

JLG[®]

GRADALL[®]

PART MANUAL

GRADALL[®]

544

9104-1280

August 25, 2006
Starting Serial No.
8655105G

CORPORATE OFFICE

JLG INDUSTRIES, INC.
1 JLG DRIVE
McConnellsburg, PA
17233-9533
USA
Telephone: (717) 485-5161
Fax: (717) 485-6417

GRADALL DIVISION

JLG INDUSTRIES, INC.
406 Mill Avenue S.W.
New Philadelphia, OH
44663
USA
Telephone: (330) 339-2211
Fax: (330) 339-8458

SECTION 1 - INTRODUCTION

Table of Contents 1-1 thru 1-4
Alphabetical Index 1-5 thru 1-10
Service Kits 1-11
Parts Index 1-12 thru 1-27

SECTION 2 - CHASSIS & ATTACHING PARTS

Frame Shrouding & Trim 2-1
Cab Enclosure, Wiper & Defroster 2-2
Cab Heater & Hoses 2-3
Front Axle Cradle & Attaching Parts 2-4
Rear Steering Axle & Attaching Parts 2-5
Outrigger & Attaching Parts 2-6

SECTION 3 - BOOMS

First Boom Section 3-1
Second Boom Section 3-2
Third Boom Section 3-3
Fourth Boom Section 3-4
Push Beam & Cables 3-5
Quick Switch Assembly 3-6

SECTION 4 - ATTACHMENTS & ACCESSORIES

Attachments 4-1
Slope Piler Carriage 66" 4-2

SECTION 5 - ENGINE & ATTACHING PARTS

Engine Left Side View 5-1
Engine Right Side View 5-2
Engine Mounting 5-3
Fuel Tank & Lines 5-4
Radiator & Hoses 5-5
Ether Starting Kit 5-6
Air Cleaner Piping 5-7
Air Cleaner 5-8
Exhaust System 5-9

SECTION 6 - DRIVE TRAIN

Transmission Mounting & Controls 6-1
Flex Plate & Torque Converter 6-2
Case & Converter Housing 6-3, 6-4
Transmission Drive Gearing 6-5
Clutch & Gear Group (Reverse, 2nd & Low) 6-6
Clutch & Gear Group (Forward, Output & 3rd) 6-7
Clutch Assemblies 6-8

SECTION 6 - DRIVE TRAIN (Continued)

Modulator Valve	6-9
Control Valve	6-10
Propeller Shaft	6-11
Front Axle Assembly	6-12
Front Axle Housing	6-13
Front Axle Differential Carrier	6-14
Front Axle Shaft & Planetary Wheel End	6-15
Wheels & Tires	6-16
Planetary Hub & Drive Hub	6-17

SECTION 7 - CONTROLS

Forward & Reverse, Speed Selector	7-1
Boom Tilt & Sway	7-2
Accelerator Linkage	7-3
Steering Column	7-4

SECTION 8 - BRAKES

Hydraulics & Service Brake Lines	8-1
Hydraulics & Parking Brake Lines	8-1, 8-2
Brake Pedal & Inching Linkage	8-3
Accumulator, Charging Valve & Lines	8-4

SECTION 9 - HYDRAULIC CIRCUITS

Oil Supply & Pressure Lines	9-1, 9-2
Dump Circuit	9-3, 9-4
Rear Drive	9-5, 9-6
Steering	9-7
Lift Cylinder	9-8
Crowd Cylinder	9-9, 9-10
Tilt Cylinder	9-11, 9-12, 9-13
Sway Cylinder	9-14
Joystick Circuit	9-15
Outrigger Cylinder	9-16
Stabilizer Cylinder	9-17

SECTION 10 - HYDRAULIC COMPONENTS

Lift Cylinder	10-1
Crowd Cylinder	10-2
Crowd Extension Cylinder	10-3
Tilt Cylinder	10-4
Compensating Cylinder	10-5
Sway Cylinder	10-6
Steering Cylinder	10-7
Stabilizer Cylinder	10-8

SECTION 10 - HYDRAULIC COMPONENTS (continued)

Outrigger Cylinder	10-9
Main Control Valve	10-10
Priority Flow Control Valve	10-11
Forward Reverse Control Valve	10-12
Series Parallel Control Valve	10-13
Solenoid Valve (Three-Way, Two Position)	10-14
Main Relief Valve	10-15
Outrigger Control Valve	10-16
Accumulator Charge Valve	10-17
Series-Parallel Control Valve	10-18
Brake Valve	10-19
Parking Brake Valve	10-20
Directional Control Valve	10-21
Main Hydraulic Pump	10-22
Pilot Pump	10-23
Rear Drive Motor	10-24
Oil Reservoir Filter	10-25
Hydraulic Oil Reservoir	10-26
Solenoid Valve (Two Way, Normally Open)	10-27
Solenoid Valve (Two Way, Normally Closed)	10-28
Hydraulic Controller (Joystick)	10-29
Dual P.O. Check Valve	10-30, 10-31
Counterbalance Control Valve	10-32

SECTION 11 - ELECTRICAL

Instrument Panel & Wiring Harness	11-1
Batteries & Cables	11-2
Boom Section Electrical	11-3
Miscellaneous Electrical Components	11-4

SECTION 12 - MISCELLANEOUS

Frame decals	12-1
Boom Decals	12-2

SECTION 13 - OPTIONAL EQUIPMENT

Dual Hose Reel Assembly	13-1
Dual Hose Reel & Hydraulic System	13-2
Sway, Auxiliary & Tilt Controls	13-3
100 Degree Swing Fork Assembly	13-4
100 Degree Swing Fork Assembly	13-5
180 Degree Swing Frame Assembly	13-6, 13-7
Swing Valve Assembly	13-8
Single Hose Reel & Hydraulic System	13-9
Winch & Hydraulic System	13-10
Single Hose Reel Assembly	13-11

SECTION 13 - OPTIONAL EQUIPMENT (continued)

Winch Assembly	13-12, 13-13
Hydraulic Cylinder (Jarp)	13-14
Hydraulic Cylinder (Iowa)	13-15
Electrics for Auxiliary Hydraulics	13-16
Auxiliary Hydraulics	13-17
Pintle Hook	13-18
Steering Axle Advantage Kit	13-19

ACCELERATOR CABLE	7-3
ACCELERATOR PEDAL	7-3
ACCUMULATOR	8-4
ACCUMULATOR CHARGE VALVE	8-4, 10-17
AIR CLEANER	5-7, 5-8
AIR CLEANER ELEMENT	5-8
AIR CLEANER SERVICE INDICATOR	5-7
ALTERNATOR	5-3
ALTERNATOR FAN	5-3
AMMETER	11-1
ATTACHMENTS	4-1
BATTERY	11-2
BATTERY CABLES	11-2
BEARING PADS (Boom sections)	3-1, 3-2, 3-3, 3-4
BOOM DECALS	12-2
BOOM SECTIONS	3-1, 3-2, 3-3, 3-4
BOOM SECTIONS ELECTRICAL	11-3
BRAKE PEDAL	8-3
BRAKE VALVE	10-19
BRAKE WARNING LIGHT	11-1
BREATHER (Filler cap)	10-26
CAB	2-2
CAB DOOR	2-2
CARRIAGE & FORKS	4-1
CHARGE VALVE (Accumulator)	8-4, 10-17
CIRCUIT BREAKERS	11-1
COMPENSATING CYLINDER	10-5
COMPENSATING CYLINDER HYDRAULIC CIRCUIT	9-11, 9-12
CONTROL VALVES	10-10, 10-11, 10-12, 10-13, 10-16, 10-18, 10-21
COUNTERBALANCE VALVE	10-32
COUNTERWEIGHT	2-1
CRADLE	2-4
CRADLE MOUNTING PIN	2-4
CROWD CYLINDER	10-2
CROWD CYLINDER HYUDRAULIC CIRCUIT	9-9, 9-10
CROWD EXTENSION CYLINDER	10-3
CROWD EXTENSION HYDRAULIC CIRCUIT	9-9, 9-10
DECALS	12-1, 12-2
DECK	2-1
DEFROSTER FAN	2-2
DIRECTIONAL CONTROL VALVE	10-21

DOOR	2-2
DOOR HANDLES	2-2
DRIVE BELT	5-3
DUAL P.O. CHECK VALVE	10-30, 10-31
DUMP CIRCUIT	9-3, 9-4
ELECTRICAL SYSTEMS	11-1, 11-2, 11-4
ELECTRICAL SYSTEMS (boom sections)	11-3
ENGINE LEFT SIDE VIEW	5-1
ENGINE MOUNT	5-3
ENGINE RIGHT SIDE VIEW	5-2
ENGINE THROTTLE CONTROL	7-3
ETHER STARTING KIT	5-6
EXHAUST MANIFOLD	5-3
EXHAUST PIPE	5-9
EXHAUST STACK	5-9
EXHAUST SYSTEM	5-9
EXTENSION CABLE	3-5
FAN BELT	5-3
FAN GUARD	5-5
FAN SHROUD	5-5
FILTERS	5-2, 6-5, 10-25, 10-26
FILTER ELEMENT	10-25, 10-26
FIRST BOOM SECTION	3-1
FIRST BOOM SECTION MOUNTING PIN	3-1
FORWARD REVERSE CONTROL VALVE	10-12
FORWARD SHIFT CONTROL ROD	7-1
FOURTH BOOM SECTION	3-4
FRAME	2-1
FRAME SHROUDING & TRIM	2-1
FRONT AXLE	6-12
FRONT AXLE BRAKE	6-18
FRONT AXLE CRADLE	2-4
FRONT AXLE DIFFERENTIAL CARRIER	6-14
FRONT AXLE HOUSING	6-13
FRONT AXLE SHAFT & PLANETARY WHEEL END	6-15
FRONT DISC WHEEL & RIM	6-16
FUEL GAUGE	11-1
FUEL LEVEL SENDER	5-4
FUEL LINES	5-4
FUEL TANK & CAP	5-4
GROUND CABLE	5-2, 11-2

HEATER	2-3
HEAT SHIELD	5-9
HEATER SWITCH	2-3
HOOD	2-1
HORN	11-4
HORN BUTTON	11-1
HORN RELAY	11-4
HORN WIRING	11-4
HOSE CARRIER	9-11, 9-12
HOURMETER	11-1
HYDRAULIC CIRCUITS	9-1 thru 9-17
HYDRAULIC CONTROLLER (Joystick)	10-29
IGNITION SWITCH	11-1
INCHING VALVE	8-2, 8-3
INSTRUMENT PANEL	11-1
JOYSTICK (Hydraulic Controller)	10-29
JOYSTICK HYDRAULIC CIRCUIT	9-15
KITS	1-11
LIFT CYLINDER	10-9
LIFT CYLINDER HYDRAULIC CURCUIT	9-8
MAIN BOOM SECTIONS	3-1, 3-2, 3-3, 3-4
MAIN HYDRAULIC PUMP	5-1, 10-22
MISCELLANEOUS ELECTRICAL COMPONENTS	11-4
MUFFLER	5-9
NEGATIVE BATTERY CABLE	11-2
OIL COOLER	9-3, 9-4
OIL FILTER (Hydraulic)	10-25, 10-26
OIL PRESSURE GAUGE	11-1
OIL PRESSURE SENDER	5-2
OIL RESERVOIR	10-26
OIL SUPPLY & PRESSURE LINES	9-1, 9-2
OUTRIGGER ARM	2-6
OUTRIGGER CONTROL VALVE	10-16
OUTRIGGER CYLINDER	10-9
OUTRIGGER CYLINDER HYDRAULIC CIRCUIT	9-16
OUTRIGGER SHOE	2-6

PARKING BRAKE LINES	8-2
PARKING BRAKE VALVE	10-20
PILOT PUMP	10-23
POSITIVE BATTERY CABLE	11-2
PRIORITY FLOW CONTROL VALVE	10-11
PROPELLER SHAFT	6-11
PUSH BEAM & CABLES	3-5
QUICK SWITCH ASSEMBLY	3-6
RADIATOR & HOSES	5-5
REAR AXLE FRAME	2-5
REAR AXLE MOUNTING PIN	2-5
REAR DRIVE MOTOR	10-24
REAR STEERING AXLE	2-5
REAR STEERING AXLE PLANETARY HUB	6-17
RELIEF VALVE	8-4
REPAIR KITS	1-11
RESERVOIR	10-26
RESERVOIR FILLER-BREATHER	10-26
RESERVOIR FILTER	10-20
RESERVOIR SUPPLY CIRCUIT	9-1, 9-2
RETRACTION CABLES	3-5
REVERSE SHIFT CONTROL ROD	7-1
SAND BUCKET	4-1
SEAT	2-1
SEAT BELT	2-1
SECOND BOOM SECTION	3-2
SERIES PARALLEL VALVE	10-13
SERVICE BRAKE LINES	8-1
SERVICE KITS	1-11
SHUT-OFF VALVES	2-3, 5-2
SLOPE PILER CARRIAGE	13-18
SOLENOID VALVES	10-14, 10-27, 10-28
SOLENOID VALVE (Three-Way, Two Position)	10-14
SOLENOID VALVE (Two-Way, Normally Closed)	10-28
SOLENOID VALVE (Two-Way, Normally Open)	10-27
SPINNER KNOB	7-4

STABILIZER CYLINDER	10-8
STABILIZER CYLINDER HYDRAULIC CIRCUIT	9-17
STABILIZER VALVE	10-15
STARTER BUTTON	11-1
STARTER MOTOR	5-3
STARTER SOLENOID	5-1
STEERING COLUMN	7-4
STEERING CYLINDER	10-7
STEERING CYLINDER HYDRAULIC CIRCUIT	9-7
STEERING KNUCKLES	2-5
STEERING ORBITROL	7-4
STEERING WHEEL	7-4
SUPPLY HYDRAULIC CIRCUIT	9-1, 9-2
SWAY CONTROL HANDLE & LINKAGE	7-2
SWAY CYLINDER	10-6
SWAY CYLINDER HYDRAULIC CIRCUIT	9-14
THIRD BOOM SECTION	3-3
TIE ROD ARM	2-5
TILT CONTROL HANDLE & LINKAGE	7-2
TILT CYLINDER	10-4
TILT CYLINDER HYDRAULIC CIRCUIT	9-11, 9-12, 9-13
TORQUE CONVERTER	6-2
TRANSMISSION	6-1
TRANSMISSION CASE & CONVERTER HOUSING	6-3, 6-4
TRANSMISSION CHARGE PUMP	6-5
TRANSMISSION CLUTCH ASSEMBLIES	6-8
TRANSMISSION CLUTCH & GEARING (Forward, Output & Third)	6-7
TRANSMISSION CLUTCH & GEARING (Reverse, Second & Low)	6-6
TRANSMISSION CONTROL VALVE	6-10
TRANSMISSION DISCONNECT SWITCH	8-3
TRANSMISSION DRIVE GEARING	6-5
TRANSMISSION FLEX PLATE & TORQUE CONVERTER	6-2
TRANSMISSION MODULATOR VALVE	6-9
TRANSMISSION TEMPERATURE GAUGE	11-1
TRAVEL ALARM	11-4
V-BELT	5-3
WATER SEPARATOR	5-4
WATER TEMPERATURE GAUGE	11-1
WATER TEMPERATURE SENDER	5-2

WEATHER STRIP	2-2
WHEELS & TIRES	6-16
WINDOWS	2-2
WINDSHIELD WIPER ARM	2-2
WINDSHIELD WIPER BLADE	2-2
WINDSHEILD WIPER MOTOR	2-2
WIRING HARNESS	5-1, 11-1, 11-3

<u>SECTION</u>	<u>PAGE NO.</u>	<u>PART NO.</u>	<u>DESCRIPTION</u>
2	2-5	9106-5036	REAR AXLE REBUILD KIT
6	6-2	9103-4238	DRIVE PLATE KIT
7	7-4	9020-6567	STEERING ORBITROL SEAL KIT
8	8-3	9103-4018	INCHING VALVE SEAL KIT
10	10-1	9104-4014	LIFT CYLINDER SEAL KIT
10	10-2	9020-8023	CROWD CYLINDER SEAL KIT
10	10-3	9104-4029	CROWD EXTENSION CYLINDER SEAL KIT
10	10-4	9104-4014	TILT CYLINDER SEAL KIT
10	10-5	9020-7954	COMPENSATING CYLINDER SEAL KIT
10	10-6	9104-4205	SWAY CYLINDER SEAL KIT
10	10-7	9020-2551	STEERING CYLINDER SEAL KIT
10	10-8	9104-4041	STABILIZER CYLINDER SEAL KIT
10	10-9	9104-4065	OUTRIGGER CYLINDER SEAL KIT
10	10-13	9104-4001	FOUR-WAY SOLENOID VALVE SEAL KIT
10	10-23	9103-4019	PILOT PUMP SEAL KIT
10	10-27	9104-4002	SOLENOID VALVE SEAL KIT (open)
10	10-28	9104-4005	SOLENOID VALVE SEAL KIT (closed)
10	10-29	9900-7524	HYDRAULIC CONTROLLER PLUNGER SEAL KIT
10	10-32	9103-4276	COUNTERBALANCE CONTROL VALVE SEAL KIT
13	13-8	9104-4303	SWING VALVE SEAL KIT
13	13-8	9104-4002	CHECK VALVE SEAL KIT
13	13-13	9103-4162	HYDRAULIC MOTOR SEAL KIT
13	13-13	9103-4161	WINCH SEAL KIT
13	13-14	9020-2551	HYDRAULIC CYLINDER SEAL KIT

Part Number	Page	Part Number	Page	Part Number	Page
0510-1411	2-6	7710-4096	6-3, 6-4	7710-4213	6-7
0510-1441	4-2	7710-4097	6-3, 6-4	7710-4214	6-7
1200-1234	3-2, 3-3, 3-4, 5-3	7710-4098	6-3, 6-4	7710-4215	6-7
1238-1025	3-1, 3-2, 3-3, 3-4	7710-4102	6-3, 6-4	7710-4217	6-7
2460-1570	13-19	7710-4103	6-3, 6-4	7710-4219	6-6
2464-1328	2-3, 5-2	7710-4107	6-3, 6-4	7710-4220	6-6
2474-1047	5-2	7710-4109	6-3, 6-4	7710-4221	6-6
2492-1332	5-9	7710-4110	6-3, 6-4	7710-4222	6-6
2492-1393	11-4	7710-4111	6-3, 6-4	7710-4223	6-6
2492-1394	11-4	7710-4112	6-3, 6-4	7710-4224	6-6
2492-1395	11-4	7710-4113	6-3, 6-4	7710-4225	6-6
6847-3227	9-13	7710-4116	6-3, 6-4	7710-4226	6-6
7702-3003	12-1	7710-4118	6-3, 6-4	7710-4227	6-6
7702-3006	12-1	7710-4119	6-3, 6-4	7710-4230	6-8
7702-3007	12-1	7710-4128	6-7	7710-4231	6-6
7702-3008	12-1	7710-4142	6-7	7710-4232	6-6
7702-3009	12-2	7710-4143	6-7	7710-4250	6-5
7710-3044	2-1	7710-4158	6-6	7710-4253	6-5
7710-3138	5-7	7710-4164	6-5	7710-4254	6-5
7710-4007	6-5	7710-4177	6-6	7710-4255	6-5
7710-4008	6-10	7710-4179	6-6	7710-4257	6-5
7710-4012	6-2	7710-4180	6-6	7710-4258	6-5
7710-4016	6-5	7710-4181	6-5, 6-6	7710-4272	6-10
7710-4022	6-5	7710-4182	6-6	7710-4273	6-10
7710-4027	6-2	7710-4184	6-6, 6-7	7710-4275	6-10
7710-4030	6-2	7710-4185	6-6, 6-7	7710-4276	6-10
7710-4031	6-2	7710-4186	6-6, 6-7	7710-4277	6-10
7710-4032	6-2	7710-4187	6-6, 6-7	7710-4278	6-10
7710-4033	6-2	7710-4188	6-8	7710-4279	6-10
7710-4034	6-2	7710-4189	6-8	7710-4283	6-3
7710-4035	6-2	7710-4190	6-8	7710-4284	6-3, 6-4
7710-4036	6-2	7710-4191	6-8	7710-4285	6-3, 6-4
7710-4037	6-2	7710-4192	6-8	7713-1088	8-2
7710-4039	6-2	7710-4193	6-8	7713-3089	5-1, 8-2, 9-1, 9-2, 9-8
7710-4040	6-2	7710-4194	6-8	7713-3136	9-11, 9-12
7710-4041	6-2	7710-4197	6-5, 6-7	7713-3137	9-11, 9-12
7710-4042	6-2	7710-4198	6-7	7713-3139	8-1
7710-4044	6-2	7710-4199	6-7	7713-3140	8-1, 9-15
7710-4045	6-2	7710-4201	6-7	7713-3147	9-1, 9-2
7710-4046	6-2	7710-4202	6-7	7713-3167	9-3, 9-4, 9-13, 9-14, 9-16
7710-4048	6-3, 6-4, 6-5	7710-4203	6-6	7713-3168	9-15
7710-4057	6-3, 6-4	7710-4204	6-5, 6-7	7713-3177	8-1, 9-15
7710-4085	6-3, 6-4, 6-5, 6-7	7710-4205	6-7	7713-3198	8-2
7710-4086	6-3, 6-4	7710-4206	6-6, 6-7	7713-3201	13-4, 13-5
7710-4087	6-7	7710-4207	6-6, 6-7	7713-3256	13-9, 13-10
7710-4088	6-7	7710-4208	6-6, 6-7	7713-3270	8-1, 13-16
		7710-4209	6-8	7713-3271	13-16
		7710-4211	6-7		
		7710-4212	6-7		

Part Number	Page	Part Number	Page	Part Number	Page
7713-3342	8-2, 9-5, 9-6	8348-3497	5-1	8471-7508	8-2
7713-3389	9-15	8360-1011	12-1, 12-2	8471-7518	8-4, 9-3, 9-4
7713-3390	9-15	8364-1674	12-1	8471-7519	9-13, 9-14
7713-3440	9-10	8364-1675	12-1	8471-7520	9-3, 9-4
7713-3447	9-3, 9-4	8365-1133	9-13	8471-7521	9-3, 9-4
7713-3497	13-9	8366-1145	2-2	8471-7522	8-1, 8-2
7713-3498	9-1, 9-2, 9-15, 13-9, 13-16	8366-1304	5-1, 9-1, 9-2	8471-7523	8-1
7713-3499	9-1, 9-2, 9-15, 13-9, 13-16	8366-1316	4-2, 9-3, 9-4, 9-5, 9-6, 9-7	8471-7524	8-1
7713-3875	9-1, 9-2	8368-3175	5-9, 8-4	8471-7525	9-7
7713-4059	5-1	8368-3181	11-4	8471-7526	9-3, 9-4
7714-1077	3-5	8368-3308	5-5	8471-7527	9-15
7714-3003	2-1	8368-3311	2-1	8471-7528	9-15
7714-3004	2-1, 7-1	8452-1056	5-5, 9-3, 9-4	8471-7530	13-9
7714-3006	2-1, 7-1, 11-2	8471-1333	5-1, 9-1, 9-2	8471-7531	13-9
7721-3031	5-9	8471-1342	9-5, 9-6	8471-7546	9-7
7722-3003	11-4	8471-1342	9-5, 9-6	8471-7547	9-7
7724-1003	9-1, 9-2	8471-1369	5-1, 9-1, 9-2	8471-7548	9-7
7733-3011	12-1	8471-1427	5-2	8471-7549	9-7
7733-3027	12-1	8471-6238	9-1, 9-2	8471-7550	9-7
7738-3154	5-7	8471-6251	8-4, 9-1, 9-2	8471-7570	5-5
7738-3338	10-27	8471-6377	13-9	8471-7571	5-5
7738-4267	10-14, 10-18, 10-27, 10-28	8471-6392	13-4, 13-5	8471-7578	9-16
8203-3993	9-8	8471-6404	13-10	8471-7584	9-16
8319-1007	5-3	8471-6434	4-2	8471-7588	9-12
8319-1011	5-3, 8-3	8471-6448	9-8	8471-7608	9-10
8319-1019	5-3	8471-7317	8-2, 8-4	8471-7609	9-8
8319-1028	5-3, 8-3	8471-7341	8-2, 9-3, 9-4	8471-7610	8-4
8319-3009	6-12	8471-7413	8-4, 9-1, 9-2	8471-7797	9-3, 9-4
8320-1003	3-5	8471-7418	8-4	8471-7799	9-8
8320-1006	2-5, 13-19	8471-7458	9-13, 9-14	8471-7842	8-2, 9-3, 9-4
8320-1024	2-5, 13-4, 13-5	8471-7464	9-5, 9-6	8471-7900	9-6
8320-1026	13-4, 13-5	8471-7466	8-2, 9-3, 9-4	8471-7916	9-11
8320-1031	2-4	8471-7468	9-1, 9-2	8471-7925	13-2, 13-9
8320-1044	9-11, 9-12	8471-7473	9-15	8503-1160	5-7
8320-1073	2-6, 8-3	8471-7474	9-15	8503-1525	5-1, 9-1, 9-2
8320-1102	2-5	8471-7477	9-15	8504-1654	5-5
8320-1120	13-18	8471-7479	9-15	8507-1128	5-5
8320-1129	2-5	8471-7479	9-15	8510-1098	2-5
8320-1140	13-19	8471-7485	9-1, 9-16	8540-1340	2-1, 2-5, 3-5, 5-1
8320-1144	13-19	8471-7486	9-11, 9-12	8568-1076	9-5, 9-6
8321-1042	13-7	8471-7487	9-12	8584-1094	11-2
8325-1262	9-1, 9-2	8471-7489	8-4, 9-3, 9-4	8584-1150	9-7
8348-1644	3-1	8471-7490	9-1, 9-2, 9-13, 9-14	8594-1016	11-3
8348-1645	3-1	8471-7494	9-11	8594-1017	2-5, 5-1
8348-3075	11-1	8471-7495	9-10	8643-1005	2-6
8348-3114	8-3	8471-7500	9-10	8652-1144	5-1
		8471-7501	9-10	8656-1131	9-7
		8471-7503	9-11, 9-12	8664-1057	3-6
		8471-7505	13-2		

Part Number	Page	Part Number	Page	Part Number	Page
8666-1083	11-1		5-1, 9-3, 9-4	8820-1110	6-1
8666-1084	11-4	8820-1033	3-5, 6-2, 7-4,	8820-1111	13-6, 13-7
8667-1112	5-2		9-1, 9-2,	8820-1115	2-1
8667-1164	2-1, 5-3		9-5, 9-6, 13-2	8820-1118	2-1
8667-1609	5-5	8820-1035	3-4, 6-5, 9-3,	8820-1120	6-1
8668-1572	13-19		9-4, 9-8, 9-10,	8820-1309	2-2
8668-3106	5-4		10-26, 13-13	8820-1328	7-2, 13-3
8668-3117	7-2, 13-3	8820-1036	2-5, 3-5, 5-1,	8820-1352	6-2
8668-3118	7-3		6-5, 8-3, 9-1,	8820-1534	5-3, 5-9
8668-3122	11-3, 13-16		9-2, 9-16, 13-2	8820-1535	3-2, 3-3,
8668-3193	2-3	8820-1037	2-5, 3-6, 5-2,		5-2, 5-3
8668-3480	8-3, 11-4		7-4, 9-11, 9-12,	8820-1536	4-2
8679-1002	2-5		9-15, 13-9, 13-16	8820-1537	4-2, 5-2
8682-1248	9-8	8820-1038	3-6, 8-3, 9-11,	8820-1538	3-4
8687-1176	5-7		9-12, 10-23	8820-1549	5-3
8688-3260	9-8, 11-4	8820-1039	5-5	8820-1562	3-1, 3-2,
8688-3327	5-7	8820-1040	2-6, 4-2, 10-30		3-3, 3-4
8688-3469	4-2	8820-1041	2-5, 9-13, 10-31	8820-1563	3-2, 3-3, 3-4
8692-1163	2-1	8820-1044	3-5, 5-3	8820-1564	3-1
8692-1268	13-19	8820-1046	6-3, 6-4	8820-1565	3-4
8692-3006	9-3, 9-4,	8820-1050	2-1	8820-1566	3-1
	9-11, 9-12	8820-1053	6-3, 6-4	8820-1567	3-3
8692-3010	2-5	8820-1062	6-5	8820-1656	3-3
8697-1355	9-16, 10-18,	8820-1064	13-2, 13-9, 13-16	8820-4912	2-1
	13-6, 13-7	8820-1065	3-4, 3-6,	8821-1032	7-1, 8-3
8698-3191	9-5, 9-6		4-2, 7-1	8821-1034	13-8
8820-1001	5-1, 5-4, 13-11	8820-1066	2-1, 5-3, 5-4,	8821-1047	8-4
8820-1003	2-1, 2-2, 5-5,		6-1, 10-26, 13-2	8821-1121	13-19
	5-6, 8-3, 9-11,	8820-1067	3-5, 5-1,	8821-2228	8-2, 8-3
	9-12, 11-4,		5-2, 9-6	8821-2260	2-5
	13-16, 13-17	8820-1068	5-9, 8-3,	8821-2321	13-19
8820-1004	11-3		9-5, 9-6	8822-1051	13-13
8820-1005	2-3, 3-6, 8-1,	8820-1069	3-1, 13-2, 13-10	8822-1054	13-4, 13-5, 13-6
	9-5, 9-6, 13-16	8820-1070	5-4, 9-5,	8822-7929	7-1
8820-1006	9-13, 9-14		9-6, 10-26	8824-1029	3-4
8820-1008	9-3, 9-4,	8820-1071	3-5, 9-8, 9-12	8824-1030	3-5
	11-3, 13-4, 13-5	8820-1072	9-10	8825-1018	7-3
8820-1009	8-4, 9-1, 9-2	8820-1073	5-3	8825-1021	8-3
8820-1010	11-3	8820-1074	13-6, 13-7	8825-1023	8-3
8820-1017	6-3, 6-4	8820-1075	13-11	8825-1037	3-6
8820-1018	2-1, 5-7,	8820-1078	2-5	8826-1017	2-1
	10-25, 11-4	8820-1094	13-6, 13-7	8826-1021	8-2
8820-1019	13-13	8820-1103	7-3	8826-1030	7-2, 13-3
8820-1021	2-1, 5-4,	8820-1104	9-8, 9-11,	8830-1052	11-1
	5-5, 5-7, 7-3		9-12, 9-13	8830-1090	3-6
8820-1023	9-11, 9-12	8820-1105	4-1, 4-2,	8830-1099	11-3
8820-1028	9-7		13-4, 13-5	8830-1193	12-1
8820-1029	9-16, 13-6, 13-7	8820-1106	2-4, 9-5, 9-13	8830-1309	2-2
8820-1031	2-1, 2-2,	8820-1107	9-5	8830-1311	7-4

Part Number	Page	Part Number	Page	Part Number	Page
8830-1339	3-5	8850-1612	7-1, 8-3, 11-3		5-2, 5-3, 5-4,
8830-2128	12-1	8850-1613	7-3, 11-1		5-9, 6-1, 7-2,
8832-1008	13-16	8850-1615	7-4		9-8, 9-12, 10-26,
8832-1015	7-1	8850-1616	7-1		13-2, 13-3, 13-7,
8832-1019	7-1	8852-1006	3-5, 9-3, 9-4		13-9, 13-10, 13-16
8832-1025	2-2	8852-1010	3-1, 3-6,	8855-1015	13-6, 13-7
8832-1039	2-2		9-11, 9-12	8855-1016	6-1
8832-1048	13-16	8852-1016	2-4, 4-2	8855-1105	8-4
8834-1022	4-2	8852-1204	2-1, 13-3	8855-1115	6-1
8834-3901	12-1	8852-1206	2-6, 5-5	8855-1153	13-19
8844-1001	8-3	8852-1208	2-5, 5-3, 5-4,	8855-4900	12-1
8850-1004	2-2, 2-3, 9-3,		8-3, 10-26, 13-19	8855-4917	11-1
	9-4, 9-5, 9-6,	8852-1216	2-4	8856-1002	8-1, 13-4,
	9-13, 9-14, 11-3,	8852-1304	2-1, 9-1, 9-2		13-5, 13-16
	13-16, 13-17	8852-1305	5-4, 5-5,	8856-1003	5-2
8850-1005	2-1, 5-3, 5-6,		5-7, 7-3	8856-1004	3-4, 8-3, 13-2,
	8-3, 13-6, 13-7	8852-1306	2-5, 3-6,		13-9, 13-16
8850-1006	2-2, 2-5, 3-5,		5-3, 13-19	8856-1006	13-2
	5-1, 7-2, 9-8,	8852-1308	2-1	8856-1009	2-1
	9-11, 9-12, 9-15,	8852-1310	4-1, 4-2,	8856-1013	3-5
	13-2, 13-3, 13-6,		13-4, 13-5	8856-1102	13-16
	13-7, 13-9,	8852-1312	13-19	8856-1105	3-6, 7-1, 8-3
	13-16, 13-19	8855-1005	11-1	8856-1107	2-1, 5-1, 5-5,
8850-1007	2-1	8855-1006	5-1, 13-11		9-1, 9-2, 9-3,
8850-1008	5-9, 7-2, 8-3,	8855-1007	7-1, 8-3, 11-3		9-4, 9-11,
	9-5, 9-6, 9-10,	8855-1009	2-1, 5-1, 5-4,		9-12, 11-3
	9-11, 9-12, 11-3,		5-5, 8-2, 8-3,	8856-1108	5-4, 5-5, 5-7,
	13-2, 13-3, 13-6,		9-11, 9-12, 9-13,		9-16, 12-2
	13-7, 13-10		9-14, 11-3, 11-4,	8856-1109	2-1, 3-5, 4-2,
8850-1010	7-2, 9-5, 9-8,		13-11, 13-16, 13-17		5-1, 7-3, 9-3,
	9-13, 13-3	8855-1010	2-1, 2-4, 5-3,		9-4, 9-6,
8850-1012	6-1		5-7, 6-3, 6-4,		9-11, 9-12
8850-1016	4-2		7-2, 8-3, 10-25,	8856-1111	5-4, 7-1, 7-3,
8850-1104	3-6		11-4, 13-3, 13-6,		9-5, 9-6,
8850-1105	7-3		13-7, 13-13		9-10, 10-26
8850-1106	8-3	8855-1011	2-2, 2-5, 2-6,	8856-1113	7-1, 7-2,
8850-1108	7-2, 9-10, 9-11,		3-4, 3-5, 4-2,		9-5, 13-3
	9-12, 11-3		5-1, 5-2, 5-3,	8856-1119	2-5
8850-1110	2-5, 7-3, 13-19		5-9, 6-2, 6-3,	8858-1136	13-4, 13-5
8850-1112	13-6, 13-7		6-4, 6-5, 7-2,	8858-1140	9-16
8850-1116	3-5, 13-6, 13-7		7-4, 9-1, 9-2,	8858-1144	2-5
8850-1305	7-2, 13-3		9-3, 9-4, 9-10,	8858-1323	13-19
8850-1306	7-2		9-11, 9-12, 9-13,	8859-1012	9-13
8850-1316	13-6, 13-7		9-15, 10-12, 10-30,	8859-1019	13-19
8850-1404	7-3		10-31, 13-2, 13-9,	8859-1032	13-19
8850-1406	8-3, 10-15, 13-3		13-13, 13-16, 13-19	8859-1102	9-8, 10-32
8850-1416	13-19	8855-1012	5-3, 13-13	8859-1104	13-19
8850-1420	2-5	8855-1013	3-1, 3-4, 3-5,	8859-1105	13-19
8850-1608	11-1		3-6, 4-2, 5-1,	8859-1106	9-10, 9-12

Part Number	Page	Part Number	Page	Part Number	Page
8859-1202	8-4, 9-5, 9-6, 9-8, 9-10, 9-12	9-16, 10-18	9-10, 13-10
8859-1204	8-1, 8-2, 9-1, 9-2, 9-3, 9-4, 9-5, 9-7, 9-8, 9-13, 9-14, 9-16, 10-18, 13-4, 13-5, 13-6, 13-7	8866-2006	9-3, 9-4, 9-7, 9-10, 9-13	8866-2110	9-1, 9-2, 9-5, 9-6
8859-1205	8-2, 8-4, 9-3, 9-4, 9-7, 9-10, 9-11, 9-12, 9-13, 9-15, 9-16, 10-11, 10-16, 13-4, 13-5, 13-6, 13-7	8866-2007	9-7	8866-2120	8-4, 13-9
8859-1206	9-1, 9-2, 9-7, 10-11, 10-16	8866-2008	9-8, 9-10, 9-11, 9-12, 9-13	8866-2124	9-2
8859-1207	5-2, 8-4, 9-1, 9-2, 9-8, 9-10, 9-11, 9-12, 9-13, 9-15, 10-16, 13-2	8866-2010	9-1, 9-2, 9-5, 9-6	8866-2152	13-4, 13-5
8859-1209	9-1, 9-2, 9-5, 9-6, 9-15	8866-2011	9-1, 9-2	8866-2174	8-2, 9-13, 9-14
8859-1210	9-1, 9-2, 9-5	8866-2018	8-2, 13-4, 13-5	8866-2224	9-3, 9-4
8863-1301	13-3	8866-2020	8-4, 9-10, 9-11, 9-13	8866-2225	8-4, 9-1, 9-2, 9-3, 9-4
8863-1303	8-3	8866-2021	9-11, 9-12	8866-2239	8-2, 9-1, 9-3, 9-4
8863-1309	13-3, 13-17	8866-2022	9-11, 9-12, 13-2	8866-2240	13-9
8863-1310	3-5	8866-2023	8-4	8866-2242	9-10
8863-1318	7-3	8866-2024	9-1	8867-1001	2-4, 2-5, 2-6, 3-1, 13-6, 13-7, 13-19
8863-1337	2-5	8866-2026	9-1, 9-2	8867-1002	3-5
8863-1339	3-5	8866-2027	9-1, 9-2	8867-1008	2-4, 3-5, 3-6, 6-11, 7-2, 8-3, 9-8, 9-11, 9-12, 9-13, 9-16, 13-3, 13-4, 13-5, 13-17, 13-19
8863-1479	7-1, 7-2, 13-3	8866-2028	9-1, 9-2, 9-5	8869-1345	5-2
8863-1509	3-6	8866-2035	9-7	8870-1023	5-7
8866-1011	13-10	8866-2036	10-16	8871-1102	5-2
8866-1013	4-2, 13-4, 13-5, 13-6, 13-7, 13-9	8866-2038	9-8, 9-10	8871-1210	5-7
8866-1017	13-10	8866-2060	9-15, 10-16	8871-1212	5-4
8866-1065	9-11, 9-12, 13-9	8866-2061	9-15	8871-1255	5-4, 10-26
8866-1118	5-5	8866-2062	9-8, 9-10, 9-12	8871-1280	9-12, 13-19
8866-1145	9-3, 9-4	8866-2064	8-1, 8-2, 9-3, 9-4, 9-5, 9-7, 9-13, 9-14, 10-18, 13-6, 13-7	8871-1282	8-4, 9-3
8866-1206	9-12	8866-2065	8-2, 8-4, 9-7, 9-16, 10-16, 13-6, 13-7	8871-1284	9-15
8866-1305	8-1	8866-2067	5-2, 9-10, 9-15, 10-16	8871-1381	5-2, 9-1, 9-2
8866-1306	9-1, 9-7	8866-2069	9-1, 9-2, 9-5, 9-6	8871-1383	2-3, 5-2
8866-1308	9-10	8866-2070	9-1	8871-2081	5-4
8866-1342	8-2	8866-2084	9-16, 10-18, 13-4, 13-5	8871-2231	5-2
8866-1365	9-3, 9-4	8866-2085	8-4, 9-15, 10-16	8871-2304	13-2
8866-1366	9-1, 9-2	8866-2105	8-2, 9-3, 9-5, 9-6, 9-8, 13-4, 13-5	8874-1801	5-4
8866-2003	8-4, 9-5, 9-6	8866-2106	8-2, 9-3, 9-4, 9-7, 9-10, 9-11, 9-12, 13-9, 13-10	8874-3000	6-1
8866-2005	8-2, 9-3, 9-4, 9-7, 9-13, 9-14,	8866-2107	9-3, 9-4, 9-11, 9-12	8874-3002	9-5
		8866-2108	8-4, 9-8,	8874-3003	8-4, 9-1, 9-2
				8874-3036	9-1, 9-2
				8874-3041	6-1
				8874-3042	9-1, 9-2

Part Number	Page	Part Number	Page	Part Number	Page
8874-3055	6-1	9002-7372	9-6	9020-0290	7-1, 7-2,
8882-1003	6-1, 7-1	9002-7462	10-15		8-3, 13-3, 13-17
8882-1004	7-2, 8-3, 13-3	9002-7469	5-3	9020-0299	7-1, 13-3, 13-17
8998-1036	5-1	9002-7470	2-5	9020-0308	5-6
9002-0115	13-6, 13-7	9002-7471	9-6	9020-0313	9-10, 9-11,
9002-0489	13-3	9002-7472	2-5, 7-1		9-12, 11-3
9002-1454	5-6	9002-7475	2-4	9020-0339	6-16
9002-1552	7-2, 13-3	9002-7485	9-5, 9-6	9020-0351	13-17
9002-1553	8-3	9002-7685	7-3	9020-0382	11-2
9002-1557	13-3, 13-17	9002-7720	6-1, 7-1	9020-0434	11-1
9002-1558	8-3	9002-7736	10-24	9020-0445	12-2
9002-1584	7-3	9002-7906	9-5, 9-6, 9-10	9020-0481	9-2
9002-1608	3-5	9002-7908	7-3	9020-0482	9-6, 9-10
9002-1903	5-6	9002-7918	10-12	9020-0483	9-8, 9-16
9002-2043	9-11, 9-12, 13-2	9002-7987	7-2, 8-3, 13-3	9020-0559	13-3
9002-2045	9-1, 9-2	9002-8225	9-5	9020-0561	6-16
9002-2217	10-5	9002-8482	9-2, 9-3, 9-4	9020-0602	13-18
9002-2218	13-14	9002-8492	5-5	9020-0679	2-3
9002-2230	13-14	9002-8641	6-5	9020-0680	2-2
9002-2234	2-5	9002-8660	7-3	9020-0688	12-2, 13-3, 13-17
9002-2237	13-14	9002-8662	7-1, 7-2,	9020-0755	2-2
9002-2240	10-5		8-3, 13-3	9020-0772	6-16
9002-2247	13-14	9002-8674	5-4	9020-0774	7-2, 13-3
9002-2250	10-5	9002-8695	7-1	9020-0795	7-3
9002-2257	13-14	9002-8720	9-1, 9-2	9020-0807	5-8
9002-2277	13-14	9002-8750	6-1	9020-0811	5-2, 11-2
9002-2280	10-1, 10-4,	9002-8935	3-1, 9-10	9020-1058	6-11
	10-5, 10-9	9002-8946	7-3	9020-1346	7-4
9002-3115	6-10	9002-8951	2-1	9020-1347	7-4
9002-3117	13-14	9002-8955	13-16	9020-1348	7-4
9002-3145	13-14	9002-8957	13-16	9020-1349	7-4
9002-3232	13-14	9002-8959	9-5, 9-6,	9020-1350	7-4
9002-3246	10-25		9-8, 11-3	9020-1414	5-8
9002-3349	10-5	9002-8960	9-8	9020-1439	6-16
9002-4232	13-14	9002-8965	3-5	9020-1441	6-16
9002-5075	5-6	9002-8977	7-3	9020-1443	13-10
9002-6155	10-12	9002-8978	13-16	9020-1452	6-16
9002-6491	12-2	9002-9915	9-3, 9-4, 9-5	9020-1463	8-3
9002-6816	9-8	9002-9935	13-9	9020-1562	8-3
9002-7108	9-11, 9-12	9002-9938	13-2	9020-1615	6-16
9002-7178	8-1	9002-9939	9-11, 9-12,	9020-1762	6-16
9002-7180	9-10, 9-11, 9-12		13-2, 13-9	9020-1766	6-16
9002-7187	5-1, 9-5, 9-6,	9004-1002	2-4	9020-1918	2-5, 13-19
	9-13, 9-14, 9-15,	9007-3157	10-5	9020-2230	7-4
	9-16, 11-4,	9015-3001	4-2	9020-2303	6-1
	13-2, 13-17	9020-0003	4-1, 4-2, 13-4,	9020-2327	9-5
9002-7214	2-2		13-5, 13-6, 13-7	9020-2343	2-5, 9-5, 9-6
9002-7267	6-3, 6-4	9020-0253	2-5, 3-5	9020-2361	13-3
9002-7319	2-2, 7-1	9020-0266	7-4	9020-2371	10-22, 10-24

Part Number	Page	Part Number	Page	Part Number	Page
9020-2372	10-22, 10-24	9020-4735	6-5	9020-4964	6-10
9020-2376	10-22, 10-24	9020-4737	6-5	9020-4966	6-10
9020-2377	10-24	9020-4738	6-5	9020-4968	6-10
9020-2378	10-24	9020-4740	6-5	9020-4969	6-10
9020-2379	10-22, 10-24	9020-4741	6-5	9020-4980	6-10
9020-2382	10-24	9020-4744	6-5	9020-4981	6-10
9020-2383	10-22	9020-4748	6-5	9020-4982	6-10
9020-2389	10-24	9020-4749	6-5	9020-4983	6-10
9020-2390	10-24	9020-4755	6-2	9020-4984	6-10
9020-2391	10-24	9020-4756	6-2	9020-4986	6-10
9020-2392	10-24	9020-4767	6-2	9020-4988	6-10
9020-2393	10-24	9020-4779	6-2	9020-4990	6-9
9020-2396	10-22	9020-4782	6-2	9020-4991	6-9
9020-2399	10-22	9020-4784	6-2	9020-4992	6-9
9020-2402	10-22	9020-4787	6-5	9020-5002	5-1
9020-2403	10-22	9020-4788	6-5	9020-5031	5-3
9020-2404	10-22	9020-4790	6-5	9020-5032	5-3
9020-2405	10-22	9020-4793	6-5	9020-5047	6-5
9020-2406	10-22	9020-4798	6-3, 6-4	9020-5056	6-9
9020-2407	10-22	9020-4799	6-3, 6-4	9020-5057	6-9
9020-2415	10-22	9020-4800	6-3, 6-4	9020-5058	6-10
9020-2416	10-22	9020-4802	6-3, 6-4	9020-5120	13-9
9020-2419	10-22	9020-4804	6-3, 6-4	9020-5166	6-1
9020-2435	10-22, 10-24	9020-4806	6-3, 6-4	9020-5205	5-1
9020-2500	6-17	9020-4807	6-3, 6-4	9020-5222	10-26
9020-2501	6-17	9020-4809	6-3, 6-4	9020-5223	5-4
9020-2551	13-14	9020-4817	6-3, 6-4	9020-5340	2-5
9020-2926	9-7	9020-4820	6-9	9020-5414	10-5
9020-3039	2-5, 3-5	9020-4822	6-9	9020-5450	13-14
9020-3040	2-5, 3-5	9020-4823	6-3, 6-4	9020-5533	7-2, 13-3
9020-3139	2-5	9020-4824	6-3, 6-4	9020-5541	7-2, 13-3
9020-3374	6-1, 7-1	9020-4829	6-7	9020-5542	7-1
9020-3502	7-2, 13-3	9020-4831	6-7	9020-5571	7-2, 13-3
9020-3506	9-5	9020-4842	6-7	9020-5574	7-1
9020-3627	2-2	9020-4851	6-7	9020-5579	7-2
9020-3840	2-2	9020-4855	6-6	9020-5580	7-2
9020-4007	4-2	9020-4862	6-7	9020-5653	2-5
9020-4097	13-4, 13-5	9020-4864	6-7	9020-5663	5-8
9020-4244	4-2, 13-4,	9020-4866	6-7	9020-5685	11-1
	13-5, 13-10	9020-4874	6-6	9020-5686	11-1
9020-4245	4-2, 13-2, 13-4,	9020-4935	6-8	9020-5687	11-1
	13-5, 13-6,	9020-4938	6-8	9020-5688	11-1
	13-7, 13-10	9020-4939	6-8	9020-5690	11-1
9020-4263	13-16	9020-4944	6-8	9020-5716	10-24
9020-4730	6-5	9020-4955	6-10	9020-5730	2-1
9020-4731	6-5	9020-4957	6-10	9020-5731	2-3
9020-4732	5-2, 6-5	9020-4959	6-10	9020-5746	2-1
9020-4733	6-5	9020-4960	6-10	9020-5767	5-6
9020-4734	6-5	9020-4962	6-10	9020-5776	9-3, 9-4

Part Number	Page	Part Number	Page	Part Number	Page
9020-5783	9-1, 9-2	9020-6427	10-10	9020-7360	8-4
9020-5792	9-1, 9-2, 9-10	9020-6542	2-5	9020-7365	9-3, 9-4
9020-5793	9-3, 9-4	9020-6544	6-11	9020-7370	9-5
9020-5846	2-2	9020-6545	6-11	9020-7372	9-5, 9-6
9020-5870	4-2	9020-6546	6-11	9020-7376	9-5
9020-5886	2-2	9020-6548	10-11	9020-7377	9-5
9020-5888	2-2	9020-6549	10-11	9020-7386	9-11, 9-12
9020-5891	2-4	9020-6550	10-11	9020-7387	9-11, 9-12
9020-5918	5-5	9020-6552	10-11	9020-7393	13-2
9020-5973	7-1	9020-6553	10-11	9020-7411	8-2
9020-5981	13-3	9020-6554	10-11	9020-7419	2-5
9020-5983	13-3, 13-17	9020-6555	10-11	9020-7458	2-1
9020-6003	9-7	9020-6556	10-11	9020-7464	13-2, 13-9
9020-6023	2-2	9020-6557	10-11	9020-7470	13-16
9020-6025	2-2	9020-6558	10-11	9020-7484	2-5
9020-6042	10-6	9020-6559	10-11	9020-7485	2-5
9020-6045	13-3	9020-6560	10-11	9020-7488	12-1
9020-6100	2-2	9020-6561	10-11	9020-7491	9-5
9020-6124	5-2	9020-6562	10-11	9020-7497	5-1, 5-3
9020-6128	13-17	9020-6564	10-11	9020-7532	9-10
9020-6131	2-3	9020-6606	5-8	9020-7533	10-5
9020-6133	2-3	9020-6613	2-2	9020-7534	10-5
9020-6134	2-3	9020-6737	10-12	9020-7535	10-5
9020-6194	2-1, 12-1	9020-6738	10-13	9020-7536	10-5
9020-6196	2-1	9020-6739	10-14	9020-7539	10-5
9020-6200	2-1, 5-7, 13-16	9020-6748	10-24	9020-7541	10-5
9020-6222	13-17	9020-6750	9-5	9020-7542	10-5
9020-6262	5-2, 5-8	9020-6762	7-4	9020-7543	10-5
9020-6316	5-6	9020-6793	10-1, 10-4	9020-7544	10-5
9020-6347	13-17	9020-6846	2-5	9020-7567	9-5
9020-6376	6-5	9020-6847	2-4, 9-13	9020-7599	9-3, 9-4
9020-6377	6-5	9020-6859	7-2, 13-3	9020-7622	5-5
9020-6378	6-2	9020-6861	7-2, 13-3	9020-7634	13-17
9020-6379	6-2	9020-6892	9-8, 9-11, 9-12	9020-7645	13-17
9020-6382	6-5	9020-6895	2-5	9020-7661	13-16, 13-17
9020-6384	6-5	9020-6896	2-5	9020-7690	9-1, 9-2
9020-6385	6-2	9020-6897	2-5	9020-7711	13-16, 13-17
9020-6386	6-2	9020-6976	3-6	9020-7716	13-17
9020-6387	6-2	9020-7029	3-2, 3-3	9020-7719	9-1, 9-2
9020-6394	6-7	9020-7041	9-10, 9-11,	9020-7727	9-13
9020-6395	6-7		9-12, 11-3	9020-7728	9-13
9020-6396	6-7	9020-7046	3-6	9020-7729	9-13
9020-6403	6-8	9020-7219	6-1	9020-7730	9-13
9020-6415	10-12	9020-7256	6-1	9020-7801	7-3, 8-3
9020-6417	10-10	9020-7257	6-1	9020-7821	13-14
9020-6419	10-10	9020-7258	6-1	9020-7822	13-14
9020-6421	10-10	9020-7290	9-5, 9-6	9020-7872	6-10, 9-1, 9-2
9020-6422	10-12	9020-7314	10-15	9020-7882	13-10
9020-6423	10-12	9020-7352	3-1	9020-7894	3-6

Part Number	Page	Part Number	Page	Part Number	Page
9020-7902	3-6	9023-8085	6-9	9055-5008	4-1
9020-7954	10-5	9040-0062	10-6	9055-5013	13-5
9020-8023	10-2	9040-0654	5-4	9055-6003	4-1
9020-8040	10-15	9040-0910	13-6, 13-7	9055-6004	13-5
9020-8041	10-15	9040-1203	6-13	9060-0097	6-1
9020-8042	10-15	9040-1204	6-13	9060-0267	7-4
9020-8043	10-15	9040-2098	13-14	9060-0273	7-4
9020-8044	10-15	9040-2099	13-14	9060-0274	7-4
9020-8045	10-15	9040-2427	5-1	9060-2789	7-1
9020-8046	10-15	9040-2477	4-1	9060-2826	2-5
9020-8047	10-15	9040-2478	4-1	9060-2885	2-1
9020-8048	10-15	9040-2642	6-1	9060-2906	3-6
9020-8049	10-15	9040-2827	5-4	9080-1213	7-1
9020-8050	10-15	9040-2875	9-8	9080-1238	2-2
9020-8051	10-15	9040-2876	9-13	9080-1303	2-4
9020-8052	10-15	9040-2903	7-1	9080-1313	13-14
9020-8053	10-15	9040-2904	13-3	9080-1314	4-1
9020-8054	10-15	9040-3032	2-2	9080-1315	4-1
9020-8055	10-15	9040-3033	2-2	9080-1328	10-5
9020-8056	10-15	9040-3034	2-2	9080-1332	4-1
9020-8057	10-15	9040-3035	2-2	9100-3006	12-2
9020-8058	10-13	9040-3036	2-2	9100-3014	12-2
9020-8059	10-13	9040-3082	2-2	9100-3016	12-2
9020-8060	10-13	9040-3110	5-6	9100-3018	12-2
9020-8061	10-13	9040-3182	3-5	9100-3020	12-2
9020-8062	10-13	9040-3249	9-10, 9-11, 9-12	9100-3025	12-2
9020-8063	10-13	9040-3280	3-1	9100-3027	12-2
9020-8064	10-13	9040-3349	6-1	9100-3030	12-1
9020-8065	10-13	9040-3360	13-17	9100-3031	12-2
9020-8066	10-14, 10-28	9040-3396	13-17	9100-3032	12-1
9020-8067	10-14	9040-3406	7-2, 13-3	9100-3036	12-1
9020-8068	10-27, 10-28	9040-3419	10-26	9100-3039	12-1
9020-8070	10-27, 10-28	9040-3432	11-2	9100-3040	12-1
9020-8071	10-14, 10-18	9041-0229	2-2	9100-3041	12-1
9020-8072	10-14	9041-0294	10-26	9100-3044	12-1
9020-8136	10-10	9041-0295	10-26	9100-3051	12-1
9020-8137	10-12	9045-1011	4-1	9100-3052	12-1
9020-8140	10-12	9045-1020	13-5	9100-3186	5-4
9020-8141	10-12	9045-3013	13-5	9100-6016	5-5
9020-8148	10-12	9045-5007	4-1	9100-6017	5-5
9020-8193	10-24	9045-5008	4-1	9102-1009	13-10
9020-8194	10-24	9045-5038	4-1	9102-3006	9-15
9020-8195	10-24	9045-6003	4-1	9103-0003	2-5
9020-8196	10-24	9055-1013	4-1, 13-4,	9103-0004	2-5
9020-8197	10-24		13-6, 13-7	9103-1009	2-5
9020-8198	10-24	9055-3004	13-6, 13-7	9103-1013	7-2, 13-3
9020-8200	10-25	9055-3007	13-8	9103-1014	2-4
9020-8202	10-25	9055-3014	13-8	9103-1041	5-3
9021-0095	9-5	9055-3016	13-8	9103-1042	5-7

Part Number	Page	Part Number	Page	Part Number	Page
9103-1067	2-1	9103-3029	2-1	9103-3175	12-1
9103-1074	2-1	9103-3032	8-1	9103-3186	4-2
9103-1075	2-1	9103-3038	3-6, 13-4, 13-5, 13-6	9103-3188	3-2, 3-3, 9-1
9103-1077	13-10	9103-3039	3-6, 13-4, 13-5, 13-6	9103-3196	13-13
9103-1085	8-3	9103-3042	11-2	9103-3198	9-15
9103-1086	9-5, 9-6	9103-3050	9-3, 9-4	9103-3199	9-15
9103-1087	7-3	9103-3054	5-4	9103-3200	9-15
9103-1088	7-3	9103-3055	5-7	9103-3201	9-15
9103-1092	2-5	9103-3056	5-7	9103-3202	7-1, 8-3
9103-1102	11-1	9103-3058	5-7	9103-3224	9-13
9103-1136	3-4	9103-3059	5-7	9103-3234	5-3
9103-1140	2-6	9103-3060	5-7	9103-3240	10-11
9103-1141	2-6	9103-3061	5-5	9103-3246	5-2
9103-1152	5-3	9103-3062	5-5	9103-3248	5-3
9103-1154	5-7	9103-3063	5-5	9103-3254	5-5
9103-1176	2-4	9103-3069	9-1, 9-2	9103-3255	7-1
9103-1189	13-3	9103-3073	9-1, 9-2	9103-3256	5-3
9103-1194	6-11	9103-3074	5-3	9103-3257	9-1, 9-2
9103-1197	5-2	9103-3077	2-1	9103-3258	5-3
9103-1224	7-1	9103-3079	5-1, 11-3	9103-3270	5-4
9103-1226	7-1	9103-3082	9-11, 9-12	9103-3277	7-1
9103-1232	8-3	9103-3084	11-1	9103-3281	7-3
9103-1234	3-2, 3-3	9103-3086	11-2	9103-3282	6-1, 11-1
9103-1236	4-2	9103-3089	12-1	9103-3283	5-2, 6-1
9103-1239	2-5	9103-3090	12-1	9103-3291	13-15
9103-1260	2-1	9103-3096	8-2, 8-3	9103-3310	7-1
9103-1340	2-5	9103-3100	9-1, 9-2	9103-3317	11-1
9103-1344	2-5	9103-3102	12-1	9103-3318	10-25
9103-1345	2-5	9103-3103	12-1	9103-3319	6-1
9103-1360	2-2	9103-3111	11-1	9103-3320	2-1
9103-1361	2-2	9103-3112	11-1	9103-3323	5-3
9103-1362	2-2	9103-3122	10-23	9103-3329	5-3
9103-1363	2-1	9103-3125	9-1, 9-2	9103-3362	12-1
9103-1364	2-1	9103-3127	10-9	9103-3378	10-20
9103-1369	2-5, 3-1	9103-3128	8-4	9103-3426	4-2
9103-1371	2-4, 3-1	9103-3131	5-1, 5-4	9103-3444	13-19
9103-1374	2-5	9103-3132	5-5	9103-3445	13-19
9103-1389	3-1	9103-3133	5-3	9103-3464	2-2
9103-1391	2-5	9103-3134	5-3	9103-3465	2-2
9103-1395	5-3	9103-3136	5-2	9103-3469	6-16
9103-1397	2-5	9103-3137	5-5	9103-3470	6-16
9103-1404	5-3	9103-3138	9-2, 9-15, 13-16	9103-3478	13-19
9103-1440	2-5	9103-3140	9-15	9103-3481	9-6
9103-3009	12-1	9103-3141	9-15	9103-4005	5-2
9103-3011	12-1	9103-3142	9-1, 9-2	9103-4006	5-2
9103-3014	12-1	9103-3144	10-16	9103-4007	10-25
9103-3023	12-2	9103-3157	12-1	9103-4008	10-25
9103-3024	12-1	9103-3159	13-10	9103-4009	10-25
9103-3028	5-7	9103-3161	13-10	9103-4010	10-25

Part Number	Page	Part Number	Page	Part Number	Page
9103-4011	10-21	9103-4131	10-16	9103-4197	13-13
9103-4012	10-21	9103-4132	10-16	9103-4198	13-13
9103-4013	10-21	9103-4133	10-16	9103-4199	13-13
9103-4014	10-21	9103-4134	10-16	9103-4200	13-13
9103-4015	10-21	9103-4135	10-16	9103-4201	13-13
9103-4016	10-21	9103-4141	13-15	9103-4202	13-13
9103-4017	10-21	9103-4142	13-15	9103-4203	13-13
9103-4018	8-2, 8-3	9103-4143	13-15	9103-4204	13-13
9103-4019	10-23	9103-4144	13-15	9103-4205	13-13
9103-4040	10-6	9103-4145	13-15	9103-4206	13-13
9103-4041	10-6	9103-4156	13-15	9103-4207	13-13
9103-4045	10-6	9103-4157	13-15	9103-4208	13-13
9103-4046	10-6	9103-4159	10-10	9103-4209	13-13
9103-4051	10-6	9103-4161	13-13	9103-4210	13-13
9103-4052	10-6	9103-4162	13-13	9103-4211	13-13
9103-4058	10-23	9103-4163	13-13	9103-4212	13-13
9103-4059	10-23	9103-4164	13-13	9103-4213	13-13
9103-4060	10-23	9103-4165	13-13	9103-4214	13-13
9103-4061	10-23	9103-4166	13-13	9103-4215	13-13
9103-4062	10-23	9103-4167	13-13	9103-4216	13-13
9103-4063	10-23	9103-4168	13-13	9103-4217	13-13
9103-4064	10-23	9103-4169	13-13	9103-4224	5-4
9103-4065	10-23	9103-4170	13-13	9103-4236	10-10
9103-4066	10-23	9103-4171	13-13	9103-4238	6-2
9103-4067	10-23	9103-4172	13-13	9103-4239	6-2
9103-4068	10-23	9103-4173	13-13	9103-4240	6-2
9103-4069	10-23	9103-4174	13-13	9103-4241	6-2
9103-4098	2-3	9103-4175	13-13	9103-4242	6-2
9103-4107	10-30	9103-4176	13-13	9103-4243	6-2
9103-4109	10-30	9103-4177	13-13	9103-4244	6-2
9103-4110	10-31	9103-4178	13-13	9103-4245	6-4
9103-4111	10-30, 10-31	9103-4179	13-13	9103-4246	6-4
9103-4112	10-30, 10-31	9103-4180	13-13	9103-4247	6-5
9103-4113	10-30, 10-31	9103-4181	13-13	9103-4248	6-5
9103-4114	10-30, 10-31	9103-4182	13-13	9103-4249	6-5
9103-4115	10-30, 10-31	9103-4183	13-13	9103-4250	6-5
9103-4116	10-30, 10-31	9103-4184	13-13	9103-4251	6-5
9103-4117	10-30, 10-31	9103-4185	13-13	9103-4252	6-5
9103-4118	10-30	9103-4186	13-13	9103-4253	6-5
9103-4119	10-30	9103-4187	13-13	9103-4254	6-5
9103-4120	10-30	9103-4188	13-13	9103-4255	6-5, 6-6, 6-7
9103-4121	10-30	9103-4189	13-13	9103-4256	6-6
9103-4124	10-16	9103-4190	13-13	9103-4257	6-7
9103-4125	10-16	9103-4191	13-13	9103-4258	6-7
9103-4126	10-16	9103-4192	13-13	9103-4259	6-7
9103-4127	10-16	9103-4193	13-13	9103-4260	6-10
9103-4128	10-16	9103-4194	13-13	9103-4261	6-10
9103-4129	10-16	9103-4195	13-13	9103-4262	6-10
9103-4130	10-16	9103-4196	13-13	9103-4263	6-9

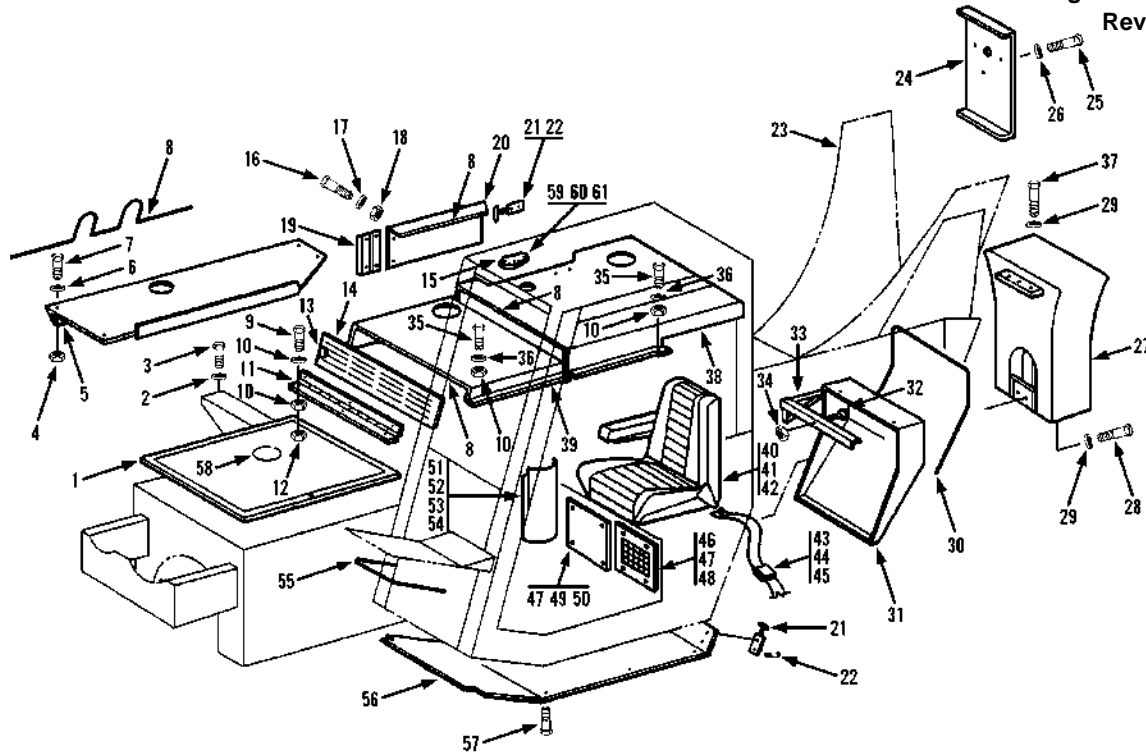
Part Number	Page	Part Number	Page	Part Number	Page
9103-4264	6-9	9104-1008	3-5	9104-1406	3-5
9103-4272	10-31	9104-1009	3-1	9104-1421	3-5
9103-4273	10-31	9104-1010	3-5	9104-1424	8-3
9103-4276	10-32	9104-1011	3-5	9104-1425	8-3
9103-4301	13-19	9104-1012	3-5	9104-1431	8-3
9103-4326	6-1	9104-1013	3-5	9104-1439	13-19
9103-4327	6-1	9104-1014	11-3	9104-1449	13-19
9103-4329	10-25	9104-1016	5-9	9104-1450	13-19
9103-4330	10-25	9104-1060	9-10	9104-1451	13-19
9103-4331	6-5	9104-1080	2-1	9104-1459	13-19
9103-4389	6-17	9104-1091	3-6	9104-1481	13-19
9103-4390	6-17	9104-1134	3-4	9104-1489	9-16
9103-4397	6-15	9104-1196	8-3	9104-1509	2-5
9103-5068	11-1	9104-1197	8-3	9104-1510	3-5
9103-5082	13-17	9104-1202	9-16	9104-1520	8-3
9103-5090	10-16	9104-1226	9-11, 9-12	9104-1521	8-3
9103-5093	5-4	9104-1227	9-16	9104-1536	8-3
9103-5096	2-1	9104-1228	9-16	9104-1554	11-3
9103-5101	13-18	9104-1231	3-5	9104-1557	9-1, 9-2
9103-5112	6-1	9104-1232	3-5	9104-1565	13-2
9103-5122	2-5	9104-1236	7-2, 13-3	9104-1596	13-19
9103-5141	5-2	9104-1243	13-2	9104-1598	13-19
9103-5147	3-5	9104-1244	13-2	9104-1732	13-19
9103-5240	13-19	9104-1245	13-2	9104-3030	10-3
9103-6002	10-26	9104-1264	3-4	9104-3032	6-11
9103-6003	10-26	9104-1265	3-1, 3-2,	9104-3033	12-1
9103-6008	6-1		3-3, 3-4	9104-3034	12-2
9103-6009	5-3	9104-1276	3-1, 3-2,	9104-3035	12-2
9103-6012	5-3		3-3, 3-4	9104-3036	12-2
9103-6014	7-3	9104-1277	3-1, 3-2,	9104-3037	12-2
9103-6016	2-1		3-3, 3-4	9104-3038	12-2
9103-6022	7-3	9104-1278	3-1, 3-2,	9104-3039	12-2
9103-6029	2-6		3-3, 3-4	9104-3040	10-8
9103-6030	2-6	9104-1322	13-4, 13-5	9104-3042	12-2
9103-6032	2-6	9104-1323	13-4, 13-5	9104-3043	12-2
9103-6041	2-6	9104-1324	13-4, 13-5	9104-3044	12-2
9103-6042	7-1	9104-1325	13-4, 13-5	9104-3045	12-2
9103-6043	2-5	9104-1326	13-4, 13-5	9104-3046	12-2
9103-6047	5-4	9104-1327	13-4, 13-5	9104-3047	3-5
9103-6051	5-5	9104-1355	13-4, 13-5, 13-6	9104-3048	12-2
9103-6079	2-1	9104-1356	13-4, 13-5	9104-3049	12-2
9104-0002	2-1	9104-1361	13-4, 13-5	9104-3050	12-2
9104-0003	2-5	9104-1362	13-4, 13-5	9104-3051	12-2
9104-0004	2-5	9104-1365	3-6	9104-3052	12-2
9104-1004	3-4	9104-1387	9-13	9104-3055	3-5
9104-1005	3-4	9104-1402	8-3	9104-3058	10-2
9104-1006	3-1, 3-2, 3-3	9104-1403	2-5	9104-3059	3-4
9104-1007	3-1, 3-2,	9104-1404	3-5	9104-3061	11-3
	3-3, 3-4	9104-1405	3-5	9104-3062	3-5

Part Number	Page	Part Number	Page	Part Number	Page
9104-3063	2-1		13-5, 13-6,	9104-3188	8-1
9104-3064	10-29		13-7, 13-10	9104-3189	8-1
9104-3065	10-10	9104-3128	12-1	9104-3190	8-1
9104-3066	10-4	9104-3129	12-1	9104-3193	9-5
9104-3067	10-1	9104-3131	8-2	9104-3194	9-5
9104-3069	9-8	9104-3132	12-2	9104-3196	13-2
9104-3070	9-8	9104-3133	12-2	9104-3197	5-9
9104-3071	6-12	9104-3134	12-2	9104-3198	5-9
9104-3072	8-1	9104-3135	12-2	9104-3199	11-3
9104-3076	10-19	9104-3136	12-2	9104-3206	8-4
9104-3077	8-2, 11-1	9104-3137	12-2	9104-3214	8-3
9104-3079	8-4	9104-3138	12-2	9104-3215	12-1
9104-3080	6-16	9104-3139	10-6	9104-3221	13-4, 13-5, 13-6
9104-3081	6-16	9104-3141	12-1	9104-3222	2-5, 13-19
9104-3082	6-16	9104-3143	8-2	9104-3227	8-1, 9-13
9104-3084	6-16	9104-3144	9-3, 9-4	9104-3228	11-4
9104-3086	8-3	9104-3145	9-3, 9-4	9104-3232	9-8, 9-10, 9-12, 10-32
9104-3087	10-18	9104-3146	6-12, 6-15, 6-16	9104-3237	2-1
9104-3088	9-5	9104-3147	9-3, 9-4	9104-3245	10-32
9104-3089	9-5	9104-3148	5-9	9104-3246	13-19
9104-3090	10-20	9104-3150	5-9	9104-3247	13-19
9104-3091	8-1	9104-3151	5-9	9104-3258	2-6, 10-30
9104-3093	9-11, 9-12	9104-3152	2-5	9104-3261	3-5
9104-3095	9-8	9104-3153	9-1, 9-2	9104-3263	13-16
9104-3096	9-8	9104-3154	8-3	9104-3265	13-16
9104-3098	9-11, 9-12	9104-3157	9-12	9104-3277	6-17
9104-3099	3-4, 3-5	9104-3159	13-2, 13-9	9104-3278	13-16
9104-3100	3-5	9104-3160	9-10	9104-3296	10-17
9104-3101	3-5	9104-3161	11-3	9104-3307	9-6
9104-3106	13-1	9104-3163	8-2	9104-3308	9-6
9104-3107	10-28	9104-3164	3-1, 3-2,	9104-3309	9-6
9104-3108	10-27		3-3, 3-4	9104-3310	9-6
9104-3110	9-10	9104-3165	13-11	9104-3311	9-6
9104-3111	9-10	9104-3168	9-5	9104-3312	9-6
9104-3112	9-10	9104-3169	12-1	9104-3321	13-2
9104-3113	9-5, 9-6	9104-3170	12-1	9104-3322	13-9
9104-3114	9-5, 9-6	9104-3171	12-1	9104-3489	6-17
9104-3115	9-5, 9-6	9104-3172	12-1	9104-4001	10-14, 10-18
9104-3116	9-5, 9-6	9104-3173	12-1	9104-4002	10-18, 10-27, 13-8
9104-3118	11-3	9104-3174	9-12	9104-4003	10-27
9104-3119	11-3	9104-3175	10-22	9104-4004	10-27
9104-3120	11-3	9104-3177	3-1, 3-2,	9104-4005	10-28
9104-3121	13-2		3-3, 3-4	9104-4006	10-28
9104-3122	11-3	9104-3178	9-8	9104-4007	10-28
9104-3123	11-3	9104-3179	9-8	9104-4008	6-11
9104-3125	4-2, 13-2, 13-4,	9104-3180	3-1, 3-2, 3-3	9104-4009	6-11
	13-5, 13-6,	9104-3184	12-1	9104-4010	6-11
	13-7, 13-10	9104-3186	13-4, 13-5	9104-4011	10-18
9104-3126	4-2, 13-2, 13-4,	9104-3187	9-8	9104-4013	10-18

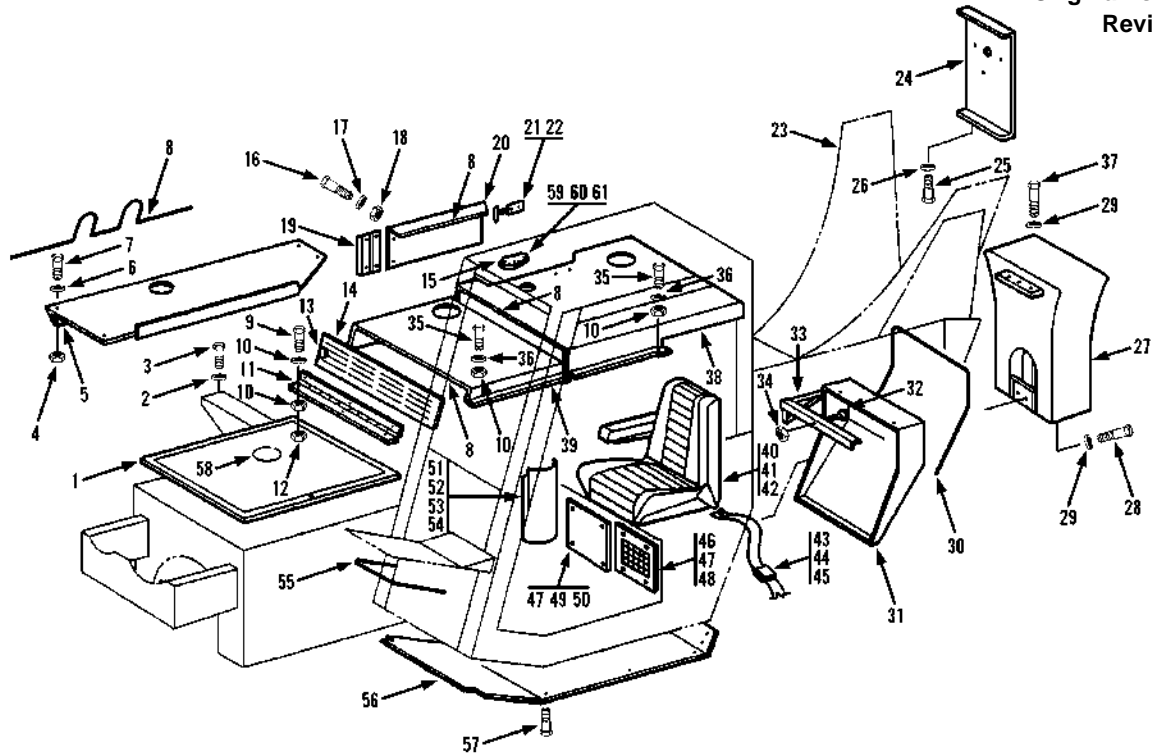
Part Number	Page	Part Number	Page	Part Number	Page
9104-4014	10-1, 10-4	9104-4073	10-6, 10-9	9104-4148	6-14
9104-4015	10-1, 10-4	9104-4075	10-6	9104-4149	6-14
9104-4016	10-1, 10-2, 10-3, 10-4, 10-8	9104-4088	6-17	9104-4150	6-14
9104-4017	10-1	9104-4090	6-17	9104-4151	6-14
9104-4018	10-1, 10-4	9104-4091	6-17	9104-4152	6-14
9104-4019	10-1	9104-4099	6-17	9104-4153	6-14
9104-4020	10-1	9104-4100	6-17	9104-4154	6-14
9104-4022	10-2	9104-4101	6-17	9104-4155	6-14
9104-4023	10-2	9104-4103	6-17	9104-4156	6-14
9104-4024	10-2	9104-4104	6-17	9104-4157	6-14
9104-4025	10-2	9104-4105	6-17	9104-4158	6-14
9104-4026	10-2	9104-4106	6-17	9104-4159	6-14
9104-4027	10-2	9104-4107	6-17	9104-4160	6-14
9104-4028	10-2	9104-4108	6-17	9104-4161	6-14
9104-4029	10-3	9104-4109	6-17	9104-4162	6-14
9104-4030	10-3	9104-4110	6-17	9104-4163	6-14
9104-4031	10-3	9104-4111	6-17	9104-4164	6-14
9104-4032	10-3	9104-4112	6-17	9104-4165	6-12, 6-15
9104-4033	10-3	9104-4113	6-17	9104-4166	6-15
9104-4034	10-3	9104-4114	10-10	9104-4167	6-15
9104-4035	10-3	9104-4117	10-10	9104-4168	6-15
9104-4036	10-3	9104-4119	10-10	9104-4169	6-15
9104-4037	10-3	9104-4121	10-10	9104-4170	6-15
9104-4038	10-3	9104-4122	10-10	9104-4171	6-15
9104-4039	10-4	9104-4123	10-10	9104-4173	6-15
9104-4040	10-4	9104-4124	10-10	9104-4174	6-15
9104-4041	10-8	9104-4125	10-10	9104-4175	6-15
9104-4042	10-8	9104-4126	10-20	9104-4176	6-15
9104-4043	10-8	9104-4127	10-20	9104-4177	6-15
9104-4044	10-8	9104-4128	10-20	9104-4178	6-15
9104-4045	10-8	9104-4129	10-20	9104-4179	6-15
9104-4046	10-8	9104-4130	10-20	9104-4180	6-15
9104-4047	10-8	9104-4131	10-29	9104-4181	6-15
9104-4048	6-2	9104-4132	10-29	9104-4182	6-15
9104-4049	6-3	9104-4133	10-29	9104-4183	6-15
9104-4050	6-3, 6-4	9104-4134	10-29	9104-4184	6-15
9104-4051	6-3, 6-4	9104-4135	10-29	9104-4185	6-15
9104-4052	6-3, 6-4	9104-4136	10-29	9104-4186	6-15, 6-17
9104-4053	6-5	9104-4137	6-12, 6-13	9104-4187	6-15, 6-17
9104-4054	6-5	9104-4138	6-13	9104-4188	6-15
9104-4065	10-9	9104-4139	6-13	9104-4189	6-15
9104-4066	10-9	9104-4140	6-13	9104-4191	6-15
9104-4067	10-9	9104-4141	6-13	9104-4192	6-15
9104-4068	10-9	9104-4142	6-13	9104-4193	6-15
9104-4069	10-9	9104-4143	6-13	9104-4194	6-15
9104-4070	10-9	9104-4144	6-12, 6-14	9104-4195	6-15
9104-4071	10-9	9104-4145	6-14	9104-4196	6-15
9104-4072	10-9	9104-4146	6-14	9104-4197	6-15
		9104-4147	6-14	9104-4199	6-15

Part Number	Page	Part Number	Page	Part Number	Page
9104-4200	6-15	9104-4250	13-6, 13-7	9104-4309	10-30
9104-4201	6-15	9104-4251	13-6, 13-7	9104-4310	6-17
9104-4202	6-15	9104-4252	13-6, 13-7	9104-4311	6-17
9104-4203	6-15	9104-4253	13-7	9104-4335	6-15
9104-4204	6-15	9104-4254	13-7	9104-4361	6-17
9104-4205	10-6	9104-4255	13-7	9104-4460	6-15
9104-4206	10-6	9104-4256	13-6, 13-7	9104-4462	6-17
9104-4207	10-6	9104-4257	13-6, 13-7	9104-4471	5-9
9104-4208	10-6	9104-4258	13-6, 13-7	9104-4474	10-29
9104-4209	10-6	9104-4259	13-6, 13-7	9104-4475	11-3
9104-4210	10-6	9104-4260	13-6, 13-7	9104-4476	13-11
9104-4211	10-22	9104-4261	13-6, 13-7	9104-4477	13-11
9104-4212	10-22	9104-4262	13-6, 13-7	9104-4478	13-11
9104-4213	10-22	9104-4263	13-6, 13-7	9104-4479	13-11
9104-4214	10-22	9104-4264	13-6, 13-7	9104-4480	13-11
9104-4215	10-22	9104-4265	13-6, 13-7	9104-4481	13-11
9104-4216	10-22	9104-4266	13-6, 13-7	9104-4482	13-11
9104-4217	10-22	9104-4267	13-6, 13-7	9104-4483	13-11
9104-4218	10-22	9104-4268	13-6, 13-7	9104-4484	13-11
9104-4219	10-22	9104-4269	13-6, 13-7	9104-4485	13-11
9104-4220	10-22	9104-4270	13-6, 13-7	9104-4486	13-11
9104-4221	10-22	9104-4276	6-17	9104-4487	13-11
9104-4222	10-22, 10-24	9104-4277	6-17	9104-4488	13-11
9104-4223	10-22	9104-4278	6-17	9104-4489	13-11
9104-4225	13-1	9104-4279	6-17	9104-4490	13-11
9104-4226	13-1	9104-4280	6-17	9104-4491	13-11
9104-4227	13-1	9104-4281	6-17	9104-4492	13-11
9104-4228	13-1	9104-4282	6-17	9104-4493	13-11
9104-4229	13-1	9104-4284	13-8	9104-4494	13-11
9104-4230	13-1	9104-4285	13-8	9104-4495	13-11
9104-4231	13-1	9104-4287	13-11	9104-4496	13-11
9104-4232	13-1	9104-4288	13-11	9104-4497	13-11
9104-4233	13-1	9104-4289	13-11	9104-4498	13-11
9104-4234	13-1	9104-4290	13-11	9104-4499	13-11
9104-4235	13-1	9104-4291	13-11	9104-4500	13-11
9104-4236	13-1	9104-4292	13-11	9104-4501	13-11
9104-4237	13-1	9104-4293	13-11	9104-4502	13-11
9104-4238	13-6, 13-7	9104-4294	13-11	9104-4503	13-11
9104-4239	13-6, 13-7	9104-4296	13-11	9104-4504	13-11
9104-4240	13-6, 13-7	9104-4297	10-20	9104-4505	13-11
9104-4241	13-6, 13-7	9104-4298	6-15	9104-4509	10-10
9104-4242	13-6, 13-7	9104-4301	13-8	9104-4510	10-10
9104-4243	13-6, 13-7	9104-4302	13-8	9104-4511	10-10
9104-4244	13-6, 13-7	9104-4303	13-8	9104-4512	10-10
9104-4245	13-6, 13-7	9104-4304	10-30	9104-4513	10-10
9104-4246	13-6, 13-7	9104-4305	10-30	9104-4514	10-10
9104-4247	13-6, 13-7	9104-4306	10-30	9104-4515	10-10
9104-4248	13-6, 13-7	9104-4307	10-30	9104-4516	10-10
9104-4249	13-6, 13-7	9104-4308	10-30	9104-4517	10-10

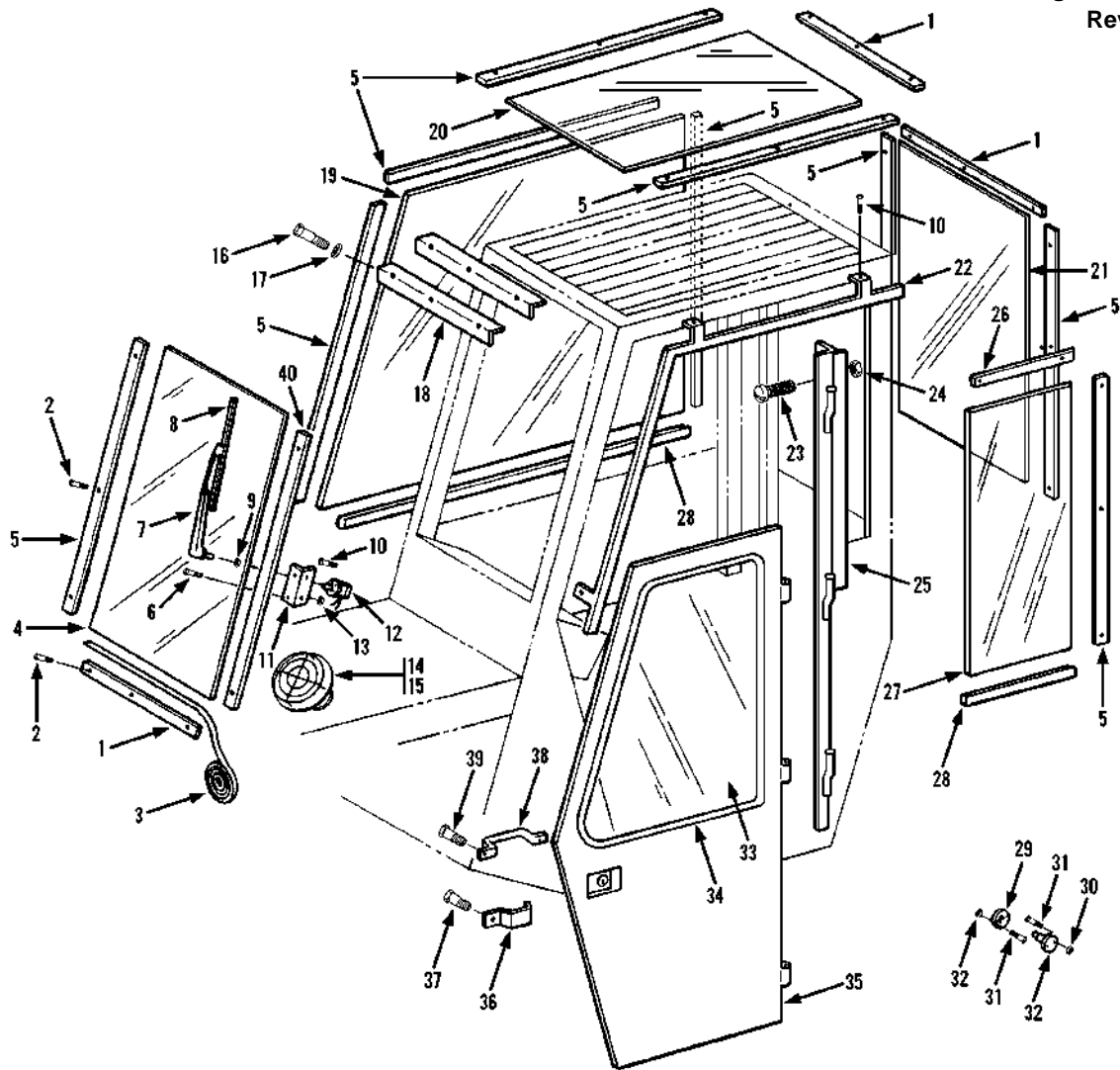
Part Number	Page	Part Number	Page	Part Number	Page
9104-4518	10-10	9104-6051	13-3	9108-4232	10-10
9104-4519	10-10	9104-6052	3-5	9108-6073	3-6
9104-4520	10-10	9104-6053	9-10	9108-6122	4-2
9104-4521	10-10	9104-6054	13-2	9112-0001	13-19
9104-4522	10-10	9104-6056	2-1	9112-0002	13-19
9104-4523	6-17	9104-6059	13-2	9112-1091	13-19
9104-4525	10-29	9104-6060	13-9	9112-3027	13-19
9104-4526	10-10	9104-6061	13-4	9112-3028	13-19
9104-4527	10-10	9104-6062	13-4, 13-5	9112-3029	13-19
9104-4529	10-10	9104-6069	13-4, 13-5, 13-6	9112-3030	13-19
9104-4530	10-10	9104-6074	3-6	9112-3031	13-19
9104-4531	10-10	9104-6078	13-4, 13-5, 13-6	9112-4027	6-17
9104-4532	10-10	9104-6079	3-1	9114-1424	13-19
9104-4533	10-10	9104-6083	8-3	9114-4175	6-17
9104-4534	10-10	9104-6093	13-16	9114-4176	6-17
9104-4535	10-10	9104-6101	8-3	9114-4177	6-17
9104-4538	10-17	9104-6104	8-3	9114-4179	6-17
9104-4539	10-17	9104-6126	13-19	9114-4180	6-17
9104-4540	10-17	9105-3344	5-1, 9-1, 9-2	9114-4181	6-17
9104-5006	3-6	9105-3345	5-1, 9-1, 9-2	9114-4182	6-17
9104-5008	2-5	9105-3354	9-13, 10-31	9114-4183	6-17
9104-5011	9-8	9105-3378	11-1	9114-4184	6-17
9104-5027	2-1	9105-3380	8-4	9114-4185	6-17
9104-5030	13-4	9105-3413	9-10, 9-11, 9-12	9114-4188	6-17
9104-5032	9-13	9105-4003	8-4	9114-4189	6-17
9104-5033	11-1	9105-6106	5-4	9116-6063	13-19
9104-5035	9-16, 11-3	9106-1111	2-5	9130-1083	4-2
9104-5067	13-16	9106-1112	2-5	9130-5016	4-2
9104-5095	3-6	9106-1115	13-16	9130-6030	4-2
9104-5126	3-5	9106-3047	12-1	9140-5126	3-5
9104-5129	13-19	9106-3098	8-2	9900-7524	10-29
9104-5152	13-19	9106-4005	6-17		
9104-6001	11-3	9106-4006	6-17		
9104-6002	11-3	9106-4007	6-17		
9104-6004	5-9	9106-4057	10-19		
9104-6005	5-9	9106-5036	2-5		
9104-6006	3-4	9106-6019	7-2		
9104-6007	11-3	9108-1313	4-2		
9104-6008	3-4	9108-1415	13-19		
9104-6017	3-1	9108-1554	4-2		
9104-6018	3-2	9108-1577	4-2		
9104-6019	3-3	9108-1594	4-2		
9104-6020	3-4	9108-1622	4-2		
9104-6024	2-5	9108-1693	13-19		
9104-6027	3-6	9108-1695	13-19		
9104-6029	2-5	9108-3154	10-19		
9104-6032	2-1	9108-3248	4-2		
9104-6049	3-5	9108-3385	6-16		
9104-6050	8-3	9108-4231	10-10		



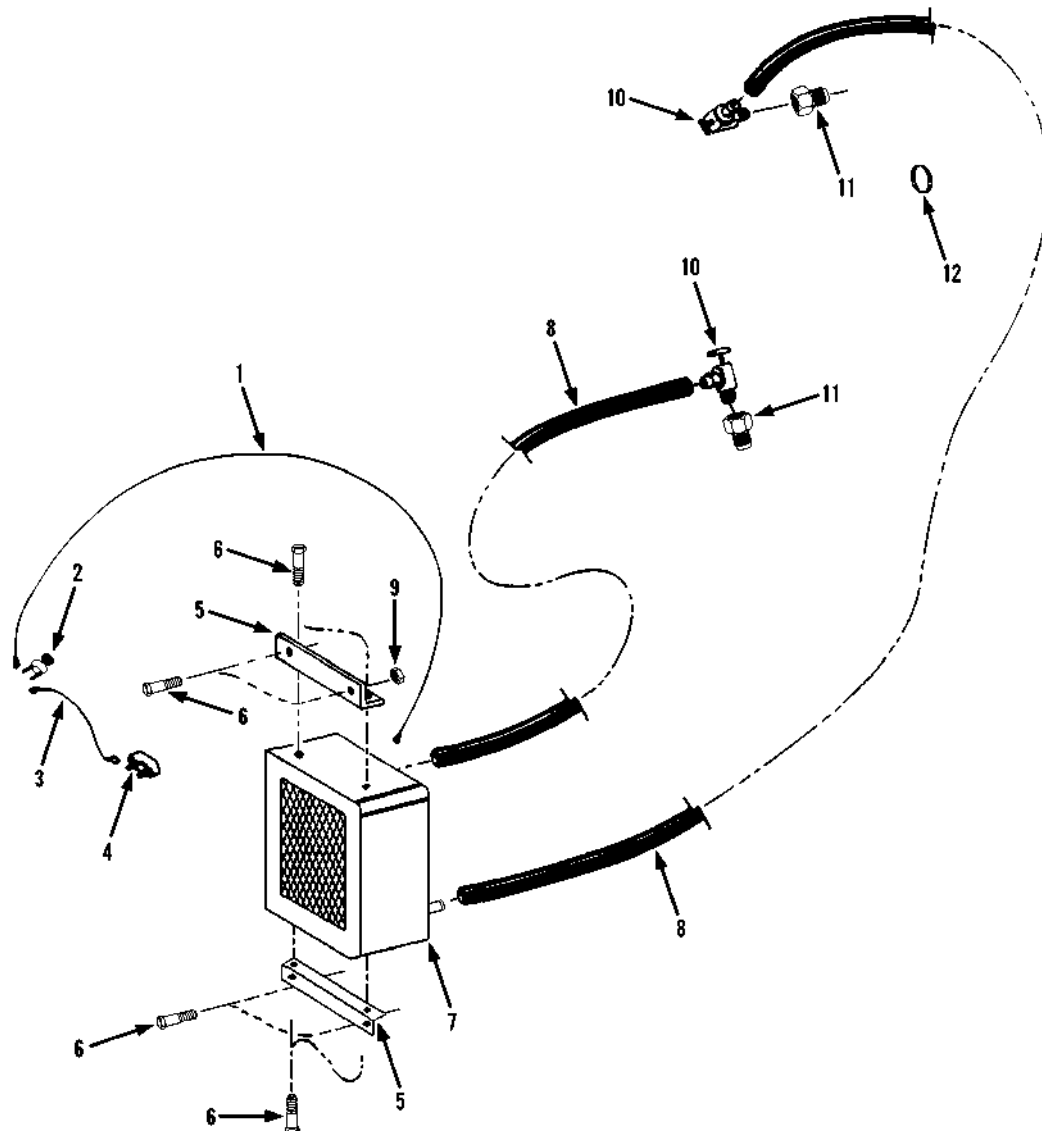
Item	Part No.	Qty.	Description Of Part	Item	Part No.	Qty.	Description Of Part
1	9103-5096	1	DECK ASSY	32	7714-3004	3	LOCK SCREW
2	8855-1010	2	LOCKWASHER, 5/16	33	9060-2885	1	BRACKET
3	8820-1021	2	HEX HD CAPSCREW, 5/16-18X1-1/4, GR5	34	7714-3006	3	LOCK NUT
4	8852-1308	4	HEX LOCKNUT, 1/2-13	35	8820-1003	8	HEX HD CAPSCREW, 1/4-20X3/4, GR5
5	9103-1260	1	TANK COVER	36	8855-1009	8	LOCKWASHER, 1/4
6	8540-1340	4	HARDENED WASHER	37	8820-1118	2	HEX HD CAPSCREW, 3/4-10X3-3/4, GR5
7	8820-1066	4	HEX HD CAPSCREW, 1/2-13X1-1/4, GR5	38	9104-5027	1	REAR HOOD ASSY
8	9020-6196	AR	TRIM, 11'	39	9103-6016	1	FRONT HOOD ASSY
9	8826-1017	6	SOCKET BUTTON HD CAPSCREW, 1/4-20X7/8	40	9104-3063	1	SEAT
10	8856-1107	16	FLAT WASHER, 1/4	9104-3237	1	SEAT W/BELTS (optional)	
11	9103-1075	1	HINGE	41	8667-1164	2	SPACER
12	8852-1304	6	HEX LOCKNUT, 1/4-20	42	7714-3006	4	LOCK NUT
13	8368-3311	2	PAWL LATCH	43	9103-3029	1	SEAT BELT
14	9103-1074	1	FRONT SERVICE DOOR	44	8820-1050	2	HEX HD CAPSCREW, 7/16-14X1, GR5
15	9103-3320	1	LEVEL GAUGE	45	8850-1007	2	HEX NUT, 7/16-14
16	8820-1003	4	HEX HD CAPSCREW, 1/4-20X3/4, GR5	46	9020-5746	1	HEATER COVER
17	8855-1009	4	LOCKWASHER, 1/4	47	7714-3003	8	LOCK SCREW
18	8692-1163	2	FLAT WASHER	48	7714-3006	4	LOCK NUT
19	9103-3077	1	HINGE	49	7710-3044	4	CLIP NUT
20	9103-1067	1	SIDE SERVICE DOOR	50	9020-5730	1	VALVE COVER
21	9020-7458	4	DRAW LATCH	51	9104-6056	1	JOYSTICK COVER
22	9002-8951	16	POP RIVET	52	8820-1018	2	HEX HD CAPSCREW, 5/16-18X3/4, GR5
23	9104-6032	1	FRAME WELDMENT	53	8855-1010	2	LOCKWASHER, 5/16
24	9104-1080	1	BOOM COVER	54	8850-1005	2	HEX NUT, 5/16-18
25	8820-1031	4	HEX HD CAPSCREW, 3/8-16X1/2, GR5	55	9020-6196	AR	TRIM, 4'
26	8856-1109	4	FLAT WASHER, 3/8	56	9103-1363	1	CAB BOTTOM COVER
27	9104-0002	1	COUNTERWEIGHT	57	7714-3003	7	LOCK SCREW
28	8820-1115	3	HEX HD CAPSCREW, 3/4-10X3, GR5	58	9020-6200	1	TRIM, 15.7" LONG
29	8856-1009	3	FLAT WASHER, 3/4	59	8820-4912	1	HEX HD CAPSCREW, 1/4-20X1, GR5
30	9020-6194	AR	TRIM, 8'	60	8856-1107	1	FLAT WASHER, 1/4
31	9103-1364	1	REAR CAB COVER	61	8852-1204	1	HEX LOCKNUT, 1/4-20



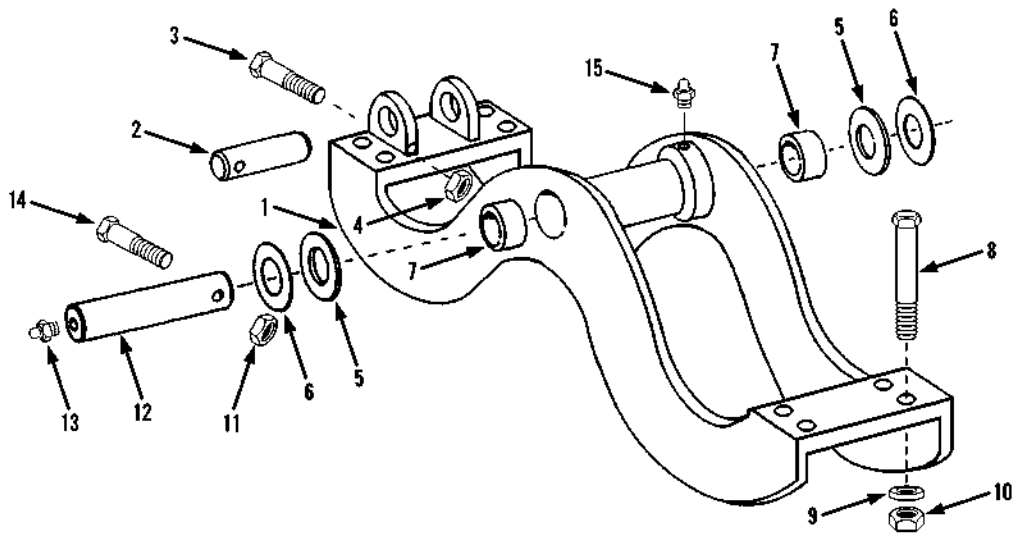
Item	Part No.	Qty.	Description Of Part	Item	Part No.	Qty.	Description Of Part
1	9103-5096	1	DECK ASSY	32	7714-3004	3	LOCK SCREW
2	8855-1010	2	LOCKWASHER, 5/16	33	9060-2885	1	BRACKET
3	8820-1021	2	HEX HD CAPSCREW, 5/16-18X1-1/4, GR5	34	7714-3006	3	LOCK NUT
4	8852-1308	4	HEX LOCKNUT, 1/2-13	35	8820-1003	8	HEX HD CAPSCREW, 1/4-20X3/4, GR5
5	9103-1260	1	TANK COVER	36	8855-1009	8	LOCKWASHER, 1/4
6	8540-1340	4	HARDENED WASHER	37	8820-1118	2	HEX HD CAPSCREW, 3/4-10X3-3/4, GR5
7	8820-1066	4	HEX HD CAPSCREW, 1/2-13X1-1/4, GR5	38	9104-5027	1	REAR HOOD ASSY
8	9020-6196	AR	TRIM, 11'	39	9103-6016	1	FRONT HOOD ASSY
9	8826-1017	6	SOCKET BUTTON HD CAPSCREW, 1/4-20X7/8	40	9104-3063	1	SEAT
10	8856-1107	16	FLAT WASHER, 1/4	9104-3237	1	SEAT W/BELTS (optional)	
11	9103-1075	1	HINGE	41	8667-1164	2	SPACER
12	8852-1304	6	HEX LOCKNUT, 1/4-20	42	7714-3006	4	LOCK NUT
13	8368-3311	2	PAWL LATCH	43	9103-3029	1	SEAT BELT
14	9103-1074	1	FRONT SERVICE DOOR	44	8820-1050	2	HEX HD CAPSCREW, 7/16-14X1, GR5
15	9103-3320	1	LEVEL GAUGE	45	8850-1007	2	HEX NUT, 7/16-14
16	8820-1003	4	HEX HD CAPSCREW, 1/4-20X3/4, GR5	46	9020-5746	1	HEATER COVER
17	8855-1009	4	LOCKWASHER, 1/4	47	7714-3003	8	LOCK SCREW
18	8692-1163	2	FLAT WASHER	48	7714-3006	4	LOCK NUT
19	9103-3077	1	HINGE	49	7710-3044	4	CLIP NUT
20	9103-1067	1	SIDE SERVICE DOOR	50	9020-5730	1	VALVE COVER
21	9020-7458	2	DRAW LATCH	51	9104-6056	1	JOYSTICK COVER
22	9002-8951	8	POP RIVET	52	8820-1018	2	HEX HD CAPSCREW, 5/16-18X3/4, GR5
23	9104-6032	1	FRAME WELDMENT	53	8855-1010	2	LOCKWASHER, 5/16
24	9104-1080	1	BOOM COVER	54	8850-1005	2	HEX NUT, 5/16-18
25	8820-1031	2	HEX HD CAPSCREW, 3/8-16X1/2, GR5	55	9020-6196	AR	TRIM, 4'
26	8856-1109	2	FLAT WASHER, 3/8	56	9103-1363	1	CAB BOTTOM COVER
27	9104-0002	1	COUNTERWEIGHT	57	7714-3003	7	LOCK SCREW
28	8820-1115	3	HEX HD CAPSCREW, 3/4-10X3, GR5	58	9020-6200	1	TRIM, 15.7" LONG
29	8856-1009	3	FLAT WASHER, 3/4	59	8820-4912	1	HEX HD CAPSCREW, 1/4-20X1, GR5
30	9020-6194	AR	TRIM, 8'	60	8856-1107	1	FLAT WASHER, 1/4
31	9103-6079	1	REAR CAB COVER	61	8852-1204	1	HEX LOCKNUT, 1/4-20



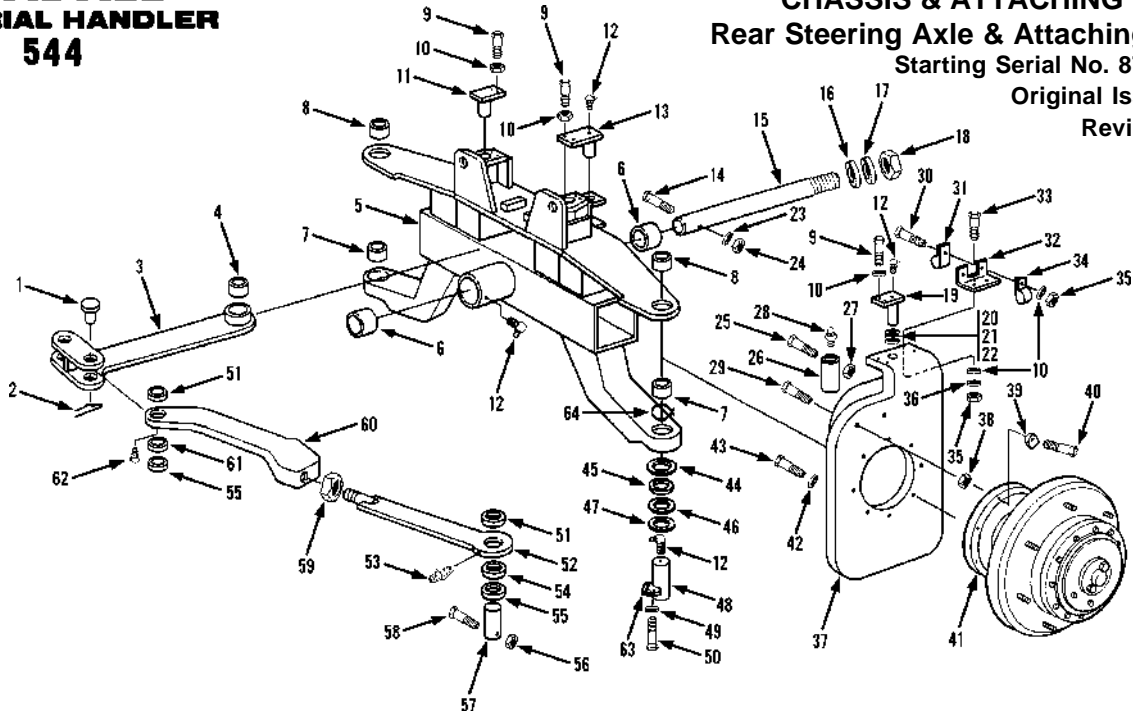
Item	Part No.	Qty.	Description Of Part	Item	Part No.	Qty.	Description Of Part
1	9103-1361	2	WINDOW HOLD DOWN BAR	21	9040-3035	1	REAR WINDOW
2	9002-7319	AR	SELF-TAPPING SCREW (window hold down bar)	22	9040-3032	1	DOOR TROUGH
3	9020-0755	AR	BULK WEATHERSTRIPPING (50 feet)	23	8830-1309	4	FLAT HD MACHINE SCREW, 1/4-20X3/4
4	9040-3036	1	FRONT WINDOW	24	8850-1004	4	HEX NUT, 1/4-20
5	9103-1362	4	WINDOW HOLD DOWN BAR	25	9040-3082	1	DOOR POST
6	8820-1003	1	HEX HD CAPSCREW, 1/4-20X3/4, GR5	26	9103-1360	1	LEFT WINDOW TOP HOLD DOWN BAR
7	9103-3464	1	WINDSHIELD WIPER ARM	27	9040-3033	1	LEFT SIDE WINDOW
8	9103-3465	1	WIPER BLADE	28	9020-6100	AR	RUBBER GLAZING STRIP
9	9002-7214	1	WIPER MOTOR SHAFT GROMMET	29	9020-5888	1	PLUNGER SOCKET
10	9002-7319	5	SELF-TAPPING SCREW	30	9020-5886	1	DOOR HOLD PLUNGER
11	9020-6025	1	WIPER MOTOR MOUNTING ANGLE	31	8820-1309	4	HEX HD CAPSCREW, 3/8-16X2, GR5
12	9020-6023	1	WIPER MOTOR	32	8850-1006	4	HEX NUT, 3/8-16
13	8850-1004	1	HEX NUT, 1/4-20	33	9041-0229	1	DOOR WINDOW
14	9020-0680	1	DEFROSTER FAN	34	8366-1145	AR	RUBBER GLAZING STRIP (8' long)
15	8832-1025	4	SELF-TAPPING SCREW, #8-32X3/4	35	9080-1238	1	DOOR ASSY
16	8820-1031	2	HEX HD CAPSCREW, 3/8-16X1/2, GR5	36	9020-3627	1	HANDLE
17	8855-1011	2	LOCKWASHER, 3/8	37	8820-1031	2	HEX HD CAPSCREW, 3/8-16X1/2, GR5
18	9020-6613	1	ANGLE	38	9020-3840	1	DOOR PULL HANDLE
19	9020-5846	1	RIGHT SIDE WINDOW	39	8832-1039	2	SELF-TAPPING SCREW, #10-32X1/2
20	9040-3034	1	TOP WINDOW	40	9103-1362	1	WINDOW HOLD DOWN BAR



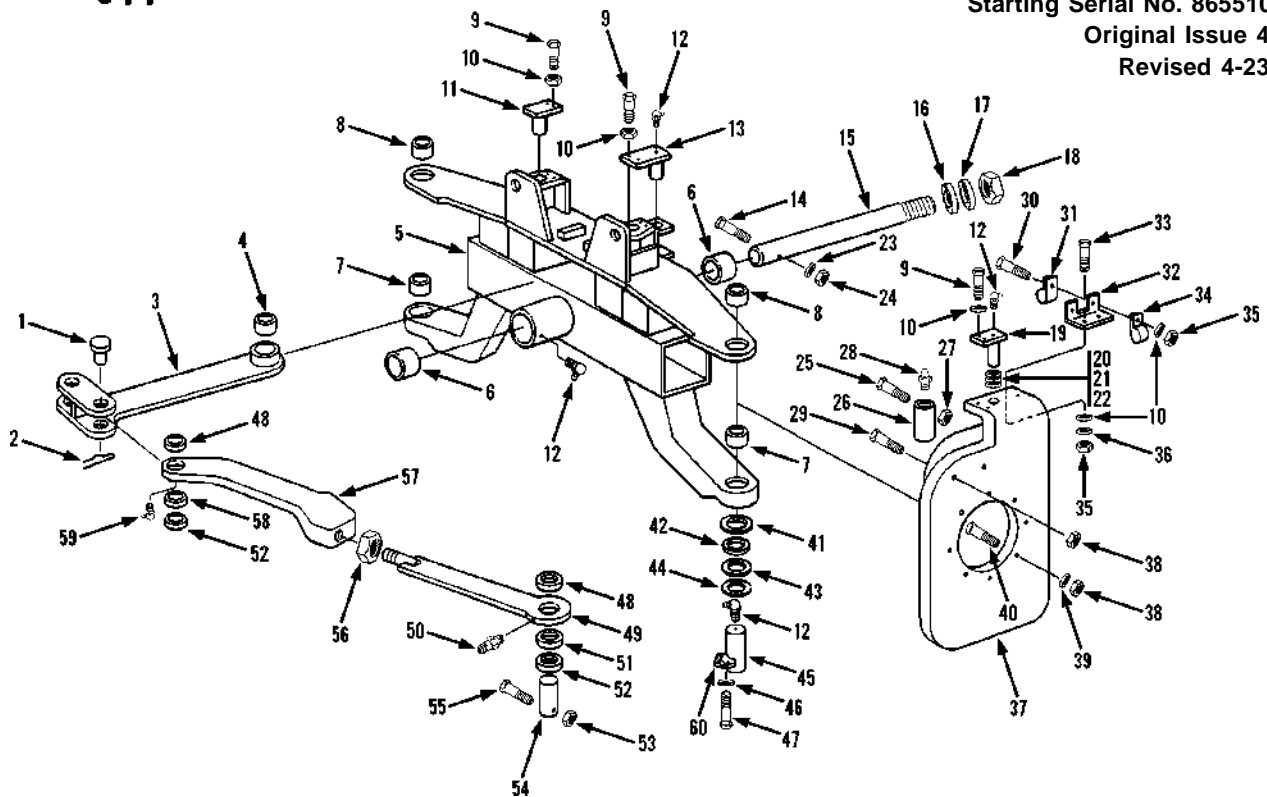
Item	Part No.	Qty.	Description Of Part
1	9020-6134	1	JUMPER WIRE
2	9103-4098	1	HEATER SWITCH (furnished with heater)
3	9020-6133	1	JUMPER WIRE
4	9020-6131	1	CIRCUIT BREAKER
5	9020-5731	2	HEATER MOUNTING BRACKET
6	8820-1005	8	HEX HD CAPSCREW, 1/4-20X1, GR5
7	9020-0679	1	HEATER (includes item 2)
8		AR	HOSE, 5/8 I.D.
9	8850-1004	4	HEX NUT, 1/4-20
10	2464-1328	2	SHUT-OFF VALVE
11	8871-1383	2	REDUCING BUSHING, 1/2X3/8
12	8668-3193	4	HOSE CLAMP



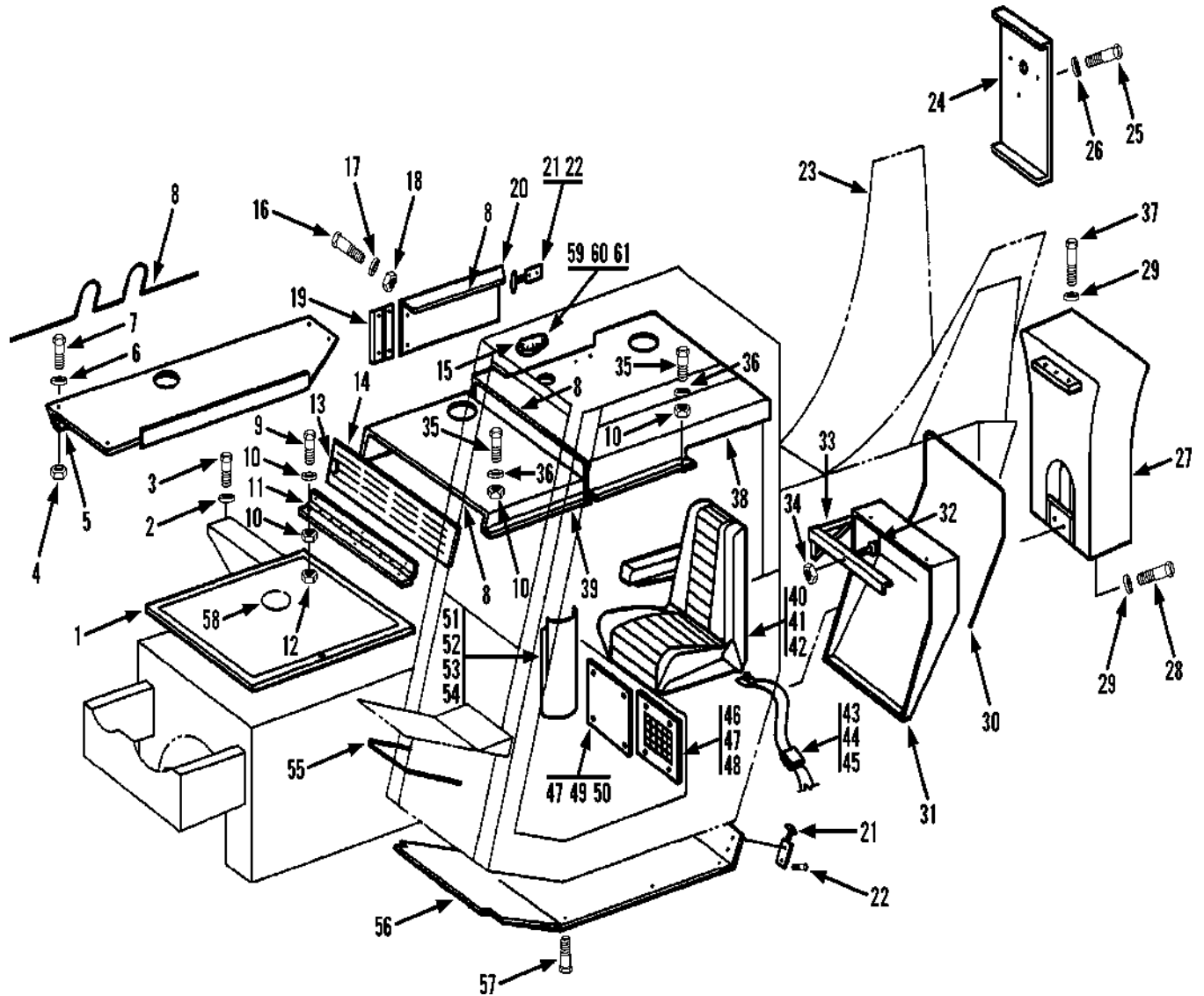
Item	Part No.	Qty.	Description Of Part
1	9080-1303	1	FRONT AXLE CRADLE
2	9020-6847	1	SWAY CYLINDER ROD PIN
3	8820-1106	1	HEX HD CAPSCREW, 5/8-11X4-1/2, GR5
4	8855-1010	1	HEX NUT, 5/8-11
5	9020-5891	2	SPACER
6	9103-1014	AR	SHIM
7	9103-1371	2	BUSHING
8	9004-1002	8	HEX HD CAPSCREW (lubricate and torque to 545-595 ft. lbs.)
9	9002-7475	8	WASHER
10	8852-1216	8	HEX LOCKNUT, 1-8
11	8852-1016	1	HEX LOCKNUT, 1-8 (Stover)
12	9103-1176	1	FRAME PIN
13	8867-1001	2	LUBE FITTING, STRAIGHT, 1/8
14	8320-1031	1	HEX HD CAPSCREW
15	8867-1008	2	LUBE FITTING, STRAIGHT, 1/4-28



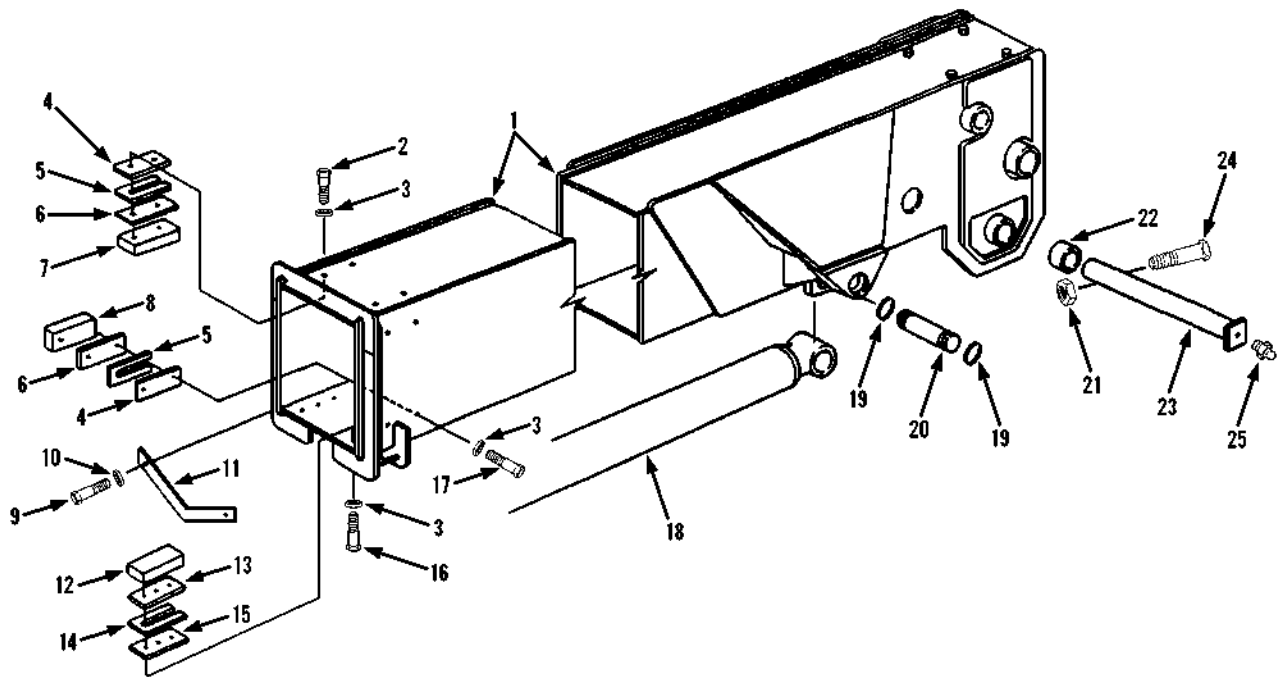
Item	Part No.	Qty.	Description Of Part	Item	Part No.	Qty.	Description Of Part
	9106-5036	1	REAR AXLE REBUILD KIT (includes items 4, 7, 8, 11, 13, 19, 22, 26, 44 thru 48, 51, 54, 55, 57, 61, 63)	32	9103-1239	2	BRACKET
	9103-5122	1	KING PIN BUSHING KIT (includes items 7, 28, 26, 44 thru 48, 63)	33	8820-1037	4	HEX HD CAPSCREW, 3/8-16X1-1/2, GR5
1	9104-3152	2	CLEVIS PIN	34	9020-2343	4	TUBE CLAMP
2	8863-1337	2	COTTER PIN, 3/16X1-1/2	35	8850-1006	8	HEX NUT, 3/8-16
3	9060-2826	1	IDLER ARM ASSY (includes item 4)	36	8855-1011	4	LOCK WASHER, 3/8
4	9020-5340	1	BUSHING	37	9104-0003	1	STEERING KNUCKLE, L.H.
5	9104-6029	1	AXLE FRAME ASSY (includes items 6, 7, 8)		9104-0004	1	STEERING KNUCKLE, R.H.
6	9103-1369	2	BUSHING	38	8850-1110	2	HEAVY HEX JAM NUT, 5/8-11
7	9103-1391	2	FRAME LOWER BUSHING	39	9104-1403	2	MODIFIED WASHER
8	9103-1374	2	FRAME UPPER BUSHING	40	9104-3222	2	CAPSCREW
9	8320-1024	10	HEX HD CAPSCREW, SELF-LOCKING (Nylok), 3/8-16X1, GR8	41		Ref	WHEEL DRIVE ASSY (see page 6-17 for details)
10	9002-7470	20	HARDENED WASHER	42	8692-3010	14	HARDENED WASHER
11	9020-7419	2	STEERING CYLINDER BASE PIN	43	8320-1006	14	HEX HD CAPSCREW, 3/4-10X2, GR8
12	8867-1022	6	LUBE FITTING, 90 DEGREES, 1/8	44	9020-7484	AR	FELT (1/2" thick)
13	9020-6895	1	IDLER ARM MOUNT PIN		9020-7485	AR	FELT (1/4" thick)
14	8679-1002	1	HEX HD CAPSCREW	45	9020-6542	2	THRUST BEARING
15	9103-1440	1	REAR AXLE PIN	46	9020-0253	AR	THRUST WASHER
16	9020-6846	AR	SHIM (1/8" thick)	47	9020-3039	AR	SHIM (1/16" thick)
17	9103-1009	AR	SHIM (1/4" thick)		9020-3040	AR	SHIM (1/8" thick)
18	9002-2234	1	HEX LOCKNUT	48	9103-1344	2	LOWER STEERING KNUCKLE PIN
19	9103-6043	2	PIN WELDMENT	49	8540-1340	6	HARDENED WASHER
20	9020-3039	AR	SHIM (1/16" thick)	50	8320-1129	6	HEX HD CAPSCREW, SELF-LOCKING (Nylok), 1/2-13X1-1/4, GR8
21	9020-3040	AR	SHIM (1/8" thick)	51	9020-5653	AR	SHIM
22	9106-1112	AR	SHIM (.132 thick)	52	9104-6024	2	TIE ROD BAR ASSY (includes items 53, 54)
	9106-1111	AR	SHIM (.0359 thick)	53	8867-1001	1	LUBE FITTING, STRAIGHT, 1/8
23	8856-1119	1	FLAT WASHER, 1-1/4	54	9103-1397	1	BUSHING
24	8510-1098	1	HEX NUT	55	9020-3139	AR	SHIM
25	8820-1078	2	HEX HD CAPSCREW, 1/2-13X4-1/2, GR5	56	8852-1306	2	HEX LOCKNUT, 3/8-16
26	9103-1340	2	UPPER STEERING KNUCKLE PIN	57	9020-6896	2	PIN
27	8852-1208	2	HEX LOCKNUT, 1/2-13	58	8820-1041	2	HEX HD CAPSCREW, 3/8-16X2-1/2, GR5
28	8867-1001	4	LUBE FITTING, STRAIGHT, 1/8	59	8850-1420	2	HEX JAM NUT, 1-1/4X12
29	8821-2260	2	SOCKET HD CAPSCREW, 5/8-11X2-1/2, GR8	60	9104-5008	2	TIE ROD ARM ASSY (includes items 61, 62)
30	8820-1036	4	HEX HD CAPSCREW, 3/8-16X1-1/4, GR5	61	9104-1509	1	BUSHING
31	8594-1017	2	HOSE CLAMP	62	8867-1022	1	LUBE FITTING, 90 DEGREES, 1/8
				63	9103-1345	2	KEY PLATE
				64	8858-1144	2	RETAINING RING



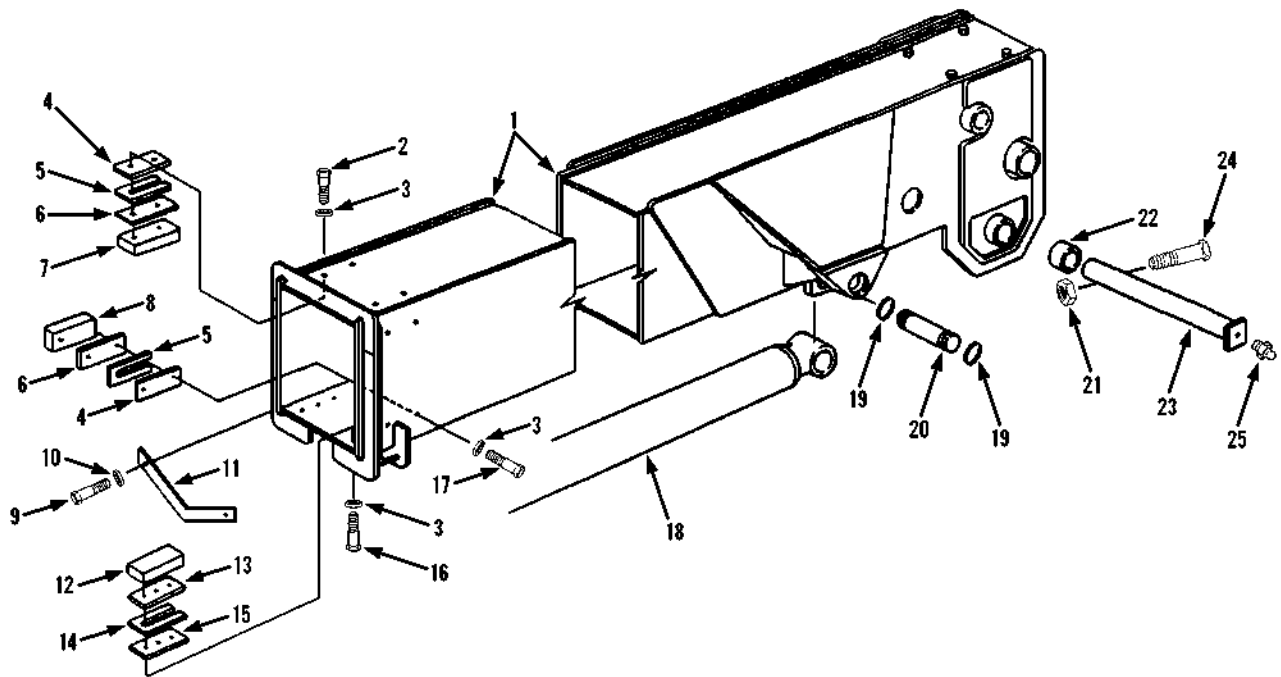
Item	Part No.	Qty.	Description Of Part	Item	Part No.	Qty.	Description Of Part
1	9104-3152	2	CLEVIS PIN	33	8820-1037	4	HEX HD CAPSCREW, 3/8-16X1-1/2, GR5
2	8863-1337	2	COTTER PIN, 3/16X1-1/2	34	9020-2343	4	TUBE CLAMP
3	9060-2826	1	IDLER ARM ASSY (includes item 4)	35	8850-1006	8	HEX NUT, 3/8-16
4	9020-5340	1	BUSHING	36	8855-1011	4	LOCK WASHER, 3/8
5	9104-6029	1	AXLE FRAME ASSY (includes items 6, 7, 8)	37	9103-0003	1	STEERING KNUCKLE, L.H.
6	9103-1092	2	BUSHING	38	9103-0004	1	STEERING KNUCKLE, R.H.
7	9103-1391	2	FRAME LOWER BUSHING	38	8850-1110	18	HEAVY HEX JAM NUT, 5/8-11
8	9103-1374	2	FRAME UPPER BUSHING	39	9002-7472	16	HARDENED WASHER
9	8320-1024	10	HEX HD CAPSCREW	40	8320-1102	16	HEX HD CAPSCREW, 5/8-11X2-1/2, GR8
10	9002-7470	20	HARDENED WASHER	41	9020-7484	AR	FELT (1/2" thick)
11	9020-7419	2	STEERING CYLINDER BASE PIN	41	9020-7485	AR	FELT (1/4" thick)
12	8867-1022	6	LUBE FITTING, 90 DEGREES, 1/8	42	9020-6542	2	THRUST BEARING
13	9020-6895	1	IDLER ARM MOUNT PIN	43	9020-0253	AR	THRUST WASHER
14	8679-1002	1	HEX HD CAPSCREW	44	9020-3039	AR	SHIM (1/16" thick)
15	9103-1440	1	REAR AXLE PIN	44	9020-3040	AR	SHIM (1/8" thick)
16	9020-6846	AR	SHIM (1/8" thick)	45	9103-1344	2	LOWER STEERING KNUCKLE PIN
17	9103-1009	AR	SHIM (1/4" thick)	46	8540-1340	6	HARDENED WASHER
18	9002-2234	1	HEX LOCKNUT	47	8320-1129	6	HEX HD CAPSCREW, SELF-LOCKING (Nylok), 1/2-13X1-1/4, GR8
19	9103-6043	2	PIN WELDMENT	48	9020-5653	AR	SHIM
20	9020-3039	AR	SHIM (1/16" thick)	49	9104-6024	2	TIE ROD BAR ASSY (includes items 50, 51)
21	9020-3040	4	SHIM (1/8" thick)	50	8867-1001	1	LUBE FITTING, STRAIGHT, 1/8
22	9020-1918	AR	THRUST BEARING	51	9103-1397	1	BUSHING
23	8856-1119	1	FLAT WASHER, 1-1/4	52	9020-3139	AR	SHIM
24	8510-1098	1	HEX NUT	53	8852-1306	2	HEX LOCKNUT, 3/8-16
25	8820-1078	2	HEX HD CAPSCREW, 1/2-13X4-1/2, GR5	54	9020-6896	2	PIN
26	9020-6897	2	UPPER STEERING KNUCKLE PIN	55	8820-1041	2	HEX HD CAPSCREW, 3/8-16X2-1/2, GR5
27	8852-1208	2	HEX LOCKNUT, 1/2-13	56	8850-1420	2	HEX JAM NUT, 1-1/4X12
28	8867-1001	4	LUBE FITTING, STRAIGHT, 1/8	57	9104-5008	2	TIE ROD ARM ASSY (includes items 58, 59)
29	8821-2260	2	SOCKET HD CAPSCREW, 5/8-11X2-1/2, GR8	58	9104-1509	1	BUSHING
30	8820-1036	4	HEX HD CAPSCREW, 3/8-16X1-1/4, GR5	59	8867-1022	1	LUBE FITTING, 90 DEGREES, 1/8
31	8594-1017	2	HOSE CLAMP	60	9103-1345	2	KEY PLATE
32	9103-1239	2	BRACKET				



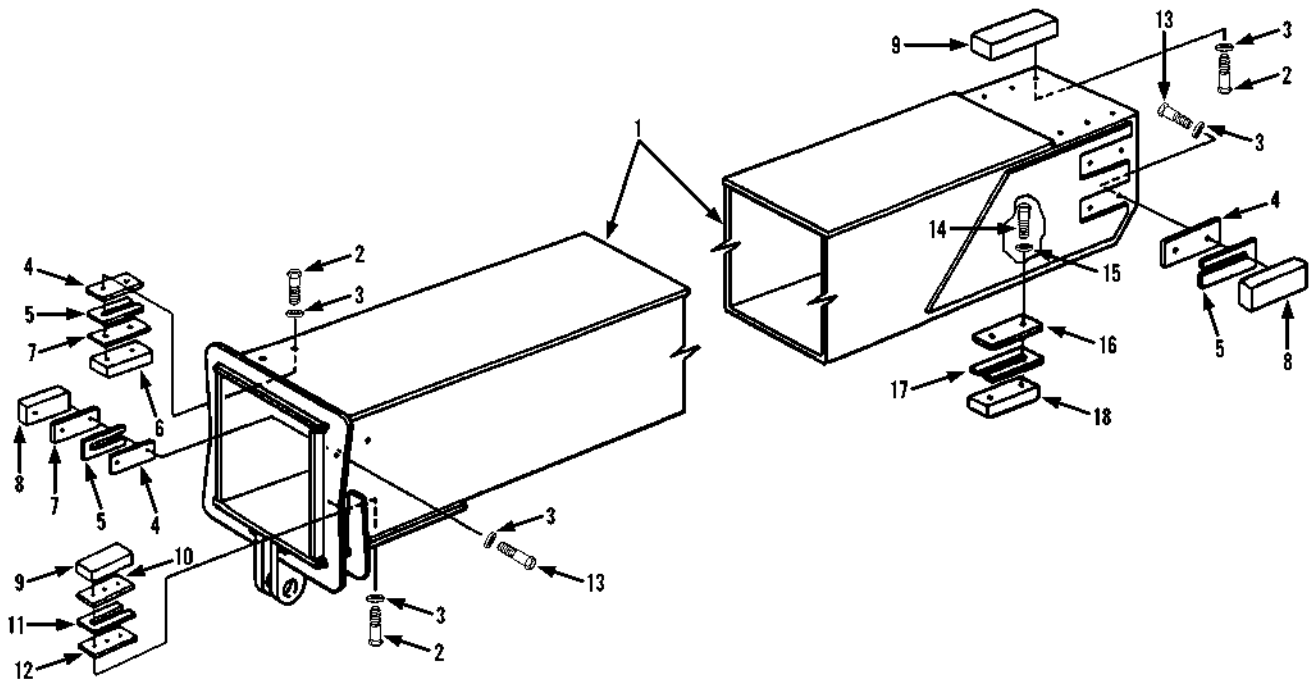
Item	Part No.	Qty.	Description Of Part
1	8643-1005	16	HEX HD CAPSCREW (lubricate and torque to 795-845 ft. lbs.)
2	0510-1411	16	HEAT TREATED WASHER
3	9103-6029	1	OUTRIGGER BRACKET, L.H.
	9103-6030	1	OUTRIGGER BRACKET, R.H.
4	8320-1073	6	HEX HD CAPSCREW
5	9103-1141	4	SHOE PIN
6	8852-1206	6	HEX LOCKNUT, 3/8-16
7	8867-1001	8	LUBE FITTING, STRAIGHT, 1/8
8	9104-3258	2	DUAL P.O. CHECK VALVE
9	8820-1040	6	HEX HD CAPSCREW, 3/8-16X2-1/4, GR5
10	8855-1011	6	LOCK WASHER, 3/8
11		Ref	OUTRIGGER CYLINDER ASSY (see page 10-9 for details)
12	9103-6032	2	OUTRIGGER SHOE
13	9103-6041	2	ARM WELDMENT
14	9103-1140	2	ARM PIN



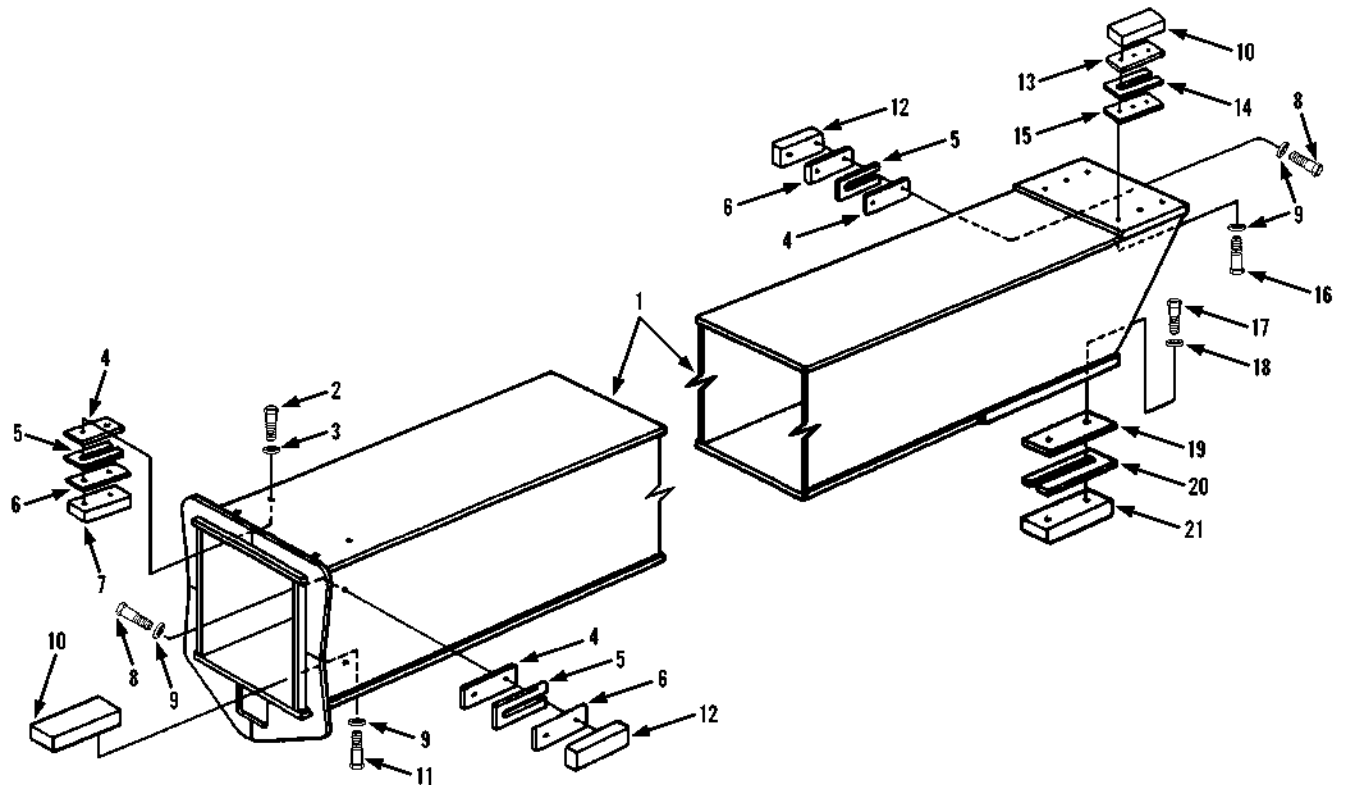
Item	Part No.	Qty.	Description Of Part	Item	Part No.	Qty.	Description Of Part
1	9104-6079	1	FIRST BOOM SECTION WELDMENT	16	8820-1566	12	HEX HD CAPSCREW, 1/2-20X1-1/2, GR5 (lubricate and torque to 68-78 ft. lbs.)
2	8820-1564	4	HEX HD CAPSCREW, 1/2-20X1, GR5 (lubricate and torque to 68-78 ft. lbs.)	17	8820-1562	8	HEX HD CAPSCREW, 1/2-20X3/4, GR5 (lubricate and torque to 68-78 ft. lbs.)
3	1238-1025	24	HARDENED WASHER	18		Ref	CROWD CYLINDER ASSY (see page 10-2 for details)
4	9104-1277	8	SPACER	19	9002-8935	2	RETAINING RING
5	9104-1276	10	SHIM	20	9020-7352	1	PIN
6	9104-1278	6	SPACER	21	8852-1010	1	HEX LOCKNUT, 5/8-11
7	9104-3180	2	BEARING PAD	22	9103-1371	2	BUSHING
8	9104-3177	4	BEARING PAD	23	9103-1389	1	PIN
9	8820-1069	2	HEX HD CAPSCREW, 1/2-13X2, GR5	24	8348-1645	1	HEX HD CAPSCREW
10	8855-1013	2	LOCK WASHER, 1/2	25	8867-1001	2	LUBE FITTING, STRAIGHT, 1/8
11	9104-1009	1	CYLINDER SUPPORT PLATE				
12	9104-3164	4	BEARING PAD				
13	9104-1265	4	SPACER				
14	9104-1006	12	SHIM				
15	9104-1007	4	SPACER				



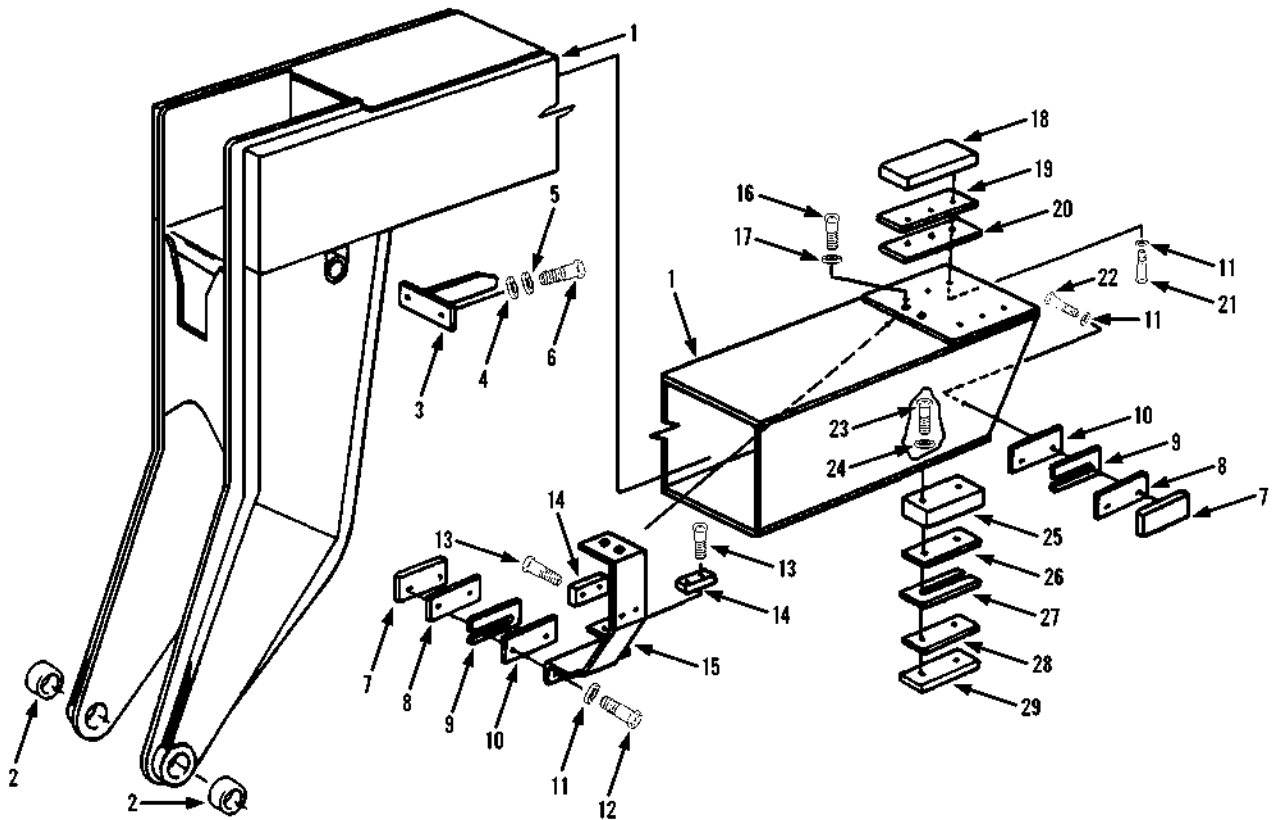
Item	Part No.	Qty.	Description Of Part	Item	Part No.	Qty.	Description Of Part
1	9104-6017	1	FIRST BOOM SECTION WELDMENT	16	8820-1566	12	HEX HD CAPSCREW, 1/2-20X1-1/2, GR5 (lubricate and torque to 68-78 ft. lbs.)
2	8820-1564	4	HEX HD CAPSCREW, 1/2-20X1, GR5 (lubricate and torque to 68-78 ft. lbs.)	17	8820-1562	8	HEX HD CAPSCREW, 1/2-20X3/4, GR5 (lubricate and torque to 68-78 ft. lbs.)
3	1238-1025	24	HARDENED WASHER	18		Ref	CROWD CYLINDER ASSY (see page 10-2 for details)
4	9104-1277	8	SPACER	19	9002-8935	2	RETAINING RING
5	9104-1276	14	SHIM	20	9020-7352	1	PIN
6	9104-1278	6	SPACER	21	8852-1010	1	HEX LOCKNUT, 5/8-11
7	9104-3180	2	BEARING PAD	22	9103-1369	2	BUSHING
8	9104-3177	4	BEARING PAD	23	9040-3280	1	PIN
9	8820-1069	2	HEX HD CAPSCREW, 1/2-13X2, GR5	24	8348-1644	1	HEX HD CAPSCREW, 5/8-11x5-1/2, GR8
10	8855-1013	2	LOCK WASHER, 1/2	25	8867-1001	2	LUBE FITTING, STRAIGHT, 1/8
11	9104-1009	1	CYLINDER SUPPORT PLATE				
12	9104-3164	4	BEARING PAD				
13	9104-1265	4	SPACER				
14	9104-1006	12	SHIM				
15	9104-1007	4	SPACER				



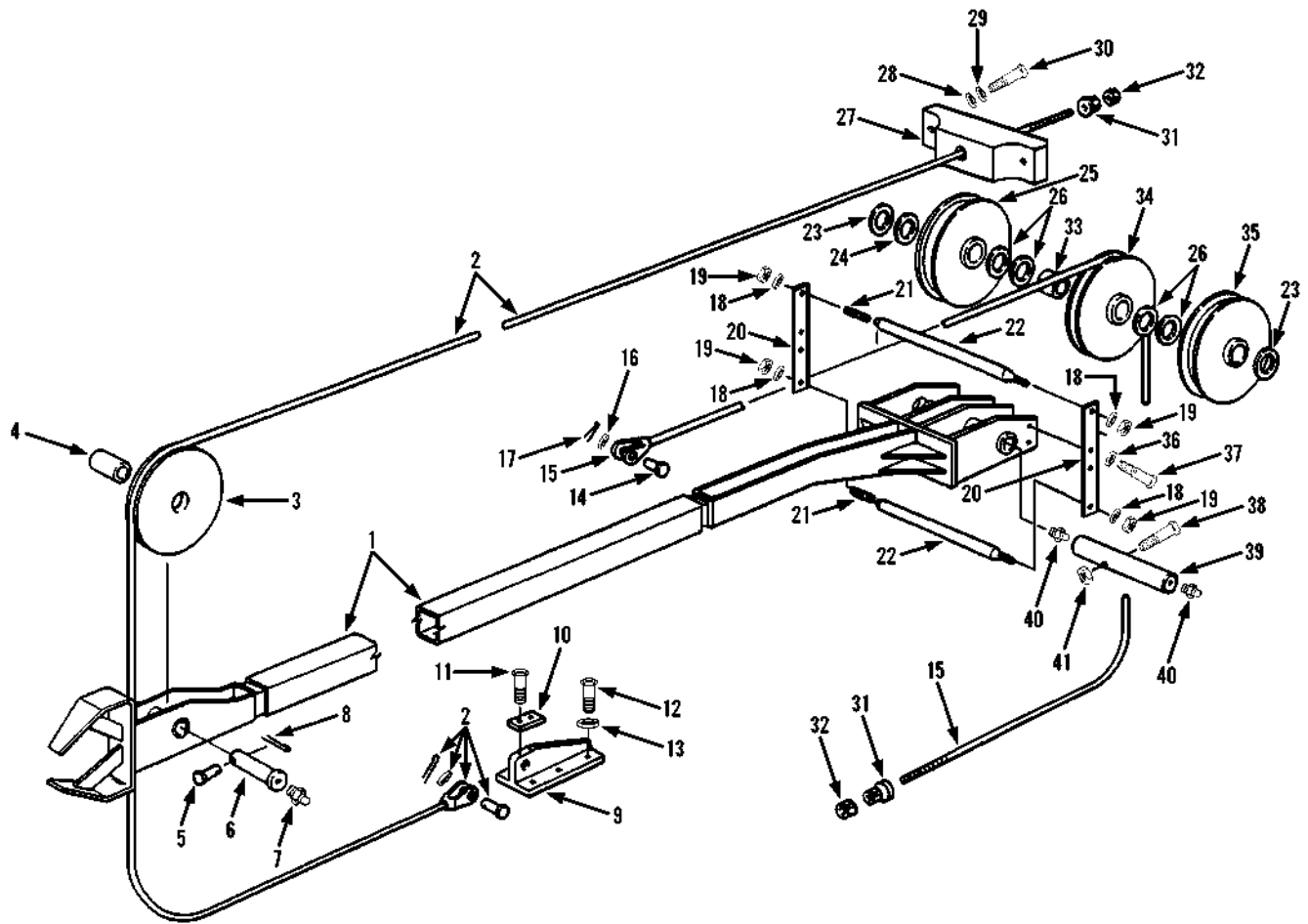
Item	Part No.	Qty.	Description Of Part	Item	Part No.	Qty.	Description Of Part
1	9104-6018	1	SECOND BOOM SECTION WELDMENT	11	9104-1006	6	SHIM
2	8820-1563	16	HEX HD CAPSCREW, 1/2-20X7/8, GR5 (lubricate and torque to 68-78 ft. lbs.)	12	9104-1007	2	SPACER
3	1238-1025	32	HARDENED WASHER	13	8820-1562	16	HEX HD CAPSCREW, 1/2-20X3/4, GR5 (lubricate and torque to 68-78 ft. lbs.)
4	9104-1277	12	SPACER	14	8820-1535	4	HEX HD CAPSCREW, 3/8-24X1-1/4, GR5 (lubricate and torque to 30-35 ft. lbs.)
5	9104-1276	12	SHIM	15	1200-1234	4	HARDENED WASHER
6	9104-3180	2	BEARING PAD	16	9103-1234	2	SHIM
7	9104-1278	10	SPACER	17	9020-7029	6	SHIM
8	9104-3177	8	BEARING PAD	18	9103-3188	2	BEARING PAD
9	9104-3164	4	BEARING PAD				
10	9104-1265	2	SPACER				



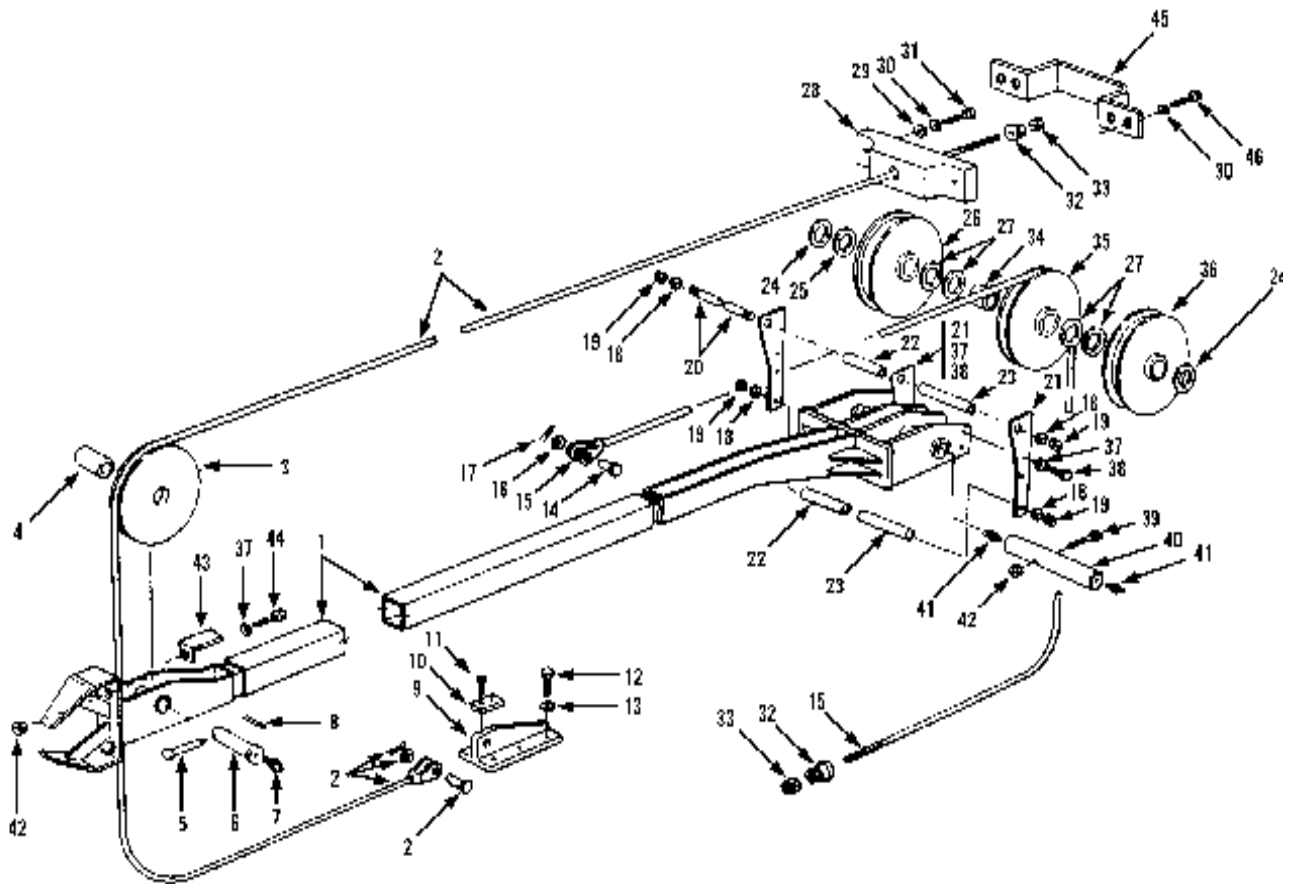
Item	Part No.	Qty.	Description Of Part	Item	Part No.	Qty.	Description Of Part
1	9104-6019	1	THIRD BOOM SECTION WELDMENT	12	9104-3177	8	BEARING PAD
2	8820-1563	4	HEX HD CAPSCREW, 1/2-20X7/8, GR5 (lubricate and torque to 68-78 ft. lbs.)	13	9104-1265	2	SPACER
3	1238-1025	8	HARDENED WASHER	14	9104-1006	4	SHIM
4	9104-1277	10	SPACER	15	9104-1007	2	SPACER
5	9104-1276	12	SHIM	16	8820-1656	6	HEX HD CAPSCREW, 1/2-20X1-1/4, GR5 (lubricate and torque to 68-78 ft. lbs.)
6	9104-1278	10	SPACER	17	8820-1535	4	HEX HD CAPSCREW, 3/8-24X1-1/4, GR5 (lubricate and torque to 30-35 ft. lbs.)
7	9104-3180	2	BEARING PAD	18	1200-1234	4	HARDENED WASHER
8	8820-1562	16	HEX HD CAPSCREW, 1/2-20X3/4, GR5 (lubricate and torque to 68-78 ft. lbs.)	19	9103-1234	2	SHIM
9	1238-1025	24	HARDENED WASHER	20	9020-7029	6	SHIM
10	9104-3164	4	BEARING PAD	21	9103-3188	2	BEARING PAD
11	8820-1567	6	HEX HD CAPSCREW, 1/2-20X1-3/4, GR5 (lubricate and torque to 68-78 ft. lbs.)				



Item	Part No.	Qty.	Description Of Part	Item	Part No.	Qty.	Description Of Part
1	9104-6020	1	FOURTH BOOM SECTION WELDMENT (includes item 2)	16	8820-1065	2	HEX HD CAPSCREW, 1/2-13X1-1/4, GR5
2	9103-1136	2	BUSHING	17	8855-1013	2	LOCK WASHER, 1/2
3	9104-6008	1	SWITCH ACTUATOR	18	9104-3164	2	BEARING PAD
4	8856-1004	2	FLAT WASHER, 3/8	19	9104-1007	2	SPACER
5	8855-1011	2	LOCK WASHER, 3/8	20	9104-1265	2	SPACER
6	8820-1035	2	HEX HD CAPSCREW, 3/8-16X1, GR5	21	8820-1565	6	HEX HD CAPSCREW, 1/2-20X1-1/4, GR5 (lubricate and torque to 68-78 ft. lbs.)
7	9104-3177	2	BEARING PAD	22	8820-1562	2	HEX HD CAPSCREW, 1/2-20X3/4, GR5 (lubricate and torque to 68-78 ft. lbs.)
8	9104-1278	2	SPACER	23	8820-1538	4	HEX HD CAPSCREW, 3/8-24X2, GR5 (lubricate and torque to 30-35 ft. lbs.)
9	9104-1276	4	SHIM	24	1200-1234	4	HARDENED WASHER
10	9104-1277	2	SPACER	25	9104-1134	2	BEARING BLOCK
11	1238-1025	10	HARDENED WASHER	26	9104-1005	2	SPACER
12	8820-1563	2	HEX HD CAPSCREW, 1/2-20X7/8, GR5 (lubricate and torque to 68-78 ft. lbs.)	27	9104-1004	6	SHIM
13	8824-1029	4	SOCKET FLAT HD CAPSCREW, 1/4-20X1/2	28	9104-1264	2	SPACER
14	9104-3099	2	BEARING PAD	29	9104-3059	2	BEARING PAD
15	9104-6006	1	SUPPORT WELDMENT				



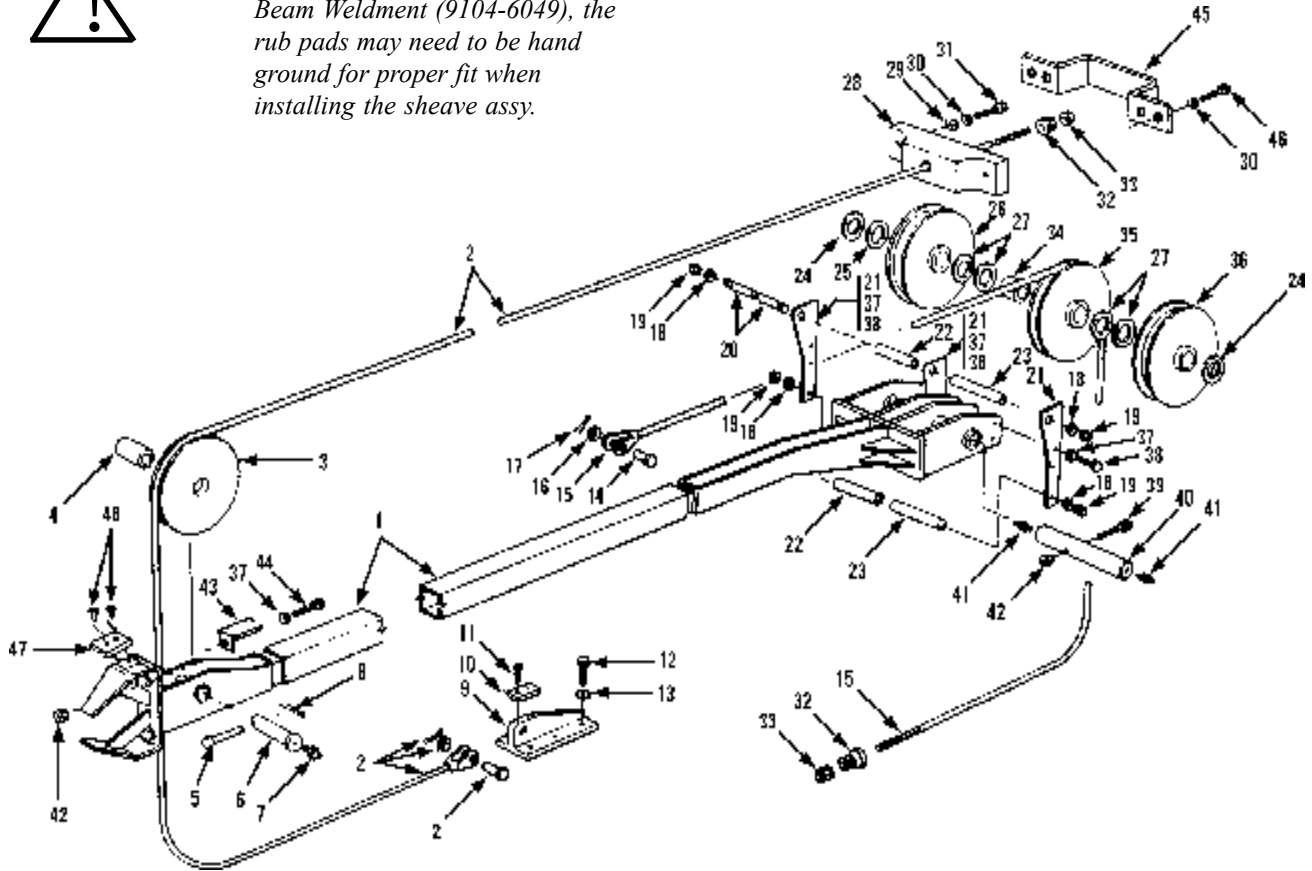
Item	Part No.	Qty.	Description Of Part	Item	Part No.	Qty.	Description Of Part
1	9104-6049	1	PUSH BEAM WELDMENT	22	9104-1011	2	ROLLER
2	9104-3055	1	EXTENSION CABLE (includes mounting hardware)	23	9020-3039	2	THRUST WASHER
3	9040-3182	1	NYLON SHEAVE	24	9020-3040	1	THRUST WASHER
4	9104-1231	1	BUSHING	25	9104-3101	1	SHEAVE
5	9002-1608	1	CLEVIS PIN	26	9020-0253	4	THRUST WASHER
6	9104-1232	1	SHEAVE PIN	27	9104-1013	1	STRONGBACK PLATE
7	8867-1002	1	LUBE FITTING, STRAIGHT, 1/8	28	8540-1340	2	HARDENED WASHER
8	8863-1310	1	COTTER PIN, 3/32X1	29	8855-1013	2	LOCK WASHER, 1/2
9	9104-6052	1	CABLE ANCHOR	30	8820-1071	2	HEX HD CAPSCREW, 1/2-13X2-1/2, GR5
10	9104-3099	1	BEARING PAD	31	9002-8965	2	FLANGE NUT
11	8824-1030	2	SOCKET FLAT HD CAPSCREW, 1/4-20X5/8	32	8850-1116	2	HEX JAM NUT, 1-8
12	8320-1003	6	HEX HD CAPSCREW	33	9104-1231	1	BUSHING
13	7714-1077	6	HARDENED WASHER	34	9040-3182	1	CABLE SHEAVE
14	9104-3062	1	CABLE PIN	35	9104-3100	1	SHEAVE
15	9104-3047	1	RETRACTION CABLE	36	8856-1109	4	FLAT WASHER, 3/8
16	8856-1013	1	FLAT WASHER, 1-1/4	37	8820-1033	4	HEX HD CAPSCREW, 3/8-16X3/4, GR5
17	8863-1339	1	COTTER PIN, 3/16X2	38	8820-1044	1	HEX HD CAPSCREW, 3/8-16X3-1/4, GR5
18	8855-1011	4	LOCK WASHER, 3/8	39	9104-1008	1	PUSH BEAM PIN
19	8850-1006	4	HEX NUT, 3/8-16	40	8867-1008	2	LUBE FITTING, STRAIGHT, 1/4-28
20	9104-1010	2	HOSE RETAINER BAR	41	8852-1006	1	HEAVY HEX LOCKNUT, 3/8-16
21	9104-1012	2	HOSE RETAINER STUD				



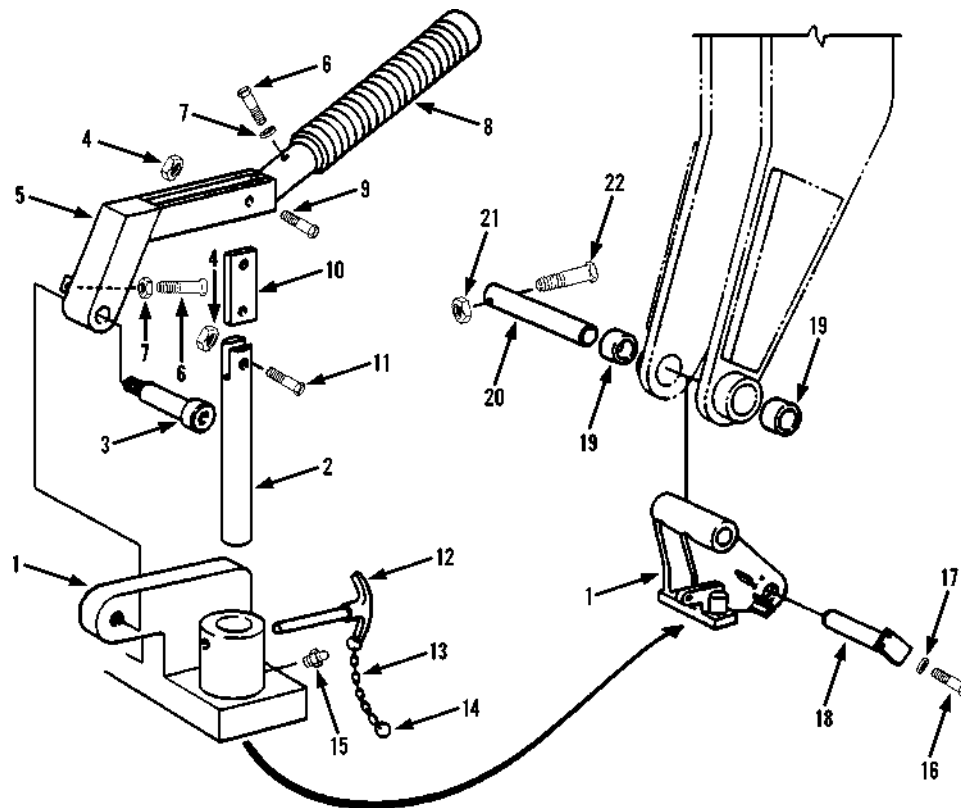
Item	Part No.	Qty.	Description Of Part	Item	Part No.	Qty.	Description Of Part
1	9104-6049	1	PUSH BEAM WELDMENT	27	9020-0253	4	THRUST WASHER
2	9104-3055	1	EXTENSION CABLE (includes mounting hardware)	28	9104-1013	1	STRONGBACK PLATE
3	9140-5126	1	SHEAVE ASSY (includes item 4)	29	8540-1340	2	HARDENED WASHER
4		1	BUSHING	30	8855-1013	6	LOCKWASHER, 1/2
5	9002-1608	1	CLEVIS PIN	31	8820-1071	2	HEX HD CAPSCREW, 1/2-13X2-1/2, GR5
6	9104-1232	1	SHEAVE PIN	32	9002-8965	2	FLANGE NUT
7	8867-1002	1	LUBE FITTING, STRAIGHT, 1/8	33	8850-1116	2	HEX JAM NUT, 1"-8
8	8863-1310	1	COTTER PIN, 3/32X1	34		1	BUSHING
9	9104-6052	1	CABLE ANCHOR	35	9103-5147	1	SHEAVE ASSY (includes item 34)
10	9104-3099	1	BEARING PAD	36	9104-3100	1	SHEAVE
11	8824-1030	2	SOCKET FLAT HD CAPSCREW, 1/4-20X5/8	37	8856-1109	8	FLAT WASHER, 3/8
12	8320-1003	6	HEX HD CAPSCREW, 5/8-11X1-3/4, GR8 (nylok)	38	8820-1033	6	HEX HD CAPSCREW, 3/8-16X3/4, GR5
13	7714-1077	6	HARDENED WASHER	39	8820-1044	1	HEX HD CAPSCREW, 3/8-16X3-1/4, GR5
14	9104-3062	1	CABLE PIN	40	9104-1008	1	PUSH BEAM PIN
15	9104-3047	1	RETRACTION CABLE	41	8867-1008	2	LUBE FITTING, STRAIGHT, 1/4-28
16	8856-1013	1	FLAT WASHER	42	8852-1006	3	HEAVY HEX LOCKNUT, 3/8-16
17	8863-1339	1	COTTER PIN, 3/16X2	43	9104-1421	2	CABLE RETAINER
18	8855-1011	4	LOCKWASHER, 3/8	44	8820-1036	2	HEX HD CAPSCREW, 3/8-16X1-1/4, GR5
19	8850-1006	8	HEX NUT, 3/8-16	45	9104-1510	1	BOOM CABLE GUARD
20	9104-1012	2	HOSE RETAINER STUD	46	8820-1067	4	HEX HD CAPSCREW, 1/2-13X1-1/2, GR5
21	9104-1404	3	HOSE RETAINER PLATE				
22	9104-1406	2	RETAINER ROLLER, 5" LONG				
23	9104-1405	2	RETAINER ROLLER, 8-1/2" LONG				
24	9020-3039	2	THRUST WASHER				
25	9020-3040	1	THRUST WASHER				
26	9104-3101	1	SHEAVE				
							NOTE: ONLY ITEMS WITH PART NUMBERS ARE AVAILABLE FOR SERVICE.



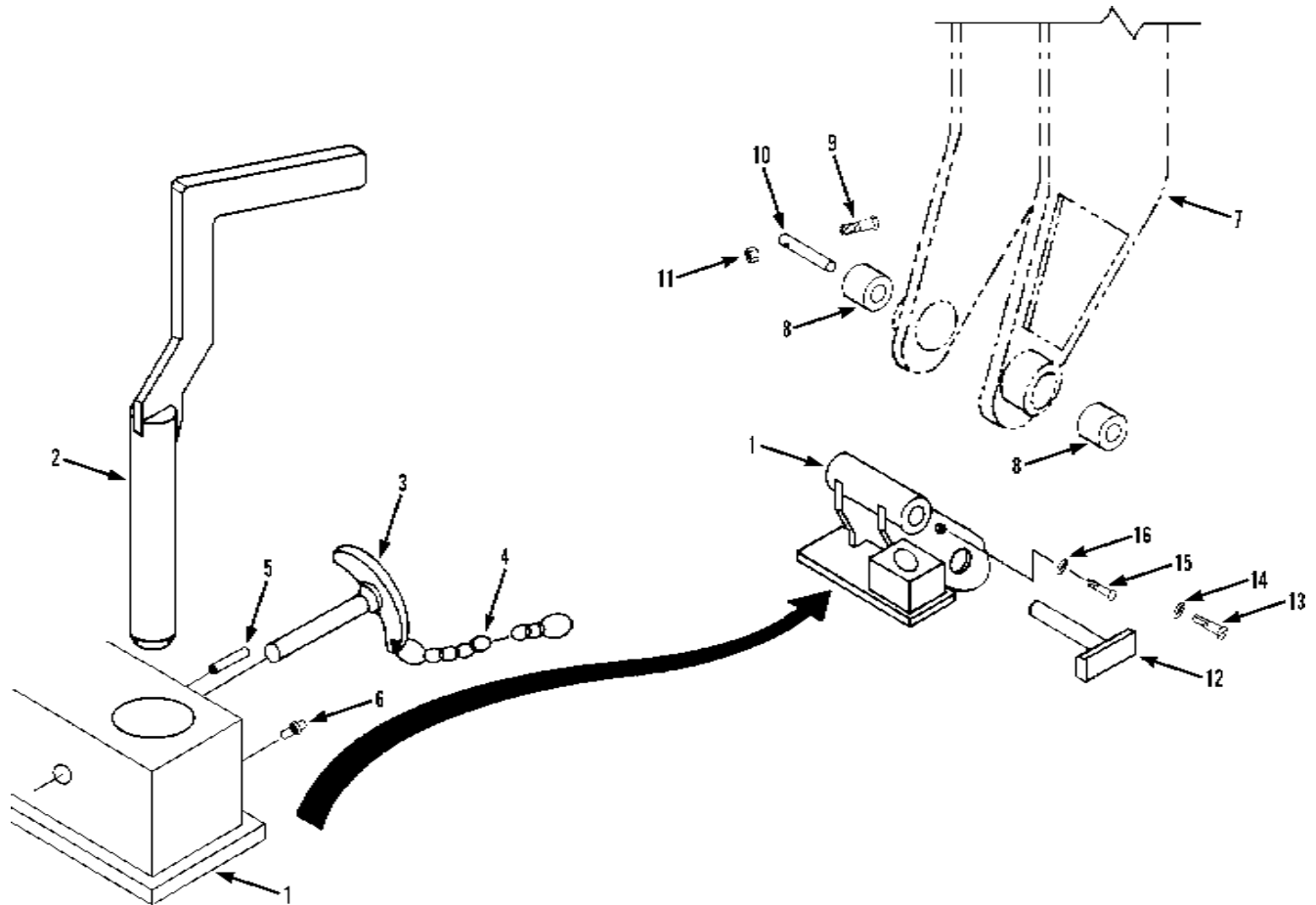
NOTE: When purchasing item (1) Push Beam Weldment (9104-6049), the rub pads may need to be hand ground for proper fit when installing the sheave assy.



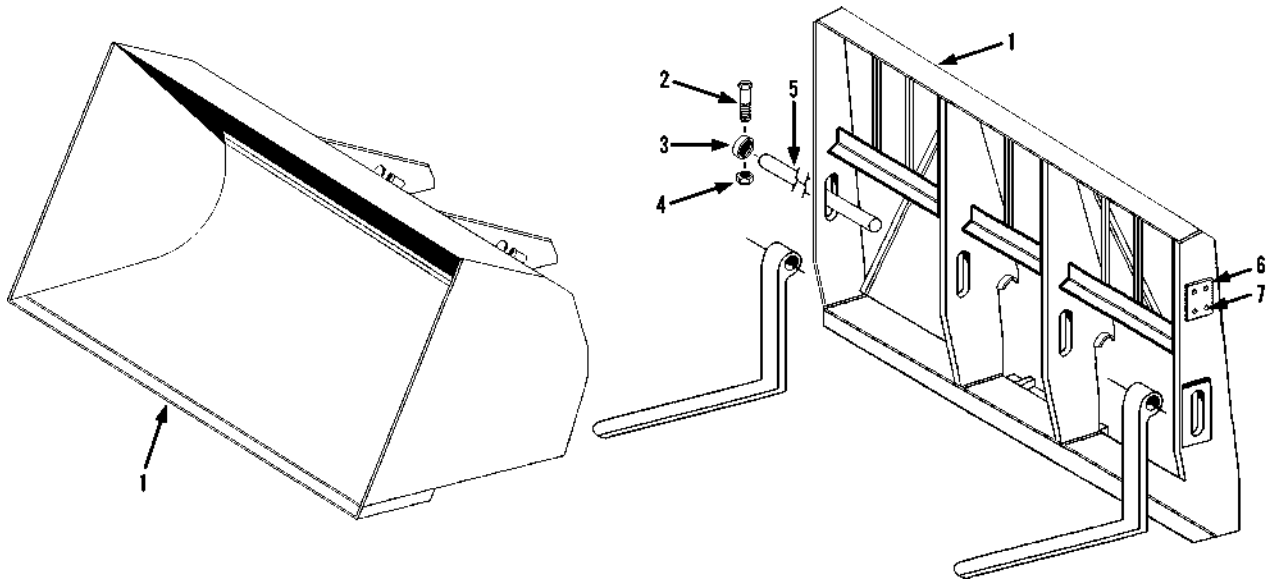
Item	Part No.	Qty.	Description Of Part	Item	Part No.	Qty.	Description Of Part
1	9104-6049	1	PUSH BEAM WELDMENT	27	9020-0253	4	THRUST WASHER
2	9104-3055	1	EXTENSION CABLE (includes mounting hardware)	28	9104-1013	1	STRONGBACK PLATE
3	9104-5126	1	SHEAVE ASSY (includes item 4)	29	8540-1340	2	HARDENED WASHER
4		1	BUSHING	30	8855-1013	6	LOCKWASHER, 1/2
5	9002-1608	1	CLEVIS PIN	31	8820-1071	2	HEX HD CAPSCREW, 1/2-13X2-1/2, GR5
6	9104-1232	1	SHEAVE PIN	32	9002-8965	2	FLANGE HALF
7	8867-1002	1	LUBE FITTING, STRAIGHT, 1/8	33	8850-1116	2	HEX JAM NUT, 1"-8
8	8863-1310	1	COTTER PIN, 3/32X1	34		1	BUSHING
9	9104-6052	1	CABLE ANCHOR	35	9103-5147	1	SHEAVE ASSY (includes item 34)
10	9104-3099	1	BEARING PAD	36	9104-3100	1	SHEAVE
11	8824-1030	2	SOCKET FLAT HD CAPSCREW, 1/4-20X5/8	37	8856-1109	8	FLAT WASHER, 3/8
12	8320-1003	6	HEX HD CAPSCREW, 5/8-11X1-3/4 (nylok) GR8	38	8820-1033	6	HX HD CAPSCREW, 3/8-16X3/4
13	7714-1077	6	HARDENED WASHER	39	8820-1044	1	HEX HD CAPSCREW, 3/8-16X3-1/4, GR5
14	9104-3062	1	CABLE PIN	40	9104-1008	1	PUSH BEAM PIN
15	9104-3047	1	RETRACTION CABLE	41	8867-1008	2	LUBE FITTING, STRAIGHT, 1/4-28
16	8856-1013	1	FLAT WASHER	42	8852-1006	3	HEAVY HEX JAM LOCKNUT, 3/8-16
17	8863-1339	1	COTTER PIN, 3/16X2	43	9104-1421	2	CABLE RETAINER
18	8855-1011	4	LOCKWASHER, 3/8	44	8820-1036	2	HEX HD CAPSCREW, 3/8-16X1-1/4, GR5
19	8850-1006	8	HEX NUT, 3/8-16	45	9104-1510	1	BOOM CABLE GUARD
20	9104-1012	2	HOSE RETAINER STUD	46	8820-1067	4	HEX HD CAPSCREW, 1/2-13X1-1/2, GR5
21	9104-1404	3	HOSE RETAINER PLATE	47	9104-3261	1	BEARING PAD
22	9104-1406	2	RETAINER ROLLER, 5" LONG	48	8830-1339	2	FLAT HD MACHINE SCREW, 3/8-16X1
23	9104-1405	2	RETAINER ROLLER, 8-1/2" LONG				
24	9020-3039	2	THRUST WASHER				
25	9020-3040	1	THRUST WASHER				
26	9104-3101	1	SHEAVE				
							NOTE: ONLY ITEMS WITH PART NUMBERS ARE AVAILABLE FOR SERVICE.



Item	Part No.	Qty.	Description Of Part	Item	Part No.	Qty.	Description Of Part
	9104-5006	1	QUICK SWITCH ASSY (includes all items except items 16 thru 23)	12	9020-7902	1	QUICK RELEASE PIN
1	9104-6027	1	QUICK SWITCH WELDMENT	13	9103-3038	1	JACK CHAIN, 8" LONG, SIZE 12
2	9104-1091	1	PLUNGER	14	9103-3039	1	CHAIN CONNECTION
3	8825-1037	1	SOCKET HD SHOULDER SCREW, 1/2X1 (3/8-16 thread)	15	8867-1008	1	LUBE FITTING, STRAIGHT, 1/4-28
4	8852-1306	2	HEX LOCKNUT, 3/8-16	16	8820-1065	2	HEX HD CAPSCREW, 1/2-13X1, GR5
5	9060-2906	1	HANDLE WELDMENT	17	8855-1013	2	LOCK WASHER, 1/2
6	8820-1005	2	HEX HD CAPSCREW, 1/4-20X1, GR5	18	9020-7046	1	TILT CYLINDER ROD END PIN
7	8850-1104	2	HEX NUT, 1/4-20	19		Ref	BUSHING (see page 3-4 for details)
8	9020-6976	1	HANDLE GRIP	20	9104-1365	1	HEAD PIN
9	8820-1037	1	HEX HD CAPSCREW, 3/8-16X1-1/2, GR5	21	8852-1010	1	HEX LOCKNUT, 5/8-11
10	9020-7894	1	LINK	22	8664-1057	1	HEX HD CAPSCREW
11	8820-1038	1	HEX HD CAPSCREW, 3/8-16X1-1/4, GR5	23		Ref	FOURTH BOOM SECTION WELDMENT (see page 3-4 for details)



Item	Part No.	Qty.	Description Of Part
	9104-5095	1	QUICK SWITCH ASSY
1	9104-6074	1	QUICK SWITCH WELDMENT
2	9108-6073	1	PLUNGER WELDMENT
3	9020-7902	1	QUICK RELEASE PIN
4	9103-3038	1	JACK CHAIN, 8" LONG, SIZE 12
5	8863-1509	1	ROLL PIN, 1/4X2
6	8867-1008	1	LUBE FITTING, STRAIGHT, 1/4-28
7		Ref	FOURTH BOOM SECTION WELDMENT (see page 3-4 for details)
8		Ref	BUSHING (see page 3-4 for details)
9	8664-1057	1	HEX HD CAPSCREW, 5/8-11X4-1/2, GR8
10	9104-1365	1	HEAD PIN
11	8852-1010	1	HEX LOCKNUT, 5/8-11
12	9020-7046	1	TILT CYLINDER ROD END PIN
13	8820-1065	2	HEX HD CAPSCREW, 1/2-13X1, GR5
14	8855-1013	2	LOCKWASHER, 1/2
15	8830-1090	1	ROUND HD MACHINE SCREW, #10-24X1/2
16	8856-1105	1	FLAT WASHER, #10



NOTE: MANY DIFFERENT FORK ASSEMBLIES ARE AVAILABLE FOR THE CARRIAGE ASSEMBLIES USED ON THE 544. PLEASE SEE FORK INFORMATION PAGE, (4-3) FOR LIST OF FORKS.

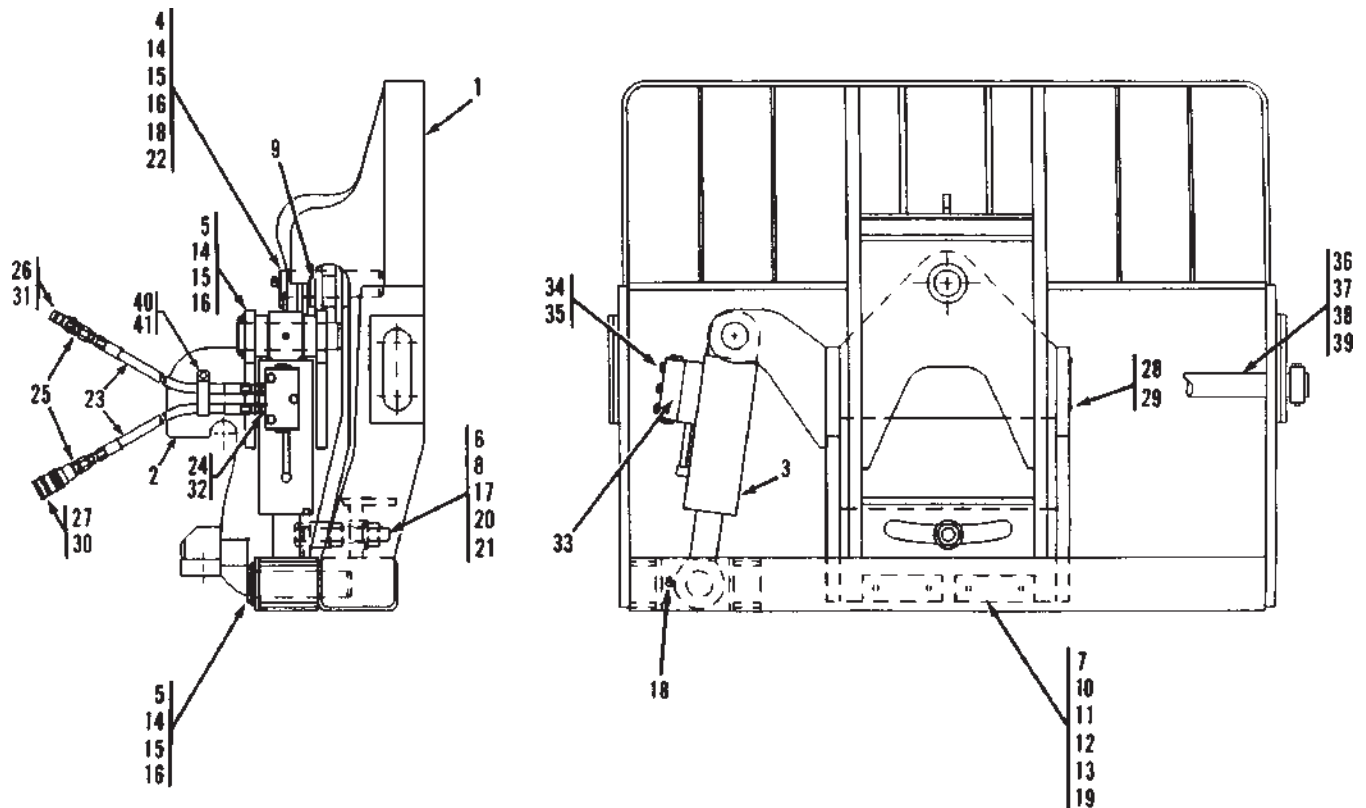
Item	Part No.	Qty.	Description Of Part
1	9080-1332	1	SANDBUCKET

Item	Part No.	Qty.	Description Of Part
	9045-5007	1	48" CARRIAGE ASSY, (includes all items)
1	9080-1315	1	48" CARRIAGE WELDMENT
2	8820-1105	2	HEX HD CAPSCREW, 5/8-11X4, GR5
3	9020-0003	2	COLLAR
4	8852-1310	2	HEX LOCKNUT, 5/8-11
5	9040-2477	1	FORK PIN
*6	9015-3001	1	SERIAL NUMBER PLATE
*7	8834-1022	4	DRIVE SCREW, #10X3/8

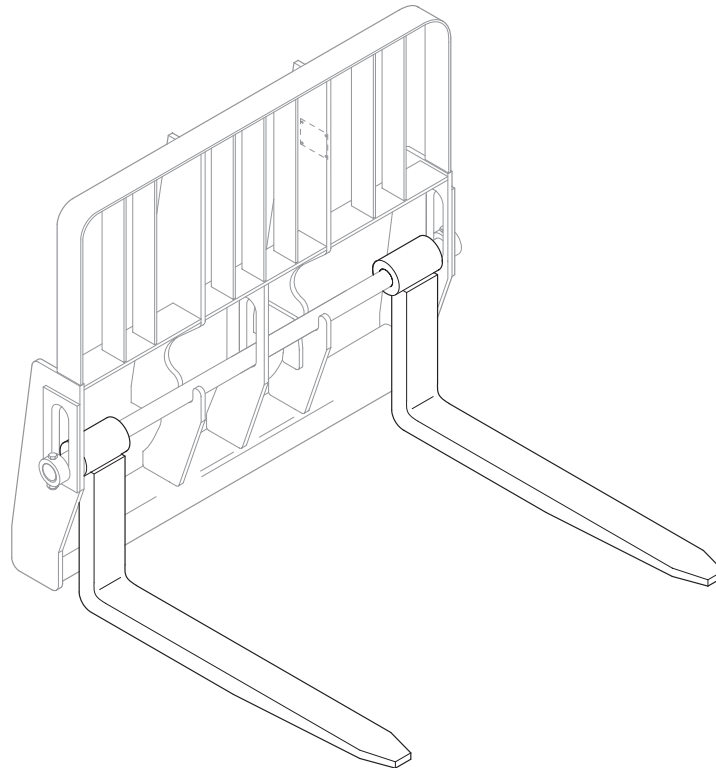
Item	Part No.	Qty.	Description Of Part
	9055-5008	1	72" CARRIAGE ASSY, (includes all items)
1	9055-6003	1	72" CARRIAGE WELDMENT
2	8820-1105	2	HEX HD CAPSCREW, 5/8-11X4, GR5
3	9020-0003	2	COLLAR
4	8852-1310	2	HEX LOCKNUT, 5/8-11
5	9055-1013	1	FORK PIN
*6	9015-3001	1	SERIAL NUMBER PLATE
*7	8834-1022	4	DRIVE SCREW, #10X3/8

Item	Part No.	Qty.	Description Of Part
	9045-5008	1	66" CARRIAGE ASSY, (includes all items)
1	9080-1314	1	66" CARRIAGE WELDMENT
2	8820-1105	2	HEX HD CAPSCREW, 5/8-11X4, GR5
3	9020-0003	2	COLLAR
4	8852-1310	2	HEX LOCKNUT, 5/8-11
5	9040-2478	1	FORK PIN
*6	9015-3001	1	SERIAL NUMBER PLATE
*7	8834-1022	4	DRIVE SCREW, #10X3/8

Item	Part No.	Qty.	Description Of Part
	9045-5038	1	80" CARRIAGE ASSY, (includes all items)
1	9045-6003	1	80" CARRIAGE WELDMENT
2	8820-1105	2	HEX HD CAPSCREW, 5/8-11X4, GR5
3	9020-0003	2	COLLAR
4	8852-1310	2	HEX LOCKNUT, 5/8-11
5	9045-1011	1	FORK PIN
*6	9015-3001	1	SERIAL NUMBER PLATE
*7	8834-1022	4	DRIVE SCREW, #10X3/8



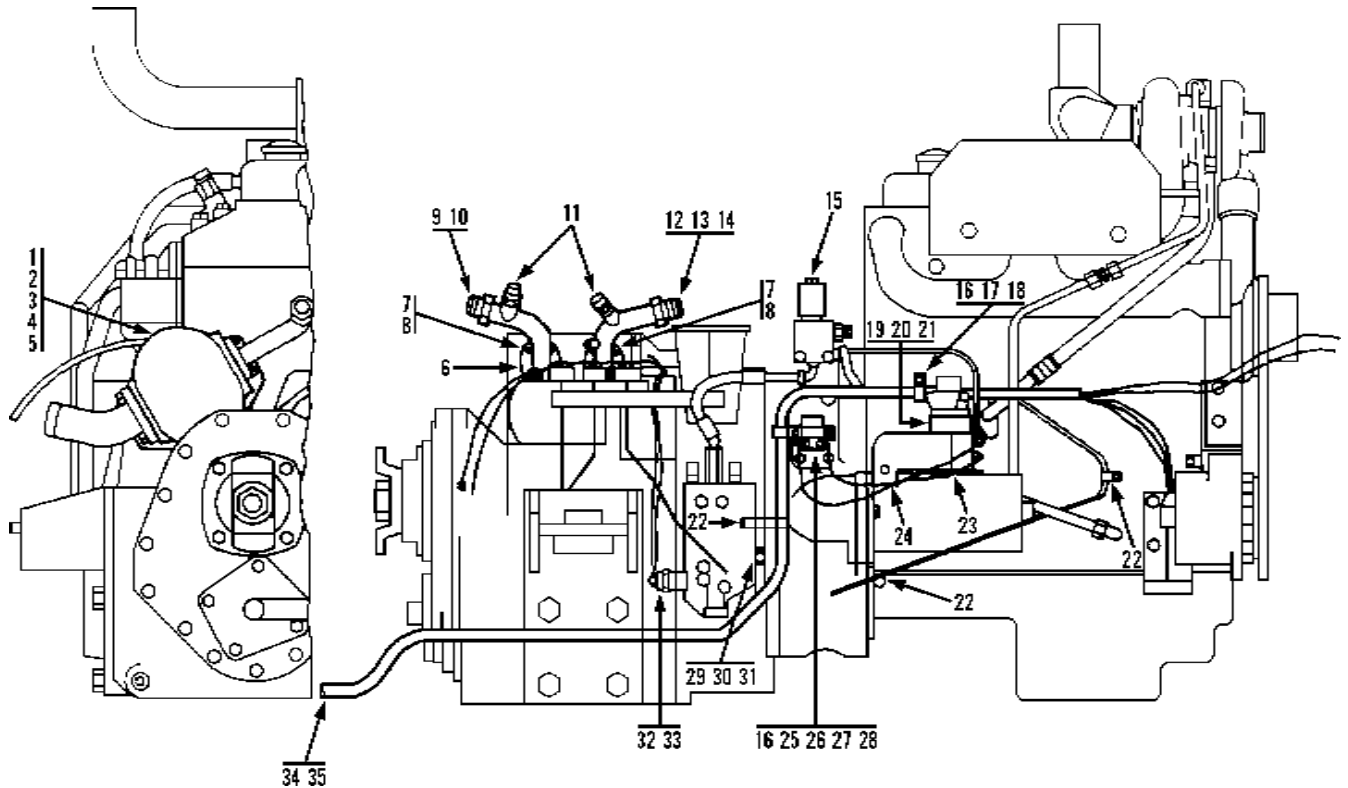
Item	Part No.	Qty.	Description Of Part	Item	Part No.	Qty.	Description Of Part
	9130-5016	1	66" SLOPE PILER CARRIAGE, (includes all items)	*25	8866-1010	2	CONNECTOR, (Before S/N 2005283-01)
1	9103-3426	1	CAPACITY DECAL, (not shown)		8866-2018	2	CONNECTOR, (S/N 2005283-01 & After)
2	9130-6030	1	CARRIAGE WELDMENT	*26	9116-3138	1	MALE QUICK DISCONNECT, (Before S/N 2005283-01)
3	9108-6122	1	ADAPTER WELDMENT		9140-3414	1	MALE QUICK DISCONNECT, (S/N 2005283-01 & After)
		Ref	SWAY CYLINDER, (see page 13-20 for details)	*27	9116-3139	1	FEMALE QUICK DISCONNECT, (Before S/N 2005283-01)
4	9108-3248	1	BUSHING		9140-3413	1	FEMALE QUICK DISCONNECT, (S/N 2005283-01 & After)
*5	3423263	2	PIN	28	8834-1022	4	DRIVE SCREW, #10X3/8
6	9020-4007	1	TUBE	29	9015-3001	1	SERIAL NUMBER PLATE
7	9103-3186	2	BEARING PAD	30	9104-3125	1	DUST PLUG
8	9108-1577	1	TAP BOLT	31	9104-3126	1	DUST CAP
9	9108-1594	1	THRUST WASHER	*32	8866-2105	2	ELBOW, 90 DEGREES, (swivel nut)
*10	9020-5870	AR	SHIM	*33		Ref	DUAL P.O. CHECK VALVE, (see page 13-21 for details)
11	9103-1236	2	SPACER	34	8820-1040	3	HEX HD CAPSCREW, 3/8-16X2-1/4, GR5
*12	8820-1535	4	HEX HD CAPSCREW, 3/8-24X1-1/4, GR5	35	8855-1011	3	LOCKWASHER, 3/8
*13	8820-1534	4	HEX HD CAPSCREW, 3/8-24X1, GR5	36	9130-1083	1	FORK PIN
14	9108-1313	3	KEEPER PLATE	37	9020-0003	2	COLLAR
15	8820-1065	6	HEX HD CAPSCREW, 1/2-13X1, GR5	38	8820-1105	2	HEX HD CAPSCREW, 5/8-11X4, GR5
16	8855-1013	6	LOCKWASHER, 1/2	39	8852-1310	2	LOCKNUT, 5/8-11
17	8852-1016	1	HEX LOCKNUT, 1-8	*40	8452-1062	1	SUPPORT CLAMP
*18	8867-1022	2	LUBE FITTING, 90 DEGREES, 1/8	*41	7714-3015	1	WHIZ-LOCK NUT, 3/8-16
19	8856-1109	4	FLAT WASHER, 3/8				
20	8850-1016	1	HEX NUT, 1-8				
21	0510-1441	1	WASHER, 1-1/16				
22	9108-1622	1	PIN				
23	8471-6434	2	HOSE ASSY				
24	8366-1316	2	CONNECTOR				



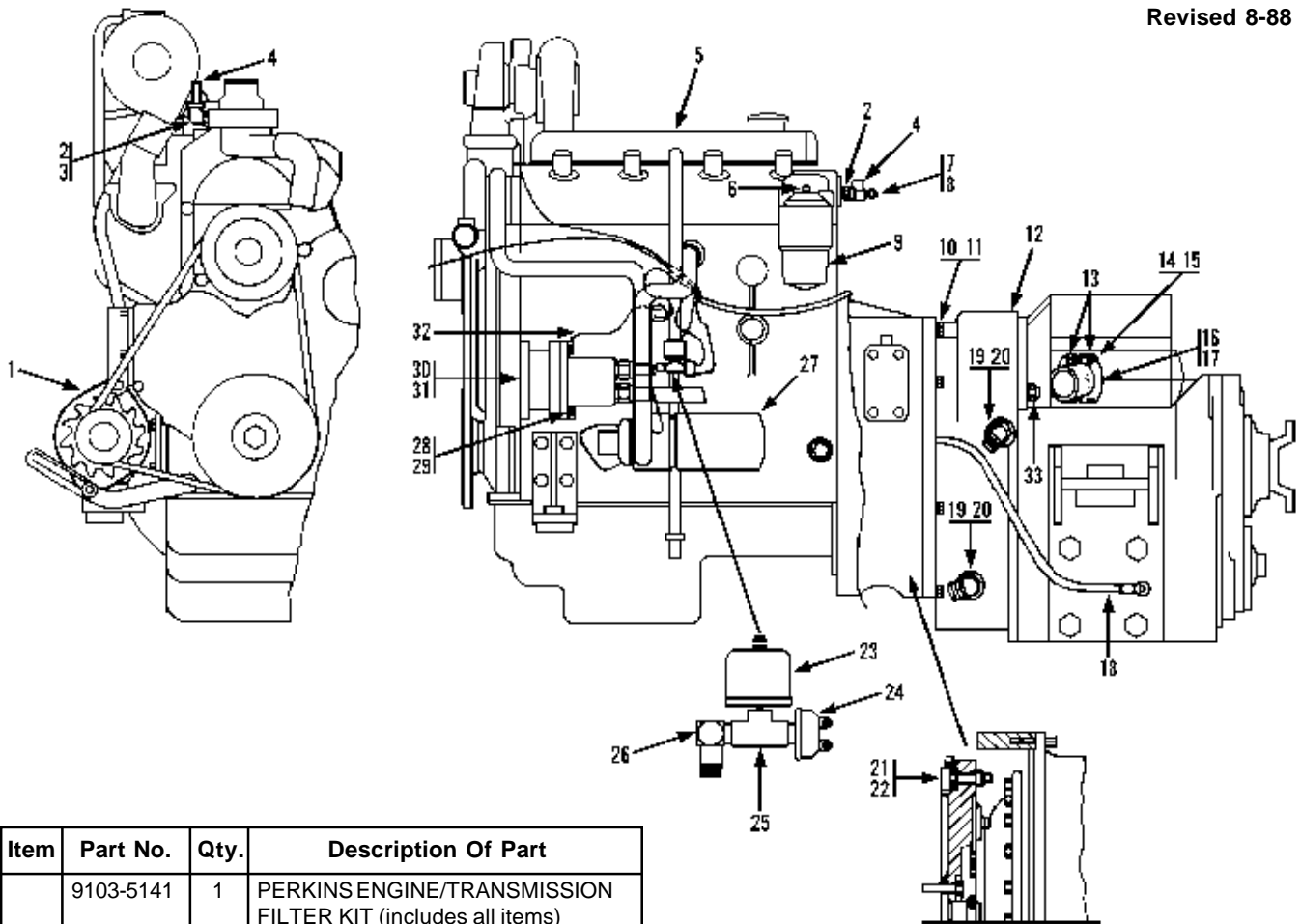
NOTE: FORKS RATED LESS THAN THE ATTACHMENT OR MACHINE'S CAPACITY DECREASE CAPACITY OF THE ATTACHMENT OR MACHINE TO THAT OF THE FORKS. FORKS RATED MORE THAN THE ATTACHMENT OR MACHINE'S CAPACITY DO NOT INCREASE ATTACHMENT OR MACHINE'S CAPACITY.

NOTE: PLEASE CONSULT THE GRADALL PARTS DEPARTMENT TO DETERMINE THE CORRECT FORKS APPLICABLE TO YOUR SPECIFIC CARRIAGE ASSEMBLY AND APPLICATION.

Item	Part No.	Qty.	Description Of Part	Item	Part No.	Qty.	Description Of Part
	9060-0390	2	48" CUBING FORK, 2X2, 3000 lbs., (B, C & D series)		9055-3018	2	72" PALLET FORK, 2X6, 10,000 lbs., (B, C & D series)
	9060-1819	2	48" PALLET FORK, 1-3/4X6, 9000 lbs., (B, C & D series)		9112-3132	2	72" PALLET FORK, 2X6, 10,000 lbs., (B, C & D series)
	9045-3002	2	48" PALLET FORK, 2X4, 8000 lbs., (B, C & D series)		9060-0832	2	48" PALLET FORK, 2-1/4X8, 16,000 lbs., (used on the 542, 552, & 554)
	9055-3005	2	48" PALLET FORK, 2X6, 10,000 lbs., (B, C & D series)		9060-1873	2	48" PALLET FORK, 2-1/4X7, 15,000 lbs., (used on the 542, 552, & 554)
	9055-3008	2	48" PALLET FORK, 1-3/4X4, 5000 lbs., (used on 6' swing mast only, P/N 9045-5047)		9060-0833	2	60" PALLET FORK, 2-1/4X8, 16,000 lbs., (used on the 542, 552 & 554)
	9060-1015	2	60" PALLET FORK, 2X6, 10,000 lbs., (B, C & D series)		9060-1219	2	60" PALLET FORK, 2-1/2X8, 16,000 lbs., (used on the 542, 552 & 554)
	9116-3269	2	60" PALLET FORK, 2X6, 11,300 lbs., (B, C & D series)		9060-1874	2	60" PALLET FORK, 2-1/4X7, 15,000 lbs., (used on the 542, 552 & 554)
	9045-3045	2	60" PALLET FORK, 2X6, 11,300 lbs., (used on 6' swing mast only, P/N 9045-5054)		H045-3002	2	96" PALLET FORK, 2X6, 7500 lbs. loaded center, (B, C & D series)
					9055-3018	2	72" PALLET FORK, 2X6, 10,000 lbs., (B, C & D series)

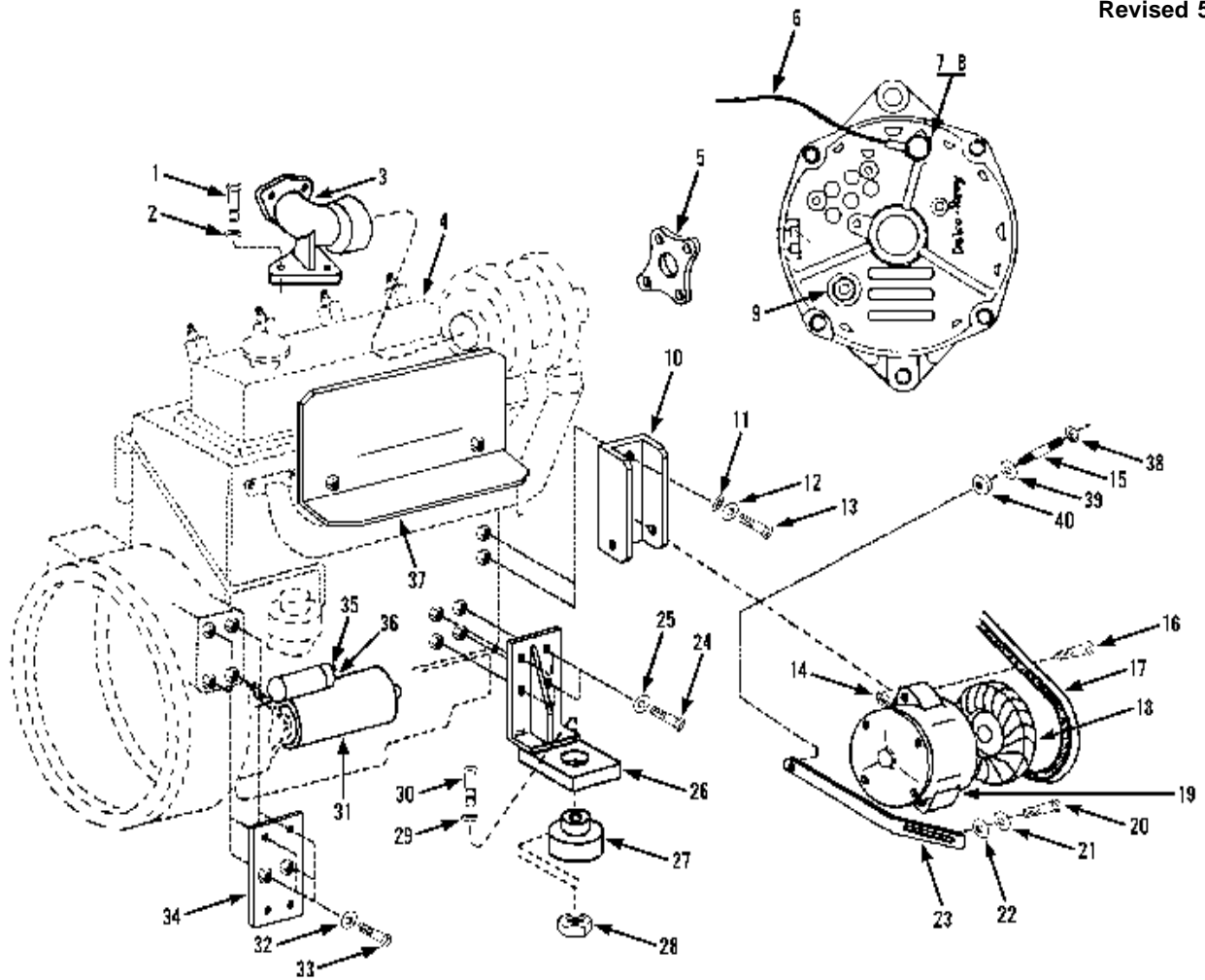


Item	Part No.	Qty.	Description Of Part	Item	Part No.	Qty.	Description Of Part
1		Ref	MAIN HYDRAULIC PUMP ASSY (see page 10-22 for details)	18	8856-1109	1	FLAT WASHER, 3/8
2	7713-4059	1	PUMP GASKET	19		1	HOSE, 5/16 O.D., 8' LONG
3	8820-1067	2	HEX HD CAPSCREW, 1/2-13X1-1/2, GR5	20	9103-3131	1	CONNECTOR
4	8540-1340	2	HARDENED WASHER	21	8348-3497	1	CLAMP
5	8855-1013	2	LOCK WASHER, 1/2	22	8594-1017	3	HOSE CLAMP
6	8471-1369	2	FLANGE HALF	23	9020-5205	1	JUMPER WIRE
7	8820-1036	8	HEX HD CAPSCREW, 3/8-16X1-1/4, GR5	24	9020-7497	1	JUMPER WIRE
8	8855-1011	8	LOCK WASHER, 3/8	25	9040-2427	1	STARTER SOLENOID
9	9105-3345	1	TUBE LINE	26	8820-1001	2	HEX HD CAPSCREW, 1/4-20X1/2, GR5
10	8503-1525	1	O-RING	27	8856-1107	2	FLAT WASHER, 1/4
11	7713-3089	2	MINI-CHECKING COUPLING	28	8855-1009	2	LOCK WASHER, 1/4
12	8471-1333	2	FLANGE HALF	29	9020-5002	1	STUD
13	8366-1304	1	O-RING	30	8850-1006	1	HEX NUT, 3/8-16
14	9105-3344	1	TUBE LINE	31	8855-1011	1	LOCK WASHER, 3/8
15		Ref	SOLENOID VALVE ASSY (see page 10-14 for details)	32	8998-1036	2	PAN HD MACHINE SCREW, #8-32X3/8
16	8652-1144	2	SUPPORT CLAMP	33	8855-1006	2	LOCK WASHER, 3/8
17	8820-1031	1	HEX HD CAPSCREW, 3/8-16X1/2, GR5	34	9103-3079	1	WIRING HARNESS
				35	9002-7187	5	NYLON TY-RAP



Item	Part No.	Qty.	Description Of Part
	9103-5141	1	PERKINS ENGINE/TRANSMISSION FILTER KIT (includes all items)
	9020-6262	1	AIR FILTER
	9103-4006	1	OIL FILTER
	9103-4005	1	FUEL FILTER
	9020-4732	1	TRANSMISSION FILTER

Item	Part No.	Qty.	Description Of Part	Item	Part No.	Qty.	Description Of Part
1		Ref	ALTERNATOR (see page 5-3 for details)	17	8859-1104	1	O-RING
2	8871-1383	2	REDUCING BUSHING, 1/2X3/8	18	9020-0811	1	GROUND CABLE
3	8871-1102	1	STREET ELBOW, 90 DEGREES, 3/8	19	8866-2067	2	ELBOW, 90 DEGREES (includes item 20)
4	2464-1328	2	SHUT-OFF VALVE	20	8859-1207	2	O-RING
5		1	PERKINS DIESEL ENGINE (see separate engine manual for parts information)	21	8820-1537	8	HEX HD CAPSCREW, 3/8-24X1-3/4, GR5 (lubricate and torque to 25-30 ft. lbs.)
6	9103-3136	1	FUEL FILTER TUBE, 1/4X3	22	8856-1003	8	FLAT WASHER, 3/8
7	8871-1381	1	REDUCING BUSHING, 3/8X1/4	23	9103-3246	1	OIL PRESSURE SENDER
8	9020-6124	1	WATER TEMPERATURE SENDER	24	2474-1047	1	SWITCH
9	9103-4005	1	FUEL FILTER ELEMENT	25	8871-2231	1	STREET TEE, 1/8
10	8820-1037	11	HEX HD CAPSCREW, 3/8-16X1-1/2, GR5	26	8869-1345	1	CONNECTOR, 90 DEGREES, 1/8
11	8855-1011	11	LOCK WASHER, 3/8	27	9103-4006	1	OIL FILTER ELEMENT
12		Ref	TRANSMISSION ASSY (see pages 6-1 thru 6-10 for details)	28	8820-1535	2	HEX HD CAPSCREW, 3/8-24X1-1/4, GR5
13	8471-1427	2	FLANGE HALF	29	8855-1011	2	LOCK WASHER, 3/8
14	8820-1067	4	HEX HD CAPSCREW, 1/2-13X1-1/2, GR5	30		Ref	PILOT PUMP ASSY (see page 10-23 for details)
15	8855-1013	4	LOCK WASHER, 1/2	31	8667-1112	1	PUMP GASKET
16	9104-3176	1	SUCTION TUBE	32	9103-1197	1	JUMPER WIRE
				33	9103-3283	1	OIL TEMPERATURE SENDER

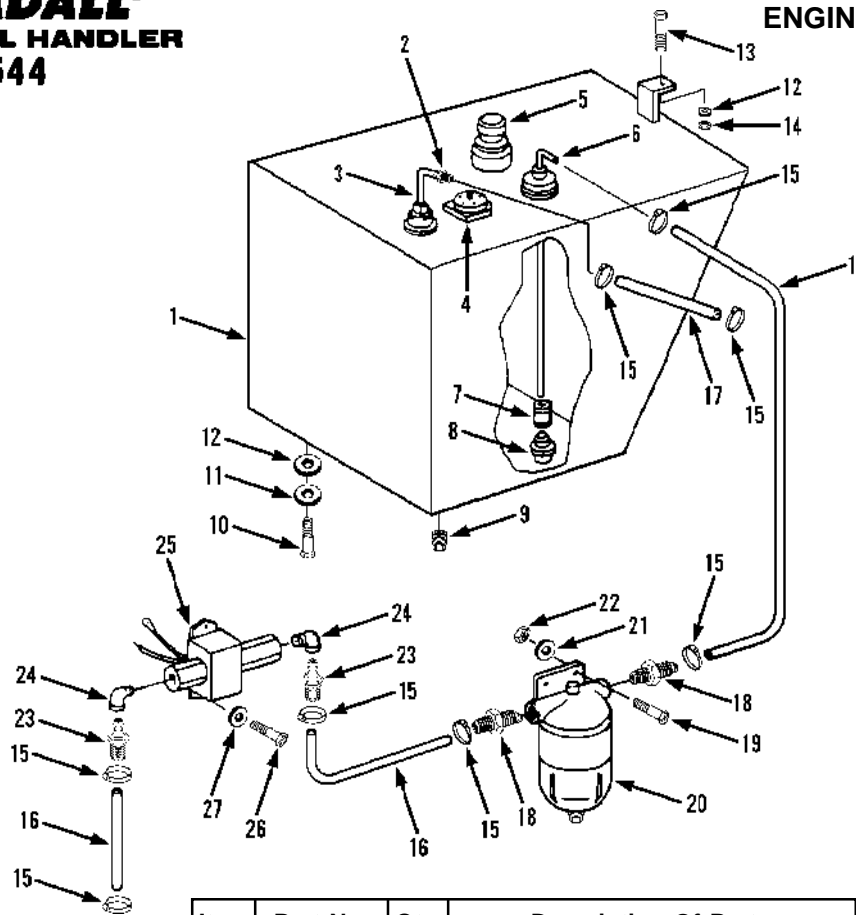


Item	Part No.	Qty.	Description Of Part	Item	Part No.	Qty.	Description Of Part
1	8820-1534	3	HEX HD CAPSCREW, 3/8-24X1, GR5	21	8319-1011	1	LOCKWASHER, M8
2	8855-1011	3	LOCKWASHER, 3/8	22	9002-7469	1	HARDENED WASHER, M8
3	9103-6012	1	EXHAUST MANIFOLD	23	9103-1404	1	ADJUSTING STRIP
4	9103-3258	1	PERKINS DIESEL ENGINE (see separate engine manual for parts information)	24	8820-1549	8	HEX HD CAPSCREW, 7/16-20X1, GR5
5	9103-3256	1	FAN BLADE SPACER	25	8855-1012	8	LOCKWASHER, 7/16
6	9020-7497	1	JUMPER WIRE	26	9103-6009	2	MOTOR MOUNT
7	8319-1007	1	HEX HD CAPSCREW, M8X1.25, GR8.8	27	9020-5032	2	SHOCK MOUNT
8	8319-1011	1	LOCKWASHER, M8	28	8852-1208	2	HEX LOCKNUT, 1/2-13
9	8319-1019	1	HEX NUT, M6X1	29	9020-5031	2	SPECIAL WASHER
10	9103-1395	1	ALTERNATOR BRACKET	30	8820-1073	2	HEX HD CAPSCREW, 1/2-13X3, GR5
11	1200-1234	2	FLAT WASHER, 3/8	31	9103-3323	1	STARTING MOTOR, 12 VOLT (mounting hardware furnished with engine)
12	8855-1011	2	LOCKWASHER, 3/8	32	8855-1013	2	LOCKWASHER, 1/2
13	8820-1535	2	HEX HD CAPSCREW, 3/8-24X1-1/4, GR5	33	8820-1066	2	HEX HD CAPSCREW, 1/2-13X1-1/4, GR5
14	8852-1306	1	HEX LOCKNUT, 3/8-16	34	9103-1041	1	MOUNTING PLATE
15	9103-3329	1	STUD	35	9103-3134	1	HEX NUT
16	8820-1044	1	HEX HD CAPSCREW, 3/8-16X3-1/4, GR5	36	9103-3133	2	HEX NUT
17	9103-3248	1	FAN BELT	37	9103-1152	1	HEAT SHIELD
18	9103-3074	1	ALTERNATOR FAN	38	8850-1005	1	HEX NUT, 5/16-18
19	9103-3234	1	ALTERNATOR	39	8855-1010	1	LOCKWASHER, 5/16
20	8319-1028	1	HEX HD CAPSCREW, M8X1.25, GR8.8	40	8667-1164	1	SPACER

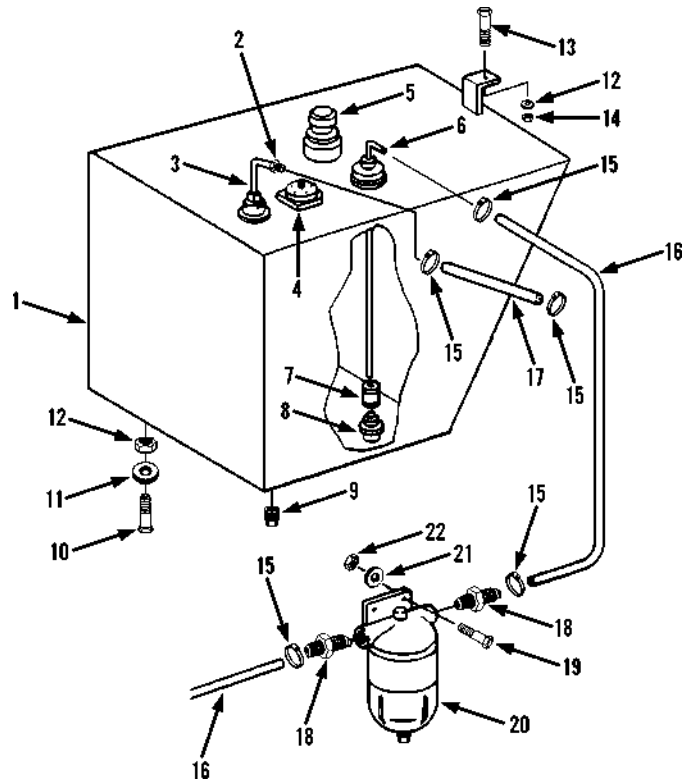
GRADALL®
MATERIAL HANDLER
544

ENGINE & ATTACHING PARTS

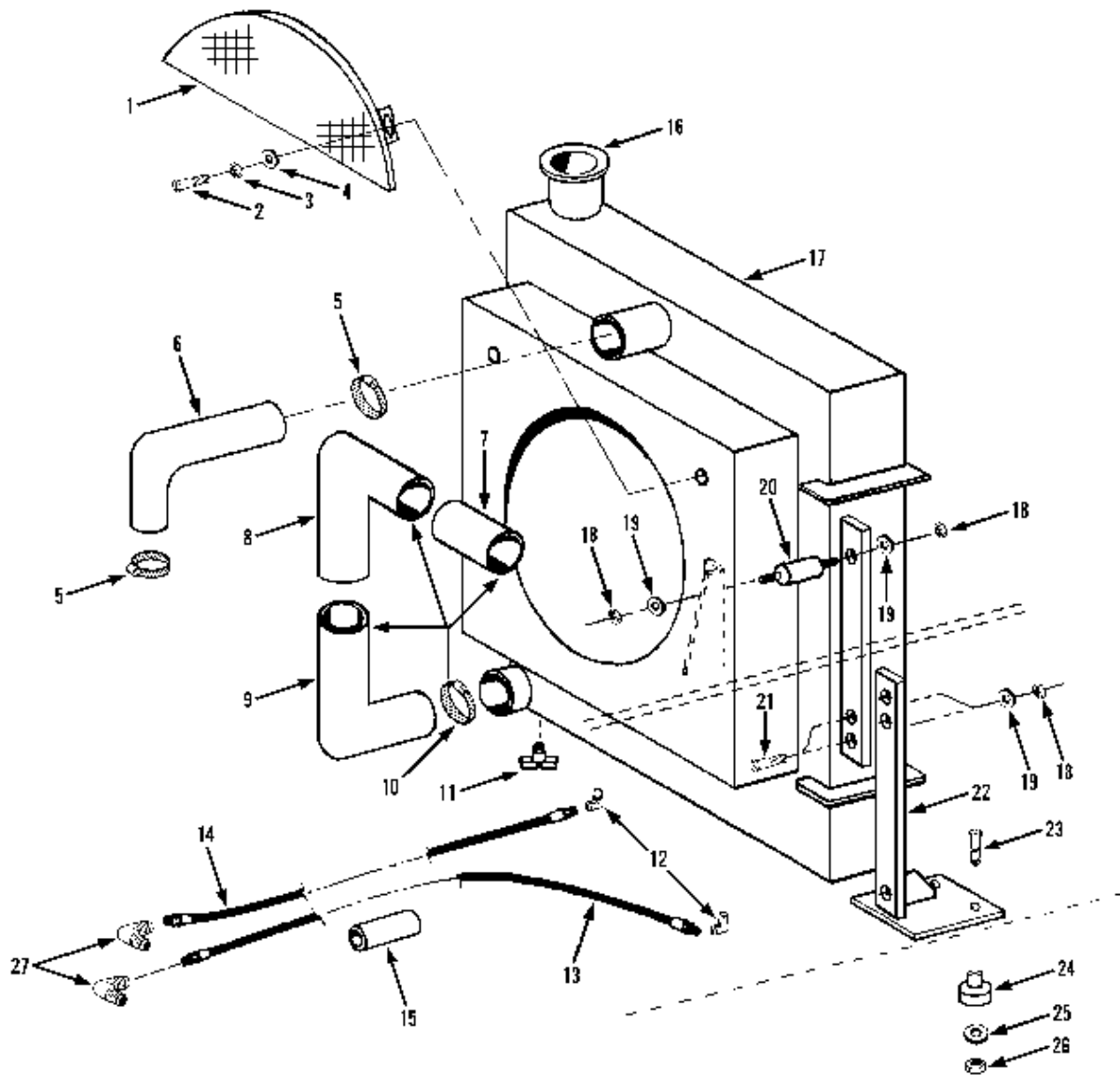
Fuel Tank & Lines
 Starting Serial No. 8655105G
 Original Issue 5-86
 Revised 11-86



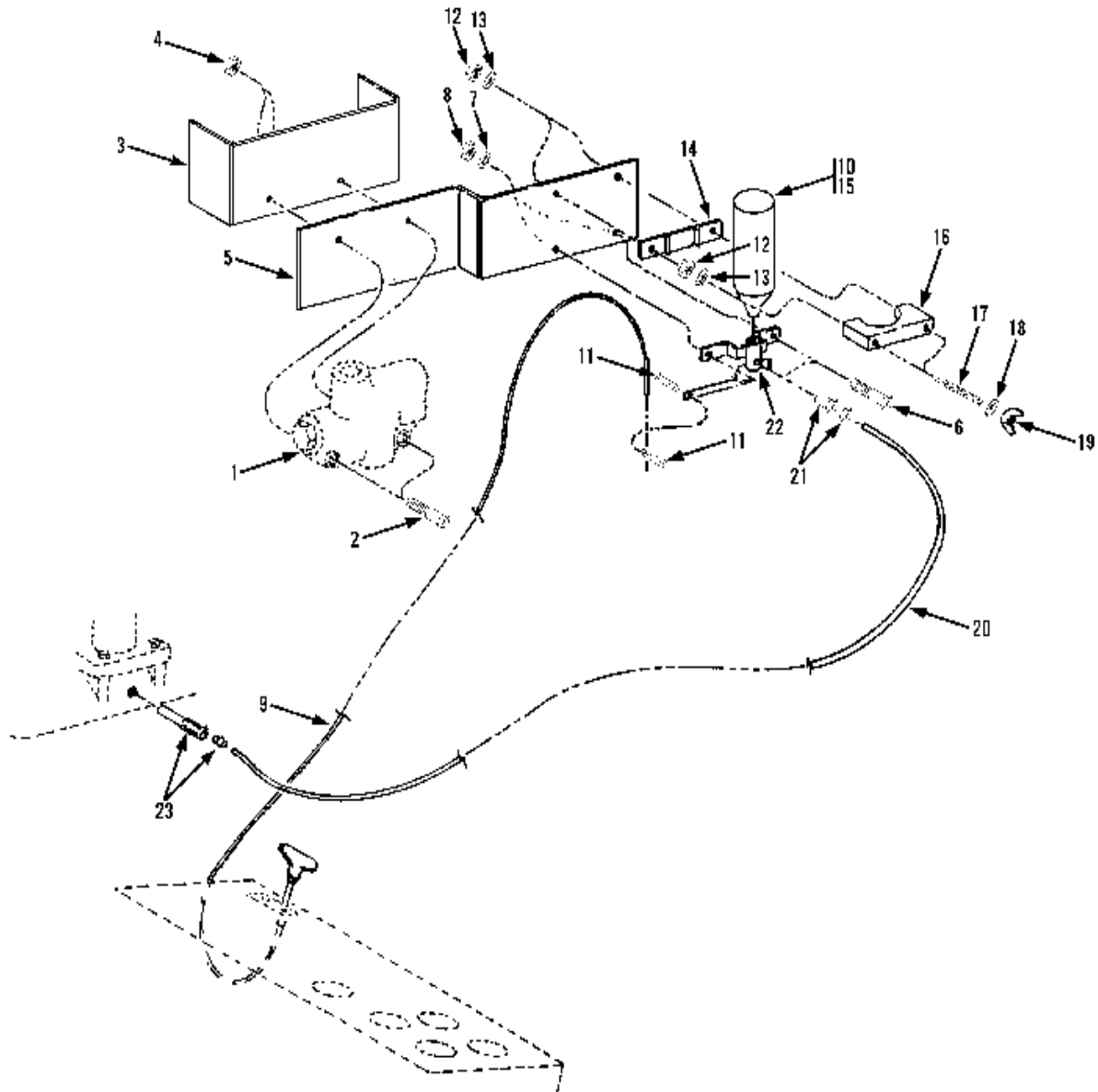
Item	Part No.	Qty.	Description Of Part
	9103-5093	1	FUEL TANK ASSY (includes items 1 thru 9)
1	9103-6047	1	FUEL TANK WELDMENT
2	9002-8674	1	PUSH LOCK FITTING
3	9040-2827	1	STANDPIPE WELDMENT
4	9040-0654	1	FUEL LEVEL SENDER (includes gasket and mounting hardware)
5	9100-3186	1	FILLER-BREATHER (includes gasket and mounting hardware)
	9103-4224	AR	RESERVOIR CAP (with locking tab)
6	9105-6106	1	STANDPIPE WELDMENT
7	8871-1212	1	PIPE COUPLING, 1/4
8	9020-5223	1	SUCTION SCREEN
9	8871-1255	1	SQUARE HD PIPE PLUG, 1"
10	8820-1066	2	HEX HD CAPSCREW, 1/2-13X1-1/4, GR5
11	8855-1013	2	LOCK WASHER, 1/2
12	8856-1111	4	FLAT WASHER, 1/2
13	8820-1070	1	HEX HD CAPSCREW, 1/2-13X2-1/4, GR5
14	8852-1208	1	HEX LOCKNUT, 1/2-13
15	8668-3106	6	HOSE CLAMP
16		AR	HOSE, 5/16 I.D.
17		AR	HOSE, 1/4 I.D.
18	9103-3131	2	BARB CONNECTOR
19	8820-1021	2	HEX HD CAPSCREW, 5/16-18X1-1/4, GR5
20	9103-3054	1	WATER SEPERATOR
21	8856-1108	2	FLAT WASHER, 5/16
22	8852-1305	2	HEX LOCKNUT, 5/16-18
23	8874-1801	2	HOSE NIPPLE
24	8871-2081	2	STREET ELBOW, 3/8
25	9103-3270	1	PRIMER PUMP
26	8820-1001	2	HEX HD CAPSCREW, 1/4-20X1/2, GR5
27	8855-1009	2	LOCKWASHER, 1/4



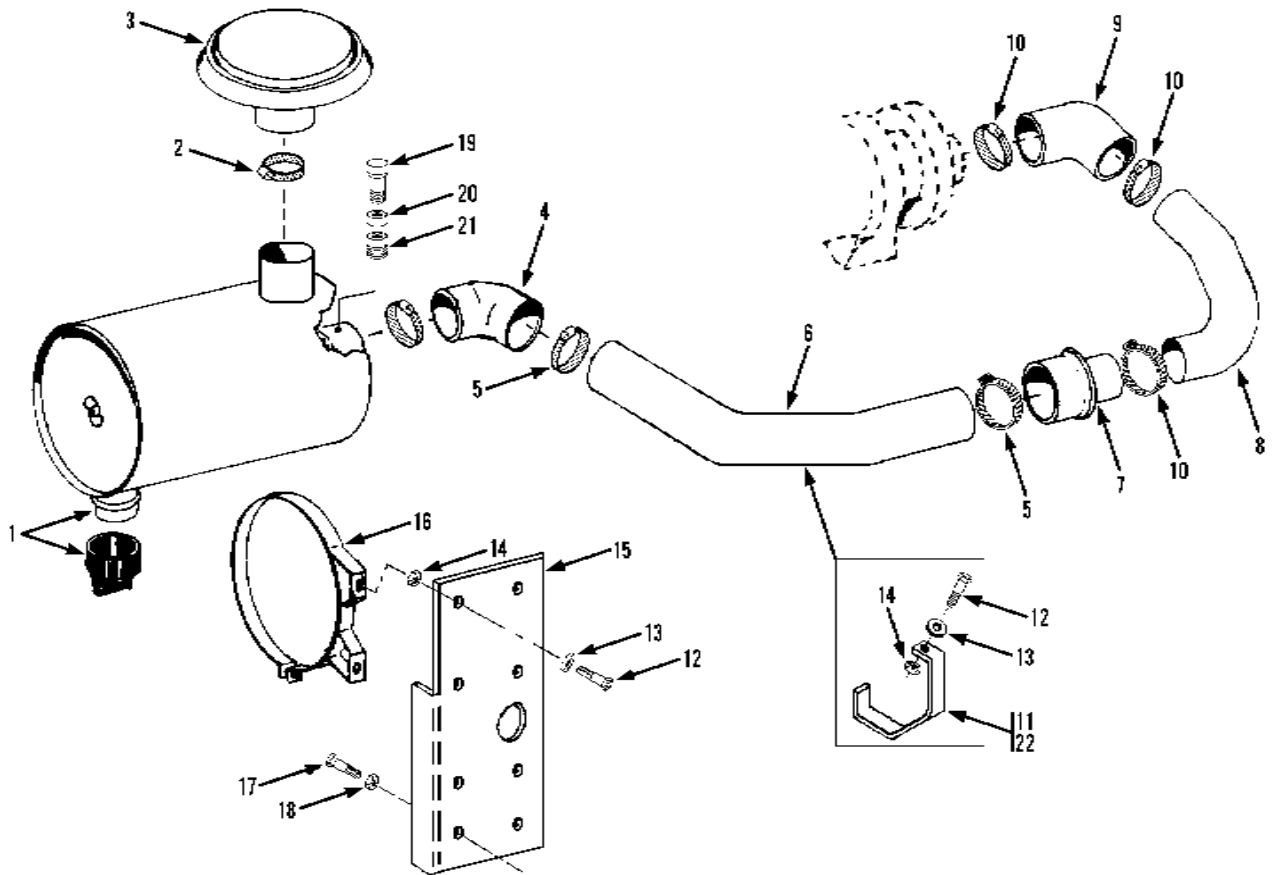
Item	Part No.	Qty.	Description Of Part
	9103-5093	1	FUEL TANK ASSY (includes items 1 thru 9)
1	9103-6047	1	FUEL TANK WELDMENT
2	9002-8674	1	PUSH LOCK FITTING
3	9040-2827	1	STANDPIPE WELDMENT
4	9040-0654	1	FUEL LEVEL SENDER (includes gasket and mounting hardware)
5	9100-3186	1	FILLER-BREATHER (includes gasket and mounting hardware)
	9103-4224	AR	RESERVOIR CAP (with locking tab)
6	9105-6106	1	STANDPIPE WELDMENT
7	8871-1212	1	PIPE COUPLING, 1/4
8	9020-5223	1	SUCTION SCREEN
9	8871-1255	1	SQUARE HD PIPE PLUG, 1"
10	8820-1066	2	HEX HD CAPSCREW, 1/2-13X1-1/4, GR5
11	8855-1013	2	LOCK WASHER, 1/2
12	8856-1111	4	FLAT WASHER, 1/2
13	8820-1070	1	HEX HD CAPSCREW, 1/2-13X2-1/4, GR5
14	8852-1208	1	HEX LOCKNUT, 1/2-13
15	8668-3106	6	HOSE CLAMP
16		AR	HOSE, 5/16 I.D.
17		AR	HOSE, 1/4 I.D.
18	9103-3131	2	BARB CONNECTOR
19	8820-1021	2	HEX HD CAPSCREW, 5/16-18X1-1/4, GR5
20	9103-3054	1	WATER SEPERATOR
21	8856-1108	2	FLAT WASHER, 5/16
22	8852-1305	2	HEX LOCKNUT, 5/16-18



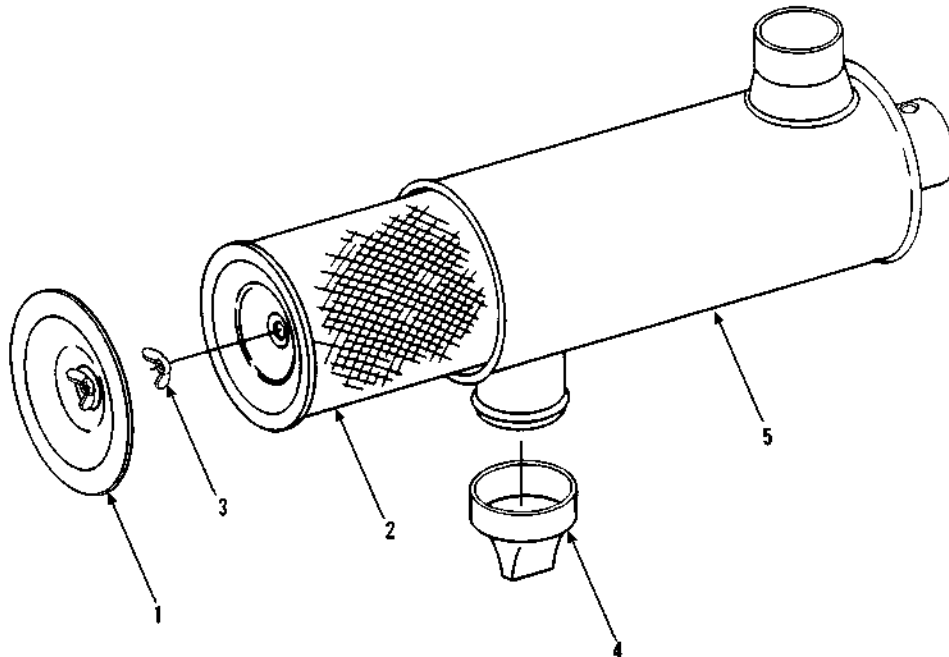
Item	Part No.	Qty.	Description Of Part	Item	Part No.	Qty.	Description Of Part
1	9103-6051	1	FANGUARD	16	8667-1609	1	RADIATOR CAP (7 PSI)
2	8820-1003	2	HEX HD CAPSCREW, 1/4-20X3/4, GR5	17	9103-3254	1	RADIATOR
3	8855-1009	2	LOCK WASHER, 1/4	18	8852-1305	8	HEX LOCKNUT, 5/16-18
4	8856-1107	2	FLAT WASHER, 1/4	19	8856-1108	8	FLAT WASHER, 5/16
5	8507-1128	2	HOSE CLAMP	20	9103-3137	2	SHOCK MOUNT
6	9103-3132	1	UPPER RADIATOR HOSE	21	8820-1021	4	HEX HD CAPSCREW, 5/16-18X1-1/4, GR5
7	9103-3062	1	HOSE CONNECTOR	22	9100-6016	1	LEFT RADIATOR MOUNT
8	9103-3061	1	LOWER WATER PIPE		9100-6017	1	RIGHT RADIATOR MOUNT
9	9103-3063	1	LOWER RADIATOR HOSE	23	8820-1039	4	HEX HD CAPSCREW, 3/8-16X2, GR5
10	8504-1654	4	HOSE CLAMP	24	8368-3308	4	SHOCK MOUNT
11	8452-1056	1	DRAIN PETCOCK	25	9020-5918	8	SPECIAL WASHER
12	9002-8492	2	ELBOW, 90 DEGREES	26	8852-1206	4	HEX LOCKNUT, 3/8-16
13	8471-7570	1	HOSE ASSY	27	8866-1118	2	MALE ELBOW, 90 DEGREES, 3/4X3/4 TUBE
14	8471-7571	1	HOSE ASSY				
15	9020-7622	1	HOSE GUARD				



Item	Part No.	Qty.	Description Of Part	Item	Part No.	Qty.	Description Of Part
1		Ref	PRIORITY VALVE ASSY (see page 10-11 for details)	13		4	LOCKWASHER
2	9002-5075	2	HEX HD CAPSCREW	14		1	TANK MOUNTING BRACKET
3	9020-5767	1	VALVE MOUNTING BRACKET	15		1	ETHER TANK
4	8850-1005	2	HEX NUT, 5/16-18	16		1	CLAMP
5	9040-3110	1	MOUNTING BRACKET	17		2	STUD
6	8820-1003	2	HEX HD CAPSCREW, 1/4-20X3/4, GR5	18		6	LOCKWASHER
7	9002-1454	2	WASHER	19		2	WING NUT
8	9002-1903	2	HEX NUT	20		1	HOSE
9	9020-0308	1	CABLE	21		1	VALVE FITTING
10	9020-6316	1	ETHER START KIT (includes items 11 thru 23)	22		1	VALVE
11		1	CABLE STOP	23		1	ATOMIZER
12		4	HEX NUT				NOTE: ONLY ITEMS WITH PART NUMBERS ARE AVAILABLE FOR SERVICE.

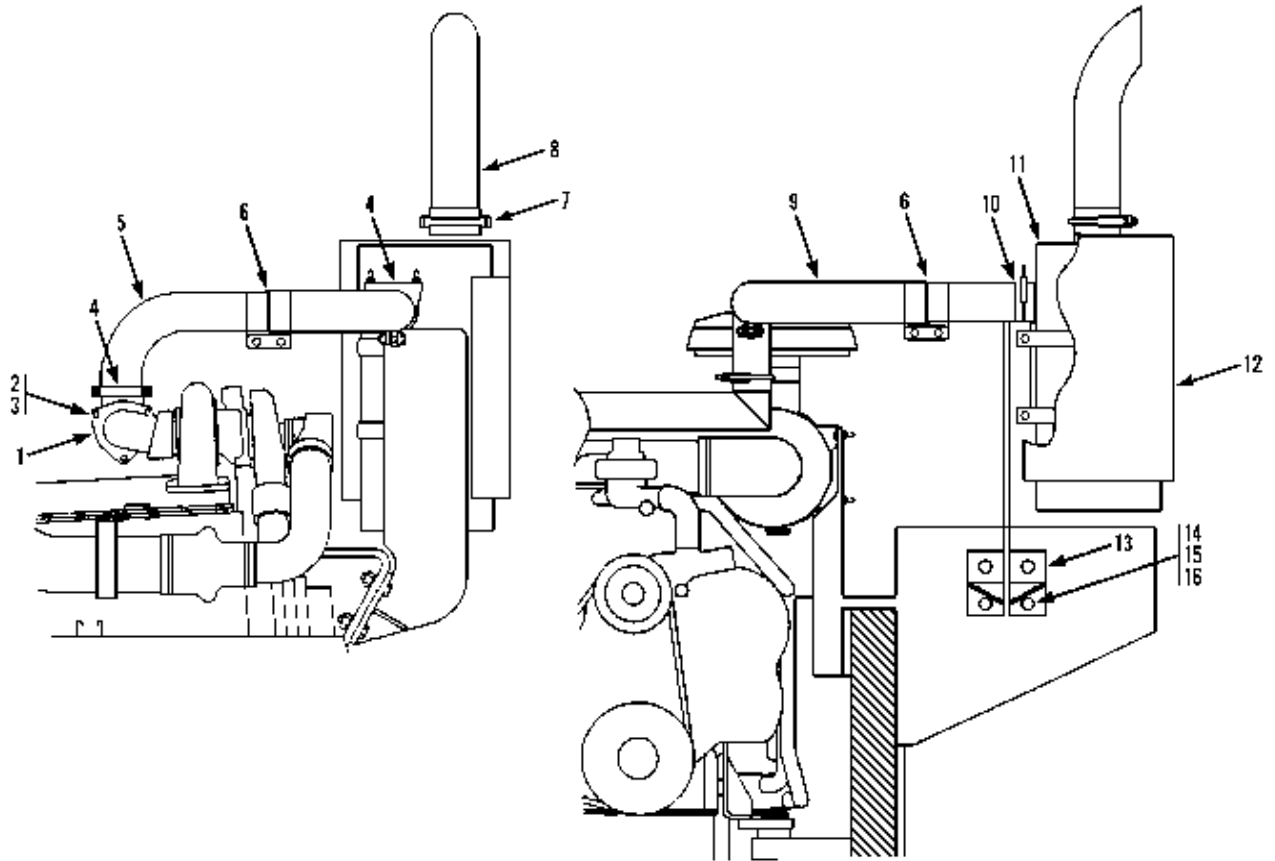


Item	Part No.	Qty.	Description Of Part
1		Ref	AIR CLEANER (see page 5-8 for details)
2	8503-1160	1	CLAMP
3	9103-3028	1	INLET CAP
4	9103-3056	1	ELBOW, 90 DEGREES
5	8687-1176	3	CLAMP
6	9103-3060	1	INTAKE TUBE
7	9103-3055	1	HUMP REDUCER
8	9103-3059	1	INTAKE TUBE
9	9103-3058	1	REDUCING ELBOW
10	8688-3327	3	CLAMP
11	9103-1154	1	BRACKET
12	8820-1021	5	HEX HD CAPSCREW, 5/16-18X1, GR5
13	8856-1108	5	FLAT WASHER, 5/16
14	8852-1305	5	HEX LOCKNUT, 5/16-18
15	9103-1042	1	AIR CLEANER BRACKET
16	7710-3138	2	AIR CLEANER BAND
17	8820-1018	4	HEX HD CAPSCREW, 5/16-18X3/4, GR5
18	8855-1010	4	LOCK WASHER, 5/16
19	7738-3154	1	SERVICE INDICATOR
20	8871-1210	1	PIPE COUPLING, 1/8
21	8870-1023	1	CLOSE NIPPLE, 1/8X3
22	9020-6200	2	TRIM-LOK, 9" LONG

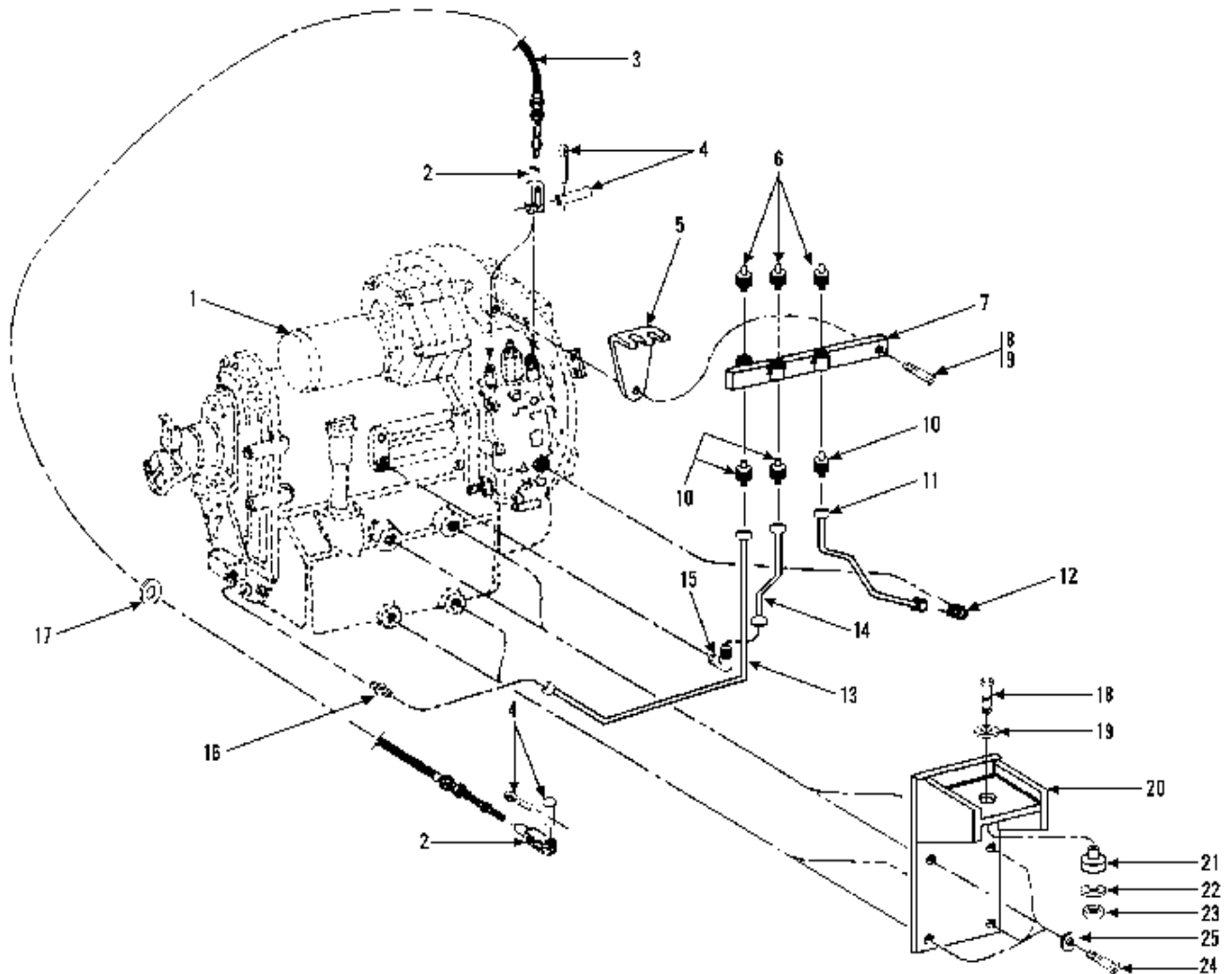


Item	Part No.	Qty.	Description Of Part
	9020-5663	1	AIR CLEANER (includes items 1 thru 5)
1	9020-6606	1	COVER W/NUT
2	9020-6262	1	ELEMENT
3	9020-1414	1	WING NUT W/SEAL
4	9020-0807	1	VACUATOR
5		1	BODY (not sold separately order P/N 9020-5663)

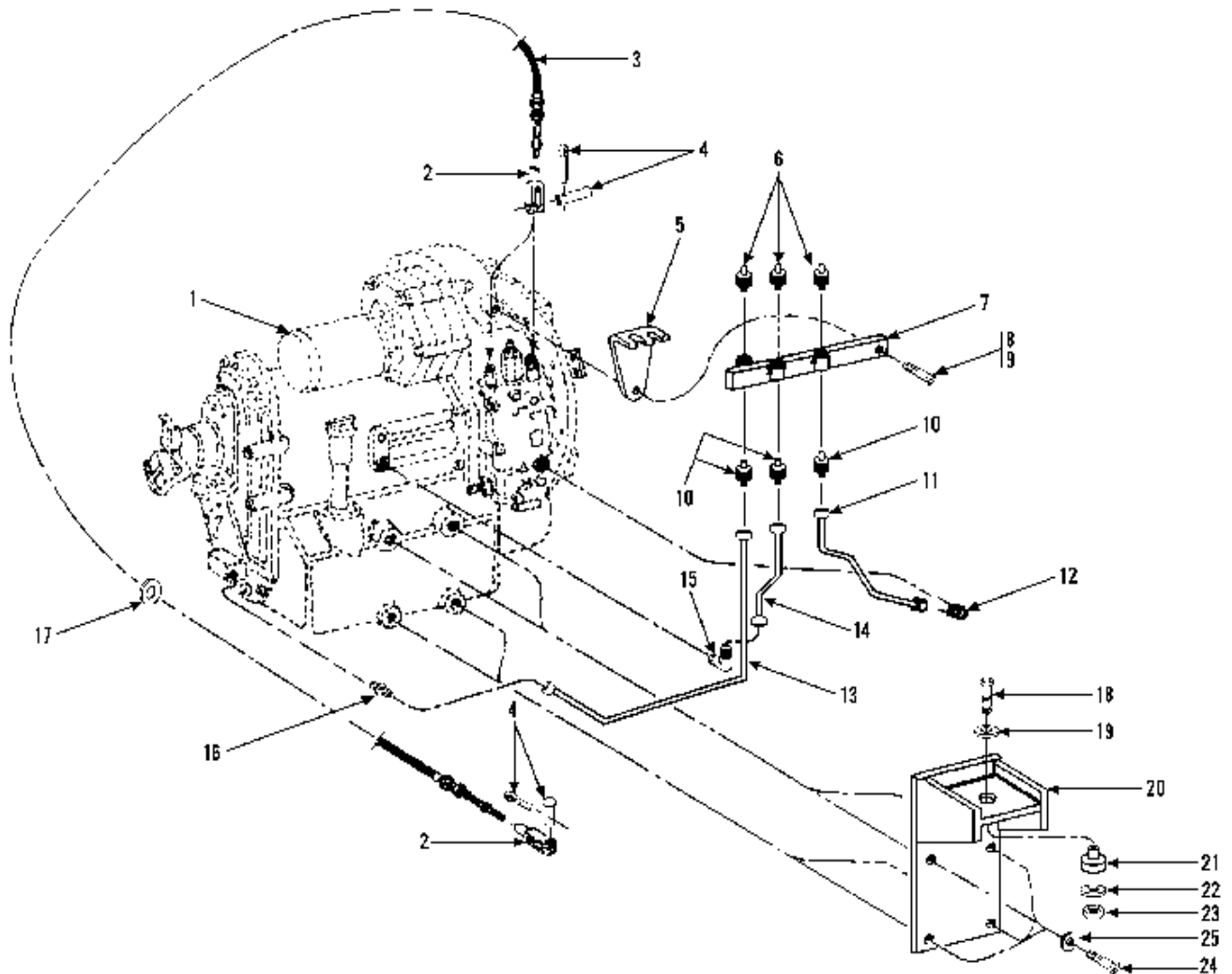
PERKINS ENGINE



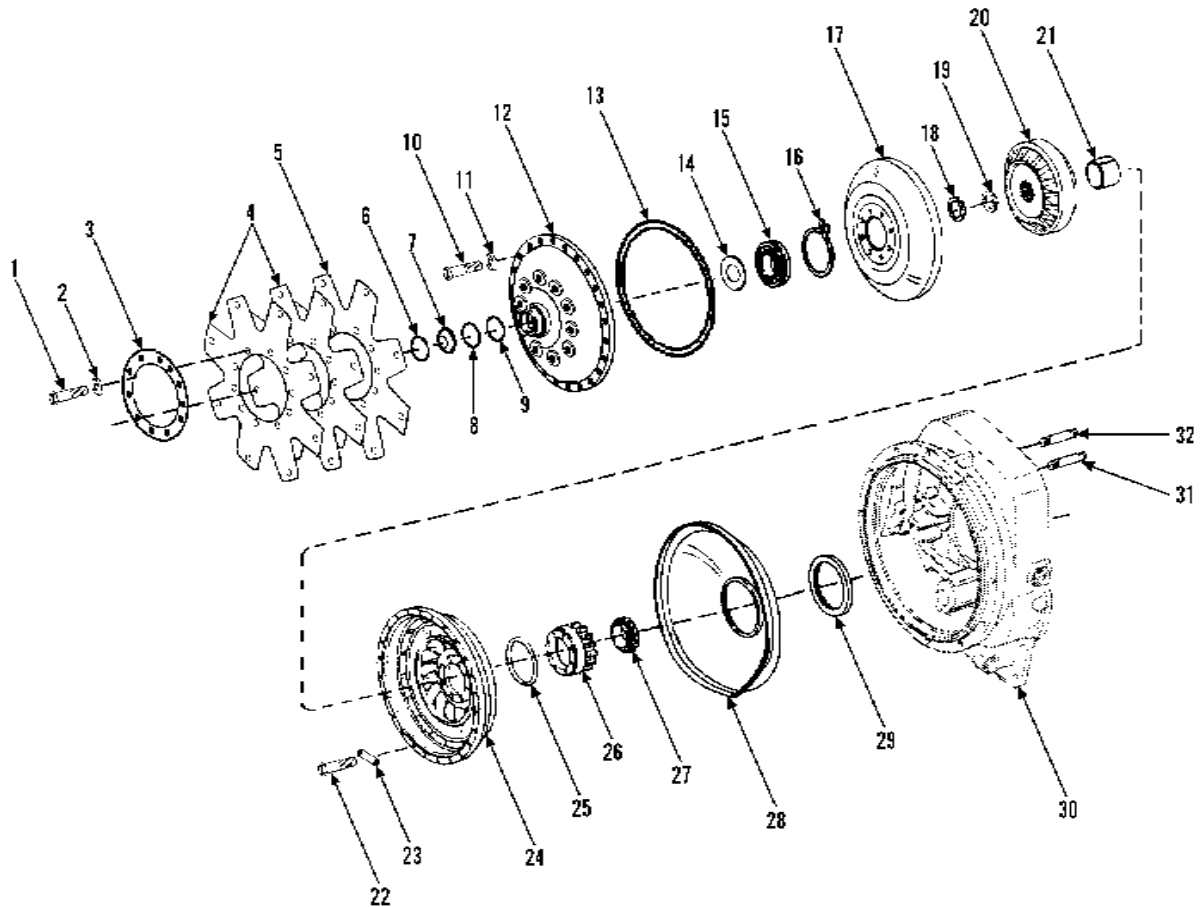
Item	Part No.	Qty.	Description Of Part
1	9104-6004	1	HEADER PIPE WELDMENT
2	8820-1534	3	HEX HD CAPSCREW, 3/8-24X1, GR5
3	8855-1011	3	LOCKWASHER, 3/8
4	8368-3175	2	MUFFLER CLAMP
5	9104-3148	1	EXHAUST PIPE
6	7721-3031	2	SEAL CLAMP
7	2492-1332	1	MUFFLER CLAMP
8	9104-3198	1	EXHAUST STACK
9	9104-3150	1	FLEXIBLE TUBE
*10	9104-1016	1	SLEEVE
11	9104-3151	1	MUFFLER
12	9104-3197	1	MUFFLER CAGE (includes mounting bands and hardware)
	9104-4471	1	MUFFLER CAGE BAND KIT
13	9104-6005	1	MUFFLER BRACKET
14	8820-1068	4	HEX HD CAPSCREW, 1/2-13X1-3/4, GR5
15	8855-1013	4	LOCKWASHER, 1/2
16	8850-1008	4	HEX NUT, 1/2-13



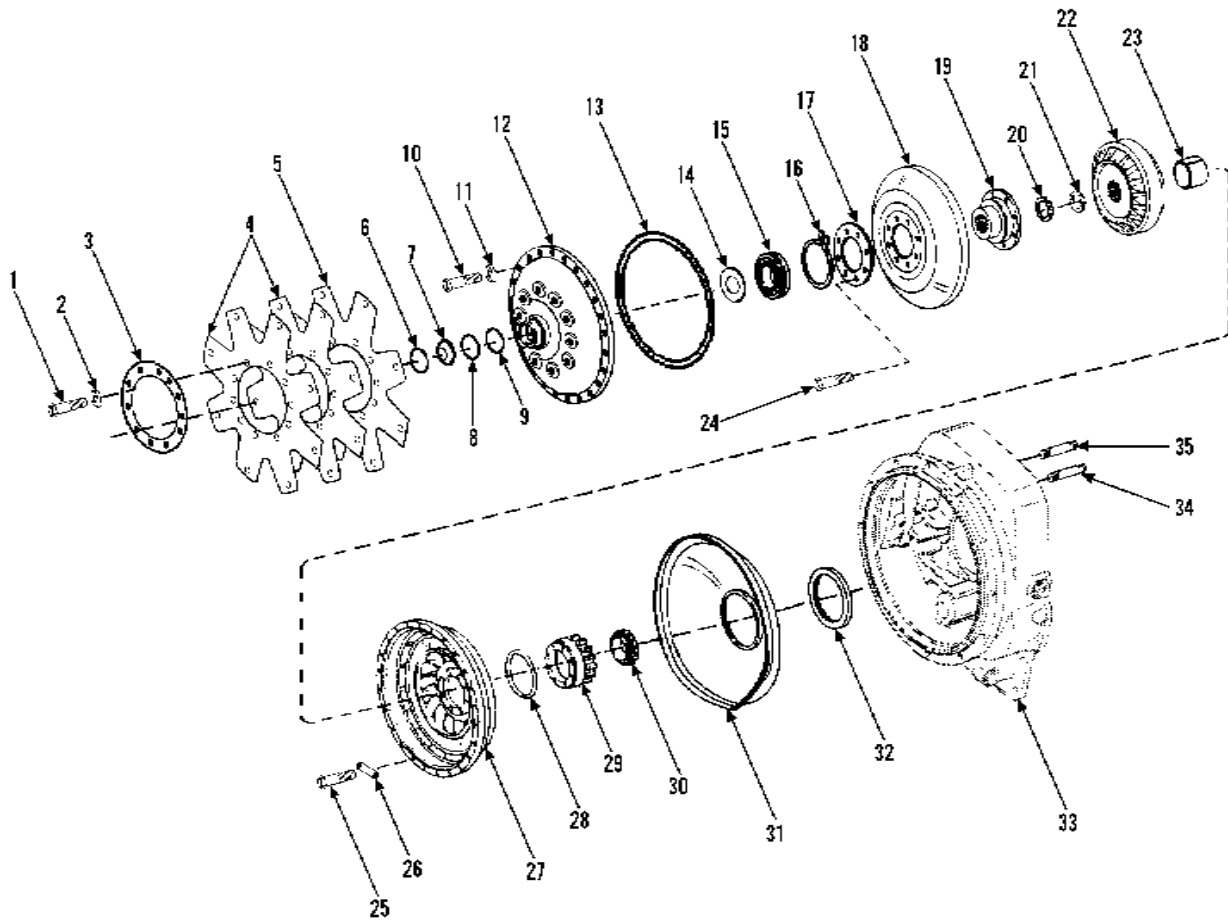
Item	Part No.	Qty.	Description Of Part	Item	Part No.	Qty.	Description Of Part
*	9103-4326	1	TRANSMISSION O-RING KIT	15	8874-3055	1	MALE ELBOW, 90 DEGREES, 1/4X1/4 TUBE
*	9103-4327	1	TORQUE CONVERTER O-RING KIT	16	9002-8750	1	ADAPTER
1	9020-5166	1	TRANSMISSION ASSY (includes all items shown on pages 6-2 thru 6-10)	17	9020-2303	2	CABLE GROMMET
2	8882-1003	4	ADJUSTABLE YOKE END, 5/16-24	18	8820-1120	2	HEX HD CAPSCREW, 3/4-10X4-1/4, GR5
3	9020-3374	2	CONTROL CABLE	19	9020-7219	2	WASHER
4	9002-7720	4	CLEVIS & COTTER PIN	20	9103-6008	2	MOUNTING BRACKET
5	9040-2642	1	CABLE MOUNTING BRACKET	21	9060-0097	2	SHOCK MOUNT
6	9103-5112	3	PRESSURE SWITCH ASSY	22	8855-1115	2	FLAT WASHER, 3/4
7	9040-3349	1	SWITCH BRACKET	23	8850-1012	2	HEX NUT, 3/4-10
8	8820-1066	1	HEX HD CAPSCREW, 1/2-13X1-1/4, GR5	24	8820-1110	8	HEX HD CAPSCREW, 3/4-10X1-3/4, GR5
9	8855-1013	1	LOCKWASHER, 1/2	25	8855-1016	8	LOCKWASHER, 3/4
10	8874-3000	3	MALE ADAPTER, 1/8X1/4 TUBE	*26	9103-3283	1	TRANS. TEMP. SENDER (not shown) (see page 5-2 for details)
11	9020-7258	1	TUBE LINE	*27	9103-3282	1	TRANS. TEMP. GAGE (not shown) (see page 11-1 for details)
12	8874-3041	1	MALE ELBOW, 90 DEGREES, 1/8X1/4 TUBE				
13	9020-7256	1	TUBE LINE				
14	9020-7257	1	TUBE LINE				



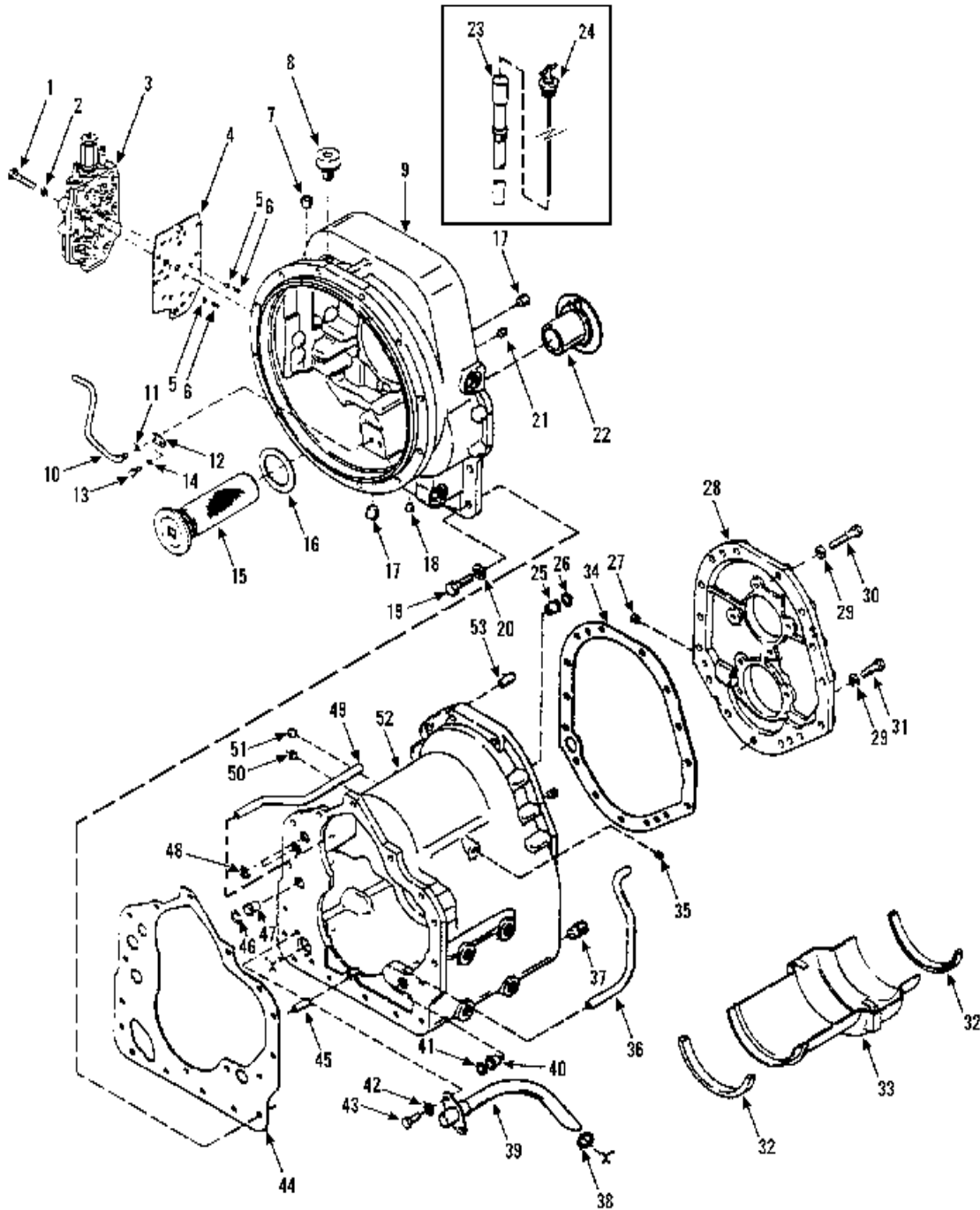
Item	Part No.	Qty.	Description Of Part	Item	Part No.	Qty.	Description Of Part
*	9103-4326	1	TRANSMISSION O-RING KIT	15	8874-3055	1	MALE ELBOW, 90 DEGREES, 1/4X1/4 TUBE
*	9103-4327	1	TORQUE CONVERTER O-RING KIT	16	9002-8750	1	ADAPTER
1	9103-3319	1	TRANSMISSION ASSY (includes all items shown on pages 6-2 thru 6-10)	17	9020-2303	2	CABLE GROMMET
2	8882-1003	4	ADJUSTABLE YOKE END, 5/16-24	18	8820-1120	2	HEX HD CAPSCREW, 3/4-10X4-1/4, GR5
3	9020-3374	2	CONTROL CABLE	19	9020-7219	2	WASHER
4	9002-7720	4	CLEVIS & COTTER PIN	20	9103-6008	2	MOUNTING BRACKET
5	9040-2642	1	CABLE MOUNTING BRACKET	21	9060-0097	2	SHOCK MOUNT
6	9103-5112	3	PRESSURE SWITCH ASSY	22	8855-1115	2	FLAT WASHER, 3/4
7	9040-3349	1	SWITCH BRACKET	23	8850-1012	2	HEX NUT, 3/4-10
8	8820-1066	1	HEX HD CAPSCREW, 1/2-13X1-1/4, GR5	24	8820-1110	8	HEX HD CAPSCREW, 3/4-10X1-3/4, GR5
9	8855-1013	1	LOCKWASHER, 1/2	25	8855-1016	8	LOCKWASHER, 3/4
10	8874-3000	3	MALE ADAPTER, 1/8X1/4 TUBE	*26	9103-3283	1	TRANS. TEMP. SENDER (not shown) (see page 5-2 for details)
11	9020-7258	1	TUBE LINE	*27	9103-3282	1	TRANS. TEMP. GAGE (not shown) (see page 11-1 for details)
12	8874-3041	1	MALE ELBOW, 90 DEGREES, 1/8X1/4 TUBE				
13	9020-7256	1	TUBE LINE				
14	9020-7257	1	TUBE LINE				



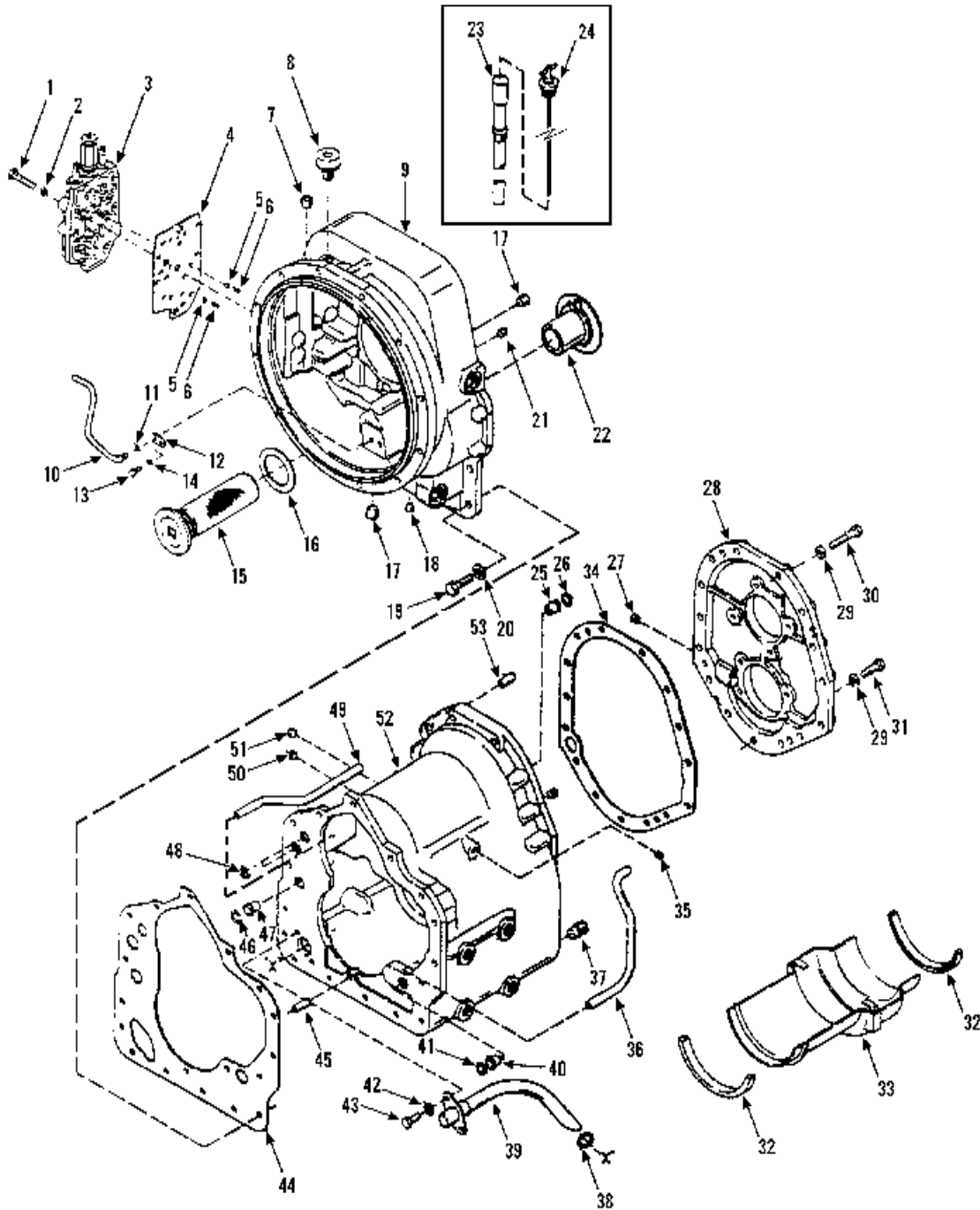
Item	Part No.	Qty.	Description Of Part	Item	Part No.	Qty.	Description Of Part
1	8820-1033	10	HEX HD CAPSCREW, 3/8-16X3/4, GR5	17	7710-4033	1	TURBINE
2	8855-1011	10	LOCK WASHER, 3/8	18	7710-4032	1	TURBINE RETAINING RING
3	7710-4044	1	DRIVE PLATE BACKING RING	19	7710-4031	1	RETAINING RING
4	9020-4784	2	DRIVE PLATE	20	9104-4048	1	REACTION MEMBER
5	7710-4042	1	DRIVE PLATE ASSY	21	9020-6387	1	SPACER
6	9020-4782	1	BORE PLUG RETAINING RING	22	8820-1352	8	HEX HD CAPSCREW, 3/8-24X3/4, GR5
7	7710-4040	1	BORE PLUG	23	7710-4027	4	LOCK TAB
8	7710-4039	1	O-RING	24	9020-4767	1	IMPELLER
9	7710-4032	1	TURBINE RETAINING RING	25	7710-4012	1	O-RING
10	7710-4046	24	HEX HD CAPSCREW & LOCK WASHER ASSY (includes item 11)	26	9020-6386	1	IMPELLER HUB GEAR
11		24	LOCK WASHER (included with item 10)	27	9020-6385	1	IMPELLER HUB GEAR BEARING
12	9020-4779	1	IMPELLER COVER	28	9020-4756	1	OIL BAFFLE ASSY
13	7710-4037	1	O-RING	29	9020-4755	1	OIL SEAL
14	7710-4036	1	BEARING RETAINING WASHER	30		Ref	CONVERTER HOUSING (see page 6-4 for details)
15	7710-4035	1	TURBINE HUB BEARING	31	9020-6378	1	PUMP MOUNTING STUD
16	7710-4034	1	BEARING LOCATING RING	32	9020-6379	1	PUMP MOUNTING STUD



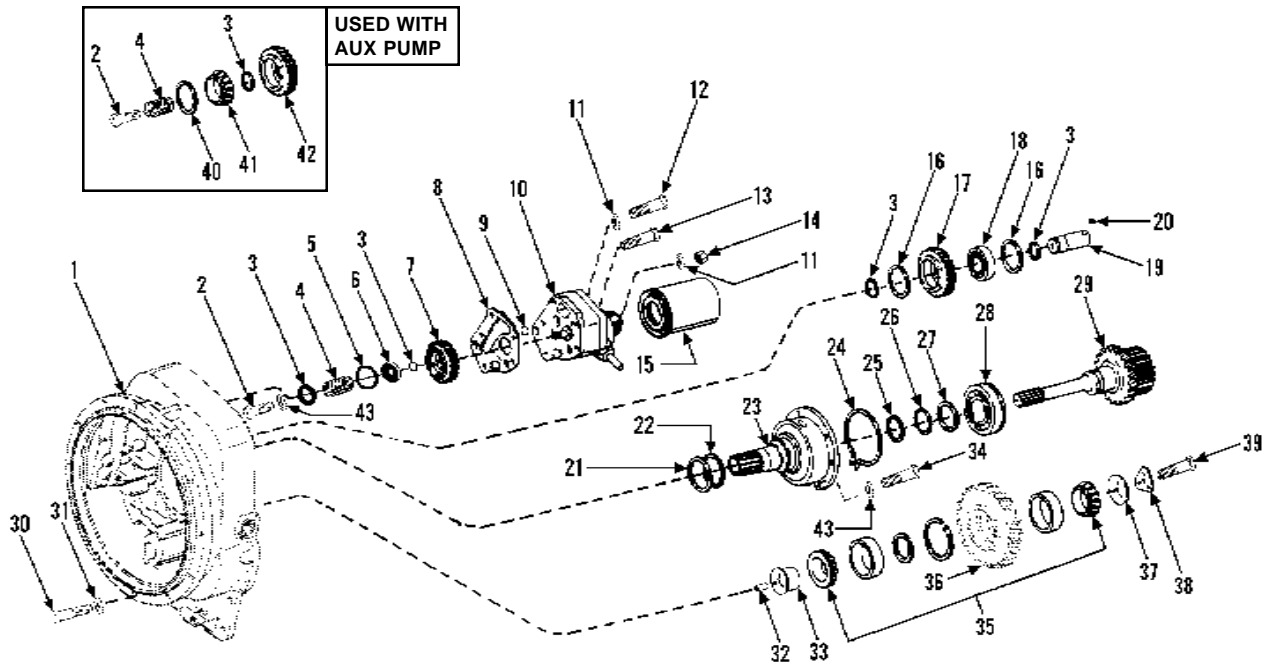
Item	Part No.	Qty.	Description Of Part	Item	Part No.	Qty.	Description Of Part
	9103-4238	1	DRIVE PLATE KIT ASSY (includes items 1 thru 5)	17	9103-4239	1	TURBINE RING
1	7710-4045	10	HEX HD CAPSCREW & LOCK WASHER ASSY (includes item 2)	18	9103-4240	1	TURBINE
2		10	LOCK WASHER	19	9103-4241	1	TURBINE HUB
3	7710-4044	1	DRIVE PLATE BACKING RING	20	7710-4032	1	TURBINE RETAINING RING
4	9020-4784	2	DRIVE PLATE	21	7710-4031	1	RETAINING RING
5	7710-4042	1	DRIVE PLATE ASSY	22	7710-4030	1	REACTION MEMBER
6	7710-4041	1	BORE PLUG RETAINING RING	23	9103-4242	1	SPACER
7	7710-4040	1	BORE PLUG	24	9103-4243	12	HEX HD CAPSCREW
8	7710-4039	1	O-RING	25	9103-4244	8	HEX HD CAPSCREW
9	7710-4032	1	TURBINE RETAINING RING	26	7710-4027	4	LOCK TAB
10	7710-4046	24	HEX HD CAPSCREW & LOCK WASHER ASSY (includes item 11)	27	9020-4767	1	IMPELLER
11		24	LOCK WASHER	28	7710-4012	1	O-RING
12	9020-4779	1	IMPELLER COVER ASSY (includes item 6)	29	9020-6386	1	IMPELLER HUB GEAR
13	7710-4037	1	O-RING	30	9020-6385	1	IMPELLER HUB GEAR BEARING
14	7710-4036	1	BEARING RETAINING WASHER	31	9020-4756	1	OIL BAFFLE ASSY
15	7710-4035	1	TURBINE HUB BEARING	32	9020-4755	1	OIL SEAL
16	7710-4034	1	BEARING LOCATING RING	33		Ref	CONVERTER HOUSING (see page 6-4 for details)
				34	9020-6378	1	PUMP MOUNTING STUD
				35	9020-6379	1	PUMP MOUNTING STUD



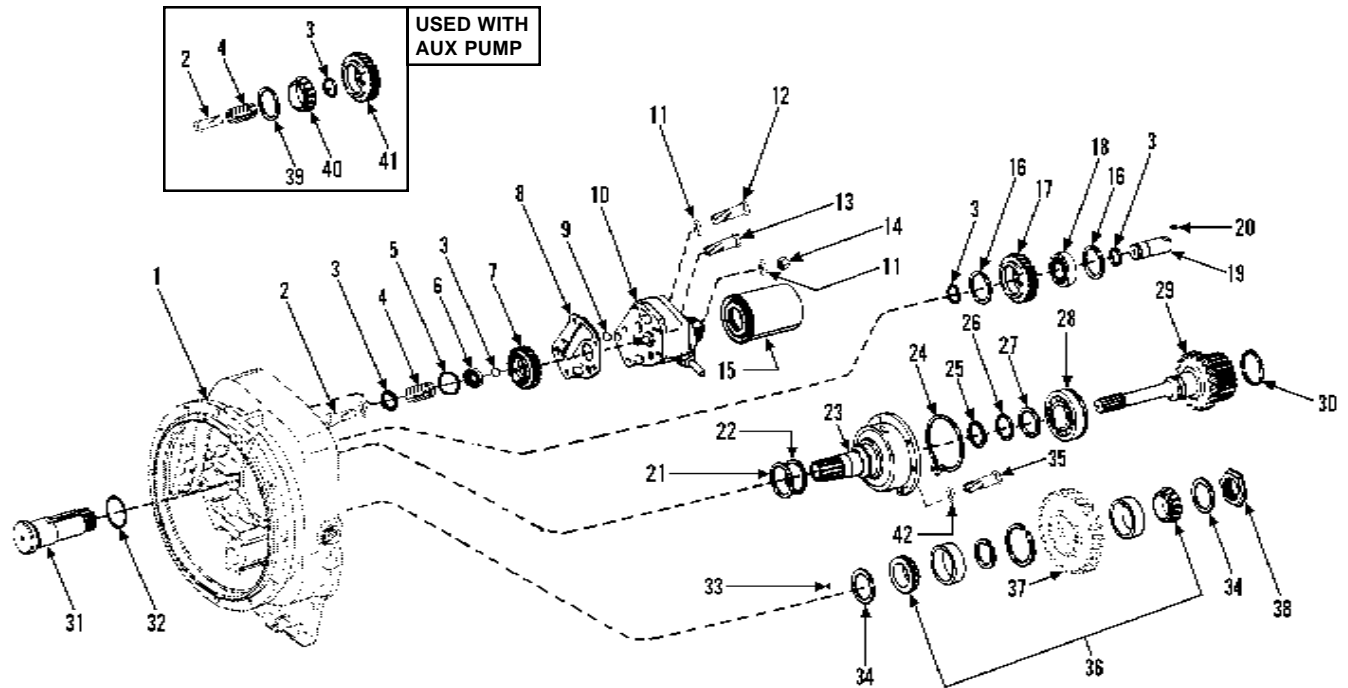
Item	Part No.	Qty.	Description Of Part	Item	Part No.	Qty.	Description Of Part
1	8820-1046	9	HEX HD CAPSCREW, 3/8-16X3-3/4, GR5	29	7710-4085	15	LOCK WASHER
2	8855-1011	9	LOCK WASHER, 3/8	30	8820-1053	9	HEX HD CAPSCREW, 7/16X1-3/4, GR5
3		Ref	MODULATOR VALVE ASSY (see page 6-10 for details)	31	7710-4086	6	HEX HD CAPSCREW
4	7710-4283	1	GASKET	32	9020-4806	2	OIL BAFFLE SEAL
5	7710-4284	2	DETENT BALL	33	9020-4807	1	OIL BAFFLE
6	7710-4285	2	DETENT SPRING	34	9020-4802	1	GASKET
7	7710-4112	1	PIPE PLUG	35	7710-4112	2	PIPE PLUG
8	7710-4096	1	AIR BREATHER	36	9020-4804	1	CLUTCH LUBE TUBE
9	9104-4049	1	CONVERTER HOUSING ASSY (includes items 10 thru 14)	37	7710-4119	1	MAGNETIC DRAIN PLUG
10	9104-4050	1	LUBE BYPASS TUBE	38	7710-4057	1	O-RING
11	9104-4051	1	O-RING	39	9020-4809	1	SUCTION TUBE ASSY
12	9104-4052	1	TUBE CLIP	40	7710-4107	1	TUBE SLEEVE
13	7710-4102	1	HEX HD CAPSCREW	41	7710-4111	1	O-RING
14	7710-4103	1	LOCK WASHER	42	8855-1010	2	LOCK WASHER, 5/16
15	9020-4800	1	SCREEN ASSY	43	8820-1017	2	HEX HD CAPSCREW, 5/16-18X5/8, GR5
16	9020-4799	1	SCREEN GASKET	44	7710-4098	1	GASKET
17	9002-7267	2	PIPE PLUG	45	7710-4113	1	DOWEL PIN
18	7710-4116	1	PIPE PLUG	46	7710-4116	1	O-RING
19	7710-4086	16	HEX HD CAPSCREW	47	7710-4109	1	TUBE SLEEVE
20	7710-4085	16	LOCK WASHER	48	7710-4048	2	O-RING
21	7710-4116	1	PIPE PLUG	49	7710-4110	1	LOW SPEED CLUTCH PRESSURE TUBE
22	7710-4097	1	CONVERTER HOUSING SLEEVE	50	7710-4112	1	PIPE PLUG
23	9020-4823	1	DIPSTICK TUBE	51	7710-4118	1	PIPE PLUG
24	9020-4824	1	DIPSTICK	52	9020-4817	1	TRANSMISSION CASE ASSY (includes items 25, 32, 33, 36, 38, 39, 40, 42, 43, 47, 49)
25	7710-4109	1	TUBE SLEEVE	53	7710-4113	2	DOWEL PIN
26	7710-4111	1	O-RING				
27	7710-4116	1	COVER PIPE PLUG				
28	9020-4798	1	COVER & PLUG ASSY (includes item 27)				



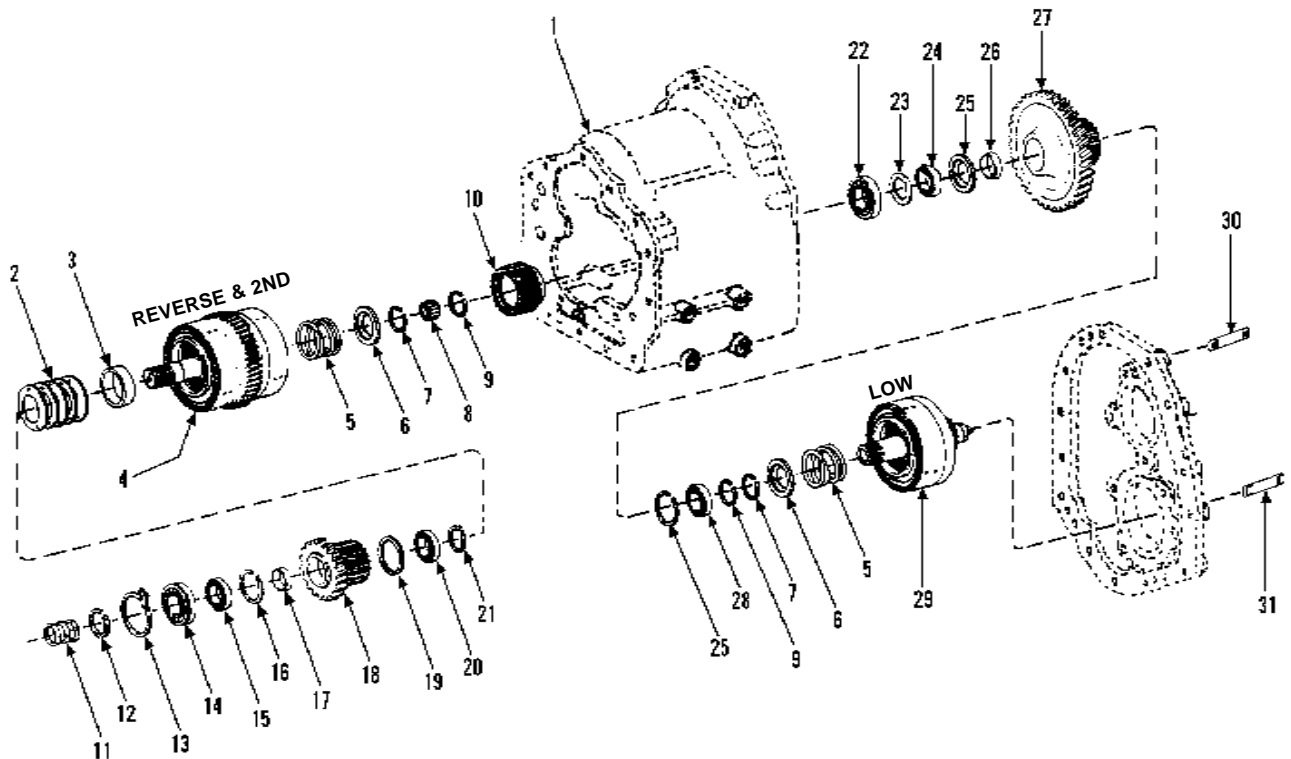
Item	Part No.	Qty.	Description Of Part	Item	Part No.	Qty.	Description Of Part
1	8820-1046	9	HEX HD CAPSCREW, 3/8-16X3-3/4, GR5	29	7710-4085	15	LOCK WASHER
2	8855-1011	9	LOCK WASHER, 3/8	30	8820-1053	9	HEX HD CAPSCREW, 7/16X1-3/4, GR5
3		Ref	MODULATOR VALVE ASSY (see page 6-10 for details)	31	7710-4086	6	HEX HD CAPSCREW
4	9103-4245	1	GASKET	32	9020-4806	2	OIL BAFFLE SEAL
5	7710-4284	2	DETENT BALL	33	9020-4807	1	OIL BAFFLE
6	7710-4285	2	DETENT SPRING	34	9020-4802	1	GASKET
7	7710-4112	1	PIPE PLUG	35	7710-4112	2	PIPE PLUG
8	7710-4096	1	AIR BREATHER	36	9020-4804	1	CLUTCH LUBE TUBE
9	9103-4246	1	CONVERTER HOUSING ASSY (includes items 10 thru 14)	37	7710-4119	1	MAGNETIC DRAIN PLUG
10	9104-4050	1	LUBE BYPASS TUBE	38	7710-4057	1	O-RING
11	9104-4051	1	O-RING	39	9020-4809	1	SUCTION TUBE ASSY
12	9104-4052	1	TUBE CLIP	40	7710-4107	1	TUBE SLEEVE
13	7710-4102	1	HEX HD CAPSCREW	41	7710-4111	1	O-RING
14	7710-4103	1	LOCK WASHER	42	8855-1010	2	LOCK WASHER, 5/16
15	9020-4800	1	SCREEN ASSY	43	8820-1017	2	HEX HD CAPSCREW, 5/16-18X5/8, GR5
16	9020-4799	1	SCREEN GASKET	44	7710-4098	1	GASKET
17	9002-7267	2	PIPE PLUG	45	7710-4113	1	DOWEL PIN
18	7710-4116	1	PIPE PLUG	46	7710-4116	1	O-RING
19	7710-4086	16	HEX HD CAPSCREW	47	7710-4109	1	TUBE SLEEVE
20	7710-4085	16	LOCK WASHER	48	7710-4048	2	O-RING
21	7710-4116	1	PIPE PLUG	49	7710-4110	1	LOW SPEED CLUTCH PRESSURE TUBE
22	7710-4097	1	CONVERTER HOUSING SLEEVE	50	7710-4112	1	PIPE PLUG
23	9020-4823	1	DIPSTICK TUBE	51	7710-4118	1	PIPE PLUG
24	9020-4824	1	DIPSTICK	52	9020-4817	1	TRANSMISSION CASE ASSY (includes items 25, 32, 33, 36, 38, 39, 40, 42, 43, 47, 49)
25	7710-4109	1	TUBE SLEEVE	53	7710-4113	2	DOWEL PIN
26	7710-4111	1	O-RING				
27	7710-4116	1	COVER PIPE PLUG				
28	9020-4798	1	COVER & PLUG ASSY (includes item 27)				



Item	Part No.	Qty.	Description Of Part	Item	Part No.	Qty.	Description Of Part
1		Ref	CONVERTER HOUSING (see page 6-4 for details)	21	9020-6377	1	PISTON RING
2	8820-1036	AR	HEX HD CAPSCREW, 3/8-16X1-1/4, GR5	22	7710-4016	1	PISTON RING EXPANDER SPRING
3	9020-4733	AR	BEARING LOCATING RING	23	9020-6376	1	STATOR SUPPORT
4	9020-4734	AR	PUMP DRIVE BEARING SUPPORT	24	9020-4749	1	SNAP RING
5	9020-4735	1	BEARING RETAINING RING	25	9020-4748	1	PISTON RING
6	9020-4793	1	PUMP DRIVE GEAR BEARING	26	7710-4164	1	BEARING RETAINING RING
7	9020-4737	1	PUMP DRIVE GEAR	27	7710-4197	1	BEARING LOCATING WASHER
8	9020-4730	1	GASKET	28	9104-4053	1	TURBINE SHAFT BEARING
9	7710-4048	1	O-RING	29	9104-4054	1	HUB ASSY
10	9020-4731	1	CHARGING PUMP ASSY	30	7710-4250	3	HEX HD CAPSCREW
	9103-4331	1	CHARGE PUMP SEAL KIT	31	7710-4085	3	LOCKWASHER
11	7710-4085	3	LOCKWASHER	32	7710-4253	1	IDLER SHAFT PIN
12	9002-8641	1	HEX HD CAPSCREW	33	7710-4254	1	REVERSE IDLER SHAFT
13	8820-1062	2	HEX HD CAPSCREW, 7/16-14X4, GR5	34	8820-1035	6	HEX HD CAPSCREW, 3/8-16X1, GR5
14	7710-4204	2	HEX NUT	35	7710-4255	1	BEARING ASSY
15	9020-4732	1	FILTER	36	9020-6382	1	REVERSE IDLER GEAR
16	7710-4181	2	BEARING RETAINING RING	37	7710-4257	1	BEARING RETAINING PLATE
17	9020-4740	1	IDLER GEAR	38	7710-4258	1	LOCK PLATE
18	9020-4741	1	IDLER STUB SHAFT BEARING	39	9020-6384	3	HEX HD CAPSCREW
19	9020-4738	1	IDLER GEAR SHAFT	40	9020-4787	1	BEARING RETAINING RING
20	9020-5047	1	LOCK BALL	41	9020-4788	1	AUXILIARY PUMP GEAR BEARING
				42	9020-4790	1	AUXILIARY PUMP DRIVE GEAR
				43	8855-1011	AR	LOCKWASHER, 3/8

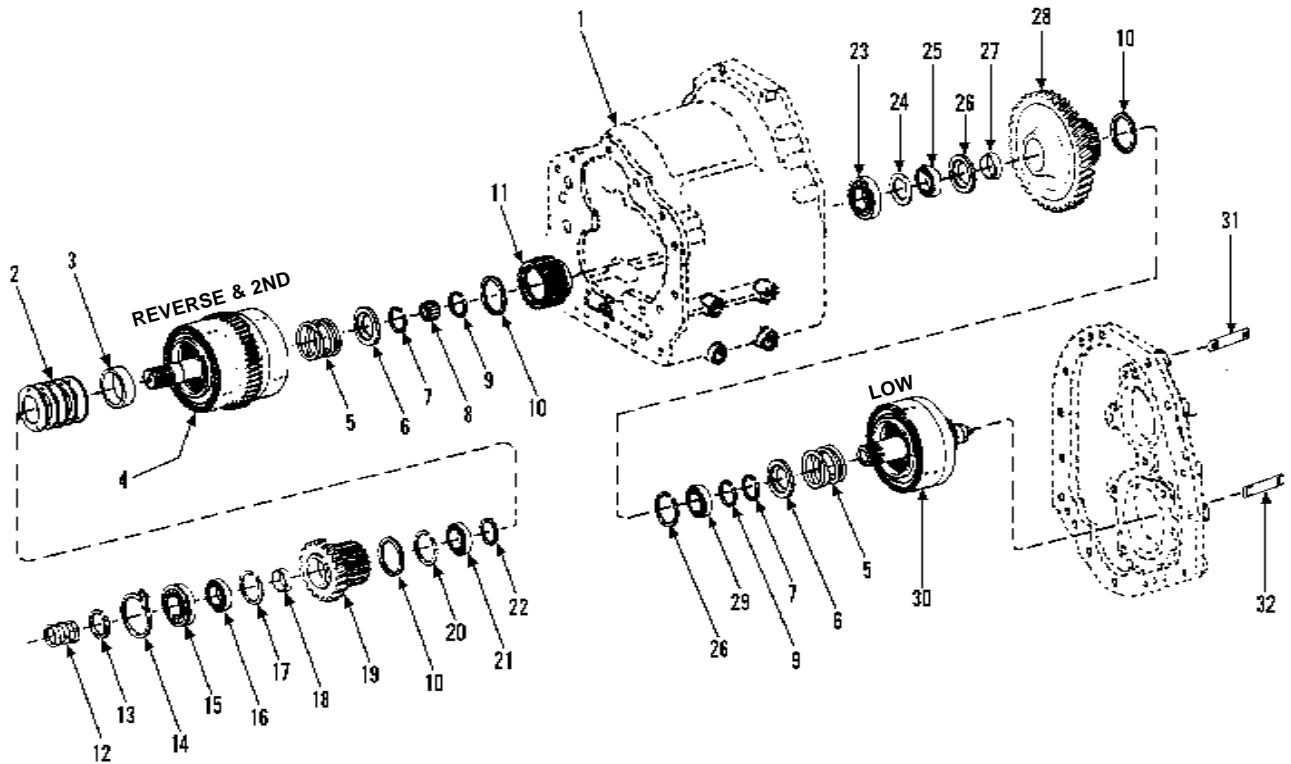


Item	Part No.	Qty.	Description Of Part	Item	Part No.	Qty.	Description Of Part
1		Ref	CONVERTER HOUSING (see page 6-4 for details)	21	9020-6377	1	PISTON RING
2	9103-4247	4	BEARING SUPPORT SCREW AND LOCKWASHER	22	7710-4016	1	PISTON RING EXPANDER SPRING
3	9020-4733	AR	BEARING LOCATING RING	23	9103-4248	1	STATOR SUPPORT
4	9020-4734	AR	PUMP DRIVE BEARING SUPPORT	24	9020-4749	1	SNAP RING
5	9020-4735	1	BEARING RETAINING RING	25	9020-4748	1	PISTON RING
6	9020-4793	1	PUMP DRIVE GEAR BEARING	26	7710-4164	1	BEARING RETAINING RING
7	9020-4737	1	PUMP DRIVE GEAR	27	7710-4197	1	BEARING LOCATING WASHER
8	9020-4730	1	GASKET	28	7710-4022	1	TURBINE SHAFT BEARING
9	7710-4048	1	O-RING	29	9020-4744	1	TURBINE SHAFT ASSY (includes item 30)
10	9020-4731	1	CHARGING PUMP ASSY	30	9103-4255	1	RETAINING RING
	9103-4331	1	CHARGE PUMP SEAL KIT	31	9103-4249	1	REVERSE IDLER SHAFT
11	7710-4085	3	LOCKWASHER	32	9103-4250	1	O-RING
12	9002-8641	1	HEX HD CAPSCREW	33	9103-4251	1	LOCK BALL
13	8820-1062	2	HEX HD CAPSCREW, 7/16-14X4, GR5	34	9103-4252	2	THRUST PLATE
14	7710-4204	2	HEX NUT	35	9103-4253	6	HEX HD CAPSCREW
15	9020-4732	1	FILTER	36	7710-4255	1	BEARING ASSY
16	7710-4181	2	BEARING RETAINING RING	37	9020-6382	1	REVERSE IDLER GEAR
17	9020-4740	1	IDLER GEAR	38	9103-4254	1	RETAINING PLATE NUT
18	9020-4741	1	IDLER STUB SHAFT BEARING	39	9020-4787	1	BEARING RETAINING RING
19	9020-4738	1	IDLER GEAR SHAFT	40	9020-4788	1	AUXILIARY PUMP GEAR BEARING
20	9020-5047	1	LOCK BALL	41	9020-4790	1	AUXILIARY PUMP DRIVE GEAR
				42	7710-4007	6	LOCKWASHER

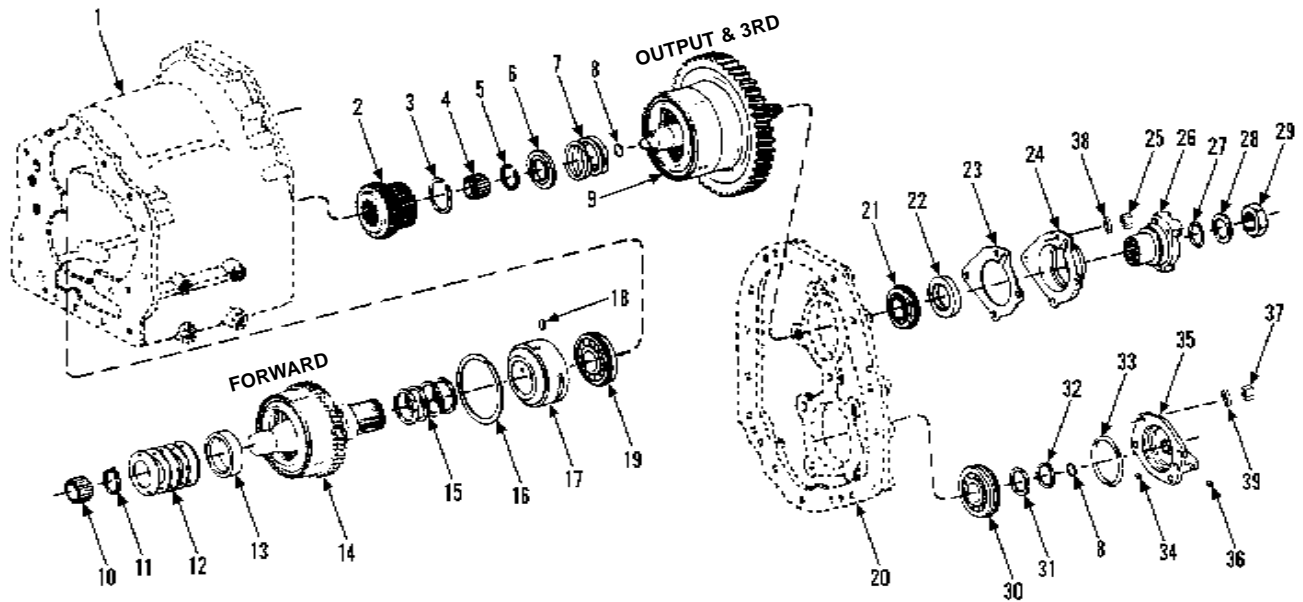


Item	Part No.	Qty.	Description Of Part
1		Ref	TRANSMISSION CASE ASSY (see page 6-4 for details)
2	7710-4207	5	PISTON RETURN SPRING
3	7710-4208	1	RETURN SPRING SPACER
4		Ref	REVERSE & 2ND SHAFT DRUM & PLUG ASSY (see page 6-8 for details)
5	7710-4187	1	PISTON RETURN SPRING
6	7710-4186	2	SPRING RETAINER
7	7710-4185	2	SNAP RING
8	7710-4231	1	REVERSE & 2ND SHAFT REAR BEARING
9	7710-4184	2	RETAINING RING
10	7710-4232	1	CLUTCH DISC HUB
11	7710-4219	3	PISTON RING
12	7710-4220	1	RETAINING RING
13	7710-4221	1	SNAP RING
14	7710-4222	1	REVERSE & 2ND SHAFT FRONT BEARING
15	7710-4223	1	CLUTCH DRIVEN GEAR BEARING
16	7710-4224	1	RETAINING RING

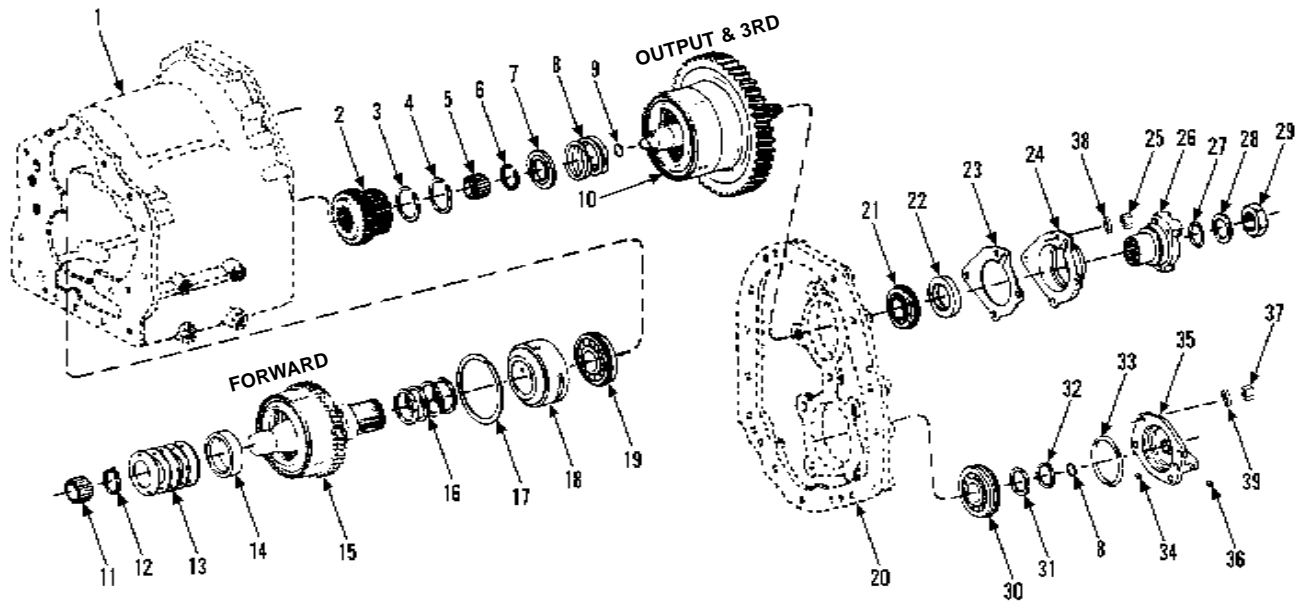
Item	Part No.	Qty.	Description Of Part
17	7710-4225	1	SPACER
18	7710-4226	1	REVERSE CLUTCH GEAR & HUB ASSY
19	7710-4224	1	RETAINING RING
20	7710-4227	1	CLUTCH DRIVEN GEAR BEARING
21	7710-4206	1	SNAP RING
22	7710-4158	1	LOW SPEED SHAFT FRONT BEARING
23	7710-4179	1	SPACER
24	7710-4180	1	LOW SPEED GEAR BEARING
25	7710-4181	2	LOCATING RING
26	7710-4182	1	SPACER
27	9020-4874	1	LOW GEAR & HUB ASSY
28	7710-4180	1	LOW SPEED GEAR BEARING
29		Ref	LOW CLUTCH DRUM & BLEED VALVE ASSY (see page 6-8 for details)
30	7710-4177	4	BEARING CAP STUD
31	7710-4203	4	BEARING CAP STUD



Item	Part No.	Qty.	Description Of Part	Item	Part No.	Qty.	Description Of Part
1		Ref	TRANSMISSION CASE ASSY (see page 6-4 for details)	18	7710-4225	1	SPACER
2	7710-4207	5	PISTON RETURN SPRING	19	7710-4226	1	REVERSE CLUTCH GEAR & HUB ASSY (includes item 10)
3	7710-4208	1	RETURN SPRING SPACER	20	7710-4224	1	RETAINING RING
4		Ref	REVERSE & 2ND SHAFT DRUM & PLUG ASSY (see page 6-8 for details)	21	7710-4227	1	CLUTCH DRIVEN GEAR BEARING
5	7710-4187	1	PISTON RETURN SPRING	22	7710-4206	1	SNAP RING
6	7710-4186	2	SPRING RETAINER	23	7710-4158	1	LOW SPEED SHAFT FRONT BEARING
7	7710-4185	2	SNAP RING	24	7710-4179	1	SPACER
8	7710-4231	1	REVERSE & 2ND SHAFT REAR BEARING	25	7710-4180	1	LOW SPEED GEAR BEARING
9	7710-4184	2	RETAINING RING	26	7710-4181	2	LOCATING RING
10	9103-4255	3	RETAINING RING	27	7710-4182	1	SPACER
11	9020-4855	1	CLUTCH DISC HUB (includes item 10)	28	9103-4256	1	LOW GEAR & HUB ASSY (includes item 10)
12	7710-4219	3	PISTON RING	29	7710-4180	1	LOW SPEED GEAR BEARING
13	7710-4220	1	RETAINING RING	30		Ref	LOW CLUTCH DRUM & BLEED VALVE ASSY (see page 6-8 for details)
14	7710-4221	1	SNAP RING	31	7710-4177	4	BEARING CAP STUD
15	7710-4222	1	REVERSE & 2ND SHAFT FRONT BEARING	32	7710-4203	4	BEARING CAP STUD
16	7710-4223	1	CLUTCH DRIVEN GEAR BEARING				
17	7710-4224	1	RETAINING RING				

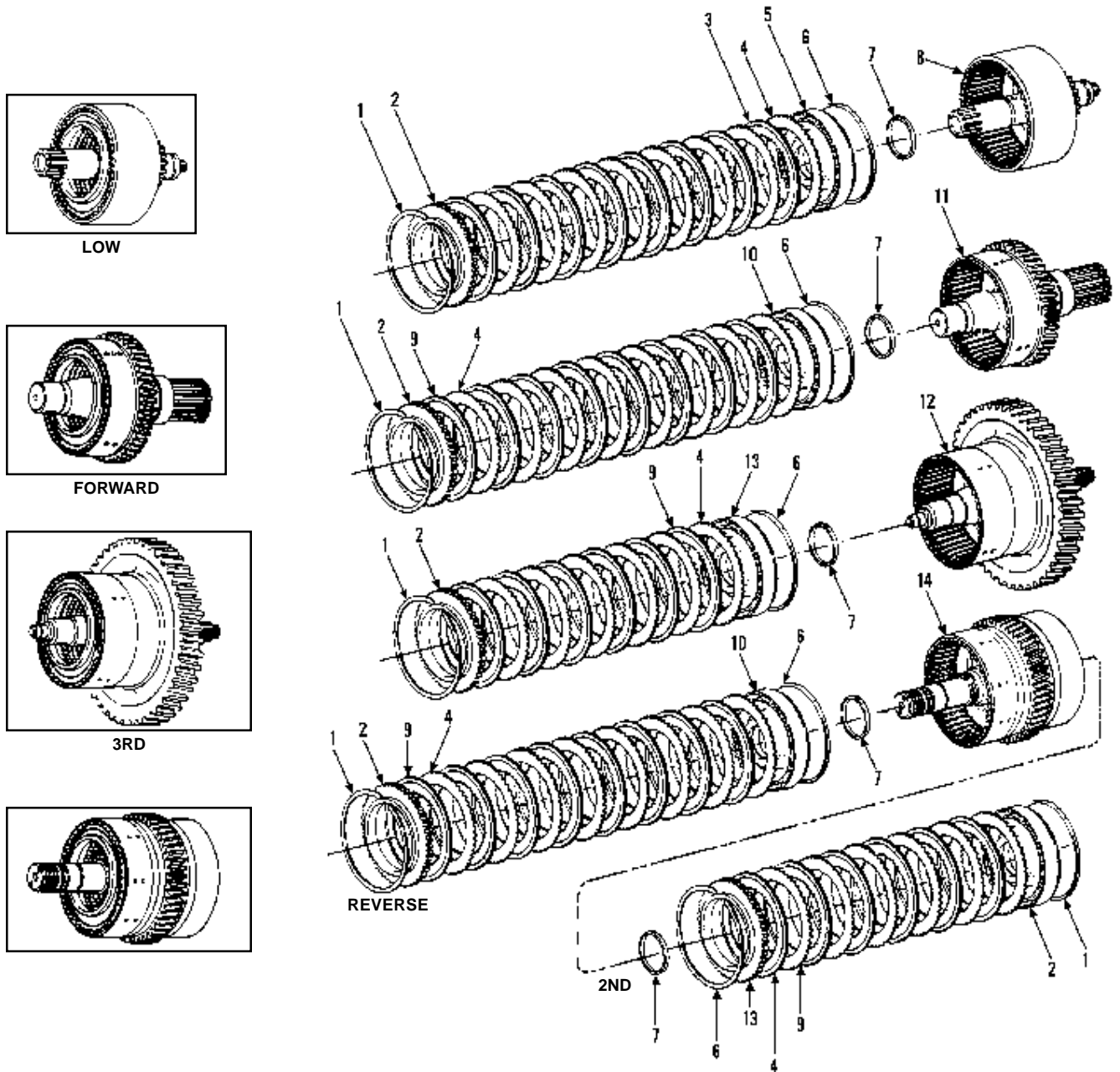


Item	Part No.	Qty.	Description Of Part	Item	Part No.	Qty.	Description Of Part
1		Ref	TRANSMISSION CASE ASSY (see page 6-4 for details)	20		Ref	COVER & PLUG ASSY (see page 6-4 for details)
2	9020-4866	1	THIRD GEAR & HUB ASSY	21	9020-4829	1	OUTPUT SHAFT BEARING
3	9020-4864	1	RETAINING RING	22	9020-4831	1	OIL SEAL
4	9020-4862	1	PILOT BEARING	23	9020-6394	1	GASKET
5	7710-4185	1	SNAP RING	24	9020-6395	1	CAP
6	7710-4186	1	SPRING RETAINER	25	7710-4142	4	HEX NUT
7	7710-4187	1	PISTON RETURN SPRING	26	9020-6396	1	OUTPUT FLANGE
8	7710-4198	1	PISTON RING	27	7710-4128	1	O-RING
9		Ref	OUTPUT SHAFT & 3RD CLUTCH ASSY (see page 6-8 for details)	28	7710-4088	1	FLANGE WASHER
10	7710-4205	1	SHAFT PILOT BEARING	29	7710-4087	1	FLANGE NUT
11	7710-4206	1	SNAP RING	30	9020-4842	1	LOW SPEED SHAFT BEARING
12	7710-4207	5	PISTON RETURN SPRING	31	7710-4197	1	BEARING SUPPORT WASHER
13	7710-4208	1	SPACER	32	7710-4184	1	BEARING RING
14		Ref	FORWARD SHAFT DRUM & PLUG ASSY (see page 6-8 for details)	33	7710-4202	1	O-RING
15	7710-4211	4	PISTON RING	34	7710-4199	1	O-RING
16	7710-4212	1	RETAINER RING	35	9020-4851	1	REAR BEARING CAP & PLUG ASSY (includes item 36)
17	7710-4213	1	PISTON RING SLEEVE	36	7710-4201	1	PIPE PLUG
18	7710-4214	1	ROLL PIN	37	7710-4204	4	HEX NUT
19	7710-4215	1	FORWARD SHAFT BEARING	38	7710-4143	4	LOCKWASHER
				39	7710-4085	4	LOCKWASHER



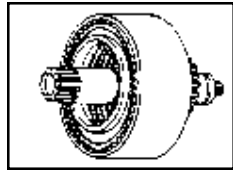
Item	Part No.	Qty.	Description Of Part
1		Ref	TRANSMISSION CASE ASSY (see page 6-4 for details)
2	9103-4257	1	THIRD GEAR & HUB ASSY
3	9103-4255	1	RETAINING RING
4	7710-4217	1	RETAINING RING
5	9020-4862	1	PILOT BEARING
6	7710-4185	1	SNAP RING
7	7710-4186	1	SPRING RETAINER
8	7710-4187	1	PISTON RETURN SPRING
9	7710-4198	1	PISTON RING
10		Ref	OUTPUT SHAFT & 3RD CLUTCH ASSY (see page 6-8 for details)
11	7710-4205	1	SHAFT PILOT BEARING
12	7710-4206	1	SNAP RING
13	7710-4207	5	PISTON RETURN SPRING
14	7710-4208	1	SPACER
15		Ref	FORWARD SHAFT DRUM & PLUG ASSY (see page 6-8 for details)
16	7710-4211	4	PISTON RING
17	7710-4212	1	RETAINER RING
18	7710-4213	1	PISTON RING SLEEVE
19	9103-4258	1	FORWARD SHAFT BEARING

Item	Part No.	Qty.	Description Of Part
20		Ref	COVER & PLUG ASSY (see page 6-4 for details)
21	9020-4829	1	OUTPUT SHAFT BEARING
22	9020-4831	1	OIL SEAL
23	9020-6394	1	GASKET
24	9020-6395	1	CAP
25	7710-4142	4	HEX NUT
26	9020-6396	1	OUTPUT FLANGE
27	7710-4128	1	O-RING
28	7710-4088	1	FLANGE WASHER
29	7710-4087	1	FLANGE NUT
30	9020-4842	1	LOW SPEED SHAFT BEARING
31	7710-4197	1	BEARING SUPPORT WASHER
32	7710-4184	1	BEARING RING
33	7710-4202	1	O-RING
34	7710-4199	1	O-RING
35	9103-4259	1	REAR BEARING CAP ASSY (includes item 36)
36	7710-4201	1	PIPE PLUG
37	7710-4204	4	HEX NUT
38	7710-4143	4	LOCKWASHER
39	7710-4085	4	LOCKWASHER

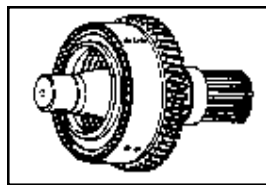


Item	Part No.	Qty.	Description Of Part
1	7710-4188	5	SNAP RING
2	7710-4189	5	CLUTCH DISC BACKING PLATE
3	7710-4190	8	CLUTCH INNER DISC (low)
4	7710-4191	36	CLUTCH OUTER DISC
5	7710-4192	1	CLUTCH PISTON (low)
6	7710-4193	5	OUTER CLUTCH PISTON RING
7	7710-4194	5	INNER CLUTCH PISTON SEAL
8	9020-4935	1	LOW CLUTCH SHAFT, DRUM & BLEED VALVE ASSY
9	7710-4209	28	CLUTCH INNER DISC (forward, 3rd, reverse & second)

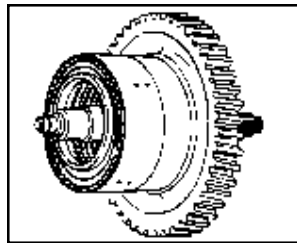
Item	Part No.	Qty.	Description Of Part
10	9020-4938	2	CLUTCH PISTON (forward, reverse & 2nd)
11	9020-4939	1	FORWARD SHAFT, DRUM & PLUG ASSY
12	9020-6403	1	THIRD CLUTCH SHAFT, DRUM & PLUG ASSY
13	7710-4230	2	CLUTCH PISTON (3rd & 2nd)
14	9020-4944	1	REVERSE & 2ND SHAFT, DRUM & PLUG ASSY



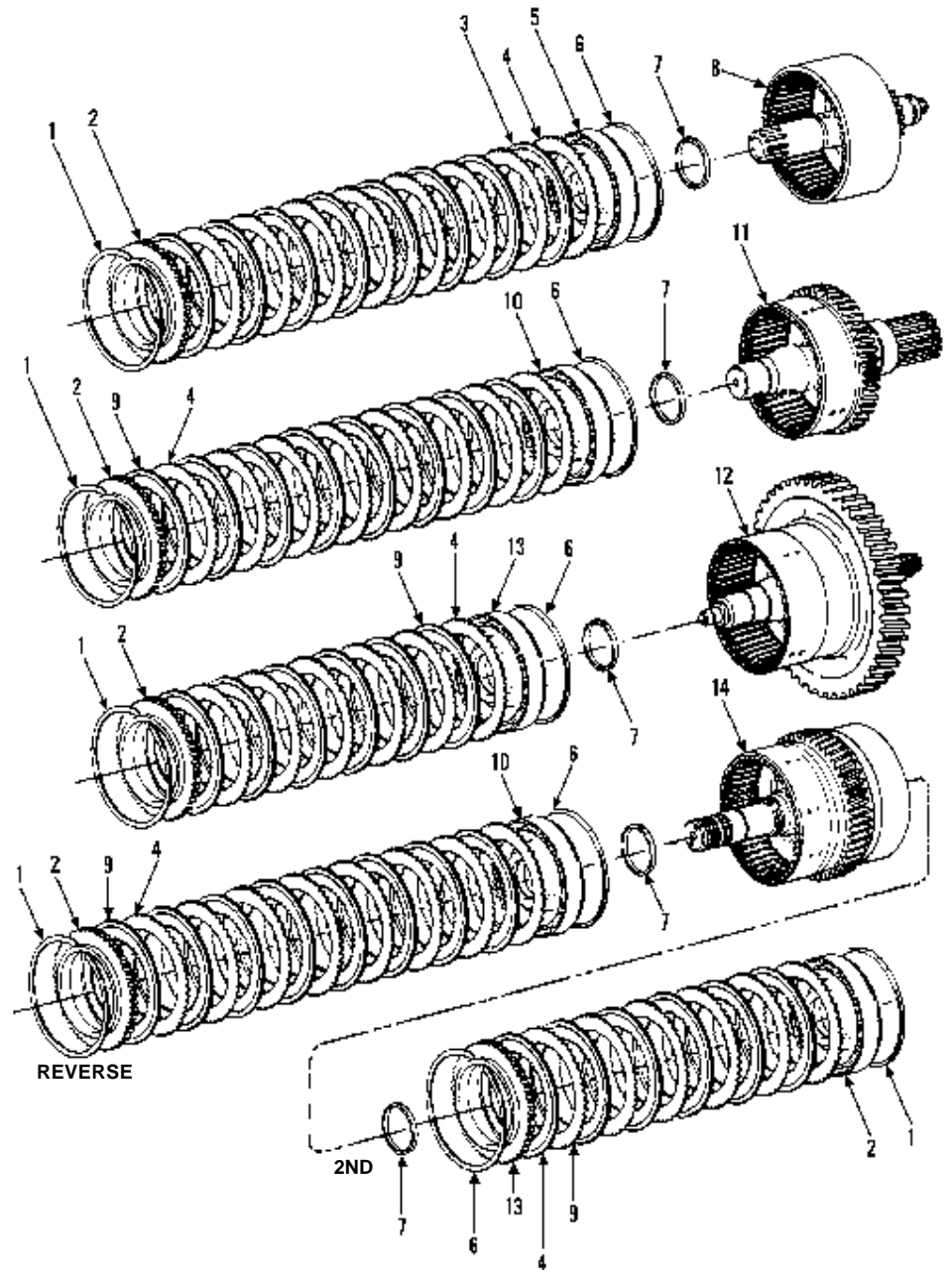
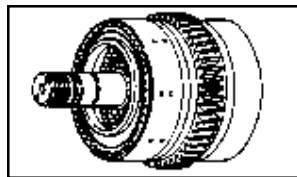
LOW



FORWARD

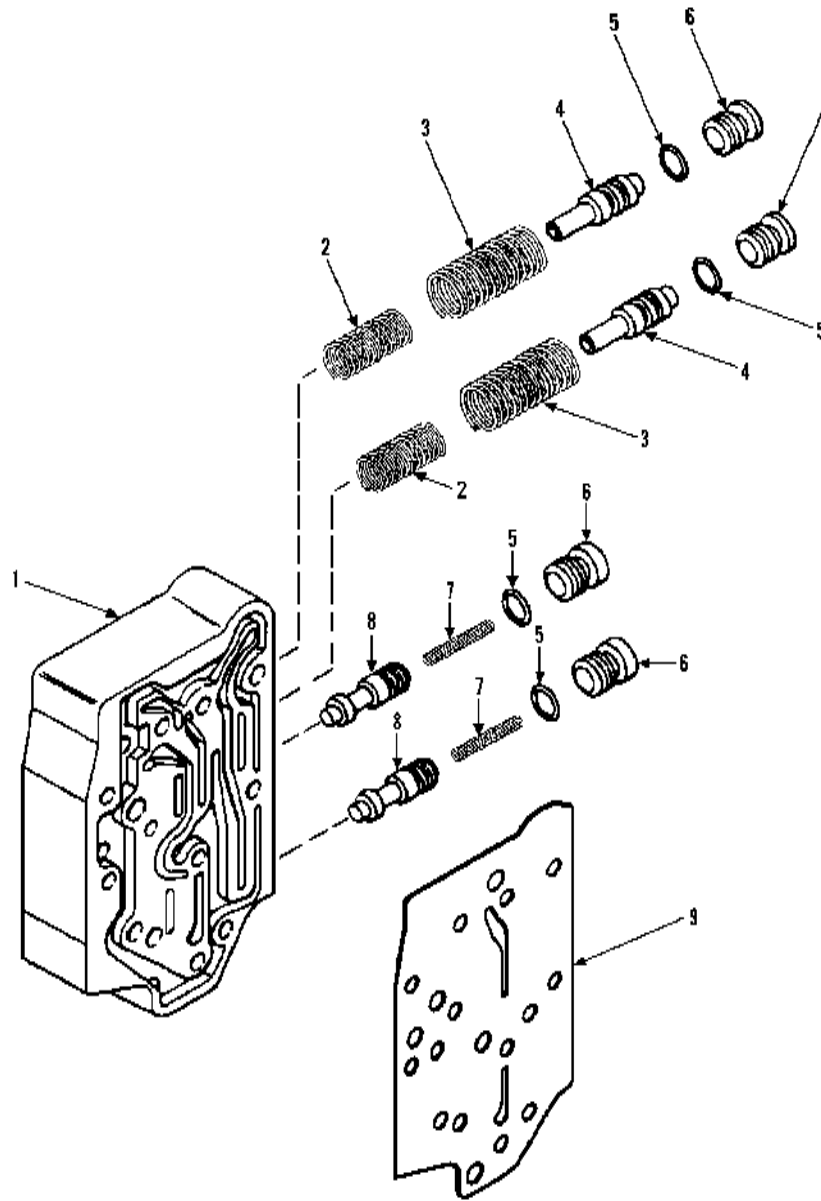


3RD

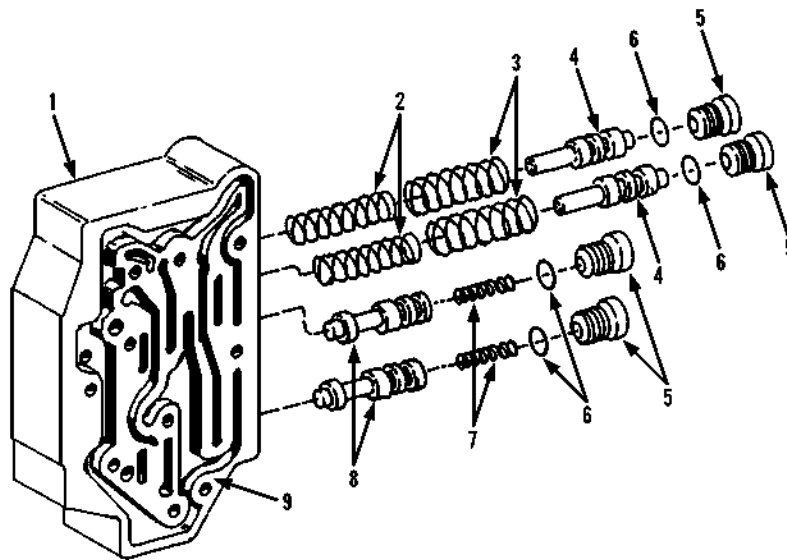


Item	Part No.	Qty.	Description Of Part
1	7710-4188	5	SNAP RING
2	7710-4189	5	CLUTCH DISC BACKING PLATE
3	7710-4190	8	CLUTCH INNER DISC (low)
4	7710-4191	36	CLUTCH OUTER DISC
5	7710-4192	1	CLUTCH PISTON (low)
6	7710-4193	5	OUTER CLUTCH PISTON RING
7	7710-4194	5	INNER CLUTCH PISTON SEAL
8	9020-4935	1	LOW CLUTCH SHAFT, DRUM & BLEED VALVE ASSY
9	7710-4209	28	CLUTCH INNER DISC (forward, 3rd, reverse & second)

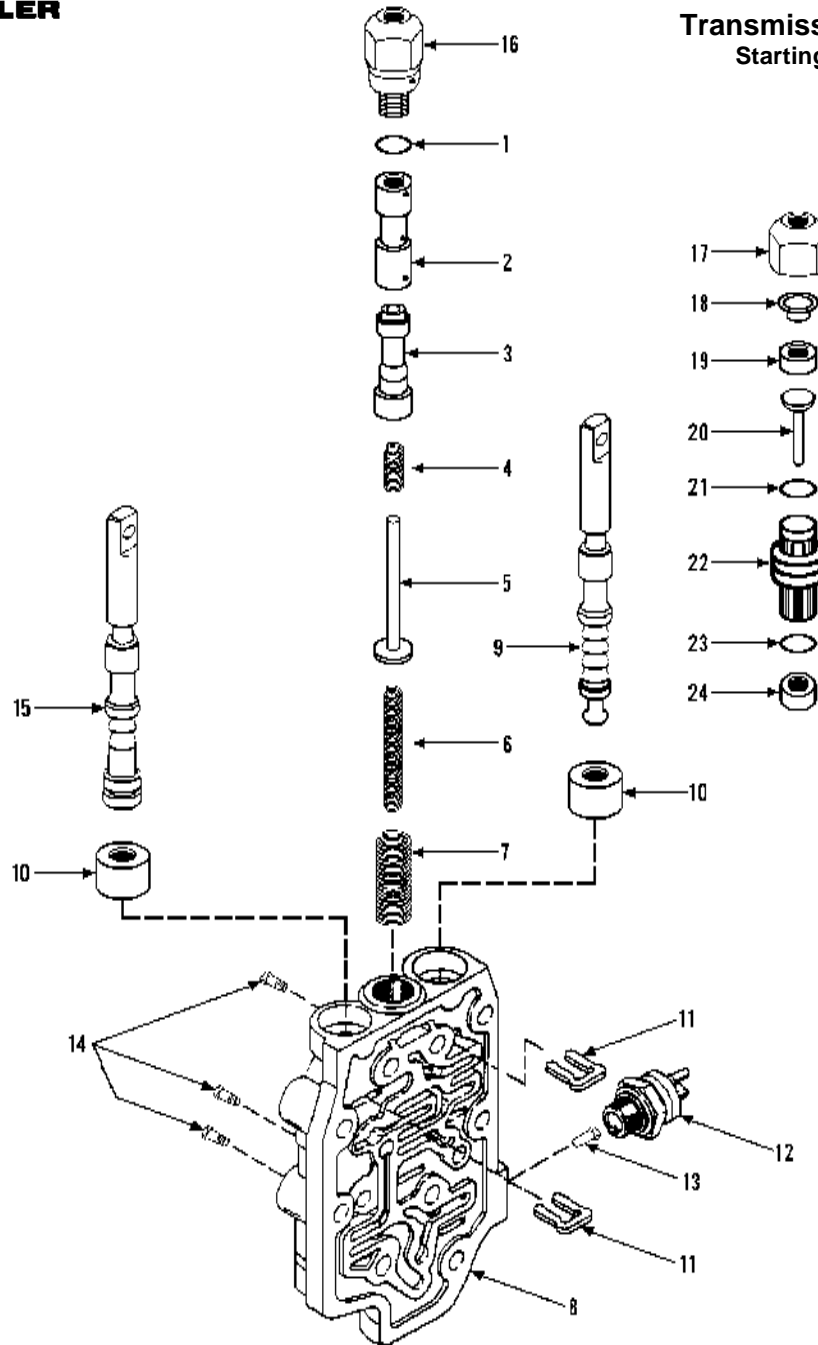
Item	Part No.	Qty.	Description Of Part
10	9020-4938	2	CLUTCH PISTON (forward, reverse & 2nd)
11	9020-4939	1	FORWARD SHAFT, DRUM & PLUG ASSY
12	9020-6403	1	THIRD CLUTCH SHAFT, DRUM & PLUG ASSY
13	7710-4230	2	CLUTCH PISTON (3rd & 2nd)
14	9020-4944	1	REVERSE & 2ND SHAFT, DRUM & PLUG ASSY



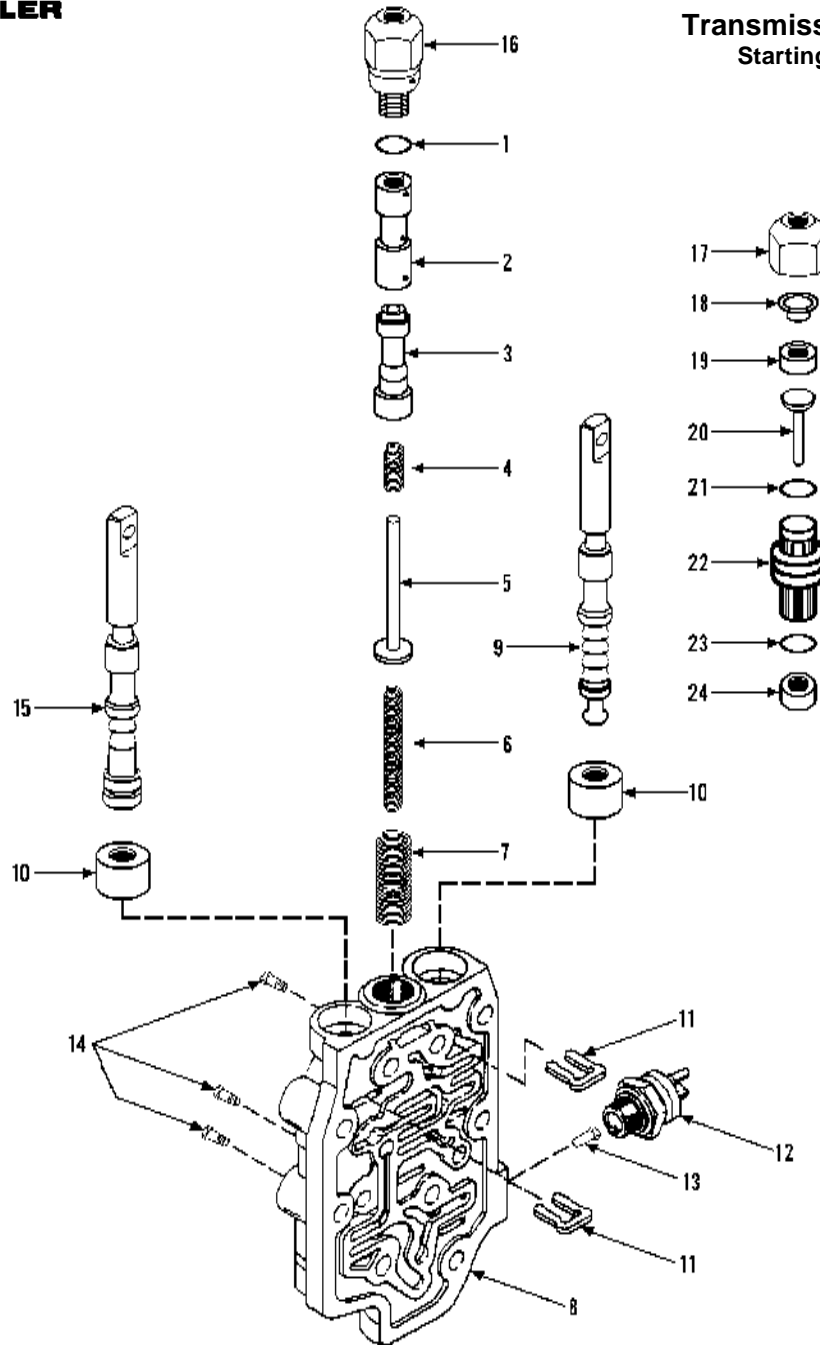
Item	Part No.	Qty.	Description Of Part
	9020-4990	1	MODULATOR VALVE (includes items 1 thru 8)
1		1	VALVE HOUSING
2	9103-4263	1	ACCUMULATOR SPRING (inner)
3	9020-4992	1	ACCUMULATOR SPRING (outer)
4		2	ACCUMULATOR VALVE (part of valve assy.)
5	9020-5056	4	O-RING
6	9020-5057	4	SPOOL STOP PLUG (includes item 6)
7	9103-4264	2	REGULATOR SPRING
8		2	REGULATOR SPOOL (part of valve assy.)
9	9020-4820	1	GASKET (modulator valve to converter housing)
			NOTE: ONLY ITEMS WITH PART NUMBERS ARE AVAILABLE FOR SERVICE.



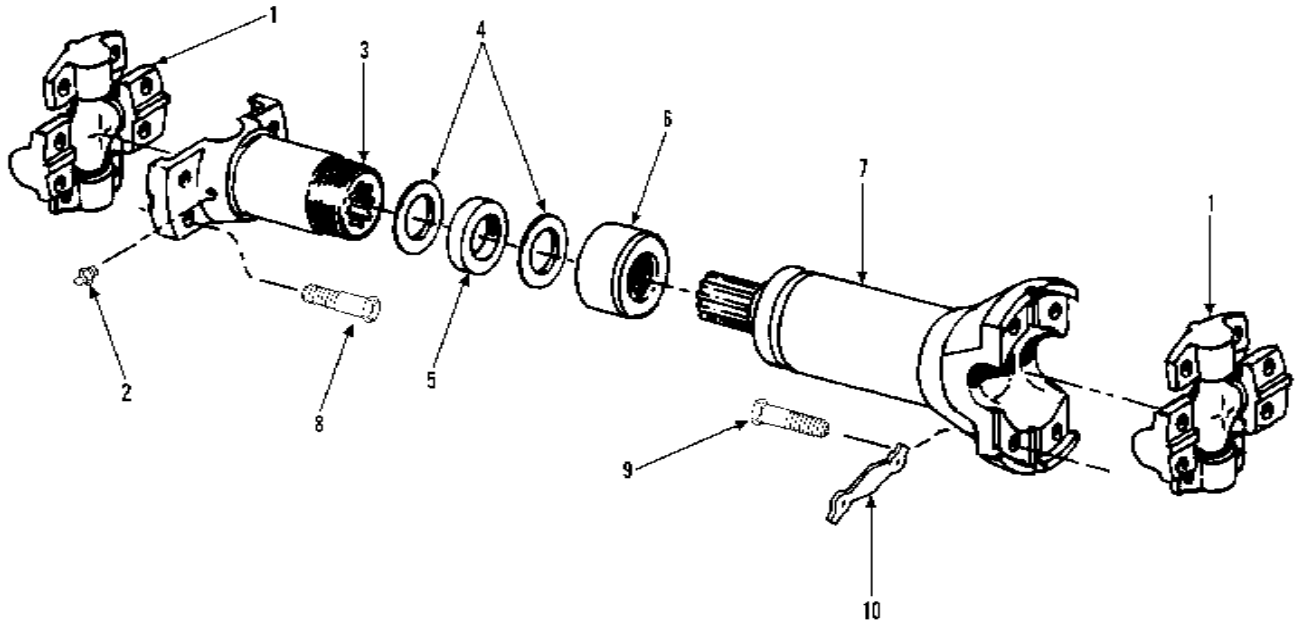
Item	Part No.	Qty.	Description Of Part
	9023-8085	1	MODULATOR VALVE ASSY (includes all items)
1		1	VALVE HOUSING
2	9020-4991	2	ACCUMULATOR INNER SPRING
3	9020-4992	2	ACCUMULATOR OUTER SPRING
4		2	VALVE
5	9020-5057	4	SPOOL STOP PLUG (includes item 6)
6	9020-5056	4	O-RING
7	9020-4822	2	REGULATOR SPRING
8		2	REGULATOR SPOOL
9	9020-4820	1	GASKET
			NOTE: ONLY ITEMS WITH PART NUMBERS ARE AVAILABLE FOR SERVICE.



Item	Part No.	Qty.	Description Of Part	Item	Part No.	Qty.	Description Of Part
	9020-4988	1	CONTROL VALVE ASSY (includes all items)	13	7710-4279	1	SWITCH ACTUATING PIN
1	9020-4957	1	RETAINING RING	14	7710-4008	3	PIPE PLUG
2	9020-4959	1	INCHING VALVE SLEEVE	15	7710-4273	1	SPEED SELECTOR SPOOL & PLUG ASSY
3	9020-4960	1	VALVE SPOOL	16	9020-4955	1	INCHING SLAVE CYLINDER ASSY (includes items 17 thru 24)
4	9020-4962	1	BALANCING SPRING	17	9020-4980	1	CAP
5	9020-4964	1	ROD	18	9020-4981	1	PISTON CUP STOP
6	9020-4966	1	INNER SPRING	19	9020-4982	1	PISTON CUP
7	9020-4968	1	OUTER SPRING	20	9020-4983	1	PISTON
8	7710-4272	1	VALVE HOUSING ASSY (includes items 9 thru 15)	21	9020-5058	1	O-RING
9	7710-4276	1	FORWARD & REVERSE SPOOL	22	9020-4984	1	PISTON HOUSING & FILTER DISC ASSY
10	7710-4275	2	OIL SEAL	23	9002-3115	1	O-RING
11	7710-4277	2	SPOOL STOP	24	9020-4986	1	OIL SEAL
12	7710-4278	1	NEUTRAL SWITCH				

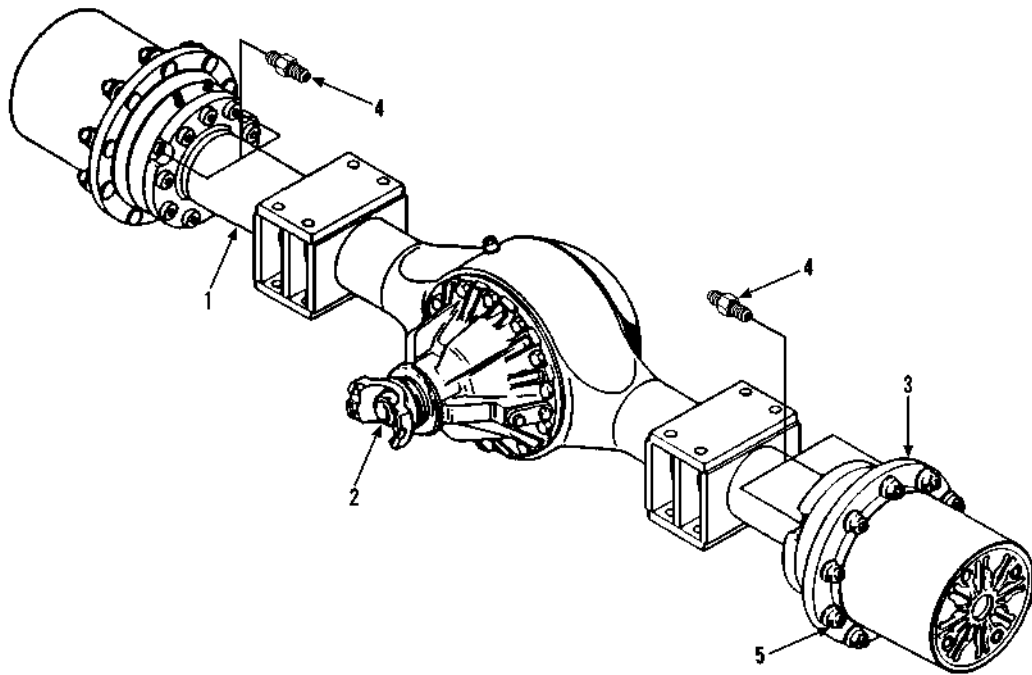


Item	Part No.	Qty.	Description Of Part	Item	Part No.	Qty.	Description Of Part
	9103-4260	1	CONTROL VALVE ASSY (includes all items)	15	7710-4273	1	SPEED SELECTOR SPOOL & PLUG ASSY
1	9020-4957	1	RETAINING RING	16	9103-4262	1	INCHING SLAVE CYLINDER ASSY (includes items 17 thru 24)
2	9020-4959	1	INCHING VALVE SLEEVE	17	9020-4980	1	CAP
3	9020-4969	1	VALVE SPOOL	18	9020-4981	1	PISTON CUP STOP
4	9103-4261	1	BALANCING SPRING	19	9020-7872	1	PISTON CUP
5	9020-4964	1	ROD	20	9020-4983	1	PISTON
6	9020-4966	1	INNER SPRING	21	9020-5058	1	O-RING
7	9020-4968	1	OUTER SPRING	22	9020-4984	1	PISTON HOUSING & FILTER DISC ASSY
8		1	VALVE HOUSING	23	9002-3115	1	O-RING
9	7710-4276	1	FORWARD & REVERSE SPOOL	24	9020-4986	1	OIL SEAL
10	7710-4275	2	OIL SEAL				NOTE: ONLY ITEMS WITH PART NUMBERS ARE AVAILABLE FOR SERVICE.
11	7710-4277	2	SPOOL STOP				
12	7710-4278	1	NEUTRAL SWITCH				
13	7710-4279	1	SWITCH ACTUATING PIN				
14	7710-4008	3	PIPE PLUG				

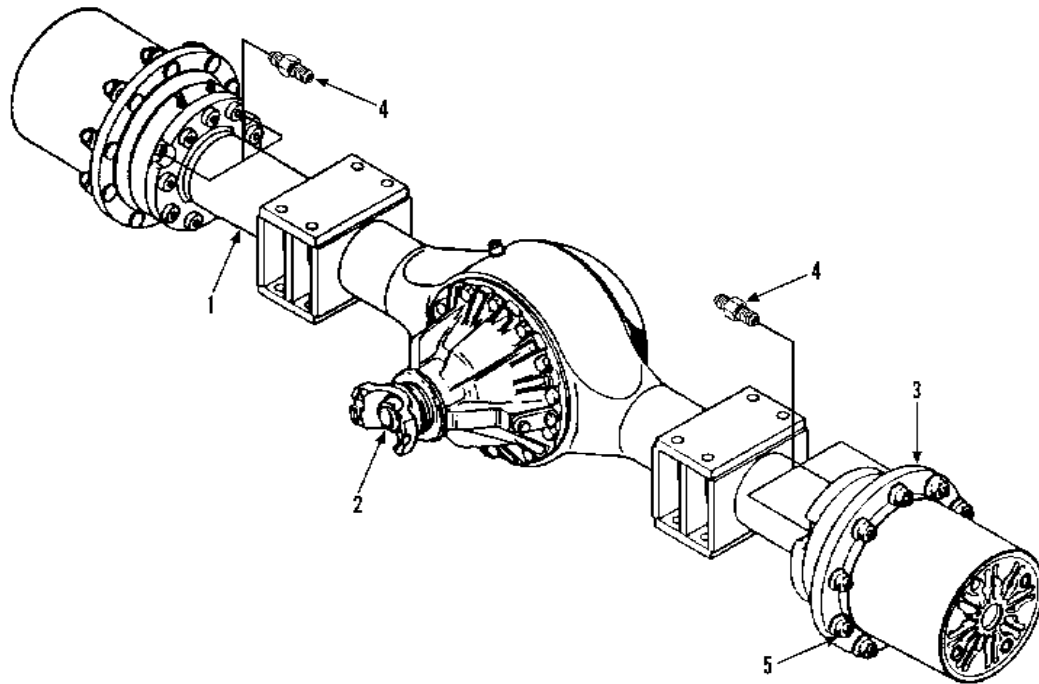


Item	Part No.	Qty.	Description Of Part
	9104-3032	1	DRIVE SHAFT ASSY (includes all items)
1	9020-1058	2	SPIDER & BEARING ASSY
* 2	8867-1008	1	LUBE FITTING, STRAIGHT, 1/4-28
3	9104-4008	1	SLIP YOKE ASSY (includes items 4, 5, 6)
4	9020-6545	2	WASHER
5	9020-6546	1	FELT SEAL
6	9020-6544	1	CAP
7		1	TUBE ASSY
8	9104-4009	8	HEX HD CAPSCREW
9	9104-4010	8	HEX HD CAPSCREW
10	9103-1194	8	LOCKSTRAP
			NOTE: ONLY ITEMS WITH PART NUMBERS ARE AVAILABLE FOR SERVICE.

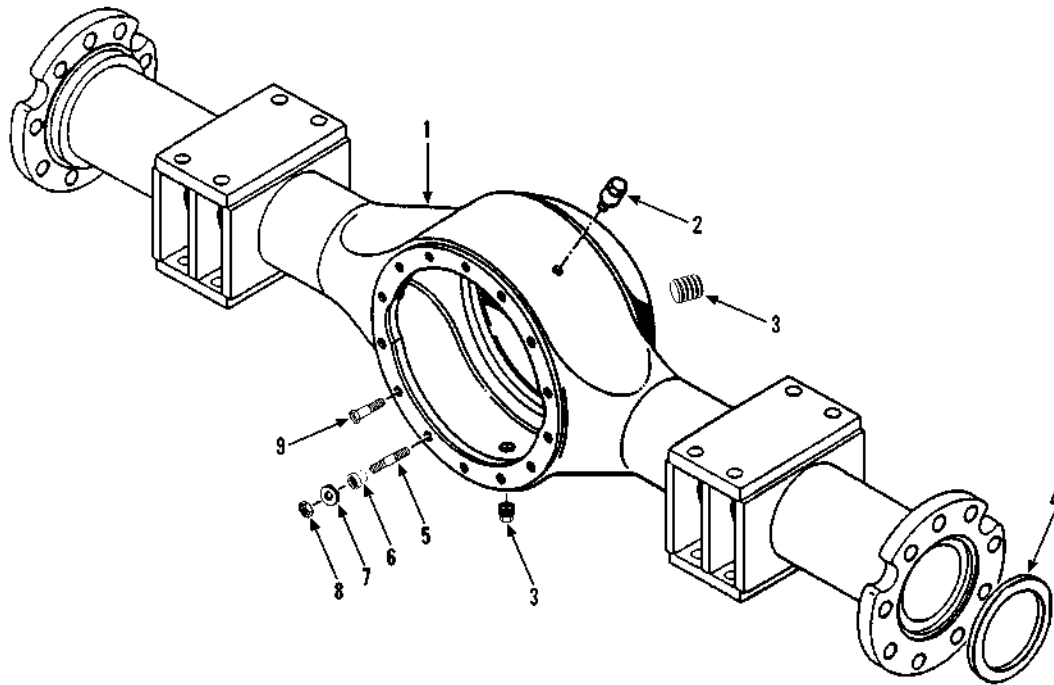
* Changed part number on item 2.



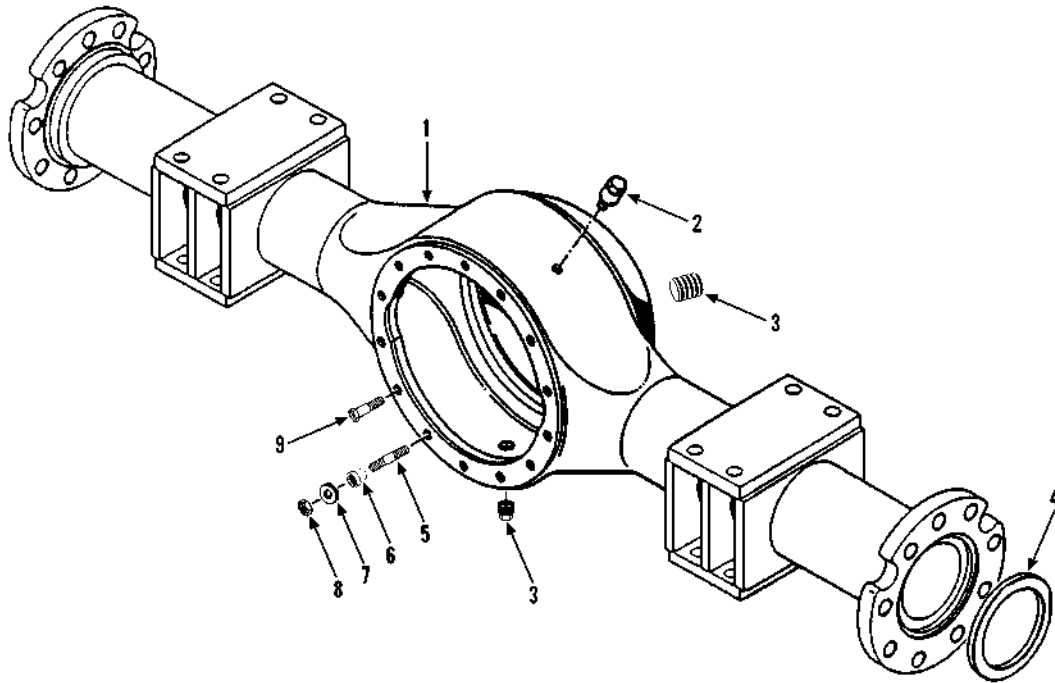
Item	Part No.	Qty.	Description Of Part
	9104-3071	1	FRONT AXLE ASSY (includes items 1 thru 4)
1	9104-4137	1	AXLE HOUSING ASSY (see page 6-13 for details)
2	9104-4144	1	DIFFERENTIAL CARRIER ASSY (see page 6-14 for details)
3	9104-4165	1	AXLE SHAFT & PLANETARY WHEEL END ASSY (see page 6-15 for details)
4	8319-3009	4	FITTING
5	9104-3146	24	LUG NUT



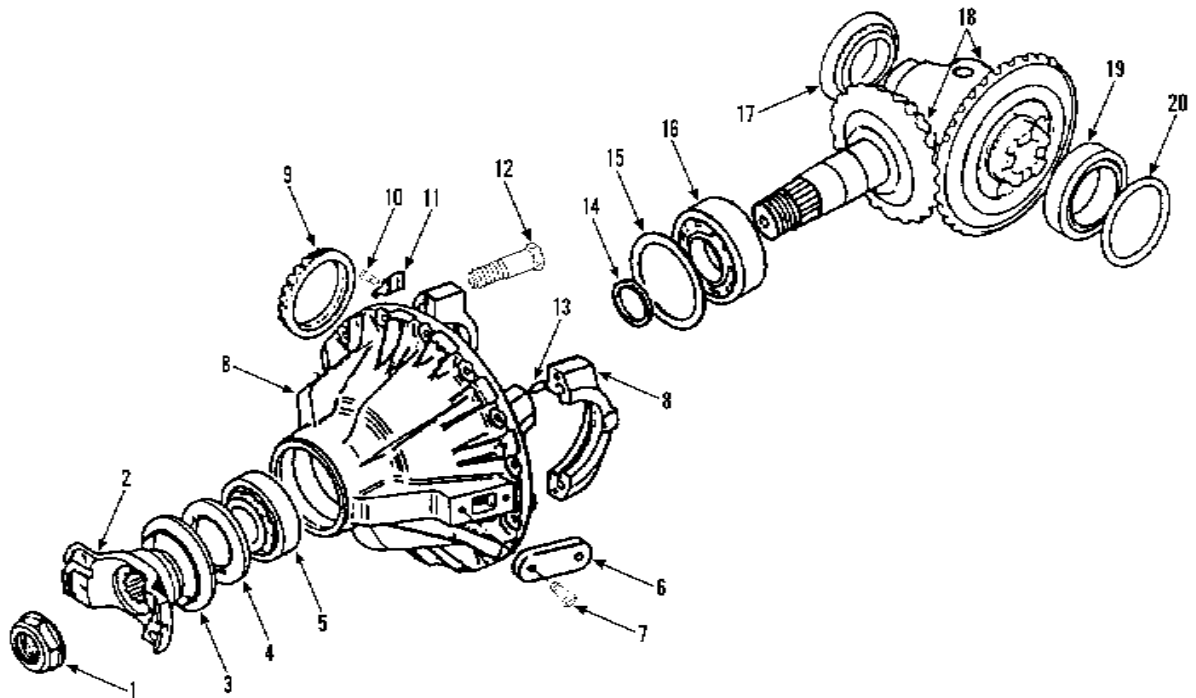
Item	Part No.	Qty.	Description Of Part
	9104-3291	1	FRONT AXLE ASSY (includes items 1 thru 4)
1	9104-4444	1	AXLE HOUSING ASSY (see page 6-13 for details)
2	9104-4448	1	DIFFERENTIAL CARRIER ASSY (see page 6-14 for details)
3	9103-4309	1	AXLE SHAFT & PLANETARY WHEEL END ASSY (see page 6-15 for details)
4	8319-3009	4	FITTING
5	9104-3146	24	LUG NUT



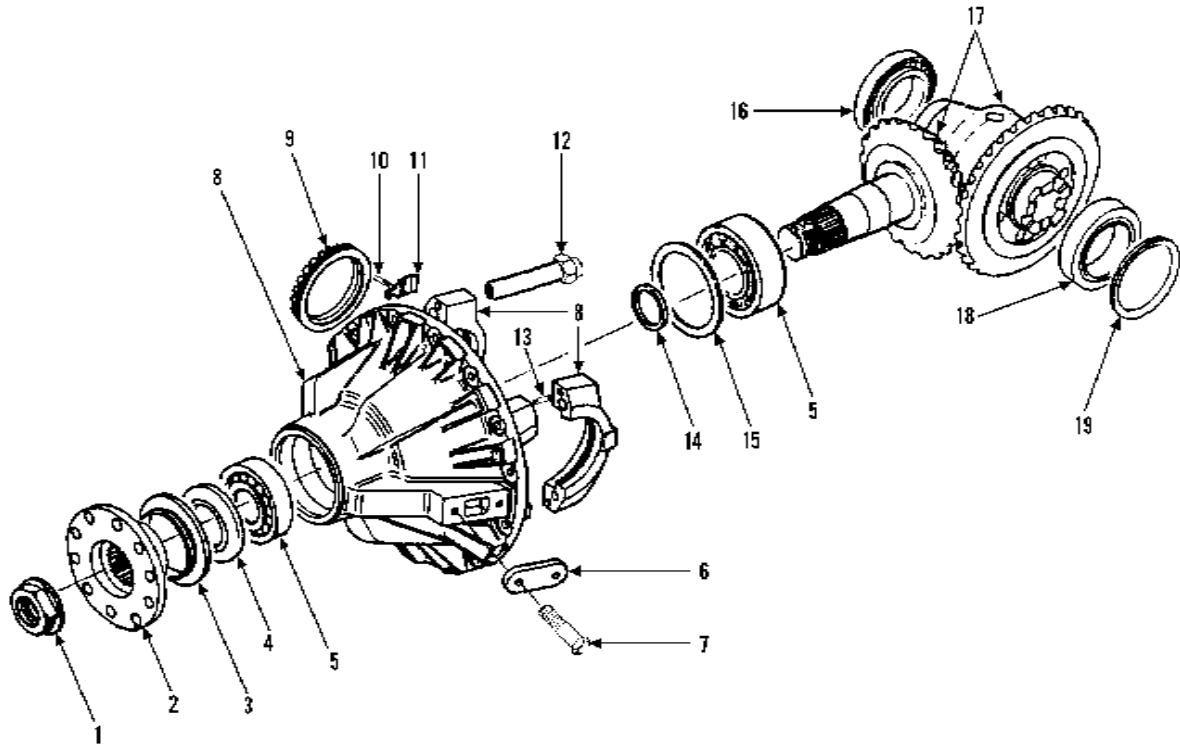
Item	Part No.	Qty.	Description Of Part
1	9104-4137	1	AXLE HOUSING
2	9040-1203	1	BREATHER
3	9040-1204	2	FILLER & DRAIN PLUG
4	9104-4138	2	THRUST WASHER
5	9104-4139	3	STUD
6	9104-4140	3	CENTERING CONE
7	9104-4141	14	FLAT WASHER
8	9104-4142	3	HEX NUT
9	9104-4143	11	HEX HD CAPSCREW



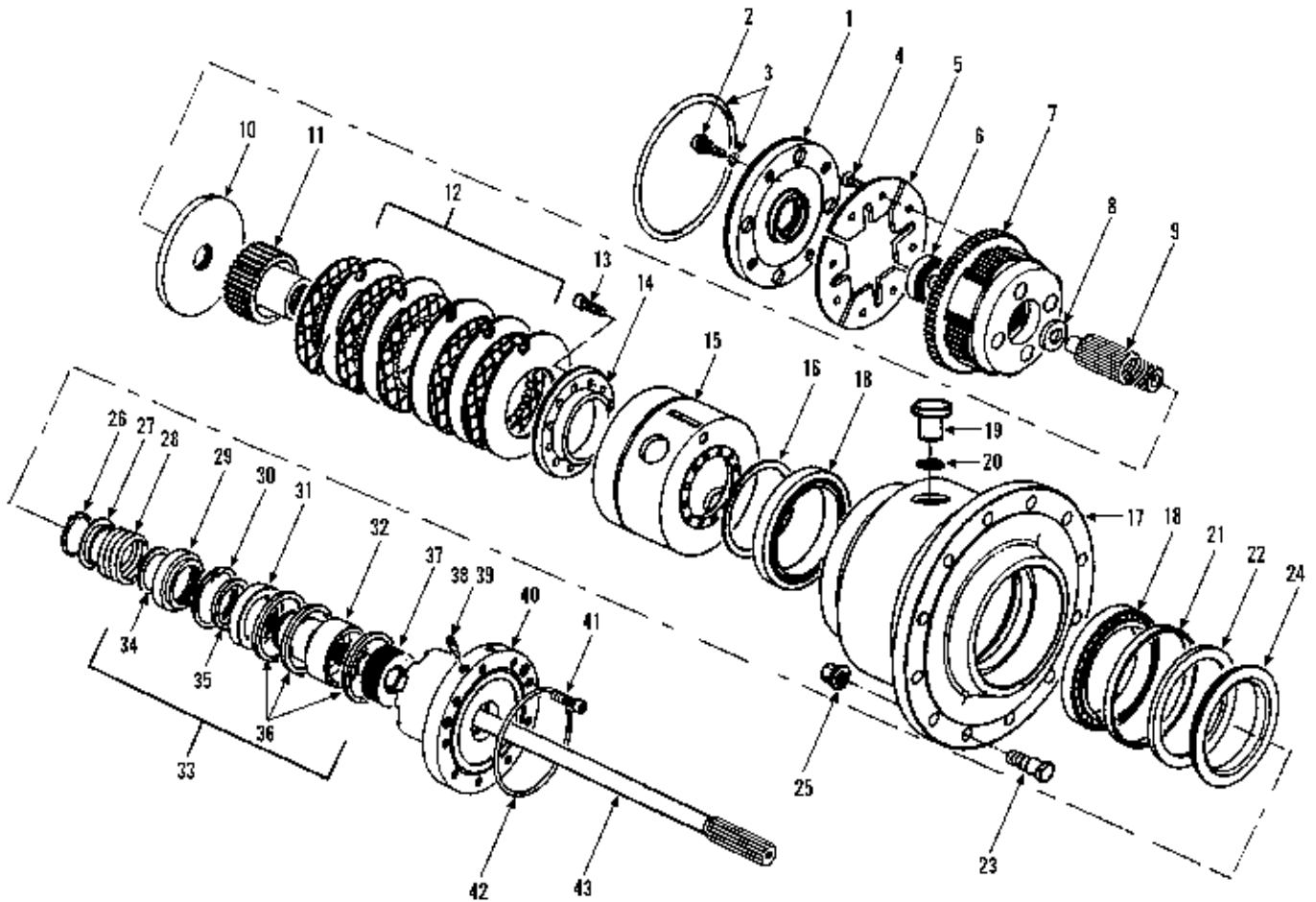
Item	Part No.	Qty.	Description Of Part
	9104-4447	1	DIFFERENTIAL CARRIER FASTENING SET (includes items 5 thru 9)
1	9104-4444	1	AXLE HOUSING
2	9104-4445	1	BREATHER
3	9104-4446	2	FILLER & DRAIN PLUG
4	9104-4138	2	THRUST WASHER
5	9104-4139	3	STUD
6	9104-4140	3	CENTERING CONE
7	9104-4141	14	FLAT WASHER
8	9104-4142	3	HEX NUT
9	9104-4143	11	HEX HD CAPSCREW



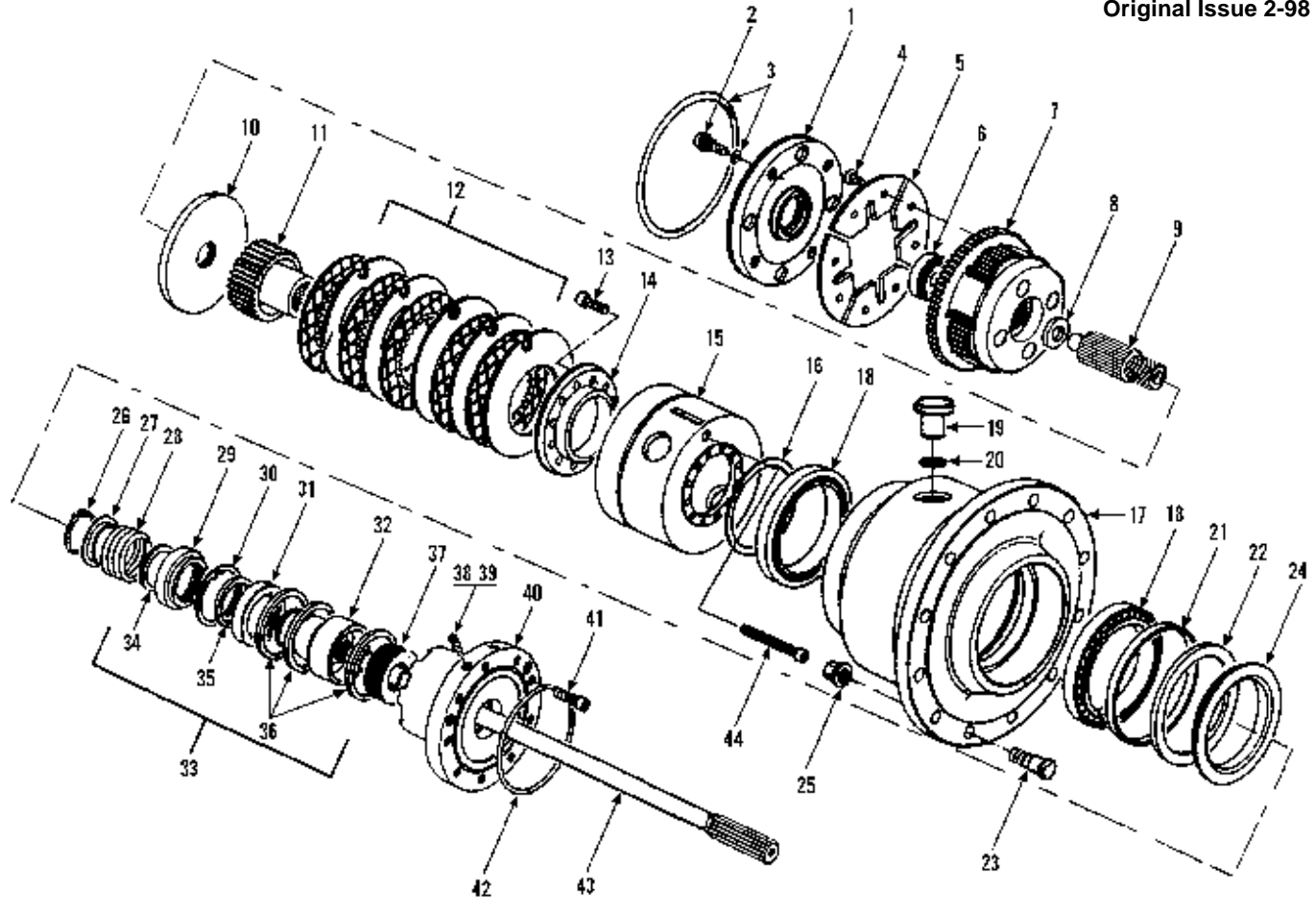
Item	Part No.	Qty.	Description Of Part
	9104-4144	1	DIFFERENTIAL CARRIER ASSY (includes all items)
1	9104-4145	1	PINION NUT
2	9104-4146	1	YOKE ASSY (includes item 3)
3	9104-4147	1	DUST SHIELD
4	9104-4148	1	OIL SEAL
5	9104-4149	1	BEARING ASSY
6	9104-4150	1	COVER PLATE
7	9104-4151	2	HEX HD CAPSCREW
8	9104-4152	1	DIFFERENTIAL HOUSING ASSY (includes items 9 thru 13)
9	9104-4153	1	ADJUSTING NUT
10	9104-4154	1	ADJUSTING NUT LOCK BOLT
11	9104-4155	1	ADJUSTING NUT LOCK
12	9104-4156	4	DIFFERENTIAL CAP BOLT
13	9104-4157	4	LOCATING PIN
14	9104-4158	1	SHIM KIT
15	9104-4159	1	SHIM KIT
16	9104-4160	1	BEARING ASSY
17	9104-4161	1	BEARING ASSY
18	9104-4162	1	DIFFERENTIAL ASSY
19	9104-4163	1	BEARING ASSY
20	9104-4164	1	ADJUSTING SHIM KIT



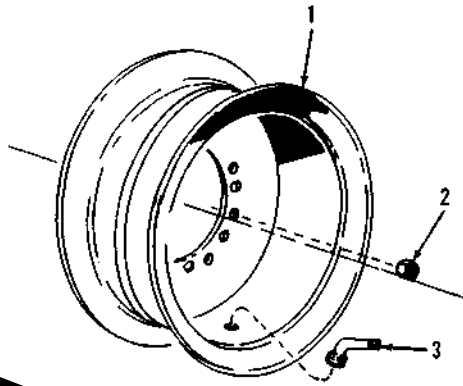
Item	Part No.	Qty.	Description Of Part
	9104-4448	1	DIFFERENTIAL CARRIER ASSY (includes all items)
1	9104-4145	1	PINION NUT
2	9104-4452	1	FLANGE ASSY (includes item 3)
3	9104-4147	1	DUST SHIELD
4	9104-4451	1	OIL SEAL
5	9104-4450	1	TAPER BEARING KIT
6	9104-4150	1	COVER PLATE
7	9104-4151	2	HEX HD CAPSCREW
8	9104-4152	1	DIFFERENTIAL HOUSING ASSY (includes items 9 thru 13)
9	9104-4153	1	ADJUSTING NUT
10	9104-4154	1	ADJUSTING NUT LOCK BOLT
11	9104-4155	1	ADJUSTING NUT LOCK
12	9104-4156	4	DIFFERENTIAL CAP BOLT
13	9104-4157	4	LOCATING PIN
14	9104-4158	1	SHIM KIT
15	9104-4159	1	SHIM KIT
16	9104-4161	1	BEARING ASSY
17	9104-4449	1	DIFFERENTIAL & BEVEL GEAR SET
18	9104-4163	1	BEARING ASSY
19	9104-4164	1	ADJUSTING SHIM KIT



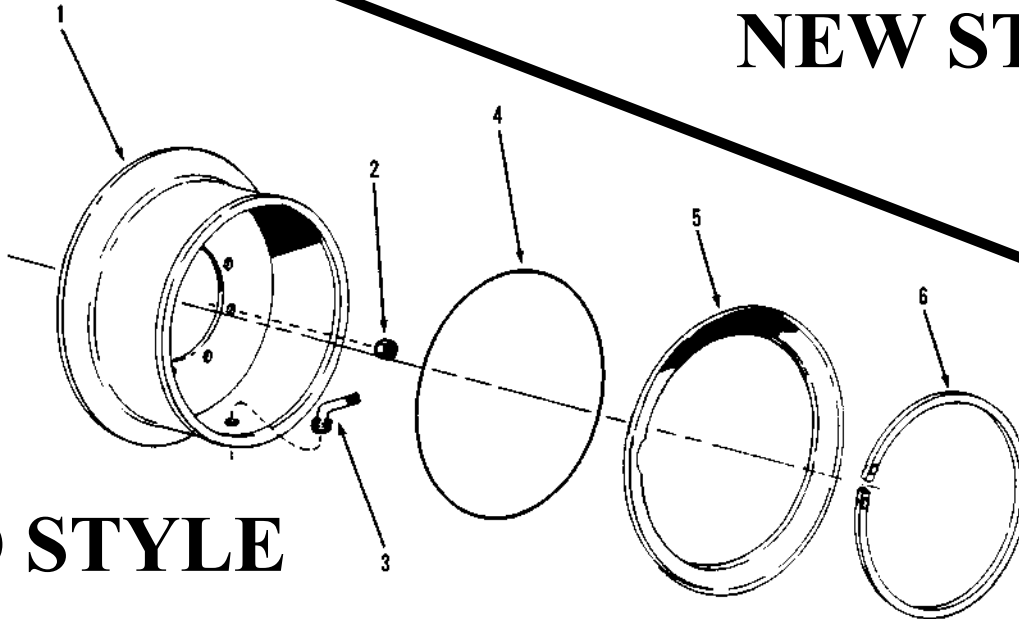
Item	Part No.	Qty.	Description Of Part	Item	Part No.	Qty.	Description Of Part
	9104-4165	1	BRAKE WHEEL END ASSY (includes all items)	21	9104-4186	1	SPACER
1	9104-4166	1	COVER ASSY (includes items 2 thru 6)	22	9104-4187	1	HUB SEAL
2	9104-4167	4	HEX HD CAPSCREW	23	9104-4188	1	HUB SEAL RUNNER
3	9104-4168	1	O-RING KIT	24	9104-4189	10	WHEEL STUD
4	9104-4169	4	HEX HD CAPSCREW	25	9104-3146	10	SWIVEL NUT
5	9104-4170	4	SECTOR PLATE	26	9104-4191	1	SNAP RING
6	9104-4171	1	BEARING ASSY	27	9104-4192	1	THRUST WASHER
7	9104-4460	1	PLANETARY CARRIER ASSY	28	9104-4193	1	SPRING
8	9104-4173	4	SPACER	29	9104-4194	1	SERVICE BRAKE PISTON
9	9104-4174	1	MID-SHAFT	30	9104-4195	1	SNAP RING
10	9104-4175	1	ROTATING BRAKE DISC STOP	31	9104-4196	1	PARK BRAKE SEAL RING
11	9104-4176	1	DISC HUB	32	9104-4197	1	PARK BRAKE PISTON
12	9104-4177	1	BRAKE DISC ASSY	33	9104-4335	1	SEALING KIT
13	9104-4178	10	SOCKET HEAD CAPSCREW	34	9104-4199	1	SPRING WASHER KIT
14	9104-4179	1	FIXED BRAKE DISC STOP	35	9104-4200	2	BLEEDER SCREW
15	9104-4180	1	RING GEAR & CARRIER ASSY	36	9104-4201	1	SPINDLE ASSY
16	9104-4181	1	ADJUSTING SHIM KIT	37	9104-4202	9	SOCKET HD CAPSCREW
17	9104-4182	1	WHEEL HUB ASSY (includes items 18 thru 22)	38	9104-4203	1	O-RING
18	9104-4183	2	BEARING ASSY	39	9104-4204	1	AXLE SHAFT
19	9104-4184	1	PLUG	40	9104-4298	2	BLEEDER SCREW CAP
20	9104-4185	1	SEALING WASHER	*41	9103-4397	1	PIN (holds brake discs in place)
							NOTE: QUANTITIES SHOWN ARE FOR ONE BRAKE WHEEL END ASSEMBLY ONLY.



Item	Part No.	Qty.	Description Of Part	Item	Part No.	Qty.	Description Of Part
	9103-4309	1	BRAKE WHEEL END ASSY (includes all items)	24	9104-4458	1	SEAL RACE
1	9104-4166	1	COVER ASSY (includes items 2 thru 6)	25	9104-3146	12	SWIVEL NUT
2	9104-4167	4	HEX HD CAPSCREW	26	9104-4191	1	SNAPRING
3	9104-4168	1	O-RING KIT	27	9104-4192	1	THRUST WASHER
4	9104-4169	4	HEX HD CAPSCREW	28	9104-4193	1	SPRING
5	9104-4170	4	SECTOR PLATE	29	9104-4194	1	SERVICE BRAKE PISTON
6	9104-4171	1	BEARING ASSY	30	9104-4195	1	SNAPRING
7	9104-4460	1	PLANETARY CARRIER ASSY	31	9104-4196	1	PARK BRAKE SEAL RING
8	9104-4173	4	SPACER	32	9104-4197	1	PARK BRAKE PISTON
9	9104-4174	1	MID-SHAFT	33	9104-4335	1	SEALING KIT (includes items 34, 35 & 36)
10	9104-4175	1	ROTATING BRAKE DISC STOP	34		1	OIL SEAL
11	9104-4176	1	DISC HUB	35		1	OIL SEAL
12	9104-4177	1	BRAKE DISC ASSY	36		3	OIL SEAL
13	9104-4178	10	SOCKET HEAD CAPSCREW	37	9104-4453	1	SPRING WASHER KIT
14	9104-4179	1	FIXED BRAKE DISC STOP	38	9104-4200	2	BLEEDER SCREW
15	9104-4180	1	RING GEAR & CARRIER ASSY	39	9104-4298	1	BLEEDER SCREW CAP
16	9104-4181	1	ADJUSTING SHIM KIT	40	9104-4201	1	SPINDLE ASSY
17	9104-4459	1	WHEEL HUB ASSY (includes items 18 thru 23)	41	9104-4461	9	SOCKET HD CAPSCREW
18	9104-4183	2	BEARING ASSY	42	9104-4203	1	O-RING
19	9104-4184	1	PLUG	43	9104-4204	1	AXLE SHAFT
20	9104-4185	1	SEALING WASHER	44	9103-4397	1	PIN (holds brake discs in place)
21	9104-4186	1	SPACER				
22	9104-4187	1	HUB SEAL				
23	9104-4189	12	WHEEL STUD				
							NOTE: QUANTITIES SHOWN ARE FOR ONE BRAKE WHEEL END ASSEMBLY ONLY.



NEW STYLE



OLD STYLE

FRONT-STANDARD

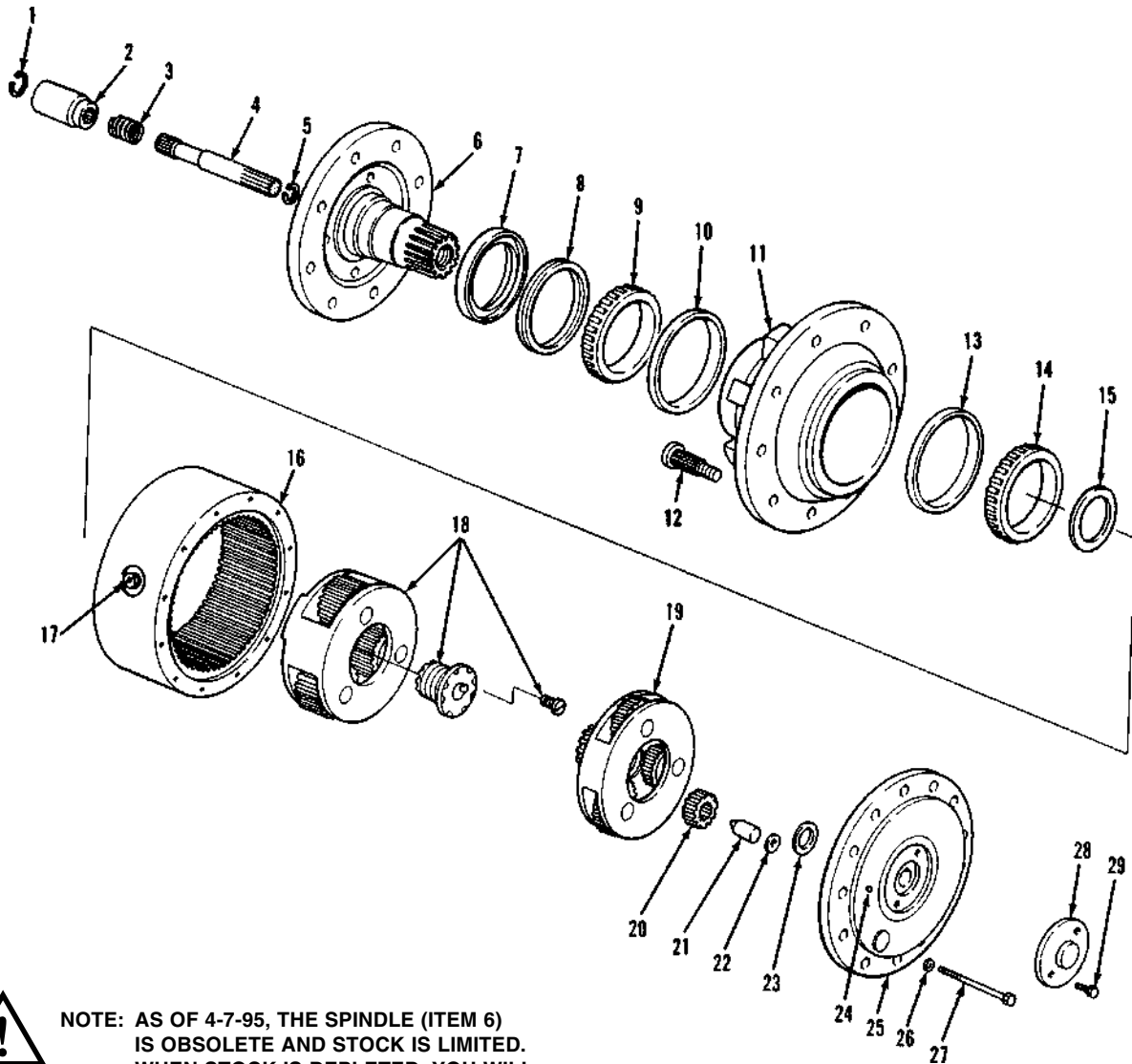
REAR-STANDARD

Item	Part No.	Qty.	Description Of Part
1	9104-3080	1	RIM, 8.00 TG X 24 ** NOTE: (NO LONGER AVAILABLE REPLACED BY 9103-3469)
* 1	9103-3469	1	RIM, 9.00 X 24 (New One Piece Style)
2	9104-3146	10	LUG NUT (lubricate and torque to 350-400 ft.lbs.)
3	9020-0339	1	VALVE (air/liquid) ** NOTE: (USE WITH 9104-3080 ONLY)
* 3	9108-3385	1	VALVE (air/liquid) (Use with 9103-3469)
4	9020-0561	1	O-RING
5	9020-0772	1	GUTTER RING
6	9020-1615	1	LOCK RING
7	9104-3084	1	TIRE, 14.00 X 24, 12 PLY (G-2 GRADER TUBELESS (not illustrated)

Item	Part No.	Qty.	Description Of Part
1	9104-3082	1	RIM, 8.00 TG X 24 ** NOTE: (NO LONGER AVAILABLE REPLACED BY 9103-3470)
* 1	9103-3470	1	RIM, 9.00 X 24 (New One Piece Style)
2	9104-3146	10	LUG NUT (lubricate and torque to 350-400 ft.lbs.)
3	9020-0339	1	VALVE (air/liquid) ** NOTE: (USE WITH 9104-3082 ONLY)
* 3	9108-3385	1	VALVE (air/liquid) (Use with 9103-3470)
4	9020-0561	1	O-RING
5	9020-0772	1	GUTTER RING
6	9020-1615	1	LOCK RING
7	9104-3084	1	TIRE, 14.00 X 24, 12 PLY (G-2 GRADER TUBELESS (not illustrated)

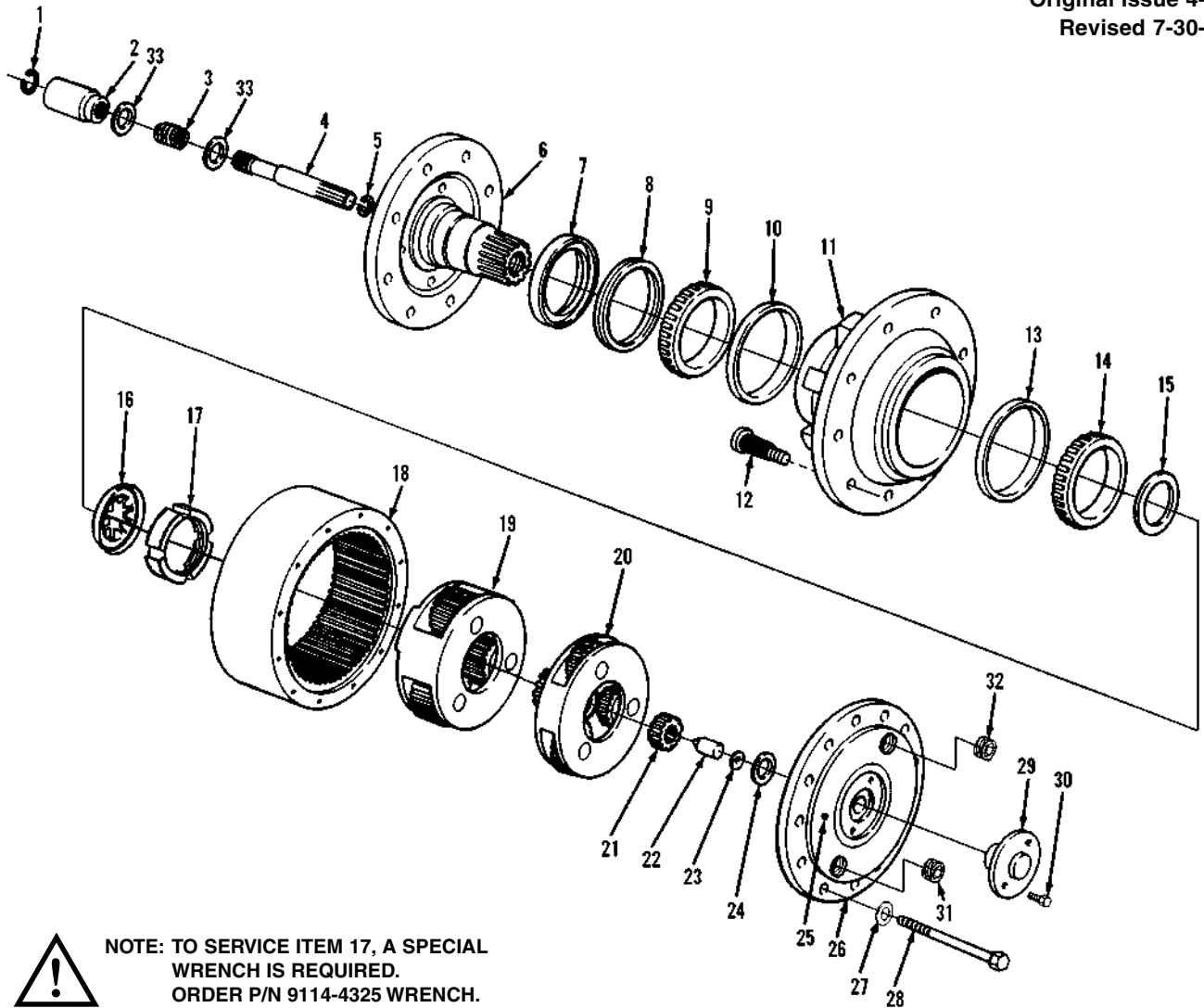
FRONT-FLOATATION

Item	Part No.	Qty.	Description Of Part
1	9104-3081	1	RIM, 14.00 X 25
2	9104-3146	10	LUG NUT (lubricate and torque to 350-400 ft. lbs.)
3	9020-1452	1	VALVE (air / liquid)
4	9020-1441	1	O-RING
5	9020-1762	1	GUTTER RING
6	9020-1766	1	LOCK RING
7	9020-1439	1	TIRE, 17.5 X 25, 14 PLY (L-2 TRACTION REGULAR TREAD)(not illustrated)



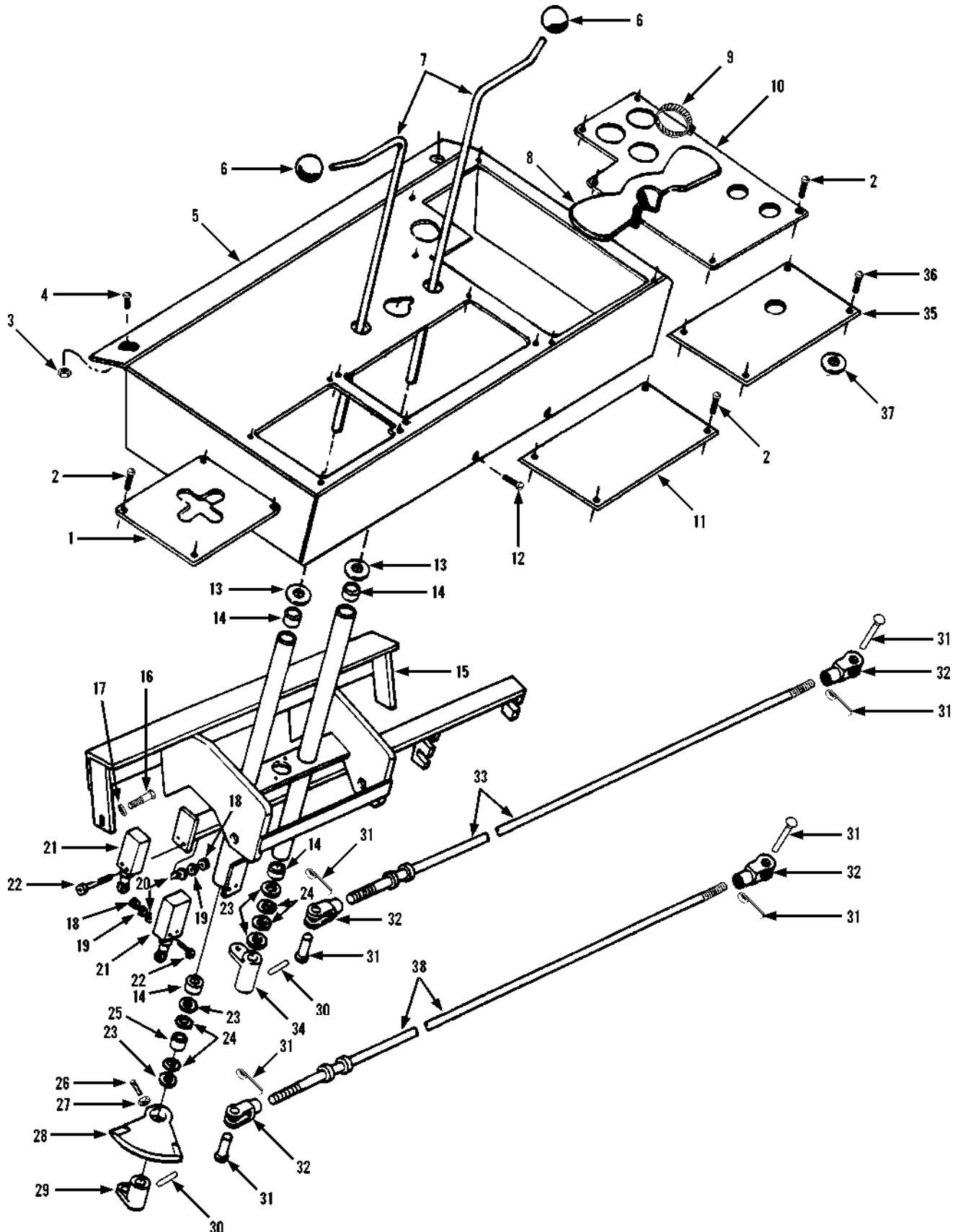
NOTE: AS OF 4-7-95, THE SPINDLE (ITEM 6) IS OBSOLETE AND STOCK IS LIMITED. WHEN STOCK IS DEPLETED, YOU WILL NEED TO PURCHASE A NEW WHEEL DRIVE ASSEMBLY, P/N 9104-3489.

Item	Part No.	Qty.	Description Of Part	Item	Part No.	Qty.	Description Of Part
	9104-3277	2	WHEEL DRIVE ASSY, (includes all items)	17	9104-4101	1	MAGNETIC PLUG
1	9104-4276	1	RETAINING RING	18	9104-4282	1	SECONDARY CARRIER ASSY
2	9104-4277	1	COUPLING	19	9104-4103	1	PRIMARY CARRIER ASSY
3	9104-4278	1	SPRING	20	9104-4104	1	PRIMARY SUN GEAR
4	9104-4279	1	INPUT SHAFT	21	9104-4106	1	PLUNGER
5	9104-4099	1	RETAINING RING	22	9104-4107	1	O-RING
6	9104-4280	1	SPINDLE	23	9104-4105	1	THRUST WASHER
7	9104-4088	1	SEAL	24	9104-4108	1	PIPE PLUG
8	9104-4281	1	OIL SEAL	25	9104-4109	1	COVER
9	9104-4090	1	OUTER BEARING CONE	26	9104-4110	12	FLAT WASHER
10	9104-4091	1	OUTER BEARING CUP	27	9104-4111	12	HEX HD CAPSCREW
11	9104-4310	1	HUB, (includes items 10, 12 & 13)	28	9104-4112	1	DISENGAGE COVER
12	9104-4311	10	WHEEL BOLT	29	9104-4113	2	HEX HD CAPSCREW
13	9106-4005	1	INNER BEARING CUP				NOTE: QUANTITIES SHOWN ARE FOR ONE WHEEL DRIVE ASSY ONLY.
14	9106-4006	1	INNER BEARING CONE				
15	9106-4007	1	THRUST WASHER				
16	9104-4100	1	RING GEAR				

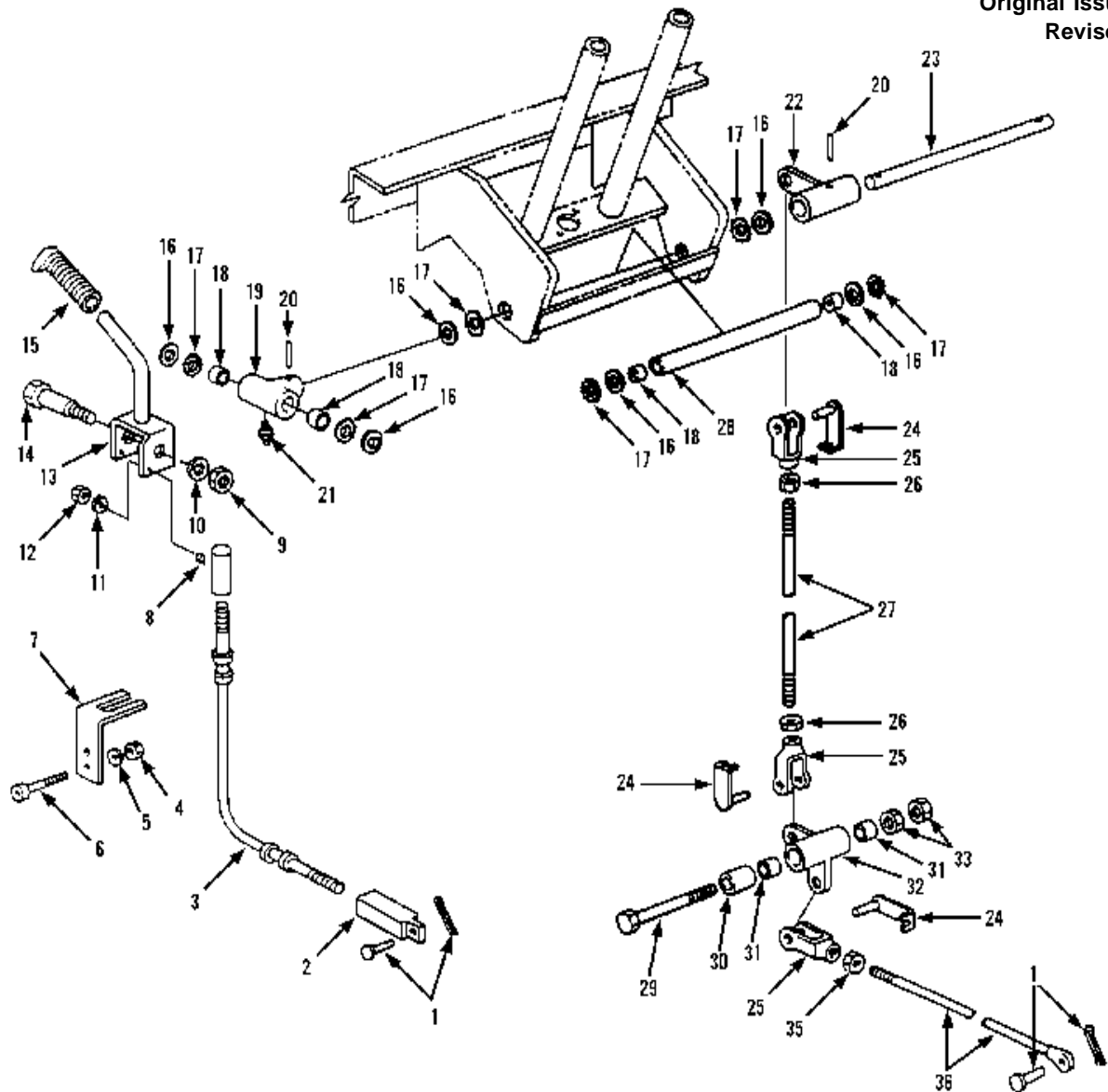


NOTE: TO SERVICE ITEM 17, A SPECIAL WRENCH IS REQUIRED. ORDER P/N 9114-4325 WRENCH.

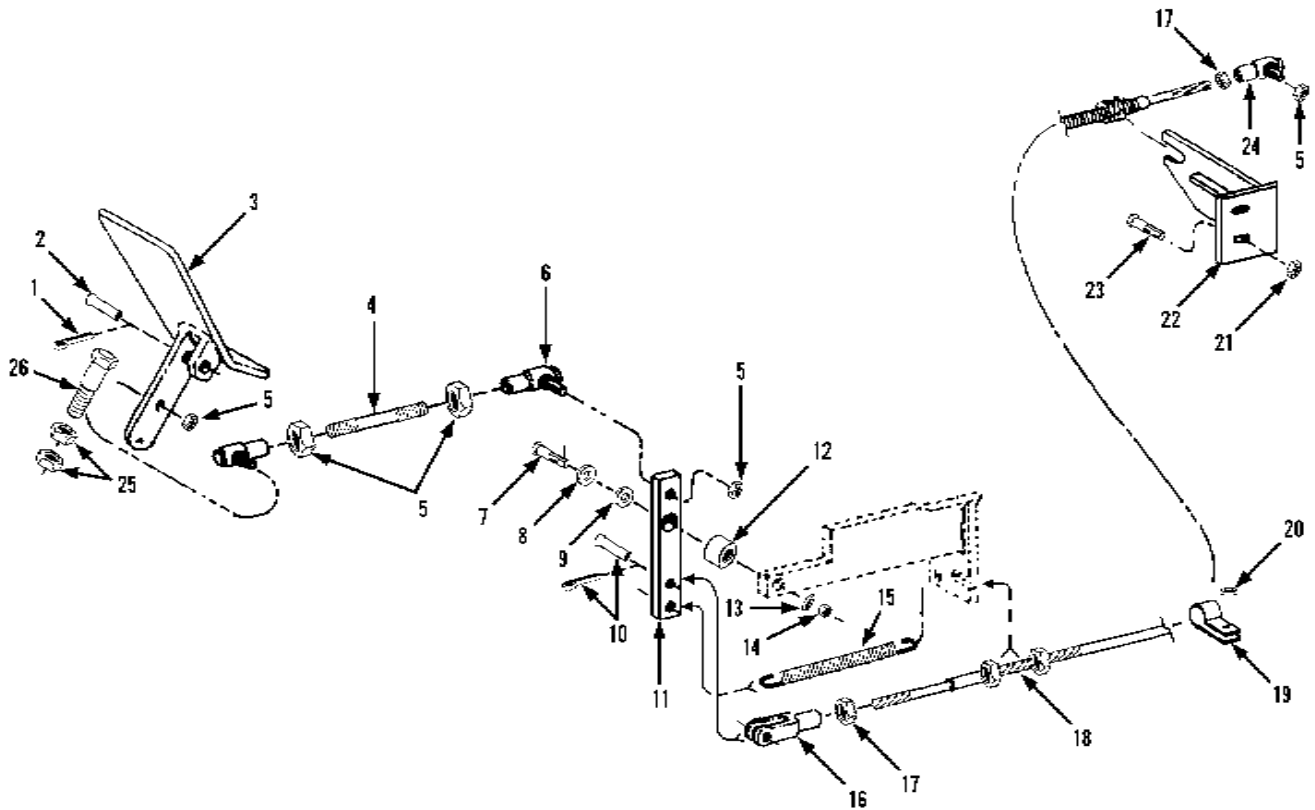
Item	Part No.	Qty.	Description Of Part	Item	Part No.	Qty.	Description Of Part
*	9104-3489	2	REAR STEERING AXLE DRIVE HUB, (includes all items)	*20	9114-4186	1	PRIMARY CARRIER ASSY, 8"
	9104-4462	Ref	REPAIR KIT, (includes items 7, 8 & 30)	*21	9114-4187	1	PRIMARY SUN GEAR, 8"
1	9104-4276	1	RETAINING RING	22	9104-4106	1	PLUNGER
2	9104-4277	1	COUPLING, 8"	23	9104-4107	1	O-RING
3	9114-4175	1	SPRING	24	9104-4105	1	THRUST WASHER
4	9114-4176	1	INPUT SHAFT, 8"	25	9104-4361	1	PIPE PLUG
5	9104-4099	2	RETAINING RING	26	9114-4188	1	COVER
6	9114-4177	1	SPINDLE, 9"	27	9112-4027	12	FLAT WASHER
7		1	SEAL	28	9114-4189	12	HEX HD BOLT
8		1	OIL SEAL	*29	9112-4024	1	DISENGAGE COVER
9	9020-2501	1	OUTER BEARING CONE	30		1	LOCK SCREW
10	9020-2500	1	OUTER BEARING CUP	31	9104-4101	1	MAGNETIC PLUG
11	9104-4523	1	HUB, 8"	32	9103-4389	1	PIPE PLUG
12	9104-4311	10	WHEEL BOLT	33	9103-4390	2	THRUST WASHER
13	9114-4179	1	INNER BEARING CUP, 9"				NOTE: ONLY ITEMS WITH PART NUMBERS ARE AVAILABLE FOR SERVICE.
14	9114-4180	1	INNER BEARING CONE, 9"				NOTE: QUANTITIES SHOWN ARE FOR ONE HUB ASSY ONLY.
15	9114-4181	1	THRUST WASHER				
16	9114-4182	1	LOCKWASHER				
17	9114-4183	1	LOCK NUT				
18	9114-4184	1	RING GEAR, 8"				
19	9114-4185	1	SECONDARY CARRIER ASSY, 8"				



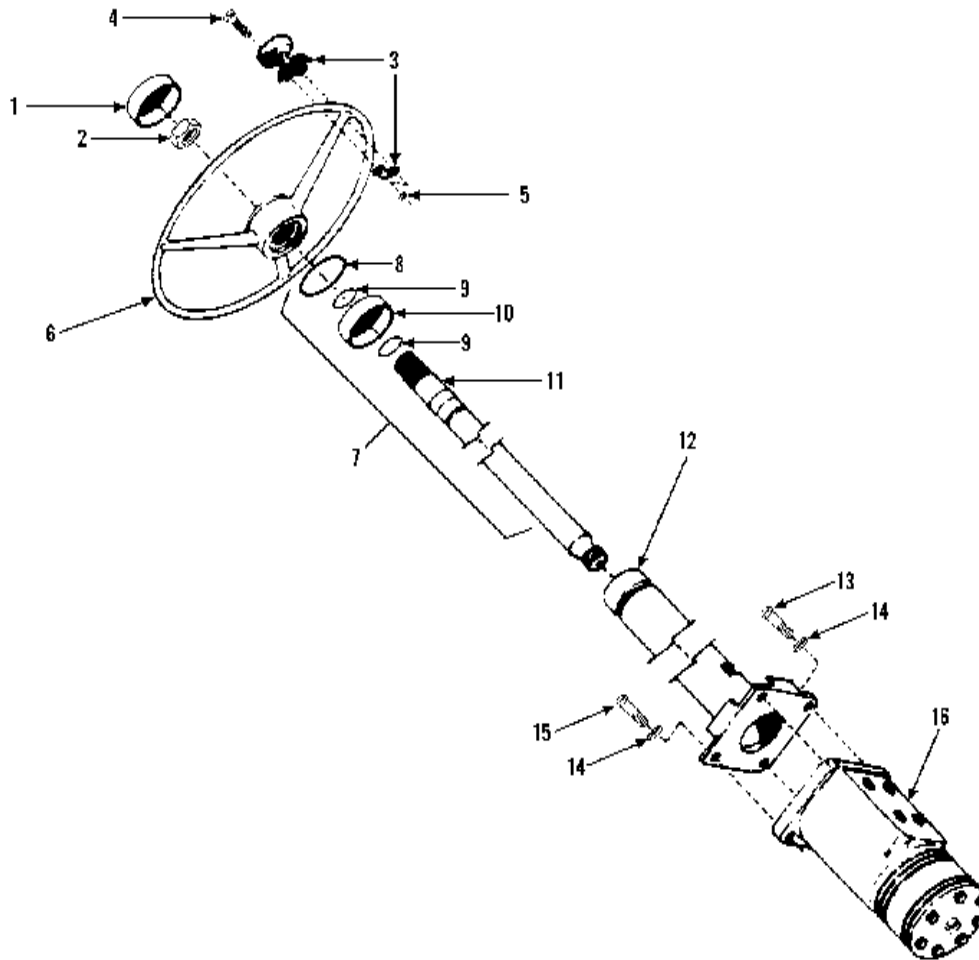
Item	Part No.	Qty.	Description Of Part
1	9103-3310	1	TILT-SWAY COVER PLATE
2	8832-1015	4	SELF-TAPPING SCREW, #6-32X1/2
3	7714-3006	2	LOCKNUT
4	7714-3004	2	LOCK SCREW
5	9060-2789	1	CONTROL & INSTRUMENT PANEL
6	9020-0299	2	KNOB
7	9020-5542	2	CONTROL ROD
8	9040-2903	1	CONTROL ROD BRACKET
9	9002-8695	1	CLAMP
10		Ref	INSTRUMENT PANEL PLATE, (see page 11-1 for details)
11	9020-5574	1	DASH PANEL
12	9002-7319	2	SELF-TAPPING SCREW
13	9002-7472	2	HARDENED WASHER
14	9020-0290	4	NEEDLE BEARING
15	9080-1213	1	CONTROL BRACKET
16	8820-1065	2	HEX HD CAPSCREW, 1/2-13X1, GR5
17	8856-1111	2	FLAT WASHER, 1/2
18	8850-1612	4	HEX NUT, #10-24
19	8855-1007	4	LOCK WASHER, #10
20	8856-1105	4	FLAT WASHER, #10
*21	9103-3439	2	FORWARD/REVERSE SWITCH
22	8821-1032	4	SOCKET HD CAPSCREW, #10-24X1, GR8
23	8856-1113	4	FLAT WASHER, 5/8
24	9002-8662	4	WAVE BEND WASHER
25	9103-1224	1	SPACER
26	8822-4929	1	SOCKET SET SCREW, 1/4-20X3/4
27	8850-1616	1	HEX NUT, 1/4-20
28	9103-1226	1	CAM
29	9103-6042	1	BELLCRANK
30	8863-1479	2	ROLL PIN, 3/16X1-1/4
31	9002-7720	4	YOKE PIN ASSY
32	8882-1003	4	ADJUSTABLE YOKE END, 5/16-24
*33	9020-3374	1	PUSH-PULL CABLE
34	9020-5973	1	BELLCRANK
35	9103-3255	1	GAUGE PROTECTOR
36	8832-1019	4	SELF-TAPPING SCREW, #6-32X1
37	9103-3277	4	RUBBER SPACER
*38	9103-3427	1	PUSH PULL CABLE



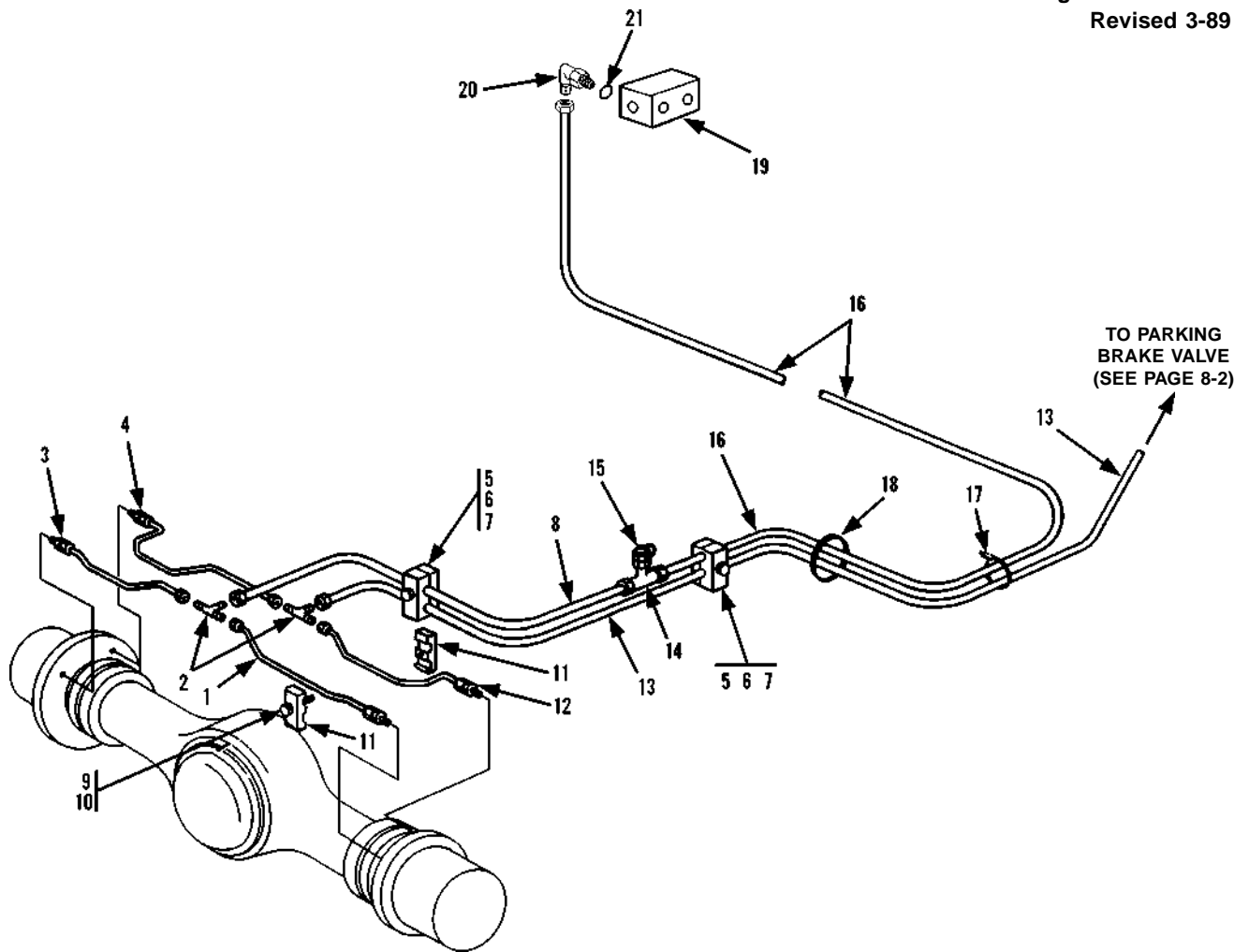
Item	Part No.	Qty.	Description Of Part	Item	Part No.	Qty.	Description Of Part
1	9002-1552	2	CLEVIS PIN	19	9020-6859	1	HOUSING WELDMENT
2	9104-1236	1	CABLE END	20	8863-1479	2	ROLL PIN, 3/16X1-1/4
3	9020-6861	1	CABLE ASSY	21	8867-1008	1	LUBE FITTING, STRAIGHT, 1/4-28
4	8855-1011	2	LOCK WASHER, 3/8	22	9020-5541	1	BELLCRANK
5	8850-1006	2	HEX NUT, 3/8-16	23	9020-5571	1	SHAFT
6	8826-1030	2	SOCKET BUTTON HD CAPSCREW, 3/8-16X1-1/4	24	9002-7987	3	SPRING CLEVIS
7	9103-1013	1	CABLE BRACKET	25	8882-1004	3	ADJUSTABLE YOKE END, 3/8-24
8	8668-3117	1	BALL JOINT	26	8850-1108	2	HEX NUT, 3/8-24
9	8850-1008	1	HEX NUT, 1/2-13	27	9020-2361	1	ROD
10	8855-1013	1	LOCK WASHER, 1/2	28	9020-5579	1	SPACER
11	8855-1010	1	LOCK WASHER, 5/16	29	8820-1328	1	HEX HD CAPSCREW, 5/8-11X6-1/2, GR5
12	8850-1305	1	HEX NUT, 5/16-24	30	9020-5580	1	SPACER
13	9040-3406	1	HANDLE WELDMENT	31	9020-0290	2	NEEDLE BEARING
14	9020-3502	1	SHOULDER BOLT	32	9020-5533	1	BELLCRANK
15	9020-0774	1	HANDLE GRIP	33	8850-1010	2	HEX NUT, 5/8-11
16	8856-1113	6	FLAT WASHER, 5/8	34	8867-1008	1	LUBE FITTING, STRAIGHT, 1/4-28
17	9002-8662	6	WAVE BEND WASHER	35	8850-1306	1	HEX NUT, 3/8-24
18	9020-0290	4	NEEDLE BEARING	36	9106-6019	1	CONTROL ROD



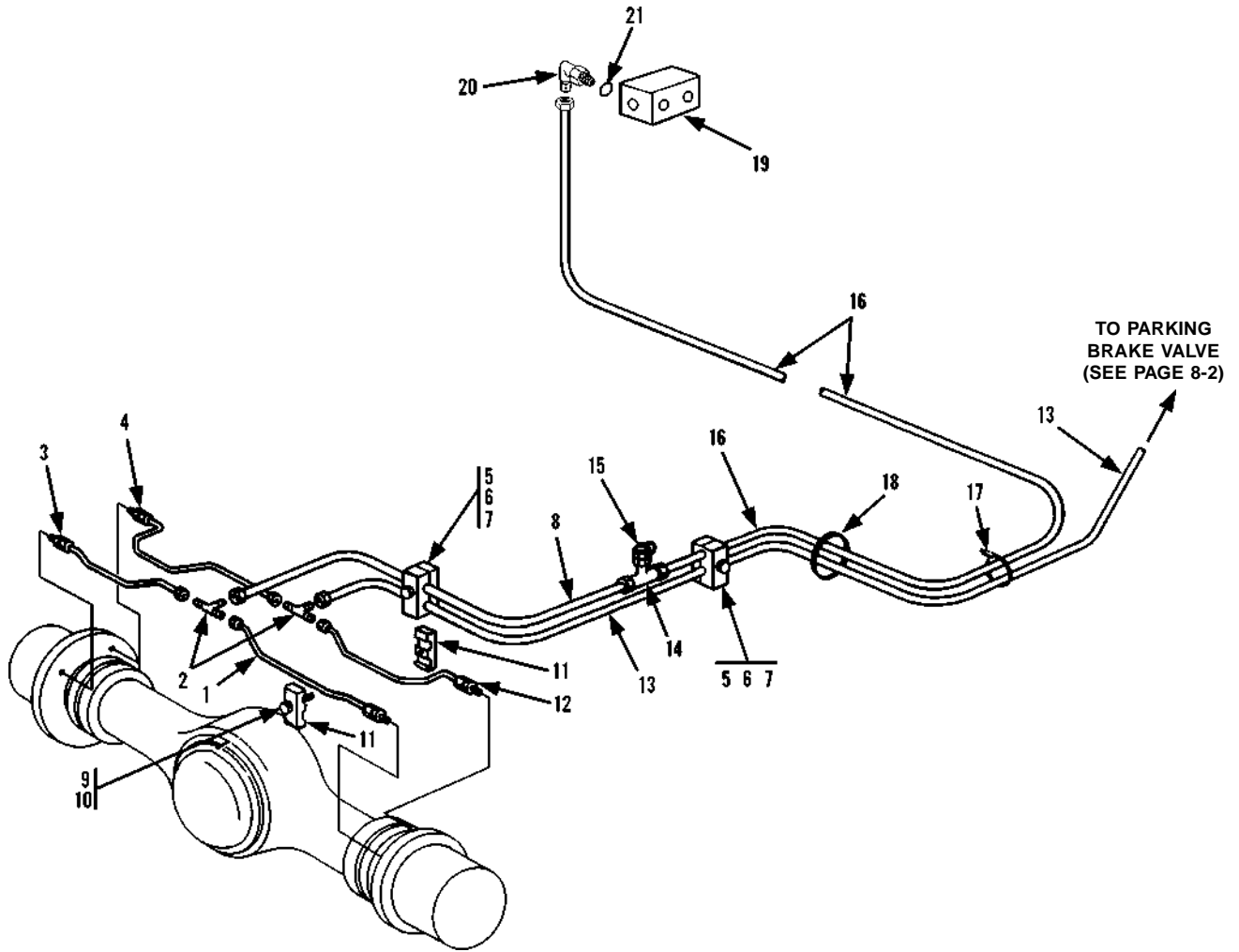
Item	Part No.	Qty.	Description Of Part	Item	Part No.	Qty.	Description Of Part
1	8863-1318	1	COTTER PIN, 1/8X1	15	9020-7801	1	SPRING
2	9002-1584	1	CLEVIS PIN	16	9002-8977	1	YOKE
3	9103-6022	1	ACCELERATOR PEDAL	17	8850-1613	2	HEX NUT, #10-32
4	9103-1088	1	LINKAGE ROD	18	9020-0795	1	ACCELERATOR CABLE
5	8850-1404	5	HEX NUT, 1/4-28	19	9002-8660	1	HOSE CLIP
6	8668-3118	2	BALL JOINT	20	8856-1109	1	FLAT WASHER, 3/8
7	8825-1018	1	SOCKET HD SHOULDER SCREW, 3/8X1/2 (5/16-18 thread)	21	8852-1305	2	HEX LOCKNUT, 5/16-18
8	8856-1109	1	FLAT WASHER, 3/8	22	9103-6014	1	CABLE BRACKET
9	9002-8946	AR	WAVY WASHER	23	8820-1021	2	HEX HD CAPSCREW, 5/16-18X1-1/4, GR5
10	9002-7685	1	CLEVIS & COTTER PIN	24	9002-7908	1	BALL JOINT
11	9103-1087	1	BELLCRANK	25	8850-1110	2	HEAVY HEX JAM NUT, 5/8-11
12	9103-3281	1	BEARING	26	8820-1103	1	HEX HD CAPSCREW, 5/8-11X3-1/2, GR5
13	8856-1111	1	FLAT WASHER, 1/2				
14	8850-1105	1	HEAVY HEX JAM NUT, 5/16-18				



Item	Part No.	Qty.	Description Of Part
1	9060-0274	1	STEERING CAP
2	9020-0266	1	STEERING WHEEL NUT
3	9020-2230	1	SPINNER KNOB (includes items 4, 5)
4	8830-1311	2	FLAT HD MACHINE SCREW, 1/4-20X1
5	8850-1615	2	HEX NUT, 1/4-20
6	9060-0273	1	STEERING WHEEL
7	9060-0267	1	ORBITROL COLUMN ASSY (includes items 8 thru 12)
8	9020-1347	1	RETAINING RING
9	9020-1346	2	RETAINING RING
10	9020-1348	1	BEARING
11	9020-1349	1	SHAFT
12	9020-1350	1	TUBE & FLANGE
13	8820-1037	2	HEX HD CAPSCREW, 3/8-16X1-1/2, GR5
14	8855-1011	4	LOCKWASHER, 3/8
15	8820-1033	2	HEX HD CAPSCREW, 3/8-16X3/4, GR5
16	9020-6762	1	ORBITROL
	9020-6567	1	ORBITROL SEAL KIT



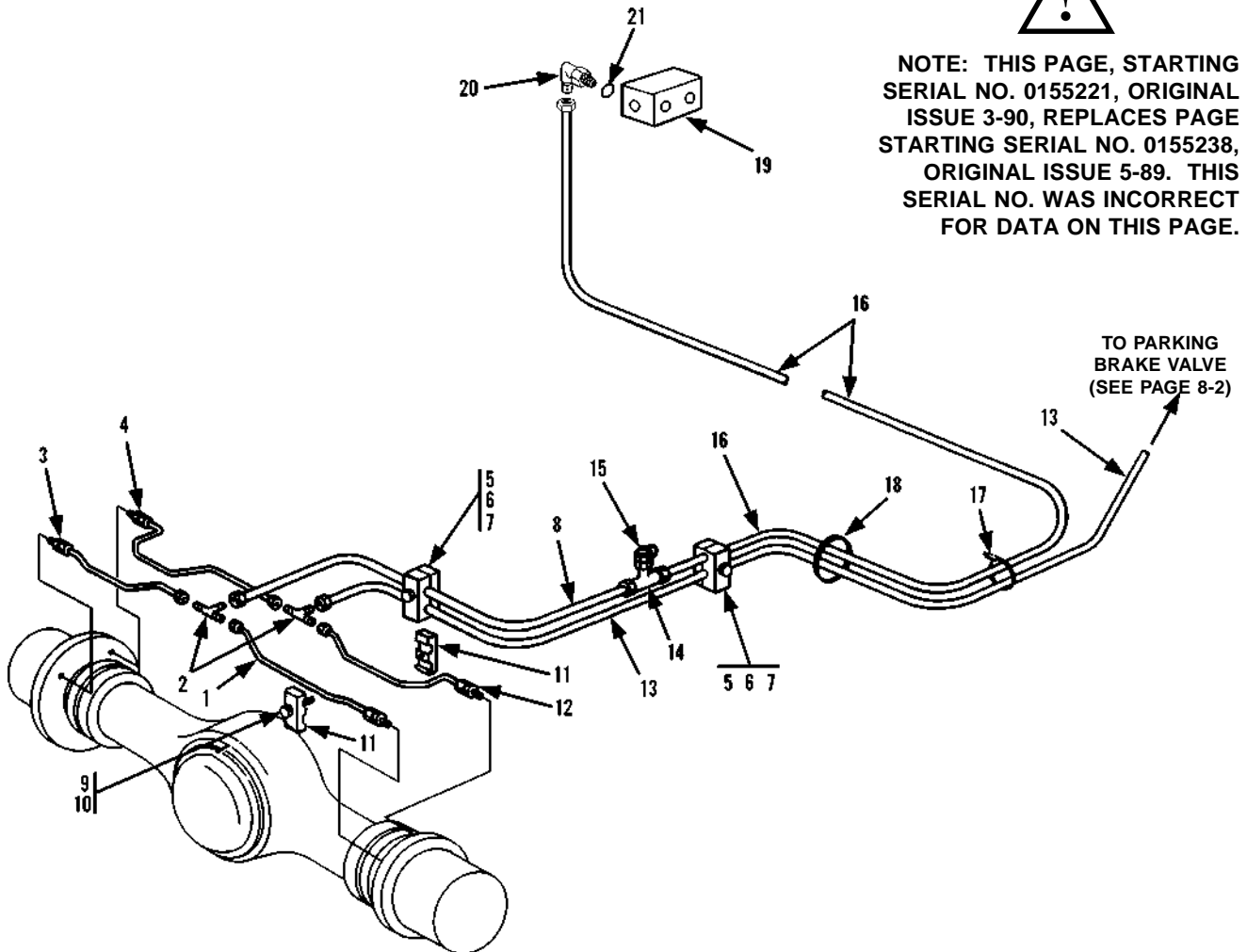
Item	Part No.	Qty.	Description Of Part
1	9104-3188	1	TUBE ASSY
2	8866-1305	2	UNION TEE, 3/8 TUBE
3	9104-3072	1	TUBE ASSY
4	9104-3189	1	TUBE ASSY
5	7713-3177	2	HEX HD CAPSCREW
6	7713-3140	2	COVER PLATE
7	7713-3139	2	CLAMP SET
8	8471-7524	1	HOSE ASSY
9	8820-1005	2	HEX HD CAPSCREW, 1/4-20X1, GR5
10	8856-1002	2	FLAT WASHER, 1/4
11	7713-3270	2	CLAMP SET
12	9104-3190	1	TUBE ASSY
13	8471-7522	1	HOSE ASSY
14	9104-3091	1	FEMALE BRANCH TEE
15	9103-3032	1	MINI-CHECK COUPLING
16	8471-7523	1	HOSE ASSY
17	9002-7178	AR	NYLON HOSE TIE
18	9104-3227	1	GROMMET
19		Ref	BRAKE VALVE ASSY (see page 10-19 for details)
20	8866-2064	1	ELBOW, 90 DEGREES (includes item 21)
21	8859-1204	1	O-RING



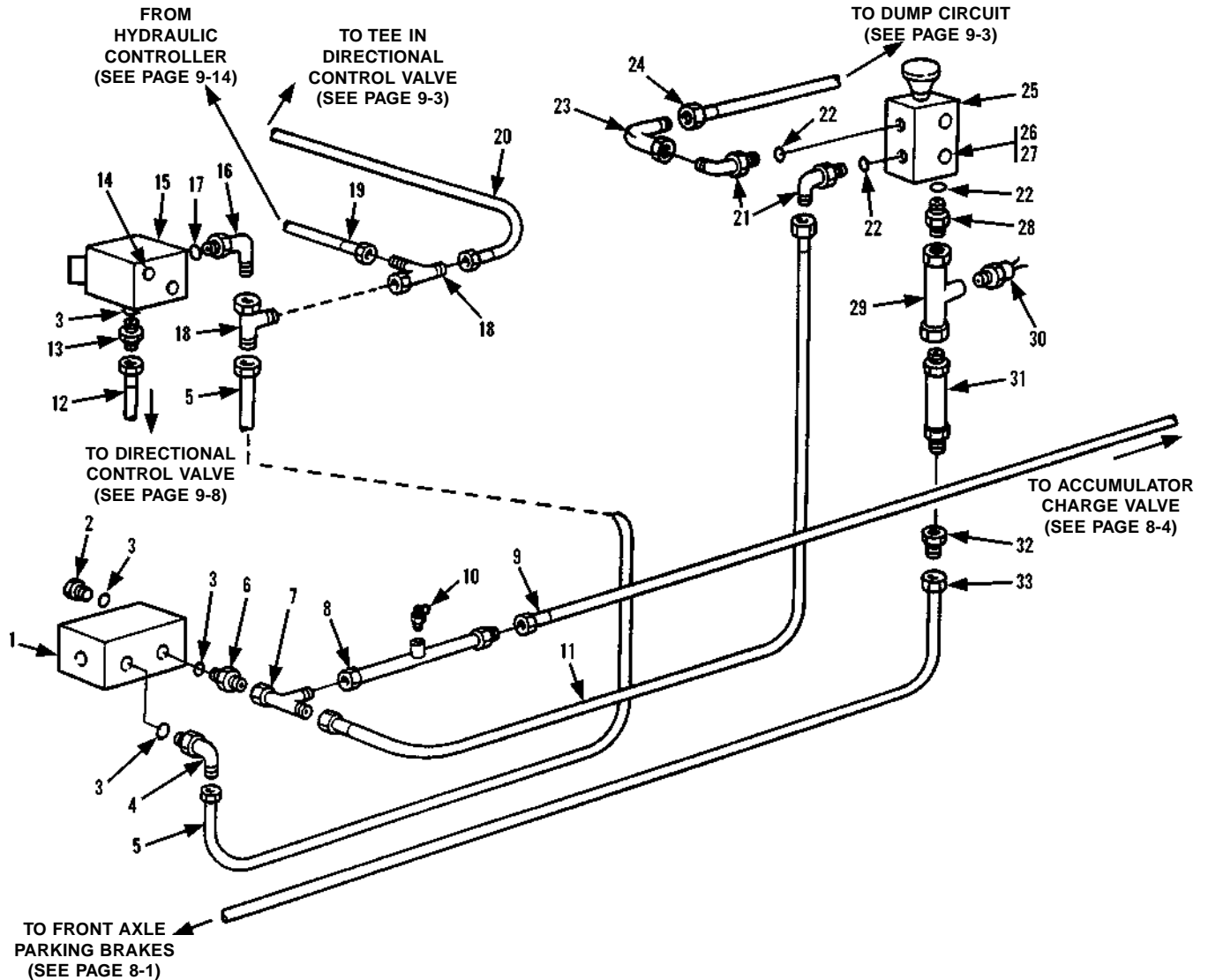
Item	Part No.	Qty.	Description Of Part
1	9104-3188	1	TUBE ASSY
2	8866-1305	2	UNION TEE, 3/8 TUBE
3	9104-3072	1	TUBE ASSY
4	9104-3189	1	TUBE ASSY
5	7713-3177	2	HEX HD CAPSCREW
6	7713-3140	2	COVER PLATE
7	7713-3139	2	CLAMP SET
8	8471-7524	1	HOSE ASSY
9	8820-1005	2	HEX HD CAPSCREW, 1/4-20X1, GR5
10	8856-1002	2	FLAT WASHER, 1/4
11	7713-3270	2	CLAMP SET
12	9104-3190	1	TUBE ASSY
13	8471-7522	1	HOSE ASSY
14	9104-3091	1	FEMALE BRANCH TEE
15	9103-3032	1	MINI-CHECK COUPLING
16	8471-7523	1	HOSE ASSY
17	9002-7178	AR	NYLON HOSE TIE
18	9104-3227	1	GROMMET
19		Ref	BRAKE VALVE ASSY (see page 10-19 for details)
20	8866-2064	1	ELBOW, 90 DEGREES (includes item 21)
21	8859-1204	1	O-RING



NOTE: THIS PAGE, STARTING SERIAL NO. 0155221, ORIGINAL ISSUE 3-90, REPLACES PAGE STARTING SERIAL NO. 0155238, ORIGINAL ISSUE 5-89. THIS SERIAL NO. WAS INCORRECT FOR DATA ON THIS PAGE.

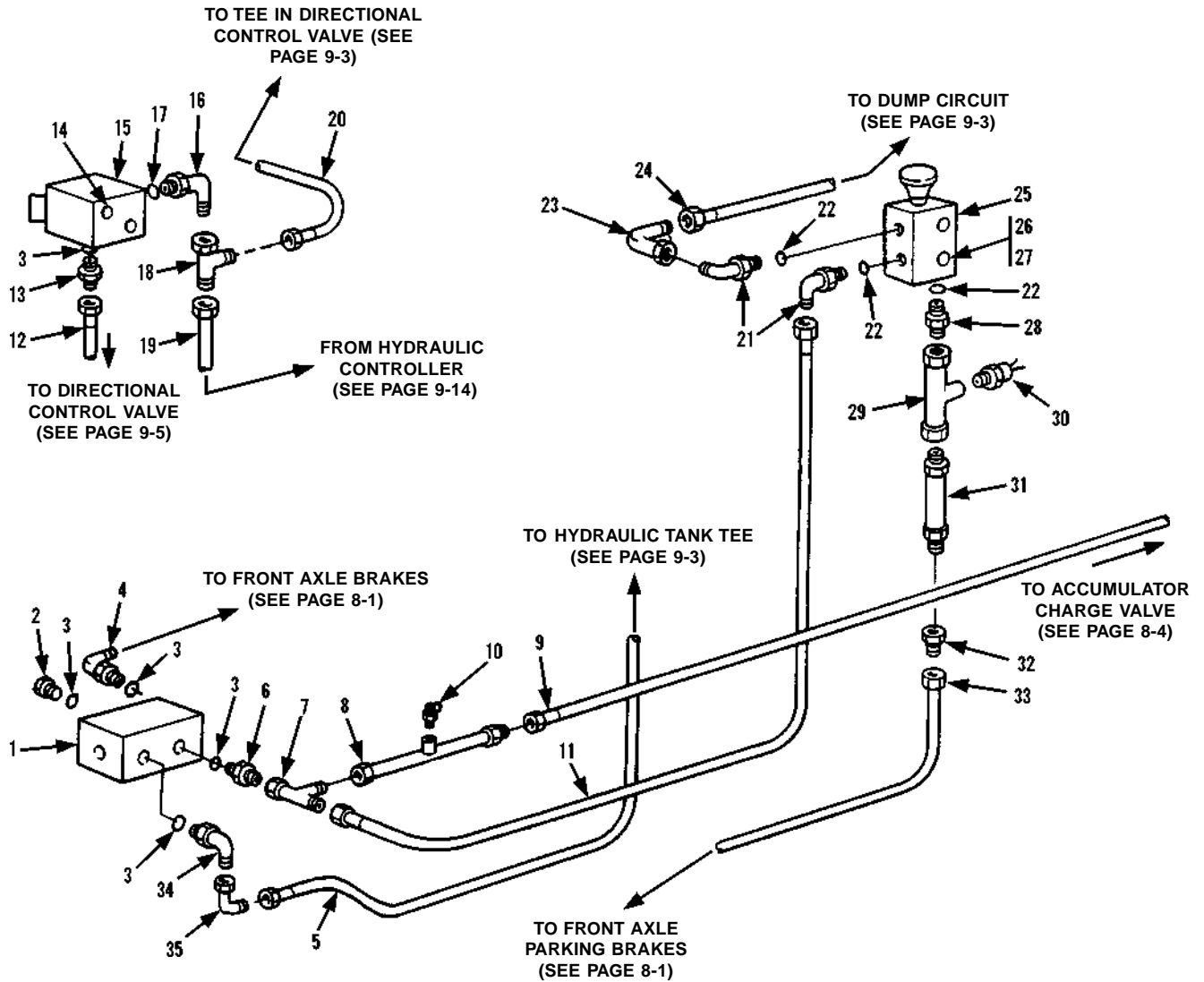


Item	Part No.	Qty.	Description Of Part
1	9104-3188	1	TUBE ASSY
2	8866-1305	2	UNION TEE, 3/8 TUBE
3	9104-3072	1	TUBE ASSY
4	9104-3189	1	TUBE ASSY
5	7713-3177	2	HEX HD CAPSCREW
6	7713-3140	2	COVER PLATE
7	7713-3139	2	CLAMP SET
8	8471-7524	1	HOSE ASSY
9	8820-1005	2	HEX HD CAPSCREW, 1/4-20X1, GR5
10	8856-1002	2	FLAT WASHER, 1/4
11	7713-3270	2	CLAMP SET
12	9104-3190	1	TUBE ASSY
13	8471-7522	1	HOSE ASSY
14	9104-3091	1	FEMALE BRANCH TEE
15	9103-3032	1	MINI-CHECK COUPLING
16	8471-7523	1	HOSE ASSY
17	9002-7178	AR	NYLON HOSE TIE
18	9104-3227	1	GROMMET
19		Ref	BRAKE VALVE ASSY (see page 10-19 for details)
20	8866-2064	1	ELBOW, 90 DEGREES (includes item 21)
21	8859-1204	1	O-RING



Item	Part No.	Qty.	Description Of Part
1		Ref	BRAKE VALVE ASSY (see page 10-19 for details)
2	8866-2174	1	HEX HD PLUG (includes item 3)
3	8859-1204	4	O-RING
4	8866-2064	1	ELBOW, 90 DEGREES (includes item 3)
5	9020-7411	1	HOSE ASSY
6	8866-2005	1	CONNECTOR (includes item 3)
7	8866-2239	1	SWIVEL NUT RUN TEE, 3/8 TUBE
8	9104-3163	1	TUBE ASSY
9		Ref	HOSE ASSY (see page 8-4 for details)
10	7713-3089	1	MINI-CHECK COUPLING
11	8471-7508	1	HOSE ASSY
12	7713-3342	1	HOSE ASSY
13	8866-2005	1	CONNECTOR (includes item 3)
14	8821-2228	2	SOCKET HD CAPSCREW, 5/16-18X1-1/4, GR5
15	9103-3096	1	INCHING VALVE ASSY
	9103-4018	1	VALVE SEAL KIT
16	8866-2064	1	ELBOW, 90 DEGREES (includes item 17)

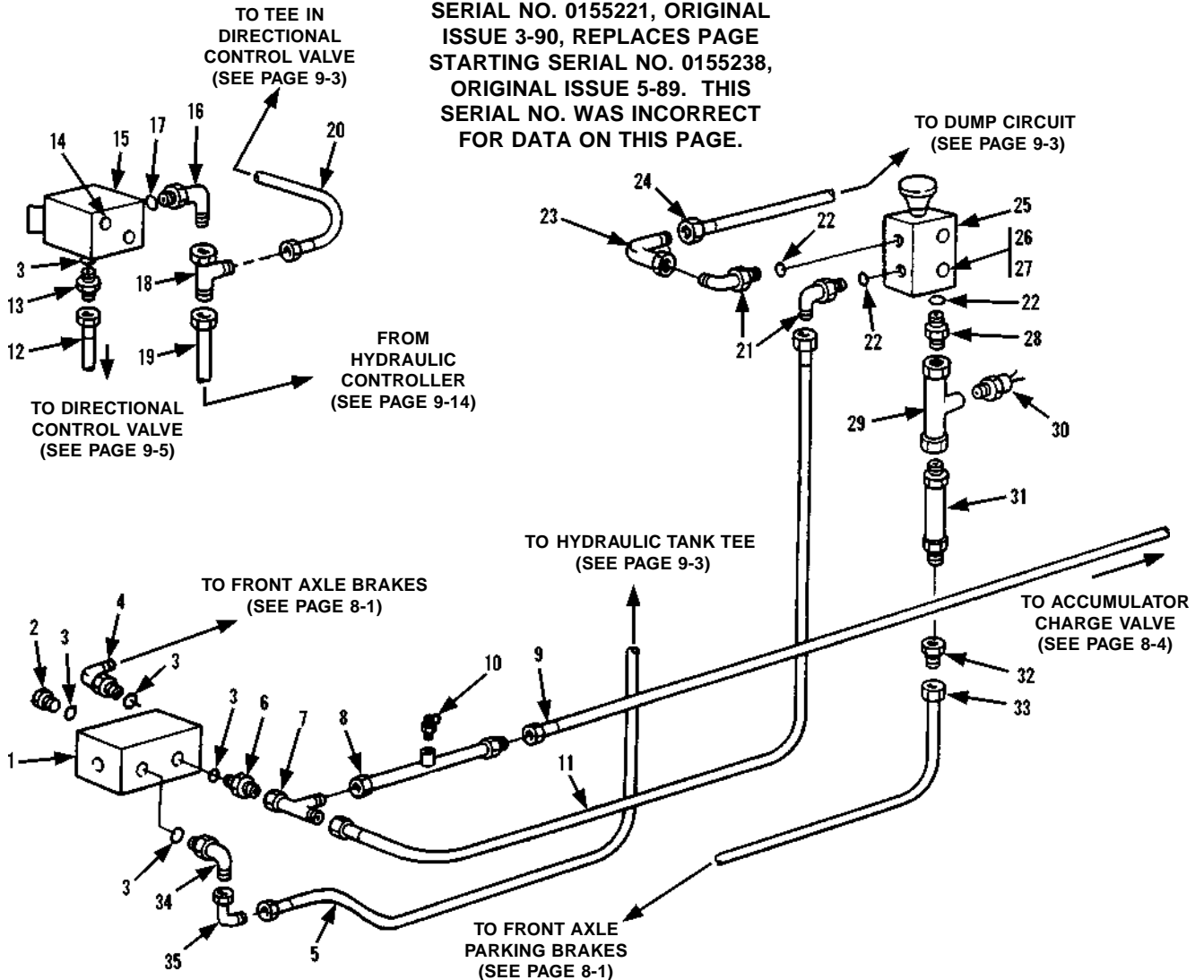
Item	Part No.	Qty.	Description Of Part
17	8859-1204	1	O-RING
18	8866-2239	2	SWIVEL NUT RUN TEE, 3/8 TUBE
19	8471-7341	1	HOSE ASSY
20	8471-7466	1	HOSE ASSY
21	8866-2065	2	ELBOW, 90 DEGREES (includes item 22)
22	8859-1205	3	O-RING
23	8866-2105	1	ELBOW, 90 DEGREES (swivel nut)
24	7713-3198	1	HOSE ASSY
25		Ref	PARK BRAKE VALVE (see page 10-20 for details)
26	8826-1021	2	SOCKET BUTTON HD CAPSCREW, 5/16-18X5/8
27	8855-1009	2	LOCK WASHER, 5/16
28	8866-2018	1	CONNECTOR (includes item 22)
29	9104-3131	1	TUBE ASSY
30	9104-3077	1	PRESSURE SWITCH
31	9104-3143	1	CHECK VALVE
32	8866-1342	1	TUBE END REDUCER, 1/2X3/8
33		Ref	HOSE ASSY (see page 8-1 for details)



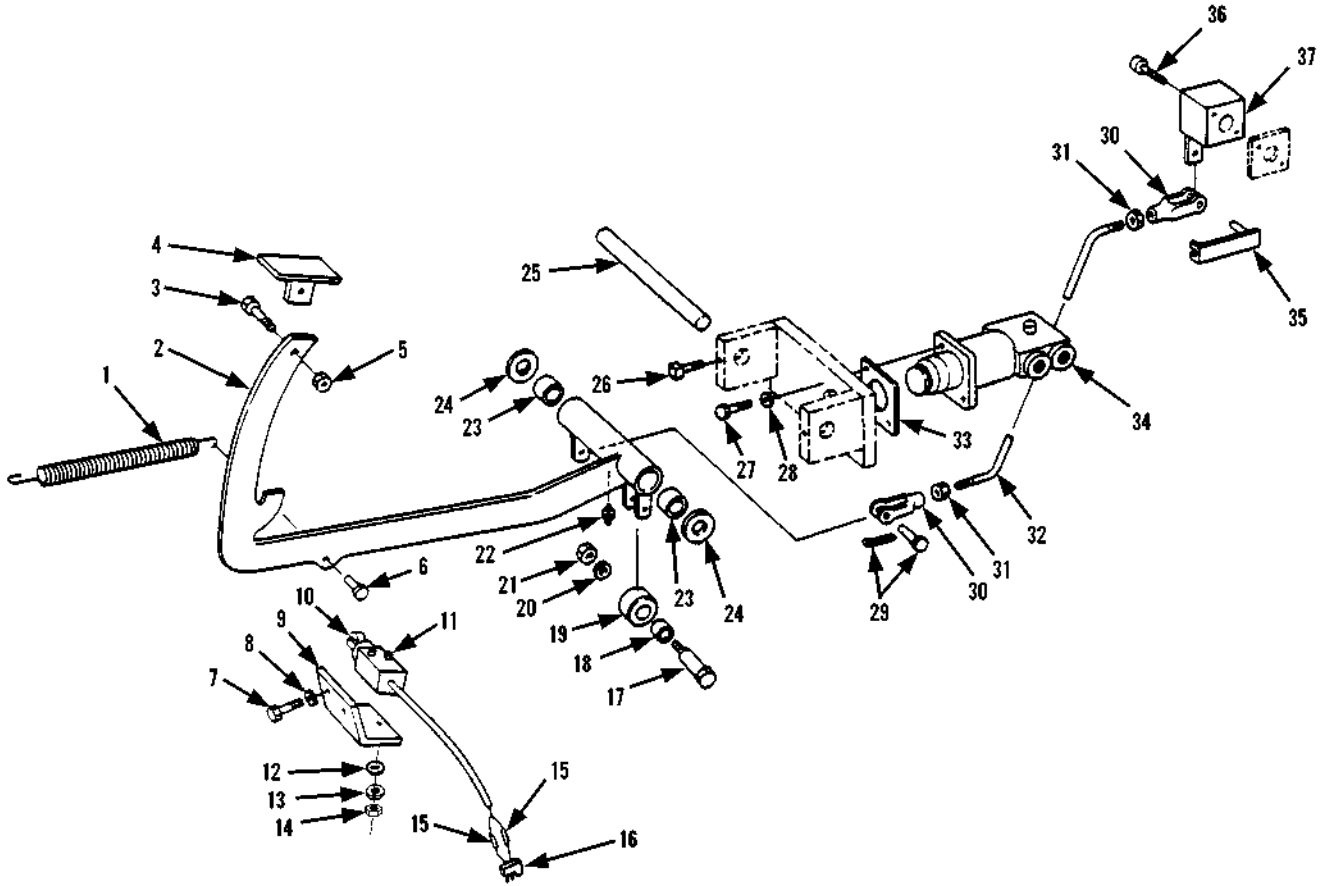
Item	Part No.	Qty.	Description Of Part	Item	Part No.	Qty.	Description Of Part
1		Ref	BRAKE VALVE ASSY (see page 10-19 for details)	18	8866-2239	1	SWIVEL NUT RUN TEE, 3/8 TUBE
2	8866-2174	1	HEX HD PLUG (includes item 3)	19	8471-7341	1	HOSE ASSY
3	8859-1204	4	O-RING	20	8471-7466	1	HOSE ASSY
4	8866-2064	1	ELBOW, 90 DEGREES (includes item 3)	21	8866-2065	2	ELBOW, 90 DEGREES (includes item 22)
5	8471-7842	1	HOSE ASSY	22	8859-1205	3	O-RING
6	8866-2005	1	CONNECTOR (includes item 3)	23	8866-2105	1	ELBOW, 90 DEGREES (swivel nut)
7	8866-2239	1	SWIVEL NUT RUN TEE, 3/8 TUBE	24	7713-3198	1	HOSE ASSY
8	9104-3163	1	TUBE ASSY	25		Ref	PARK BRAKE VALVE (see page 10-20 for details)
9	8471-7317	1	HOSE ASSY	26	8826-1021	2	SOCKET BUTTON HD CAPSCREW, 5/16-18X5/8
10	7713-3089	1	MINI-CHECK COUPLING	27	8855-1009	2	LOCK WASHER, 5/16
11	8471-7508	1	HOSE ASSY	28	8866-2018	1	CONNECTOR (includes item 22)
12	7713-3342	1	HOSE ASSY	29	9106-3098	1	TUBE ASSY
13	8866-2005	1	CONNECTOR (includes item 3)	30	9104-3077	1	PRESSURE SWITCH
14	8821-2228	2	SOCKET HD CAPSCREW, 5/16-18X1-1/4, GR5	31	9104-3143	1	CHECK VALVE
15	9103-3096	1	INCHING VALVE ASSY	32	8866-1342	1	TUBE END REDUCER, 1/2X3/8
	9103-4018	1	INCHING VALVE SEAL KIT	33	8471-7522	1	HOSE ASSY
16	8866-2064	1	ELBOW, 90 DEGREES (includes item 17)	34	7713-1088	1	ELBOW, 90 DEGREES
17	8859-1204	1	O-RING	35	8866-2106	1	ELBOW, 90 DEGREES (swivel nut)



NOTE: THIS PAGE, STARTING SERIAL NO. 0155221, ORIGINAL ISSUE 3-90, REPLACES PAGE STARTING SERIAL NO. 0155238, ORIGINAL ISSUE 5-89. THIS SERIAL NO. WAS INCORRECT FOR DATA ON THIS PAGE.

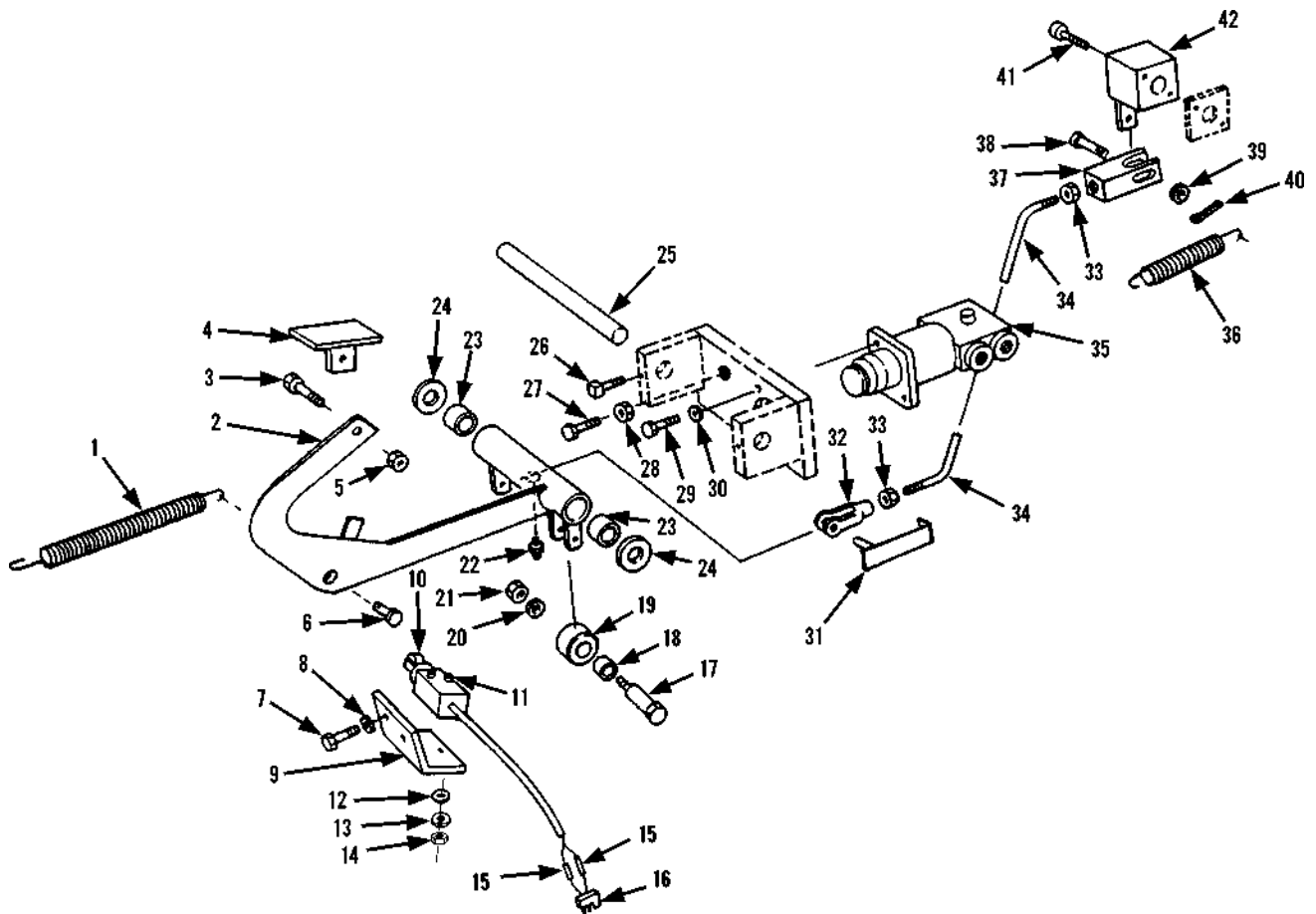


Item	Part No.	Qty.	Description Of Part	Item	Part No.	Qty.	Description Of Part
1		Ref	BRAKE VALVE ASSY (see page 10-19 for details)	18	8866-2239	1	SWIVEL NUT RUN TEE, 3/8 TUBE
2	8866-2174	1	HEX HD PLUG (includes item 3)	19	8471-7341	1	HOSE ASSY
3	8859-1204	5	O-RING	20	8471-7466	1	HOSE ASSY
4	8866-2064	1	ELBOW, 90 DEGREES (includes item 3)	21	8866-2065	2	ELBOW, 90 DEGREES (includes item 22)
5	8471-7842	1	HOSE ASSY	22	8859-1205	3	O-RING
6	8866-2005	1	CONNECTOR (includes item 3)	23	8866-2105	1	ELBOW, 90 DEGREES (swivel nut)
7	8866-2239	1	SWIVEL NUT RUN TEE, 3/8 TUBE	24	7713-3198	1	HOSE ASSY
8	9104-3163	1	TUBE ASSY	25		Ref	PARK BRAKE VALVE (see page 10-20 for details)
9	8471-7317	1	HOSE ASSY	26	8826-1021	2	SOCKET BUTTON HD CAPSCREW, 5/16-18X5/8
10	7713-3089	1	MINI-CHECK COUPLING	27	8855-1009	2	LOCK WASHER, 5/16
11	8471-7508	1	HOSE ASSY	28	8866-2018	1	CONNECTOR (includes item 22)
12	7713-3342	1	HOSE ASSY	29	9106-3098	1	TUBE ASSY
13	8866-2005	1	CONNECTOR (includes item 3)	30	9104-3077	1	PRESSURE SWITCH
14	8821-2228	2	SOCKET HD CAPSCREW, 5/16-18X1-1/4, GR5	31	9104-3143	1	CHECK VALVE
15	9103-3096	1	INCHING VALVE ASSY	32	8866-1342	1	TUBE END REDUCER, 1/2X3/8
	9103-4018	1	INCHING VALVE SEAL KIT	33	8471-7522	1	HOSE ASSY
16	8866-2064	1	ELBOW, 90 DEGREES (includes item 17)	34	7713-1088	1	ELBOW, 90 DEGREES
17	8859-1204	1	O-RING	35	8866-2106	1	ELBOW, 90 DEGREES (swivel nut)

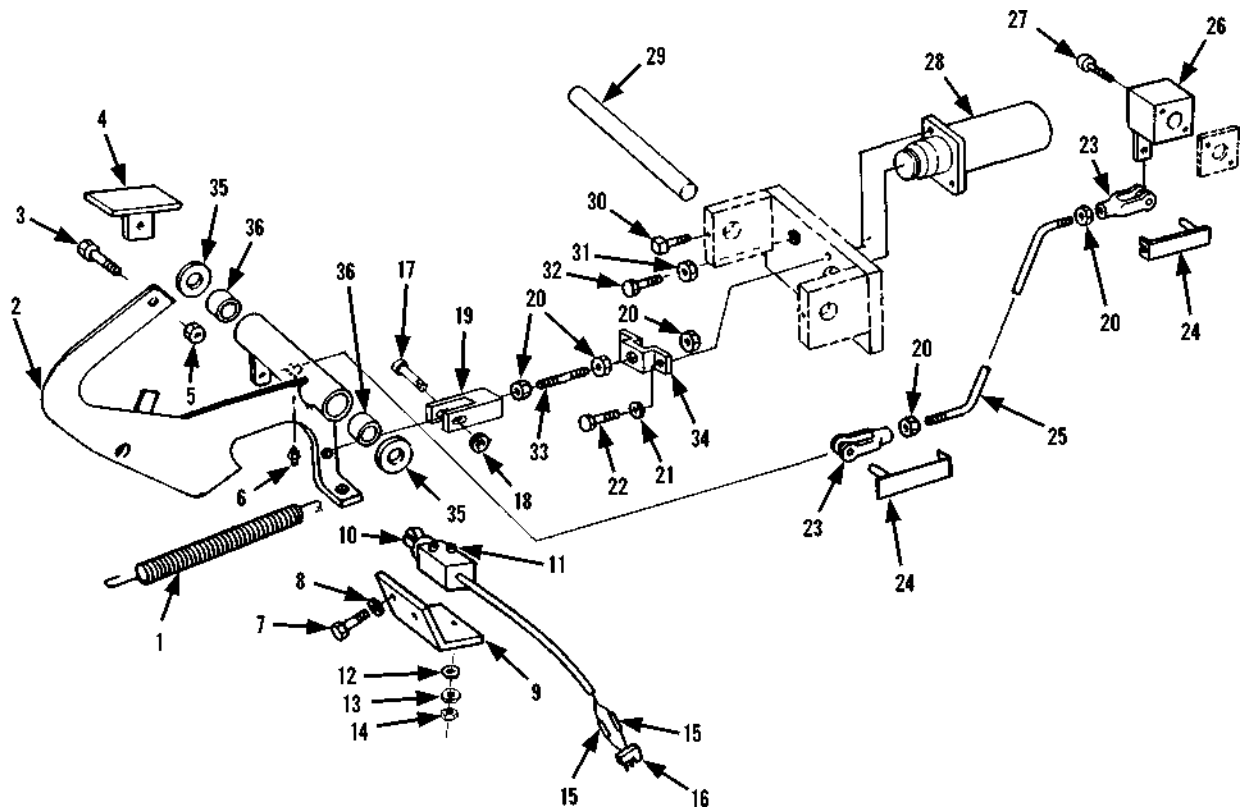


Item	Part No.	Qty.	Description Of Part
* 1	9104-3154	1	RETURN SPRING
2	9104-6050	1	BRAKE LEVER WELDMENT
3	8820-1068	1	HEX HD CAPSCREW, 1/2-13X1-3/4, GR5
4	9020-1463	1	PEDAL WELDMENT
5	8850-1008	1	HEX NUT, 1/2-13
6	9002-1553	1	YOKE PIN, 5/16
7	8820-1003	2	HEX HD CAPSCREW, 1/4-20X3/4, GR5
8	8855-1009	2	LOCK WASHER, 1/4
9	9103-1232	1	SWITCH MOUNTING BRACKET
10	9103-3202	1	TRANSMISSION DISCONNECT SWITCH
11	8821-1032	2	SOCKET HD CAPSCREW, #10-24, GR8
12	8856-1105	2	FLAT WASHER, #10
13	8855-1007	2	LOCK WASHER, #10
14	8850-1612	2	HEX NUT, #10-24
15	8668-3480	2	CRIMP-ON CONNECTOR
16	8348-3114	1	MALE CONNECTOR
17	8825-1023	1	SOCKET HD SHOULDER SCREW, 3/8X1-1/2, 5/16-18 THREAD
18	9104-3086	1	BEARING

Item	Part No.	Qty.	Description Of Part
19	9104-1196	1	ROLLER
20	8855-1010	1	LOCK WASHER, 5/16
21	8850-1005	1	HEX NUT, 5/16-18
22	8867-1008	1	LUBE FITTING, STRAIGHT, 1/4-28
23	9020-0290	2	BEARING
24	9002-8662	2	WASHER
25	9020-1562	1	PIN
26	8844-1001	2	SQUARE HD SET SCREW, 1/4-20X1/2 (cup point)
27	8319-1028	2	HEX HD CAPSCREW, M8X1.25
28	8319-1011	2	LOCK WASHER, M8
29	9002-1558	1	CLEVIS PIN & COTTER PIN
30	8882-1004	2	ADJUSTABLE YOKE END, 3/8-24
31	8850-1406	2	HEX JAM NUT, 5/16-24
32	9103-1085	1	ROD
33	9104-1197	2	SHIM
34		Ref	BRAKE VALVE ASSY (see page 10-19 for details)
35	9002-7987	1	CLEVIS SPRING
36	8821-2228	2	SOCKET HD CAPSCREW, 5/16-18X1-1/4, GR8
37	9103-3096	1	INCHING VALVE
	9103-4018	1	INCHING VALVE SEAL KIT

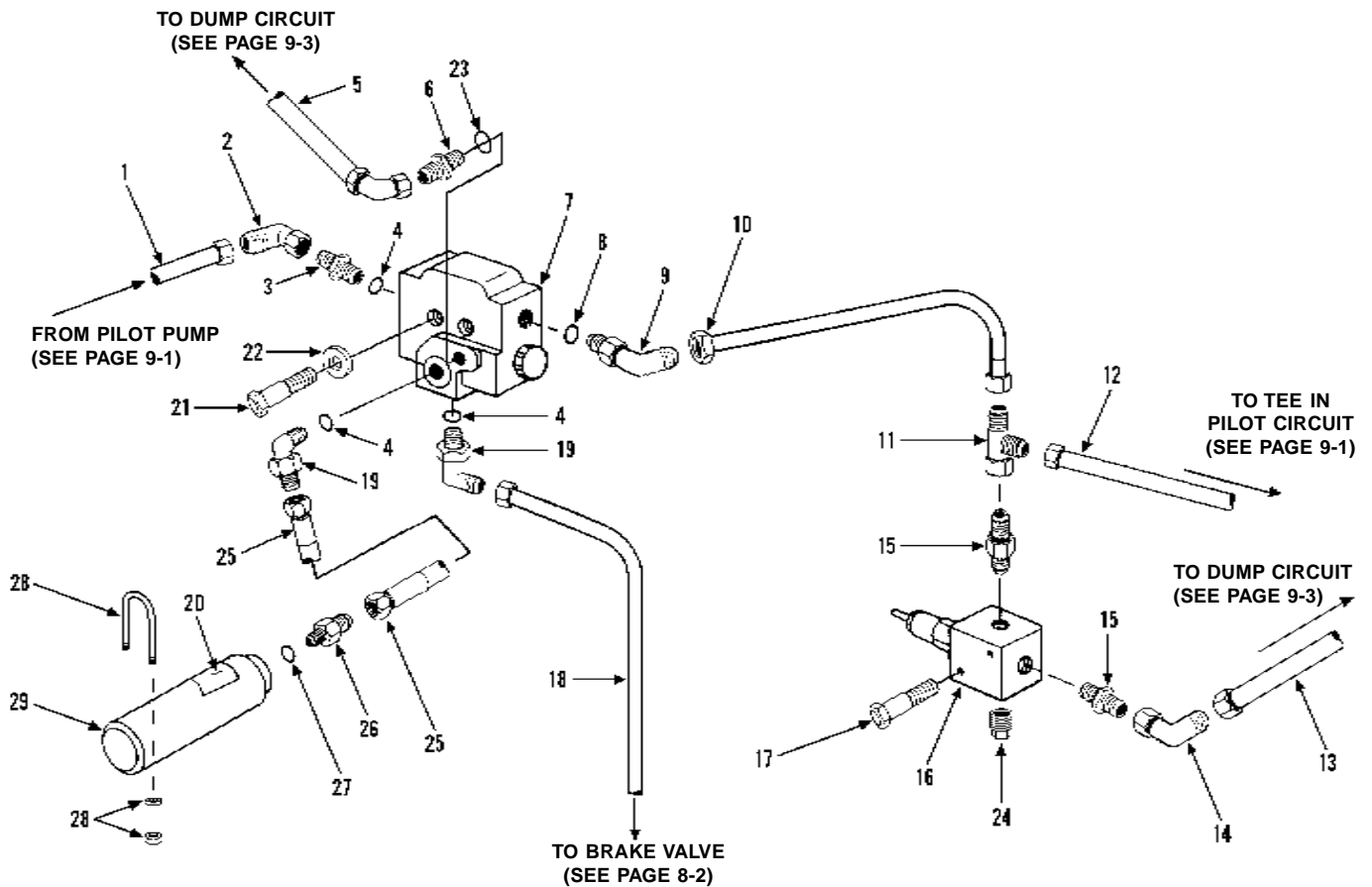


Item	Part No.	Qty.	Description Of Part	Item	Part No.	Qty.	Description Of Part
1	9104-3214	1	RETURN SPRING	22	8867-1008	1	LUBE FITTING, STRAIGHT, 1/4-28
2	9104-6083	1	BRAKE LEVER WELDMENT	23	9020-0290	2	BEARING
3	8820-1068	1	HEX HD CAPSCREW, 1/2-13X1-3/4, GR5	24	9002-8662	2	WASHER
4	9020-1463	1	PEDAL WELDMENT	25	9020-1562	1	PIN
5	8850-1008	1	HEX NUT, 1/2-13	26	8844-1001	2	SQUARE HD SET SCREW, 1/4-20X1/2 (cup point)
6	9104-1402	1	SPECIAL CLEVIS PIN	27	8820-1038	1	HEX HD CAPSCREW, 3/8-16X1-3/4, GR5
7	8820-1003	2	HEX HD CAPSCREW, 1/4-20X3/4, GR5	28	8850-1106	1	HEX JAM NUT, 3/8-16
8	8855-1009	2	LOCK WASHER, 1/4	29	8319-1028	2	HEX HD CAPSCREW, M8X1.25
9	9104-1431	1	SWITCH MOUNTING BRACKET	30	8319-1011	2	LOCK WASHER, M8
10	9103-3202	1	TRANSMISSION DISCONNECT SWITCH	31	9002-7987	1	CLEVIS PIN
11	8821-1032	2	SOCKET HD CAPSCREW, #10-24, GR8	32	8882-1004	1	ADJUSTABLE YOKE END, 3/8-24
12	8856-1105	2	FLAT WASHER, #10	33	8850-1406	2	HEX JAM NUT, 5/16-24
13	8855-1007	2	LOCK WASHER, #10	34	9103-1085	1	ROD
14	8850-1612	2	HEX NUT, #10-24	35		Ref	BRAKE VALVE ASSY (see page 10-19 for details)
15	8668-3480	2	CRIMP-ON CONNECTOR	36	9020-7801	1	SPRING
16	8348-3114	1	MALE CONNECTOR	37	9104-1424	1	SPECIAL YOKE END
17	8825-1023	1	SOCKET HD SHOULDER SCREW, 3/8X1-1/2, 5/16-18 THREAD	38	9104-1425	1	SPECIAL CLEVIS PIN
18	9104-3086	1	BEARING	39	8856-1004	1	FLAT WASHER, 3/8
19	9104-1196	1	ROLLER	40	8863-1303	1	COTTER PIN, 1/16X1
20	8855-1010	1	LOCK WASHER, 5/16	41	8821-2228	2	SOCKET HD CAPSCREW, 5/16-18X1-1/4, GR8
21	8850-1005	1	HEX NUT, 5/16-18	42	9103-3096	1	INCHING VALVE
					9103-4018	1	INCHING VALVE SEAL KIT



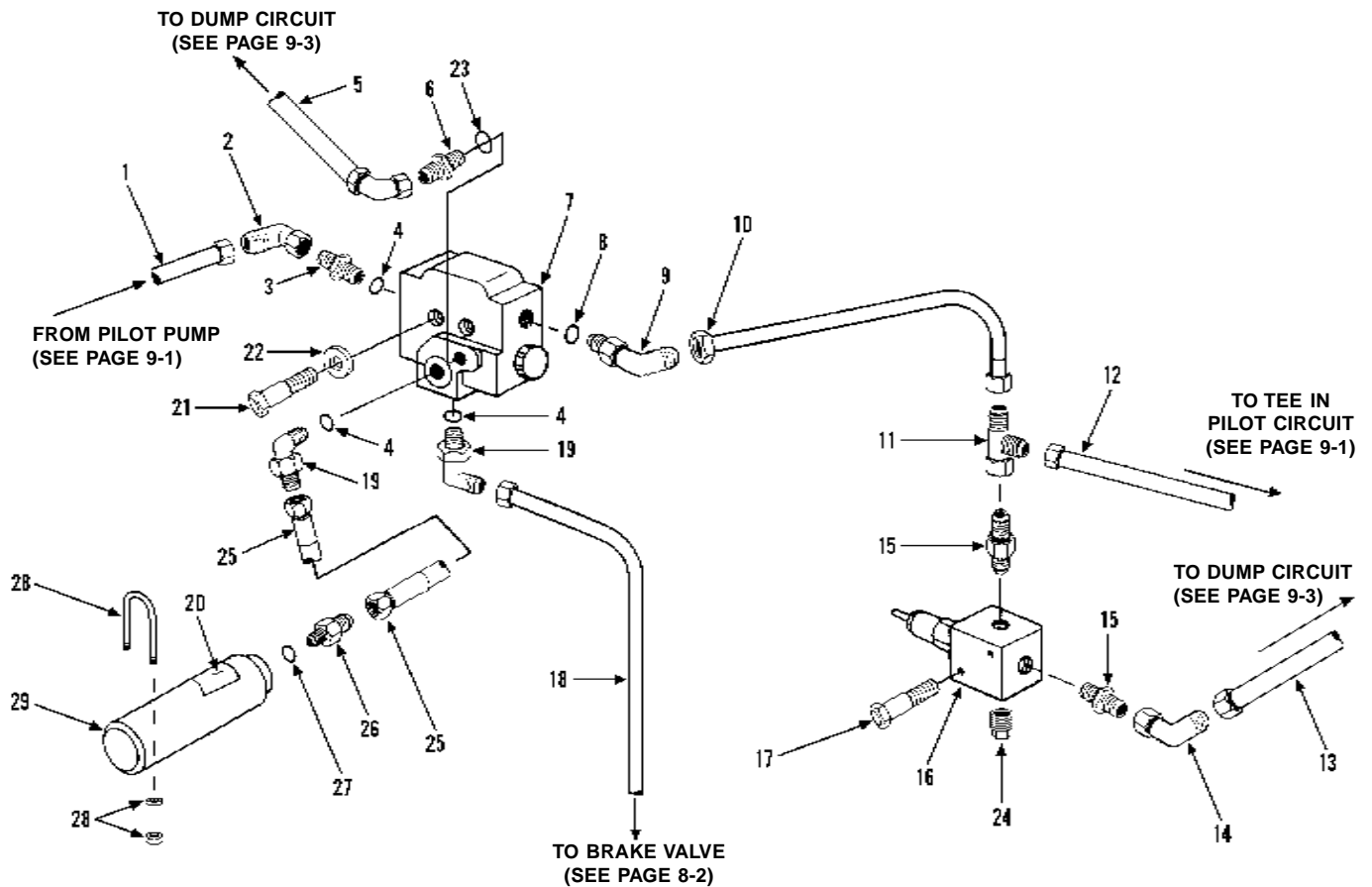
Item	Part No.	Qty.	Description Of Part
1	9104-3214	1	SPRING
2	9104-6101	1	BRAKE LEVER WELDMENT
3	8820-1068	1	HEX HD CAPSCREW, 1/2-13X1-3/4, GR5
4	9104-6104	1	PEDAL WELDMENT
5	8852-1208	1	HEX LOCKNUT, 1/2-13
6	8867-1008	1	LUBE FITTING, STRAIGHT, 1/4-28
7	8820-1003	2	HEX HD CAPSCREW, 1/4-20X3/4, GR5
8	8855-1009	2	LOCKWASHER, 1/4
9	9104-1431	1	SWITCH MOUNTING BRACKET
10	9103-3202	1	TRANSMISSION DISCONNECT SWITCH
11	8821-1032	2	SOCKET HD CAPSCREW, #10-24, GR8
12	8856-1105	2	FLAT WASHER, #10
13	8855-1007	2	LOCKWASHER, #10
14	8850-1612	2	HEX NUT, #10-24
15	8668-3480	2	CRIMP-ON CONNECTOR
16	8348-3114	1	MALE CONNECTOR
17	8825-1021	1	SOCKET HD SHOULDER SCREW, 3/8X1 (5/16-18 thread)
18	8852-1205	1	HEX LOCKNUT, 5/16-18

Item	Part No.	Qty.	Description Of Part
19	9104-1521	1	SPECIAL CLEVIS
20	8850-1406	5	HEX JAM NUT, 3/8-24
21	8855-1011	2	LOCKWASHER, 3/8
22	8820-1036	2	HEX HD CAPSCREW, 3/8-16X1-1/4, GR5
23	8882-1004	2	ADJUSTABLE YOKE END, 3/8-24
24	9002-7987	2	SPRING CLEVIS
25	9104-1522	1	ROD
26	9103-3096	1	INCHING VALVE
	9103-4018	AR	SEAL KIT
27	8821-2228	2	SOCKET HD CAPSCREW, 5/16-18X1-1/4, GR8
28		Ref	BRAKE VALVE ASSY (see page 10-19 for details)
29	9020-1562	1	PIN
30	8844-1001	2	SQUARE HD SET SCREW, 1/4-20X1/2 (cup point)
31	8850-1106	1	HEX JAM NUT, 3/8-16
32	8320-1073	1	HEX HD CAPSCREW, 3/8-16X4-1/2
33	9104-1536	1	PUSH ROD
34	9104-1520	1	BRAKE VALVE RETAINER
35	9002-8662	2	WASHER
36	9020-0290	2	BEARING



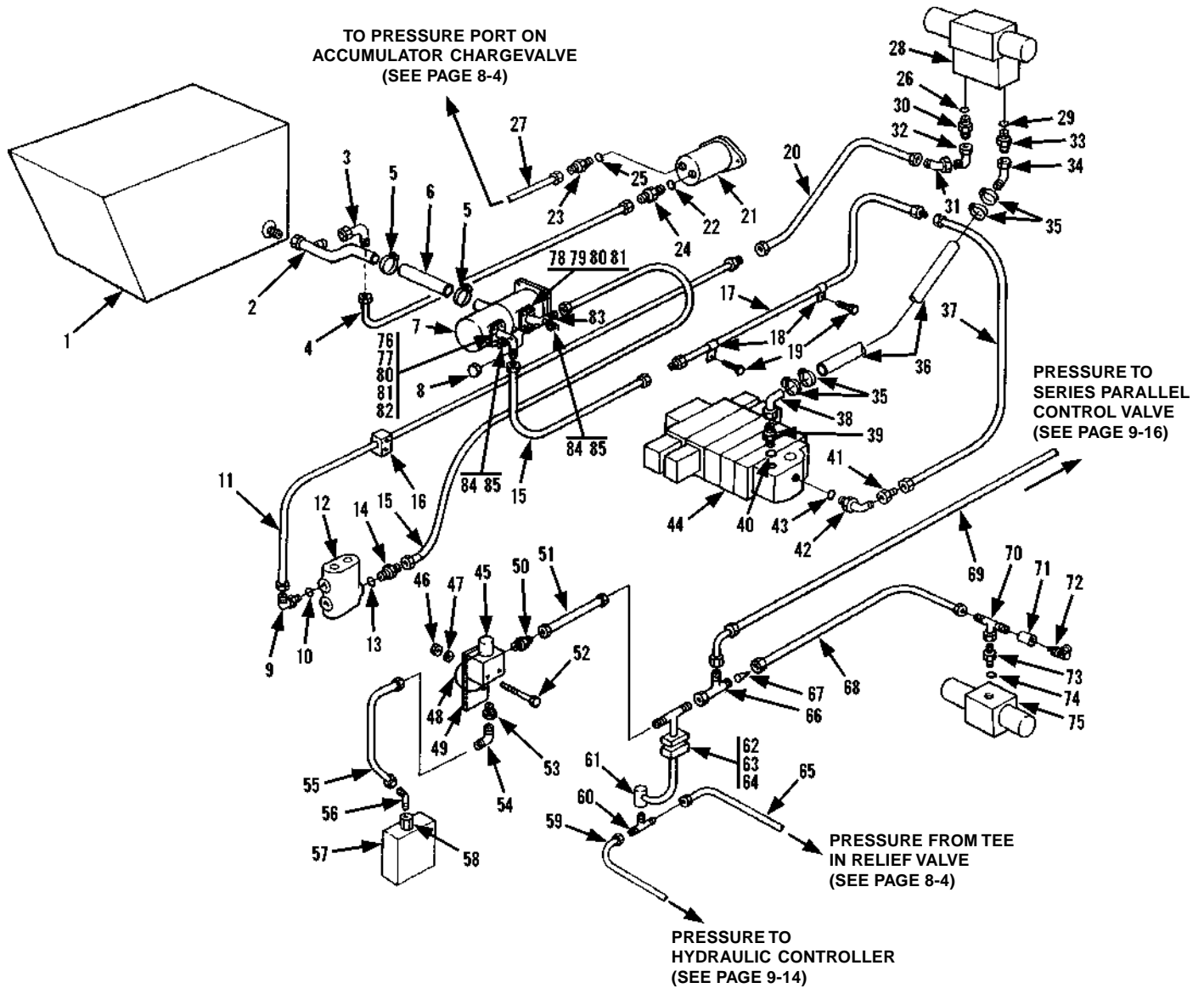
Item	Part No.	Qty.	Description Of Part	Item	Part No.	Qty.	Description Of Part
1	8471-6251	1	HOSE ASSY	16	9103-3128	1	RELIEF VALVE ASSY
2	8866-2108	1	ELBOW, 90 DEGREES (swivel nut)	17	8820-1009	2	HEX HD CAPSCREW 1/4-20 X 2, GR5
3	8866-2023	1	CONNECTOR (includes item #4)	18	8471-7317	1	HOSE ASSY
4	8859-1205	3	O-RING	19	8866-2065	2	ELBOW, 90 DEGREES (includes item 4)
5	8471-7489	1	HOSE ASSY	20	9104-3206	2	ACCUMULATOR WARNING DECAL
6	8866-2003	1	CONNECTOR (includes item #23)	21	8821-1047	2	SOCKET HD CAPSCREW, 1/4-20 X 2-1/4, GR8
7		Ref	ACCUMULATOR CHARGE VALVE (see page 10-17 for details)	22	8855-1105	2	LOCK WASHER, 1/4 (hi-collar)
8	8859-1205	1	O-RING	23	8859-1202	1	O-RING
9	8866-2085	1	ELBOW, 45 DEGREES (includes item #8)	24	8871-1282	1	SOCKET HD PIPE PLUG, 3/8
10	9020-7360	1	HOSE ASSY	25	8471-7610	1	HOSE ASSY
11	8866-2225	1	SWIVEL NUT RUN TEE, 1/2 TUBE	26	8866-2020	1	CONNECTOR (includes item #27)
12	8471-7413	1	HOSE ASSY	27	8859-1207	1	O-RING
13	8471-7518	1	HOSE ASSY	28	8368-3175	2	CLAMP
14	8866-2120	1	ELBOW, 45 DEGREES (swivel nut)	29	9105-3380	1	ACCUMULATOR
15	8874-3003	2	MALE ADAPTER, 3/8 X 1/2 TUBE	*	9105-4003	1	ACCUMULATOR (uncharged)

* Added uncharged accumulator for shipping purposes.

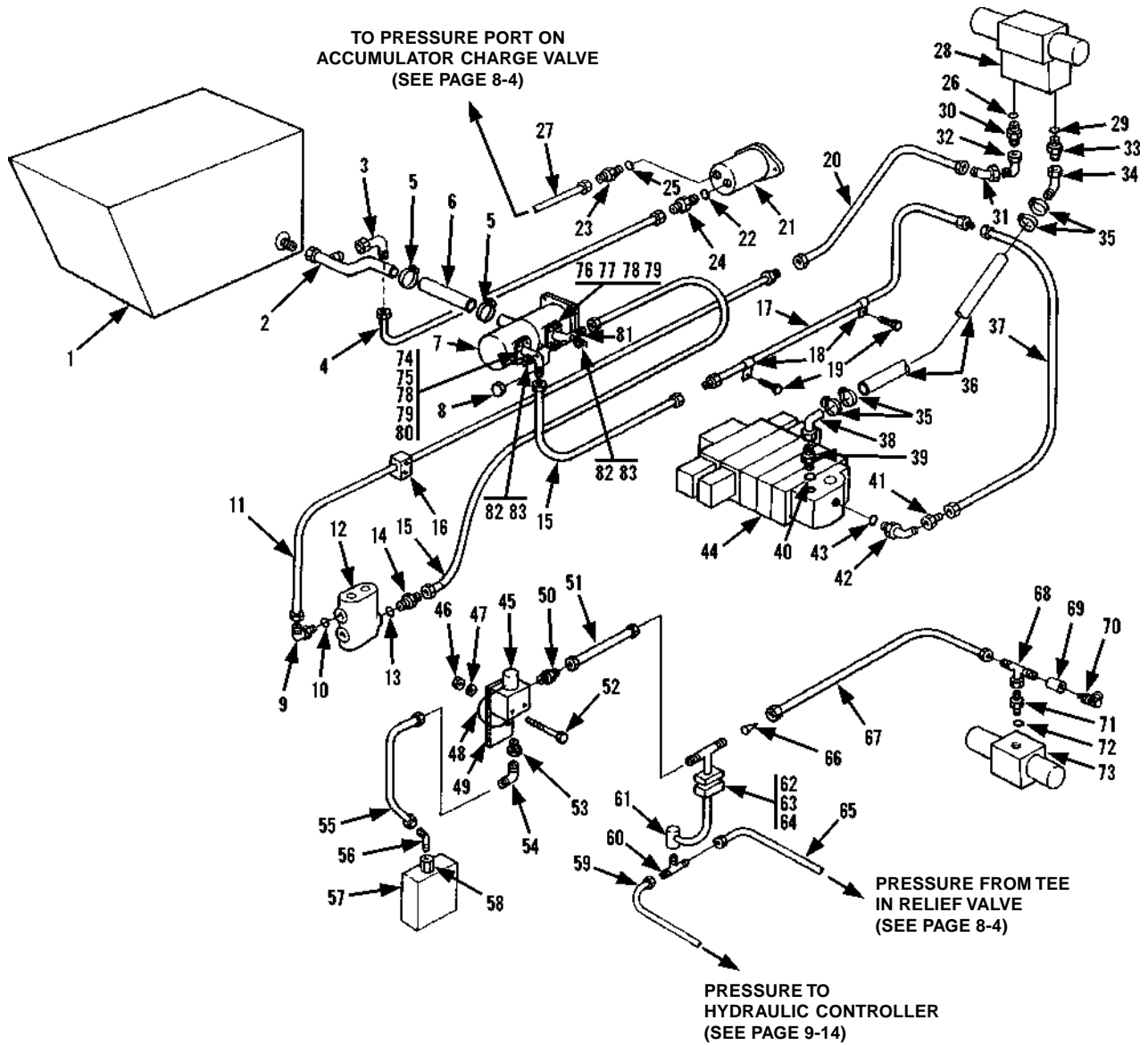


Item	Part No.	Qty.	Description Of Part	Item	Part No.	Qty.	Description Of Part
1	8471-6251	1	HOSE ASSY	16	9103-3128	1	RELIEF VALVE ASSY
2	8866-2108	1	ELBOW, 90 DEGREES (swivel nut)	17	8820-1009	2	HEX HD CAPSCREW 1/4-20 X 2, GR5
3	8866-2023	1	CONNECTOR (includes item #4)	18	8471-7317	1	HOSE ASSY
4	8859-1205	3	O-RING	19	8866-2065	2	ELBOW, 90 DEGREES (includes item #4)
5	8471-7489	1	HOSE ASSY	20	9104-3206	2	ACCUMULATOR WARNING DECAL
6	8866-2003	1	CONNECTOR (includes item #23)	21	8821-1047	2	SOCKET HD CAPSCREW, 1/4-20 X 2-1/4, GR8
7	9104-3079	Ref	ACCUMULATOR CHARGE VALVE (see page 10-17 for details)	22	8855-1105	2	LOCK WASHER, 1/4 (hi-collar)
8	8859-1205	1	O-RING	23	8859-1202	1	O-RING
9	8866-2085	1	ELBOW, 45 DEGREES (includes item #8)	24	8871-1282	1	SOCKET HD PIPE PLUG, 3/8
10	9020-7360	1	HOSE ASSY	25	8471-7610	1	HOSE ASSY
11	8866-2225	1	SWIVEL NUT RUN TEE, 1/2 TUBE	26	8866-2020	1	CONNECTOR (includes item #27)
12	8471-7413	1	HOSE ASSY	27	8859-1207	1	O-RING
13	8471-7418	1	HOSE ASSY	28	8368-3175	2	CLAMP
14	8866-2120	1	ELBOW, 45 DEGREES (swivel nut)	29	9105-3380	1	ACCUMULATOR
15	8874-3003	2	MALE ADAPTER, 3/8 X 1/2 TUBE	*	9105-4003	1	ACCUMULATOR (uncharged)

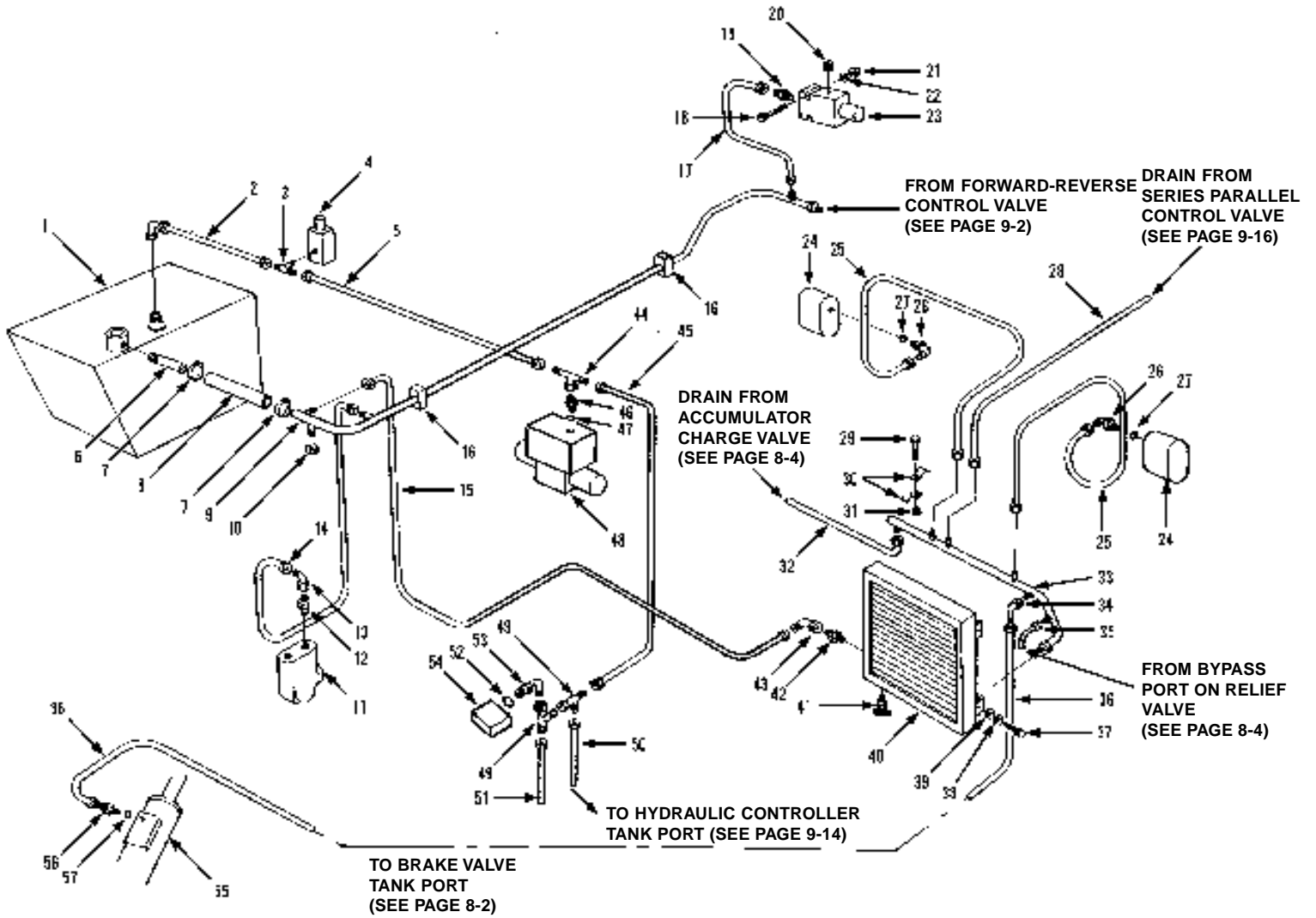
* Added uncharged accumulator for shipping purposes.



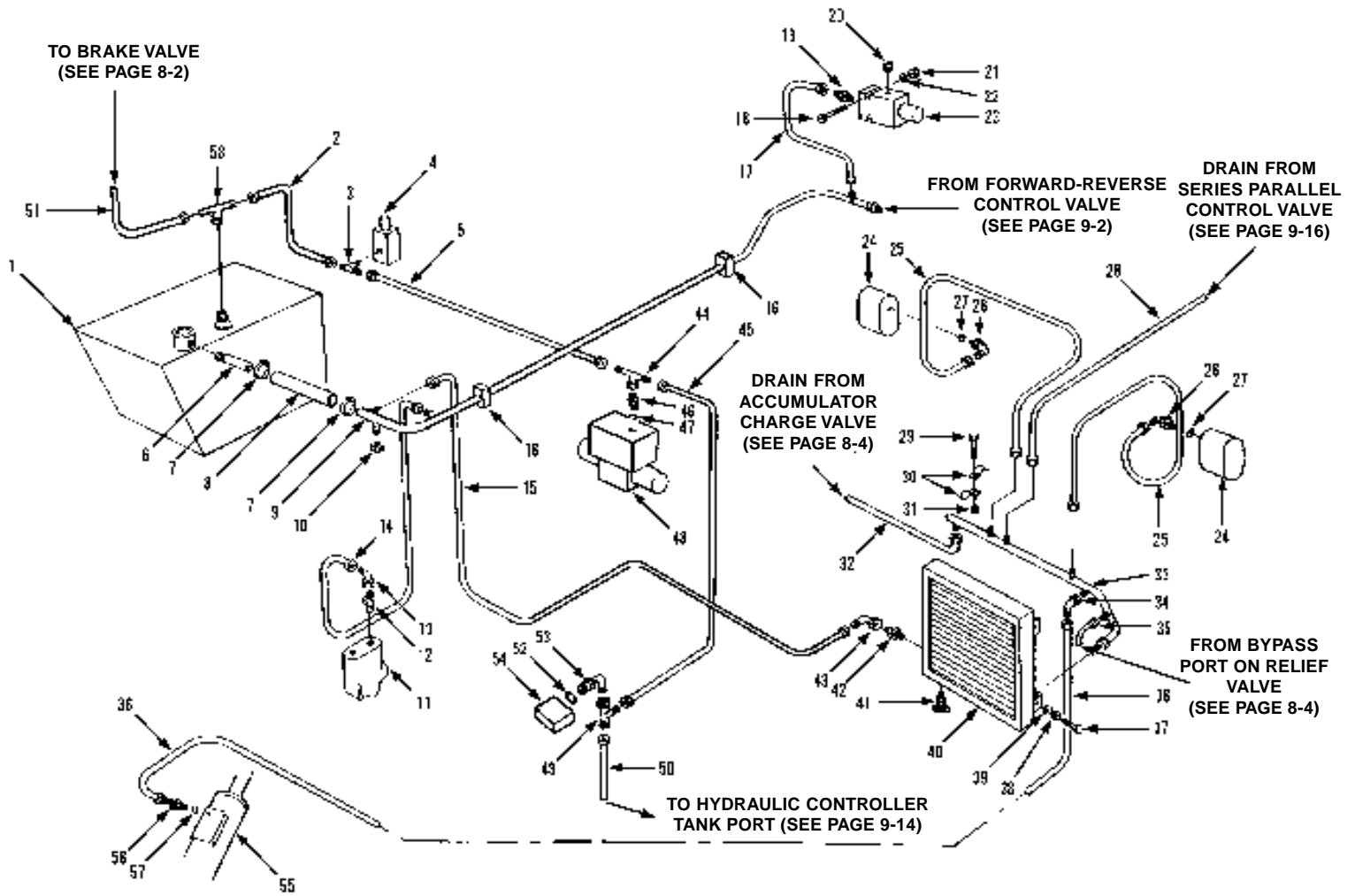
Item	Part No.	Qty.	Description Of Part	Item	Part No.	Qty.	Description Of Part
1		Ref	OIL RESERVOIR ASSY (see page 10-26 for details)	43	8859-1210	1	O-RING
2	9103-3257	1	ELBOW	44		Ref	MAIN CONTROL VALVE (see page 10-10 for details)
3	8866-2110	1	ELBOW, 90 DEGREES (swivel nut)	45		Ref	SOLENOID VALVE (see page 10-14 for details)
4	7713-3875	1	HOSE ASSY	46	8852-1304	2	HEX LOCKNUT, 1/4-20
5	9002-8720	2	HOSE CLAMP	47	8856-1107	2	FLAT WASHER, 1/4
6	9103-3125	1	SUCTION HOSE	48	9020-7719	1	JUMPER WIRE
7		Ref	MAIN HYDRAULIC PUMP (see page 10-22 for details)	49	9104-1557	1	MOUNTING PLATE
8	8866-1366	1	HEX CAP, 5/8 TUBE	50	8874-3003	1	MALE ADAPTER, 3/8X1/2 TUBE
9	8866-2069	1	ELBOW, 90 DEGREES (includes item 10)	51	8471-7468	1	HOSE ASSY
10	8859-1209	1	O-RING	52	8820-1009	2	HEX HD CAPSCREW, 1/4-20X2, GR5
11	9020-7690	1	TUBE ASSY	53	8871-1381	1	REDUCING BUSHING, 3/8X1/4
12		Ref	PRIORITY FLOW CONTROL VALVE (see page 10-11 for details)	54	8874-3042	1	MALE ELBOW, 90 DEGREES, 1/4X5/16 TUBE
13	8859-1209	1	O-RING	55	8471-6238	1	HOSE ASSY
14	8866-2010	1	CONNECTOR (includes item 13)	56	8874-3036	1	MALE ELBOW, 45 DEGREES, 1/8X5/16 TUBE
15	9002-2045	2	HOSE ASSY	57		Ref	TRANSMISSION CONTROL VALVE (see page 6-10 for details)
16	9020-5792	1	CLAMP ASSY	58	9020-7872	1	HYDRAULIC CUP
17	9103-3069	1	TUBE ASSY	59	8471-7490	1	HOSE ASSY
18	9020-0481	2	CLAMP	60	8866-1306	1	UNION TEE
19	8820-1033	2	HEX HD CAPSCREW, 3/8-16X3/4, GR5	61	9103-3073	1	TUBE ASSY
20	9002-2045	1	HOSE ASSY	62	7713-3499	4	HEX HD CAPSCREW
21		Ref	PILOT PUMP ASSY (see page 10-23 for details)	63	7713-3498	2	COVER PLATE
22	8859-1206	1	O-RING	64	9103-3188	2	CLAMP
23	8866-2024	1	CONNECTOR (includes item 22)	65	8471-7413	1	HOSE ASSY
24	8866-2027	1	STRAIGHT CONNECTOR (includes item 25)	66	8866-2239	1	SWIVEL NUT RUN TEE
25	8859-1207	1	O-RING	67	9103-3100	1	INLINE STRAINER
26	8859-1210	1	O-RING	68	7713-3147	1	HOSE ASSY
27	8471-6251	1	HOSE ASSY	69	8471-7485	1	HOSE ASSY
28		Ref	FORWARD-REVERSE CONTROL VALVE (see page 10-12 for details)	70	8866-2225	1	SWIVEL NUT RUN TEE
29	8859-1210	1	O-RING	71	7724-1003	1	ADAPTER
30	8866-2028	1	CONNECTOR (includes item 26)	72	7713-3089	1	MINI-CHECK COUPLING
31	8866-2124	1	ELBOW, 45 DEGREES (swivel nut)	73	8866-2026	1	CONNECTOR (includes item 74)
32	8866-2110	1	ELBOW, 90 DEGREES (swivel nut)	74	8859-1204	1	O-RING
33	8866-2011	1	CONNECTOR (includes item 29)	75		Ref	DIRECTIONAL CONTROL VALVE (see page 10-27 for details)
34	9103-3142	1	ELBOW	76	8471-1369	2	SPLIT FLANGE CLAMP
35	9002-8482	4	HOSE CLAMP	77	8503-1525	1	SQUARE O-RING -12
36	9104-3153	1	HOSE	78	8471-1333	2	SPLIT FLANGE CLAMP
37	9002-2045	1	HOSE ASSY	79	8366-1304	1	SQUARE O-RING -16
38	9020-5783	1	TUBE ASSY	80	8820-1036	8	HEX HD CAPSCREW, 3/8-16X1-1/4, GR5
39	8866-2011	1	CONNECTOR (includes item 40)	81	8855-1011	8	LOCKWASHER, 3/4X.141X.094
40	8859-1210	1	O-RING	82	9105-3345	1	TUBE ASSY
41	8325-1262	1	REDUCER	83	9105-3344	1	TUBE ASSY
42	8866-2070	1	ELBOW, 90 DEGREES (includes item 43)	84	7713-3089	2	MINI-CHECK COUPLING (includes item 85)
				85	8859-1204	2	O-RING



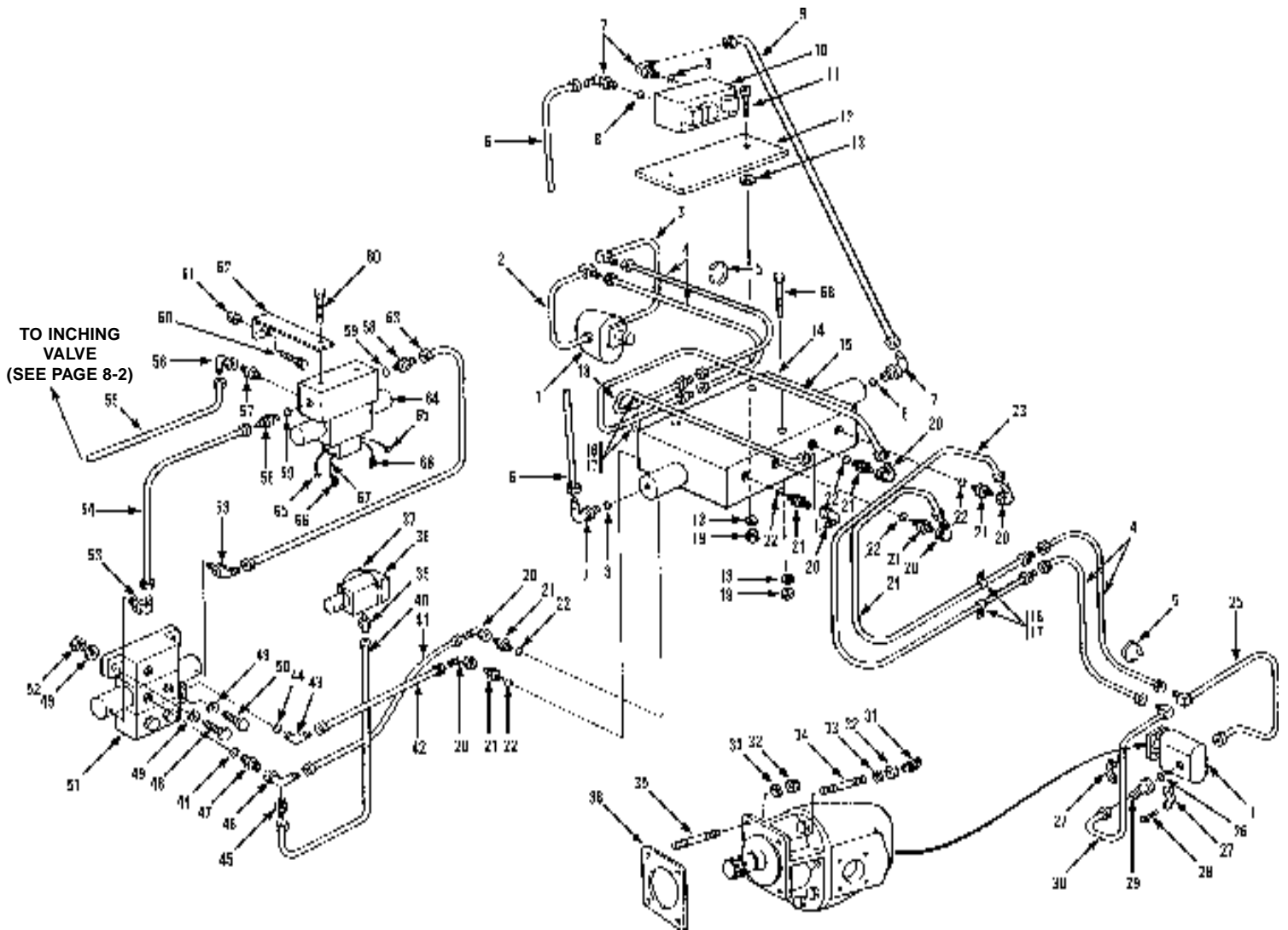
Item	Part No.	Qty.	Description Of Part	Item	Part No.	Qty.	Description Of Part
1		Ref	OIL RESERVOIR ASSY (see page 10-26 for details)	43	8859-1210	1	O-RING
2	9103-3257	1	ELBOW	44		Ref	MAIN CONTROL VALVE (see page 10-10 for details)
3	8866-2110	1	ELBOW, 90 DEGREES (swivel nut)	45		Ref	SOLENOID VALVE (see page 10-14 for details)
4	7713-3875	1	HOSE ASSY	46	8852-1304	2	HEX LOCKNUT, 1/4-20
5	9002-8720	2	HOSE CLAMP	47	8856-1107	2	FLAT WASHER, 1/4
6	9103-3125	1	SUCTION HOSE	48	9020-7719	1	JUMPER WIRE
7		Ref	MAIN HYDRAULIC PUMP (see pages 5-1, 5-2 and 10-22 for details)	49	9104-1557	1	MOUNTING PLATE
8	8866-1366	1	HEX CAP, 5/8 TUBE	50	8874-3003	1	MALE ADAPTER, 3/8X1/2 TUBE
9	8866-2069	1	ELBOW, 90 DEGREES (includes item 10)	51	8471-7468	1	HOSE ASSY
10	8859-1209	1	O-RING	52	8820-1009	2	HEX HD CAPSCREW, 1/4-20X2, GR5
11	9020-7690	1	TUBE ASSY	53	8871-1381	1	REDUCING BUSHING, 3/8X1/4
12		Ref	PRIORITY FLOW CONTROL VALVE (see page 10-11 for details)	54	8874-3042	1	MALE ELBOW, 90 DEGREES, 1/4X5/16 TUBE
13	8859-1209	1	O-RING	55	8471-6238	1	HOSE ASSY
14	8866-2010	1	CONNECTOR (includes item 13)	56	8874-3036	1	MALE ELBOW, 45 DEGREES, 1/8X5/16 TUBE
15	9002-2045	2	HOSE ASSY	57		Ref	TRANSMISSION CONTROL VALVE (see page 6-10 for details)
16	9020-5792	1	CLAMP ASSY	58	9020-7872	1	HYDRAULIC CUP
17	9103-3069	1	TUBE ASSY	59	8471-7490	1	HOSE ASSY
18	9020-0481	2	CLAMP	60	8866-1306	1	UNION TEE
19	8820-1033	2	HEX HD CAPSCREW, 3/8-16X3/4, GR5	61	9103-3073	1	TUBE ASSY
20	9002-2045	1	HOSE ASSY	62	7713-3499	4	HEX HD CAPSCREW
21		Ref	PILOT PUMP ASSY (see page 10-23 for details)	63	7713-3498	2	COVER PLATE
22	8859-1206	1	O-RING	64	9103-3138	2	CLAMP
23	8866-2024	1	CONNECTOR (includes item 22)	65	8471-7413	1	HOSE ASSY
24	8866-2027	1	STRAIGHT CONNECTOR (includes item 25)	66	9103-3100	1	INLINE STRAINER
25	8859-1207	1	O-RING	67	7713-3147	1	HOSE ASSY
26	8859-1210	1	O-RING	68	8866-2225	1	SWIVEL NUT RUN TEE
27	8471-6251	1	HOSE ASSY	69	7724-1003	1	ADAPTER
28		Ref	FORWARD-REVERSE CONTROL VALVE (see page 10-12 for details)	70	7713-3089	1	MINI-CHECK COUPLING
29	8859-1210	1	O-RING	71	8866-2026	1	CONNECTOR (includes item 75)
30	8866-2028	1	CONNECTOR (includes item 26)	72	8859-1204	1	O-RING
31	8866-2124	1	ELBOW, 45 DEGREES (swivel nut)	73		Ref	DIRECTIONAL CONTROL VALVE (see page 10-27 for details)
32	8866-2110	1	ELBOW, 90 DEGREES (swivel nut)	74	8471-1369	2	SPLIT FLANGE CLAMP
33	8866-2011	1	CONNECTOR (includes item 29)	75	8503-1525	1	SQUARE O-RING -12
34	9103-3142	1	ELBOW	76	8471-1333	2	SPLIT FLANGE CLAMP
35	9002-8482	4	HOSE CLAMP	77	8366-1304	1	SQUARE O-RING -16
36	9104-3153	1	HOSE	78	8820-1036	8	HEX HD CAPSCREW, 3/8-16X1-1/4, GR5
37	9002-2045	1	HOSE ASSY	79	8855-1011	8	LOCKWASHER, 3/4X.141X.094
38	9020-5783	1	TUBE ASSY	80	9105-3345	1	TUBE ASSY
39	8866-2011	1	CONNECTOR (includes item 40)	81	9105-3344	1	TUBE ASSY
40	8859-1210	1	O-RING	82	7713-3089	2	MINI-CHECK COUPLING (includes item 83)
41	8325-1262	1	REDUCER	83	8859-1204	2	O-RING
42	8866-2070	1	ELBOW, 90 DEGREES (includes item 43)				



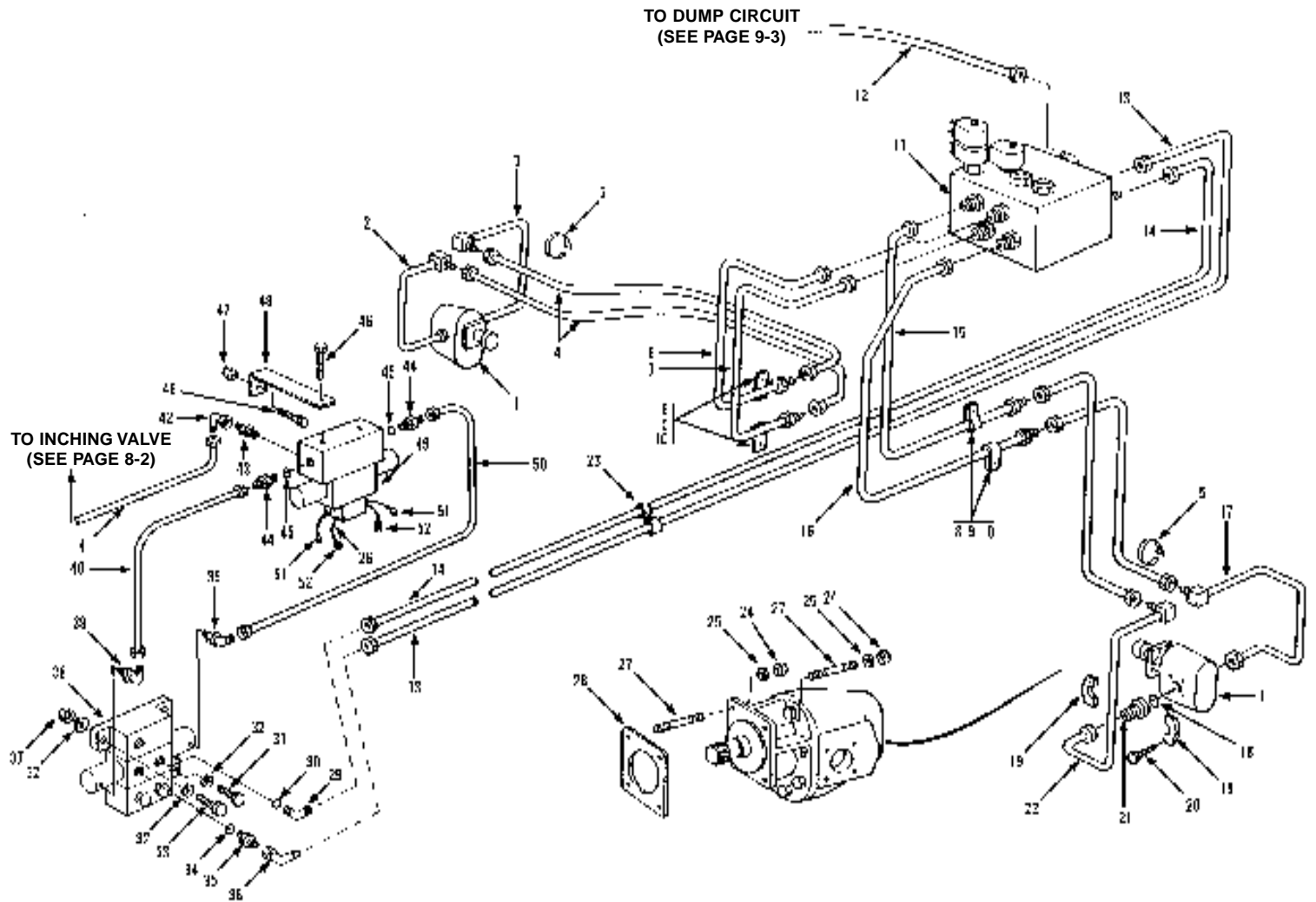
Item	Part No.	Qty.	Description Of Part	Item	Part No.	Qty.	Description Of Part
1		Ref	OIL RESERVOIR ASSY (see page 10-26 for details)	29	8820-1035	1	HEX HD CAPSCREW, 3/8-16X1, GR5
2	9020-7599	1	HOSE ASSY	30	9104-3147	2	SUPPORT CLAMP
3	8866-1145	1	MALE OUTLET TEE, 3/8X1/2 TUBE	31	8852-1006	1	HEX LOCKNUT, 3/8-16
4		Ref	SOLENOID VALVE ASSY (see page 10-24 for details)	32	8471-7489	1	HOSE ASSY
5	8471-7520	1	HOSE ASSY	33	9104-3145	1	DRAIN MANIFOLD
6	9020-5776	1	ADAPTER	34	8866-2106	1	ELBOW, 90 DEGREES (swivel nut)
7	9002-8482	2	HOSE CLAMP	35	8471-7518	1	HOSE ASSY
8	9020-7365	1	HOSE	36	8471-7521	1	HOSE ASSY
9	9104-3144	1	TUBE ASSY	37	8820-1031	4	HEX HD CAPSCREW, 3/8-16X1/2, GR5
10	8866-1365	1	HEX CAP, 1/2 TUBE	38	8855-1011	4	LOCKWASHER, 3/8
11		Ref	PRIORITY FLOW CONTROL VALVE (see page 10-11 for details)	39	8856-1109	4	FLAT WASHER, 3/8
12	8366-1316	1	CONNECTOR	40	9103-3050	1	OIL COOLER ASSY
13	8866-2105	1	ELBOW, 90 DEGREES (swivel nut)	41	8452-1056	1	DRAIN VALVE
14	8471-7842	1	HOSE ASSY	42	8692-3006	1	ADAPTER
15	8471-7797	1	HOSE ASSY	43	8866-2107	1	ELBOW, 90 DEGREES (swivel nut)
16	9020-5793	2	CLAMP ASSY	44	8866-2224	1	SWIVEL NUT RUN TEE, 3/8 TUBE
17	7713-3447	1	HOSE ASSY	45	8471-7466	1	HOSE ASSY
18	8820-1008	2	HEX HD CAPSCREW, 1/4-20X1-3/4, GR5	46	8866-2005	1	CONNECTOR (includes item 47)
19	9002-9915	1	CONNECTOR	47	8859-1204	1	O-RING
20	8871-1282	1	HEX SOCKET PIPE PLUG, 3/8	48		Ref	DIRECTIONAL CONTROL VALVE (see page 10-21 for details)
21	8850-1004	2	HEX NUT, 1/4-20	49	8866-2239	2	SWIVEL NUT RUN TEE, 3/8 TUBE
22	8856-1107	2	FLAT WASHER, 1/4	50	8471-7341	1	HOSE ASSY
23		Ref	SOLENOID VALVE ASSY (see page 10-14 for details)	51	8471-7842	1	HOSE ASSY
24		Ref	REAR DRIVE MOTOR (see page 10-24 for details)	52	8859-1204	1	O-RING
25	8471-7526	2	HOSE ASSY	53	8866-2064	1	ELBOW, 90 DEGREES (includes item 52)
26	8866-2064	2	ELBOW, 90 DEGREES (includes item 27)	54		Ref	INCHING VALVE (see pages 8-2 and 8-3 for details)
27	8859-1204	2	O-RING	55		Ref	ORBITROL (see page 7-4 for details)
28	7713-3167	1	HOSE ASSY	56	8866-2006	1	CONNECTOR (includes item 57)
				57	8859-1205	1	O-RING
				58	8866-2225	1	SWIVEL NUT RUN TEE, 1/2 TUBE



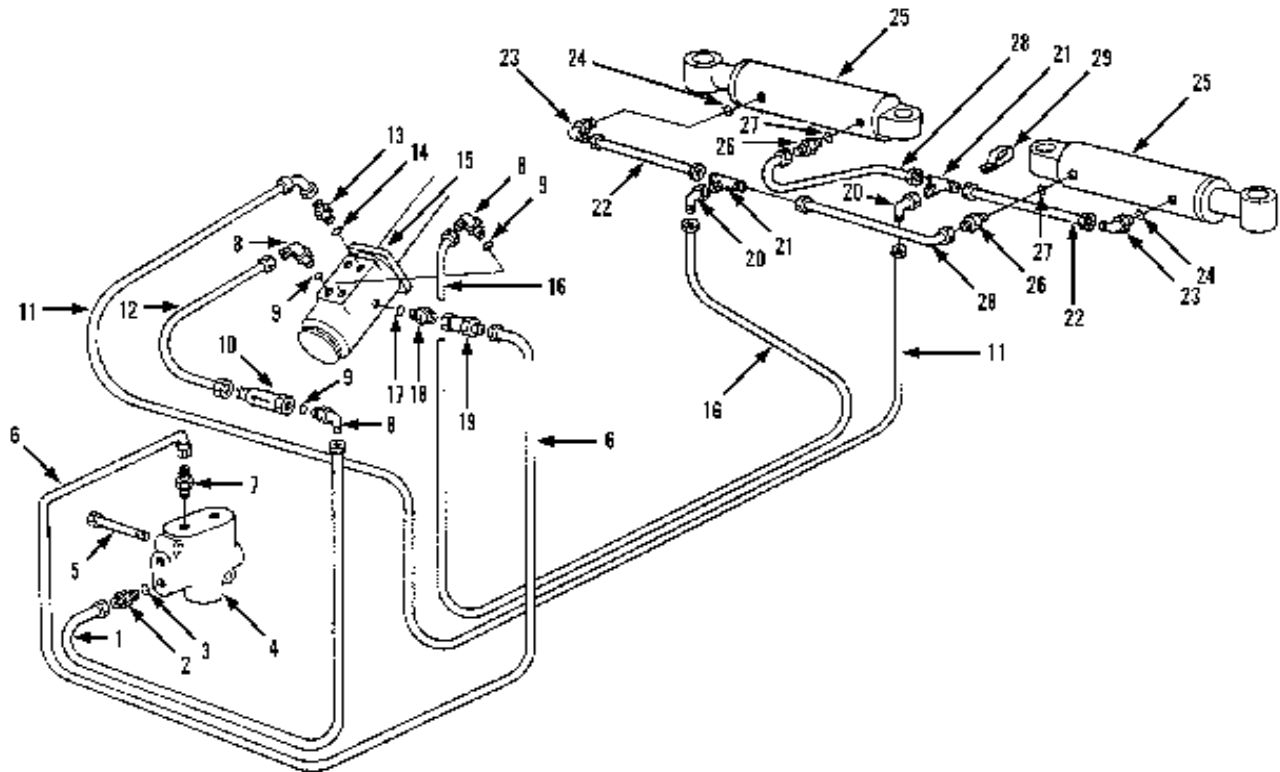
Item	Part No.	Qty.	Description Of Part	Item	Part No.	Qty.	Description Of Part
1		Ref	OIL RESERVOIR ASSY (see page 10-26 for details)	29	8820-1035	1	HEX HD CAPSCREW, 3/8-16X1, GR5
2	9020-7599	1	HOSE ASSY	30	9104-3147	2	SUPPORT CLAMP
3	8866-1145	1	MALE OUTLET TEE, 3/8X1/2 TUBE	31	8852-1006	1	HEX LOCKNUT, 3/8-16
4		Ref	SOLENOID VALVE ASSY (see page 10-24 for details)	32	8471-7489	1	HOSE ASSY
5	8471-7520	1	HOSE ASSY	33	9104-3145	1	DRAIN MANIFOLD
6	9020-5776	1	ADAPTER	34	8866-2106	1	ELBOW, 90 DEGREES (swivel nut)
7	9002-8482	2	HOSE CLAMP	35	8471-7518	1	HOSE ASSY
8	9020-7365	1	HOSE	36	8471-7521	1	HOSE ASSY
9	9104-3144	1	TUBE ASSY	37	8820-1031	4	HEX HD CAPSCREW, 3/8-16X1/2, GR5
10	8866-1365	1	HEX CAP, 1/2 TUBE	38	8855-1011	4	LOCKWASHER, 3/8
11		Ref	PRIORITY FLOW CONTROL VALVE (see page 10-11 for details)	39	8856-1109	4	FLAT WASHER, 3/8
12	8366-1316	1	CONNECTOR	40	9103-3050	1	OIL COOLER ASSY
13	8866-2105	1	ELBOW, 90 DEGREES (swivel nut)	41	8452-1056	1	DRAIN VALVE
14	8471-7842	1	HOSE ASSY	42	8692-3006	1	ADAPTER
15	8471-7797	1	HOSE ASSY	43	8866-2107	1	ELBOW, 90 DEGREES (swivel nut)
16	9020-5793	2	CLAMP ASSY	44	8866-2224	1	SWIVEL NUT RUN TEE, 3/8 TUBE
17	7713-3447	1	HOSE ASSY	45	8471-7466	1	HOSE ASSY
18	8820-1008	2	HEX HD CAPSCREW, 1/4-20X1-3/4, GR5	46	8866-2005	1	CONNECTOR (includes item 47)
19	9002-9915	1	CONNECTOR	47	8859-1204	1	O-RING
20	8871-1282	1	HEX SOCKET PIPE PLUG, 3/8	48		Ref	DIRECTIONAL CONTROL VALVE (see page 10-21 for details)
21	8850-1004	2	HEX NUT, 1/4-20	49	8866-2239	2	SWIVEL NUT RUN TEE, 3/8 TUBE
22	8856-1107	2	FLAT WASHER, 1/4	50	8471-7341	1	HOSE ASSY
23		Ref	SOLENOID VALVE ASSY (see page 10-14 for details)	51	8471-7842	1	HOSE ASSY
24		Ref	REAR DRIVE MOTOR (see page 10-24 for details)	52	8859-1204	1	O-RING
25	8471-7526	2	HOSE ASSY	53	8866-2064	1	ELBOW, 90 DEGREES (includes item 52)
26	8866-2064	2	ELBOW, 90 DEGREES (includes item 27)	54		Ref	INCHING VALVE (see pages 8-2 and 8-3 for details)
27	8859-1204	2	O-RING	55		Ref	ORBITROL (see page 7-4 for details)
28	7713-3167	1	HOSE ASSY	56	8866-2006	1	CONNECTOR (includes item 57)
				57	8859-1205	1	O-RING
				58	8866-2225	1	SWIVEL NUT RUN TEE, 1/2 TUBE



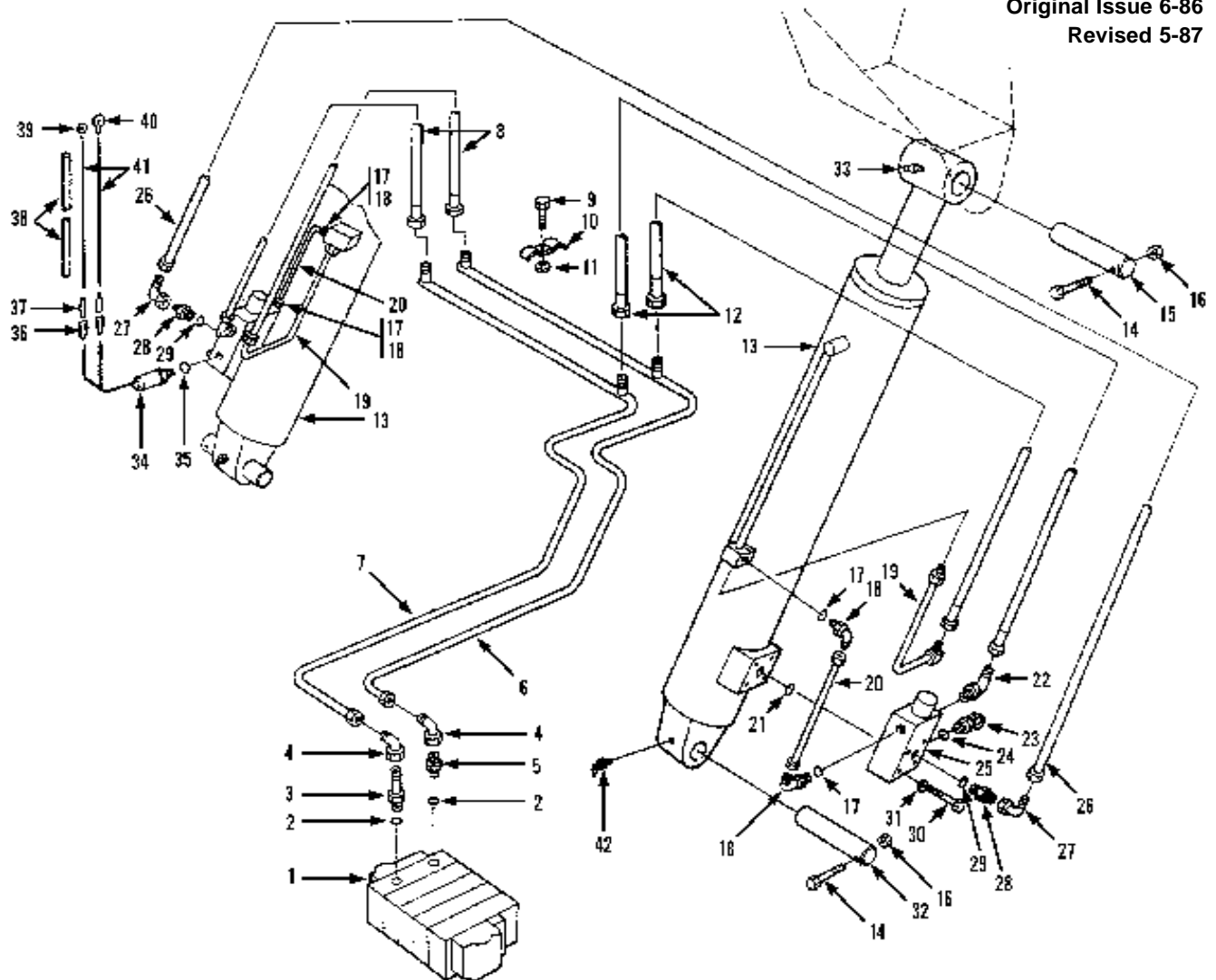
Item	Part No.	Qty.	Description Of Part	Item	Part No.	Qty.	Description Of Part
1		Ref	REAR DRIVE MOTOR ASSY (see page 10-24 for details)	34	9020-6750	2	HOLLOW STUD
2	9104-3113	1	TUBE ASSY	35	9020-2327	6	STUD
3	9104-3116	1	TUBE ASSY	36	8568-1076	2	GASKET
4	9020-7290	4	HOSE ASSY	37	9021-0095	1	JUMPER WIRE
5	9002-7187	AR	NYLON TY-RAP	38		Ref	SOLENOID VALVE ASSY (see page 10-14 for details)
6	9104-3089	1	TUBE ASSY	39	9002-9915	1	CONNECTOR
7	8866-2064	4	ELBOW, 90 DEGREES (includes item 8)	40	9020-7491	1	HOSE ASSY
8	8859-1204	4	O-RING	41	9020-7370	1	TUBE ASSY
9	9104-3088	1	TUBE ASSY	42	9020-7377	1	TUBE ASSY
10		Ref	SERIES-PARALLEL CONTROL VALVE (see page 10-18 for details)	43	8866-2069	1	ELBOW, 90 DEGREES (includes item 44)
11	8820-1107	2	HEX HD CAPSCREW, 5/8-11X5, GR5	44	8859-1209	2	O-RING
12		Ref	MOUNTING PLATE (see page 9-16 for details)	45	8874-3002	1	MALE ADAPTER, 1/4X3/8 TUBE
13	8856-1113	8	FLAT WASHER, 5/8	46	9020-7567	1	ELBOW, 90 DEGREES (swivel nut)
14		Ref	SERIES-PARALLEL (see page 10-13 for details)	47	8866-2010	1	CONNECTOR (includes item 44)
15	9104-3193	1	TUBE ASSY	48	8820-1068	2	HEX HD CAPSCREW, 1/2-13X1-3/4, GR5
16	9020-2343	4	TUBE CLAMP	49	8856-1111	6	FLAT WASHER, 1/2
17	8820-1033	4	HEX HD CAPSCREW, 3/8-16X3/4, GR5	50	8820-1070	1	HEX HD CAPSCREW, 1/2-13X2-1/4, GR5
18	9104-3168	1	TUBE ASSY	51		Ref	FORWARD-REVERSE VALVE (see page 10-12 for details)
19	8850-1010	3	HEX NUT, 5/8-11	52	8850-1008	3	HEX NUT, 1/2-13
20	8866-2110	6	ELBOW, 90 DEGREES (swivel nut)	53	9002-7906	2	ELBOW, 90 DEGREES
21	8866-2028	6	CONNECTOR (includes item 22)	54	8471-7464	1	HOSE ASSY
22	8859-1210	6	O-RING	55	7713-3342	1	HOSE ASSY
23	9104-3194	1	TUBE ASSY	56	8866-2105	1	ELBOW, 90 DEGREES (swivel nut)
24	9020-7376	1	TUBE ASSY	57	8366-1316	1	CONNECTOR
25	9104-3115	1	TUBE ASSY	58	8866-2003	2	CONNECTOR (includes item 59)
26	9002-8225	4	O-RING	59	8859-1202	2	O-RING
27	8471-1342	8	FLANGE HALF	60	8820-1005	4	HEX HD CAPSCREW, 1/4-20X1, GR5
28	8820-1106	16	HEX HD CAPSCREW, 1/2-13X4-1/2, GR5	61	8850-1004	4	HEX NUT, 1/4-20
29	9020-7372	4	ADAPTER	62	9103-1086	2	MOUNTING BRACKET
30	9104-3114	1	TUBE ASSY	63	9002-7485	1	HOSE ASSY
31	8867-1027	2	LUBE FITTING, 90 DEGREES, 1/8	64		Ref	DIRECTIONAL CONTROL VALVE (see page 10-21 for details)
32	8850-1008	8	HEX NUT, 1/2-13	65	8698-3191	2	TERMINAL, 1/4 SCREW SIZE
33	9020-3506	8	FLAT WASHER	66	9002-8959	2	FEMALE TERMINAL
				67		AR	BLACK 14 GA. WIRE, 40" LONG



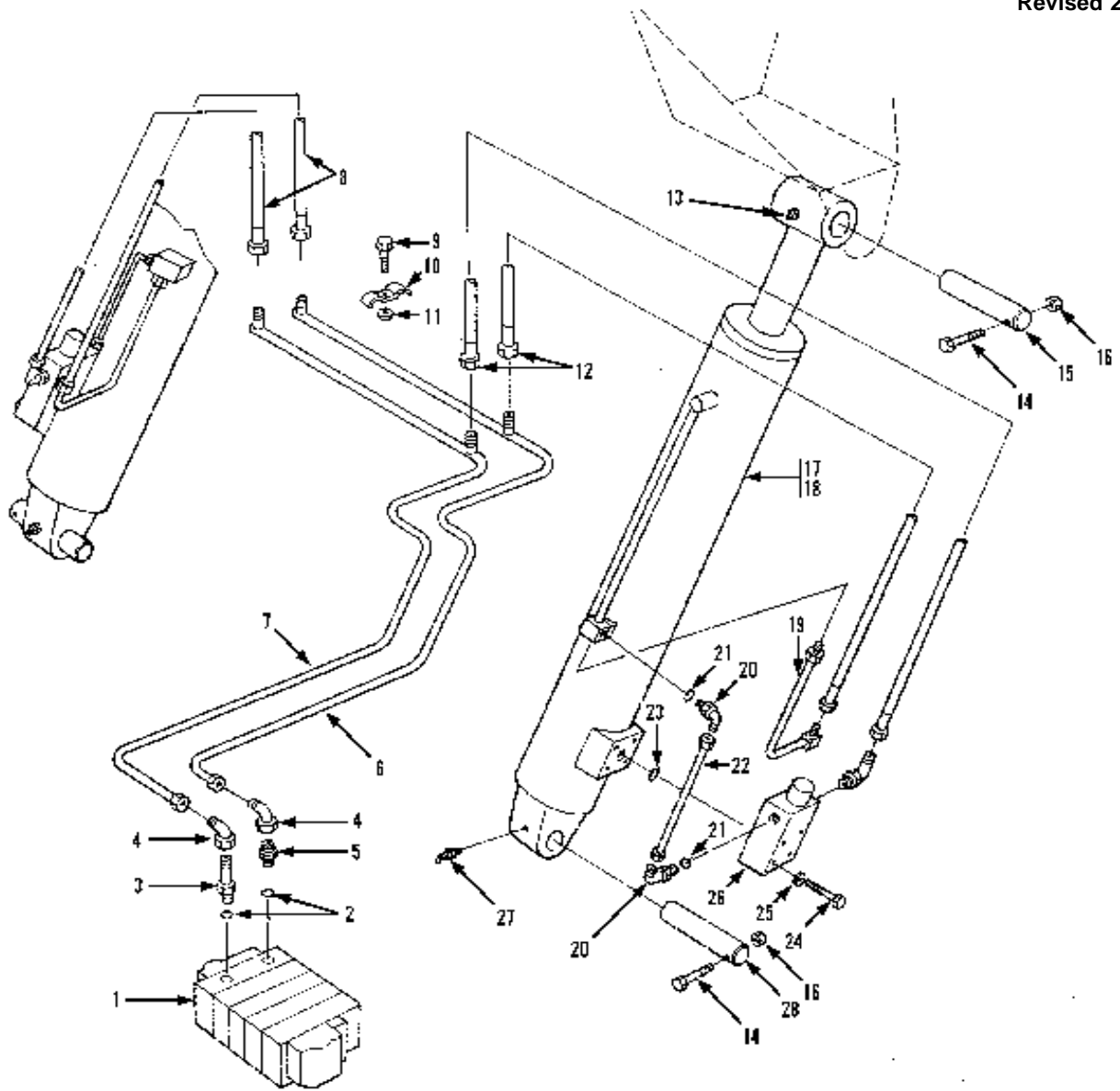
Item	Part No.	Qty.	Description Of Part	Item	Part No.	Qty.	Description Of Part
1		Ref	REAR DRIVE MOTOR ASSY (see page 10-24 for details)	28	8568-1076	2	GASKET
2	9104-3113	1	TUBE ASSY	29	8866-2069	1	ELBOW, 90 DEGREES (includes item 30)
3	9104-3116	1	TUBE ASSY	30	8859-1209	1	O-RING
4	9020-7290	4	HOSE ASSY	31	8820-1070	1	HEX HD CAPSCREW, 1/2-13X2-1/4, GR5
5	9002-7187	AR	NYLON TY-RAP	32	8856-1111	6	FLAT WASHER, 1/2
6	9104-3308	1	TUBE ASSY	33	8820-1068	2	HEX HD CAPSCREW, 1/2-13X1-3/4, GR5
7	9104-3309	1	TUBE ASSY	34	8859-1209	1	O-RING
8	9020-2343	4	TUBE CLAMP	35	8866-2010	1	CONNECTOR (includes item 34)
9	8820-1033	4	HEX HD CAPSCREW, 3/8-16X3/4, GR5	36	8866-2110	1	ELBOW, 90 DEGREES (swivel nut)
10	8856-1109	4	FLAT WASHER, 3/8	37	8850-1008	3	HEX NUT, 1/2-13
11		Ref	SERIES PARALLEL VALVE (see page 10-3 for details)	38		Ref	FORWARD-REVERSE VALVE (see page 10-12 for details)
12	8471-7900	1	HOSE ASSY	39	9002-7906	2	ELBOW, 90 DEGREES
13	9104-3312	1	TUBE ASSY	40	8471-7464	1	HOSE ASSY
14	9104-3311	1	TUBE ASSY	41	7713-3342	1	HOSE ASSY
15	9104-3307	1	TUBE ASSY	42	8866-2105	1	ELBOW, 90 DEGREES (swivel nut)
16	9104-3310	1	TUBE ASSY	43	8366-1316	1	CONNECTOR
17	9104-3115	1	TUBE ASSY	44	8866-2003	2	CONNECTOR (includes item 45)
18	9002-7372	4	ADAPTER	45	8859-1202	2	O-RING
19	8471-1342	8	FLANGE HALF	46	8820-1005	4	HEX HD CAPSCREW, 1/4-20X1, GR5
20	8820-1067	16	HEX HD CAPSCREW, 1/2-13X1-1/2, GR5	47	8850-1004	4	HEX NUT, 1/4-20
21	9020-7372	4	ADAPTER	48	9103-1086	2	MOUNTING BRACKET
22	9104-3114	1	TUBE ASSY	49		Ref	DIRECTIONAL CONTROL VALVE (see page 10-21 for details)
23	9020-0482	1	TUBE CLAMP	50	9002-7485	1	HOSE ASSY
24	8850-1008	8	HEX NUT, 1/2-13	51	8698-3191	2	TERMINAL, 1/4 SCREW SIZE
25	9002-7471	8	HARD WASHER	52	9002-8959	2	FEMALE TERMINAL
26		AR	BLACK 14 GA. WIRE, 40" LONG				
27	9103-3481	8	STUD				



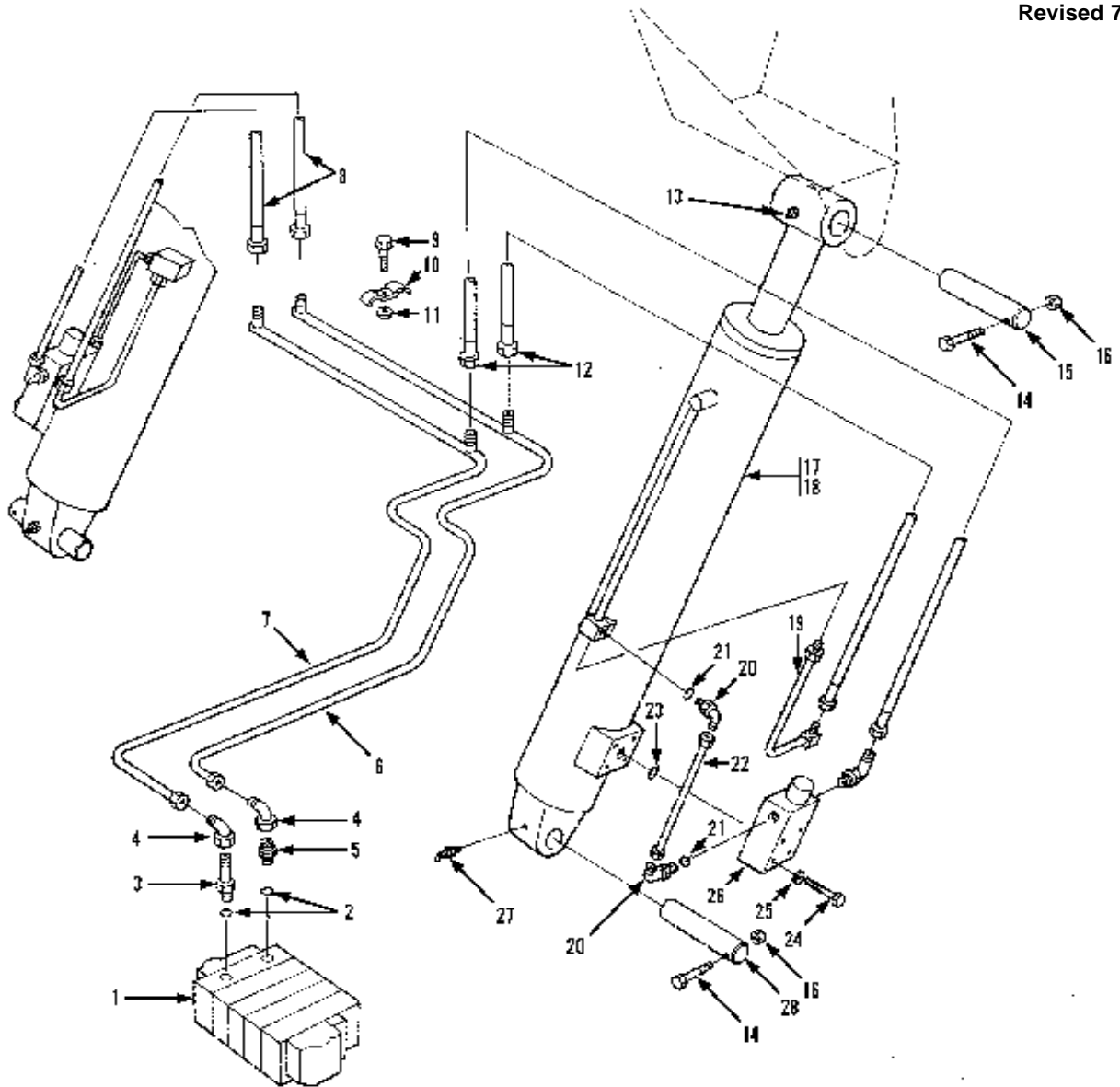
Item	Part No.	Qty.	Description Of Part	Item	Part No.	Qty.	Description Of Part
1	8471-7550	1	HOSE ASSY	15		Ref	ORBITROL (see page 7-4 for details)
2	8866-2007	1	CONNECTOR (includes item 3)	16	8471-7549	1	HOSE ASSY
3	8859-1206	1	O-RING	17	8859-1204	1	O-RING
4		Ref	PRIORITY FLOW CONTROL VALVE (see page 10-11 for details)	18	8866-2035	1	CONNECTOR (includes item 17)
5	8820-1028	2	HEX HD CAPSCREW, 5/16-18X3, GR5	19	8656-1131	1	REDUCER
6	8471-7547	1	HOSE ASSY	20	8866-2106	2	ELBOW, 90 DEGREES (swivel nut)
7	8366-1316	1	CONNECTOR	21	8866-1306	2	UNION TEE
8	8866-2065	3	ELBOW, 90 DEGREES (includes item 9)	22	8471-7525	2	HOSE ASSY
9	8859-1205	3	O-RING	23	8866-2064	2	ELBOW, 90 DEGREES (includes item 24)
10	9020-2926	1	CHECK VALVE	24	8859-1204	2	O-RING
11	8471-7548	1	HOSE ASSY	25		Ref	STEERING CYLINDER (see page 10-7 for details)
12	9020-6003	1	TUBE ASSY	26	8866-2005	2	CONNECTOR (includes item 27)
13	8866-2006	1	CONNECTOR (includes item 14)	27	8859-1204	2	O-RING
14	8859-1205	1	O-RING	28	8471-7546	2	HOSE ASSY
				29	8584-1150	1	HOSE CLAMP



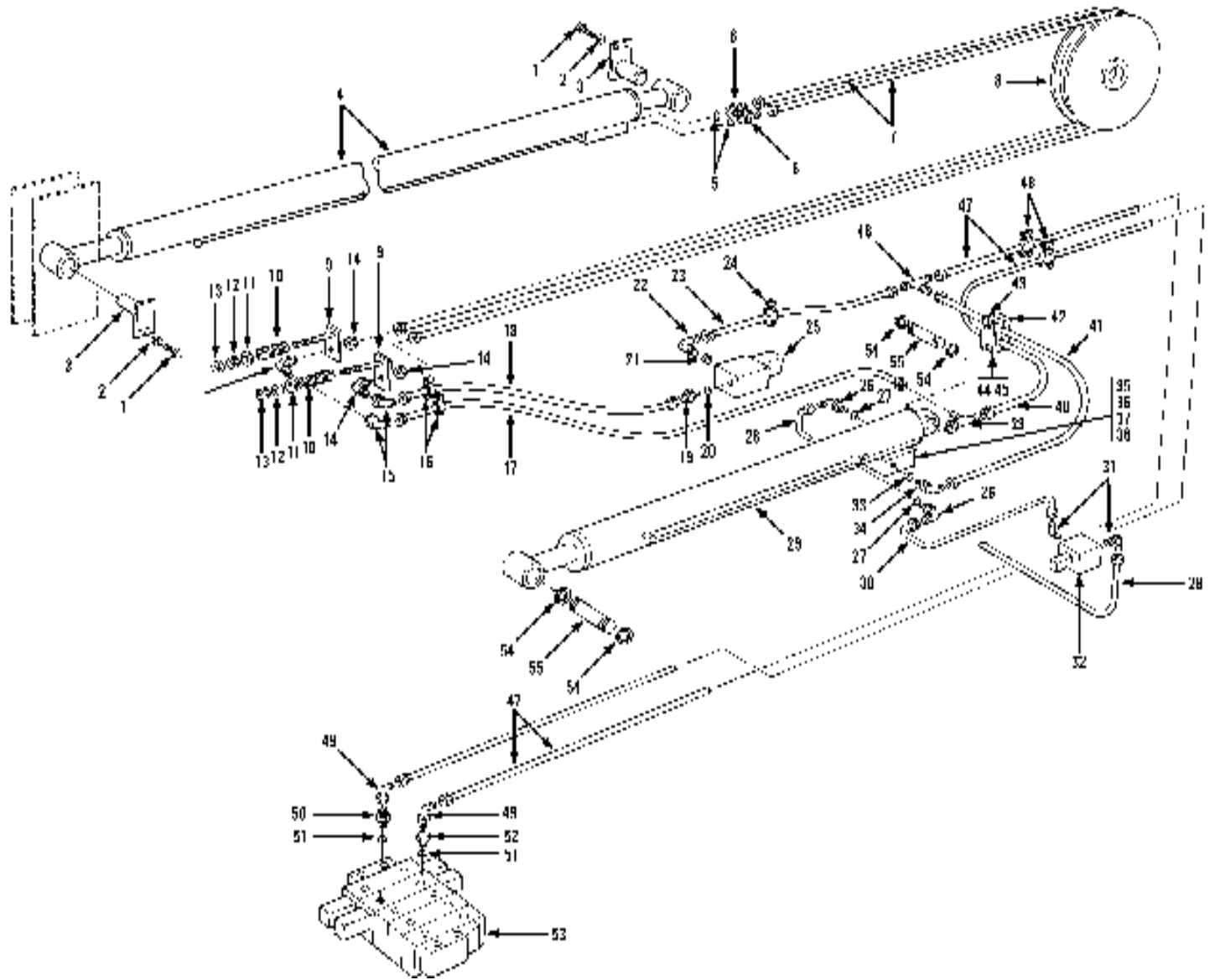
Item	Part No.	Qty.	Description Of Part	Item	Part No.	Qty.	Description Of Part
1		Ref	MAIN CONTROL VALVE ASSY (see page 10-10 for details)	21	8859-1102	2	O-RING
2	8859-1207	2	O-RING	22	8682-1248	2	ELBOW, 90 DEGREES
3	8866-2038	1	CONNECTOR (includes item 2)	23	7713-3089	1	MINI-CHECK COUPLING
4	8866-2108	2	ELBOW, 90 DEGREES (swivel nut)	24	8859-1204	1	O-RING
5	8866-2008	1	CONNECTOR (includes item 2)	25	9104-3178	2	COUNTERBALANCE VALVE ASSY
6	9104-3095	1	TUBE ASSY	26	8471-7609	1	HOSE ASSY
7	9104-3096	1	TUBE ASSY	27	8866-2105	2	ELBOW, 90 DEGREES (swivel nut)
8	8471-6448	2	HOSE ASSY	28	9104-3187	2	GAGE LINE FUSE (includes item 29)
9	8820-1035	2	HEX HD CAPSCREW, 3/8-16X1, GR5	29	8859-1204	2	O-RING
10	9020-0483	2	TUBE CLAMP	30	8820-1071	8	HEX HD CAPSCREW, 1/2-13X2-1/2, GR5
11	8850-1006	2	HEX NUT, 3/8-16	31	8855-1013	8	LOCK WASHER, 1/2
12	8471-7799	2	HOSE ASSY	32	9040-2875	2	PIN
13		Ref	LIFT CYLINDER ASSY (see page 10-1 for details)	33	8867-1008	2	LUBE FITTING, STRAIGHT, 1/4-28
14	8820-1104	4	HEX HD CAPSCREW, 5/8-11X3-3/4, GR5	34	9104-3179	1	PRESSURE SWITCH (includes item 35)
15	9020-6892	2	PIN	35	8859-1204	1	O-RING
16	8850-1010	4	HEX NUT, 5/8-11	36	9002-8959	2	FEMALE TERMINAL
17	8859-1202	4	O-RING	37	9002-8960	2	MALE TERMINAL
18	8866-2062	4	ELBOW, 90 DEGREES (includes item 17)	38	8203-3993	1	LOOM, 5/16 I.D., 24" LONG
19	9104-3070	2	TUBE ASSY	39	9002-6816	1	EYELET TERMINAL
20	9104-3069	2	TUBE ASSY	40	8688-3260	1	RING TERMINAL
				41		AR	WHITE, 16 GAUGE, WIRE
				42	8867-1027	2	LUBE FITTING, 90 DEGREES, 1/4-28



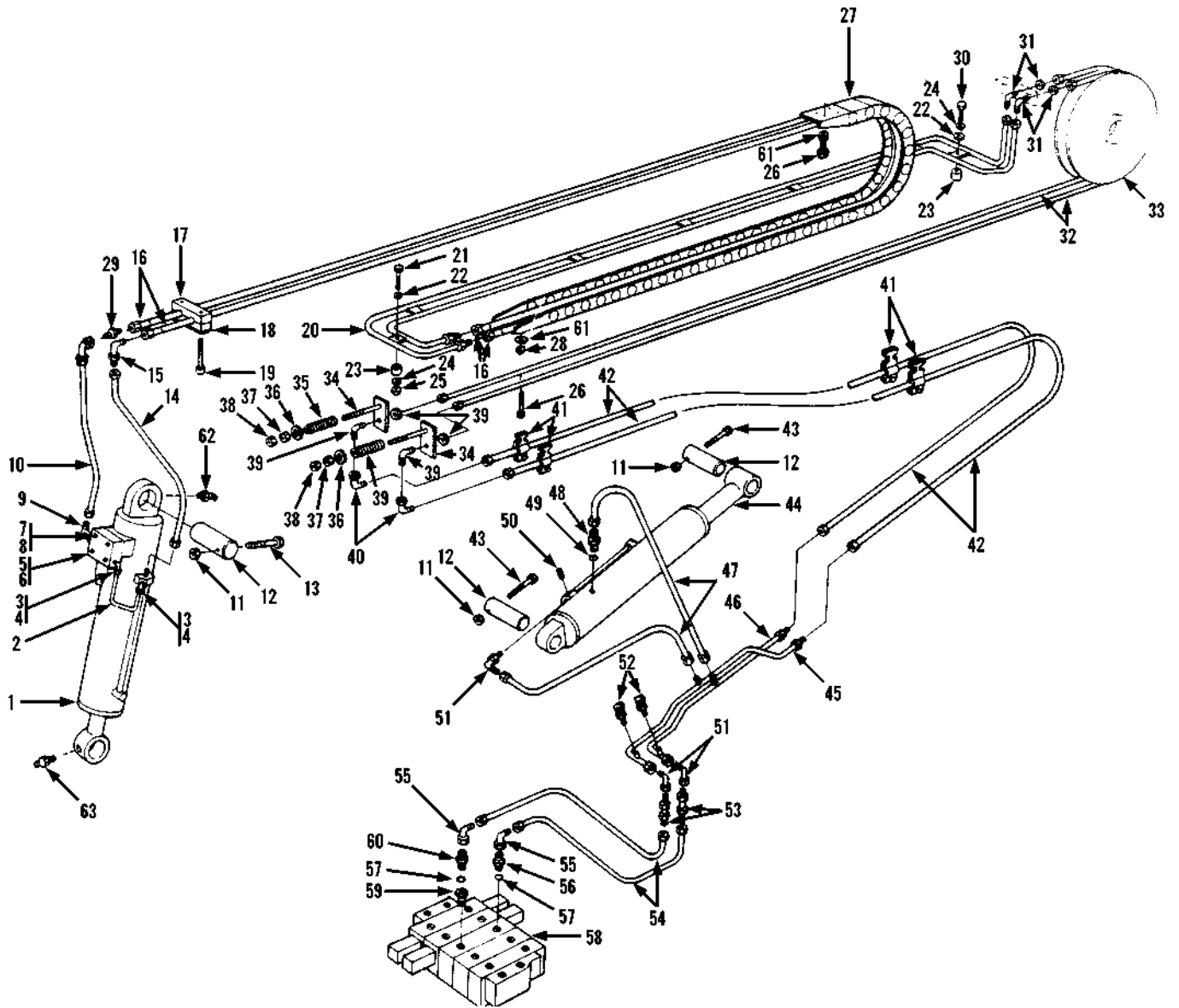
Item	Part No.	Qty.	Description Of Part	Item	Part No.	Qty.	Description Of Part
1		Ref	MAIN CONTROL VALVE ASSY (see page 10-10 for details)	16	8850-1010	4	HEX NUT, 5/8-11
2	8859-1207	2	O-RING	17	9104-5011	2	LIFT CYLINDER ASSY (includes items 13 & 18 thru 27)
3	8866-2038	1	CONNECTOR (includes item 2)	18		Ref	LIFT CYLINDER ASSY (see page 10-1 for details)
4	8866-2108	2	ELBOW, 90 DEGREES (swivel nut)	19	9104-3070	2	TUBE ASSY
5	8866-2008	1	CONNECTOR (includes item 2)	20	8866-2062	4	ELBOW, 90 DEGREES (includes item 21)
6	9104-3095	1	TUBE ASSY	21	8859-1202	4	O-RING
7	9104-3096	1	TUBE ASSY	22	9104-3069	2	TUBE ASSY
8	8471-6448	2	HOSE ASSY	23	8859-1102	2	O-RING
9	8820-1035	2	HEX HD CAPSCREW, 3/8-16X1, GR5	24	8820-1071	8	HEX HD CAPSCREW, 1/2-13X2-1/2, GR5
10	9020-0483	2	TUBE CLAMP	25	8855-1013	8	LOCK WASHER, 1/2
11	8850-1006	2	HEX NUT, 3/8-16	26	9104-3232	2	COUNTERBALANCE VALVE ASSY
12	8471-7799	2	HOSE ASSY	27	8867-1027	2	LUBE FITTING, 90 DEGREES, 1/4-28
13	8867-1008	2	LUBE FITTING, STRAIGHT, 1/4-28	28	9040-2875	2	PIN
14	8820-1104	4	HEX HD CAPSCREW, 5/8-11X3-3/4, GR5				
15	9020-6892	2	PIN				



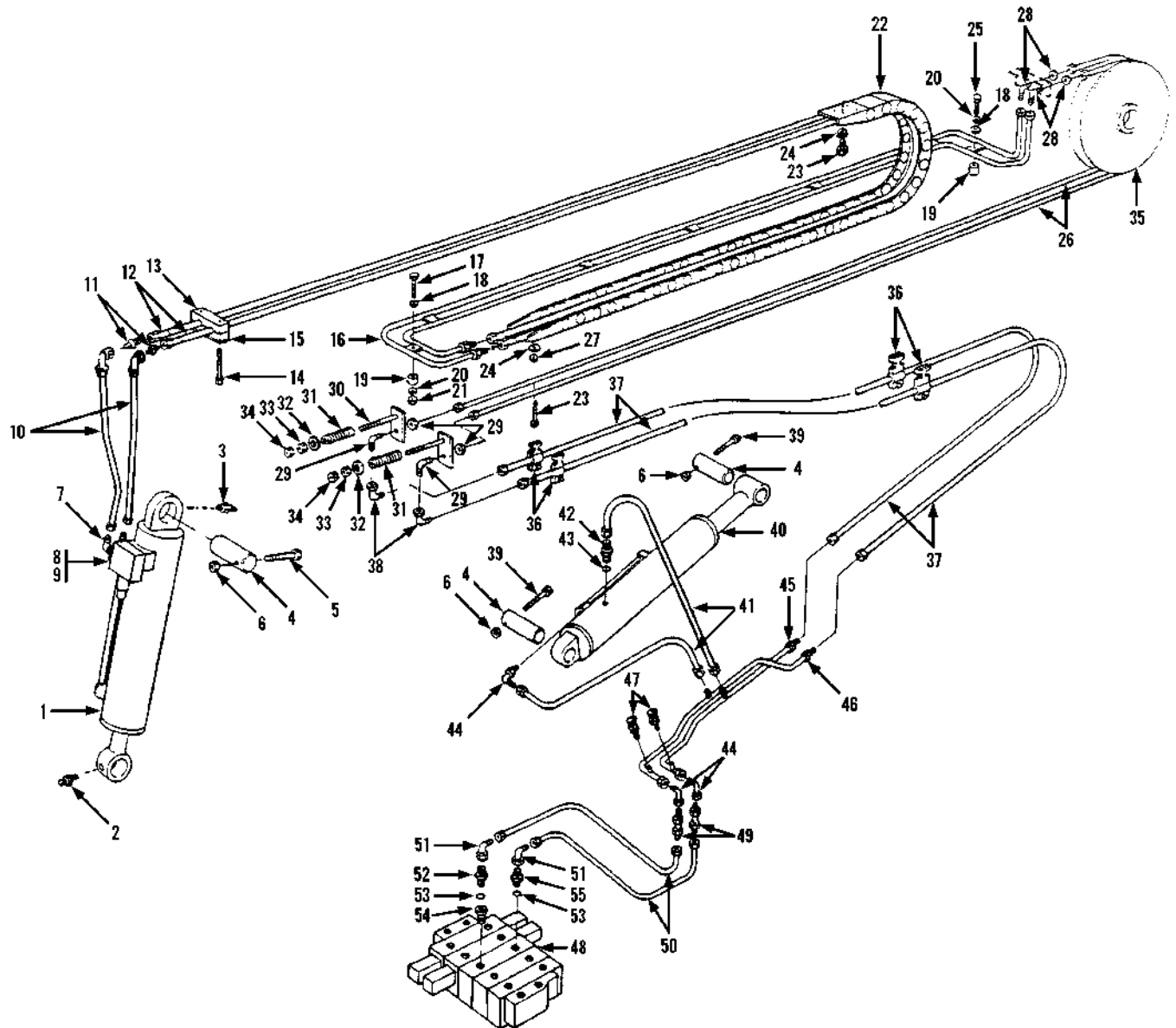
Item	Part No.	Qty.	Description Of Part	Item	Part No.	Qty.	Description Of Part
1		Ref	MAIN CONTROL VALVE ASSY (see page 10-10 for details)	16	8850-1010	4	HEX NUT, 5/8-11
2	8859-1207	2	O-RING	17	9104-5011	2	LIFT CYLINDER ASSY (includes items 13 & 18 thru 27)
3	8866-2038	1	CONNECTOR (includes item 2)	18		Ref	LIFT CYLINDER ASSY (see page 10-1 for details)
4	8866-2108	2	ELBOW, 90 DEGREES (swivel nut)	19	9104-3070	2	TUBE ASSY
5	8866-2008	1	CONNECTOR (includes item 2)	20	8866-2062	4	ELBOW, 90 DEGREES (includes item 21)
6	9104-3095	1	TUBE ASSY	21	8859-1202	4	O-RING
7	9104-3096	1	TUBE ASSY	22	9104-3069	2	TUBE ASSY
8	8471-6448	2	HOSE ASSY	23	8859-1102	2	O-RING
9	8820-1035	2	HEX HD CAPSCREW, 3/8-16X1, GR5	24	8820-1071	8	HEX HD CAPSCREW, 1/2-13X2-1/2, GR5
10	9020-0483	2	TUBE CLAMP	25	8855-1013	8	LOCK WASHER, 1/2
11	8850-1006	2	HEX NUT, 3/8-16	26	9104-3232	2	COUNTERBALANCE VALVE ASSY
12	8471-7799	2	HOSE ASSY	27	8867-1027	2	LUBE FITTING, 90 DEGREES, 1/4-28
13	8867-1008	2	LUBE FITTING, STRAIGHT, 1/4-28	28	9040-2875	2	PIN
14	8820-1104	4	HEX HD CAPSCREW, 5/8-11X3-3/4, GR5				
15	9020-6892	2	PIN				



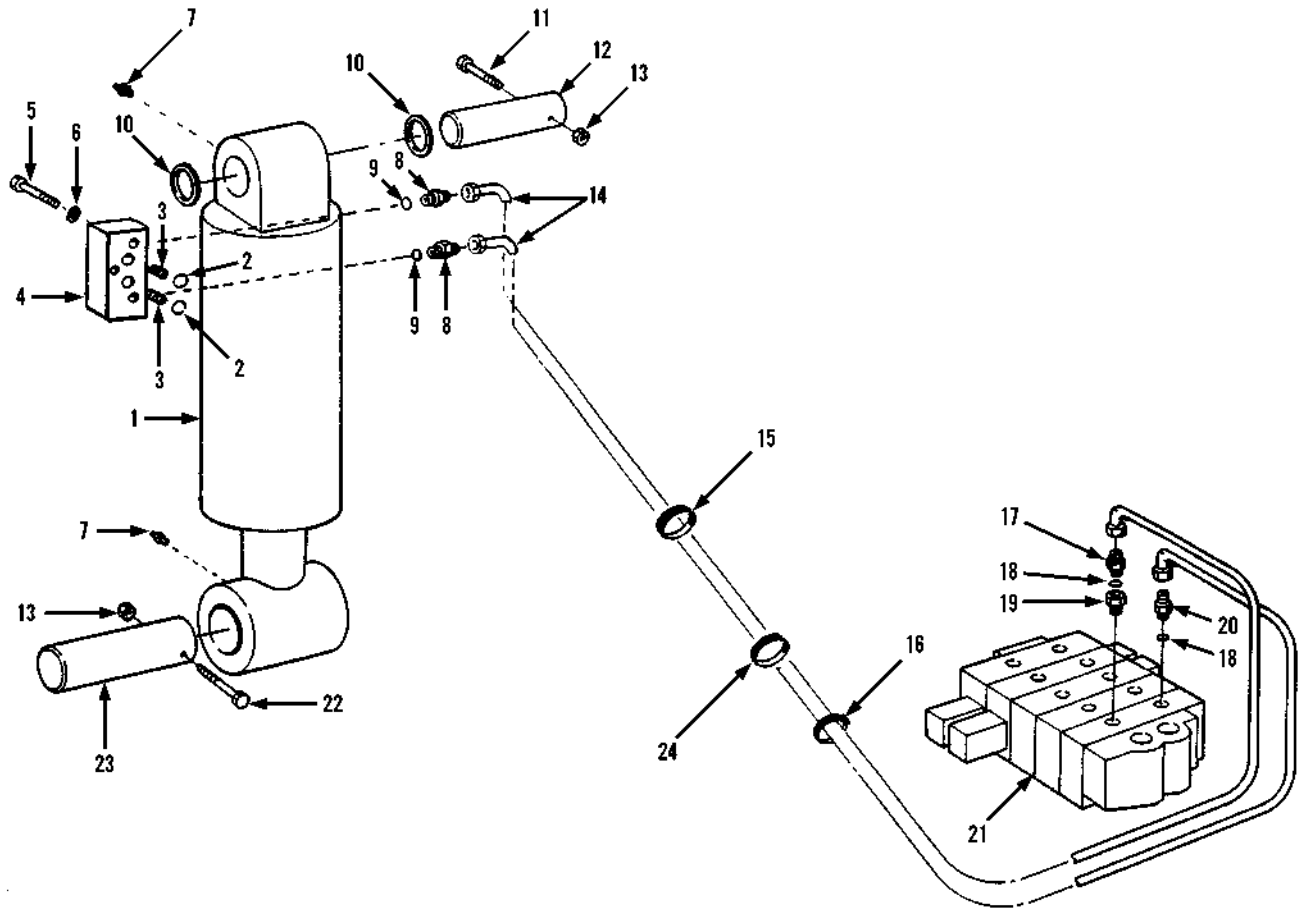
Item	Part No.	Qty.	Description Of Part	Item	Part No.	Qty.	Description Of Part
1	8820-1035	4	HEX HD CAPSCREW, 3/8-16X1, GR5	29		Ref	CROWD CYLINDER ASSY (see page 10-2 for details)
2	8855-1011	4	LOCKWASHER, 3/8	30	9104-3110	1	TUBE ASSY
3	9104-6053	2	PIN	31	9002-7906	2	ELBOW, 90 DEGREES
4		Ref	EXTENSION CROWD CYLINDER ASSY (see page 10-3 for details)	32		Ref	SOLENOID VALVE ASSY (see page 10-27 for details)
5	8859-1205	2	O-RING	33	8866-2067	1	ELBOW, 90 DEGREES (includes item 34)
6	8866-2006	2	CONNECTOR (includes item 5)	34	8859-1207	1	O-RING
7	8471-7495	2	HOSE ASSY	35	9104-3232	1	COUNTERBALANCE VALVE ASSY
8		Ref	PUSH BEAM & CABLES (see page 3-5 for details)	36	8859-1106	1	O-RING
9	9040-3249	2	HOSE TAKE-UP WELDMENT	37	8820-1072	4	HEX HD CAPSCREW, 1/2-13X2-3/4, GR5
10	9020-0313	2	SPRING	38	8856-1111	4	FLAT WASHER, 1/2
11	9020-7041	2	SPRING RETAINER	39	8866-2242	1	SWIVEL NUT RUN TEE
12	8850-1008	2	HEX NUT, 1/2-13	40	9104-3160	1	TUBE ASSY
13	8850-1108	2	HEAVY HEX JAM NUT, 1/2-13	41	9104-3111	1	TUBE ASSY
14	9002-7180	2	BULKHEAD FITTING, 90 DEGREES	42	9020-0482	1	TUBE CLAMP
15	8866-2106	2	ELBOW, 90 DEGREES (swivel nut)	43	9104-1060	1	MOUNTING PLATE
16	9105-3413	2	CUSHION CLAMP	44	8820-1035	1	HEX HD CAPSCREW, 3/8-16X1, GR5
17	8471-7500	1	HOSE ASSY	45	8855-1011	1	LOCKWASHER, 3/8
18	8471-7501	1	HOSE ASSY	46	8866-1308	1	UNION TEE, 3/4 TUBE
19	8866-2020	1	CONNECTOR (includes item 20)	47	8471-7608	2	HOSE ASSY
20	8859-1207	1	O-RING	48	9020-5792	2	CUSHION CLAMP
21	8866-2067	1	ELBOW, 90 DEGREES (includes o-ring)	49	8866-2108	2	ELBOW, 90 DEGREES (swivel nut)
22	8859-1207	1	O-RING	50	8866-2038	1	CONNECTOR (includes item 51)
23	7713-3440	1	HOSE ASSY	51	8859-1207	2	O-RING
24	9020-5792	1	CUSHION CLAMP	52	8866-2008	1	CONNECTOR (includes item 51)
25		Ref	SOLENOID VALVE ASSY (see page 10-28 for details)	53		Ref	MAIN CONTROL VALVE (see page 10-10 for details)
26	8866-2062	2	ELBOW, 90 DEGREES (includes item 27)	54	9002-8935	2	RETAINING RING
27	8859-1202	2	O-RING	55	9020-7532	1	PIN
28	9104-3112	1	TUBE ASSY				



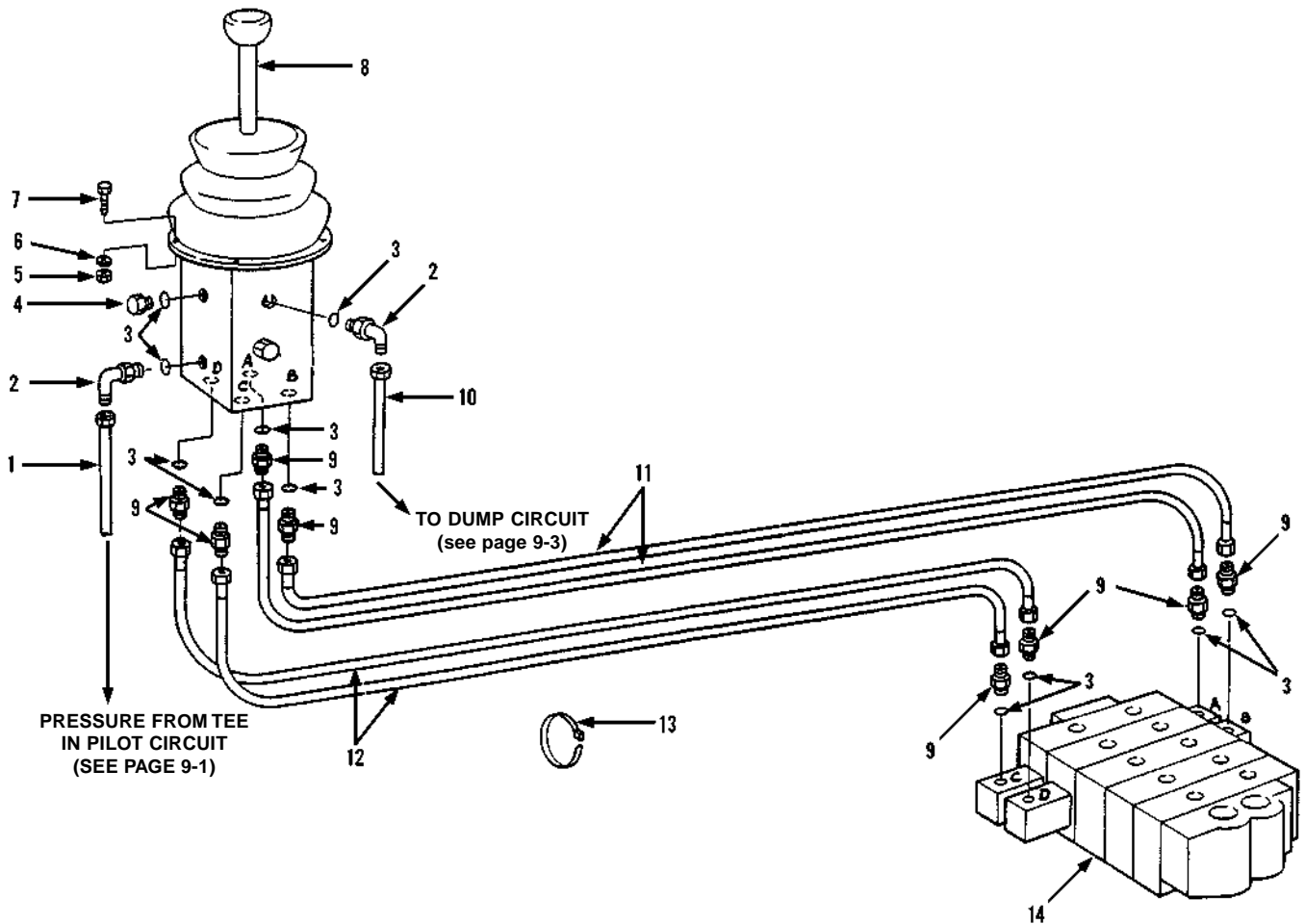
Item	Part No.	Qty.	Description Of Part	Item	Part No.	Qty.	Description Of Part
1		Ref	TILT CYLINDER ASSY (see page 10-4 for details)	*31	9002-7180	2	BULKHEAD ELBOW, 90 DEGREES, 1/2 TUBE
2	9104-3174	1	TUBE ASSY	32	8471-7494	2	HOSE ASSY
3	8866-2062	2	ELBOW, 90 DEGREES (includes item 4)	33		Ref	PUSH BEAM & CABLES (see page 3-5 for details)
4	8859-1202	2	O-RING	34	9040-3249	2	HOSE TAKE-UP WELDMENT
5	9104-3232	1	COUNTERBALANCE VALVE	35	9020-0313	2	SPRING
6	8859-1106	1	O-RING	36	9020-7041	2	SPRING RETAINER
7	8820-1071	4	HEX HD CAPSCREW, 1/2-13X2-1/2, GR5 (lubricate & torque to 68-78 ft. lbs.)	37	8850-1008	2	HEX NUT, 1/2-13
8	8855-1013	4	LOCKWASHER, 1/2	38	8850-1108	2	HEAVY HEX JAM NUT, 1/2-13
9	9104-3157	1	ELBOW, 90 DEGREES	39	9002-7180	2	BULKHEAD FITTING, 90 DEGREES
10	8471-7588	1	HOSE ASSY	40	8866-2106	2	ELBOW, 90 DEGREES (swivel nut)
11	8852-1010	3	HEX LOCKNUT, 5/8-11	41	9105-3413	12	CUSHION CLAMP
12	9020-6892	3	PIN	42	8471-7503	2	HOSE ASSY
13	8320-1044	1	HEX HD CAPSCREW	43	8820-1104	2	HEX HD CAPSCREW, 5/8-11X3-3/4, GR5
14	8471-7487	1	HOSE ASSY	44		Ref	COMPENSATING CYLINDER ASSY (see page 10-5 for details)
15	8866-1206	1	UNION ELBOW, 90 DEGREES, 1/2 TUBE	45	9020-7387	1	TUBE ASSY
16	8471-7486	2	HOSE ASSY	46	9020-7386	1	TUBE ASSY
17	7713-3136	1	CLAMP SET	47	9002-2043	2	HOSE ASSY
18	7713-3137	1	COVER PLATE	48	8866-2021	1	CONNECTOR (includes item 49)
19	8820-1023	1	HEX HD CAPSCREW, 5/16-18X1-3/4, GR5	49	8859-1205	1	O-RING
20	9104-3098	1	TUBE ASSY	50	8871-1280	1	SOCKET HD PIPE PLUG, 1/8-27
21	8820-1038	2	HEX HD CAPSCREW, 3/8-16X1-3/4, GR5	51	8866-2107	3	ELBOW, 90 DEGREES (swivel nut)
22	8856-1109	4	FLAT WASHER, 3/8	*52	9103-3032	2	MINI-CHECK COUPLING
23	9104-1226	4	SPACER	53	9002-9939	2	BULKHEAD UNION
24	8855-1011	4	LOCKWASHER, 3/8	54	9002-2043	2	HOSE ASSY
25	8850-1006	2	HEX NUT, 3/8-16	55	8866-2107	2	ELBOW, 90 DEGREES (swivel nut)
26	8820-1003	8	HEX HD CAPSCREW, 1/4-20X3/4, GR5 (lubricate and torque to 9-12 ft. lbs.)	56	8866-2022	1	CONNECTOR (includes item 57)
27	9104-3093	1	HOSE CARRIER	57	8859-1207	2	O-RING
28	8855-1009	4	LOCKWASHER, 1/4	58		Ref	MAIN CONTROL VALVE (see page 10-10 for details)
29	8866-1065	4	UNION, 1/2 TUBE	59	8692-3006	1	REDUCER EXPANDER FITTING
30	8820-1037	2	HEX HD CAPSCREW, 3/8-16X1-1/2, GR5	60	8866-2008	1	CONNECTOR (includes item 57)
				61	8856-1107	8	FLAT WASHER, 1/4
				62	8867-1027	1	LUBE FITTING, 45 DEGREES, 1/4-28
				63	8867-1008	1	LUBE FITTING, STRAIGHT, 1/4-28



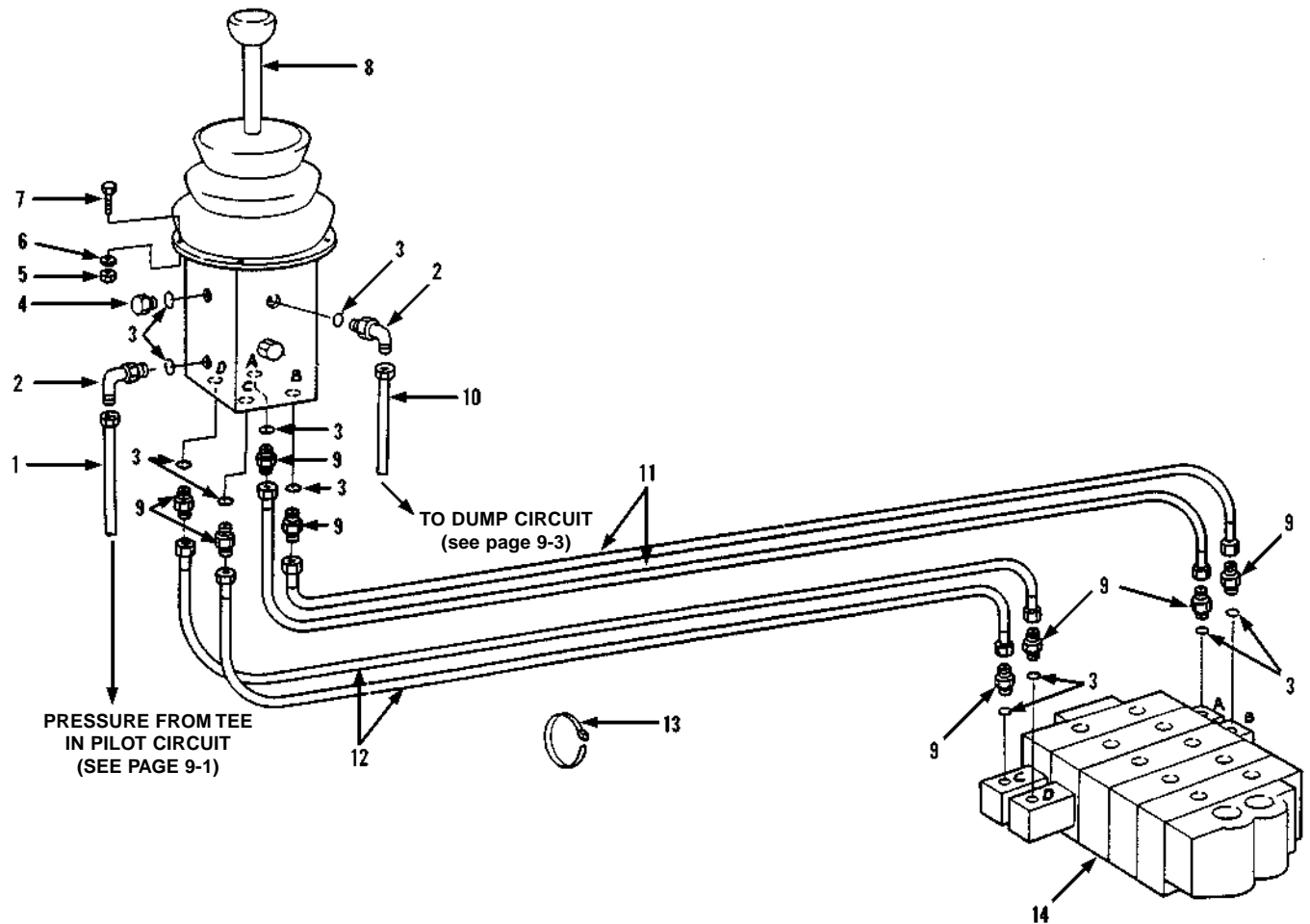
Item	Part No.	Qty.	Description Of Part	Item	Part No.	Qty.	Description Of Part
1		Ref	TILT CYLINDER ASSY (see page 10-4 for details)	*28	9002-7180	2	BULKHEAD ELBOW, 90 DEGREES, 1/2 TUBE
2	8867-1008	1	LUBE FITTING, STRAIGHT, 1/4-28	29	9002-7180	2	BULKHEAD FITTING, 90 DEGREES
3	8867-1027	1	LUBE FITTING, 45 DEGREES, 1/4-28	30	9040-3249	2	HOSE TAKE-UP WELDMENT
4	9020-6892	3	PIN	31	9020-0313	2	SPRING
5	8320-1044	1	HEX HD CAPSCREW	32	9020-7041	2	SPRING RETAINER
6	8852-1010	3	HEX LOCKNUT, 5/8-11	33	8850-1008	2	HEX NUT, 1/2-13
7	8866-2106	2	ELBOW, 90 DEGREES (swivel nut)	34	8850-1108	2	HEAVY HEX JAM NUT, 1/2-13
8	8866-2020	2	STRAIGHT THREAD CONNECTOR (includes item 9)	35		Ref	PUSH BEAM & CABLES (see page 3-5 for details)
9	8859-1207	2	O-RING	36	9105-3413	12	CUSHION CLAMP
10	8471-7916	2	HOSE ASSY	37	8471-7503	2	HOSE ASSY
11	8866-1065	3	UNION, 1/2 TUBE	38	8866-2106	2	ELBOW, 90 DEGREES (swivel nut)
12	8471-7486	2	HOSE ASSY	39	8820-1104	2	HEX HD CAPSCREW, 5/8-11X3-3/4, GR5
13	7713-3136	1	CLAMP SET	40		Ref	COMPENSATING CYLINDER ASSY (see page 10-5 for details)
14	8820-1023	1	HEX HD CAPSCREW, 5/16-18X1-3/4, GR5	41	9002-2043	2	HOSE ASSY
15	7713-3137	1	COVER PLATE	42	8866-2021	1	CONNECTOR (includes item 43)
16	9104-3098	1	TUBE ASSY	43	8859-1205	1	O-RING
17	8820-1038	2	HEX HD CAPSCREW, 3/8-16X1-3/4, GR5	44	8866-2107	3	ELBOW, 90 DEGREES (swivel nut)
18	8856-1109	4	FLAT WASHER, 3/8	45	9020-7386	1	TUBE ASSY
19	9104-1226	4	SPACER	46	9020-7387	1	TUBE ASSY
20	8855-1011	4	LOCKWASHER, 3/8	*47	9103-3032	2	MINI-CHECK COUPLING
21	8850-1006	2	HEX NUT, 3/8-16	48		Ref	MAIN CONTROL VALVE (see page 10-10 for details)
22	9104-3093	1	HOSE CARRIER	49	9002-9939	2	BULKHEAD UNION
23	8820-1003	8	HEX HD CAPSCREW, 1/4-20X3/4, GR5 (lubricate & torque to 9-12 ft.lbs.)	50	9002-2043	2	HOSE ASSY
24	8856-1107	8	FLAT WASHER, 1/4	51	8866-2107	3	ELBOW, 90 DEGREES (swivel nut)
25	8820-1037	2	HEX HD CAPSCREW, 3/8-16X1-1/2, GR5	52	8866-2008	1	CONNECTOR (includes item 53)
26	8471-7494	2	HOSE ASSY	53	8859-1207	2	O-RING
27	8855-1009	4	LOCKWASHER, 1/4	54	8692-3006	1	REDUCER/EXPANDER FITTING
				55	8866-2022	1	CONNECTOR (includes item 53)



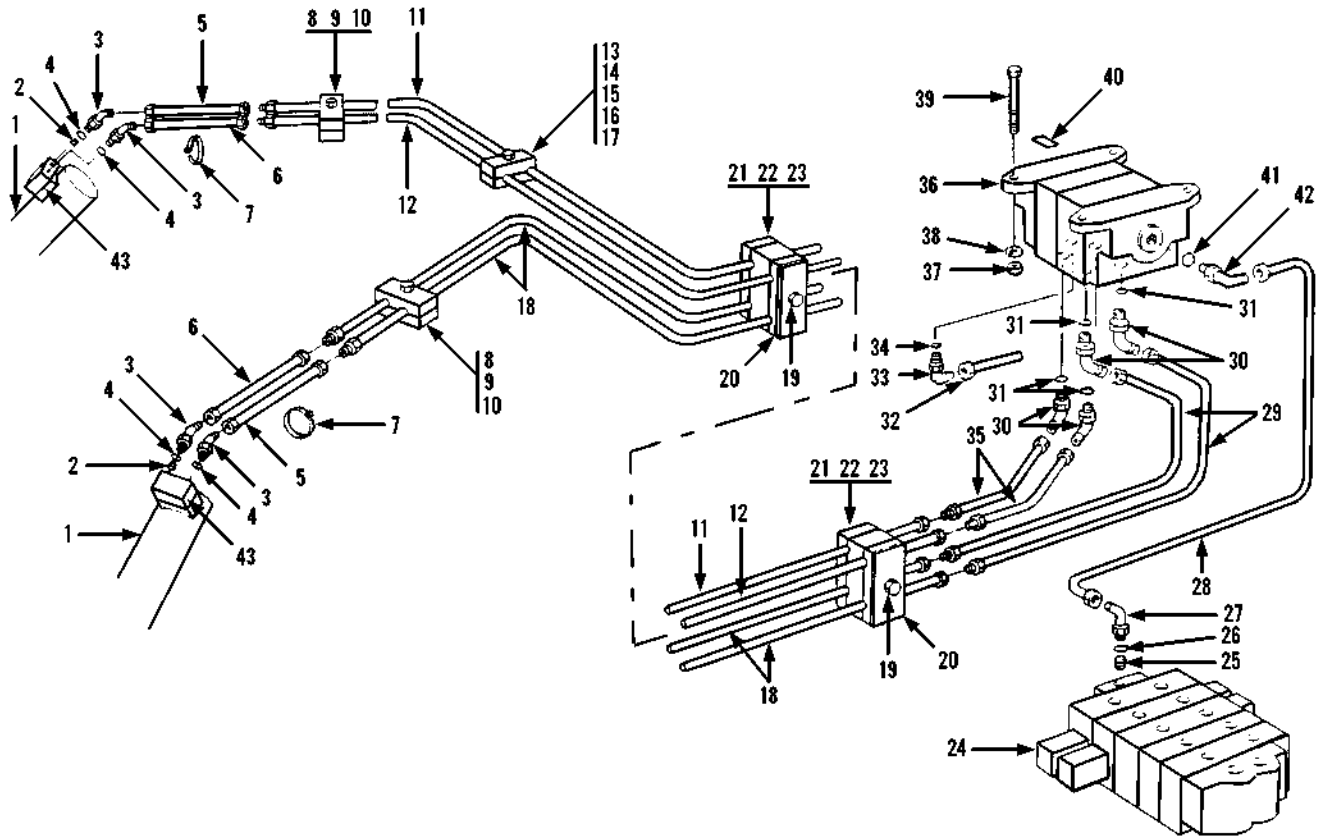
Item	Part No.	Qty.	Description Of Part	Item	Part No.	Qty.	Description Of Part
1	9104-5032	1	SWAY CYLINDER ASSY (includes items 1 thru 9)	11	8820-1104	1	HEX HD CAPSCREW, 5/8-11X3-3/4, GR5
		Ref	SWAY CYLINDER (see page 10-6 for details)	12	9040-2876	1	PIN
2	8859-1012	2	O-RING	13	8850-1010	2	HEX NUT, 5/8-11
3	9104-1387	2	ORIFICE PLUG	14	9103-3224	2	HOSE ASSY
4	9105-3354	1	DUAL P.O. CHECK VALVE (includes item 2, see page 10-31 for details)	15	9104-3227	1	GROMMET
5	8820-1041	3	HEX HD CAPSCREW, 3/8-16X2-1/2, GR5	16	9002-7187	AR	NYLON HOSE TIE
6	8855-1011	3	LOCK WASHER, 3/8	17	8866-2008	1	CONNECTOR (includes item 18)
7	8867-1008	2	LUBE FITTING, STRAIGHT, 1/4-28	18	8859-1207	2	O-RING
8	8866-2006	2	CONNECTOR (includes item 9)	19	8365-1133	1	REDUCER
9	8859-1205	2	O-RING	20	8866-2020	1	CONNECTOR (includes item 18)
10	9020-7727	AR	SHIM (20 gauge)	21		Ref	MAIN CONTROL VALVE ASSY (see page 10-10 for details)
	9020-7728	AR	SHIM (16 gauge)				
	9020-7729	AR	SHIM (10 gauge)				
	9020-7730	AR	SHIM (1/4" gauge)				
22	8820-1106	1	HEX HD CAPSCREW, 5/8-11X4-1/2, GR5	22	8820-1106	1	HEX HD CAPSCREW, 5/8-11X4-1/2, GR5
23	9020-6847	1	PIN	23	9020-6847	1	PIN
24	6847-3227	1	GROMMET	24	6847-3227	1	GROMMET



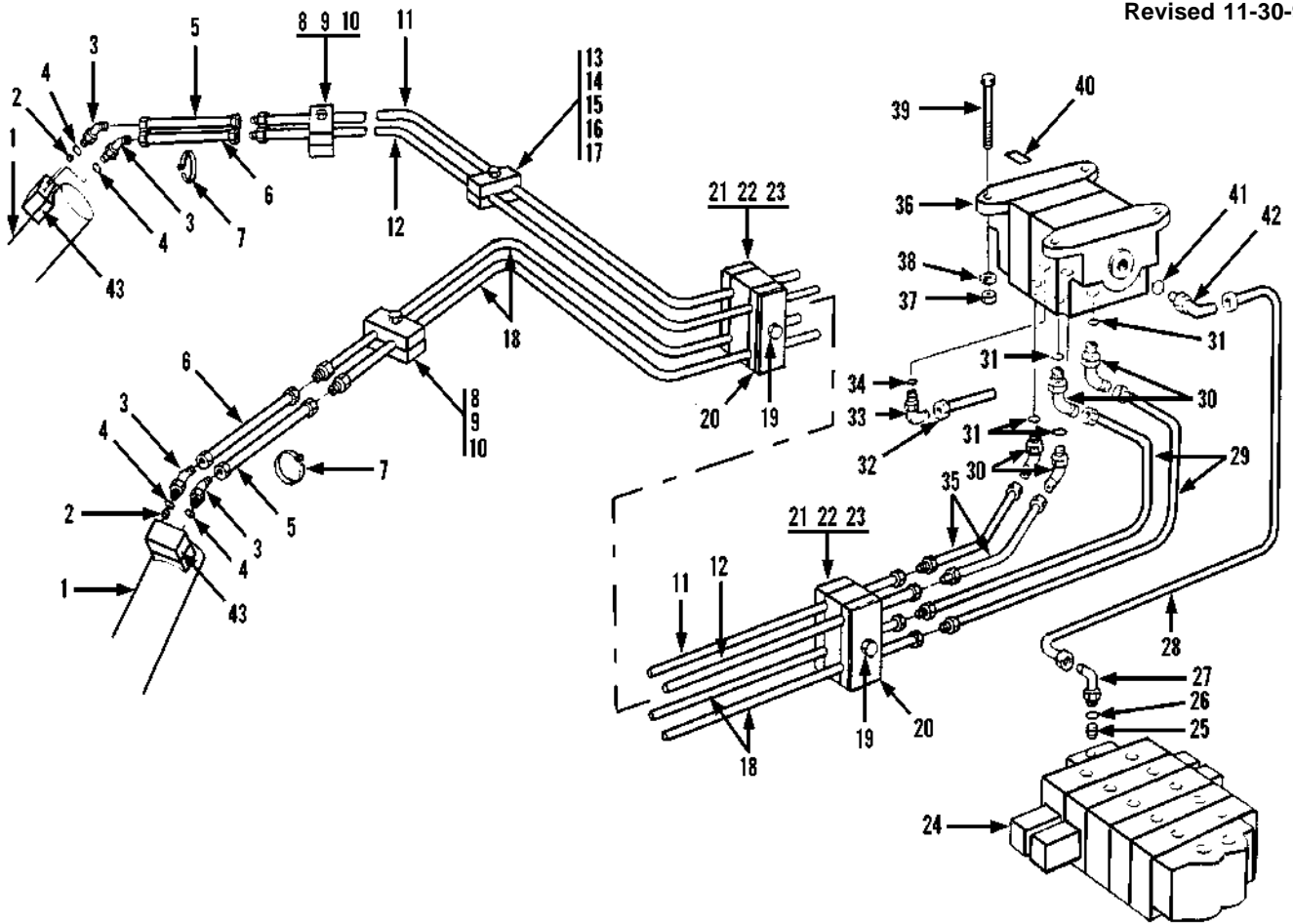
Item	Part No.	Qty.	Description Of Part
1	8471-7490	1	HOSE ASSY
2	8866-2064	2	ELBOW, 90 DEGREES (includes item 3)
3	8859-1204	12	O-RING
4	8866-2174	2	HEX HD PLUG (includes item 3)
5	8850-1004	4	HEX NUT, 1/4-20
6	8855-1009	4	LOCK WASHER, 1/4
7	8820-1006	4	HEX HD CAPSCREW, 1/4-20X1-1/4, GR5
8		Ref	HYDRAULIC CONTROLLER ASSY
9	8866-2005	8	CONNECTOR (includes item 3)
10	7713-3167	1	HOSE ASSY
11	8471-7458	2	HOSE ASSY
12	8471-7519	2	HOSE ASSY
13	9002-7187	7	NYLON TIE RAP
14		Ref	MAIN CONTROL VALVE ASSY (see page 10-10 for details)



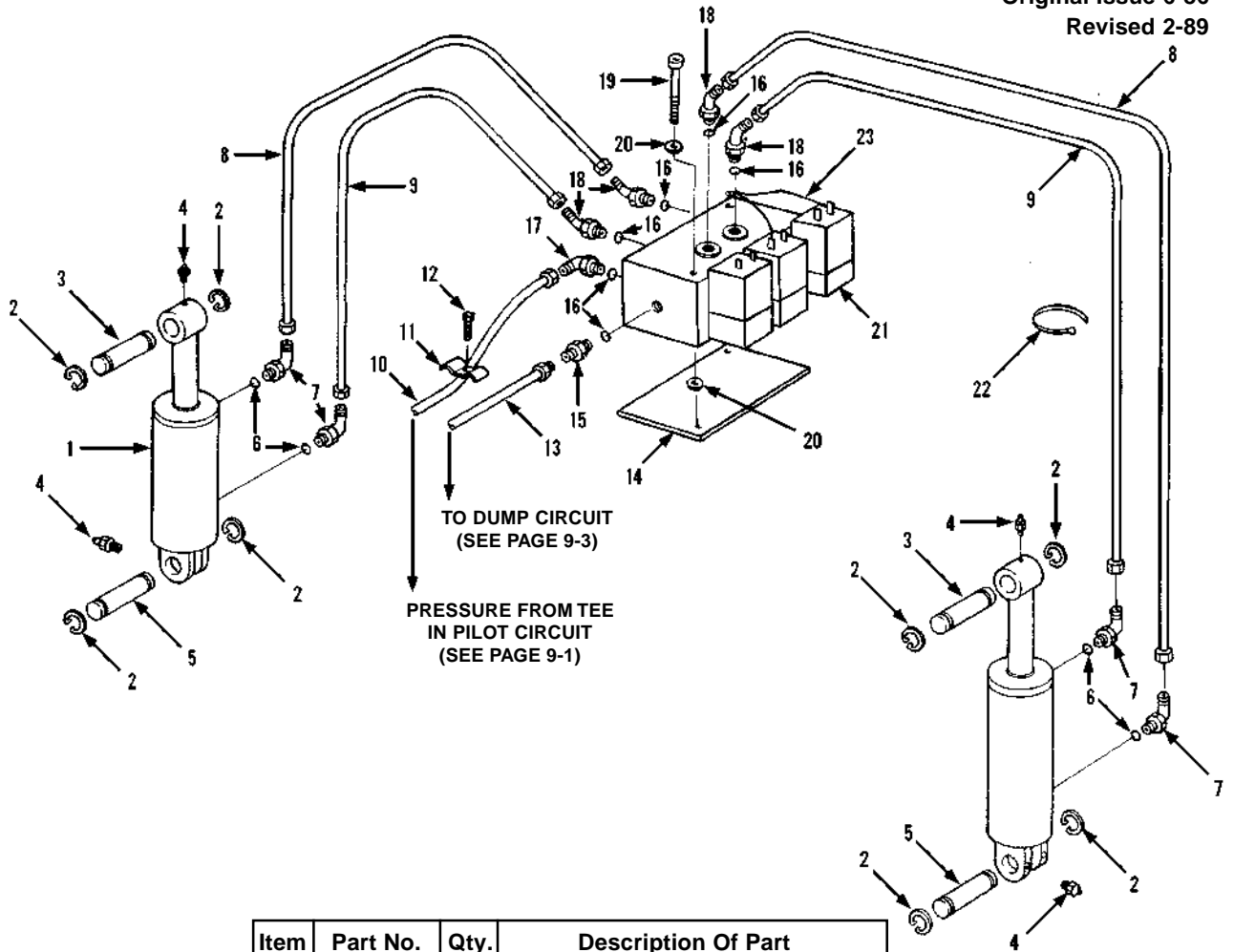
Item	Part No.	Qty.	Description Of Part
1	8471-7490	1	HOSE ASSY
2	8866-2064	2	ELBOW, 90 DEGREES (includes item 3)
3	8859-1204	12	O-RING
4	8866-2174	2	HEX HD PLUG (includes item 3)
5	8850-1004	4	HEX NUT, 1/4-20
6	8855-1009	4	LOCK WASHER, 1/4
7	8820-1006	4	HEX HD CAPSCREW, 1/4-20X1-1/4, GR5
8		Ref	HYDRAULIC CONTROLLER ASSY
9	8866-2005	8	CONNECTOR (includes item 3)
10	7713-3167	1	HOSE ASSY
11	8471-7458	2	HOSE ASSY
12	8471-7519	2	HOSE ASSY
13	9002-7187	7	NYLON TIE RAP
14		Ref	MAIN CONTROL VALVE ASSY (see page 10-10 for details)



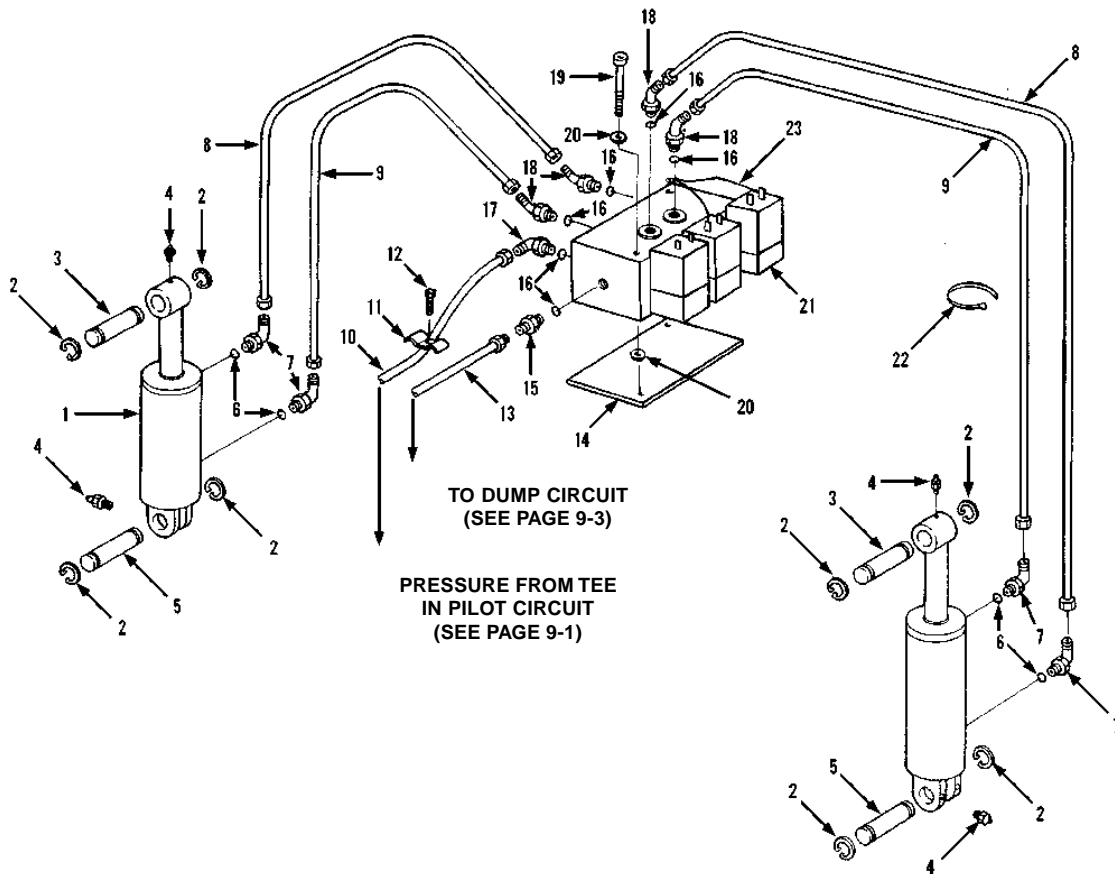
Item	Part No.	Qty.	Description Of Part	Item	Part No.	Qty.	Description Of Part
1		Ref	OUTRIGGER CYLINDER (see page 10-9 for details)	25	8871-1284	1	SOCKET HD PIPE PLUG, 3/4
2	9103-3201	2	ORIFICE CHECK	26	8859-1209	1	O-RING
3	8866-2085	4	ELBOW, 45 DEGREES (includes item 4)	27	8866-2061	1	ELBOW, 90 DEGREES (includes item 26)
4	8859-1205	4	O-RING	28	8471-7474	1	HOSE ASSY
5	8471-7527	2	HOSE ASSY	29	8471-7479	2	HOSE ASSY
6	8471-7528	2	HOSE ASSY	30	8866-2085	4	ELBOW, 45 DEGREES (includes item 31)
7	9002-7187	4	NYLON CLAMP	31	8859-1205	4	O-RING
8	7713-3168	2	CLAMP SET	32	8471-7473	1	HOSE ASSY
9	7713-3140	2	COVER PLATE	33	8866-2060	1	ELBOW, 90 DEGREES (includes item 34)
10	7713-3177	2	HEX HD CAPSCREW	34	8859-1207	1	O-RING
11	9103-3141	1	TUBE ASSY	35	8471-7477	2	HOSE ASSY
12	9103-3198	1	TUBE ASSY	36		Ref	OUTRIGGER VALVE ASSY (see page 10-16 for details)
13	7713-3499	2	HEX HD CAPSCREW	37	8850-1006	4	HEX NUT, 3/8-16
14	7713-3498	1	COVER PLATE	38	8855-1011	4	LOCKWASHER, 3/8
15	9103-3138	2	CLAMP	39	8820-1037	4	HEX HD CAPSCREW, 3/8-16X1-1/2, GR5
16	9103-3199	1	SAFETY PLATE	40	9102-3006	1	STABILIZER DECAL
17	9103-3200	2	STACKING BOLT	41	8859-1207	1	O-RING
18	9103-3140	2	TUBE ASSY	42	8866-2067	1	ELBOW, 90 DEGREES (includes item 41)
19	7713-3177	2	HEX HD CAPSCREW	43		Ref	DUAL P.O. CHECK VALVE (see page 10-30 for details)
20	7713-3140	2	COVER PLATE				
21	7713-3168	4	CLAMP SET				
22	7713-3390	2	SAFETY CLIP				
23	7713-3389	2	STACK BOLT				
24		Ref	MAIN CONTROL VALVE ASSY (see page 10-10 for details)				



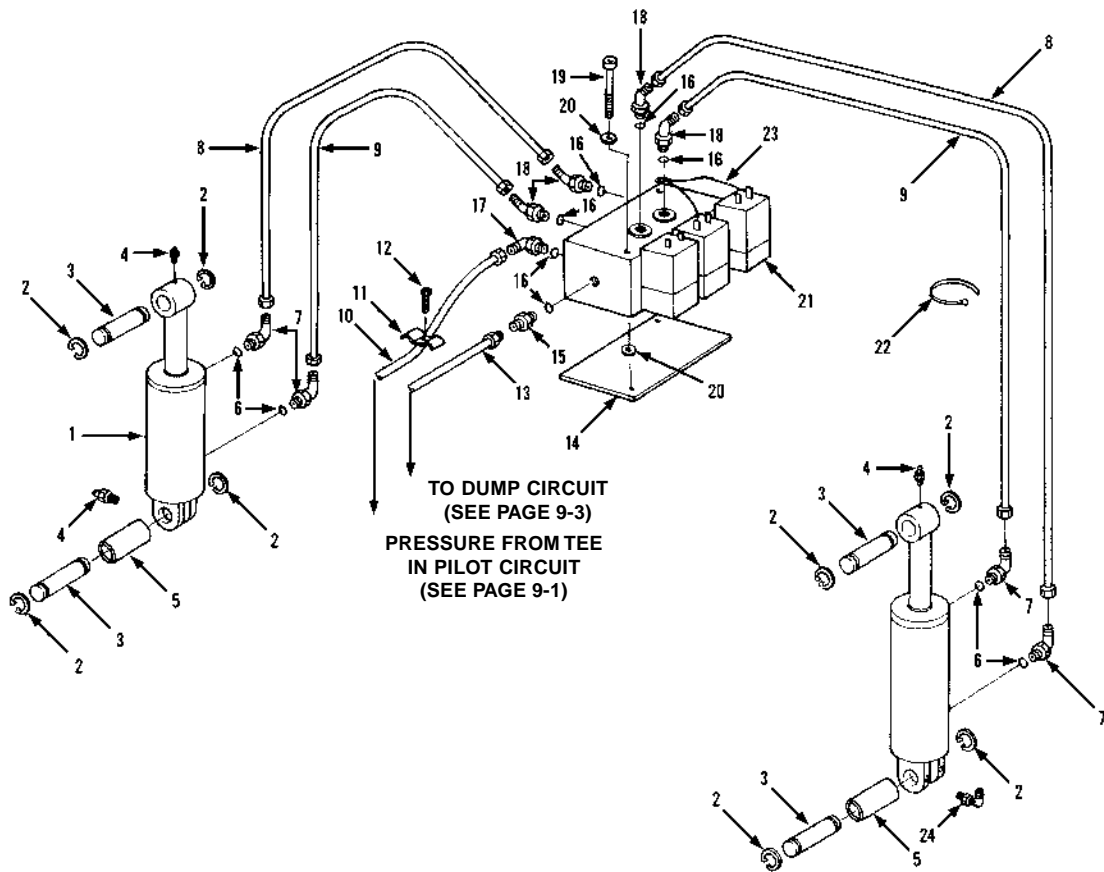
Item	Part No.	Qty.	Description Of Part	Item	Part No.	Qty.	Description Of Part
1		Ref	OUTRIGGER CYLINDER (see page 10-9 for details)	25	8871-1284	1	SOCKET HD PIPE PLUG, 3/4
2	9103-3201	2	ORIFICE CHECK	26	8859-1209	1	O-RING
3	8866-2085	4	ELBOW, 45 DEGREES (includes item 4)	27	8866-2061	1	ELBOW, 90 DEGREES (includes item 26)
4	8859-1205	4	O-RING	28	8471-7474	1	HOSE ASSY
5	8471-7527	2	HOSE ASSY	29	8471-7479	2	HOSE ASSY
6	8471-7528	2	HOSE ASSY	30	8866-2085	4	ELBOW, 45 DEGREES (includes item 31)
7	9002-7187	4	NYLON CLAMP	31	8859-1205	4	O-RING
8	7713-3168	2	CLAMP SET	32	8471-7473	1	HOSE ASSY
9	7713-3140	2	COVER PLATE	33	8866-2060	1	ELBOW, 90 DEGREES (includes item 34)
10	7713-3177	2	HEX HD CAPSCREW	34	8859-1207	1	O-RING
11	9103-3141	1	TUBE ASSY	35	8471-7477	2	HOSE ASSY
12	9103-3198	1	TUBE ASSY	36		Ref	OUTRIGGER VALVE ASSY (see page 10-16 for details)
13	7713-3499	2	HEX HD CAPSCREW	37	8850-1006	4	HEX NUT, 3/8-16
14	7713-3498	1	COVER PLATE	38	8855-1011	4	LOCKWASHER, 3/8
15	9103-3138	2	CLAMP	39	8820-1037	4	HEX HD CAPSCREW, 3/8-16X1-1/2, GR5
16	9103-3199	1	SAFETY PLATE	40	9102-3006	1	STABILIZER DECAL
17	9103-3200	2	STACKING BOLT	41	8859-1207	1	O-RING
18	9103-3140	2	TUBE ASSY	42	8866-2067	1	ELBOW, 90 DEGREES (includes item 41)
19	7713-3177	2	HEX HD CAPSCREW	43		Ref	DUAL P.O. CHECK VALVE (see page 10-30 for details)
20	7713-3140	2	COVER PLATE				
21	7713-3168	4	CLAMP SET				
22	7713-3390	2	SAFETY CLIP				
23	7713-3389	2	STACK BOLT				
24		Ref	MAIN CONTROL VALVE ASSY (see page 10-10 for details)				



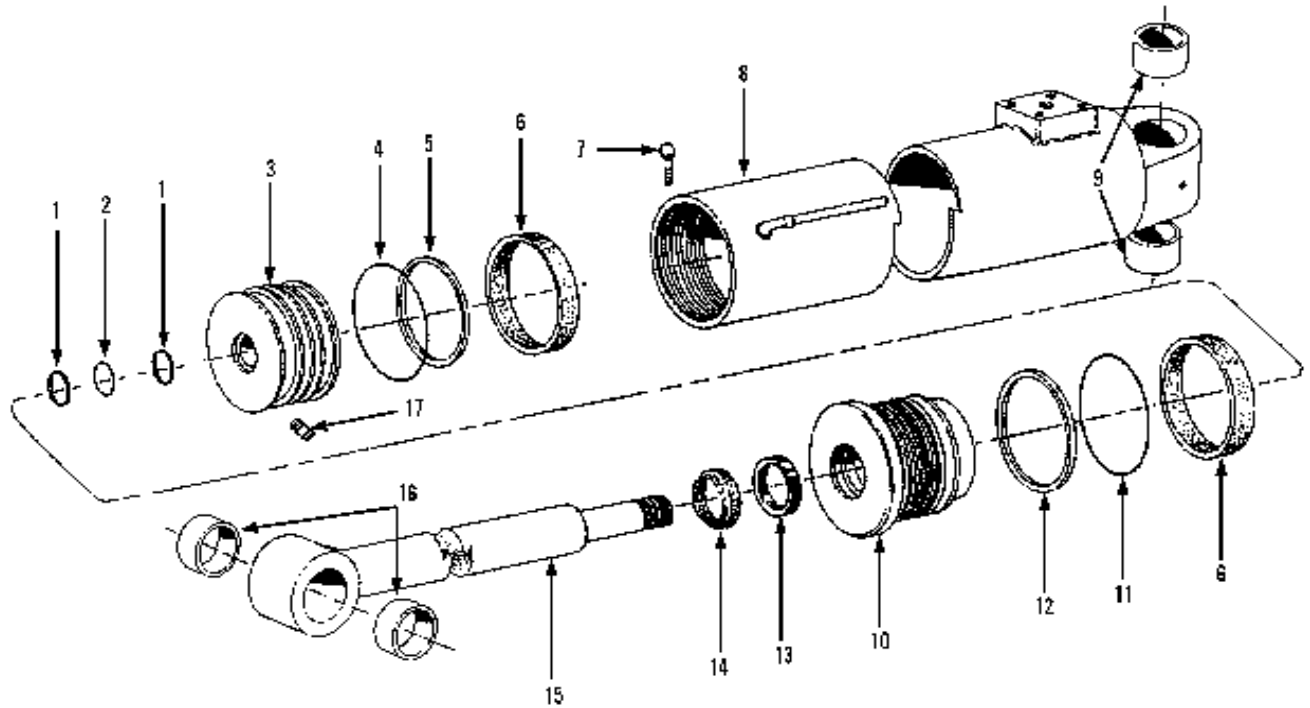
Item	Part No.	Qty.	Description Of Part
1		Ref	STABILIZER CYLINDER ASSY (see page 10-8 for details)
2	8858-1140	8	RETAINING RING
3	9104-1227	2	UPPER PIN
4	8867-1008	6	LUBE FITTING, STRAIGHT, 1/4-28
5	9104-1228	2	LOWER PIN
6	8859-1205	4	O-RING
7	8866-2065	4	ELBOW, 90 DEGREES (includes item 6)
8	8471-7584	2	HOSE ASSY
9	8471-7578	2	HOSE ASSY
10	8471-7485	1	HOSE ASSY
11	9020-0483	1	TUBE CLAMP
12	8820-1036	1	HEX HD CAPSCREW, 3/8-16X1-1/4, GR5
13	7713-3167	1	HOSE ASSY
14	9104-1202	1	MOUNTING PLATE
15	8866-2005	1	CONNECTOR (includes item 16)
16	8859-1204	5	O-RING
17	8697-1355	1	ELBOW, 90 DEGREES (long)
18	8866-2084	4	ELBOW, 45 DEGREES (includes item 16)
19	8820-1029	2	HEX HD CAPSCREW, 5/16-18X3-1/4, GR5
20	8856-1108	4	FLAT WASHER, 5/16
21		Ref	SERIES-PARALLEL CONTROL VALVE (see page 10-18 for details)
22	9002-7187	4	NYLON TY-RAP
23	9104-5035	1	JUMPER WIRE ASSY



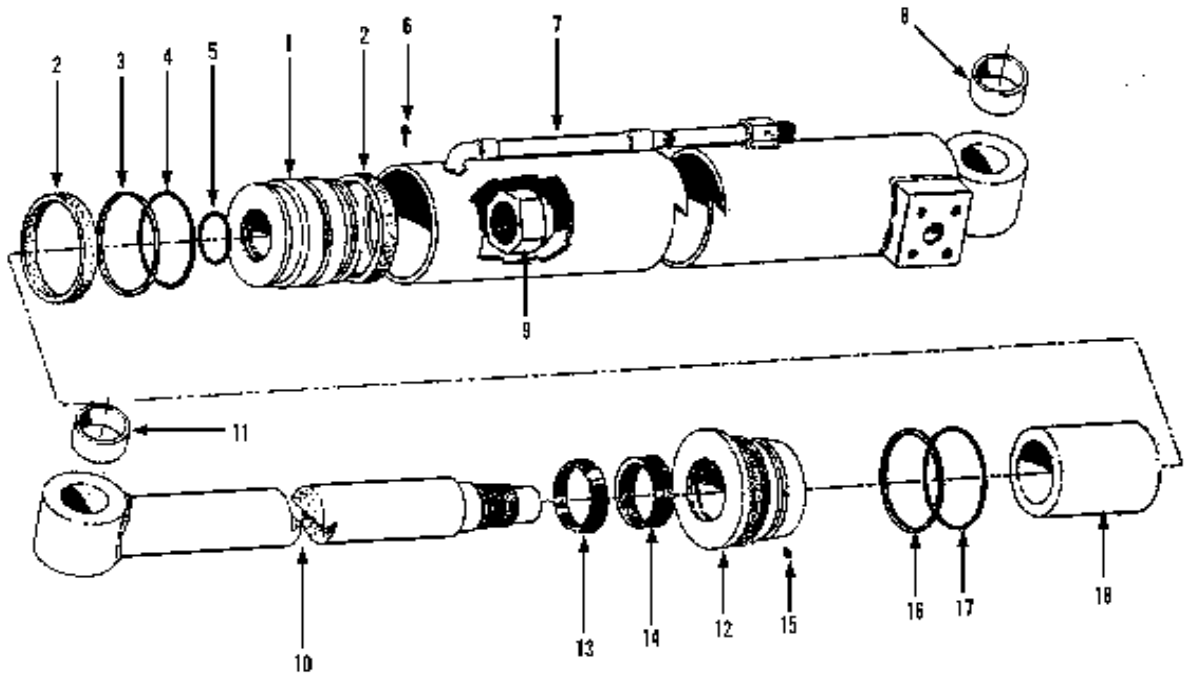
Item	Part No.	Qty.	Description Of Part
1		Ref	STABILIZER CYLINDER ASSY (see page 10-8 for details)
2	8858-1140	8	RETAINING RING
3	9104-1227	2	PIN
4	8867-1008	4	LUBE FITTING, STRAIGHT, 1/4-28
5	9104-1489	2	BUSHING
6	8859-1205	4	O-RING
7	8866-2065	4	ELBOW, 90 DEGREES (includes item 6)
8	8471-7584	2	HOSE ASSY
9	8471-7578	2	HOSE ASSY
10	8471-7485	1	HOSE ASSY
11	9020-0483	1	TUBE CLAMP
12	8820-1036	1	HEX HD CAPSCREW, 3/8-16X1-1/4, GR5
13	7713-3167	1	HOSE ASSY
14	9104-1202	1	MOUNTING PLATE
15	8866-2005	1	CONNECTOR (includes item 16)
16	8859-1204	5	O-RING
17	8697-1355	1	ELBOW, 90 DEGREES (long)
18	8866-2084	4	ELBOW, 45 DEGREES (includes item 16)
19	8820-1029	2	HEX HD CAPSCREW, 5/16-18X3-1/4, GR5
20	8856-1108	4	FLAT WASHER, 5/16
21		Ref	SERIES-PARALLEL CONTROL VALVE (see page 10-18 for details)
22	9002-7187	4	NYLON TY-RAP
23	9104-5035	1	JUMPER WIRE ASSY
24	8867-1027	2	LUBE FITTING, 90 DEGREES, 1/4-28



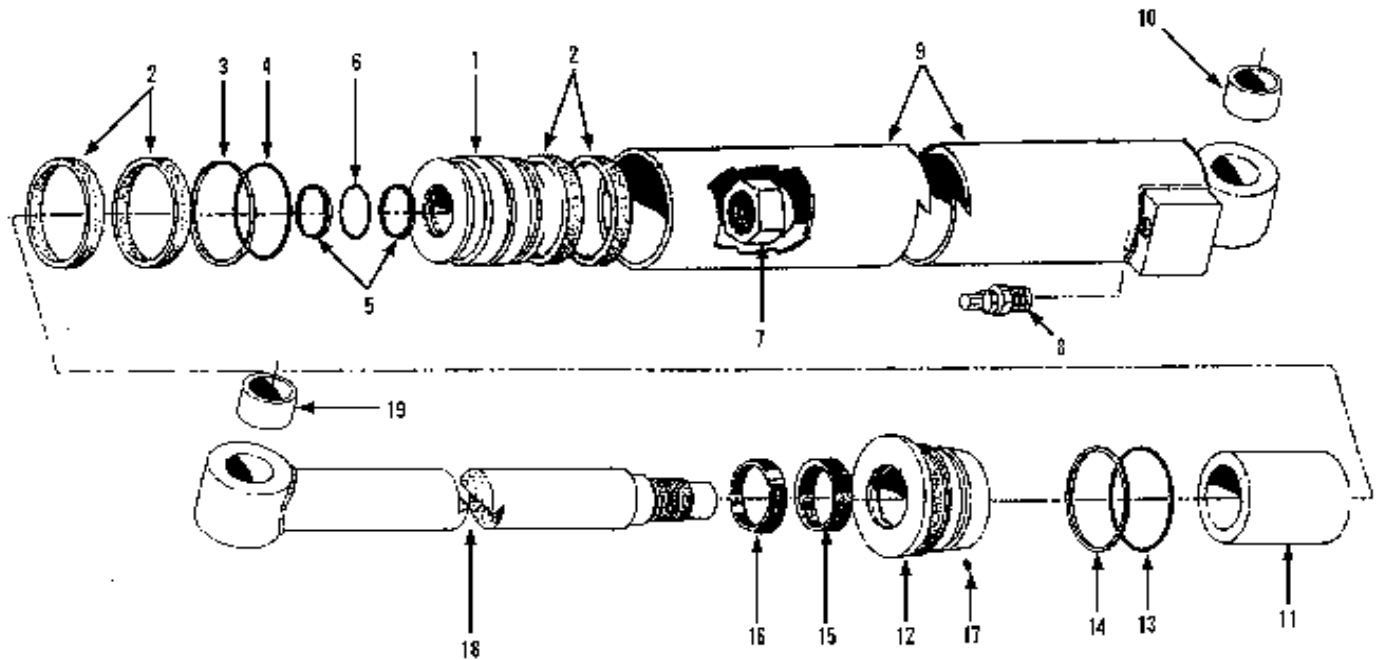
Item	Part No.	Qty.	Description Of Part
1		Ref	STABILIZER CYLINDER ASSY (see page 10-8 for details)
2	8858-1140	8	RETAINING RING
3	9104-1227	4	PIN
4	8867-1008	4	LUBE FITTING, STRAIGHT, 1/4-28
5	9104-1489	2	BUSHING
6	8859-1205	4	O-RING
7	8866-2065	4	ELBOW, 90 DEGREES (includes item 6)
8	8471-7584	2	HOSE ASSY
9	8471-7578	2	HOSE ASSY
10	8471-7485	1	HOSE ASSY
11	9020-0483	1	TUBE CLAMP
12	8820-1036	1	HEX HD CAPSCREW, 3/8-16X1-1/4, GR5
13	7713-3167	1	HOSE ASSY
14	9104-1202	1	MOUNTING PLATE
15	8866-2005	1	CONNECTOR (includes item 16)
16	8859-1204	5	O-RING
17	8697-1355	1	ELBOW, 90 DEGREES (long)
18	8866-2084	4	ELBOW, 45 DEGREES (includes item 16)
19	8820-1029	2	HEX HD CAPSCREW, 5/16-18X3-1/4, GR5
20	8856-1108	4	FLAT WASHER, 5/16
21		Ref	SERIES-PARALLEL CONTROL VALVE (see page 10-18 for details)
22	9002-7187	4	NYLON TY-RAP
23	9104-5035	1	JUMPER WIRE ASSY
24	8867-1027	2	LUBE FITTING, 90 DEGREES, 1/4-28



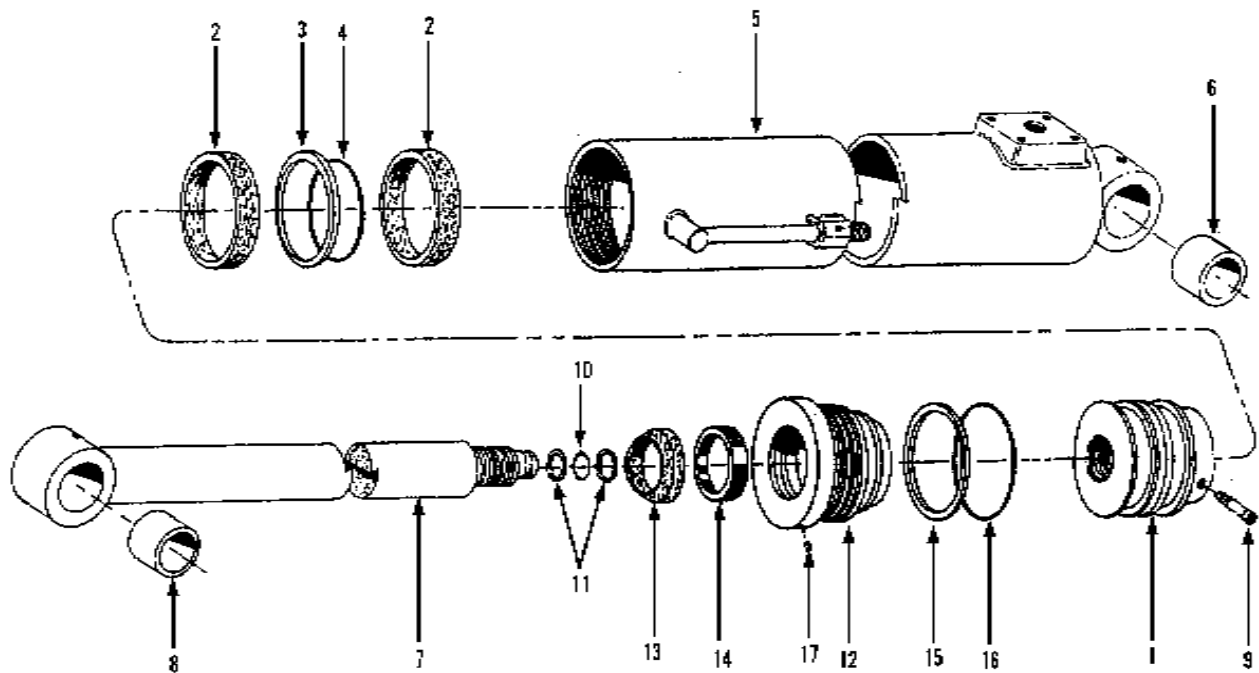
Item	Part No.	Qty.	Description Of Part	Item	Part No.	Qty.	Description Of Part
	9104-3067	2	LIFT CYLINDER ASSY (includes all items)	10	9104-4018	1	ROD BEARING ASSY (includes items 11 thru 14; lubricate and torque to 250-300 ft. lbs.)
	9104-4014	1	SEAL KIT (includes items 1, 2, 4, 5, 6, 11, 12, 13, 14)	11		1	O-RING
1		2	BACK UP RING	12		1	BACK UP RING
2		1	O-RING	13		1	ROD SEAL
3	9104-4015	1	PISTON ASSY (includes items 4 thru 6; lubricate and torque to 1,450-1,550 ft. lbs.)	14	9002-2280	1	WIPER
4		1	O-RING	15	9104-4019	1	PISTON ROD ASSY (includes item 16)
5		1	PISTON SEAL	16	9020-6793	2	BUSHING
6		2	WEAR RING	17	9104-4020	1	SET SCREW (lubricate and torque to 12-14 ft. lbs.)
7	9104-4016	1	HEX HD SELF TAPPING SCREW				NOTE: ONLY ITEMS WITH PART NUMBERS ARE AVAILABLE FOR SERVICE.
8	9104-4017	1	BARREL ASSY (includes item 9)				
9	9020-6793	2	BUSHING				



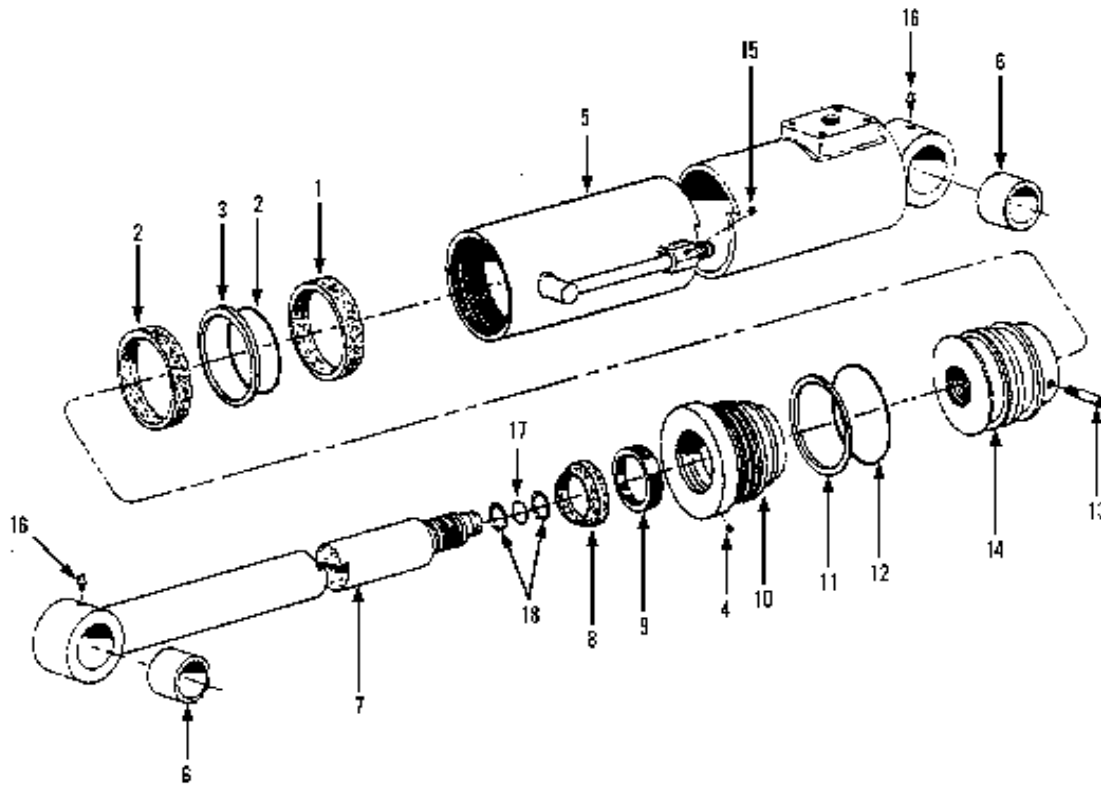
Item	Part No.	Qty.	Description Of Part	Item	Part No.	Qty.	Description Of Part
	9104-3058	1	CROWD CYLINDER ASSY (includes all items)	11	9104-4024	1	BUSHING
	9020-8023	1	SEAL KIT (includes items 2, 3, 4, 5, 13, 14, 15, 16, 17)	12	9104-4027	1	ROD BEARING ASSY (includes items 13 thru 16; lubricate and torque to 250-300 ft. lbs.)
1	9104-4022	1	PISTON ASSY (includes items 2, 3, 4)	13		1	WIPER
2		2	WEAR RING	14		1	ROD SEAL
3		1	PISTON SEAL	15		1	NYLON PLUG
4		1	O-RING	16		1	BACK UP RING
5		1	O-RING	17		1	O-RING
6	9104-4016	1	HEX HD SELF TAPPING SCREW	18	9104-4028	1	STROKE LIMITER
7	9104-4023	1	BARREL ASSY (includes item 8)				NOTE: ONLY ITEMS WITH PART NUMBERS ARE AVAILABLE FOR SERVICE.
8	9104-4024	1	BUSHING				
9	9104-4025	1	LOCKNUT (lubricate and torque to 600-650 ft. lbs.)				
10	9104-4026	1	PISTON ROD ASSY (includes item 11)				



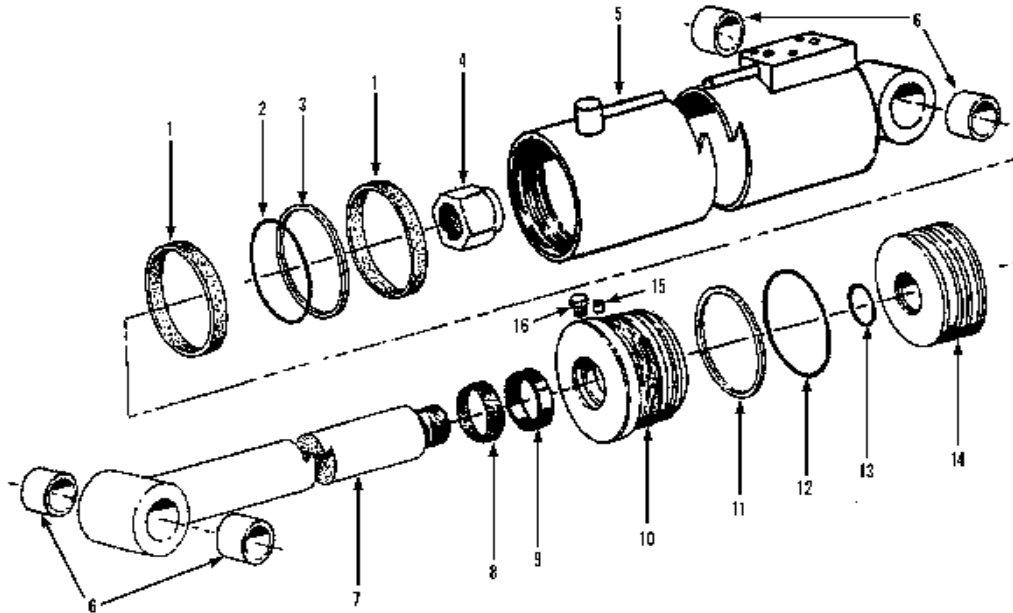
Item	Part No.	Qty.	Description Of Part	Item	Part No.	Qty.	Description Of Part
1	9104-3030	1	CROWD EXTENSION CYLINDER ASSY (includes all items)	10	9104-4034	1	BUSHING
	9104-4029	1	SEAL KIT (includes items 2, 3, 4, 5, 6, 13, 14, 15, 16)	11	9104-4035	1	STROKE LIMITER
	9104-4030	1	PISTON ASSY (includes items 2 thru 6)	12	9104-4036	1	ROD BEARING ASSY (includes items 13 thru 16)
	2	4	WEAR RING	13		1	O-RING
	3	1	PISTON SEAL	14		1	BACK-UP RING
	4	1	O-RING	15		1	ROD SEAL
	5	2	BACK-UP RING	16		1	WIPER
	6	1	O-RING	17	9104-4016	1	HEX HD SELF TAPPING SCREW
	7	9104-4031	1	PISTON NUT (lubricate and torque to 250-300 ft. lbs.)	18	9104-4037	1
8	9104-4032	1	COUNTERBALANCE VALVE	19	9104-4038	1	BUSHING
9	9104-4033	1	BARREL ASSY (includes item 10)				NOTE: ONLY ITEMS WITH PART NUMBERS ARE AVAILABLE FOR SERVICE.



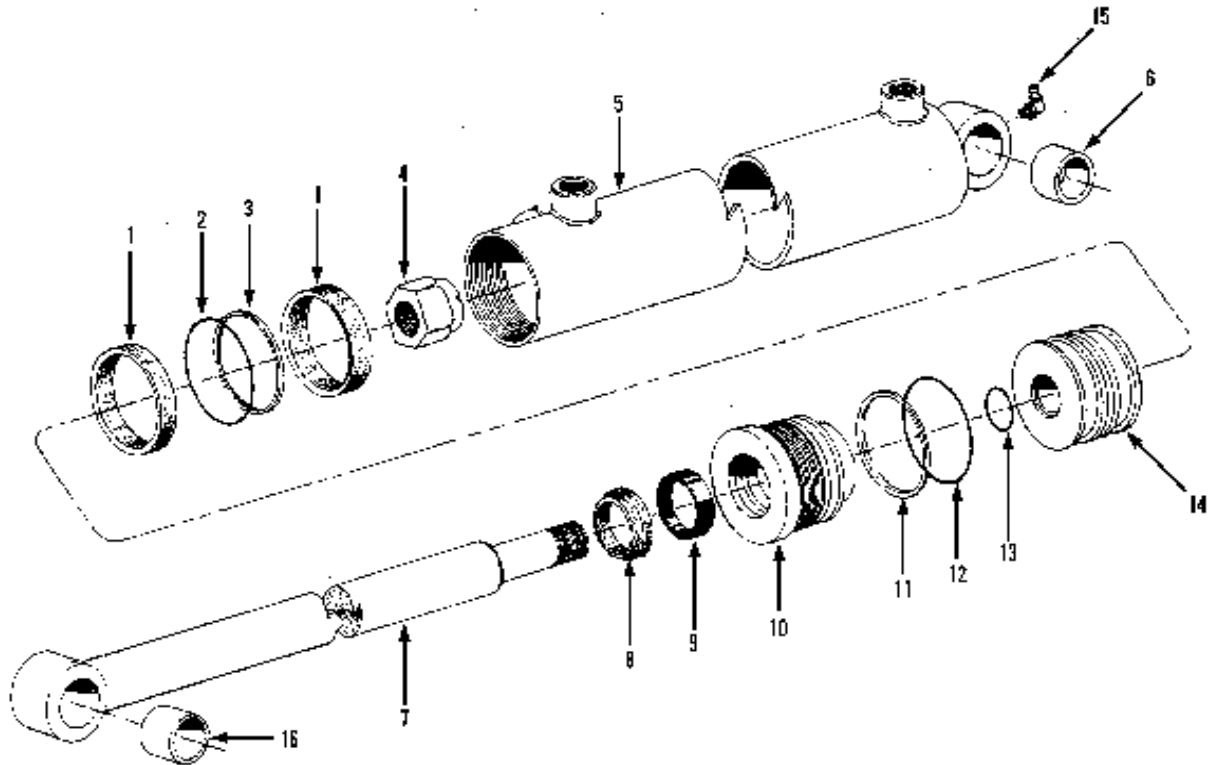
Item	Part No.	Qty.	Description Of Part
1	9104-3066	1	TILY CYLINDER ASSY (includes all items)
	9104-4014	1	SEAL KIT (includes items 2, 3, 4, 10, 11, 13, 14, 15, 16)
	9104-4015	1	PISTON ASSY (includes items 2 thru 4; lubricate and torque to 1,450-1,550 ft. lbs.)
2		2	WEAR RING
3		1	PISTON SEAL
4		1	O-RING
5	9104-4039	1	BARREL ASSY (includes item 6)
6	9020-6793	2	BUSHING
7	9104-4040	1	PISTON ROD ASSY (includes item 8)
8	9020-6793	2	BUSHING
9	9104-4040	1	SET SCREW (lubricate and torque to 12-14 ft. lbs.)
10		1	O-RING
11		2	BACK-UP RING
12	9104-4018	1	ROD BEARING ASSY (includes items 13 thru 16; lubricate and torque to 250-300 ft. lbs.)
13	9002-2280	1	WIPER
14		1	ROD SEAL
15		1	BACK-UP RING
16		1	O-RING
17	9104-4016	1	HEX HD SELF TAPPING SCREW
			NOTE: ONLY ITEMS WITH PART NUMBERS ARE AVAILABLE FOR SERVICE.



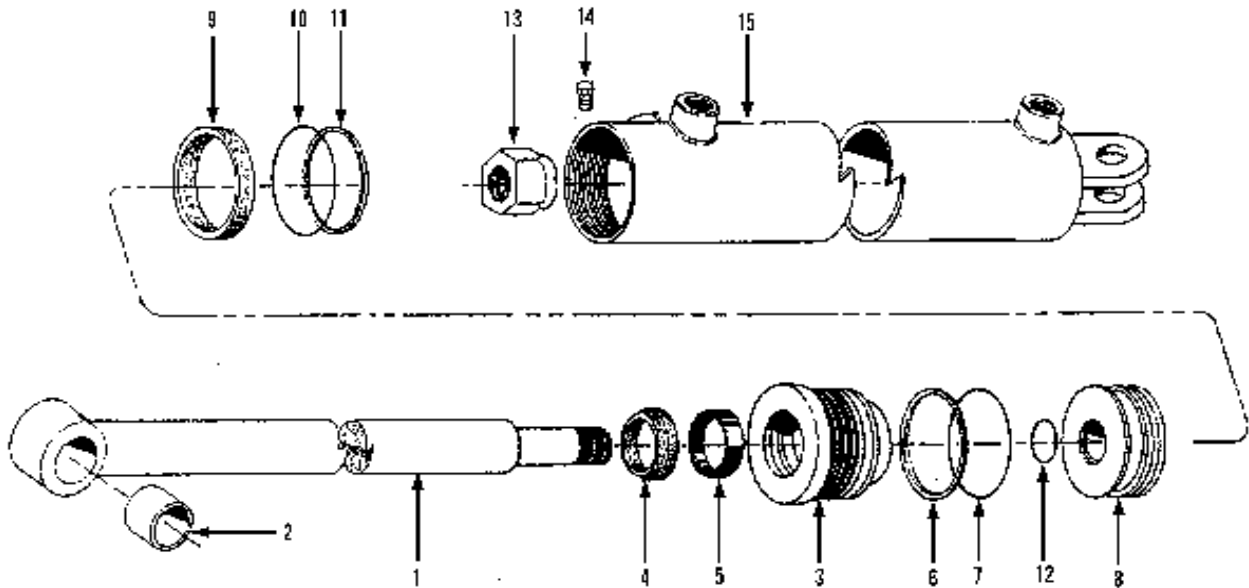
Item	Part No.	Qty.	Description Of Part
	9080-1328	1	COMPENSATING CYLINDER ASSY (includes all items)
	9020-7954	1	SEAL KIT (includes items 1, 2, 3, 8, 9, 11, 12, 17, 18)
1		2	WEAR RING
2	9007-3157	1	O-RING
3	9002-2240	1	PISTON SEAL
4	9020-7535	1	SET SCREW
5	9020-7539	1	CYLINDER BARREL
6	9020-5414	2	BUSHING
7	9020-7541	1	PISTON ROD
8	9002-2280	1	WIPER RING
9	9002-2250	1	ROD SEAL
10	9020-7543	1	ROD BEARING
11	9002-5349	1	BACK-UP RING
12	9002-3349	1	O-RING
13	9020-7544	1	SET SCREW
14	9020-7542	1	PISTON
15	9020-7536	1	PIPE PLUG
16	9002-2217	2	LUBE FITTING
17	9020-7533	1	O-RING
18	9020-7534	2	BACK-UP RING
			NOTE: ONLY ITEMS WITH PART NUMBERS ARE AVAILABLE FOR SERVICE.



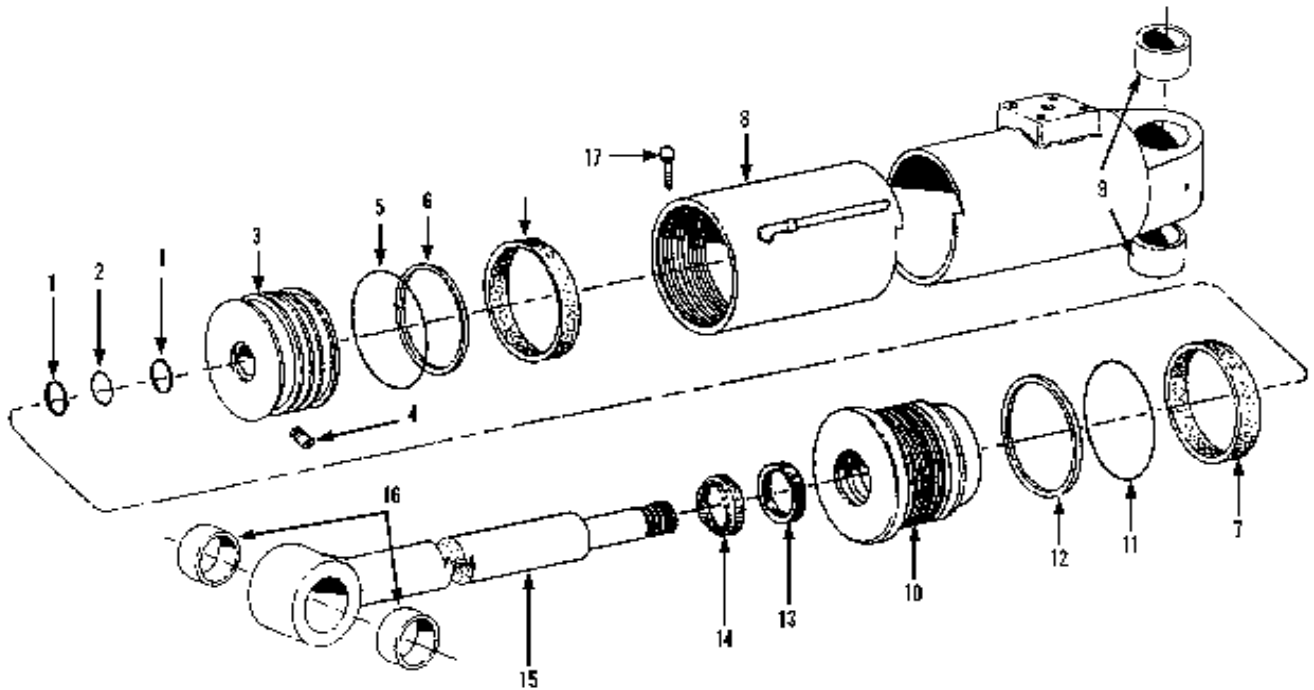
Item	Part No.	Qty.	Description Of Part
	9104-3139	1	SWAY CYLINDER ASSY (includes all items)
	9104-4205	1	SEAL KIT (includes items 1, 2, 3, 8, 9, 11, 12, 13 & 15)
1	9103-4040	2	WEAR RING
2	9103-4041	1	O-RING
3		1	PISTON SEAL
4	9104-4206	1	SELF-LOCKING NUT (lubricate & torque to 550-600 ft.lbs.)
5	9104-4207	1	CYLINDER BARREL ASSY (includes item 6)
6	9104-4075	4	BUSHING
7	9104-4208	1	PISTON ROD ASSY (includes item 6)
8	9103-4051	1	WIPER RING
9	9103-4052	1	ROD SEAL
*10	9040-0062	1	ROD BEARING (lubricate & torque to 250-300 ft.lbs.)
11	9103-4045	1	BACK-UP RING
12	9103-4046	1	O-RING
13	9104-4209	1	O-RING
14	9104-4210	1	PISTON ASSY (includes items 1, 2, 3 & 13)
15	9020-6042	1	NYLON PLUG
16	9104-4073	1	HEX HD CAPSCREW
			NOTE: ONLY ITEMS WITH PART NUMBERS ARE AVAILABLE FOR SERVICE.



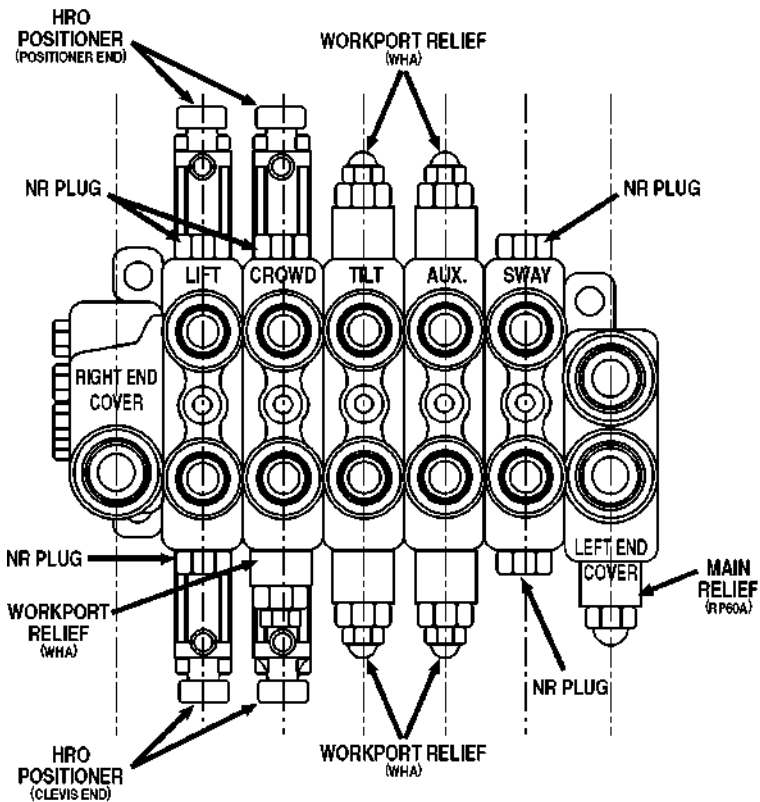
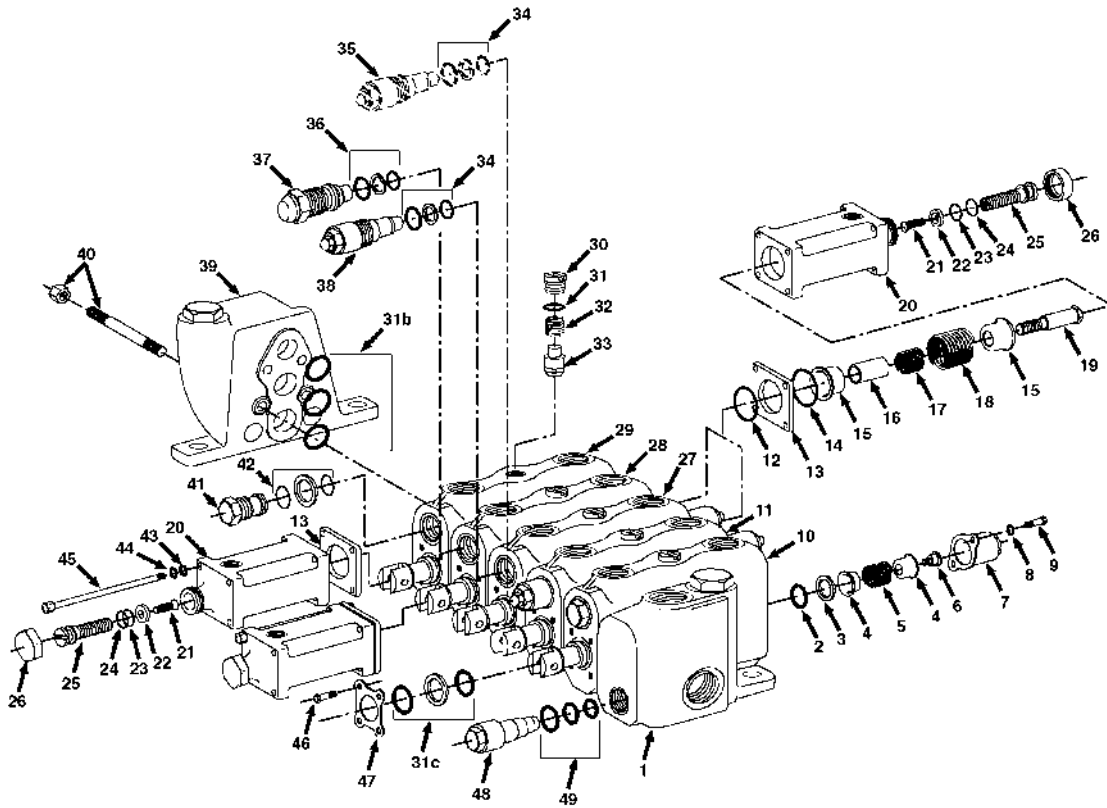
Item	Part No.	Qty.	Description Of Part
	9080-1313	2	STEERING CYLINDER ASSY (includes all items)
	9020-2551	1	SEAL KIT (includes items 1, 2, 3, 8, 9, 11, 12, 13)
1	9002-2257	2	WEAR RING
2	9002-3145	1	O-RING
3	9002-2237	1	PISTON SEAL
4	9002-2230	1	SELF-LOCKING NUT
5	9020-7821	1	BARREL
6	9020-5450	1	BUSHING
7	9020-7822	1	PISTON ROD
8	9002-2277	1	WIPER RING
9	9002-2247	1	ROD SEAL
10	9040-2099	1	ROD BEARING
11	9002-4232	1	BACK-UP RING
12	9002-3232	1	O-RING
13	9002-3117	1	O-RING
14	9040-2098	1	PISTON
15	8867-1008	1	LUBE FITTING, STRAIGHT, 1/4-28
16	9103-1393	1	BUSHING



Item	Part No.	Qty.	Description Of Part
	9104-3040	2	STABILIZER CYLINDER ASSY (includes all items)
	9104-4041	1	SEAL KIT (includes items 4, 5, 6, 7, 9, 10, 11, 12)
1	9104-4042	1	PISTON ROD ASSY (includes item 2)
2	9104-4043	2	BUSHING
3	9104-4044	1	ROD BEARING ASSY (includes items 4 thru 7)
4		1	WIPER
5		1	ROD SEAL
6		1	BACK-UP RING
7		1	O-RING
8	9104-4045	1	PISTON ASSY (includes items 9 thru 12)
9		1	WEAR RING
10		1	O-RING
11		1	PISTON SEAL
12		1	O-RING
13	9104-4046	1	LOCK NUT (lubricate and torque to 250-300 ft. lbs.)
14	9104-4016	1	HEX HD SELF TAPPING SCREW
15	9104-4047	1	BARREL
			NOTE: ONLY ITEMS WITH PART NUMBERS ARE AVAILABLE FOR SERVICE.



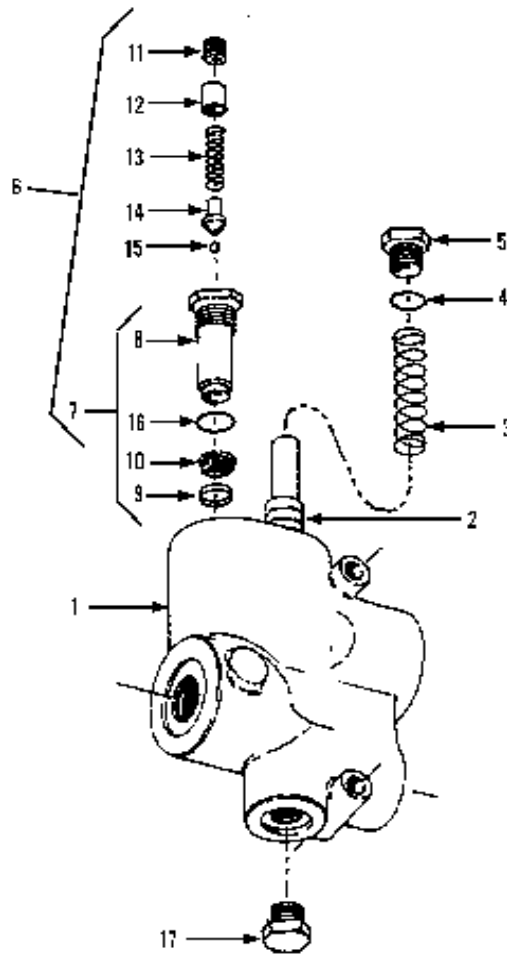
Item	Part No.	Qty.	Description Of Part
	9103-3127	2	OUTRIGGER CYLINDER ASSY (includes all items)
	9104-4065	1	SEAL KIT (includes items 1, 2, 5, 6, 7, 11, 12, 13, 14)
1		2	BACK-UP RING
2		1	O-RING
3	9104-4066	1	PISTON ASSY (includes items 5 thru 7; lubricate and torque to 1,450-1,550 ft. lbs.)
4	9104-4067	1	SET SCREW (lubricate and torque to 12-14 ft. lbs.)
5		1	O-RING
6		1	PISTON SEAL
7		2	WEAR RING
8	9104-4068	1	BARREL ASSY (includes item 9)
9	9104-4069	2	BUSHING
10	9104-4070	1	ROD BEARING ASSY (includes items 11 thru 14; lubricate and torque to 250-300 ft. lbs.)
11		1	O-RING
12		1	BACK-UP RING
13		1	ROD SEAL
14	9002-2280	1	WIPER
15	9104-4071	1	PISTON ROD ASSY (includes item 16)
16	9104-4072	2	BUSHING
17	9104-4073	1	HEX HD SELF TAPPING SCREW
			NOTE: ONLY ITEMS WITH PART NUMBERS ARE AVAILABLE FOR SERVICE.



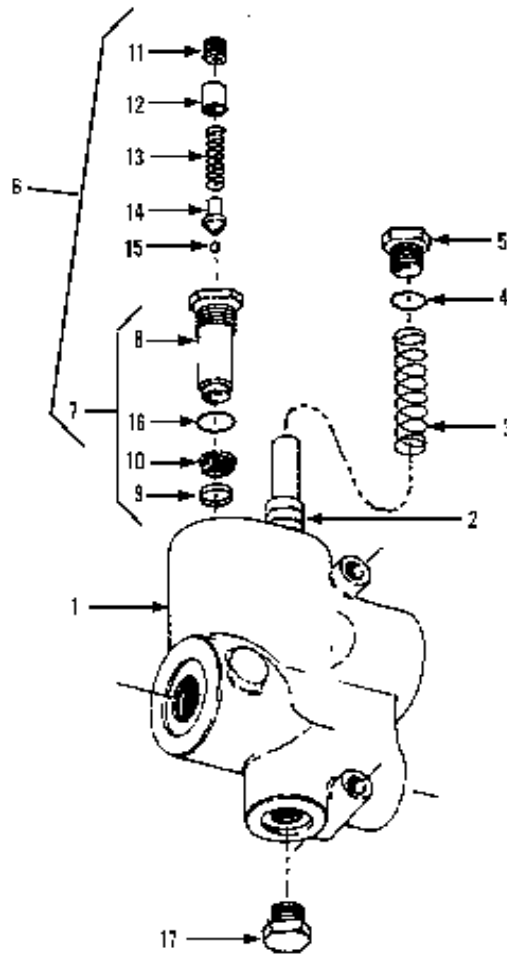
TOP VIEW

ARTWORK ON PREVIOUS PAGE

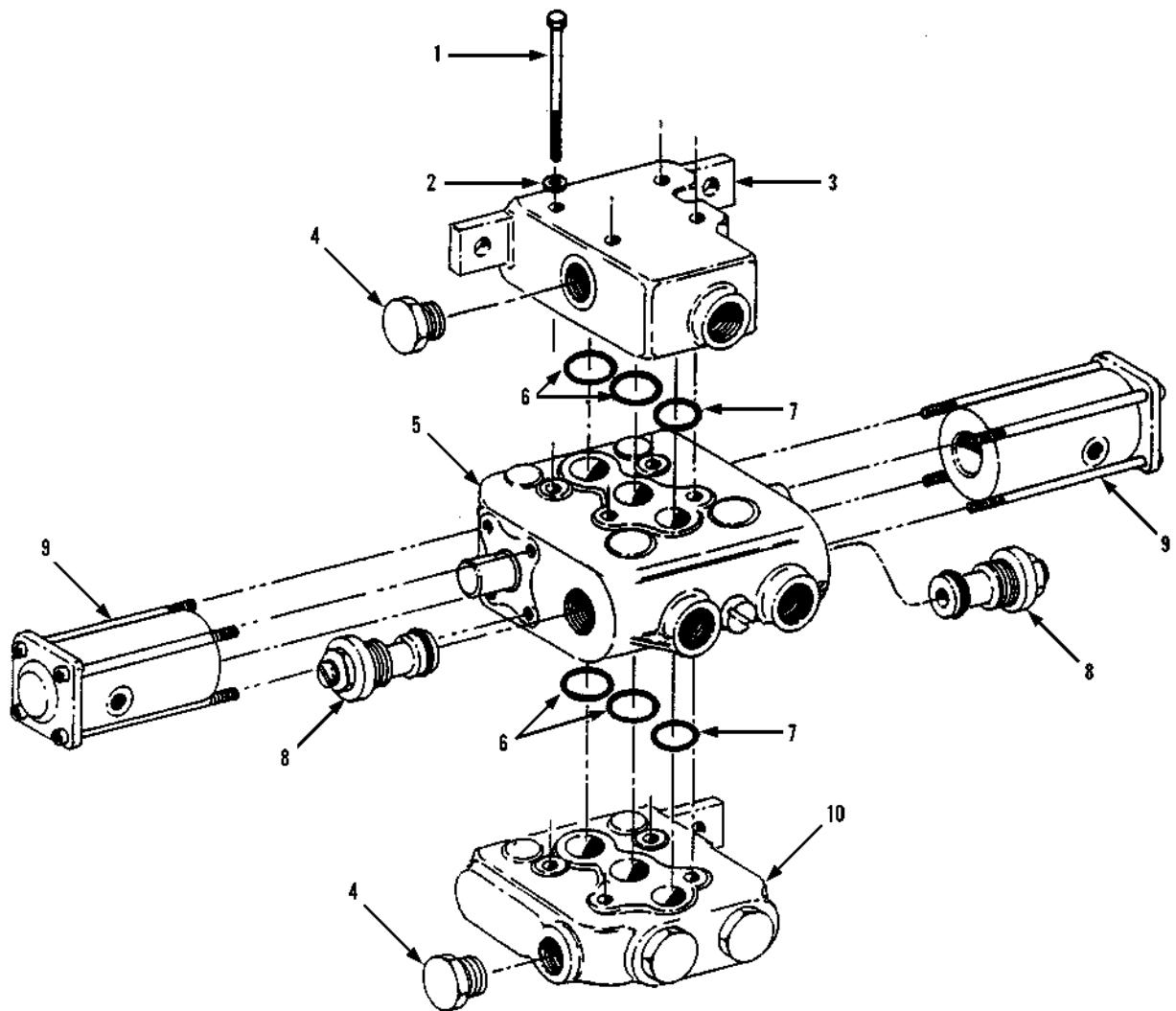
Item	Part No.	Qty.	Description Of Part	Item	Part No.	Qty.	Description Of Part
	9104-3065	1	MAIN CONTROL VALVE ASSY, (includes all items)	14			O-RING
	9020-6417	AR	SEAL KIT, (includes items 31, 31b, & 31c)	15	9104-4521	2	STOP COLLAR
	9104-4123	AR	SECTION SEAL KIT, (includes item 31b)	16	9104-4520	2	STOP SLEEVE
	9103-4159	AR	SPOOL SEAL KIT, (includes item 31c)	17	9104-4519	2	SPRING
	9020-6419	AR	RETAINER PLATE ASSY, (includes items 46 & 47)	18	9104-4518	2	SPRING
	9104-4509	AR	HRO POSITIONER SEAL KIT, (includes items 12, 14, 23 & 24)	19	9104-4517	2	POSITIONER SPUD
	9104-4526	AR	NR PLUG KIT, (includes items 41 & 42)	20	9104-4515	4	BONNET
	9104-4527	AR	NR PLUG SEAL KIT, (includes item 42)	21	9104-4513	4	SCREW, COUNTER SUNK
	9020-6427	3	NEUTRAL POSITIONER KIT, (includes items 2 thru 9)	22	9104-4514	4	TRAVEL STOP
	9104-4510	2	HRO POSITIONER KIT, SPOOL POSITIONER END, (includes items 12 thru 26)	23		4	O-RING
	9104-4534	2	HRO POSITIONER KIT, CLEVIS END, (includes items 13, 20 thru 26, 43, 44, & 45)	24		4	BACK-UP RING
	9104-4530	AR	WHTYPE PORT RELIEF VALVE SEAL KIT, (includes item 36)	25	9104-4512	2	SCREW
	9104-4533	AR	WHA PORT RELIEF VALVE SEAL KIT, (includes item 34)	26	9104-4511	4	BOOT
	9103-4236	AR	MAIN RELIEF VALVE SEAL KIT, (includes item 49)	27	9104-4119	1	TILT SECTION
1	9104-4114	1	COVER PLATE ASSY, (left end), (includes items 48 & 49)	28	9104-4121	1	CROWD SECTION
2		3	O-RING	29	9104-4122	1	LIFT SECTION
3		3	WASHER	30	9104-4535	5	LOAD CHECK PLUG
4		3	SPRING COLLAR	31		5	O-RING
5		3	SPRING	32		5	SPRING
6		3	SPOOL COLLAR	33		5	POPPET
7		3	BONNET	34		AR	WHA RELIEF SEALS
8		6	LOCKWASHER	35	9104-4531	2	WHA RELIEF, (1500 p.s.i.)
9		6	SCREW	36		AR	WH RELIEF SEALS
10	9020-6421	1	SWAY SECTION	37	9104-4529	1	WH RELIEF, (2650 p.s.i.)
11	9104-4117	1	AUXILIARY SECTION	38	9104-4532	2	WHA RELIEF, (3250 p.s.i.)
12		4	O-RING	39	9104-4124	1	COVER PLATE ASSY, (right end)
13	9104-4516	4	SEAL PLATE	40	9104-4125	1	STUD ASSY, (includes four studs & four nuts), (lubricate and torque to 23- 27 ft. lbs.)
				41	9104-4526	5	NR PLUG
				42		AR	NR PLUG SEALS
				43	9108-4232	16	BEARING PLATE
				44	9108-4231	16	LOCKWASHER
				45	9104-4522	16	HEX HDCAPSCREW, 1/4-20X3-1/2
				46		12	CAPSCREW
				47		3	RETAINER PLATE
				48	900-8136	1	MAIN RELIEF VALVE ASSY
				49	9103-4236	1	MAIN RELIEF SEALS
							NOTE: ONLY ITEMS WITH PART NUMBERS ARE AVAILABLE FOR SERVICE.



Item	Part No.	Qty.	Description Of Part
	9103-3240	1	PRIORITY FLOW CONTROL VALVE (includes all items; 2,500 PSI relief valve setting)
1	9020-6548	1	HOUSING ASSY (includes item 2)
2	9020-6549	1	SPOOL
3	9020-6550	1	SPRING
4	8859-1206	1	O-RING
5	9020-6552	1	PLUG
6	9020-6553	1	RELIEF CARTRIDGE (includes items 7 thru 16)
7	9020-6554	1	RELIEF VALVE SUB BODY (includes items 8 thru 10)
8	9020-6555	1	BODY
9	9020-6556	1	RING
10	9020-6557	1	SCREW
11	9020-6558	1	RELIEF VALVE ADJUSTING SCREW
12	9020-6559	1	SPRING GUIDE
13	9020-6560	1	SPRING
14	9020-6561	1	BALL HOLDER
15	9020-6562	1	BALL
16	8859-1205	1	O-RING
17	9020-6564	1	PLUG

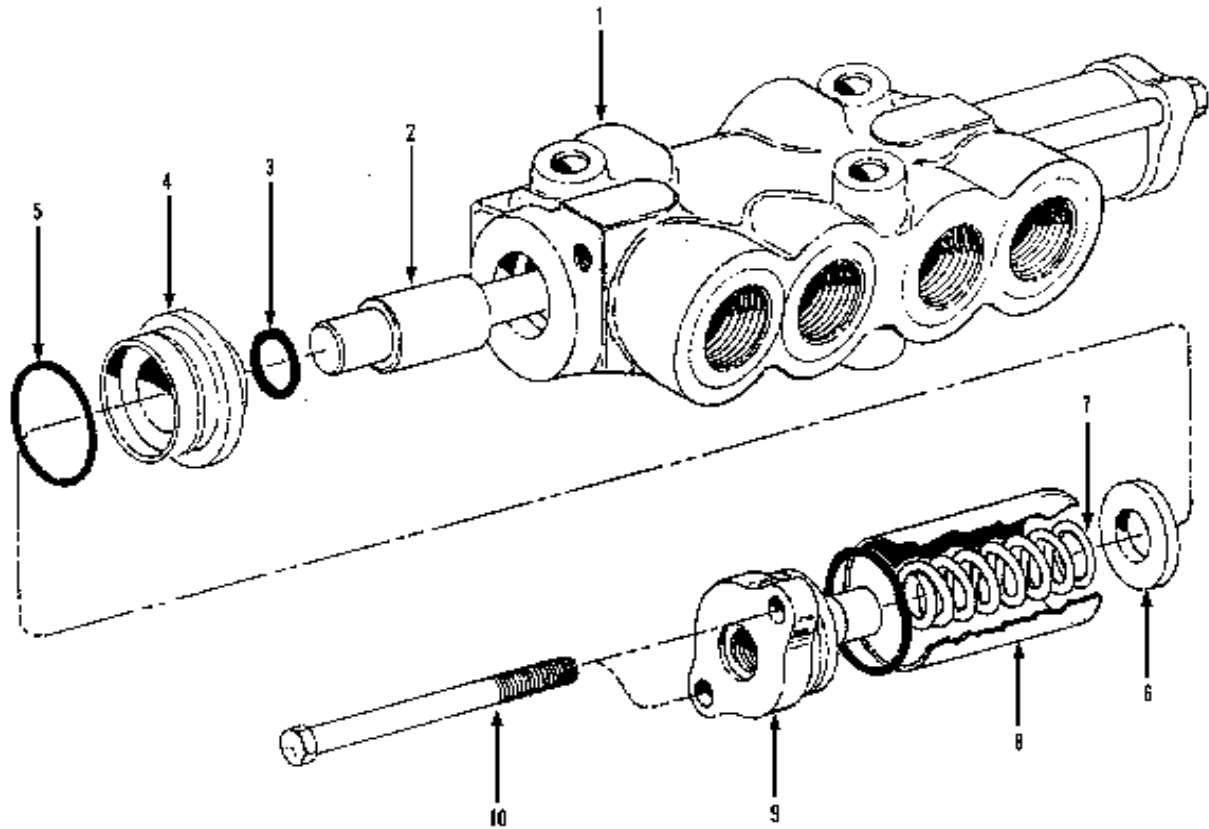


Item	Part No.	Qty.	Description Of Part
	9103-3240	1	PRIORITY FLOW CONTROL VALVE (includes all items; 2,500 PSI relief valve setting)
1	9020-6548	1	HOUSING ASSY (includes item 2)
2	9020-6549	1	SPOOL
3	9020-6550	1	SPRING
4	8859-1206	1	O-RING
5	9020-6552	1	PLUG
6	9020-6553	1	RELIEF CARTRIDGE (includes items 7 thru 16)
7	9020-6554	1	RELIEF VALVE SUB BODY (includes items 8 thru 10)
8	9020-6555	1	BODY
9	9020-6556	1	RING
10	9020-6557	1	SCREW
11	9020-6558	1	RELIEF VALVE ADJUSTING SCREW
12	9020-6559	1	SPRING GUIDE
13	9020-6560	1	SPRING
14	9020-6561	1	BALL HOLDER
15	9020-6562	1	BALL
16	8859-1205	1	O-RING
17	9020-6564	1	PLUG

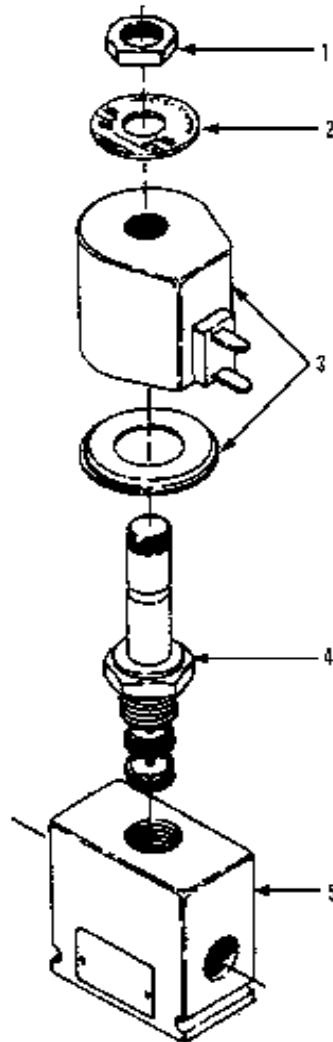


Item	Part No.	Qty.	Description Of Part
	9020-6737	1	FORWARD-REVERSE CONTROL VALVE ASSY (includes all items)
1	9002-6155	4	HEX HD CAPSCREW, 3/8-16X5
2	8855-1011	4	LOCKWASHER, 3/8
3	9020-8137	1	OUTLET SECTION
4	9002-7918	2	PLUG
* 5	9020-8191	1	WORK SECTION
6	9020-6423	4	O-RING
7	9020-6422	2	O-RING
8	9020-6415	2	PORT RELIEF CARTRIDGE (includes two back up rings and one o-ring; 3,000 PSI)
9	9020-8140	2	REMOTE HYDRAULIC ACTUATOR
10	9020-8141	1	INLET SECTION

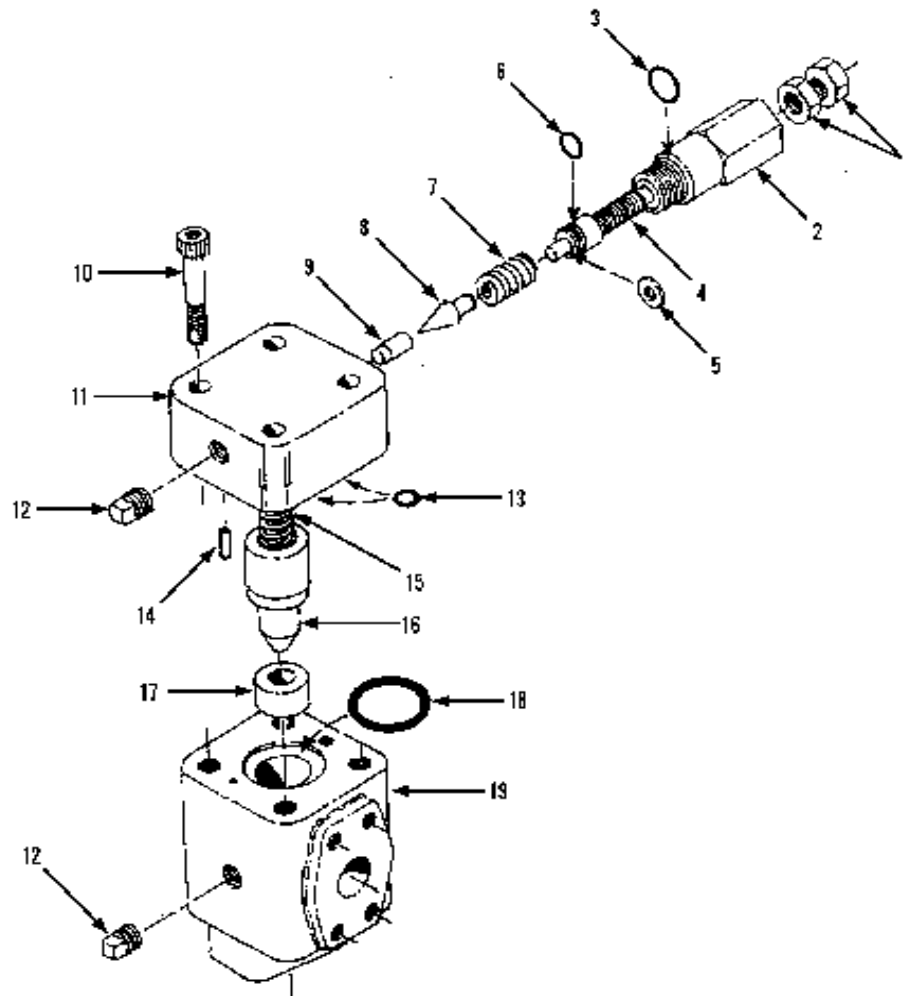
* Changed part number on item 5.



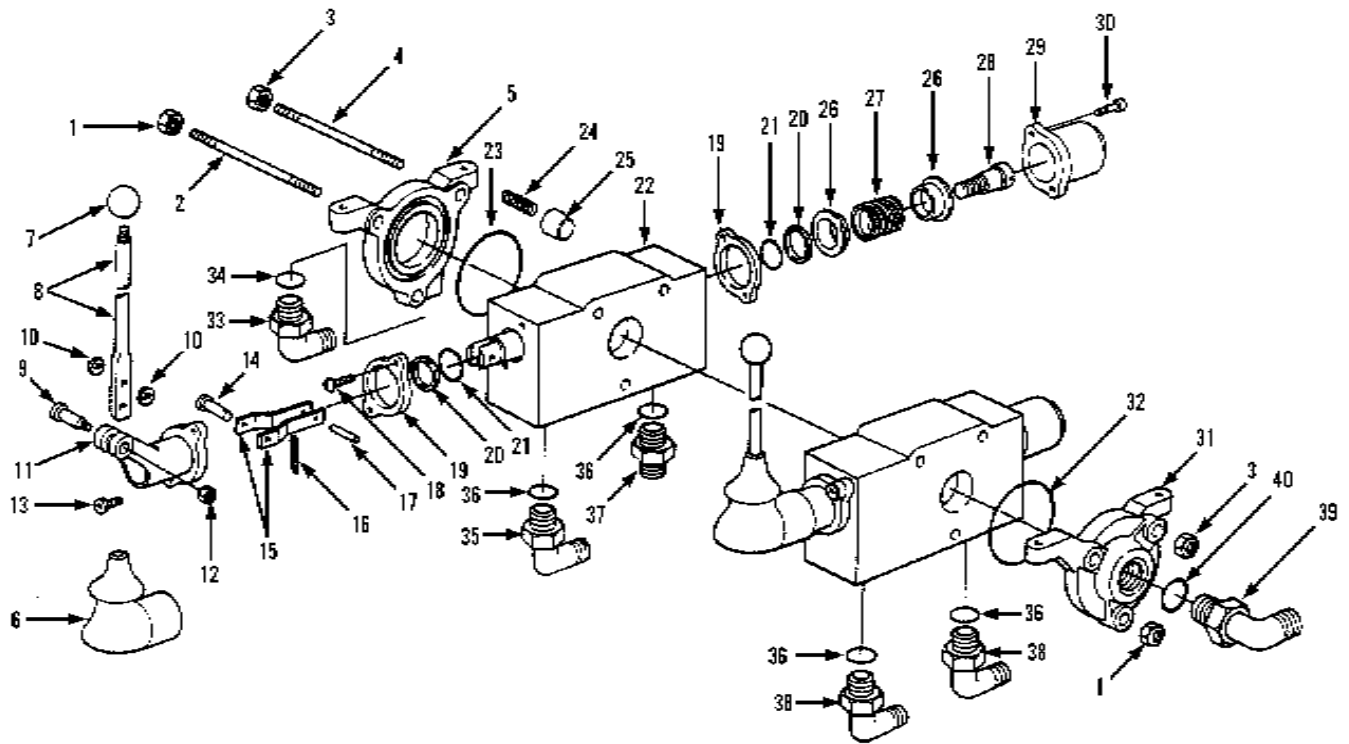
Item	Part No.	Qty.	Description Of Part
	9020-6738	1	SERIES-PARALLEL VALVE ASSY (includes all items)
1		1	HOUSING
2		1	SPOOL
3	9020-8060	2	O-RING
4	9020-8058	2	PLUG
5	9020-8065	4	O-RING
6	9020-8062	2	SPACER
7	9020-8064	2	SPRING
8	9020-8061	2	TUBE
9	9020-8059	2	CAP
10	9020-8063	4	HEX HD CAPSCREW
			NOTE: ONLY ITEMS WITH PART NUMBERS ARE AVAILABLE FOR SERVICE.



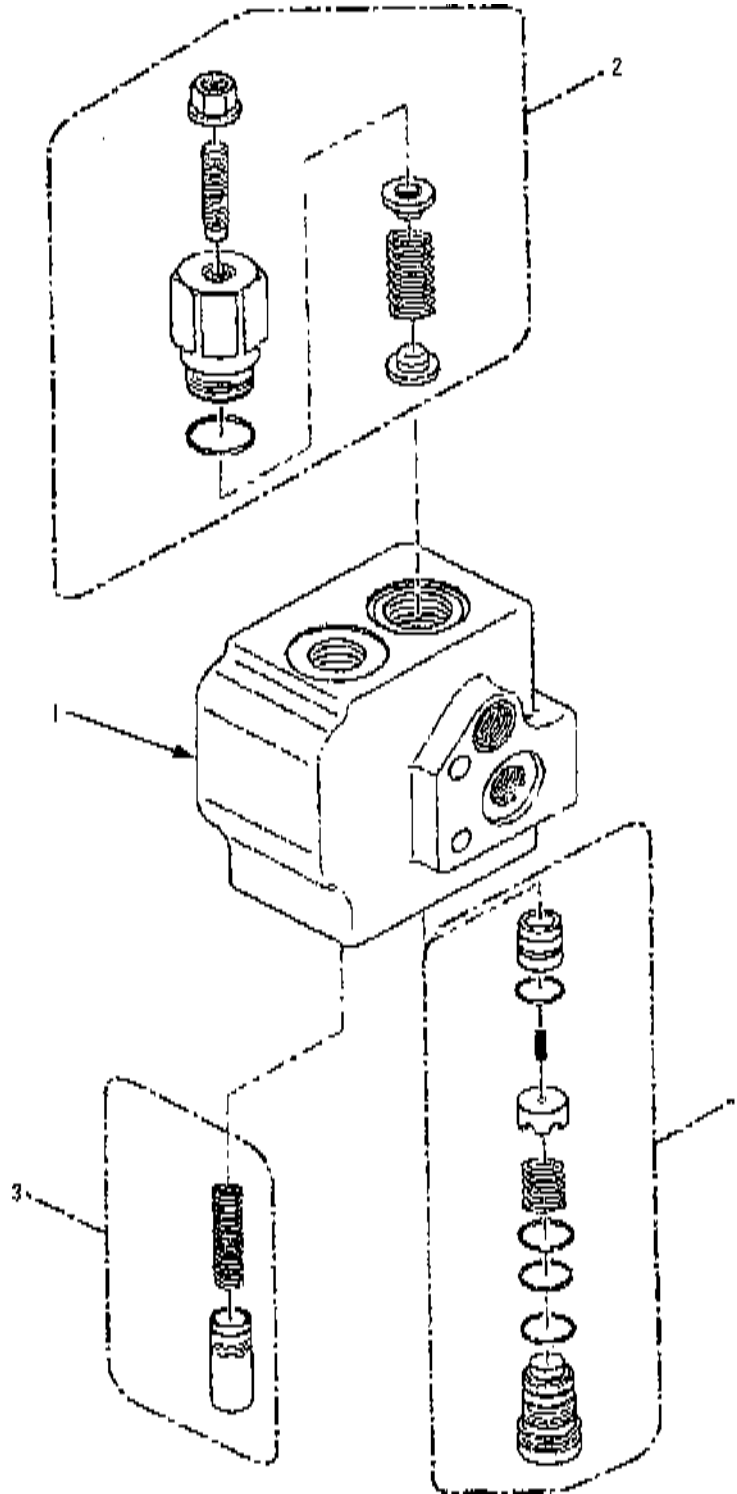
Item	Part No.	Qty.	Description Of Part
	9020-6739	1	SOLENOID VALVE ASSY, THREE WAY - TWO POSITION (includes all items)
	9104-4001	1	SEAL KIT
1	9020-8066	1	NUT
2	9020-8067	1	NAME PLATE
3	7738-4267	1	SOLENOID COIL ASSY
4	9020-8071	1	VALVE ASSY
5	9020-8072	1	VALVE BODY
			NOTE: ONLY ITEMS WITH PART NUMBERS ARE AVAILABLE FOR SERVICE.



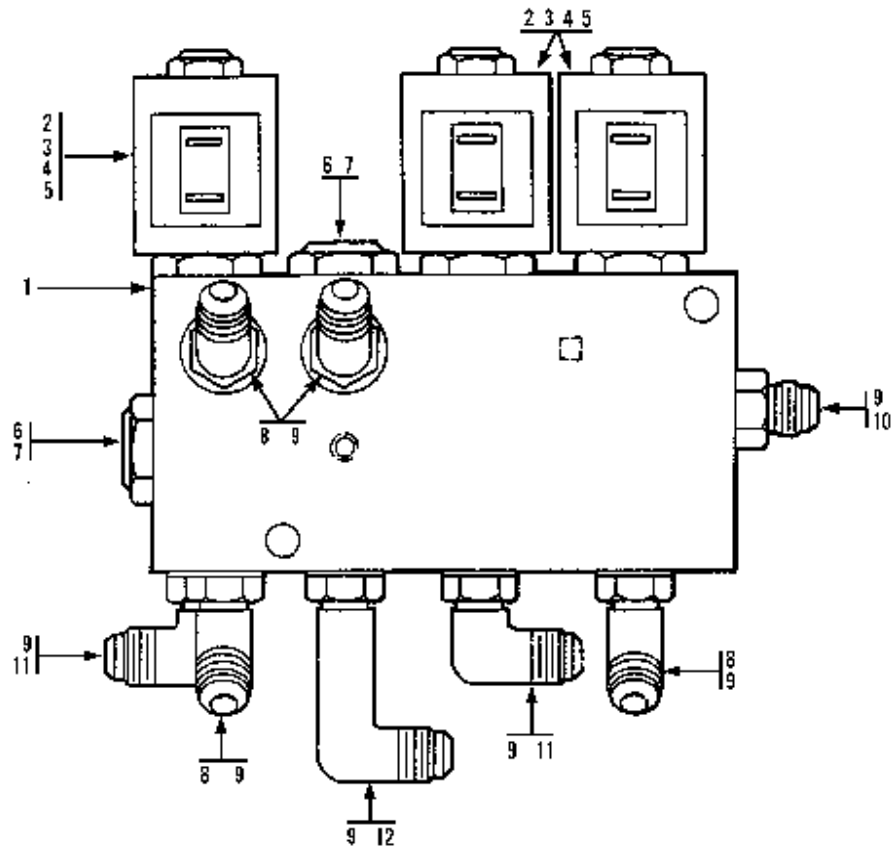
Item	Part No.	Qty.	Description Of Part
	9020-7314	1	REAR DRIVE MAIN RELIEF VALVE ASSY (includes all items)
	9020-8057	1	SEAL KIT (includes items 3, 6, 13, 18)
1	8850-1406	2	HEX JAM NUT, 3/8-24
2	9020-8040	1	HEAD
3	9020-8041	1	O-RING
4	9020-8042	1	ADJUSTING SCREW
5	9020-8043	1	SHIM
6	9020-8044	1	O-RING
7	9020-8045	1	SPRING
8	9020-8046	1	CONE
9	9020-8047	1	SEAT
10	9020-8048	4	SCREW
11	9020-8049	1	CAP
12	9002-7462	2	PIPE PLUG
13	9020-8050	1	O-RING
14	9020-8051	1	PIN
15	9020-8052	1	SPRING
16	9020-8053	1	PISTON
17	9020-8054	1	SEAT
18	9020-8055	1	O-RING
19	9020-8056	1	VALVE BODY



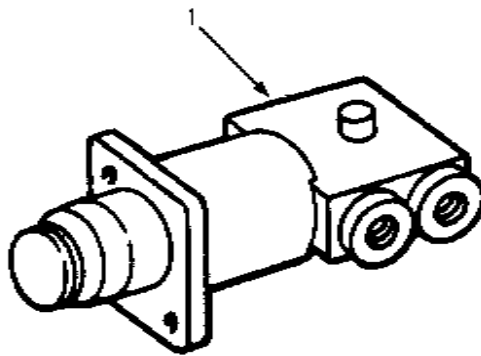
Item	Part No.	Qty.	Description Of Part	Item	Part No.	Qty.	Description Of Part
	9103-5090	1	OUTRIGGER CONTROL VALVE ASSY (includes all items)	26		2	SPRING SEAT
	9103-3144	1	OUTRIGGER CONTROL VALVE ASSY (includes items 1 thru 32)	27	9103-4135	1	SPRING
	9103-4124	1	TIE ROD KIT (includes items 1 thru 4)	28		1	SPOOL END
	9103-4125	2	HANDLE ASSY (includes items 6 thru 17)	29		1	SPOOL CAP
	9103-4126	2	SPOOL SECTION ASSY (includes items 18 thru 30)	30		2	SOCKET HD CAPSCREW
1		2	SPECIAL NUT	31		1	INLET HOUSING ASSY (includes item 32)
2		1	TIE ROD	32	9103-4132	1	O-RING
3		4	SPECIAL NUT	33	8866-2060	1	ELBOW, 90 DEGREES (includes item 34)
4		2	TIE ROD	34	8859-1206	1	O-RING
5		1	OUTLET SECTION	35	8866-2085	1	ELBOW, 45 DEGREES (includes item 36)
6	9103-4127	1	BOOT	36	8859-1205	4	O-RING
7	9103-4128	1	KNOB	37	8866-2036	1	CONNECTOR (includes item 36)
8	9103-4129	1	HANDLE	38	8866-2065	2	ELBOW, 90 DEGREES (includes item 36)
9		1	PIVOT BOLT	39	8866-2067	1	ELBOW, 45 DEGREES (includes item 40)
10		2	FLAT WASHER	40	8859-1207	1	O-RING
11		1	HANDLE BRACKET				NOTE: QUANTITIES ARE SHOWN FOR ONE HANDLE ASSY AND ONE SPOOL SECTION ASSY.
12		1	HEX NUT				NOTE: WHEN REPLACING A SPOOL SECTION, REMOVE SCREWS (18) AND REPLACE WITH SCREWS (13) TO SECURE THE HANDLE BRACKET.
13		2	SOCKET HD CAPSCREW				NOTE: ONLY ITEMS WITH PART NUMBERS ARE AVAILABLE FOR REPLACEMENT.
14		1	PIN				
15		2	LINK				
16		1	RETAINER				
17		1	ROLL PIN				
18		2	ROUND HD MACHINE SCREW				
19		2	SEAL PLATE				
20	9103-4130	2	WIPER				
21	9103-4131	2	O-RING				
22		1	HOUSING & SPOOL ASSY (not sold separately, order P/N 9103-4126)				
23	9103-4132	1	O-RING				
24	9103-4133	1	SPRING				
25	9103-4134	1	O-RING				



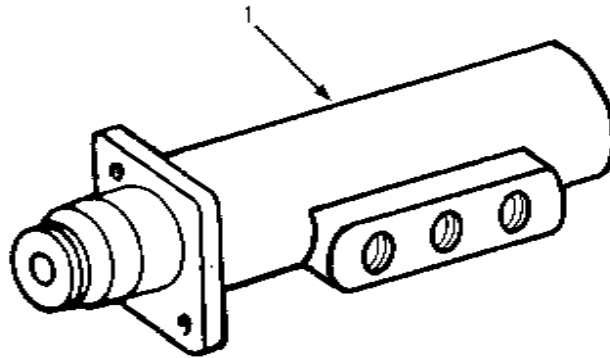
Item	Part No.	Qty.	Description Of Part
1	9104-3296	1	ACCUMULATOR CHARGE VALVE
2	9104-4538	1	LG. SPRING REPAIR KIT
3	9104-4539	1	SPOOL & SM. SPRING REPAIR KIT
4	9104-4540	1	ELEMENT & SEAL KIT
			NOTE: ONLY ITEMS WITH PART NUMBERS ARE AVAILABLE FOR SERVICE.



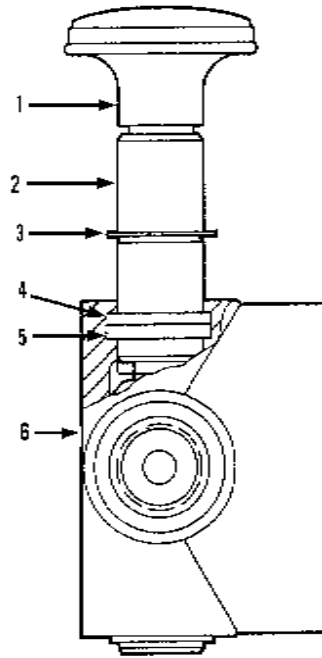
Item	Part No.	Qty.	Description Of Part
	9104-3087	1	SERIES-PARALLEL CONTROL VALVE ASSY (includes all items)
1		1	VALVE BODY W/PLUGS
2	9104-4011	3	VALVE CARTRIDGE ASSY W/COIL (includes items 3, 4)
3	7738-4267	1	COIL
4	9020-8071	1	CARTRIDGE
5	9104-4001	AR	CARTRIDGE SEAL KIT
6	9104-4013	2	CHECK/RELIEF VALVE ASSY
7	9104-4002	AR	CHECK/RELIEF SEAL KIT
8	8866-2084	4	ELBOW, 90 DEGREES (includes item 9)
9	8859-1204	8	O-RING
10	8866-2005	1	CONNECTOR (includes item 9)
11	8866-2064	2	ELBOW, 90 DEGREES (includes item 9)
12	8697-1355	1	ELBOW, 90 DEGREES, LONG (includes item 9)
			NOTE: ONLY ITEMS WITH PART NUMBERS ARE AVAILABLE FOR SERVICE.



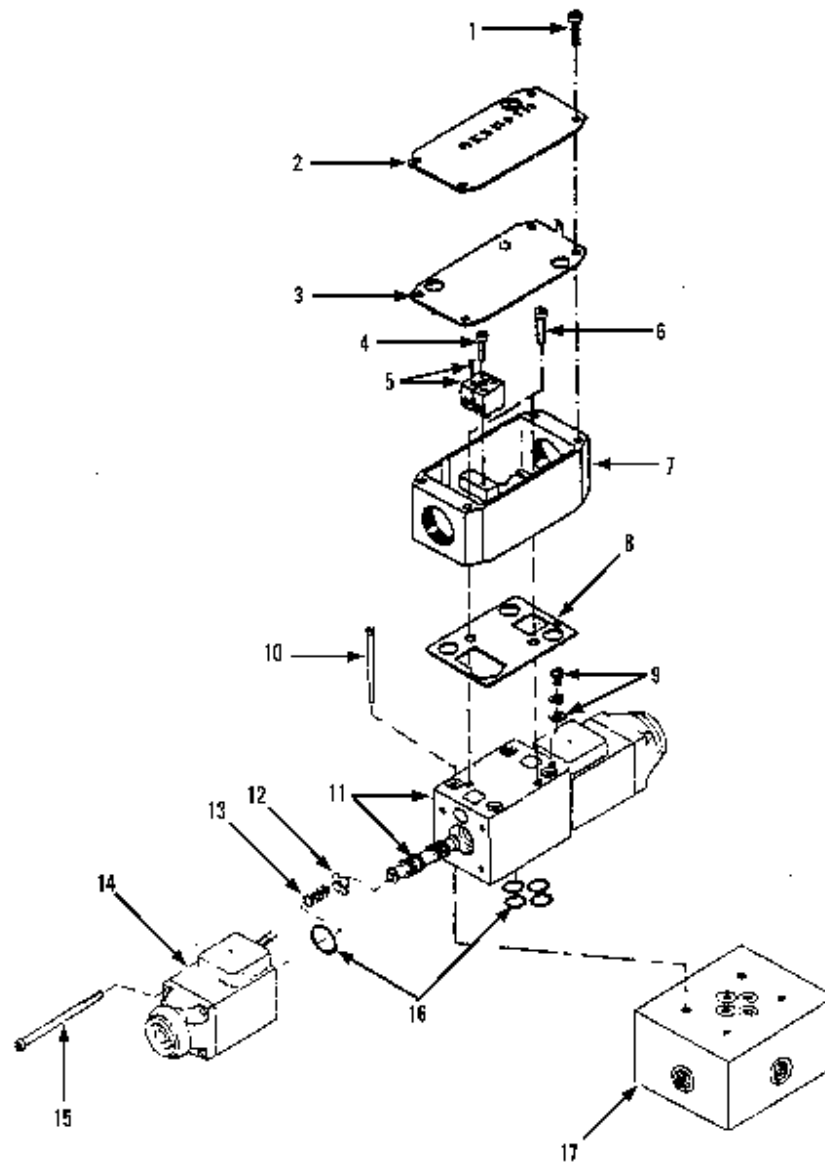
Item	Part No.	Qty.	Description Of Part
1	9104-3076	1	BRAKE VALVE ASSY (no service parts available)



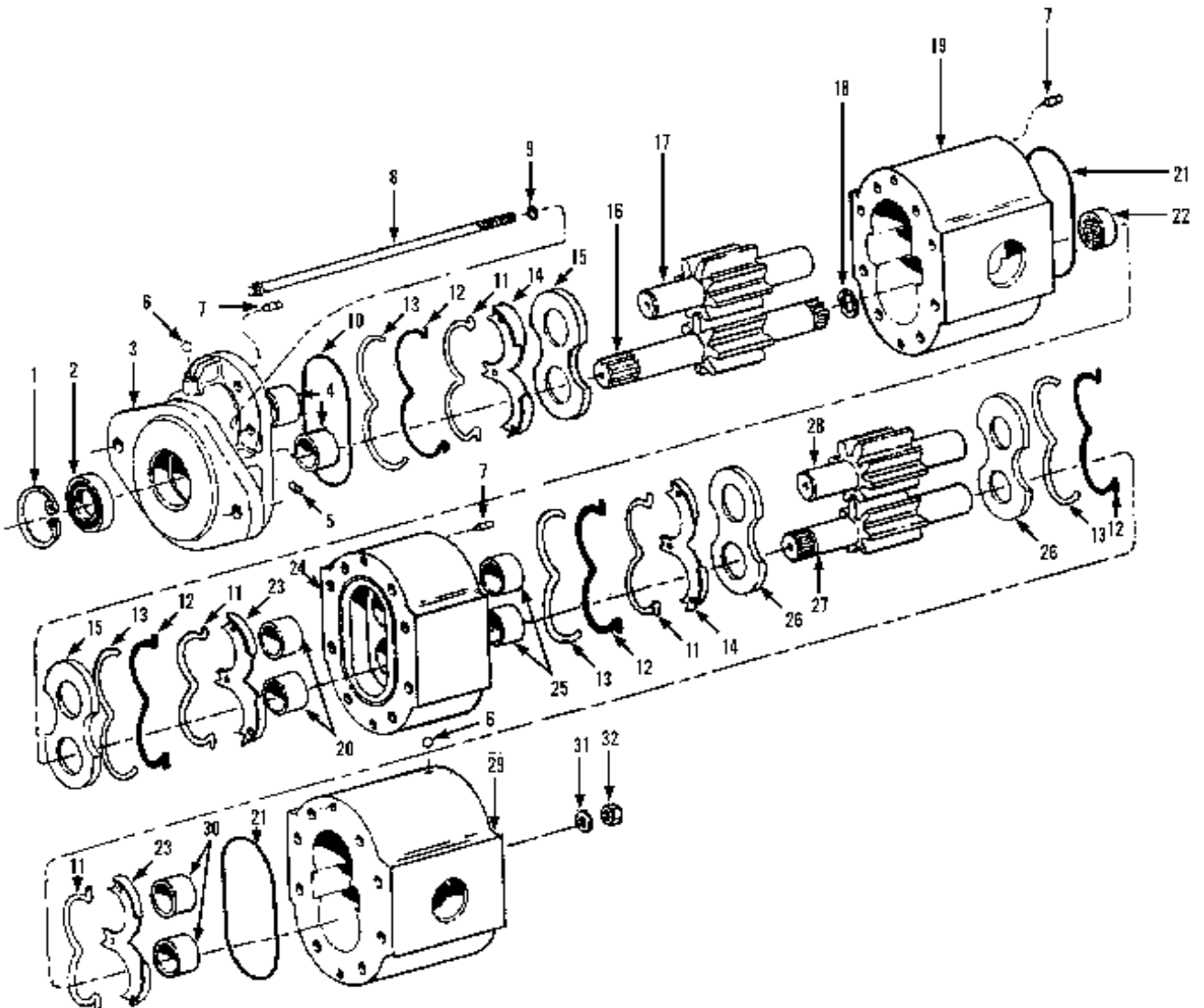
Item	Part No.	Qty.	Description Of Part
1	9108-3154	1	BRAKE VALVE ASSY
	9106-4057	Ref	REPAIR KIT



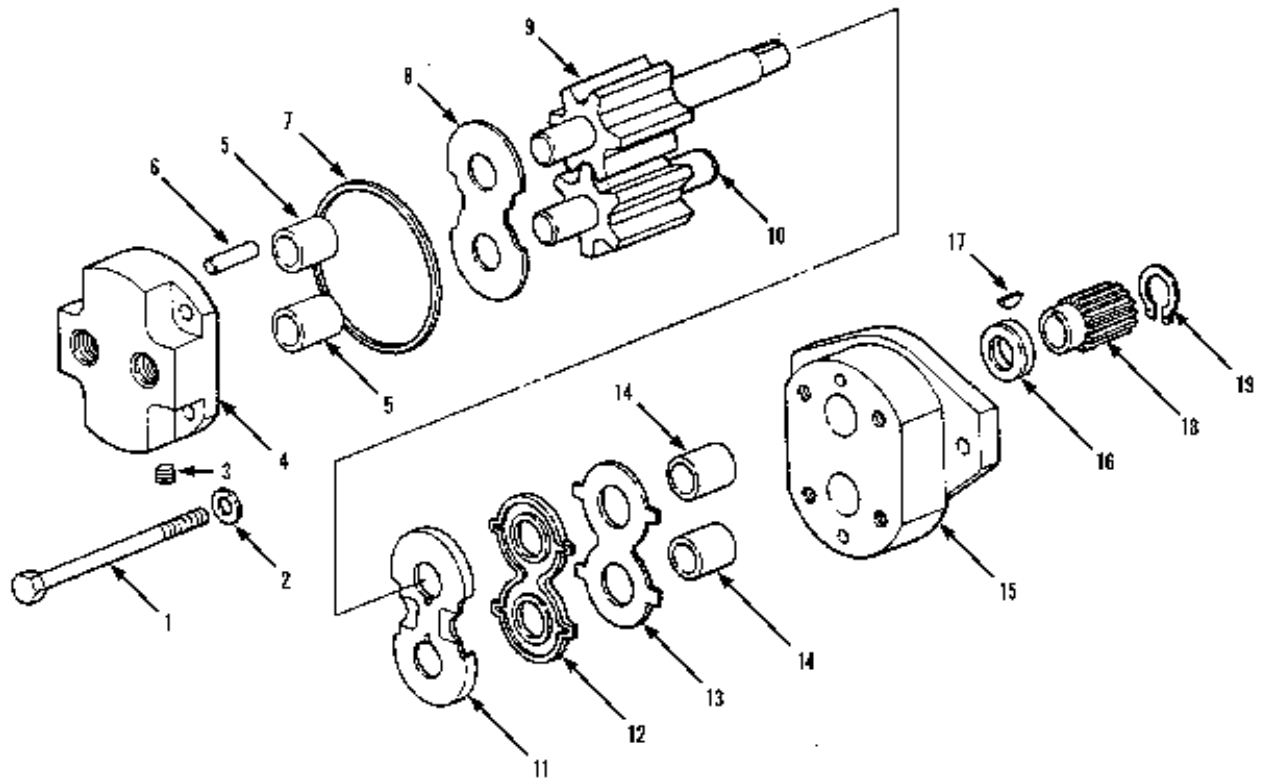
Item	Part No.	Qty.	Description Of Part
	9104-3090	1	PARKING BRAKE VALVE ASSY (includes items 1 thru 6)
1	9104-4297	1	KNOB
2	9104-4126	1	SPOOL
3	9104-4127	1	RETAINING RING
4	9104-4128	1	BACK-UP RING
5	9104-4129	1	O-RING
6	9104-4130	1	HOUSING
7	9103-3378	1	RUBBER BOOT (not shown)



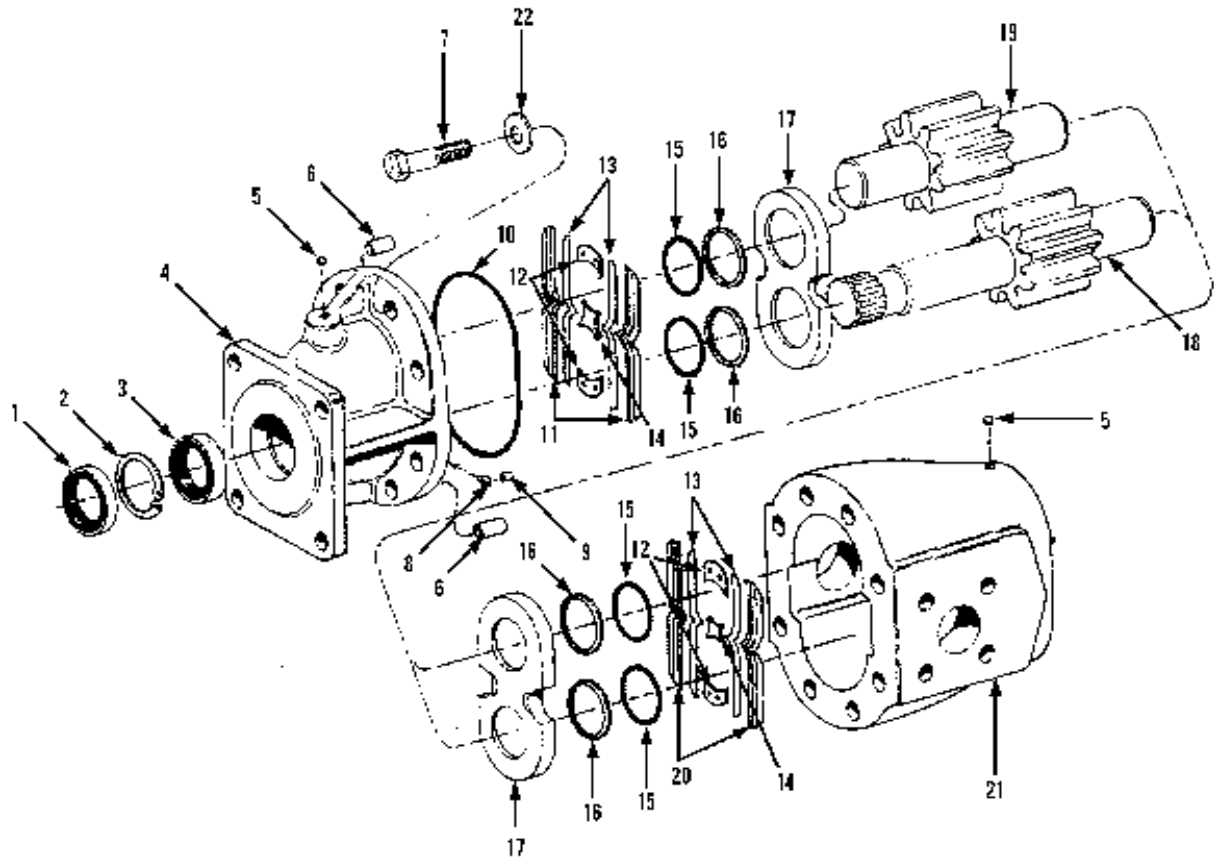
Item	Part No.	Qty.	Description Of Part	Item	Part No.	Qty.	Description Of Part
	9103-3097	1	DIRECTIONAL CONTROL VALVE ASSY (includes all items)	11		1	SPOOL & HOUSING
1		4	SCREW	12	9103-4014	2	SPACER
2		1	NAME PLATE	13	9103-4015	2	SPRING
3	9103-4011	1	GASKET	14	9103-4016	2	SOLENOID
4		2	SCREW	15		8	SCREW
5	9103-4012	2	TERMINAL BLOCK	16	9103-4017	1	O-RING KIT
6		2	SCREW	17		1	MANIFOLD
7		1	TERMINAL BOX				NOTE: ONLY ITEMS WITH PART NUMBERS ARE AVAILABLE FOR REPLACEMENT.
8	9103-4013	1	GASKET				
9		1	GROUND SCREW				
10		4	MOUNTING BOLT				



Item	Part No.	Qty.	Description Of Part	Item	Part No.	Qty.	Description Of Part
	9104-3175	1	MAIN HYDRAULIC PUMP ASSY (includes all items)	18	9020-2402	1	SNAP RING
1	9020-2372	1	SNAP RING	19	9104-4217	1	FRONT GEAR BODY ASSY (includes item 20)
2	9020-2371	1	SEAL	20	9104-4212	2	BUSHING
3	9104-4211	1	FLANGE ASSY (includes item 4)	21	9020-2396	2	O-RING
4	9104-4212	2	BUSHING	22	9104-4218	1	SPLINE COUPLING
5	9104-4213	1	PLUG	23	9020-2406	2	TOP ISOLATION PLATE
6	9020-2435	2	BALL	24	9020-2419	1	BEARING PLATE ASSY (includes item 25)
7	9020-2376	6	DOWEL	25	9104-4219	2	BUSHING
8	9104-4214	8	STUD	26	9104-4220	2	PRESSURE PLATE
9	9020-2383	8	O-RING	27	9020-2416	1	REAR DRIVE GEAR
10	9020-2379	1	O-RING	28	9020-2415	1	REAR IDLER GEAR
11	9020-2404	4	BACK-UP RING	29	9104-4221	1	REAR GEAR BODY ASSY (includes item 30)
12	9020-2403	4	O-RING	30	9104-4219	2	BUSHING
13	9020-2405	4	RETAINING RING	31	9104-4222	8	FLAT WASHER
14	9020-2407	2	BOTTOM ISOLATION PLATE	32	9104-4223	8	HEX NUT
15	9020-2399	2	PRESSURE PLATE				
16	9104-4215	1	FRONT DRIVE GEAR				
17	9104-4216	1	FRONT IDLER GEAR				

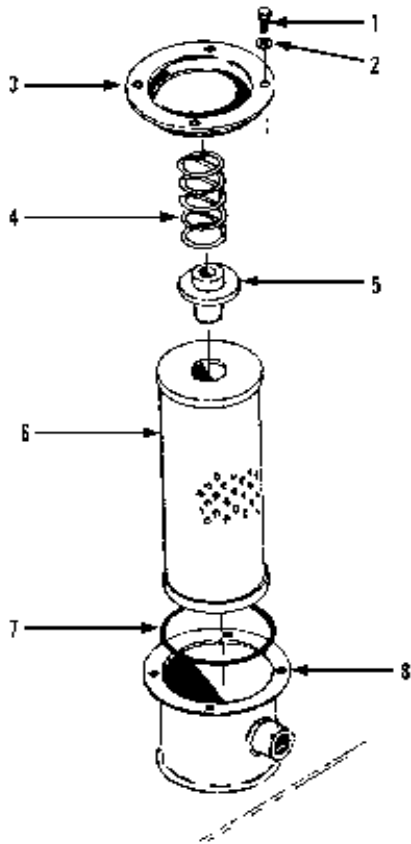


Item	Part No.	Qty.	Description Of Part	Item	Part No.	Qty.	Description Of Part	
1	9103-3122	1	PILOT PUMP ASSY (includes all items)	9	9103-4064	1	DRIVE GEAR	
	9103-4019	1	SEAL KIT (includes items 7, 12, 13, 16, 17)	10	9103-4065	1	DRIVEN GEAR	
	8820-1038	4	HEX HD CAPSCREW, 3/8-16X1-3/4, GR5 (lubricate and torque to 34-38 ft. lbs.)	11	9103-4066	1	WEAR PLATE	
	2	9103-4058	4	WASHER	12		1	LOADING SEAL SPACER
	3	9103-4059	1	PIPE PLUG	13		1	LOADING SEAL
	4	9103-4060	1	REAR COVER ASSY (includes item 5)	14	9103-4061	2	SLEEVE BEARING
	5	9103-4061	2	SLEEVE BEARING	15	9103-4067	1	BODY ASSY (includes item 14)
	6	9103-4062	2	DOWEL PIN	16		1	SHAFT SEAL
7		1	SQUARE CUT RING	17		1	WOODRUFF KEY	
8	9103-4063	1	THRUST PLATE (install with bronze side facing gear)	18	9103-4068	1	DRIVE COUPLING	
				19	9103-4069	1	EXTERNAL RETAINING RING	
NOTE: ONLY ITEMS WITH PART NUMBERS ARE AVAILABLE FOR SERVICE.								

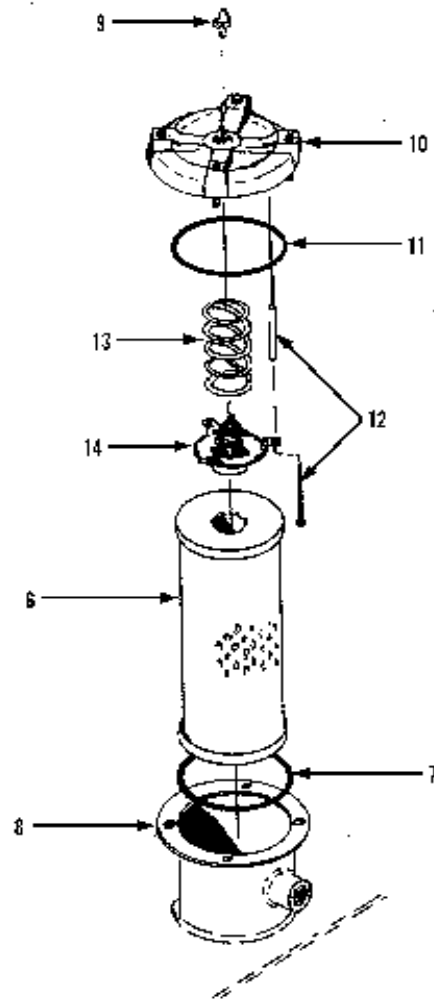


Item	Part No.	Qty.	Description Of Part
	9020-6748	2	REAR DRIVE MOTOR ASSY (includes all items)
1	9020-2371	1	OUTER SHAFT SEAL
2	9020-2372	1	SNAP RING
3	9020-5716	1	INNER SHAFT SEAL
4	9020-8193	1	FLANGE (includes bushings)
5	9020-2435	2	BALL
6	9020-2376	2	DOWEL
7	9002-7736	8	HEX HD CAPSCREW
8	9020-2377	2	CHECK BALL
9	9020-2378	2	BALL CHECK RETAINER
10	9020-2379	1	O-RING

Item	Part No.	Qty.	Description Of Part
11	9020-2390	2	TOP ISOLATION PLATE
12	9020-2391	4	END SEPARATOR
13	9020-2393	4	SEALING STRIP
14	9020-2392	2	CENTER SEPARATOR
15	9020-8194	4	O-RING
16	9020-8195	4	BACK-UP RING
17	9020-2382	2	PRESSURE PLATE
18	9020-8196	1	DRIVE GEAR
19	9020-8197	1	IDLER GEAR
20	9020-2389	2	BOTTOM ISOLATION PLATE
21	9020-8198	1	BODY (includes bushings)
22	9104-4222	8	SPECIAL WASHER

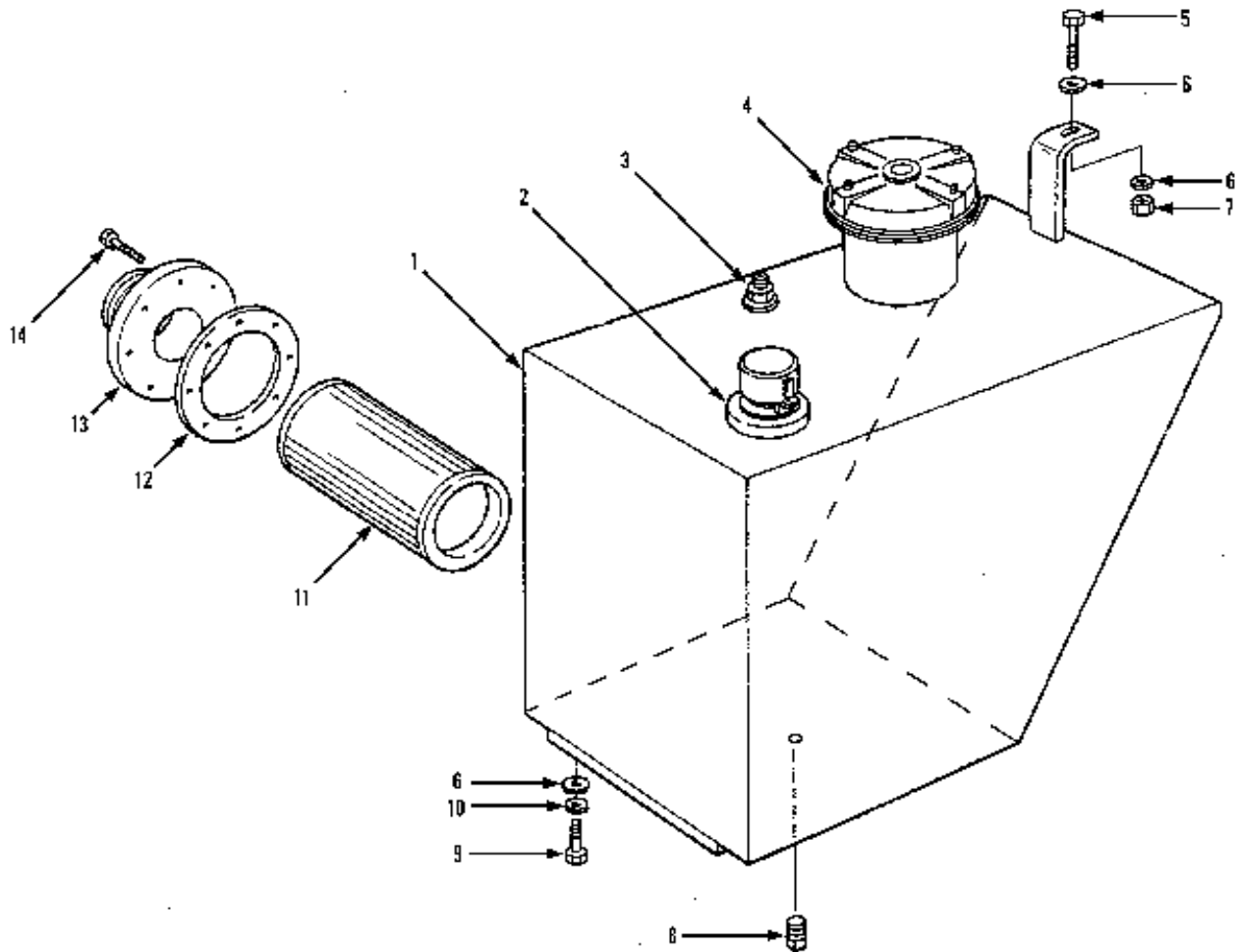


UNIT WITHOUT INDICATOR

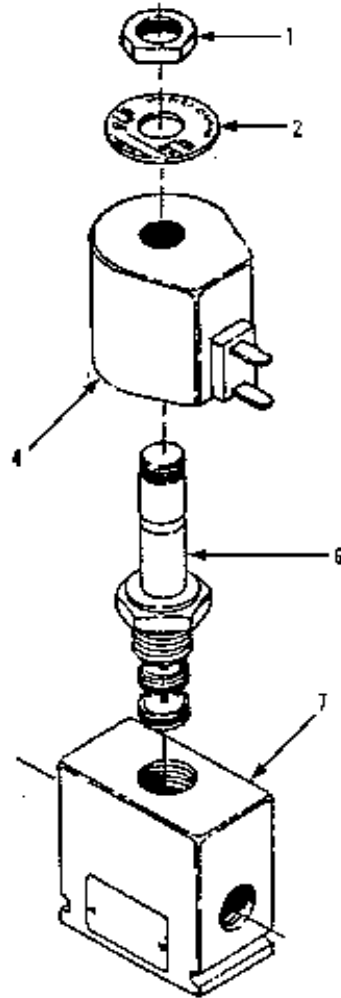


UNIT WITH POP-UP INDICATOR

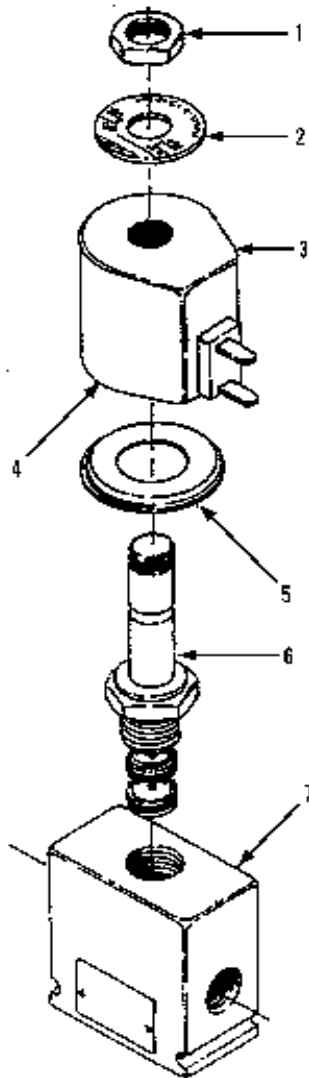
Item	Part No.	Qty.	Description Of Part
1	8820-1018	4	HEX HD CAPSCREW, 5/16-18X3/4, GR5
2	8855-1010	4	LOCKWASHER, 5/16
3	9020-8200	1	CAP
4	9020-8201	1	SPRING
5	9020-8202	1	BYPASS VALVE
6	9103-3318	1	ELEMENT
7	9002-3246	1	O-RING
8		1	BODY
9	9103-4009	1	POP-UP INDICATOR
10	9103-4007	1	CAP ASSY (includes items 11 & 12)
11	9103-4329	1	O-RING
12	9103-4330	4	BOLT
13	9103-4010	1	SPRING
14	9103-4008	1	BYPASS VALVE
			NOTE: ONLY ITEMS WITH PART NUMBERS ARE AVAILABLE FOR SERVICE.



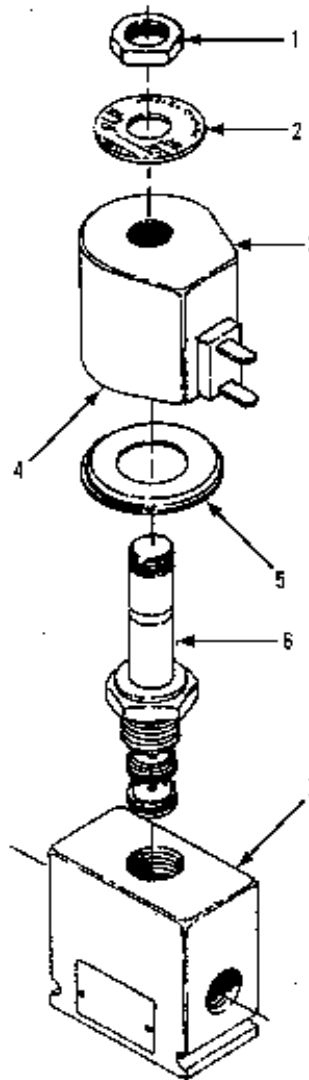
Item	Part No.	Qty.	Description Of Part
1	9103-6002	1	HYDRAULIC OIL TANK
2	9020-5222	1	FILLER-BREATHER ASSY (includes gasket and mounting hardware)
3	9040-3419	1	STANDPIPE WELDMENT
4		Ref	OIL RESERVOIR FILTER (see page 10-25 for details)
5	8820-1070	1	HEX HD CAPSCREW, 1/2-13X2-1/4, GR5
6	8856-1111	4	FLAT WASHER, 1/2
7	8852-1208	1	HEX LOCKNUT, 1/2-13
8	8871-1255	1	SQUARE HD PIPE PLUG, 1"
9	8820-1066	2	HEX HD CAPSCREW, 1/2-13X1-1/4, GR5
10	8855-1013	2	LOCK WASHER, 1/2
11	9041-0295	1	SUCTION FILTER
12	9041-0294	1	GASKET
13	9103-6003	1	FLANGE WELDMENT
14	8820-1035	8	HEX HD CAPSCREW, 3/8-16X1, GR5



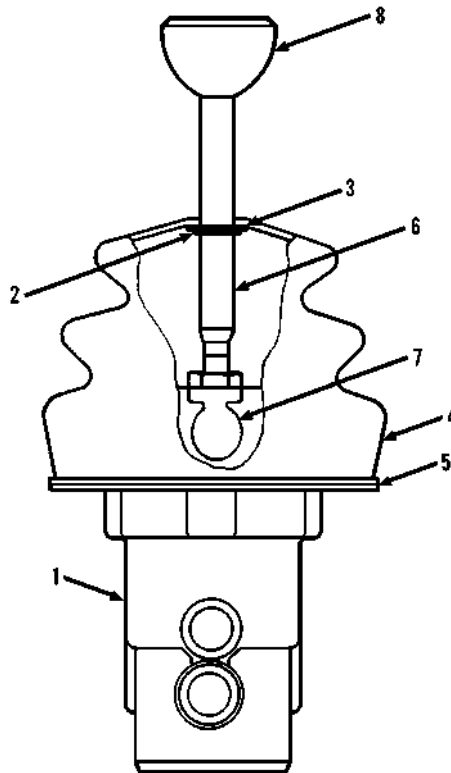
Item	Part No.	Qty.	Description Of Part
	9104-3108	1	SOLENOID VALVE ASSY, TWO-WAY, NORMALLY OPEN (includes all items)
	9104-4002	1	SEAL KIT
1	9104-4003	1	NUT
2		1	NAME PLATE
4	7738-4267	1	SOLENOID COIL
6	9104-4004	1	VALVE ASSY
7	7738-3338	1	VALVE BODY
			NOTE: ONLY ITEMS WITH PART NUMBERS ARE AVAILABLE FOR SERVICE.



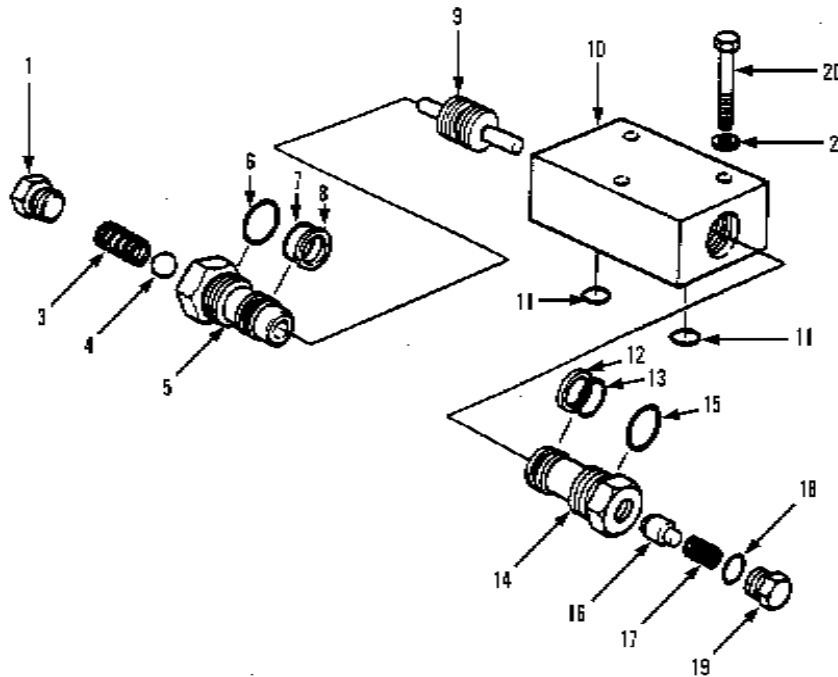
Item	Part No.	Qty.	Description Of Part
	9104-3108	1	SOLENOID VALVE ASSY, TWO-WAY, NORMALLY OPEN (includes all items)
	9104-4002	1	SEAL KIT
1	9104-4003	1	NUT
2		1	NAME PLATE
3	9020-8068	1	COIL HOUSING
4	7738-4267	1	SOLENOID COIL
5	9020-8070	1	COVER PLATE
6	9104-4004	1	VALVE ASSY
7	7738-3338	1	VALVE BODY
			NOTE: ONLY ITEMS WITH PART NUMBERS ARE AVAILABLE FOR SERVICE.



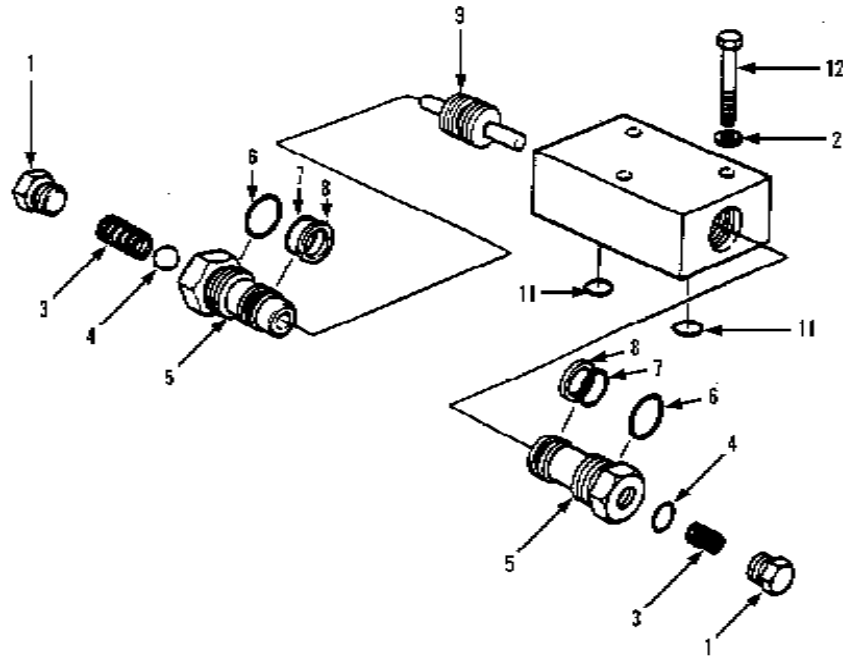
Item	Part No.	Qty.	Description Of Part
	9104-3107	1	SOLENOID VALVE ASSY, TWO-WAY, NORMALLY CLOSED (includes all items)
	9104-4005	1	SEAL KIT
1	9020-8066	1	NUT
2		1	NAME PLATE
3	9020-8068	1	COIL HOUSING
4	7738-4267	1	SOLENOID COIL
5	9020-8070	1	COVER PLATE
6	9104-4006	1	VALVE ASSY
7	9104-4007	1	VALVE BODY
			NOTE: ONLY ITEMS WITH PART NUMBERS ARE AVAILABLE FOR SERVICE.



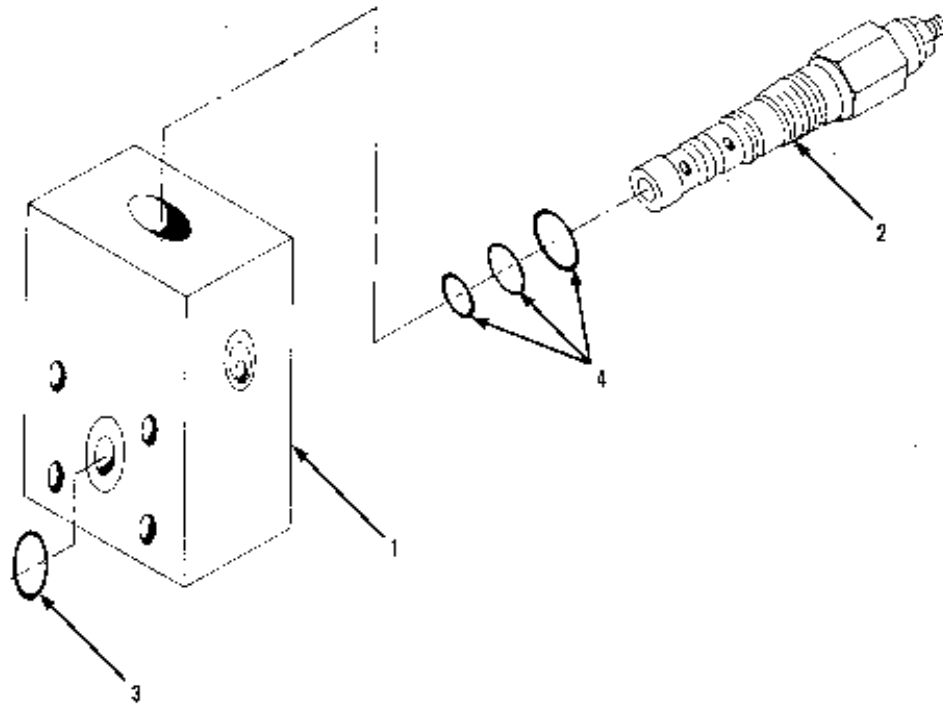
Item	Part No.	Qty.	Description Of Part
	9104-3064	1	HYDRAULIC CONTROLER ASSY (includes all items)
	9900-7524	4	PLUNGER SEAL KIT (includes one each of the following; u-cup, o-ring seal, retainer & o-ring)
1	9104-4131	1	HYDRAULIC CONTROLLER
2	9104-4132	1	RETAINING RING
3	9104-4133	1	WASHER
4	9104-4134	1	BOOT
5	9104-4135	1	RETAINER
6	9104-4136	1	HANDLE ASSY (includes knob, handle rod & hex jam nut)(lubricate & tighten jam nut to 12-15 ft. lbs.)
7	9104-4474	1	BALL ASSY (includes ball pivot race, ball pivot, cam plate, handle adapter & top mounting plate)
*8	9104-4525	1	KNOB



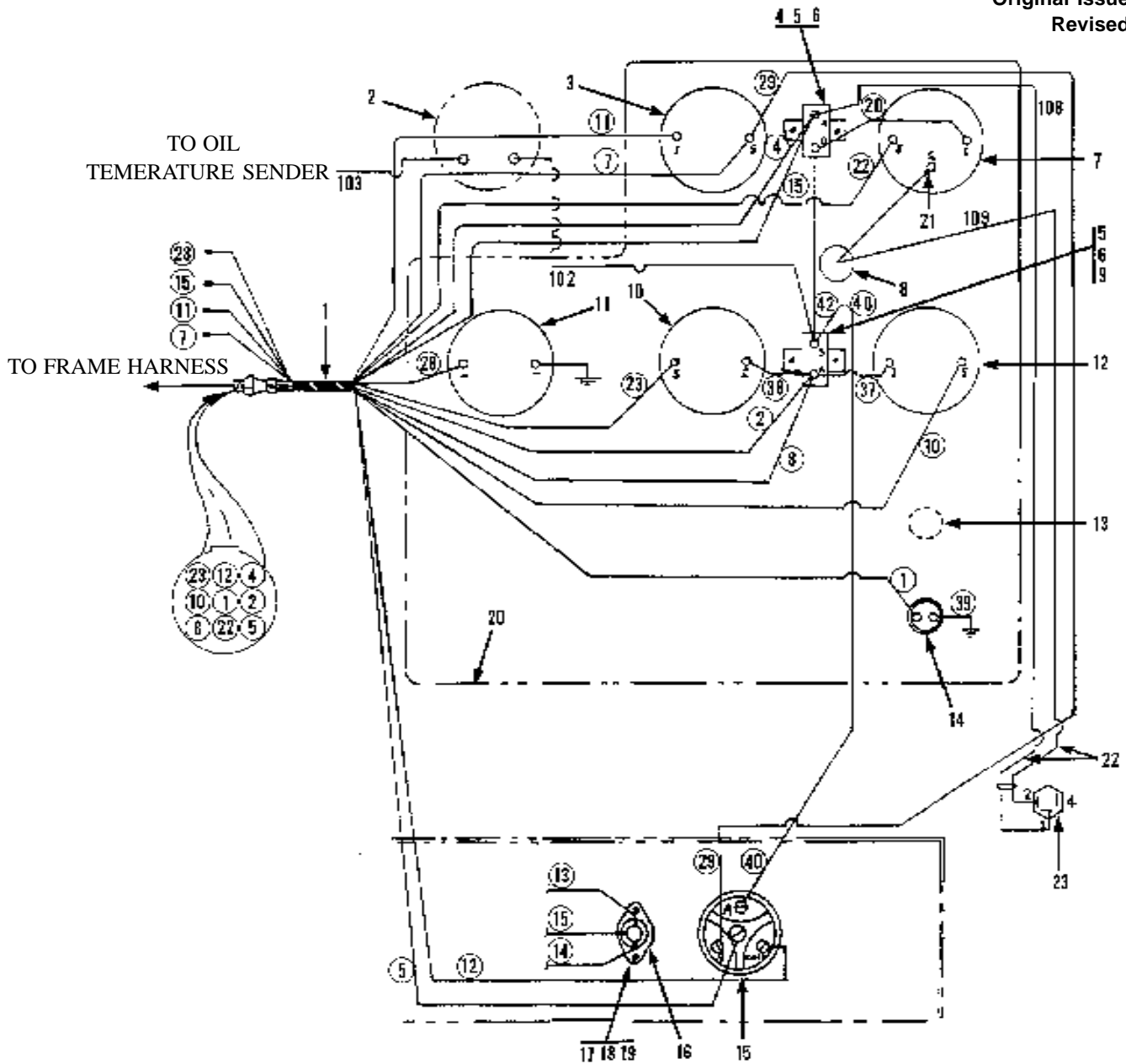
Item	Part No.	Qty.	Description Of Part	Item	Part No.	Qty.	Description Of Part
	9104-3258		DUAL P.O. CHECK VALVE ASSY (includes all items except items 2 & 20)	10	9103-4117	1	BODY
	9104-4304		CHECK CARTRIDGE ASSY (includes items 1, 3, 4, 5, 6, 7, 8)	11	9103-4118	2	O-RING
	9103-4107		CHECK CARTRIDGE ASSY W/THERMAL RELIEF (includes items 12 thru 19)	12	9103-4115	1	BACK-UP RING
1	9104-4308	1	PLUG	13	9103-4114	1	O-RING
2	8855-1011	3	LOCKWASHER, 3/8	14	9103-4112	1	CARTRIDGE BODY
3	9104-4309	1	SPRING	15	9103-4113	1	O-RING
4	9103-4111	1	BALL	16	9103-4119	1	THERMAL RELIEF ASSY
5	9103-4112	1	CARTRIDGE BODY	17	9103-4120	1	SPRING
6	9104-4305	1	O-RING	18	9103-4109	1	O-RING
7	9104-4306	1	O-RING	19	9103-4121	1	PLUG
8	9104-4307	1	BACK-UP RING	20	8820-1040	3	HEX HD CAPSCREW, 3/8-16X2-1/4, GR5
9	9103-4116	1	PISTON	21	8855-1011	3	LOCKWASHER, 3/8
				NOTE: ONLY ITEMS WITH PART NUMBERS ARE AVAILABLE FOR SERVICE.			



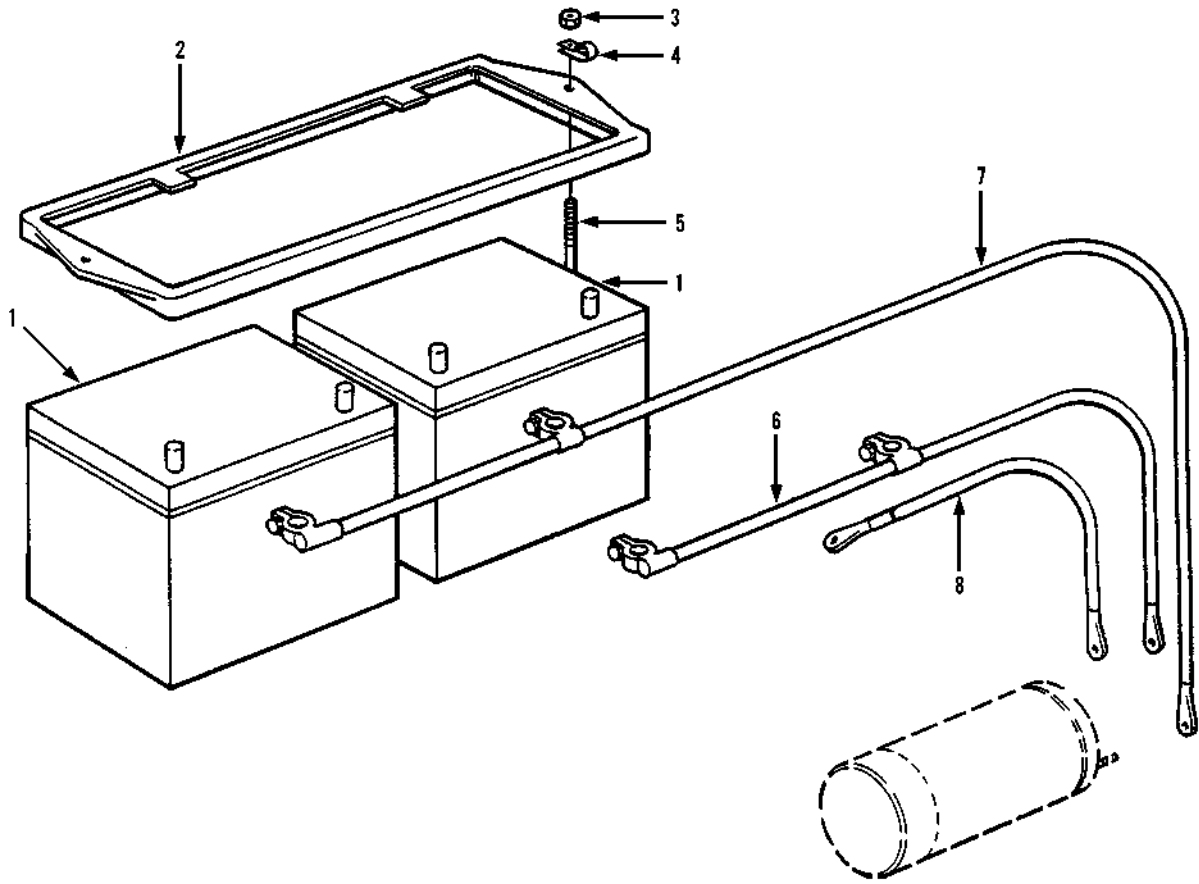
Item	Part No.	Qty.	Description Of Part
	9105-3354	2	DUAL P.O. CHECK VALVE ASSY (includes all items except items 2 & 12)
1	9103-4272	1	PLUG
2	8855-1011	3	LOCKWASHER, 3/8
3	9103-4110	1	SPRING
4	9103-4111	1	BALL
5	9103-4112	1	CARTRIDGE BODY
6	9103-4113	1	O-RING
7	9103-4114	1	O-RING
8	9103-4115	1	BACK-UP RING
9	9103-4116	1	PISTON
10	9103-4117	1	BODY
11	9103-4273	2	O-RING
12	8820-1041	3	HEX HD CAPSCREW, 3/8-16X2-1/2, GR5
			NOTE: ONLY ITEMS WITH PART NUMBERS ARE AVAILABLE FOR SERVICE.



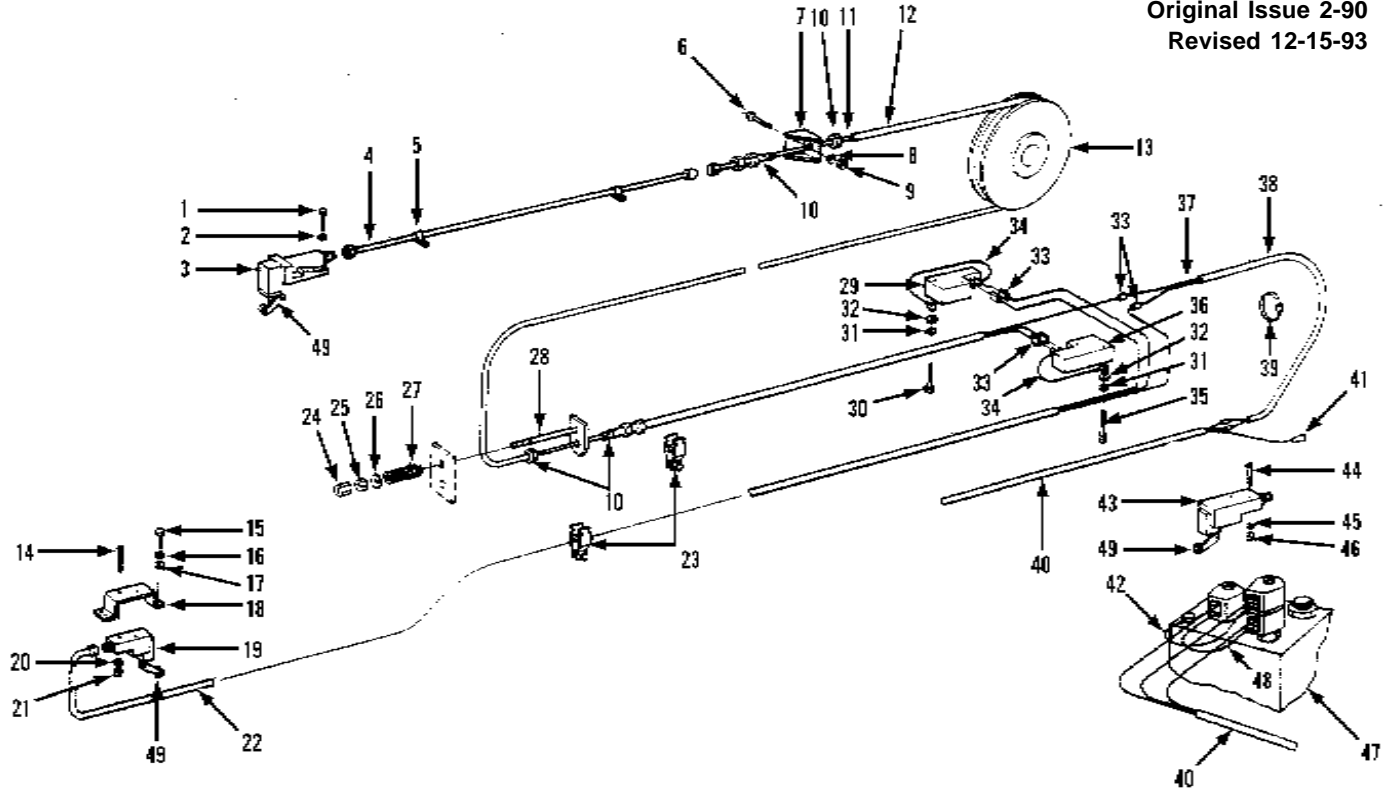
Item	Part No.	Qty.	Description Of Part
1	9104-3232	1	COUNTERBALANCE VALVE
2	9104-3245	1	LOAD CONTROL VALVE
3	8859-1102	1	O-RING
4	9103-4276	1	SEAL KIT



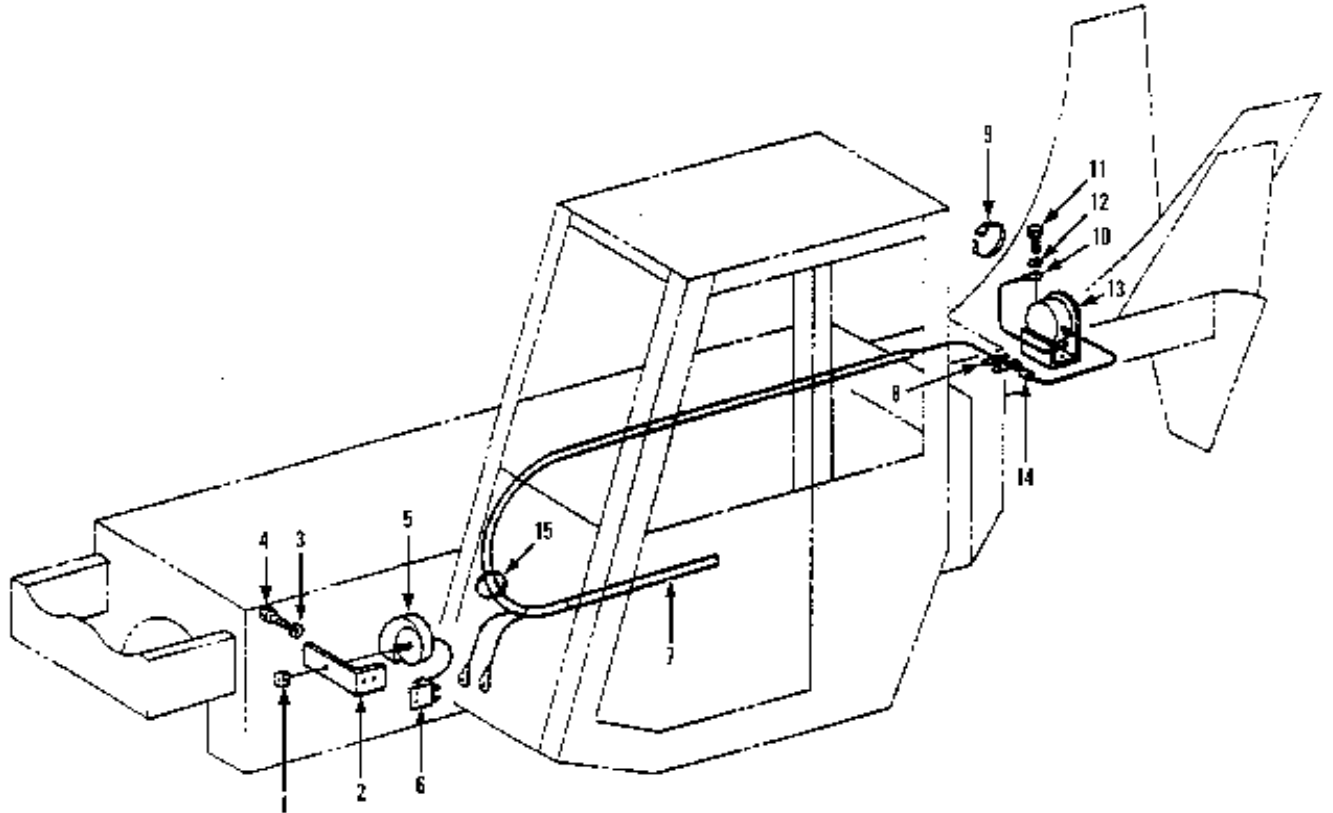
Item	Part No.	Qty.	Description Of Part	Item	Part No.	Qty.	Description Of Part
	9103-5068	1	INSTRUMENT PANEL ASSY (includes all items except items 2,8,15 thru 19, 22, 23)	12	9020-5690	1	OIL PRESSURE GAUGE
1	9103-3112	1	DASH WIRING HARNESS	13	8666-1083	1	PLUG BUTTON
2	9103-3282	1	TRANSMISSION TEMPERATURE GAUGE	14	9020-0434	1	HORN BUTTON
3	9020-5685	1	AMMETER	15	9103-3317	1	IGNITION/START SWITCH
4	9103-3111	1	CIRCUIT BREAKER, 10 AMP	16	9105-3378	1	DIODE ASSY
5	8850-1613	4	HEX NUT, #10-32	17	8830-1052	2	ROUND HD MACHINE SCREW, #6-32x 3/8
6	8855-4917	4	LOCK WASHER, #10	18	8855-1005	2	LOCK WASHER, #6
7	9020-5686	1	FUEL GAUGE	19	8850-1608	2	HEX NUT, #6-32
8	9103-3084	1	BRAKE WARNING LIGHT	20	9103-1102	1	INSTRUMENT PANEL
9	9020-0506	1	CIRCUIT BREAKER, 30 AMP	21	8348-3075	1	EYELET TERMINAL
10	9020-5687	1	WATER TEMPERATURE GAUGE	22	9104-5033	1	BRAKE LIGHT HARNESS
11	9020-5688	1	HOURMETER	23	9104-3077	1	PRESSURE SWITCH



Item	Part No.	Qty.	Description Of Part
* 1	9020-3359	2	BATTERY (12 volts, 590 amps), TOP STUD, BCI GROUP 27
2	9040-3432	1	BATTERY HOLD DOWN
3	7714-3006	2	LOCK NUT
4	8584-1094	1	SUPPORT CLAMP
5	9020-0382	2	HOLD DOWN STUD
6	9103-3042	1	NEGATIVE BATTERY CABLE
7	9103-3086	1	POSITIVE BATTERY CABLE
8	9020-0811	1	GROUND CABLE



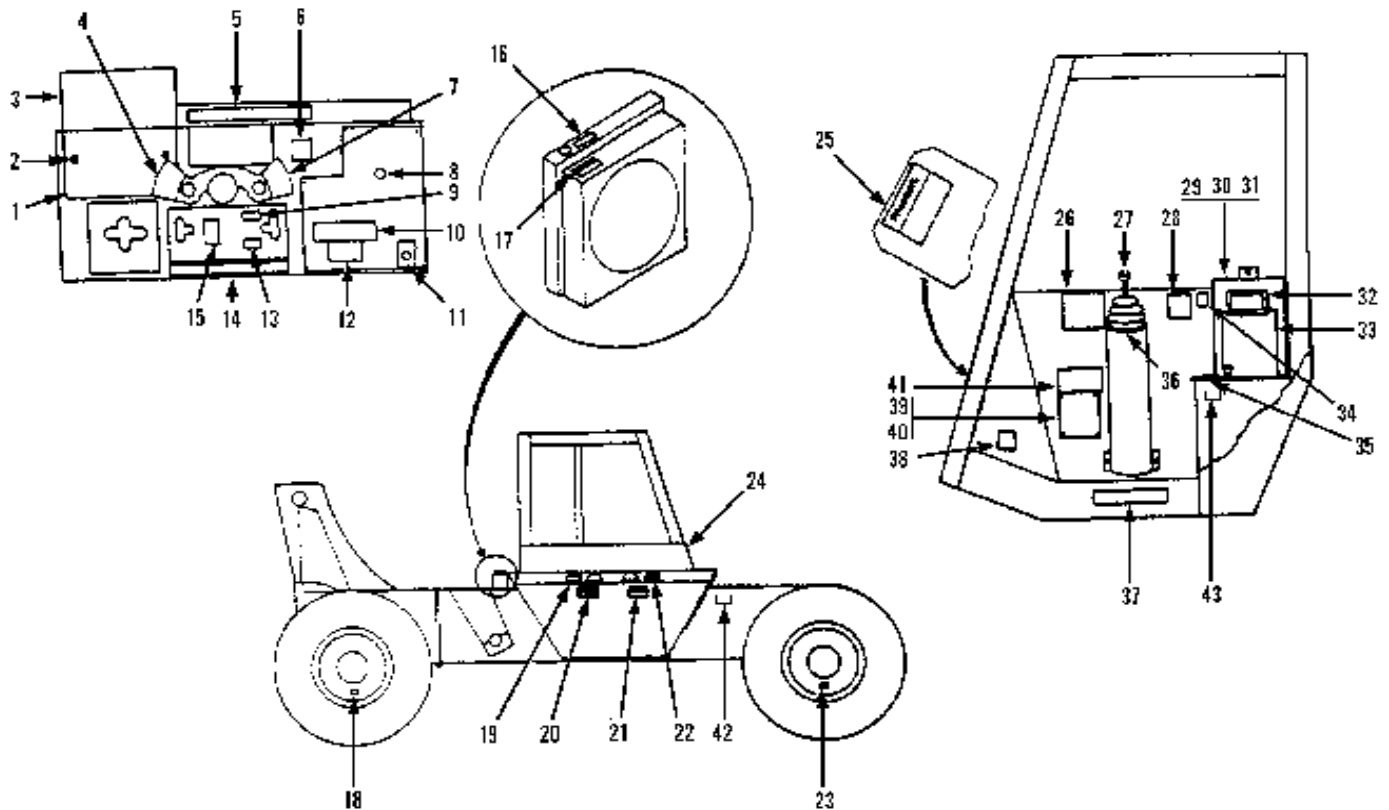
Item	Part No.	Qty.	Description Of Part	Item	Part No.	Qty.	Description Of Part
1	8830-1099	2	ROUND HEAD MACHINE SCREW, #10-24X1-3/4	28	9104-6007	1	HOSE TAKE-UP WELDMENT
2	8855-1007	2	LOCKWASHER, #10	29		Ref	SOLENOID VALVE ASSY (see page 10-28 for details)
3	9104-3061	1	SWITCH (includes item 49)	30	8820-1010	2	HEX HD CAPSCREW, 1/4-20X2-1/4, GR5
4	9104-3118	1	WIRING HARNESS ASSY	31	8855-1009	4	LOCKWASHER, 1/4
5	8594-1016	2	SUPPORT CLAMP	32	8856-1107	6	FLAT WASHER, 1/4
6	8820-1004	2	HEX HD CAPSCREW, 1/4-20X7/8, GR5	33	9002-8959	4	FEMALE TERMINAL
7	9104-6001	1	HOSE SUPPORT	34	9104-1014	2	JUMPER WIRE
8	8855-1009	2	LOCKWASHER, 1/4	35	8820-1008	2	HEX HD CAPSCREW, 1/4-20X1-3/4, GR5
9	8850-1004	2	HEX NUT, 1/4-20	36		Ref	SOLENOID VALVE ASSY (see page 10-27 for details)
10	9104-3161	2	NYLON TUBE FITTING, 3/4X1/2	37	9104-3122	1	WIRING HARNESS ASSY
11	9104-3119	1	WIRING HARNESS ASSY	38		AR	SPLIT WIRE LOOM, 1/2 I.D.
12		AR	NYLON TUBE, 3/4 O.D.	39	8668-3122	1	TY-RAP
13		Ref	PUSH BEAM & CABLES (see page 3-5 for details)	40	9103-3079	1	WIRING HARNESS ASSY
14	8830-1099	2	ROUND HD MACHINE SCREW, #10-24X1-3/4	41	9002-8960	1	MALE TERMINAL
15	8820-1004	4	HEX HD CAPSCREW, 1/4-20X7/8, GR5	42	9104-1554	1	JUMPER WIRE
16	8855-1009	4	LOCKWASHER, 1/4	43	9104-3123	1	SWITCH (includes item 49)
17	8856-1107	4	FLAT WASHER, 1/4	44	8830-1099	2	ROUND HD MACHINE SCREW, #10-24X1-3/4
18	9104-6002	1	SWITCH COVER	45	8855-1007	2	LOCKWASHER, #10
19	9104-3061	1	SWITCH (includes item 49)	46	9104-3199	2	SQUARE NUT, #10-24
20	8855-1007	2	LOCKWASHER, #10	47		Ref	SERIES PARALLEL CONTROL VALVE (see page 10-13 for details)
21	8850-1612	2	HEX NUT, #10-24	48	9104-5035	1	JUMPER WIRE
22	9104-3117	1	WIRING HARNESS ASSY	49	9104-4475	3	LEVER/ROLLER ASSY
23	9104-3120	6	CUSHION CLAMP				NOTE: ONLY ITEMS WITH PART NUMBERS ARE AVAILABLE FOR SERVICE.
24	8850-1108	1	HEAVY HEX JAM NUT, 1/2-13				
25	8850-1008	1	HEX NUT, 1/2-13				
26	9020-7041	1	SPRING RETAINER				
27	9020-0313	1	SPRING				



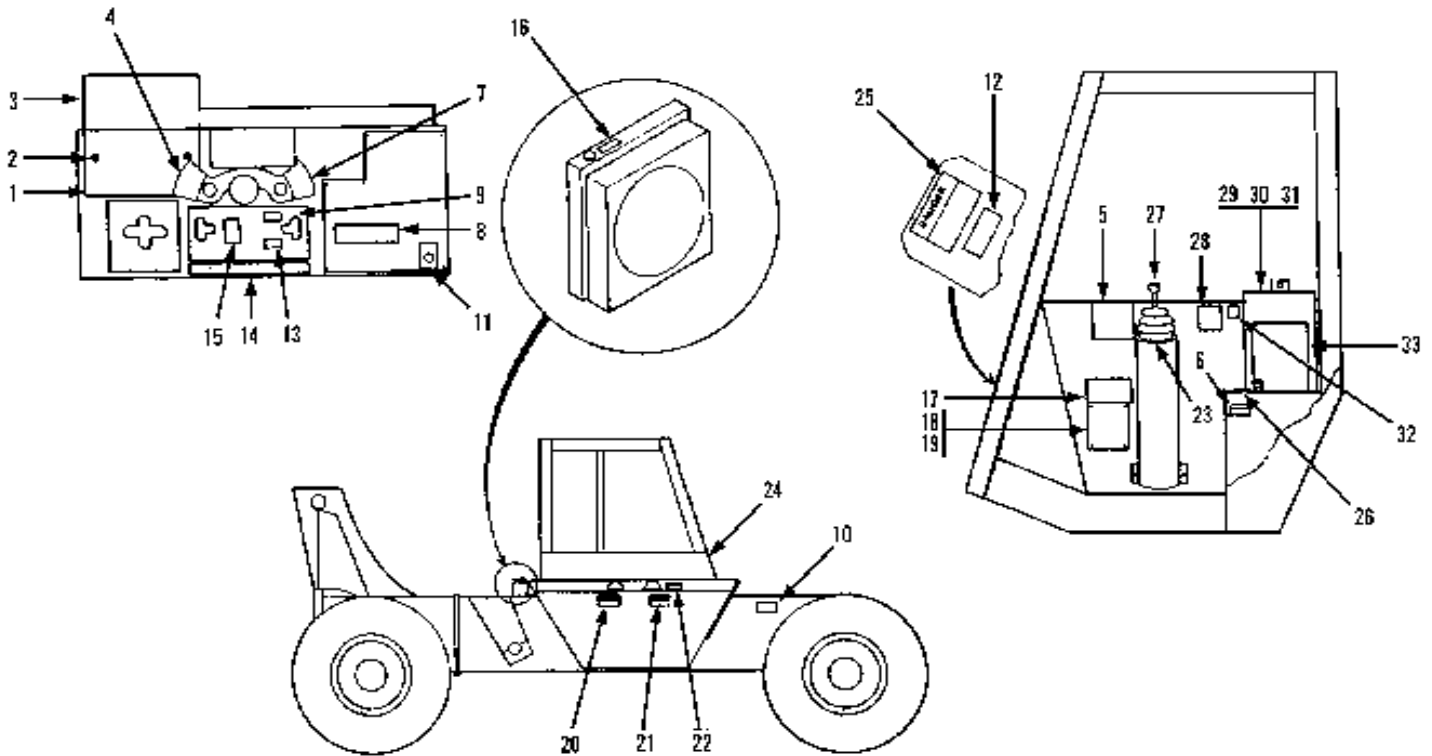
Item	Part No.	Qty.	Description Of Part
1	2492-1395	1	HORN NUT
2	2492-1394	1	HORN BRACKET
3	8855-1009	2	LOCKWASHER, 1/4
4	8820-1003	2	HEX HD CPASCREW, 1/4-20X3/4, GR5
5	2492-1393	1	HORN
6	8666-1084	1	HORN RELAY
7		Ref	WIRE HARNESS ASSY (see pages 5-1 and 11-3 for details)
8	8368-3181	2	TY-RAP BASE
9	9002-7187	2	TY-RAP
10	8688-3260	1	RING TERMINAL
11	8820-1018	2	HEX HD CAPSCREW, 5/16-18X3/4, GR5
12	8855-1010	2	LOCKWASHER, 5/16
13	7722-3003	1	TRAVEL ALARM
14	8668-3480	1	BUTT CONNECTOR
15	9104-3228	1	GROMMET

GRADALL®
MATERIAL HANDLER
544

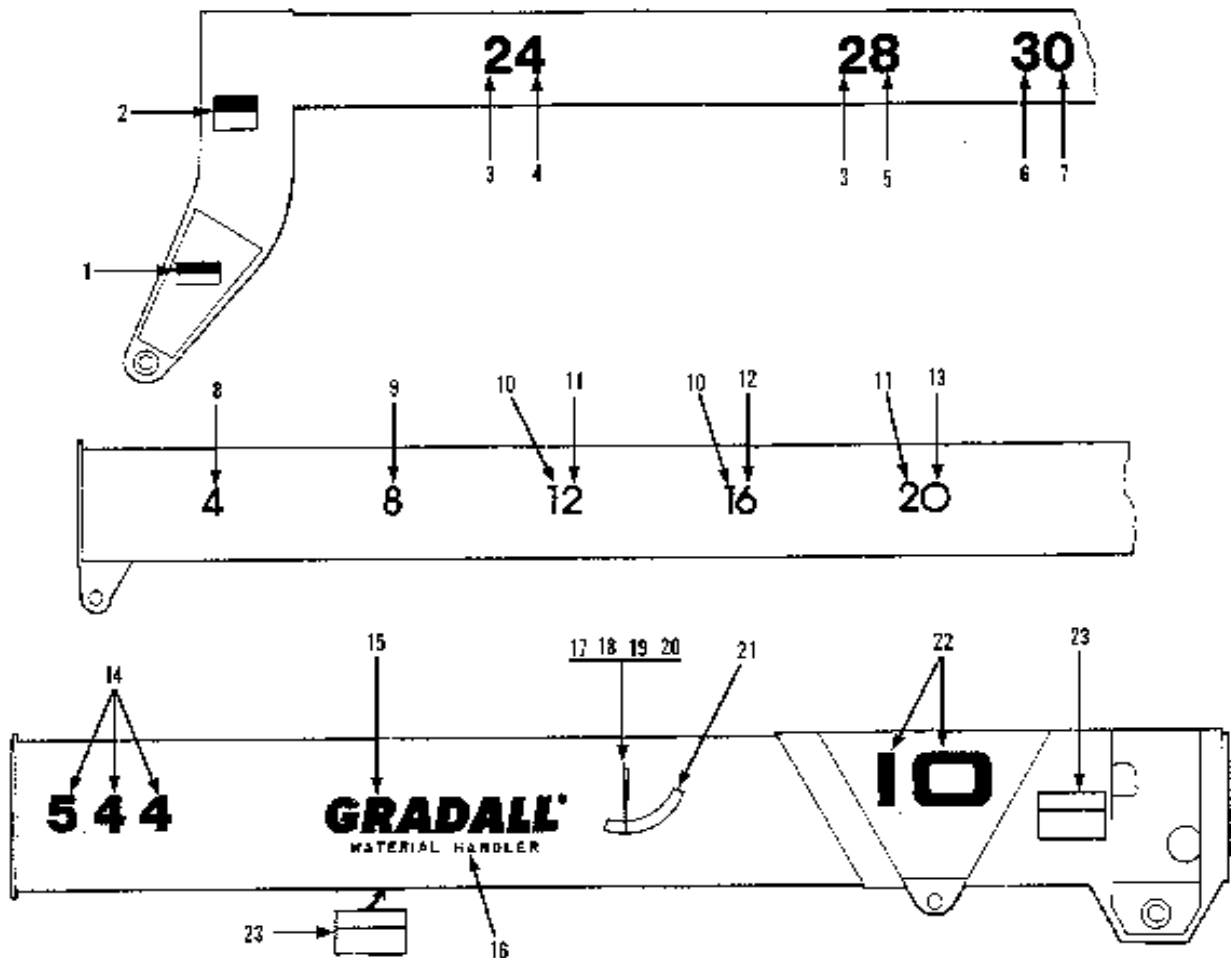
MISCELLANEOUS
Frame Decals
Starting Serial No. 8655105G
Original Issue 5-86
Revised 11-87



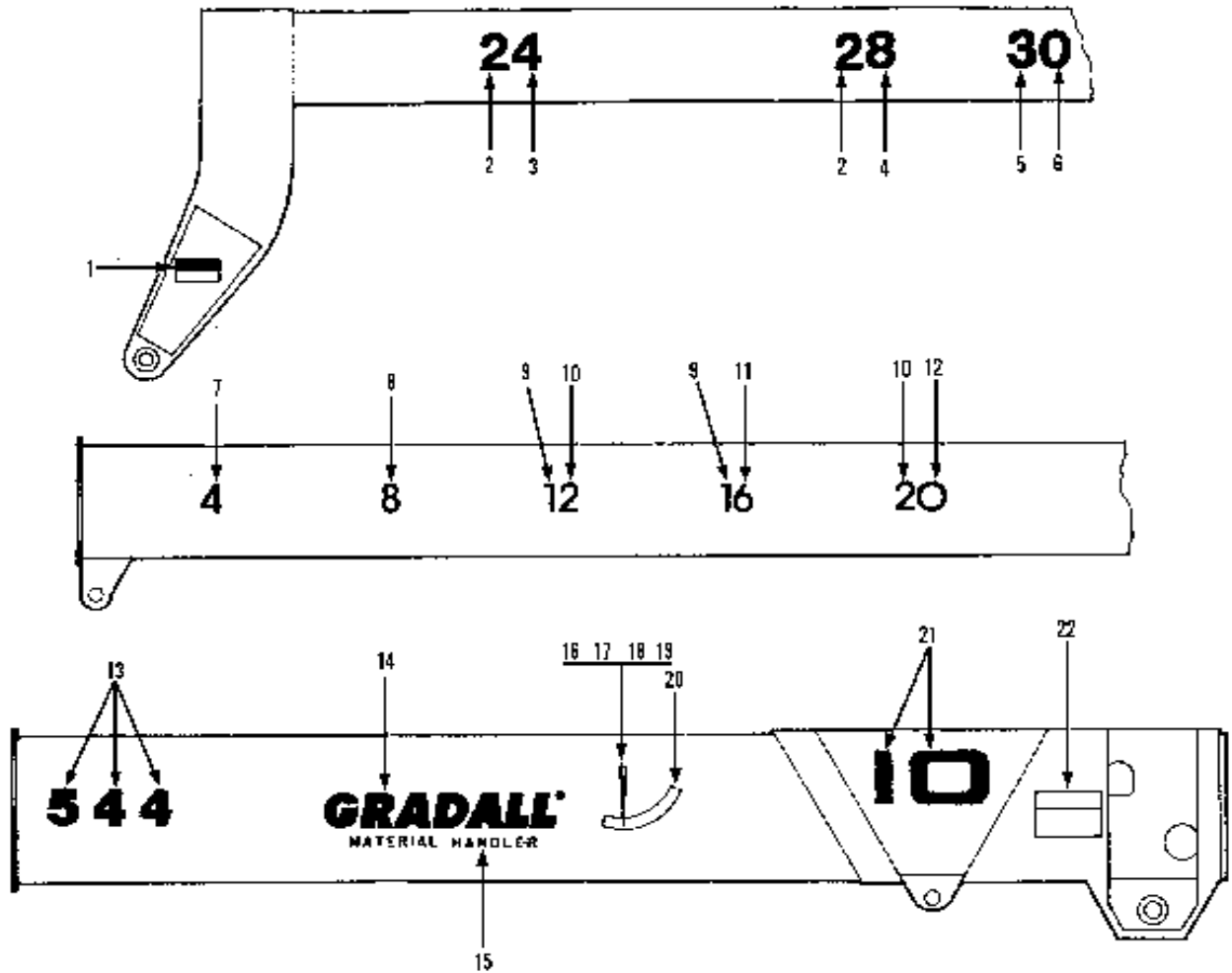
Item	Part No.	Qty.	Description Of Part	Item	Part No.	Qty.	Description Of Part
1	9020-7488	1	MOUNTING PLATE	22	7702-3006	1	HYDRAULIC OIL DECAL
2	8830-2128	2	ROUND HD MACHINE SCREW, 1/4-20X1	23	9104-3170	2	TIRE PRESSURE DECAL, 65 PSI
3	9104-3033	1	LIFT CAPACITY DECAL	24	8364-1675	1	GRADALL DECAL, WHITE
4	9100-3040	1	FORWARD-REVERSE DECAL		8364-1674	1	GRADALL DECAL, BLUE
5	9103-3014	1	SAFETY WARNING DECAL	25	8360-1011	1	DANGER DECAL
6	9100-3041	1	TRANSMISSION TEMPERATURE DECAL	26	9104-3130	1	WARNING DECAL
7	9100-3039	1	SHIFT DECAL	27	9100-3044	1	BOOM OPERATING DECAL
8	9104-3128	1	BRAKE LIGHT DECAL	28	9104-3169	1	SWING FORK LOAD CHART
9	9104-3171	1	SWING FORK DECAL, RIGHT (Used on Machines with Swing Forks)	29	9103-3102	1	MANUAL HOLDER
10	9103-3157	1	ENGINE CAUTION DECAL	30	8830-1193	4	ROUND HD MACHINE SCREW, #10-32X1/2
11	9103-3089	1	HORN DECAL	31	8855-4900	4	INTERNAL TOOTH WASHER
12	9103-3175	1	ENGINE CAUTION DECAL	32	9103-3103	1	SAFETY WARNING DECAL
13	9104-3172	1	SWING FORK DECAL, LEFT (Used on Machines with Swing Forks)	33	9104-3141	1	SERVICE DECAL
14	9103-3024	1	HUB LOCKOUT DECAL	34	9104-3173	1	SWING FORK CAUTION DECAL (Used on Machines with Swing Forks)
15	9103-3090	1	WINCH DECAL (Used on Machines with Winch and Truss Boom)	35	9104-3129	1	PARKING BRAKE DECAL
16	9103-3011	1	HANDS WARNING DECAL	36	9020-6194	1	TRIM, 17" LONG
17	9100-3032	1	COOLANT DECAL	37	9100-3036	1	OPERATOR PROTECTION DECAL
18	9103-3009	2	TIRE PRESSURE DECAL	38	7702-3003	1	CLIMBING DECAL
19	7702-3008	1	DIESEL FUEL DECAL	39	8834-3901	4	DRIVE SCREW, #10X1/2
20	9100-3052	1	WARNING DECAL	40	9104-3184	1	SERIAL NO. & ATTACHMENT PLATE
21	9100-3051	1	WARNING DECAL	41	9100-3030	1	PATENT DECAL
				42	7702-3007	1	INSTRUCTION STICKER
				43	7733-3027	1	MADE IN U.S.A. DECAL



Item	Part No.	Qty.	Description Of Part	Item	Part No.	Qty.	Description Of Part
1	9020-7488	1	MOUNTING PLATE	17	9100-3030	1	PATENT DECAL
2	8830-2128	2	ROUND HD MACHINE SCREW, 1/4-20X1	18	9104-3184	1	SERIAL NO. & ATTACHMENT PLATE
3	9104-3033	1	LIFT CAPACITY DECAL	19	8834-3901	4	DRIVE SCREW, #10X1/2
4	9100-3040	1	FORWARD-REVERSE DECAL	20	9100-3052	1	WARNING DECAL
5	9106-3047	1	WARNING DECAL	21	9100-3051	1	WARNING DECAL
6	7733-3027	1	MADE IN U.S.A. DECAL	22	7702-3006	1	HYDRAULIC OIL DECAL
7	9100-3039	1	SHIFT DECAL	23	9020-6194	1	TRIM, 17" LONG
8	9103-3362	1	CAUTION DECAL	24	8364-1675	1	GRADALL DECAL, WHITE
9	9104-3171	1	SWING FORK DECAL, LEFT (Used on Machines with Swing Forks)		7733-3011	1	GRADALL DECAL, BLACK
10	7702-3007	1	BATTERY INSTRUCTION STICKER	25	8360-1011	1	DANGER DECAL
11	9103-3089	1	HORN DECAL	26	9104-3129	1	PARKING BRAKE DECAL
12	9104-3215	1	WARNING DECAL	27	9100-3044	1	BOOM OPERATING DECAL
13	9104-3172	1	SWING FORK DECAL, RIGHT (Used on Machines with Swing Forks)	28	9104-3169	1	SWING FORK LOAD CHART
14	9103-3024	1	HUB LOCKOUT DECAL	29	9103-3102	1	MANUAL HOLDER
15	9103-3090	1	WINCH DECAL (Used on Machines with Winch & Truss Boom)	30	8830-1193	4	ROUND HD MACHINE SCREW, #10-32X1/2
16	9103-3011	1	HANDS WARNING DECAL	31	8855-4900	4	INTERNAL TOOTH WASHER
				32	9104-3173	1	SWING FORK CAUTION DECAL (Used on Machines with Swing Forks)
				33	9104-3141	1	SERVICE DECAL

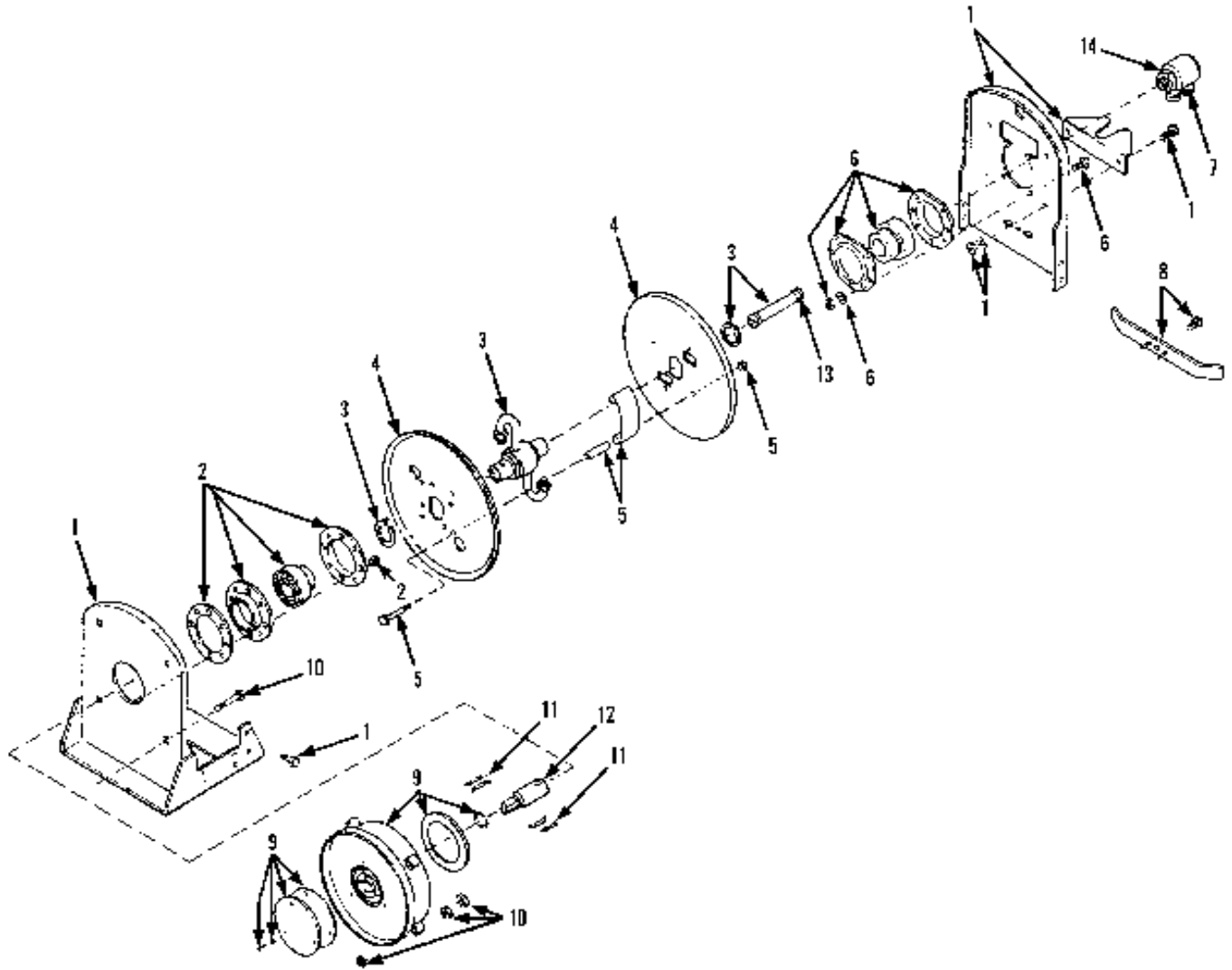


Item	Part No.	Qty.	Description Of Part	Item	Part No.	Qty.	Description Of Part
1	9103-3023	1	WARNING DECAL	12	9104-3137	1	"2" DECAL, WHITE
2	8360-1011	1	DANGER DECAL	12	9100-3025	1	"6" DECAL, BLACK
3	9104-3042	2	"2" DECAL, BLACK	13	9104-3133	1	"0" DECAL, BLACK
	9104-3043	2	"2" DECAL, WHITE		9100-3014	1	"0" DECAL, WHITE
4	9104-3046	1	"4" DECAL, BLACK	14	9104-3037	2	"544" DECAL, BLACK
	9104-3048	1	"4" DECAL, WHITE		9104-3036	2	"544" DECAL, WHITE
5	9104-3049	1	"8" DECAL, BLACK	15	9104-3132	2	GRADALL DECAL, BLACK
	9104-3050	1	"8" DECAL, WHITE		9100-3006	2	GRADALL DECAL, WHITE
6	9104-3044	1	"3" DECAL, BLACK	16	9104-3038	2	MATERIAL HANDLER DECAL, BLACK
	9104-3045	1	"3" DECAL, WHITE		9104-3039	2	MATERIAL HANDLER DECAL, WHITE
7	9104-3051	1	"0" DECAL, BLACK	17	9020-0445	1	PENDULUM
	9104-3052	1	"0" DECAL, WHITE	18	9020-0688	1	BEARING
8	9104-3136	1	"4" DECAL, BLACK	19	9002-6491	1	SHOULDER BOLT
	9100-3020	1	"4" DECAL, WHITE	20	8856-1108	1	FLAT WASHER, 5/16
9	9104-3138	1	"8" DECAL, BLACK	21	9100-3031	1	ANGLE INDICATOR DECAL
	9100-3027	1	"8" DECAL, WHITE	22	9104-3035	2	"10" DECAL, BLACK
10	9104-3134	2	"1" DECAL, BLACK		9104-3034	2	"10" DECAL, WHITE
	9100-3016	2	"1" DECAL, WHITE	23	7702-3009	7	WARNING DECAL
11	9104-3135	2	"2" DECAL, BLACK				



Item	Part No.	Qty.	Description Of Part
1	9103-3023	1	WARNING DECAL
2	9104-3042	2	"2" DECAL, BLACK
	9104-3043	2	"2" DECAL, WHITE
3	9104-3046	1	"4" DECAL, BLACK
	9104-3048	1	"4" DECAL, WHITE
4	9104-3049	1	"8" DECAL, BLACK
	9104-3050	1	"8" DECAL, WHITE
5	9104-3044	1	"3" DECAL, BLACK
	9104-3045	1	"3" DECAL, WHITE
6	9104-3051	1	"0" DECAL, BLACK
	9104-3052	1	"0" DECAL, WHITE
7	9104-3136	1	"4" DECAL, BLACK
	9100-3020	1	"4" DECAL, WHITE
8	9104-3138	1	"8" DECAL, BLACK
	9100-3027	1	"8" DECAL, WHITE
9	9104-3134	2	"1" DECAL, BLACK
	9100-3016	2	"1" DECAL, WHITE
10	9104-3135	2	"2" DECAL, BLACK

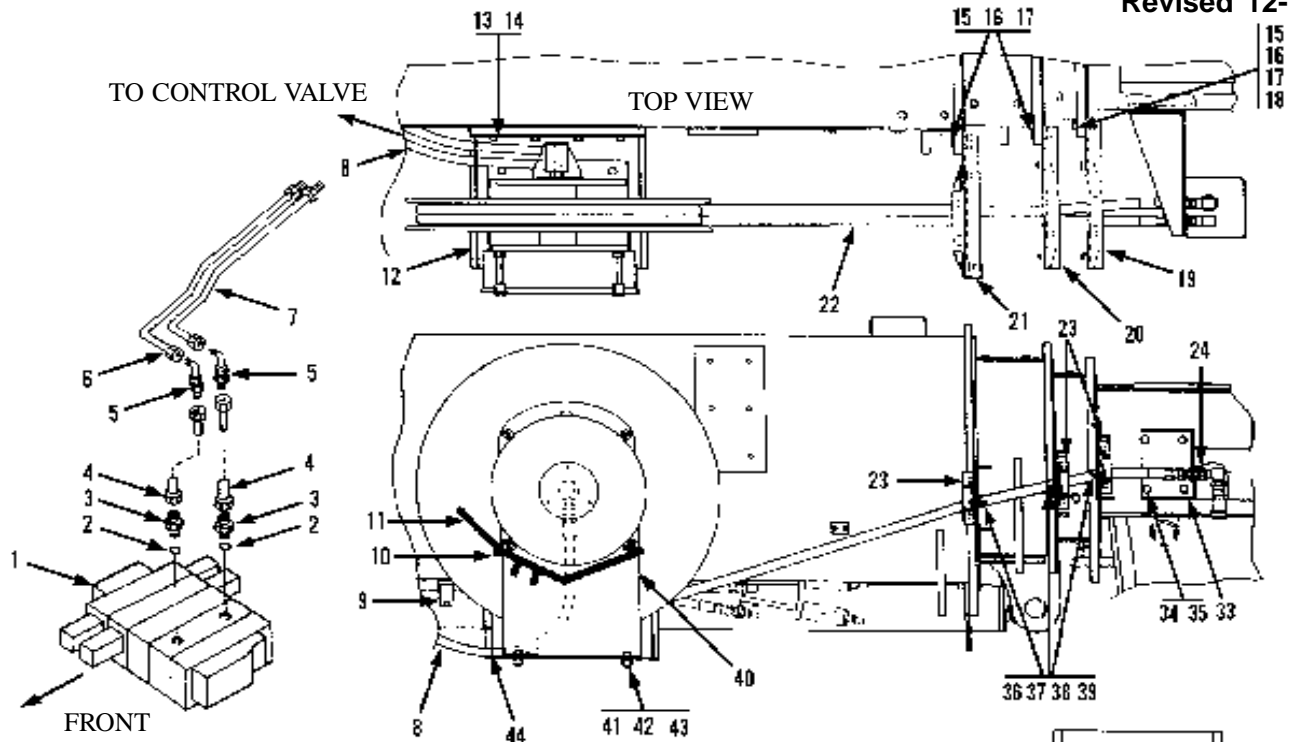
Item	Part No.	Qty.	Description Of Part
	9100-3018	2	"2" DECAL, WHITE
11	9104-3137	1	"6" DECAL, BLACK
	9100-3025	1	"6" DECAL, WHITE
12	9104-3133	1	"0" DECAL, BLACK
	9100-3014	1	"0" DECAL, WHITE
13	9104-3037	2	"544" DECAL, BLACK
	9104-3036	2	"544" DECAL, WHITE
14	9104-3132	2	GRADALL DECAL, BLACK
	9100-3006	2	GRADALL DECAL, WHITE
15	9104-3038	2	MATERIAL HANDLER DECAL, BLACK
	9104-3039	2	MATERIAL HANDLER DECAL, WHITE
16	9020-0445	1	PENDULUM
17	9020-0688	1	BEARING
18	9002-6491	1	SHOULDER BOLT
19	8856-1108	1	FLAT WASHER, 5/16
20	9100-3031	1	ANGLE INDICATOR DECAL
21	9104-3035	2	"10" DECAL, BLACK
	9104-3034	2	"10" DECAL, WHITE
22	7702-3009	2	WARNING DECAL



Item	Part No.	Qty.	Description Of Part
	9104-3106	1	DUAL HOSE REEL ASSY (includes all items)
1	9104-4225	1	SEAL KIT (includes items 13, 14)
2	9104-4226	1	FRAME ASSY
3	9104-4227	1	BEARING KIT, SPRING END
4	9104-4228	1	SHAFT KIT
5	9104-4229	1	DISC KIT
6	9104-4230	1	WRAPPER KIT
7	9104-4231	1	BEARING KIT, SWIVEL END
8	9104-4232	1	SWIVEL KIT
9	9104-4233	1	TENSION WRENCH KIT
10	9104-4234	1	SPRING MOTOR KIT
11	9104-4235	1	SPRING MOUNTING KIT
12	9104-4236	1	PAWL KIT
13	9104-4237	1	STUB SHAFT
14		Ref	O-RING (included in seal kit)
		Ref	SEAL ASSY (included in seal kit)

GRADALL®
MATERIAL HANDLER
544

OPTIONAL EQUIPMENT
Dual Hose Reel & Hydraulic System
Starting Serial No. 8655105G
Original Issue 5-87
Revised 12-1-93



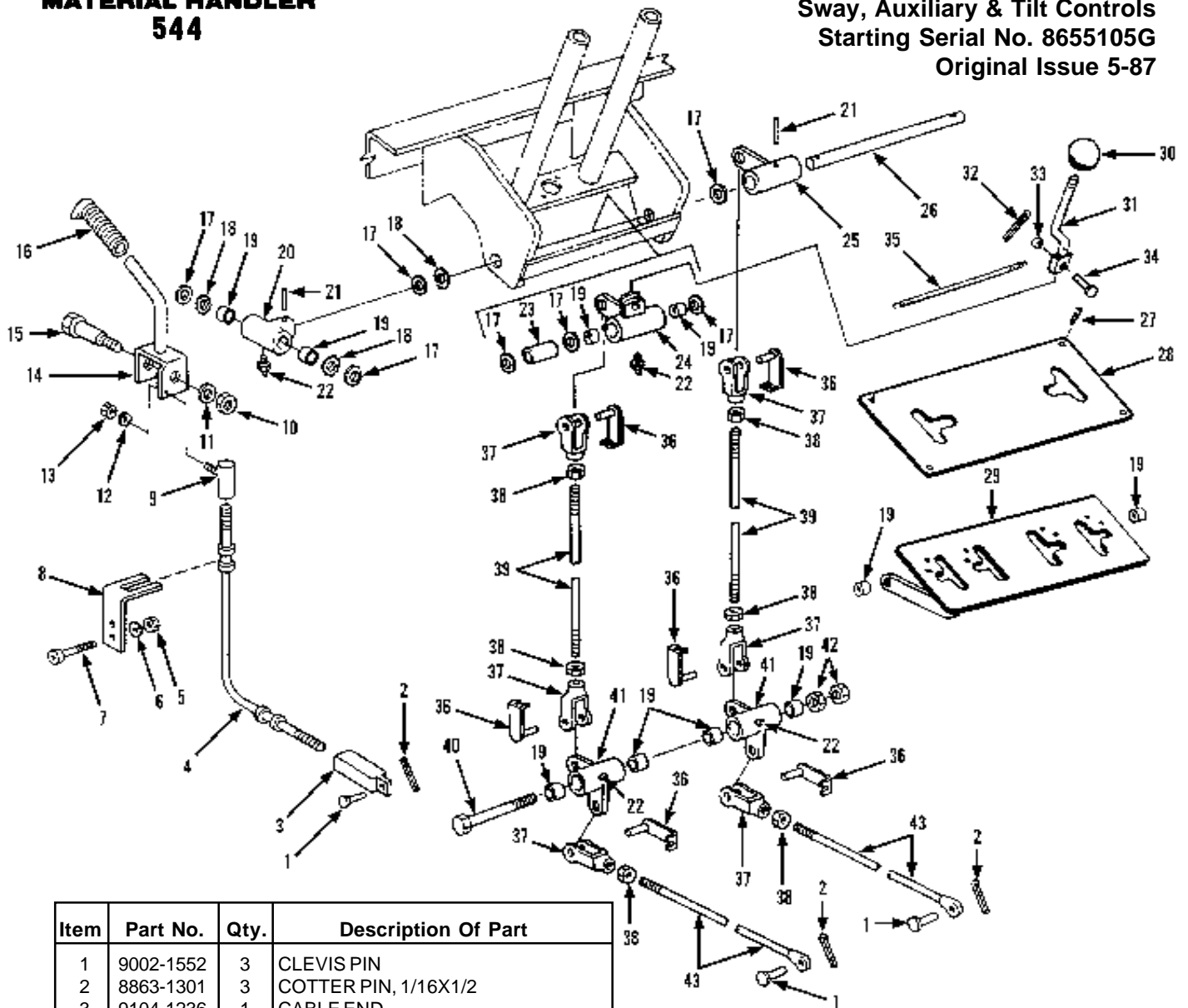
Item	Part No.	Qty.	Description Of Part
1		Ref	MAIN CONTROL VALVE ASSY (see page 10-10 for details)
2	8859-1207	2	O-RING
3	8866-2022	2	CONNECTOR (includes item 2)
4	9002-2043	2	HOSE ASSY
S	9002-9938	2	BULKHEAD ELBOW, 90 DEGREES
6	9104-3196	1	TUBE ASSY
7	9020-7393	1	TUBE ASSY
8	8471-7505	2	HOSE ASSY
9	9020-7464	12	CUSHION CLAMP
10	9002-7187	2	NYLON TIE
11		1	SPRING TENSIONING SPANNER WRENCH (supplied with hose reel)
12	9104-6054	1	REEL BRACKET WELDMENT
13	8820-1064	8	HEX HD CAPSCREW, 1/2-13X7/8, GR5
14	8855-1013	8	LOCKWASHER, 1/2
15	8820-1069	6	HEX HD CAPSCREW, 1/2-13X2, GR5
16	8855-1013	6	LOCKWASHER, 1/2
17	8850-1008	6	HEX NUT, 1/2-13
18	8856-1006	1	FLAT WASHER, 1/2
19	9104-1243	1	ROLLER SUPPORT
20	9104-1244	1	ROLLER SUPPORT
21	9104-1245	1	ROLLER SUPPORT
22	9104-3159	1	HOSE ASSY
23	9104-3121	3	ROLLER ASSY
24	9002-9939	2	BULKHEAD UNION
25	8471-7925	2	HOSE ASSY
26	9104-1565	1	GROMMET, 16-1/4" LONG
27	9104-3321	2	BULKHEAD UNION
28	8871-2304	2	REDUCING BUSHING, 1/2X3/8
29	9020-4244	1	HYDRAULIC COUPLER, MALE
30	9104-3126	1	DUST CAP
31	9020-4245	1	HYDRAULIC COUPLER, FEMALE
32	9104-3125	1	DUST CAP
33	9104-6059	1	SUPPORT WELDMENT
34	8820-1033	4	HEX HD CAPSCREW, 3/8-16X3/4, GR5

Item	Part No.	Qty.	Description Of Part
35	8855-1011	4	LOCKWASHER, 3/8
36	8820-1036	6	HEX HD CAPSCREW, 3/8-16X1-1/4, GR5
37	8856-1004	6	FLAT WASHER, 3/8
38	8855-1011	6	LOCKWASHER, 3/8
39	8850-1006	6	HEX NUT, 3/8-16
40		Ref	DUAL HOSE REEL ASSY (see page 13-1 for details)
41	8820-1066	4	HEX HD CAPSCREW, 1/2-13X1-1/4, GR5
42	8855-1013	4	LOCKWASHER, 1/2
43	8850-1008	4	HEX NUT, 1/2-13
44		AR	FLEX GUARD, 5"

NOTE: ONLY ITEMS WITH PART NUMBERS ARE AVAILABLE FOR SERVICE.

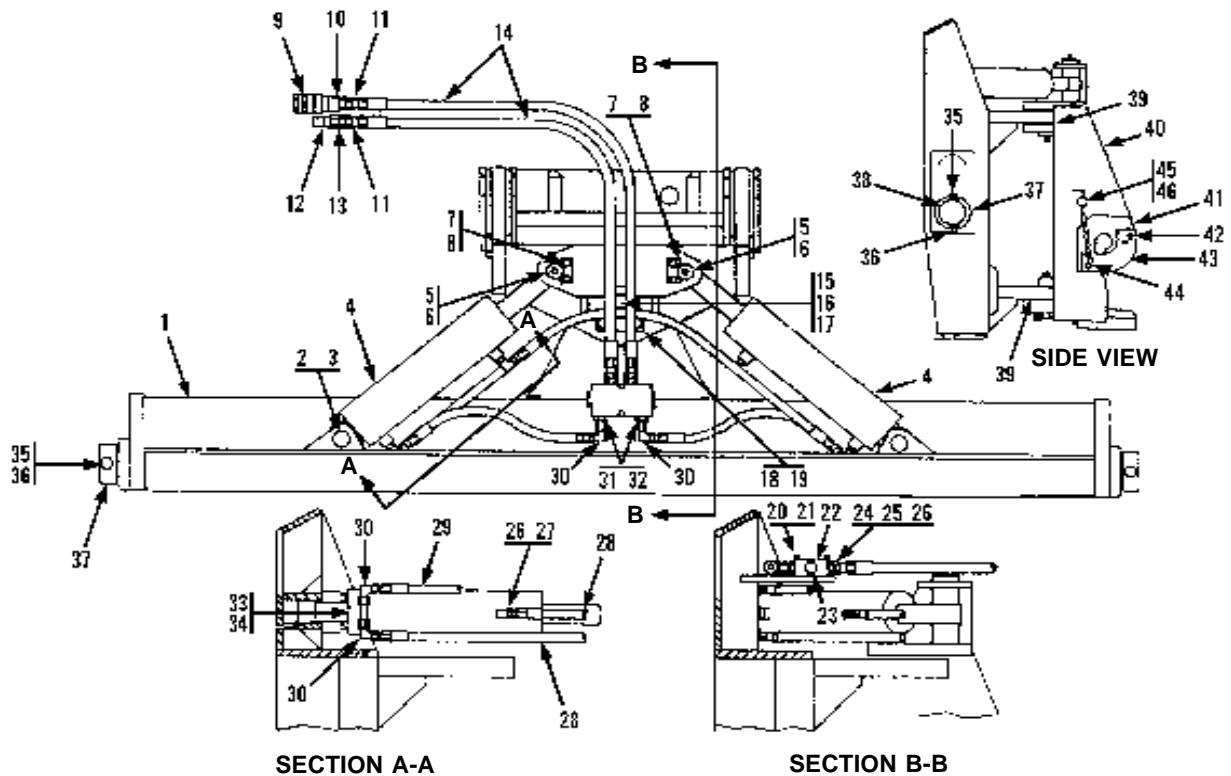
GRADALL®
MATERIAL HANDLER
544

OPTIONAL EQUIPMENT
Sway, Auxiliary & Tilt Controls
Starting Serial No. 8655105G
Original Issue 5-87

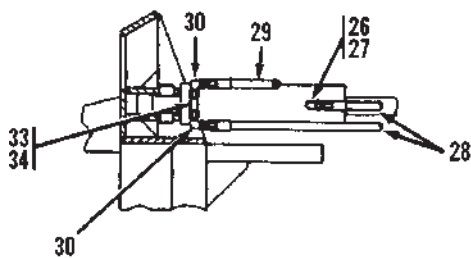
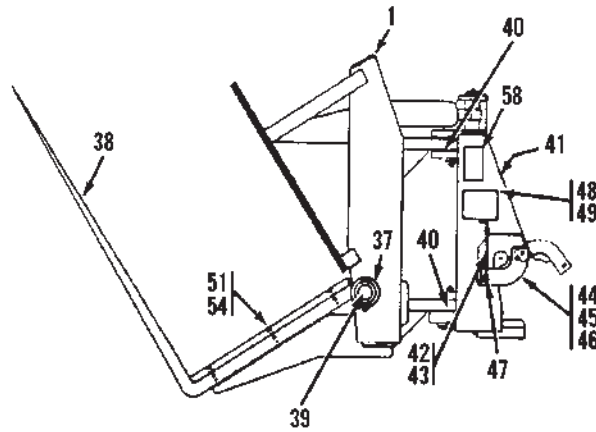
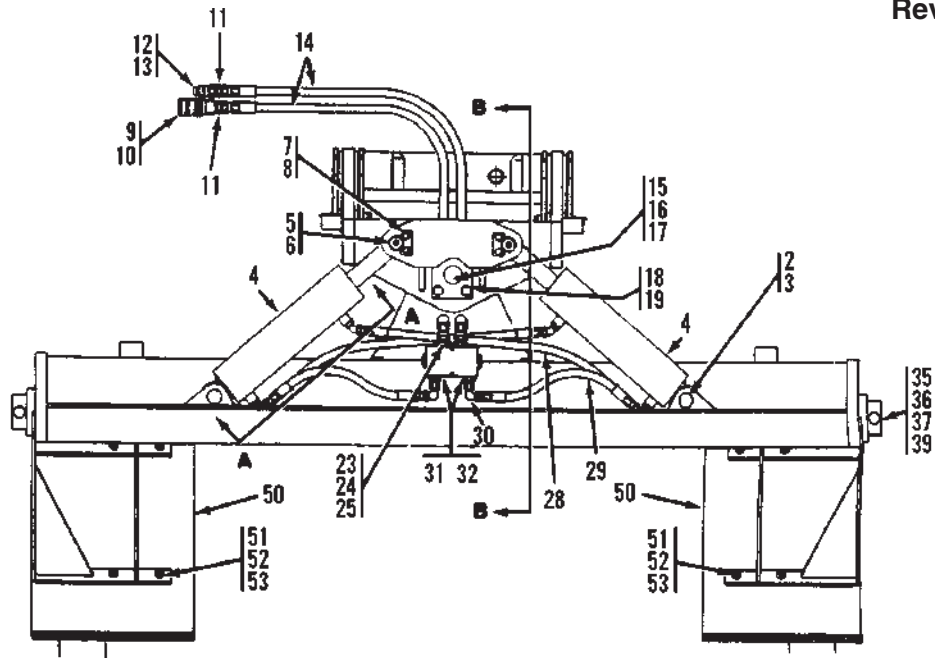


Item	Part No.	Qty.	Description Of Part
1	9002-1552	3	CLEVIS PIN
2	8863-1301	3	COTTER PIN, 1/16X1/2
3	9104-1236	1	CABLE END
4	9020-6861	1	CABLE ASSY
5	8852-1204	2	HEX LOCKNUT, 3/8-16
6	8850-1006	2	HEX NUT, 3/8-16
7	8826-1030	2	SOCKET BUTTON HD CAPSCREW, 3/8-16X1-1/4
8	9103-1013	1	CABLE BRACKET
9	8668-3117	1	BALL JOINT
10	8850-1008	1	HEX NUT, 1/2-13
11	8855-1013	1	LOCKWASHER, 1/2
12	8855-1010	1	LOCKWASHER, 5/16
13	8850-1305	1	HEX NUT, 5/16-24
14	9040-3406	1	HANDLE WELDMENT
15	9020-3502	1	SHOULDER BOLT
16	9020-0774	1	HANDLE GRIP
17	8856-1113	10	FLAT WASHER, 5/8
18	9002-8662	6	WAVE BEND WASHER
19	9020-0290	10	NEEDLE BEARING
20	9020-6859	1	HOUSING WELDMENT
21	8863-1479	2	ROLL PIN, 3/16X1-1/4
22	8867-1008	4	LUBE FITTING, STRAIGHT, 1/4-28
23	9103-1189	1	SPACER
24	9020-5983	1	BELL CRANK
25	9020-5541	1	BELL CRANK
26	9020-5571	1	SHAFT
27	9002-0489	4	PAN HEAD SCREW, #2

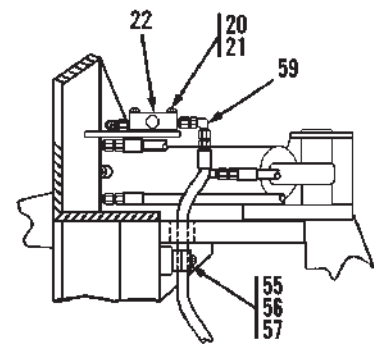
Item	Part No.	Qty.	Description Of Part
28	9020-6045	1	CONTROL PANEL
29	9040-2904	1	CONTROL PANEL
30	9020-0299	1	KNOB
31	9020-5981	1	HANDLE, R.H.
32	8863-1309	1	COTTER PIN, 3/32X3/4
33	9020-0688	1	BEARING
34	9002-1557	1	CLEVIS PIN
35	9020-0559	1	SPRING
36	9002-7987	6	SPRING CLEVIS
37	8882-1004	6	ADJUSTABLE YOKE END, 3/8-24
38	8850-1406	6	HEX JAM NUT, 3/8-24
39	9020-2361	2	ROD
40	8820-1328	1	HEX HD CAPSCREW, 5/8-11X6-1/2, GR5
41	9020-5533	2	BELL CRANK
42	8850-1010	2	HEX NUT, 5/8-11
43	9104-6051	2	CONTROL ROD



Item	Part No.	Qty.	Description Of Part	Item	Part No.	Qty.	Description Of Part
	9104-5030	1	100 DEGREE SWING FORK ASSY (includes all items)	23	9104-1361	2	FITTING
1	9104-6061	1	SWING FORK CARRIAGE WELDMENT	24	9104-1362	2	ORIFICE FITTING
2	9104-1326	2	PIVOT PIN	25	8859-1205	2	O-RING
3	8858-1136	4	EXTERNAL RETAINING RING	26	8866-2084	2	ELBOW, 45 DEGREES (includes item 27)
4		Ref	HYDRAULIC CYLINDER ASSY (see page 13-14 or 13-15 for details)	27	8859-1204	2	O-RING
5	9104-1324	2	PIVOT PIN	28	9020-4097	2	HOSE ASSY
6	8867-1008	2	LUBE FITTING, STRAIGHT, 1/4-28	29	7713-3201	2	HOSE ASSY
7	9104-1322	2	LOCKING PLATE	30	8866-2105	6	ELBOW, 90 DEGREES (swivel nut)
8	8320-1024	4	HEX HD CAPSCREW	31	8866-2018	2	CONNECTOR (includes item 32)
9	9104-3125	1	DUST CAP	32	8859-1205	2	O-RING
10	9020-4245	1	HYDRAULIC COUPLER, FEMALE	33	8866-2152	2	BRANCH TEE (includes item 34)
11	8866-1013	2	MALE CONNECTOR, 1/2X1/2 TUBE	34	8859-1204	2	O-RING
12	9104-3126	1	DUST CAP	35	8820-1105	4	HEX HD CAPSCREW, 5/8-11X4, GR5
13	9020-4244	1	HYDRAULIC COUPLER, MALE	36	8852-1310	4	HEX LOCKNUT, 5/8-11
14	8471-6392	2	HOSE ASSY	37	9020-0003	4	COLLAR
15	9104-1325	2	PIVOT PIN	38	9055-1013	1	FORK PIN
16	9104-1327	2	BUSHING	39	9104-1356	6	SPACER
17	8867-1022	2	LUBE FITTING, 90 DEGREES, 1/8	40	9104-6062	1	PIVOT WELDMENT
18	9104-1323	2	LOCKING PLATE	41	8822-1054	4	SOCKET SET SCREW (cup point) 1/4-20
19	8320-1026	4	HEX HD CAPSCREW	42	9104-1355	2	PIN
20	8820-1008	2	HEX HD CAPSCREW, 1/4-20X1-3/4, GR5	43	9104-6069	1	SUPPORT BRACKET, L.H.
21	8856-1002	2	FLAT WASHER, 1/4	44	9104-6078	1	SUPPORT BRACKET, R.H.
22	9104-3186	1	DOUBLE PILOT CHECK VALVE	45	9104-3221	2	DETENT PIN
				46	9103-3038	1	CHAIN, 24"
					9103-3039	2	CHAIN CONNECTION

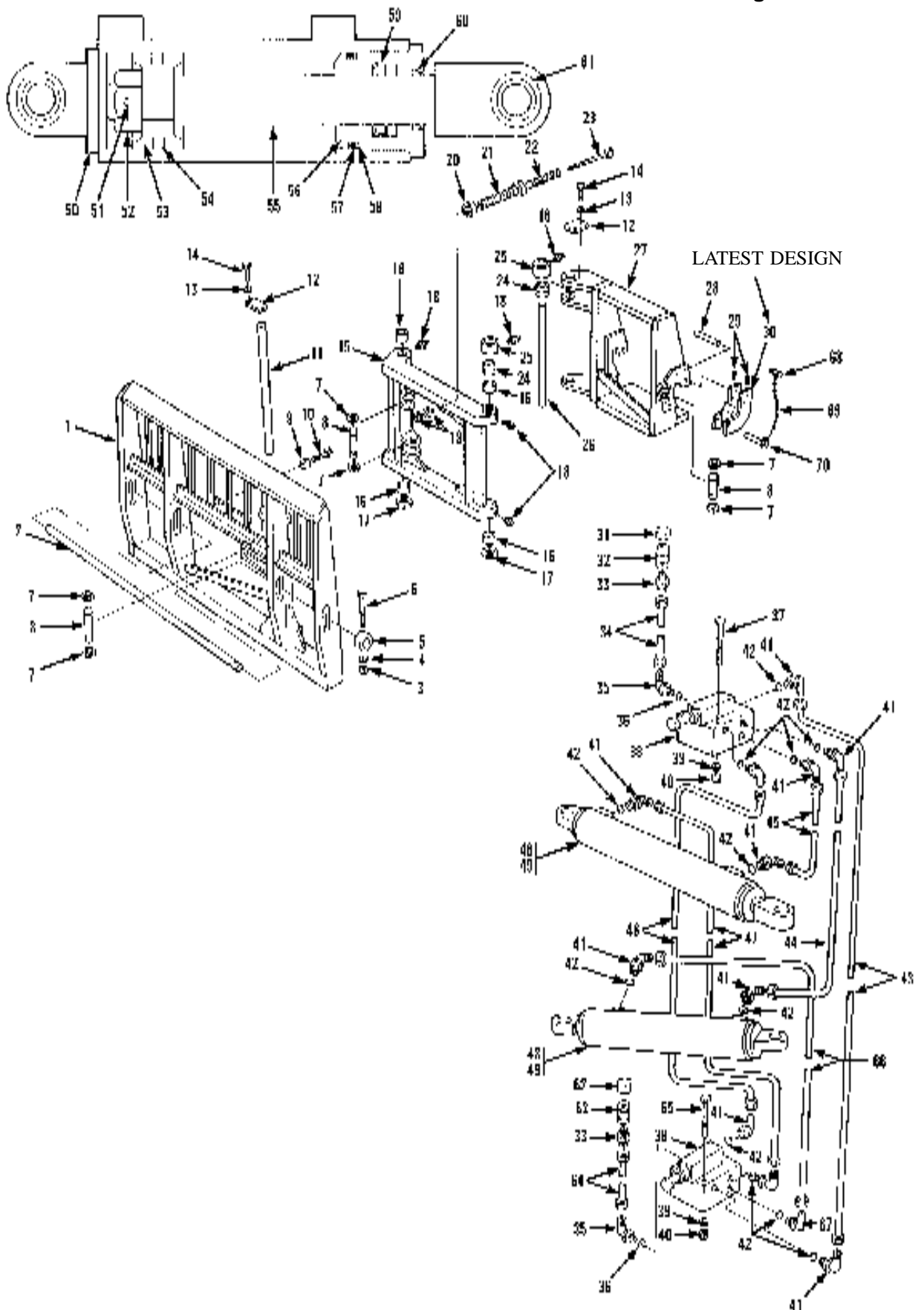


SECTION A-A



SECTION B-B

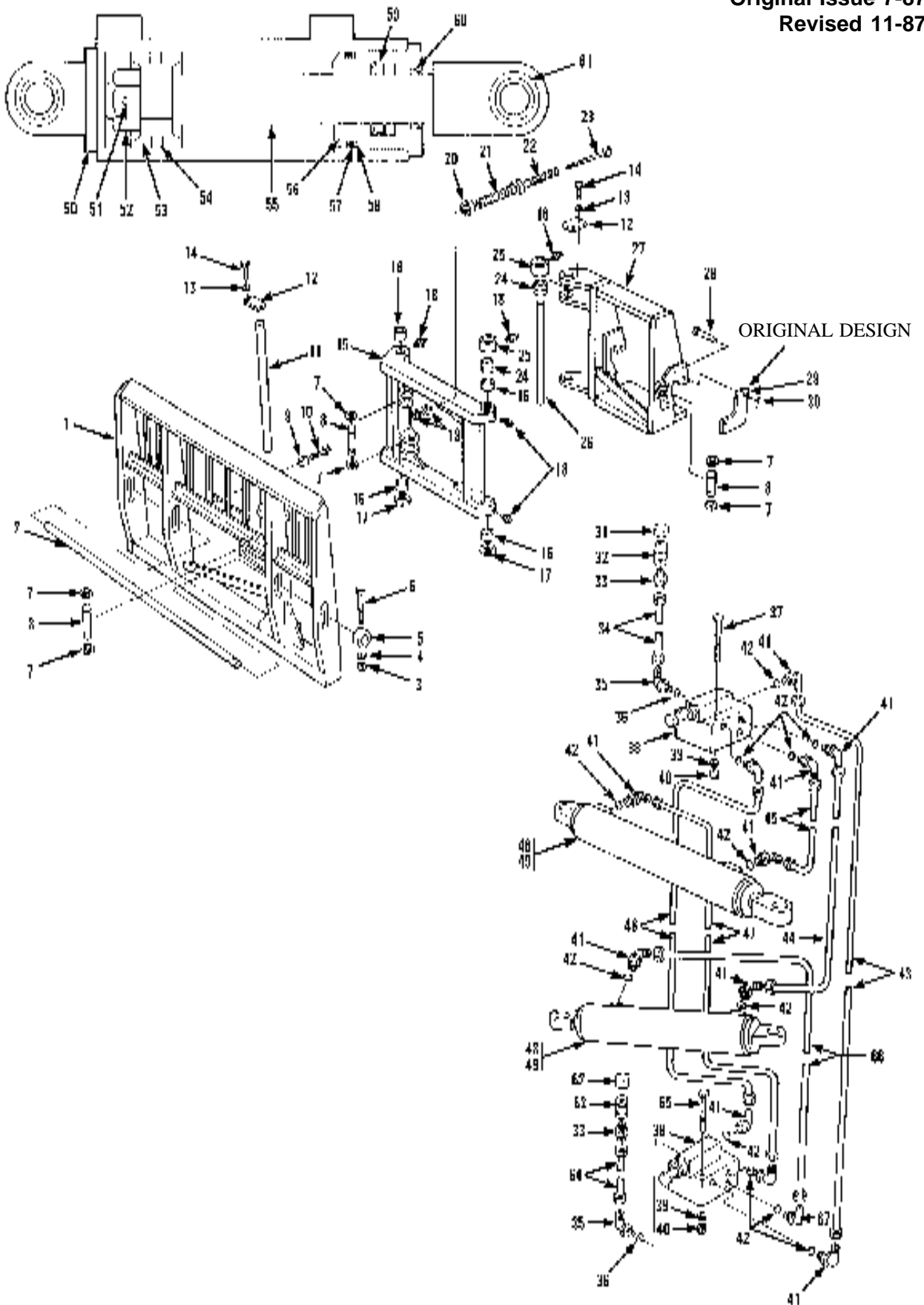
Item	Part No.	Qty.	Description Of Part	Item	Part No.	Qty.	Description Of Part
	9055-5013	1	100 DEGREE DRYWALL SWING FORK ASSY, (includes all items)	26	8866-2084	2	ELBOW, 45 DEGREES, (includes item 27)
1	9055-6004	1	DRYWALL CARRIAGE WELDMENT	27	8859-1204	2	O-RING
2	9104-1326	2	PIVOT PIN	28	9020-4097	2	HOSE ASSY
3	8858-1136	4	EXTERNAL RETAINING RING	29	7713-3201	2	HOSE ASSY
4	9045-3034	2	HYDRAULIC CYLINDER ASSY	30	8866-2105	6	ELBOW, 90 DEGREES, (swivel nut)
5	9104-1324	2	PIVOT PIN	31	8866-2018	2	CONNECTOR, (includes item 32)
6	8867-1008	2	LUBE FITTING, STRAIGHT, 1/4-28	32	8859-1205	2	O-RING
7	9141-1073	2	LOCKING PLATE	33	8866-2152	2	BRANCH TEE, (includes item 34)
8	8320-1024	4	HEX HD CAPSCREW, 3/8-16X1, GR8	34	8859-1204	2	O-RING
9	9104-3125	1	DUST CAP	35	8820-1105	4	HEX HD CAPSCREW, 5/8-11X4, GR5
10	9116-3139	1	HYDRAULIC COUPLER, FEMALE, (Before S/N 2005283-01)	36	8852-1310	4	HEX LOCKNUT, 5/8-11
	9140-3413	1	HYDRAULIC COUPLER, FEMALE, (S/N 2005283-01 & After)	37	9020-0003	4	COLLAR
11	8866-1013	2	MALE CONNECTOR, 1/2X1/2 TUBE, (Before S/N 2005283-01)	38	9045-3013	2	DRYWALL FORK
	8866-2006	2	CONNECTOR, (includes 8859-1205 o-ring), (S/N 2005283-01 & After)	39	9045-1020	2	FORK PIN
12	9104-3126	1	DUST CAP	40	9104-1356	6	SPACER
13	9116-3138	1	HYDRAULIC COUPLER, MALE, (Before S/N 2005283-01)	41	9104-6062	1	PIVOT WELDMENT
	9140-3414	1	HYDRAULIC COUPLER, MALE, (S/N 2005283-01 & After)	42	9103-3038	1	CHAIN, 24"
14	8471-8067	2	HOSE ASSY	43	9103-3039	2	CHAIN CONNECTION
15	9104-1325	2	PIVOT PIN	44	8863-1449	2	ROLL PIN, 1/8X1-1/2
16	9104-1327	2	BUSHING	45	9114-1350	2	PIN
17	8867-1022	2	LUBE FITTING, 90 DEGREES, 1/8	46	9114-6053	1	SUPPORT BRACKET, L.H.
18	9104-1322	2	LOCKING PLATE		9114-6054	1	SUPPORT BRACKET, R.H.
19	8320-1026	4	HEX HD CAPSCREW, 1/2-13X1-1/2, GR8	47	9104-3221	2	DETENT PIN
20	8820-1008	2	HEX HD CAPSCREW, 1/4-20X1-3/4, GR5	48	9015-3001	1	SERIAL NO. PLATE
21	8856-1002	2	FLAT WASHER, 1/4	49	8834-1022	4	DRIVE SCREW, #10X3/8
22	9104-3186	1	DOUBLE PILOT CHECK VALVE	50	9055-3012	2	SIDE DRYWALL GUARD
23	9104-1361	2	FITTING	51	8824-1053	14	SOCKET FLAT HD CAPSCREW, 3/8-16X1-1/2
24	9104-1362	2	ORIFICE FITTING	52	8855-1011	8	LOCKWASHER, 3/8
25	8859-1205	2	O-RING	53	8850-1006	8	HEX NUT, 3/8-16
				54	9055-3013	2	BOTTOM DRYWALL GUARD
				55	9108-3249	1	CLAMP SET
				56	7713-3140	1	COVER PLATE
				57	7713-3177	1	HEX HD CAPSCREW, 5/16-18X1-3/8
				58	9114-3282	2	PINCH POINT DECAL
				59	8866-2106	2	ELBOW, 90 DEGREES, (swivel nut)



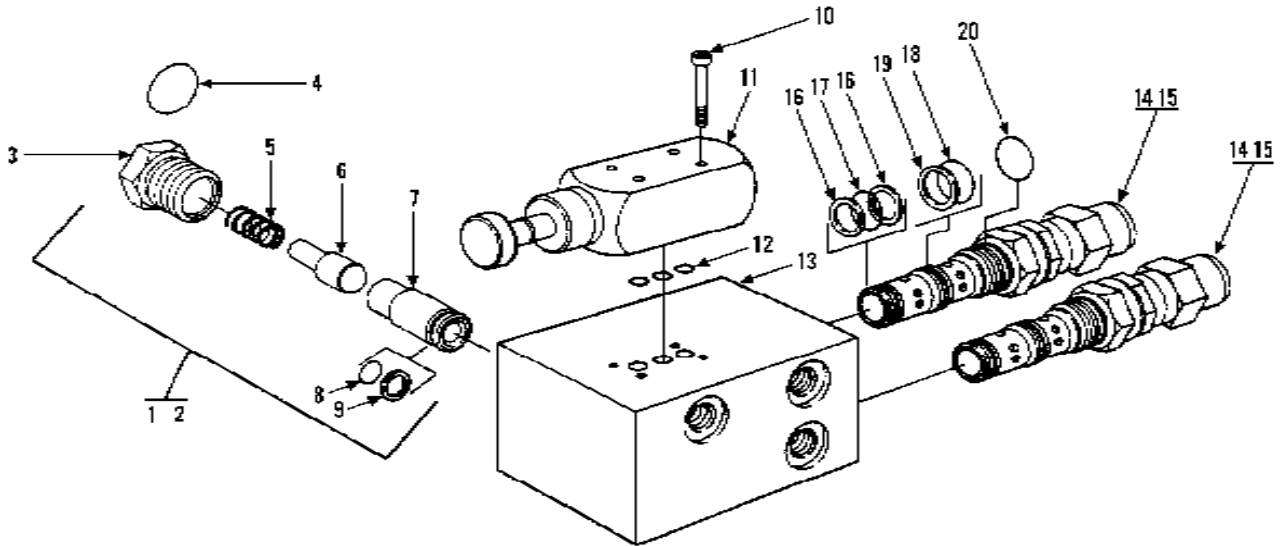
Item	Part No.	Qty.	Description Of Part	Item	Part No.	Qty.	Description Of Part
	9055-3004	1	SWING FRAME ASSY, 180 DEGREE (includes all items)	36	8859-1205	2	O-RING
1	9104-4238	1	FORK BASE WELDMENT	37	9002-0115	2	HEX HD CAPSCREW, 5/16-18X4-1/2
2	9055-1013	1	FORK PIN	38		Ref	SWING VALVE ASSY (see page 13-8 for details)
3	8850-1008	2	HEX NUT, 1/2-13	39	8855-1010	4	LOCKWASHER, 5/16
4	8855-1013	2	LOCKWASHER, 1/2	40	8850-1005	4	HEX NUT, 5/16-18
5	9020-0003	2	COLLAR	41	8866-2064	11	ELBOW, 90 DEGREES (includes item 42)
6	8820-1074	2	HEX HD CAPSCREW, 1/2-13X3-1/4, GR5	42	8859-1204	12	O-RING
7	9104-4239	8	SNAP RING	43	9104-4257	1	HOSE ASSY W/SPRING GUARD
8	9104-4240	4	PIN	44	9104-4258	1	HOSE ASSY W/SPRING GUARD
9	8850-1112	1	HEAVY HEX JAM NUT, 3/4-10	45	9104-4259	1	HOSE ASSY W/SPRING GUARD
10	8820-1111	1	HEX HD CAPSCREW, 3/4-10X2, GR5	46	9104-4260	1	HOSE ASSY W/SPRING GUARD
11	9104-4241	1	SHAFT	47	9104-4261	1	HOSE ASSY W/SPRING GUARD
12	9104-4242	2	PIN RETAINER	48	9104-4262	2	HYDRAULIC CYLINDER ASSY (includes items 49 thru 60)
13	8855-1015	4	LOCKWASHER, 5/8	49	9104-4263	AR	HYDRAULIC REPAIR KIT (includes items 54, 57, 58, 59 & 60)
14	8820-1094	4	HEX HD CAPSCREW, 5/8-11X1-1/4, GR5	50	9104-4264	1	TUBE ASSY
15	9104-4243	1	INTERMEDIATE LINK ASSY (includes item 16)	51	9104-4265	1	ROLL PIN
16	9104-4244	4	BRONZE BUSHING	52	8850-1316	1	HEX NUT, 1-14
17	9104-4245	AR	SHIM	53	9104-4266	1	PISTON
18	8867-1001	6	LUBE FITTING, STRAIGHT, 1/8	54		2	PISTON SEAL
19	8850-1006	2	HEX NUT, 3/8-16	55	9104-4267	1	ROD ASSY
20	8850-1116	1	HEAVY HEX JAM NUT, 1-8	56	9104-4268	1	GLAND
21	9104-4246	1	PLUNGER BODY	57		1	O-RING
22	9104-4247	1	COMPRESSION SPRING	58		1	BACK-UP RING
23	9104-4248	1	PLUNGER WELDMENT	59		1	ROD SEAL
24	9104-4249	2	THRUST BEARING	60		1	ROD WIPER
25	9104-4250	2	LUBRICATION COLLAR	61	9040-0910	4	SPHERICAL BEARING
26	9104-4251	1	SHAFT	62	9104-3125	1	DUST CAP, MALE
27	9104-4252	1	FIXED FRAME	63	9104-4244	1	QUICK DISCONNECT HYDRAULIC FITTING, MALE, 1/2 NPT
28	9104-1355	2	PIN	64	9104-4269	1	HOSE ASSY W/ SPRING GUARD
29	8822-1054	4	SOCKET SET SCREW (cup point) 1/4-20	65	8820-1029	2	HEX HD CAPSCREW, 5/16-18X3-1/4, GR5
30	9104-6069	1	SUPPORT BRACKET, L.H.	66	9104-4270	1	HOSE ASSY W/ SPRING GUARD
	9104-6078	1	SUPPORT BRACKET, R.H.	67	8697-1355	1	ELBOW, 90 DEGREES, LONG (includes item 42)
31	9104-3126	1	DUST CAP, FEMALE	68	9103-3039	2	CHAIN CONNECTION
32	9020-4245	1	QUICK DISCONNECT HYDRAULIC FITTING, FEMALE, 1/2 NPT	69	9103-3038	1	CHAIN, 24"
33	8866-1013	2	STRAIGHT FITTING	70	9104-3221	2	DETENT PIN
34	9104-4256	1	HOSE ASSY W/ SPRING GUARD				NOTE: ONLY ITEMS WITH PART NUMBERS ARE AVAILABLE FOR SERVICE.
35	8866-2065	2	ELBOW, 90 DEGREES (includes item 36)				

GRADALL®
MATERIAL HANDLER
544

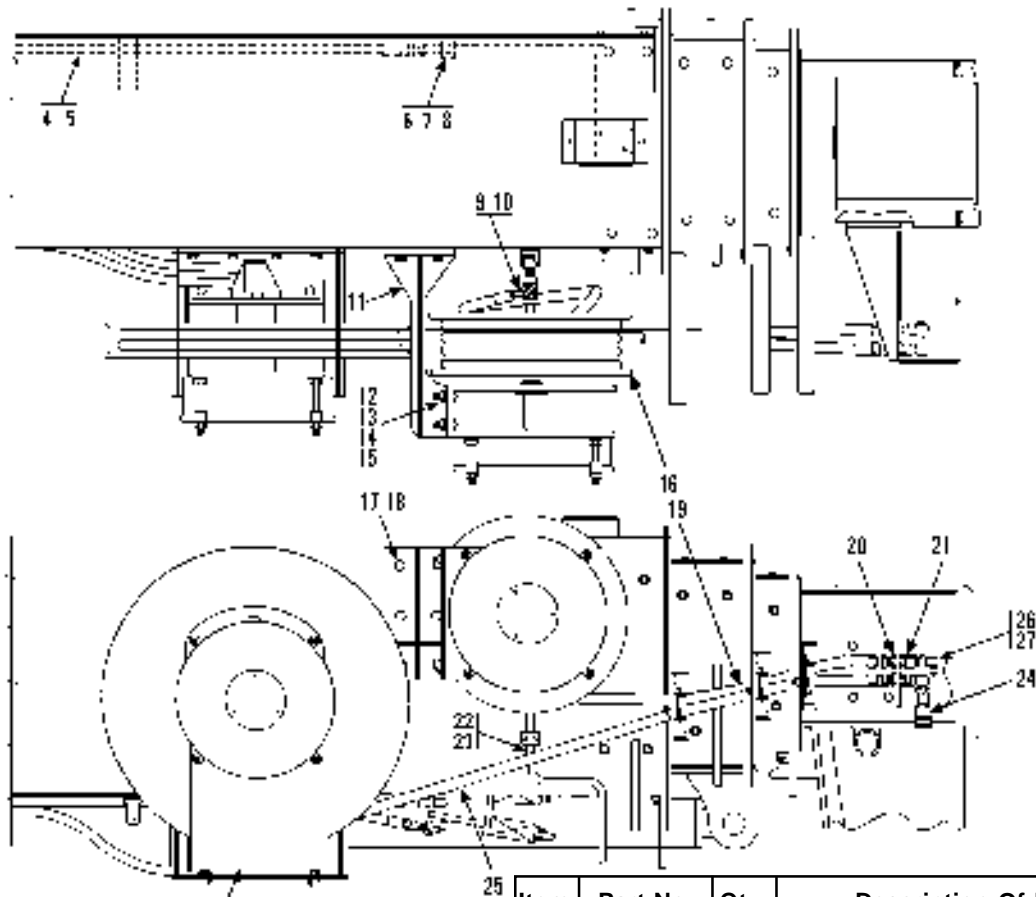
OPTIONAL EQUIPMENT
(9055-3004) 180 Degree Swing Frame Assy
Starting Serial No. 8655105G
Original Issue 7-87
Revised 11-87



Item	Part No.	Qty.	Description Of Part	Item	Part No.	Qty.	Description Of Part
	9055-3004	1	SWING FRAME ASSY, 180 DEGREE (includes all items)	36	8859-1205	2	O-RING
1	9104-4238	1	FORK BASE WELDMENT	37	9002-0115	2	HEX HD CAPSCREW, 5/16-18X4-1/2
2	9055-1013	1	FORK PIN	38		Ref	SWING VALVE ASSY (see page 13-8 for details)
3	8850-1008	2	HEX NUT, 1/2-13	39	8855-1010	4	LOCKWASHER, 5/16
4	8855-1013	2	LOCKWASHER, 1/2	40	8850-1005	4	HEX NUT, 5/16-18
5	9020-0003	2	COLLAR	41	8866-2064	11	ELBOW, 90 DEGREES (includes item 42)
6	8820-1074	2	HEX HD CAPSCREW, 1/2-13X3-1/4, GR5	42	8859-1204	12	O-RING
7	9104-4239	8	SNAP RING	43	9104-4257	1	HOSE ASSY W/SPRING GUARD
8	9104-4240	4	PIN	44	9104-4258	1	HOSE ASSY W/SPRING GUARD
9	8850-1112	1	HEAVY HEX JAM NUT, 3/4-10	45	9104-4259	1	HOSE ASSY W/SPRING GUARD
10	8820-1111	1	HEX HD CAPSCREW, 3/4-10X2, GR5	46	9104-4260	1	HOSE ASSY W/SPRING GUARD
11	9104-4241	1	SHAFT	47	9104-4261	1	HOSE ASSY W/SPRING GUARD
12	9104-4242	2	PIN RETAINER	48	9104-4262	2	HYDRAULIC CYLINDER ASSY (includes items 49 thru 60)
13	8855-1015	4	LOCKWASHER, 5/8	49	9104-4263	AR	HYDRAULIC REPAIR KIT (includes items 54, 57, 58, 59 & 60)
14	8820-1094	4	HEX HD CAPSCREW, 5/8-11X1-1/4, GR5	50	9104-4264	1	TUBE ASSY
15	9104-4243	1	INTERMEDIATE LINK ASSY (includes item 16)	51	9104-4265	1	ROLL PIN
16	9104-4244	4	BRONZE BUSHING	52	8850-1316	1	HEX NUT, 1-14
17	9104-4245	AR	SHIM	53	9104-4266	1	PISTON
18	8867-1001	6	LUBE FITTING, STRAIGHT, 1/8	54		2	PISTON SEAL
19	8850-1006	2	HEX NUT, 3/8-16	55	9104-4267	1	ROD ASSY
20	8850-1116	1	HEAVY HEX JAM NUT, 1-8	56	9104-4268	1	GLAND
21	9104-4246	1	PLUNGER BODY	57		1	O-RING
22	9104-4247	1	COMPRESSION SPRING	58		1	BACK-UP RING
23	9104-4248	1	PLUNGER WELDMENT	59		1	ROD SEAL
24	9104-4249	2	THRUST BEARING	60		1	ROD WIPER
25	9104-4250	2	LUBRICATION COLLAR	61	9040-0910	4	SPHERICAL BEARING
26	9104-4251	1	SHAFT	62	9104-3125	1	DUST CAP, MALE
27	9104-4252	1	FIXED FRAME	63	9104-4244	1	QUICK DISCONNECT HYDRAULIC FITTING, MALE, 1/2 NPT
28	9104-4253	4	PIN	64	9104-4269	1	HOSE ASSY W/ SPRING GUARD
29	9104-4254	1	LOCKING PLATE, L.H.	65	8820-1029	2	HEX HD CAPSCREW, 5/16-18X3-1/4, GR5
	9104-4255	1	LOCKING PLATE, R.H.	66	9104-4270	1	HOSE ASSY W/ SPRING GUARD
30	8321-1042	4	HAIR PIN	67	8697-1355	1	ELBOW, 90 DEGREES, LONG (includes item 42)
31	9104-3126	1	DUST CAP, FEMALE				
32	9020-4245	1	QUICK DISCONNECT HYDRAULIC FITTING, FEMALE, 1/2 NPT				
33	8866-1013	2	STRAIGHT FITTING				
34	9104-4256	1	HOSE ASSY W/ SPRING GUARD				
35	8866-2065	2	ELBOW, 90 DEGREES (includes item 36)				
							NOTE: ONLY ITEMS WITH PART NUMBERS ARE AVAILABLE FOR SERVICE.

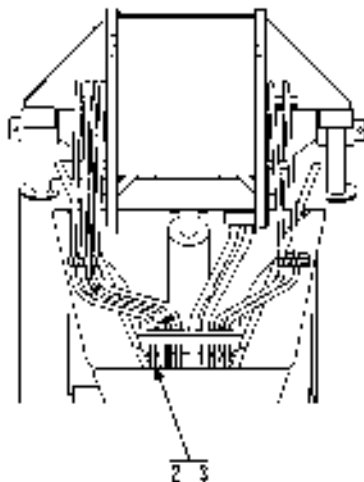


Item	Part No.	Qty.	Description Of Part	Item	Part No.	Qty.	Description Of Part
	9055-3007	2	SWING VALVE ASSY (includes all items except seal kits)	10	8821-1034	4	SOCKET HD CAPSCREW, #10-24X1-1/2, GR8
*	9055-3016	2	SWING VALVE ASSY (includes all items except seal kits)	11	9104-4285	1	GAGE ISOLATOR VALVE (use with 9055-3007 only)
	9104-4303	1	SWING VALVE SEAL KIT (includes quantity of (1) Seal Kit item 2, quantity of (3) O-Rings item 12, quantity of (2) Seal Kits item 15)	*	9055-3014	1	GAGE ISOLATOR VALVE (use with 9055-3016 only)
1	9104-4284	1	CHECK VALVE ASSY (includes items 3 thru 9)	12		3	O-RING
2	9104-4002	AR	CHECK VALVE SEAL KIT (includes items 4, 8 & 9)	13		1	VALVE BODY
3		1	RETAINER	14	9104-4301	2	COUNTERBALANCE VALVE ASSY (includes item 16 thru 20)
4		1	O-RING	15	9104-4302	AR	COUNTERBALANCE VALVE SEAL KIT (includes items 16 thru 20)
5		1	SPRING	16		2	BACK-UP WASHER
6		1	BALL & SPRING GUIDE ASSY	17		1	O-RING
7		1	CAGE	18		1	O-RING
8		1	O-RING	19		1	BACK-UP WASHER
9		1	BACK-UP WASHER	20		1	O-RING
							NOTE: ONLY ITEMS WITH PART NUMBERS ARE AVAILABLE FOR SERVICE.

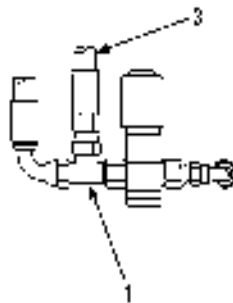


SEE PAGE 13-2 FOR DUAL
 HOSE REEL & HYDRAULIC SYSTEM

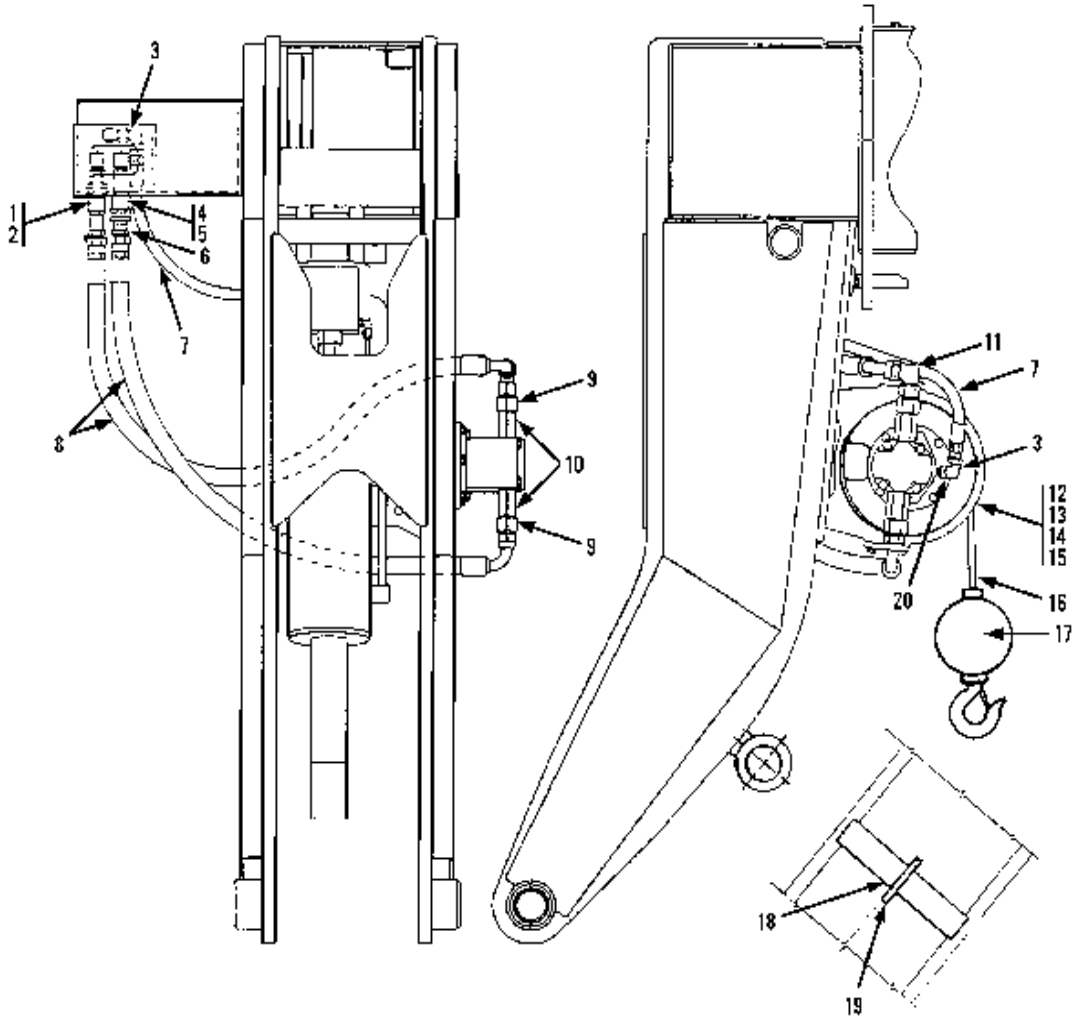
REAR VIEW OF BOOM



AUXILIARY VIEW
 OF SOLENOID VALVE
 ON ENGINE



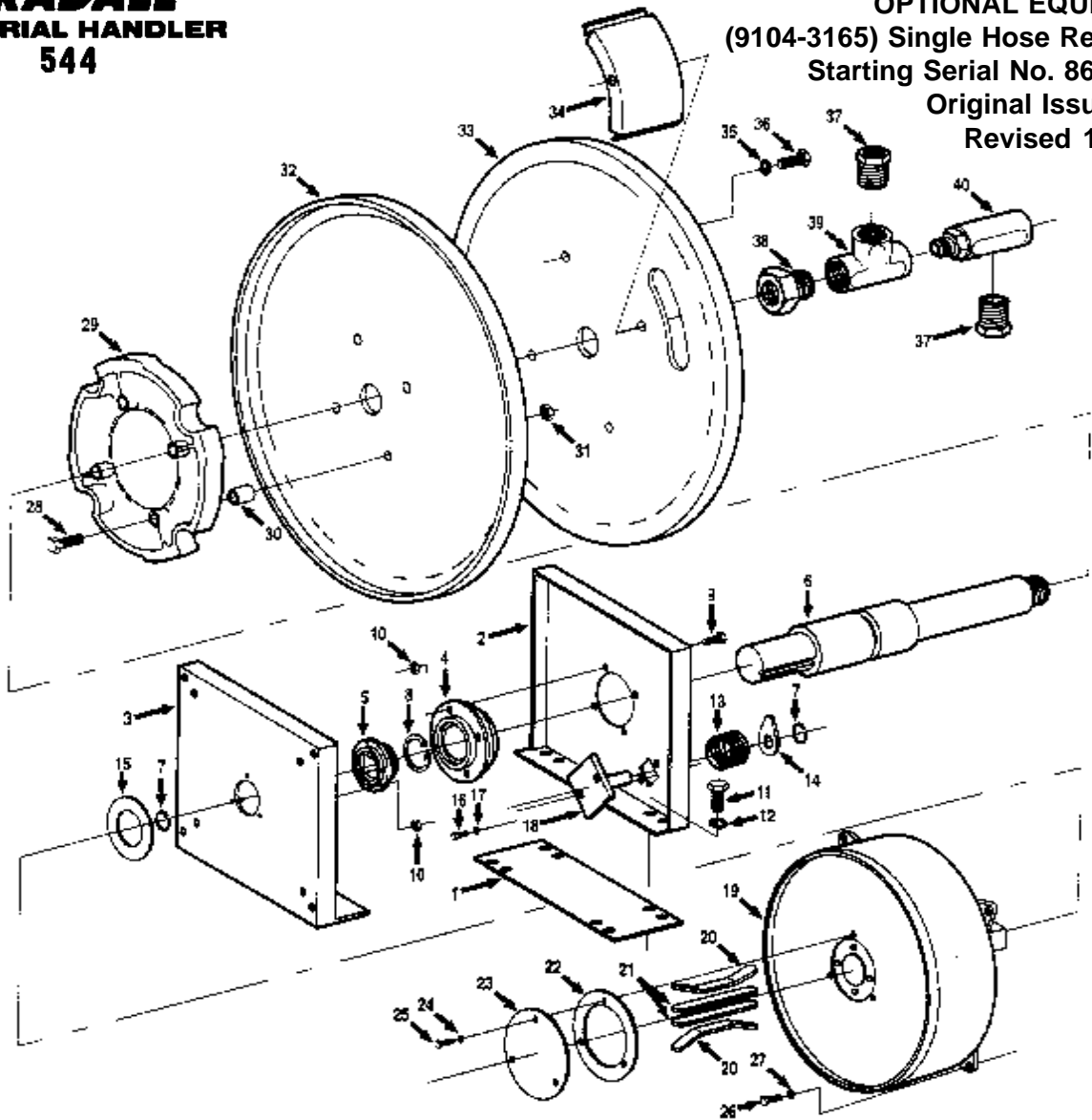
Item	Part No.	Qty.	Description Of Part
1	8866-2240	1	SWIVEL NUT RUN TEE, 1/2 TUBE
2	8866-1065	1	UNION, 1/2 TUBE
3	8471-6377	1	HOSE ASSY
4	8471-7530	1	HOSE ASSY
5	9020-7464	8	HYDRA-ZORB CLAMP
6	7713-3497	2	CLAMP SET
7	7713-3498	2	COVER PLATE
8	7713-3499	4	HEX HD CAPSCREW
9	8866-1013	2	MALE CONNECTOR, 1/2X1/2 TUBE
10	8866-2120	1	ELBOW, 45 DEGREES (swivel nut)
11	9104-6060	1	SINGLE REEL BRACKET
12	8820-1037	4	HEX HD CAPSCREW, 3/8-16X1-1/2, GR5
13	8856-1004	4	FLAT WASHER, 3/8
14	8855-1011	4	LOCKWASHER, 3/8
15	8850-1006	4	HEX NUT, 3/8-16
16	Ref		SINGLE HOSE REEL ASSY (see page 13-11 for details)
17	8820-1064	6	HEX HD CAPSCREW, 1/2-13X7/8, GR5
18	8855-1013	6	LOCKWASHER, 1/2
19	8471-7531	1	HOSE ASSY
20	9002-9939	2	BULKHEAD UNION, 5/8 TUBE
21	9002-9935	1	REDUCER, 5/8 TUBE TO 1/2 TUBE
22	9020-5120	1	HOSE ASSY
*23	9104-3322	1	DRAIN TUBE ASSY
*24	8471-7925	2	HOSE ASSY
*25	9104-3159	1	HOSE ASSY
*26	8866-2106	2	ELBOW, 90 DEGREES (swivel nut)
*27	7713-3256	1	HOSE ASSY



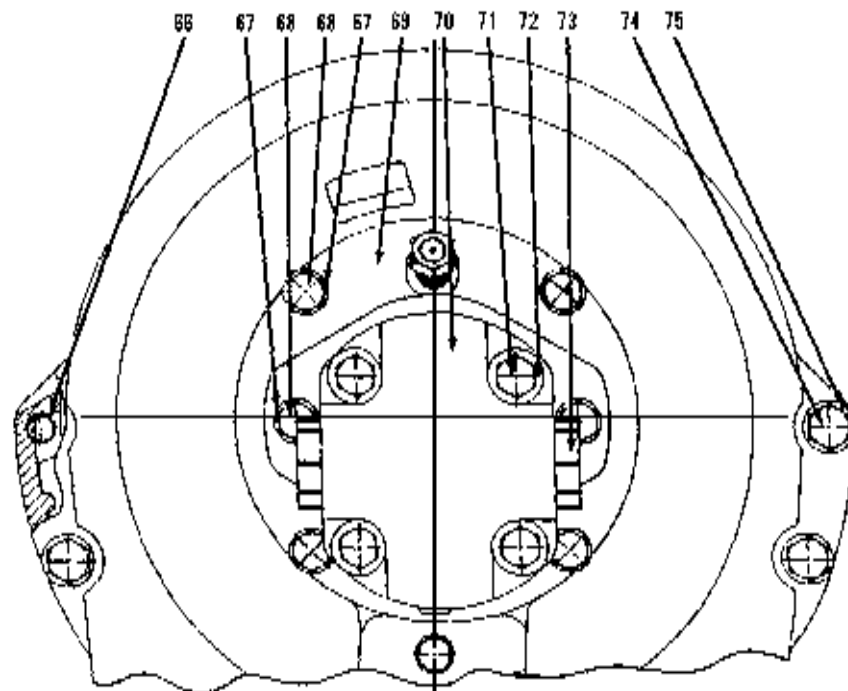
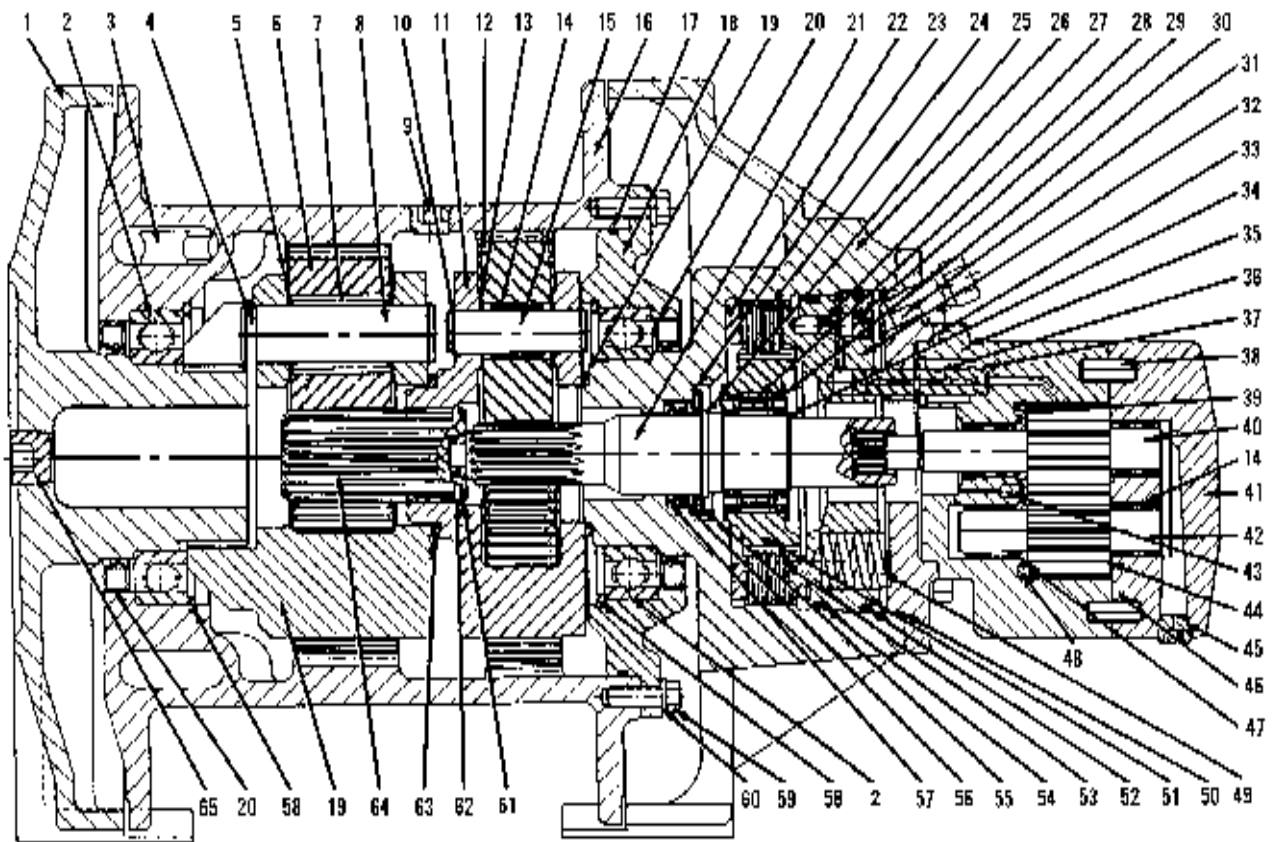
Item	Part No.	Qty.	Description Of Part
1	9020-4244	1	MALE HYDRAULIC COUPLER
2	9104-3126	1	DUST CAP
3	8866-2106	3	ELBOW, 90 DEGREES (swivel nut)
4	9020-4245	1	FEMALE HYDRAULIC COUPLER
5	9104-3125	1	DUST PLUG
6	8866-1017	2	MALE CONNECTOR, 1/2X3/4 TUBE
7	7713-3256	1	HOSE ASSY
8	8471-6404	2	HOSE ASSY
9	9103-3159	2	TUBE END REDUCER, 1 TO 3/4
10	9103-3161	2	FLOW REGULATOR
11	8866-2108	1	ELBOW, 90 DEGREES (swivel nut)
12		Ref	WINCH ASSY (see pages 13-12 & 13-13 for details)
13	8820-1069	4	HEX HD CAPSCREW, 1/2-13X2, GR5
14	8855-1013	4	LOCKWASHER, 1/2
15	8850-1008	4	HEX NUT, 1/2-13
16	9020-7882	1	CABLE
17	9020-1443	1	HOOK & BALL
18	9103-1077	1	BAR
19	9102-1009	1	RING
20	8866-1011	1	MALE CONNECTOR, 1/4X1/2 TUBE

GRADALL®
MATERIAL HANDLER
544

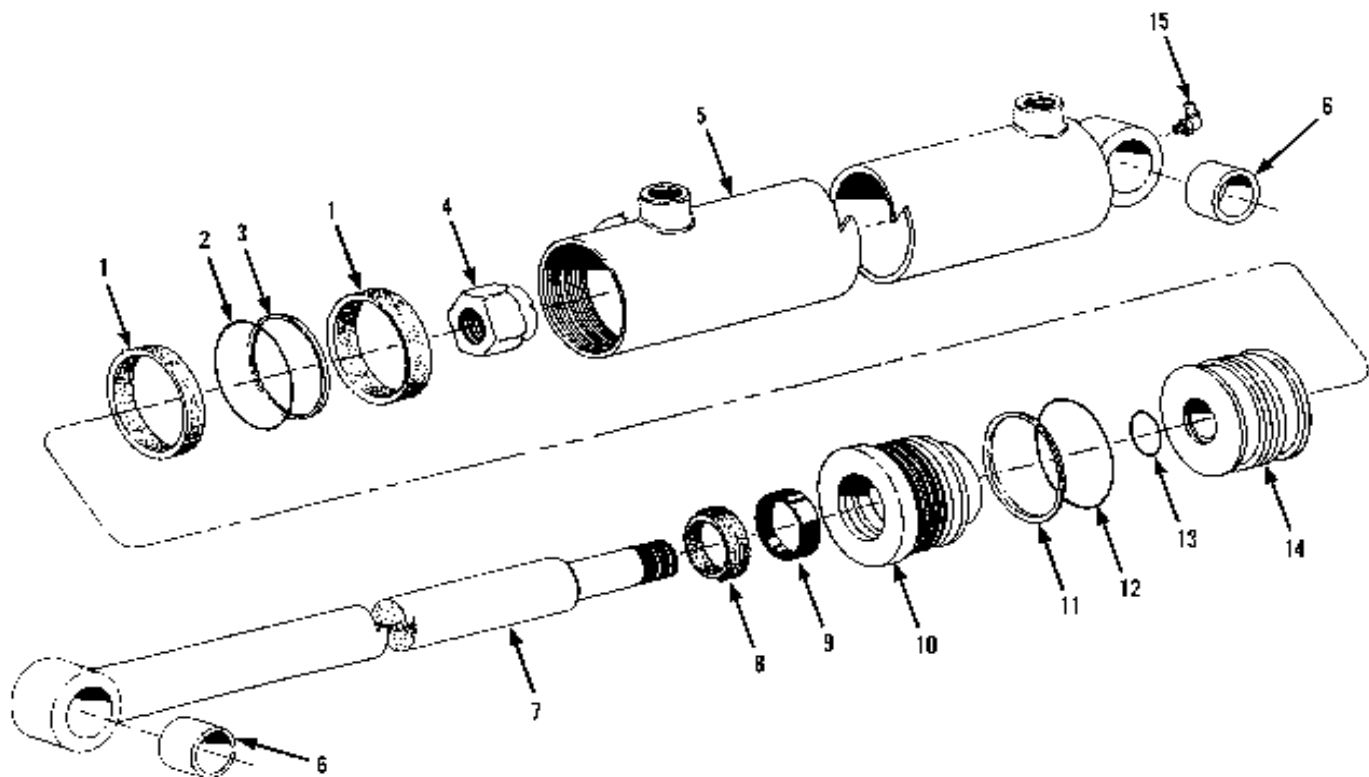
OPTIONAL EQUIPMENT
(9104-3165) Single Hose Reel Assy
Starting Serial No. 8655105G
Original Issue 11-87
Revised 11-30-93



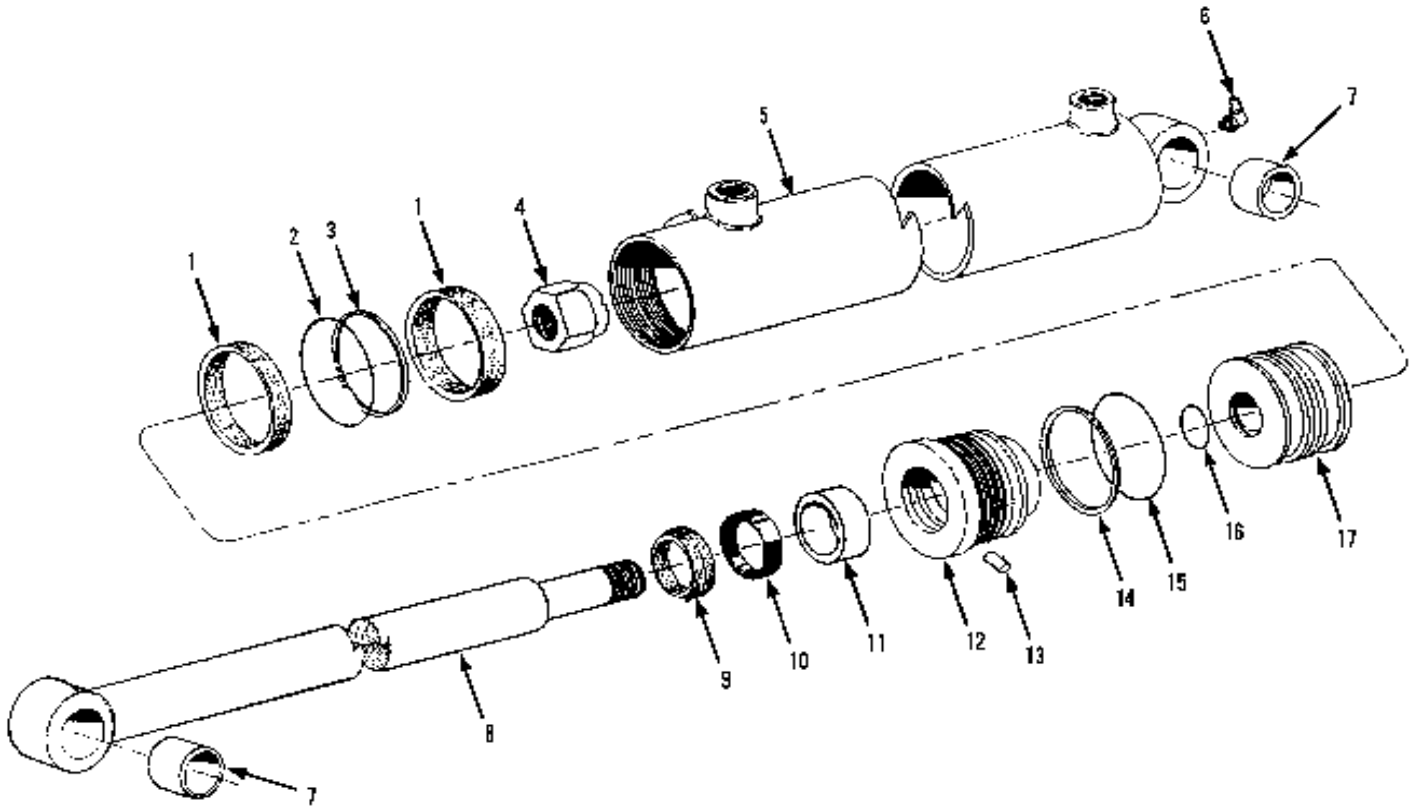
Item	Part No.	Qty.	Description Of Part	Item	Part No.	Qty.	Description Of Part
	9104-3165	1	SINGLE HOSE REEL ASSY (includes all items)	19	9104-4291	1	SPRING MOTOR KIT (standard)
	9104-4287	1	FRAME ASSY (includes items 1 2, 3, 4, 5, 8, 9, 11 & 12)	20	9104-4492	1	SPRING MOTOR KIT (opt. reverse)
	9104-4476	1	HOLDING DOG & RACHET KIT (optional) (includes items 13 thru 18)	21	9104-4289	2	PAWL SPRING
1	9104-4477	1	BASE PLATE	22	9104-4290	2	PAWL
2	9104-4478	1	FRAME, DRUM END	23	9104-4288	1	GASKET
3	9104-4479	1	FRAME, SPRING END	24	9104-4493	1	HUB COVER
4	9104-4294	1	BEARING, FLANGETTE	25	8855-1006	3	LOCKWASHER, #8
5	9104-4293	1	BEARING, FLANGETTE	26	9104-4494	3	ROUND HD MACHINE SCREW
6	9104-4480	1	SHAFT	27	8820-1075	4	HEX HD CAPSCREW, 1/2-13X3-1/2, GR5
* 7	9104-4481	2	RETAINING RING	28	9104-4495	8	LOCKWASHER
8	9104-4482	1	RETAINING RING	29	9104-4496	4	BOLT
9	9104-4483	4	BOLT	30	9104-4497	1	RATCHET PLATE
10	9104-4484	7	NUT	31	9104-4498	4	SPACER
11	9104-4485	4	BOLT	32	9104-4499	4	NUT
12	9104-4486	8	LOCKWASHER	33	9104-4500	1	DRUM DISC
13	9104-4487	1	SPRING	34	9104-4501	1	DRUM DISC
14	9104-4488	1	HOLDING DOG	35	9104-4502	4	DRUM CORE SEGMENT
15	9104-4292	1	GASKET	36	8855-1009	4	LOCKWASHER, 1/4
16	9104-4489	2	BOLT	37	8820-1001	4	HEX HD CAPSCREW, 1/4-20X1/2, GR5
17	9104-4490	2	LOCKWASHER	38	9104-4503	2	REDUCER
18	9104-4491	1	SHAFT ASSY	39	9104-4504	1	REDUCER
				40	9104-4505	1	TEE
					9104-4296	1	SWIVEL JOINT



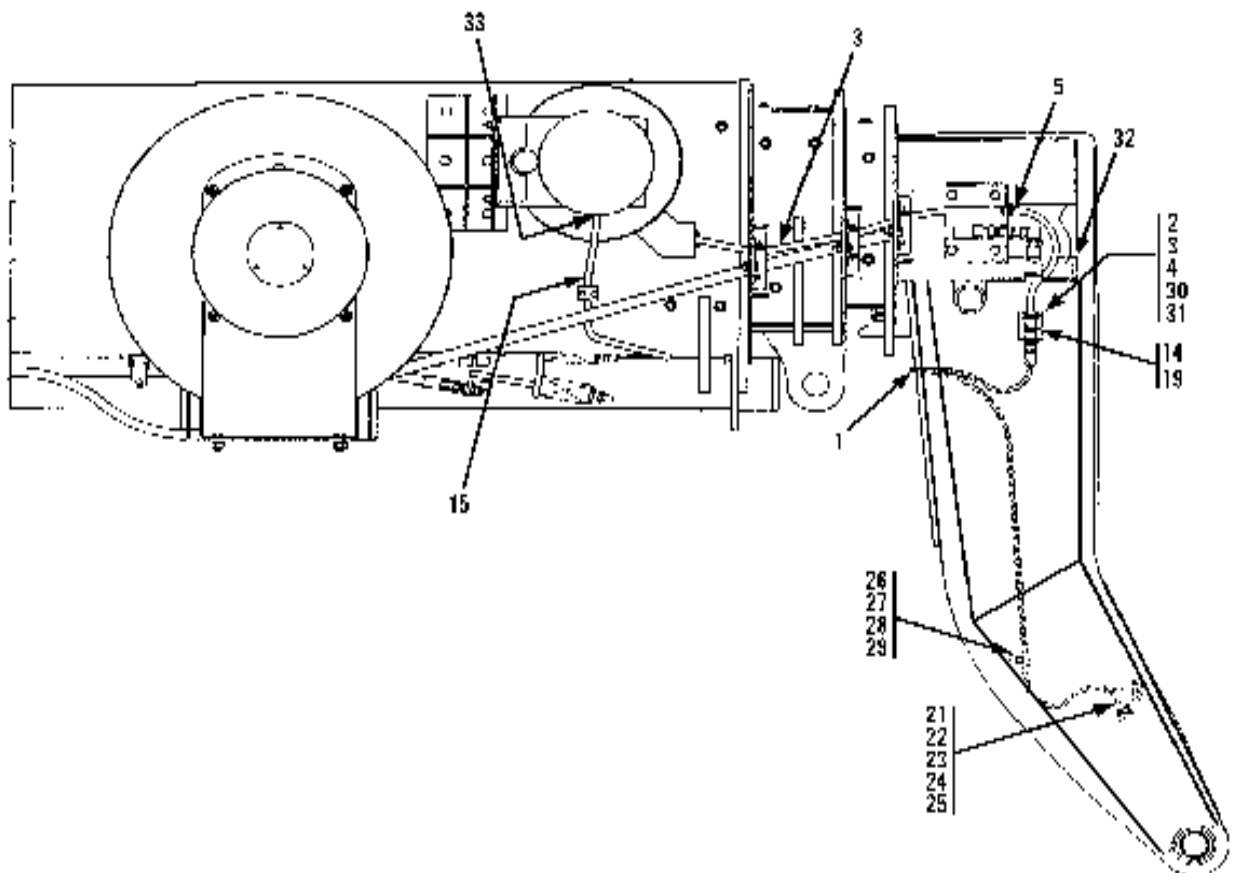
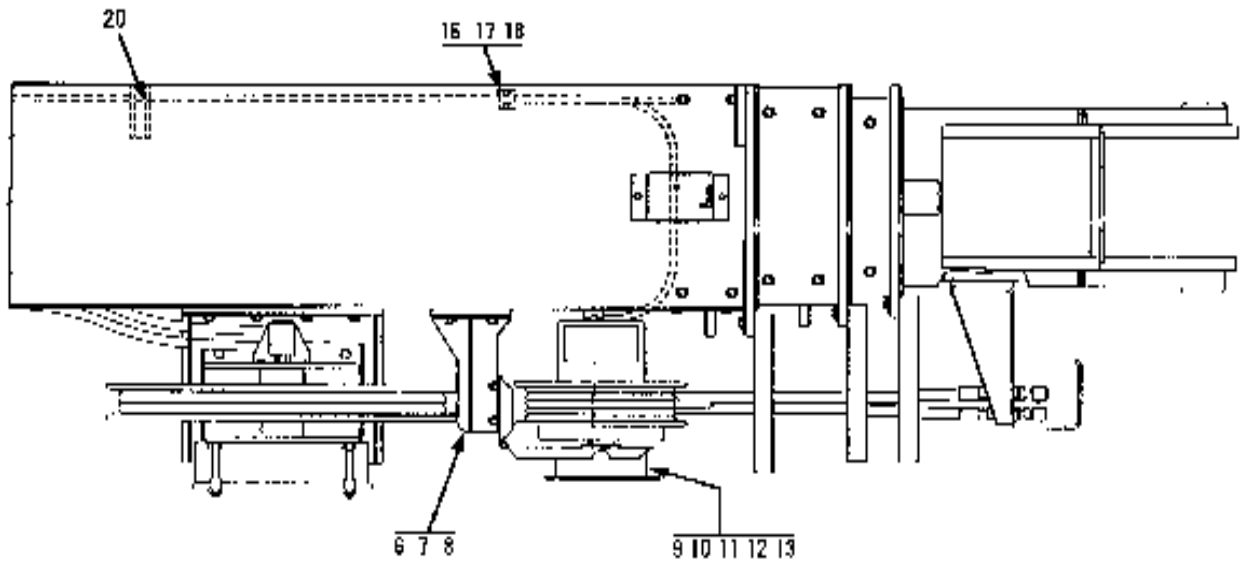
Item	Part No.	Qty.	Description Of Part	Item	Part No.	Qty.	Description Of Part
	9103-3196	1	WINCH ASSY (includes all items)	38	9103-4213	2	DOWEL PIN
	9103-4161	1	SEAL KIT (includes items 20, 33, 37, 46, 47, 48, 52, 54 & 57)	39	9103-4211	1	WEAR PLATE
	9103-4162	1	HYDRAULIC MOTOR SEAL KIT (includes items 46, 47 & 48)	40	9103-4216	1	DRIVE GEAR
	9103-4163	1	FINAL PLANET HUB ASSY (includes items 4, 5, 6, 7, 8 & 64)	41	9103-4212	1	COVER
	9103-4164	1	PRIMARY PLANET HUB ASSY (includes items 10 thru 14, 15, 19, 61, 62 & 63)	42	9103-4217	1	DRIVEN GEAR
1	9103-4187	1	END HOUSING	43	9103-4215	2	DOWEL PIN
2	9103-4196	2	BALL BEARING	44	9103-4210	1	THRUST PLATE
3	9103-4193	1	WEDGE	45		1	HEX SOCKET PIPE PLUG
4	9103-4194	6	CIRCLIP	46		1	SQUARE CUT SEAL RING
5	9103-4201	6	THRUSTWASHER	47		1	RUBBER SPACER
6	9103-4177	3	FINAL PLANET GEAR	48		1	NYLATRON
7	9103-4204	60	NEEDLE ROLLER	49	9103-4171	6	BRAKE SPRING
8	9103-4176	3	FINAL PLANET PIN	50		1	O-RING
9		1	HEX SOCKET PIPE PLUG	51	9103-4170	1	BRAKE HUB
10	9103-4198	6	CIRCLIP	52		1	O-RING
11	9103-4180	1	PRIMARY PLANET HUB	53	9103-4165	4	BRAKE PLATE
12	9103-4178	3	PRIMARY PLANET GEAR	54		1	O-RING
13	9103-4200	6	THRUSTWASHER	55	9103-4207	1	THRUST BEARING
14	9103-4199	7	NEEDLE BEARING	56		1	OIL SEAL
15	9103-4166	3	PRIMARY PLANET PIN	57	9103-4182	1	BACKUP WASHER
16	9103-4172	1	CABLE DRUM	58	9103-4195	2	CIRCLIP
17		1	O-RING	59	8820-1019	6	HEX HD CAPSCREW, 5/16-18X7/8, GR5
18	9103-4173	1	BEARING FLANGE	60	8855-1010	6	LOCKWASHER, 5/16
19	9103-4179	2	NYLON SPACER	61	9103-4167	1	PRIMARY SUN GEAR STOPPER
20		2	OIL SEAL	62	9103-4205	1	CIRCLIP
21	9103-4190	1	PRIMARY SUN GEAR	63	9103-4174	1	FINAL SUN GEAR
22	9103-4168	1	BRAKE SPACER	64	9103-4175	1	FINAL PLANET HUB
23	9103-4206	2	THRUSTWASHER	65		1	HEX SOCKET PIPE PLUG
24	9103-4197	5	DIVIDER PLATE	66	9103-4188	2	TIE BAR
25	9103-4208	1	CIRCLIP	67	8855-1011	6	LOCKWASHER, 3/8
26	9103-4186	1	BRAKE HOUSING	68	8820-1035	6	HEX HD CAPSCREW, 3/8-16X1, GR5
27	9103-4185	1	ORIFICE PLUG	69	9103-4183	1	MOTOR ADAPTER
28	9103-4202	1	SPRAG CLUTCH	70	9103-4189	1	HYDRAULIC MOTOR ASSY (includes items 14, 35, 38 thru 47, 71 & 72)
29		1	HEX SOCKET PIPE PLUG	71	9103-4209	4	HEX HD CAPSCREW
30	9103-4169	2	SPRAG CLUTCH ALIGNER	72	9103-4214	4	WASHER
31	9103-4192	1	SAFETY VALVE	73		2	CAPLUG
32	9103-4184	1	PISTON	74	8822-1051	8	HEX HD CAPSCREW, 7/16-14X1-1/4, GR5
33		1	O-RING	75	8855-1012	8	LOCKWASHER, 7/16
34	9103-4203	1	CIRCLIP				NOTE: ONLY ITEMS WITH PART NUMBERS ARE AVAILABLE FOR SERVICE.
35	9103-4191	1	MOTOR BODY				
36	9103-4181	1	CONNECTING TUBE				
37		2	O-RING				



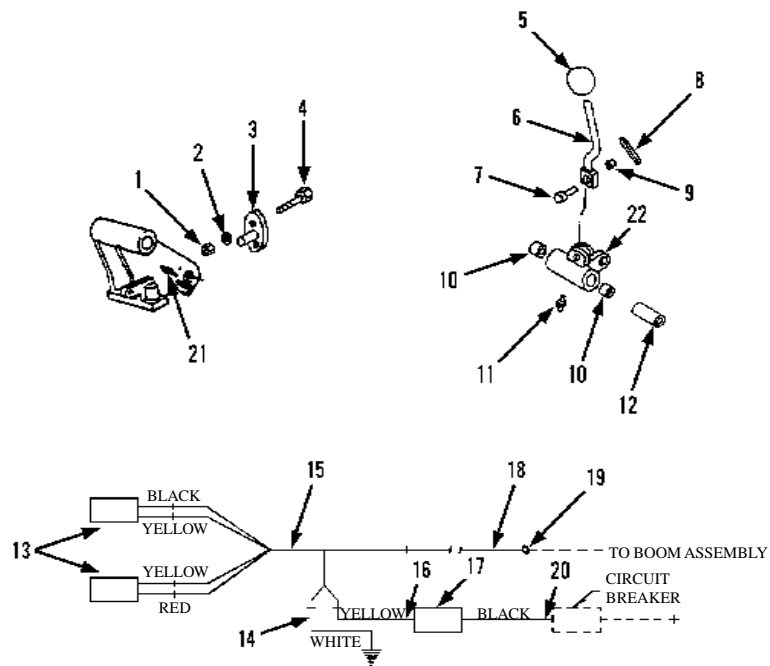
Item	Part No.	Qty.	Description Of Part
	9080-1313	2	HYDRAULIC CYLINDER ASSY (includes all items)
	9020-2551	1	SEAL KIT (includes items 1, 2, 3, 8, 9, 11, 12 & 13)
1	9002-2257	2	WEAR RING
2	9002-3145	1	O-RING
3	9002-2237	1	PISTON SEAL
4	9002-2230	1	SELF-LOCKING NUT
5	9020-7821	1	BARREL
6	9020-5450	2	BUSHING
7	9020-7822	1	PISTON ROD
8	9002-2277	1	WIPER RING
9	9002-2247	1	ROD SEAL
10	9040-2099	1	ROD BEARING
11	9002-4232	1	BACK-UP RING
12	9002-3232	1	O-RING
13	9002-3117	1	O-RING
14	9040-2098	1	PISTON
15	9002-2218	1	LUBE FITTING



Item	Part No.	Qty.	Description Of Part
	9103-3291	2	HYDRAULIC CYLINDER ASSY (includes all items)
	9103-4145	1	SEAL KIT (includes items 1, 2, 3, 9, 10, 11, 13, 14, 15 & 16)
1		2	WEAR RING
2		1	O-RING
3		1	PISTON SEAL
4	9103-4156	1	HEX LOCKNUT (lubricate & torque to 250 ft.lbs.)
5	9103-4143	1	CASE ASSY (includes item 7)
6	8867-1027	1	LUBE FITTING, 90 DEGREES, 1/4-28
7	9103-4157	2	BUSHING
8	9103-4142	1	SHAFT ASSY (includes item 7)
9		1	WIPER
10		1	U-CUP
11		1	WEAR RING
12	9103-4141	1	HEAD
13		1	NYLON PLUG
14		1	BACK-UP RING
15		1	O-RING
16		1	O-RING
17	9103-4144	1	PISTON
			NOTE: ONLY ITEMS WITH PART NUMBERS ARE AVAILABLE FOR SERVICE.

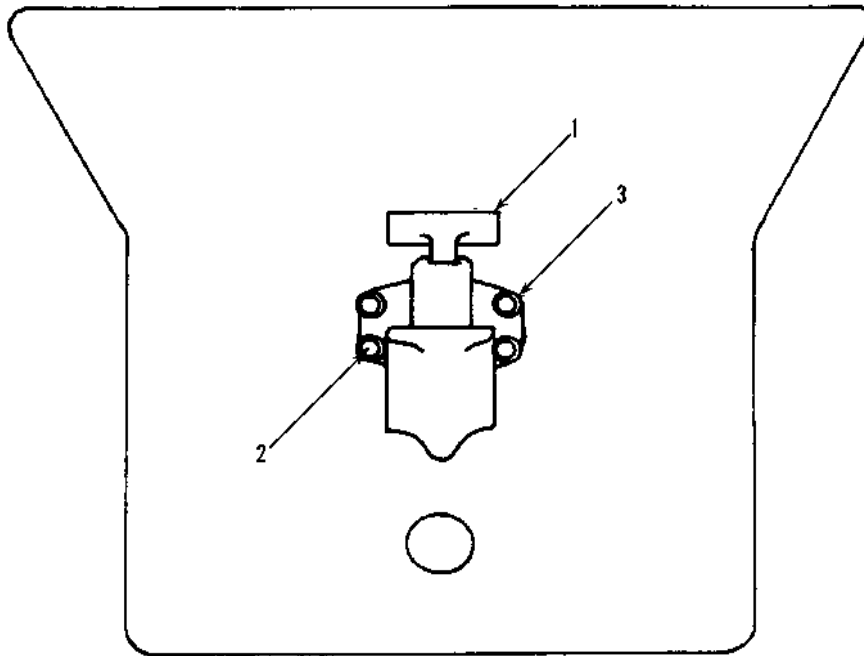


Item	Part No.	Qty.	Description Of Part	Item	Part No.	Qty.	Description Of Part
	9104-5067	Ref	ELECTRICS FOR AUXILIARY HYDRAULICS (includes items 1 thru 33)	15	9104-3263	1	BOOM HARNESS
1	9020-7470	1	HEAD WIRING HARNESS	16	9103-3138	2	CLAMP SET
2	9002-8955	1	CONNECTOR BODY	17	7713-3498	2	COVER PLATE
3	9002-8957	6	MALE PIN CONNECTOR	18	7713-3499	4	HEX HD CAPSCREW, 1/4-20X1-5/16
4	9002-8978	1	CABLE CLAMP	19	8832-1048	4	SELF TAPPING SCREW, 1/4-20X5/8
5	9020-4263	1	CABLE CLAMP	20	8668-3122	8	TY-RAP
6	9104-6093	1	ELECTRIC REEL BRACKET	21	9020-7661	Ref	ELECTRICAL SOCKET
7	8820-1064	6	HEX HD CAPSCREW, 1/2-13X7/8, GR5	22	8820-1003	2	HEX HD CAPSCREW, 1/4-20X3/4, GR5
8	8855-1013	6	LOCKWASHER, 1/2	23	8855-1009	2	LOCKWASHER, 1/4
9	9104-3265	1	ELECTRIC CABLE REEL	24	8850-1004	2	HEX NUT, 1/4-20
10	8820-1037	4	HEX HD CAPSCREW, 3/8-16X1-1/2, GR5	25	9020-7711	2	MOUNTING EAR
11	8856-1004	4	FLAT WASHER, 3/8	26	7713-3271	1	BASE PLATE
12	8855-1011	4	LOCKWASHER, 3/8	27	7713-3270	1	CLAMP SET
13	8850-1006	4	HEX NUT, 3/8-16	28	8820-1005	1	HEX HD CAPSCREW, 1/4-20X1, GR5
14	9106-1115	1	HARNESS HANGER	29	8856-1002	1	FLAT WASHER, 1/4
				30	8832-1008	4	SELF TAPPING SCREW, #4-40X5/16
				31	8856-1102	4	FLAT WASHER, #4
				32	9020-6200	17"	TRIM LOCK
				33	9104-3278	1	CABLE CLAMP



ELECTRIC SCHEMATIC

Item	Part No.	Qty.	Description Of Part
	9103-5082	Ref	AUXILIARY ELECTRICS - CHASSIS (includes all items)
1	8850-1004	2	HEX NUT, 1/4-20
2	8855-1009	2	LOCKWASHER, 1/4
3	9020-7661	1	SIX CONTACT SOCKET
4	8820-1003	2	HEX HD CAPSCREW, 1/4-20X3/4, GR5
5	9020-0299	1	KNOB
6	9020-6128	1	HANDLE
7	9002-1557	1	CLEVIS PIN
8	8863-1309	1	COTTER PIN, 3/32X3/4
9	9020-0688	1	BEARING
10	9020-0290	2	BEARING
11	8867-1008	1	LUBE FITTING, STRAIGHT, 1/4-28
12	9020-6222	1	SPACER
13	9020-7634	2	SWITCH ASSY
14	9020-7716	1	JUMPER WIRE
15	9040-3360	1	AUXILIARY DASH HARNESS
16	9020-7645	1	JUMPER WIRE
17	9020-6347	1	CIRCUIT BREAKER
18	9040-3396	1	AUXILIARY WIRE HARNESS
19	9002-7187	4	PLASTIC TIE
20	9020-0351	1	JUMPER WIRE
21	9020-7711	1	MOUNTING EAR
22	9020-5983	1	BELL CRANK

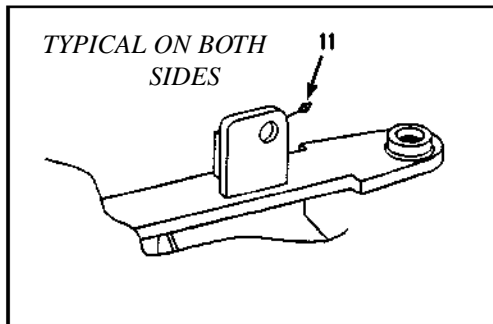


Item	Part No.	Qty.	Description Of Part
	9103-5101	Ref	PINTLE HOOK INSTALLATION (includes all items)
1	9020-0602	1	PINTLE
2	8320-1120	4	HEX HD CAPSCREW, 1/2-13X1-3/4 GR8
3	8855-1013	4	LOCKWASHER, 1/2

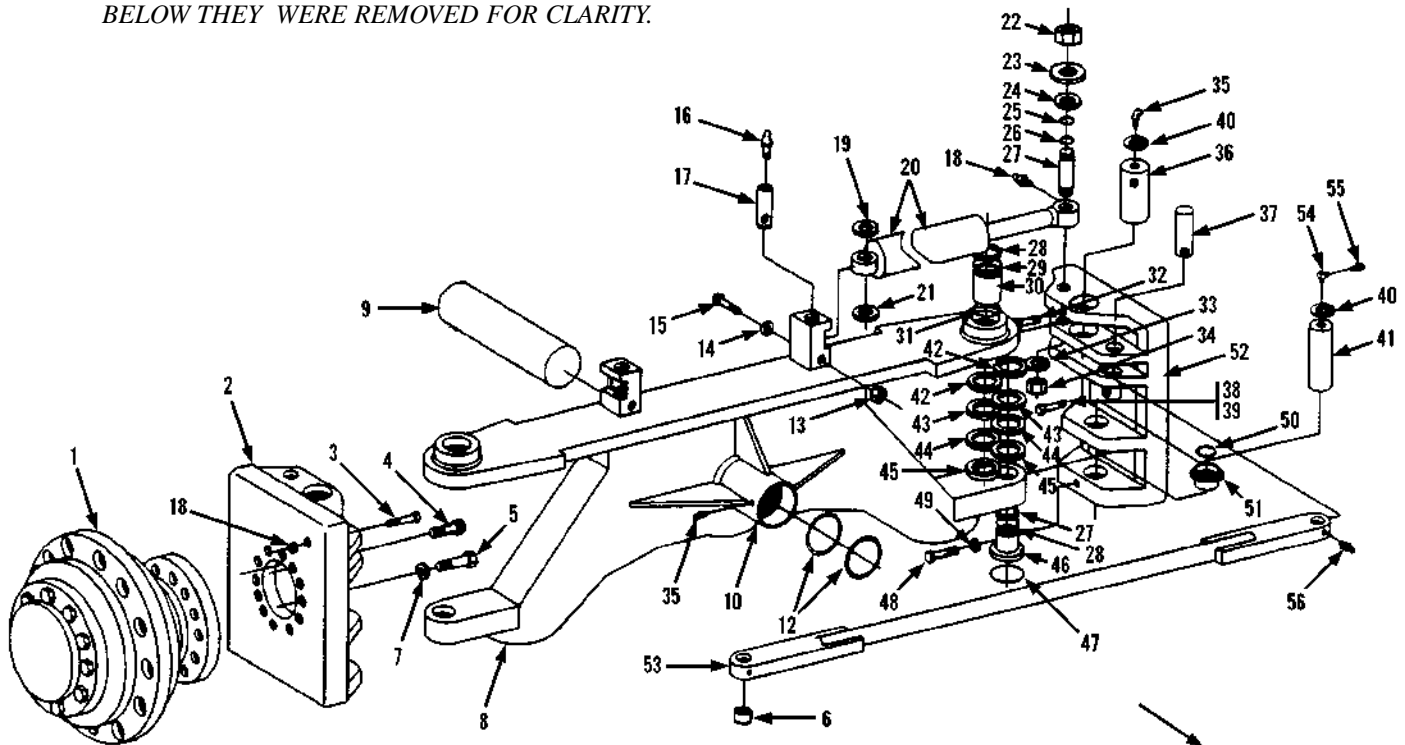
NOTE #1: CUSTOMER TO USE EXISTING WHEEL HUBS & HARDWARE, DRIVE MOTORS, DRIVE MOTOR TUBE ASSEMBLIES, AND DRAIN LINE HOSES OR ORDER SEPARATELY IF REPLACEMENT IS REQUIRED

NOTE #2: CYLINDER BASE END MUST BE FREE TO ROTATE. SHIM STEER CYLINDER BASE END AS REQUIRED TO MAINTAIN A TOTAL MAX. GAP OF 1/16".

*** NOTE #3: SHIM BOTTOM KNUCKLES AS REQUIRED TO MAINTAIN NO MORE THAN 1/32" MOVEMENT. SHIM TOP KNUCKLES AS REQUIRED TO MAINTAIN NO MORE THAN 1/16" GAP. MUST HAVE A MINIMUM OF ONE SHIM.**



VIEW SHOWING STABILIZER EARS IN PLACE. BELOW THEY WERE REMOVED FOR CLARITY.



FRONT OF MACHINE

** Changed quantities on items 4, 11, & 20, changed part numbers on items 32, 41, 53 & 56. Added to note # 3.*

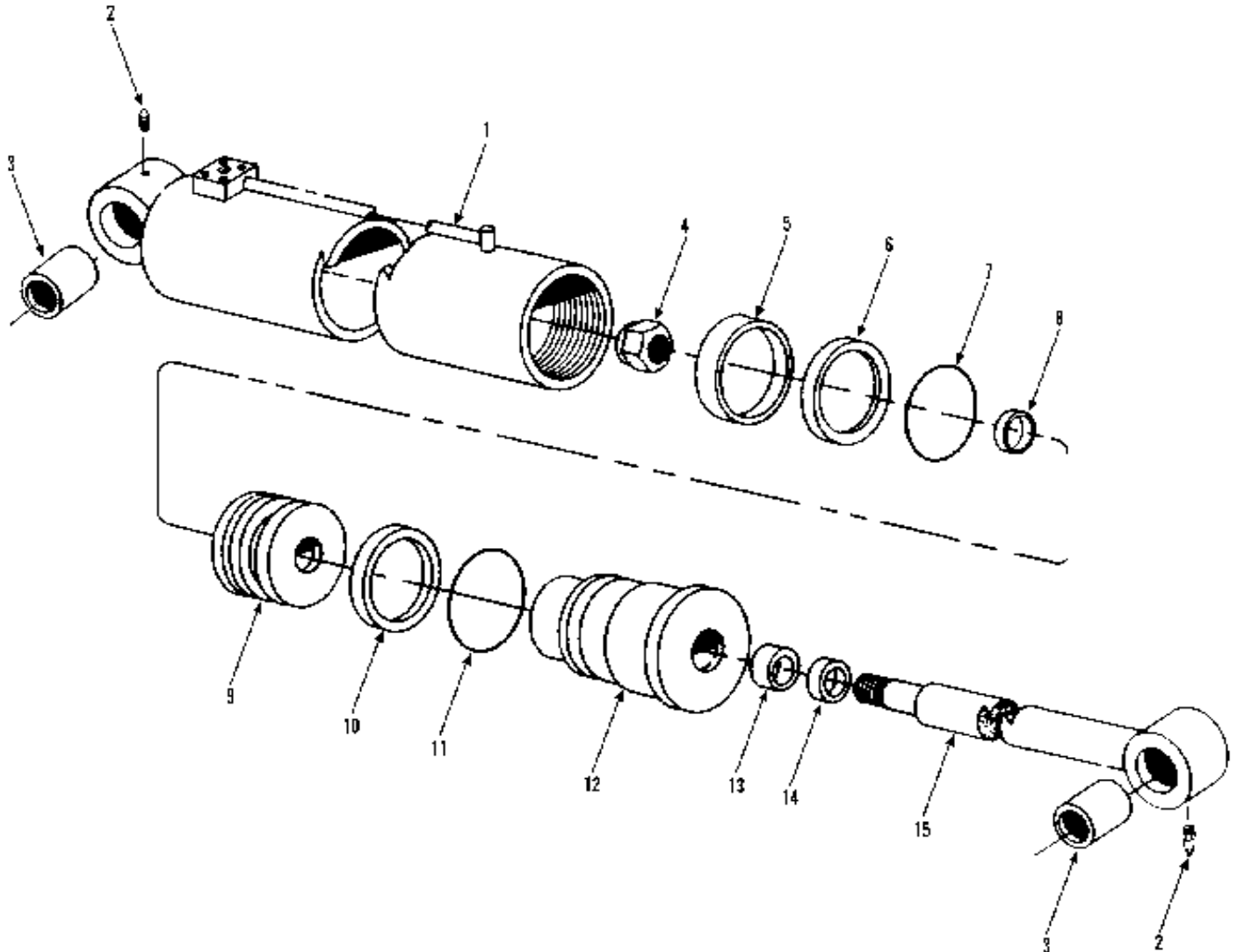
NOTE #1: CUSTOMER TO USE EXISTING WHEEL HUBS & HARDWARE, DRIVE MOTORS, DRIVE MOTOR TUBE ASSEMBLIES, AND DRAIN LINE HOSES OR ORDER SEPARATELY IF REPLACEMENT IS REQUIRED

NOTE #2: CYLINDER BASE END MUST BE FREE TO ROTATE. SHIM STEER CYLINDER BASE END AS REQUIRED TO MAINTAIN A TOTAL MAX. GAP OF 1/16".

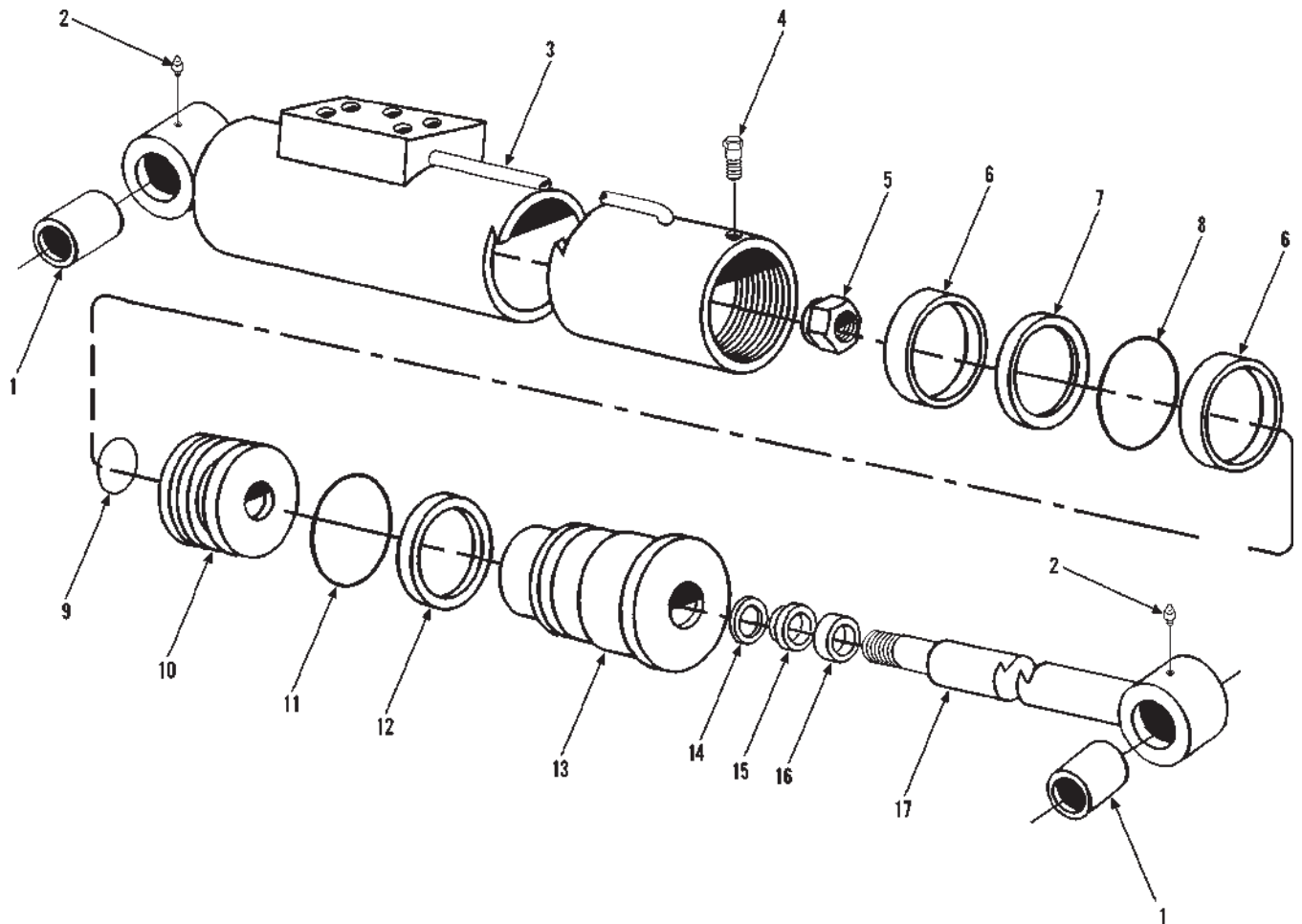
*** NOTE #3: SHIM BOTTOM KNUCKLES AS REQUIRED TO MAINTAIN NO MORE THAN 1/32" MOVEMENT. SHIM TOP KNUCKLES AS REQUIRED TO MAINTAIN NO MORE THAN 1/16" GAP. MUST HAVE A MINIMUM OF ONE SHIM.**

Item	Part No.	Qty.	Description Of Part	Item	Part No.	Qty.	Description Of Part
	9104-5129	Ref	STEER AXLE ADVANTAGE KIT (includes all items except 1, 5, 7 & 9)	23	9108-1415	2	DIRT SHIELD
	9103-5240	1	STEERING KNUCKLE KIT (includes items 23, thru 26, 28 thru 32, 35, 36 & 40 thru 51 - one kit does both sides)	24	9104-1732	2	SPACER
	9104-5152	Ref	STEERING CYLINDER PIN KIT (includes one each of items 22 thru 27, 33 & 34 -one kit needed for each side)	25	8859-1019	2	O-RING
1		2	DRIVE HUB (use existing hubs)	26	8859-1105	2	O-RING
2	9112-0002	1	R.H. STEERING KNUCKLE	27	9104-1481	2	STEERING CYLINDER PIN
3	8821-2321	2	SOCKET HD CAPSCREW, 5/8-11X3-3/4, GR8	28	9112-3030	4	BACK-UP RING
* 4	9104-3222	2	CAPSCREW, 12 PT., 3/4-10X2 (lubricate & torque to 270-290 ft. lbs.)	29	8859-1032	4	O-RING
5	8320-1006	12	HEX HD CAPSCREW, 3/4-10X2 (use existing hardware)	30	9112-3028	2	BUSHING
6	9104-3247	2	SELF-ALIGNING BUSHING	31	8692-1268	2	LIP SEAL
7	8668-1572	12	HARDENED WASHER, 3/4 (use existing hardware)	*32	8821-1121	2	SOCKET HD CAPSCREW, 1/2-13X6-1/2, GR8
8	9104-6126	1	REAR AXLE WELDMENT (includes items 10, 30 & 46)		8852-1208	2	HEX LOCKNUT, 1/2
9		1	REAR AXLE PIN (use existing pin)	33	9104-1459	2	WASHER
10	9112-3031	2	BUSHING	34	8850-1416	2	HEX JAM NUT, 1-14 (lubricate & torque to 425-475 ft. lbs.)
* 11	8867-1008	2	LUBE FITTING, STRAIGHT, 1/4-28	35	8867-1022	4	LUBE FITTING, 30 DEGREES, 1/8
12	2460-1570	2	LIP SEAL	36	9108-1693	2	UPPER KING PIN
13	8850-1006	2	HEX NUT, 3/8-16	37	9104-1439	2	TIE ROD PIN
14	8855-1011	2	LOCKWASHER, 3/8	38	8320-1140	2	HEX HD CAPSCREW, 3/8-16X2-3/4, GR8
15	8320-1144	2	HEX HD CAPSCREW, 3/8-16X5-3/4, GR5	39	8852-1306	2	LOCKNUT, 3/8-16
16	8871-1280	2	HEX SOCKET PIPE PLUG, 1/8	40	8858-1323	4	RETAINING RING
17	9108-1695	2	STEERING CYLINDER PIVOT PIN	*41	9114-1424	2	LOWER KING PIN
18	8850-1110	2	HEAVY HEX JAM NUT, 5/8-11	42	9104-1596	4	SHIM (20 gauge thick, see note #3)
19	9104-1598	2	SHIM (see note #2)	43	9104-1449	4	SHIM (.060 thick, see note #3)
20	9103-3478	2	STEERING CYLINDER ASSY	44	9104-1450	4	SHIM (.0478 thick, see note #3)
	9103-4301	AR	SEAL KIT	45	9104-1451	6	SHIM (.106 thick, see note #3)
* 21	9104-3246	2	RADIAL BUSHING (rod end)	46	9112-3027	2	BUSHING
22	9020-1918	2	SHIM (10 gauge thick, see note #2)	47	9112-3029	2	O-RING
	8852-1312	2	HEX LOCKNUT, 3/4-10	48	8821-2321	2	SLOT HD CAPSCREW, 5/8-11X3-3/4, GR8
				49	8855-1153	2	LOCKWASHER, 5/8
				50	8859-1104	2	O-RING
				51	9112-1091	2	THRUST BUSHING
				52	9112-0001	1	L.H. STEERING KNUCKLE
				*53	9116-6063	1	TIE ROD (includes item 6)
				54	9103-3444	2	STREET ELBOW
				55	9103-3445	2	LUBE FITTING
				*56	8867-1001	2	LUBE FITTING, STRAIGHT, 1/8

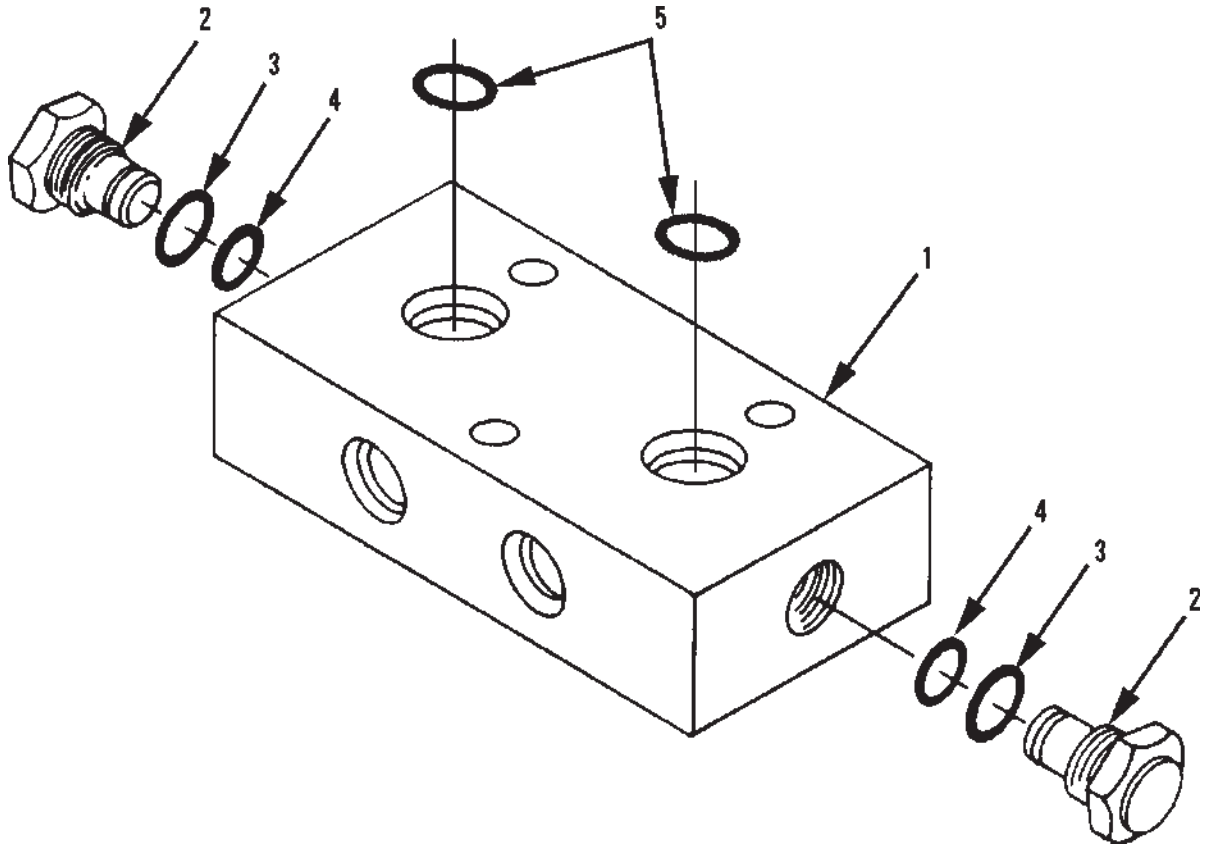
* Changed quantities on items 4, 11, & 20, changed part numbers on items 32, 41, 53 & 56. Added to note # 3.



Item	Part No.	Qty.	Description Of Part
	9108-3286	1	SWAY CYLINDER ASSY (includes all items)
	9108-4189	Ref	SEAL KIT (includes items 5, 6, 7, 8, 10, 11, 13 & 14)
1	9108-4185	1	TUBE ASSY
2	8867-1033	2	LUBE FITTING - STRAIGHT, 1/4-28
3	9108-4176	2	BUSHING
4	9108-4184	1	NUT
5	9108-4219	1	WEAR RING
6	9108-4220	1	SEAL
7	9108-4221	1	O-RING
8	9108-4222	1	O-RING
9	9108-4186	1	PISTON
10	9108-4223	1	BACK-UP RING
11	9108-4224	1	O-RING
12	9108-4188	1	GLAND
13	9108-4225	1	SEAL
14	9108-4226	1	WIPER
15	9108-4187	1	ROD ASSY



Item	Part No.	Qty.	Description Of Part
	9108-3471	1	SWAY CYLINDER ASSY, (includes all items)
	9108-4308	Ref	SEAL KIT, (includes items 6 thru 9, 11, 12 & 14 thru 16)
1	9106-4016	2	BUSHING
2	9114-4128	2	GREASE FITTING
3	9112-4083	1	CASE ASSY
4	9114-4017	1	CAPSCREW, #8X32X.375
5	9103-4156	1	LOCKNUT, (lubricate & torque to 350-400 ft.lbs.)
6		2	WEAR RING
7		1	PISTON SEAL
8		1	O-RING
9		1	O-RING
10	9112-4084	1	PISTON
11		1	O-RING
12		1	BACK-UP RING
13	9112-4085	1	CYLINDER HEAD
14		1	STEP SEAL
15		1	U-CUP
16		1	WIPER
17	9112-4086	1	ROD ASSY
			NOTE: ONLY ITEMS WITH PART NUMBERS ARE AVAILABLE FOR SERVICE



Item	Part No.	Qty.	Description Of Part
1	9108-3262	1	DUAL P.O. CHECK VALVE ASSY
	9104-4002	Ref	SEAL KIT, (includes items 3 and 4)
1		1	BODY
2	7713-3248	2	CHECK VALVE, (includes items 3 and 4)
3	9108-4227	2	O-RING
4	9108-4228	2	O-RING
5	8859-1009	2	O-RING
			NOTE: ONLY ITEMS WITH PART NUMBERS ARE AVAILABLE FOR SERVICE.