

# **GRADALL®**

---

## ***Illustrated Parts Manual***

***Models***

***522D***

***524D***


S/N 0277001

***P/N - 9138-4001***

*Revised July 6, 2007*



***JLG®***





**SECTION 1 — INTRODUCTION**

Table of Contents ..... 1-1 thru 1-4  
Alphabetical Index ..... 1-5 thru 1-8  
Service Kits ..... 1-9, 1-10  
Part Number Index ..... 1-11 thru 1-26

**SECTION 2 — CHASSIS & ATTACHING PARTS**

Frame Shrouding & Trim ..... 2-1  
Open Cab ..... 2-2  
Rear Axle & Attaching Parts ..... 2-3  
Front Axle Mounting ..... 2-4

**SECTION 3 — BOOM**

First Boom Section ..... 3-1  
Second Boom Section ..... 3-2  
Quick Switch ..... 3-3

**SECTION 4 — ATTACHMENTS**

Carriage Assembly ..... 4-1  
Quick Switch Mounted Carriage Assembly ..... 4-2  
Buckets ..... 4-3  
Slope Piler Carriage ..... 4-4

**SECTION 5 — ENGINE & ATTACHING PARTS**

Engine Left Side View (524D) ..... 5-1  
Engine Right Side View (524D) ..... 5-2  
Engine Pump Mount & Flywheel Housing (524D) ..... 5-3  
Engine Left Side View (522D) ..... 5-4  
Engine Right Side View (522D) ..... 5-5  
Engine Pump Mount & Flywheel Housing (522D) ..... 5-6  
Fuel Tank & Lines ..... 5-7  
Radiator & Hoses ..... 5-8  
Oil Cooler ..... 5-8  
Air Cleaner Piping ..... 5-9  
Air Cleaner ..... 5-10  
Exhaust System ..... 5-11

## **SECTION 6 — DRIVE TRAIN**

Front Axle Assembly .....	6-1
Front Axle Housing .....	6-2
Front Axle Differential Carrier .....	6-3
Brake Assembly .....	6-4
Front Axle Shaft & Planetary Wheel End .....	6-5
Rear Steering Axle Drive Hub .....	6-6
Rear Steering Axle Non-Drive Hub .....	6-7
Wheels & Tires .....	6-8

## **SECTION 7 — CONTROLS**

Tilt & Sway .....	7-1
Accelerator Pedal Assembly .....	7-2
Steering Column - Forward Neutral Reverse Shifter .....	7-3
Floorplate Components .....	7-4
Brake & Inching Linkage .....	7-5

## **SECTION 8 — BRAKES**

Service Brake Lines. ....	8-1
---------------------------	-----

## **SECTION 9 — HYDRAULIC CIRCUITS**

Oil Supply & Pressure Lines .....	9-1
Dump Circuit .....	9-2
Drive Circuit (front) .....	9-3
Drive Circuit (rear) .....	9-4
Lift Cylinder .....	9-5
Crowd Cylinder .....	9-6
Tilt & Tilt Compensating Cylinder .....	9-7
Sway Cylinder .....	9-8
Steering Cylinder .....	9-9
Joystick Circuit .....	9-10

## **SECTION 10 — HYDRAULIC COMPONENTS**

Lift Cylinder (Iowa) .....	10-1
----------------------------	------

**SECTION 10 — HYDRAULIC COMPONENTS (continued)**

Crowd Cylinder .....	10-2
Tilt Cylinder (Iowa) .....	10-3
Compensating Cylinder (Iowa) .....	10-4
Sway Cylinder (Iowa) .....	10-5
Steering Cylinder (Iowa) .....	10-6
Main Hydraulic Control Valve .....	10-7
Rear Drive Motor .....	10-8
Priority Flow Control Valve .....	10-9
Flow Divider Valve .....	10-10
Brake Valve .....	10-11
Solenoid Valve .....	10-12
Sway Cylinder Valve .....	10-13
Inching Valve .....	10-14
Main Hydraulic Pump .....	10-15
Hydrostatic Transmission Pump.....	10-16
Front Drive Motor (524D) .....	10-17
Hydraulic Reservoir & Filters .....	10-18
Joystick Assembly .....	10-19
Traction Lock Valve .....	10-20
Quick Start Cylinder & Valve Assembly .....	10-21
* Front Drive Motor (522D) .....	10-22

**SECTION 11 — ELECTRICAL**

Dash Panel .....	11-1
Engine Wiring Harness .....	11-2
Dash Harness Assembly.....	11-3
Gauge Panel .....	11-4
Battery & Cables.....	11-5

**SECTION 12 — MISCELLANEOUS**

Frame Decals.....	12-1
Boom Decals.....	12-2

**SECTION 13 — OPTIONAL EQUIPMENT**

Inline Bypass .....	13-1
---------------------	------

**SECTION 13 — OPTIONAL EQUIPMENT (continued)**

L.H. Tilt Assembly .....	13-2
L.H. Sway Assembly .....	13-3
L.H. Tilt/Sway Field Kit .....	13-4
Overhead Window .....	13-5
Engine Block Heater .....	13-6
Hydraulic Reservoir Heater Installation .....	13-7
Auxiliary Hydraulics Field Kit (2-section boom) .....	13-8
Auxiliary Hydraulics & L.H. Sway Assembly (2-section boom) .....	13-9
Control Valve Assembly .....	13-10
Three Section Boom Assembly .....	13-11
Auxiliary Field Kit (3-section boom) .....	13-12
Dual P.O. Check Valve .....	13-13
Slope Piler Carriage Sway Cylinder .....	13-14
Cab Enclosure Installation (9134-5003) .....	13-15
Cab Enclosure Installation (9134-5003) - Cont. ....	13-16
Cab Enclosure Kit (9114-3267) - Upper Window & Front Wiper Assembly .....	13-17
Cab Enclosure Kit (9114-3267) - L.H. Side Assembly .....	13-18
Cab Enclosure Kit (9114-3267) - Cab Glass .....	13-19
Auxiliary Hydraulics & L.H. Sway (9108-5127) .....	13-20
Auxiliary Hydraulics W/Electrics (3-section boom) (9108-5128) .....	13-21
Auxiliary Hydraulics W/Electrics (2-section boom) (9108-5125) .....	13-22
Work Light Package (9138-5004) .....	13-23
Foam Tires (2-section boom) (9138-5005) .....	13-24
Foam Tires (3-section boom) (9138-5006) .....	13-25
Ether Start Field Kit .....	13-26
Rear Axle Rework Kit .....	13-27
* Rear Axle Advantage Kit .....	13-28
* Low Profile Machine Package 522D (9139-5004) .....	13-29
* Low Profile Machine Package 524D (9138-5010) .....	13-30
Low Profile Sway Cylinder (9138-3015) .....	13-31

ACCELERATOR CABLE .....	5-1
ACCELERATOR PEDAL .....	7-2
AIR CLEANER .....	5-10
AIR CLEANER ELEMENT .....	5-10
AIR CLEANER SERVICE INDICATOR .....	5-9
ALTERNATOR .....	5-2
ALTERNATOR FAN .....	5-2
ATTACHMENTS .....	4-1 thru 4-4
AUXILIARY HYDRAULICS (2s boom) .....	13-8
AUXILIARY HYDRAULICS (3s boom) .....	13-12
AUXILIARY HYDRAULICS & L.H. Sway (2s boom) .....	13-9
BATTERY .....	11-5
BATTERY HOLD DOWN .....	11-5
BATTERY CABLES .....	11-5
BEARING PADS (Boom Sections) .....	3-1, 3-2
BLOCK HEATER .....	13-6
BOOM DECALS .....	12-2
BOOM SECTIONS .....	3-1, 3-2
BOOM 3 SECTIONS .....	13-11
BRAKE PEDAL .....	7-5
BRAKE VALVE .....	10-11
BRAKE WARNING LIGHT .....	11-4
BREATHER (Filler cap) .....	10-18
BUCKETS .....	4-3
CAB ENCLOSURE INSTALLATION .....	13-15, 13-16
CAB ENCLOSURE KIT .....	13-17, 13-18, 13-19
CARRIAGE & FORKS .....	4-1
COMPENSATING CYLINDER .....	10-4
COMPENSATING CYLINDER HYDRAULIC CIRCUIT .....	9-7
CONTROL VALVES .....	10-7, 10-9, 10-10
CROWD CYLINDER .....	10-2
CROWD CYLINDER HYDRAULIC CIRCUIT .....	9-6
DASH HARNESS .....	11-3
DECALS .....	12-1, 12-2
DECK .....	2-1
DRIVE CIRCUIT (Front) .....	9-3
DRIVE CIRCUIT (Rear) .....	9-4

DUAL P.O. CHECK VALVE .....	13-3
DUMP CIRCUIT .....	9-2
ELECTRICAL SYSTEMS .....	11-1 thru 11-5
ENGINE LEFT SIDE VIEW (524D) .....	5-1
ENGINE LEFT SIDE VIEW (522D) .....	5-4
ENGINE MOUNT .....	5-1, 5-4
ENGINE RIGHT SIDE VIEW (524D) .....	5-2
ENGINE RIGHT SIDE VIEW (522D) .....	5-5
ENGINE THROTTLE CONTROL .....	5-1, 5-4
EXHAUST PIPE .....	5-11
EXHAUST STACK .....	5-11
EXHAUST SYSTEM .....	5-11
FILTERS .....	10-18
FILTER ELEMENT .....	10-18
FIRST BOOM SECTION .....	3-1
FIRST BOOM SECTION MOUNTING PIN .....	3-1
FLOORPLATE COMPONENTS .....	7-4
F-N-R SHIFTER .....	7-3
FRAME .....	2-1
FRAME SHROUDING & TRIM .....	2-1
FRONT AXLE .....	6-1
FRONT AXLE MOUNTING .....	2-4
FRONT AXLE DIFFERENTIAL CARRIER .....	6-3
FRONT AXLE DRIVE MOTOR .....	10-17
FRONT AXLE HOUSING .....	6-2
FRONT AXLE SHAFT & PLANETARY WHEEL END .....	6-5
FRONT BRAKE ASSEMBLY .....	6-4
FRONT DISC WHEEL & RIM .....	6-7
FUEL GAUGE .....	11-2
FUEL LEVEL SENDER .....	5-7
FUEL LINES .....	5-7
FUEL TANK & CAP .....	5-7
HOOD .....	2-1
HORN .....	2-1
HORN BUTTON .....	11-3



HORNWIRING .....	11-3
HOURLMETER .....	11-4
HYDRAULIC CIRCUITS .....	9-1 THRU 9-10
IGNITION SWITCH .....	11-3
INCHING VALVE .....	7-4, 7-5, 10-14
INSTRUMENT PANEL .....	11-1, 11-4
JOYSTICK .....	9-10, 10-19
KITS .....	1-10, 1-11
LEFT HAND TILT/SWAY CONTROL .....	13-4
LIFT CYLINDER .....	10-1
LIFT CYLINDER HYDRAULIC CIRCUIT .....	9-5
MAIN BOOM SECTIONS .....	3-1, 3-2
MAIN HYDRAULIC PUMP .....	5-1, 5-4, 10-15
MISCELLANEOUS ELECTRICAL COMPONENTS .....	11-1 thru 11-5
MUFFLER .....	5-11
NEGATIVE BATTERY CABLE .....	11-5
OIL COOLER .....	5-8, 9-2
OIL FILTER .....	5-1, 5-4, 10-18
OIL PRESSURE GAUGE .....	11-4
OIL PRESSURE SENDER .....	5-1, 5-4
OIL RESERVOIR .....	10-18
OIL SUPPLY & PRESSURE LINES .....	9-1
POSITIVE BATTERY CABLE .....	11-5
PRIORITY FLOW CONTROL VALVE .....	10-9
QUICK SWITCH ASSEMBLY .....	3-3
QUICK SWITCH MOUNTED CARRIAGE ASSEMBLY .....	4-2
RADIATOR & HOSES .....	5-8
REAR AXLE FRAME .....	2-3
REAR AXLE MOUNTING PIN .....	2-3
REAR DRIVE MOTOR .....	10-8

REAR STEERING AXLE .....	2-3
REAR STEERING AXLE DRIVE HUB .....	6-6
Rear Steering Axle Non-Drive Hub .....	6-7
REPAIR KITS .....	1-10, 1-11
RESERVOIR FILLER-BREATHER .....	10-18
RESERVOIR SUPPLY CIRCUIT .....	9-1
RESERVOIR .....	10-18
RESERVOIR FILTER .....	10-18
SEAT .....	2-1
SEAT BELT .....	2-1
SECONDBOOM SECTION .....	3-2
SERVICE BRAKE LINES .....	8-1
SERVICE KITS .....	1-9, 1-10
SOLENOID VALVE .....	10-12
STARTER MOTOR .....	5-2, 5-5
STEERING COLUMN .....	7-3
STEERING CYLINDER .....	10-6
STEERING CYLINDER HYDRAULIC CIRCUIT .....	9-9
STEERING KNUCKLES .....	2-3
STEERING ORBITROL .....	7-3
STEERING WHEEL .....	7-3
SUPPLY HYDRAULIC CIRCUIT .....	9-1
SWAY CONTROL HANDLE & LINKAGE .....	7-1
SWAY CYLINDER .....	10-5
SWAY CYLINDER HYDRAULIC CIRCUIT .....	9-8
THERMAL BYPASS .....	13-1
THREE SECTION BOOM .....	13-11
THREE SECTION BOOM AUXILIARY HYDRAULICS .....	13-12
TIE ROD ARM .....	2-3
TILT CONTROL HANDLE & LINKAGE .....	7-1
TILT CYLINDER .....	10-3,
TILT CYLINDER HYDRAULIC CIRCUIT .....	9-7
TRACTION LOCK VALVE .....	10-20
TRAVEL ALARM .....	2-1
WATER TEMPERATURE GAUGE .....	11-4
WATER TEMPERATURE SENDER .....	5-2, 5-5
WHEELS & TIRES .....	6-8
WIRING HARNESS .....	5-1, 5-4, 11-2, 11-3

<u>SECTION</u>	<u>PAGE NO.</u>	<u>PART NUMBER</u>	<u>DESCRIPTION</u>
2	2-3	9103-5240	Steering Knuckle Kit
2	2-3	9104-5152	Steering Cylinder Pin Kit
5	5-1	9108-5053	Engine Filter Kit (524D)
5	5-4	9108-5053	Engine Filter Kit (522D)
6	6-3	9114-4382	Limited Slip Plate Stack Kit
6	6-3	9114-4383	Pinion Cage Shim Kit
6	6-3	9114-4384	Drive Pinion Shim Kit
6	6-3	9114-4385	Limited Slip Shim Kit
6	6-4	9114-4369	Brake Piston Plate Kit
6	6-4	9114-4370	Brake Plate & Seal Kit
6	6-4	9114-4371	Piston Brake Shim Kit
7	7-2	9114-4431	Cable Support Bracket Kit
7	7-2	9114-4432	Cable Attach Kit
7	7-2	9114-4197	Boot Kit
7	7-2	9114-4433	Heel Rest Kit
7	7-3	9114-4190	Steering Control Unit Seal Kit
10	10-1	9112-4071	Lift Cylinder Seal Kit
10	10-2	9108-4306	Crowd Cylinder Seal Kit
10	10-3	9103-4337	Tilt Cylinder Seal Kit
10	10-4	9103-4339	Compensating Cylinder Seal Kit
10	10-5	9108-4308	Sway Cylinder Seal Kit
10	10-6	9108-4305	Steering Cylinder Seal Kit
10	10-7	9108-4019	Main Control Valve Stud Kit
10	10-7	9108-4015	MCV Section Seal Kit
10	10-7	9108-4201	MCV Main Relief Seal Kit
10	10-7	9108-4005	MCV Spool Seal Kit
10	10-11	9108-4043	Brake Valve Repair Kit
10	10-13	9116-4056	Sway Cylinder Valve Seal Kit
10	10-15	9108-4218	Main Pump Seal Kit
10	10-16	9108-4317	Hydrostatic Transmission Seal Kit
10	10-17	9109-4025	Front Drive Motor Seal Kit
10	10-19	8093-4226	Joystick Seal Kit

<u>SECTION</u>	<u>PAGE NO.</u>	<u>PART NUMBER</u>	<u>DESCRIPTION</u>
10	10-20	9108-4284	Traction Lock Valve Seal Kit
12	12-1	9108-5133	Decal Kit
13	13-13	9104-4002	Dual P.O. Seal Kit

# INDEX

PART NUMBER	PAGE	PART NUMBER	PAGE	PART NUMBER	PAGE
0510-1441	4-4	7713-3270	13-6	8093-4037	13-27
1100-2410	13-2	7713-3306	5-6, 9-4	8093-4052	10-15
1440-2248	2-1, 13-7, 13-13, 13-24, 13-28	7713-3390	5-6, 9-4	8093-4077	10-15
1440-3190	13-8	7713-3430	8-4	8093-4080	10-16, 10-17
1440-3416	11-5	7713-3447	5-3, 9-4	8093-4082	10-15
1440-4645	12-1	7713-3893	9-7, 13-24	8093-4084	10-15
1440-4646	12-1	7714-3003	2-1, 9-11, 11-3, 11-4, 11-5	8093-4202	10-13
2443-1386	13-17	7714-3004	13-8	8093-4205	10-23
2460-1570	2-2, 13-36	7714-3006	2-1, 5-6, 9-11, 11-3, 11-4, 11-5, 13-8	8093-4228	10-22
2460-4126	12-1	7714-3015	11-5, 13-14	8093-4230	10-22
2464-1328	13-8	7714-3016	13-8	8093-4231	10-22
2474-1047	5-1, 5-3, 11-1, 11-2	7714-3017	13-8	8093-4233	10-22
2477-1004	11-3, 11-4, 11-6, 11-7, 13-3	7716-3102	13-5	8093-4234	10-22
2486-1167	13-5, 13-21	7716-3117	13-1	8093-4235	10-22
2486-1170	5-1, 5-2, 5-3, 5-4, 5-6, 9-5, 11-3, 11-4, 13-3	7716-3144	11-3	8093-4236	10-22
2492-1332	5-7, 5-9	7721-3031	5-9	8093-4237	10-22
2492-1393	2-1, 11-1, 11-2	7732-3029	5-6, 9-4	8093-4238	13-10
2492-1394	2-1	7733-3027	12-1	8093-4240	10-22
2492-1395	2-1	7736-3079	13-6	8093-4241	10-22, 13-10
7149-2134	2-1	7736-3179	13-25	8093-4242	10-22
7702-3006	12-1	7736-3191	13-5	8093-4243	10-22
7702-3007	12-1	7736-3225	11-8, 11-9	8093-4244	10-22
7702-3009	12-2	7736-3263	11-8, 11-9	8093-4245	10-22
7710-3138	5-7	7736-3264	11-8, 11-9	8093-4246	10-22
7710-4289	6-2	7736-3268	11-3, 11-4, 13-3, 13-5, 13-8, 13-21, 13-22	8093-4247	10-22
7710-4297	6-3	7736-4316	10-22	8093-4248	10-22
7710-4343	6-2, 6-5	7736-4320	10-22	8093-4249	10-22
7713-3052	9-2, 9-3, 9-4, 9-7, 9-10, 13-24	7738-3154	5-7	8093-4253	10-22
7713-3053	9-2, 9-3, 9-4, 9-10	7738-3202	5-1, 5-2, 5-3, 5-4	8093-4254	10-22
7713-3089	5-1, 5-3, 8-1, 8-4, 9-1, 9-4, 9-5	7738-3203	5-1, 5-2, 5-3, 5-4	8093-4256	10-22
7713-3136	9-8, 13-6	7738-3410	13-5, 13-21	8093-4257	10-22
7713-3137	9-4, 9-8, 13-6	7738-3467	11-7, 13-5, 13-21, 13-22	8093-4258	10-22
7713-3139	5-6, 9-6, 9-7, 13-7, 13-13	7738-3470	11-6, 11-7, 13-1, 13-3, 13-5, 13-8, 13-21, 13-22	8093-4259	10-22
7713-3140	5-6, 9-6, 9-7, 13-7, 13-13, 13-18, 13-20	7738-3540	13-8	8093-4260	10-22
7713-3141	13-13	7738-3567	11-5	8093-4261	10-22
7713-3166	9-1	7738-3709	11-3, 11-4, 11-6, 11-7	8093-4262	10-22
7713-3168	13-13	7738-3744	13-8	8093-4263	10-22
7713-3177	9-6, 9-7, 13-7, 13-13, 13-18, 13-20	7738-4267	10-11	8093-4328	10-22
7713-3197	8-3, 8-4, 9-11, 13-9	7738-6065	5-5	8093-4340	10-15
7713-3201	13-18, 13-20	7868-3122	13-13	8093-4416	10-15
7713-3209	9-4, 9-7, 9-10, 13-24	8000-3152	13-25	8093-4423	10-13
7713-3240	9-6	8060-3019	12-2	8096-3050	13-5, 13-21
7713-3248	10-12, 13-16	8060-3022	12-1	8096-3055	13-5, 13-21
		8060-3026	12-1	8096-3056	13-5, 13-21
		8091-4235	10-16, 10-17	8096-3057	7-14, 11-1, 11-2, 11-8, 11-9, 13-1
		8091-4241	10-16, 10-17	8096-3058	11-1, 11-2, 11-8, 11-9, 13-1, 13-5, 13-8, 13-21
		8093-4035	10-11	8096-3059	7-14
				8096-3060	11-8, 11-9, 13-21, 13-27

# INDEX

PART NUMBER	PAGE	PART NUMBER	PAGE	PART NUMBER	PAGE
8096-3062	13-5, 13-21	8362-1283	3-2, 13-24	8471-7858	9-10
8096-3065	11-9, 13-1	8363-3002	8-1	8471-7860	9-6
8096-3066	7-14, 11-8, 11-9, 13-5, 13-21	8364-1359	13-4	8471-7861	9-9
8096-3067	13-8, 13-21, 13-27	8364-1675	12-1	8471-7862	13-24
8096-3068	7-14, 11-8, 11-9, 13-1, 13-5, 13-21	8365-1133	9-4	8471-7863	13-24
8096-3069	11-8, 11-9, 13-1, 13-5, 13-8, 13-21, 13-27	8366-1145	13-8	8471-7865	9-4, 9-5
8203-3993	13-13	8366-1316	4-4, 9-1, 13-14	8471-7869	8-3, 8-4
8203-3996	11-1, 11-2	8366-1336	13-21	8471-7872	5-6, 9-2, 9-3, 13-32
8209-2118	5-2, 5-4	8366-2008	9-1	8471-7878	9-4
8307-3699	6-2, 6-3	8366-3097	13-5, 13-21	8471-7884	9-7
8307-3828	6-3	8368-3175	5-9	8471-7885	9-7
8308-1152	6-5	8368-3181	13-8	8471-7886	9-8
8319-1004	5-2, 5-3, 5-4	8368-3254	11-1, 11-2	8471-7887	13-11
8319-1005	5-2, 5-4	8368-3291	2-1	8471-7888	13-11
8319-1006	5-2, 5-4	8368-3308	5-6	8471-7889	8-3, 8-4
8319-1007	5-2, 5-4	8368-4127	6-5	8471-7890	8-3, 8-4
8319-1010	5-1, 5-2, 5-3, 5-4	8381-4054	10-23	8471-7892	8-3
8319-1011	5-2, 5-4	8381-4056	10-23	8471-7893	8-4, 13-27
8319-1013	5-2, 5-4, 5-9	8392-4123	10-16, 10-17	8471-7896	13-24
8319-1021	5-2, 5-4, 5-9	8392-4135	10-16, 10-17	8471-7905	8-3
8319-1032	5-1, 5-3, 5-4	8452-1056	5-6	8471-7906	9-2, 9-3, 13-32
8319-1041	5-1, 5-3	8452-1062	13-14	8471-7908	9-2, 9-3
8319-1057	5-1, 5-3	8471-2738	5-1, 5-2, 5-3, 5-4, 9-4, 9-5	8471-7930	5-4, 9-2, 9-4
8319-1059	7-15	8471-2739	9-4, 9-5	8471-7931	9-1
8320-1006	2-2	8471-2746	5-4, 5-5	8471-7946	9-4, 9-5
8320-1017	13-24	8471-4006	5-2, 9-5	8471-8021	6-1, 8-1, 8-4
8320-1024	13-18, 13-20	8471-6358	8-3, 8-4	8471-8026	13-7, 13-13, 13-28
8320-1026	13-18, 13-20, 13-24	8471-6426	13-11	8471-8032	13-7, 13-13
8320-1031	2-3	8471-6434	4-4, 13-14	8471-8040	13-13
8320-1039	13-24	8471-6726	8-3, 8-4	8471-8041	13-13, 13-28
8320-1058	6-1	8471-6726	8-3, 8-4	8471-8067	13-18, 13-20
8320-1073	13-11, 13-24	8471-7458	9-11, 13-9	8471-8077	6-1, 8-1
8320-1120	9-4, 9-5, 13-26	8471-7460	8-3, 8-4, 9-4, 9-5	8471-8129	5-3
8320-1123	3-3, 13-13, 13-24	8471-7519	9-11, 13-9	8471-8153	6-1, 8-3, 8-4
8320-1135	5-1, 5-2, 5-3, 5-4, 9-4, 9-5	8471-7537	8-4, 13-27	8471-8181	9-4
8320-1140	2-2, 13-36	8471-7563	9-8, 13-7, 13-13	8471-8182	9-4
8320-1144	2-2, 13-36	8471-7597	9-4	8471-8183	9-4
8320-1155	5-4, 9-4	8471-7640	13-17	8471-8187	9-10
8348-1285	11-1, 11-2, 11-9	8471-7803	9-1	8471-8188	9-10
8348-1286	11-1, 11-2, 11-9	8471-7810	9-2, 9-3, 9-10	8471-8202	9-10
8348-1289	11-8, 11-9	8471-7816	9-2, 9-3	8471-8207	5-3, 9-4
8348-3078	13-8	8471-7817	8-3, 8-4	8471-8208	5-4, 9-4
8348-3113	7-14	8471-7824	9-4	8471-8221	5-4, 9-4, 13-27
8348-3114	7-14, 11-3	8471-7830	9-4, 9-5	8471-8280	13-13, 13-24, 13-28
8348-3497	5-4, 5-5	8471-7832	9-1, 9-4, 9-5	8471-8281	13-13, 13-24, 13-28
8348-3584	6-3	8471-7835	9-2, 9-3, 9-4, 9-5	8471-8476	9-4
8360-1011	12-1	8471-7839	9-2, 9-3	8471-8657	9-4, 9-5
		8471-7851	5-1, 5-3, 9-1	8471-8760	9-4, 9-5
		8471-7852	8-3, 8-4, 9-5	8471-8861	9-4, 9-5
		8471-7853	8-3, 8-4	8471-8903	6-1, 8-1, 8-3, 8-4
		8471-7854	9-10	8471-8925	13-32

# INDEX

PART NUMBER	PAGE	PART NUMBER	PAGE	PART NUMBER	PAGE
8471-8926	13-32	8698-4452	6-5	8820-1112	5-1, 5-3
8471-8930	9-4, 9-5	8820-1001	13-8	8820-1532	3-1, 3-2, 13-24
8471-9110	9-2, 9-3	8820-1002	13-1, 13-21	8820-1533	3-1, 3-2
8505-1384	9-11, 13-9	8820-1003	7-13, 9-5, 13-8	8820-1534	13-24
8507-1128	5-6	8820-1004	13-9	8820-1535	13-24
8510-1098	2-2	8820-1005	5-1, 5-3, 7-13, 13-1, 13-6, 13-8, 13-13	8820-1536	4-4, 13-14, 13-24
8521-1040	2-1	8820-1006	13-6	8820-1537	3-2, 4-4, 13-14
8540-1340	5-3	8820-1008	7-14, 8-3, 8-4, 9-4, 13-18, 13-20	8820-1538	13-24
8564-1094	13-4	8820-1010	9-2, 9-3	8820-1562	13-24
8584-1150	5-2, 5-4	8820-1011	13-27	8820-1563	13-24
8594-1016	5-2, 5-4, 13-13	8820-1016	5-6, 13-3	8820-1564	3-2, 13-24
8594-1017	5-3, 11-5	8820-1017	2-1, 13-13	8820-1565	13-24
8654-1381	5-4, 5-5	8820-1018	5-2, 5-7, 9-4, 9-11, 13-5, 13-7, 13-9, 13-13, 13-28	8820-1566	13-24
8656-1308	13-24	8820-1019	13-13, 13-28	8820-1568	3-1, 13-24
8656-1326	13-5, 13-21	8820-1020	2-1, 5-4, 5-6, 5-7, 7-17, 13-24	8820-1569	3-1
8662-1230	9-5, 13-21	8820-1021	4-5, 5-6	8820-1607	3-1
8664-1158	13-24	8820-1022	7-17	8820-1608	13-24
8667-1022	2-2	8820-1023	9-4, 9-8, 13-6	8821-1030	13-8
8667-1164	2-1	8820-1024	7-17	8821-1068	5-1, 5-3, 13-25
8668-1572	2-2	8820-1031	5-9	8821-1117	2-2, 13-35
8668-3118	7-13	8820-1033	7-14	8821-1121	2-2, 13-35, 13-36
8668-3122	13-5, 13-13, 13-21, 13-22	8820-1034	13-6, 13-13, 13-24, 13-28	8821-1510	13-8
8668-3127	13-21	8820-1035	2-2, 4-5, 7-14, 7-15, 9-4, 13-5, 13-21, 13-36	8821-2228	7-17, 10-13
8668-3136	13-21	8820-1036	4-5, 9-4, 10-19, 13-7, 13-13, 13-21, 13-28	8821-2321	2-2, 13-35, 13-36
8668-3193	13-8	8820-1037	7-14, 13-17, 13-21	8822-1701	2-2
8668-3330	13-3	8820-1040	4-4, 9-9, 13-14	8824-1053	13-18, 13-23
8668-3381	13-21	8820-1043	13-24	8825-1018	7-13
8668-3480	5-4, 7-14, 13-5, 13-8, 13-21, 13-22	8820-1044	13-11	8826-1017	9-11
8688-1002	13-24	8820-1046	13-24	8826-1022	11-3, 11-4, 13-2
8688-1227	5-1, 5-3	8820-1050	2-1	8826-1024	7-17
8688-1273	13-24	8820-1065	2-2, 3-2, 3-3, 4-4, 9-6, 13-14, 13-24	8830-1070	13-8
8688-1276	13-24	8820-1066	4-1, 5-4, 9-5	8830-1075	11-6
8688-1421	6-4	8820-1067	5-6	8830-1077	11-7
8688-3071	13-5	8820-1073	4-5	8830-1093	2-1
8688-3075	5-1, 5-3	8820-1095	5-5	8830-1099	13-11
8688-3106	5-1, 5-2, 5-3, 5-4, 5-5	8820-1103	7-17	8830-1126	13-4
8688-3260	5-4, 13-5	8820-1104	9-9	8830-1141	11-3
8688-3327	5-6	8820-1105	4-1, 4-2, 4-4, 13-14, 13-18, 13-20, 13-23	8830-1191	13-21
8688-3469	4-4, 9-1	8820-1106	5-1, 5-3	8830-1193	2-1, 3-3, 13-8
8692-1268	2-2, 13-35, 13-36	8820-1107	3-1, 3-3	8830-1311	7-15
8696-1044	13-4	8820-1108	13-5	8832-1020	13-8
8698-1178	13-5			8832-1022	13-5, 13-21
8698-3041	13-5			8832-1029	11-3, 11-4
8698-3188	11-3, 13-5, 13-8, 13-21			8832-1030	2-1
8698-3190	13-3			8832-1039	13-5, 13-8, 13-21
8698-3193	13-13, 13-21			8834-1022	4-2, 4-4, 4-5, 13-6, 13-14, 13-17, 13-18, 13-20, 13-23
8698-3195	13-1			8841-1036	9-8
8698-3202	13-1			8841-1037	13-7, 13-13
8698-4451	6-5			8844-1001	7-17

# INDEX

PART NUMBER	PAGE	PART NUMBER	PAGE	PART NUMBER	PAGE
8850-1004	7-13, 9-2, 9-3, 9-11, 13-1, 13-8, 13-9, 13-21, 13-22, 13-27	8850-1005	2-1, 4-5, 5-2, 5-4, 7-17, 9-4, 9-11, 13-7, 13-9, 13-13, 13-24, 13-28	8850-1006	2-2, 4-5, 9-4, 10-19, 11-3, 11-4, 13-5, 13-7, 13-13, 13-17, 13-18, 13-21, 13-23, 13-28, 13-36
8850-1007	2-1	8850-1008	4-5, 7-12, 9-5, 13-13, 13-24, 13-28	8850-1010	3-1, 3-3, 9-9
8850-1012	6-1, 13-24	8850-1016	4-4, 13-14	8850-1105	7-13
8850-1106	4-5	8850-1108	7-12, 13-13, 13-24, 13-28	8850-1110	2-2, 7-17, 13-36
8850-1112	13-13, 13-24	8850-1304	13-2	8850-1314	13-24
8850-1404	7-13, 13-7, 13-13, 13-28	8850-1405	7-17	8850-1406	7-11, 7-12, 7-17
8850-1408	10-10	8850-1414	13-24	8850-1416	2-2, 13-36
8850-1610	11-6, 11-7	8850-1612	2-1	8850-1613	2-1, 5-1, 5-3, 11-3, 13-8, 13-21
8850-1616	5-1, 5-3, 7-13, 7-15	8852-1010	5-1, 5-3	8852-1016	2-3, 4-4, 13-14
8852-1205	5-6, 9-8, 13-7, 13-13	8852-1206	5-6, 13-11	8852-1208	2-2, 13-24, 13-35, 13-36
8852-1304	13-4, 13-13	8852-1305	5-7	8852-1306	2-2, 13-24, 13-36
8852-1310	4-1, 4-2, 4-4, 13-14, 13-18, 13-20, 13-23	8852-1312	2-2, 13-36	8852-1604	13-8
8855-1004	13-27	8855-1007	2-1, 13-8, 13-11, 13-21	8855-1009	5-1, 5-3, 7-13, 8-3, 8-4, 9-2, 9-3, 9-4, 9-5, 9-11, 13-1, 13-2, 13-8, 13-9, 13-21
8855-1010	2-1, 5-2, 5-4, 5-6, 7-17, 9-11, 11-3, 13-3, 13-5, 13-7, 13-9, 13-13, 13-24, 13-28	8855-1011	2-2, 4-4, 5-1, 5-3, 5-9, 7-14, 7-15, 9-4, 9-9, 10-19, 13-5, 13-6, 13-7, 13-13, 13-14, 13-17, 13-18, 13-21, 13-23, 13-24, 13-28, 13-36	8855-1012	5-1, 5-2, 5-3, 5-4, 9-4, 9-5
8855-1013	2-2, 3-2, 3-3, 4-1, 4-4, 5-4, 5-6, 9-5, 9-6, 13-14, 13-24, 13-26	8855-1015	5-4, 5-5	8855-1016	5-1, 5-3, 13-5
8855-1109	2-2, 13-35	8855-1153	2-2, 13-35, 13-36	8855-4900	2-1
8855-4917	11-3	8856-1001	9-4	8856-1002	13-6, 13-18, 13-20
8856-1003	2-1, 5-6	8856-1004	10-19, 13-7, 13-17, 13-21, 13-28	8856-1006	5-6
8856-1007	13-1	8856-1008	5-4, 5-5	8856-1013	9-4, 9-5
8856-1104	11-6, 11-7, 13-8	8856-1105	3-3	8856-1107	7-13, 8-3, 8-4, 9-2, 9-3, 13-1, 13-8
8856-1108	5-1, 5-2, 5-3, 5-4, 5-6, 5-7, 9-4, 12-2, 13-5	8856-1109	4-4, 5-2, 5-3, 5-4, 7-13, 13-5, 13-13, 13-14, 13-21, 13-24, 13-28	8856-1111	3-3, 5-2, 5-4, 7-13, 9-5, 13-24
8856-1113	7-11, 7-12	8856-1115	13-5	8856-1119	2-2
8858-1136	13-18, 13-20	8858-1140	13-11	8858-1303	7-17
8858-1310	13-24	8858-1320	13-13, 13-24, 13-28	8858-1320	13-13, 13-24, 13-28
8858-1320	13-13, 13-24, 13-28	8858-1323	2-2, 13-35, 13-36	8859-1005	13-8
8859-1015	9-10	8859-1019	2-2, 13-36	8859-1020	9-4
8859-1032	2-2, 13-35, 13-36	8859-1036	13-25	8859-1104	2-2, 13-36
8859-1200	2-1	8859-1202	8-3, 8-4, 9-4, 9-5, 9-9, 9-10	8859-1204	5-2, 5-4, 6-1, 8-1, 8-3, 8-4, 9-2, 9-4, 9-5, 9-10, 9-11, 13-9, 13-18, 13-20, 13-27
8859-1205	6-1, 8-3, 8-4, 9-4, 9-5, 9-7, 9-8, 9-10, 10-8, 10-18, 13-11, 13-18, 13-24, 13-25	8859-1206	5-3, 6-1, 8-3, 8-4, 9-4, 9-6, 9-7, 9-8, 9-9, 9-10, 10-8, 13-7, 13-13, 13-28	8859-1207	5-4, 8-3, 8-4, 9-1, 9-2, 9-3, 9-4, 9-5, 9-8, 13-24, 13-32
8859-1209	5-1, 5-3, 5-4, 9-1, 9-4	8859-1210	5-1, 5-3, 9-1	8859-1506	5-3
8859-1508	9-4	8859-1509	9-5	8861-3064	8-3
8863-1301	7-11, 7-12, 7-13	8863-1302	13-7, 13-13, 13-28	8863-1318	7-13
8863-1338	7-11	8863-1343	13-6	8863-1449	13-18, 13-20
8863-1509	3-3	8863-3001	7-13, 13-7, 13-13, 13-28	8866-1009	9-4
8866-1010	9-2, 9-3, 13-14	8866-1013	4-4, 13-17, 13-18, 13-20	8866-1016	13-17
8866-1065	13-7, 13-13, 13-28	8866-1109	8-3, 9-4	8866-1110	13-6
8866-1180	13-17	8866-1204	13-27	8866-1305	8-1, 8-3, 8-4



# INDEX

PART NUMBER	PAGE	PART NUMBER	PAGE	PART NUMBER	PAGE
8866-1341	9-9	8866-2195	10-15	9002-6803	11-1, 11-2
8866-1345	5-6, 9-2, 9-3	8866-2224	5-4, 6-1, 9-4	9002-7179	9-8, 13-7, 13-13, 13-24, 13-28
8866-1348	13-7, 13-13, 13-28	8866-2227	5-6, 9-2, 9-3	9002-7187	5-1, 5-2, 5-3, 5-4, 9-4, 9-11, 13-1, 13-7, 13-9, 13-11, 13-13, 13-28
8866-1362	9-2, 9-3	8866-2237	9-4	9002-7214	13-5, 13-8, 13-21, 13-22
8866-1364	8-3, 8-4, 9-3	8866-2239	8-3, 8-4, 9-1, 9-2, 9-3, 9-4, 9-5, 13-9, 13-27	9002-7239	11-5
8866-1384	9-5	8866-2240	9-4, 9-10	9002-7319	13-5, 13-8, 13-22
8866-1406	9-9	8866-2242	9-2, 9-4, 13-32	9002-7331	5-5
8866-1407	13-7, 13-13, 13-28	8866-2244	13-11, 13-32	9002-7470	3-1, 3-2, 9-4
8866-1408	5-6, 9-2, 9-3	8866-2306	9-4	9002-7471	3-1, 3-2, 5-1, 5-3, 9-4, 13-13, 13-24, 13-28
8866-2003	8-3, 8-4, 9-4, 9-5, 9-9, 9-10	8866-2421	5-4, 9-4	9002-7473	6-1, 13-24
8866-2005	5-4, 6-1, 8-1, 8-3, 8-4, 9-2, 9-4, 9-11, 13-9, 13-27	8866-2425	9-4	9002-7713	5-7
8866-2006	6-1, 9-10	8867-1001	2-2, 4-5, 13-6, 13-24, 13-36	9002-7906	9-4, 9-5
8866-2007	9-6, 9-7	8867-1008	3-3, 13-11, 13-18, 13-20	9002-7908	5-1, 5-3
8866-2008	9-1, 9-2, 9-3, 9-4	8867-1022	2-2, 4-4, 13-14, 13-18, 13-20, 13-36	9002-7987	7-11, 7-17
8866-2010	5-1, 5-3, 9-1	8867-1033	2-2, 10-1, 10-3, 10-4, 10-5, 10-6, 13-12, 13-15, 13-19	9002-8482	9-1
8866-2011	5-1, 5-3, 9-1	8867-4343	10-5	9002-8660	5-2, 5-4, 9-5
8866-2017	8-3, 8-4, 9-4, 9-5	8869-1387	13-8	9002-8662	7-11, 7-12, 13-7, 13-13, 13-28
8866-2018	5-4, 8-3, 8-4, 9-4, 9-5, 9-10, 13-18, 13-20	8870-1002	13-3	9002-8695	5-1, 5-3, 9-1
8866-2019	9-8, 9-10	8870-1023	5-7	9002-8935	9-9
8866-2026	9-10	8870-1070	13-8	9002-8946	7-13
8866-2059	9-9	8871-1210	5-7	9002-8955	13-13
8866-2061	9-1	8871-1213	13-8	9002-8956	13-13
8866-2062	9-4, 9-5, 9-10	8871-1213	13-8	9002-8958	13-13
8866-2064	5-2, 5-4, 8-3, 8-4, 9-2, 9-4, 9-5, 9-10, 13-27	8871-1281	6-2	9002-8968	13-13
8866-2065	9-7, 9-8, 9-10, 13-11	8871-1283	5-4, 5-5	9002-8977	5-1, 5-3, 7-13
8866-2067	9-1	8871-1284	5-2, 5-4	9002-8978	13-13
8866-2082	9-9	8871-1380	13-5, 13-21	9002-9955	13-5, 13-8, 13-21
8866-2084	13-18, 13-20, 13-27	8871-1383	13-8	9002-9999	13-6
8866-2085	13-11	8871-1384	5-2, 5-4	9003-0271	5-1, 5-2, 5-3, 5-4, 5-6
8866-2087	9-4, 13-32	8871-1385	5-5	9015-3001	4-4, 4-5, 13-6, 13-14, 13-17, 13-18, 13-20, 13-23
8866-2103	8-3, 8-4, 9-4	8871-2011	5-5, 13-24	9020-0003	4-2, 4-4, 13-14, 13-18, 13-20, 13-23
8866-2105	5-4, 8-1, 8-3, 8-4, 9-4, 9-5, 9-8, 13-14, 13-18, 13-20, 13-24	8871-2013	5-5	9020-0171	13-22
8866-2106	6-1, 9-1, 13-18, 13-20	8871-2034	13-8	9020-0266	7-15
8866-2108	9-2, 9-3, 13-32	8871-2232	13-5, 13-21	9020-0284	7-17
8866-2110	13-32	8871-2305	13-7, 13-13, 13-28	9020-0299	13-7, 13-28
8866-2119	5-4, 9-4, 9-5	8874-1805	5-5	9020-0381	13-8
8866-2139	8-3, 8-4	8882-1002	13-7, 13-13, 13-28	9020-0382	11-5
8866-2142	9-2, 9-3, 9-4	8882-1004	7-11, 7-17	9020-0406	7-12
8866-2152	13-18, 13-20, 13-27	8897-1003	2-1	9020-0434	11-3, 11-4
8866-2174	13-27	8903-1196	7-14	9020-0440	6-3
8866-2175	10-18	9002-0247	2-2	9020-0445	12-2
8866-2193	13-25	9002-1152	7-12	9020-0506	13-22
8866-2194	6-1	9002-1552	5-1, 5-3, 7-11	9020-0602	13-26
		9002-1584	7-13		
		9002-3155	9-4		
		9002-6491	12-2		

# INDEX

PART NUMBER	PAGE	PART NUMBER	PAGE	PART NUMBER	PAGE
9020-0638	7-11, 7-12	9020-6194	2-1, 9-11, 13-4, 13-7, 13-9, 13-13, 13-24, 13-28	9040-2948	4-5
9020-0680	13-8	9020-6198	7-16	9040-3396	13-13
9020-0685	13-22	9020-6199	9-11, 13-7, 13-13, 13-24, 13-28	9040-3437	4-5
9020-0688	12-2	9020-6262	5-1, 5-2, 5-3, 5-4, 5-8	9045-1020	13-18, 13-23
9020-0755	13-8	9020-6548	10-8	9045-1039	13-17
9020-0807	5-8	9020-6549	10-8	9045-1047	4-5
9020-0999	13-21	9020-6550	10-8	9045-1053	4-5
9020-1346	7-15	9020-6552	10-8	9045-3002	4-1
9020-1347	7-15	9020-6553	10-8	9045-3013	13-18, 13-23
9020-1348	7-15	9020-6554	10-8	9045-3031	13-17
9020-1349	7-15	9020-6555	10-8	9045-3032	13-17
9020-1350	7-15	9020-6556	10-8	9045-3040	4-5
9020-1414	5-8	9020-6557	10-8	9045-3041	4-5
9020-1443	13-6	9020-6558	10-8	9045-5007	4-2
9020-1918	2-2, 13-36	9020-6559	10-8	9045-5008	4-2
9020-2230	7-15	9020-6560	10-8	9045-5011	4-5
9020-2500	6-6	9020-6561	10-8	9045-5035	13-17
9020-2501	6-6	9020-6562	10-8	9045-5037	13-17
9020-3040	13-13, 13-24, 13-28	9020-6564	10-8	9045-5043	13-23
9020-3376	13-5, 13-21	9020-6566	10-8	9045-5044	13-20
9020-3502	7-12	9020-6567	10-20	9045-5049	4-3
9020-3543	6-5	9020-6606	5-8	9045-6002	13-17
9020-3840	13-8	9020-6739	10-11, 11-1, 11-2	9045-6004	13-23
9020-4007	4-4, 13-14	9020-6846	2-2	9055-1013	4-2, 13-20
9020-4057	7-14	9020-7046	3-3	9055-3012	13-18, 13-23
9020-4096	8-3, 8-4, 9-11, 13-9	9020-7204	6-3	9055-3013	13-18, 13-23
9020-4097	13-18, 13-20	9020-7220	13-5	9055-5013	13-18
9020-4244	4-4, 13-6, 13-7, 13-13, 13-14, 13-17, 13-18, 13-20, 13-28	9020-7319	11-1	9055-6004	13-18
9020-4245	4-4, 13-6, 13-7, 13-13, 13-14, 13-18, 13-20, 13-28	9020-7352	9-9	9060-0267	7-15
9020-5126	13-6	9020-7458	2-1	9060-0273	7-15
9020-5205	5-2, 5-4, 11-1, 11-2	9020-7463	9-8, 13-7, 13-13, 13-24, 13-28, 13-33, 13-34	9060-0274	7-15
9020-5663	5-8	9020-7464	13-7, 13-13, 13-28	9060-0390	4-1
9020-5686	11-3, 11-4, 11-6, 11-7	9020-7514	13-34	9060-2904	4-5
9020-5687	11-3, 11-4, 11-6, 11-7	9020-7661	13-13	9060-2905	4-5
9020-5688	11-3, 11-4	9020-7719	11-2, 13-27	9080-1314	4-2
9020-5792	5-1, 5-2, 5-3, 5-4, 9-4, 9-5	9020-7801	7-13	9080-1315	4-2
9020-5870	3-1, 3-2, 4-4, 13-14, 13-24	9020-7856	8-1, 8-4	9080-1353	4-5
9020-5891	2-3	9020-7884	4-5	9100-3016	12-2
9020-5918	5-6	9020-7902	3-3	9100-3018	12-2
9020-6023	13-8	9020-8066	10-11	9100-3020	12-2
9020-6046	4-5	9020-8067	10-11	9100-3030	12-1
9020-6090	13-33, 13-34	9020-8071	10-11	9100-3031	12-2
9020-6124	5-2, 5-4, 11-1, 11-2	9020-8072	10-11	9100-3044	12-1
9020-6134	13-8	9040-0543	7-12	9100-3052	12-1
9020-6169	13-8	9040-0654	5-5, 11-1, 11-2	9100-3053	13-8
		9040-2427	5-2, 5-4, 11-1, 11-2	9100-3055	13-5, 13-21
		9040-2477	4-1, 4-2, 13-14	9100-3056	13-22
				9100-3065	11-6
				9101-1002	13-33, 13-34
				9101-1009	13-5, 13-21
				9101-3026	13-21

# INDEX

PART NUMBER	PAGE	PART NUMBER	PAGE	PART NUMBER	PAGE
9102-4051	8-2	9103-3281	7-13	9104-1365	3-3
9102-4052	8-2	9103-3317	11-3, 11-4	9104-1438	2-2
9102-4053	8-2	9103-3320	12-1	9104-1439	2-2, 13-36
9102-4054	8-2	9103-3360	13-5, 13-21	9104-1449	2-2, 13-36
9102-4055	8-2	9103-3366	13-19	9104-1450	2-2
9102-4056	8-2	9103-3387	13-13	9104-1451	2-2, 13-24, 13-36
9102-4057	8-2	9103-3391	13-13	9104-1459	2-2, 13-36
9102-4058	8-2	9103-3394	13-13	9104-1481	2-2, 13-36
9102-4059	8-2	9103-3417	13-7, 13-28	9104-1596	2-2, 13-36
9102-4060	8-2	9103-3430	10-1, 10-2, 10-3	9104-1598	2-2, 13-36
9102-4061	8-2	9103-3445	13-24	9104-1732	2-2, 13-36
9102-4062	8-2	9103-3464	13-8	9104-1733	2-2
9103-1009	2-2	9103-3465	13-8	9104-3063	13-9
9103-1014	2-3	9103-3485	2-1	9104-3123	13-11
9103-1087	7-13	9103-4001	12-1	9104-3125	4-4, 13-6, 13-7, 13-13, 13-14, 13-18, 13-20, 13-28
9103-1088	7-13	9103-4018	10-13	9104-3126	4-4, 13-6, 13-7, 13-13, 13-14, 13-17, 13-18, 13-20, 13-28
9103-1136	3-3	9103-4156	13-15	9104-3134	12-2
9103-1236	3-1, 3-2, 4-4, 13-14, 13-24	9103-4168	10-4	9104-3135	12-2
9103-1268	12-1	9103-4178	10-6	9104-3136	12-2
9103-1278	13-3	9103-4280	10-1, 10-4	9104-3146	6-8
9103-1490	13-8	9103-4281	10-1	9104-3150	5-9
9103-1494	13-8	9103-4286	10-3, 13-12	9104-3163	8-1, 8-4, 9-4, 9-5
9103-1495	13-3	9103-4297	10-3	9104-3186	13-18, 13-20
9103-1521	13-8	9103-4301	13-19	9104-3199	13-11
9103-3011	12-1	9103-4302	13-19	9104-3209	12-1, 13-18, 13-20
9103-3018	12-1	9103-4303	10-2, 13-19	9104-3210	12-1
9103-3023	12-2	9103-4304	10-2, 13-19	9104-3211	12-1
9103-3028	5-7	9103-4305	13-19	9104-3214	7-17
9103-3029	2-1	9103-4306	13-19	9104-3215	12-1
9103-3032	13-5, 13-21	9103-4337	10-3	9104-3221	13-18, 13-20
9103-3037	10-22	9103-4372	13-17	9104-3222	2-2
9103-3038	3-3, 13-18, 13-20	9103-4373	13-17	9104-3246	10-6
9103-3039	13-18, 13-20	9103-4374	13-17	9104-3247	2-2, 13-36
9103-3084	11-3, 11-4	9103-4375	13-17	9104-3286	7-17
9103-3096	10-13	9103-4376	13-17	9104-3298	6-8
9103-3102	2-1, 12-1	9103-4377	13-17	9104-3303	13-12
9103-3104	6-8	9103-4390	6-6	9104-3353	13-30
9103-3111	11-3	9103-5101	13-26	9104-3429	13-8
9103-3137	5-6	9103-5240	2-2	9104-3446	10-11
9103-3185	13-24	9103-6022	7-13	9104-4002	10-12, 13-16
9103-3186	3-1, 3-2, 4-4, 13-14, 13-24	9104-1016	5-9	9104-4099	6-6
9103-3187	13-24	9104-1227	13-11	9104-4100	6-6
9103-3189	3-1	9104-1322	13-18, 13-20	9104-4101	6-6
9103-3230	13-11	9104-1323	13-18, 13-20	9104-4103	6-6
9103-3240	10-8	9104-1324	13-18, 13-20	9104-4104	6-6
9103-3246	5-1, 5-3, 11-1, 11-2	9104-1325	13-18, 13-20	9104-4105	6-6
9103-3247	11-3, 11-4, 11-6, 11-7	9104-1326	13-18, 13-20	9104-4106	6-6
9103-3251	13-3	9104-1327	13-18, 13-20		
9103-3252	13-3	9104-1356	13-18, 13-20		
		9104-1361	13-18, 13-20		
		9104-1362	13-18, 13-20		

# INDEX

PART NUMBER	PAGE	PART NUMBER	PAGE	PART NUMBER	PAGE
9104-4107	6-6	9106-4016	10-3, 13-15	9108-1523	2-2, 9-4, 13-36
9104-4109	6-6	9106-4017	10-3	9108-1541	5-6
9104-4111	6-6	9106-6020	7-12	9108-1545	13-8
9104-4112	6-6	9106-6021	7-12	9108-1554	4-4, 13-14
9104-4113	6-6	9108-1087	13-24	9108-1573	13-6
9104-4274	10-3	9108-1148	3-1	9108-1574	13-6
9104-4278	6-6	9108-1158	5-1, 5-3	9108-1577	4-4, 13-14
9104-4282	6-6	9108-1171	3-1, 13-24	9108-1582	13-3
9104-4311	6-6, 6-7	9108-1172	3-1, 13-24	9108-1594	4-4, 13-14
9104-4320	10-2	9108-1176	2-3	9108-1601	13-1
9104-4330	13-12	9108-1177	2-2	9108-1602	13-4
9104-4331	13-12	9108-1181	5-6	9108-1603	13-4
9104-4332	13-12	9108-1201	9-4	9108-1606	13-21
9104-4333	13-12	9108-1210	2-1	9108-1607	13-21
9104-4334	13-12	9108-1243	5-1, 5-3, 7-13	9108-1608	13-21
9104-4353	13-12	9108-1258	2-1	9108-1609	13-21
9104-4360	6-6	9108-1259	2-1	9108-1610	13-21
9104-4361	6-6	9108-1264	7-14	9108-1612	13-21
9104-4462	6-6	9108-1276	2-1	9108-1613	13-21
9104-4463	13-19	9108-1285	5-4	9108-1614	13-21
9104-4464	13-19	9108-1313	4-4, 9-6, 13-14	9108-1622	4-4, 13-14
9104-4465	13-19	9108-1322	7-17	9108-1626	2-1
9104-4466	13-19	9108-1324	3-3	9108-1640	11-5, 13-1
9104-4467	13-19	9108-1326	13-13, 13-24, 13-28	9108-1654	5-6
9104-4468	13-19	9108-1327	5-7	9108-1660	13-21
9104-4469	13-19	9108-1329	2-1	9108-1661	13-21
9104-4470	13-19	9108-1330	11-5	9108-1665	13-21
9104-4475	13-11	9108-1332	7-17	9108-1671	13-8
9104-5034	13-11	9108-1354	7-11	9108-1675	13-8
9104-5095	3-3	9108-1368	4-1	9108-1676	13-3
9104-5152	2-2	9108-1369	4-1	9108-1680	13-8
9104-6056	9-11, 13-9	9108-1371	11-3, 11-4	9108-1681	2-1
9104-6061	13-20	9108-1384	2-2	9108-1686	13-21
9104-6062	13-18, 13-20	9108-1388	5-1, 5-3	9108-1687	13-21
9104-6074	3-3	9108-1396	9-9	9108-1688	13-21
9104-6114	13-11	9108-1397	3-1	9108-1689	13-21
9105-3001	4-2	9108-1415	2-2, 13-36	9108-1691	2-2
9105-3020	5-1, 5-3, 9-4, 9-5	9108-1432	9-6	9108-1693	2-2, 13-35, 13-36
9105-3419	11-6, 11-7, 13-5, 13-8, 13-21, 13-22	9108-1433	9-6	9108-1695	2-2, 13-36
9105-3426	8-3, 8-4, 9-1, 9-2, 9-3, 9-4, 9-5, 9-8, 13-24	9108-1445	10-10	9108-1709	2-1
9105-3450	9-8, 13-24	9108-1447	3-2, 13-24	9108-3012	5-1, 5-3
9105-3559	13-8	9108-1448	3-2	9108-3013	10-15
9106-3039	13-6	9108-1457	3-2	9108-3019	5-1, 5-3
9106-3040	13-6	9108-1461	2-2	9108-3040	9-4
9106-3047	12-1	9108-1462	11-1, 11-2	9108-3044	10-16
9106-4005	6-6	9108-1475	2-1	9108-3048	11-1, 11-2
9106-4006	6-6	9108-1480	11-3, 11-4	9108-3050	9-6
9106-4007	6-6	9108-1491	10-18	9108-3053	10-20
		9108-1499	13-8	9108-3055	10-7
		9108-1517	13-1	9108-3063	3-1, 13-24
		9108-1522	2-2, 9-4, 13-36	9108-3065	s5-6

# INDEX

PART NUMBER	PAGE	PART NUMBER	PAGE	PART NUMBER	PAGE
9108-3066	5-6	9108-3245	9-1	9108-3343	13-7, 13-13, 13-28
9108-3072	5-3	9108-3246	5-1, 5-3, 9-1	9108-3345	10-18
9108-3077	10-19	9108-3248	4-4, 13-14	9108-3348	13-8
9108-3081	7-14	9108-3249	13-18, 13-20	9108-3361	13-1
9108-3084	11-4	9108-3250	5-9	9108-3363	13-1
9108-3085	5-6	9108-3253	5-9	9108-3364	5-6
9108-3094	5-6	9108-3259	11-3, 11-4	9108-3365	13-4
9108-3095	5-4, 9-4, 9-5	9108-3260	11-3	9108-3366	13-4
9108-3104	9-5	9108-3262	10-12, 13-16	9108-3367	13-6
9108-3106	5-1, 5-2, 5-3, 5-4, 9-4, 9-5	9108-3263	13-8	9108-3368	13-6
9108-3107	13-2	9108-3266	5-4, 9-4	9108-3371	13-3
9108-3110	11-3	9108-3267	6-1	9108-3372	13-3
9108-3111	11-1, 11-2	9108-3268	12-1	9108-3374	13-3
9108-3113	5-4	9108-3269	12-1	9108-3375	13-3
9108-3114	5-4, 11-5	9108-3270	12-1, 13-5	9108-3376	13-8
9108-3115	5-4, 11-5	9108-3281	10-6	9108-3378	13-8
9108-3118	9-1	9108-3282	10-2	9108-3379	10-3
9108-3122	5-2	9108-3283	10-1	9108-3380	13-3
9108-3124	5-7	9108-3285	10-4	9108-3383	13-13
9108-3126	5-7	9108-3286	10-5, 13-15	9108-3384	13-17
9108-3127	5-7	9108-3290	9-8, 13-7, 13-13	9108-3385	6-8
9108-3128	5-7	9108-3291	11-5	9108-3386	13-18, 13-20
9108-3129	5-7	9108-3292	10-9	9108-3392	13-8
9108-3136	7-11, 7-12, 7-17, 13-7, 13-13, 13-28	9108-3293	9-1	9108-3393	13-2
9108-3143	5-1, 5-3	9108-3294	10-10	9108-3397	13-21
9108-3144	5-1, 5-3, 9-1	9108-3296	10-14	9108-3398	13-21
9108-3145	9-1	9108-3297	3-2, 13-24	9108-3399	13-21
9108-3155	13-8	9108-3298	3-1, 13-24	9108-3400	13-21
9108-3173	2-1	9108-3302	8-1	9108-3401	10-21
9108-3189	9-3	9108-3303	8-1	9108-3404	5-1, 5-3, 7-13
9108-3191	9-4	9108-3306	5-3, 8-3, 8-4, 9-1, 9-2, 9-3, 9-4	9108-3405	4-4, 13-14
9108-3194	9-4	9108-3307	3-2	9108-3406	11-1, 11-2
9108-3212	8-4, 13-27	9108-3310	8-3, 8-4, 13-7, 13-13, 13-28	9108-3417	10-7
9108-3213	8-3, 8-4, 9-4	9108-3311	7-17, 11-2	9108-3418	5-4, 9-4
9108-3216	13-13	9108-3312	7-17	9108-3419	5-1, 5-3, 9-4, 9-5
9108-3218	5-1, 5-2, 5-3, 5-4, 5-5	9108-3314	12-1, 13-4	9108-3420	13-7, 13-29
9108-3221	11-3	9108-3317	12-1	9108-3424	9-2, 10-23
9108-3222	8-3, 8-4, 9-4, 9-5	9108-3318	12-1	9108-3425	13-27
9108-3224	9-6	9108-3319	12-2	9108-3426	9-5, 13-27
9108-3225	9-6	9108-3320	12-1, 12-2	9108-3427	5-9
9108-3226	9-7	9108-3321	12-1, 13-4	9108-3428	7-14, 12-1
9108-3227	9-8	9108-3323	5-5	9108-3429	13-31
9108-3228	9-8	9108-3324	12-1	9108-3431	13-24
9108-3230	9-7	9108-3325	12-1	9108-3432	13-24
9108-3232	9-1	9108-3328	7-17	9108-3434	13-8
9108-3233	5-1, 5-3, 9-1	9108-3336	5-1, 5-3	9108-3437	13-13
9108-3235	7-14	9108-3338	5-1, 5-3	9108-3440	11-1, 11-2
9108-3241	10-19	9108-3339	9-4, 9-5	9108-3441	10-23
9108-3242	10-19	9108-3341	13-2	9108-3442	10-23
		9108-3342	9-4, 9-5	9108-3449	9-4
				9108-3450	13-8

# INDEX

PART NUMBER	PAGE	PART NUMBER	PAGE	PART NUMBER	PAGE
9108-3454	7-14	9108-4006	10-7, 13-29	9108-4066	6-3
9108-3455	5-4	9108-4007	10-7	9108-4067	6-3
9108-3456	5-2, 5-4	9108-4008	10-7, 13-29	9108-4068	6-3
9108-3461	10-15	9108-4009	10-7, 13-29	9108-4069	6-3
9108-3462	6-6	9108-4010	10-7, 13-29	9108-4070	6-3
9108-3463	9-4	9108-4011	10-7	9108-4071	6-3
9108-3464	9-4	9108-4012	10-7, 13-29	9108-4072	6-3
9108-3465	9-4	9108-4013	10-7, 13-29	9108-4073	6-3
9108-3466	9-4	9108-4014	10-7, 13-29	9108-4074	6-3
9108-3468	10-2	9108-4015	10-7, 13-29	9108-4075	6-3
9108-3471	13-15	9108-4016	10-7	9108-4076	6-3
9108-3473	10-3	9108-4017	10-7	9108-4077	6-3
9108-3474	4-4	9108-4018	10-7	9108-4078	6-3
9108-3475	5-1, 5-3, 9-4	9108-4019	10-7	9108-4079	6-3
9108-3480	2-3	9108-4021	10-19	9108-4080	6-3
9108-3481	5-2, 5-4	9108-4022	10-19	9108-4081	6-3
9108-3482	5-2, 5-4	9108-4023	10-15	9108-4082	6-3
9108-3484	13-31	9108-4024	10-15	9108-4083	6-3
9108-3486	12-1	9108-4029	10-15	9108-4084	6-3
9108-3487	12-1	9108-4031	10-15	9108-4085	6-3
9108-3490	13-27	9108-4032	10-15	9108-4086	6-3
9108-3491	5-5, 7-14	9108-4033	10-15	9108-4087	6-3
9108-3492	12-1	9108-4034	10-15	9108-4088	6-3
9108-3493	5-1, 5-3	9108-4035	10-15	9108-4089	6-3
9108-3494	12-1	9108-4036	10-15	9108-4090	6-3
9108-3497	12-1	9108-4038	10-15, 11-1, 11-2	9108-4091	6-3
9108-3499	10-15	9108-4039	10-15	9108-4092	6-3
9108-3501	5-5	9108-4042	10-10	9108-4093	6-3
9108-3503	5-2, 5-4	9108-4043	10-10	9108-4094	6-3
9108-3504	5-2, 5-4	9108-4044	6-2	9108-4095	6-3
9108-3509	12-1	9108-4045	6-2	9108-4097	6-3
9108-3510	12-1	9108-4046	6-2	9108-4098	6-3
9108-3513	10-3	9108-4047	6-2	9108-4099	6-3
9108-3520	10-5	9108-4048	6-2	9108-4101	6-3
9108-3521	10-9	9108-4049	6-2	9108-4102	6-3
9108-3522	12-1	9108-4050	6-2	9108-4103	6-3
9108-3532	10-6	9108-4051	6-2	9108-4104	6-3
9108-3534	13-27	9108-4052	6-2	9108-4105	6-5
9108-3539	12-1	9108-4053	6-3	9108-4106	6-5
9108-3540	13-34	9108-4054	6-3	9108-4107	6-5
9108-3541	13-34	9108-4055	6-4	9108-4108	6-5
9108-3542	13-34	9108-4056	6-3	9108-4109	6-5
9108-3543	13-33, 13-34	9108-4057	6-3	9108-4110	6-5
9108-3548	12-1	9108-4058	6-3	9108-4111	6-5
9108-3560	5-9	9108-4059	6-3	9108-4112	6-5
9108-3573	5-6	9108-4060	6-3	9108-4113	6-5
9108-4001	5-1, 5-2, 5-3, 5-4	9108-4061	6-3	9108-4114	6-5
9108-4002	5-4, 11-1, 11-2	9108-4062	6-3	9108-4115	6-5
9108-4003	5-4, 11-1, 11-2	9108-4063	6-3	9108-4116	6-5
9108-4004	10-7, 13-29	9108-4064	6-3	9108-4117	6-5
9108-4005	10-7, 13-29	9108-4065	6-3	9108-4118	6-5

# INDEX

PART NUMBER	PAGE	PART NUMBER	PAGE	PART NUMBER	PAGE
9108-4119	6-5	9108-4177	10-6	9108-4235	10-7, 13-29
9108-4120	6-5	9108-4179	10-6	9108-4236	10-7, 13-29
9108-4121	6-5	9108-4180	10-6	9108-4237	10-7, 13-29
9108-4122	6-5	9108-4181	10-6	9108-4238	10-7, 13-29
9108-4123	6-5	9108-4182	10-6	9108-4239	10-7, 13-29
9108-4124	6-5	9108-4183	10-6	9108-4240	7-14
9108-4125	6-5	9108-4184	10-5, 13-15	9108-4268	7-14
9108-4126	6-5	9108-4185	10-5, 13-15	9108-4269	10-15
9108-4127	6-5	9108-4186	10-5, 13-15	9108-4270	10-15
9108-4128	6-5	9108-4187	10-5, 13-15	9108-4271	10-15
9108-4129	6-5	9108-4188	10-5, 13-15	9108-4272	10-15
9108-4130	6-5	9108-4189	10-5, 13-15	9108-4273	10-15
9108-4131	6-5	9108-4190	10-2	9108-4274	10-15
9108-4132	10-15	9108-4191	10-2	9108-4276	10-15
9108-4134	10-15	9108-4192	10-2	9108-4277	10-7, 13-29
9108-4135	10-14	9108-4193	10-2	9108-4278	10-7, 13-29
9108-4136	10-14	9108-4194	10-6, 13-19	9108-4279	10-7, 13-29
9108-4137	10-14	9108-4198	5-6	9108-4280	13-29
9108-4138	10-14	9108-4199	10-7, 13-29	9108-4281	13-29
9108-4139	10-14	9108-4200	10-7, 13-29	9108-4282	10-4, 13-2
9108-4140	10-14	9108-4201	10-7, 13-29	9108-4283	12-1
9108-4141	10-14	9108-4202	10-7, 13-29	9108-4284	10-23
9108-4142	10-14	9108-4203	13-29	9108-4285	10-23
9108-4143	10-14	9108-4204	10-7	9108-4286	10-23
9108-4144	10-14	9108-4206	10-7, 13-29	9108-4287	10-23
9108-4145	10-14	9108-4207	10-7, 13-29	9108-4288	10-23
9108-4146	10-14	9108-4210	12-1	9108-4289	10-23
9108-4147	10-14	9108-4211	6-4	9108-4290	10-23
9108-4151	8-2	9108-4212	6-4	9108-4291	10-3, 10-23
9108-4152	8-2	9108-4213	6-4	9108-4292	10-23
9108-4153	8-2	9108-4214	10-21	9108-4293	10-23
9108-4154	8-2	9108-4215	10-21	9108-4294	10-23
9108-4155	10-9	9108-4216	10-3	9108-4295	10-23
9108-4156	10-9	9108-4217	10-3	9108-4296	10-23
9108-4157	10-9	9108-4218	10-14	9108-4297	10-23
9108-4158	10-9	9108-4219	10-5, 13-15	9108-4298	10-23
9108-4159	10-9	9108-4220	10-5, 13-15	9108-4299	10-3, 10-23
9108-4160	10-9	9108-4221	10-5, 13-15	9108-4300	10-23
9108-4161	10-9	9108-4222	10-5, 13-15	9108-4301	10-23
9108-4162	5-2, 5-4	9108-4223	10-5, 13-15	9108-4302	10-23
9108-4163	6-3	9108-4224	10-5, 13-15	9108-4303	10-23
9108-4164	6-5	9108-4225	10-5, 13-15	9108-4305	10-6
9108-4165	10-4	9108-4226	10-5, 10-22, 13-15	9108-4306	10-2
9108-4166	10-4	9108-4227	10-12, 13-16	9108-4308	13-15
9108-4167	10-1, 10-4	9108-4228	10-12, 13-16	9108-4311	5-1, 5-3
9108-4169	10-4	9108-4229	10-7, 13-29	9108-4312	5-1, 5-3
9108-4170	10-1	9108-4230	10-7, 13-29	9108-4314	10-16, 10-17
9108-4171	10-1	9108-4231	10-7, 13-29	9108-4315	10-16, 10-17
9108-4172	10-1	9108-4232	10-7, 13-29	9108-4317	10-15
9108-4173	10-1	9108-4233	10-7, 13-29	9108-4318	10-15
9108-4176	10-3, 10-5, 13-15	9108-4234	10-7, 13-29	9108-4319	10-15

# INDEX

PART NUMBER	PAGE	PART NUMBER	PAGE	PART NUMBER	PAGE
9108-4320	10-15	9108-5080	13-25	9108-6174	5-6
9108-4321	10-15	9108-5081	13-24	9108-6175	2-1
9108-4322	10-15	9108-5082	13-28	9109-1001	5-2
9108-4323	10-15	9108-5091	3-3	9109-3001	5-4, 9-5
9108-4324	10-15	9108-5102	13-4	9109-3002	10-17
9108-4325	10-15	9108-5104	13-21	9109-3003	12-2
9108-4326	10-15	9108-5105	13-1	9109-3004	12-1, 12-2
9108-4327	10-15	9108-5106	13-13	9109-3005	12-1
9108-4328	10-15	9108-5107	13-27	9109-3006	6-7
9108-4329	10-15	9108-5109	5-3, 5-4	9109-3008	5-2
9108-4330	10-15	9108-5110	6-1	9109-3012	12-1
9108-4331	10-15	9108-5111	2-1, 7-16	9109-3013	12-1
9108-4332	10-5, 10-15	9108-5120	13-34	9109-3016	10-17
9108-4342	10-5	9108-5139	5-6	9109-3017	5-2, 9-5
9108-4344	10-5	9108-5143	5-3, 5-4	9109-3021	13-33, 13-34
9108-4345	7-14	9108-6031	7-12	9109-3022	13-33
9108-4347	10-2	9108-6034	5-1, 5-3	9109-3023	13-33
9108-4348	10-2	9108-6041	5-6	9109-3024	13-33
9108-4349	10-2	9108-6054	2-1	9109-3037	11-6
9108-4350	10-2	9108-6055	5-2, 5-4, 5-9	9109-4001	6-7
9108-4351	10-2	9108-6060	2-1	9109-4003	6-7
9108-4352	10-2	9108-6063	7-12	9109-4004	6-7
9108-4353	6-3	9108-6064	7-12	9109-4008	6-7
9108-4354	6-3	9108-6073	3-3	9109-4013	6-7
9108-4355	6-3	9108-6081	7-11	9109-4015	6-7
9108-4356	6-3	9108-6088	2-1	9109-4020	10-16
9108-4357	6-3	9108-6089	13-2	9109-4021	10-17
9108-5003	4-1	9108-6090	7-17	9109-4023	10-7
9108-5013	5-6	9108-6101	3-1	9109-4024	10-7
9108-5016	5-5	9108-6102	3-2	9109-4025	10-16, 10-17
9108-5025	11-1, 11-2	9108-6111	7-11	9109-4026	10-16, 10-17
9108-5045	7-17, 11-2	9108-6112	7-11	9109-4027	10-16, 10-17
9108-5046	13-2	9108-6113	7-12	9109-4028	10-16, 10-17
9108-5047	13-7	9108-6115	13-8	9109-4029	10-16, 10-17
9108-5049	3-3	9108-6116	4-1	9109-4030	10-16, 10-17
9108-5050	13-8	9108-6119	13-6	9109-4031	10-16, 10-17
9108-5051	10-18	9108-6121	13-14	9109-4032	10-16, 10-17
9108-5053	5-1, 5-2, 5-3, 5-4	9108-6122	4-4, 13-14	9109-4033	10-16, 10-17
9108-5054	13-1	9108-6130	5-2, 5-4	9109-4034	10-16, 10-17
9108-5055	13-4	9108-6131	5-2, 5-4	9109-4035	10-16, 10-17
9108-5056	13-6	9108-6132	7-13, 7-17	9109-4036	10-17
9108-5057	13-8	9108-6133	5-4	9109-4037	10-16, 10-17
9108-5058	13-14	9108-6138	13-25	9109-4038	10-16, 10-17
9108-5059	13-3	9108-6139	13-25	9109-4039	10-16, 10-17
9108-5060	13-13	9108-6140	13-24	9109-4040	10-16, 10-17
9108-5062	13-21	9108-6141	13-24	9109-5010	12-1
9108-5064	9-4	9108-6142	13-24	9109-5020	6-1
9108-5071	13-27	9108-6151	3-3	9109-5022	7-16
9108-5072	13-27	9108-6152	3-3	9109-5023	6-1
9108-5073	13-31	9108-6155	2-1	9109-5024	2-1, 7-16
9108-5074	5-3, 5-4	9108-6162	2-1	9109-5025	5-1, 5-2



# INDEX

PART NUMBER	PAGE	PART NUMBER	PAGE	PART NUMBER	PAGE
9109-5026	13-33, 13-34	9112-1192	13-5	9112-3092	9-4
9109-5027	13-33	9112-1193	13-5, 13-21	9112-310 1	3-24
9109-5036	5-1, 5-2	9112-1196	13-24	9112-3102	13-24
9109-5043	12-1	9112-1197	13-24	9112-3110	12-1
9109-5053	7-16	9112-1210	7-13	9112-3116	13-24
9111-1002	13-11	9112-1212	2-1	9112-3117	12-1
9111-3003	13-11	9112-1215	13-22	9112-3119	6-2
9112-0003	2-2, 13-36	9112-1216	13-21, 13-22	9112-3124	2-1
9112-0004	2-2, 13-36	9112-1239	2-2, 13-36	9112-3125	13-8
9112-1013	13-11	9112-1240	2-2, 13-36	9112-3126	7-15, 10-20
9112-1017	13-11	9112-1308	3-3	9112-3127	6-1
9112-1018	13-11	9112-1309	3-3	9112-3130	6-1
9112-1022	13-24	9112-1310	3-3	9112-3131	10-10
9112-1023	13-24	9112-3016	13-24, 13-28	9112-3145	6-6
9112-1024	13-24	9112-3018	13-24	9112-3165	5-9
9112-1041	13-24	9112-3019	13-24	9112-3166	5-1, 5-3
9112-1045	13-24	9112-3021	13-24	9112-3176	13-3
9112-1066	13-24	9112-3022	13-24	9112-4001	6-6
9112-1079	13-24	9112-3026	8-4	9112-4002	6-6
9112-1080	13-24	9112-3027	2-2, 13-35, 13-36	9112-4003	6-6
9112-1081	13-24	9112-3028	2-2, 13-35, 13-36	9112-4004	6-6, 6-7
9112-1082	13-24	9112-3029	2-2, 13-35, 13-36	9112-4005	6-7
9112-1083	13-24	9112-3030	2-2, 13-35, 13-36	9112-4006	6-7
9112-1091	2-2, 13-36	9112-3031	2-2, 13-36	9112-4007	6-6, 6-7
9112-1122	13-24	9112-3032	5-2	9112-4008	6-7
9112-1125	13-24, 13-28	9112-3033	5-2	9112-4009	6-6, 6-7
9112-1134	13-13, 13-24, 13-28	9112-3035	12-1	9112-4010	6-6, 6-7
9112-1138	13-13	9112-3037	12-2	9112-4011	6-7
9112-1139	13-13	9112-3038	12-2	9112-4014	6-6
9112-1145	13-5	9112-3042	12-2	9112-4016	6-7
9112-1146	13-5, 13-21	9112-3043	12-2	9112-4024	6-6
9112-1148	13-5	9112-3050	13-7, 13-13, 13-28	9112-4025	6-6
9112-1149	13-5	9112-3051	13-13	9112-4027	6-6, 6-7
9112-1150	13-5, 13-21	9112-3054	13-13, 13-24, 13-28	9112-4028	6-6, 6-7
9112-1151	13-5, 13-21, 13-22	9112-3055	13-13	9112-4055	13-10
9112-1152	13-5, 13-21	9112-3056	13-13	9112-4056	13-10
9112-1153	13-22	9112-3061	13-7, 13-13, 13-28	9112-4057	13-10
9112-1154	13-5, 13-21	9112-3062	13-2, 13-7, 13-13, 13-28	9112-4058	13-10
9112-1157	13-24	9112-3064	13-5, 13-21	9112-4059	13-10
9112-1171	13-25	9112-3065	13-5, 13-21	9112-4060	13-10
9112-1176	13-25	9112-3066	13-5	9112-4061	13-10
9112-1178	13-25	9112-3075	13-9, 13-29	9112-4063	13-10
9112-1179	13-25	9112-3078	13-10	9112-4064	13-10
9112-1180	13-25	9112-3080	13-25	9112-4065	13-10
9112-1181	13-5	9112-3081	13-25	9112-4066	13-10
9112-1186	13-5, 13-21	9112-3082	13-25	9112-4067	13-10
9112-1187	13-5, 13-21	9112-3083	13-25	9112-4069	13-10
9112-1188	13-5	9112-3084	13-25	9112-4070	13-10
9112-1189	13-5, 13-21	9112-3085	13-25	9112-4076	10-3
9112-1190	13-5, 13-21	9112-3086	13-25	9112-4077	10-3
9112-1191	13-5	9112-3089	13-25	9112-4078	10-3

# INDEX

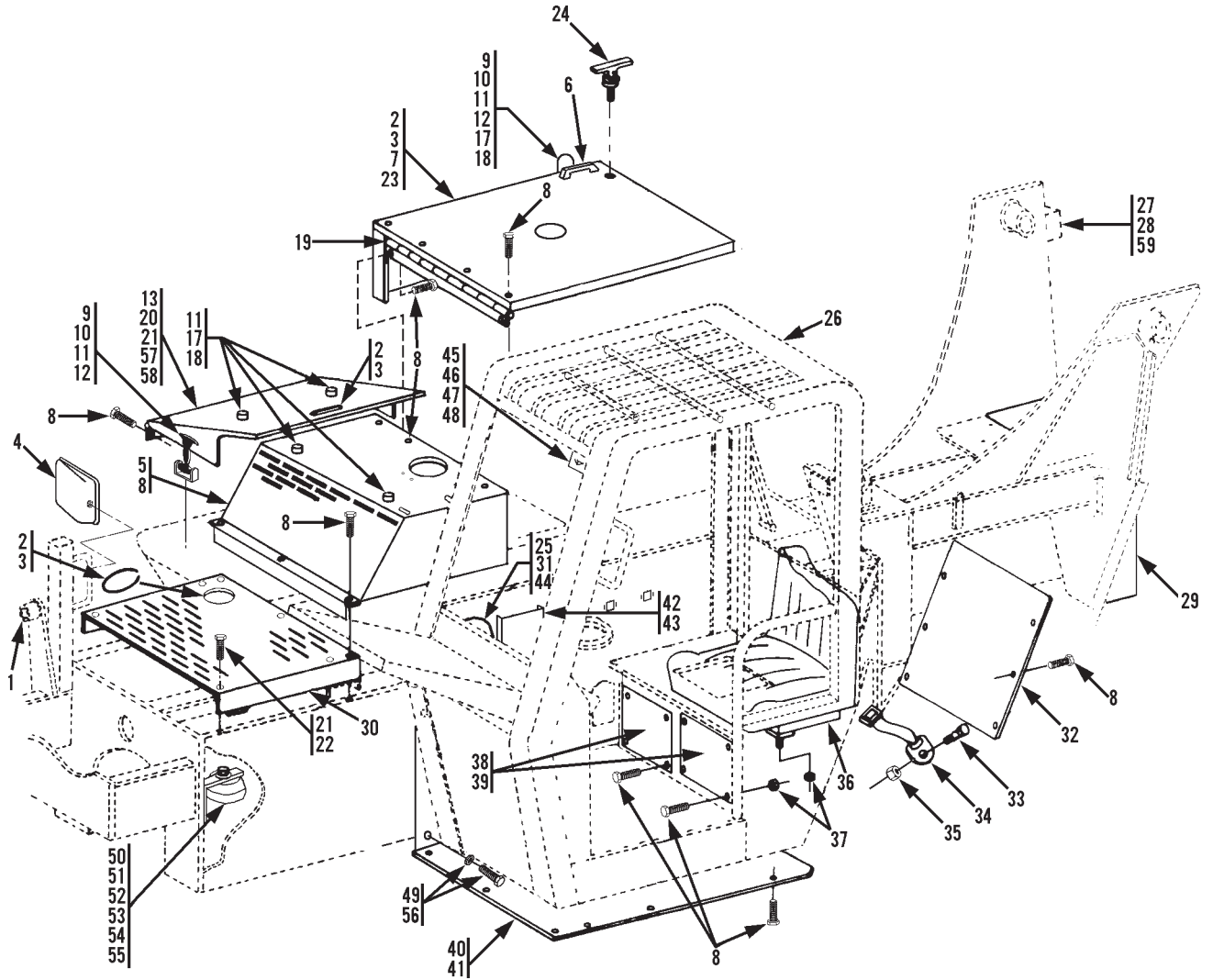
PART NUMBER	PAGE	PART NUMBER	PAGE	PART NUMBER	PAGE
9112-4083	13-15	9114-1182	13-5	9114-3164	13-3
9112-4084	13-15	9114-1183	13-5	9114-3172	6-1
9112-4085	13-15	9114-1193	11-3, 11-4	9114-3182	12-1
9112-4086	13-15	9114-1197	13-5, 13-21	9114-3189	2-1
9112-4087	10-6	9114-1198	2-1	9114-3190	13-8
9112-4088	10-6	9114-1218	2-1	9114-3192	5-1, 5-3, 11-1, 11-2
9112-4089	10-6	9114-1232	2-1	9114-3193	11-3, 11-4, 11-8, 11-9
9112-4090	10-6	9114-1256	13-21	9114-3201	10-10
9112-4092	10-20	9114-1257	13-21	9114-3202	13-1
9112-4093	10-20	9114-1258	13-5	9114-3210	13-5
9112-4094	6-4	9114-1259	13-5, 13-22	9114-3220	13-8
9112-4096	10-6	9114-1265	13-5, 13-21	9114-3221	11-6, 11-7
9112-4107	2-1	9114-1266	13-5	9114-3269	5-6
9112-4108	10-6	9114-1307	9-11	9114-3270	13-5
9112-4110	6-4	9114-1316	9-9	9114-3275	13-6
9112-4112	6-4	9114-1329	2-1	9114-3276	13-6
9112-4113	6-6	9114-1332	13-8	9114-3277	11-6, 11-7, 13-6
9112-4114	6-6	9114-1350	13-18, 13-20	9114-3280	12-1
9112-5002	6-8	9114-1364	13-5	9114-3281	12-1
9112-5003	6-8	9114-1374	13-8	9114-3282	12-1, 12-2
9112-5007	13-11	9114-1424	2-2, 13-35, 13-36	9114-3283	12-1, 12-2
9112-5018	13-5	9114-1429	11-5	9114-3284	12-1
9112-5021	13-22	9114-1459	13-8	9114-3285	12-1
9112-5023	13-9	9114-1511	6-2	9114-3286	12-1
9112-5030	13-24	9114-1513	11-3, 11-4	9114-3287	12-1
9112-5031	13-24	9114-3051	2-1	9114-3288	12-1
9112-5042	13-22	9114-3055	5-1, 5-3, 9-4, 9-5	9114-3289	12-1
9112-5047	6-1	9114-3087	5-1, 5-3, 9-1	9114-3290	12-2
9112-5053	7-16	9114-3090	13-8	9114-3307	2-1
9112-5056	13-32	9114-3099	11-5	9114-3314	5-2, 5-4
9112-5083	13-13	9114-3108	11-8, 11-9, 13-3, 13-5, 13-8, 13-21, 13-22	9114-3315	5-1, 5-3
9112-5101	13-3	9114-3114	11-6, 11-7	9114-3316	5-4, 5-5
9112-5104	5-5	9114-3117	13-5, 13-21	9114-3331	11-7
9112-5109	5-6	9114-3118	7-13	9114-3342	7-13
9112-6008	13-13, 13-24, 13-28	9114-3120	12-1	9114-3349	11-3, 11-4, 11-9
9112-6009	13-24	9114-3122	5-2, 5-4	9114-3357	2-1
9112-6010	13-24	9114-3124	11-5	9114-3361	13-8
9112-6023	13-7, 13-13, 13-28	9114-3127	11-6, 11-7	9114-4009	10-23
9112-6024	13-13	9114-3128	11-6, 11-7	9114-4010	10-23
9112-6025	13-7, 13-13, 13-28	9114-3129	11-6, 11-7	9114-4011	10-23
9112-6026	13-7, 13-28	9114-3130	11-6, 11-7	9114-4012	10-23
9112-6027	13-7, 13-13, 13-28	9114-3134	7-14	9114-4013	10-23
9112-6029	13-13	9114-3136	13-3	9114-4014	10-23
9112-6030	13-24	9114-3137	11-6, 11-7	9114-4015	10-23
9112-6031	13-13	9114-3138	11-6, 11-7	9114-4017	10-2, 13-15
9112-6032	13-13	9114-3140	10-13	9114-4093	10-15
9112-6035	9-11, 13-9	9114-3141	7-17	9114-4094	10-15
9112-6050	7-16	9114-3144	10-19	9114-4095	10-15
9112-6051	7-16, 7-17	9114-3160	10-19	9114-4098	10-15
9112-6080	13-13, 13-28	9114-3163	13-1, 13-3	9114-4099	10-15
9113-3001	12-1			9114-4128	10-3, 10-6, 13-15

# INDEX

PART NUMBER	PAGE	PART NUMBER	PAGE	PART NUMBER	PAGE
9114-4149	10-16, 10-17	9114-4349	6-5	9114-4401	6-3
9114-4150	10-16, 10-17	9114-4350	6-5	9114-4402	6-3
9114-4151	10-16, 10-17	9114-4351	6-5	9114-4403	6-3
9114-4152	10-16, 10-17	9114-4352	6-5	9114-4404	6-3
9114-4153	10-16, 10-17	9114-4353	6-5	9114-4405	6-3
9114-4157	10-16, 10-17	9114-4354	6-5	9114-4406	6-3
9114-4158	10-11	9114-4355	6-5	9114-4407	6-3
9114-4159	10-11	9114-4356	6-5	9114-4408	6-3
9114-4175	6-6	9114-4357	6-5	9114-4438	2-1
9114-4178	6-6	9114-4358	6-5	9114-4439	2-1
9114-4179	6-6	9114-4359	6-5	9114-4442	6-4
9114-4180	6-6	9114-4360	6-5	9114-4448	7-15
9114-4181	6-6	9114-4361	6-5	9114-5021	13-5
9114-4182	6-6	9114-4362	6-5	9114-5030	7-14
9114-4183	6-6	9114-4363	6-5	9114-5031	11-7
9114-4184	6-6	9114-4364	6-5	9114-5033	13-3
9114-4185	6-6	9114-4365	6-5	9114-5034	13-3
9114-4186	6-6	9114-4366	6-5	9114-5035	13-3
9114-4187	6-6	9114-4367	6-5	9114-5050	13-8
9114-4188	6-6	9114-4368	6-5	9114-5096	13-8
9114-4189	6-6	9114-4369	6-4	9114-5130	6-2
9114-4190	7-15	9114-4370	6-4	9114-5134	13-35
9114-4191	7-15	9114-4371	6-4	9114-5135	13-35
9114-4192	7-15	9114-4372	6-4	9114-5136	13-35
9114-4196	7-13	9114-4373	6-4	9114-6012	2-1
9114-4197	7-13	9114-4374	6-4	9114-6047	9-11
9114-4198	7-13	9114-4376	6-4	9114-6052	3-2, 13-24
9114-4248	10-16, 10-17	9114-4377	6-4	9114-6053	13-18, 13-20
9114-4326	6-2	9114-4378	6-4	9114-6054	13-18, 13-20
9114-4327	6-2	9114-4379	6-4	9114-6058	5-4
9114-4328	6-2	9114-4380	6-4	9114-6059	7-17
9114-4329	6-2	9114-4381	6-4	9114-6111	13-35
9114-4330	6-2	9114-4382	6-3	9114-6112	13-35
9114-4331	6-2	9114-4383	6-3	9115-3031	5-4, 5-5
9114-4332	6-2	9114-4384	6-3	9115-5016	5-4
9114-4333	6-5	9114-4385	6-3	9116-3012	7-15
9114-4334	6-5	9114-4386	6-3	9116-3013	7-15
9114-4335	6-5	9114-4387	6-3	9116-3044	10-16
9114-4336	6-5	9114-4388	6-3	9116-3093	7-17
9114-4337	6-5	9114-4389	6-3	9116-3121	13-32
9114-4338	6-5	9114-4390	6-3	9116-3129	5-7
9114-4339	6-5	9114-4391	6-3	9116-3137	5-7
9114-4340	6-5	9114-4392	6-3	9116-3191	13-32
9114-4341	6-5	9114-4393	6-3	9116-3201	5-4, 9-4
9114-4342	6-5	9114-4394	6-3	9116-4017	10-16
9114-4343	6-5	9114-4395	6-3	9116-4023	10-2
9114-4344	6-5	9114-4396	6-3	9116-6012	2-2, 13-36
9114-4345	6-5	9114-4397	6-3	9116-6062	3-3
9114-4346	6-5	9114-4398	6-3	9116-6063	2-2, 13-36
9114-4347	6-5	9114-4399	6-3	9120-4460	10-2, 10-6
9114-4348	6-5	9114-4400	6-3	9123-3012	11-1, 11-2

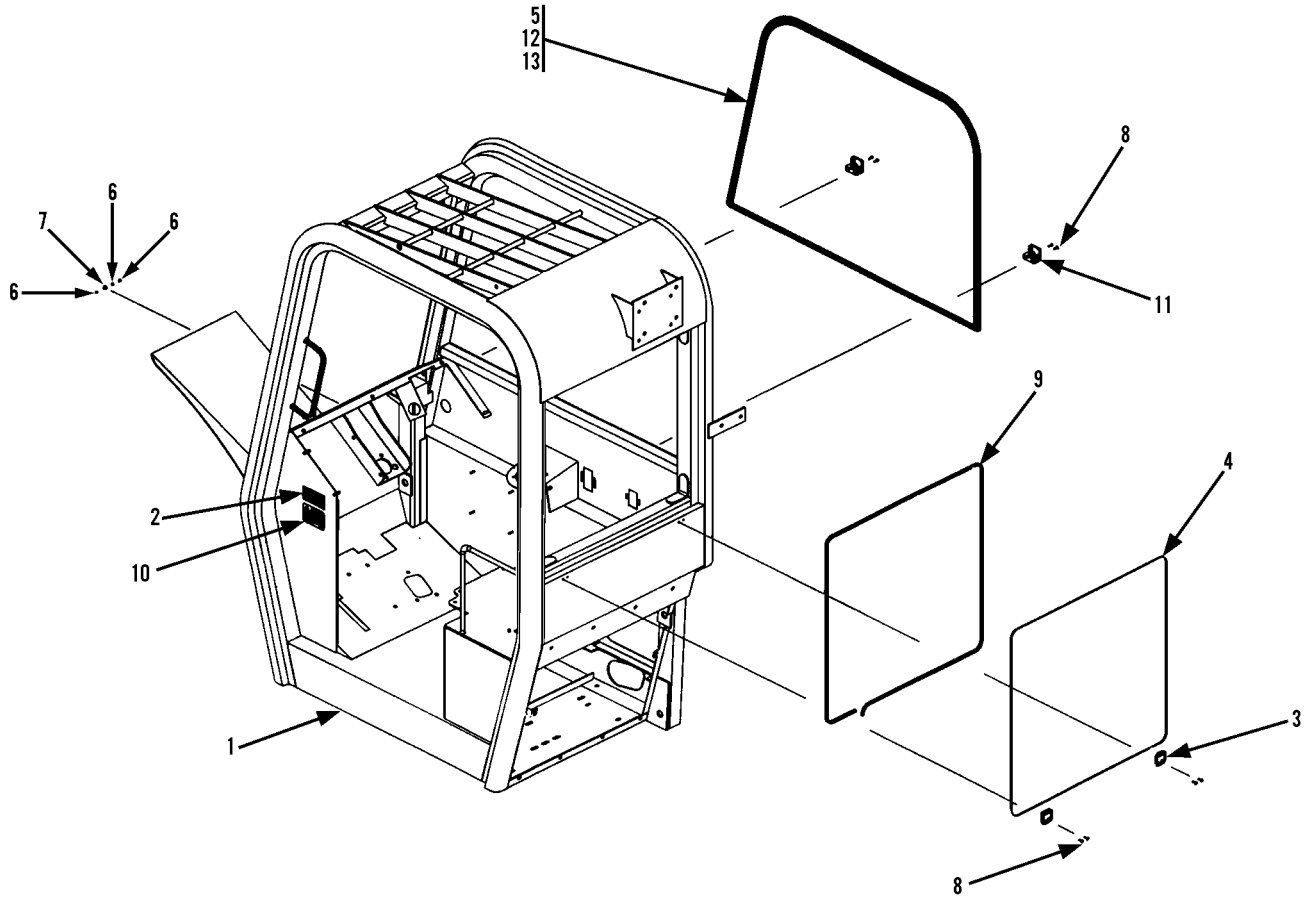
# INDEX

PART NUMBER	PAGE	PART NUMBER	PAGE	PART NUMBER	PAGE
9130-1020 .....	13-27				
9130-1064 .....	13-27				
9130-1065 .....	13-27				
9130-1083 .....	4-4				
9130-1086 .....	5-6				
9130-3021 .....	2-1				
9130-3038 .....	13-27				
9130-3041 .....	13-27				
9130-3047 .....	12-1				
9130-3049 .....	9-4				
9130-3056 .....	5-1, 5-3				
9130-3057 .....	5-6				
9130-3059 .....	9-2, 9-3				
9130-3067 .....	13-8				
9130-3465 .....	13-8				
9130-4021 .....	10-22				
9130-4022 .....	10-22				
9130-4023 .....	10-22				
9130-4024 .....	10-22				
9130-5016 .....	4-4				
9130-6030 .....	4-4				
9131-5001 .....	13-33, 13-34				
9131-5007 .....	11-6				
9132-3001 .....	12-1				
9132-3002 .....	12-1				
9132-3003 .....	12-1				
9133-5026 .....	13-36				
9136-3025 .....	7-15				
9136-4004 .....	11-6, 11-7				
9136-4005 .....	11-6, 11-7				
9136-4006 .....	11-6, 11-7				
9136-4007 .....	11-6, 11-7				
9136-4008 .....	11-6, 11-7				
9913-3139 .....	13-13				

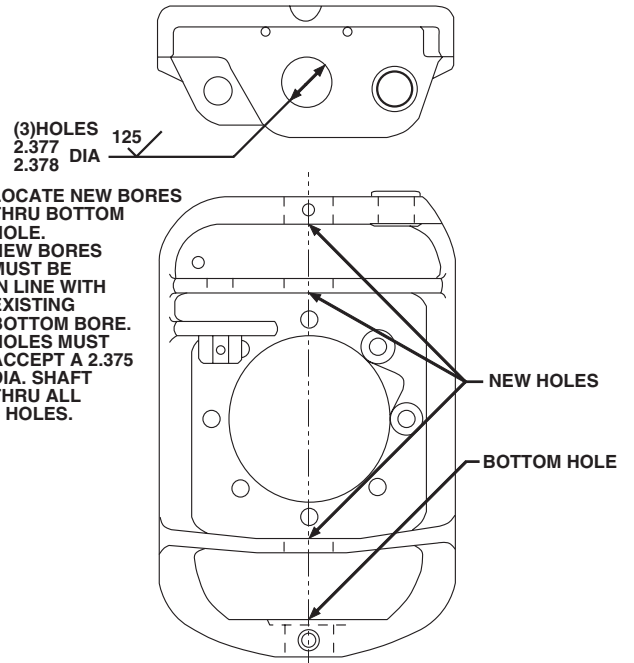
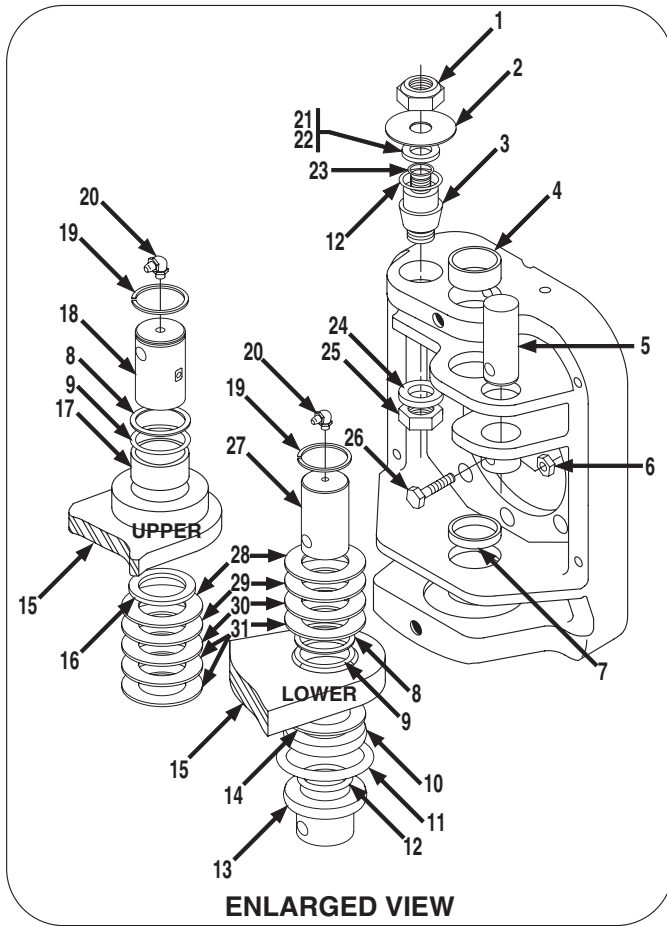


Item	Part No.	Qty.	Description Of Part	Item	Part No.	Qty.	Description Of Part
	9138-6004	Ref	FRAME WELDMENT	32	9114-1436	1	REAR CAB COVER
	1440-4645	AR	T-9 METAL PROTECTANT, (12oz.)	33	8820-1050	2	HEX HD CAPSCREW, 7/16-14X1, GR5
	1440-4646	AR	METAL PROTECTANT, (1 gal.)	34	9103-3029	1	SEAT BELT, (not used with optional seat)
1	9114-3051	2	BUSHING	35	8850-1007	2	HEX NUT, 7/16-14
2	9020-6196	64"	TRIM-LOK, (pre-packaged in 25' lengths)	36	9103-3485	1	SEAT W/ARMREST, (std.)
3		AR	ADHESIVE		9112-4107	1	SLIDE ADJ. KIT, (used with std. seat)
4	8368-3291	1	MIRROR		9104-3237	1	GRAMMER SEAT, (opt.)
5	9138-6001	1	RADIATOR COVER		8820-1020	4	HEX HD CAPSCREW, 5/16-18X1, GR5, (use with opt. seat)
6	9112-3172	1	GRAB HANDLE	37	7714-3006	8	WHIZ-LOCK NUT, 5/16-18
7	9020-0755	24"	WEATHERSTRIP, (pre-packaged in 35' rolls)	38	9108-1475	1	HEATER COVER PLATE
8	7714-3003	45	WHIZ-LOCK SCREW, 5/16-18X5/8	39	9114-1329	1	VALVE ACCESS COVER
9	9020-7458	3	DRAW LATCH	40	9136-1005	1	BELLY PAN
10	8830-1193	12	ROUND HD MACHINE SCREW, #10-32X1/2	41	9108-3533	10	FENDER WASHER, 1-1/2, O.D.
11	8855-1007	17	LOCKWASHER, #10	42	9103-3102	1	MANUAL HOLDER
12	8850-1613	6	HEX NUT, #10-32	43	7714-3013	4	WHIZ-LOCK NUT, 1/4-20
13	9108-6175	1	TANK COVER	44	9116-3087	2	LOAD CHART BRACKET
14	9136-6006	1	HOSE GUARD, NOT SHOWN, (located under dash panel, beneath steering column)	45	9103-3320	1	TILT GAGE
15	8594-1016	1	SUPPORT CLAMP, (use with item 14, not shown)	46	8820-4912	1	HEX HD CAPSCREW, 1/4-20X1, GR5
16	7714-3006	2	WHIZ-LOCK NUT, 5/16-18, (use with item 14, not shown)	47	8856-1107	1	FLAT WASHER, 1/4
17	9108-3173	5	RUBBER HD SCREW BUMPER	48	8852-1204	1	HEX LOCKNUT, 1/4-20
18	8850-1612	5	HEX NUT, #10-24	49	7738-3118	4	HARDENED WASHER, 7/8
19	9114-1218	1	HINGE	50	9114-3357	1	HORN, (includes items 51 & 52)
20	8852-1604	2	HEX LOCK NUT, #8-32	51	9114-4439	1	HORN BRACKET
21	8856-1003	9	FLAT WASHER, 5/16	52		1	NUT
22	9112-3124	4	WHIZ-LOCK SCREW, 5/16-18X1/2	53	7713-3177	3	HEX HD CAPSCREW, 5/16-18X1-3/8, GR5
*23	9138-6011	1	ENGINE COVER	54	7713-3168	3	CLAMP SET
24	9130-3021	1	T-HANDLE	55	7713-3140	3	COVER PLATE
25	8850-1616	2	HEX NUT, 1/4-20	56	8320-1158	4	HEX HD CAPSCREW, 7/8-9X1-3/4, (torque to 450/475 ft.lbs.)
26		Ref	OPEN CAB ASSEMBLY, (see page 2-2 for details)	57	8521-1088	2	RUBBER BUMPER
27	9140-3574	1	BACK-UP ALARM	58	8830-1073	2	ROUND HD MACHINE SCREW, #8-32X3/4
28	8820-1016	2	HEX HD CAPSCREW, 5/16-18X1/2, GR5	59	8668-3122	1	TIEWRAP
29	9108-3289	1	COUNTERWEIGHT PLATE				
30	9137-1001	1	DECK COVER				
31	8830-2125	2	ROUND HD MACHINE SCREW, 1/4-20X5/8				

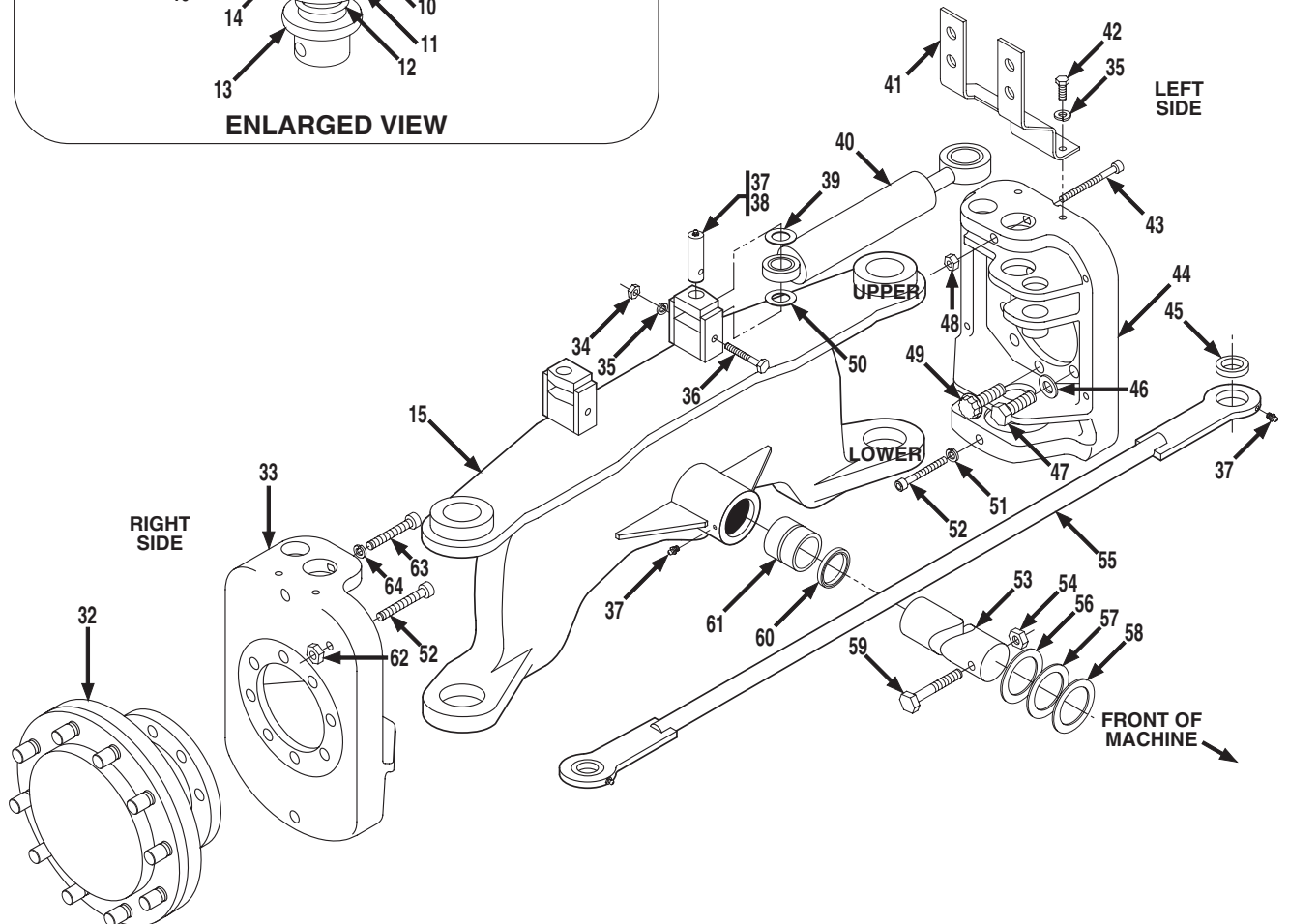
NOTE: ONLY ITEMS WITH PART NUMBERS ARE AVAILABLE FOR SERVICE.



Item	Part No.	Qty.	Description Of Part
	9114-3261	Ref	OPEN CAB ASSY (includes all items)
1	9114-4429	1	CAB WELDMENT
2	9114-4430	1	SERIAL TAG
3	9133-4003	2	WINDOW CLIP, FLAT
4	9116-4092	1	REAR WINDOW
5	9116-4088	1	RH SIDE WINDOW
6	9116-4086	3	HOLE PLUG, .313
7	9116-4087	1	HOLE PLUG, .750
8	9133-4004	8	SCREW, #10-32x1
9	8026-4032	9.5'	SEAL
10	9116-4094	1	ROPS WARNING
11	9133-4005	2	WINDOW CLIP
12	9116-4089	AR	POWER BOND
13	9116-4090	AR	HI VISCOSITY URETHANE



**KNUCKLE LAYOUT FOR BORING OUT HOLES FOR BUSHINGS**  
 SEE NOTE #3 ON NEXT PAGE FOR DETAILS  
 (R.H. KNUCKLE SHOWN)





**NOTE #1:** Cylinder base end must be free to rotate. Shim steer cylinder base end as required to maintain a total max. gap of 1/16".

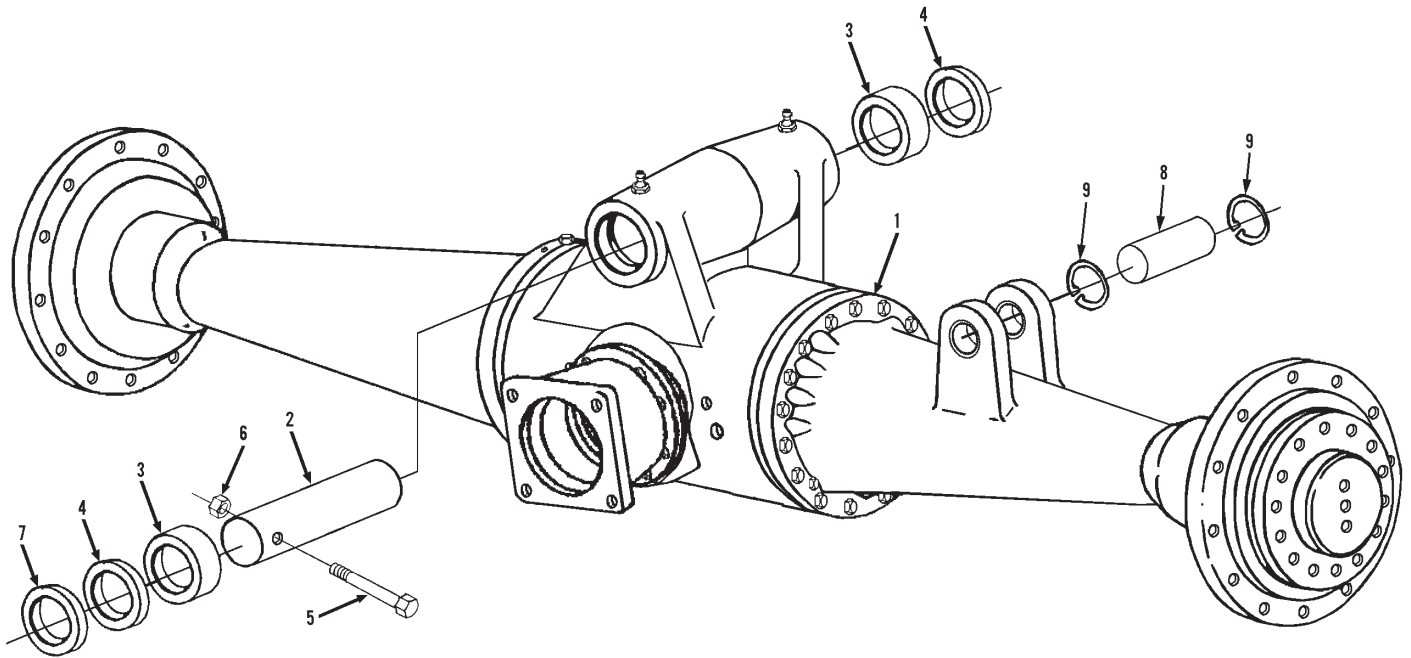
**NOTE #2:** Shim bottom knuckles as required to maintain no more than 1/32" movement. Shim top knuckles as required to maintain no more than 1/16" gap. Must have a minimum of one shim.

**NOTE #3:** All machines, before serial number 0277194, need to bore Steering Knuckles to use items 4 & 7. See diagram on previous page.

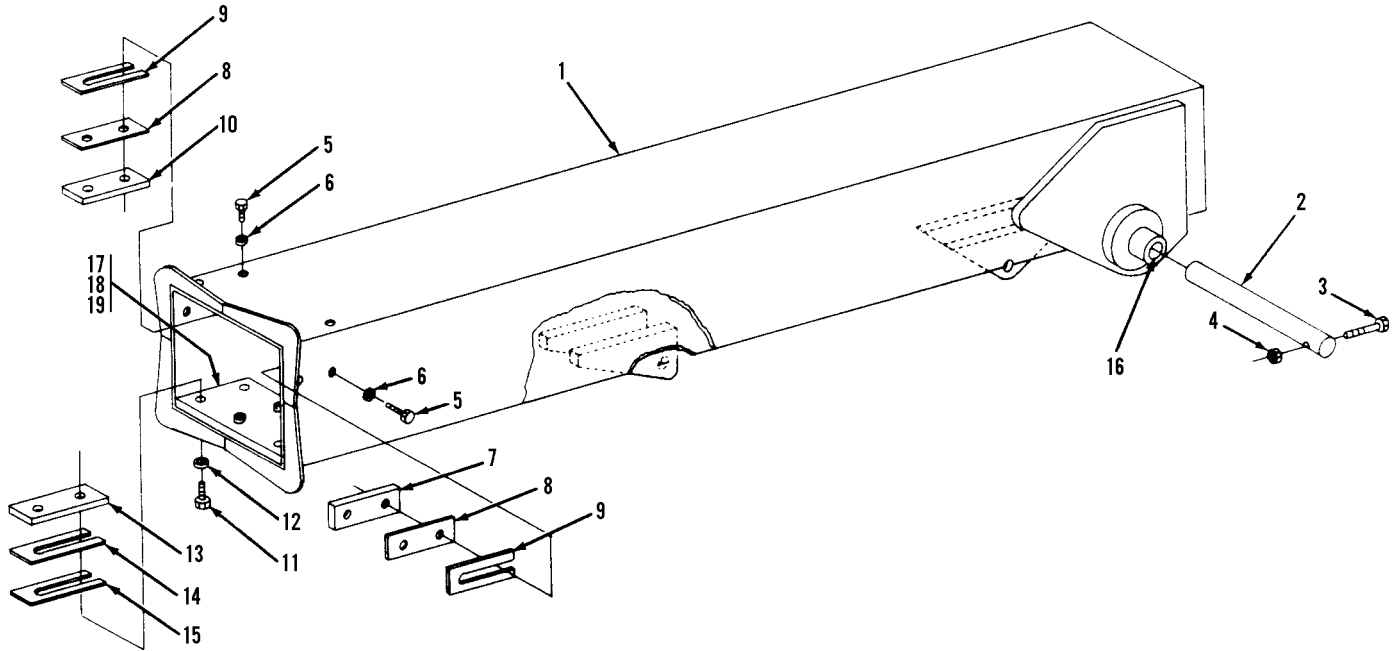
**NOTE #4:** All machines, before serial number 0277194, may have to use items 63 & 64 in place of items 43 & 48. See engineering print that comes with Steering Knuckle Kit for details

**\*NOTE #5:** See option section for details on the Rear Axle Advantage Kit.

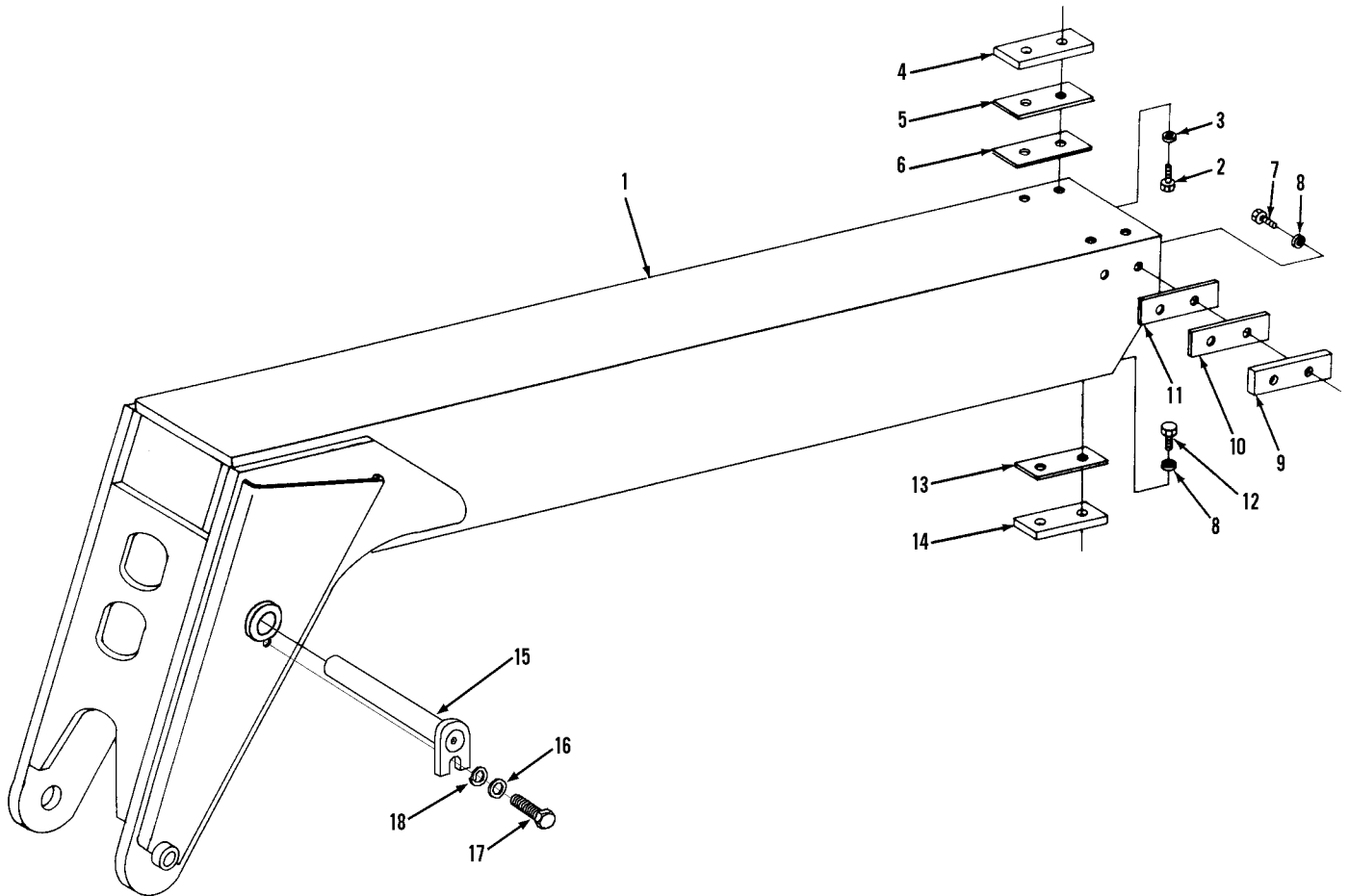
Item	Part No.	Qty.	Description Of Part	Item	Part No.	Qty.	Description Of Part
	9103-5240	1	STEERING KNUCKLE KIT, (includes items 2, 4, 7 thru 14, 16 thru 23, 27 thru 31, 43, 48, 51, two of item 52, 63, & 64, one kit does both sides)	33	9112-0004	1	R.H. STEERING KNUCKLE, (see note #3)
	9104-5152	AR	STEERING CYLINDER PIN KIT, (includes one each of items 1, 2, 3, 12, 21 thru 25, one kit needed for each side)	34	8850-1006	2	HEX NUT, 3/8-16
1	8852-1312	2	HEX LOCK NUT, 3/4-10, (torque to 160-175 ft. lbs.)	35	8855-1011	6	LOCKWASHER, 3/8
2	9108-1415	2	DIRT SHIELD	36	8320-1144	2	HEX HD CAPSCREW, 3/8-16X5-3/4, GR8
3	9104-1481	2	STEERING CYLINDER PIN	37	8867-1001	6	LUBE FITTING, STRAIGHT, 1/8
4	9112-1239	2	BUSHING	38	9108-1695	2	STEERING CYLINDER PIVOT PIN
5	9104-1439	2	TIE ROD PIN	39	9104-1598	AR	SHIM, (.060 thick, see note #1)
6	8852-1306	2	LOCK NUT, 3/8-16	40		Ref	STEERING CYLINDER ASSY, (see page 10-6 for details)
7	9112-1240	4	BUSHING	41	9108-1523	1	L.H. TUBE SUPPORT, 524D ONLY
8	9112-3030	4	BACK-UP RING	9108-1522	1	R.H. TUBE SUPPORT, 524D ONLY	
9	8859-1032	4	O-RING	42	8820-1035	4	HEX HD CAPSCREW, 3/8-16X1, GR5
10	9112-3027	2	BUSHING	43	8821-1121	2	SOCKET HD CAPSCREW, 1/2-13X6-1/2, GR8, (see note #4)
11	9112-3029	2	O-RING	44	9112-0003	1	L.H. STEERING KNUCKLE, (see note #3)
12	8859-1104	4	O-RING	45	9104-3247	2	SELF-ALIGNING BUSHING
13	9112-1091	2	THRUST BUSHING	46	8668-1572	12	HARDENED WASHER, 3/4
14	9104-1733	AR	SHIM, (.032 thick)	47	8320-1006	12	HEX HD CAPSCREW, 3/4-10X2, GR8, (torque to 270-290 ft. lbs.)
15	9116-6012	1	REAR AXLE WELDMENT, (includes items 10, 17, & 61)	48	8852-1208	2	HEX LOCKNUT, 1/2-13, (see note #4)
16	8692-1268	2	LIP SEAL	49	9104-3222	4	CAPSCREW 12PT, 3/410X2, GR8, (torque to 270-290 ft. lbs.)
17	9112-3028	2	BUSHING	50	9020-1918	AR	SHIM, (10 ga., see note #1)
18	9108-1693	2	UPPER KING PIN	51	8855-1153	2	LOCKWASHER, 5/8
19	8858-1323	4	RETAINING RING	52	8821-2321	4	SOCKET HD CAPSCREW, 5/8-11X3-3/4, GR8
20	8867-1022	4	LUBE FITTING, 90 DEGREES, 1/8	53	9108-1177	1	REAR AXLE MOUNTING PIN
21	9104-1732	2	SPACER	54	8510-1098	1	HEX NUT, 1-1/4-7
22	9104-1438	AR	SPACER	55	9116-6063	1	TIE ROD, (includes item 45)
23	8859-1019	2	O-RING	56	9103-1009	AR	SHIM, (.0598 thick)
24	9104-1459	2	WASHER	57	9108-1691	AR	SHIM, (.1046 thick)
25	8850-1416	2	HEX JAM NUT, 1-14, (torque to 225-250 ft. lbs.)	58	9020-6846	AR	SHIM, (.1345 thick)
26	8320-1140	2	HEX HD CAPSCREW, 3/8-16X2-3/4, GR8	59	9002-0247	1	HEX HD CAPSCREW, 1-1/4-7X6, GR5
27	9114-1424	2	LOWER KING PIN	60	2460-1570	2	LIP SEAL
28	9104-1449	AR	SHIM, (.060 thick, see note #2)	61	9112-3031	2	BUSHING
29	9104-1450	AR	SHIM, (.0478 thick, see note #2)	62	8850-1110	2	HEX NUT, 5/8-11
30	9104-1451	AR	SHIM, (.106 thick, see note #2)	63	8821-1117	2	SOCKET HD CAPSCREW, 1/2-13X4-1/2, GR8, (see note #4)
31	9104-1596	AR	SHIM, (.0359 thick, see note #2)	64	8855-1109	2	LOCKWASHER, (hi collar), 1/2, (see note #4)
32		Ref	DRIVE HUB, 524D ONLY, (see page 6-6 for details)				
		Ref	NON DRIVE HUB, 522D ONLY, (see page 6-7 for details)				



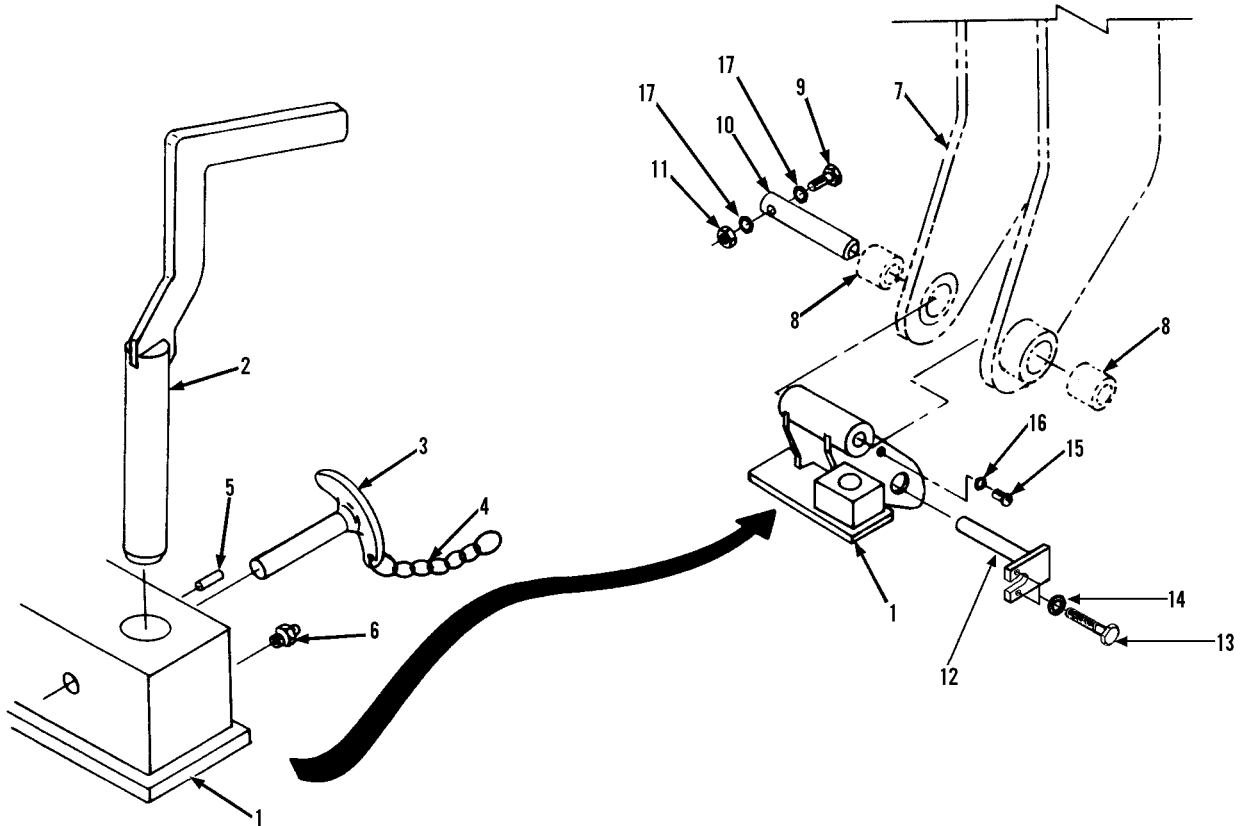
Item	Part No.	Qty.	Description Of Part
1		Ref	FRONT AXLE (see page 6-2 for details)
2	9108-1176	1	FRONT SWAY PIN
3	9020-5891	2	SPACER
4	9103-1014	1	SHIM WASHER
5	8320-1172	1	HEX HD CAPSCREW, 1-8X5, GR8
6	8852-1016	1	HEX LOCKNUT, 1-8
7	9108-3480	1	SHIM WASHER
* 8	9140-3225	1	PIN
* 9	9002-8935	2	RETAINING RING



Item	Part No.	Qty.	Description Of Part
1	9108-6101	1	FIRST BOOM SECTION
2	9108-1148	1	PIN
3	8820-1107	1	HEX HD CAPSCREW, 5/8-11X5
4	8850-1010	1	HEX NUT, 5/8-11
5	8820-1532	8	HEX HD CAPSCREW, 3/8-24X3/4, GR5
	8820-1533	AR	HEX HD CAPSCREW, 3/8-24X7/8, GR5
6	9002-7470	8	HARDENED FLATWASHER, 3/8
7	9103-3186	2	BEARING PAD
8	9103-1236	4	SPACER
9	9020-5870	4	SHIM
10	9103-3189	2	BEARING PAD
11	8820-1568	4	HEX HD CAPSCREW, 1/2-20X2, GR5
	8820-1569	AR	HEX HD CAPSCREW, 1/2-20X2-1/4, GR5
12	9002-7471	4	HARDENED FLATWASHER, 1/2
13	9108-3063	2	BEARING PAD
14	9108-1172	2	SPACER
15	9108-1171	2	SHIM
16	9108-3298	2	BUSHING
17	9108-1397	1	BEARING PLATE
18	8820-1607	2	HEX HD CAPSCREW, 3/4-16X1-1/4, GR5
19	9002-7473	2	WASHER

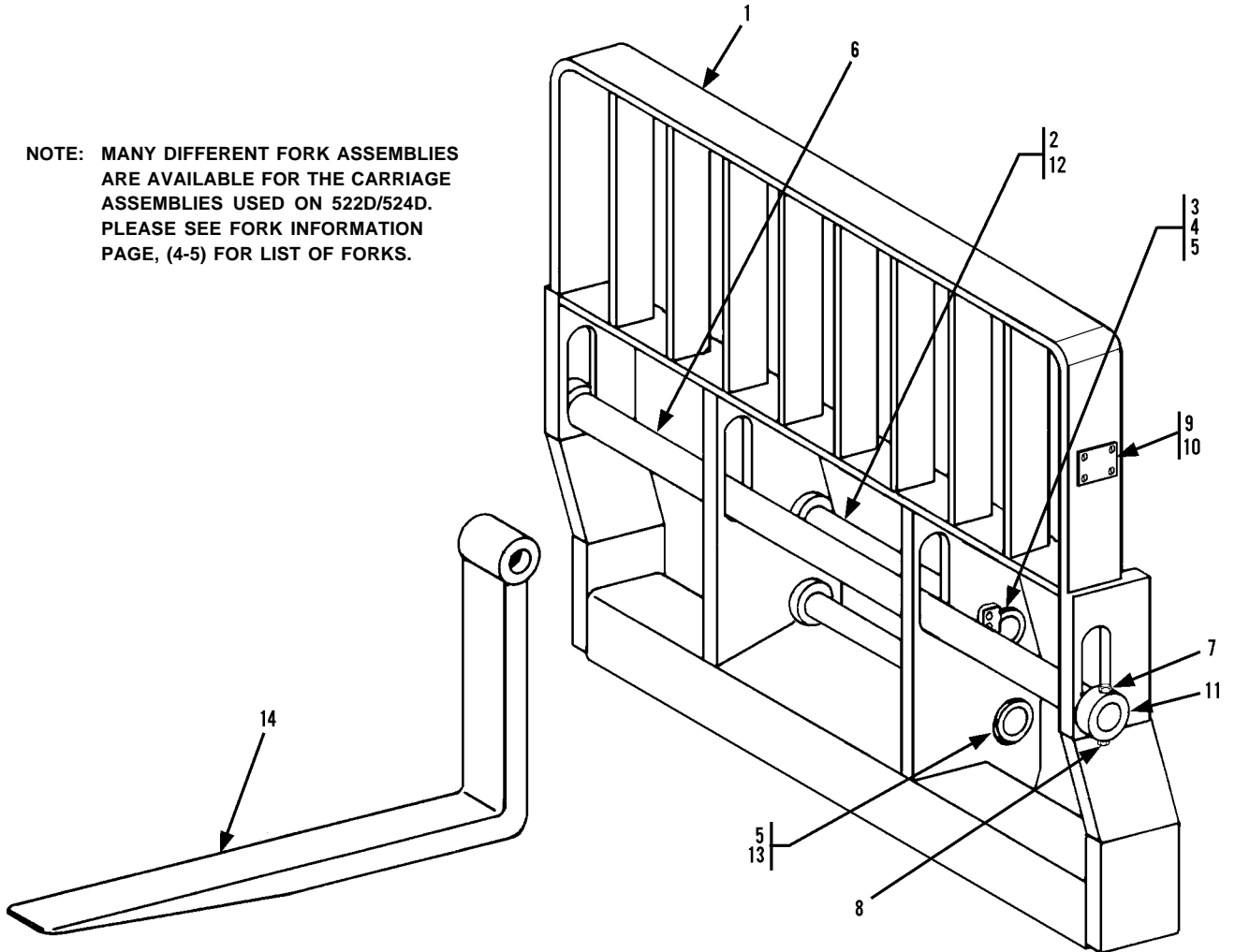


Item	Part No.	Qty.	Description Of Part
1	9108-6102	1	SECOND BOOM SECTION
2	8820-1564	4	HEX HD CAPSCREW, 1/2-20X1,GR5
3	9002-7471	4	HARDENED WASHER
4	9108-3297	2	BEARING PAD
5	9108-1447	2	SPACER
6	9108-1448	AR	SHIM
7	8820-1532	4	HEX HD CAPSCREW, 3/8-24X3/4,GR5
	8820-1533	AR	HEX HD CAPSCREW, 3/8-24X7/8,GR5
8	9002-7470	8	HARDENED FLAT WASHER
9	9103-3186	2	BEARING PAD
10	9103-1236	2	SPACER
11	9020-5870	AR	SHIM
12	8820-1537	4	HEX HD CAPSCREW, 3/8-24X1-3/4, GR5
13	9108-1457	2	SPACER
14	9108-3307	2	BEARING PAD
15	9114-6052	1	PIN WELDMENT
16	8855-1013	1	LOCKWASHER, 1/2
17	8820-1065	1	HEX HD CAPSCREW, 1/2-13 x 1
18	8362-1283	1	SPECIAL WASHER

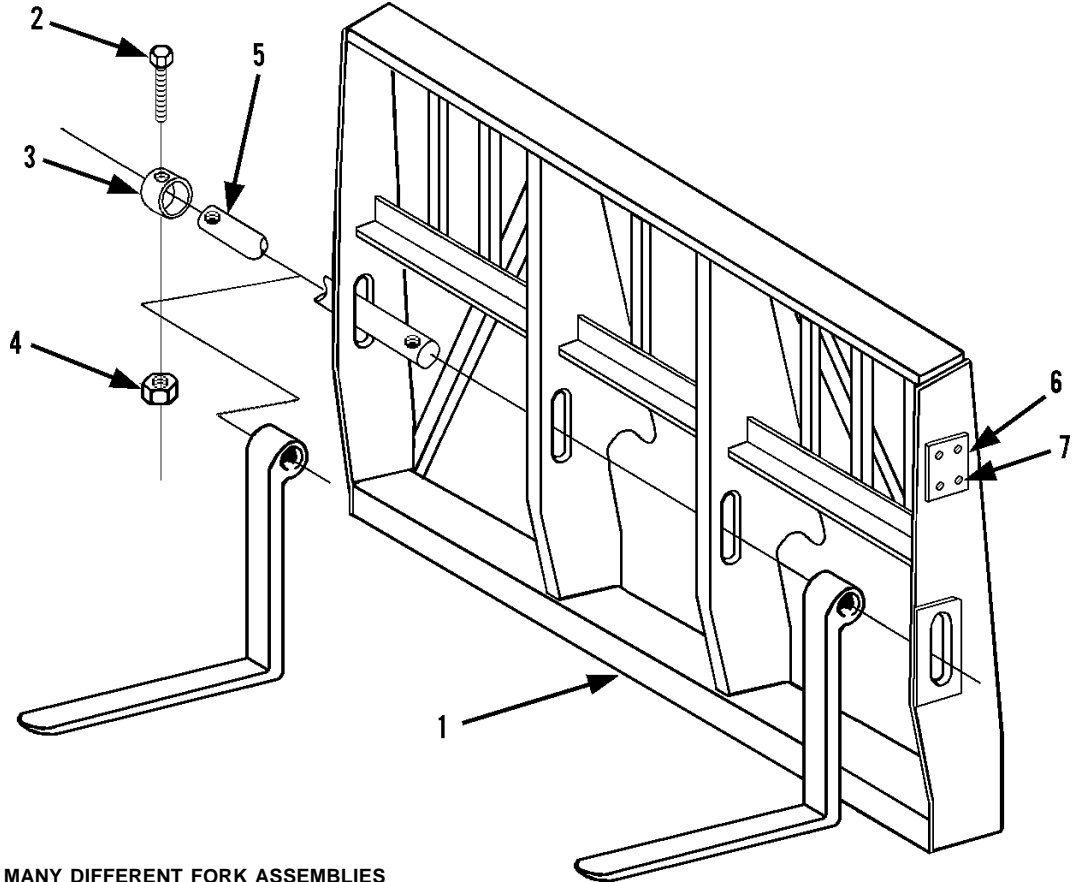


Item	Part No.	Qty.	Description Of Part
	9108-5049	Ref	QUICK SWITCH OPTION ( includes 9108-5091 plus items 9,10, &11)
	9108-5091	1	QUICK SWITCH ASSY (includes items 1 thru 6, 15 & 16)
1	9108-6152	1	QUICK SWITCH WELDMENT
2	9108-6151	1	PLUNGER WELDMENT
3	9020-7902	1	QUICK RELEASE PIN
4	9103-3038	1	JACK CHAIN, 5" LONG, SIZE 12
5	8863-1509	1	ROLL PIN, 1/4"X2
6	8867-1008	1	LUBE FITTING, STRAIGHT, 1/4-28
* 7	Ref	Ref	SECOND BOOM SECTION (see page 3-2)
8	9103-1136	2	BUSHING
9	9112-1308	1	HEX HD CAPSCREW, 5/8-11X5, GR5
10	9104-1365	1	PIN
11	9112-1309	1	HEX NUT, 5/8-11
12	9116-6062	1	TILT CYLINDER PIN
13	8320-1123	2	HEX HD CAPSCREW, 1/2-13X1, GR8
*14	8856-1111	2	WASHER, 1/2
15	8830-1193	1	ROUND HD MACHINE SCREW, #10-32X1/2
16	8856-1105	1	FLAT WASHER, #10
17	9112-1310	2	WASHER, 5/8

NOTE: MANY DIFFERENT FORK ASSEMBLIES ARE AVAILABLE FOR THE CARRIAGE ASSEMBLIES USED ON 522D/524D. PLEASE SEE FORK INFORMATION PAGE, (4-5) FOR LIST OF FORKS.

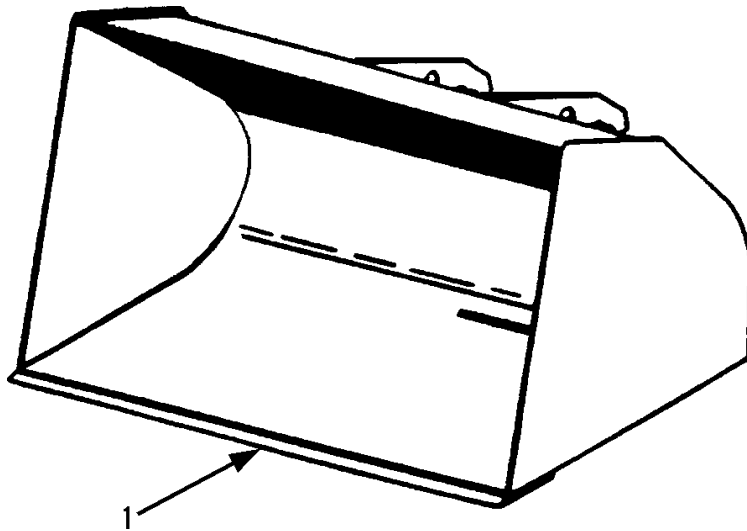


Item	Part No.	Qty.	Description Of Part Item
	9108-5033	Ref	CARRIAGE ASSY, (includes items 1 thru 14)
1	9108-6116	1	CARRIAGE
2	9108-1369	1	HEAD PIN
3	9108-1368	1	RETAINER BAR
4	8820-1066	2	HEX HDCAPSCREW, 1/2-13X1-1/4, GR5
* 5	8855-1013	2	LOCKWASHER, 1/2
* 6	9045-1058	1	FORK PIN
* 7	8820-1105	2	HEX HD CAPSCREW, 5/8-11X4, GR5
8	8852-1310	2	HEX LOCKNUT, 5/8-11
9	9015-3001	1	SERIAL NUMBER PLATE
10	8834-1022	4	DRIVE SCREW, #10X3/8
11	9020-0003	2	COLLAR
12	9112-1124	1	SLEEVE
13	9020-7046	Ref	TILT PIN
14	9045-3002	2	FORK
	9060-0390		CUBING FORK



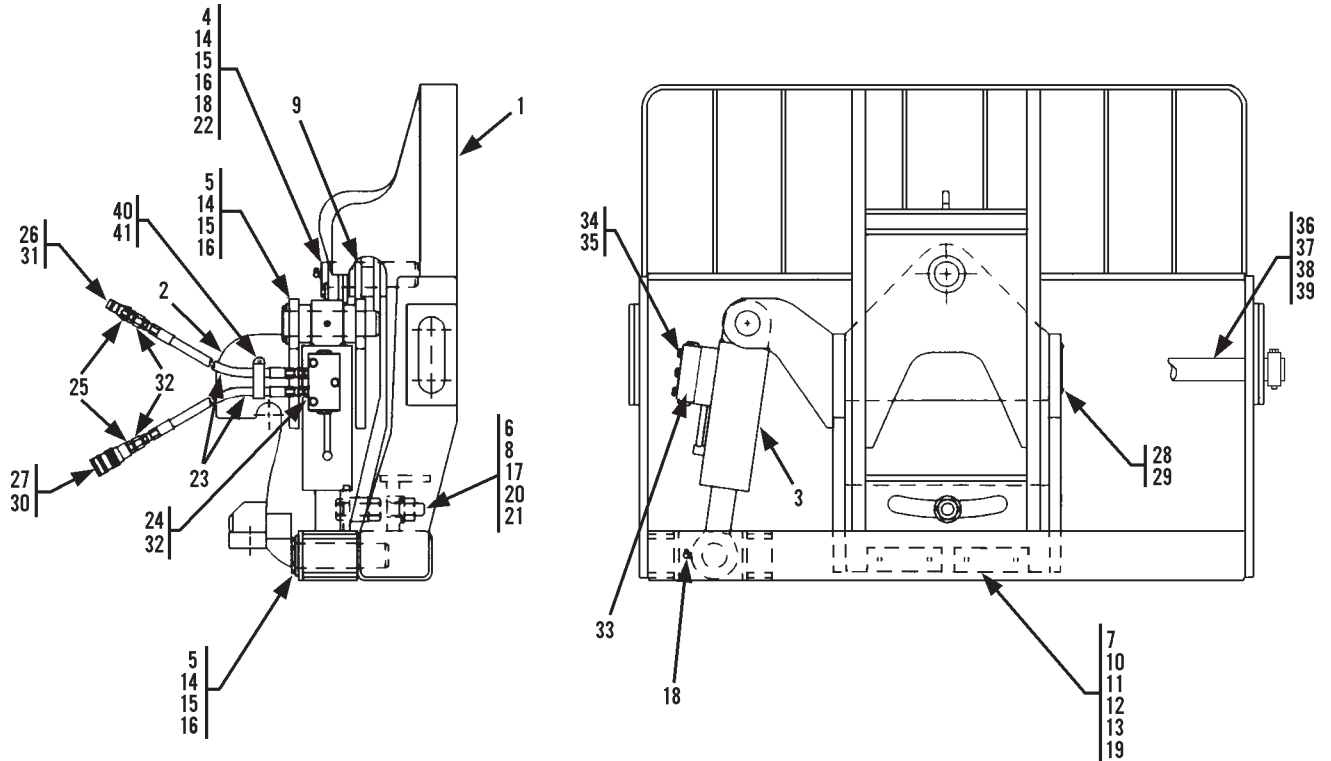
**NOTE: MANY DIFFERENT FORK ASSEMBLIES ARE AVAILABLE FOR THE CARRIAGE ASSEMBLIES USED ON 522D/524D. PLEASE SEE FORK INFORMATION PAGE, (4-5) FOR LIST OF FORKS.**

Item	Part No.	Qty.	Description Of Part	Item	Part No.	Qty.	Description Of Part
	9045-5051	1	48" CARRIAGE ASSY, (Includes all items)		9045-5052	1	66" CARRIAGE ASSY, (includes all items)
1	9045-6009	1	48" CARRIAGE WELDMENT	1	9045-6010	1	66" CARRIAGE WELDMENT
2	8820-1105	2	HEX HD CAPSCREW, 5/8-11X4, GR5	2	8820-1105	2	HEX HD CAPSCREW, 5/8-11X4, GR5
3	9020-0003	2	COLLAR	3	9020-0003	2	COLLAR
4	8852-1310	2	HEX LOCKNUT, 5/8-11	4	8852-1310	2	HEX LOCKNUT, 5/8-11
* 5	9045-1058	1	FORK PIN	* 5	9040-2478	1	FORK PIN
6	9015-3001	1	SERIAL NUMBER PLATE	6	9015-3001	1	SERIAL NUMBER PLATE
7	8834-1022	4	DRIVE SCREW, #10X3/8	7	8834-1022	4	DRIVE SCREW, #10X3/8

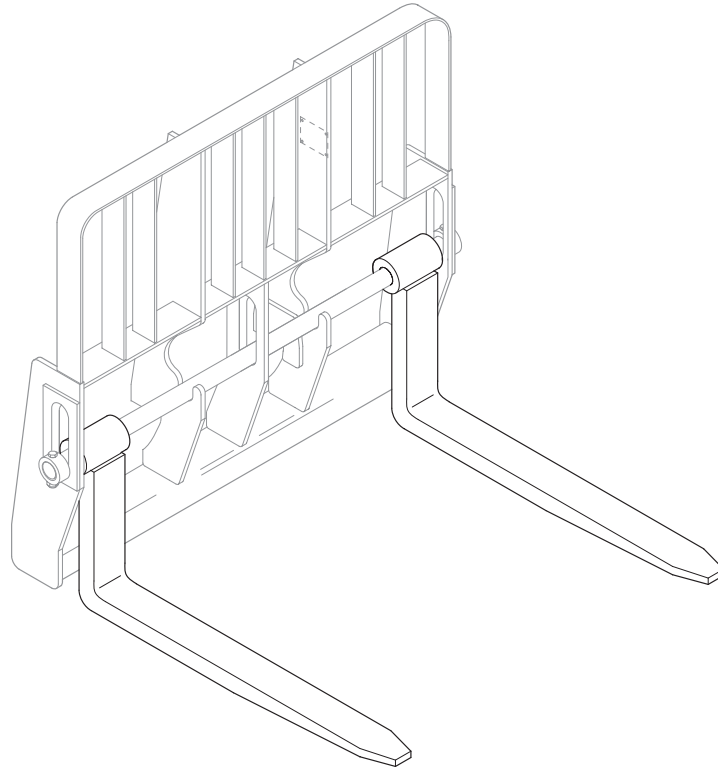


Item	Part No.	Qty.	Description Of Part	Item	Part No.	Qty.	Description Of Part
1	9045-5049	1	60" BUCKET (3/4 yard capacity)	1	9055-5020	1	74" BUCKET (1-1/4 yard capacity)





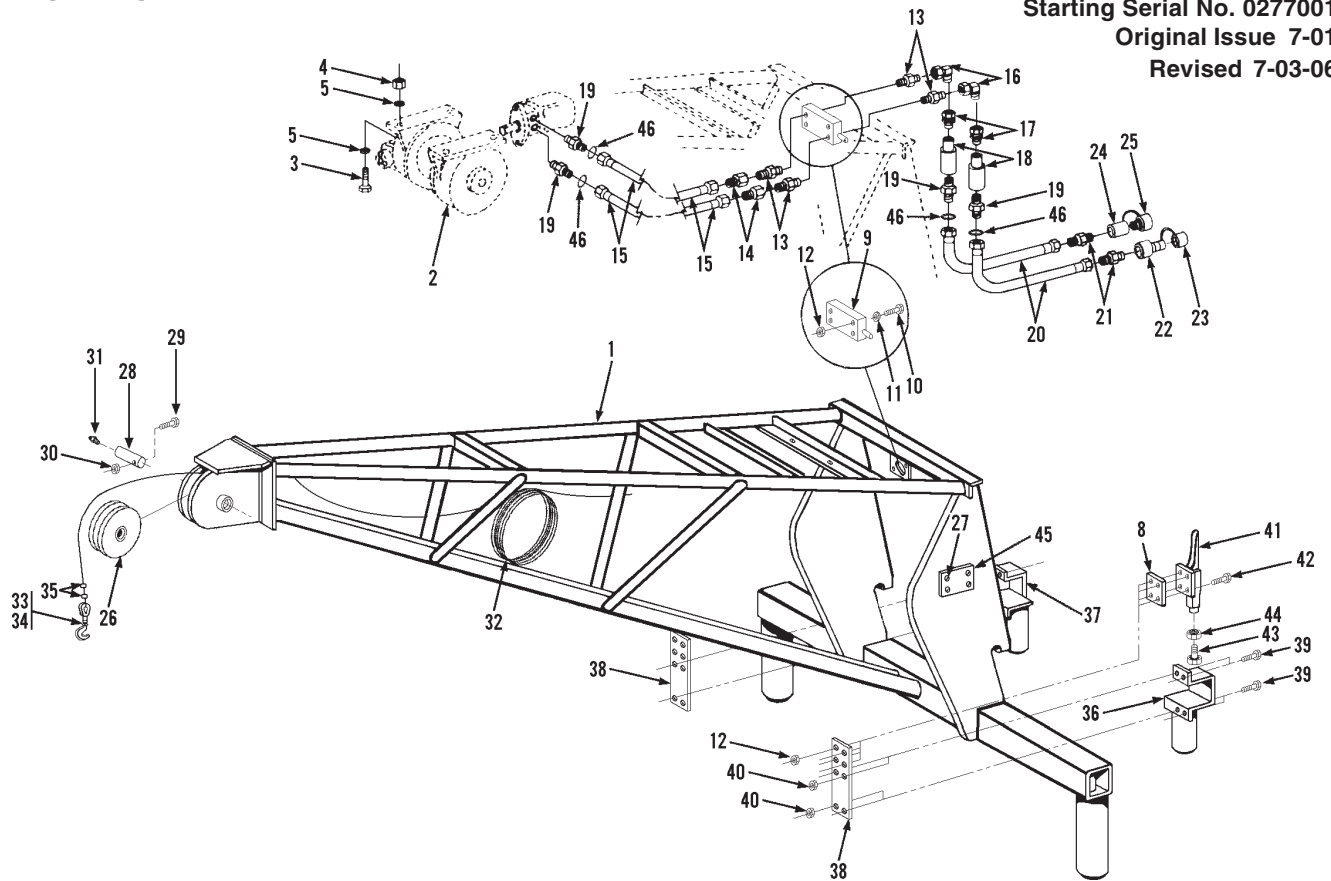
Item	Part No.	Qty.	Description Of Part	Item	Part No.	Qty.	Description Of Part
	9130-5016	Ref	66" SLOPE PILER CARRIAGE, (includes all items)	*25	8866-1010	2	CONNECTOR, (Before S/N 2005283-01)
1	9130-6030	1	CARRIAGE WELDMENT		8866-2018	2	CONNECTOR, (S/N 2005283-01 & After)
2	9108-6122	1	ADAPTER WELDMENT	*26	9116-3138	1	MALE QUICK DISCONNECT, (Before S/N 2005283-01)
3		Ref	SWAY CYLINDER, (see page 13-14 for details)		9140-3414	1	MALE QUICK DISCONNECT, (S/N 2005283-01 & After)
4	9108-3248	1	BUSHING	*27	9116-3139	1	FEMALE QUICK DISCONNECT, (Before S/N 2005283-01)
*5	3423263	2	PIN		9140-3413	1	FEMALE QUICK DISCONNECT, (S/N 2005283-01 & After)
6	9020-4007	1	TUBE	28	8834-1022	4	DRIVE SCREW, #10X3/8
7	9103-3186	2	BEARING PAD	29	9015-3001	1	SERIAL NUMBER PLATE
8	9108-1577	1	TAP BOLT	30	9104-3125	1	DUST PLUG
9	9108-1594	1	THRUST WASHER	31	9104-3126	1	DUST CAP
*10	9020-5870	AR	SHIM	32	8866-2105	2	ELBOW, 90 DEGREES, (swivel nut)
11	9103-1236	2	SPACER	33		Ref	DUAL P.O. CHECK VALVE, (see page 13-13 for details)
*12	8820-1535	4	HEX HD CAPSCREW, 3/8-24X1-1/4, GR5	34	8820-1040	3	HEX HD CAPSCREW, 3/8-16X2-1/4, GR5
*13	8820-1534	4	HEX HD CAPSCREW, 3/8-24X1, GR5	35	8855-1011	3	LOCKWASHER, 3/8
14	9108-1313	3	KEEPER PLATE	36	9130-1083	1	FORK PIN
15	8820-1065	6	HEX HD CAPSCREW, 1/2-13X1, GR5	37	9020-0003	2	COLLAR
16	8855-1013	6	LOCKWASHER, 1/2	38	8820-1105	2	HEX HD CAPSCREW, 5/8-11X4, GR5
17	8852-1016	1	HEX LOCKNUT, 1-8	39	8852-1310	2	LOCKNUT, 5/8-11
*18	8867-1022	2	LUBE FITTING, 90 DEGREES, 1/8	*40	8452-1062	1	SUPPORT CLAMP
19	8856-1109	4	FLAT WASHER, 3/8	*41	7714-3015	1	WHIZ-LOCK NUT, 3/8-16
20	8850-1016	1	HEX NUT, 1-8				
21	0510-1441	1	WASHER, 1-1/16				
22	9108-1622	1	PIN				
23	8471-6434	2	HOSE ASSY				
24	8366-1316	2	CONNECTOR				



**NOTE: FORKS RATED LESS THAN THE ATTACHMENT OR MACHINE'S CAPACITY DECREASE CAPACITY OF THE ATTACHMENT OR MACHINE TO THAT OF THE FORKS. FORKS RATED MORE THAN THE ATTACHMENT OR MACHINE'S CAPACITY DO NOT INCREASE ATTACHMENT OR MACHINE'S CAPACITY.**

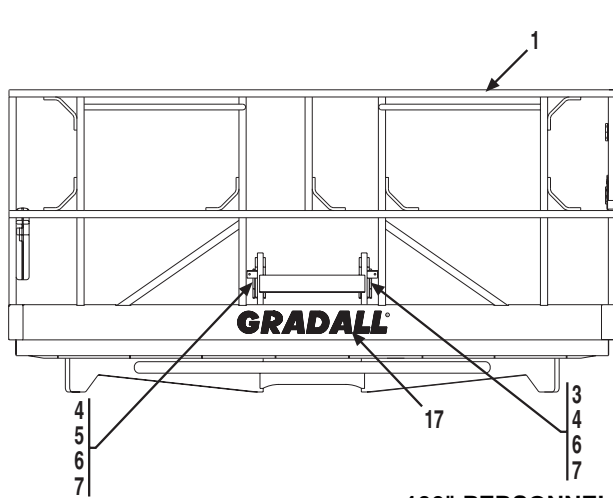
**NOTE: PLEASE CONSULT THE GRADALL PARTS DEPARTMENT TO DETERMINE THE CORRECT FORKS APPLICABLE TO YOUR SPECIFIC CARRIAGE ASSEMBLY AND APPLICATION.**

Item	Part No.	Qty.	Description Of Part	Item	Part No.	Qty.	Description Of Part
	9060-0390	2	48" CUBING FORK, 2X2, 3000 lbs., (B, C & D series)		9055-3018	2	72" PALLET FORK, 2X6, 10,000 lbs., (B, C & D series)
	9060-1819	2	48" PALLET FORK, 1-3/4X6, 9000 lbs., (B, C & D series)		9112-3132	2	72" PALLET FORK, 2X6, 10,000 lbs., (B, C & D series)
	9045-3002	2	48" PALLET FORK, 2X4, 8000 lbs., (B, C & D series)		9060-0832	2	48" PALLET FORK, 2-1/4X8, 16,000 lbs., (used on the 542, 552, & 554)
	9055-3005	2	48" PALLET FORK, 2X6, 10,000 lbs., (B, C & D series)		9060-1873	2	48" PALLET FORK, 2-1/4X7, 15,000 lbs., (used on the 542, 552, & 554)
	9055-3008	2	48" PALLET FORK, 1-3/4X4, 5000 lbs., (used on 6' swing mast only, P/N 9045-5047)		9060-0833	2	60" PALLET FORK, 2-1/4X8, 16,000 lbs., (used on the 542, 552 & 554)
	9060-1015	2	60" PALLET FORK, 2X6, 10,000 lbs., (B, C & D series)		9060-1219	2	60" PALLET FORK, 2-1/2X8, 16,000 lbs., (used on the 542, 552 & 554)
	9116-3269	2	60" PALLET FORK, 2X6, 11,300 lbs., (B, C & D series)		9060-1874	2	60" PALLET FORK, 2-1/4X7, 15,000 lbs., (used on the 542, 552 & 554)
	9045-3045	2	60" PALLET FORK, 2X6, 11,300 lbs., (used on 6' swing mast only, P/N 9045-5054)		H045-3002	2	96" PALLET FORK, 2X6, 7500 lbs. loaded center, (B, C & D series)
					9055-3018	2	72" PALLET FORK, 2X6, 10,000 lbs., (B, C & D series)

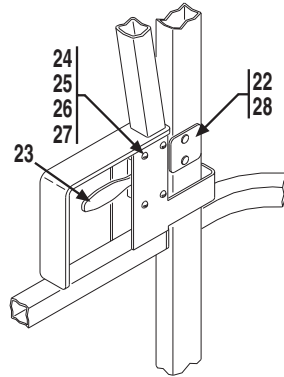
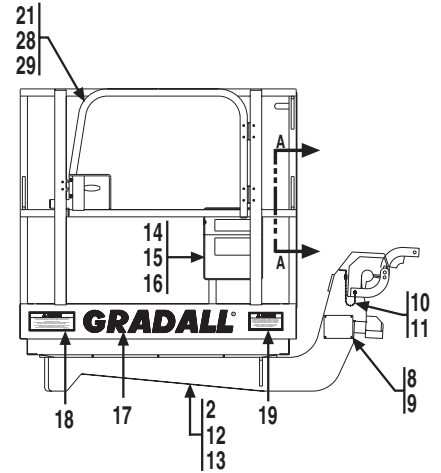


Item	Part No.	Qty.	Description Of Part	Item	Part No.	Qty.	Description Of Part
	9045-5012	1	TRUSS BOOM ASSY W/WINCH, (includes all items)	22	9140-3414	1	MALE TIP COUPLER, (S/N 2005283-01 & After)
1	9080-1353	1	TRUSS BOOM WELDMENT	23	9104-3126	1	DUST CAP
2		Ref	WINCH W/MOTOR, (see page 13-32 & 13-33 for details)	24	9116-3139	1	FEMALE COUPLER, (Before S/N 2005283-01)
3	8820-1096	4	HEX HD CAPSCREW, 5/8-11X1-3/4, GR5		9140-3413	1	FEMALE COUPLER, (S/N 2005283-01 & After)
4	8850-1010	4	HEX NUT, 5/8-11	25	9104-3125	1	DUST PLUG
5	8856-1113	8	FLAT WASHER, 5/8	26	9040-3056	1	SHEAVE
6	Not Used			27	8834-1022	4	DRIVE SCREW, #10X3/8
7	Not Used			28	9040-2948	1	PIN
8	9045-1047	2	SPACER	29	8820-1073	1	HEX HD CAPSCREW, 1/2-13X3, GR5
9		Ref	CROSSOVER VALVE, (see page 13-34 for details)	30	8850-1008	1	HEX NUT, 1/2-13
10	8820-1027	2	HEX HD CAPSCREW, 5/16-18X2-3/4, GR5	31	8867-1001	1	LUBE FITTING, STRAIGHT, 1/8
11	8856-1108	2	FLAT WASHER, 5/16	32	9020-7882	1	WIRE ROPE, 3/8" DIAMETER
12	8850-1005	10	HEX NUT, 5/16-18	33	9140-3448	1	SWIVEL HOOK
13	8345-1104	4	ADAPTER	34	9002-6965	1	THIMBLE
14	9002-9935	2	TUBE REDUCER, 7/8X3/4	35	9002-8990	2	WIRE ROPE CLIP
15	9020-5121	2	HOSE ASSY	36	9060-2905	1	SLIDER BRACKET
16	8866-2107	2	ELBOW, 90 DEGREES, (swivel nut)	37	9060-2904	1	SLIDER BRACKET
17	9045-3016	2	ADAPTER	38	9040-3437	2	SLIDER BAR
18	9020-7880	2	FLOW LIMITER	39	8820-1036	8	HEX HD CAPSCREW, 3/8-16X1-1/4, GR5
19	8866-2019	4	CONNECTOR, (includes item 46)	40	8850-1006	8	HEX NUT, 3/8-16
20	8471-7644	2	HOSE ASSY	41	9020-7884	2	LOCKING CLAMP
21	8866-1013	2	MALE CONNECTOR, 1/2X1/2, (Before S/N 2005283-01)	42	8820-1021	8	HEX HD CAPSCREW, 5/16-18X1-1/4, GR5
	8866-2006	2	CONNECTOR, (includes 8859-1205 o-ring), (S/N 2005283-01 & After)	43	8820-1035	2	HEX HD CAPSCREW, 3/8-16X1, GR5
22	9116-3138	1	MALE TIP COUPLER, (Before S/N 2005283-01)	44	8850-1106	2	HEAVY HEX JAM NUT, 3/8-16
				45	9015-3001	1	SERIAL NO. PLATE
				46	8859-1206	4	O-RING

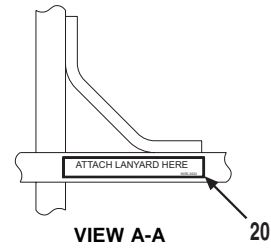
**DO NOT USE THE PERSONNEL PLATFORM UNTIL PROPER  
 CAPACITY CHART AND DECALS ARE IN PLACE.**



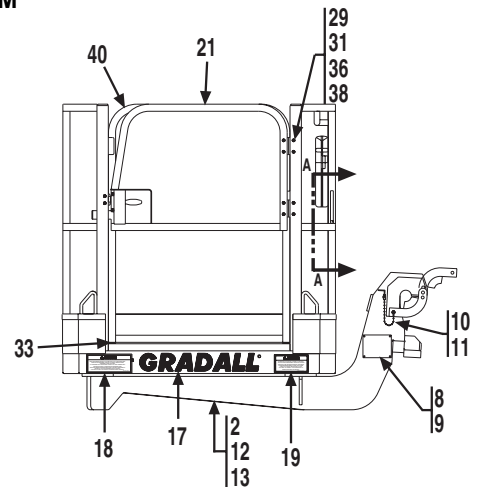
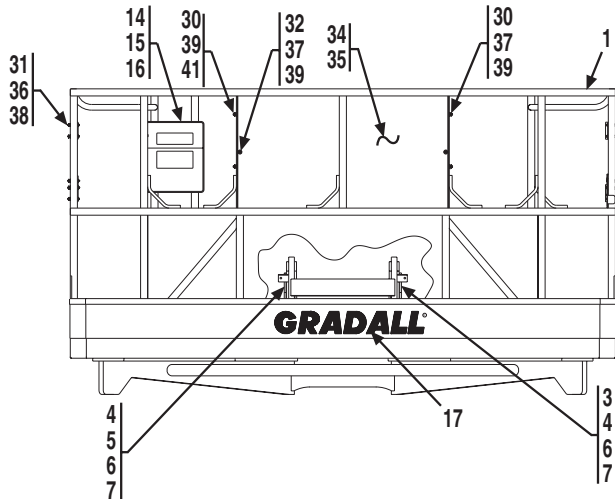
**106" PERSONNEL PLATFORM**



**VIEW OF LATCH  
 AREA ON GATE**



**96" PERSONNEL PLATFORM**



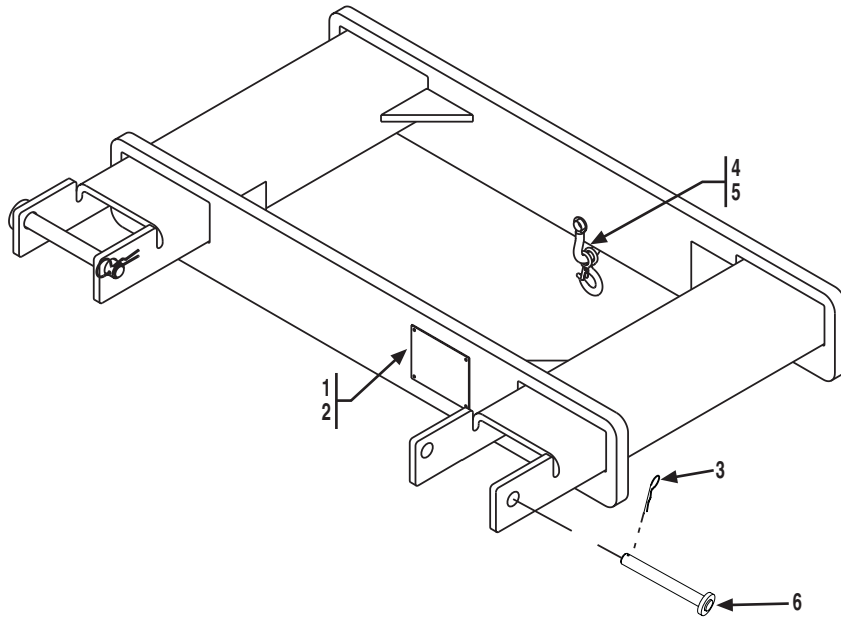
**DO NOT USE THE PERSONNEL PLATFORM UNTIL PROPER  
CAPACITY CHART AND DECALS ARE IN PLACE.**

Item	Part No.	Qty.	Description Of Part	Item	Part No.	Qty.	Description Of Part
1	9055-5024	1	PERSONNEL PLATFORM ASSY, (includes all items)	20	9055-3032	AR	LANYARD DECAL
		1	106" PERSONNEL PLATFORM, (includes items 21 thru 29)	21	9055-4006	1	GATE
	9055-3034	1	96" PERSONNEL PLATFORM, (includes items 21 thru 27 & 29 thru 41)	22	9055-4007	1	LATCH PLATE
2	9055-6020	1	ADAPTER SUPPORT	23	9055-4008	1	LATCH
3	9114-6053	1	L.H. SUPPORT BRACKET	24	9055-4009	4	ROUND HD SCREW
4	9114-1350	2	PIN	25	9055-4010	4	HEX NUT, #10-24
5	9114-6054	1	R.H. SUPPORT BRACKET	26	9055-4011	4	WASHER, #10
6	8863-1449	2	ROLL PIN, 1/8X1-1/2	27	9055-4012	4	WASHER
7	9104-3221	2	DETENT PIN	28	9055-4013	10	BLIND FASTENER
8	9055-3033	1	SERIAL NUMBER PLATE	29	9055-4014	2	HINGE
9	8834-1022	4	DRIVE SCREW, #10X3/8	30	0641524	4	HEX HD CAPSCREW, 5/16-18X3
10	9103-3039	2	CHAIN CONNECTION	31	2080063	16	NYLON LOCK NUT, 1/4-20
11	9103-3038	24"	CHAIN	32	2080064	14	NYLON LOCK NUT, 5/16-18
12	8608-1050	8	HEX HD CAPSCREW, 5/8-11X1-1/2	33	3520072	5	CAP PLUG
13	8855-1015	8	LOCKWASHER, 5/8	34	3573363	1	GUARD PLATE
14	9140-3230	1	MANUAL HOLDER	35	3641438	1	BENT RAIL
15	7714-3013	4	WHIZ-LOCK NUT, 1/4-20	36	3911428	16	ROUND HD SCREW, 1/4-20X3/4
16	9055-4001	1	PERSONNEL WORK PLATFORM MANUAL	37	3911528	12	ROUND HD SCREW, 5/16-18X3/4
17	8090-3009	3	GRADALL DECAL, (106" platform)	38	4711400	16	WASHER, 1/4
	7733-3053	3	GRADALL DECAL, (96" platform)	39	4711500	32	WASHER, 5/16
18	9055-3026	1	WARNING DECAL	40	4846528	1	BASKET END WELDMENT
19	9055-3031	1	WARNING DECAL	41	3311501	2	HEX NUT, 5/16-18
							NOTE: ONLY ITEMS WITH PART NUMBERS ARE AVAILABLE FOR SERVICE.

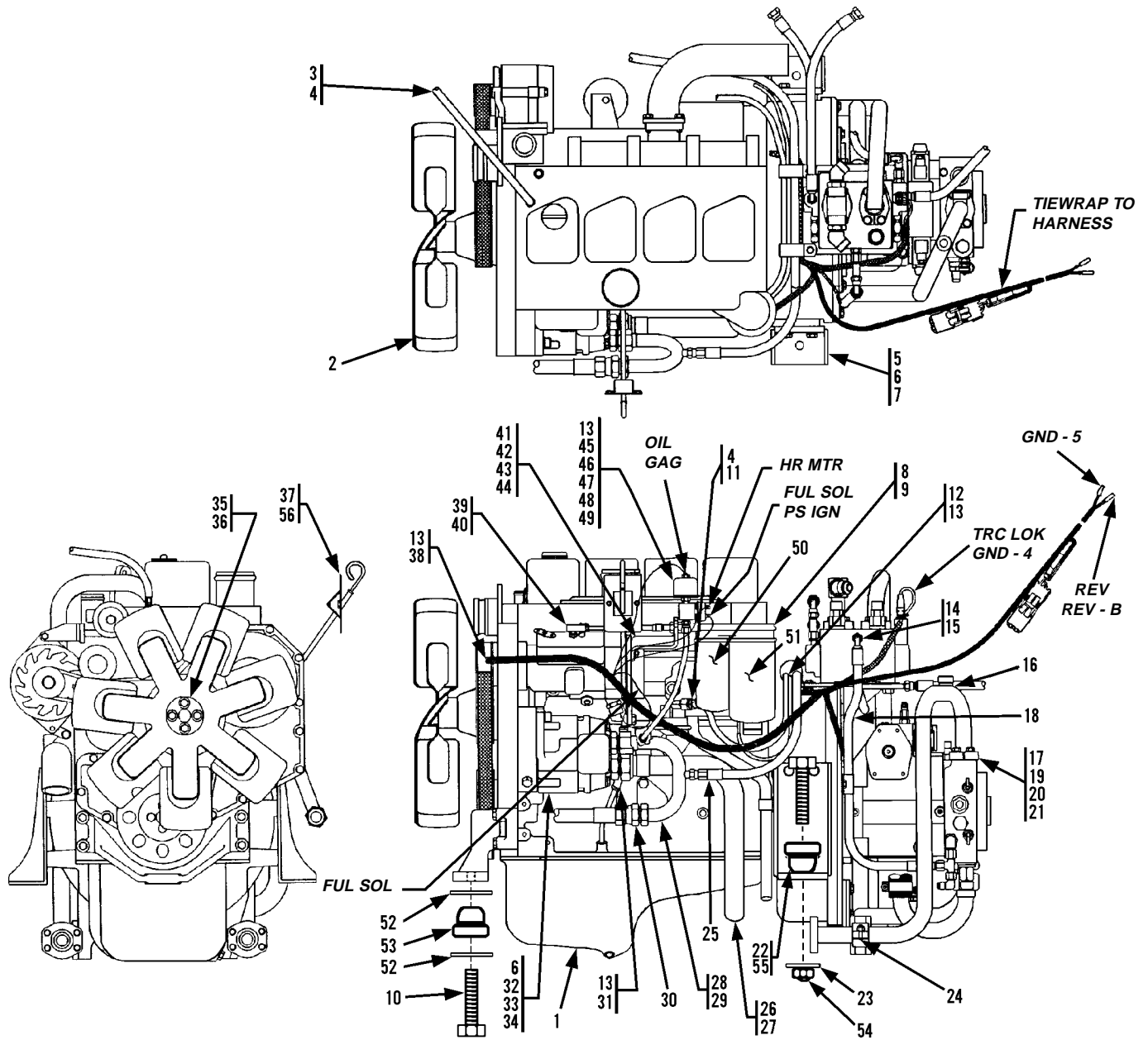
**WHEN BUYING THE PERSONNEL PLATFORM ASSEMBLY FOR FIELD  
INSTALLATION, BE SURE TO ALSO ORDER THE FOLLOWING:**

Item	Part No.	Qty.	Description Of Part
	9138-3078	1	CAPACITY CHART-PERSONNEL PLATFORM, <b>(3 section)</b>
	9138-3077	1	CAPACITY CHART-PERSONNEL PLATFORM, <b>(2 section)</b>
	9055-5025	1	DECAL KIT, (includes all items listed below)
	9055-4001	1	PERSONNEL PLATFORM MANUAL
	9138-4011	1	GRADALL MATERIAL HANDLER SAFETY MANUAL
	9055-3026	1	WARNING DECAL
	9055-3027	1	WARNING DECAL
	9055-3028	1	WARNING DECAL
	2460-4172	1	GRADALL/EMI OPERATOR ORIENTATION VIDEO
	9133-4037	1	OPERATOR'S MANUAL

**NOTE: PALLET/LUMBER FORKS OF AN  
 APPROPRIATE LOAD RATING  
 MUST BE USED.**



Item	Part No.	Qty.	Description Of Part Item
	9055-3036	1	CRANE HOOK, (includes all items)
1	9015-3001	1	S/N ATTACHMENT PLATE
2	8834-1022	4	DRIVE SCREW, 3/8
3	9055-4078	2	HAIRPIN CLIP, .162X3.43
4	9055-4079	1	CLEVIS CONNECTOR
5	9055-4080	1	HOOK
6	9055-4081	2	PIN



**SERVICE NOTES:**

- 1). Use Loctite 242, P/N 1440-3364, on all bolt & fitting threads except pipe threads.
- 2). Use Loctite pipe sealant, P/N 1440-4082, on all pipe threads.
- 3). Add 12 qts. of oil, P/N 1440-3420, to crankcase.

Part No.	Description Of Part
9108-5053	CUMMINS ENGINE FILTER KIT, (includes all items)
9108-4001	OIL FILTER ELEMENT
7738-3202	PRIMARY FUEL, FILTER ELEMENT
7738-3203	SECONDARY FUEL, FILTER ELEMENT
9108-3218	FUEL FILTER
9020-6262	AIR FILTER ELEMENT

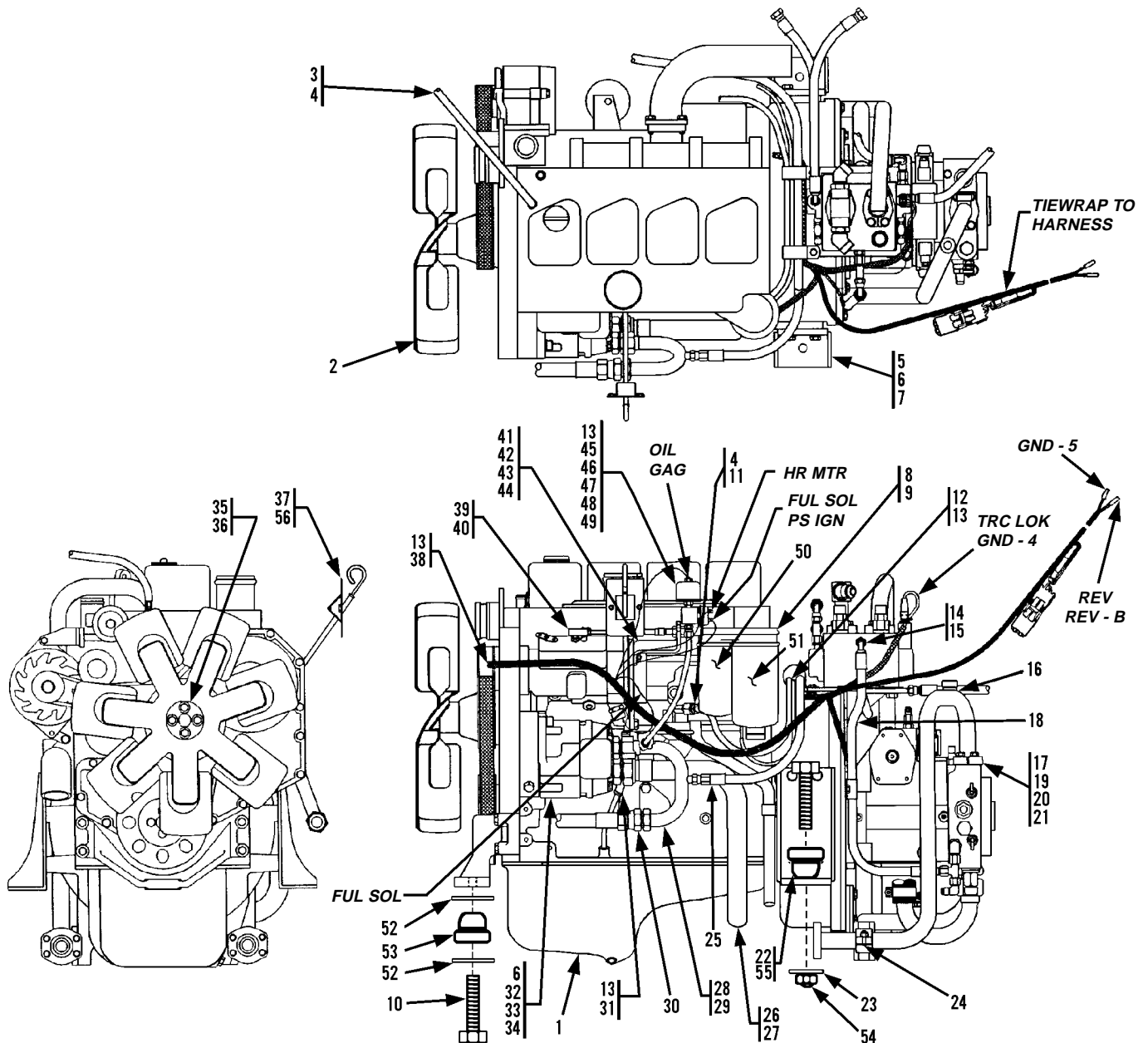
**SERVICE NOTES:**

- 1). Use Loctite 242, P/N 1440-3364, on all bolt & fitting threads except pipe threads.
- 2). Use Loctite pipe sealant, P/N 1440-4082, on all pipe threads.
- 3). Add 12 qts. of oil, P/N 1440-3420, to crankcase.

Part No.	Description Of Part
9108-5053	CUMMINS ENGINE FILTER KIT, (includes all items)
9108-4001	OIL FILTER ELEMENT
7738-3202	PRIMARY FUEL, FILTER ELEMENT
7738-3203	SECONDARY FUEL, FILTER ELEMENT
9108-3218	FUEL FILTER
9020-6262	AIR FILTER ELEMENT

Item	Part No.	Qty.	Description Of Part	Item	Part No.	Qty.	Description Of Part
	9108-5130	Ref	ENGINE ASSY (includes items on page 5-1 except items 10, 22, 23 & 52 thru 55 and all items on page 5-2 and page 5-3)	28	8866-2010	1	CONNECTOR (includes o-ring)
1	9108-3012	1	CUMMINS ENGINE, 4B3.9C		8859-1209	1	O-RING
2	9130-3056	1	FAN ASSY	29	9132-3023	1	TUBE ASSY
3	8688-3106	2	HOSE CLAMP	30	8471-7851	1	HOSE ASSY
4		78"	FUEL LINE HOSE, 5/16	31		10"	SPLIT FLEX LOOM, 1/2" ID
5	9133-6004	2	REAR ENGINE MOUNTING BRACKET	32	8319-1057	2	HEX SOCKET HD CAPSCREW, M12x1.75x80 (torque to 50-60 ft.lbs.)
6	8319-1010	10	LOCKWASHER, M12	33		Ref	MAIN PUMP (see page 10-15 for details)
7	8319-1032	8	HEX HD CAPSCREW, M12x1.75x35 (torque to 58-68 ft. lbs.)	34	9002-7471	2	HARD WASHER
8	9108-3404	1	THROTTLE CABLE	35	8319-1041	4	HEX HD CAPSCREW, M8x1.25x70
9	9002-8977	1	YOKE END	36	8856-1108	4	FLAT WASHER, 5/16
10	9108-3338	1	HEX HD CAPSCREW, M16x2x120	37	9114-6101	1	DIPSTICK WELDMENT
11	9003-0271	1	HOSE NIPPLE	38	9112-3166	1	ENGINE WIRING HARNESS
12		56"	FUEL LINE HOSE, 7/32	39	9002-7908	1	BALL JOINT
13	9002-7187	6	TY-RAP	40	8850-1613	1	HEX NUT, #10-32
14	9108-3306	1	STRAIGHT THREAD CONNECTOR (includes o-ring)	41	9108-1243	1	THROTTLE CABLE BRACKET
	8859-1206	1	O-RING	42	8820-1005	2	HEX HD CAPSCREW, 1/4-20x1, GR5
15	8866-2239	1	SWIVEL NUT RUN TEE, 3/8 TUBE	43	8855-1009	2	LOCKWASHER, 1/4
16	9114-3055	1	TUBE ASSY	44	8850-1616	2	HEX NUT, 1/4-20
17	9108-3106	1	O-RING	45	2474-1047	1	PRESSURE SWITCH
18	7713-3447	1	HOSE ASSY	46	9114-3315	1	OIL PRESSURE SENDER
19	8471-2738	2	SPLIT FLANGE CLAMP	47	9108-1388	1	TAPPED BAR
20	8320-1135	4	HEX HD CAPSCREW, 7/16-14x1-1/2, GR8	48	8688-3075	2	TUBE FITTING
21	8855-1012	4	LOCKWASHER, 7/16	49		18"	NYLON TUBE, 3/8"
22	9133-3003	2	SHOCK MOUNT	50	7738-3202	1	PRIMARY FUEL FILTER
23	9133-1002	2	SPECIAL WASHER	51	7738-3203	1	SECONDARY FUEL FILTER
24	9020-5792	1	CUSHION CLAMP	52	9108-1158	2	SPECIAL WASHER
25	8471-7934	1	HOSE ASSY	53	9133-3002	1	SHOCK MOUNT
26	8866-2011	1	CONNECTOR (includes o-ring)	54	8852-1214	2	LOCKNUT, 7/8-9
	8859-1210	1	O-RING	55	7732-1274	2	HEX HD CAPSCREW, 7/8-9x5
27	9108-3144	1	SUCTION TUBE	* 56	9112-4125	1	DIPSTICK
							NOTE: ONLY ITEMS WITH PART NUMBERS ARE AVAILABLE FOR SERVICE.





**SERVICE NOTES:**

- 1). Use Loctite 242, P/N 1440-3364, on all bolt & fitting threads except pipe threads.
- 2). Use Loctite pipe sealant, P/N 1440-4082, on all pipe threads.
- 3). Add 12 qts. of oil, P/N 1440-3420, to crankcase.

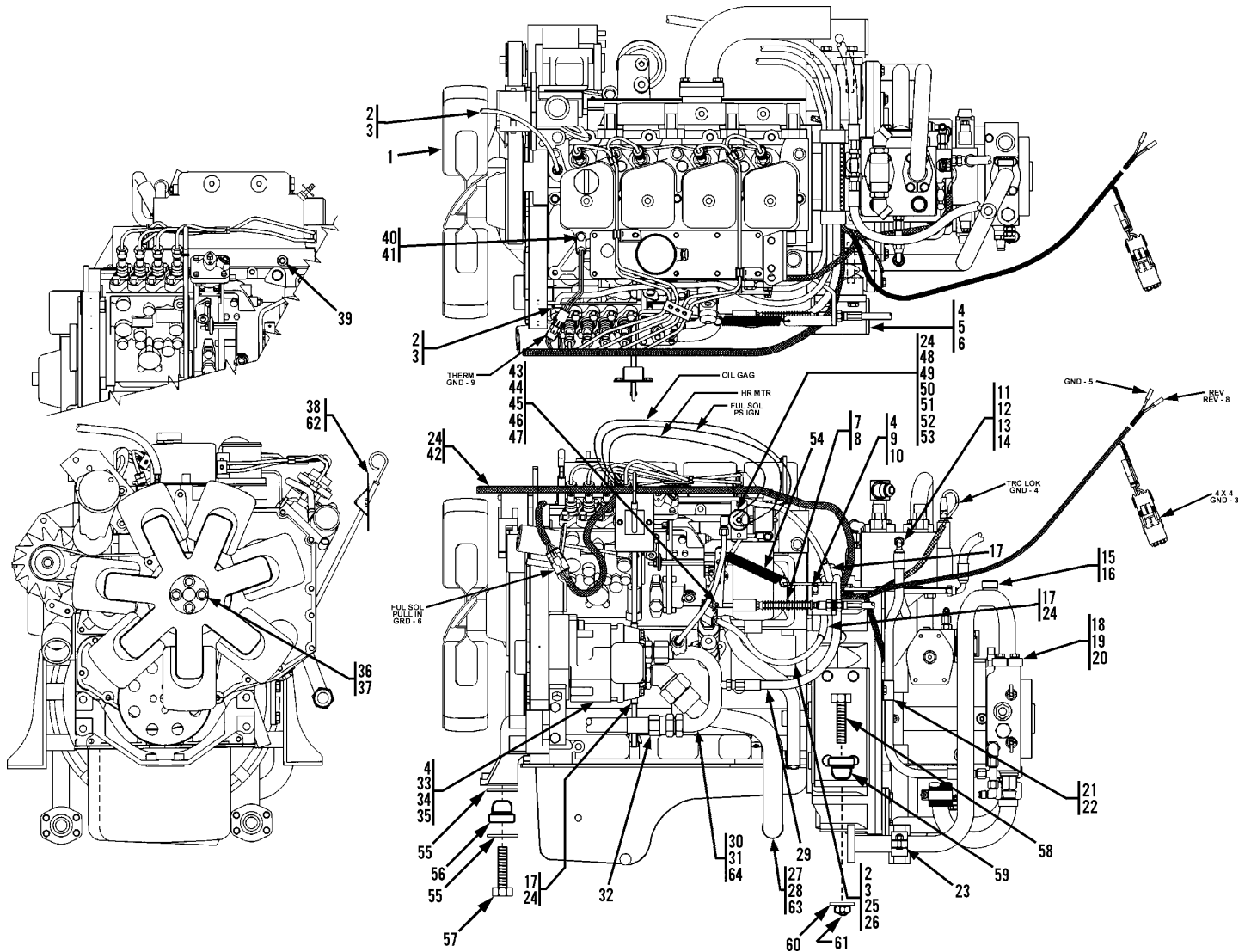
Part No.	Description Of Part
9108-5053	CUMMINS ENGINE FILTER KIT, (includes all items)
9108-4001	OIL FILTER ELEMENT
7738-3202	PRIMARY FUEL, FILTER ELEMENT
7738-3203	SECONDARY FUEL, FILTER ELEMENT
9108-3218	FUEL FILTER
9020-6262	AIR FILTER ELEMENT

Part No.	Description Of Part
9108-5053	CUMMINS ENGINE FILTER KIT, (includes all items)
9108-4001	OIL FILTER ELEMENT
7738-3202	PRIMARY FUEL, FILTER ELEMENT
7738-3203	SECONDARY FUEL, FILTER ELEMENT
9108-3218	FUEL FILTER
9020-6262	AIR FILTER ELEMENT

**SERVICE NOTES:**

- 1). Use Loctite 242, P/N 1440-3364, on all bolt & fitting threads except pipe threads.
- 2). Use Loctite pipe sealant, P/N 1440-4082, on all pipe threads.
- 3). Add 12 qts. of oil, P/N 1440-3420, to crankcase.

Item	Part No.	Qty.	Description Of Part	Item	Part No.	Qty.	Description Of Part
	9108-5130	Ref	ENGINE ASSY (includes items on page 5-1 except items 10, 22, 23 & 52 thru 55 and all items on page 5-2 and page 5-3)	28	8866-2010	1	CONNECTOR (includes o-ring)
1	9108-3012	1	CUMMINS ENGINE, 4B3.9C		8859-1209	1	O-RING
2	9130-3056	1	FAN ASSY	29	9132-3023	1	TUBE ASSY
3	8688-3106	2	HOSE CLAMP	30	8471-7851	1	HOSE ASSY
4		78"	FUEL LINE HOSE, 5/16	31		10"	SPLIT FLEX LOOM, 1/2" ID
5	9133-6004	2	REAR ENGINE MOUNTING BRACKET	32	8319-1057	2	HEX SOCKET HD CAPSCREW, M12x1.75x80 (torque to 50-60 ft. lbs.)
6	8319-1010	10	LOCKWASHER, M12	33		Ref	MAIN PUMP (see page 10-15 for details)
7	8319-1032	8	HEX HD CAPSCREW, M12x1.75x35 (torque to 58-68 ft. lbs.)	34	9002-7471	2	HARD WASHER
8	9108-3404	1	THROTTLE CABLE	35	8319-1041	4	HEX HD CAPSCREW, M8x1.25x70
9	9002-8977	1	YOKE END	36	8856-1108	4	FLAT WASHER, 5/16
10	9108-3338	1	HEX HD CAPSCREW, M16x2x120	37	9114-6101	1	DIPSTICK WELDMENT
11	9003-0271	1	HOSE NIPPLE	38	9133-3013	1	ENGINE WIRING HARNESS
12		56"	FUEL LINE HOSE, 7/32	39	9002-7908	1	BALL JOINT
13	9002-7187	6	TY-RAP	40	8850-1613	1	HEX NUT, #10-32
14	9108-3306	1	STRAIGHT THREAD CONNECTOR (includes o-ring)	41	9108-1243	1	THROTTLE CABLE BRACKET
	8859-1206	1	O-RING	42	8820-1005	2	HEX HD CAPSCREW, 1/4-20x1, GR5
15	8866-2239	1	SWIVEL NUT RUN TEE, 3/8 TUBE	43	8855-1009	2	LOCKWASHER, 1/4
16	9114-3055	1	TUBE ASSY	44	8850-1616	2	HEX NUT, 1/4-20
17	9108-3106	1	O-RING	45	2474-1047	1	PRESSURE SWITCH
18	7713-3447	1	HOSE ASSY	46	9114-3315	1	OIL PRESSURE SENDER
19	8471-2738	2	SPLIT FLANGE CLAMP	47	9108-1388	1	TAPPED BAR
20	8320-1135	4	HEX HD CAPSCREW, 7/16-14x1-1/2, GR8	48	8688-3075	2	TUBE FITTING
21	8855-1012	4	LOCKWASHER, 7/16	49		18"	NYLON TUBE, 3/8"
22	9133-3003	2	SHOCK MOUNT	50	7738-3202	1	PRIMARY FUEL FILTER
23	9133-1002	2	SPECIAL WASHER	51	7738-3203	1	SECONDARY FUEL FILTER
24	9020-5792	1	CUSHION CLAMP	52	9108-1158	2	SPECIAL WASHER
25	8471-7934	1	HOSE ASSY	53	9133-3002	1	SHOCK MOUNT
26	8866-2011	1	CONNECTOR (includes o-ring)	54	8852-1214	2	LOCKNUT, 7/8-9
	8859-1210	1	O-RING	55	7732-1274	2	HEX HD CAPSCREW, 7/8-9x5
27	9108-3144	1	SUCTION TUBE	* 56	9112-4125	1	DIPSTICK
							NOTE: ONLY ITEMS WITH PART NUMBERS ARE AVAILABLE FOR SERVICE.



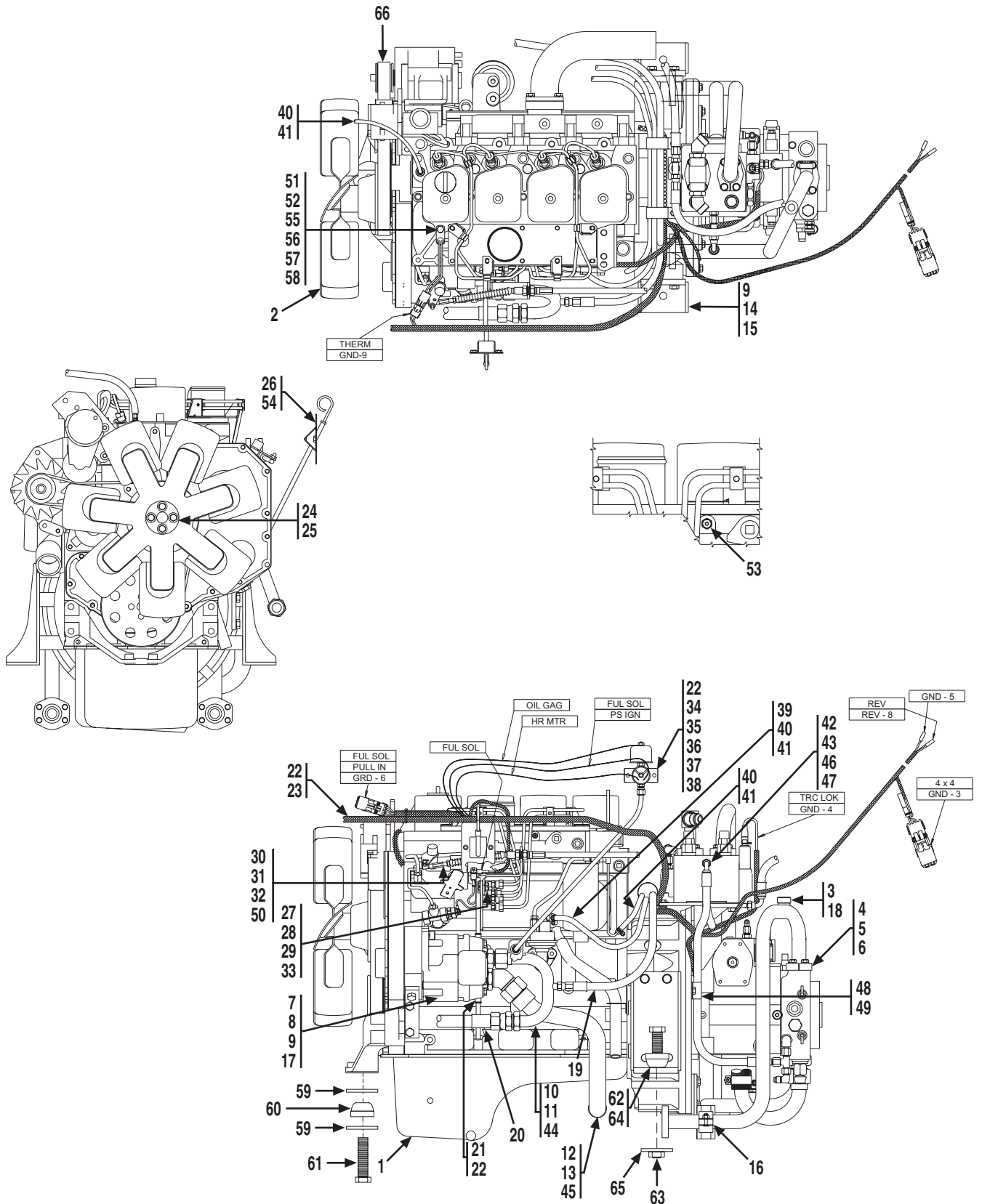
**SERVICE NOTES:**

1. Use Loctite, P/N 1440-3364, on all bolt & fitting threads except pipe threads.
2. Use Loctite pipe sealant, P/N 1440-4082, on all pipe threads.
3. Add 12 qts. of oil, P/N 1440-3420, to crankcase.

Part No.	Description Of Part
9137-5002	ENGINE FILTER KIT, (includes all items)
9020-6262	AIR FILTER
9108-3218	FUEL FILTER
7738-3303	FUEL FILTER
9108-4001	LUBE FILTER

Item	Part No.	Qty.	Description Of Part	Item	Part No.	Qty.	Description Of Part
	9138-5003	Ref	ENGINE ASSY, (includes all items on page 5-1 except items 55 thru 61, and all items on pages 5-2 & 5-3)	34	8319-1057	2	HEX SOCKET HD CAPSCREW, M12X1.75X80
1	9138-3001	1	CUMMINS ENGINE - B3.9C 80HP	35	9002-7471	2	HARD WASHER
2	9130-3056	1	FAN ASSY	36	8319-1041	4	HEX HD CAPSCREW, M8X1.25X70
3	8688-3106	4	HOSE CLAMP	37	8856-1108	4	FLAT WASHER, 5/16
4	8319-1010	12	LOCKWASHER, M12	38	9114-6101	1	DIP-STICK WELDMENT
5	9133-6004	2	REAR ENGINE MOUNTING BRACKET	39	9136-3029	1	ATOMIZER, 1/8
6	8319-1032	8	HEX HD CAPSCREW, M12X1.75x35, (torque to 58-68 ft.lbs.)	40	9136-5014	1	QUICK START THERMOSTAT ASSY, (includes the following four items)
7	9116-3260	1	ACCELERATOR CABLE		8096-3058	1	SHROUD
8	9002-7684	1	YOKE END		8096-3065	2	CABLE SEAL, GREEN
9	9116-6075	1	THROTTLE CABLE BRACKET		8096-3069	2	MALE PINTERMIAL
10	8319-1004	2	HEX HD CAPSCREW, M12X1.75X30	41	9136-3031	1	THERMOSTAT
11	7713-3447	1	HOSE ASSY	42	8319-1038	1	HEX HD CAPSCREW, M10X1.50X20
12	9108-3306	1	CONNECTOR, (includes item 14)	43	9133-3013	1	WIRING HARNESS, ENGINE
13	8866-2239	1	SWIVEL NUT RUN TEE, 3/8 TUBE	44	9116-1323	1	THROTTLE BAR
14	8859-1206	1	O-RING	45	8319-1035	2	SOCKET HD SCREW, M6X1.00X16
15	9114-3055	1	TUBE ASSY	46	8319-1012	2	LOCKWASHER, M6
16	9108-3106	1	O-RING	47	9114-3345	1	BALL SOCKET
17		16"	SPLIT FLEX LOOM, 1/2" I.D.	48	9114-3344	1	OVER TRAVEL
18	8471-2738	2	SPLIT FLANGE CLAMP	49	2474-1047	1	PRESSURE SWITCH
19	8320-1135	4	HEX HD CAPSCREW, 7/16-14X1-1/2", GR5	50	9114-3315	1	OIL PRESSURE SENDER
20	8855-1012	4	LOCKWASHER, 7/16	51	9108-1388	1	TAPPED BAR
21	8594-1017	1	SUPPORT CLAMP	52	8688-3075	1	TUBE FITTING
22	8856-1109	1	FLAT WASHER, 3/8	53	8688-3074	1	NYLON TUBE, 3/8"
23	9020-5792	1	CUSHION CLAMP	54	9116-3259	1	TUBE FITTING, 90 DEGREES
24	9002-7187	6	TY-RAP	55	9108-1158	2	THROTTLE SPRING
25	9003-0271	1	HOSE NIPPLE	56	9133-3002	1	SPECIAL WASHER
26	8698-3649	1	ELBOW, 90 DEGREES, 1/4 PIPE	57	9108-3338	1	SHOCK MOUNT
27	9132-3022	1	SUCTION TUBE	58	9108-3338	1	HEX HD CAPSCREW, M16X2X120
*28	8866-2090	1	ELBOW, 45 DEGREES, (includes item 63)	59	7732-1274	2	HEX HD CAPSCREW, 7/8-9X5
29	8471-7934	1	HOSE ASSY	60	9133-3003	2	SHOCK MOUNT
30	9132-3023	1	TUBE ASSY	61	9133-1002	2	SPECIAL WASHER
*31	8866-2010	1	CONNECTOR, (includes item 64)	62	8852-1214	2	HEX LOCKNUT, 7/8-9
32	8471-7851	1	HOSE ASSY	63	9112-4125	1	DIPSTICK
33		Ref	MAIN PUMP, (see page 10-15 for details)	* 63	8859-1210	1	O-RING
				* 64	8859-1209	1	O-RING

NOTE: ONLY ITEMS WITH PART NUMBERS ARE AVAILABLE FOR SERVICE.





**CAUTION**

Pay close attention to Serial Number of machine when ordering Engine Filter Kits.

**SERVICE NOTES:**

1. Use Loctite, P/N 1440-3364, on all bolt & fitting threads except pipe threads.
2. Use Loctite pipe sealant, P/N 1440-4082, on all pipe threads.
3. Add 12 qts. of oil, P/N 1440-3420, to crankcase.

Part No.	Description Of Part
9137-5002	ENGINE FILTER KIT, (includes all items) <i>(S.S.N. 0277120 thru 0277594)</i>
9020-6262	AIR FILTER
9108-3218	FUEL FILTER
7738-3303	FUEL FILTER
9108-4001	LUBE FILTER

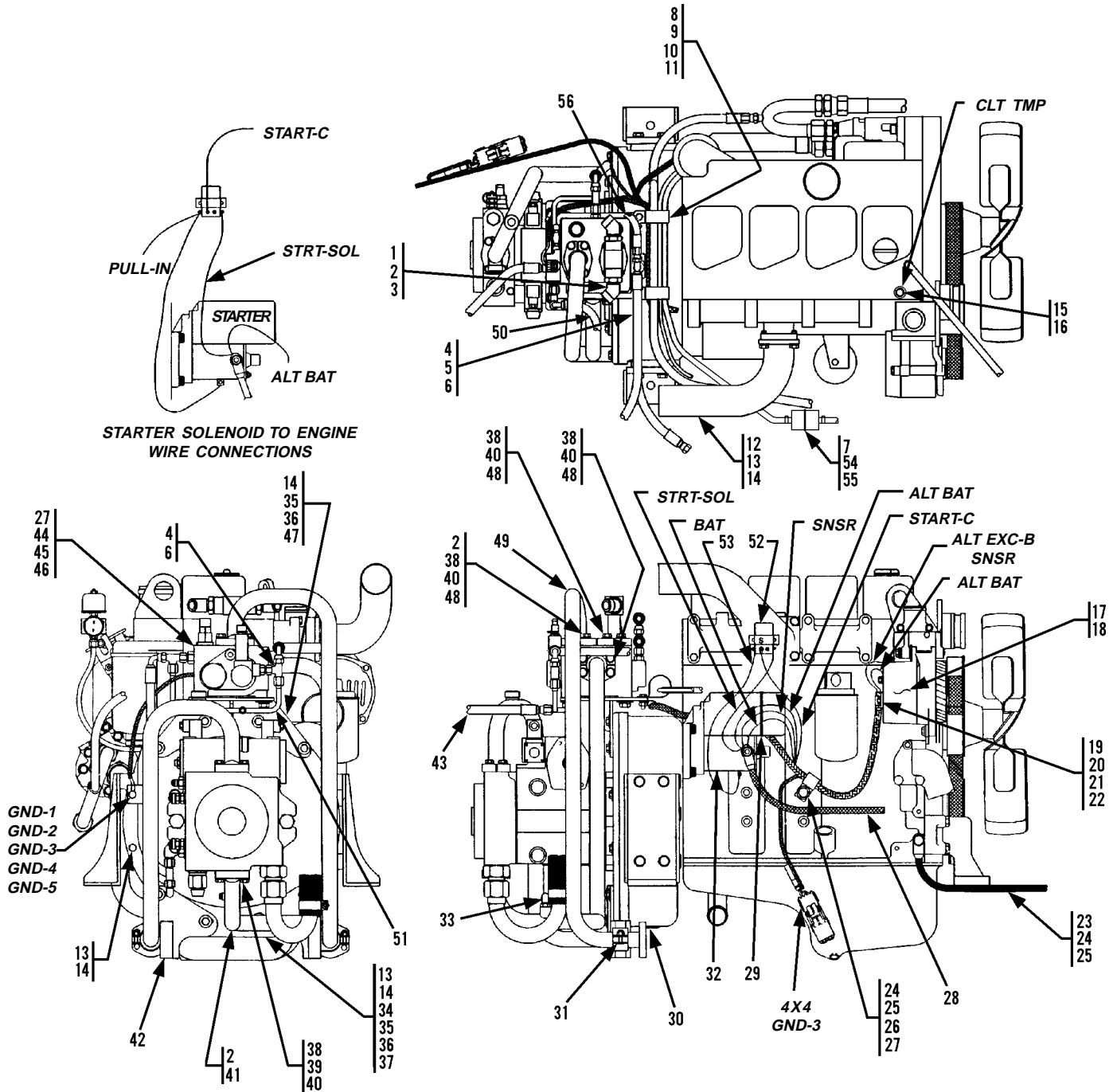
Part No.	Description Of Part
9133-5033	ENGINE FILTER KIT, (includes all items) <i>(S.S.N. 0277595 thru Current)</i>
9108-4001	OIL FILTER ELEMENT
7738-3303	FUEL FILTER ELEMENT
9108-3218	FUEL FILTER
9140-3103	AIR FILTER SAFETY ELEMENT
9140-3102	AIR FILTER

Item	Part No.	Qty.	Description Of Part
	9138-5020	Ref	ENGINE ASSY, (includes all items on page 5-1 except items 59 thru 65 and all items on pages 5-2 & 5-3)
1	9133-3031	1	CUMMINS ENGINE, B3.9C 80HP
2	9130-3056	1	FAN ASSY
3	9114-3055	1	TUBE ASSY
4	8471-2738	2	SPLIT FLANGE CLAMP
5	8320-1135	4	HEX HD CAPSCREW, 7/16-14X1-1/2
6	8855-1012	4	LOCKWASHER, 7/16
7		Ref	MAIN PUMP, (see page 10-15 for details)
8	8319-1057	2	SOCKET HD CAPSCREW, M12X1.75X80
9	8319-1010	10	LOCKWASHER, M12
10	9132-3023	1	TUBE ASSY
11	8866-2010	1	CONNECTOR, (includes item 44)
12	9132-3022	1	SUCTION TUBE
13	8866-2090	1	ELBOW, 45 DEGREES, (includes item 45)
14	9133-6004	2	REAR ENGINE MOUNTING BRACKET
15	8319-1032	8	HEX HD CAPSCREW, M12X1.75X35
16	9020-5792	1	CUSHION CLAMP
17	9002-7471	2	HARD WASHER
18	9108-3106	1	O-RING
19	8471-7934	1	HOSE ASSY
20	8471-7851	1	HOSE ASSY
21		10"	1/2, I.D. SPLIT FLEX LOOM
22	9002-7187	4	TY-RAP
23	9133-3013	1	ENGINE WIRING HARNESS
24	8319-1041	4	HEX HD CAPSCREW, M8X1.25X70
25	8856-1108	4	FLAT WASHER, 5/16
26	9114-6101	1	DIPSTICK WELDMENT
27	8820-1003	2	HEX HD CAPSCREW, 1/4-20X3/4, GR5
28	8855-1009	2	LOCKWASHER, 1/4
29	8850-1616	2	HEX NUT, 1/4-20
30	8368-3246	1	BALL JOINT TERMINAL
31	8850-1304	1	HEX NUT, 1/4-28
32	9116-3260	1	ACCELERATOR CABLE

Item	Part No.	Qty.	Description Of Part
33	9133-1020	1	THROTTLE CABLE BRACKET
34	2474-1047	1	PRESSURE SWITCH
35	9114-3315	1	OIL PRESSURE SENDER
36	9108-1388	1	TAPPED BAR
37	8688-3075	2	TUBE FITTING
38		18"	3/8, NYLON TUBE
39	9003-0271	1	HOSE NIPPLE
40		114"	FUEL LINE HOSE, 5/16
41	8688-3106	4	HOSE CLAMP
42	7713-3447	1	HOSE ASSY
43	9108-3306	1	STRAIGHT THREAD CONNECTOR
44	8859-1209	1	O-RING
45	8859-1210	1	O-RING
46	8866-2239	1	SWIVEL NUT RUN TEE, 3/8 TUBE
47	8859-1206	1	O-RING
48	8594-1017	1	SUPPORT CLAMP
49	8856-1109	1	FLAT WASHER, 3/8
50	9002-7684	1	YOKE END
51	9136-5014	1	QUICK START THERMOSTAT ASSY, (includes items 55 thru 58)
52	8319-1038	1	HEX HD CAPSCREW, M10X1.5X20
53	9136-3029	1	ATOMIZER, 1/8
54	9112-4125	1	DIPSTICK
55	9136-3031	1	THERMOSTAT
56	8096-3058	1	SHROUD CONNECTOR, 2-WIRE
57	8096-3069	2	MALE PIN TERMINAL
58	8096-3065	2	CABLE SEAL
59	9108-1158	2	REBOUND WASHER
60	9133-3002	1	SHOCK MOUNT
61	9108-3338	1	HEX HD CAPSCREW, M16X120
62	7732-1274	2	HEX HD CAPSCREW, 7/8-9X5
63	8852-1214	2	HEX LOCKNUT, 7/8-9
64	9133-3003	2	SHOCK MOUNT
65	9133-1002	2	REBOUND WASHER
66	9108-4162	1	FAN BELT
			NOTE: ONLY ITEMS WITH PART NUMBERS ARE AVAILABLE FOR SERVICE.

**SERVICE NOTES:**

- 1). Use Loctite 242, P/N 1440-3364, on all bolt & fitting threads except pipe threads.
- 2). Use Loctite pipe sealant, P/N 1440-4082, on all pipe threads.
- 3). Add 12 qts. of oil, P/N 1440-3420, to crankcase.



**SERVICE NOTES:**

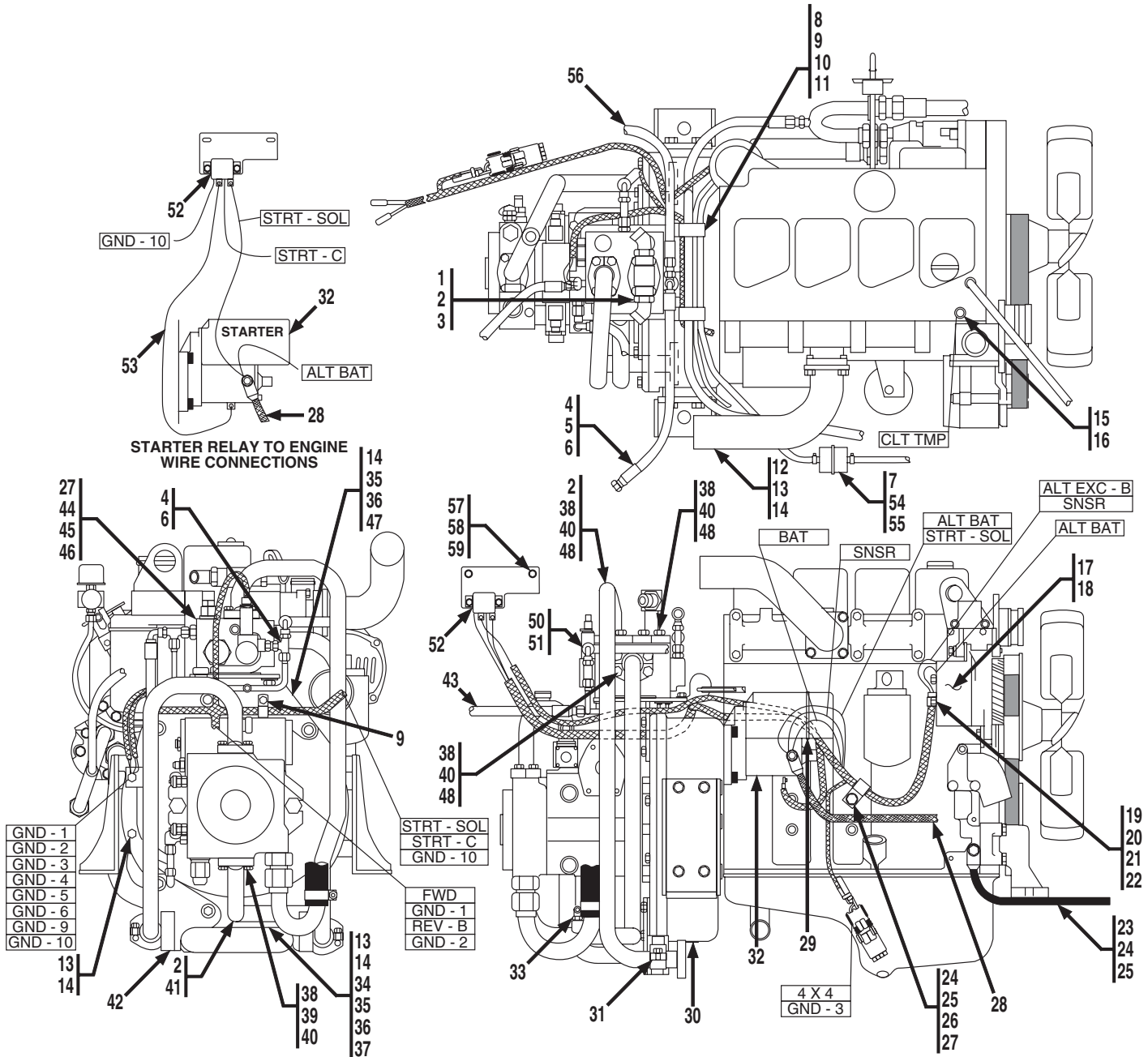
- 1). Use Loctite 242, P/N 1440-3364, on all bolt & fitting threads except pipe threads.
- 2). Use Loctite pipe sealant, P/N 1440-4082, on all pipe threads.
- 3). Add 12 qts. of oil, P/N 1440-3420, to crankcase.

Item	Part No.	Qty.	Description Of Part-	Item	Part No.	Qty.	Description Of Part
1	9108-3266	1	TUBE ASSY	32	9108-3456	1	STARTER (loctite and torque mounting screws to 32 ft-lb)
2	9108-3106	4	O-RING	33	8866-2064	1	ELBOW, 90 DEGREES (includes o-ring)
3	8866-2421	2	ELBOW 45 DEGREES (includes o-ring)		8859-1204	1	O-RING
	8859-1207	1	O-RING	34	8319-1005	2	HEX HD CAPSCREW, M10x1.5x45
4	8866-2224	2	SWIVEL NUT BRANCH TEE, 3/8" TUBE	35	8856-1109	7	FLAT WASHER, 3/8
* 5	8471-7889	1	HOSE ASSY	36	8319-1006	5	HEX HD CAPSCREW, M10x1.5x40
6	8866-2005	2	CONNECTOR (includes o-ring)	37	9133-6003	1	TUBE SUPPORT
	8859-1204	2	O-RING	38	8855-1012	16	LOCKWASHER, 7/16
* 7		11"	3/8" HOSE	39	8320-1135	4	HEX HD CAPSCREW, 7/16-14x1-1/2
8	8820-1020	2	HEX HD CAPSCREW, 5/16-18x1 GR5	40	8471-2738	8	SPLIT FLANGE CLAMP
9	2486-1170	2	SUPPORT CLAMP	41	9116-3201	1	TUBE ASSY
10	8852-1205	2	HEX NUT, 5/16-18	42	9108-6131	1	TUBE SUPPORT
11	9002-8660	2	SUPPORT CLAMP	* 43	8471-9142	1	HOSE ASSY
12	9108-6055	1	EXHAUST TUBING	44		Ref	TRACTION LOCK VALVE (see page 10-20 for details)
13	8319-1021	9	HEX HD CAPSCREW, M10x1.5x30	* 45	8820-1065	2	HEX HD CAPSCREW, 1/2-13x1, GR5
14	8319-1013	16	LOCKWASHER, M10	46	8855-1013	2	LOCKWASHER, 1/2
15	9114-3314	1	WATER TEMP. SENDER	47	9114-6058	1	FLOW DIVIDER BRACKET
16	8871-1385	1	REDUCER BUSHING, 1/2x1/8	48	8320-1155	12	HEX HD CAPSCREW, 7/16-14x1-1-3/4
17	9108-3504	1	REGULATOR (supplied w/alternator)	49	9133-3004	1	TUBE ASSY
18	9108-3503	1	ALTERNATOR (includes regulator)	50	8471-8185	1	HOSE ASSY
19	8319-1007	1	HEX HD CAPSCREW, M8x1.25x16	51	9116-3098	1	FLOW DIVIDER TUBE
20	8594-1016	1	SUPPORT CLAMP, 1/2" ID	52	9040-2427	1	STARTER SOLENOID (relay)
21	8856-1108	1	FLAT WASHER, 5/16	53	9020-5205	1	JUMPER WIRE
22	8319-1011	1	LOCKWASHER, M-8	54	9108-3218	1	FUEL STRAINER
23	9108-3481	1	NEGATIVE BATTERY CABLE	55	8348-3497	2	HOSE CLAMP
24	8319-1004	2	HEX HD CAPSCREW, M12x1.75x30	* 56	8471-9141	1	HOSE ASSY
25	8319-1010	2	LOCKWASHER, M12				
26	9114-3122	1	SUPPORT CLAMP, 5/8"				
27	8856-1111	3	FLAT WASHER, 1/2				
28	9108-3482	1	POSITIVE BATTERY CABLE				
29	9002-7187	1	TY-RAP				
30	8871-1284	1	HEX SOCKET PIPE PLUG, 3/4				
31	9020-5792	1	CUSHION CLAMP				
				*			NOTE: ONLY ITEMS WITH PART NUMBERS ARE AVAILABLE FOR SERVICE.



**SERVICE NOTES:**

- 1). Use Loctite 242, P/N 1440-3364, on all bolt & fitting threads except pipe threads.
- 2). Use Loctite pipe sealant, P/N 1440-4082, on all pipe threads.
- 3). Add 12 qts. of oil, P/N 1440-3420, to crankcase.



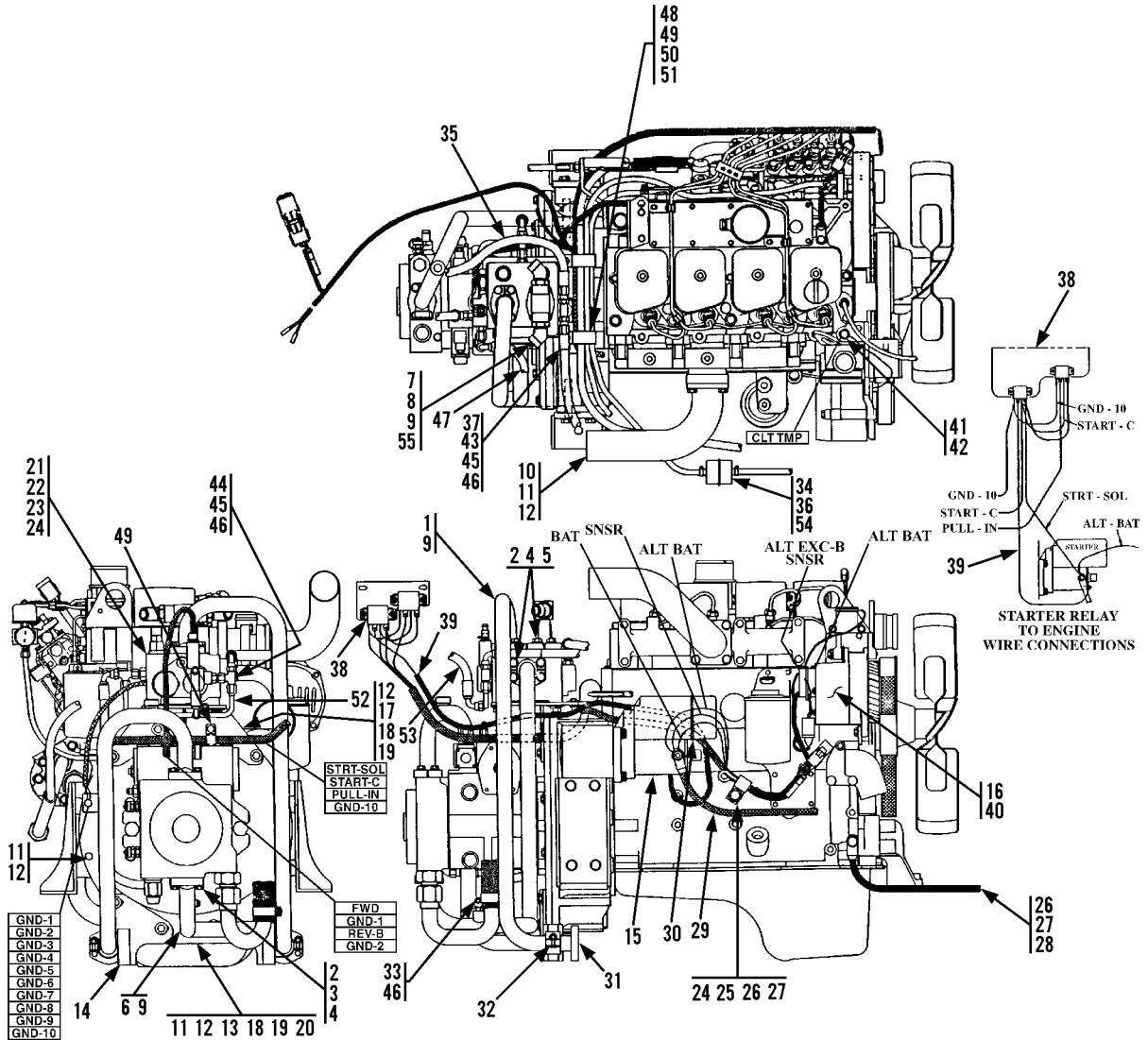
**SERVICE NOTES:**

- 1). Use Loctite 242, P/N 1440-3364, on all bolt & fitting threads except pipe threads.
- 2). Use Loctite pipe sealant, P/N 1440-4082, on all pipe threads.
- 3). Add 12 qts. of oil, P/N 1440-3420, to crankcase.

Item	Part No.	Qty.	Description Of Part-	Item	Part No.	Qty.	Description Of Part
1	9108-3266	1	TUBE ASSY	35	8856-1109	7	FLAT WASHER, 3/8
2	9108-3106	4	O-RING	36	8319-1006	5	HEX HD CAPSCREW, M10x1.5x40
3	8866-2421	2	ELBOW 45 DEGREES (includes o-ring)	37	9133-6003	1	TUBE SUPPORT
	8859-1207	1	O-RING	38	8855-1012	16	LOCKWASHER, 7/16
4	8866-2224	2	SWIVEL NUT BRANCH TEE, 3/8" TUBE	39	8320-1135	4	HEX HD CAPSCREW, 7/16-14x1-1/2
5	8471-7889	1	HOSE ASSY	40	8471-2738	8	SPLIT FLANGE CLAMP
6	8866-2005	2	CONNECTOR (includes o-ring)	41	9116-3201	1	TUBE ASSY
	8859-1204	2	O-RING	42	9108-6131	1	TUBE SUPPORT
7		11"	3/8" HOSE	43	8471-9142	1	HOSE ASSY
8	8820-1020	2	HEX HD CAPSCREW, 5/16-18x1 GR5	44		Ref	TRACTION LOCK VALVE (see page 10-20 for details)
9	2486-1170	3	SUPPORT CLAMP	45	8820-1065	2	HEX HD CAPSCREW, 1/2-13x1, GR5
10	8852-1205	2	HEX NUT, 5/16-18	46	8855-1013	2	LOCKWASHER, 1/2
11	9002-8660	2	SUPPORT CLAMP	47	9114-6058	1	FLOW DIVIDER BRACKET
12	9108-6055	1	EXHAUST TUBING	48	8320-1155	12	HEX HD CAPSCREW, 7/16-14x1-1-3/4
13	8319-1021	9	HEX HD CAPSCREW, M10x1.5x30	49	9133-3004	1	TUBE ASSY
14	8319-1013	16	LOCKWASHER, M10	50	8471-8185	1	HOSE ASSY
15	9114-3314	1	WATER TEMP. SENDER	51	9116-3098	1	FLOW DIVIDER TUBE
16	8871-1385	1	REDUCER BUSHING, 1/2x1/8	52	9133-5011	1	STARTER RELAY ASSY (includes the following)
17	9108-3504	1	REGULATOR (supplied w/alternator)		7738-3377	1	RELAY
18	9108-3503	1	ALTERNATOR (includes regulator)		9133-1014	1	RELAY MOUNTING PLATE
19	8319-1007	1	HEX HD CAPSCREW, M8x1.25x16		8821-1028	2	SOCKET HD CAPSCREW, #10-24x1/2 GR8
20	8594-1016	1	SUPPORT CLAMP, 1/2" ID		8850-1612	2	HEX NUT, #10-24
21	8856-1108	1	FLAT WASHER, 5/16		8856-1105	2	FLAT WASHER, #10
22	8319-1011	1	LOCKWASHER, M-8		8855-1007	2	LOCK WASHER, #10
23	9108-3481	1	NEGATIVE BATTERY CABLE	53	9136-3066	1	JUMPER WIRE
24	8319-1004	2	HEX HD CAPSCREW, M12x1.75x30	54	9108-3218	1	FUEL STRAINER
25	8319-1010	2	LOCKWASHER, M12	55	8348-3497	2	HOSE CLAMP
26	9114-3122	1	SUPPORT CLAMP, 5/8"	56	8471-9141	1	HOSE ASSY
27	8856-1111	3	FLAT WASHER, 1/2	57	8820-1001	2	HEX HD CAPSCREW, 1/4-20x1/2, GR5
28	9108-3482	1	POSITIVE BATTERY CABLE	58	8856-1107	2	FLAT WASHER, 1/4
29	9002-7187	1	TY-RAP	59	8855-1009	2	LOCKWASHER, 1/4
30	8871-1284	1	HEX SOCKET PIPE PLUG, 3/4				NOTE: ONLY ITEMS WITH PART NUMBERS ARE AVAILABLE FOR SERVICE.
31	9020-5792	1	CUSHION CLAMP				
32	9108-3456	1	STARTER (loctite and torque mounting screws to 32 ft-lb)				
33	8866-2064	1	ELBOW, 90 DEGREES (includes o-ring)				
	8859-1204	1	O-RING				
34	8319-1005	2	HEX HD CAPSCREW, M10x1.5x45				

**SERVICE NOTES:**

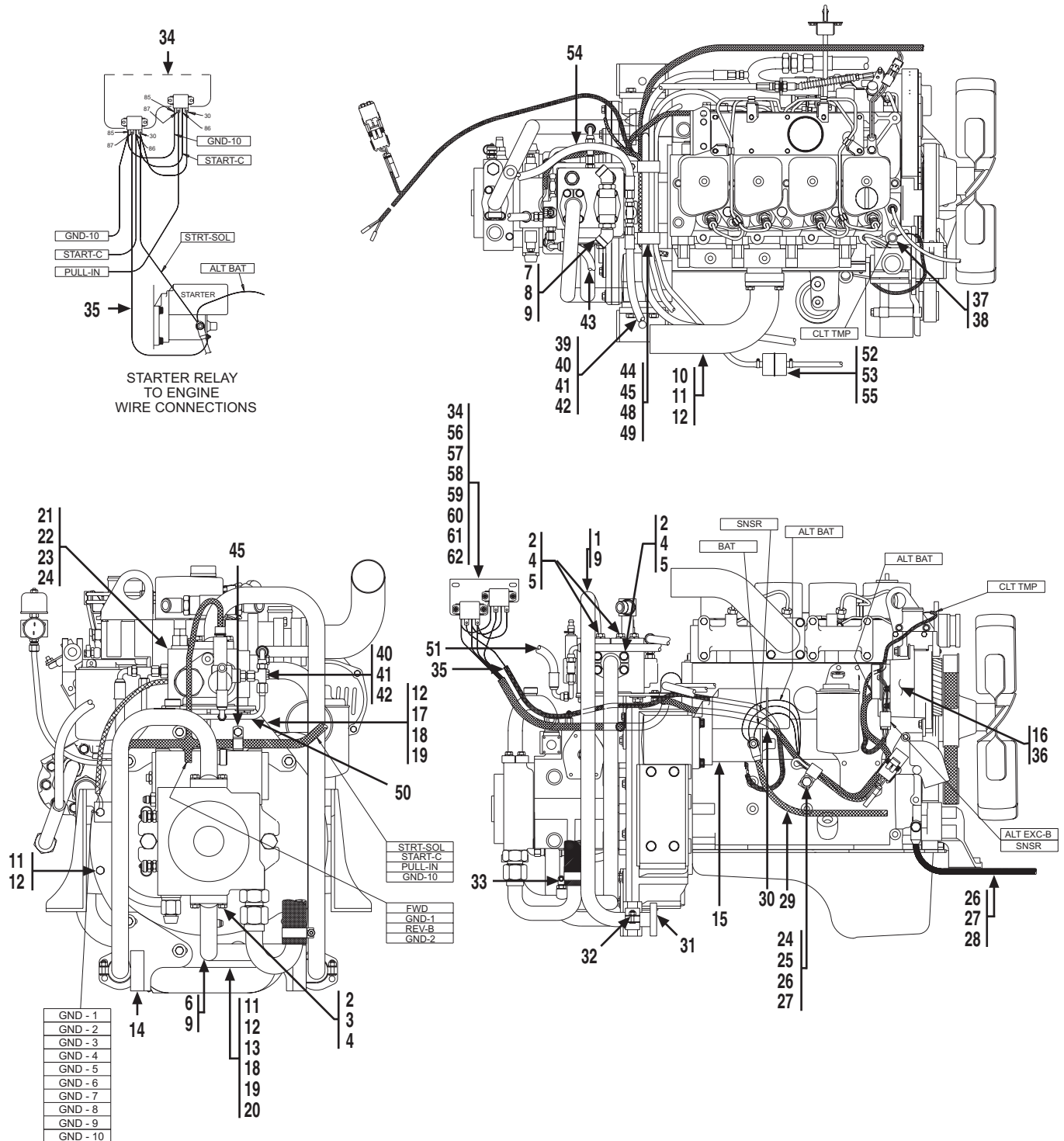
- 1). Use Loctite 242, P/N 1440-3364, on all bolt & fitting threads except pipe threads.
- 2). Use Loctite pipe sealant, P/N 1440-4082, on all pipe threads.
- 3). Add 12 qts. of oil, P/N 1440-3420, to crankcase.



**SERVICE NOTES:**

- 1). Use Loctite, P/N 1440-3364, on all bolt & fitting threads except pipe threads.
- 2). Use Loctite pipe sealant, P/N 1440-4082, on all pipe threads.
- 3). Add 12 qts. of oil, P/N 1440-3420, to crankcase.

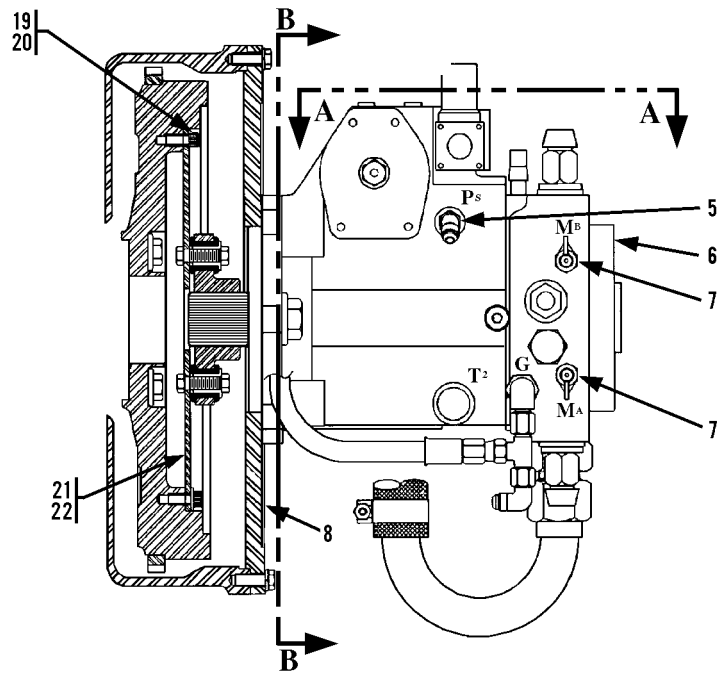
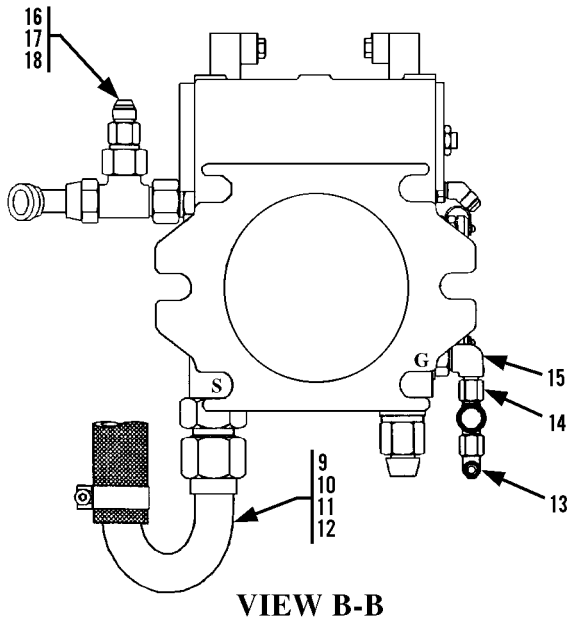
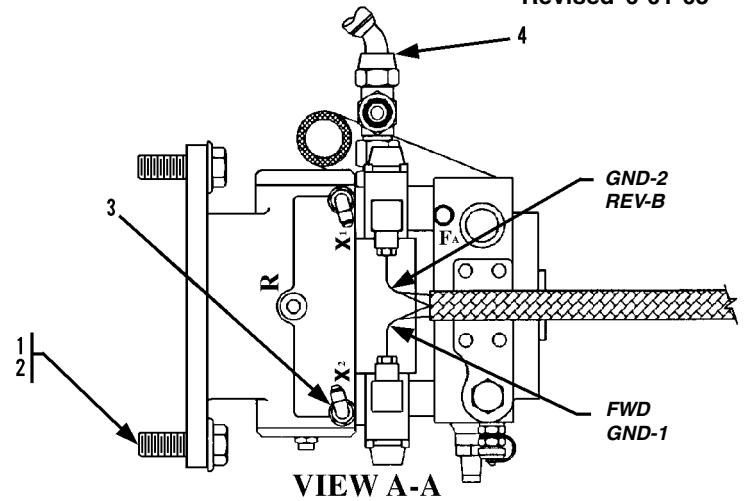
Item	Part No.	Qty.	Description Of Part	Item	Part No.	Qty.	Description Of Part
	9138-5003	Ref	ENGINE ASSY, (includes all items on page 5-1 except items 55 thru 61, and all items on pages 5-2 & 5-3)	30	9002-7187	1	TY-RAP
1	9138-3001	1	CUMMINS ENGINE - B3.9C 80HP	31	8871-1284	1	HEX SOCKET PIPE PLUG, 3/4
2	9133-3004	1	TUBE ASSY	32	9020-5792	1	CUSHION CLAMP
3	8471-2738	8	SPLIT FLANGE CLAMP	* 33	8866-2064	1	ELBOW, 90 DEGREES, (includes item 46)
4	8320-1135	4	HEX HD CAPSCREW, 7/16-14X1-1/2, GR8	34	8348-3497	2	HOSE CLAMP
5	8855-1012	16	LOCKWASHER, 7/16	35	8471-9141	1	HOSE ASSY
6	8320-1155	12	HEX HD CAPSCREW, 7/16-14X1-3/4, GR8	36		11"	HOSE, 5/16"
7	9116-3201	1	TUBE ASSY	37	8866-2239	1	SWIVEL NUT RUN TEE, 3/8 TUBE
8	9108-3266	1	TUBE ASSY	* 38	9134-5008	1	STARTER RELAY ASSY, (includes the following seven items)
* 8	8866-2421	2	ELBOW, 45 DEGREES, (includes item 55)		7738-3377	2	SOLENOID RELAY
* 9	9108-3106	4	O-RING		8821-1028	4	SOCKET HD CAPSCREW, #10-24X1/2, GR8
10	9108-6055	1	EXHAUST TUBING		8850-1612	4	HEX NUT, #10-24
11	8319-1021	9	HEX HD CAPSCREW, M10X1.5X30, GR8		8855-1007	4	LOCKWASHER, #10
12	8319-1013	16	LOCKWASHER, M10		8856-1105	4	FLAT WASHER, #10
13	9133-6003	1	TUBE SUPPORT		9133-1014	1	RELAY MOUNTING PLATE
14	9108-6131	1	TUBE SUPPORT		9137-3009	1	JUMPER WIRE
15	9108-3456	1	STARTER	39	9136-3066	1	JUMPER WIRE
16	9108-3503	1	ALTERNATOR, (includes item 40)	40	9108-3504	1	REGULATOR, (supplied with alternator)
17	9114-6058	1	FLOW DIVIDER BRACKET	41	9114-3314	1	WATER TEMPERATURE SENDER
18	8319-1006	5	HEX HD CAPSCREW, M10X1.5X40, GR8	42	8871-1385	1	REDUCER BUSHING
* 19	8856-1109	7	FLAT WASHER, 3/8	43	8471-7889	1	HOSE ASSY
20	8319-1005	2	HEX HD CAPSCREW, M10X1.5X45, GR8	44	8866-2224	1	SWIVEL NUT BRANCH TEE, 3/8 TUBE
21		Ref	TRACTION LOCK VALVE, (see page 10-20 for details)	45	8866-2005	2	CONNECTOR, (includes item 46)
22	8820-1065	2	HEX HD CAPSCREW, 1/2-13X1, GR5	* 46	8859-1204	3	O-RING
23	8855-1013	2	LOCKWASHER, 1/2	47	8471-8185	1	HOSE ASSY
* 24	8856-1111	3	FLAT WASHER, 1/2	48	9002-8660	2	SUPPORT CLAMP
25	9114-3122	1	SUPPORT CLAMP, 5/8	49	2486-1170	3	SUPPORT CLAMP
26	8319-1004	2	HEX HD CAPSCREW, M12X1.75X30, GR8	50	8820-1020	2	HEX HD CAPSCREW, 5/16-18X1, GR5
27	8319-1010	2	LOCKWASHER, M12	51	8852-1205	2	HEX LOCKNUT, 5/16-18
28	9108-3481	1	NEGATIVE BATTERY CABLE	52	9116-3098	1	FLOW DIVIDER TUBE
29	9108-3482	1	POSITIVE BATTERY CABLE	53	8471-9142	1	HOSE ASSY
				54	9108-3218	1	FUEL FILTER
				* 55	8859-1207	2	O-RING
							NOTE: ONLY ITEMS WITH PART NUMBERS ARE AVAILABLE FOR SERVICE.



**SERVICE NOTES:**

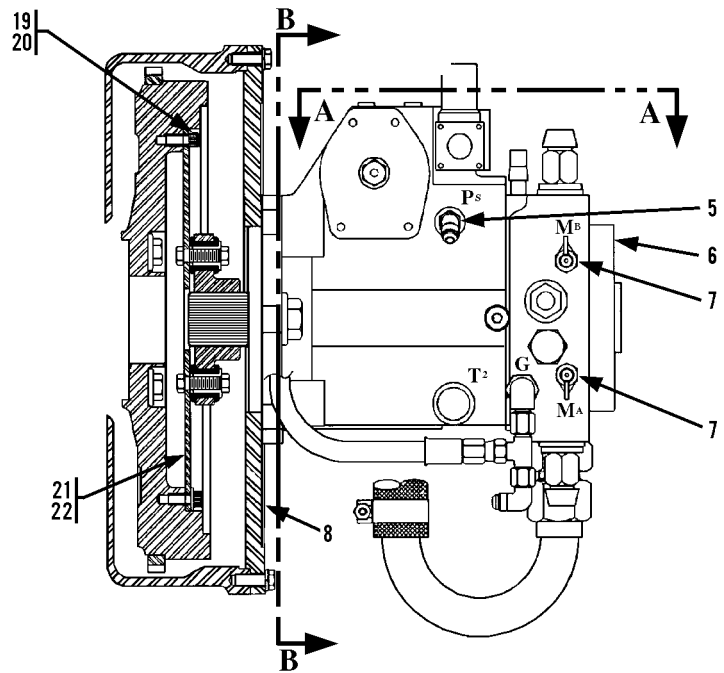
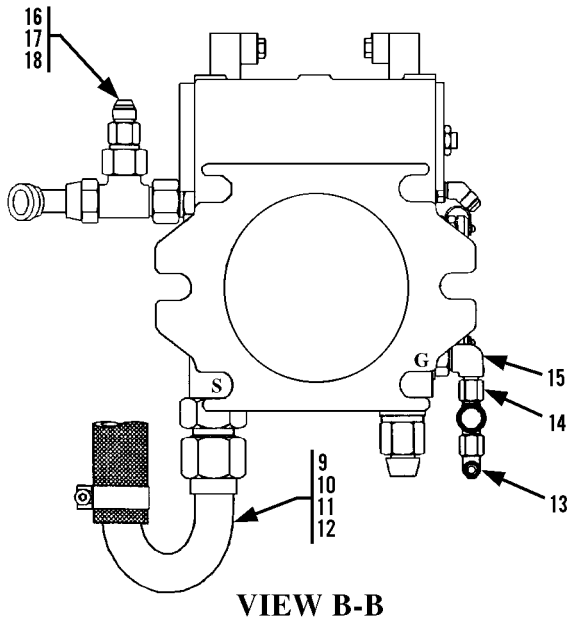
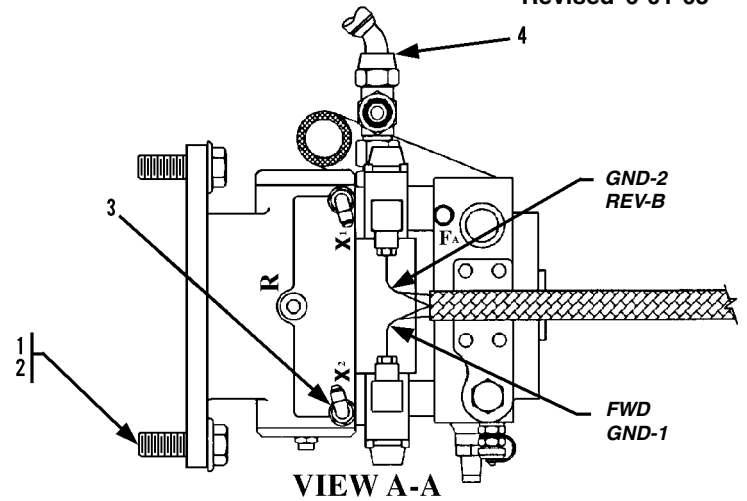
1. Use Loctite, P/N 1440-3364, on all bolt & fitting threads except pipe threads.
2. Use Loctite pipe sealant, P/N 1440-4082, on all pipe threads.
3. Add 12 qts. of oil, P/N 1440-3420, to crankcase.

Item	Part No.	Qty.	Description Of Part	Item	Part No.	Qty.	Description Of Part
	9138-5020	Ref	ENGINE ASSY, (includes all items on page 5-1 except items 59 thru 65 and all items on pages 5-2 & 5-3)	31	8871-1284	1	HEX SOCKET PIPE PLUG, 3/4
1	9133-3004	1	TUBE ASSY	32	9020-5792	1	CUSHION CLAMP
2	8471-2738	2	SPLIT FLANGE CLAMP	33	8866-2064	1	ELBOW, 90 DEGREES, (includes item 47)
3	8320-1135	4	HEX HD CAPSCREW, 7/16-14X1-1/2	34	9134-5008	1	STARTER RELAY ASSY, (includes items 56 thru 62)
4	8855-1012	4	LOCKWASHER, 7/16	35	9136-3066	1	JUMPER WIRE
5	8320-1155	12	HEX HD CAPSCREW, 7/16-14X1-3/4	36	9108-3504	1	REGULATOR
6	9116-3201	1	TUBE ASSY	37	9114-3314	1	WATER TEMPERATURE SENDER
7	9108-3266	1	TUBE ASSY	38	8871-1385	1	REDUCER BUSHING
8	8866-2421	2	ELBOW, 45 DEGREES, (includes item 46)	39	8471-7889	1	HOSE ASSY
9	9108-3106	4	O-RING	40	8866-2224	1	SWIVEL NUT BRANCH TEE, 3/8 TUBE
10	9108-6055	1	EXHAUST TUBING	41	8866-2005	2	CONNECTOR, (includes item 47)
11	8319-1021	9	HEX HD CAPSCREW, M10X1.5X30	42	8859-1204	1	O-RING
12	8319-1013	16	LOCKWASHER, M10	43	8471-8185	1	HOSE ASSY
13	9133-6003	1	TUBE SUPPORT	44	9002-8660	2	SUPPORT CLAMP
14	9108-6131	1	TUBE SUPPORT	45	2486-1170	3	SUPPORT CLAMP
15	9108-3456	1	STARTER	46	8859-1207	2	O-RING
16	9108-3503	1	ALTERNATOR, (includes item 36)	47	8859-1204	3	O-RING
17	9114-6058	1	FLOW DIVIDER BRACKET	48	8820-1020	2	HEX HD CAPSCREW, 5/16-18X1, GR5
18	8319-1006	5	HEX HD CAPSCREW, M10X1.5X40	49	8852-1205	2	HEX LOCKNUT, 5/16-18
19	8856-1109	7	FLAT WASHER, 3/8	50	9116-3098	1	FLOW DIVIDER TUBE
20	8319-1005	2	HEX HD CAPSCREW, M10X1.5X45	51	8471-9142	1	HOSE ASSY
21		Ref	TRACTION LOCK VALVE, (see page 10-20 for details)	52	9108-3218	1	FUEL STRAINER
22	8820-1065	2	HEX HD CAPSCREW, 1/2-13X1, GR5	53	8348-3497	2	HOSE CLAMP
23	8855-1013	2	LOCKWASHER, 1/2	54	8471-9141	1	HOSE ASSY
24	8856-1111	3	FLAT WASHER, 1/2	55		11"	5/16 HOSE
25	9114-3122	1	SUPPORT CLAMP, 5/8	56	7738-3377	2	RELAY
26	8319-1004	2	HEX HD CAPSCREW, M12X1.75X30	57	9133-1014	1	RELAY MOUNTING PLATE
27	8319-1010	2	LOCKWASHER, M12	58	8821-1028	4	SOCKET HD CAPSCREW, #10-24X1/2, GR8
28		Ref	NEGATIVE BATTERY CABLE, (see page 11-5 for details)	59	8850-1612	4	HEX NUT, #10-24
29		Ref	POSITIVE BATTERY CABLE, (see page 11-5 for details)	60	8856-1105	4	FLAT WASHER, #10
30	9002-7187	1	TIEWRAP	61	8855-1007	4	LOCKWASHER, #10
				62	9137-3009	1	JUMPER WIRE



Item	Part No.	Qty.	Description Of Part
1	8820-1112	2	HEX HD CAPSCREW, 3/4-10x2-1/4, GR5, (torque to 240-265 ft. lbs.)
2	8855-1016	2	LOCKWASHER, 3/4
3	9002-7906	2	ELBOW 90 DEGREES
4	8471-7839	1	HOSE ASSY
5	8866-2084	1	ELBOW 45 DEGREES, (includes o-ring)
	8859-1204	1	O-RING
6	Ref		HYDROSTATIC TRANS. PUMP, (see page 10-16 for details)
7	9105-3020	2	TEST COUPLING
8	9108-3019	1	PUMP MT. & FLYWHEEL COUPLING, (includes items 21 & 22)
9	9002-8695	2	BAND CLAMP
10	9108-3246	1	HOSE
11	9108-3536	1	INTAKE TUBE

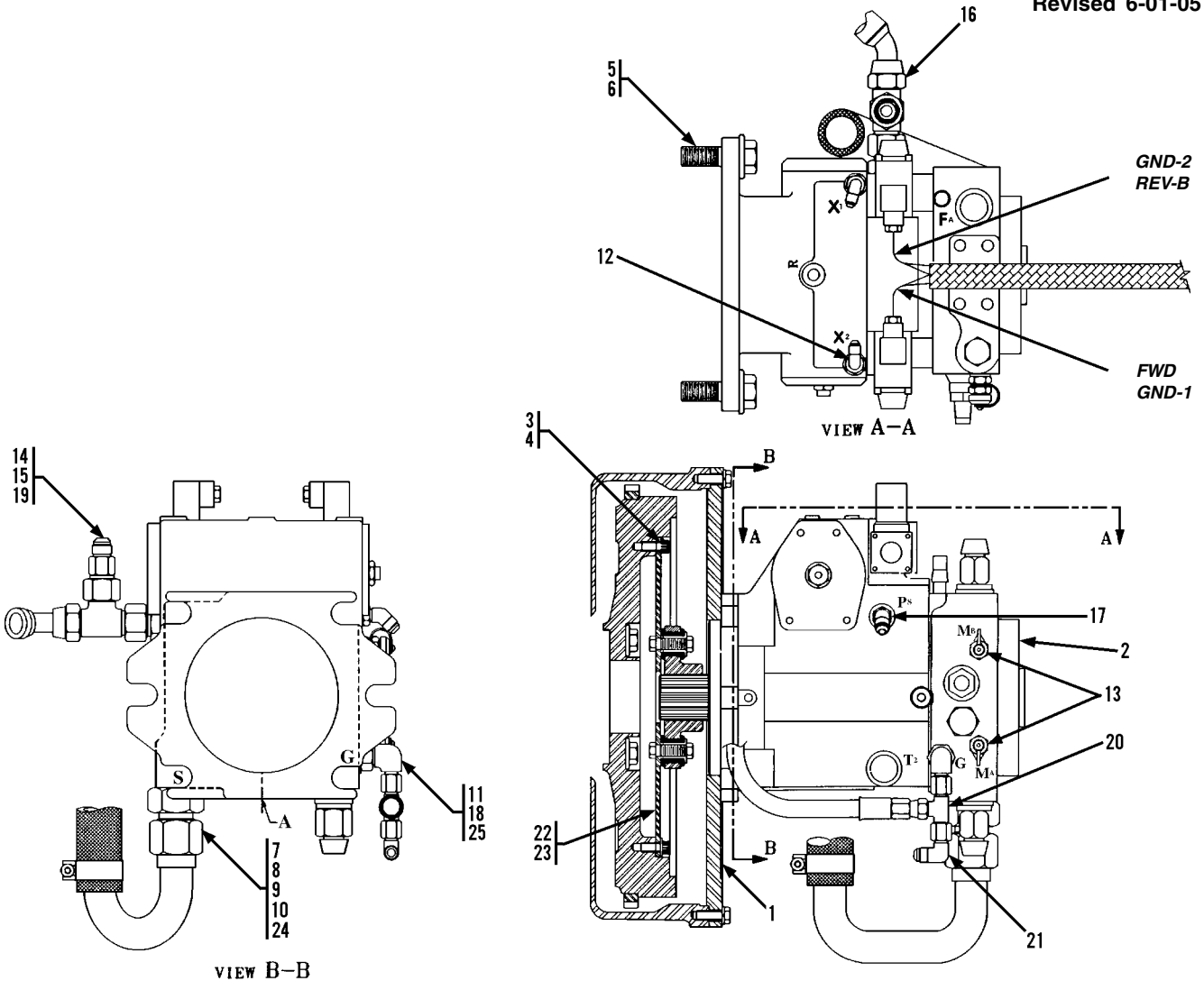
Item	Part No.	Qty.	Description Of Part
12	8866-2011	1	CONNECTOR, (includes o-ring)
	8859-1210	1	O-RING
13	8866-2105	1	ELBOW 90 DEGREES, (swivel nut)
14	8866-2239	1	SWIVEL NUT BRANCH TEE, 3/8 TUBE
15	9108-3222	1	STRAIGHT THREAD 90 DEGREE REDUCER CONNECTOR, (includes o-ring)
	8859-1207	1	O-RING
16	8866-2242	1	SWIVEL NUT BRANCH TEE, 3/4" TUBE
17	8365-1133	1	REDUCER WITH ADAPTOR
18	8866-2008	1	CONNECTOR, (includes o-ring)
	8859-1207	1	O-RING
19	8821-1068	8	SOCKET HD CAPSCREW, 3/8-16x5/8 GR8, (torque to 40-45 ft. lbs.)
20	8855-1011	8	LOCKWASHER, 3/8
* 21	9134-4048	1	PUMP MOUNT PLATE
* 22	9108-4312	1	COUPLING ASSY, (bolts included)



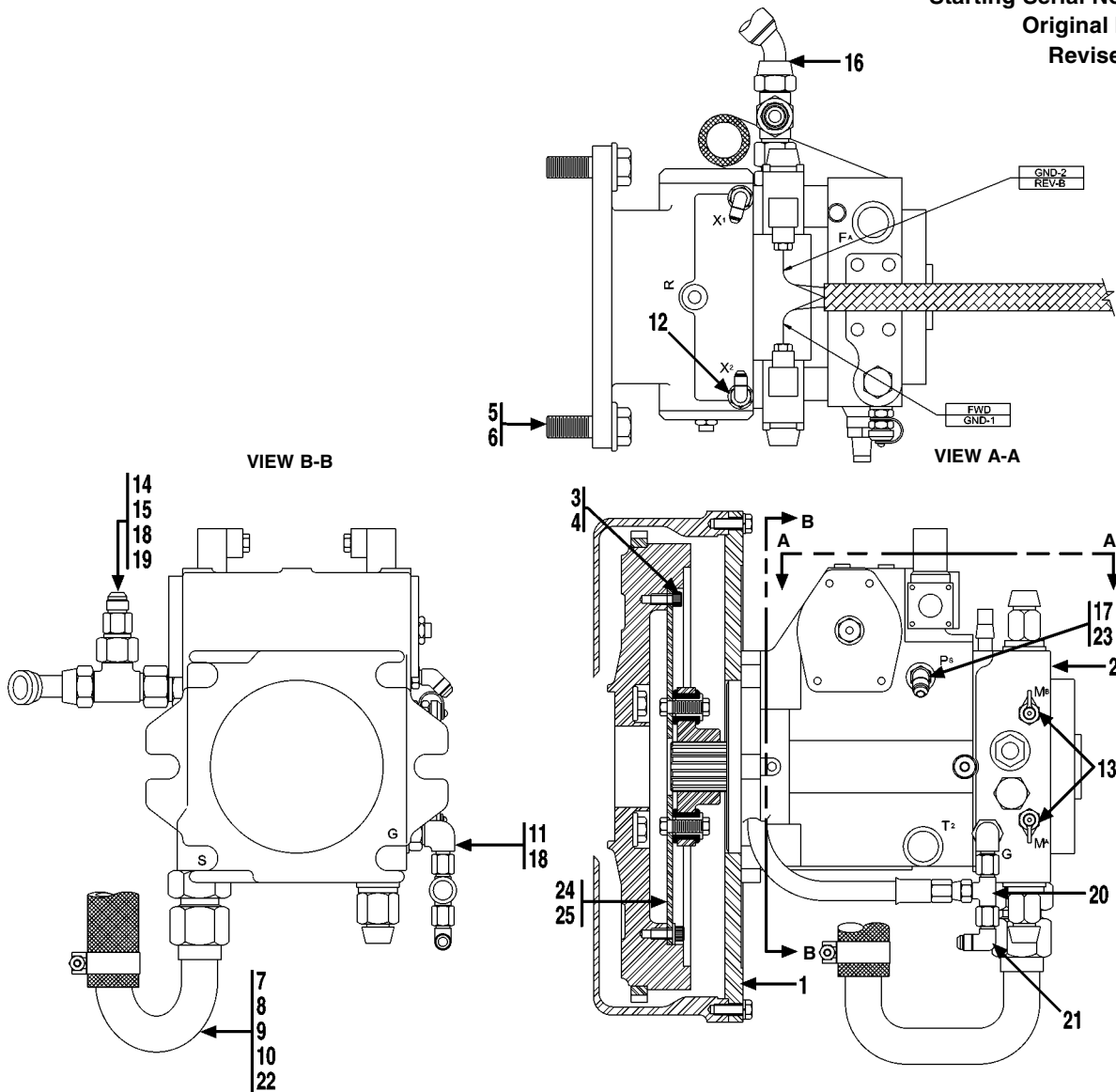
Item	Part No.	Qty.	Description Of Part
1	8820-1112	2	HEX HD CAPSCREW, 3/4-10x2-1/4, GR5, (torque to 240-265 ft. lbs.)
2	8855-1016	2	LOCKWASHER, 3/4
3	9002-7906	2	ELBOW 90 DEGREES
4	8471-7839	1	HOSE ASSY
5	8866-2084	1	ELBOW 45 DEGREES, (includes o-ring)
	8859-1204	1	O-RING
6	Ref		HYDROSTATIC TRANS. PUMP, (see page 10-16 for details)
7	9105-3020	2	TEST COUPLING
8	9108-3019	1	PUMP MT. & FLYWHEEL COUPLING, (includes items 21 & 22)
9	9002-8695	2	BAND CLAMP
10	9108-3246	1	HOSE
11	9108-3536	1	INTAKE TUBE

Item	Part No.	Qty.	Description Of Part
12	8866-2011	1	CONNECTOR, (includes o-ring)
	8859-1210	1	O-RING
13	8866-2105	1	ELBOW 90 DEGREES, (swivel nut)
14	8866-2239	1	SWIVEL NUT BRANCH TEE, 3/8 TUBE
15	9108-3222	1	STRAIGHT THREAD 90 DEGREE REDUCER CONNECTOR, (includes o-ring)
	8859-1207	1	O-RING
16	8866-2242	1	SWIVEL NUT BRANCH TEE, 3/4" TUBE
17	8365-1133	1	REDUCER WITH ADAPTOR
18	8866-2008	1	CONNECTOR, (includes o-ring)
	8859-1207	1	O-RING
19	8821-1068	8	SOCKET HD CAPSCREW, 3/8-16x5/8 GR8, (torque to 40-45 ft. lbs.)
20	8855-1011	8	LOCKWASHER, 3/8
* 21	9134-4048	1	PUMP MOUNT PLATE
* 22	9108-4312	1	COUPLING ASSY, (bolts included)

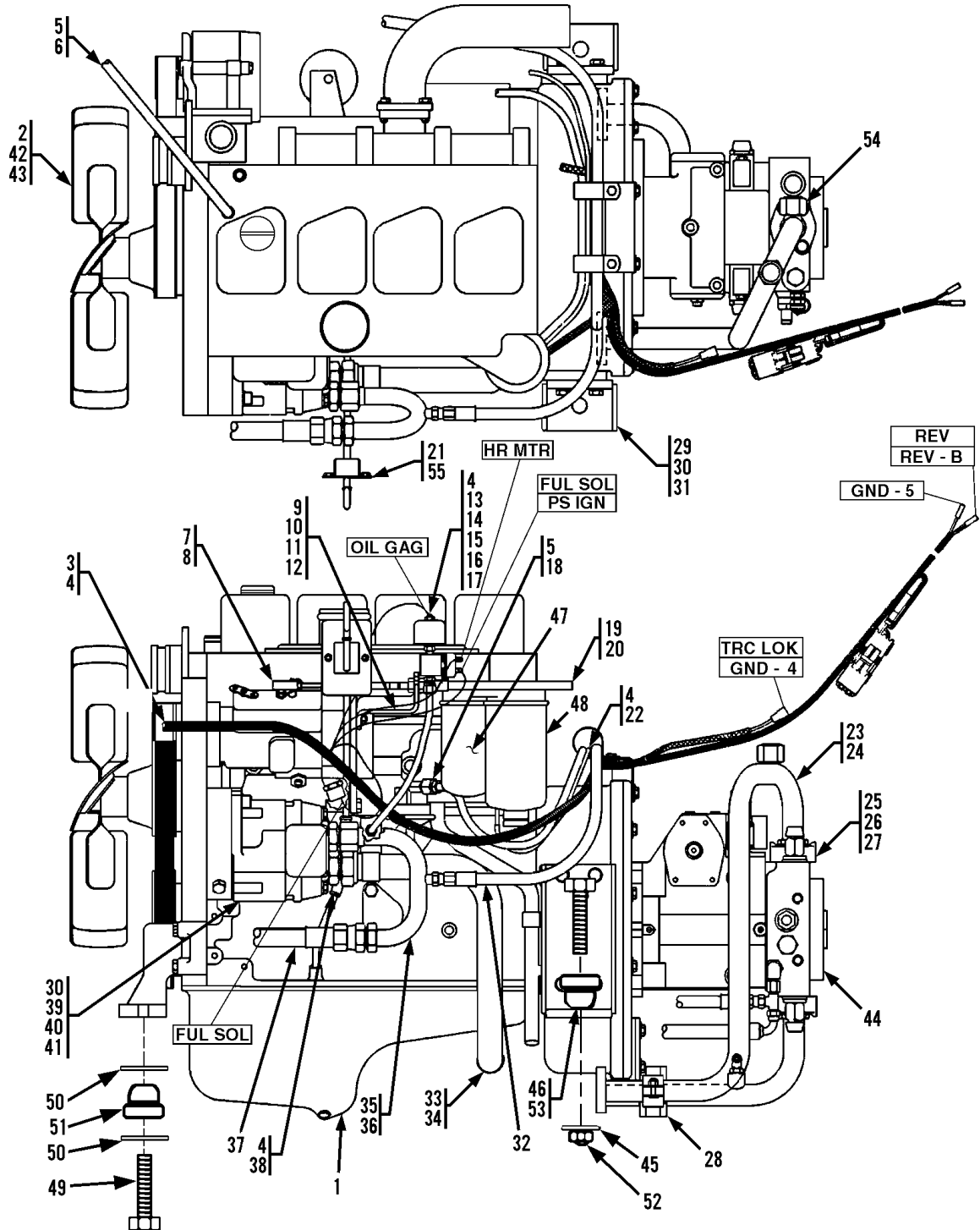




Item	Part No.	Qty.	Description Of Part	Item	Part No.	Qty.	Description Of Part
	9138-5003	Ref	ENGINE ASSY, (includes all items on page 5-1 except 55 thru 61, and all items on pages 5-2 & 5-3.)	11	9108-3222	1	STRAIGHT THREAD, 90 DEGREE REDUCER, (includes item 25)
1	9138-3001	1	CUMMINS ENGINE - B3.9C 80HP	12	9002-7906	2	ELBOW, 90 DEGREES
	9108-3019	1	PUMP MT. & FLYWHEEL COUPLING, (includes items 21 & 22)	13	9105-3020	2	TEST COUPLING
2		Ref	HYDROSTATIC TRANS. PUMP, (see page 10-16 for details)	14	8866-2242	1	SWIVEL NUT BRANCH TEE, 3/4 TUBE
3	8821-1068	8	SOCKET HD CAPSCREW, 3/8-16X5/8, GR8, (torque to 40-45 ft.lbs.)	15	8365-1133	1	REDUCER WITH ADAPTOR
4	8855-1011	8	LOCKWASHER, 3/8	16	8471-7839	1	HOSE ASSY
5	8820-1112	2	HEX HD CAPSCREW, 3/4-10X2-1/4, GR5, (torque to 240-265 ft.lbs.)	17	8866-2084	1	ELBOW, 45 DEGREES, (includes item 18)
6	9002-7473	2	LOCK WASHER, 3/4	18	8859-1204	1	O-RING
7	8866-2011	1	CONNECTOR, (includes item 24)	19	8866-2008	1	CONNECTOR, (includes item 25)
8	9108-3536	1	INTAKE TUBE	20	8866-2239	1	SWIVEL NUT BRANCH TEE, 3/8 TUBE
9	9108-3246	1	HOSE	21	8866-2105	1	ELBOW, 90 DEGREES, (swivel nut)
10	9002-8695	2	BANDCLAMP	*22	9134-4048	1	PUMP MOUNT PLATE
				*23	9108-4312	1	COUPLING ASSY, (bolts included)
				24	8859-1210	1	O-RING
				25	8859-1207	2	O-RING



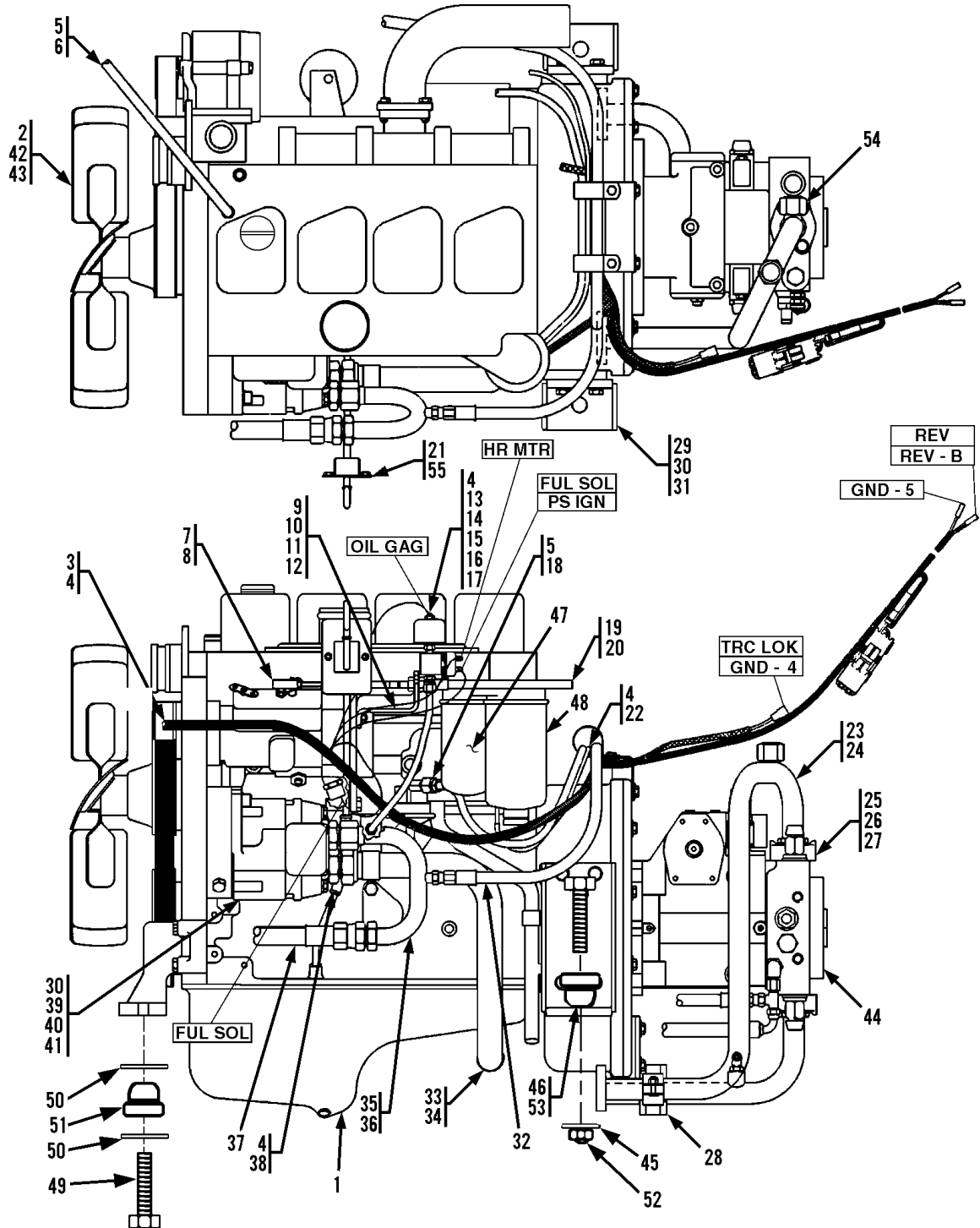
Item	Part No.	Qty.	Description Of Part	Item	Part No.	Qty.	Description Of Part
* 1	9138-5020	Ref	ENGINE ASSY, (includes all items on page 5-1 except 59 thru 65 and all items on pages 5-2 & 5-3.)	11	9108-3222	1	STRAIGHT THREAD, 90 DEGREE, REDUCER CONNECTOR
	9108-3019	1	PUMP MOUNT & FLYWHEEL COUPLING, (includes items 24 & 25)	12	9002-7906	2	STRAIGHT THREAD, 90 DEGREE, ELBOW
2		Ref	HYDROSTATIC TRANS. PUMP, (see page 10-16 for details)	13	9105-3020	2	TEST COUPLING
3	8821-1068	8	SOCKET HD CAPSCREW, 3/8-16X5/8, GR8	14	8866-2242	1	SWIVEL NUT RUN TEE, 3/4 TUBE
4	8855-1011	8	LOCKWASHER, 3/8	15	8365-1133	1	REDUCER W/ADAPTER
5	8820-1112	2	HEX HD CAPSCREW, 3/4-10X2-1/4, GR5	16	8471-7839	1	HOSE ASSY
6	9002-7473	2	LOCKWASHER, 3/4	17	8866-2084	1	ELBOW, 45 DEGREES, (includes item 23)
7	8866-2011	1	CONNECTOR, (includes item 22)	18	8859-1207	2	O-RING
8	9108-3536	1	INTAKE TUBE	19	8866-2008	1	CONNECTOR, (includes item 18)
9	9108-3246	1	HOSE	20	8866-2239	1	SWIVEL NUT RUN TEE, 3/8 TUBE
10	8063-3030	2	BAND CLAMP	21	8866-2105	1	ELBOW, 90 DEGREE, (swivel nut)
				22	8859-1210	1	O-RING
				23	8859-1204	1	O-RING
				* 24	9134-4048	1	PUMP MOUNT PLATE
				* 25	9108-4312	1	COUPLING ASSY, (bolts included)



Part No.	Description Of Part
9108-5053	ENGINE FILTER KIT, (includes all items)
9108-4001	OIL FILTER ELEMENT
7738-3202	PRIMARY FUEL, FILTER ELEMENT
7738-3203	SECONDARY FUEL, FILTER ELEMENT
9108-3218	FUEL FILTER
9020-6262	AIR FILTER ELEMENT

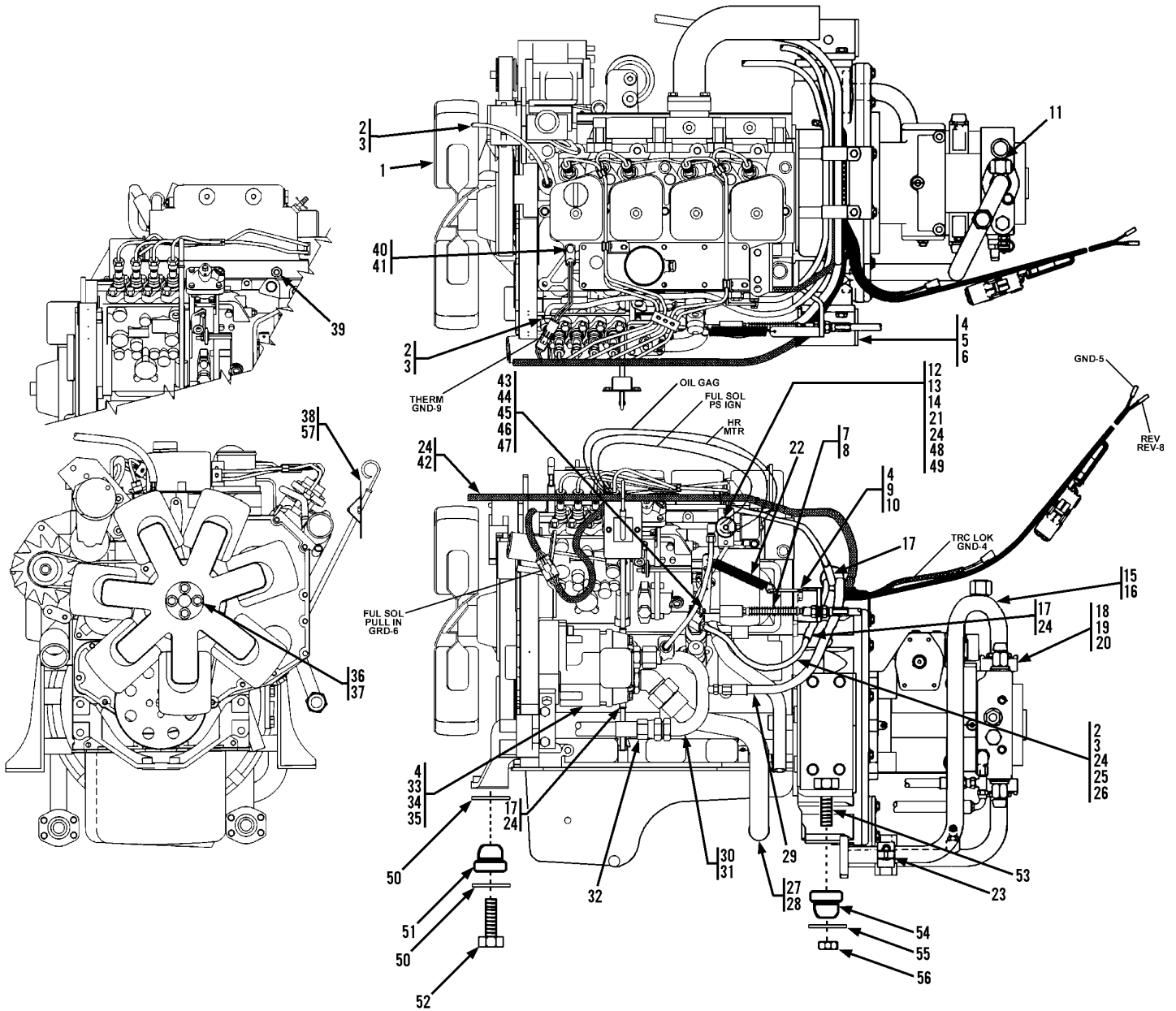
Item	Part No.	Qty.	Description Of Part	Item	Part No.	Qty.	Description Of Part
	9109-5029	Ref	ENGINE ASSY (includes all items on page 5-4 except 45, 46 & 49 thru 53, and all items on pages 5-5 and 5-6)	33	9108-3144	1	SUCTION TUBE
1	9108-3012	1	CUMMINS ENGINE	34	8866-2011	1	CONNECTOR (includes o-ring)
2	9130-3056	1	FAN ASSY		8859-1210	1	O-RING
3	9112-3166	1	WIRING HARNESS (engine)	35	9132-3023	1	TUBE ASSY
4	9002-7187	6	TY-RAP	36	8866-2010	1	CONNECTOR (includes o-ring)
5		78"	FUELLINE HOSE, 5/16		8859-1209	1	O-RING
6	8688-3106	2	HOSE CLAMP	37	8471-7851	1	HOSE ASSY
7	9002-7908	1	BALL JOINT	38		10"	SPLIT FLEX LOOM, 1/2 ID
8	8850-1613	1	HEX NUT, #10-32	39		Ref	MAIN PUMP (see page 10-15 for details)
9	9108-1243	1	THROTTLE CABLE BRACKET	40	8319-1057	2	HEX SOCKET HD CAPSCREW, M12x1.75x80
10	8820-1005	2	HEX HD CAPSCREW, 1/4-20 x 1	41	9002-7471	2	HARDENED WASHER
11	8855-1009	2	LOCKWASHER, 1/4	42	8319-1041	4	HEX HD CAPSCREW, M8 x 1.25 x 70
12	8850-1616	2	HEX NUT 1/4-20	43	8856-1108	4	WASHER, 5/16
13	2474-1047	1	PRESSURE SWITCH	44		Ref	HYDROSTATIC TRANSMISSION (see page 10-16 for details)
14	9114-3315	1	OIL PRESSURE SENDER	45	9133-1002	2	SPECIAL WASHER
15	9108-1388	1	TAPPED BAR	46	9133-3002	1	SHOCK MOUNT
16	8688-3075	2	TUBE FITTING	47	7738-3202	1	PRIMARY FUEL FILTER ELEMENT
17		18"	NYLON TUBE, 3/8	48	7738-3203	1	SECONDARY FUEL FILTER ELEMENT
18	9003-0271	1	HOSE NIPPLE	49	9108-3338	1	HEX HD CAPSCREW, M16x2x120
19	9108-3404	1	THROTTLE CABLE	50	9108-1158	2	SPECIAL WASHER
20	9002-8977	1	YOKE END	51	9133-3003	1	SHOCK MOUNT
21	9114-6101	1	DIP-STICK WELDMENT	52	8852-1214	2	LOCKNUT, 7/8-9
22		56"	FUEL LINE HOSE, 7/32	53	7732-1274	2	HEX HD CAPSCREW, 7/8-9x5
23	9114-3055	1	TUBE ASSY	54	8471-4006	2	ORSCAP
24	9108-3106	1	O-RING	* 55	9112-4125	1	DIPSTICK
25	8471-2738	2	SPLIT FLANGE CLAMP				
26	8320-1135	4	HEX HD CAPSCREW, 7/16-14 x 1 1/2				
27	8855-1012	4	LOCKWASHER, 7/16				
28	9020-5792	1	CUSHION CLAMP				
29	9133-6004	2	REAR ENGINE MOUNTING BRACKET				
30	8319-1010	10	LOCKWASHER, M12				
31	8319-1032	8	HEX HD CAPSCREW, M12 x 1.75 x 35				
32	8471-7934	1	HOSE ASSY				

NOTE: ONLY ITEMS WITH PART NUMBERS ARE AVAILABLE FOR SERVICE.



Part No.	Description Of Part
9108-5053	ENGINE FILTER KIT, (includes all items)
9108-4001	OIL FILTER ELEMENT
7738-3202	PRIMARY FUEL, FILTER ELEMENT
7738-3203	SECONDARY FUEL, FILTER ELEMENT
9108-3218	FUEL FILTER
9020-6262	AIR FILTER ELEMENT

Item	Part No.	Qty.	Description Of Part	Item	Part No.	Qty.	Description Of Part
	9109-5029	Ref	ENGINE ASSY (includes all items on page 5-4 except 45, 46 & 49 thru 53, all items on page 5-5 except items 46, 47 & 48 and all items on page 5-6)	32	8471-7934	1	HOSE ASSY
1	9108-3012	1	CUMMINS ENGINE	33	9108-3144	1	SUCTION TUBE
2	9130-3056	1	FAN ASSY	34	8866-2011	1	CONNECTOR (includes o-ring)
3	9133-3013	1	WIRING HARNESS (engine)		8859-1210	1	O-RING
4	9002-7187	6	TY-RAP	35	9132-3023	1	TUBE ASSY
5		78"	FUELLINE HOSE, 5/16	36	8866-2010	1	CONNECTOR (includes o-ring)
6	8688-3106	2	HOSE CLAMP		8859-1209	1	O-RING
7	9002-7908	1	BALL JOINT	37	8471-7851	1	HOSE ASSY
8	8850-1613	1	HEX NUT, #10-32	38		10"	SPLIT FLEX LOOM, 1/2 ID
9	9108-1243	1	THROTTLE CABLE BRACKET	39		Ref	MAIN PUMP (see page 10-15 for details)
10	8820-1005	2	HEX HD CAPSCREW, 1/4-20 x 1	40	8319-1057	2	HEX SOCKET HD CAPSCREW, M12x1.75x80
11	8855-1009	2	LOCKWASHER, 1/4	41	9002-7471	2	HARDENED WASHER
12	8850-1616	2	HEX NUT 1/4-20	42	8319-1041	4	HEX HD CAPSCREW, M8 x 1.25 x 70
13	2474-1047	1	PRESSURE SWITCH	43	8856-1108	4	WASHER, 5/16
14	9114-3315	1	OIL PRESSURE SENDER	44		Ref	HYDROSTATIC TRANSMISSION (see page 10-16 for details)
15	9108-1388	1	TAPPED BAR	45	9133-1002	2	SPECIAL WASHER
16	8688-3075	2	TUBE FITTING	46	9133-3002	1	SHOCK MOUNT
17		18"	NYLON TUBE, 3/8	47	7738-3202	1	PRIMARY FUEL FILTER ELEMENT
18	9003-0271	1	HOSE NIPPLE	48	7738-3203	1	SECONDARY FUEL FILTER ELEMENT
19	9108-3404	1	THROTTLE CABLE	49	9108-3338	1	HEX HD CAPSCREW, M16x2x120
20	9002-8977	1	YOKE END	50	9108-1158	2	SPECIAL WASHER
21	9114-6101	1	DIP-STICK WELDMENT	51	9133-3003	1	SHOCK MOUNT
22		56"	FUEL LINE HOSE, 7/32	52	8852-1214	2	LOCKNUT, 7/8-9
23	9114-3055	1	TUBE ASSY	53	7732-1274	2	HEX HD CAPSCREW, 7/8-9x5
24	9108-3106	1	O-RING	54	8471-4006	2	ORSCAP
25	8471-2738	2	SPLIT FLANGE CLAMP	*55	9112-4125	1	DIPSTICK
26	8320-1135	4	HEX HD CAPSCREW, 7/16-14 x 1 1/2				
27	8855-1012	4	LOCKWASHER, 7/16				
28	9020-5792	1	CUSHION CLAMP				
29	9133-6004	2	REAR ENGINE MOUNTING BRACKET				
30	8319-1010	10	LOCKWASHER, M12				
31	8319-1032	8	HEX HD CAPSCREW, M12 x 1.75 x 35				
							NOTE: ONLY ITEMS WITH PART NUMBERS ARE AVAILABLE FOR SERVICE.



**SERVICE NOTES:**

- 1). Use Loctite 242, P/N 1440-3364, on all bolt & fitting threads except pipe threads.
- 2). Use Loctite pipe sealant, P/N 1440-4082, on all pipe threads.
- 3). Add 12 qts. of oil, P/N 1440-3420, to crankcase.

\* Revised illustration; added item 57, Engine Filter Kit (9133-5033), caution note & S/N range to Engine Filter Kit (9137-5002)



**CAUTION**

Pay close attention to Serial Number of machine when ordering Engine Filter Kits.

**SERVICE NOTES:**

1. Use Loctite, P/N 1440-3364, on all bolt & fitting threads except pipe threads.
2. Use Loctite pipe sealant, P/N 1440-4082, on all pipe threads.
3. Add 12 qts. of oil, P/N 1440-3420, to crankcase.

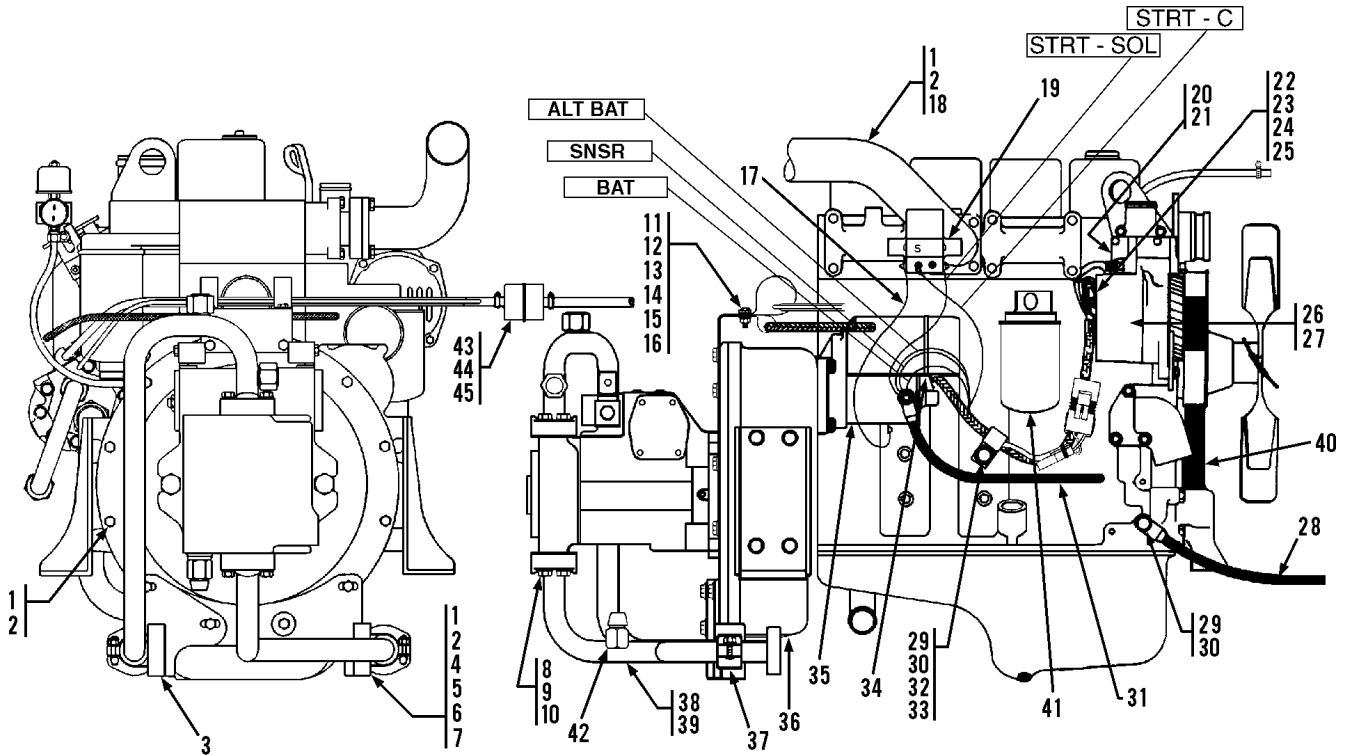
Part No.	Description Of Part
*9137-5002	ENGINE FILTER KIT (includes all items) <b>(S.S.N. 0277120 thru 0277594)</b>
9020-6262	AIR FILTER
9108-3218	FUEL FILTER
7738-3303	FUEL FILTER
9108-4001	LUBE FILTER

Part No.	Description Of Part
*9133-5033	ENGINE FILTER KIT, (includes all items) <b>(S.S.N. 0277595 thru Current)</b>
9108-4001	OIL FILTER ELEMENT
7738-3303	FUEL FILTER ELEMENT
9108-3218	FUEL FILTER
9140-3103	AIR FILTER SAFETY ELEMENT
9140-3102	AIR FILTER

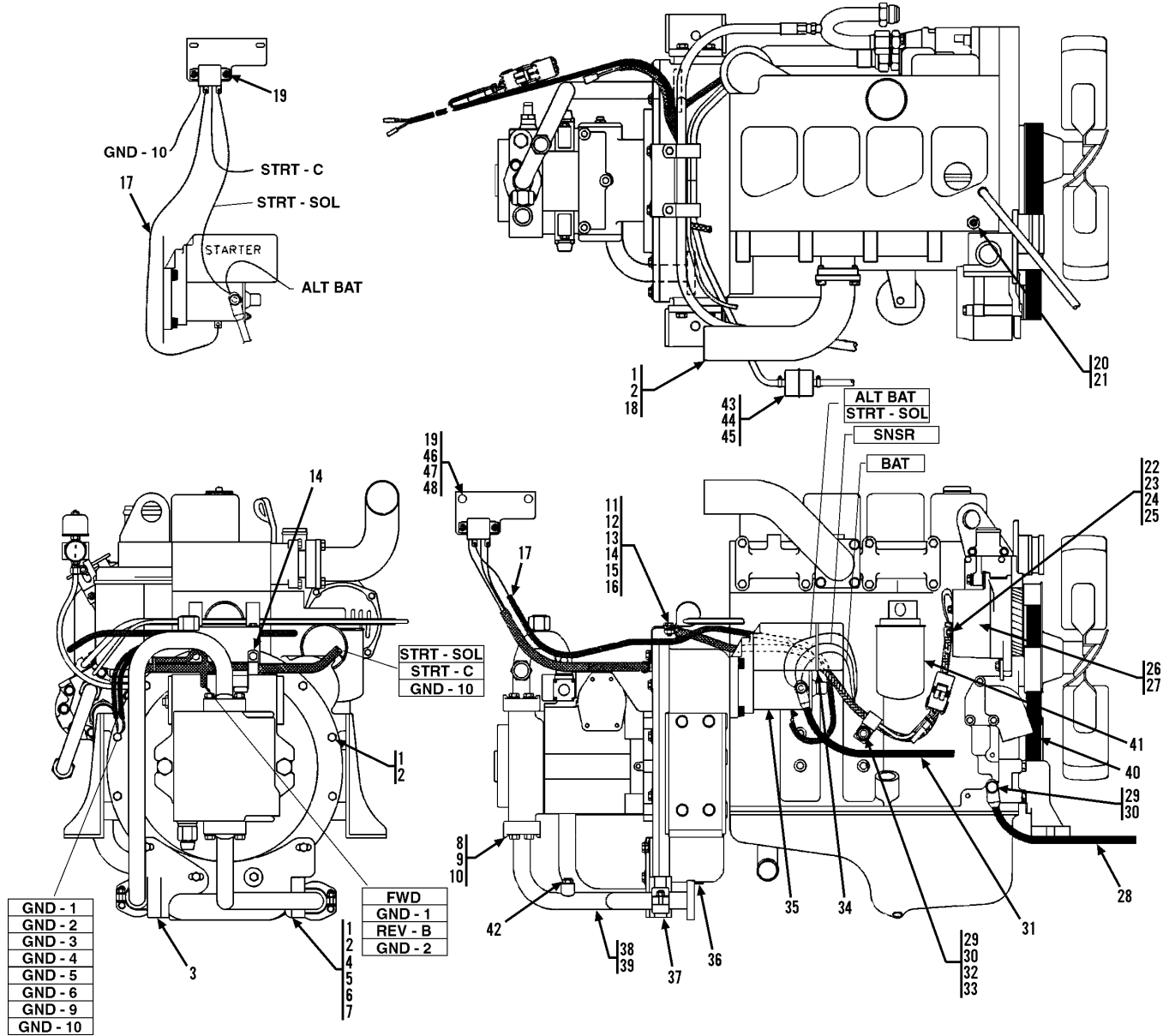
Item	Part No.	Qty.	Description Of Part	Item	Part No.	Qty.	Description Of Part
	9139-5001	Ref	ENGINE ASSY (includes all items on page 5-4 except items 50 thru 56, all items on page 5-5 except items 34, 35 & 36 and all items on page 5-6)	31	8866-2010	1	CONNECTOR, (includes o-ring)
1	9138-3001	1	CUMMINS ENGINE - B3.9C 80HP		8859-1209	1	O-RING
2	9130-3056	1	FANASSY	32	8471-7851	1	HOSE ASSY
3		132"	FUEL LINE HOSE, 5/16	33		Ref	MAIN PUMP (see page 10-15 for details)
4	8688-3106	4	HOSE CLAMP	34	8319-1057	2	HEX SOCKET HD CAPSCREW, M12x1.75x80
4	8319-1010	12	LOCKWASHER, M12	35	9002-7471	2	HARD WASHER
5	9133-6004	2	REAR ENGINE MOUNTING BRACKET	36	8319-1041	4	HEX HD CAPSCREW, M8x1.25x70
6	8319-1032	8	HEX HD CAPSCREW, M12x1.75x35 (torque to 58-68 ft.lbs.)	37	8856-1108	4	STANDARD WASHER, 5/16
7	9116-3260	1	ACCELERATOR CABLE	38	9114-6101	1	DIP-STICK WELDMENT
8	9002-7684	1	YOKE END	39	9136-3029	1	ATOMIZER, 1/8
9	9116-6075	1	THROTTLE CABLE BRACKET	40	9136-5014	1	QUICK START THERMOSTAT ASSY, (includes the following four items)
10	8319-1004	2	HEX HD CAPSCREW, M12x1.75x30		8096-3058	1	SHROUD
11	8471-4006	2	ORSCAP		8096-3065	2	CABLE SEAL, GREEN
12	9108-1388	1	TAPPED BAR		8096-3069	2	MALE PIN TERMINAL
13	8688-3075	1	TUBE FITTING		9136-3031	1	THERMOSTAT
14		18"	NYLON TUBE, 3/8"	41	8319-1038	1	HEX HD CAPSCREW, M10x1.50x20
15	9108-3106	1	O-RING	42	9133-3013	1	WIRING HARNESS, ENGINE
16	9114-3055	1	TUBE ASSY	43	9116-1323	1	THROTTLE BAR
17		16"	SPLIT FLEX LOOM, 1/2" I.D.	44	8319-1035	2	SOCKET HD SCREW, M6x1.00x16
18	8471-2738	2	SPLIT FLANGE CLAMP	45	8319-1012	2	LOCKWASHER, M6
19	8320-1135	4	HEX HD CAPSCREW, 7/16-14x1-1/2", GR8	46	9114-3345	1	BALL SOCKET
20	8855-1012	4	LOCKWASHER, 7/16	47	9114-3344	1	OVER TRAVEL
21	8688-3074	1	TUBE FITTING, 90 DEGREES	48	2474-1047	1	PRESSURE SWITCH
22	9116-3259	1	THROTTLE SPRING	49	9114-3315	1	OIL PRESSURE SENDER
23	9020-5792	1	CUSHION CLAMP	50	9108-1158	2	SPECIAL WASHER
24	9002-7187	6	TY-RAP	51	9133-3002	1	SHOCK MOUNT
25	9003-0271	1	HOSE NIPPLE	52	9108-3338	1	HEX HD CAPSCREW, M16X2X120
26	8698-3649	1	ELBOW, 90 DEGREES, 1/4 PIPE	53	7732-1274	2	HEX HD CAPSCREW, 7/8-9X5
27	9132-3022	1	SUCTION TUBE	54	9133-3003	2	SHOCK MOUNT
28	8866-2090	1	ELBOW, 45 DEGREES, (includes o-ring)	55	9133-1002	2	SPECIAL WASHER
	8859-1210	1	O-RING	56	8852-1214	2	LOCKNUT, 7/8-9
29	8471-7934	1	HOSE ASSY	* 57	9112-4125	1	DIPSTICK
30	9132-3023	1	TUBE ASSY				NOTE: ONLY ITEMS WITH PART NUMBERS ARE AVAILABLE FOR SERVICE.

\* Revised illustration; added item 57, Engine Filter Kit (9133-5033), caution note & S/N range to Engine Filter Kit (9137-5002)

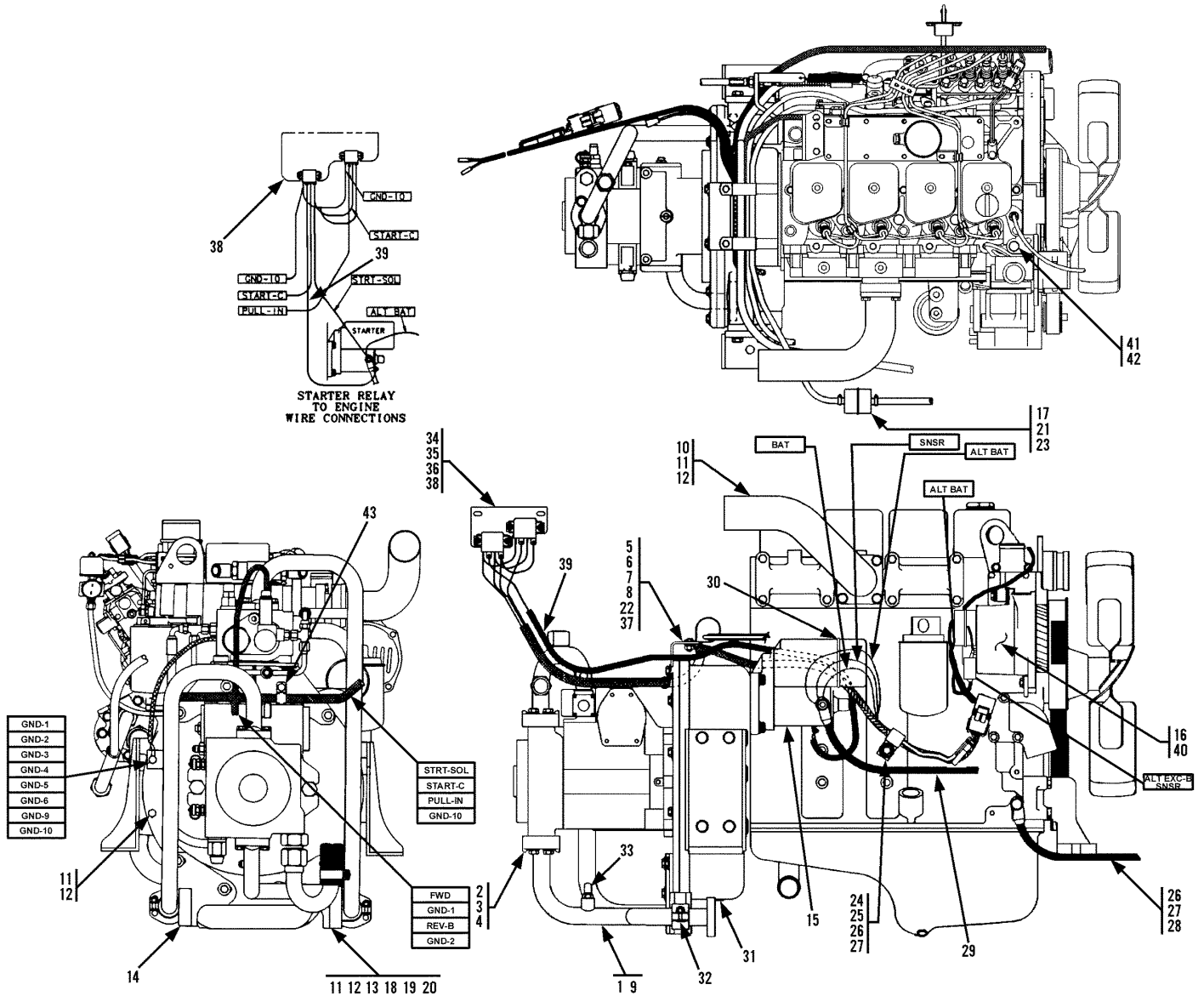




Item	Part No.	Qty.	Description Of Part-	Item	Part No.	Qty.	Description Of Part
	9109-5029	Ref	ENGINE ASSY(includes all items on page 5-4 except 45, 46 & 49 thru 53, and all items on pages 5-5 and 5-6)	25	8594-1016	1	SUPPORT CLAMP
1	8319-1021	13	HEX HD CAPSCREW, M10 x 1.5 x 30	26	9108-3503	1	ALTERNATOR (includes item 27)
2	8319-1013	16	LOCKWASHER, M10	27	9108-3504	1	REGULATOR
3	9108-6131	1	TUBE SUPPORT	28	9108-3481	1	NEGATIVE BATTERY CABLE
4	9133-6003	1	TUBE SUPPORT	29	8319-1004	2	HEX HD CAPSCREW, M12 x 1.75 x 30
5	8856-1109	3	WASHER, 3/8	30	8319-1010	2	LCKWASHER, M12
6	8319-1006	1	HEX HD CAPSCREW, M10 x 1.5 x 40	31	9108-3482	1	POSITIVE BATTERY CABLE
7	8319-1005	2	HEX HD CAPSCREW, M10 x 1.5 x 45	32	8856-1111	1	WASHER, 1/2
8	8471-2738	2	SPLIT FLANGE CLAMP	33	9114-3122	1	SUPPORT CLAMP
9	8320-1135	4	HEX HD CAPSCREW, 7/16-14 x 1-1/2	34	9002-7187	1	TY-RAP
10	8855-1012	4	LOCKWASHER, 7/16	35	9108-3456	1	STARTER (torque mounting screws to 35 ft. lbs.)
11	8855-1010	2	LOCKWASHER, 5/16	36	8871-1284	1	PIPE PLUG, 3/4
12	9002-8660	2	INSULATED HOSE CLIP	37	9020-5792	1	CUSHION CLAMP
13	8850-1005	2	HEX NUT, 5/16-18	38	9139-3003	1	TUBE ASSY
14	2486-1170	2	SUPPORT CLAMP	39	9108-3106	1	O-RING
15	8820-1018	2	HEX HD CAPSCREW, 5/16-18 x 3/4	40	9108-4162	1	FAN/ALTERNATOR BELT
16	9109-1001	1	CLAMP SUPPORT	41	9108-4001	1	OIL FILTER ELEMENT
17	9020-5205	1	JUMPER WIRE	42	8866-1384	1	HEX PLUG, 3/8 TUBE
18	9108-6055	1	EXHAUST TUBING	43	9108-3218	1	FUEL FILTER
19	9040-2427	1	STARTER RELAY	44	8348-3497	2	HOSE CLAMP
20	9114-3314	1	WATER TEMPERATURE SENDER	45		11"	FUEL LINE HOSE, 3/8
21	8871-1385	1	REDUCER BUSHING				NOTE: ONLY ITEMS WITH PART NUMBERS ARE AVAILABLE FOR SERVICE.
22	8856-1108	1	WASHER, 5/16				
23	8319-1011	1	LOCKWASHER, M8				
24	8319-1007	1	HEX HD CAPSCREW, M8 x 1.25 x 16				



Item	Part No.	Qty.	Description Of Part	Item	Part No.	Qty.	Description Of Part
	9109-5029	Ref	ENGINE ASSY, (includes all items on page 5-4 except items 45, 46 & 49 thru 53, all items on page 5-5 except items 46, 47 & 48 and all items on page 5-6)	23	8319-1011	1	LOCKWASHER, M8
1	8319-1021	13	HEX HDCAPSCREW, M10X1.5X30	24	8319-1007	1	HEX HDCAPSCREW, M8X1.25X16
2	8319-1013	16	LOCKWASHER, M10	25	8594-1016	1	SUPPORTCLAMP
3	9108-6131	1	TUBESUPPORT	26	9108-3503	1	ALTERNATOR, (includes item 27)
4	9133-6003	1	TUBESUPPORT	27	9108-3504	1	REGULATOR
5	8856-1109	3	WASHER, 3/8	28	9108-3481	1	NEGATIVE BATTERY CABLE
6	8319-1006	1	HEX HDCAPSCREW, M10X1.5X40	29	8319-1004	2	HEX HDCAPSCREW, M12X1.75X30
7	8319-1005	2	HEX HDCAPSCREW, M10X1.5X45	30	8319-1010	2	LOCKWASHER, M12
8	8471-2738	2	SPLIT FLANGE CLAMP	31	9108-3482	1	POSITIVE BATTERY CLAMP
9	8320-1135	4	HEX HDCAPSCREW, 7/16-14X1-1/2	32	8856-1111	1	WASHER, 1/2
10	8855-1012	4	LOCKWASHER, 7/16	33	9114-3122	1	SUPPORTCLAMP
11	8855-1010	2	LOCKWASHER, 5/16	34	9002-7187	1	TY-RAP
12	9002-8660	2	INSULATED HOSE CLIP	35	9108-3456	1	STARTER, (torque mounting screws to 35 ft. lbs.)
13	8850-1005	2	HEX NUT, 5/16-18	36	8871-1284	1	PIPE PLUG, 3/4
14	2486-1170	3	SUPPORTCLAMP	37	9020-5792	1	CUSHIONCLAMP
15	8820-1018	2	HEX HDCAPSCREW, 5/16-18X3/4	38	9139-3003	1	TUBE ASSY
16	9109-1001	1	CLAMP SUPPORT	39	9108-3106	1	O-RING
17	9136-3022	1	JUMPER WIRE	40	9108-4162	1	FAN/ALTERNATOR BELT
18	9108-6055	1	EXHAUST TUBING	41	9108-4001	1	OIL FILTER ELEMENT
19	9133-5011	1	STARTER RELAY ASSY, (includes the following items)	42	8866-1384	1	HEX PLUG, 3/8 TUBE
	7738-3377	1	RELAY	43	9108-3218	1	FUEL FILTER
	9133-1014	1	RELAY MOUNTING PLATE	44	8348-3497	2	HOSE CLAMP
	8821-1028	2	SOCKET HDCAPSCREW, #10-24X1/2, GR8	45		11"	FUEL LINE HOSE, 3/8
	8850-1612	2	HEX NUT, #10-24	46	8820-1001	2	HEX HDCAPSCREW, 1/4-20X1/2, GR5
	8856-1105	2	FLAT WASHER, #10	47	8856-1107	2	FLAT WASHER, 1/4 2
	8855-1007	2	LOCKWASHER, #10	48	8855-1009	2	LOCKWASHER, 1/4
20	9114-3314	1	WATER TEMPERATURE SENDER				NOTE: ONLY ITEMS WITH PART NUMBERS ARE AVAILABLE FOR SERVICE.
21	8871-1385	1	REDUCER BUSHING				
22	8856-1108	1	WASHER, 5/16				



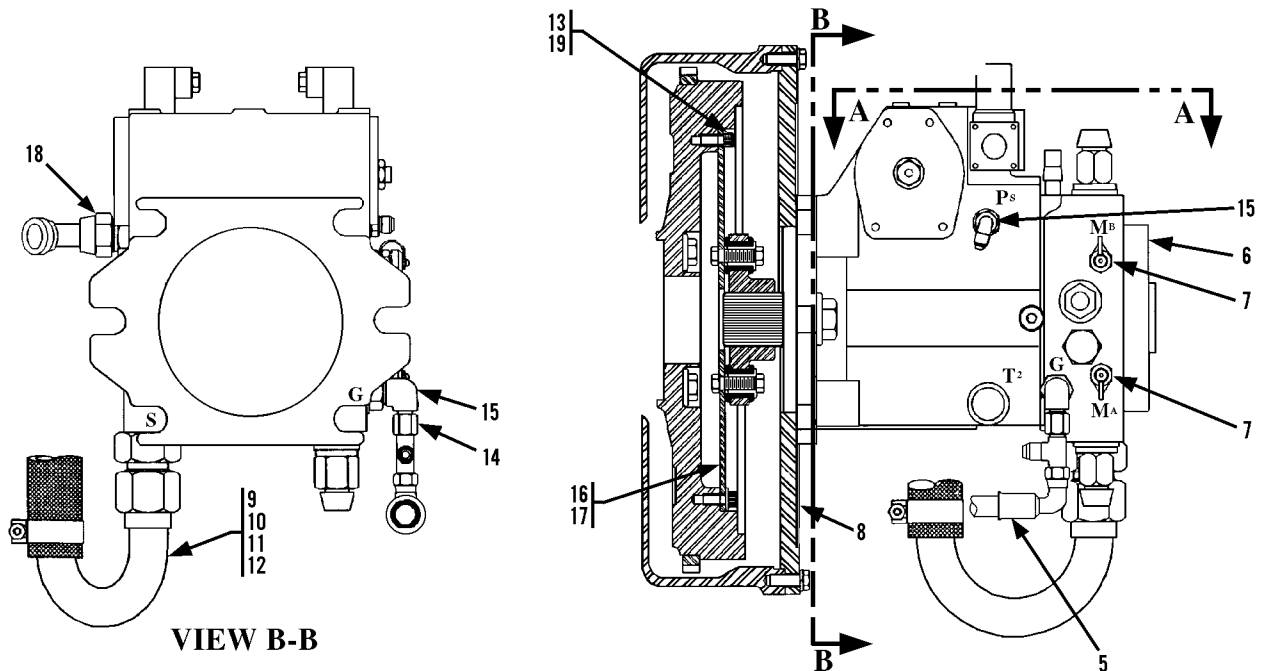
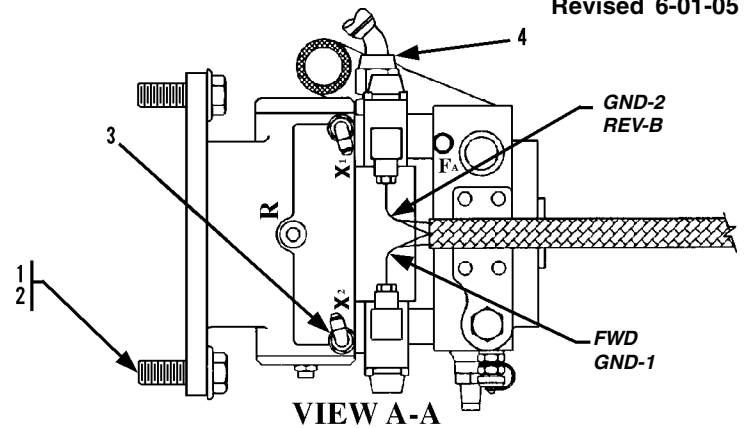
**SERVICE NOTES:**

- 1). Use Loctite 242, P/N 1440-3364, on all bolt & fitting threads except pipe threads.
- 2). Use Loctite pipe sealant, P/N 1440-4082, on all pipe threads.
- 3). Add 12 qts. of oil, P/N 1440-3420, to crankcase.

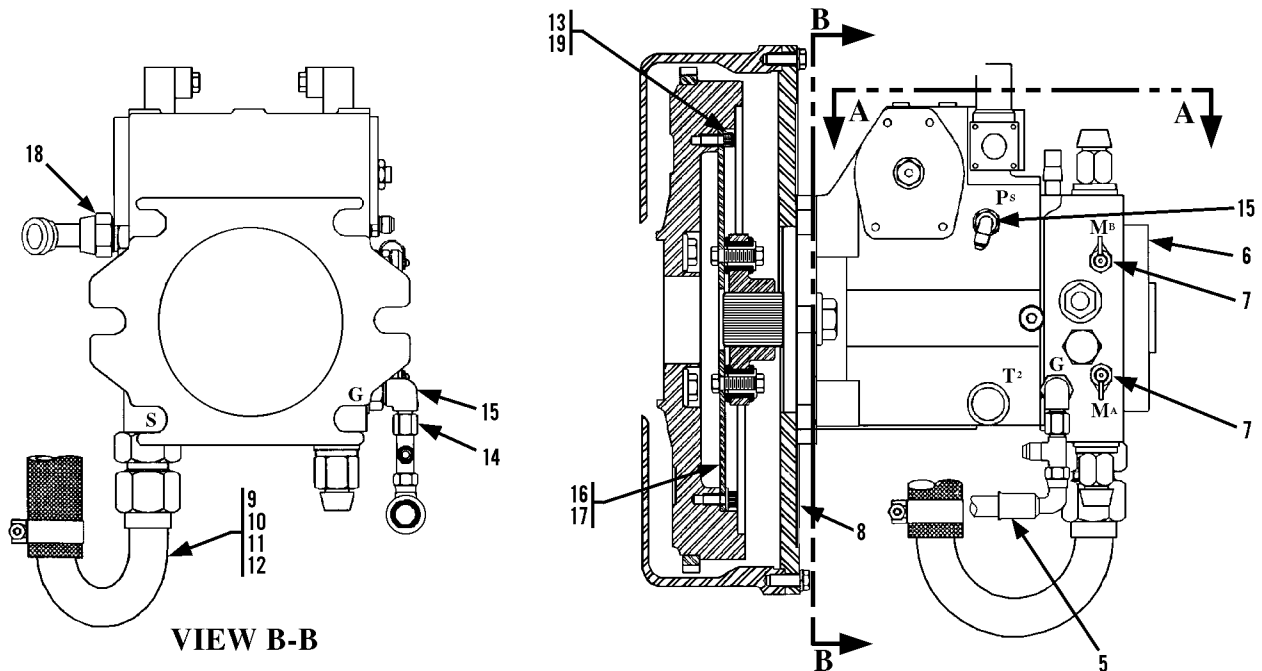
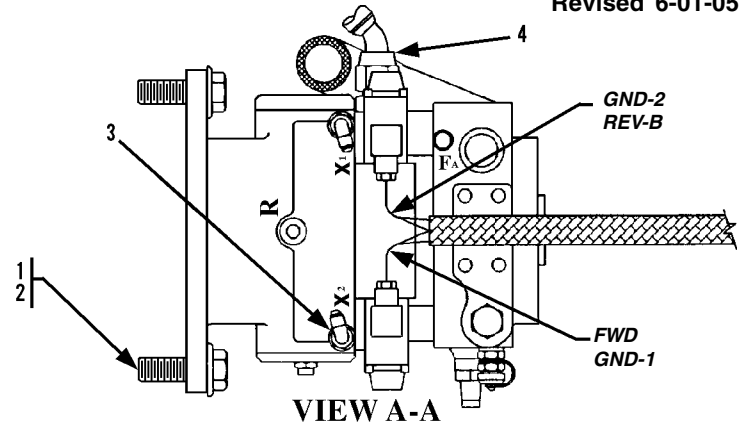
**SERVICE NOTES:**

- 1). Use Loctite 242, P/N 1440-3364, on all bolt & fitting threads except pipe threads.
- 2). Use Loctite pipe sealant, P/N 1440-4082, on all pipe threads.
- 3). Add 12 qts. of oil, P/N 1440-3420, to crankcase.

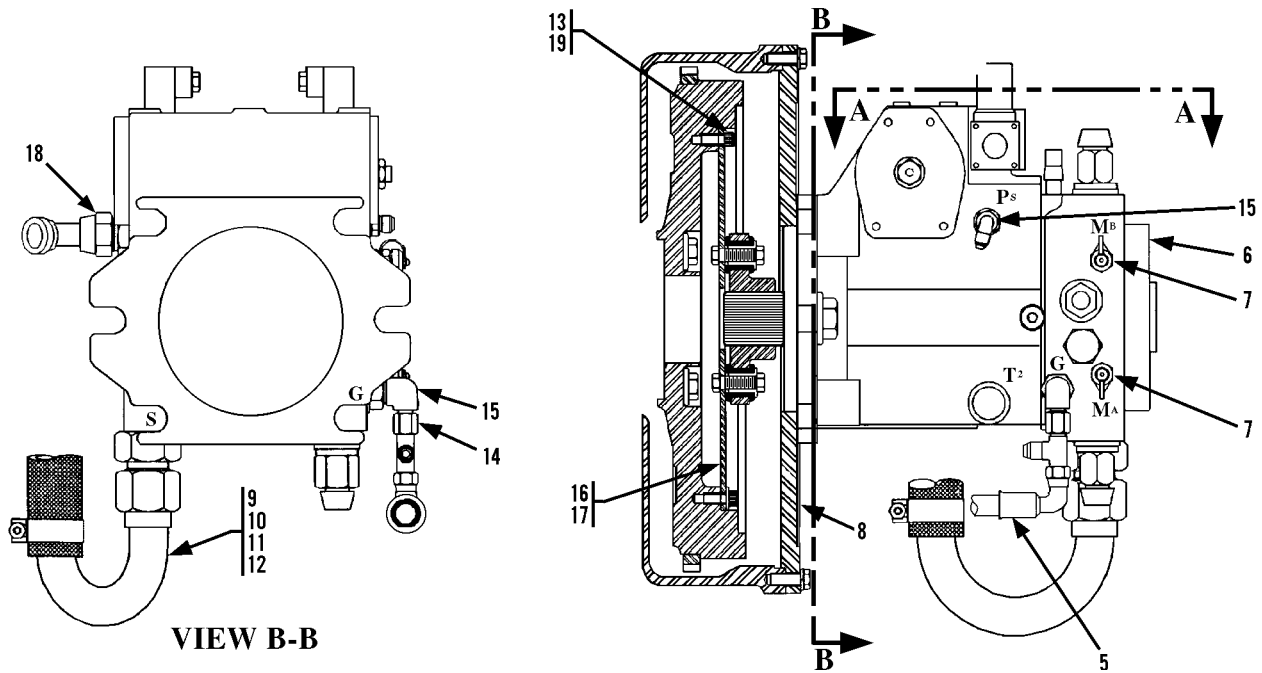
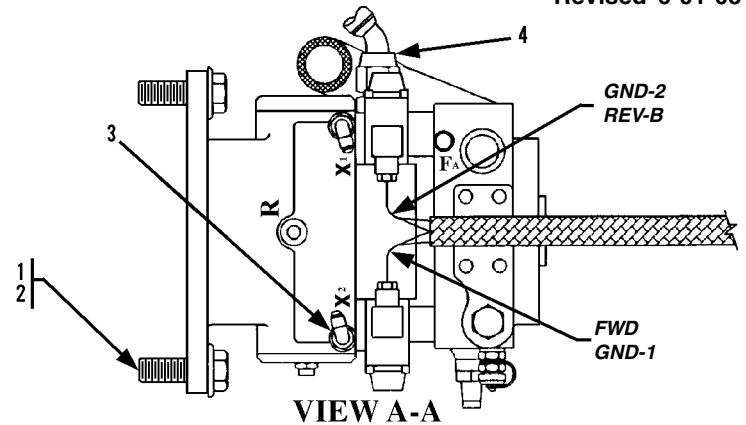
Item	Part No.	Qty.	Description Of Part	Item	Part No.	Qty.	Description Of Part
	9139-5001	Ref	ENGINE ASSY (includes all items on page 5-4 except items 50 thru 56, all items on page 5-5 except items 34, 35 & 36 and all items on page 5-6)	26	8319-1004	2	HEX HD CAPSCREW, M12X1.75X30, GR8
1	9139-3003	1	TUBE ASSY	27	8319-1010	2	LOCKWASHER, M10
2	8471-2738	2	SPLIT FLANGE CLAMP	28	9108-3481	1	NEGATIVE BATTERY CABLE
3	8320-1135	4	HEX HD CAPSCREW, 7/16-14X1-1/2, GR8	29	9108-3482	1	POSITIVE BATTERY CABLE
4	8855-1012	4	LOCKWASHER, 7/16	30	9002-7187	1	TIEWRAP
5	8820-1018	2	HEX HD CAPSCREW, 5/16-18X3/4, GR5	31	8871-1284	1	PIPE PLUG, 3/4
6	8850-1005	2	HEX NUT, 5/16-18	32	9020-5792	1	CUSHION CLAMP
7	9109-1001	1	CLAMP SUPPORT	33	8866-1384	1	HEX PLUG, 3/8 TUBE
8	8855-1010	2	LOCKWASHER, 5/16	34	8820-1001	2	HEX HD CAPSCREW, 1/4-20x1/2, GR5
9	9108-3106	1	O-RING	35	8856-1107	2	FLAT WASHER, 1/4
10	9108-6055	1	EXHAUST TUBING	36	8855-1009	2	LOCKWASHER, 1/4
11	8319-1021	13	HEX HD CAPSCREW, M10X1.5X30, GR8	37	2486-1170	3	SUPPORT CLAMP
12	8319-1013	16	LOCKWASHER, M10	38	9134-5008	1	STARTER RELAY ASSY (includes the following seven items)
13	9133-6003	1	TUBE SUPPORT		7738-3377	2	SOLENOID RELAY
14	9108-6131	1	TUBE SUPPORT		8821-1028	4	HEX HD CAPSCREW, #10-24X1/2, GR5
15	9108-3456	1	STARTER		8850-1612	4	HEX NUT
16	9108-3503	1	ALTERNATOR (includes item 40)		8855-1007	4	LOCKWASHER
17	9108-3218	1	FUEL FILTER		8856-1105	4	WASHER
18	8319-1006	1	HEX HD CAPSCREW, M10X1.5X40, GR8		9133-1014	1	RELAY MOUNTING PLATE
19	8856-1109	3	WASHER, 3/8		9137-3009	1	JUMPER WIRE
20	8319-1005	2	HEX HD CAPSCREW, M10X1.4X45, GR8	39	9136-3066	1	JUMPER WIRE
21	8348-3497	2	HOSE CLAMP	40	9108-3504	1	REGULATOR (supplied with alternator)
22	9002-8660	2	SUPPORT CLAMP	41	9114-3314	1	WATER TEMPERATURE SENDER
23		11"	HOSE, 5/16	42	8871-1385	1	REDUCER BUSHING
24	8856-1111	1	WASHER, 1/2				NOTE: ONLY ITEMS WITH PART NUMBERS ARE AVAILABLE FOR SERVICE.
25	9114-3122	1	SUPPORT CLAMP, 5/8				



Item	Part No.	Qty.	Description Of Part	Item	Part No.	Qty.	Description Of Part
1	9109-5029	Ref	ENGINE ASSY, (includes all items on page 5-4 except 45, 46 & 49 thru 53, and all items on pages 5-5 and 5-6)	10	9108-3246	1	HOSE
2	8820-1112	2	HEX HD CAPSCREW, 3/4-10x2-1/4, GR5, (torque to 240-265 ft. lbs.)	11	9108-3536	1	INTAKE TUBE
3	8855-1016	2	LOCK WASHER, 3/4	12	8866-2011	1	CONNECTOR, (includes o-ring)
4	9002-7906	2	ELBOW 90 DEGREES	13	8859-1210	1	O-RING
5	8471-7839	1	HOSE ASSY	14	8855-1011	8	LOCKWASHER, 3/8
6	8471-7852	1	HOSE ASSY	15	8866-2239	1	SWIVEL NUT BRANCH TEE, 3/8 TUBE
7		Ref	HYDROSTATIC TRANS. PUMP, (see page 10-16 for details)	16	9108-3222	1	STRAIGHT THREAD 90 DEGREE REDUCER CONNECTOR, (includes o-ring)
8	9105-3020	2	TEST COUPLING, (includes viton o-ring)	17	8859-1207	1	O-RING
9	9105-4002	2	VITON O-RING	18	9134-4048	1	PUMP MOUNT PLATE
10	9108-3019	1	PUMP MT. & FLYWHEEL COUPLING, (includes items 16 & 17)	19	9108-4312	1	COUPLING ASSY, (bolts included)
11	9002-8695	2	BANDCLAMP	18	8866-2008	1	CONNECTOR, (includes o-ring)
				19	8859-1207	1	O-RING
				19	8821-1068	8	SOCKET HD CAPSCREW, 3/8-16x5/8, GR8, (torque to 40-45 ft. lbs.)

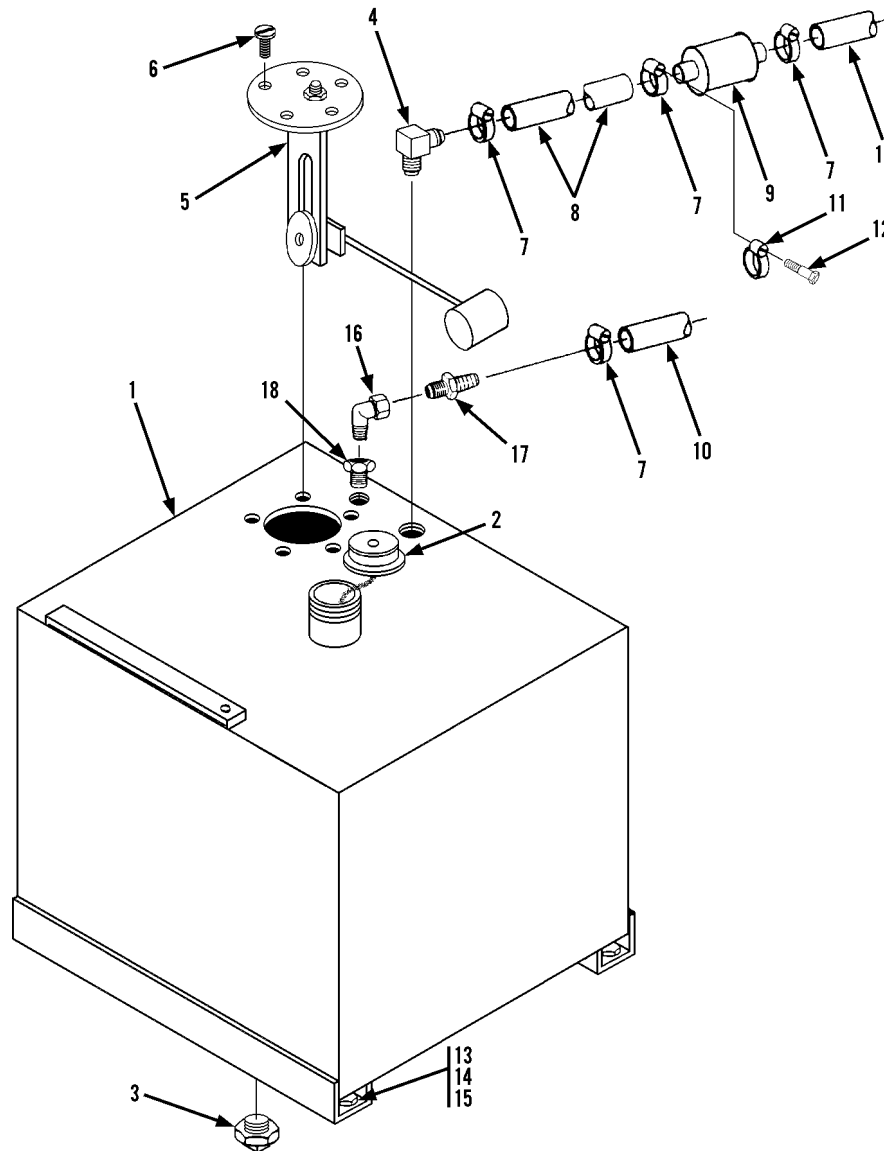


Item	Part No.	Qty.	Description Of Part	Item	Part No.	Qty.	Description Of Part
	9109-5029	Ref	ENGINE ASSY, (includes all items on page 5-4 except 45, 46 & 49 thru 53, and all items on pages 5-5 and 5-6)	10	9108-3246	1	HOSE
1	8820-1112	2	HEX HD CAPSCREW, 3/4-10x2-1/4, GR5, (torque to 240-265 ft. lbs.)	11	9108-3536	1	INTAKE TUBE
2	8855-1016	2	LOCK WASHER, 3/4	12	8866-2011	1	CONNECTOR, (includes o-ring)
3	9002-7906	2	ELBOW 90 DEGREES	8859-1210	1	O-RING	
4	8471-7839	1	HOSE ASSY	13	8855-1011	8	LOCKWASHER, 3/8
5	8471-7852	1	HOSE ASSY	14	8866-2239	1	SWIVEL NUT BRANCH TEE, 3/8 TUBE
6		Ref	HYDROSTATIC TRANS. PUMP, (see page 10-16 for details)	15	9108-3222	1	STRAIGHT THREAD 90 DEGREE REDUCER CONNECTOR, (includes o-ring)
7	9105-3020	2	TEST COUPLING, (includes viton o-ring)	8859-1207	1	O-RING	
	9105-4002	2	VITON O-RING	* 16	9134-4048	1	PUMP MOUNT PLATE
8	9108-3019	1	PUMP MT. & FLYWHEEL COUPLING, (includes items 16 & 17)	* 17	9108-4312	1	COUPLING ASSY, (bolts included)
9	9002-8695	2	BANDCLAMP	18	8866-2008	1	CONNECTOR, (includes o-ring)
				8859-1207	1	O-RING	
				19	8821-1068	8	SOCKET HD CAPSCREW, 3/8-16x5/8, GR8, (torque to 40-45 ft. lbs.)

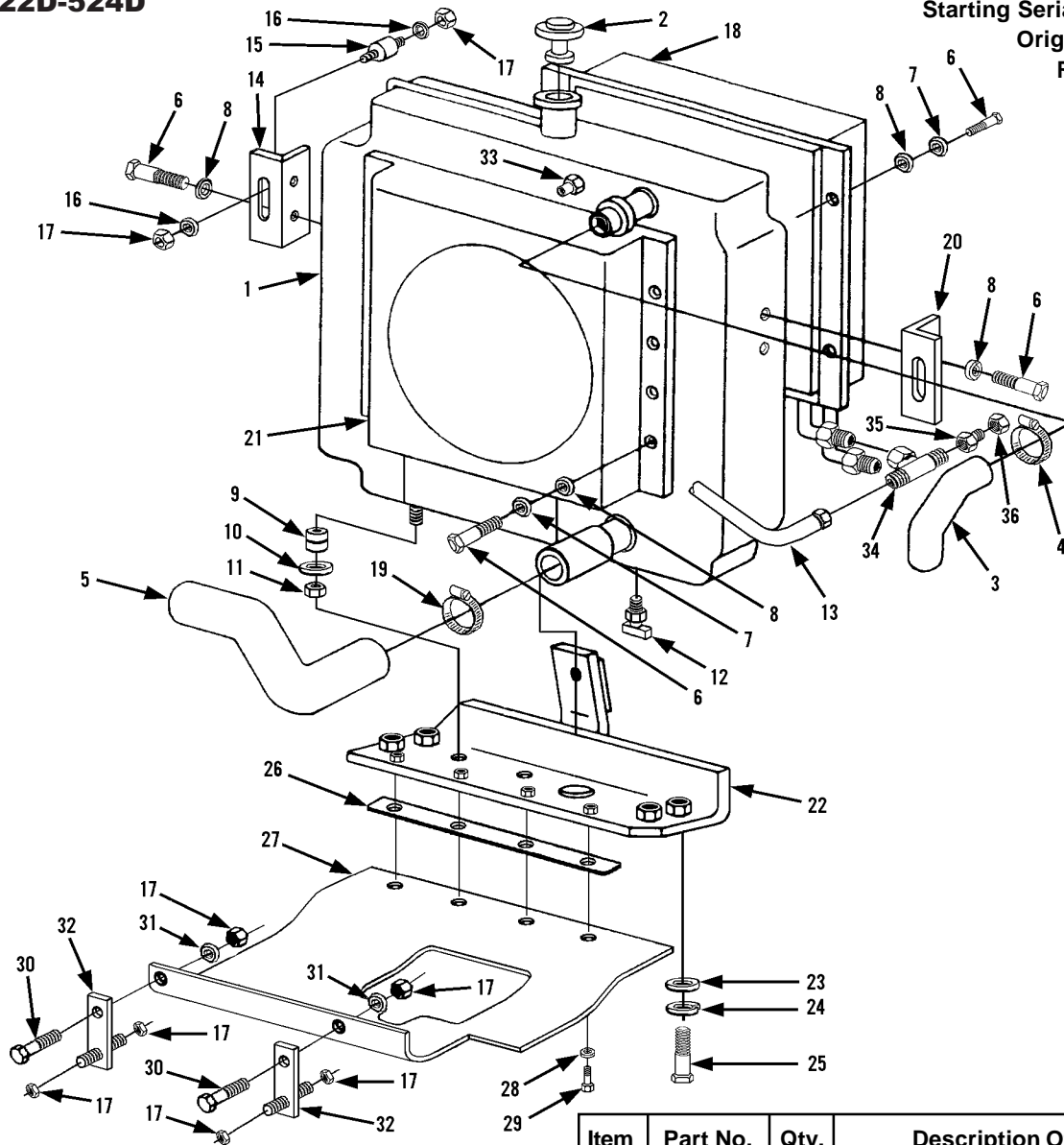


Item	Part No.	Qty.	Description Of Part	Item	Part No.	Qty.	Description Of Part
	9139-5001	Ref	ENGINE ASSY, (includes all items on page 5-4 except items 50 thru 56, and all items on pages 5-5 & 5-6)	10	9108-3246	1	HOSE
1	8820-1112	2	HEX HD CAPSCREW, 3/4-10x2-1/4, GR5, (torque to 240-265 ft. lbs.)	11	9108-3536	1	INTAKE TUBE
2	9002-7473	2	LOCK WASHER, 3/4	12	8866-2011	1	CONNECTOR, (includes o-ring)
3	9002-7906	2	ELBOW, 90 DEGREES		8859-1210	1	O-RING
4	8471-7839	1	HOSE ASSY	13	8855-1011	8	LOCKWASHER, 3/8
5	8471-7852	1	HOSE ASSY	14	8866-2239	1	SWIVEL NUT BRANCH TEE, 3/8 TUBE
6		Ref	HYDROSTATIC TRANS. PUMP, (see page 10-16 for details)	15	9108-3222	1	STRAIGHT THREAD 90 DEGREE REDUCER CONNECTOR, (includes o-ring)
7	9105-3020	2	TEST COUPLING, (includes viton o-ring)		8859-1207	1	O-RING
	9105-4002	2	VITON O-RING	* 16	9134-4048	1	PUMP MOUNT PLATE
8	9108-3019	1	PUMP MT. & FLYWHEEL COUPLING, (includes items 16 & 17)	* 17	9108-4312	1	COUPLING ASSY, (bolts included)
9	8063-3030	2	BAND CLAMP	18	8866-2008	1	CONNECTOR, (includes o-ring)
					8859-1207	1	O-RING
				19	8821-1068	8	SOCKET HD CAPSCREW, 3/8-16x5/8 GR8, (torque to 40-45 ft. lbs.)

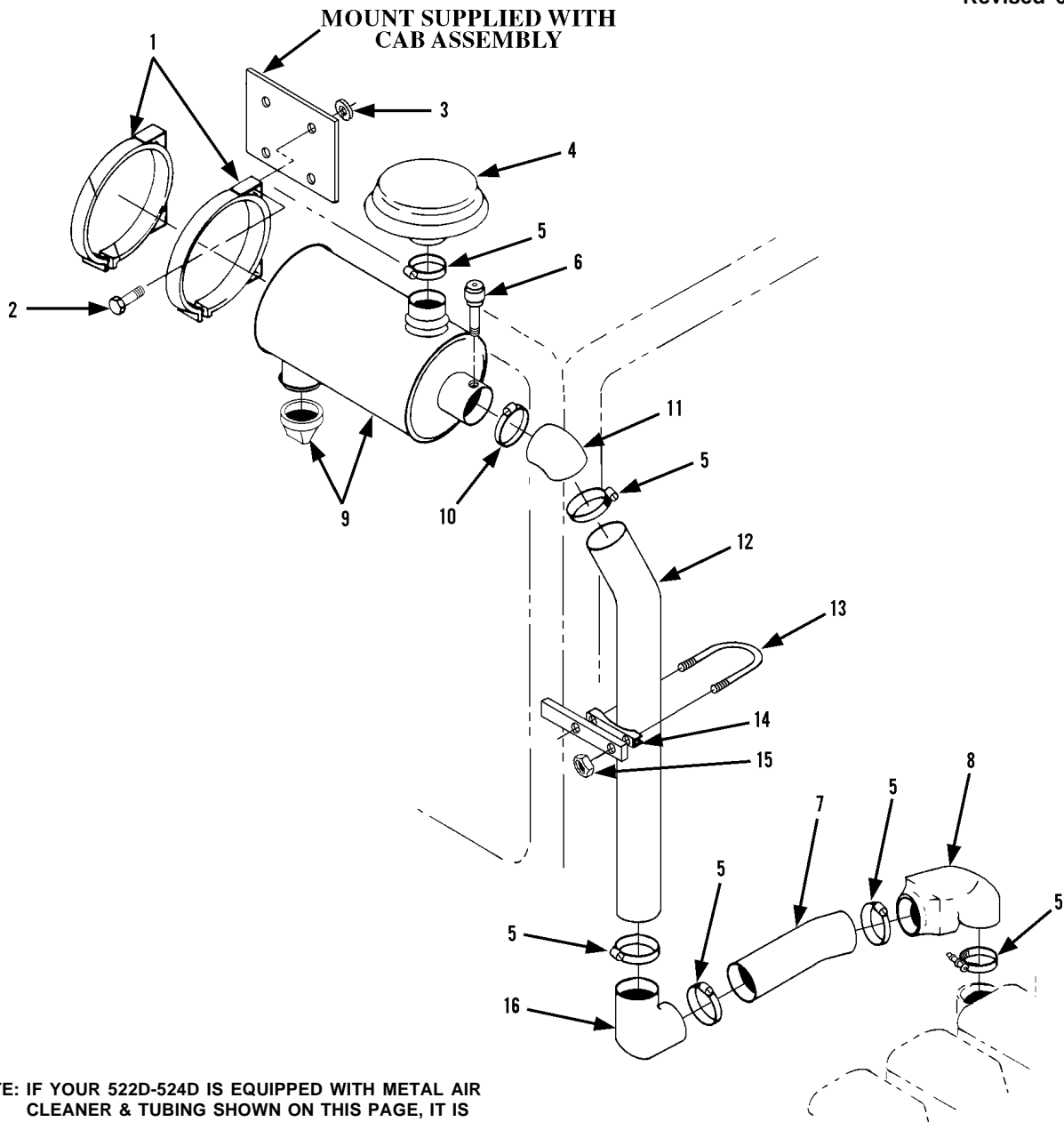




Item	Part No.	Qty.	Description Of Part	Item	Part No.	Qty.	Description Of Part
	9115-5016	1	FUEL TANK ASSY (includes items 1 thru 6)	10	60"	60"	FUELLINE HOSE, 5/16" I.D.
1	9115-3031	1	FUEL TANK (includes items 2 & 3)	11	9002-8660	1	SUPPORT CLAMP
2	8654-1381	1	FUEL TANK CAP (w/chain)	*12	9112-3124	1	WHIZ-LOK SCREW, 5/16-18x1/2
3	8871-1283	1	HEX SOCKET PIPE PLUG, 1/2	13	8820-1095	4	HEX HD CAPSCREW, 5/8-11X1-1/2, GR5
*4	8471-2746	1	HOSE NIPPLE, 90 DEGREES, 1/2x3/8	14	8856-1008	4	WASHER, 5/8
5	9114-3316	1	FUEL SENDER	15	8855-1015	4	LOCKWASHER, 5/8
6	9108-3491	5	GASKETED SCREW, 10-32	*16	8871-2011	1	STREET ELBOW, 90 DEGREES, 1/8
7	8348-3497	4	HOSE CLAMP	*17	8874-1805	1	HOSE NIPPLE
8		11"	FUEL LINE HOSE, 3/8" I.D.	*18	8871-1385	1	REDUCING BUSHING, 1/2x1/8
9	9108-3218	1	FUEL FILTER				



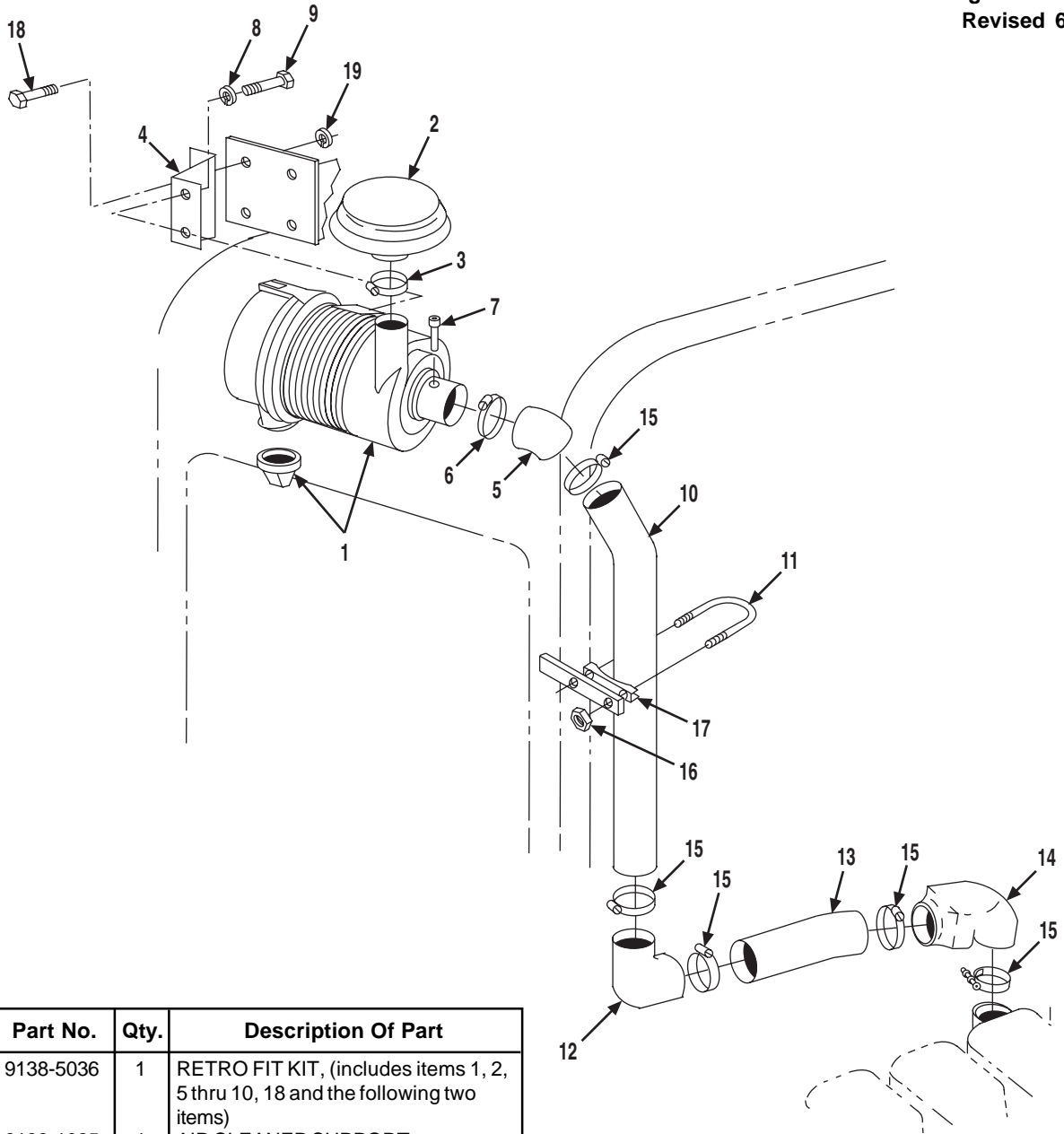
Item	Part No.	Qty.	Description Of Part
*	9108-5139	Ref	RADIATOR ASSY (includes items 1, 2, 3, one of item 4, 5 thru 8, 12, 13, 14, 18, one of item 19, 20, 21, & 33 thru 36)
1	9114-3269	1	RADIATOR (includes item 2)
2	9108-4198	1	RADIATOR CAP, 15 PSI
3	9108-3094	1	UPPER RADIATOR HOSE
* 4	8507-1128	2	HOSE CLAMP
5	9108-3364	1	LOWER RADIATOR HOSE
6	8820-1016	16	HEX HD CAPSCREW, 5/16-18x1/2, GR5
7	8856-1003	12	WASHER, 5/16
8	8855-1010	16	LOCKWASHER, 5/16
9	8368-3308	2	SHOCK MOUNT
10	9020-5918	2	WASHER
11	8852-1206	2	HEX LOCKNUT, 3/8-16
12	8452-1056	1	DRAIN COCK
13	8471-9109	1	HOSE ASSY
14	9108-1181	1	MOUNTING BRACKET
15	9103-3137	2	SHOCK MOUNT
16	8856-1003	4	FLAT WASHER, 5/16
* 17	7714-3006	10	HEX LOCKNUT, 5/16-18
18	9108-3573	1	OIL COOLER
19	8688-3327	2	HOSE CLAMP
20	9108-1541	1	MOUNTING BRACKET
21	9108-3085	1	RADIATOR SHROUD
22	9108-6174	1	RADIATOR MOUNT
23	8856-1006	4	FLAT WASHER, 1/2
24	8855-1013	4	LOCKWASHER, 1/2
25	8820-1067	4	HEX HD CAPSCREW, 1/2-13x1-1/2 GR5
26	9130-1086	1	FLAT BAR
27	9112-3168	1	DUST SHIELD (524D)
	9130-3057	1	DUST SHIELD (522D)
28	8856-1003	4	WASHER
29	8820-1021	4	HEX HD CAPSCREW, 5/16-18x1-1/4, GR5
30	8820-1020	2	HEX HD CAPSCREW, 5/16-18x1, GR5
* 31	9108-3533	2	FENDER WASHER
32	9108-1654	2	BAR
33	9003-0271	1	FITTING
34	8866-2227	1	SWIVEL NUT BRANCH TEE, 3/4 TUBE
35	8866-1345	1	REDUCER ADAPTER
36	8866-1408	1	NUT



\* NOTE: IF YOUR 522D-524D IS EQUIPPED WITH METAL AIR CLEANER & TUBING SHOWN ON THIS PAGE, IT IS RECOMMENDED TO REPLACE IT WITH RETRO FIT KIT 9138-5036, SHOWN ON PAGE 5-9, S.S.N. 0277595.

Item	Part No.	Qty.	Description Of Part
1	7710-3138	2	MOUNTING BAND
2	8820-1018	4	HEX HD CAPSCREW, 3/8-16x3/4, GR5
3	8855-1010	4	LOCKWASHER, 3/8"
4	9103-3028	1	INLET CAP
5	9116-3129	6	HOSE CLAMP
6	7738-3154	1	SERVICE INDICATOR
7	9108-3124	1	AIR INTAKE TUBE
8	9108-3126	1	AIR INTAKE ELBOW
9		Ref	AIR CLEANER, METAL HOUSING, (see page 5-10 for details)
10	9116-3137	1	HOSE CLAMP

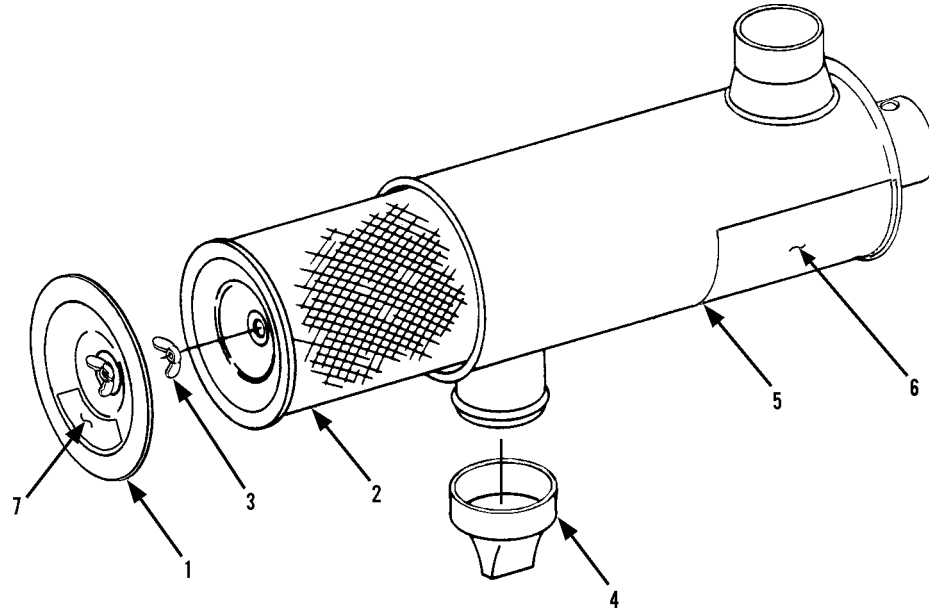
Item	Part No.	Qty.	Description Of Part
11	9108-3129	1	REDUCING ELBOW
12	9114-3353	1	AIR INTAKE TUBE
13	2492-1332	1	MUFFLER CLAMP, (includes items 14 & 15)
14		1	BRIDGE
15		2	NUT
16	9108-3128	1	90 DEGREE AIR INTAKE ELBOW
			NOTE: ONLY ITEMS WITH PART NUMBERS ARE AVAILABLE FOR SERVICE.



Item	Part No.	Qty.	Description Of Part
*	9138-5036	1	RETRO FIT KIT, (includes items 1, 2, 5 thru 10, 18 and the following two items)
	9138-1025	1	AIR CLEANER SUPPORT
	8856-1003	2	FLAT WASHER, 5/16

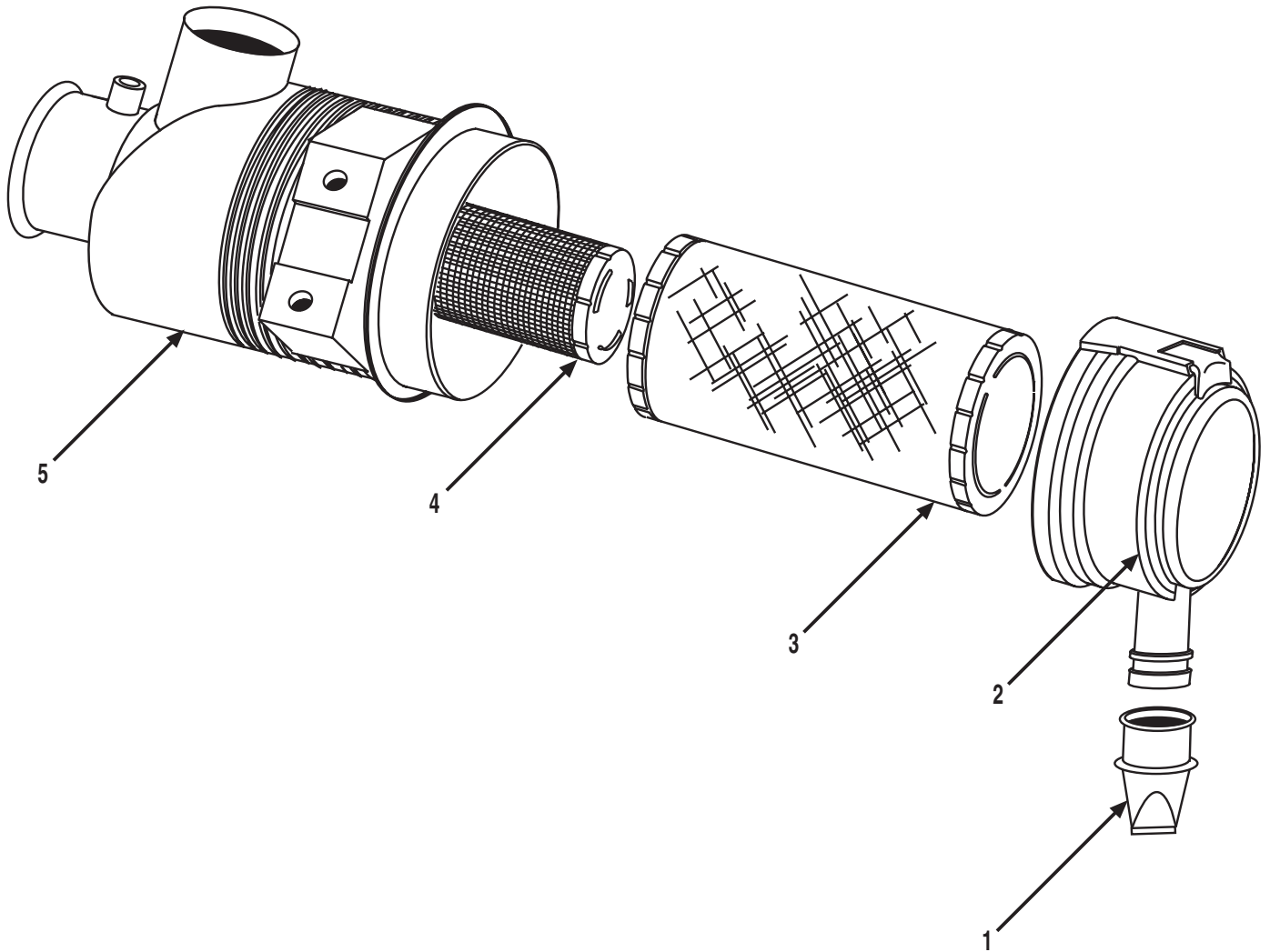
Item	Part No.	Qty.	Description Of Part
1		Ref	7" AIR CLEANER, VINYL HOUSING, (see page 5-10 for details)
2	9140-3512	1	AIR INLET HOOD, (includes item 3)
3		1	CLAMP
4	9138-1024	1	AIR CLEANER SUPPORT
5	9108-3128	1	REDUCING ELBOW
6	9116-3129	1	BAND CLAMP
7	8367-1475	1	SERVICE INDICATOR
* 8	8855-1010	2	LOCKWASHER, 5/16
* 9	8319-1028	2	HEX HD CAPSCREW, M8x1.25x25
10	9134-3023	1	UPPER INTAKE TUBE
11	2492-1332	1	MUFFLER CLAMP, (includes items 16 & 17)

Item	Part No.	Qty.	Description Of Part
12	9108-3128	1	90 DEGREE AIR INTAKE ELBOW
13	9108-3124	1	AIR INTAKE TUBE
14	9108-3126	1	AIR INTAKE ELBOW
15	9116-3129	5	BAND CLAMP
16		2	NUT
17		1	BRIDGE
18	8820-1018	2	HEX HD CAPSCREW, 5/16-18 x 3/4, GR5
19	8855-1010	2	LOCKWASHER, 5/16
			NOTE: ONLY ITEMS WITH PART NUMBERS ARE AVAILABLE FOR SERVICE.

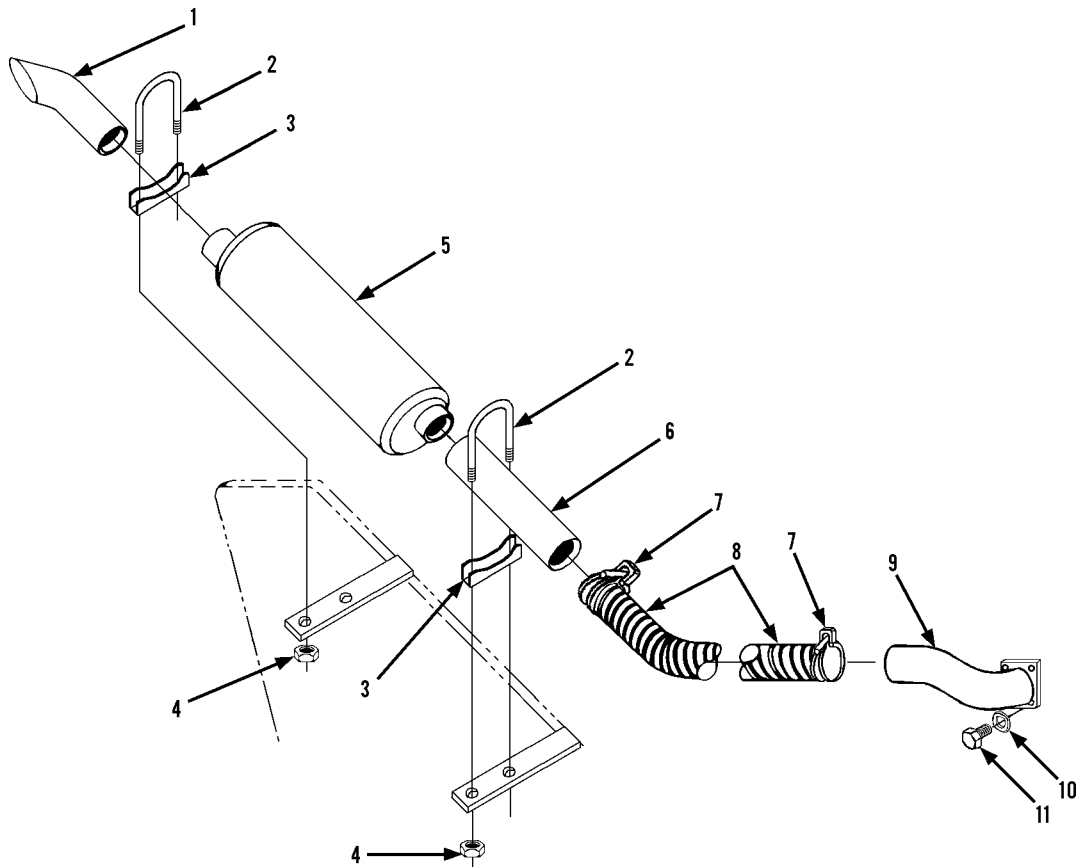


**\* NOTE: IF YOUR MACHINE IS EQUIPPED WITH THE METAL AIR CLEANER SHOWN ON THIS PAGE, IT IS RECOMMENDED TO REPLACE IT WITH RETRO FIT KIT 9138-5036, SHOWN ON PAGE 5-9, S.S.N. 0277595.**

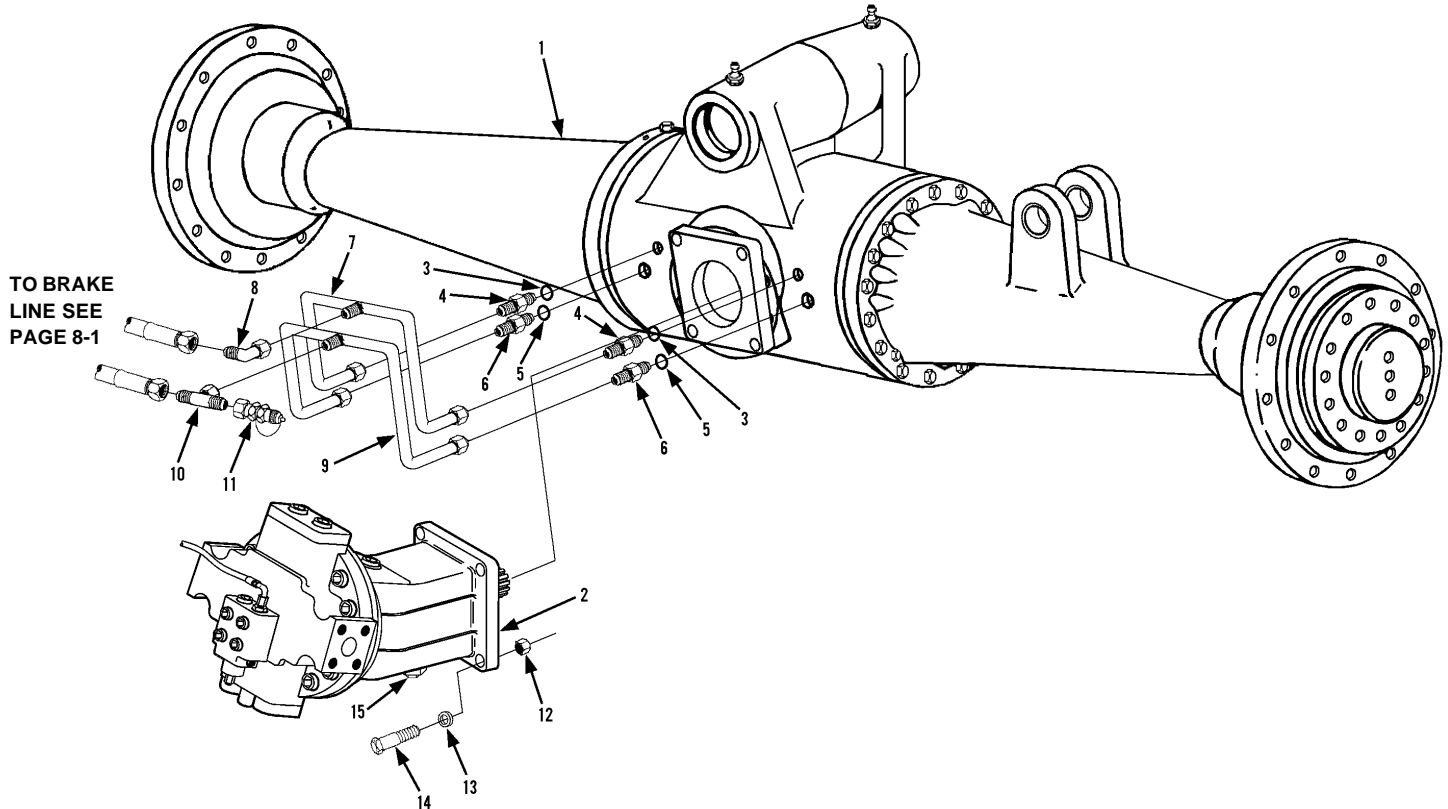
Item	Part No.	Qty.	Description Of Part
	9020-5663	1	AIR CLEANER, (includes items 1 thru 5)
1	9020-6606	1	COVER W/NUT
2	9020-6262	1	ELEMENT
3	9020-1414	1	WING NUT W/SEAL
4	9020-0807	1	VACUATOR
5		1	BODY, METAL HOUSING, (not sold separately order P/N 9020-5663)
6	9133-3017	1	AIR CLEANER DECAL
7	9133-3024	1	AIR FILTER DECAL
			NOTE: ONLY ITEMS WITH PART NUMBERS ARE AVAILABLE FOR SERVICE.



Item	Part No.	Qty.	Description Of Part
	9138-3065	1	7" AIR CLEANER (includes all items)
1	8027-4006	1	VACUATOR VALVE
2	9138-4010	1	COVER ASSEMBLY
3	9140-3102	1	FILTER ELEMENT
4	9140-3103	1	SAFETY ELEMENT
5		1	BODY, VINYL HOUSING (not sold separately order P/N 9138-3065)
			NOTE: ONLY ITEMS WITH PART NUMBERS ARE AVAILABLE FOR SERVICE.

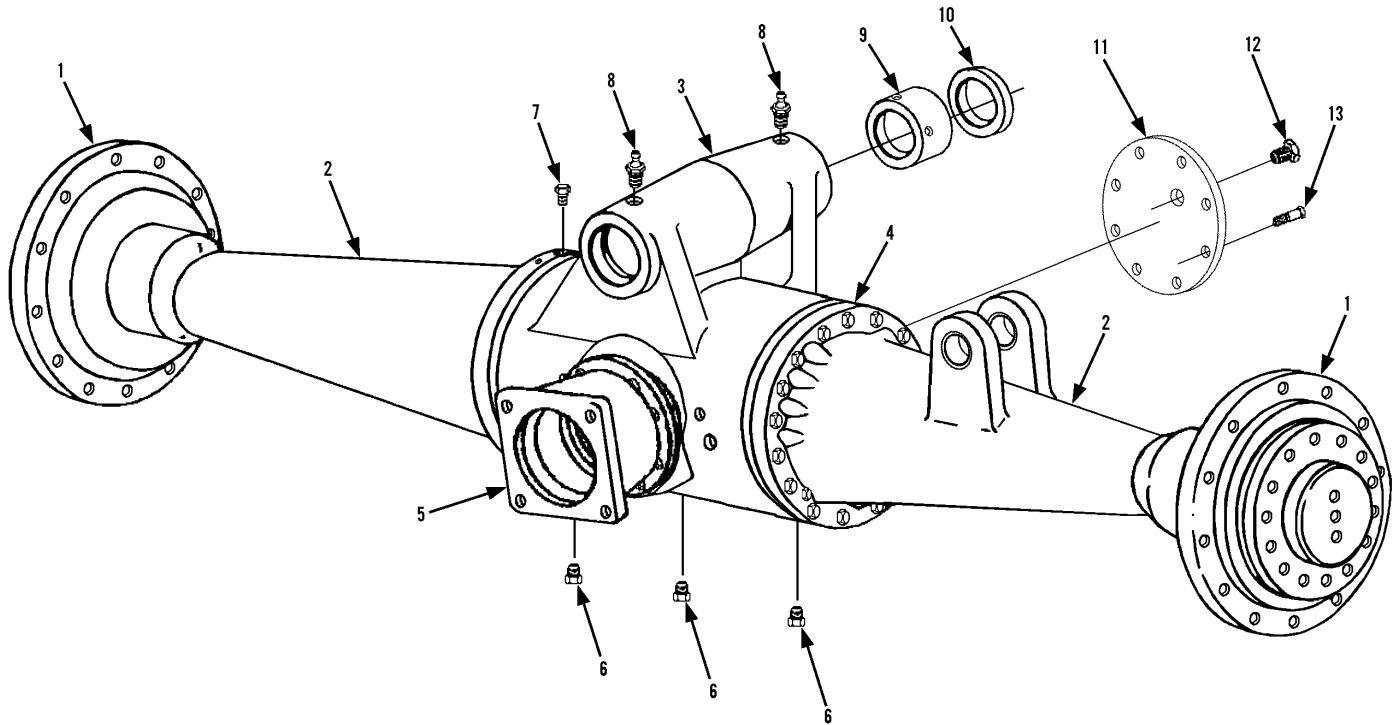


Item	Part No.	Qty.	Description Of Part
1	9108-3560	1	TAILPIPE
2	8368-3175	2	MUFFLER CLAMP (includes items 3 & 4)
3		2	BRIDGE
4		4	NUT
5	9108-3250	1	MUFFLER
6	9112-3165	1	EXHAUSTPIPE
7	9116-3268	2	FLEX PIPE CLAMP
8	9104-3150	1	FLEXIBLE TUBING
9	9108-6055	1	EXHAUST TUBE
10	8319-1013	4	LOCKWASHER, M10
11	8319-1021	4	HEX HDCAPSCREW, M10x1.5x30
			NOTE: ONLY ITEMS WITH PART NUMBERS ARE AVAILABLE FOR SERVICE.

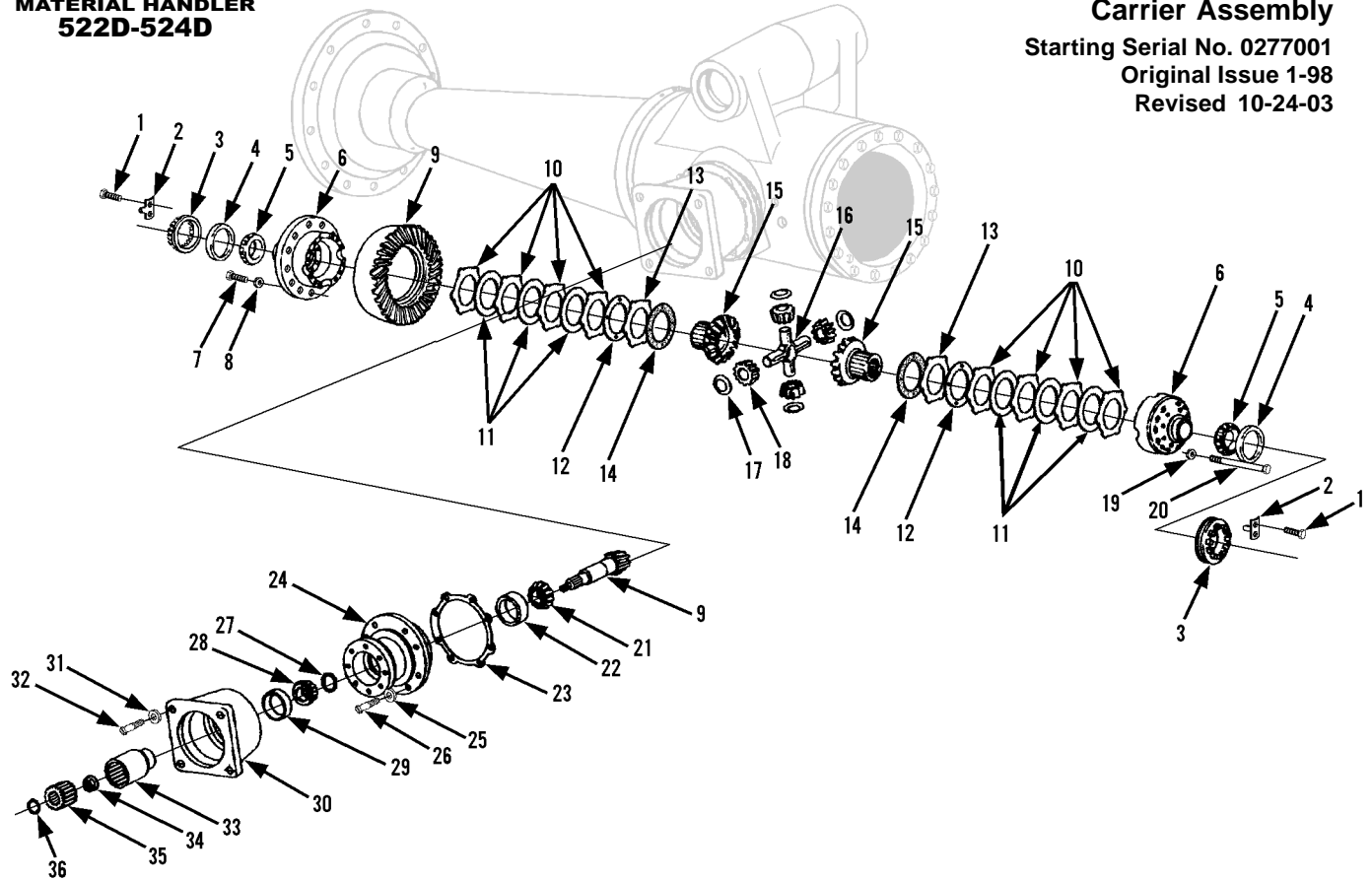


Item	Part No.	Qty.	Description Of Part	Item	Part No.	Qty.	Description Of Part
	9108-5110	1	FRONT AXLE ASSY - 524D (includes items 1 thru 15)	8	8866-2106	1	ELBOW, 90 DEGREES (swivel nut)
	9109-5020	1	FRONT AXLE ASSY - 522D (includes items 1 thru 15)	9	9112-3127	1	SERVICE BRAKE TUBE LINE
1		Ref	FRONT AXLE (see page 6-2 for details)	10	8866-2224	1	SWIVEL NUT BRANCH TEE, 3/8 TUBE
2		Ref	FRONT DRIVE MOTOR (see page 10-17 for details)	11	9114-3172	1	MINI CHECK VALVE
3	8859-1205	2	O-RING	*12	7738-3580	4	HIGH NUT, 3/4-16, (torque nuts to 265-290 ft. lbs.)
4	8866-2006	2	CONNECTOR (includes item 3)	13	9002-7473	4	HARD WASHER, 3/4
5	8859-1204	2	O-RING	*14	8820-1616	4	HEX HD CAPSCREW, 3/4-16x3-1/2, GR5
6	8866-2005	2	CONNECTOR (includes item 5)	15	8866-2194	1	HEX SOCKET HD PLUG, (includes o-ring)
7	9112-3130	1	PARK BRAKE TUBE LINE		8859-1206	1	O-RING

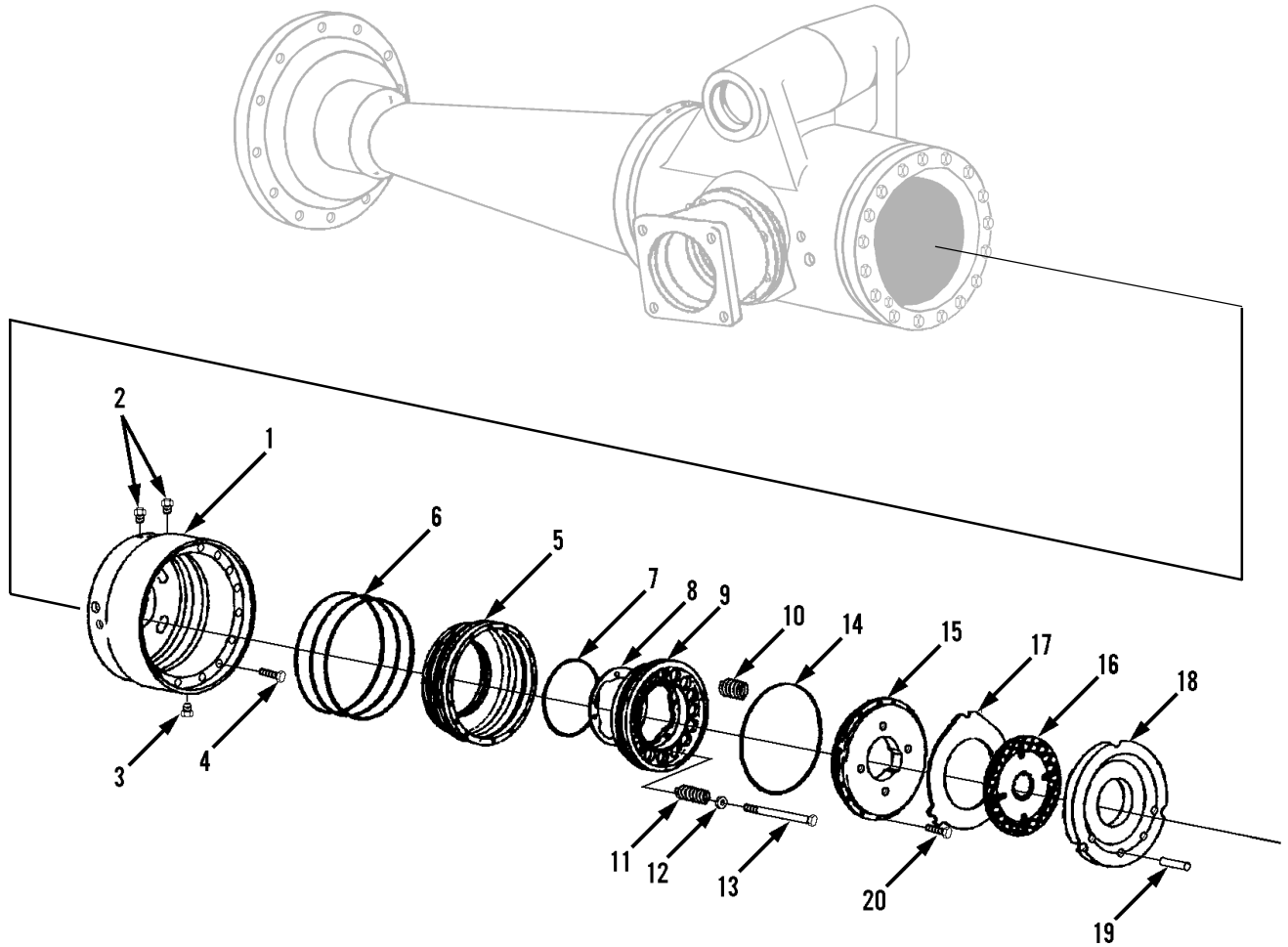




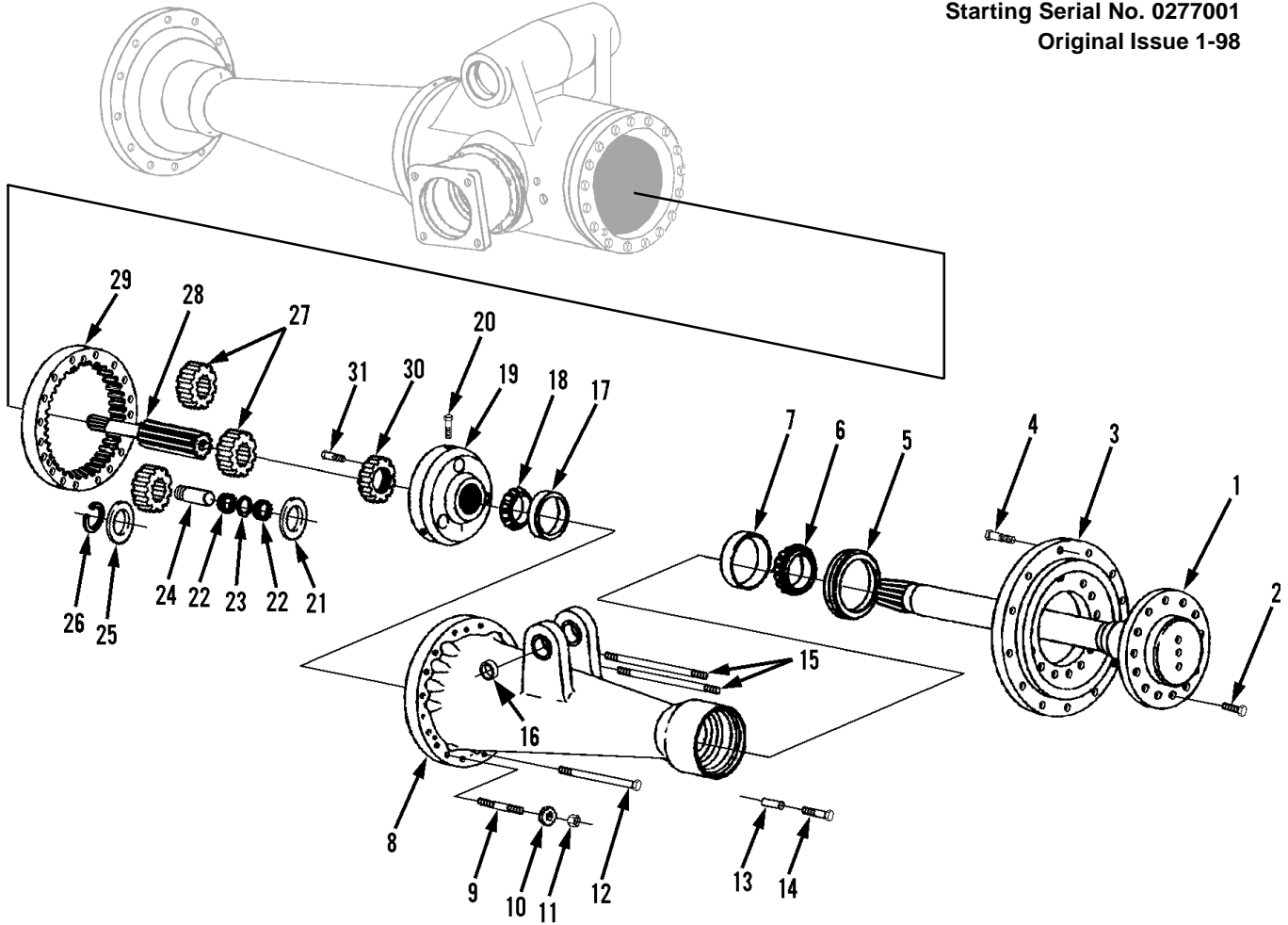
Item	Part No.	Qty.	Description Of Part
	9112-3119	1	FRONT AXLE (includes all items on pages 6-2, 6-3, 6-4 & 6-5)
1		Ref	WHEEL FLANGE ASSY (see page 6-5 for details)
2		Ref	LEFT & RIGHT HOUSING ASSY (see page 6-5 for details)
3	9114-4326	1	CENTER HOUSING ASSY (includes item 9)
4		Ref	BRAKE ASSY (see page 6-4 for details)
5		Ref	CARRIER ASSY (see page 6-3 for details)
6	9114-4327	3	DRAIN PLUG
7	9114-4328	1	VENT PLUG
8	9114-4329	2	LUBE FITTING
9	9108-4046	2	BUSHING
10	9108-4047	2	TRUNNION OIL SEAL
*11	9114-1511	1	COVER
*12	8871-1284	1	LEVEL PLUG
13	9114-4332	8	CAPSCREW, M8x1.25x16.0



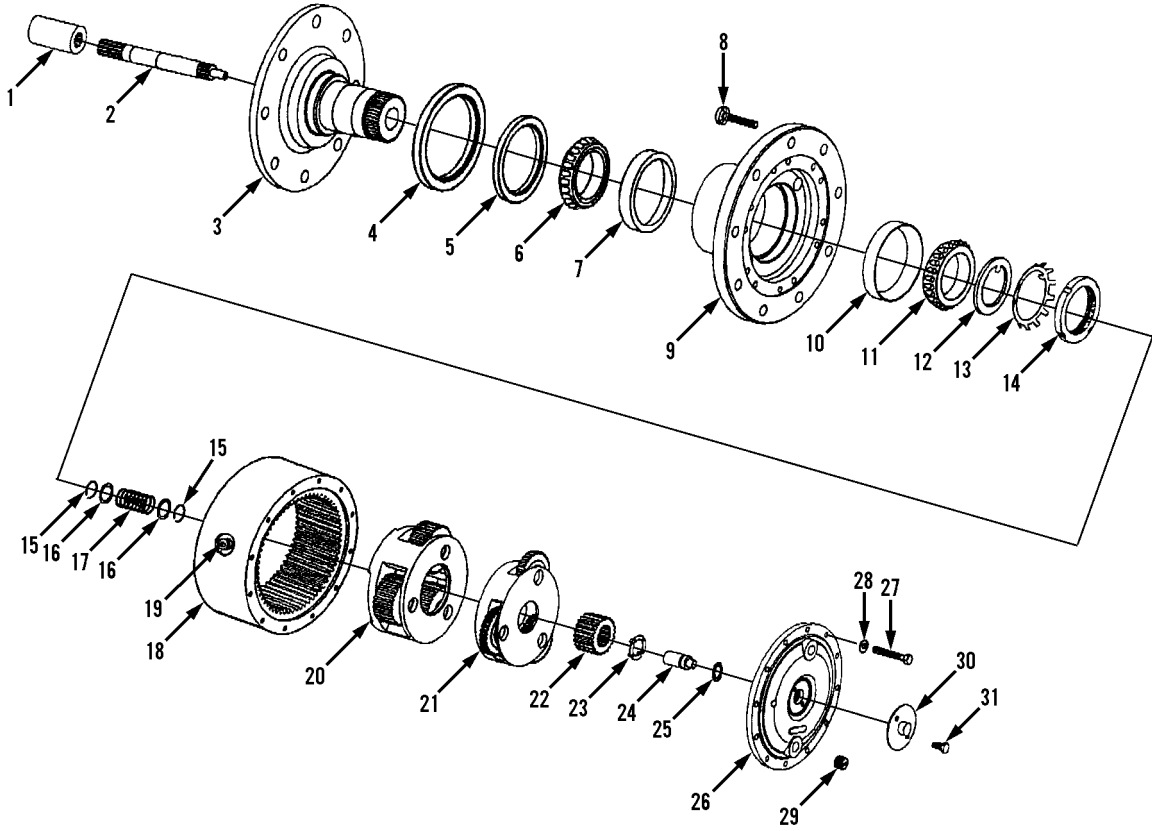
Item	Part No.	Qty.	Description Of Part	Item	Part No.	Qty.	Description Of Part
	9114-4382	Ref	LIMITED SLIP PLATE STACK KIT (includes items 10, 11, 12, 13 & 14)	18	9114-4396	4	PINION GEAR
	9114-4383	Ref	PINION CAGE SHIM KIT (includes item 23)	19	8348-3584	12	WASHER
	9114-4384	Ref	DRIVE PINION SHIM KIT (includes item 27)	20	9114-4397	12	CAPSCREW, M10x1.5x80.0
	9114-4385	Ref	LIMITED SLIP SHIM KIT (includes item 12)	21	9020-7204	1	BEARING CONE
1	9114-4386	4	CAPSCREW	22	9020-0440	1	BEARING CUP
2	9114-4387	2	ADJUSTER RING LOCK	23		4	SHIM (0.05) (included in shim kit)
3	9114-4388	2	ADJUSTER RING	24	9114-4398	1	PINION CAGE ASSY (includes items 22 & 29)
4	8307-3828	2	BEARING CUP	25	9114-4399	8	WASHER
5	9114-4389	2	BEARING CONE	26	9114-4400	8	CAPSCREW, M12x1.75x40.0
* 6	9114-4390	1	DIFFERENTIAL CASE	27		1	SHIM (1.20) (included in shim kit)
7	9114-4391	12	CAPSCREW, M10x1.0x30.0			1	SHIM (1.25) (included in shim kit)
8	8348-3584	12	WASHER			1	SHIM (1.30) (included in shim kit)
9	9114-4392	1	SPIRAL GEAR & PINION			1	SHIM (1.35) (included in shim kit)
10		8	DRIVE FRICTION DISC (included in 9114-4382 kit)			1	SHIM (1.40) (included in shim kit)
11		6	DRIVEN FRICTION DISC (included 9114-4382 kit)			1	SHIM (1.45) (included in shim kit)
12		2	SHIM (0.33) (included in shim kit)	28	9114-4401	1	BEARING CONE
		2	SHIM (0.38) (included in shim kit)	29	9114-4402	1	BEARING CUP
		2	SHIM (0.25) (included in shim kit)	30	9114-4403	1	MOTOR ADAPTER FLANGE
		2	SHIM (0.13) (included in shim kit)	31	8348-3584	8	WASHER
13		2	COMPRESSION DISC (included in 9114-4382 kit)	32	9114-4404	8	CAPSCREW, .3750-16UNC-2Ax1.25
14		2	THRUSTWASHER (included in 9114-4382 kit)	33	9114-4405	1	DRIVEN SLEEVE
15	9114-4393	2	SIDE GEAR	34	9114-4406	1	PINION NUT, M24x1.5
16	9114-4394	1	SPIDER	35	9114-4407	1	DRIVE SLEEVE
17	9114-4395	4	THRUSTWASHER	36	9114-4408	1	SNAP RING
							NOTE: ONLY ITEMS WITH PART NUMBERS ARE AVAILABLE FOR SERVICE.



Item	Part No.	Qty.	Description Of Part	Item	Part No.	Qty.	Description Of Part
*	9114-4442	Ref	BRAKE SEAL KIT (includes items 6, 7, & 14), <b>(services both sides)</b>	8		8	SHIM (0.075) (included in shim kit)
*	9114-4369	Ref	BRAKE PISTON PLATE KIT (includes items 15, 16, 17 & 18), <b>(services one side)</b>			8	SHIM (0.125) (included in shim kit)
*	9114-4370	Ref	BRAKE PLATE & SEAL KIT (includes items 6, 7, 14, 15, 16, 17 & 18), <b>(services one side)</b>			8	SHIM (0.255) (included in shim kit)
*	9114-4371	Ref	PISTON BRAKE SHIM KIT (includes item 8), <b>(services one side)</b>			8	SHIM (0.555) (included in shim kit)
1	9114-4372	1	BRAKE HOUSING (right side only - left side included in center housing)	9	9114-4376	2	BRAKE PISTON
2	9114-4373	4	HYDRAULIC LINE BLEEDER	10	9114-4377	24	SPRING
3		Ref	DRAIN PLUG (see page 6-2 for details)	11	9114-4378	16	SPRING
4	9114-4374	3	CAPSCREW - RIGHT SIDE ONLY, M8X1.25x40.0	12	8688-1421	16	WASHER
5	9112-4094	2	BRAKE PISTON & PLATE ASSY (includes items 6, 7, 9, 10, 14, 15, & 20)	13	9114-4379	16	RETURN SPRING BOLT
6		6	O-RING	14		2	O-RING
7		2	O-RING	15		2	BRAKE ACTUATING PLATE
				16		8	FRICITION DISC
				17		8	STATIONARY DISC
				18		2	BRAKE REACTION PLATE
				19	9114-4380	6	BRAKE DISC LOCKPIN
				20	9114-4381	42	CAPSCREW, M6x1.0x12.0 (allen)
							NOTE: QUANTITIES SHOWN ARE FOR BOTH SIDES.
							NOTE: ONLY ITEMS WITH PART NUMBERS ARE AVAILABLE FOR SERVICE.

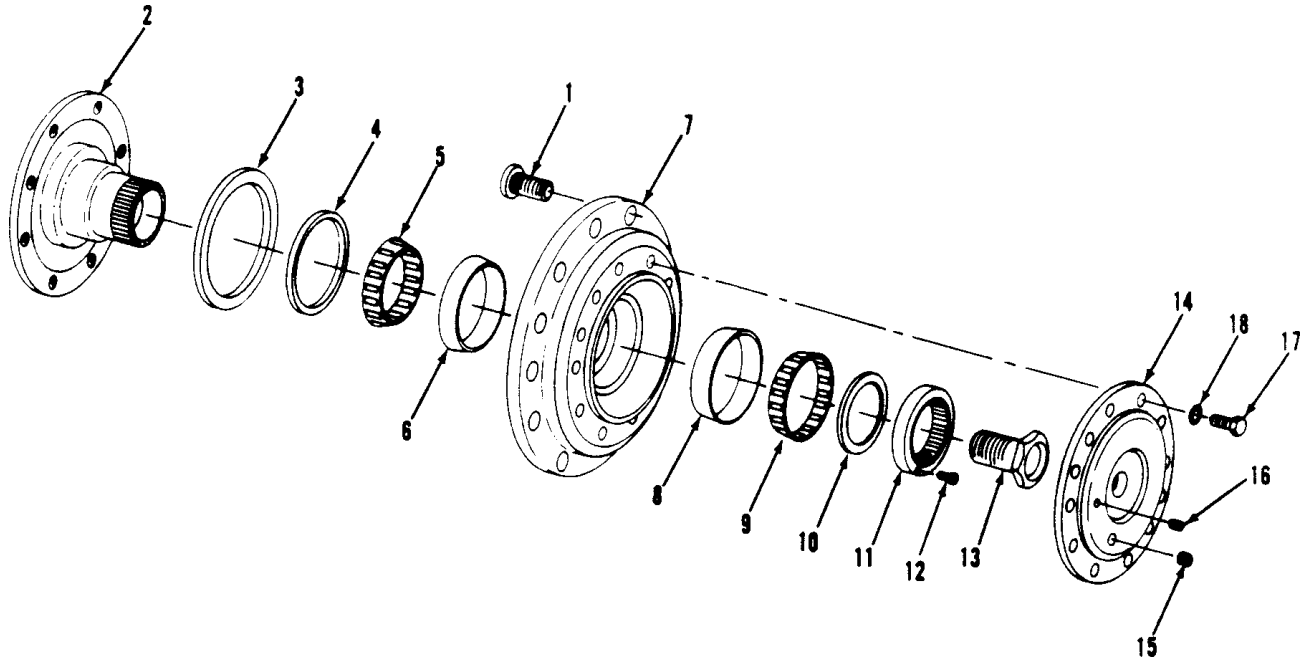


Item	Part No.	Qty.	Description Of Part	Item	Part No.	Qty.	Description Of Part
1	9114-4333	2	AXLE SHAFT ASSY (includes items 2, 3, 4 & 5)	14	9114-4348	4	CAPSCREW - USE W/26mm SPACER, M14x1.5x85 (position at 7 & 5 o'clock)
2	9114-4334	28	CAPSCREW, M20X1.5x50.0		9114-4349	2	CAPSCREW - USE W/19mm SPACER, M14x1.5x78 (position at 12 o'clock)
3	9114-4335	2	WHEEL FLANGE ASSY (includes item 4)	15	9114-4350	2	STUD - RIGHT SIDE, M14x1.5x232.0
4	9020-3543	24	WHEEL BOLT		9114-4351	2	STUD - LEFT SIDE, M14x1.5x112.0
5	9114-4336	2	SHAFT OIL SEAL	16	9114-4352	2	BUSHING
6	8698-4451	2	BEARING CONE	17	9114-4353	2	BEARING CUP
7	8698-4452	2	BEARING CUP	18	9114-4354	2	BEARING CONE
8	9114-4337	1	HOUSING ASSY - RIGHT SIDE (shown)(includes items 7, 16 & 17)	19	9114-4355	2	SPIDER ASSY (includes items 20 & 24)
	9114-4338	Ref	RING GEAR & HOUSING ASSY - RIGHT SIDE (shown) (includes items 7, 16, 17 & 29)	20	9114-4356	6	CAPSCREW, M10x23.0
	9114-4339	1	HOUSING ASSY - LEFT SIDE (not shown) (includes items 7 & 17)	21	9114-4357	6	THRUSTWASHER
	9114-4340	Ref	RING GEAR & HOUSING ASSY - LEFT SIDE (not shown) (includes items 7, 17 & 29)	22	9114-4358	6	KIT ROLLER
9	9114-4341	4	SET SCREW	23	9114-4359	6	SPACER
10	9114-4342	32	WASHER	24	9114-4360	6	PLANETARY PINION SHAFT
11	9114-4343	8	NUT, M14x1.5-6H	25	9114-4361	6	WASHER
12	9114-4344	14	CAPSCREW - RIGHT SIDE, M14x1.5x212.0	26	9114-4362	6	SNAP RING
	9114-4345	14	CAPSCREW - LEFT SIDE, M14x1.5x120.0	27	9114-4363	6	PLANETARY PINION
13	9114-4346	2	SPACER - 19mm	28	9114-4364	1	SUN GEAR (287.0mm) - RIGHT SIDE (shown)
	9114-4347	4	SPACER - 26mm		9114-4365	1	SUN GEAR (247.0mm) - LEFT SIDE (not shown)
				29	9114-4366	2	RING GEAR
				30	9114-4367	2	ADJUSTING NUT
				31	9114-4368	2	CAPSCREW (adjusting nut lock)
							NOTE: QUANTITIES SHOWN ARE FOR BOTH SIDES.

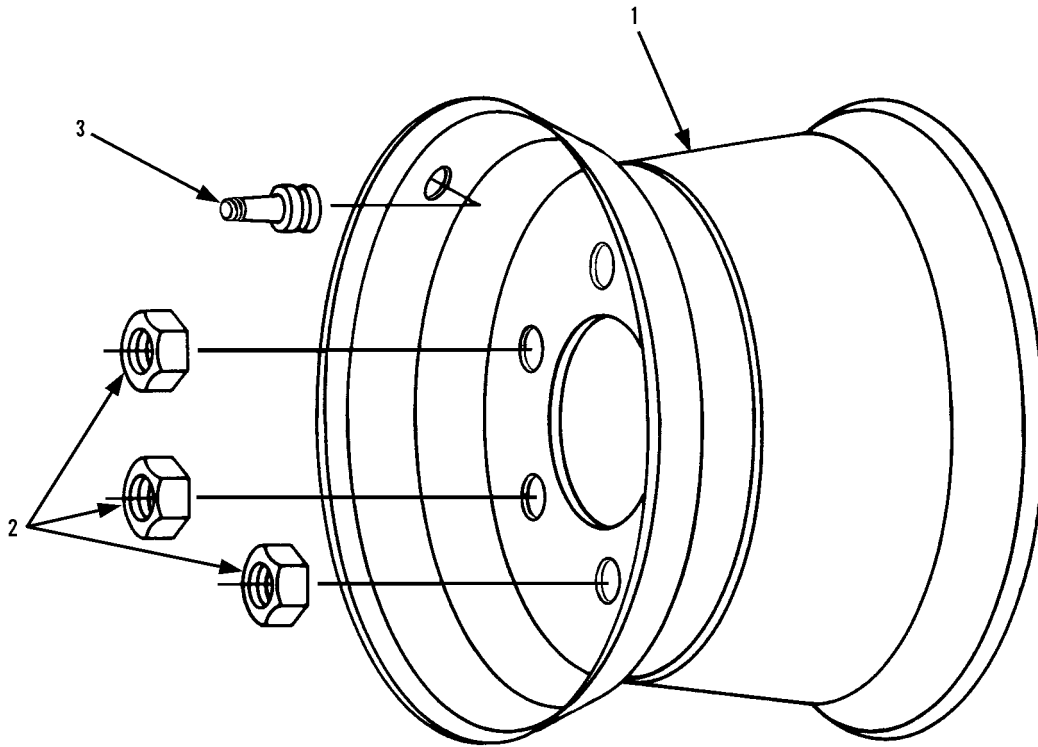


**BEARING LOCKNUT TOOL - 9114-4325**

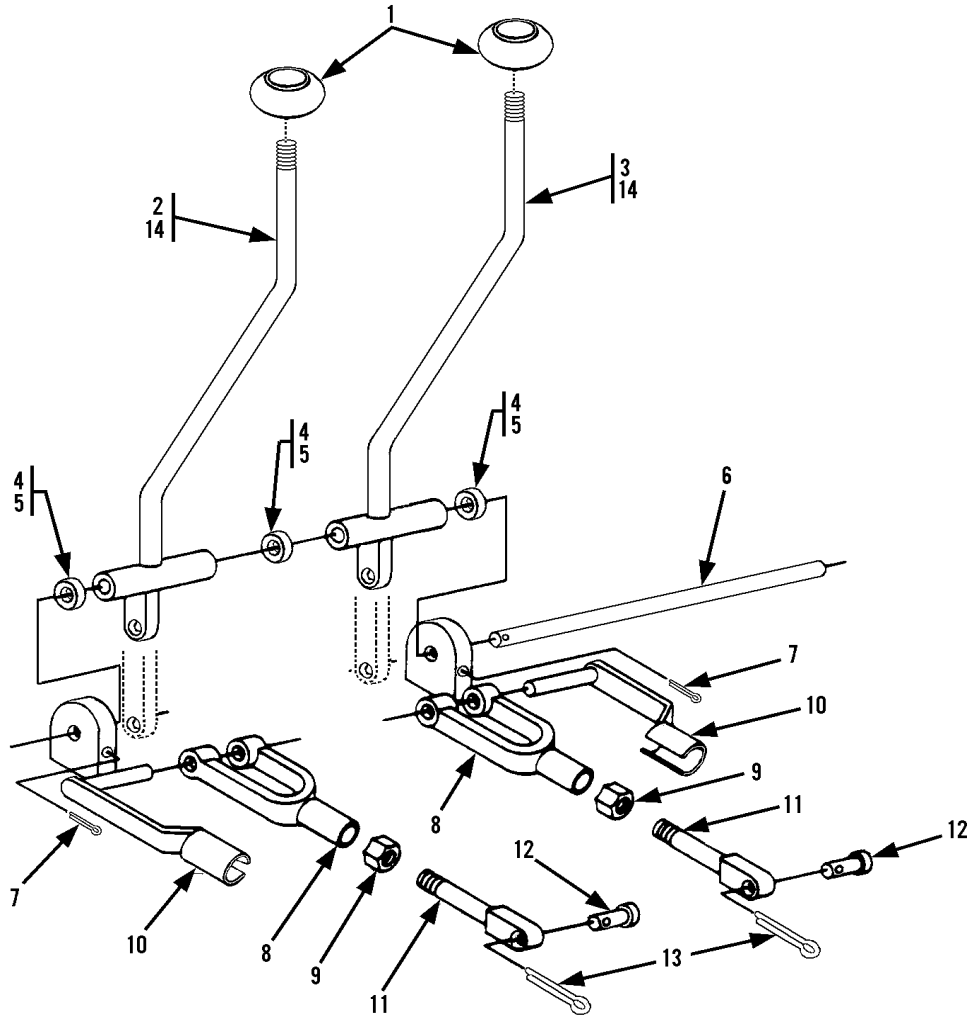
Item	Part No.	Qty.	Description Of Part	Item	Part No.	Qty.	Description Of Part
	9112-3145	1	REAR DRIVE HUB (includes all items)	19	9104-4101	1	MAGNETIC PLUG
1	9112-4001	1	COUPLING, 8"	20	9114-4185	1	SECONDARY CARRIER ASSY
2	9112-4113	1	INPUT SHAFT	21	9114-4186	1	PRIMARY CARRIER ASSY
3	9112-4114	1	SPINDLE	22	9114-4187	1	PRIMARY SUN GEAR
4	9112-4007	1	BOOT SEAL	23	9104-4105	1	THRUSTWASHER
5	9112-4004	1	OIL SEAL	24	9104-4106	1	PLUNGER
6	9112-4010	1	BEARING CONE	25	9104-4107	1	O-RING
7	9112-4009	1	BEARING CUP	26	9114-4188	1	COVER
8	9104-4311	12	WHEEL BOLT	27	9114-4189	12	HEX HD BOLT, GR8
9	9114-4178	1	HUB	28	9112-4027	12	FLATWASHER
10	9114-4179	1	BEARING CUP	29	9112-4028	1	PIPE PLUG
11	9114-4180	1	BEARING CONE	30	9112-4024	1	DISENGAGE COVER
12	9114-4181	1	THRUSTWASHER	31	9112-4025	2	HEX HD BOLT
13	9114-4182	1	LOCKWASHER				NOTE: ONLY ITEMS WITH PART NUMBERS ARE AVAILABLE FOR SERVICE
14	9114-4183	1	BEARING LOCKNUT				QUANTITIES SHOWN ARE FOR ONE HUB ASSEMBLY ONLY.
15	9112-4014	2	RETAINING RING				
16	9103-4390	2	THRUSTWASHER				
17	9114-4175	1	DISENGAGE SPRING				
18	9114-4184	1	REAR GEAR				



Item	Part No.	Qty.	Description Of Part
	9109-3006	1	NON-DRIVING HUB ASSY (includes all items)
1	9104-4311	12	WHEEL BOLT
2	9109-4008	1	OUTPUT SHAFT
3	9112-4007	1	SEAL BOOT
4	9112-4004	1	OIL SEAL
5	9112-4010	1	BEARING CONE
6	9112-4009	1	BEARING CUP
7	9112-4008	1	HUB
8	9112-4005	1	BEARING CONE
9	9112-4006	1	BEARING CUP
10	9112-4011	1	THRUST WASHER
11	9109-4004	1	SPLINED SPACER
12	9109-4015	1	LOCKSCREW
13	9109-4003	1	LOCKNUT
14	9109-4001	1	COVER
15	9112-4016	1	MAGNETIC PLUG
16	9112-4028	1	PIPE PLUG
17	9109-4013	12	HEX HD BOLT
18	9112-4027	12	WASHER

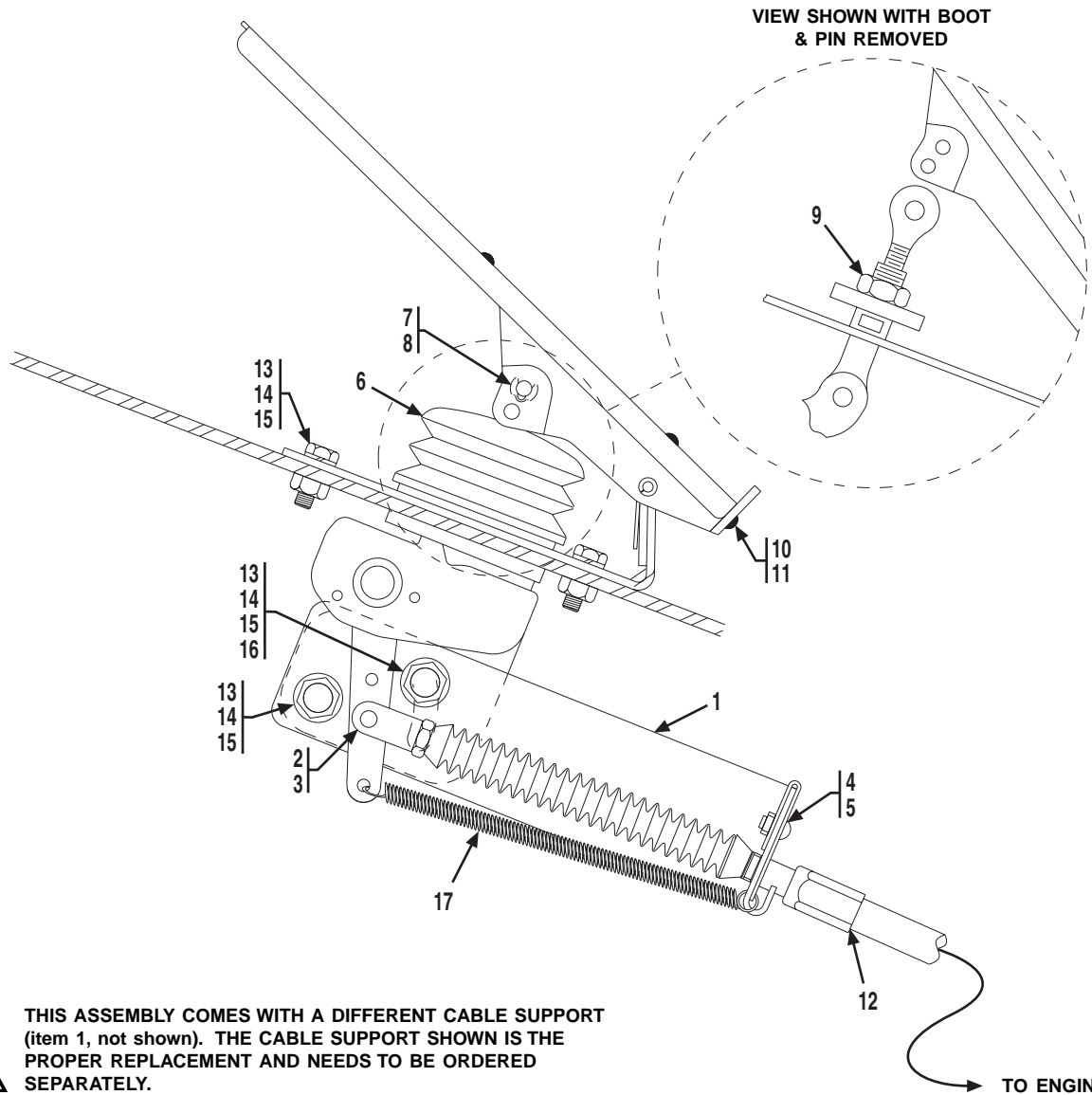


Item	Part No.	Qty.	Description Of Part
	9112-5002	1	R.H. TIRE ASSY (includes items 1, 3 & 4)
	9112-5003	1	L.H. TIRE ASSY (includes items 1, 3 & 4)
1	9104-3298	1	WHEEL
2	9104-3146	12	LUG NUT
3	9108-3385	1	VALVE
4	9103-3104	1	TUBE (not illustrated)



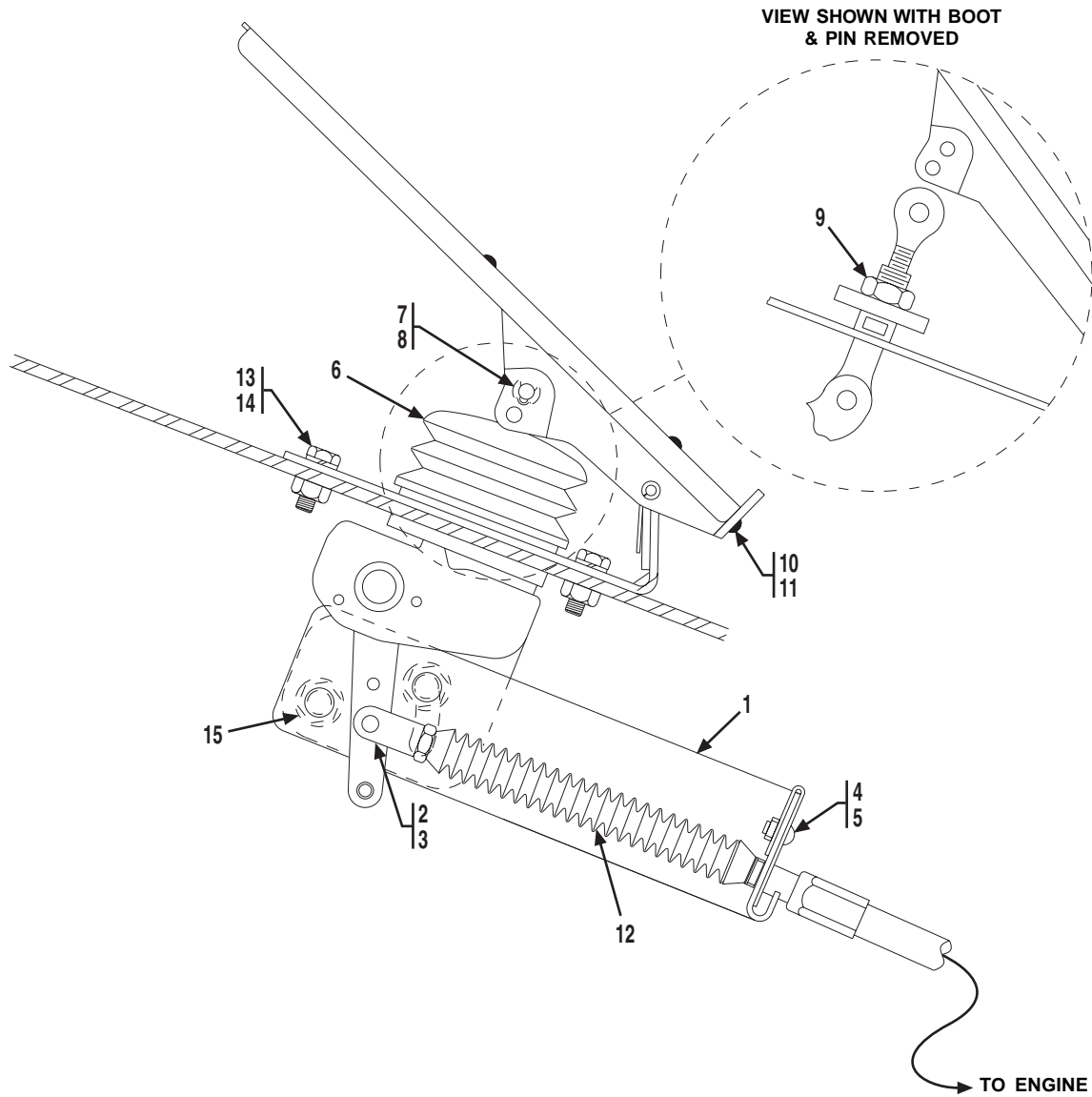
Item	Part No.	Qty.	Description Of Part
*	9138-5008	1	SWAY LEVER ASSY (includes items 1, 2 & two of item 14)
*	9138-5009	1	TILT LEVER ASSY (includes items 1, 3 & two of item 14)
1	9020-0638	2	KNOB
*	9138-6006	1	SWAY LEVER WELDMENT
*	9138-6007	1	TILT LEVER WELDMENT
4	9002-8662	3	WAVE BEND WASHER
5	8856-1113	9	FLAT WASHER, 5/8
6	9108-1354	1	SHAFT
7	8863-1338	1	COTTER PIN, 3/16X1-3/4
8	8882-1004	2	YOKE END
9	8850-1406	2	HEX JAM NUT, 3/8-24
10	9002-7987	2	SPRING CLEVIS
11	9108-6081	2	ROD LINKAGE
12	9002-1552	2	CLEVIS PIN
13	8863-1301	2	COTTER PIN, 1/16X1/2
14	9108-3136	4	BUSHING





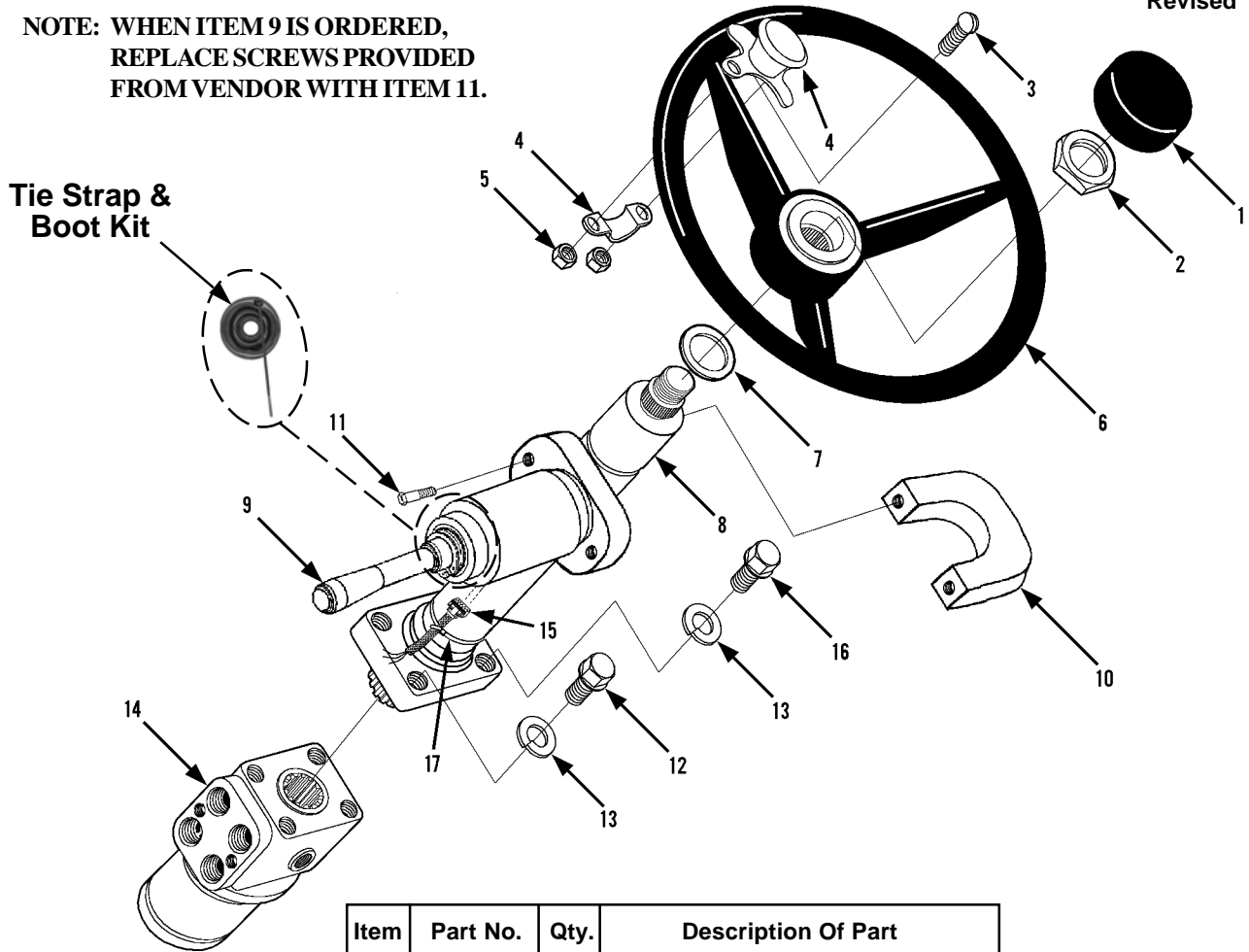
**THIS ASSEMBLY COMES WITH A DIFFERENT CABLE SUPPORT (item 1, not shown). THE CABLE SUPPORT SHOWN IS THE PROPER REPLACEMENT AND NEEDS TO BE ORDERED SEPARATELY.**

Item	Part No.	Qty.	Description Of Part	Item	Part No.	Qty.	Description Of Part
	9114-3342	1	ACCELERATOR PEDAL ASSY, (includes items 2 thru 11)	10		1	HEEL REST
	9114-4432	1	CABLE ATTACH KIT, (includes items 2 thru 5)	11		2	SCREW, (self tap)
	9114-4197	1	BOOT KIT, (includes items 6 thru 9)	12		Ref	THROTTLE CABLE, (see page 5-1 for details)
	9114-4433	1	HEEL REST KIT, (includes items 10 & 11)	13	8820-1003	5	HEX HD CAPSCREW, 1/4-20X3/4, GR5
1	9112-1210	1	THROTTLE CABLE SUPPORT	14	8855-1009	5	LOCKWASHER, 1/4
2		1	CLEVIS	*15	8850-1004	5	HEX NUT, 1/4-20
3		1	PIN	16	8856-1107	1	FLAT WASHER, 1/4
		1	HAIRPIN COTTER, (not shown)	17	9020-7801	1	SPRING
4		1	LOCKPLATE				
5		1	CAPSCREW				
6		1	BOOT				
7		1	PIN				
8		1	HAIRPIN COTTER				
9		1	JAM NUT				
							NOTE: ONLY ITEMS WITH PART NUMBERS ARE AVAILABLE FOR SERVICE.



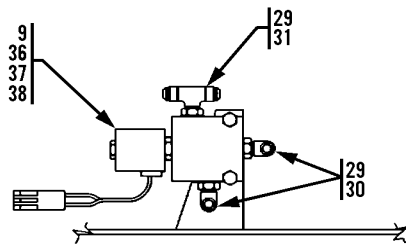
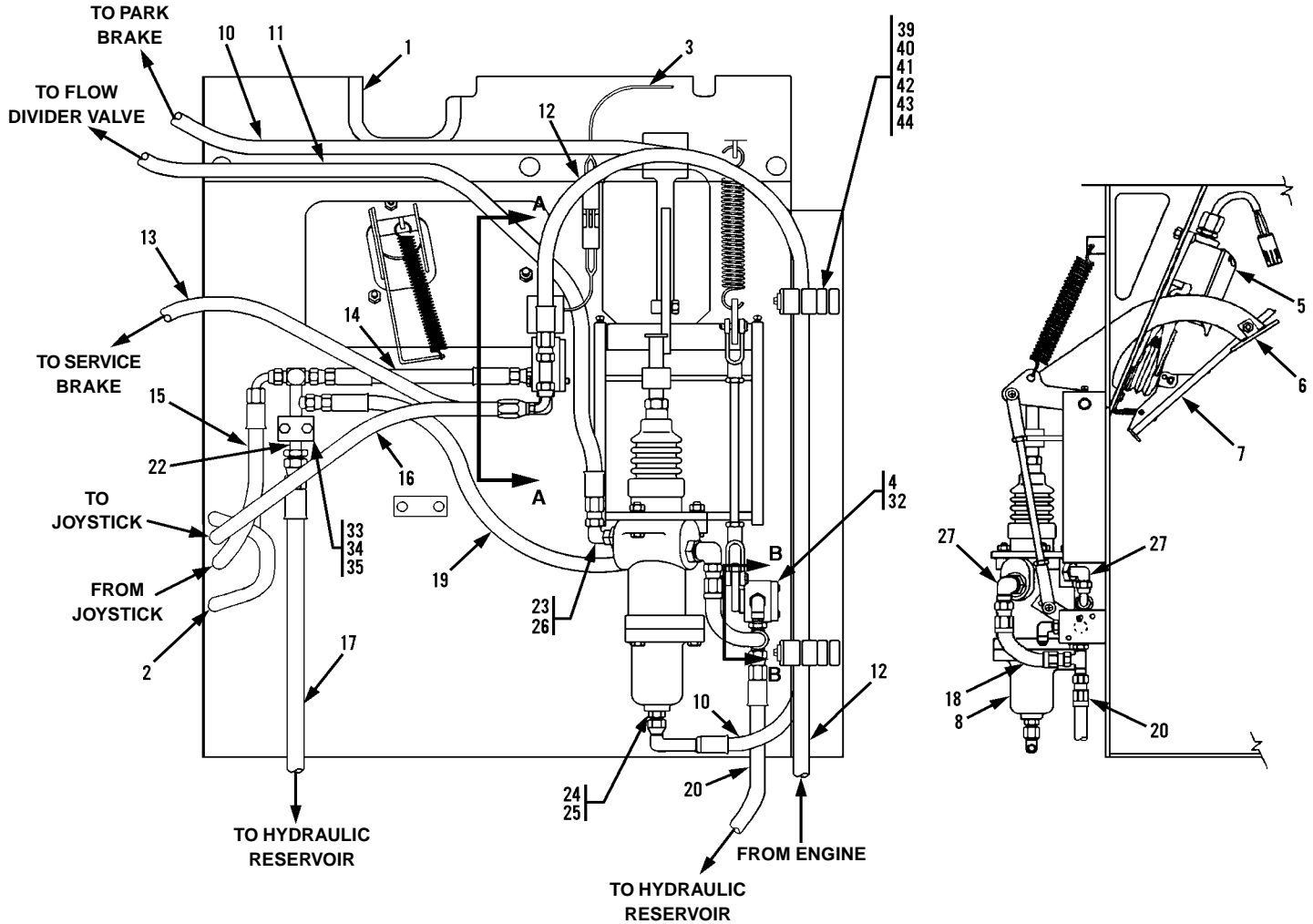
Item	Part No.	Qty.	Description Of Part	Item	Part No.	Qty.	Description Of Part
*	9114-3342	1	ACCELERATOR PEDALASSY, (includes items 1 thru 11 & 15)	7		1	PIN
*	9114-4431	1	CABLE SUPPORT KIT, (includes items 1 & 15)	8		1	HAIRPIN COTTER
	9114-4432	1	CABLE ATTACH KIT, (includes items 2 thru 5)	9		1	JAM NUT
	9114-4197	1	BOOT KIT, (includes items 6 thru 9)	10		1	HEEL REST
	9114-4433	1	HEEL REST KIT, (includes items 10 & 11)	11		2	SCREW, (self tap)
1		1	THROTTLE CABLE SUPPORT	12		Ref	THROTTLE CABLE, (see page 5-1 for details)
2		1	CLEVIS	* 13	8820-1003	3	HEX HD CAPSCREW, 1/4-20X3/4, GR5
3		1	PIN	* 14	8855-1009	3	LOCKWASHER, 1/4
4		1	HAIRPIN COTTER, (not shown)	* 15		2	FLANGE NUT
5		1	LOCK PLATE				NOTE: ONLY ITEMS WITH PART NUMBERS ARE AVAILABLE FOR SERVICE.
6		1	CAPSCREW				
		1	BOOT				

**NOTE: WHEN ITEM 9 IS ORDERED,  
 REPLACE SCREWS PROVIDED  
 FROM VENDOR WITH ITEM 11.**

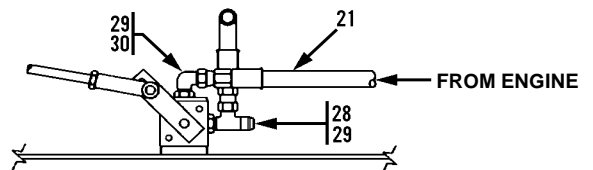


Item	Part No.	Qty.	Description Of Part
	9114-4190	Ref	STEERING CONTROL UNIT SEAL KIT
* 1	9114-4448	1	TIE STRAP & BOOT KIT
	9133-3043	1	STEERING CAP
2	9114-4191	1	STEERING WHEEL NUT
3	8830-1311	2	FLAT HD MACHINE SCREW, 1/4-20X1
4	9020-2230	1	SPINNER KNOB
5	8850-1616	2	HEX NUT, 1/4-20
6	9060-0273	1	STEERING WHEEL
7	9114-4192	1	WASHER
8	9116-3012	1	STEERING COLUMN, (includes items 2 & 7)
9	9136-3025	1	F/N/R SHIFTER, (includes item 10)
10	9114-4458	1	CLAMP SET
11	8319-1059	2	HEX HD CAPSCREW, M5X0.8, (torque to 30-35 in. lbs.)
12	8820-1035	2	HEX HD CAPSCREW, 3/8-16X1
13	8855-1011	4	LOCKWASHER, 3/8
14	9112-3126	1	STEERING CONTROL UNIT
15		Ref	DASH WIRING HARNESS, (see page 11-1 for details)
16	8820-1033	2	HEX HD CAPSCREW, 3/8-16X3/4, GR5
17	8668-3122	1	TIEWRAP
			NOTE: ONLY ITEMS WITH PART NUMBERS ARE AVAILABLE FOR SERVICE.

UNDERSIDE VIEW OF FLOORPLATE



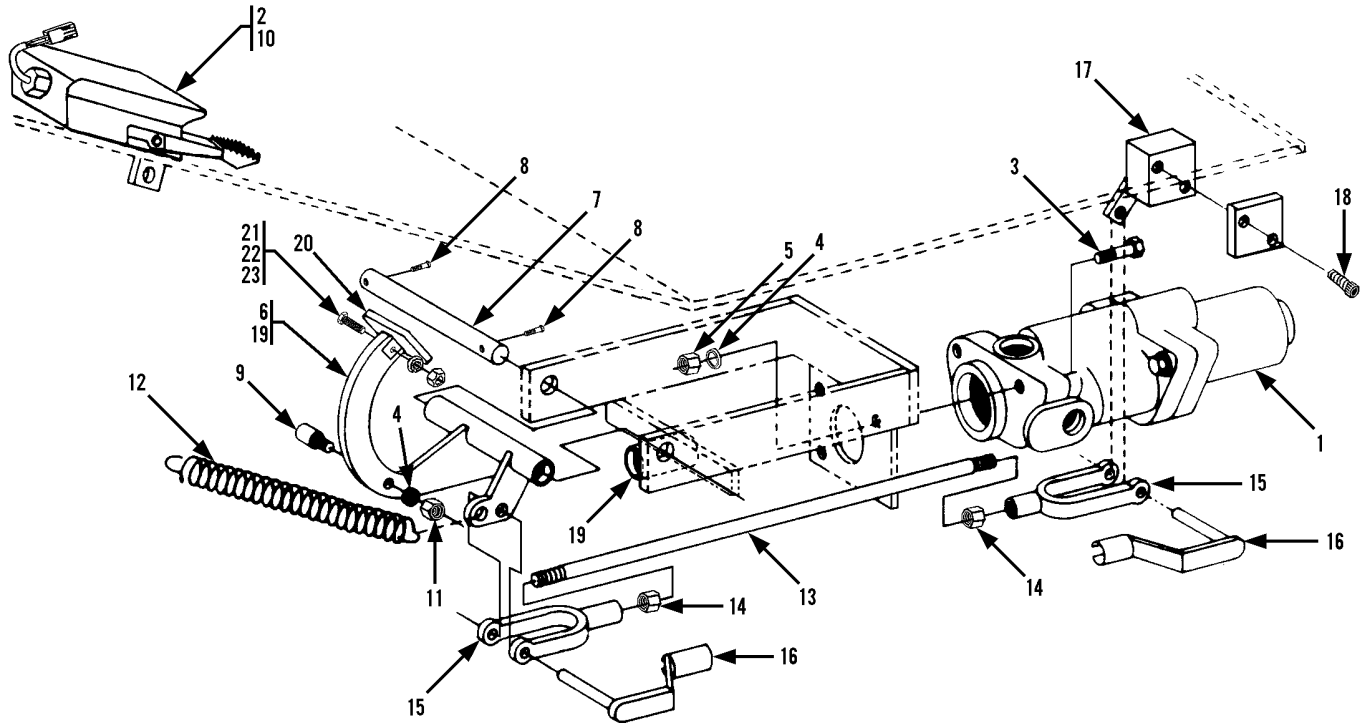
SECTION A-A



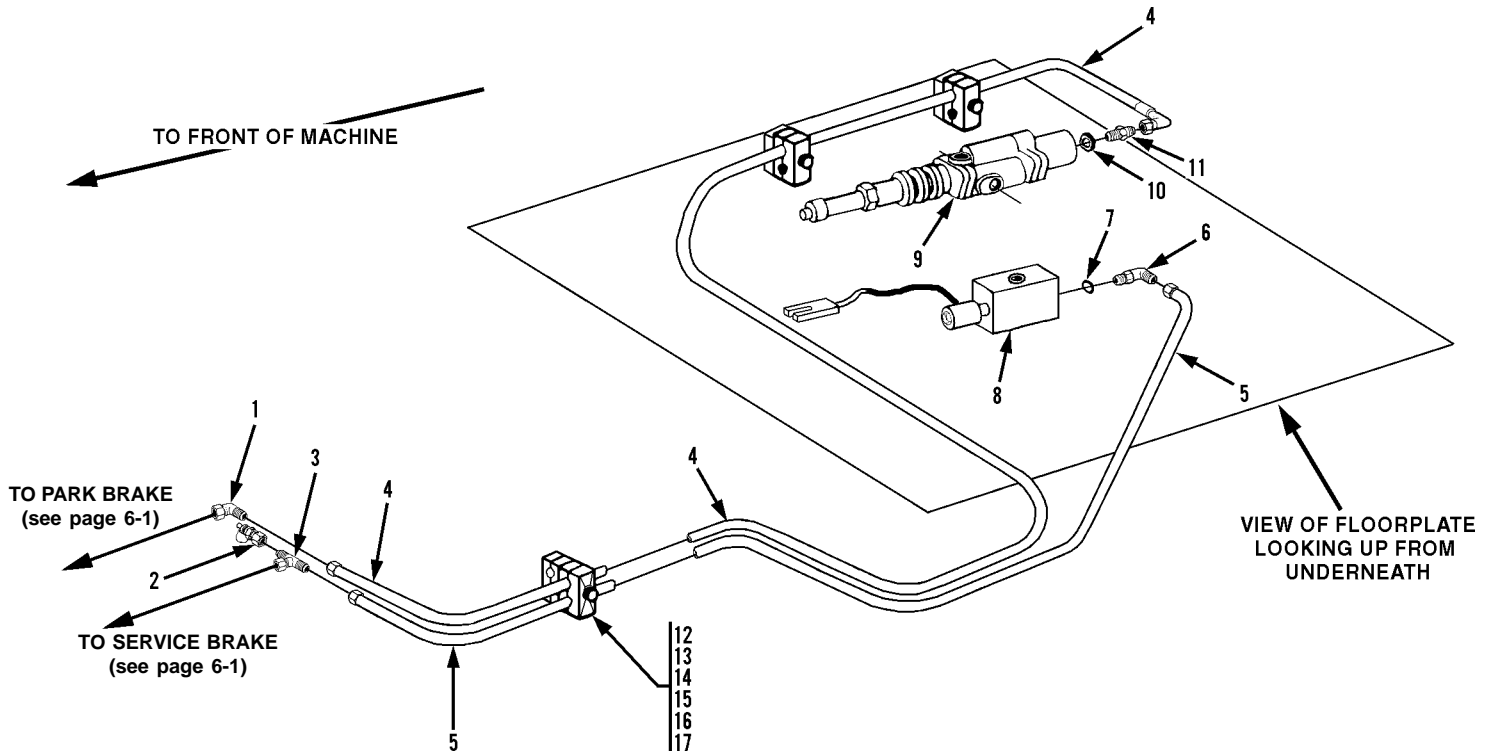
SECTION B-B

Item	Part No.	Qty.	Description Of Part	Item	Part No.	Qty.	Description Of Part
1	9020-6195	11"	TRIM-LOK (pre-packaged in 25' lengths)	19	8471-8688	1	HOSE ASSY
2	9020-6199	8"	TRIM-LOK(pre-packaged in 25' lengths)	20		Ref	HOSE ASSY (see page 9-2, item 15 for details)
3		Ref	DASH HARNESS (see page 11-3 for details)	*21		Ref	HOSE ASSY (see page 9-3 for details)
4		Ref	INCHING VALVE (see page 10-14 for details)	22	9116-3109	1	HYDRAULIC TUBE
5		Ref	FOOT SWITCH (see page 7-5 for details)	23	8866-2105	1	ELBOW - 90 DEGREES (swivel nut)
6		Ref	BRAKE PEDAL AND LINKAGE (see page 7-5 for details)	24	8363-3002	1	STRAIGHT THREAD CONNECTOR
7		Ref	ACCELERATOR PEDAL ASSY (see page 7-2 for details)	25	9020-7856	1	COPPER GASKET
8		Ref	BRAKE VALVE (see page 10-11 for details)	26	9108-3306	1	STRAIGHT THREAD CONNECTOR
9		Ref	SOLENOID VALVE (see page 10-12 for details)	27	9108-3310	2	ELBOW - 90 DEGREES
10		Ref	HOSE ASSY (see page 8-1 for details)	28	8866-2139	1	BRANCH TEE (includes item 29)
11	8471-7641	1	HOSE ASSY	29	8859-1204	5	O-RING
*12	8471-7304	Ref	HOSE ASSY	30	8866-2064	3	ELBOW - 90 DEGREES (includes item 29)
13		Ref	HOSE ASSY (see page 8-1 for details)	31	8866-2152	1	BRANCH TEE (includes item 29)
14	8471-8689	1	HOSE ASSY	32	8821-2228	2	SOCKET HD CAPSCREW, #6-32x1/4
15		Ref	HOSE ASSY (see page 9-10 for details)	33	9103-3138	1	TUBE CLAMP
16		Ref	HOSE ASSY (see page 9-10 for details)	34	7713-3498	1	CLAMP COVER
17		Ref	HOSE ASSY (see page 9-2, item 3 for details)	35	7713-3499	2	HEX HD CAPSCREW, 5/16-18x1-1/4 GR8
*18	8471-7893	1	HOSE ASSY	36	8820-1008	2	HEX HD CAPSCREW, 1/4-20x1-3/4
				37	8856-1107	2	FLAT WASHER, 1/4
				38	8855-1009	2	LOCKWASHER, 1/4
				39	7713-3168	2	CLAMP SET
				40	7713-3389	2	STACK BOLT
				41	7713-3136	2	CLAMP SET
				42	7713-3390	2	SAFETY CLIP
				43	7713-3137	2	COVER PLATE
				44	8820-1023	2	HEX HD CAPSCREW, 5/16-18x1-3/4 GR5

\* Added Part No. to item 12; changed Description on items 12 & 21; changed Part No. on item 18 and revised illustration.

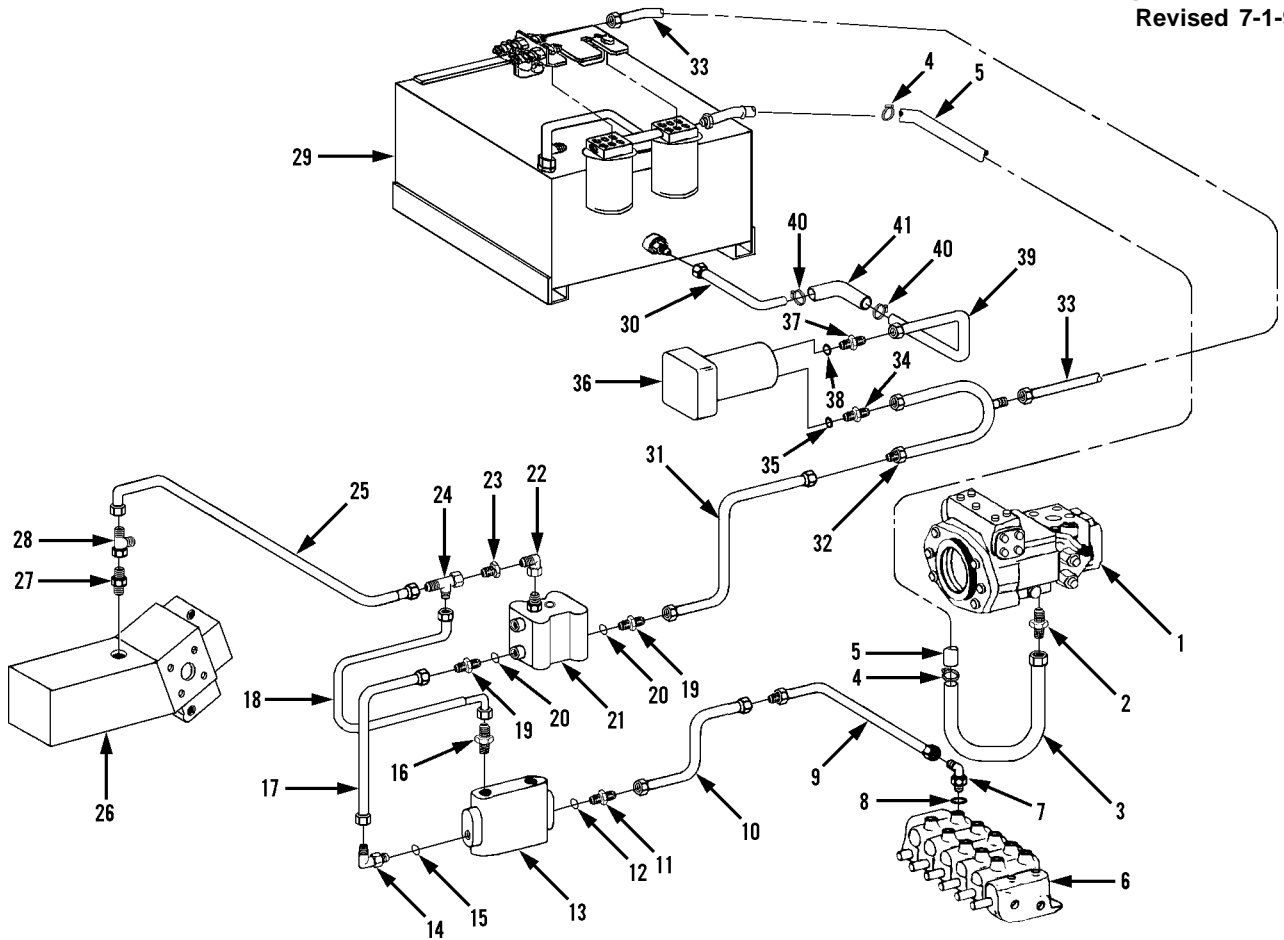


Item	Part No.	Qty.	Description Of Part	Item	Part No.	Qty.	Description Of Part
1		Ref	BRAKE VALVE, (see page 10-11 for details)	12	9104-3214	1	SPRING
2	9116-3093	1	FOOT SWITCH (524D only)	13	9108-1332	1	LINKAGE ROD
3	8820-1022	3	HEX HD CAPSCREW, 5/16-18X1-1/2, GR5	14	8850-1406	2	HEX JAM NUT, 3/8-24
4	8855-1010	4	LOCKWASHER, 5/16	15	8882-1004	2	YOKE END
5	8850-1005	3	HEX NUT 5/16-18	16	9002-7987	2	CLEVIS PIN
6	9114-6108	1	BRAKE PEDAL	17		Ref	INCHING VALVE, (see page 10-14 for details)
7	9020-0284	1	SHAFT	18	8821-2228	2	SOCKET HD CAPSCREW, 5/16-18X1-1/4
8	8844-1001	2	SQUARE HD CAPSCREW, 1/4-20X1/2	19	9108-3136	4	BUSHING
9	9108-3312	1	CAMROLLER	20	9114-6102	1	PEDAL WELDMENT
10	8826-1017	3	SOCKET BUTTON HD CAPSCREW, 1/4-20x7/8 (524D only)	* 21	8820-1022	1	HEX HD CAPSCREW, 5/16-18X1-1/2 GR5
11	8850-1405	1	HEX JAM NUT, 5/16-24	* 22	8855-1010	1	LOCKWASHER, 5/16
				* 23	8850-1005	1	HEX NUT, 5/16-18



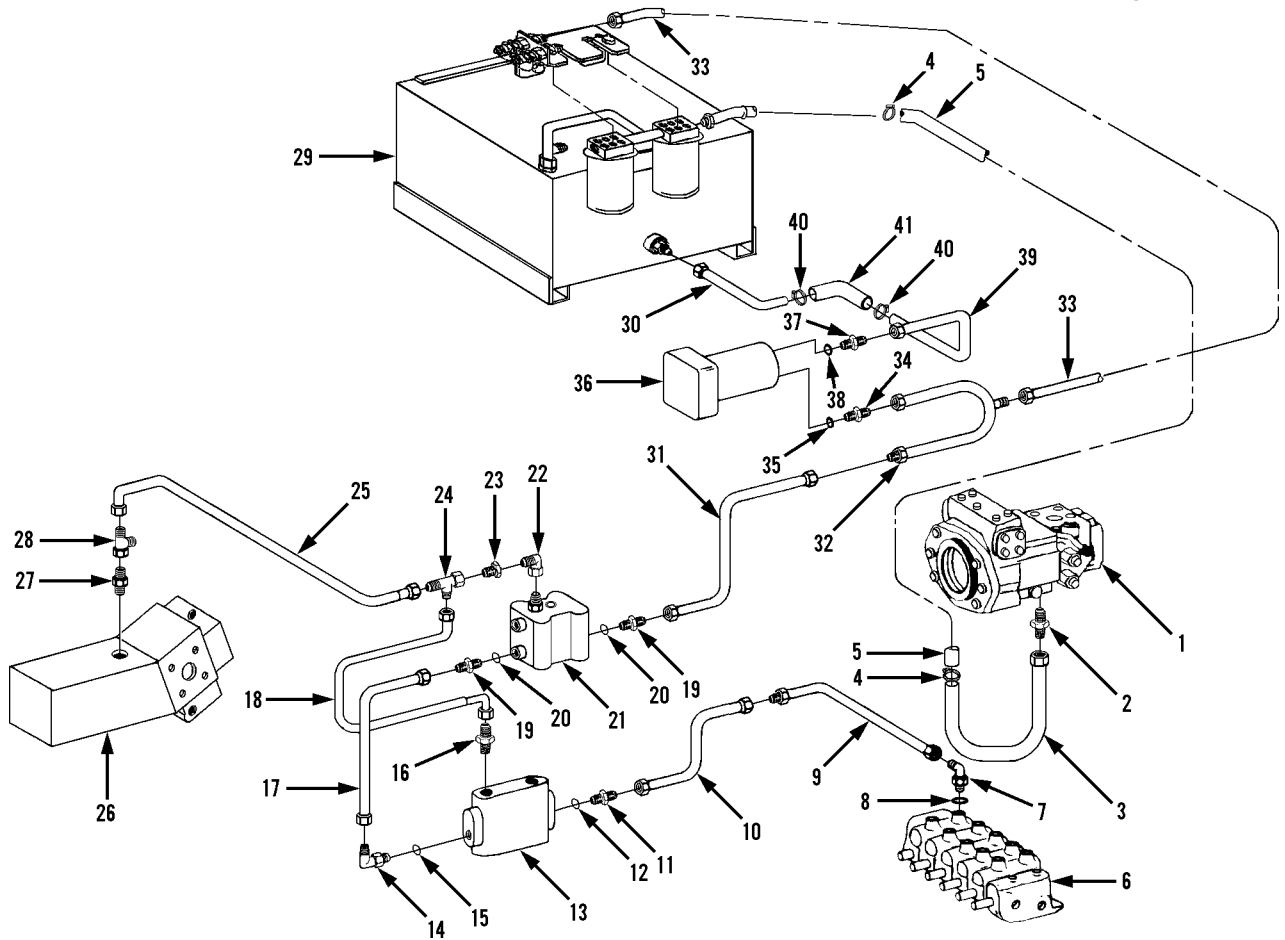
Item	Part No.	Qty.	Description Of Part
1		Ref	ELBOW, 90 DEGREES (swivel nut) (see page 6-1 for details)
2		Ref	TEST FITTING (see page 6-1 for details)
3		Ref	SWIVEL NUT BRANCH TEE, 3/8 TUBE (see page 6-1 for details)
4	8471-9115	1	HOSE ASSY
5	8471-8759	1	HOSE ASSY
6		Ref	ELBOW, 90 DEGREES (includes item 7) (see page 7-4 for details)
7		Ref	O-RING (see page 7-4 for details)
8		Ref	SOLENOID VALVE ASSY (see page 10-12 for details)

Item	Part No.	Qty.	Description Of Part
9		Ref	BRAKE VALVE ASSY (see page 10-11 for details)
10		Ref	COPPER GASKET (see page 7-4 for details)
11		Ref	STRAIGHT THREAD CONNECTOR (see page 7-4 for details)
12	7713-3137	1	COVER PLATE
13	9121-3002	1	CLAMP SET
14	7732-3029	1	CLAMP SET
15	8820-1023	1	HEX HD CAPSCREW, 5/16-18x1-3/4 GR5
16	7713-3306	1	STACK BOLT
17	7713-3390	1	SAFETY CLIP

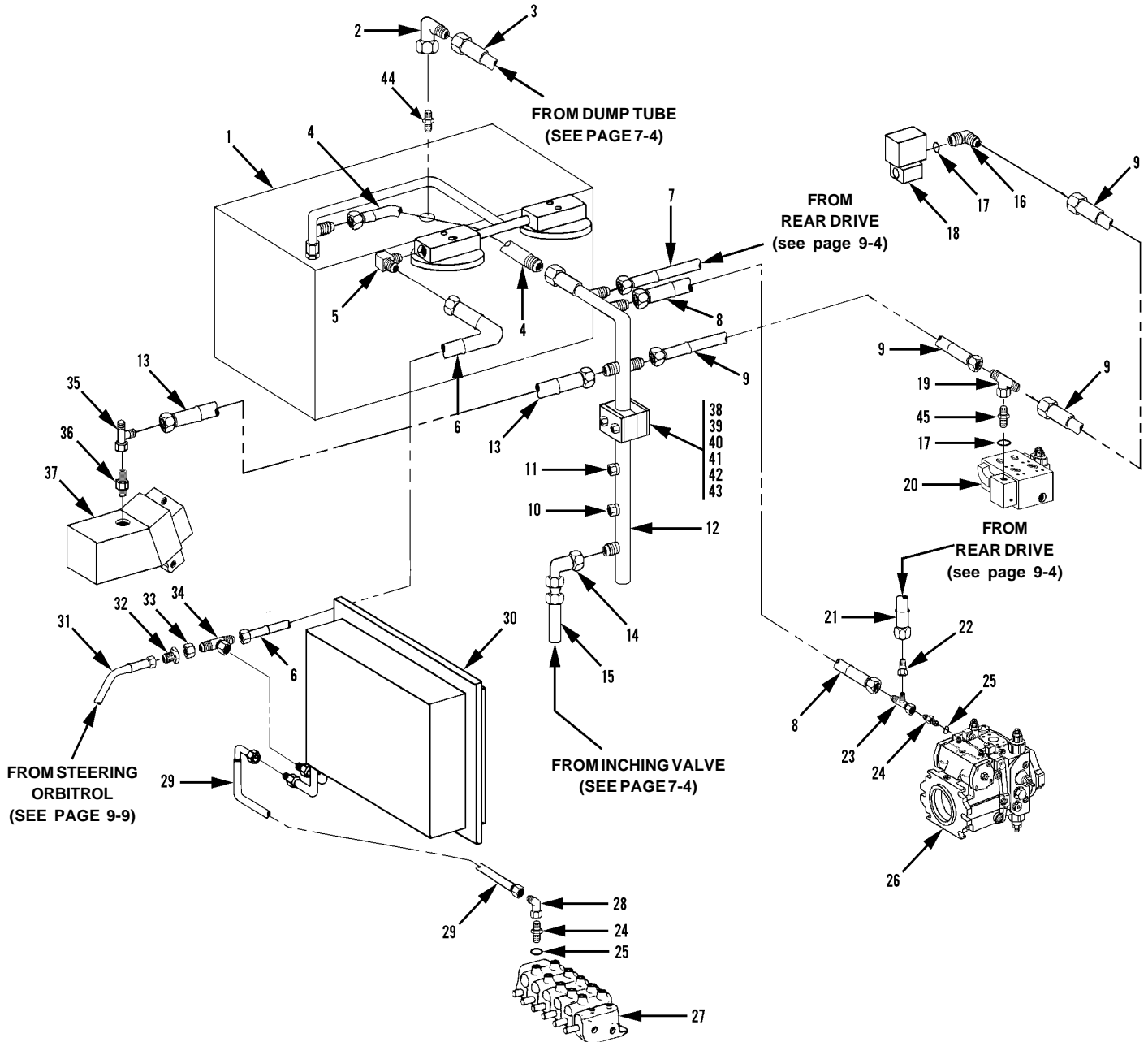


Item	Part No.	Qty.	Description Of Part	Item	Part No.	Qty.	Description Of Part
1		Ref	HYDROSTATIC TRANSMISSION, (see page 10-16 for details)	21		Ref	FLOW DIVIDER VALVE (see page 10-10 for details)
2	8866-2011	1	STR. THREAD CONNECTOR (includes o-ring)	22	8866-2106	1	ELBOW, 90 DEGREES (swivel nut)
	8859-1210	1	O-RING	23	8688-3469	1	REDUCER
3	9108-3536	1	INTAKE TUBE	24	8866-2239	1	SWIVEL NUT RUN TEE, 3/8 TUBE
4	9002-8695	2	BAND CLAMP	25	8471-7832	1	HOSE ASSY
5	9108-3246	1	HOSE ASSY	26		Ref	FRT. DRIVE MOTOR ASSY (see page 10-17 for details)
6		Ref	MAIN CONTROL VALVE (see page 10-7 for details)	27	9105-3426	1	ADAPTER (includes o-ring)
7	8866-2067	1	ELBOW, 90 DEGREES (includes item 8)		8859-1207	1	O-RING
8	8859-1207	1	O-RING	28	8866-2239	1	SWIVEL NUT RUN TEE, 3/8 TUBE
9	9108-3232	1	TUBE ASSY	29		Ref	HYDRAULIC RESERVOIR ASSY (see page 10-18 for details)
10	8471-9038	1	HOSE ASSY	30	9108-3145	1	SUCTION TUBE
11	8866-2025	1	CONNECTOR (includes item 12)	31	8471-7851	1	HOSE ASSY
12	8859-1209	1	O-RING	32	9132-3023	1	TUBE ASSY
13		Ref	PRIORITY FLOW CONTROL VALVE, (see page 10-9 for details)	33	8471-7934	1	HOSE ASSY
14	8866-2061	1	ELBOW, 90 DEGREES (includes item 15)	34	8866-2010	1	CONNECTOR (includes item 35)
15	8859-1209	1	O-RING	35	8859-1209	1	O-RING
16	8366-1316	1	STR. THREADCONNECTOR	36		Ref	MAIN HYDRAULIC PUMP (see page 10-15 for details)
17	9108-3293	1	TUBE ASSY	37	8866-2011	1	CONNECTOR (includes item 38)
18	8471-7803	1	HOSE ASSY	38	8859-1210	1	O-RING
19	8866-2008	2	CONNECTOR (includes item 20)	39	9108-3144	1	SUCTION TUBE
20	8859-1207	2	O-RING	40	9002-8482	2	HOSE CLAMP
				41	7713-3166	1	SUCTIONHOSE





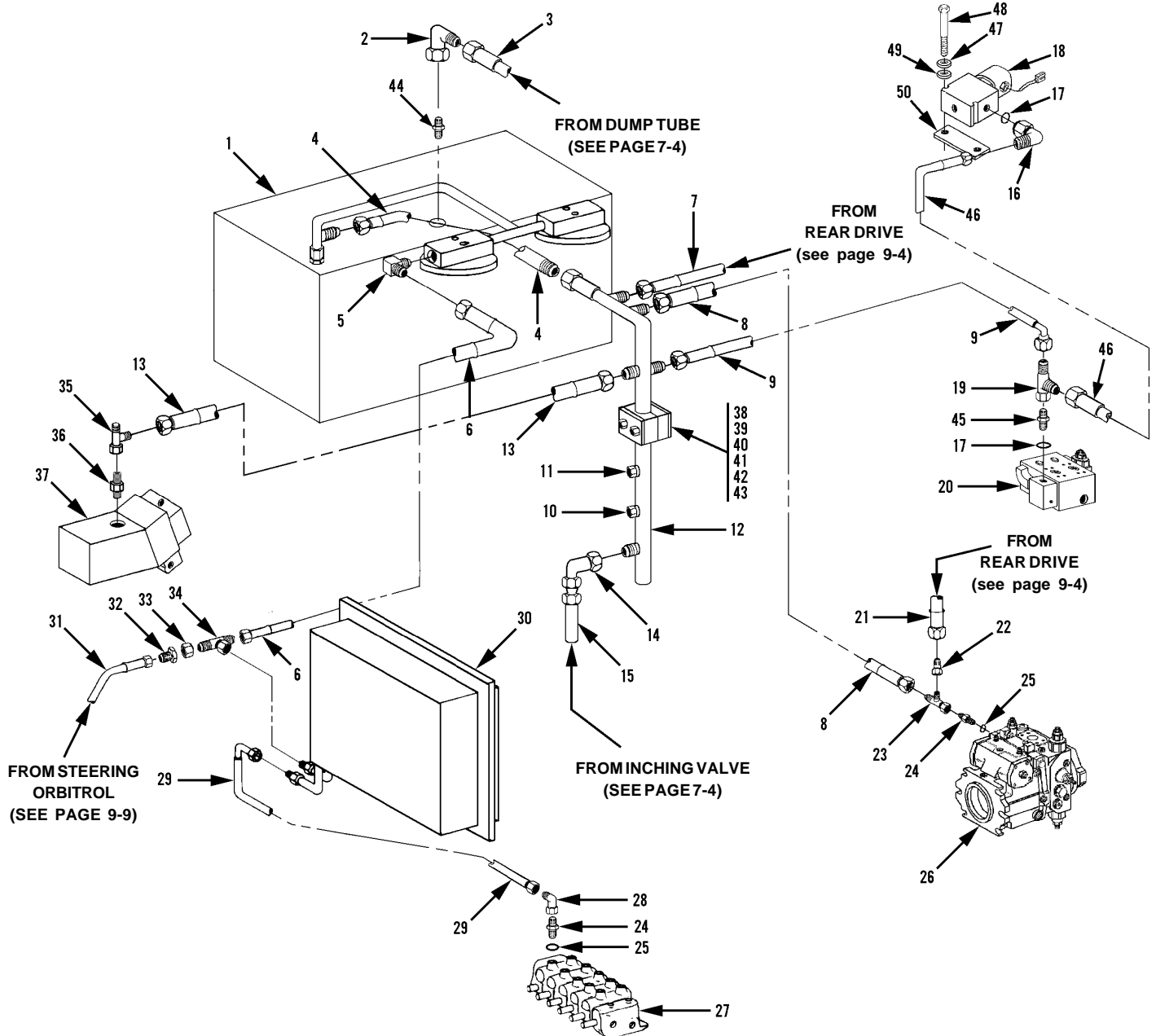
Item	Part No.	Qty.	Description Of Part	Item	Part No.	Qty.	Description Of Part
1		Ref	HYDROSTATIC TRANSMISSION, (see page 10-16 for details)	21		Ref	FLOW DIVIDER VALVE (see page 10-10 for details)
2	8866-2011	1	STR. THREAD CONNECTOR (includes o-ring)	22	8866-2106	1	ELBOW, 90 DEGREES (swivel nut)
	8859-1210	1	O-RING	23	8688-3469	1	REDUCER
3	9108-3536	1	INTAKE TUBE	24	8866-2239	1	SWIVEL NUT RUN TEE, 3/8 TUBE
4	9002-8695	2	BAND CLAMP	25	8471-7832	1	HOSE ASSY
5	9108-3246	1	HOSE ASSY	26		Ref	FRT. DRIVE MOTOR ASSY (see page 10-17 for details)
6		Ref	MAIN CONTROL VALVE (see page 10-7 for details)	27	9105-3426	1	ADAPTER (includes o-ring)
7	8866-2067	1	ELBOW, 90 DEGREES (includes item 8)		8859-1207	1	O-RING
8	8859-1207	1	O-RING	28	8866-2239	1	SWIVEL NUT RUN TEE, 3/8 TUBE
9	9108-3232	1	TUBE ASSY	29		Ref	HYDRAULIC RESERVOIR ASSY (see page 10-18 for details)
10	8471-9038	1	HOSE ASSY	30	9108-3145	1	SUCTION TUBE
11	8866-2025	1	CONNECTOR (includes item 12)	31	8471-7851	1	HOSE ASSY
12	8859-1209	1	O-RING	32	9132-3023	1	TUBE ASSY
13		Ref	PRIORITY FLOW CONTROL VALVE, (see page 10-9 for details)	33	8471-7934	1	HOSE ASSY
14	8866-2061	1	ELBOW, 90 DEGREES (includes item 15)	34	8866-2010	1	CONNECTOR (includes item 35)
15	8859-1209	1	O-RING	35	8859-1209	1	O-RING
16	8366-1316	1	STR. THREADCONNECTOR	36		Ref	MAIN HYDRAULIC PUMP (see page 10-15 for details)
17	9108-3293	1	TUBE ASSY	37	8866-2090	1	ELBOW - 45 DEGREES (includes item 38)
18	8471-7803	1	HOSE ASSY	38	8859-1210	1	O-RING
19	8866-2008	2	CONNECTOR (includes item 20)	39	9132-3022	1	SUCTION TUBE
20	8859-1207	2	O-RING	40	9002-8482	2	HOSE CLAMP
				41	7713-3166	1	SUCTION HOSE





SEE PAGE 12-3 FOR DETAILS ON  
CLAMP SETS AND CUSHION CLAMPS

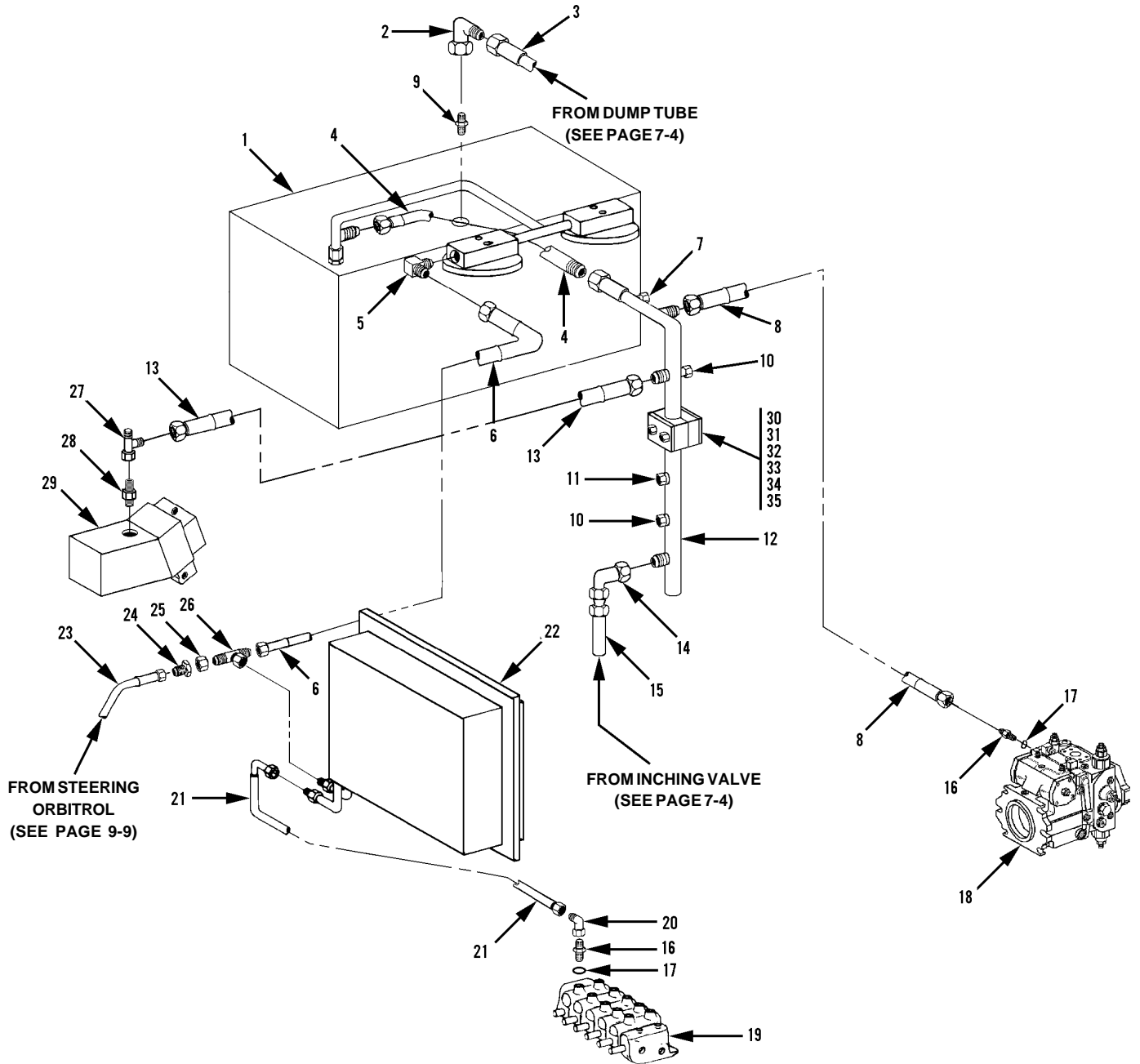
Item	Part No.	Qty.	Description Of Part	Item	Part No.	Qty.	Description Of Part
1		Ref	HYDRAULIC RESERVOIR (see page 10-18 for details)	27		Ref	MAIN HYDRAULIC CONTROL VALVE ASSY (see page 10-7 for details)
2	8866-2106	1	ELBOW, 90 DEGREES (swivel nut)	28	8866-2108	1	ELBOW - 90 DEGREES (swivel nut)
3	8471-8164	1	HOSE ASSY	29	8471-9110	1	HOSE ASSY
4	8471-9071	1	HOSE ASSY	30		Ref	OIL COOLER ASSY (see page 5-8 for details)
5	8362-3032	1	ELBOW, 90 DEGREES	31		Ref	HOSE ASSY (see page 9-9 item 22 for details)
* 6	8471-7872	1	HOSE ASSY	32	8866-1345	1	TUBE END REDUCER, 3/4x3/8
7	8471-9069	1	HOSE ASSY	33	8866-1408	1	NUT
8	8471-7839	1	HOSE ASSY	34	8866-2227	1	SWIVEL NUT BRANCH TEE, 3/4 TUBE
9	8471-7889	2	HOSE ASSY	35	8866-2239	1	SWIVEL NUT RUN TEE, 3/8 TUBE
* 10	8866-1364	1	HEX CAP, 3/8 TUBE	36	9105-3426	1	STRAIGHT THREAD ADAPTOR (includes o-ring)
11	8866-1362	1	HEX CAP, 1/4 TUBE		8859-1207	1	O-RING
12	9112-3149	1	DRAIN TUBE ASSY	37		Ref	FRONT DRIVE MOTOR ASSY (see page 10-17 for details)
* 13	8471-7911	1	HOSE ASSY	38	7713-3053	1	CLAMP SET
14	8866-2105	1	ELBOW, 90 DEGREES (swivel nut)	39	7713-3052	1	COVER PLATE
* 15	8471-6719	1	HOSE ASSY	40	8820-1010	2	HEX HD CAPSCREW, 1/4-20x2-1/4 GR5
16	8866-2064	1	CONNECTOR (includes item 17)	41	8850-1004	2	HEX NUT, 1/4-20
17	8859-1204	2	O-RING	42	8855-1009	2	LOCKWASHER, 1/4
18		Ref	SOLENOID VALVE (see page 10-12)	43	8856-1107	2	FLAT WASHER, 1/4
19	8866-2224	1	SWIVEL NUT BRANCH TEE, 3/8 TUBE	44	8866-1013	1	MALE CONNECTOR
20		Ref	TRACTION LOCK VALVE (see page 10-20 for details)	45	8866-2005	1	CONNECTOR (includes item 17)
21	8471-9070	1	HOSE ASSY				
22	8365-1133	1	REDUCER WITH ADAPTOR				
23	8866-2242	1	SWIVEL NUT RUN TEE, 3/4 TUBE				
24	8866-2008	2	CONNECTOR (includes item 25)				
25	8859-1207	2	O-RING				
26		Ref	HYDROSTATIC TRANSMISSION (see page 10-16 for details)				





**SEE PAGE 12-3 FOR DETAILS ON  
CLAMP SETS AND CUSHION CLAMPS**

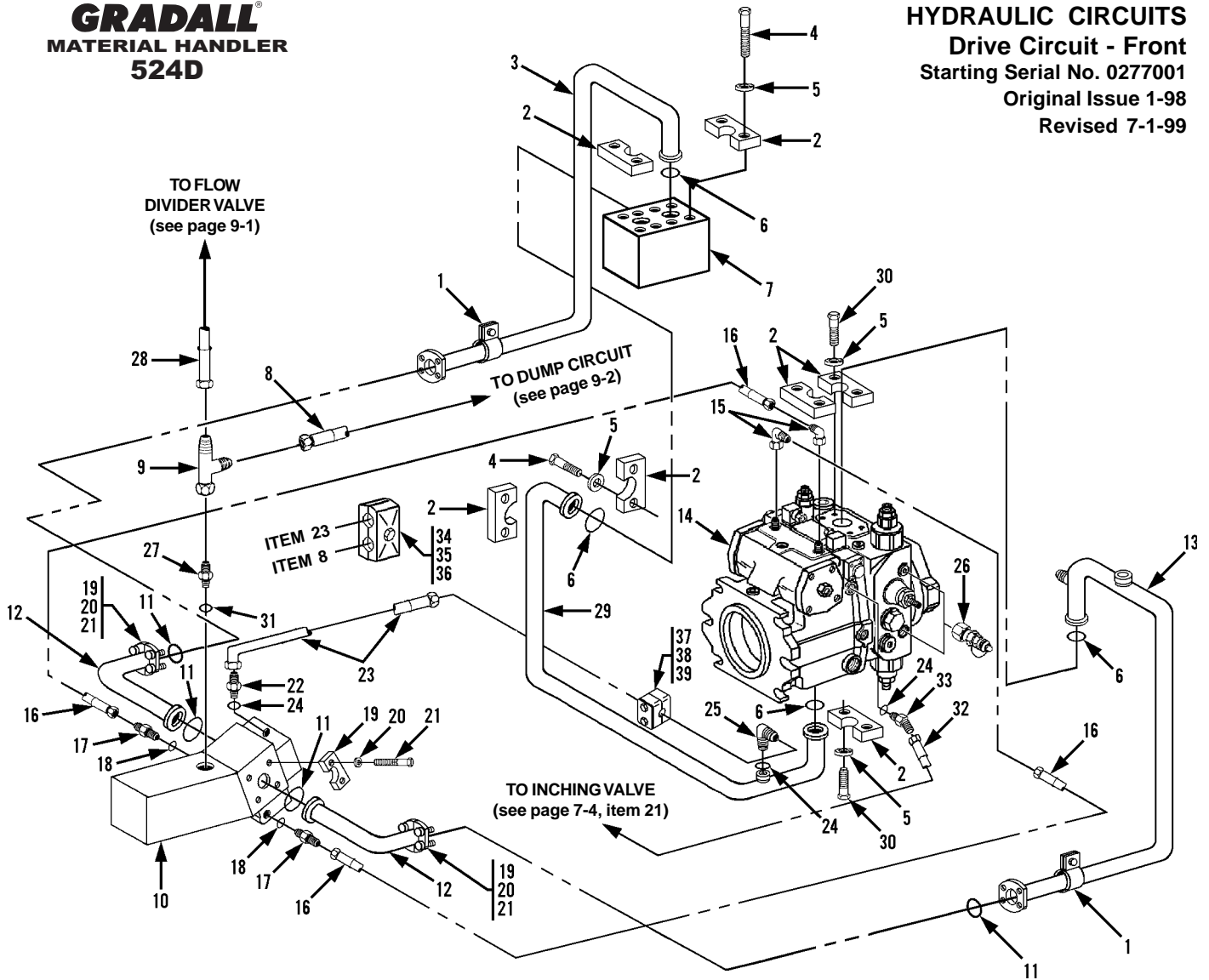
Item	Part No.	Qty.	Description Of Part	Item	Part No.	Qty.	Description Of Part
1		Ref	HYDRAULIC RESERVOIR (see page 10-18 for details)	28	8866-2108	1	ELBOW - 90 DEGREES (swivel nut)
2	8866-2106	1	ELBOW, 90 DEGREES (swivel nut)	29	8471-9110	1	HOSE ASSY
3	8471-8164	1	HOSE ASSY	30		Ref	OIL COOLER ASSY (see page 5-8 for details)
4	8471-9071	1	HOSE ASSY	31		Ref	HOSE ASSY (see page 9-9 item 22 for details)
5	8362-3032	1	ELBOW, 90 DEGREES	32	8866-1345	1	TUBE END REDUCER, 3/4x3/8
6	8471-7872	1	HOSE ASSY	33	8866-1408	1	NUT
7	8471-9069	1	HOSE ASSY	34	8866-2227	1	SWIVEL NUT BRANCH TEE, 3/4 TUBE
8	8471-7839	1	HOSE ASSY	35	8866-2239	1	SWIVEL NUT RUN TEE, 3/8 TUBE
9	8471-7889	1	HOSE ASSY	36	9105-3426	1	STRAIGHT THREAD ADAPTOR (includes o-ring)
10	8866-1364	1	HEX CAP, 3/8 TUBE		8859-1207	1	O-RING
11	8866-1362	1	HEX CAP, 1/4 TUBE	37		Ref	FRONT DRIVE MOTOR ASSY (see page 10-17 for details)
12	9112-3149	1	DRAIN TUBE ASSY	38	7713-3053	1	CLAMP SET
13	8471-7911	1	HOSE ASSY	39	7713-3052	1	COVER PLATE
14	8866-2105	1	ELBOW, 90 DEGREES (swivel nut)	40	8820-1010	2	HEX HD CAPSCREW, 1/4-20x2-1/4 GR5
15	8471-6719	1	HOSE ASSY	41	8850-1004	2	HEX NUT, 1/4-20
16	8866-2064	1	ELBOW - 90 DEGREES (includes item 17)	42	8855-1009	2	LOCKWASHER, 1/4
17	8859-1204	2	O-RING	43	8856-1107	2	FLAT WASHER, 1/4
18		Ref	SOLENOID VALVE (see page 10-12)	44	8866-1013	1	MALE CONNECTOR
19	8866-2239	1	SWIVEL NUT RUN TEE, 3/8 TUBE	45	8866-2005	1	CONNECTOR (includes item 17)
20		Ref	TRACTION LOCK VALVE (see page 10-20 for details)	46	8471-9141	1	HOSE ASSY
21	8471-9070	1	HOSE ASSY	47	8855-1009	2	LOCKWASHER, 1/4
22	8365-1133	1	REDUCER WITH ADAPTOR	48	8820-1008	2	HEX HD CAPSCREW, 1/4-20x1-3/4, GR5
23	8866-2242	1	SWIVEL NUT RUN TEE, 3/4 TUBE	49	8856-1001	2	FLAT WASHER, 1/4
24	8866-2008	2	CONNECTOR (includes item 25)	50	9103-1040	1	MOUNTING BAR
25	8859-1207	2	O-RING				
26		Ref	HYDROSTATIC TRANSMISSION (see page 10-16 for details)				
27		Ref	MAIN HYDRAULIC CONTROL VALVE ASSY (see page 10-7 for details)				





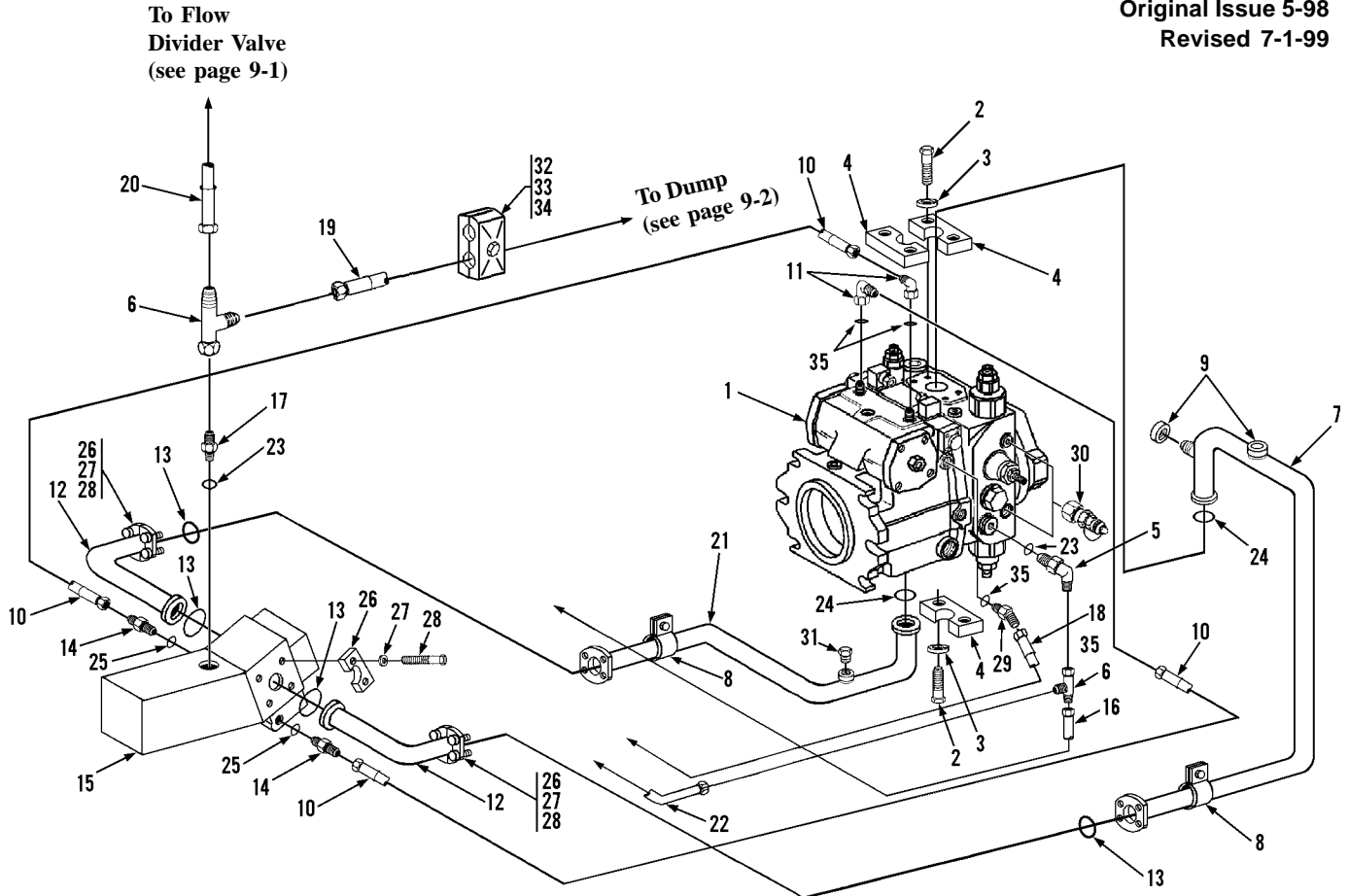
**SEE PAGE 12-3 FOR DETAILS ON  
CLAMP SETS AND CUSHION CLAMPS**

Item	Part No.	Qty.	Description Of Part	Item	Part No.	Qty.	Description Of Part
1		Ref	HYDRAULIC RESERVOIR (see page 10-18 for details)	21	8471-9110	1	HOSE ASSY
2	8866-2106	1	ELBOW, 90 DEGREES (swivel nut)	22		Ref	OIL COOLER ASSY (see page 5-8 for details)
3	8471-8164	1	HOSE ASSY	23		Ref	HOSE ASSY (see page 9-9 item 22 for details)
4	8471-9071	1	HOSE ASSY	24	8866-1345	1	TUBE END REDUCER, 3/4x3/8
5	8362-3032	1	ELBOW, 90 DEGREES	25	8866-1408	1	NUT
6	8471-7872	1	HOSE ASSY	26	8866-2227	1	SWIVEL NUT BRANCH TEE, 3/4 TUBE
7	8866-1365	1	HEX CAP, 1/2 TUBE	27	8866-2239	1	SWIVEL NUT RUN TEE, 3/8 TUBE
8	8471-7839	1	HOSE ASSY	28	9105-3426	1	STRAIGHT THREAD ADAPTOR (includes o-ring)
9	8866-1013	1	MALE CONNECTOR		8859-1207	1	O-RING
10	8866-1364	2	HEX CAP, 3/8 TUBE	29		Ref	FRONT DRIVE MOTOR ASSY (see page 10-17 for details)
11	8866-1362	1	HEX CAP, 1/4 TUBE	30	7713-3053	1	CLAMPSET
12	9112-3149	1	DRAIN TUBE ASSY	31	7713-3052	1	COVER PLATE
13	8471-7911	1	HOSE ASSY	32	8820-1010	2	HEX HD CAPSCREW, 1/4-20x2-1/4 GR5
14	8866-2105	1	ELBOW, 90 DEGREES (swivel nut)	33	8850-1004	2	HEX NUT, 1/4-20
15	8471-6719	1	HOSE ASSY	34	8855-1009	2	LOCKWASHER, 1/4
16	8866-2008	2	CONNECTOR (includes item 25)	35	8856-1107	2	FLAT WASHER, 1/4
17	8859-1207	2	O-RING				
18		Ref	HYDROSTATIC TRANSMISSION (see page 10-16 for details)				
19		Ref	MAIN HYDRAULIC CONTROL VALVE ASSY (see page 10-7 for details)				
20	8866-2108	1	ELBOW - 90 DEGREES (swivel nut)				



Item	Part No.	Qty.	Description Of Part	Item	Part No.	Qty.	Description Of Part
1	9020-5792	2	CUSHION CLAMP	21	8320-1120	16	HEX HD CAPSCREW, 1/2-13x1-3/4, GR5
2	8471-2738	8	SPLIT FLANGE CLAMP	22	8866-2017	1	CONNECTOR (includes item 24)
3	9133-3004	1	TUBE ASSY	*23	8471-7983	1	HOSE ASSY
4	8320-1155	8	HEX HD CAPSCREW, 7/16-14x1-3/4, GR8	24	8859-1204	5	O-RING
5	8855-1012	16	LOCKWASHER, 7/16	25	8866-2064	1	ELBOW, 90 DEGREES (includes item 24)
6	9108-3106	4	O-RING	26	9105-3020	2	TEST COUPLING
7		Ref	TRACTION LOCK VALVE (see page 10-20 for details)	27	9105-3426	1	STRAIGHT THREAD ADAPTER (includes item 31)
* 8	8471-7911	1	HOSE ASSY	28	8471-7832	1	HOSE ASSY
9	8866-2239	1	SWIVEL NUT RUN TEE, 3/8 TUBE	29	9116-3201	1	TUBE ASSY
10		Ref	FRONT DRIVE MOTOR (see page 10-17 for details)	30	8320-1135	8	HEX HD CAPSCREW, 7/16-14x1-1/2, GR8
11	9108-3339	4	O-RING	31	8859-1207	1	O-RING
12	8471-8657	2	HOSE ASSY	32	8471-7344	1	HOSE ASSY
13	9114-3055	1	TUBE ASSY	33	8866-2084	1	ELBOW - 45 DEGREES (includes item 24)
14		Ref	HYDROSTATIC TRANSMISSION PUMP (see page 10-16 for details)	*34	7713-3140	2	COVER PLATE
15	9002-7906	2	ELBOW, 90 DEGREES (includes item 24)	*35	7713-3177	2	HEX HD CAPSCREW, 5/16-18x1-3/8
16	8471-8861	2	HOSE ASSY	*36	9108-3240	2	CLAMP SET
17	8866-2003	2	CONNECTOR (includes item 18)	*37	7713-3497	1	CLAMP SET
18	8859-1202	2	O-RING	*38	7713-3498	1	COVER PLATE
19	8471-2739	8	SPLIT FLANGE CLAMP	*39	7713-3499	2	HEX HD CAPSCREW, 1/4-20x1-5/16
20	8855-1013	16	LOCKWASHER, 1/2				

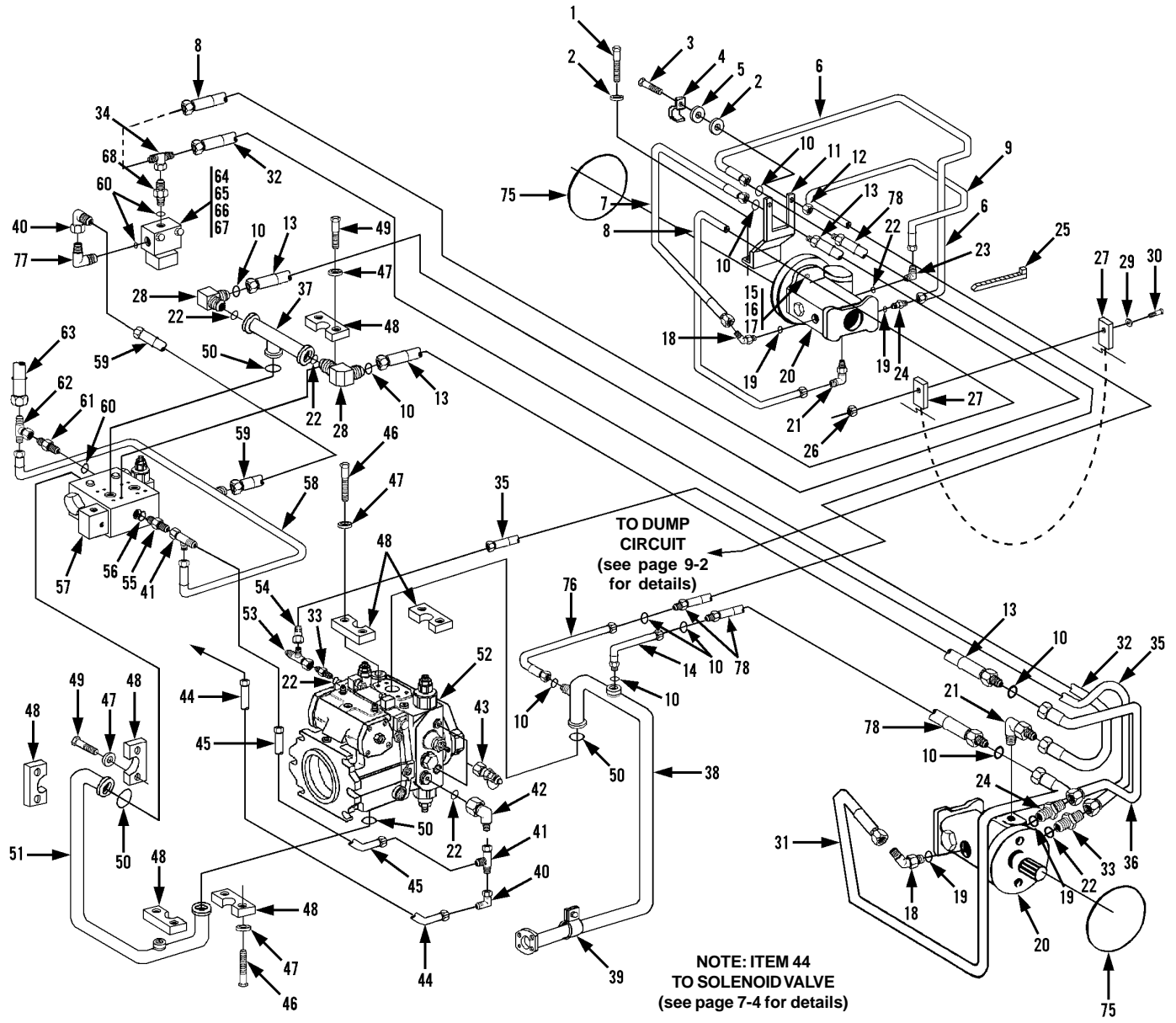




1. Item 18 routes to Inching Valve (see page 7-4, item 21)
2. Item 22 routes to Solenoid Valve (see page 7-4, item 12)
3. Item 16 routes to Hydraulic Reservoir (see page 10-18, item 7 front connector)

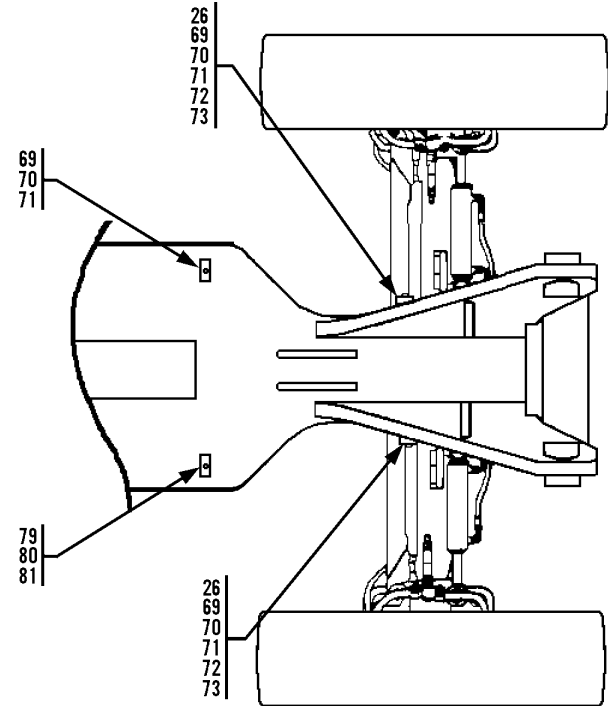
Item	Part No.	Qty.	Description Of Part	Item	Part No.	Qty.	Description Of Part
1		Ref	HYDROSTATIC TRANSMISSION ASSY (see page 10-16 for details)	17	9105-3426	1	STRAIGHT THREAD ADAPTER (includes item 23)
2	8320-1135	8	HEX HD CAPSCREW, 7/16-14X1-1/2, GR8	18	8471-7344	1	HOSE ASSY
3	8855-1012	8	LOCKWASHER, 7/16	*19	8471-7911	1	HOSE ASSY
4	8471-2738	4	FLANGE HALF	20	8471-7832	1	HOSE ASSY
*5	9108-3222	1	ELBOW, 90 DEGREES (includes item 23)	21	9139-3003	1	TUBE ASSY
6	8866-2239	2	SWIVEL NUT RUN TEE, 3/8 TUBE	22	8471-7304	1	HOSE ASSY
7	9114-3055	1	TUBE ASSY	*23	8859-1207	2	O-RING
8	9020-5792	2	CUSHION CLAMP	24	9108-3106	2	O-RING
9	8471-4006	2	CAP	25	8859-1202	2	O-RING
10	8471-8861	2	HOSE ASSY	26	8471-2739	8	FLANGE HALF
11	9002-7906	2	ELBOW, 90 DEGREES (includes o-ring)	27	8855-1013	16	LOCKWASHER, 1/2
	8859-1204	2	O-RING	28	8320-1120	16	HEX HD CAPSCREW, 1/2-13X1-3/4, GR5
12	8471-8657	2	HOSE ASSY	*29	8866-2084	1	ELBOW - 45 DEGREES (includes o-ring)
*13	9108-3339	4	O-RING		8859-1204	1	O-RING
14	8866-2003	2	CONNECTOR (includes item 25)	*30	9105-3020	2	STAUFF TEST COUPLING
*15		Ref	FRONT DRIVE MOTOR, (see page 10-22 for details)	*31	8866-1384	1	HEX PLUG, 3/8 TUBE
16	8471-7852	1	HOSE ASSY	*32	7713-3140	2	COVER PLATE
				*33	7713-3177	2	HEX HD CAPSCREW, 5/16-18x1-3/8
				*34	9108-3240	2	CLAMP SET

\* Changed Qty. on items 5, 13 & 23; changed Description on item 15; changed Part No. on item 19; removed items 29 thru 32; moved item 33 to item 30; replaced item 29 with 8866-2084, item 31 with 8866-1384, item 32 with 7713-3140; added items 33 & 34 and revised illustration.

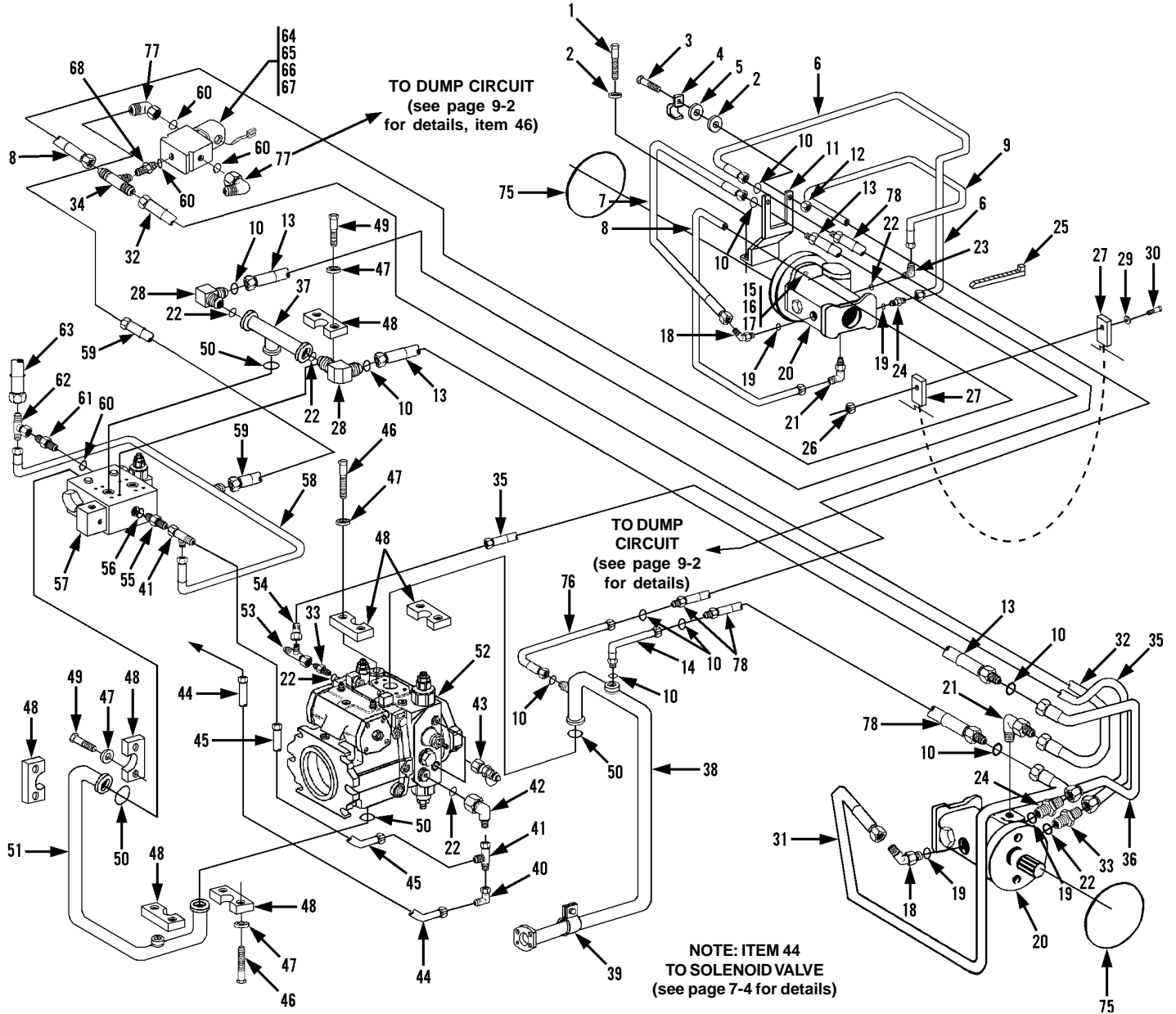


Item	Part No.	Qty.	Description Of Part
1	8820-1035	4	HEX HD CAPSCREW, 3/8-16x1, GR5
2	8855-1011	8	LOCKWASHER, 3/8
3	8820-1036	4	HEX HD CAPSCREW, 3/8-16x1-1/4 GR5
4	9108-1201	4	TUBE CLAMP
5	9002-7470	4	HARDENED WASHER, 3/8
6	9108-3465	1	TUBE ASSY
7	9108-3466	1	TUBE ASSY
8	8471-9037	1	HOSE ASSY
9	8471-9069	1	HOSE ASSY
10	8859-1508	10	O-RING
11	9108-1522	1	R.H. TUBE SUPPORT
	9108-1523	1	L.H. TUBE SUPPORT
12	8850-1006	4	HEX NUT, 3/8-16
13	8471-7878	2	HOSE ASSY
14	9108-3191	1	TUBE ASSY
15	9112-3092	4	STUD
16	9002-7471	4	HARD WASHER
17	9108-3449	4	HEX NUT, 1/2-13
18	8866-2425	2	ELBOW, 45 DEGREES (includes item 19)
19	8859-1209	4	O-RING
20		Ref	REAR DRIVE MOTOR (see page 10-8 for details)
21	9108-5064	2	RESTRICTOR
22	8859-1207	6	O-RING
23	8866-2087	1	ELBOW, 45 DEGREES (includes item 22)
24	8866-2306	2	CONNECTOR (includes item 19)
25		12	NYLONTIE
26	8850-1005	2	HEX NUT, 5/16-18
27	9130-3049	2	HOSE SUPPORT (one each side)
28	8866-2421	2	ELBOW, 45 DEGREES (includes item 22)
29	8856-1108	4	FLAT WASHER, 5/16
30	8820-1018	2	HEX HD CAPSCREW, 5/16-18x3/4 GR5
31	9108-3464	1	TUBE ASSY
32	8471-9036	1	HOSE ASSY
33	8866-2008	2	CONNECTOR (includes item 22)
34	8866-2222	1	BRANCH TEE (includes item 60)
35	8471-9070	1	HOSE ASSY
36	9108-3463	1	TUBE ASSY
37	9108-3266	1	TUBE ASSY
38	9114-3055	1	TUBE ASSY
39	9020-5792	1	CUSHION CLAMP
40	8866-2105	2	ELBOW - 90 DEGREES (swivel nut)
41	8866-2239	2	SWIVEL NUT RUN TEE, 3/8 TUBE
42	9108-3222	1	REDUCING CONNECTOR (includes item 22)
43	9105-3020	2	TEST COUPLING
44	8471-7304	1	HOSE ASSY
45	7713-3447	1	HOSE ASSY
46	8320-1135	8	HEX HD CAPSCREW, 7/16-14x1-1/2
47	8855-1012	16	LOCKWASHER, 7/16
48	8471-2738	8	SPLIT FLANGE CLAMP
49	8320-1155	8	HEX HD CAPSCREW, 7/16-14x3/4
50	9108-3106	4	O-RING
51	9116-3201	1	TUBE ASSY
52		Ref	HYDROSTATIC TRANSMISSION (see page 10-16 for details)
53	8866-2242	1	SWIVEL NUT RUN TEE, 3/4 TUBE
54	8365-1133	1	REDUCER W/ ADAPTOR

**REAR DRIVE HOSE CLAMP LOCATIONS**

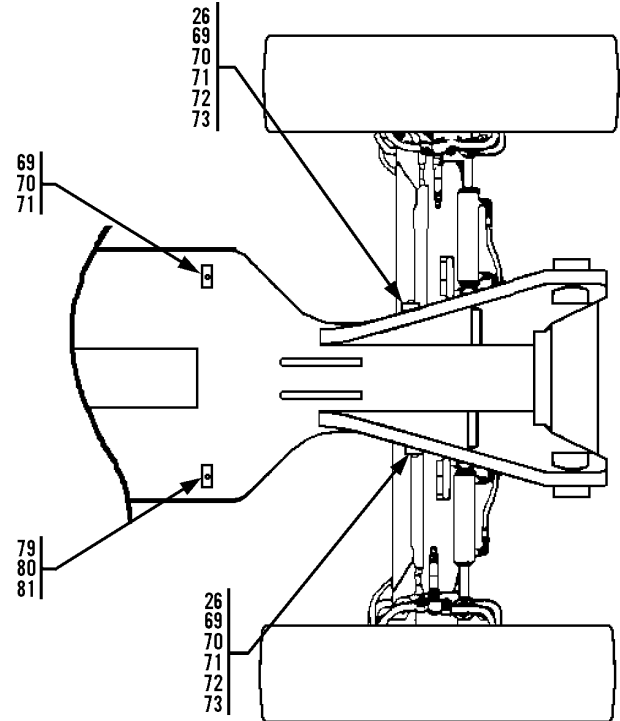


Item	Part No.	Qty.	Description Of Part
55	9108-3306	1	CONNECTOR (includes item 56)
56	8859-1206	1	O-RING
57		Ref	TRACTION LOCK VALVE (see page 10-20 for details)
58	9116-3098	1	TUBE ASSY
59	8471-9072	1	HOSE ASSY
60	8859-1204	3	O-RING
61	8866-2005	2	CONNECTOR (includes item 60)
62	8866-2224	1	SWIVEL NUT BRANCH TEE, 3/8 TUBE
63	8471-8185	1	HOSE ASSY
64		Ref	SOLENOID VALVE (see page 10-12 for details)
65	8856-1001	2	FLAT WASHER, 3/16
66	8820-1008	2	HEX HD CAPSCREW, 1/4-20x1-3/4 GR5
67	8855-1009	2	LOCKWASHER, 1/4
68	8866-2017	1	CONNECTOR (includes item 60)
69	7713-3279	3	CLAMP SET
70	8820-1023	3	HEX HD CAPSCREW, 5/16-18x1-3/4 GR5
71	7713-3137	3	COVER PLATE
72	7713-3390	2	SAFETY CLIP
73	7713-3306	2	STACK BOLT
74	8093-3140	2	CLAMP SET
75	9002-3155	2	O-RING
76	9108-3194	1	TUBE ASSY
77	8866-2064	1	ELBOW, 90 DEGREES (includes item 60)
78	8471-7824	2	HOSE ASSY
79	7713-3053	1	CLAMP SET
80	7713-3052	1	COVER PLATE
81	7713-3209	2	HEX HD CAPSCREW, 1/4-20x1-3/8

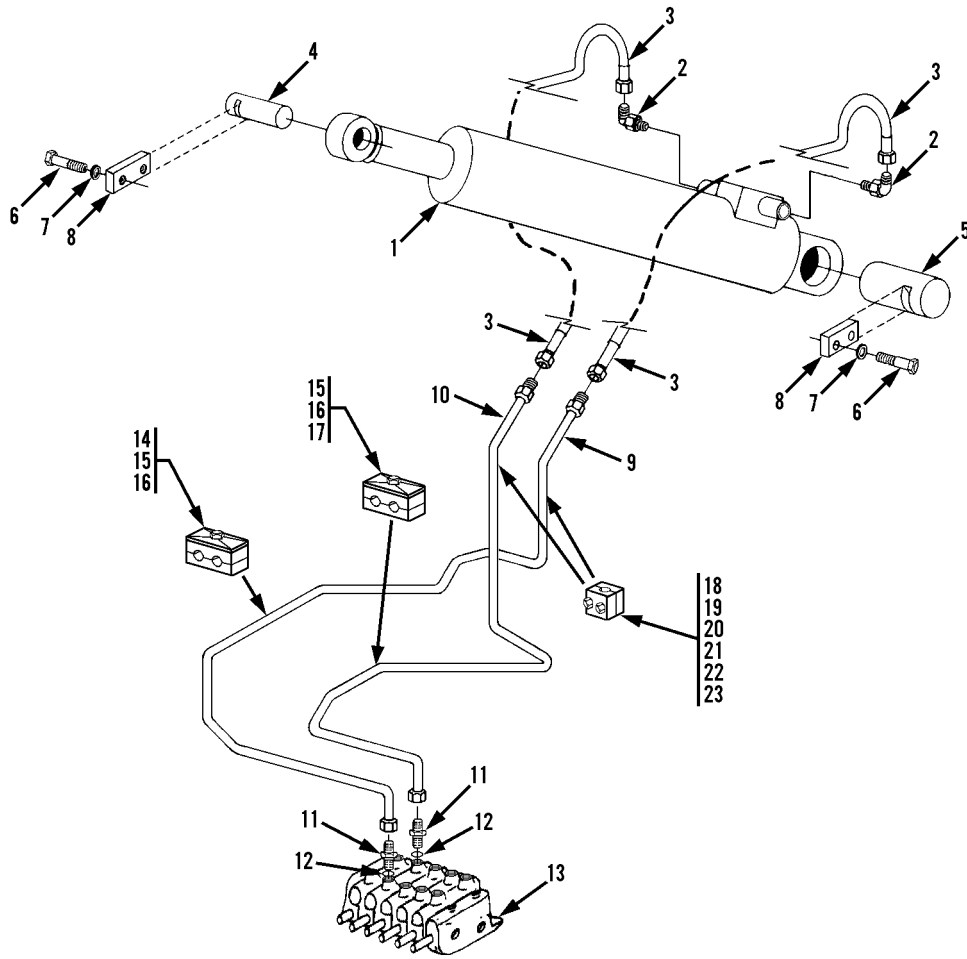


Item	Part No.	Qty.	Description Of Part
1	8820-1035	4	HEX HD CAPSCREW, 3/8-16x1, GR5
2	8855-1011	8	LOCKWASHER, 3/8
3	8820-1036	4	HEX HD CAPSCREW, 3/8-16x1-1/4 GR5
4	9108-1201	4	TUBE CLAMP
5	9002-7470	4	HARDENED WASHER, 3/8
6	9108-3465	1	TUBE ASSY
7	9108-3466	1	TUBE ASSY
8	8471-9037	1	HOSE ASSY
9	8471-9069	1	HOSE ASSY
10	8859-1508	10	O-RING
11	9108-1522	1	R.H. TUBE SUPPORT
	9108-1523	1	L.H. TUBE SUPPORT
12	8850-1006	4	HEX NUT, 3/8-16
13	8471-7878	2	HOSE ASSY
14	9108-3191	1	TUBE ASSY
15	9112-3092	4	STUD
16	9002-7471	4	HARD WASHER
17	9108-3449	4	HEX NUT, 1/2-13
18	8866-2425	2	ELBOW, 45 DEGREES (includes item 19)
19	8859-1209	4	O-RING
20		Ref	REAR DRIVE MOTOR (see page 10-8 for details)
21	9108-5064	2	RESTRICTOR
22	8859-1207	6	O-RING
23	8866-2087	1	ELBOW, 45 DEGREES (includes item 22)
24	8866-2306	2	CONNECTOR (includes item 19)
25		12	NYLONTIE
26	8850-1005	2	HEX NUT, 5/16-18
27	9130-3049	2	HOSE SUPPORT (one each side)
28	8866-2421	2	ELBOW, 45 DEGREES (includes item 22)
29	8856-1108	4	FLAT WASHER, 5/16
30	8820-1018	2	HEX HD CAPSCREW, 5/16-18x3/4 GR5
31	9108-3464	1	TUBE ASSY
32	8471-9036	1	HOSE ASSY
33	8866-2008	2	CONNECTOR (includes item 22)
34	8866-2222	1	BRANCH TEE (includes item 60)
35	8471-9070	1	HOSE ASSY
36	9108-3463	1	TUBE ASSY
37	9108-3266	1	TUBE ASSY
38	9114-3055	1	TUBE ASSY
39	9020-5792	1	CUSHION CLAMP
40	8866-2105	1	ELBOW - 90 DEGREES (swivel nut)
41	8866-2239	2	SWIVEL NUT RUN TEE, 3/8 TUBE
42	9108-3222	1	REDUCING CONNECTOR (includes item 22)
43	9105-3020	2	TEST COUPLING
44	8471-7304	1	HOSE ASSY
45	7713-3447	1	HOSE ASSY
46	8320-1135	8	HEX HD CAPSCREW, 7/16-14x1-1/2
47	8855-1012	16	LOCKWASHER, 7/16
48	8471-2738	8	SPLIT FLANGE CLAMP
49	8320-1155	8	HEX HD CAPSCREW, 7/16-14x3/4
50	9108-3106	4	O-RING
51	9116-3201	1	TUBE ASSY
52		Ref	HYDROSTATIC TRANSMISSION (see page 10-16 for details)
53	8866-2242	1	SWIVEL NUT RUN TEE, 3/4 TUBE
54	8365-1133	1	REDUCER W/ ADAPTOR

**REAR DRIVE HOSE CLAMP LOCATIONS**

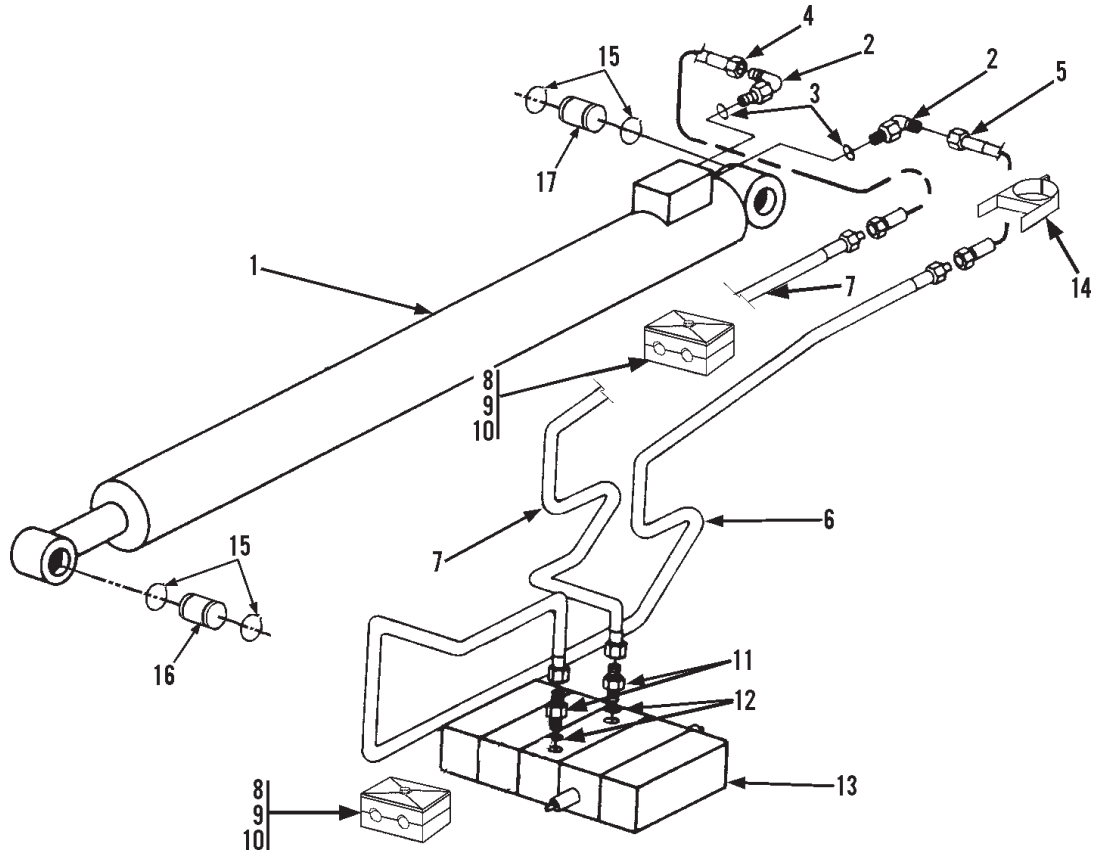


Item	Part No.	Qty.	Description Of Part
55	9108-3306	1	CONNECTOR (includes item 56)
56	8859-1206	1	O-RING
57		Ref	TRACTION LOCK VALVE (see page 10-20 for details)
58	9116-3098	1	TUBE ASSY
59	8471-9142	1	HOSE ASSY
60	8859-1204	5	O-RING
61	8866-2005	1	CONNECTOR (includes item 60)
62	8866-2224	1	SWIVEL NUT BRANCH TEE, 3/8 TUBE
63	8471-8185	1	HOSE ASSY
64		Ref	SOLENOID VALVE (see page 10-12 for details)
65	8856-1001	2	FLAT WASHER, 3/16
66	8820-1008	2	HEX HD CAPSCREW, 1/4-20x1-3/4 GR5
67	8855-1009	2	LOCKWASHER, 1/4
68	8866-2017	1	CONNECTOR (includes item 60)
69	7713-3279	3	CLAMP SET
70	8820-1023	3	HEX HD CAPSCREW, 5/16-18x1-3/4 GR5
71	7713-3137	3	COVER PLATE
72	7713-3390	2	SAFETY CLIP
73	7713-3306	2	STACK BOLT
74	8093-3140	2	CLAMP SET
75	9002-3155	2	O-RING
76	9108-3194	1	TUBE ASSY
77	8866-2064	2	ELBOW, 90 DEGREES (includes item 60)
78	8471-7824	2	HOSE ASSY
79	7713-3053	1	CLAMP SET
80	7713-3052	1	COVER PLATE
81	7713-3209	2	HEX HD CAPSCREW, 1/4-20x1-3/8

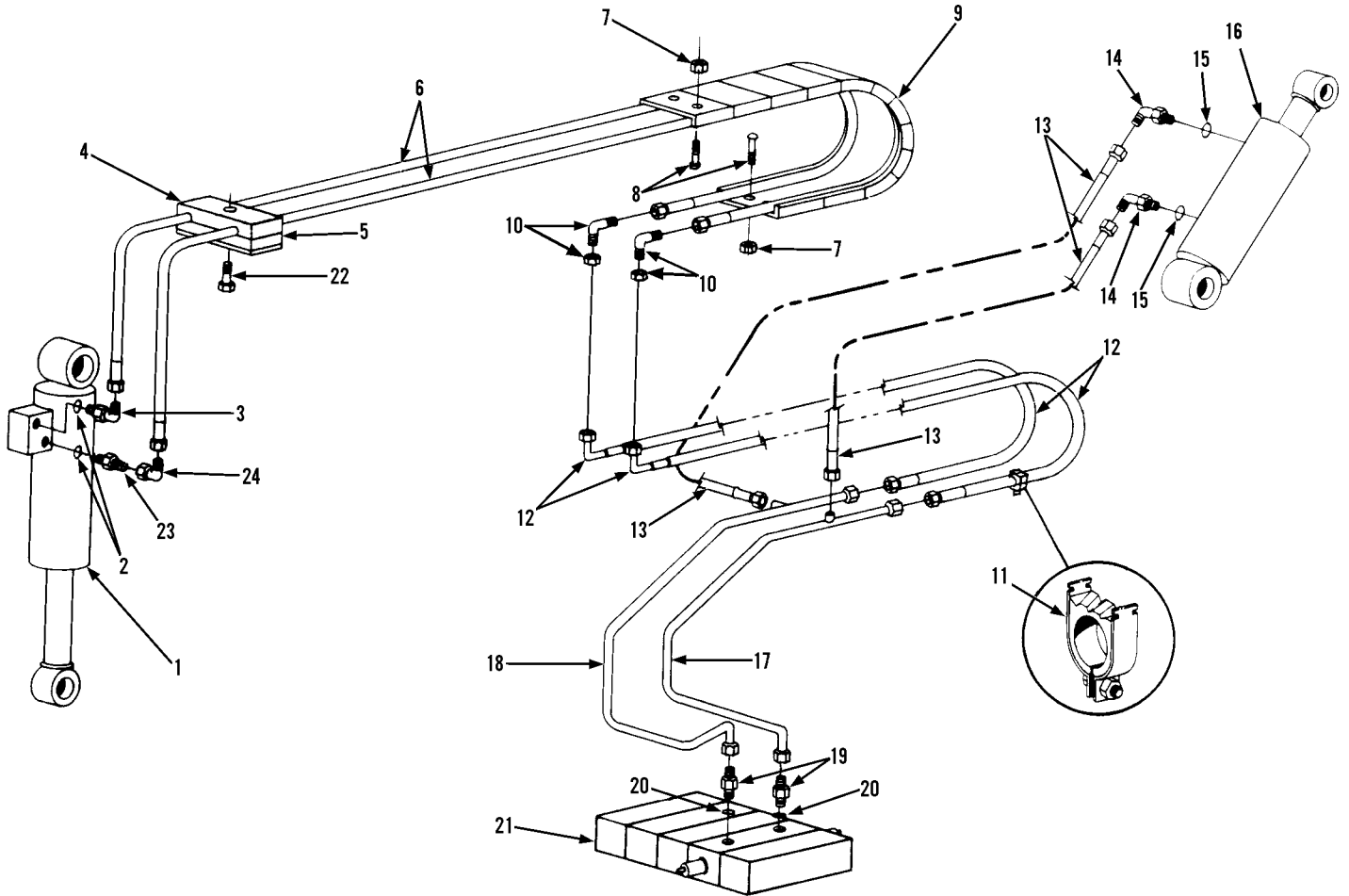


**SEE PAGE 12-4 FOR DETAILS ON  
 CLAMP SETS AND CUSHION CLAMPS**

Item	Part No.	Qty.	Description Of Part	Item	Part No.	Qty.	Description Of Part
1		Ref	LIFT CYLINDER ASSY (see page 10-1 for details)	13		Ref	MAIN HYDRAULIC CONTROL VALVE (see page 10-7 for details)
2	9108-3050	2	HYDRAULIC SWIVEL	14	7713-3139	1	CLAMP SET
3	8471-7860	2	HOSE ASSY	*15	7713-3140	2	COVER PLATE
4	9108-1432	1	PIN	*16	7713-3177	2	HEX HD CAPSCREW, 5/16-18
5	9108-1433	1	PIN	*17	9108-3240	1	CLAMP SET
6	8820-1065	4	HEX HD CAPSCREW, 1/2-13X1, GR5	18	7713-3497	2	CLAMP SET
7	8855-1013	4	LOCKWASHER, 1/2	19	7713-3498	2	COVER PLATE
8	9108-1313	2	KEEPER PLATE	20	8820-1009	4	HEX HD CAPSCREW, 1/4-20x2, GR5
9	9108-3224	1	TUBE ASSY	21	8856-1002	4	FLAT WASHER, 1/4
10	9108-3225	1	TUBE ASSY	22	8855-1009	4	LOCK WASHER, 1/4
11	8866-2007	2	CONNECTOR (includes item 12)	23	8850-1004	4	HEX NUT, 1/4-20
12	8859-1206	2	O-RING				

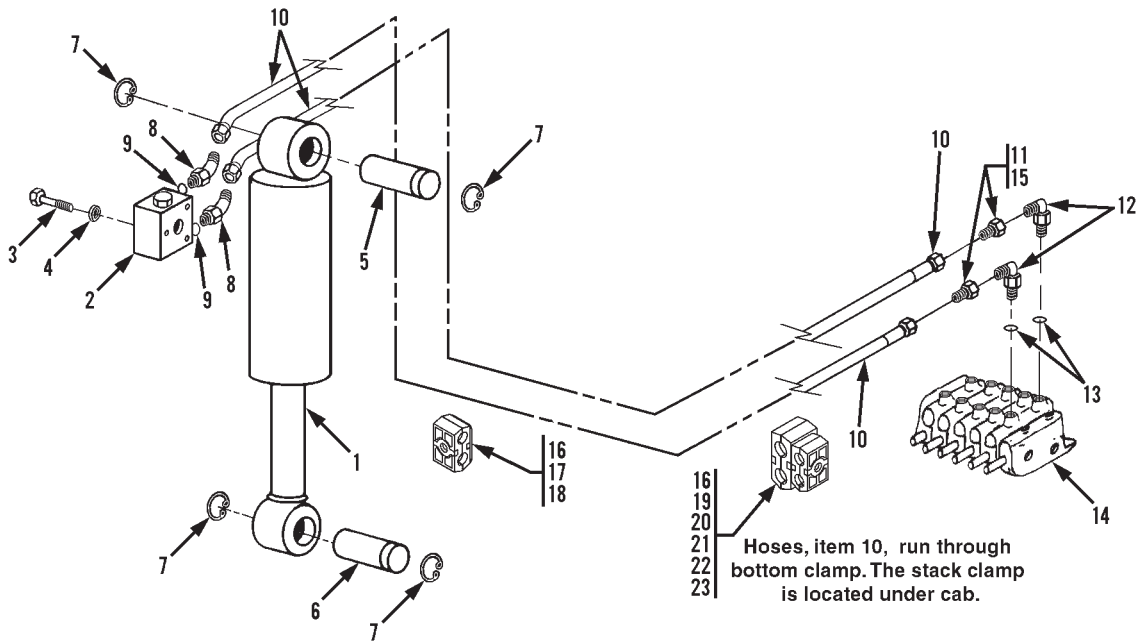


Item	Part No.	Qty.	Description Of Part
1		Ref	HYDRAULIC CYLINDER ASSY CROWD (see page 10-2 for details)
2	8866-2065	2	ELBOW, 90 DEGREES (includes item 3)
3	8859-1205	2	O-RING
4	8471-7885	1	HOSE ASSY
5	8471-7884	1	HOSE ASSY
6	9108-3226	1	TUBE ASSY
7	9108-3230	1	TUBE ASSY
8	7713-3139	2	CLAMP SET
9	7713-3140	2	COVER PLATE
10	7713-3177	2	HEX HD CAPSCREW
11	8866-2007	2	CONNECTOR (includes item 12)
12	8859-1206	2	O-RING
13		Ref	MAIN HYDRAULIC CONTROL VALVE (see page 10-7 for details)
14	9020-7464	2	CUSHION CLAMP
* 15	8858-1140	4	RETAINING RING
* 16	9108-1437	1	CROWD CYLINDER PIN
* 17	9108-1438	1	CROWD CYLINDER PIN



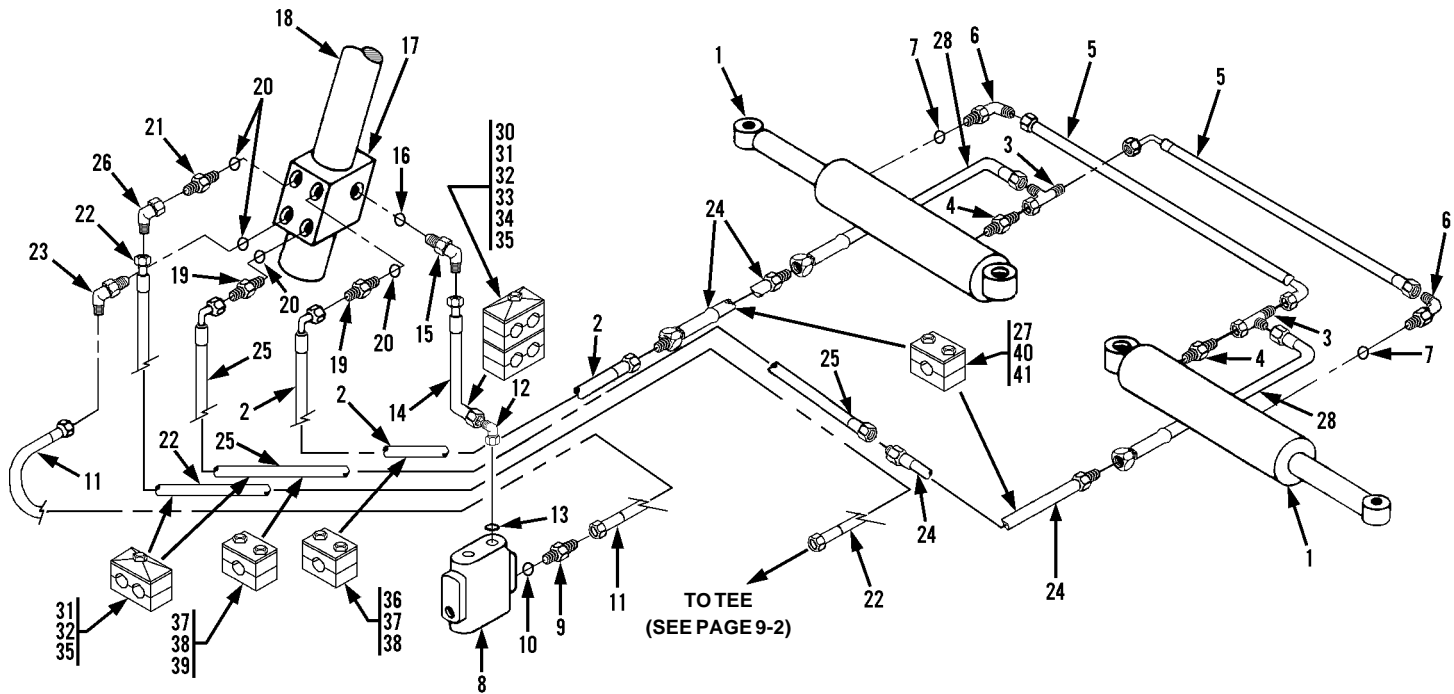
Item	Part No.	Qty.	Description Of Part	Item	Part No.	Qty.	Description Of Part
1		Ref	TILT CYLINDER ASSY, (see page 10-3 for details)	14	8866-2065	2	ELBOW, 90 DEGREES, (includes item 15)
2	8859-1207	2	O-RING	15	8859-1205	2	O-RING
3	9105-3450	1	STR. THREAD ELBOW, 90 DEGREE	16		Ref	COMPENSATING CYLINDER ASSY, (see page 10-4 for details)
* 4	7713-3139	1	CLAMP SET	17	9108-3227	1	TUBE ASSY
* 5	7713-3140	1	COVER PLATE	18	9108-3228	1	TUBE ASSY
6	8471-7886	2	HOSE ASSY	19	8866-2019	2	CONNECTOR, (includes item 20)
7	8852-1205	4	HEX LOCKNUT, 5/16-18	20	8859-1206	2	O-RING
8	8841-1036	4	ROUND HD CARRIAGE BOLT, 5/16-18X3/4	21		Ref	MAIN CONTROL VALVE, (see page 10-7 for details)
9	9108-3290	1	HOSE CARRIER	* 22	7713-3177	1	HEX HD CAPSCREW, 5/16-18X1-3/8, GR5
10	9002-7179	2	BULKHEAD FITTING, (includes item 11)	23	9105-3426	1	CONNECTOR
11	9020-7463	4	CUSHION CLAMP	24	8866-2105	1	ELBOW, 90 DEGREES, (swivel nut)
12	8471-7563	2	HOSE ASSY				
13	8471-7859	2	HOSE ASSY				





**SEE PAGE 12-3 FOR DETAILS ON CLAMP SETS AND CUSHION CLAMPS**

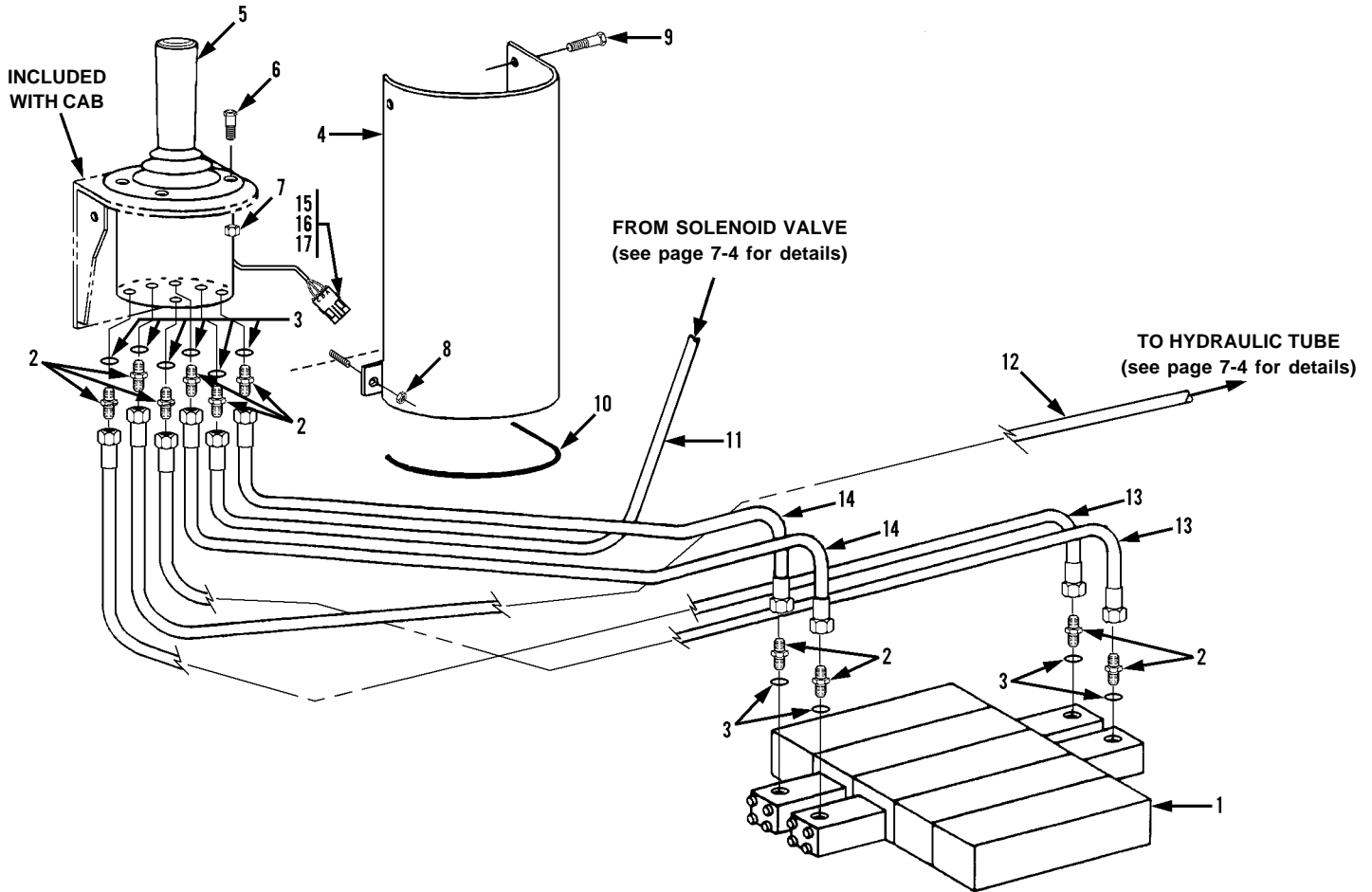
Item	Part No.	Qty.	Description Of Part
1		Ref	SWAY CYLINDER (see page 10-5 for details)
2		Ref	SWAY CYLINDER VALVE (see page 10-13 for details)
3	8820-1040	3	HEX HD CAPSCREW, 3/8-16x2-1/4, GR5 (torque to 30-35 ft. lbs.)
4	8855-1011	3	LOCKWASHER, 3/8
* 5	9140-3226	1	PIN
6	9020-7352	1	PIN
7	9002-8935	4	RETAINING RING
8	8866-2082	2	ELBOW, 45 DEGREES (includes item 9)
9	8859-1012	2	O-RING
10	8471-9040	2	HOSE ASSY
11	8866-1341	2	TUBE-END REDUCER, 1/2x1/4
12	8866-2059	2	ADAPTER, 90 DEGREES, 5/8-1/2 (includes item 13)
13	8859-1206	2	O-RING
14		Ref	MAIN HYDRAULIC CONTROL VALVE (see page 10-7 for details)
15	8866-1406	2	NUT (used with item 11)
16	7713-3168	5	CLAMP SET
17	7713-3140	3	COVER PLATE
18	7713-3177	3	HEX HD CAPSCREW, 5/16-18x1-3/8
19	7713-3389	2	STACK BOLT
20	7713-3390	2	SAFETY CLIP
21	7713-3136	2	CLAMP SET
22	7713-3137	2	COVER PLATE
23	8820-1023	2	HEX HD CAPSCREW, 5/16-18x1-3/4, GR5



SEE PAGE 12-3 FOR DETAILS ON  
CLAMP SETS AND CUSHION CLAMPS

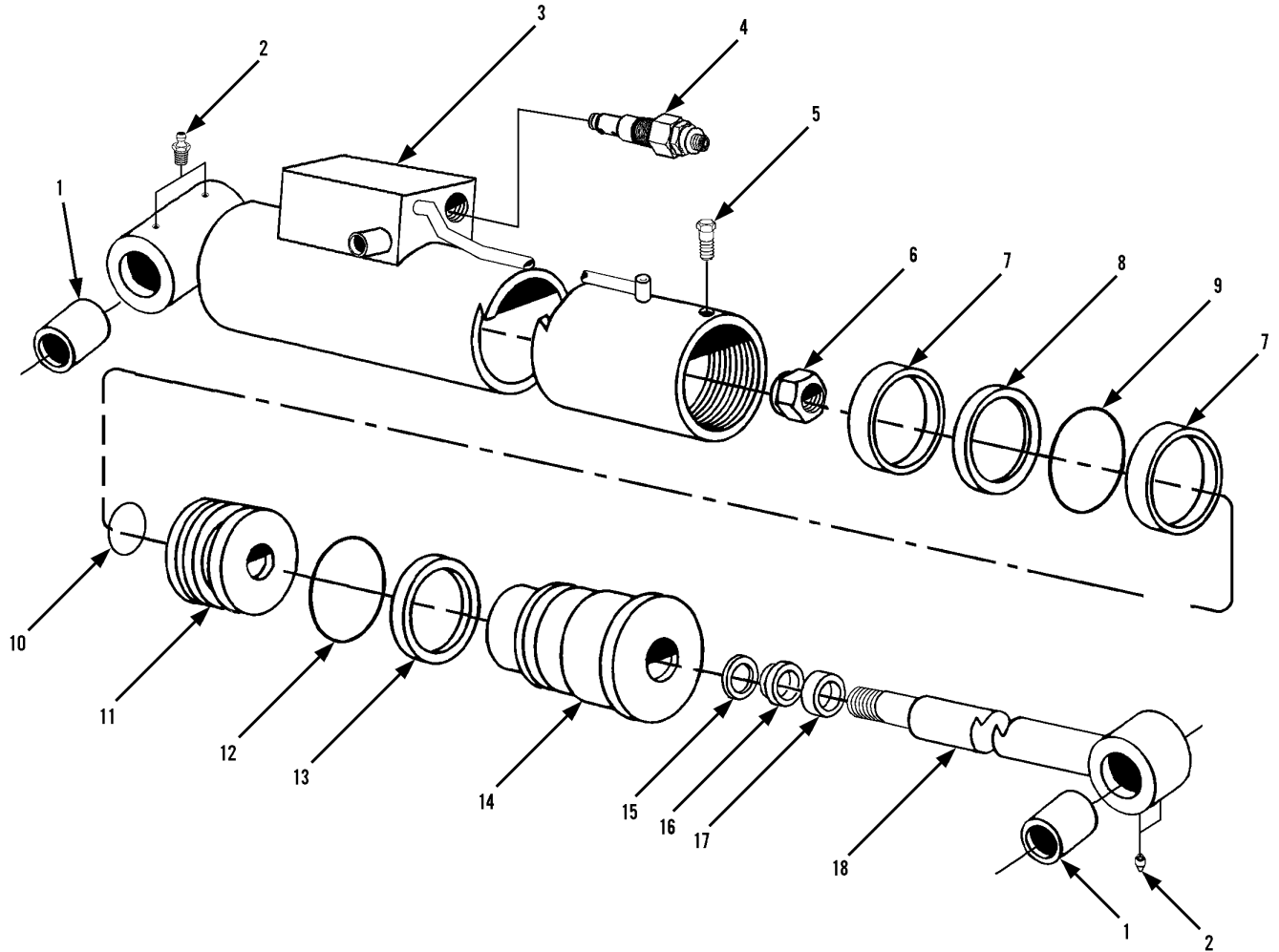
Item	Part No.	Qty.	Description Of Part	Item	Part No.	Qty.	Description Of Part
1		Ref	STEERING CYLINDER (see page 10-6 for details)	19	8866-2006	2	CONNECTOR (includes item 20)
2	8471-9056	1	HOSE ASSY	20	8859-1205	4	O-RING
3	8866-2240	2	SWIVEL NUT RUN TEE, 1/2 TUBE	21	8866-2018	1	CONNECTOR (includes item 20)
4	8866-2026	2	CONNECTOR (includes o-ring)	22	8471-8415	1	HOSE ASSY
	8859-1015	2	O-RING	23	8866-2065	1	ELBOW, 90 DEGREES (includes item 20)
5	8471-8202	2	HOSE ASSY	24	9114-3354	2	TUBE ASSY
6	8866-2064	2	ELBOW, 90 DEGREES (includes item 7)	25	8471-9042	1	HOSE ASSY
7	8859-1204	2	O-RING	26	8866-2105	1	SWIVEL NUT ELBOW, 90 DEGREES
8		Ref	PRIORITY FLOW CONTROL VALVE, (see page 10-9 for details)	27	7713-3499	8	HEX HD CAPSCREW, 1/4-20x1-5/16
9	8866-2019	1	CONNECTOR (includes item 10)	28	9002-2042	2	HOSE ASSY
10	8859-1206	1	O-RING	29	7713-3029	1	CLAMP SET
11	8471-7854	1	HOSE ASSY	30	9121-3002	1	CLAMP SET
12	8866-2062	1	ELBOW, 90 DEGREES (includes item 13)	31	7732-3029	2	CLAMP SET
13	8859-1202	1	O-RING	32	8820-1023	2	HEX HD CAPSCREW, 5/16-18x1-3/4
14	8471-8439	1	HOSE ASSY	*33	7713-3306	1	STACK BOLT
15	8866-2062	1	ELBOW, 90 DEGREES (includes item 16)	*34	7713-3390	1	SAFETY CLIP
16	8859-1202	1	O-RING	35	7713-3137	2	COVER PLATE
17		Ref	STEERING ORBITROL (see page 7-3 for details)	*36	7713-3893	1	CLAMP SET
18		Ref	STEERING COLUMN (see page 7-3 for details)	*37	7713-3052	3	COVER PLATE
				*38	7713-3209	6	HEX HD CAPSCREW, 1/4-20x1-3/8
				*39	7713-3073	2	CLAMP SET
				40	9103-3138	4	CLAMP SET
				41	7713-3498	4	COVER PLATE

\* Changed Qty. on items 33, 34, 36, 37 & 38; removed items 39, 42 & 43; replaced item 39 with 7713-3073 and revised illustration.

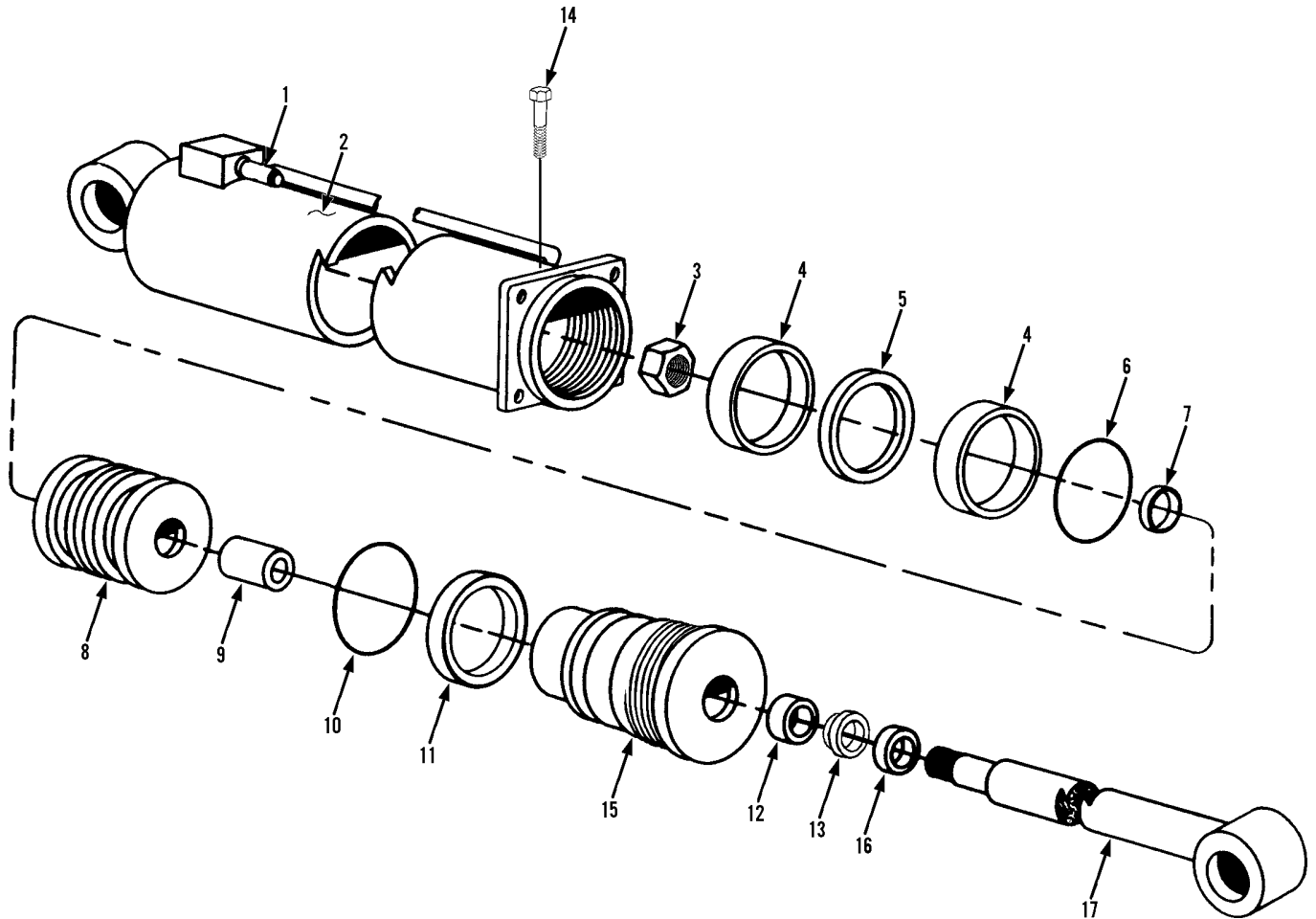


Item	Part No.	Qty.	Description Of Part
1		Ref	MAIN HYDRAULIC CONTROL VALVE ASSY (see page 10-7 for details)
2	8866-2005	10	CONNECTOR (includes item 3)
3	8859-1204	10	O-RING
4	911D-6047	1	COVER
5		Ref	JOYSTICK (see page 10-19 for details)
6	8826-1017	4	SOCKET BUTTON HD CAPSCREW, 1/4-20X7/8, GR5
7	8852-1304	4	LOCKNUT, 1/4-20
8	7714-3006	2	WHIZ LOCKNUT, 5/16-18

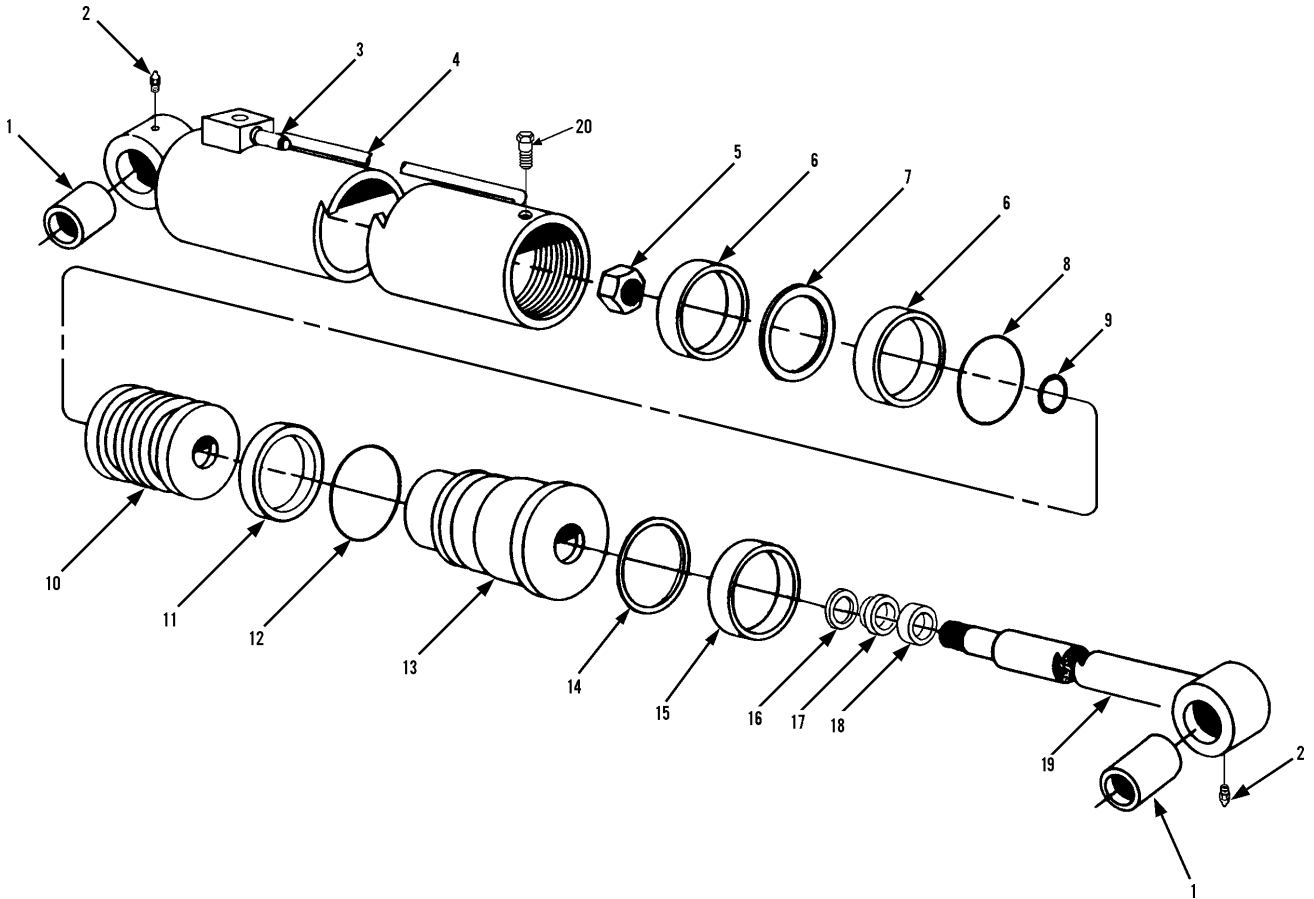
Item	Part No.	Qty.	Description Of Part
9	7714-3003	2	WHIZ-LOC SCREW, 5/16-18x5/8
10	9020-6199	AR	TRIM LOK
11	8471-8736	1	HOSE ASSY
12	8471-8735	1	HOSE ASSY
13	8471-7458	2	HOSE ASSY
14	8471-7519	2	HOSE ASSY
*15	8096-3060	1	WEATHER PACK SHROUD
*16	8096-3069	3	MALE PIN TERMINAL
*17	9114-3187	3	CABLE SEAL



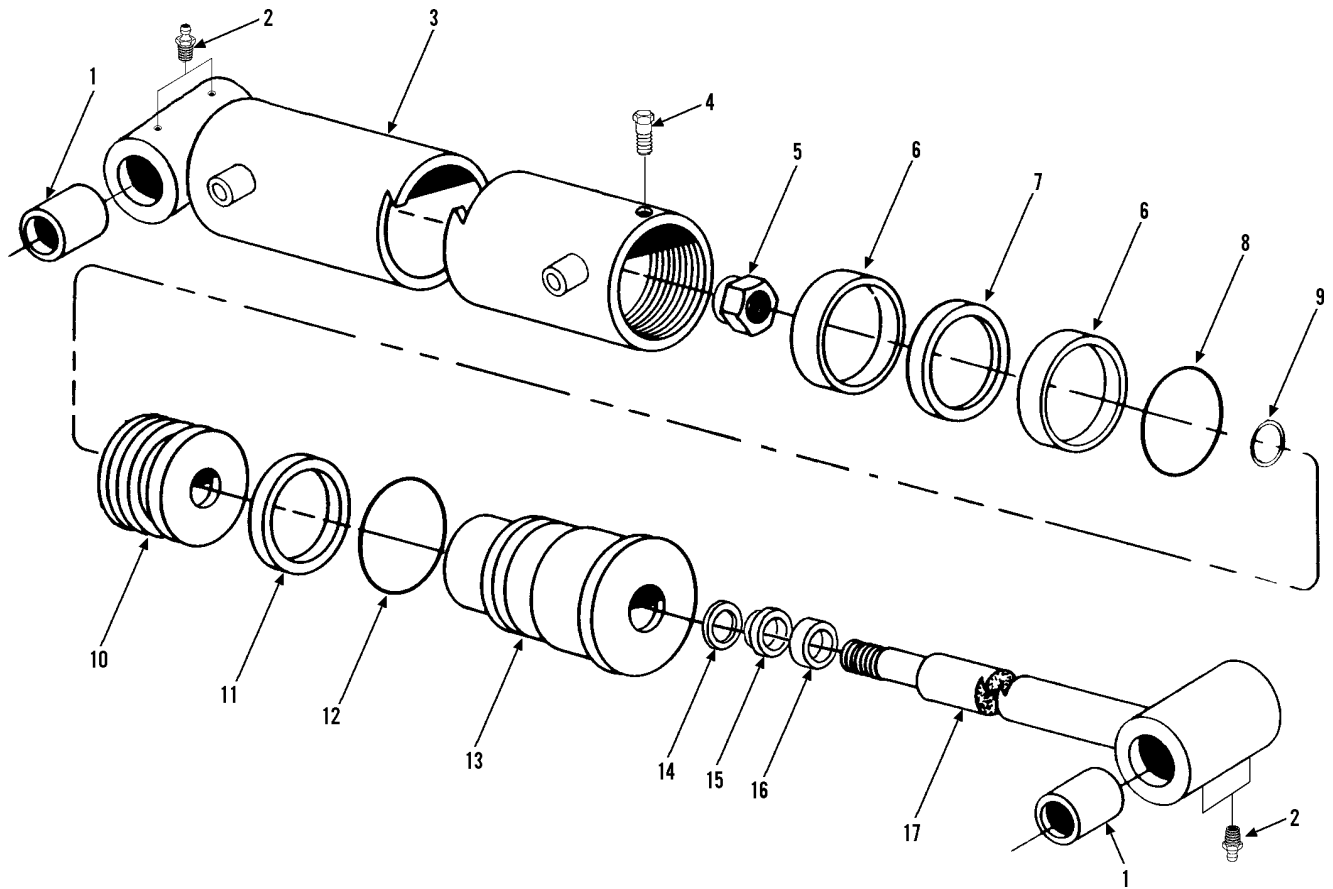
Item	Part No.	Qty.	Description Of Part	Item	Part No.	Qty.	Description Of Part
	9108-3469	1	LIFT CYLINDER ASSY (includes all items)	9		1	O-RING
	9108-4307	1	SEAL KIT (includes items 7 thru 10, 12, 13 & 15 thru 17)	10		1	O-RING
1	9112-4080	4	BUSHING	11	9103-4139	1	PISTON
2	9114-4128	4	GREASE FITTING	12		1	O-RING
3	9138-4002	1	CASE ASSY	13		1	BACK-UP RING
4	9108-4347	1	COUNTERBALANCE VALVE	14	9138-4003	1	CYLINDER HEAD
	9103-4276	1	COUNTERBALANCE VALVE SEAL KIT	15		1	STEP SEAL
5	9114-4017	1	CAPSCREW, #8X32X.375	16		1	U-CUP
6	9103-4153	1	LOCKNUT (lubricate & torque to 1400-1500 ft.lbs.)	17		1	WIPER
7		2	WEAR RING	18	9138-4004	1	ROD ASSY
8		1	PISTON SEAL				NOTE: ONLY ITEMS WITH PART NUMBERS ARE AVAILABLE FOR SERVICE.



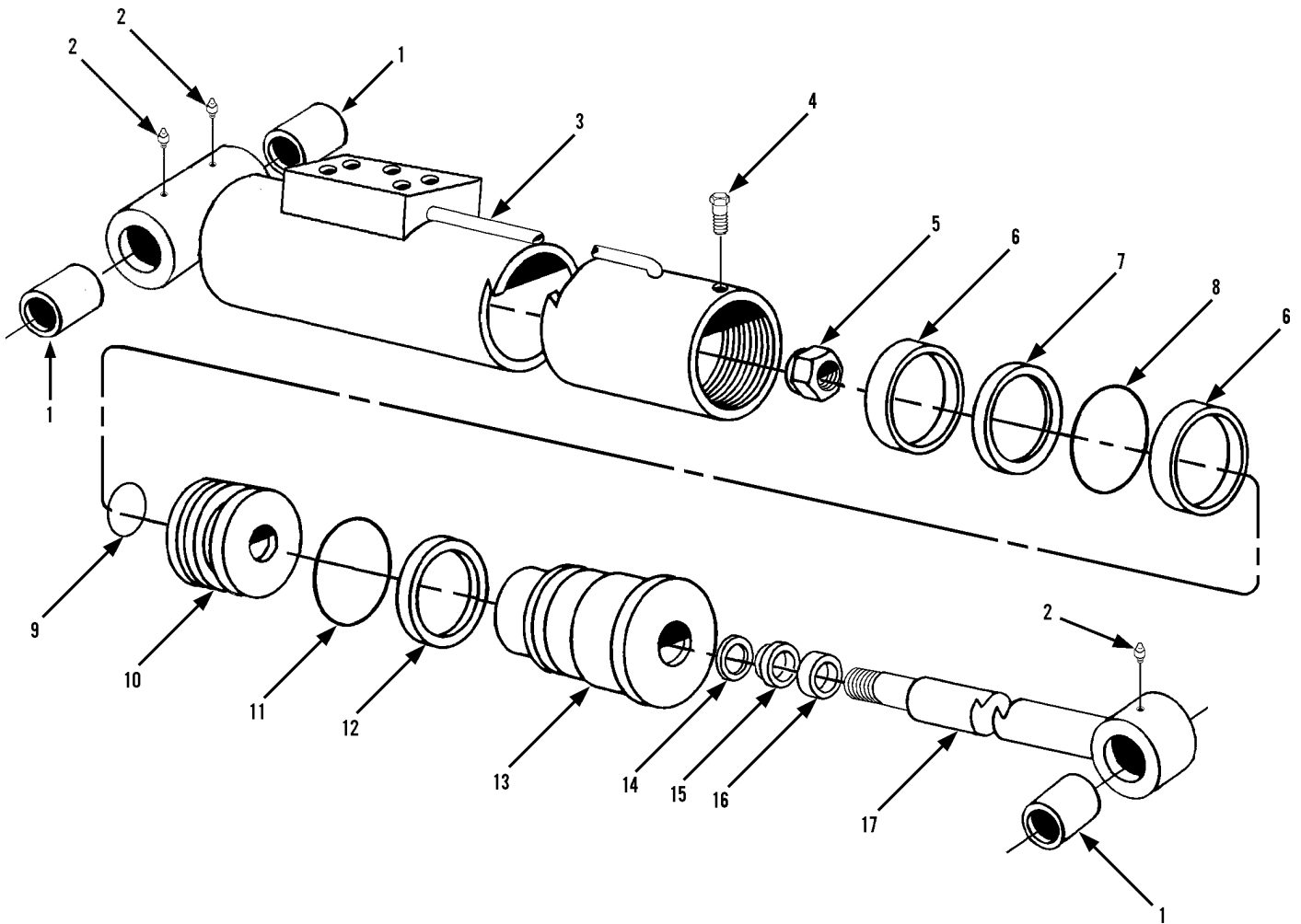
Item	Part No.	Qty.	Description Of Part
	9108-3468	1	CROWD CYLINDER ASSY (includes all items)
	9108-4306	Ref	SEAL KIT, (includes items 4 thru 7, 11 thru 13 & 16)
1	9108-4347	1	COUNTERBALANCE VALVE
2	9108-4348	1	CASE ASSY
3	9120-4460	1	LOCKNUT (torque to 200-250 ft-lbs)
4		2	WEAR RING
5		1	PISTON SEAL
6		1	O-RING
7		1	O-RING
8	9108-4349	1	PISTON
9	9108-4350	1	SPACER
10	9116-4023	1	O-RING
11		1	BACKUP
12		1	STEP SEAL
13		1	U-CUP
14	9114-4017	1	CAPSCREW
15	9108-4351	1	HEAD
16		1	WIPER
17	9108-4352	1	SHAFT ASSY
			NOTE: ONLY ITEMS WITH PART NUMBER ARE AVAILABLE FOR SERVICE.



Item	Part No.	Qty.	Description Of Part	Item	Part No.	Qty.	Description Of Part
	9108-3513	1	TILT CYLINDER ASSY, (includes all items)	11		1	BACK-UP RING
	9108-4370	1	SEAL KIT, (includes items 6 thru 9, 11, 12 & 16 thru 18)	12		1	O-RING
* 1	9140-4352	2	BUSHING	13	9108-4371	1	GLAND
2	9114-4128	2	GREASE FITTING	14	9108-4372	1	SNAP RING
3	9108-3473	1	COUNTERBALANCE VALVE	15	9108-4373	1	WEAR RING
	9103-4276	1	COUNTERBALANCE VALVE SEAL KIT	16		1	STEP SEAL
4	9112-4076	1	CASE ASSY	17		1	U-CUP
5	9106-4017	1	LOCKNUT, (torque to 650-750 ft.lbs.)	18		1	WIPER
6		2	WEAR RING	19	9112-4078	1	SHAFT ASSY
7		1	SEAL	20	9112-4096	1	SELF TAPPING SCREW, #10-24
8		1	O-RING				NOTE: ONLY ITEMS WITH PART NUMBERS ARE AVAILABLE FOR SERVICE.
9		1	O-RING				
10	9104-4274	1	PISTON				

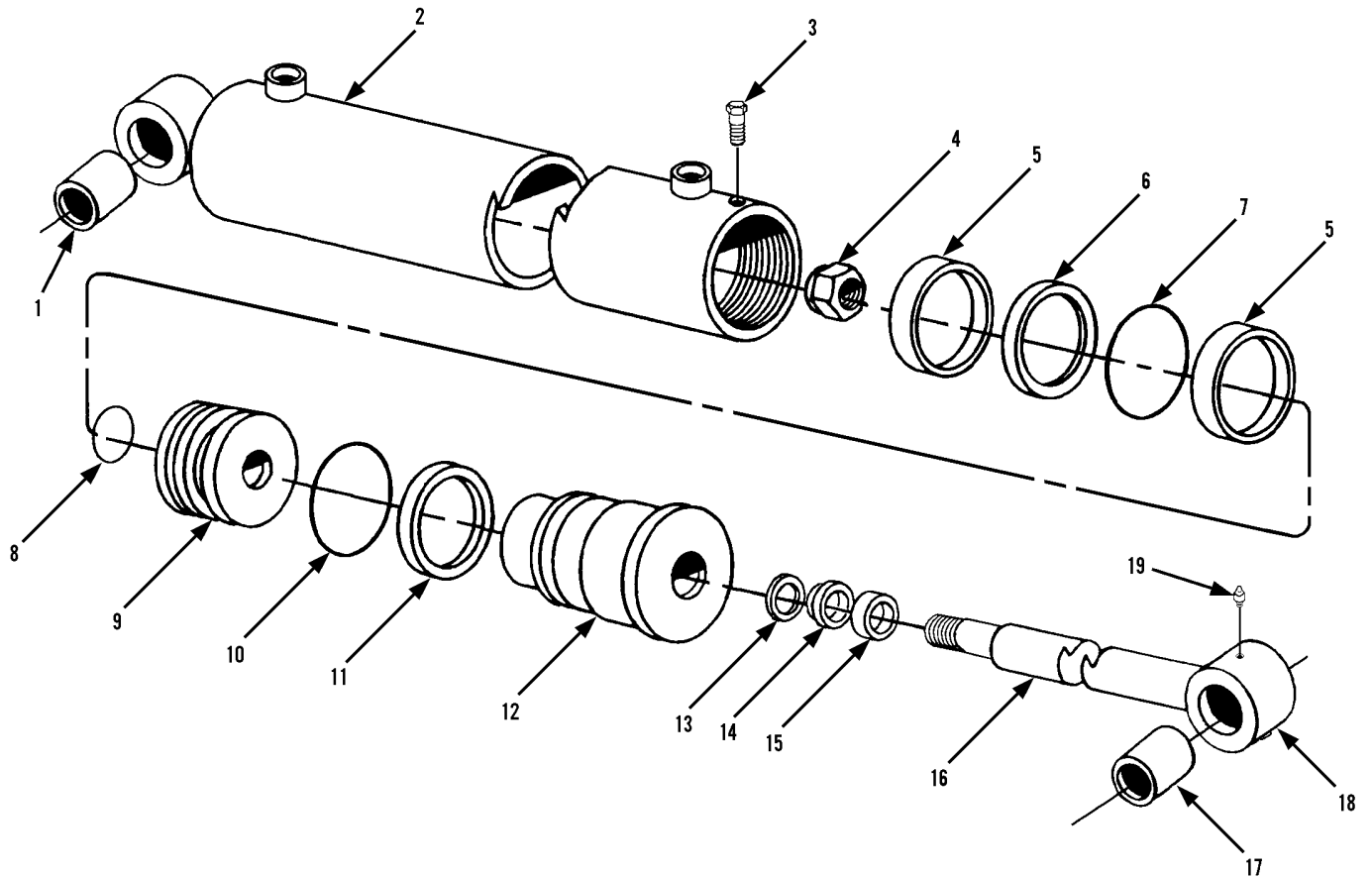


Item	Part No.	Qty.	Description Of Part	Item	Part No.	Qty.	Description Of Part
	9108-3470	1	COMPENSATING CYLINDER ASSY (includes all items)	9		1	O-RING
	9103-4339	1	SEAL KIT (includes items 6 thru 9, 11, 12, & 14 thru 16)	10	9103-4139	1	PISTON
1	9114-4080	4	BUSHING	11		1	BACK-UP RING
2	9114-4128	4	GREASE FITTING	12		1	O-RING
3	9112-4079	1	CASE ASSY	13	9112-4081	1	CYLINDER HEAD
4	9114-4017	1	CAPSCREW, #8X32X.375	14		1	STEP SEAL
5	9103-4153	1	LOCKNUT (lubricate & torque to 1175-1275 ft.lbs.)	15		1	U-CUP
6		2	WEAR RING	16		1	WIPER
7		1	PISTON SEAL	17	9112-4082	1	ROD ASSY
8		1	O-RING				NOTE: ONLY ITEMS WITH PART NUMBERS ARE AVAILABLE FOR SERVICE.



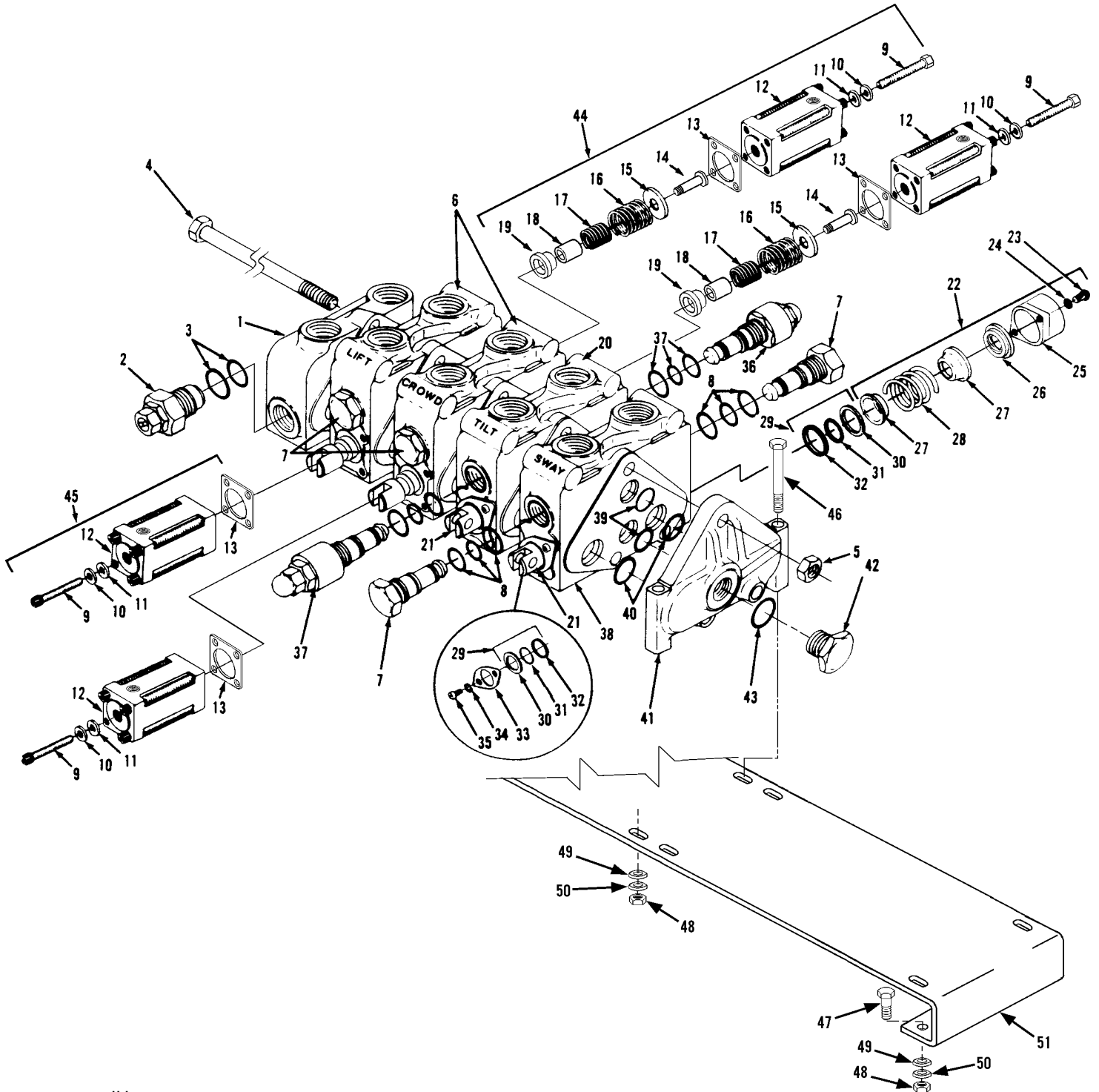
Item	Part No.	Qty.	Description Of Part	Item	Part No.	Qty.	Description Of Part
	9112-3133	1	SWAY CYLINDER ASSY, (includes all items)	9	9112-4100	1	O-RING
	9108-4308	1	SEAL KIT, (includes items 6 thru 9, 11, 12 & 14 thru 16)	10	9112-4084	1	PISTON
* 1	9140-4352	3	BUSHING	11	9120-4465	1	O-RING
2	9114-4128	3	LUBE FITTING	12	9120-4466	1	BACK-UP RING
3	9112-4095	1	CASE ASSY	13	9112-4085	1	CYLINDER HEAD
4	9112-4096	1	SELF-TAPPING SCREW	14	9112-4101	1	STEP SEAL
5	9103-4156	1	LOCKNUT, (lubricate & torque to 350-400 ft.lbs.)	15	9112-4102	1	U-CUP
6	9112-4097	2	WEAR RING	16	9112-4103	1	WIPER
7	9112-4098	1	PISTON SEAL	17	9112-4104	1	ROD ASSY
8	9112-4099	1	O-RING				NOTE: ONLY ITEMS WITH PART NUMBERS ARE AVAILABLE FOR SERVICE.





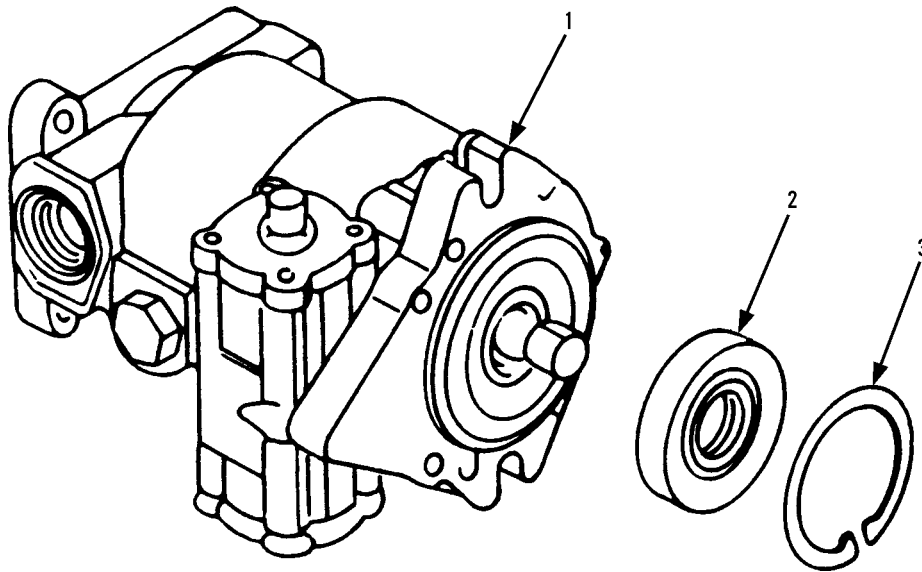
Item	Part No.	Qty.	Description Of Part
	9108-3532	2	STEERING CYLINDER ASSY (includes all items)
	9108-4305	1	SEAL KIT (includes items 5 thru 8, 10, 11 & 13 thru 15)
1	9112-4087	1	BUSHING
2	9112-4088	1	CASE ASSY
3	9112-4096	1	SELF-TAPPING SCREW
4	9120-4460	1	LOCKNUT (lubricate & torque to 350-370 ft.lbs.)
5		2	WEAR RING
6		1	PISTON SEAL
7		1	O-RING
8		1	O-RING
9	9112-4089	1	PISTON

Item	Part No.	Qty.	Description Of Part
10		1	O-RING
11		1	BACK-UP RING
12	9112-4090	1	CYLINDER HEAD
13		1	STEP SEAL
14		1	U-CUP
15		1	WIPER
16	9112-4108	1	ROD ASSY
17	9104-3246	1	BUSHING
18	9114-4128	1	GREASE FITTING
19		1	HEX HD PLUG, 1/8-27 NPT
			NOTE: ONLY ITEMS WITH PART NUMBERS ARE AVAILABLE FOR SERVICE.

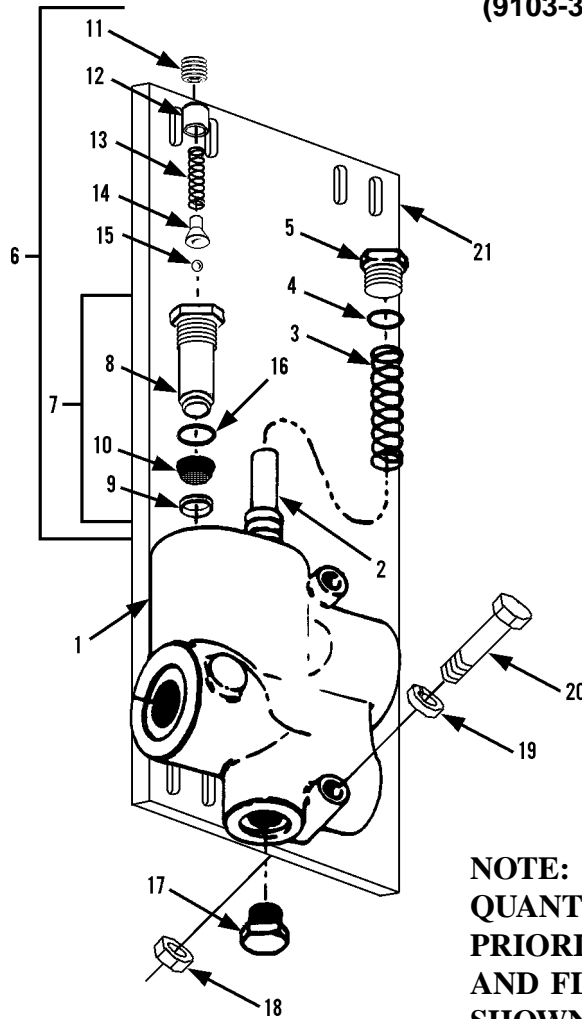


ARTWORK ON PREVIOUS PAGE

Item	Part No.	Qty.	Description Of Part	Item	Part No.	Qty.	Description Of Part
	9108-3417	1	MAIN HYDRAULIC CONTROL VALVE ASSY (includes all items)	28		2	SPRING
	9108-4019	1	STUD KIT (includes items 4 & 5)	29	9108-4005	4	SPOOL SEAL KIT (includes items 30, 31 & 32)
	9108-4015	5	VALVE SECTION SEAL KIT (includes items 39 & 40)	30		4	RETAINER
1	9108-4008	1	L.H. END COVER ASSY (includes items 2 & 3)	31		4	WASHER
2	9108-4009	1	MAIN RELIEF (includes item 31)	32		4	SEAL
3	9108-4206	1	O-RING (inner)	33	9108-4006	2	SPOOL RETAINER (includes items 34 & 35)
	9108-4207	1	O-RING (outer)	34		4	WASHER
4		3	STUD	35		4	SCREW
5		3	NUT	36	9108-4199	2	RELIEF-2800 P.S.I. (includes one of item 38)
6	9108-4277	2	VALVE SECTION ASSY (Hoist & Crowd) (includes two of item 7, plus items 9 thru 19)	37	9108-4201	2	RELIEF SEAL KIT (one required per relief)
7	9108-4010	6	LOAD CHECK PLUG (includes item 8)		9108-4200	AR	RELIEF SERVICE KIT, NOT ILLUSTRATED
8	9108-4202	6	LOAD CHECK PLUG SEAL KIT (one required per check plug)				(includes relief poppet & piston ring)
9	9108-4230	16	SOCKET HEAD CAPSCREW, 1/4-20x3	38	9108-4014	1	VALVE SECTION ASSY (Sway) (includes 2 of item 7, plus items 21, 22, 29 & 33)
10	9108-4231	16	LOCKWASHER, 1/4	39		2	PRESSURE SEAL
11	9108-4232	4	BEARING PLATE	40		2	PRESSURE SEAL
12	9108-4229	4	BONNET	41	9108-4278	1	R.H. END COVER ASSY (includes item 42)
13	9108-4233	4	SEAL	42	9108-4279	1	PLUG (includes item 43)
14	9108-4234	2	SPUD POSITIONER	43		1	O-RING
15	9108-4235	2	WASHER	44	9109-4024	2	HYDRAULIC REMOTE POSITIONER (includes items 9 thru 19)
16	9108-4236	2	SPRING				
17	9108-4237	2	SPRING	45	9109-4023	2	HYDRAULIC REMOTE POSITIONER (includes items 9 thru 13)
18	9108-4238	2	STOP SLEEVE	* 46	8820-1028	3	HEX HD CAPSCREW, 5/16-18x3, GR5
19	9108-4239	2	STOP COLLAR	* 47	8820-1020	4	HEX HD CAPSCREW, 5/16-18x1, GR5
20	9108-4012	1	VALVE SECTION ASSY (Tilt) (includes items 21, 22, 29 & 33, plus two of item 36)	* 48	8850-1005	7	HEX NUT, 5/16-18
21	9108-4013	2	SPOOL	* 49	8855-1010	7	LOCKWASHER, 5/16
22	9108-4004	2	SPOOL POSITIONER (includes items 23 thru 29)	* 50	8856-1003	7	FLAT WASHER, 5/16
23		4	SCREW	* 51	9138-1009	1	VALVE SUPPORT (partially illustrated)
24		4	WASHER				
25		2	BONNET				NOTE: ONLY ITEMS WITH PART NUMBERS ARE AVAILABLE FOR SERVICE.
26		2	SPOOL COLLAR				
27		4	SPRING COLLAR				

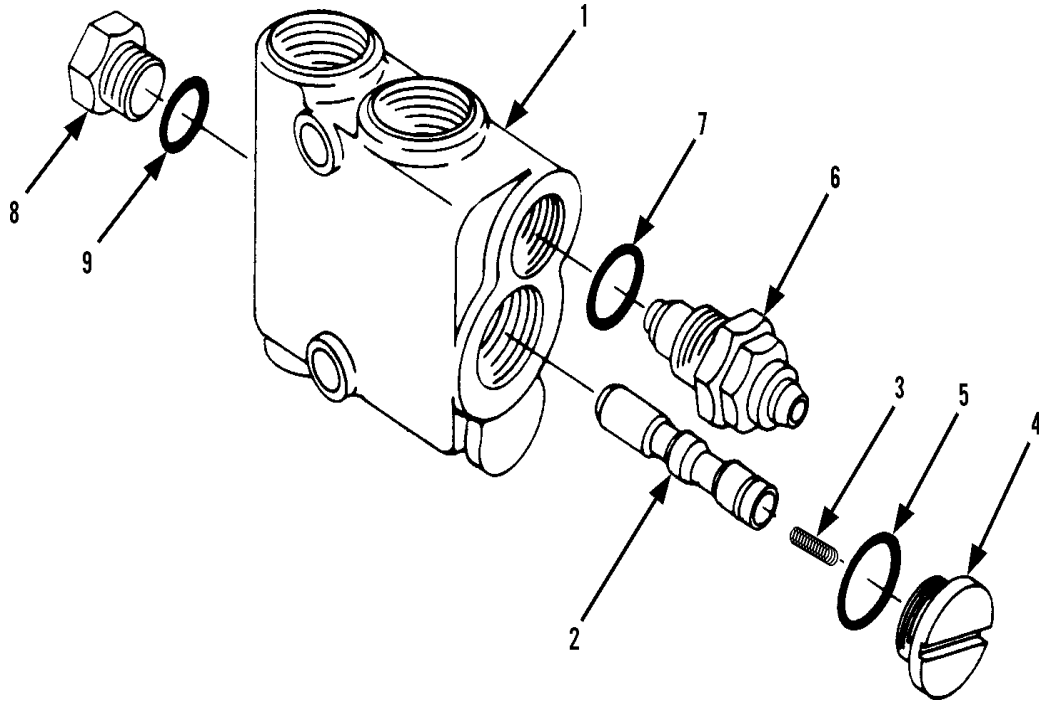


Item	Part No.	Qty.	Description Of Part
1	9108-3401	1	REAR DRIVE MOTOR (includes all items)
2	9108-4214	1	LIP SEAL
3	9108-4215	2	RETAINING RING



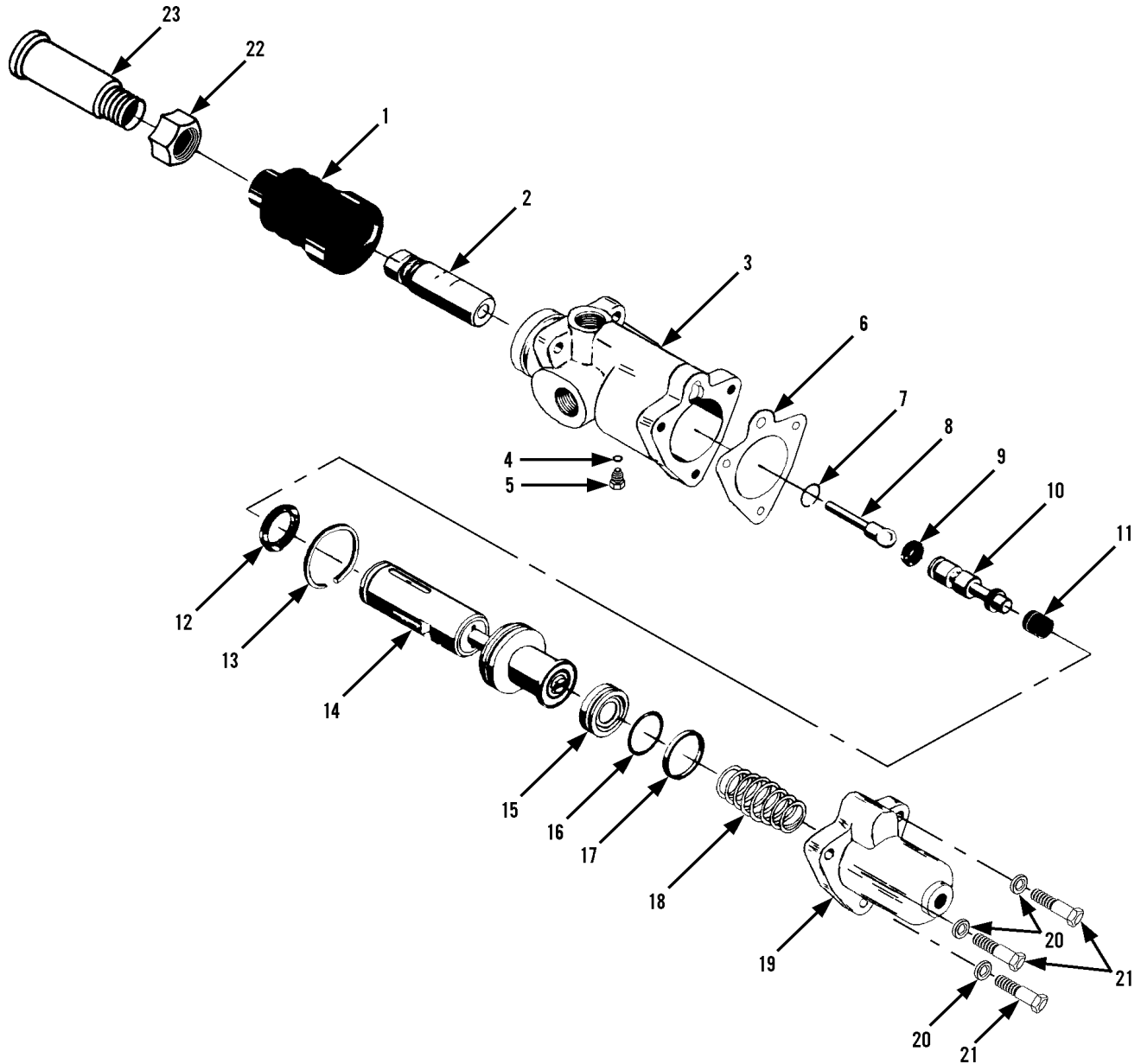
**NOTE: ITEMS 18 THRU 20 INCLUDE QUANTITIES TO MOUNT BOTH PRIORITY FLOW CONTROL VALVE AND FLOW DIVIDER VALVE SHOWN ON PAGE 10-10.**

Item	Part No.	Qty.	Description Of Part
	9103-3240	1	PRIORITY FLOW CONTROL VALVE ASSY (includes all items) (2500 PSI relief setting)
1	9020-6548	1	HOUSING (includes item 2)
2	9020-6549	1	SPOOL
3	9020-6550	1	SPRING
4	8859-1206	1	O-RING
5	9020-6552	1	PLUG
6	9020-6553	1	RELIEF CARTRIDGE (includes items 7 thru 16)
7	9020-6554	1	RELIEF VALVE SUB BODY (includes items 8 thru 10)
8	9020-6555	1	BODY
9	9020-6556	1	RING
10	9020-6557	1	SCREEN
11	9020-6558	1	RELIEF VALVE ADJUSTING SCREW
12	9020-6559	1	SPRING GUIDE
13	9020-6560	1	SPRING
14	9020-6561	1	BALL HOLDER
15	9021-6562	1	BALL
16	8859-1205	1	O-RING
17	9020-6564	1	PLUG
18	8850-1005	4	HEX NUT, 5-16
19	8855-1010	4	LOCKWASHER, 5/16
20	8820-1029	4	HEX HD CAPSCREW, 5/16-18X3-1/4, GR5
21	9112-1264	1	BRACKET

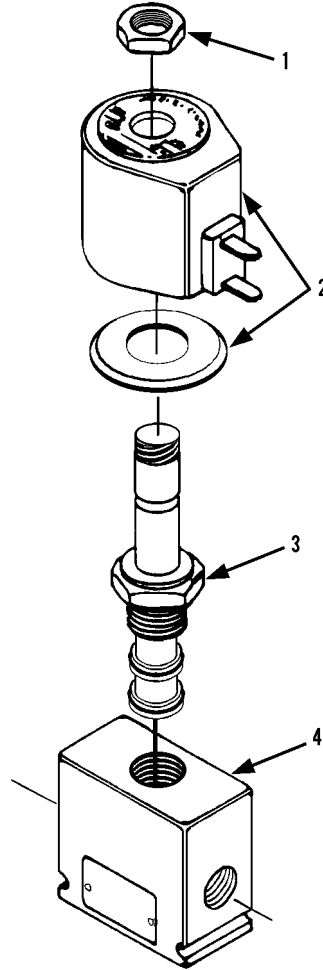


**NOTE: SEE PAGE 10-9 ITEMS 18  
 THRU 20 FOR MOUNTING  
 HARDWARE.**

Item	Part No.	Qty.	Description Of Part
1	9108-3521	1	FLOW DIVIDER VALVE - 625 PSI (includes all items)
2	9108-4155	1	SPOOL
3	9108-4156	1	SPRING
4	9108-4160	1	PLUG (includes item 5)
5	9108-4158	1	O-RING
6	9108-4159	1	RELIEF (includes item 7)
7		1	O-RING
8	9108-4157	1	PLUG (includes item 9)
9	9108-4161	1	O-RING

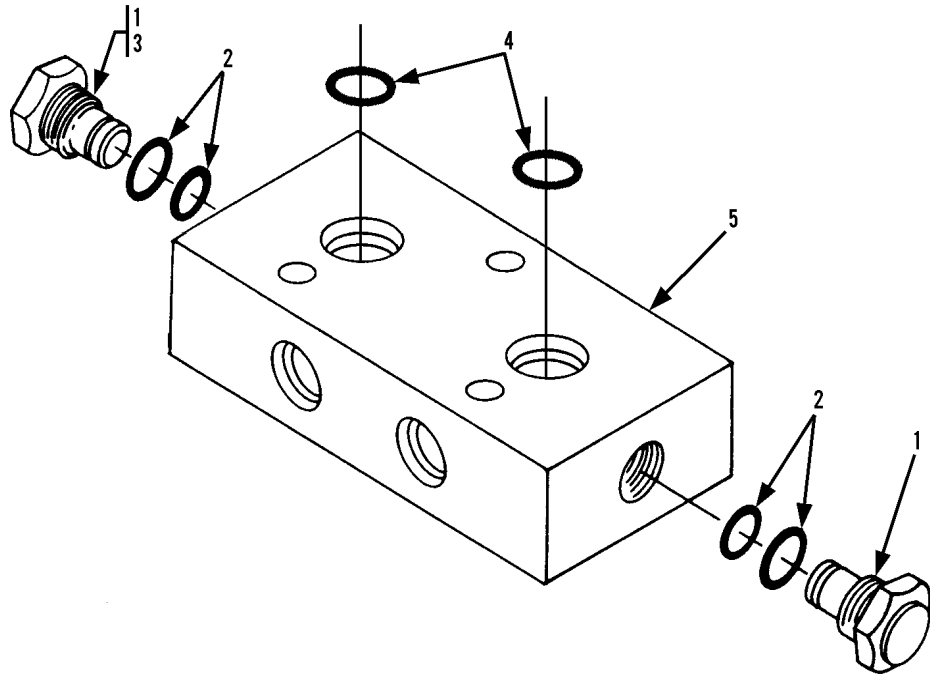


Item	Part No.	Qty.	Description Of Part	Item	Part No.	Qty.	Description Of Part
	9114-3201	1	POWER BRAKE VALVE (includes items 1 thru 21)	11		1	SPRING
	9108-4043	1	REPAIR KIT (includes items 1, 4, 6, 9, 12, 13, 15, 16 & 17)	12		1	CUP
1	9108-4042	1	BOOT	13		1	PISTON RING
2		1	PRESSURE REGULATING SPRING ASSY	14		1	SLEEVE & PISTON ASSY
3		1	HOUSING	15		1	PISTON & POPPET ASSY
4		1	O-RING	16		1	O-RING
5		1	CAPSCREW	17		1	RING SEAL
6		1	GASKET	18		1	SPRING
7		1	RETAINING RING	19		1	END CAP
8		1	PUSH ROD	20		3	LOCKWASHER
9		1	CUP	21		3	HEX HD CAPSCREW
10		1	SPOOL (not available for service, order 9114-3201)	22	8850-1408	1	HEX JAM NUT, 1/2-20
				23	9108-1445	1	PUSH ROD
				NOTE: ONLY ITEMS WITH PART NUMBERS ARE AVAILABLE FOR SERVICE.			

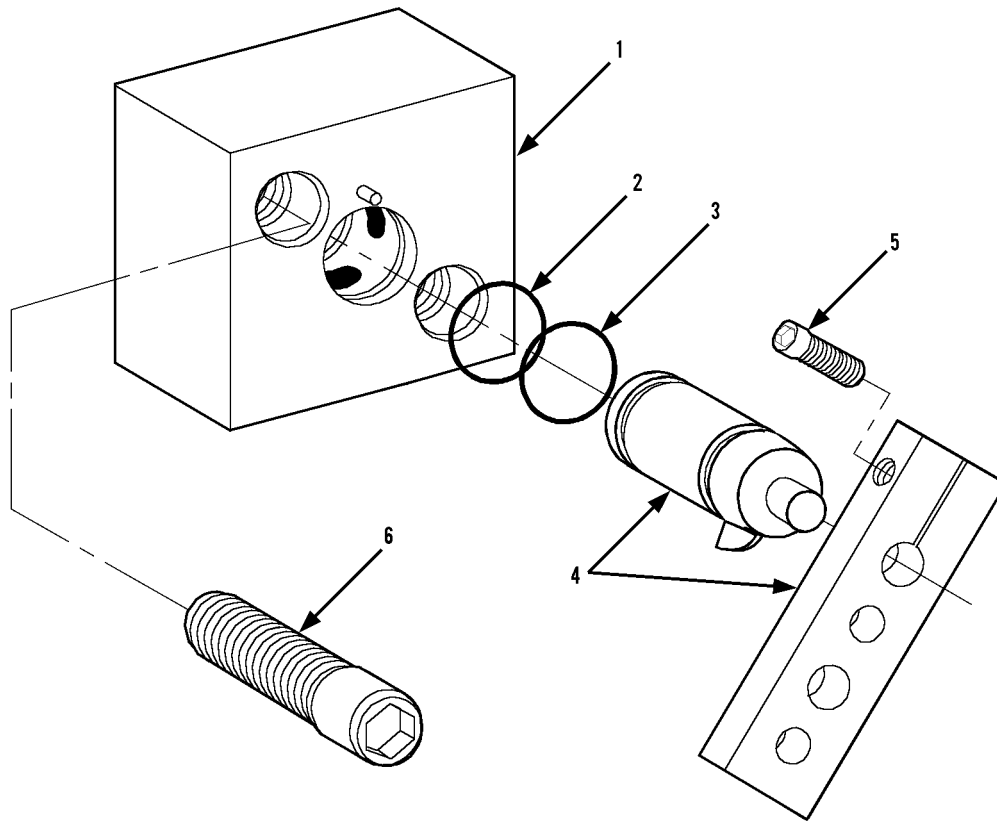


Item	Part No.	Qty.	Description Of Part
	9104-3446	1	3-WAY SOLENOID VALVE(includes all items)
1	9020-8066	1	NUT
2	9114-4158	1	COIL
3	9114-4159	1	CORE ASSY (3-way, 2-position)
4	8093-4035	1	VALVE BODY

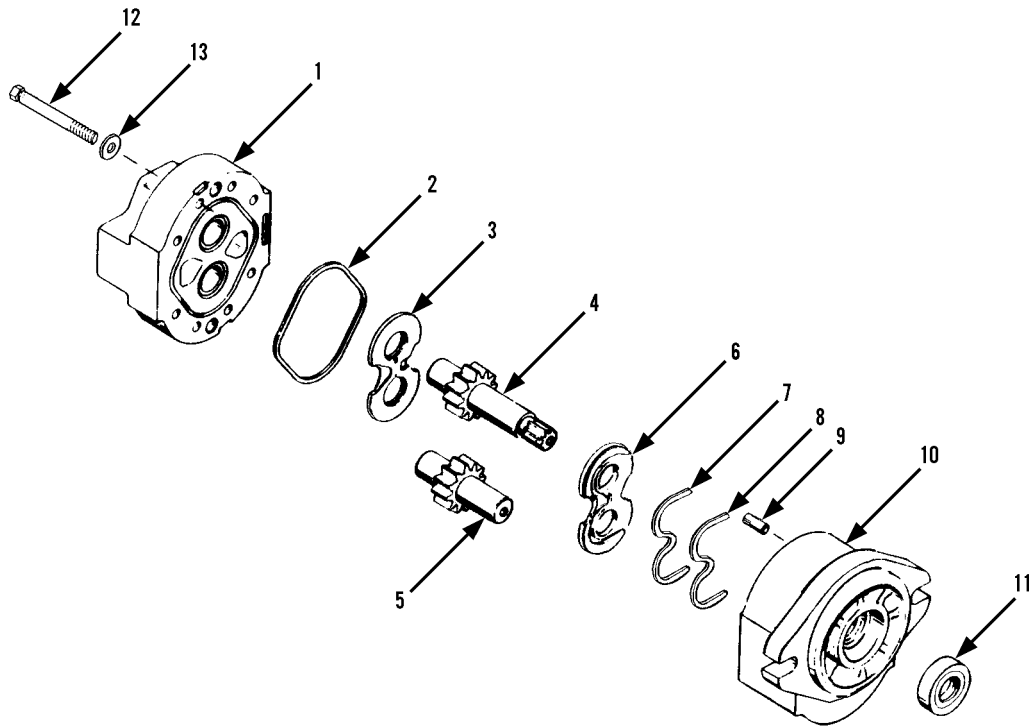




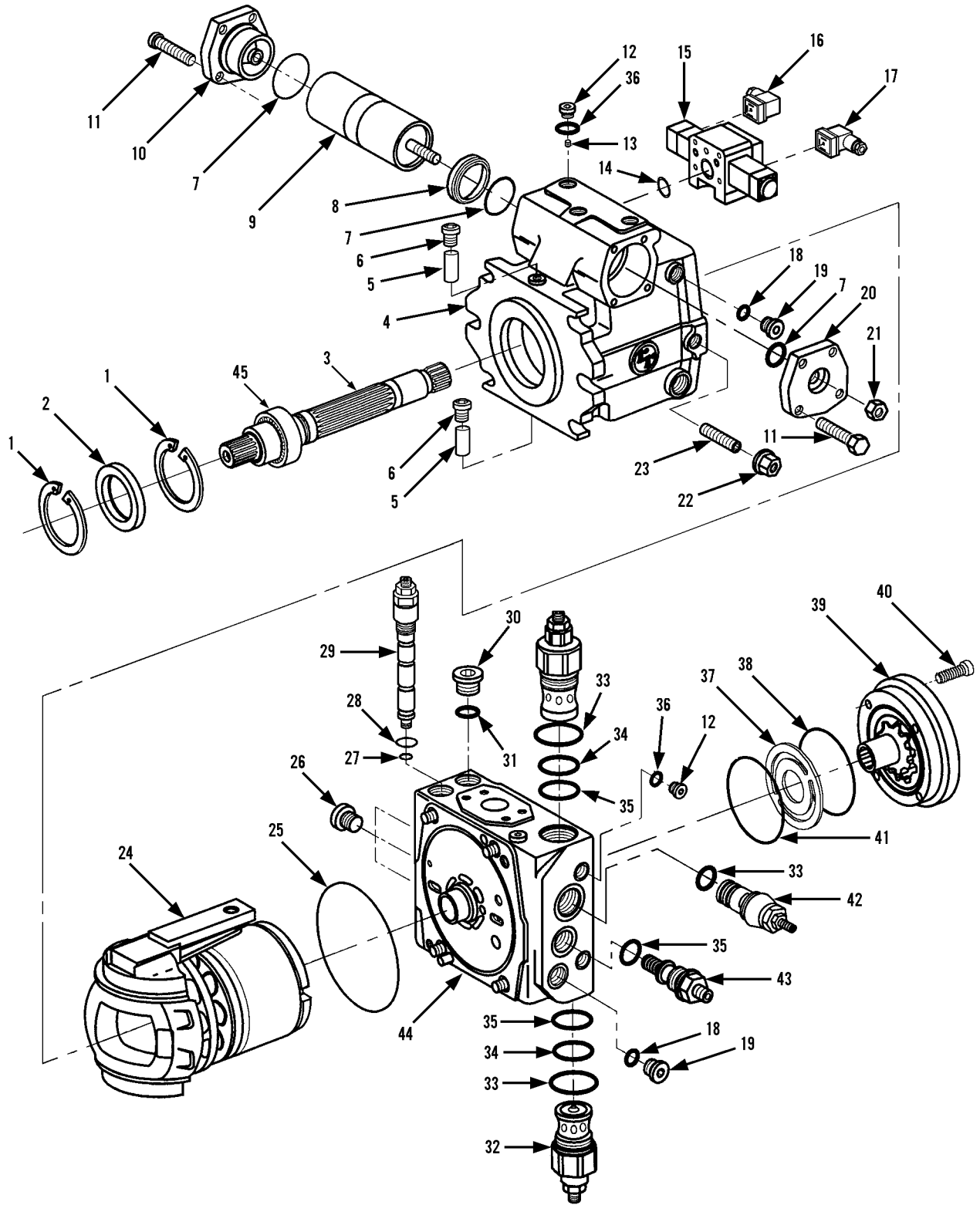
Item	Part No.	Qty.	Description Of Part
	9116-3027	1	SWAY CYLINDER VALVE ASSY (includes items 1, 2, 3 & 5)
1	9116-4061	2	VALVE CARTRIDGE
2	9116-4056	2	VALVE SEAL KIT
3	9116-4062	1	PISTON
4	8859-1012	2	O-RING
5		1	VALVE BODY (not sold separately, order P/N 9116-3027)
			NOTE: ONLY ITEMS WITH PART NUMBERS ARE AVAILABLE FOR SERVICE



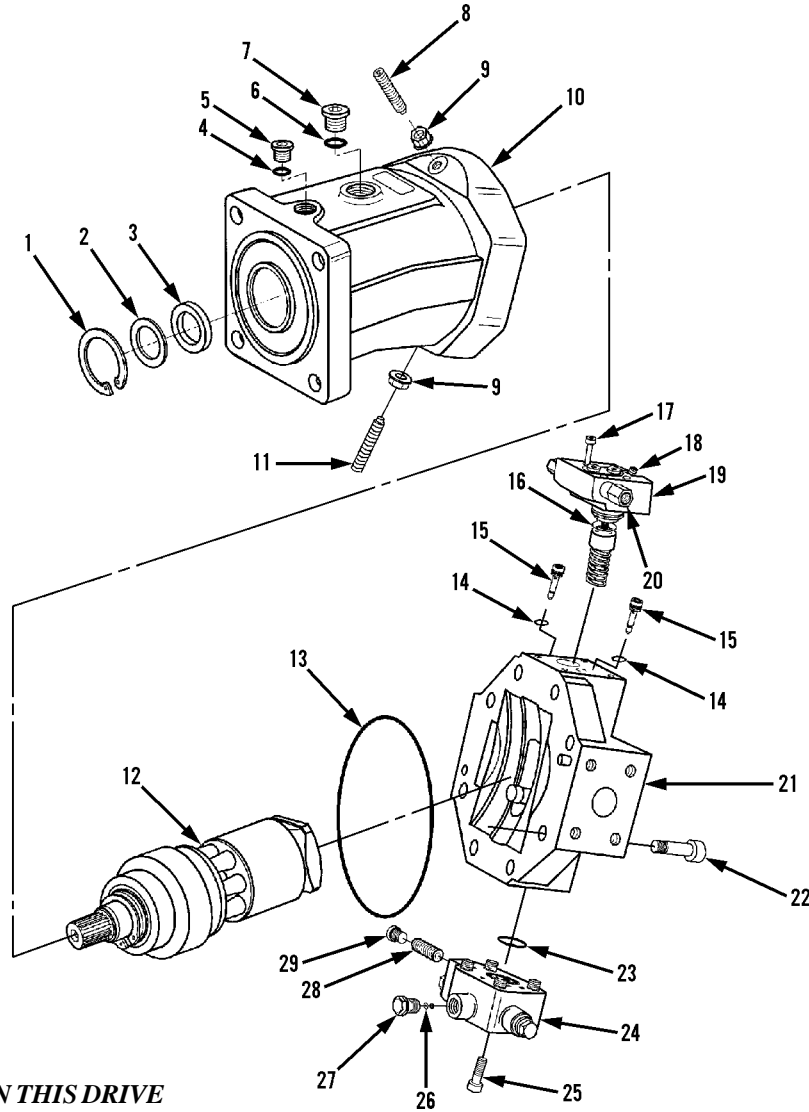
Item	Part No.	Qty.	Description Of Part
1	9114-3140	1	INCHING VALVE (includes all items)
2	8093-4423	1	O-RING
3	8093-4202	1	O-RING
4		1	ACTIVATING LEVER
5		1	SOCKET HD CAPSCREW
6	8821-2228	2	SOCKET HD CAPSCREW
			NOTE: ONLY ITEMS WITH PART NUMBERS ARE AVAILABLE FOR SERVICE.



Item	Part No.	Qty.	Description Of Part
	9108-3296	1	MAIN HYDRAULIC PUMP (includes all items)
	9108-4218	1	SEAL KIT (includes items 2, 3, 6, 7, 8 & 11)
1	9108-4144	1	REAR COVER
2	9108-4137	1	SEAL
3	9108-4138	1	THRUST PLATE
4	9108-4146	1	DRIVE GEAR
5	9108-4145	1	DRIVEN GEAR
6	9108-4139	1	WEAR PLATE
7	9108-4140	1	SEAL
8	9108-4142	1	SEAL SPACER
9	9108-4143	2	DOWEL PIN
10	9108-4147	1	BODY
11	9108-4141	1	SHAFT SEAL
12	9108-4135	8	HEX HD CAPSCREW
13	9108-4136	8	FLATWASHER

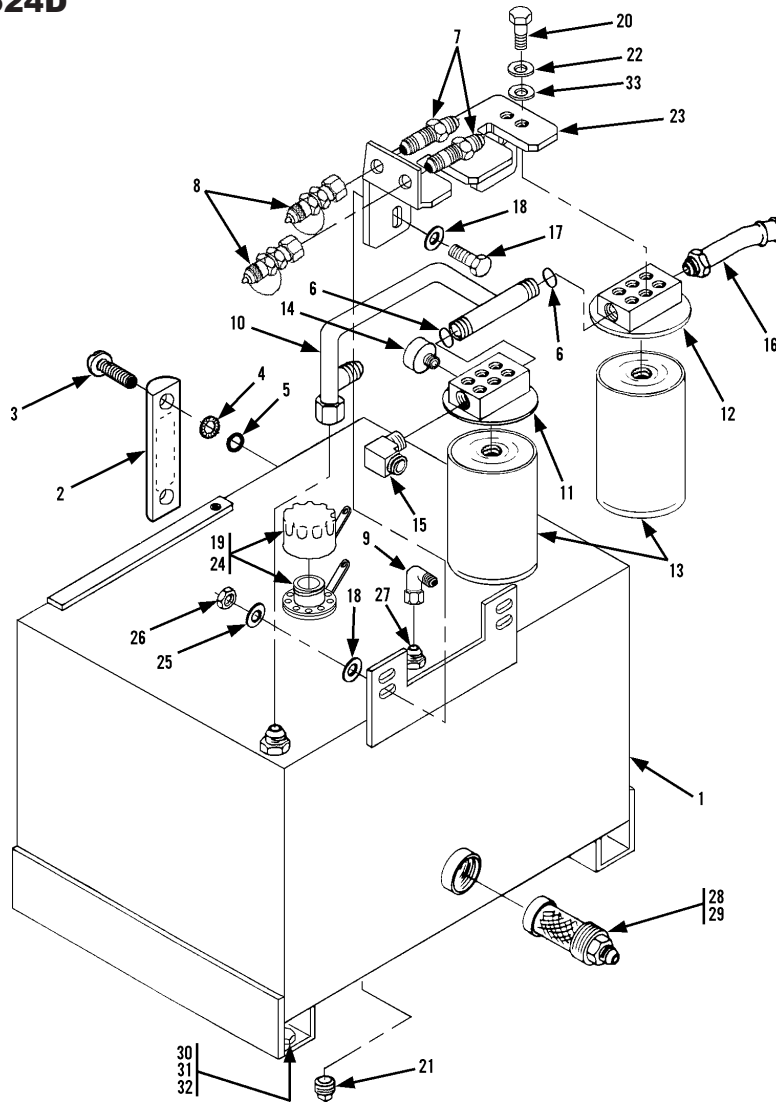


Item	Part No.	Qty.	Description Of Part	Item	Part No.	Qty.	Description Of Part
	9108-3499	1	HYDROSTATIC TRANSMISSION PUMP (includes all items)	23	9114-4095	1	ECCENTRIC SCREW
	9108-4317	AR	SEAL KIT (includes items 2, 6, 7, 14, 15, 22, 25, 27, 28, 31, 32, 33, 34, 35, 36, 38, 41 plus additional items not illustrated)	24	9108-4326	1	ROTARY GROUP ASSY
1	8093-4052	2	SNAP RING	25		1	O-RING
* 2	9108-4389	1	SHAFT SEAL	26	9108-4327	3	PLUG
3	9108-4318	1	SHAFT ASSY	27		1	O-RING
4	9108-4319	1	HOUSING ASSY	28		1	O-RING
5	9108-4320	2	PIN	29	9108-4328	1	POR ASSY (includes items 27 & 28)
6		4	PLUG	30	8093-4340	1	PLUG (includes item 31)
7		4	O-RING	31		1	O-RING
8	9108-4321	2	BUSHING	32	9108-4032	2	RELIEF VALVE (includes one each of items 33 thru 35)
9	9108-4322	1	STROKING PISTON ASSY	33		3	O-RING
10	9108-4323	1	STROKING PISTON COVER KIT (includes items 7 & 11)	34		2	O-RING
11	8093-4077	8	CAPSCREW, M8X20	35		3	O-RING
12	8093-4084	5	PLUG (includes item 36)	36		5	O-RING
13	9114-4093	2	STROKING ORIFICE	37	9108-4329	1	WEAR PLATE
14		1	O-RING	38		1	O-RING
15	9108-4324	1	DA CONTROL ASSY (includes items 16 & 17)	39	9108-4330	1	CHARGE PUMP ASSY (includes items 37, 38, 40 & 41)
16	9108-4038	1	HERSHMAN CONNECTOR (black)	40	9108-4331	4	CAPSCREW, M12X35
17	9108-4039	1	HERSHMAN CONNECTOR (gray)	41		1	O-RING
18		2	O-RING	42	9114-4099	1	DA CARTRIDGE ASSY
19	8093-4082	2	PLUG (includes item 18)	43	9114-4098	1	CHARGE PRESSURE RELIEF VALVE (includes item 35)
20	9108-4325	1	STROKING PISTON COVER KIT (includes items 7 & 11)	44	9108-4332	1	PORT BLOCK ASSY (includes items 25, 26, 27, 28 & 29)
21	9114-4094	1	JAM NUT	* 45	9108-4390	1	ROLLER BEARING
22		1	SEAL NUT				NOTE: ONLY ITEMS WITH PART NUMBERS ARE AVAILABLE FOR SERVICE.

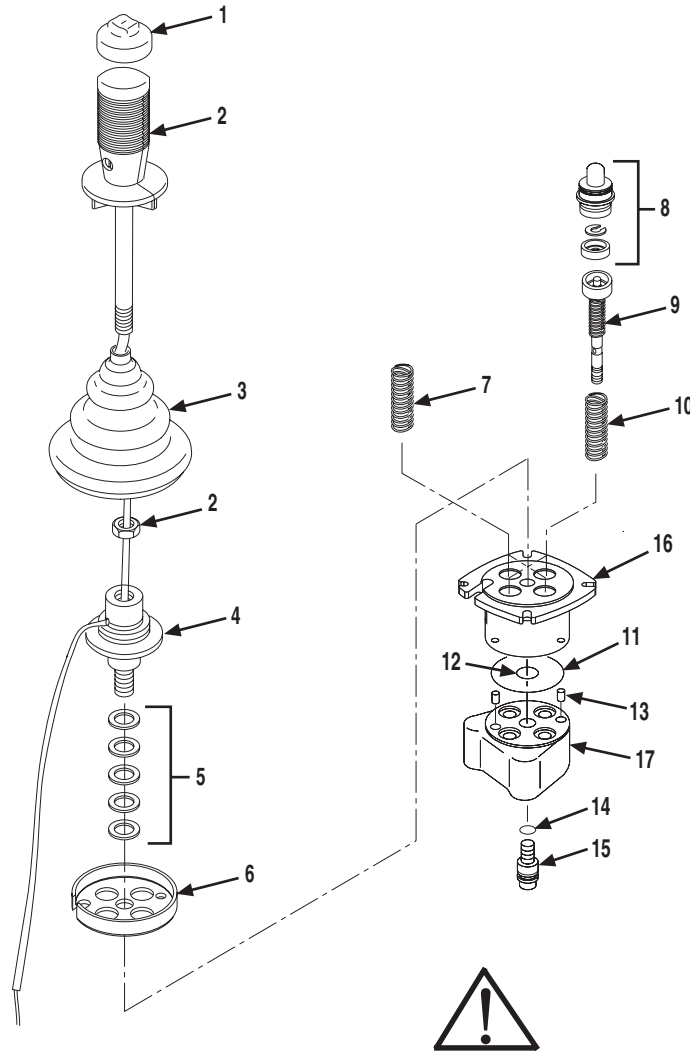


**FOR OUR APPLICATION THIS DRIVE MOTOR IS UTILIZED IN A 180 DEGREE INVERSION.**

Item	Part No.	Qty.	Description Of Part	Item	Part No.	Qty.	Description Of Part
	9116-3044	1	FRONT DRIVE MOTOR ASSY (includes all items)	17	8093-4080	4	CAPSCREW
	9109-4025	AR	SEAL KIT (includes items 3,4, 6, 9, 13, 14, 16, 18, 23)	18		1	SEAL NUT
1	9109-4026	1	SNAP RING	19	9109-4033	1	DA1 CONTROL KIT (includes items 16, 17, 18 & 20)
2	9109-4027	1	SHIM	20	9114-4248	2	FITTING
3		1	SHAFT SEAL	21	9109-4034	1	REAR COVER ASSY (includes item 22)
4		1	O-RING	22	9109-4035	8	CAPSCREW, M16x45
5	9109-4028	1	PLUG (includes item 5)	23		1	O-RING
6		1	O-RING	24	9116-4017	1	FLUSHING VALVE ASSY (includes items 23, 25, 26, 27 & 29)
7	9109-4029	1	PLUG (includes item 6)	25	9109-4037	4	CAPSCREW, M8X50
8	8091-4241	1	STOP SCREW, M12x90	26	9109-4038	1	FLUSHING ORIFICE
9		2	SEAL NUT	27	9109-4039	1	PLUG
10	9109-4030	1	HOUSING	28	8392-4123	1	SWIVEL TIME ORIFICE
11	9109-4031	1	STOP SCREW, M12x80	29	9109-4040	2	PLUG
12	9109-4032	1	ROTARY GROUP				NOTE: ONLY ITEMS WITH PART NUMBERS ARE AVAILABLE FOR SERVICE.
13		1	O-RING				
14		6	O-RING				
15	8091-4235	2	CHECK VALVE KIT (includes o-rings)				
16		1	O-RING				



Item	Part No.	Qty.	Description Of Part	Item	Part No.	Qty.	Description Of Part
	9112-5069	1	HYDRAULIC RESERVOIR ASSY (includes all items except 30, 31 & 32)	18	8856-1004	8	WASHER, 3/8
1	9114-3133	1	HYDRAULIC OIL TANK (includes item 21)	*19	9133-3023	6	SLOTTED HEX WASHER HD MACHINE SCREW, #10-32x1/2"
2	9108-3070	1	FLUID LEVEL GAUGE (includes items 3, 4 & 5)	20	8820-1020	4	HEX HD CAPSCREW, 5/16-18x1, GR5
3		2	ROUND HD SCREW, PORTED	21		1	PLUG
4		2	LOCKWASHER	22	8856-1003	4	WASHER, 5/16
5		2	O-RING	23	9116-1210	1	FILTER SUPPORT
6	8859-1210	2	O-RING	24	9108-3069	1	FILLER BREATHER
7	8866-1084	2	BULKHEAD UNION, 9/16-18x3/8 TUBE	25	8855-1011	4	LOCKWASHER, 3/8
8	9114-3172	2	MINI CHECK COUPLING	26	8850-1006	4	HEX NUT, 3/8-16
9	8866-2106	1	ELBOW, 90 DEGREES (swivel nut)	27	8866-1013	1	MALE CONNECTOR
10	9112-3150	1	TUBE ASSY	28	9108-3301	1	TANK FILTER
11	9114-3218	1	RETURN FILTER (includes one of item 13 and item 14)	29	9108-3200	1	STRAIGHT CONNECTOR
12	9108-3518	1	SUCTION FILTER (includes one of item 13)	30	8855-1015	4	LOCKWASHER, 5/8
13	9114-3144	2	FILTER ELEMENT	31	8820-1095	4	HEX HD CAPSCREW, 5/8-11x1-1/2, GR5
14	9108-4022	1	COLOR CODED GAUGE	32	8856-1008	4	FLAT WASHER, 5/8
15	8362-3032	1	ELBOW, 90 DEGREES	*33	8855-1010	4	LOCK WASHER, 5/16
16	9108-3519	1	BEADED INSERT, 45 DEGREES				NOTE: ONLY ITEMS WITH PART NUMBERS ARE AVAILABLE FOR SERVICE.
17	8820-1036	4	HEX HD CAPSCREW, 3/8-16x1-1/4, GR5				



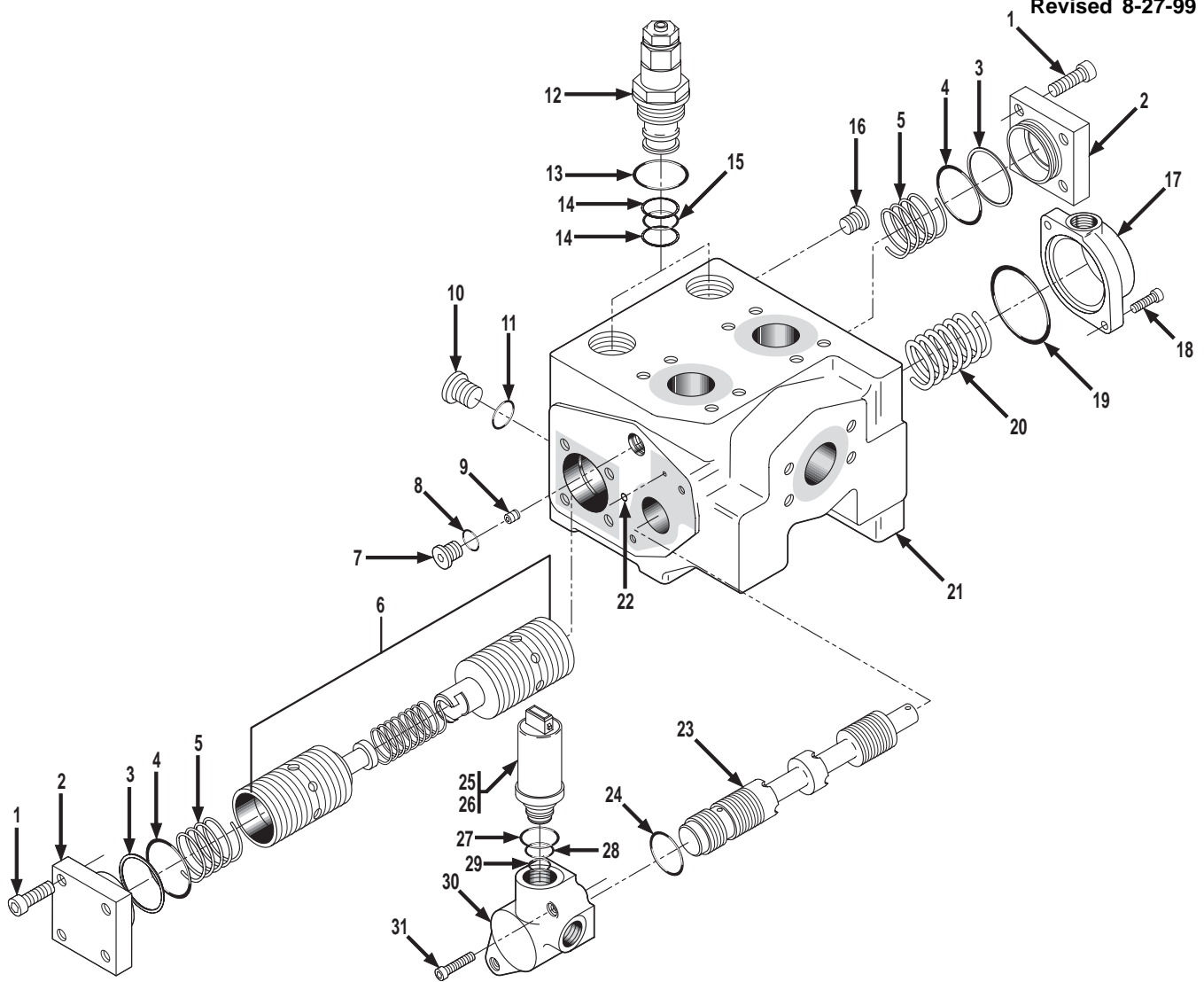
**NOTE: THE BOSCH REXROTH CORPORATION JOYSTICK HANDLE SWITCH IS NOT A FIELD SERVICEABLE COMPONENT. ANY ATTEMPT BY NON-FACTORY AUTHORIZED PERSONNEL TO REPAIR OR REPLACE THE SWITCH WILL VOID THE WARRANTY AND CAN RESULT IN A JOYSTICK MALFUNCTION.**

Item	Part No.	Qty.	Description Of Part
	9130-3037	1	JOYSTICK ASSY, (includes all items)
	9140-4326	1	SEAL KIT, (includes items 11 thru 15)
1	8093-4658	1	CAP
2	8093-4656	1	HANDLE GRIP KIT
3	8093-4241	1	BOOT
4	8026-4140	1	CARDAN KIT, (includes item 5)
5		AR	SHIM
6	9130-4026	1	RETAINING PLATE
*7	9150-4029	1	STANDARD SPRING, (pack of two), (ports 2 & 4)
8	8093-4498	4	PLUNGER & GUIDE KIT
9	9140-4327	4	REGULATING KIT
10	9150-4028	1	HEAVY SPRING, (pack of two), (ports 1 & 3)

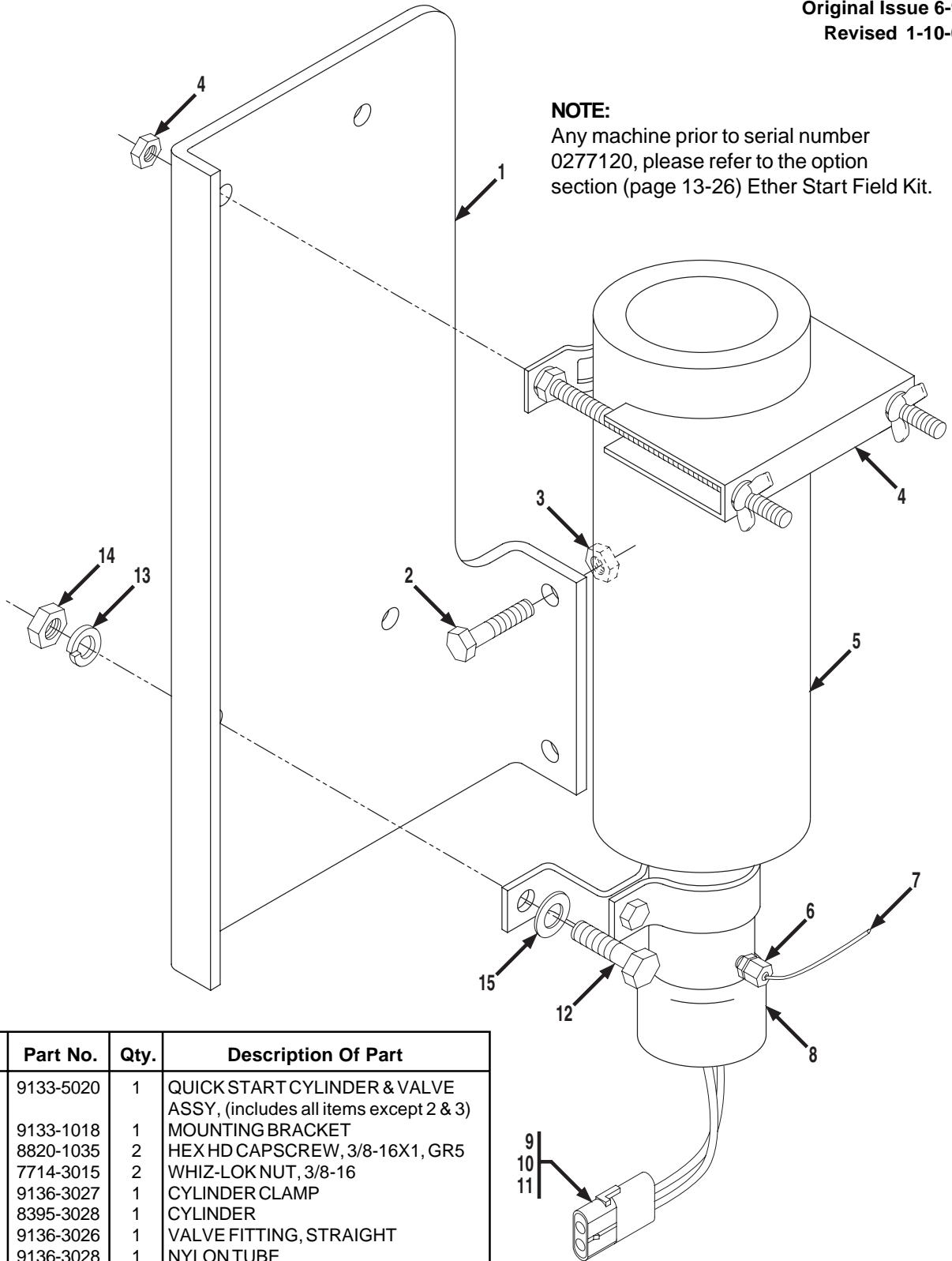
Item	Part No.	Qty.	Description Of Part
11		1	O-RING
12		1	O-RING
13		2	PIN
14		1	O-RING
15		1	SCREW
16		1	UPPER BODY
17		1	LOWER BODY

NOTE: ONLY ITEMS WITH PART NUMBERS ARE AVAILABLE FOR SERVICE.

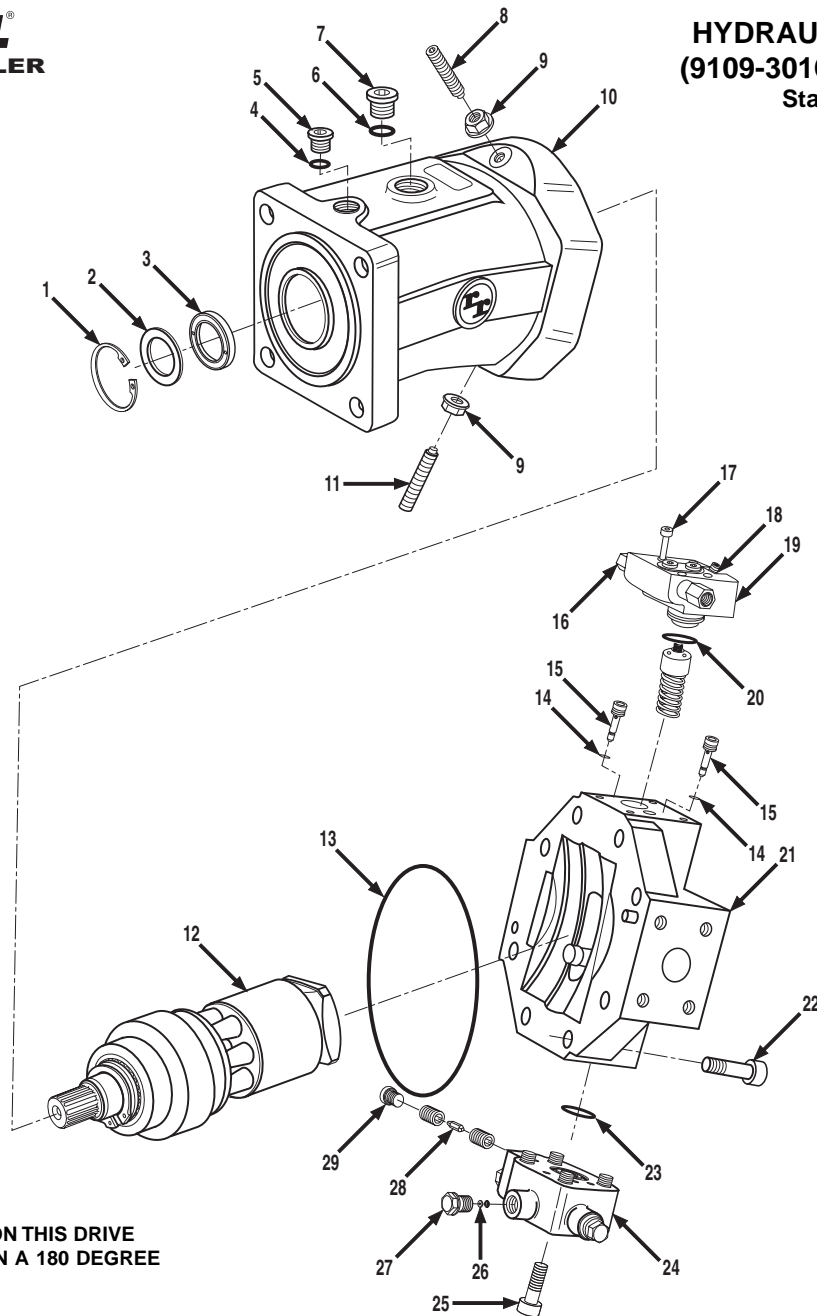




Item	Part No.	Qty.	Description Of Part	Item	Part No.	Qty.	Description Of Part
	9108-3459	1	TRACTION LOCK VALVE (includes all items)	15	8381-4054	2	O-RING
	9108-4284	Ref	SEAL KIT (includes items 3, 4, 8, 11, 13, thru 16, 19, 22, 24, 27, 28, 29)	16	9108-4363	1	PLUG
1	9108-4285	8	HEX HD CAPSCREW, M10X30	17	9108-4292	1	COVER
2	9108-4286	2	COVER	18	9108-4291	2	HEX HD CAPSCREW, M6X16
3	9108-4287	2	BACK-UP RING	19	9108-4293	1	O-RING
4	9108-4288	2	O-RING	20	9108-4294	1	SPRING
5	9108-4289	2	SPRING	21		1	VALVE BODY (not sold separately, order P/N 9108-3459)
6		1	SPOOL (not sold separately, order P/N 9108-3459)	22	9108-4303	1	O-RING
7	9108-4298	1	PLUG (includes item 8)	23		1	SPOOL (not sold separately, order P/N 9108-3459)
8	9114-4011	1	O-RING	24	9108-4300	1	O-RING
9	9108-4299	1	ORIFICE	25	9108-4302	1	SOLENOID VALVE (include items 27, 28 & 29)
10	9108-4290	2	PLUG (includes item 11)	26	9114-4015	1	CONNECTOR
11	9114-4009	2	O-RING	27	9114-4012	1	O-RING
12	9108-4362	2	RELIEF VALVE CARTRIDGE (set at 5800 PSI) (includes items 13, 14 & 15)	28	9114-4013	1	O-RING
13	8381-4056	2	O-RING	29	9114-4014	1	O-RING
14	9114-4010	4	BACK-UP RING	30	9108-4301	1	COVER
				31	8093-4205	2	HEX HD CAPSCREW, M6X30

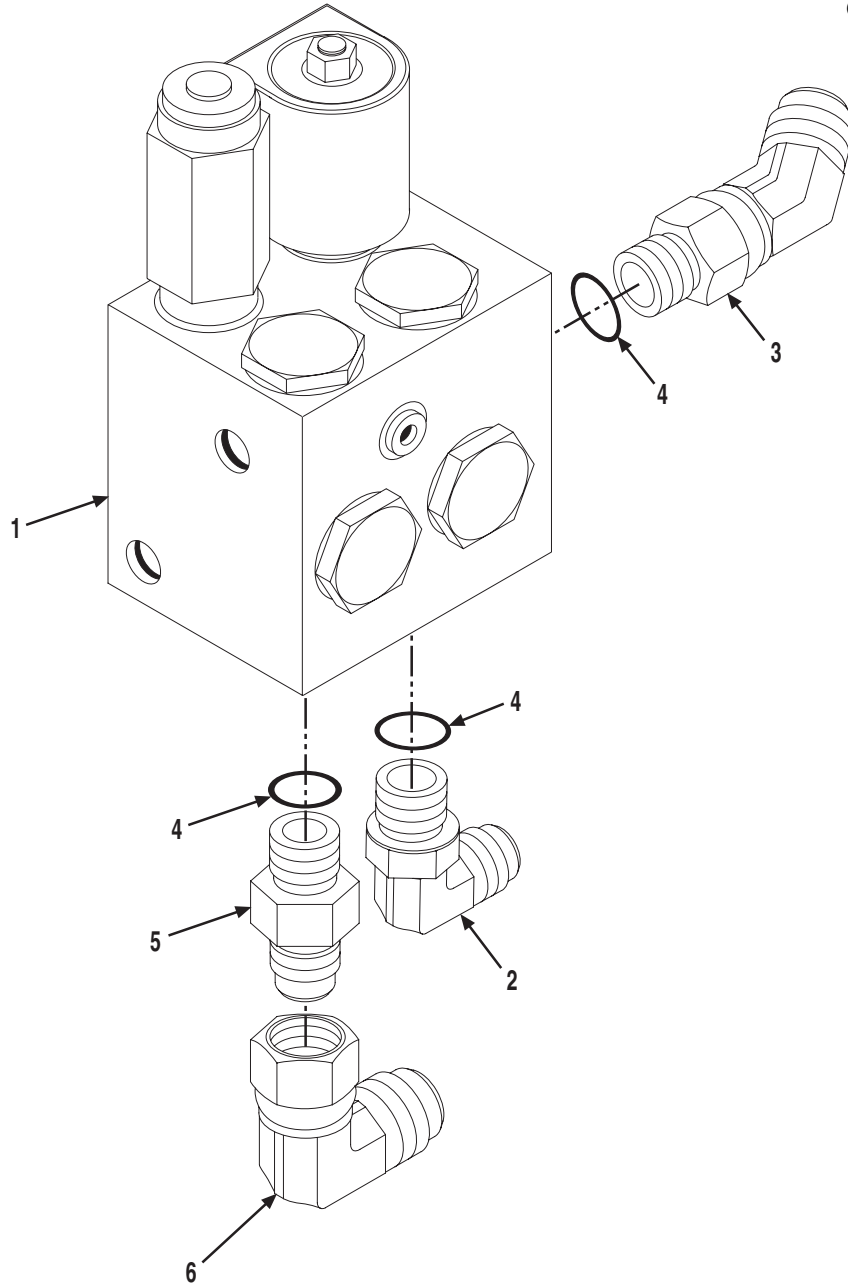


Item	Part No.	Qty.	Description Of Part
	9133-5020	1	QUICK START CYLINDER & VALVE ASSY, (includes all items except 2 & 3)
1	9133-1018	1	MOUNTING BRACKET
2	8820-1035	2	HEX HDCAPSCREW, 3/8-16X1, GR5
3	7714-3015	2	WHIZ-LOK NUT, 3/8-16
4	9136-3027	1	CYLINDER CLAMP
5	8395-3028	1	CYLINDER
6	9136-3026	1	VALVE FITTING, STRAIGHT
7	9136-3028	1	NYLON TUBE
8	9136-3030	1	VALVE
9	8096-3058	1	SHROUD CONNECTOR, 2 - WIRE
10	8096-3069	2	MALE PINTERMIAL
11	8096-3065	2	CABLE SEAL
12	8820-1003	2	HEX HDCAPSCREW, 1/4-20X3/4, GR5
13	8855-1009	2	LOCKWASHER, 1/4
* 14	8850-1004	2	HEX NUT, 1/4-20
* 15	8856-1107	2	FLAT WASHER, 1/4

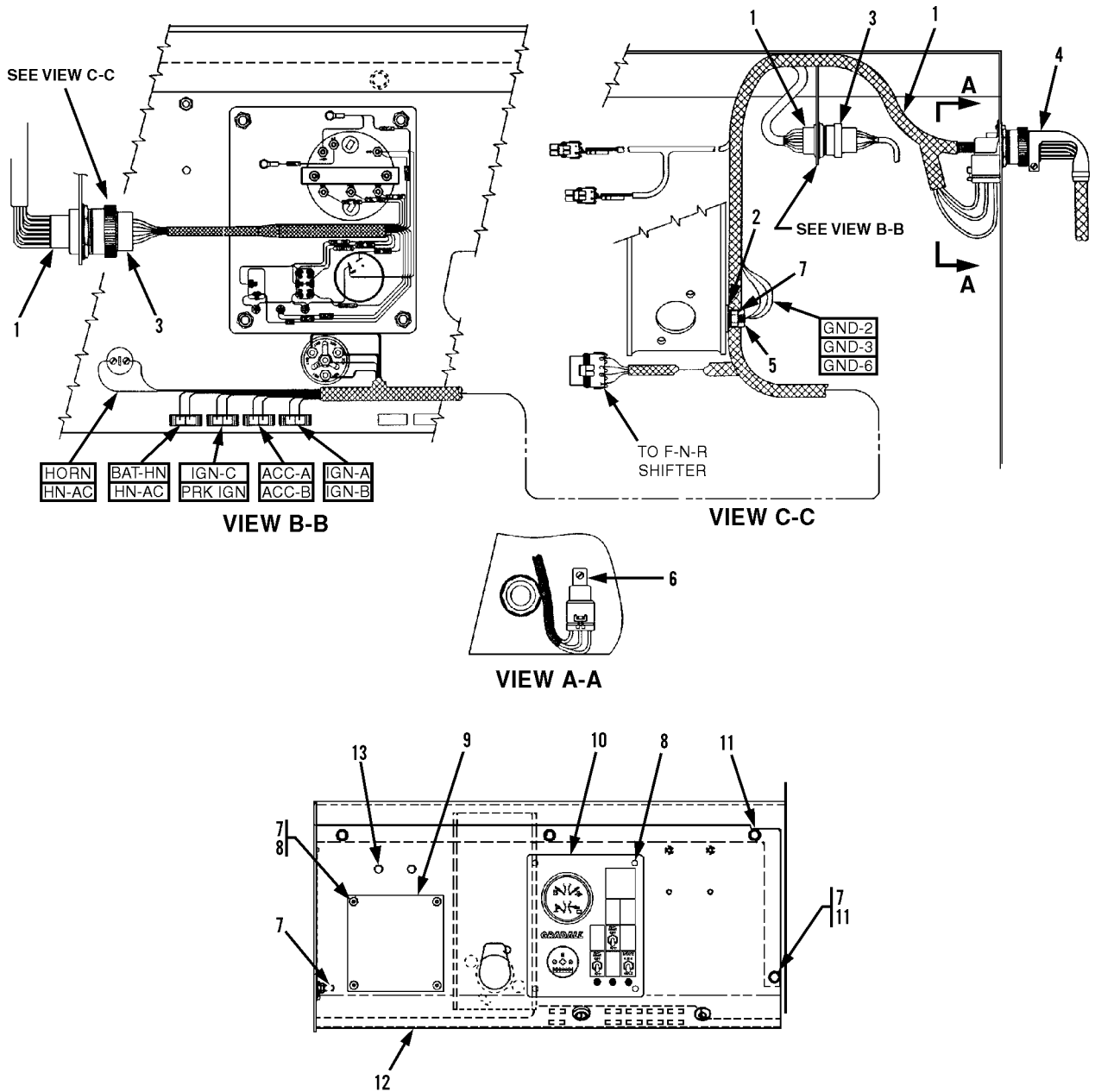


FOR OUR APPLICATION THIS DRIVE MOTOR IS UTILIZED IN A 180 DEGREE INVERSION.

Item	Part No.	Qty.	Description Of Part	Item	Part No.	Qty.	Description Of Part
	9109-3016	1	FRONT DRIVE MOTOR ASSY (includes all items)	17	8093-4080	4	CAPSCREW
	9109-4025	AR	SEAL KIT (includes items 3, 4, 6, 9, 13, 14, 18, 20, 23)	18		1	SEAL NUT
1	9109-4026	1	SNAP RING	19	9109-4033	1	DA1 CONTROL KIT (includes items 16, 17, 18 & 20)
2	9109-4027	1	SHIM	20		1	O-RING
3		1	SHAFT SEAL	21	9109-4034	1	REAR COVER ASSY (includes item 22)
4		1	O-RING	22	9109-4035	8	CAPSCREW, M16x45
5	9109-4028	1	PLUG (includes item 5)	23		1	O-RING
6		1	O-RING	24	9116-4017	1	FLUSHING VALVE ASSY (includes items 23, 25, 26, 27 & 29)
7	9109-4029	1	PLUG (includes item 6)	25	9138-4009	4	CAP SCREW, M8X50
8	9138-4008	1	STOP SCREW, M12x100	26	9109-4038	1	FLUSHING ORIFICE
9		2	SEAL NUT	27	9109-4039	1	PLUG
10	9109-4030	1	HOUSING	28	8392-4157	1	SWIVEL TIME ORIFICE
11	9109-4031	1	STOP SCREW, M12x80	29	9109-4040	2	PLUG
12	9109-4032	1	ROTARY GROUP				
13		1	O-RING				
14		6	O-RING				
15	8091-4235	2	CHECK VALVE KIT (includes o-rings)				
16	9114-4248	2	FITTING				
							NOTE: ONLY ITEMS WITH PART NUMBERS ARE AVAILABLE FOR SERVICE.

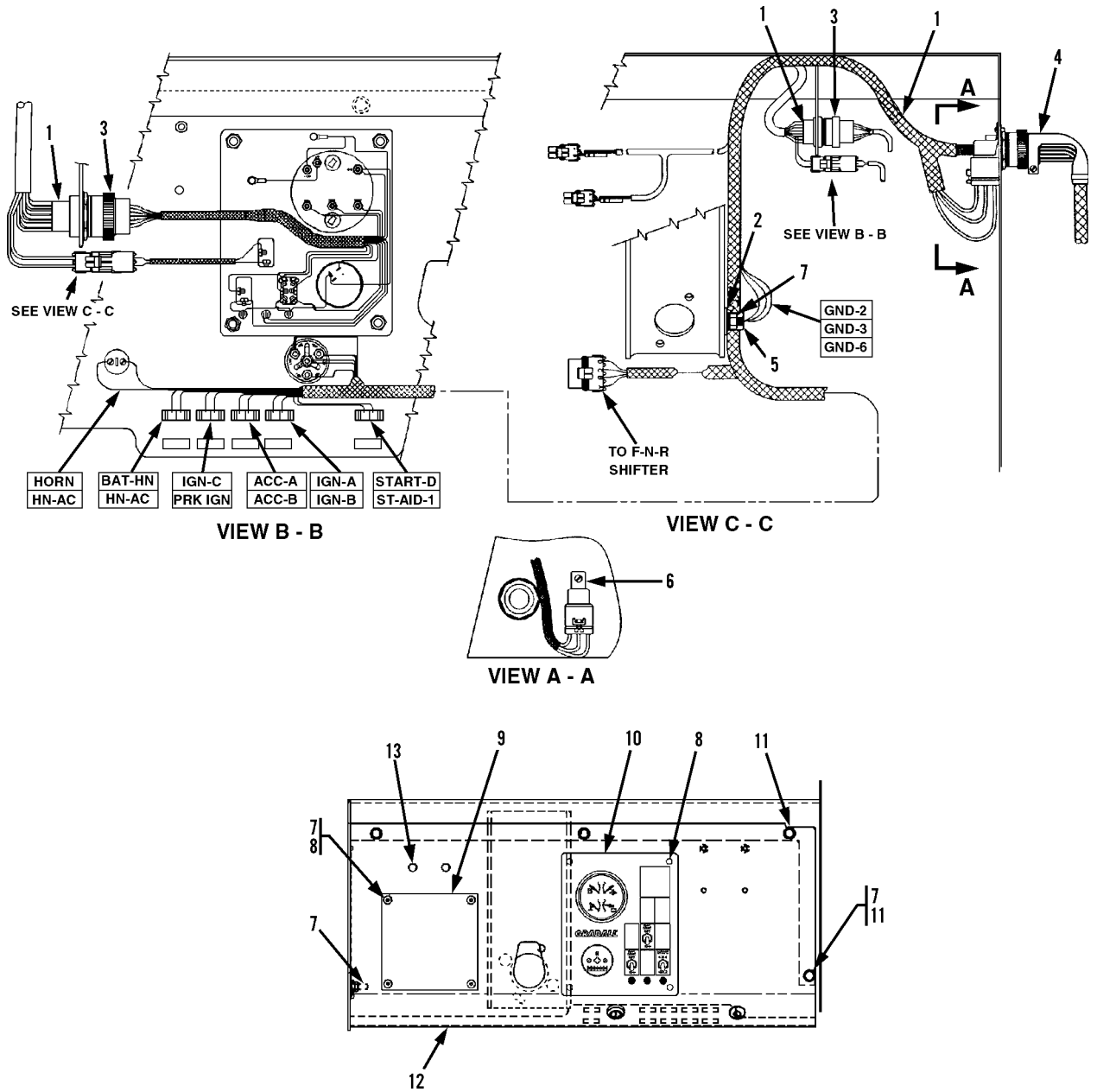


Item	Part No.	Qty.	Description Of Part
	9136-5028	1	STABILIZER VALVE ASSY, (includes all items)
	9111-3003	1	STABILIZER VALVE, (includes items 1-4)
1		1	VALVE BODY, (not sold separately, order P/N 9111-3003)
2	8866-2065	1	ELBOW, 90 DEGREES, (includes item 4)
3	8866-2085	1	ELBOW, 45 DEGREES, (includes item 4)
4	8859-1205	3	O-RING
5	8866-2006	1	CONNECTOR, (includes item 4)
6	8866-2106	1	ELBOW, 90 DEGREE, (swivel nut)
			NOTE: ONLY ITEMS WITH PART NUMBERS ARE AVAILABLE FOR SERVICE.

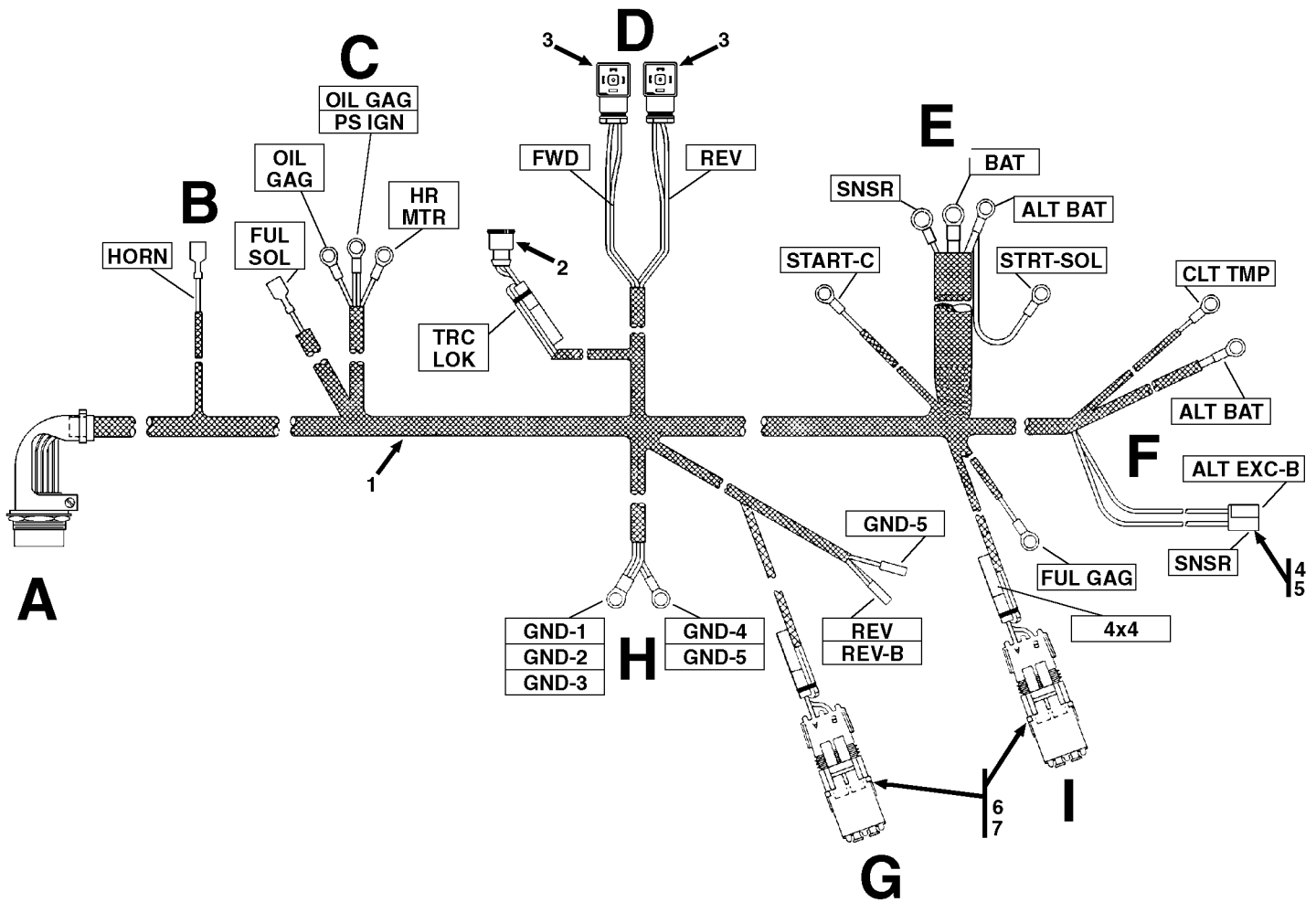


Item	Part No.	Qty.	Description Of Part	Item	Part No.	Qty.	Description Of Part
1		Ref	DASH HARNESS ASSY (see page 11-3 for details)	* 7	7714-3006	7	WHIZ-LOC NUT, 5/16-18
2	8856-1003	1	FLAT WASHER, 1/2	8	8826-1022	8	SOCKET BUTTON HD CAPSCREW, 5/16-18x3/4
* 3		Ref	GAUGE PANEL WIRING HARNESS (see page 11-4 for details)	9	9114-1480	1	COVER
* 4		Ref	ENGINE WIRING HARNESS (see page 11-2 for details)	10		Ref	GAUGE PANEL ASSY (see page 11-4 for details)
5	2486-1170	1	CLAMP	11	7714-3003	4	WHIZ-LOC SCREW, 5/16-18x5/8
6	8832-1029	1	SELF-TAPPING SCREW, #10-24x3/8	12	9136-1008	1	DASH PANEL
				13	9109-3031	2	NYLON HOLE PLUG

PCN 980002 - JH \* Changed Starting S/N in upper right-hand corner; removed items 3 & 4; moved item 14 to item 4; moved item 15 to item 3; changed Qty. on item 7 and revised illustration.

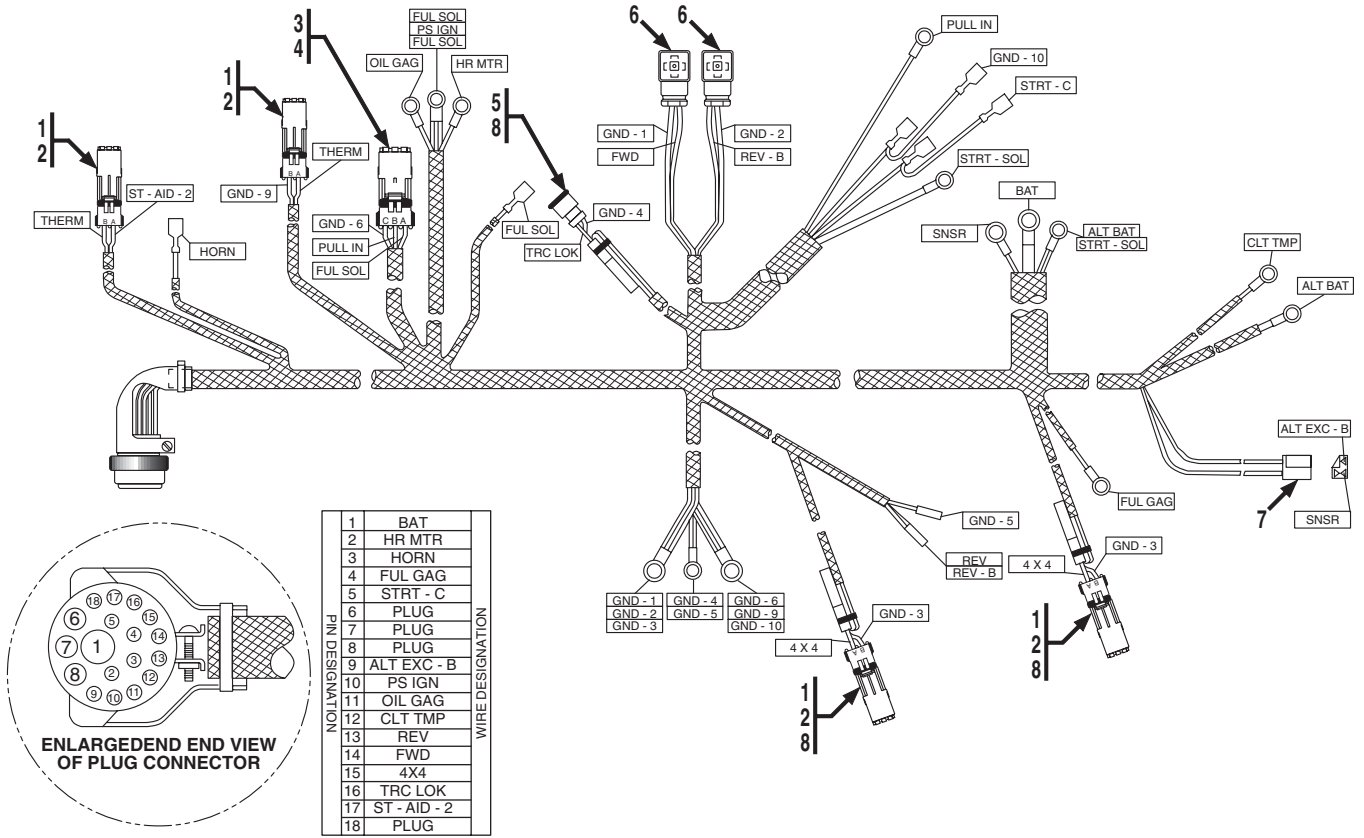


Item	Part No.	Qty.	Description Of Part	Item	Part No.	Qty.	Description Of Part
1		Ref	DASH HARNESS ASSY (see page 11-3 for details)	7	7714-3006	7	WHIZ-LOC NUT, 5/16-18
2	8856-1003	1	FLAT WASHER, 1/2	8	8826-1022	8	SOCKET BUTTON HD CAPSCREW, 5/16-18x3/4
3		Ref	GAUGE PANEL WIRING HARNESS (see page 11-4 for details)	9	9114-1480	1	COVER
4		Ref	ENGINE WIRING HARNESS (see page 11-2 for details)	10		Ref	GAUGE PANEL ASSY (see page 11-4 for details)
5	2486-1170	1	CLAMP	11	7714-3003	4	WHIZ-LOC SCREW, 5/16-18x5/8
6	8832-1029	1	SELF-TAPPING SCREW, #10-24x3/8	12	9136-1008	1	DASH PANEL
				13	9109-3031	2	NYLON HOLE PLUG



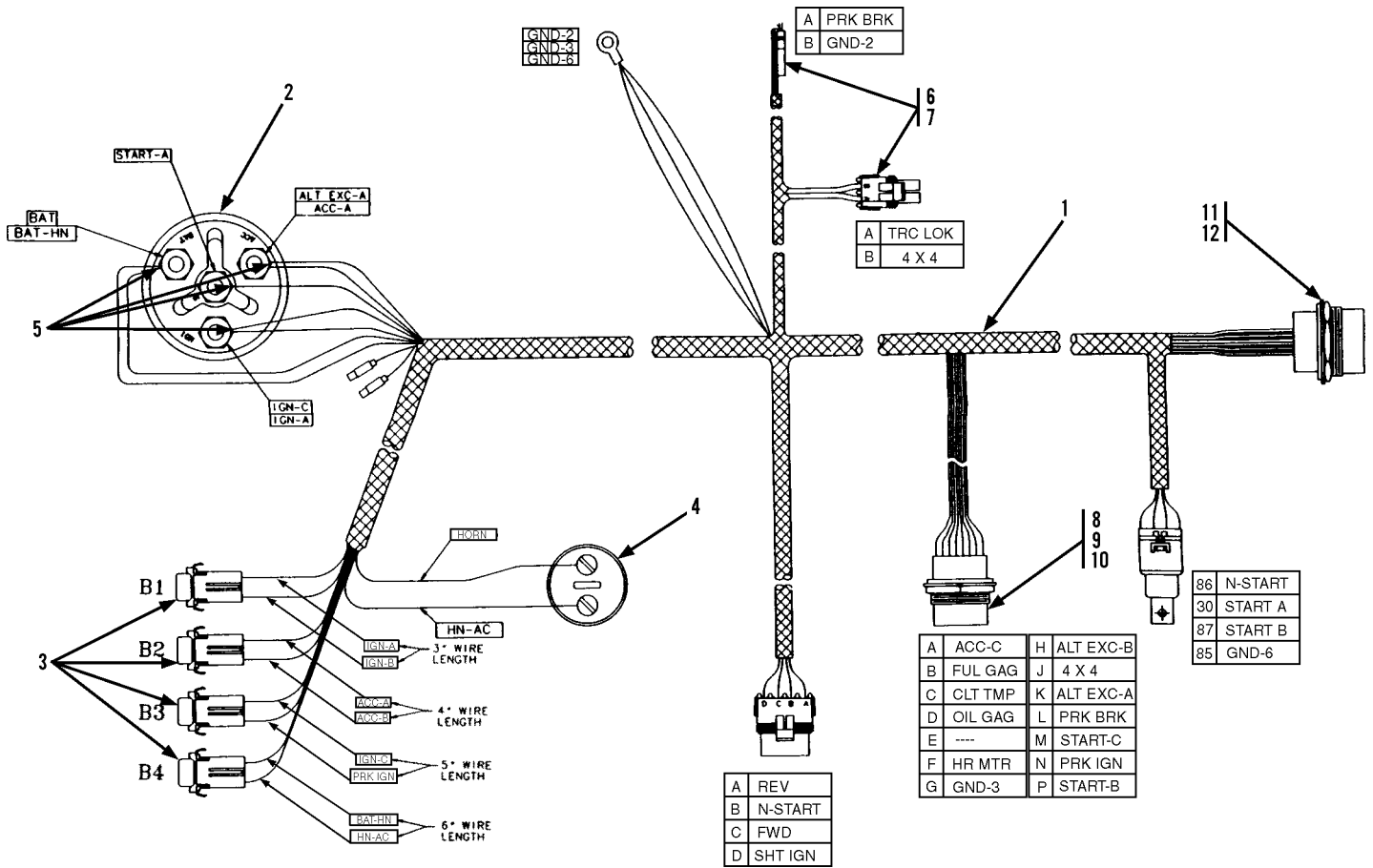
Wire Designation	Wire Color/Stripe	Remarks
BAT	RED	ALT.(BAT.) TO IGN. SW. (BAT.)
HR MTR	BLU/RED	OIL PRESS. SW. TO HR. METER
HORN	VIOLET/YELO	HORN
FUL GAG	BLU/BLK	FUEL GAUGE
START-C	VIOLET/BRN	STARTER RELAY
ALT EXC-B	VIOLET/RED	ALTERNATOR EXCITER (ALT.PLUG)
PS IGN	ORNG/YELO	OIL PRESS. SW.
OIL GAG	BLU/BRN	OIL PRESS. GAUGE
CLT TMP	BLU/VIOLET	WATER TEMP. GAUGE
REV	BRN/YELO	FWD/REV VALVE
FWD	BRN/WHITE	FWD/REV VALVE
4x4	BRN	4x4 VALVE
TRC LOK	BRN/GREY	TRACTION LOCK VALVE
FUL SOL	VIOLET	FUEL SOLENOID
REV-B	BLU	BACKUP ALARM
SNSR	RED/BLK	SNSR (ALT. PLUG)
ALT BAT	RED/WHITE	ALTRNTR TO STARTER BAT. POST
GND-1	BLK	FWD/REV VALVE TO GROUND
GND-2	BLK	FWD/REV VALVE TO GROUND
GND-3	BLK	4x4 VALVE TO GROUND
GND-4	BLK	TRACTION LOCK VLV TO GROUND
GND-5	BLK	BACKUP ALARM TO GROUND
STRT-SOL	RED/VIOLET	ALT BAT TO STARTER SOLENOID

Item	Part No.	Qty.	Description Of Part
1	9112-3166	1	ENGINE WIRING HARNESS (includes all items)
2	9108-3440	1	ELECTRICAL CONNECTOR
3	9108-4038	2	RECEPTACLE
4	8368-3254	1	3 CONTACT PLUG (includes item 5)
5	9002-6803	3	PIN
6	8096-3057	2	TOWER
7	8096-3058	2	SHROUD
			NOTE: ONLY ITEMS WITH PART NUMBERS ARE AVAILABLE FOR SERVICE.



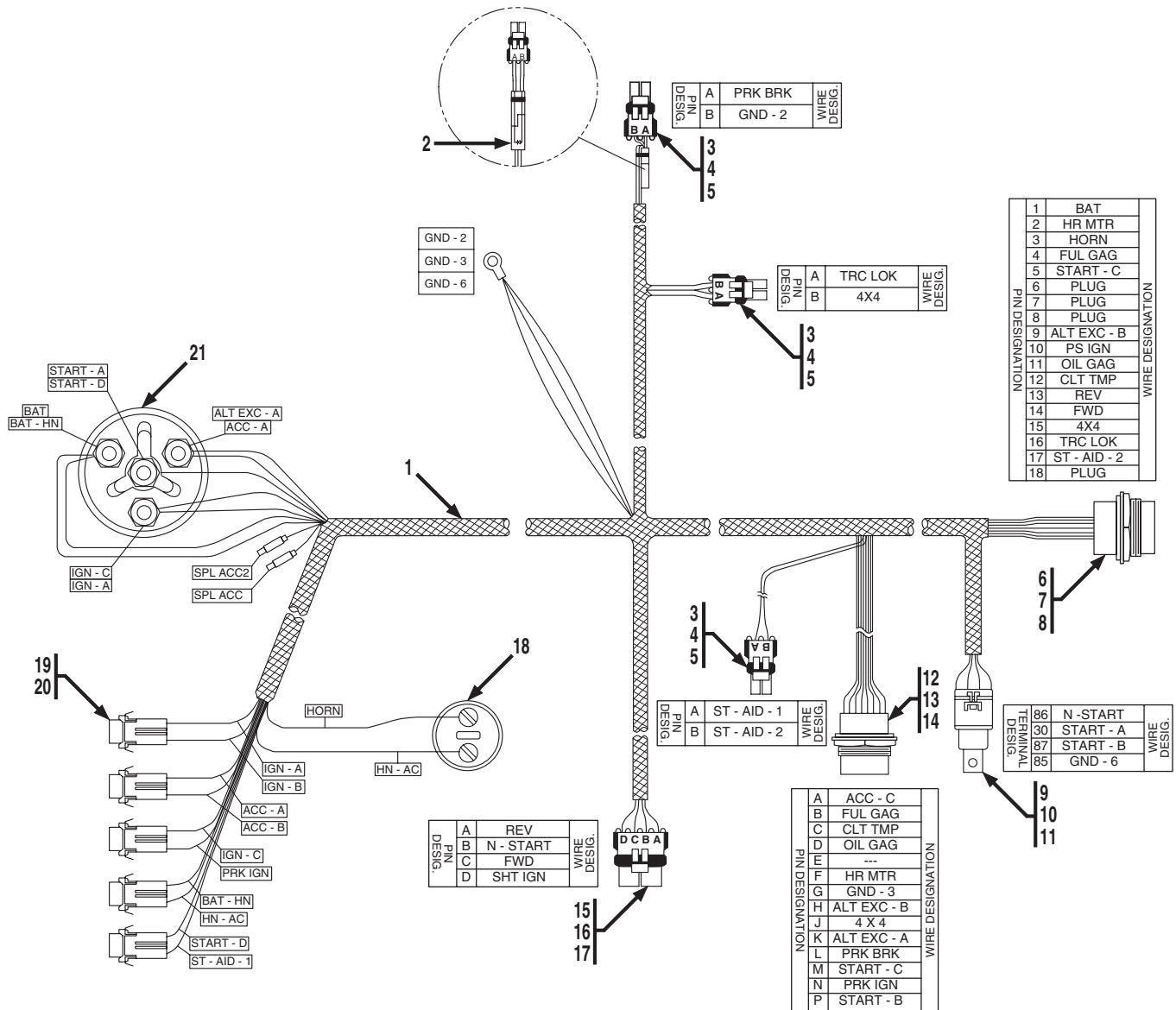
Item	Part No.	Qty.	Description Of Part
	9133-3013	1	ENGINE WIRING HARNESS (includes all items)
1	8096-3057	4	WEATHER PACK TOWER
2	8096-3058	4	WEATHER PACK SHROUD
3	8096-3059	1	WEATHER PACK TOWER
4	8096-3060	1	WEATHER PACK SHROUD
5	9108-3440	1	SOLENOID CONNECTOR
6	9108-4039	2	PLUG CONNECTOR
7	8368-3254	1	CONTACT PLUG (includes conn.)
	9002-6803	1	CONNECTOR
8	9136-3021	3	MOLDED DIODE





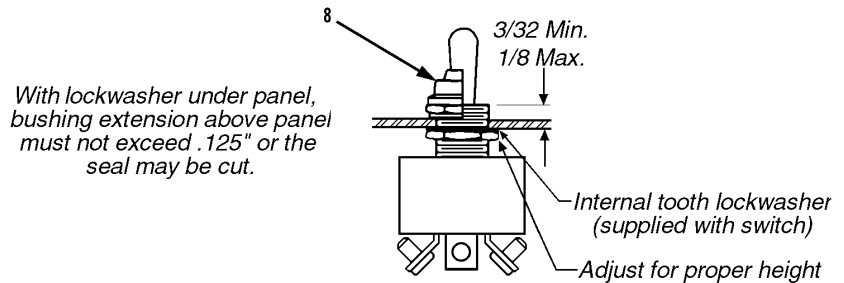
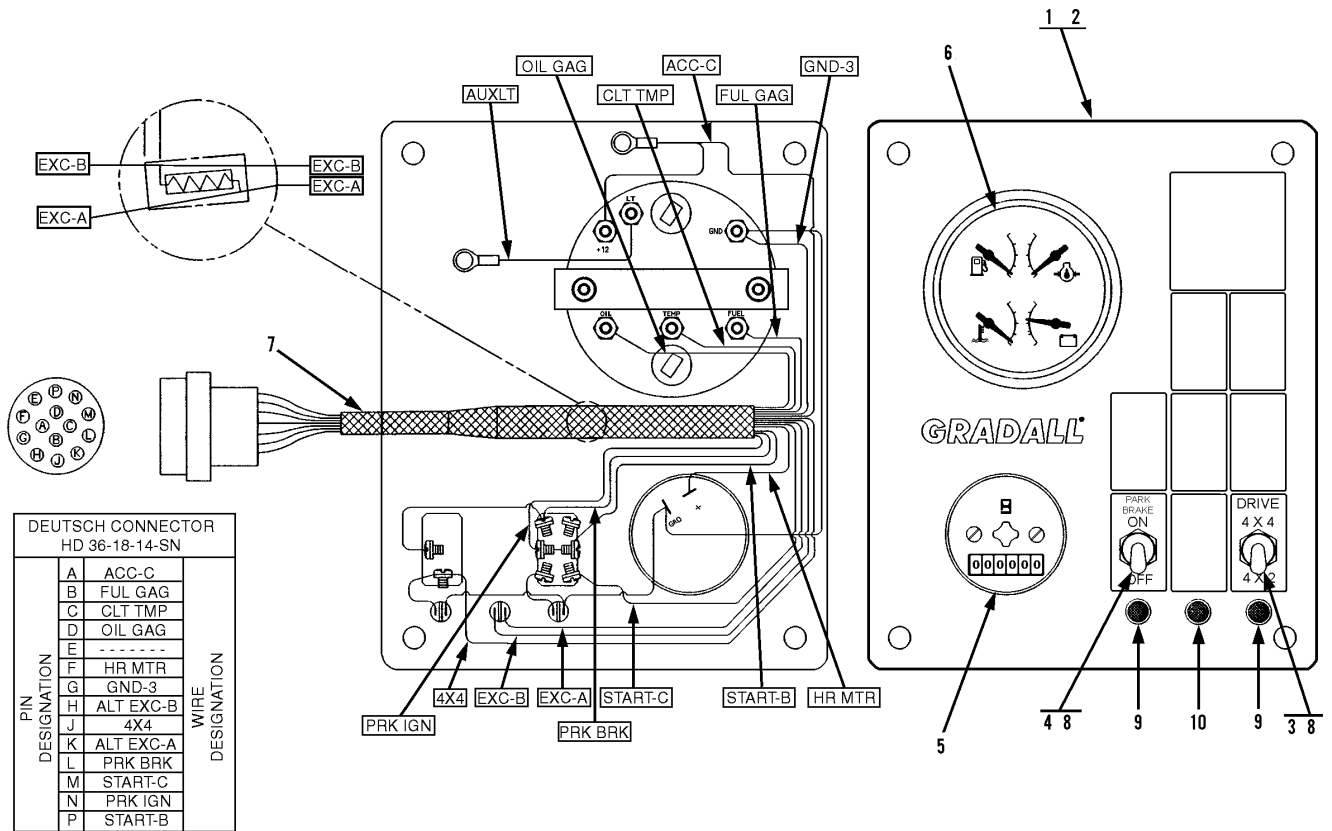
Item	Part No.	Qty.	Description Of Part
1	9114-5092	1	DASH HARNESS ASSY (includes all items)
2	9114-3349	1	DASH HARNESS (includes items 6 thru 12)
3	9103-3317	1	IGNITION SWITCH
4	7736-3268	4	15 AMP FUSE
5	2477-1004	1	HORN BUTTON
6	9114-3108	4	SNAP-IN FUSE

Item	Part No.	Qty.	Description Of Part
6	8096-3057	2	TOWER (includes item 7)
7	8096-3068	4	FEMALE PIN TERMINALS
8	8096-3066	6	CABLE SEALS
9	7736-3264	1	PANEL NUT
10	7736-3263	1	LOCKWASHER
11	7736-3225	1	RECEPTACLE
12	8348-1286	1	PANEL NUT
13	8348-1285	1	LOCKWASHER



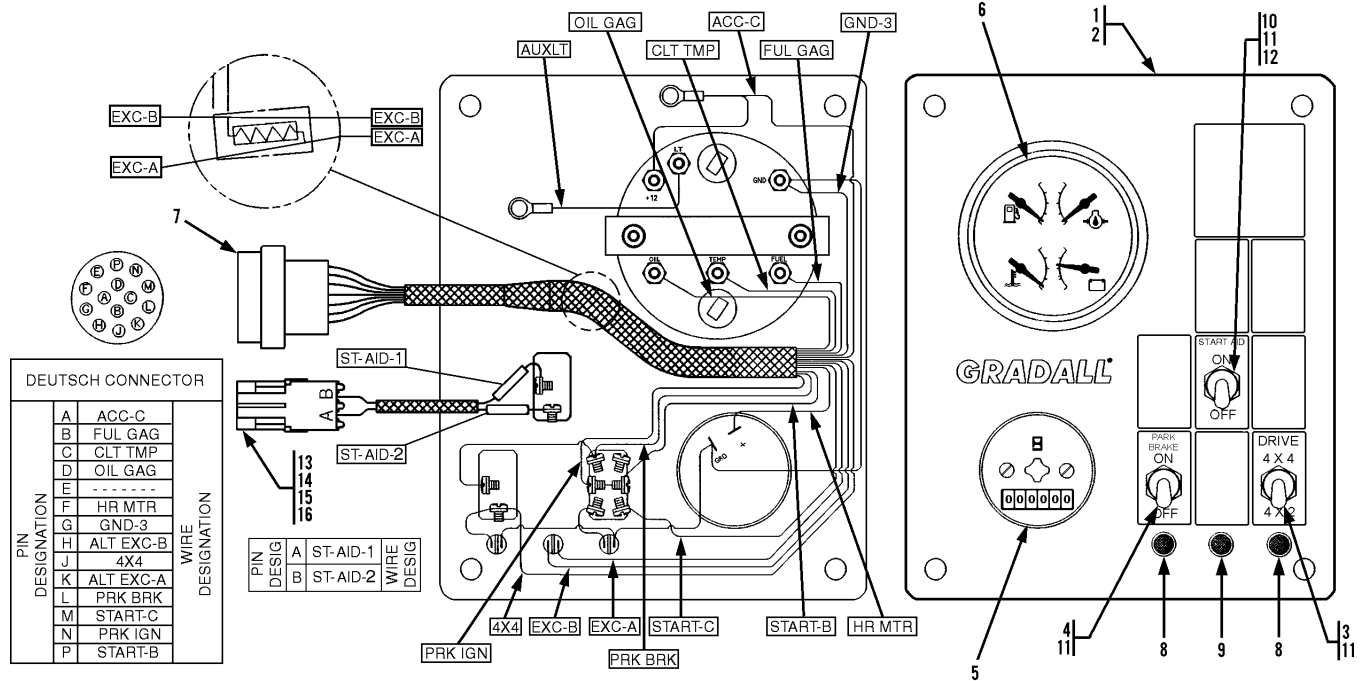
Item	Part No.	Qty.	Description Of Part
	9136-5013	1	DASH HARNESS ASSY (includes all items)
1	9136-3035	1	DASH HARNESS (includes items 2 thru 17 & 19)
2	9136-3021	1	MOLDED DIODE
3	8096-3057	3	TOWER
4	8096-3068	6	FEMALE PIN TERMINAL
5	9136-4009	6	CABLE SEAL
6	9136-4010	1	RECEPTACLE CONNECTOR
7	8348-1286	1	PANEL NUT
8	8348-1285	1	LOCKWASHER
9	9136-3054	1	RELAY

Item	Part No.	Qty.	Description Of Part
10	9136-4011	1	CONNECTOR
11	9136-4012	4	TERMINAL END
12	7736-3225	1	RECEPTACLE CONNECTOR
13	7736-3264	1	PANEL NUT
14	7736-3263	1	LOCKWASHER
15	9136-4013	1	CONNECTOR
16	9136-4014	4	FEMALE PIN TERMINAL
17	8096-3065	4	CABLE SEAL
18	2477-1004	1	HORN BUTTON
19	9114-3108	5	SNAP-IN FUSE HOLDER
20	7736-3268	5	15 AMP FUSE
21	9103-3317	1	IGNITION SWITCH
*	7738-4578	1	KEY

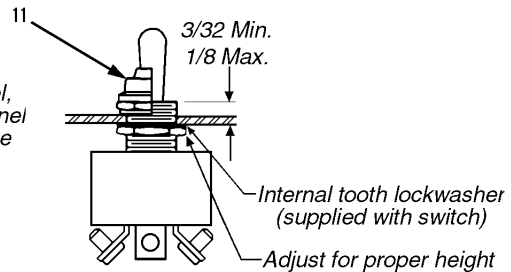


**TYPICAL SWITCH AND BOOT INSTALLATION**

Item	Part No.	Qty.	Description Of Part
1	9114-3331	1	GAUGE PANEL (includes all items)
	9136-4004	1	PANEL ASSY (includes front & back plates, acrylic lens & std. labels)
2	9136-4005	1	RUBBER BOOT
3	7738-3467	1	TOGGLE SWITCH
4	9114-3114	1	PARK BRAKE SWITCH
5	9136-4006	1	HOURMETER
6	9136-4007	1	4-IN-1 GAUGE (oil, fuel, temp, volts)
7	9136-4008	1	WIRE HARNESS
* 8	7738-3470	2	BOOT
9	9114-3128	2	AMBER INDICATOR LIGHT
10	9114-3127	1	RED INDICATOR LIGHT

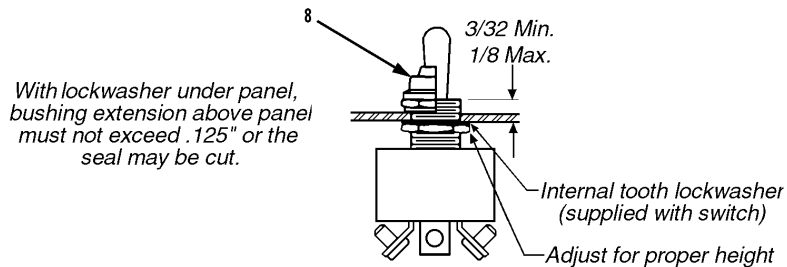
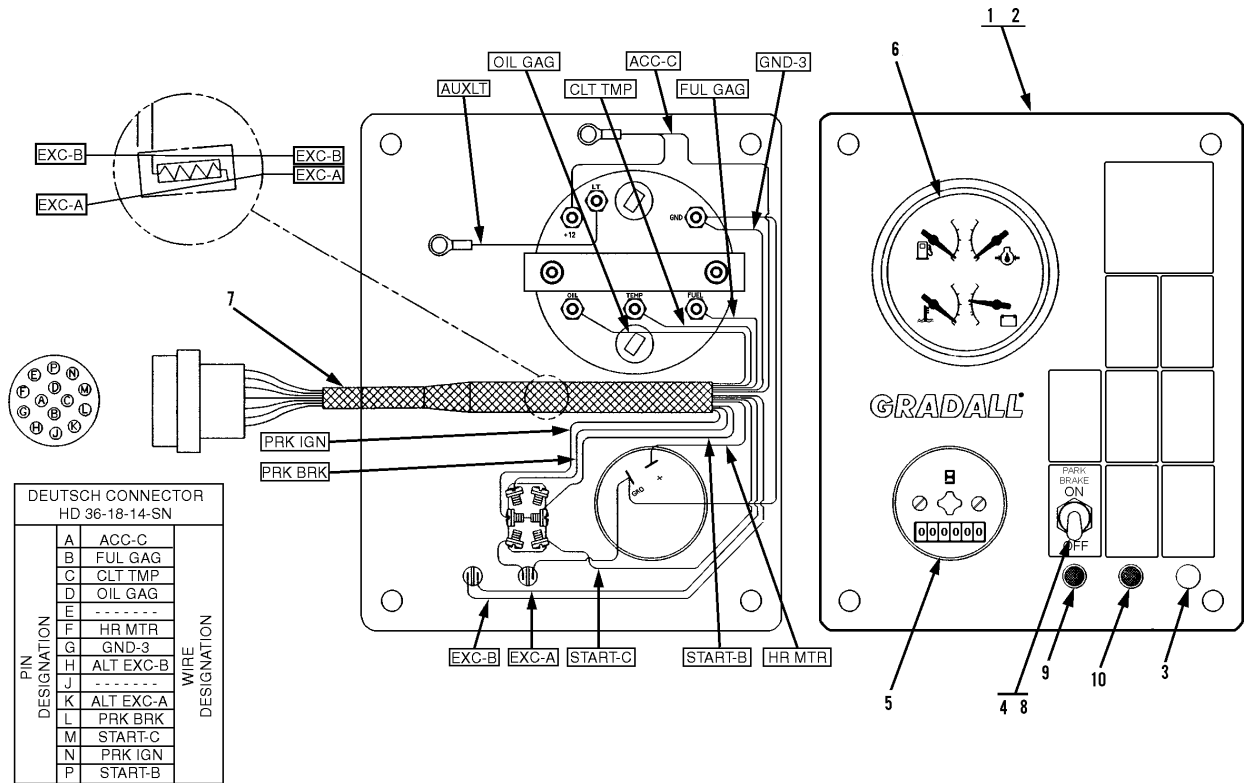


With lockwasher under panel, bushing extension above panel must not exceed .125" or the seal may be cut.



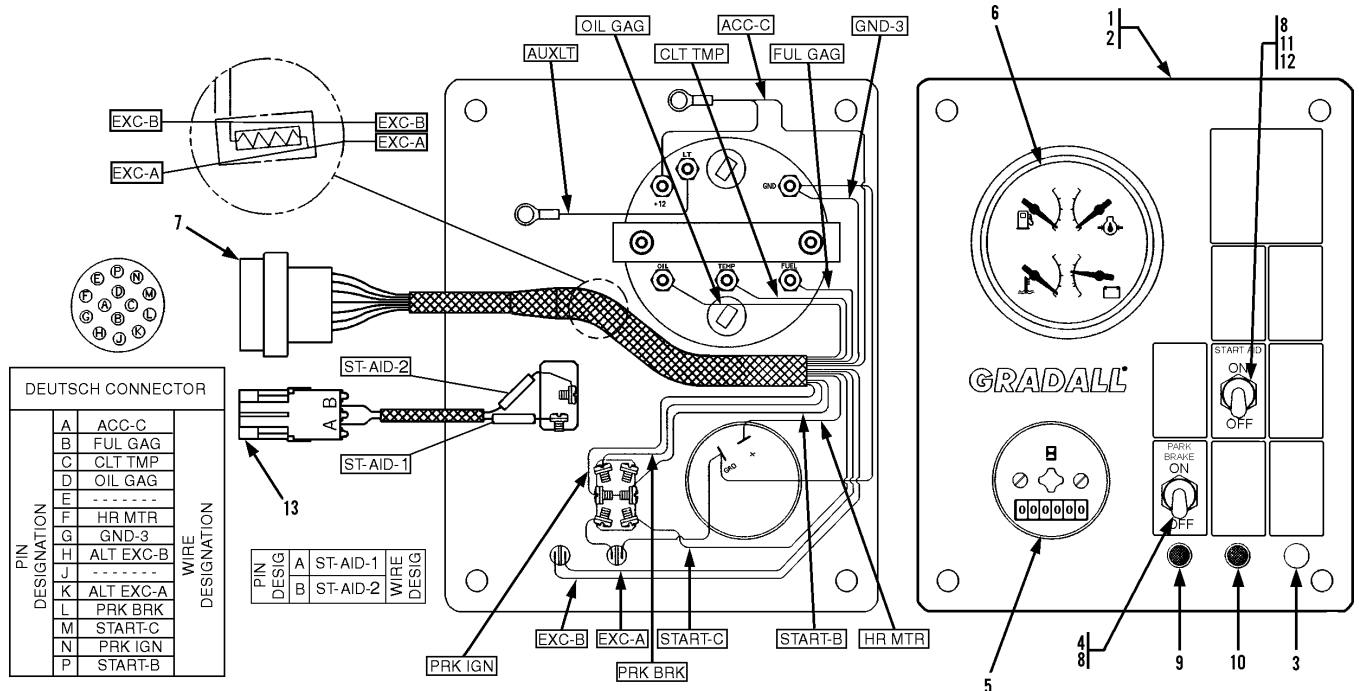
**TYPICAL SWITCH AND BOOT INSTALLATION**

Item	Part No.	Qty.	Description Of Part	Item	Part No.	Qty.	Description Of Part
1	9136-5012	1	GAUGE PANEL ASSY (includes all items)	7	9136-4008	1	WIRE HARNESS
	9114-3331	1	GAUGE PANEL (includes all items except one of item 10 & 11 thur 14)	8	9114-3128	2	AMBER INDICATOR LIGHT
	9136-4004	1	PANEL ASSY (includes front & back plates, acrylic lens & std. labels)	9	9114-3127	1	RED INDICATOR LIGHT
	9136-4005	1	RUBBER BOOT	10	9112-3181	1	TOGGLE SWITCH
	7738-3467	1	TOGGLE SWITCH	11	7738-3470	3	BOOT
	9114-3114	1	PARKBRAKE SWITCH	12	9112-3176	1	START AID DECAL
	9136-4006	1	HOURMETER	13	9136-3034	1	START AID HARNESS (includes items 12, 13 & 14)
	9136-4007	1	4-IN-1 GAUGE (oil, fuel, temp, volts)	14	9136-4009	2	CABLE SEAL
				15	8096-3058	1	CONNECTOR
				16	8096-3069	2	MALE PIN TERMINAL

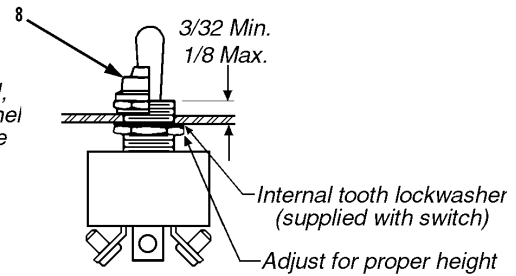


**TYPICAL SWITCH AND BOOT INSTALLATION**

Item	Part No.	Qty.	Description Of Part
1	9109-3037	1	GAUGE PANEL (includes all items)
	9136-4004	1	PANEL ASSY (includes front & back plates, acrylic lens & std. labels)
2	9136-4005	1	RUBBER BOOT
3	9109-3030	1	NYLON HOLE PLUG
4	9114-3114	1	PARK BRAKE SWITCH
5	9136-4006	1	HOURMETER
6	9136-4007	1	4-IN-1 GAUGE (oil, fuel, temp, volts)
7	9136-4008	1	WIRE HARNESS
* 8	7738-3470	1	BOOT
9	9114-3128	1	AMBER INDICATOR LIGHT
10	9114-3127	1	RED INDICATOR LIGHT

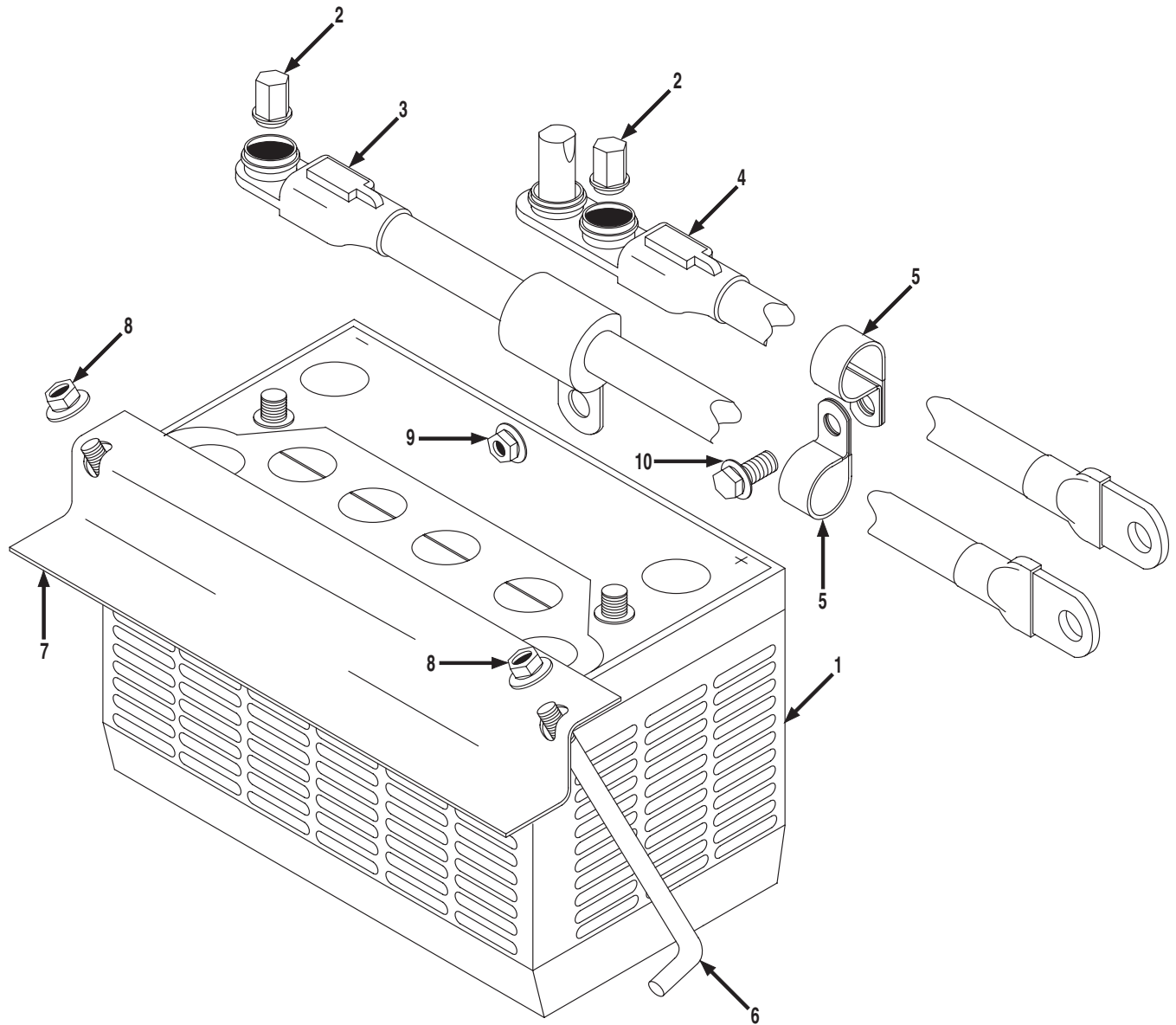


With lockwasher under panel, bushing extension above panel must not exceed .125" or the seal may be cut.

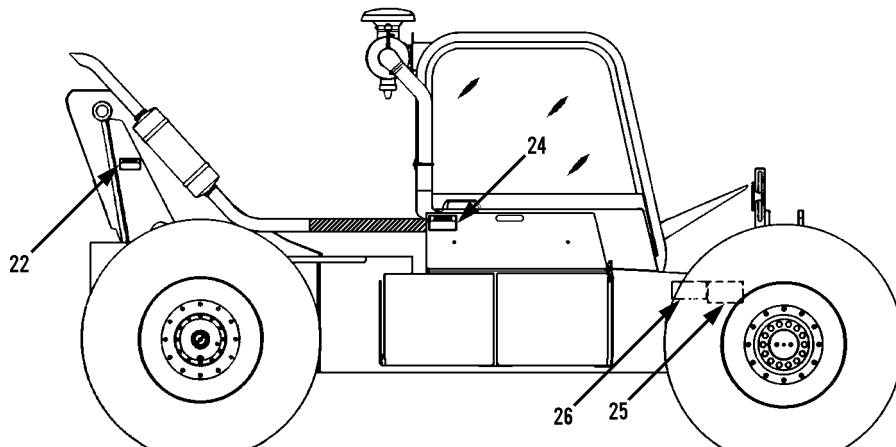
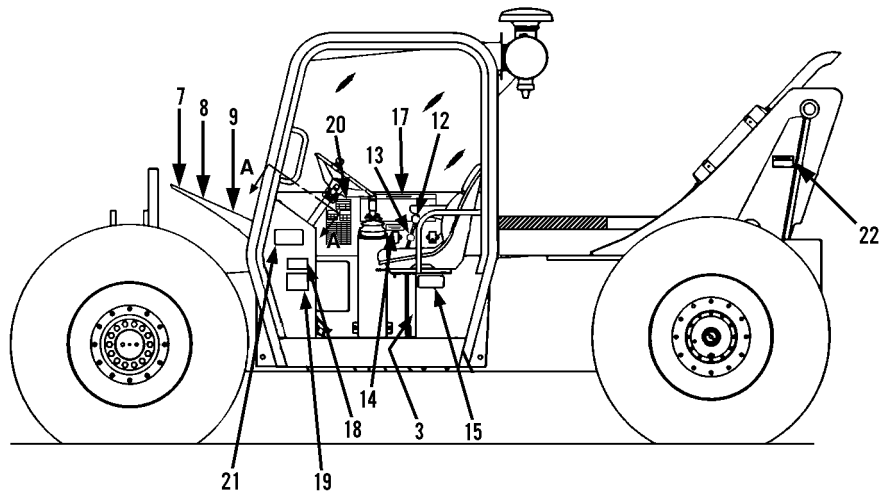
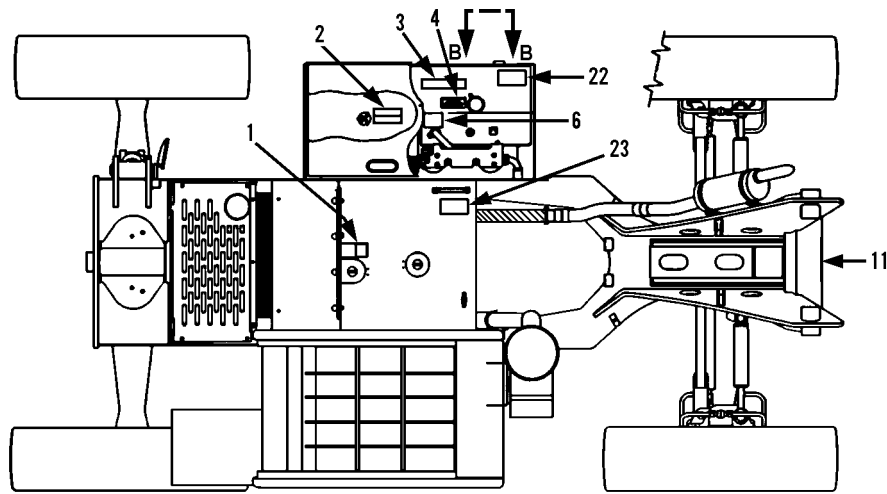


**TYPICAL SWITCH AND BOOT INSTALLATION**

Item	Part No.	Qty.	Description Of Part
	9139-5002	1	GAUGE PANEL ASSY (includes all items)
	9109-3037	1	GAUGE PANEL (includes all items except one of item 10, 11, 12 & 13)
1	9136-4004	1	PANEL ASSY (includes front & back plates, acrylic lens & std. labels)
2	9136-4005	1	RUBBER BOOT
3	9109-3030	1	NYLON HOLE PLUG
4	9114-3114	1	PARK BRAKE SWITCH
5	9136-4006	1	HOURMETER
6	9136-4007	1	4-IN-1 GAUGE (oil, fuel, temp, volts)
7	9136-4008	1	WIRE HARNESS
8	7738-3470	2	BOOT
9	9114-3128	1	AMBER INDICATOR LIGHT
10	9114-3127	2	RED INDICATOR LIGHT
11	9112-3181	1	TOGGLE SWITCH
12	9112-3176	1	START AID DECAL
13	9136-3034	1	START AID HARNESS (includes the following items)
	8096-3058	1	SHROUD
	8096-3069	2	PIN TERMINALS
	9136-4009	2	CABLE SEALS



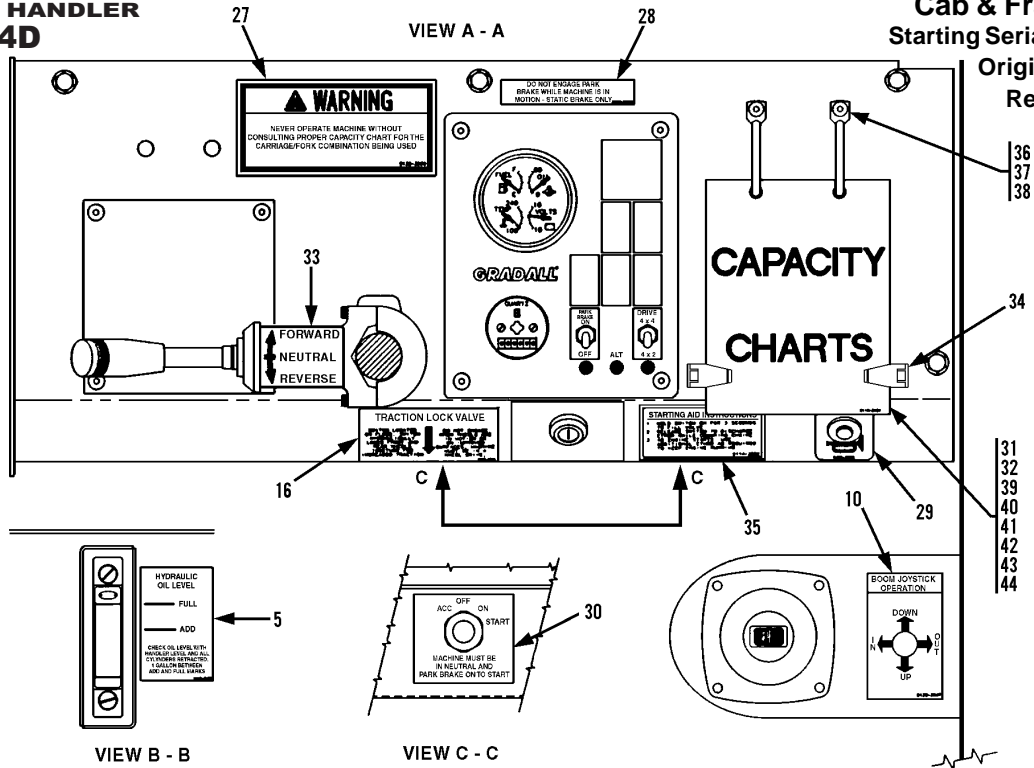
Item	Part No.	Qty.	Description Of Part
* 1	8097-3021	1	BATTERY, (12 volt, 1000 CCA), TOP STUD, 3/8-16 UNC THREAD, BCI GROUP 31
2	7738-3567	2	BATTERY POST TERMINAL
3	9108-3481	1	NEGATIVE BATTERY CABLE
4	9108-3482	1	POSITIVE BATTERY CABLE
5	8594-1017	4	SUPPORT CLAMP
6	9108-1640	2	HOLD DOWN STUD
7	9114-1429	1	BATTERY HOLD DOWN
8	7714-3006	2	WHIZ LOCKNUT, 5/16-18
9	7714-3015	1	WHIZ LOCKNUT, 3/8-16
10	7714-3003	2	WHIZ LOCK SCREW, 5/16-18X5/8
	1440-3416	AR	DI-ELECTRIC GREASE (add to caps of jump terminals on battery cables)



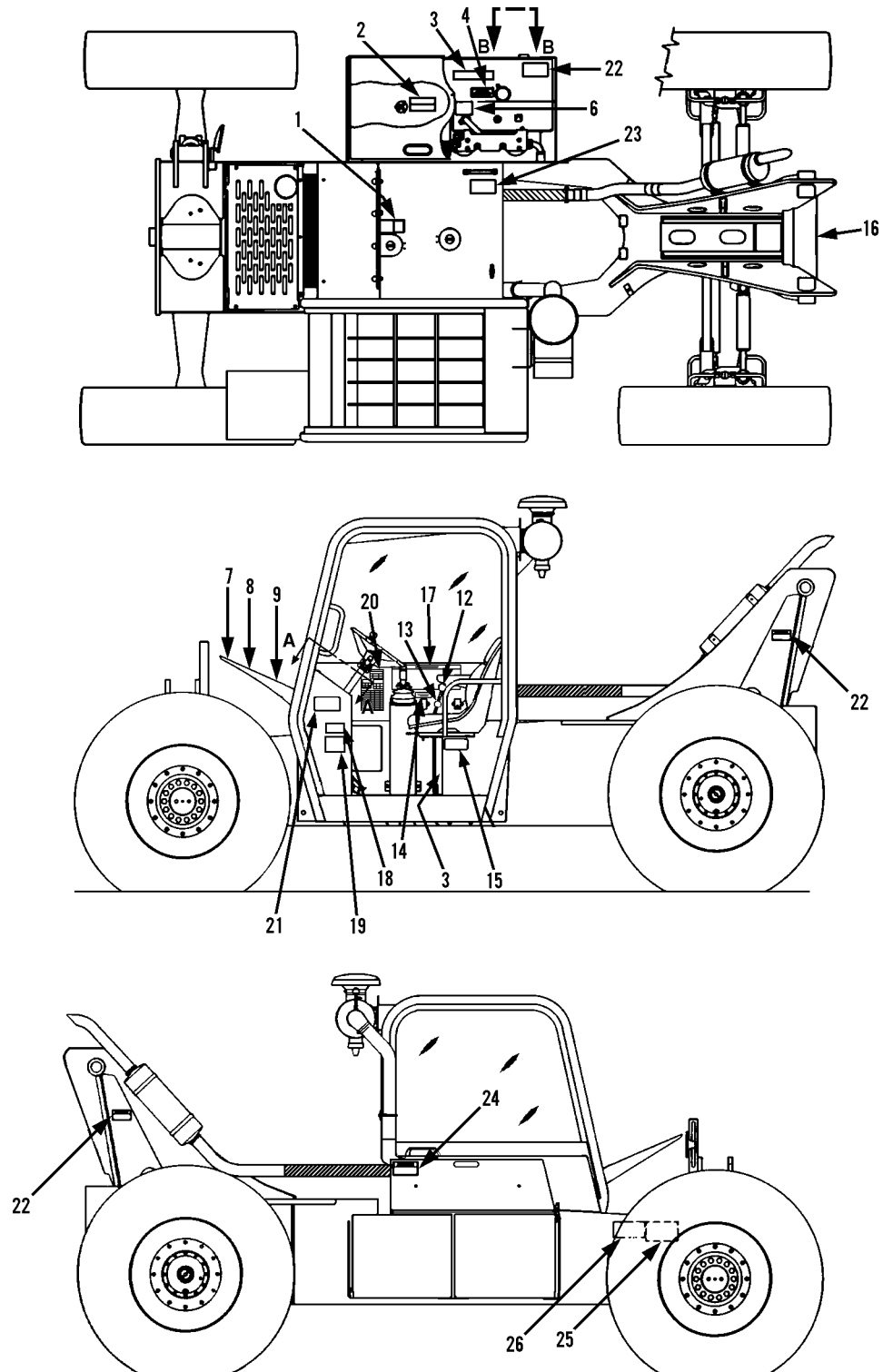


**GRADALL®**  
**MATERIAL HANDLER**  
**524D**

**MISCELLANEOUS**  
**Cab & Frame Decals**  
**Starting Serial No. 0277001**  
**Original Issue 1-98**  
**Revised 6-22-01**

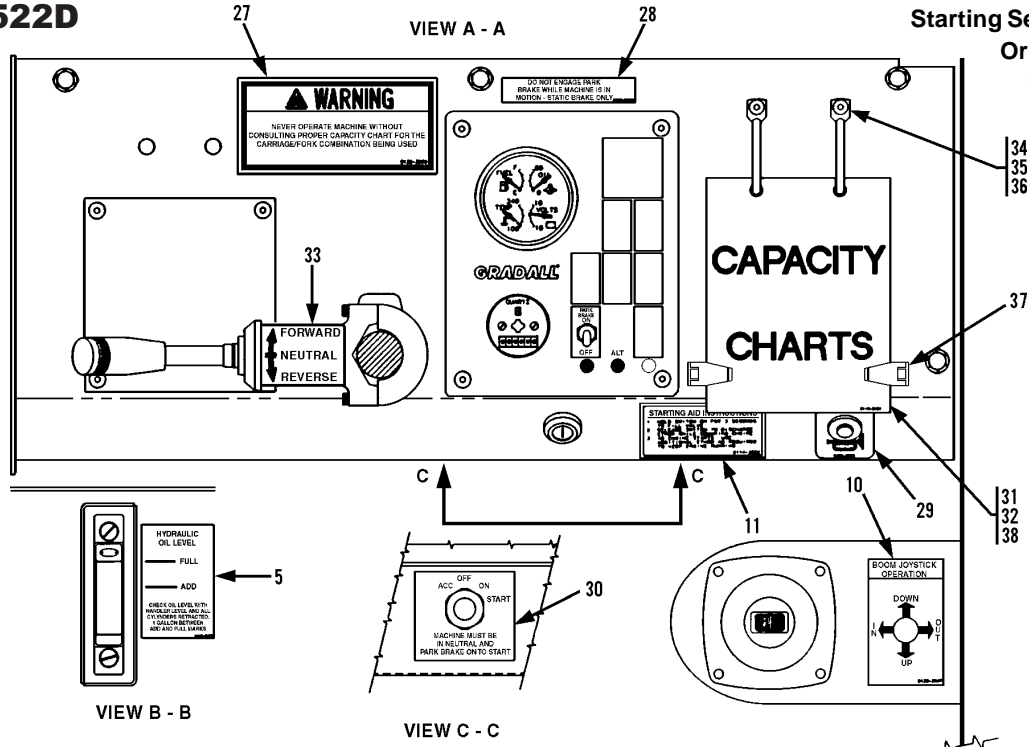


Item	Part No.	Qty.	Description Of Part	Item	Part No.	Qty.	Description Of Part
	9108-5133	1	524D DECAL KIT, WHITE (std.) (includes all items on page 12-1 except 18 thru 20, 31, 32, 34 thru 43 and all items on page 12-2 except items 4 thru 7) <b>(starting s/n 0277001 thru 0277594)</b>	22	9114-3282	3	WARNING DECAL
	9138-5035	1	524 DECAL KIT, WHITE (std.) (includes all items on page 12-1 except 18 thru 20, 31, 32, 34 thru 43, and all items on page 12-2 except items 4 thru 7) <b>(starting s/n 0277595)</b>	23	9114-3280	1	WARNING DECAL
1	8060-3026	1	CAUTION DECAL	24	9114-3281	1	WARNING DECAL
2	9114-3286	1	WARNING PLATE	25	9114-3285	1	INSTRUCTION DECAL
3	9108-3492	2	OIL WARNING DECAL	26	9114-3284	1	WARNING DECAL
4	9114-3288	1	HYDRAULIC OIL PLATE	27	9132-3030	1	WARNING DECAL
5	9116-3130	1	OIL LEVEL DECAL	28	9114-3182	1	PARK BRAKE DECAL
6	9114-3162	1	TEST PORT DECAL	29	9103-3089	1	HORN DECAL
7	8060-3022	1	DANGER DECAL	30	9114-3120	1	INSTRUMENT PANEL DECAL
* 8	9055-3027	1	WARNING DECAL	31	9116-3184	1	CAPACITY CHART COVER
9	9133-3028	1	SERVICE INSTRUCTION DECAL <b>(starting s/n 0277001 thru 0277594)</b>	* 32	9138-3009	1	CAPACITY CHART (2 section boom, std.)
	9133-3044	1	SERVICE INSTRUCTION DECAL <b>(starting s/n 0277595)</b>	9138-3007	1	CAPACITY CHART (3 section boom, opt.)	
10	9130-3047	1	BOOM OPR. DECAL	9138-3008	1	CAPACITY CHART (3 section boom, opt.)	
11	8364-1675	1	GRADALL DECAL (white)	33	9116-3028	1	SHIFTER DECAL
12	9108-3317	1	TILT DECAL	34	9136-3070	2	HINGED CLAMP
13	9108-3318	1	SWAY DECAL	35	9114-3202	1	INSTRUCTION DECAL
14	9114-3292	1	DIPSTICK DECAL	36	9116-3087	2	LOAD CHART BRACKET
15	7733-3027	1	MADE IN USA DECAL	37	8830-2125	2	RD HD MACHINE SCREW, 1/4-20x5/8
16	9108-3314	1	TRACTION DECAL	38	8850-1616	2	HEX NUT, 1/4-20
* 17	9055-3028	1	WARNING DECAL	39	9138-3027	1	LOAD CHART-SLOP PILER (std.)
18	9114-4430	1	SERIAL TAG	9138-3016	1	LOAD CHART-SLOP PILER (opt.)	
19	9116-4094	1	ROPS WARNING DECAL	40	9138-3010	1	LOAD CHART-STD CARRIAGE W/ WINCH (2 section boom, std.)
20	9138-3003	1	SERIAL NO. AND ATTACHING PLATE (on inside of cab std.)	41	9138-3036	1	LOAD CHART-6' MAST (std.)
	9138-3002	1	SERIAL NO. AND ATTACHING PLATE (on inside of cab opt.)	9138-3028	1	LOAD CHART-6' MAST (opt.)	
21	9114-3283	1	WARNING DECAL	42	9138-3035	1	LOAD CHART-100 DEGREE SWING CARRIAGE (std.)
				9138-3020	1	LOAD CHART-100 DEGREE SWING CARRIAGE (opt.)	
				43	9138-3029	1	LOAD CHART-10' TRUSS BOOM (opt.)
				* 44	9138-3077	1	LOAD CHART - PERSONNEL PLATFORM, (std.)
				9138-3078	1	LOAD CHART - PERSONNEL PLATFORM, (opt.)	

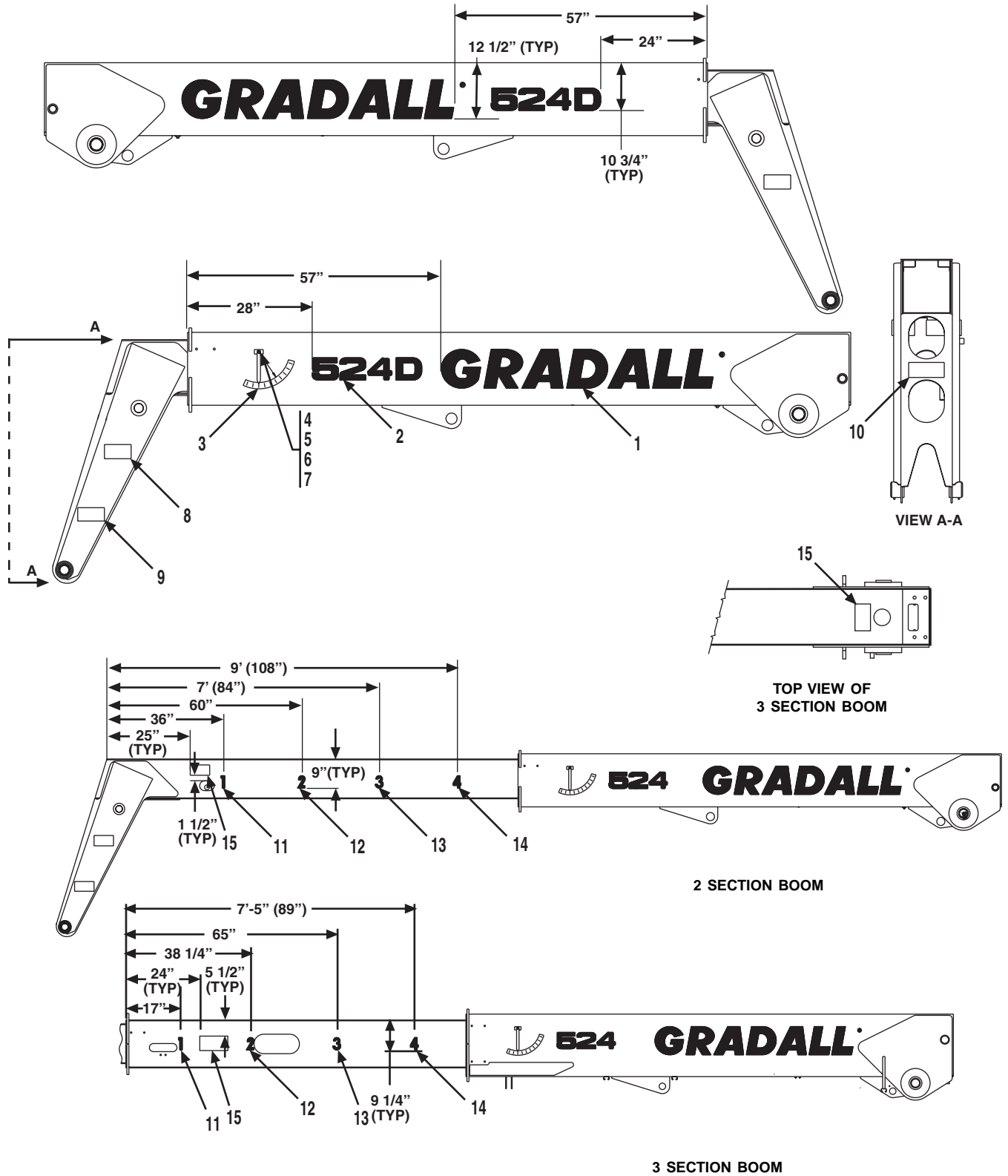


**GRADALL®**  
**MATERIAL HANDLER**  
**522D**

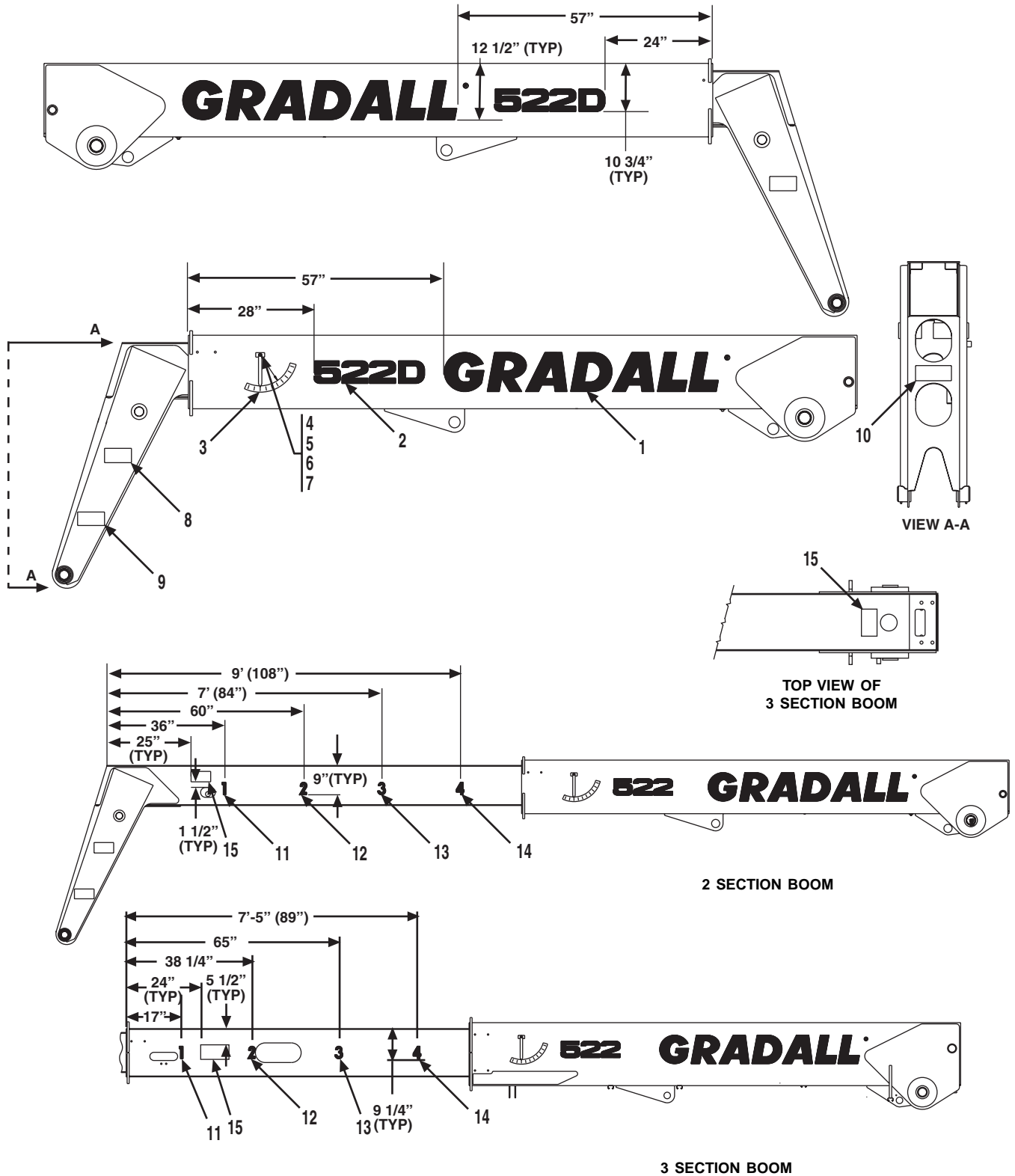
**MISCELLANEOUS**  
**Cab & Frame Decals**  
**Starting Serial No. 0277001**  
**Original Issue 5-98**  
**Revised 6-22-01**



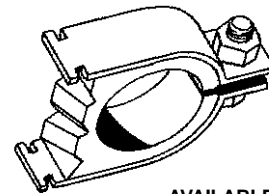
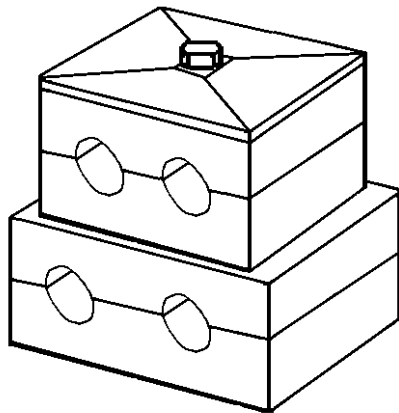
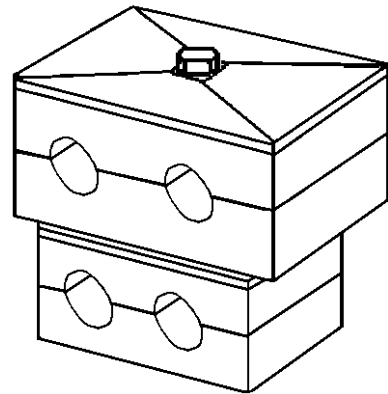
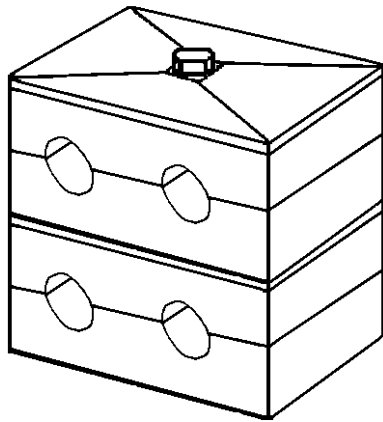
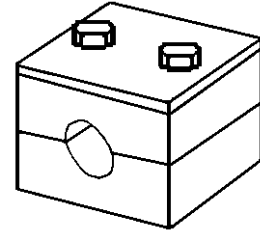
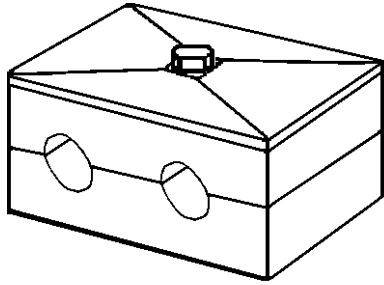
Item	Part No.	Qty.	Description Of Part	Item	Part No.	Qty.	Description Of Part
	9109-5032	1	522D DECAL KIT, WHITE (std.) (includes all items on page 12-1 except items 11, 18 thru 20, 31, 32, 34 thru 37 and all items on page 12-2 except items 4 thru 7) ( <b>starting s/n 0277001 thru 0277594</b> )	22	9114-3282	3	WARNING DECAL
	9139-5017	1	522D DECAL KIT, WHITE (std.) (includes all items on page 12-1 except items 11, 18 thru 20, 31, 32, 34 thru 37 and all items on page 12-2 except items 4 thru 7) ( <b>starting s/n 0277595</b> )	23	9114-3280	1	WARNING DECAL
1	8060-3026	1	CAUTION DECAL	24	9114-3281	1	WARNING DECAL
2	9114-3286	1	WARNING PLATE	25	9114-3285	1	INSTRUCTION DECAL
3	9108-3492	2	OIL WARNING DECAL	26	9114-3284	1	WARNING DECAL
4	9114-3288	1	HYDRAULIC OIL PLATE	27	9132-3030	1	WARNING DECAL
5	9116-3130	1	OIL LEVEL DECAL	28	9114-3182	1	PARK BRAKE DECAL
6	9114-3162	1	TEST PORT DECAL	29	9103-3089	1	HORN DECAL
7	8060-3022	1	DANGER DECAL	30	9114-3120	1	INSTRUMENT PANEL DECAL
* 8	9055-3027	1	WARNING DECAL	31	9116-3184	1	CAPACITY CHART COVER
9	9133-3028	1	SERVICE INSTRUCTION DECAL ( <b>starting s/n 0277001 thru 0277594</b> )	* 32	9138-3009	1	CAPACITY CHART (2 Section boom, std.)
	9133-3044	1	SERVICE INSTRUCTION DECAL ( <b>starting s/n 0277595</b> )		9138-3007	1	CAPACITY CHART (3 section boom, opt.)
10	9130-3047	1	BOOM OPR. DECAL		9138-3008	1	CAPACITY CHART (3 section boom, opt.)
11	9114-3202	1	INSTRUCTION DECAL		9138-3010	1	LOAD CHART STD. CARRIAGE W/WINCH (std.)
12	9108-3317	1	TILT DECAL		9138-3027	1	LOAD CHART-SLOPE PILER (std.)
13	9108-3318	1	SWAY DECAL		9138-3016	1	LOAD CHART-SLOPE PILER (opt.)
14	9114-3292	1	DIPSTICK DECAL		9138-3035	1	LOAD CHART-100 DEGREE SWING CARRIAGE (std.)
15	7733-3027	1	MADE IN USA DECAL		9138-3020	1	LOAD CHART-100 DEGREE SWING CARRIAGE (opt.)
16	8364-1675	1	GRADALL DECAL (white)		9138-3029	1	LOAD CHART-10' TRUSS BOOM (opt.)
* 17	9055-3028	1	WARNING DECAL		9138-3036	1	LOAD CHART-6' MAST (std.)
18	9114-4430	1	SERIAL TAG		9138-3028	1	LOAD CHART-6' MAST (opt.)
19	9116-4094	1	ROPS WARNING DECAL	33	9116-3028	1	SHIFTER DECAL
20	9139-3001	1	SERIAL NO. AND ATTACHING PLATE (on inside of cab std.)	34	9116-3087	2	LOAD CHART BRACKET
	9139-3002	1	SERIAL NO. AND ATTACHING PLATE (on inside of cab opt.)	35	8830-2125	2	RD HD MACHINE SCREW, 1/4-20x5/8
21	9114-3283	1	WARNING DECAL	36	8850-1616	2	HEX NUT, 1/4-20
				37	9136-3070	2	HINGED CLAMP
				* 38	9138-3078	1	LOAD CHART - PERSONNEL PLATFORM, (opt.)
					9138-3077	1	LOAD CHART - PERSONNEL PLATFORM, (std.)



Item	Part No.	Qty.	Description Of Part
	9108-5133	1	524D DECAL KIT, WHITE (std.) (includes all items on page 12-1 except 18 thru 20, 31, 32, 34 thru 43 and all items on page 12-2 except items 4 thru 7) <b>(starting s/n 0277001 thru 0277594)</b>
	9138-5035	1	524D DECAL KIT, WHITE (std.) (includes all items on page 12-1 except 18 thru 20, 31, 32, 34 thru 43, and all items on page 12-2 except items 4 thru 7) <b>(starting s/n 0277595)</b>
1	9112-3037	2	GRADALL DECAL, WHITE (std.)
	9112-3038	2	GRADALL DECAL, BLACK (opt.)
2	9108-3561	2	"524D" DECAL, WHITE (std.)
	9108-3562	2	"524D" DECAL, BLACK (opt.)
3	9100-3031	1	BOOM ANGLE DECAL, WHITE
4	9020-0445	1	PENDULUM
5	9020-0688	1	BEARING
6	9002-6491	1	SHOULDER BOLT, 1/4-20
* 7	9133-3036	1	SPECIAL WASHER
8	9114-3282	2	WARNING DECAL
9	9114-3290	1	WARNING DECAL
*10	9055-3026	1	WARNING DECAL
11	9100-3016	1	"1" DECAL, WHITE (std.)
	9104-3134	1	"1" DECAL, BLACK (opt.)
12	9100-3018	1	"2" DECAL, WHITE (std.)
	9104-3135	1	"2" DECAL, BLACK (opt.)
13	9112-3042	1	"3" DECAL, WHITE (std.)
	9112-3043	1	"3" DECAL, BLACK (opt.)
14	9100-3020	1	"4" DECAL, WHITE (std.)
	9104-3136	1	"4" DECAL, BLACK (opt.)
15	8060-3037	3	WARNING DECAL
			NOTE: STANDARD DECALS ARE WHITE. OPTIONAL DECALS ARE BLACK. ONLY STANDARD DECALS ARE INCLUDED IN THE 9108-5133 AND 9138-5035 DECAL KIT.

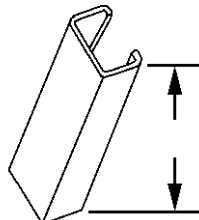


Item	Part No.	Qty.	Description Of Part
	9109-5032	1	522D DECAL KIT, WHITE, (std.), (includes all items on page 12-1 except items 11, 18 thru 20, 31, 32, 34 thru 37 and all items on page 12-2 except items 4 thru 7), ( <b>starting s/n 0277001 thru 0277594</b> )
	9139-5017	1	522D DECAL KIT, WHITE, (std.), (includes all items on page 12-1 except items 11, 18 thru 20, 31, 32, 34 thru 37, and all items on page 12-2 except items 4 thru 7), ( <b>starting s/n 0277595</b> )
1	9112-3037	2	GRADALL DECAL, WHITE, (std.)
	9112-3038	2	GRADALL DECAL, BLACK, (opt.)
2	9109-3035	2	"522D" DECAL, WHITE, (std.)
	9109-3036	2	"522D" DECAL, BLACK, (opt.)
3	9100-3031	1	BOOM ANGLE DECAL, WHITE
4	9020-0445	1	PENDULUM
5	9020-0688	1	BEARING
6	9002-6491	1	SHOULDER BOLT, 1/4-20
* 7	9133-3036	1	SPECIAL WASHER
8	9114-3282	2	WARNING DECAL
9	9114-3290	1	WARNING DECAL
*10	9055-3026	1	WARNING DECAL
11	9100-3016	1	"1" DECAL, WHITE, (std.)
	9104-3134	1	"1" DECAL, BLACK, (opt.)
12	9100-3018	1	"2" DECAL, WHITE, (std.)
	9104-3135	1	"2" DECAL, BLACK, (opt.)
13	9112-3042	1	"3" DECAL, WHITE, (std.)
	9112-3043	1	"3" DECAL, BLACK, (opt.)
14	9100-3020	1	"4" DECAL, WHITE, (std.)
	9104-3136	1	"4" DECAL, BLACK, (opt.)
15	8060-3037	3	WARNING DECAL
			NOTE: STANDARD DECALS ARE WHITE. OPTIONAL DECALS ARE BLACK. ONLY STANDARD DECALS ARE INCLUDED IN 9108-5133 AND 9139-5017 DECAL KIT.



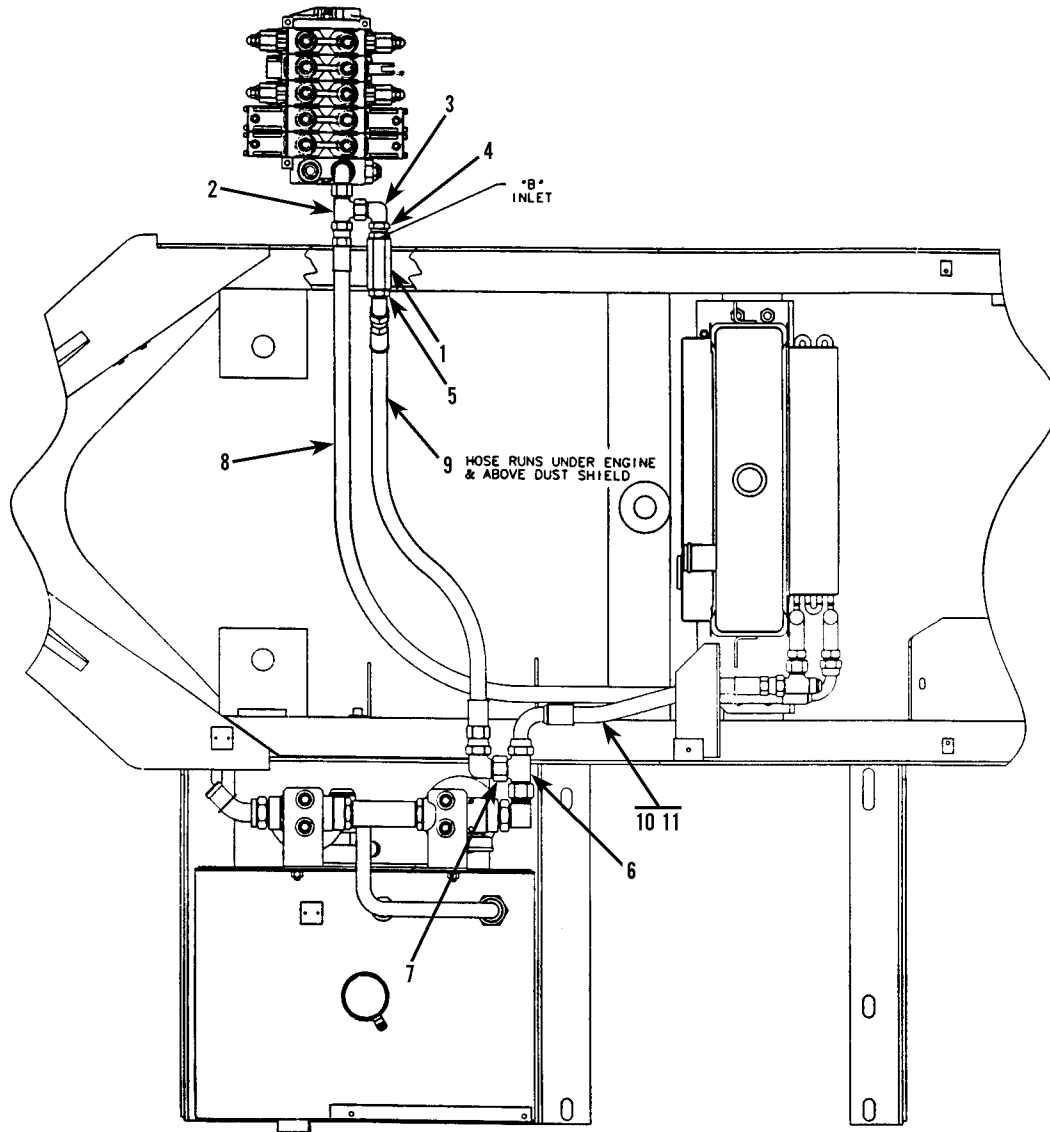
**AVAILABLE  
 ANCHOR CHANNELS**

Part No.	A
9020-6085	4
9020-6086	5
9020-6087	8-1/2
9020-6088	7
9020-6089	3
9020-6090	4-1/2
9020-6091	3-1/2
9020-6092	10
9104-1246	7-1/2
9100-1053	11
9102-1094	1-1/2
8092-1048	15
8092-1062	22
8387-1035	30-47/64
8064-1044	12
9104-1801	6-1/4
9114-1375	2

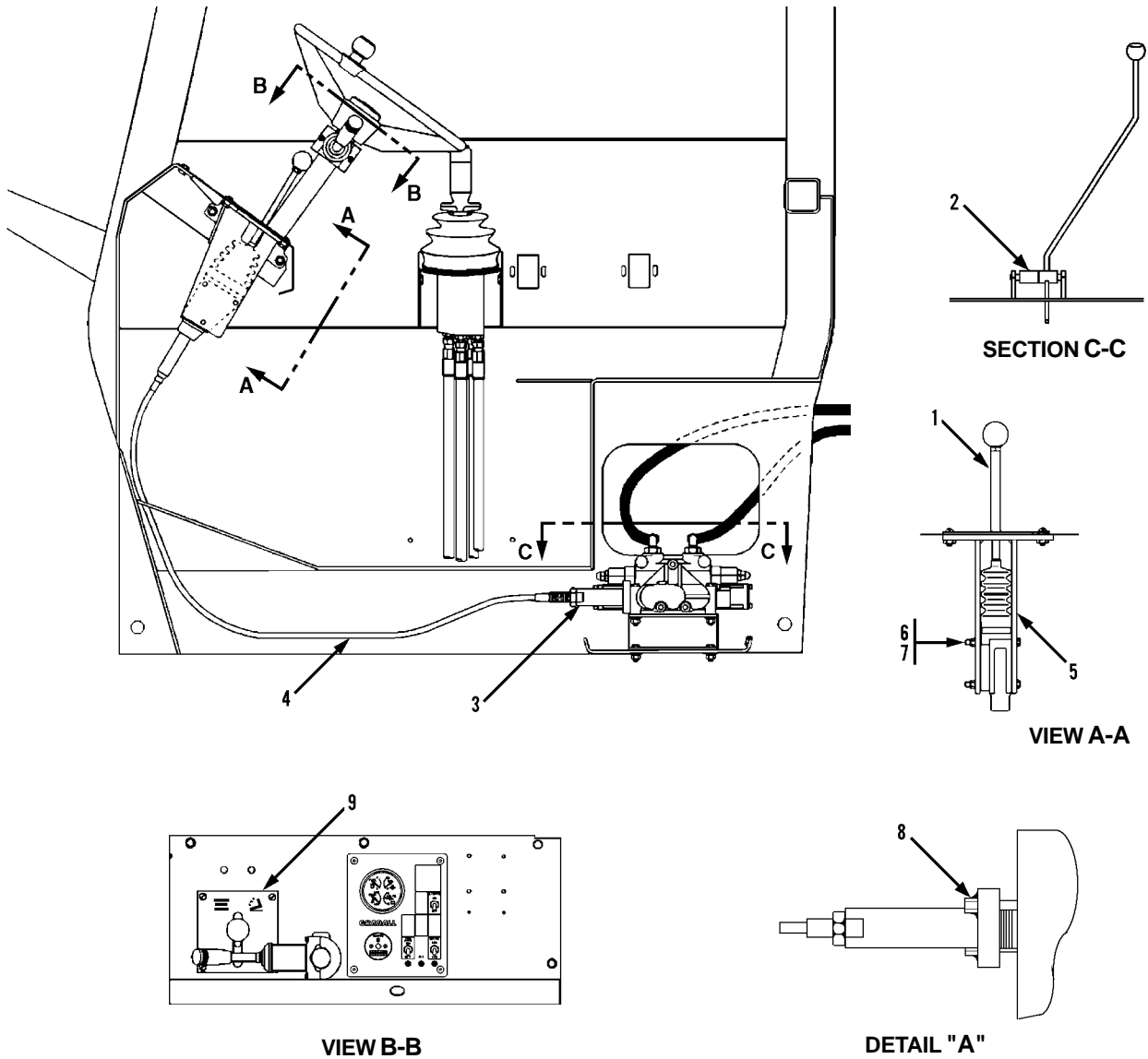




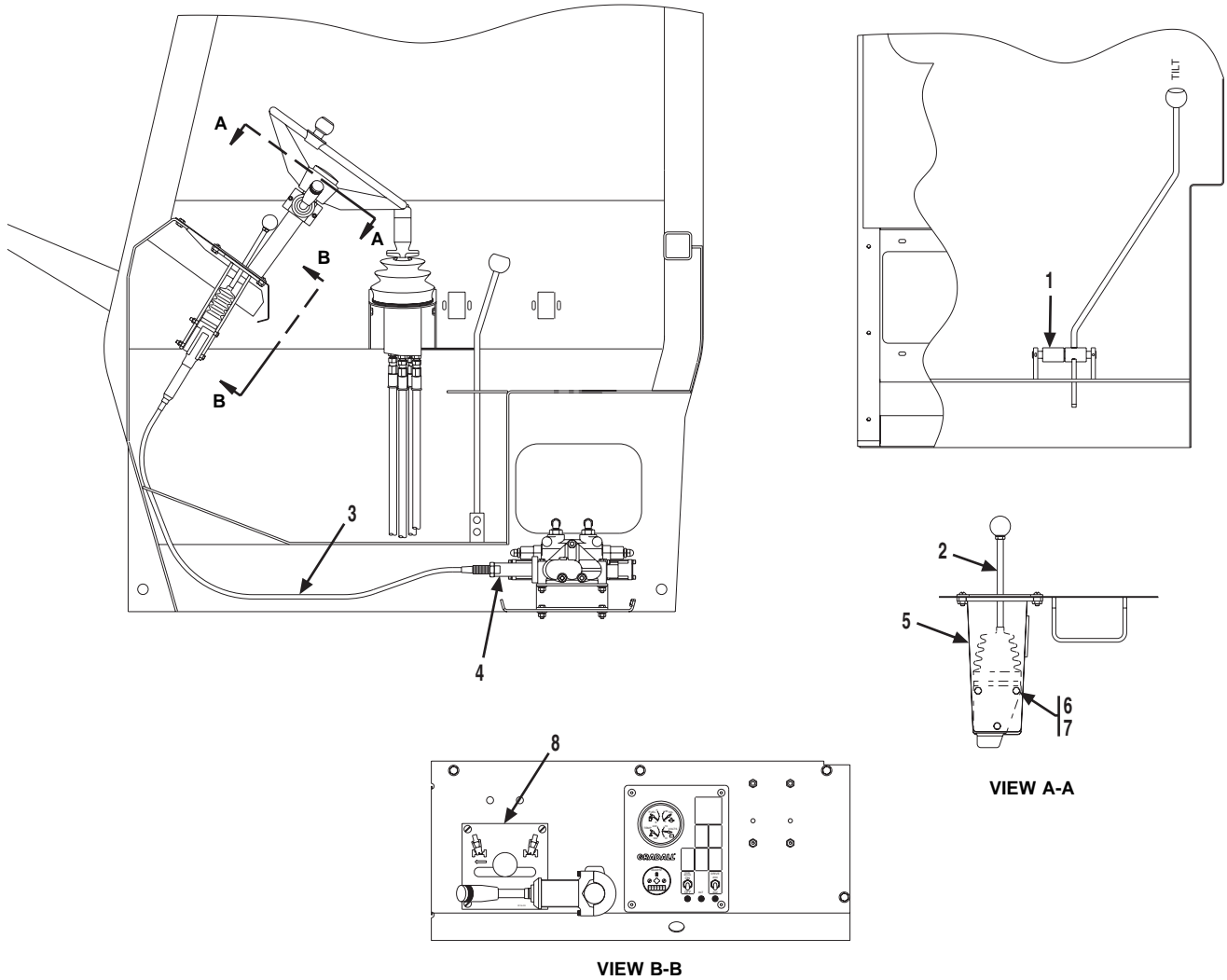
Part No.	Description Of Part	Style	I.D. Of Hole(s)		Part No.	Description Of Part	Style	I.D. Of Hole(s)	
	<b>CAB SIDE OF FRAME</b>								
7713-3168	CLAMP SET	1	1/2	1/2	9103-3138	CLAMP SET	2	1/2	--
7713-3140	COVER PLATE				7713-3498	COVER PLATE			
7713-3177	HHCS, 5/16-18x1-3/8				7713-3499	HHCS, 1/4-20x1-5/16			
						<b>TANK SIDE OF FRAME</b>			
9108-3240	CLAMP SET	1	5/8	1/2	7713-3168	CLAMP SET	1	1/2	1/2
7713-3140	COVER PLATE				7713-3140	COVER PLATE			
7713-3177	HHCS, 5/16-18				7713-3177	HHCS, 5/16-18x1-3/8			
7713-3139	CLAMP SET	1	5/8	5/8	9020-5792	CUSHION CLAMP	6	1-1/4	--
7713-3140	COVER PLATE				7713-3053	CLAMP SET	2	3/4	--
7713-3177	HHCS, 5/16-18x1-3/8				7713-3052	COVER PLATE			
					7713-3209	HHCS, 1/4-20x1-3/8			
9121-3002	CLAMP SET	3	1/2	3/4	7713-3497	CLAMP SET	2	5/8	--
7732-3029	CLAMP SET		7/8	7/8	7713-3498	COVER PLATE			
8820-1023	HHCS, 5/16-18x1-3/4 GR5				7713-3499	HHCS, 1/4-20x1-5/16			
7713-3306	STACK BOLT				7713-3053	CLAMP SET	2	3/4	--
7713-3390	SAFETY CLIP				7713-3052	COVER PLATE			
7713-3137	COVER PLATE				8820-1010	HHCS, 1/4-20x2-1/4 GR5			
7713-3073	CLAMP	2	1	--	8850-1004	HEX NUT, 1/4-20			
7713-3052	COVER PLATE				8855-1009	LOCKWASHER, 1/4			
7713-3209	HHCS, 1/4-20x1-3/8				8856-1107	FLAT WASHER, 1/4			
7713-3497	CLAMP	2	5/8	--	7713-3279	CLAMP SET	1	1	1
7713-3498	COVER PLATE				8820-1023	HHCS, 5/16-18x1-3/4 GR5			
8820-1009	HHCS, 1/4-20x2, GR5				7713-3137	COVER PLATE			
8856-1002	FLAT WASHER, 1/4				7713-3279	CLAMP SET	1	1	1
8855-1009	LOCKWASHER, 1/4				7713-3306	STACK BOLT			
8850-1004	HEX NUT, 1/4-20				8820-1023	HHCS, 5/16-18x1-3/4 GR5			
7713-3168	CLAMP SET	5	1/2	1/2	7713-3279	CLAMP SET			
7713-3140	COVER PLATE				7713-3137	COVER PLATE			
7713-3177	HHCS, 5/16-18x1-3/8				8820-1023	HHCS, 5/16-18x1-3/4 GR5			
7713-3136	CLAMP SET		3/4	3/4	7713-3279	CLAMP SET		1	1
7713-3306	STACK BOLT				7713-3137	COVER PLATE			
7713-3390	SAFETY CLIP				7713-3390	SAFETY CLIP			
7713-3133	CLAMP SET	1	1-3/25	1-3/25	9103-3138	CLAMP SET	2	1/2	--
7713-3134	COVER PLATE				7713-3498	COVER PLATE			
8820-1024	HHCS, 5/16-18x2 GR5				7713-3499	HHCS, 1/4-20x1-5/16			
9020-5792	CUSHION CLAMP	6	1-1/4	--	7713-3279	CLAMP SET	3	1	1
9108-3216	CUSHION CLAMP	6	1/2	--	7713-3137	COVER PLATE			
9108-3217	CUSHION CLAMP	6	5/8	--	8820-1023	HHCS, 5/16-18x1-3/4			
7732-3029	HOSE CLAMP	1	7/8	7/8	7713-3306	STACK BOLT			
7713-3390	SAFETY CLIP				7713-3390	SAFETY CLIP			
7713-3306	STACK BOLT				8093-3140	CLAMP SET		13/16	1-1/4
7713-3279	CLAMP SET	3	1	1	7713-3497	CLAMP	2	5/8	--
7713-3137	COVER PLATE				7713-3498	COVER PLATE			
8820-1023	HHCS, 5/16-18x1-3/4				8820-1009	HHCS, 1/4-20x2, GR5			
7713-3306	STACK BOLT				8856-1002	FLATWASHER, 1/4			
7713-3390	SAFETY CLIP				8855-1009	LOCKWASHER, 1/4			
8093-3140	CLAMP SET		13/16	1-1/4	8850-1004	HEX NUT, 1/4-20			
					9108-3216	CUSHION CLAMP	6	1/2	--



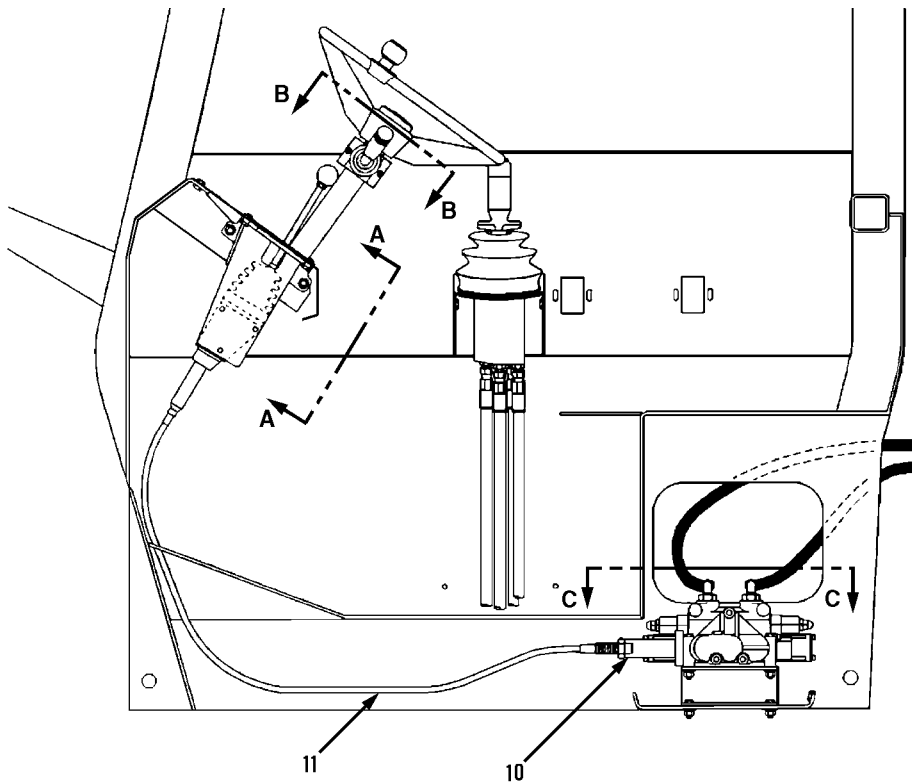
Item	Part No.	Qty.	Description Of Part
	9112-5056	1	INLINE BYPASS (includes all items)
1	9116-3191	1	INLINE VALVE
2	8866-2242	1	SWIVEL NUT RUN TEE, 3/4 TUBE
3	8866-2108	1	ELBOW, 90 DEGREES (swivel nut)
4	9116-3121	1	STRAIGHT THREAD ADAPTER, (includes o-ring)
	8859-1207	1	O-RING
5	8866-2087	1	ELBOW, 45 DEGREES (includes o-ring)
	8859-1207	1	O-RING
6	8866-2244	1	SWIVEL NUT RUN TEE, 1" TUBE
7	8866-2110	1	ELBOW, 90 DEGREES (swivel nut)
8	8471-7906	1	HOSE ASSY (included in standard machine assy)
9	8471-8925	1	HOSE ASSY
10	8471-8926	1	HOSE ASSY



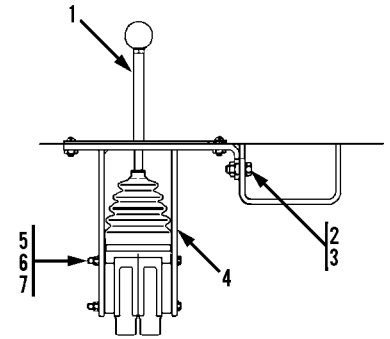
Item	Part No.	Qty.	Description Of Part
	9136-5001	1	L.H. TILT ASSEMBLY
1	9130-3019	1	REMOTE VALVE CONTROL
2	9130-1020	1	SPACER
* 3	9112-3062	1	CABLE ADAPTER BONNET
* 4	9136-3043	1	CONTROL CABLE
5	9136-6007	1	LEVER BRACKET
6	8820-1012	3	HEX HD CAPSCREW, 1/4-20x2-3/4, GR5
7	8852-1304	3	HEX LOCKNUT, 1/4-20
8	8821-1044	2	SOCKET HEAD CAPSCREW, 1/4-20x1-1/2, GR8
9	9136-3040	1	TILT GUIDE PLATE



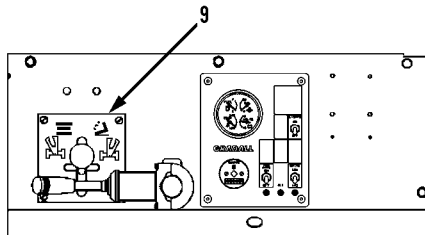
Item	Part No.	Qty.	Description Of Part
	9112-5081	Ref	L.H. SWAY ASSEMBLY, (includes all items)
1	9130-1020	1	SPACER
2	9130-3019	1	REMOTE VALVE CONTROL
* 3	9136-3043	1	CONTROL CABLE
* 4	9112-3062	1	CABLE ADAPTER BONNET
5	9114-6119	1	LEVER BRACKET
6	8820-1012	3	HEX HEAD CAPSCREW, 1/4-20X2-3/4, GR5
7	8852-1304	3	LOCKNUT, 1/4-20
8	9114-3371	1	GUIDE PLATE



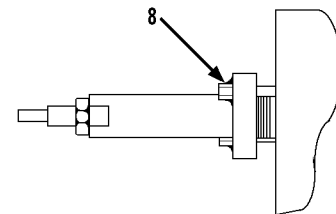
**NOTE:**  
 IF YOUR MACHINE CAME WITH  
 L.H. TILT/SWAY (9136-5002)  
 USE L.H. TILT/SWAY FIELD KIT  
 (9136-5023) FOR SERVICE.



**VIEW A-A**

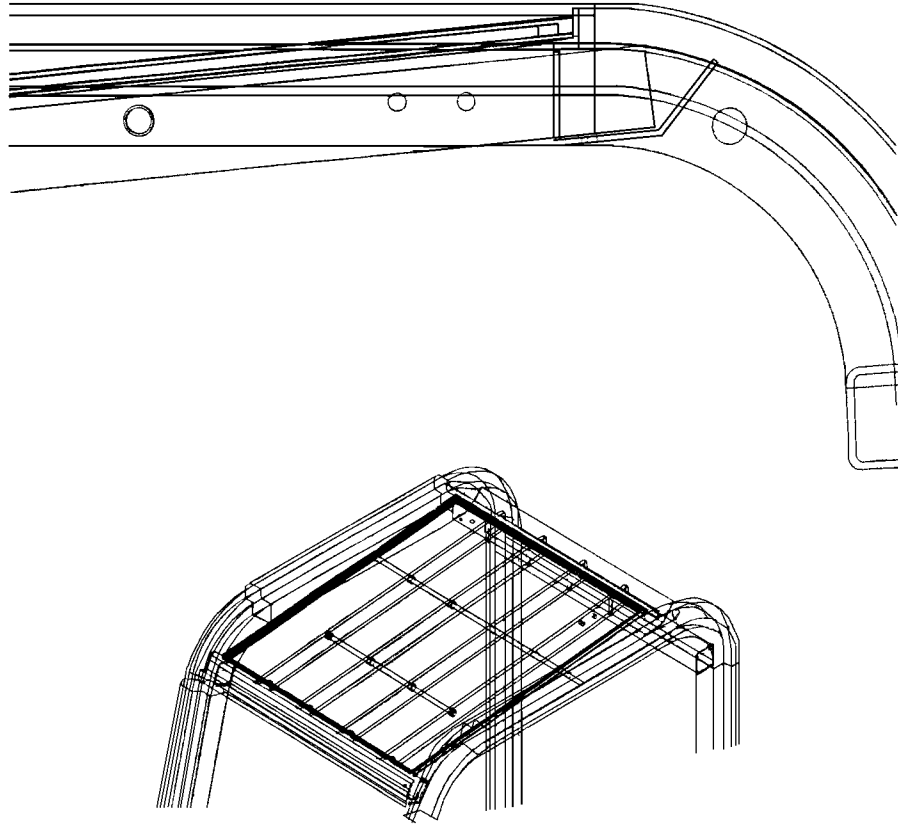


**VIEW B-B**

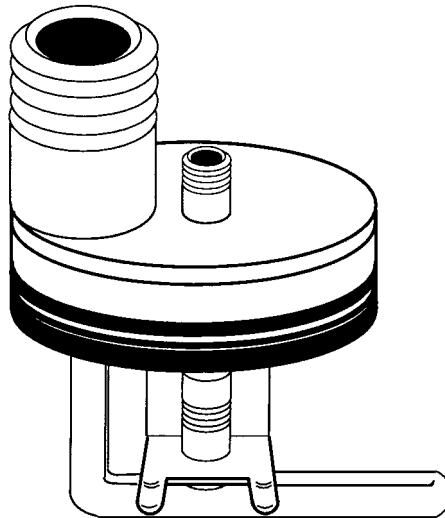


**DETAIL "A"**

Item	Part No.	Qty.	Description Of Part
	9136-5023	1	L.H. TILT/SWAY FIELD KIT (includes all items)
	9133-5013	1	REMOTE VALVE CONTROL ASSY (includes items 1, 4 thru 7, and 11)
1	9108-3107	1	REMOTE VALVE CONTROL
*	9108-4282	1	KNOB
*	9108-4359	1	BOOT
2	8820-1035	2	HEX HEAD CAPSCREW, 3/8-16x1, GR5
3	8855-1011	2	LOCKWASHER, 3/8
4	9136-6008	1	LEVER BRACKET
5	1100-2410	3	HEX HEAD CAPSCREW, 1/4-28X4-1/2
6	8850-1404	3	HEX JAM NUT, 1/4-28
7	8855-1009	3	LOCKWASHER, 1/4
8	8821-1044	4	SOCKET HEAD CAPSCREW, 1/4-20x1-1/2, GR8
9	9136-3041	1	TILT/SWAY GUIDE PLATE
10	9112-3062	2	CABLE ADAPTER BONNET
11	9136-3043	2	CONTROL CABLE



Item	Part No.	Qty.	Description Of Part
	9136-3019	1	OVERHEAD WINDOW

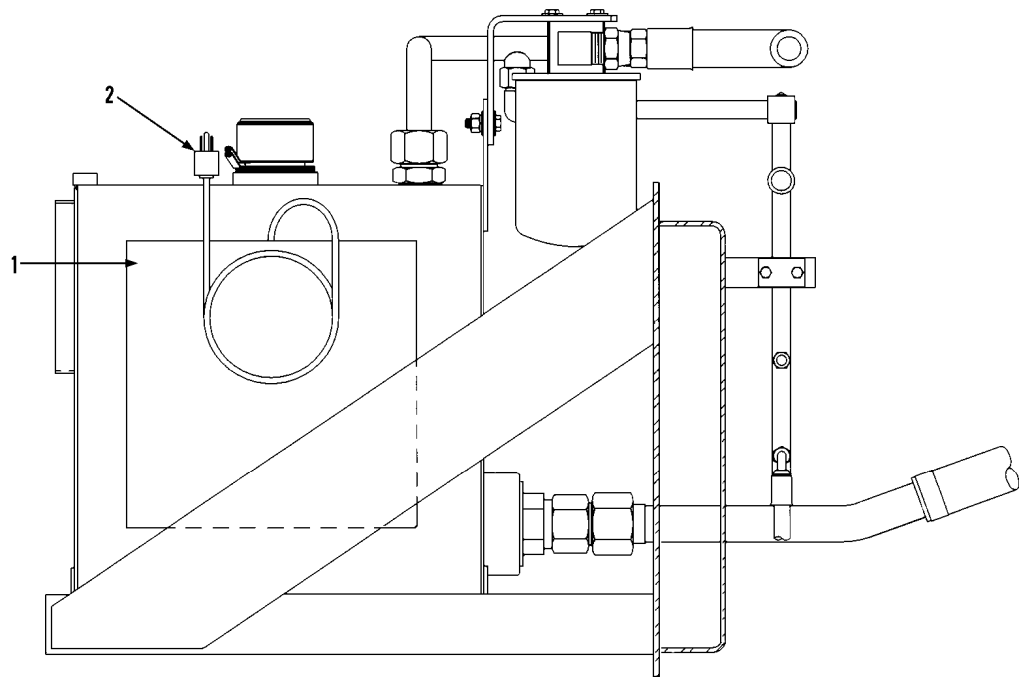


REPLACES FROST PLUG ON RIGHT SIDE OF ENGINE.

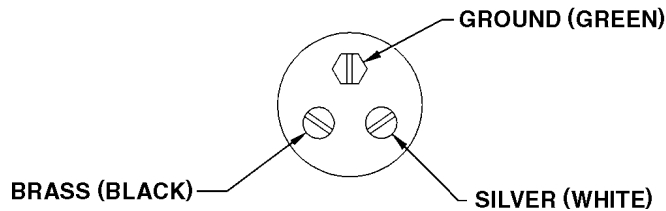
Item	Part No.	Qty.	Description Of Part
	9104-3353	1	BLOCK HEATER



1. INSTALL BLANKET AFTER PAINT ONLY.
2. BLANKET TO BE INSTALLED ON HYDRAULIC TANK WALL, BETWEEN HYDRAULIC TANK AND FUEL TANK.
3. POSITION BLANKET AS CLOSE TO CENTER OF TANK AS POSSIBLE.
4. STOW AWAY ELECTRICAL CORD BETWEEN TANKS.



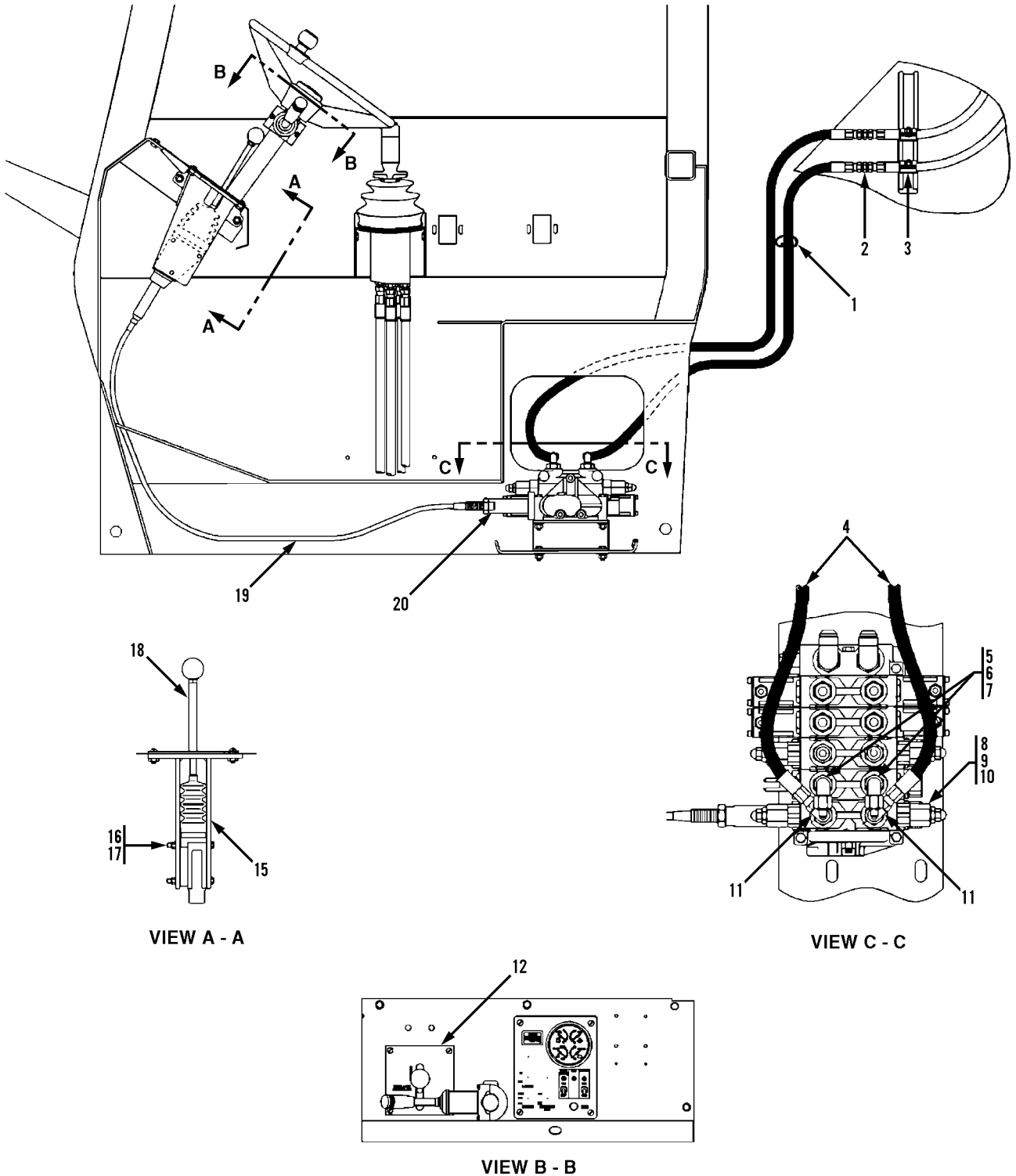
SECTION VIEW THRU FRAME SHOWING INSIDE WALL OF HYDRAULIC TANK

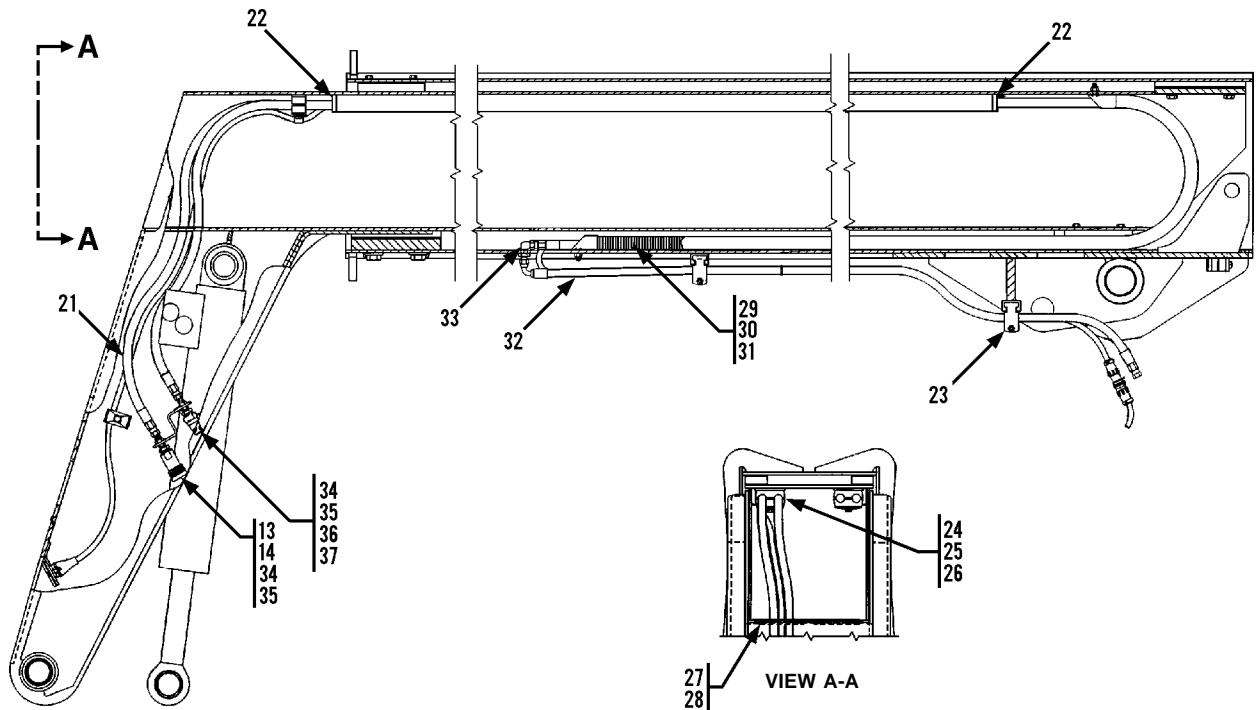


Item	Part No.	Qty.	Description Of Part
	9108-5073	1	HYDRAULIC RESERVOIR HEATER (includes all items)
* 1	9108-3574	1	HEATING BLANKET
* 2	9108-3430	1	PLUG



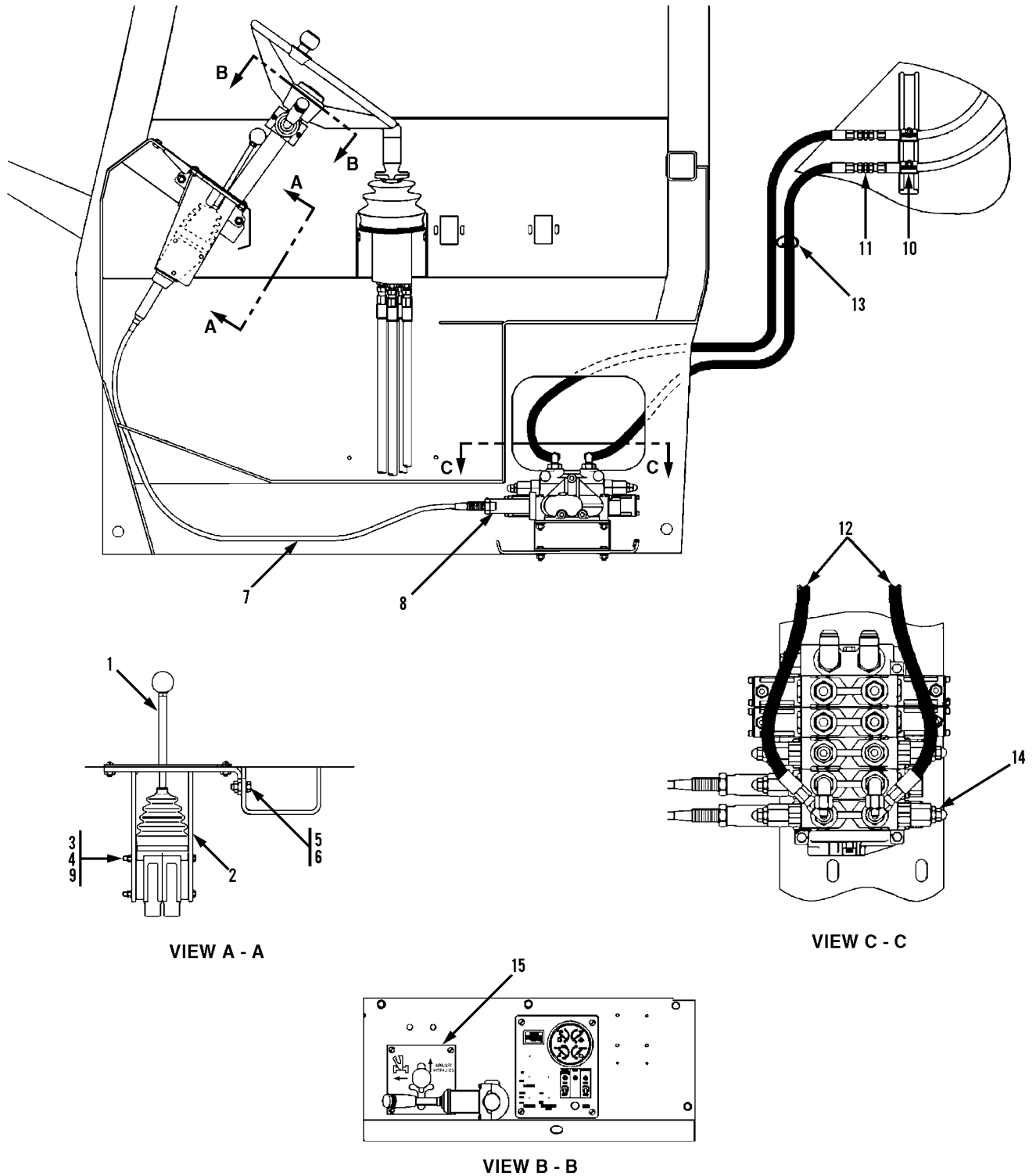
**NOTE: IF YOUR MACHINE CAME WITH AUXILIARY HYDRAULICS (9108-5123)  
 USE AUXILIARY HYDRAULICS FIELD KIT (9138-5018) FOR SERVICE.**

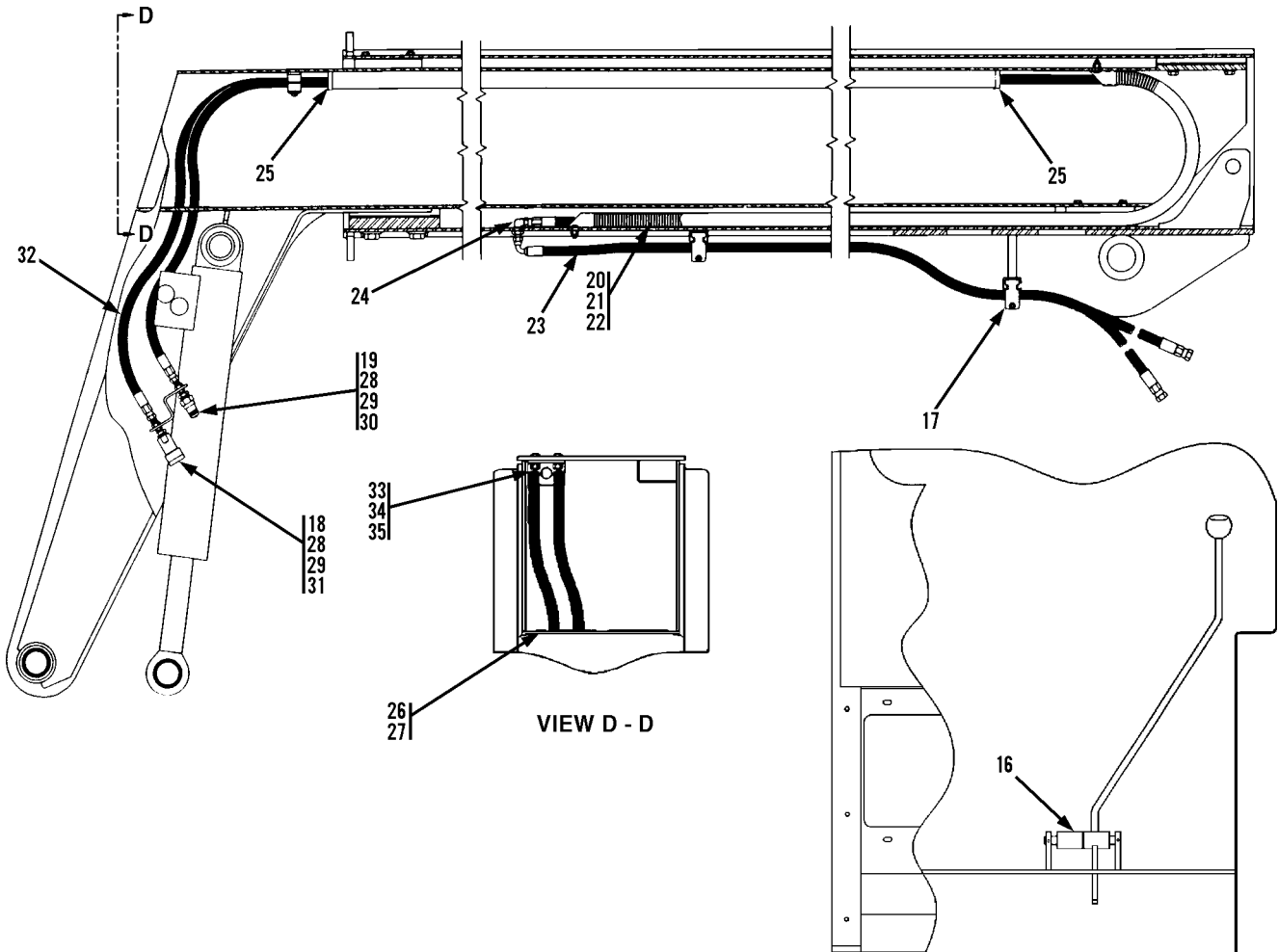




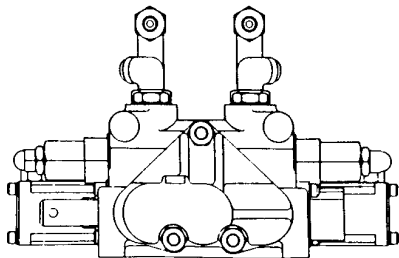
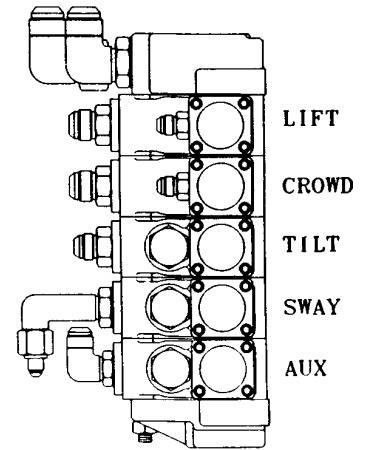
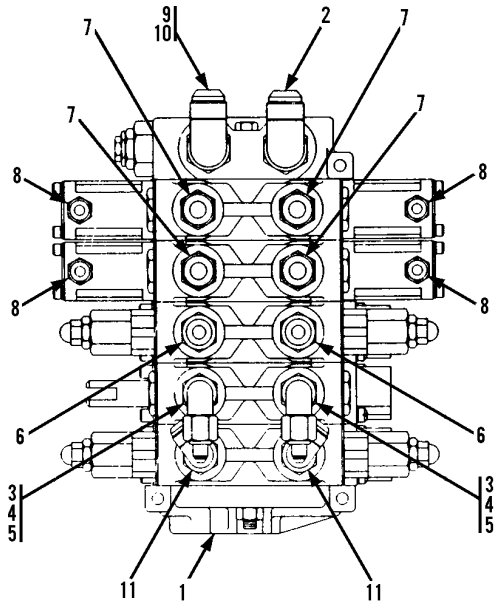
**NOTE: IF YOUR MACHINE CAME WITH AUXILIARY HYDRAULICS (9108-5123) USE AUXILIARY HYDRAULICS FIELD KIT (9138-5018) FOR SERVICE.**

Item	Part No.	Qty.	Description Of Part	Item	Part No.	Qty.	Description Of Part
	9138-5018	1	AUX. HYDRAULICS FIELD KIT, (2 section boom), (includes all items)	16	8820-1012	3	HEX HEAD CAPSCREW, 1/4-20X2-3/4, GR5
	9134-5010	1	REMOTE VALVE CONTROL ASSY, (includes items 15 thru 19)	17	8852-1304	3	HEX LOCKNUT, 1/4-20
1	9002-7187	10	TIE WRAP	18	9130-3019	1	REMOTE VALVE CONTROL
2	8866-1065	2	UNION, 1/2 TUBE	19	9136-3043	1	CONTROL CABLE
3	9020-7463	2	CUSHION CLAMP, 3/4	20	9112-3062	1	CABLE ADAPTER BONNET
4	8471-8026	2	HOSE ASSY	21	8471-8032	2	HOSE ASSY
5	9108-3343	2	ELBOW-90 DEGREES, (includes o-ring)	22	9020-6194	8"	TRIM-LOCK, (sold in 25' lengths)
	8859-1206	2	O-RING	23	9020-7463	4	CUSHION CLAMP, 3/4
6	8866-1348	2	TUBE END REDUCER, 5/8X3/4	24	7713-3139	1	CLAMP SET
7	8866-1407	2	TUBE NUT	25	7713-3140	1	COVER PLATE
8	9108-4280	1	VALVE SECTION ASSY, (includes items 21, 22, 29, 33, two of 9108-4281 relief 1500 psi, and item 37 on page 10-7)	26	7713-3177	1	HEX HEAD CAPSCREW, 5/16-18X1-3/8
9	9108-4203	1	STUD KIT, (see page 10-7)	27	1440-2248	AR	3M-ADHESIVE
10	9108-4015	1	SEAL KIT, (see page 10-7)	28	9020-6199	28"	TRIM-LOCK, (sold in 25' lengths)
11	9108-3310	2	STRAIGHT ELBOW, 90 DEGREES	29	9108-3290	1	HOSE CARRIER
12	9136-3045	1	GUIDE PLATE	30	8841-1037	4	ROUND HEAD CARRIAGE BOLT, 5/16-18X1
*13	9020-4245	1	FEMALE HYDRAULIC COUPLER	31	8852-1205	4	HEX LOCKNUT, 5/16-18
*14	9104-3125	1	DUST PLUG	32	8471-7563	2	HOSE ASSY
15	9136-6007	1	LEVER BRACKET	33	9002-7179	2	ELBOW, 90 DEGREES
				34	9112-3061	2	BULK HEAD FITTING
				35	8871-2305	2	REDUCING BUSHINGS, 1/2X1/4
				36	9020-4244	1	MALE HYDRAULIC COUPLER
				37	9104-3126	1	DUST CAP

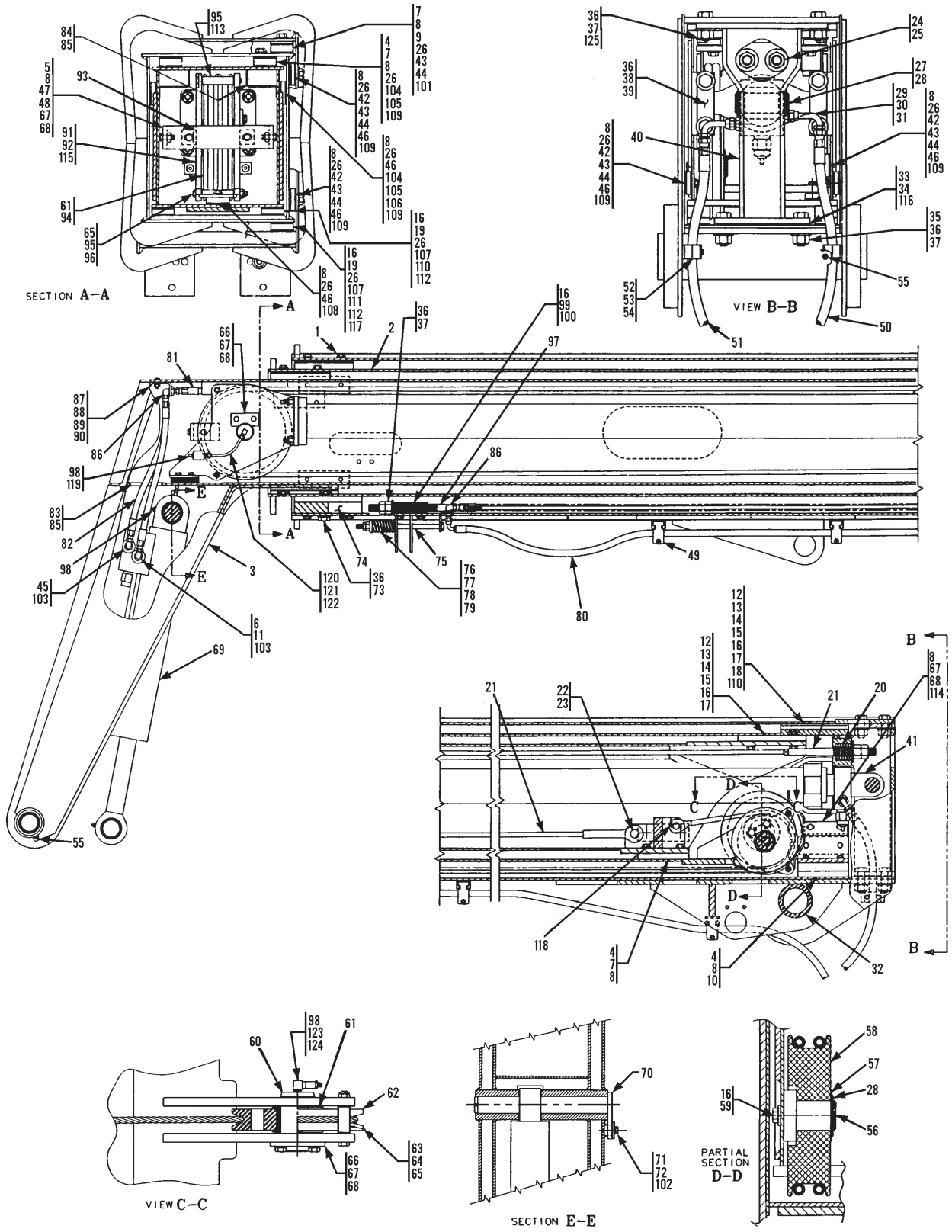




Item	Part No.	Qty.	Description Of Part	Item	Part No.	Qty.	Description Of Part
	9108-5124	1	AUX HYD & L.H. SWAY ASSY (includes all items)	16	9130-1020	1	SPACER
1	9108-3107	1	REMOTE VALVE CONTROL	17	9020-7463	4	CUSHIONCLAMP
*	9108-4282	1	KNOB	18	9104-3125	1	DUST PLUG
*	9108-4359	1	BOOT	19	9104-3126	1	DUST CAP
2	9136-6008	1	LEVERBRACKET	20	9108-3290	1	HOSE CARRIER
3	1100-2410	3	HEX HD CAPSCREW, 1/4-28X4-1/2	21	8841-1037	4	CARR BOLT, 5/16-18X1
4	8850-1404	3	HEX NUT, 1/4-28	22	8852-1205	4	LOCKNUT, 5/16-18
5	8820-1035	2	HEX HD CAPSCREW, 3/8-16X1, GR5	23	8471-7563	2	HOSE ASSY
6	8855-1011	2	LOCKWASHER, 3/8	24	9002-7179	2	ELBOW, 90 DEGREES
7	9136-3043	2	CONTROL CABLE	25	9020-6194	AR	TRIM LOK
8	9112-3062	2	CABLE ADAPTER BONNET	26	1440-2248	AR	3M
9	8855-1009	3	LOCKWASHER, 1/4	27	9020-6199	AR	TRIM LOK
10	9020-7463	2	CUSHIONCLAMP	28	9112-3061	2	BULKHEAD FITTING
11	8866-1065	2	UNION, 1/2 TUBE	29	8871-2305	2	PIPE BUSHING
12	8471-8026	2	HOSE ASSY	30	9020-4244	1	MALE HYDRAULIC COUPLER
13	9002-7187	10	TIE WRAP	31	9020-4245	1	FEMALE HYDRAULIC COUPLER
14		Ref	MAIN CONTROL VALVE ASSY (see page 13-10 for details)	32	8471-8032	2	HOSE ASSY
15	9136-3044	1	GUIDE PLATE	33	7713-3139	1	CLAMP SET
				34	7713-3140	1	COVER PLATE
				35	7713-3177	1	HEX HD CAPSCREW, 5/16-18X1-3/8



Item	Part No.	Qty.	Description Of Part
1	9108-5129	1	MAIN CONTROL VALVE ASSY
		Ref	MAIN CONTROL VALVE (see page 10-7 for details)
2	8866-2067	1	ELBOW, 90 DEGREES (includes o-ring)
	8859-1207	1	O-RING
3	9108-3343	2	LONG ELBOW, 90 DEGREES
4	8866-1348	2	TUBE END REDUCER, 5/8X3/4
5	8866-1407	2	NUT
6	8866-2019	2	CONNECTOR (includes o-ring)
		2	O-RING
7	8866-2007	4	CONNECTOR (includes o-ring)
		4	O-RING
8	8866-2005	4	CONNECTOR (includes o-ring)
		4	O-RING
9	8866-2008	1	CONNECTOR (includes o-ring)
		1	O-RING
10	8866-2108	1	ELBOW, 90 DEGREES (swivel nut)
11	9108-3310	2	STR THD ELBOW, 90 DEGREES



Item	Part No.	Qty.	Description Of Part	Item	Part No.	Qty.	Description Of Part
	9138-5002	1	3 SECTION BOOM ASSY	38	9112-1066	2	CROWD CYLINDER RETAINER
1	9108-6140	1	BOOM WELDMENT (1 st.)	39	8320-1017	4	HEX HD CAPSCREW, 3/4-10x2-3/4, GR8 (lubricate & torque to 340-365 ft. lbs.)
2	9108-6141	1	BOOM WELDMENT (2 nd.)				
3	9108-6142	1	BOOM WELDMENT(3 rd.)	40	9112-6010	1	CROWD CYLINDER MOUNTING BRACKET
4	9112-3019	6	BEARING PAD, 5/8x6"	41	9108-5080	1	CROWD CYLINDER (starting S/N 0277001 thru 0277154)
5	9112-1122	1	GUIDE BAR	*	9112-3152	AR	SEAL KIT, (not shown)
6	9105-3426	1	CONNECTOR (includes item 103)		9138-5016	1	CROWD CYLINDER - <b>FOR SERVICE ONLY</b> (starting S/N 0277155)
7	8820-1535	8	HEX HD CAPSCREW, 3/8-24x1-1/4, GR5 (lubricate & torque to 32-37 ft. lbs.)	*	9133-3029	AR	SEAL KIT, (not shown)
8	8856-1109	42	FLAT WASHER, 3/8	42	9103-3186	8	BEARING PAD, 1/2x6"
9	8820-1536	AR	HEX HD CAPSCREW, 3/8-24x1-1/2, GR5 (lubricate & torque to 32-37 ft. lbs.)	43	9103-1236	10	SPACER
10	8820-1538	4	HEX HD CAPSCREW, 3/8-24x2", GR5	44	9020-5870	24	SHIM
11	8866-2105	1	SWIVEL NUT, 90 DEGREE ELBOW	45	9105-3450	1	FITTING (includes item 103)
12	9108-3297	4	BEARING PAD, 1/2x8"	46	8820-1532	22	HEX HD CAPSCREW, 3/8-24x3/4, GR5 (lubricate & torque to 32-37 ft. lbs.)
13	9108-1447	4	SPACER (.132 thick)	47	8850-1006	2	HEX NUT, 3/8-16
14	9112-1081	6	SHIM (.06 thick)	48	9112-3136	2	BRASS HEX HD CAPSCREW, 3/8-16x1"
15	8820-1565	6	HEX HD CAPSCREW, 1/2-20x1-1/4, GR5 (lubricate & torque to 68-78 ft. lbs.)	49	9020-7463	8	CUSHION CLAMP, 3/4" I.D.
16	9002-7471	21	HARDENED FLAT WASHER, 1/2 (lubricate & torque to 68-78 ft. lbs.)	50	8471-7863	1	HOSE ASSEMBLY
17	8820-1566	AR	HEX HD CAPSCREW, 1/2-20x1-1/2, GR5 (lubricate & torque to 68-78 ft. lbs.)	51	8471-7862	1	HOSE ASSEMBLY
18	8820-1563	AR	HEX HD CAPSCREW, 1/2-20x7/8, GR5 (lubricate & torque to 68-78 ft. lbs.)	52	7713-3893	2	STAUFF CLAMP SET
19	8820-1564	AR	HEX HD CAPSCREW, 1/2-20x1", GR5 (lubricate & torque to 68-78 ft. lbs.)	53	7713-3052	2	STAUFF COVER PLATE
20	9112-3018	2	SPRING	54	7713-3209	4	HEX HD CAPSCREW, 1/4-20x1-3/8
21	9108-3431	2	EXTENSION CABLE, 1/2	55	8867-1001	4	LUBE FITTING, 1/8
22	9112-1080	1	EXTENSION CABLE PIN	56	9108-1326	1	HOSE REEL SUPPORT
23	8858-1310	2	RETAINING RING EXTERNAL	57	9020-3040	1	THRUST WASHER
24	9112-1079	2	SPECIAL WASHER, 7/8 (torque lock nut to 100-110 ft./lbs. Use no loctite on cable nuts.)	58	9112-3016	1	HOSE SHEAVE
25	8850-1314	4	HEX NUT, 7/8-14 (torque lock nuts to 100-110 ft./lbs. Use no loctite on cable nuts.)	59	8320-1123	3	HEX HD CAPSCREW, 1/2-13x1", GR8 (lubricate & torque to 68-78 ft. lbs.)
26	1440-4793	AR	UNION 76 MEGAPLEX GREASE	60	9112-1197	1	RETRACT SHEAVE PIN
27	9112-1041	1	CROWD CYL. PIN	61	9104-1451	5	THRUST WASHER
28	8858-1320	3	RETAINING RING EXTERNAL	62	9112-5031	1	RET. SHEAVE ASSEMBLY
29	8656-1308	2	ADAPTER	63	9112-1056	2	RETAINER ROLLER
30	9112-3022	2	ADAPTER (includes item 31)	64	8820-1043	2	HEX HD CAPSCREW, 3/8-16x3", GR5
31	8859-1205	1	O-RING	65	8852-1306	3	THIN LOCKNUT, 3/8-16
32	9108-3298	2	BUSHING	66	8664-1158	2	PIN KEEPER
33	9112-1023	2	SHIM	67	8820-1034	8	HEX HD CAPSCREW, 3/8-16x7/8, GR5
34	9112-1024	2	SHIM	68	8855-1011	8	LOCKWASHER, 3/8
35	8320-1039	4	HEX HD CAPSCREW, 3/4-10x2-1/2, GR8	69	9108-3513	1	TILT CYLINDER
36	9002-7473	15	HARDENED WASHER, 3/4 (torque lock nut to 100-110 ft./lbs. Use no loctite on cable nuts.)	70	9114-6052	1	PIN WELDMENT
37	8850-1012	10	HEAVY HEX NUT, 3/4-10 (lubricate & torque to 340-365 ft. lbs.)(torque lock nut to 100-110 ft./lbs. Use no loctite on cable nuts.)	71	8820-1065	1	HEX HD CAPSCREW, 1/2-13x1", GR5
				72	8362-1283	1	SPECIAL WASHER
				73	8820-1608	2	HEX HD CAPSCREW, 3/4-16x1-1/2, GR5
				74	9112-1022	1	BEARING PLATE
				75	9112-6008	2	HOSE TAKE-UP WELD
				76	9112-3054	2	COMPRESSION SPRING
				77	9112-1134	2	SPRING RETAINER
				78	8850-1008	2	HEX NUT, 1/2-13
				79	8850-1108	2	HEX JAM NUT, 1/2-13
				80	8471-8280	2	HOSE ASSEMBLY
				81	8471-8281	2	HOSE ASSEMBLY
				82	8471-7896	2	HOSE ASSEMBLY

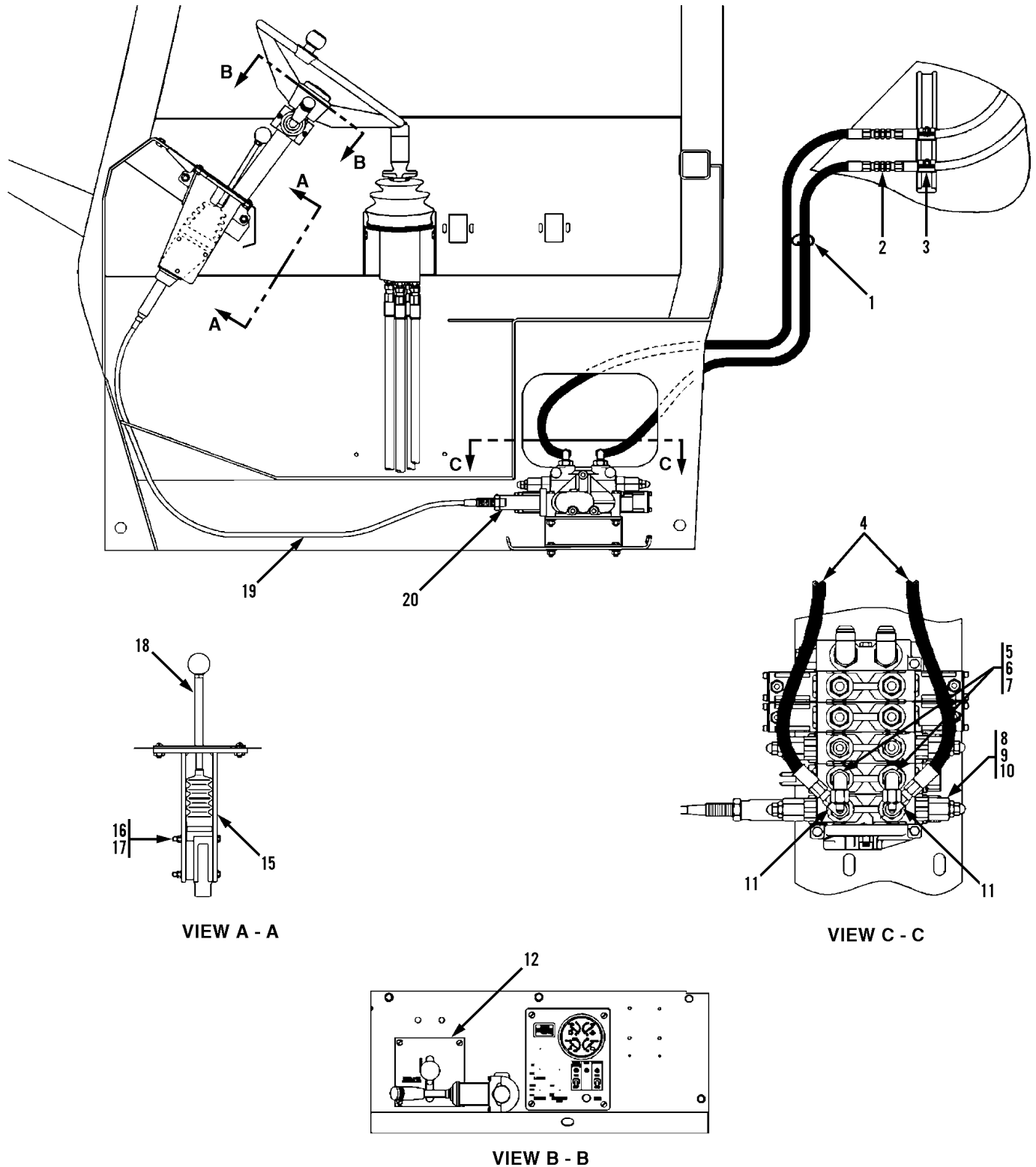


**NOTE: ADD BEARING PAD SHIMS & SPACERS AS REQUIRED TO SHIM BOOM TO WITHIN 1/16" OF A TIGHT FIT. AMOUNTS OF SHIMS CAN VARY AT EACH SHIM POINT. WHENEVER A SHIM IS USED WITH A PAD, A SPACER MUST BE INSERTED BETWEEN PAD AND SHIM. NO PADS SHALL SIT DIRECTLY ON SLOTTED SURFACE OF SHIMS.**

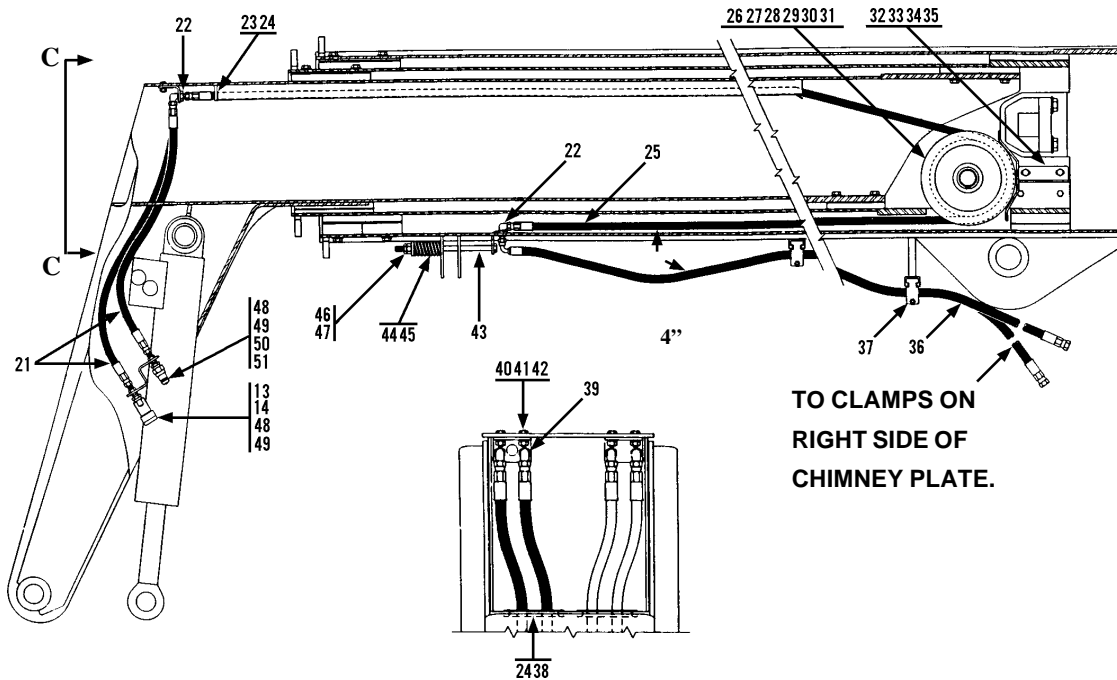
Item	Part No.	Qty.	Description Of Part	Item	Part No.	Qty.	Description Of Part
83	9020-6199		TRIM-LOCK, 13"	105	9112-1082	8	SHIM
84	9020-6194		TRIM-LOCK, 3.5'	106	9112-3021	2	BEARING PAD, 1/2-x6"
85	1440-2248	AR	3M-ADHESIVE	107	9108-3063	4	BEARING PAD, 5/8x8"
86	9002-7179	4	90 DEGREE BULKHEAD FITTING	108	9103-3187	1	BEARING PAD, 5/8x3-1/4
87	9112-1125	1	BULKHEAD BRACKET	109	8820-1534	4	HEX HD CAPSCREW, 3/8-24x1", GR5 (lubricate & torque to 32-37 ft. lbs.)
88	8820-1020	2	HEX HEAD CAPSCREW, 5/16-18x1", GR5	110	8820-1562	6	HEX HD CAPSCREW, 1/2-20x3/4, GR5 (lubricate & torque to 68-78 ft. lbs.)
89	8855-1010	2	LOCKWASHER, 5/16	111	8820-1568	4	HEX HEAD CAPSCREW, 1/2-20x2", GR5 (lubricate & torque to 68-78 ft. lbs.)
90	8850-1005	2	HEX NUT, 5/16-18	112	9108-1172	4	SPACER
91	9112-6009	1	EXTEND CABLE BRACKET	113	8820-1046	1	HEX HEAD CAPSCREW, 3/8-16x3-3/4, GR5
92	8852-1208	4	HEAVY LOCKNUT, 1/2-13	114	9112-6071	1	HOSE GUARD
93	9112-1196	1	EXTEND CABLE PIN	115	8856-1111	4	WASHER, 1/2
94	9112-5030	2	EXTEND SHEAVE ASSEMBLY	116	9112-1157	2	SHIM
95	9112-1045	2	RETAINER ROLLER	117	9108-1171	2	SHIM
96	8320-1073	1	HEX HEAD CAPSCREW, 3/8-16x4-1/2, GR8	118	8863-1337	1	COTTER PIN, 3/16x1-1/2
97	9108-3432	1	RETRACTION CABLE (includes item 118)	119	8867-1002	2	LUBE FITTING
98	1440-4595	AR	UNION 76 MEGAPLEX GREASE	120	8688-1276	2	90 DEGREE TUBE FITTING
99	9108-1087	1	CABLE ADJUSTMENT BLOCK (lubricate & torque to 68-78 ft. lbs.)	121	8688-1273	2	STRAIGHT TUBE FITTING
100	8320-1026	4	HEX HD CAPSCREW, 1/2-13x1-1/2, GR8 (lubricate & torque to 68-78 ft. lbs.)	122	7208-8049	20"	NYLON TUBE FITTING, 1/4
101	9103-3185	2	BEARING PAD, 3/4x6"	123	9103-3445	1	LUBE FITTING
102	8855-1013	1	LOCKWASHER, 1/2	124	8871-2011	1	90 DEGREE ELBOW
103	8859-1207	2	O-RING	125	8320-1038	4	HEX HD CAPSCREW, 3/4-10x2-1/4, GR8
104	9112-1083	4	SPACER				



**NOTE: IF YOUR MACHINE CAME WITH AUXILIARY HYDRAULICS ASSY(9108-5126)  
 USE AUXILIARY HYDRAULICS FIELD KIT (9138-5019) FOR SERVICE.**

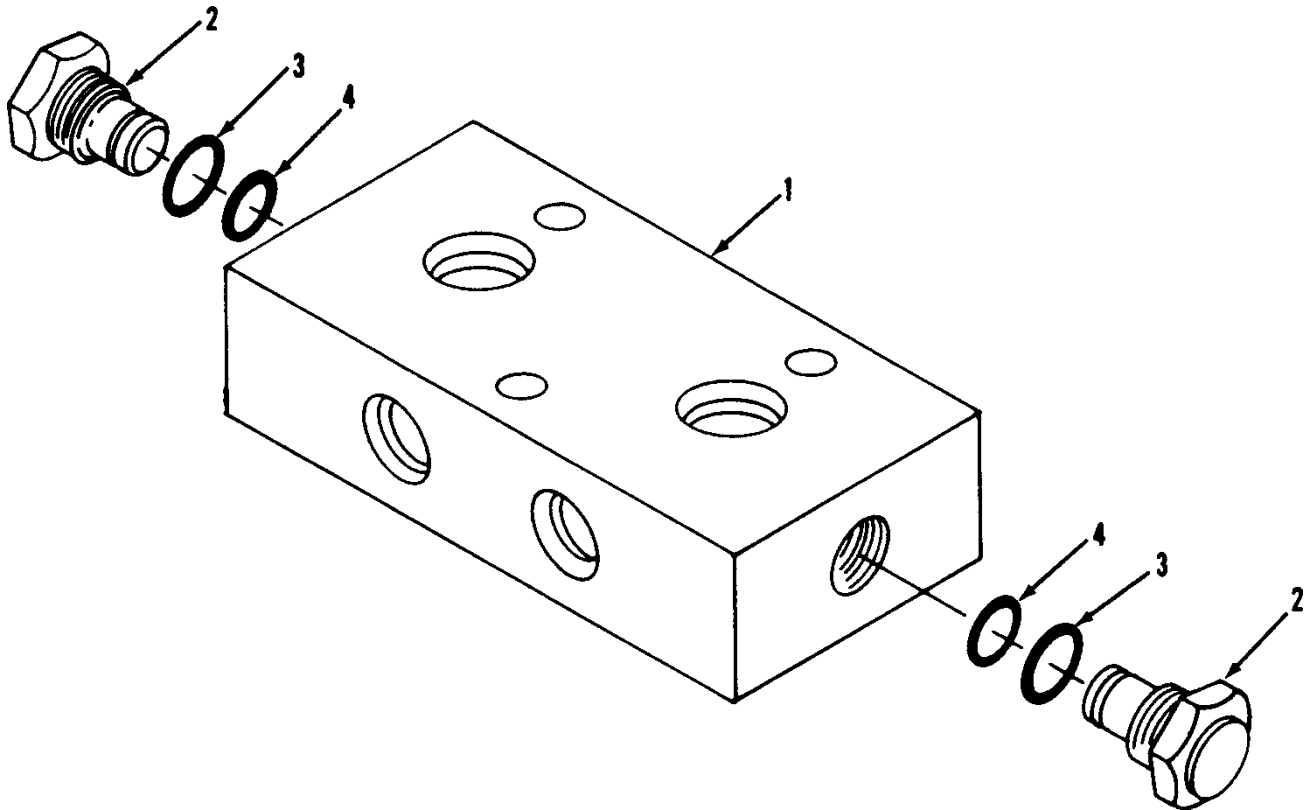


**NOTE: IF YOUR MACHINE CAME WITH AUXILIARY HYDRAULICS ASSY(9108-5126)  
 USE AUXILIARY HYDRAULICS FIELD KIT (9138-5019) FOR SERVICE.**

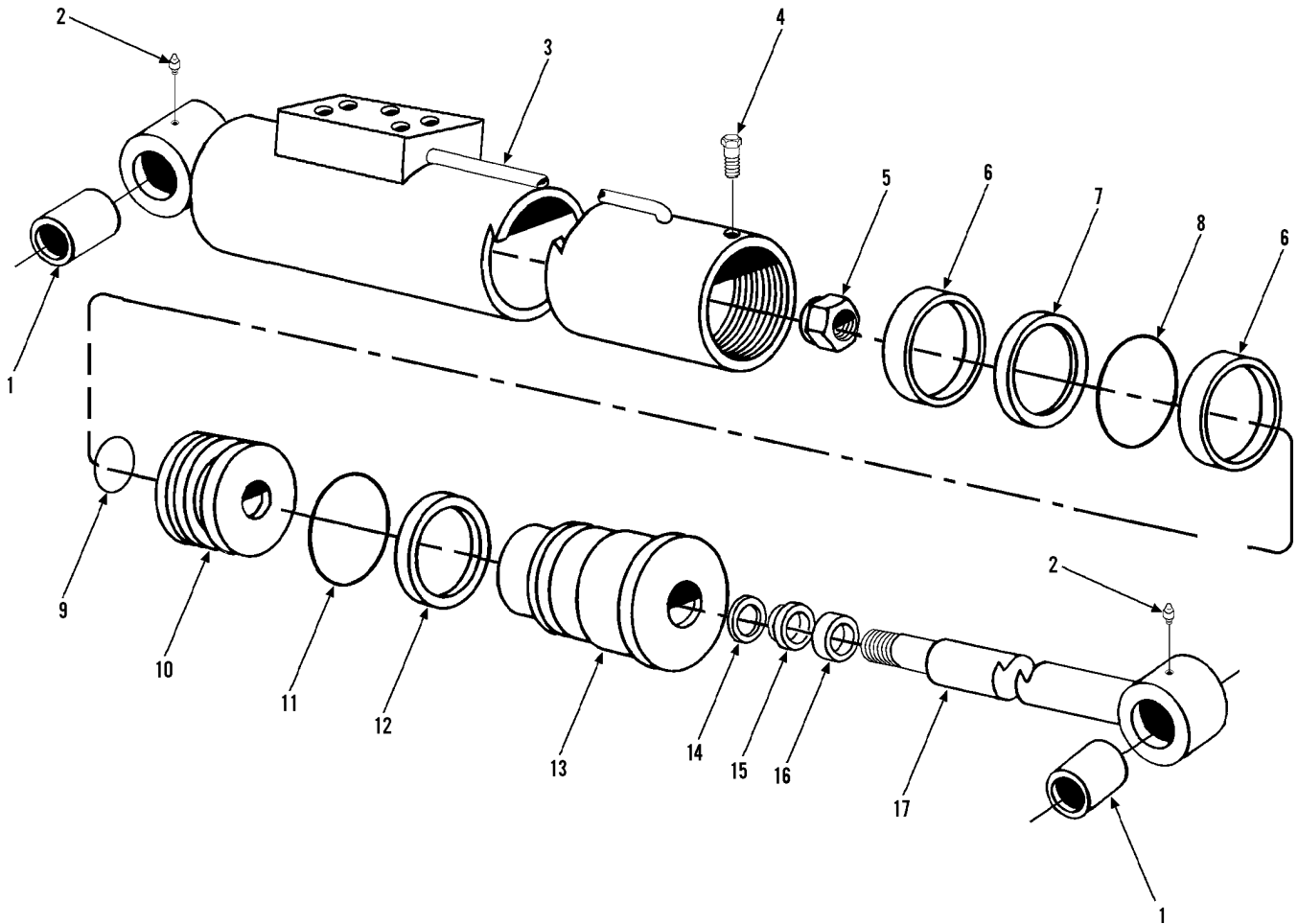


**VIEW C-C**

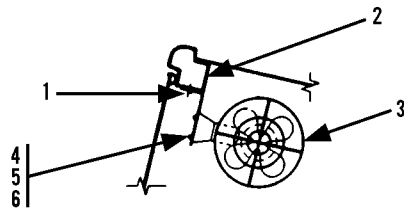
Item	Part No.	Qty.	Description Of Part	Item	Part No.	Qty.	Description Of Part
	9138-5019	1	AUX HYDRAULICS FIELD KIT, (3 section boom, include all items)	24	1440-2248	AR	3MADHESIVE
	9134-5010	1	REMOTE VALVE CONTROL ASSY, (includes items 15 thru 19)	25	8471-8281	2	HOSE ASSY
1	9002-7187	10	TIE WRAP	26	9112-3016	1	AUX HOSE SHEAVE
2	8866-1065	2	UNION 1/2 TUBE	27	9108-1326	1	HOSE REEL SUPPORT
3	9020-7463	2	CUSHION CLAMP, 3/4	28	9020-3040	1	THRUST WASHER
4	8471-8026	2	HOSE ASSY	29	8858-1320	1	RETAINING RING EXT.
5	9108-3343	2	LONG ELBOW, 90 DEGREES	30	8320-1123	3	HEX HD CAPSCREW, 1/2-13X1
6	8866-1348	2	TUBE END REDUCER	31	9002-7471	3	HARDENED FLATWASHER, 1/2
7	8866-1407	2	TUBE NUT	32	9112-6080	1	HOSE GUARD
8	9108-4280	1	VALVE SECTION ASSY, (includes items 21, 22, 29, 33, two of 9108-4281 relief - 1500 psi, and item 37 on page 10-7)	33	8820-1034	2	HEX HD CAPSCREW, 3/8-16X7/8, GR5
9	9108-4203	1	STUD KIT, (see page 10-7)	34	8855-1011	2	LOCKWASHER, 3/8
10	9108-4015	1	SEAL KIT, (see page 10-7)	35	8856-1109	2	FLATWASHER, 3/8
11	9108-3310	2	ELBOW, 90 DEGREES	36	8471-8280	2	HOSE ASSY
12	9136-3045	1	GUIDE PLATE	37	9020-7463	8	CUSHION CLAMP
* 13	9020-4245	1	FEMALE HYDRAULIC COUPLER	38	9020-6199	AR	TRIM-LOK, (13")
* 14	9104-3125	1	DUST PLUG	39	9112-1125	1	BULKHEAD BRACKET
15	9136-6007	1	LEVER BRACKET	40	8855-1010	2	LOCKWASHER, 5/16
16	8820-1012	3	HEX HD CAPSCREW, 1/4-20X2-3/4, GR5	41	8820-1019	2	HEX HD CAPSCREW, 5/16-18X7/8, GR5
17	8852-1304	3	HEX LOCKNUT, 1/4-20	42	8850-1005	2	HEX NUT, 5/16-18
18	9130-3019	1	REMOTE VALVE CONTROL	43	9112-6008	2	HOSE TAKE UP WELD
19	9136-3043	1	CONTROL CABLE	44	9112-3054	2	COMPRESSION SPRING
20	9112-3062	1	CABLE ADAPTER BONNET	45	9112-1134	2	SPRING RETAINER
21	8471-8041	2	HOSE ASSY	46	8850-1008	2	HEX NUT, 1/2-13
22	9002-7179	4	BULKHEAD FITTING, 90°	47	8850-1108	2	HEX JAM NUT, 1/2-13
23	9020-6194	AR	TRIM-LOK	48	9112-3061	2	BULKHEAD FITTING
				49	8871-2305	2	PIPE BUSHING, 1/2X1/4
				50	9020-4244	1	MALE HYDRAULIC COUPLER
				51	9104-3126	1	DUST CAP



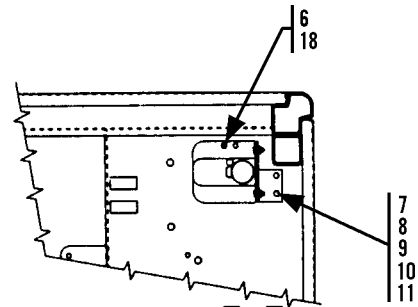
Item	Part No.	Qty.	Description Of Part
	9108-3262	1	DUAL P.O. CHECK VALVE ASSY (includes all items)
	9104-4002	Ref	SEAL KIT(includes items 3 & 4)
1		1	BODY
2	7713-3248	2	CHECK VALVE (includes items 3&4)
3	9108-4227	2	O-RING
4	9108-4228	2	O-RING
			NOTE: ONLY ITEMS WITH PART NUMBERS ARE AVAILABLE FOR SERVICE.



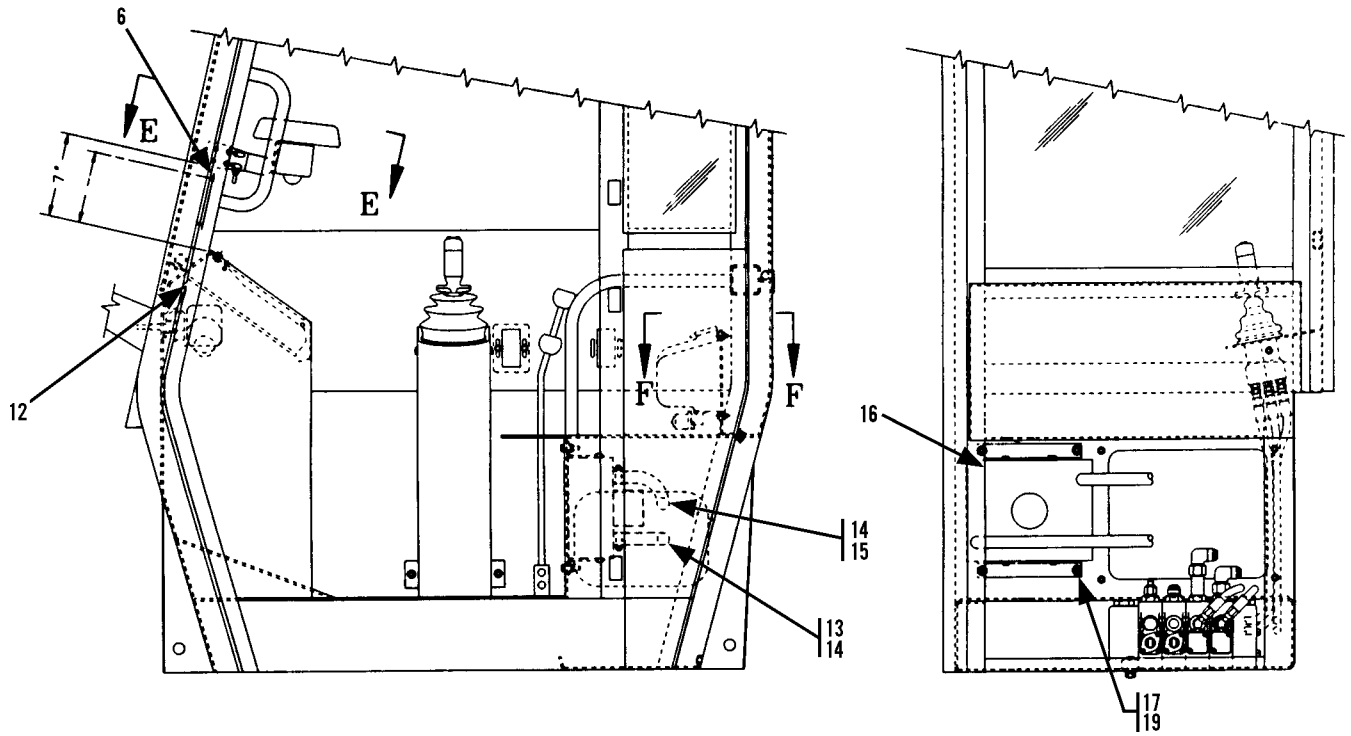
Item	Part No.	Qty.	Description Of Part	Item	Part No.	Qty.	Description Of Part
	9108-3471	1	SLOPE PILER CARRIAGE SWAY CYLINDER ASSY (includes all items)	9		1	O-RING
	9108-4308	1	SEAL KIT (includes items 6 thru 9, 11, 12, & 14 thru 16)	10	9112-4084	1	PISTON
* 1	9140-4352	2	BUSHING	11		1	O-RING
2	9114-4128	2	GREASE FITTING	12		1	BACK-UP RING
3	9112-4083	1	CASE ASSY	13	9112-4085	1	CYLINDER HEAD
4	9114-4017	1	CAPSCREW, #8X32X.375	14		1	STEP SEAL
5	9103-4156	1	LOCKNUT (lubricate & torque to 350-400 ft.lbs.)	15		1	U-CUP
6		2	WEAR RING	16		1	WIPER
7		1	PISTON SEAL	17	9112-4086	1	ROD ASSY
8		1	O-RING				NOTE: ONLY ITEMS WITH PART NUMBERS ARE AVAILABLE FOR SERVICE.



SECTION E-E

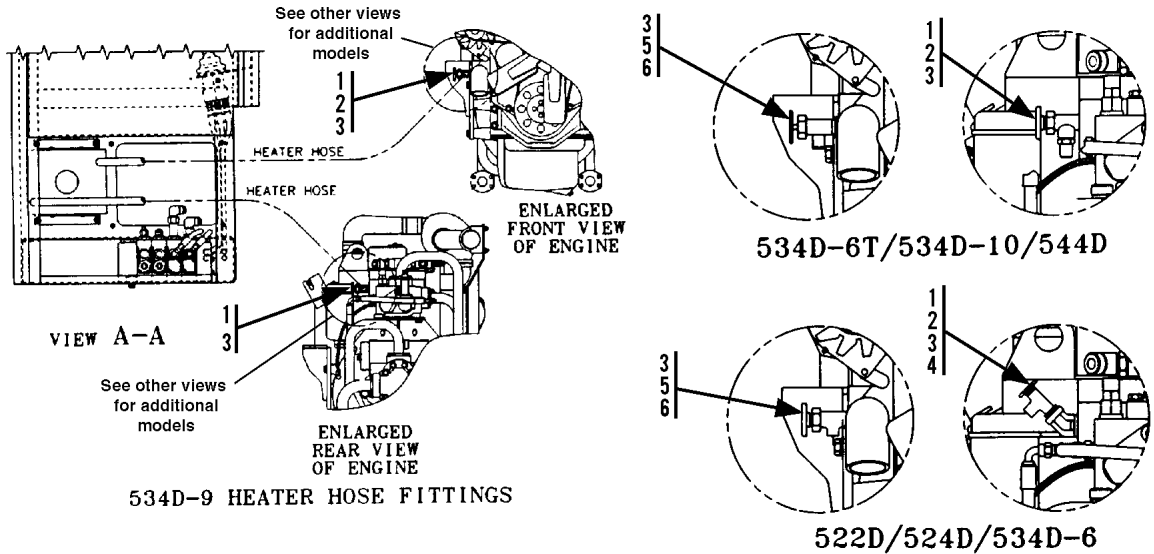


SECTION F-F  
 (SCALE 1/6)

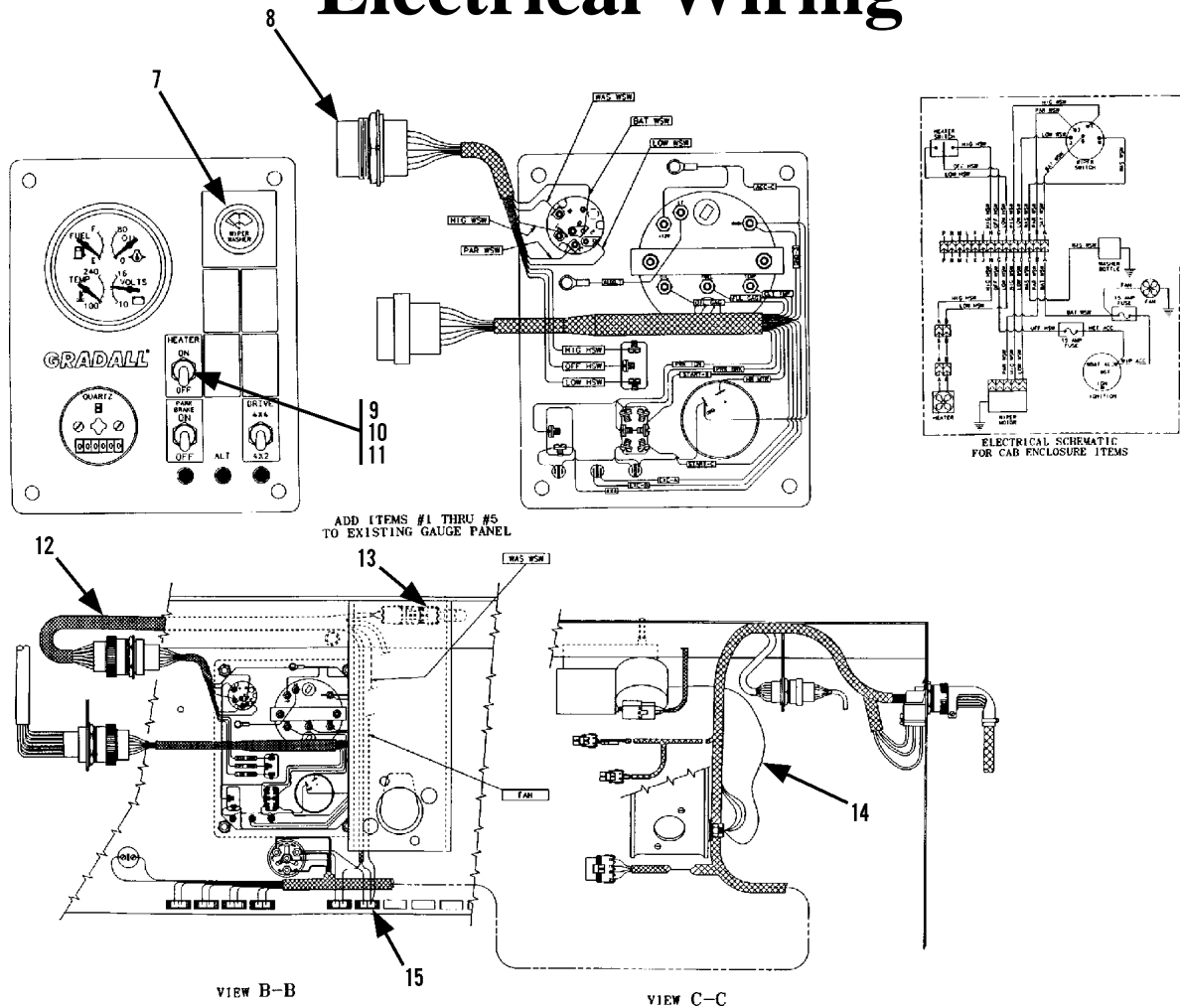


Item	Part No.	Qty.	Description Of Part
	9134-5003	1	CAB ENCLOSURE INSTALLATION, (includes all items on pages 13-15 and 13-16, plus 9114-3267 Cab Enclosure Kit)
	9114-3267	1	CAB ENCLOSURE KIT, (see pages 13-17 thru 13-19 for details)
1	9002-7319	2	SELF-TAPPING SCREW, 1/4-20X1
2	9108-1499	1	MOUNTING ANGLE
3	9020-0680	1	FAN
4	8821-1030	4	HEX SOCKET HD CAPSCREW, #10-24X3/4", GR8
5	7714-3017	4	WHIZ-LOCKNUT, #10-24
6	9002-9955	3	RUBBER MOUNT
7	8850-1004	6	HEX NUT, 1/4-20
8	8856-1009	6	LOCKWASHER, 1/4
9	8820-1003	6	HEX HD CAPSCREW, 1/4-20X3/4, GR5
10	9114-6099	1	BOTTLE MOUNTING BRACKET
11	8368-3085	1	WASHER BOTTLE
12	8668-3480	1	BUTT CONNECTOR
13	9020-6169	1	HEATER HOSE
14	8668-3193	2	HOSE CLAMP
15	9114-1459	1	HEATER HOSE
16	9112-5106	1	HEATER ASSY, (includes the following)
	9104-3429	1	HEATER
	8203-3996	6"	FLEX LOOM
	8096-3057	1	TOWER
	8096-3068	2	FEMALE PIN TERMINAL
	8096-3067	2	CABLE SEALS
*	8820-1003	4	HEX HD CAPSCREW, 1/4-20X3/4, GR5
*	8855-1009	4	LOCKWASHER, 1/4
*	9103-1521	2	HEATER MOUNTING BRACKET
* 17	7714-3006	4	WHIZ-LOCKNUT
* 18	7716-3102	1	INSUL. FEMALE SPADE 16-14 GA.
19	7714-3004	4	WHIZ-LOCK SCREW

# Heater Hosing



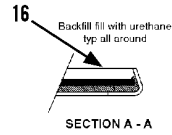
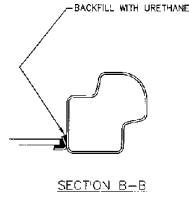
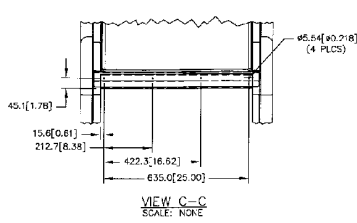
# Electrical Wiring



\* All cab enclosure pages re-formatted and combined to alleviate confusion. One cab enclosure kit will work for all "D" series models. Multiple page number changes in section 13.

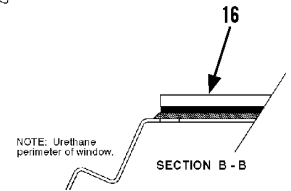
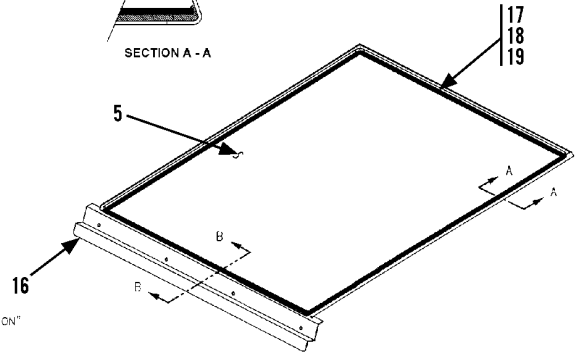
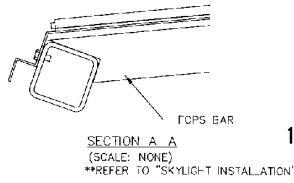
Item	Part No.	Qty.	Description Of Part
	9134-5003	1	CAB ENCLOSURE INSTALLATION (includes all items on pages 13-15 and 13-16, plus 9114-3267 Cab Kit)
	9114-3267	1	CAB ENCLOSURE KIT (see pages 13-17 thru 13-19 for details)
1	9108-3155	1	TRUCK VALVE (qty. of two needed for use on the 534D-9)
2	7738-3540	1	COOLANT RESTRICTOR ORIFICE
3	8668-3193	2	CLAMP
4	8871-2034	1	STREET ELBOW, 45 DEGREES, 1/2
5	8871-1383	1	PIPE BUSHING, 1/2X3/8
6	2464-1328	1	SHUT OFF VALVE
7	8096-3101	1	WIPER & WASHER SWITCH
8	9114-3333	1	WIPER-WASHER-HEATER HARNESS
9	7738-3744	1	HEATER SWITCH
10	7738-3470	1	BOOT
11	9114-3361	1	HEATER DECAL
12	9113-3335	1	WIPER-HEATER OPTION HARNESS
13	9112-3182	1	HEATER HARNESS
14	9136-1018	1	JUMPER WIRE
15	7736-3268	2	15-AMP FUSE
			NOTE: QUANTITIES LISTED ARE USED PER MODEL.
			SEE ILLUSTRATION FOR CORRECT HOSE FITTINGS USED ON DIFFERENT MODELS



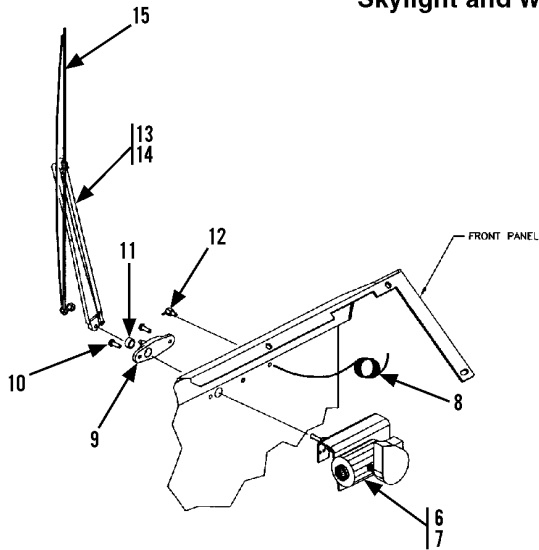


**SKYLIGHT INSTALLATION**

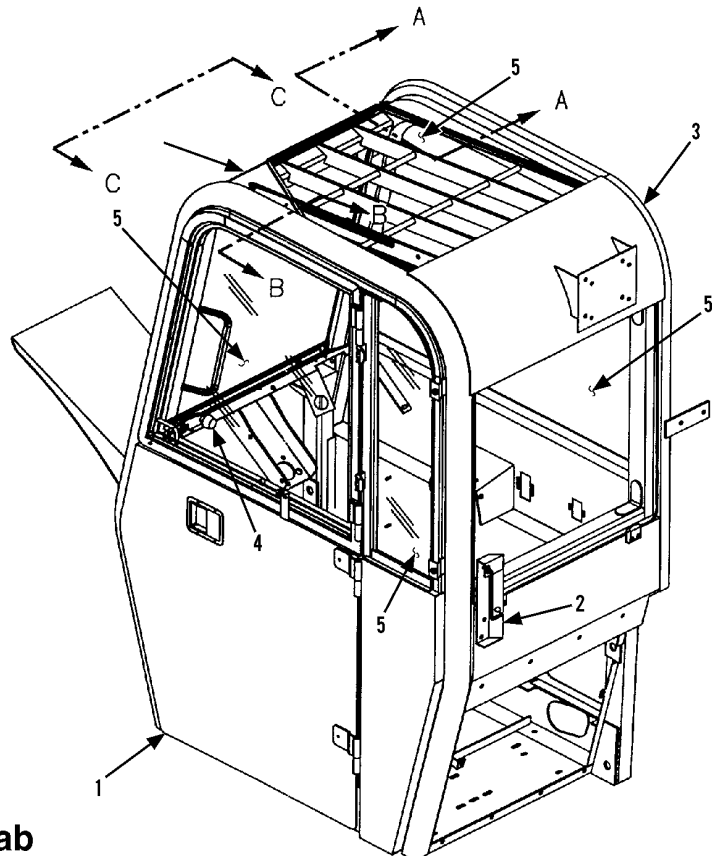
1. USING THE SKYLIGHT AS A TEMPLATE, DRILL (4) Ø0.218 HOLES IN TOP HORIZONTAL TUBE AS SHOWN IN VIEW C-C. REF. DIMENSION ON VIEW C-C.
2. CLEAN SURFACES TO BE URETHANED WITH ISOPROPYL ALCOHOL.
3. POSITION SKYLIGHT IN PLACE OVER FOPS BARS.
4. SECURE SKYLIGHT AS SHOWN IN SECTION A-A.
5. APPLY URETHANE BACKFILL ON BOTH SIDES AND REAR OF SKYLIGHT AS SHOWN IN SECTION B-B.



**Skylight and Wiper installation**



**Front wiper installation**

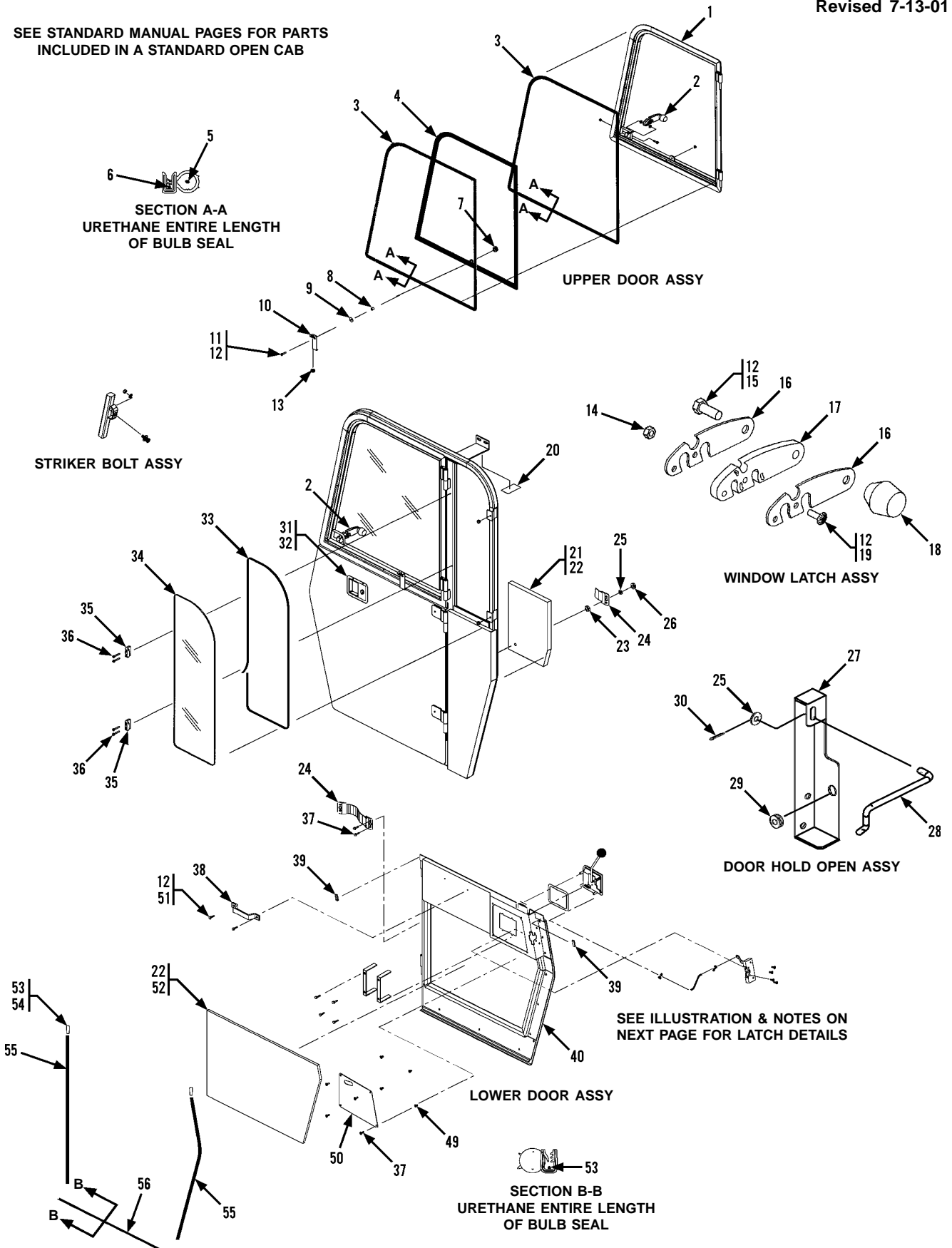


**See standard manual pages for parts included in a standard open cab**

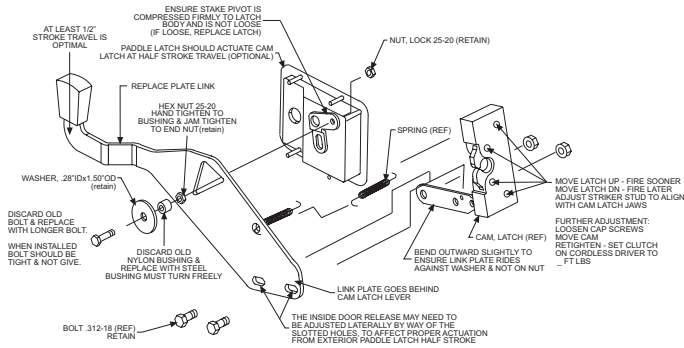
Item	Part No.	Qty.	Description Of Part
1	9114-3267	1	CAB ENCLOSURE KIT (includes all items on pages 13-17 thru 13-19)
		Ref	L.H. SIDE ASSY (see page 13-18 for details)
2		Ref	DOOR HOLD OPEN ASSY (see page 13-18 for details)
3	9133-4016	1	FOAM HEADLINER (inside cab)
4		Ref	WINDOW LATCH ASSY (see page 13-18 for details)
5		Ref	CAB GLASS (see page 13-19 for details)
6	9133-4008	1	WIPER MOTOR (includes item 7)
* 7	9114-4478	1	SHAFT & PIVOT ASSY
8	9133-4029	10'	WASHER HOSE, .156X344
9	9133-4026	1	WIPER ARM ADAPTER
* 10	8038-4207	2	HEX SCREW, .25-28X.75, GR5
11	9133-4035	1	SPACER
12	9133-4019	1	WET ARM SPACER
13	9133-4022	1	WIPER ARM KIT
14	9133-4023	1	WIPER ARM
15	9133-4025	1	WIPER BLADE
* 16	9136-3019	1	SKYLIGHT ASSY (includes items 16 thru 19)
17	9116-4090	AR	HI VISCOSITY BLACK URETHANE
18	9116-4089	AR	GLAS PREP, POWER BOND
19	9134-4009	1	SKYLIGHT FRAME WELDMENT

\* Revised part number on items 7, 10 & 16.

SEE STANDARD MANUAL PAGES FOR PARTS INCLUDED IN A STANDARD OPEN CAB



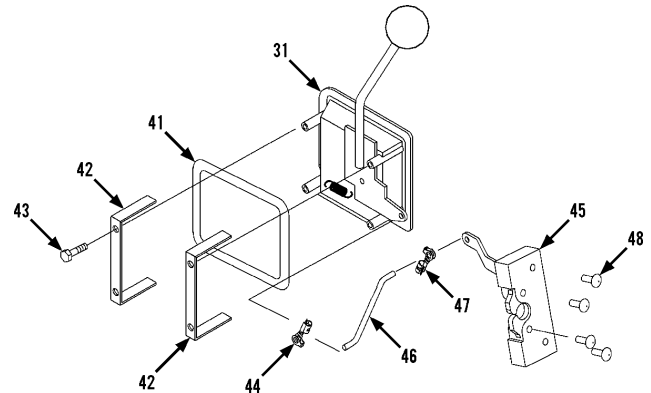
**9134-3056**  
**INSIDE & OUTSIDE LATCH KIT**  
**USED ON CAB ENCLOSURE KITS**  
**PRIOR TO ANGUS-PALM S/N T2702A &**  
**ENCLOSED CABS PRIOR TO S/N P9623M**



- 1) Remove door stiffener cover and mounting hardware.
- 2) Remove inside door release mounting hardware. Including (1) .25-20x1.00 screw, (1) .28 ID x 1.00 OD washer, (1) nylon bushing, (2) .406 ID x 1.25 OD washers, (2) .312-18 lock nut, (1) plate, door link, and (1) .25-20 lock nut.
- 3) Install new inside door release hardware as shown.
- 4) Reverse spring attachment as shown.
- 5) Replace door stiffener cover and hardware.

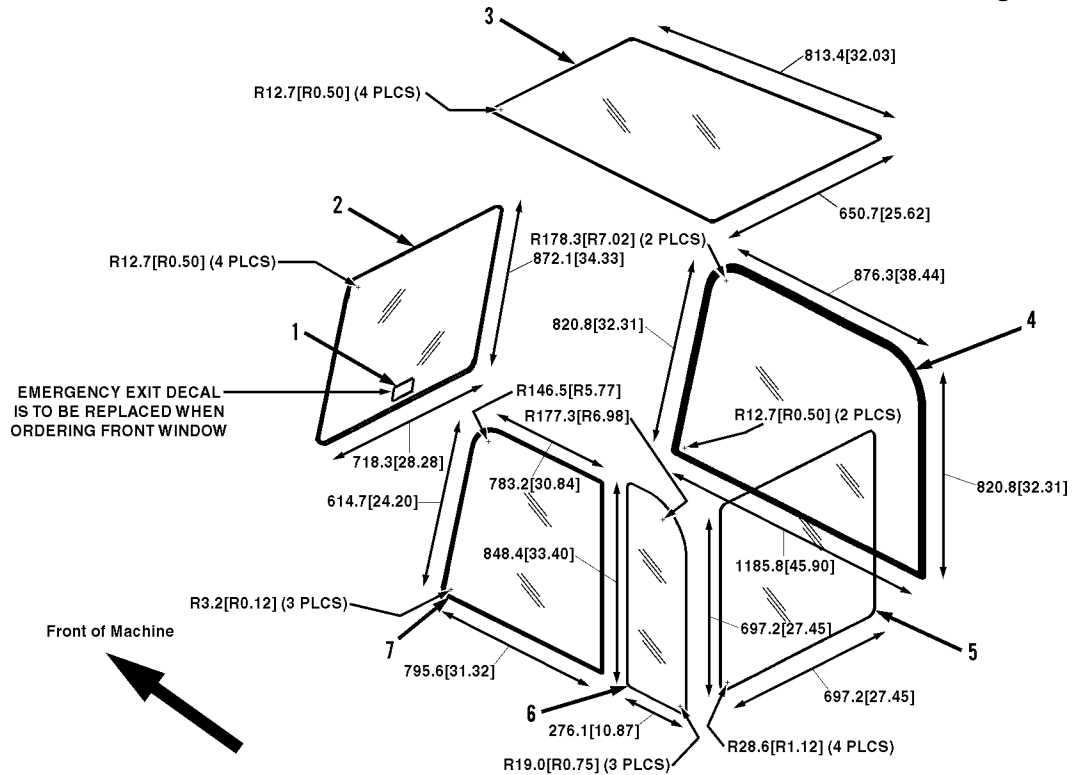
**NOTE: IF YOUR CAB ENCLOSURE CONTAINS THE LATCH ASSY, (shown left), IT IS RECOMMENDED TO UPDATE TO CURRENT STYLE, (shown below), BY ORDERING LATCH RETRO FIT KIT, 9114-4469, (see parts list for details).**

**PADDLE LATCH INSTALLATION**  
**USED ON CAB ENCLOSURE KITS WITH**  
**ANGUS-PALM STARTING S/N T2702A &**  
**ENCLOSED CABS STARTING S/N P9623M**



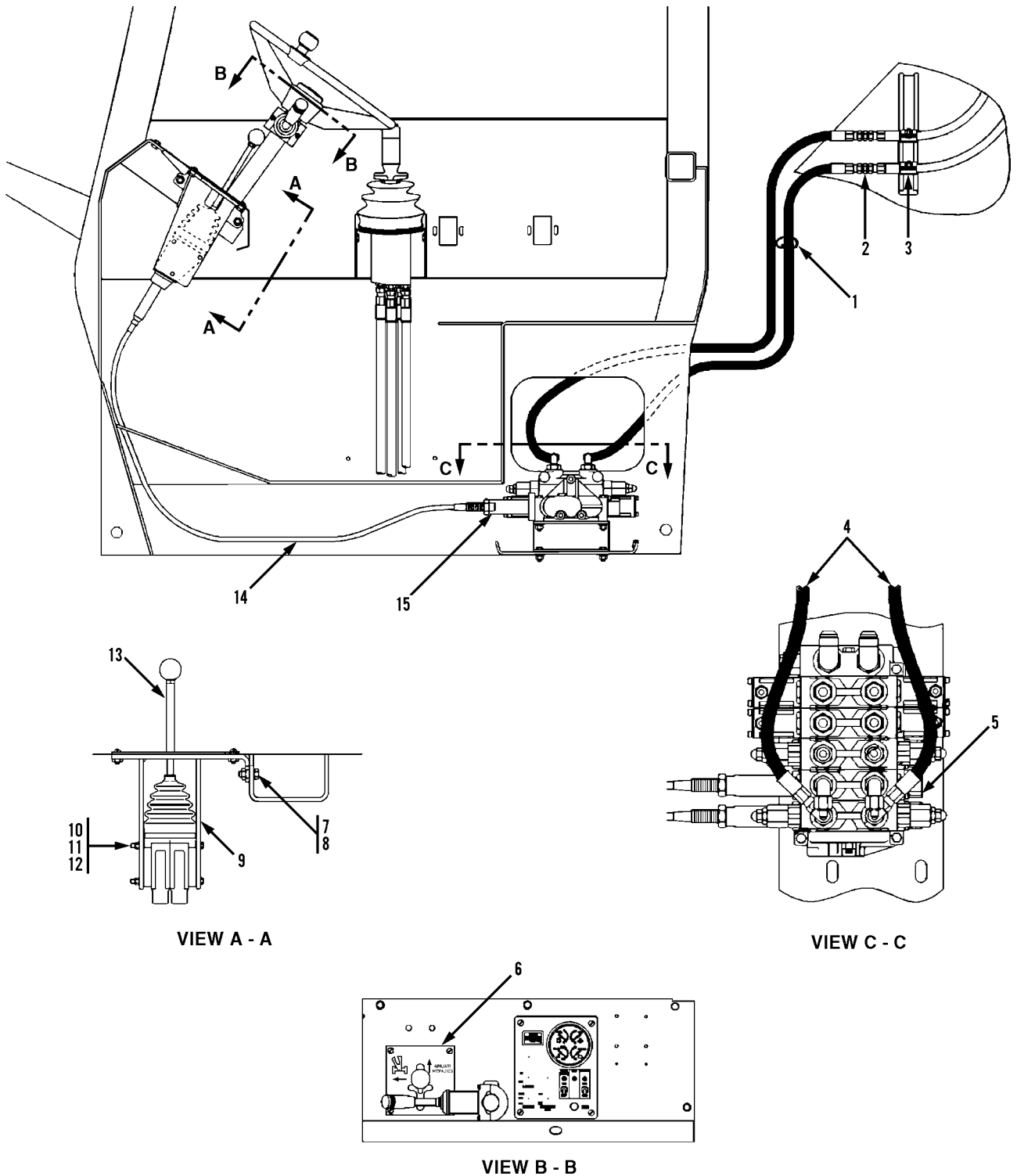
Item	Part No.	Qty.	Description Of Part
	9114-3267	1	CAB ENCLOSURE KIT, (includes all items on pages 13-17 thru 13-19)
	9114-4469	1	LATCH RETRO FIT KIT, (includes items 31, 41 thru 48 & 50)
	9133-4007	1	L.H. SIDE ASSY, (includes all items on page 13-18)
	9134-4010	1	UPPER DOOR ASSY, (includes items 1 thru 13)
	9134-4011	1	LOWER DOOR ASSY, (includes items 24, 31, 32 and 37 thru 56)
	9133-4012	1	DOOR HOLD OPEN ASSY, (includes items 27 thru 30)
1	9134-4012	1	UPPER FRAME ASSY, (painted)
2	9134-4013	1	WINDOW LATCH ASSY, (includes items 14 thru 19 & item 12 as required)
3	8026-4091	21.5	BULB SEAL, 90 DEGREE
4	Ref	Ref	GLASS, (see page 13-19 for details)
5	9134-4014	.17'	FOAM, .438X.375
6	9133-4034	AR	BLACK URETHANE
7	8026-4084	1	GROMMET, .51X1.06
8	9134-4015	1	BUSHING
9	8026-4082	1	WASHER
10	9134-4016	1	DOOR ANGLE
11	9134-4017	2	SCREW, .25-20X1.25
12	9134-4018	AR	LOCTITE, BLUE
13	9134-4019	1	GROMMET, .375X.875
14	9134-4020	1	NUT, .25-20, GR5
15	9134-4021	1	BOLT, .375-16X1.00
16	9134-4022	2	STEEL LATCH
17	9134-4023	1	POLYURETHANE LATCH
18	8026-4108	1	KNOB
19	9134-4024	1	SCREW, .25X1.00
20	9114-4435	1	CAB KIT SERIAL TAG
21	9134-4025	1	FOAM, L.H. SIDE PANEL
22	9134-4026	AR	ADHESIVE, HIGH PERFORMANCE

Item	Part No.	Qty.	Description Of Part
23	9133-4018	2	LOCKNUT, .375-16
24	9134-4027	1	DOOR STRAP
25	9133-4033	3	FLAT WASHER, .375X.88
26	9133-4018	2	LOCKNUT, .375-16
27	9134-4028	1	DOOR HOLD BRACKET WELD
28	9134-4029	1	DOOR HOLD OPEN ROD
29	9134-4019	1	GROMMET, .375X.875
30	9134-4030	1	COTTER PIN, 1/8X.75
31	9148-4028	1	PADDLE LATCH, (see illustration & notes at top of page)
32	8096-4051	1	DOOR KEY, #510, (old style latch)
	9114-4470	1	DOOR KEY, CH 751, (new style latch)
33	9134-4031	7.5'	BULB SEAL, 1/4 CLIP
34	Ref	Ref	GLASS, (see page 13-19 for details)
35	8026-4033	2	WINDOW CLIP
36	8026-4034	4	SCREW, #10-32X1.50
37	9134-4043	6	SCREW, .25-20X.625
38	9134-4032	1	GRAB HANDLE, (inside)
39	9134-4033	.25"	FOAM, PSA 3/16X5/8
40	9148-4030	1	LOWER DOOR WELDMENT
41	9148-4029	1'	BULB SEAL
42	9148-4034	2	MOUNTING BRACKET
43	8038-4191	4	SCREW, 10-24X.5
44	8038-4187	1	ROD RETAINER CLIP
45	9148-4036	1	CAM LATCH
46	9148-4035	1	LINKAGE ROD
47	8038-4185	1	ROD RETAINER CLIP
48	8026-4074	4	SCREW, .25-20X.75
49	8026-4046	4	NUT, .25-20
50	9148-4031	1	CENTER STIFFENER COVER
51	9116-4096	2	SCREW, .25-20X.75
52	9134-4047	1	LOWER DOOR FOAM
53	9134-4046	AR	BLACK URETHANE
54	9134-4045	2	VINYL CAP
55	9148-4024	6'	BULB SEAL
56	8026-4091	2.5'	BULB SEAL



**See standard manual pages for parts included in a standard open cab**

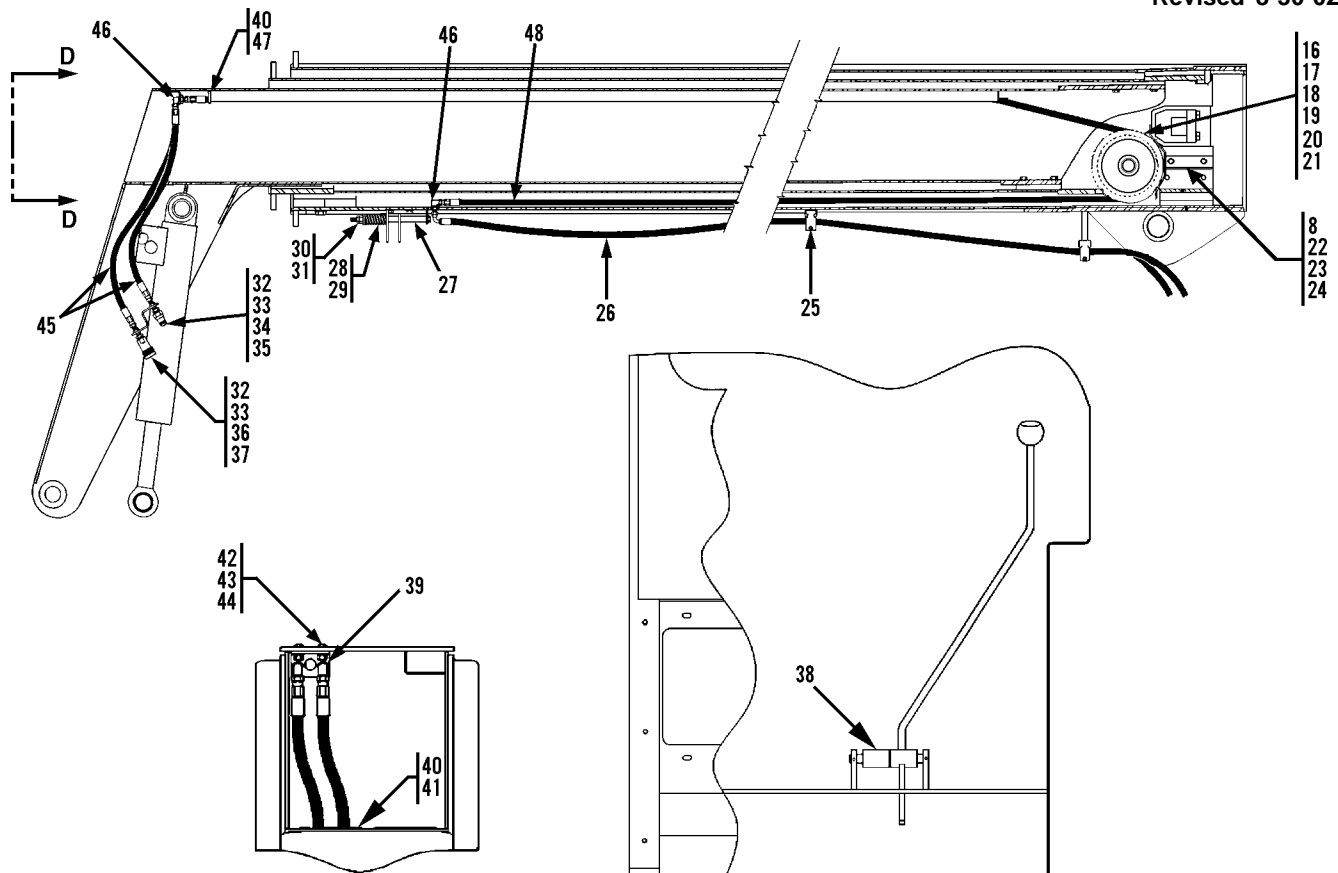
Item	Part No.	Qty.	Description Of Part
	9114-3267	1	CAB ENCLOSURE KIT (includes all items on pages 13-17 thru 13-19)
1	9134-4006	1	EMERGENCY EXIT DECAL (needs replaced each time front window is ordered)
2	9116-4099	1	FRONT WINDOW - 6.4(0.25) THICK STD. LT. GREEN TINT - LAMINATED SAFETY GLASS 73% LIGHT TRANS. #4 EDGE
3	9116-4102	1	SKYLIGHT WINDOW - 6.4(0.25) THICK STD. LT. GREEN TINT - LAMINATED SAFETY GLASS 73% LIGHT TRANS. #4 EDGE
4	9116-4088	1	R.H. SIDE WINDOW - 6.4(0.25) THICK STD. LT. GREEN TINT - TEMPERED SAFETY GLASS 73% LIGHT TRANS. #4 EDGE
5	9116-4092	1	REAR WINDOW - 6.4(0.25) THICK STD. LT. GREEN TINT - LAMINATED SAFETY GLASS 73% LIGHT TRANS. #4 EDGE
6	9116-4101	1	L.H. SIDE WINDOW - 6.4(0.25) THICK STD. LT. GREEN TINT - TEMPERED SAFETY GLASS 73% LIGHT TRANS. #4 EDGE
7	9116-4100	1	UPPER DOOR GLASS - 6.4(0.25) THICK STD. LT. GREEN TINT - TEMPERED SAFETY GLASS 73% LIGHT TRANS. #4 EDGE



VIEW A - A

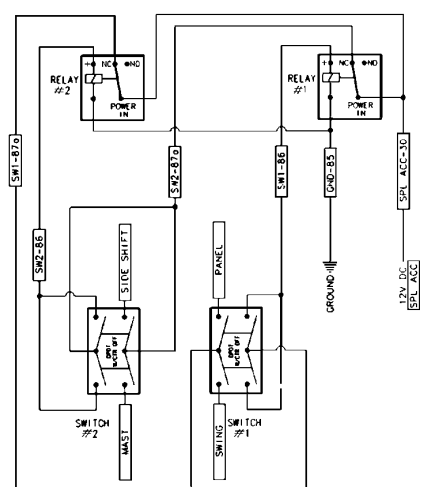
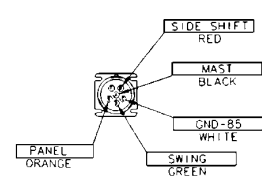
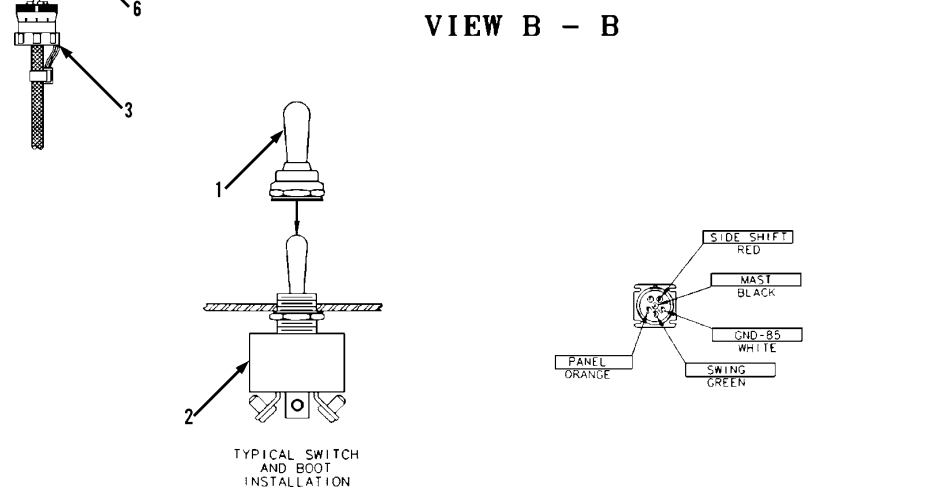
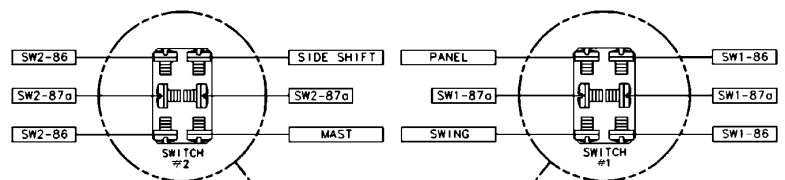
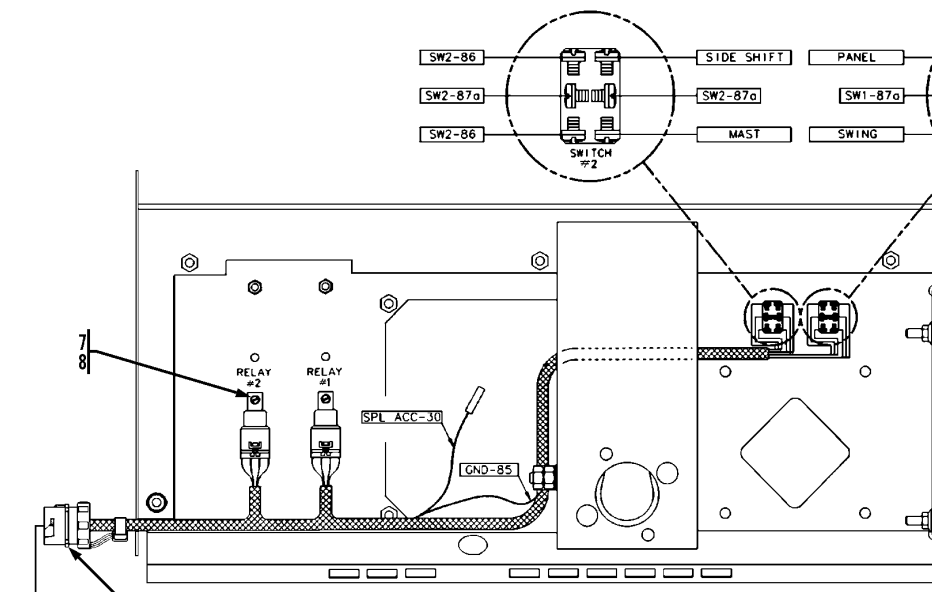
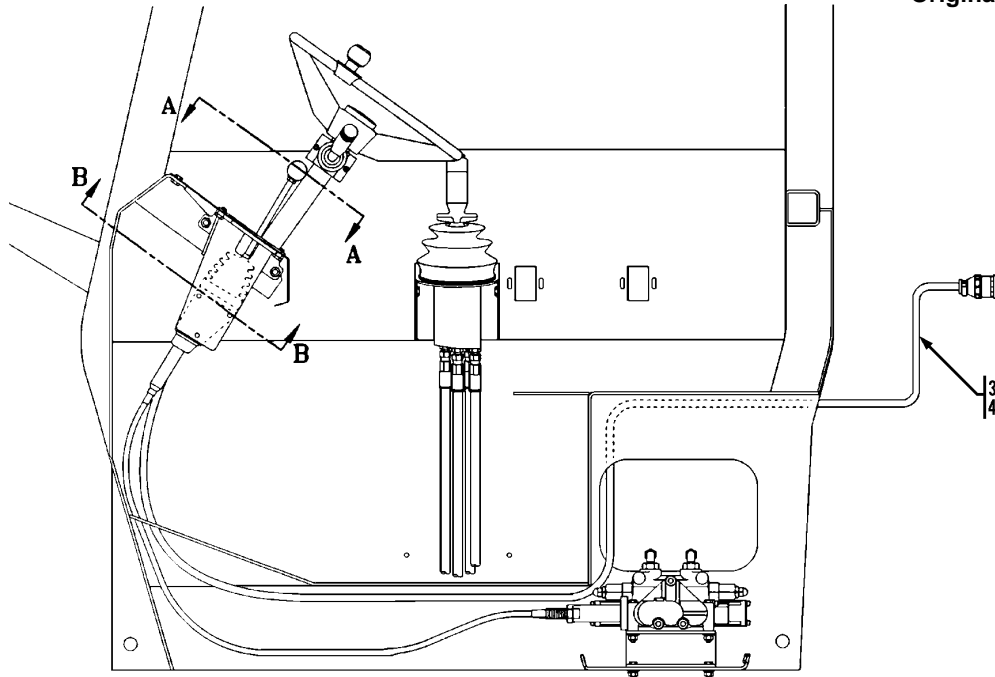
VIEW C - C

VIEW B - B



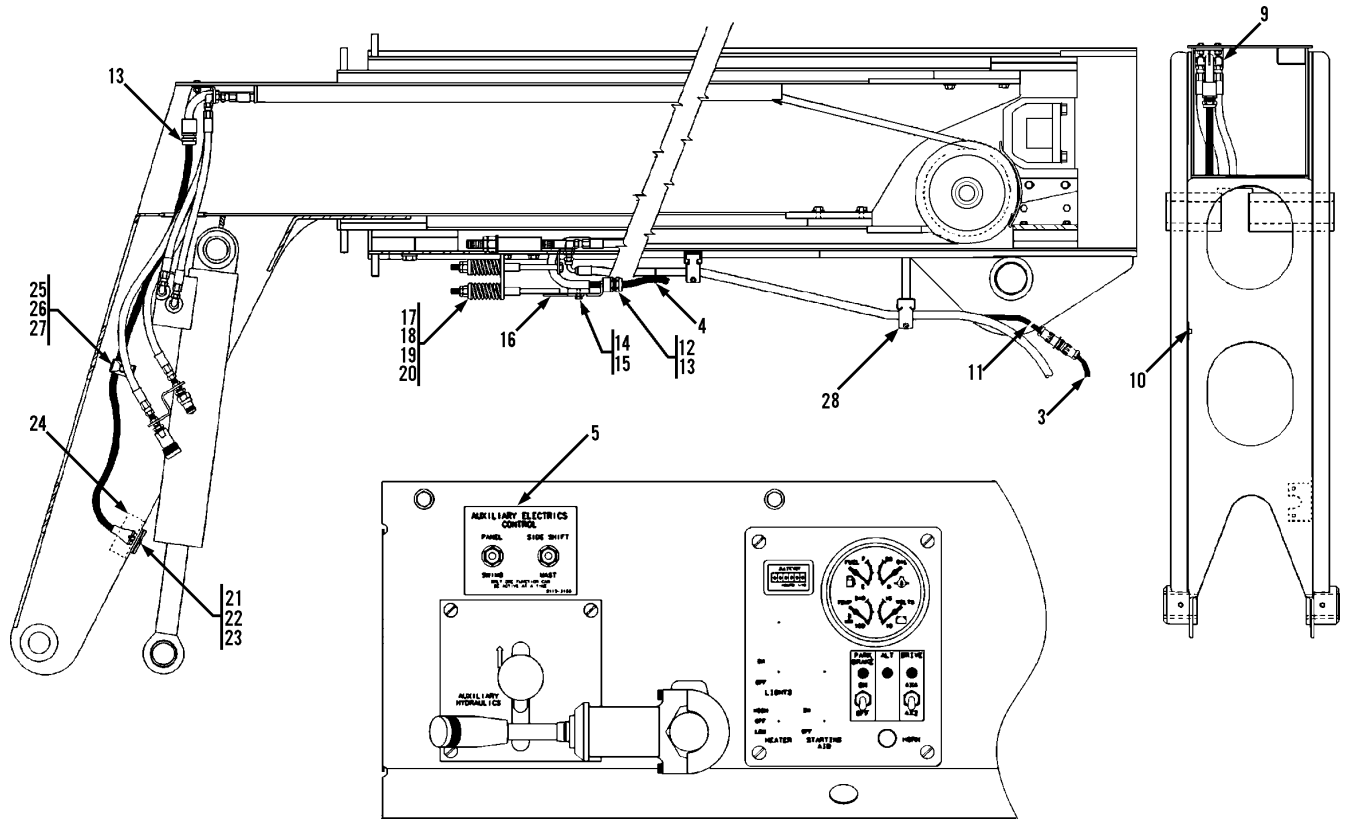
VIEW D - D

Item	Part No.	Qty.	Description Of Part	Item	Part No.	Qty.	Description Of Part
1	9002-7187	10	TIE WRAP	24	8856-1109	2	FLAT WASHER, 3/8
2	8866-1065	2	UNION, 1/2, TUBE	25	9020-7463	8	CUSHION CLAMP
3	9020-7463	2	CUSHION CLAMP	26	8471-8280	2	HOSE ASSY
4	8471-8062	2	HOSE ASSY	27	9112-6008	2	HOSE TAKE-UP WELD
5		Ref	CONTROL VALVE ASSY (see page 13-10 for details)	28	9112-3054	2	COMPRESSION SPRING
6	9136-3044	1	GUIDE PLATE	29	9112-1134	2	SPRING RETAINER
7	8820-1035	2	HEX HEAD CAPSCREW, 3/8-16x1, GR5	30	8850-1008	2	HEX NUT, 1/2-13
8	8855-1011	4	LOCKWASHER, 3/8	31	8850-1108	2	HEAVY HEX JAM NUT, 1/2-13
9	9136-6008	1	LEVER BRACKET	32	9112-3061	2	BULKHEAD FITTING
10	1100-2410	3	HEX HEAD CAPSCREW, 1/4-28x4-1/2	*33	8871-2305	2	REDUCING BUSHING
11	8850-1404	3	HEX JAM NUT, 1/4-28	34	9020-4244	1	MALE HYDRAULIC COUPLER
12	8855-1009	3	LOCKWASHER, 1/4	*35	9104-3126	1	DUST CAP
13	9108-3107	1	REMOTE VALVE CONTROL	36	9020-4245	1	FEMALE HYDRAULIC COUPLER
*	9108-4282	1	KNOB	37	9104-3125	1	DUST PLUG
*	9108-4359	1	BOOT	38	9130-1020	1	SPACER
14	9136-3043	2	CONTROL CABLE	39	9112-1125	1	BULKHEAD BRACKET
15	9112-3062	2	CABLE ADAPTER BONNET	40	1440-2248	AR	3M ADHESIVE
16	9112-3016	1	AUXILIARY HOSE SHEAVE	41	9020-6199	13"	TRIM-LOCK (pre-packaged in 25' lengths)
17	9108-1326	1	HOSE REEL SUPPORT	42	8855-1010	2	LOCKWASHER, 5/16
18	9020-3040	1	THRUST WASHER	43	8820-1019	2	HEX HEAD CAPSCREW, 5/16-18x7/8, GR5
19	8858-1320	1	RETAINING RING EXTERNAL	44	8850-1005	2	HEX NUT, 5/16-18
20	8320-1123	3	HEX HEAD CAPSCREW, 1/2-13x1	45	8471-8041	2	HOSE ASSY
21	9002-7471	3	HARDEN FLATWASHER, 1/2	46	9002-7179	4	BULKHEAD FITTING, 90 DEGREES
22	9112-6080	1	HOSE GUARD	47	9020-6194	3.5"	TRIM-LOCK (pre-packaged in 25' lengths)
23	8820-1034	2	HEX HEAD CAPSCREW, 3/8-16x7/8, GR5	48	8471-8281	2	HOSE ASSY

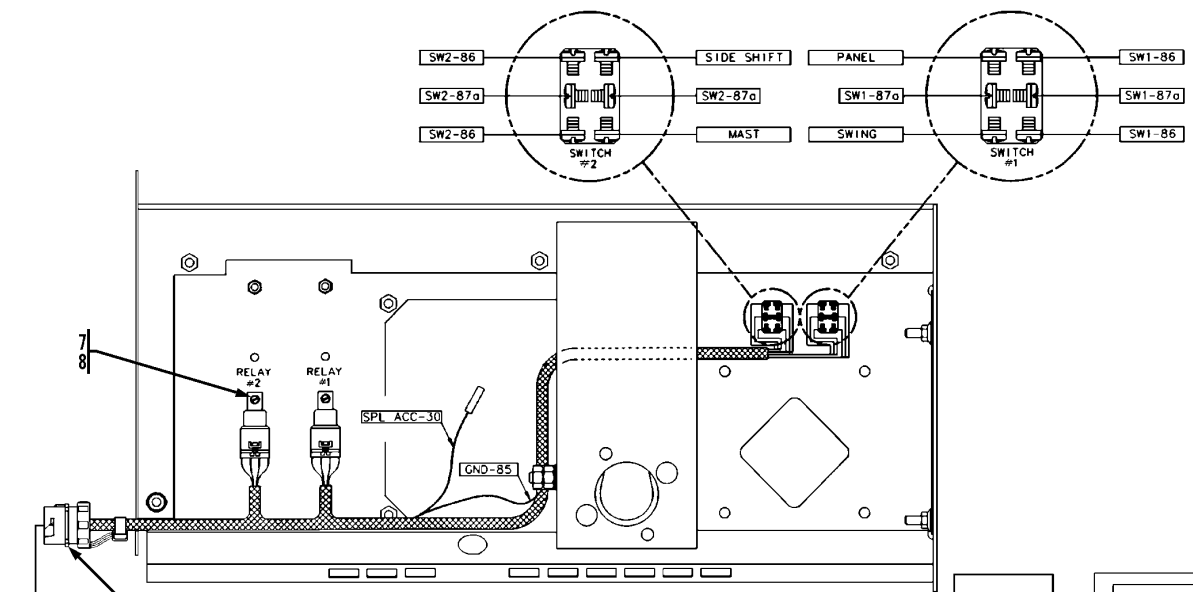
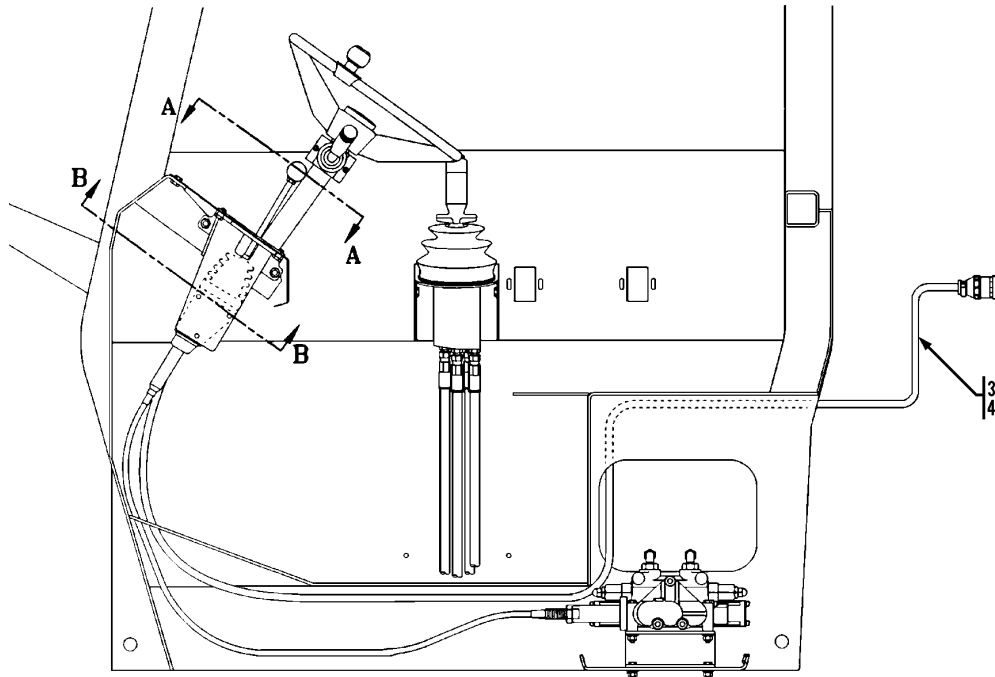


**WIRING DIAGRAM**

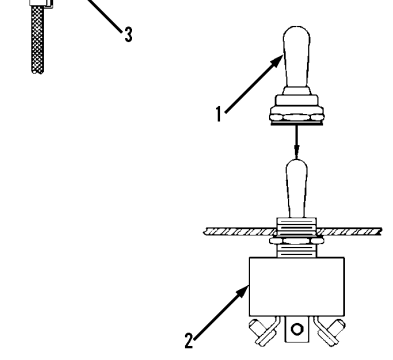




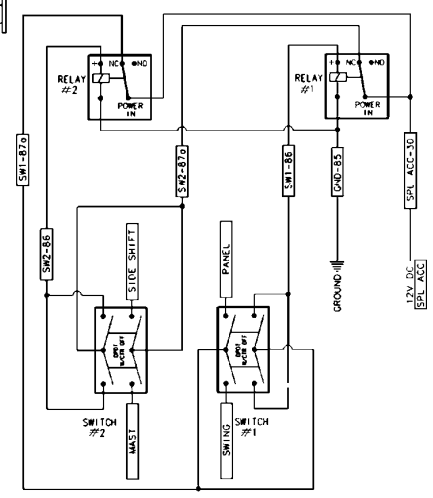
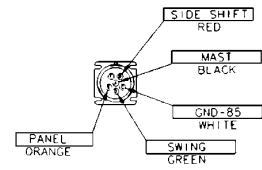
Item	Part No.	Qty.	Description Of Part	Item	Part No.	Qty.	Description Of Part
	9108-5128	Ref	AUXILIARY ELECTRICS ASSY 3 SECTION BOOM ONLY (includes all items)	14	8820-1017	2	HEX HEAD CAPSCREW, 5/16-18x5/8, GR5
1	7738-3470	2	SWITCH BOOT	15	8855-1010	2	LOCKWASHER, 5/16
2	7716-3204	2	TOGGLE SWITCH	16	9112-6032	1	CABLE TAKE-UP SUPPORT
3	9114-3105	1	AUXILIARY FRAME HARNESS	17	9112-3054	1	COMPRESSION SPRING
4	9002-7187	22	NYLON TIE	18	9112-1134	1	SPRING RETAINER
5	9112-3155	1	DECAL	19	8850-1008	1	HEX NUT, 1/2-13
6	9112-3154	1	AUXILIARY DASH HARNESS	20	8850-1108	1	HEX NUT, 1/2-13
7	8830-1088	2	ROUND HEAD CAPSCREW, 10-24x3/8	21	9020-7661	1	6 CONTACT SOCKET
8	8856-1105	2	FLATWASHER	22	8820-1005	2	HEX HEAD CAPSCREW, 1/4-20x1, GR5
9	9112-6029	1	HOSE & CABLE SUPPORT	23	8852-1304	2	HEX LOCKNUT, 1/4-20
10	7713-3141	1	BASE PLATE	24	9112-1283	1	RECEPTICAL BRACKET
11	9108-3551	1	AUXILIARY BOOM HARNESS	25	7713-3168	1	CLAMP SET, 1/2
12	9112-3055	2	STRAIN RELIEF FITTING	26	7713-3140	1	COVER PLATE
13	9112-6031	1	CABLE TAKE-UP WELDMENT	27	7713-3177	1	HEX BOLT
				28	9108-3216	4	CUSHION CLAMPS



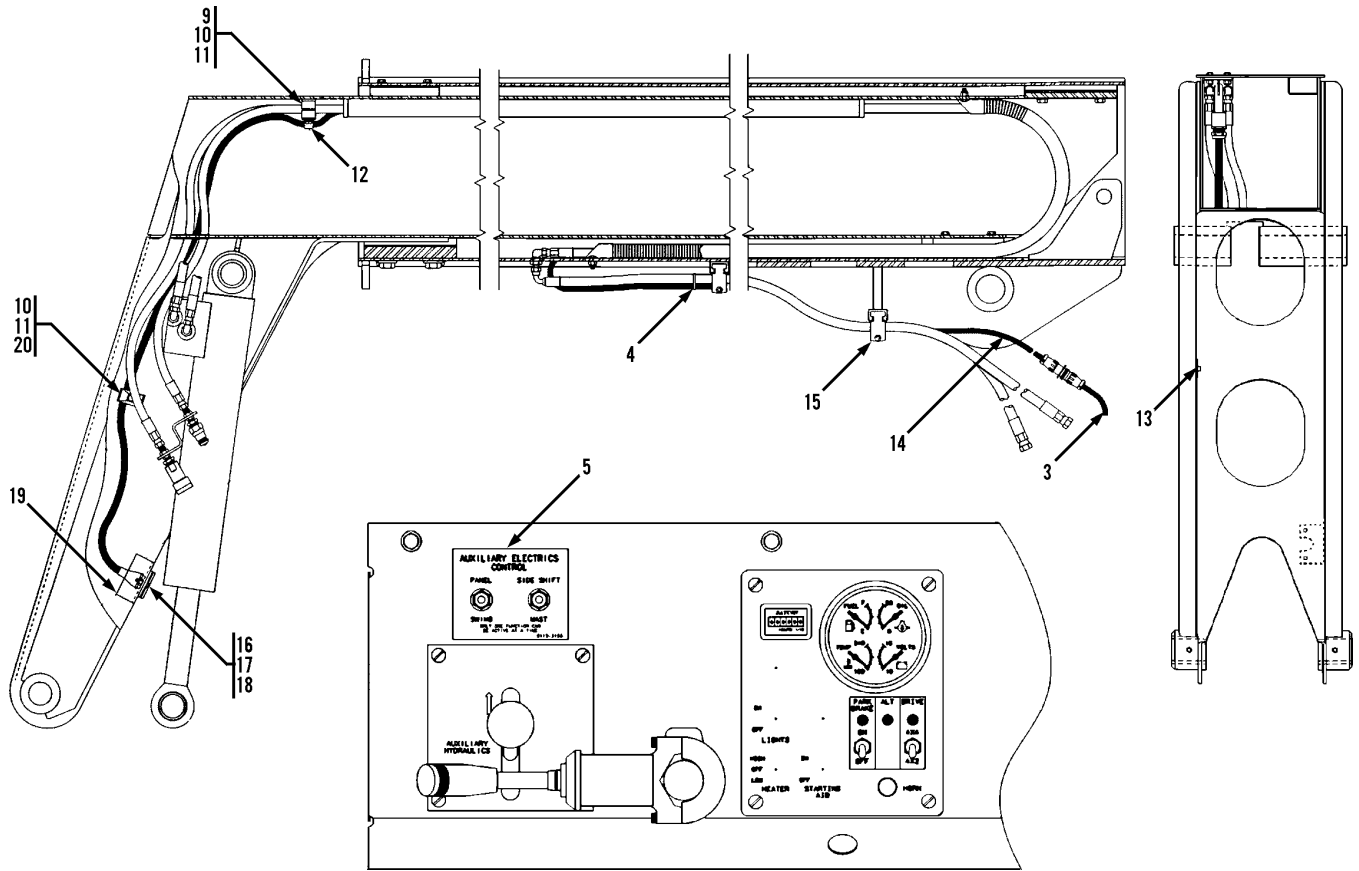
**VIEW B - B**



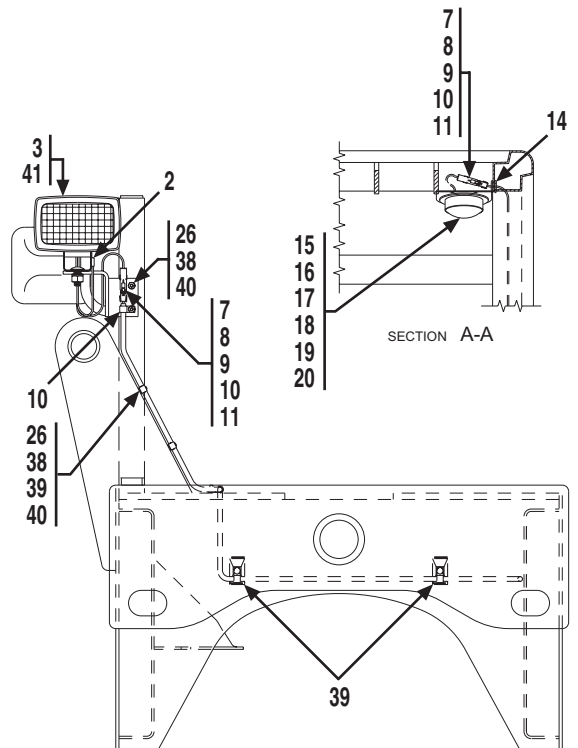
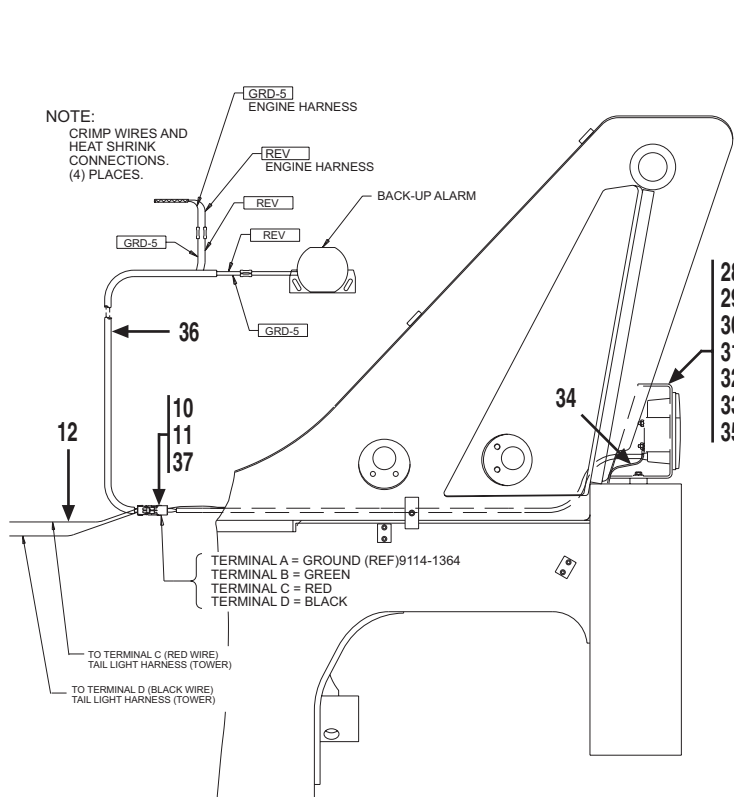
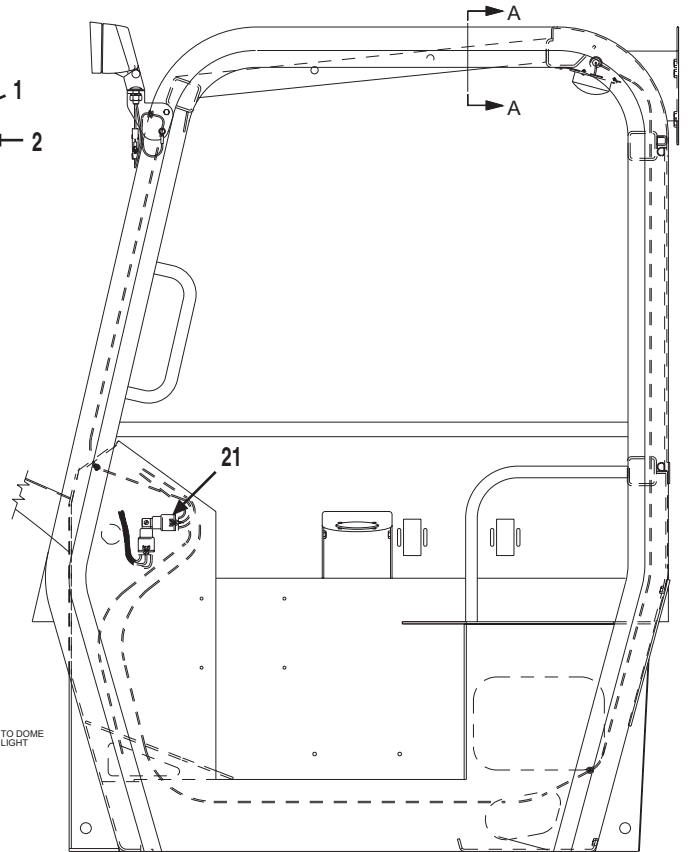
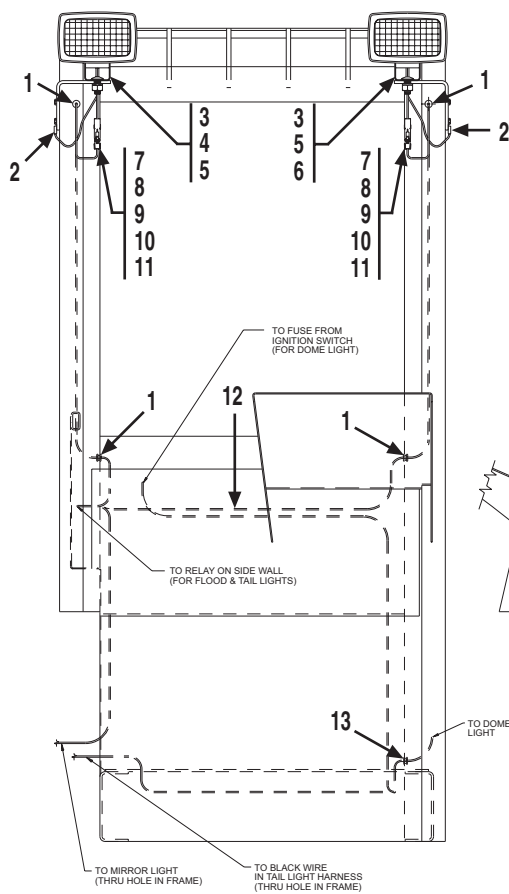
TYPICAL SWITCH AND BOOT INSTALLATION

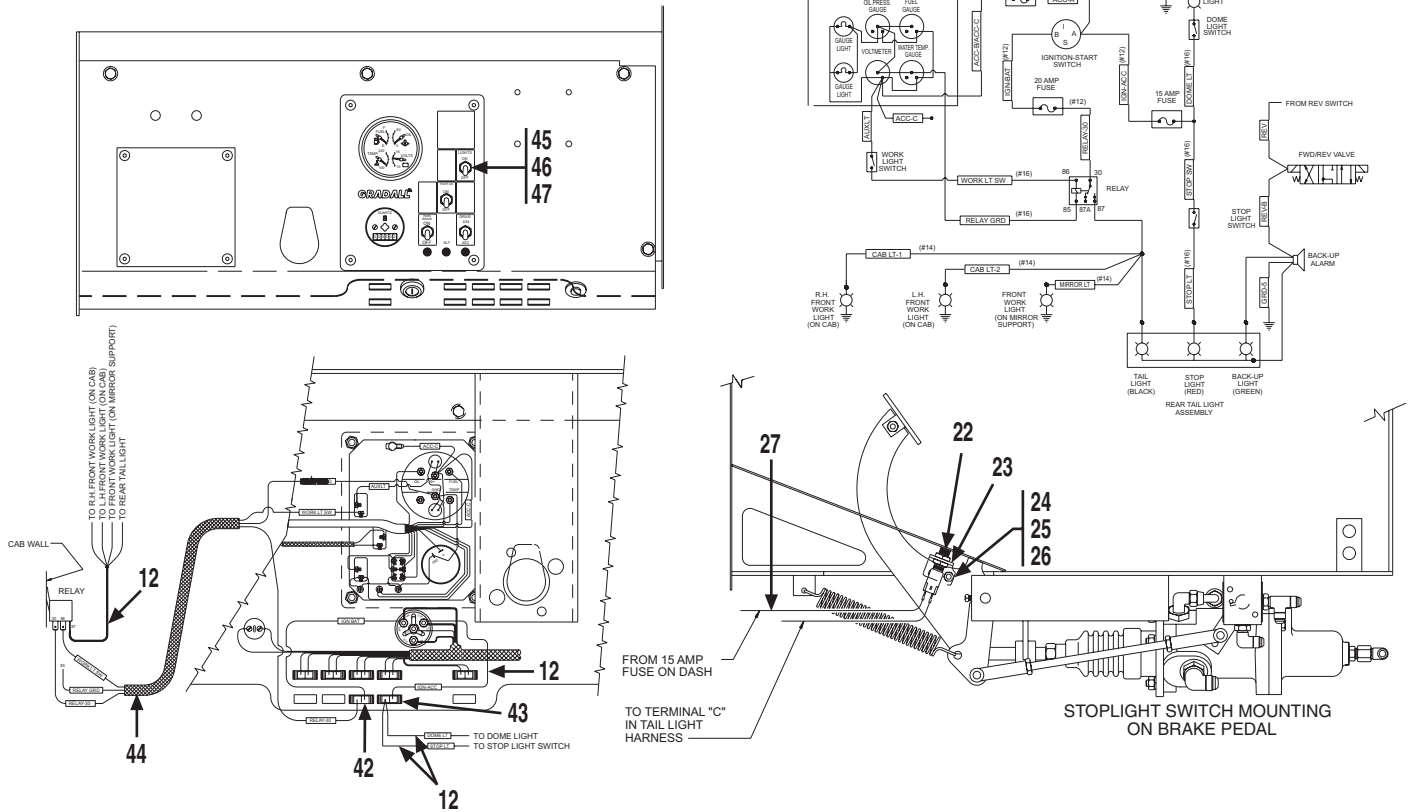


**WIRING DIAGRAM**

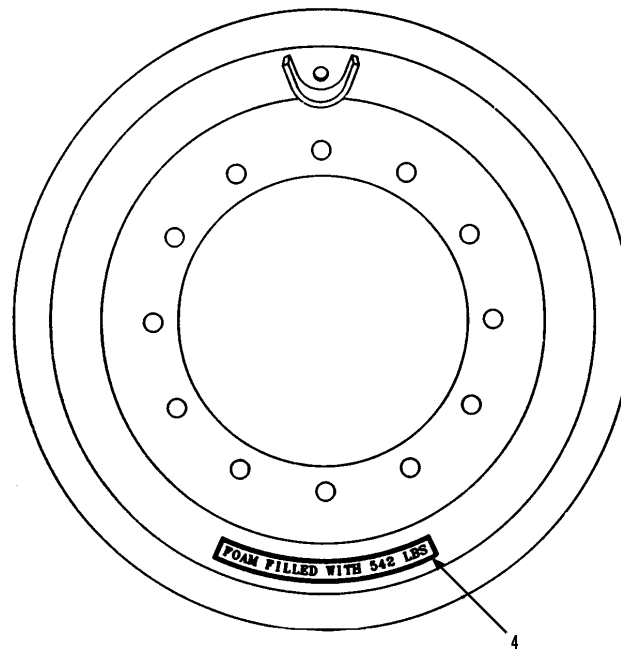
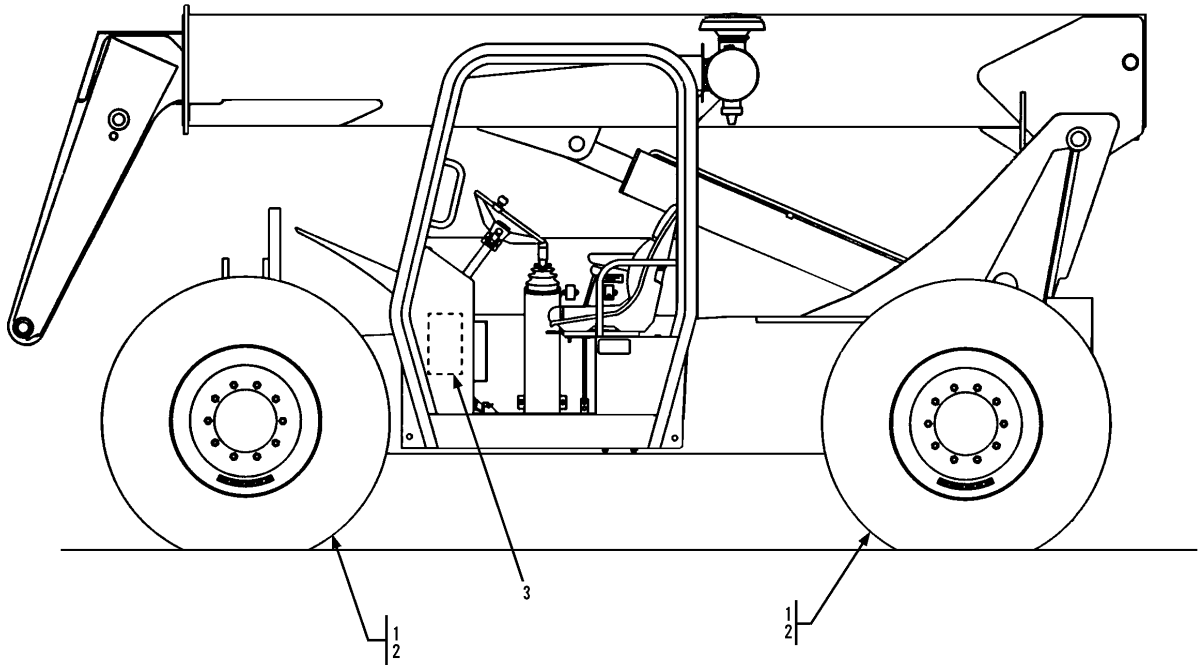


Item	Part No.	Qty.	Description Of Part
	9108-5125	Ref	AUXILIARY ELECTRICS ASSEMBLY (includes all items)
1	7738-3470	2	SWITCH BOOT
2	7716-3204	2	TOGGLE SWITCH
3	9114-3105	1	AUXILIARY FRAME HARNESS
4	9002-7187	22	NYLON TIE
5	9112-3155	1	DECAL
6	9112-3154	1	AUXILIARY DASH HARNESS
7	8830-1088	2	ROUND HEAD CAPSCREW, 10-24x3/8
8	8856-1105	2	FLATWASHER
9	7713-3139	1	CLAMP SET
10	7713-3140	2	COVER PLATE
11	7713-3177	2	HEX BOLT
12	8594-1016	1	SUPPORT CLAMP
13	7713-3141	1	BASE PLATE
14	9112-3163	1	AUXILIARY BOOM HARNESS
15	9108-3216	2	CUSHION CLAMP
16	9020-7661	1	6 CONTACT SOCKET
17	8820-1005	2	HEX HEAD CAPSCREW, 1/4-20x1, GR5
18	8852-1304	2	HEX LOCKNUT, 1/4-20
19	9112-1283	1	RECEPTICAL BRACKET
20	7713-3168	1	CLAMP SET, 1/2



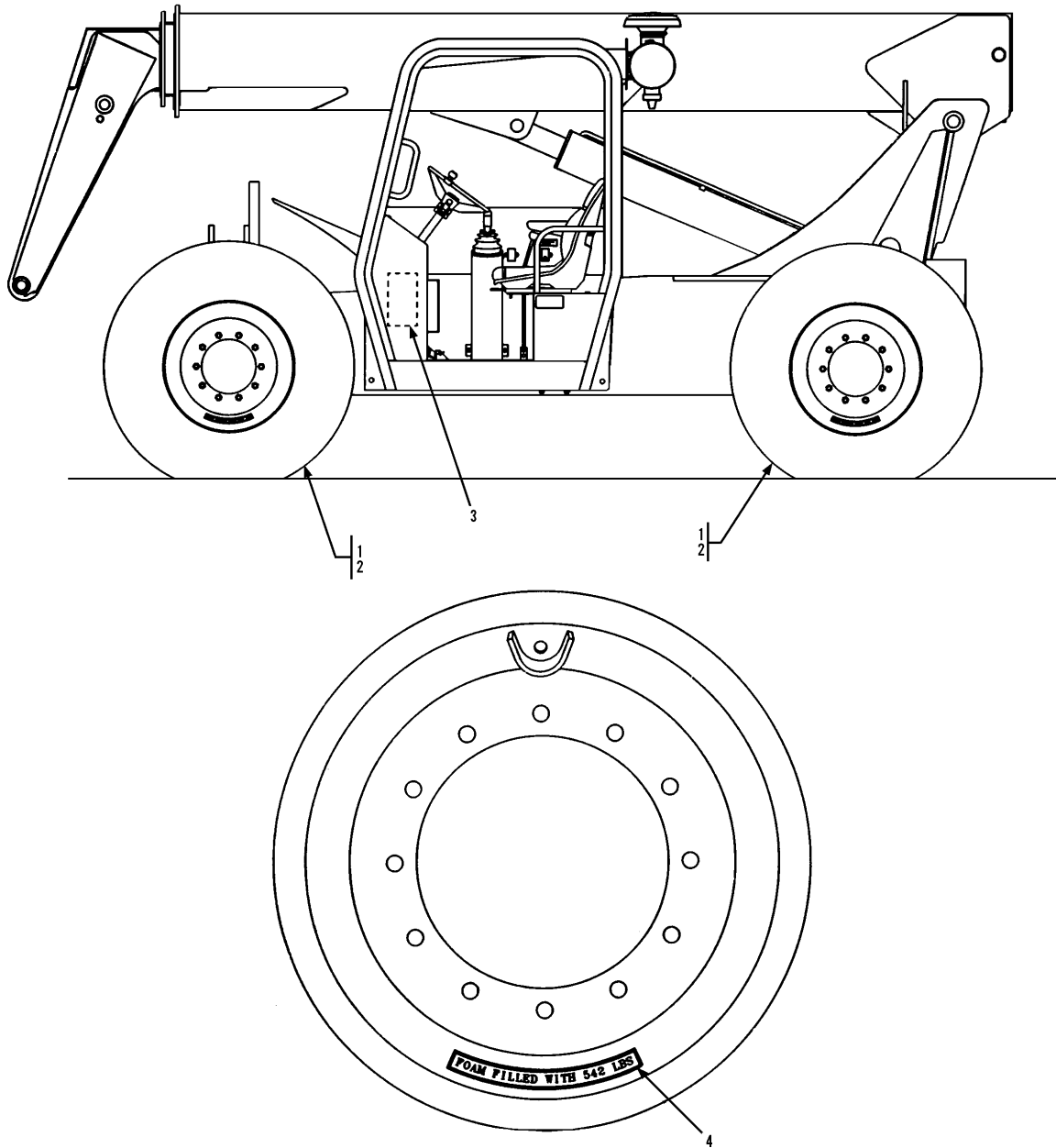


Item	Part No.	Qty.	Description Of Part	Item	Part No.	Qty.	Description Of Part
	9138-5004	1	WORK LIGHT PACKAGE, (includes all items)	28	9112-1145	1	TAIL LIGHT HOUSING
1	9002-7214	4	RUBBER GROMMET	29	9112-1146	1	TAIL LIGHT BRACKET
2	8688-3260	3	EYELET	30	9136-5045	1	TAIL LIGHT ASSEMBLY, (includes the following seven items)
3	8096-3050	3	UTILITY FLOOD LIGHT		9112-3065	1	TAIL LIGHT
4	9136-1001	1	R.H. LIGHT SUPPORT		8666-1147	38"	WIRE, 16 GAUGE, (black)
5	9002-7319	4	DR. & TAP SCREW, 1/4-20X1		8666-1149	38"	WIRE, 16 GAUGE, (green)
6	9136-1002	1	L.H. LIGHT SUPPORT		8666-1152	38"	WIRE, 16 GAUGE, (red)
7	8096-3055	4	W. PACK CONNECTOR, (tower)		8668-3480	3	BUTT CONNECTOR
8	8096-3056	4	W. PACK CONNECTOR, (shroud)		8203-3996	45"	WIRE LOOM
9	8096-3068	4	W. PACK CONNECTOR, (female pin)		8668-3122	2	TIE WRAP
10	8096-3069	8	W. PACK CONNECTOR, (male pin)	31	8820-1018	2	HEX HD CAPSCREW, 5/16-18X3/4, GR5
11	8096-3066	12	W. PACK CONNECTOR, (cable seal)		8856-1108	2	FLAT WASHER, 5/16
12	9136-3008	1	LIGHT HARNESS		8855-1010	2	LOCKWASHER, 5/16
13	9103-3425	1	RUBBER GROMMET		9114-1364	1	JUMPER WIRE
14	9103-3380	1	RUBBER GROMMET		9020-7220	1	MOUNTING BAR
15	2486-1167	1	INTERIOR LIGHT		9136-3087	1	TAIL LIGHT HARNESS
16	9136-1003	1	MOUNTING BRACKET		8096-3062	1	W. PACK CONNECTOR, (shroud)
17	8832-1022	2	SELF TAPPING SCREW, #8-32X3/8		8366-1336	5	WELD STUD, 1/4-20X5/8
18	9002-9955	1	RUBBER GROMMET		8662-1230	6	SUPPORT CLAMP
19	8998-1036	3	PAN HD SCREW, #8-32X3/8		8850-1004	5	HEX NUT, 1/4-20
20	8850-1610	3	HEX NUT, #8-32		9136-1004	1	LIGHT SUPPORT
21	7738-3410	1	RELAY		7736-3302	1	FUSE, 20 AMP
22	9114-3117	1	STOPLIGHT SWITCH		7736-3268	1	FUSE, 15 AMP
23	9114-1512	1	TAB		9136-3073	1	WORK LIGHT DASH HARNESS
24	8820-1002	1	HEX HD CAPSCREW, 1/4-20X5/8, GR5		7738-3467	1	LIGHT SWITCH
25	8856-1107	1	FLAT WASHER, 1/4		7738-3470	1	BOOT
26	8855-1009	6	LOCKWASHER, 1/4	47	9136-3009	1	LIGHTS ON/OFF DECAL
27	AR		WIRE LOOM, (use on all wires)				



**VIEW SHOWING DECAL PLACEMENT ON RIM**

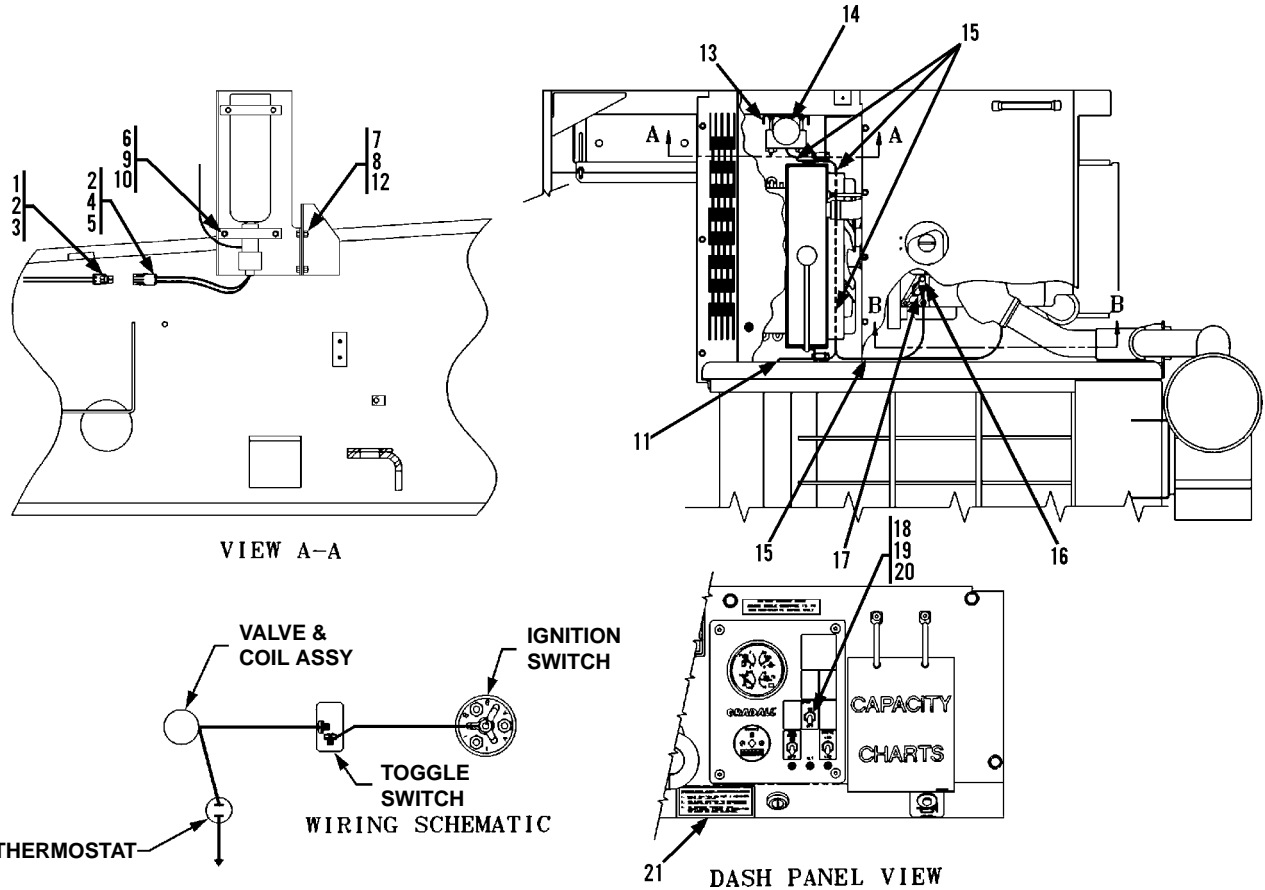
Item	Part No.	Qty.	Description Of Part
	9138-5005	1	FOAM TIRE OPTION
1	9103-5247	2	FOAM FILLED TIRE ASSEMBLY
2	9103-5248	2	FOAM FILLED TIRE ASSEMBLY
3	9138-3005	1	S/N & ATTACHMENT PLATE
4	9112-3160	4	TIRE DECAL



**VIEW SHOWING DECAL PLACEMENT ON RIM**

Item	Part No.	Qty.	Description Of Part
	9138-5006	1	FOAM TIRE OPTION
1	9103-5247	2	FOAM FILLED TIRE ASSEMBLY
2	9103-5248	2	FOAM FILLED TIRE ASSEMBLY
3	9138-3006	1	S/N & ATTACHMENT PLATE
4	9112-3160	4	TIRE DECAL

**NOTE: IF YOUR MACHINE CAME WITH ETHER START OPTION (9133-5005)  
 USE ETHER START FIELD KIT (9133-5023) FOR SERVICE.**



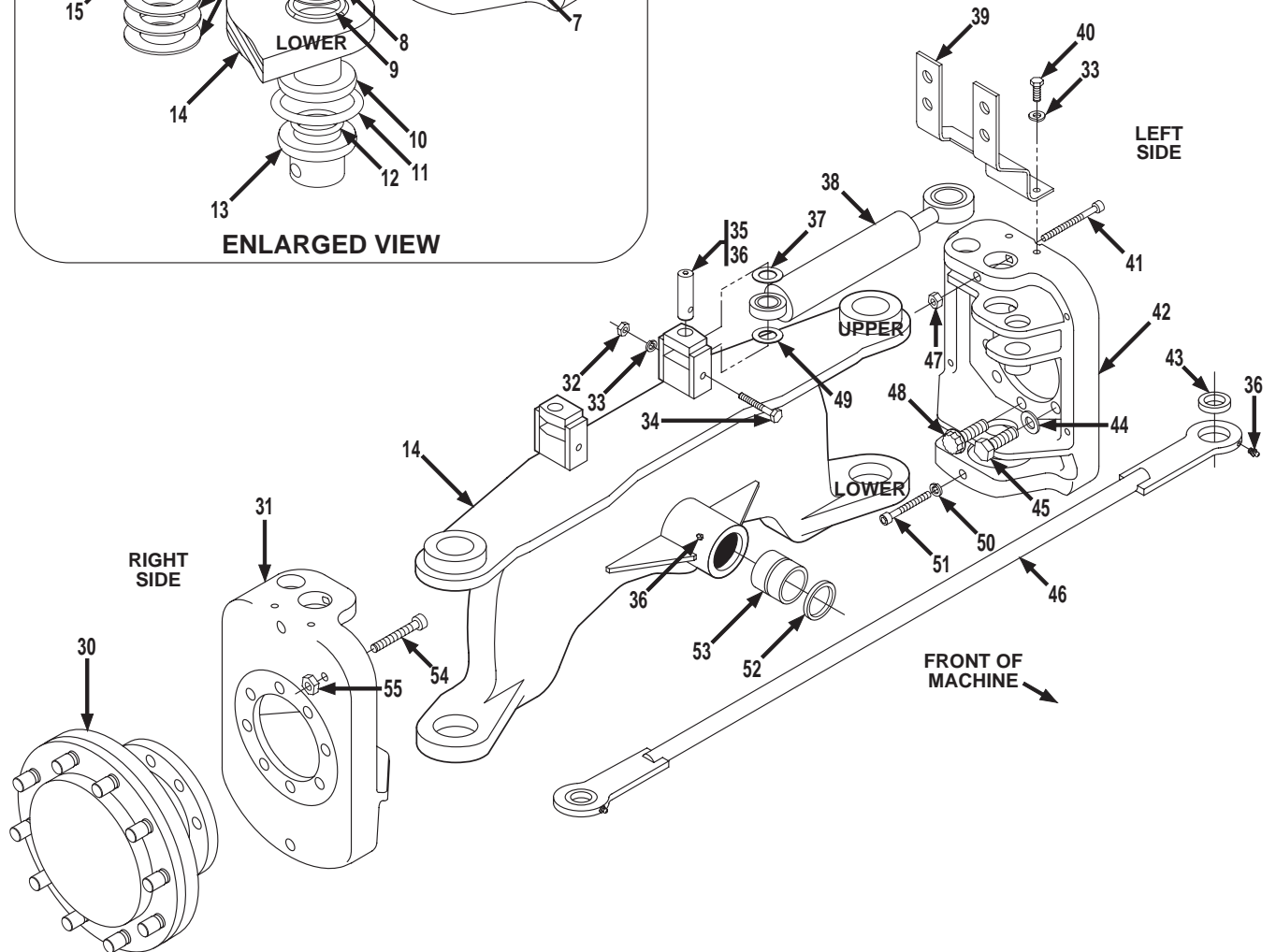
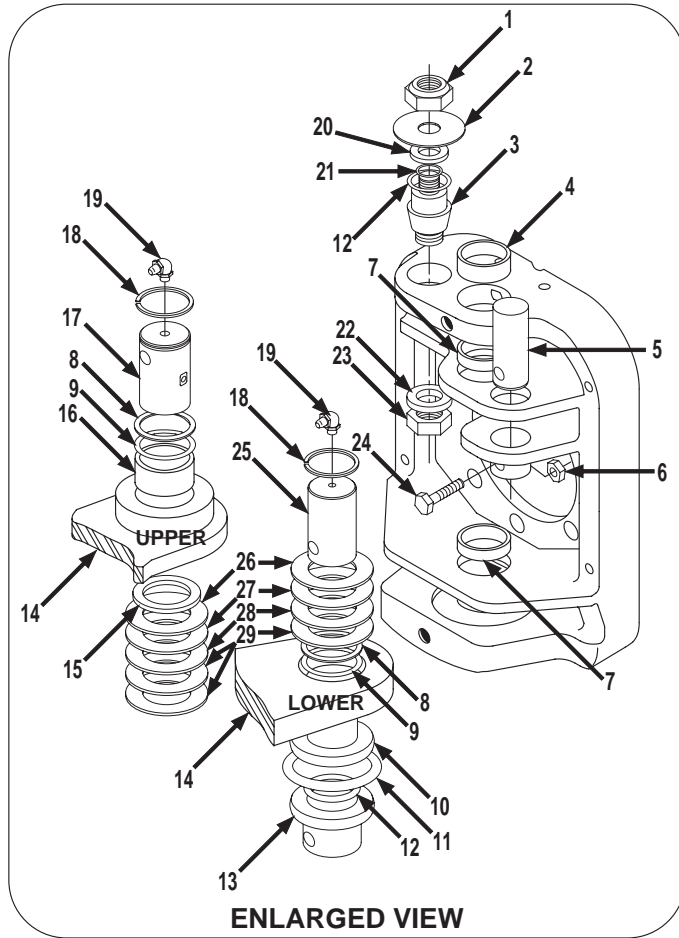
Item	Part No.	Qty.	Description Of Part
	9133-5023	1	ETHER START FIELD KIT (includes all items)
1	8096-3057	1	TOWER CONNECTOR 2-WAY
2	8096-3065	4	CABLE SEAL
3	8096-3068	2	FEMALE PIN TERMINAL
4	8096-3058	1	SHROUD CONNECTOR 2-WAY
5	8096-3069	2	MALE PIN TERMINAL
6	8855-1009	2	LOCKWASHER, 1/4
7	8820-1035	2	HEX HD CAPSCREW, 3/8-18x1, GR5
8	8850-1006	2	HEX NUT, 3/8-16
9	8820-1005	2	HEX HD CAPSCREW, 1/4-20x1, GR5
10	8850-1004	2	HEX NUT, 1/4-20
11	7716-3117	1	RUBBER GROMMET
12	8855-1011	2	LOCKWASHER, 3/8
13	9133-1018	1	MOUNTING BRACKET
14	9114-3362	1	QUICK START KIT
15	9002-7187	4	TY-RAP
16	8319-1038	1	HEX HD CAPSCREW, M10x1.50x20
17	7738-3576	1	WIRE CONNECTOR
18	9112-3181	1	TOGGLE SWITCH
19	7738-3470	1	BOOT
20	9112-3176	1	START AID DECAL
21	9114-3202	1	INSTRUCTION DECAL

*\* Changed pg13-26 (9133-5005) Ether Start Option into (9133-5023) Ether Start Field Kit for service and added note.*



THIS PAGE INTENTIONALLY LEFT BLANK

Item	Part No.	Qty.	Description Of Part

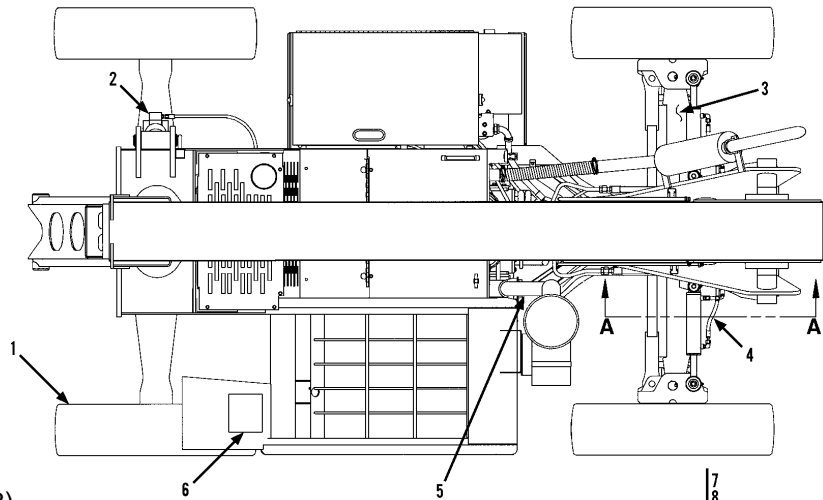


**NOTE #1:** Customer to use existing wheel hubs & hardware, drive motors, drive motor tube assemblies, and drain line hoses or order separately if replacement is required.

**NOTE #2:** Cylinder base end must be free to rotate. Shim steer cylinder base end as required to maintain a total max. gap of 1/16".

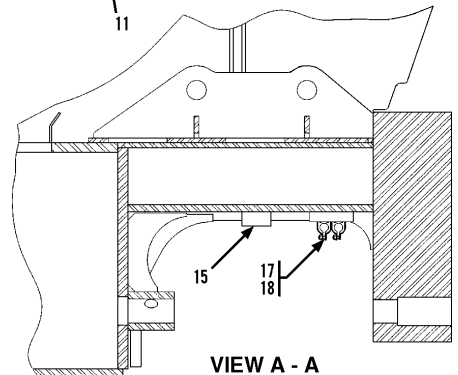
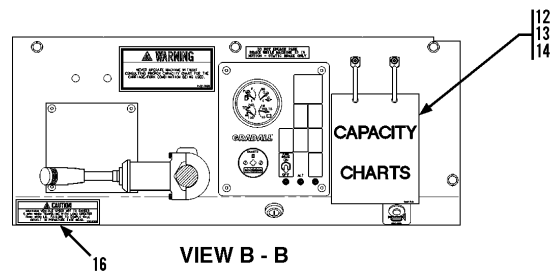
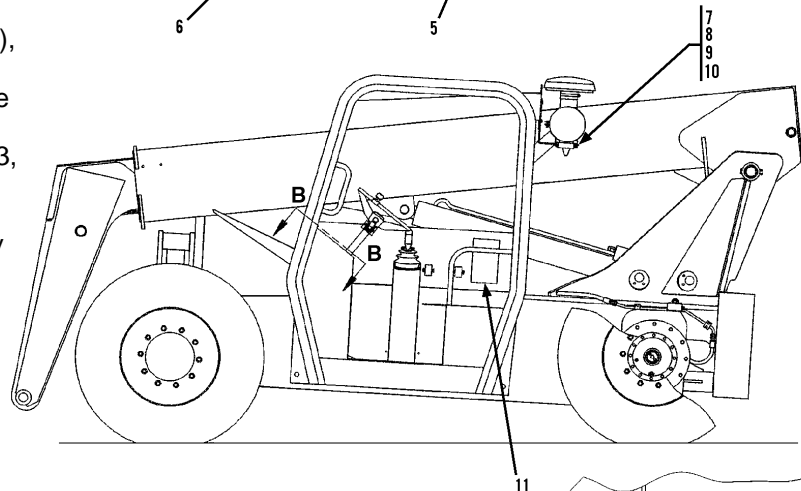
**NOTE #3:** Shim bottom knuckles as required to maintain no more than 1/32" movement. Shim top knuckles as required to maintain no more than 1/16" gap. Must have a minimum of one shim.

Item	Part No.	Qty.	Description Of Part	36	8867-1001	6	LUBE FITTING, STRAIGHT, 1/8
				37	9104-1598	AR	SHIM (.060 thick, see note #2)
	9133-5026	Ref	REAR AXLE ADVANTAGE KIT (includes all items except 30, 44, 45 & 48)	38		2	STEERING CYLINDER ASSY (see page 10-6 for details)
1	8852-1312	2	HEX LOCKNUT, 3/4-10 (torque to 160-175 ft.lbs.)	39	9108-1523	1	L.H. TUBE SUPPORT
2	9108-1415	2	DIRT SHIELD		9108-1522	1	R.H. TUBE SUPPORT
3	9104-1481	2	STEERING CYLINDER PIN (knuckle end)	40	8820-1035	4	HEX HD CAPSCREW, 3/8-16X1, GR5
4	9112-1239	2	BUSHING	41	8821-1121	2	SOCKET HD CAPSCREW, 1/2-13X6-1/2, GR8
5	9104-1439	2	TIE ROD PIN	42	9112-0003	1	L.H. STEERING KNUCKLE
6	8852-1306	2	LOCKNUT, 3/8-16	43	9104-3247	2	SELF-ALIGNING BUSHING
7	9112-1240	4	BUSHING	44		12	HARDENED WASHER, 3/4 (use existing hardware, see page 2-3 for details)
8	9112-3030	4	BACK-UP RING	45		12	HEX HD CAPSCREW, 3/4-10X2 (use existing hardware, see page 2-3 for details)
9	8859-1032	4	O-RING	46	9116-6063	1	TIE ROD (includes item 43)
10	9112-3027	2	BUSHING (lower)	47	8852-1208	2	HEX LOCKNUT, 1/2
11	9112-3029	2	O-RING	48		2	CAPSCREW 12 PT., 3/4-10X2, GR8 (use existing hardware, see page 2-3 for details)
12	8859-1104	4	O-RING	49	9020-1918	AR	SHIM (10 gauge, see note #2)
13	9112-1091	2	THRUST BUSHING	50	8855-1153	2	LOCKWASHER, 5/8
14	9116-6012	1	REAR AXLE WELDMENT (includes items 10, 16 & 53)	51	8821-2321	2	SLOT HD CAPSCREW, 5/8-11X3-3/4, GR8
15	8692-1268	2	LIP SEAL	52	2460-1570	2	LIP SEAL
16	9112-3028	2	BUSHING (upper)	53	9112-3031	2	BUSHING
17	9108-1693	2	UPPER KING PIN	54	8821-2321	2	SOCKET HD CAPSCREW, 5/8-11X3-3/4, GR8
18	8858-1323	4	RETAINING RING	55	8850-1110	2	HEAVY HEX JAM NUT, 5/8-11
19	8867-1022	4	LUBE FITTING, 30 DEGREES, 1/8				
20	9104-1732	AR	SPACER				
21	8859-1019	2	O-RING				
22	9104-1459	2	WASHER				
23	8850-1416	2	HEX JAM NUT, 1-14 (torque to 225-250 ft. lbs.)				
24	8320-1140	2	HEX HD CAPSCREW, 3/8-16X2-3/4, GR8				
25	9114-1424	2	LOWER KING PIN				
26	9104-1596	AR	SHIM (20 gauge, see note #3)				
27	9104-1449	AR	SHIM (.060 thick, see note #3)				
28	9104-1450	AR	SHIM (.0478 thick, see note #3)				
29	9104-1451	AR	SHIM (.106 thick, see note #3)				
30		2	DRIVE HUB (use existing hubs, see page 2-3, 6-6 & 6-7 for details)				

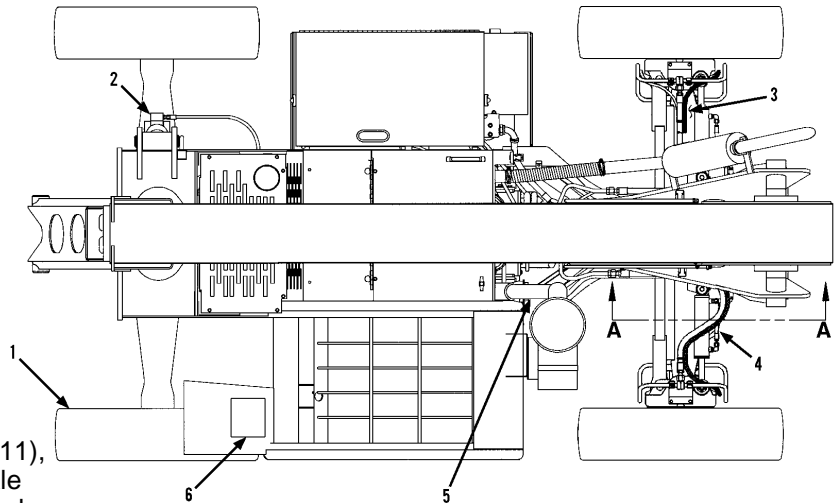


**NOTE:**

The Lo-Pro Rear Axle Assy (9139-5003), is the same as the standard Rear Axle Assy on page 2-3 except, the Rear Axle Weldment 9116-6012, is replaced by (9130-6010), and the Tie Rod 9116-6063, is replaced by (9130-6029). In addition item 4 (8471-8189), replaces item 5 on page 9-9. All other Rear Axle Assembly parts are the same as the standard machine.

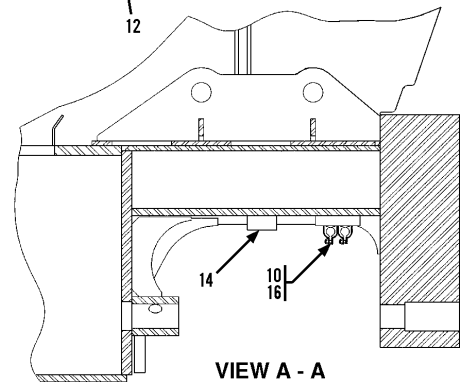
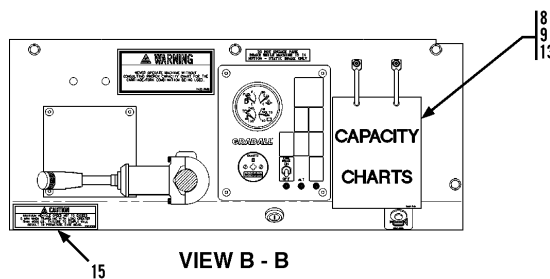
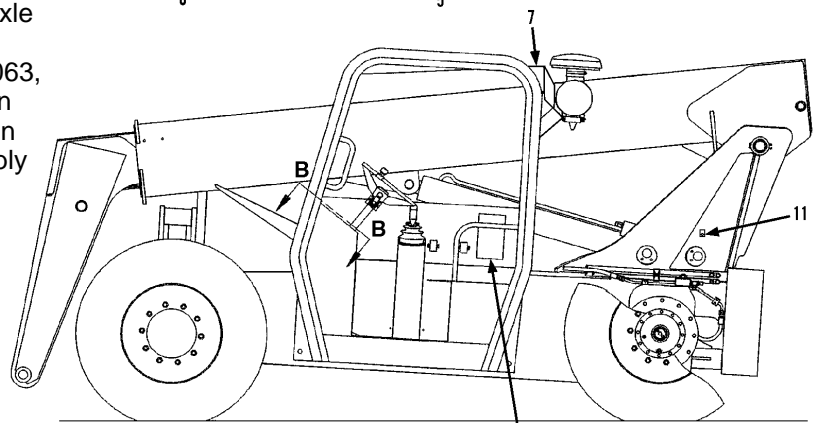


Item	Part No.	Qty.	Description Of Part	Item	Part No.	Qty.	Description Of Part
	9139-5004	1	LOW PROFILE MACHINE PACKAGE, (includes all items)	8	8820-1018	4	HEX HD CAPSCREW, 5/16-18x3/4, GR5
1	9109-5026	4	TIRE ASSY, (includes the following)	9	8850-1005	4	HEX NUT, 5/16-18
	8698-3643	1	TIRE	10	8855-1010	4	LOCKWASHER, 5/16
	9109-3018	1	RIM	11	9139-3005	1	S/N ATTACHMENT PLATE
	9109-3019	1	VALVE	12	9138-3025	1	CAPACITY CHART, (opt.)
2		Ref	SWAY CYLINDER, (see page 13-31 for details)	13	9138-3037	1	LOAD CHART 6FT MAST, (opt.)
				14	9138-3038	1	LOAD CHART SLOPE PILER, (opt.)
3	9139-5003	1	REAR AXLE ASSY, (see note)	*15	9109-1002	2	STOP BLOCK
4	8471-8189	2	HOSE ASSY, (see note)	*16	9139-3004	1	CAUTION DECAL
5	9138-3017	1	AIR INTAKE TUBE	17	9020-6090	1	ANCHOR CHANNEL
6	9138-3030	1	SERVICE INSTRUCTION PLATE	18	9020-7463	2	CUSHION CLAMP
7	9138-1012	1	AIR CLEANER BRACKET				

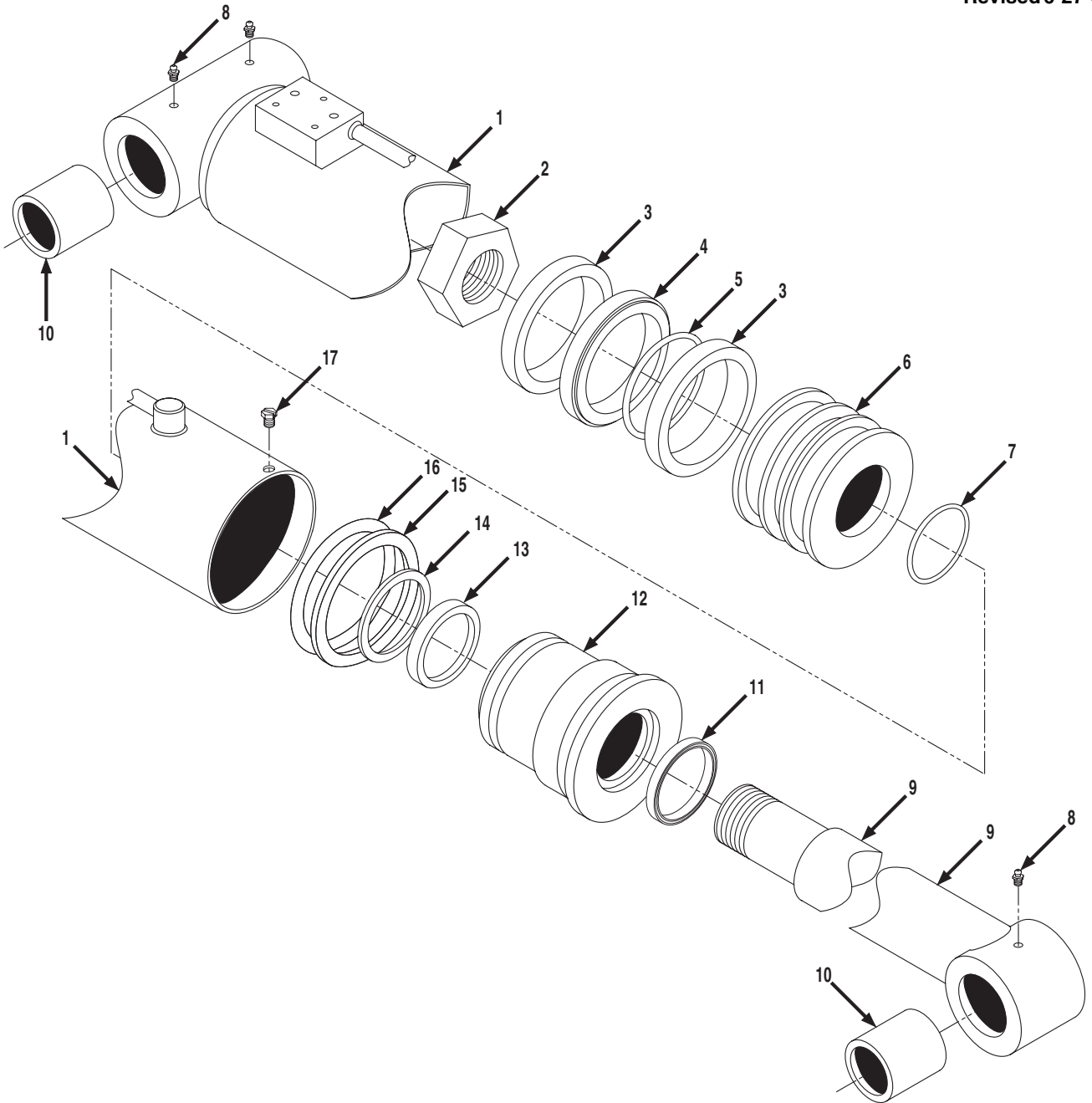


**NOTE:**

The Lo-Pro Rear Axle Assy (9138-5011), is the same as the standard Rear Axle Assy on page 2-3 except, the Rear Axle Weldment 9116-6012, is replaced by (9130-6010), and the Tie Rod 9116-6063, is replaced by (9130-6029). In addition item 4 (8471-8189), replaces item 5 on page 9-9. All other Rear Axle Assembly parts are the same as the standard machine.

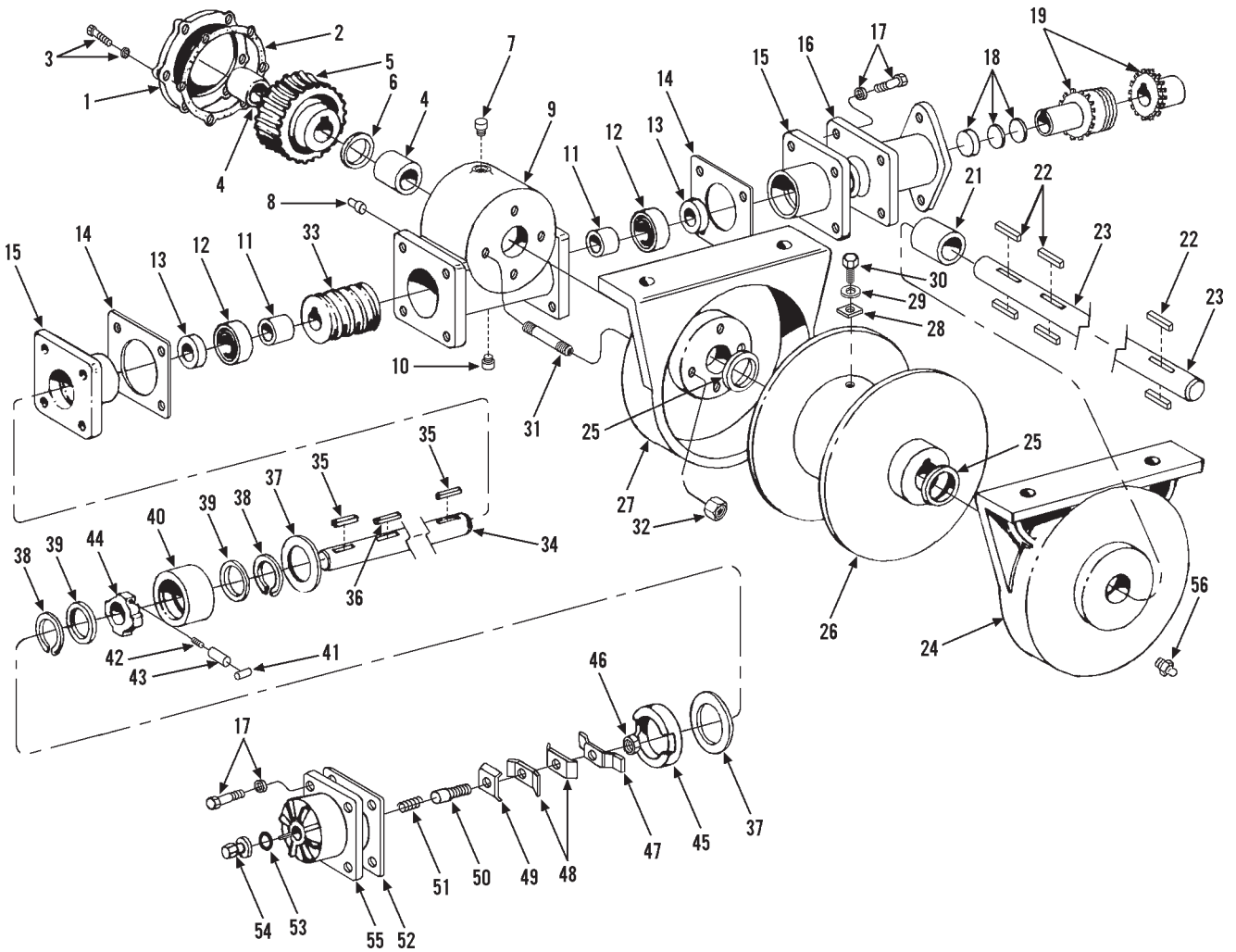


Item	Part No.	Qty.	Description Of Part	Item	Part No.	Qty.	Description Of Part
1	9138-5010	1	LOW PROFILE MACHINE PACKAGE, (includes all items)	6	9138-3030	1	SERVICE INSTRUCTION PLATE
	9109-5026	4	TIRE ASSY, (includes the following)	* 7	9138-1026	1	AIR CLEANER BRACKET
	8698-3643	1	TIRE	* 8	9138-3037	1	LOAD CHART 6FT MAST, (opt.)
	9109-3018	1	WHEEL ASSY	* 9	9138-3038	1	LOAD CHART SLOPE PILER, (opt)
	9109-3019	1	VALVE	*10	9020-6090	1	ANCHOR CHANNEL
2		Ref	SWAY CYLINDER, (see page 13-31 for details)	11	9020-7514	2	TAPPED BAR
3	9138-5011	1	REAR AXLE ASSY, (see note)	12	9138-3026	1	S/N ATTACHMENT PLATE
4	8471-8189	2	HOSE ASSY, (see note)	*13	9138-3025	1	CAPACITY CHART, (opt)
5	9138-3017	1	AIR INTAKE TUBE	*14	9109-1002	2	STOP BLOCK
				*15	9138-3019	1	CAUTION DECAL
				*16	9020-7463	2	CUSHION CLAMP



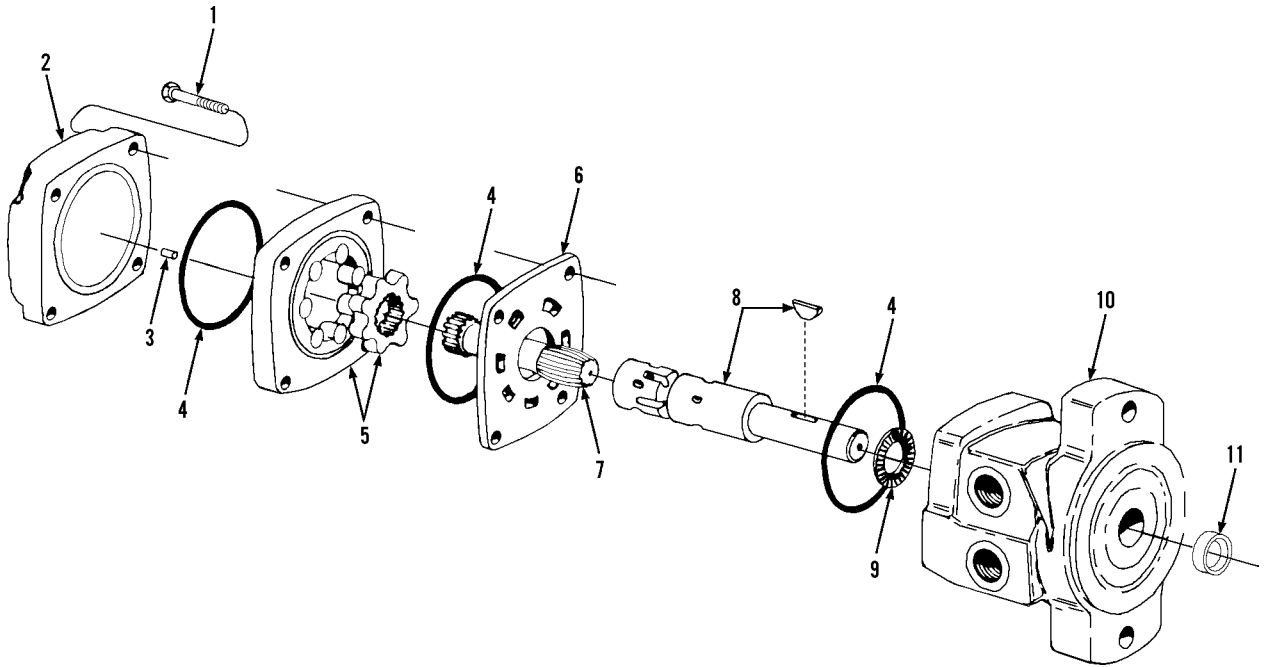
Item	Part No.	Qty.	Description Of Part
	9138-3015	1	SWAY CYLINDER ASSY (includes all items)
	9108-4308	1	SEAL KIT (includes items 3 thru 5, 7, 11 & 13 thru 16)
1	9138-4006	1	CASE ASSY
2	9103-4156	1	LOCKNUT (lubricate & torque to 350-400 ft.lbs.)
3		2	WEAR RING
4		1	PISTON SEAL
5		1	O-RING
6	9112-4084	1	PISTON
7		1	O-RING
8	9114-4128	3	LUBE FITTING
9	9138-4007	1	ROD ASSY

Item	Part No.	Qty.	Description Of Part
*10	9140-4352	3	BUSHING
11		1	WIPER
12	9112-4085	1	CYLINDER HEAD (torque to 100-400 ft.lbs.)
13		1	U-CUP
14		1	STEP SEAL
15		1	BACK-UP RING
16		1	O-RING
17	9112-4096	1	SELF-TAPPING SCREW
			NOTE: ONLY ITEMS WITH PART NUMBERS ARE AVAILABLE FOR SERVICE.

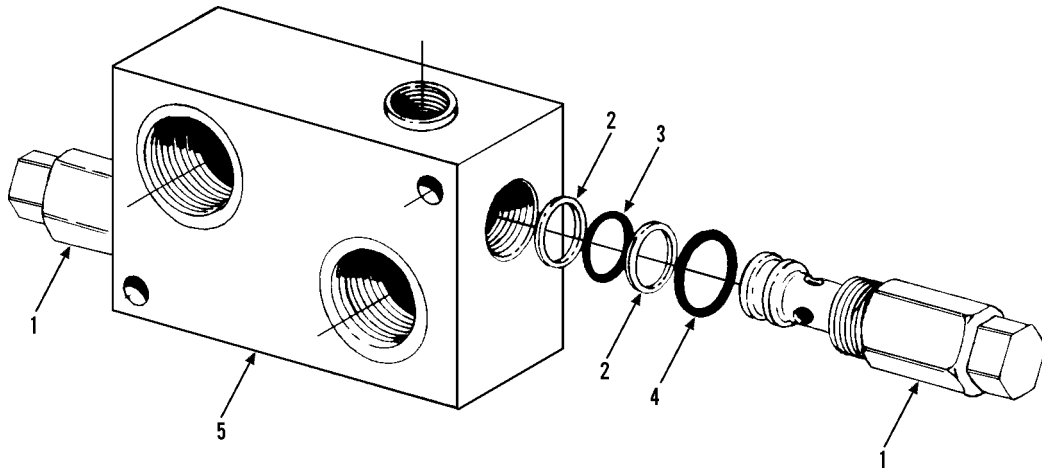


Item	Part No.	Qty.	Description Of Part	Item	Part No.	Qty.	Description Of Part
*	9045-3050	1	TRUSS BOOM WINCH, (includes all items on this page & on page 13-33)	27	9020-8143	1	LOCK SEAT
1	9020-8147	1	GEAR CASE COVER	28	9020-8169	1	WIRE ROPE LOCK
2	9020-8171	1	GEAR CASE GASKET	29	8855-1011	1	LOCKWASHER, 3/8
3	8820-1035	6	HEX HD CAPSCREW, 3/8-16X1, GR5	30	8820-1036	1	HEX HD CAPSCREW, 3/8-16X1-1/4, GR5
	8855-1011	6	LOCKWASHER, 3/8	31	9020-8155	4	STUD BOLT, 1/2-13X1-1/2
4	9020-8154	2	BUSHING	32	8850-1008	4	HEX NUT, 1/2-13
5	9020-8150	1	WORM GEAR	33	9020-8151	1	WORM
6	9020-8174	1	BUSHING	34	9020-8149	1	WORM SHAFT
7	9020-8168	1	OIL FILL PLUG	35	9020-8176	2	WORM SHAFT KEY
8	9020-8185	1	OIL LEVEL PLUG	36	9020-8177	1	WORM SHAFT KEY
9	9020-8142	1	GEAR CASE	37	9020-8164	2	BRAKE LINING
10	9020-8186	1	OIL DRAIN PLUG	38	9020-8184	2	LOCK RING, (V.C. type)
11	9020-8156	2	COLLAR	39	9020-8175	2	SEAL
12	9020-8183	2	BEARING	40	9020-8158	1	BRAKE HOUSING
13	9020-8189	2	OIL SEAL	41	9020-8163	1	ROLLER
14	9020-8170	2	BEARING HUB GASKET	42	9020-8179	1	BRAKE DRUM HOUSING
15	9020-8188	2	BEARING HUB	43	9020-8162	1	SPRING SEAT
16	9020-8180	1	MOTOR MOUNT ADAPTER	44	9020-8159	1	BRAKE DRUM
17	8820-1037	12	HEX HD CAPSCREW, 3/8-16X1-1/2, GR5	45	9020-8157	1	BRAKE PLATE
	8855-1011	8	LOCKWASHER, 3/8	46	8850-1006	1	HEX NUT, 3/8-16
18	9020-8187	AR	COUPLER SPACER	47	9020-8165	1	BRAKE PLATE
19	9020-8181	1	COUPLER WINCH SHAFT	48	9020-8166	2	BRAKE PLATE
*20	Not Used			49	9020-8167	1	FIXING PLATE
21	9020-8153	1	LOCK SEAT BUSHING	50	9020-8160	1	ADJUSTING BOLT
22	9020-8152	6	CABLE DRUM SHAFT KEY	51	9020-8178	1	SPRING
23	9020-8148	1	CABLE DRUM SHAFT	52	9020-8190	1	BRAKE COVER GASKET
*24	9140-4384	1	LOCK SEAT	53	9020-8172	1	O-RING
25	9020-8173	2	WASHER	54	9020-8161	1	ADJUSTING NUT
26	9020-8145	1	CABLE DRUM	55	9020-8146	1	BRAKE DRUM
				56	8867-1001	1	LUBE FITTING, STRAIGHT, 1/8



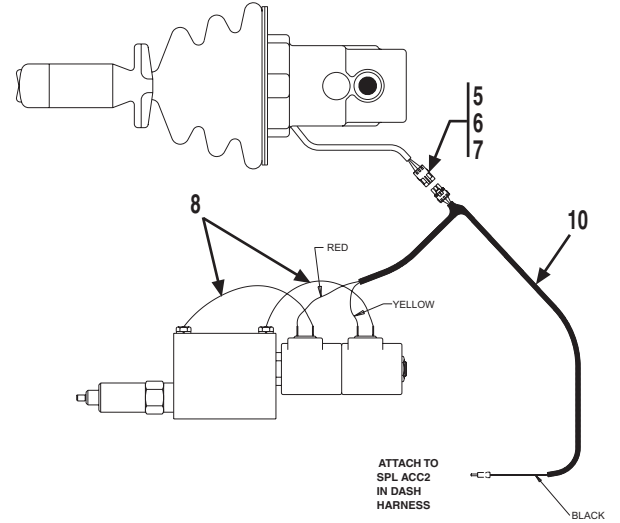
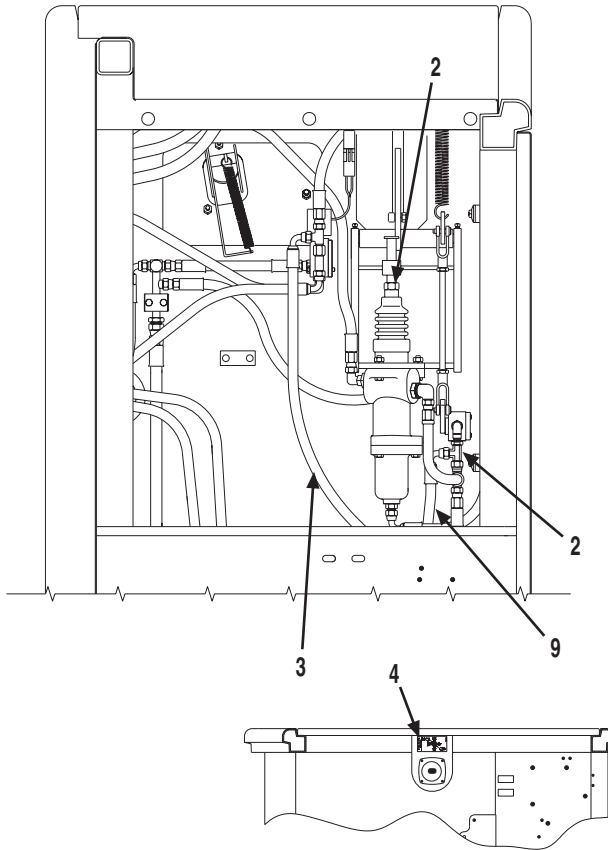


Item	Part No.	Qty.	Description Of Part
	9020-7879	1	WINCH MOTOR, (includes all items)
	9020-8212	1	SHAFT SEAL KIT, (includes items 4 & 11)
1	8320-1057	4	HEX HD CAPSCREW, 3/8-16X2, GR8
2	9020-8203	1	END COVER
3	9020-8204	1	PIN
4		3	SEAL
5	9020-8206	1	ROLLER-STATOR ASSY
6	9020-8207	1	WEAR PLATE
7	9020-8208	1	DRIVE LINK
8	9020-8209	1	SHAFT
9	9020-8210	1	THRUST BEARING
10	9020-8211	1	FRONT HOUSING
11		1	SHAFT SEAL
			NOTE: ONLY ITEMS WITH PART NUMBERS ARE AVAILABLE FOR SERVICE.



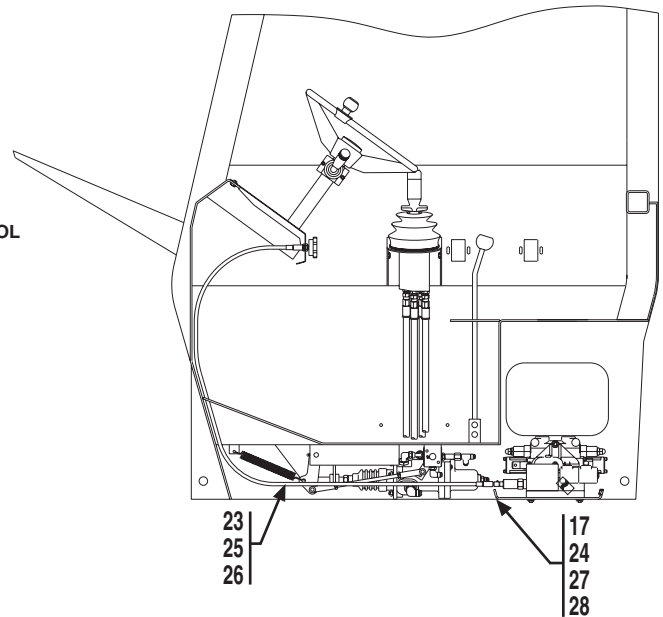
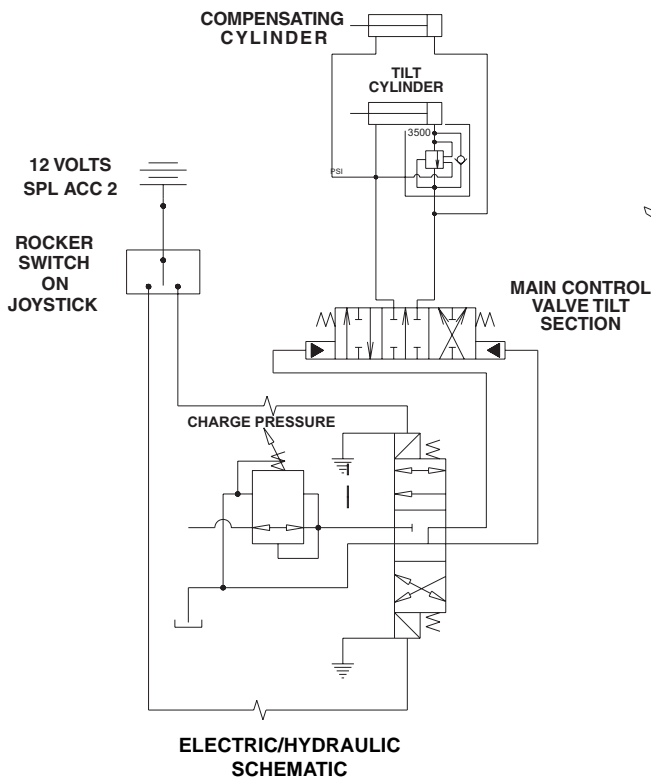
Item	Part No.	Qty.	Description Of Part
	9060-2706	1	CROSSOVER RELIEF VALVE, (includes all items)
1	9020-3440	2	RELIEF CARTRIDGE, (includes items 2 thru 4)
2	9020-3437	4	BACKUP RING, (2/cartridge)
3	9020-3438	2	O-RING, (1/cartridge)
4	9020-3439	2	O-RING, (1/cartridge)
5		1	BODY
			NOTE: ONLY ITEMS WITH PART NUMBERS ARE AVAILABLE FOR SERVICE.

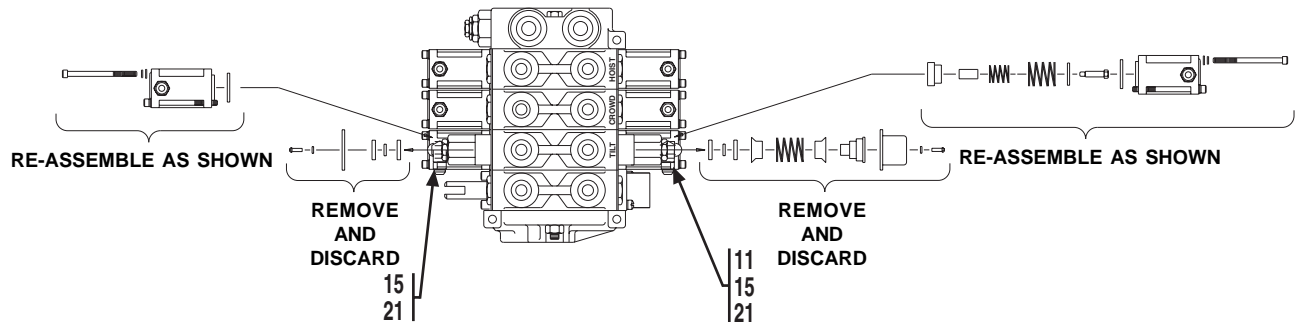
**BOTTOM VIEW OF CAB**



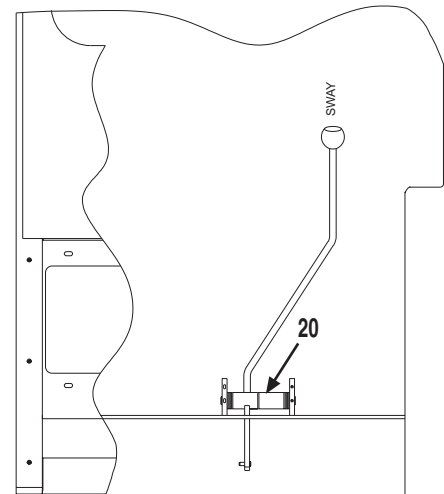
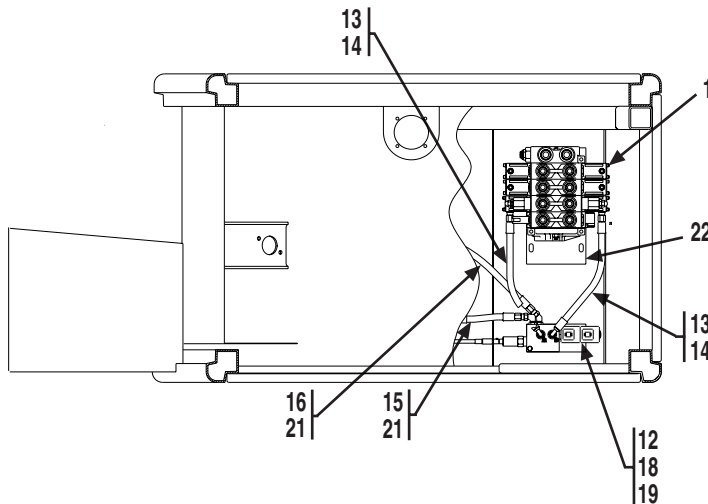
**ELECTRICAL SCHEMATIC**

WEATHER PACK SHROUD (3-WIRE) #1201-0717			
PIN DESIGNATION	A	RED	WIRE DESIGNATION
	B	YELLOW	
	C	GRAY	





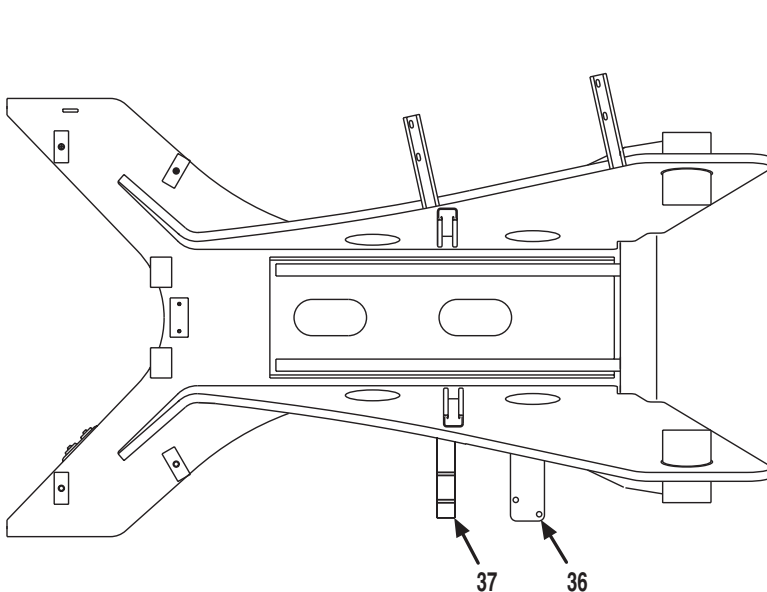
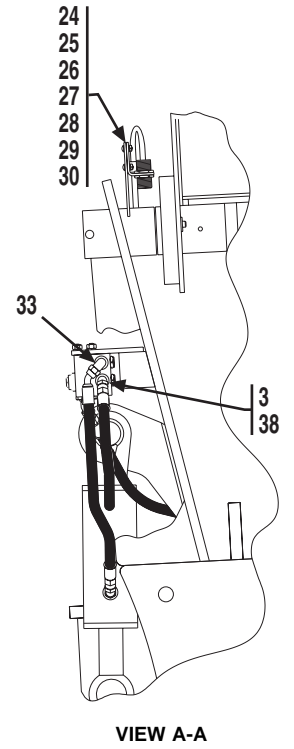
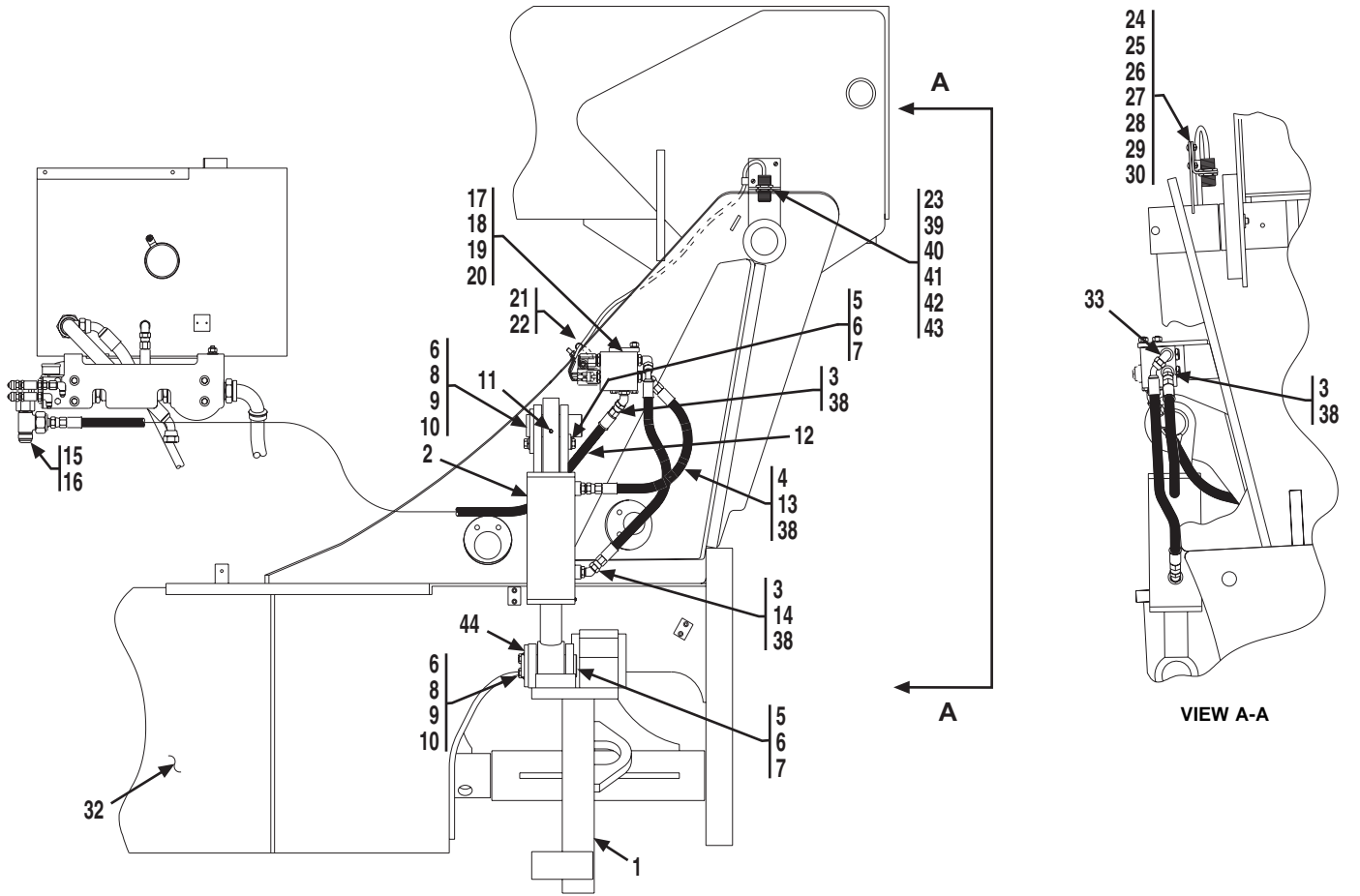
**VALVE POSITIONER CONVERSION FROM  
 MANUAL TO HYDRAULIC ACTUATION**



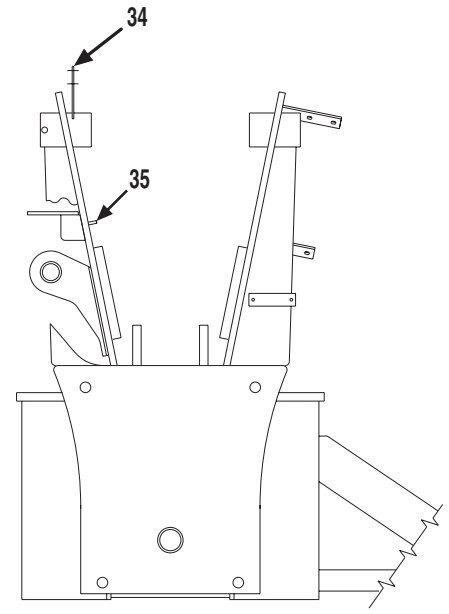
**REAR VIEW OF CAB**

Item	Part No.	Qty.	Description Of Part	
1	9138-5013	1	ADJUSTABLE TILT ON JOYSTICK, (includes all items)	
		Ref	CONTROL VALVE ASSY, (see page 10-7 for details)	
	2	8866-2239	2	SWIVEL NUT RUN TEE, 3/8 TUBE
	3	8471-9166	1	HOSE ASSY
	4	9130-3041	1	BOOM CONTROL DECAL
	5	8096-3060	1	W. PACK CONNECTOR, (shroud)
	6	9096-3069	3	W. PACK CONNECTOR, (male pin)
	7	9114-3187	3	W. PACK CONNECTOR, (cable seal)
	8	9020-7719	2	JUMPER WIRE-GREEN
	9	8471-9165	1	HOSE ASSY
	10	9108-3490	1	JOYSTICK HARNESS
	11	9112-3075	1	HYD VALVE POSITIONER KIT
	12	9116-3236	1	COMBINATION VALVE
	13	8471-9163	2	HOSE ASSY
	14	8866-2005	2	CONNECTOR, (includes item 21)
15	8866-2064	3	ELBOW, 90 DEGREES, (includes item 21)	

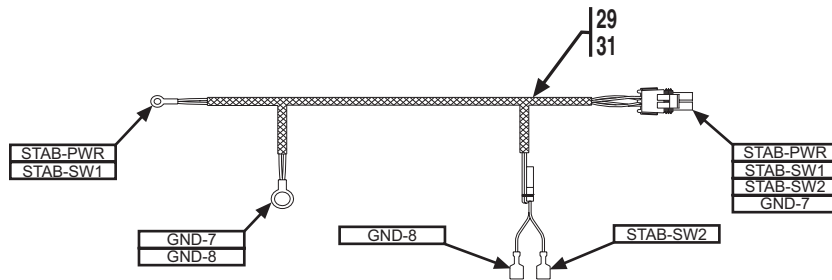
Item	Part No.	Qty.	Description Of Part
16	8866-2084	1	ELBOW, 45 DEGREES, (includes item 21)
17	8820-1019	2	HEX HD CAPSCREW, 5/16-18X7/8, GR5
18	8820-1015	2	HEX HD CAPSCREW, 1/4-20X3-1/2, GR5
19	8855-1009	2	LOCKWASHER, 1/4
20	9130-1020	1	SPACER
21	8859-1204	6	O-RING
22	9138-1015	1	VALVE SUPPORT
23	9116-3242	1	PANEL MOUNT FLEXIBLE SHAFT
24	9136-1019	1	MOUNTING PLATE
25	9136-3055	1	CONTROL KNOB
26	9136-3056	1	CONTROL DECAL
27	8855-1010	2	LOCKWASHER, 5/16
28	8856-1003	2	FLAT WASHER, 5/16



**TOP VIEW**

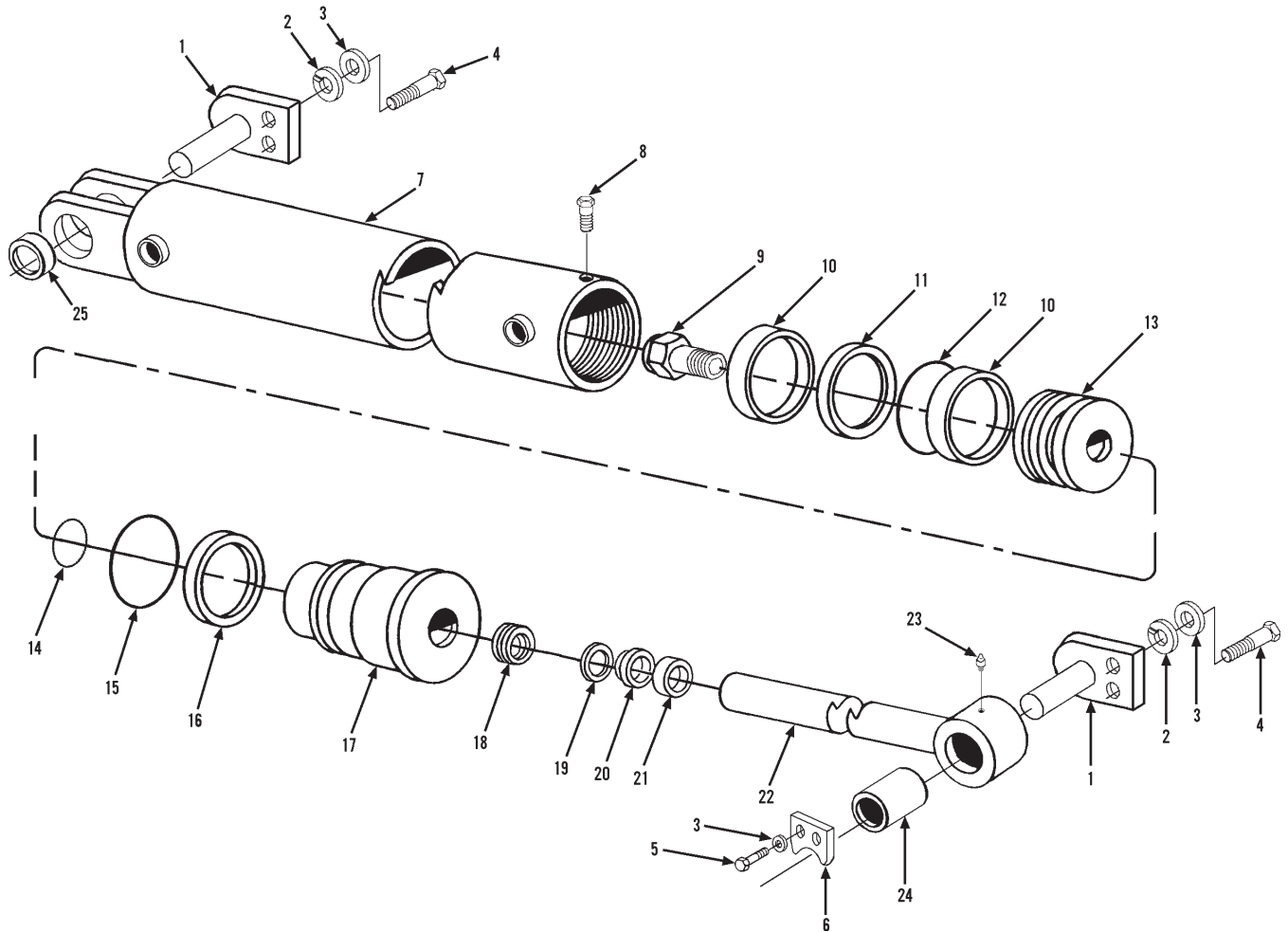


**REAR VIEW**



**STABILIZER WIRING**

Item	Part No.	Qty.	Description Of Part	Item	Part No.	Qty.	Description Of Part
	9138-5025	1	STABILIZER OPTION, (includes all items)	21	8662-1230	2	SUPPORT CLAMP
1	9116-6013	1	REAR AXLE WELDMNT, (includes item 44)	22	7714-3006	2	WHIZ-LOCKNUT, 5/16
2		Ref	STABILIZER CYLINDER, (see page 13-37 for details)	23	9136-5037	1	STABILIZER SENSOR ASSY, (includes items 39 thru 43)
3	8866-2085	3	ELBOW, 45 DEGREES, (includes item 38)	24	9114-1260	1	BRACKET
4	8866-2006	1	CONNECTOR, (includes item 38)	25	8830-1093	2	ROUND HD MACHINE SCREW, #10-24X3/4
5	9116-1269	2	KEEPER	26	8855-1007	2	LOCKWASHER, #10
6	8856-1111	6	FLAT WASHER, 1/2	27	8856-1001	4	FLAT WASHER, 3/16
7	8820-1065	2	HEX HD CAPSCREW, 1/2-13X1, GR5	28	9104-3199	2	SQUARE NUT
8	9116-6062	2	PIN WELDMNT	29	9002-7187	8	TIEWRAP
9	8820-1066	4	HEX HD CAPSCREW, 1/2-13X1-1/4, GR5	30	9002-1705	1	SUPPORT CLAMP
10	8855-1013	4	LOCKWASHER, 1/2	31	9136-3081	1	STABILIZER HARNESS
11	8867-1001	1	LUBE FITTING, STRAIGHT, 1/8	32	9138-6008	1	FRAME WELDMNT, (includes items 34 thru 37)
12	8471-8287	1	HOSE ASSY	33	8866-2065	1	ELBOW, 90 DEGREES, (includes item 38)
13	8471-7556	1	HOSE ASSY	34	9138-1027	1	BRACKET
14	8471-8631	1	HOSE ASSY	35	8505-1384	2	WELD STUD, 5/16-18X1
15	8866-2244	1	SWIVEL NUT BRANCH TEE, 1 TUBE	36	9133-6012	1	STABILIZER VALVE BRACKET
16	9103-3230	1	TUBE END REDUCER	37	9116-1083	1	STABILIZER LUG
17	8320-1073	2	HEX HD CAPSCREW, 3/8-16X4-1/2, GR5	38	8859-1205	5	O-RING
18	8855-1011	2	LOCKWASHER, 3/8	39	9114-3155	1	PROXIMITY SENSOR SWITCH
19	8850-1006	2	HEX NUT, 3/8-16	40	8096-3062	1	WEATHERPACK SHROUD, (4 WIRE)
20		Ref	STABILIZER VALVE, (see page 10-23 for details)	41	8096-3069	4	MALE PIN TERMINAL
				42	8096-3066	4	CABLE SEALS
				43	9105-3419	1	TIEWRAP
				44	9116-3019	2	BUSHING



Item	Part No.	Qty.	Description Of Part	Item	Part No.	Qty.	Description Of Part
	9116-3045	1	STABILIZER CYLINDER, (includes all items except 1 thru 5)	13	9104-4033	1	PISTON
	9114-4005	Ref	SEAL KIT, (includes items 10, 11, 12, 14, 15, 16, 18, 19 & 20)	14		1	O-RING
1	9116-6062	2	CYLINDER PIN	15		1	O-RING
2	8855-1013	4	LOCKWASHER, 1/2	16		1	BACK-UP RING
3	8856-1111	6	FLAT WASHER, 1/2	17	9114-4034	1	CYLINDER HEAD
4	8820-1066	4	HEX HD CAPSCREW, 1/2-13X1-1/4, GR5	18		1	WEAR RING
5	8820-1065	2	HEX HD CAPSCREW, 1/2-13X1, GR5	19		1	STEP SEAL
6	9116-1269	2	PINKEEPER	20		1	U-CUP
7	9116-4028	1	CASE ASSY	21	9112-4103	1	WIPER
8	9112-4096	1	CAPSCREW	22	9116-4029	1	SHAFT ASSY
9	9106-4017	1	LOCKNUT	23	9114-4128	1	GREASE FITTING
10		2	WEAR RING	24	9116-4030	1	BUSHING
11		1	PISTON SEAL	25	9116-4031	2	BUSHING
12		1	O-RING				NOTE: ONLY ITEMS WITH PART NUMBERS ARE AVAILABLE FOR SERVICE.





# **GRADALL®**



*JLG Industries, Inc.*  
*1 JLG Drive*  
*McConnellsburg PA. 17233-9533*  
*USA*  
*Phone: (717) 485-5161*  
*Customer Support Toll Free: (877) 554-5438*  
*Fax: (717) 485-6417*

## **JLG Worldwide Locations**

---

JLG Industries (Australia)  
P.O. Box 5119  
11 Bolwarra Road  
Port Macquarie  
N.S.W. 2444  
Australia  
Phone: (61) 265 811 111  
Fax: (61) 265 810 122

JLG Latino Americana Ltda.  
Rua Eng. Carlos Stevenson,  
80-Suite 71  
13092-310 Campinas-SP  
Brazil  
Phone: (55) 193 295 0407  
Fax: (55) 193 295 1025

JLG Industries (UK)  
Unit 4 & 5  
Bentley Avenue  
M24 2GP Middleton  
Stockport  
England  
Phone: (44) 161 654 1000  
Fax: (44) 161 654 1003

JLG EQS  
Z.I. De Beaulieu  
47400 FUILLET  
France  
Phone: (33) 553 848 584  
Fax: (33) 553 848 588

JLG Deutschland GmbH  
Max Planckstrasse 21  
D-27721 Ritterhude/Ilhpohl  
Bei Bremen  
Germany  
Phone: (49) 421 693 500  
Fax: (49) 421 693 5035

JLG Equipment Services Ltd.  
Rm 1107 Landmark North  
39 Lung Sum Avenue  
Sheung Shui N.T.  
Hong Kong  
Phone: (852) 2639 5783  
Fax: (852) 2639 5797

JLG Industries (Italia)  
Via Po. 22  
20010 Pregnana Milanese - MI  
Italy  
Phone: (39) 029 359 5210  
Fax: (39) 029 359 5845

JLG Europe B.V.  
Polaris Avenue 63  
2132 JH Hoofddorp  
The Netherlands  
Phone: (31) 235 655 665  
Fax: (31) 235 572 493

JLG Polska  
Ul. Krolewska  
00-060 Warszawa  
Poland  
Phone: (48) 914 320 245  
Fax: (48) 914 358 200

JLG Industries (Scotland)  
Wright Business Centre  
1 Lonmay Road  
Queenslie, Glasgow G33 4EL  
Scotland  
Phone: (44) 141 781 6700  
Fax: (44) 141 773 1907

Plataformas Elevadoras  
JLG Iberica, S.L.  
Trapadella, 2  
P.I. Castellbisbal Sur  
08755Castellbisbal, Barcelona  
Spain  
Phone: (34) 937 724 700  
Fax: (34) 937 711 762

JLG Industries (Sweden)  
Enkopingsvagen 150  
Box 704  
SE - 17527 Jarfalla  
Sweden  
Phone: (46) 850 659 500  
Fax: (46) 850 659 534

---