



Illustrated Parts Manual

***Models
G5-18A
2505H
Agrovector 25.5***

SN 0160053000 to Present including
0160051045, 0160051047,
0160051049, 0160051194 &
0160051359

31200725

*Revised
July 17, 2018 - Rev N*



EFFECTIVITY PAGE

May 10, 2013 - A - Original Release of Manual

July 17, 2013 - B - Revised Manual

September 30, 2013 - C - Revised Manual

January 22, 2014 - D - Revised Manual

September 15, 2014 - E - Revised Manual

May 7, 2015 - F - Revised Manual

August 24, 2016 - G - Revised Manual

November 16, 2016 - H - Revised Manual

March 8, 2017 - I - Revised Manual

May 19, 2017 - J - Revised Manual

September 12, 2017 - K - Revised Manual

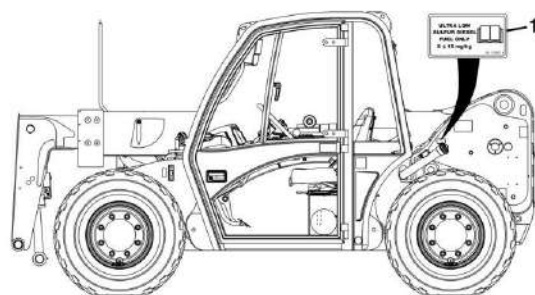
February 22, 2018 - L - Revised Manual

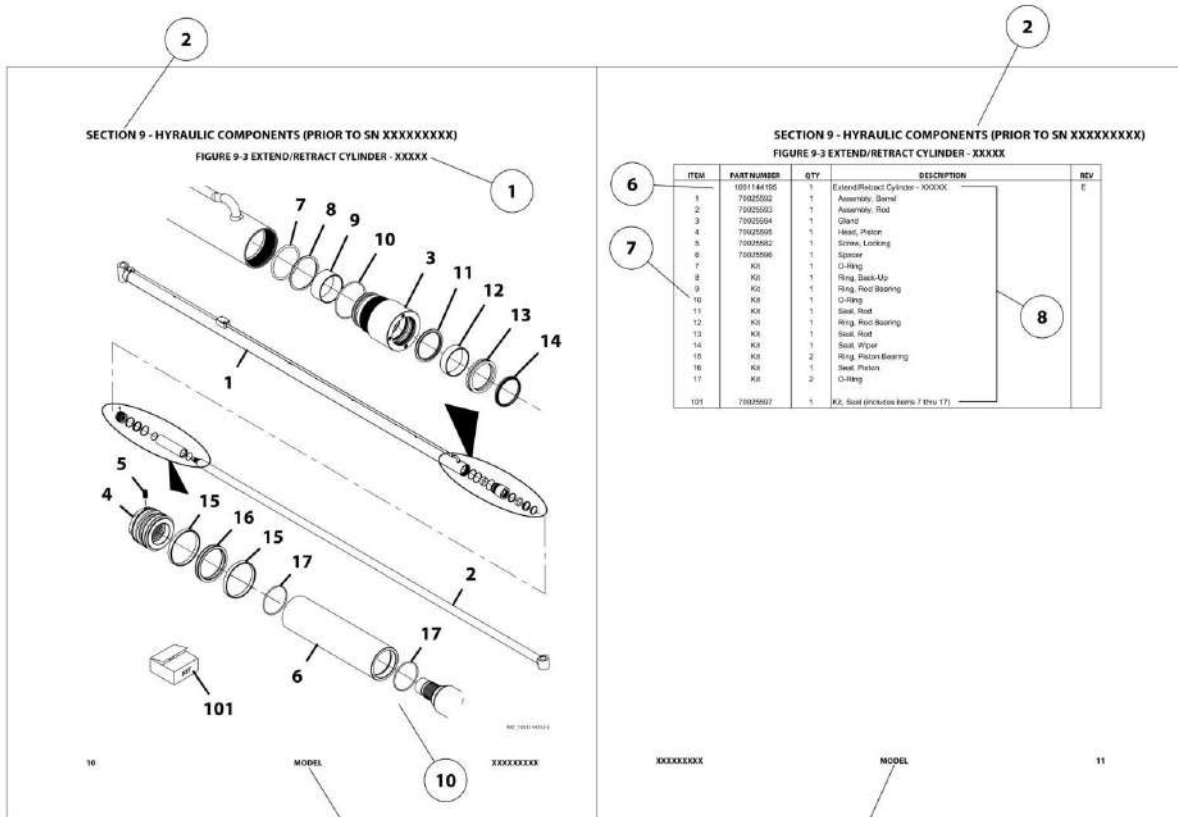
May 8, 2018 - M - Revised Manual

July 17, 2018 - N - Revised Manual

Two configurations of each machine are included in this manual. Determine if machine is equipped with Ultra Sulfur Fuel Decal (1).

- If equipped with the Ultra Low Sulfur decal, all specific references to this machine configuration will be referred to as Ultra Low Sulfur (ULS) from this point forward.
- If not equipped with the Ultra Low Sulfur decal, all specific references to this machine configuration will be referred to as Low Sulfur (LS) from this point forward.





General Information

1. MACHINE IDENTIFICATION

Machines are identified by model and in some cases a combination of model, serial number (S/N) or regional standard (e.g. ANSI, CE, CSA, AUS). Components may also be identified by S/N or manufacturer. Common components that may be identified by these characteristics are attachments, engine, transmission and hydraulic components.

2. PARTS MANUAL ORGANIZATION

Product information in this manual is organized under section titles. Frame, Engine and Electrical are a few examples. Each section is organized by Figure and page number. The information within the Figure is then organized by item number, part number, description and corresponding illustration(s).

3. TABLE OF CONTENTS

A table of contents (TOC) is found toward the beginning of the manual. Figure number, description and page number are provided for quick reference to the page containing the related information.

4. RECOMMENDED SPARE PARTS

The Recommended Spare Parts, located near the end of the manual, references most frequently used maintenance parts.

5. PARTS NUMBER INDEX

A numerical index listing all part numbers and the corresponding page number(s) appears at the back of the manual.

6. NON-SERVICED PARTS

In some instances it is necessary to display non-serviced parts, assemblies or installations. In the case of assemblies and installations there will be a Ref in the QTY column and a note after the item description stating what is available for service within. In the case of parts that are not available for service within assemblies or components there will be a NSS (Not Sold Separately) listed in the part number column of the manual.

7. PARTS LIST ITEM NUMBERS

Numbers shown in the Item column correspond to numbers used in the associated illustration(s). Item numbers which are missing from sequence and are not shown in the illustration(s) are not used on that page.

8. INDENTED PART DESCRIPTION

An indented part description is included in the item under which it is indented.

9. ABBREVIATIONS AND SYMBOLS

AC	Alternating Current
A/C	Air Conditioning
ADE	Advanced Design Electronics
AG	Agriculture
AMP	Amperage
ANSI	American National Standards Institute
AR	As Required
ASSY	Assembly
AUS	Australia
AUX	Auxiliary
AWG	American Wire Gauge
CAC	Charge Air Cooler
CE	European Conformity
CM	Centimeter
CONST	Construction
CSA	Canadian Standards Association
DEF	Diesel Exhaust Fluid
DIA	Diameter
DC	Direct Current
DTZ	Decentralized Transmission Zeros
ECU	Electronic Control Unit
EMS	Emergency Stop
FNR	Forward Neutral Reverse
FT	Foot
GA	Gauge
GR	Grade
HBP	High Boom Pivot
HHP	High Horse Power
HOC	Hydraulic Oil Cooler
HVAC	Heating, Ventilating, and Air Conditioning
ID	Inside Diameter
IN	Inch
ISO	International Organization for Standards
ITSDF	Industrial Truck Standards Development Foundation
JIC	Joint Industry Council
KG	Kilogram
KW	Kilowatt
L	Liter

LB	Pound
LBP	Low Boom Pivot
LCD	Liquid Crystal Display
LED	Light Emitting Diode
LH	Left Hand
LHD	Left Hand Drive
LHP	Low Horse Power
LMIS	Load Management Indicator System
LS	Low Sulfur
LSI	Load Stability Indicator
LSS	Load Sensing System
M ³	Cubic Meter
MA	Milliamp
M(m)	Metric/Meter
MM	Millimeter
N	Newton
NACD	North America Construction Division
NLA	No Longer Available
NSS	Not Sold Separately
OD	Outside Diameter
ORB	O-Ring Boss
ORFS	O-Ring Face Seal
OZ	Ounce
PR	Ply Rating
QT	Quart
QTY	Quantity
REF	Reference
REV	Revision
RH	Right Hand
RHD	Right Hand Drive
RHOC	Remote Hydraulic Oil Cooler
RUS	Russia
SAE	Society of Automotive Engineers
SAHR	Spring Applied Hydraulically Released
SN	Serial Number
SPD	Speed
TLU	Torque Lock Up
UGM	Universal Ground Module

10. ILLUSTRATION REFERENCE LETTERS

When necessary, illustrations may contain reference letters that are intended to track information from one point to another in the illustration such as harnesses and hoses or any other information that has been separated in the illustration

Note: Due to continuous product improvements, JLG Industries, Inc. reserves the right to make specification changes without prior notification. Contact JLG Industries, Inc. for updated information.

TABLE OF CONTENTS

SECTION 1 - FRAME AND ATTACHING PARTS.....	11
FIGURE 1-1. FRAME AND ATTACHING PARTS	12
FIGURE 1-2. COVERS.....	18
FIGURE 1-3. LICENSE PLATE HOLDER INSTALLATION	26
FIGURE 1-4. HITCHES	28
FIGURE 1-5. HITCH ASSEMBLY.....	32
FIGURE 1-6. HITCH ASSEMBLY.....	34
SECTION 2 - BOOM.....	37
FIGURE 2-1. BOOM ASSEMBLY - COMPONENTS	38
FIGURE 2-2. BOOM ASSEMBLY - PADS AND SHIMS.....	42
FIGURE 2-3. QUICK COUPLER	44
FIGURE 2-4. UNIVERSAL QUICK COUPLER	46
SECTION 3 - ATTACHMENTS	49
FIGURE 3-1. STANDARD CARRIAGE.....	50
FIGURE 3-2. UNIVERSAL STANDARD CARRIAGE	52
FIGURE 3-3. SIDE TILT CARRIAGE.....	54
FIGURE 3-4. UNIVERSAL SIDE TILT CARRIAGE (G5-18A).....	56
FIGURE 3-5. UNIVERSAL SIDE SHIFT CARRIAGE	58
FIGURE 3-6. FORKS.....	60
FIGURE 3-7. GRAPPLE BUCKET (G5-18A, 2505H & 25.5 - AUS).....	62
FIGURE 3-8. GRAPPLE BUCKET (2505H & 25.5) (Prior to SN 0160065890).....	64
FIGURE 3-9. GRAPPLE BUCKET (2505H & 25.5) (SN 0160065890 to Present).....	66
FIGURE 3-10. LIGHT MATERIAL BUCKETS.....	68
FIGURE 3-11. BUCKETS MP 4 IN	70
FIGURE 3-12. FORK MOUNTED HOOK	72
FIGURE 3-13. UNIVERSAL HITCH ATTACHMENT	76
FIGURE 3-14. SIDE SHIFT CARRIAGE ASSEMBLY (2505H)	78
FIGURE 3-15. CRANE HOOK.....	80
FIGURE 3-16. REFLECTIVE PLATES INSTALLATION (FORKS)	82
FIGURE 3-17. REFLECTIVE PLATES INSTALLATION (BUCKET) (ITALY).....	84
FIGURE 3-18. CARRIAGE 360 DEG ROTATION	86
SECTION 4 - ENGINE AND ATTACHING PARTS	91
FIGURE 4-1. ENGINE INSTALLATION.....	92
FIGURE 4-2. FUEL TANK AND LINES (Prior to SN 0160076806, Excluding 0160076010, 0160076011 and 0160076012).....	96
FIGURE 4-3. FUEL TANK AND COMPONENTS INSTALLATION (SN 0160076806 to Present, Including 0160076010, 0160076011 and 060076012).....	98
FIGURE 4-4. RADIATOR INSTALLATION	102
FIGURE 4-5. AIR CLEANER INSTALLATION.....	106
FIGURE 4-6. EXHAUST INSTALLATION.....	108
FIGURE 4-7. EXHAUST INSTALLATION.....	110
FIGURE 4-8. ENGINE HEATER INSTALLATION	112
FIGURE 4-9. LUBRICITY DOSER INSTALLATION	114
FIGURE 4-10. FILTER, PRECLEANER	116
FIGURE 4-11. AIR SHUT OFF VALVE INSTALLATION	118
SECTION 5 - DRIVE TRAIN	121
FIGURE 5-1. DRIVE TRAIN INSTALLATION.....	122
FIGURE 5-2. FRONT AXLE ASSEMBLY	124
FIGURE 5-3. CENTRAL HOUSING AND STEERING	126
FIGURE 5-4. DIFFERENTIAL	128
FIGURE 5-5. HUB REDUCTION	132
FIGURE 5-6. BRAKES	134
FIGURE 5-7. REAR AXLE ASSEMBLY.....	136
FIGURE 5-8. CENTRAL HOUSING AND STEERING	138
FIGURE 5-9. DIFFERENTIAL	140
FIGURE 5-10. HUB REDUCTION	142
FIGURE 5-11. FENDER INSTALLATION.....	144
FIGURE 5-12. TIRES AND RIMS.....	146

TABLE OF CONTENTS

SECTION 6 - CAB	149
FIGURE 6-1. CAB INSTALLATION.....	150
FIGURE 6-2. OPEN CAB (G5-18A)	156
FIGURE 6-3. ENCLOSED CAB INSTALLATION	158
FIGURE 6-4. CAB INTERIOR	162
FIGURE 6-5. OVERHEAD CONSOLE INSTALLATION.....	166
FIGURE 6-6. SUSPENSION SEAT.....	168
FIGURE 6-7. SUSPENSION SEAT (OPEN CAB) (SN 0160083100 to Present)	170
FIGURE 6-8. WIPER INSTALLATION	172
FIGURE 6-9. HEATER AND AC	174
FIGURE 6-10. HEATER AND AC.....	178
FIGURE 6-11. AC CONDENSER INSTALLATION	182
FIGURE 6-12. AC SYSTEM INSTALLATION	184
FIGURE 6-13. HEATER ASSEMBLY.....	186
FIGURE 6-14. HEATER ASSEMBLY WITH AC.....	188
SECTION 7 - CONTROLS.....	191
FIGURE 7-1. BRAKE	192
FIGURE 7-2. ACCELERATOR.....	196
FIGURE 7-3. STEERING COLUMN.....	198
FIGURE 7-4. BOOM JOYSTICK.....	200
SECTION 8 - HYDRAULIC CIRCUITS	203
FIGURE 8-1. SUPPLY CIRCUIT.....	204
FIGURE 8-2. DUMP CIRCUIT	208
FIGURE 8-3. STEER SELECT.....	212
FIGURE 8-4. SERVICE/PARK BRAKE	214
FIGURE 8-5. BOOM JOYSTICK (G5-18A)	216
FIGURE 8-6. BOOM JOYSTICK (2505H & 25.5).....	218
FIGURE 8-7. LIFT CYLINDER (G5-18A)	220
FIGURE 8-8. LIFT CYLINDER (2505H & 25.5).....	222
FIGURE 8-9. EXTEND/RETRACT CYLINDER	224
FIGURE 8-10. TILT AND COMPENSATING.....	226
FIGURE 8-11. AUXILIARY HYDRAULICS.....	228
FIGURE 8-12. REAR AUXILIARY HYDRAULICS.....	230
FIGURE 8-13. AUXILIARY HYDRAULICS PRESSURE RELIEF.....	232
FIGURE 8-14. HYDRAULIC TANK BREATHER INSTALLATION.....	234
SECTION 9 - HYDRAULIC COMPONENTS	237
FIGURE 9-1. LIFT CYLINDER (G5-18A) (Prior to SN 0160076806, Excluding 0160076010, 0160076011 and 0160076012).....	238
FIGURE 9-2. LIFT CYLINDER (G5-18A) (SN 0160076806 to Present, Including 0160076010, 0160076011 and 160076012) ...	240
FIGURE 9-3. LIFT CYLINDER (2505H & 25.5).....	242
FIGURE 9-4. LIFT CYLINDER (2505H & 25.5).....	244
FIGURE 9-5. EXTEND/RETRACT CYLINDER (Prior to SN 0160076806, Excluding 0160076010, 0160076011 and 0160076012)	246
FIGURE 9-6. EXTEND/RETRACT CYLINDER (SN 0160076806 to Present, Including 0160076010, 0160076011 and 0160076012).....	248
FIGURE 9-7. TILT CYLINDER (Prior to SN 0160076806, Excluding 0160076010, 0160076011 and 0160076012)	250
FIGURE 9-8. TILT CYLINDER (SN 0160076806 to Present, Including 0160076010, 0160076011 and 0160076012).....	252
FIGURE 9-9. COMPENSATING CYLINDER (Prior to SN 0160076806, Excluding 0160076010, 0160076011 and 0160076012)	254
FIGURE 9-10. COMPENSATING CYLINDER (SN 0160076806 to Present, Including 0160076010, 0160076011 and 0160076012)	256
FIGURE 9-11. FORK LOCKING CYLINDER	258
FIGURE 9-12. SIDE TILT CARRIAGE CYLINDER AND GRAPPLE BUCKET CYLINDER	260
FIGURE 9-13. UNIVERSAL SIDE SHIFT CYLINDER.....	262
FIGURE 9-14. MAIN CONTROL VALVE.....	264
FIGURE 9-15. FRONT DRIVE MOTOR	266
FIGURE 9-16. HYDROSTATIC DRIVE PUMP.....	268
FIGURE 9-17. GEAR PUMP	270
FIGURE 9-18. DIVERTOR VALVE.....	272
FIGURE 9-19. STEERING SELECT VALVE	274
FIGURE 9-20. PILOT SELECT VALVE.....	276

TABLE OF CONTENTS

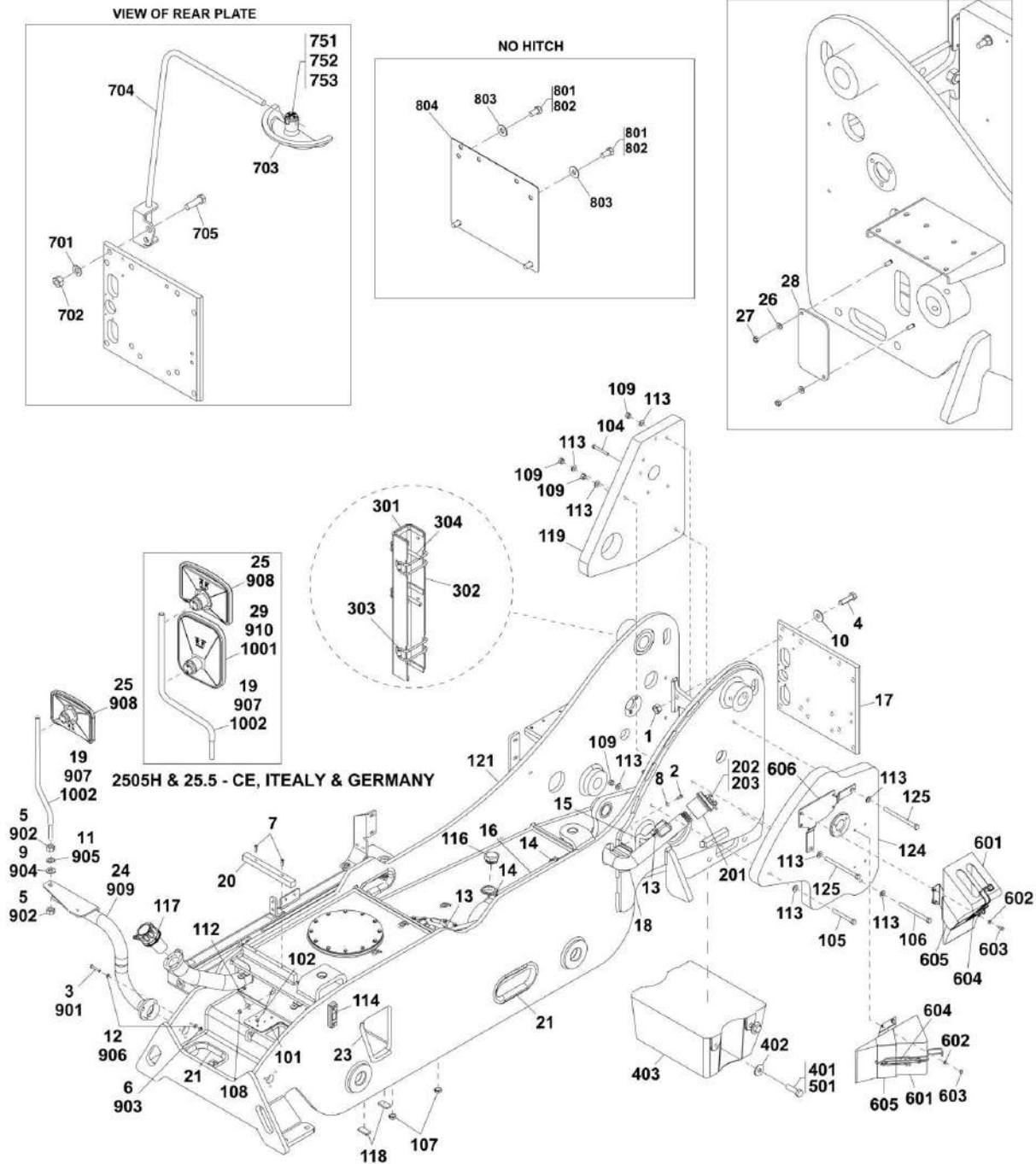
FIGURE 9-21. BRAKE VALVES	278
FIGURE 9-22. MP BUCKET CYLINDER	280
FIGURE 9-23. AIR SHUT OFF VALVE	282
SECTION 10 - ELECTRICAL	285
FIGURE 10-1. ENGINE COMPARTMENT ELECTRICAL INSTALLATION	286
FIGURE 10-2. BOOM AND FRAME ELECTRICAL INSTALLATION	288
FIGURE 10-3. CAB ELECTRICAL INSTALLATION	294
FIGURE 10-4. CAB SWITCHES	296
FIGURE 10-5. WORK LIGHTS	298
FIGURE 10-6. DRIVE LIGHTS	302
FIGURE 10-7. ENGINE HARNESS	306
FIGURE 10-8. FRAME HARNESS	312
FIGURE 10-9. FRAME OPTION HARNESS	318
FIGURE 10-10. CAB HARNESS (Prior to SN 0160076806, Excluding 0160076010, 0160076011 and 0160076012)	324
FIGURE 10-11. CAB HARNESS (SN 0160076806 to Present, Including 0160076010, 0160076011 and 160076012)	332
FIGURE 10-12. CAB ROOF HARNESS	336
FIGURE 10-13. ROOF WORKLIGHT HARNESS	338
FIGURE 10-14. BOOM WORKLIGHT HARNESS	340
FIGURE 10-15. BEACON WORKLIGHT HARNESS	342
FIGURE 10-16. BOOM AUX HARNESS	344
FIGURE 10-17. LSI BOOM SENSOR HARNESS	346
FIGURE 10-18. IGNITION SWITCH JUMPER HARNESS	348
FIGURE 10-19. MODE SELECT HARNESS	350
FIGURE 10-20. HEATER JUMPER HARNESS	352
FIGURE 10-21. CLEARSKY ASSEMBLY	354
FIGURE 10-22. REVERSE SENSING SYSTEM INSTALLATION G5-18A	356
FIGURE 10-23. REVERSE SENSOR HARNESS G5-18A	358
FIGURE 10-24. TELEMATICS HARNESS INSTALLATION	360
FIGURE 10-25. TELEMATICS INSTALLATION, UNITED RENTALS	362
FIGURE 10-26. CLEARSKY CONTROLLER (Prior to SN 0160082511)	364
FIGURE 10-27. AC CONDENSER HARNESS	366
FIGURE 10-28. TELEMATICS HARNESS	368
FIGURE 10-29. TELEMATICS INSTALLATION	370
FIGURE 10-30. TELEMATIC GATEWAY HARNESS	372
FIGURE 10-31. CLEAR SKY INSTALLATION	374
FIGURE 10-32. CLEARSKY TELEMATICS HARNESS	376
FIGURE 10-33. CLEARSKY INSTALLATION 3-WIRE	378
FIGURE 10-34. CONTROL ACCESSORY	380
FIGURE 10-35. AIR SHUT OFF VALVE FRAME HARNESS	382
FIGURE 10-36. AIR SHUT OFF VALVE HARNESS	386
SECTION 11 - DECALS	389
FIGURE 11-1. CAB AND FRAME DECALS	390
FIGURE 11-2. BOOM DECALS	396
FIGURE 11-3. CLEARSKY DECAL INSTALLATION	398
SECTION 12 - RECOMMENDED SPARE PARTS	401
FIGURE 12-1. RECOMMENDED SPARE PARTS	402
PART NUMBER INDEX	405

SECTION 1 - FRAME AND ATTACHING PARTS

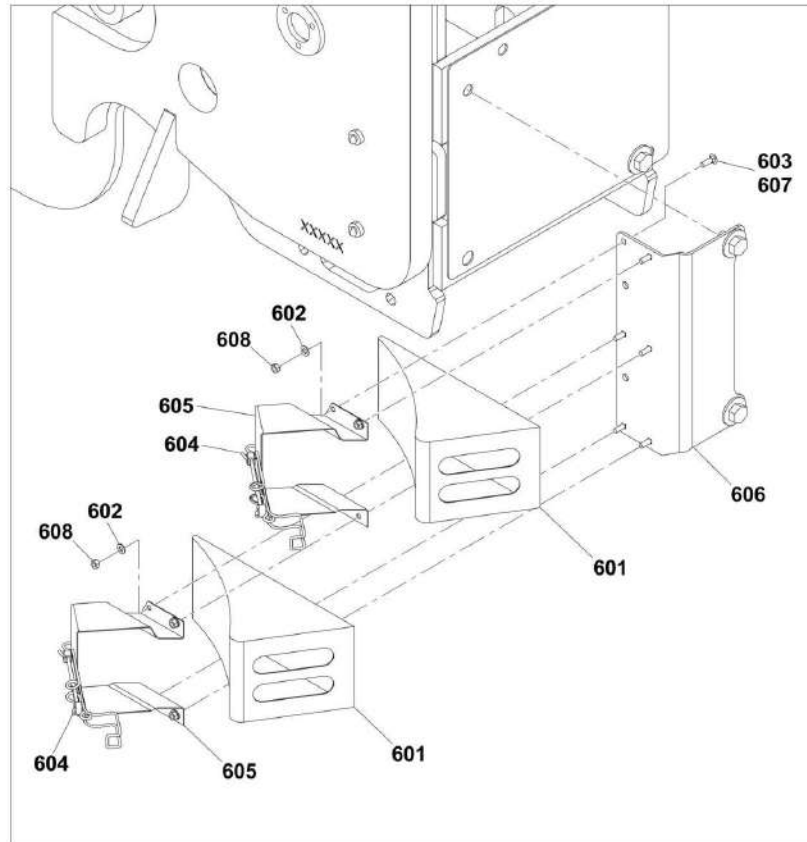
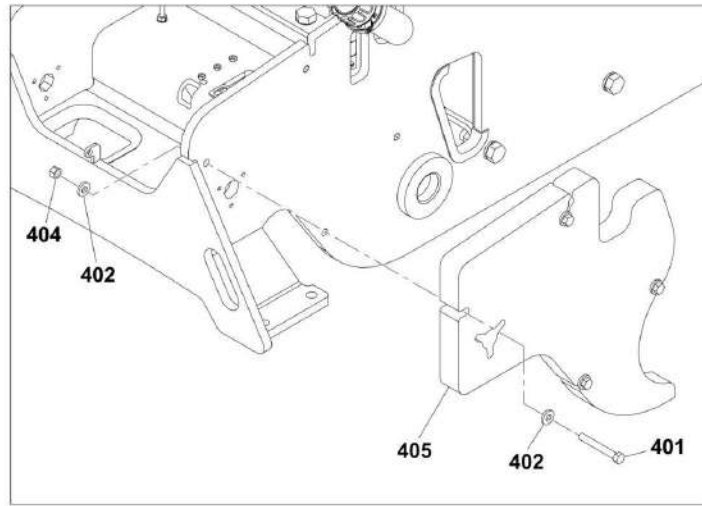
SECTION 1 - FRAME AND ATTACHING PARTS

SECTION 1 - FRAME AND ATTACHING PARTS

FIGURE 1-1. FRAME AND ATTACHING PARTS



SECTION 1 - FRAME AND ATTACHING PARTS



ART_31200725-1-1b

SECTION 1 - FRAME AND ATTACHING PARTS

FIGURE 1-1. FRAME AND ATTACHING PARTS

ITEM	PART NUMBER	QTY	DESCRIPTION	REV
	1001137271	Ref	FRAME INSTALLATION, (not available to order, see items 1 thru 28 for service) (Prior to SN 0160070386)	C
	1001190779	Ref	FRAME INSTALLATION, (if equipped) (not available to order, see items 1 thru 28 & 30 for service) (SN 0160070386 to Present)	B
	1001197623	Ref	FRAME INSTALLATION (2505H & 25.5 - for homologation), (if equipped) (not available to order, see items 1, 2, 4, 5, 7 thru 11, 13 thru 23 & 25 thru 30 for service) (SN 0160070172 to Present)	B
	1001199321	Ref	FRAME INSTALLATION (2505H & 25.5 - CE), (if equipped), (not available to order, see items 1 thru 18, 20 thru 23 & 25 thru 30 for service) (SN 0160070386 to Present)	B
1	1001151133	2	HEAVY HEX NUT, 3/4-10	
2	0641506	2	HEX HD CAPSCREW, 5/16-18X3/4, GR5	
3	0641514	3	HEX HD CAPSCREW, 5/16-18X1-3/4, GR5	
4	1001151086	4	HEX HD CAPSCREW, 3/4-10X2-1/2, GR8 (Prior to SN 0160070386)	
4	1001151086	2	HEX HD CAPSCREW, 3/4-10X2-1/2, GR8 (SN 0160070386 to Present)	
4	1001151086	2	HEX HD CAPSCREW, 3/4-10X2-1/2, GR8, (2505H & 25.5 - for homologation) (SN 0160070172 to Present)	
5	3272201	2	HEX NUT, 3/4-10, GR8, (torque to 135-105 lb-ft/183-142 Nm)	
6	3311505	3	LOCKNUT, 5/16-18	
7	3931416	2	SOCKET HD CAPSCREW, 1/4-20X1	
8	4711500	2	WASHER, 5/16	
9	4712200	1	WASHER, 3/4	
10	1001151132	4	WASHER, 3/4	
11	4762200	1	LOCKWASHER, 3/4	
12	4891500	6	WASHER, 5/16	
13	83483497	2	GEAR CLAMP	
14	86883327	2	HOSE CLAMP	
15	1001148483	1	VENT HOSE	
16	1001080086	1	FILL HOSE	
17	1001080171	1	REAR HITCH MOUNT PLATE	
18	1001080573	1	FUEL NOZZLE TUBE	
19	1001144474	1	MIRROR BRACKET	
19	1001158104	1	OFFSET MIRROR BRACKET, (for homologation machines)	
20	1001081185	1	BOOM STOP PAD	
21	1001142680	103 in	SPLIT POLY CONDUIT	
23	1001081364	2	RUBBER GROMMET	
24	1001133822	1	HEADLIGHT BRACKET (ANSI) (Prior to SN 0160070386)	
24	1001190639	1	HEADLIGHT BRACKET (ANSI & CE) (SN 0160070386 to Present)	
25	1001148177	1	RECTANGULAR MIRROR	
26	8307222	2	WASHER	
27	3290801	2	HEX NUT, M8 X 1.25	
28	1001181611	1	MAIN CONTROL VALVE ACCESS PANEL	
29	8866514	1	CONVEX MIRROR, (2505H & 25.5), (if equipped)	
30	1001213206	2	HEX HD CAPSCREW, 3/4-10X2-3/4, GR8, (not shown)	
101	1001157307	1	ELECTRIC COMPONENTS MOUNT	
102	0641403	2	HEX HD CAPSCREW, 1/4-20X3/8, GR5	
104	0641624	1	HEX HD CAPSCREW, 3/8-16x3, GR5	
105	0641836	1	HEX HD CAPSCREW, 1/2-13X4-1/2, GR5	
106	0641852	1	HEX HD CAPSCREW, 1/2-13X6-1/2, GR5	

SECTION 1 - FRAME AND ATTACHING PARTS

ITEM	PART NUMBER	QTY	DESCRIPTION	REV
107	2220239	2	ADAPTER, PLUG	
108	3271601	1	HEX NUT, 3/8-16	
109	3271801	4	HEX NUT, 1/2-13	
112	4751600	1	WASHER, 3/8	
113	90027471	8	WASHER, 1/2	
114	91563136	1	OIL LEVEL INDICATOR, (torque to mounting bolts to 6 lb-ft/8 Nm)	
116	1001080944	1	MECHANICAL ADAPTER, PLUG	
117	1001187150	1	LOCKABLE HYDRAULIC FILLER CAP	
118	1001081363	2	MAGNET	
119	1001130291	1	COUNTERWEIGHT PLATE	
121	N.S.S.	1	FRAME WELDMENT	
124	1001130289K	1	WEIGHT ASSY	
125	0641856	2	HEX HD CAPSCREW, 1/2-13X7	
	1001080571	1	DIESEL FUEL CAP INSTALLATION, (includes items 201 thru 203)	B
201	1001001422	1	FILLER NECK TANK ADAPTER	
202	1001080707	1	DIESEL FUEL LOCKING CAP	
203	0100093	AR	LOCTITE 30512	
	0275778	1	LIFT CYLINDER LOCK INSTALLATION, (includes items 301 thru 305) (Prior to SN 0160076806, Excluding 0160076010, 0160076011 and 0160076012)	C
	1001201659	1	LIFT CYLINDER LOCK INSTALLATION, (includes items 301 thru 305) (SN 0160076806 to Present, Including 0160076010, 0160076011 and 0160076012)	A
301	909304	AR	RUBBER PROFILE, 18X5mm	
302	1271599	1	LIFT CYLINDER LOCK WELDMENT	
303	1784861	2	O-RING	
304	1001099887	2	HANDLE SCREW, 12X103mm	
305		Ref	CYLINDER LOCK WARNING DECAL, (not shown), (See DECALS SECTION for Breakdown)	
	1001081106	Ref	COUNTERWEIGHT INSTALLATION, (ANSI), (not available to order, see items 401 thru 403 for service) (Prior to SN 0160076806, Excluding 0160076010, 0160076011 and 0160076012)	C
	1001201083	Ref	COUNTERWEIGHT INSTALLATION, (ANSI), (not available to order, see items 401 thru 403 & 501 for service) (SN 0160076806 to Present, Including 0160076010, 0160076011 and 0160076012)	C
	1001081107	Ref	COUNTERWEIGHT INSTALLATION, (CE), (not available to order, see items 401 thru 403 for service) (Prior to SN 0160076806, Excluding 0160076010, 0160076011 and 0160076012)	C
	1001201085	Ref	COUNTERWEIGHT INSTALLATION, (CE), (not available to order, see items 401 thru 403 & 501 for service) (SN 0160076806 to Present, Including 0160076010, 0160076011 and 0160076012)	C
	1001137138	Ref	COUNTERWEIGHT INSTALLATION, (AUS), (not available to order, see items 401 thru 501 for service) (Prior to SN 0160076806, Excluding 0160076010, 0160076011 and 0160076012)	B
	1001201086	Ref	COUNTERWEIGHT INSTALLATION, (AUS), (not available to order, see items 401 thru 403 & 501 for service) (SN 0160076806 to Present, Including 0160076010, 0160076011 and 0160076012)	C
	1001213808	Ref	COUNTERWEIGHT INSTALLATION (FRONT), (not available to order, see items 401,402,404 & 405 for service) (SN 0160076806 to Present, Including 0160076010, 0160076011 and 0160076012)	A
401	1001151086	NLA	HEX HD CAPSCREW, 3/4-10X2-1/2, GR8 (no longer available, order 0682220 for replacement)	
401	0682220	4	HEX HD CAPSCREW, 3/4-10X2-1/2, GR8	
401	0641830	4	HEX HD CAPSCREW, 1/2-13X3-3/4, (FRONT)	
402	1001151132	NLA	WASHER, 3/4 (no longer available, order 4752200 for replacement)	

SECTION 1 - FRAME AND ATTACHING PARTS

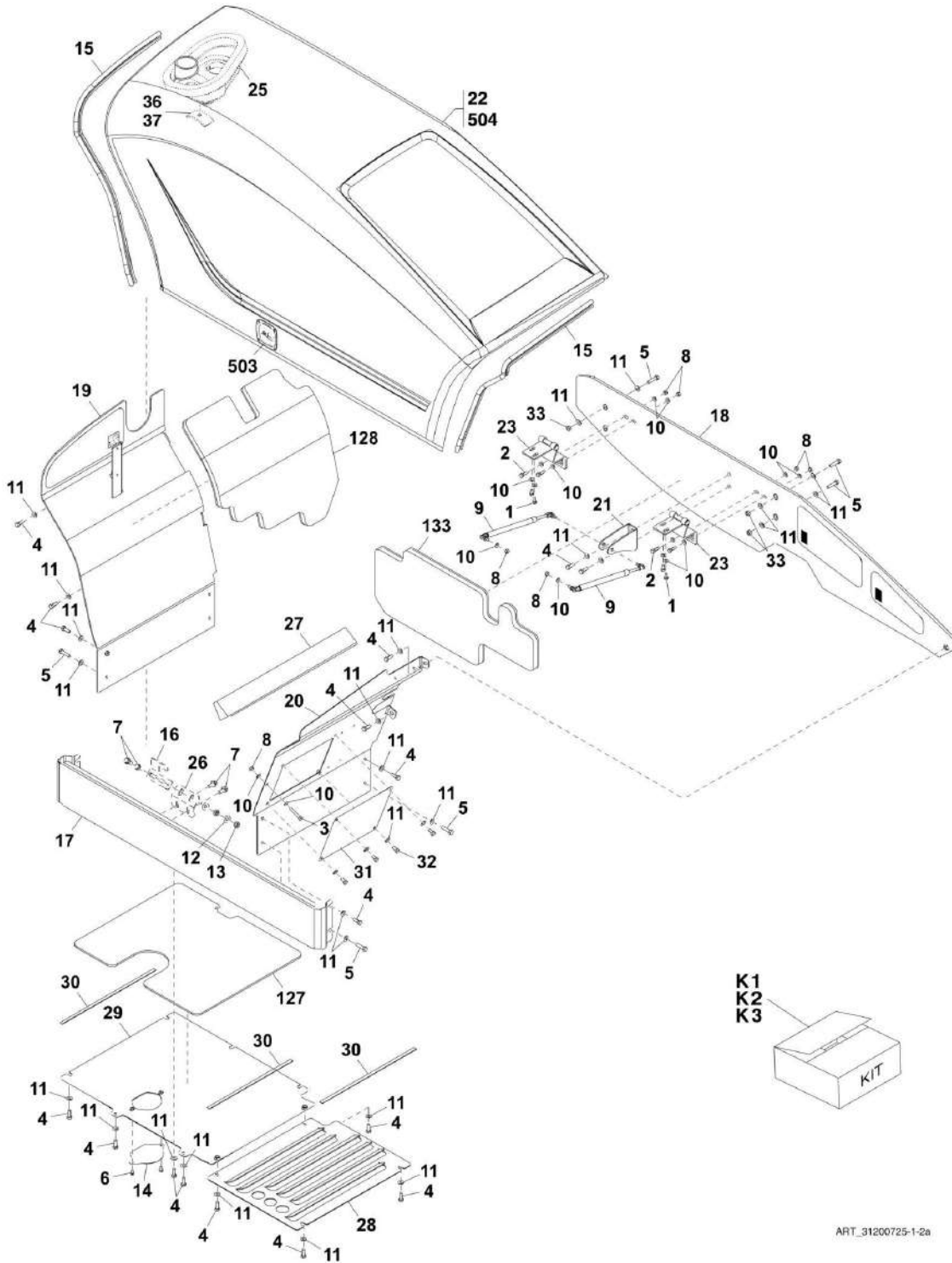
ITEM	PART NUMBER	QTY	DESCRIPTION	REV
402	4752200	4	WASHER, 3/4	
402	4891800	8	WASHER, 1/2, (FRONT)	
403	1001080861	1	COUNTERWEIGHT, 460 LB/209 KG, (ANSI)	
403	1001081105	1	COUNTERWEIGHT, 129 KG/284 LB, (CE)	
403	1001137099	1	COUNTERWEIGHT, 32.6 KG/720 LB, (AUS)	
404	3271801	4	HEX NUT, 1/2-13	
405	1001213805J	1	COUNTERWEIGHT, (FRONT)	
501	0100071	AR	LOCTITE 262, (AUS)	
	0275779	Ref	WHEEL CHOCK INSTALLATION, (not available to order, see items 601 thru 606 for service) (Prior to SN 0160076806, Excluding 0160076010, 0160076011 and 0160076012)	D
	1001201527	Ref	WHEEL CHOCK INSTALLATION, (not available to order, see items 601 thru 607 for service) (SN 0160076806 to Present, Including 0160076010, 0160076011 and 0160076012)	A
601	806253	2	WEDGE ASSY	
602	4811900	8	WASHER, 8mm (Prior to SN 0160076806, Excluding 0160076010, 0160076011 and 0160076012)	
602	4711500	6	WASHER, 5/16 (SN 0160076806 to Present, Including 0160076010, 0160076011 and 0160076012)	
603	0760806	8	HEX HD CAPSCREW, 8X12mm (Prior to SN 0160076806, Excluding 0160076010, 0160076011 and 0160076012)	
603	0630383	6	BOLT, CARRIAGE (SN 0160076806 to Present, Including 0160076010, 0160076011 and 0160076012)	
604	1060628	2	TIE DOWN CABLE	
605	806264	2	WEDGE HOLDER	
606	1001167706	1	WHEEL CHOCK MOUNTING (Prior to SN 0160076806, Excluding 0160076010, 0160076011 and 0160076012)	
606	1001201526	1	WHEEL CHOCK MOUNTING (SN 0160076806 to Present, Including 0160076010, 0160076011 and 0160076012)	
607	0100011	AR	LOCTITE 242, (not shown)	
	1001104784	Ref	CONVEX MIRROR INSTALLATION, (not available to order, see items 701 thru 705 for service) (Prior to SN 0160076806, Excluding 0160076010, 0160076011 and 0160076012)	C
	1001200851	Ref	CONVEX MIRROR INSTALLATION, (not available to order, see items 701 thru 705 for service) (SN 0160076806 to Present, Including 0160076010, 0160076011 and 0160076012)	C
701	4712200	1	WASHER, 3/4	
702	88501012	1	HEX NUT, 3/4-10	
703	1001008436	1	MIRROR ASSY, (includes items 751 thru 753)	C
704	1001208759	1	REAR MOUNT MIRROR BAR	
705	0682220	1	HEX HD CAPSCREW, 3/4-10X2-1/2, GR8	
751	1001008475	2	LOCKWASHER, #12	
752	1001009062	2	WASHER	
753	1001010838	2	HEX HD BOLT	
	1001200598	Ref	NO HITCH INSTALLATION, (not available to order, see items 801 thru 804 for service) (SN 0160076806 to Present, Including 0160076010, 0160076011 and 0160076012)	D
801	0100011	AR	LOCTITE 242	
802	0642212	4	HEX HD CAPSCREW, 3/4 - 10X1-1/2	
803	4752200	4	WASHER, 3/4	
804	1001197490	1	PLATE, REAR	
	1001200928	Ref	MIRRIOR INSTALLATON, (G5-18A, 2505H & 25.5 - ANSI), (not available to order, see items 901 thru 909 for service) (SN 0160076806 to Present, Including 0160076010, 0160076011 and 0160076012)	B

SECTION 1 - FRAME AND ATTACHING PARTS

ITEM	PART NUMBER	QTY	DESCRIPTION	REV
	1001201814	Ref	MIRRIOR INSTALLATON, (2505H & 25.5 - Germany Homologation), (not available to order, see items 902, 904, 905, 907, 908 & 910 for service) (SN 0160076806 to Present, Including 0160076010, 0160076011 and 0160076012)	A
	1001200924	Ref	MIRRIOR INSTALLATON, (2505H & 25.5 - CE), (not available to order, see items 901 thru 910 for service) (SN 0160076806 to Present, Including 0160076010, 0160076011 and 0160076012)	A
901	0641514	3	HEX HD CAPSCREW, 5/16-18X1-3/4, GR5	
902	3272201	2	HEX NUT, 3/4-10, GR8	
903	3311505	3	LOCKNUT, 5/16-18	
904	4712200	1	WASHER, 3/4	
905	4762200	1	LOCKWASHER, 3/4	
906	4891500	6	WASHER, 5/16	
907	1001144474	1	MIRROR BRACKET, (G5-18A, 2505H & 25.5 - ANSI)	
907	1001158104	1	MIRROR BRACKET, (2505H & 25.5 - CE & Germany Homologation)	
908	1001191635	1	MIRROR, ASSEMBLY, (G5-18A, 2505H & 25.5 - ANSI)	
908	1001148177	1	RECTANGULAR MIRROR, (2505H & 25.5 - CE & Germany Homologation)	
909	1001190639	1	HEADLIGHT BRACKET	
910	8866514	1	CONVEX MIRROR, (2505H & 25.5 - CE & Germany Homologation)	
1001	8866514	1	CONVEX MIRROR, (2505H & 25.5 - Italy), (if equipped)	
1002	1001158104	1	OFFSET MIRROR BRACKET, (2505H & 25.5 - Italy), (if equipped)	

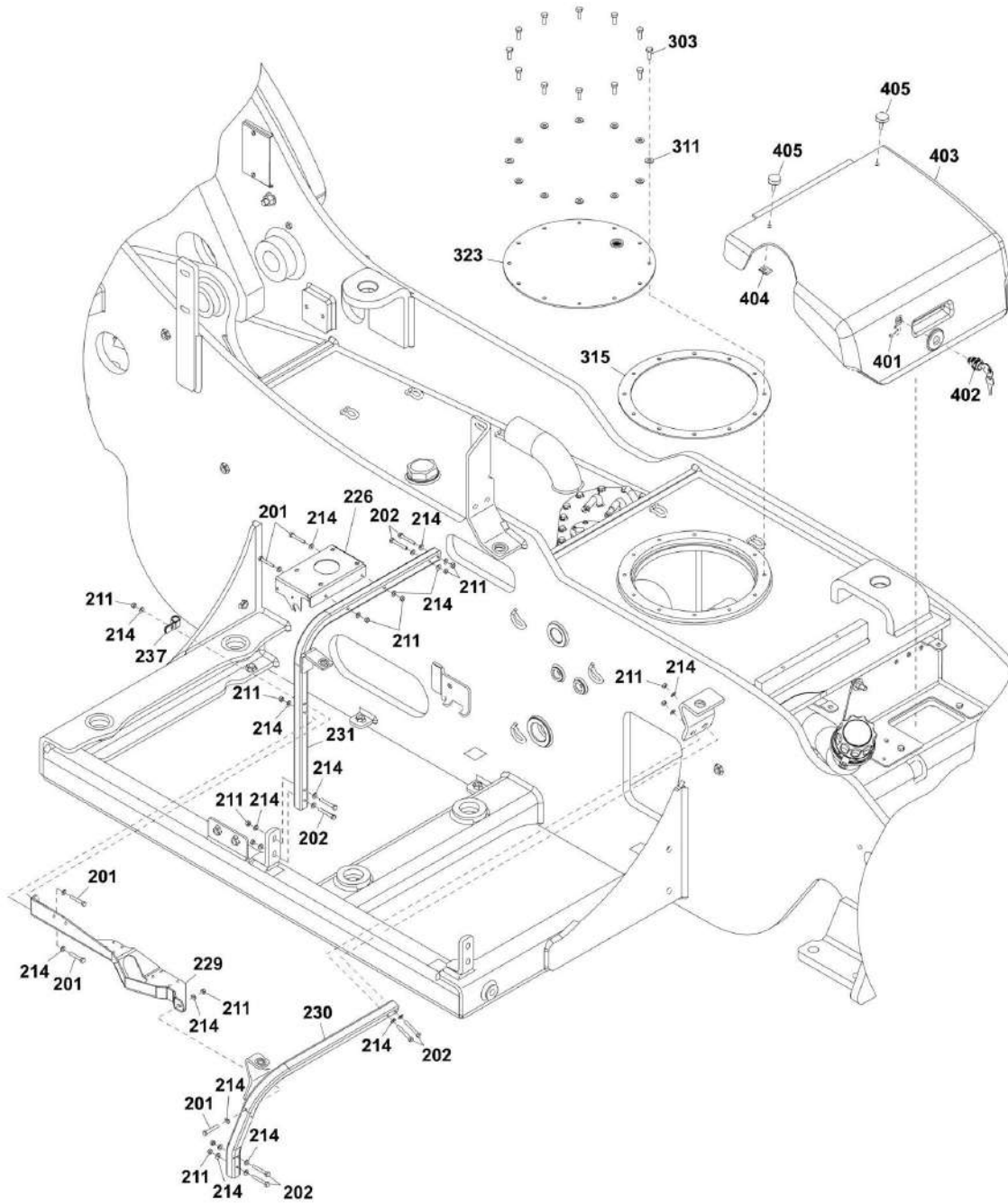
SECTION 1 - FRAME AND ATTACHING PARTS

FIGURE 1-2. COVERS



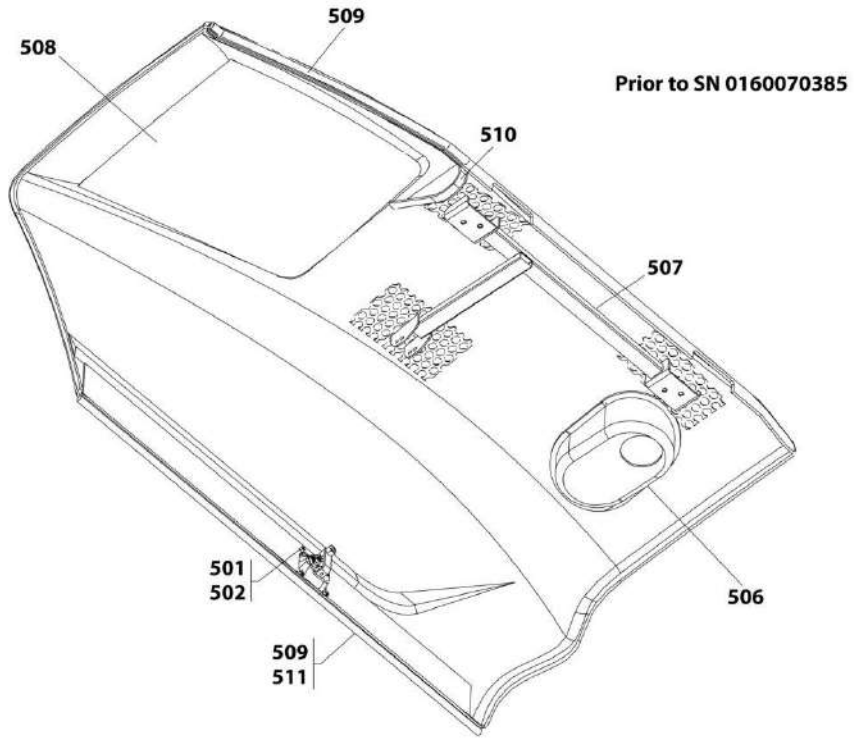
ART_31200725-1-2a

SECTION 1 - FRAME AND ATTACHING PARTS

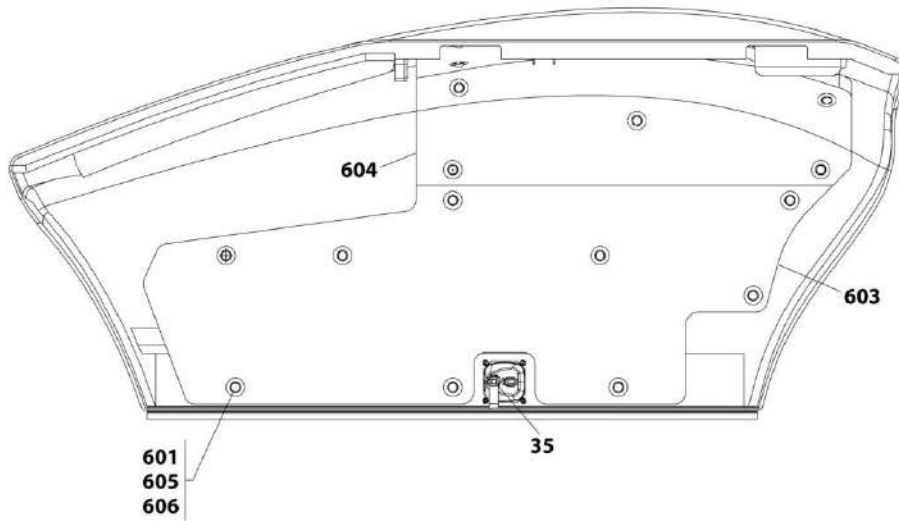


ART_31200725-1-2b

SECTION 1 - FRAME AND ATTACHING PARTS



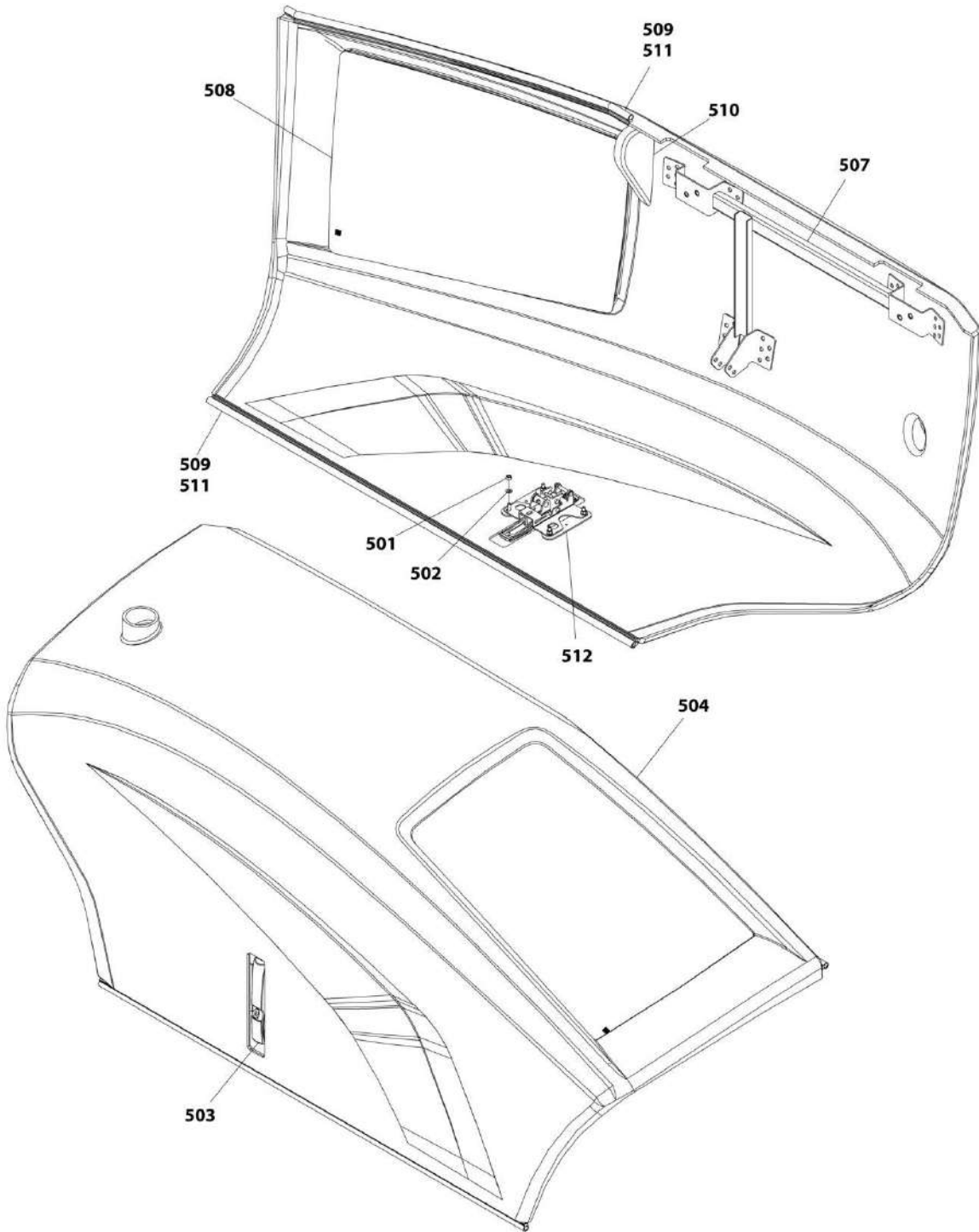
2505H & 25.5



ART_31200725-1-2c

SECTION 1 - FRAME AND ATTACHING PARTS

SN 0160070386 to Present



ART_31200725-1-2d

SECTION 1 - FRAME AND ATTACHING PARTS

FIGURE 1-2. COVERS

ITEM	PART NUMBER	QTY	DESCRIPTION	REV
	1001142092	Ref	HOOD INSTALLATION, (G5-18A), (not available to order, see items 1 thru 35 for service) (Prior to SN 0160070386)	I
	1001190762	Ref	HOOD INSTALLATION, (G5-18A), (not available to order, see items 1 thru 37 for service) (SN 0160070386 to Present)	C
	1001142095	Ref	HOOD INSTALLATION, (2505H), (not available to order, see items 1 thru 35, 127, 128 & 133 for service) (Prior to SN 0160070386)	G
	1001190764	Ref	HOOD INSTALLATION, (2505H), (not available to order, see items 1 thru 37, 127, 128 & 133 for service) (SN 0160070386 to Present)	C
1	0641505	4	HEX HD CAPSCREW, 5/16-18X5/8, GR5	
2	0641509	4	HEX HD CAPSCREW, 5/16-18X1-1/8, GR5	
3	0641516	1	HEX HD CAPSCREW, 5/16-18X2, GR5	
4	0641608	21	HEX HD CAPSCREW, 3/8-16X1, GR5	
5	0641612	8	HEX HD CAPSCREW, 3/8-16X1-1/2, GR5	
6	0791404	2	SCREW, 1/4-20X1/2	
7	0791607	4	SCREW, 3/8-16X7/8 (Prior to SN 0160070386)	
7	0791607	2	SCREW, 3/8-16X7/8 (SN 0160070386 to Present)	
8	3271501	7	HEX NUT, 5/16-18	
9	1001160078	2	GAS SPRING, (G5-18A)	
9	1001148294	2	GAS SPRING (2505H and 25.5)	
10	4711500	16	WASHER, 5/16	
11	4711600	37	WASHER, 3/8	
12	4751600	2	WASHER, 3/8 (Prior to SN 0160070386)	
13	88501006	2	HEX NUT, 3/8-16 (Prior to SN 0160070386)	
14	1001081299K	1	FUEL FILTER ACCESS PANEL	
15	1001097160	78 in	SELF-GRIPPING BULB SEAL	
16	1001121337	1	LATCH CATCH BRACKET (Prior to SN 0160070386)	
16	1001191820	1	LATCH CATCH BRACKET (SN 0160070386 to Present)	
17	1001141534	1	SIDE SKIRT PANEL (Prior to SN 0160070386)	
17	1001190788	1	SIDE SKIRT PANEL (SN 0160070386 to Present)	
18	1001142265	1	HOOD HINGE MOUNT WELDMENT PLATE	
19	1001142266	1	REAR FENDER WELDMENT PANEL (Prior to SN 0160070386)	
19	1001197401	1	REAR FENDER WELDMENT PANEL (SN 0160070386 to Present)	
20	1001142267	1	FRONT FENDER WELDMENT PANEL	
21	1001158428	1	GAS SPRING WELDMENT MOUNT	
22	1001142393	1	HOOD ASSY, (G5-18A), (includes items 501 thru 511) (no longer available, order kit K1 for service)	E
22	1001160084	1	HOOD ASSY, (G5-18A), (includes items 501 through 511), (SN 0160058365 through 0160070385)	B
22	1001190743	1	HOOD ASSY, (G5-18A) (includes items 501 through 512) (SN 0160070386 to Present)	E
22	1001149482	1	HOOD ASSY, (2505H), (includes items 601 thru 606), (no longer available, order kit K2 for service)	D
22	1001160087	1	HOOD ASSY, (2505H), (includes items 601 thru 606), (SN 0160058365 through 0160070385)	B
22	1001190759	1	HOOD ASSY, (2505H), (includes items 601 thru 606) (SN 0160070386 to Present)	E
23	1001143142	2	HOOD HINGE	
25	1001143391	1	AIR INTAKE SEAL (Prior to SN 0160070386)	
25	1001192255	1	AIR INTAKE SEAL (SN 0160070386 to Present)	
26	1001143997	1	LATCH CATCH MOUNT (Prior to SN 0160070386)	
27	1001144369	1	FOAM GASKET SEAL	

SECTION 1 - FRAME AND ATTACHING PARTS

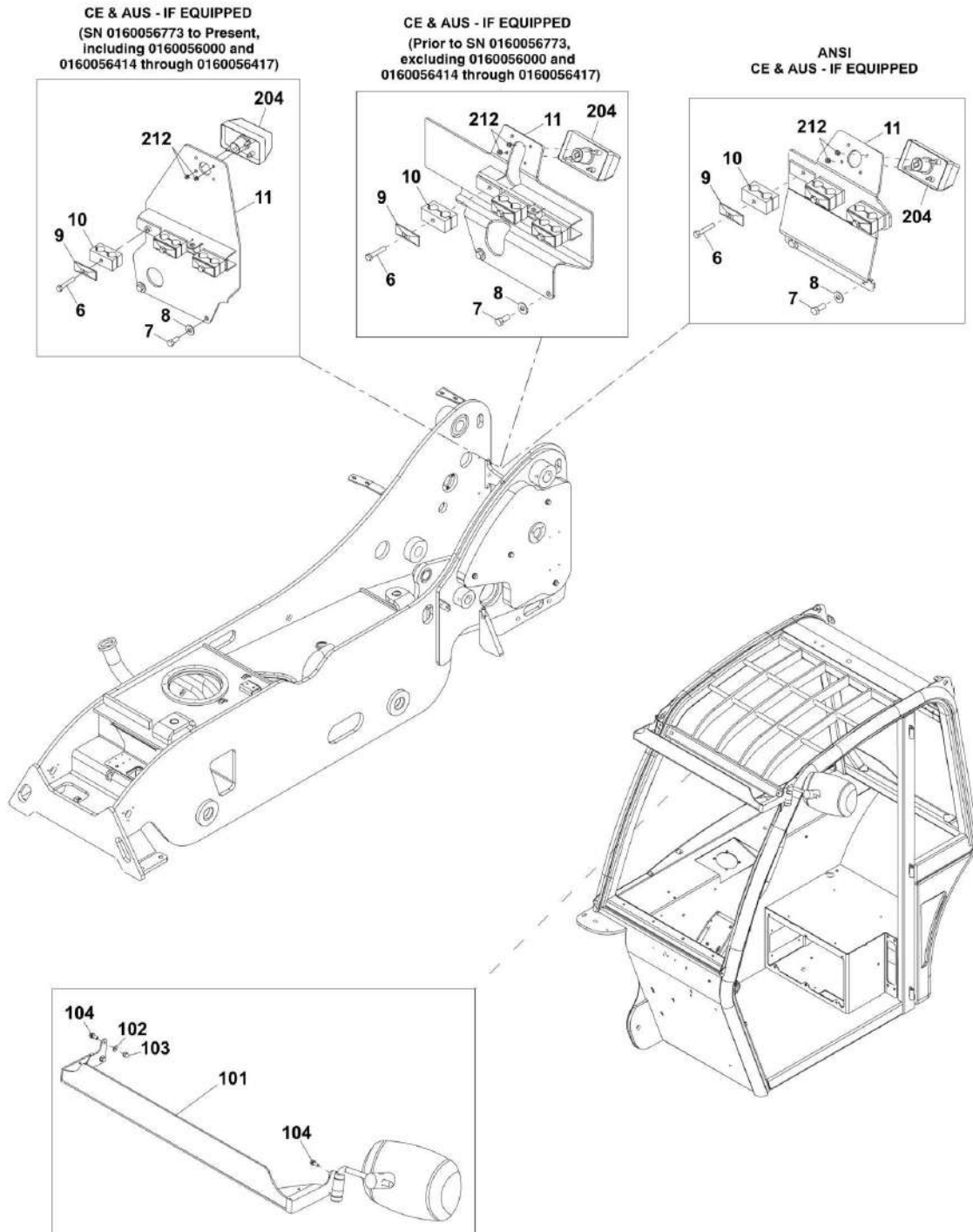
ITEM	PART NUMBER	QTY	DESCRIPTION	REV
28	1001149810	1	BELLY PAN PLATE	
29	1001149811	1	BELLY PAN WELDMENT PLATE	
30	1001090344	52 in	NEOPRENE TAPE, 1/16X1/2	
31	1001156315	1	COVER PLATE	
32	0641605	4	HEX HD CAPSCREW, 3/8-16X5/8	
33	3271601	4	HEX NUT, 3/8-16, GR8	
34	1001158318	1	FOAM GASKET SEAL, (not shown)	
35	1001163324	1	NUT-SPEC, NYLON ACORN, M12 (Prior to SN 0160070386)	
36	0100081	AR	LOCTITE 454	
37	3340943	1	PAD, RUBBER	
127	1001144990	1	SOUND INSULATE, BELLY PAN, (2505H & 25.5)	
128	1001144991	1	SOUND INSULATE, REAR FENDER, (2505H & 25.5)	
133	1001151983	1	SOUND INSULATE, FIREWALL, (2505H & 25.5)	
201	0681516	5	HEX HD CAPSCREW, 5/16-18X2, GR8	
202	0681518	8	HEX HD CAPSCREW, 5/16-18X2-1/4, GR8	
211	3271501	13	HEX NUT, 5/16-18	
214	4711500	26	WASHER, 5/16	
226	1001156243	1	COOLANT TANK PLATE	
229		Ref	FILTER BRACKET, (See ENGINE AND ATTACHING PARTS SECTION for Breakdown)	
230	1001143879	1	COOLER FRONT SUPPORT	
231	1001143880	1	COOLER REAR SUPPORT	
237	85941017	1	CLAMP	
303	0641406	12	HEX HD CAPSCREW, 1/4-20X3/4, GR5	
311	4711400	12	WASHER, 1/4	
315	1001080092	1	HYDRAULIC ACCESS COVER GASKET	
323	1001185058J	1	HYDRAULIC TANK ACCESS COVER	
	1001140270	Ref	BATTERY COVER INSTALLATION, (not available to order, see items 401 thru 405 for service) (Prior to SN 0160076806, Excluding 0160076010, 0160076011 and 0160076012)	B
	1001200247	1	BATTERY COVER INSTALLATION, (not available to order, see items 403 thru 405 for service) (SN 0160076806 to Present, Including 0160076010, 0160076011 and 0160076012)	
401	1001080644	1	CAM LATCH	
402	1001081000	1	CAM LOCK LATCH	
403	1001140269	1	BATTERY COVER (Prior to SN 0160076806, Excluding 0160076010, 0160076011 and 0160076012)	
403	1001198349	1	BATTERY COVER (SN 0160076806 to Present, Including 0160076010, 0160076011 and 0160076012)	
404	1001130220	2	TINNERMAN NUT, M6 (Prior to SN 0160076806, Excluding 0160076010, 0160076011 and 0160076012)	
404	1001130220	3	TINNERMAN NUT, M6 (SN 0160076806 to Present, Including 0160076010, 0160076011 and 0160076012)	
405	1001151183	2	THUMB SCREW, M6-1X25.4 (Prior to SN 0160076806, Excluding 0160076010, 0160076011 and 0160076012)	
405	1001151183	3	THUMB SCREW, M6-1X25.4 (SN 0160076806 to Present, Including 0160076010, 0160076011 and 0160076012)	
501	3290605	4	HEX LOCKNUT, M6X1	
502	4811700	4	WASHER, 6mm	
503	1001122219	1	COMPRESSION LATCH (SN 0160058365 through 0160070385)	
503	1001132168	1	COMPRESSION LATCH (SN 0160070386 to Present)	
504	1001142116	1	HOOD, (G5-18A & 2505H) (SN 0160058365 through 0160070385)	
504	1001190754	1	HOOD, (G5-18A & 2505H) (SN 0160070386 to Present)	
506	1001143389	1	AIR INTAKE CHANNEL (Prior to SN 0160070385)	

SECTION 1 - FRAME AND ATTACHING PARTS

ITEM	PART NUMBER	QTY	DESCRIPTION	REV
506	1001191640	1	AIR INTAKE CHANNEL (SN 0160070386 to Present)	
507	1001143422	1	HINGE AND GAS SPRING MOUNT (Prior to SN 0160070385)	
507	1001160081	1	HINGE AND GAS SPRING MOUNT (SN 0160058365 through 0160070385)	
507	1001190728	1	HINGE AND GAS SPRING MOUNT (SN 0160070386 to Present)	
508	1001143632	1	COOLER VENT (SN 0160058365 through 0160070385)	
508	1001191643	1	COOLER VENT (SN 0160070386 to Present)	
509	1001097159	83 in	SELF-GRIPPING BULB SEAL	
510	1001144364	1	AIR DAM SEAL (SN 0160058365 through 0160070385)	
510	1001193423	1	AIR DAM SEAL (SN 0160070386 to Present)	
511	0100090	AR	LOCTITE 454	
512	1001192022	1	SUPPORT, LATCH (SN 0160070386 to Present)	
601	1001081328	19	FASTENER, (2505H & 25.5)	
603	1001144993	1	SOUND INSULATE, (2505H & 25.5) (SN 0160058365 through 0160070385)	
603	1001191833	1	SOUND INSULATE, (2505H & 25.5) (SN 0160070386 to Present)	
604	1001144995	1	SOUND INSULATE, (2505H & 25.5) (SN 0160058365 through 0160070385)	
604	1001191834	1	SOUND INSULATE, (2505H & 25.5) (SN 0160070386 to Present)	
605	1001149493	19	CAP, (2505H & 25.5)	
606	1001149495	19	WASHER, (2505H & 25.5)	
K1	1001160648	1	HOOD KIT, (G5-18A)	
K2	1001160649	1	HOOD KIT, (2505H)	
K3	1001160650	1	HOOD KIT, (25.5)	

SECTION 1 - FRAME AND ATTACHING PARTS

FIGURE 1-3. LICENSE PLATE HOLDER INSTALLATION



ART_PAL5062-B

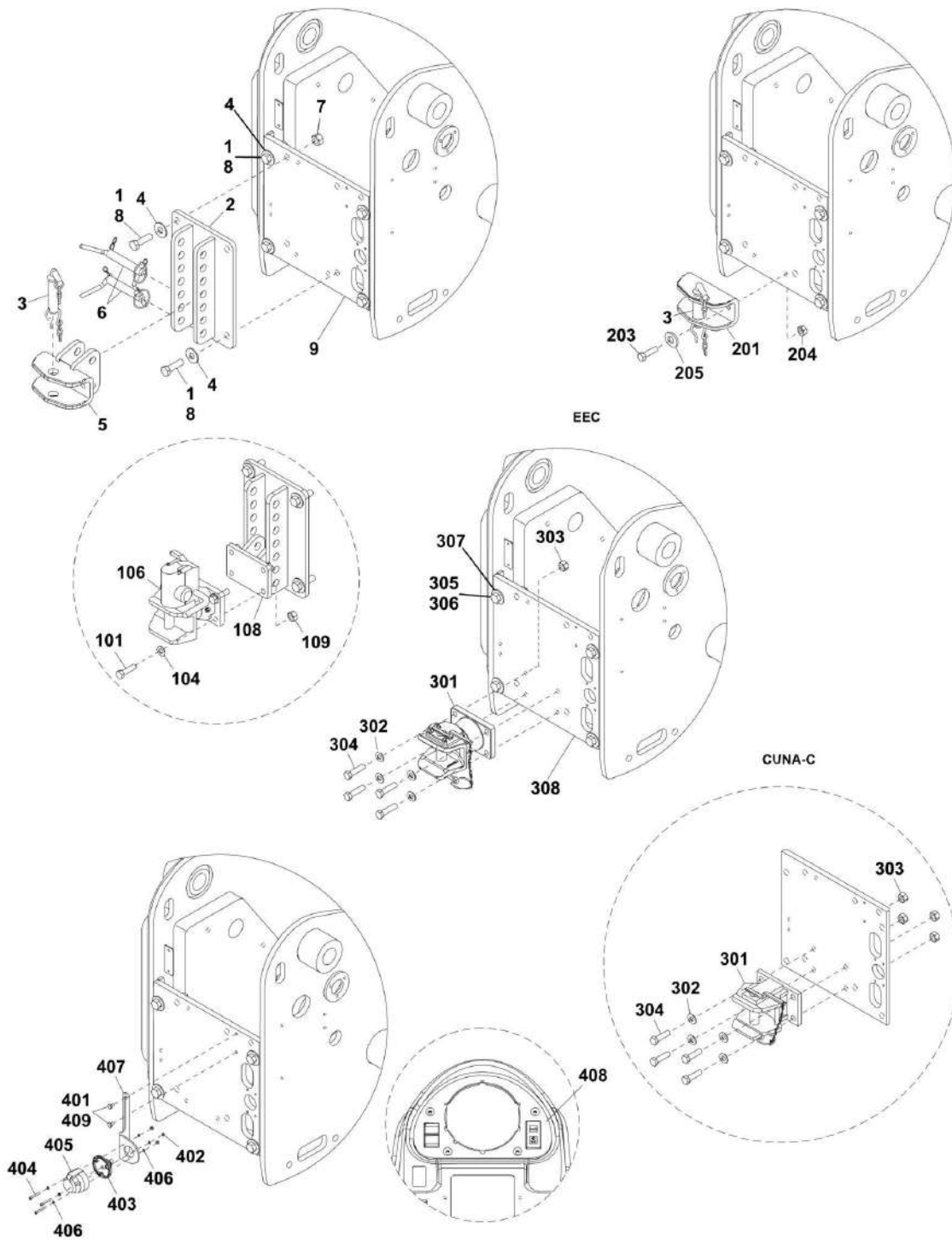
SECTION 1 - FRAME AND ATTACHING PARTS

FIGURE 1-3. LICENSE PLATE HOLDER INSTALLATION

ITEM	PART NUMBER	QTY	DESCRIPTION	REV
	1001081394	Ref	REAR LICENSE PLATE HOLDER INSTALLATION, (CE and AUS - if equipped), (not available for service, see items 6 thru 11 for service) (Prior to SN 0160056773, SN 0160056414 through 0160056417, Excluding 0160056000)	D
	1001160823	Ref	REAR LICENSE PLATE HOLDER INSTALLATION, (CE and AUS - if equipped), (not available for service, see items 6 thru 11 for service) (SN 0160056773 to Present, SN 0160056414 through 0160056417, Including 0160056000)	A
	1001081422	Ref	REAR LICENSE PLATE HOLDER INSTALLATION, (ANSI), (CE and AUS - if equipped), (not available for service, see items 6 thru 11 for service)	B
6	0641516	3	HEX HD CAPSCREW, 5/16-18X2, GR5	
7	0641607	2	HEX HD CAPSCREW, 3/8-16X7/8	
8	4751600	2	WASHER, 3/8	
9	77133137	3	COVER PLATE	
10	77323029	3	CLAMP SET	
11	1001081425	1	LICENSE BRACKET, (CE and AUS - if equipped) (Prior to SN 0160056773, SN 0160056414 through 0160056417, Excluding 0160056000)	
11	1001160113	1	LICENSE BRACKET HOSE CLAMP SUPPORT, CE and AUS - if equipped) (SN 0160056773 to Present, SN 0160056414 through 0160056417, Including 0160056000)	
11	1001097684	1	LICENSE BRACKET HOSE CLAMP SUPPORT, (ANSI), (CE and AUS - if equipped)	
	1001081421	Ref	FRONT LICENSE HOLDER INSTALLATION, (not available to order, see items 101 thru 104 for service)	A
101	1001081420	1	FRONT LICENSE BRACKET	
102	1001108548	2	WASHER, 1/4	
103	1001108549	2	NUT, 1/4-20, G2	
104	8303119	4	SCREW, 1/4-20X5/8	
204	2920204	1	LICENSE PLATE LIGHT	
212	5220500	2	RIPP NUT, 5mm	

SECTION 1 - FRAME AND ATTACHING PARTS

FIGURE 1-4. HITCHES



ART_31200725-1-4

SECTION 1 - FRAME AND ATTACHING PARTS

FIGURE 1-4. HITCHES

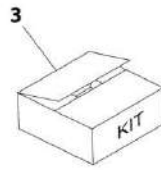
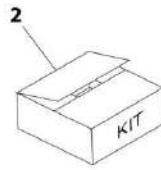
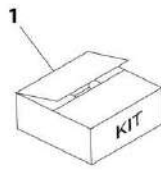
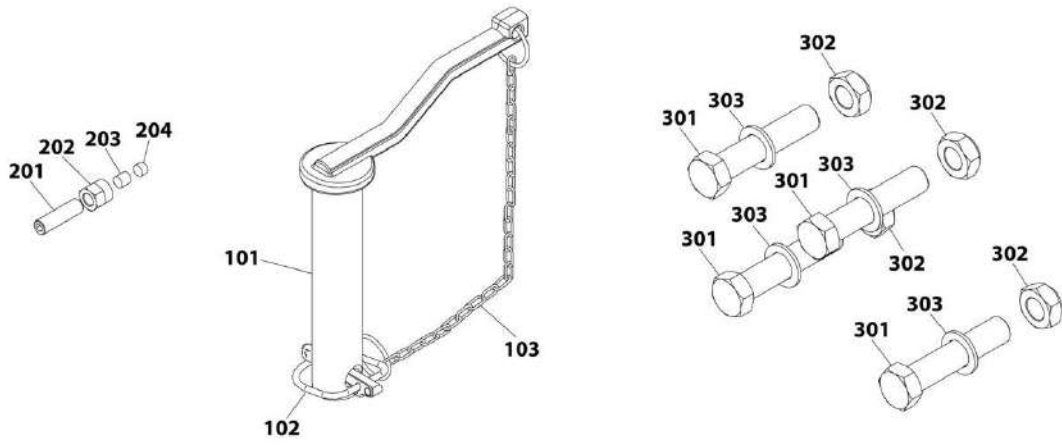
ITEM	PART NUMBER	QTY	DESCRIPTION	REV
	1001081357	1	ADJUSTABLE PIN HITCH, (ANSI and CE), (includes items 1 thru 7) (Prior to SN 0160076806, Excluding 0160076010, 0160076011 and 0160076012)	C
	1001200599	1	ADJUSTABLE PIN HITCH, (ANSI and CE), (includes items 1 thru 9) (SN 0160076806 to Present, Including 0160076010, 0160076011 and 0160076012)	B
	1001081358	1	ADJUSTABLE AUTO HITCH, (ANSI and CE), (includes items 1, 2, 4, 6, 7 & 101 thru 109) (Prior to SN 0160076806, Excluding 0160076010, 0160076011 and 0160076012)	C
	1001200600	1	ADJUSTABLE AUTO HITCH, (ANSI and CE), (includes items 1, 2, 4, 6, 7 & 101 thru 109) (SN 0160076806 to Present, Including 0160076010, 0160076011 and 0160076012)	B
	4805932	1	PIN HITCH, (ANSI and CE), (includes items 3 & 201 thru 205) (Prior to SN 0160076806, Excluding 0160076010, 0160076011 and 0160076012)	B
	1001200601	1	PIN HITCH, (SIMPLE 2-BOLT), (ANSI and CE), (includes items 1, 3, 4, 8, 9 & 201 thru 205) (SN 0160076806 to Present, Including 0160076010, 0160076011 and 0160076012)	B
1	1001151086	4	HEX HD CAPSCREW, 3/4-10X2-1/2, GR8 (Prior to SN 0160076806, Excluding 0160076010, 0160076011 and 0160076012)	
	0682220	8	HEX HD CAPSCREW, 3/4-10X2-1/2, GR8 (SN 0160076806 to Present, Including 0160076010, 0160076011 and 0160076012)	
	0682220	4	HEX HD CAPSCREW, 3/4-10X2-1/2, GR8, (SIMPLE 2-BOLT) (SN 0160076806 to Present, Including 0160076010, 0160076011 and 0160076012)	
2	0903083	1	HITCH MOUNTING BRACKET	
3	3944574	1	HITCH PIN	
4	1001151132	4	WASHER, 3/4 (Prior to SN 0160076806, Excluding 0160076010, 0160076011 and 0160076012)	
	4752200	8	WASHER, 3/4 (SN 0160076806 to Present, Including 0160076010, 0160076011 and 0160076012)	
	4752200	4	WASHER, 3/4, (SIMPLE 2-BOLT) (SN 0160076806 to Present, Including 0160076010, 0160076011 and 0160076012)	
5	8010200	1	HITCH	
6	8010204	2	HITCH MOUNTING PIN	
7	1001151133	4	HEX NUT, 3/4-10 (Prior to SN 0160076806, Excluding 0160076010, 0160076011 and 0160076012)	
	88501012	2	HEX NUT, 3/4-10 (SN 0160076806 to Present, Including 0160076010, 0160076011 and 0160076012)	
8	0100011	AR	LOCTITE 242	
9	1001200378	1	PLATE, REAR HITCH MOUNT	
101	1001151147	NLA	HEX HD CAPSCREW, 5/8-11X2-1/4, GR8, (no longer available, order 0682018 for replacement)	
101	0682018	4	HEX HD CAPSCREW, 5/8-11X2-1/4, GR8	
104	1001151148	NLA	WASHER, 5/8 (no longer available, order 4712000 for replacement)	
104	4712000	4	WASHER, 5/8	
106	8002789	1	AUTOMATIC HITCH	
108	8010234	1	HITCH ADAPTER	
109	1001151150	NLA	HEX NUT, 5/8-11, (no longer available, order 88501010 for replacement)	
109	88501010	4	HEX NUT, 5/8-11	
201	4804533	1	HITCH	
203	0771619	2	HEX HD CAPSCREW, M16X55, GR10.9	

SECTION 1 - FRAME AND ATTACHING PARTS

ITEM	PART NUMBER	QTY	DESCRIPTION	REV
204	4805921	2	HEX NUT, M16X2	
205	4812300	2	WASHER, 16mm	
	1001155330	1	HITCH INSTALLATION, (EEC), (ANSI and CE), (includes items 301 thru 304) (Prior to SN 0160076806, Excluding 0160076010, 0160076011 and 0160076012)	A
	1001200602	1	HITCH INSTALLATION, (EEC), (ANSI and CE), (includes items 301 thru 308) (SN 0160076806 to Present, Including 0160076010, 0160076011 and 0160076012)	B
	1001155331	1	HITCH INSTALLATION, (CUNA-C), (ANSI and CE), (includes items 301 thru 304) (Prior to SN 0160076806, Excluding 0160076010, 0160076011 and 0160076012)	A
	1001200603	1	HITCH INSTALLATION, (CUNA-C), (ANSI and CE), (includes items 301 thru 308) (SN 0160076806 to Present, Including 0160076010, 0160076011 and 0160076012)	B
301	1001110849	1	HITCH, (EEC), (See Separate Breakdown in this Section)	
301	2620052	1	HITCH, 6M TON, (CUNA-C), (See Separate Breakdown in this Section)	
302	1001151148	NLA	WASHER, 5/8, (no longer available, order 4712000 for replacement)	
302	4712000	4	WASHER, 5/8	
303	1001151150	NLA	HEX NUT, 5/8-11, (no longer available, order 88501010 for replacement)	
303	88501010	4	HEX NUT, 5/8-11	
304	1001155701	NLA	HEX HD CAPSCREW, 5/8-11X2-1/2, (EEC), (no longer available, order 83201102 for replacement)	
304	83201102	4	HEX HD CAPSCREW, 5/8-11X2-1/2, (EEC)	
304	1001151147	NLA	HEX HD CAPSCREW, 5/8-11X2-1/4, (CUNA-C), (no longer available, order 0682018 for replacement)	
304	0682018	4	HEX HD CAPSCREW, 5/8-11X2-1/4, (CUNA-C)	
305	0100011	AR	LOCTITE 242	
306	0682220	4	HEX HD CAPSCREW, 3/4-10X2-1/2, GR8	
307	4752200	4	WASHER, 3/4	
308	1001200378	1	PLATE, REAR HITCH MOUNT	
	1001141213	Ref	TRAILER PLUG KIT INSTALLATION, (not available to order, see items 401 thru 408 for service) (Prior to SN 0160076806, Excluding 0160076010, 0160076011 and 0160076012)	A
	1001200850	Ref	TRAILER PLUG KIT INSTALLATION, (not available to order, see items 401 thru 409 for service) (SN 0160076806 to Present, Including 0160076010, 0160076011 and 0160076012)	A
401	0760806	2	HEX HD CAPSCREW, M8X12, GR8.8	
402	3290507	3	HEX LOCKNUT, M5X0.8	
403	3960600	1	TRAILER PLUG GASKET	
404	4031612	3	HEX HD CAPSCREW, M5X40	
405	4461021	1	TRAILER PLUG	
406	4811600	6	WASHER, 5mm	
407	1001080686	1	TRAILER PLUG BRACKET	
408	1001139938	1	TRAILER INDICATOR	
409	0100011	AR	LOCTITE 242	

SECTION 1 - FRAME AND ATTACHING PARTS

FIGURE 1-5. HITCH ASSEMBLY



ART_1001110849-B

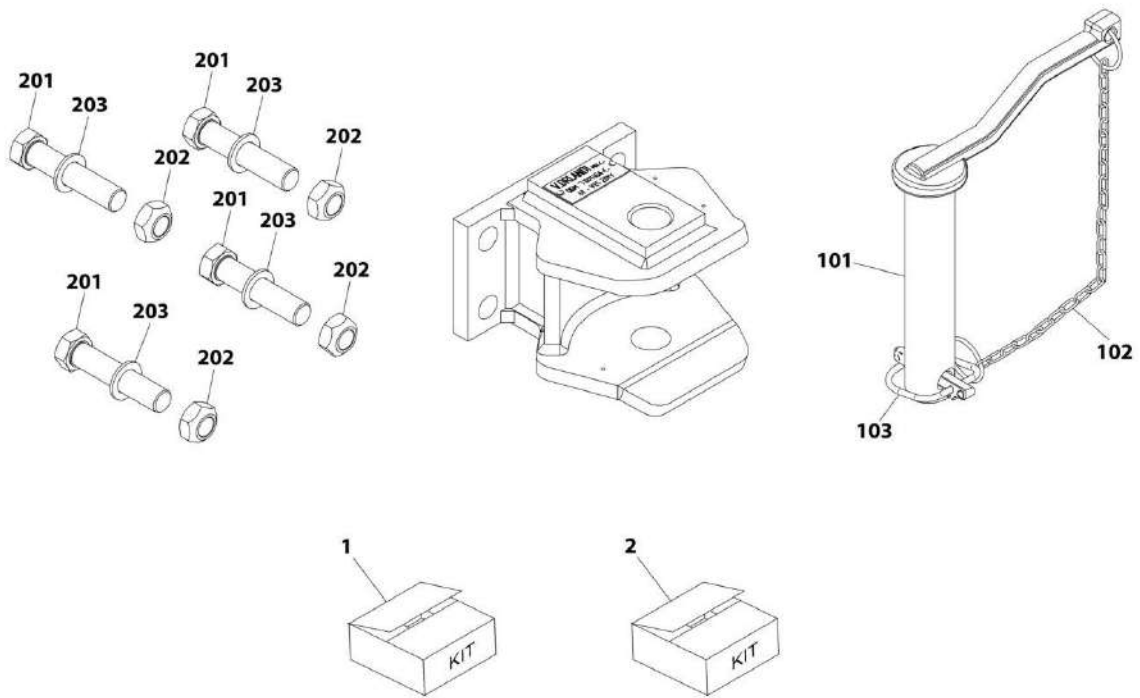
SECTION 1 - FRAME AND ATTACHING PARTS

FIGURE 1-5. HITCH ASSEMBLY

ITEM	PART NUMBER	QTY	DESCRIPTION	REV
	1001110849	1	HITCH ASSEMBLY, (EEC)	B
1	70022818	1	TOWING PIN KIT, (includes items 101 thru 103)	
2	70027176	1	FRICTION KIT, (includes items 201 thru 204)	
3	70027177	1	SCREW KIT, (includes items 301 thru 303)	
101	Kit	1	PIN	
102	Kit	1	SAFETY CHAIN	
103	Kit	1	SAFETY PIN	
201	Kit	1	SCREW, M10X25	
202	Kit	1	NUT, M10	
203	Kit	1	INSERT	
204	Kit	1	INSERT	
301	Kit	4	SCREW, M16X80	
302	Kit	4	NUT, M16	
303	Kit	4	WASHER	

SECTION 1 - FRAME AND ATTACHING PARTS

FIGURE 1-6. HITCH ASSEMBLY



ART_2620052-A

SECTION 1 - FRAME AND ATTACHING PARTS

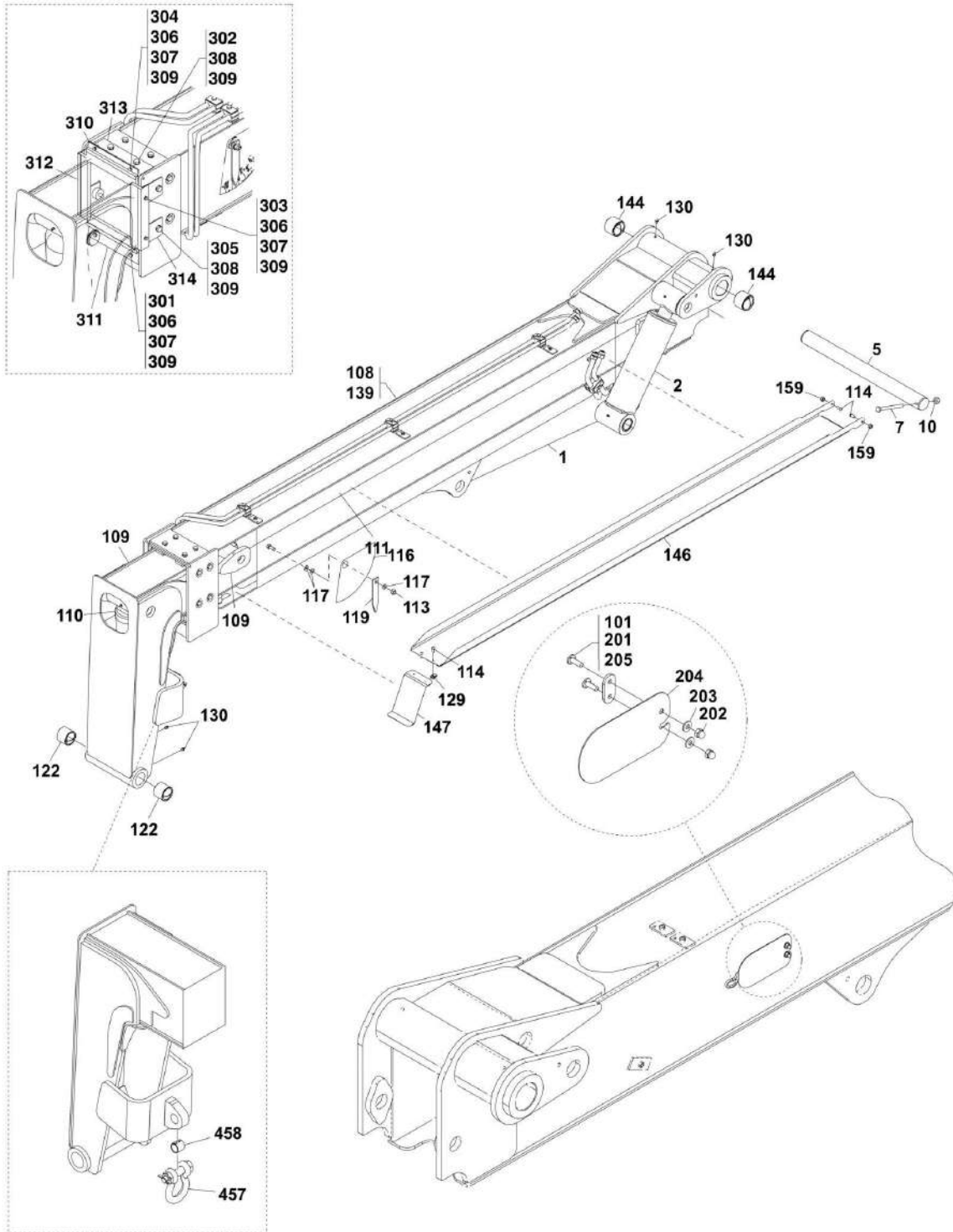
FIGURE 1-6. HITCH ASSEMBLY

ITEM	PART NUMBER	QTY	DESCRIPTION	REV
	2620052	1	HITCH ASSEMBLY, (CUNA-C)	A
1	70022818	1	TOWING PIN KIT, (includes items 101 thru 103)	
101	Kit	1	PIN	
102	Kit	1	SAFETY CHAIN	
103	Kit	1	SAFETY PIN	
2	70027176	1	SCREW KIT, (includes items 201 thru 203)	
201	Kit	4	SCREW, M16X80	
202	Kit	4	NUT, M16	
203	Kit	4	WASHER	

SECTION 2 - BOOM

SECTION 2 - BOOM

FIGURE 2-1. BOOM ASSEMBLY - COMPONENTS



ART_31200725-2-1

SECTION 2 - BOOM

FIGURE 2-1. BOOM ASSEMBLY - COMPONENTS

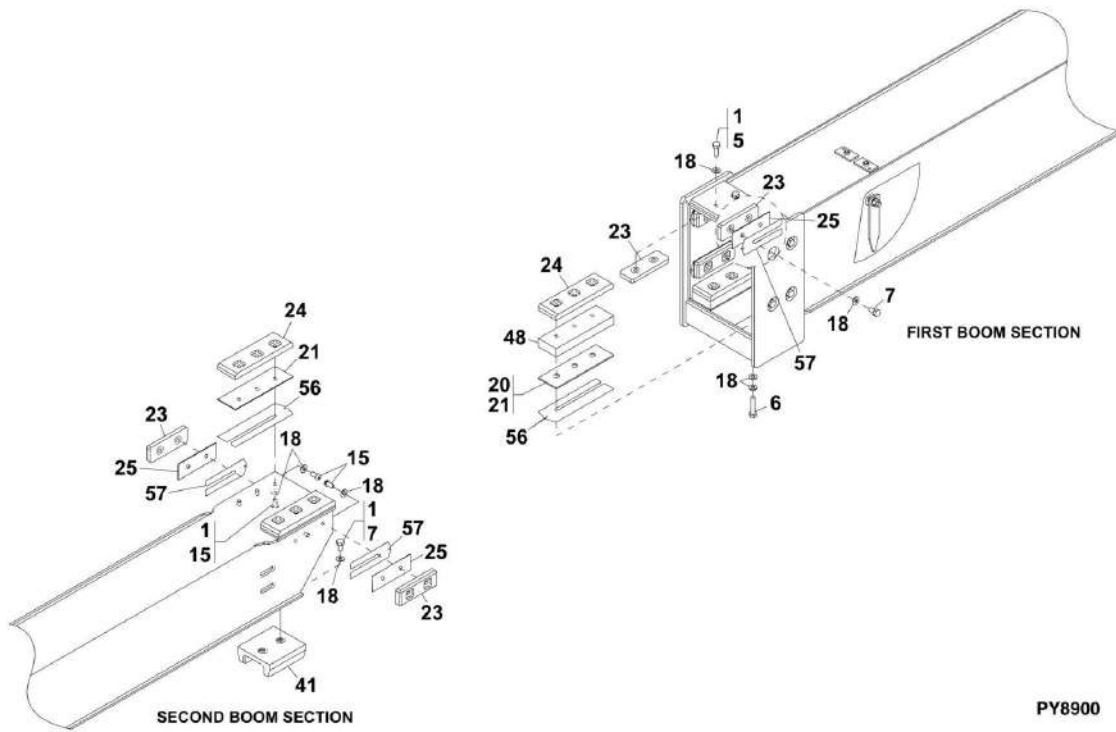
ITEM	PART NUMBER	QTY	DESCRIPTION	REV
	0275494	Ref	BOOM INSTALLATION, (ANSI), (not available to order, see items 1 thru 10 for service) (Prior to SN 0160076806, Excluding 0160076010, 0160076011 and 0160076012)	C
	1001204854	Ref	BOOM INSTALLATION, (ANSI), (not available to order, see items 1 thru 10 for service) (SN 0160076806 to Present, Including 0160076010, 0160076011 and 0160076012)	A
	1001132453	Ref	BOOM INSTALLATION, (CE), (not available to order, see items 1 thru 10 for service) (Prior to SN 0160076806, Excluding 0160076010, 0160076011 and 0160076012)	A
	1001204856	Ref	BOOM INSTALLATION, (CE), (not available to order, see items 1 thru 10 for service) (SN 0160076806 to Present, Including 0160076010, 0160076011 and 0160076012)	A
	1001190290	Ref	BOOM INSTALLATION, (AUS), (not available to order, see items 1 thru 10 for service) (Prior to SN 0160076806, Excluding 0160076010, 0160076011 and 0160076012)	A
	1001204853	1	BOOM INSTALLATION, (AUS), (not available to order, see items 1 thru 10 for service) (SN 0160076806 to Present, Including 0160076010, 0160076011 and 0160076012)	
1		Ref	LIFT CYLINDER AND ATTACHING PARTS, (See HYDRAULIC COMPONENTS SECTION for Breakdown)	
2		Ref	COMPENSATING CYLINDER AND ATTACHING PARTS, (See HYDRAULIC COMPONENTS SECTION for Breakdown)	
5	1001080314	1	BOOM PIVOT PIN	
7	0681844	1	HEX HD CAPSCREW, 1/2-13X1.25, GR8	
10	88521208	1	LOCKNUT, 1/2-13	
101	0100011	AR	LOCTITE 242	
108	1001130338	1	FIRST BOOM SECTION WELDMENT, (G5-18A & 2505H)	
109	0801601B	1	SECOND BOOM SECTION WELDMENT (Prior to SN 0160086931)	
109	1001228447	1	SECOND BOOM SECTION WELDMENT (SN 0160086931 to Present)	
110		Ref	TILT CYLINDER, (See HYDRAULIC COMPONENTS SECTION for Breakdown)	
111		Ref	EXTEND/RETRACT CYLINDER, (See HYDRAULIC COMPONENTS SECTION for Breakdown)	
113	3311705	1	LOCKNUT, 7/16-14	
114	3900210	4	SOCKET BUTTON HD CAPSCREW, 5/16-18X3/4	
116		Ref	BOOM ANGLE DECAL, (See DECALS SECTION for Breakdown)	
117	4711700	3	FLAT WASHER, 7/16	
119	7075611	1	BOOM ANGLE INDICATOR	
122	7126662	2	CHAIN SHEAVE BUSHING	
129	8310658	2	RETAINING NUT, 5/16	
130	88671001	4	STRAIGHT LUBE FITTING, 1/8	
139	14404793	AR	MYSTIK TETRIMOLY GREASE	
144	1001080124	2	BUSHING WITH GREASE GROOVES	
146	1001080253	1	HOSE GUARD CHANNEL	
147	1001080254	1	HOSE CHANNEL BRACE	
159	3271501	2	HEX NUT	
	1001139177	1	BOOM SIDE COVER INSTALLATION, (G5-18A), (includes items 201 thru 205)	B
201	0100011	AR	LOCTITE 242	
202	3300430	2	ACORN NUT, 1/4-20	
203	4711400	2	WASHER, 1/4	
204	1001139042	1	BOOM SIDE COVER PANEL	

SECTION 2 - BOOM

ITEM	PART NUMBER	QTY	DESCRIPTION	REV
205	1001139043	1	COVER RETAINER SCREW	
	1001146888	1	BOOM BRUSHES INSTALLATION, (Agricultural), (if equipped), (not available to order, see items 301 thru 314 for service)	B
301	0700615	2	HEX HD CAPSCREW, M6X35, GR8.8	
302	0701015	2	HEX HD CAPSCREW, M10X35, GR8.8	
303	0760607	4	HEX HD CAPSCREW, M6X14, GR8.8	
304	0760608	2	HEX HD CAPSCREW, M6X16, GR8.8	
305	0761016	4	HEX HD CAPSCREW, M10X40, GR8.8	
306	3290601	8	HEX NUT, M6X1	
307	4811700	18	WASHER, 6mm	
308	4812000	6	WASHER, 10mm	
309	1001095650	AR	LOCTITE 243	
310	1001146830	1	BRUSH SEAL, BOOM TOP	
311	1001146831	1	BRUSH SEAL, BOOM BOTTOM	
312	1001146832	2	BRUSH SEAL, BOOM SIDE	
313	1001146887	1	STIFFENER BAR	
314	1001153277	4	SIDE BOOM BRUSH PLATE	
457	1001204045	1	CLEVIS	
458	1001204047	1	SLEEVE	

SECTION 2 - BOOM

FIGURE 2-2. BOOM ASSEMBLY - PADS AND SHIMS



PY8900

Note: Wear Pad Shimming:

Whenever a shim is used with a pad, a spacer with holes must be inserted between pad and shim.

The wear pad or wear pad insert must not sit directly on the slotted surface of shims.

Add wear pad shims and spacers as required to shim boom to maintain a total minimum gap of 0.5 to 1.5 mm (0.02 to 0.05 in) in both horizontal and vertical directions.

Wear pad bolts require one hardened washer. However, up to (2) hardened washers may be used except where noted otherwise. Under no circumstances should more than (2) hardened washers ever be used.

The length of pad bolts depends on the number of the shims used. The bolt cannot extend past chamfer on wear pad.

Add Lithium Grease to all wear pads and all wear pad slide pathways. If applicable, this includes all pad grease fittings at the rear of boom.

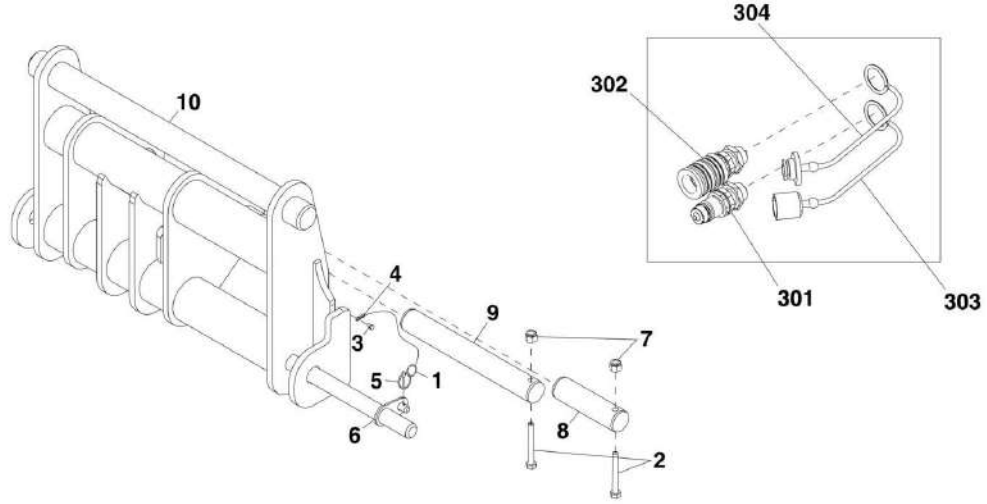
SECTION 2 - BOOM

FIGURE 2-2. BOOM ASSEMBLY - PADS AND SHIMS

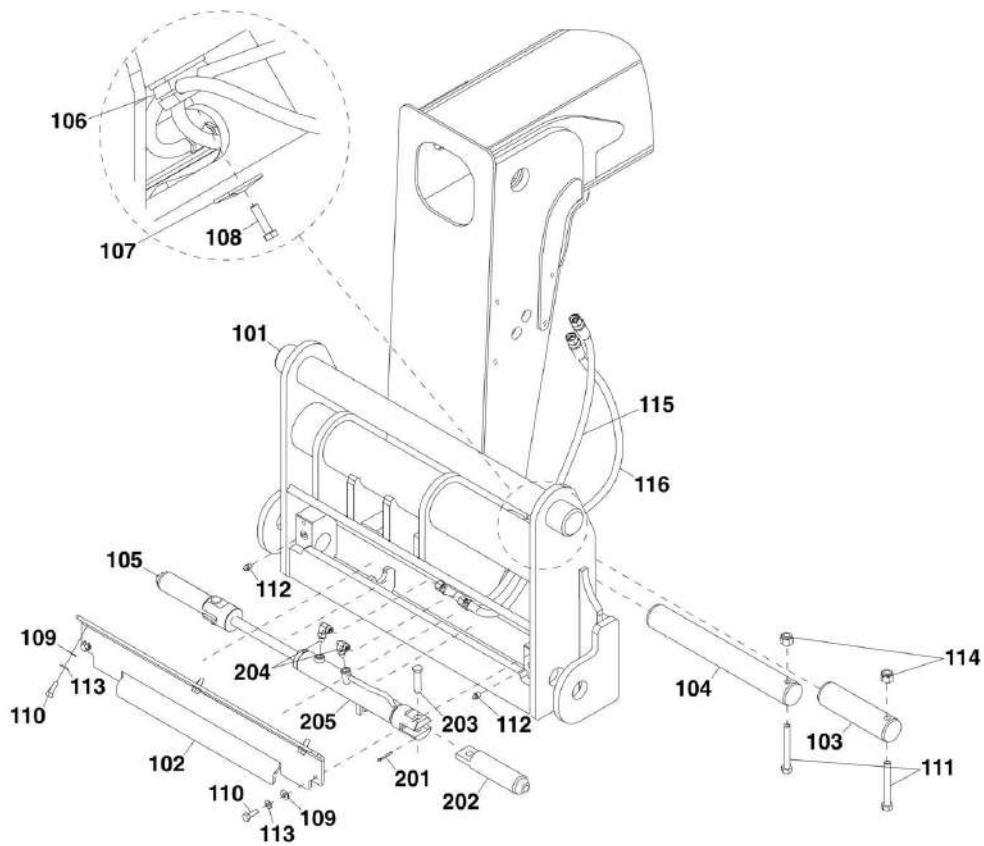
ITEM	PART NUMBER	QTY	DESCRIPTION	REV
1	0100011	AR	LOCTITE 242	
5	0701014	4	HEX HD CAPSCREW, M10X30, GR8.8	
6	0701018	6	HEX HD CAPSCREW, M10X50, GR8.8	
7	0761010	12	HEX HD CAPSCREW, M10X20, GR8.8	
15	3900393	10	BUTTON HD CAPSCREW, M10X20	
18	4812000	38	WASHER, 10mm	
20	7082362	AR	SPACER, 0.13IN	
21	7126182	AR	SPACER, 0.07IN, (first boom section)	
21	7126182	AR	SPACER, 0.07IN, (second boom section)	
23	7300032	8	WEAR PAD	
24	7300034	4	WEAR PAD	
25	7300518	AR	SPACER, 1.90mm	
41	1001080050	2	WEAR PAD CHANNEL ASSY	
48	1001080391	2	WEAR PAD SPACER	
56	1001096584	AR	SHIM, (requires item 21)	
57	1001096585	AR	SHIM, (requires item 25)	

SECTION 2 - BOOM

FIGURE 2-3. QUICK COUPLER



MECHANICAL QUICK COUPLER



HYDRAULIC QUICK COUPLER

PAL3941

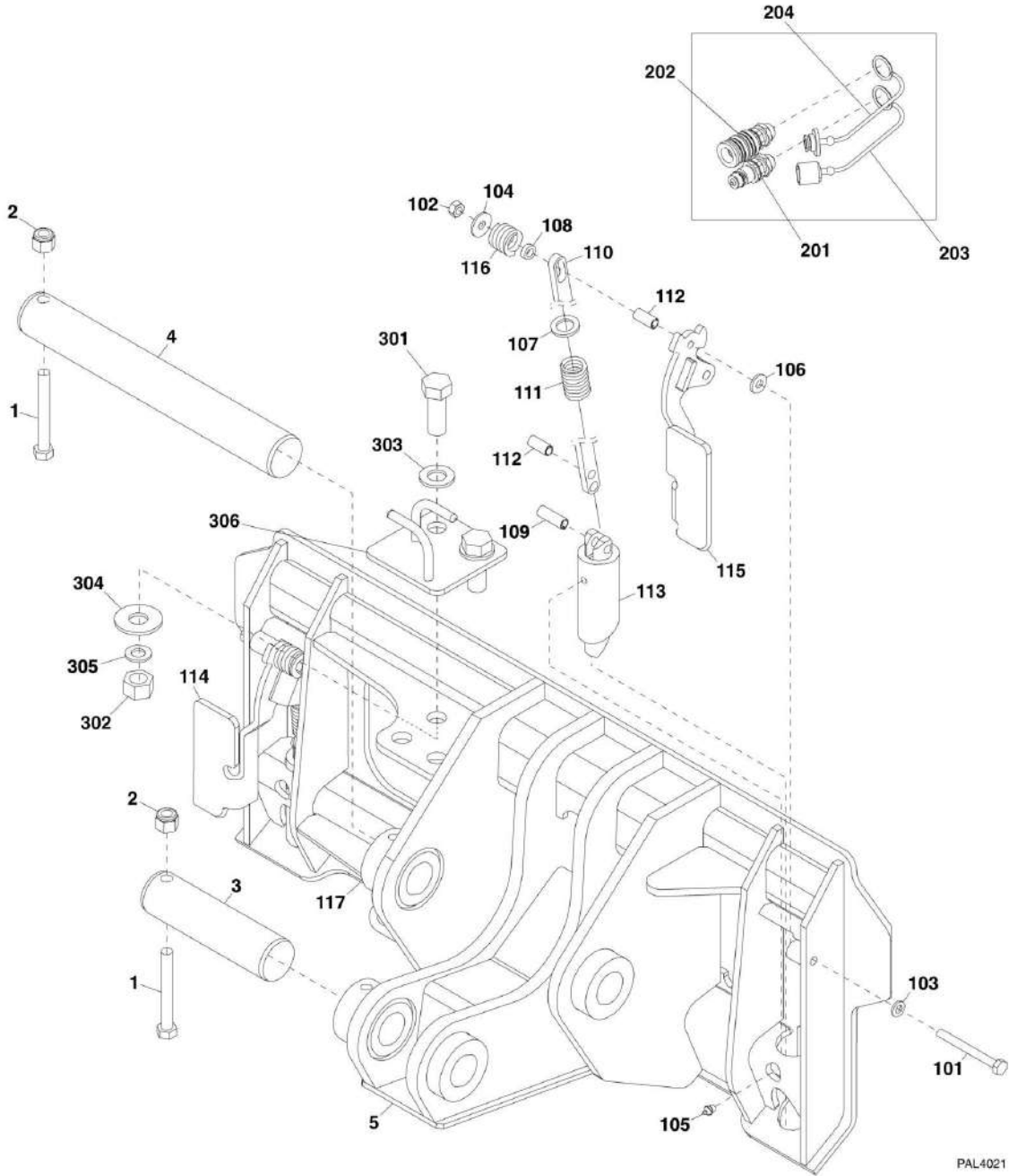
SECTION 2 - BOOM

FIGURE 2-3. QUICK COUPLER

ITEM	PART NUMBER	QTY	DESCRIPTION	REV
	1001098472	1	MECHANICAL QUICK COUPLER ASSY, (if equipped), (includes items 1 thru 10)	C
1	463929	1	KEY RING	
2	0681832	2	HEX HD CAPSCREW, 1/2-13X4, GR8	
3	0760605	1	HEX HD CAPSCREW, 6X10, GR8.8	
4	933940	1	GALVANIZED CHAIN	
5	3964987	1	SPLIT PIN	
6	8002027	1	FORK LOCKING ROD	
7	88521208	2	LOCKNUT, 1/2-13	
8	1001097728	1	FORK CYLINDER ROD PIN	
9	1001097729	1	QUICK COUPLER PIVOT PIN	
10	1001098171	1	QUICK COUPLER WELDMENT	
	1001097255	1	HYDRAULIC QUICK COUPLER ASSY, (if equipped), (includes items 101 thru 117)	G
101	1001097252	1	HYDRAULIC QUICK COUPLER WELDMENT	
102	1001097628	1	COVER PLATE	
103	1001097728	1	FORK CYLINDER ROD PIN	
104	1001097729	1	QUICK COUPLER PIVOT PIN	
105	1001080333	1	FORK LOCKING CYLINDER KIT, (includes items 201 thru 205)	C
106	8769122	1	TWIN CLAMP SET	
107	8769123	1	TWIN COVER PLATE	
108	8303739	1	HEX HD CAPSCREW, 5/16-18X1-1/4	
109	4711600	5	FLAT WASHER, 3/8	
110	0641608	5	HEX HD CAPSCREW, 3/8-16X1, GR5	
111	0681832	2	HEX HD CAPSCREW, 1/2-13X4, GR8	
112	2160002	2	GREASE FITTING	
113	4761600	5	LOCKWASHER, 3/8	
114	88521208	2	LOCKNUT, 1/2-13	
115	1001080565	1	HOSE ASSY	
116	1001096730	1	HOSE ASSY	
117		Ref	QUICK COUPLER SWITCH, (not shown), (See ELECTRICAL SECTION for Breakdown)	
201	3391410	2	SPLIT PIN	
202	8001888	2	PIN	
203	8002110	2	CLEVIS PIN	
204	2130404	2	ELBOW, 90	
205		Ref	HYDRAULIC QUICK COUPLER CYLINDER, (See HYDRAULIC COMPONENTS SECTION for Breakdown)	
301	1001101041	1	MALE COUPLING	
302	1001101042	1	FEMALE COUPLING	
303	8420053	1	DUST CAP	
304	8420055	1	DUST PLUG	

SECTION 2 - BOOM

FIGURE 2-4. UNIVERSAL QUICK COUPLER



PAL4021

SECTION 2 - BOOM

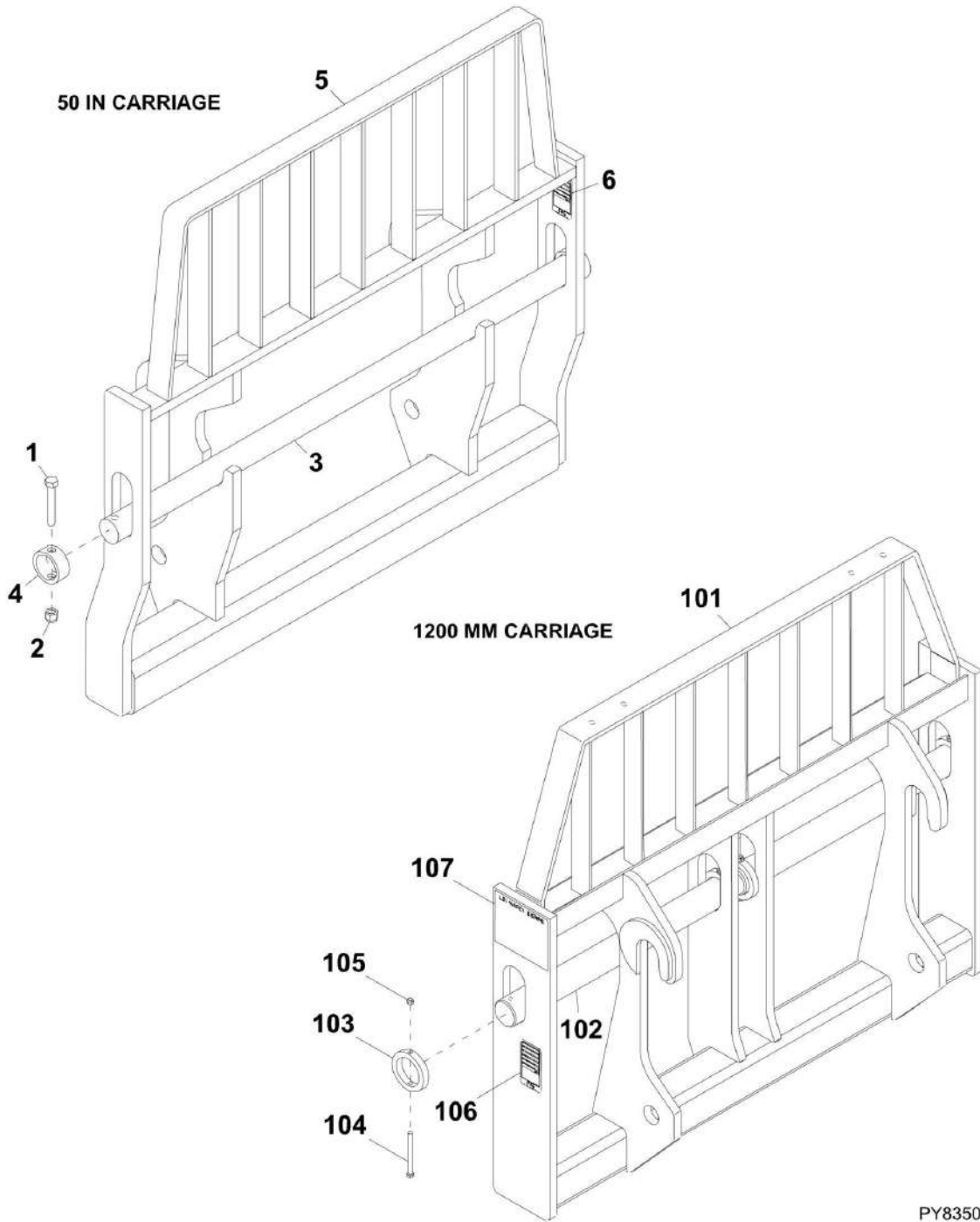
FIGURE 2-4. UNIVERSAL QUICK COUPLER

ITEM	PART NUMBER	QTY	DESCRIPTION	REV
	1001101185	1	UNIVERSAL QUICK COUPLER INSTALLATION, (if equipped), (includes items 1 thru 5)	C
1	0681832	2	HEX HD CAPSCREW, 1/2-13X4, GR8	
2	88521208	2	LOCKNUT, 1/2-13	
3	1001097728	1	FORK CYLINDER ROD PIN	
4	1001097729	1	UNIVERSAL QUICK COUPLER PIVOT PIN	
5	1001117498	1	UNIVERSAL QUICK COUPLER ASSY, (if ordering for the first time, refer to DECALS SECTION for the appropriate capacity chart), (includes items 101 thru 117)	A
101	0701027	2	HEX HD CAPSCREW	
102	3291007	2	HEX LOCKNUT, M10X1.5, GR8	
103	5241000	2	WASHER, 10mm	
104	1001003299	2	WASHER	
105	1001008479	2	GREASE FITTING	
106	1001008979	2	WASHER	
107	1001009094	2	WASHER	
108	1001055652	2	WASHER	
109	1001061633	2	SPRING PIN	
110	1001061659	2	PLATE	
111	1001061660	2	SPRING	
112	1001061662	4	SPRING PIN	
113	1001061891	2	PIN	
114	1001061892	1	LH HANDLE	
115	1001061893	1	RH HANDLE	
116	1001062117	2	SPRING	
117	N.S.S.	1	UNIVERSAL QUICK COUPLER WELDMENT	
201	1001001241	1	MALE COUPLING	
202	1001001240	1	FEMALE COUPLING	
203	8420053	1	DUST CAP	
204	1001001557	1	DUST PLUG	
	1001104966	Ref	HOSE RETAINER INSTALLATION, (if equipped), (not available to order, see items 301 thru 306 for service)	B
301	0642216	2	HEX HD CAPSCREW, 3/4-10X2	
302	3312201	2	NUT, 3/4-10	
303	4712200	2	WASHER, 3/4	
304	4752200	2	WASHER, 3/4	
305	4762200	2	WASHER, 3/4	
306	1001104944	1	BRACKET	

SECTION 3 - ATTACHMENTS

SECTION 3 - ATTACHMENTS

FIGURE 3-1. STANDARD CARRIAGE



PY8350

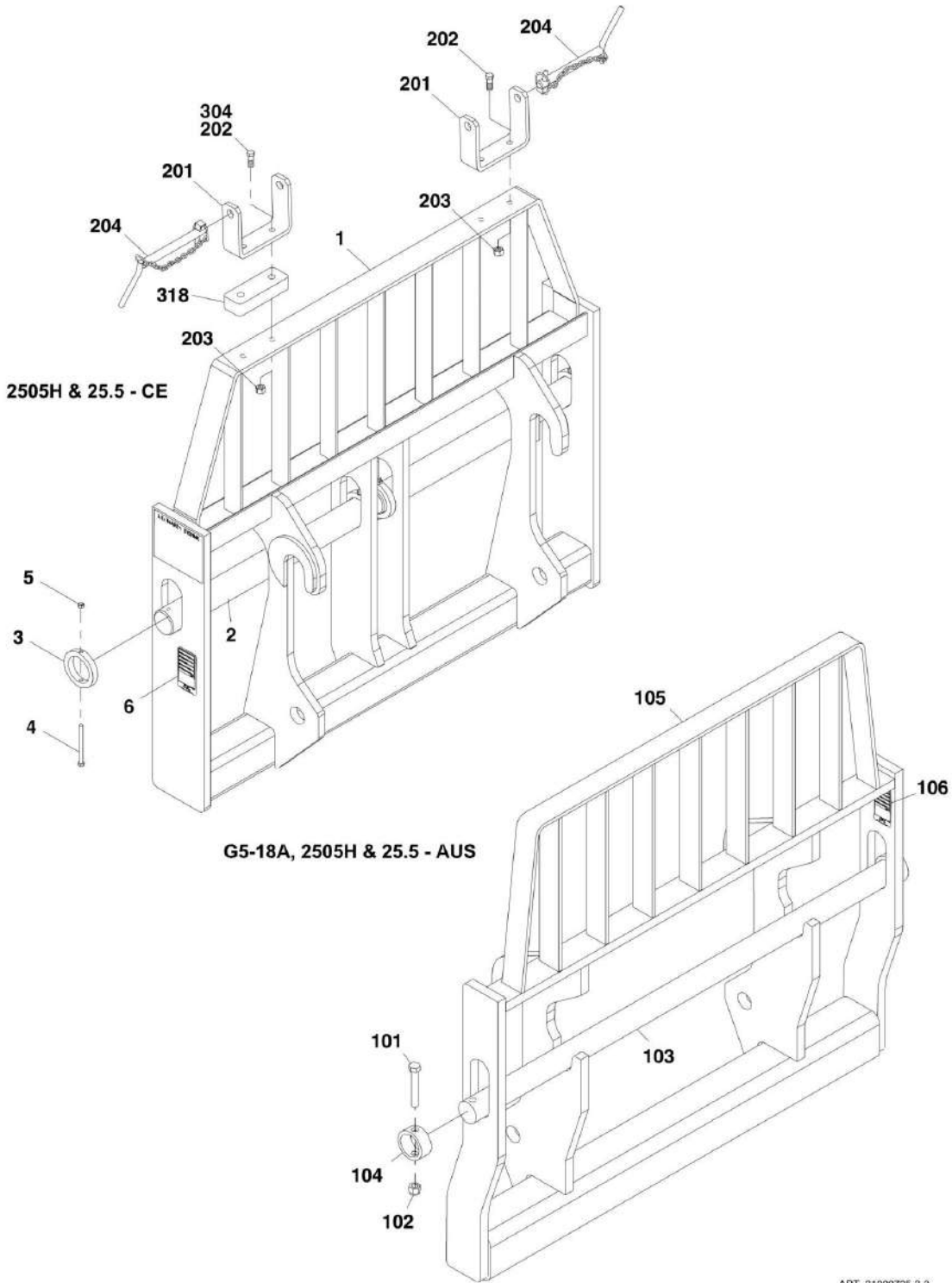
SECTION 3 - ATTACHMENTS

FIGURE 3-1. STANDARD CARRIAGE

ITEM	PART NUMBER	QTY	DESCRIPTION	REV
	1001097283	1	50IN STANDARD CARRIAGE, (G5-18A, 2505H & 25.5 - AUS), (7000lb), (includes items 1 thru 6) (Prior to SN 0160069670)	C
	1001104435	1	50IN STANDARD CARRIAGE, (G5-18A, 2505H & 25.5 - AUS), (7000lb), (includes items 1 thru 6) (SN 0160069670 to Present)	D
1	0642032	2	HEX HD CAPSCREW, 5/8-11X4	
2	3300240	2	LOCKNUT, 5/8-11	
3	3423275	1	50IN FORK PIN	
4	90200003	2	COLLAR	
5	N.S.S.	1	CARRIAGE WELDMENT	
6	N.S.S.	1	SN PLATE	
	1170028	NLA	1200MM STANDARD CARRIAGE, (2505H & 25.5 - CE), (4000 kg), (no longer available, order items 101 thru 107 for service or 1001112618 for replacement)	E
	1001112618	1	1200MM STANDARD CARRIAGE, (2505H & 25.5 - CE), (4000 kg), (includes items 101 thru 106)	C
101	N.S.S.	1	CARRIAGE WELDMENT	
102	4040283	2	CARRIAGE SHAFT	
103	3760508	4	SHAFT COLLAR	
104	0700827	4	HEX HD CAPSCREW, M8X1.25	
105	3290805	4	LOCKNUT	
106	N.S.S.	1	SN PLATE	
107	1706702	1	NAME PLATE	

SECTION 3 - ATTACHMENTS

FIGURE 3-2. UNIVERSAL STANDARD CARRIAGE



ART_31200725-3-2

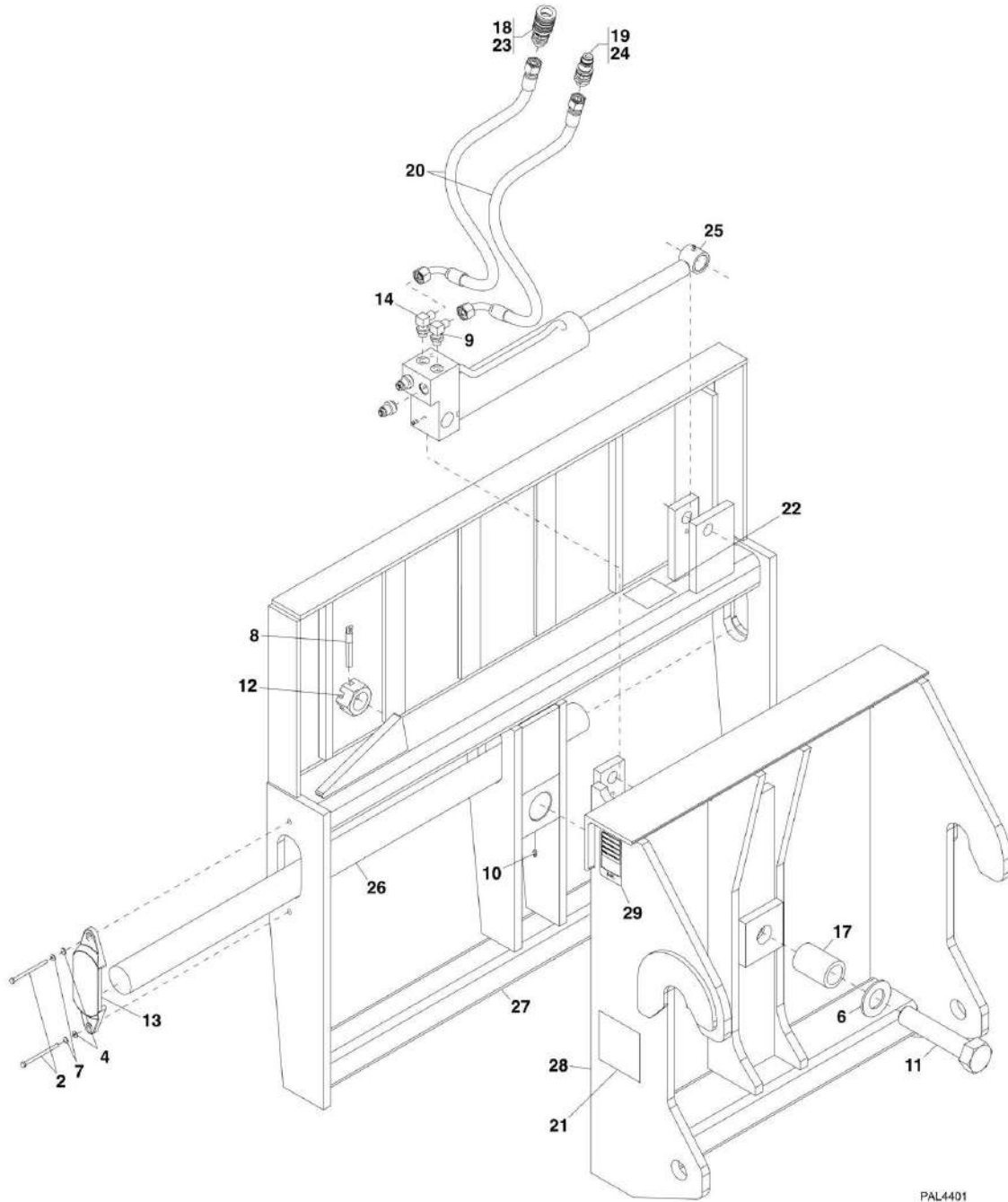
SECTION 3 - ATTACHMENTS

FIGURE 3-2. UNIVERSAL STANDARD CARRIAGE

ITEM	PART NUMBER	QTY	DESCRIPTION	REV
	1001101981	1	1200MM STANDARD CARRIAGE, (2505H & 25.5 - CE), (use with universal quick coupler), (5500lb), (includes items 1 thru 6) (Prior to SN 0160069670)	C
	1001102330	1	1200MM STANDARD CARRIAGE, (2505H & 25.5 - CE), (use with universal quick coupler), (5500lb), (includes items 1 thru 6) (SN 0160069670 through 0160069754)	C
	1001177575	1	1200MM STANDARD CARRIAGE, (2505H & 25.5 - CE), (use with universal quick coupler), (5500lb), (includes items 1 thru 6) (SN 0160069755 to Present)	C
1	N.S.S.	1	CARRIAGE WELDMENT	
2	4040283	2	CARRIAGE SHAFT	
3	3760508	4	SHAFT COLLAR	
4	0700827	4	HEX HD CAPSCREW, M8X1-1/4	
5	3290805	4	LOCKNUT	
6	N.S.S.	1	SN PLATE	
	1001112793	1	48IN STANDARD CARRIAGE, (G5-18A, 2505H & 25.5 - AUS), (use with universal quick coupler), (5500lb), (includes items 101 thru 106) (Prior to SN 0160069670)	B
	1001113038	1	48IN STANDARD CARRIAGE, (G5-18A, 2505H & 25.5 - AUS), (use with universal quick coupler), (5500lb), (includes items 101 thru 106) (SN 0160069670 to Present)	C
101	0642032	2	HEX HD CAPSCREW, 5/8-11X4, GR5	
102	3300240	2	LOCKNUT, 5/8-11	
103	3423275	1	FORK PIN	
104	90200003	2	FORK PIN COLLAR	
105	N.S.S.	1	CARRIAGE WELDMENT	
106	N.S.S.	1	SN PLATE	
	0240143	1	FORK TRANSPORT LATCH ATTACHMENT, (2505H & 25.5 - CE), (if equipped), (includes items 201 thru 204)	A
201	0903366	2	LOCKING BRACKET	
202	0761216	4	HEX HD CAPSCREW, 12X40	
203	3291205	4	HEX LOCKNUT, M12X1-3/4	
204	3423258	2	LOCKING PIN	
304	0761221	2	HEX HD CAPSCREW, 12X65, (for homologation machines)	
318	1001178934	1	SHIM, TRANSPORT LATCH, (for homologation machines)	

SECTION 3 - ATTACHMENTS

FIGURE 3-3. SIDE TILT CARRIAGE



PAL4401

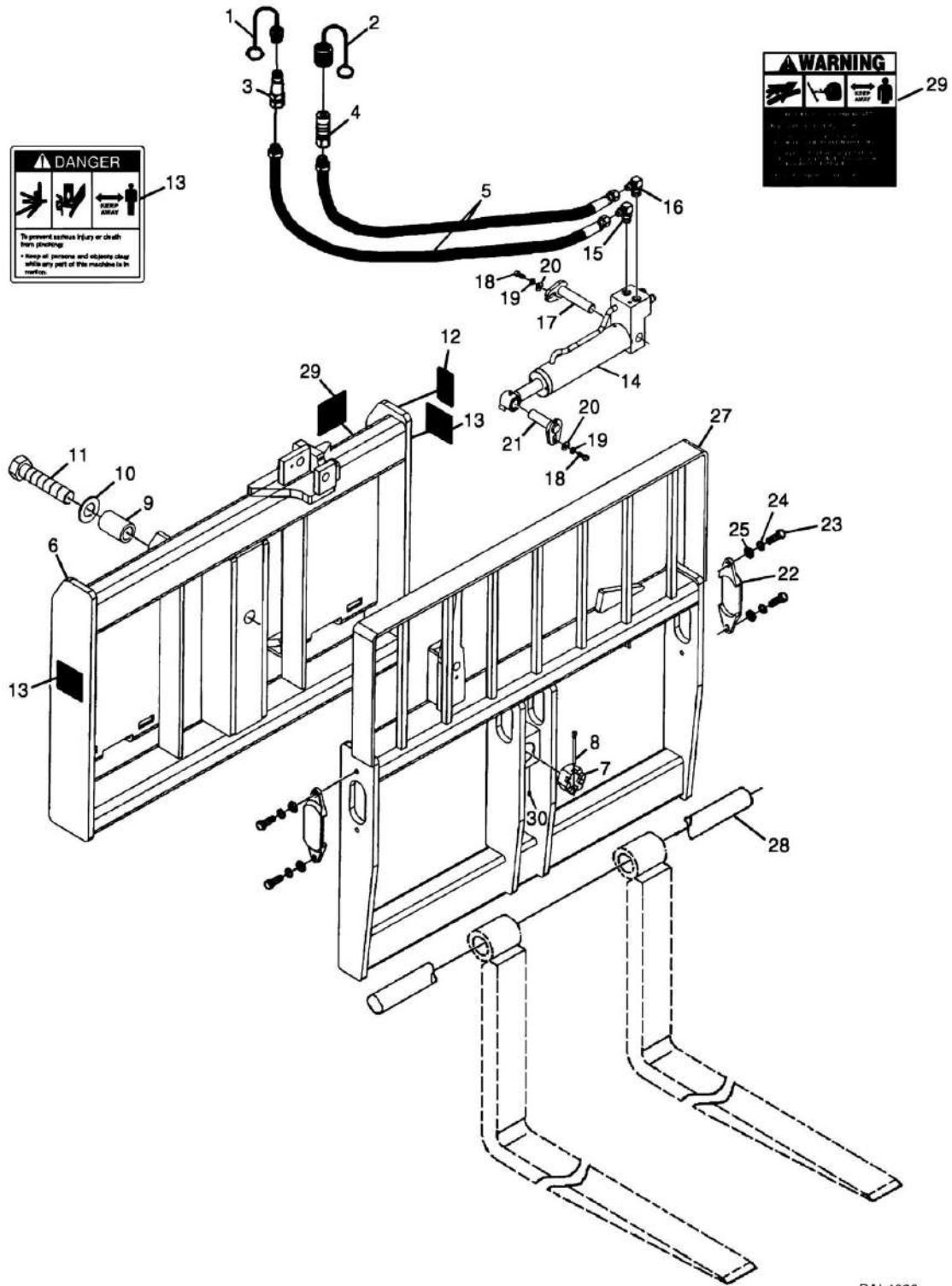
SECTION 3 - ATTACHMENTS

FIGURE 3-3. SIDE TILT CARRIAGE

ITEM	PART NUMBER	QTY	DESCRIPTION	REV
	1001099613	1	48IN SIDE TILT CARRIAGE, (G5-18A, 2505H & 25.5 - AUS), (7000lb), (includes all items) (Prior to SN 0160069670)	D
	1001102331	1	48IN SIDE TILT CARRIAGE, (G5-18A, 2505H & 25.5 - AUS), (7000lb), (includes all items) (SN 0160069670 to Present)	E
2	7029691	4	HEX HD CAPSCREW, 0.50X1.25	
4	90554020	4	LOCKWASHER, 0.50	
6	70021346	1	FLAT WASHER, 1.50	
7	70021338	4	HARD WASHER, 0.50	
8	7029700	1	COTTER PIN	
9	90554065	1	ELBOW, 90	
10	90554045	1	GREASE FITTING	
11	70021347	1	HEX HD CAPSCREW, 1.50X7.00	
12	7029713	1	HEX NUT, 1.50	
13	7029690	2	FORK PIN RETAINER	
14	7029705	1	ELBOW, 90	
17	70021345	1	SPACER	
18	7029692	1	MALE QUICK ATTACH	
19	70021342	1	FEMALE QUICK ATTACH	
20	70021343	2	HOSE ASSY	
21	90554017	2	PINCH POINT DECAL	
22	7029711	1	HIGH PRESSURE DECAL	
23	90554062	1	DUST CAP	
24	90554076	1	DUST PLUG	
25		Ref	SIDE TILT CARRIAGE CYLINDER AND MOUNTING HARDWARE, (See HYDRAULIC COMPONENTS SECTION for Breakdown)	
26	70021339	1	FORK PIN	
27	N.S.S.	1	CARRIAGE WELDMENT	
28	N.S.S.	1	REAR FRAME WELDMENT	
29	N.S.S.	1	SN PLATE	

SECTION 3 - ATTACHMENTS

FIGURE 3-4. UNIVERSAL SIDE TILT CARRIAGE (G5-18A)



PAL4920

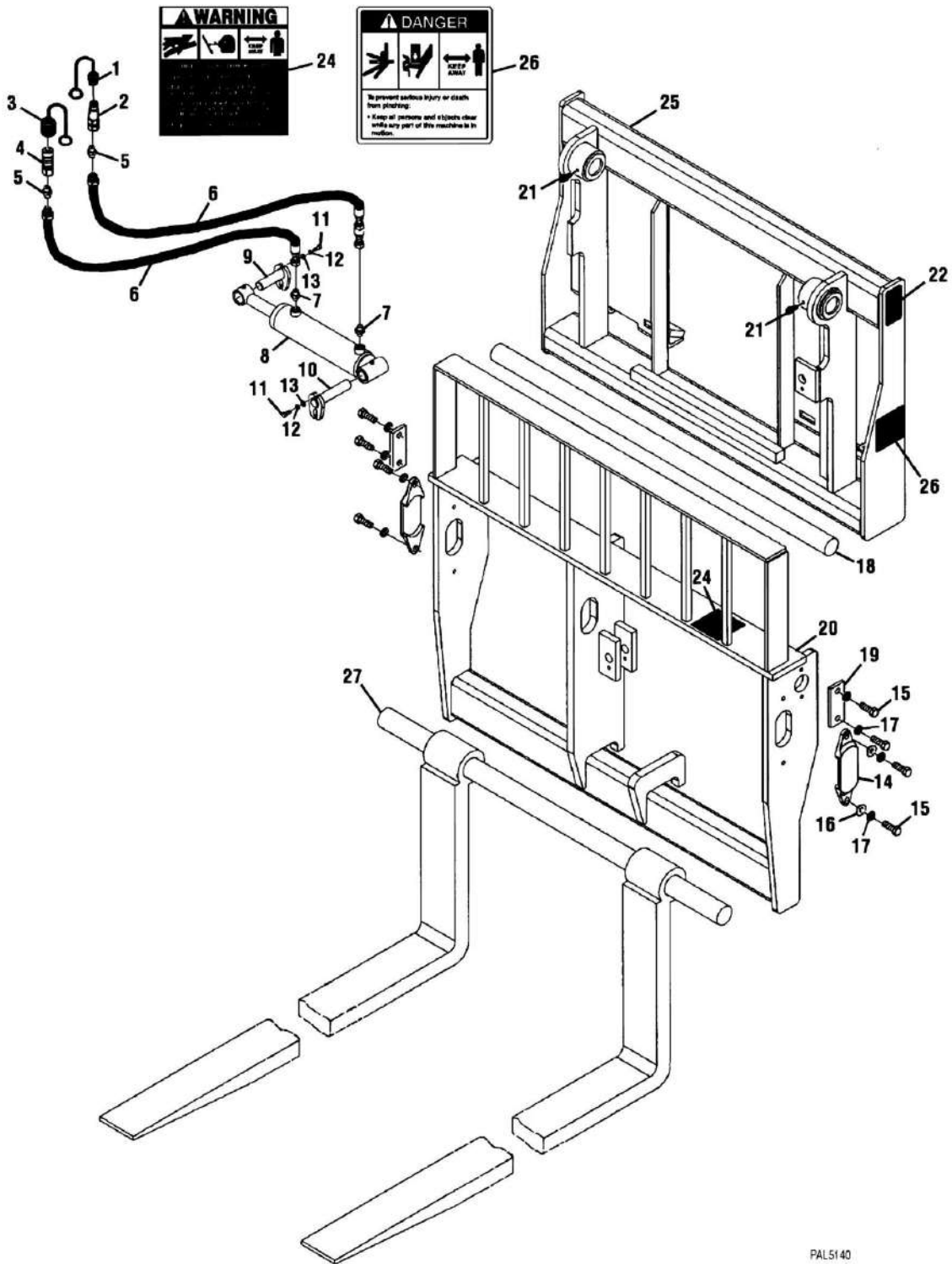
SECTION 3 - ATTACHMENTS

FIGURE 3-4. UNIVERSAL SIDE TILT CARRIAGE (G5-18A)

ITEM	PART NUMBER	QTY	DESCRIPTION	REV
	1001104008	1	48IN UNIVERSAL SIDE TILT CARRIAGE, (G5-18A), (used with universal quick coupler), (7000lb), (includes all items) (Prior to SN 0160069670)	D
	1001104009	1	48IN UNIVERSAL SIDE TILT CARRIAGE, (G5-18A), (used with universal quick coupler), (7000lb), (includes all items) (SN 0160069670 to Present)	E
1	70022097	1	DUST CAP	
2	70022102	1	DUST PLUG	
3	70022103	1	MALE QUICK COUPLER	
4	70022104	1	FEMALE QUICK COUPLER	
5	70021343	2	HOSE ASSY	
6	N.S.S.	1	REAR FRAME WELDMENT	
7	7029713	1	HEX NUT, 1.50	
8	7029700	1	COTTER PIN	
9	70021345	1	SPACER	
10	70021346	1	FLAT WASHER, 1.50	
11	70021347	1	HEX HD CAPSCREW, 1.50X7.00	
12	N.S.S.	1	SN PLATE	
13	90554017	2	PINCH POINT DECAL	
14		Ref	UNIVERSAL SIDE TILT CARRIAGE CYLINDER AND MOUNTING HARDWARE, (See HYDRAULIC COMPONENTS SECTION for Breakdown)	
15	90554065	1	ELBOW, 90	
16	7029705	1	ELBOW, 90	
17		Ref	PIN, (See HYDRAULIC COMPONENTS SECTION for Breakdown)	
18		Ref	HEX HD CAPSCREW, 0.38X1.00, (See HYDRAULIC COMPONENTS SECTION for Breakdown)	
19		Ref	LOCKWASHER, 0.38, (See HYDRAULIC COMPONENTS SECTION for Breakdown)	
20		Ref	FLAT WASHER, 0.38, (See HYDRAULIC COMPONENTS SECTION for Breakdown)	
21		Ref	PIN, (See HYDRAULIC COMPONENTS SECTION for Breakdown)	
22	7029690	2	FORK PIN RETAINER	
23	7029691	4	HEX HD CAPSCREW, 0.50X1.25	
24	70021338	4	HARD WASHER, 0.50	
25	90554020	4	LOCKWASHER, 0.50	
27	N.S.S.	1	CARRIAGE WELDMENT	
28	70022105	1	FORK PIN	
29	7029711	1	HIGH PRESSURE DECAL	
30	70022106	1	GREASE FITTING	

SECTION 3 - ATTACHMENTS

FIGURE 3-5. UNIVERSAL SIDE SHIFT CARRIAGE



PAL5140

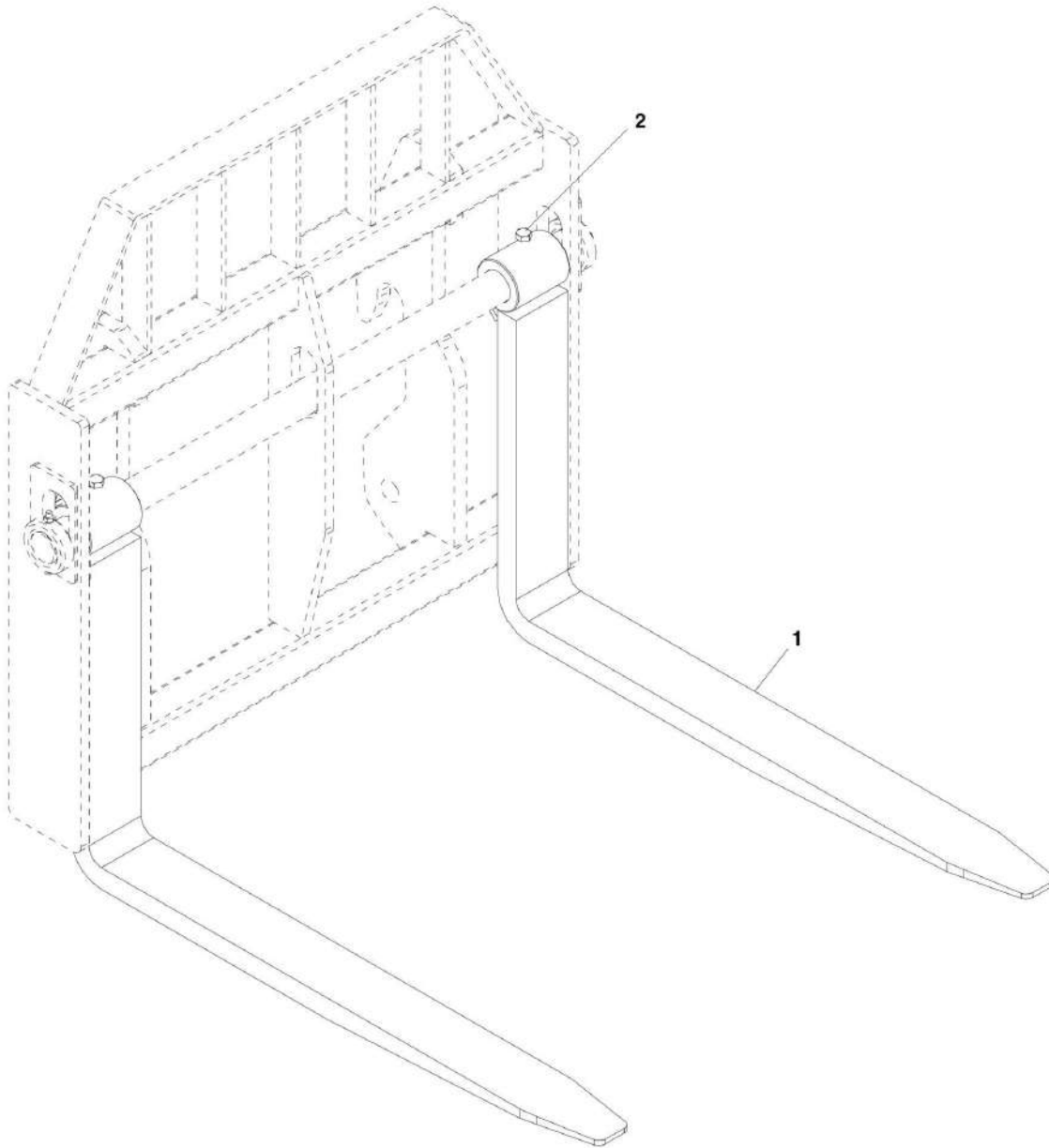
SECTION 3 - ATTACHMENTS

FIGURE 3-5. UNIVERSAL SIDE SHIFT CARRIAGE

ITEM	PART NUMBER	QTY	DESCRIPTION	REV
	1001104022	1	48IN UNIVERSAL SIDE SHIFT CARRIAGE, (G5-18A, 2505H & 25.5 - AUS), (used with universal quick coupler), (7000lb), (includes all items) (Prior to SN 0160069670)	B
	1001104025	1	48IN UNIVERSAL SIDE SHIFT CARRIAGE, (G5-18A, 2505H & 25.5 - AUS), (used with universal quick coupler), (7000lb), (includes all items) (SN 0160069670 to Present)	B
1	70022097	1	DUST CAP	
2	70022103	1	MALE QUICK COUPLER	
3	70022102	1	DUST PLUG	
4	70022104	1	FEMALE QUICK COUPLER	
5	70021397	2	STRAIGHT CONNECTOR	
6	70022107	2	HOSE ASSY	
7	70021415	2	STRAIGHT CONNECTOR	
8		Ref	UNIVERSAL SIDE SHIFT CARRIAGE CYLINDER, (See HYDRAULIC COMPONENTS SECTION for Breakdown)	
9	70022109	1	PIN	
10	70022110	1	PIN	
11	70021349	2	HEX HD CAPSCREW, 0.38X1.00	
12	70021350	2	FLAT WASHER, 0.38	
13	90554042	2	LOCKWASHER, 0.38	
14	7029690	2	FORK PIN RETAINER	
15	N.S.S.	8	HEX HD CAPSCREW, 0.5X1.25	
16	90554020	8	LOCKWASHER, 0.50	
17	70021338	4	HARD WASHER	
18	70022111	1	SIDE SHIFT PIN	
19	70022112	1	SIDE SHIFT PIN RETAINER	
20	N.S.S.	1	CARRIAGE WELDMENT	
21	7029714	2	GREASE FITTING	
22	N.S.S.	1	SN PLATE	
24	7029711	1	HIGH PRESSURE DECAL	
25	N.S.S.	1	REAR FRAME WELDMENT	
26	90554017	2	PINCH POINT DECAL	
27	70022105	1	FORK PIN	

SECTION 3 - ATTACHMENTS

FIGURE 3-6. FORKS



PZ0771

SECTION 3 - ATTACHMENTS

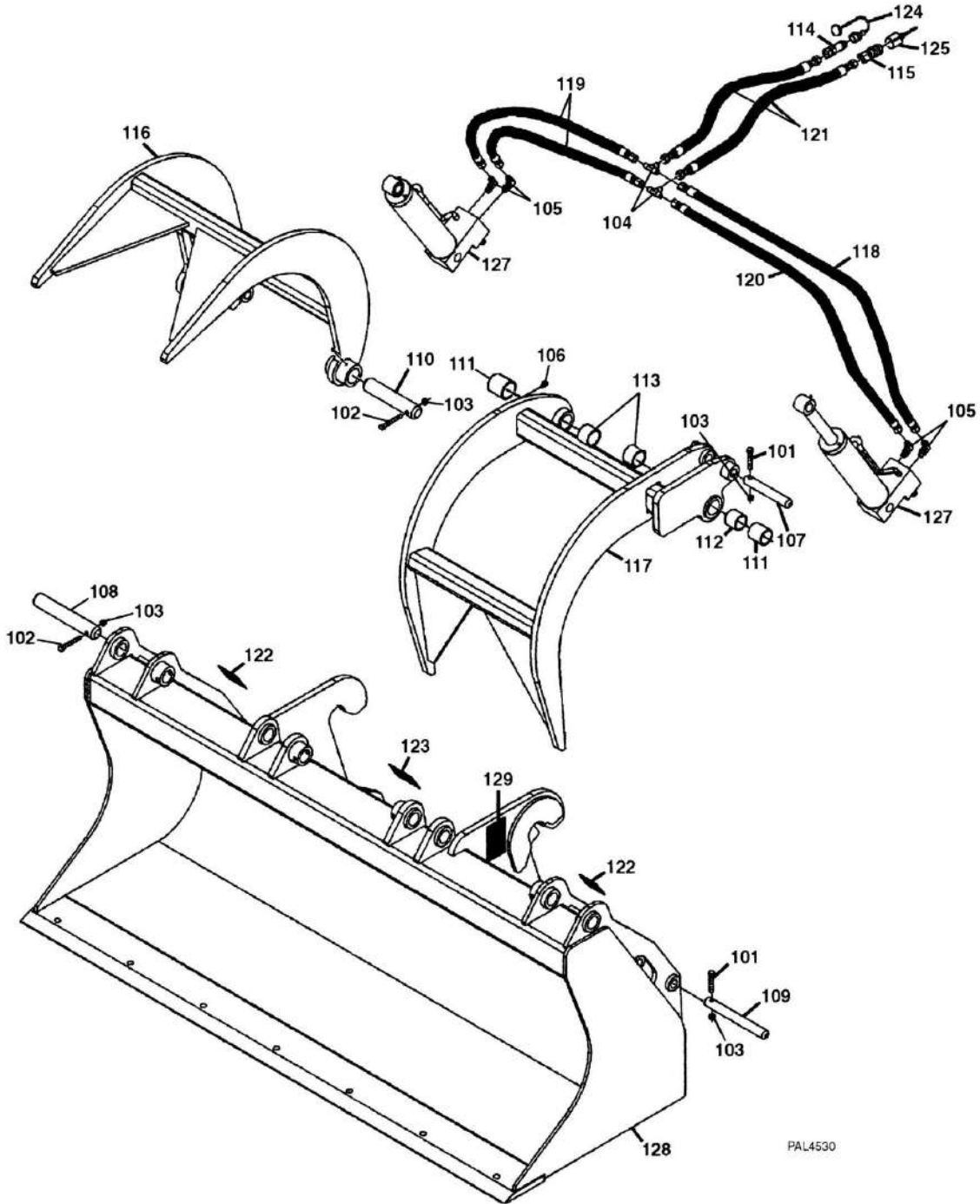
FIGURE 3-6. FORKS

ITEM	PART NUMBER	QTY	DESCRIPTION	REV
	2340037	4	CUBING FORK, 2X2X48, (G5-18A, 2505H & 25.5 - AUS), (7760lb)	A
	1001099458	2	PALLET FORK, 2X4X48, (G5-18A, 2505H & 25.5 - AUS), (7600lb)	C
	1001099457	2	LUMBER FORK, 1.5X6X60, (G5-18A, 2505H & 25.5 - AUS), (7300lb)	C
	1001170488	2	PALLET FORK, (2505H & 25.5 - CE)	A
1	1001007527	2	PALLET FORK, 45x100x1070mm, (3880 kg)	
2	1001109113	2	HEX HD CAPSCREW, 5/8-18X1-1/2, GR8	
	1001007539	2	PALLET FORK, (2505H & 25.5 - CE)	B
1	1001007529	2	PALLET FORK, 50x100x1525mm, (5000 kg)	
2	1001109113	2	HEX HD CAPSCREW, 5/8-18X1-1/2, GR8	
	1001117945	2	PALLET FORK, (2505H & 25.5 - CE)	C
1	2340043	2	PALLET FORK, 50x120x1200mm, (2000 kg)	
2	0761612	2	HEX HD CAPSCREW, M16X25	
	2340041	1	PALLET FORK, (2505H & 25.5 - CE), (sold as a pair)	C
1	2340044	2	FORK, 50x100x1200mm, (2000 kg)	
2	0761612	2	HEX HD CAPSCREW, M16X25	
1	2340030	1	PALLET FORK, 100X50X1200mm, (2000 kg), (2505H & 25.5 - CE), (sold as a pair)	D
2	7028628	2	CAPSCREW	

SECTION 3 - ATTACHMENTS

FIGURE 3-7. GRAPPLE BUCKET (G5-18A, 2505H & 25.5 - AUS)

G5-18A, 2505H & 25.5 - AUS



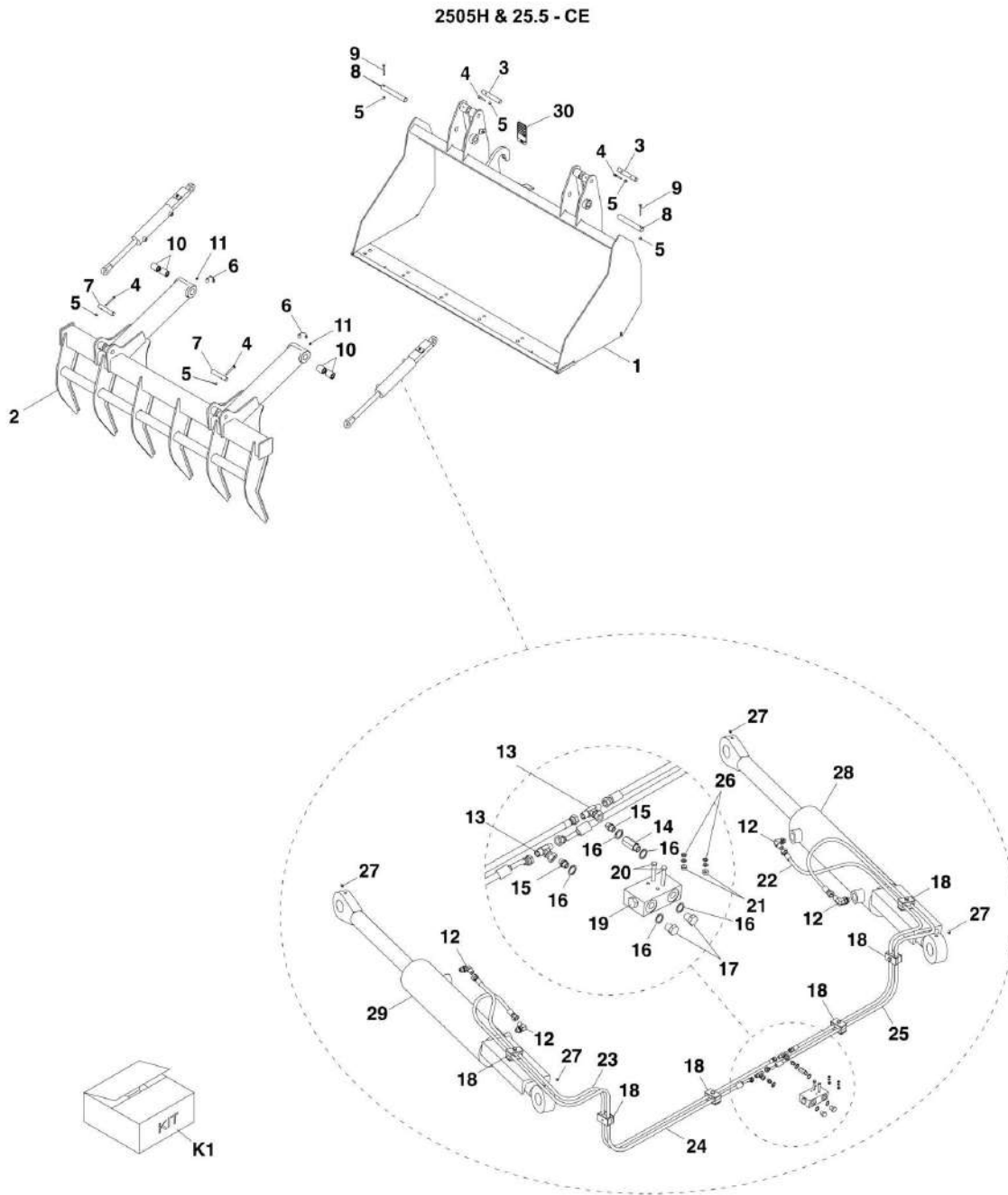
SECTION 3 - ATTACHMENTS

FIGURE 3-7. GRAPPLE BUCKET (G5-18A, 2505H & 25.5 - AUS)

ITEM	PART NUMBER	QTY	DESCRIPTION	REV
	1001099831	1	GRAPPLE BUCKET, (G5-18A, 2505H & 25.5 - AUS), (includes all items) (Prior to SN 0160069670)	C
	1001102327	1	GRAPPLE BUCKET, (G5-18A, 2505H & 25.5 - AUS), (includes all items) (SN 0160069670 to Present)	D
101	70021399	4	HEX HD CAPSCREW, 0.38X2.25	
102	70021366	4	HEX HD CAPSCREW, 0.38X2.75	
103	70021367	8	LOCKNUT, 0.38	
104	70020562	2	TEE	
105	90554065	4	ELBOW, 90	
106	7029714	4	GREASE FITTING	
107	70021364	2	PIN	
108	70021361	2	PIN	
109	70021365	2	PIN	
110	70021362	2	PIN	
111	70021360	4	BUSHING	
112	70021359	2	SPACER	
113	70021358	4	BUSHING	
114	7029692	1	MALE QUICK ATTACH	
115	70021342	1	FEMALE QUICK ATTACH	
116	70021356	1	RH GRAPPLE HOOK	
117	70021357	1	LH GRAPPLE HOOK	
118	70020560	1	HOSE ASSY	
119	70021368	2	HOSE ASSY	
120	70021370	1	HOSE ASSY	
121	70021369	2	HOSE ASSY	
122	90554017	2	PINCH POINT DECAL	
123	7029711	1	HIGH PRESSURE DECAL	
124	90554062	1	DUST CAP	
125	90554076	1	DUST PLUG	
126	70021387	4	CLAMP, (not shown)	
127		Ref	GRAPPLE BUCKET CYLINDER AND MOUNTING HARDWARE, (See HYDRAULIC COMPONENTS SECTION for Breakdown)	
128	N.S.S.	1	GRAPPLE BUCKET	
129	N.S.S.	1	SN PLATE	

SECTION 3 - ATTACHMENTS

FIGURE 3-8. GRAPPLE BUCKET (2505H & 25.5) (Prior to SN 0160065890)



PAP17401

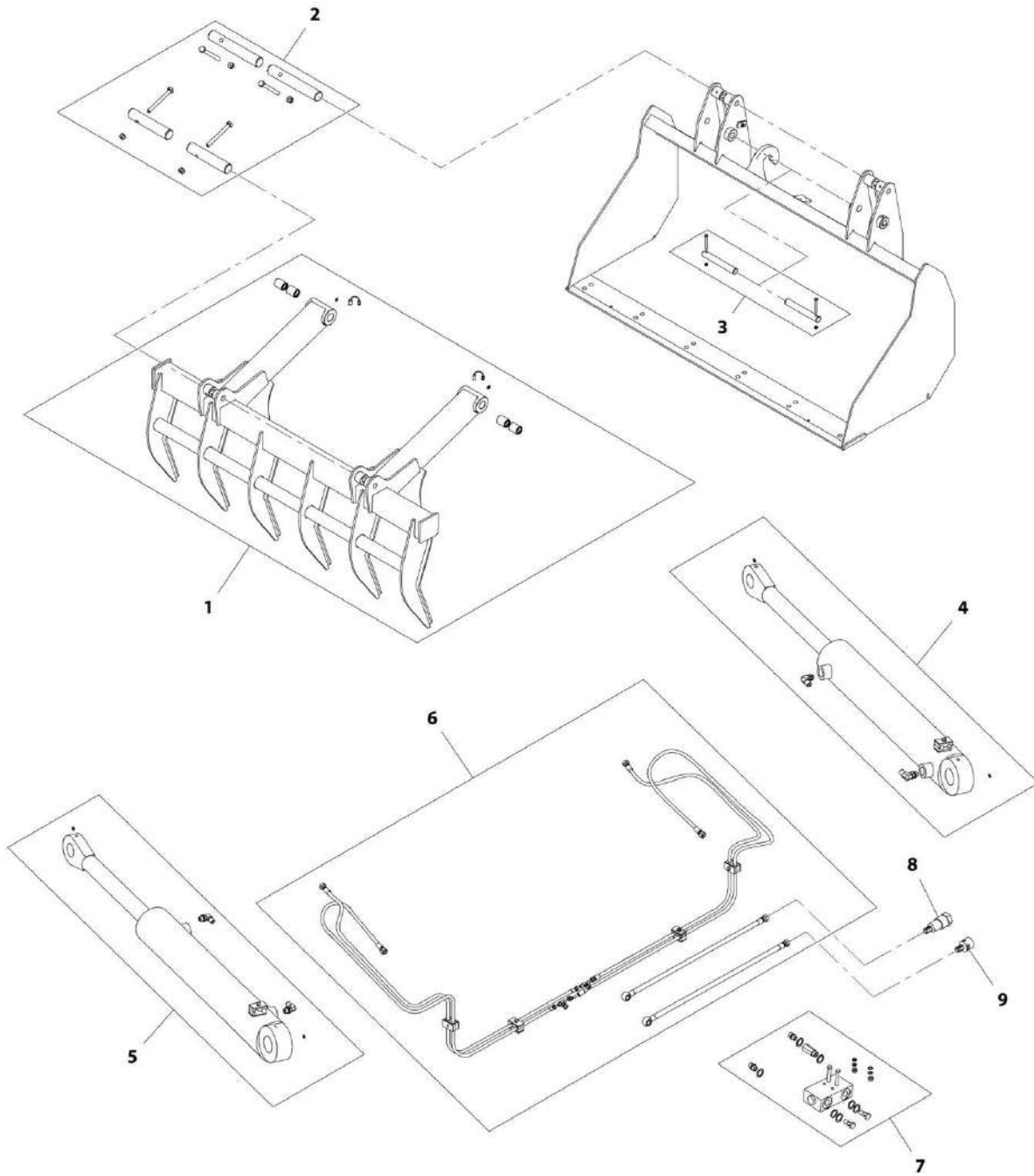
SECTION 3 - ATTACHMENTS

FIGURE 3-8. GRAPPLE BUCKET (2505H & 25.5) (Prior to SN 0160065890)

ITEM	PART NUMBER	QTY	DESCRIPTION	REV
	1001101977	1	GRAPPLE BUCKET, (2505H & 25.5 - CE), (includes items 1 thru 30)	C
1	N.S.S.	1	GRAPPLE BUCKET	
2	70022896	1	CLAMP	
3	70022897	2	PIN	
4	70022898	4	PIN	
5	3290805	6	LOCKNUT, M8	
6	70021243	2	GREASE FITTING COVER	
7	70022899	2	PIN	
8	70022900	2	PIN	
9	70022901	2	PIN	
10	70022902	4	BUSHING	
11	70021242	2	GREASE FITTING	
12	70022903	4	FITTING, 90	
13	70022904	2	TEE FITTING	
14	70022905	1	ADAPTER	
15	70022906	2	ADAPTER	
16	70022907	5	O-RING	
17	70022908	2	PLUG	
18	1001103533	6	CLAMP	
19	70022910	1	VALVE	
20	70022911	2	BOLT, M6X55	
21	70022912	2	BOLT, M6	
22	70022913	1	PIPE ASSY	
23	70022914	1	PIPE ASSY	
24	70022915	1	PIPE ASSY	
25	70022916	1	PIPE ASSY	
26	70022917	4	GASKET	
27	70021246	4	GREASE FITTING	
28	70022918	1	HYDRAULIC CYLINDER	
29	70022919	1	HYDRAULIC CYLINDER	
30	N.S.S.	1	SN PLATE	
K1	70023275	1	CYLINDER SEAL KIT, (for use with items 28 or 29)	

SECTION 3 - ATTACHMENTS

FIGURE 3-9. GRAPPLE BUCKET (2505H & 25.5) (SN 0160065890 to Present)



ART_1001180466-A

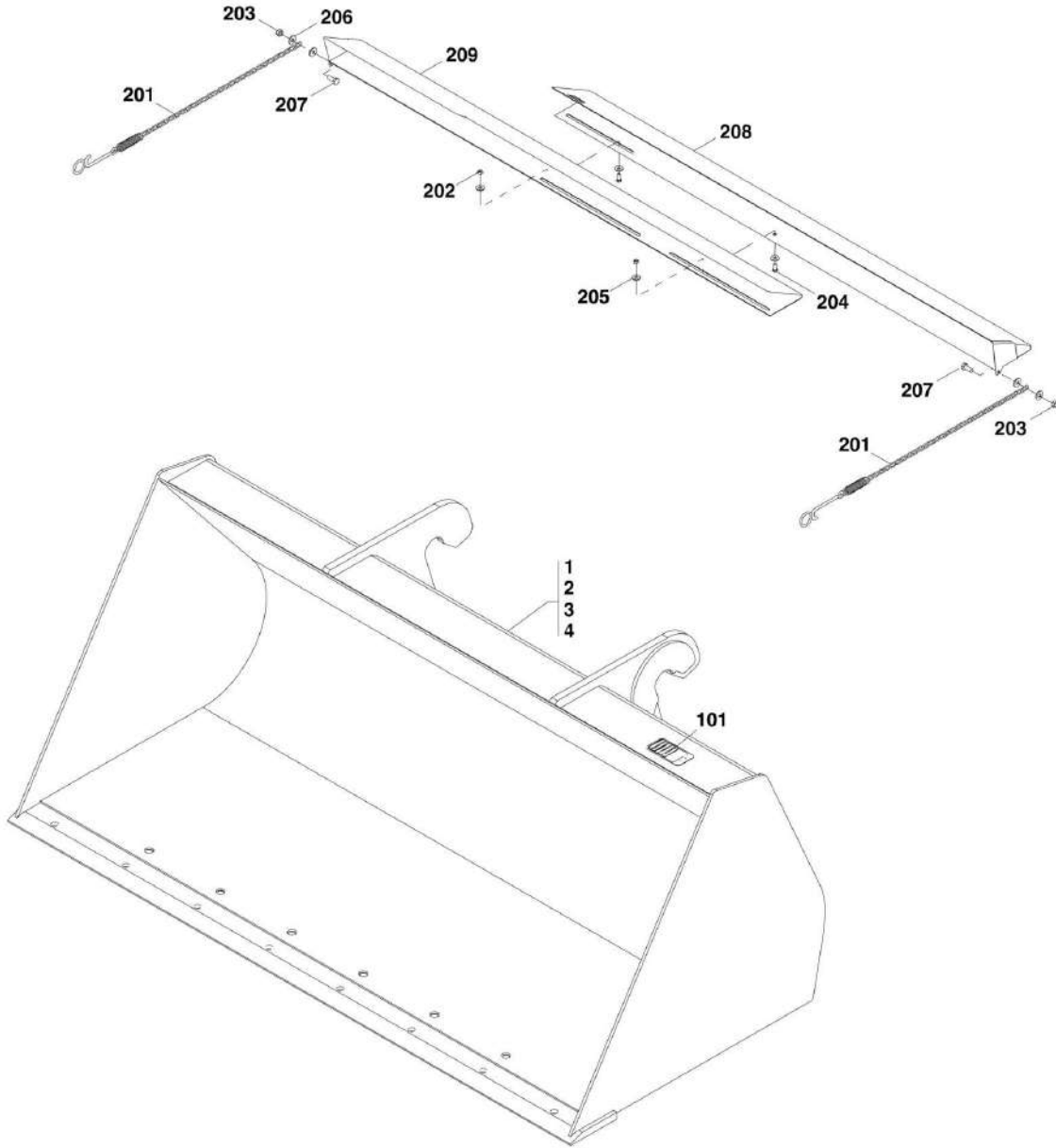
SECTION 3 - ATTACHMENTS

FIGURE 3-9. GRAPPLE BUCKET (2505H & 25.5) (SN 0160065890 to Present)

ITEM	PART NUMBER	QTY	DESCRIPTION	REV
	1001180466	1	GRAPPLE BUCKET, (2505H & 25.5 - CE), (includes item 1)	A
1	70027306	1	KIT, CLAMP	
2	70027307	1	KIT, PIN CLAMP	
3	70027308	1	KIT, PIN CYLINDER	
4	70027309	1	KIT, HYDRAULIC CYLINDER DX	
5	70027310	1	KIT, HYDRAULIC CYLINDER SX	
6	70027311	1	KIT, FLEXIBLE PIPE	
7	70027312	1	KIT, VALVE	
8	1001094556	1	COUPLING, MALE QUICK DISCONNECT	
9	1001094555	1	COUPLING, FEMALE QUICK DISCONNECT	

SECTION 3 - ATTACHMENTS

FIGURE 3-10. LIGHT MATERIAL BUCKETS



PAP17431

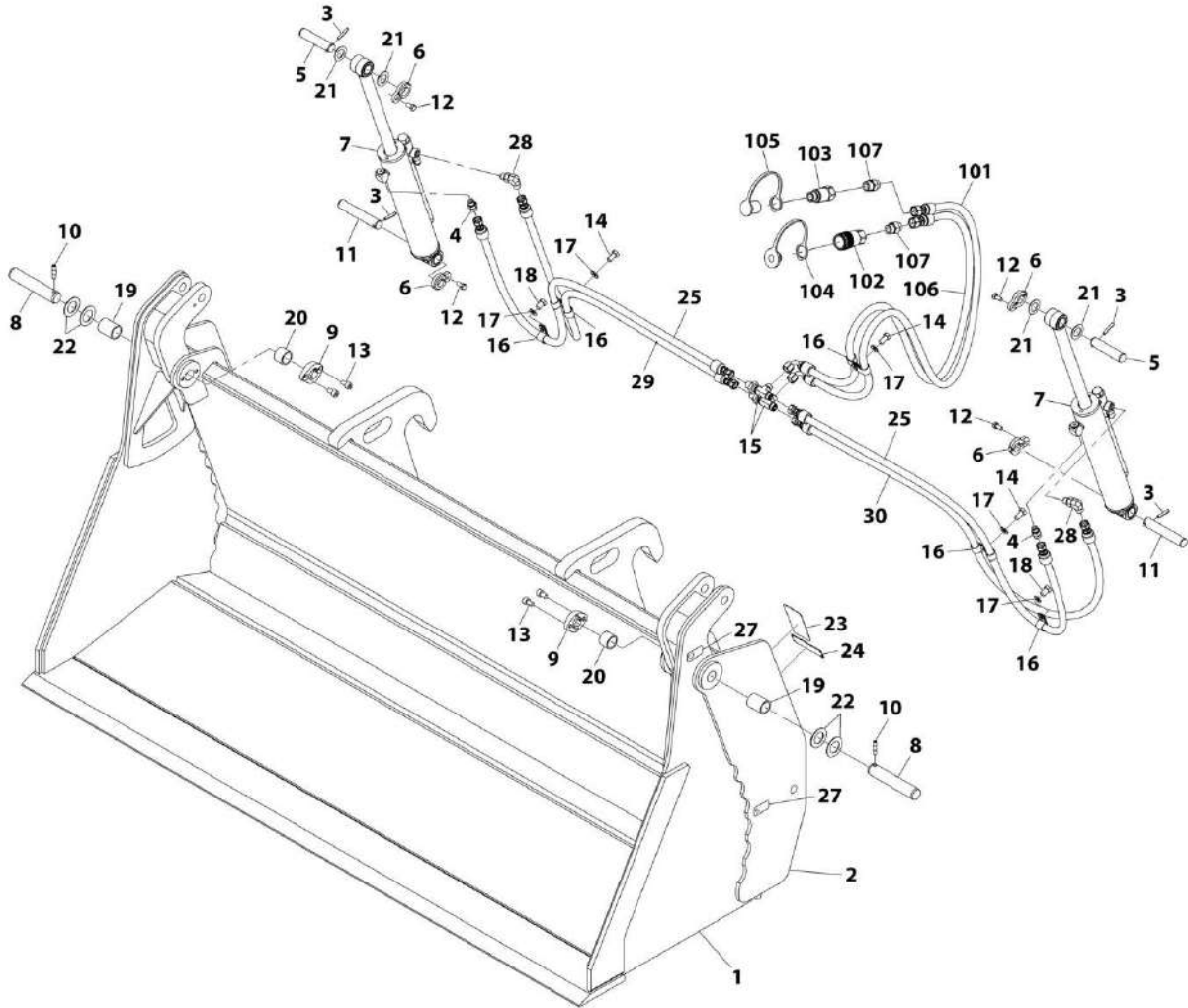
SECTION 3 - ATTACHMENTS

FIGURE 3-10. LIGHT MATERIAL BUCKETS

ITEM	PART NUMBER	QTY	DESCRIPTION	REV
1	1001099615	1	1.0 CU YD LIGHT MATERIAL BUCKET, (G5-18A, 2505H & 25.5 - AUS), (72in), (includes item 101) (Prior to SN 0160069670)	C
	1001102324	1	1.0 CU YD LIGHT MATERIAL BUCKET, (G5-18A, 2505H & 25.5 - AUS), (73in), (includes item 101) (SN 0160069670 to Present)	D
2	1001101979	NLA	0.8 CU M LIGHT MATERIAL BUCKET, (2505H & 25.5 - CE), (1800mm), (includes item 101) (no longer available, order 1001112621 for replacement)	C
2	1001112621	1	0.8 CU M LIGHT MATERIAL BUCKET, (2505H & 25.5 - CE), (1800mm), (includes item 101)	C
3	1001099614	1	1.7 CU YD LIGHT MATERIAL BUCKET, (G5-18A, 2505H & 25.5 - AUS), (72in), (includes item 101) (Prior to SN 0160069670)	C
3	1001102323	1	1.7 CU YD LIGHT MATERIAL BUCKET, (G5-18A, 2505H & 25.5 - AUS), (72in), (includes item 101) (SN 0160069670 to Present)	D
4	1001101978	1	1.3 CU M LIGHT MATERIAL BUCKET, (2505H & 25.5 - CE), (1800mm), (includes item 101) (Prior to SN 0160069670)	C
4	1001112627	1	1.3 CU M LIGHT MATERIAL BUCKET, (2505H & 25.5 - CE), (1800mm), (includes item 101) (SN 0160069670 to Present)	C
101	N.S.S.	1	SN PLATE	
	1001105476	1	BUCKET GUARD ACCESSORY, (Germany - if equipped), (includes items 201 thru 209)	B
201	1001003064	2	RETAINER ASSY	
202	3290601	2	HEX NUT, M6X1	
203	1001008605	2	NUT	
204	8303545	2	HEX HD CAPSCREW, M6X14, GR8.8	
205	10701275	4	HARD WASHER, 0.312X0.065	
206	1001008666	4	HARD WASHER	
207	0760810	2	HEX HD CAPSCREW, M8X20, GR8.8	
208	1001105474	1	RIGHT BUCKET GUARD PLATE	
209	1001105475	1	LEFT BUCKET GUARD PLATE	

SECTION 3 - ATTACHMENTS

FIGURE 3-11. BUCKETS MP 4 IN



ART_1001216948-A

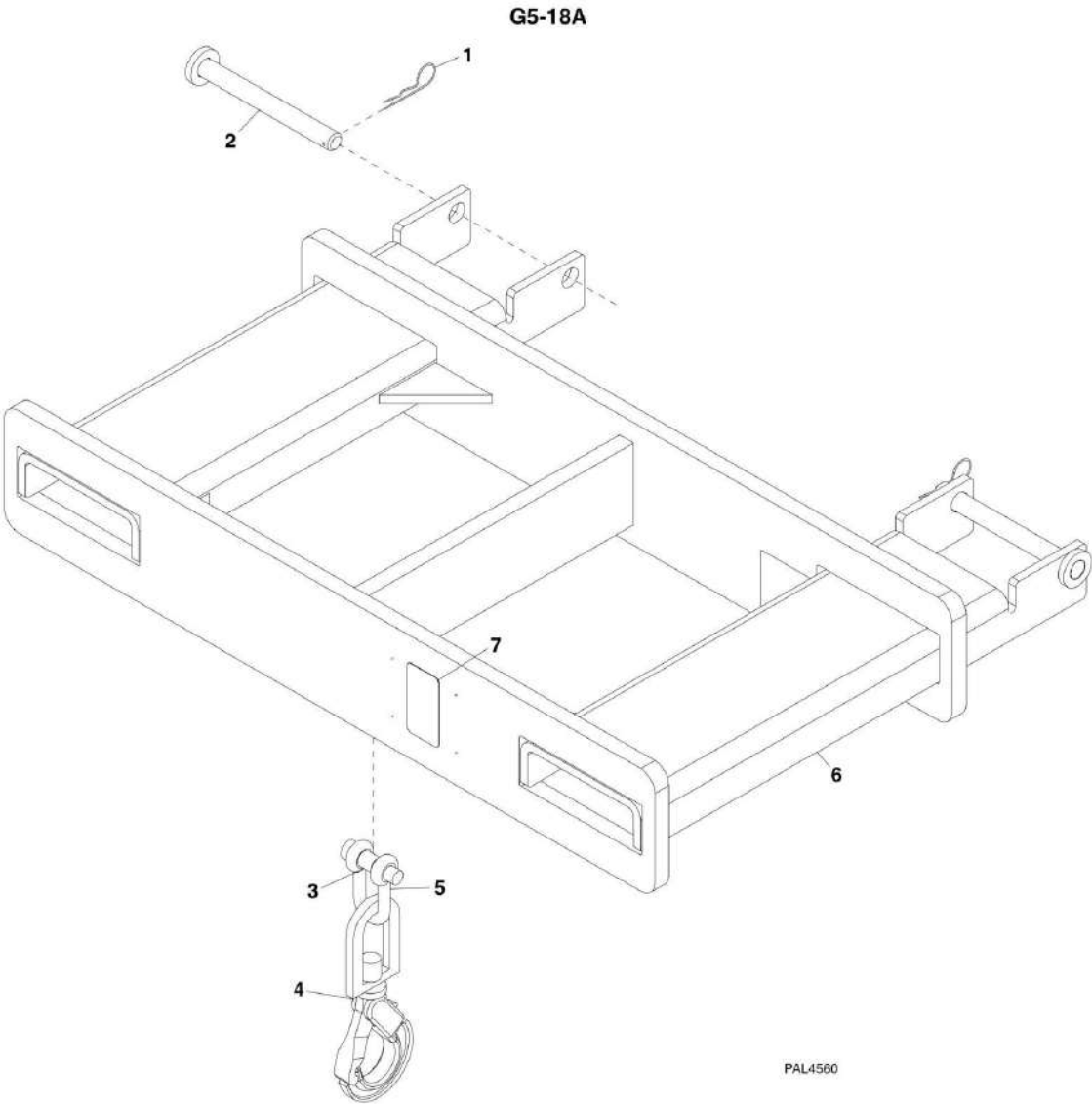
SECTION 3 - ATTACHMENTS

FIGURE 3-11. BUCKETS MP 4 IN

ITEM	PART NUMBER	QTY	DESCRIPTION	REV
	1001216948	Ref	BUCKET MP 4 IN	A
1	N.S.S.	1	CLAMSHELL	
2	N.S.S.	1	BACK BLADE	
3	70028253	4	ROLL PIN	
4	70024130	2	FITTING	
5	70028268	2	PIN	
6	70028262	4	RETAINER	
7	70028274	2	MP BUCKET CYLINDER ASSEMBLY, (See Separate Breakdown in HYDRAULIC COMPONENTS Section)	
8	70028266	2	PIN	
9	70026472	2	RETAINER	
10	70026471	2	DRIVE PIN	
11	70028265	2	PIN	
12	70028261	4	CAPSCREW	
13	70028264	4	CAPSCREW	
14	70022998	3	CAPSCREW	
15	70028267	2	FITTING	
16	70026481	8	HOSE CLAMP	
17	70026482	5	WASHER	
18	70022996	2	CAPSCREW	
19	70026501	2	BUSHING	
20	70028259	2	BUSHING	
21	70026476	4	SHIM	
22	70028260	4	SHIM	
23	N.S.S.	1	NAMEPLATE - JLG	
24	N.S.S.	1	NAMEPLATE	
25	70028269	2	HOSE	
27	70028282	4	DECAL	
28	70028278	2	FITTING	
29	70028275	1	HOSE	
30	70028276	1	HOSE	
101	70028272	1	HOSE	
102	1001101042	1	QUICK COUPLER - FEMALE	
103	1001101041	1	QUICK COUPLER - MALE	
104	1001093826	1	DUST CAP - FEMALE	
105	1001093827	1	DUST CAP - MALE	
106	70027271	1	HOSE	
107	70028263	2	FITTING	

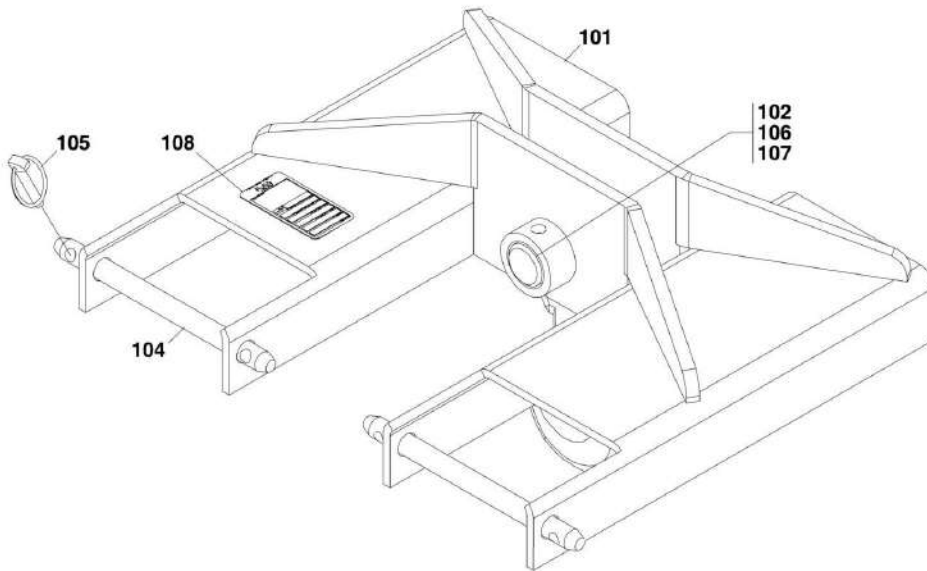
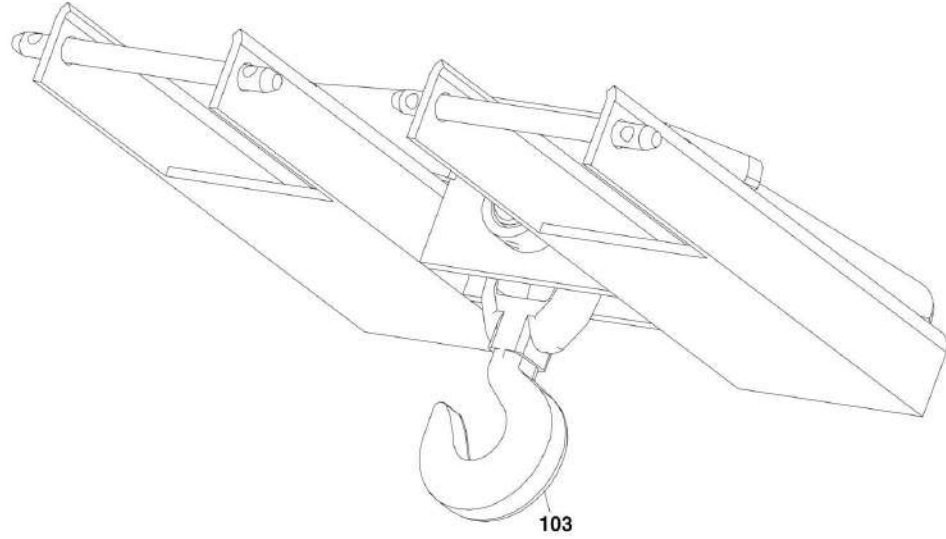
SECTION 3 - ATTACHMENTS

FIGURE 3-12. FORK MOUNTED HOOK



SECTION 3 - ATTACHMENTS

2505H & 25.5 - CE



PAP17410

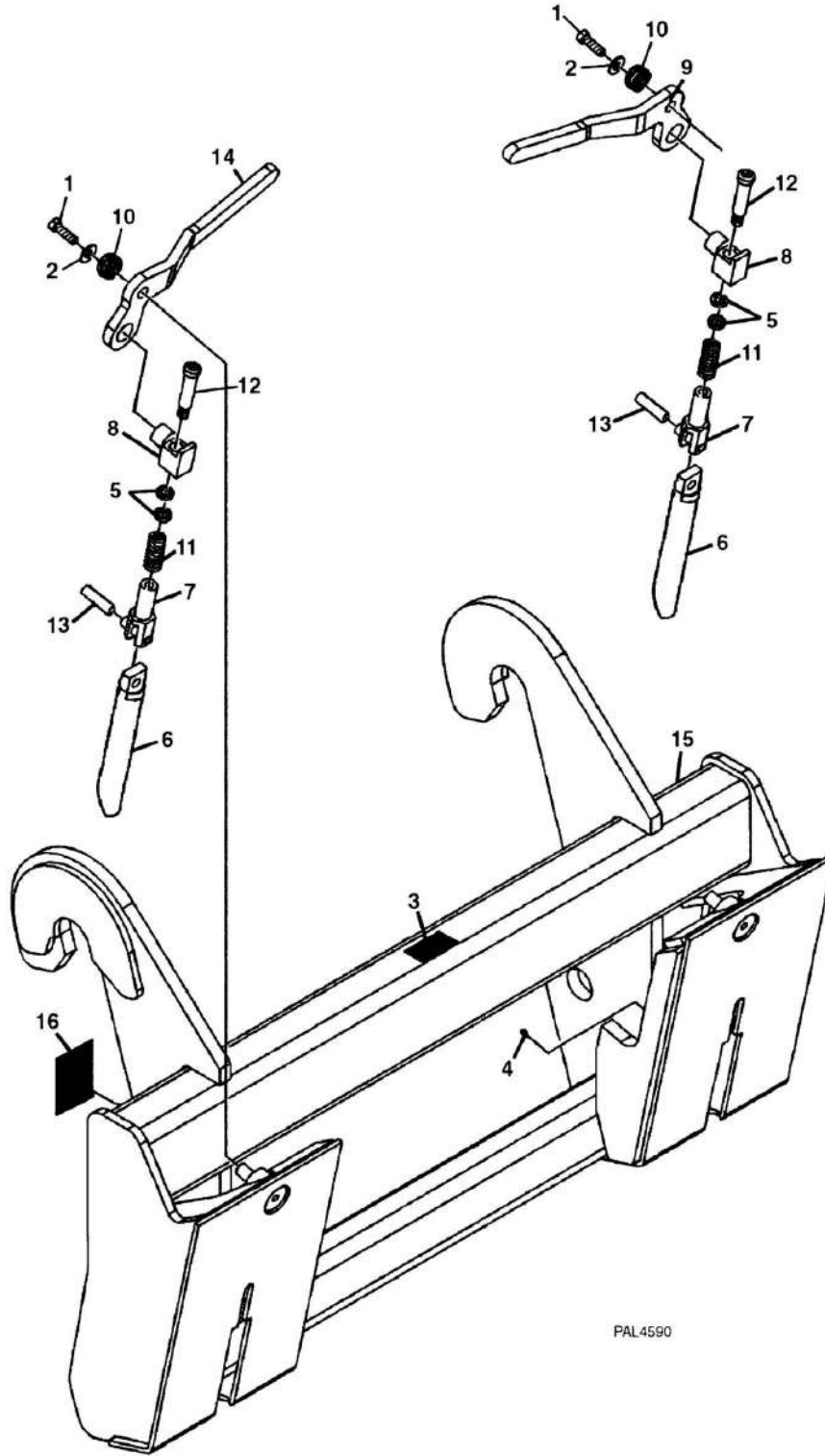
SECTION 3 - ATTACHMENTS

FIGURE 3-12. FORK MOUNTED HOOK

ITEM	PART NUMBER	QTY	DESCRIPTION	REV
	91565094	1	FORK MOUNTED HOOK, (G5-18A), (includes items 1 thru 7) (Prior to SN 0160069670)	G
	1001097205	1	FORK MOUNTED HOOK, (G5-18A), (includes items 1 thru 7) (SN 0160069670 to Present)	F
1	7029520	2	COTTER PIN	
2	1001093171	2	PIN	
3	70020555	1	BUSHING	
4	90554080	1	HOOK	
5	7029521	1	CHAIN	
6	N.S.S.	1	FORK MOUNTED HOOK WELDMENT	
7	N.S.S.	1	SN PLATE	
	2700118	1	FORK MOUNTED HOOK, (2505H & 25.5 - CE), (includes items 101 thru 108)	C
101	N.S.S.	1	FORK MOUNTED HOOK WELDMENT	
102	70020201	1	PIN	
103	70020202	1	HOOK	
104	70020203	2	PIN	
105	70020204	4	RETAINING RING	
106	70020205	1	BOLT	
107	70020206	1	SELF-LOCKING NUT	
108	N.S.S.	1	SN PLATE	

SECTION 3 - ATTACHMENTS

FIGURE 3-13. UNIVERSAL HITCH ATTACHMENT



PAL4590

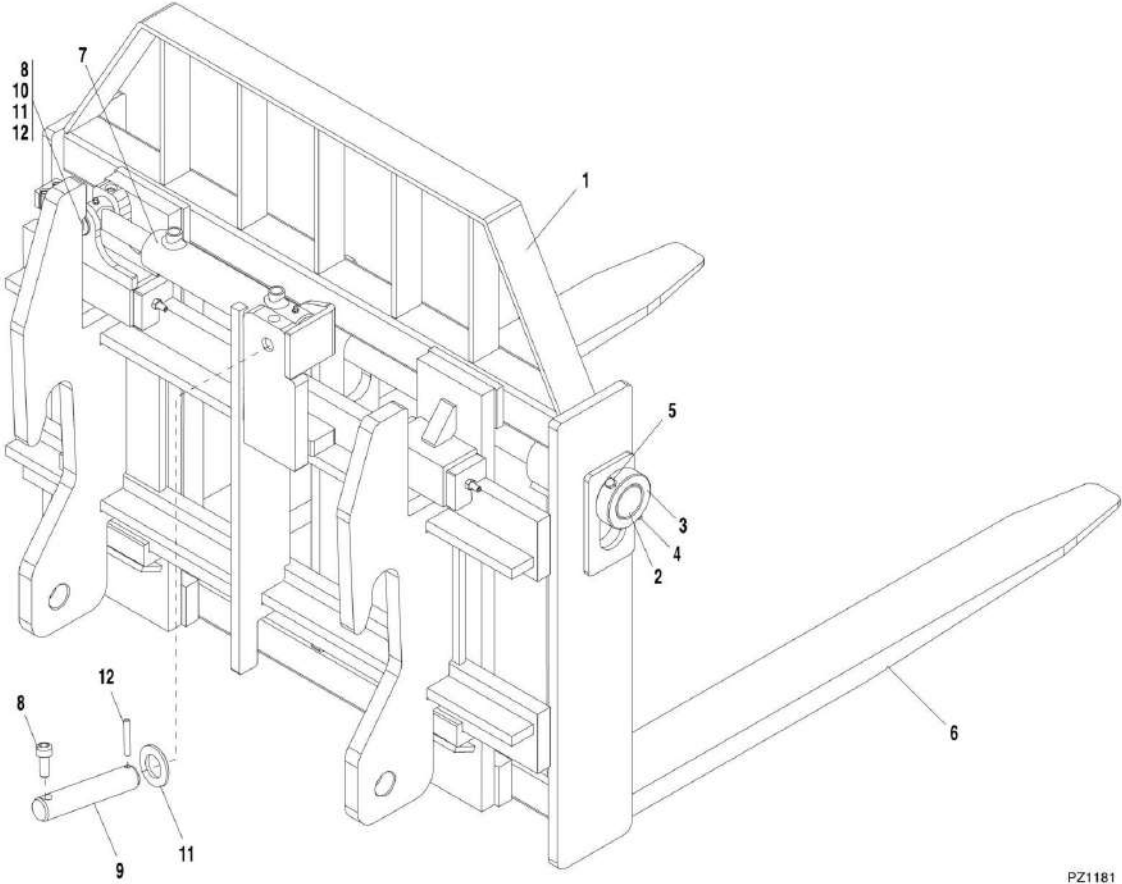
SECTION 3 - ATTACHMENTS

FIGURE 3-13. UNIVERSAL HITCH ATTACHMENT

ITEM	PART NUMBER	QTY	DESCRIPTION	REV
	1001099425	1	UNIVERSAL HITCH ATTACHMENT, (G5-18A, 2505H & 25.5 - AUS), (includes all items) (Prior to SN 0160069670)	C
	1001102333	1	UNIVERSAL HITCH ATTACHMENT, (2505H & 25.5 - CE), (includes all items) (Prior to SN 0160069670)	D
	1001102332	1	UNIVERSAL HITCH ATTACHMENT, (G5-18A, 2505H & 25.5 - AUS), (includes all items) (SN 0160069670 to Present)	D
1	70021429	2	HEX HD CAPSCREW, 0.38X1.25	
2	70021350	2	FLAT WASHER, 0.38	
3	90554016	1	USA DECAL	
4	90554045	2	GREASE FITTING	
5	70021430	4	SPACER	
6	70021431	2	LOCKING PIN	
7	70021432	2	CLEVIS	
8	70021433	2	BEARING	
9	70021434	1	LEFT LOCK HANDLE	
10	70021384	2	SPRING LOCK HANDLE	
11	70021435	2	CLEVIS SPRING	
12	70021436	2	BOLT	
13	70021437	2	PIN	
14	70021438	1	RIGHT LOCK HANDLE	
15	N.S.S.	1	UNIVERSAL ATTACHMENT WELDMENT	
16	N.S.S.	1	SN PLATE	

SECTION 3 - ATTACHMENTS

FIGURE 3-14. SIDE SHIFT CARRIAGE ASSEMBLY (2505H)



PZ1181

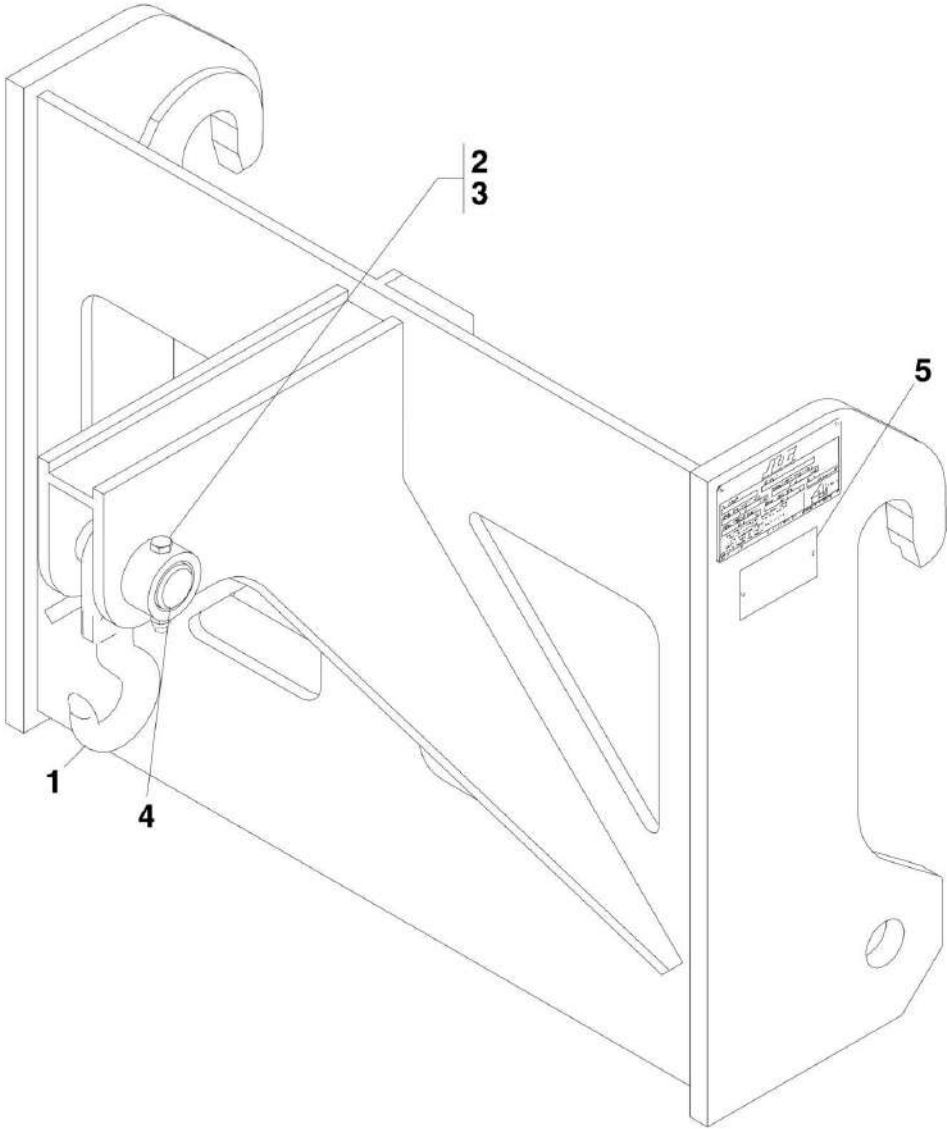
SECTION 3 - ATTACHMENTS

FIGURE 3-14. SIDE SHIFT CARRIAGE ASSEMBLY (2505H)

ITEM	PART NUMBER	QTY	DESCRIPTION	REV
	1170002	1	SIDE SHIFT CARRIAGE ASSY, (2505H) (CE-AUS), (includes items 1 thru 5 & 7 thru 13)	G
1	N.S.S.	1	WELDMENT	
2	7028136	1	FORK CARRIER BAR	
3	7028137	2	COLLAR	
4	3291005	2	NUT	
5	0701029	2	CAPSCREW	
6		Ref	FORK TINE, (See FORKS for Breakdown)	
7	70021558	1	CYLINDER	
8	70021559	2	BOLT	
9	70021560	1	PIN	
10	70021561	1	PIN	
11	70021562	2	WASHER	
12	70021563	2	ROLL PIN	
13	N.S.S.	1	SN PLATE, (not shown)	

SECTION 3 - ATTACHMENTS

FIGURE 3-15. CRANE HOOK



ART_PZ0380-B

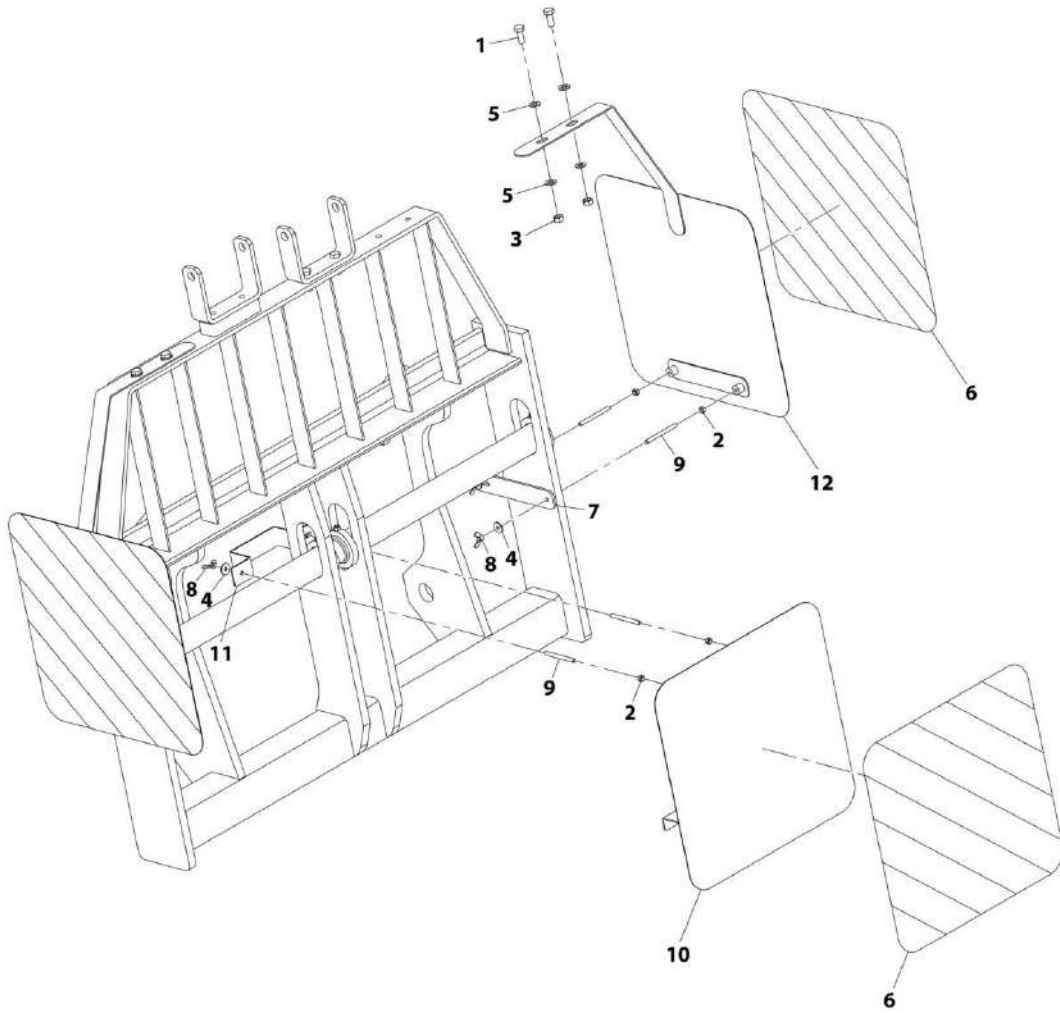
SECTION 3 - ATTACHMENTS

FIGURE 3-15. CRANE HOOK

ITEM	PART NUMBER	QTY	DESCRIPTION	REV
	1170058	1	CRANE HOOK, (CE), (includes all items)	B
1	70020417	1	HOOK	
2	70020205	1	BOLT	
3	70020206	1	NUT	
4	70020201	1	PIN	
5	N.S.S.	1	SN PLATE	

SECTION 3 - ATTACHMENTS

FIGURE 3-16. REFLECTIVE PLATES INSTALLATION (FORKS)



ART_1001214454-C

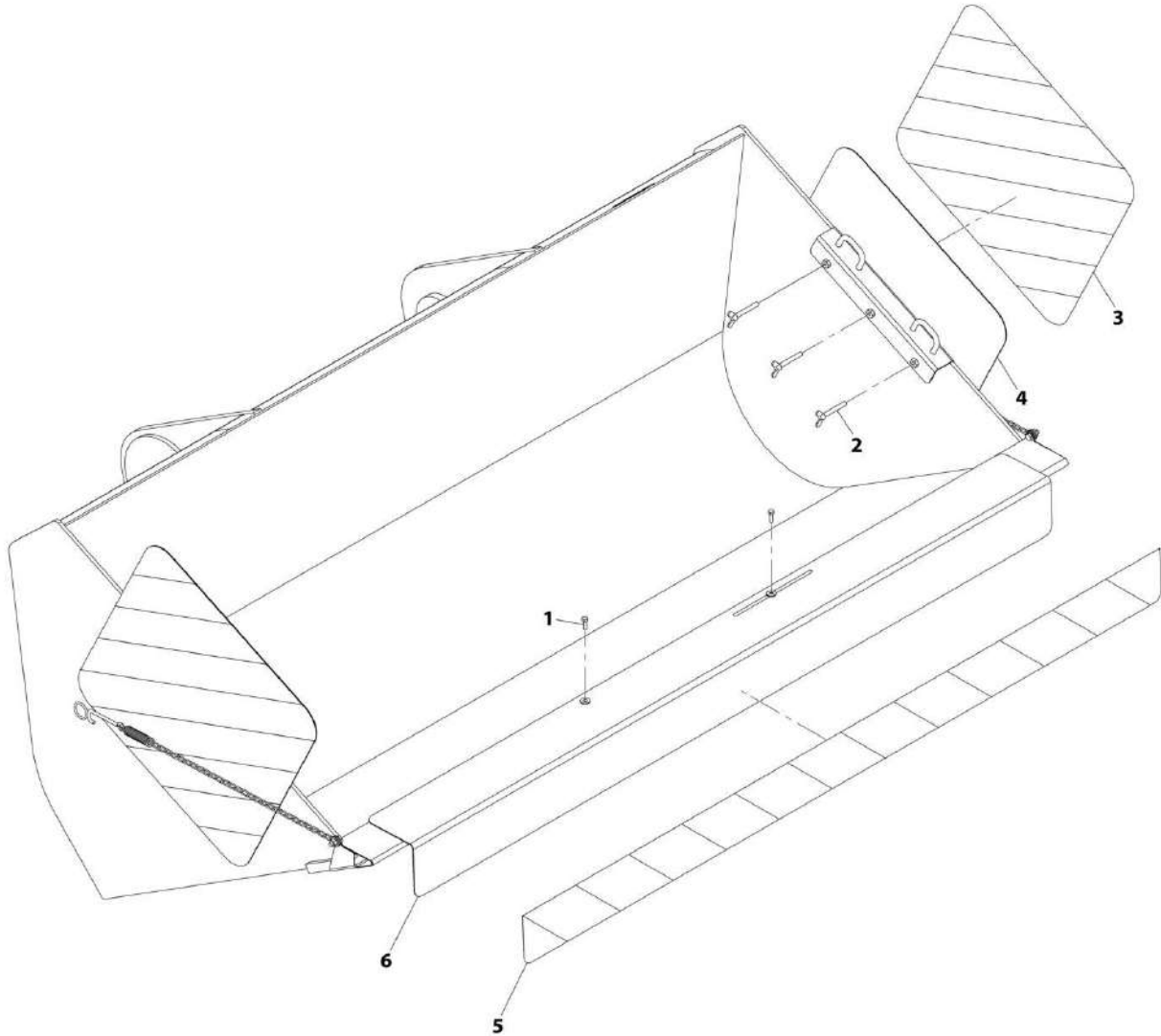
SECTION 3 - ATTACHMENTS

FIGURE 3-16. REFLECTIVE PLATES INSTALLATION (FORKS)

ITEM	PART NUMBER	QTY	DESCRIPTION	REV
	1001214454	Ref	REFLECTIVE PLATES INSTALLATION, (FORKS)	C
1	0761214	4	BOLT, M12X30	
2	3290801	6	NUT, M8X1.25	
3	3291201	4	NUT, M12X1.75	
4	4811902	6	WASHER, M8	
5	4812100	8	WASHER, M12	
6	1001162771	3	SAFETY FILM	
7	1001163938	2	PLATE	
8	1001164237	6	NUT, M8X1.25	
9	1001164273	6	STUD, M8	
10	1001189707	1	BRACKET, WARNING PANEL	
11	1001189709	1	BRACKET, SUPPORT	
12	1001195493	2	BRACKET, WARNING PANEL	

SECTION 3 - ATTACHMENTS

FIGURE 3-17. REFLECTIVE PLATES INSTALLATION (BUCKET) (ITALY)



ART_1001188997-A

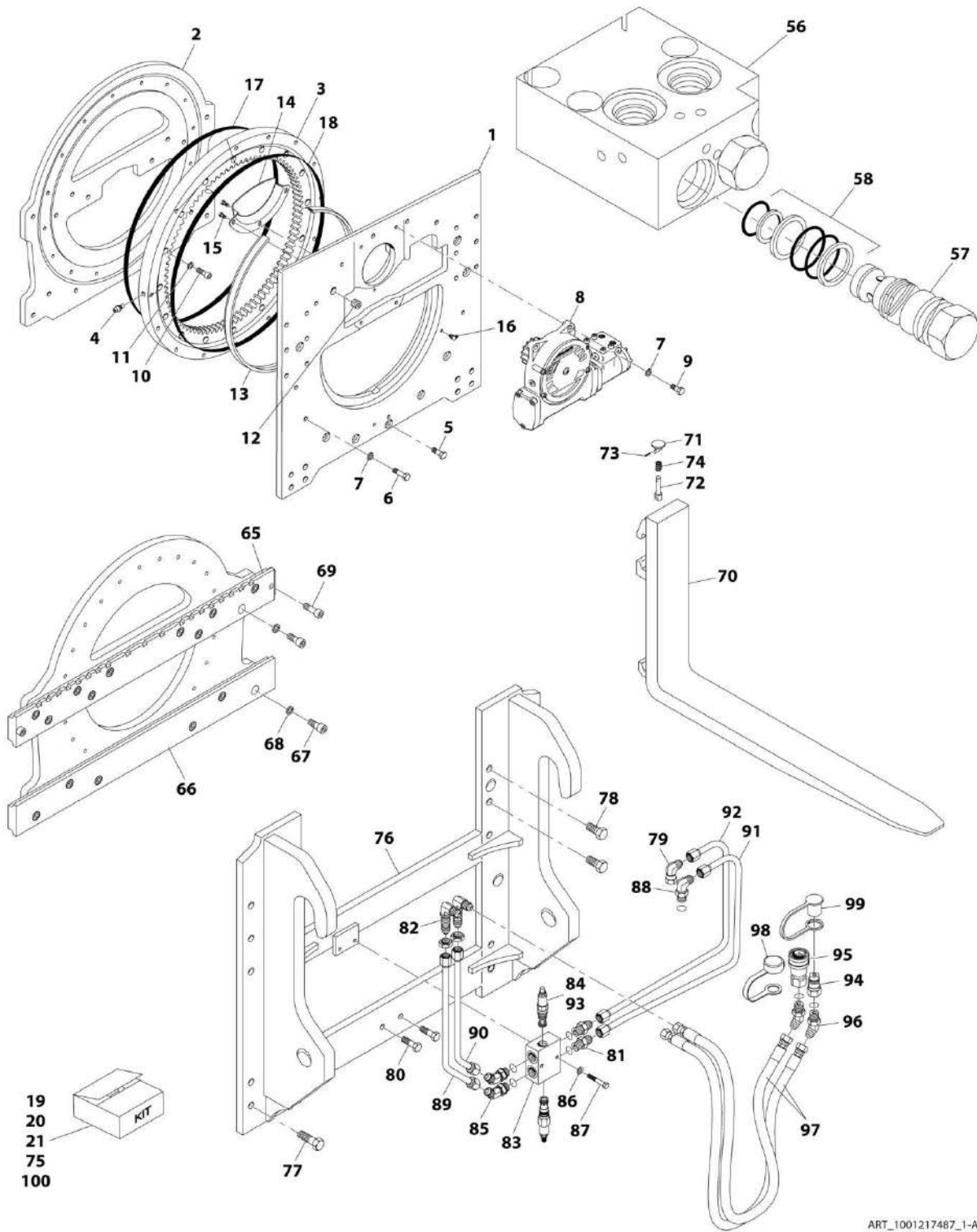
SECTION 3 - ATTACHMENTS

FIGURE 3-17. REFLECTIVE PLATES INSTALLATION (BUCKET) (ITALY)

ITEM	PART NUMBER	QTY	DESCRIPTION	REV
	1001188997	Ref	REFLECTIVE PLATES INSTALLATION, (BUCKET) (ITALY)	A
1	0760610	2	BOLT, M6X20	
2	1001139884	6	BOLT, M8	
3	1001162771	2	SAFETY FILM	
4	1001163625	2	BRACKET	
5	1001189705	1	SAFETY FILM	
6	1001189706	1	BRACKET	

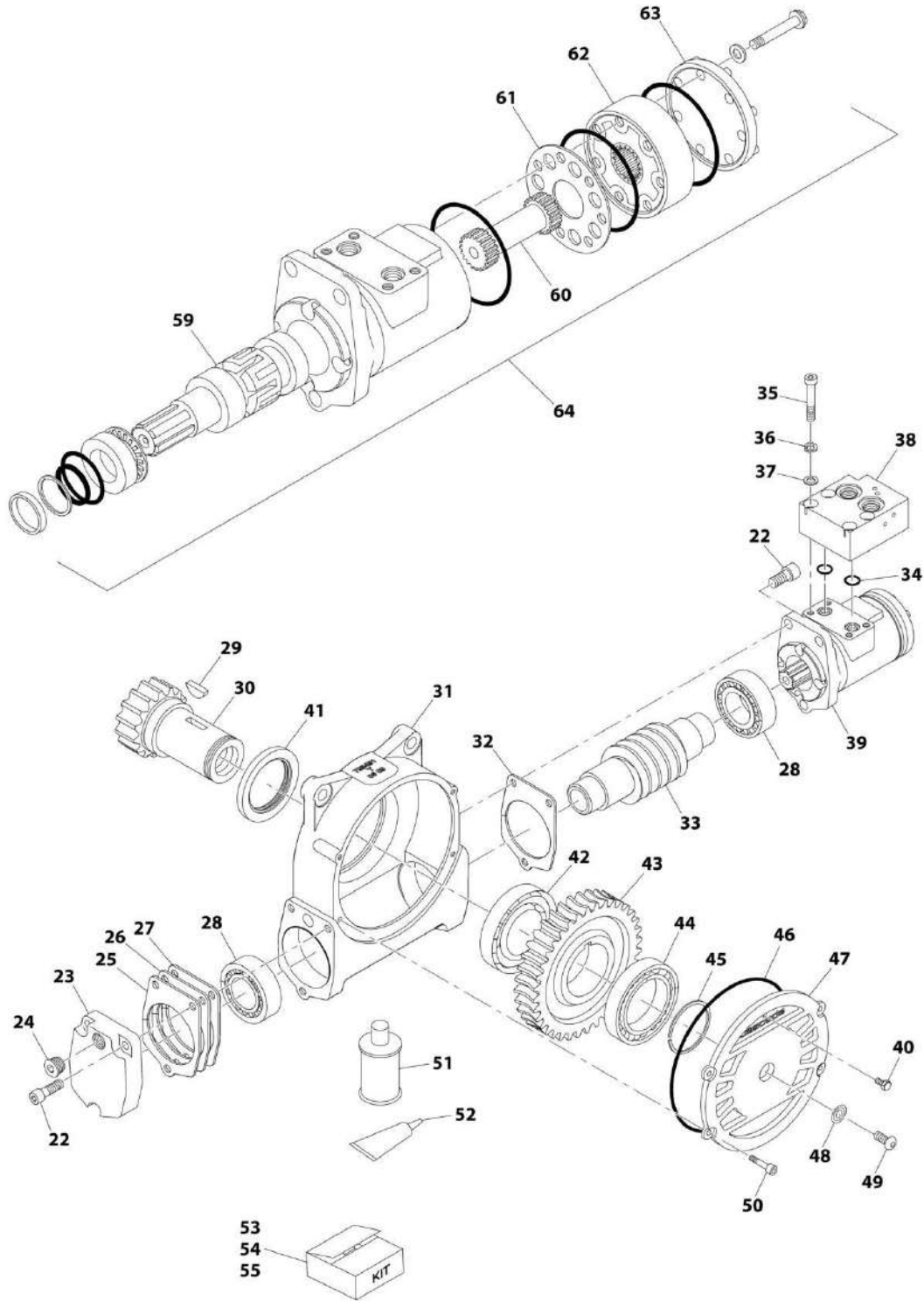
SECTION 3 - ATTACHMENTS

FIGURE 3-18. CARRIAGE 360 DEG ROTATION



ART_1001217487_1-A

SECTION 3 - ATTACHMENTS



ART_1001217487_2-A

SECTION 3 - ATTACHMENTS

FIGURE 3-18. CARRIAGE 360 DEG ROTATION

ITEM	PART NUMBER	QTY	DESCRIPTION	REV
	1001217487	Ref	CARRIAGE 360 DEGREE ROTATION	A
1	70028156	1	BASEPLATE	
2	70028157	1	FACEPLATE	
3	70028134	1	BEARING ASSEMBLY	
4	70024679	1	FITTING, GREASE	
5	70024555	8	HEX HD CAPSCREW, M12X35, GR10.9	
6	70024681	8	HEX HD CAPSCREW, M12X45	
7	70024682	12	LOCKWASHER, M12	
8	70028118	1	DRIVE GROUP	
9	70028129	4	HEX HD CAPSCREW, M12X30	
10	70028132	16	HEX HD CAPSCREW	
11	70028126	16	LOCKWASHER	
12	70024685	1	PLUG	
13	70028438	1	SEAL	
14	70028152	1	COVER PLATE	
15	70028130	3	HEX HD CAPSCREW	
16	70028113	1	FITTING, GREASE	
17	70028121	1	SEAL	
18	70028165	1	SEAL	
19	70028172	1	BASEPLATE SERVICE KIT, (includes items 5 through 7)	
20	70028158	1	FACEPLATE SERVICE KIT, (Includes items 10 and 11)	
21	70028143	1	SEAL SERVICE KIT, (includes items 13 through 15)	
22	70024690	6	HEX HD CAPSCREW, M12X25	
23	70024691	1	COVER	
24	70024692	1	FITTING	
25	70024693	1	SHIM	
26	70024694	1	SHIM	
27	70024695	1	SHIM	
28	70024696	2	BEARING	
29	70024697	1	KEY	
30	70028120	1	PINION	
31	70024699	1	HOUSING	
32	70024700	1	GASKET	
33	70024701	1	WORM	
34	70028112	2	O-RING	
35	70028439	4	HEX HD CAPSCREW, M8X45	
36	70024720	4	LOCKWASHER, M8	
37	70024721	4	WASHER, M8	
38	70024731	1	CHECK VALVE	
39	70028144	1	DRIVE MOTOR	
40	70024716	1	FITTING	
41	70024706	1	SEAL	
42	70024713	1	BEARING	
43	70024707	1	WORM GEAR	
44	70024708	1	BEARING	
45	70024709	1	SNAP RING	
46	70024710	1	O-RING	
47	70024711	1	COVER	
48	70024712	1	SEAL	
49	70024714	1	HEX HD CAPSCREW, M10X16	

SECTION 3 - ATTACHMENTS

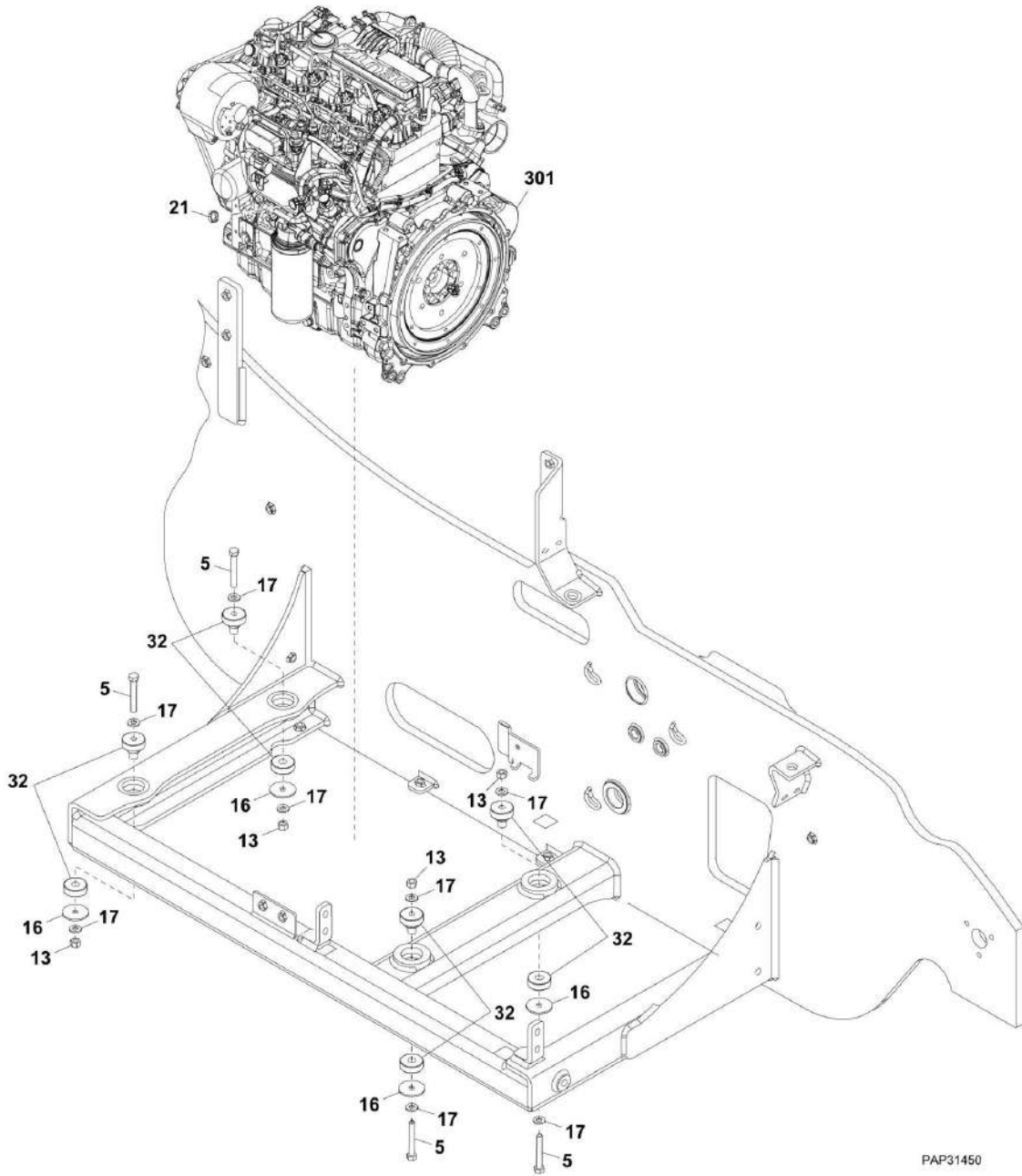
ITEM	PART NUMBER	QTY	DESCRIPTION	REV
50	70024715	4	HEX HD CAPSCREW, M8X20	
51	70024722	1	GEAR BOX LUBE	
52	70024723	1	SEALANT	
53	70024724	1	SHIM SERVICE KIT	
54	70028440	1	BEARING SERVICE KIT	
55	70028441	1	BEARING SERVICE KIT	
56	70024732	1	VALVE BODY	
57	70024733	2	CHECK VALVE	
58	70024734	2	CHECK VALVE SERVICE KIT	
59	70028123	1	SHAFT	
60	70028122	1	DRIVE	
61	70028124	1	SPACER	
62	70028128	1	GEROTER SET	
63	70028125	1	END CAP	
64	70028114	1	SERVICE KIT	
65	70028140	1	UPPER BAR	
66	70028141	1	LOWER BAR	
67	70028133	16	HEX HD CAPSCREW, M16X35	
68	70028127	16	LOCKWASHER, M16	
69	70024756	2	HEX HD CAPSCREW, M16X25	
70	70028139	1	FORK	
71	70024759	1	KNOB	
72	70028154	1	PIN	
73	70024761	1	SPRING PIN	
74	70028155	1	SPRING	
75	70028153	1	PIN KIT, (includes items 71 through 74)	
76	70028167	1	MOUNTING PLATE	
77	70024765	16	HEX HD CAPSCREW, M16X40	
78	70024766	4	HEX HD CAPSCREW, M16X35	
79	70024749	1	FITTING	
80	70024768	2	HEX HD CAPSCREW	
81	70024748	2	FITTING	
82	70024770	2	FITTING	
83	70024771	1	VALVE BODY	
84	70024772	2	RELIEF VALVE	
85	70024773	2	FITTING	
86	70024774	2	WASHER	
87	70024775	1	HEX HD CAPSCREW, M8X50	
88	70024750	1	FITTING	
89	70028171	1	TUBE	
90	70028170	1	TUBE	
91	70028169	1	TUBE	
92	70028168	1	TUBE	
93	70028166	2	SEAL KIT	
94	1001001241	1	MALE COUPLING	
95	1001001240	1	FEMALE COUPLING	
96	70028442	2	ADAPTER	
97	70028443	2	HOSE	
98	8420053	1	FEMALE CAP	
99	1001001557	1	MALE CAP	
100	70028444	1	HOSE KIT, (includes items 91 through 99)	

SECTION 4 - ENGINE AND ATTACHING PARTS

SECTION 4 - ENGINE AND ATTACHING PARTS

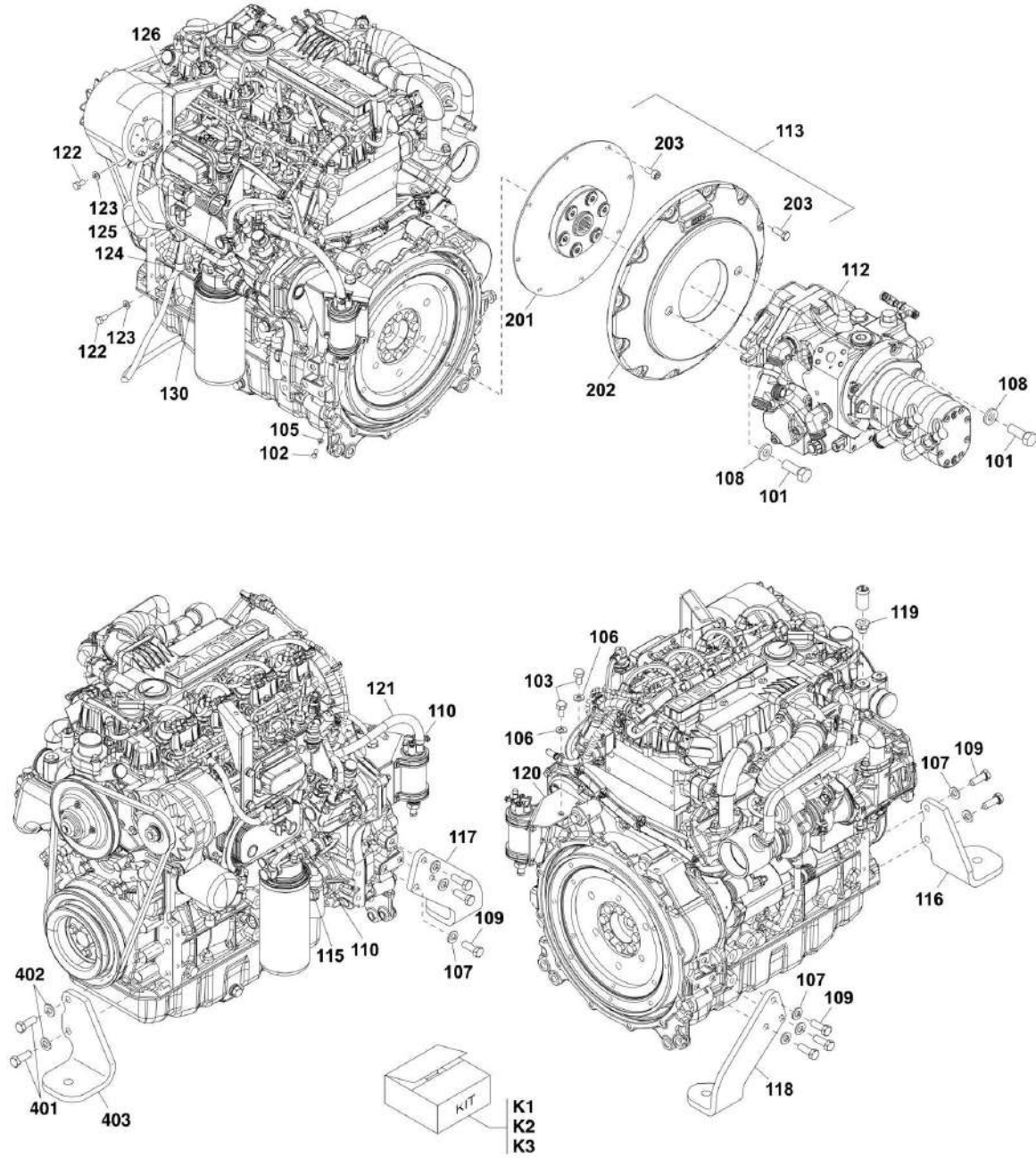
SECTION 4 - ENGINE AND ATTACHING PARTS

FIGURE 4-1. ENGINE INSTALLATION



PAP31450

SECTION 4 - ENGINE AND ATTACHING PARTS



ART_31200725-4-1b

SECTION 4 - ENGINE AND ATTACHING PARTS

FIGURE 4-1. ENGINE INSTALLATION

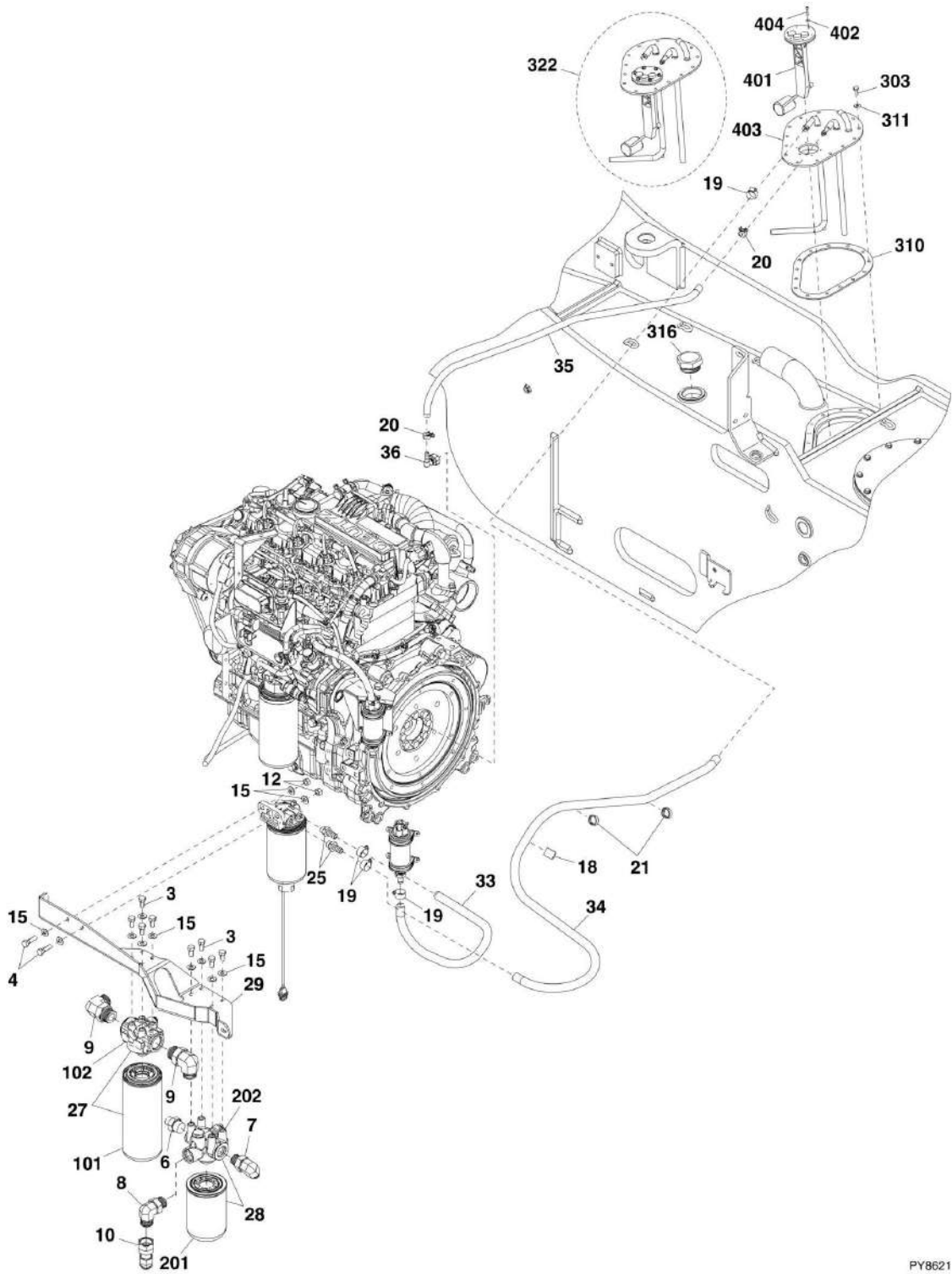
ITEM	PART NUMBER	QTY	DESCRIPTION	REV
5	0682034	4	HEX HD CAPSCREW, 5/8-11X4-1/4	
13	3272001	4	HEX LOCKNUT, 5/8-11, GR8	
16	7300435	4	REBOUND WASHER	
17	8310058	8	WASHER, 5/8	
21	8881800	2	CABLE TIE STRAP	
32	1001141027	4	ENGINE ISOLATOR MOUNT	
101	0642014	2	HEX HD CAPSCREW, 5/8-11X1-3/4, GR5	
102	0760508	4	HEX HD CAPSCREW, M5X16, GR8.8	
103	0761010	2	HEX HD CAPSCREW, M10X20, GR8.8	
105	4811600	4	WASHER, 5mm	
106	4812000	2	WASHER, 10mm	
107	4812100	8	WASHER, 12mm	
108	4892000	2	WASHER, 5/8	
109	8310297	8	HEX HD CAPSCREW, M12X35, GR10.9	
110	1001136975	2	FUEL HOSE CLAMP	
112		Ref	HYDROSTATIC DRIVE PUMP ASSY, (See HYDRAULIC COMPONENTS SECTION for Breakdown)	
113	1001139691	1	FLYWHEEL COUPLING ASSY, (includes items 201 thru 203)	B
115	1001141717	1	HOSE BARB FITTING	
116	1001143641	1	ENGINE SUPPORT	
117	1001143642	1	ENGINE SUPPORT	
118	1001143643	1	ENGINE SUPPORT	
119	1001143801	1	PLUG, M16X1.5	
120	1001143839	1	PUMP BRACKET	
121	1001165200	1	FUEL SUPPLY ENGINE HOSE	
122	0760808	3	HEX HD CAPSCREW, M8X16, GR8.8	
123	4811900	2	WASHER, 8mm	
124		Ref	TUBE CLIP, 5/8, (See ELECTRICAL SECTION for Breakdown)	
125		Ref	FUSIBLE LINK HARNESS, (See ELECTRICAL SECTION for Breakdown)	
126	1001149828	1	HOSE SUPPORT PLATE	
130	1001228975	1	CLIP, TIE STRAP	
201	70024844	1	FLYWHEEL COUPLING	
202	70024845	1	PUMP MOUNT PLATE	
203	70024846	1	BOLT KIT, (includes all bolts to attach the flywheel coupling and pump mount plate)	
301	1001136095	1	DEUTZ ENGINE, TD 2.9 L4, (if equipped for ULS), (FOR ENGINE PARTS INFORMATION REFER TO DEUTZ ENGINE PARTS MANUAL 31200936)	E
301	1001139668	1	DEUTZ ENGINE, TD 2.9 L4, (if equipped for LS), (FOR ENGINE PARTS INFORMATION REFER TO DEUTZ ENGINE PARTS MANUAL 31200936)	E
401	8310297	2	HEX HD CAPSCREW, M12X35, GR10.9	
402	4812100	2	WASHER, 12mm	
403	1001143640	1	ENGINE SUPPORT	
K1	1001161228	1	FILTER KIT, 500 HOURS, (if equipped for ULS)	A
K1	7016331	1	ENGINE OIL FILTER	
K1	70024190	1	PRIMARY AIR ELEMENT	
K1	70024191	1	SAFETY AIR ELEMENT	
K2	1001161229	1	FILTER KIT, 500 HOURS, (if equipped for LS)	B
K2	7016331	1	ENGINE OIL FILTER	

SECTION 4 - ENGINE AND ATTACHING PARTS

ITEM	PART NUMBER	QTY	DESCRIPTION	REV
K2	70024190	1	PRIMARY AIR ELEMENT	C
K2	70024191	1	SAFETY AIR ELEMENT	
K2	70025153	1	PRIMARY FUEL FILTER ELEMENT	
K2	70004512	1	Filter, Secondary Fuel	
K3	1001161230	1	FILTER KIT, 1000 HOURS, (if equipped for ULS), (if equipped for LS)	
K3	7016331	1	ENGINE OIL FILTER	
K3	70024190	1	PRIMARY AIR ELEMENT	
K3	70024191	1	SAFETY AIR ELEMENT	
K3	70025153	1	PRIMARY FUEL FILTER ELEMENT	
K3	70004512	1	FILTER, FUEL SECONDARY	
K3	1001141461	1	HYDRAULIC CHARGE FILTER	
K3	1001141459	1	HYDRAULIC RETURN FILTER	
K3	1001185024	1	FILTER, HYDRAULIC BREATHER	

SECTION 4 - ENGINE AND ATTACHING PARTS

FIGURE 4-2. FUEL TANK AND LINES (Prior to SN 0160076806, Excluding 0160076010, 0160076011 and 0160076012)



PY8621

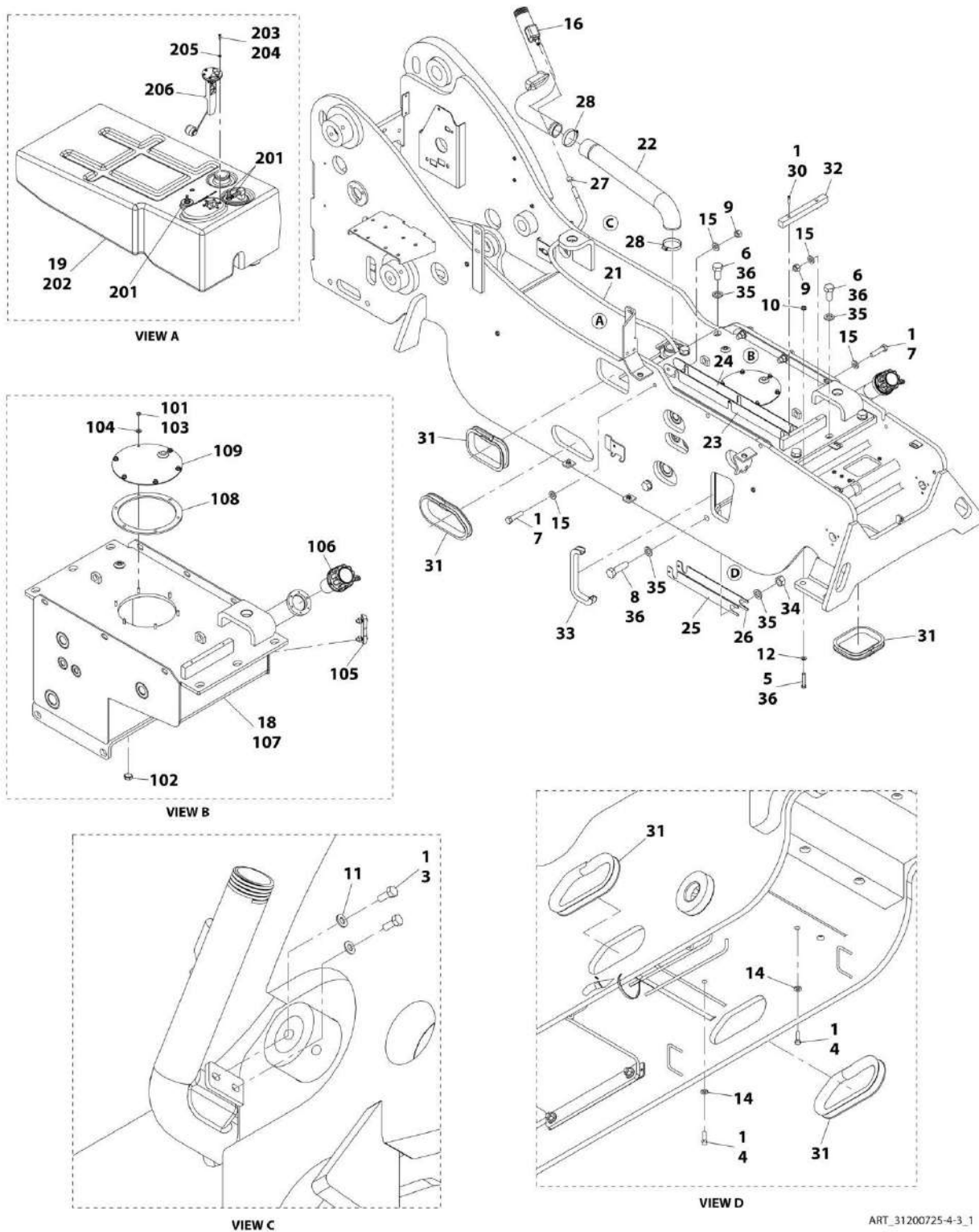
SECTION 4 - ENGINE AND ATTACHING PARTS

FIGURE 4-2. FUEL TANK AND LINES (Prior to SN 0160076806, Excluding 0160076010, 0160076011 and 0160076012)

ITEM	PART NUMBER	QTY	DESCRIPTION	REV
3	0681606	8	HEX HD CAPSCREW, 3/8-16X3/4	
4	0681610	2	HEX HD CAPSCREW, 3/8-16X1-1/4	
6	2110812	1	ADAPTER, STRAIGHT	
7	2130812	1	ADAPTER, 90	
8	2131212	1	ADAPTER, 90	
9	2131216	2	ADAPTER, 90	
10	2172312	1	SWIVEL NUT, 45	
12	3271601	2	HEX NUT, 3/8-16, GR8	
15	4711600	12	WASHER, 3/8	
18	8406102	1	WIRE CLIP, 13/16	
19	8405006	4	GEAR CLAMP (Prior to SN 0160076806, Excluding 0160076010, 0160076011 and 0160076012)	
19	8405006	3	GEAR CLAMP (SN 0160076806 to Present, Including 0160076010, 0160076011 and 0160076012)	
20	1001136975	2	FUEL HOSE CLAMP (Prior to SN 0160076806, Excluding 0160076010, 0160076011 and 0160076012)	
20	1001136975	3	FUEL HOSE CLAMP (SN 0160076806 to Present, Including 0160076010, 0160076011 and 0160076012)	
21	8881800	2	CABLE TIE STRAP	
25	1001141718	2	HOSE BARB FITTING	
27	1001141975	1	HYDRAULIC FILTER ASSY, (includes items 101 & 102)	A
28	1001141976	1	CHARGE PUMP FILTER ASSY, (includes items 201 & 202)	A
29	1001142696	1	FILTER BRACKET (Prior to SN 0160069550)	
29	1001189305	1	FILTER BRACKET (SN 0160069550 to Present)	
33	1001144106	1	FUEL SUPPLY ENGINE HOSE	
34	1001144133	1	FUEL SUPPLY ENGINE HOSE	
35	1001158561	1	FUEL RETURN ENGINE HOSE	
36	1001155823	1	COUPLING, 90	
101	1001141459	1	SPIN-ON FILTER	
102	1001141460	1	HEAD FILTER	
201	1001141461	1	SPIN-ON FILTER	
202	1001141462	1	CHARGE PUMP HEAD FILTER	
303	0641406	14	HEX HD CAPSCREW, 1/4-20X3/4	
310	3960622	1	FUEL TANK COVER GASKET	
311	4711400	14	WASHER, 1/4	
316	1001080944	1	PLUG	
322	1001142970	1	FUEL TANK ACCESS PANEL ASSY, (includes items 401 thru 404)	B
401	2420205	1	FUEL LEVEL GAUGE	
402	4750600	6	WASHER, #6	
403	1001142870	1	FUEL TANK COVER PLATE	
404	88212210	6	SOCKET HD CAPSCREW, 6-32X3/4	

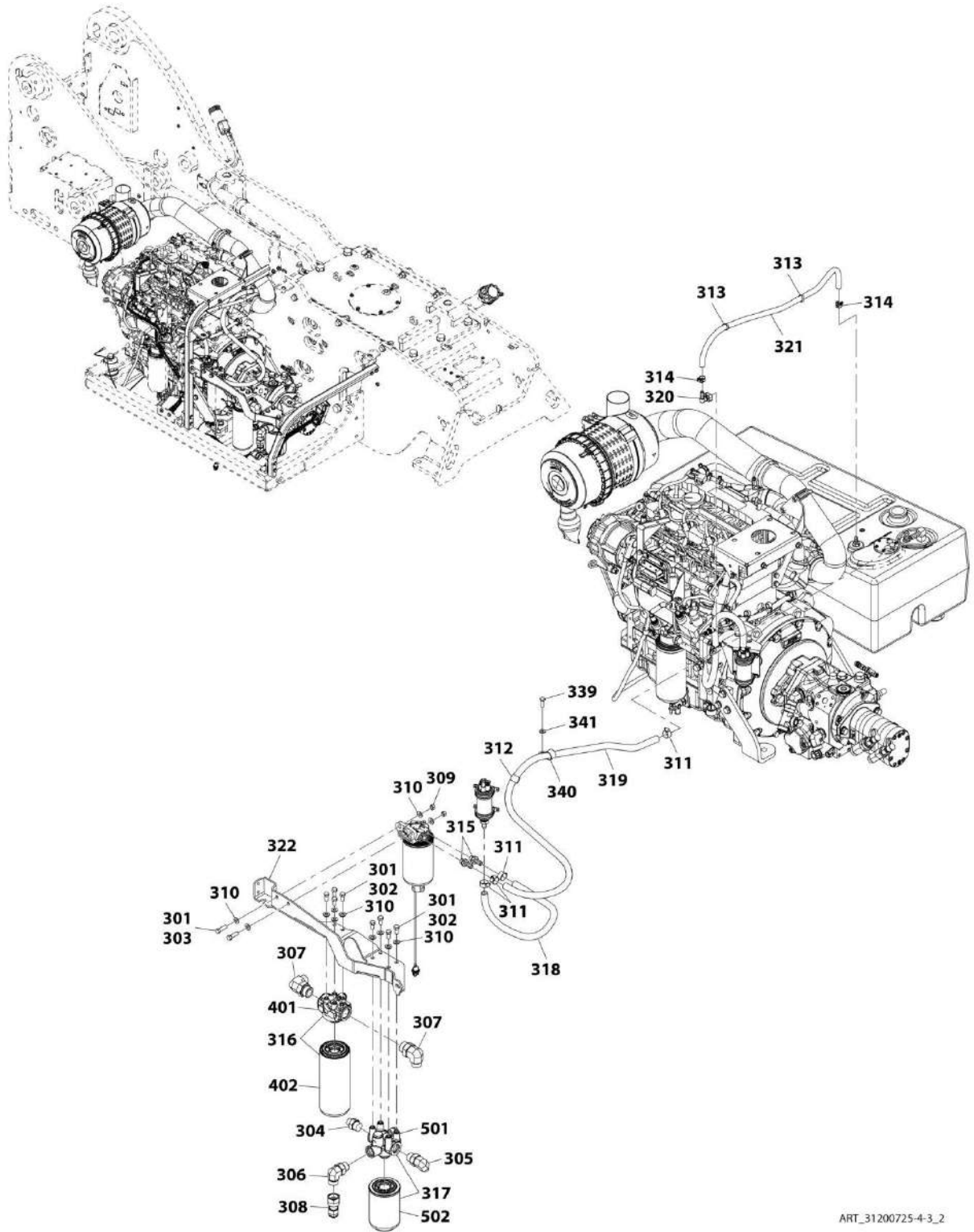
SECTION 4 - ENGINE AND ATTACHING PARTS

FIGURE 4-3. FUEL TANK AND COMPONENTS INSTALLATION (SN 0160076806 to Present, Including 0160076010, 0160076011 and 060076012)



ART_31200725-4-3_1

SECTION 4 - ENGINE AND ATTACHING PARTS



ART_31200725-4-3_2

SECTION 4 - ENGINE AND ATTACHING PARTS

FIGURE 4-3. FUEL TANK AND COMPONENTS INSTALLATION (SN 0160076806 to Present, Including 0160076010, 0160076011 and 060076012)

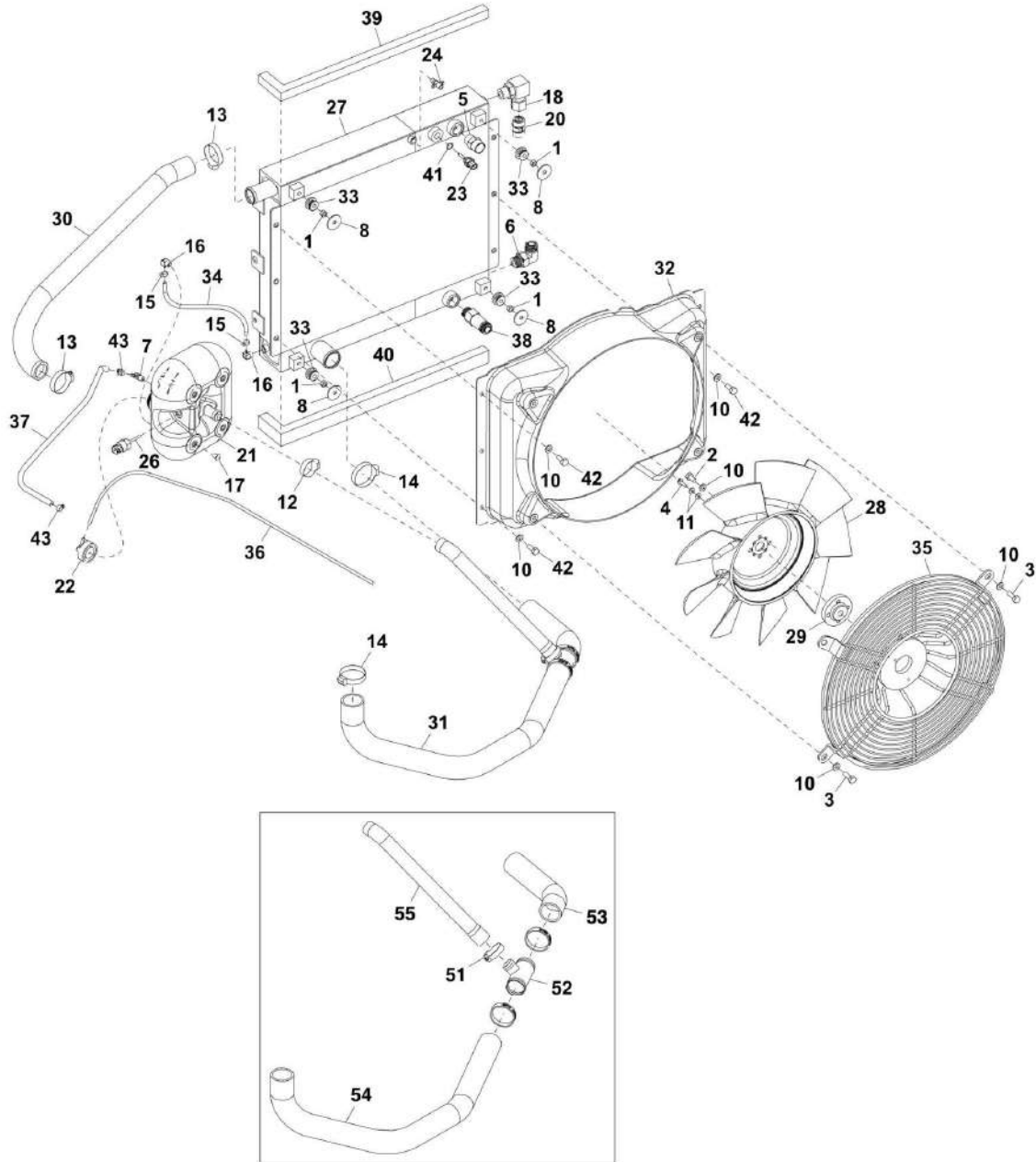
ITEM	PART NUMBER	QTY	DESCRIPTION	REV
	1001193316	Ref	FUEL TANK AND COMPONENTS INSTALLATION, (includes item 1 thru 36)	G
1	0100011	AR	LOCTITE 242	
3	0641506	2	HEX HD CAPSCREW, 5/16-18X3/4, GR5	
4	0641610	3	HEX HD CAPSCREW, 3/8-16X1-1/4	
5	0630399	1	TAP BOLT	
6	0682414	6	HEX HD CAPSCREW, 7/8-9X1-3/4	
7	0692020	6	HEX HD CAPSCREW, 8/8-18X2-1/2	
8	0682424	4	HEX HD CAPSCREW, 7/8-9X3	
9	3282001	6	HEX NUT, 5/8-18	
10	3311608	1	HEX NUT, 3/8-16	
11	4711500	2	WASHER, 5/16	
12	4711600	1	WASHER, 5/16	
14	4891600	3	WASHER, 3/8	
15	4892000	12	WASHER, 5/8	
16	1001080573	1	FUEL NOZZLE TUBE	
18	1001193351	1	OIL TANK, (includes items 101 thru 109)	C
19	1001194100	1	FUEL TANK, (includes items 201 thru 206)	E
21	1001148483	1	FUEL TANK VENT	
22	1001198730	1	FUEL FILL PIPE	
23	1001200682	AR	SHIM, 1.5mm	
24	1001200683	AR	SHIM, 3mm	
25	1001200684	AR	SHIM, 1.5mm	
26	1001200685	AR	SHIM, 3mm	
27	8405006	2	GEAR CLAMP	
28	86883327	2	CLAMP, HOSE	
30	3931416	2	SOCKET HD CAPSCREW, 1/4-20X1	
31	1001142680	2100 mm	CONDUIT	
32	1001200925	1	PAD	
33	1001081364	2	GROMMET	
34	3272401	4	HEX NUT, 7/8-9, GR8	
35	4892400	14	WASHER, 7/8	
36	0100019	AR	LOCTITE 271	
101	0100011	AR	LOCTITE 242	
102	2220239	1	ADAPTER, PLUG	
103	3311502	6	HEX NUT, 5/16-18	
104	4711500	6	WASHER, 5/16	
105	91563136	1	OIL LEVEL INDICATOR	
106	1001187150	1	LOCKABLE HYDRAULIC FILLER CAP	
107	1001193470	1	OIL TANK WELDMENT	
108	1001193473	1	GASKET	
109	1001195884	1	TANK ACCESS COVER	
201	0100020	AR	LOCTITE 567	
202	1001194099	1	FUEL TANK	
203	0100035	AR	LOCTITE 222	
204	0720606	6	HEX HD BOLT	
205	4750600	6	WASHER, 6mm	
206	1001197965	1	FUEL LEVEL SENSOR	
301		Ref	CAT THREADLOCK	

SECTION 4 - ENGINE AND ATTACHING PARTS

ITEM	PART NUMBER	QTY	DESCRIPTION	REV
302	0681606	8	HEX HD CAPSCREW, 3/8-16X3/4	
303	0681610	2	HEX HD CAPSCREW, 3/8-16X1-1/4	
304	2110812	1	ADAPTER, STRAIGHT	
305	2130812	1	ADAPTER, 90 DEGREE	
306	2131212	1	ADAPTER, 90 DEGREE	
307	2131216	2	ADAPTER, 90 DEGREE	
308	2172312	1	SWIVEL NUT, 45 DEGREE	
309	3271601	2	HEX NUT, 3/8-16, GR8	
310	4711600	12	WASHER, 3/8	
311	8405006	4	GEAR CLAMP	
312	8406102	1	WIRE CLIP, 13/16	
313	8881800	2	CABLE TIE STRAP	
314	1001136975	2	FUEL HOSE CLAMP	
315	1001141718	2	HOSE BARB FITTING	
316	1001141977	1	HYDRAULIC FILTER ASSY, (includes items 401 & 402)	
317	1001141978	1	CHARGE PUMP FILTER ASSY, (includes items 501 & 502)	
318	1001144106	1	FUEL SUPPLY ENGINE HOSE	
319	1001144133	1	FUEL SUPPLY ENGINE HOSE	
320	1001155823	1	COUPLING, 90 DEGREE	
321	1001158561	1	FUEL RETURN ENGINE HOSE	
322	1001189305	1	FILTER BRACKET	
339	0760812	1	HEX HD CAPSCREW, 8X25	
340	1320130	1	CLAMP	
341	4891500	1	WASHER, 5/16	
401	1001141460	1	HEAD FILTER	
402	1001141973	1	SPIN-ON FILTER	
501	1001141462	1	CHARGE PUMP HEAD FILTER	
502	1001141974	1	SPIN-ON FILTER	

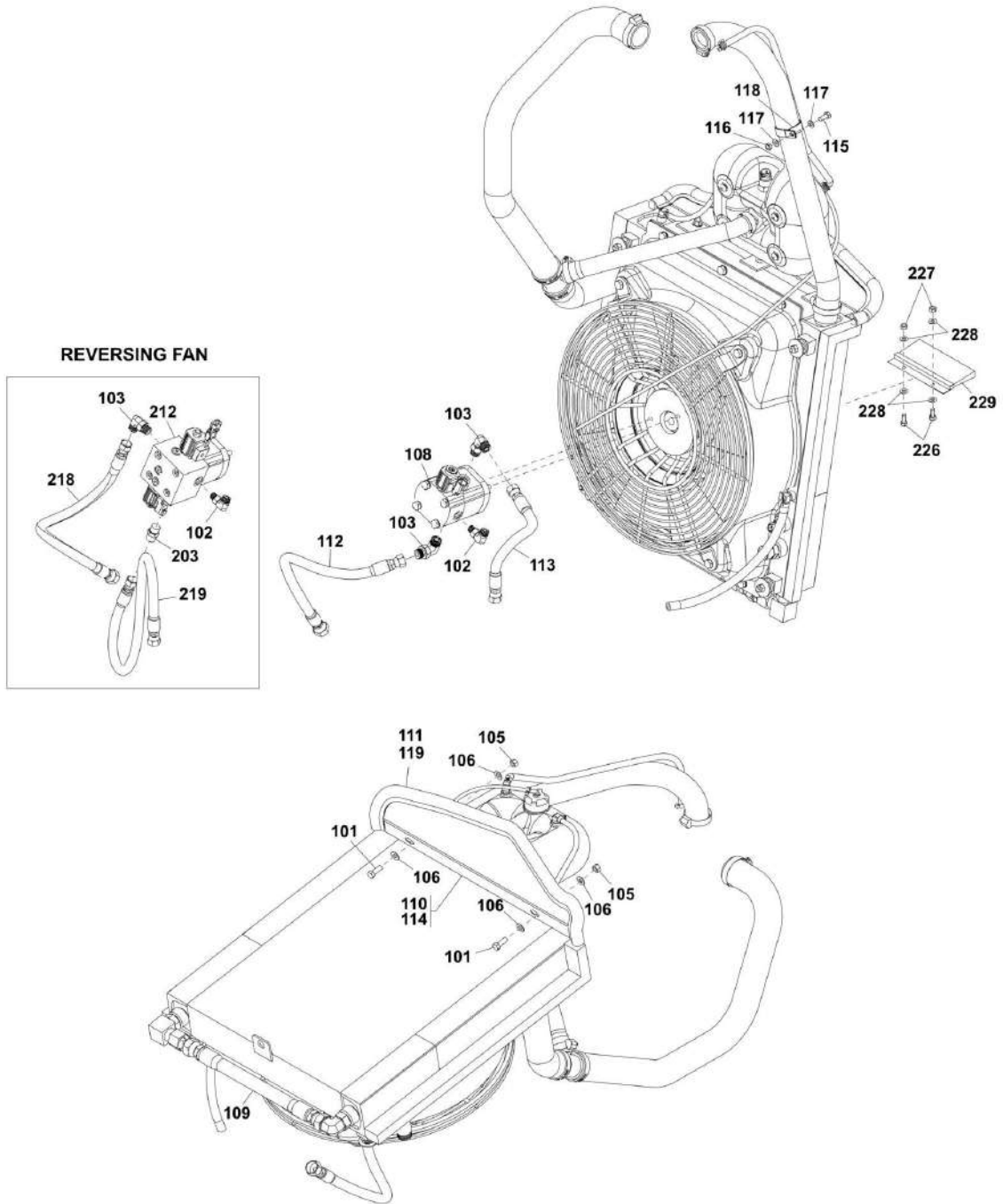
SECTION 4 - ENGINE AND ATTACHING PARTS

FIGURE 4-4. RADIATOR INSTALLATION



ART_31200725-4-4_1

SECTION 4 - ENGINE AND ATTACHING PARTS



ART_31200725-4-4_2

SECTION 4 - ENGINE AND ATTACHING PARTS

FIGURE 4-4. RADIATOR INSTALLATION

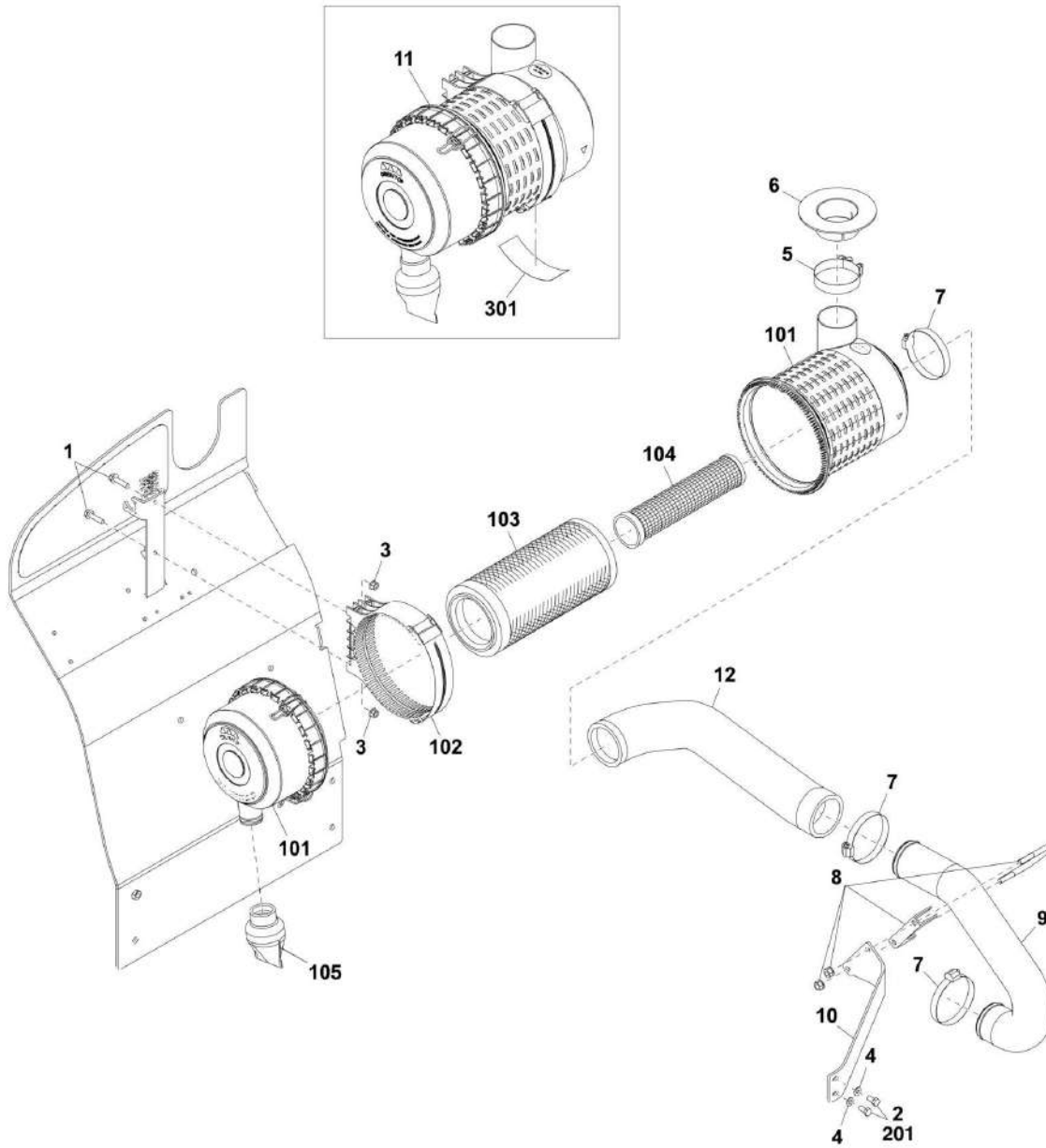
ITEM	PART NUMBER	QTY	DESCRIPTION	REV
	1001138877	1	RADIATOR/OIL COOLER INSTALLATION, (not available to order, see items 1 thru 43 for service)	G
1	3271601	4	HEX NUT, 3/8-16, GR8	
2	0761010	4	HEX HD CAPSCREW, M10X20, GR8.8	
3	0761014	4	HEX HD CAPSCREW, M10X30, GR8.8	
4	0811408	1	SCREW, 1/4-20X1	
5	2111212	1	ADAPTER, STRAIGHT	
6	2131212	1	ADAPTER, 90	
7	8420227	1	HOSE BARB ELBOW, 90	
8	4740281	4	SPECIAL WASHER	
10	4812000	14	WASHER, 10mm	
11	4891400	2	WASHER, 1/4	
12	8405102	1	GEAR CLAMP, 1.75	
13	8405104	2	GEAR CLAMP, 2.25	
14	8405201	2	GEAR CLAMP, 2.50	
15	1001157075	2	HOSE CLAMP	
16	8420236	2	HOSE BARB ELBOW, 90	
17	88261026	4	BUTTON HD CAPSCREW, 3/8-16X5/8	
18	1001003680	1	ADAPTER, 90	
20	1001127967	1	CHECK VALVE	
21	1001128144	1	COOLANT TANK	
22	1001136834	1	DEAERATION TANK CAP	
23	1001128478	1	TEMPERATURE SENSOR	
24	1001132178	1	DRAIN COCK VALVE, 90 DEGREE, (no longer available, use 8904001 for replacement)	
24	8904001	1	EXTERNAL SEAL, DRAIN COCK	
26	1001138827	1	COOLANT LEVEL SENSOR	
27	1001138888	1	WATER/OIL RADIATOR	B
28	1001148423	1	FAN, 20IN, 9 BLADE	
29	1001145871	1	ADAPTER, FAN	
30	1001141786	1	RADIATOR INLET HOSE	
31	1001141787	1	LOWER RADIATOR HOSE ASSY, (includes items 51 thru 55)	D
32	1001141796	1	FAN SHROUD	
33	1001141801	4	MOUNTING PAD	
34	1001141834	1	RADIATOR VENT HOSE, 3/16	
35	1001141881	1	FAN GUARD GRILL	
36	1001141896	1	COOLANT OVERFLOW HOSE	
37	1001141944	1	ENGINE VENT HOSE	
38	2170112	1	ADAPTER, STRAIGHT	
39	1001144367	1	FOAM GASKET SEAL	
40	1001144368	1	FOAM GASKET SEAL	
41	1001009163	1	SEAL	
42	0761012	6	HEX HD CAPSCREW, M10X25, GR8.8	
43	1001156087	2	HOSE CLAMP	
51	8405102	1	GEAR CLAMP, 1.75	
52	1001121514	1	TEE PIPE	
53	1001141788	1	WATER INLET HOSE	
54	1001141789	1	RADIATOR OUTLET HOSE	
55	1001141791	1	SURGE TANK RETURN HOSE	
	1001139670	1	FAN INSTALLATION, VARIABLE, (if equipped), (not available to	D

SECTION 4 - ENGINE AND ATTACHING PARTS

ITEM	PART NUMBER	QTY	DESCRIPTION	REV
			order, see items 101 thru 118 for service) (Prior to SN 0160070386)	
	1001192128	1	FAN INSTALLATION, VARIABLE, (if equipped), (not available to see items 101 thru 113, 115 thru 119 & 226 thru 229 for service) (SN 0160070386 to Present)	D
	1001139671	1	FAN INSTALLATION, VARIABLE, REVERSING, (if equipped), (not available to order, see items 101 thru 103, 105, 106, 109 thru 111, 114 thru 118 & 203 thru 229 for service) (Prior to SN 0160070386)	D
	1001192129	1	FAN INSTALLATION, VARIABLE, REVERSING, (if equipped), (not available to order, see items 101 thru 103, 105, 106, 109 thru 111, 114 thru 119 & 203 thru 229 for service) (SN 0160070386 to Present)	D
101	0681608	2	HEX HD CAPSCREW, 3/8-16X1	
102	2130606	1	ADAPTER, 90	
103	2130808	2	ADAPTER, 90	
105	3271601	2	HEX NUT, 3/8-16, GR8	
106	4711600	4	WASHER, 3/8	
108	1001141779	1	FAN MOTOR, VARIABLE	
109	1001143041	1	HOSE ASSY	
110	1001144374	1	AIR DAM PLATE (Prior to SN 0160070386)	
110	1001191830	1	AIR DAM PLATE (SN 0160070386 to Present)	
111	1001144377	30 in	BULB SEAL (Prior to SN 0160070386)	
111	1001192256	30	SEAL (SN 0160070386 to Present)	
112	1001144692	1	HOSE ASSY	
113	1001144693	1	HOSE ASSY	
114	0100090	AR	LOCTITE 454	
115	0760810	1	HEX HD CAPSCREW, M8X20, GR8.8	
116	3290801	1	HEX NUT, M8X1.25	
117	4811900	2	WASHER, 8mm	
118	8410001	1	HOSE CLAMP	
119	0100081	AR	LOCTITE 454	
203	2110808	1	ADAPTER, STRAIGHT	
212	1001141780	1	FAN MOTOR, VARIABLE, REVERSING	
218	1001144694	1	HOSE ASSY	
219	1001144695	1	HOSE ASSY	
226	0681506	2	HEX HD CAPSCREW, 5/16-18X3/4	
227	3271501	2	HEX NUT, 5/16-18, GR8	
228	4711500	4	WASHER, 5/16	
229	1001145710	1	BRUSH SEAL	

SECTION 4 - ENGINE AND ATTACHING PARTS

FIGURE 4-5. AIR CLEANER INSTALLATION



ART_31200725-4-5

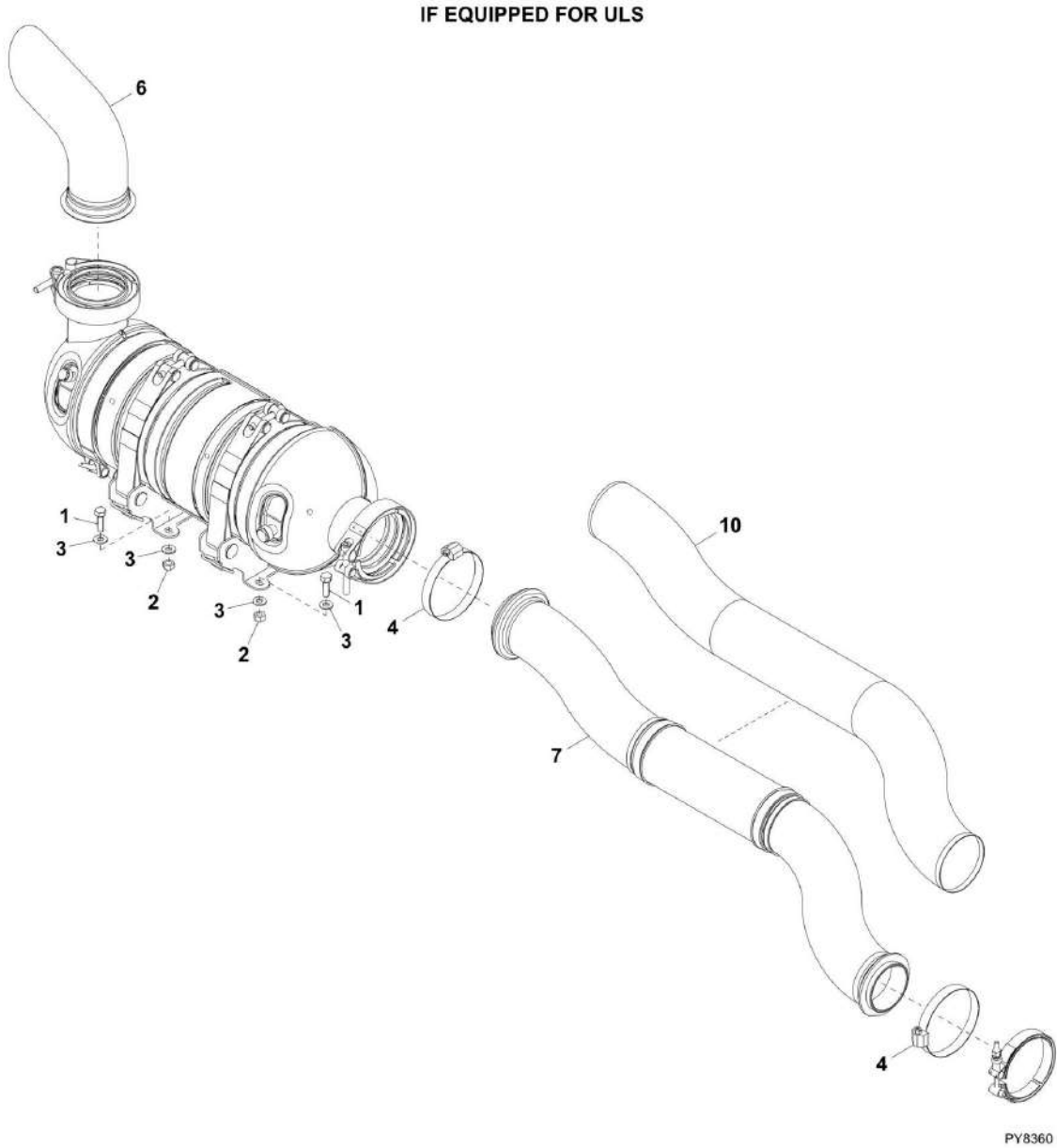
SECTION 4 - ENGINE AND ATTACHING PARTS

FIGURE 4-5. AIR CLEANER INSTALLATION

ITEM	PART NUMBER	QTY	DESCRIPTION	REV
	1001139686	1	AIR CLEANER INSTALLATION, (not available to order, see items 1 thru 12 for service) (Prior to SN 0160069550)	B
	1001193752	1	AIR CLEARNER INSTALLATION, (not available to order, see items 1 thru 4, items 7 thru 12 and item 201 for service) (SN 0160069550 to Present)	B
1	0811510	2	SCREW, 5/16-18X1-1/4	
2	0760808	2	HEX HD CAPSCREW, M8X16, GR8.8	
3	8310420	2	FLANGE NUT, 5/16-18	
4	4811900	2	WASHER, 8mm	
5	90028488	1	T-BOLT CLAMP (Prior to SN 0160069550)	
6	1001142859	1	AIR INTAKE ADAPTER DUCT (Prior to SN 0160069550)	
7	8410011	3	GEAR CLAMP, 3.25	
8	1001101451	1	MUFFLER CLAMP	
9	1001139155	1	AIR INTAKE TUBE	
10	1001141310	1	TUBE BRACKET	
11	1001142259	1	AIR FILTER, (includes items 101 thru 105)	D
12	1001143201	1	AIR INTAKE HOSE	
101	1001133633	1	FILTER HOUSING	
102	1001133634		BRACKET	
103	70024190	1	PRIMARY ELEMENT	
104	70024191	1	SECONDARY ELEMENT	
105	70025249	1	DUST VALVE	
201	0100011	AR	LOCTITE 242	
301	1001210772	1	AIR FILTER DECAL	

SECTION 4 - ENGINE AND ATTACHING PARTS

FIGURE 4-6. EXHAUST INSTALLATION



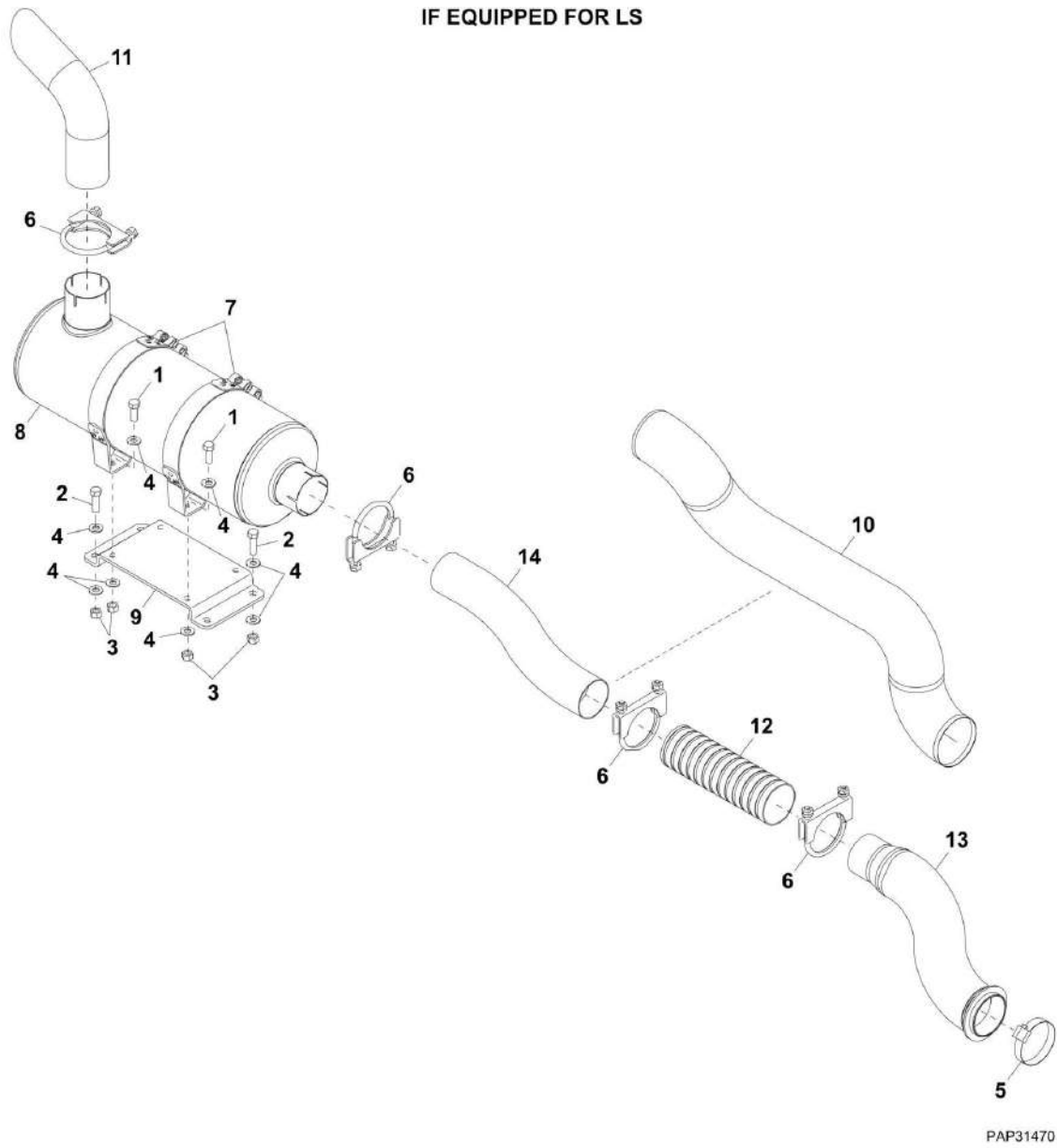
SECTION 4 - ENGINE AND ATTACHING PARTS

FIGURE 4-6. EXHAUST INSTALLATION

ITEM	PART NUMBER	QTY	DESCRIPTION	REV
	1001139681	Ref	EXHAUST INSTALLATION, (if equipped for ULS), (not available to order, see items 1 thru 10 for service)	C
1	0681508	8	HEX HD CAPSCREW, 5/16-18X1	
2	3271501	8	HEX NUT, 5/16-18, GR8	
3	4711500	16	WASHER, 5/16	
4	8410011	2	GEAR CLAMP, 3.75	
6	1001141551	1	EXHAUST ELBOW PIPE	
7	1001143216	1	EXHAUST PIPE	
10	1001143304	1	THERMAL SOCK INSULATE	

SECTION 4 - ENGINE AND ATTACHING PARTS

FIGURE 4-7. EXHAUST INSTALLATION



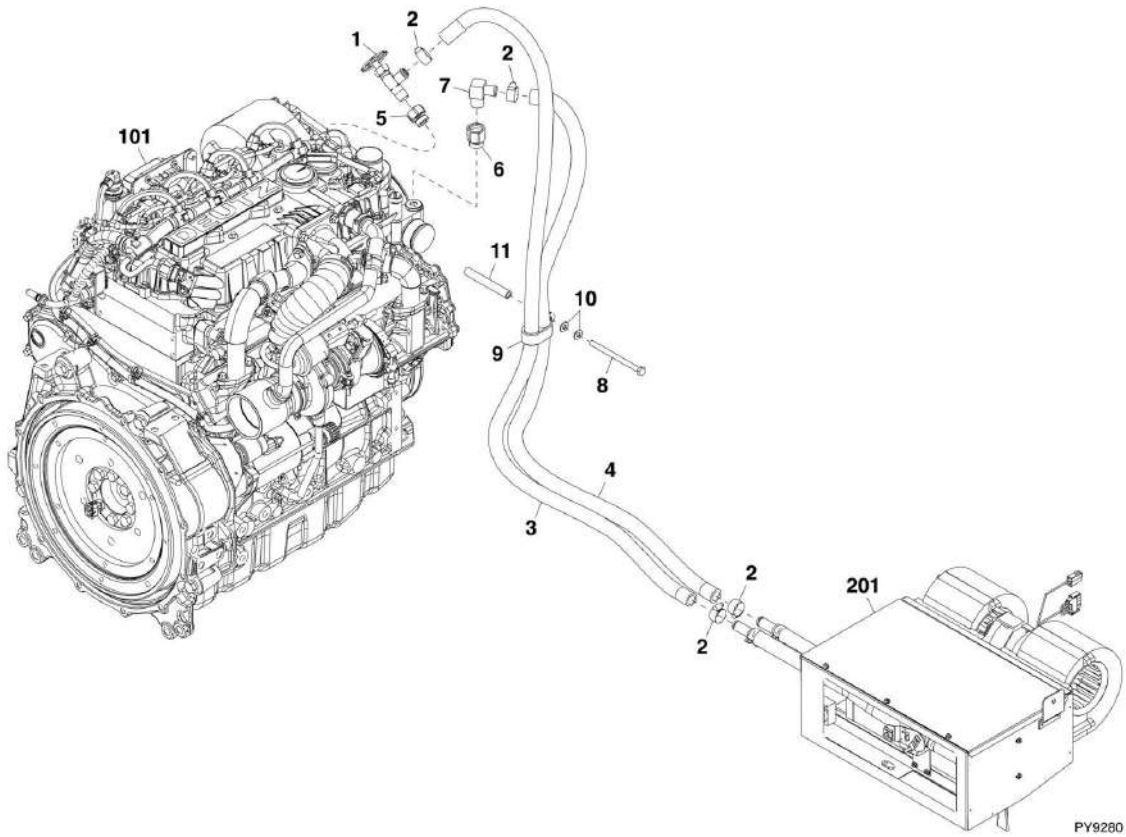
SECTION 4 - ENGINE AND ATTACHING PARTS

FIGURE 4-7. EXHAUST INSTALLATION

ITEM	PART NUMBER	QTY	DESCRIPTION	REV
	1001139682	Ref	EXHAUST INSTALLATION, (if equipped for LS), (not available to order, see items 1 thru 14 for service)	C
1	0681608	4	HEX HD CAPSCREW, 3/8-16X1	
2	0681610	4	HEX HD CAPSCREW, 3/8-16X1-1/4	
3	3271601	8	HEX NUT, 3/8-16, GR8	
4	4711600	16	WASHER, 3/8	
5	8405204	1	GEAR CLAMP, 3.25	
6	8275212	4	MUFFLER CLAMP	
7	1001119727	2	MUFFLER CLAMP	
8	1001140671	1	MUFFLER	
9	1001141019	1	SUPPORT PLATE	
10	1001143304	1	THERMAL SOCK INSULATE	
11	1001153410	1	EXHAUST ELBOW PIPE	
12	1001153411	1	FLEX TUBE	
13	1001153412	1	EXHAUST PIPE	
14	1001153413	1	EXHAUST PIPE	

SECTION 4 - ENGINE AND ATTACHING PARTS

FIGURE 4-8. ENGINE HEATER INSTALLATION



PY9280

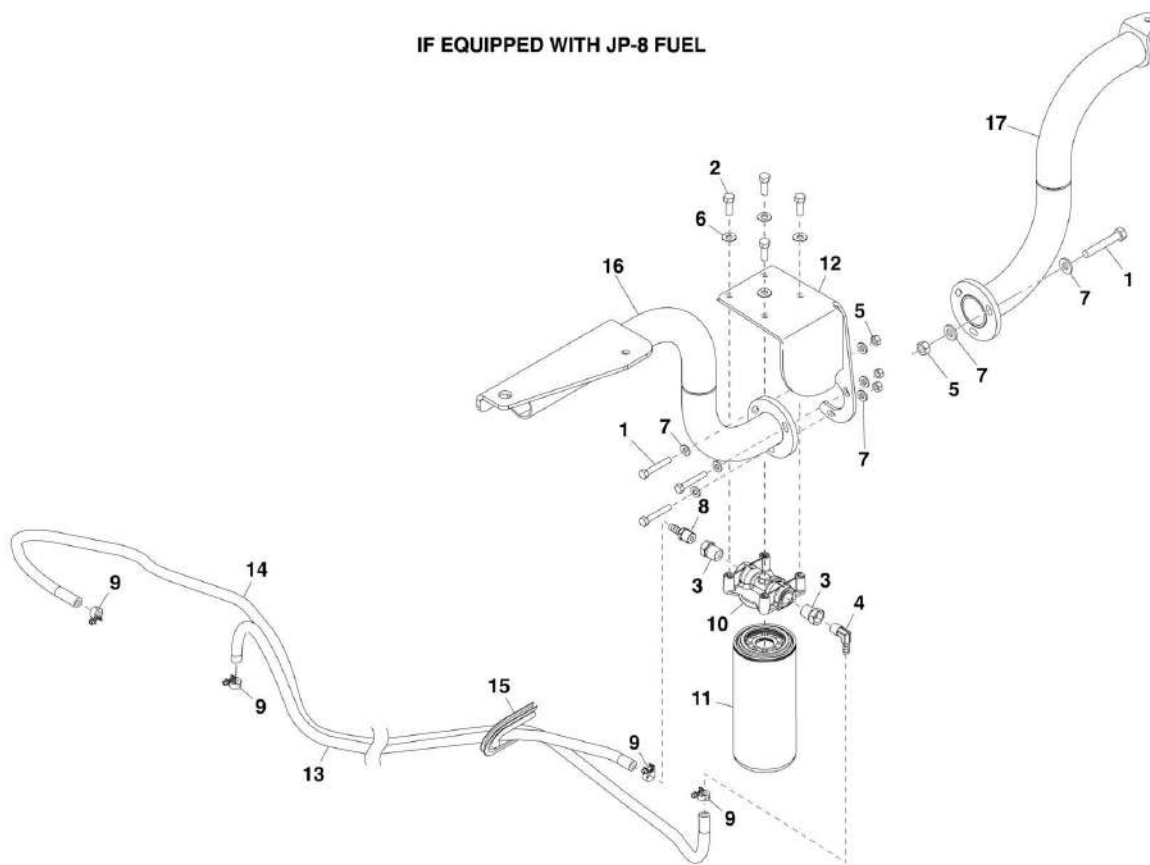
SECTION 4 - ENGINE AND ATTACHING PARTS

FIGURE 4-8. ENGINE HEATER INSTALLATION

ITEM	PART NUMBER	QTY	DESCRIPTION	REV
	1001139684	Ref	ENGINE HEATER INSTALLATION, (not available to order, see items 1 thru 11 for service)	C
1	8360005	1	SHUT-OFF VALVE	
2	8410009	4	GEAR CLAMP	
3	1001143254	1	CAB HEATER HOSE	
4	1001143255	1	CAB HEATER HOSE	
5	1001143467	1	STRAIGHT ADAPTER	
6	1001143468	1	STRAIGHT ADAPTER	
7	84712749	1	BRASS ELBOW	
8	0760828	1	HEX HD CAPSCREW, M8X110, GR8.8	
9	1321716	1	CLAMP	
10	8307222	2	PLAIN WASHER, M8	
11	1001157088	1	SLEEVE	
101		Ref	DEUTZ ENGINE, TD 2.9 L4, (See ENGINE INSTALLATION for Breakdown)	
201		Ref	HEATER WITH A/C, (See CAB SECTION for Breakdown)	

SECTION 4 - ENGINE AND ATTACHING PARTS

FIGURE 4-9. LUBRICITY DOSER INSTALLATION



ART_31200725-4-9

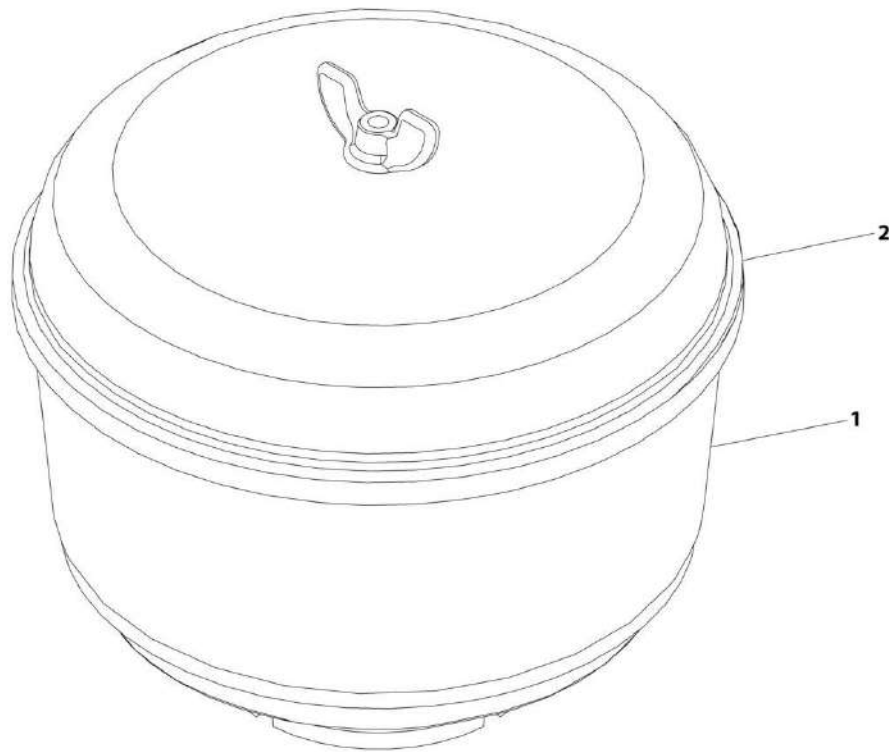
SECTION 4 - ENGINE AND ATTACHING PARTS

FIGURE 4-9. LUBRICITY DOSER INSTALLATION

ITEM	PART NUMBER	QTY	DESCRIPTION	REV
	1001146571	Ref	LUBRICITY DOSER INSTALLATION, (if equipped with JP-8 fuel), (mirror only), (not available to order, see items 1 thru 15 for service) (Prior to SN 0160073199)	B
	1001201538	Ref	LUBRICITY DOSER INSTALLATION, (if equipped with JP-8fuel), (mirror only), (not available to order, see items 1 thru 16 for service) (SN 0160073199 to Present)	A
	1001205502	Ref	LUBRICITY DOSER INSTALLATION, (if equipped with JP-8 fuel), (light and mirror bracket), (not available to order, see items 1 thru 17 for service) (Prior to SN 0160076806, Excluding 0160076010, 0160076011 and 0160076012)	A
	1001213994	Ref	LUBRICITY DOSER INSTALLATION, (if equipped with JP-8fuel), (light and mirror bracket), (not available to order, see items 1 thru 17 for service) (SN 0160076806 to Present, Including 0160076010, 0160076011 and 0160076012)	A
1	0641516	3	HEX HD CAPSCREW, 5/16-18X2, (mirror only)	
1	0641516	6	HEX HD CAPSCREW, 5/16-18X2, (light and mirror bracket) (Prior to SN 0160076806, Excluding 0160076010, 0160076011 and 0160076012)	
1	0641532	3	HEX HD CAPSCREW, 5/16-18X4, (light and mirror bracket) (SN 0160076806 to Present, Including 0160076010, 0160076011 and 0160076012)	
2	0681608	4	HEX HD CAPSCREW, 3/8-16X1	
3	2220251	2	ADAPTER, STRAIGHT	
4	2220313	1	BARB FITTING, 90	
5	3311505	3	HEX LOCKNUT, 5/16-18, GR2, (mirror only)	
5	3311505	6	HEX LOCKNUT, 5/16-18, GR2, (light and mirror bracket)	
6	4711600	4	PLAIN WASHER, 3/8	
7	4891500	6	HARDENED WASHER, 5/16	
7	4891500	12	HARDENED WASHER, 5/16, (light and mirror bracket)	
8	8430068	1	HOSE BARB COUPLING	
9	1001136975	4	FUEL HOSE CLAMP	
10	1001141287	1	LUBRICITY DOSER MOUNT	
11	1001141591	1	LUBRICITY DOSER ELEMENT FILTER	
12	1001146575	1	DOSER BRACKET	
13	1001165202	1	ENGINE FUEL SUPPLY HOSE	
14	1001165203	1	ENGINE FUEL SUPPLY HOSE	
15	1001097160	6 in	SELF-GRIPPING BULB SEAL	
16	1001133822	1	BRACKET HEADLIGHT	
17	1001133821	1	BRACKET HEADLIGHT MOUNT, (light and mirror bracket) (Prior to SN 0160076806, Excluding 0160076010, 0160076011 and 0160076012)	
17	1001213955	1	BRACKET HEADLIGHT MOUNT, (light and mirror bracket) (SN 0160076806 to Present, Including 0160076010, 0160076011 and 0160076012)	

SECTION 4 - ENGINE AND ATTACHING PARTS

FIGURE 4-10. FILTER, PRECLEANER



ART_1001062773-B

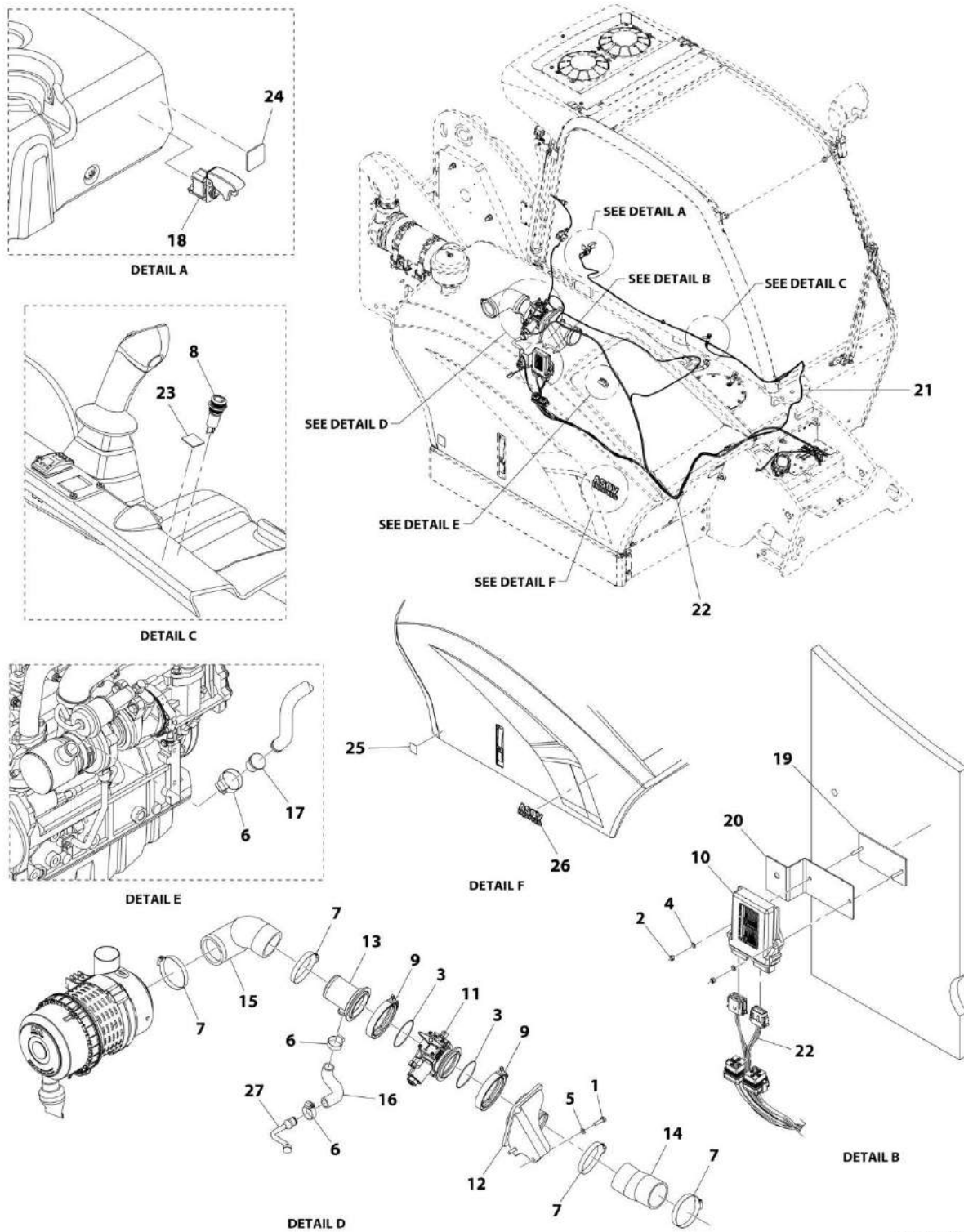
SECTION 4 - ENGINE AND ATTACHING PARTS

FIGURE 4-10. FILTER, PRECLEANER

ITEM	PART NUMBER	QTY	DESCRIPTION	REV
	1001062773	Ref	FILTER, PRECLEANER	B
1	70027591	1	BOWL	
2	70027592	1	COVER	

SECTION 4 - ENGINE AND ATTACHING PARTS

FIGURE 4-11. AIR SHUT OFF VALVE INSTALLATION



ART_1001204679-B

SECTION 4 - ENGINE AND ATTACHING PARTS

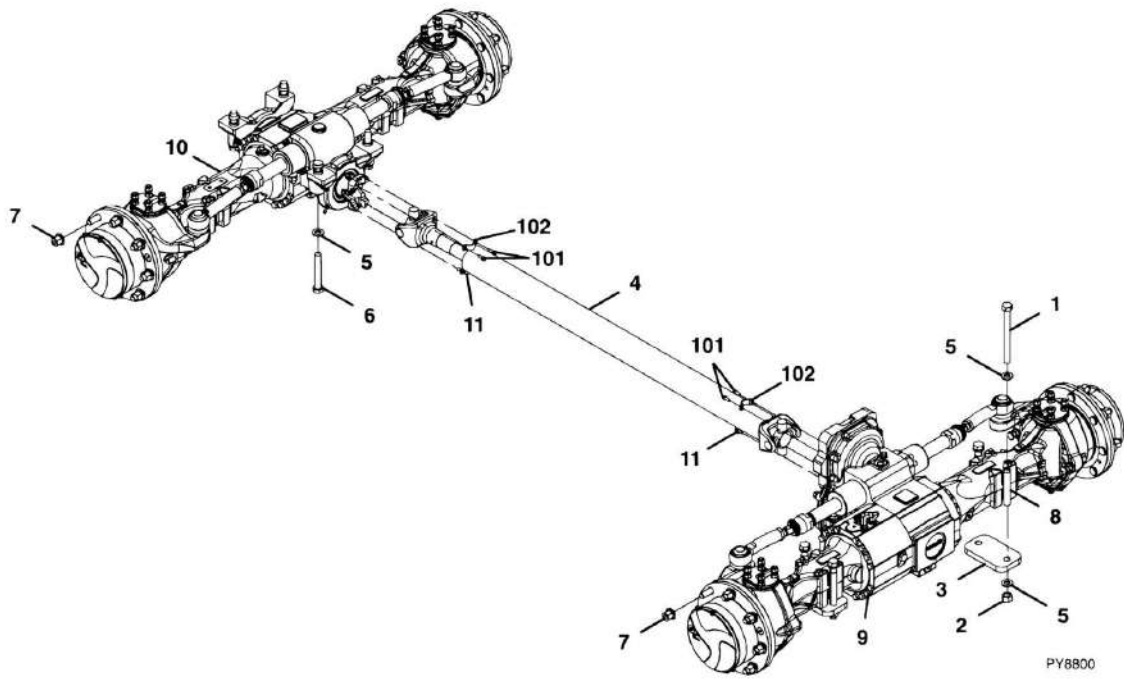
FIGURE 4-11. AIR SHUT OFF VALVE INSTALLATION

ITEM	PART NUMBER	QTY	DESCRIPTION	REV
	1001204679	Ref	AIR SHUT OFF VALVE INSTALLATION	B
1	0760814	2	BOLT, M8X30	
2	3290505	2	HEX LOCKNUT, M5X8	
3	3790152	2	O-RING	
4	4811600	2	WASHER, M5	
5	4811900	2	WASHER, M8	
6	8405101	3	GEAR CLAMP	
7	8410011	4	GEAR CLAMP	
8	1001239539	1	LAMP, LED INDICATOR	
9	1001202247	2	CLAMP	
10	1001203181	1	CONTROL ACCESSORY (See Separate Breakdown in Electrical Section)	
11	1001204032	1	VALVE, AIR SHUT OFF (See Separate Breakdown in Hydraulic Components Section)	
12	1001204674	1	BRACKET	
13	1001204676	1	ADAPTER	
14	1001204677	1	HOSE, ASO VALVE	
15	1001204678	1	HOSE, AIR INTAKE	
16	1001205397	1	HOSE, CRANKCASE BREATHER	
17	1001206603	1	PLUG	
18	1001215941	1	SWITCH	
19	1001219082	1	BRACKET	
20	1001230503	1	PLATE	
21	1001233213	1	HARNESS, POSI AIR SHUT OFF VALVE (See Separate Breakdown in Electrical Section)	
22	1001233235	1	HARNESS, POSI AIR SHUT OFF VALVE FRAME (See Separate Breakdown in Electrical Section)	
23	1001227077	1	DECAL	
24	1001227964	1	DECAL	
25	1001228273	1	DECAL	
26	1001228643	1	DECAL	
27	1001233784	1	PIPE	

SECTION 5 - DRIVE TRAIN

SECTION 5 - DRIVE TRAIN

FIGURE 5-1. DRIVE TRAIN INSTALLATION



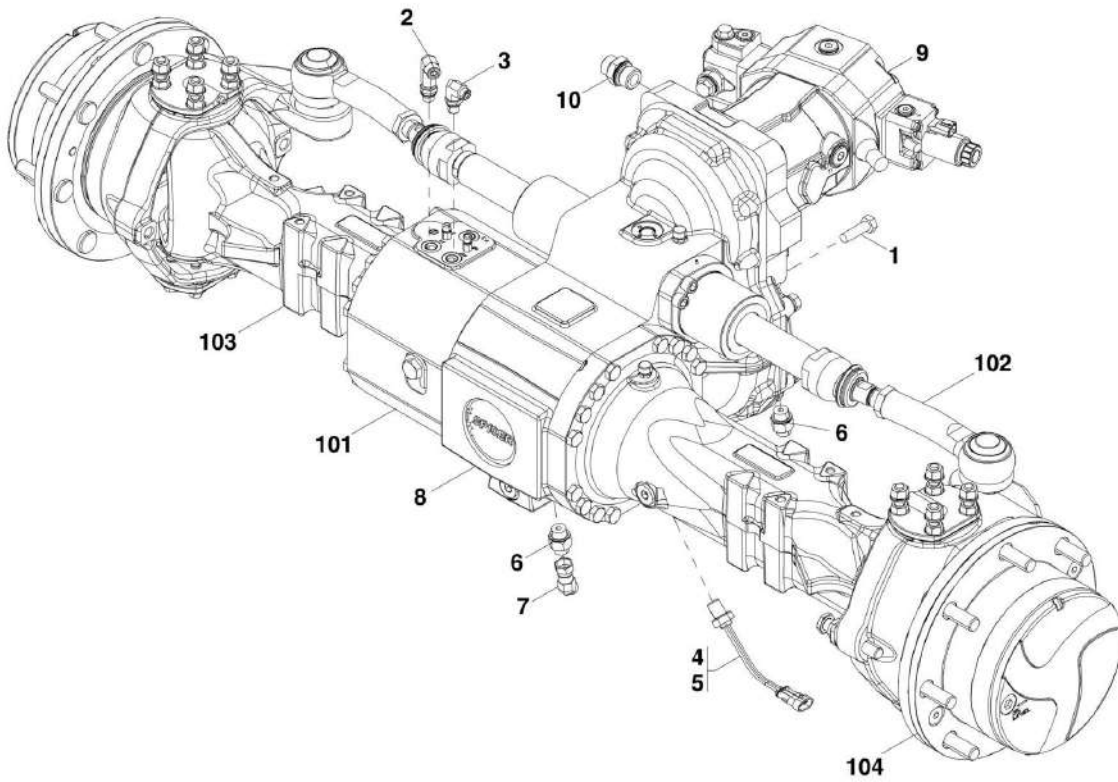
SECTION 5 - DRIVE TRAIN

FIGURE 5-1. DRIVE TRAIN INSTALLATION

ITEM	PART NUMBER	QTY	DESCRIPTION	REV
	1001138824	Ref	DRIVE TRAIN INSTALLATION, (not available to order, see items 1 thru 11 for service) (Prior to SN 0160076806, Excluding 0160076010, 0160076011 and 0160076012)	A
	1001200614	Ref	DRIVE TRAIN INSTALLATION, (open cab, if equipped), (not available to order, see items 1 thru 12 for service) (SN 0160076806 to Present, Including 0160076010, 0160076011 and 0160076012)	B
	1001213809	Ref	DRIVE TRAIN INSTALLATION, (enclosed cab, if equipped), (not available to order, see items 1 thru 12 for service) (SN 0160076806 to Present, Including 0160076010, 0160076011 and 0160076012)	A
1	0682264	4	HEX HD CAPSCREW, 3/4-10X8, GR8, (torque to 420 lb-ft/569 Nm)	
2	3272201	4	HEX NUT, 3/4-10, GR8	
3	3576766	2	MOUNTING PLATE	
4	1001156526	NLA	DRIVE SHAFT, (no longer available, order 4040291 for replacement)	
4	4040291	1	DRIVE SHAFT	
	7029271	2	DOUBLE UNIVERSAL JOINT	
5	4892200	12	WASHER, 3/4	
6	91403412	4	HEX HD CAPSCREW, 3/4-10X5, GR8, (torque to 420 lb-ft/569 Nm)	
7	1001080229	32	LUG NUT, M18X1.5, (torque to 220 lb-ft/300 Nm)	
8	1001081071	4	FRONT AXLE MOUNT SLEEVE	
9		Ref	FRONT AXLE ASSY, (See FRONT AXLE ASSEMBLY for Breakdown)	
10		Ref	REAR AXLE ASSY, (See REAR AXLE ASSEMBLY for Breakdown)	
11	8880219-OM	2	STRAP KIT, (includes items 101 & 102), (torque to 35 lb-ft/47 Nm)	
12	1001213806	1	SHIM, (not shown)	
101	8880221	4	SCREW	
102	8880220	2	STRAP	

SECTION 5 - DRIVE TRAIN

FIGURE 5-2. FRONT AXLE ASSEMBLY



PY8581

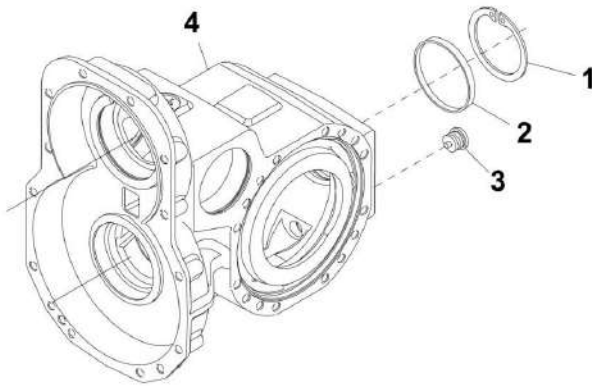
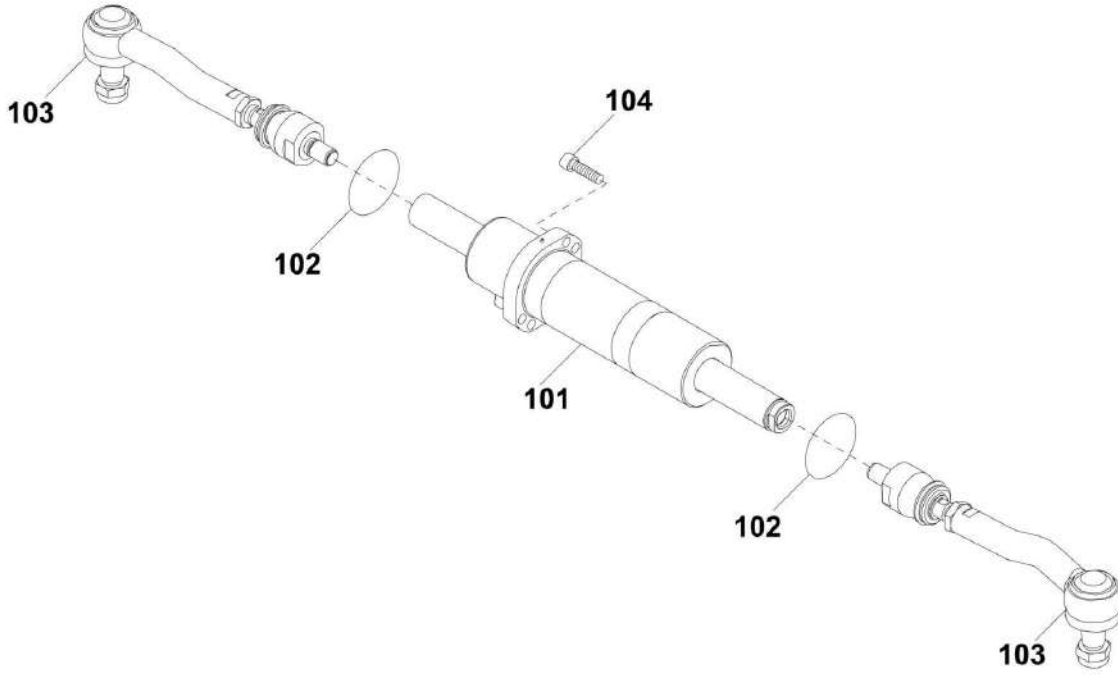
SECTION 5 - DRIVE TRAIN

FIGURE 5-2. FRONT AXLE ASSEMBLY

ITEM	PART NUMBER	QTY	DESCRIPTION	REV
	1001144104	1	FRONT AXLE ASSEMBLY, (includes items 1 thru 10)	B
1	0761216	4	HEX HD CAPSCREW, M12X40, GR8.8, (torque to 97 Nm/ 72 lb-ft)	
2	2221285	1	ELBOW, 90, LONG, (includes o-ring)	
3	8770241	1	ELBOW, 90, (includes o-ring)	
4	10837724	1	WASHER SEAL	
5	1001081086	1	SPEEDOMETER SENSOR	
6	1001081333	2	FITTING, (includes o-ring)	
7	1001105990	1	ELBOW, 45, (includes o-ring)	
8	1001138821	1	FRONT AXLE, (includes items 101 thru 104)	E
9		Ref	FRONT DRIVE MOTOR, (See HYDRAULIC COMPONENTS SECTION for Breakdown)	
10	1001144255	1	FITTING, (includes o-ring)	
101		Ref	CENTRAL HOUSING AND STEERING, (See CENTRAL HOUSING AND STEERING for Breakdown)	
102		Ref	DIFFERENTIAL, (See DIFFERENTIAL for Breakdown)	
103		Ref	HUB REDUCTION, (See HUB REDUCTION for Breakdown)	
104		Ref	BRAKES, (See BRAKES for Breakdown)	

SECTION 5 - DRIVE TRAIN

FIGURE 5-3. CENTRAL HOUSING AND STEERING



PY8600

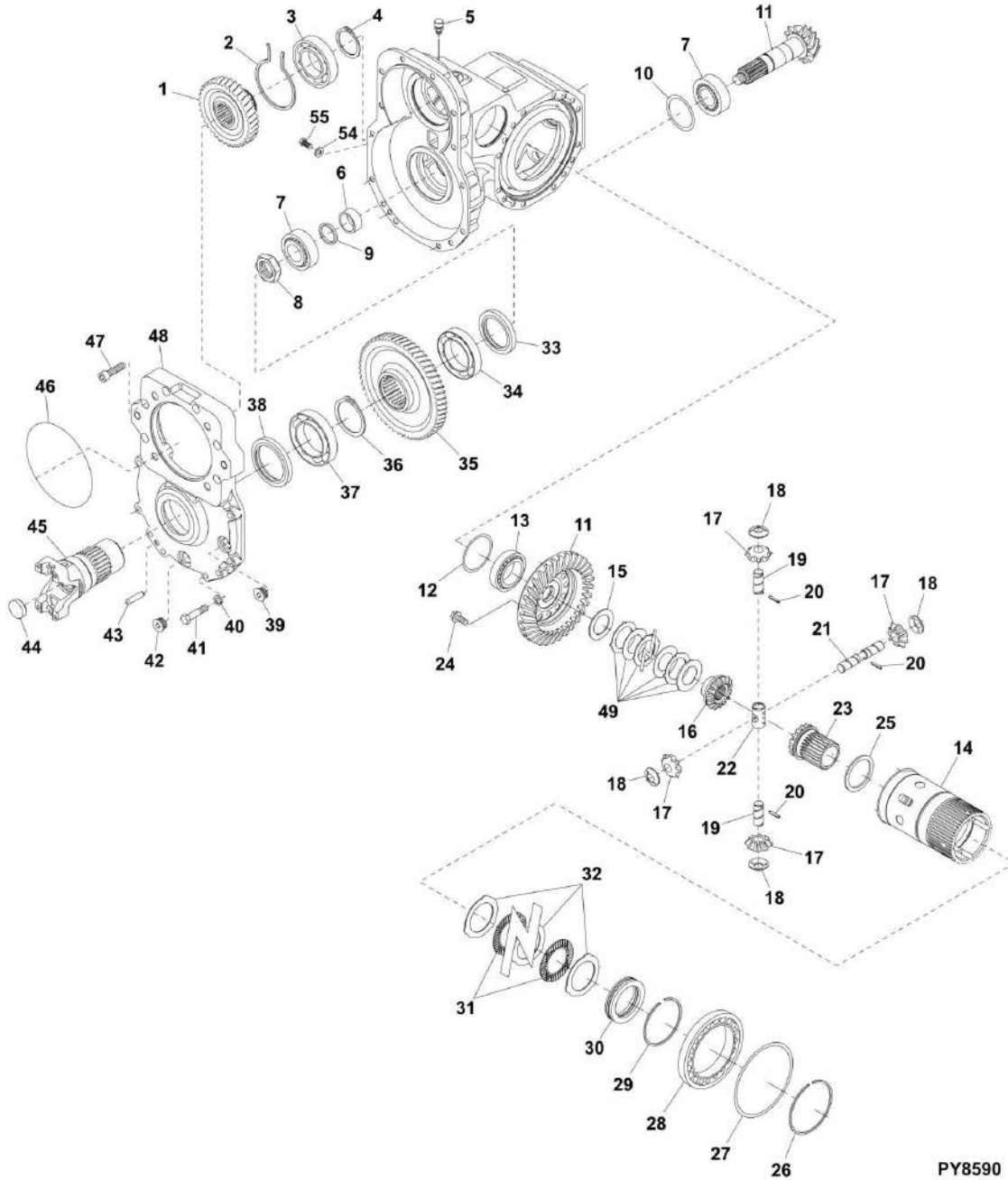
SECTION 5 - DRIVE TRAIN

FIGURE 5-3. CENTRAL HOUSING AND STEERING

ITEM	PART NUMBER	QTY	DESCRIPTION	REV
1	80204005	1	CIRCLIP	
2	91514098	1	PLUG	
3	70021177	1	MAGNET PLUG	
4	70024862	1	HOUSING	
101	70023035	1	STEER CYLINDER	
102	70020301	2	RING	
103	70020302	2	ARTICULATED TIE ROD	
104	70020269	4	BOLT	

SECTION 5 - DRIVE TRAIN

FIGURE 5-4. DIFFERENTIAL



PY8590

SECTION 5 - DRIVE TRAIN

FIGURE 5-4. DIFFERENTIAL

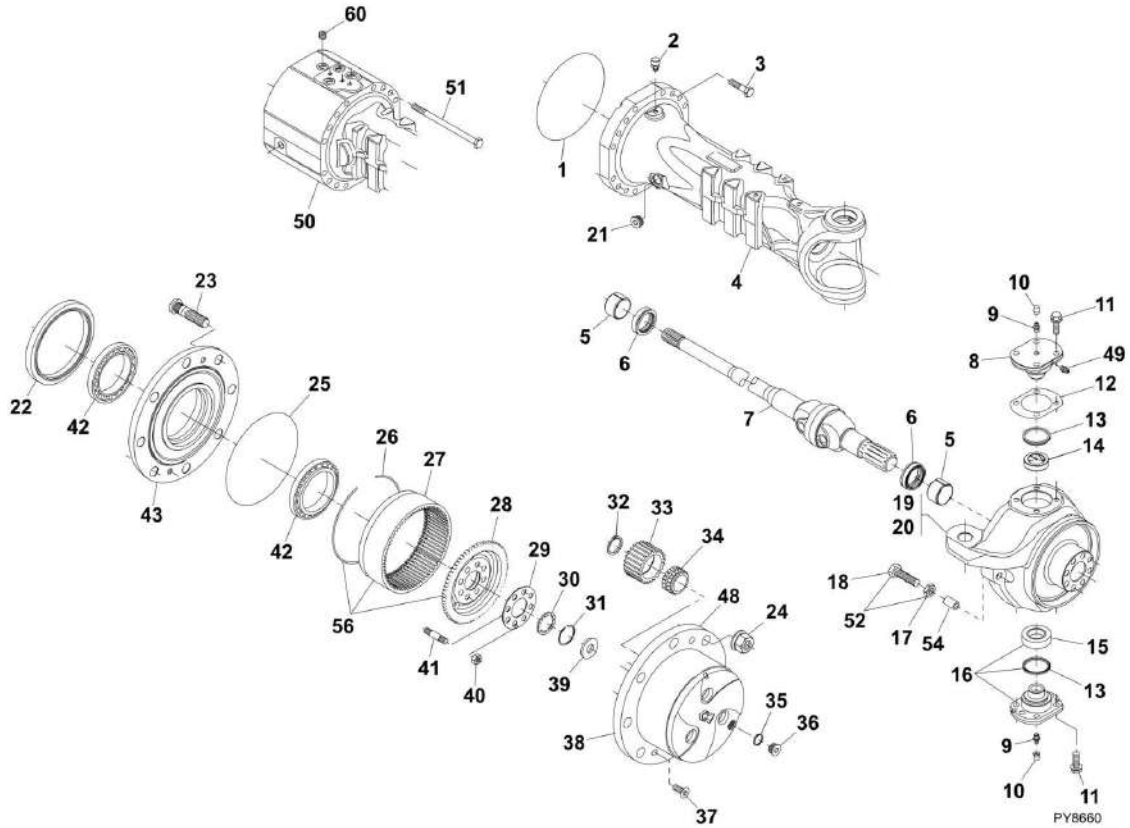
ITEM	PART NUMBER	QTY	DESCRIPTION	REV
1	70024863	1	GEAR	
2	70020230	1	CIRCLIP	
3	70020231	1	BALL BEARING	
4	70020232	1	CIRCLIP	
5	91474512	1	VENT	
6	70024864	1	SPACER	
7	70020234	2	BEARING	
8	70020235	1	RING NUT	
9	70020236	1	RING	
9	70024865	1	RING	
10	70024866	1	SHIM KIT	
11	70024867	1	BEVEL GEAR SET	
12	70024868	AR	SHIM	
12	70024869	AR	SHIM	
12	70020239	AR	SHIM	
12	70024870	AR	SHIM	
13	70020240	1	TAPER ROLLER BEARING	
14	70021939	1	DIFFERENTIAL CARRIER	
15	70020242	1	FRICITION WASHER	
16	70020243	1	DIFFERENTIAL SIDE GEAR	
17	70020244	4	DIFFERENTIAL PINION	
18	70020245	4	FRICITION WASHER	
19	70021929	2	PIN	
20	70020247	3	DOWEL	
21	70021928	1	PIN	
22	70020249	1	SHAFT RETAINER	
23	70020250	1	DIFFERENTIAL SIDE GEAR	
24	70020251	12	BOLT	
25	70020252	1	FRICITION WASHER	
26	70020253	1	CIRCLIP	
27	70024871	AR	SHIM	
27	70020254	AR	SHIM	
27	70020254	AR	SHIM	
28	3984301	1	BEARING	
29	70020255	1	CIRCLIP	
30	70020256	1	BEARING	
31	70020257	7	CLUTCH DISC	
32	70020258	8	INTERMEDIATE CLUTCH DISC	
33	70020259	1	SEAL	
34	70020260	1	BALL BEARING	
35	70020261	1	GEAR	
36	70020262	1	CIRCLIP	
37	80204178	1	BALL BEARING	
38	70020263	1	SEAL	
39	91514087	1	PLUG	
40	80204147	8	SPRING WASHER	
41	70024873	8	BOLT	
42	70021177	1	MAGNET PLUG	
43	70020265	1	DOWEL	
44	70020266	1	PLUG	

SECTION 5 - DRIVE TRAIN

ITEM	PART NUMBER	QTY	DESCRIPTION	REV
45	70020267	1	FLANGE	
46	70024874	1	O-RING	
47	70020269	6	BOLT	
48	70024875	1	COVER	
49	70020271	1	CLUTCH DISC	
54	70024876	1	WASHER	
55	70024877	1	BOLT	

SECTION 5 - DRIVE TRAIN

FIGURE 5-5. HUB REDUCTION



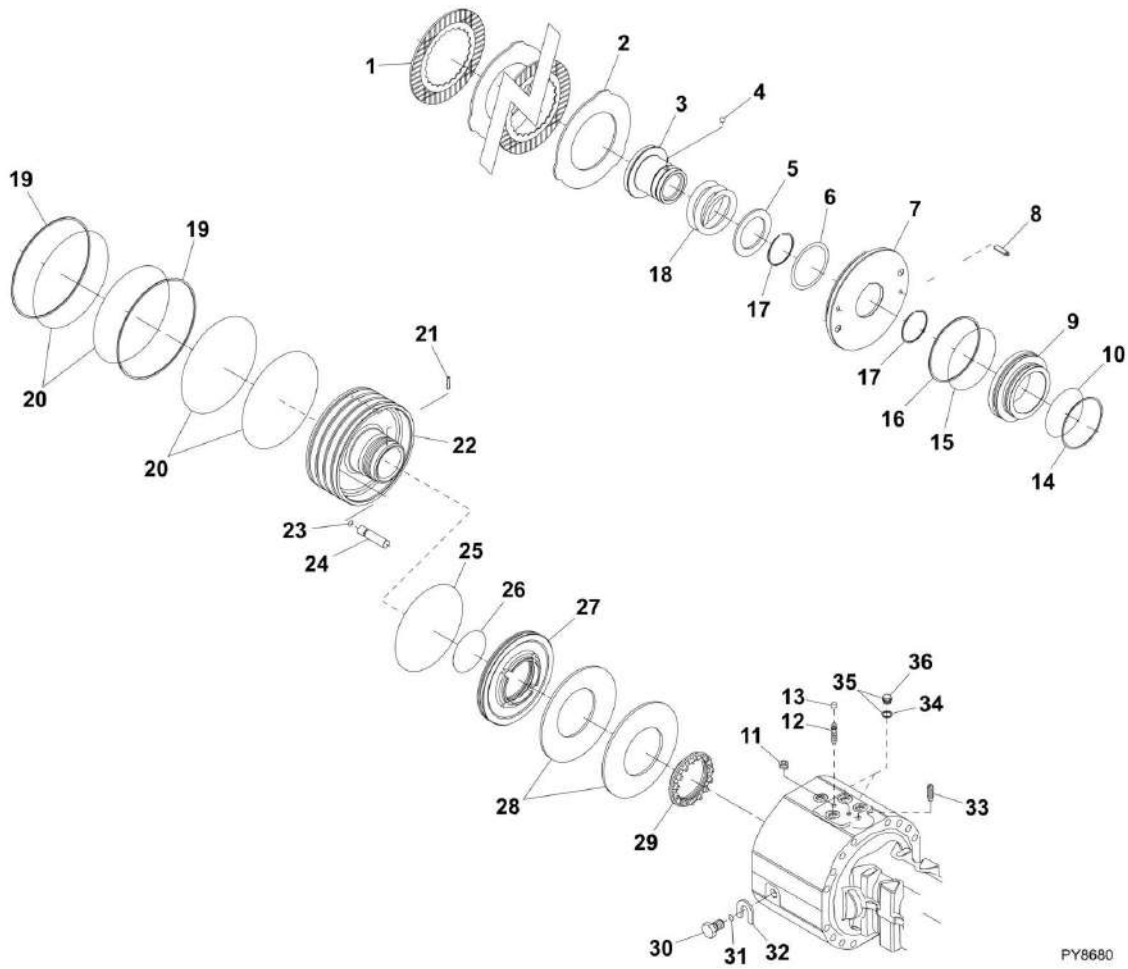
SECTION 5 - DRIVE TRAIN

FIGURE 5-5. HUB REDUCTION

ITEM	PART NUMBER	QTY	DESCRIPTION	REV
1	70021147	2	O-RING	
2	91474512	1	VENT	
3	70024878	16	BOLT	
4	70021149	1	AXLE CASE	
5	70021150	2	THRUST BUSHING	
6	70021151	4	SEAL	
7	70021152	2	UNIVERSAL JOINT	
8	70024880	2	PIVOT PIN	
9	70024881	2	GREASE FITTING	
10	80204117	4	PLUG	
11	91514123	12	BOLT	
12	70024882	1	SHIM KIT	
13	70021155	2	SEAL	
14	70020173	2	BUSHING	
15	70021156	2	JOINT	
16	70021157	2	PIVOT PIN	
17	80204065	4	NUT	
18	91514117	4	BOLT	
19	70021158	1	RH STEERING CASE	
20	70021159	1	LH STEERING CASE	
21	91514087	1	PLUG	
22	7029300	2	SEAL	
23	70024883	16	WHEEL STUD	
25	91474507	2	O-RING	
26	91474579	2	CIRCLIP	
27	91474580	2	RING GEAR	
28	70024884	2	RING GEAR SUPPORT	
29	70024885	2	LOCKING PLATE	
30	70024886	2	SPACER	
31	70024887	2	CIRCLIP	
32	91474585	6	CIRCLIP	
33	70023900	6	PLANET GEAR ASSEMBLY, (includes planet gear and bearing)	
36	91514188	2	PLUG	
37	91514189	4	COUNTERSUNK BOLT	
38	70024888	2	PLANET GEAR CARRIER	
39	70021178	2	FRICITION WASHER	
40	70024889	16	NUT	
41	70024890	16	STUD	
42	70021181	4	BEARING	
43	70024891	2	WHEEL HUB	
48	70024892	2	PLANET GEAR CARRIER ASSEMBLY, (includes items 32 thru 34, 38 & 39)	
49	70024893	2	GREASE FITTING	
50	70021172	1	AXLE CASE	
51	70021173	16	BOLT	
52	7028733	4	STEERING ADJUST BOLT, (includes items 17 & 18)	
56	70024894	2	RING GEAR SUPPORT ASSEMBLY, (includes items 26 thru 28)	
60	70020282	1	PLUG	

SECTION 5 - DRIVE TRAIN

FIGURE 5-6. BRAKES



PY8680

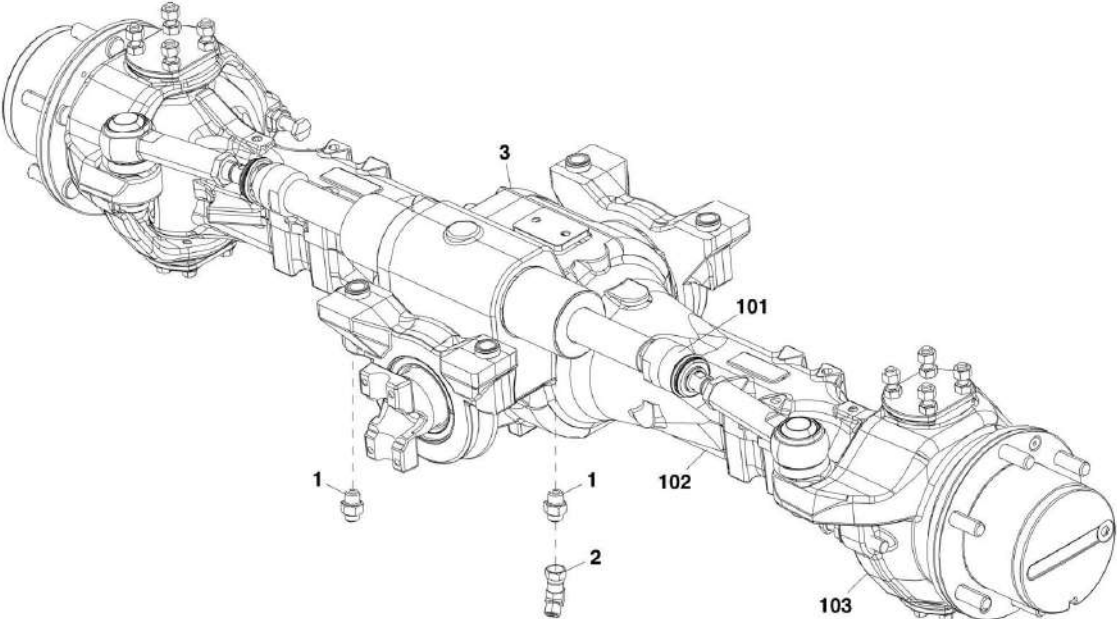
SECTION 5 - DRIVE TRAIN

FIGURE 5-6. BRAKES

ITEM	PART NUMBER	QTY	DESCRIPTION	REV
1	70020273	6	BRAKE DISC	
2	70020274	6	INTERMEDIATE BRAKE DISC	
3	70021942	1	BUSHING	
4	70020276	1	DETEND BALL	
5	70021941	1	SPACER	
6	70024896	1	SHIM KIT	
7	70021940	1	INTERMEDIATE BRAKE DISC	
8	70020279	2	ROLL PIN	
9	70020280	1	PISTON	
10	70020281	1	O-RING	
11	70020282	1	PLUG	
12	80204281	2	BLEEDING BOLT	
13	80204117	2	PLUG	
14	70020283	1	BACK-UP RING	
15	91514156	1	O-RING	
16	91514157	1	BACK-UP RING	
17	70020284	2	CIRCLIP	
18	70020285	1	SPRING	
19	70020286	4	BACK-UP RING	
20	70020287	4	O-RING	
21	70020247	1	DOWEL	
22	70020289	1	PISTON	
23	70020290	3	O-RING	
24	70020291	3	PIN	
25	70020292	1	O-RING	
26	70020293	1	O-RING	
27	70024897	1	PISTON	
28	70020295	2	SPRING	
29	70020296	1	RING NUT	
30	70020297	2	BOLT	
31	80204111	2	O-RING	
32	70020298	2	SPACER	
33	70020299	1	BOLT	
34	70024898	2	SEAL WASHER	
35	91514154	2	PLUG KIT, (includes items 34 & 36)	
36	70024899	2	PLUG	

SECTION 5 - DRIVE TRAIN

FIGURE 5-7. REAR AXLE ASSEMBLY



PY8691

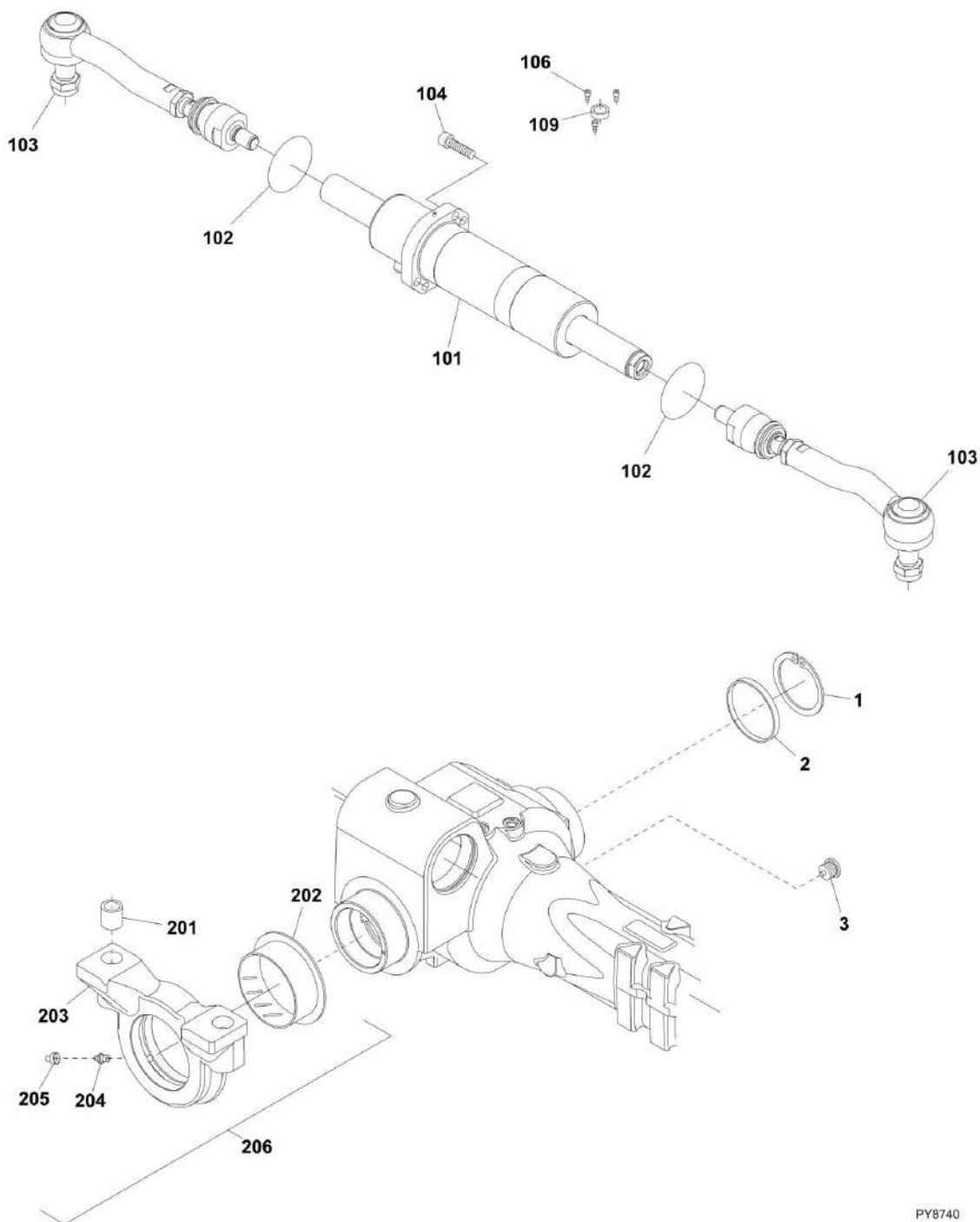
SECTION 5 - DRIVE TRAIN

FIGURE 5-7. REAR AXLE ASSEMBLY

ITEM	PART NUMBER	QTY	DESCRIPTION	REV
	1001144105	1	REAR AXLE ASSEMBLY, (includes items 1 thru 3)	A
1	1001081333	2	CONNECTOR, (includes o-ring)	E
2	1001105990	1	ELBOW, 45	
3	1001138822	1	REAR AXLE, (includes items 101 thru 103)	F
101		Ref	CENTRAL HOUSING AND STEERING, (See CENTRAL HOUSING AND STEERING for Breakdown)	
102		Ref	DIFFERENTIAL, (See DIFFERENTIAL for Breakdown)	
103		Ref	HUB REDUCTION, (See HUB REDUCTION for Breakdown)	

SECTION 5 - DRIVE TRAIN

FIGURE 5-8. CENTRAL HOUSING AND STEERING



PY8740

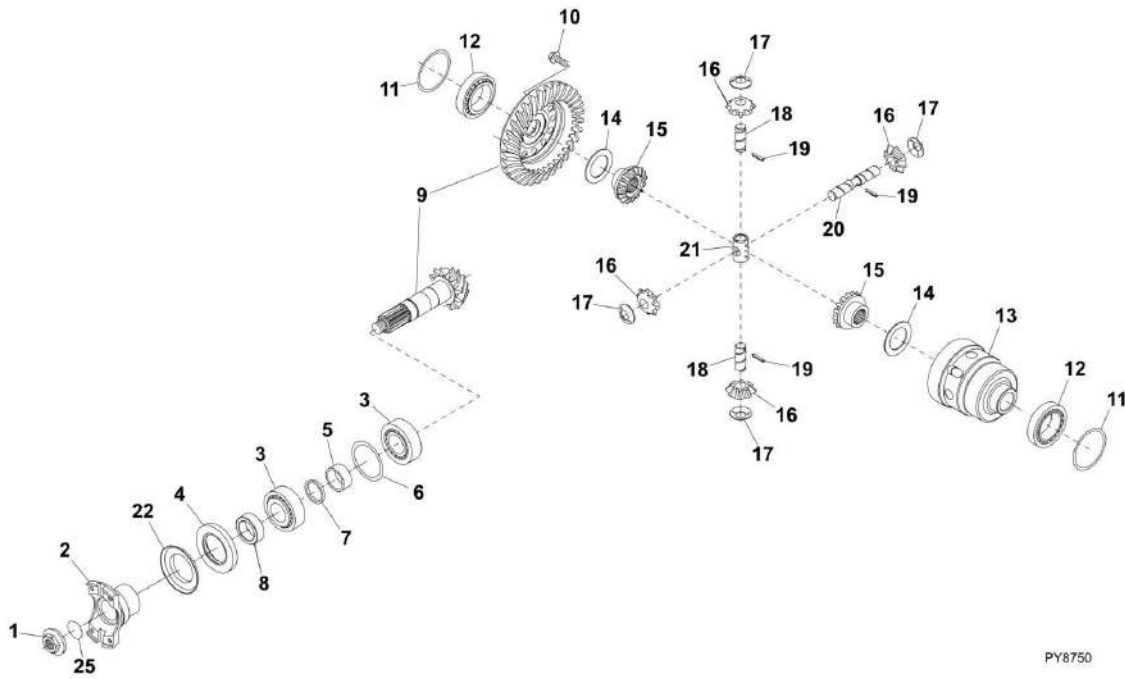
SECTION 5 - DRIVE TRAIN

FIGURE 5-8. CENTRAL HOUSING AND STEERING

ITEM	PART NUMBER	QTY	DESCRIPTION	REV
1	80204005	1	CIRCLIP	
2	91514098	1	PLUG	
3	70021177	1	MAGNET PLUG	
101	70023035	1	CYLINDER	
102	70020301	2	RING	
103	70020302	2	ARTICULATED TIE ROD	
104	70020269	4	BOLT	
106	7029306	3	BOLT	
109	7029307	1	PLUG	
201	91474516	4	REDUCTION BUSHING	
202	70021198	2	THRUST BUSHING	
203	70021199	2	SUPPORT	
204	91514099	2	GREASE FITTING	
205	80204117	2	PLUG	
206	70021200	2	SUPPORT	

SECTION 5 - DRIVE TRAIN

FIGURE 5-9. DIFFERENTIAL



PY8750

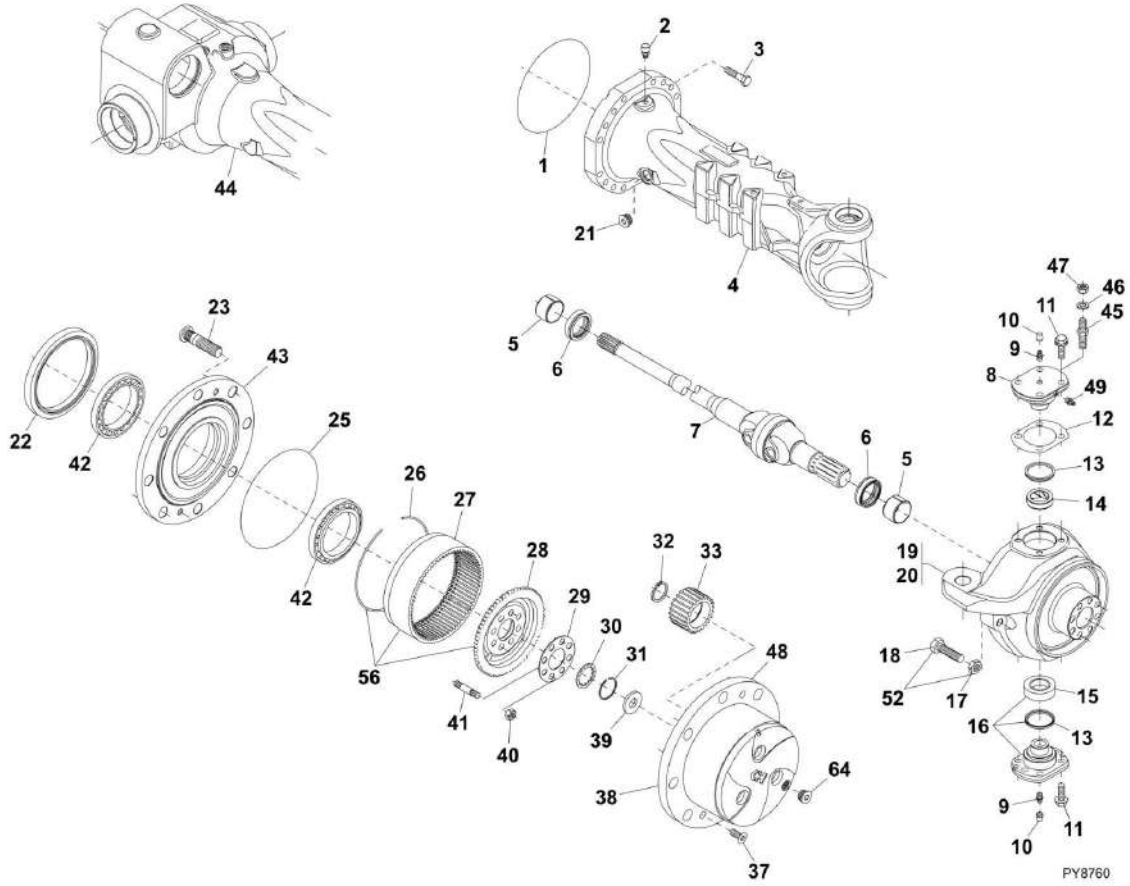
SECTION 5 - DRIVE TRAIN

FIGURE 5-9. DIFFERENTIAL

ITEM	PART NUMBER	QTY	DESCRIPTION	REV
1	80204213	1	NUT	
2	70020288	1	FLANGE	
3	70020234	2	BEARING	
4	91474523	1	SEAL	
5	70020233	1	SPACER	
6	70024866	1	SHIM KIT	
7	70024927	1	SHIM KIT	
8	70020303	1	SPACER	
9	70024928	1	BEVEL GEAR SET	
10	70020251	12	BOLT	
11	70024929	1	SHIM KIT	
12	70020240	2	TAPER ROLLER BEARING	
13	70020346	1	DIFFERENTIAL CARRIER	
14	70020242	2	FRICITION WASHER	
15	70021221	2	DIFFERENTIAL SIDE GEAR	
16	70020244	4	DIFFERENTIAL PINION	
17	70020245	4	FRICITION WASHER	
18	70021929	2	PIN	
19	70020247	3	DOWEL	
20	70021928	1	PIN	
21	70020249	1	SHAFT RETAINER	
22	70021076	1	COVER	
25	70021196	1	O-RING	

SECTION 5 - DRIVE TRAIN

FIGURE 5-10. HUB REDUCTION



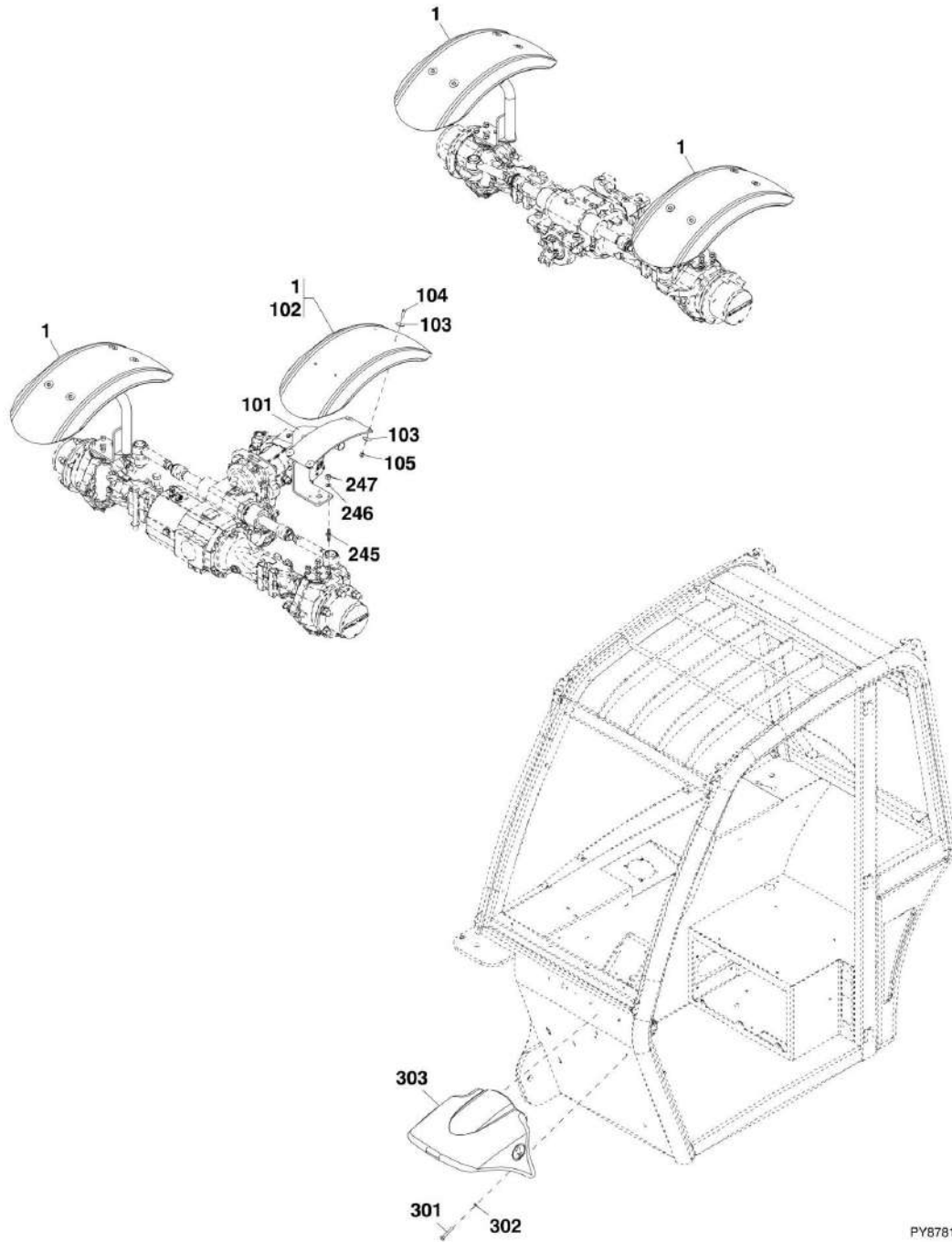
SECTION 5 - DRIVE TRAIN

FIGURE 5-10. HUB REDUCTION

ITEM	PART NUMBER	QTY	DESCRIPTION	REV
1	70021147	1	O-RING	
2	91474512	1	VENT	
3	70024878	16	BOLT	
4	70024930	1	AXLE CASE	
5	70021150	2	THRUST BUSHING	
6	70021151	4	SEAL	
7	70024931	2	UNIVERSAL JOINT	
8	70024880	2	PIVOT PIN	
9	70024881	2	GREASE FITTING	
10	80204117	4	PLUG	
11	91514123	12	BOLT	
12	70024932	1	SHIM KIT	
13	70021155	2	SEAL	
14	70020173	2	BUSHING	
15	70021158	2	JOINT	
16	70021157	2	PIVOT PIN	
17	80204065	4	NUT	
18	91514117	4	BOLT	
19	70021158	1	RH STEERING CASE	
20	70021159	1	LH STEERING CASE	
21	91514087	1	PLUG	
22	7029300	2	SEAL	
23	70024883	16	WHEEL STUD	
25	91474507	2	O-RING	
26	91474579	2	CIRCLIP	
27	91474580	2	RING GEAR	
28	70024884	2	RING GEAR SUPPORT	
29	70024885	2	LOCKING PLATE	
30	70024886	2	SPACER	
31	70024887	2	CIRCLIP	
32	91474585	6	CIRCLIP	
33	70023900	6	PLANET GEAR ASSEMBLY, (includes planet gear and bearing)	
37	91514189	4	COUNTERSUNK BOLT	
38	70024888	2	PLANET GEAR CARRIER	
39	70021178	2	FRICITION WASHER	
40	70024889	16	NUT	
41	70024890	16	STUD	
42	70021181	4	BEARING	
43	70024891	2	WHEEL HUB	
44	70020272	1	AXLE CASE	
45	91514118	8	STUD	
46	91514119	8	WASHER	
47	91514120	8	NUT	
48	70024892	2	PLANET GEAR CARRIER, (includes items 32 thru 39)	
49	70024893	2	GREASE FITTING	
52	7028733	4	STEERING ADJUST BOLT, (includes items 17 & 18)	
56	70024894	2	RING GEAR SUPPORT, (includes items 26 thru 28)	
61	70023900	6	PLANET GEAR	
64	91514188	2	PLUG	

SECTION 5 - DRIVE TRAIN

FIGURE 5-11. FENDER INSTALLATION



NOTE: USE LOCTITE® 243™ (1001095650) ON ALL BOLT THREADS.

PY8781

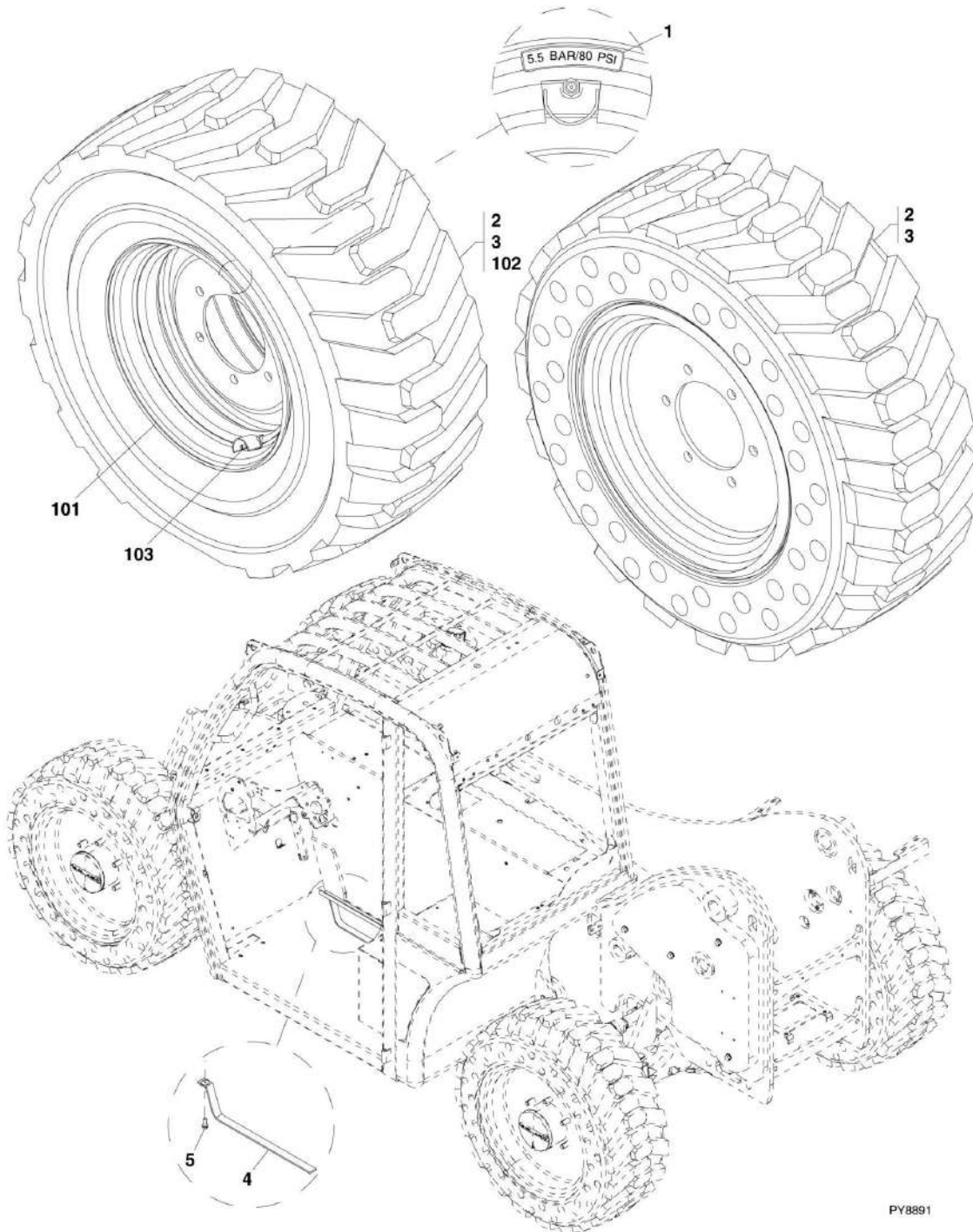
SECTION 5 - DRIVE TRAIN

FIGURE 5-11. FENDER INSTALLATION

ITEM	PART NUMBER	QTY	DESCRIPTION	REV
	0275505	Ref	FENDER INSTALLATION, (if equipped), (not available to order, see item 1 & 2 for service)	D
1	1001080216	4	FENDER ASSY, (if equipped), (includes items 101 thru 105)	H
2	1001095650	AR	LOCTITE 243	
101	1001081100	1	FENDER MOUNT	
102	1001080212	1	WHEEL FENDER	
103	8310246	8	FENDER WASHER, 3/8X0.048X1-1/2	
104	88261030	4	SOCKET HD CAPSCREW, 3/8-16X1-1/4	
105	88521206	4	LOCKNUT, 3/8-16	
245	91514118	8	STUD	
246	91514119	8	WASHER	
247	91514120	8	NUT	
	1001097640	1	FRONT FENDER INSTALLATION, (G5-18A, if equipped), (includes items 301 thru 303)	C
301	0641516	4	HEX HD CAPSCREW, 5/16-18X2	
302	4711500	4	WASHER, 5/16	
303	1001080891	1	FRONT FENDER	

SECTION 5 - DRIVE TRAIN

FIGURE 5-12. TIRES AND RIMS



PY8891

SECTION 5 - DRIVE TRAIN

FIGURE 5-12. TIRES AND RIMS

ITEM	PART NUMBER	QTY	DESCRIPTION	REV
	1001141321	1	TIRE SET, 12-16.5, PNEUMATIC, (CE and ANSI), (includes items 1 thru 3)	A
	1001141322	1	TIRE SET, 14-17.5 PNEUMATIC, (includes items 1 thru 3)	A
	1001141323	1	TIRE SET, 12-16.5, FOAM, (CE and ANSI), (includes items 2 & 3)	A
	1001141324	1	TIRE SET, 14-17.5, FOAM, (includes items 2 & 3)	A
	1001141329	1	TIRE SET, 33-12-20, NON-MARKING, (ANSI), (includes items 2 thru 5) (Prior to SN 0160076806, Excluding 0160076010, 0160076011 and 0160076012)	A
	1001200945	1	TIRE SET, 33-12-20, NON-MARKING, (ANSI), (includes items 2 thru 5) (SN 0160076806 to Present, Including 0160076010, 0160076011 and 0160076012)	A
	1001143707	1	TIRE SET, 10.5-18, AGRICULTURAL, (CE and ANSI), (includes items 1 thru 3)	A
1	1001128006	4	TIRE PRESSURE DECAL, (5.5 BAR/80 PSI), PNEUMATIC	
1	1001128007	4	TIRE PRESSURE DECAL, (4.8 BAR/ 70 PSI), PNEUMATIC	
1	8005828	4	TIRE PRESSURE DECAL, (6.0 BAR/87 PSI), AGRICULTURAL	
2	1001140684	2	WHEEL AND TIRE ASSY, RIGHT, 12-16.5, PNEUMATIC, (includes items 101 thru 103)	E
2	1001140686	2	WHEEL AND TIRE ASSY, RIGHT, 14-17.5, PNEUMATIC, (includes items 101 thru 103)	E
2	1001140701	2	WHEEL, AND TIRE ASSY, RIGHT, 12-16.5, FOAM, (includes items 101 thru 104)	E
2	1001140703	2	WHEEL AND TIRE ASSY, RIGHT, 14-17.5, FOAM, (includes items 101 thru 104)	E
2	1001141051	2	WHEEL AND TIRE ASSY, RIGHT, NON-MARKING (Prior to SN 0160076806, Excluding 0160076010, 0160076011 and 0160076012)	A
2	1001200797	2	WHEEL AND TIRE ASSY, RIGHT, NON-MARKING (SN 0160076806 to Present, Including 0160076010, 0160076011 and 0160076012)	A
2	1001143689	2	WHEEL AND TIRE ASSY, RIGHT, AGRICULTURAL, 10.5-18, (includes items 101 thru 103)	E
3	1001140698	2	WHEEL AND TIRE ASSY, LEFT, 12-16.5, PNEUMATIC, (includes items 101 thru 103)	E
3	1001140700	2	WHEEL AND TIRE ASSY, LEFT, 14-17.5, PNEUMATIC, (includes items 101 thru 103)	E
3	1001140702	2	WHEEL, AND TIRE ASSY, LEFT, 12-16.5, FOAM, (includes items 101 thru 104)	E
3	1001140704	2	WHEEL AND TIRE ASSY, LEFT, 14-17.5, FOAM, (includes items 101 thru 104)	E
3	1001141049	2	WHEEL AND TIRE ASSY, LEFT, NON-MARKING (Prior to SN 0160076806, Excluding 0160076010, 0160076011 and 0160076012)	A
3	1001200796	1	WHEEL AND TIRE ASSY, LEFT, NON-MARKING (SN 0160076806 to Present, Including 0160076010, 0160076011 and 0160076012)	A
3	1001143671	2	WHEEL AND TIRE ASSY, LEFT, AGRICULTURAL, 10.5-18, (includes items 101 thru 103)	E
4	4240084	1	ANTI-STATIC STRAP	
5	1001115871	1	BOLT, 1X0.375-16	
101	1001139975	1	WHEEL, 16.5X9.75	
101	1001139974	1	WHEEL, 17.5X10.5	
101	1001142101	1	WHEEL, 18X9	
102	1001081222	1	TIRE, 12X16.5	
102	4520259	1	TIRE, 14X17.5	

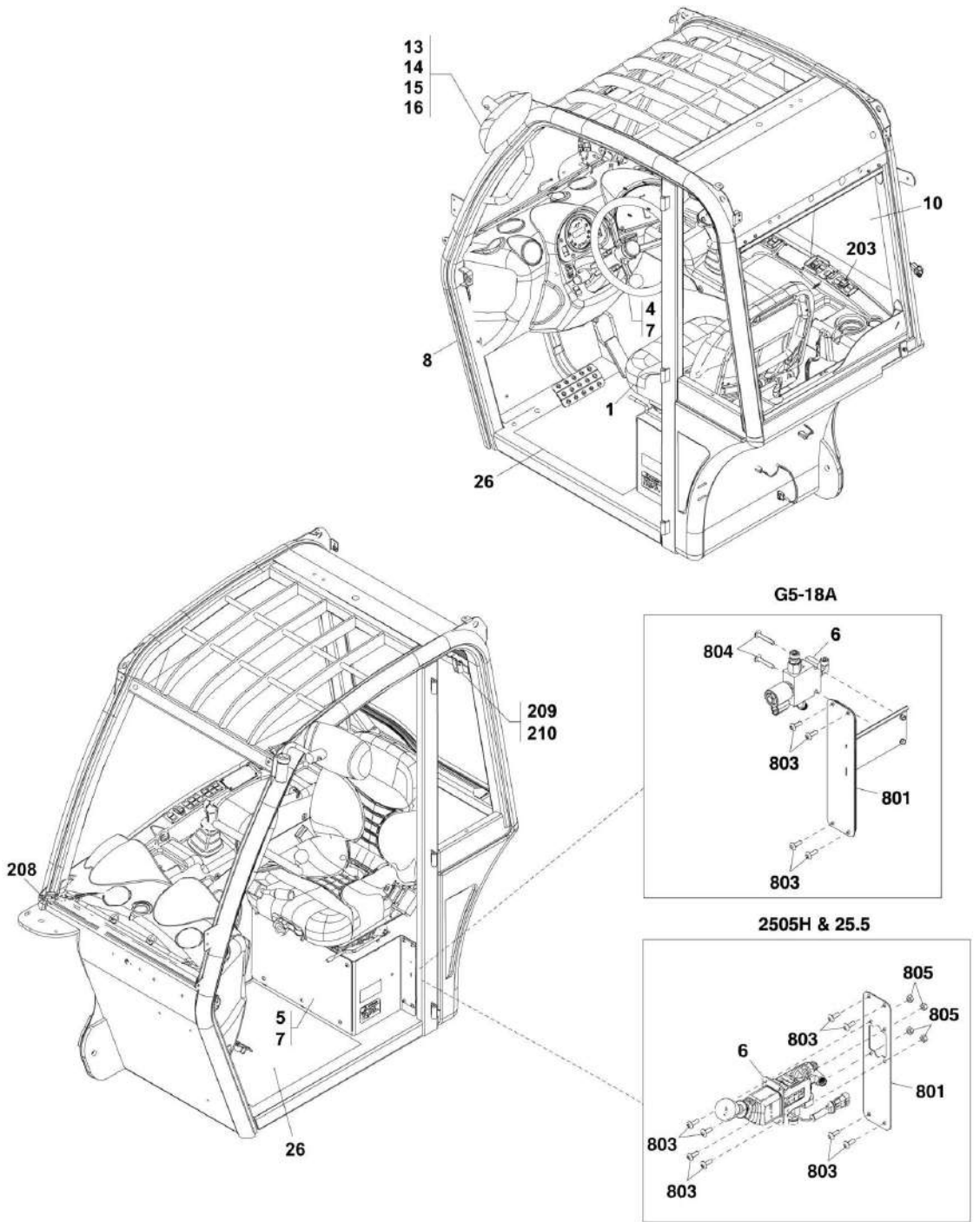
SECTION 5 - DRIVE TRAIN

ITEM	PART NUMBER	QTY	DESCRIPTION	REV
102	1001154229	1	TIRE, 10.5X18	
103	4640163	1	TIRE VALVE	
104	8526203	220 lb	BALLAST FLATPROOFING FOAM FILL, (not shown)	

SECTION 6 - CAB

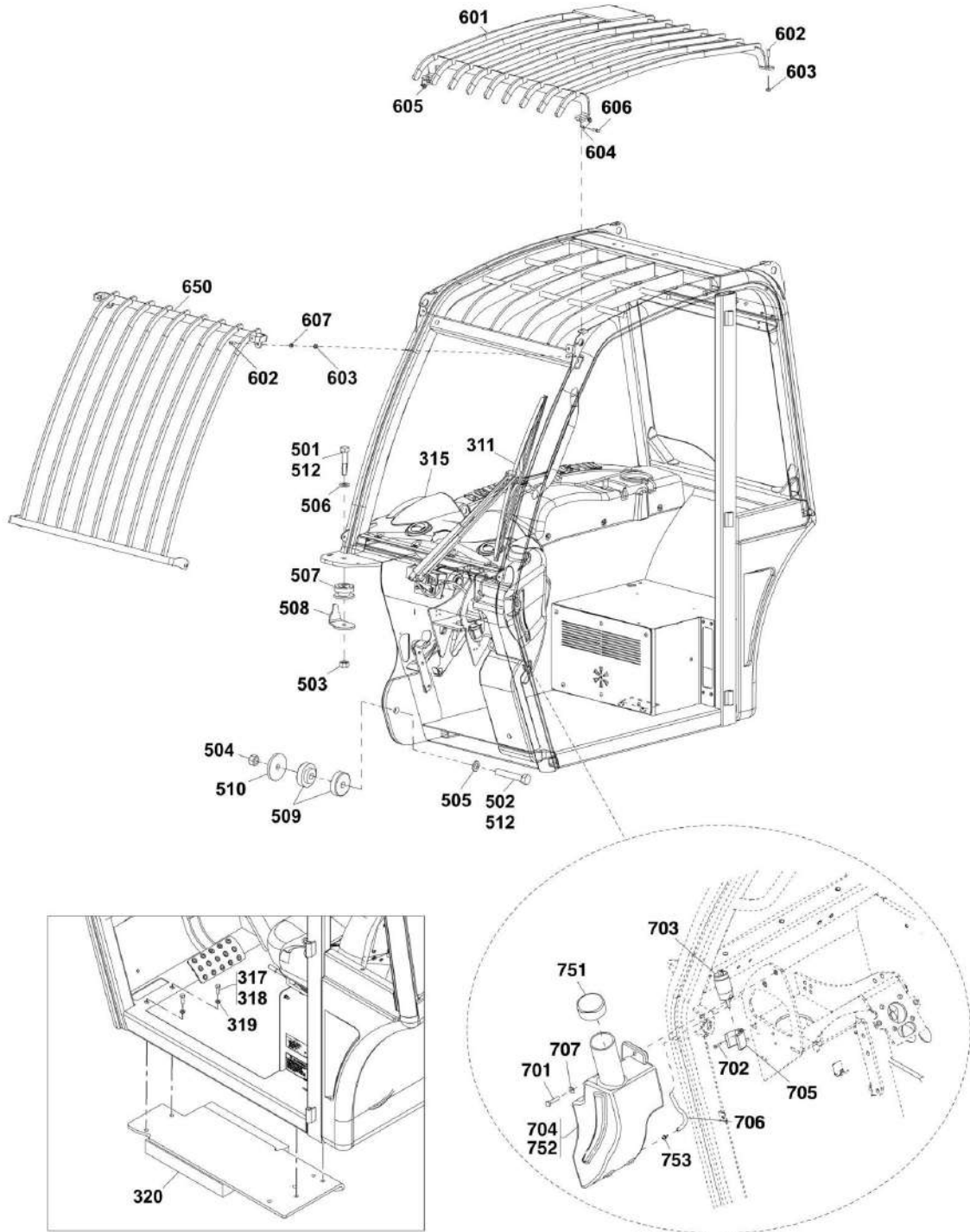
SECTION 6 - CAB

FIGURE 6-1. CAB INSTALLATION



PAP31500

SECTION 6 - CAB



ART_31200725-6-1_2

SECTION 6 - CAB

FIGURE 6-1. CAB INSTALLATION

ITEM	PART NUMBER	QTY	DESCRIPTION	REV
	1001138462	1	OPEN CAB, (G5-18A), (if equipped with fixed steering column), (see items 1 thru 26 & 101 thru 210 & 315 for details) (Prior to SN 0160076806, Excluding 0160076010, 0160076011 and 0160076012)	C
	1001202341	1	OPEN CAB, (G5-18A), (if equipped with fixed steering column), (see items 1 thru 26 & 101 thru 210 & 315 thru 320 for details) (SN 0160076806 to Present, Including 0160076010, 0160076011 and 160076012)	E
	1001138463	1	OPEN CAB, (G5-18A), (if equipped with tilt steering column), (see items 1 thru 26 & 101 thru 210 & 315 for details) (Prior to SN 0160076806, Excluding 0160076010, 0160076011 and 0160076012)	C
	1001202342	1	OPEN CAB, (G5-18A), (if equipped with fixed steering column), (see items 1 thru 26 & 101 thru 210 & 315 thru 320 for details) (SN 0160076806 to Present, Including 0160076010, 0160076011 and 160076012)	E
	1001138464	1	ENCLOSED CAB, (G5-18A), (if equipped with heater), (see items 1 thru 26 & 101 thru 210 & 315 for details) (Prior to SN 0160076806, Excluding 0160076010, 0160076011 and 0160076012)	C
	1001202343	1	ENCLOSED CAB, (G5-18A), (if equipped with heater), (see items 1 thru 26 & 101 thru 210 & 315 for details) (SN 0160076806 to Present, Including 0160076010, 0160076011 and 160076012)	C
	1001138396	1	ENCLOSED CAB, (G5-18A), (if equipped with heater and AC), (see items 1 thru 26 & 101 thru 210 & 315 for details) (Prior to SN 0160076806, Excluding 0160076010, 0160076011 and 0160076012)	C
	1001202344	1	ENCLOSED CAB, (G5-18A), (if equipped with heater and AC), (see items 1 thru 26 & 101 thru 210 & 315 for details) (SN 0160076806 to Present, Including 0160076010, 0160076011 and 160076012)	C
	1001138465	1	ENCLOSED CAB, (2505H), (if equipped with heater), (see items 1 thru 26, 101, 203, 311 & 315 for details) (Prior to SN 0160076806, Excluding 0160076010, 0160076011 and 0160076012)	F
	1001202345	1	ENCLOSED CAB, (2505H), (if equipped with heater), (see items 1 thru 26, 101, 203, 311 & 315 for details) (SN 0160076806 to Present, Including 0160076010, 0160076011 and 160076012)	C
	1001138466	1	ENCLOSED CAB, (2505H), (if equipped with heater and AC), (see items 1 thru 26, 101, 203, 311 & 315 for details) (Prior to SN 0160076806, Excluding 0160076010, 0160076011 and 0160076012)	F
	1001202347	1	ENCLOSED CAB, (2505H), (if equipped with heater and AC), (see items 1 thru 26, 101, 203, 311 & 315 for details) (SN 0160076806 to Present, Including 0160076010, 0160076011 and 160076012)	C
1		Ref	SEAT, (See SUSPENSION SEAT for Breakdown)	
4		Ref	STEERING COLUMN, (See CONTROLS SECTION for Breakdown)	
5		Ref	HEATER OPTIONS, (See HEATER AND AC for Breakdown)	
6		Ref	PARK BRAKE VALVE, (See HYDRAULIC CIRCUITS for Breakdown)	
7		Ref	COVER OPTIONS, (See HEATER AND AC for Breakdown)	
8		Ref	OPEN CAB, (See OPEN CAB for Breakdown)	
8		Ref	ENCLOSED CAB, (See ENCLOSED CAB INSTALLATION for Breakdown)	
10		Ref	CAB DOOR AND WINDOW, (See ENCLOSED CAB INSTALLATION for Breakdown)	
11		Ref	CAB HOSES, (not shown), (See HYDRAULIC CIRCUITS for Breakdown)	
13	0700610	2	HEX HD CAPSCREW, M6X20, GR8.8	
14	8307024	2	WASHER, M6	

SECTION 6 - CAB

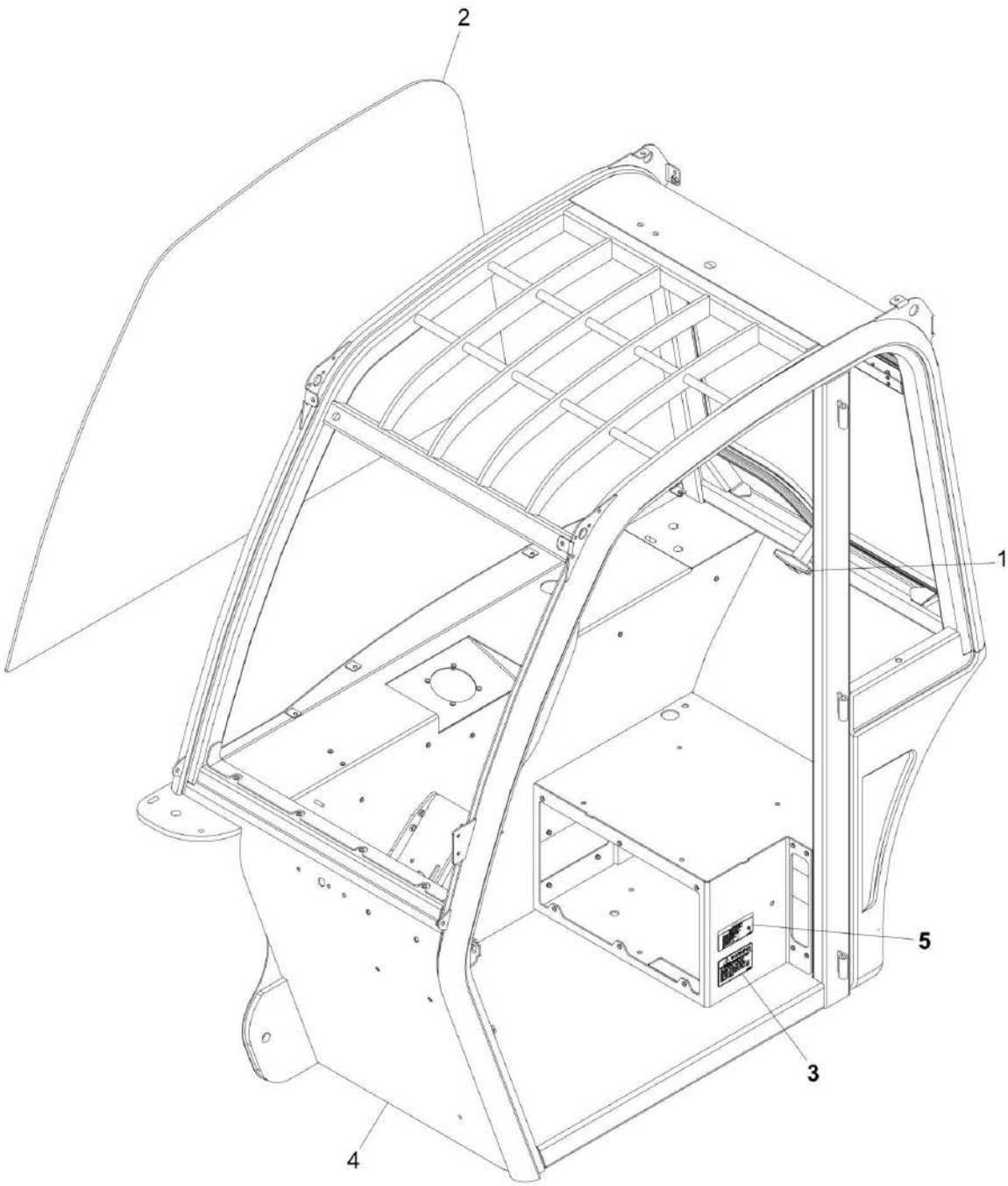
ITEM	PART NUMBER	QTY	DESCRIPTION	REV
15	1001114675	1	MIRROR ARM	
16	8866514	1	CONVEX MIRROR	
17		Ref	HYDRAULIC TANK BREATHER INSTALLATION, (not shown) (See HYDRAULIC CIRCUITS SECTION for Breakdown)	
26	1001080847	1	FLOOR SKID STRIP, (G5-18A)	
26	1001080822	1	MOLDED FLOOR MAT, (2505H & 25.5)	
101		Ref	IGNITION SWITCH, (not shown), (See CAB INTERIOR for Breakdown)	
203		Ref	CAB SWITCHES, (See ELECTRICAL SECTION for Breakdown)	
208	1001100966	1	JUMPER HARNESS	
208	4460464	4	TERMINAL	
208	4460932	1	CONNECTOR	
208	4920017	0.5 ft	WIRE, 16 GA	
209	1001080953	1	HOOK	
210	3931010	2	SOCKET HD CAPSCREW, M10-24X5/8	
311		Ref	WIPER INSTALL, (See WIPER INSTALLTION for Breakdown)	
315		Ref	DASH, (See CAB INTERIOR for Breakdown)	
317	0100011	AR	LOCTITE 242	
318	0641508	4	HEX HD CAPSCREW, 5/16-18X1, GR5	
319	4751500	4	WASHER, 5/6	
320	1001213627	1	UNDERCAB WEIGHT	
	0275492	Ref	CAB INSTALLATION, (not available to order, see items 501 thru 511 for service) (Prior to SN 0160076806, Excluding 0160076010, 0160076011 and 0160076012)	F
	1001210402	Ref	CAB INSTALLATION, (not available to order, see items 501 thru 512 for service) (SN 0160076806 to Present, Including 0160076010, 0160076011 and 0160076012)	A
501	0682228	1	HEX HD CAPSCREW, 3/4-10X3-1/2, GR8	
502	0682440	2	HEX HD CAPSCREW, 7/8-9X5, GR8	
503	3272201	2	HEX NUT, 3/4-10, GR8	
504	3272401	2	HEX NUT, 7/8-9, GR8	
505	4892400	2	WASHER, 7/8	
506	90027473	2	WASHER, 3/4	
507	91403097	2	CENTER BONDED MOUNT	
508	1001080992	2	WASHER	
509	91403153	4	SHOCK MOUNT	
510	91403217	2	REBOUND WASHER	
511	0682230	1	HEX HD CAPSCREW, 3/4-10X3-3/4, GR8, (not shown)	
512	1001080992	1	LOCTITE 271	
	1001081287	Ref	FRONT BRICK GUARD INSTALLATION, (if equipped), (not available to order, see items 602, 603, 607 & 650 for service)	E
	1001081286	Ref	TOP BRICK GUARD INSTALLATION, (if equipped), (not available to order, see items 601 thru 606 for service)	F
601	1001189739	1	UPPER BRICK GUARD	
602	0630468	4	BUTTON HD CAPSCREW, 5/16-18X1	
603	1001108115	4	HEX LOCKNUT, 5/16, GR8	
604	1001081296	1	LEFT BRICK GUARD WELDMENT	
605	1001081298	1	RIGHT BRICK GUARD WELDMENT	
606	1001108242	4	SCREW, 1/4-20X1/2, GR5	
607	1001138703	2	BRICK GUARD SPACER	
650	1001189753	1	LOWER BRICK GUARD SHIELD	
	1001080933	Ref	WASHER TANK WITH PUMP INSTALLATION, (not available to order, see items 701 thru 707 for service)	E

SECTION 6 - CAB

ITEM	PART NUMBER	QTY	DESCRIPTION	REV
701	0641410	2	HEX HD CAPSCREW, 1/4-20X1-1/4	B
702	3900302	2	STAINLESS STEEL SCREW, #8	
703	1001080382	1	WASHER PUMP	
704	1001080824	1	WASHER FLUID BOTTLE, (includes items 751 thru 753)	
705	1001080932	1	WASHER PUMP CLAMP	
706	82033997	5 in	WINDOW WASHER HOSE	
707	4711400	2	WASHER	
751	1001080872	1	CAP	
752	1001097319	1	WASHER FLUID TANK	
753	1001081234	1	FITTING	
801	1001188496	1	PARK BRAKE VALVE BRACKET, (G5-18A)	
801	1001137998	1	PARK BRAKE VALVE BRACKET, (2505H & 25.5)	
803	8303034	4	SCREW, 1/4-20X0.75, (G5-18A)	
803	8303034	8	SCREW, 1/4-20X0.75, (2505H & 25.5)	
804	101977201	2	SCREW, 1/4-20X1.5, (G5-18A)	
805	3271405	4	HEX LOCKNUT, 1/4-20, GR8, (2505H & 25.5)	

SECTION 6 - CAB

FIGURE 6-2. OPEN CAB (G5-18A)



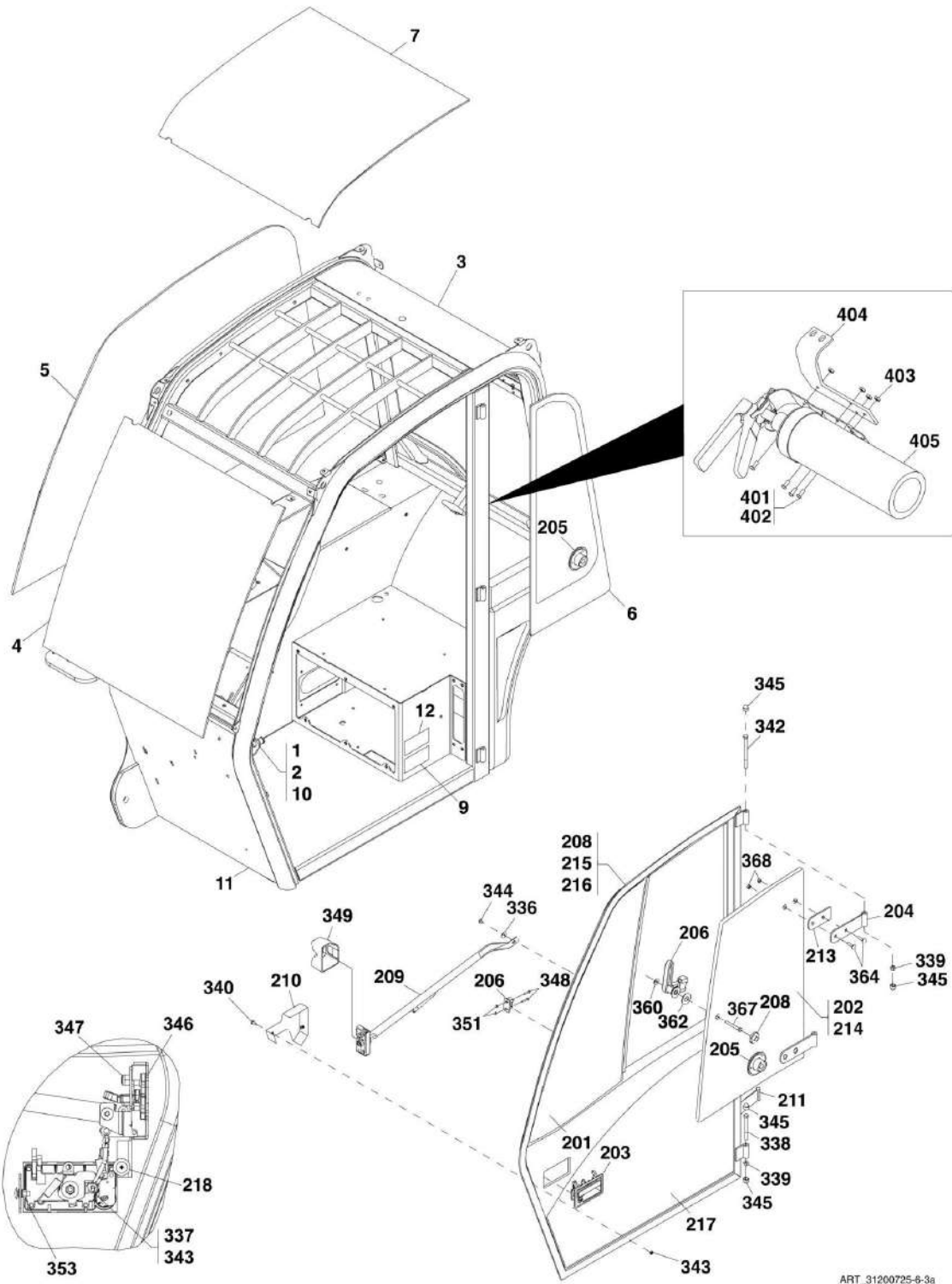
ART_31200725-6-2

FIGURE 6-2. OPEN CAB (G5-18A)

ITEM	PART NUMBER	QTY	DESCRIPTION	REV
	1001138584	1	OPEN CAB, (G5-18A), (includes items 1 thru 5) (Prior to SN 0160076806, Excluding 0160076010, 0160076011 and 0160076012)	E
	1001208616	1	OPEN CAB, (G5-18A), (includes items 1 thru 5) (SN 0160076806 to Present, Including 0160076010, 0160076011 and 160076012)	D
1		Ref	REAR HINGED WINDOW, (See ENCLOSED CAB INSTALLATION for Breakdown)	
2	1001080798	1	RIGHT SIDE GLASS	
3	1001109365	1	ROPS WARNING DECAL	
4	N.S.S.	1	CAB WELDMENT	
5	N.S.S.	1	NAMEPLATE DECAL	

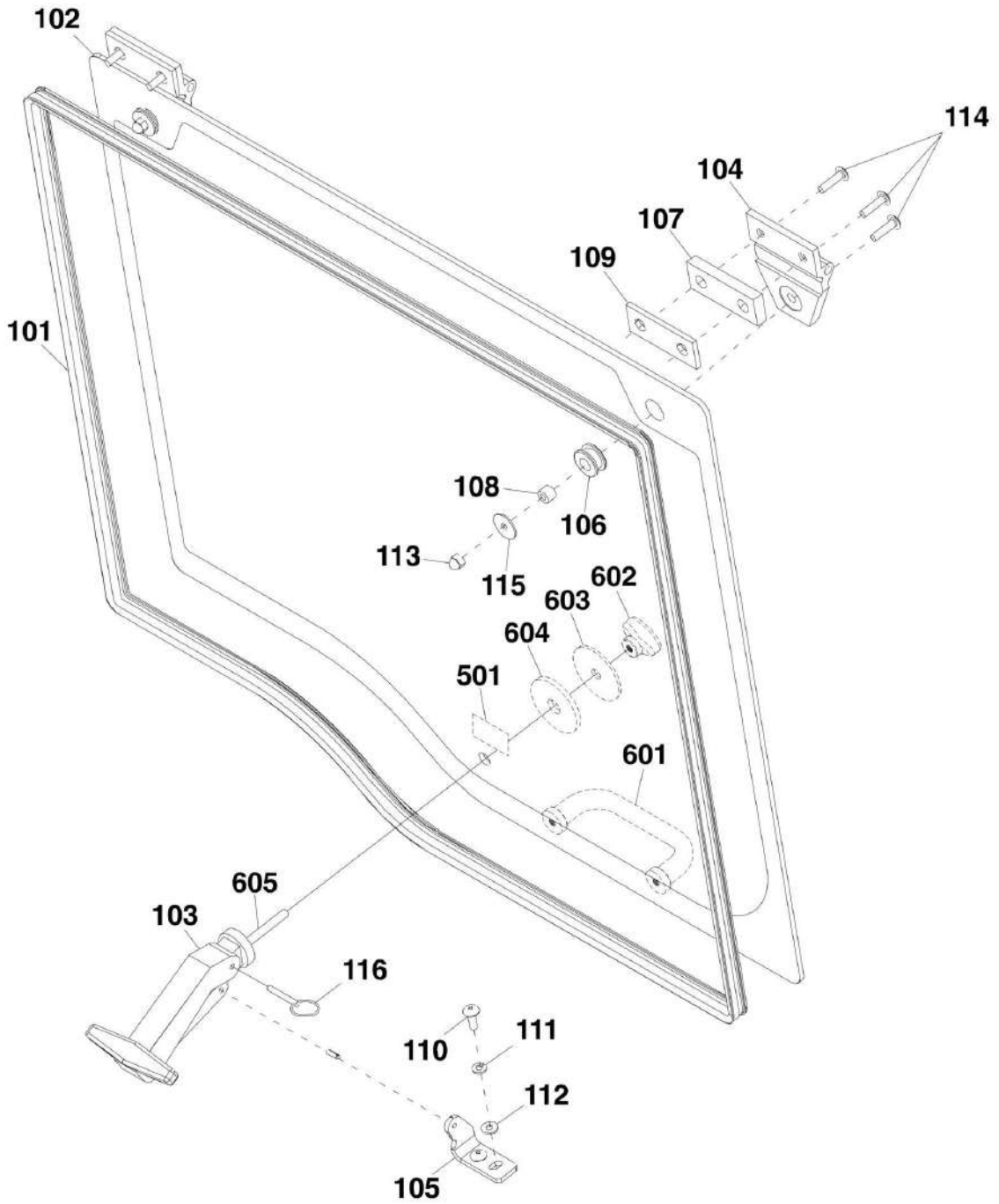
SECTION 6 - CAB

FIGURE 6-3. ENCLOSED CAB INSTALLATION



ART_31200725-6-3a

SECTION 6 - CAB



ART_31200725-6-3b

SECTION 6 - CAB

FIGURE 6-3. ENCLOSED CAB INSTALLATION

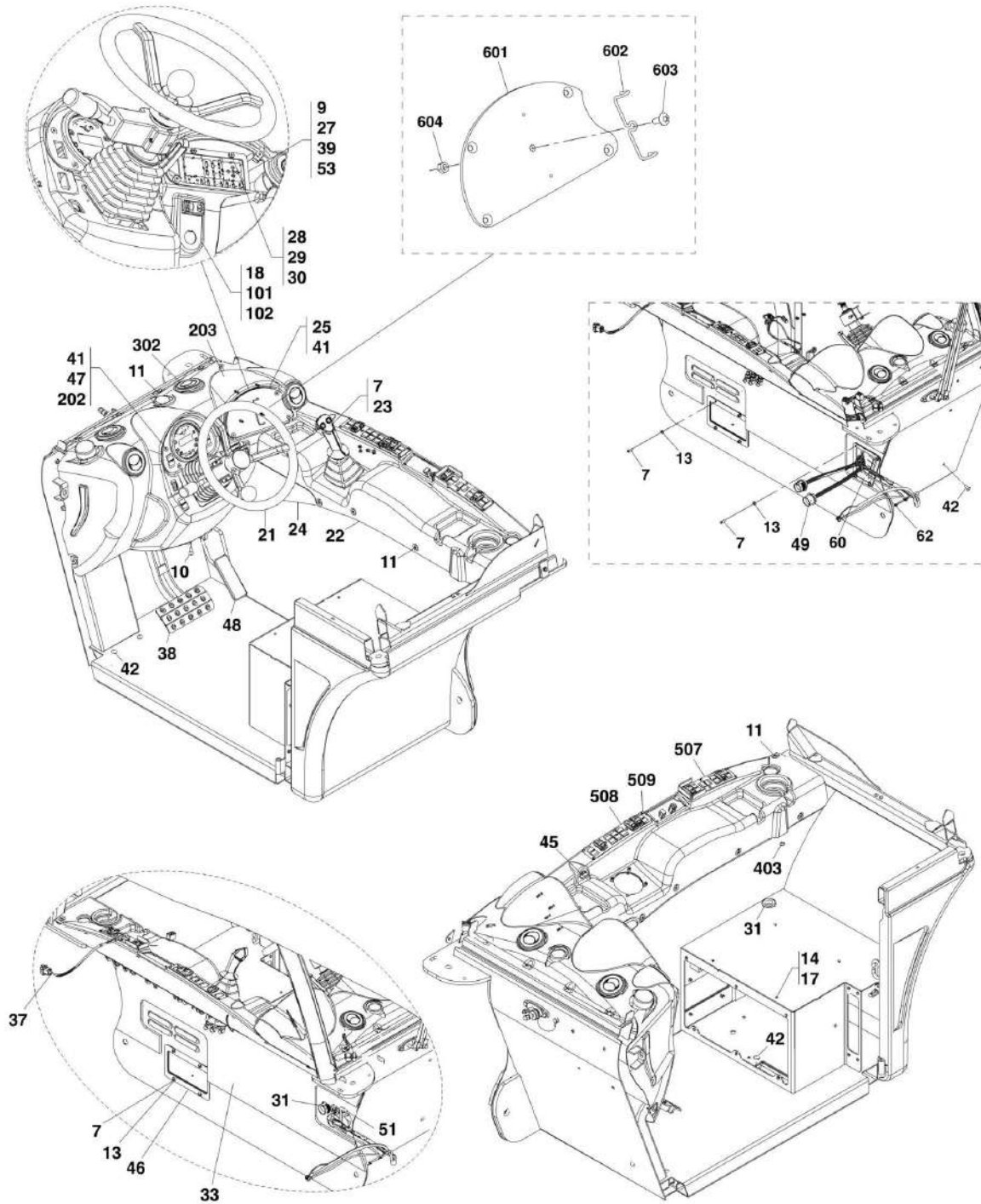
ITEM	PART NUMBER	QTY	DESCRIPTION	REV
	1001138478	Ref	ENCLOSED CAB INSTALLATION, (G5-18A & 2505H), (not available to order, see items 1 thru 12 for service) (Prior to SN 0160076806, Excluding 0160076010, 0160076011 and 0160076012)	H
	1001208617	Ref	ENCLOSED CAB INSTALLATION, (G5-18A & 2505H), (not available to order, see items 1 thru 12 for service) (SN 0160076806 to Present, Including 0160076010, 0160076011 and 160076012)	D
1	3291201	1	HEX NUT, M12X1.75	
2	1001009126	1	WASHER	
3	1001080796	1	REAR HINGED WINDOW, (includes items 101 thru 116)	G
4	1001080797	1	FRONT GLASS	
5	1001080798	1	RIGHT SIDE GLASS	
6	1001080801	1	LEFT REAR GLASS	
7	1001080821	1	SKYLIGHT GLASS	
8	1001150596	Ref	DOOR INSTALLATION, (G5-18A & 2505H), (not available to order, see items 201 thru 218 for service)	E
8	1001150598	Ref	DOOR INSTALLATION, (25.5), (not available to order, see items 201 thru 219 for service)	G
9	1001109365	1	ROPS WARNING DECAL	
10	1001109478	1	STRIKER LATCH	
11	N.S.S.	1	CAB WELDMENT	
12	N.S.S.	1	NAMEPLATE DECAL	
101	1001107997	1	WINDOW REAR SEAL	
102	1001080926	1	REAR HINGED GLASS	
103	1001081280	1	T-STYLE HOLD OPEN	
104	1001081281	2	PLASTIC HINGE	
105	1001081282	1	REAR WINDOW LATCH BRACKET	
106	1001081283	2	GROMMET	
107	1001081284	2	HINGE SEAL	
108	1001081285	2	BUSHING	
109	1001081289	2	HINGE MOUNTING PAD	
110	1001108161	2	TRUSS HD SCREW, 1/4-20X3/4	
111	1001108547	2	LOCKWASHER, 1/4	
112	1001108548	2	WASHER, 1/4	
113	1001108549	2	NUT, 1/4-20	
114	1001110067	6	TORX SCREW, 1/4-20X1-1/4	
115	1001108552	2	FLAT WASHER, 1/4	
116	1001109417	1	DETENT RING PIN	
201	1001081235	1	FIXED DOOR GLASS	
202	1001081236	1	HINGED DOOR GLASS	
203	1001081241	1	LATCH, PADDLE W/KEY	
203	8342813	1	KEY, (set of two)	
204	1001081242	2	HINGE	
205	1001081243	1	WINDOW LOCK LATCH	
206	1001081244	1	WINDOW LATCH	
208	1001081246	5	WINDOW CAP	
209	1001081247	1	DOOR HANDLE	
210	1001081248	1	DOOR LATCH COVER	
211	1001081249	1	DOOR RESTRAINT STRAP	
213	1001081266	2	SPACER	
214	1001081268	1	HINGED GLASS SEAL	

SECTION 6 - CAB

ITEM	PART NUMBER	QTY	DESCRIPTION	REV
215	1001081314	1	DOOR SEAL	
216	1001080867JO	1	DOOR FRAME, (G5-18A & 2505H)	
217	1001081239	1	CAB DOOR PANEL	
218	1001165585	1	FLAT WASHER	
219	1001153299	1	DECAL, (25.5), (not shown)	
336	8034800	1	BLACK NYLON WASHER	
337	70021075	2	HEX BOLT, G5	
338	80364005	1	HEX HD CAPSCREW	
339	8035632	3	HEX NUT	
340	80264045	2	SCREW	
342	8036064	2	HEX BOLT, 3/8-16X6.5	
343	70021038	2	NUT, G2	
344	70021108	1	BOLT	
345	80364004	6	CAP	
346	70021077	2	BOLT	
347	70021078	2	HEX NUT	
348	70021079	2	BOLT	
349	70021080	1	LATCH COVER	
351	70021082	2	NUT, M6X1	
353	1001103509	2	RIVNUT	
360	80364037	1	FLAT WASHER, 3/8	
362	70021090	1	SEAL	
364	70021092	4	BOLT	
365	70021093	1	NUT	
367	70021095	1	HEX BOLT	
368	70021096	4	NUT, M8	
	1001162487	1	FIRE EXTINGUISHER INSTALLATION, (includes items 401 thru 405)	A
401	0100011	AR	LOCTITE 242	
402	0630464	4	BUTTON HD SCREW, #10-24X1/2	
403	3311005	4	HEX LOCKNUT	
404	1001162486	1	BRACKET	
405	1001099699	1	FIRE EXTINGUISHER	
	1001162813	1	REAR WINDOW INSTALLATION KIT, (ANSI), (includes items 501 & 502)	A
	1001177470	1	REAR WINDOW INSTALLATION KIT, (ENGLISH/FRENCH), (includes items 501 & 502)	A
	1001177471	1	REAR WINDOW INSTALLATION KIT, (CE), (includes items 501 & 502)	A
501	1001162814	2	REAR WINDOW EXIT DECAL, (ANSI)	
501	1001162815	2	REAR WINDOW EXIT DECAL, (ENGLISH/FRENCH)	
501	1001162816	2	REAR WINDOW EXIT DECAL, (CE)	
502	1001177469	1	EMERGENCY ENTRY/EXIT WINDOW, (includes items 601 thru 605)	A
601	1001162829	1	REAR WINDOW ENTRY HANDLE	
602	1001162830	1	REAR WINDOW ENTRY KNOB	
603	1001177636	1	FLAT WASHER, .28	
604	1001177640	1	NEOPRENE WASHER, 10mm	
605	1001178811	1	HEX HD BOLT, 5X35mm	

SECTION 6 - CAB

FIGURE 6-4. CAB INTERIOR



ART_31200725-6-4

FIGURE 6-4. CAB INTERIOR

ITEM	PART NUMBER	QTY	DESCRIPTION	REV
7	3931412	8	SOCKET HD CAPSCREW, 1/4-20X3/4 (Prior to SN 0160076806, Excluding 0160076010, 0160076011 and 0160076012)	
7	3931412	12	SOCKET HD CAPSCREW, 1/4-20X3/4 (SN 0160076806 to Present, Including 0160076010, 0160076011 and 160076012)	
9	4761400	2	LOCKWASHER, 1/4	
10	8035487	1	BOLT, 1/4-20X0.62, G5	
11	8303034	15	TRUSS HD SCREW, 1/4-20X0.75	
13	8307109	8	WASHER, 0.25	
14	8310053	4	PLAIN WASHER, 5/16	
17	88521205	4	LOCKNUT, 5/16-18	
18		Ref	HORN SWITCH, (See ELECTRICAL SECTION for Breakdown)	
21		Ref	STEERING WHEEL, (See CONTROLS SECTION for Breakdown)	
22	1001153627	1	RIGHT SIDE CONSOLE	
23		Ref	CONTROLLER, (See CONTROLS SECTION for Breakdown)	
24	1001153626	1	LOWER PLASTIC CONSOLE	
25	1001080612	NLA	LOAD CHART MOUNT, (includes items 601 thru 604) (no longer available, use 1001239184 for replacement)	E
25	1001239184	1	LOAD CHART MOUNT, (includes items 601 thru 604)	A
27	1001080983	1	FUSE BLOCK BRACKET	
28	1001080986	4	PAN HD SCREW, 12-24	
29	1001080987	4	LOCK NUT, 12-24, GR2	
30	1001080988	4	WASHER	
31	1001081049	1	SPLIT GROMMET	
33	1001081093	1	CAB INSULATION (Prior to SN 0160076806, Excluding 0160076010, 0160076011 and 0160076012)	
33	1001208110	1	CAB INSULATION (SN 0160076806 through 0160086280, Including 0160076010, 0160076011 and 160076012)	
37		Ref	FRAME LOADER HARNESS, (See ELECTRICAL SECTION for Breakdown)	
38		Ref	BRAKE, (See CONTROLS SECTION for Breakdown)	
39	1001156577	1	FUSE DECAL	
41	1001108194	8	FLAT HD SOCKET SCREW, 1/4-20X0.62	
42	1001108196	4	TRUSS HD SCREW, 5/16-18	
45	1001114867	1	12V POWER SOCKET	
46	1001117158	1	MOUNTING PLATE	
47	1001137657	1	GAUGE	
48		Ref	ACCELERATOR, (See CONTROLS SECTION for Breakdown)	
49		Ref	CAB HARNESS, (See ELECTRICAL SECTION for Breakdown)	
51	4060803	4.5 in	FLEX TRIM SHIELD	
53	0641406	2	HEX HD CAPSCREW, 1/4-20X3/4, GR5	
60	1001207837	1	ELECTRICAL HARNESS PANEL (SN 0160076806 to Present, Including 0160076010, 0160076011 and 160076012)	
62	1001208119	1	MOUNTING PLATE (SN 0160076806 to Present, Including 0160076010, 0160076011 and 160076012)	
101	1001080379	1	IGNITION SWITCH	
101	70020621	1	KEY	
102	1001100053	1	START SWITCH JUMPER HARNESS	
202	1001137985	1	GAUGE CLUSTER MOUNT	
203	1001153624	1	OPEN CAB DASH	
203	1001153625	1	ENCLOSED CAB DASH	
302	1001080848	4	DIRECTIONAL VENT	

SECTION 6 - CAB

ITEM	PART NUMBER	QTY	DESCRIPTION	REV
403	4240017	1	TIE STRAP	
507	1001080969	1	SWITCH MOUNT PANEL, SIX GANG	
508	1001080970	1	SWITCH MOUNT PANEL, EIGHT GANG	
509	1001139011	1	PAN HD SCREW, #8-32	
601	1001081301	1	PANEL, LOAD CHART	
602	1001081302	1	HOLDER, WIRE	
603	8303034	1	TRUSS HD SCREW, 1/4-20X0.75	
604	3311405	1	NUT, 1/4-20	

SECTION 6 - CAB

FIGURE 6-5. OVERHEAD CONSOLE INSTALLATION

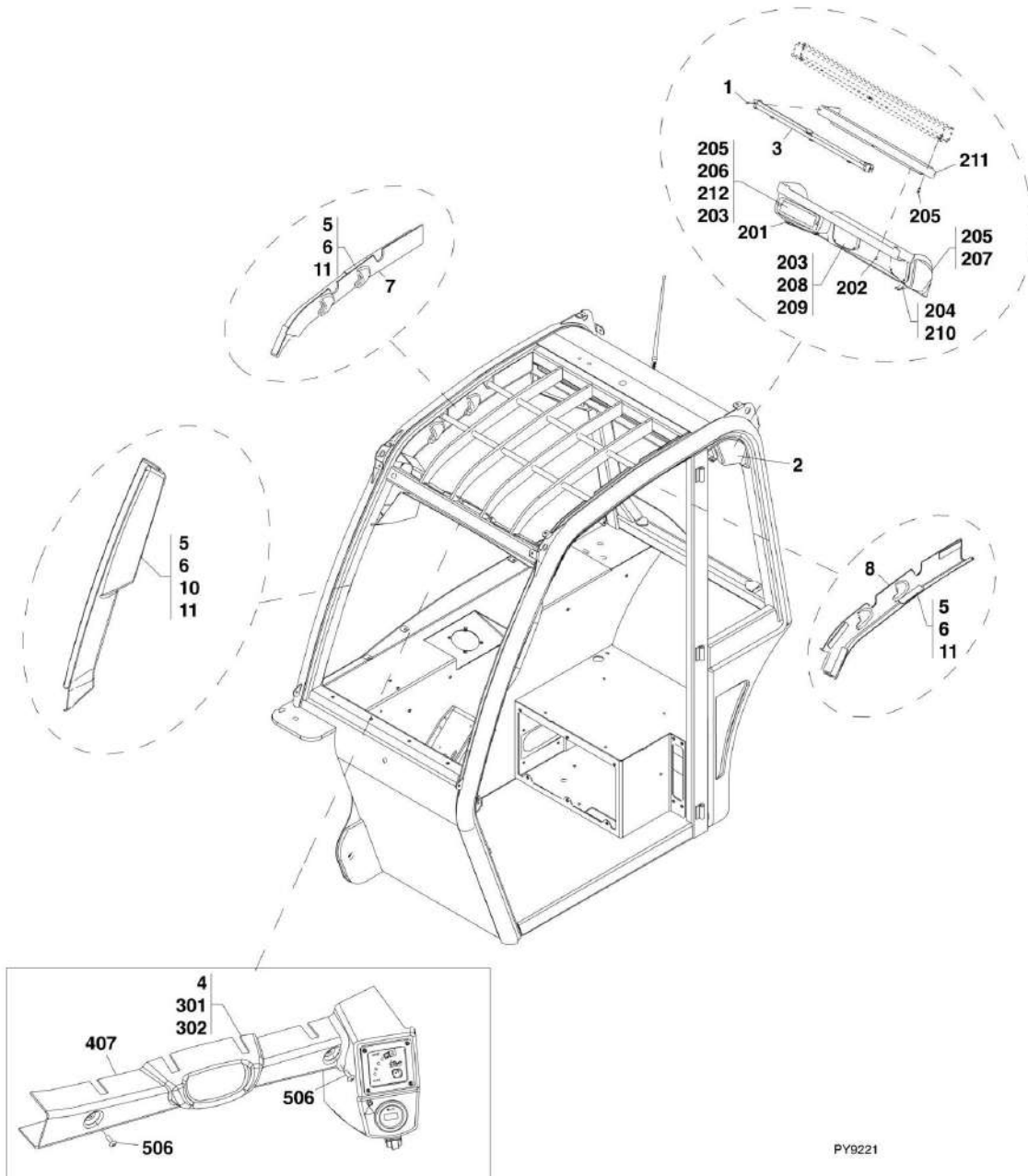
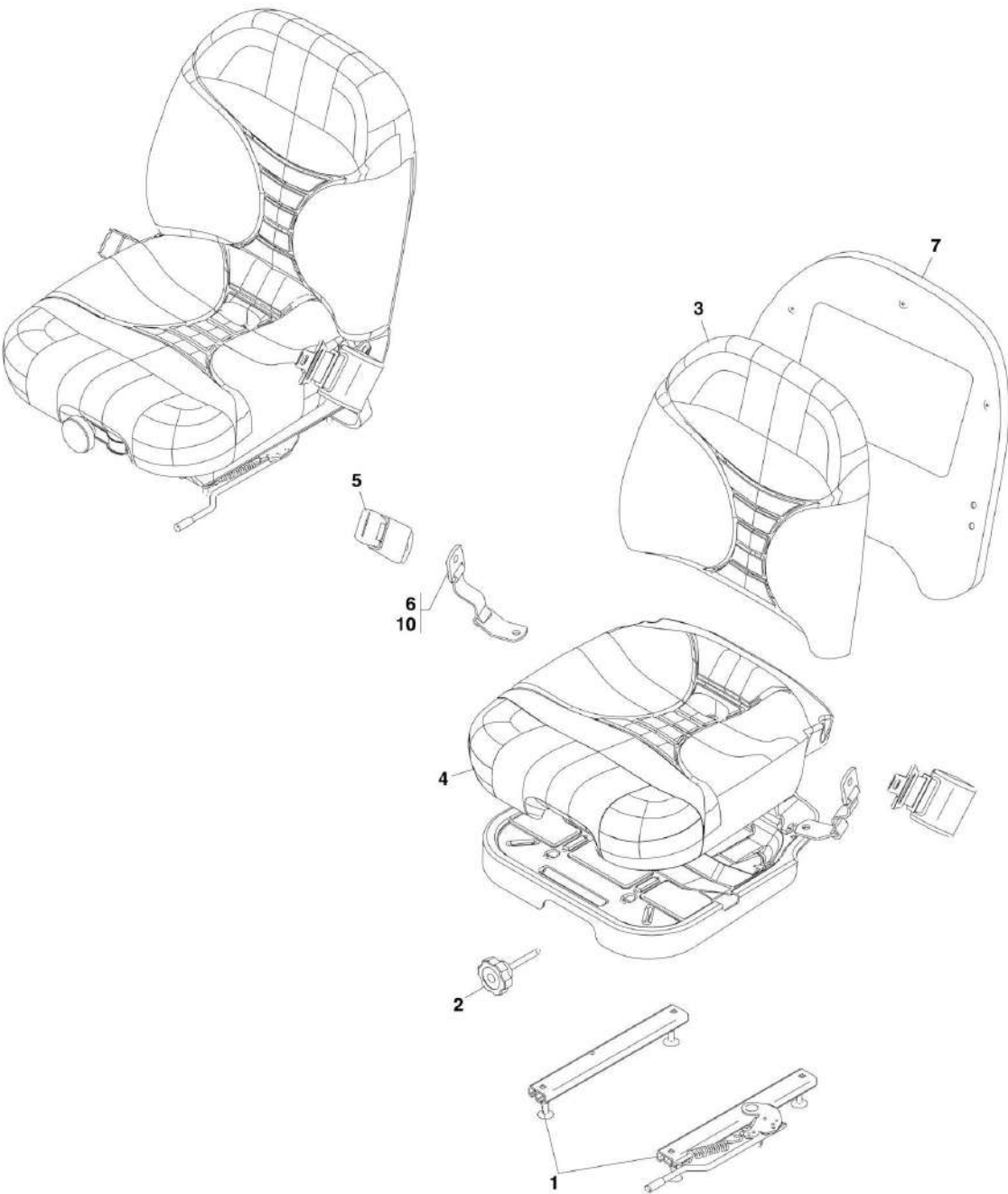


FIGURE 6-5. OVERHEAD CONSOLE INSTALLATION

ITEM	PART NUMBER	QTY	DESCRIPTION	REV
	1001081187	Ref	OVERHEAD CONSOLE INSTALLATION, (G5-18A), (enclosed cab), (not available to order, see items 1 thru 11 for service)	G
	1001143118	Ref	OVERHEAD CONSOLE INSTALLATION, (2505H & 25.5), (enclosed cab), (not available to order, see items 1 thru 3, 4 thru 10 & 101 for service)	B
1	0630464	2	BUTTON HD SCREW, #10-24X1/2	
2	1001080945	Ref	OVERHEAD CONSOLE INSTALLATION, (not available to order, see items 201 thru 213 for service)	H
3	1001080952	1	VISOR	
4	1001080957	Ref	FRONT FOPS INSTALLATION, (G5-18A), (not available to order, see items 301 & 302 for service)	F
5	1001081161	11	HOOK 1IN WIDE TAPE	
6	1001081163	11	LOOP 1IN WIDE TAPE	
7	1001153634	1	IN-BOARD ROPS BAR COVER	
8	1001153635	1	OUT-BOARD ROPS BAR COVER	
10	1001153631	1	A-PILLAR COVER	
11	1001112058	AR	ADHESIVE STRIP	
101		Ref	CAB ROOF HARNESS, (not shown), (See ELECTRICAL SECTION for Breakdown)	
201	2920209	1	DOME LIGHT LAMP	
201	70020795	1	LIGHT BULB	
202	1001108078	3	TRUSS HD SCREW, 1/4-20X3/8	
203	1001108152	8	SCREW, M4X30	
204	1001108155	2	SOCKET HD CAPSCREW, 10-24X5/8	
205	8303034	10	TRUSS HD SCREW, 1/4-20x3/4	
206	88521304	2	HEX LOCKNUT, 1/4-20	
207	1001080866	1	OVERHEAD CONSOLE COVER	
208	1001080947	8	NUT, M4	
209	1001080951	2	SPEAKER COVER	
210	1001080953	1	HOOK	
211	1001080954	1	VISOR MOUNT BRACKET	
212	1001080955	1	RADIO MOUNT PLATE	
213	1001080960	1	RADIO MOUNT OUTER PLATE	
301	8303034	2	TRUSS HD SCREW, 1/4-20x3/4	
302	1001153630	1	FRONT FOPS BAR COVER	
407		Ref	FRONT ROPS BAR COVER, (See ELECTRICAL SECTION for Breakdown)	
506	8303034	2	TRUSS HD SCREW, 1/4-20x3/4	

SECTION 6 - CAB

FIGURE 6-6. SUSPENSION SEAT



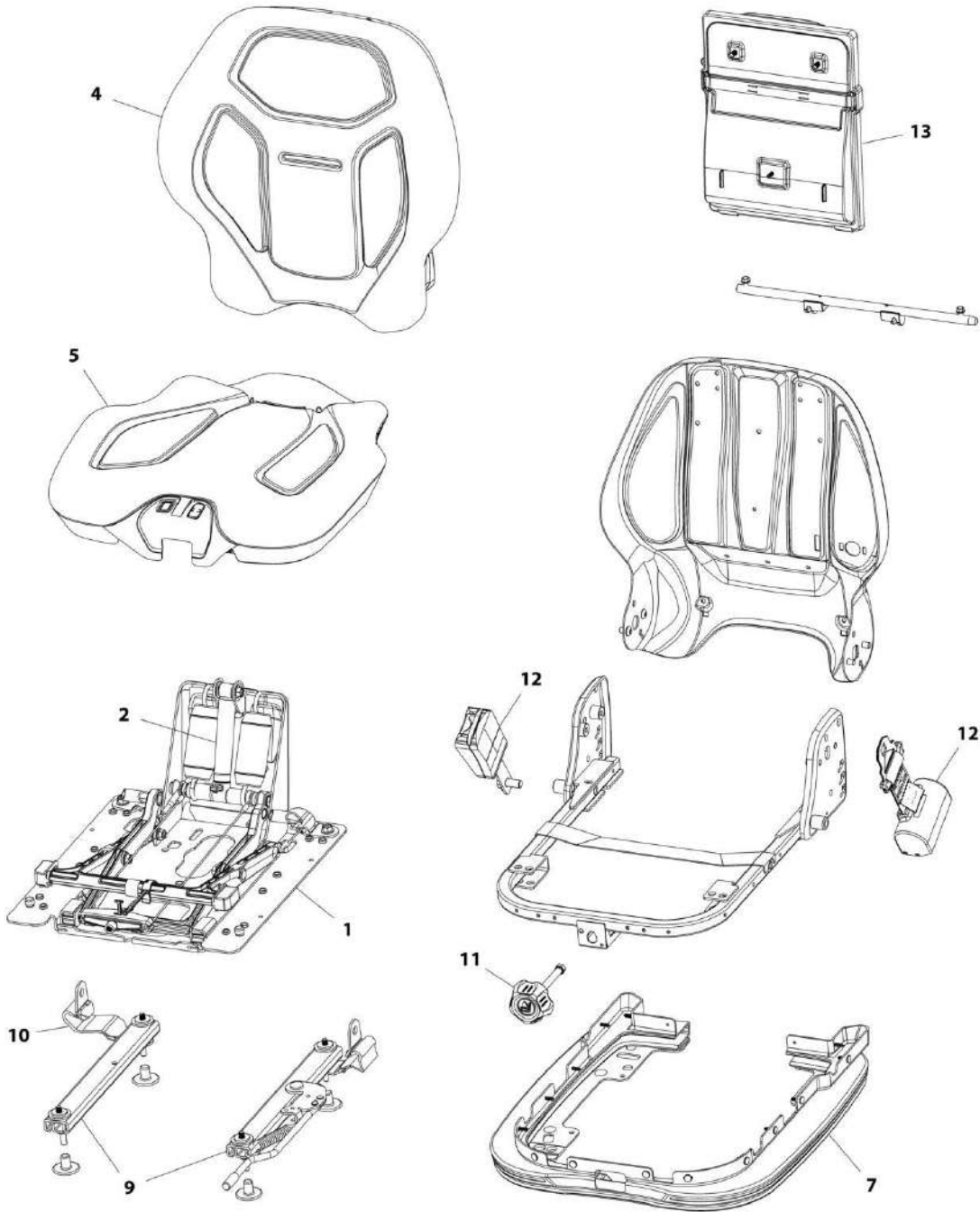
PAP17260

FIGURE 6-6. SUSPENSION SEAT

ITEM	PART NUMBER	QTY	DESCRIPTION	REV
	3980039	1	SUSPENSION SEAT, (ANSI), (Enclosed Cab), (includes items 1 thru 9)	D
	1001142055	1	SUSPENSION SEAT, (CE and AUS)	D
1	7026798	1	SLIDE KIT	
2	7026799	1	KNOB KIT	
3	7026900	1	BACK CUSHION KIT, (G5-18A)	
4	7026901	1	SEAT CUSHION KIT, (G5-18A)	
5	7026905	1	SEAT BELT KIT	
6	7026906	1	TETHER KIT	
7	7026902	1	BACK PANEL KIT	
8	70023040	1	SHOCK ABSORBER KIT, (not shown), (includes one shock absorber, two shock pins and two hex nuts)	
9	70023041	1	SPRING AND SADDLE KIT, (not shown)	
10	91563164	Ref	3IN SEATBELT, (no longer available, use 1001215778 for replacement)	
10	1001215778	1	3IN SEATBELT	

SECTION 6 - CAB

FIGURE 6-7. SUSPENSION SEAT (OPEN CAB) (SN 0160083100 to Present)



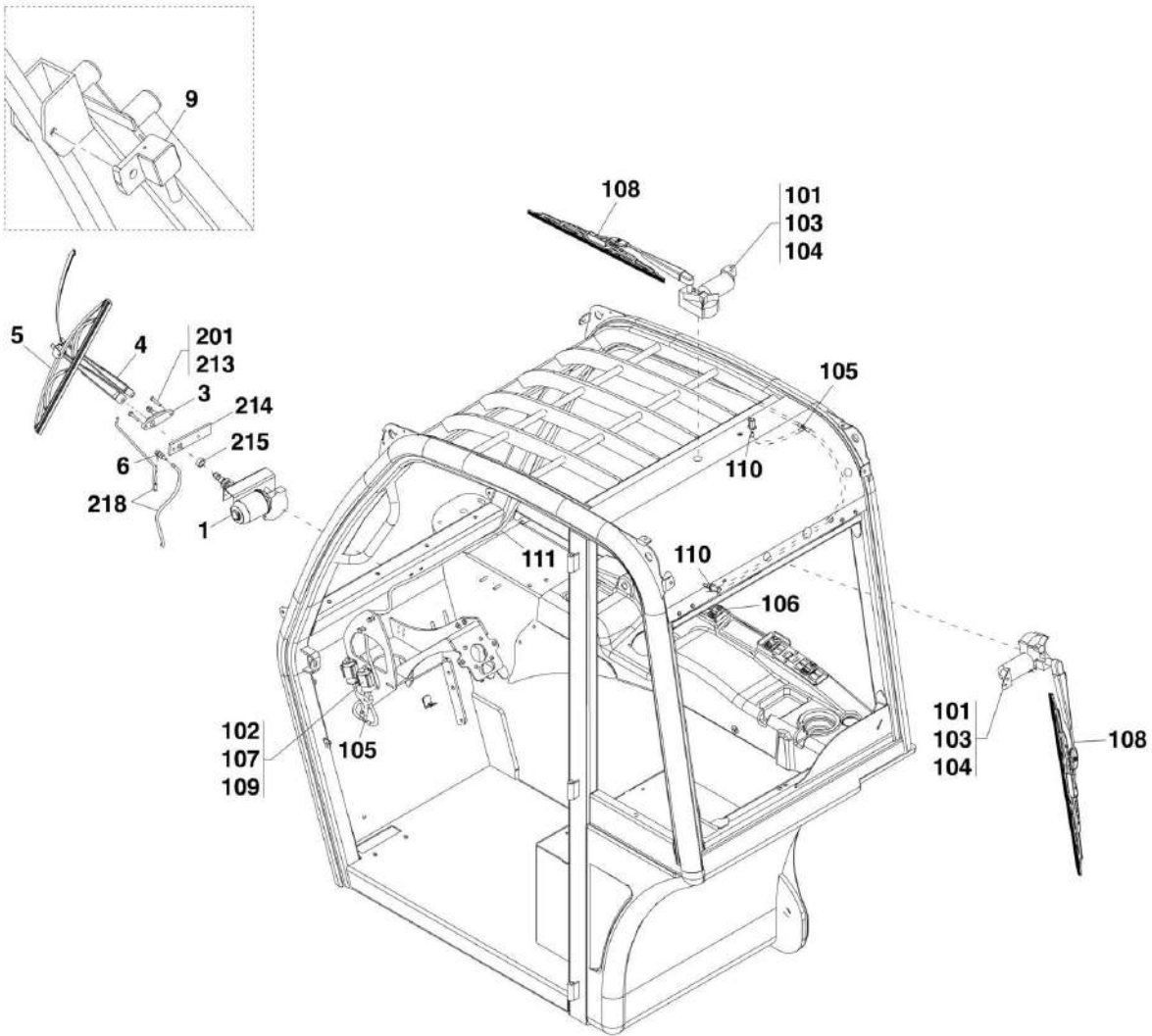
ART_1001197027-D

FIGURE 6-7. SUSPENSION SEAT (OPEN CAB) (SN 0160083100 to Present)

ITEM	PART NUMBER	QTY	DESCRIPTION	REV
	1001197027	1	SEAT	D
1	70027024	1	SUSPENSION ASSEMBLY KIT	
2	70027025	1	SPRING SADDLE ASSEMBLY KIT	
4	70027026	1	BACK CUSHION KIT	
5	70027028	1	SEAT CUSHION ASSEMBLY KIT	
7	70027030	1	BOOT KIT	
9	7026798	1	ADJUSTER KIT	
10	70027032	1	TETHER STRAP	
11	70027033	1	WEIGHT ADJUST KNOB KIT	
12	70027034	2	SEAT BELT KIT	
13	70027035	1	DOCUMENT BOX KIT	

SECTION 6 - CAB

FIGURE 6-8. WIPER INSTALLATION



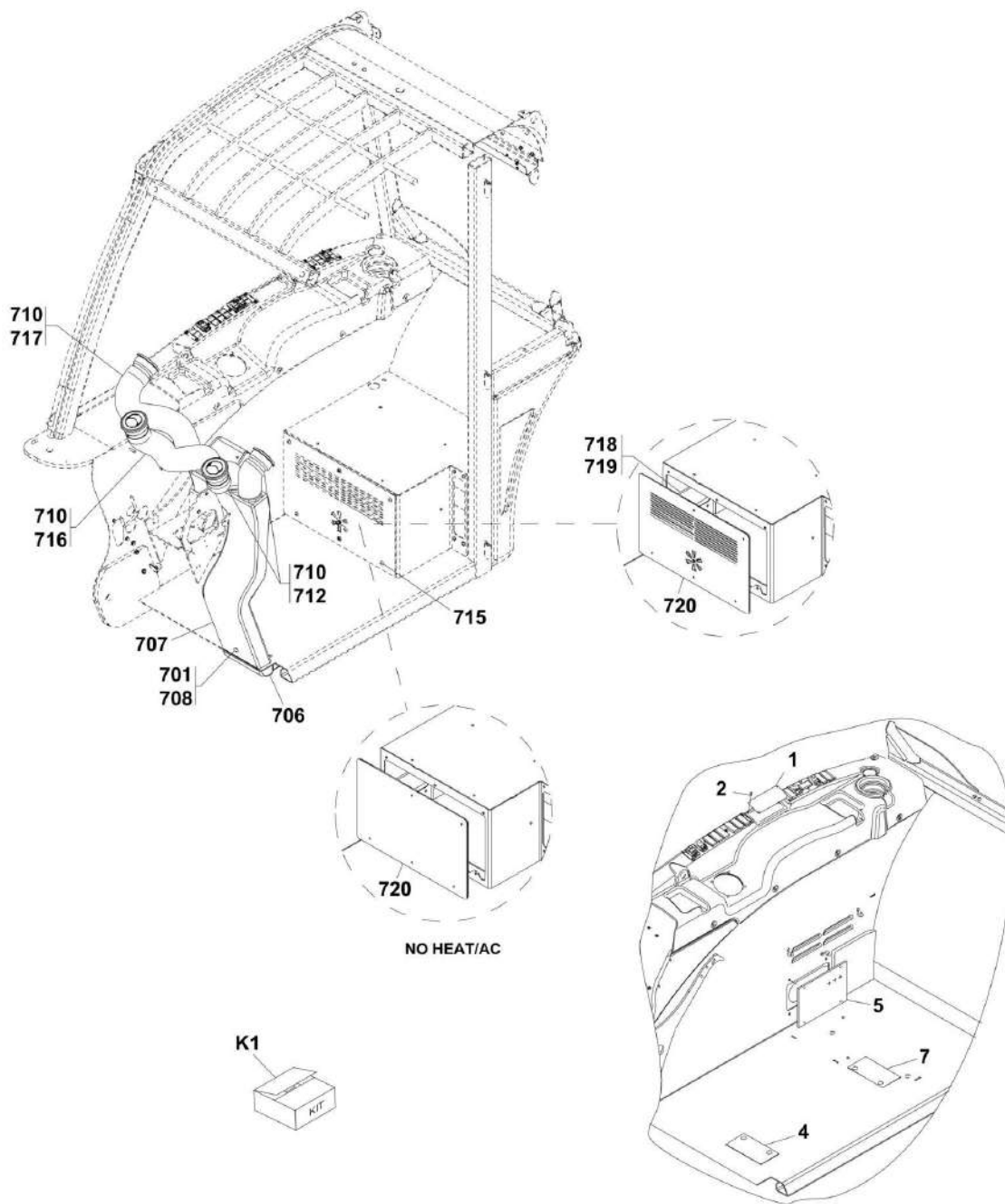
ART_31200725-6-8

FIGURE 6-8. WIPER INSTALLATION

ITEM	PART NUMBER	QTY	DESCRIPTION	REV
	1001080499	1	FRONT WIPER ASSY, (includes items 1 thru 9)	H
1	1001080383	1	FRONT WIPER MOTOR	
3	1001081307	1	ADAPTER KIT	
4	1001081308	1	WIPER ARM	
5	1001081309	1	WIPER BLADE	
6	1001081310	1	WET ARM ADAPTOR	
9	1001081311	1	WET ARM KIT	
201	0100011	AR	LOCTITE 242	
213	0651410	2	HEX HD CAPSCREW, 1/4-28X1-1/4	
214	1001081306	1	FRONT WIPER SPACER	
215	1001189653	1	SPACER	
218	82033997	42 in	WINDOW WASHER HOSE (Prior to SN 0160076806, Excluding 0160076010, 0160076011 and 0160076012)	
218	82033997	16 in	WINDOW WASHER HOSE (SN 0160076806 to Present, Including 0160076010, 0160076011 and 160076012)	
	1001080877	Ref	ROOF/REAR WIPER INSTALLATION, (not available to order, see items 101 thru 111 for service)	H
101	8305002	2	NUT, M10-24	
102	3900302	2	SOCKET HD CAPSCREW, GR8	
103	1001197099	2	SCREW, 10-24X.63	
104	4740120	4	NYLON WASHER, 0.48X0.6mm	
105	1001008742	2	TEE COUPLING	
106		Ref	REAR/ROOF WIPER SWITCH, (See ELECTRICAL SECTION for Breakdown)	
107	1001080382	1	WINDSHIELD WASHER PUMP	
108	1001179547	2	ROOF/REAR WIPER	
109	1001080932	1	WASHER PUMP CLAMP	
110	1001080985	2	SPRAY NOZZLE	
111	82033997	157 in	HOSE	

SECTION 6 - CAB

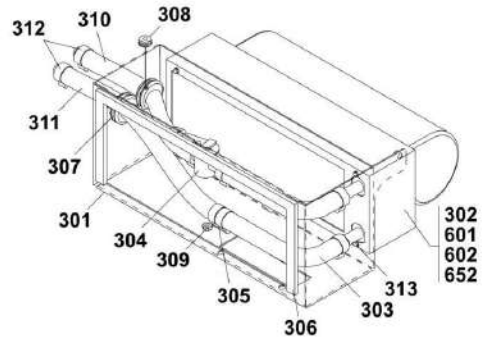
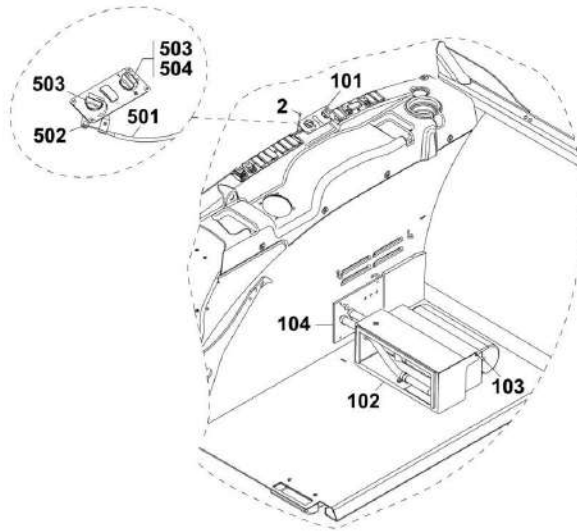
FIGURE 6-9. HEATER AND AC



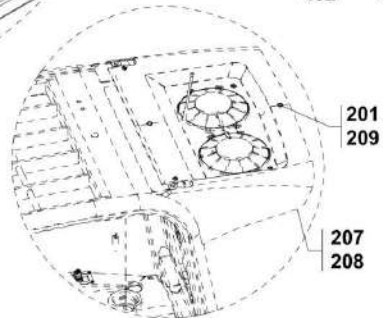
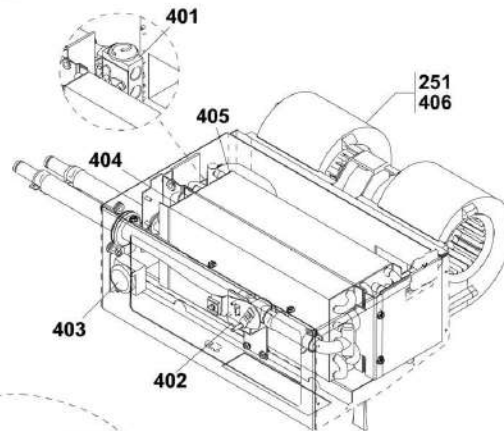
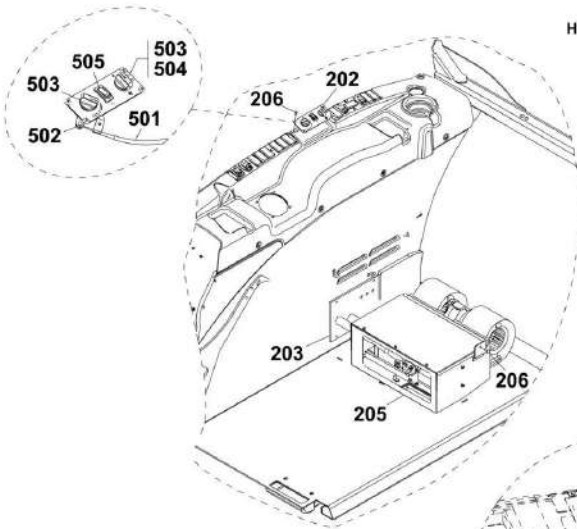
ART_31200725-6-9a

SECTION 6 - CAB

HEAT ONLY



HEAT/AC



ART_31200725-6-9b

SECTION 6 - CAB

FIGURE 6-9. HEATER AND AC

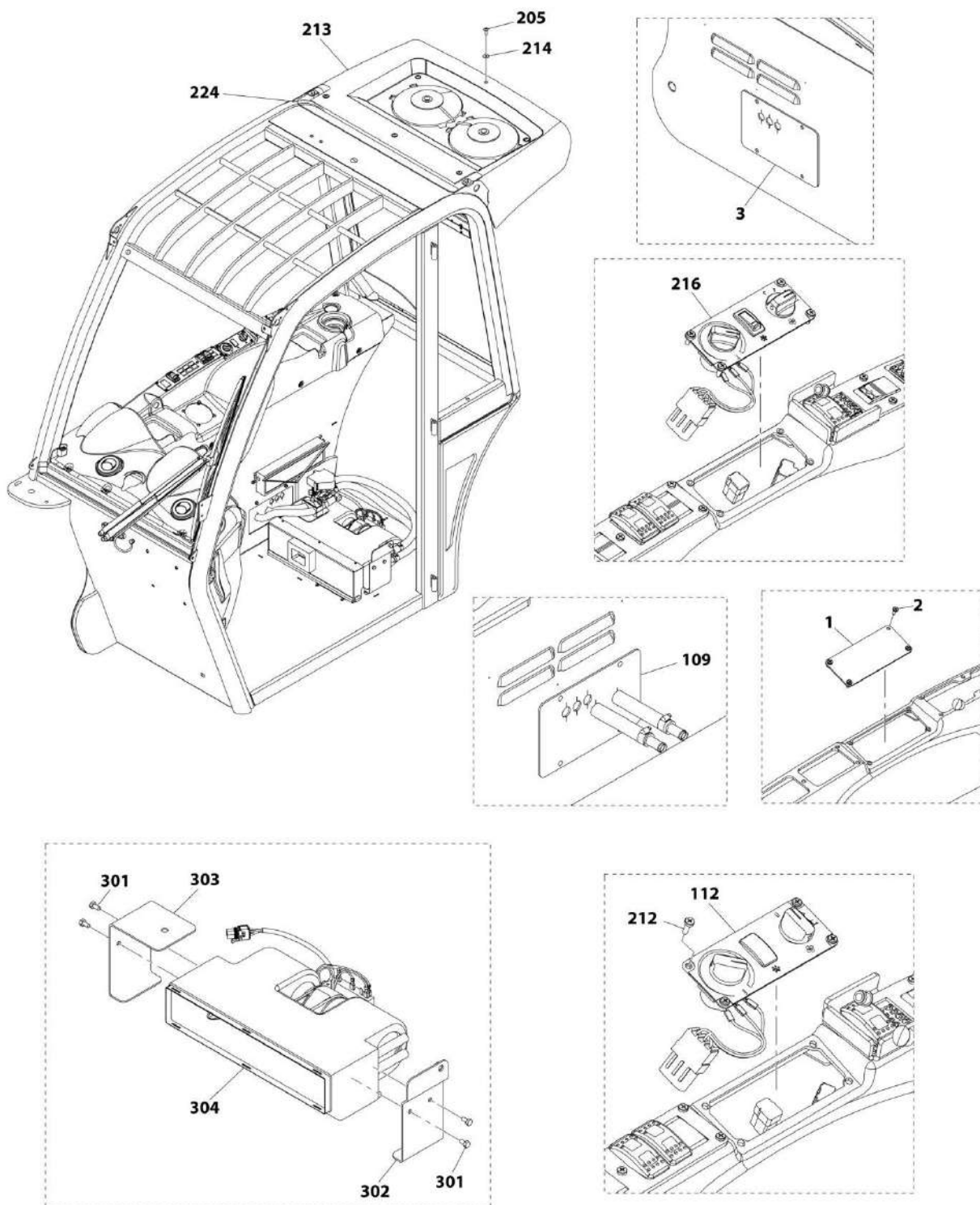
ITEM	PART NUMBER	QTY	DESCRIPTION	REV
	1001080876	Ref	NO HEAT/AC INSTALLATION, (open cab), (not available to order, see items 1 thru 7 for service) (Prior to SN 0160076806, Excluding 0160076010, 0160076011 and 0160076012)	H
	1001080811	Ref	HEAT ONLY INSTALLATION, (enclosed cab, if equipped), (not available to order, see items 2 & 101 thru 104 for service) (Prior to SN 0160076806, Excluding 0160076010, 0160076011 and 0160076012)	L
	1001138310	Ref	HEAT AND AC INSTALLATION, (G5-18A & 2505H), (enclosed cab, if equipped), (not available to order, see items 201 thru 209 for service) (Prior to SN 0160076806, Excluding 0160076010, 0160076011 and 0160076012)	D
	1001138310D	Ref	HEAT AND AC INSTALLATION, (25.5), (enclosed cab, if equipped), (not available to order, see items 201 thru 209 for service) (Prior to SN 0160076806, Excluding 0160076010, 0160076011 and 0160076012)	D
1	1001080852	1	HEATER CONTROL COVER	
2	1001137454	4	PAN HD SCREW, #8-32X3/8	
4	1001080974	1	DUCTWORK PANEL	
5	1001080975	1	PARKING BRAKE RELEASE VALVE ONLY PANEL	
7	1001081023	1	DUCTWORK PANEL	
101	1001080930	1	HEATER CONTROL SWITCH, (includes items 501 thru 504)	D
102	1001126227	1	HEATER ASSY, (includes items 301 thru 313)	B
103	8303034	3	TRUSS HD SCREW, 1/4-20x3/4	
104	1001080976	1	PARKING BRAKE RELEASE VALVE AND HEATER PANEL	
201	8303034	9	TRUSS HD SCREW, 1/4-20x3/4	
202	1001080557	1	HVAC CONTROL SWITCH, (includes items 501 thru 505)	
203	1001080977	1	PARKING BRAKE RELEASE VALVE, HEATER AND AC PANEL	
205	1001113279	1	HEATER WITH AC ASSY, (includes items 251 & 651)	
206	1001139011	4	PAN HD SCREW, #8-32	
207		Ref	AC CONDENSER INSTALLATION, (See AC CONDENSER INSTALLATION for Breakdown)	
208	1001139801	1	CONDENSER COVER, (G5-18A & 2505H)	
208	1001139801D	1	CONDENSER COVER, (25.5)	
209	1001150509	6	WASHER	
251	1001113277	1	HEATER WITH AC, (includes items 401 thru 406)	C
301	1001126253	1	HEATER BOX	
302	1001125775	1	HEATER, (includes items 651 & 652)	B
303	1001081048	2	ELBOW HOSE	
304	1001126257	1	WATER HEATER VALVE	
305	1001081046	3	ADAPTER	
306	1001081044	1	SEAL	
307	1001081049	2	SPLIT GROMMET	
308	1001081050	1	RUBBER GROMMET	
309	8310369	3	PILOTED HEX WELD NUT, 1/4-20	
310	1001081047	1	HEATER RETURN HOSE	
311	1001081069	1	HEATER SUPPLY HOSE	
312	8410009	8	HEATER CLAMP	
313	1001081073	4	SCREW, #8-15	
401	70020876	1	BLOCK VALVE	
402	1001081045	1	WATER HEATER VALVE	
403	7301302	1	THERMOSTAT	
404	70020874	1	HEATER COIL	

SECTION 6 - CAB

ITEM	PART NUMBER	QTY	DESCRIPTION	REV
405	70020877	1	EVAPORATOR COIL	
406	70020875	1	BLOWER, 12V	
501	70020878	1	BOWDEN CABLE	
502	70020879	1	ROTARY CONTROL	
503	8036438	2	POSITIONING KNOB, (includes set screw)	
504	8036463	1	TEMPERATURE CONTROL SWITCH	
505	8036461	1	AIR CONDITIONING SWITCH	
601	1001126234	1	BLOWER ASSY, 12V	
602	70021547	1	HEATER COIL	
603	70024852	1	BRACKET RESISTOR, (not shown)	
604	70024853	1	RESISTOR, (not shown)	
651		Ref	JUMPER HARNESS, (not shown), (See ELECTRICAL SECTION for Breakdown)	
652	1001125774	1	HEATER, (includes items 601 & 602)	B
701	0100011	AR	LOCTITE 242	
706	1001080862	1	LOWER DUCT, (enclosed cab)	
707	1001080863	1	FRONT DUCT, (enclosed cab)	
708	1001108196	2	SCREW, (enclosed cab)	
710	01043892	8	TIE WRAP, (enclosed cab)	
712	1001080931	2	DUCT HOSE, (enclosed cab)	
715	8303034	6	TRUSS HD SCREW, 1/4-20x3/4	
716	1001081331	1	DUCT HOSE, (enclosed cab)	
717	1001081332	1	DUCT HOSE, (enclosed cab)	
718	1001081375	1	CAB AIR FILTER, (enclosed cab)	
719	1001081376	1	CAB AIR FILTER SEAL RING, (enclosed cab)	
720	1001190022	1	HVAC COVER, (heat, heat/ac)	
720	1001138001	1	PANEL, (no heat/ac)	
K1	70024879	1	BLOWER MOTOR KIT, (includes items 601, 603, 604 and mounting screws)	

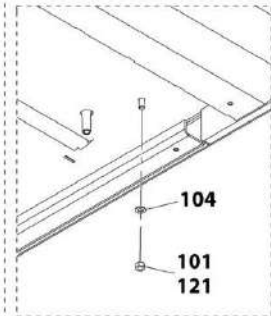
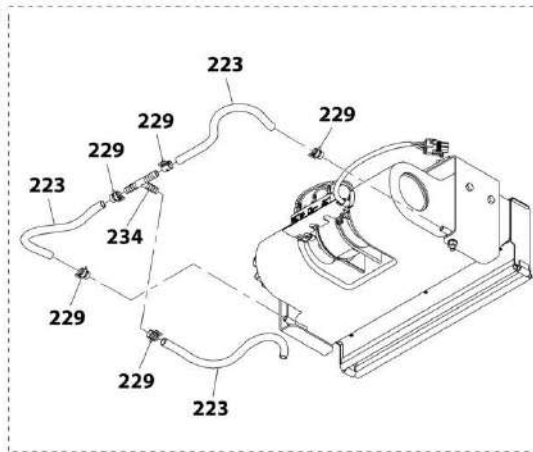
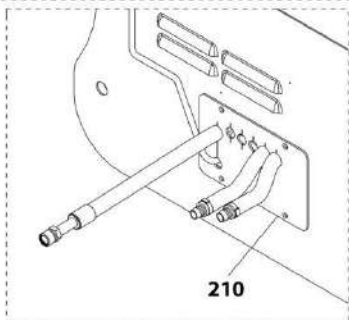
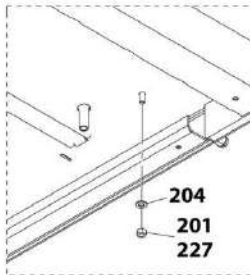
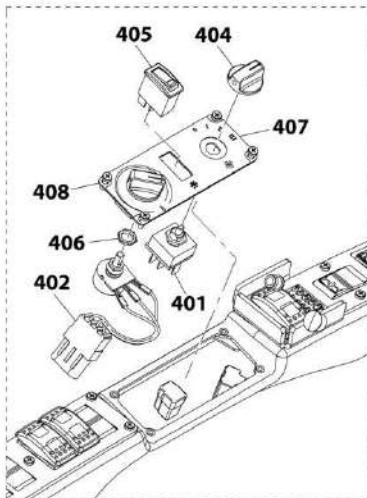
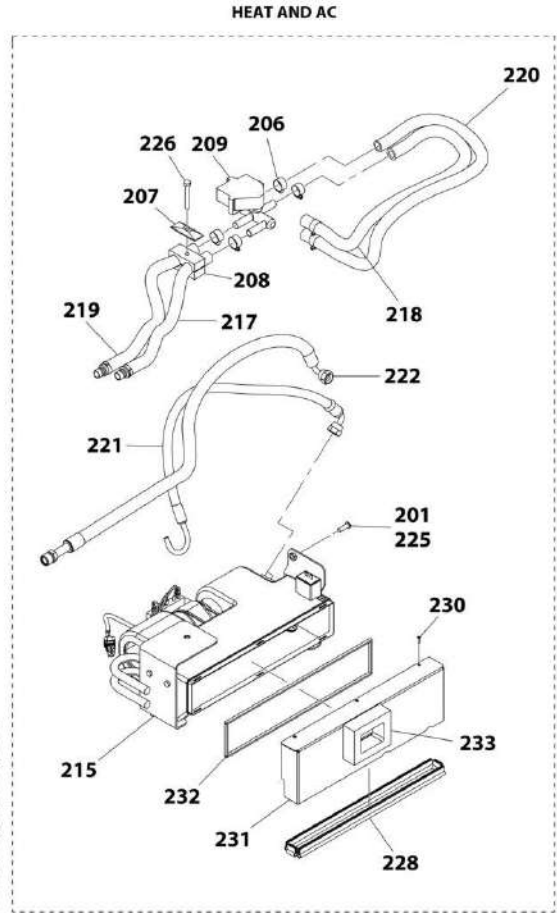
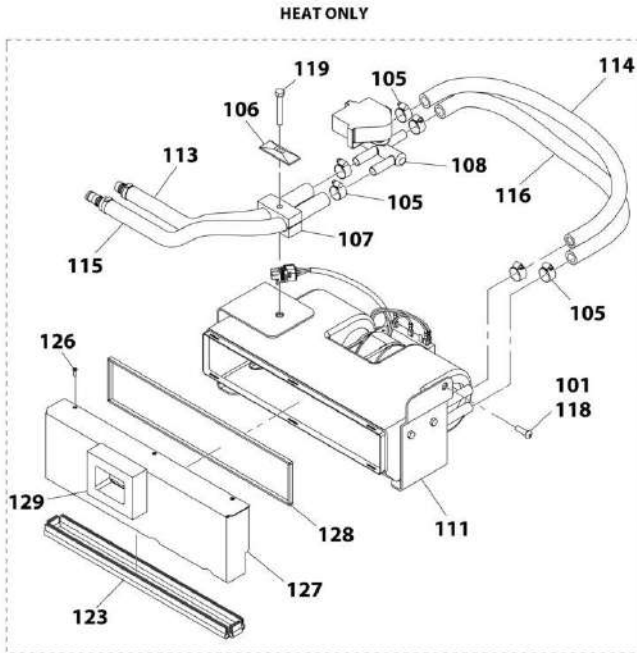
SECTION 6 - CAB

FIGURE 6-10. HEATER AND AC



ART_31200725-6-10a

SECTION 6 - CAB



ART_31200725-6-10b

SECTION 6 - CAB

FIGURE 6-10. HEATER AND AC

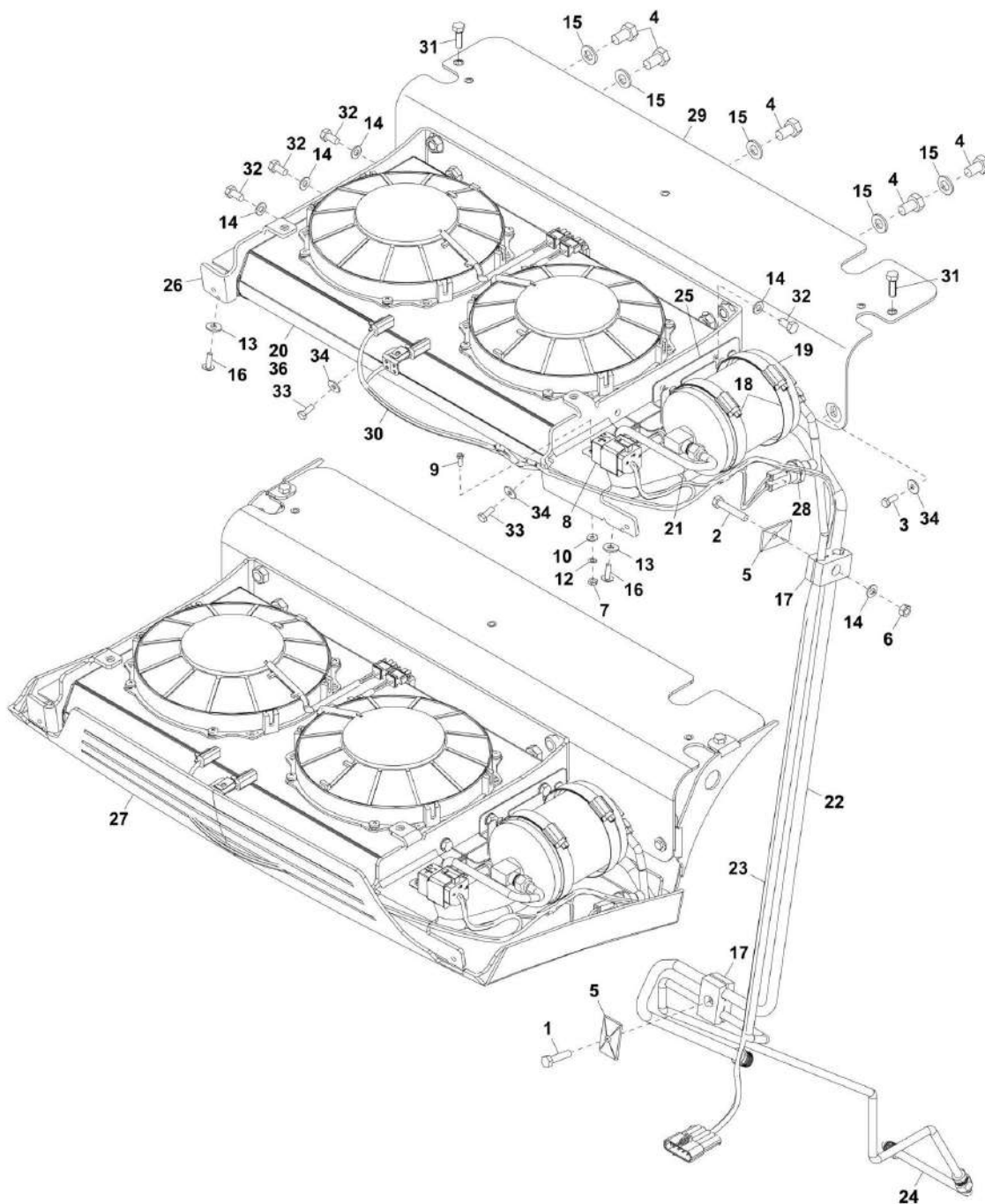
ITEM	PART NUMBER	QTY	DESCRIPTION	REV
	1001213720	Ref	NO HEAT/AC INSTALLATION, (open cab), (not available to order, see items 1 thru 3 for service) (SN 0160076806 to Present, Including 0160076010, 0160076011 and 0160076012)	A
	1001193943	Ref	HEAT ONLY INSTALLATION, (enclosed cab, if equipped), (not available to order, see items 2 & 101 thru 129 for service) (SN 0160076806 to Present, Including 0160076010, 0160076011 and 0160076012)	E
	1001193443	Ref	HEAT AND AC INSTALLATION, (G5-18A & 2505H), (enclosed cab, if equipped), (not available to order, see items 201 thru 234 for service) (SN 0160076806 to Present, Including 0160076010, 0160076011 and 160076012)	E
	1001197799	Ref	HEAT AND AC INSTALLATION, (25.5), (enclosed cab, if equipped), (not available to order, see items 201 thru 234 for service) (SN 0160076806 to Present, Including 0160076010, 0160076011 and 0160076012)	F
1	1001080852	1	HEATER CONTROL COVER	
2	1001137454	4	PAN HD SCREW, #8-32X3/8	
3	1001080975	1	PARKING BRAKE RELEASE VALVE ONLY PANEL	
101	0100011	AR	LOCTITE 242	
104	4811900	1	WASHER, 8mm	
105	8410009	6	GEAR CLAMP	
106	77133137	1	COVER PLATE	
107	77133279	1	CLAMP	
108	80383231	1	WATER HEATER VALVE	
109	1001080976	1	PARKING BRAKE RELEASE VALVE AND HEATER PANEL	
111	1001193805	1	HEATER, (includes items 301 thru 304)	C
112	1001193945	1	HEATER CONTROL SWITCH, (includes items 401 thru 408)	C
113	1001193973	1	HOSE	
114	1001193974	1	HOSE	
115	1001193975	1	HOSE	
116	1001193976	1	HOSE	
117	1001195447	809 mm	DRAIN HOSE (not shown)	
118	0630468	1	HEX HD CAPSCREW, 5/16-18X2, GR5	
119	0641518	1	HEX HD CAPSCREW, 5/16-18X2-1/4, GR5	
121	3311501	1	HEX NUT, 5/16-18, GR2	
123	1001110433	856 mm	SEAL	
125	8410013	2	GEAR CLAMP (not shown)	
126	91413036	6	SCREW, M6X12	
127	1001202939	1	DUCT	
128	1001113047	970 mm	ADHESIVE SEAL	
129	1001209966	1	SEAL, DUCT	
201	0100011	AR	LOCTITE 242	
204	4811900	1	WASHER, 8mm	
205	8303034	6	TRUSS HD SCREW, 1/4-20X0.75	
206	8410009	6	GEAR CLAMP	
207	77133137	1	COVER PLATE	
208	77133279	1	CLAMP	
209	80383231	1	WATER HEATER VALVE	
210	1001080977	1	PARKING BRAKE RELEASE VALVE, HEATER AND AC PANEL (Prior to SN JK201188, Prior to SN JK301003)	
210	1001220705	1	PARKING BRAKE RELEASE VALVE, HEATER AND AC PANEL (SN JK201188 to Present, SN JK301003 to Present)	

SECTION 6 - CAB

ITEM	PART NUMBER	QTY	DESCRIPTION	REV
212	1001139011	4	PAN HD SCREW, #8-32	
213	1001139801	1	CONDENSER COVER, (G5-18A & 2505H)	
213	1001139801D	1	CONDENSER COVER, (25.5)	
214	1001150509	6	WASHER	
215	1001193432	1	HEATER WITH AC ASSY, (includes items 301 thru 304)	C
216	1001193501	1	HVAC CONTROL SWITCH, (includes 401 thru 408)	C
217	1001193720	1	HOSE, CAB HEATER INLET	
218	1001193721	1	HOSE, CAB HEATER INLET	
219	1001193723	1	HOSE, CAB HEATER OUTLET	
220	1001193725	1	HOSE, CAB HEATER OUTLET	
221	1001193761	1	HOSE, CAB AC INLET	
222	1001193762	1	HOSE, CAB AC OUTLET	
223	1001195447	809 mm	DRAIN HOSE, HEATER/AC	
224		Ref	AC CONDENSER INSTALLATION, (See AC CONDENSER INSTALLATION for Breakdown)	
225	0630468	1	HEX HD CAPSCREW, 5/16-18X2, GR5	
226	0641518	1	HEX HD CAPSCREW, 5/16-18X2-1/4, GR5	
227	3311501	1	HEX NUT, 5/16-18, GR2	
228	1001110433	856 mm	SEAL	
229	8410013	2	GEAR CLAMP (Prior to SN JK201188, Prior to SN JK301003)	
229	1001156087	5	GEAR CLAMP (SN JK201188 to Present, SN JK301003 to Present)	
230	91413036	6	SCREW, M6X12	
231	1001202939	1	DUCT	
232	1001113047	970 mm	ADHESIVE SEAL	
233	1001209966	1	SEAL, DUCT	
234	1001172953	1	UNION TEE	
301	0641404	4	HEX HD CAPSCREW, 1/4-20X1/2, GR5	
302	1001193528	1	BRACKET	
303	1001193529	1	BRACKET	
304	1001195348	1	HEATER ASSEMBLY, (if equipped with heater), (See Separate breakdown in this Section)	
304	1001195347	1	HEATER W/AC ASSEMBLY, (if equipped with heater and AC), (See Separate breakdown in this Section)	
401	1001204362	1	SWITCH, BLOWER	
402	1001151643	1	POTENTIOMETER	
404	1001204360	2	POSITIONING KNOB	
405	1001204363	1	ROCKER SWITCH, (if equipped with heater)	
405	1001204385	1	ROCKER SWITCH, (if equipped with heater and AC)	
406	1001204464	1	JAM NUT	
407	1001204469	1	DECAL, SWITCH PANEL	
408	1001204470	1	PLATE, SWITCH PANEL	

SECTION 6 - CAB

FIGURE 6-11. AC CONDENSER INSTALLATION



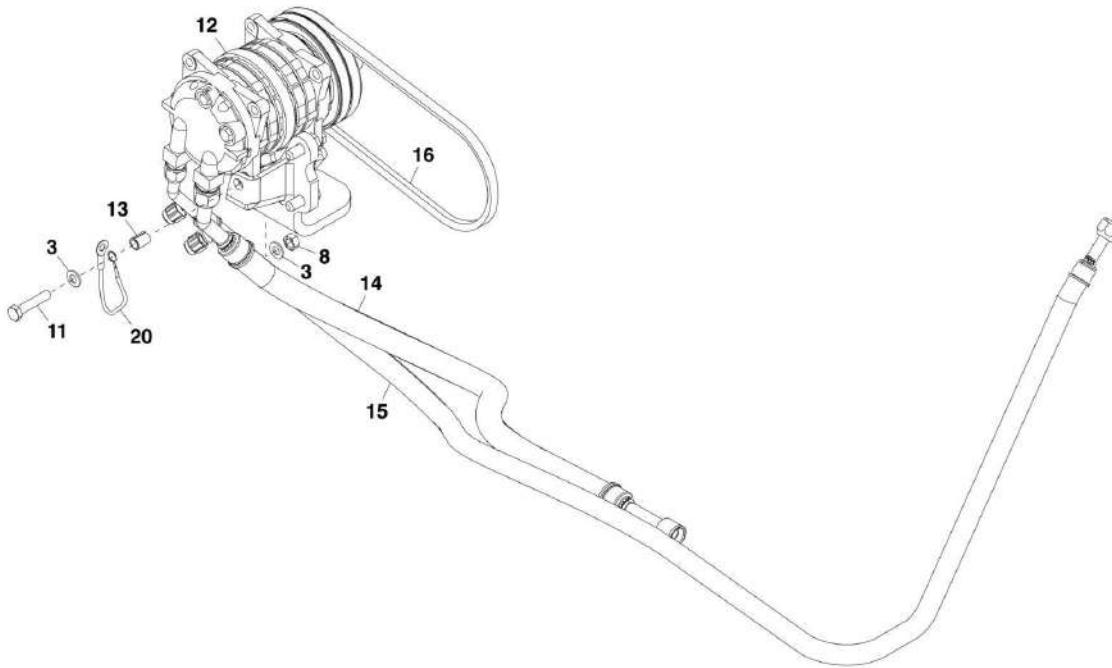
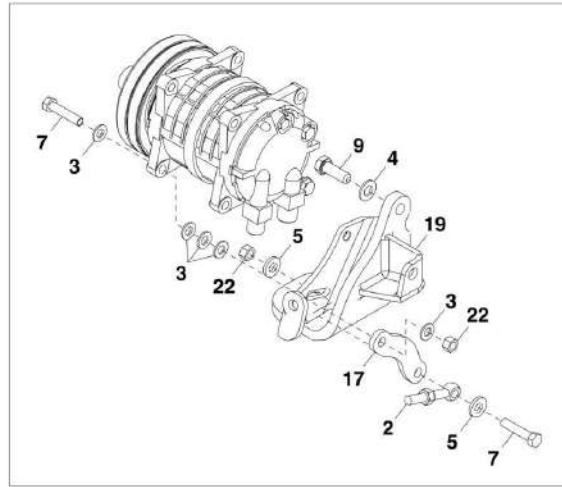
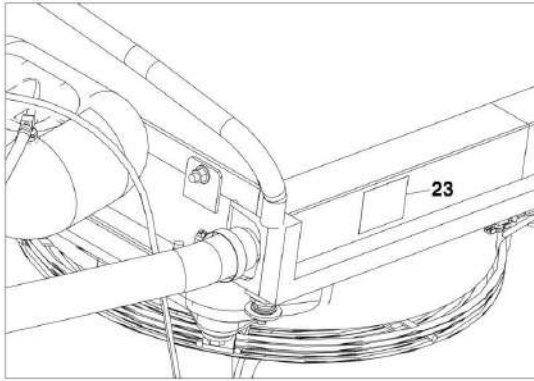
ART_31200725-6-11

FIGURE 6-11. AC CONDENSER INSTALLATION

ITEM	PART NUMBER	QTY	DESCRIPTION	REV
	1001138311	Ref	AC CONDENSER INSTALLATION, (not available to order, see items 1 thru 34 for service) (Prior to SN 0160076806, Excluding 0160076010, 0160076011 and 0160076012)	B
	1001202352	Ref	AC CONDENSER INSTALLATION, (not available to order, see items 1 thru 35 for service) (SN 0160076806 to Present, Including 0160076010, 0160076011 and 160076012)	A
1	0700815	1	HEX HD CAPSCREW, M8X35, GR8.8	
2	0700817	1	HEX HD CAPSCREW, M8X45, GR8.8 (Prior to SN 0160076806, Excluding 0160076010, 0160076011 and 0160076012)	
2	0700818	1	HEX HD CAPSCREW, M8X50, GR8.8 (SN 0160076806 to Present, Including 0160076010, 0160076011 and 160076012)	
3	0760608	2	HEX HD CAPSCREW, M6X16, GR8.8	
4	0761210	5	HEX HD CAPSCREW, M12X20, GR8.8	
5	8769123	2	COVER PLATE	
6	3290801	1	HEX NUT, M8X1.25	
7	3311001	1	HEX NUT, 10-24, GR2	
8	3740080	1	WEATHER PROOF RELAY	
9	3900306	1	HEX HD SCREW, 10-24X0.5	
10	4711000	1	WASHER	
12	4771000	1	STAR WASHER	
13	1001150479	2	WASHER	
14	4811900	7	WASHER, 8mm (Prior to SN 0160076806, Excluding 0160076010, 0160076011 and 0160076012)	
14	4811900	6	WASHER, 8mm (SN 0160076806 to Present, Including 0160076010, 0160076011 and 160076012)	
15	4812100	5	WASHER, 12mm	
16	8303034	2	TRUSS HD SCREW, 1/4-20X0.75	
17	8750042	2	CLAMP SET	
18	10719267	2	CLAMP	
19	1001126841	1	A/C DRIER	
20	1001138262	1	A/C CONDENSER, (includes Fan 70026993)	
21	1001138264	1	CONDENSER OUTLET TUBE	
22	1001138265	1	CONDENSER SUPPLY TUBE	
23	1001138266	1	DRIER OUTLET TUBE	
24	1001138267	1	EVAPORATOR INLET	
25	1001138269	1	DRIER MOUNT BRACKET	
26	1001138345	1	CONDENSER MOUNT BRACKET	
27	1001139803	1	CONDENSER BOTTOM COVER	
28	8223531	1	A/C PRESSURE SWITCH	
29	1001138263K	1	A/C MOUNT BRACKET	
30	1001142236	1	A/C CONDENSER HARNESS, (See Separate Breakdown in Electrical Section)	
31	1001151088	2	BOLT, 5/16-18X1, GR5	
32	0760808	6	HEX HD CAPSCREW, M8X16, GR8.8	
33	1001150508	2	BOLT, M6X18, GR8.8	
34	1001150509	4	WASHER	
35	4811902	1	WASHER, 8mm (not shown)	
36	70026993	1	Suction Blower, 12V	

SECTION 6 - CAB

FIGURE 6-12. AC SYSTEM INSTALLATION



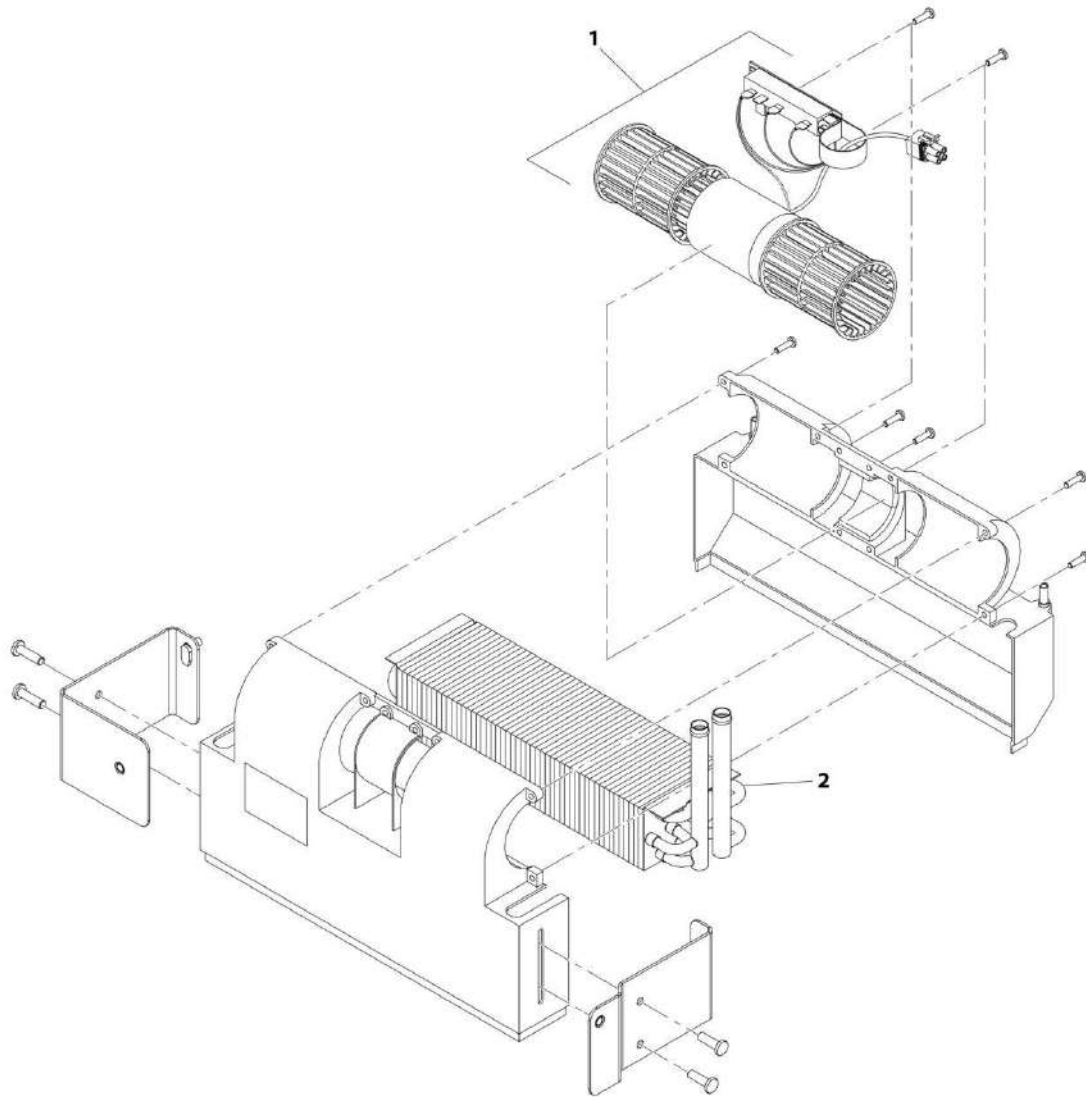
ART_100113968B-E

FIGURE 6-12. AC SYSTEM INSTALLATION

ITEM	PART NUMBER	QTY	DESCRIPTION	REV
	1001139688	Ref	AC SYSTEM INSTALLATION, (not available to order, see items 2 thru 23 for service)	E
2	1001156849	1	ROD ASSY W/LOCKNUT	
2	8305630	1	HEX LOCKNUT, M10X1.5	
2	1001144375	1	ROD END, M10X100	
3	4812000	9	WASHER, 10mm	
4	4812100	2	WASHER, 12mm	
5	4891700	2	WASHER, 7/16	
7	0681614	3	HEX HD CAPSCREW, 3/8-16X1-3/4	
8	8305038	1	HEX NUT, M10X1.5	
9	8310297	2	HEX HD CAPSCREW, M12X35, GR10.9	
11	8310748	1	HEX HD CAPSCREW, M10X50, GR8.8	
12	1001080789	1	A/C COMPRESSOR PUMP	
13	1001131818	1	SLEEVE, SPLIT BUSHING	
14	1001143815	1	HOSE ASSY, COMPRESSOR TO EVAPORATOR	
15	1001143816	1	HOSE ASSY, COMPRESSOR TO CONDENSER	
16	1001144359	1	BELT	
17	1001144373	1	TENSION ARM PLATE	
19	1001144378	1	ENGINE/AC MOUNT SUPPORT	
20	1001147071	1	A/C GROUND HARNESS	
21		Ref	HEATER INSTALLATION, (not shown), (See ENGINE AND ATTACHING PARTS SECTION for Breakdown)	
22	3271601	3	HEX NUT, 3/8-16, GR8	
23	1001227091	1	DECAL, A/C INSTALLATION	

SECTION 6 - CAB

FIGURE 6-13. HEATER ASSEMBLY



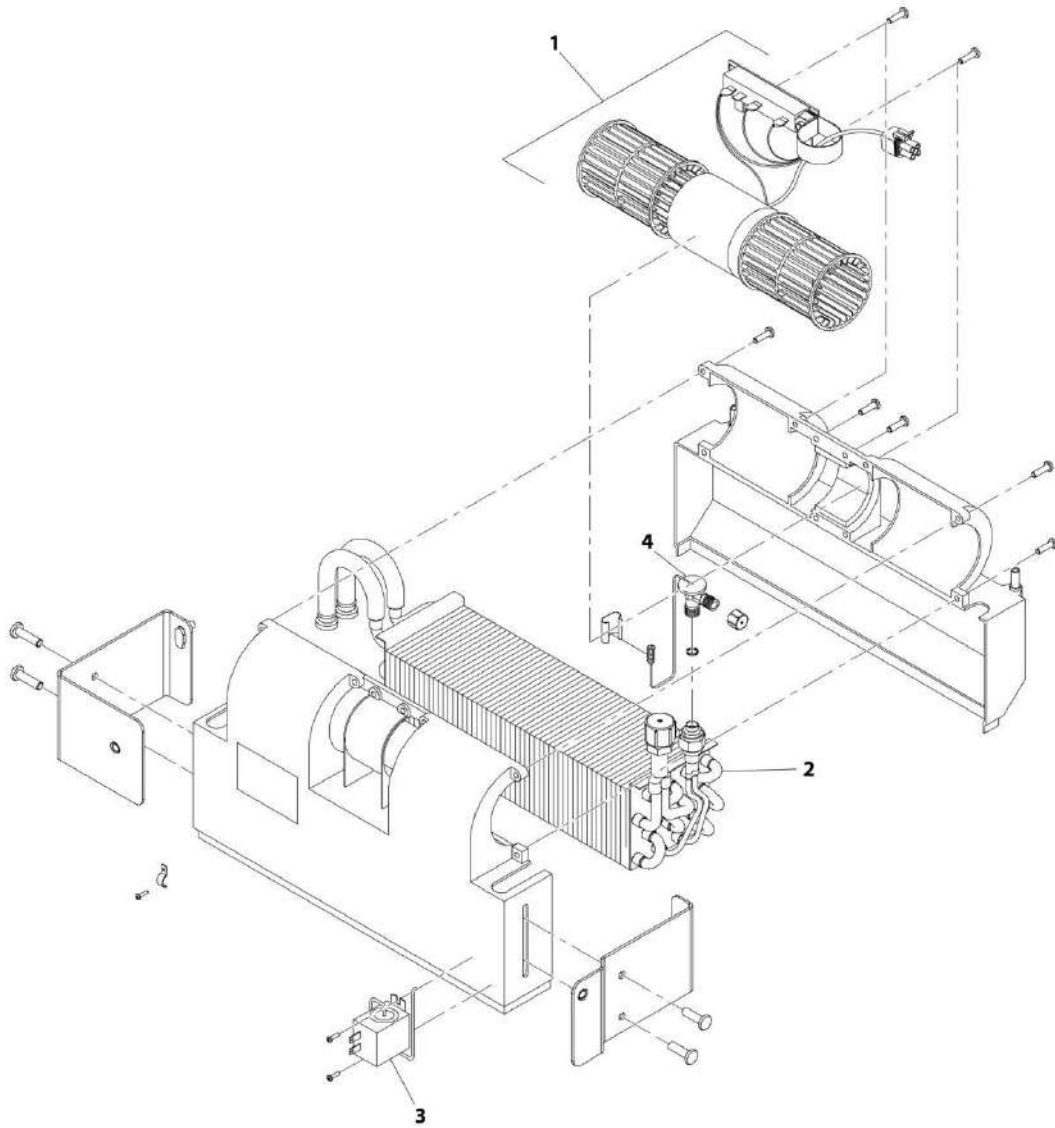
ART_1001195348-C

FIGURE 6-13. HEATER ASSEMBLY

ITEM	PART NUMBER	QTY	DESCRIPTION	REV
	1001195348	1	HEATER ASSEMBLY	C
1	70022805	1	BLOWER MOTOR	
2	70025925	1	HEATER COIL	

SECTION 6 - CAB

FIGURE 6-14. HEATER ASSEMBLY WITH AC



ART_1001195347-C

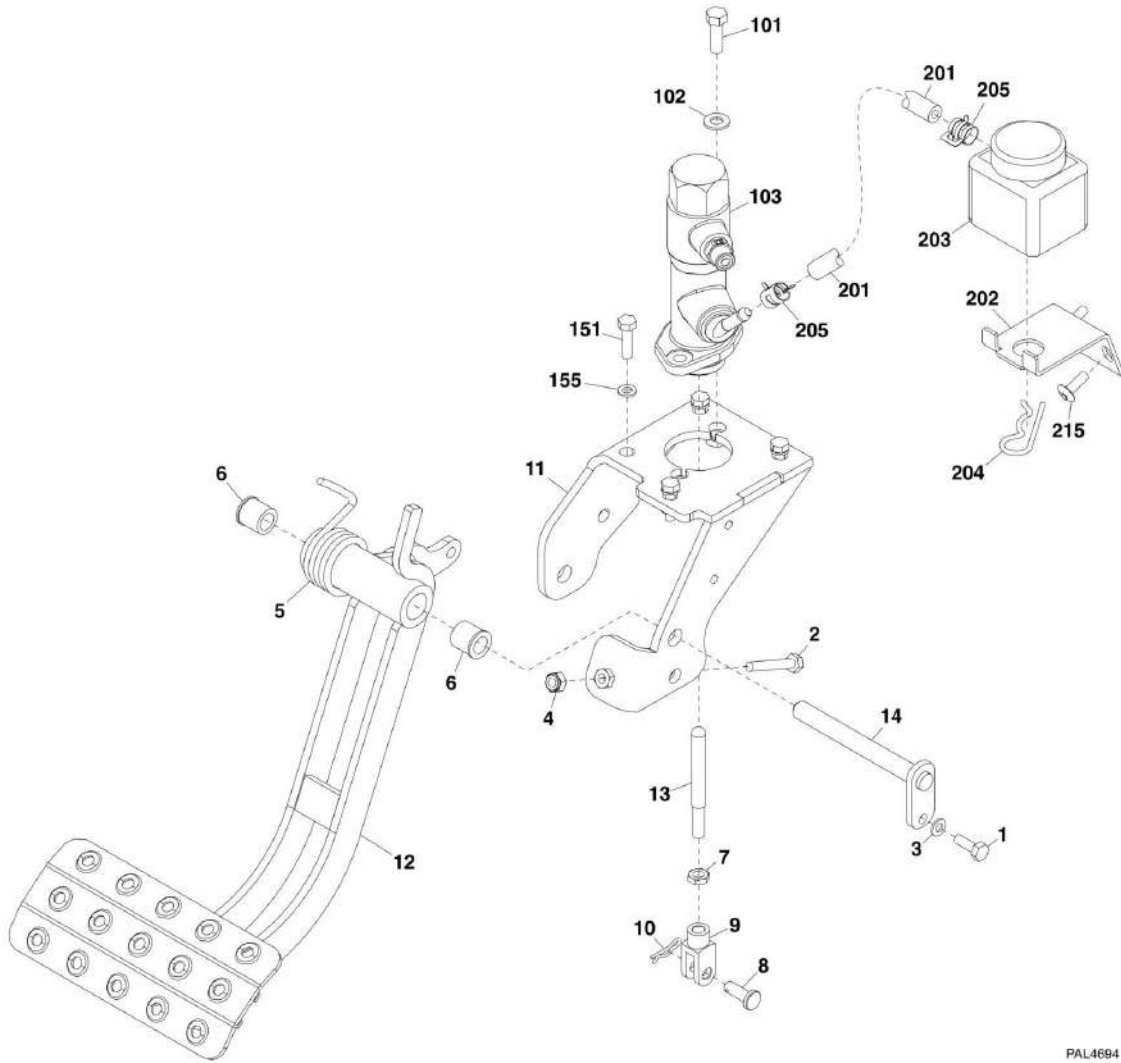
FIGURE 6-14. HEATER ASSEMBLY WITH AC

ITEM	PART NUMBER	QTY	DESCRIPTION	REV
	1001195347	1	HEATER ASSEMBLY WITH AC	C
1	70022805	1	BLOWER MOTOR	
2	70027632	1	COIL	
3	70024386	1	THERMOSTAT	
4	91514272	1	EXPANSION VALVE	

SECTION 7 - CONTROLS

SECTION 7 - CONTROLS

FIGURE 7-1. BRAKE



PAL4694

SECTION 7 - CONTROLS

FIGURE 7-1. BRAKE

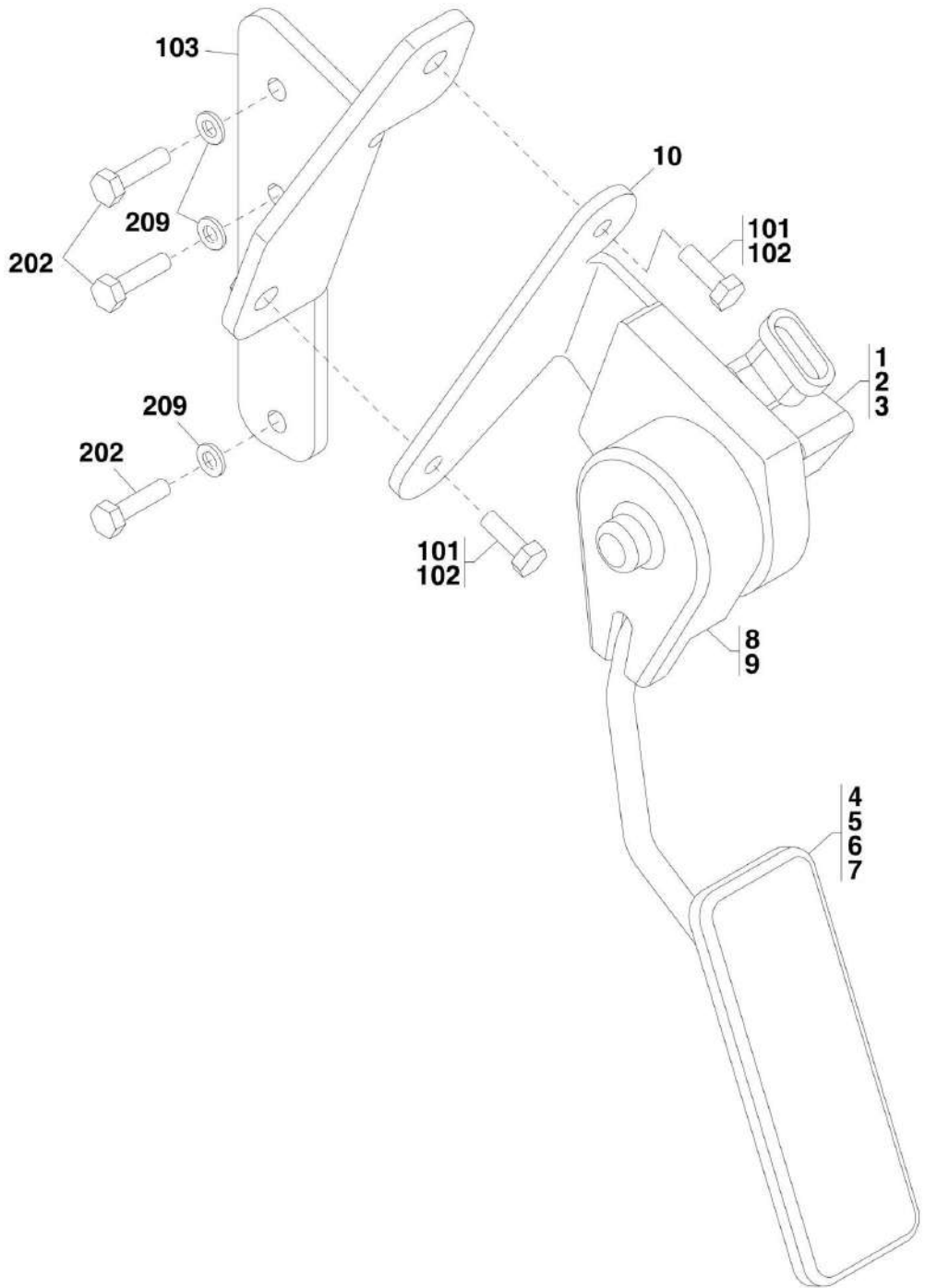
ITEM	PART NUMBER	QTY	DESCRIPTION	REV
	1001102456	1	BRAKE ASSY, (includes items 1 thru 14) (Prior to SN 0160076806, Excluding 0160076010, 0160076011 and 0160076012)	E
	1001189734	1	BRAKE ASSY, (includes items 1 thru 14) (SN 0160076806 to Present, Including 0160076010, 0160076011 and 160076012)	B
1	0641406	1	HEX HD CAP SCREW, 1/4-20X3/4, GR5	
2	0681414	1	HEX HD CAP SCREW, 1/4-20X1 3/4, GR8	
3	4761400	1	WASHER, 1/4	
4	88521304	1	HEX LOCKNUT, 1/4-20	
5	1001102427	1	BRAKE SPRING (Prior to SN 0160076806, Excluding 0160076010, 0160076011 and 0160076012)	
5	1001189733	1	BRAKE SPRING (SN 0160076806 to Present, Including 0160076010, 0160076011 and 160076012)	
6	1001102428	2	BEARING (Prior to SN 0160076806, Excluding 0160076010, 0160076011 and 0160076012)	
6	1001189738	2	BEARING (SN 0160076806 to Present, Including 0160076010, 0160076011 and 160076012)	
7	1001102433	1	HEX NUT, M8X1-1/4 (Prior to SN 0160076806, Excluding 0160076010, 0160076011 and 0160076012)	
7	3290801	1	NUT, M8X1.25 (SN 0160076806 to Present, Including 0160076010, 0160076011 and 160076012)	
8	1001102434	1	CLEVIS PIN (Prior to SN 0160076806, Excluding 0160076010, 0160076011 and 0160076012)	
8	3430507	1	CLEVIS PIN (SN 0160076806 to Present, Including 0160076010, 0160076011 and 160076012)	
9	1001102435	1	UNIVERSAL CLEVIS YOKE (Prior to SN 0160076806, Excluding 0160076010, 0160076011 and 0160076012)	
9	1001189743	1	UNIVERSAL CLEVIS YOKE (SN 0160076806 to Present, Including 0160076010, 0160076011 and 160076012)	
10	3470003	1	COTTER PIN, 2X20 (Prior to SN 0160076806, Excluding 0160076010, 0160076011 and 0160076012)	
10	3450304	1	COTTER PIN (SN 0160076806 to Present, Including 0160076010, 0160076011 and 160076012)	
11	1001102438	1	BRAKE SUPPORT MOUNT (Prior to SN 0160076806, Excluding 0160076010, 0160076011 and 0160076012)	
11	1001189745	1	BRAKE SUPPORT MOUNT (SN 0160076806 to Present, Including 0160076010, 0160076011 and 160076012)	
12	1001102439	1	BRAKE WELDMENT LEVER (Prior to SN 0160076806, Excluding 0160076010, 0160076011 and 0160076012)	
12	1001189803	1	BRAKE WELDMENT LEVER (SN 0160076806 to Present, Including 0160076010, 0160076011 and 160076012)	
13	1001102440	1	BRAKE PUSH ROD (Prior to SN 0160076806, Excluding 0160076010, 0160076011 and 0160076012)	
13	1001189839	1	BRAKE PUSH ROD (SN 0160076806 to Present, Including 0160076010, 0160076011 and 160076012)	
14	1001102441	1	BRAKE SHAFT PIN (Prior to SN 0160076806, Excluding 0160076010, 0160076011 and 0160076012)	
14	1001189850	1	BRAKE SHAFT PIN (SN 0160076806 to Present, Including 0160076010, 0160076011 and 160076012)	
101	0641508	2	HEX HD CAPSCREW, 5/16-18X1, GR5	
102	4711500	2	WASHER, 5/16	
103		Ref	BRAKE MASTER CYLINDER VALVE, (See HYDRAULIC COMPONENTS SECTION for Breakdown)	
151	0641408	4	HEX HD CAPSCREW, 1/4-20X1, GR5	
155	4761400	4	LOCKWASHER, 1/4	
201	1001081153	1	HYDRAULIC LINE HOSE	

SECTION 7 - CONTROLS

ITEM	PART NUMBER	QTY	DESCRIPTION	REV
202	1001081151	1	BRAKE RESERVOIR ANGLE	
203	1001081152	1	BRAKE RESERVOIR	
204	80325	1	COTTER HAIRPIN	
205	1001156087	2	HOSE CLAMP	
215	8303034	2	TRUSS SOCKET HD CAPSCREW, 1/4-20X3/4	

SECTION 7 - CONTROLS

FIGURE 7-2. ACCELERATOR



PY8391

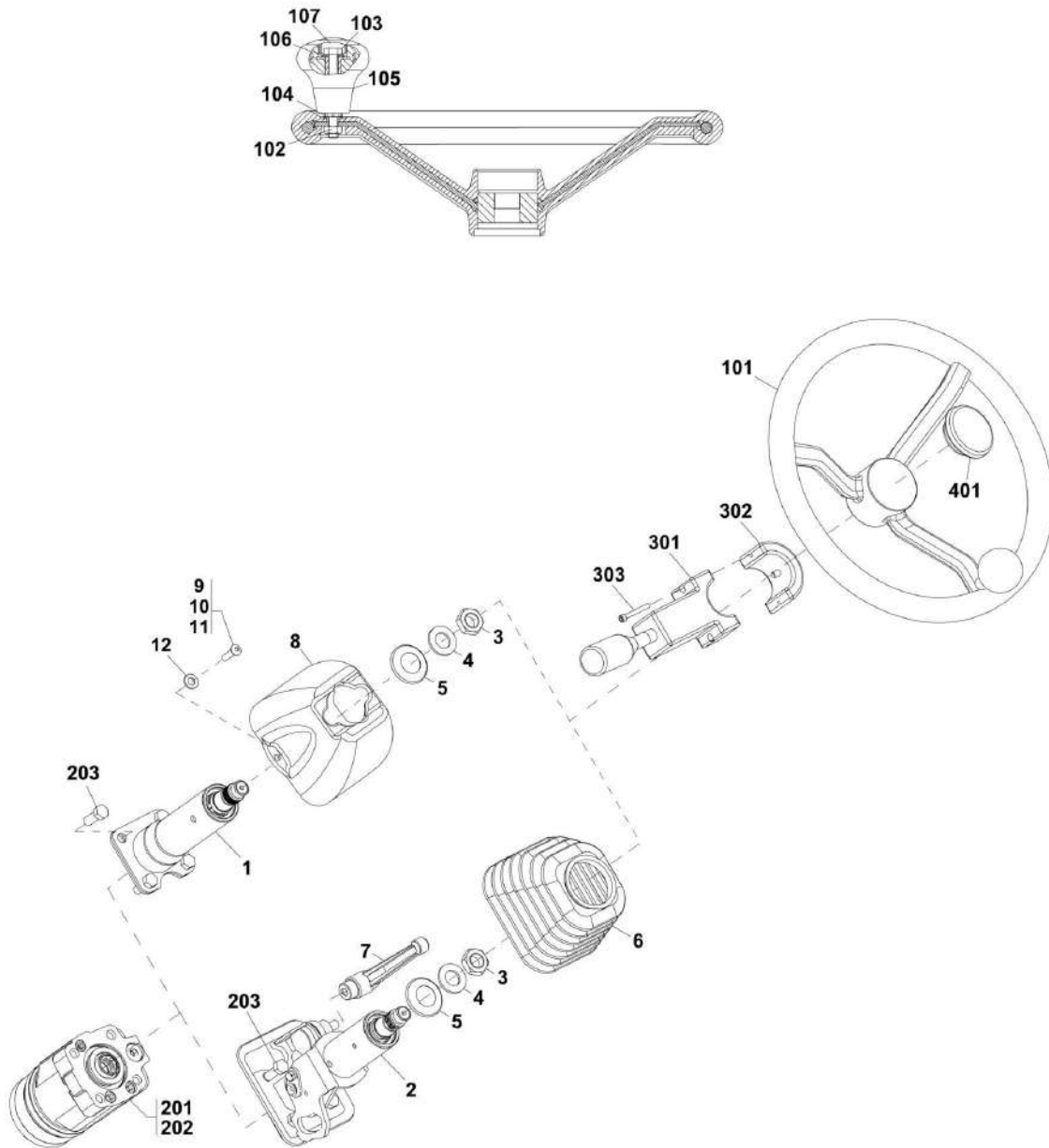
SECTION 7 - CONTROLS

FIGURE 7-2. ACCELERATOR

ITEM	PART NUMBER	QTY	DESCRIPTION	REV
	80383410	1	ACCELERATOR PEDAL ASSY, (includes items 1 thru 10)	
1	70020551	1	SENSOR KIT, (includes items 2 & 3)	
2	N.S.S.	1	SCREW	
3	N.S.S.	1	SENSOR	
4	70023325	1	PEDAL KIT, (includes items 5 thru 7)	
5	N.S.S.	1	SPRING	
6	7026481	1	PEDAL ARM	
7	N.S.S.	1	PEDAL PIN	
8	N.S.S.	1	CLAMP	
9	N.S.S.	1	SCREW	
10	N.S.S.	1	BRACKET	
101	0100011	AR	LOCTITE 242	
102	0641406	2	HEX HD CAPSCREW, 1/4-20X3/4	
103	1001138003	1	ACCELERATOR PEDAL BRACKET	
202	0641408	3	HEX HD CAPSCREW, 1/4-20X1	
209	4761400	3	LOCKWASHER, 1/4	

SECTION 7 - CONTROLS

FIGURE 7-3. STEERING COLUMN



ART_31200725-7-3

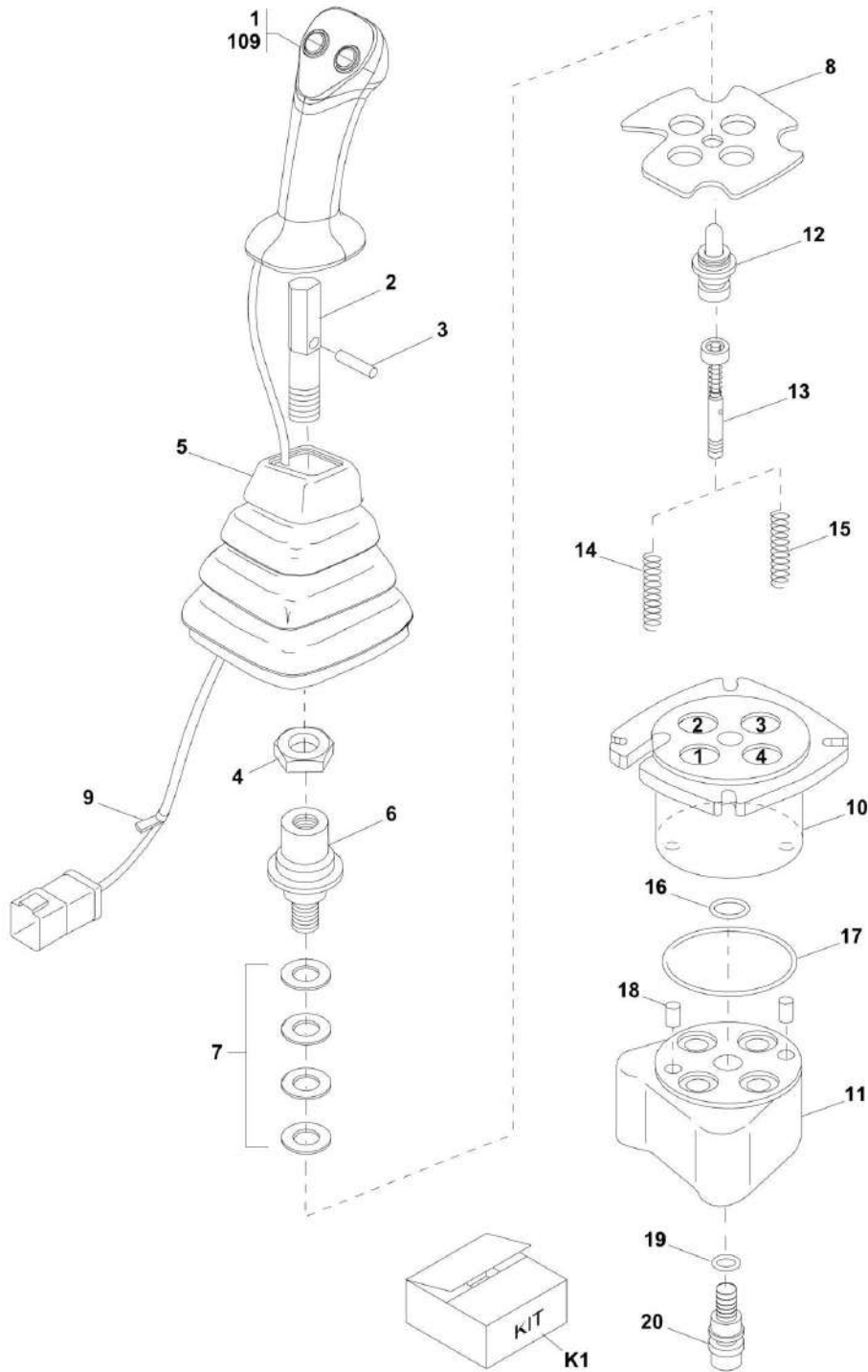
SECTION 7 - CONTROLS

FIGURE 7-3. STEERING COLUMN

ITEM	PART NUMBER	QTY	DESCRIPTION	REV
1	1001081223	1	FIXED STEERING COLUMN, (includes items 3 thru 5)	B
2	1001080826	1	TILT STEERING COLUMN, (includes items 3 thru 7)	D
3	70020923	1	NUT, M18X1-1/2	
4	70020924	1	WASHER	
5	70020925	1	RUBBER CAP	
6	70020926	1	BELLOWS	
7	70020927	1	LOCKING HANDLE	
8	1001153629	1	STEERING COLUMN BOOT	
9	1001180796	2	TRUSS HD SCREW, 1/4-20X1 (Prior to SN 0160083100)	
10	0100035	AR	LOCTITE, 222 (SN 0160083100 to Present)	
11	0630518	2	SCREW (SN 0160083100 to Present)	
12	4811700001	2	WASHER, 6mm (SN 0160083100 to Present)	
101	1001080462	1	STEERING WHEEL, (includes items 102 thru 107)	D
102	70020913	1	NUT	
103	70020914	1	BOLT	
104	70020915	1	WASHER	
105	70020916	1	KNOB	
106	70020917	1	WASHER	
107	70020918	1	CAP	
201	4641506	1	ORBITAL STEERING VALVE, (includes item 202) (Prior to SN 0160076806, Excluding 0160076010, 0160076011 and 0160076012)	C
201	1001194017	1	ORBITAL STEERING VALVE (SN 0160076806 to Present, Including 0160076010, 0160076011 and 160076012)	
202	70020578	1	SEAL KIT	
203	0641608	4	HEX HD CAPSCREW, 3/8-16X1 (Prior to SN 0160076806, Excluding 0160076010, 0160076011 and 0160076012)	
203	0761012	4	HEX HD CAPSCREW, M10X25, GR8.8 (SN 0160076806 to Present, Including 0160076010, 0160076011 and 160076012)	
249	4832100	1	SPRING, LOCKWASHER, M12 (not shown) (SN 0160076806 to Present, Including 0160076010, 0160076011 and 160076012)	
301	1001080380	1	F-N-R SWITCH	C
302	1001080900	1	LEVER ASSY CLAMP	
303	1001108079	2	HEX HD CAPSCREW, M5X40	
401	1001080463	1	CENTER CAP, (G5-18A & 2505H)	

SECTION 7 - CONTROLS

FIGURE 7-4. BOOM JOYSTICK



PAP17290

SECTION 7 - CONTROLS

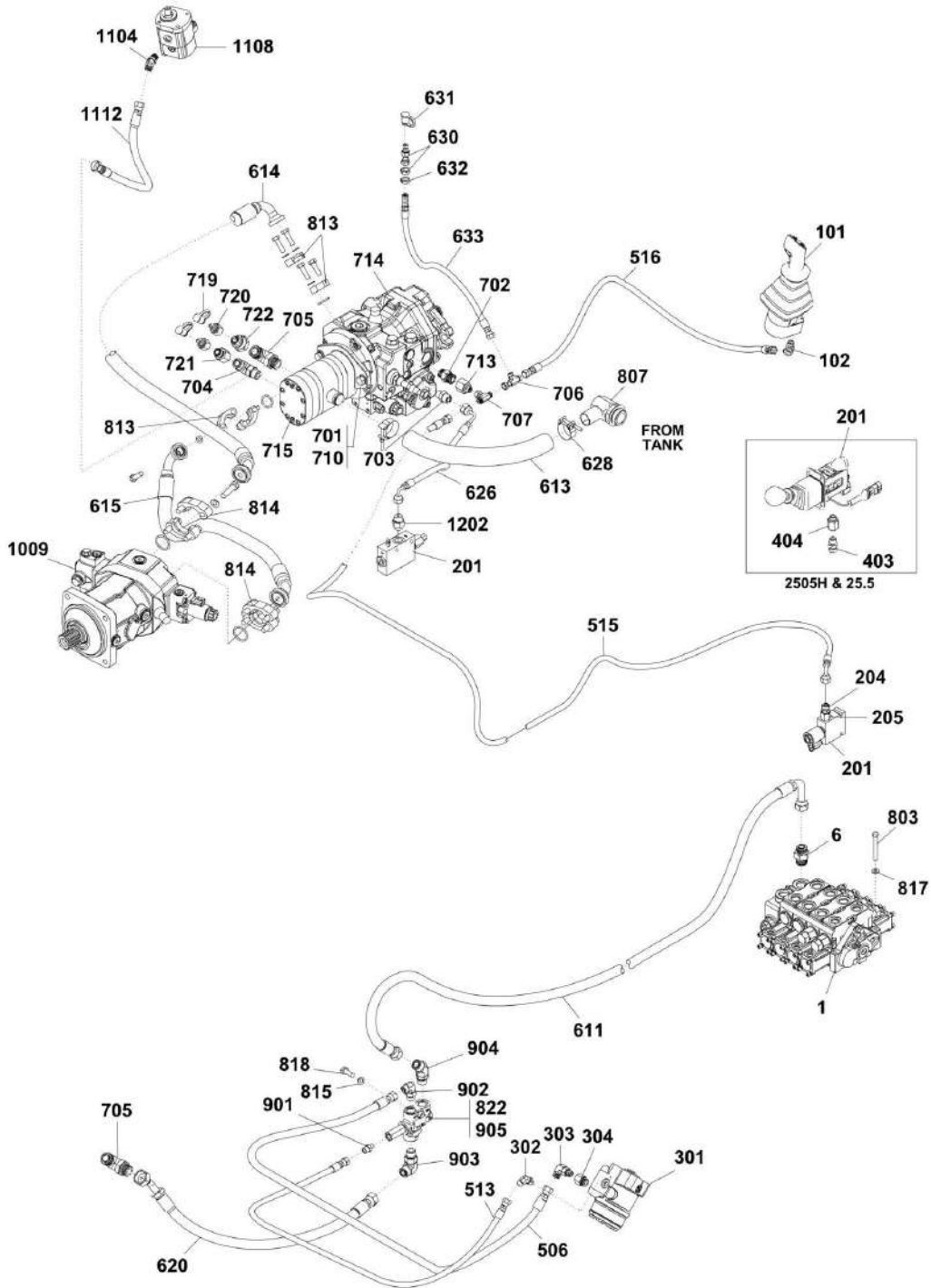
FIGURE 7-4. BOOM JOYSTICK

ITEM	PART NUMBER	QTY	DESCRIPTION	REV
	1001080256	1	BOOM JOYSTICK, (includes items 1 thru 20)	D
1	70020769	1	HANDLE ASSY	
2	70020770	1	STRAIGHT LEVER KIT, (includes items 3 thru 4)	
3	N.S.S.	1	STRAIGHT LEVER	
4	N.S.S.	1	HEX NUT	
5	70020771	1	RUBBER BOOT	
6	80264138	1	CARDAN KIT, (includes item 7)	
7	N.S.S.	1	SHIM	
8	91404013	1	RETAINING PLATE	
9	80264139	1	GROMMET KIT	
10	91404016	1	UPPER BODY	
11	N.S.S.	1	LOWER BODY	
12	91304025	2	PLUNGER AND GUIDE KIT	
13	91514224	4	REGULATING UNIT	
14	91504028	1	RETURN SPRING	
15	91504029	1	RETURN SPRING	
16	Kit	1	O-RING	
17	Kit	1	O-RING	
18	Kit	2	DOWEL PIN	
19	Kit	1	O-RING	
20	Kit	1	SCREW ASSY	
109	3931412	4	SOCKET HD SCREW, 1/4-20X3/4	
K1	91404326	1	SEAL KIT, (includes items 16 thru 20)	

SECTION 8 - HYDRAULIC CIRCUITS

SECTION 8 - HYDRAULIC CIRCUITS

FIGURE 8-1. SUPPLY CIRCUIT



PY9041

SECTION 8 - HYDRAULIC CIRCUITS

FIGURE 8-1. SUPPLY CIRCUIT

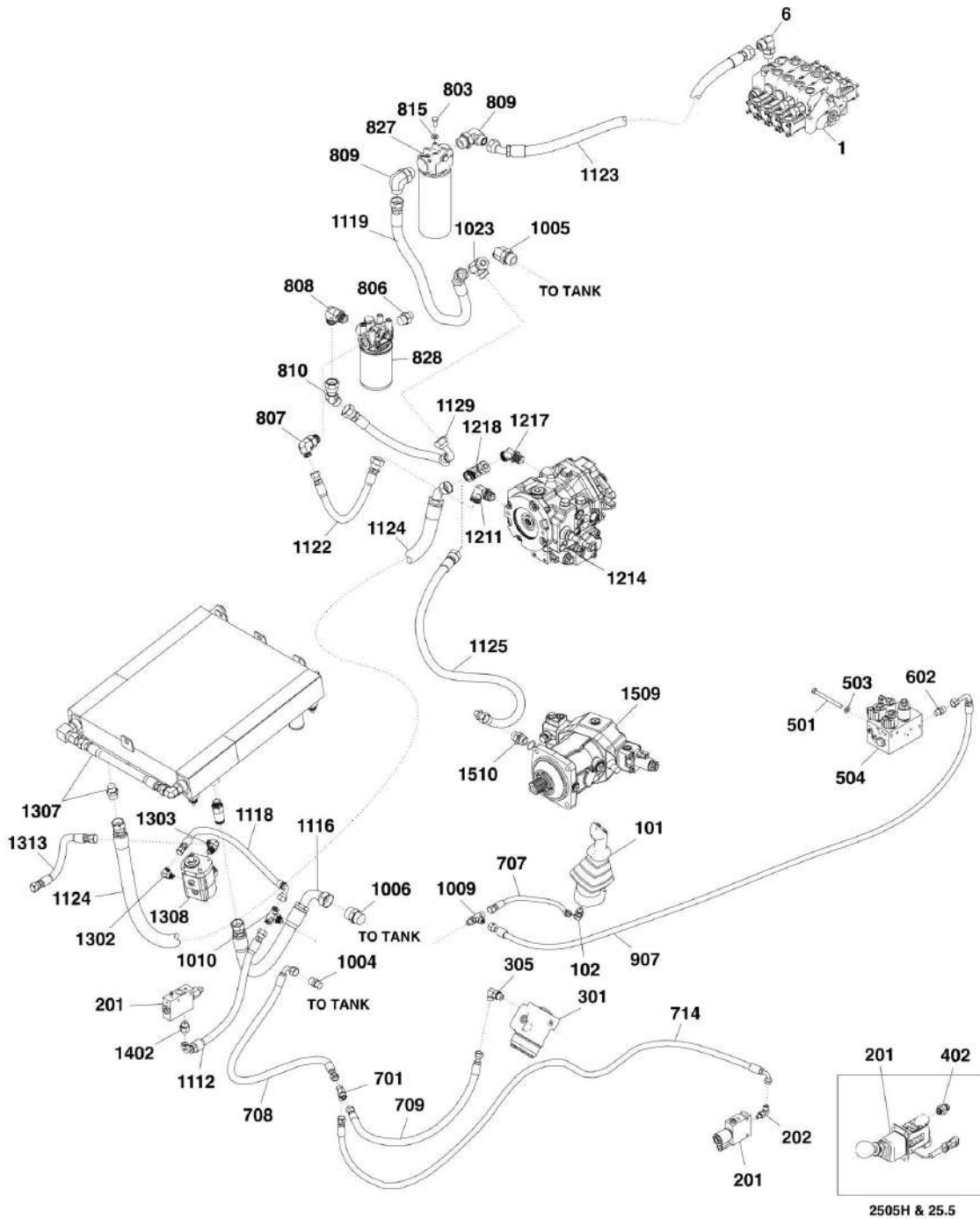
ITEM	PART NUMBER	QTY	DESCRIPTION	REV
1		Ref	MAIN CONTROL VALVE, (See HYDRAULIC COMPONENTS SECTION for Breakdown)	
6	2111012	1	ADAPTER, CONNECTOR, (includes o-ring)	
101		Ref	BOOM JOYSTICK, (See CONTROLS SECTION for Breakdown)	
102	2150406	1	ADAPTER, 45, (includes o-ring)	
201		Ref	BRAKE VALVE OPTIONS, (See HYDRAULIC COMPONENTS SECTION for Breakdown) (Prior to SN 0160076806, Excluding 0160076010, 0160076011 and 0160076012)	
204	80333184	1	CHECK FITTING	
205	86561311	1	FITTING	
301		Ref	ORBITAL STEERING VALVE, (See CONTROLS SECTION for Breakdown)	
302	2130404	1	ADAPTER, 90, (includes o-ring)	
303	2130606	1	ADAPTER, 90, (includes o-ring)	
304	2220591	1	ADAPTER, CONNECTOR, (includes o-ring)	
403	80333184	1	CHECK FITTING, (2505H & 25.5)	
404	1001098069	1	FITTING, (2505H & 25.5)	
506	1001080602	1	HOSE ASSY (Prior to SN 0160076806, Excluding 0160076010, 0160076011 and 0160076012)	
506	1001209063	1	HOSE ASSY (SN 0160076806 to Present, Including 0160076010, 0160076011 and 160076012)	
513	1001145223	1	HOSE ASSY (Prior to SN 0160076806, Excluding 0160076010, 0160076011 and 0160076012)	
513	1001080356	1	HOSE ASSY (SN 0160076806 to Present, Including 0160076010, 0160076011 and 160076012)	
515	1001145225	1	HOSE ASSY	
516	1001144756	1	HOSE ASSY	
611	1001144697	1	HOSE ASSY	
613	1001144738	1	HOSE ASSY (Prior to SN 0160076806, Excluding 0160076010, 0160076011 and 0160076012)	
613	1001202141	1	HOSE ASSY (SN 0160076806 to Present, Including 0160076010, 0160076011 and 0160076012)	
614	1001144749	1	HOSE ASSY	
615	1001144750	1	HOSE ASSY	
620	1001144755	1	HOSE ASSY	
626	1001144763	1	HOSE ASSY	
628	80633030	2	HEAVY DUTY BAND CLAMP (Prior to SN 0160076806, Excluding 0160076010, 0160076011 and 0160076012)	
628	80633030	1	HEAVY DUTY BAND CLAMP (SN 0160076806 to Present, Including 0160076010, 0160076011 and 0160076012)	
630	2221229	1	ADAPTER, DIAGNOSTIC NIPPLE	
631	8430032	1	DUST CAP	
632	88662482	1	LOCKNUT	
633	1001152967	1	HOSE ASSY	
701	0761214	2	HEX HD CAPSCREW, 12X30mm, GR8.9, (torque to 64 lb-ft/87Nm)	
702	2221257	1	ADAPTER, CONNECTOR	
703	2144611	1	CONNECTOR	
704	2170410	1	ADAPTER, BRANCH TEE, (includes o-ring)	
705	2170412	1	ADAPTER, BRANCH TEE, (includes o-ring)	
706	2170704	1	SWIVEL NUT RUN TEE	
707	2170804	1	ADAPTER, BRANCH TEE, (includes o-ring)	
710	4812100	2	WASHER, 12mm	

SECTION 8 - HYDRAULIC CIRCUITS

ITEM	PART NUMBER	QTY	DESCRIPTION	REV
713	1001119721	1	ADAPTER, STRAIGHT, (includes o-ring)	
714		Ref	HYDROSTATIC DRIVE PUMP, (See HYDRAULIC COMPONENTS SECTION for Breakdown)	
715		Ref	GEAR PUMP, (See HYDRAULIC COMPONENTS SECTION for Breakdown)	
719	8430032	2	DUST CAP	
720	8430082	2	ADAPTER, CONNECTOR, (includes o-ring)	
721	8770296	1	ADAPTER, CONNECTOR, (includes o-ring)	
722	88662480	1	ADAPTER, CONNECTOR, (includes o-ring)	
803	0641522	3	HEX HD CAPSCREW, 5/16-18X2-3/4, GR5	
807	2220592	1	ADAPTER, 90 (Prior to SN 0160076806, Excluding 0160076010, 0160076011 and 0160076012)	
807	2112020	1	ADAPTER, 90 (SN 0160076806 to Present, Including 0160076010, 0160076011 and 0160076012)	
813	2171712	2	FLANGE KIT	
814	2171716	2	FLANGE KIT	
815	4711400	1	WASHER, 1/4	
817	4891500	3	WASHER, 5/16	
818	8303114	1	HEX HD CAPSCREW, 0.250-20X2.250, GR5	
822	1001142155	1	PRIORITY VALVE ASSY, (includes items 901 thru 905)	A
901	2110404	1	ADAPTER, CONNECTOR, (includes o-ring)	
902	2130608	1	ADAPTER, 90, (includes o-ring)	
903	2131010	1	ADAPTER, 90, (includes o-ring)	
904	2151010	1	ADAPTER, 45, (includes o-ring)	
905	1001080143	1	PRIORITY VALVE	B
905	70020575	1	SEAL KIT	
1009		Ref	DRIVE MOTOR, (See HYDRAULIC COMPONENTS SECTION for Breakdown)	
1104		Ref	ADAPTER, 45, (includes o-ring), (See ENGINE AND ATTACHING PARTS SECTION for Breakdown)	
1108		Ref	FAN MOTOR, (See ENGINE AND ATTACHING PARTS SECTION for Breakdown)	
1112		Ref	HOSE ASSY, (See ENGINE AND ATTACHING PARTS SECTION for Breakdown)	
1202	1001081333	1	ADAPTER, CONNECTOR, (includes o-ring) (Prior to SN 0160076806, Excluding 0160076010, 0160076011 and 0160076012)	

SECTION 8 - HYDRAULIC CIRCUITS

FIGURE 8-2. DUMP CIRCUIT



PY9001

SECTION 8 - HYDRAULIC CIRCUITS

FIGURE 8-2. DUMP CIRCUIT

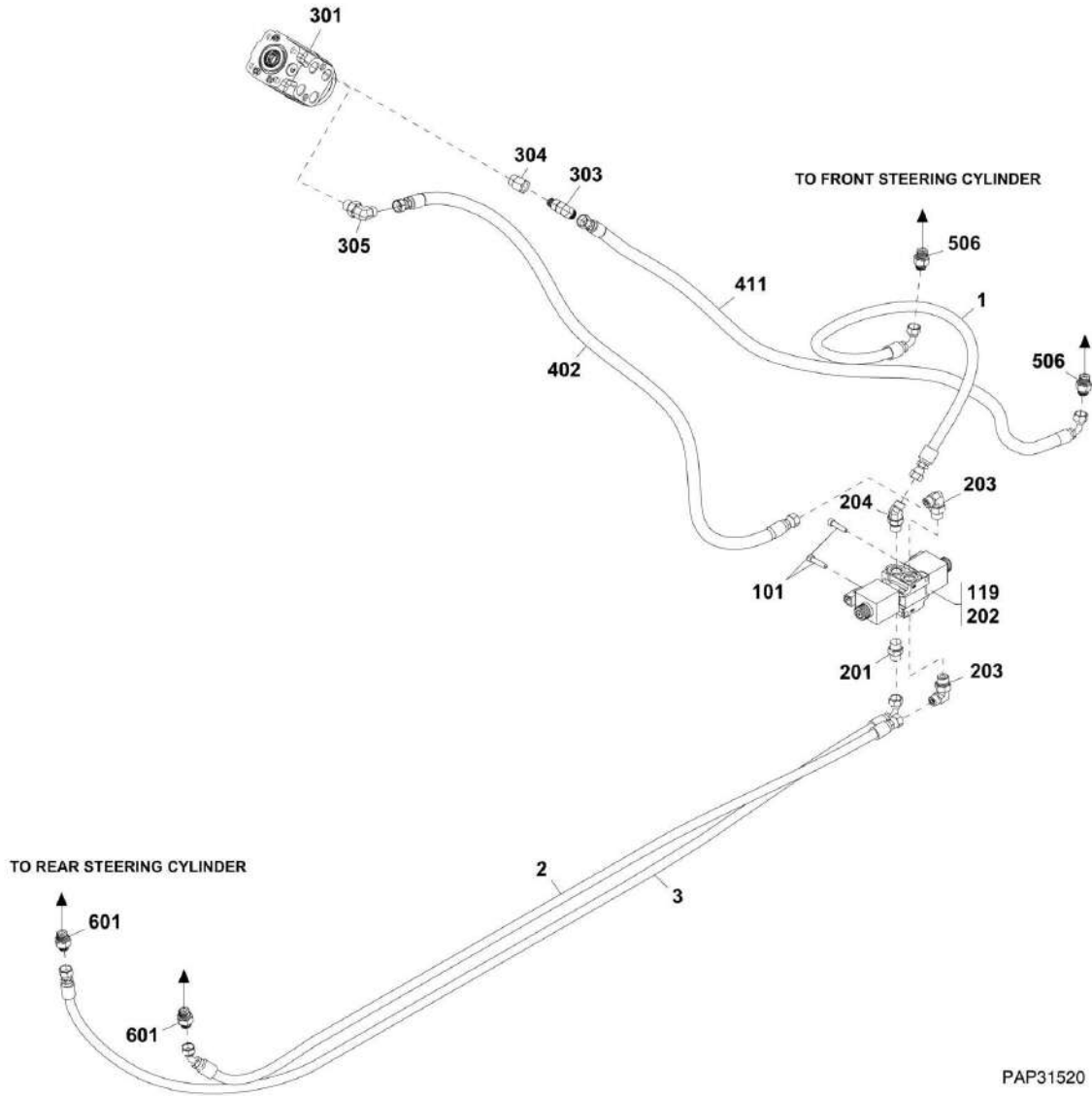
ITEM	PART NUMBER	QTY	DESCRIPTION	REV
1		Ref	MAIN CONTROL VALVE, (See HYDRAULIC COMPONENTS SECTION for Breakdown)	
6	2131212	1	ADAPTER, 90, (includes o-ring)	
101		Ref	BOOM JOYSTICK, (See CONTROLS SECTION for Breakdown)	
102	2150406	1	ADAPTER, 45, (includes o-ring)	
201		Ref	BRAKE VALVE OPTIONS, (See HYDRAULIC COMPONENTS SECTION for Breakdown) (Prior to SN 0160076806, Excluding 0160076010, 0160076011 and 0160076012)	
202	2130404	1	ADAPTER, 90, (includes o-ring)	
301		Ref	ORBITAL STEERING VALVE, (See CONTROLS SECTION for Breakdown)	
305	2130608	1	ADAPTER, 90, (includes o-ring)	
402	80233257	1	ADAPTER, CONNECTOR, (includes o-ring)	
501	0641634	2	HEX HD CAPSCREW, 3/8-16X4-1/4, GR5	
503	4711600	2	WASHER, 3/8	
504		Ref	PILOT SELECT VALVE, (See HYDRAULIC COMPONENTS SECTION for Breakdown)	
505	0100011	1	LOCTITE 242, (not shown)	
506	88662523	1	TINNERMAN NUT, (not shown) (SN 0160076806 to Present, Including 0160076010, 0160076011 and 0160076012)	
602	2110606	1	ADAPTER, CONNECTOR, (includes o-ring)	
701	2170506	1	ADAPTER, RUN TEE, (includes o-ring)	
707	1001080582	1	HOSE ASSY (Prior to SN 0160076806, Excluding 0160076010, 0160076011 and 0160076012)	
707	1001202297	1	HOSE ASSY (SN 0160076806 to Present, Including 0160076010, 0160076011 and 160076012)	
708	1001080585	1	HOSE ASSY	
709	1001080586	1	HOSE ASSY	
714	1001145224	1	HOSE ASSY	
803	0681606	4	HEX HD CAPSCREW, 3/8-16X3/4, GR8	
806	2110812	1	ADAPTER, CONNECTOR, (includes o-ring)	
807	2130812	1	ADAPTER, 90, (includes o-ring)	
808	2131212	1	ADAPTER, 90, (includes o-ring)	
809	2131216	2	ADAPTER, 90, (includes o-ring)	
810	2172312	1	ADAPTER, SWIVEL NUT ELBOW, (includes o-ring)	
815	4711600	4	WASHER, 3/8	
827		Ref	HYDRAULIC FILTER ASSY, (See ENGINE AND ATTACHING PARTS SECTION for Breakdown)	
828		Ref	CHARGE PUMP FILTER ASSY, (See ENGINE AND ATTACHING PARTS SECTION for Breakdown)	
907	1001129900	1	HOSE ASSY (Prior to SN 0160076806, Excluding 0160076010, 0160076011 and 0160076012)	
907	1001209089	1	HOSE ASSY (SN 0160076806 to Present, Including 0160076010, 0160076011 and 0160076012)	
1004	2110808	1	ADAPTER, CONNECTOR, (includes o-ring) (Prior to SN 0160076806, Excluding 0160076010, 0160076011 and 0160076012)	
1004	2170108	2	ADAPTER, CONNECTOR, (includes o-ring) (SN 0160076806 to Present, Including 0160076010, 0160076011 and 0160076012)	
1005	2151216	1	ADAPTER, 45, (includes o-ring) (Prior to SN 0160076806, Excluding 0160076010, 0160076011 and 0160076012)	
1005	2151212	1	ADAPTER, 45, (includes o-ring) (SN 0160076806 to Present, Including 0160076010, 0160076011 and 0160076012)	

SECTION 8 - HYDRAULIC CIRCUITS

ITEM	PART NUMBER	QTY	DESCRIPTION	REV
1006	2111616	1	ADAPTER, CONNECTOR, (includes o-ring) (Prior to SN 0160076806, Excluding 0160076010, 0160076011 and 0160076012)	
1006	1001208854	1	ADAPTER, CONNECTOR, (includes o-ring) (SN 0160076806 to Present, Including 0160076010, 0160076011 and 0160076012)	
1009	2170306	1	ADAPTER, RUN TEE, (includes o-ring) (Prior to SN 0160076806, Excluding 0160076010, 0160076011 and 0160076012)	
1009	2170406	1	ADAPTER, RUN TEE, (includes o-ring) (SN 0160076806 to Present, Including 0160076010, 0160076011 and 0160076012)	
1010	2170408	1	ADAPTER, BRANCH TEE, (includes o-ring) (Prior to SN 0160076806, Excluding 0160076010, 0160076011 and 0160076012)	
1010	2170808	1	ADAPTER, BRANCH TEE, (includes o-ring) (SN 0160076806 to Present, Including 0160076010, 0160076011 and 0160076012)	
1013	2170908	1	ADAPTER, SEAL, (not shown) (SN 0160076806 to Present, Including 0160076010, 0160076011 and 0160076012)	
1023	2170712	1	ADAPTER, RUN TEE, (includes o-ring)	
1024	2220550	1	ADAPTER, CONNECTOR, (includes o-ring), (not shown) (SN 0160076806 to Present, Including 0160076010, 0160076011 and 0160076012)	
1112	1001144737	1	HOSE ASSY	
1116	1001144751	1	HOSE ASSY	
1118	1001144753	1	HOSE ASSY	
1119	1001144754	1	HOSE ASSY	
1122	1001144757	1	HOSE ASSY	
1123	1001144759	1	HOSE ASSY	
1124	1001144760	1	HOSE ASSY	
1125	1001144761	1	HOSE ASSY	
1129	1001151288	1	HOSE ASSY	
1211	8770248	1	ADAPTER, 90, (includes o-ring)	
1214		Ref	HYDROSTATIC DRIVE PUMP, (See HYDRAULIC COMPONENTS SECTION for Breakdown)	
1217	1001151264	1	ADAPTER, 45, (includes o-ring)	
1218	2170712	1	ADAPTER, RUN TEE, (includes o-ring)	
1302		Ref	ADAPTER, 90, (includes o-ring), (See ENGINE AND ATTACHING PARTS SECTION for Breakdown)	
1303	2130808	1	ADAPTER, 90, (includes o-ring)	
1307		Ref	RADIATOR, (See ENGINE AND ATTACHING PARTS SECTION for Breakdown)	
1308		Ref	FAN MOTOR, (See ENGINE AND ATTACHING PARTS SECTION for Breakdown)	
1313		Ref	HOSE ASSY, (See ENGINE AND ATTACHING PARTS SECTION for Breakdown)	
1402	1001081333	1	ADAPTER, CONNECTOR, (includes o-ring) (Prior to SN 0160076806, Excluding 0160076010, 0160076011 and 0160076012)	
1509		Ref	DRIVE MOTOR, (See HYDRAULIC COMPONENTS SECTION for Breakdown)	
1510	1001144255	1	ADAPTER, CONNECTOR, (includes o-ring)	

SECTION 8 - HYDRAULIC CIRCUITS

FIGURE 8-3. STEER SELECT



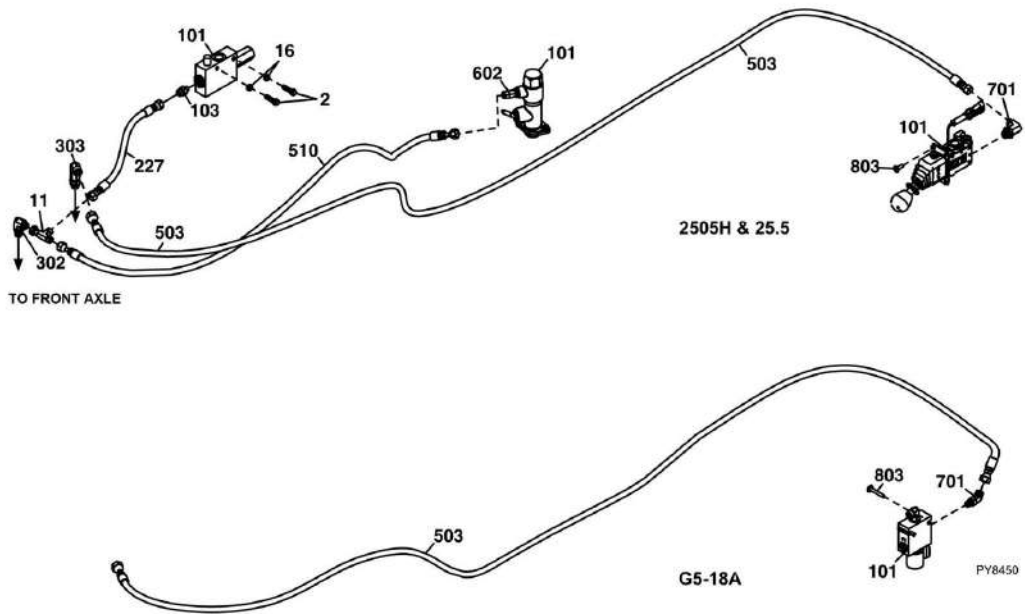
SECTION 8 - HYDRAULIC CIRCUITS

FIGURE 8-3. STEER SELECT

ITEM	PART NUMBER	QTY	DESCRIPTION	REV
1	1001080247	1	HOSE ASSY	
2	1001080248	1	HOSE ASSY	
3	1001080249	1	HOSE ASSY	
101	88212229	2	SOCKET HD CAPSCREW, 5/16-18X1-1/2	
119	1001080243	1	STEERING SELECT VALVE ASSY, (includes items 201 thru 204)	F
201	2110608	1	ADAPTER	
202		Ref	STEERING SELECT VALVE, (See HYDRAULIC COMPONENTS SECTION for Breakdown)	
203	2130608	2	ELBOW, 90	
204	2150608	1	ELBOW, 45	
301		Ref	ORBITAL STEERING VALVE, (See CONTROLS SECTION for Breakdown)	
303	2130606	1	ADAPTER, 90, (includes o-ring)	
304	2220591	1	ADAPTER, CONNECTOR	
305	2130608	1	ADAPTER, 90, (includes o-ring)	
402	1001080250	1	HOSE ASSY	
411	1001114213	1	HOSE ASSY	
506	1001081333	2	ADAPTER, CONNECTOR, (includes o-ring)	
601	1001081333	2	ADAPTER, CONNECTOR, (includes o-ring)	

SECTION 8 - HYDRAULIC CIRCUITS

FIGURE 8-4. SERVICE/PARK BRAKE



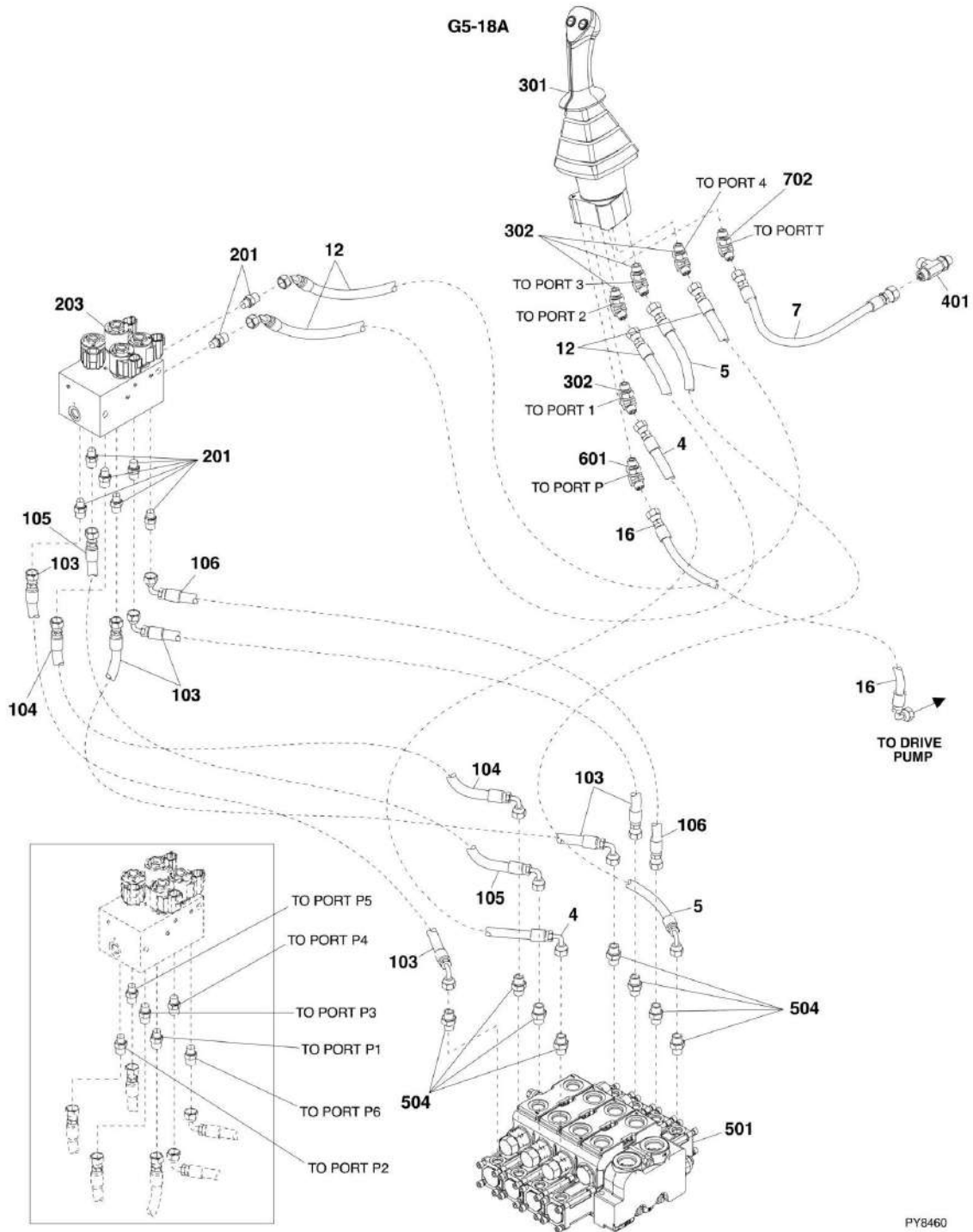
SECTION 8 - HYDRAULIC CIRCUITS

FIGURE 8-4. SERVICE/PARK BRAKE

ITEM	PART NUMBER	QTY	DESCRIPTION	REV
2	0641514	2	HEX HD CAPSCREW, 5/16-18X1-3/4, GR5	
11	2170704	1	SWIVEL TEE (Prior to SN 0160076806, Excluding 0160076010, 0160076011 and 0160076012)	
16	4711500	2	WASHER, 5/16	
101		Ref	BRAKE VALVE OPTIONS, (See HYDRAULIC COMPONENTS SECTION for Breakdown) (Prior to SN 0160076806, Excluding 0160076010, 0160076011 and 0160076012)	
103	1001081334	1	ADAPTER, (includes o-ring) (Prior to SN 0160076806, Excluding 0160076010, 0160076011 and 0160076012)	
227	1001144764	1	HOSE ASSY	
302	8770241	1	ELBOW, 90	
303	2221285	1	ELBOW, 90, LONG	
503	1001080251	1	HOSE ASSY	
510	1001106622	1	HOSE ASSY	
602	2145004	1	STRAIGHT FITTING, (includes o-ring)	
701	80233256	1	ELBOW, 90, (2505H & 25.5)	
701	2150404	1	ELBOW, 45, (G5-18A)	
803		Ref	SCREW, 1/4-20X3/4, (2505H & 25.5), (See CAB SECTION for Breakdown)	
803		Ref	SCREW, 1/4-20X1-1/2, (G5-18A), (See CAB SECTION for Breakdown)	

SECTION 8 - HYDRAULIC CIRCUITS

FIGURE 8-5. BOOM JOYSTICK (G5-18A)



PY8460

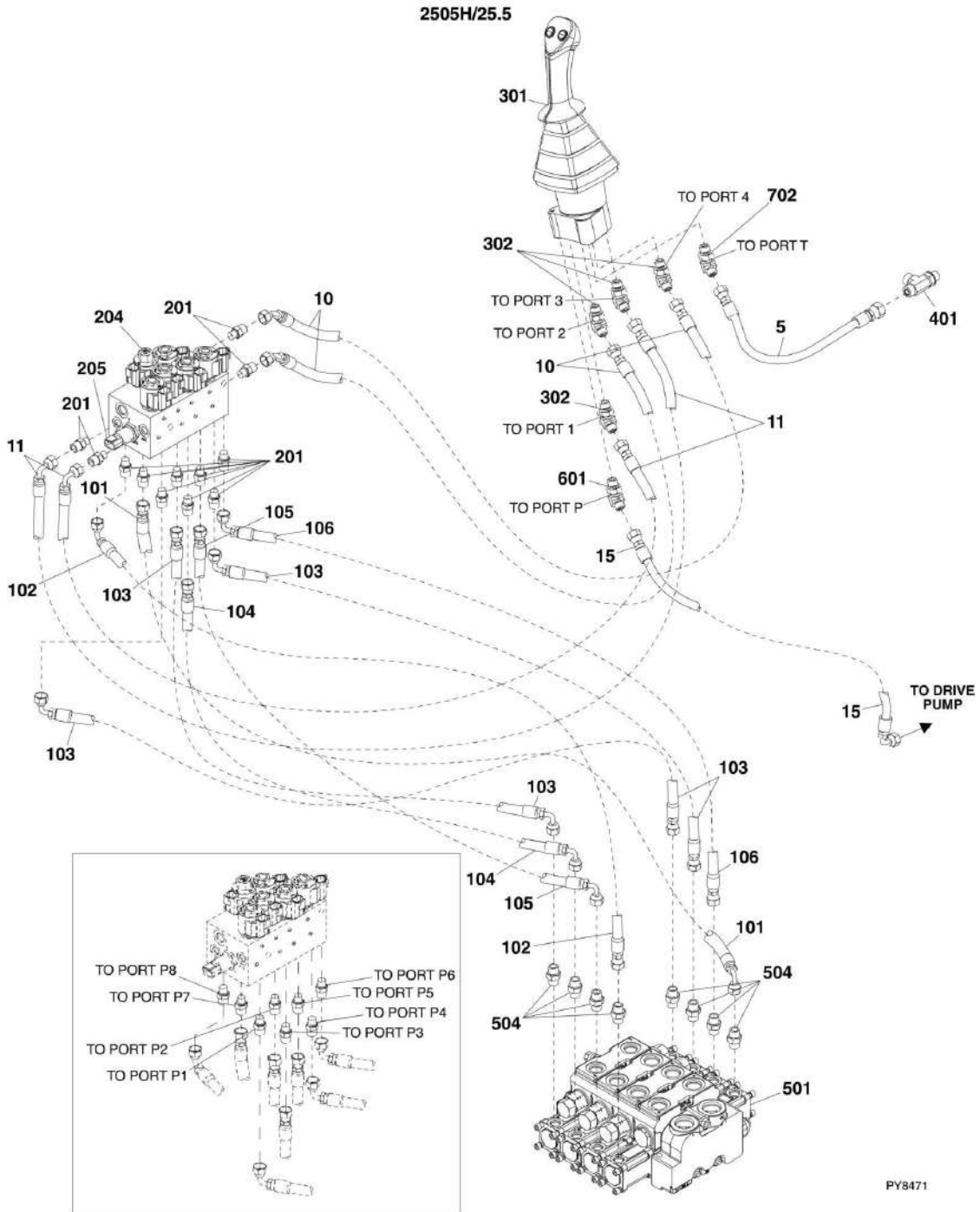
SECTION 8 - HYDRAULIC CIRCUITS

FIGURE 8-5. BOOM JOYSTICK (G5-18A)

ITEM	PART NUMBER	QTY	DESCRIPTION	REV
4	1001080265	1	HOSE ASSY	
5	1001080266	1	HOSE ASSY	
7		Ref	HOSE ASSY, (See DUMP CIRCUIT for Breakdown)	
12	1001129895	2	HOSE ASSY	
16	1001144756	1	HOSE ASSY	
103	1001129889	3	HOSE ASSY	
104	1001129891	1	HOSE ASSY	
105	1001129893	1	HOSE ASSY	
106	1001129894	1	HOSE ASSY	
201	2110404	8	STRAIGHT FITTING, (includes o-ring)	
203		Ref	PILOT SELECT VALVE, (See HYDRAULIC COMPONENTS SECTION for Breakdown)	
301		Ref	BOOM JOYSTICK, (See CONTROL SECTION for Breakdown)	
302	2150406	4	ADAPTER, 45, (includes o-ring)	
401		Ref	TEE FITTING, (See HYDRAULIC COMPONENTS SECTION for Breakdown)	
501		Ref	MAIN CONTROL VALVE, (See HYDRAULIC COMPONENTS SECTION for Breakdown)	
504	2110406	8	STRAIGHT FITTING, (includes o-ring)	
601		Ref	ADAPTER, 45, (See SUPPLY CIRCUIT for Breakdown)	
702		Ref	ADAPTER, 45, (See DUMP CIRCUIT for Breakdown)	

SECTION 8 - HYDRAULIC CIRCUITS

FIGURE 8-6. BOOM JOYSTICK (2505H & 25.5)



PY8471

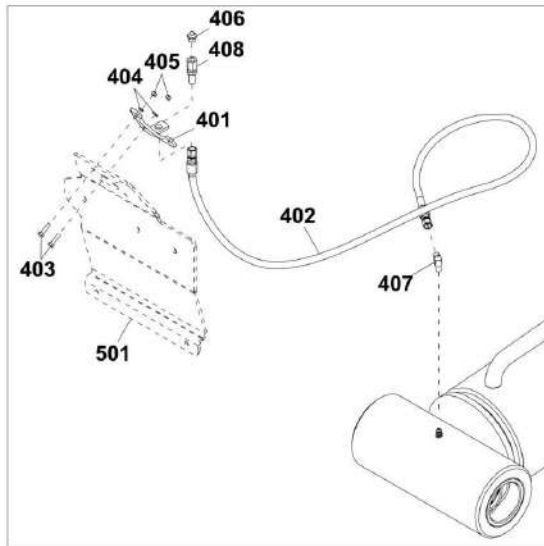
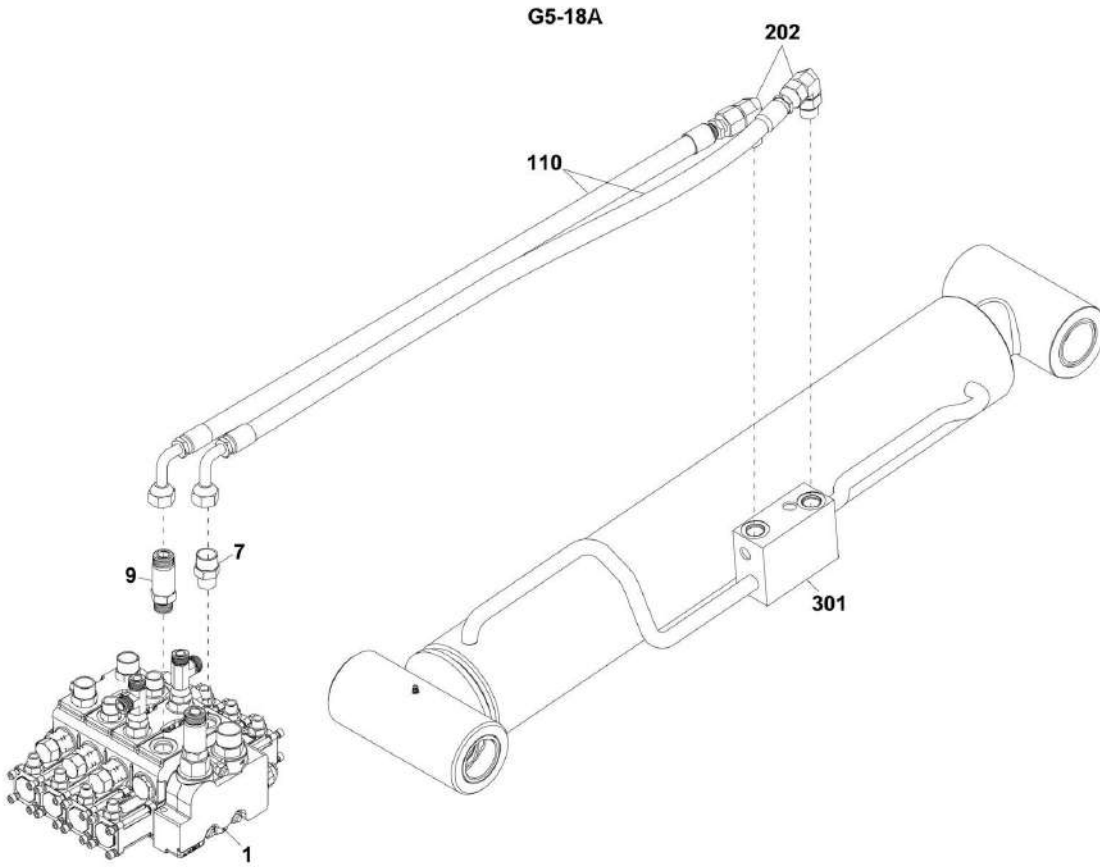
SECTION 8 - HYDRAULIC CIRCUITS

FIGURE 8-6. BOOM JOYSTICK (2505H & 25.5)

ITEM	PART NUMBER	QTY	DESCRIPTION	REV
5		Ref	HOSE ASSY, (See DUMP CIRCUIT for Breakdown)	
10	1001129895	2	HOSE ASSY	
11	1001129898	2	HOSE ASSY	
15	1001144756	1	HOSE ASSY	
101	1001129887	1	HOSE ASSY	
102	1001129888	1	HOSE ASSY	
103	1001129889	3	HOSE ASSY	
104	1001129891	1	HOSE ASSY	
105	1001129893	1	HOSE ASSY	
106	1001129894	1	HOSE ASSY	
201	2110404	12	STRAIGHT FITTING, (includes o-ring)	
204		Ref	PILOT SELECT VALVE, (See HYDRAULIC COMPONENTS SECTION for Breakdown)	
205	1001132795	1	PRESSURE SENSOR	
301		Ref	BOOM JOYSTICK, (See CONTROLS SECTION for Breakdown)	
302	2150406	4	ADAPTER, 45, (includes o-ring)	
401		Ref	TEE FITTING, (See DUMP CIRCUIT for Breakdown)	
501		Ref	MAIN CONTROL VALVE, (See HYDRAULIC COMPONENTS SECTION for Breakdown)	
504	2110406	8	STRAIGHT FITTING, (includes o-ring)	
601		Ref	ADAPTER, 45, (See SUPPLY CIRCUIT for Breakdown)	
702		Ref	ADAPTER, 45, (See DUMP CIRCUIT for Breakdown)	

SECTION 8 - HYDRAULIC CIRCUITS

FIGURE 8-7. LIFT CYLINDER (G5-18A)



PY8480

SECTION 8 - HYDRAULIC CIRCUITS

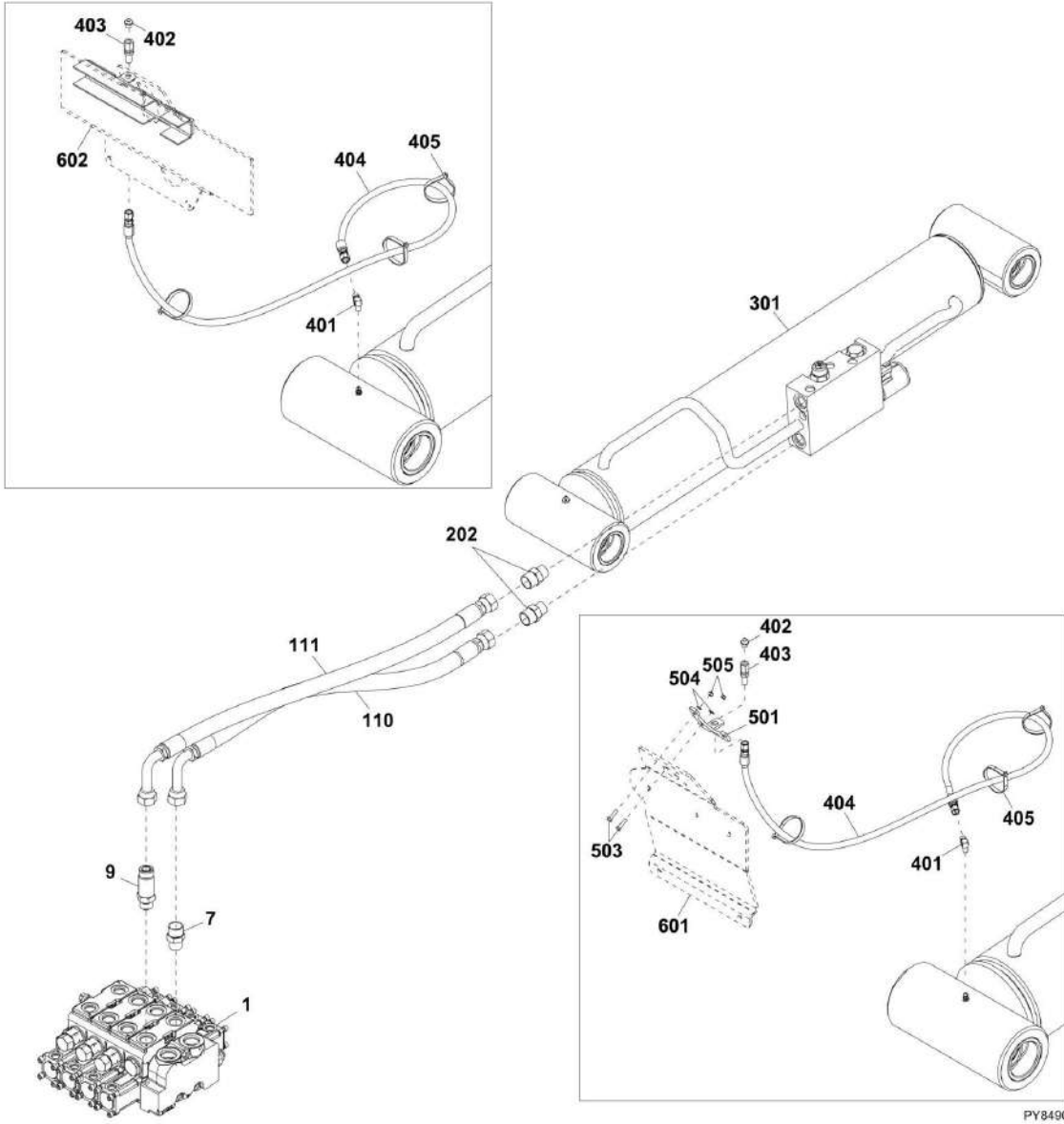
FIGURE 8-7. LIFT CYLINDER (G5-18A)

ITEM	PART NUMBER	QTY	DESCRIPTION	REV
1		Ref	MAIN CONTROL VALVE, (See HYDRAULIC COMPONENTS SECTION for Breakdown)	
7	2111010	1	ADAPTER, (includes o-ring)	
9	2170110	1	STRAIGHT FITTING, (includes o-ring)	
110	1001080279	2	HOSE ASSY	
202	2131010	2	ELBOW, 90	
301		Ref	LIFT CYLINDER, (See HYDRAULIC COMPONENTS SECTION for Breakdown)	
	1001109664	Ref	REMOTE GREASE INSTALLATION, (if equipped), (not available to order, see items 401 thru 408 for service)	B
401	1001109663	1	BRACKET	
402	1001081413	1	HOSE ASSY	
403	0700510	2	HEX HD CAPSCREW, M5X20, GR8.8	
404	4811600	2	WASHER, 5MM	
405	3290505	2	HEX LOCKNUT, M5X8	
406	8520001	1	FITTING	
407	2220612	1	ELBOW, 90	
408	80623016	1	ADAPTER	
501		Ref	REAR LICENSE PLATE HOLDER INSTALLATION, (G5-18A), (See FRAME AND ATTACHING PARTS SECTION for Breakdown)	

SECTION 8 - HYDRAULIC CIRCUITS

FIGURE 8-8. LIFT CYLINDER (2505H & 25.5)

2505H/25.5



PY8490

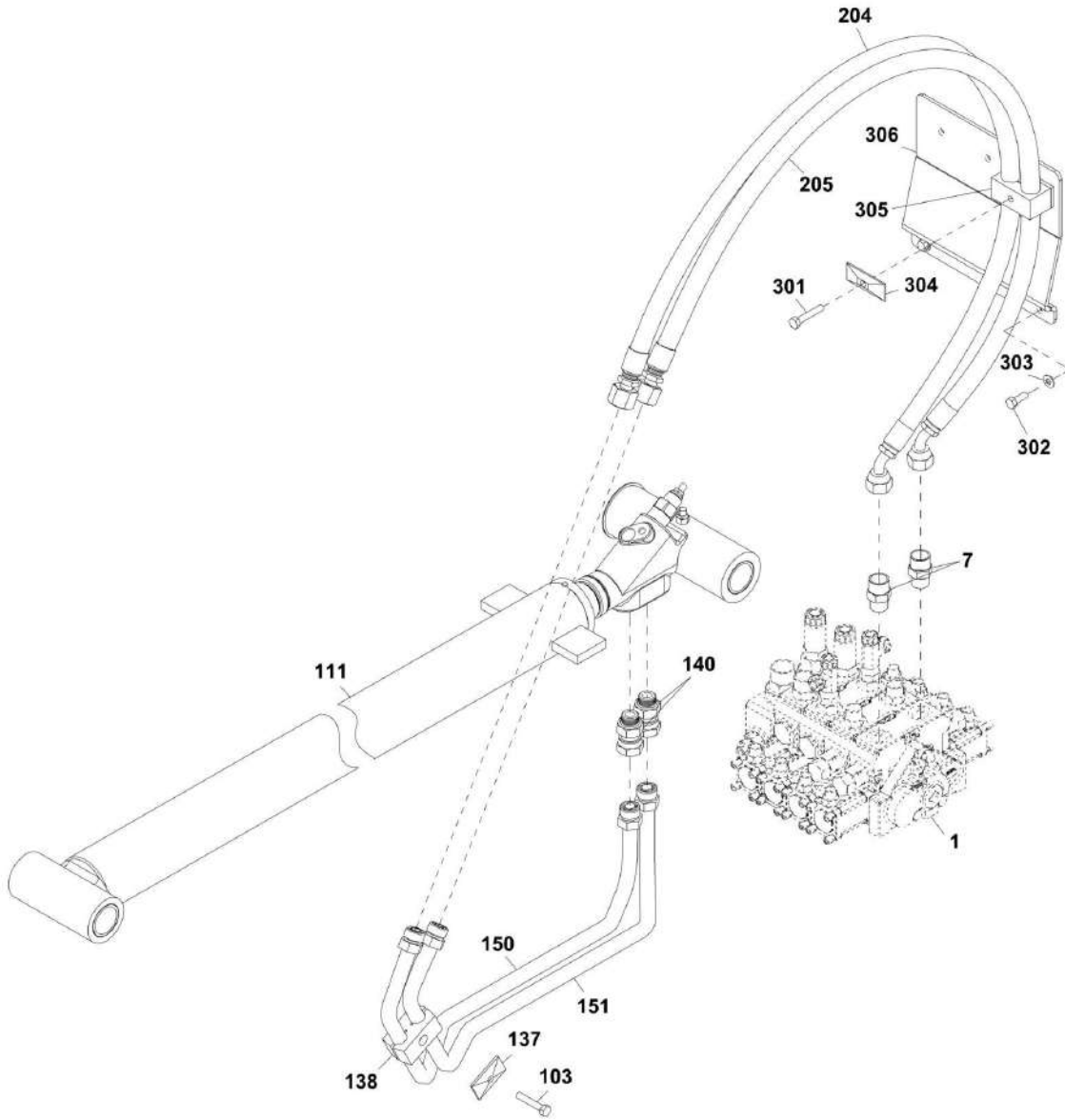
SECTION 8 - HYDRAULIC CIRCUITS

FIGURE 8-8. LIFT CYLINDER (2505H & 25.5)

ITEM	PART NUMBER	QTY	DESCRIPTION	REV
1		Ref	MAIN CONTROL VALVE, (See HYDRAULIC COMPONENTS SECTION for Breakdown)	
7	2111010	1	ADAPTER, (includes o-ring)	
9	2170110	1	STRAIGHT FITTING, (includes o-ring)	
110	1001132411	1	HOSE ASSY	
111	1001132412	1	HOSE ASSY	
202	2111010	2	ADAPTER, CONNECTOR, (includes o-ring)	
301		Ref	LIFT CYLINDER, (See HYDRAULIC COMPONENTS SECTION for Breakdown)	
	1001081426	Ref	REMOTE GREASE INSTALLATION, (if equipped), (not available to order, see items 401 thru 405 for service)	A
	1001109664	Ref	REMOTE GREASE INSTALLATION, (if equipped), (not available to order, see items 401 thru 505 for service)	B
401	2220612	1	ELBOW, 90	
402	8520001	1	FITTING	
403	80623016	1	ADAPTER	
404	1001081413	1	HOSE ASSY	
405	8584003	3	CABLE TIE	
501	1001109663	1	BRACKET	
503	0700510	2	HEX HD CAPSCREW, M5X20, GR8.8	
504	4811600	2	WASHER, 5MM	
505	3290505	2	HEX LOCKNUT, M5X8	
601		Ref	REAR LICENSE PLATE HOLDER INSTALLATION, (if equipped), (See FRAME AND ATTACHING PARTS SECTION for Breakdown)	
602		Ref	REAR LICENSE PLATE HOLDER INSTALLATION, (if equipped), (See FRAME AND ATTACHING PARTS SECTION for Breakdown)	

SECTION 8 - HYDRAULIC CIRCUITS

FIGURE 8-9. EXTEND/RETRACT CYLINDER



PY8530

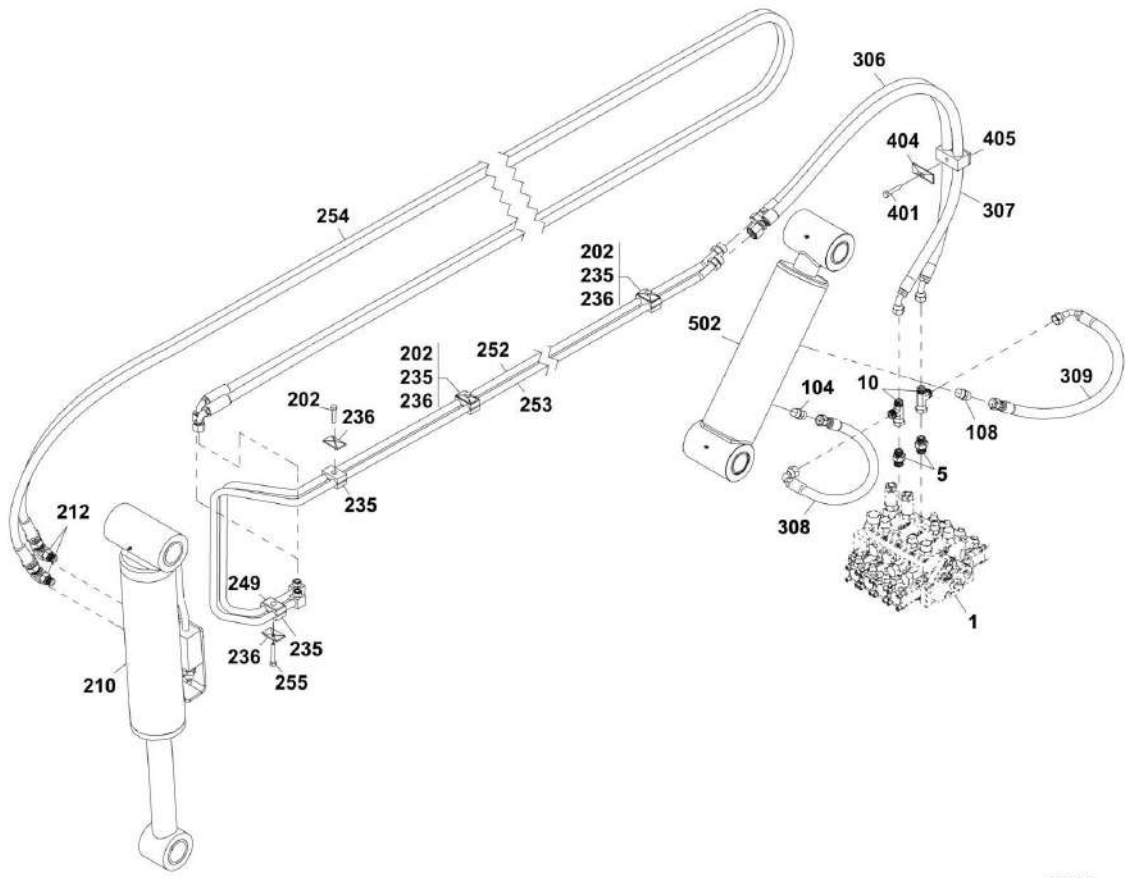
SECTION 8 - HYDRAULIC CIRCUITS

FIGURE 8-9. EXTEND/RETRACT CYLINDER

ITEM	PART NUMBER	QTY	DESCRIPTION	REV
1		Ref	MAIN CONTROL VALVE, (See HYDRAULIC COMPONENTS SECTION for Breakdown)	
7	2111010	2	ADAPTER, (includes o-ring)	
103	0641514	1	HEX HD CAPSCREW, 5/16-18X1-3/4, GR5	
111		Ref	EXTEND/RETRACT CYLINDER, (See HYDRAULIC COMPONENTS SECTION for Breakdown)	
137	8769128	1	TWIN COVER PLATE	
138	8769139	1	CLAMP SET, 3/4 DIA	
140	1001001556	2	ADAPTER	
150	1001080203	1	TUBE ASSY	
151	1001080204	1	TUBE ASSY	
204	1001080293	1	HOSE ASSY	
205	1001080309	1	HOSE ASSY	
301	0641516	1	HEX HD CAPSCREW, 5/16-18X2, GR5	
302	0641607	2	HEX HD CAPSCREW, 3/8-16X7/8, GR5	
303	4751600	2	WASHER, 3/8	
304	77133137	1	COVER PLATE	
305	77323029	1	CLAMP SET	
306	1001097684	1	LICENSE BRACKET HOSE CLAMP SUPPORT, (See FRAME AND ATTACHING PARTS SECTION for Breakdown)	

SECTION 8 - HYDRAULIC CIRCUITS

FIGURE 8-10. TILT AND COMPENSATING



PY8550

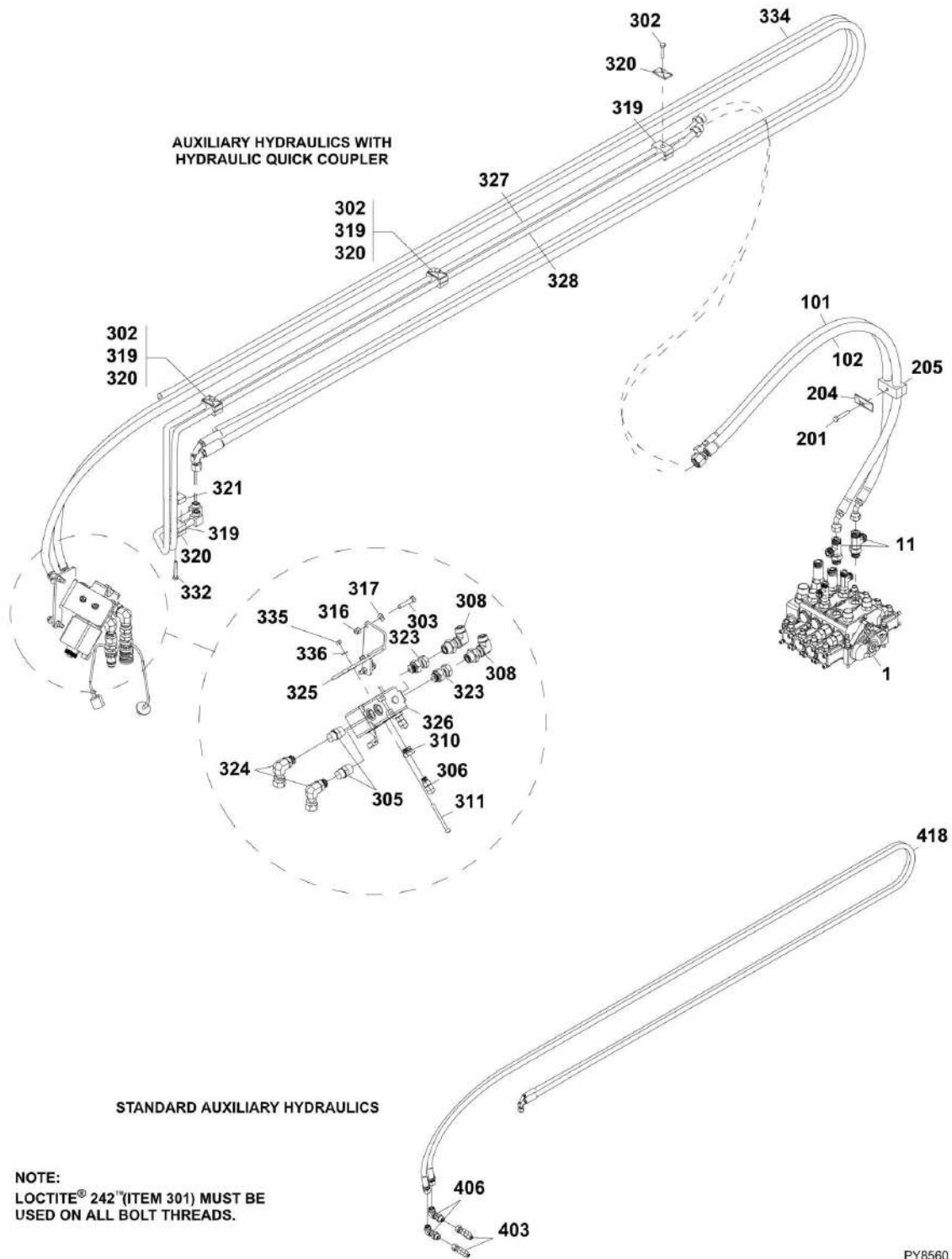
SECTION 8 - HYDRAULIC CIRCUITS

FIGURE 8-10. TILT AND COMPENSATING

ITEM	PART NUMBER	QTY	DESCRIPTION	REV
1		Ref	MAIN CONTROL VALVE, (See HYDRAULIC COMPONENTS SECTION for Breakdown)	
5	2110810	2	ADAPTER, (includes o-ring)	
10	2170708	2	SWIVEL TEE	
104	2110808	1	ADAPTER, (includes o-ring)	
108	2150808	1	ADAPTER, (includes o-ring)	
202	0641512	3	HEX HD CAPSCREW, 5/16-18X1-1/2, GR5	
210		Ref	TILT CYLINDER, (See HYDRAULIC COMPONENTS SECTION for Breakdown)	
212	2131008	2	ELBOW, 90	
235	8769122	4	TWIN CLAMP, 5/8 DIA	
236	8769123	4	TWIN COVER PLATE	
249	1001080394	1	TWIN SPACER	
252	1001080205	1	TUBE ASSY	
253	1001080206	1	TUBE ASSY	
254	1001080209	1	TWIN LINE HOSE ASSY	
255	0641516	1	HEX HD CAPSCREW, 5/16-18X2, GR5	
306	1001080437	1	HOSE ASSY	
307	1001080438	1	HOSE ASSY	
308	1001081347	1	HOSE ASSY	
309	1001081348	1	HOSE ASSY	
401	0641516	1	HEX HD CAPSCREW, 5/16-18X2, GR5	
404	77133137	1	COVER PLATE	
405	77323029	1	CLAMP SET	
502		Ref	TILT COMPENSATING CYLINDER, (See HYDRAULIC COMPONENTS SECTION for Breakdown)	

SECTION 8 - HYDRAULIC CIRCUITS

FIGURE 8-11. AUXILIARY HYDRAULICS



PY8560

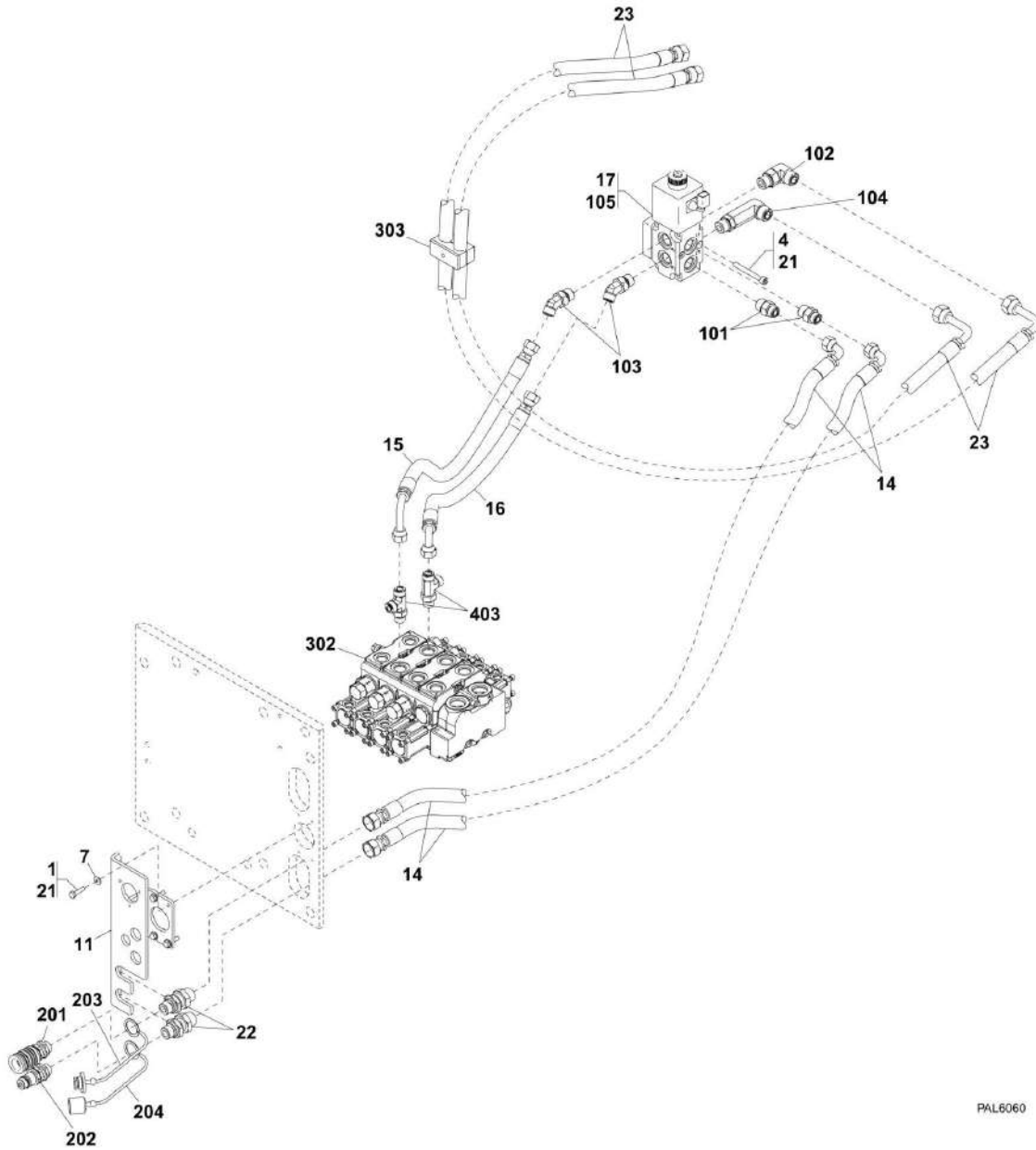
SECTION 8 - HYDRAULIC CIRCUITS

FIGURE 8-11. AUXILIARY HYDRAULICS

ITEM	PART NUMBER	QTY	DESCRIPTION	REV
1		Ref	MAIN CONTROL VALVE, (See HYDRAULIC COMPONENTS SECTION for Breakdown)	
11	2170308	2	TEE FITTING, (includes o-ring)	
101	1001080294	1	HOSE ASSY, (without Rear Aux)	
101	1001135799	1	HOSE ASSY, (with Rear Aux)	
102	1001080308	1	HOSE ASSY, (without Rear Aux)	
102	1001135799	1	HOSE ASSY, (with Rear Aux)	
201	0641516	1	HEX HD CAPSCREW, 5/16-18X2, GR5	
204	77133137	1	COVER PLATE	
205	77323029	1	CLAMP SET	
	1001080301	Ref	AUXILIARY HYDRAULICS WITH HYDRAULIC QUICK COUPLER INSTALLATION, (if equipped), (not available to order, see items 301 thru 336 for service)	L
	1001080237	Ref	STANDARD AUXILIARY HYDRAULICS INSTALLATION, (25.5 - CE and AUS), (G5-18A & 2505H, if equipped), (not available to order, see items 301 & 302, 319 thru 321, 327 & 328, 332, 403, 406 & 418 for service)	F
301	0100011	AR	LOCTITE 242	
302	0641512	3	HEX HD CAPSCREW, 5/16-18X1-1/2, GR5	
303	0641614	2	HEX HD CAPSCREW, 3/8-16X1-3/4, GR5	
305	2111010	2	ADAPTER, (includes o-ring)	
306	2150606	2	ELBOW, 45	
308	2221290	2	ELBOW, 90	
310	2220218	2	ADAPTER, (includes o-ring)	
311	3931548	2	SOCKET HD CAPSCREW, 5/16-18X3	
316	8305645	2	HEX LOCKNUT, 3/8-16	
317	8307110	2	WASHER, 3/8	
319	8769122	4	CLAMP SET, 5/8 DIA	
320	8769123	4	COVER PLATE	
321	1001080394	1	TWIN LINE CLAMP SPACER	
322		Ref	AUXILIARY BOOM HARNESS, (not shown), (See ELECTRICAL SECTION for Breakdown)	
323	1001001556	2	ADAPTER	
324	1001090103	2	FITTING	
325	1001100916	1	BRACKET	
326		Ref	DIVERTOR VALVE, (See HYDRAULIC COMPONENTS SECTION for Breakdown)	
327	1001080207	1	TUBE ASSY	
328	1001080208	1	TUBE ASSY	
331	90027187	AR	CABLE TIE STRAP, (not shown)	
332	0641516	1	HEX HD CAPSCREW, 5/16-18X2	
334	1001080299	1	TRI-LINE HOSE ASSY	
335	8305626	2	HEX LOCKNUT, 5/16	
336	8307106	2	PLAIN WASHER, 5/16	
403	1001090103	2	FITTING	
406	2221290	2	ELBOW, 90	
418	1001080209	1	TWIN LINE HOSE ASSY	

SECTION 8 - HYDRAULIC CIRCUITS

FIGURE 8-12. REAR AUXILIARY HYDRAULICS



PAL6060

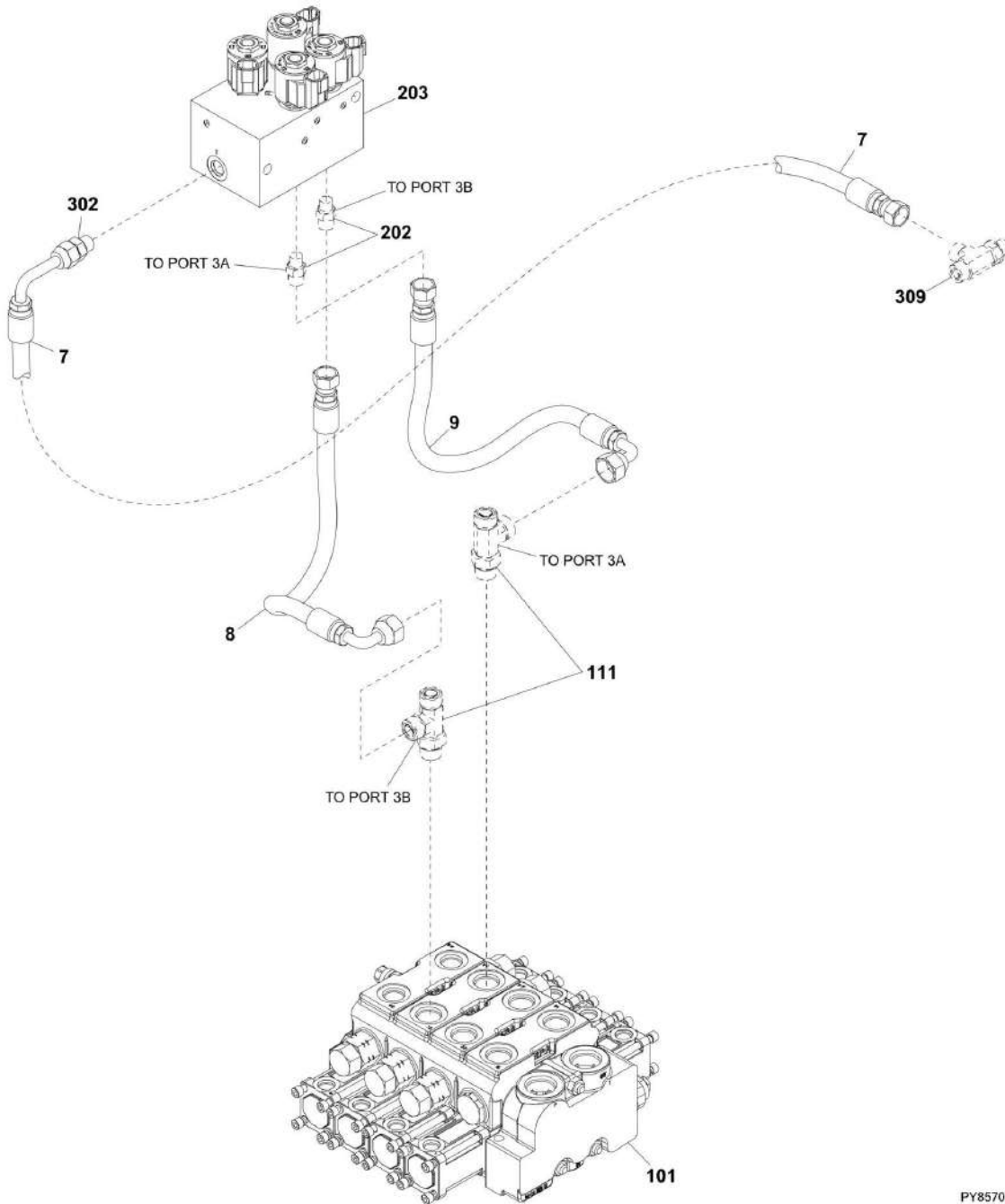
SECTION 8 - HYDRAULIC CIRCUITS

FIGURE 8-12. REAR AUXILIARY HYDRAULICS

ITEM	PART NUMBER	QTY	DESCRIPTION	REV
	1001135759	Ref	REAR AUXILIARY HYDRAULIC INSTALLATION, (not available to order, see items 1, 4, 7, 11, 12, 14 thru 17 & 21 thru 23 for service) (Prior to SN 0160076806, Excluding 0160076010, 0160076011 and 0160076012)	A
	1001201114	Ref	REAR AUXILIARY HYDRAULIC INSTALLATION, (not available to order, see items 1, 4, 7, 11, 12, 14 thru 17 & 21 thru 23 for service) (SN 0160076806 to Present, Including 0160076010, 0160076011 and 0160076012)	A
1	0641408	4	HEX HD CAPSCREW, 1/4-20X1, GR5	
4	4031918	2	HEX SOCKET HD CAPSCREW, M8X70	
7	4711400	4	WASHER, 1/4	
11	1001080240	1	TRAILER HITCH BRACKET	
12		Ref	AUXILIARY HYDRAULIC SWITCH, (not shown), (See ELECTRICAL SECTION for Breakdown)	
14	1001135801	2	HOSE ASSY	
15	1001135803	1	HOSE ASSY	
16	1001135805	1	HOSE ASSY	
17	1001135807	Ref	DIVERTOR VALVE INSTALLATION, (not available to order, see items 101 thru 105)	A
21	0100011	AR	LOCTITE 242	
22	1001101235	2	ADAPTER, (includes o-ring)	
23		Ref	HOSE ASSY, (See AUXILIARY HYDRAULICS for Breakdown)	
101	2110810	2	ADAPTER, (includes o-ring)	
102	2131010	1	ADAPTER, 90, (includes o-ring)	
103	2150810	2	ADAPTER, 45, (includes o-ring)	
104	2170210	1	ADAPTER, 90, LONG, (includes o-ring)	
105		Ref	DIVERTOR VALVE, (See HYDRAULIC COMPONENTS SECTION for Breakdown)	
	1001101039	1	QUICK DISCONNECT KIT, (FLAT FACED), (if equipped), (includes items 201 thru 204)	A
	1001101040	1	QUICK DISCONNECT KIT, (AG STYLE), (if equipped), (includes items 201 thru 204)	A
201	1001101041	1	MALE COUPLING, (FLAT FACED)	
201	1001001241	1	MALE COUPLING, (AG STYLE)	
202	1001101042	1	FEMALE COUPLING, (FLAT FACED)	
202	1001001240	1	FEMALE COUPLING, (AG STYLE)	
203	8420053	1	DUST CAP	
204	8420055	1	DUST PLUG, (FLAT FACED)	
204	1001001557	1	DUST PLUG, (AG STYLE)	
302		Ref	MAIN CONTROL VALVE, (See HYDRAULIC COMPONENTS SECTION for Breakdown)	
303		Ref	CLAMP SET, (See AUXILIARY HYDRAULICS for Breakdown)	
403		Ref	ADAPTER, (See AUXILIARY HYDRAULICS for Breakdown)	

SECTION 8 - HYDRAULIC CIRCUITS

FIGURE 8-13. AUXILIARY HYDRAULICS PRESSURE RELIEF



PY8570

SECTION 8 - HYDRAULIC CIRCUITS

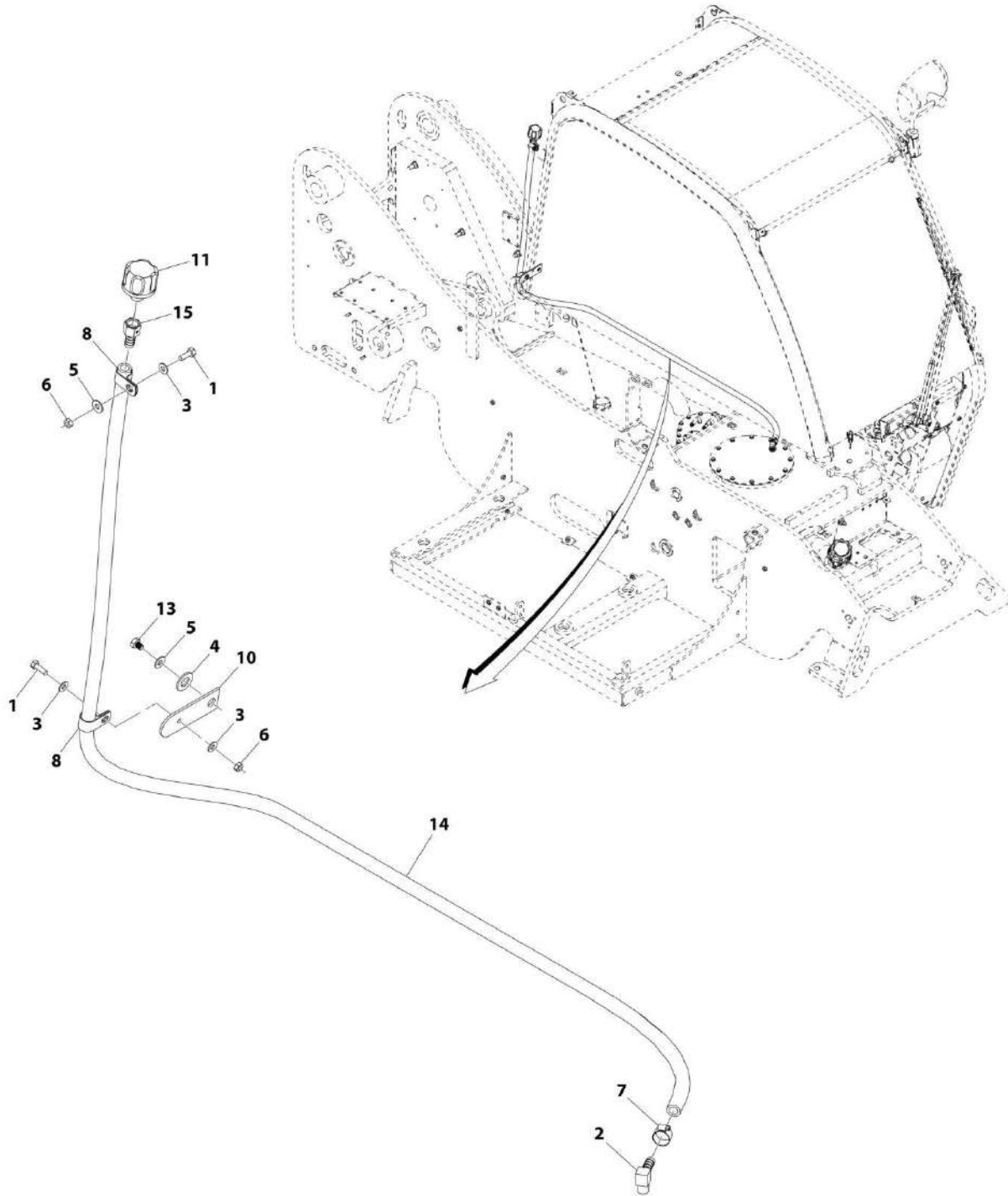
FIGURE 8-13. AUXILIARY HYDRAULICS PRESSURE RELIEF

ITEM	PART NUMBER	QTY	DESCRIPTION	REV
7		Ref	HOSE ASSY, (See DUMP CIRCUIT for Breakdown)	
8	1001129925	1	HOSE ASSY	
9	1001129926	1	HOSE ASSY	
101		Ref	MAIN CONTROL VALVE, (See HYDRAULIC COMPONENTS SECTION for Breakdown)	
111		Ref	TEE FITTING, (See AUXILIARY HYDRAULICS for Breakdown)	
202	2110606	2	STRAIGHT FITTING, (includes o-ring)	
203		Ref	PILOT SELECT VALVE, (See HYDRAULIC COMPONENTS SECTION for Breakdown)	
302		Ref	STRAIGHT FITTING, (includes o-ring), (See DUMP CIRCUIT for Breakdown)	
309		Ref	TEE FITTING, (See DUMP CIRCUIT for Breakdown)	

SECTION 8 - HYDRAULIC CIRCUITS

FIGURE 8-14. HYDRAULIC TANK BREATHER INSTALLATION

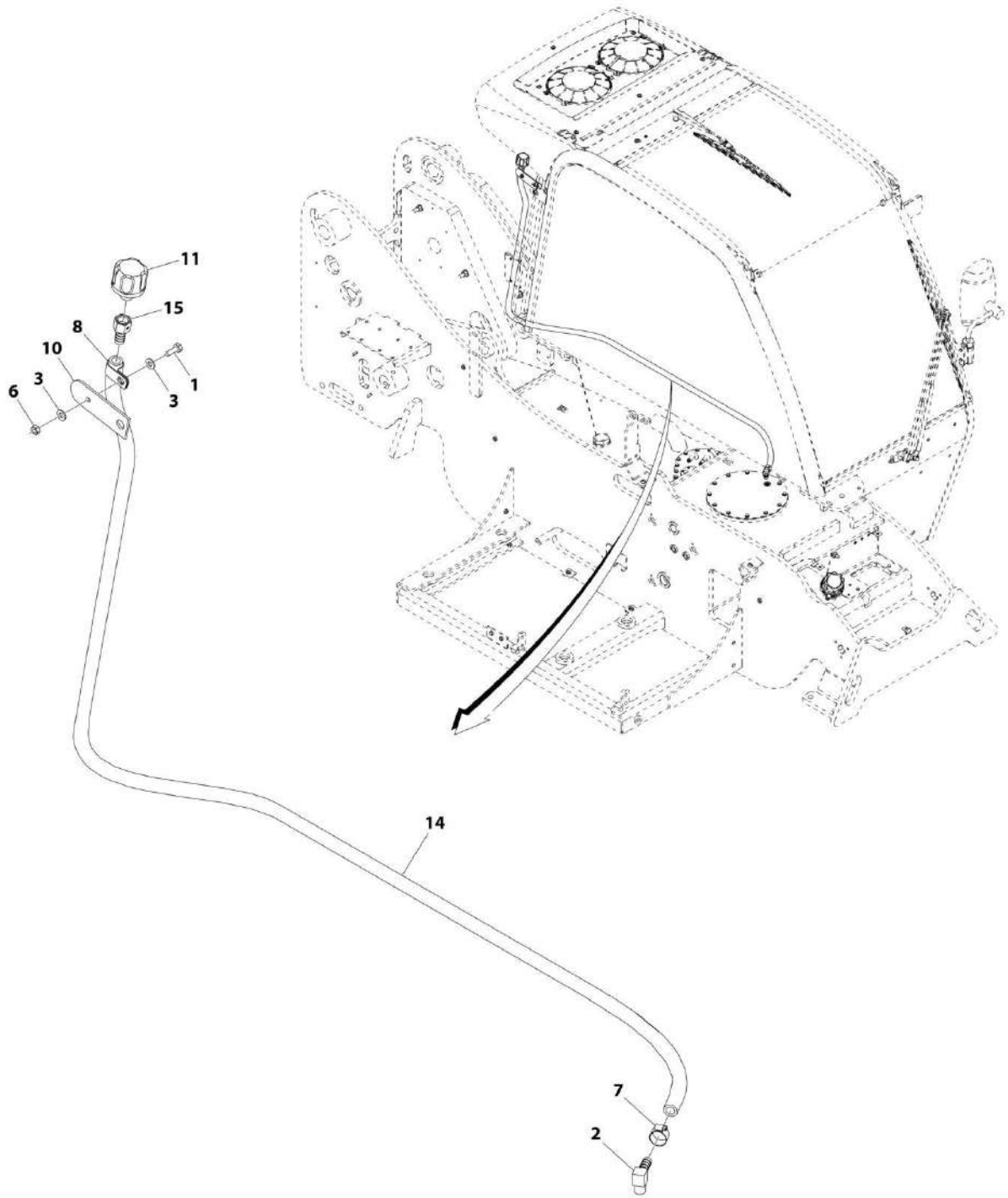
IF EQUIPPED WITH HEATER



ART_31200725-8-14_1

SECTION 8 - HYDRAULIC CIRCUITS

IF EQUIPPED WITH HEATER AND AC



ART_31200725-8-14_2

SECTION 8 - HYDRAULIC CIRCUITS

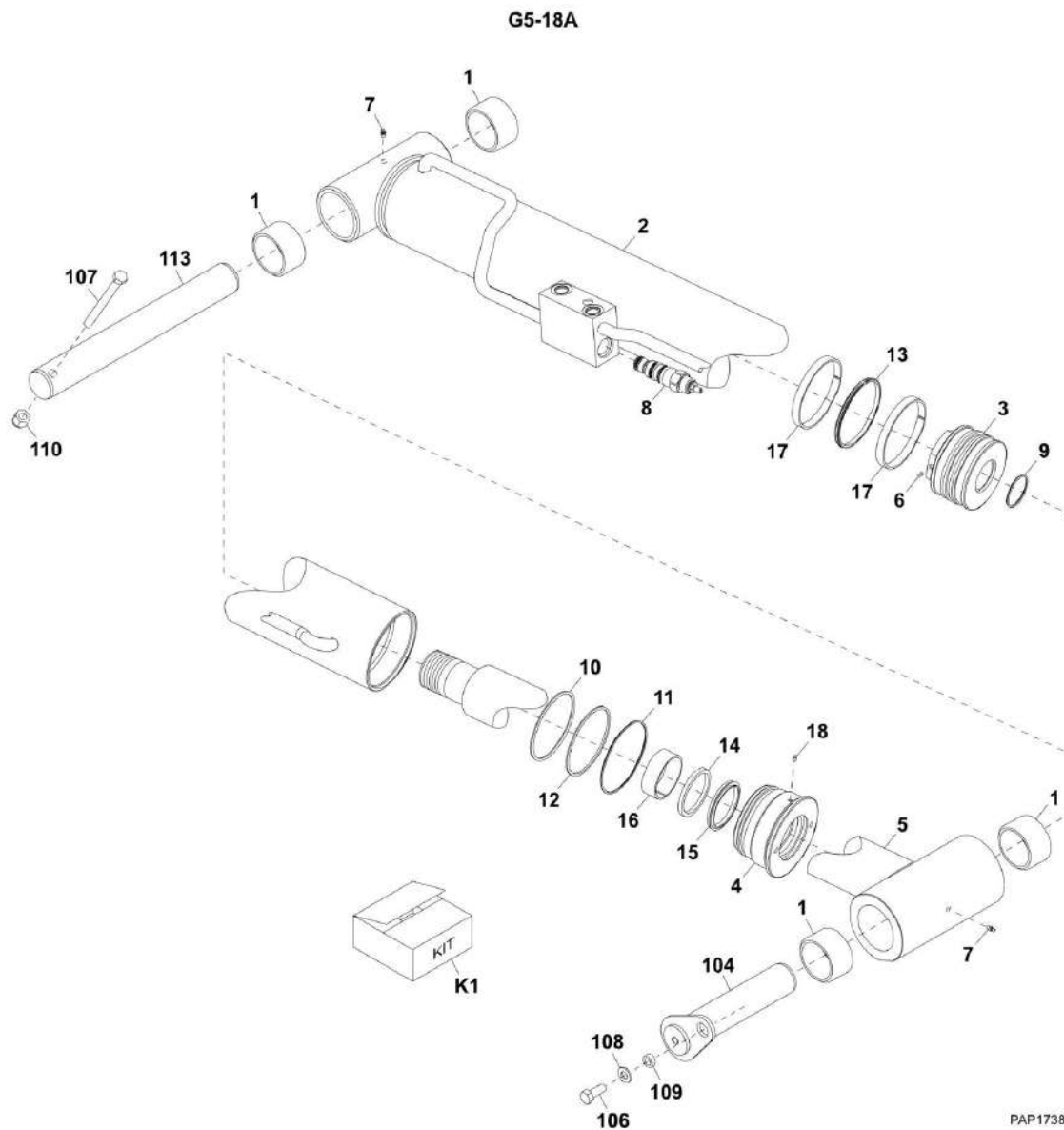
FIGURE 8-14. HYDRAULIC TANK BREATHER INSTALLATION

ITEM	PART NUMBER	QTY	DESCRIPTION	REV
	1001182755	Ref	HYDRAULIC TANK BREATHER INSTALLATION, (if equipped with heater) (includes items 1 thru 15) (SN 0160067308 to Present)	C
	1001186376	Ref	HYDRAULIC TANK BREATHER INSTALLATION, (if equipped with heater and AC) (includes items 1, 2, 3, 6, 7, 8, 10, 11, 14, 15) (SN 0160067308 to Present)	B
1	0641406	2	HEX HD CAP SCREW, 1/4-20X3/4 (if equipped with heater)	
1	0641406	1	HEX HD CAP SCREW, 1/4-20X3/4 (if equipped with heater and AC)	
2	2221198	1	BARBED FITTING, 90	
3	4711400	3	NARROW WASHER, 1/4 (if equipped with heater)	
3	4711400	2	NARROW WASHER, 1/4 (if equipped with heater and AC)	
4	4711900	1	NARROW WASHER, 9/16	
5	4751400	2	WIDE WASHER, 1/4	
6	8305004	2	HEX NUT (if equipped with heater)	
6	8305004	1	HEX NUT (if equipped with heater and AC)	
7	8405006	1	GEAR CLAMP	
8	8406102	2	WIRE CLIP (if equipped with heater)	
8	8406102	1	WIRE CLIP (if equipped with heater and AC)	
10	1001182224	1	TANK BREATHER HOSE BRACKET	
11	1001185024	1	AIR BREATHER	
13	1001196601	1	BOLT FT METRIC, M8 X 1.25 X 10MM, GR8.8	
14	1001154405	7	FUEL LINE HOSE, 1/2 in	
15	1001232888	1	FITTING	

SECTION 9 - HYDRAULIC COMPONENTS

SECTION 9 - HYDRAULIC COMPONENTS

FIGURE 9-1. LIFT CYLINDER (G5-18A) (Prior to SN 0160076806, Excluding 0160076010, 0160076011 and 0160076012)



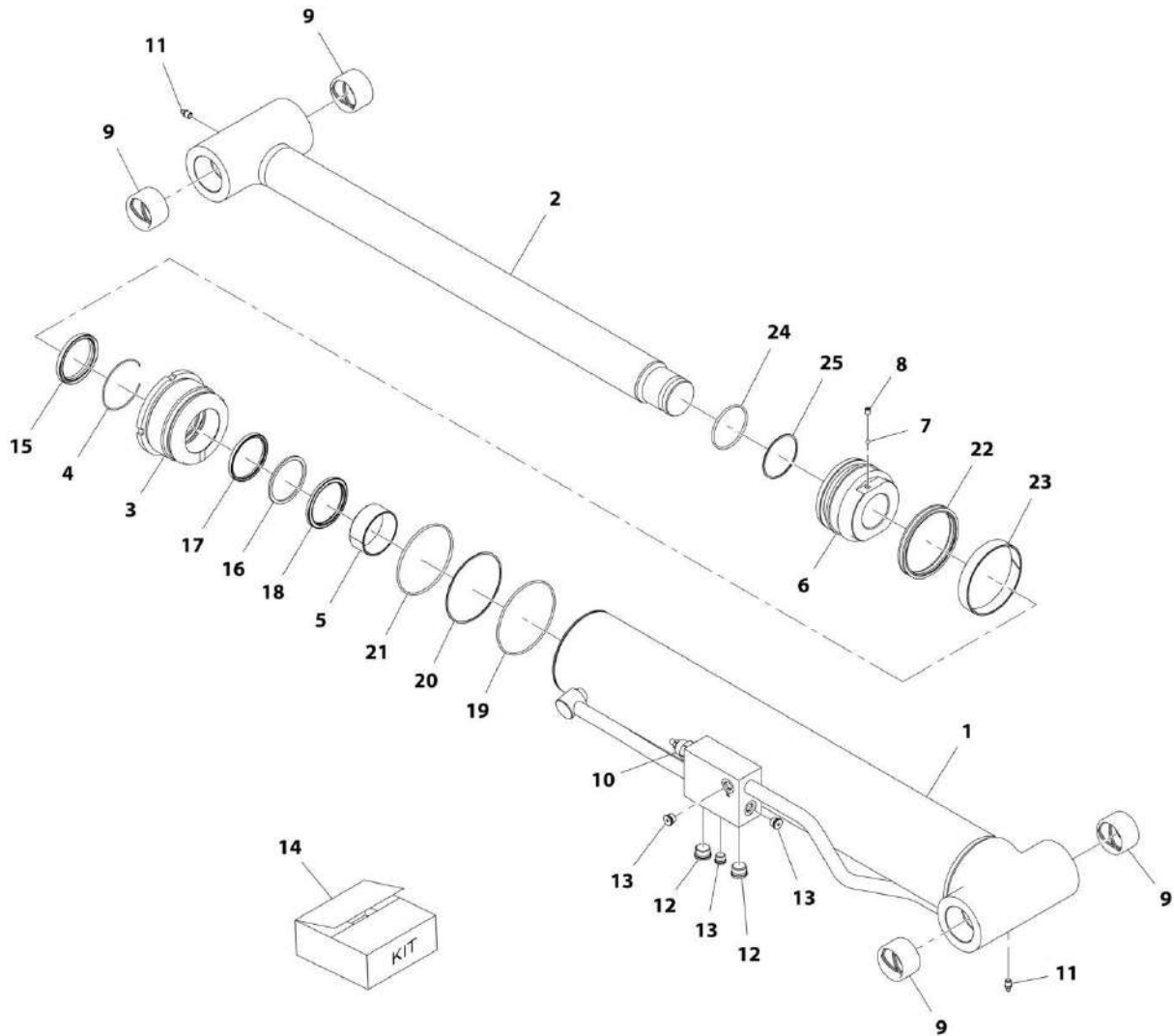
SECTION 9 - HYDRAULIC COMPONENTS

FIGURE 9-1. LIFT CYLINDER (G5-18A) (Prior to SN 0160076806, Excluding 0160076010, 0160076011 and 0160076012)

ITEM	PART NUMBER	QTY	DESCRIPTION	REV
	1684511	1	LIFT CYLINDER, (G5-18A), (includes items 1 thru 18)	G
1	70020370	4	BUSHING	
2	70020371	1	CASE ASSY	
3	70020372	1	PISTON	
4	70020373	1	HEAD GLAND	
5	70020374	1	ROD	
6	8036629	3	SET SCREW, 3/8-16X3/4	
7	70020375	2	GREASE FITTING	
8	70020376	1	COUNTERBALANCE VALVE	
9	Kit	1	O-RING	
10	Kit	1	O-RING	
11	Kit	1	O-RING	
12	Kit	1	BACK-UP RING	
13	Kit	1	DISO-PAC	
14	Kit	1	DZR SEAL	
15	Kit	1	ROD WIPER	
16	Kit	1	PRECISION WEARBAND	
17	Kit	2	PRECISION WEARBAND WITH OIL SLOTS	
18	Kit	2	LOCKING INSERT	
104	1001080155	1	CYLINDER ROD PIN	
106	0641810	1	HEX HD CAPSCREW, 1/2-13X1-1/4	
107	0681844	1	HEX HD CAPSCREW, 1/2-13X5-1/2	
108	4711800	1	PLAIN WASHER, 1/2	
109	7139886	1	PIN RETENTION SPACER	
110	88521208	1	LOCKNUT, 1/2-13	
113	1001080313	1	CYLINDER BASE PIN	
K1	70020377	1	SEAL KIT, (includes items 9 thru 18)	

SECTION 9 - HYDRAULIC COMPONENTS

FIGURE 9-2. LIFT CYLINDER (G5-18A) (SN 0160076806 to Present, Including 0160076010, 0160076011 and 160076012)



ART_1001200579-B

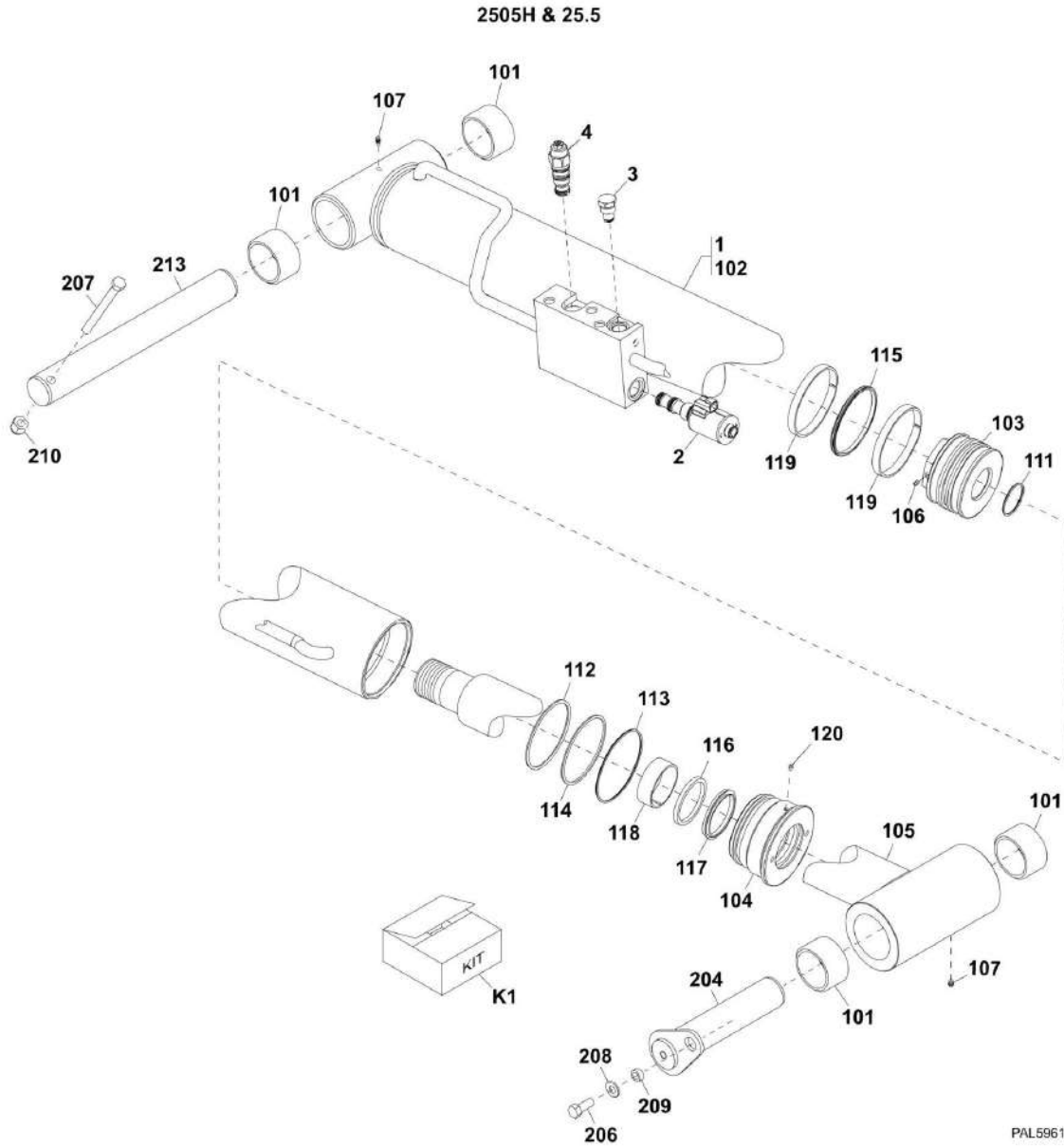
SECTION 9 - HYDRAULIC COMPONENTS

FIGURE 9-2. LIFT CYLINDER (G5-18A) (SN 0160076806 to Present, Including 0160076010, 0160076011 and 160076012)

ITEM	PART NUMBER	QTY	DESCRIPTION	REV
	1001200579	1	LIFT CYLINDER, (G5-18A)	B
1	70027260	1	BARREL ASSEMBLY	
2	70027261	1	ROD ASSEMBLY	
3	70027256	1	GLAND	
4	70027259	1	RETAIN RING	
5	70027258	1	DRY BEARING	
6	70027257	1	PISTON	
7	70022564	1	STEEL BALL	
8	70023369	1	SET SCREW	
9	70027251	4	BUSH	
10	70027263	1	COUNTERBALANCE VALVE	
11	70026308	2	GREASE NIPPLE	
12	70005433	2	HEX.SOC.PLUG	
13	70023371	3	SOCKET PLUG	
14	70027262	1	SEAL KIT	
15	Kit	1	DUST WIPER	
16	Kit	1	ROD SEAL	
17	Kit	1	BACK UP RING	
18	Kit	1	BUFFER RING	
19	Kit	1	O-RING	
20	Kit	1	BACK UP RING	
21	Kit	1	O-RING	
22	Kit	1	PISTON SEAL	
23	Kit	1	WEAR RING	
24	Kit	1	O-RING	
25	Kit	1	BACK UP RING	

SECTION 9 - HYDRAULIC COMPONENTS

FIGURE 9-3. LIFT CYLINDER (2505H & 25.5)



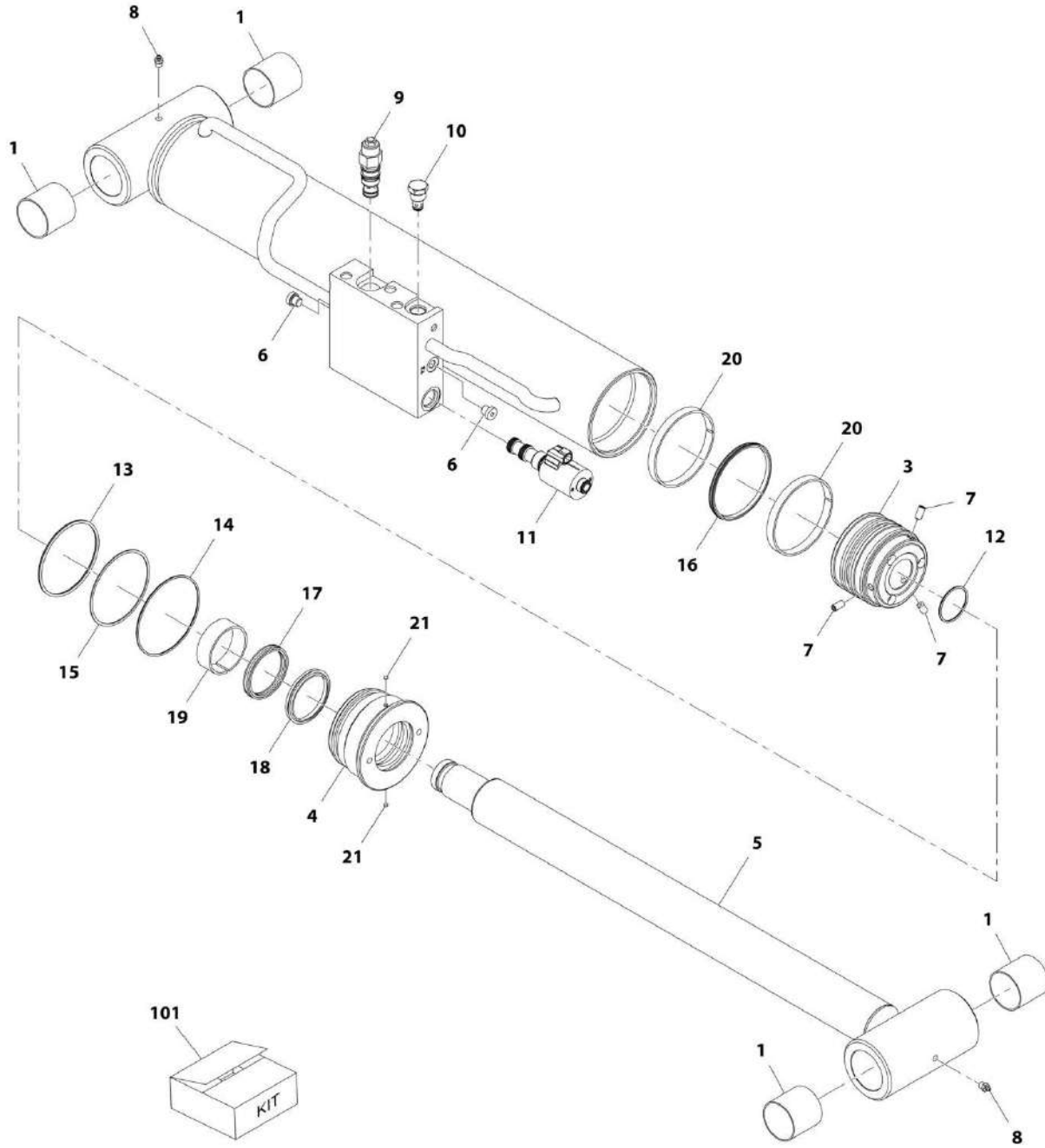
SECTION 9 - HYDRAULIC COMPONENTS

FIGURE 9-3. LIFT CYLINDER (2505H & 25.5)

ITEM	PART NUMBER	QTY	DESCRIPTION	REV
	1001132210	1	LIFT CYLINDER ASSY, (2505H & 25.5), (CE), (includes items 1 thru 4)	A
1	1001132161	Ref	LIFT CYLINDER, (not available to order, use 1001132210 for replacement or items 101 thru 120 for service)	A
2	1001132207	1	FLOW CONTROL VALVE, (torque to 30-35 lb-ft)	
3	1001132208	1	CHECK VALVE, (torque to 20-25 lb-ft)	
4	1001132209	1	COUNTERBALANCE VALVE, (torque to 45-50 lb-ft)	
101	70020370	4	BUSHING	
102	70023973	1	CYLINDER BARREL	
103	70020372	1	PISTON	
104	70020373	1	HEAD GLAND	
105	70023974	1	CYLINDER ROD	
106	8036629	3	SET SCREW, 3/8-16X3/4	
107	70020375	2	GREASE FITTING	
111	Kit	1	O-RING	
112	Kit	1	O-RING	
113	Kit	1	O-RING	
114	Kit	1	BACK-UP RING	
115	Kit	1	DISO-PAC	
116	Kit	1	DZR SEAL	
117	Kit	1	ROD WIPER	
118	Kit	1	PRECISION WEARBAND	
119	Kit	2	PRECISION WEARBAND WITH OIL SLOTS	
120	Kit	2	LOCKING INSERT	
204	1001080155	1	CYLINDER ROD PIN	
206	0641810	1	HEX HD CAPSCREW, 1/2-13X1-1/4	
207	0681844	1	HEX HD CAPSCREW, 1/2-13X5-1/2	
208	4711800	1	PLAIN WASHER, 1/2	
209	7139886	1	PIN RETENTION SPACER	
210	88521208	1	LOCKNUT, 1/2-13	
213	1001080313	1	CYLINDER BASE PIN	
K1	70020377	1	SEAL KIT, (includes items 111 thru 120)	

SECTION 9 - HYDRAULIC COMPONENTS

FIGURE 9-4. LIFT CYLINDER (2505H & 25.5)



ART_1001180490-A

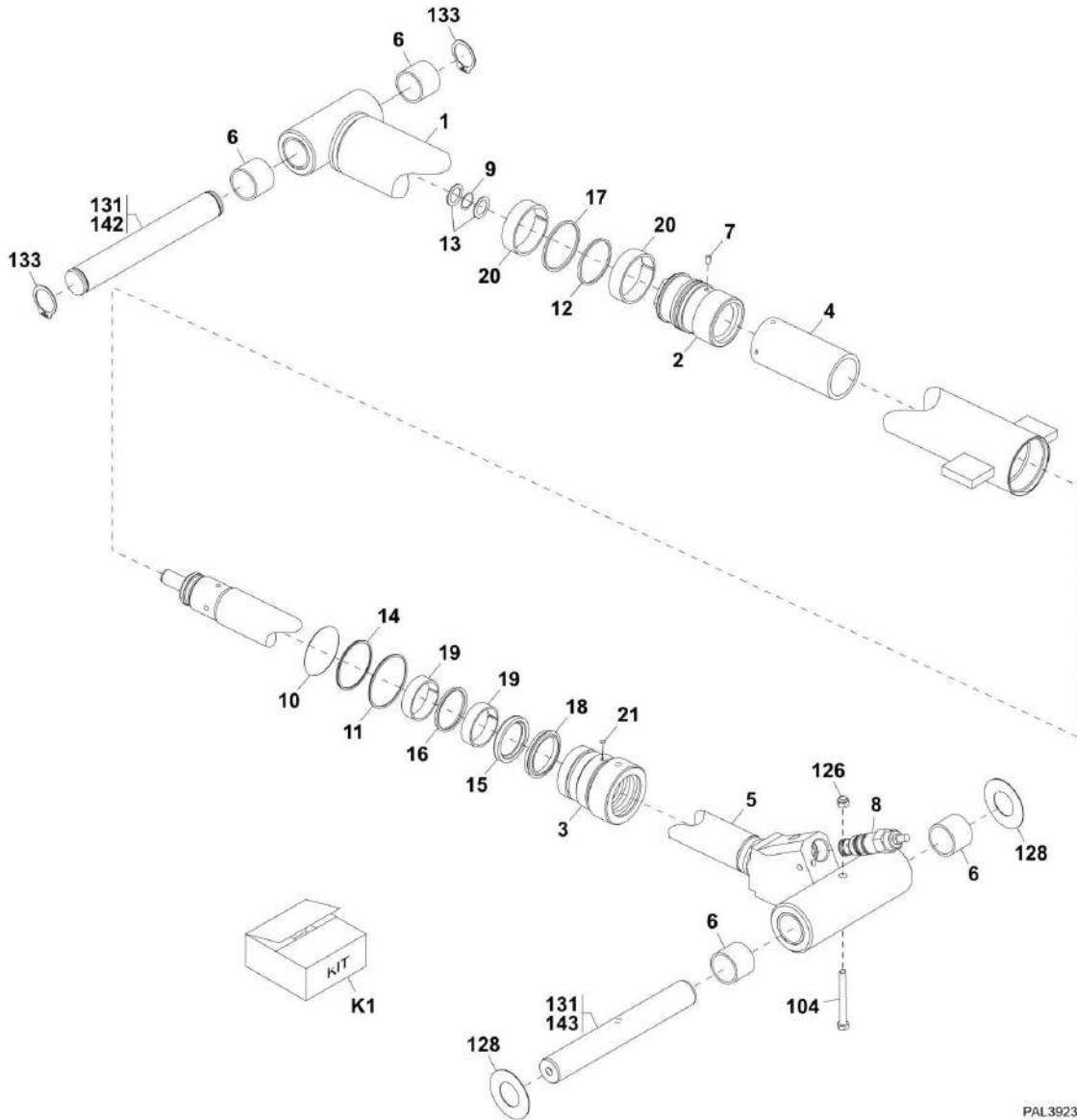
SECTION 9 - HYDRAULIC COMPONENTS

FIGURE 9-4. LIFT CYLINDER (2505H & 25.5)

ITEM	PART NUMBER	QTY	DESCRIPTION	REV
	1001180490	1	LIFT CYLINDER ASSY, (2505H & 25.5), (AUS), (includes items 1 thru 21)	A
1	70020370	4	BEARING	
3	70020372	1	PISTON	
4	70020373	1	HEAD GLAND	
5	70023974	1	ROD WELDMENT	
6	70027314	2	PLUG	
7	8036629	3	SET SCREW	
8	70020375	2	LUBE FITTING	
9	1001132209	1	COUNTERBALANCE VALVE	
10	1001132208	1	CHECK VALVE	
11	1001132207	1	SOLENOID VALVE	
12	Kit	1	O-RING	
13	Kit	1	O-RING	
14	Kit	1	O-RING	
15	Kit	1	BACK-UP RING	
16	Kit	1	DISO-PAC	
17	Kit	1	SEAL	
18	Kit	1	SEALED ROD WIPER	
19	Kit	1	WEARBAND	
20	Kit	2	WEARBAND	
21	Kit	2	LOCKING INSERT	
101	70020377	1	SEAL KIT, (includes items 12 thru 21)	

SECTION 9 - HYDRAULIC COMPONENTS

FIGURE 9-5. EXTEND/RETRACT CYLINDER (Prior to SN 0160076806, Excluding 0160076010, 0160076011 and 0160076012)



PAL3923

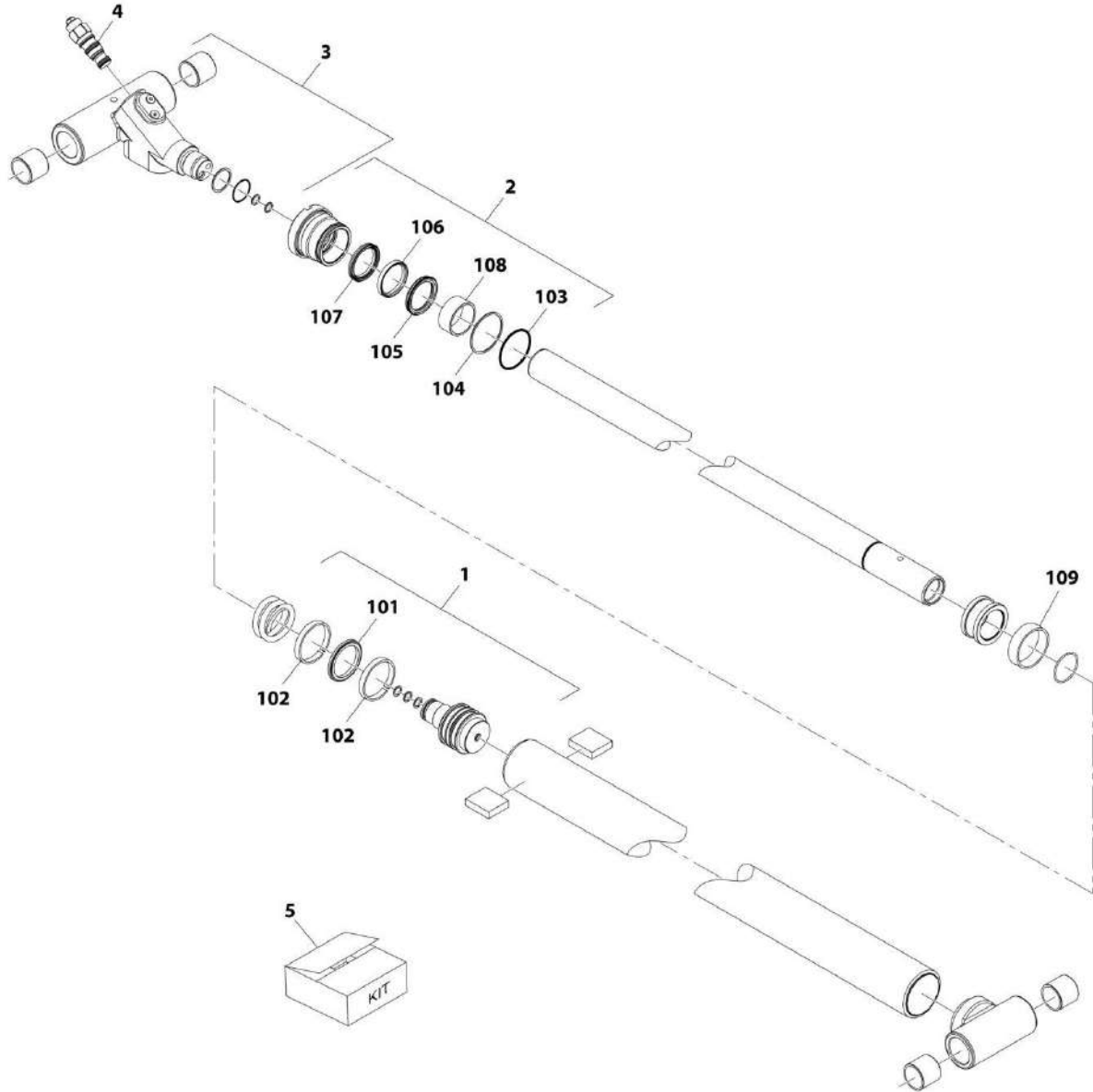
SECTION 9 - HYDRAULIC COMPONENTS

FIGURE 9-5. EXTEND/RETRACT CYLINDER (Prior to SN 0160076806, Excluding 0160076010, 0160076011 and 0160076012)

ITEM	PART NUMBER	QTY	DESCRIPTION	REV
	1684517	1	EXTEND/RETRACT CYLINDER, (includes items 1 thru 21)	D
1	70020394	1	CASE ASSY	
2	70020395	1	PISTON	
3	70020396	1	HEAD GLAND	
4	70020397	1	ROD SPACER	
5	70020398	1	ROD	
6	70020399	4	BUSHING	
7	70020400	1	SET SCREW, 1/4-20X44	
8	70020376	1	COUNTERBALANCE VALVE	
9	Kit	1	O-RING	
10	Kit	1	O-RING	
11	Kit	1	O-RING	
12	Kit	1	SQUARE RING	
13	Kit	2	BACK-UP RING	
14	Kit	1	BACK-UP RING	
15	Kit	1	U-CUP	
16	Kit	1	BUFFER SEAL	
17	Kit	1	PISTON SEAL	
18	Kit	1	ROD WIPER	
19	Kit	2	PRECISION WEARBAND	
20	Kit	2	PRECISION WEARBAND	
21	Kit	2	LOCKING INSERT	
104	0641628	1	HEX HD CAPSCREW, 3/8-16X3-1/2	
126	8305645	1	HEX LOCKNUT, 3/8-16	
128	8310160	AR	SHIM WASHER, 1.50X0.048X3.00	
131	8522012	AR	ANTI-SEIZE LUBE	
133	8642207	2	RETAINING RING, 1.50	
142	1001080116	1	BASE PIN	
143	1001080117	1	ROD PIN	
K1	70020401	1	SEAL KIT, (includes items 9 thru 21)	

SECTION 9 - HYDRAULIC COMPONENTS

FIGURE 9-6. EXTEND/RETRACT CYLINDER (SN 0160076806 to Present, Including 0160076010, 0160076011 and 0160076012)



ART_1001201668-B

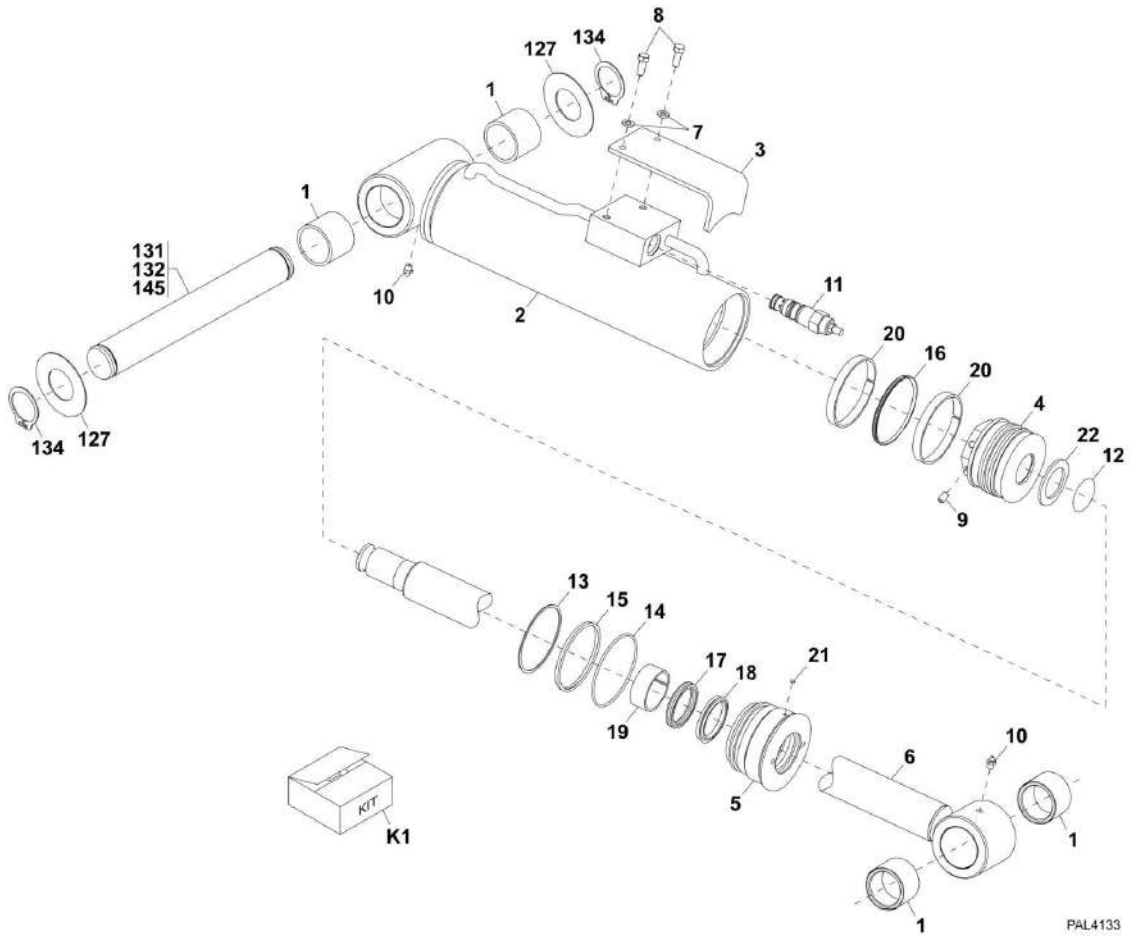
SECTION 9 - HYDRAULIC COMPONENTS

FIGURE 9-6. EXTEND/RETRACT CYLINDER (SN 0160076806 to Present, Including 0160076010, 0160076011 and 0160076012)

ITEM	PART NUMBER	QTY	DESCRIPTION	REV
	1001201668	1	EXTEND/RETRACT CYLINDER	A
1	70027610	1	PISTON ASSEMBLY, (includes items 101 & 102)	
2	70027611	1	RETAINER ASSEMBLY, (includes items 103 thru 108)	
3	70027612	1	ROD ASSEMBLY	
4	70020376	1	COUNTER BALANCE VALVE	
5	70027638	1	SEAL KIT, (includes items 101 thru 109)	
101	Kit	1	PISTON SEAL	
102	Kit	2	WEAR RING	
103	Kit	1	O-RING	
104	Kit	1	BACK UP RING	
105	Kit	1	BUFFER RING	
106	Kit	1	ROD SEAL	
107	Kit	1	WIPER	
108	Kit	1	BUSHING	
109	Kit	1	WEAR RING	

SECTION 9 - HYDRAULIC COMPONENTS

FIGURE 9-7. TILT CYLINDER (Prior to SN 0160076806, Excluding 0160076010, 0160076011 and 0160076012)



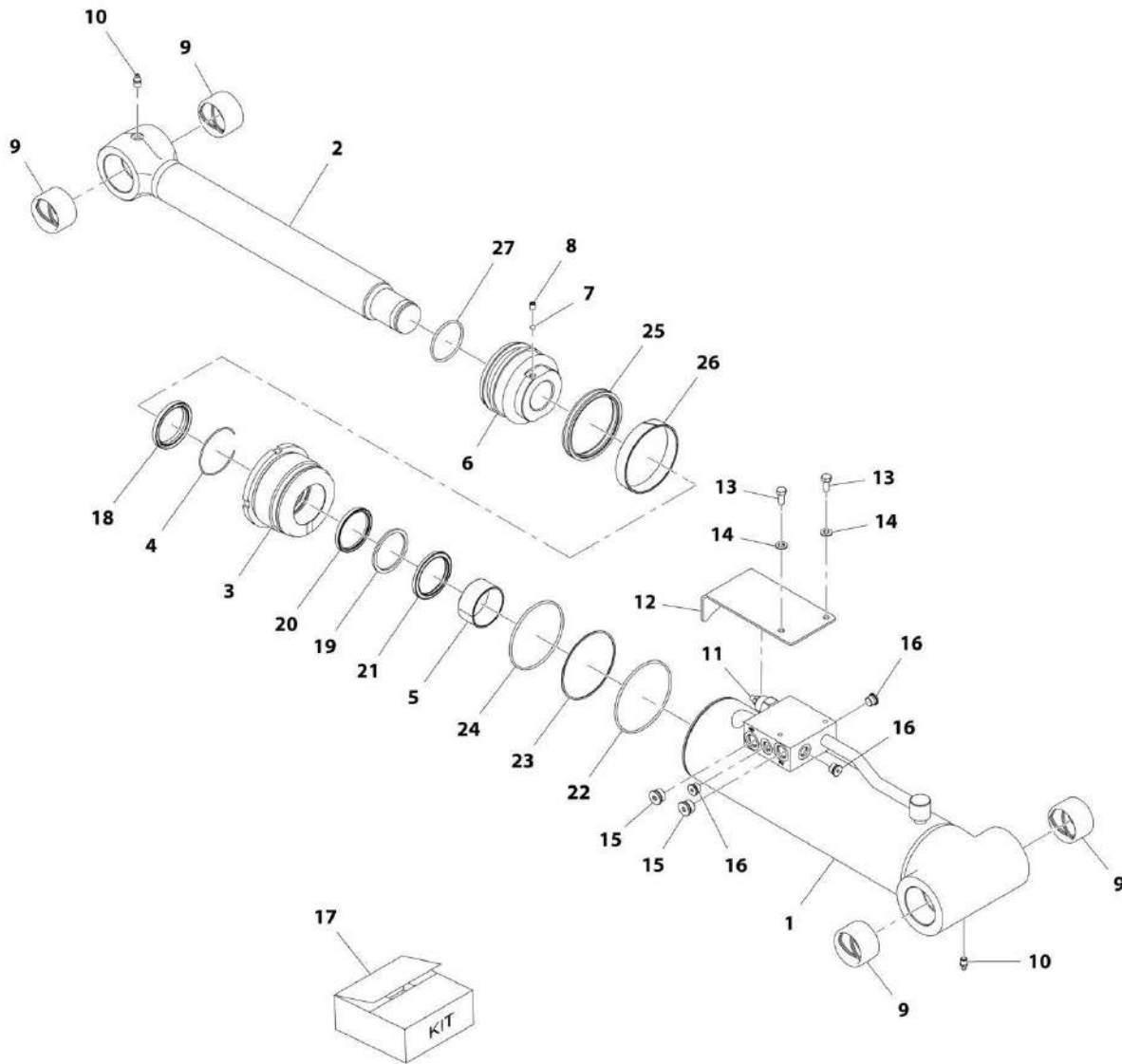
SECTION 9 - HYDRAULIC COMPONENTS

FIGURE 9-7. TILT CYLINDER (Prior to SN 0160076806, Excluding 0160076010, 0160076011 and 0160076012)

ITEM	PART NUMBER	QTY	DESCRIPTION	REV
	1684515	1	TILT CYLINDER, (includes items 1 thru 21)	G
1	70020370	4	BUSHING	
2	70020378	1	CASE ASSY	
3	70020379	1	PROTECTIVE COVER	
4	70020380	1	PISTON	
5	70020381	1	HEAD GLAND	
6	70020382	1	ROD	
7	8035767	2	SPRING LOCKWASHER, 3/8	
8	70020384	2	HEX HD CAPSCREW, 3/8-16X1	
9	8036633	3	SET SCREW, 3/8-16X0.63	
10	70020375	2	LUBE FITTING	
11	70020376	1	COUNTERBALANCE VALVE	
12	Kit	1	O-RING	
13	Kit	1	O-RING	
14	Kit	1	O-RING	
15	Kit	1	BACK-UP RING	
16	Kit	1	DISO-PAC	
17	Kit	1	DZR SEAL	
18	Kit	1	ROD WASHER	
19	Kit	1	PRECISION WEARBAND	
20	Kit	2	PRECISION WEARBAND	
21	Kit	2	LOCKING INSERT	
127	8307904	AR	SHIM WASHER, 2.00X0.048X3.00	
131	8522012	AR	ANTI-SEIZE LUBE	
132	8522031	AR	MULTI-PURPOSE GREASE	
134	8642224	2	RETAINING RING, 2.00	
145	1001080152	1	BASE PIN	
K1	70020389	1	SEAL KIT, (includes items 12 thru 21)	

SECTION 9 - HYDRAULIC COMPONENTS

FIGURE 9-8. TILT CYLINDER (SN 0160076806 to Present, Including 0160076010, 0160076011 and 0160076012)



ART_1001200581-B

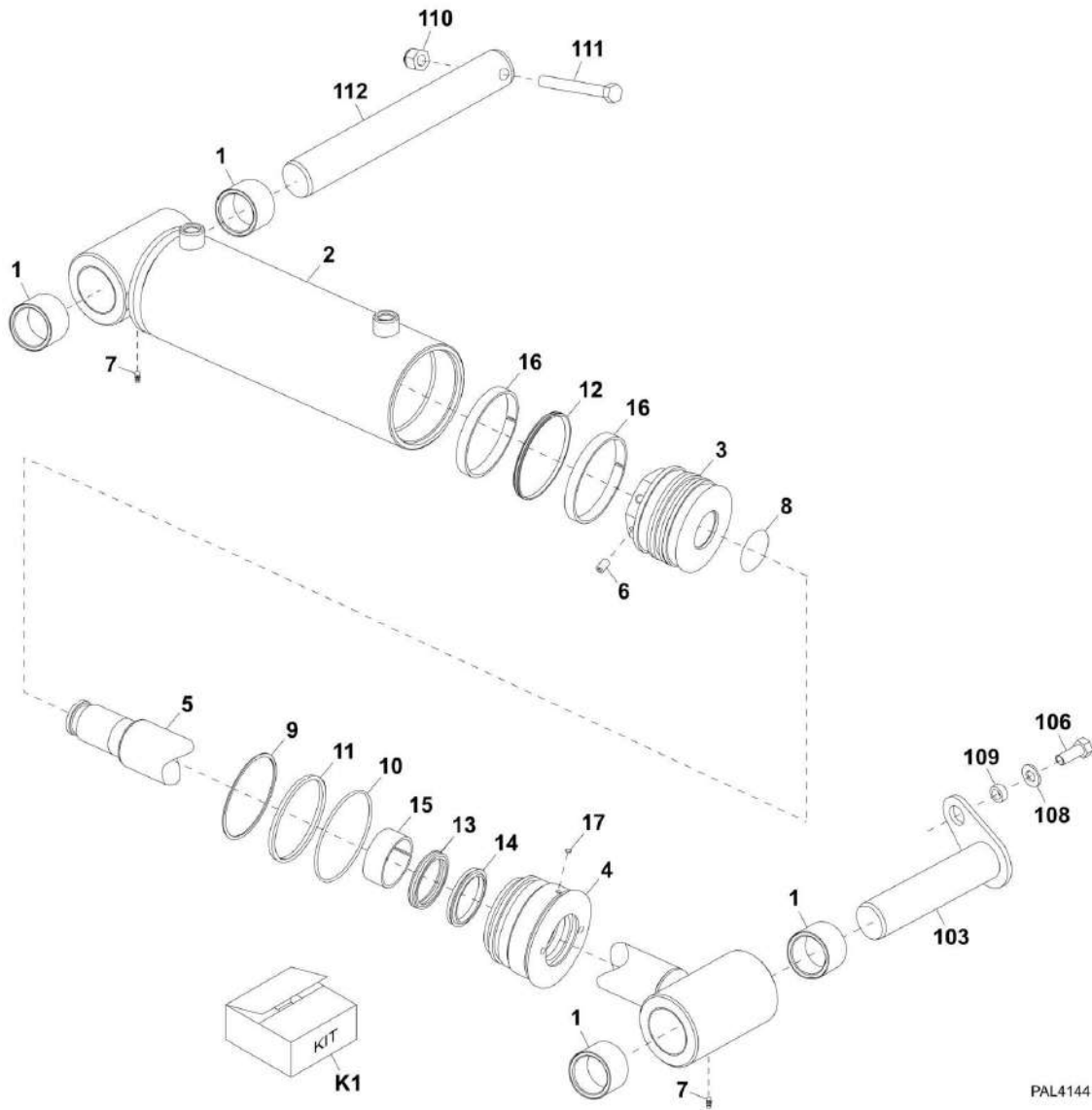
SECTION 9 - HYDRAULIC COMPONENTS

FIGURE 9-8. TILT CYLINDER (SN 0160076806 to Present, Including 0160076010, 0160076011 and 0160076012)

ITEM	PART NUMBER	QTY	DESCRIPTION	REV
	1001200581	1	TILT CYLINDER	A
1	70027252	1	BARREL ASSEMBLY	
2	70027253	1	ROD ASSEMBLY	
3	70027242	1	GLAND	
4	70027244	1	RETAIN RING	
5	70004637	1	DRY BEARING	
6	70027243	1	PISTON	
7	70022564	1	STEEL BALL	
8	70023369	1	SET SCREW	
9	70027251	4	BUSH	
10	70026308	2	GREASE NIPPLE	
11	1001189888	1	COUNTER BALANCE VALVE	
12	70027254	1	COVER	
13	70027249	2	HEX.BOLT	
14	70027250	2	WASHER	
15	70023373	2	SOCKET PLUG	
16	70023371	3	SOCKET PLUG	
17	70027255	1	SEAL KIT	
18	Kit	1	DUST WIPER	
19	Kit	1	ROD SEAL	
20	Kit	1	BACK UP RING	
21	Kit	1	BUFFER RING	
22	Kit	1	O-RING	
23	Kit	1	BACK UP RING	
24	Kit	1	O-RING	
25	Kit	1	PISTON SEAL	
26	Kit	1	WEAR RING	
27	Kit	1	O-RING	

SECTION 9 - HYDRAULIC COMPONENTS

FIGURE 9-9. COMPENSATING CYLINDER (Prior to SN 0160076806, Excluding 0160076010, 0160076011 and 0160076012)



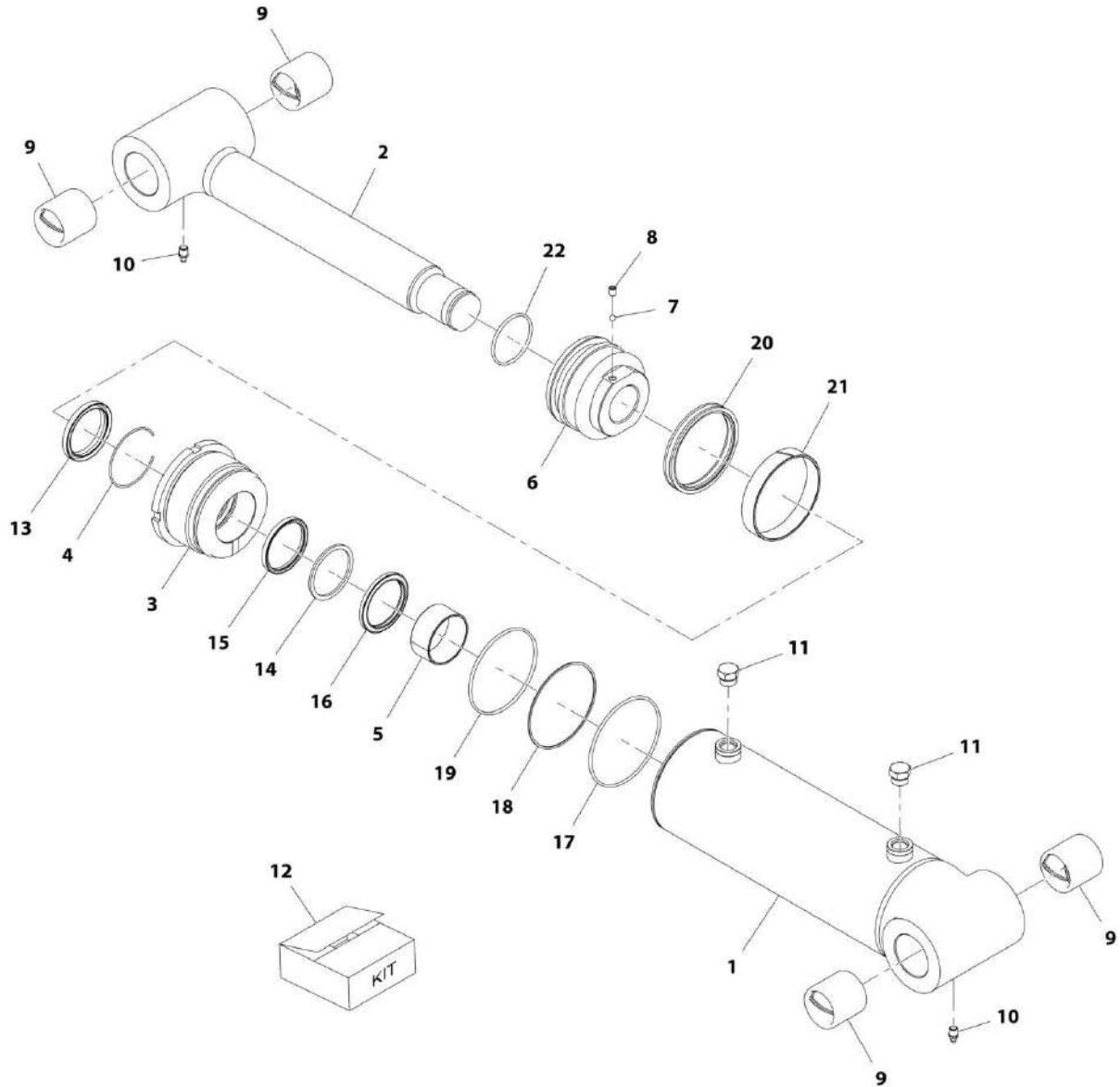
SECTION 9 - HYDRAULIC COMPONENTS

FIGURE 9-9. COMPENSATING CYLINDER (Prior to SN 0160076806, Excluding 0160076010, 0160076011 and 0160076012)

ITEM	PART NUMBER	QTY	DESCRIPTION	REV
	1684512	1	COMPENSATING CYLINDER, (includes all items)	C
1	70020390	4	BUSHING	
2	70020391	1	CASE ASSY	
3	70020380	1	PISTON	
4	70020381	1	HEAD GLAND	
5	70020393	1	ROD	
6	8036633	3	SET SCREW, 3/8-16X0.63	
7	70020375	2	LUBE FITTING, 1/8-27	
8	Kit	1	O-RING	
9	Kit	1	O-RING	
10	Kit	1	O-RING	
11	Kit	1	BACK-UP RING	
12	Kit	1	DISO-PAC	
13	Kit	1	DSR SEAL	
14	Kit	1	ROD WIPER	
15	Kit	1	PRECISION WEARBAND	
16	Kit	2	PRECISION WEARBAND	
17	Kit	2	LOCKING INSERT	
103	1001080154	1	CYLINDER ROD PIN	
106	0641810	1	HEX HD CAPSCREW, 1/2-13X1-1/4	
108	7139886	1	PIN RETENTION SPACER	
109	4711800	1	PLAIN WASHER, 1/2	
110	88521208	1	LOCKNUT, 1/2-13	
111	0681836	1	HEX HD CAPSCREW, 1/2-13X4-1/2	
112	1001080312	1	CYLINDER BASE PIN	
K1	70020389	1	SEAL KIT, (includes items 8 thru 17)	

SECTION 9 - HYDRAULIC COMPONENTS

FIGURE 9-10. COMPENSATING CYLINDER (SN 0160076806 to Present, Including 0160076010, 0160076011 and 0160076012)



ART_1001200580-B

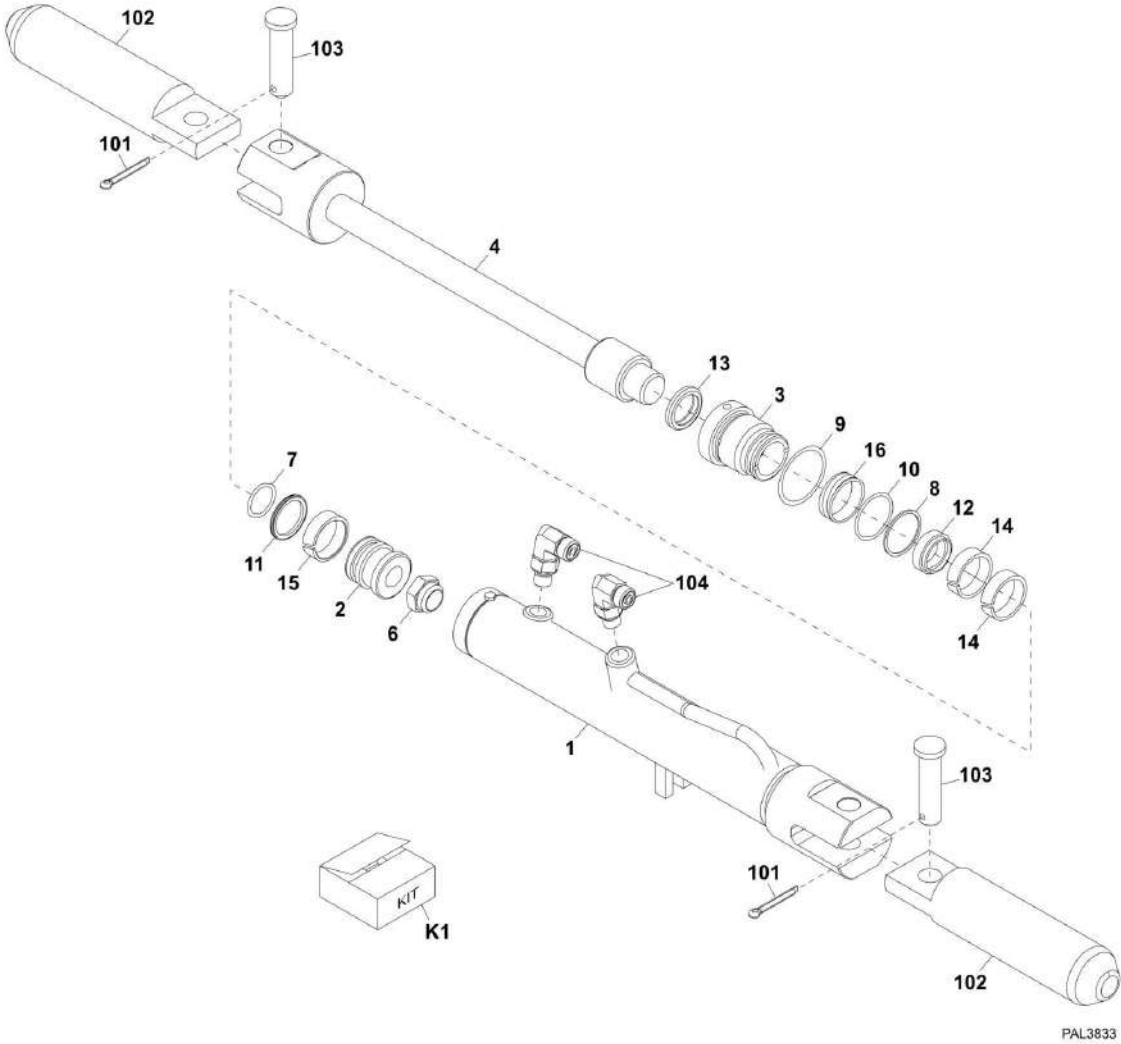
SECTION 9 - HYDRAULIC COMPONENTS

FIGURE 9-10. COMPENSATING CYLINDER (SN 0160076806 to Present, Including 0160076010, 0160076011 and 0160076012)

ITEM	PART NUMBER	QTY	DESCRIPTION	REV
	1001200580	1	COMPENSATING CYLINDER	A
1	70027246	1	BARREL ASSEMBLY	
2	70027247	1	ROD ASSEMBLY	
3	70027242	1	GLAND	
4	70027244	1	RETAIN RING	
5	70004637	1	DRY BEARING	
6	70027243	1	PISTON	
7	70022564	1	STEEL BALL	
8	70023369	1	SET SCREW	
9	70027245	4	BUSH	
10	70026308	2	GREASE NIPPLE	
11	70023372	2	HEX PLUG	
12	70027248	1	SEAL KIT	
13	Kit	1	DUST WIPER	
14	Kit	1	ROD SEAL	
15	Kit	1	BACK UP RING	
16	Kit	1	BUFFER RING	
17	Kit	1	O-RING	
18	Kit	1	BACK UP RING	
19	Kit	1	O-RING	
20	Kit	1	PISTON SEAL	
21	Kit	1	WEAR RING	
22	Kit	1	O-RING	

SECTION 9 - HYDRAULIC COMPONENTS

FIGURE 9-11. FORK LOCKING CYLINDER



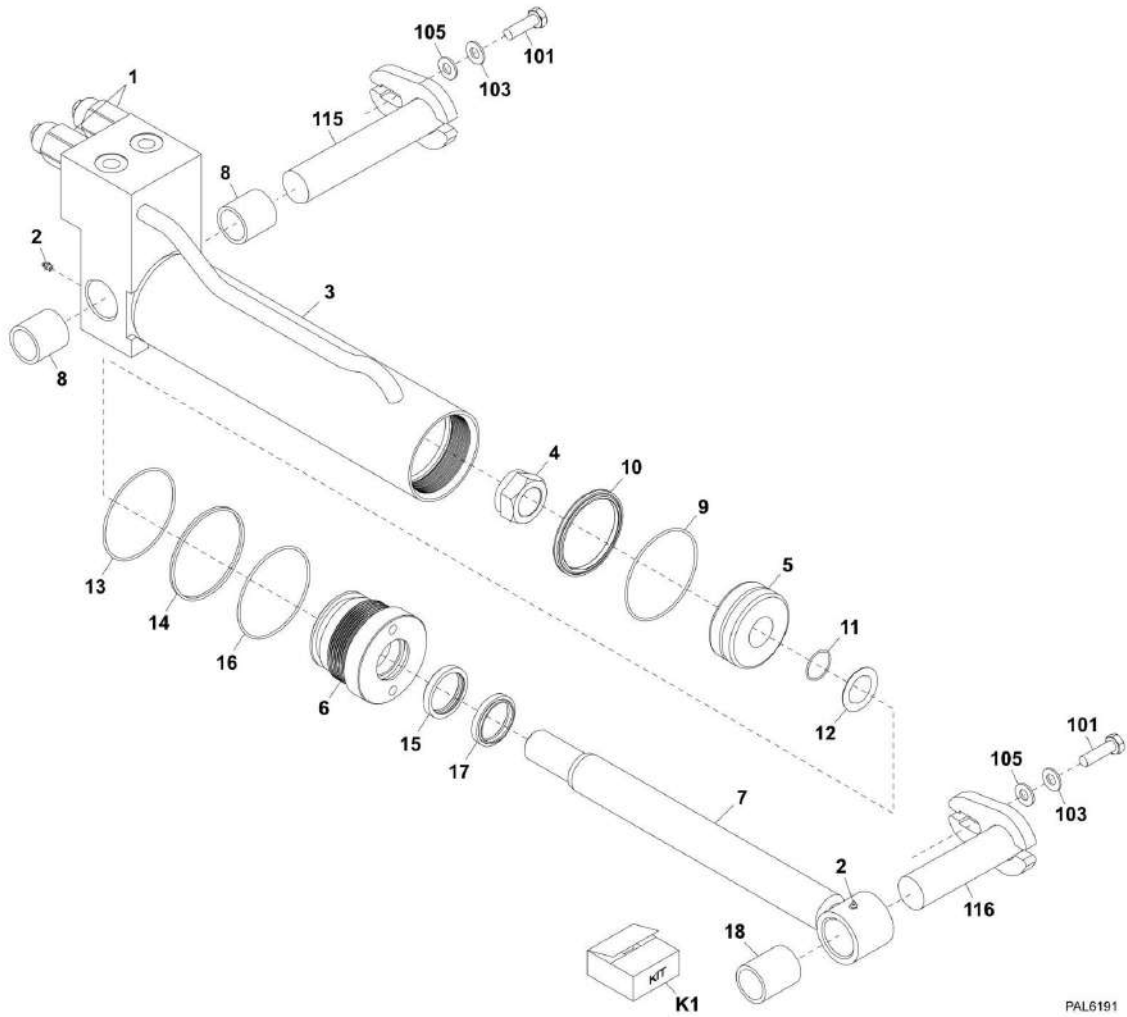
SECTION 9 - HYDRAULIC COMPONENTS

FIGURE 9-11. FORK LOCKING CYLINDER

ITEM	PART NUMBER	QTY	DESCRIPTION	REV
	1001080334	1	FORK LOCKING CYLINDER, (includes items 1 thru 16)	D
1	70021270	1	CASE ASSY	
2	70021271	1	PISTON	
3	70021272	1	HEAD GLAND	
4	70021273	1	ROD	
6	70021275	1	LOCKNUT	
7	Kit	1	O-RING	
8	Kit	1	O-RING	
9	Kit	1	O-RING	
10	Kit	1	BACK-UP RING	
11	Kit	1	DISO-PAC	
12	Kit	1	DEEP Z-SEAL	
13	Kit	1	ROD WIPER	
14	Kit	2	PRECISION WEARBAND	
15	Kit	1	PRECISION WEARBAND	
16	Kit	1	LOCKING INSERT	
101	3391410	2	SPLIT PIN	
102	8001888	2	PIN	
103	8002110	2	CLEVIS PIN	
104	2130404	2	ADAPTER, 90	
K1	70021276	1	SEAL KIT, (includes items 7 thru 16)	

SECTION 9 - HYDRAULIC COMPONENTS

FIGURE 9-12. SIDE TILT CARRIAGE CYLINDER AND GRAPPLE BUCKET CYLINDER



PAL6191

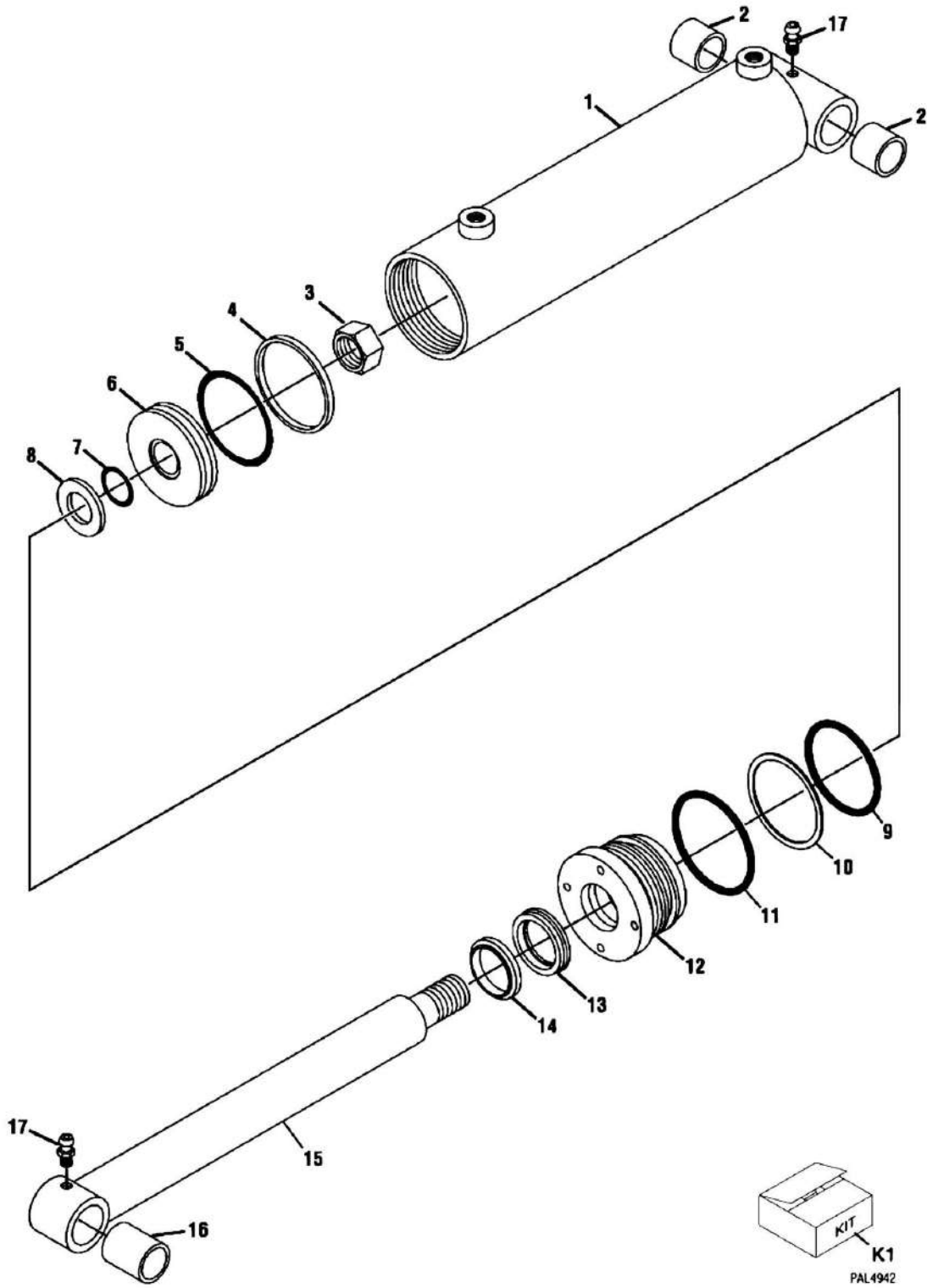
SECTION 9 - HYDRAULIC COMPONENTS

FIGURE 9-12. SIDE TILT CARRIAGE CYLINDER AND GRAPPLE BUCKET CYLINDER

ITEM	PART NUMBER	QTY	DESCRIPTION	REV
	7029590	1	SIDE TILT CARRIAGE CYLINDER ASSY, (G5-18A, 2505H & 25.5), (includes items 1 thru 18)	A
	70021363	1	UNIVERSAL SIDE TILT CARRIAGE CYLINDER ASSY, (G5-18A), (includes items 1 thru 18)	A
	70021363	2	GRAPPLE BUCKET CYLINDER ASSY, (G5-18A, 2505H & 25.5), (includes items 1 thru 18)	A
1	70021468	2	COUNTERBALANCE VALVE	
2	90554045	2	GREASE FITTING	
3	70021465	1	BARREL, (includes block valve), (SIDE TILT CARRIAGE CYLINDER)	
3	70021463	1	BARREL, (includes block valve), (GRAPPLE BUCKET AND UNIVERSAL SIDE TILT CARRIAGE CYLINDER)	
4	70021440	1	HEX NUT, (torque to 244-249 lb-ft/311-338 Nm)	
5	70021451	2	PISTON	
6	70021446	1	GLAND	
7	70021445	1	ROD, (SIDE TILT CARRIAGE CYLINDER)	
	70021462	1	ROD, (GRAPPLE BUCKET AND UNIVERSAL SIDE TILT CARRIAGE CYLINDER)	
8	70021448	2	BUSHING	
9	Kit	1	O-RING	
10	Kit	1	PISTON RING	
11	Kit	1	O-RING	
12	70021444	1	WASHER	
13	Kit	1	O-RING	
14	Kit	1	BACK-UP RING	
15	Kit	1	SEAL	
16	Kit	1	O-RING	
17	Kit	1	ROD WIPER	
18	70021447	1	BUSHING	
101	70021349	2	HEX HD CAPSCREW, 0.38X1.00	
103	90554042	2	LOCKWASHER, 0.38	
105	70021350	2	FLAT WASHER, 0.38	
115	70021348	1	PIN	
116	70021351	1	PIN	
K1	70021452	1	SEAL KIT, (includes items 9 thru 11 & 13 thru 17)	

SECTION 9 - HYDRAULIC COMPONENTS

FIGURE 9-13. UNIVERSAL SIDE SHIFT CYLINDER



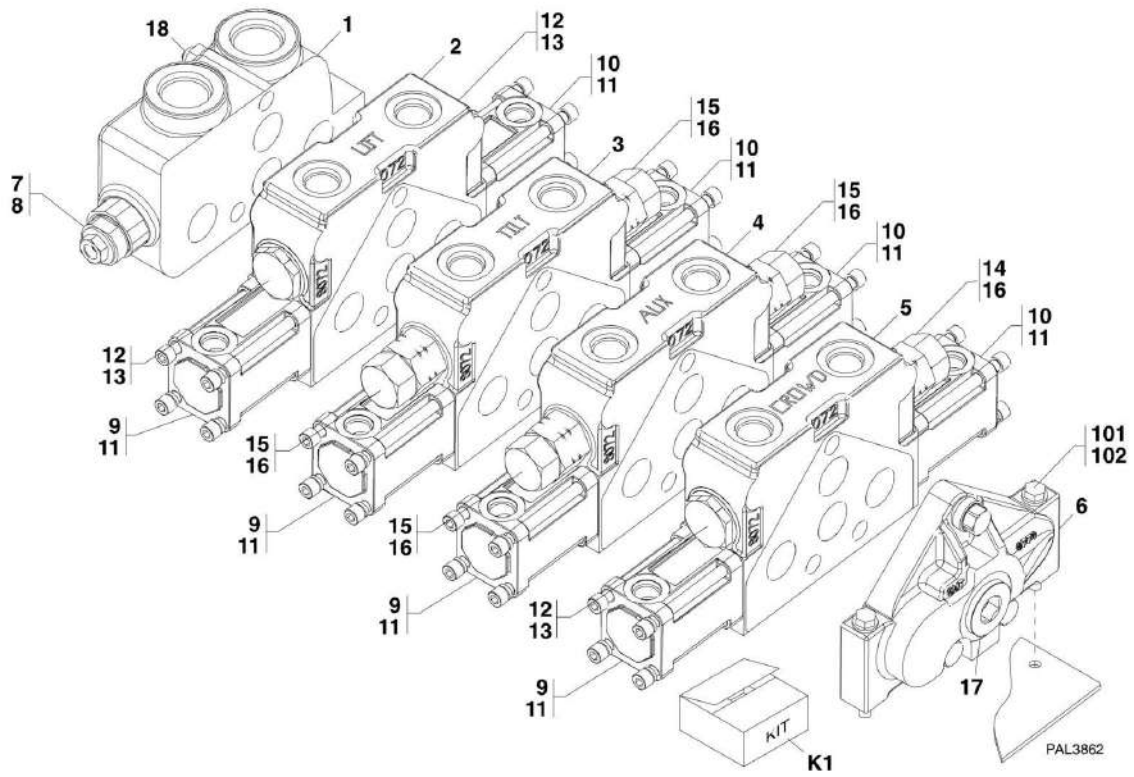
SECTION 9 - HYDRAULIC COMPONENTS

FIGURE 9-13. UNIVERSAL SIDE SHIFT CYLINDER

ITEM	PART NUMBER	QTY	DESCRIPTION	REV
	70022108	1	UNIVERSAL SIDE SHIFT CYLINDER, (G5-18A, 2505H & 25.5), (includes all items)	A
1	70022113	1	CYLINDER BARREL	
2	70021448	2	BUSHING	
3	70021440	1	HEX NUT	
4	Kit	1	PISTON RING	
5	Kit	1	O-RING	
6	70021451	1	PISTON	
7	Kit	1	O-RING	
8	70021444	1	WASHER	
9	Kit	1	O-RING	
10	Kit	1	BACK-UP RING	
11	Kit	1	O-RING	
12	70021446	1	GLAND	
13	Kit	1	POLY-PAK SEAL	
14	Kit	1	ROD WIPER	
15	70021462	1	CYLINDER ROD	
16	70021447	1	BUSHING	
17	90554045	2	GREASE FITTING	
K1	70021452	1	SEAL KIT, (includes items 4, 5, 7, 9 thru 11, 13 & 14)	

SECTION 9 - HYDRAULIC COMPONENTS

FIGURE 9-14. MAIN CONTROL VALVE



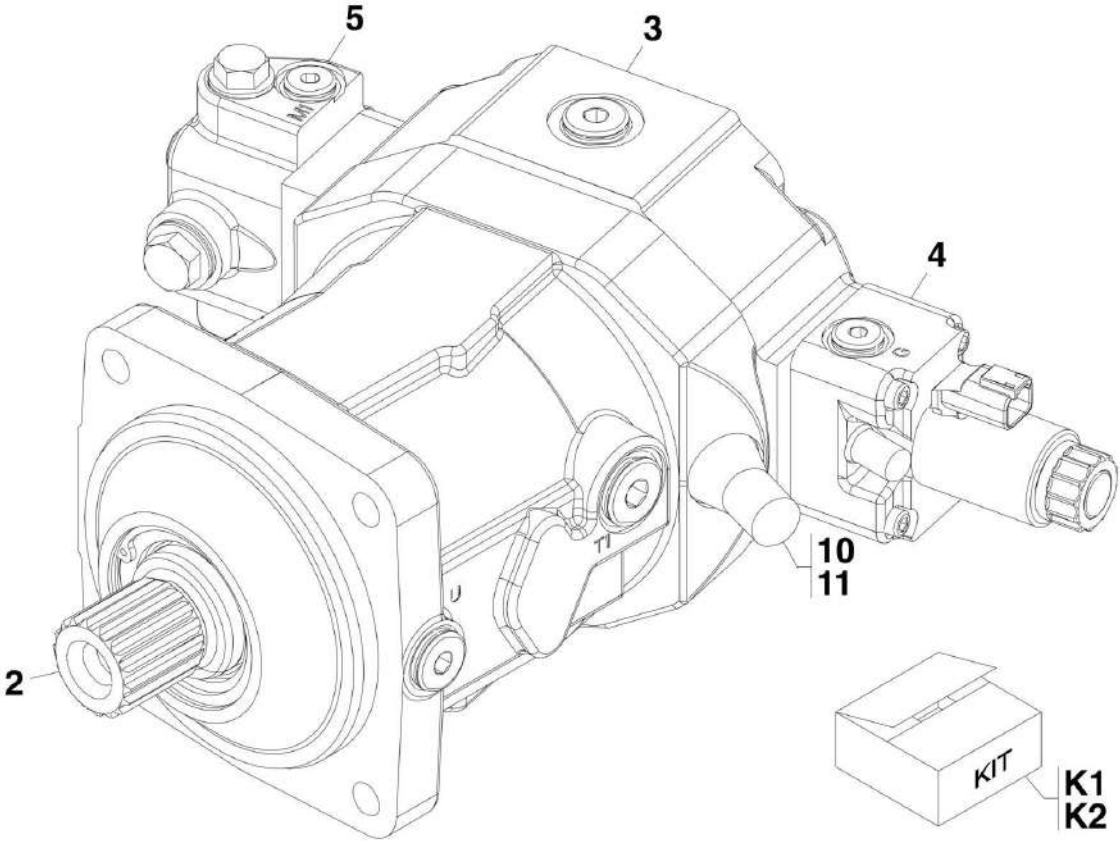
SECTION 9 - HYDRAULIC COMPONENTS

FIGURE 9-14. MAIN CONTROL VALVE

ITEM	PART NUMBER	QTY	DESCRIPTION	REV
	1001080176	1	MAIN CONTROL VALVE WITH AUX, (includes items 1 thru 18)	B
1	91084008	1	LH END COVER ASSY, (includes items 7 & 8)	
2	91404182	1	LIFT VALVE SECTION ASSY, (includes items 9 thru 13)	
3	91404186	1	TILT VALVE SECTION ASSY, (includes items 9 thru 15)	
4	70020718	1	AUX VALVE SECTION ASSY, (includes items 9 thru 11, 14 & 15)	
5	70020719	1	CROWD VALVE SECTION ASSY, (includes items 9 thru 11, 14 & 15)	
6	91084278	1	RH END COVER ASSY, (includes item 16)	
7	70021543	1	RELIEF VALVE, 3500PSI 20GPM	
8	70020716	1	MAIN RELIEF SEAL KIT	
9	91094023	4	HYD REMOTE POSITIONER	
10	91094024	4	HYD REMOTE POSITIONER	
11	91084233	8	SEAL	
12	91084010	3	LOAD CHECK PLUG	
13	7029865	3	PLUG SEAL KIT	
14	70021459	1	RELIEF CARTRIDGE, 3800PSI 20GPM	
15	70021352	4	RELIEF CARTRIDGE, 3800PSI 10GPM	
16	70020717	5	RELIEF CARTRIDGE SEAL KIT	
17	91084279	1	PLUG	
18	91084019	1	BOLT ASSY	
101	4891500	3	WASHER, 5/16	
102	0641522	3	HEX HD CAPSCREW, 5/16-18X2-3/4, GR5	
K1	70022921	1	COMPLETE VALVE SEAL KIT	

SECTION 9 - HYDRAULIC COMPONENTS

FIGURE 9-15. FRONT DRIVE MOTOR



PY8520

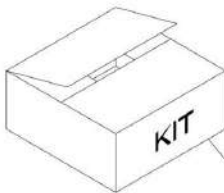
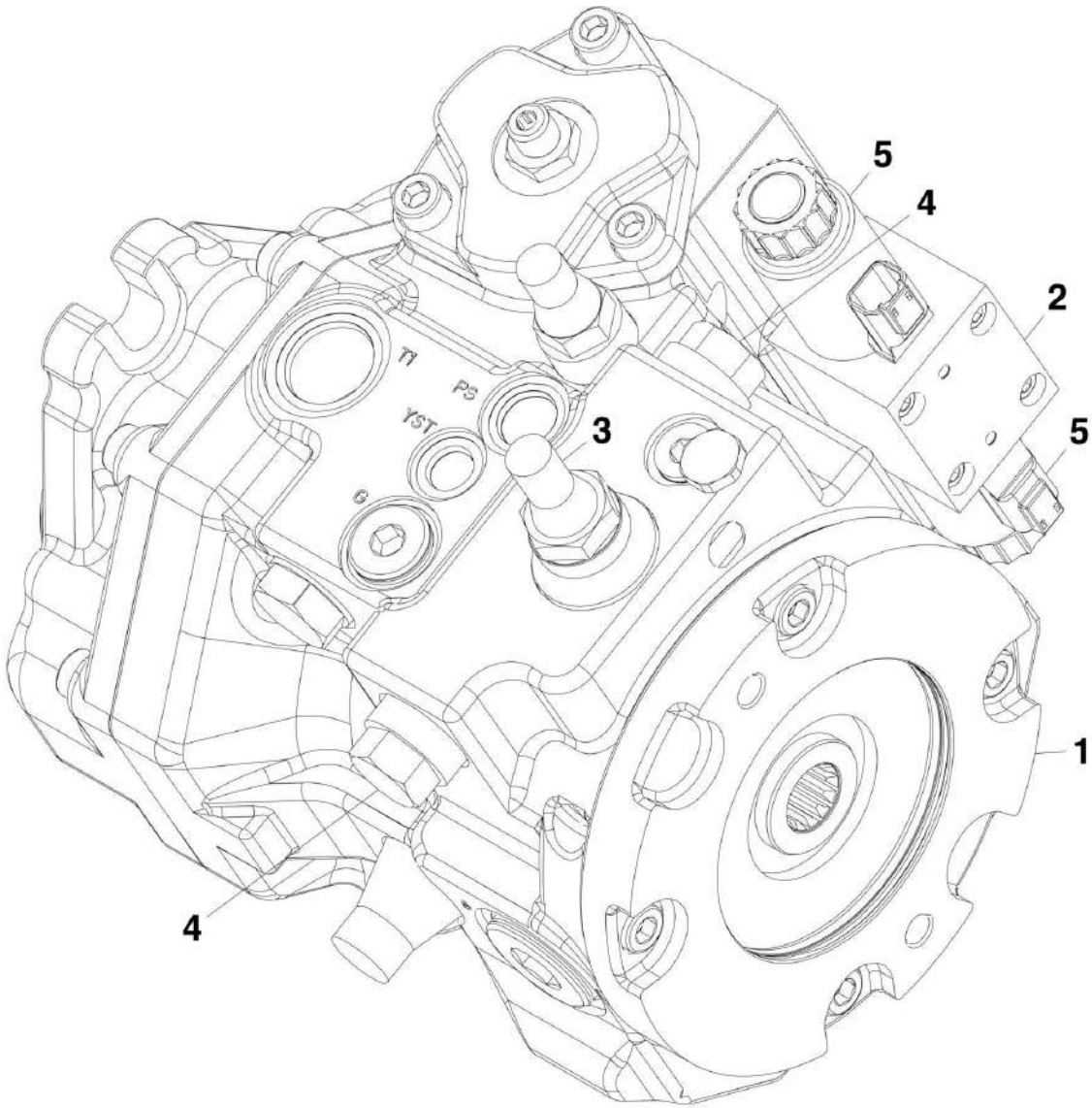
SECTION 9 - HYDRAULIC COMPONENTS

FIGURE 9-15. FRONT DRIVE MOTOR

ITEM	PART NUMBER	QTY	DESCRIPTION	REV
	1001138823	1	FRONT DRIVE MOTOR, (includes all items)	B
2	70024933	1	ROTARY GROUP	
3	70024934	1	PORT PLATE W/ACCESSORIES	
4	70024935	1	CONTROL PART	
5	70024936	1	FLUSHING VALVE W/ORIFICE	
10	70024938		THREADED PIN	
11	80334492	1	SEALING NUT	
K1	70024939	1	SEAL KIT	
K2	70024937	1	SEAL KIT, ROTARY GROUP	

SECTION 9 - HYDRAULIC COMPONENTS

FIGURE 9-16. HYDROSTATIC DRIVE PUMP



- K1
- K2
- K3
- K4
- K5
- K6

PY8500

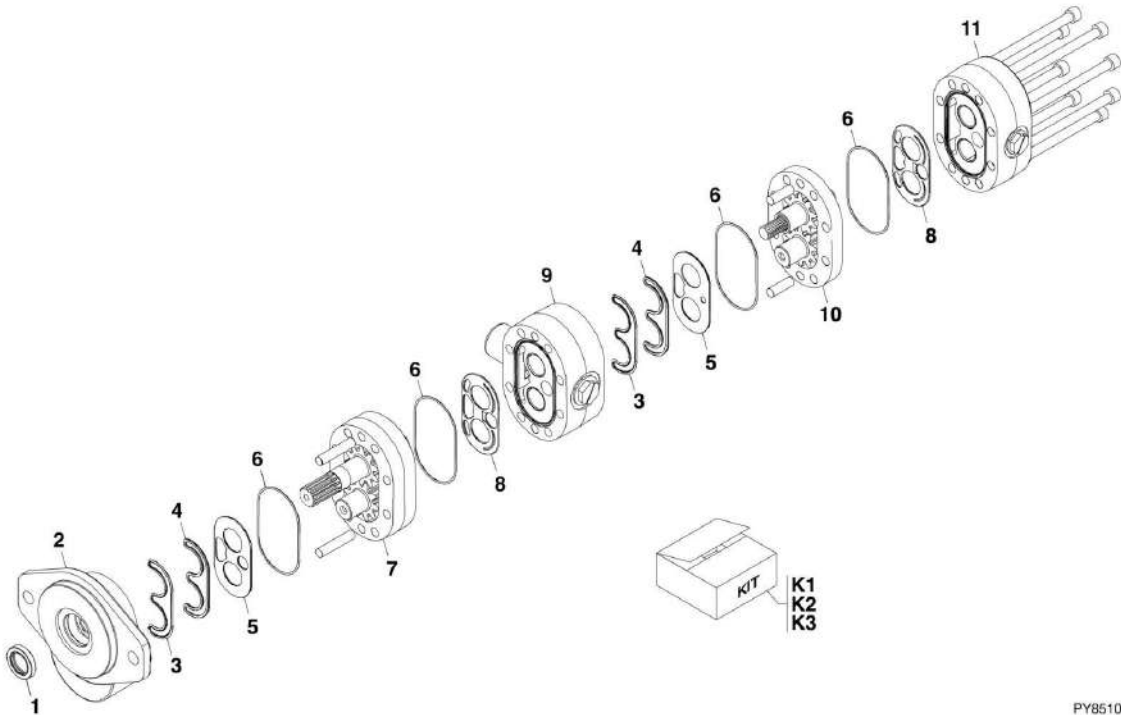
SECTION 9 - HYDRAULIC COMPONENTS

FIGURE 9-16. HYDROSTATIC DRIVE PUMP

ITEM	PART NUMBER	QTY	DESCRIPTION	REV
	1001138887	1	HYDROSTATIC DRIVE PUMP, (includes all items)	C
1	70024940	1	CHARGE PUMP	
2	70024941	1	CONTROL MODULE	
3	70024942	1	CONTROL CARTRIDGE W/ORIFICE	
4	70024945	2	PRESSURE RELIEF VALVE	
5	70022726	2	CONTROL SOLENOID	
K1	70024943	1	SEAL KIT, (includes items K3 thru K6)	
K2	70024944	1	SEAL KIT, ROTARY GROUP, (shaft seal and retaining ring)	
K3	70024947	1	SHAFT SEAL KIT	
K4	70024948	1	PUMP SEAL KIT	
K5	70024949	1	CHARGE PUMP SEAL KIT	
K6	70024950	1	CONTROL SEAL KIT	

SECTION 9 - HYDRAULIC COMPONENTS

FIGURE 9-17. GEAR PUMP



PY8510

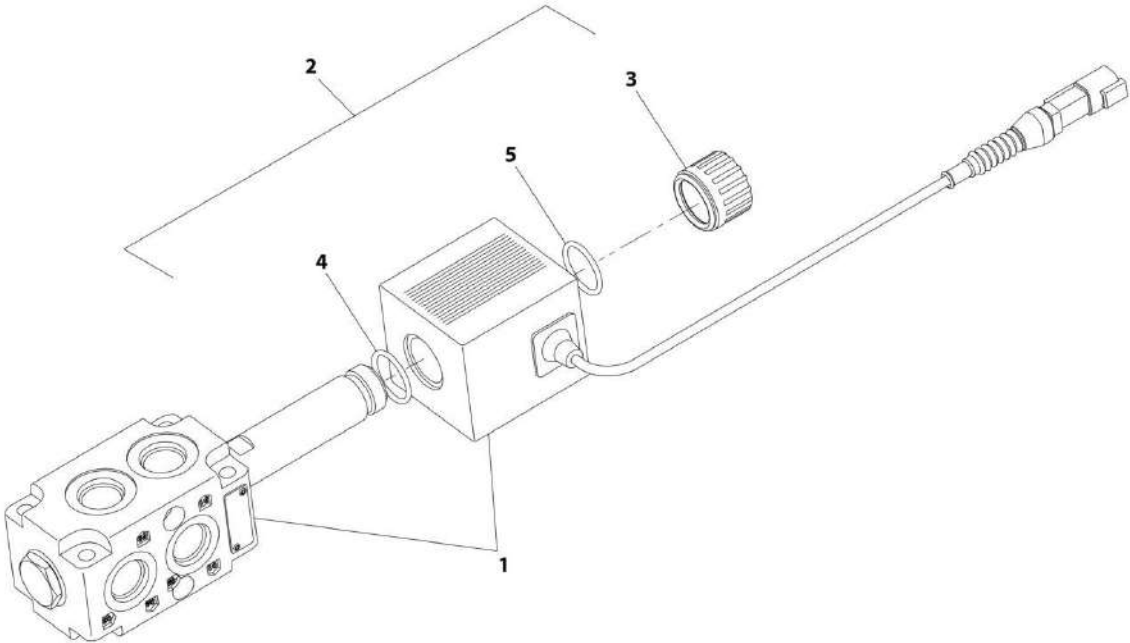
SECTION 9 - HYDRAULIC COMPONENTS

FIGURE 9-17. GEAR PUMP

ITEM	PART NUMBER	QTY	DESCRIPTION	REV
	1001139997	1	GEAR PUMP, (includes all items)	B
1	Kit	1	SHAFT OIL SEAL	
2	N.S.S.	1	BODY ASSY	
3	Kit	2	PRE-LOAD SEAL	
4	Kit	2	LOAD SEAL	
5	Kit	2	WEAR PLATE	
6	Kit	4	SEALING RING	
7	N.S.S.	1	GEAR PLATE ASSY, (includes drive shaft, idler shaft and dowel pins)	
8	Kit	2	WEAR PLATE	
9	N.S.S.	1	BEARING PLATE ASSY	
10	N.S.S.	1	GEAR PLATE ASSY, (includes idler drive shaft, coupling, idler shaft and dowel pins)	
11	N.S.S.	1	COVER ASSY, (includes fasteners)	
K1	70024951	1	SHAFT SEAL KIT, (includes item 1)	
K2	70024952	1	UNIT SEAL KIT, (includes items 1, 3, 4 & 6)	
K3	70024953	1	MINOR REPAIR KIT, (includes items 1, 3 thru 6 & 8)	

SECTION 9 - HYDRAULIC COMPONENTS

FIGURE 9-18. DIVERTOR VALVE



ART_1001104477-D

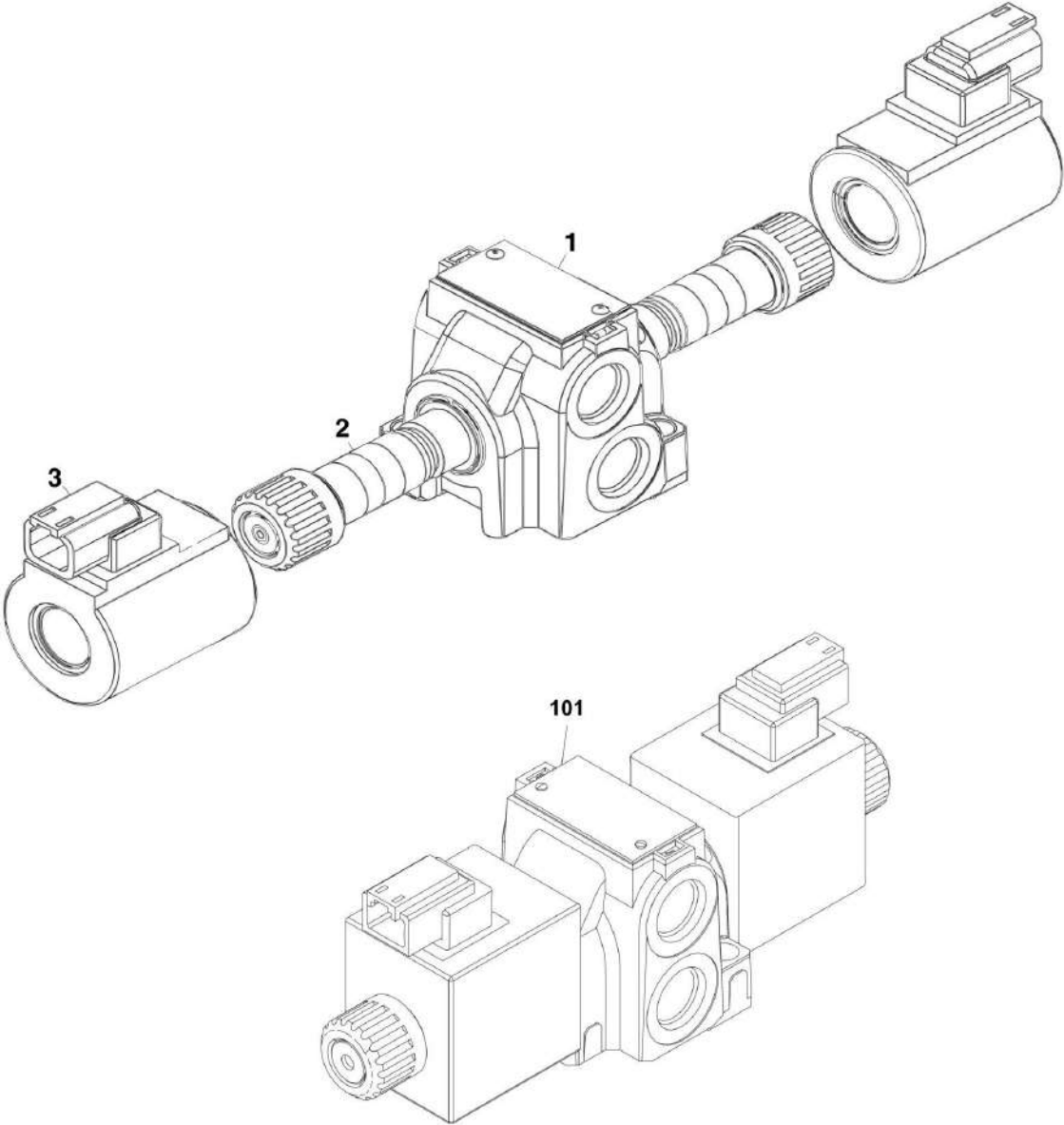
SECTION 9 - HYDRAULIC COMPONENTS

FIGURE 9-18. DIVERTOR VALVE

ITEM	PART NUMBER	QTY	DESCRIPTION	REV
	1001104477	Ref	DIVERTOR VALVE	D
1	70020764	1	COIL	
2	70021531	1	KIT, RETAINER	
3	N.S.S.	1	NUT	
4	N.S.S.	1	O-RING	
5	N.S.S.	1	O-RING	

SECTION 9 - HYDRAULIC COMPONENTS

FIGURE 9-19. STEERING SELECT VALVE



PAP31530

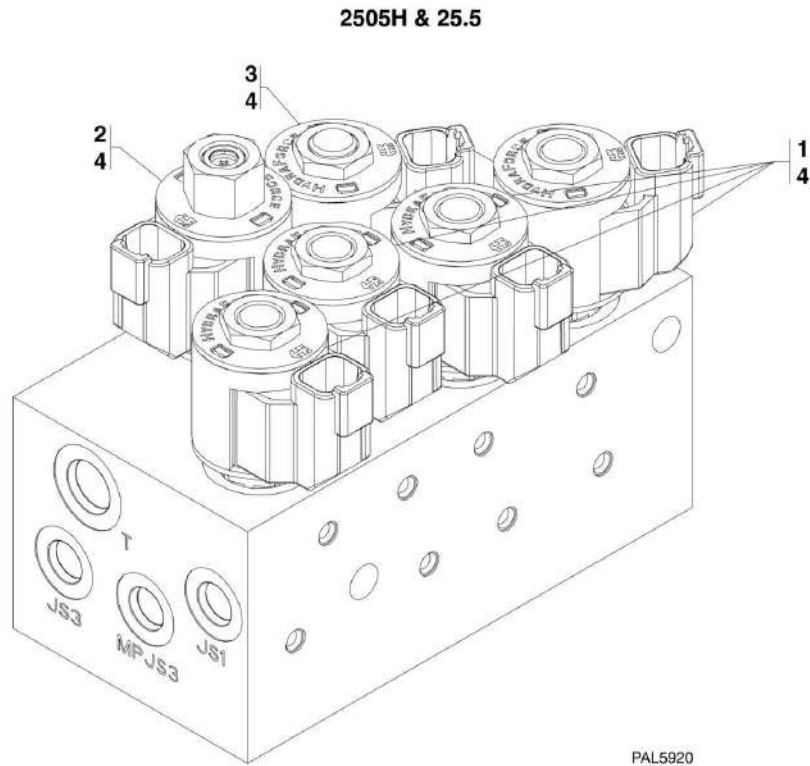
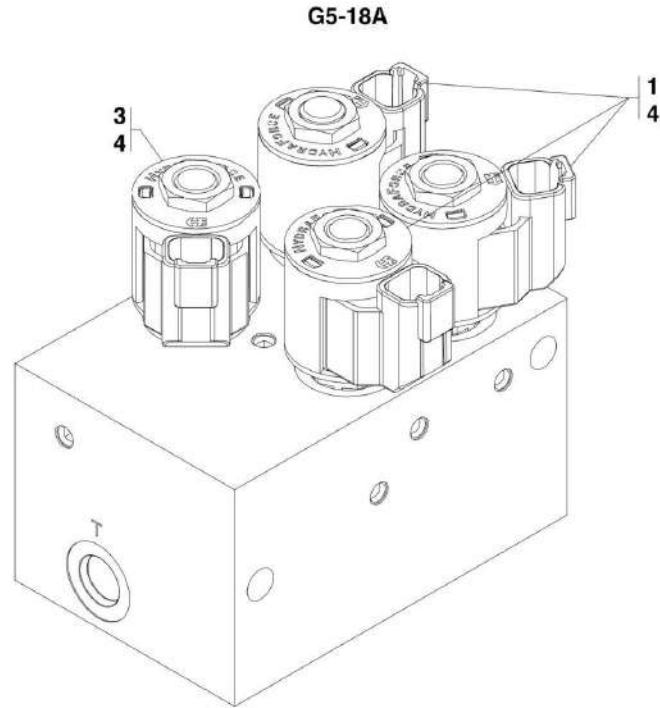
SECTION 9 - HYDRAULIC COMPONENTS

FIGURE 9-19. STEERING SELECT VALVE

ITEM	PART NUMBER	QTY	DESCRIPTION	REV
	4641519	NLA	STEERING SELECT VALVE, (no longer available, order item 101 for service or replacement), (includes items 1 thru 3)	C
1	70020866	1	VALVE BODY	
2	70020867	2	SEAL KIT	
3	70020868	2	COIL	
101	1001153748	1	STEERING SELECT VALVE	

SECTION 9 - HYDRAULIC COMPONENTS

FIGURE 9-20. PILOT SELECT VALVE



PAL5920

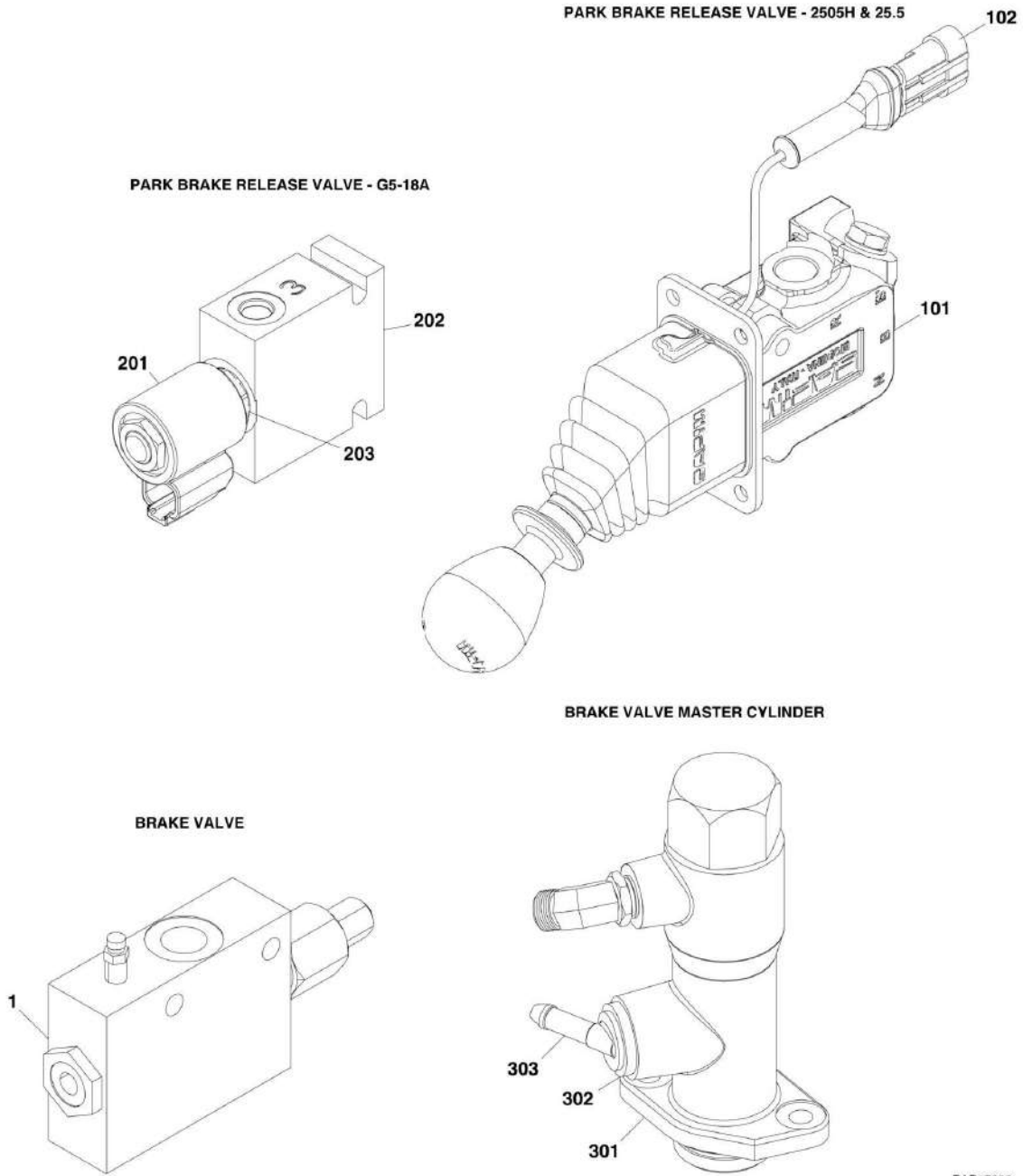
SECTION 9 - HYDRAULIC COMPONENTS

FIGURE 9-20. PILOT SELECT VALVE

ITEM	PART NUMBER	QTY	DESCRIPTION	REV
	1001130178	1	PILOT SELECT VALVE, (G5-18A), (includes items 1, 3 thru 5)	A
	1001132342	1	PILOT SELECT VALVE, (2505H & 25.5), (includes items 1 thru 6)	A
1	1101244	3	DIRECTIONAL VALVE, (G5-18A), (torque to 20 lb-ft)	
1	8033761	3	SEAL KIT	
1	1101244	4	DIRECTIONAL VALVE, (2505H & 25.5), (torque to 20 lb-ft)	
1	8033761	4	SEAL KIT	
2	70023945	1	PROPORTIONAL VALVE, (2505H & 25.5), (torque to 20 lb-ft)	
3	70023946	1	DIRECTIONAL VALVE, (torque to 20 lb-ft)	
4	70002386	4	COIL, (G5-18A), (torque to 5 lb-ft)	
4	70002386	6	COIL, (2505H & 25.5), (torque to 5 lb-ft)	
5	10837580	1	LOAD SENSE CHECK VALVE, (torque to 20 lb-ft), (not shown)	
5	7010543	1	SEAL KIT	
6	70002064	1	ORIFICE, 0.047IN, (2505H & 25.5), (torque to 4 lb-ft), (not shown)	

SECTION 9 - HYDRAULIC COMPONENTS

FIGURE 9-21. BRAKE VALVES



PAP17390

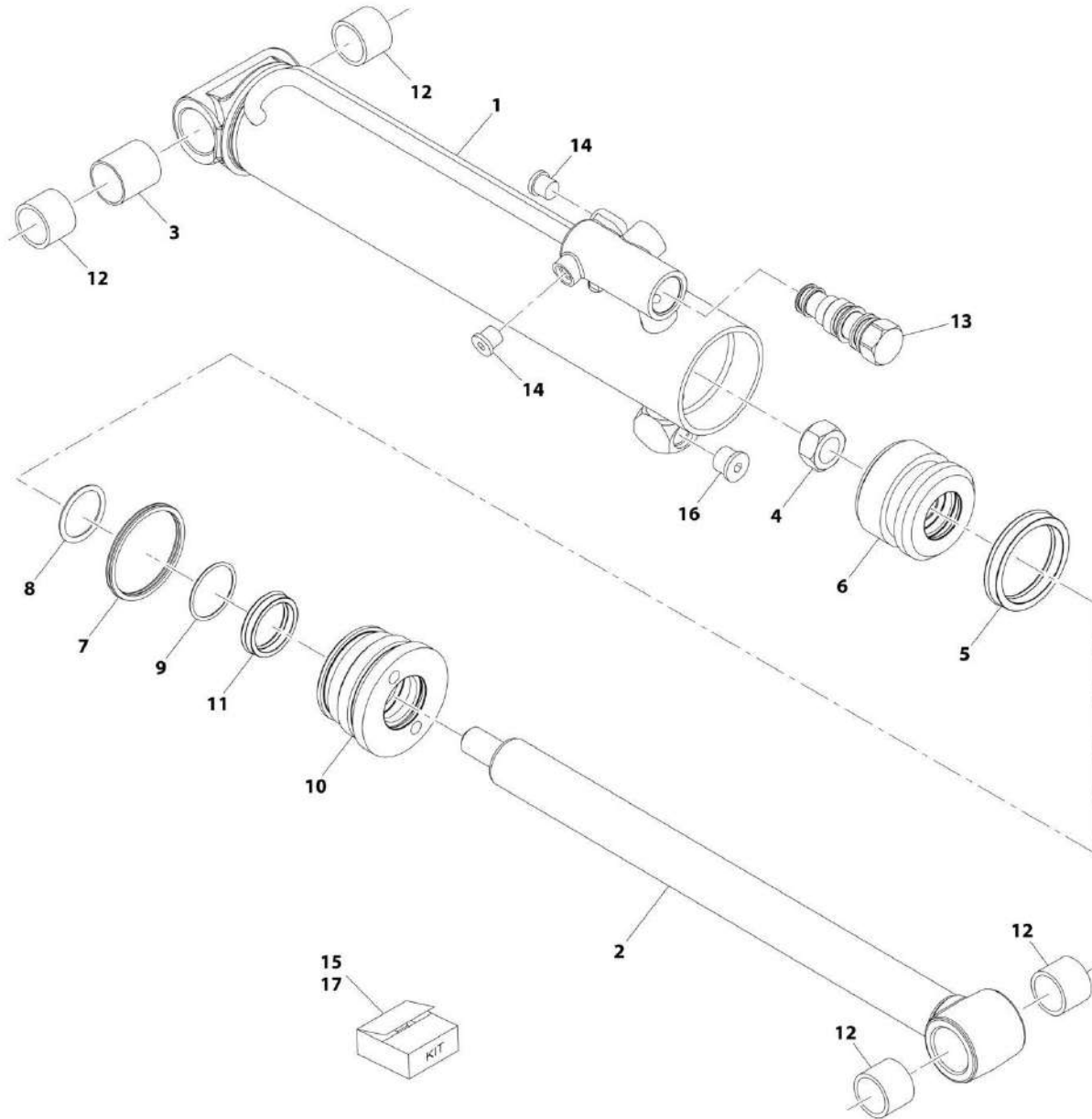
SECTION 9 - HYDRAULIC COMPONENTS

FIGURE 9-21. BRAKE VALVES

ITEM	PART NUMBER	QTY	DESCRIPTION	REV
	4641474	1	BRAKE VALVE, (inching valve) (Prior to SN 0160076806, Excluding 0160076010, 0160076011 and 0160076012)	A
1	70020921	1	SEAL KIT	
	1001098153	1	PARK BRAKE RELEASE VALVE, (2505H & 25.5)	C
101	70020922	1	SEAL KIT	
102	70022847	1	MICROSWITCH KIT	
	1001080359	1	PARK BRAKE RELEASE VALVE, (G5-18A), (includes items 201 thru 203)	B
201	7012941	1	CARTRIDGE	
201	7010543	1	SEAL KIT	
202	70020871	1	BODY	
203	7024872	1	COIL	
	1001080262	1	BRAKE MASTER CYLINDER VALVE, (includes items 301 thru 303)	C
301	70020919	1	SEAL KIT	
302	70020920	1	RUBBER BOOT	
303	70021475	1	FITTING	

SECTION 9 - HYDRAULIC COMPONENTS

FIGURE 9-22. MP BUCKET CYLINDER



ART_70028274

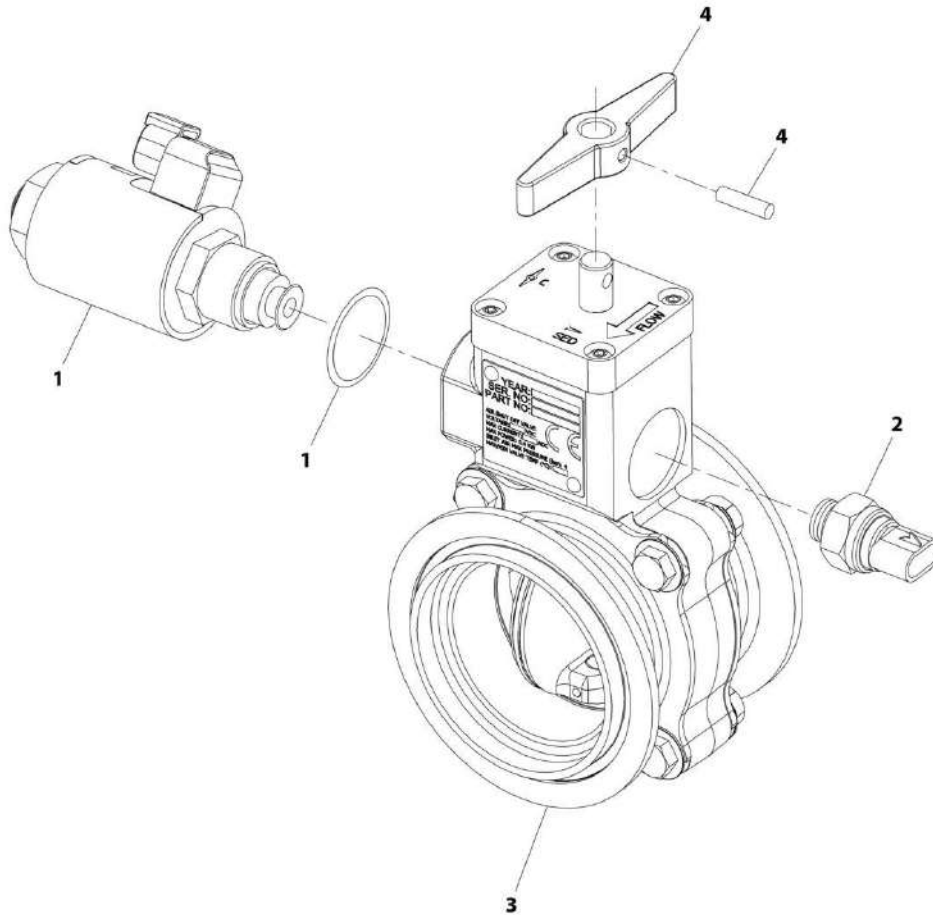
SECTION 9 - HYDRAULIC COMPONENTS

FIGURE 9-22. MP BUCKET CYLINDER

ITEM	PART NUMBER	QTY	DESCRIPTION	REV
	70028274	1	MP BUCKET CYLINDER ASSEMBLY	
1	70028273	1	BARREL	
2	70028270	1	ROD	
3	70028257	1	SPACER	
4	70028258	1	NUT	
5	Kit	1	PISTON SEAL	
6	70028254	1	PISTON	
7	Kit	1	SEAL	
8	Kit	1	O-RING	
9	Kit	1	ROD SEAL	
10	70028255	1	RETAINER	
11	Kit	1	ROD WIPER	
12	70028256	4	BUSHING	
13	70026502	1	CHECK VALVE	
14	70024129	2	FITTING	
15	70024734	1	CHECK VALVE SERVICE KIT	
16	70024692	1	FITTING	
17	70028277	1	SEAL KIT, (includes items 5, 7, 8, 9 & 11)	

SECTION 9 - HYDRAULIC COMPONENTS

FIGURE 9-23. AIR SHUT OFF VALVE



ART_1001204032-A

SECTION 9 - HYDRAULIC COMPONENTS

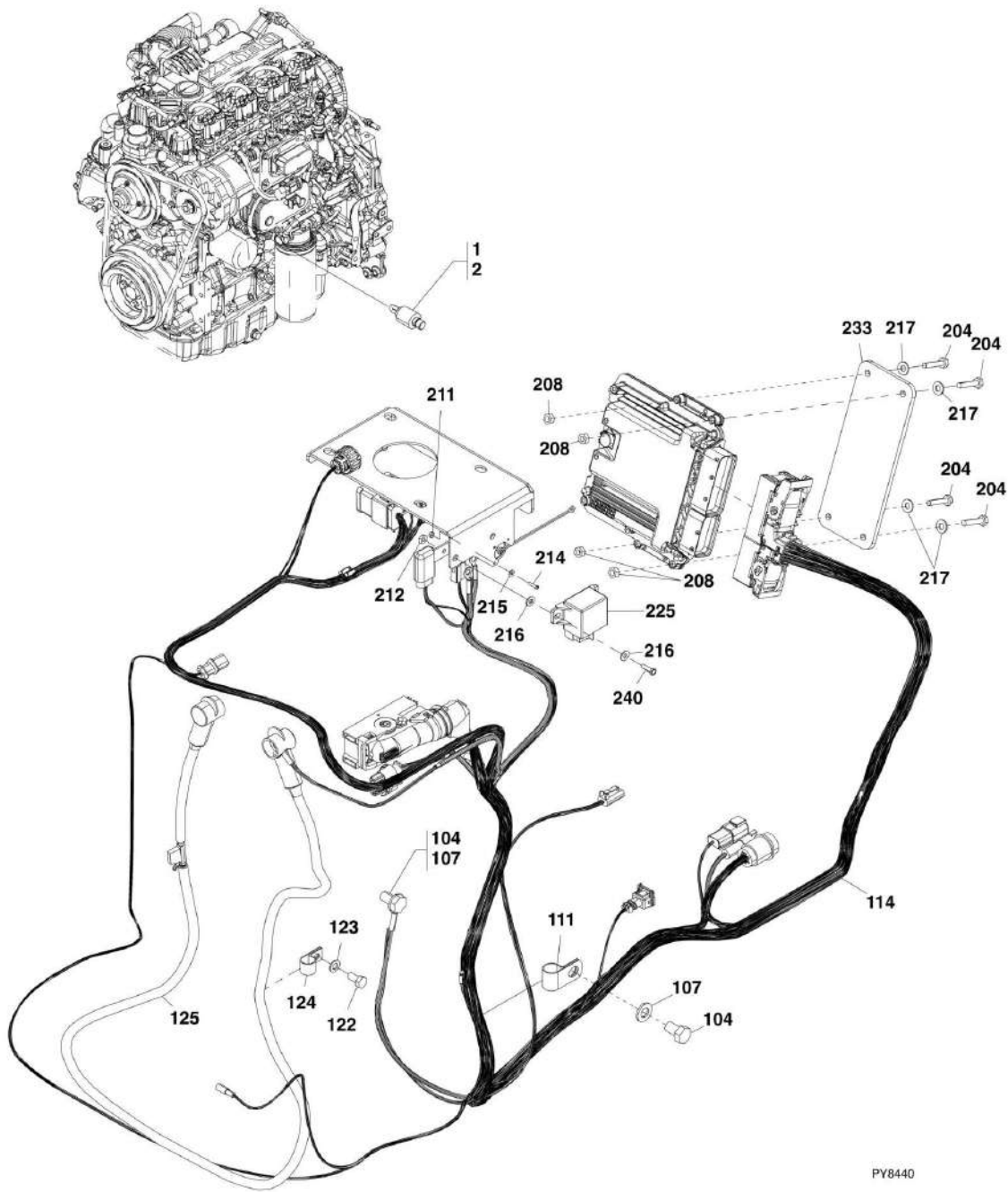
FIGURE 9-23. AIR SHUT OFF VALVE

ITEM	PART NUMBER	QTY	DESCRIPTION	REV
	1001204032	Ref	AIR SHUT OFF VALVE	A
1	70028514	1	KIT, SOLENOID 12V	
	N.S.S.	1	SOLENOID	
	N.S.S.	1	COIL, 12V	
	N.S.S.	1	O-RING	
2	70028515	1	KIT, SWITCH	
	N.S.S.	1	SWITCH, BALL	
	N.S.S.	1	O-RING	
3	70028516	1	KIT, FLANGE AND HARDWARE	
	N.S.S.	1	FLANGE, FEMALE	
	N.S.S.	1	FLANGE, MALE	
	N.S.S.	4	BOLT	
	N.S.S.	8	WASHER	
	N.S.S.	4	LOCKNUT	
4	70028517	1	HANDLE	
	N.S.S.	1	HANDLE, RESET	
	N.S.S.	1	PIN	

SECTION 10 - ELECTRICAL

SECTION 10 - ELECTRICAL

FIGURE 10-1. ENGINE COMPARTMENT ELECTRICAL INSTALLATION



PV8440

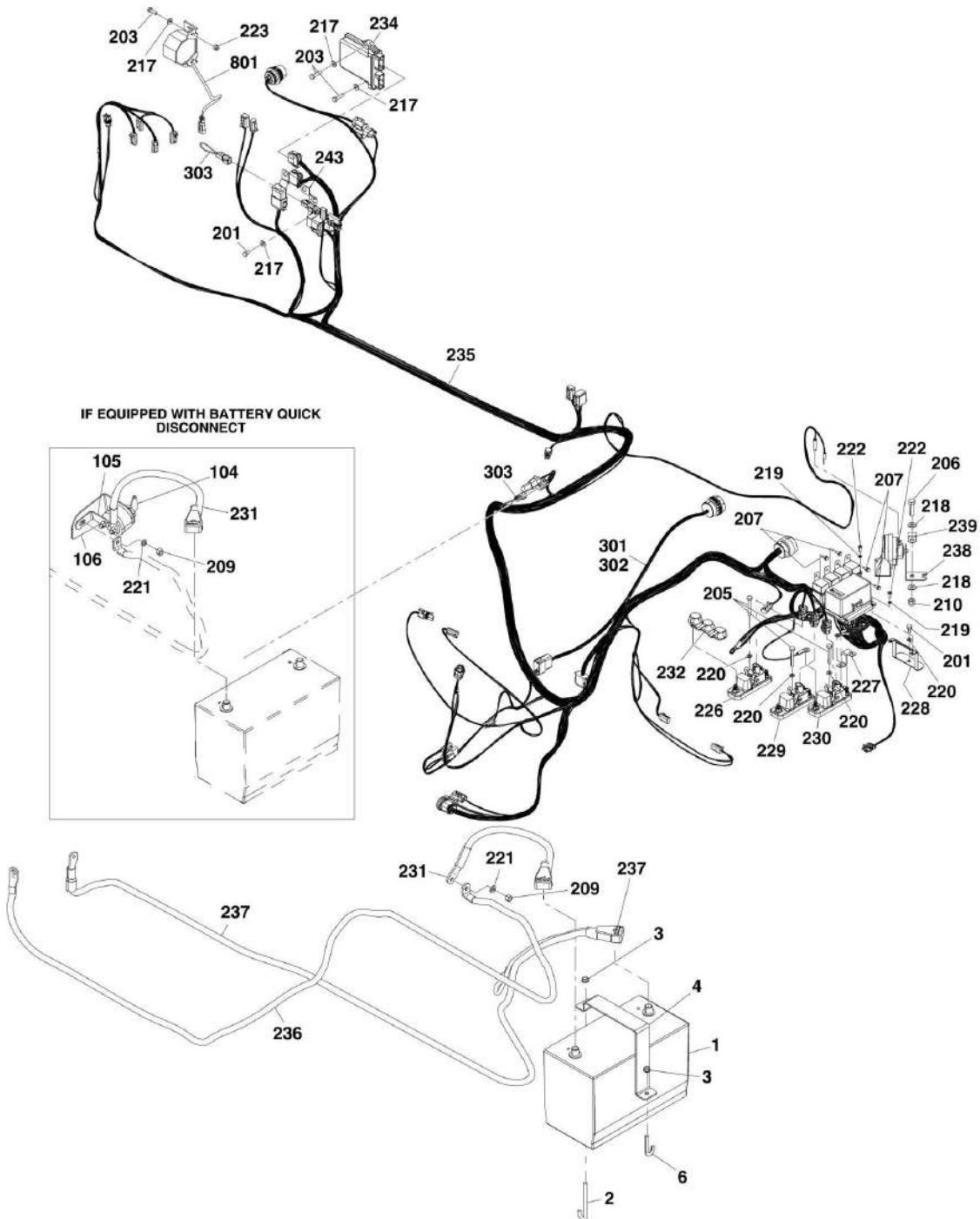
SECTION 10 - ELECTRICAL

FIGURE 10-1. ENGINE COMPARTMENT ELECTRICAL INSTALLATION

ITEM	PART NUMBER	QTY	DESCRIPTION	REV
	1001139683	Ref	BLOCK HEATER INSTALLATION, (ANSI, if equipped), (not available to order, see items 1 & 2 for service)	B
	1001159207	Ref	BLOCK HEATER INSTALLATION, (CE, if equipped), (not available to order, see items 1 & 2 for service)	A
1	1001095650	AR	LOCKING COMPOUND	
2	1001140312	1	BLOCK HEATER, (ANSI, if equipped)	
2	1001159206	1	BLOCK HEATER, (CE, if equipped)	
104	0761210	2	HEX HD CAPSCREW, M12X20, GR8.8, (torque to 88 Nm/65 lb-ft)	
107	4812100	2	WASHER, 12mm	
111	80673023	1	CLIP	
114		Ref	ENGINE HARNESS, (See ENGINE HARNESS for Breakdown)	
122	0760808	1	HEX HD CAPSCREW, M8X16, GR8.8, (torque to 26 Nm/20 lb-ft)	
123	4811900	1	WASHER, 8mm	
124	8406112	1	CLIP	
125	1001142242	1	150 AMP LINK HARNESS	
204	0641410	4	HEX HD CAPSCREW, 1/4-20X1-1/4, (torque to 8 lb-ft/10.8 Nm)	
208	3271405	4	HEX NUT, 1/4-20, GR8	
211	3310401	3	HEX NUT, #4-40, GR2	
212	3311001	2	HEX NUT, #10-24, GR2	
214	3910408	3	SCREW, #4-40X1/2	
215	4750400	3	WASHER, #4	
216	4711000	4	WASHER, #10	
217	4711400	4	WASHER, 1/4	
225	77383377	1	STARTER RELAY	
233	1001156314	1	PLATE	
240	0721005	2	SCREW #10-24X5/8	

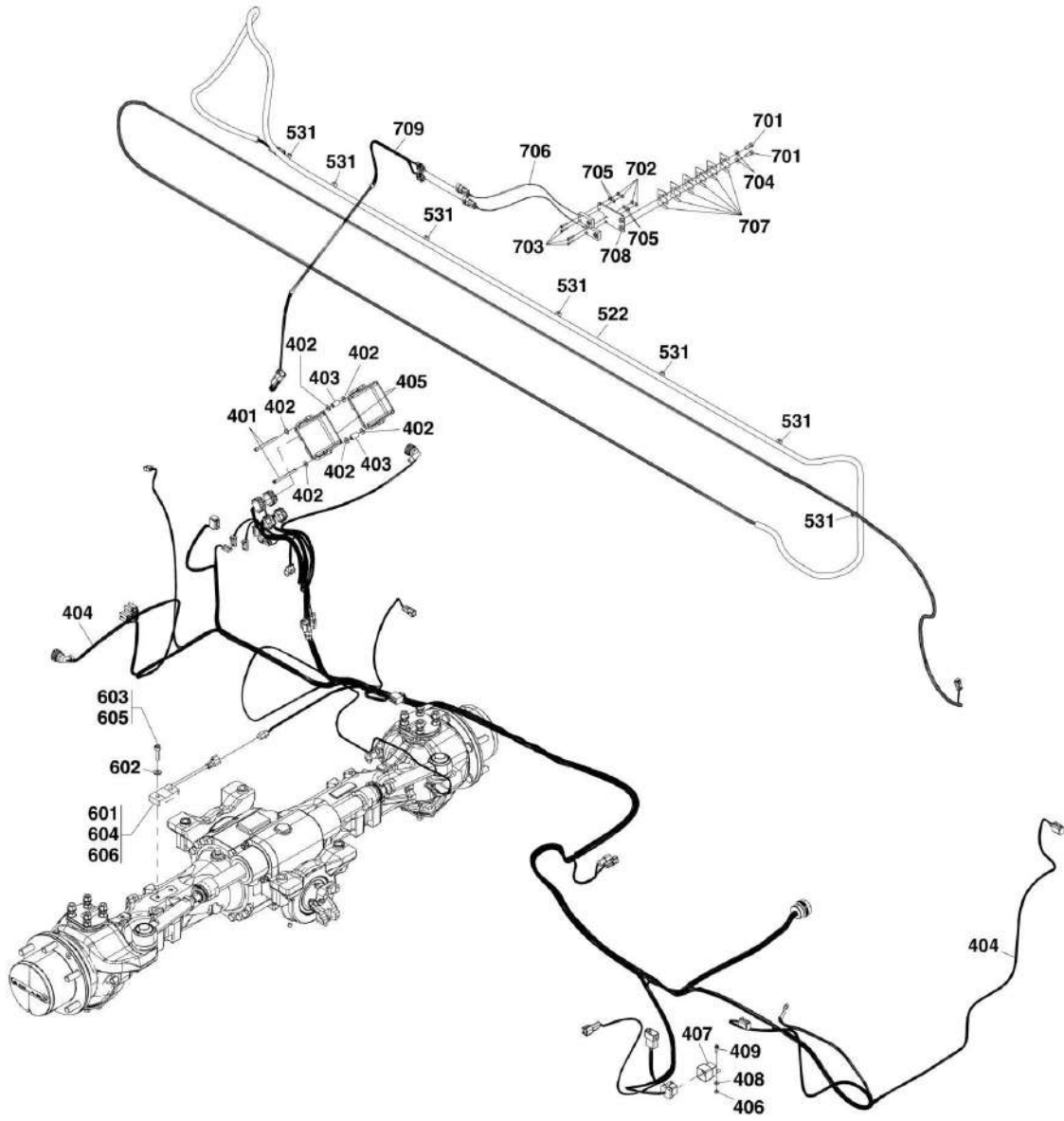
SECTION 10 - ELECTRICAL

FIGURE 10-2. BOOM AND FRAME ELECTRICAL INSTALLATION



ART_31200725-10-2_1

SECTION 10 - ELECTRICAL



ART_31200725-10-2_2

SECTION 10 - ELECTRICAL

FIGURE 10-2. BOOM AND FRAME ELECTRICAL INSTALLATION

ITEM	PART NUMBER	QTY	DESCRIPTION	REV
	1001081120	Ref	BATTERY INSTALLATION, (not available to order, see items 1 thru 6 for service) (Prior to SN 0160076806, Excluding 0160076010, 0160076011 and 0160076012)	C
	1001200613	Ref	BATTERY INSTALLATION, (not available to order, see items 1 thru 6 for service) (SN 0160076806 to Present, Including 0160076010, 0160076011 and 0160076012)	A
1	0400075	1	12V BATTERY	
2	1001081123	1	J-BOLT	
3	3311508	2	HEX NUT, 5/16-18	
4	1001112697	1	PLATE	
6	0630455	1	J-BOLT	
	1001193591	Ref	BATTERY DISCONNECT INSTALLATION, (if equipped), (not available to order, see items 104 thru 106 for service) (Prior to SN 0160076806, Excluding 0160076010, 0160076011 and 0160076012)	B
	1001201826	Ref	BATTERY DISCONNECT INSTALLATION, (if equipped), (not available to order, see items 104 thru 106 for service) (SN 0160076806 to Present, Excluding 0160076010, 0160076011 and 0160076012)	A
104	1001192142	1	SWITCH	
105	1001135846	1	BAR	
106	1001135845	1	BRACKET	
	1001141234	Ref	ELECTRICAL INSTALLATION, (not available to order, see items 201 thru 243 for service) (Prior to SN 0160076806, Excluding 0160076010, 0160076011 and 0160076012)	E
	1001200612	Ref	ELECTRICAL INSTALLATION, (not available to order, see items 201 thru 246 for service) (SN 0160076806 to Present, Including 0160076010, 0160076011 and 0160076012)	E
201	0641404	2	HEX HD CAPSCREW, 1/4-20X1/2, GR5, (torque to 8 lb-ft/11 Nm)	
203	0641408	4	HEX HD CAPSCREW, 1/4-20X1, GR5, (torque to 8 lb-ft/11 Nm)	
204		Ref	ENGINE COMPARTMENT ELECTRICAL COMPONENTS, (See ENGINE COMPARTMENT ELECTRICAL INSTALLATION for Breakdown)	
205	0641415	3	HEX HD CAPSCREW, 1/4-20X1-7/8, GR5, (torque to 8 lb-ft/11 Nm)	
206	0641611	1	HEX HD CAPSCREW, 3/8-16X1-3/8, GR5, (torque to 30 lb-ft/41 Nm)	
207	0791004	4	SCREW, #10-24X1/2	
209	3271601	1	HEX NUT, 3/8-16	
210	3300143	1	HEX LOCKNUT, 3/8-16	
217	4711400	5	WASHER, 1/4 (Prior to SN 0160076806, Excluding 0160076010, 0160076011 and 0160076012)	
217	4711400	9	WASHER, 1/4 (SN 0160076806 to Present, Including 0160076010, 0160076011 and 0160076012)	
218	4711600	2	WASHER, 3/8	
219	4761000	2	LOCKWASHER, #10	
220	4761400	4	LOCKWASHER, 1/4	
221	4761600	1	LOCKWASHER, 3/8	
222	8303839	2	SCREW, #10-32X1/2	
223	8305624	2	HEX LOCKNUT, 1/4-20	
226	1001141066	1	GREEN POWER MODULE RELAY	
227	1001080409	1	BUS BAR	
228	1001080410	1	BRACKET	
229	1001127589	1	RED POWER MODULE RELAY	

SECTION 10 - ELECTRICAL

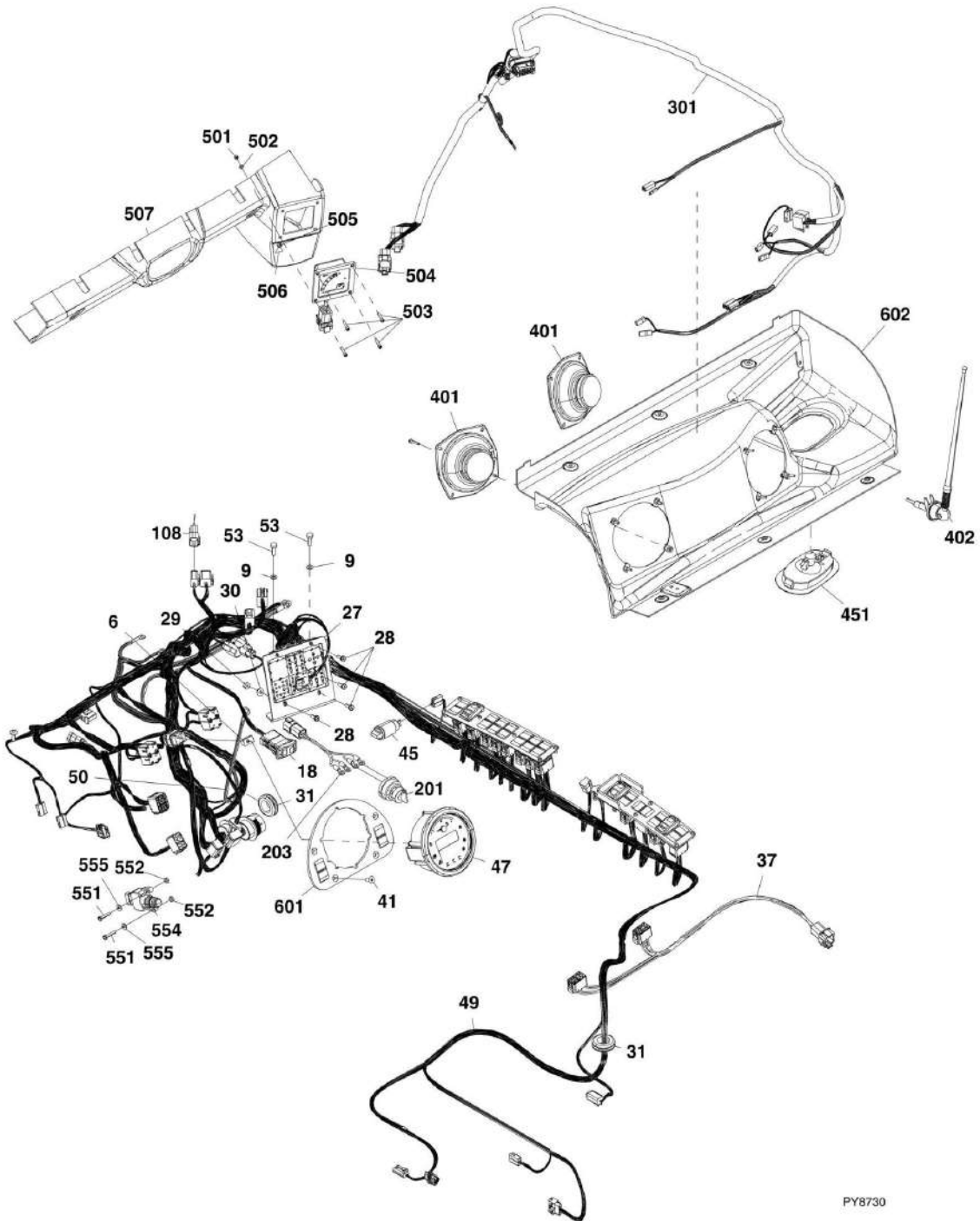
ITEM	PART NUMBER	QTY	DESCRIPTION	REV
230	1001080424	1	YELLOW POWER MODULE RELAY	
231	1001080619	1	NEGATIVE BATTERY CABLE	
232	1001092585	1	BUS BAR INSULATOR	
234	1001196254	1	CONTROL MODULE	
235		Ref	FRAME HARNESS, (See FRAME HARNESS for Breakdown)	
236	1001143995	1	GROUND CABLE (Prior to SN 0160076806, Excluding 0160076010, 0160076011 and 0160076012)	
236	1001209102	1	GROUND CABLE (SN 0160076806 to Present, Including 0160076010, 0160076011 and 0160076012)	
237	1001149466	1	POSITIVE BATTERY CABLE	
238	91143357	1	HORN	
239	8406003	1	CLIP	
243	1001141581	1	CONNECTOR MOUNT	
244	0100011	AR	LOCTITE 242, (not shown)	
245	0100035	AR	LOCTITE 222, (not shown)	
246	1001201252	1	MOUNT, ELECTRICAL COMPONENTS, (not shown)	
301	1001142011	1	FRAME BASE JUMPER HARNESS, (G5-18A)	
302	1001140635	1	FRAME BASE JUMPER HARNESS, (G5-18A, if equipped with drive lights)	
303	1001122280	2	FRAME FUNCTION JUMPER HARNESS, (G5-18A)	B
303	4460464	4	TERMINAL	
303	4460897	2	CONNECTOR	
303	4920017	0.5 ft	WIRE, 16 GA	
303	1001143553	Ref	FRAME BASE JUMPER HARNESS INSTALLATION, (2505H & 25.5), (not available to order, see items 401 thru 409 for service) (Prior to SN 0160076806, Excluding 0160076010, 0160076011 and 0160076012)	D
303	1001209103	Ref	FRAME BASE JUMPER HARNESS INSTALLATION, (2505H & 25.5), (not available to order, see items 401 thru 410 for service) (SN 0160076806 to Present, Including 0160076010, 0160076011 and 0160076012)	B
401	3931448	2	SOCKET HD CAPSCREW, 1/4-20X3	
402	4711400	6	WASHER, 1/4	
403	88631566	2	ROLL PIN	
404		Ref	FRAME OPTION HARNESS, (See FRAME OPTION HARNESS for Breakdown)	
405	1001122287	NLA	LSI MODULE (No longer available, use 1001226247 for Service or replacement)	
405	1001226247	2	LSI MODULE	
406	3311001	1	HEX NUT, #10-24, GR2	
407	3740080	1	RELAY	
408	4711000	1	WASHER, #10	
409	77143016	1	SCREW, #10-24X3/4	
410	3300454	1	SPECIAL NUT, (not shown)	
522		Ref	BOOM AUXILIARY ELECTRIC HARNESS, (See BOOM AUX HARNESS for Breakdown)	
531	90027187	AR	CABLE TIE	
	1001131864	Ref	LSI SENSOR INSTALLATION, (2505H & 25.5), (not available to order, see items 601 thru 606 for service)	C
601	1001160730	1	REAR AXLE LSI SENSOR	
603	5272012	2	HEX SOCKET HD SCREW, M10X40, GR12.9	
604	1001125465	AR	LOCTITE 7063	
605	1001129425	AR	LOCTITE ADHESIVE AND ACTIVATOR	
606	1001116128	AR	POLYSILOXANE SEALANT	

SECTION 10 - ELECTRICAL

ITEM	PART NUMBER	QTY	DESCRIPTION	REV
	1001130475	Ref	BOOM PROXIMITY SENSOR INSTALLATION, (2505H & 25.5, if equipped), (not available to order, see items 701 thru 709)	D
701	0641406	2	HEX HD CAPSCREW, 1/4-20X3/4, GR5	
702	3310805	4	HEX LOCKNUT, 8-32, GR2	
703	3930812	4	SOCKET HD CAPSCREW, 8-32X3/4	
704	4711400	2	WASHER, 1/4	
705	4750800	4	WASHER	
706	1001121021	2	PROXIMITY SENSOR	
707	1001121953	6	PROXIMITY SENSOR SHIM	
708	1001122290	1	BOOM PROXIMITY SENSOR BRACKET	
709		Ref	LSI BOOM SENSOR HARNESS, (See LSI BOOM SENSOR HARNESS for Breakdown)	
801	1001099810	1	BACKUP ALARM	

SECTION 10 - ELECTRICAL

FIGURE 10-3. CAB ELECTRICAL INSTALLATION



PY8730

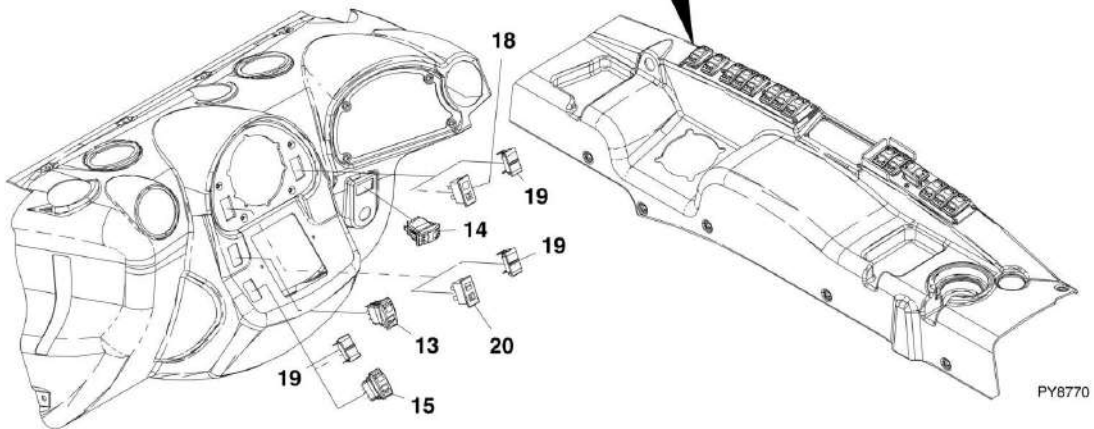
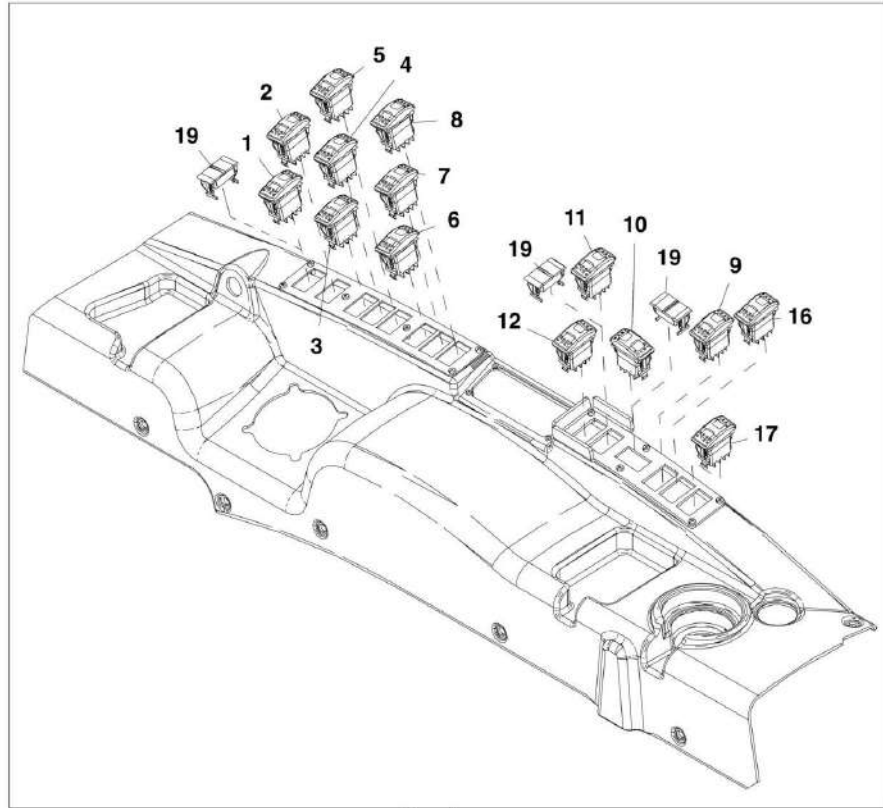
SECTION 10 - ELECTRICAL

FIGURE 10-3. CAB ELECTRICAL INSTALLATION

ITEM	PART NUMBER	QTY	DESCRIPTION	REV
6	3300454	4	SPECIAL NUT	
9	4761400	2	WASHER, 1/4	
18		Ref	CAB SWITCHES, (See CAB SWITCHES for Breakdown)	
27	1001080983	1	BRACKET	
28	1001080986	4	SCREW, #12-24	
29	1001080987	4	LOCKNUT, #12-24, GR2	
30	1001080988	4	WASHER, #12	
31	1001081049	2	GROMMET	
37		Ref	MODE SELECT HARNESS, (See MODE SELECT HARNESS for Breakdown)	
41	1001108194	4	SOCKET HD CAPSCREW, 1/4-20X0.62	
45	1001114867	1	12V POWER SOCKET	
47	1001137657	1	DISPLAY GAUGE	
49		Ref	CAB HARNESS, (See CAB HARNESS for Breakdown)	
50	1001080418	1	GROUND CABLE	
53	0641406	2	HEX HD CAPSCREW, 1/4-20X3/4, GR5, (torque to 6 lb-ft/10 Nm)	
108	1001100966	1	JUMPER HARNESS, (G5-18A)	
108	4460464	4	TERMINAL	
108	4460932	1	CONNECTOR	
108	4920017	0.5 ft	WIRE, 16 GA	
201	1001080379	1	IGNITION SWITCH, (includes key)	
203		Ref	IGNITION SWITCH JUMPER HARNESS, (See IGNITION SWITCH JUMPER HARNESS for Breakdown)	
301		Ref	CAB ROOF HARNESS, (See CAB ROOF HARNESS for Breakdown)	
	1001080844	Ref	RADIO PREP INSTALLATION, (if equipped), (not available to order, see items 401 & 402 for service)	B
401	1001080956	2	SPEAKER	
402	1001080959	1	ANTENNA	
451	2920209	1	DOME LIGHT	
	1001143120	Ref	LSI DISPLAY INSTALLATION, (2505H & 25.5), (not available to order, see items 501 thru 507 for service)	C
501	3290405	4	HEX LOCKNUT, M4X0.7	
502	4811400	4	WASHER, 4mm	
503	1001110269	4	SCREW, M4X20	
504	1001173661	1	LSI DISPLAY	
505	1001127397	1	LSI LIGHT	
506	1001127546	1	LSI DECAL	
507	1001153633	1	FRONT ROPS BAR COVER	
551	0721008	2	SCREW, #10-24X1, (2505H & 25.5), (G5-18A, if equipped with drive lights)	
552	3311005	2	HEX LOCKNUT, #10-24, GR2, (2505H & 25.5), (G5-18A, if equipped with drive lights)	
554	4360658	1	BRAKE LIGHT SWITCH, (2505H & 25.5), (G5-18A, if equipped with drive lights)	
555	4751000	2	WASHER, #10, (2505H & 25.5), (G5-18A, if equipped with drive lights)	
601	1001137985	1	DASH MOUNT	
602		Ref	OVERHEAD CONSOLE COVER, (See CAB SECTION for Breakdown)	

SECTION 10 - ELECTRICAL

FIGURE 10-4. CAB SWITCHES



PY8770

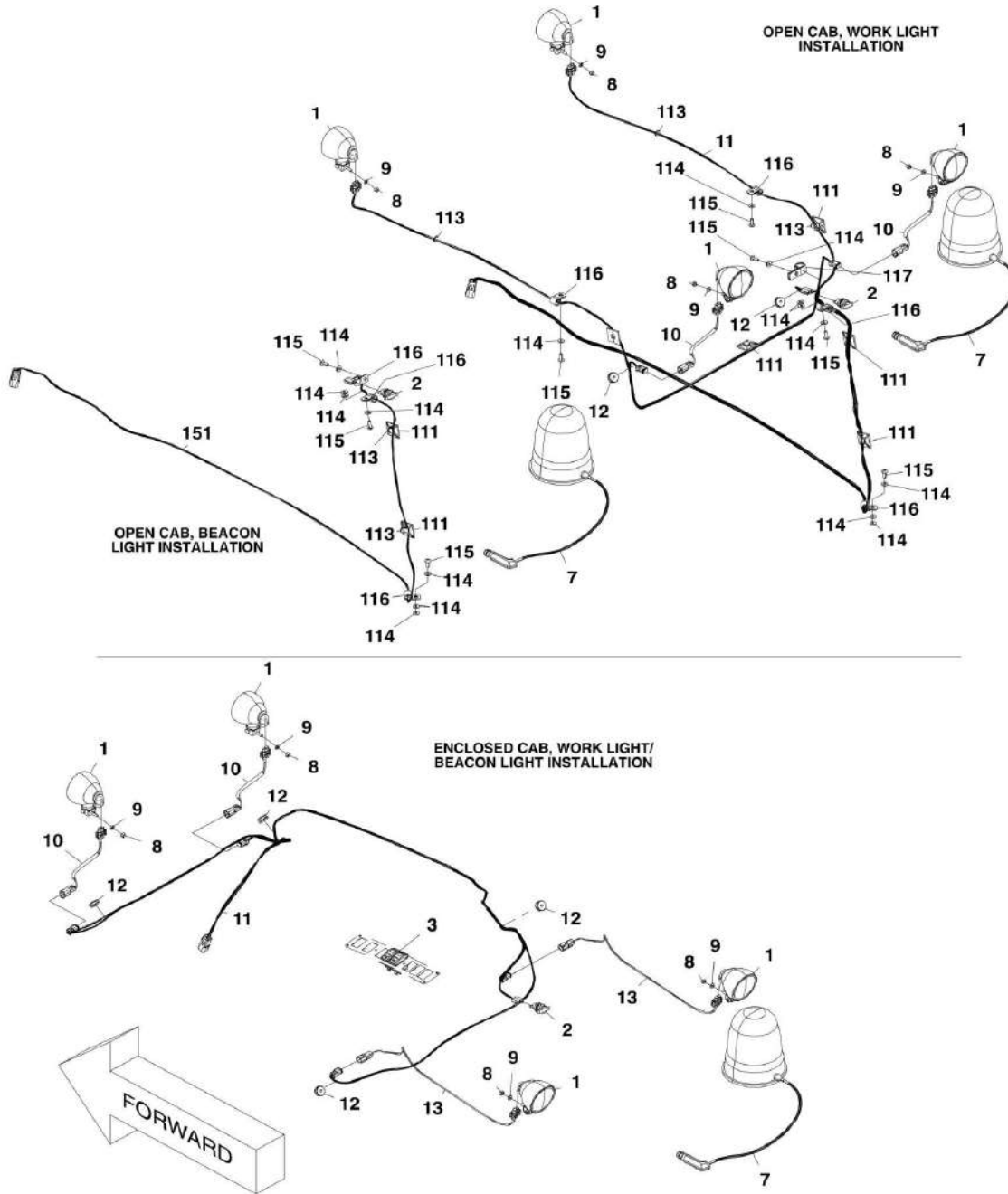
SECTION 10 - ELECTRICAL

FIGURE 10-4. CAB SWITCHES

ITEM	PART NUMBER	QTY	DESCRIPTION	REV
1	1001080372	1	JOYSTICK LOCKOUT SWITCH, (2505H & 25.5)	
2	1001080378	1	STEER SELECT SWITCH	
3	1001080366	1	BOOM WORK LIGHT SWITCH, (if equipped)	
4	1001080369	1	FRONT WORK LIGHT SWITCH, (if equipped)	
5	1001080376	1	REAR WORK LIGHT SWITCH, (if equipped)	
6	1001080368	1	FRONT WIPER SWITCH, (if equipped)	
7	1001080367	1	FRONT WINDSHIELD WASHER SWITCH, (if equipped)	
8	1001080377	1	SKYLIGHT AND REAR WIPER SWITCH, (if equipped)	
9	1001080365	1	BEACON LIGHT SWITCH, (if equipped)	
10	1001080364	1	FRONT/REAR AUXILIARY HYDRAULIC SWITCH, (if equipped)	
11	1001080370	1	HAZARD LIGHT SWITCH, (if equipped)	
12	1001080978	1	LIFT/LOADER JOYSTICK PATTERN SWITCH	
13	1001080374	1	PARK BRAKE SWITCH, (G5-18A)	
13	1001080373	1	LMI OVERRIDE SWITCH, (2505H & 25.5)	
14	1001080371	1	HORN SWITCH	
15	1001080375	1	HYDRAULIC QUICK COUPLER SWITCH	
16	1001104654	1	AUXILIARY HYDRAULICS PRESSURE RELIEF SWITCH	
17	1001145204	1	REVERSE FAN SWITCH, (if equipped)	
18	1001139938	1	TRAILER INDICATOR, (if equipped)	
19	1001080494	14	COVER	
20	1001139937	1	TURN/HIGH BEAM INDICATOR, (if equipped)	

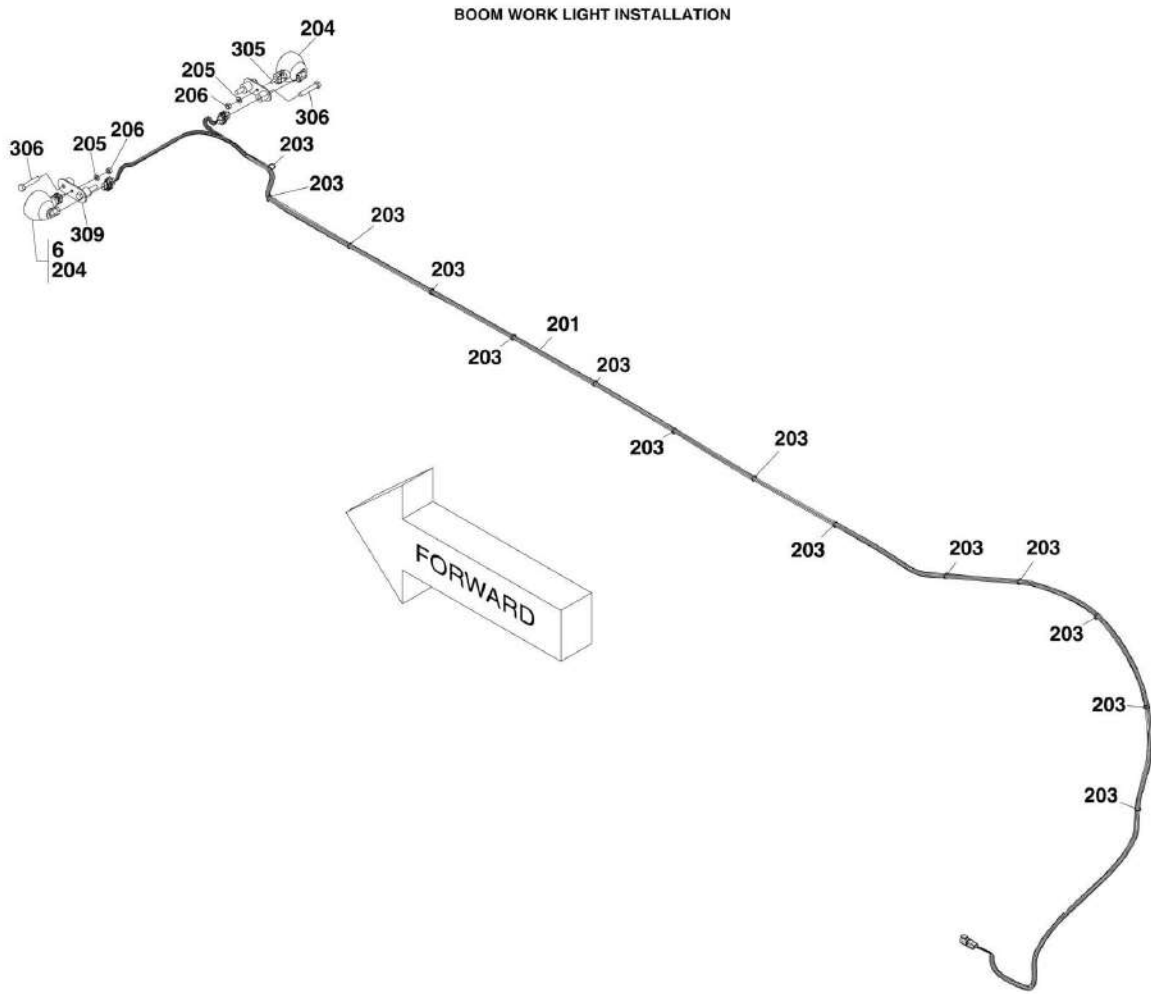
SECTION 10 - ELECTRICAL

FIGURE 10-5. WORK LIGHTS



PY6790

SECTION 10 - ELECTRICAL



ART_31200725-10-5b

SECTION 10 - ELECTRICAL

FIGURE 10-5. WORK LIGHTS

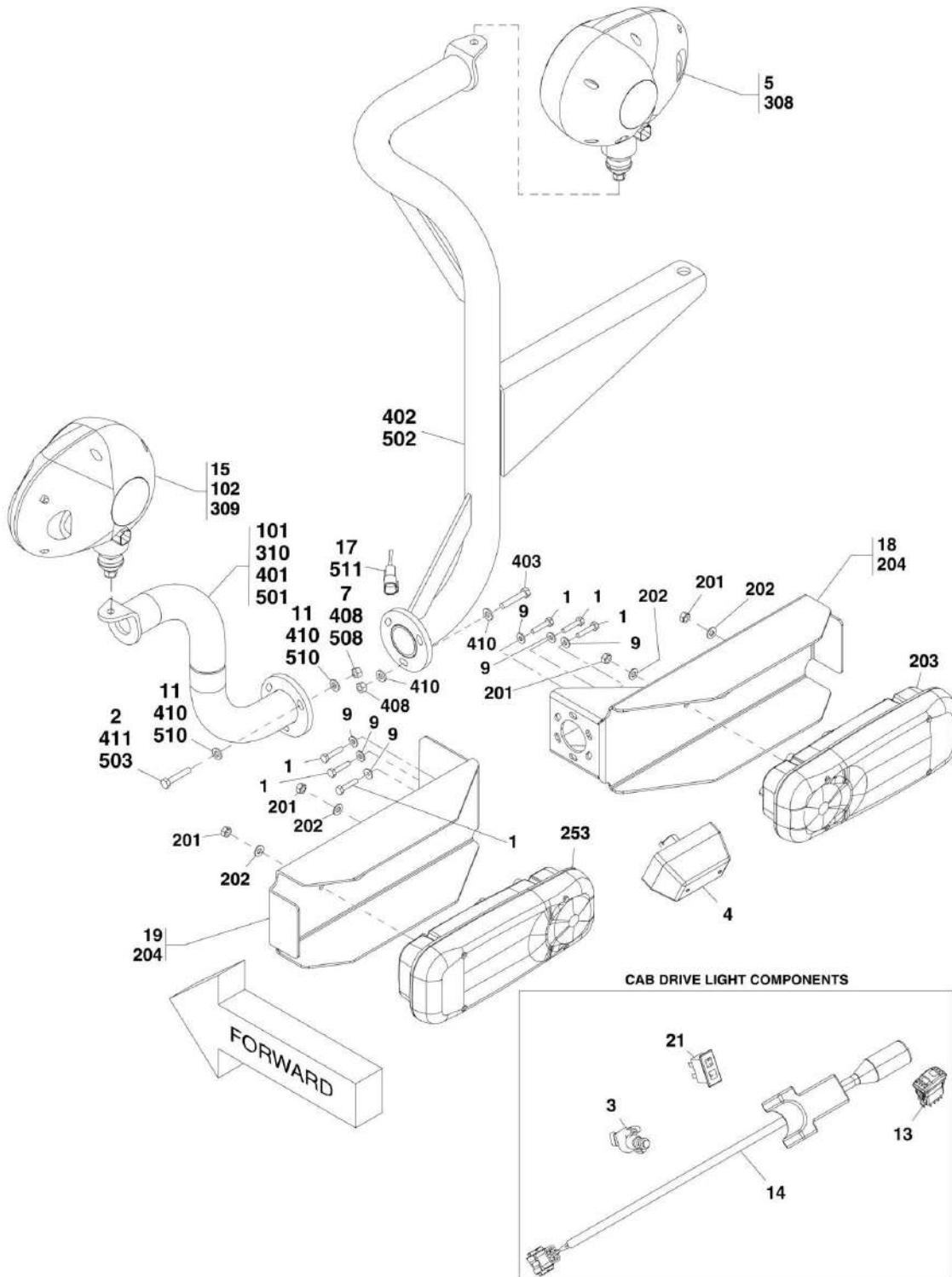
ITEM	PART NUMBER	QTY	DESCRIPTION	REV
	1001143558	Ref	WORK LIGHT INSTALLATION, (enclosed cab, if equipped), (not available to order, see items 1 thru 13 for service)	B
	1001103139	Ref	BEACON LIGHT INSTALLATION, (enclosed cab, if equipped), (not available to order, see items 2, 3, 7 & 11 for service)	D
	1001113154	Ref	WORK LIGHT INSTALLATION, (open cab, if equipped), (not available to order, see items 1 thru 7, 10 thru 12, 102, 104, 111, 113 thru 117 for service)	C
	1001113155	Ref	BEACON LIGHT INSTALLATION, (open cab, if equipped), (not available to order, see items 2, 3, 7, 111, 113 thru 116 & 151 for service)	B
	1001177903	Ref	WORK LIGHT INSTALLATION, (enclosed cab, if equipped), (for homologation machines) (not available to order, see items 1 thru 13 for service)	B
1	2920206	4	LIGHT	
1	70020796	1	BULB	
2	4461174	1	12V TERMINAL	
3		Ref	CAB SWITCHES, (See CAB SWITCHES for Breakdown)	
6	1001080669	Ref	BOOM LIGHT INSTALLATION, (not available to order, see items 201 thru 206 for service)	D
	1001177904	Ref	BOOM LIGHT INSTALLATION, (enclosed cab, if equipped), (for homologation machines), (not available to order, see items 201 thru 206 & 305, 306 & 309 for service)	A
7	1001217623	1	BEACON LIGHT	
7	70020186	1	BULB	
8	1001108127	4	HEX LOCKNUT, M6X1	
9	1001108129	4	WASHER, 6mm	
10	1001109565	2	JUMPER HARNESS	
11		Ref	ROOF WORKLIGHT HARNESS, (See Separate Breakdown in this Section)	
12	1001111341	4	GROMMET, (enclosed cab)	
12	1001111341	2	GROMMET, (open cab)	
13	1001142981	2	JUMPER HARNESS	
102	3290605	4	HEX LOCKNUT, M6X1	
104	4811700	4	WASHER, 6mm	
111	4460488	5	MOUNTING BASE, (open cab, work light installation)	
111	4460488	2	MOUNTING BASE, (open cab, beacon light installation)	
113	8881802	9	TIE STRAP, (open cab, work light installation)	
113	8881802	2	TIE STRAP, (open cab, beacon light installation)	
114	4711400	9	WASHER, 1/4, (open cab, work light installation)	
114	4711400	7	WASHER, 1/4, (open cab, beacon light installation)	
115	8303034	5	SCREW, 1/4-20X3/4, (open cab, work light installation)	
115	8303034	3	SCREW, 1/4-20X3/4, (open cab, beacon light installation)	
116	85941016	4	1/2IN CLAMP, (open cab, work light installation)	
116	85941016	3	1/2IN CLAMP, (open cab, beacon light installation)	
117	85941017	1	P-CLAMP	
151		Ref	BEACON WORKLIGHT HARNESS, (See BOOM WORKLIGHT HARNESS for Breakdown)	
201		Ref	BOOM WORKLIGHT HARNESS, (See BEACON WORKLIGHT HARNESS for Breakdown)	
203	4240032	14	TIE STRAP	
204	2920206	2	LIGHT	
204	70020796	1	BULB	
205	4831700	2	LOCKWASHER, 6mm	

SECTION 10 - ELECTRICAL

ITEM	PART NUMBER	QTY	DESCRIPTION	REV
206	3290601	1	HEX NUT, M6 X 1	
305	0760607	2	HEX HD SCREW, M6X14	
306	0761017	4	HEX HD SCREW, M10X45	
309	1001178283	2	BRACKET	

SECTION 10 - ELECTRICAL

FIGURE 10-6. DRIVE LIGHTS



ART_31200725-10-6

SECTION 10 - ELECTRICAL

FIGURE 10-6. DRIVE LIGHTS

ITEM	PART NUMBER	QTY	DESCRIPTION	REV
	1001146297	Ref	DRIVE LIGHT INSTALLATION, (G5-18A, if equipped), (not available to order, see items 1 thru 21 for service) (Prior to SN 0160070386)	B
	1001190792	Ref	DRIVE LIGHT INSTALLATION, (G5-18A, if equipped), (not available to order, see items 1 thru 21 for service) (SN 0160070387 through 0160076805)	B
	1001213876	Ref	DRIVE LIGHT INSTALLATION, (G5-18A, if equipped), (not available to order, see items 1 thru 21 for service) (SN 0160076806 to Present, Including 0160076010, 0160076011 and 0160076012)	B
	1001081398	Ref	DRIVE LIGHT INSTALLATION, (AUS, UK and Ireland - 2505H & 25.5, if equipped), (not available to order, see items 1, 2, 4, 7, 9, 11, 18, 19, 308 thru 310 for service) (Prior to SN 0160070386)	B
	1001190710	Ref	DRIVE LIGHT INSTALLATION, (AUS, UK and Ireland - 2505H & 25.5, if equipped), (not available to order, see items 1, 2, 4, 7, 9, 11, 18, 19, 308 thru 310 for service) (SN 0160070387 through 0160076805)	A
	1001213878	Ref	DRIVE LIGHT INSTALLATION, (AUS, UK and Ireland - 2505H & 25.5, if equipped), (not available to order, see items 1, 2, 4, 7, 9, 11, 18, 19, 308 thru 310 for service) (SN 0160076806 to Present, Including 0160076010, 0160076011 and 0160076012)	A
	1001080918	Ref	DRIVE LIGHT INSTALLATION, (CE and GERMANY - 2505H, 25.5, if equipped), (not available to order, see items 1, 2, 4, 5, 7, 9, 11, 15, 18 & 19 for service) (Prior to SN 0160070386)	K
	1001190791	Ref	DRIVE LIGHT INSTALLATION, (CE and GERMANY - 2505H, 25.5, if equipped), (not available to order, see items 1, 2, 4, 5, 7, 9, 11, 15, 18 & 19 for service) (SN 0160070387 through 0160076805)	A
	1001213877	Ref	DRIVE LIGHT INSTALLATION, (CE and GERMANY - 2505H, 25.5, if equipped), (not available to order, see items 1, 2, 4, 5, 7, 9, 11, 15, 18 & 19 for service) (SN 0160076806 to Present, Including 0160076010, 0160076011 and 0160076012)	A
1	0641410	6	HEX HD CAPSCREW, 1/4-20X1-1/4, GR5, (torque to 8 lb-ft/10.8 Nm)	
2	0641514	3	HEX HD CAPSCREW, 5/16-18X1-3/4, GR5, (torque to 17 lb-ft/23 Nm)	
2	0641532	3	HEX HD CAPSCREW, 5/16-18X4, (G5-18A, if equipped) (SN 0160076806 to Present, Including 0160076010, 0160076011 and 0160076012)	
3		Ref	BRAKE LIGHT COMPONENTS, (See CAB ELECTRICAL INSTALLATION for Breakdown)	
4		Ref	LICENSE PLATE LIGHT COMPONENTS, (See FRAME AND ATTACHING PARTS SECTION for Breakdown)	
5	2920208	1	RH DRIVE LIGHT	
5	7029969	1	12V BULB	
5	7029970	2	12V-55W BULB	
7	3311505	3	HEX LOCKNUT, 5/16-18, GR2	
9	4711400	6	WASHER, 1/4	
11	4891500	6	WASHER, 5/16	
13		Ref	HAZARD LIGHT SWITCH, (See CAB SWITCHES for Breakdown)	
14	1001080381	1	TURN SIGNAL-HEADLIGHT SWITCH	
15	1001080913	Ref	LH DRIVE LIGHT INSTALLATION, (not available to order, see items 101 & 102 for service) (Prior to SN 0160070386)	B
15	1001190709	Ref	LH DRIVE LIGHT INSTALLATION, (not available to order, see items 101 & 102 for service) (SN 0160070387 through 0160076805)	A
15	1001213892	Ref	LH DRIVE LIGHT INSTALLATION, (not available to order, see items 101 & 102 for service) (SN 0160076806 to Present, Including 0160076010, 0160076011 and 0160076012)	A

SECTION 10 - ELECTRICAL

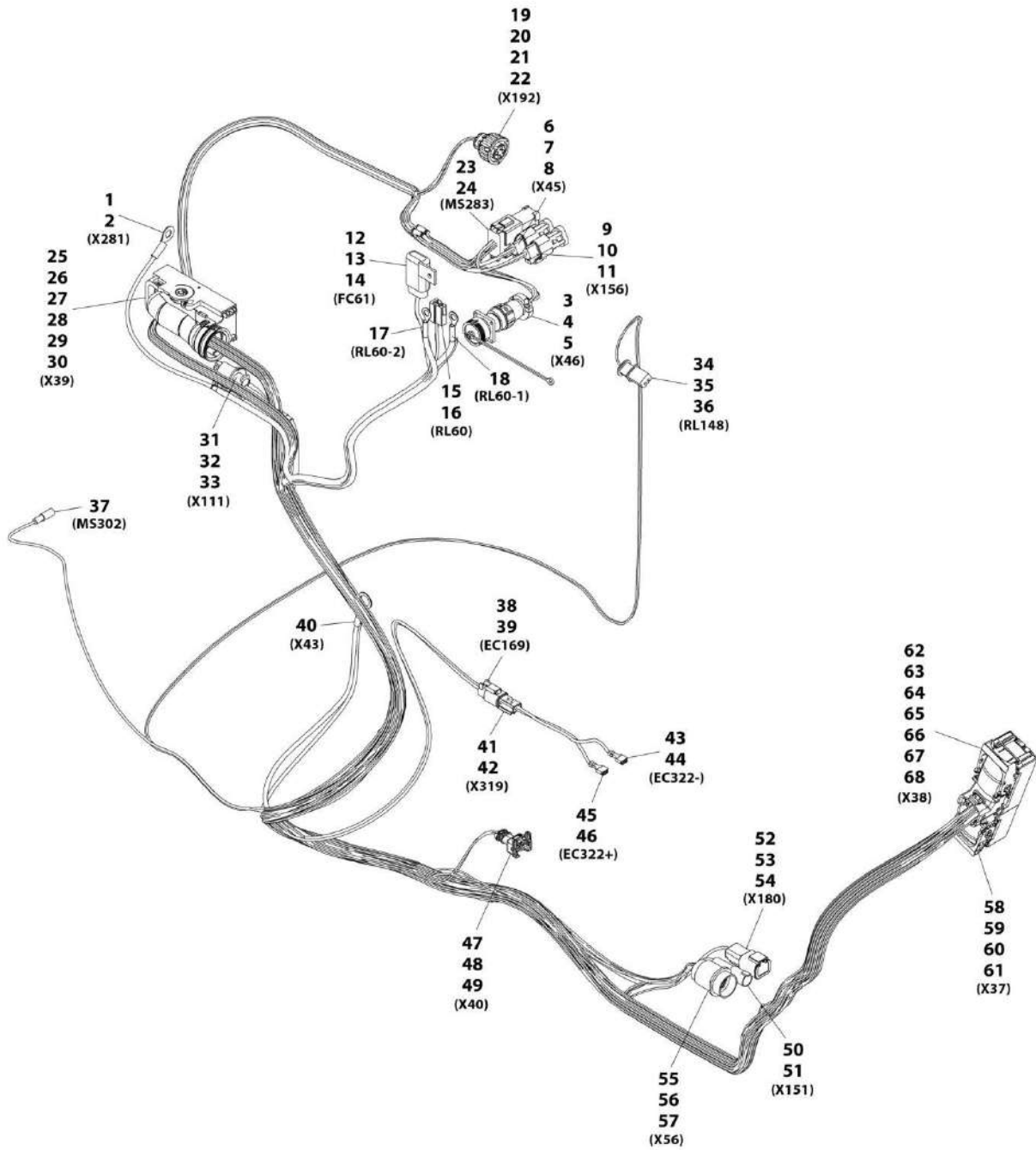
ITEM	PART NUMBER	QTY	DESCRIPTION	REV
16	1001100781	1	RELAY FLASHER, (G5-18A)	
17	1001100965	1	JUMPER HARNESS, (G5-18A)	
17	4460464	2	TERMINAL	
17	4460466	2	TERMINAL	
17	4460932	1	CONNECTOR	
17	4920017	0.25 ft	WIRE, 16 GA	
17	1001129784	2	JUMPER HARNESS, (for homologation machines)	
18	1001101533	Ref	RH TAIL LIGHT INSTALLATION, (not available to order, see items 201 thru 204 for service)	D
19	1001101534	Ref	LH TAIL LIGHT INSTALLATION, (not available to order, 201, 202, 204 & 253 for service)	C
21		Ref	TURN/HIGH BEAM INDICATOR, (See CAB SWITCHES for Breakdown)	
101	1001133821	1	BRACKET (Prior to SN 0160070386)	
101	1001190640	1	BRACKET (SN 0160070387 through 0160076805)	
101	1001213893	1	BRACKET (SN 0160076806 to Present, Including 0160076010, 0160076011 and 0160076012)	
102	2920207	1	LH DRIVE LIGHT	
102	7029969	1	12V BULB	
102	7029970	2	12V-55W BULB	
201	3290807	2	HEX LOCKNUT, M8X1.25	
202	4811900	2	WASHER, 8mm	
203	8001989	1	RH TAIL LIGHT	
203	0388450	4	12V-21W BULB	
203	0313279	2	12V-10W BULB	
204	1001081322	1	BRACKET	
253	8001991	1	LH TAIL LIGHT	
253	0388450	4	12V-21W BULB	
253	0313279	2	12V-10W BULB	
308	1001002778	1	RH DRIVE LIGHT	
308	7029969	1	12V BULB	
308	7029970	1	12V-55W BULB	
308	7029971	1	12V-21W BULB	
309	1001002779		LH DRIVE LIGHT	
309	7029969	1	12V BULB	
309	7029970	1	12V-55W BULB	
309	7029971	1	12V-21W BULB	
310	1001133821	1	BRACKET (Prior to SN 0160070386)	
310	1001190640	1	BRACKET (SN 0160070387 through 0160076805)	
310	1001213893	1	BRACKET (SN 0160076806 to Present, Including 0160076010, 0160076011 and 0160076012)	
401	1001119336	1	MOUNT, HEADLIGHT (LH), (for homologation machines) (Prior to SN 0160076806, Excluding 0160076010, 0160076011 and 0160076012)	
401	1001213896	1	MOUNT, HEADLIGHT (LH), (for homologation machines) (SN 0160076806 to Present, Including 0160076010, 0160076011 and 0160076012)	
402	1001119337	1	MOUNT, HEADLIGHT (RH), (for homologation machines)	
403	0641514	6	HEX HD CAPSCREW, 5/16-18X1-3/4, GR5, (torque to 17 lb-ft/23 Nm), (for homologation machines) (Prior to SN 0160076806, Excluding 0160076010, 0160076011 and 0160076012)	
403	0641514	3	HEX HD CAPSCREW, 5/16-18X1-3/4, GR5, (torque to 17 lb-ft/23 Nm), (for homologation machines) (SN 0160076806 to Present, Including 0160076010, 0160076011 and 0160076012)	

SECTION 10 - ELECTRICAL

ITEM	PART NUMBER	QTY	DESCRIPTION	REV
408	3311505	6	HEX LOCKNUT, 5/16-18, GR2, (for homologation machines)	
410	4891500	12	WASHER, 5/16, (for homologation machines)	
411	0641532	3	HEX HD CAPSCREW, 5/16-18X4 (SN 0160076806 to Present, Including 0160076010, 0160076011 and 0160076012)	
501	1001119336	1	MOUNT, HEADLIGHT (LH), (2505H & 25.5 - Italy), (if equipped) (Prior to SN 0160076806, Excluding 0160076010, 0160076011 and 0160076012)	
501	1001213896	1	MOUNT, HEADLIGHT (LH), (2505H & 25.5 - Italy), (if equipped) (SN 0160076806 to Present, Including 0160076010, 0160076011 and 0160076012)	
502	1001119337	1	MOUNT, HEADLIGHT (RH), (2505H & 25.5 - Italy), (if equipped)	
503	0641514	3	HEX HD CAPSCREW, 5/16-18X1-3/4, GR5, (torque to 17 lb-ft/23Nm), (2505H & 25.5 - Italy), (if equipped) (Prior to SN 0160076806, Excluding 0160076010, 0160076011 and 0160076012)	
503	0641532	3	HEX HD CAPSCREW, 5/16-18X1-3/4, GR5, (torque to 17 lb-ft/23Nm), (2505H & 25.5 - Italy), (if equipped) (SN 0160076806 to Present, Including 0160076010, 0160076011 and 0160076012)	
508	3311505	3	HEX LOCKNUT, 5/16-18, GR2, (2505H & 25.5 - Italy), (if equipped)	
510	4891500	6	WASHER, 5/16, (2505H & 25.5 - Italy), (if equipped)	
511	1001129784	2	JUMPER HARNESS, (2505H & 25.5 - Italy), (if equipped)	

SECTION 10 - ELECTRICAL

FIGURE 10-7. ENGINE HARNESS



ART_1001156229_1-E

SECTION 10 - ELECTRICAL

X281							
CONNECTOR PART NUMBER: 8220045							
CAV 1 USES 4923287 FUSIBLE LINK							
CONN POS	WIRE COLOR	WIRE LABEL	GAUGE	JCKET	TERMINAL P/N	SEAL P/N	TO
1	-	001-11-1 FUSIBLE LINK 12 GA	12 AWG		N/A		S312 (1)

X45							
CONNECTOR PART NUMBER: 4461095							
ATTACH 4461070 RESISTOR CAP							
CONN POS	WIRE COLOR	WIRE LABEL	GAUGE	JCKET	TERMINAL P/N	SEAL P/N	TO
A	RED	CAN 3 HI	16 AWG	GXL	4460465		S55 (1)
B	BLK	CAN 3 LO	16 AWG	GXL	4460465		S54 (1)
C					4460466		

X46							
CONNECTOR PART NUMBER: 2902443							
CONN POS	WIRE COLOR	WIRE LABEL	GAUGE	JCKET	TERMINAL P/N	SEAL P/N	TO
A	YEL	62-9-3-3 IGN	16 AWG	GXL	4461071		S51 (1)
B	BLK	000-86 GND	16 AWG	GXL	4461071		S292 (2)
C							
D							
E							
F	BLK	CAN LO	16 AWG	GXL	4461071		MS203 (10)
G	BLK	CAN 2 LO	16 AWG	GXL	4461071		S54 (2)
H	RED	CAN 2 HI	16 AWG	GXL	4461071		S55 (2)
J							
K							
L							
M	RED	CAN HI	16 AWG	GXL	4461071		MS283 (12)
NC	SHIELD	CABLE 15 CAN 5	18 AWG	SHLD			X38 (NC)

X156							
CONNECTOR PART NUMBER: 4461095							
ATTACH 4461070 RESISTOR CAP							
CONN POS	WIRE COLOR	WIRE LABEL	GAUGE	JCKET	TERMINAL P/N	SEAL P/N	TO
A	RED	CAN 4 HI	16 AWG	GXL	4460465		S55 (1)
B	BLK	CAN 4 LO	16 AWG	GXL	4460465		S54 (1)
C					4460466		

FC61							
CONNECTOR PART NUMBER: 100117022							
CONN POS	WIRE COLOR	WIRE LABEL	GAUGE	JCKET	TERMINAL P/N	SEAL P/N	TO
1	WHT	048-22-2 GP SENSE	12 AWG	GXL	1001116734		RL60-1 (1)
2	GRY	048-22-1 GP SENSE	0.75 mm ²	FLRYW	1001116733		X37 (2)

RL60							
CONNECTOR PART NUMBER: 4460994							
CONN POS	WIRE COLOR	WIRE LABEL	GAUGE	JCKET	TERMINAL P/N	SEAL P/N	TO
1	YEL	69-9-5-4 IGN	16 AWG	GXL	1001104519		S51 (1)
2	BLK	000-40-2 GP BLY	0.75 mm ²	FLRYW	1001104519		X37 (35)

RL60-2							
CONNECTOR PART NUMBER: 100117106							
OR EQUIVALENT NOT TO EXCEED 0.25 INCH MAX FROM CENTER TO OUTSIDE DIAMETER OF RING TERMINAL							
CONN POS	WIRE COLOR	WIRE LABEL	GAUGE	JCKET	TERMINAL P/N	SEAL P/N	TO
1	RED	001-11 GLOW PLUG	8 AWG	GXL	N/A		S312 (2)

RL60-1							
CONNECTOR PART NUMBER: 100117106							
OR EQUIVALENT NOT TO EXCEED 0.25 INCH MAX FROM CENTER TO OUTSIDE DIAMETER OF RING TERMINAL							
CONN POS	WIRE COLOR	WIRE LABEL	GAUGE	JCKET	TERMINAL P/N	SEAL P/N	TO
1	WHT	048-22 GLOW PLG	8 AWG	GXL	N/A		S117 (1)
1	WHT	048-22-2 GP SENSE	12 AWG	GXL	N/A		FC61 (1)

X39										
CONNECTOR PART NUMBER: 1001126362										
USE CAVITY PLUG 1001126391 WHERE APPLICABLE										
CONN POS	WIRE COLOR	WIRE LABEL	GAUGE	JCKET	TERMINAL P/N	SEAL P/N	TO			
13	BLK	TWISTED PAIR 8 CRANKSHAFT	0.75 mm ²		TW-PAIR	1001126363	1001126364			X37 (52)
14	WHT	TWISTED PAIR 8 CRANKSHAFT	0.75 mm ²		TW-PAIR	1001126363	1001126364			X37 (37)
15	WHT	TWISTED PAIR 9 CRANKSHAFT	0.75 mm ²		TW-PAIR	1001126363	1001126364			X37 (39)
17	WHT	106-1 FUEL LOW PRESS	0.75 mm ²		FLRYW	1001126363	1001126364			X38 (61)
19	BLK	TWISTED PAIR 7 MPROP	1.5 mm ²		TW-PAIR	1001126363	1001126364			X37 (4)
20	WHT	TWISTED PAIR 2.1 MPROP	1.5 mm ²		TW-PAIR	1001126363	1001126364			X37 (5)
21	BLK	TWISTED PAIR 9 CRANKSHAFT	0.75 mm ²		TW-PAIR	1001126363	1001126364			X37 (54)
22	WHT	100-3 V REF	0.75 mm ²		FLRYW	1001126363	1001126364			X37 (24)
23	WHT	106-3-1 BOOST PRESS-TEMP	0.75 mm ²		FLRYW	1001126363	1001126364			X37 (43)
24	WHT	100-6 COOLING TEMP	0.75 mm ²		FLRYW	1001126363	1001126364			X37 (28)
25	WHT	100-4 FUEL RAIL PRES	0.75 mm ²		FLRYW	1001126363	1001126364			X37 (26)
26	WHT	106-4-1 OIL PRESS	0.75 mm ²		FLRYW	1001126363	1001126364			X37 (44)
27	WHT	101-2 SIG RTN	0.75 mm ²		FLRYW	1001126363	1001126364			X37 (29)
28	WHT	100-7 BOOST PRESS-TEMP	0.75 mm ²		FLRYW	1001126363	1001126364			X37 (40)
29	WHT	100-5 BOOST PRESS-TEMP	0.75 mm ²		FLRYW	1001126363	1001126364			X37 (27)
31	WHT	100-3 FUEL RAIL PRES	0.75 mm ²		FLRYW	1001126363	1001126364			X37 (25)
32	WHT	100-1 FUEL RAIL PRES	0.75 mm ²		FLRYW	1001126363	1001126364			X37 (7)
35	BLK	TWISTED PAIR 3 INJ 1	1.5 mm ²		TW-PAIR	1001126363	1001126364			X37 (16)
37	BLK	TWISTED PAIR 4 INJ 4	1.5 mm ²		TW-PAIR	1001126363	1001126364			X37 (18)
38	WHT	TWISTED PAIR 5 INJ 3	1.5 mm ²		TW-PAIR	1001126363	1001126364			X37 (32)
40	WHT	TWISTED PAIR 6 INJ 2	1.5 mm ²		TW-PAIR	1001126363	1001126364			X37 (46)
41	BLK	TWISTED PAIR 6 INJ 2	1.5 mm ²		TW-PAIR	1001126363	1001126364			X37 (3)
42	WHT	TWISTED PAIR 4 INJ 4	1.5 mm ²		TW-PAIR	1001126363	1001126364			X37 (48)
46	WHT	106-5 EGR SIG	0.75 mm ²		FLRYW	1001126363	1001126364			X38 (85)
47	WHT	TWISTED PAIR 10 EGR +	1.5 mm ²		TW-PAIR	1001126363	1001126364			X37 (19)
48	BLK	TWISTED PAIR 10 EGR -	1.5 mm ²		TW-PAIR	1001126363	1001126364			X37 (20)
50	WHT	102-2 EGR SV	0.75 mm ²		FLRYW	1001126363	1001126364			X38 (44)
51	WHT	104-2 EGR GND	0.75 mm ²		FLRYW	1001126363	1001126364			X38 (82)
57						4461008				
58						4461008				
59						4461008				
60						4461008				
61	BLK	TWISTED PAIR 5 INJ 3	1.5 mm ²		TW-PAIR	1001126363	4461054			X37 (2)
62	WHT	TWISTED PAIR 3 INJ 1	1.5 mm ²		TW-PAIR	1001126363	4461054			X37 (33)

X192										
CONNECTOR PART NUMBER: 1001133714										
CONN POS	WIRE COLOR	WIRE LABEL	GAUGE	JCKET	TERMINAL P/N	SEAL P/N	TO			
1	WHT	148-29 COOLANT	0.75 mm ²		FLRYW	1001133715	1001135650			X38 (29)
2	WHT	105-1 SIG RTN	0.75 mm ²		FLRYW	1001133715	1001135650			X38 (87)
3	WHT	105-2 COOLANT LVL	0.75 mm ²		FLRYW	1001133715	1001135650			X38 (13)
4						1001135651				

MS302							
CONNECTOR PART NUMBER: 1001127125							
CONN POS	WIRE COLOR	WIRE LABEL	GAUGE	JCKET	TERMINAL P/N	SEAL P/N	TO
1	WHT	078-2 ACCOMP	16 AWG	GXL	N/A		X56 (9)

X111							
CONNECTOR PART NUMBER: 1001142938							
CONN POS	WIRE COLOR	WIRE LABEL	GAUGE	JCKET	TERMINAL P/N	SEAL P/N	TO
1	WHT	048-22-3 GLOW PLG	8 AWG	GXL	1001142940		1001142941 S117 (2)
2	WHT	048-22-4 GLOW PLG	8 AWG	GXL	1001142940		1001142941 S117 (2)

EC169							
CONNECTOR PART NUMBER: 4460891							
CONN POS	WIRE COLOR	WIRE LABEL	GAUGE	JCKET	TERMINAL P/N	SEAL P/N	TO
1	WHT	090-1 FUEL PUMP	14 AWG	GXL	4460942		X180 (1)
2	BLK	000-63 GND	14 AWG	GXL	4460942		S292 (1)

RL148							
CONNECTOR PART NUMBER: 1001138110							
CONN POS	WIRE COLOR	WIRE LABEL	GAUGE	JCKET	TERMINAL P/N	SEAL P/N	TO
1	WHT	048-73 ST SOL	0.75 mm ²		FLRYW	1001138111	1001138113 X38 (73)
2	GRY	048-28 STRLY (-)	0.75 mm ²		FLRYW	1001138111	1001138113 X38 (28)

ART_1001156229_2-E

SECTION 10 - ELECTRICAL

MS283							
CONNECTOR PART NUMBER: 4460933							
ATTACH 100119020 BUSS BAR							
PINS: 1 TO 7 & 9, 11 USE JLG CABLE 4922099							
CONN POS	WIRE COLOR	WIRE LABEL	GAUGE	JOBT	TERMINAL P/N	SEAL P/N	TO
1	RED	CABLE 5 CAN HI	18 AWG	CABLE	4460465		X56 (7)
2	RED	CABLE 7 CAN HI	18 AWG	CABLE	4460465		X56 (1)
3	BLK	CABLE 5 CAN LO	18 AWG	CABLE	4460465		X56 (6)
4	BLK	CABLE 7 CAN LO	18 AWG	CABLE	4460465		X56 (2)
5	SHIELD	CABLE 5 CAN S	18 AWG	SHLD	4460465		X56 (5)
6	SHIELD	CABLE 7 CAN S	18 AWG	SHLD	4460465		X56 (3)
7	SHIELD	CABLE 5 CAN S	18 AWG	SHLD	4460465		X38 (NC)
8	BLK	000-64 GND	16 AWG	GXL	4460465		S292 (2)
9	BLK	CABLE 6 CAN LO	18 AWG	CABLE	4460465		X38 (76)
10	BLK	CAN LO	16 AWG	GXL	4460465		X46 (F)
11	RED	CABLE 6 CAN HI	18 AWG	CABLE	4460465		X38 (54)
12	RED	CAN HI	16 AWG	GXL	4460465		X46 (M)

X43							
CONNECTOR PART NUMBER: 1001130900							
CONN POS	WIRE COLOR	WIRE LABEL	GAUGE	JOBT	TERMINAL P/N	SEAL P/N	TO
1	BLK	000-53 GND	16 AWG	GXL	N/A		S49 (2)
2	BLK	000-63 GND	12 AWG	GXL	N/A		S292 (1)

X37							
CONNECTOR PART NUMBER: 100113957							
USE CAVITY PLUG 1001230935 OR 1001230936 WHERE APPLICABLE							
CONN POS	WIRE COLOR	WIRE LABEL	GAUGE	JOBT	TERMINAL P/N	SEAL P/N	TO
2	BLK	TWISTED PAIR 3 INJ 3	1.5 mm ²	TW.PAIR	1001126351		X39 (61)
3	BLK	TWISTED PAIR 4 INJ 2	1.5 mm ²	TW.PAIR	1001126351		X39 (41)
4	BLK	TWISTED PAIR 7 MPROP	1.5 mm ²	TW.PAIR	1001126351		X39 (19)
5	WHT	TWISTED PAIR 7-1 MPROP	1.5 mm ²	TW.PAIR	1001126351		X39 (20)
7	WHT	100-1 FUEL RAIL PRES	0.75 mm ²	FLRYW	1001230934		X39 (32)
16	BLK	TWISTED PAIR 3 INJ 1	1.5 mm ²	TW.PAIR	1001126351		X39 (35)
18	BLK	TWISTED PAIR 4 INJ 4	1.5 mm ²	TW.PAIR	1001126351		X39 (37)
19	WHT	TWISTED PAIR 10 EGR +	1.5 mm ²	TW.PAIR	1001126351		X39 (47)
20	BLK	TWISTED PAIR 10 EGR -	1.5 mm ²	TW.PAIR	1001126351		X39 (48)
23	GRY	948-23-1 GP SENS	0.75 mm ²	FLRYW	1001230934		FC41 (2)
24	WHT	100-2 VREF	0.75 mm ²	FLRYW	1001230934		X39 (22)
25	WHT	100-3 FUEL RAIL PRES	0.75 mm ²	FLRYW	1001230934		X39 (31)
26	WHT	100-4 FUEL RAIL PRES	0.75 mm ²	FLRYW	1001230934		X39 (25)
27	WHT	100-5 BOOST PRESS/TEMP	0.75 mm ²	FLRYW	1001230934		X39 (29)
28	WHT	100-6 COOLING TEMP	0.75 mm ²	FLRYW	1001230934		X39 (24)
29	WHT	101-2 SIG RTN	0.75 mm ²	FLRYW	1001230934		X39 (27)
32	WHT	TWISTED PAIR 3 INJ 3	1.5 mm ²	TW.PAIR	1001126351		X39 (38)
33	WHT	TWISTED PAIR 3 INJ 1	1.5 mm ²	TW.PAIR	1001126351		X39 (52)
35	BLK	900-40-2 GP SLY	0.75 mm ²	FLRYW	1001126351		RL60 (2)
37	WHT	TWISTED PAIR 8 CRANKSHAFT	0.75 mm ²	TW.PAIR	1001230934		X39 (14)
39	WHT	TWISTED PAIR 9 CRANKSHAFT	0.75 mm ²	TW.PAIR	1001230934		X39 (15)
40	WHT	100-7 BOOST PRESS/TEMP	0.75 mm ²	FLRYW	1001230934		X39 (28)
43	WHT	106-3-1 BOOST PRESS/TEMP	0.75 mm ²	FLRYW	1001230934		X39 (23)
44	WHT	106-4-1 OIL PRESS	0.75 mm ²	FLRYW	1001230934		X39 (26)
46	WHT	TWISTED PAIR 6 INJ 2	1.5 mm ²	TW.PAIR	1001126351		X39 (40)
48	WHT	TWISTED PAIR 4 INJ 4	1.5 mm ²	TW.PAIR	1001126351		X39 (42)
52	BLK	TWISTED PAIR 8 CRANKSHAFT	0.75 mm ²	TW.PAIR	1001230934		X39 (13)
54	BLK	TWISTED PAIR 9 CRANKSHAFT	0.75 mm ²	TW.PAIR	1001230934		X39 (21)
59					1001230935		
60					1001230935		

X151							
CONNECTOR PART NUMBER: 100116967							
CONN POS	WIRE COLOR	WIRE LABEL	GAUGE	JOBT	TERMINAL P/N	SEAL P/N	TO
1	RED	061-14 PWR	10 AWG	GXL	91143339		S48 (2)

X180							
CONNECTOR PART NUMBER: 4461017							
CONN POS	WIRE COLOR	WIRE LABEL	GAUGE	JOBT	TERMINAL P/N	SEAL P/N	TO
1	WHT	000-1 FUEL PUMP	14 AWG	GXL	4460508		EC322+ (1)
2					4460466		

EC322-							
CONNECTOR PART NUMBER: 8220051							
CONN POS	WIRE COLOR	WIRE LABEL	GAUGE	JOBT	TERMINAL P/N	SEAL P/N	TO
1	BLK	000-0-2 GND	14 AWG	GXL			X319 (2)

EC322+							
CONNECTOR PART NUMBER: 8220051							
CONN POS	WIRE COLOR	WIRE LABEL	GAUGE	JOBT	TERMINAL P/N	SEAL P/N	TO
1	WHT	000-2 FUEL PUMP	14 AWG	GXL			X319 (1)

X56							
CONNECTOR PART NUMBER: 100116990							
PINS: 1, 2, 3, 5, 6, 7 USE JLG CABLE 4922099							
CONN POS	WIRE COLOR	WIRE LABEL	GAUGE	JOBT	TERMINAL P/N	SEAL P/N	TO
1	RED	CABLE 7 CAN HI	18 AWG	CABLE	100118380		MS283 (2)
2	BLK	CABLE 7 CAN LO	18 AWG	CABLE	100118380		MS283 (4)
3	SHIELD	CABLE 7 CAN S	18 AWG	SHLD	100118380		MS283 (6)
4					100118391		
5	SHIELD	CABLE 5 CAN S	18 AWG	SHLD	100118380		MS283 (5)
6	BLK	CABLE 5 CAN LO	18 AWG	CABLE	100118380		MS283 (3)
7	RED	CABLE 5 CAN HI	18 AWG	CABLE	100118380		MS283 (1)
8	GRY	048-10 IGS	0.75 mm ²	FLRYW	100118380		X38 (35)
9	WHT	078-2 AC COMP	16 AWG	GXL	100118380		MS302 (1)
10	WHT	148-26 FUEL PUMP CONTROL	0.75 mm ²	FLRYW	100118380		X38 (26)
11					100118391		
12	WHT	048-23 IUS2	0.75 mm ²	FLRYW	100118380		X38 (16)
13	GRY	048-22 APS SIG	0.75 mm ²	FLRYW	100118380		X38 (63)
14	VEL	057-1 APS SV	0.75 mm ²	FLRYW	100118380		X38 (46)
15	VEL	02-9-5 IGN	16 AWG	GXL	100118380		S51 (2)
16	BLK	058-8 APS GND	0.75 mm ²	FLRYW	100118380		X38 (62)

X319							
CONNECTOR PART NUMBER: 4460097							
CONN POS	WIRE COLOR	WIRE LABEL	GAUGE	JOBT	TERMINAL P/N	SEAL P/N	TO
1	WHT	090-2 FUEL PUMP	14 AWG	GXL	4460941		EC322+ (1)
2	BLK	000-0-2 GND	14 AWG	GXL	4460941		EC322- (1)

X40							
CONNECTOR PART NUMBER: 100116983							
CONN POS	WIRE COLOR	WIRE LABEL	GAUGE	JOBT	TERMINAL P/N	SEAL P/N	TO
1	WHT	103-1 WATER/FUEL	0.75 mm ²	FLRYW	100116706	1001137578	X38 (54)
2	WHT	103-2 WATER/FUEL	0.75 mm ²	FLRYW	100116706	1001137578	X38 (57)

X38							
CONNECTOR PART NUMBER: 100113956							
USE CAVITY PLUG 1001230935 OR 1001230936 WHERE APPLICABLE							
PINS: 53, 54, 75, 76 USE JLG CABLE 4922099							
CONN POS	WIRE COLOR	WIRE LABEL	GAUGE	JOBT	TERMINAL P/N	SEAL P/N	TO
1	RED	061-14-1 PWR	3.5 mm ²	FLRYW	1001182361	1001182365	S48 (1)
2	BLK	000-0-1 GND	2.5 mm ²	FLRYW	1001182361	1001182365	S48 (1)
3	RED	001-14-2 PWR	3.5 mm ²	FLRYW	1001182361	1001182365	S48 (1)
4	BLK	000-0-2 GND	2.5 mm ²	FLRYW	1001182361	1001182365	S48 (1)
5	RED	061-14-3 PWR	3.5 mm ²	FLRYW	1001182361	1001182365	S48 (1)
6	BLK	000-0-3 GND	2.5 mm ²	FLRYW	1001182361	1001182365	S48 (1)
13	WHT	105-2 COOLANT LW	0.75 mm ²	FLRYW	1001230934		X192 (3)
15					1001230934		
16	WHT	048-33 IUS2	0.75 mm ²	FLRYW	1001230934		X56 (12)
26	WHT	148-26 FUEL PUMP CONTROL	0.75 mm ²	FLRYW	1001230934		X56 (10)
28	GRY	048-28 ST RLY (-)	0.75 mm ²	FLRYW	1001230934		RL148 (2)
29	WHT	148-29 COOLANT	0.75 mm ²	FLRYW	1001126351		X192 (1)
35	GRY	048-10 IGS	0.75 mm ²	FLRYW	1001230934		X56 (8)
44	WHT	103-2 EGR SV	0.75 mm ²	FLRYW	1001230934		X39 (50)
45					1001230935		
46	VEL	057-1 APS SV	0.75 mm ²	FLRYW	1001230934		X56 (14)
52					1001230935		
53	BLK	CABLE 15 CAN LO	18 AWG	CABLE	1001230934		S54 (1)
54	RED	CABLE 6 CAN HI	18 AWG	CABLE	1001230934		MS283 (11)
57	WHT	103-2 WATER/FUEL	0.75 mm ²	FLRYW	1001230934		X40 (2)
61	WHT	106-1 FUEL LOW PRESS	0.75 mm ²	FLRYW	1001230934		X39 (17)
62	BLK	058-8 APS GND	0.75 mm ²	FLRYW	1001230934		X56 (16)
63	GRY	048-22 APS SIG	0.75 mm ²	FLRYW	1001230934		X56 (13)
64	WHT	103-1 WATER/FUEL	0.75 mm ²	FLRYW	1001230934		X40 (1)
68					1001230934		
75	WHT	048-75 ST SOL	0.75 mm ²	FLRYW	1001126351		RL148 (1)
76	RED	CABLE 15 CAN HI	18 AWG	CABLE	1001230934		S55 (1)
76	BLK	CABLE 6 CAN LO	18 AWG	CABLE	1001230934		MS283 (9)
78					1001230935		
82	WHT	104-2 EGR GND	0.75 mm ²	FLRYW	1001230934		X39 (51)
85	WHT	106-5 BGR SIG	0.75 mm ²	FLRYW	1001230934		X39 (46)
86					1001230935		
87	WHT	105-1 SIG RTN	0.75 mm ²	FLRYW	1001230934		X192 (2)
88	VEL	02-9-5-1 IGN	0.75 mm ²	FLRYW	1001230934		S51 (2)
93					1001230935		
94					1001230935		
NC	SHIELD	CABLE 6 CAN S	18 AWG	SHLD			MS283 (7)
NC	SHIELD	CABLE 15 CAN S	18 AWG	SHLD			X46 (NC)

ART_1001156229_3-E

SECTION 10 - ELECTRICAL

FIGURE 10-7. ENGINE HARNESS

ITEM	PART NUMBER	QTY	DESCRIPTION	REV
	1001156229	1	ENGINE HARNESS, (includes all items)	E
1	8220045	1	TERMINAL RING	
2	4923287	1	FUSE	
3	2902443	1	CONNECTOR	
4	4461071	6	TERMINAL	
5	N.S.S.	7	PLUG	
6	4461095	1	CONNECTOR	
7	4460465	2	TERMINAL	
8	4460466	1	PLUG	
9	4461095	1	CONNECTOR	
10	4460465	2	TERMINAL	
11	4460466	1	PLUG	
12	1001117022	1	CONNECTOR	
13	1001116734	1	TERMINAL	
14	1001116733	1	TERMINAL	
15	4460994	1	CONNECTOR	
16	1001104519	2	TERMINAL	
17	1001117106	1	TERMINAL RING	
18	1001117106	1	TERMINAL RING	
19	1001133714	1	CONNECTOR	
20	1001133715	3	TERMINAL	
21	1001135650	3	SEAL	
22	1001135651	1	PLUG	
23	4460933	1	CONNECTOR	
24	4460465	12	TERMINAL	
25	1001126362	1	CONNECTOR	
26	1001126363	28	TERMINAL	
27	1001126365	2	TERMINAL	
28	4461008	4	PLUG	
29	1001126364	28	SEAL	
30	4461054	2	SEAL	
31	1001142938	1	CONNECTOR	
32	1001142940	2	TERMINAL	
33	1001142941	2	SEAL	
34	1001138110	1	CONNECTOR	
35	1001138111	2	TERMINAL	
36	1001138113	2	SEAL	
37	1001117125	1	CONNECTOR	
38	4460891	1	CONNECTOR	
39	4460942	2	TERMINAL	
40	1001130900	1	TERMINAL RING	
41	4460897	1	CONNECTOR	
42	4460941	2	TERMINAL	
43	8220051	1	CONNECTOR	
44	N.S.S.	1	PLUG	
45	8220051	1	CONNECTOR	
46	N.S.S.	1	PLUG	
47	1001116983	1	CONNECTOR	
48	1001116706	2	TERMINAL	
49	1001137578	2	SEAL	

SECTION 10 - ELECTRICAL

ITEM	PART NUMBER	QTY	DESCRIPTION	REV
50	1001116967	1	CONNECTOR	
51	91143339	1	TERMINAL	
52	4461017	1	CONNECTOR	
53	4460508	1	TERMINAL	
54	4460466	1	PLUG	
55	1001116990	1	CONNECTOR	
56	1001118380	14	TERMINAL	
57	1001118391	2	PLUG	
58	1001133957	1	CONNECTOR	
59	1001126351	13	TERMINAL	
60	1001230934	15	TERMINAL	
61	1001230935	2	PLUG	
62	1001133956	1	CONNECTOR	
63	1001182361	6	TERMINAL	
64	1001230934	22	TERMINAL	
65	1001126351	2	TERMINAL	
66	1001230935	6	TERMINAL	
67	N.S.S.	2	PLUG	
68	1001182365	6	SEAL	

SECTION 10 - ELECTRICAL

FIGURE 10-8. FRAME HARNESS

RL139				
CONN POS	WIRE COLOR	WIRE LABEL	GAUGE	JACKET
1	YEL	062-1-2 KEY 1	16 AWG	GXL
2	WHT	148-26 FUEL PUMP CONT	16 AWG	GXL

RL71				
CONN POS	WIRE COLOR	WIRE LABEL	GAUGE	JACKET
1	YEL	062-1-1 KEY I	16 AWG	GXL
2	BLK	000-5-9 GND	16 AWG	GXL

SN207				
CONN POS	WIRE COLOR	WIRE LABEL	GAUGE	JACKET
1	WHT	052-3 VEH SPD 5V	16 AWG	GXL
2	WHT	052-2 VEH SPD SEN	16 AWG	GXL
3	BLK	102-9 VEH SPD GND	16 AWG	GXL

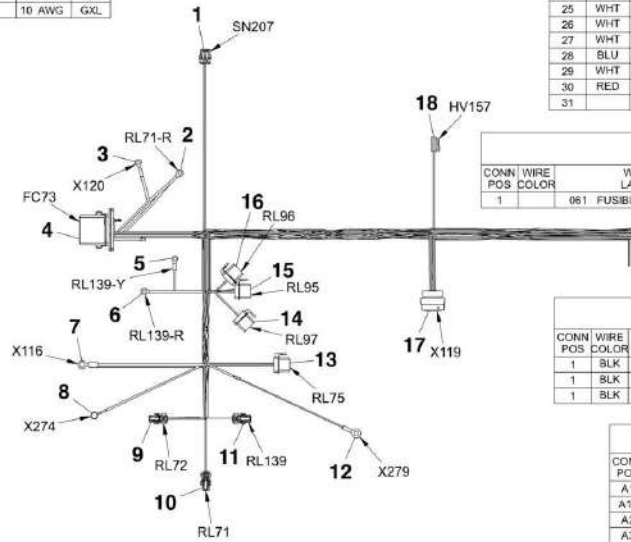
RL71-R				
CONN POS	WIRE COLOR	WIRE LABEL	GAUGE	JACKET
1	RED	061-1 B+	10 AWG	GXL
1	RED	061-1-1 B+	10 AWG	GXL

RL97				
CONN POS	WIRE COLOR	WIRE LABEL	GAUGE	JACKET
1	GRN	079-4 FT	16 AWG	GXL
2	GRN	025-1 AUX	16 AWG	GXL
3	GRN	026-2 FT	16 AWG	GXL
4	GRN	026-3 FT	16 AWG	GXL
5	BLK	000-5-7 GND	16 AWG	GXL

RL75				
CONN POS	WIRE COLOR	WIRE LABEL	GAUGE	JACKET
1	BLK	000-5-3 GND	16 AWG	GXL
2	YEL	080-1 FCN L/O	16 AWG	GXL
3				
4	BLK	000-3-20 GND	16 AWG	GXL
5	BLK	000-5-4 GND	16 AWG	GXL

HV157				
CONN POS	WIRE COLOR	WIRE LABEL	GAUGE	JACKET
1	WHT	104-1 VAR SP CON	16 AWG	GXL
2	BLK	000-4-2 GND	16 AWG	GXL

X119				
CONN POS	WIRE COLOR	WIRE LABEL	GAUGE	JACKET
1	YEL	062-1 KEY 1	16 AWG	GXL
2	RED	061-5 KEY	16 AWG	GXL
3				
4	YEL	062-2 PK BRK	16 AWG	GXL
5	YEL	062-3 F/R AUX	16 AWG	GXL
6	YEL	062-4 GAUGE	16 AWG	GXL
7	YEL	051-3 BM WK LP	16 AWG	GXL
8	WHT	051-5 BOOM LP	16 AWG	GXL
9	YEL	051-2 FR WK LP	16 AWG	GXL
10	YEL	051-4 RR WK LP	16 AWG	GXL
11	YEL	062-9 BEACON	16 AWG	GXL
12	WHT	070-1-1 LIGHTNG	16 AWG	GXL
13	WHT	076-3 F/R AUX	16 AWG	GXL
14	WHT	065-2-1 CRB STR	16 AWG	GXL
15	WHT	065-3-1 4W STR	16 AWG	GXL
16	WHT	052-1 HORN	16 AWG	GXL
17	WHT	48-3 IGN S	16 AWG	GXL
18	BLK	CABLE 4 CAN LO	16 AWG	CABLE
19	WHT	048-9 FUEL SENS	16 AWG	GXL
20	RED	CABLE 4 CAN HI	16 AWG	CABLE
21	SHIELD	CABLE 4 CAN S	16 AWG	SHLD
22	WHT	101-1 FAN CYCLE	16 AWG	GXL
23	WHT	101-2 FAN DEMAND	16 AWG	GXL
24	WHT	007-1 FNR-F	16 AWG	GXL
25	WHT	008-1 FNR-R	16 AWG	GXL
26	WHT	076-4 SW QK CPLR	16 AWG	GXL
27	WHT	076-5 SW QK CPLR	16 AWG	GXL
28	BLU	008-2-2 BU LPS	16 AWG	GXL
29	WHT	073-9 AC PRES	16 AWG	GXL
30	RED	061-2 RR PWR	16 AWG	GXL
31				



X279				
CONN POS	WIRE COLOR	WIRE LABEL	GAUGE	JACKET
1		061 FUSIBLE LINK 16 GA	16 AWG	FUSIBLE LINK

X116				
CONN POS	WIRE COLOR	WIRE LABEL	GAUGE	JACKET
1	BLK	000-3 GND	10 AWG	GXL
1	BLK	000-4 GND	12 AWG	GXL
1	BLK	000-5 GND	12 AWG	GXL

FC73				
CONN POS	WIRE COLOR	WIRE LABEL	GAUGE	JACKET
A1	YEL	062-2 PK BRK	16 AWG	GXL
A10	YEL	62-9-5 ECM IGN	16 AWG	GXL
A2	YEL	062-3-2 F/R AUX	16 AWG	GXL
A3	YEL	062-4 GAUGE	16 AWG	GXL
A4	YEL	062-5 JOY STK	16 AWG	GXL
A5	YEL	062-6 IGN	16 AWG	GXL
A6	YEL	062-7 IGN	16 AWG	GXL
A7	YEL	062-8 BK UP	16 AWG	GXL
A8	YEL	062-9 BEACON	16 AWG	GXL
A9	YEL	062-19 LSI IGN	16 AWG	GXL
B10	WHT	008-1-2 FNR-R	16 AWG	GXL
B7	RED	061-1 B+	10 AWG	GXL
B8	WHT	070-1-21 LIGHTNG	16 AWG	GXL
B9	YEL	062-8 BK UP	16 AWG	GXL
C1	RED	061-5 KEY	16 AWG	GXL
C10				
C2	RED	061-4 CLRSKY	16 AWG	GXL
C3	RED	061-2-3 RR PWR	16 AWG	GXL
C4	YEL	051-2 FR WK LP	16 AWG	GXL
C5	YEL	051-3 BM WK LP	16 AWG	GXL
C6	YEL	051-4 RR WK LP	16 AWG	GXL
C8				
D1	RED	061-1-2 B+	10 AWG	GXL
D10	BLU	008-2 BU LPS	16 AWG	GXL
D2	RED	061-1-1 B+	10 AWG	GXL
D3	RED	061-1-3 B+	10 AWG	GXL
D4	YEL	051-1-1 WK LP	12 AWG	GXL
D5	YEL	051-1-2 WK LP	12 AWG	GXL
D6	YEL	051-1-2 WK LP	12 AWG	GXL
D7	BLK	000-5-1 GND	16 AWG	GXL
D8	YEL	051-1 WK LP	12 AWG	GXL
D9	BLK	000-5-2 GND	16 AWG	GXL

X120				
CONN POS	WIRE COLOR	WIRE LABEL	GAUGE	JACKET
1	RED	061-1-2 B+	10 AWG	GXL
1	RED	061-1-3 B+	10 AWG	GXL

RL139-Y				
CONN POS	WIRE COLOR	WIRE LABEL	GAUGE	JACKET
1	WHT	090-1 FUEL PUMP	14 AWG	GXL

RL139-R				
CONN POS	WIRE COLOR	WIRE LABEL	GAUGE	JACKET
1	RED	061-14 PWR	10 AWG	GXL

RL72				
CONN POS	WIRE COLOR	WIRE LABEL	GAUGE	JACKET
1	YEL	062-3-4 IGN	16 AWG	GXL
2	BLK	000-3-17 GND	16 AWG	GXL

RL95				
CONN POS	WIRE COLOR	WIRE LABEL	GAUGE	JACKET
1	GRN	026-3 FT	16 AWG	GXL
2	WHT	026-1-2 JOY STK	16 AWG	GXL
3	GRN	055-1 AUX	16 AWG	GXL
4				
5	BLK	000-5-5 GND	16 AWG	GXL

RL96				
CONN POS	WIRE COLOR	WIRE LABEL	GAUGE	JACKET
1	GRN	026-2 FT	16 AWG	GXL
2	WHT	026-1-1 JOY STK	16 AWG	GXL
3	WHT	026-4 FRM LDR SW	16 AWG	GXL
4	WHT	026-5 FRM LDR SW	16 AWG	GXL
5	BLK	000-5-6 GND	16 AWG	GXL

X274				
CONN POS	WIRE COLOR	WIRE LABEL	GAUGE	JACKET
1	BLK	000-6 GND	12 AWG	GXL

PY9110

SECTION 10 - ELECTRICAL

X152				
CONN POS	WIRE COLOR	WIRE LABEL	GAUGE	JACKET
1	WHT	048-23 IVS2	16 AWG	GXL
2	WHT	048-22 APS SIG	16 AWG	GXL
3	WHT	057-1 APS 5V	16 AWG	GXL
4	WHT	058-8 APS GND	16 AWG	GXL
5	WHT	084-3 PWR MGT XMIT	16 AWG	GXL
6	WHT	084-4 PWR MGT RECEIVE	16 AWG	GXL
7	BLK	CABLE 10 CAN LO	18 AWG	CABLE
8	RED	CABLE 10 CAN HI	18 AWG	CABLE
9	SHIELD	CABLE 10 CAN S	18 AWG	SHLD
10				
11				
12				

HV79				
CONN POS	WIRE COLOR	WIRE LABEL	GAUGE	JACKET
1	WHT	065-2-1 CRB STR	16 AWG	GXL
2	BLK	000-4-6 GND	16 AWG	GXL

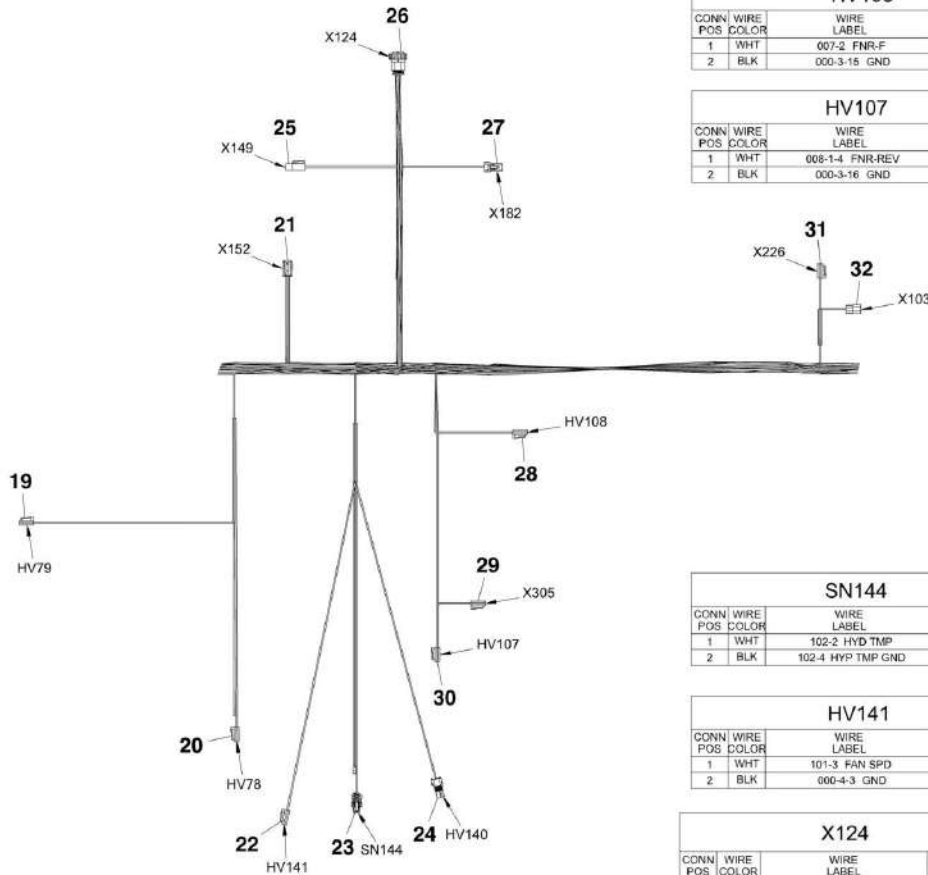
X103				
CONN POS	WIRE COLOR	WIRE LABEL	GAUGE	JACKET
A	WHT	008-1-3 FNR-R	16 AWG	GXL
B	WHT	007-3 FNR-F	16 AWG	GXL
C				

HV78				
CONN POS	WIRE COLOR	WIRE LABEL	GAUGE	JACKET
1	WHT	065-3-1 4W STR	16 AWG	GXL
2	BLK	000-4-1 GND	16 AWG	GXL

X226				
CONN POS	WIRE COLOR	WIRE LABEL	GAUGE	JACKET
1	BLK	000-3-3 GND	16 AWG	GXL
2	BLK	000-3-23 GND	16 AWG	GXL

HV108				
CONN POS	WIRE COLOR	WIRE LABEL	GAUGE	JACKET
1	WHT	007-2 FNR-F	16 AWG	GXL
2	BLK	000-3-15 GND	16 AWG	GXL

HV107				
CONN POS	WIRE COLOR	WIRE LABEL	GAUGE	JACKET
1	WHT	008-1-4 FNR-REV	16 AWG	GXL
2	BLK	000-3-16 GND	16 AWG	GXL



SN144				
CONN POS	WIRE COLOR	WIRE LABEL	GAUGE	JACKET
1	WHT	102-2 HYD TMP	16 AWG	GXL
2	BLK	102-4 HYP TMP GND	16 AWG	GXL

HV141				
CONN POS	WIRE COLOR	WIRE LABEL	GAUGE	JACKET
1	WHT	101-3 FAN SPD	16 AWG	GXL
2	BLK	000-4-3 GND	16 AWG	GXL

X124				
CONN POS	WIRE COLOR	WIRE LABEL	GAUGE	JACKET
1	RED	CABLE 8 CAN HI	18 AWG	CABLE
2	BLK	CABLE 8 CAN LO	18 AWG	CABLE
3	SHIELD	CABLE 8 CAN S	18 AWG	SHLD
4				
5	SHIELD	CABLE 4 CAN S	18 AWG	SHLD
6	BLK	CABLE 4 CAN LO	18 AWG	CABLE
7	RED	CABLE 4 CAN HI	18 AWG	CABLE
8	WHT	48-3 IGN S	16 AWG	GXL
9	WHT	873-5-2 AC COMP	16 AWG	GXL
10	WHT	148-26 FUEL PUMP CONT	16 AWG	GXL
11				
12	WHT	048-23 IVS2	16 AWG	GXL
13	WHT	048-22 APS SIG	16 AWG	GXL
14	WHT	057-1 APS 5V	16 AWG	GXL
15	YEL	82-9-5 ECM IGN	16 AWG	GXL
16	WHT	058-8 APS GND	16 AWG	GXL

X305				
CONN POS	WIRE COLOR	WIRE LABEL	GAUGE	JACKET
1	WHT	008-1-4 FNR-REV	16 AWG	GXL
2	WHT	008-1-1 FNR-R	16 AWG	GXL

X149				
CONN POS	WIRE COLOR	WIRE LABEL	GAUGE	JACKET
1	RED	061-14 PWR	10 AWG	GXL

HV140				
CONN POS	WIRE COLOR	WIRE LABEL	GAUGE	JACKET
A	WHT	101-4 FAN REV	16 AWG	GXL
B	BLK	000-4-5 GND	16 AWG	GXL

X182				
CONN POS	WIRE COLOR	WIRE LABEL	GAUGE	JACKET
1	WHT	090-1 FUEL PUMP	14 AWG	GXL
2				

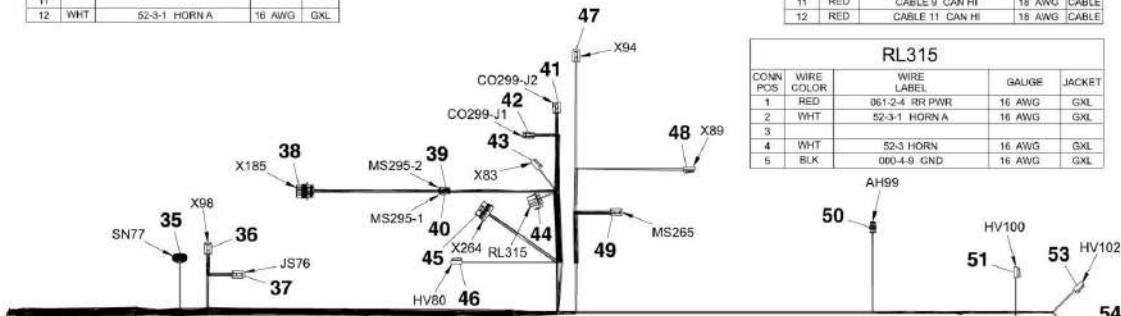
PY9120

SECTION 10 - ELECTRICAL

CO299-J1				
CONN POS	WIRE COLOR	WIRE LABEL	GAUGE	JACKET
1	YEL	062-6 IGN	16 AWG	GXL
2	BLK	000-3-7 GND	16 AWG	GXL
3	WHT	101-1 FAN CYCLE	16 AWG	GXL
4	WHT	101-2 FAN DEMAND	16 AWG	GXL
5				
6	WHT	062-2 VEH SPD SEN	18 AWG	GXL
7				
8	WHT	101-3 FAN SPD	16 AWG	GXL
9	WHT	101-4 FAN REV	16 AWG	GXL
10	WHT	104-1 VAR SP CON	16 AWG	GXL
11				
12	WHT	52-3-1 HORN A	16 AWG	GXL

X98				
CONN POS	WIRE COLOR	WIRE LABEL	GAUGE	JACKET
1	WHT	025-2 TELE	16 AWG	GXL
2	WHT	026-4 FRM LDR SW	16 AWG	GXL
3	WHT	070-1-22 LIGHTNG	16 AWG	GXL
4	WHT	014-1 TILT	16 AWG	GXL
5	WHT	026-5 FRM LDR SW	16 AWG	GXL
6	YEL	062-3-3 FIR AUX	16 AWG	GXL
7	BLK	000-3-10 GND	16 AWG	GXL
8	GRN	055-2 AUX DCMP	16 AWG	GXL

MS265				
CONN POS	WIRE COLOR	WIRE LABEL	GAUGE	JACKET
1	RED	CABLE 8 CAN HI	18 AWG	CABLE
2	RED	CABLE 10 CAN HI	18 AWG	CABLE
3	BLK	CABLE 8 CAN LO	18 AWG	CABLE
4	BLK	CABLE 10 CAN LO	18 AWG	CABLE
5	SHIELD	CABLE 8 CAN S	18 AWG	SHLD
6	SHIELD	CABLE 10 CAN S	18 AWG	SHLD
7	SHIELD	CABLE 9 CAN S	18 AWG	SHLD
8	SHIELD	CABLE 11 CAN S	18 AWG	SHLD
9	BLK	CABLE 9 CAN LO	18 AWG	CABLE
10	BLK	CABLE 11 CAN LO	18 AWG	CABLE
11	RED	CABLE 9 CAN HI	18 AWG	CABLE
12	RED	CABLE 11 CAN HI	18 AWG	CABLE



RL315				
CONN POS	WIRE COLOR	WIRE LABEL	GAUGE	JACKET
1	RED	061-2-4 RR PWIR	16 AWG	GXL
2	WHT	52-3-1 HORN A	16 AWG	GXL
3				
4	WHT	52-3 HORN	16 AWG	GXL
5	BLK	000-4-9 GND	16 AWG	GXL

X89				
CONN POS	WIRE COLOR	WIRE LABEL	GAUGE	JACKET
1	WHT	051-5 BOOM LP	18 AWG	GXL
2	BLK	000-3-11 GND	16 AWG	GXL

HV80				
CONN POS	WIRE COLOR	WIRE LABEL	GAUGE	JACKET
1	WHT	076-3 FIR AUX	16 AWG	GXL
2	BLK	000-3-6 GND	16 AWG	GXL

X83				
CONN POS	WIRE COLOR	WIRE LABEL	GAUGE	JACKET
1	YEL	060-1 FCN L/O	16 AWG	GXL
2	YEL	062-19 LSI IGN	16 AWG	GXL

JS76				
CONN POS	WIRE COLOR	WIRE LABEL	GAUGE	JACKET
1	WHT	026-1 TOGGLE	16 AWG	GXL
2	GRN	079-2 FT	16 AWG	GXL
3	GRN	026-1 AUX	16 AWG	GXL
4	GRN	079-3 FT	16 AWG	GXL

MS295-1				
CONN POS	WIRE COLOR	WIRE LABEL	GAUGE	JACKET
A	RED	CABLE 11 CAN HI	18 AWG	CABLE
B	BLK	CABLE 11 CAN LO	18 AWG	CABLE
C	SHIELD	CABLE 11 CAN S	18 AWG	SHLD

X94				
CONN POS	WIRE COLOR	WIRE LABEL	GAUGE	JACKET
1	WHT	076-4 SW QK CPLR	16 AWG	GXL
2	WHT	076-5 SW QK CPLR	16 AWG	GXL
3				
4				

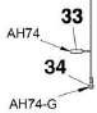
HV101				
CONN POS	WIRE COLOR	WIRE LABEL	GAUGE	JACKET
1	WHT	014-1 TILT	16 AWG	GXL
2	BLK	000-3-16 GND	16 AWG	GXL

MS295-2				
CONN POS	WIRE COLOR	WIRE LABEL	GAUGE	JACKET
A	RED	CABLE 14 CAN HI	18 AWG	CABLE
B	BLK	CABLE 14 CAN LO	18 AWG	CABLE
C	SHIELD	CABLE 14 CAN S	18 AWG	SHLD

AH99				
CONN POS	WIRE COLOR	WIRE LABEL	GAUGE	JACKET
1	BLU	009-2-1 BU WRN	16 AWG	GXL
2	BLK	000-3-14 GND	16 AWG	GXL

HV85				
CONN POS	WIRE COLOR	WIRE LABEL	GAUGE	JACKET
1	GRN	055-2 AUX DCMP	16 AWG	GXL
2	BLK	000-3-6 GND	16 AWG	GXL

CO299-J2				
CONN POS	WIRE COLOR	WIRE LABEL	GAUGE	JACKET
1	WHT	102-1 HYD TMP	16 AWG	GXL
2	WHT	102-3 HYD TMP	16 AWG	GXL
3	BLK	102-4 HYP TMP GND	16 AWG	GXL
4	WHT	062-3 VEH SPD 5V	18 AWG	GXL
5				
6	BLK	102-9 VEH SPD GND	18 AWG	GXL
7				
8				



X264				
CONN POS	WIRE COLOR	WIRE LABEL	GAUGE	JACKET
1	WHT	061-10 COND FAN	12 AWG	GXL
2	WHT	073-8-2 AC DCMP	16 AWG	GXL
3	BLK	000-8 GND	12 AWG	GXL
4	WHT	073-9 AC PRES	16 AWG	GXL
5				

HV102				
CONN POS	WIRE COLOR	WIRE LABEL	GAUGE	JACKET
1	WHT	025-2 TELE	16 AWG	GXL
2	BLK	000-3-4 GND	16 AWG	GXL

HV100				
CONN POS	WIRE COLOR	WIRE LABEL	GAUGE	JACKET
1	GRN	055-1 AUX	16 AWG	GXL
2	BLK	000-3-19 GND	16 AWG	GXL

X185				
CONN POS	WIRE COLOR	WIRE LABEL	GAUGE	JACKET
A	BLK	000-3-8 GND	16 AWG	GXL
B	RED	061-4 CLRSKY	16 AWG	GXL
C	RED	CABLE 14 CAN HI	18 AWG	CABLE
D	BLK	CABLE 14 CAN LO	18 AWG	CABLE
E	SHIELD	CABLE 14 CAN S	18 AWG	SHLD
F				
G				
H	YEL	062-7 IGN	16 AWG	GXL
J				

HV100				
CONN POS	WIRE COLOR	WIRE LABEL	GAUGE	JACKET
1	GRN	055-1 AUX	16 AWG	GXL
2	BLK	000-3-19 GND	16 AWG	GXL

AH74-G				
CONN POS	WIRE COLOR	WIRE LABEL	GAUGE	JACKET
1	BLK	000-3-12 GND	16 AWG	GXL

SN77				
CONN POS	WIRE COLOR	WIRE LABEL	GAUGE	JACKET
1	WHT	046-9 FUEL SENS	16 AWG	GXL
2				
3	BLK	000-3-9 GND	16 AWG	GXL

AH74				
CONN POS	WIRE COLOR	WIRE LABEL	GAUGE	JACKET
1	WHT	62-2 HORN	16 AWG	GXL

PY9130

SECTION 10 - ELECTRICAL

FIGURE 10-8. FRAME HARNESS

ITEM	PART NUMBER	QTY	DESCRIPTION	REV
	1001140634	1	FRAME HARNESS, (includes all items)	C
1	4461262	1	CONNECTOR	
1	1001107854	3	TERMINAL	
2	1001117106	1	RING TERMINAL, 1/4	
3	1001117106	1	RING TERMINAL, 1/4	
4	1001080361	1	MAIN FUSE BOX ELECTRICAL ASSY	B
4	1001116726	22	TERMINAL	
4	1001116727	2	PLUG	
4	1001116725	8	TERMINAL	
4	8220081	22	SEAL	
4	8220089	8	SEAL	
5	4460043	1	RING TERMINAL, 1/4	
6	4460312	1	RING TERMINAL, 1/4	
7	8220115	1	RING TERMINAL, 3/8	
8	4460019	1	RING TERMINAL, 3/8	
9	1001116950	1	CONNECTOR	
9	4460465	2	TERMINAL	
10	1001116952	1	CONNECTOR	
10	4460465	2	TERMINAL	
11	1001116953	1	CONNECTOR	
11	4460465	2	TERMINAL	
12	8220045	1	RING TERMINAL, 5/16	
13	4460374	1	CONNECTOR	
13	1001116733	4	TERMINAL	
13	1001128128	1	TERMINAL	
14	4460374	1	CONNECTOR	
14	1001116733	5	TERMINAL	
15	4460374	1	CONNECTOR	
15	1001116733	4	TERMINAL	
15	1001128128	1	TERMINAL	
16	4460374	1	CONNECTOR	
16	1001116733	5	TERMINAL	
17	1001116921	1	CONNECTOR	
17	4460465	29	TERMINAL	
17	4460466	2	TERMINAL	
18	4460891	1	CONNECTOR	
18	80604018	1	WEDGE LOCK	
18	4460465	2	TERMINAL	
19	4460891	1	CONNECTOR	
19	80604018	1	WEDGE LOCK	
19	4460465	2	TERMINAL	
20	4460891	1	CONNECTOR	
20	80604018	1	WEDGE LOCK	
20	4460465	2	TERMINAL	
21	4460933	1	CONNECTOR	
21	80604016	1	WEDGE LOCK	
21	4460465	9	TERMINAL	
21	4460466	3	TERMINAL	
22	4460891	1	CONNECTOR	
22	80604018	1	WEDGE LOCK	

SECTION 10 - ELECTRICAL

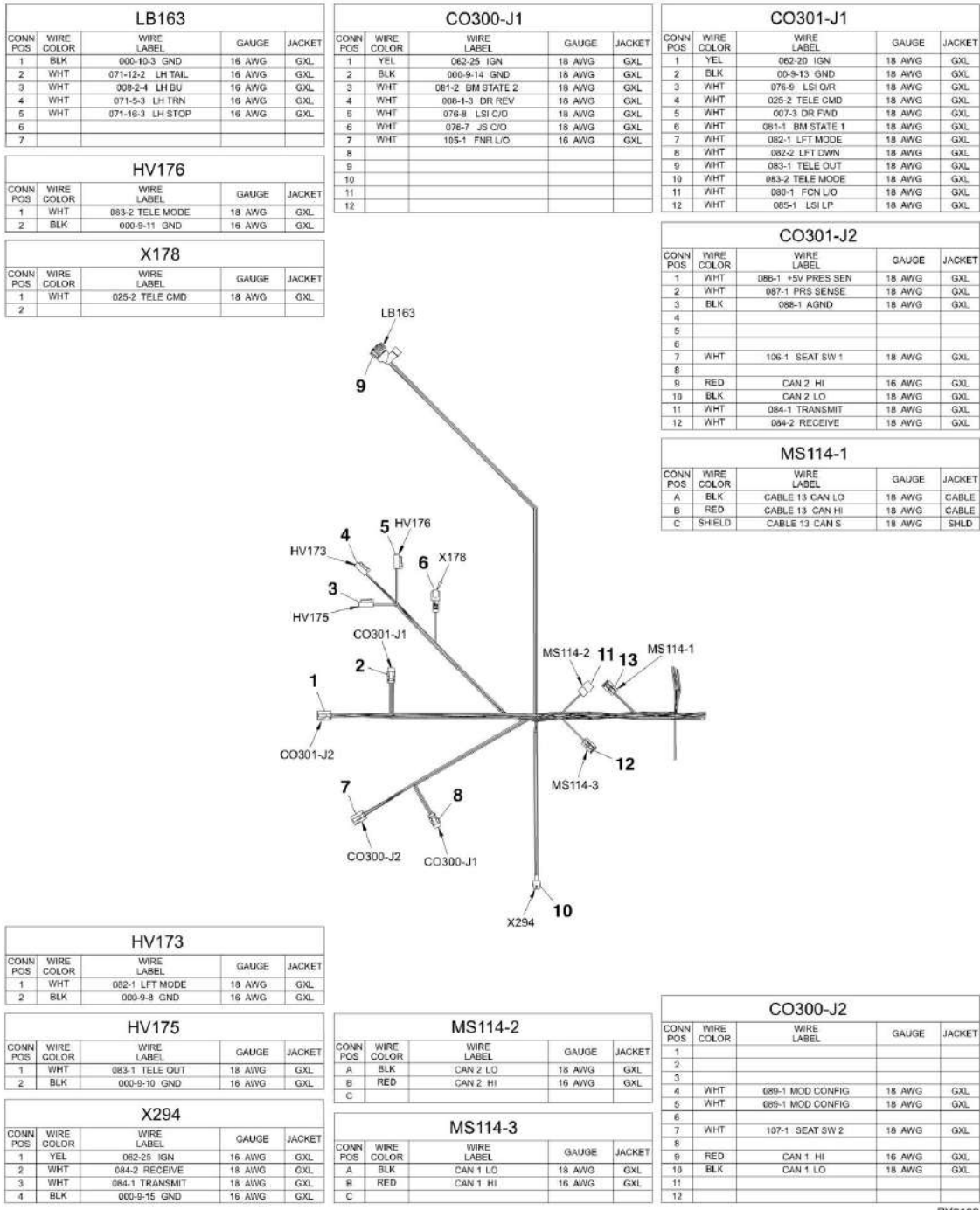
ITEM	PART NUMBER	QTY	DESCRIPTION	REV
22	4460465	2	TERMINAL	
23	1001116950	1	CONNECTOR	
23	4460465	2	TERMINAL	
24	4460742	1	CONNECTOR	
24	4460457	2	TERMINAL	
25	1001116966	1	CONNECTOR	
25	91143340	1	TERMINAL	
26	1001116977	1	CONNECTOR	
26	1001118381	14	TERMINAL	
26	1001118391	2	TERMINAL	
27	4461018	1	CONNECTOR	
27	4460509	1	TERMINAL	
27	4460466	1	TERMINAL	
28	4460891	1	CONNECTOR	
28	80604018	1	WEDGE LOCK	
28	4460465	2	TERMINAL	
29	4460891	1	CONNECTOR	
29	80604018	1	WEDGE LOCK	
29	4460465	2	TERMINAL	
30	4460891	1	CONNECTOR	
30	80604018	1	WEDGE LOCK	
30	4460465	2	TERMINAL	
31	4460891	1	CONNECTOR	
31	80604018	1	WEDGE LOCK	
31	4460465	2	TERMINAL	
32	4460539	1	CONNECTOR	
32	77363244	1	WEDGE LOCK	
32	4460465	2	TERMINAL	
32	4460466	1	TERMINAL	
33	4460260	1	CONNECTOR	
33	4460259	1	TERMINAL	
34	4460043	1	RING TERMINAL, 1/4	
35	1001116948	1	CONNECTOR	
35	1001118385	2	TERMINAL	
36	4460930	1	CONNECTOR	
36	80604025	1	WEDGE LOCK	
36	4460465	8	TERMINAL	
37	4460884	1	CONNECTOR	
37	80604021	1	WEDGE LOCK	
37	4460465	4	TERMINAL	
38	1001112612	1	Connector	
38	4460464	6	TERMINAL	
38	4460466	3	TERMINAL	
39	4460539	1	CONNECTOR	
39	77363244	1	WEDGE LOCK	
39	4460465	3	TERMINAL	
40	1001116812	1	CONNECTOR	
40	91554019	1	WEDGE LOCK	
40	4460465	3	TERMINAL	
41	1001116774	1	CONNECTOR	
41	4460915	1	WEDGE LOCK	

SECTION 10 - ELECTRICAL

ITEM	PART NUMBER	QTY	DESCRIPTION	REV
41	1001126008	10	TERMINAL	
41	4460518	3	TERMINAL	
42	1001116808	1	CONNECTOR	
42	4460915	1	WEDGE LOCK	
42	1001126008	9	TERMINAL	
42	4460518	3	TERMINAL	
43	4460891	1	CONNECTOR	
43	80604018	1	WEDGE LOCK	
43	4460465	2	TERMINAL	
44	4460374	1	CONNECTOR	
44	1001116733	4	TERMINAL	
44	1001128128	1	TERMINAL	
44	3740080	1	RELAY, WEATHER PROOF	
45	1001121726	1	CONNECTOR	
45	8220125	2	TERMINAL	
45	1001116747	1	TERMINAL	
45	4460748	1	TERMINAL	
46	4460891	1	CONNECTOR	
46	80604018	1	WEDGE LOCK	
46	4460465	2	TERMINAL	
47	4460884	1	CONNECTOR	
47	80604021	1	WEDGE LOCK	
47	4460465	2	TERMINAL	
47	4460466	2	TERMINAL	
48	4460891	1	CONNECTOR	
48	80604018	1	WEDGE LOCK	
48	4460465	2	TERMINAL	
49	4460933	1	CONNECTOR	
49	80604016	1	WEDGE LOCK	
49	4460465	12	TERMINAL	
50	4461118	1	CONNECTOR	
50	1001107854	2	TERMINAL	
51	4460891	1	CONNECTOR	
51	80604018	1	WEDGE LOCK	
51	4460465	2	TERMINAL	
52	4460891	1	CONNECTOR	
52	80604018	1	WEDGE LOCK	
52	4460465	2	TERMINAL	
53	4460891	1	CONNECTOR	
53	80604018	1	WEDGE LOCK	
53	4460465	2	TERMINAL	
54	4460891	1	CONNECTOR	
54	80604018	1	WEDGE LOCK	
54	4460465	2	TERMINAL	

SECTION 10 - ELECTRICAL

FIGURE 10-9. FRAME OPTION HARNESS



PY9160

SECTION 10 - ELECTRICAL

LB162				
CONN POS	WIRE COLOR	WIRE LABEL	GAUGE	JACKET
1	BLK	000-10-4 GND	16 AWG	GXL
2	WHT	071-11-2 RH TAIL	16 AWG	GXL
3	WHT	008-2-3 RH BU	16 AWG	GXL
4	WHT	071-6-3 RH TRN	16 AWG	GXL
5	WHT	071-16-1 RH STOP	16 AWG	GXL
6				
7				

LB165				
CONN POS	WIRE COLOR	WIRE LABEL	GAUGE	JACKET
1	WHT	071-12-4 LIC LP	16 AWG	GXL
2	BLK	000-10-1 GND	16 AWG	GXL

MS164-1				
CONN POS	WIRE COLOR	WIRE LABEL	GAUGE	JACKET
1	WHT	071-5-4 LH TRN	16 AWG	GXL

MS164-3				
CONN POS	WIRE COLOR	WIRE LABEL	GAUGE	JACKET
1	BLK	000-10-2 GND	16 AWG	GXL

MS164-4				
CONN POS	WIRE COLOR	WIRE LABEL	GAUGE	JACKET
1	WHT	071-6-4 RH TRN	16 AWG	GXL

MS164-5				
CONN POS	WIRE COLOR	WIRE LABEL	GAUGE	JACKET
1	WHT	071-11-3 RH TAIL	16 AWG	GXL

MS164-6				
CONN POS	WIRE COLOR	WIRE LABEL	GAUGE	JACKET
1	WHT	071-16-2 STOP	16 AWG	GXL

MS164-7				
CONN POS	WIRE COLOR	WIRE LABEL	GAUGE	JACKET
1	WHT	071-12-3 LH TAIL	16 AWG	GXL

HV174				
CONN POS	WIRE COLOR	WIRE LABEL	GAUGE	JACKET
1	WHT	082-2 LFT DWN	18 AWG	GXL
2	BLK	000-9-9 GND	16 AWG	GXL

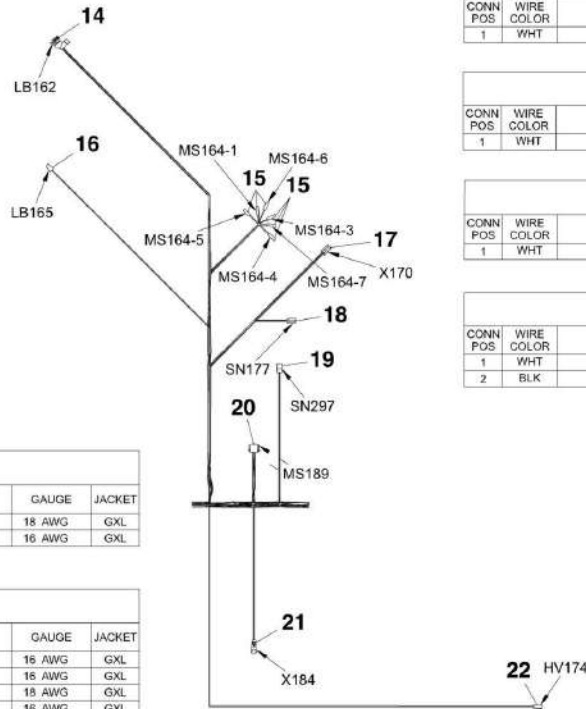
X184				
CONN POS	WIRE COLOR	WIRE LABEL	GAUGE	JACKET
1	WHT	080-1 FCN LIO	18 AWG	GXL
2	YEL	062-19 IGN	16 AWG	GXL

X170				
CONN POS	WIRE COLOR	WIRE LABEL	GAUGE	JACKET
1	YEL	062-23 IGN	16 AWG	GXL
2	BLK	000-10-5 GND	16 AWG	GXL
3	WHT	081-1 BM STATE 1	18 AWG	GXL
4	YEL	062-22 IGN	16 AWG	GXL
5	BLK	000-10-6 GND	16 AWG	GXL
6	WHT	081-2 BM STATE 2	18 AWG	GXL

SN177				
CONN POS	WIRE COLOR	WIRE LABEL	GAUGE	JACKET
1	WHT	086-1 +5V PRES SEN	18 AWG	GXL
2	BLK	088-1 AGND	18 AWG	GXL
3	WHT	087-1 PRS SENSE	18 AWG	GXL

SN297				
CONN POS	WIRE COLOR	WIRE LABEL	GAUGE	JACKET
A	RED	LSI 1 LSI	16 AWG	GXL
B	BLU	LSI PWR	16 AWG	GXL
C	BLK	LSI 2 LSI	16 AWG	GXL
NC	SHIELD	LSI S	18 AWG	SHLD

MS189				
CONN POS	WIRE COLOR	WIRE LABEL	GAUGE	JACKET
1	YEL	062-19 IGN	16 AWG	GXL
2	YEL	062-24 IGN	16 AWG	GXL
3	YEL	062-25 IGN	18 AWG	GXL
4	YEL	062-20 IGN	18 AWG	GXL
5	YEL	062-25 IGN	16 AWG	GXL
6				
7	YEL	062-22 IGN	16 AWG	GXL
8	YEL	062-23 IGN	16 AWG	GXL



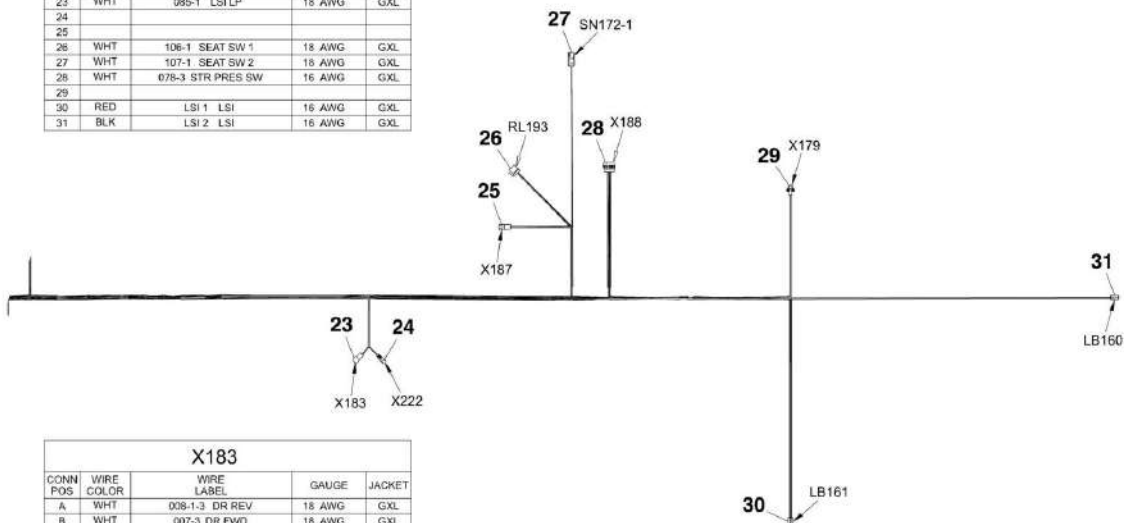
PY9170

SECTION 10 - ELECTRICAL

X188				
CONN POS	WIRE COLOR	WIRE LABEL	GAUGE	JACKET
1	WHT	084-3 PWR MGT XMIT	16 AWG	GXL
2	WHT	071-6-1 RH TRN	16 AWG	GXL
3	WHT	071-5-1 LH TRN	16 AWG	GXL
4	WHT	071-12 LH SD LP	16 AWG	GXL
5	WHT	071-11 RH SD LP	16 AWG	GXL
6	WHT	071-10 LH HDLP LO	16 AWG	GXL
7	WHT	071-9 RH HDLP LO	16 AWG	GXL
8	WHT	071-8 LH HDLP HI	16 AWG	GXL
9	WHT	071-7 RH HDLP HI	16 AWG	GXL
10	WHT	077-3 RH STOP	16 AWG	GXL
11	WHT	071-16 BU LP	16 AWG	GXL
12	WHT	008-2-2 BU LP	16 AWG	GXL
13	WHT	084-4 PWR MGT RECEIVE	16 AWG	GXL
14	WHT	058-8 APS GND	16 AWG	GXL
15	WHT	057-1 APS SV	16 AWG	GXL
16	WHT	076-8 LSI GIO	18 AWG	GXL
17	WHT	076-9 LSI OR	18 AWG	GXL
18	SHIELD	LSI S	18 AWG	SHLD
19	BLU	LSI PWR	16 AWG	GXL
20	WHT	048-22 APS SIG	16 AWG	GXL
21	WHT	048-23 IVS2	16 AWG	GXL
22	WHT	076-7 JS C/O	18 AWG	GXL
23	WHT	085-1 LSI LP	18 AWG	GXL
24				
25				
26	WHT	106-1 SEAT SW 1	18 AWG	GXL
27	WHT	107-1 SEAT SW 2	18 AWG	GXL
28	WHT	078-3 STR PRES SW	16 AWG	GXL
29				
30	RED	LSI 1 LSI	16 AWG	GXL
31	BLK	LSI 2 LSI	16 AWG	GXL

SN172-1				
CONN POS	WIRE COLOR	WIRE LABEL	GAUGE	JACKET
1	WHT	078-3 STR PRES SW	16 AWG	GXL
2	BLK	000-9-12 GND	16 AWG	GXL

X187				
CONN POS	WIRE COLOR	WIRE LABEL	GAUGE	JACKET
1	WHT	048-23 IVS2	16 AWG	GXL
2	WHT	048-22 APS SIG	16 AWG	GXL
3	WHT	057-1 APS SV	16 AWG	GXL
4	WHT	058-8 APS GND	16 AWG	GXL
5	WHT	084-3 PWR MGT XMIT	16 AWG	GXL
6	WHT	084-4 PWR MGT RECEIVE	16 AWG	GXL
7	BLK	CABLE 13 CAN LO	18 AWG	CABLE
8	RED	CABLE 13 CAN HI	18 AWG	CABLE
9	SHIELD	CABLE 13 CAN S	18 AWG	SHLD
10				
11				
12				



X183				
CONN POS	WIRE COLOR	WIRE LABEL	GAUGE	JACKET
A	WHT	008-1-3 DR REV	18 AWG	GXL
B	WHT	007-3 DR FWD	18 AWG	GXL
C	YEL	062-24 IGN	16 AWG	GXL

RL193				
CONN POS	WIRE COLOR	WIRE LABEL	GAUGE	JACKET
1	BLK	000-3-3 GND	16 AWG	GXL
2	BLK	000-9-13 GND	16 AWG	GXL
3				
4	BLK	000-3-23 GND	16 AWG	GXL
5	WHT	105-1 FNR L/O	16 AWG	GXL

X222				
CONN POS	WIRE COLOR	WIRE LABEL	GAUGE	JACKET
1	BLK	000-3-3 GND	16 AWG	GXL
2	BLK	000-3-23 GND	16 AWG	GXL

X179				
CONN POS	WIRE COLOR	WIRE LABEL	GAUGE	JACKET
1	BLK	000-10 GND	10 AWG	GXL
1	BLK	000-9 GND	10 AWG	GXL

LB160				
CONN POS	WIRE COLOR	WIRE LABEL	GAUGE	JACKET
1	BLK	000-9-4 GND	16 AWG	GXL
2	WHT	071-10 LH HDLP LO	16 AWG	GXL
3	WHT	071-8 LH HDLP HI	16 AWG	GXL
4	WHT	071-12-1 LH SD LP	16 AWG	GXL
5	WHT	071-5-2 LH TRN	16 AWG	GXL
6				

LB161				
CONN POS	WIRE COLOR	WIRE LABEL	GAUGE	JACKET
1	BLK	000-9-3 GND	16 AWG	GXL
2	WHT	071-9 RH HDLP LO	16 AWG	GXL
3	WHT	071-7 RH HDLP HI	16 AWG	GXL
4	WHT	071-11-1 RH SD LP	16 AWG	GXL
5	WHT	071-6-2 RH TRN	16 AWG	GXL
6				

PY9180

SECTION 10 - ELECTRICAL

FIGURE 10-9. FRAME OPTION HARNESS

ITEM	PART NUMBER	QTY	DESCRIPTION	REV
	1001140635	1	FRAME OPTION HARNESS, (includes all items)	C
1	1001116774	1	CONNECTOR	
1	4460915	1	WEDGE LOCK	
1	1001126008	8	TERMINAL	
1	4460518	4	TERMINAL PLUG	
2	1001116808	1	CONNECTOR	
2	4460915	1	WEDGE LOCK	
2	1001126008	12	TERMINAL	
3	4460891	1	CONNECTOR	
3	80604018	1	WEDGE LOCK	
3	4460465	2	TERMINAL	
4	4460891	1	CONNECTOR	
4	80604018	1	WEDGE LOCK	
4	4460465	2	TERMINAL	
5	4460891	1	CONNECTOR	
5	80604018	1	WEDGE LOCK	
5	4460465	2	TERMINAL	
6	4460897	1	CONNECTOR	
6	80604017	1	WEDGE LOCK	
6	4460464	1	TERMINAL	
6	4460466	1	TERMINAL PLUG	
7	1001116774	1	CONNECTOR	
7	4460915	1	WEDGE LOCK	
7	4460518	7	TERMINAL PLUG	
7	1001126008	5	TERMINAL	
8	1001116808	1	CONNECTOR	
8	4460915	1	WEDGE LOCK	
8	1001126008	7	TERMINAL	
8	4460518	5	TERMINAL PLUG	
9	1001116996	1	CONNECTOR	
9	1001118392	5	TERMINAL	
9	4461008	2	TERMINAL PLUG	
10	4460761	1	CONNECTOR	
10	4460227	4	TERMINAL	
11	4460539	1	CONNECTOR	
11	77363244	1	WEDGE LOCK	
11	4460465	2	TERMINAL	
11	4460466	1	TERMINAL PLUG	
12	1001116812	1	CONNECTOR	
12	91554019	1	WEDGE LOCK	
12	4460465	2	TERMINAL	
12	4460466	1	TERMINAL PLUG	
13	1001116812	1	CONNECTOR	
13	91554019	1	WEDGE LOCK	
13	4460465	3	TERMINAL	
14	1001116996	1	CONNECTOR	
14	1001118392	5	TERMINAL	
14	4461008	2	TERMINAL PLUG	
15	4460260	1	CONNECTOR	
15	4460259	1	TERMINAL	

SECTION 10 - ELECTRICAL

ITEM	PART NUMBER	QTY	DESCRIPTION	REV
16	1001117133	1	CONNECTOR	
16	1001118385	2	TERMINAL	
17	4460894	1	CONNECTOR	
17	80604023	1	WEDGE LOCK	
17	4460465	6	TERMINAL	
18	4460911	1	CONNECTOR	
18	1001126008	3	TERMINAL	
19	4460539	1	CONNECTOR	
19	77363244	1	WEDGE LOCK	
19	4460465	4	TERMINAL	
20	4460851	1	CONNECTOR	
20	80604025	1	WEDGE LOCK	
20	4460465	7	TERMINAL	
20	4460466	1	TERMINAL PLUG	
21	4460897	1	CONNECTOR	
21	80604017	1	WEDGE LOCK	
21	4460464	2	TERMINAL	
22	4460891	1	CONNECTOR	
22	80604018	1	WEDGE LOCK	
22	4460465	2	TERMINAL	
23	4460536	1	CONNECTOR	
23	80604019	1	WEDGE LOCK	
23	4460464	3	TERMINAL	
24	4460897	1	CONNECTOR	
24	80604017	1	WEDGE LOCK	
24	4460464	2	TERMINAL	
25	4460970	1	CONNECTOR	
25	80363179	1	WEDGE LOCK	
25	4460464	9	TERMINAL	
25	4460466	3	TERMINAL PLUG	
26	4460374	1	CONNECTOR	
26	3740080	1	RELAY	
26	1001116733	4	TERMINAL	
26	1001128128	1	TERMINAL PLUG	
27	1001117026	1	CONNECTOR	
27	1001116729	2	TERMINAL	
28	1001121960	1	CONNECTOR	
28	4460464	28	TERMINAL	
28	4460466	3	TERMINAL PLUG	
29	8220164	1	RING TERMINAL	
30	4460894	1	CONNECTOR	
30	80604023	1	WEDGE LOCK	
30	4460465	5	TERMINAL	
30	4460466	1	TERMINAL PLUG	
31	4460894	1	CONNECTOR	
31	80604023	1	WEDGE LOCK	
31	4460465	5	TERMINAL	
31	4460466	1	TERMINAL PLUG	

SECTION 10 - ELECTRICAL

FIGURE 10-10. CAB HARNESS (Prior to SN 0160076806, Excluding 0160076010, 0160076011 and 0160076012)

SW01				
CONN POS	WIRE COLOR	WIRE LABEL	GAUGE	JACKET
1				
2	YEL	062-12 IGN	16 AWG	GXL
2	YEL	062-12-2 IGN	16 AWG	GXL
3	WHT	076-9 LSI O/R	16 AWG	GXL
4				
5				
6				
7	BLK	000-8-11 GND	16 AWG	GXL
7	BLK	000-8-12 GND	16 AWG	GXL
8	WHT	070-1-6 LIGHTING	16 AWG	GXL
8	WHT	070-1-6 LIGHTING	16 AWG	GXL

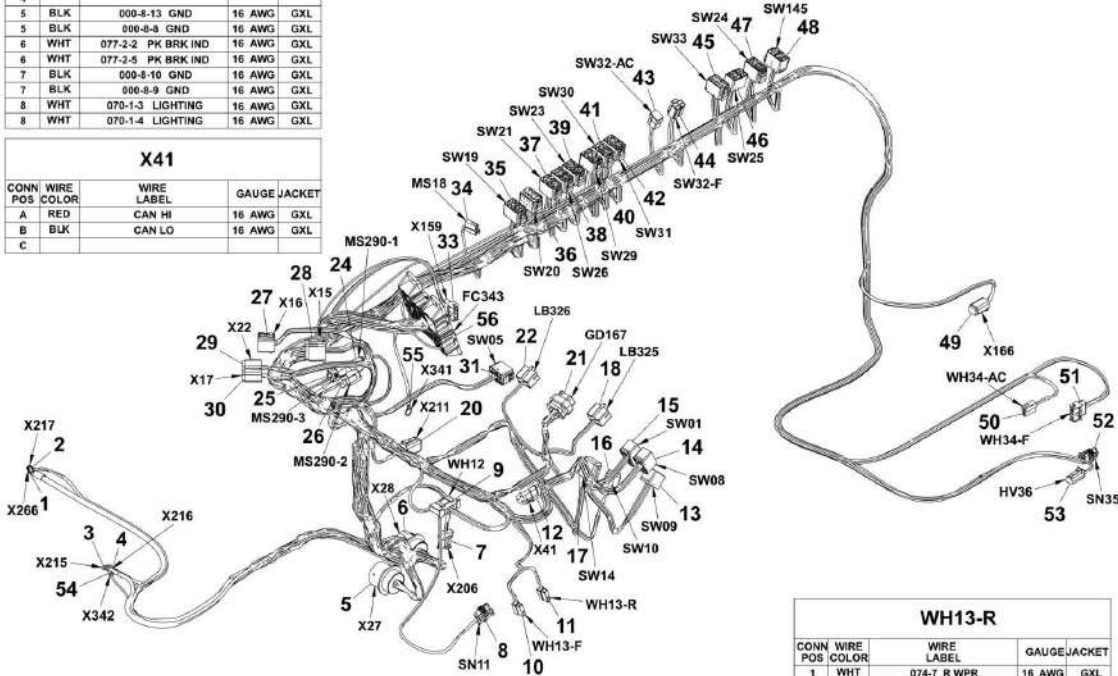
SW09				
CONN POS	WIRE COLOR	WIRE LABEL	GAUGE	JACKET
1				
2	YEL	062-3-1 IGN	16 AWG	GXL
3	WHT	076-4 SW QK C/PLR	16 AWG	GXL
4				
5	BLK	000-7-6 GND	16 AWG	GXL
6	WHT	076-5 SW QK C/PLR	16 AWG	GXL
7	BLK	000-8-10 GND	16 AWG	GXL
7	BLK	000-8-11 GND	16 AWG	GXL
8	WHT	070-1-4 LIGHTING	16 AWG	GXL
8	WHT	070-1-5 LIGHTING	16 AWG	GXL

GD167				
CONN POS	WIRE COLOR	WIRE LABEL	GAUGE	JACKET
1	YEL	062-4-3 IGN	16 AWG	GXL
2	RED	CAN HI	16 AWG	GXL
3	BLK	CAN LO	16 AWG	GXL
4	BLK	000-8-5 GND	16 AWG	GXL
5	WHT	048-9 FUEL SENSE	16 AWG	GXL
6	RED	CABLE 1 CAN HI	18 AWG	CABLE
7	BLK	CABLE 1 CAN LO	18 AWG	CABLE
8	WHT	077-2-2 PK BRK IND	16 AWG	GXL
9	WHT	078-3 STR PRES	16 AWG	GXL
10	WHT	065-4-1 2W STR	16 AWG	GXL
11	WHT	065-3-2 4W STR	16 AWG	GXL
12	WHT	065-2-2 CRB STR	16 AWG	GXL
13				
14				
NC	SHIELD	CABLE 1 CAN S	8 AWG	SHLD

SW08				
CONN POS	WIRE COLOR	WIRE LABEL	GAUGE	JACKET
1	WHT	077-1 VALVE PK BRK	16 AWG	GXL
2	YEL	062-2-1 IGN	16 AWG	GXL
3	WHT	077-2-1 ST ENABLE	16 AWG	GXL
4				
5	BLK	000-8-13 GND	16 AWG	GXL
5	BLK	000-8-4 GND	16 AWG	GXL
6	WHT	077-2-2 PK BRK IND	16 AWG	GXL
6	WHT	077-2-5 PK BRK IND	16 AWG	GXL
7	BLK	000-8-10 GND	16 AWG	GXL
7	BLK	000-8-9 GND	16 AWG	GXL
8	WHT	070-1-3 LIGHTING	16 AWG	GXL
8	WHT	070-1-4 LIGHTING	16 AWG	GXL

SN11				
CONN POS	WIRE COLOR	WIRE LABEL	GAUGE	JACKET
1				
2	RED	061-0-2 B+	16 AWG	GXL
3	WHT	071-16 BU LP	16 AWG	GXL
4				

X41				
CONN POS	WIRE COLOR	WIRE LABEL	GAUGE	JACKET
A	RED	CAN HI	16 AWG	GXL
B	BLK	CAN LO	16 AWG	GXL
C				



SW14				
CONN POS	WIRE COLOR	WIRE LABEL	GAUGE	JACKET
1	WHT	076-1-16 LIGHTING	16 AWG	GXL
2	RED	061-7 B+	16 AWG	GXL
3	WHT	071-2 HDLP LO	16 AWG	GXL
4	WHT	071-3 HDLP HI	16 AWG	GXL
5	RED	061-8-1 B+	16 AWG	GXL
6	WHT	071-5-5 LTRN	16 AWG	GXL
7	WHT	071-4 TRN PWR	16 AWG	GXL
8	WHT	071-6-5 RTRN	16 AWG	GXL

LB325				
CONNECTOR PART NUMBER: 1001117119				
CONN POS	WIRE COLOR	WIRE LABEL	GAUGE	JACKET
1A	WHT	071-14 L TRN	16 AWG	GXL
1A	WHT	071-17 R TRN	16 AWG	GXL
1B	BLK	000-8-12 GND	16 AWG	GXL
1B	BLK	000-8-13 GND	16 AWG	GXL
2A	WHT	071-3-3 HDLP HI	16 AWG	GXL
2B	BLK	000-8-13 GND	16 AWG	GXL
2B	BLK	000-8-14 GND	16 AWG	GXL

WH13-R				
CONN POS	WIRE COLOR	WIRE LABEL	GAUGE	JACKET
1	WHT	074-7 R WPR	16 AWG	GXL
2	BLK	000-6-5 GND	16 AWG	GXL

LB326				
CONNECTOR PART NUMBER: 1001117119				
CONN POS	WIRE COLOR	WIRE LABEL	GAUGE	JACKET
1A	WHT	071-15 FLASHER	16 AWG	GXL
1B	BLK	000-8-14 GND	16 AWG	GXL
1B	BLK	000-8-15 GND	16 AWG	GXL
2A	WHT	077-3 RH STOP	16 AWG	GXL
2B	BLK	000-8-15 GND	16 AWG	GXL
2B	BLK	000-8-16 GND	16 AWG	GXL

WH12				
CONN POS	WIRE COLOR	WIRE LABEL	GAUGE	JACKET
1	WHT	074-2 WPR L	14 AWG	GXL
2	WHT	074-3 WPR H	14 AWG	GXL
3	WHT	074-5 WPR P	14 AWG	GXL
4				
5	BLK	000-6-3 GND	14 AWG	GXL

WH13-F				
CONN POS	WIRE COLOR	WIRE LABEL	GAUGE	JACKET
1	WHT	074-6 FR WASH	16 AWG	GXL
2	BLK	000-6-2 GND	16 AWG	GXL
2	BLK	000-6-5 GND	16 AWG	GXL

SW10				
CONN POS	WIRE COLOR	WIRE LABEL	GAUGE	JACKET
1	WHT	007-1 FNR-F	16 AWG	GXL
2	WHT	077-1-3 FNR LVR	16 AWG	GXL
3	WHT	008-1 FNR-R	16 AWG	GXL
4				
5	WHT	048-2 PK BRK RLY	16 AWG	GXL
6	WHT	048-1 START	16 AWG	GXL

ART_1001140633_1-G

SECTION 10 - ELECTRICAL

SW05				
CONN POS	WIRE COLOR	WIRE LABEL	GAUGE	JACKET
1				
2	WHT	052-1 HORN	16 AWG	GXL
3	RED	061-2-2 HORN SW	16 AWG	GXL
4				
5				
6				
7	BLK	000-8-16 GND	16 AWG	GXL
7	BLK	000-8-17 GND	16 AWG	GXL
8	WHT	070-1-6 LIGHTING	16 AWG	GXL
8	WHT	070-1-7 LIGHTING	16 AWG	GXL

X15				
CONN POS	WIRE COLOR	WIRE LABEL	GAUGE	JACKET
1	YEL	062-12-2 IGN	16 AWG	GXL
2	WHT	076-8 LSI C/O	16 AWG	GXL
3	BLK	000-7-2 GND	16 AWG	GXL
4				
5	SHIELD	LSI S	18 AWG	SHLD
6	RED	LSI 1	16 AWG	GXL
7	BLK	LSI 2	16 AWG	GXL
8	BLU	LSI PWR	16 AWG	GXL
9	WHT	085-1 LSI LP	16 AWG	GXL
10	SHIELD	CABLE 3 CAN S	18 AWG	SHLD
11	RED	CABLE 3 CAN HI	18 AWG	CABLE
12	BLK	CABLE 3 CAN LO	18 AWG	CABLE

X16				
CONN POS	WIRE COLOR	WIRE LABEL	GAUGE	JACKET
1	BLK	000-7-3 GND	16 AWG	GXL
2	YEL	062-13-1 IGN	16 AWG	GXL
3	RED	061-9 B+	16 AWG	GXL
4	WHT	074-9 R WPR	16 AWG	GXL
5	WHT	074-8 R WPR	14 AWG	GXL
6	BLK	000-8-4 GND	14 AWG	GXL
7				
8				

X17				
CONN POS	WIRE COLOR	WIRE LABEL	GAUGE	JACKET
1	WHT	085-1-2 STR SEL	16 AWG	GXL
2	YEL	062-2-2 IGN	16 AWG	GXL
3	WHT	070-1-2 LIGHTING	16 AWG	GXL
4	YEL	062-4-4 IGN	16 AWG	GXL

MS290-1				
CONN POS	WIRE COLOR	WIRE LABEL	GAUGE	JACKET
A	BLK	CABLE 2 CAN LO	18 AWG	CABLE
B	RED	CABLE 2 CAN HI	18 AWG	CABLE
C	SHIELD	CABLE 2 CAN S	18 AWG	SHLD

MS290-2				
CONN POS	WIRE COLOR	WIRE LABEL	GAUGE	JACKET
A	BLK	CABLE 1 CAN LO	18 AWG	CABLE
B	RED	CABLE 1 CAN HI	18 AWG	CABLE
C	SHIELD	CABLE 1 CAN S	18 AWG	SHLD

MS290-3				
CONN POS	WIRE COLOR	WIRE LABEL	GAUGE	JACKET
A	BLK	CABLE 3 CAN LO	18 AWG	CABLE
B	RED	CABLE 3 CAN HI	18 AWG	CABLE
C	SHIELD	CABLE 3 CAN S	18 AWG	SHLD

X22				
CONN POS	WIRE COLOR	WIRE LABEL	GAUGE	JACKET
1	WHT	051-6 FR WK LP	16 AWG	GXL
2	BLK	000-8-3 GND	16 AWG	GXL
3	WHT	051-7 RR WK LP	16 AWG	GXL
4	BLK	000-8-2 GND	16 AWG	GXL
5	WHT	072-1 BEACON LP	16 AWG	GXL
6	BLK	000-8-1 GND	16 AWG	GXL

X211				
CONN POS	WIRE COLOR	WIRE LABEL	GAUGE	JACKET
1	YEL	062-1 IGN RLY	16 AWG	GXL
2				
3	WHT	048-1 START	16 AWG	GXL
4	RED	061-5 KEY	16 AWG	GXL
5				
6				

MS18				
CONN POS	WIRE COLOR	WIRE LABEL	GAUGE	JACKET
1	RED	061-2-1 R PWR	16 AWG	GXL
2	BLK	000-8-4 GND	16 AWG	GXL

SW19				
CONN POS	WIRE COLOR	WIRE LABEL	GAUGE	JACKET
1				
2	YEL	062-2-5 IGN	16 AWG	GXL
3	WHT	076-7 JS C/O	16 AWG	GXL
4	WHT	065-1 LOCK OUT	16 AWG	GXL
5	YEL	062-2-3 IGN	16 AWG	GXL
5	YEL	062-2-4 IGN	16 AWG	GXL
6	WHT	065-4-2 ZW STR	16 AWG	GXL
7	BLK	000-9-19 GND	16 AWG	GXL
7	BLK	000-9-20 GND	16 AWG	GXL
8	WHT	070-1-10 LIGHTING	16 AWG	GXL
8	WHT	070-1-11 LIGHTING	16 AWG	GXL

SW20				
CONN POS	WIRE COLOR	WIRE LABEL	GAUGE	JACKET
3				
6	WHT	065-3 4W STR	16 AWG	GXL
9	BLK	000-8-20 GND	16 AWG	GXL
9	BLK	000-8-21 GND	16 AWG	GXL
10	WHT	070-1-11 LIGHTING	16 AWG	GXL
10	WHT	070-1-12 LIGHTING	16 AWG	GXL
11	WHT	065-2 CRB STR	16 AWG	GXL
12				
13	WHT	065-1 LOCK OUT	16 AWG	GXL
13	WHT	065-1-1 LOCK OUT	16 AWG	GXL
14				
16	WHT	065-4 ZW STR	16 AWG	GXL
16	WHT	065-1-1 LOCK OUT	16 AWG	GXL
16	WHT	065-1-2 STR SEL	16 AWG	GXL

SW21				
CONN POS	WIRE COLOR	WIRE LABEL	GAUGE	JACKET
1				
2	YEL	051-3 BM WK LP	16 AWG	GXL
3	WHT	051-5 BOOM LP	16 AWG	GXL
4				
5				
6				
7	BLK	000-8-21 GND	16 AWG	GXL
7	BLK	000-8-22 GND	16 AWG	GXL
8	WHT	070-1-12 LIGHTING	16 AWG	GXL
8	WHT	070-1-13 LIGHTING	16 AWG	GXL

SW26				
CONN POS	WIRE COLOR	WIRE LABEL	GAUGE	JACKET
1				
2	YEL	051-2 FR WK LP	16 AWG	GXL
3	WHT	051-6 FR WK LP	16 AWG	GXL
4				
5				
6				
7	BLK	000-8-22 GND	16 AWG	GXL
7	BLK	000-8-23 GND	16 AWG	GXL
8	WHT	070-1-13 LIGHTING	16 AWG	GXL
8	WHT	070-1-14 LIGHTING	16 AWG	GXL

SW32-AC				
CONN POS	WIRE COLOR	WIRE LABEL	GAUGE	JACKET
A	WHT	073-6 AC	16 AWG	GXL
B	WHT	073-5 AC	16 AWG	GXL
C	BLK	000-6-8 GND	16 AWG	GXL

SW32-F				
CONN POS	WIRE COLOR	WIRE LABEL	GAUGE	JACKET
B	YEL	062-18 IGN	12 AWG	GXL
C	WHT	073-4 AC	16 AWG	GXL
H	WHT	073-1 FAN H	14 AWG	GXL
L	WHT	073-3 FAN L	14 AWG	GXL
M	WHT	073-2 FAN M	14 AWG	GXL

SW23				
CONN POS	WIRE COLOR	WIRE LABEL	GAUGE	JACKET
1				
2	YEL	051-4 RR WK LP	16 AWG	GXL
3	WHT	051-7 RR WK LP	16 AWG	GXL
4				
5				
6				
7	BLK	000-8-23 GND	16 AWG	GXL
7	BLK	000-8-24 GND	16 AWG	GXL
8	WHT	070-1-14 LIGHTING	16 AWG	GXL
8	WHT	070-1-15 LIGHTING	16 AWG	GXL

SW29				
CONN POS	WIRE COLOR	WIRE LABEL	GAUGE	JACKET
1	WHT	074-4 WPR P	14 AWG	GXL
2	YEL	062-17 IGN	14 AWG	GXL
3	WHT	074-1 WPR	14 AWG	GXL
4	WHT	074-2 WPR L	14 AWG	GXL
4	WHT	074-2-1 WPR L	14 AWG	GXL
5	WHT	074-1 WPR	14 AWG	GXL
6	WHT	074-3 WPR H	14 AWG	GXL
7	BLK	000-8-24 GND	16 AWG	GXL
7	BLK	000-8-25 GND	16 AWG	GXL
8	WHT	070-1-15 LIGHTING	16 AWG	GXL
8	WHT	070-1-16 LIGHTING	16 AWG	GXL

SW30				
CONN POS	WIRE COLOR	WIRE LABEL	GAUGE	JACKET
1	WHT	074-6 FR WASH	16 AWG	GXL
2	YEL	062-15 IGN	16 AWG	GXL
2	YEL	062-15-1 IGN	16 AWG	GXL
3				
4	WHT	074-2-1 WPR L	14 AWG	GXL
5	WHT	074-4 WPR P	14 AWG	GXL
6	WHT	074-5 WPR P	14 AWG	GXL
7	BLK	000-8-25 GND	16 AWG	GXL
7	BLK	000-8-26 GND	16 AWG	GXL
8	WHT	070-1-16 LIGHTING	16 AWG	GXL
8	WHT	070-1-17 LIGHTING	16 AWG	GXL

SW31				
CONN POS	WIRE COLOR	WIRE LABEL	GAUGE	JACKET
1	WHT	074-9 R WPR	16 AWG	GXL
2	YEL	062-16 IGN	14 AWG	GXL
2	YEL	062-16-1 IGN	14 AWG	GXL
3	WHT	074-8 R WPR	14 AWG	GXL
4				
5	YEL	062-16-1 IGN	14 AWG	GXL
6	WHT	074-7 R WPR	16 AWG	GXL
7	BLK	000-8-26 GND	16 AWG	GXL
8	WHT	070-1-17 LIGHTING	16 AWG	GXL

X215				
CONN POS	WIRE COLOR	WIRE LABEL	GAUGE	JACKET
1	YEL	062-10 IGN	8 AWG	GXL

X216				
CONN POS	WIRE COLOR	WIRE LABEL	GAUGE	JACKET
1	RED	051-6 BATTERY	10 AWG	GXL

X217				
CONN POS	WIRE COLOR	WIRE LABEL	GAUGE	JACKET
1	BLK	000-5 GND	8 AWG	EPDM

ART_1001140633_2-G

SECTION 10 - ELECTRICAL

SW145				
CONN POS	WIRE COLOR	WIRE LABEL	GAUGE	JACKET
1				
2	YEL	062-15-2 IGN	16 AWG	GXL
3	WHT	101-1 FAN CYCLE	16 AWG	GXL
4				
5	YEL	062-15-1 IGN	16 AWG	GXL
5	YEL	062-15-2 IGN	16 AWG	GXL
6	WHT	101-2 FAN DEMAND	16 AWG	GXL
7	BLK	000-8-18 GND	16 AWG	GXL
7	BLK	000-8-19 GND	16 AWG	GXL
8	WHT	070-1-10 LIGHTING	16 AWG	GXL
8	WHT	070-1-9 LIGHTING	16 AWG	GXL

X206				
CONN POS	WIRE COLOR	WIRE LABEL	GAUGE	JACKET
A	WHT	048-22 APS SIG	16 AWG	GXL
B	WHT	058-8-1 APS GND	16 AWG	GXL
C	WHT	057-1 APS SV	16 AWG	GXL
D				
E	WHT	048-23 IVS2	16 AWG	GXL
F	WHT	058-8-2 APS GND	16 AWG	GXL

X266				
CONN POS	WIRE COLOR	WIRE LABEL	GAUGE	JACKET
1	BLK	000-8-30 GND	16 AWG	GXL
1	BLK	000-8-6 GND	16 AWG	GXL

X27				
CONN POS	WIRE COLOR	WIRE LABEL	GAUGE	JACKET
1	YEL	062-1 IGN RLY	16 AWG	GXL
2	RED	061-5 KEY	16 AWG	GXL
3				
4	YEL	062-2 IGN	16 AWG	GXL
5	YEL	062-3 IGN	16 AWG	GXL
6	YEL	062-4-1 IGN	16 AWG	GXL
7	YEL	051-3 BM WK LP	16 AWG	GXL
8	WHT	051-5 BOOM LP	16 AWG	GXL
9	YEL	051-2 FR WK LP	16 AWG	GXL
10	YEL	051-4 RR WK LP	16 AWG	GXL
11	YEL	062-9 BEACON	16 AWG	GXL
12	WHT	070-1-1 LIGHTING	16 AWG	GXL
13	WHT	076-3 F/R AUX	16 AWG	GXL
14	WHT	065-2-1 CRB STR	16 AWG	GXL
15	WHT	065-3-1 4W STR	16 AWG	GXL
16	WHT	052-1 HORN	16 AWG	GXL
17	WHT	048-3 IGN S	16 AWG	GXL
18	BLK	CABLE 2 CAN LO	18 AWG	CABLE
19	WHT	048-9 FUEL SENSE	16 AWG	GXL
20	RED	CABLE 2 CAN HI	18 AWG	CABLE
21	SHIELD	CABLE 2 CAN S	18 AWG	SHLD
22	WHT	101-1 FAN CYCLE	16 AWG	GXL
23	WHT	101-2 FAN DEMAND	16 AWG	GXL
24	WHT	007-1 FNR-F	16 AWG	GXL
25	WHT	008-1 FNR-R	16 AWG	GXL
26	WHT	076-4 SW QK CPLR	16 AWG	GXL
27	WHT	076-5 SW QK CPLR	16 AWG	GXL
28	WHT	008-2-2 BU LP	16 AWG	GXL
29	WHT	073-9 AC PRES SW	16 AWG	GXL
30	RED	061-2 RR PWR	16 AWG	GXL
31				

WH34-AC				
CONN POS	WIRE COLOR	WIRE LABEL	GAUGE	JACKET
1	WHT	073-6 AC	16 AWG	GXL
2	WHT	073-9 AC PRES SW	16 AWG	GXL

SW33				
CONN POS	WIRE COLOR	WIRE LABEL	GAUGE	JACKET
1	YEL	062-11 IGN	16 AWG	GXL
2	WHT	071-13 FLASHER	16 AWG	GXL
3	RED	061-8-3 FLASHER	16 AWG	GXL
4				
5	WHT	071-4-1 FLASHER	16 AWG	GXL
7				
8	WHT	070-1-8 LIGHTING	16 AWG	GXL
8	WHT	070-1-9 LIGHTING	16 AWG	GXL
10	BLK	000-8-27 GND	16 AWG	GXL
10	BLK	000-8-28 GND	16 AWG	GXL
17	WHT	071-5 L TRN	16 AWG	GXL
17	WHT	071-5-1 LH TRN	16 AWG	GXL
18	WHT	071-6 R TRN	16 AWG	GXL
18	WHT	071-6-1 RH TRN	16 AWG	GXL

X28				
CONN POS	WIRE COLOR	WIRE LABEL	GAUGE	JACKET
1	WHT	084-3 PWR MGT XMIT	16 AWG	GXL
2	WHT	071-6-1 RH TRN	16 AWG	GXL
3	WHT	071-5-1 LH TRN	16 AWG	GXL
4	WHT	071-12 LH SD LP	16 AWG	GXL
5	WHT	071-11 RH SD LP	16 AWG	GXL
6	WHT	071-10 LH HDLP LO	16 AWG	GXL
7	WHT	071-9 RH HDLP LO	16 AWG	GXL
8	WHT	071-8 LH HDLP HI	16 AWG	GXL
9	WHT	071-7 RH HDLP HI	16 AWG	GXL
10	WHT	077-3 RH STOP	16 AWG	GXL
11	WHT	071-16 BU LP	16 AWG	GXL
12	WHT	008-2-2 BU LP	16 AWG	GXL
13	WHT	084-4 PWR MGT RECEIVE	16 AWG	GXL
14	WHT	068-8 APS GND	16 AWG	GXL
15	WHT	057-1 APS SV	16 AWG	GXL
16	WHT	076-8 LSI C/O	16 AWG	GXL
17	WHT	076-9 LSI C/R	16 AWG	GXL
18	SHIELD	LSI S	18 AWG	SHLD
19	BLU	LSI PWR	16 AWG	GXL
20	WHT	048-22 APS SIG	16 AWG	GXL
21	WHT	048-23 IVS2	16 AWG	GXL
22	WHT	076-7 JS C/O	16 AWG	GXL
23	WHT	065-1 LSI LP	16 AWG	GXL
24				
25				
26	WHT	106-1 SEAT SW 1	16 AWG	GXL
27	WHT	107-1 SEAT SW 2	16 AWG	GXL
28	WHT	076-3 STR PRES	16 AWG	GXL
29				
30	RED	LSI 1	16 AWG	GXL
31	BLK	LSI 2	16 AWG	GXL

X166				
CONN POS	WIRE COLOR	WIRE LABEL	GAUGE	JACKET
1	YEL	062-13-3 IGN	16 AWG	GXL
2	WHT	106-1 SEAT SW 1	16 AWG	GXL
3	YEL	062-13-2 IGN	16 AWG	GXL
4	WHT	107-1 SEAT SW 2	16 AWG	GXL

SN35				
CONN POS	WIRE COLOR	WIRE LABEL	GAUGE	JACKET
1	YEL	062-2-4 IGN	16 AWG	GXL
2	WHT	077-2-4 PK BRK	16 AWG	GXL
3	WHT	077-1-2 PK BRK	16 AWG	GXL

HV36				
CONN POS	WIRE COLOR	WIRE LABEL	GAUGE	JACKET
1	WHT	077-1-1 PK BRK	16 AWG	GXL
2	BLK	000-8-30 GND	16 AWG	GXL

WH34-F				
CONN POS	WIRE COLOR	WIRE LABEL	GAUGE	JACKET
1	WHT	073-1 FAN H	14 AWG	GXL
2	BLK	000-7-1 GND	14 AWG	GXL
3	WHT	073-3 FAN L	14 AWG	GXL
4	WHT	073-2 FAN M	14 AWG	GXL

SW24				
CONN POS	WIRE COLOR	WIRE LABEL	GAUGE	JACKET
1				
2	YEL	062-9 BEACON	16 AWG	GXL
3	WHT	072-1 BEACON LP	16 AWG	GXL
4				
5				
6				
7	BLK	000-8-29 GND	16 AWG	GXL
8	WHT	070-1-7 LIGHTING	16 AWG	GXL
8	WHT	070-1-8 LIGHTING	16 AWG	GXL

SW25				
CONN POS	WIRE COLOR	WIRE LABEL	GAUGE	JACKET
1				
2	YEL	062-3 IGN	16 AWG	GXL
2	YEL	062-3-1 IGN	16 AWG	GXL
3	WHT	076-3 FIR AUX	16 AWG	GXL
4				
5				
6				
7	BLK	000-8-28 GND	16 AWG	GXL
7	BLK	000-8-29 GND	16 AWG	GXL
8				

ART_1001140633_3-G

SECTION 10 - ELECTRICAL

FC343						
CONNECTOR PART NUMBER: 1001080783						
SEE LOADING DETAIL ON PAGE B						
CONN POS	WIRE COLOR	WIRE LABEL	GAUGE	JACKET	TERMINAL P/N	TO
F21_A	YEL	062-11 IGN	16 AWG	GXL	1001116710	SW33 (1)
F21_B	YEL	062-10-1 IGN	16 AWG	GXL	1001116712	S214 (2)
F21_B	YEL	062-10-2 IGN	16 AWG	GXL	1001116712	FC343 (F22_B)
F22_A	YEL	062-12 IGN	16 AWG	GXL	1001116712	SW01 (2)
F22_B	YEL	062-10-2 IGN	16 AWG	GXL	1001116710	FC343 (F21_B)
F23_A	YEL	062-13 IGN	16 AWG	GXL	1001116710	S270 (2)
F23_B	YEL	062-10-3 IGN	16 AWG	GXL	1001116712	S214 (2)
F23_B	YEL	062-10-4 IGN	16 AWG	GXL	1001116712	FC343 (F24_B)
F24_A	YEL	062-14 IGN	16 AWG	GXL	1001116712	X159 (1)
F24_B	YEL	062-10-4 IGN	16 AWG	GXL	1001116710	FC343 (F23_B)
F25_A	YEL	062-15 IGN	16 AWG	GXL	1001116710	SW30 (2)
F25_B	YEL	062-10-5 IGN	16 AWG	GXL	1001116710	S214 (2)
F26_A	YEL	062-16 IGN	14 AWG	GXL	1001116711	SW31 (2)
F26_B	YEL	062-10-6 IGN	14 AWG	GXL	1001116711	S214 (2)
F27_A	YEL	062-17 IGN	14 AWG	GXL	1001116711	SW29 (2)
F27_B	YEL	062-10-7 IGN	14 AWG	GXL	1001116711	S214 (2)
F28_A	YEL	062-18 IGN	12 AWG	GXL	1001116712	SW32-F (B)
F28_B	YEL	062-10-8 IGN	12 AWG	GXL	1001116712	S214 (2)
F29_A						
F29_B						
F30_A						
F30_B						
F31_A	WHT	071-7 RH HDLP HI	16 AWG	GXL	1001116710	X28 (9)
F31_B	WHT	071-3-1 HDLP HI	16 AWG	GXL	1001116712	FC343 (F32_B)
F31_B	WHT	071-7 HDLP HI	16 AWG	GXL	1001116712	FC343 (R14_87)
F32_A	WHT	071-8 LH HDLP HI	16 AWG	GXL	1001116710	X28 (8)
F32_B	WHT	071-3-1 HDLP HI	16 AWG	GXL	1001116712	FC343 (F31_B)
F32_B	WHT	071-3-3 HDLP HI	16 AWG	GXL	1001116712	LB325 (2A)
F33_A	WHT	071-9 RH HDLP LO	16 AWG	GXL	1001116710	X28 (7)
F33_B	WHT	071-2-1 HDLP LO	16 AWG	GXL	1001116712	FC343 (F34_B)
F33_B	WHT	071-9 HDLP LO	16 AWG	GXL	1001116712	FC343 (R13_87)
F34_A	WHT	071-10 LH HDLP LO	16 AWG	GXL	1001116710	X28 (6)
F34_B	WHT	071-2-1 HDLP LO	16 AWG	GXL	1001116710	FC343 (F33_B)
F35_A	WHT	071-11 RH SD LP	16 AWG	GXL	1001116710	X28 (5)
F35_B	WHT	071-1-3 LIGHTING	16 AWG	GXL	1001116710	S213 (2)
F36_A	WHT	071-12 LH SD LP	16 AWG	GXL	1001116710	X28 (4)
F36_B	WHT	071-1-4 LIGHTING	16 AWG	GXL	1001116710	S213 (2)
F37_A	RED	061-7 B+	16 AWG	GXL	1001116710	SW14 (2)
F37_B	RED	061-8-1 B+	16 AWG	GXL	1001116710	S212 (2)
F38_A	RED	061-8 B+	16 AWG	GXL	1001116710	S67 (2)
F38_B	RED	061-8 B+	12 AWG	GXL	1001116712	S345 (1)
F39_A	RED	061-9 B+	16 AWG	GXL	1001116710	X16 (3)
F39_B	RED	061-6-3 B+	16 AWG	GXL	1001116710	S212 (2)
F40_A	WHT	073-5 AC	16 AWG	GXL	1001116710	SW32-AC (B)
F40_B	WHT	073-4 AC	16 AWG	GXL	1001116710	SW32-F (C)
F41_A						
F41_B						
F42_A						
F42_B						
R11_30	WHT	048-2 PK BRK RLY	16 AWG	GXL	1001116710	SW10 (5)
R11_85	WHT	077-2 PK BRK	16 AWG	GXL	1001116712	S204 (2)
R11_85	WHT	077-2-1 STENABLE	16 AWG	GXL	1001116712	SW08 (3)
R11_86	BLK	000-7-5 GND	16 AWG	GXL	1001116710	FC343 (X1_31)
R11_87	WHT	048-3 IGNS	16 AWG	GXL	1001116710	X27 (17)
R11_87a						
R12_30	BLK	000-8-13 GND	16 AWG	GXL	1001116710	SW08 (5)
R12_85	WHT	077-2-3 PK BRK	16 AWG	GXL	1001116710	S204 (2)
R12_86	BLK	000-8-17 GND	16 AWG	GXL	1001116710	SW05 (7)
R12_87	WHT	077-2-5 PK BRK IND	16 AWG	GXL	1001116710	SW08 (6)
R12_87a						
R13_30	RED	061-6-2-1 B+	16 AWG	GXL	1001116710	S340 (2)
R13_85	BLK	000-15 GND	16 AWG	GXL	1001116710	X341 (1)
R13_86	WHT	071-2 HDLP LO	16 AWG	GXL	1001116710	SW14 (3)
R13_87	WHT	071-9 HDLP LO	16 AWG	GXL	1001116710	FC343 (F33_B)
R13_87a						
R14_30	RED	061-6-2-2 B+	16 AWG	GXL	1001116710	S340 (2)
R14_85	BLK	000-16 GND	16 AWG	GXL	1001116710	X341 (1)
R14_86	WHT	071-3 HDLP HI	16 AWG	GXL	1001116710	SW14 (4)
R14_87	WHT	071-7 HDLP HI	16 AWG	GXL	1001116710	FC343 (F31_B)
R14_87a						
X1_31	BLK	000-7-4 GND	16 AWG	GXL	1001116735	S220 (1)
X1_31	BLK	000-7-5 GND	16 AWG	GXL	1001116735	FC343 (R11_8B)
X1_49	WHT	071-13 FLASHER	16 AWG	GXL	4460419	SW33 (2)
X1_49a	WHT	071-4 TRN PWR	16 AWG	GXL	1001116735	SW14 (7)
X1_49a	WHT	071-4-1 FLASHER	16 AWG	GXL	1001116735	SW33 (5)
X1_C1						
X1_C2	WHT	071-15 FLASHER	16 AWG	GXL	1001116735	LB326 (1A)

X159						
CONNECTOR PART NUMBER: 4460761						
CONN POS	WIRE COLOR	WIRE LABEL	GAUGE	JACKET	TERMINAL P/N	TO
1	YEL	062-14 IGN	16 AWG	GXL	4460267	FC343 (F24_A)
2	WHT	084-4 PWR MGT RECENE	16 AWG	GXL	4460267	X28 (13)
3	WHT	084-3 PWR MGT XMIT	16 AWG	GXL	4460267	X28 (1)
4	BLK	000-8-9 GND	16 AWG	GXL	4460705	SW08 (7)

X341						
CONNECTOR PART NUMBER: 4460019						
CONN POS	WIRE COLOR	WIRE LABEL	GAUGE	JACKET	TERMINAL P/N	TO
1	BLK	000-15 GND	16 AWG	GXL	N/A	FC343 (R13_85)
1	BLK	000-16 GND	16 AWG	GXL	N/A	FC343 (R14_85)

X342						
CONNECTOR PART NUMBER: 4460043						
CONN POS	WIRE COLOR	WIRE LABEL	GAUGE	JACKET	TERMINAL P/N	TO
1	-	FUSE LINK	16 AWG	FUSIBLE LINK	N/A	S345 (2)

ART_1001140633_4-G

SECTION 10 - ELECTRICAL

FIGURE 10-10. CAB HARNESS (Prior to SN 0160076806, Excluding 0160076010, 0160076011 and 0160076012)

ITEM	PART NUMBER	QTY	DESCRIPTION	REV
	1001140633	1	CAB HARNESS, (includes all items)	G
1	4460019	1	RING TERMINAL, 3/8, 10-12 AWG	
2	8220115	1	RING TERMINAL, 3/8, 6 AWG	
3	1001117106	1	RING TERMINAL, 1/4, 8 AWG	
4	4460043	1	RING TERMINAL, 1/4	
5	1001116920	1	CONNECTOR	
5	4640464	29	TERMINAL	
5	4460466	2	PLUG	
6	1001121961	1	CONNECTOR	
6	4460465	28	TERMINAL	
6	4460466	3	PLUG	
7	1001117064	1	CONNECTOR	
7	91554014	5	TERMINAL	
7	1001128128	1	TERMINAL, CAVITY PLUG	
8	1001103012	1	CONNECTOR	
8	1001116698	2	PLUG	
8	1001107854	2	TERMINAL	
8	1001104498	2	SEAL	
9	1001127066	1	CONNECTOR	
9	1001118385	5	TERMINAL	
10	4460994	1	CONNECTOR	
10	1001118385	3	TERMINAL	
11	4460994	1	CONNECTOR	
11	1001118385	2	TERMINAL	
12	4460536	1	CONNECTOR	
12	80604019	1	WEDGE LOCK	
12	4640464	2	TERMINAL	
12	4460466	1	PLUG	
12	1001116815	1	RECEPTICAL	
13	1001117081	1	CONNECTOR	
13	1001118385	4	TERMINAL	
13	1001116723	4	TERMINAL	
14	1001117081	1	CONNECTOR	
14	1001118385	3	TERMINAL	
14	1001116723	8	TERMINAL	
15	1001117081	1	CONNECTOR	
15	1001118385	1	TERMINAL	
15	1001116723	6	TERMINAL	
16	4460894	1	CONNECTOR	
16	80604023	1	WEDGE LOCK	
16	4460465	5	TERMINAL	
16	4460466	1	TERMINAL	
17	4460930	1	CONNECTOR	
17	80604025	1	WEDGE LOCK	
17	4460465	8	TERMINAL	
18	1001117119	1	CONNECTOR	
18	1001118385	1	TERMINAL	
18	1001116723	6	TERMINAL	
20	4460894	1	CONNECTOR	

SECTION 10 - ELECTRICAL

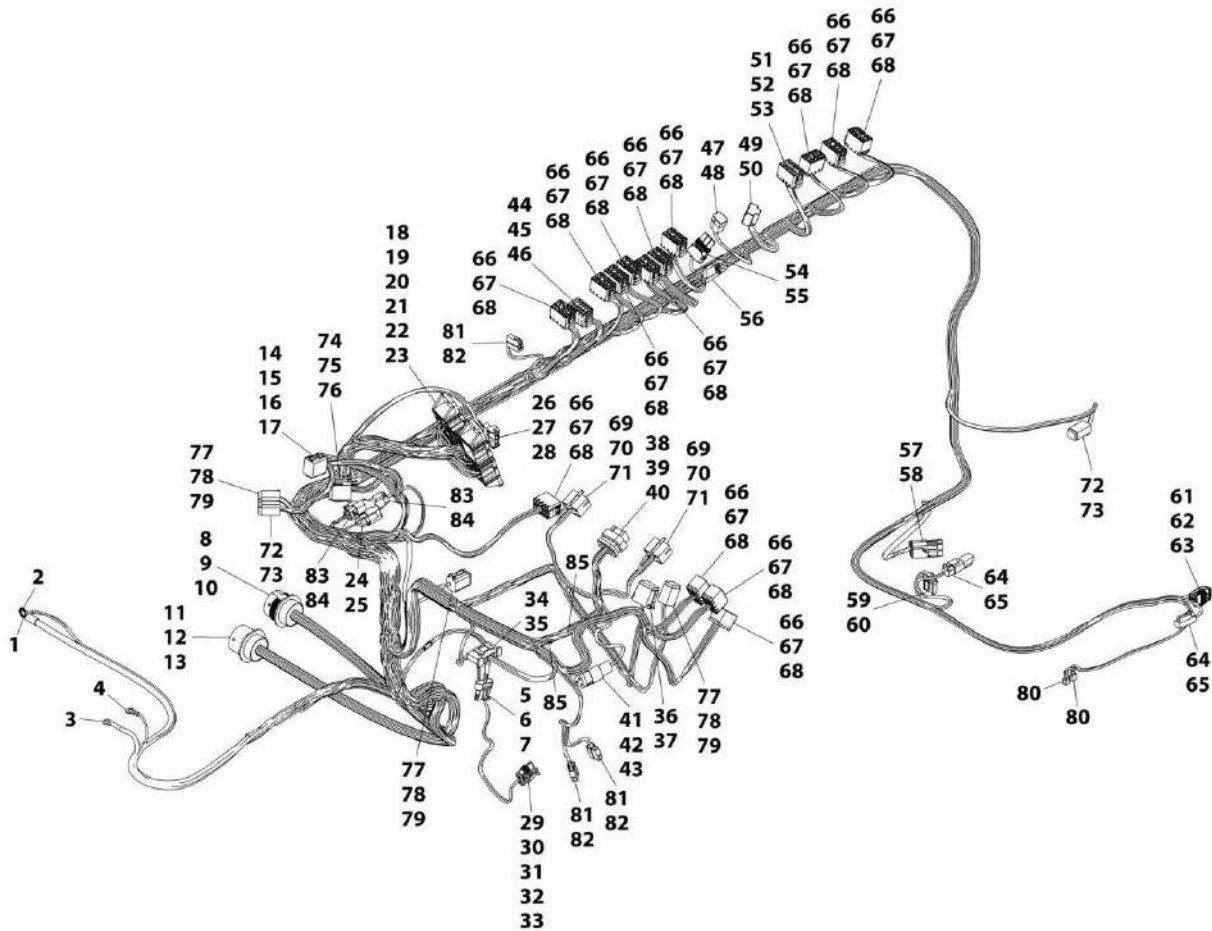
ITEM	PART NUMBER	QTY	DESCRIPTION	REV
20	80604023	1	WEDGE LOCK	
20	4460465	3	TERMINAL	
20	4460466	3	PLUG	
21	4460872	1	CONNECTOR	
21	4460871	13	TERMINAL	
21	4460905	2	PLUG	
22	1001117119	1	CONNECTOR	
22	1001118385	2	TERMINAL	
22	1001116723	4	TERMINAL	
24	1001116812	1	CONNECTOR	
24	91554019	1	WEDGE LOCK	
24	4460465	3	TERMINAL	
24	4460945	1	CONNECTOR	
25	1001116812	1	CONNECTOR	
25	91554019	1	WEDGE LOCK	
25	4460465	3	TERMINAL	
26	4460539	1	CONNECTOR	
26	77363244	1	WEDGE LOCK	
26	4460465	3	TERMINAL	
27	4460851	1	CONNECTOR	
27	80604025	1	WEDGE LOCK	
27	4460465	4	TERMINA	
27	4460942	2	TERMINAL	
27	4460466	2	PLUG	
28	4460933	1	CONNECTOR	
28	80604016	1	WEDGE LOCK	
28	4460465	11	TERMINAL	
28	4460466	1	PLUG	
29	4460894	1	CONNECTOR	
29	80604023	1	WEDGE LOCK	
29	4460465	6	TERMINAL	
30	4460884	1	CONNECTOR	
30	80604021	1	WEDGE LOCK	
30	4460465	4	TERMINAL	
31	1001117081	1	CONNECTOR	
31	1001118385	2	TERMINAL	
31	1001116723	4	TERMINAL	
33	4460761	1	CONNECTOR	
33	4460267	3	TERMINAL	
33	4460705	1	TERMINAL	
34	4460994	1	CONNECTOR	
34	1001118385	2	TERMINAL	
35	1001117081	1	CONNECTOR	
35	1001118385	4	TERMINAL	
35	1001116723	6	TERMINAL	
36	1001117082	1	CONNECTOR	
36	1001118385	3	TERMINAL	
36	1001116723	8	TERMINAL	
37	1001117081	1	CONNECTOR	
37	1001118385	2	TERMINAL	
37	1001116723	4	TERMINAL	

SECTION 10 - ELECTRICAL

ITEM	PART NUMBER	QTY	DESCRIPTION	REV
38	1001117081	1	CONNECTOR	
38	1001118385	2	TERMINAL	
38	1001116723	4	TERMINAL	
39	1001117081	1	CONNECTOR	
39	1001118385	2	TERMINAL	
39	1001116723	4	TERMINAL	
40	1001117081	1	CONNECTOR	
40	1001118385	5	TERMINAL	
40	1001116723	6	TERMINAL	
41	1001117081	1	CONNECTOR	
41	1001118385	4	TERMINAL	
41	1001116723	6	TERMINAL	
42	1001117081	1	CONNECTOR	
42	1001118385	6	TERMINAL	
42	1001116723	2	TERMINAL	
43	1001117059	1	CONNECTOR	
43	1001116736	3	TERMINAL	
44	1001117080	1	CONNECTOR	
44	1001116723	5	TERMINAL	
45	1001117079	1	CONNECTOR	
45	1001118385	4	TERMINAL	
45	1001116723	8	TERMINAL	
46	1001117081	1	CONNECTOR	
46	1001118385	1	TERMINAL	
46	1001116723	4	TERMINAL	
47	1001117081	1	CONNECTOR	
47	1001118385	3	TERMINAL	
47	1001116723	2	TERMINAL	
48	1001117081	1	CONNECTOR	
48	1001118385	3	TERMINAL	
48	1001116723	6	TERMINAL	
49	4460884	1	CONNECTOR	
49	80604021	1	WEDGE LOCK	
49	4460465	4	TERMINAL	
50	4460994	1	CONNECTOR	
50	1001118385	2	TERMINAL	
51	1001118385	1	CONNECTOR	
51	4460268	4	TERMINAL	
52	4461262	1	CONNECTOR	
52	1001107854	3	TERMINAL	
53	4460891	1	CONNECTOR	
53	80604018	1	WEDGE LOCK	
53	4460465	2	TERMINAL	
54	4460043	1	RING TERMINAL, 1/4	
55	4460019	1	RING TERMINAL, 3/8	
56	1001080763	1	CONNECTOR	
56	1001116710	37	TERMINAL	
56	1001116712	17	TERMINAL	
56	1001116711	4	TERMINAL	
56	1001116735	5	TERMINAL	
56	4460419	1	TERMINAL	

SECTION 10 - ELECTRICAL

FIGURE 10-11. CAB HARNESS (SN 0160076806 to Present, Including 0160076010, 0160076011 and 160076012)



ART_1001208593-B

SECTION 10 - ELECTRICAL

FIGURE 10-11. CAB HARNESS (SN 0160076806 to Present, Including 0160076010, 0160076011 and 160076012)

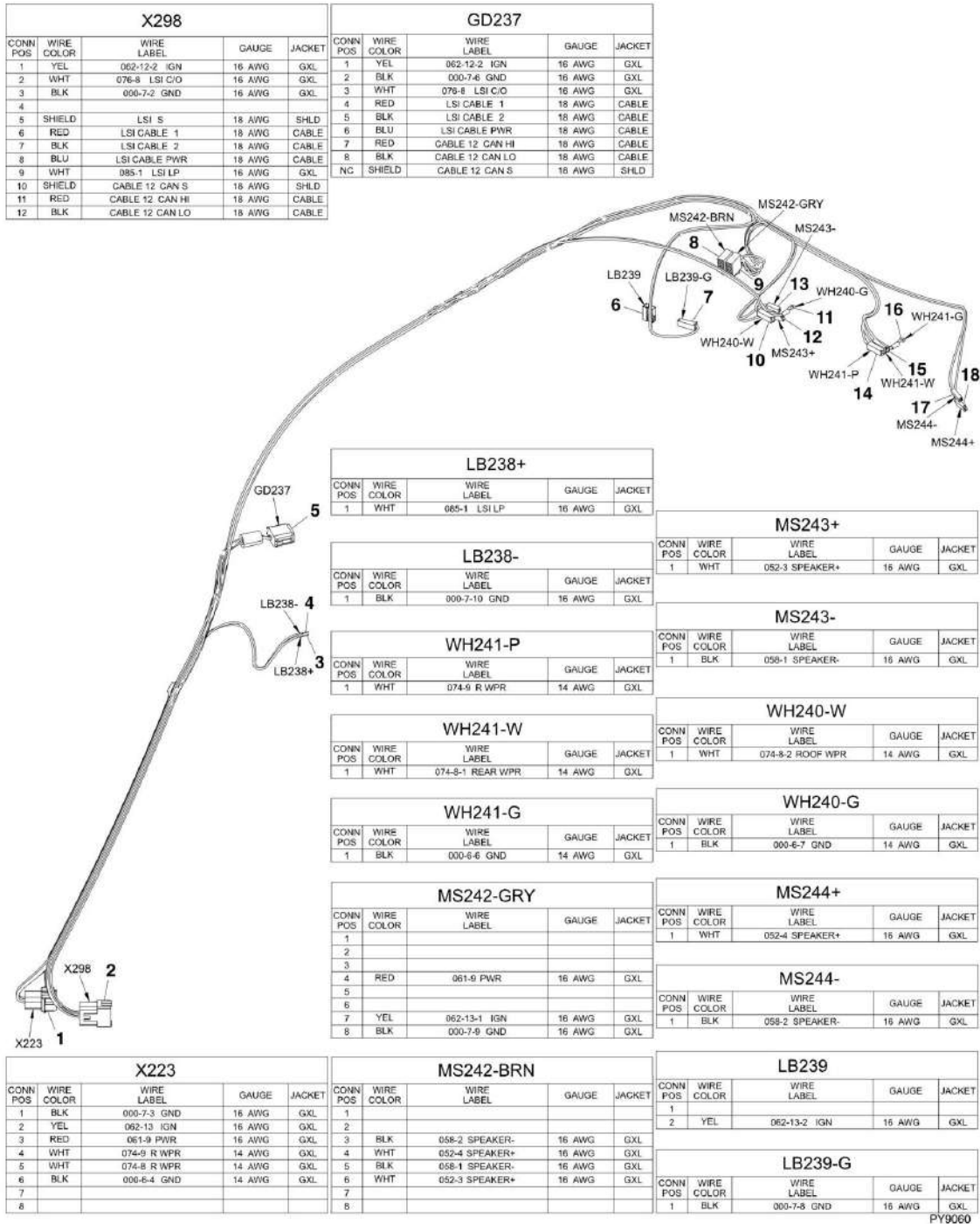
ITEM	PART NUMBER	QTY	DESCRIPTION	REV
	1001208593	1	CAB HARNESS, (includes all items)	B
1	4460019	1	RING TERMINAL, 3/8, 10-12 AWG	
2	8220115	1	RING TERMINAL, 3/8, 6 AWG	
3	1001117106	1	RING TERMINAL, 1/4, 8 AWG	
4	4460312	1	RING TERMINAL, 1/4, 10-12 AWG	
5	1001117064	1	CONNECTOR	
6	91554014	5	TERMINAL	
7	1001128128	1	TERMINAL	
8	1001121961	1	CONNECTOR	
9	4460465	28	TERMINAL	
10	4460466	3	TERMINAL	
11	1001116920	1	CONNECTOR	
12	4460464	29	TERMINAL	
13	4460466	2	TERMINAL	
14	4460851	1	CONNECTOR	
15	4460465	4	TERMINAL	
16	4460942	2	TERMINAL	
17	4460466	2	TERMINAL	
18	1001080763	1	CONNECTOR	
19	1001116710	30	TERMINAL	
20	1001116711	4	TERMINAL	
21	1001116712	16	TERMINAL	
22	1001116735	5	TERMINAL	
23	4460419	1	TERMINAL	
24	4460539	1	CONNECTOR	
25	4460465	3	TERMINAL	
26	4460761	1	CONNECTOR	
27	4460267	3	TERMINAL	
28	4460705	2	TERMINAL	
29	1001103012	1	CONNECTOR	
30	1001116698	1	PLUG	
31	1001107854	2	TERMINAL	
32	1001116698	1	PLUG	
33	1001104498	2	SEAL	
34	1001127066	1	CONNECTOR	
35	1001118385	4	TERMINAL	
36	4460930	1	CONNECTOR	
37	4460465	8	TERMINAL	
38	4460872	1	CONNECTOR	
39	4460871	13	TERMINAL	
40	4460905	2	TERMINAL	
41	4460536	1	CONNECTOR	
42	4460464	2	TERMINAL	
43	4460466	1	TERMINAL	
44	1001117082	1	CONNECTOR	
45	1001118385	3	TERMINAL	
46	1001116723	8	TERMINAL	
47	1001117059	1	CONNECTOR	
48	1001116736	3	TERMINAL	

SECTION 10 - ELECTRICAL

ITEM	PART NUMBER	QTY	DESCRIPTION	REV
49	1001117080	1	CONNECTOR	
50	1001116723	5	TERMINAL	
51	1001117079	1	CONNECTOR	
52	1001118385	4	TERMINAL	
53	1001116723	8	TERMINAL	
54	4460459	1	CONNECTOR	
55	4460457	3	TERMINAL	
56	2400060	1	CONNECTOR	
57	80963062	1	CONNECTOR	
58	4460475	4	TERMINAL	
59	1001197624	1	CONNECTOR	
60	1001197714	3	TERMINAL	
61	4461262	1	CONNECTOR	
62	1001107854	3	TERMINAL	
63	1001104498	3	SEAL	
64	4460891	1	CONNECTOR	
65	4460465	4	TERMINAL	
66	1001117081	1	CONNECTOR	
67	1001118385	42	TERMINAL	
66	1001116723	66	TERMINAL	
69	1001117119	1	CONNECTOR	
70	1001116723	10	TERMINAL	
71	1001118385	3	TERMINAL	
72	4460884	1	CONNECTOR	
73	4460465	8	TERMINAL	
74	4460933	1	CONNECTOR	
75	4460465	11	TERMINAL	
76	4460466	1	TERMINAL	
77	4460894	1	CONNECTOR	
78	4460465	14	TERMINAL	
79	4460466	4	TERMINAL	
80	8220051	1	CONNECTOR	
81	4460994	1	CONNECTOR	
82	1001118385	7	TERMINAL	
83	1001116812	1	CONNECTOR	
84	4460465	6	TERMINAL	
85	3990013	1	CONNECTOR	

SECTION 10 - ELECTRICAL

FIGURE 10-12. CAB ROOF HARNESS



PY9060

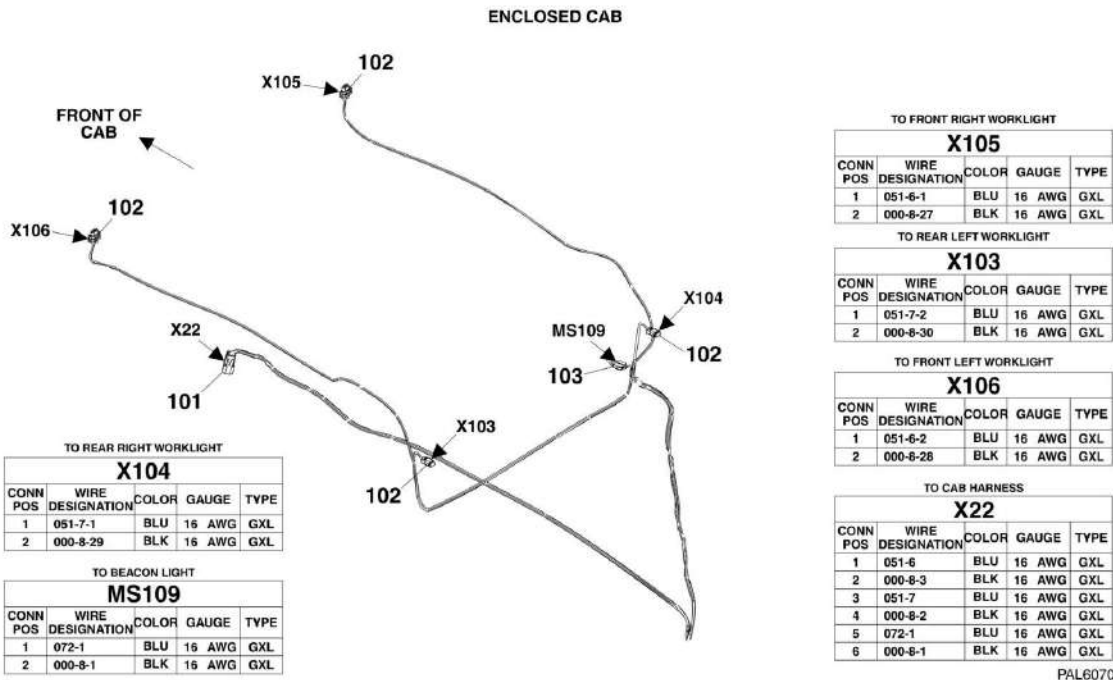
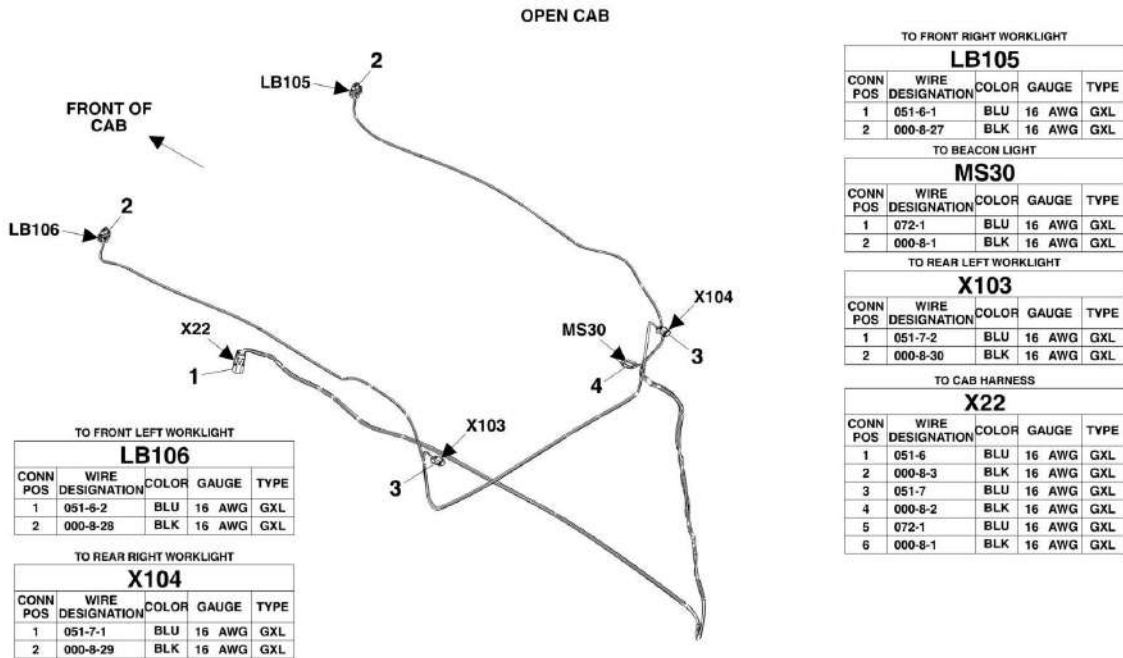
SECTION 10 - ELECTRICAL

FIGURE 10-12. CAB ROOF HARNESS

ITEM	PART NUMBER	QTY	DESCRIPTION	REV
	1001142010	1	CAB ROOF HARNESS, (includes all items)	C
1	1001116813	1	CONNECTOR	
1	91503106	1	WEDGE LOCK	
1	4460464	3	TERMINAL	
1	4460941	3	TERMINAL	
1	4460466	2	PLUG	
2	4460970	1	CONNECTOR	
2	80363179	1	WEDGE LOCK	
2	4460464	11	TERMINAL	
2	4460466	1	PLUG	
3	1001118387	1	TERMINAL	
4	1001118387	1	TERMINAL	
5	4460930	1	CONNECTOR	
5	80604025	1	WEDGE LOCK	
5	4460465	9	TERMINAL	
6	4460994	1	CONNECTOR	
6	1001118385	1	TERMINAL	
7	4460260	1	CONNECTOR	
7	4460259	1	TERMINAL	
8	1001116984	1	CONNECTOR	
8	1001116710	4	TERMINAL	
9	1001116985	1	CONNECTOR	
9	1001116710	3	TERMINAL	
10	4460260	1	CONNECTOR	
10	4460259	1	TERMINAL	
11	8220007	1	RING TERMINAL	
12	1001116982	1	CONNECTOR	
12	1001118379	1	TERMINAL	
13	1001117002	1	CONNECTOR	
13	1001116705	1	TERMINAL	
14	4460260	1	Connector	
14	4460259	1	TERMINAL	
15	4460260	1	CONNECTOR	
15	4460259	1	TERMINAL	
16	8220007	1	RING TERMINAL	
17	1001117002	1	CONNECTOR	
17	1001116705	1	TERMINAL	
18	1001116982	1	CONNECTOR	
18	1001118379	1	TERMINAL	

SECTION 10 - ELECTRICAL

FIGURE 10-13. ROOF WORKLIGHT HARNESS



PAL6070

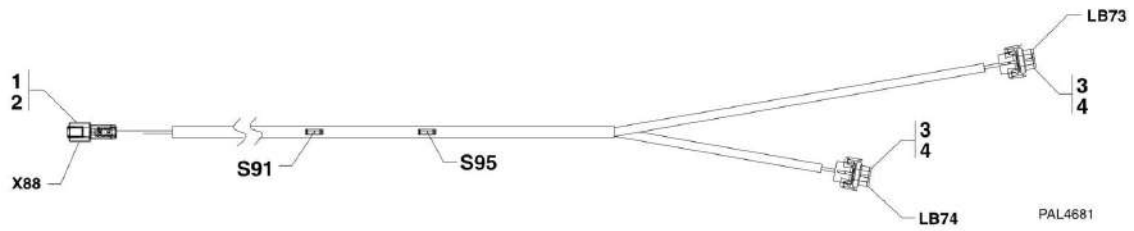
SECTION 10 - ELECTRICAL

FIGURE 10-13. ROOF WORKLIGHT HARNESS

ITEM	PART NUMBER	QTY	DESCRIPTION	REV
	1001111156	1	ROOF WORKLIGHT HARNESS, (open cab, if equipped), (includes items 1 thru 4)	C
1	4460899	1	CONNECTOR, (includes wedge lock)	
1	80604022	1	WEDGE LOCK	
1	4460464	6	TERMINAL	
2	4461115	2	CONNECTOR	
2	1001103564	2	WEDGE LOCK	
2	4460746	4	TERMINAL	
2	4460458	4	SEAL	
3	4460891	2	CONNECTOR, (includes wedge lock)	
3	80604018	2	WEDGE LOCK	
3	4460465	4	TERMINAL	
4	4460994	1	CONNECTOR	
4	1001104519	2	TERMINAL	
	1001109566	1	ROOF WORKLIGHT HARNESS, (enclosed cab, if equipped), (includes items 101 thru 103)	B
101	4460899	1	CONNECTOR, (includes wedge lock)	
101	80604022	1	WEDGE LOCK	
101	4460464	6	TERMINAL	
102	4460891	4	CONNECTOR, (includes wedge lock)	
102	80604018	4	WEDGE LOCK	
102	4460465	16	TERMINAL	
103	4460994	1	CONNECTOR	
103	1001104519	2	TERMINAL	

SECTION 10 - ELECTRICAL

FIGURE 10-14. BOOM WORKLIGHT HARNESS



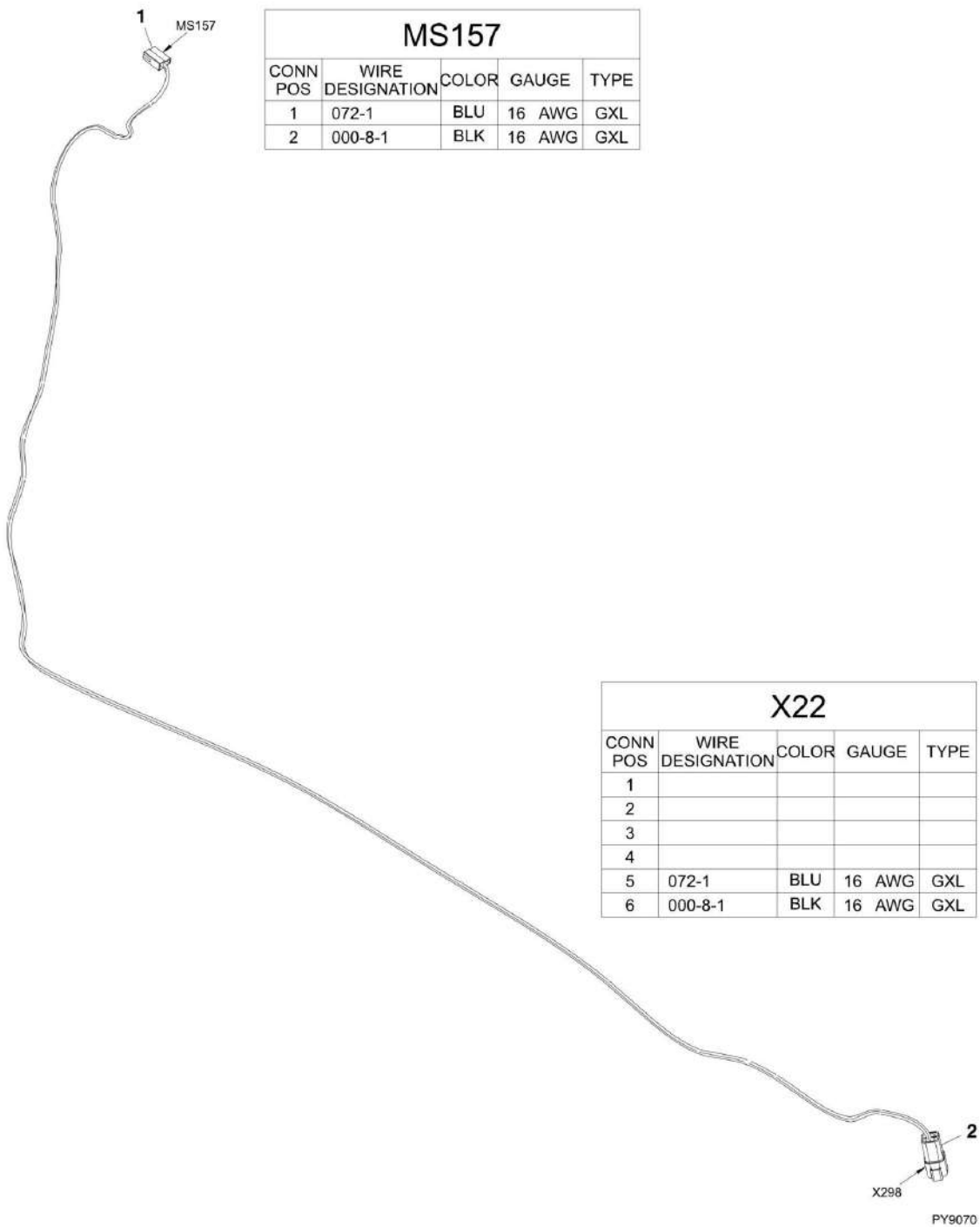
SECTION 10 - ELECTRICAL

FIGURE 10-14. BOOM WORKLIGHT HARNESS

ITEM	PART NUMBER	QTY	DESCRIPTION	REV
	1001080656	1	BOOM WORKLIGHT HARNESS, (includes all items)	C
1	4460897	1	CONNECTOR	
2	80604017	1	WEDGE LOCK	
3	4461115	2	CONNECTOR	
4	1001103564	2	TERMINAL	

SECTION 10 - ELECTRICAL

FIGURE 10-15. BEACON WORKLIGHT HARNESS



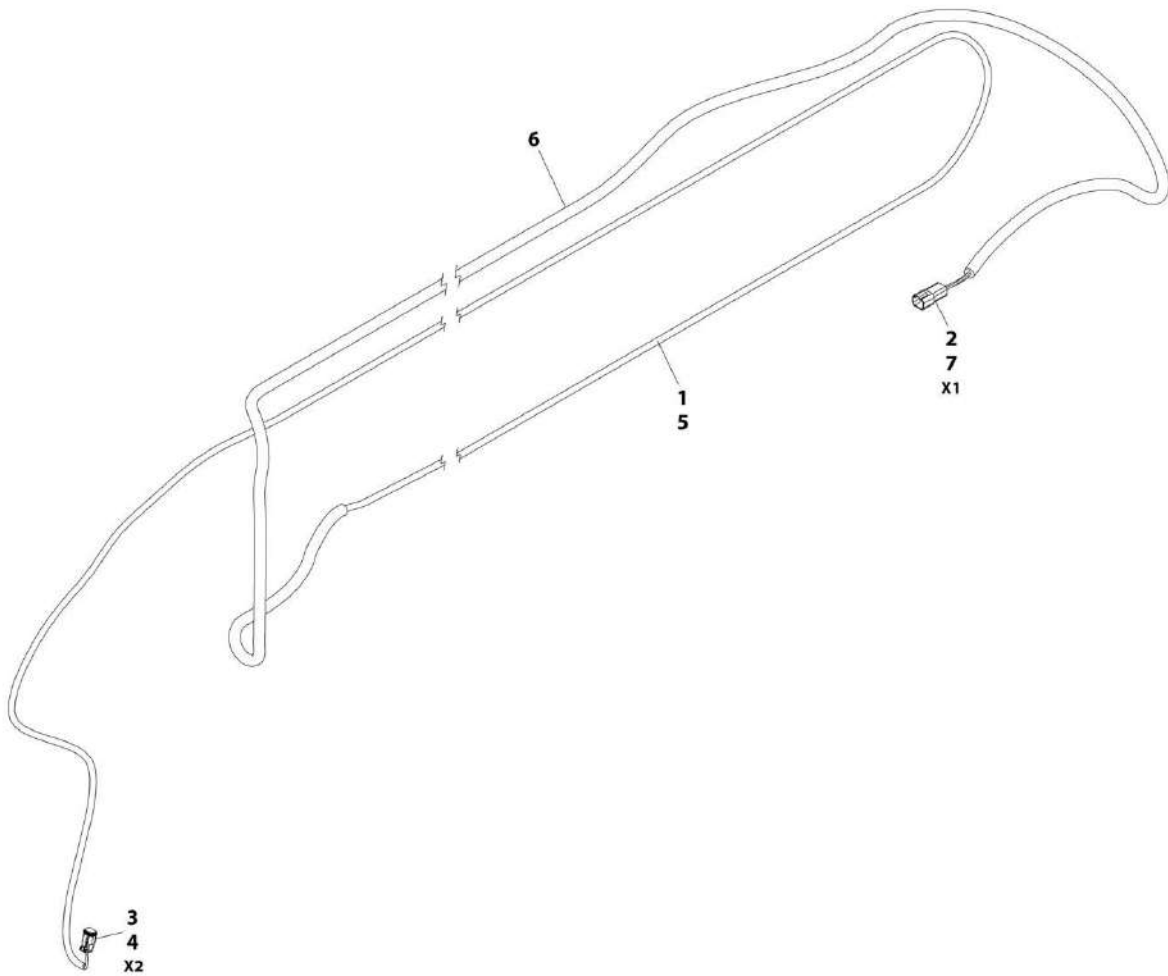
SECTION 10 - ELECTRICAL

FIGURE 10-15. BEACON WORKLIGHT HARNESS

ITEM	PART NUMBER	QTY	DESCRIPTION	REV
	1001110723	1	BEACON WORKLIGHT HARNESS, (includes all items)	B
1	4460899	1	CONNECTOR	
1	91503104	1	WEDGE LOCK	
1	4460466	4	PLUG	
1	4460464	2	TERMINAL	
2	4460994	1	CONNECTOR	
2	1001104519	2	TERMINAL	

SECTION 10 - ELECTRICAL

FIGURE 10-16. BOOM AUX HARNESS



ART_1001080397-B

SECTION 10 - ELECTRICAL

FIGURE 10-16. BOOM AUX HARNESS

ITEM	PART NUMBER	QTY	DESCRIPTION	REV
	1001080397	1	BOOM AUX HARNESS, (includes all items)	B
1	2820171	0.25 ft	HEAT SHRINK, INSULATE	
2	4460464	4	TERMINAL	
3	4460465	2	TERMINAL	
4	4460891	1	CONNECTOR	
5	4923141	34.83 ft	WIRE, 4 CONDUCTOR 16 GA CABLE	
6	1001220853	14 ft	LOOM, 3/8	
7	4460932	1	CONNECTOR	

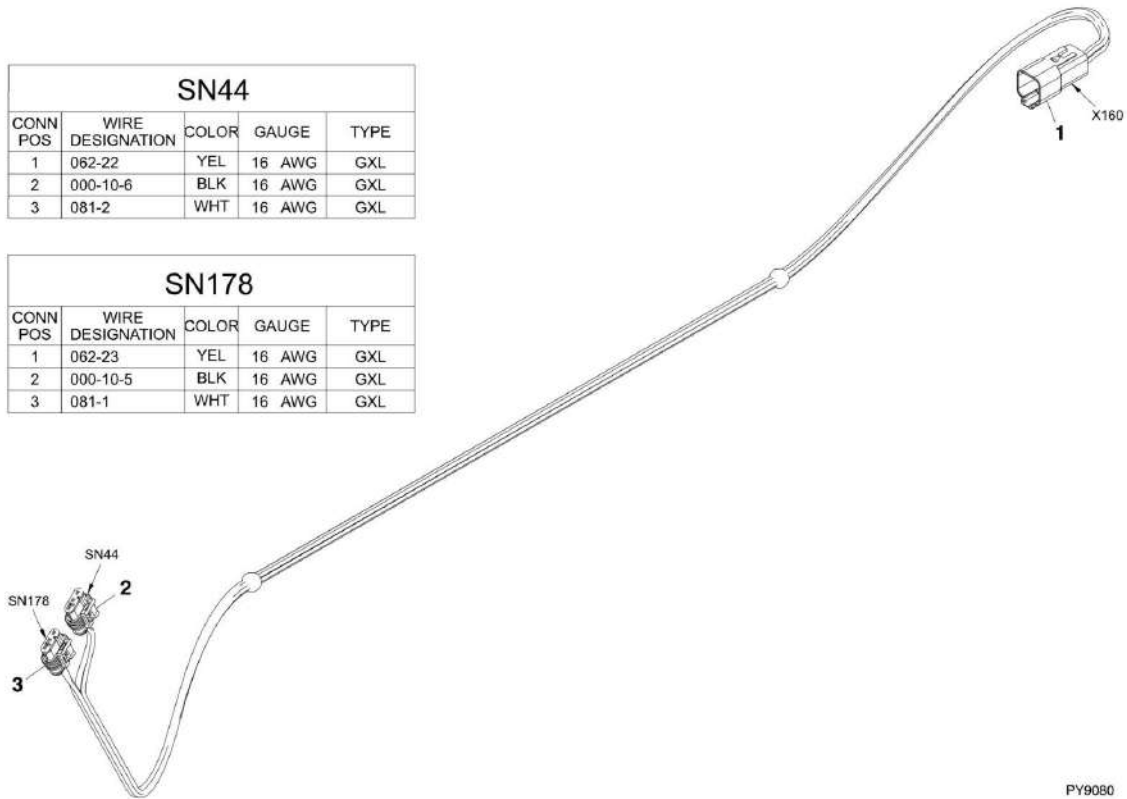
SECTION 10 - ELECTRICAL

FIGURE 10-17. LSI BOOM SENSOR HARNESS

X160				
CONN POS	WIRE DESIGNATION	COLOR	GAUGE	TYPE
1	062-23	YEL	16 AWG	GXL
2	000-10-5	BLK	16 AWG	GXL
3	081-1	WHT	16 AWG	GXL
4	062-22	YEL	16 AWG	GXL
5	000-10-6	BLK	16 AWG	GXL
6	081-2	WHT	16 AWG	GXL

SN44				
CONN POS	WIRE DESIGNATION	COLOR	GAUGE	TYPE
1	062-22	YEL	16 AWG	GXL
2	000-10-6	BLK	16 AWG	GXL
3	081-2	WHT	16 AWG	GXL

SN178				
CONN POS	WIRE DESIGNATION	COLOR	GAUGE	TYPE
1	062-23	YEL	16 AWG	GXL
2	000-10-5	BLK	16 AWG	GXL
3	081-1	WHT	16 AWG	GXL



PY9080

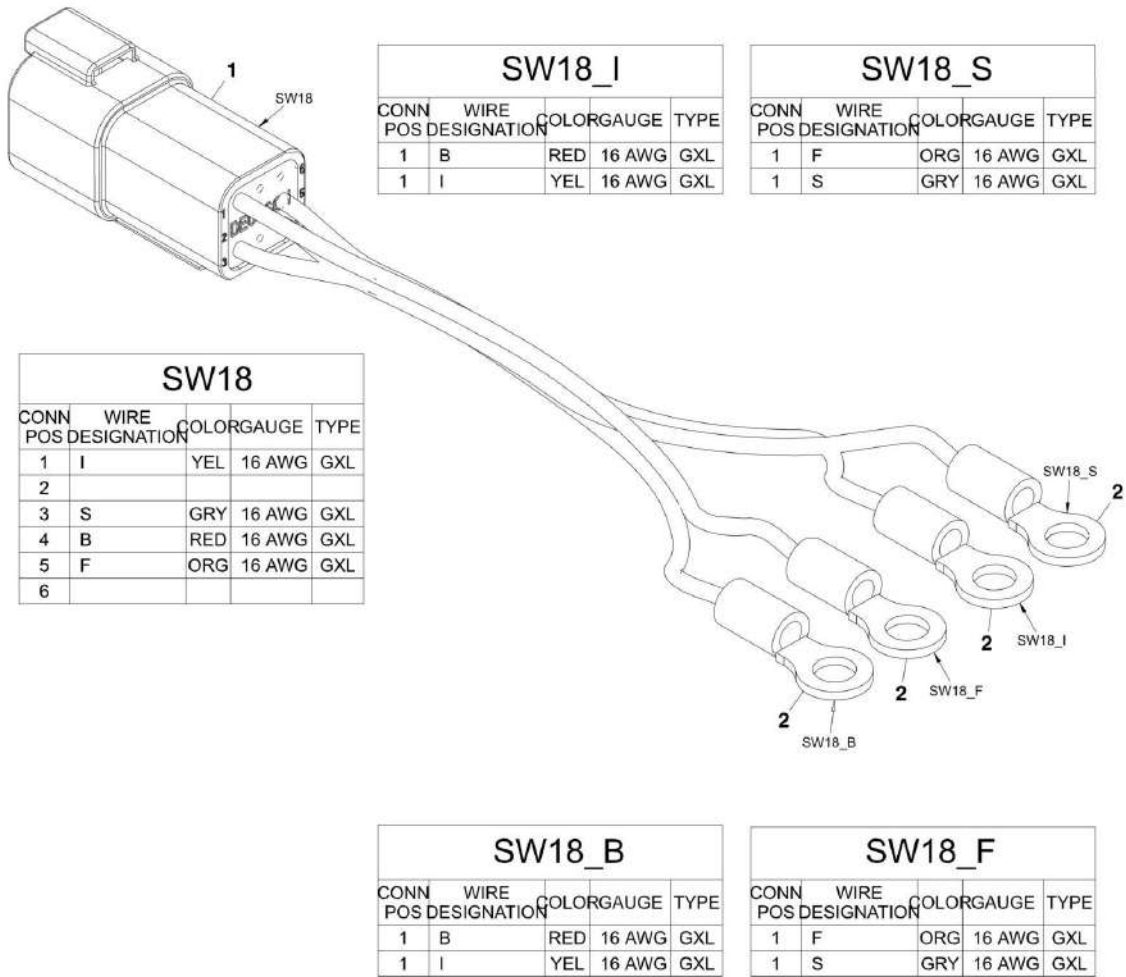
SECTION 10 - ELECTRICAL

FIGURE 10-17. LSI BOOM SENSOR HARNESS

ITEM	PART NUMBER	QTY	DESCRIPTION	REV
	1001129801	1	LSI BOOM SENSOR HARNESS, (includes all items)	A
1	4460899	1	CONNECTOR	
1	91503104	1	WEDGE LOCK	
1	4460464	6	TERMINAL	
2	4461262	1	CONNECTOR	
2	1001107854	3	TERMINAL	
3	4461262	1	CONNECTOR	
3	1001107854	3	TERMINAL	

SECTION 10 - ELECTRICAL

FIGURE 10-18. IGNITION SWITCH JUMPER HARNESS



PY9090

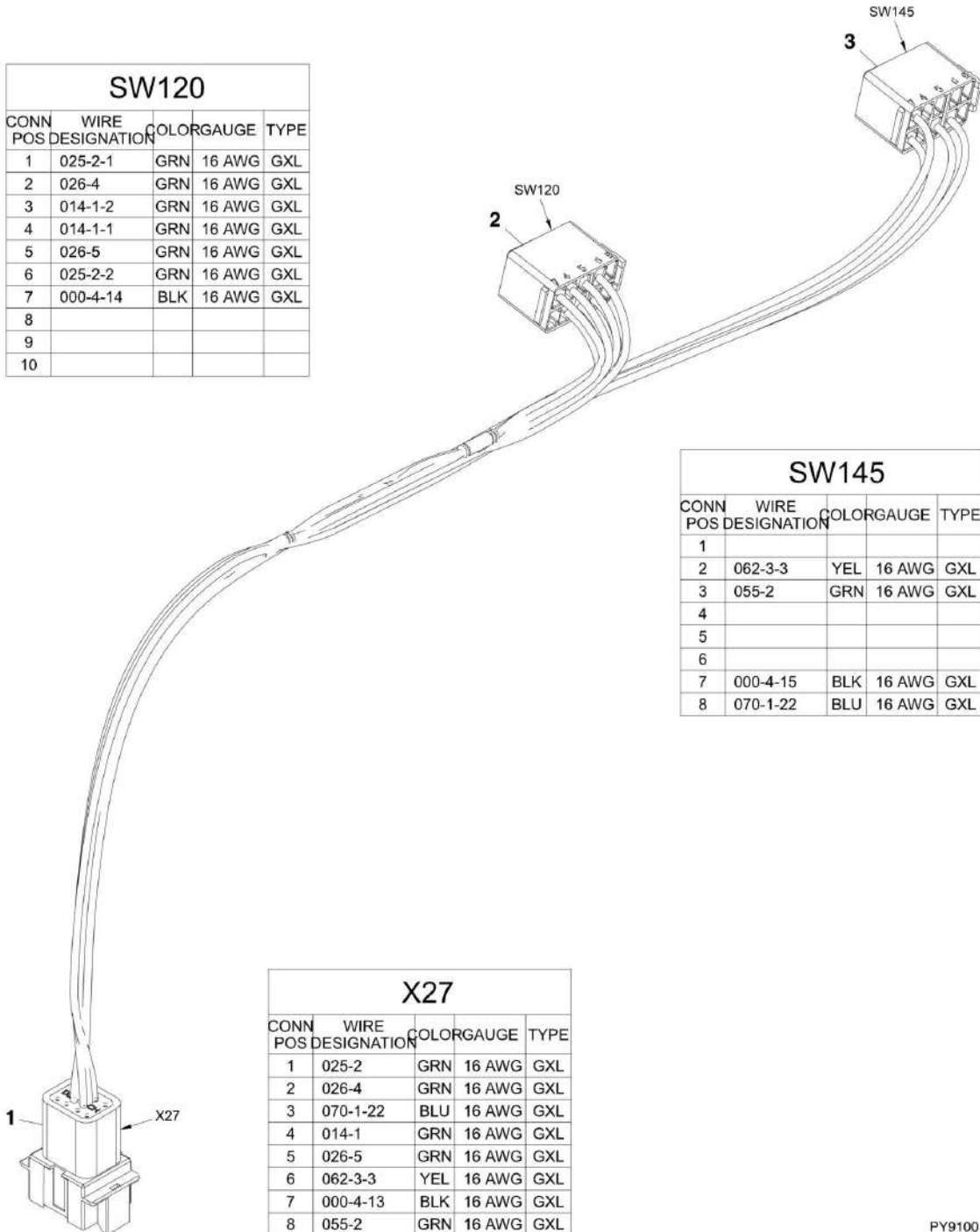
SECTION 10 - ELECTRICAL

FIGURE 10-18. IGNITION SWITCH JUMPER HARNESS

ITEM	PART NUMBER	QTY	DESCRIPTION	REV
	1001100053	1	IGNITION SWITCH JUMPER HARNESS, (includes all items)	B
1	4460899	1	CONNECTOR	
1	91503104	1	WEDGE LOCK	
1	4460464	4	TERMINAL	
1	4460466	2	PLUG	
2	4460042	4	RING TERMINAL	

SECTION 10 - ELECTRICAL

FIGURE 10-19. MODE SELECT HARNESS



SW120				
CONN POS	WIRE DESIGNATION	COLOR	GAUGE	TYPE
1	025-2-1	GRN	16 AWG	GXL
2	026-4	GRN	16 AWG	GXL
3	014-1-2	GRN	16 AWG	GXL
4	014-1-1	GRN	16 AWG	GXL
5	026-5	GRN	16 AWG	GXL
6	025-2-2	GRN	16 AWG	GXL
7	000-4-14	BLK	16 AWG	GXL
8				
9				
10				

SW145				
CONN POS	WIRE DESIGNATION	COLOR	GAUGE	TYPE
1				
2	062-3-3	YEL	16 AWG	GXL
3	055-2	GRN	16 AWG	GXL
4				
5				
6				
7	000-4-15	BLK	16 AWG	GXL
8	070-1-22	BLU	16 AWG	GXL

X27				
CONN POS	WIRE DESIGNATION	COLOR	GAUGE	TYPE
1	025-2	GRN	16 AWG	GXL
2	026-4	GRN	16 AWG	GXL
3	070-1-22	BLU	16 AWG	GXL
4	014-1	GRN	16 AWG	GXL
5	026-5	GRN	16 AWG	GXL
6	062-3-3	YEL	16 AWG	GXL
7	000-4-13	BLK	16 AWG	GXL
8	055-2	GRN	16 AWG	GXL

PY9100

SECTION 10 - ELECTRICAL

FIGURE 10-19. MODE SELECT HARNESS

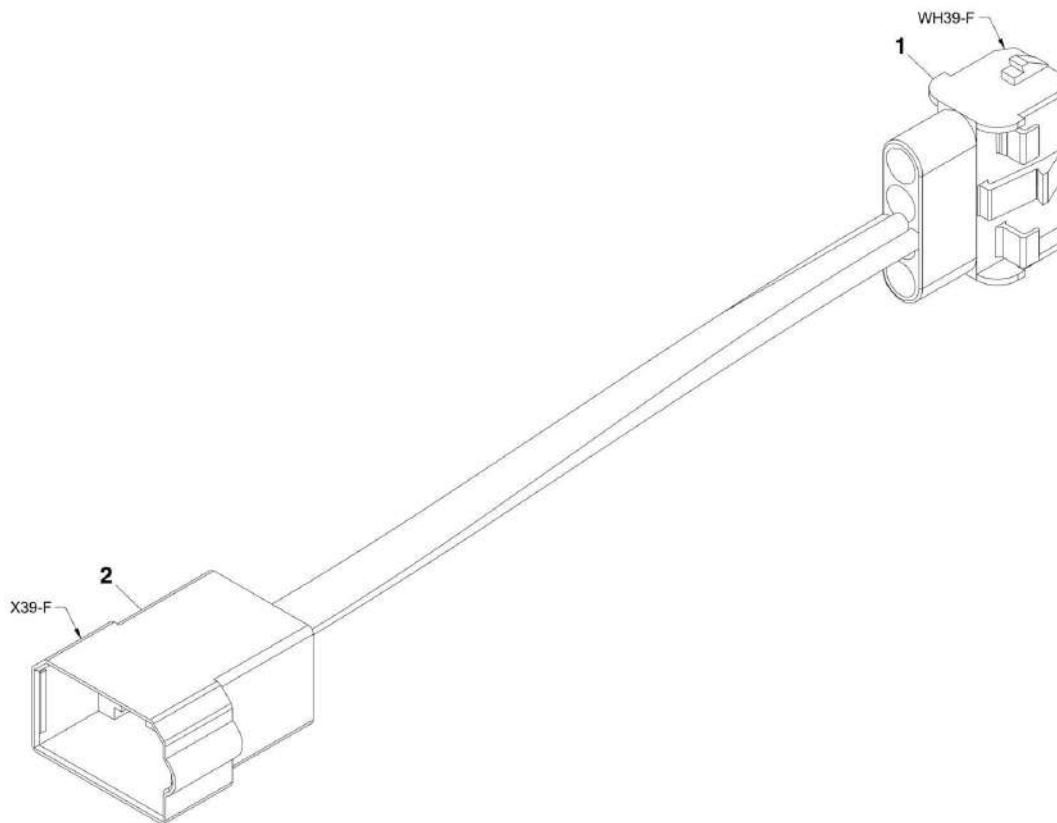
ITEM	PART NUMBER	QTY	DESCRIPTION	REV
	1001098235	1	MODE SELECT HARNESS, (includes all items)	D
1	4460931	1	CONNECTOR	
1	91503106	1	WEDGE LOCK	
1	4460464	8	TERMINAL	
2	1001117081	1	CONNECTOR	
2	1001104519	7	TERMINAL	
3	1001117081	1	CONNECTOR	
3	1001104519	4	TERMINAL	

SECTION 10 - ELECTRICAL

FIGURE 10-20. HEATER JUMPER HARNESS

WH39-F
TO HVAC FAN

CONN POS	WIRE DESIGNATION	COLOR	GAUGE	TYPE
1	073-3	YEL	14 AWG	GXL
2	000-7-1	BLK	14 AWG	GXL
3	073-1	ORG	14 AWG	GXL
4	073-2	RED	14 AWG	GXL



X39-F

CONN POS	WIRE DESIGNATION	COLOR	GAUGE	TYPE
A	073-1	ORG	14 AWG	GXL
B	073-2	RED	14 AWG	GXL
C	073-3	YEL	14 AWG	GXL
D	000-7-1	BLK	14 AWG	GXL

PY8340

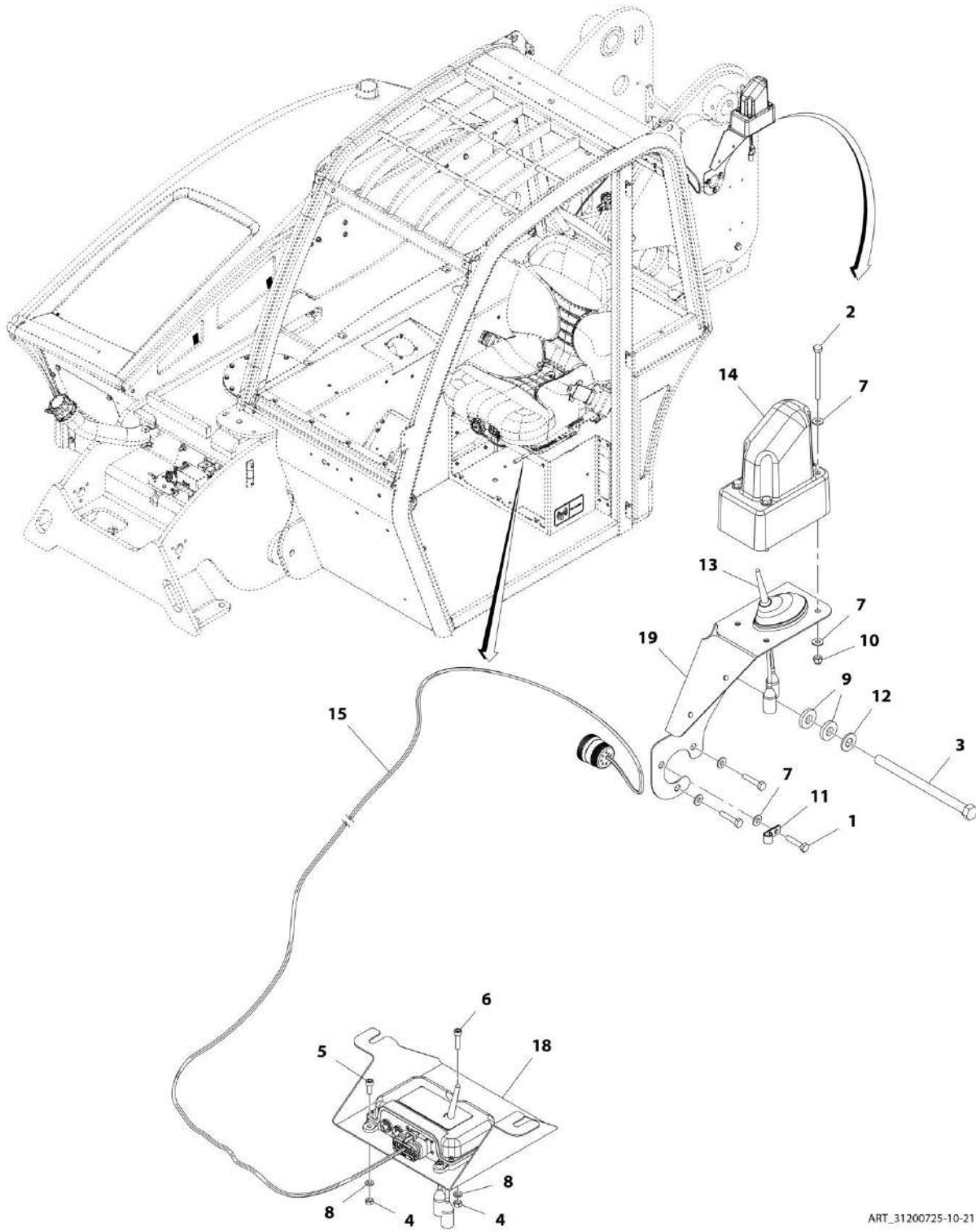
SECTION 10 - ELECTRICAL

FIGURE 10-20. HEATER JUMPER HARNESS

ITEM	PART NUMBER	QTY	DESCRIPTION	REV
	1001110377	1	HEATER JUMPER HARNESS, (includes all items)	C
1	1001119032	1	CONNECTOR	
1	4460268	4	TERMINAL	
2	1001117011	1	CONNECTOR	
2	1001116701	4	TERMINAL	

SECTION 10 - ELECTRICAL

FIGURE 10-21. CLEARSKY ASSEMBLY



ART_31200725-10-21

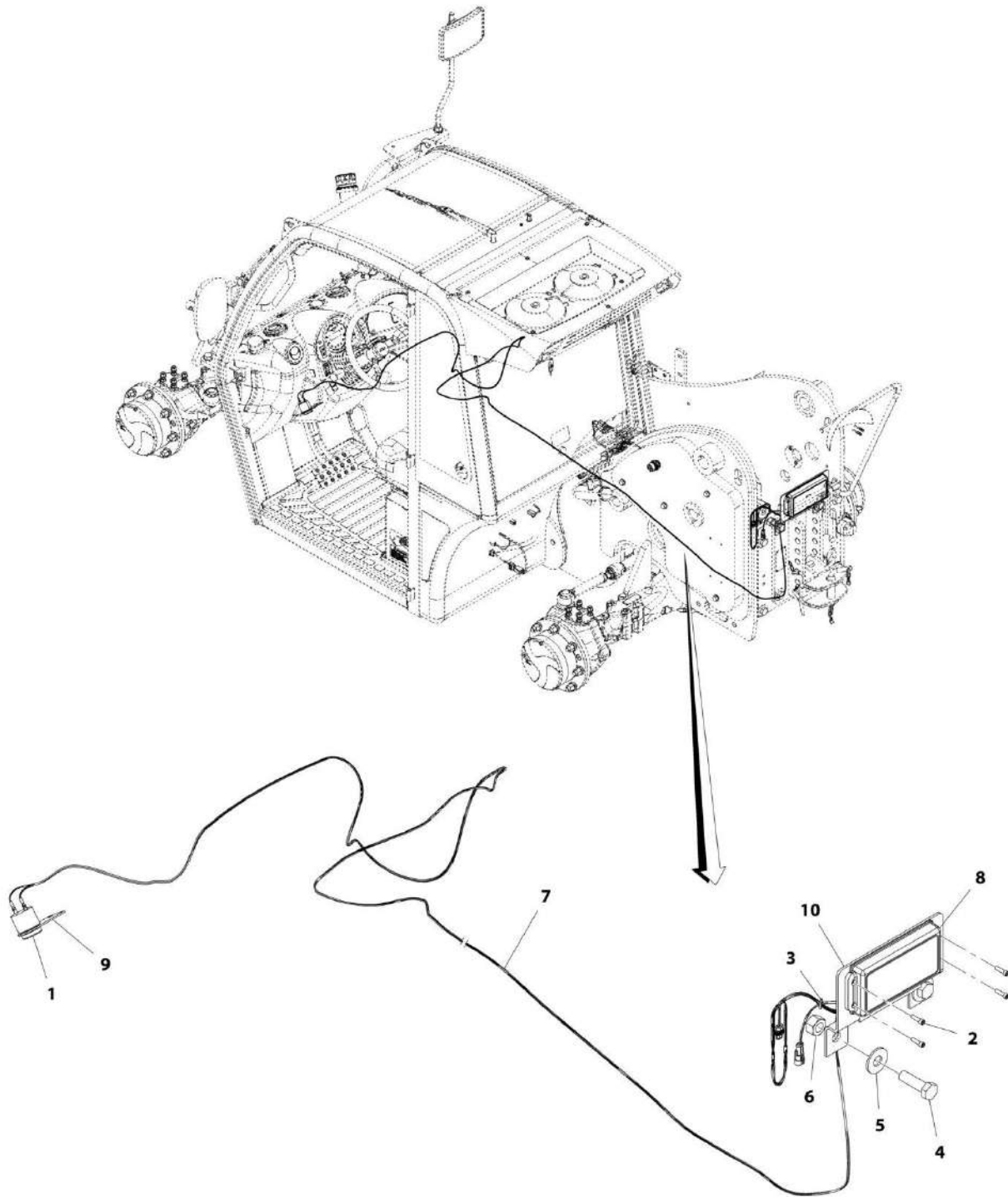
SECTION 10 - ELECTRICAL

FIGURE 10-21. CLEARSKY ASSEMBLY

ITEM	PART NUMBER	QTY	DESCRIPTION	REV
	1001144725	Ref	CLEARSKY ASSEMBLY, (includes items 1 thru 19) (Prior to SN 0160076806, Excluding 0160076010, 0160076011 and 0160076012)	C
	1001201469	Ref	CLEARSKY ASSEMBLY, (includes items 1 thru 20) (SN 0160076806 through 0160082511, Including 0160076010, 0160076011 and 0160076012)	A
1	0641410	3	HEX HD CAPSCREW, 1/4-20X1-1/4	
2	0641426	4	HEX HD CAPSCREW, 1/4-20X3 1-1/4	
3	0641856	1	HEX HD CAPSCREW, 1/4-20X7	
4	3290601	3	HEX NUT, M6X1	
5	4031707	2	HEX SOC HD SCREW, M6X16	
6	4031709	1	HEX SOC HD SCREW, M6X16	
7	4711400	11	WASHER, 1/4	
8	4811700	3	FLAT WASHER, 7/16	
9	4891800	2	WASHER, 1/2 (Prior to SN 0160076806, Excluding 0160076010, 0160076011 and 0160076012)	
10	8305624	4	HEX LOCKNUT, 1/4-20	
11	90021705	1	SUPPORT CLAMP	
12	90027471	1	WASHER, 1/2 (Prior to SN 0160076806, Excluding 0160076010, 0160076011 and 0160076012)	
13	1001100443	1	TELEMATICS ANTENNA	
14	1001100876	1	TELEMATICS ANTENNA COVER	
15	1001153697	1	CLEARSKY HARNESS	
16		Ref	CLEARSKY DECAL, (not shown) (see DECALS SECTION for Breakdown)	
17		Ref	RADIO FREQUENCY DECAL, (not shown) (see DECALS SECTION for Breakdown)	
18	1001146479	1	CLEARSKY MODULE BRACKET	
19	1001146481	1	CLEARSKY ANTENNA BRAACKET (Prior to SN 0160076806, Excluding 0160076010, 0160076011 and 0160076012)	
19	1001201468	1	CLEARSKY ANTENNA BRAACKET (SN 0160076806 to Present, Including 0160076010 and 0160076011 and 0160076012)	
20	0100011	AR	LOCTITE 242 (not shown)	

SECTION 10 - ELECTRICAL

FIGURE 10-22. REVERSE SENSING SYSTEM INSTALLATION G5-18A



ART_31200725-10-22


SECTION 10 - ELECTRICAL

FIGURE 10-22. REVERSE SENSING SYSTEM INSTALLATION G5-18A

ITEM	PART NUMBER	QTY	DESCRIPTION	REV
	1001184687	Ref	REVERSE SENSING SYSTEM INSTALLATION, (includes items 1 thru 10), (G5-18A) (Prior to SN 0160076806, Excluding 0160076010, 0160076011 and 0160076012)	A
	1001201151	Ref	REVERSE SENSING SYSTEM INSTALLATION, (includes items 1 thru 5 & 7 thru 11), (G5-18A) (SN 0160076806 to Present, Including 0160076010, 0160076011 and 0160076012)	D
1	0140011	1	AUDIBLE SIGNAL DEVICE	
2	3931414	4	SOC HD CAPSCREW (Prior to SN 0160076806, Excluding 0160076010, 0160076011 and 0160076012)	
2	5271609	4	SOC HD CAPSCREW (SN 0160076806 to Present, Including 0160076010, 0160076011 and 0160076012)	
3	4240033	1	CABLE TIE STRAP	
4	0682220	2	HEX HD CAPSCREW, 3/4-10X2-1/2, GR8	
5	4752200	2	WASHER, 3/4	
6	88501012	2	HEX NUT, 3/4-10 (Prior to SN 0160076806, Excluding 0160076010, 0160076011 and 0160076012)	
7		Ref	REVERSE SENSOR HARNESS, (See REVERSE SENSOR HARNESS for Breakdown)	
8	1001182358	NLA	REVERSE SENSOR CONTROL (no longer available, use 1001189997 for replacement)	
8	1001189997	1	REVERSE SENSOR OBJECT	
9	1001182662	1	AUDIBLE ALARM BRACKET	
10	1001184685	1	BACKUP SENSOR MOUNTING BRACKET	
11	0100011	AR	LOCTITE 242 (not shown)	

SECTION 10 - ELECTRICAL

FIGURE 10-23. REVERSE SENSOR HARNESS G5-18A



ART_1001190914-B

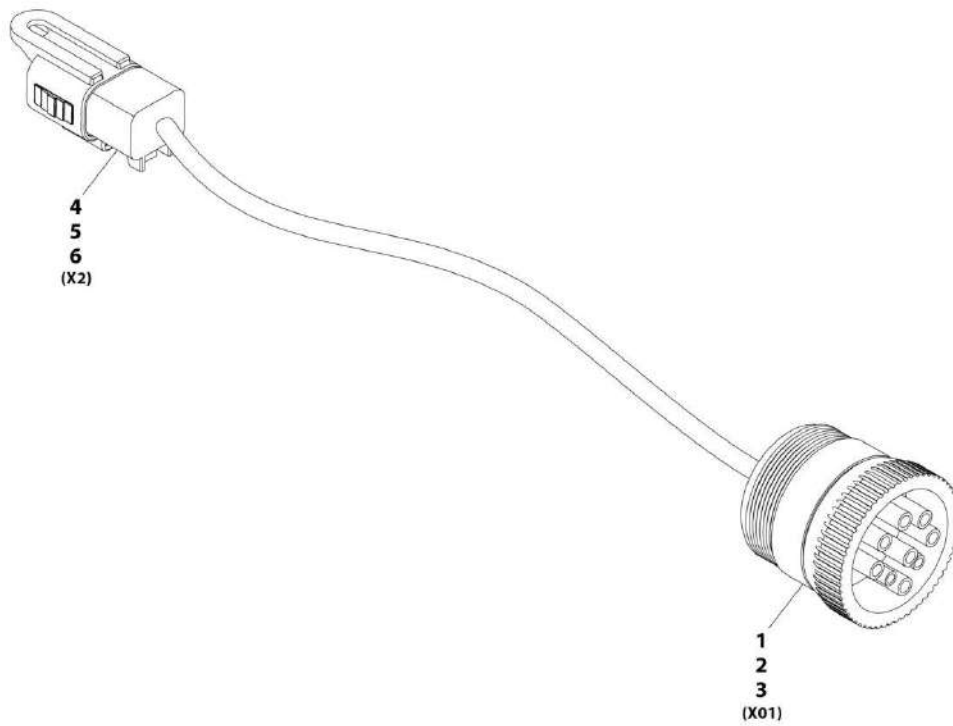
SECTION 10 - ELECTRICAL

FIGURE 10-23. REVERSE SENSOR HARNESS G5-18A

ITEM	PART NUMBER	QTY	DESCRIPTION	REV
	1001190914	Ref	REVERSE SENSOR HARNESS, (includes all items), (G5-18A)	B
1	4461118	2	CONNECTOR	
1	1001107854	2	TERMINAL	
2	4461227	2	CONNECTOR	
2	1001104497	2	TERMINAL	
3	1001175733	1	CONNECTOR	
4	1001098122	2	TERMINAL RING	

SECTION 10 - ELECTRICAL

FIGURE 10-24. TELEMATICS HARNESS INSTALLATION



ART_1001196461-A

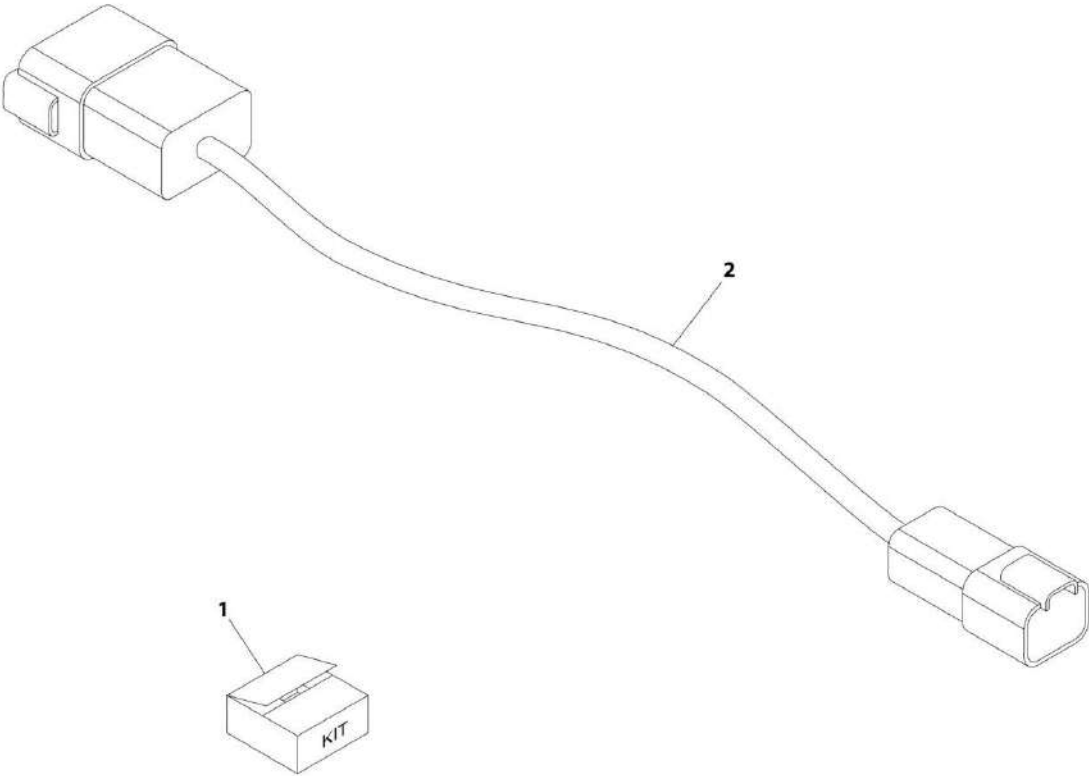
SECTION 10 - ELECTRICAL

FIGURE 10-24. TELEMATICS HARNESS INSTALLATION

ITEM	PART NUMBER	QTY	DESCRIPTION	REV
	1001196461	Ref	TELEMATICS HARNESS INSTALLATION	A
1	1001112796	1	CONNECTOR	
2	4460465	3	TERMINAL	
3	4460466	6	PLUG	
4	4460884	1	CONNECTOR, (includes rear seal)	
5	4460465	3	TERMINAL	
6	4460466	1	PLUG	

SECTION 10 - ELECTRICAL

FIGURE 10-25. TELEMATICS INSTALLATION, UNITED RENTALS



ART_1001195610-A

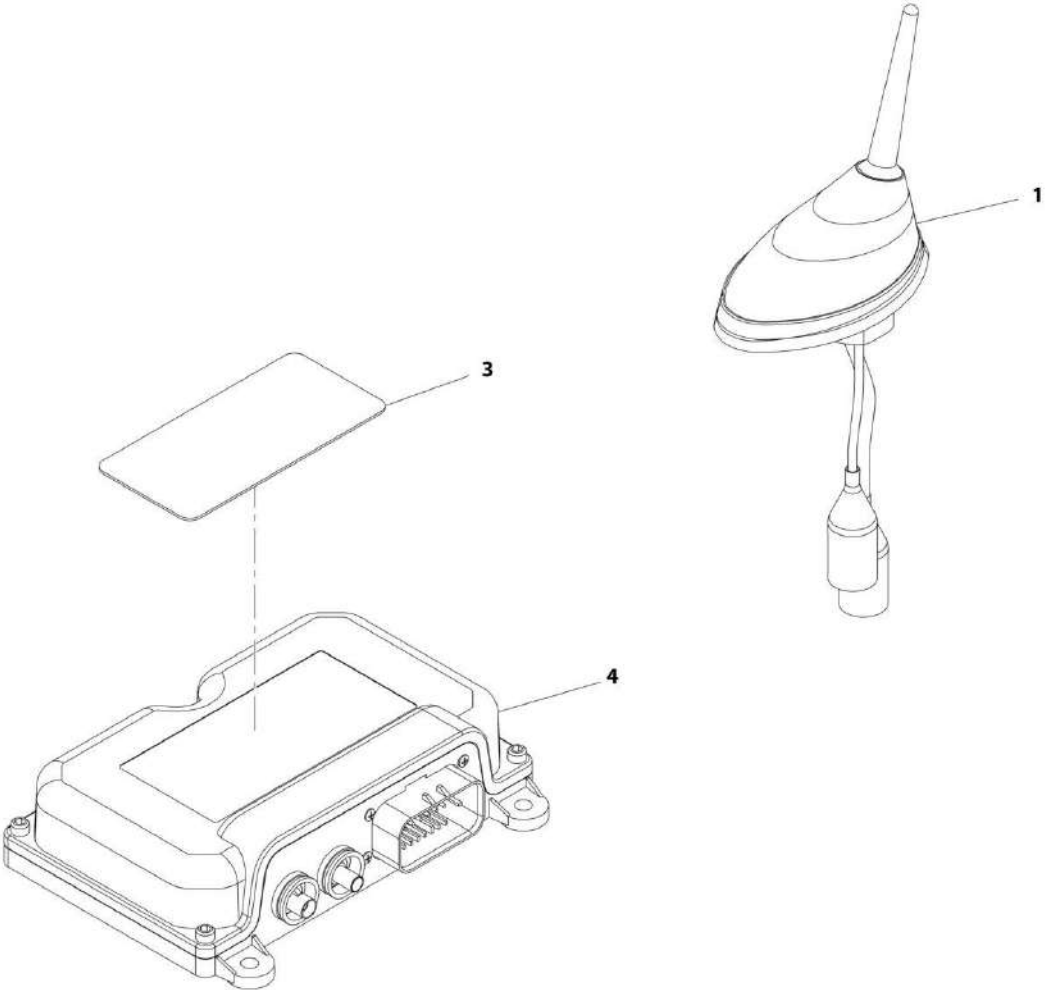
SECTION 10 - ELECTRICAL

FIGURE 10-25. TELEMATICS INSTALLATION, UNITED RENTALS

ITEM	PART NUMBER	QTY	DESCRIPTION	REV
	1001195610	Ref	TELEMATICS INSTALLATION, UNITED RENTALS	A
1	NSS	1	TELEMATICS KIT	
2	1001195423	1	HARNESS, JUMPER	

SECTION 10 - ELECTRICAL

FIGURE 10-26. CLEARSKY CONTROLLER (Prior to SN 0160082511)



ART_31200725-10-26

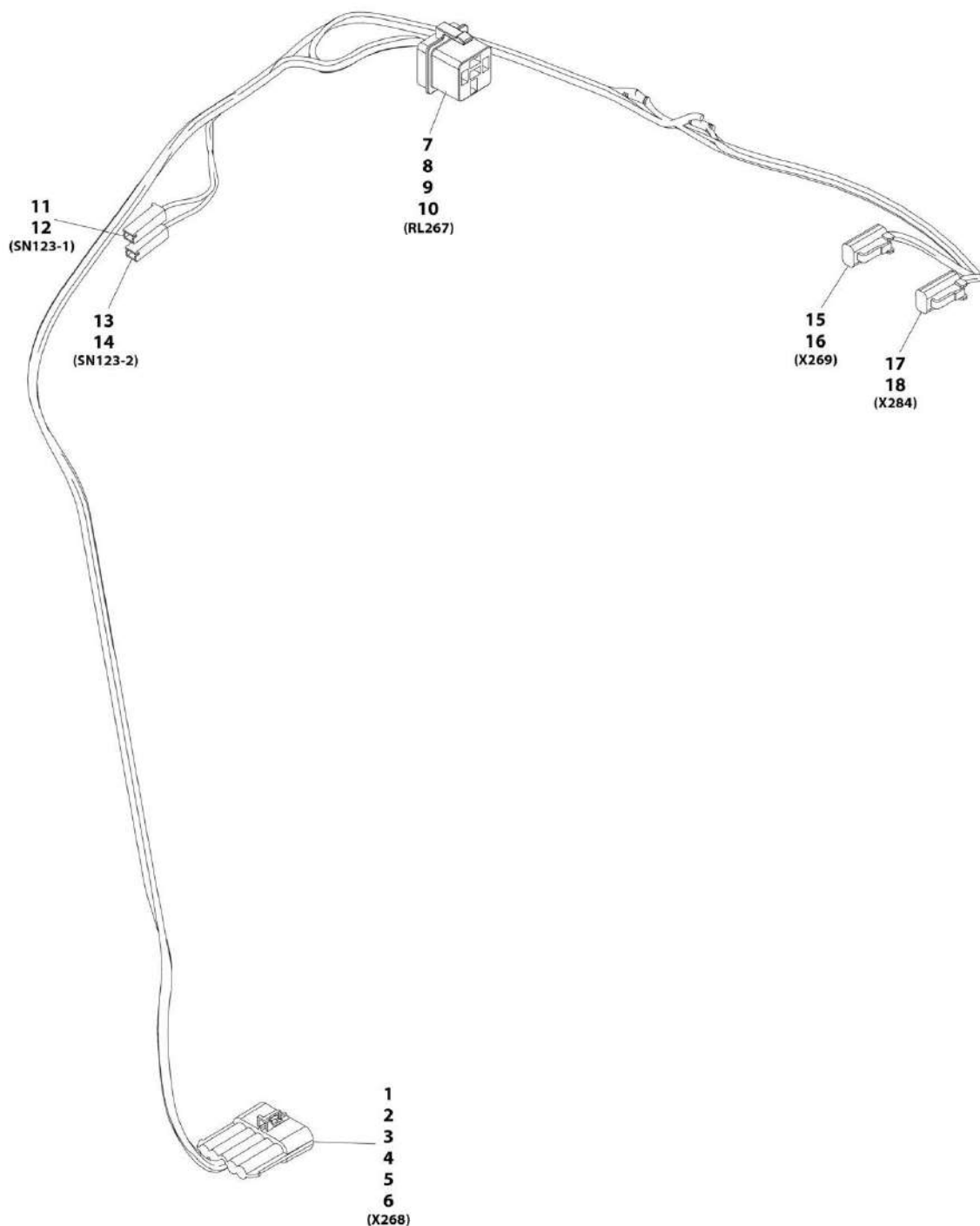
SECTION 10 - ELECTRICAL

FIGURE 10-26. CLEARSKY CONTROLLER (Prior to SN 0160082511)

ITEM	PART NUMBER	QTY	DESCRIPTION	REV
	1001115238	1	CLEARSKY CONTROLLER, (G5-18A - ANSI), (if equipped), (not available to order, see items 1 thru 4 for service)	F
	1001102831	1	CLEARSKY CONTROLLER, (2505H & 25.5 - CE), (if equipped), (not available to order, see items 1 thru 4 for service)	G
	1001132733	1	CLEARSKY CONTROLLER, (2505H & 25.5 - AUS), (if equipped), (not available to order, see items 1 thru 4 for service)	E
1	1001100443	1	Antenna	
3	1001140322	1	Decal	
4	1001151032	1	Controller, (G5-18A - ANSI)	
4	1001144406	1	Controller, (2505H & 25.5 - CE)	
4	1001141478	1	Controller, (2505H & 25.5 - AUS)	

SECTION 10 - ELECTRICAL

FIGURE 10-27. AC CONDENSER HARNESS



ART_1001142236-B

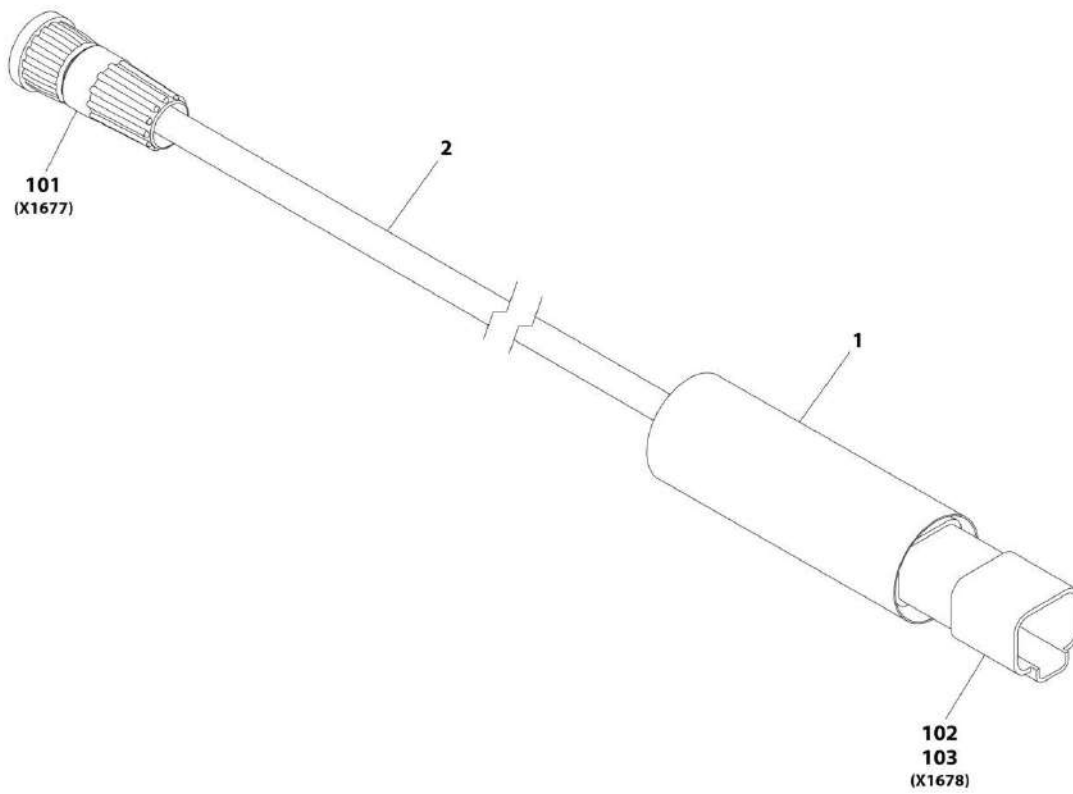
SECTION 10 - ELECTRICAL

FIGURE 10-27. AC CONDENSER HARNESS

ITEM	PART NUMBER	QTY	DESCRIPTION	REV
	1001142236	1	AC CONDENSER HARNESS	B
1	1001121727	1	CONNECTOR	
2	8220162	2	TERMINAL	
3	1001116729	2	TERMINAL	
4	1001116727	1	TERMINAL	
5	8220089	2	SEAL	
6	4460458	2	SEAL	
7	4460374	1	CONNECTOR	
8	1001116734	2	TERMINAL	
9	1001116733	2	TERMINAL	
10	1001128128	1	TERMINAL	
11	4460260	2	CONNECTOR	
12	4460259	1	TERMINAL	
13	4460891	2	CONNECTOR	
14	4460942	2	TERMINAL	

SECTION 10 - ELECTRICAL

FIGURE 10-28. TELEMATICS HARNESS



ART_1001227066-A

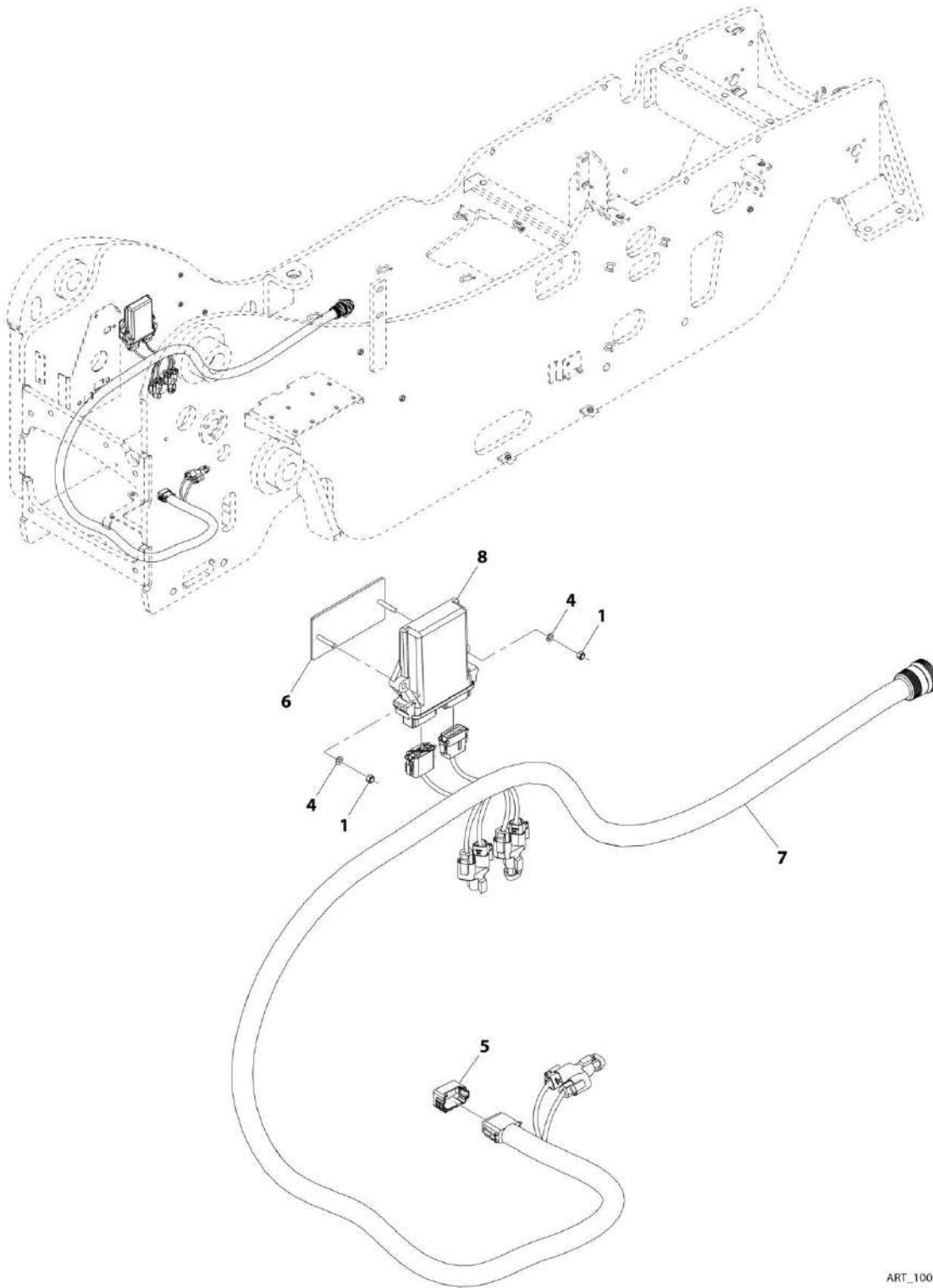
SECTION 10 - ELECTRICAL

FIGURE 10-28. TELEMATICS HARNESS

ITEM	PART NUMBER	QTY	DESCRIPTION	REV
	1001227066	Ref	TELEMATICS HARNESS	A
1	1001226400	0.33 ft	INSULATE, HEAT SHRINK	
2	1001227068	3.3 ft	CABLE	
101	1001227266	1	CONNECTOR	
102	1001129407	1	CONNECTOR	
103	4460464	4	TERMINAL	

SECTION 10 - ELECTRICAL

FIGURE 10-29. TELEMATICS INSTALLATION



ART_1001228593-A

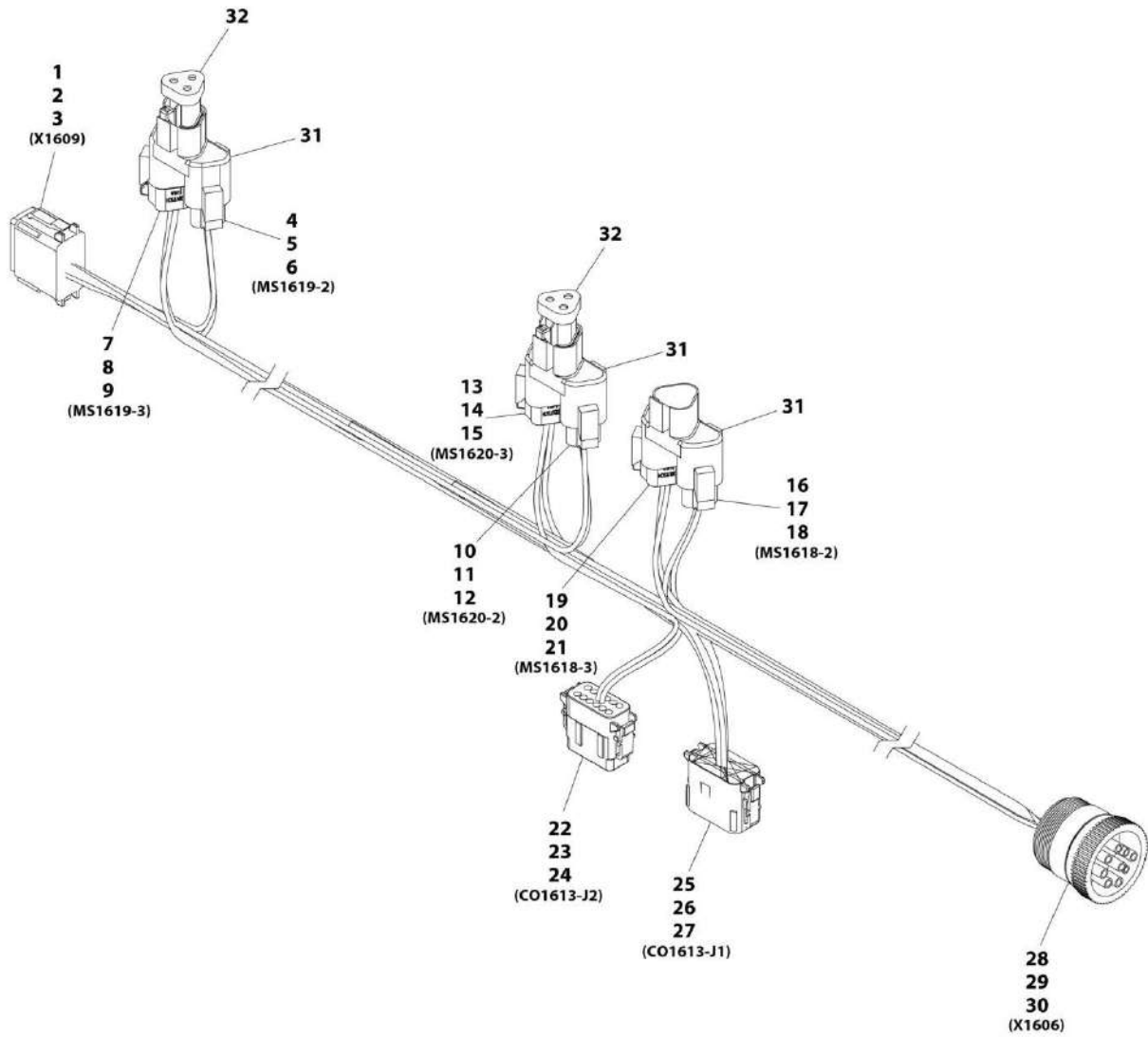
SECTION 10 - ELECTRICAL

FIGURE 10-29. TELEMATICS INSTALLATION

ITEM	PART NUMBER	QTY	DESCRIPTION	REV
	1001228593	Ref	TELEMATICS INSTALLATION (SN 0160076806 to Present, Including 0160076010, 0160076011 and 0160076012)	A
1	3290505	2	HEX LOCKNUT, M5X8	
2	4240032	AR	TIE STRAP, (not shown)	
3	4460234	AR	TERMINAL, MOUNT CABLE TIE, (not shown)	
4	4811600	2	WASHER, 5mm	
5	1001215898	1	DUST CAP CONNECTOR	
6	1001219082	1	CONTROL MOUNT BRACKET	
7	1001226831	1	TELEMATIC GATEWAY HARNESS (See Separate Breakdown in this Section)	
8	1001229458	1	GATEWAY CONTROLLER	

SECTION 10 - ELECTRICAL

FIGURE 10-30. TELEMATIC GATEWAY HARNESS



ART_1001226831-A

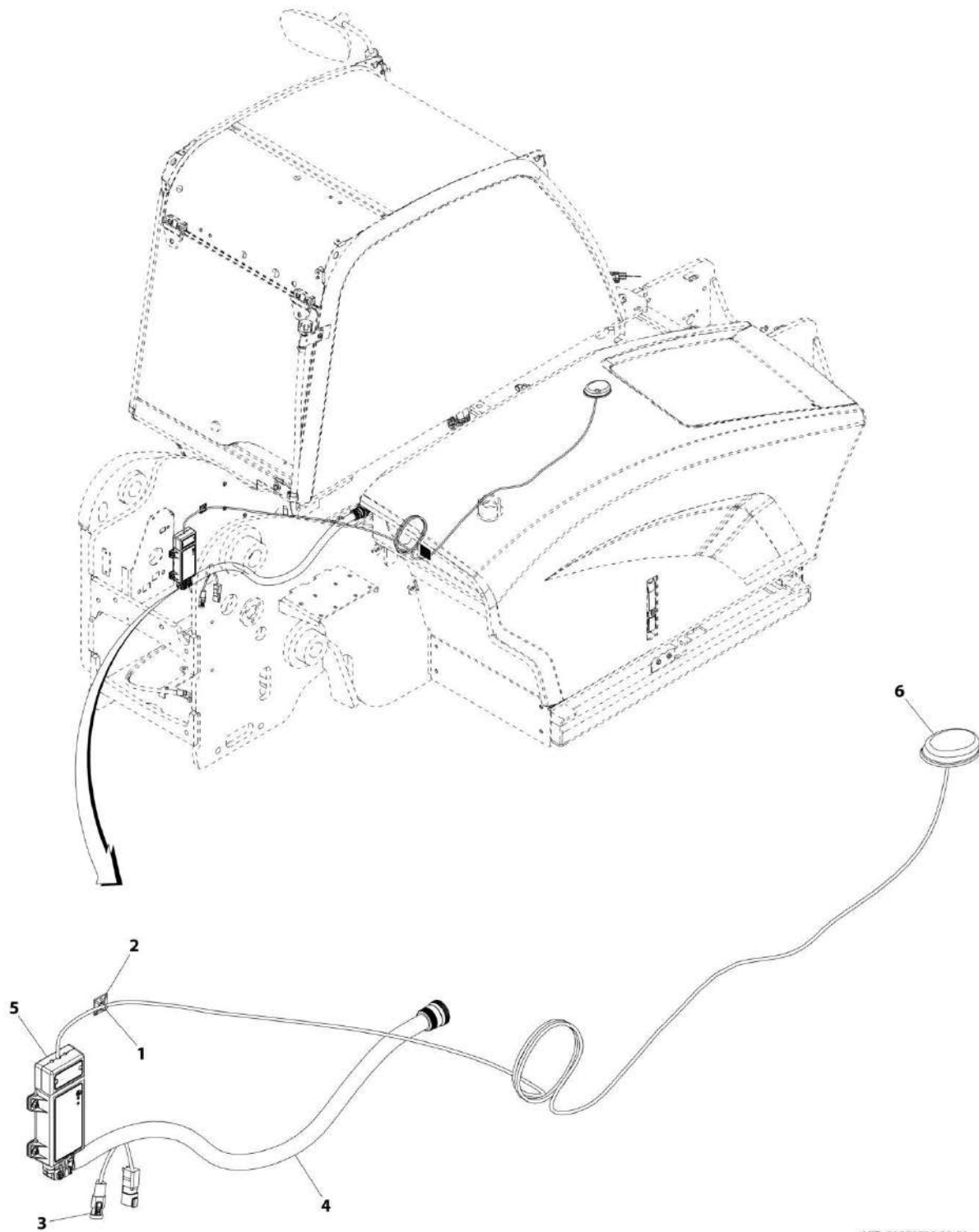
SECTION 10 - ELECTRICAL

FIGURE 10-30. TELEMATIC GATEWAY HARNESS

ITEM	PART NUMBER	QTY	DESCRIPTION	REV
	1001226831	Ref	TELEMATIC GATEWAY HARNESS (SN 0160076806 to Present, Including 0160076010, 0160076011 and 0160076012)	A
1	4460933	1	CONNECTOR	
2	1001116692	5	TERMINAL	
3	4460466	7	PLUG	
4	4460539	1	CONNECTOR	
5	4460465	2	TERMINAL	
6	4460466	1	PLUG	
7	1001116812	1	CONNECTOR	
8	4460465	2	TERMINAL	
9	4460466	1	PLUG	
10	4460539	1	CONNECTOR	
11	4460465	2	TERMINAL	
12	4460466	1	PLUG	
13	1001116812	1	CONNECTOR	
14	4460465	2	TERMINAL	
15	4460466	1	PLUG	
16	4460539	1	CONNECTOR	
17	4460465	2	TERMINAL	
18	4460466	1	PLUG	
19	1001116812	1	CONNECTOR	
20	4460465	2	TERMINAL	
21	4460466	1	PLUG	
22	1001116808	1	CONNECTOR	
23	1001116694	2	TERMINAL	
24	4460518	10	PLUG	
25	1001116774	1	CONNECTOR	
26	1001116694	4	TERMINAL	
27	4460518	8	PLUG	
28	1001112796	1	CONNECTOR	
29	1001116692	5	TERMINAL	
30	4460466	3	PLUG	
31	4460945	3	TERMINAL, 3 WAY "T" RECEPTACLE	
32	1001116815	2	CONNECTOR, PLUG 3-PIN	

SECTION 10 - ELECTRICAL

FIGURE 10-31. CLEAR SKY INSTALLATION



ART_31200725-10-31

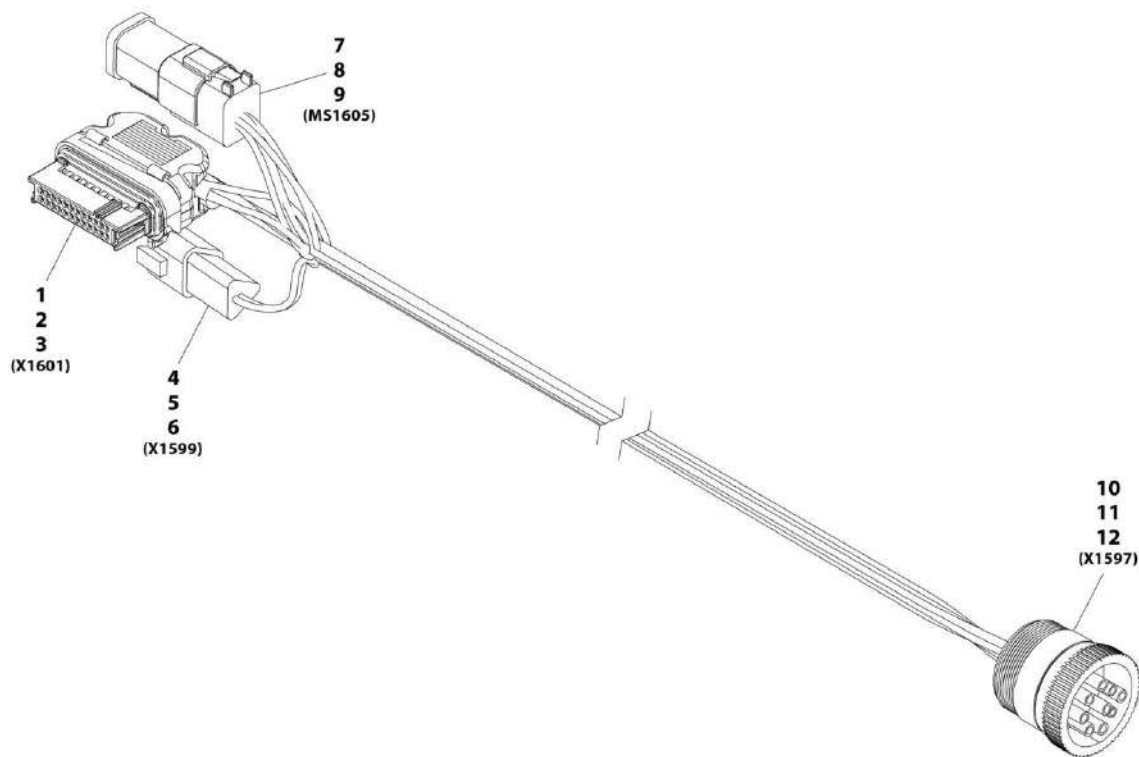
SECTION 10 - ELECTRICAL

FIGURE 10-31. CLEAR SKY INSTALLATION

ITEM	PART NUMBER	QTY	DESCRIPTION	REV
	1001227458	Ref	CLEAR SKY INSTALLATION (NA) (includes items 1 thru 6) (SN 0160076806 to Present, Including 0160076010, 0160076011 and 0160076012)	A
	1001228961	Ref	CLEAR SKY INSTALLATION (CE) (includes items 1 thru 6) (SN 0160076806 to Present, Including 0160076010, 0160076011 and 0160076012)	A
1	4240032	AR	TIE STRAP	
2	4460234	AR	TERMINAL, MOUNT CABLE TIE	
3	1001116815	1	CONNECTOR, PLUG 3-PIN	
4	1001226739	1	CLEARSKY TELEMATICS HARNESS (See Separate Breakdown in this Section)	
5	1001226796	1	MODULE (NA)	
5	1001228954	1	MODULE (CE)	
6	1001226799	1	ANTENNA	

SECTION 10 - ELECTRICAL

FIGURE 10-32. CLEARSKY TELEMATICS HARNESS



ART_1001226739-A

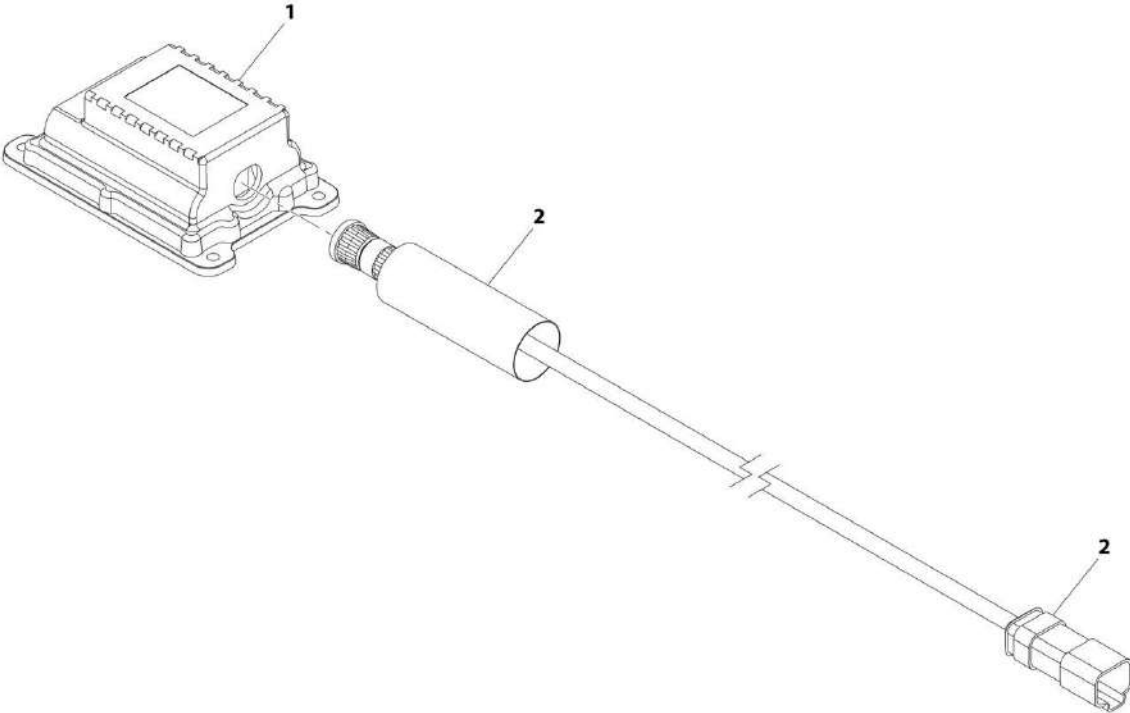
SECTION 10 - ELECTRICAL

FIGURE 10-32. CLEARSKY TELEMATICS HARNESS

ITEM	PART NUMBER	QTY	DESCRIPTION	REV
	1001226739	Ref	CLEARSKY TELEMATICS HARNESS (SN 0160076806 to Present, Including 0160076010, 0160076011 and 0160076012)	A
1	1001226636	1	CONNECTOR	
2	1001116731	16	TERMINAL	
3	1001226637	8	PLUG	
4	1001144147	1	CONNECTOR	
5	4460464	2	TERMINAL	
6	4460466	1	PLUG	
7	4460894	1	CONNECTOR	
8	4460465	6	TERMINAL	
9	1001226541	1	CONNECTOR, DT 6 PIN 2X3 BUSSBAR	
10	1001112796	1	CONNECTOR	
11	4460465	8	TERMINAL	
12	4460466	1	PLUG	

SECTION 10 - ELECTRICAL

FIGURE 10-33. CLEARSKY INSTALLATION 3-WIRE



ART_31200725-10-33

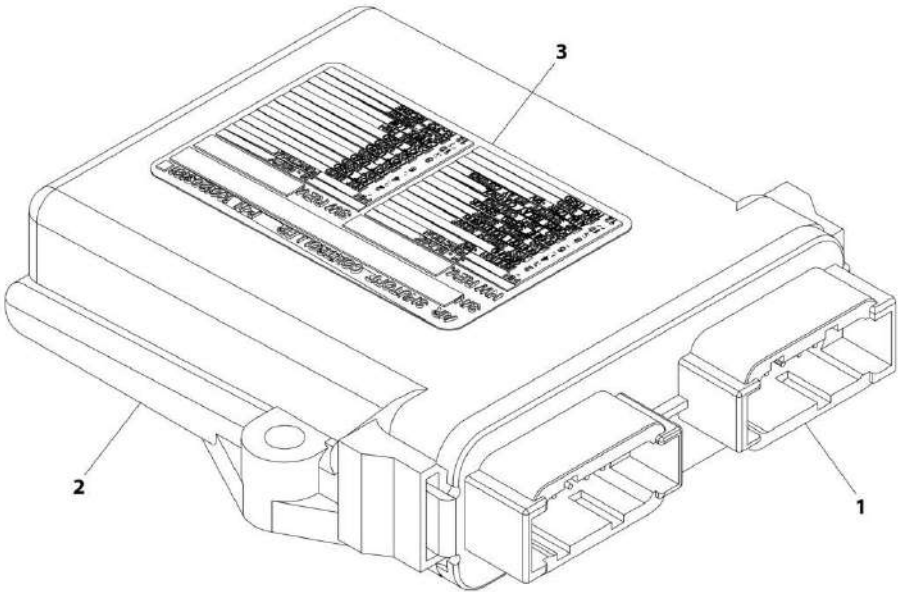
SECTION 10 - ELECTRICAL

FIGURE 10-33. CLEARSKY INSTALLATION 3-WIRE

ITEM	PART NUMBER	QTY	DESCRIPTION	REV
	1001229107	Ref	CLEARSKY INSTALLATION 3-WIRE (NA) (includes items 1 & 2) (SN 0160076806 to Present, Including 0160076010, 0160076011 and 0160076012)	B
	1001233237	Ref	CLEARSKY INSTALLATION 3-WIRE (CE) (includes items 1 & 2) (SN 0160076806 to Present, Including 0160076010, 0160076011 and 0160076012)	A
1	1001226328	1	MODULE, 3W TCU (NA)	
1	1001233236	1	MODULE, 3W TCU (CE)	
2	1001227066	Ref	TELEMATICS HARNESS (See Separate Breakdown in this Section)	

SECTION 10 - ELECTRICAL

FIGURE 10-34. CONTROL ACCESSORY



ART_1001203181-C

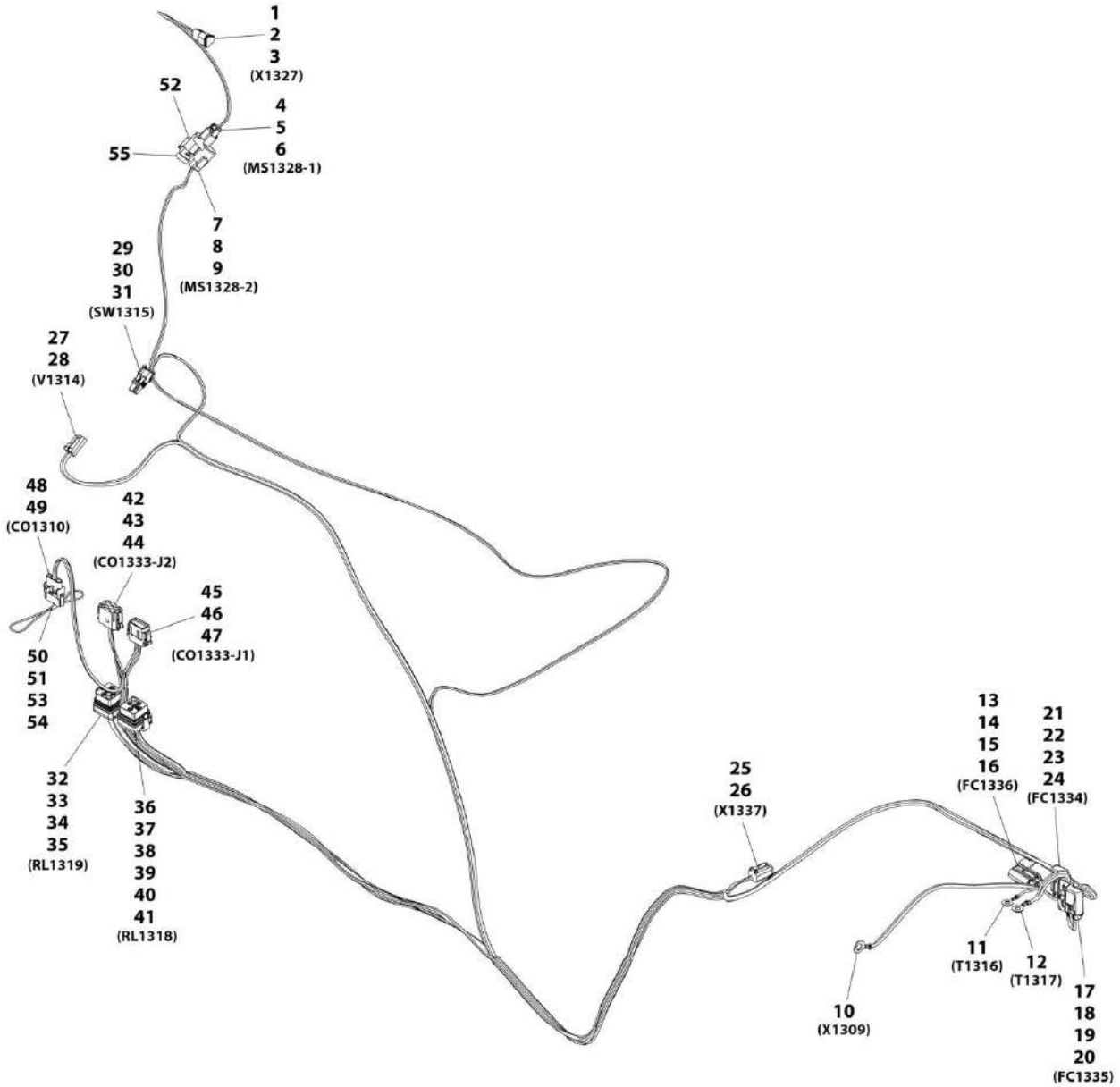
SECTION 10 - ELECTRICAL

FIGURE 10-34. CONTROL ACCESSORY

ITEM	PART NUMBER	QTY	DESCRIPTION	REV
	1001203181	Ref	CONTROL ACCESSORY	C
1	1001215630	1	PC BOARD	
2	0861493	1	BOX, CIRCUIT CARD	
3	1001215631	1	DECAL	
4	1001215632	1	SOFTWARE (not shown)	

SECTION 10 - ELECTRICAL

FIGURE 10-35. AIR SHUT OFF VALVE FRAME HARNESS



ART_1001233235-B

SECTION 10 - ELECTRICAL

FIGURE 10-35. AIR SHUT OFF VALVE FRAME HARNESS

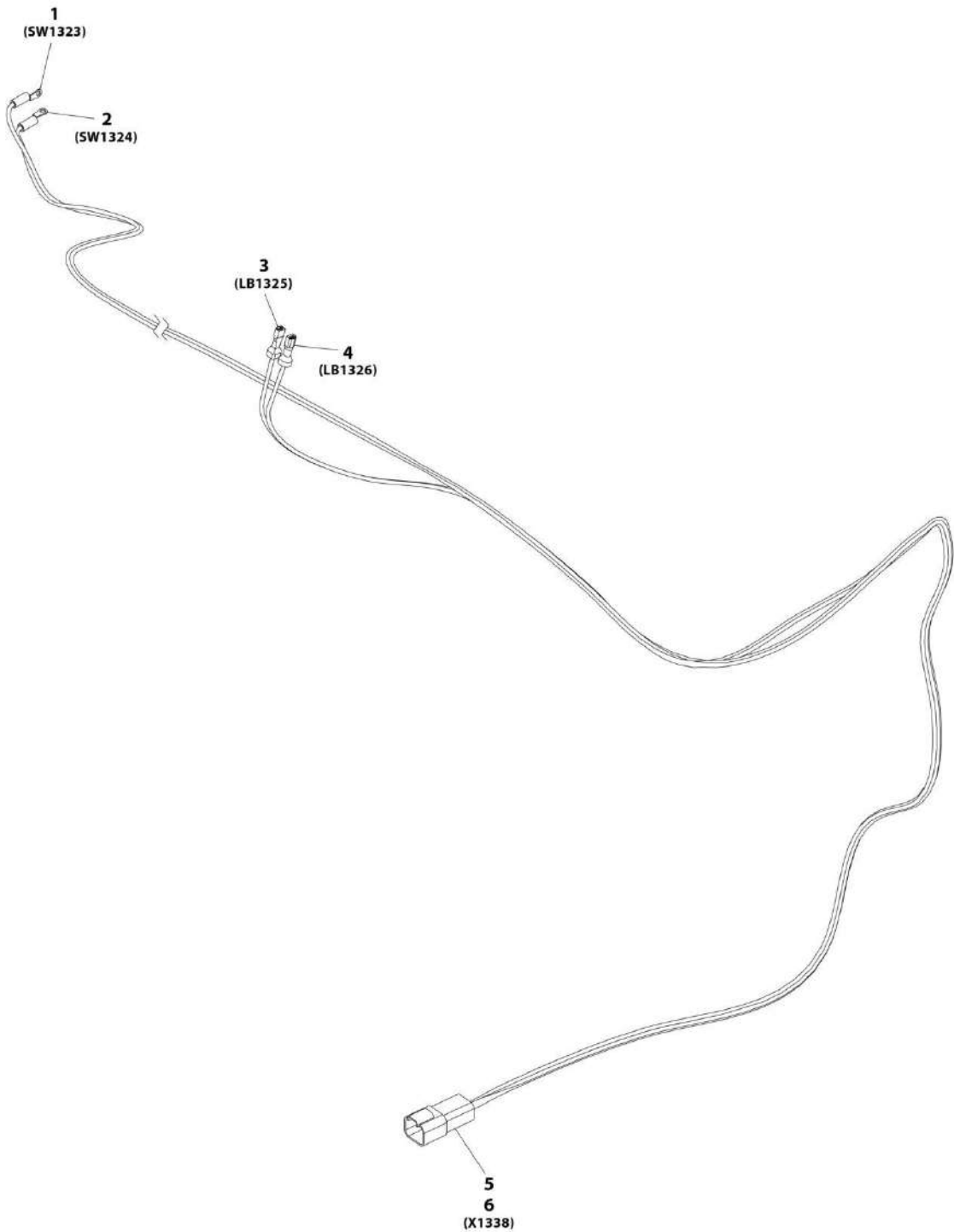
ITEM	PART NUMBER	QTY	DESCRIPTION	REV
	1001233235	Ref	AIR SHUT OFF VALVE FRAME HARNESS	B
1	1001116812	1	CONNECTOR	
2	4460465	2	TERMINAL	
3	4460466	1	PLUG	
4	1001116812	1	CONNECTOR	
5	4460465	2	TERMINAL	
6	4460466	1	PLUG	
7	4460539	1	CONNECTOR	
8	4460465	2	TERMINAL	
9	4460466	1	PLUG	
10	1001187079	1	TERMINAL RING	
11	1001207171	1	TERMINAL RING	
12	1001189077	1	TERMINAL RING	
13	1001231397	1	CONNECTOR	
14	8229261	1	FUSE	
15	1001231400	2	TERMINAL	
16	1001231403	2	SEAL	
17	1001231397	1	CONNECTOR	
18	8229234	1	FUSE	
19	1001231400	2	TERMINAL	
20	1001231403	2	SEAL	
21	1001231397	1	CONNECTOR	
22	8229235	1	FUSE	
23	1001231401	2	TERMINAL	
24	1001231402	2	SEAL	
25	4460884	1	CONNECTOR	
26	4460465	4	TERMINAL	
27	4460891	1	CONNECTOR	
28	1001157890	2	TERMINAL	
29	4460742	1	CONNECTOR	
30	4460475	2	TERMINAL	
31	4460458	2	SEAL	
32	1001231398	1	CONNECTOR	
33	1001231400	4	TERMINAL	
34	1001231406	1	PLUG	
35	1001231404	4	SEAL	
36	1001231398	1	CONNECTOR	
37	1001231401	2	TERMINAL	
38	1001231400	2	TERMINAL	
39	1001231401	1	PLUG	
40	1001231402	2	SEAL	
41	1001231404	2	SEAL	
42	1001116774	1	CONNECTOR	
43	1001126008	4	TERMINAL	
44	4460518	8	PLUG	
45	1001116808	1	CONNECTOR	
46	1001126008	9	TERMINAL	
47	4460518	3	PLUG	
48	4460761	1	CONNECTOR	
49	1001118378	4	TERMINAL	

SECTION 10 - ELECTRICAL

ITEM	PART NUMBER	QTY	DESCRIPTION	REV
50	4460321	1	PLUG	
51	4460809	4	TERMINAL	
52	4460945	1	TERMINAL	
53	1001143551	1	SEAL	
54	1001218358	1	LANYARD, ROPE	
55	1001116815	1	PLUG	

SECTION 10 - ELECTRICAL

FIGURE 10-36. AIR SHUT OFF VALVE HARNESS



ART_1001233213-B

SECTION 10 - ELECTRICAL

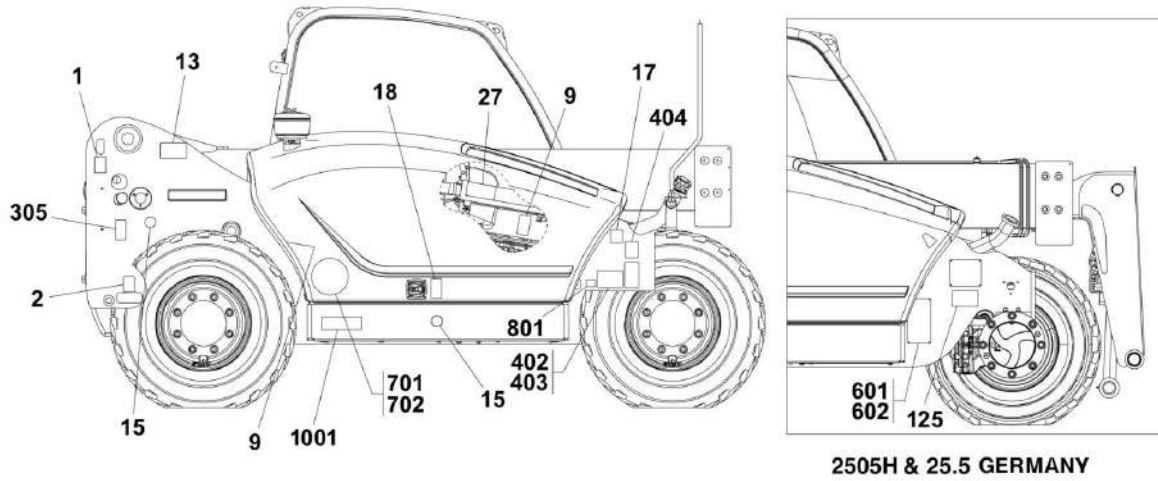
FIGURE 10-36. AIR SHUT OFF VALVE HARNESS

ITEM	PART NUMBER	QTY	DESCRIPTION	REV
	1001233213	Ref	AIR SHUT OFF VALVE HARNESS	B
1	8220035	1	RING TERMINAL	
2	8220035	1	RING TERMINAL	
3	8220108	1	RING TERMINAL	
4	8220108	1	RING TERMINAL	
5	4460932	1	CONNECTOR	
6	4460464	4	TERMINAL	

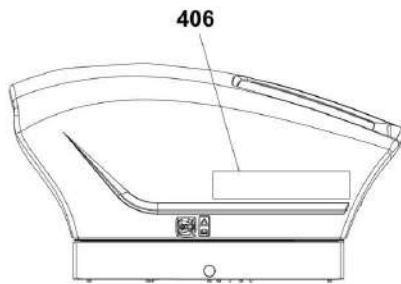
SECTION 11 - DECALS

SECTION 11 - DECALS

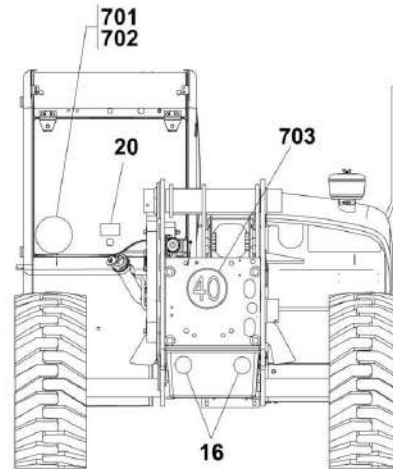
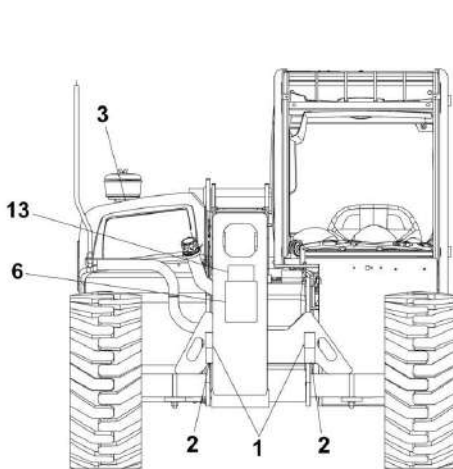
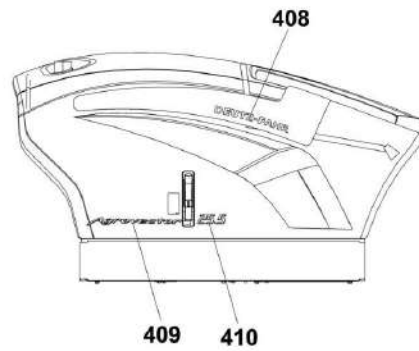
FIGURE 11-1. CAB AND FRAME DECALS



G5-18A & 2505H

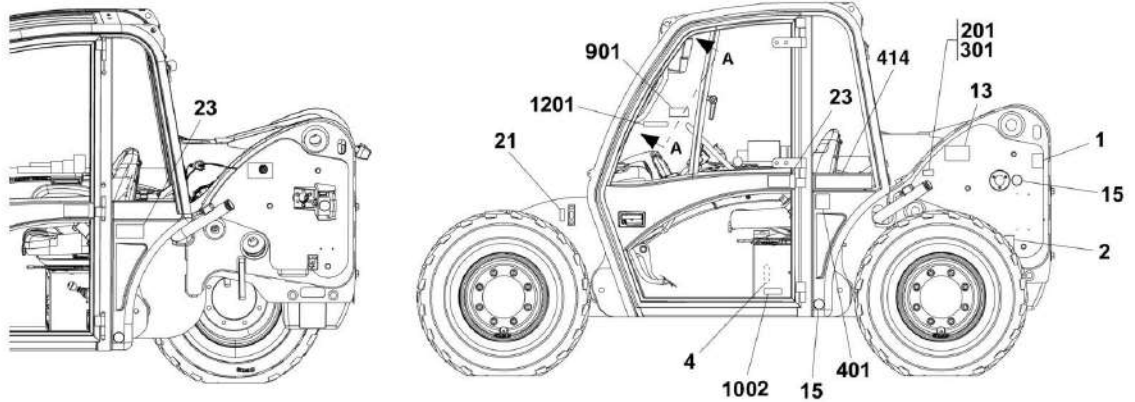


25.5

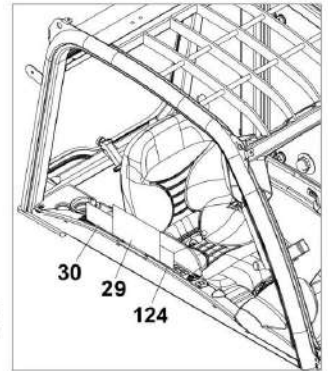
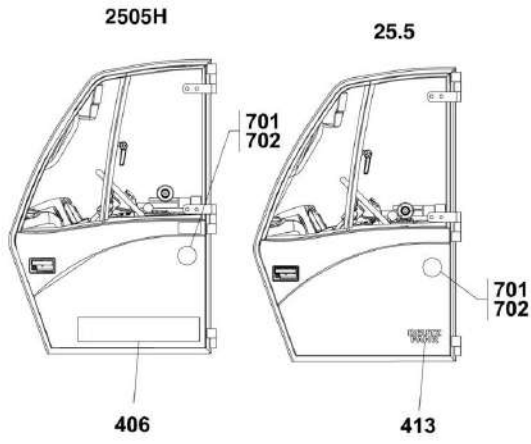


ART_31200725-11-1_1

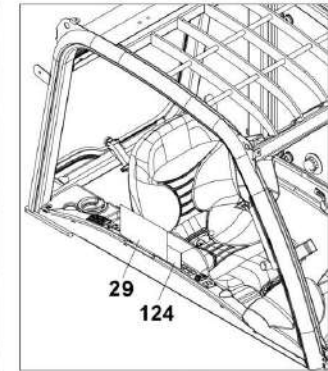
SECTION 11 - DECALS



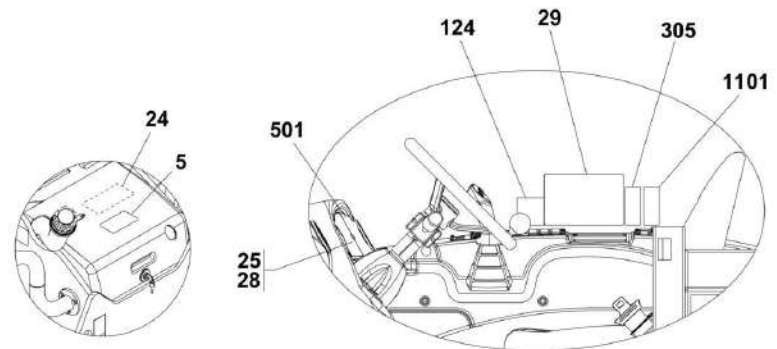
ENGLISH/FRENCH



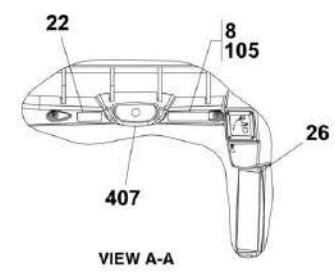
(ANSI)



(ISO and AUS)



VIEW OF BATTERY COVER



VIEW A-A

ART_31200725-11-1_2

SECTION 11 - DECALS

FIGURE 11-1. CAB AND FRAME DECALS

ITEM	PART NUMBER	QTY	DESCRIPTION	REV
	1001147650	Ref	COMMON DECAL INSTALLATION, (ISO), (not available to order, See items 1 thru 29 & 124 on CAB AND FRAME DECALS and items on BOOM DECALS for service)	D
	1001145850	Ref	COMMON DECAL INSTALLATION, (ANSI), (not available to order, See items 1 thru 3, 5, 7, 9 thru 14, 17, 20 thru 30, 105,124 & 125 on CAB AND FRAME DECALS and items on BOOM DECALS for service)	F
	1001147779	Ref	COMMON DECAL INSTALLATION, (AUS), (not available to order, See items 1 thru 29 & 124 on CAB AND FRAME DECALS and items on BOOM DECALS for service)	D
	1001163326	Ref	COMMON DECAL INSTALLATION, (ENGLISH/FRENCH), (not available to order, See items 1, 2, 3, 5 thru 14, 17, 20 thru 28 and 125 on CAB AND FRAME DECALS and items on BOOM DECALS for service)	C
1	1701500	4	LIFT DECAL	
2	1702300	4	TIE DOWN DECAL	
3	1706098	1	ETHER START WARNING DECAL, (ISO and AUS)	
3	1706300	1	ETHER START WARNING DECAL, (ANSI)	
3	1001163212	1	ETHER START WARNING DECAL, (ENGLISH/FRENCH)	
4	1706209	1	PARK BRAKE DECAL, (ISO and AUS)	
5	1706281	1	BATTERY WARNING DECAL, (ISO and AUS)	
5	1706296	1	BATTERY WARNING DECAL, (ANSI)	
5	1001163174	1	BATTERY WARNING DECAL, (ENGLISH/FRENCH)	
6	1001163206	1	CARRY PERSONNEL DECAL, (ENG/ FR)	
7	1706283	NLA	DO NOT JUMP DECAL, (ISO and AUS), (not shown), (no longer available, order 1001101895 for replacement)	
7	1706851	NLA	DO NOT JUMP DECAL, (ANSI), (not shown), (no longer available, order 1707078 for replacement)	
7	1001163321	NLA	DO NOT JUMP DECAL, (ENGLISH/FRENCH), (not shown), (no longer available, order 1001233558 for replacement)	
8	1706284	1	ELECTROCUTION HAZARD DECAL, (ISO and AUS)	
8	1001163210	1	ELECTROCUTION HAZARD DECAL, (ENGLISH/FRENCH)	
9	1706285	2	MOVING PARTS DECAL, (ISO and AUS)	
9	1706301	2	ROTATING PART WARNING DECAL, (ANSI)	
9	1001163222	2	MOVING PARTS DECAL, (ENGLISH/FRENCH)	
10	1706287	NLA	READ MANUAL DECAL, (ISO and AUS), (not shown), (no longer available, order 1001101895 for replacement)	
10	1706303	NLA	READ MANUAL DECAL, (ANSI), (not shown), (no longer available, order 1707078 for replacement)	
10	1001163273	NLA	READ MANUAL DECAL, (ENGLISH/FRENCH), (not shown), (no longer available, order 1001233558 for replacement)	
11	1706288	NLA	TIP OVER WARNING DECAL, (ISO and AUS), (no longer available, order 1001101895 for replacement)	
11	1706306	NLA	TIP OVER WARNING DECAL, (ANSI), (no longer available, order 1707078 for replacement)	
11	1001163285	1	DECAL, WARNING TIP OVER, (ENGLISH/FRENCH)	
12	1706289	NLA	VEHICLE ROLL AWAY DECAL, (ISO and AUS), (not shown), (no longer available, order 1001101895 for replacement)	
12	1706767	NLA	VEHICLE ROLL AWAY DECAL, (ANSI), (not shown), (no longer available, order 1707078 for replacement)	
12	1001163291	NLA	VEHICLE ROLL AWAY DECAL, (ENGLISH/FRENCH), (not shown), (no longer available, order 1001233558 for replacement)	
13	1706292	2	PINCH POINT DECAL, (ISO and AUS)	
13	1706302	2	PINCH POINT DECAL, (ANSI)	

SECTION 11 - DECALS

ITEM	PART NUMBER	QTY	DESCRIPTION	REV
13	1001163223	3	PINCH POINT DECAL, (ENGLISH/FRENCH)	
14	1706293	NLA	RUN-OVER HAZARD DECAL, (ISO and AUS), (not shown), (no longer available)	
14	1706304	NLA	RUN-OVER HAZARD DECAL, (ANSI), (not shown), (no longer available, order 1707078 for replacement)	
14	1001163276	NLA	RUN-OVER HAZARD DECAL, (ENGLISH/FRENCH), (not shown), (no longer available, order 1001233558 for replacement)	
15	3700016	4	REFLECTOR, (ISO and AUS)	
16	3931579	2	REFLECTOR, (ISO and AUS)	
17	4100181	1	HYDRAULIC OIL FILL DECAL	
18	8005670	1	READ OPERATORS MANUAL DECAL, (ISO and AUS)	
20	8005870	1	EMERGENCY EXIT DECAL	
21	91563220	1	OIL LEVEL DECAL	
22	1001092877	1	CRUSH HAZARD WARNING DECAL, (ISO and AUS)	
22	1706850	1	CRUSH HAZARD WARNING DECAL, (ANSI)	
22	1001163304	1	CRUSH HAZARD WARNING DECAL, (ENGLISH/FRENCH)	
23	1001092878	1	NO RIDERS DECAL, (ISO and AUS)	
23	1706768	1	NO RIDERS DECAL, (ANSI)	
23	1001163300	1	NO RIDERS DECAL, (ENGLISH/FRENCH)	
24	1001156576	1	FUSE COVER DECAL	
25	1001100107	1	LUBE CHART	
26	1001101071	1	JOYSTICK DECAL	
27	1001139942	1	HOT FLUID WARNING DECAL, (ISO and AUS)	
27	1001139578	1	HOT FLUID WARNING DECAL, (ANSI)	
27	1001163323	1	HOT FLUID WARNING DECAL, (ENGLISH/FRENCH)	
28	1001150347	1	MAINTENANCE CHART DECAL, (ISO and AUS)	
28	1001146038	1	MAINTENANCE CHART DECAL, (ANSI)	
28	1001146038	1	MAINTENANCE CHART DECAL, (ENGLISH/FRENCH)	
29	1001101895	1	DECAL, WARNING, (ISO and AUS)	
29	1001233558	1	DECAL, WARNING/DANGER, (ENGLISH/FRENCH)	
29	1707078	1	DECAL, WARNING, (ANSI)	
30	1001231801	1	DECAL, WARNING PROP 65 DIESEL (ANSI)	
105	1706299	1	CONTACTING POWER LINES WARNING DECAL, (ANSI)	
124	1001200101	1	MANUAL LOCATION DECAL, (ISO, AUS and ANSI)	
125	1001223453	1	DECAL, ICES (CAN)	
201	1001139654	1	ULTRA LOW SULFUR FUEL DECAL, (ISO), (if equipped for ULS)	
201	1001125387	1	ULTRA LOW SULFUR FUEL DECAL, (ANSI), (if equipped for ULS)	
201	1001163355	1	ULTRA LOW SULFUR FUEL DECAL, (ENGLISH/FRENCH), (if equipped for ULS)	
301	1001143852	1	EXPORT DECAL, (ISO), (if equipped for LS)	
305	8005671	2	CYLINDER LOCK WARNING DECAL	
	1001148095	Ref	DECAL INSTALLATION, (2505H - CE), (not available to order, See items 401 thru 406 on CAB AND FRAME DECALS and items on BOOM DECALS for service)	B
	1001148091	Ref	DECAL INSTALLATION, (G5-18A), (not available to order, See items 402 thru 406 on CAB AND FRAME DECALS and items on BOOM DECALS for service)	F
	1001148098	Ref	DECAL INSTALLATION, (2505H - AUS), (not available to order, See items 401 thru 403, 406 AND 407 on CAB AND FRAME DECALS and items on BOOM DECALS for service)	B
	1001196889	Ref	SDF DECAL INSTALLATION, (25.5-CE), (not available to order, See items 401 thru 404 & 408 thru 414 on CAB AND FRAME DECALS and items on BOOM DECALS for service) (SN 0160070386 to Present)	A

SECTION 11 - DECALS

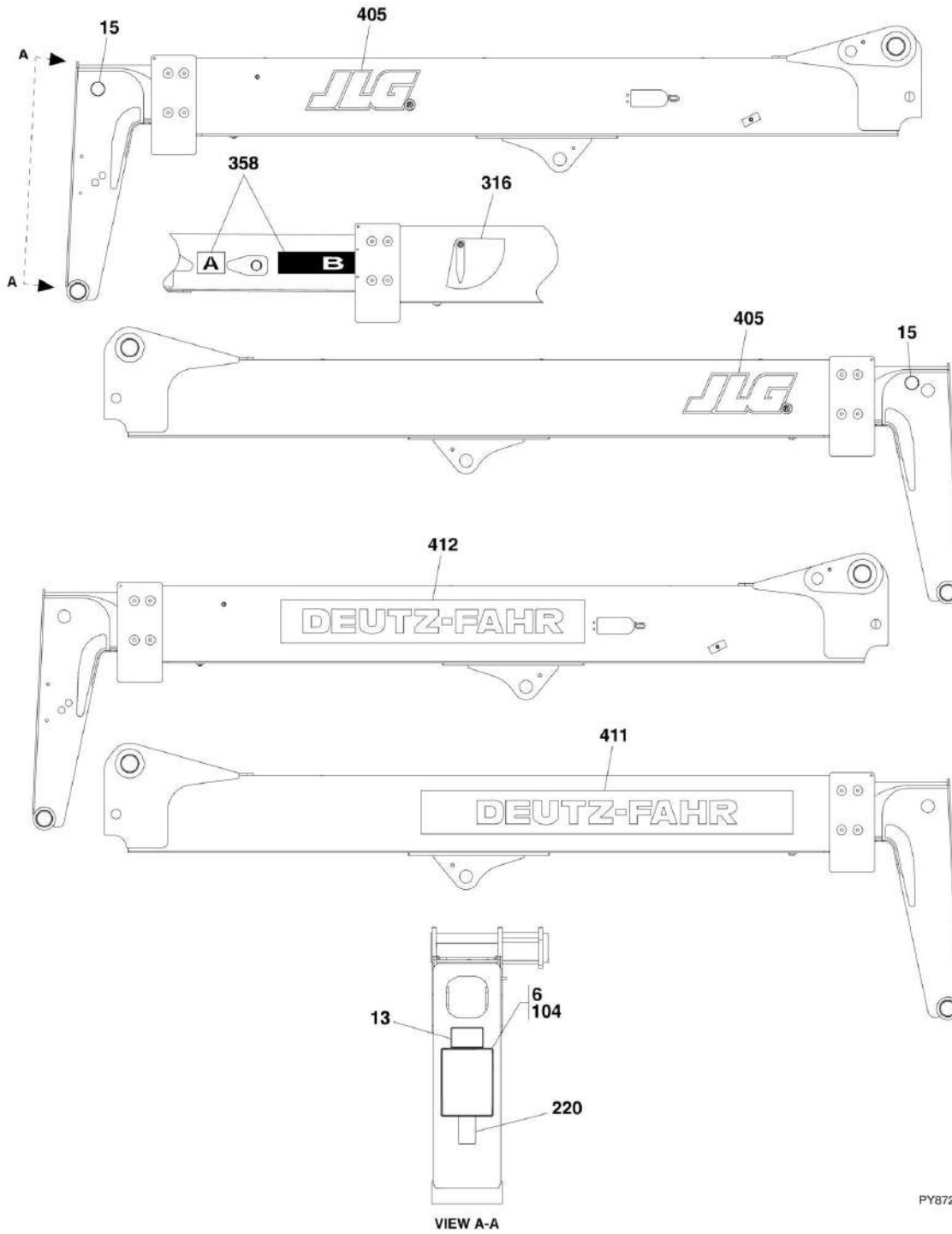
ITEM	PART NUMBER	QTY	DESCRIPTION	REV
401	1705087	1	SOUND POWER DECAL, (2505H - CE)	
401	1705084	1	SOUND POWER DECAL, (2505H - AUS), (25.5 - CE and AUS)	
402	N.S.S.	4	AMTAK FASTENER	
403	N.S.S.	1	SN PLATE	
404	1001131271	1	PATENT TELEHANDLERS DECAL	
406	1001151781	2	JLG DECAL, 2505H	
406	1001151782	1	JLG DECAL, G5-18A	
407	8466306	1	TILT ANGLE GAUGE	
408	1001153293	1	DEUTZ-FAHR HOOD DECAL (Prior to SN 0160070386)	
408	1001197106	1	DECAL, DEUTZ-FAHR LOGO HOOD (SN 0160070386 to Present)	
409	1001153294	1	AGROVECTOR LOGO DECAL (Prior to SN 0160070386)	
409	1001152401	1	DECAL, SDF LOGO (SN 0160070386 to Present)	
413	1001153298	1	DEUTZ-FAHR CAB LOGO DECAL (Prior to SN 0160070386)	
413	1001197104	1	DECAL, DEUTZ-FAHR LOGO CAB (SN 0160070386 to Present)	
414	1001197105	1	DECAL, DEUTZ-FAHR CAB (SN 0160070386 to Present)	
501	1001102000	1	CAPACITY CHART BOOKLET, ENGLISH UNIT, (ANSI), (G5-18A), (use with hydraulic or manual quick coupler) (Prior to SN 0160086931)	E
501	1001102000	1	CAPACITY CHART BOOKLET, ENGLISH UNIT, (ANSI), (G5-18A), (use with hydraulic or manual quick coupler) (SN 0160086931 to Present)	F
501	1001151994	1	CAPACITY CHART BOOKLET, ENGLISH UNIT, (ISO), (2505H), (use with hydraulic or manual quick coupler) (Prior to SN 0160086931)	F
501	1001151994	1	CAPACITY CHART BOOKLET, ENGLISH UNIT, (ISO), (2505H), (use with hydraulic or manual quick coupler) (SN 0160086931 to Present)	G
501	1001126677	1	CAPACITY CHART BOOKLET, ENGLISH UNIT, (ANSI), (G5-18A), (use with universal quick coupler) (Prior to SN 0160086931)	D
501	1001126677	1	CAPACITY CHART BOOKLET, ENGLISH UNIT, (ANSI), (G5-18A), (use with universal quick coupler) (SN 0160086931 to Present)	E
501	1001151996	1	CAPACITY CHART BOOKLET, ENGLISH UNIT, (ISO), (2505H), (use with universal quick coupler) (Prior to SN 0160086931)	D
501	1001151996	1	CAPACITY CHART BOOKLET, ENGLISH UNIT, (ISO), (2505H), (use with universal quick coupler) (SN 0160086931 to Present)	E
501	1001152000	1	CAPACITY CHART BOOKLET, ENGLISH UNIT, (AUS), (2505H), (use with hydraulic or manual quick coupler) (Prior to SN 0160086931)	G
501	1001152000	1	CAPACITY CHART BOOKLET, ENGLISH UNIT, (AUS), (2505H), (use with hydraulic or manual quick coupler) (SN 0160086931 to Present)	H
501	1001152002	1	CAPACITY CHART BOOKLET, ENGLISH UNIT, (AUS), (2505H), (use with universal quick coupler) (Prior to SN 0160086931)	G
501	1001152002	1	CAPACITY CHART BOOKLET, ENGLISH UNIT, (AUS), (2505H), (use with universal quick coupler) (SN 0160086931 to Present)	H
501	1001117326	1	CAPACITY CHART BOOKLET, METRIC UNIT, (ANSI), (G5-18A), (use with hydraulic or manual quick coupler) (Prior to SN 0160086931)	D
501	1001117326	1	CAPACITY CHART BOOKLET, METRIC UNIT, (ANSI), (G5-18A), (use with hydraulic or manual quick coupler) (SN 0160086931 to Present)	E
501	1001126685	1	CAPACITY CHART BOOKLET, METRIC UNIT, (ANSI), (G5-18A), (use with universal quick coupler) (Prior to SN 0160086931)	C
501	1001126685	1	CAPACITY CHART BOOKLET, METRIC UNIT, (ANSI), (G5-18A), (use with universal quick coupler) (SN 0160086931 to Present)	D
	1001144379	1	HOMOLOGATION PLATE INSTALLATION, (2505H, 25.5 -	F

SECTION 11 - DECALS

ITEM	PART NUMBER	QTY	DESCRIPTION	REV
601	2080057	4	Germany), (includes items 601 & 602) FASTENER	
602	1001138051	1	HOMOLOGATION IDENTIFICATION PLATE	
701	1001081158	3	SPEED DECAL, 30KPH, (ISO), (2505H, 25.5 - Germany), (if equipped)	
702	2603207	3	SPEED DECAL, 20KPH, (ISO), (2505H, 25.5 - Germany), (if equipped)	
703	2999964	1	SPEED DECAL, 40KPH, (2505H, 25.5 - Italy), (if equipped)	
703	1001189317	1	SPEED DECAL, 40KPH, (2505H, 25.5 - Italy homologation)	
801	1001173936	1	EAC DECAL	
901	1001127735	1	BOOM POSITION DECAL, (for homologation machines)	
1001	1001116208	1	DECAL CLEARSKY	
1002	1001120989	1	DECAL RADIO FREQUENCY	
1101	1001160072	1	DECAL, REVERSE SENSING SYSTEM (ENGLISH) (G5-18A)	
1101	1001160945	1	DECAL, REVERSE SENSING SYSTEM (FRENCH) (G5-18A)	
1101	1001160916	1	DECAL, REVERSE SENSING SYSTEM (ISO) (G5-18A)	
1201	1001129842	2	DECAL, ATTACHMENT HEIGHT	

SECTION 11 - DECALS

FIGURE 11-2. BOOM DECALS



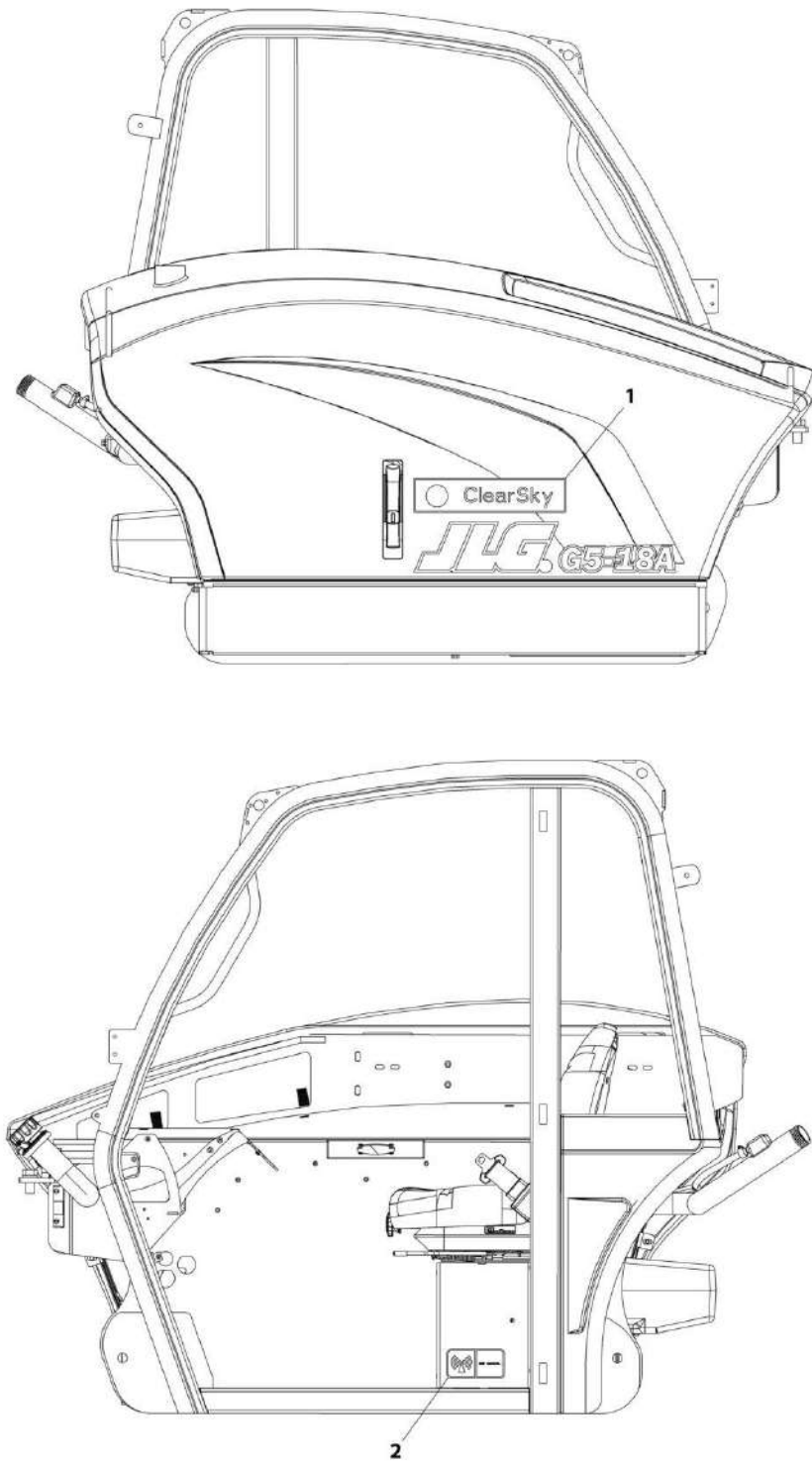
SECTION 11 - DECALS

FIGURE 11-2. BOOM DECALS

ITEM	PART NUMBER	QTY	DESCRIPTION	REV
	1001147650	Ref	COMMON DECAL INSTALLATION, (ISO), (not available to order, See items 6 thru 15 on BOOM DECALS and items on CAB AND FRAME DECALS for service)	D
	1001145850	Ref	COMMON DECAL INSTALLATION, (ANSI), (not available to order, See items 13 & 104 on BOOM DECALS and items on CAB AND FRAME DECALS for service)	F
	1001147779	Ref	COMMON DECAL INSTALLATION, (AUS), (not available to order, see items 13, 15 & 220 on BOOM DECALS and items on CAB AND FRAME DECALS for service)	D
	1001163326	Ref	COMMON DECAL INSTALLATION, (ENGLISH/FRENCH), (not available to order, see item 6 on BOOM DECALS and items on CAB AND FRAME DECALS for service)	C
6	1706282	1	CARRY PERSONNEL DECAL, (ISO)	
6	1001163206	1	CARRY PERSONNEL DECAL, (ENGLISH/FRENCH)	
13	1706292	1	PINCH POINT DECAL, (ISO and AUS)	
13	1706302	1	PINCH POINT DECAL, (ANSI)	
15	3700016	2	REFLECTOR, (ISO and AUS)	
104	1706298	1	ATTACHMENT FALLING OFF WARNING DECAL, (ANSI)	
220	8006038	1	NO RIDERS WARNING DECAL, (AUS)	
316	4105262	1	BOOM ANGLE INDICATOR DECAL	
358	1001099783	1	BOOM EXTEND DECAL	
	1001148095	Ref	DECAL INSTALLATION, (2505H - CE), (not available to order, See items 405 on BOOM DECALS and items on CAB AND FRAME DECALS for service)	B
	1001148091	Ref	DECAL INSTALLATION, (G5-18A), (not available to order, See items 405 on BOOM DECALS and items on CAB AND FRAME DECALS for service)	C
	1001148098	Ref	DECAL INSTALLATION, (2505H - AUS), (not available to order, See items 405 on BOOM DECALS and items on CAB AND FRAME DECALS1 for service)	B
	1001196890	Ref	SDF DECAL INSTALLATION, (25.5 - AUS), (not available to order, See items 411 & 412 on BOOM DECALS and items on CAB AND FRAME DECALS for service) (SN 0160070386 to Present)	B
405	1001151781	2	JLG LOGO DECAL	
411	1001153296	1	DEUTZ-FAHR DECAL, RH BOOM	
412	1001153297	1	DEUTZ-FAHR DECAL, LH BOOM	

SECTION 11 - DECALS

FIGURE 11-3. CLEARSKY DECAL INSTALLATION



ART_1001229461-A

SECTION 11 - DECALS

FIGURE 11-3. CLEARSKY DECAL INSTALLATION

ITEM	PART NUMBER	QTY	DESCRIPTION	REV
	1001229461	Ref	CLEARSKY DECAL INSTALLATION (SN 0160076806 to Present, Including 0160076010, 0160076011 and 0160076012)	A
1	1001116208	1	CLEARSKY DECAL	
2	1001120989	1	RADIO FREQUENCY DECAL	

SECTION 12 - RECOMMENDED SPARE PARTS

SECTION 12 - RECOMMENDED SPARE PARTS

FIGURE 12-1. RECOMMENDED SPARE PARTS

ITEM	PART NUMBER	QTY	DESCRIPTION	REV
	Note	Ref	Note: The following list will service fleets of machines (built to current production per date on the front cover) with repair parts which can be installed in the field. Parts from the list should be replaced when inventory is depleted to keep service parts stock supplied. For further information, contact your JLG dealer or the JLG Industries Parts Department.	
		Ref	Boom	
	1001080209	1	Boom Hose, Twin Line, (Tilt), (Mechanical Quick Coupler)	
	1001080299	1	Boom Hose, Twin Line, (Aux), (Hydraulic Quick Coupler)	
	1001080209	1	Boom Hose, Twin Line, (Aux)	
	7082362	2	Spacer, 0.134	
	7126182	2	Spacer, 0.0747	
	7300518	6	Spacer, 0.0747	
	1001096584	AR	Shim, 0.0359	
	1001096585	AR	Shim, 0.0359	
	7300032	8	Wear Pad, 15.88	
	7300034	4	Wear Pad, 15.9	
	1001080391	2	Wear Pad Spacer, 1.00	
		Ref	Engine	
	1001080707	1	Fuel Cap Assy	
	1001141459	1	Hydraulic Oil Filter Element	
	1001148423	1	Fan	
	1001136834	1	Deaeration Tank Cap	
	70024190	1	Air Filter Primary Element	
	70024191	1	Air Filter Secondary Element	
	1001144359	1	Belt, Air Conditioning	
	1001161228	1	Filter Kit, 500 Hour, (if equipped for ULS)	
	1001161229	1	Filter Kit, 500 Hour, (if equipped for LS)	
	1001161230	1	Filter Kit, 1000 Hour, (if equipped for ULS), (if equipped for LS)	
		Ref	Drive Train	
	91474512	3	Breather	
	91514087	1	Plug, Front/Rear Hub	
	70021177	1	Plug, Front/Rear Hub Magnetic	
	80204117	4	Plug, Rear Hub	
		Ref	Hydraulic	
	1001080092	1	Hydraulic Tank Cover Gasket	
	1001145882	1	Hydraulic Cap Assy	
	1001080256	1	Boom Joystick	
	70020769	1	Boom Joystick Handle Assy	
	70020389	1	Seal Kit, Comp. Cylinder	
	70020401	1	Seal Kit, Extend/Retract Cylinder	
	70020389	1	Seal Kit, Tilt Cylinder	
	70020377	1	Seal Kit, Lift Cylinder	
	70021276	1	Seal Kit, Fork Locking Cylinder	
	70021452	1	Seal Kit, Side Tilt Carriage Cylinder and Grapple Bucket Cylinder	
	70020922	1	Seal Kit, Park Brake Lever	
	70020919	1	Seal Kit, Brake Valve Master Cylinder	
	70020867	2	Seal Kit, Steer Select Valve	
	70020370	4	Bushings, Tilt/Lift Cylinder	

SECTION 12 - RECOMMENDED SPARE PARTS

ITEM	PART NUMBER	QTY	DESCRIPTION	REV
	70020399	4	Bushings, Extend/Retract Cylinder	
	70020390	4	Bushings, Comp Cylinder	
		Ref	Electrical	
	0400075	1	12V Battery	
	91143357	1	Horn	
	1001099810	1	Back Up Alarm	
		Ref	Misc.	
	8342813	1	Exterior Door Key	
	1001102157	3	Padlock	
	31200743	1	Operation and Safety Manual	
	31200751	1	Operation and Safety Manual, (25.5)	
	31200926	1	Service Manual	

PART NUMBER INDEX

PART NUMBER INDEX

0100011.....16, 29, 30, 39, 43, 100, 107, 153, 161, 173, 177, 180, 197, 209, 229, 231, 291, 355, 357	0642014..... 94	0791004.....290	1001080229.....123
0100019..... 100	0642032..... 51, 53	0791404..... 22	1001080237.....229
0100020..... 100	0642212..... 16	0791607..... 22	1001080240.....231
0100035.....100, 199, 291	0642216..... 47	0801601B..... 39	1001080243.....213
0100071..... 16	0651410..... 173	0811408..... 104	1001080247.....213
0100081.....23, 105	0681414..... 193	0811510..... 107	1001080248.....213
0100090.....24, 105	0681506..... 105	0861493..... 381	1001080249.....213
0100093.....15	0681508..... 109	0903083..... 29	1001080250.....213
01043892.....177	0681516..... 23	0903366..... 53	1001080251.....215
0140011.....357	0681518..... 23	1001001240 .. 47, 89, 231	1001080253..... 39
0240143.....53	0681606..... 97, 101, 209	1001001241 .. 47, 89, 231	1001080254..... 39
0275492.....153	0681608... 105, 111, 115	1001001422..... 15	1001080256.....201, 402
0275494.....39	0681610..... 97, 101, 111	1001001556..... 225, 229	1001080262.....279
0275505.....145	0681614..... 185	1001001557 .. 47, 89, 231	1001080265.....217
0275778..... 15	0681832..... 45, 47	1001002778..... 304	1001080266.....217
0275779..... 16	0681836..... 255	1001002779..... 304	1001080279.....221
0313279.....304	0681844..... 39, 239, 243	1001003064..... 69	1001080293.....225
0388450.....304	0682018..... 29, 30	1001003299..... 47	1001080294.....229
0400075.....290, 403	0682034..... 94	1001003680..... 104	1001080299.....229, 402
0630383..... 16	0682220 ... 15, 16, 29, 30, 357	1001007527..... 61	1001080301.....229
0630399..... 100	0682228..... 153	1001007529..... 61	1001080308.....229
0630455.....290	0682230..... 153	1001007539..... 61	1001080309.....225
0630464..... 161, 167	0682264..... 123	1001008436..... 16	1001080312.....255
0630468..... 153, 180, 181	0682414..... 100	1001008475..... 16	1001080313.....239, 243
0630518.....199	0682414..... 100	1001008479..... 47	1001080314..... 39
0641403.....14	0682424..... 100	1001008605..... 69	1001080333..... 45
0641404..... 181, 290	0682440..... 153	1001008666..... 69	1001080334.....259
064140623, 97, 163, 193, 197, 236, 292, 295	0692020..... 100	1001008742..... 173	1001080356.....205
0641408.....193, 197, 231, 290	0700510..... 221, 223	1001008979..... 47	1001080359.....279
0641410..... 154, 287, 303, 355	0700610..... 152	1001009062..... 16	1001080361.....315
0641415.....290	0700615..... 40	1001009094..... 47	1001080364.....297
0641426.....355	0700815..... 183	1001009126..... 160	1001080365.....297
0641505.....22	0700817..... 183	1001009163..... 104	1001080366.....297
0641506.....14, 100	0700818..... 183	1001010838..... 16	1001080367.....297
0641508..... 153, 193	0700827..... 51, 53	1001055652..... 47	1001080368.....297
0641509.....22	0701014..... 43	1001061633..... 47	1001080369.....297
0641512.....227, 229	0701015..... 40	1001061659..... 47	1001080370.....297
0641514 14, 17, 215, 225, 303, 304, 305	0701018..... 43	1001061660..... 47	1001080371.....297
064151622, 27, 115, 145, 225, 227, 229	0701027..... 47	1001061662..... 47	1001080372.....297
0641518..... 180, 181	0701029..... 79	1001061891..... 47	1001080373.....297
0641522.....206, 265	0720606..... 100	1001061892..... 47	1001080374.....297
0641532..... 115, 303, 305	0721005..... 287	1001061893..... 47	1001080375.....297
0641605.....23	0721008..... 295	1001062117..... 47	1001080376.....297
0641607.....27, 225	0760508..... 94	1001062773..... 117	1001080377.....297
0641608..... 22, 45, 199	0760605..... 45	1001080050..... 43	1001080378.....297
0641610..... 100	0760607..... 40, 301	1001080086..... 14	1001080379..... 163, 295
0641611.....290	0760608..... 40, 183	1001080092..... 23, 402	1001080380.....199
0641612.....22	0760610..... 85	1001080116..... 247	1001080381.....303
0641614.....229	0760806..... 16, 30	1001080117..... 247	1001080382..... 154, 173
0641624..... 14	0760808..... 94, 107, 183, 287	1001080124..... 39	1001080383.....173
0641628.....247	0760810..... 69, 105	1001080143..... 206	1001080391..... 43, 402
0641634.....209	0760812..... 101	1001080152..... 251	1001080394.....227, 229
0641810.....239, 243, 255	0760814..... 119	1001080154..... 255	1001080397.....345
0641830..... 15	0760814..... 119	1001080155..... 239, 243	1001080409.....290
0641836..... 14	0760828..... 113	1001080171..... 14	1001080410.....290
0641852.....14	0761010..... 43, 94, 104	1001080176..... 265	1001080418.....295
0641856..... 15, 355	0761012..... 104, 199	1001080203..... 225	1001080424.....291
	0761014..... 104	1001080204..... 225	1001080437.....227
	0761016..... 40	1001080205..... 227	1001080438.....227
	0761017..... 301	1001080206..... 227	1001080462.....199
	0761210..... 183, 287	1001080207..... 229	1001080463.....199
	0761214..... 83, 205	1001080208..... 229	1001080494.....297
	0761216..... 53, 125	1001080209..... 227, 229, 402	1001080499.....173
	0761221..... 53	1001080212..... 145	1001080557.....176
	0761612..... 61	1001080216..... 145	1001080565..... 45
	0771619..... 29		1001080571..... 15

PART NUMBER INDEX

1001080573 14, 100	1001080988..... 163, 295	1001081314..... 161	1001100053 163, 349
1001080582 209	1001080992..... 153	1001081322..... 304	1001100107 393
1001080585 209	1001081000..... 23	1001081328..... 24	1001100443 355, 365
1001080586 209	1001081023..... 176	1001081331..... 177	1001100781 304
1001080602 205	1001081044..... 176	1001081332..... 177	1001100876 355
1001080612 163	1001081045..... 176	1001081333..... 125, 137, 206, 210, 213	1001100916 229
1001080619 291	1001081046..... 176	1001081334..... 215	1001100965 304
1001080644 23	1001081047..... 176	1001081347..... 227	1001100966 153, 295
1001080656 341	1001081048..... 176	1001081348..... 227	1001101039 231
1001080669 300	1001081049..... 163, 176, 295	1001081357..... 29	1001101040 231
1001080686 30	1001081050..... 176	1001081358..... 29	1001101041 .. 45, 71, 231
1001080707 15, 402	1001081069..... 176	1001081363..... 15	1001101042 .. 45, 71, 231
1001080763 330, 333	1001081071..... 123	1001081364..... 14, 100	1001101071 393
1001080789 185	1001081073..... 176	1001081375..... 177	1001101185 47
1001080796 160	1001081086..... 125	1001081376..... 177	1001101235 231
1001080797 160	1001081093..... 163	1001081394..... 27	1001101451 107
1001080798 157, 160	1001081100..... 145	1001081398..... 303	1001101533 304
1001080801 160	1001081105..... 16	1001081413..... 221, 223	1001101534 304
1001080811 176	1001081106..... 15	1001081420..... 27	1001101895 393
1001080821 160	1001081107..... 15	1001081421..... 27	1001101977 65
1001080822 153	1001081120..... 290	1001081422..... 27	1001101978 69
1001080824 154	1001081123..... 290	1001081425..... 27	1001101979 69
1001080826 199	1001081151..... 194	1001081426..... 223	1001101981 53
1001080844 295	1001081152..... 194	1001090103..... 229	1001102000 394
1001080847 153	1001081153..... 193	1001090344..... 23	1001102157 403
1001080848 163	1001081158..... 395	1001092585..... 291	1001102323 69
1001080852 176, 180	1001081161..... 167	1001092877..... 393	1001102324 69
1001080861 16	1001081163..... 167	1001092878..... 393	1001102327 63
1001080862 177	1001081185..... 14	1001093171..... 74	1001102330 53
1001080863 177	1001081187..... 167	1001093826..... 71	1001102331 55
1001080866 167	1001081222..... 147	1001093827..... 71	1001102332 77
1001080867JO..... 161	1001081223..... 199	1001094555..... 67	1001102333 77
1001080872 154	1001081234..... 154	1001094556..... 67	1001102427 193
1001080876 176	1001081235..... 160	1001095650.40, 145, 287	1001102428 193
1001080877 173	1001081236..... 160	1001096584..... 43, 402	1001102433 193
1001080879 145	1001081239..... 161	1001096585..... 43, 402	1001102434 193
1001080891 199	1001081241..... 160	1001096730..... 45	1001102435 193
1001080913 303	1001081242..... 160	1001097159..... 24	1001102438 193
1001080918 303	1001081243..... 160	1001097160..... 22, 115	1001102439 193
1001080926 160	1001081244..... 160	1001097205..... 74	1001102440 193
1001080930 176	1001081246..... 160	1001097252..... 45	1001102441 193
1001080931 177	1001081247..... 160	1001097255..... 45	1001102456 193
1001080932 154, 173	1001081248..... 160	1001097283..... 51	1001102831 365
1001080933 153	1001081249..... 160	1001097319..... 154	1001103012 328, 333
1001080944 15, 97	1001081266..... 160	1001097628..... 45	1001103139 300
1001080945 167	1001081268..... 160	1001097640..... 145	1001103509 161
1001080947 167	1001081280..... 160	1001097684..... 27, 225	1001103533 65
1001080951 167	1001081281..... 160	1001097728..... 45, 47	1001103564 339, 341
1001080952 167	1001081282..... 160	1001097729..... 45, 47	1001104008 57
1001080953 153, 167	1001081283..... 160	1001098069..... 205	1001104009 57
1001080954 167	1001081284..... 160	1001098122..... 359	1001104022 59
1001080955 167	1001081285..... 160	1001098153..... 279	1001104025 59
1001080956 295	1001081286..... 153	1001098171..... 45	1001104435 51
1001080957 167	1001081287..... 153	1001098235..... 351	1001104477 273
1001080959 295	1001081289..... 160	1001098472..... 45	1001104497 359
1001080960 167	1001081296..... 153	1001099425..... 77	1001104498 328, 333, 334
1001080969 164	1001081298..... 153	1001099457..... 61	1001104519 309, 339, 343, 351
1001080970 164	1001081299K..... 22	1001099458..... 61	1001104519 309, 339, 343, 351
1001080974 176	1001081301..... 164	1001099613..... 55	1001104654 297
1001080975 176, 180	1001081302..... 164	1001099614..... 69	1001104784 16
1001080976 176, 180	1001081306..... 173	1001099615..... 69	1001104944 47
1001080977 176, 180	1001081307..... 173	1001099699..... 161	1001104966 47
1001080978 297	1001081308..... 173	1001099783..... 397	1001105474 69
1001080983 163, 295	1001081309..... 173	1001099810..... 292, 403	1001105475 69
1001080985 173	1001081310..... 173	1001099831..... 63	1001105476 69
1001080986 163, 295	1001081311..... 173	1001099887..... 15	1001105990 125, 137
1001080987 163, 295			

PART NUMBER INDEX

1001106622.....215	1001116712..... 330, 333	1001118391 310, 316	1001130220.....23
1001107854.....315, 317, 328, 330, 333, 334, 347, 359	1001116723..... 328, 329, 330, 333, 334	1001118392 321	1001130289K 15
1001107997..... 160	1001116725 315	1001119032 353	1001130291..... 15
1001108078..... 167	1001116726 315	1001119336 304, 305	1001130338..... 39
1001108079..... 199	1001116727 315, 367	1001119337 304, 305	1001130475..... 292
1001108115 153	1001116729 322, 367	1001119721 206	1001130900..... 309
1001108127 300	1001116731 377	1001119727 111	1001131271..... 394
1001108129..... 300	1001116733..... 309, 315, 317, 322, 367	1001120989 395, 399	1001131818..... 185
1001108152..... 167	1001116734 309, 367	1001121021 292	1001131864..... 291
1001108155..... 167	1001116735 330, 333	1001121337 22	1001132161..... 243
1001108161..... 160	1001116736 330, 333	1001121514 104	1001132168..... 23
1001108194..... 163, 295	1001116737 317	1001121726 317	1001132178..... 104
1001108196..... 163, 177	1001116747 317	1001121727 367	1001132207..... 243, 245
1001108242..... 153	1001116774 316, 321, 373, 383	1001121953 292	1001132208..... 243, 245
1001108547..... 160	1001116808 317, 321, 373, 383	1001121960 322	1001132209..... 243, 245
1001108548..... 27, 160	1001116812 316, 321, 329, 334, 373, 383	1001121961 328, 333	1001132210..... 243
1001108549..... 27, 160	1001116813 337	1001122219 23	1001132342..... 277
1001108552..... 160	1001116815 328, 373, 375, 384	1001122280 291	1001132411..... 223
1001109113..... 61	1001116920 328, 333	1001122287 291	1001132412..... 223
1001109365..... 157, 160	1001116921 315	1001122290 292	1001132453..... 39
1001109417..... 160	1001116948 316	1001125387 393	1001132733..... 365
1001109478..... 160	1001116950 315, 316	1001125465 291	1001132795..... 219
1001109565..... 300	1001116952 315	1001125774 177	1001133633..... 107
1001109566..... 339	1001116953 315	1001125775 176	1001133634..... 107
1001109663..... 221, 223	1001116966 316	1001126008 317, 321, 322, 383	1001133714..... 309
1001109664..... 221, 223	1001116967 310	1001126227 176	1001133715..... 309
1001110067..... 160	1001116977 316	1001126234 177	1001133821..... 115, 304
1001110269..... 295	1001116982 337	1001126253 176	1001133822..... 14, 115
1001110377..... 353	1001116983 309	1001126257 176	1001133956..... 310
1001110433..... 180, 181	1001116984 337	1001126351 310	1001133957..... 310
1001110723..... 343	1001116985 337	1001126362 309	1001135650..... 309
1001110849..... 30, 33	1001116990 310	1001126363 309	1001135651..... 309
1001111156..... 339	1001116996 321	1001126364 309	1001135759..... 231
1001111341..... 300	1001117002 337	1001126365 309	1001135799..... 229
1001112058..... 167	1001117011 353	1001126677 394	1001135801..... 231
1001112612..... 316	1001117022 309	1001126685 394	1001135803..... 231
1001112618..... 51	1001117026 322	1001126841 183	1001135805..... 231
1001112621 69	1001117059 330, 333	1001127066 328, 333	1001135845..... 290
1001112627 69	1001117064 328, 333	1001127397 295	1001135846..... 290
1001112697 290	1001117079 330, 334	1001127546 295	1001136095..... 94
1001112793..... 53	1001117080 330, 334	1001127589 290	1001136834..... 104, 402
1001112796..... 361, 373, 377	1001117081 328, 329, 330, 334, 351	1001127735 395	1001136975..... 94, 97, 101, 115
1001113038..... 53	1001117082 329, 333	1001127967 104	1001137099..... 16
1001113047..... 180, 181	1001117106 309, 315, 328, 333	1001128006 147	1001137138..... 15
1001113154..... 300	1001117119 328, 329, 334	1001128007 147	1001137271..... 14
1001113155..... 300	1001117125 309	1001128128 315, 317, 322, 328, 333, 367	1001137454..... 176, 180
1001113277 176	1001117133 322	1001128144 104	1001137578..... 309
1001113279..... 176	1001117158 163	1001128478 104	1001137657..... 163, 295
1001114213..... 213	1001117326 394	1001129407 369	1001137985..... 163, 295
1001114675..... 153	1001117498 47	1001129425 291	1001137998..... 154
1001114867 163, 295	1001117945 61	1001129784 304, 305	1001138001..... 177
1001115238..... 365	1001118378 383	1001129801 347	1001138003..... 197
1001115871 147	1001118379 337	1001129842 395	1001138051..... 395
1001116128..... 291	1001118380 310	1001129887 219	1001138110..... 309
1001116208..... 395, 399	1001118381 316	1001129888 219	1001138111..... 309
1001116692 373	1001118385 316, 322, 328, 329, 330, 333, 334, 337	1001129889 217, 219	1001138113..... 309
1001116694 373	1001118387 337	1001129891 217, 219	1001138262..... 183
1001116698..... 328, 333		1001129893 217, 219	1001138263K 183
1001116701 353		1001129894 217, 219	1001138264..... 183
1001116705..... 337		1001129895 217, 219	1001138265..... 183
1001116706..... 309		1001129898 219	1001138266..... 183
1001116710..... 330, 333, 337		1001129900 209	1001138267..... 183
1001116711..... 330, 333		1001129925 233	1001138269..... 183
		1001129926 233	1001138310..... 176
		1001130178 277	1001138310D 176

PART NUMBER INDEX

1001138311 183	1001141066.....290	1001143142.....22	1001144759 210
1001138345 183	1001141213.....30	1001143201.....107	1001144760 210
1001138396 152	1001141234.....290	1001143216.....109	1001144761 210
1001138462 152	1001141287..... 115	1001143254..... 113	1001144763 205
1001138463 152	1001141310..... 107	1001143255..... 113	1001144764 215
1001138464 152	1001141321..... 147	1001143304..... 109, 111	1001144990 23
1001138465 152	1001141322..... 147	1001143389..... 23	1001144991 23
1001138466 152	1001141323..... 147	1001143391..... 22	1001144993 24
1001138478 160	1001141324..... 147	1001143422..... 24	1001144995 24
1001138584 157	1001141329..... 147	1001143467..... 113	1001145204 297
1001138703 153	1001141459... 95, 97, 402	1001143468..... 113	1001145223 205
1001138821 125	1001141460..... 97, 101	1001143551..... 384	1001145224 209
1001138822 137	1001141461..... 95, 97	1001143553..... 291	1001145225 205
1001138823 267	1001141462..... 97, 101	1001143558..... 300	1001145710 105
1001138824 123	1001141478..... 365	1001143632..... 24	1001145850 392, 397
1001138827 104	1001141534..... 22	1001143640..... 94	1001145871 104
1001138877 104	1001141551..... 109	1001143641..... 94	1001145882 402
1001138887 269	1001141581..... 291	1001143642..... 94	1001146038 393
1001138888 104	1001141591..... 115	1001143643..... 94	1001146297 303
1001139011 164, 176, 181	1001141717..... 94	1001143671..... 147	1001146479 355
1001139042 39	1001141718..... 97, 101	1001143689..... 147	1001146481 355
1001139043 40	1001141779..... 105	1001143707..... 147	1001146571 115
1001139155 107	1001141780..... 105	1001143801..... 94	1001146575 115
1001139177 39	1001141786..... 104	1001143815..... 185	1001146830 40
1001139578 393	1001141787..... 104	1001143816..... 185	1001146831 40
1001139654 393	1001141788..... 104	1001143839..... 94	1001146832 40
1001139668 94	1001141789..... 104	1001143852..... 393	1001146887 40
1001139670 104	1001141791..... 104	1001143879..... 23	1001146888 40
1001139671 105	1001141796..... 104	1001143880..... 23	1001147071 185
1001139681 109	1001141801..... 104	1001143995..... 291	1001147650 392, 397
1001139682 111	1001141834..... 104	1001143997..... 22	1001147779 392, 397
1001139683 287	1001141881..... 104	1001144104..... 125	1001148091 393, 397
1001139684 113	1001141896..... 104	1001144105..... 137	1001148095 393, 397
1001139686 107	1001141944..... 104	1001144106..... 97, 101	1001148098 393, 397
1001139688 185	1001141973..... 101	1001144133..... 97, 101	1001148177 14, 17
1001139691 94	1001141974..... 101	1001144147..... 377	1001148294 22
1001139801 176, 181	1001141975..... 97	1001144255..... 125, 210	1001148423 104, 402
1001139801D..... 176, 181	1001141976..... 97	1001144359..... 185, 402	1001148483 14, 100
1001139803 183	1001141977..... 101	1001144364..... 24	1001149466 291
1001139884 85	1001141978..... 101	1001144367..... 104	1001149482 22
1001139937 297	1001142010..... 337	1001144368..... 104	1001149493 24
1001139938 30, 297	1001142011..... 291	1001144369..... 22	1001149495 24
1001139942 393	1001142055..... 169	1001144373..... 185	1001149810 23
1001139974 147	1001142092..... 22	1001144374..... 105	1001149811 23
1001139975 147	1001142095..... 22	1001144375..... 185	1001149828 94
1001139997 271	1001142101..... 147	1001144377 105	1001150347 393
1001140269 23	1001142116..... 23	1001144378..... 185	1001150479 183
1001140270 23	1001142155..... 206	1001144379..... 394	1001150508 183
1001140312 287	1001142236..... 183, 367	1001144406..... 365	1001150509 176, 181, 183
1001140322 365	1001142242..... 287	1001144474..... 14, 17	1001150596 160
1001140633 328	1001142259..... 107	1001144692..... 105	1001150598 160
1001140634 315	1001142265..... 22	1001144693..... 105	1001151032 365
1001140635 291, 321	1001142266..... 22	1001144694..... 105	1001151086 14, 15, 29
1001140671 111	1001142267..... 22	1001144695..... 105	1001151088 183
1001140684 147	1001142393..... 22	1001144697..... 205	1001151132 14, 15, 29
1001140686 147	1001142680..... 14, 100	1001144725..... 355	1001151133 14, 29
1001140698 147	1001142696..... 97	1001144737..... 210	1001151147 29, 30
1001140700 147	1001142859..... 107	1001144738..... 205	1001151148 29, 30
1001140701 147	1001142870..... 97	1001144749..... 205	1001151150 29, 30
1001140702 147	1001142938..... 309	1001144750..... 205	1001151183 23
1001140703 147	1001142940..... 309	1001144751..... 210	1001151264 210
1001140704 147	1001142941..... 309	1001144753..... 210	1001151288 210
1001141019 111	1001142970..... 97	1001144754..... 210	1001151643 181
1001141027 94	1001142981..... 300	1001144755..... 205	1001151781 394, 397
1001141049 147	1001143041..... 105	1001144756..... 205, 217, 219	1001151782 394
1001141051 147	1001143118..... 167	1001144757 210	1001151983 23
	1001143120..... 295		

PART NUMBER INDEX

1001151994.....394	1001160945.....395	1001184687.....357	1001193529.....181
1001151996.....394	1001161228.....94, 402	1001185024.....95, 236	1001193591.....290
1001152000.....394	1001161229.....94, 402	1001185058J.....23	1001193720.....181
1001152002.....394	1001161230.....95, 402	1001186376.....236	1001193721.....181
1001152401.....394	1001162486.....161	1001187079.....383	1001193723.....181
1001152967.....205	1001162487.....161	1001187150.....15, 100	1001193725.....181
1001153277.....40	1001162771.....83, 85	1001188496.....154	1001193752.....107
1001153293.....394	1001162813.....161	1001188997.....85	1001193761.....181
1001153294.....394	1001162814.....161	1001189077.....383	1001193762.....181
1001153296.....397	1001162815.....161	1001189305.....97, 101	1001193805.....180
1001153297.....397	1001162816.....161	1001189317.....395	1001193943.....180
1001153298.....394	1001162829.....161	1001189653.....173	1001193945.....180
1001153299.....161	1001162830.....161	1001189705.....85	1001193973.....180
1001153410.....111	1001163174.....392	1001189706.....85	1001193974.....180
1001153411.....111	1001163206.....392, 397	1001189707.....83	1001193975.....180
1001153412.....111	1001163210.....392	1001189709.....83	1001193976.....180
1001153413.....111	1001163212.....392	1001189733.....193	1001194017.....199
1001153624.....163	1001163222.....392	1001189734.....193	1001194099.....100
1001153625.....163	1001163223.....393	1001189738.....193	1001194100.....100
1001153626.....163	1001163273.....392	1001189739.....153	1001195347.....181, 189
1001153627.....163	1001163276.....393	1001189743.....193	1001195348.....181, 187
1001153629.....199	1001163285.....392	1001189745.....193	1001195423.....363
1001153630.....167	1001163291.....392	1001189753.....153	1001195447.....180, 181
1001153631.....167	1001163300.....393	1001189803.....193	1001195493.....83
1001153633.....295	1001163304.....393	1001189839.....193	1001195610.....363
1001153634.....167	1001163321.....392	1001189850.....193	1001195884.....100
1001153635.....167	1001163323.....393	1001189888.....253	1001196254.....291
1001153697.....355	1001163324.....23	1001189997.....357	1001196461.....361
1001153748.....275	1001163326.....392, 397	1001190022.....177	1001196601.....236
1001154229.....148	1001163355.....393	1001190290.....39	1001196889.....393
1001154405.....236	1001163625.....85	1001190639.....14, 17	1001196890.....397
1001155330.....30	1001163938.....83	1001190640.....304	1001197027.....171
1001155331.....30	1001164237.....83	1001190709.....303	1001197099.....173
1001155701.....30	1001164273.....83	1001190710.....303	1001197104.....394
1001155823.....97, 101	1001165200.....94	1001190728.....24	1001197105.....394
1001156087.....104, 181, 194	1001165202.....115	1001190743.....22	1001197106.....394
1001156229.....309	1001165203.....115	1001190754.....23	1001197401.....22
1001156243.....23	1001165585.....161	1001190759.....22	1001197490.....16
1001156314.....287	1001167706.....16	1001190762.....22	1001197623.....14
1001156315.....23	1001170488.....61	1001190764.....22	1001197624.....334
1001156526.....123	1001172953.....181	1001190779.....14	1001197714.....334
1001156576.....393	1001173661.....295	1001190788.....22	1001197799.....180
1001156577.....163	1001173936.....395	1001190791.....303	1001197965.....100
1001156849.....185	1001175733.....359	1001190792.....303	1001198349.....23
1001157075.....104	1001177469.....161	1001190914.....359	1001198730.....100
1001157088.....113	1001177470.....161	1001191635.....17	1001199321.....14
1001157307.....14	1001177471.....161	1001191640.....24	1001200101.....393
1001157890.....383	1001177575.....53	1001191643.....24	1001200247.....23
1001158104.....14, 17	1001177636.....161	1001191820.....22	1001200378.....29, 30
1001158318.....23	1001177640.....161	1001191830.....105	1001200579.....241
1001158428.....22	1001177903.....300	1001191833.....24	1001200580.....257
1001158561.....97, 101	1001177904.....300	1001191834.....24	1001200581.....253
1001159206.....287	1001178283.....301	1001192022.....24	1001200598.....16
1001159207.....287	1001178811.....161	1001192128.....105	1001200599.....29
1001160072.....395	1001178934.....53	1001192129.....105	1001200600.....29
1001160078.....22	1001179547.....173	1001192142.....290	1001200601.....29
1001160081.....24	1001180466.....67	1001192255.....22	1001200602.....30
1001160084.....22	1001180490.....245	1001192256.....105	1001200603.....30
1001160087.....22	1001180796.....199	1001193316.....100	1001200612.....290
1001160113.....27	1001181611.....14	1001193351.....100	1001200613.....290
1001160648.....24	1001182224.....236	1001193423.....24	1001200614.....123
1001160649.....24	1001182358.....357	1001193432.....181	1001200682.....100
1001160650.....24	1001182361.....310	1001193443.....180	1001200683.....100
1001160730.....291	1001182365.....310	1001193470.....100	1001200684.....100
1001160823.....27	1001182662.....357	1001193473.....100	1001200685.....100
1001160916.....395	1001182755.....236	1001193501.....181	1001200796.....147
	1001184685.....357	1001193528.....181	1001200797.....147

PART NUMBER INDEX

1001200850 30	1001209966..... 180, 181	1001231402..... 383	2110606 209, 233
1001200851 16	1001210402..... 153	1001231403..... 383	2110608 213
1001200924 17	1001210772..... 107	1001231404..... 383	2110808 105, 209, 227
1001200925 100	1001213206..... 14	1001231406..... 383	2110810 227, 231
1001200928 16	1001213627..... 153	1001231801..... 393	2110812 97, 101, 209
1001200945 147	1001213720..... 180	1001232888..... 236	2111010 ... 221, 223, 225, 229
1001201083 15	1001213805J..... 16	1001233213..... 119, 387	2111012 205
1001201085 15	1001213806..... 123	1001233235..... 119, 383	2111212 104
1001201086 15	1001213808..... 15	1001233236..... 379	2111616 210
1001201114 231	1001213809..... 123	1001233237..... 379	2112020 206
1001201151 357	1001213876..... 303	1001233558..... 393	2130404 45, 205, 209, 259
1001201252 291	1001213877..... 303	1001233784..... 119	2130606 105, 205, 213
1001201468 355	1001213878..... 303	1001239184..... 163	2130608 206, 209, 213
1001201469 355	1001213892..... 303	1001239539..... 119	2130808 105, 210
1001201526 16	1001213893..... 304	101977201..... 154	2130812 97, 101, 209
1001201527 16	1001213896..... 304, 305	1060628..... 16	2131008 227
1001201538 115	1001213955..... 115	10701275..... 69	2131010 206, 221, 231
1001201659 15	1001213994..... 115	10719267..... 183	2131212 97, 101, 104, 209
1001201668 249	1001214454..... 83	10837580..... 277	2131216 97, 101, 209
1001201814 17	1001215630..... 381	10837724..... 125	2144611 205
1001201826 290	1001215631..... 381	1101244..... 277	2145004 215
1001202141 205	1001215632..... 381	1170002..... 79	2150404 215
1001202247 119	1001215778..... 169	1170028..... 51	2150406 ... 205, 209, 217, 219
1001202297 209	1001215898..... 371	1170058..... 81	2150606 229
1001202341 152	1001215941..... 119	1271599..... 15	2150608 213
1001202342 152	1001216948..... 71	1320130..... 101	2150808 227
1001202343 152	1001217487..... 88	1321716..... 113	2150810 231
1001202344 152	1001217623..... 300	14404793..... 39	2151010 206
1001202345 152	1001218358..... 384	1684511..... 239	2151212 209
1001202347 152	1001219082..... 119, 371	1684512..... 255	2151216 209
1001202352 183	1001220705..... 180	1684515..... 251	2160002 45
1001202939 180, 181	1001220853..... 345	1684517..... 247	2170108 209
1001203181 119, 381	1001223453..... 393	1701500..... 392	2170110 209
1001204032 119, 283	1001226247..... 291	1702300..... 392	2170112 221, 223
1001204045 40	1001226328..... 379	1705084..... 394	217012 104
1001204047 40	1001226400..... 369	1705087..... 394	2170210 231
1001204360 181	1001226541..... 377	1706098..... 392	2170306 210
1001204362 181	1001226636..... 377	1706209..... 392	2170308 229
1001204363 181	1001226637..... 377	1706281..... 392	2170406 210
1001204385 181	1001226739..... 375, 377	1706282..... 397	2170408 210
1001204464 181	1001226796..... 375	1706283..... 392	2170410 205
1001204469 181	1001226799..... 375	1706284..... 392	2170412 205
1001204470 181	1001226831..... 371, 373	1706285..... 392	2170506 209
1001204674 119	1001227066..... 369, 379	1706287..... 392	2170704 205, 215
1001204676 119	1001227068..... 369	1706288..... 392	2170708 227
1001204677 119	1001227077..... 119	1706289..... 392	2170712 210
1001204678 119	1001227091..... 185	1706292..... 392, 397	2170804 205
1001204679 119	1001227266..... 369	1706293..... 393	2170808 210
1001204853 39	1001227458..... 375	1706296..... 392	2170908 210
1001204854 39	1001227964..... 119	1706298..... 397	2171712 206
1001204856 39	1001228273..... 119	1706299..... 393	2171716 206
1001205397 119	1001228447..... 39	1706300..... 392	2172312 97, 101, 209
1001205502 115	1001228593..... 371	1706301..... 392	2220218 229
1001206603 119	1001228643..... 119	1706302..... 392, 397	2220239 15, 100
1001207171 383	1001228954..... 375	1706303..... 392	2220251 115
1001207837 163	1001228961..... 375	1706304..... 393	2220313 115
1001208110 163	1001228975..... 94	1706306..... 392	2220550 210
1001208119 163	1001229107..... 379	1706702..... 51	2220591 205, 213
1001208593 333	1001229458..... 371	1706767..... 392	2220592 206
1001208616 157	1001229461..... 399	1706768..... 393	2220612 221, 223
1001208617 160	1001230503..... 119	1706850..... 393	2221198 236
1001208759 16	1001230934..... 310	1706851..... 392	2221229 205
1001208854 210	1001230935..... 310	1707078..... 393	2221257 205
1001209063 205	1001231397..... 383	1784861..... 15	2221285 125, 215
1001209089 209	1001231398..... 383	2080057..... 395	
1001209102 291	1001231400..... 383	2110404..... 206, 217, 219	
1001209103 291	1001231401..... 383	2110406..... 217, 219	

PART NUMBER INDEX

2221290.....229	3430507 193	345, 347, 349, 351,	4461118.....317, 359
2340030.....61	3450304 193	369, 377, 387	4461174.....300
2340037.....61	3470003 193	4460465 ... 309, 315, 316,	4461227.....359
2340041.....61	3576766 123	317, 321, 322, 328,	4461262.... 315, 330, 334,
2340043.....61	3700016 393, 397	329, 330, 333, 334,	347
2340044.....61	3740080 ... 183, 291, 317,	337, 339, 345, 361,	4520259.....147
2400060.....334	322	373, 377, 383	463929.....45
2420205.....97	3760508 51, 53	4460466 ... 304, 309, 310,	4640163.....148
2603207.....395	3790152 119	315, 316, 317, 321,	4640464.....328
2620052.....30, 35	3900210 39	322, 328, 329, 333,	4641474.....279
2700118.....74	3900302 154, 173	334, 337, 343, 349,	4641506.....199
2820171.....345	3900306 183	361, 373, 377, 383	4641519.....275
2902443.....309	3900393 43	4460475 334, 383	4711000.... 183, 287, 291
2920204.....27	3910408 287	4460488 300	4711400..23, 39, 97, 154,
2920206.....300	3930812 292	4460508 310	206, 231, 236, 287,
2920207.....304	3931010 153	4460509 316	290, 291, 292, 300,
2920208.....303	3931412 163, 201	4460518 ... 317, 321, 373,	303, 355
2920209.....167, 295	3931414 357	383	4711500.... 14, 16, 22, 23,
2999964.....395	3931416 14, 100	4460536 322, 328, 333	100, 105, 109, 145,
31200743.....403	3931448 291	4460539 ... 316, 321, 322,	193, 215
31200751.....403	3931548 229	329, 333, 373, 383	4711600..22, 45, 97, 100,
31200926.....403	3931579 393	4460705 329, 333	101, 105, 111, 115,
3271405.....154, 287	3944574 29	4460742 316, 383	209, 290
3271501..22, 23, 39, 105,	3960600 30	4460746 339	4711700.....39
109	3960622 97	4460748 317	4711800....239, 243, 255
3271601..15, 23, 97, 101,	3964987 45	4460761 ... 321, 329, 333,	4711900.....236
104, 105, 111, 185, 290	3980039 169	383	4712000.....29, 30
3271801.....15, 16	3984301 129	4460809 384	4712200.... 14, 16, 17, 47
3272001.....94	3990013 334	4460851 322, 329, 333	4740120.....173
3272201.14, 17, 123, 153	4031612 30	4460871 329, 333	4740281.....104
3272401.....100, 153	4031707 355	4460872 329, 333	4750400.....287
3282001.....100	4031709 355	4460884 ... 316, 317, 329,	4750600.....97, 100
3290405.....295	4031918 231	330, 334, 361, 383	4750800.....292
3290505.... 119, 221, 223,	4040283 51, 53	4460891 ... 309, 315, 316,	4751000.....295
371	4040291 123	317, 321, 322, 330,	4751400.....236
3290507.....30	4060803 163	334, 339, 345, 367, 383	4751500.....153
3290601.40, 69, 301, 355	4100181 393	4460894 ... 322, 328, 329,	4751600... 15, 22, 27, 225
3290605.....23, 300	4105262 397	334, 377	4752200.... 16, 29, 30, 47,
3290801 14, 83, 105, 183,	4240017 164	4460897 ... 291, 309, 321,	357
193	4240032 300, 371, 375	322, 341	4761000.....290
3290805.....51, 53, 65	4240033 357	4460899 ... 339, 343, 347,	4761400.... 163, 193, 197,
3290807.....304	4240084 147	349	290, 295
3291005.....79	4360658 295	4460905 329, 333	4761600.....45, 290
3291007.....47	4460019 ... 315, 328, 330,	4460911 322	4762200.....14, 17, 47
3291201.....83, 160	333	4460915 316, 317, 321	4771000.....183
3291205.....53	4460042 349	4460930 ... 316, 328, 333,	4804533.....29
3300143.....290	4460043 ... 315, 316, 328,	337	4805921.....30
3300240.....51, 53	330	4460931 351	4805932.....29
3300430.....39	4460227 321	4460932 ... 153, 295, 304,	4811400.....295
3300454.....291, 295	4460234 371, 375	345, 387	4811600 30, 94, 119, 221,
3310401.....287	4460259 ... 316, 321, 337,	4460933 ... 309, 315, 317,	223, 371
3310805.....292	367	329, 334, 373	4811700.23, 40, 300, 355
3311001.... 183, 287, 291	4460260 ... 316, 321, 337,	4460941 309, 337	4811700001.....199
3311005.....161, 295	367	4460942 ... 309, 329, 333,	4811900 16, 94, 105, 107,
3311405.....164	4460267 329, 333	367	119, 180, 183, 287, 304
3311501.....180, 181	4460268 330, 353	4460945 329, 373, 384	4811902.....83, 183
3311502.....100	4460312 315, 333	4460970 322, 337	4812000..40, 43, 94, 104,
3311505 14, 17, 115, 303,	4460321 384	4460994 ... 309, 328, 329,	185
305	4460374 ... 315, 317, 322,	330, 334, 337, 339, 343	4812100 83, 94, 183, 185,
3311508.....290	367	4461008 309, 321	205, 287
3311608.....100	4460419 330, 333	4461017 310	4812300.....30
3311705.....39	4460457 316, 334	4461018 316	4831700.....300
3312201.....47	4460458 ... 339, 367, 383	4461021 30	4832100.....199
3340943.....23	4460459 334	4461054 309	4891400.....104
3391410.....45, 259	4460464 ... 153, 291, 295,	4461071 309	4891500 14, 17, 101, 115,
3423258.....53	304, 316, 321, 322,	4461095 309	206, 265, 303, 305
3423275.....51, 53	333, 337, 339, 343,	4461115 339, 341	4891600.....100

PART NUMBER INDEX

4891700	185	70020282	133, 135	70020795	167	70021272	259
4891800	16, 355	70020283	135	70020796	300	70021273	259
4892000	94, 100	70020284	135	70020866	275	70021275	259
4892200	123	70020285	135	70020867	275, 402	70021276	259, 402
4892400	100, 153	70020286	135	70020868	275	70021338	55, 57, 59
4920017 ...	153, 291, 295, 304	70020287	135	70020871	279	70021339	55
4923141	345	70020288	141	70020874	176	70021342	55, 63
4923287	309	70020289	135	70020875	177	70021343	55, 57
5220500	27	70020290	135	70020876	176	70021345	55, 57
5241000	47	70020291	135	70020877	177	70021346	55, 57
5271609	357	70020292	135	70020878	177	70021347	55, 57
5272012	291	70020293	135	70020879	177	70021348	261
70002064	277	70020295	135	70020913	199	70021349	59, 261
70002386	277	70020296	135	70020914	199	70021350	59, 77, 261
70004512	95	70020297	135	70020915	199	70021351	261
70004637	253, 257	70020298	135	70020916	199	70021352	265
70005433	241	70020299	135	70020917	199	70021356	63
70020173	133, 143	70020301	127, 139	70020918	199	70021357	63
70020186	300	70020302	127, 139	70020919	279, 402	70021358	63
70020201	74, 81	70020303	141	70020920	279	70021359	63
70020202	74	70020346	141	70020921	279	70021360	63
70020203	74	70020370	239, 243, 245, 251, 402	70020922	279, 402	70021361	63
70020204	74	70020371	239	70020923	199	70021362	63
70020205	74, 81	70020372	239, 243, 245	70020924	199	70021363	261
70020206	74, 81	70020373	239, 243, 245	70020925	199	70021364	63
70020230	129	70020374	239	70020926	199	70021365	63
70020231	129	70020375	239, 243, 245, 251, 255	70020927	199	70021366	63
70020232	129	70020376	239, 247, 249, 251	70021038	161	70021367	63
70020233	141	70020377	239, 243, 245, 402	70021075	161	70021368	63
70020234	129, 141	70020378	251	70021076	141	70021369	63
70020235	129	70020379	251	70021077	161	70021370	63
70020236	129	70020380	251, 255	70021078	161	70021384	77
70020239	129	70020381	251, 255	70021079	161	70021387	63
70020240	129, 141	70020382	251	70021080	161	70021397	59
70020242	129, 141	70020384	251	70021082	161	70021399	63
70020243	129	70020389	251, 255, 402	70021090	161	70021415	59
70020244	129, 141	70020390	255, 403	70021092	161	70021429	77
70020245	129, 141	70020391	255	70021093	161	70021430	77
70020247	129, 135, 141	70020393	255	70021095	161	70021431	77
70020249	129, 141	70020394	247	70021096	161	70021432	77
70020250	129	70020395	247	70021108	161	70021433	77
70020251	129, 141	70020396	247	70021147	133, 143	70021434	77
70020252	129	70020397	247	70021149	133	70021435	77
70020253	129	70020398	247	70021150	133, 143	70021436	77
70020254	129	70020399	247, 403	70021151	133, 143	70021437	77
70020255	129	70020400	247	70021152	133	70021438	77
70020256	129	70020401	247, 402	70021155	133, 143	70021440	261, 263
70020257	129	70020417	81	70021156	133	70021444	261, 263
70020258	129	70020551	197	70021157	133, 143	70021445	261
70020259	129	70020555	74	70021158	133, 143	70021446	261, 263
70020260	129	70020560	63	70021159	133, 143	70021447	261, 263
70020261	129	70020562	63	70021172	133	70021448	261, 263
70020262	129	70020575	206	70021173	133	70021451	261, 263
70020263	129	70020578	199	70021177	127, 129, 139, 402	70021452	261, 263, 402
70020265	129	70020621	163	70021178	133, 143	70021459	265
70020266	129	70020716	265	70021181	133, 143	70021462	261, 263
70020267	130	70020717	265	70021196	141	70021463	261
70020269	127, 130, 139	70020718	265	70021198	139	70021465	261
70020271	130	70020719	265	70021199	139	70021468	261
70020272	143	70020764	273	70021200	139	70021475	279
70020273	135	70020769	201, 402	70021221	141	70021531	273
70020274	135	70020770	201	70021242	65	70021543	265
70020276	135	70020771	201	70021243	65	70021547	177
70020279	135			70021246	65	70021558	79
70020280	135			70021270	259	70021559	79
70020281	135			70021271	259	70021560	79
						70021561	79

PART NUMBER INDEX

70021562.....79	70024130..... 71	70024867..... 129	70026502.....281
70021563.....79	70024190..... 94, 95, 107, 402	70024868..... 129	70026993.....183
70021928..... 129, 141	70024191..... 94, 95, 107, 402	70024869..... 129	70027024..... 171
70021929..... 129, 141		70024870..... 129	70027025.....171
70021939..... 129		70024871..... 129	70027026.....171
70021940..... 135	70024386..... 189	70024873..... 129	70027028.....171
70021941..... 135	70024555..... 88	70024874..... 130	70027030.....171
70021942..... 135	70024679..... 88	70024875..... 130	70027032.....171
70022097..... 57, 59	70024681..... 88	70024876..... 130	70027033.....171
70022102..... 57, 59	70024682..... 88	70024877..... 130	70027034.....171
70022103..... 57, 59	70024685..... 88	70024878..... 133, 143	70027035.....171
70022104..... 57, 59	70024690..... 88	70024879..... 177	70027176..... 33, 35
70022105..... 57, 59	70024691..... 88	70024880..... 133, 143	70027177..... 33
70022106..... 57	70024692..... 88, 281	70024881..... 133, 143	70027242..... 253, 257
70022107..... 59	70024693..... 88	70024882..... 133	70027243..... 253, 257
70022108..... 263	70024694..... 88	70024883..... 133, 143	70027244..... 253, 257
70022109..... 59	70024695..... 88	70024884..... 133, 143	70027245..... 257
70022110..... 59	70024696..... 88	70024885..... 133, 143	70027246..... 257
70022111..... 59	70024697..... 88	70024886..... 133, 143	70027247..... 257
70022112..... 59	70024699..... 88	70024887..... 133, 143	70027248..... 257
70022113..... 263	70024700..... 88	70024888..... 133, 143	70027249..... 253
70022564...241, 253, 257	70024701..... 88	70024889..... 133, 143	70027250..... 253
70022726..... 269	70024706..... 88	70024890..... 133, 143	70027251..... 241, 253
70022805..... 187, 189	70024707..... 88	70024891..... 133, 143	70027252..... 253
70022818..... 33, 35	70024708..... 88	70024892..... 133, 143	70027253..... 253
70022847..... 279	70024709..... 88	70024893..... 133, 143	70027254..... 253
70022896..... 65	70024710..... 88	70024894..... 133, 143	70027255..... 253
70022897..... 65	70024711..... 88	70024896..... 135	70027256..... 241
70022898..... 65	70024712..... 88	70024897..... 135	70027257..... 241
70022899..... 65	70024713..... 88	70024898..... 135	70027258..... 241
70022900..... 65	70024714..... 88	70024899..... 135	70027259..... 241
70022901..... 65	70024715..... 89	70024927..... 141	70027260..... 241
70022902..... 65	70024716..... 88	70024928..... 141	70027261..... 241
70022903..... 65	70024720..... 88	70024929..... 141	70027262..... 241
70022904..... 65	70024721..... 88	70024930..... 143	70027263..... 241
70022905..... 65	70024722..... 89	70024931..... 143	70027271..... 71
70022906..... 65	70024723..... 89	70024932..... 143	70027306..... 67
70022907..... 65	70024724..... 89	70024933..... 267	70027307..... 67
70022908..... 65	70024731..... 88	70024934..... 267	70027308..... 67
70022910..... 65	70024732..... 89	70024935..... 267	70027309..... 67
70022911..... 65	70024733..... 89	70024936..... 267	70027310..... 67
70022912..... 65	70024734..... 89, 281	70024937..... 267	70027311..... 67
70022913..... 65	70024748..... 89	70024938..... 267	70027312..... 67
70022914..... 65	70024749..... 89	70024939..... 267	70027314..... 245
70022915..... 65	70024750..... 89	70024940..... 269	70027591..... 117
70022916..... 65	70024756..... 89	70024941..... 269	70027592..... 117
70022917..... 65	70024759..... 89	70024942..... 269	70027610..... 249
70022918..... 65	70024761..... 89	70024943..... 269	70027611..... 249
70022919..... 65	70024765..... 89	70024944..... 269	70027612..... 249
70022921..... 265	70024766..... 89	70024945..... 269	70027632..... 189
70022996..... 71	70024768..... 89	70024947..... 269	70027638..... 249
70022998..... 71	70024770..... 89	70024948..... 269	70028112..... 88
70023035..... 127, 139	70024771..... 89	70024949..... 269	70028113..... 88
70023040..... 169	70024772..... 89	70024950..... 269	70028114..... 89
70023041..... 169	70024773..... 89	70024951..... 271	70028118..... 88
70023275..... 65	70024774..... 89	70024952..... 271	70028120..... 88
70023325..... 197	70024775..... 89	70024953..... 271	70028121..... 88
70023369...241, 253, 257	70024844..... 94	70025153..... 95	70028122..... 89
70023371..... 241, 253	70024845..... 94	70025249..... 107	70028123..... 89
70023372..... 257	70024846..... 94	70025925..... 187	70028124..... 89
70023373..... 253	70024852..... 177	70026308 .. 241, 253, 257	70028125..... 89
70023900..... 133, 143	70024853..... 177	70026471..... 71	70028126..... 88
70023945..... 277	70024862..... 127	70026472..... 71	70028127..... 89
70023946..... 277	70024863..... 129	70026476..... 71	70028128..... 89
70023973..... 243	70024864..... 129	70026481..... 71	70028129..... 88
70023974..... 243, 245	70024865..... 129	70026482..... 71	70028130..... 88
70024129..... 281	70024866..... 129, 141	70026501..... 71	70028132..... 88

PART NUMBER INDEX

70028133 89	7026901 169	80204213..... 141	8303739 45
70028134 88	7026902 169	80204281..... 135	8303839 290
70028139 89	7026905 169	80233256..... 215	8305002 173
70028140 89	7026906 169	80233257..... 209	8305004 236
70028141 89	7028136 79	80264045..... 161	8305038 185
70028143 88	7028137 79	80264138..... 201	8305624 290, 355
70028144 88	7028628 61	80264139..... 201	8305626 229
70028152 88	7028733 133, 143	80325..... 194	8305630 185
70028153 89	7029271 123	80333184..... 205	8305645 229, 247
70028154 89	7029300 133, 143	80334492..... 267	8307024 152
70028155 89	7029306 139	8033761..... 277	8307106 229
70028156 88	7029307 139	8034800..... 161	8307109 163
70028157 88	7029520 74	8035487..... 163	8307110 229
70028158 88	7029521 74	8035632..... 161	8307222 14, 113
70028165 88	7029590 261	8035767..... 251	8307904 251
70028166 89	7029690 55, 57, 59	8036064..... 161	8310053 163
70028167 89	7029691 55, 57	80363179..... 322, 337	8310058 94
70028168 89	7029692 55, 63	80364004..... 161	8310160 247
70028169 89	7029700 55, 57	80364005..... 161	8310246 145
70028170 89	7029705 55, 57	80364037..... 161	8310297 94, 185
70028171 89	7029711 55, 57, 59, 63	8036438..... 177	8310369 176
70028172 88	7029713 55, 57	8036461..... 177	8310420 107
70028253 71	7029714 59, 63	8036463..... 177	8310658 39
70028254 281	7029865 265	8036629..... 239, 243, 245	8310748 185
70028255 281	7029969 303, 304	8036633..... 251, 255	83201102..... 30
70028256 281	7029970 303, 304	80383231..... 180	8342813 160, 403
70028257 281	7029971 304	80383410..... 197	83483497 14
70028258 281	7075611 39	80604016... 315, 317, 329	8360005 113
70028259 71	7082362 43, 402	80604017... 321, 322, 341	8405006..... 97, 100, 101, 236
70028260 71	7126182 43, 402	80604018.. 315, 316, 317, 321, 322, 330, 339	8405101 119
70028261 71	7126662 39	80604019..... 322, 328	8405102 104
70028262 71	7139886 239, 243, 255	80604021.. 316, 317, 329, 330	8405104 104
70028263 71	7300032 43, 402	80604022..... 339	8405201 104
70028264 71	7300034 43, 402	80604023... 322, 328, 329	8405204 111
70028265 71	7300435 94	80604025.. 316, 322, 328, 329, 337	8406003 291
70028266 71	7300518 43, 402	80623016..... 221, 223	8406102 97, 101, 236
70028267 71	7301302 176	806253..... 16	8406112 287
70028268 71	77133137 ... 27, 180, 225, 227, 229	806264..... 16	8410001 105
70028269 71	77133279 180	80633030..... 205	8410009 ... 113, 176, 180
70028270 281	77143016 291	80673023..... 287	8410011 ... 107, 109, 119
70028272 71	77323029 ... 27, 225, 227, 229	80963062..... 334	8410013 180, 181
70028273 281	77363244 . 316, 321, 322, 329	82033997..... 154, 173	8420053... 45, 47, 89, 231
70028274 71, 281	77383377 287	8220007..... 337	8420055 45, 231
70028275 71	8001888 45, 259	8220035..... 387	8420227 104
70028276 71	8001989 304	8220045..... 309, 315	8420236 104
70028277 281	8001991 304	8220051..... 309, 334	8430032 205, 206
70028278 71	8002027 45	8220081..... 315	8430068 115
70028282 71	8002110 45, 259	8220089..... 315, 367	8430082 206
70028438 88	8002789 29	8220108..... 387	8466306 394
70028439 88	8005670 393	8220115..... 315, 328, 333	84712749..... 113
70028440 89	8005671 393	8220125..... 317	8520001 221, 223
70028442 89	8005828 147	8220162..... 367	8522012 247, 251
70028443 89	8005870 393	8220164..... 322	8522031 251
70028444 89	8006038 397	8223531..... 183	8526203 148
70028514 283	8010200 29	8229234..... 383	8584003 223
70028515 283	8010204 29	8229235..... 383	85941016 300
70028516 283	8010234 29	8229261..... 383	85941017 23, 300
70028517 283	80204005 127, 139	8275212..... 111	8642207 247
7010543 277, 279	80204065 133, 143	8303034... 154, 163, 164, 167, 176, 177, 180, 183, 194, 300	8642224 251
7012941 279	80204111 135	8303114..... 206	86561311 205
7016331 94, 95	80204117 . 133, 135, 139, 143, 402	8303119..... 27	86883327 14, 100
7024872 279	80204178 129	8303545..... 69	8750042 183
7026481 197			8769122 45, 227, 229
7026798 169, 171			8769123 45, 183, 227, 229
7026799 169			8769128 225
7026900 169			

PART NUMBER INDEX

8769139.....	225	8881802.....	300	91094024.....	265	91504029.....	201
8770241.....	125, 215	8904001.....	104	91143339.....	310	91514087..	129, 133, 143, 402
8770248.....	210	90021705.....	355	91143340.....	316	91514098.....	127, 139
8770296.....	206	90027187.....	229, 291	91143357.....	291, 403	91514099.....	139
88212210.....	97	90027471.....	15, 355	91304025.....	201	91514117.....	133, 143
88212229.....	213	90027473.....	153	91403097.....	153	91514118.....	143, 145
88261026.....	104	90028488.....	107	91403153.....	153	91514119.....	143, 145
88261030.....	145	90200003.....	51, 53	91403217.....	153	91514120.....	143, 145
88501006.....	22	90554016.....	77	91403412.....	123	91514120.....	143, 145
88501010.....	29, 30	90554017..	55, 57, 59, 63	91404013.....	201	91514123.....	133, 143
88501012.....	16, 29, 357	90554020.....	55, 57, 59	91404016.....	201	91514154.....	135
88521205.....	163	90554042.....	59, 261	91404182.....	265	91514156.....	135
88521206.....	145	90554045.....	55, 77, 261, 263	91404186.....	265	91514157.....	135
8852120839, 45, 47, 239, 243, 255		90554062.....	55, 63	91404326.....	201	91514188.....	133, 143
88521304.....	167, 193	90554065.....	55, 57, 63	91413036.....	180, 181	91514189.....	133, 143
88631566.....	291	90554076.....	55, 63	91474507.....	133, 143	91514224.....	201
88662480.....	206	90554080.....	74	91474512..	129, 133, 143, 402	91514272.....	189
88662482.....	205	909304.....	15	91474516.....	139	91554014.....	328, 333
88662523.....	209	91084008.....	265	91474523.....	141	91554019... 316, 321, 329	
8866514.....	14, 17, 153	91084010.....	265	91474579.....	133, 143	91563136.....	15, 100
88671001.....	39	91084019.....	265	91474580.....	133, 143	91563164.....	169
8880219-OM.....	123	91084233.....	265	91474585.....	133, 143	91563220.....	393
8880220.....	123	91084278.....	265	91503104..	343, 347, 349	91565094.....	74
8880221.....	123	91084279.....	265	91503106.....	337, 351	933940.....	45
8881800.....	94, 97, 101	91094023.....	265	91504028.....	201		



31200725



An Oshkosh Corporation Company

Corporate Office
JLG Industries, Inc.
1 JLG Drive
McConnellsburg, PA 17233-9533 USA
☎ **(717) 485-5161 (Corporate)**
☎ **(877) 554-5438 (Customer Support)**
☎ **(717) 485-6417**

Visit our website for JLG Worldwide Locations.
www.jlg.com