



# Illustrated Parts Manual

## ***Models***

***20AM***

***25AM***

***30AM***

***36AM***

***41AM***

**3120753**

November 16, 2018 - Rev AX

***ANSI***



An Oshkosh Corporation Company



## REVISION LOG

**June 1998 - A - Original Issue Of Manual**

**August 1998 - B - Revised**

**November 1998 - C - Revised (Manual edited to 0010555 Revision 12)**

**November 1999 - D - Revised (Manual edited to 0010555 Revision 19)**

**June 30, 2000 - E - Revised (Manual edited to 0010555 Revision 22)**

**July 1, 2000 - F - Updated (Changed Pages 3-6 and 3-10)**

**August 24, 2000 - G - Revised (Manual edited to 0010555 Revision 23)**

**April 12, 2001 - H - Revised (Manual edited to 0010555 Revision 27)**

**January 10, 2002 - I - Revised (Manual edited to 0010555 Revision 29)**

**March 1, 2002 - J - Revised (Manual edited to 0010555 Revision 31)**

**June 11, 2002 - K - Revised (Manual edited to 0010555 Revision 34 & 0010557 Revision 8)**

**October 31, 2002 - L - Revised (Manual edited to 0010555 Revision 36 & 0010557 Revision 8)**

**February 19, 2003 - M - Revised (Manual edited to 0010555 Revision 37 & 0010557 Revision 8)**

**July 15, 2003 - N - Revised (Manual edited to 0010555 Revision 43 & 0010557 Revision 10)**

**April 20, 2004 - O - Revised (Manual edited to 0010555 Revision 45 & 0010557 Revision 10)**

**November 11, 2004 - P - Revised (Manual edited to 0010555 Revision 47 & 0010557 Revision 10)**

**May 8, 2006 - Q - Revised (Manual edited to 0010555 Revision 61 & 0010557 Revision 13)**

**September 19, 2006 - R - Revised (Manual edited to 0010555 Revision 63 & 0010557 Revision 13)**

**May 15, 2007 - S - Revised (Manual edited to 0010555 Revision 70 & 0010557 Revision 13)**

**October 25, 2007 - T - Revised (Manual edited to 0010555 Revision 71 & 0010557 Revision 13)**

**May 31, 2008 - U - Revised (Manual edited to 0010555 Revision 74 & 0010557 Revision 13)**

**December 1, 2008 - V - Revised (Manual edited to 0010555 Revision 75 & 0010557 Revision 14)**

**March 12, 2009 - W - Revised (Manual edited to 0010555 Revision 75 & 0010557 Revision 14)**

**May 15, 2010 - X - Revised (Manual edited to 0010555 Revision 79 & 0010557 Revision 15)**

**January 14, 2011 - Y - Revised (Manual edited to 0010555 Revision 79 & 0010557 Revision 15)**

**May 3, 2011 - Z - Revised (Manual edited to 0010555 Revision 80 & 0010557 Revision 15)**

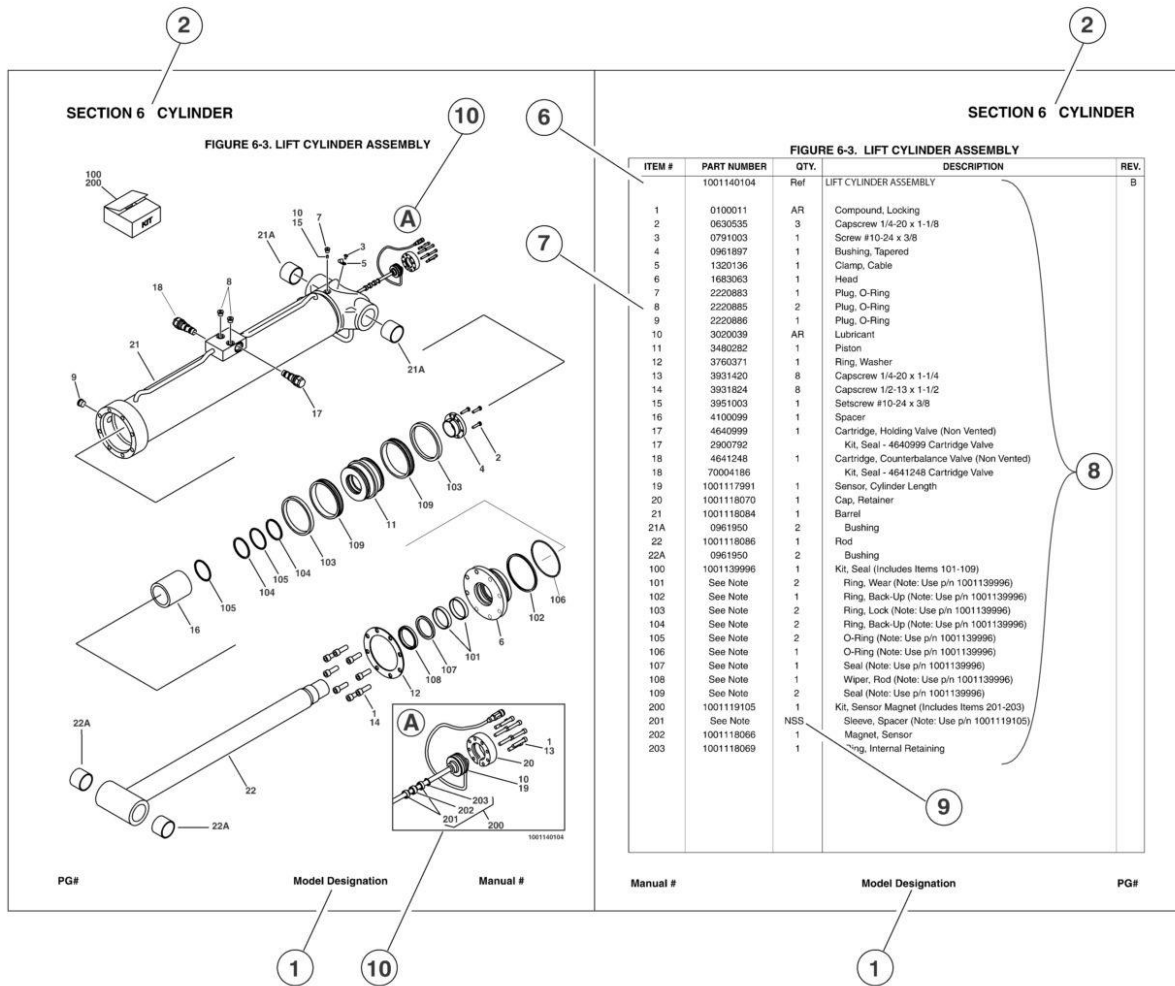
**August 1, 2011 - AA - Revised (Manual edited to 0010555 Revision 80 & 0010557 Revision 15)**

## REVISION LOG

November 1, 2011 - AB - Revised (Manual edited to 0010555 Revision 80 & 0010557 Revision 15)  
March 6, 2012 - AC - Revised (Manual edited to 0010555 Revision B & 0010557 Revision 15)  
July 3, 2012 - AD - Revised (Manual edited to 0010555 Revision B & 0010557 Revision 15)  
September 25, 2012 - AE - Revised (Manual edited to 0010555 Revision B & 0010557 Revision 15)  
February 1, 2013 - AF - Revised (Manual edited to 0010555 Revision B & 0010557 Revision 15)  
May 1, 2013 - AG - Revised (Manual edited to 0010555 Revision C & 0010557 Revision 15)  
August 1, 2013 - AH - Revised (Manual edited to 0010555 Revision C & 0010557 Revision 15)  
November 1, 2013 - AI - Revised (Manual edited to 0010555 Revision C & 0010557 Revision 15)  
November 14, 2014 - AJ - Revised (Manual edited to 0010555 Revision E & 0010557 Revision 15)  
April 2, 2015 - AK - Revised (Manual edited to 0010555 Revision F & 0010557 Revision 15)  
July 15, 2015 - AL - Revised (Manual edited to 0010555 Revision F & 0010557 Revision 15)  
October 15, 2015 - AM - Revised (Manual edited to 0010555 Revision G & 0010557 Revision 15)  
January 4, 2016 - AN - Revised (Manual edited to 0010555 Revision G & 0010557 Revision 15)  
April 5, 2016 - AO - Revised (Manual edited to 0010555 Revision G & 0010557 Revision 15)  
July 5, 2016 - AP - Revised (Manual edited to 0010555 Revision G & 0010557 Revision 15)  
October 3, 2016 - AQ - Revised (Manual edited to 0010555 Revision G & 0010557 Revision 15)  
January 20, 2017 - AR - Revised (Manual edited to 0010555 Revision G & 0010557 Revision 15)  
April 30, 2017 - AS - Revised (Manual edited to 0010555 Revision J & 0010557 Revision B & 1001207003 Revision C & 1001207278 Revision A)  
October 16, 2017 - AT - Revised (Manual edited to 0010555 Revision J & 0010557 Revision B & 1001207003 Revision C & 1001207278 Revision A)  
January 25, 2018 - AU - Revised (Manual edited to 0010555 Revision J & 0010557 Revision B & 1001207003 Revision C & 1001207278 Revision A)  
April 25, 2018 - AV - Revised (Manual edited to 0010555 Revision J & 0010557 Revision B & 1001207003 Revision C & 1001207278 Revision A)  
July 20, 2018 - AW - Revised (Manual edited to 0010555 Revision J & 0010557 Revision B & 1001207003 Revision C & 1001207278 Revision A) (Revision 1)  
November 16, 2018 - AX - Revised (Manual edited to 0010555 Revision J & 0010557 Revision B & 1001207003 Revision C & 1001207278 Revision A)



# GENERAL INFORMATION



## 1) MACHINE IDENTIFICATION

Machines are identified by model and in some cases a combination of models, serial number (SN) or regional standard (i.e. ANSI, CE, CSA). Components may also be identified by SN or manufacturer. Common components that may be identified by these characteristics are engines and hydraulic components.

## 2) PARTS MANUAL ORGANIZATION

Product information in this manual is organized under section titles. Frame, Cylinder, Hydraulic and Electrical are a few examples. Each section is organized by figure and page number. The information within the Figure is then organized by item number, part number, description and corresponding illustration(s).

## 3) TABLE OF CONTENTS

A table of contents is found toward the beginning of the manual. Figure number, description and page number are provided for quick reference to the page containing the related information.

## 4) RECOMMENDED SPARE PARTS

The Recommended Spare Parts, located near the end of the manual, reference most frequently used maintenance parts.

## 5) PART NUMBER INDEX

A numerical index listing all part numbers and the corresponding page number(s) appears at the back of the manual.

## GENERAL INFORMATION

### 6) NON-SERVICED PARTS

In some instances, it is necessary to display non-serviced parts, assemblies or installations. In the case of assemblies and installations there will be a Ref in the Qty column. In case of parts that are not available for service within assemblies or components, there will be a NSS (Not Sold Separately) or NLA (No Longer Available) listed in the Qty. column of the manual.

### 7) PARTS LIST ITEM NUMBERS

Numbers shown in the item# column correspond to numbers used in the associated illustration (s). Item numbers which are missing from the sequence in the parts list are not used on that page

### 8) INDENTED PARTS DESCRIPTION

An indented part description is included in the item under which it is indented.

### 9) ABB REVIATION AND SYMBOLS

AC.....	.. Alternating Current	LCD.....	.. Liquid Crystal Display
ADE.....	..Advanced Design Electronics	LED.....	.. Light Emitting Diodes
ANSI.....	..American National Standards Institute	LH.....	.. Left Hand
AR.....	..As Required	LSS.....	..Load Sensing System
ASSY.....	.. Assembly	M(m).....	.. Metric/Meter
AUX.....	..A uxiliary	MM (mm).....	..Milimeter
AWG.....	..American WireGauge	mA.....	.. Miliamps
B/M.....	.. Bill of Material	NLA.....	..No Longer A vailable
CE.....	..European Conformity	NPT.....	.. National Pipe Threads
CCW.....	..Counter Clockwise	NSS.....	..Not Sold Separately
cm.....	.. Centimeter	OD.....	..Outside Diameter
CW.....	..Clockwise	ORB.....	.. O-Ring Boss
CSA.....	..Canadian Standards Association	ORFS.....	.. O-Ring Face Seal
CYL.....	..Cylinder	OZ (oz).....	..Ounces
DIA.....	..Diameter	PG.....	.. Page
DC.....	..Direct Current	P/N.....	..Part Number
EMS.....	.. Emergency Stop	qt.....	..Quarts
ENG.....	..Engine	QTY.....	..Quantity
FT (ft).....	.. Feet	REF.....	..Reference
GA(Ga).....	..G auge	REV.....	..Revision Level
HYD.....	..Hydraulic	RH.....	.. Right Hand
Hz.....	.. Her tz	SAE.....	.. Society of Automotive E ngineers
ID.....	..Inside Diameter	SN.....	..Serial Number
in.....	..inches	SPEC(S).....	..Specifications
ISO.....	..I nternational Organ ization for Stand ards	T/T.....	..T urntable
JIC.....	..Joint Indust ry Council	UGM.....	..Univ ersal G round Module
KG.....	..Kilogram	V.....	..Volts
L.....	..Liter	W.....	.. Watts
LB.....	..Pounds	#.....	.. Number

### 10) ILLUSTRATION REFERENCE LETTERS

When necessary, illustrations may contain reference letters that are intended to track information (i. e. hoses, harnesses) from one point to another or to track visual enlargement of components to show details that may be located in another area on the illustration.

*Note: Due to continuous product improvements, JLG Industries, Inc. reserves the right to make specification changes without prior notification. Contact JLG Industries, Inc. for updated information.*

# TABLE OF CONTENTS

SECTION 1 - BASE.....	9
FIGURE 1-1. FRAME, STROBE AND ALARM INSTALLATIONS (SEE PARTS LIST FOR USAGE) .....	10
FIGURE 1-2. FRAME, STROBE AND ALARM INSTALLATIONS (SEE PARTS LIST FOR USAGE) .....	16
FIGURE 1-3. OUTRIGGER COMPONENTS INSTALLATION .....	20
FIGURE 1-4. MAST SUPPORT INSTALLATION .....	24
FIGURE 1-5. TILTBACK AND LOADING HARDWARE (FRAME MOUNTED) COMPONENTS (SEE PARTS LIST FOR USAGE) .....	28
FIGURE 1-6. TILTBACK AND LOADING HARDWARE (FRAME MOUNTED) COMPONENTS (SEE PARTS LIST FOR USAGE) .....	32
SECTION 2 - CONTROLS .....	35
FIGURE 2-1. AC POWER COMPONENTS INSTALLATION (ANSI AND ANSI EXPORT SPECS) (Prior to SN 0900026490) .....	36
FIGURE 2-2. AC POWER COMPONENTS INSTALLATION (ANSI AND ANSI EXPORT SPECS) (SN 0900026490 to Present) .....	40
FIGURE 2-3. AC POWER COMPONENTS INSTALLATION (JAPANESE SPEC PRIOR TO S/N0900026490) .....	44
FIGURE 2-4. AC POWER COMPONENTS INSTALLATION (JAPANESE SPEC) (SN 0900026490 to Present) .....	48
FIGURE 2-5. AC JUNCTION BOX ASSEMBLY .....	52
FIGURE 2-6. AC MOTOR/PUMP ASSEMBLY (FENNER) (Prior to SN 0900026490) .....	56
FIGURE 2-7. AC MOTOR/PUMP ASSEMBLY (MONARCH/BUCHER) (SN 0900026490 to Present) .....	60
FIGURE 2-8. DC POWER COMPONENTS INSTALLATION .....	62
FIGURE 2-9. DC MOTOR/PUMP ASSEMBLY (FENNER) (Prior to SN 0900027922) .....	66
FIGURE 2-10. DC MOTOR/PUMP ASSEMBLY (MONARCH/BUCHER) (SN 0900027922 to Present) .....	70
FIGURE 2-11. DC POWER PACK INSTALLATION (SEE PARTS LIST FOR USAGE) .....	72
FIGURE 2-12. DC POWER PACK INSTALLATION (SEE PARTS LIST FOR USAGE) .....	76
FIGURE 2-13. BATTERY CHARGER ASSEMBLY .....	78
FIGURE 2-14. CABLES AND CONTROLS INSTALLATION (Prior to SN 0900028703) .....	80
FIGURE 2-15. CABLES AND CONTROLS INSTALLATION (SN 0900028703 to Present) .....	86
FIGURE 2-16. CIRCUIT BREAKER INSTALLATION .....	92
FIGURE 2-17. LSS INSTALLATION .....	94
SECTION 3 - MAST .....	97
FIGURE 3-1. MAST ASSEMBLY - 20AM .....	98
FIGURE 3-2. MAST ASSEMBLY - 25AM & 36AM .....	102
FIGURE 3-3. MAST ASSEMBLY - 30AM & 41AM .....	108
FIGURE 3-4. MAST MOUNTED COMPONENTS INSTALLATIONS .....	114
SECTION 4 - PLATFORM .....	119
FIGURE 4-1. STEP-IN MOLDED PLATFORM INSTALLATION .....	120
FIGURE 4-2. QUICK-CHANGE PLATFORM INSTALLATION .....	122
FIGURE 4-3. QUICK-CHANGE PLATFORM INSTALLATION WITH GULLWING GATE .....	126
FIGURE 4-4. OPTIONAL PLATFORM COMPONENTS INSTALLATIONS .....	130
SECTION 5 - CYLINDER .....	133
FIGURE 5-1. LIFT CYLINDER ASSEMBLY (Prior to SN 0900017519) .....	134
FIGURE 5-2. LIFT CYLINDER ASSEMBLY (SN 0900017519 through 0900029961) .....	136
FIGURE 5-3. LIFT CYLINDER ASSEMBLY (SN 0900029962 to Present) .....	138
SECTION 6 - HYDRAULIC .....	141
FIGURE 6-1. HYDRAULIC DIAGRAM .....	142
SECTION 7 - ELECTRICAL .....	145
FIGURE 7-1. ELECTRICAL DIAGRAM LIST .....	146
FIGURE 7-2. ELECTRICAL DIAGRAM - 12VDC .....	150
FIGURE 7-3. ELECTRICAL DIAGRAM - 12VDC .....	152
FIGURE 7-4. ELECTRICAL DIAGRAM - 100VAC .....	154
FIGURE 7-5. ELECTRICAL DIAGRAM - 100VAC .....	156
FIGURE 7-6. ELECTRICAL DIAGRAM - 120VAC .....	158
FIGURE 7-7. ELECTRICAL DIAGRAM - 120VAC .....	160
FIGURE 7-8. ELECTRICAL DIAGRAM - 240VAC .....	162
FIGURE 7-9. ELECTRICAL DIAGRAM - 240VAC .....	164

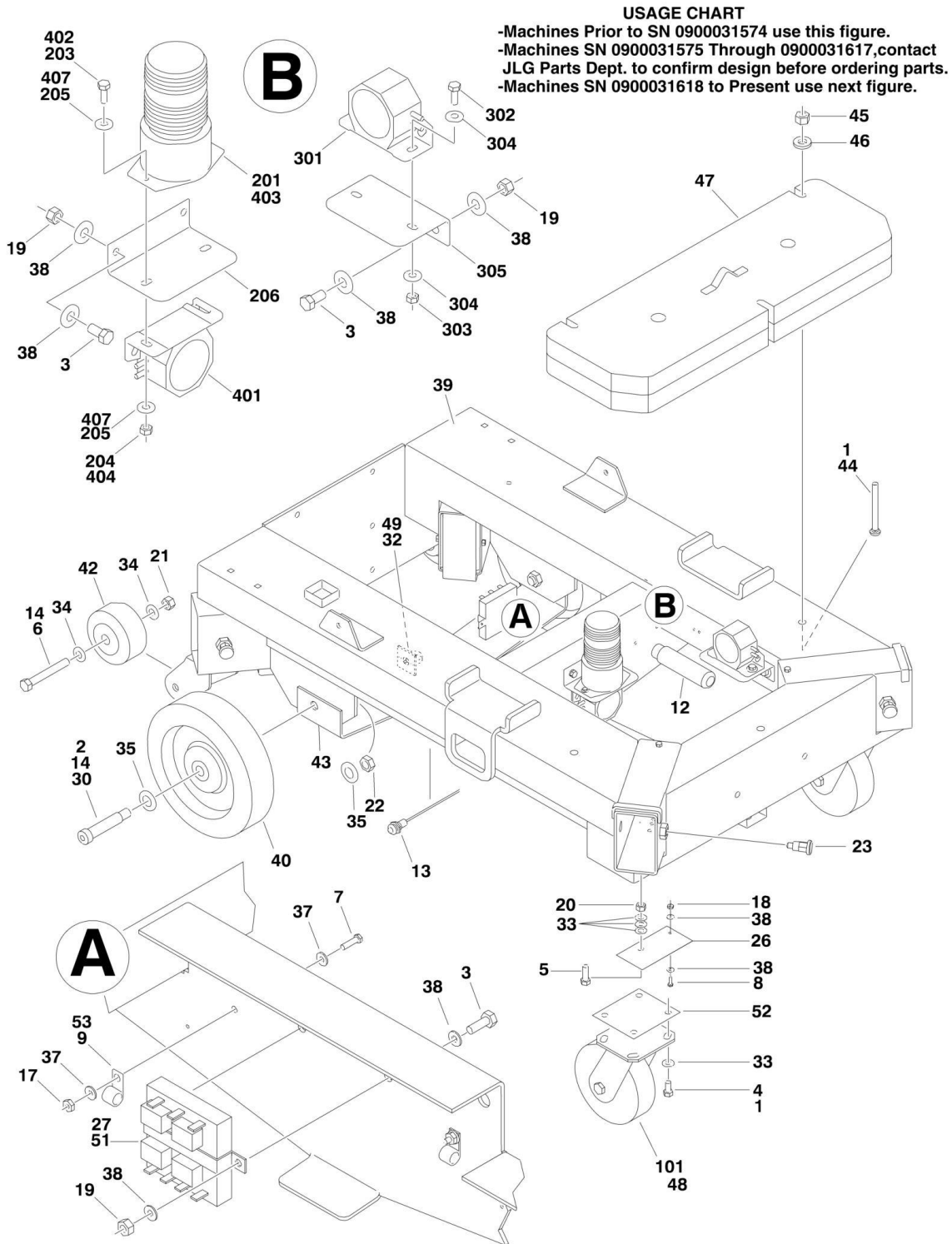
# TABLE OF CONTENTS

SECTION 8 - DECALS .....	165
FIGURE 8-1. DECAL INSTALLATION (SEE PARTS FOR USAGE CHART) .....	166
FIGURE 8-2. DECAL INSTALLATION (SEE PARTS FOR USAGE CHART) .....	172
SECTION 9 - RECOMMENDED SERVICE PARTS STOCK .....	177
FIGURE 9-1. AM SERIES RECOMMENDED SERVICE PARTS STOCK .....	178
SECTION 10 - SPECIAL OPTIONS .....	179
FIGURE 10-1. SPECIAL OPTION LIST .....	180
FIGURE 10-2. STRADDLE INSTALLATION .....	182
PART NUMBER INDEX.....	187

**SECTION 1 - BASE**

# SECTION 1 - BASE

FIGURE 1-1. FRAME, STROBE AND ALARM INSTALLATIONS (SEE PARTS LIST FOR USAGE)



## SECTION 1 - BASE

**FIGURE 1-1. FRAME, STROBE AND ALARM INSTALLATIONS (SEE PARTS LIST FOR USAGE)**

ITEM	PART NUMBER	QTY	DESCRIPTION	REV
		Ref	<b>USAGE CHART</b>	
		Ref	<b>Machines Built Prior to SN 0900031574 - Note: Use this figure.</b>	
		Ref	<b>Machines Built SN 0900031575 to SN 0900031617 - No exact SN break exists, contact the JLG Parts Dept to confirm design before ordering parts.</b>	
		Ref	<b>Machines Built SN 0900031618 to present - Note: Use next figure.</b>	
		Ref	<b>BASE ASSEMBLIES</b>	
	0258180	Ref	<b>Base Assemblies 20AM/25AM - All Specs (Prior to SN 0900017519)</b>	J
	0271423	Ref	<b>Base Assemblies 20AM/25AM - All Specs (SN 0900017519 through 0900031574)</b>	K
	0271423	Ref	<b>Base Assemblies 20AM/25AM - All Specs (See Usage Chart for) (SN 0900031575 through 0900031617)</b>	K
	0258469	Ref	<b>Base Assemblies 30AM - All Specs (Prior to SN 0900017519)</b>	H
	0271424	Ref	<b>Base Assemblies 30AM - All Specs (SN 0900017519 through 0900031574)</b>	J
	0271424	Ref	<b>Base Assemblies 30AM - All Specs (See Usage Chart for) (SN 0900031575 through 0900031617)</b>	J
	0258470	Ref	<b>Base Assemblies 36AM/41AM - USA/Latin American Spanish/Japanese/China Specs (Prior to SN 0900017519)</b>	H
	0271425	Ref	<b>Base Assemblies 36AM/41AM - USA/Latin American Spanish/Japanese/China Specs (SN 0900017519 through 0900031574)</b>	K
	0271425	Ref	<b>Base Assemblies 36AM/41AM - USA/Latin American Spanish/Japanese/China Specs (See Usage Chart for) (SN 0900031575 through 0900031617)</b>	K
	0258811	Ref	<b>Base Assemblies 36AM/41AM - CSA (Prior to SN 0900017519)</b>	H
	0271426	Ref	<b>Base Assemblies 36AM/41AM - CSA (SN 0900017519 through 0900025083)</b>	H
	0271425	Ref	<b>Base Assemblies 36AM/41AM - CSA (SN 0900025084 through 0900031574)</b>	K
	0271425	Ref	<b>Base Assemblies 36AM/41AM - CSA (See Usage Chart for) (SN 0900031575 through 0900031617)</b>	K
1	0100011	AR	Compound, Locking	
2	0100019	AR	Compound, Locking	
3	0641406	2	Bolt 1/4in-20NC x 3/4in	
4	0641606	6	Bolt 3/8in-16NC x 3/4in	
5	0641607	2	Bolt 3/8in-16NC x 7/8in	
6	0641830	2	Bolt 1/2in-13NC x 3-3/4in	
7	0720805	6	Screw #8-24NC x 5/8in <b>(Prior to SN 0900019233)</b>	
8	0721005	AR	Screw #10-24NC	
9	1320043	6	Clamp <b>(Prior to SN 0900027722)</b>	
12	2560088	2	Grip	
13	2920151	4	Light, Indicator	
14	3020022	AR	Lithium, White	
17	3310805	6	Locknut #8-32NC <b>(Prior to SN 0900019233)</b>	
18	3311005	AR	Locknut #10-24NC	
19	3311405	2	Locknut 1/4in-20NC	
20	3311605	2	Locknut 3/8in-16NC	
21	3311805	2	Locknut 1/2in-13NC	
22	3312001	2	Nut 5/8in-11NC (Use p/n 3312002)	
23		Ref	Pin, Plunger Options:	

# SECTION 1 - BASE

ITEM	PART NUMBER	QTY	DESCRIPTION	REV
23	3422369	4	Pin, Plunger <b>(Prior to SN 0900012037)</b>	
23	3422744	4	Pin, Plunger <b>(SN 0900012037 through 0900031617)</b>	
26	3570973	2	Plate, Cover	
27	3740106	1	Relay (Note: Part of p/n 4922421 Harness after SN 0900014544)	
29	3900212	8	Screw, Button #4-40NC	
30	3900255	2	Screw, Shoulder	
32	4460234	AR	Base, Tie-Strap	
33	4711600	14	Flatwasher 3/8in	
34	4711800	4	Flatwasher 1/2in <b>(Prior to SN 0900029419)</b>	
35	4740525	4	Flatwasher 3/4in Hardened	
37	4750800	12	Flatwasher #8 <b>(Prior to SN 0900019233)</b>	
38	4751000	AR	Flatwasher #10	
39		Ref	Base Weldment Options:	
39	4845705	1	Base Weldment <b>(Prior to SN 0900017519)</b>	
39	4846388	1	Base Weldment <b>(SN 0900017519 through 0900031574)</b>	
39	4846388	1	See Usage Chart for <b>(SN 0900031575 through 0900031617)</b>	
40		Ref	Wheel Assembly - Stationary Options:	
40	4860183	2	Stationary Wheel <b>(Prior to SN 0900020788)</b>	
40	7020083	2	Wheel, Replacement (1 Per Wheel)	
40	7020084	4	Bearing (2 Per Wheel)	
40	7012631	2	Bushing, Axle Spanner (1 Per Wheel)	
40	4860246	2	Stationary Wheel (Used) (No Service Parts Available) <b>(SN 0900020788 through 0900031574)</b>	
40	4860246	2	Stationary Wheel (See Usage Chart for) (No Service Parts Available) <b>(SN 0900031575 through 0900031617)</b>	
42		Ref	Wheel Assembly - 4in Options:	
42	4860185	2	4in Wheel <b>(Prior to SN 0900020788)</b>	
42	7020087	2	Wheel, Replacement (1 Per Wheel)	
42	7020084	4	Bearing (2 Per Wheel)	
42	7012631	2	Bushing, Axle Spanner (1 Per Wheel)	
42	4860247	2	4in Wheel (No Service Parts Available) <b>(SN 0900020788 through 0900029418)</b>	
42	1001100945	2	4in Wheel (Used) (No Service Parts Available) <b>(SN 0900029419 through 0900031574)</b>	
42	1001100945	2	4in Wheel (See Usage Chart for) (No Service Parts Available) <b>(SN 0900031575 through 0900031617)</b>	
43	3571150	1	Plate, Wheel Spacer	
44	0630529	3	Bolt 3/8in-16NC x 4in (CSA Machines Only) <b>(Prior to SN 0900025084)</b>	
45	3311601	3	Nut 3/8in-16NC (CSA Machines Only) <b>(Prior to SN 0900025084)</b>	
46	4891600	3	Flatwasher 3/8in Hardened (CSA Machines Only) <b>(Prior to SN 0900019228)</b>	
47	4845881	1	Counterweight (CSA Machines Only) <b>(Prior to SN 0900025084)</b>	
48	3020017	AR	Lubricant <b>(Prior to SN 0900020788)</b>	
49	4240032	AR	Tie-Strap	
50	2820086	5.84 ft/1.8m	Loom, Wire (Not Shown)	
51	4922421	1	Harness, Potted Relay (Use p/n 4922752) (See ELECTRICAL SECTION for Breakdown) <b>(Prior to SN 0900019239)</b>	
52	3539660	AR	Shim, Caster (20AM/25AM Only)	
53	1001093778	6	Mount, Tie Strap	
		Ref	<b>FRONT WHEEL ASSEMBLIES</b>	
101		Ref	<b>Wheel Assembly Options:</b>	



## SECTION 1 - BASE

ITEM	PART NUMBER	QTY	DESCRIPTION	REV
101	4860184	2	<b>Swivel Non-Locking Wheel (Prior to SN 0900020788)</b>	
101	7020017	2	Swivel Rig (1 Per Assembly)	
101	7020086	2	Wheel, Replacement (1 Per Assembly)	
101	7020084	4	Bearing (2 Per Wheel)	
101	7012631	2	Bushing, Axle Spanner (1 Per Assembly)	
101	7012630	2	Axle Kit (1 Per Assembly)	
101	4860245	2	<b>Swivel Non-Locking Wheel (No Service Parts Available) (SN 0900020788 through 0900031574)</b>	
101	4860245	2	<b>Swivel Non-Locking Wheel (See Usage Chart for) (No Service Parts Available) (SN 0900031575 through 0900031617)</b>	
101	4860194	2	<b>Swivel Locking Wheel (Prior to SN 0900020788)</b>	
101	7020017	2	Swivel Rig (1 Per Assembly)	
101	7020086	2	Wheel, Replacement (1 Per Assembly)	
101	7020084	4	Bearing (2 Per Wheel)	
101	7012631	2	Bushing, Axle Spanner (1 Per Assembly)	
101	7012630	2	Axle Kit (1 Per Assembly)	
101	0272943	2	<b>Swivel Locking Wheel (SN 0900020788 through 0900031574)</b>	
101	2940150	2	Latch, Lock (1 Per Assembly)	
101	0272943	2	<b>Swivel Locking Wheel (See Usage Chart for) (SN 0900031575 through 3090001617)</b>	
101	2940150	2	Latch, Lock (1 Per Assembly)	
101	4860200	2	<b>Swivel Braking Wheel (Prior to SN 0900020788)</b>	
101	7020211	2	Swivel Rig (1 Per Assembly)	
101	7020212	2	Wheel, Replacement (1 Per Assembly)	
101	7020214	2	Bushing, Axle Spanner (1 Per Assembly)	
101	7020213	2	Axle/Brake Kit (1 Per Assembly)	
101	4860248	2	<b>Swivel Braking Wheel (No Service Parts Available) (SN 0900020788 through 0900031574)</b>	
101	4860248	2	<b>Swivel Braking Wheel (See Usage Chart for) (No Service Parts Available) (SN 0900031575 through 0900031617)</b>	
	0271253	Ref	<b>STROBE LIGHT ONLY INSTALLATION (OPTIONAL)</b>	E
201	2920146	1	Lamp, Beacon	
202	2820035	2 ft/.6m	1/4in Expandable Loom (Not Shown Only) <b>(Prior to SN 0900019636)</b>	
203	0721006	2	Screw, #10-24NC x 3/4in	
204	3311005	2	Nut #10-24NC	
205	4751000	4	Flatwasher #10 Wide	
206		Ref	Plate, Mounting Options:	
206	3572959	1	Plate, Mounting <b>(Prior to SN 0900027722)</b>	
206	1001093322	1	Plate, Mounting <b>(SN 0900027722 through 0900031617)</b>	
207	4922837	1	Harness, Strobe Light (Not Shown)	
	0271252	Ref	<b>DESCENT ALARM ONLY INSTALLATION (OPTIONAL)</b>	D
301	0140033	1	Alarm	
302	0721006	2	Screw, #10-24NC x 3/4in	
303	3311005	2	Nut #10-24NC	
304	4751000	4	Flatwasher #10 Wide	
305		Ref	Plate, Mounting Options:	
305	3572959	1	Plate, Mounting <b>(Prior to SN 0900027722)</b>	
305	1001093322	1	Plate, Mounting <b>(SN 0900027722 through 0900031617)</b>	
306		Ref	Harness, Alarm Options (Not Shown):	
306	4922511	1	Harness, Alarm <b>(Prior to SN 0900019636)</b>	
306	4922805	1	Harness, Alarm <b>(SN 0900019636 through 0900031617)</b>	

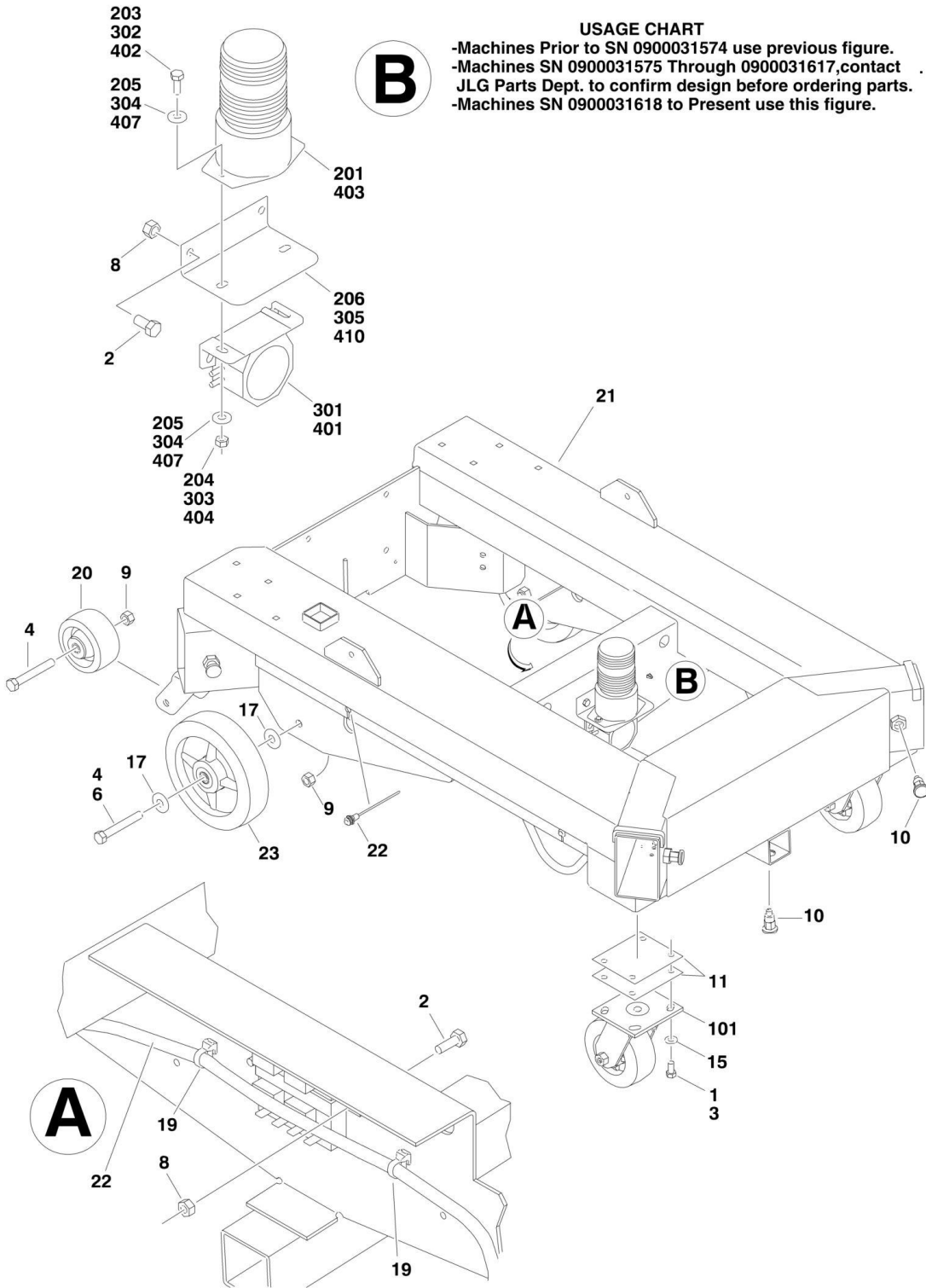
## SECTION 1 - BASE

ITEM	PART NUMBER	QTY	DESCRIPTION	REV
	1001093343	Ref	<b>STROBE LIGHT AND DESCENT ALARM INSTALLATION (WHEN EQUIPPED WITH BOTH OPTIONS ON) (OPTIONAL) (SN 0900027722 through 0900031617)</b>	A
401	0140033	1	Alarm	
402	0721006	2	Screw #10-24NC x 3/4in	
403	2920146	1	Lamp, Beacon	
404	3311005	2	Nut #10-24NC	
407	4751000	4	Flatwasher #10 Wide	
408	4922805	1	Harness, Alarm (Not Shown)	
409	4922837	1	Harness, Strobe Light (Not Shown)	
410	1001093322	1	Plate, Mounting (Not Shown)	



# SECTION 1 - BASE

FIGURE 1-2. FRAME, STROBE AND ALARM INSTALLATIONS (SEE PARTS LIST FOR USAGE)



## SECTION 1 - BASE

**FIGURE 1-2. FRAME, STROBE AND ALARM INSTALLATIONS (SEE PARTS LIST FOR USAGE)**

ITEM	PART NUMBER	QTY	DESCRIPTION	REV
		Ref	<b>USAGE CHART</b>	
		Ref	<b>Machines Built Prior to SN 0900031574 - Note: Use previous figure.</b>	
		Ref	<b>Machines Built SN 0900031575 to SN 0900031617 - No exact SN break exists, contact the JLG Parts Dept to confirm design before ordering parts.</b>	
		Ref	<b>Machines Built SN 0900031618 to present - Note: Use this figure.</b>	
	1001103370	Ref	<b>BASE ASSEMBLY</b>	B
1	0100011	AR	Compound, Locking	
2	0641406	2	Bolt 1/4in-20NC x 3/4in	
3	0641606	6	Bolt 3/8in-16NC x 3/4in	
4	0641828	2	Bolt 1/2in-13NC x 3-1/2in	
6	3020022	AR	Lithium, White	
8	3311405	2	Locknut 1/4in-20NC	
9	3311805	4	Locknut 1/2in-13NC	
10	3422744	5	Pin, Plunger	
11	3539660	AR	Plate, Caster Spacer	
14	4240032	1	Tie-Strap	
15	4711600	6	Flatwasher 3/8in Narrow	
17	4751800	12	Flatwasher 1/2in Wide	
19	1001093778	6	Tie-Strap, Push Mount	
20	1001100945	2	Wheel - 4in (No Service Parts Available)	
21	1001102618	1	Frame Weldment	
22	1001103214	1	Harness, Frame (See ELECTRICAL SECTION for Breakdown)	
23	1001103416	2	Wheel Assembly - 8in Stationary (No Service Parts Available)	
		Ref	<b>FRONT WHEEL ASSEMBLIES</b>	
101		Ref	Wheel Assembly Options:	
101	1001103417	2	Swivel Non-Locking Wheel (No Service Parts Available)	
101	1001115956	2	Swivel Locking Wheel (No Service Parts Available)	
101	1001115505	2	Swivel Braking Wheel (No Service Parts Available)	
	0271253	Ref	<b>STROBE LIGHT ONLY INSTALLATION (OPTIONAL)</b>	E
201	2920146	1	Lamp, Beacon	
203	0721006	2	Screw, #10-24NC x 3/4in	
204	3311005	2	Nut #10-24NC	
205	4751000	4	Flatwasher #10 Wide	
206	1001093322	1	Plate, Mounting	
207	4922837	1	Harness, Strobe Light (Not Shown)	
	0271252	Ref	<b>DESCENT ALARM ONLY INSTALLATION (OPTIONAL)</b>	D
301	0140033	1	Alarm	
302	0721006	2	Screw, #10-24NC x 3/4in	
303	3311005	2	Nut #10-24NC	
304	4751000	4	Flatwasher #10 Wide	
305	1001093322	1	Plate, Mounting	
306	4922805	1	Harness, Alarm (Not Shown)	
	1001093343	Ref	<b>STROBE LIGHT AND DESCENT ALARM INSTALLATION (WHEN EQUIPPED WITH BOTH) (OPTIONAL)</b>	A
401	0140033	1	Alarm	
402	0721006	2	Screw #10-24NC x 3/4in	
403	2920146	1	Lamp, Beacon	
404	3311005	2	Nut #10-24NC	

## SECTION 1 - BASE

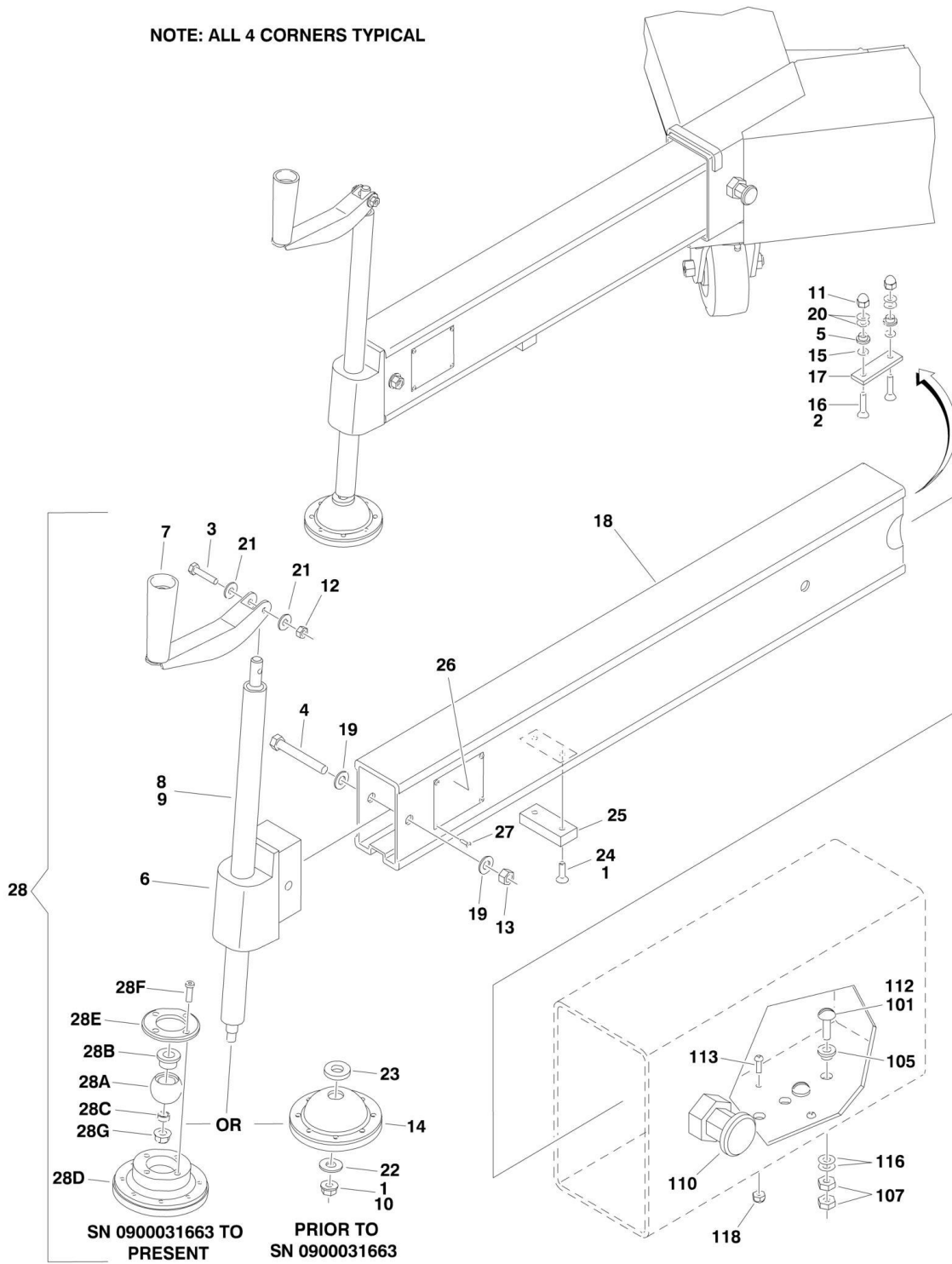
ITEM	PART NUMBER	QTY	DESCRIPTION	REV
407	4751000	4	Flatwasher #10 Wide	
408	4922805	1	Harness, Alarm (Not Shown)	
409	4922837	1	Harness, Strobe Light (Not Shown)	
410	1001093322	1	Plate, Mounting	



# SECTION 1 - BASE

## FIGURE 1-3. OUTRIGGER COMPONENTS INSTALLATION

NOTE: ALL 4 CORNERS TYPICAL





SECTION 1 - BASE

FIGURE 1-3. OUTRIGGER COMPONENTS INSTALLATION

ITEM	PART NUMBER	QTY	DESCRIPTION	REV
		Ref	<b>OUTRIGGER ASSEMBLIES</b>	
		Ref	<b>Outrigger Assemblies 20AM/25AM</b>	
	0258466	Ref	<b>All Specs except CSA Spec</b>	H
	0258820	Ref	<b>CSA Spec (Prior to SN 0900025131)</b>	G
	0258466	Ref	<b>CSA Spec (SN 0900025131 to Present)</b>	H
		Ref	<b>Outrigger Assemblies 30AM</b>	
	0258467	Ref	<b>All Specs except CSA Spec (Prior to SN 0900025131)</b>	F
	4210029	Ref	<b>All Specs except CSA Spec (SN 0900025131 to Present)</b>	D
	0258821	Ref	<b>CSA Spec (Prior to SN 0900025131)</b>	F
	4210029	Ref	<b>CSA Spec (SN 0900025131 to Present)</b>	D
		Ref	<b>Outrigger Assemblies 36AM</b>	
	0258468	Ref	<b>All Specs except CSA Spec</b>	H
	0258822	Ref	<b>CSA Spec (Prior to SN 0900025131)</b>	F
	0258468	Ref	<b>CSA Spec (SN 0900025131 to Present)</b>	H
		Ref	<b>Outrigger Assemblies 41AM</b>	
	0258468	Ref	<b>All Specs except CSA Spec (Prior to SN 0900025131)</b>	H
	4210030	Ref	<b>All Specs except CSA Spec (SN 0900025131 to Present)</b>	C
	0258822	Ref	<b>CSA Spec (Prior to SN 0900025131)</b>	F
	4210030	Ref	<b>CSA Spec (SN 0900025131 to Present)</b>	C
		Ref	<b>Note: Qty shown is for one outrigger jack. Complete machine requires 4x the qty listed.</b>	
1	0100011	AR	Compound, Locking	
2	0100035	AR	Compound, Locking	
3	0641410	1	Bolt 1/4in-20NC x 1-1/4in	
4	0641624	1	Bolt 3/8in-16NC x 3in <b>(Prior to SN 0900012074)</b>	
4	0641622	1	Bolt 3/8in-16NC x 2-3/4in <b>(SN 0900012074 to Present)</b>	
5	2540024	2	Grommet <b>(Prior to SN 0900016557)</b>	
5	0962288	2	Bushing, Molded Nylon Insulator <b>(SN 0900016557 to Present)</b>	
6	1220015	1	Cap, End	
7	2560127	1	Handle	
8	2840019	1	Screw, Jack	
9	3020035	AR	Lubricant, Silicone	
10	3300380	1	Locknut, Flanged <b>(Prior to SN 0900031663)</b>	
11		Ref	Locknut #8-32NC Options:	
11	3300392	2	Locknut #8-32NC <b>(Prior to SN 0900016557)</b>	
11	3300440	2	Locknut #8-32NC <b>(SN 0900016557 to Present)</b>	
12	3311405	1	Locknut 1/4in-20NC	
13	3311605	1	Locknut 3/8in-16NC	
14	3340712	1	Pad Jack	
15	3780200	3	O-Ring <b>(SN 0900016557 to Present)</b>	
16	3900193	2	Screw, Countersunk #8-32NC x 3/4in	
17	4280291	1	Pad, Contact	
18		Ref	Beam, Outrigger Options:	
18	4567601	1	Beam, Outrigger 20AM/25AM - All Specs except CSA Spec	
18	4567735	1	Beam, Outrigger 20AM/25AM - CSA Spec <b>(Prior to SN 0900025131)</b>	
18	4567601	1	Beam, Outrigger 20AM/25AM - CSA Spec <b>(SN 0900025131 to Present)</b>	
18	4567602	1	Beam, Outrigger 30AM - All Specs except CSA Spec <b>(Prior to SN 0900025131)</b>	

# SECTION 1 - BASE

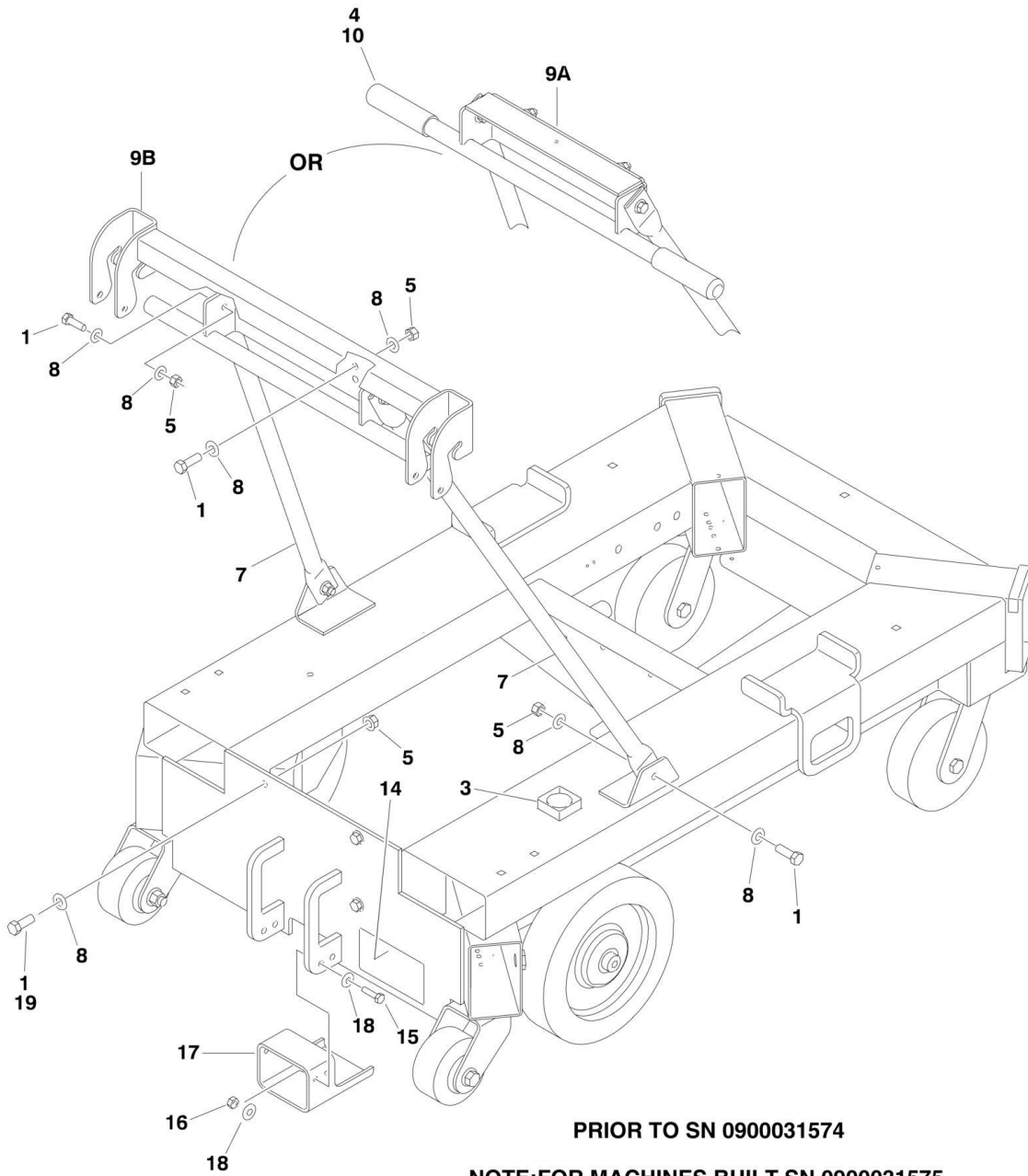
ITEM	PART NUMBER	QTY	DESCRIPTION	REV
18	4567733	1	Beam, Outrigger 30AM - All Specs except CSA Spec (SN 0900025131 to Present)	
18	4567736	1	Beam, Outrigger 30AM - CSA Spec (Prior to SN 0900025131)	
18	4567733	1	Beam, Outrigger 30AM - CSA Spec (SN 0900025131 to Present)	
18	4567603	1	Beam, Outrigger 36AM - All Specs except CSA Spec	
18	4567737	1	Beam, Outrigger 36AM - CSA Spec (Prior to SN 0900025131)	
18	4567603	1	Beam, Outrigger 36AM - CSA Spec (SN 0900025131 to Present)	
18	4567737	1	Beam, Outrigger 41AM - All Specs except CSA Spec (Prior to SN 0900025131)	
18	4567734	1	Beam, Outrigger 41AM - All Specs except CSA Spec (SN 0900025131 to Present)	
18	4567737	1	Beam, Outrigger 41AM - CSA Spec (Prior to SN 0900025131)	
18	4567734	1	Beam, Outrigger 41AM - CSA Spec (SN 0900025131 to Present)	
19	4711600	2	Washer 3/8in (Narrow)	
20	4740434	5	Washer, Nylon #8	
21	4751400	2	Flatwasher 1/4in Wide	
22	4751600	AR	Flatwasher 3/8in Wide (Prior to SN 0900031663)	
23	4891800	1	Flatwasher 1/2in Hardened (Prior to SN 0900031663)	
24	0741407	2	Screw, Countersunk 1/4in-20NC x 7/8in	
25	4220178	1	Stop, Outrigger	
26 to 27	Not Required	0	Not Required	
28	1001116824	1	Outrigger Jack Kit (Includes Items 3, 6, 7, 8, 9, 12, 14, 21 & 28A - 28G) (SN 0900031663 to Present)	D
28	1001133151	1	Kit, Jack Pad (Includes Items 28A - 28G)	A
28A	1001129756	1	Ball Pivot, Outrigger	
28B	1001129757	1	Bushing, Flange Bearing	
28C	1001129758	1	Spacer	
28D	1001129761	1	Pad, Jack	
28E	1001129763	1	Plate, Jack Ball Cover	
28F	1001129764	4	Bolt 1/4in - 20NC x 3/4in	
28G	1001129779	1	Nut 3/8in -16NC, Flange	
Ref			<b>BASE MOUNTED COMPONENTS</b>	
Ref			<b>Base Mounted Components 20AM/25AM</b>	
	0258180	Ref	<b>All Specs (Prior to SN 0900017519)</b>	J
	0271423	Ref	<b>All Specs (SN 0900017519 through 0900031574)</b>	K
	0271423	Ref	<b>All Specs (SN 0900031575 through 0900031617)</b>	K
	1001103370	Ref	<b>All Specs (SN 0900031575 through 0900031617)</b>	B
	1001103370	Ref	<b>All Specs (SN 0900031618 to Present)</b>	B
Ref			<b>Base Mounted Components 30AM</b>	
	0258469	Ref	<b>All Specs (Prior to SN 0900017519)</b>	H
	0271424	Ref	<b>All Specs (SN 0900017519 through 0900031574)</b>	J
	0271424	Ref	<b>All Specs (SN 0900031575 through 0900031617)</b>	J
	1001103370	Ref	<b>All Specs (SN 0900031575 through 0900031617)</b>	B
	1001103370	Ref	<b>All Specs (SN 0900031618 to Present)</b>	B
Ref			<b>Base Mounted Components 36AM/41AM</b>	
	0258470	Ref	<b>All Specs except CSA Spec (Prior to SN 0900017519)</b>	H
	0271425	Ref	<b>All Specs except CSA Spec (SN 0900017519 through 0900031574)</b>	K

## SECTION 1 - BASE

ITEM	PART NUMBER	QTY	DESCRIPTION	REV
	0271424	Ref	<b>All Specs except CSA Spec (SN 0900031575 through 0900031617)</b>	K
	1001103370	Ref	<b>All Specs except CSA Spec (SN 0900031575 through 0900031617)</b>	B
	1001103370	Ref	<b>All Specs except CSA Spec (SN 0900031618 to Present)</b>	B
	0258811	Ref	<b>CSA (Prior to SN 0900017519)</b>	H
	0271426	Ref	<b>CSA (SN 0900017519 through 0900025083)</b>	H
	0271425	Ref	<b>CSA (SN 0900025084 through 0900031574)</b>	K
	0271425	Ref	<b>CSA (SN 0900031575 through 0900031617)</b>	K
	1001103370	Ref	<b>CSA (SN 0900031575 through 0900031617)</b>	B
	1001103370	Ref	<b>CSA (SN 0900031618 to Present)</b>	B
101	0100011	AR	Compound, Locking	
105	2540024	8	Grommet ( <b>Prior to SN 0900016557</b> )	
105	0962288	8	Bushing, Molded Nylon Insulator ( <b>SN 0900016557 to Present</b> )	
107	3300379	16	Locknut, Brass #8-32NC	
110		Ref	Pin, Plunger Options:	
110	3422369	4	Pin, Plunger ( <b>Prior to SN 0900012037</b> )	
110	3422744	4	Pin, Plunger ( <b>SN 0900012037 to Present</b> )	
112	3900194	8	Screw, Brass #8-32NC x 5/8in	
113	3900212	8	Screw, Button #4-40NC	
116	4740434	16	Washer, Nylon #8	
118	10701650	8	Locknut #4-40NC ( <b>SN 0900031618 to Present</b> )	

# SECTION 1 - BASE

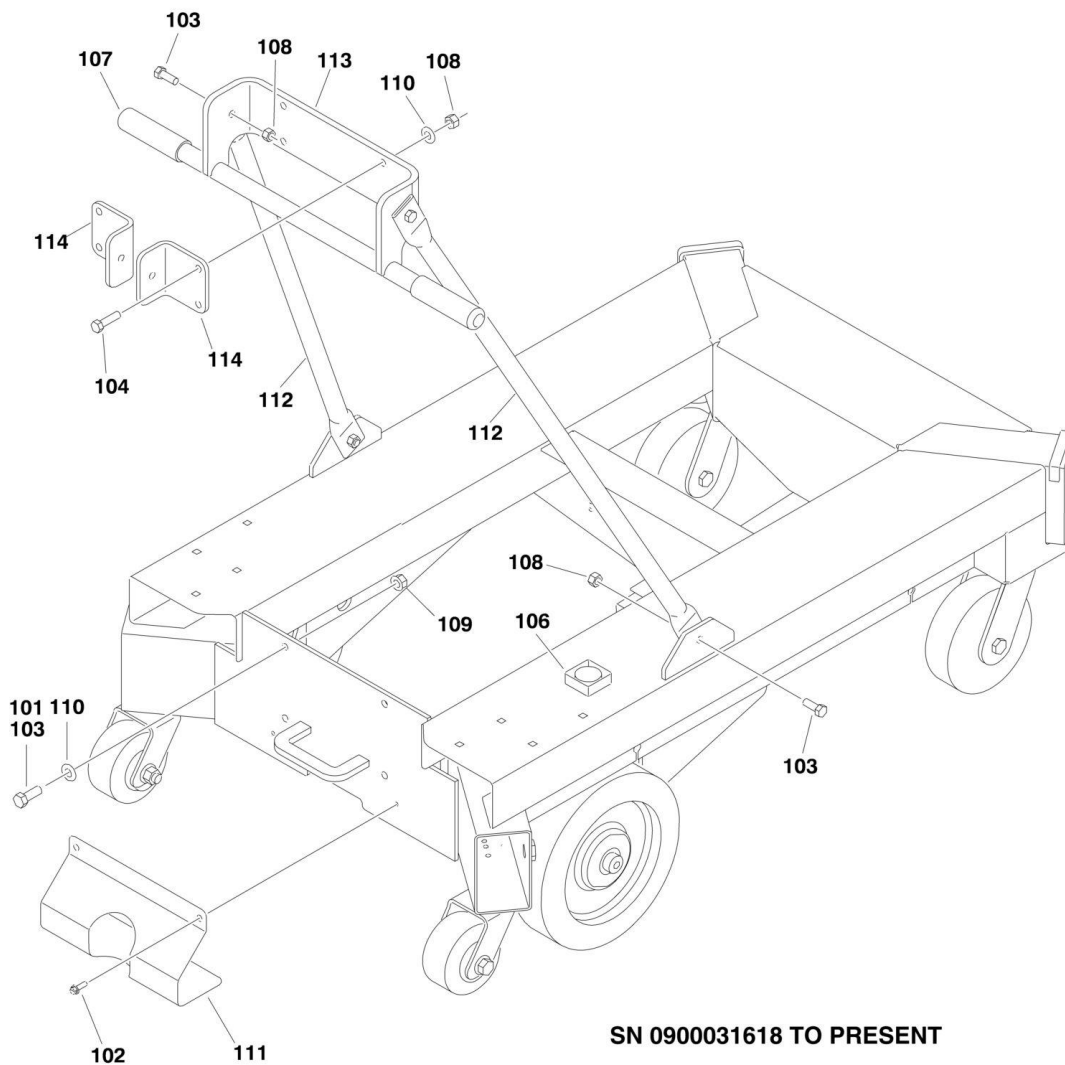
## FIGURE 1-4. MAST SUPPORT INSTALLATION



PRIOR TO SN 0900031574

**NOTE:FOR MACHINES BUILT SN 0900031575  
THROUGH 0900031617 CONTACT JLG PARTS DEPT.  
TO CONFIRM DESIGN BEFORE ORDERING PARTS.**

# SECTION 1 - BASE



**SN 0900031618 TO PRESENT**

**NOTE: FOR MACHINES BUILT SN 0900031575  
THROUGH 0900031617 CONTACT JLG PARTS DEPT.  
TO CONFIRM DESIGN BEFORE ORDERING PARTS.**

# SECTION 1 - BASE

## FIGURE 1-4. MAST SUPPORT INSTALLATION

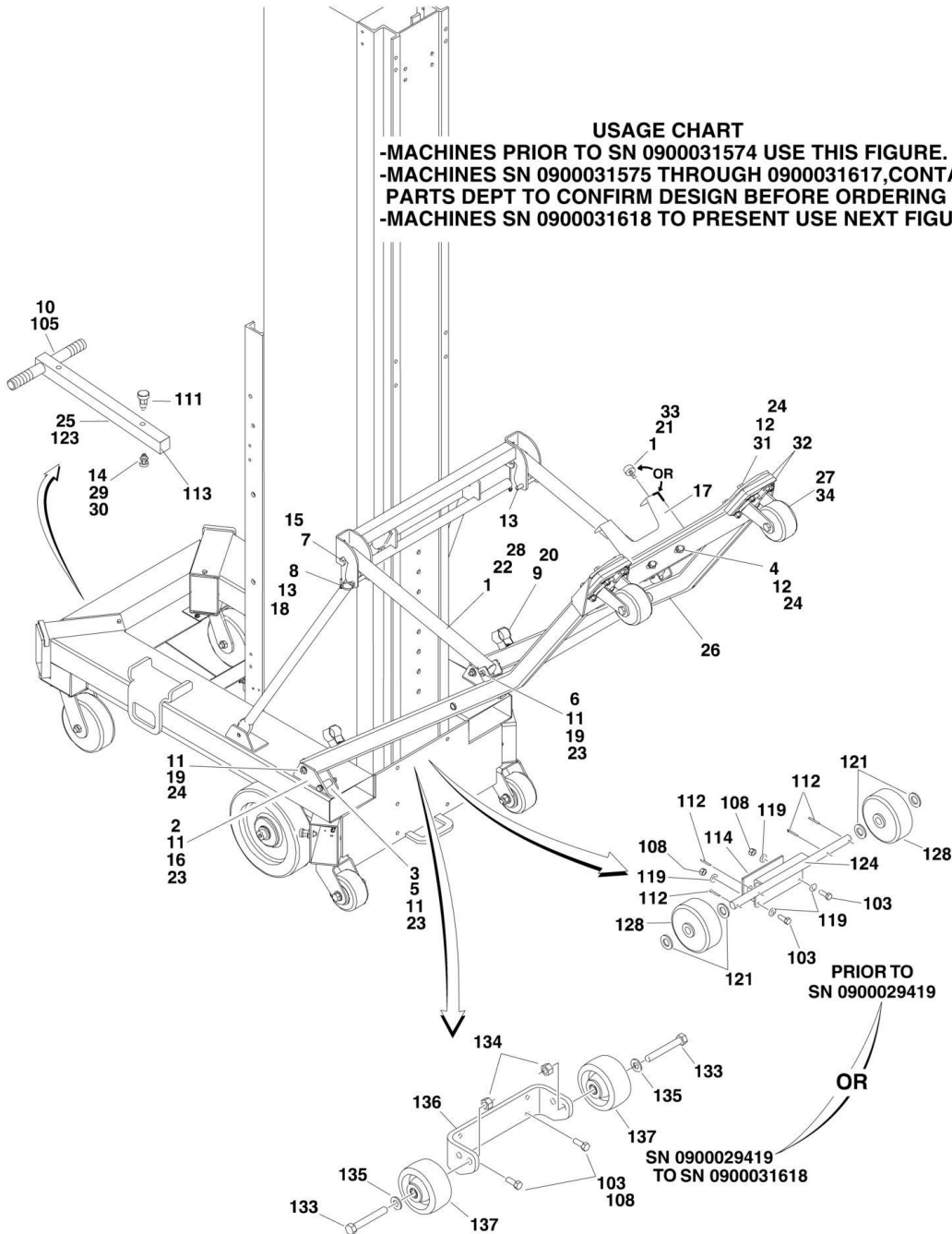
ITEM	PART NUMBER	QTY	DESCRIPTION	REV
		Ref	<b>USAGE CHART</b>	
	See Note	Ref	<b>Machines Built Prior to SN0900031574 - Note: Use Items 1-19</b>	
	See Note	Ref	<b>Machines Built SN 0900031575 through SN 0900031617 - Note: No exact SN break exist, contact the JLG Parts Dept to confirm design before ordering parts.</b>	
	See Note	Ref	<b>Machines Built SN 0900031618 to Present - Note: Use Items 101-114.</b>	
		Ref	<b>MAST SUPPORT INSTALLATIONS</b>	
		Ref	<b>Mast Support Installations: (Prior to SN 0900017519)</b>	
	0258543	Ref	<b>Mast Support Installations 20AM</b>	B
	1001114328	Ref	<b>Mast Support Installations 20AM with 15ft Limiter</b>	A
	0258544	Ref	<b>Mast Support Installations 25AM</b>	B
	0258545	Ref	<b>Mast Support Installations 30AM</b>	B
	0258546	Ref	<b>Mast Support Installations 36AM</b>	A
	0258547	Ref	<b>Mast Support Installations 41AM</b>	A
		Ref	<b>Mast Support Installations: (SN 0900017519 through 0900031574)</b>	
	0271429	Ref	<b>Mast Support Installations 20AM</b>	E
	1001114328	Ref	<b>Mast Support Installations 20AM with 15ft Limiter</b>	A
	0271430	Ref	<b>Mast Support Installations 25AM</b>	E
	0271431	Ref	<b>Mast Support Installations 30AM</b>	E
	0271432	Ref	<b>Mast Support Installations 36AM</b>	E
	0271433	Ref	<b>Mast Support Installations 41AM</b>	E
1		Ref	Bolt Options:	
1	0641608	AR	Bolt 3/8in-16NC x 1in	
1	0641609	AR	Bolt 3/8in-16NC x 1-1/8in	
3	2420140	1	Gauge, Level	
4	2560088	2	Grip, Handle (20AM/25AM/30AM Only)	
5		Ref	Nut Options:	
5	3311605	AR	Locknut 3/8in-16NC	
5	3311608	AR	Flanged Nut 3/8in-16NC	
6	3570971	1	Plate, Cover <b>(Prior to SN 0900017519)</b>	
7	4567508	2	Brace	
8	4711600	AR	Flatwasher 3/8in	
9		Ref	Support Weldment Options:	
9A	4845715	1	Support Weldment 20AM/25AM/30AM	
9B	4845763	1	Support Weldment 36AM/41AM	
10	0100001	AR	Adhesive (20AM/25AM/30AM Only)	
14	1704582	1	Decal, Manual Descent	
15	0641408	4	Screw 1/4in	
16	3311405	4	Lock Nut 1/4in	
17	4568433	1	Tube, Valve Protection	
18	4751400	8	Flatwasher 1/4in	
19	0100011	AR	Compound, Locking	
		Ref	<b>MAST SUPPORT INSTALLATIONS</b>	
		Ref	<b>Mast Support Installations: (SN 0900031618 to Present)</b>	
	1001108559	Ref	<b>Mast Support Installations 20AM</b>	A
	1001108561	Ref	<b>Mast Support Installations 25AM</b>	A
	1001108562	Ref	<b>Mast Support Installations 30AM</b>	A
	1001108563	Ref	<b>Mast Support Installations 36AM</b>	A

## SECTION 1 - BASE

ITEM	PART NUMBER	QTY	DESCRIPTION	REV
	1001108564	Ref	<b>Mast Support Installations 41AM</b>	A
		Ref	<b>Note: See Usage Chart for SN 0900031575 to SN 0900031617</b>	
101	0100011	AR	Compound, Locking	
102	0630550	2	Capscrew 1/4in-20NC x 3/4in	
103	0641608	8	Bolt 3/8in-16NC x 1in	
104	0641609	4	Bolt 3/8in-16NC x 1-1/8in	
104	0641611	4	Bolt 3/8in-16NC x 1 3/8in	
106	2420140	1	Gauge, Level	
107	2560088	2	Grip, Handle (20AM/25AM/30AM Only)	
108	3311605	8	Locknut 3/8in-16NC	
109	3311608	4	Nut, Flanged 3/8in-16NC	
110	4711600	8	Flatwasher 3/8in Narrow	
111	1001102616	1	Shield, Lift Down Valve	
112	1001107441	2	Brace	
113		Ref	Support Weldment Options:	
113	1001108178	1	Support Weldment 20AM/25AM/30AM	
113	1001107459	1	Support Weldment 36AM/41AM	
114	1001107451	2	Mount, Tiltback Shock (36AM/41AM Only)	

# SECTION 1 - BASE

**FIGURE 1-5. TILTBACK AND LOADING HARDWARE (FRAME MOUNTED) COMPONENTS (SEE PARTS LIST FOR USAGE)**





## SECTION 1 - BASE

**FIGURE 1-5. TILTBACK AND LOADING HARDWARE (FRAME MOUNTED) COMPONENTS (SEE PARTS LIST FOR USAGE)**

ITEM	PART NUMBER	QTY	DESCRIPTION	REV
		Ref	<b>USAGE CHART</b>	
		Ref	<b>Machines Built Prior to SN 0900031574 - Note: Use this figure.</b>	
		Ref	<b>Machines Built SN 0900031575 to SN 0900031617 - No exact SN break exists, contact the JLG Parts Dept to confirm design before ordering parts.</b>	
		Ref	<b>Machines Built SN 0900031618 to Present - Note: Use next figure.</b>	
	0258406	Ref	<b>TILTBACK INSTALLATION (36AM/41AM ONLY)</b>	H
1	0100019	AR	Compound, Locking	
2	0630383	4	Carriage Bolt, 5/16in-18NC	
3	0641518	2	Bolt 5/16in-18NC x 2-1/4in	
4	0641608	10	Bolt 3/8in-16NC x 1in	
5	0962195	2	Bushing, Tiltstop	
6	0962196	2	Bushing, Shock Mount	
7	0962197	2	Bushing, Shock Mount	
8	1060380	2	Cable, Lanyard	
9	1320215	2	Clamp, Stowage	
10	2560088	2	Grip, Handle	
11	3311505	10	Locknut 5/16in-18NC	
12	3311605	10	Locknut 3/8in-16NC	
13	3420934	2	Pin, Quick Release	
14	3422369	1	Plunger Pin ( <b>Prior to SN 0900012209</b> )	
15	3422370	2	Pin, Grooved	
16	3570927	2	Plate, Tilt Back Mount	
17	3570949	1	Plate, Stop	
18	3820024	2	Rivet	
19	3900111	4	Screw, Shoulder	
20	3941004	4	Screw, Self Tapper	
21		Ref	Hardware Option:	
21	4060805	2 ft	Shield, Flex Trim ( <b>Prior to SN 0900019171</b> )	
21	4060807	2 ft	Shield, Flex Trim ( <b>SN 0900019171 through 0900019854</b> )	
21	0940049	2	Shield, Flex Trim (Stopper, Rubber) ( <b>SN 0900019855 to Present</b> )	
22	4567599	2	Tube, Shock Cover	
23	4711500	AR	Flatwasher 5/16in Narrow	
24	4711600	24	Flatwasher 3/8in Narrow	
25	4845706	1	T-Bar Weldment	
26	4845762	1	Tiltback Weldment	
27		Ref	Wheel, Caster Options:	
27	4860187	2	4in Diameter ( <b>Prior to SN 0900019171</b> )	
27	4860143	2	5in Diameter ( <b>SN 0900019171 through 0900020847</b> )	
28	4160173	2	Spring, Gas Shock	
29	3422744	1	Plunger Pin ( <b>SN 0900012209 to Present</b> )	
30	3520163	2	Cap, Tube	
31	0641614	8	Bolt 3/8in-16NC x 1-3/4in ( <b>Prior to SN 0900019171</b> )	
32		Ref	Plate, Spacer Options:	
32	3572370	4	Plate, Spacer ( <b>Prior to SN 0900019171</b> )	
33	3311501	1	Nut 5/16-18NC ( <b>SN 0900019855 to Present</b> )	
34	4860251	2	Wheel, Locking Caster ( <b>SN 0900020847 to Present</b> )	
		Ref	<b>LOADING HARDWARE (FRAME MOUNTED COMPONENTS)</b>	

## SECTION 1 - BASE

ITEM	PART NUMBER	QTY	DESCRIPTION	REV
	0258741	Ref	<b>Loading Hardware (Frame Mounted Components) 20AM/25AM/30AM</b>	K
	0258965	Ref	<b>Loading Hardware (Frame Mounted Components) 36AM/41AM</b>	I
103		Ref	Bolt Options:	
103	0641608	AR	Bolt 3/8in-16NC x 1in	
103	0641611	AR	Bolt 3/8in-16NC x 1-3/8in	
105	2560088	2	Grip	
108	3311605	4	Locknut 3/8in-16NC	
111	3422744	1	Pin, Plunger	
112	3450504	4	Pin, Cotter	
113	3520163	2	End Cap, Tube	
114	4070981	1	Shim .25 <b>(Prior to SN 0900029419)</b>	
119	4711600	4	Flatwasher 3/8in Narrow	
121	4712200	4	Flatwasher 3/4in Narrow	
123	4845706	1	Weldment, T-Bar	
124	4845727	1	Bracket, Mast Wheel <b>(Prior to SN 0900029419)</b>	
128		Ref	Wheel 4in Options:	
128	4860185	2	Wheel <b>(Prior to SN 0900014095)</b>	
128	7020087	2	Wheel, Replacement (1 Per Wheel)	
128	7020084	4	Bearing (2 Per Wheel)	
128	7012631	2	Bushing, Axle Spanner (1 Per Wheel)	
128	4860196	2	Wheel <b>(SN 0900014095 through 0900020788)</b>	
128	4860196	2	Wheel, Replacement (1 Per Wheel)	
128	7020084	4	Bearing (2 Per Wheel)	
128	4860196	2	Bushing, Axle Spanner (1 Per Wheel)	
128	4860250	2	Wheel <b>(SN 0900020788 through 0900029419)</b>	
133	0641828	2	Bolt 1/2in-13NC x 3-1/2in	
134	3311805	2	Locknut 1/2in-13NC	
135	4711800	2	Flatwasher 1/2in Narrow	
136	1001100905	1	Weldment, Mast Wheel Bracket <b>(SN 0900029419 through 0900031574)</b>	
137	1001100945	2	Wheel 4in <b>(SN 0900029419 through 0900031574)</b>	

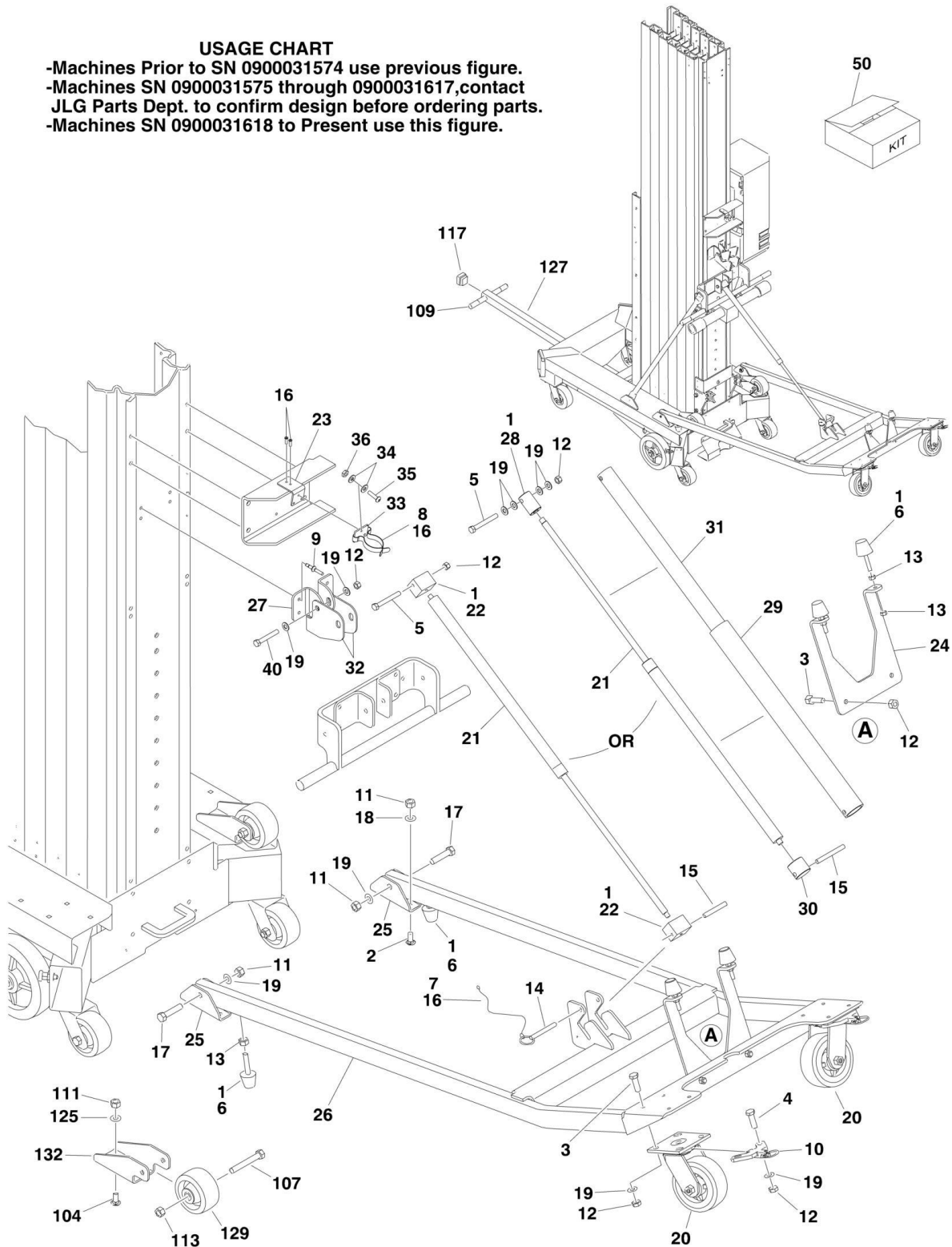


# SECTION 1 - BASE

**FIGURE 1-6. TILTBACK AND LOADING HARDWARE (FRAME MOUNTED) COMPONENTS (SEE PARTS LIST FOR USAGE)**

**USAGE CHART**

- Machines Prior to SN 0900031574 use previous figure.
- Machines SN 0900031575 through 0900031617, contact JLG Parts Dept. to confirm design before ordering parts.
- Machines SN 0900031618 to Present use this figure.



## SECTION 1 - BASE

**FIGURE 1-6. TILTBACK AND LOADING HARDWARE (FRAME MOUNTED) COMPONENTS (SEE PARTS LIST FOR USAGE)**

ITEM	PART NUMBER	QTY	DESCRIPTION	REV
		Ref	<b>USAGE CHART</b>	
		Ref	<b>Machines Built Prior to SN 0900031574 - Note: Use previous figure.</b>	
		Ref	<b>Machines Built SN 0900031575 through 0900031617 - No exact SN break exists, contact the JLG Parts Dept to confirm design before ordering parts.</b>	
		Ref	<b>Machines Built SN 0900031618 to Present - Note: Use this figure.</b>	
	1001108711	Ref	<b>TILTBACK INSTALLATION (36AM/41AM ONLY) (SN 0900031618 through 0900037289)</b>	C
	1001203325	Ref	<b>TILTBACK INSTALLATION (36AM/41AM ONLY) (SN 0900037290 to Present)</b>	B
1	0100011	AR	Compound, Locking	
2	0630383	4	Carriage Bolt, 5/16in-18NC	
3	0641608	6	Bolt 3/8in-16NC x 1in	
4	0641610	4	Bolt 3/8in-16NC x 1-1/4in	
5	0641624	1	Bolt 3/8in-16NC x 3in	
6	0940088	4	Bumper	
7	1060380	1	Cable, Lanyard	
8	1380132	1	Clip <b>(SN 0900031618 through 0900037289)</b>	
8	1001212241	1	Clip <b>(SN 0900037290 to Present)</b>	
9	2080040	4	Fastener, Huck	
10	2940150	2	Latch, Caster Locking	
11	3311505	6	Locknut 5/16in-18NC	
12	3311605	AR	Locknut 3/8in-16NC	
13	3321501	6	Nut 5/16in-24NF	
14	3420934	1	Pin, Quick Release	
15	3422370	1	Pin, Grooved <b>(SN 0900031618 through 0900037289)</b>	
15	1001211422	1	Pin, Grooved <b>(SN 0900037290 to Present)</b>	
16	3820024	AR	Rivet	
17	3900111	2	Screw, Shoulder	
18	4711500	4	Flatwasher 5/16in Narrow	
19	4711600	AR	Flatwasher 3/8in Narrow	
20	1001103417	2	Wheel, Caster	
21		Ref	Spring, Gas Options:	
21	1001107442	NLA	Spring, Gas (Use p/n 1001154242) <b>(Prior to SN 0900034901)</b>	
21	1001154240	1	Spring, Gas <b>(SN 0900034901 to Present)</b>	
22		Ref	Mount, Gas Spring Options:	
22	1001107443	NLA	Mount, Gas Spring (Use p/n 1001154242) <b>(Prior to SN 0900034901)</b>	
22	1001154241	2	Mount, Gas Spring <b>(SN 0900034901 through 0900037289)</b>	
23	1001107448	1	Mount, Spring Clamp <b>(SN 0900031618 through 0900037289)</b>	
23	1001216905	1	Mount, Spring Clamp <b>(SN 0900037290 through 0900037541)</b>	
23	1001231279	1	Mount, Spring Clamp <b>(SN 0900037542 to Present)</b>	
24	1001107452	1	Bracket, Tiltback Stop <b>(SN 0900031618 through 0900037289)</b>	
24	1001216900	1	Bracket, Tiltback Stop <b>(SN 0900037290 to Present)</b>	
25	1001107453	2	Mount, Tiltback Frame	
26	1001107454	1	Frame, Tiltback	
27	1001108715	2	Mount, Tiltback Frame	
28	1001193370	1	Mount, Gas Spring <b>(SN 0900037290 to Present)</b>	

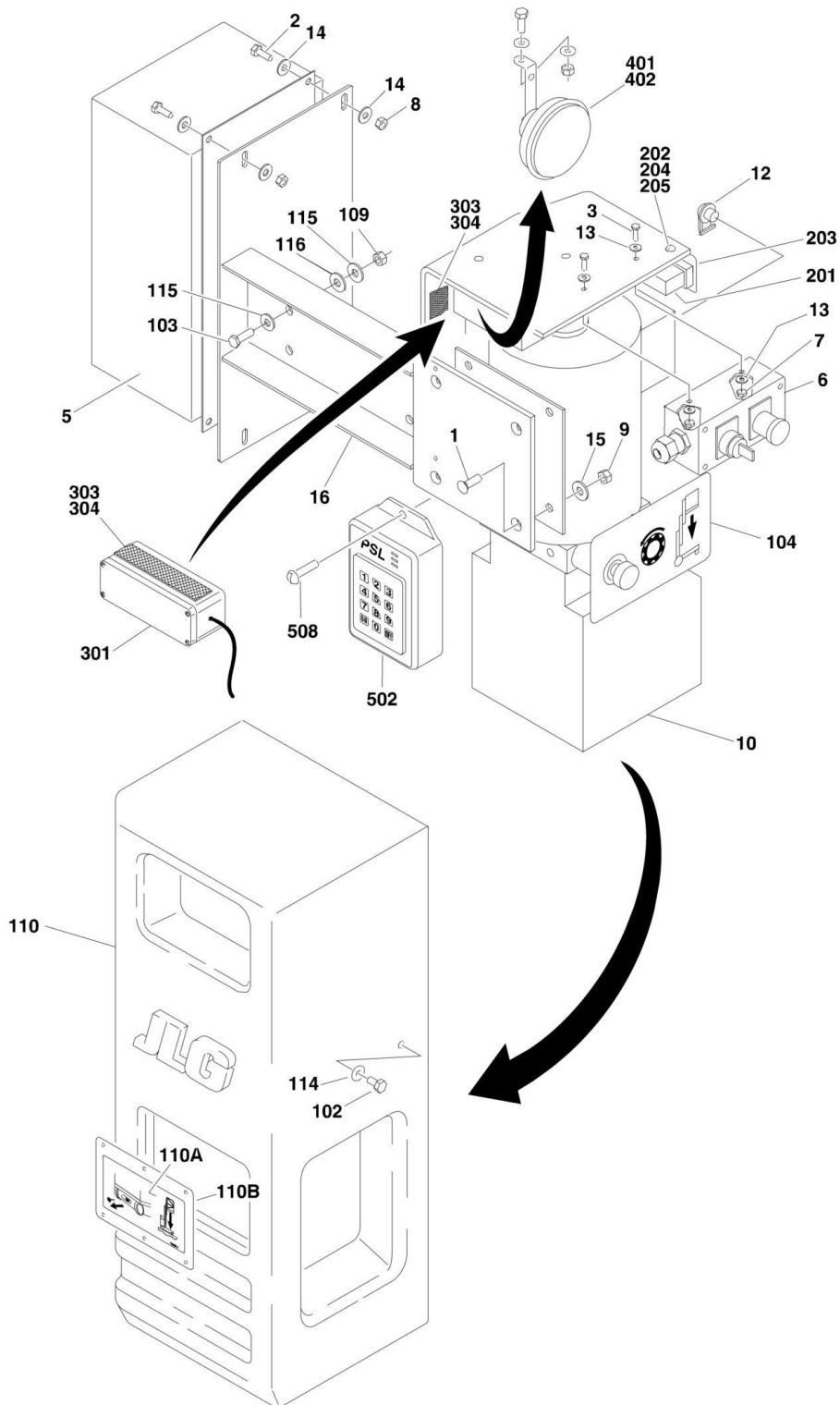
## SECTION 1 - BASE

ITEM	PART NUMBER	QTY	DESCRIPTION	REV
29	1001209403	1	Cover, Barrel (SN 0900037290 to Present)	
30	1001209404	1	Mount, Gas Spring (SN 0900037290 to Present)	
31	1001209470	1	Cover, Rod (SN 0900037290 to Present)	
32	1001221248	2	Catch (SN 0900037290 to Present)	
33	1001231280	1	Plate	
34	4711000	6	Washer #10	
35	0630518	3	Washer #10 x 3/4	
36	3311005	3	Nut #10	
40	0641620	AR	Bolt 3/8 x 2-1/2	
50	1001154242	1	Shock Replacement Kit (includes items 1, 5, 12, 15, 21 & 22) (SN 0900031618 through 0900037289)	
		Ref	<b>LOADING HARDWARE (FRAME MOUNTED) COMPONENTS</b>	
	1001108712	Ref	<b>Loading Hardware (Frame Mounted) Components 20AM/25AM/36AM</b>	B
	1001108714	Ref	<b>Loading Hardware (Frame Mounted) Components 36AM/41AM</b>	A
104	0630383	4	Bolt, Carriage 5/16in-18NC x 1in	
107	0641828	2	Bolt 1/2in-13NC x 3-1/2in	
109	2560088	2	Grip	
111	3311505	4	Locknut 5/16in-18NC	
113	3311805	2	Locknut 1/2in-13NC	
117	3520163	1	Cap, End	
125	4711500	4	Flatwasher 5/16in Narrow	
127	4845706	1	T-Bar Weldment	
129	1001100945	2	Wheel 4in	
132	1001107456	2	Mount, Wheel	

**SECTION 2 - CONTROLS**

# SECTION 2 - CONTROLS

FIGURE 2-1. AC POWER COMPONENTS INSTALLATION (ANSI AND ANSI EXPORT SPECS) (Prior to SN 0900026490)





## SECTION 2 - CONTROLS

**FIGURE 2-1. AC POWER COMPONENTS INSTALLATION (ANSI AND ANSI EXPORT SPECS) (Prior to SN 0900026490)**

ITEM	PART NUMBER	QTY	DESCRIPTION	REV
		Ref	<b>POWERPACK ASSEMBLY OPTIONS:</b>	
	0258434	Ref	<b>120 Volt (Prior to SN 0900017519)</b>	C
	0271131	Ref	<b>120 Volt (SN 0900017519 through 0900026490)</b>	B
	0258436	Ref	<b>240 Volt (Prior to SN 0900017519)</b>	C
	0271132	Ref	<b>240 Volt (SN 0900017519 through 0900026490)</b>	B
1	0630486	4	Screw, Counter Sunk	
2	0641406	4	Bolt 1/4in-20NC x 3/4in	
3	0721006	2	Screw	
4	0721014	1	Screw Only ( <b>Prior to SN 0900012076</b> )	
5		Ref	Junction Box Assembly Options (See AC JUNCTION BOX ASSEMBLY for Breakdown):	
5	0860933	1	120 Volt	
5	0860936	1	240 Volt	
6		Ref	Ground Control Box Assembly options:	
6	0861212	NLA	Ground Control Box Assembly (Use p/n 0861305) ( <b>Prior to SN 0900020143</b> )	
6	0861305	1	Ground Control Box Assembly ( <b>SN 0900020143 through 0900026490</b> )	
		Ref	<b>Note: Original Equipment control box p/n 0861212 may have been replaced with p/n 0861305 as a Service Replacement. Identify component before ordering parts.</b>	
6	7020078	1	Switch, Push-Pull (Stop)	
6	7020096	1	Legend Plate, "Stop"	
6	7020097	1	Legend Plate, "Power/Off/On"	
6		Ref	Switch, Key Options:	
6	7020098	1	Switch, Key ( <b>Prior to SN 0900020143</b> )	
6	4360467	1	Switch, Key ( <b>SN 0900020143 through 0900026490</b> )	
6		Ref	Key, Replacement Options:	
6	7016339	1	Key, Replacement ( <b>Prior to SN 0900020143</b> )	
6	2860030	1	Key, Replacement ( <b>SN 0900020143 through 0900026490</b> )	
6		Ref	Connector, Strain Relief Options:	
6	7020090	1	Connector, Strain Relief ( <b>Prior to SN 0900023600</b> )	
6	7027787	1	Connector, Strain Relief ( <b>SN 0900023600 through 0900026490</b> )	
6	7020093	4	Screw m3 x 25	
6	7020094	1	Lid	
7	3311005	AR	Locknut #10-24NC	
8	3311405	4	Locknut 1/4in-20NC	
9	3311505	4	Locknut 5/16in-18NC	
10		Ref	Pump/Motor Assembly Options (See AC MOTOR/PUMP ASSEMBLY (FENNER) for Breakdown):	
10	3600281	1	Pump/Motor Assembly 120 Volt Machines ( <b>Prior to SN 0900012829</b> )	
10	3600280	1	Pump/Motor Assembly 240 Volt Machines ( <b>Prior to SN 0900012829</b> )	
10	3600292	1	Pump/Motor Assembly 120 & 240 Volt Machines ( <b>SN 0900012829 through 0900017518</b> )	
10	3600322	NLA	Pump/Motor Assembly 120 & 240 Volt Machines (Use Kit 2915246) ( <b>SN 0900017519 through 0900026489</b> )	
		Ref	<b>(Note: Kit p/n 2915246 includes Pump/Motor Assy, Pump</b>	

## SECTION 2 - CONTROLS

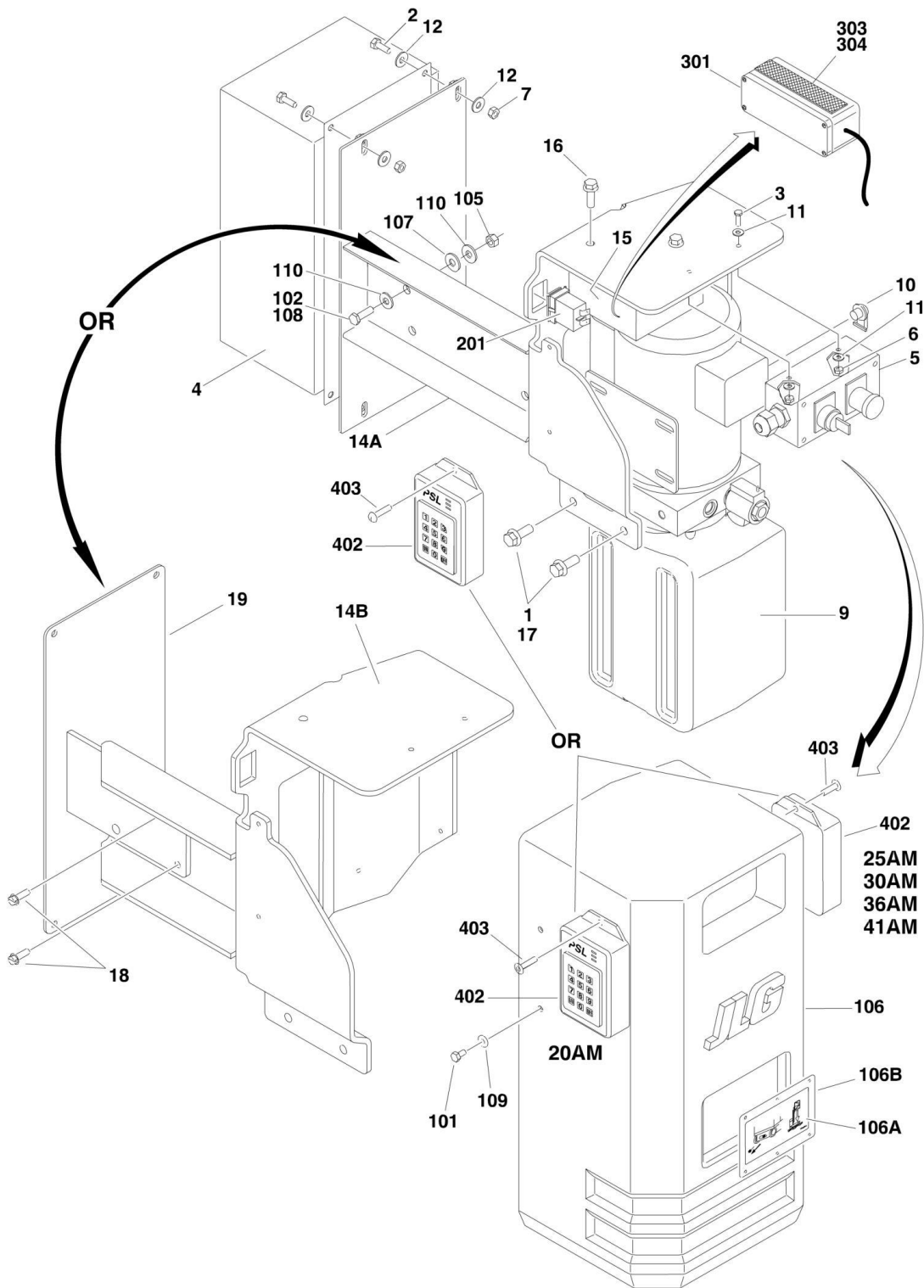
ITEM	PART NUMBER	QTY	DESCRIPTION	REV
			<b>and AC Box Mtg Brackets and 2 Hydraulic Tubes. Once kit has been added, machine will be updated to S/N 0900026490 to S/N 0900029962 Design.)</b>	
11	3740113	1	Relay, Timer Only (Prior to SN 0900012076)	
12	4460566	1	Terminal, 90	
13	4751000	AR	Flatwasher #10	
14	4751400	8	Flatwasher 1/4in	
15	4751500	4	Flatwasher 5/16in	
16	4845712	1	Plate, Mounting	
		Ref	<b>POWERPACK INSTALLATION OPTIONS:</b>	
	0258683	Ref	<b>Powerpack Installation 20AM (Prior to SN 0900017519)</b>	C
	0271139	Ref	<b>Powerpack Installation 20AM (SN 0900017519 through 0900026490)</b>	E
	0258478	Ref	<b>Powerpack Installation 25AM/30AM/36AM/41AM (Prior to SN 0900017519)</b>	B
	0271137	Ref	<b>Powerpack Installation 25AM/30AM/36AM/41AM (SN 0900017519 through 0900026490)</b>	D
102	0641404	4	Bolt 1/4in-20NC x 1/2in	
103		Ref	Bolt Options:	
103	0641608	4	Bolt 3/8in-16NC x 1-3/4in (25AM/30AM/36AM/41AM)	
103	0641614	4	Bolt 3/8in-16NC x 1-1/4in (20AM)	
104	1702353	1	Decal - Manual Descent (Prior to SN 0900017519)	
109	3311605	4	Locknut 3/8in-16NC	
110		Ref	Shield, Pump Cover Options:	
110	4060875	1	Shield, Pump Cover 25AM/30AM/36AM/41AM (Prior to SN 0900019688)	
110	4061024	1	Shield, Pump Cover 25AM/30AM/36AM/41AM (SN 0900019688 through 0900026490)	
110	4061024	1	Shield, Pump Cover 20AM	
110A	1704582	1	Decal Only (SN 0900019688 through 0900026490)	
110B	9984088	1	Cover Only (SN 0900019688 through 0900026490)	
114	4711400	4	Flatwasher 1/4in	
115	4711600	8	Flatwasher 3/8in	
116		Ref	Flatwasher Options:	
116	4751600	AR	Flatwasher 3/8in Wide (20AM Only) (Prior to SN 0900015553)	
116	Not Required	0	Flatwasher 25AM/30AM/36AM/41AM	
118		Ref	Shim Options: (SN 0900015553 through 0900026490)	
118	4070984	2	Shim 20AM	
118	Not Required	0	Shim 25AM/30AM/36AM/41AM	
	0273365	Ref	<b>HOURMETER INSTALLATION (OPTIONAL)</b>	D
201	2420172	1	Hourmeter	
202	3311001	2	Nut #10-24NC	
203	3572158	1	Bracket, Mounting	
204	3911010	2	Screw #10-24NC x 5/8in	
205	4761000	2	Lockwasher #10	
206	4922935	1	Harness, Hourmeter (Not Shown)	
	0258482	Ref	<b>AUXILIARY LOWERING INSTALLATION (OPTIONAL)</b>	A
301	0861213	1	Box, Power Down	
301	0400181	2	Battery	
301	4460320	1	Connector, Amp	
301	4460267	2	Pin, Amp	
303	4420064	0.3 ft/.09m	Velcro, Loop	

## SECTION 2 - CONTROLS

ITEM	PART NUMBER	QTY	DESCRIPTION	REV
304	4420065	0.3 ft/.09m	Velcro, Hook	
	0271373	Ref	<b>FLOOR BRAKE ALARM INSTALLATION (OPTIONAL)</b>	A
401	0100011	AR	Compound, Locking	
402	0140022	1	Alarm, Horn	
403	4922583	1	Harness, Brake Alarm (Not Shown)	
	0272686	Ref	<b>SECURITY LOCK INSTALLATION (OPTIONAL)</b>	C
501	2820035	8 in/20cm	Sleeve, Insulation (Not Shown)	
502	2940132	1	Lock, Programmable	
508	0791003	2	Screw#10-24NC x 3/8in	

# SECTION 2 - CONTROLS

FIGURE 2-2. AC POWER COMPONENTS INSTALLATION (ANSI AND ANSI EXPORT SPECS) (SN 0900026490 to Present)



## SECTION 2 - CONTROLS

**FIGURE 2-2. AC POWER COMPONENTS INSTALLATION (ANSI AND ANSI EXPORT SPECS) (SN 0900026490 to Present)**

ITEM	PART NUMBER	QTY	DESCRIPTION	REV
		Ref	<b>POWERPACK ASSEMBLY OPTIONS:</b>	
	0271131	Ref	<b>120 VAC, 60Hz</b>	G
	0271132	Ref	<b>240 VAC, 50/60Hz</b>	G
1	0791608	2	Screw 3/8in-16NC x 1in	
2	0641406	4	Bolt 1/4in-20NC x 3/4in	
3	0721006	2	Screw	
4		Ref	Junction Box Assembly Options (See AC JUNCTION BOX ASSEMBLY for Breakdown):	
4	0860933	1	120 Volt	
4	0860936	1	240 Volt	
5	0861305	1	Ground Control Box Assembly	
5	7020078	1	Switch, Push-Pull (Stop)	
5	7020096	1	Legend Plate, "Stop"	
5	7020097	1	Legend Plate, "Power/Off/On"	
5	4360467	1	Switch, Key	
5	2860030	1	Key, Replacement Options:	
5	7027787	1	Connector, Strain Relief Options	
5	7020093	4	Screw m3 x 25	
5	7020094	1	Lid	
6	3311005	2	Locknut #10-24NC	
7	3311405	4	Locknut 1/4in-20NC	
9	3600453	1	Pump/Motor Assembly (See AC MOTOR/PUMP ASSEMBLY (MONARCH/BUCHER) for Breakdown)	
10	4460566	1	Terminal, 90	
11	4751000	AR	Flatwasher #10	
12	4751400	8	Flatwasher 1/4in	
14		Ref	Plate, Mounting Options:	
14A	4341353	NLA	Plate, Mounting (Use p/ns 4341431 & 4341432) <b>(SN 0900026490 through 0900027922)</b>	
14B	4341432	1	Plate, Mounting <b>(SN 0900027922 to Present)</b>	
15	4821500	1	Weight, 15lbs <b>(SN 0900026490 through 0900027922)</b>	
16	0791508	2	Bolt 5/16in-18NC x 1in <b>(SN 0900026490 through 0900027922)</b>	
17	0100011	AR	Compound, Locking	
18	0630550	2	Bolt 1/4in-20NC x 3/4in <b>(SN 0900027922 to Present)</b>	
19	4341431	1	Mount, AC Box <b>(SN 0900027922 to Present)</b>	
20		Ref	Insulate, Heat Shrink Options (Not Shown):	
20	Not Required	0	Insulate, Heat Shrink Options (Not Shown): <b>(SN 0900026490 through 0900028702)</b>	
20	2820030	1	Insulate, Heat Shrink <b>(SN 0900028703 through 0900030157)</b>	
20	1001105113	1	Insulate, Heat Shrink <b>(SN 0900030158 to Present)</b>	
		Ref	<b>POWERPACK INSTALLATION OPTIONS:</b>	
	0275690	Ref	<b>Powerpack Installation 20AM (SN 0900026490 through 0900027922)</b>	B
	0275689	Ref	<b>Powerpack Installation 25AM/30AM/36AM/41AM (SN 0900026490 through 0900027921)</b>	B
	0275939	Ref	<b>Powerpack Installation 20AM/25AM/30AM/36AM/41AM (SN 0900027922 to Present)</b>	B
101	0641404	4	Bolt 1/4in-20NC x 1/2in	
102		Ref	Bolt 3/8in-16NC Options:	
102		Ref	Bolt 3/8in-16NC <b>(SN 0900026490 through 0900027921)</b>	

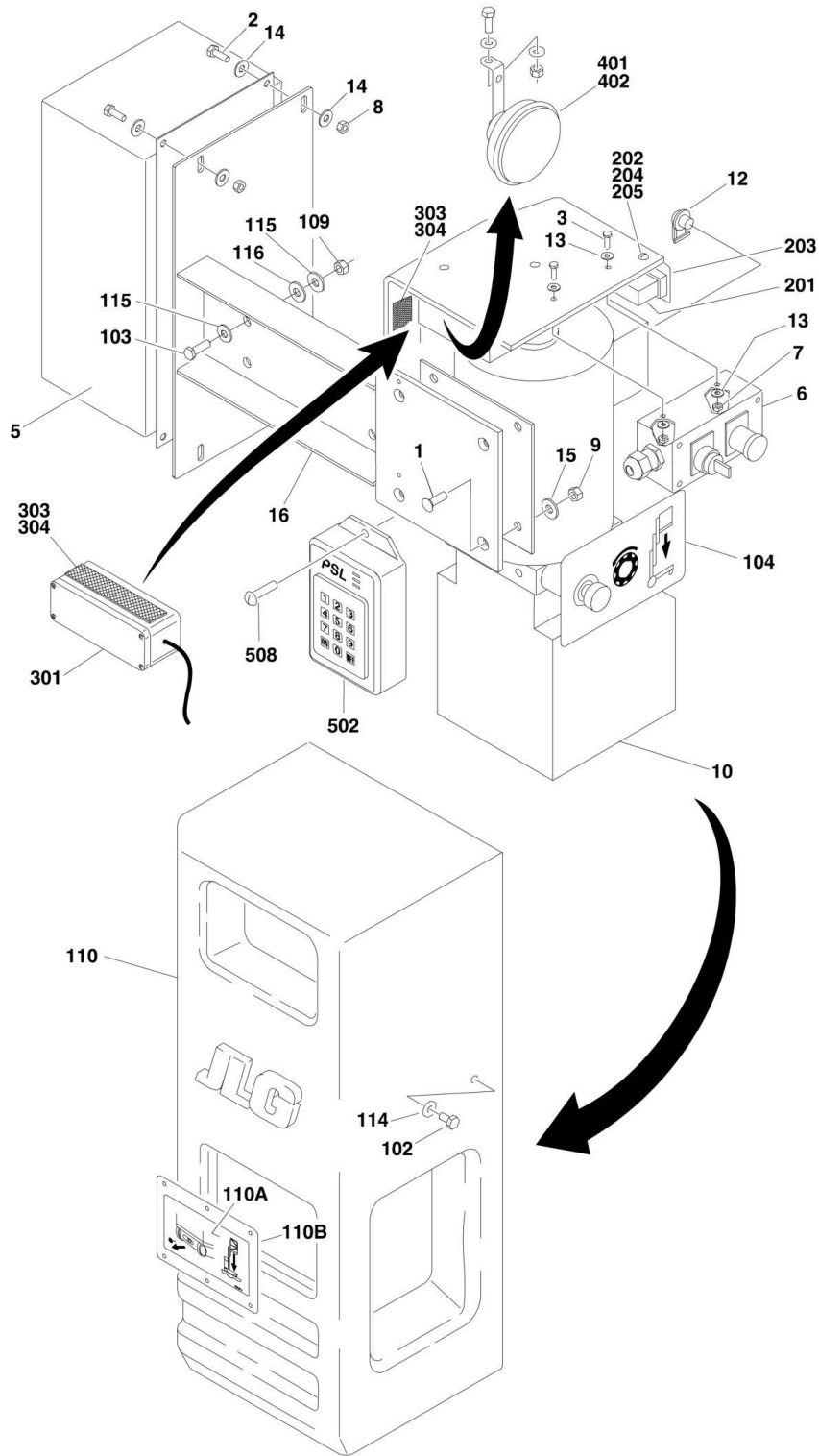
## SECTION 2 - CONTROLS

ITEM	PART NUMBER	QTY	DESCRIPTION	REV
102	0641608	4	Bolt 3/8in-16NC Options 25AM/30AM/36AM/41AM	
102	0641614	4	Bolt 3/8in-16NC 20AM	
102	0791609	4	Bolt 3/8in-16NC <b>(SN 0900027922 to Present)</b>	
105		Ref	Nut 3/8in-16NC Options:	
105	3311605	4	Nut 3/8in-16NC <b>(SN 0900026490 through 0900027921)</b>	
105	3311608	4	Nut 3/8in-16NC <b>(SN 0900027922 to Present)</b>	
106	4061024	1	Shield, Pump Cover	
106A	1704582	1	Decal	
106B	9984088	1	Cover	
107		Ref	Shim Options: <b>(SN 0900026490 through 0900027922)</b>	
107	4070984	2	Shim 20AM	
107	Not Required	0	Shim 25AM/30AM/36AM/41AM	
108	0100011	AR	Compound, Locking	
109	4711400	4	Flatwasher 1/4in	
110	4711600	8	Flatwasher 3/8in	
	0275697	Ref	<b>HOURMETER INSTALLATION (OPTIONAL)</b>	C
201	2420172	1	Hourmeter	
202	4922935	1	Harness, Hourmeter (Not Shown)	
	0258482	Ref	<b>AUXILIARY LOWERING INSTALLATION (OPTIONAL)</b>	A
301	0861213	1	Box, Power Down	
301	0400181	2	Battery	
301	4460320	1	Connector, Amp	
301	4460267	2	Pin, Amp	
303	4420064	0.3 ft/.09m	Velcro, Loop	
304	4420065	0.3 ft/.09m	Velcro, Hook	
		Ref	<b>SECURITY LOCK INSTALLATION (OPTIONAL)</b>	
	0272686	Ref	<b>Security Lock Installation (SN 0900026490 through 0900031574)</b>	D
	0272686	Ref	<b>Security Lock Installation (SN 0900031575 through 0900031617)</b>	D
	1001110217	Ref	<b>Security Lock Installation (SN 0900031575 through 0900031617)</b>	A
	1001110217	Ref	<b>Security Lock Installation (SN 0900031618 to Present)</b>	B
401	2820035	8 in/20cm	Sleeve, Insulation (Not Shown)	
402	2940132	1	Lock, Programmable (Note: Does NOT include Items 404 & 405)	
403		Ref	Fastener Options:	
403	0791003	2	Screw #10-24NC x 3/8in	
403	3820032	2	Rivet	
404	4460267	3	Pin, Male (Not Shown Only) <b>(SN 0900031618 to Present)</b>	
405	4460326	1	Plug, Male - 3 Position (Not Shown Only) <b>(SN 0900031618 to Present)</b>	
406	1001114375	1	Harness, Security Lock (Not Shown Only) <b>(SN 0900031618 to Present)</b>	
406	4460268	3	Socket, Female (Not Shown Only) <b>(SN 0900031618 to Present)</b>	
406	4460445	1	Receptacle, Female - 3 Position (Not Shown Only) <b>(SN 0900031618 to Present)</b>	



# SECTION 2 - CONTROLS

## FIGURE 2-3. AC POWER COMPONENTS INSTALLATION (JAPANESE SPEC PRIOR TO S/N0900026490)





## SECTION 2 - CONTROLS

**FIGURE 2-3. AC POWER COMPONENTS INSTALLATION (JAPANESE SPEC PRIOR TO S/N0900026490)**

ITEM	PART NUMBER	QTY	DESCRIPTION	REV
		Ref	<b>POWERPACK ASSEMBLY OPTIONS:</b>	
		Ref	<b>100 Volt (20AM/25AM/36AM)</b>	
	0259238	Ref	<b>Powerpack Assembly (Prior to SN 0900017519)</b>	A
	0271133	Ref	<b>Powerpack Assembly (SN 0900017519 through 0900026490)</b>	B
		Ref	<b>100 Volt (30AM/41AM)</b>	
	0259238	Ref	<b>Powerpack Assembly (Prior to SN 0900013209)</b>	A
	0259504	Ref	<b>Powerpack Assembly (SN 0900013209 through 0900017518)</b>	A
	0271134	Ref	<b>Powerpack Assembly (SN 0900017519 through 0900026490)</b>	C
1	0630486	4	Screw, Counter Sunk	
2	0641406	4	Bolt 1/4in-20NC x 3/4in	
3	0721006	2	Screw	
4	0721014	1	Screw Only ( <b>Prior to SN 0900012076</b> )	
5		Ref	Junction Box Assembly Options: (See AC JUNCTION BOX ASSEMBLY for Breakdown)	
5	0860977	1	100 Volt ( <b>Prior to SN 0900019636</b> )	
5	0861557	1	100 Volt ( <b>SN 0900019636 through 0900026490</b> )	
6		Ref	Ground Control Box Assembly Options:	
6	0861212	NLA	Ground Control Box Assembly (Use p/n 0861305) ( <b>Prior to SN 0900020143</b> )	
6	0861305	1	Ground Control Box Assembly ( <b>SN 0900020143 through 0900026490</b> )	
		Ref	<b>Note: Original Equipment control box p/n 0861212 may have been replaced with p/n 0861305 as a Service Replacement. Identify component before ordering parts.</b>	
6	7020078	1	Switch, Push-Pull (Stop)	
6	7020096	1	Legend Plate, "Stop"	
6	7020097	1	Legend Plate, "Power/Off/On"	
6		Ref	Switch, Key Options:	
6	7020098	1	Switch, Key ( <b>Prior to SN 0900020143</b> )	
6	4360467	1	Switch, Key ( <b>SN 0900020143 through 0900026490</b> )	
6		Ref	Key, Replacement Options:	
6	7016339	1	Key, Replacement ( <b>Prior to SN 0900020143</b> )	
6	2860030	1	Key, Replacement ( <b>SN 0900020143 through 0900026490</b> )	
6		Ref	Connector, Strain Relief Options:	
6	7020090	1	Key, Replacement ( <b>Prior to SN 0900023600</b> )	
6	7027787	1	Key, Replacement ( <b>SN 0900023600 through 0900026490</b> )	
6	7020093	4	Screw m3 x 25	
6	7020094	1	Lid	
7	3311005	AR	Locknut #10-24NC	
8	3311405	4	Locknut 1/4in-20NC	
9	3311505	4	Locknut 5/16in-18NC	
10		Ref	Pump/Motor Assembly Options (See AC MOTOR/PUMP ASSEMBLY (FENNER) for Breakdown):	
10		Ref	100 Volt (20AM/25AM/36AM)	
10	3600292	1	Pump/Motor Assembly Options ( <b>Prior to SN 0900017519</b> )	
10	3600322	NLA	Pump/Motor Assembly (Use p/n 2915246) ( <b>SN 0900017519 through 0900026489</b> )	
		Ref	<b>(Note: Kit p/n 2915246 includes Pump/Motor Assy, Pump and AC Box Mtg Brackets and 2 Hydraulic Tubes. Once kit has been added, machine will be updated to S/N</b>	

## SECTION 2 - CONTROLS

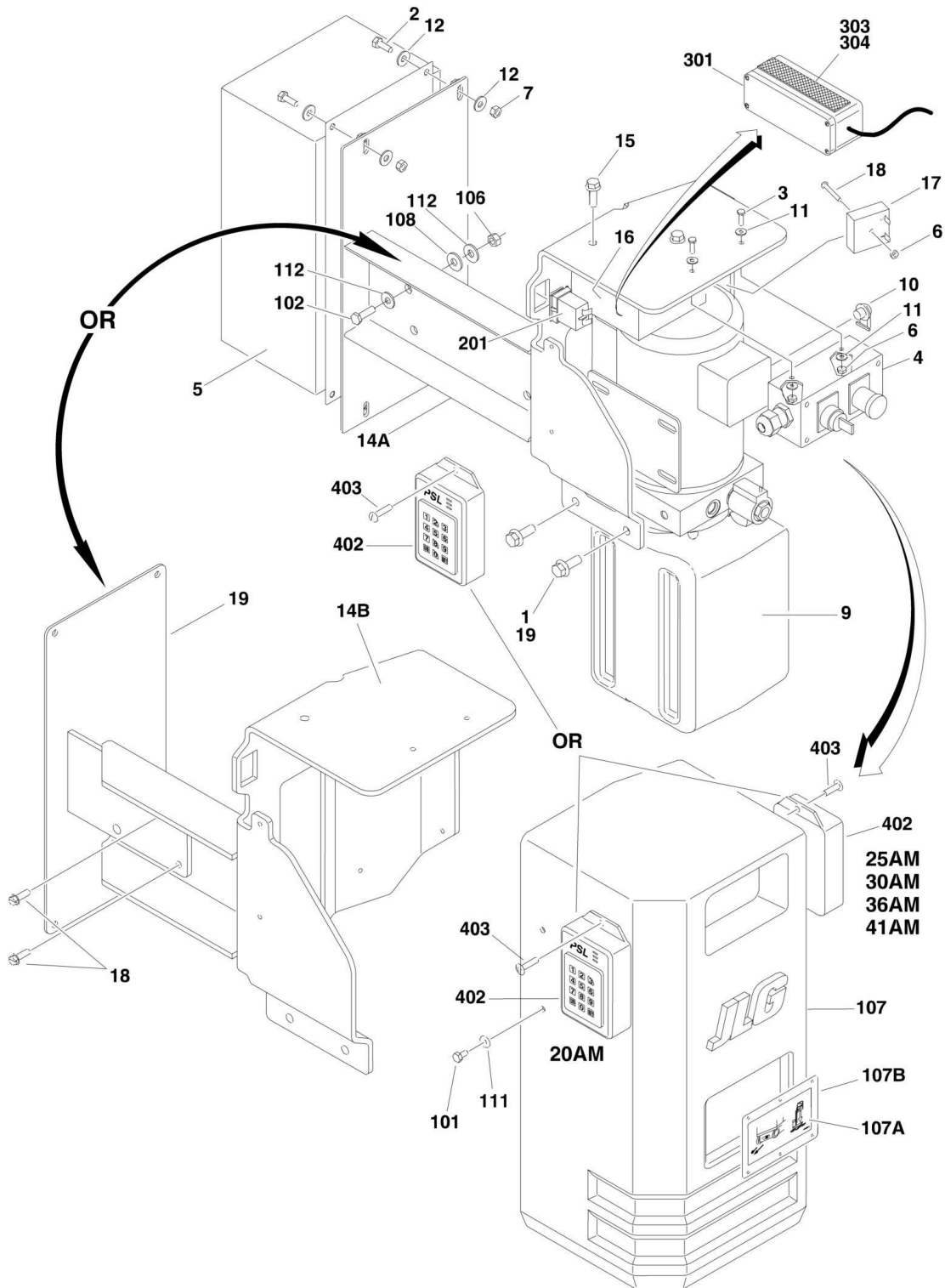
ITEM	PART NUMBER	QTY	DESCRIPTION	REV
			<b>26490 to S/N 29962 Design.)</b>	
10		Ref	100 Volt (30AM/41AM)	
10	3600292	1	Pump/Motor Assembly ( <b>Prior to SN 0900013209</b> )	
10	3600298	1	Pump/Motor Assembly ( <b>SN 0900013209 through 0900017518</b> )	
10	3600323	NLA	Pump/Motor Assembly (Use p/n 2915247) ( <b>SN 0900017519 through 0900026489</b> )	
		Ref	<b>(Note: Kit p/n 2915247 includes Pump/Motor Assy, Relay Timer, Pump and AC Box Mtg Brackets and 2 Hydraulic Tubes. Once kit has been added, machine will be updated to S/N 0900026490 to 0900029962 Design.)</b>	
11	3740113	1	Relay, Timer Only ( <b>Prior to SN 0900012076</b> )	
12	4460566	1	Terminal, 90	
13	4751000	AR	Flatwasher #10	
14	4751400	8	Flatwasher 1/4in	
15	4751500	4	Flatwasher 5/16in	
16	4845712	1	Plate, Mounting	
		Ref	<b>POWERPACK INSTALLATION OPTIONS:</b>	
		Ref	<b>Powerpack Installation 20AM</b>	
	0258683	Ref	<b>Powerpack Installation (Prior to SN 0900017519)</b>	C
	0271139	Ref	<b>Powerpack Installation (SN 0900017519 through 0900026490)</b>	E
		Ref	<b>Powerpack Installation 25AM/30AM/36AM/41AM</b>	
	0258478	Ref	<b>Powerpack Installation (Prior to SN 0900017519)</b>	B
	0271137	Ref	<b>Powerpack Installation (SN 0900017519 through 0900026490)</b>	D
102	0641404	4	Bolt 1/4in-20NC x 1/2in	
103		Ref	Bolt Options:	
103	0641608	4	Bolt 3/8in-16NC x 1 3/4in (25AM/30AM/36AM/41AM)	
103	0641614	4	Bolt 3/8in-16NC x 1-1/4in (20AM)	
104	1702353	1	Decal - Manual Descent ( <b>Prior to SN 0900017519</b> )	
109	3311605	4	Locknut 3/8in-16NC	
110		Ref	Shield, Pump Cover Options:	
110	4060875	1	Shield, Pump Cover (25AM/30AM/36AM/41AM) ( <b>Prior to SN 0900019688</b> )	
110	4061024	1	Shield, Pump Cover (25AM/30AM/36AM/41AM) ( <b>SN 0900019688 through 0900026490</b> )	
110	4061024	1	Shield, Pump Cover (20AM)	
110A	1704582	1	Decal Only ( <b>SN 0900019688 through 0900026490</b> )	
110B	9984088	1	Cover Only ( <b>SN 0900019688 through 0900026490</b> )	
114	4711400	4	Flatwasher 1/4in	
115	4711600	8	Flatwasher 3/8in	
116		Ref	Flatwasher Options:	
116	4751600	AR	Flatwasher 3/8in Wide (20AM Only) ( <b>Prior to SN 0900015553</b> )	
116	Not Required	0	Flatwasher (25AM/30AM/36AM/41AM)	
118		Ref	Shim Options: ( <b>SN 0900015553 through 0900026490</b> )	
118	4070984	2	Shim 20AM	
118	Not Required	0	Shim 25AM/30AM/36AM/41AM	
		Ref	<b>HOURLY METER INSTALLATION (OPTIONAL)</b>	
	0273365	Ref	<b>Hourmeter Installation DC (Prior to SN 0900026385)</b>	C
	0274331	Ref	<b>Hourmeter Installation AC (SN 0900023600 through 0900026384)</b>	B
	0273365	Ref	<b>Hourmeter Installation DC/AC (SN 0900026385 through 0900026490)</b>	D
201		Ref	Hourmeter	

## SECTION 2 - CONTROLS

ITEM	PART NUMBER	QTY	DESCRIPTION	REV
201	2420172	1	DC	
201	2420206	1	AC (Use p/n 2420172) <b>(Prior to SN 0900026385)</b>	
202	3311001	2	Nut #10-24NC	
203	3572158	1	Bracket, Mounting	
204	3911010	2	Screw #10-24NC x 5/8in	
205	4761000	2	Lockwasher #10	
206	4922935	1	Harness, Hourmeter (Not Shown)	
	0258482	Ref	<b>AUXILIARY LOWERING INSTALLATION (OPTIONAL)</b>	A
301	0861213	1	Box, Power Down	
301	0400181	2	Battery	
301	4460320	1	Connector, Amp	
301	4460267	2	Pin, Amp	
303	4420064	0.3 ft/.09m	Velcro, Loop	
304	4420065	0.3 ft/.09m	Velcro, Hook	
	0271373	Ref	<b>FLOOR BRAKE ALARM INSTALLATION (OPTIONAL)</b>	A
401	0100011	AR	Compound, Locking	
402	0140022	1	Alarm, Horn	
403	4922583	1	Harness, Brake Alarm (Not Shown)	
	0272686	Ref	<b>SECURITY LOCK INSTALLATION (OPTIONAL)</b>	C
501	2820035	8 in/20cm	Sleeve, Insulation (Not Shown)	
502	2940132	1	Lock, Programmable	
508	0791003	2	Screw#10-24NC x 3/8in	

# SECTION 2 - CONTROLS

FIGURE 2-4. AC POWER COMPONENTS INSTALLATION (JAPANESE SPEC) (SN 0900026490 to Present)



## SECTION 2 - CONTROLS

**FIGURE 2-4. AC POWER COMPONENTS INSTALLATION (JAPANESE SPEC) (SN 0900026490 to Present)**

ITEM	PART NUMBER	QTY	DESCRIPTION	REV
	0271133	Ref	<b>POWERPACK ASSEMBLY - 100 VOLT</b>	G
1	0791608	2	Screw 3/8in-16NC x 1in	
2	0641406	4	Bolt 1/4in-20NC x 3/4in	
3	0721006	2	Screw	
4	0861305	1	Ground Control Box Assembly	
4	7020078	1	Switch, Push-Pull (Stop)	
4	7020096	1	Legend Plate, "Stop"	
4	7020097	1	Legend Plate, "Power/Off/On"	
4	4360467	1	Switch, Key	
4	2860030	1	Key, Replacement Options	
4	7027787	1	Connector, Strain Relief Options	
4	7020093	4	Screw m3 x 25	
4	7020094	1	Lid	
5	0861557	1	Junction Box Assembly Options: (See AC JUNCTION BOX ASSEMBLY for Breakdown)	
6	3311005	3	Locknut #10-24NC	
7	3311405	4	Locknut 1/4in-20NC	
9	3600453	1	Pump/Motor Assembly Options (See AC MOTOR/PUMP ASSEMBLY (MONARCH/BUCHER) for Breakdown)	
10	4460566	1	Terminal, 90	
11	4751000	AR	Flatwasher #10	
12	4751400	8	Flatwasher 1/4in	
14		Ref	Plate, Mounting Options:	
14A	4341353	NLA	Plate, Mounting (Use p/ns 4341431 & 4341432) <b>(SN 0900026490 through 0900027921)</b>	
14B	4341432	1	Plate, Mounting <b>(SN 0900027922 to Present)</b>	
15	0791508	2	Bolt 5/16in-18NC x 1in <b>(SN 0900026490 through 0900027921)</b>	
16	4821500	1	Weight, 15lbs <b>(SN 0900026490 through 0900027922)</b>	
17	3740154	1	Relay, Timer	
18	3911024	1	Screw #10-24NC x 1-1/2in	
19	0100011	AR	Compound, Locking	
20	0630550	2	Bolt 1/4in-20NC x 3/4in <b>(SN 0900027922 to Present)</b>	
21	4341431	1	Mount, AC Box <b>(SN 0900027922 to Present)</b>	
22		Ref	Insulate, Heat Shrink Options (Not Shown):	
22	Not Required	0	Heat Shrink <b>(SN 0900026490 through 0900028702)</b>	
22	2820030	1	Heat Shrink <b>(SN 0900028703 through 0900030157)</b>	
22	1001105113	1	Heat Shrink <b>(SN 0900030158 to Present)</b>	
		Ref	<b>POWERPACK INSTALLATION OPTIONS:</b>	
	0271139	Ref	<b>Powerpack Installation 20AM (SN 0900026490 through 0900027921)</b>	F
	0271137	Ref	<b>Powerpack Installation 25AM/30AM/36AM/41AM (SN 0900026490 through 0900027921)</b>	E
	0275939	Ref	<b>Powerpack Installation 20AM/25AM/30AM/36AM/41AM (SN 0900027922 to Present)</b>	A
101	0641404	4	Bolt 1/4in-20NC x 1/2in	
102		Ref	Bolt 3/8in-16NC Options:	
102		Ref	Powerpack Installation <b>(SN 0900026490 through 0900027921)</b>	
102	0641608	4	Powerpack Installation 25AM/30AM/36AM/41AM	
102	0641614	4	Powerpack Installation 20AM	
102	0791609	4	Powerpack Installation <b>(SN 0900027922 to Present)</b>	

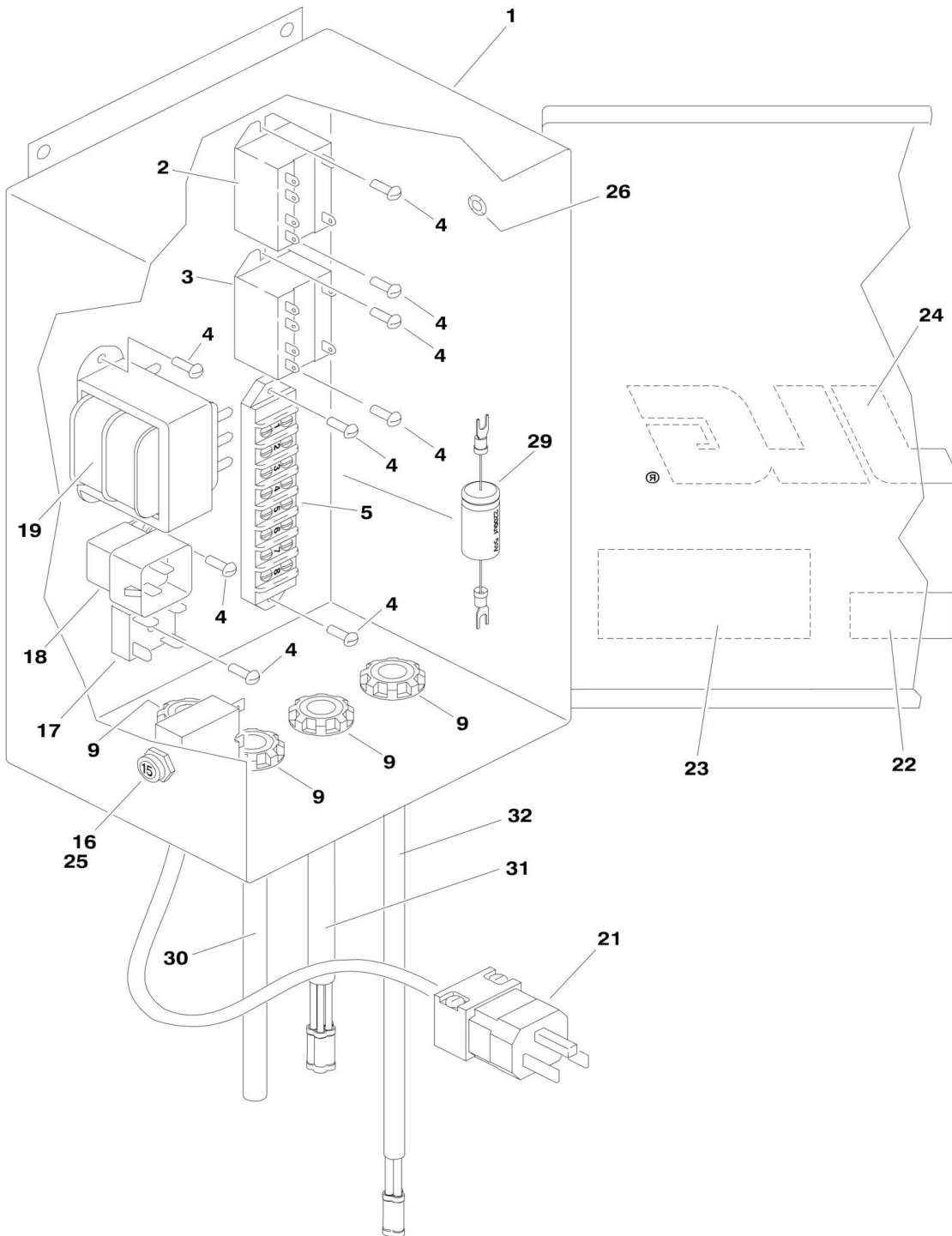
## SECTION 2 - CONTROLS

ITEM	PART NUMBER	QTY	DESCRIPTION	REV
106		Ref	Nut 3/8in-16NC Options:	
106	3311605	4	Nut 3/8in-16NC (SN 0900026490 through 0900027921)	
106	3311608	4	Nut 3/8in-16NC (SN 0900027922 to Present)	
107	4061024	1	Shield, Pump Cover	
107A	1704582	1	Decal	
107B	9984088	1	Cover	
108		Ref	Shim Options: (SN 0900026490 through 0900027922)	
108	4070984	2	Shim 20AM	
108	Not Required	0	Shim 25AM/30AM/36AM/41AM	
111	4711400	4	Flatwasher 1/4in (Narrow)	
112	4711600	8	Flatwasher 3/8in (Narrow)	
	0275697	Ref	<b>HOURMETER INSTALLATION (OPTIONAL)</b>	C
201	2420172	1	Hourmeter	
202	4922935	1	Harness, Hourmeter (Not Shown)	
	0258482	Ref	<b>AUXILIARY LOWERING INSTALLATION (OPTIONAL)</b>	A
301	0861213	1	Box, Power Down	
301	0400181	2	Battery	
301	4460320	1	Connector, Amp	
301	4460267	2	Pin, Amp	
303	4420064	0.3 ft/.09m	Velcro, Loop	
304	4420065	0.3 ft/.09m	Velcro, Hook	
		Ref	<b>SECURITY LOCK INSTALLATION (OPTIONAL)</b>	
	0272686	Ref	<b>Security Lock Installation (SN 0900026490 through 0900031574)</b>	D
	0272686	Ref	<b>Security Lock Installation (SN 0900031575 through 0900031617)</b>	D
	1001110217	Ref	<b>Security Lock Installation (SN 0900031575 through 0900031617)</b>	A
	1001110217	Ref	<b>Security Lock Installation (SN 0900031618 to Present)</b>	A
401	2820035	8 in/20cm	Sleeve, Insulation (Not Shown)	
402	2940132	1	Lock, Programmable (Note: Does NOT include Items 404 & 405)	
403		Ref	Fastener Options:	
403	0791003	2	Screw #10-24NC x 3/8in	
403	3820032	2	Rivet	
404	4460267	3	Pin, Male (Not Shown Only) (SN 0900031618 to Present)	
405	4460326	1	Plug, Male - 3 Position (Not Shown Only) (SN 0900031618 to Present)	
406	1001114375	1	Harness, Security Lock (Not Shown Only) (SN 0900031618 to Present)	
406	4460268	3	Socket, Female (Not Shown Only) (SN 0900031618 to Present)	
406	4460445	1	Receptacle, Female - 3 Position (Not Shown Only) (SN 0900031618 to Present)	



# SECTION 2 - CONTROLS

## FIGURE 2-5. AC JUNCTION BOX ASSEMBLY





## SECTION 2 - CONTROLS

### FIGURE 2-5. AC JUNCTION BOX ASSEMBLY

ITEM	PART NUMBER	QTY	DESCRIPTION	REV
		Ref	<b>JUNCTION BOX ASSEMBLY OPTIONS:</b>	
	0860977	Ref	<b>100 Volt (Japanese Spec) (Prior to SN 0900019636)</b>	B
	0861557	Ref	<b>100 Volt (Japanese Spec) (SN 0900019636 to Present)</b>	E
	0860933	Ref	<b>120 Volt (ANSI and ANSI Export Specs)</b>	L
	0860936	Ref	<b>240 Volt (ANSI and ANSI Export Specs)</b>	L
1		Ref	Box with Lid Options:	
1	0860943	1	100 Volt (Japanese Spec)	
1	0860911	1	120 Volt (ANSI and ANSI Export Specs) <b>(Prior to SN 0900013463)</b>	
1	0860943	1	120 Volt (ANSI and ANSI Export Specs) <b>(SN 0900013463 to Present)</b>	
1	0860943	1	240 Volt (ANSI and ANSI Export Specs)	
1	70005373	1	Clamp and Screw Kit (Junction Box 0860943 Only)	
2	3740094	1	Relay, Starter 12 VDC	
3		Ref	Relay, Starter Options:	
3	3740093	1	100 Volt (Japanese Spec)	
3	3740093	1	120 Volt (ANSI and ANSI Export Specs)	
3	3740105	1	240 Volt (ANSI and ANSI Export Specs)	
4	3910808	10	Screw #8-32NF x 1/2in	
5	4460565	1	Strip, Terminal	
9	4460633	AR	Connector, Strain Relief	
16		Ref	Circuit Breaker Options:	
16	4360161	1	100Volt (Japanese Spec)	
16	4360161	1	120Volt (ANSI and ANSI Export Specs)	
16	4360070	2	240Volt (ANSI and ANSI Export Specs)	
17	4360376	1	Rectifier	
18	3740049	1	Relay	
19		Ref	Transformer Options:	
19	4530010	1	ANSI and ANSI Export Specs (115/230VAC to 12VDC Transformer) <b>(Prior to SN 0900014485)</b>	
19	4530013	1	ANSI and ANSI Export Specs (115/230VAC to 16VDC Transformer) <b>(SN 0900014485 through 0900028702)</b>	
19	4530010	1	ANSI and ANSI Export Specs (115/230VAC to 12VDC Transformer) <b>(SN 0900028703 to Present)</b>	
19	4530013	1	Japanese Spec <b>(Prior to SN 0900019636)</b>	
19	4530023	1	Japanese Spec <b>(SN 0900019636 to Present)</b>	
21		Ref	Harness Options:	
21	4921663	1	100 Volt (Japanese Spec) (Use p/n 4923034) <b>(Prior to SN 0900023714)</b>	
21	4923034	1	100 Volt (Japanese Spec) <b>(SN 0900023714 to Present)</b>	
21	4921663	1	120 Volt (ANSI and ANSI Export Specs) (Use p/n 4923034) <b>(Prior to SN 0900023714)</b>	
21	4923034	1	120 Volt (ANSI and ANSI Export Specs) <b>(SN 0900023714 to Present)</b>	
21	1060585	3 ft/0.9m	240 Volt (ANSI and ANSI Export Specs) <b>(Prior to SN 0900023714)</b>	
21	4923152	1	240 Volt (ANSI and ANSI Export Specs) <b>(SN 0900023714 to Present)</b>	
22		Ref	Decal Options:	
22	1702102	1	100 Volt (Japanese Spec)	
22		Ref	120 Volt (ANSI and ANSI Export Specs)	
22	1702569	1	120 Volt (ANSI and ANSI Export Specs) <b>(Prior to SN</b>	

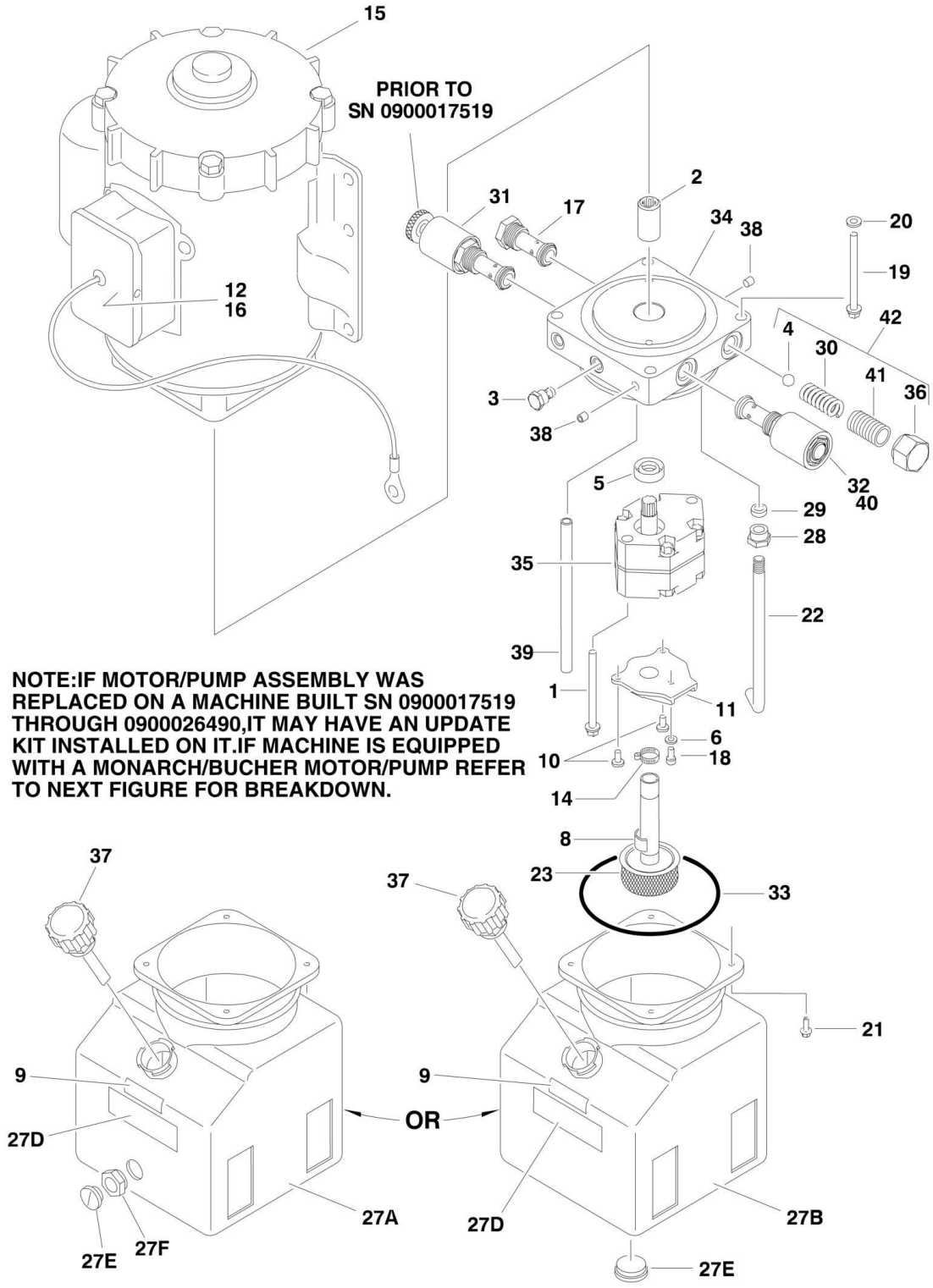
## SECTION 2 - CONTROLS

ITEM	PART NUMBER	QTY	DESCRIPTION	REV
			<b>0900028703)</b>	
22	1702102	1	120 Volt (ANSI and ANSI Export Specs) <b>(SN 0900028703 to Present)</b>	
22	1702103	1	240 Volt (ANSI and ANSI Export Specs)	
23	1702120	1	Decal - Wire Size	
24		Ref	Decal - JLG Options:	
24	1702365	1	Decal - JLG <b>(Prior to SN 0900028703)</b>	
24	1703681	1	Decal - JLG <b>(SN 0900028703 to Present)</b>	
25	3520028	1	Plug 1/2in	
26	3520034	4	Plug 312 <b>(SN 0900019636 to Present)</b>	
27		Ref	Harness, AC Box Options: (Not Shown)	
27	4923150	1	Harness 100 Volt (Japanese Spec) <b>(SN 0900023714 to Present)</b>	
27	4923131	1	Harness 120 Volt (ANSI and ANSI Export Specs) <b>(SN 0900023714 to Present)</b>	
27	4923151	1	Harness 240 Volt (ANSI and ANSI Export Specs) <b>(SN 2090003714 to Present)</b>	
28		Ref	Wiring Diagram, AC Box Options (Not Shown):	
28	4933309	1	Wiring Diagram 100 Volt (Japanese Spec) <b>(SN 0900023714 to Present)</b>	
28	4933305	1	Wiring Diagram 120 Volt (ANSI and ANSI Export Specs) <b>(SN 0900023714 to Present)</b>	
28	4933310	1	Wiring Diagram 240 Volt (ANSI and ANSI Export Specs) <b>(SN 0900023714 to Present)</b>	
29	1001093646	1	Harness, Capacity 2200UF 50V	
30	4922546	1	Harness, Ground Controls	I
30	4460424	1	Terminal, Plug	
30	4460268	2	Socket, Female	
31	1001096586	1	Harness, 16/5	A
31	1060687	1 ft/0.3m	Cable Electrical 16/5	
32	1001096587	1	Harness, 12/3	A
32	1060908	2.42 ft/0.8m	Cable Electrical 12/3	



# SECTION 2 - CONTROLS

FIGURE 2-6. AC MOTOR/PUMP ASSEMBLY (FENNER) (Prior to SN 0900026490)



## SECTION 2 - CONTROLS

**FIGURE 2-6. AC MOTOR/PUMP ASSEMBLY (FENNER) (Prior to SN 0900026490)**

ITEM	PART NUMBER	QTY	DESCRIPTION	REV
		Ref	<b>NOTE: IF MOTOR/PUMP ASSEMBLY WAS REPLACED ON A MACHINE BUILT S/N 0900017519 to S/N 0900026490, IT MAY HAVE AN UPDATE KIT INSTALLED ON IT. IF MACHINE IS EQUIPPED WITH A MONARCH MOTOR/PUMP REFER TO NEXT FIGURE FOR BREAKDOWN.</b>	
		Ref	<b>MOTOR/PUMP ASSEMBLY OPTIONS:</b>	
		Ref	<b>100 Volt (20AM/25AM/36AM) (Japanese Spec)</b>	
	3600292	Ref	<b>Motor/Pump Assembly (Prior to SN 0900017519)</b>	C
	3600322	Ref	<b>Motor/Pump Assembly (SN 0900017519 through 0900026490)</b>	C
		Ref	<b>100 Volt (30AM/41AM) (Japanese Spec)</b>	
	3600292	Ref	<b>Motor/Pump Assembly (Prior to SN 0900013209)</b>	C
	3600298	Ref	<b>Motor/Pump Assembly (SN 0900013209 through 0900017518)</b>	B
	3600323	Ref	<b>Motor/Pump Assembly (SN 0900017519 through 0900026490)</b>	B
	3600281	Ref	<b>120 Volt Machines (Prior to SN 0900012829)</b>	A
	3600280	Ref	<b>240 Volt Machines (Prior to SN 0900012829)</b>	A
		Ref	<b>120 &amp; 240 Volt Machines</b>	
	3600292	Ref	<b>Motor/Pump Assembly (SN 0900012829 through 0900017518)</b>	C
	3600322	Ref	<b>Motor/Pump Assembly (SN 0900017519 through 0900026490)</b>	C
1		Ref	Bolt Options:	
1	7013713	2	5/16in-24NF x 2 3/4in 3600280/ 3600281/ 3600292/ 3600298 Assemblies <b>(Prior to SN 0900017519)</b>	
1	7022222	2	5/16in-24NF x 2 1/2in 3600322/3600323 Assemblies <b>(SN 0900017519 through 0900026490)</b>	
2	7016735	1	Coupling	
3	7013714	1	Plug	
4	7013715	NLA	Ball (Use Item 42)	
5	7013716	1	Seal	
6		Ref	Washer Options:	
6	7013717	1	3600280/ 3600281/ 3600292/ 3600298 Assemblies <b>(Prior to SN 0900017519)</b>	
6	7022217	1	3600322/3600323 Assemblies <b>(SN 0900017519 through 0900026490)</b>	
8	7013722	1	Magnet	
9	7016713	1	Decal - Fill Line	
10		Ref	Screw Options:	
10	7013728	2	3600280/ 3600281/ 3600292/ 3600298 Assemblies <b>(Prior to SN 0900017907)</b>	
10	Not Required	0	3600322/3600323 Assemblies <b>(SN 0900017519 through 0900026490)</b>	
11		Ref	Cover Options:	
11	7016770	1	3600280/ 3600281/ 3600292/ 3600298 Assemblies <b>(Prior to SN 0900017519)</b>	
11	Not Required	0	3600322/3600323 Assemblies <b>(SN 0900017519 through 0900026490)</b>	
12		Ref	Gasket Options:	
12	7016764	1	3600280/3600281 Assemblies <b>(Prior to SN 0900012829)</b>	
12	7016787	1	3600292/298/322/323 Assemblies (was p/n 7016793 - See Item 16 Note) <b>(SN 0900012829 through 0900026490)</b>	
14	7016771	1	Clamp	
15		Ref	Motor Options:	
15	7016774	1	3600280/3600281 Assemblies <b>(Prior to SN 0900012829)</b>	
15	7016774	1	3600292 Assemblies <b>(SN 0900012829 through 0900017518)</b>	

## SECTION 2 - CONTROLS

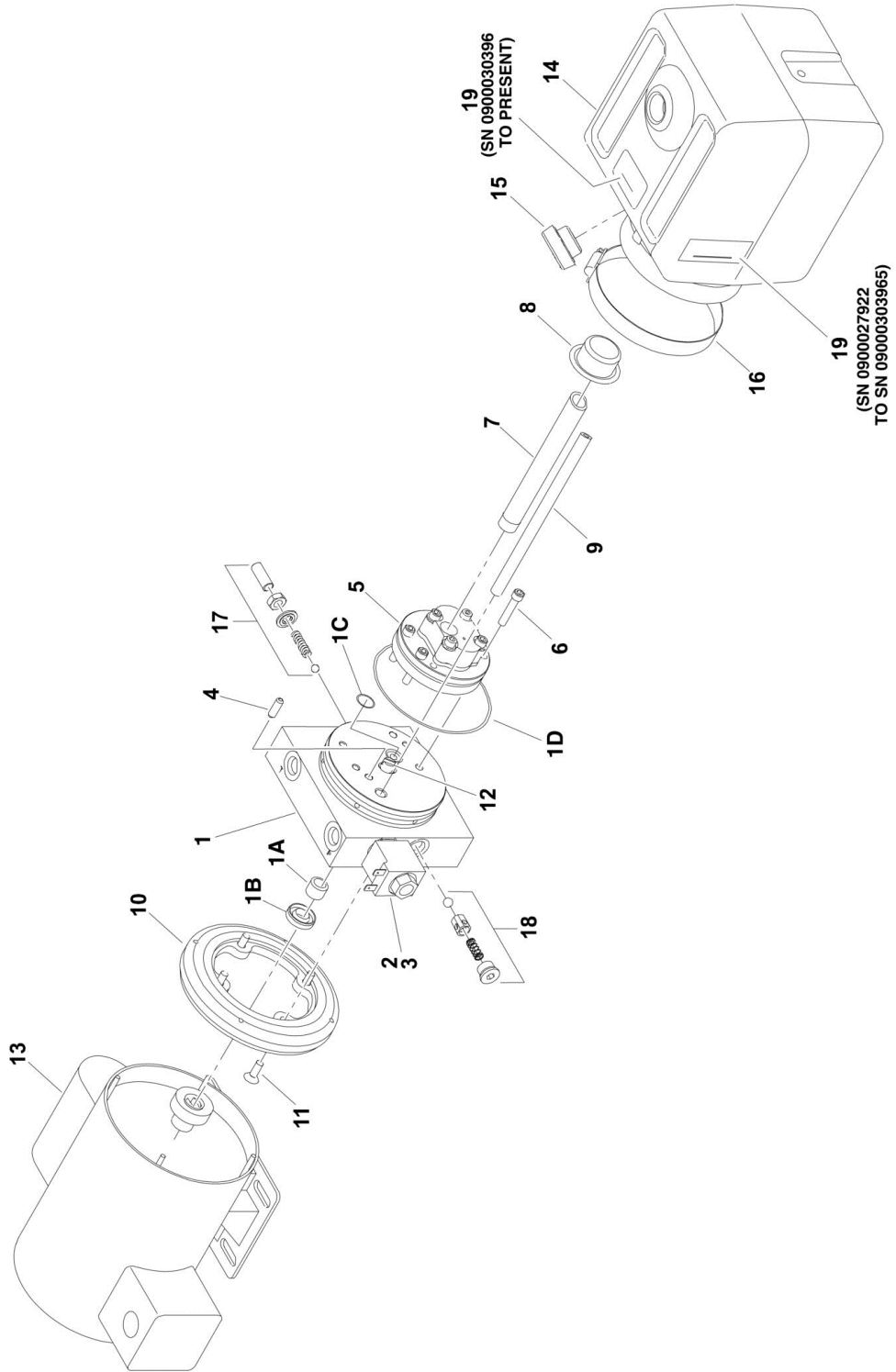
ITEM	PART NUMBER	QTY	DESCRIPTION	REV
15	7016774	1	3600322 Assemblies (SN 0900017519 through 0900026490)	
15	7016799	1	3600298 Assemblies (SN 0900013209 through 0900017518)	
15	7016799	1	3600323 Assemblies (SN 0900017519 through 0900026490)	
16		Ref	Switch Box Component Options:	
16	7013787	1	Cover Only for 3600280/3600281 Assemblies (Prior to SN 0900012829)	
16	7016787	1	Timer Relay Assembly (Includes Relay, Wiring, Box, Item 12 Gasket and Hardware for 3600292/298/322/323 Assemblies) (SN 0900012829 through 0900026490)	
		Ref	<b>Note: Individual Pieces No Longer Available. Must Purchase Complete Assembly.</b>	
17	7013708	1	Cartridge, Valve - Check	
18		Ref	Bolt Options:	
18	3931516	1	5/16in-18NC x 1in	
18		Ref	3600280/ 3600281/ 3600292/ 3600298 Assemblies (was p/n 7016720) (Prior to SN 0900017519)	
18	Not Required	0	3600322/3600323 Assemblies	
19	7016757	4	Bolt M6-1.0 35MM	
20	7016758	4	Lockwasher 1/4in	
21	7016721	4	Bolt #12-24NC x 1/2in	
22	7013795	1	Tube, Return	
23		Ref	Plumbing Assembly - Inlet Options:	
23	7016773	1	3600280/ 3600281/ 3600292/ 3600298 Assemblies (Prior to SN 0900017519)	
23	7022218	1	3600322/3600323 Assemblies (SN 0900017519 through 0900026490)	
23	7013723	1	Filter, 149 Micron (3600280/ 3600281/ 3600292/ 3600298 Assemblies) (Prior to SN 0900017519)	
23	See Note	1	Filter (3600322/3600323 Assemblies) (Note: Not Available - Purchase p/n 7022218) (SN 0900017519 through 0900026490)	
27		Ref	Tank Options:	
27A	7022219	1	3600280/ 3600281/ 3600292/ 3600298 Assemblies (was p/n 7016775) (Prior to SN 0900017519)	
27B	7022219	1	3600322/3600323 Assemblies (SN 0900017519 through 0900026490)	
27C	7016776	1	Decal - Maximum Torque (Not Shown)	
27D	7013748	1	Decal - Caution	
27E	7016759	1	Plug	
27F	7016777	1	Fitting, Coupling	
28	7013792	1	Nut, Tube Compression	
29	7013793	1	Sleeve, Tube Compression	
30	7013733	NLA	Spring (Use Item 42)	
31		Ref	Cartridge, Valve - Manual Descent Options:	
31	7013764	1	3600280/ 3600281/ 3600292/ 3600298 Assemblies (Prior to SN 0900017519)	
31	Not Required	0	3600322/3600323 Assemblies (SN 0900017519 through 0900026490)	
32	7016751	1	Coil, Solenoid	
33	7013743	1	O-Ring	
34		Ref	End Head Options:	
34	See Note	1	3600280/ 3600281/ 3600292/ 3600298 Assemblies (was p/n 7016753) (Note: No Longer Available) (Prior to SN 0900017519)	
34	7022220	1	3600322/3600323 Assemblies (SN 0900017519 through	

## SECTION 2 - CONTROLS

ITEM	PART NUMBER	QTY	DESCRIPTION	REV
35		Ref	<b>0900026490)</b> Pump Assembly Options:	
35	7013747	1	3600280/ 3600281/ 3600292/ 3600298 Assemblies ( <b>Prior to SN 0900017519)</b>	
35	7022221	1	3600322/3600323 Assemblies ( <b>SN 0900017519 through 0900026490)</b>	
35	See Note	1	Seal Kit - Pump (Note: Not Available - Purchase Complete Pump Assembly)	
36	7013750	NLA	Cap, Relief Valve (Use Item 42)	
37		Ref	Breather Options:	
37	7016714	1	Black	
37	7016778	1	White	
38	7013720	2	Plug	
39	7013726	1	Tube, Return	
40	7016755	1	Cartridge, Valve without Coil	
41	7013770	NLA	Screw, Adjustment (Use Item 42)	
42	7013779	1	Relief Valve Kit (Includes Items 4, 30, 36 & 41)	

# SECTION 2 - CONTROLS

FIGURE 2-7. AC MOTOR/PUMP ASSEMBLY (MONARCH/BUCHER) (SN 0900026490 to Present)





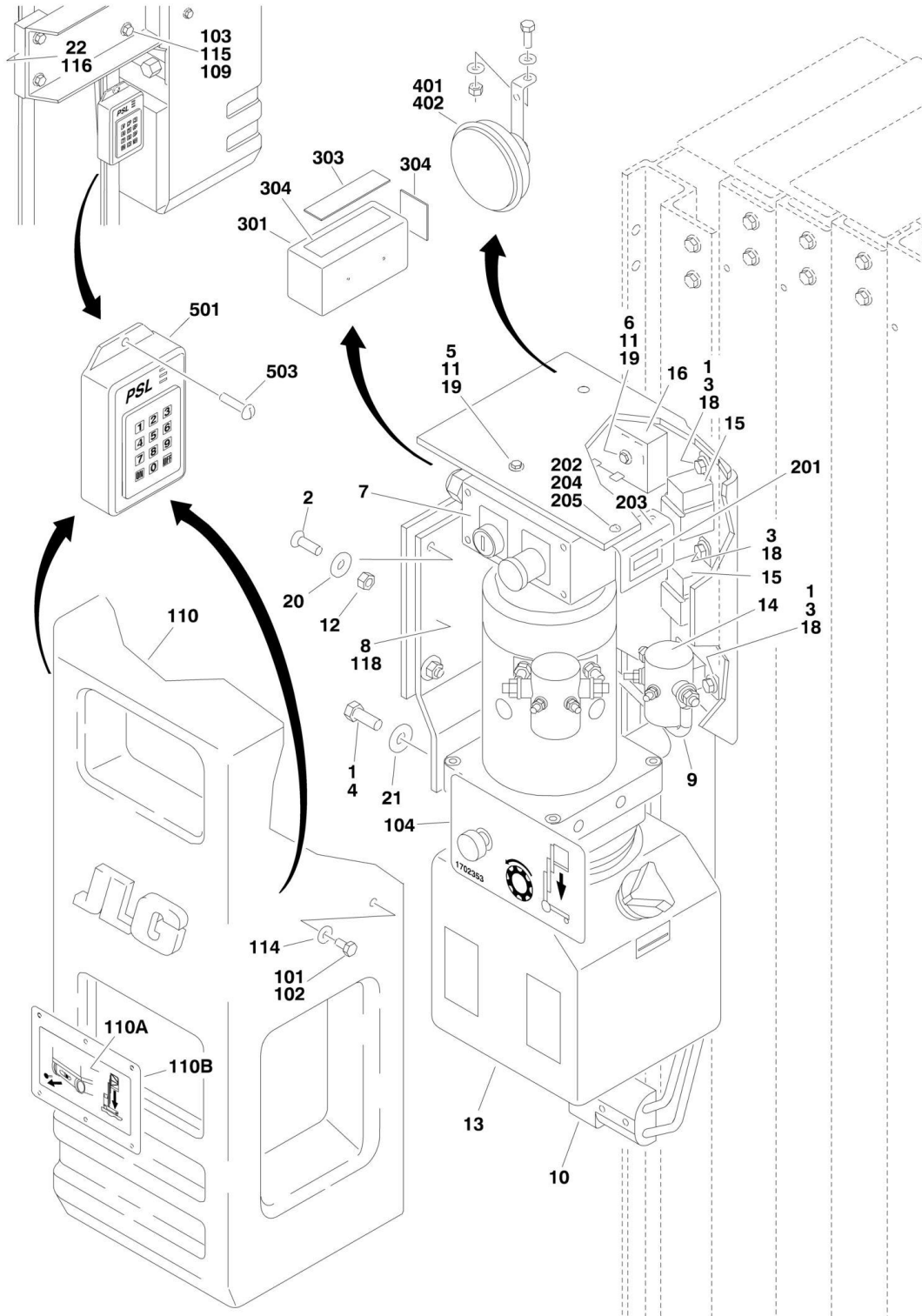
## SECTION 2 - CONTROLS

**FIGURE 2-7. AC MOTOR/PUMP ASSEMBLY (MONARCH/BUCHER) (SN 0900026490 to Present)**

ITEM	PART NUMBER	QTY	DESCRIPTION	REV
	3600453	Ref	<b>MOTOR/PUMP ASSEMBLY</b>	C
1	70000641	1	Adapter, Motor/Pump/Tank (Includes Items 1A-1D, 17-18)	
1A	7026330	1	Seal, Shaft	
1B	See Note	2	Bearing (Note: Use Item 1)	
1C	70003612	1	O-Ring	
1D	70003613	1	O-Ring	
2	70000642	1	Cartridge	
3	70000643	1	Coil	
4	See Note	NSS	Pin, Dowel (Note: Not Available for Purchase)	
5	70000644	1	Pump (Include Item 6)	
6	3931420	4	Screw 1/4in-20NC x 1-1/4in	
7	70000645	1	Tube, Suction	
8	7026165	1	Filter	
9	70000646	1	Tube, Return	
10	70000647	1	Plate, Motor Adapter	
11	70000648	4	Screw 1/4in-20NC x 3/4in	
12	70000649	1	Shaft, Intermediate	
13	70000650	1	Motor	
14	70000651	1	Reservoir	
15	7026160	1	Plug	
16	7026335	1	Clamp	
17	See Note	NSS	Valve, Relief (Note: Use Item 1)	
17	See Note	NSS	Screw (Note: Use Item 1)	
17	See Note	NSS	Nut (Note: Use Item 1)	
17	See Note	NSS	Seal (Note: Use Item 1)	
17	See Note	NSS	Spring (Note: Use Item 1)	
17	See Note	NSS	Ball (Note: Use Item 1)	
18	See Note	NSS	Valve, Check (Note: Use Item 1)	
18	See Note	NSS	Plug (Note: Use Item 1)	
18	See Note	NSS	Spring (Note: Use Item 1)	
18	See Note	NSS	Poppet (Note: Use Item 1)	
18	See Note	NSS	Ball (Note: Use Item 1)	
19	70001027	1	Decal - Fill	

# SECTION 2 - CONTROLS

## FIGURE 2-8. DC POWER COMPONENTS INSTALLATION



## SECTION 2 - CONTROLS

**FIGURE 2-8. DC POWER COMPONENTS INSTALLATION**

ITEM	PART NUMBER	QTY	DESCRIPTION	REV
		Ref	<b>POWER PACK ASSEMBLY OPTIONS:</b>	
	0258438	Ref	<b>Power Pack Assembly (Prior to SN 0900017519)</b>	A
	0271130	Ref	<b>Power Pack Assembly (SN 0900017519 through 0900027921)</b>	G
	0275884	Ref	<b>Power Pack Assembly (SN 0900027922 to Present)</b>	C
1	0100011	AR	Compound, Locking	
2	0630486	4	Screw, Countersunk <b>(Prior to SN 0900027922)</b>	
3	0641404	AR	Bolt 1/4in-20NC x 1/2in	
4		Ref	Bolt Options:	
4	0641608	2	3/8in-16NC x 1in <b>(Prior to SN 0900017519)</b>	
4	0641606	2	3/8in-16NC x 3/4in <b>(SN 090000900017519 through 0900020833)</b>	
4	0791606	2	3/8in-16NC x 3/4in <b>(SN 0900020834 through 0900020940)</b>	
4	0791605	2	3/8in-16NC x 5/8in <b>(SN 0900020941 through 0900027921)</b>	
4	0791608	2	3/8in-16NC x 1in <b>(SN 0900027922 to Present)</b>	
5	0721006	2	Screw	
6	0721014	1	Screw <b>(Prior to SN 0900017519)</b>	
7		Ref	Ground Control Box Assembly Options:	
7	0861212	NLA	Ground Control Box Assembly (Use p/n 0861305) <b>(Prior to SN 0900020143)</b>	
7	0861305	1	Ground Control Box Assembly <b>(SN 0900020143 to Present)</b>	
		Ref	<b>Note: Original Equipment control box p/n 0861212 may have been replaced with p/n 0861305 as a Service Replacement. Identify component before ordering parts.</b>	
7	7020078	1	Switch, Push-Pull (Stop)	
7	7020096	1	Legend Plate, "Stop"	
7	7020097	1	Legend Plate, "Power/Off/On"	
7		Ref	Switch, Key Options:	
7	7020098	1	Switch, Key <b>(Prior to SN 0900020143)</b>	
7	4360467	1	Switch, Key <b>(SN 0900020143 to Present)</b>	
7		Ref	Key, Replacement Options:	
7	7016339	1	Key, Replacement <b>(Prior to SN 0900020143)</b>	
7	2860030	1	Key, Replacement <b>(SN 0900020143 to Present)</b>	
7	7020090	1	Connector, Strain Relief	
7	7020093	4	Screw m3 x 25	
7	7020094	1	Lid	
8	0902054	1	Plate, Mounting <b>(Prior to SN 0900027922)</b>	
9	1060518	1	Cable, Battery <b>(Prior to SN 0900017519)</b>	
10	1060571	1	Cable Assembly - Battery	
11	3311005	AR	Locknut #10-24NC	
12	3311505	4	Locknut 5/16in-18NC <b>(Prior to SN 0900027922)</b>	
13		Ref	DC Motor/Pump Assembly Options:	
13	3600273	1	DC Motor/Pump Assembly (See DC MOTOR/PUMP ASSEMBLY (FENNER) for Breakdown) <b>(Prior to SN 0900017907)</b>	
13	3600320	NLA	DC Motor/Pump Assembly (Use p/n 2915260) (See DC MOTOR/PUMP ASSEMBLY (FENNER) for Breakdown) <b>(SN 0900017907 through 0900027921)</b>	
		Ref	<b>(Note: Kit p/n 2915260 includes of Pump/Motor Assy and Return Tube. Once kit has been added, machine will be updated to S/N 0900027922 to S/N 0900029962 Design.)</b>	
13	3600461	1	DC Motor/Pump Assembly Options (See DC MOTOR/PUMP ASSEMBLY (MONARCH/BUCHER) for Breakdown) <b>(SN</b>	

## SECTION 2 - CONTROLS

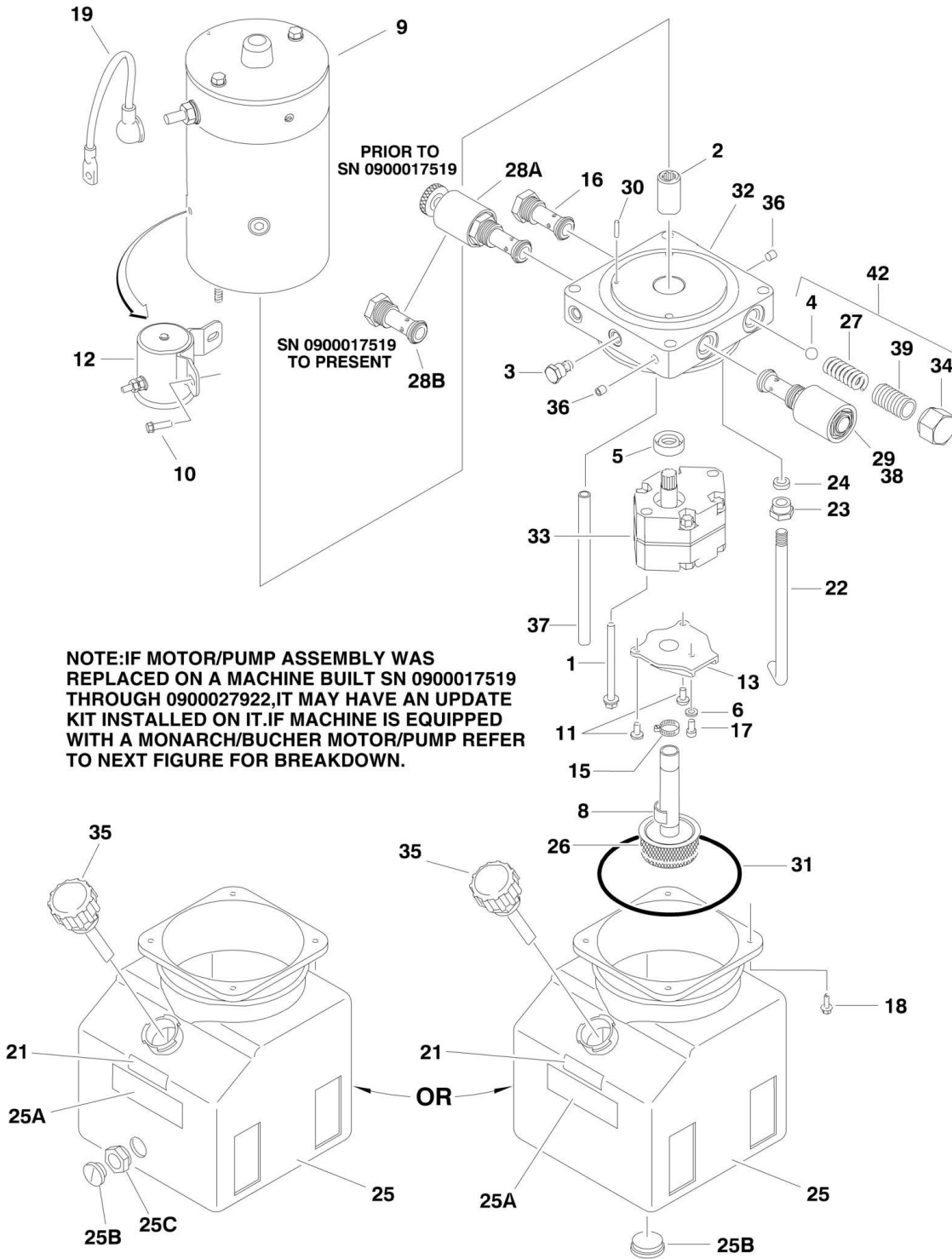
ITEM	PART NUMBER	QTY	DESCRIPTION	REV
			<b>0900027922 to Present)</b>	
14	3740013	1	Solenoid <b>(Prior to SN 0900017519)</b>	
15		Ref	Relay Options:	
15	3740080	AR	Relay, Bosch <b>(Prior to SN 0900017519)</b>	
15	3740049	AR	Relay, Bosch (Skirted type) <b>(SN 0900017519 to Present)</b>	
16	3740113	1	Relay, Timer <b>(Prior to SN 0900017519)</b>	
17	4567605	2	Tube, Butyrate (Not Shown) <b>(Prior to SN 0900033896)</b>	
18		Ref	Flatwasher 1/4in Options:	
18	4711400	3	Flatwasher 1/4in <b>(Prior to SN 0900017519)</b>	
18	4751400	1	Flatwasher 1/4in <b>(SN 0900017519 through 0900027921)</b>	
18	Not Required	0	Flatwasher 1/4in <b>(SN 0900027922 to Present)</b>	
19	4751000	AR	Flatwasher #10	
20	4751500	4	Flatwasher 5/16in <b>(Prior to SN 0900027922)</b>	
21	4751600	2	Flatwasher 3/8in <b>(Prior to SN 0900020834)</b>	
22		Ref	Bracket, Pump Mounting Options:	
22	4845714	1	Bracket, Pump Mounting <b>(Prior to SN 0900027922)</b>	
22	4341432	1	Bracket, Pump Mounting <b>(SN 0900027922 to Present)</b>	
23	0641404	1	Bolt 1/4in-20NC x 1/2in (Not Shown) <b>(SN 0900017519 through 0900027922)</b>	
24	1320224	1	Clamp, Cable (Not Shown) <b>(SN 0900017519 to Present)</b>	
25		Ref	Harness, Pump 12V DC Options: (Not Shown)	
25	4922605	1	Harness, Pump 12V DC <b>(SN 0900017519 through 0900019378)</b>	
25	4922740	1	Harness, Pump 12V DC <b>(SN 0900019378 to Present)</b>	
26	4791500	1	Starwasher 5/16in (Not Shown - Located on Negative Battery Cable Mounting Bolt) <b>(SN 2090000834 through 0900027922)</b>	
		Ref	<b>POWERPACK INSTALLATION OPTIONS:</b>	
	0258683	Ref	<b>Powerpack Installation 20AM (Prior to SN 0900017519)</b>	C
	0271139	Ref	<b>Powerpack Installation 20AM (SN 0900017519 through 0900027922)</b>	F
	0258478	Ref	<b>Powerpack Installation 25AM/30AM/36AM/41AM (Prior to SN 0900017519)</b>	B
	0271137	Ref	<b>Powerpack Installation 25AM/30AM/36AM/41AM (41AM SN 0900017519 through 0900027921)</b>	E
	0275939	Ref	<b>Powerpack Installation 20AM/25AM/30AM/36AM/41AM (SN 0900027922 to Present)</b>	B
101	0100011	AR	Compound, Locking	
102	0641404	4	Bolt 1/4in-20NC x 1/2in	
103		Ref	Bolt 3/8in-16NC Options:	
103		Ref	Bolt 3/8in-16NC <b>(Prior to SN 0900027922)</b>	
103	0641608	4	Bolt 3/8in-16NC 25AM/30AM/36AM/41AM	
103	0641614	4	Bolt 3/8in-16NC 20AM	
103	0791609	4	Bolt 3/8in-16NC <b>(SN 0900027922 to Present)</b>	
104	1702353	1	Decal - Manual Descent <b>(Prior to SN 0900017519)</b>	
109		Ref	Nut 3/8in-16NC Options:	
109	3311605	4	Nut 3/8in-16NC <b>(Prior to SN 0900027922)</b>	
109	3311608	4	Nut 3/8in-16NC <b>(SN 0900027922 to Present)</b>	
110		Ref	Shield, Pump Cover Options:	
110	4060875	1	Shield, Pump Cover (25AM/30AM/36AM/41AM) <b>(Prior to SN 0900019688)</b>	
110	4061024	1	Shield, Pump Cover (25AM/30AM/36AM/41AM) <b>(SN 0900019688 to Present)</b>	
110	4061024	1	Shield, Pump Cover (20AM)	

## SECTION 2 - CONTROLS

ITEM	PART NUMBER	QTY	DESCRIPTION	REV
110A	1704582	1	Decal Only (SN 0900019688 to Present)	
110B	9984088	1	Cover Only (SN 0900019688 to Present)	
114	4711400	4	Flatwasher 1/4in	
115	4711600	8	Flatwasher 3/8in (Prior to SN 0900027922)	
116	4751600	12	Flatwasher 3/8in Wide (20AM Only) (Prior to SN 0900015553)	
118		Ref	Shim Options: (SN 0900015553 through 0900027922)	
118	4070984	2	Shim 20AM	
118	Not Required	0	Shim 25AM/30AM/36AM/41AM	
		Ref	<b>HOURLY METER INSTALLATION (OPTIONAL)</b>	
	0273365	Ref	Hourmeter Installation (Prior to SN 0900027922)	D
	0275697	Ref	Hourmeter Installation (SN 0900027922 to Present)	C
201	2420172	1	Hourmeter	
202	3311001	2	Nut #10-24NC Only (Prior to SN 0900027922)	
203	3572158	1	Bracket, Mounting Only (Prior to SN 0900027922)	
204	3911010	2	Screw #10-24NC x 5/8in Only (Prior to SN 0900027922)	
205	4761000	2	Lockwasher #10 Only (Prior to SN 0900027922)	
206	4922935	1	Harness, Hourmeter (Not Shown)	
	0258482	Ref	<b>AUXILIARY LOWERING INSTALLATION (OPTIONAL)</b>	A
301	0861213	1	Box, Power Down	
301	0400181	2	Battery	
301	4460320	1	Connector, Amp	
301	4460267	2	Pin, Amp	
303	4420064	0.3	Velcro, Loop	
		ft/.09m		
304	4420065	0.3	Velcro, Hook	
		ft/.09m		
	0271373	Ref	<b>FLOOR BRAKE ALARM INSTALLATION (OPTIONAL)</b>	A
401	0100011	AR	Compound, Locking	
402	0140022	1	Alarm, Horn	
403	4922583	1	Harness, Brake Alarm (Not Shown)	
		Ref	<b>SECURITY LOCK INSTALLATION (OPTIONAL)</b>	
	0272686	Ref	Security Lock Installation (SN 0900026490 through 0900031574)	C
	0272686	Ref	Security Lock Installation (SN 0900031575 through 0900031617)	C
	1001110217	Ref	Security Lock Installation (SN 0900031575 through 0900031617)	A
	1001110217	Ref	Security Lock Installation (SN 0900031618 to Present)	A
501	2820035	8 in/20cm	Sleeve, Insulation (Not Shown)	
502	2940132	1	Lock, Programmable (Note: Does NOT include Items 404 & 405)	
503		Ref	Fastener Options:	
503	0791003	2	Screw #10-24NC x 3/8in	
503	3820032	2	Rivet	
504	4460267	3	Pin, Male (Not Shown Only) (SN 0900031618 to Present)	
505	4460326	1	Plug, Male - 3 Position (Not Shown Only) (SN 0900031618 to Present)	
506	1001114375	1	Harness, Security Lock (Not Shown Only) (SN 0900031618 to Present)	
506	4460268	3	Socket, Female (Not Shown Only) (SN 0900031618 to Present)	
506	4460445	1	Receptacle, Female - 3 Position (Not Shown Only) (SN 0900031618 to Present)	

# SECTION 2 - CONTROLS

FIGURE 2-9. DC MOTOR/PUMP ASSEMBLY (FENNER) (Prior to SN 0900027922)



## SECTION 2 - CONTROLS

**FIGURE 2-9. DC MOTOR/PUMP ASSEMBLY (FENNER) (Prior to SN 0900027922)**

ITEM	PART NUMBER	QTY	DESCRIPTION	REV
		Ref	<b>NOTE: IF MOTOR/PUMP ASSEMBLY WAS REPLACED ON A MACHINE BUILTS/N 0900017519 to S/N 0900027922, IT MAY HAVE AN UPDATE KIT INSTALLED ON IT. IF MACHINE IS EQUIPPED WITH A MONARCH MOTOR/PUMP REFER TO NEXT FIGURE FOR BREAKDOWN.</b>	
		Ref	<b>DC MOTOR/PUMP ASSEMBLY OPTIONS:</b>	
	3600273	Ref	<b>DC Motor/Pump Assembly (Prior to SN 0900017519)</b>	C
	3600320	Ref	<b>DC Motor/Pump Assembly (SN 0900017519 through 0900027922)</b>	C
1	7013713	2	Bolt 5/16in-24NF x 2-3/4in	
2	7016735	1	Coupling	
3	7013714	1	Plug	
4	7013715	NLA	Ball (Use Item 42)	
5	7013716	1	Seal	
6	7013717	1	Washer	
8	7013722	1	Magnet	
9	7013710	1	Motor	
9	7013757	1	Brush Kit - Motor	
10	7013758	2	Screw	
11	7013728	2	Screw	
12	7013789	1	Solenoid (was p/n 7013760)	
13	7016770	1	Cover	
15	7016771	1	Clamp	
16	7013708	1	Cartridge, Valve - Check	
17		Ref	Bolt 5/16in-18NC x 1in Options:	
17	7016720	1	Bolt 5/16in-18NC x 1in <b>(Prior to SN 0900017519)</b>	
17	3931516	1	Bolt 5/16in-18NC x 1in <b>(SN 0900017519 through 0900027922)</b>	
18	7016721	4	Bolt #12-24NC x 1/2in	
19	7016772	1	Cable	
21	7016713	1	Decal - Fill Line	
22	7013795	1	Tube, Return	
23	7013792	1	Nut, Tube Compression	
24	7013793	1	Sleeve, Tube Compression	
25	7022219	1	Tank (was p/n 7016775)	
25A	7013748	1	Decal - Caution	
25B	7016759	1	Plug	
25C	7016777	1	Fitting, Coupling	
25D	7016776	1	Decal - Maximum Torque (Not Shown)	
26	7016773	1	Plumbing Assembly - Inlet	
26	7013723	1	Filter - 149 Micron	
27	7013733	NLA	Spring (Use Item 42)	
28		Ref	Cartridge, Valve Options:	
28A	7013764	1	Cartridge, Manual Descent <b>(Prior to SN 0900017519)</b>	
28B	7022204	1	Cartridge <b>(SN 0900017519 through 0900027922)</b>	
29	7016751	1	Coil, Solenoid	
30	7013766	1	Pin	
31	7013743	1	O-Ring	
32	See Note	1	End Head (was p/n 7016753) (Note: No Longer Available)	
33	7013747	1	Pump Assembly	
33	See Note	1	Seal Kit - Pump (Note: Not Available - Purchase p/n 7013747)	
		Ref	<b>(Note: Not Available - Purchase p/n 7013747)</b>	

## SECTION 2 - CONTROLS

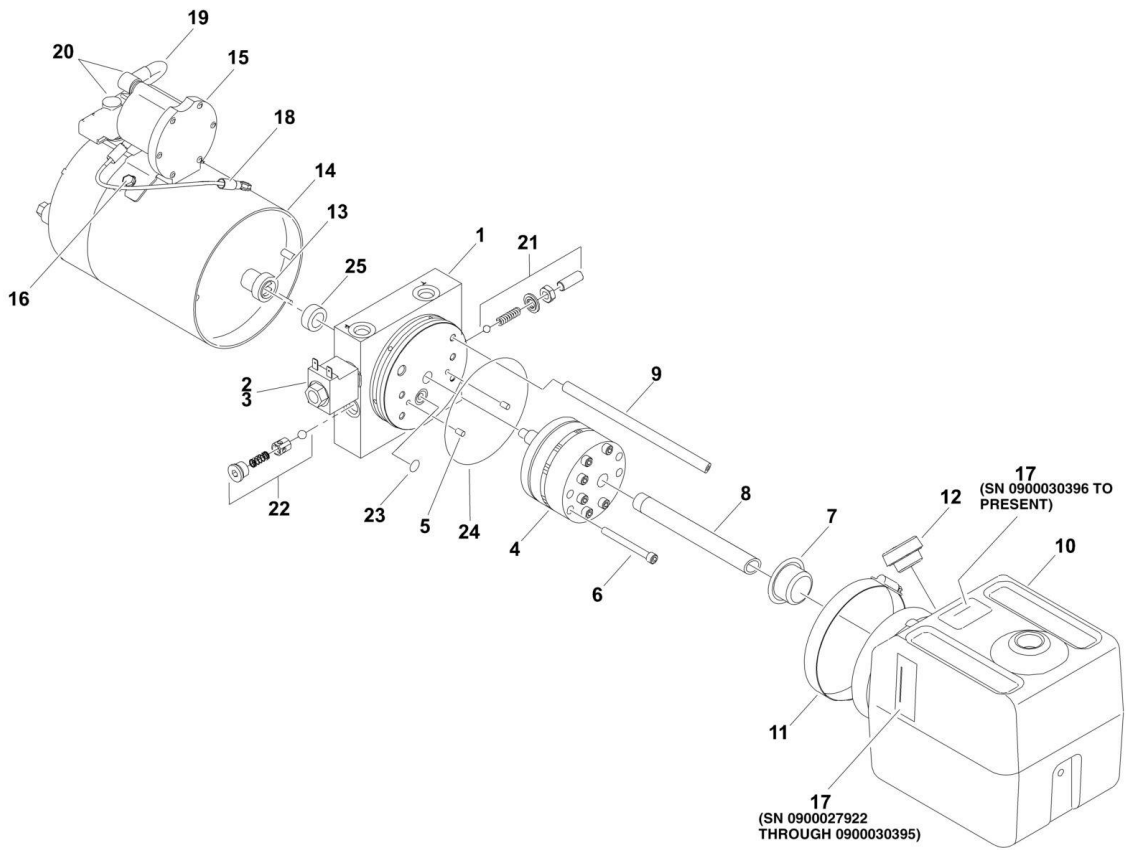
ITEM	PART NUMBER	QTY	DESCRIPTION	REV
34	7013750	NLA	Cap, Relief Valve (Use Item 42)	
35		Ref	Breather Options:	
35	7016714	1	Black	
35	7016778	1	White	
36	7013720	2	Plug	
37		Ref	Tube, Return Options:	
37	7013768	1	Tube, Return <b>(Prior to SN 0900017519)</b>	
37	7013726	1	Tube, Return <b>(SN 0900017519 through 0900027922)</b>	
38	7016755	1	Cartridge, Valve without Coil	
39	7013770	NLA	Screw, Adjustment (Use Item 42)	
42	7013779	1	Relief Valve Kit (Includes Items 4, 27, 34 & 39)	





# SECTION 2 - CONTROLS

FIGURE 2-10. DC MOTOR/PUMP ASSEMBLY (MONARCH/BUCHER) (SN 0900027922 to Present)



## SECTION 2 - CONTROLS

**FIGURE 2-10. DC MOTOR/PUMP ASSEMBLY (MONARCH/BUCHER) (SN 0900027922 to Present)**

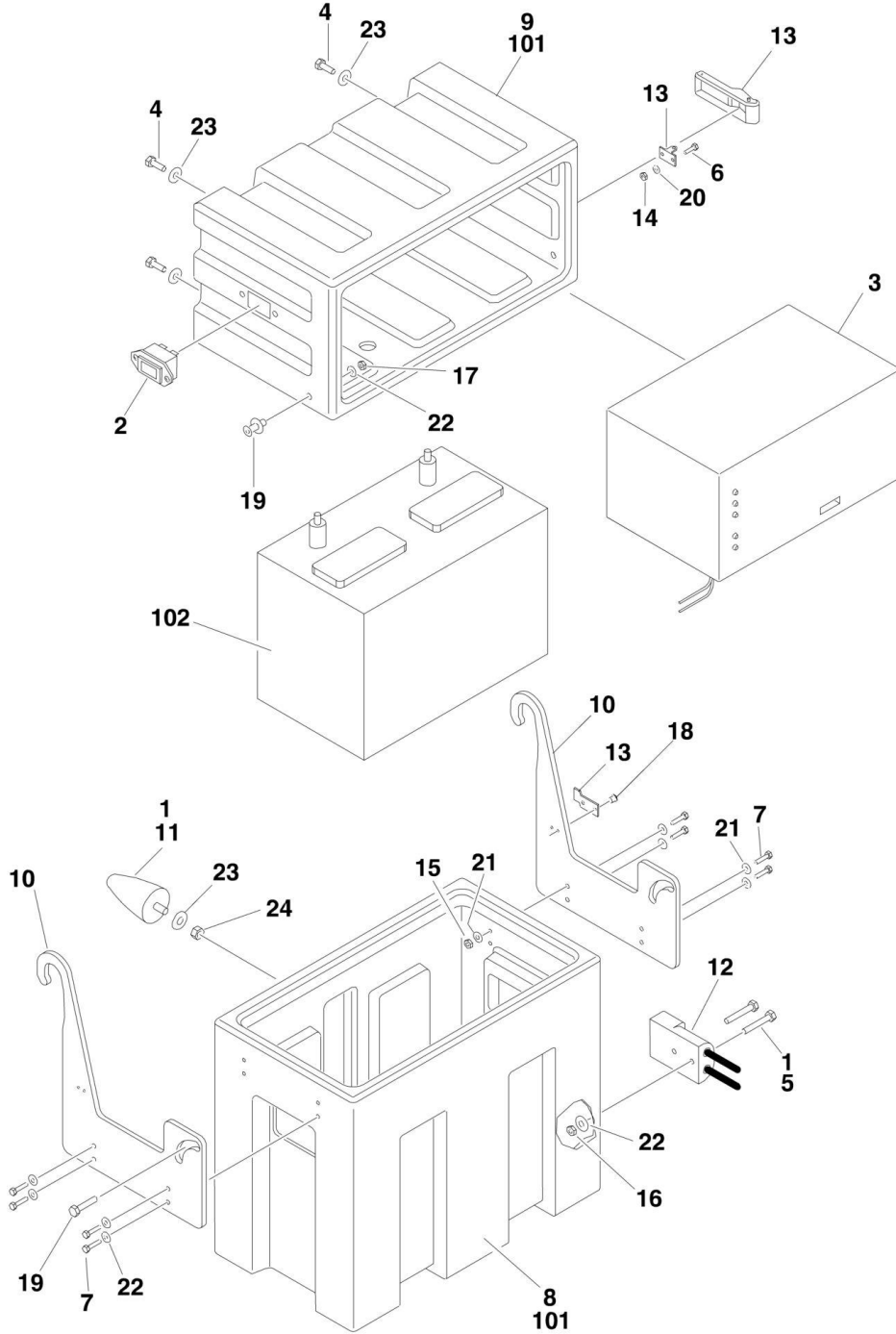
ITEM	PART NUMBER	QTY	DESCRIPTION	REV
	3600461	Ref	<b>DC MOTOR/PUMP ASSEMBLY</b>	A
1	70000641	1	Base Assembly (Includes Qty 2 Shaft Bearings & Items 21-25)	
2	70000642	1	Cartridge	
3	70000643	1	Coil	
4	70001040	1	Pump (Include Item 6)	
5	70001041	2	Pin, Dowel	
6	3931420	4	Screw 1/4in-20NC x 1 1/4in	
7	7026165	1	Filter	
8	70001042	1	Tube, Suction	
9	70001030	1	Tube, Return	
10	70000651	1	Reservoir	
11	7026335	1	Clamp	
12	70001025	1	Plug	
13	70001043	1	Shaft, Intermediate	
14	70001031	1	Motor	
14	70001039	1	Brushes	
15	70001032	1	Solenoid	
16	70001033	2	Screw	
17	70001027	1	Decal - Fill Line	
18	70001035	1	Control Wire Assembly	
19	70001034	1	Cable, Insulated	
20	70001036	2	Boot, Terminal	
21	See Note	NSS	Valve, Relief (Note: Use Item 1)	
21	See Note	NSS	Screw (Note: Use Item 1)	
21	See Note	NSS	Nut (Note: Use Item 1)	
21	See Note	NSS	Seal (Note: Use Item 1)	
21	See Note	NSS	Spring (Note: Use Item 1)	
21	See Note	NSS	Ball (Note: Use Item 1)	
22	See Note	NSS	Valve, Check (Note: Use Item 1)	
22	See Note	NSS	Plug (Note: Use Item 1)	
22	See Note	NSS	Spring (Note: Use Item 1)	
22	See Note	NSS	Poppet (Note: Use Item 1)	
22	See Note	NSS	Ball (Note: Use Item 1)	
23	70003612	1	O-Ring (1/2in x 5/8in x 1/16in)	
24	70003613	1	O-Ring (3 5/8in x 3-7/8in x 1/8in)	
25	7026330	1	Seal	

# SECTION 2 - CONTROLS

## FIGURE 2-11. DC POWER PACK INSTALLATION (SEE PARTS LIST FOR USAGE)

### USAGE CHART

- MACHINE PRIOR TO SN 0900031574 USE THIS FIGURE.
- MACHINES SN 0900031575 THROUGH SN 0900031617, CONTACT JLG PARTS DEPT TO CONFIRM DESIGN BEFORE ORDERING PARTS.
- MACHINES SN 0900031618 TO PRESENT USE NEXT FIGURE.



## SECTION 2 - CONTROLS

**FIGURE 2-11. DC POWER PACK INSTALLATION (SEE PARTS LIST FOR USAGE)**

ITEM	PART NUMBER	QTY	DESCRIPTION	REV
		Ref	<b>USAGE CHART</b>	
		Ref	<b>Machines Built Prior to SN 0900031574 - Note: Use this figure.</b>	
		Ref	<b>Machines Built SN 0900031575 to SN 0900031617 - No exact SN break exists, contact the JLG Parts Dept to confirm design before ordering parts.</b>	
		Ref	<b>Machines Built SN 0900031618 to Present - Note: Use next figure.</b>	
		Ref	<b>BATTERY BOX AND CHARGER ASSEMBLIES</b>	
	0400223	Ref	<b>Standard Spec</b>	F
	0400224	Ref	<b>AGM/5 Hour</b>	F
1	0100011	AR	Compound, Locking	
2	0270163	1	BDI Gauge and Harness Assembly	C
2	2420195	1	Gauge Only	
3		Ref	Charger Assembly Options: (See BATTERY CHARGER ASSEMBLY for Breakdown)	
3	0400176	1	Charger Assembly Standard Spec	
3	0400212	1	Charger Assembly AGM/5 Hour	
4	0641406	4	Bolt 1/4in-20NC x 3/4in	
5	0641412	2	Bolt 1/4in-20NC x 1 1/2in	
6	0720805	2	Screw #8-24NC x 5/8in	
7	0721008	8	Screw #10-24NC	
8	0861192	1	Box, Molded Battery	
9	0861193	1	Box, Molded Battery Charger	
10	0902442	2	Bracket, Hanger	
11	0940085	1	Bumper, Stop	
12		Ref	Cable Assembly - Battery Options:	
12	1060570	1	Cable Assembly <b>(Prior to SN 0900029705)</b>	
12	1001103107	1	Cable Assembly <b>(SN 0900029705 to Present)</b>	
13	2940111	1	Latch, Soft Draw	
14	3310805	2	Locknut #8-32NC	
15	3311005	8	Locknut #10-24NC	
16		Ref	Nut Options:	
16	3311401	2	Nut 1/4in-20NC <b>(Prior to SN 0900023032)</b>	
16	3311405	2	Locknut 1/4in-20NC <b>(SN 0900023032 through 0900024829)</b>	
16	3311401	2	Nut 1/4in-20NC <b>(SN 0900024830 through 0900031574)</b>	
17	3311501	2	Nut 5/16in-18NC <b>(Prior to SN 0900023032)</b>	
17	3311505	2	Locknut 5/16in-18NC <b>(SN 0900023032 through 0900031574)</b>	
18	3820001	2	Rivet,.125 x.25	
19	3900190	2	Screw, Shoulder	
20	4750800	2	Flatwasher #8	
21	4751000	16	Flatwasher #10	
22	4751400	8	Flatwasher 1/4	
23	4751500	1	Flatwasher 5/16	
24		Ref	Locknut Options:	
24	3311505	1	Locknut 5/16in-18NC <b>(SN 0900024051 through 0900031574)</b>	
24	3311501	1	Nut 5/16in-18NC <b>(Prior to SN 0900024051)</b>	
		Ref	<b>BATTERY BOX AND CHARGER INSTALLATIONS</b>	
	0258203	Ref	<b>Battery Box (Wet)</b>	F
	0258493	Ref	<b>BATTERY BOX (WET SPARE)</b>	A
	0258498	Ref	<b>Battery Box (Dry)</b>	F

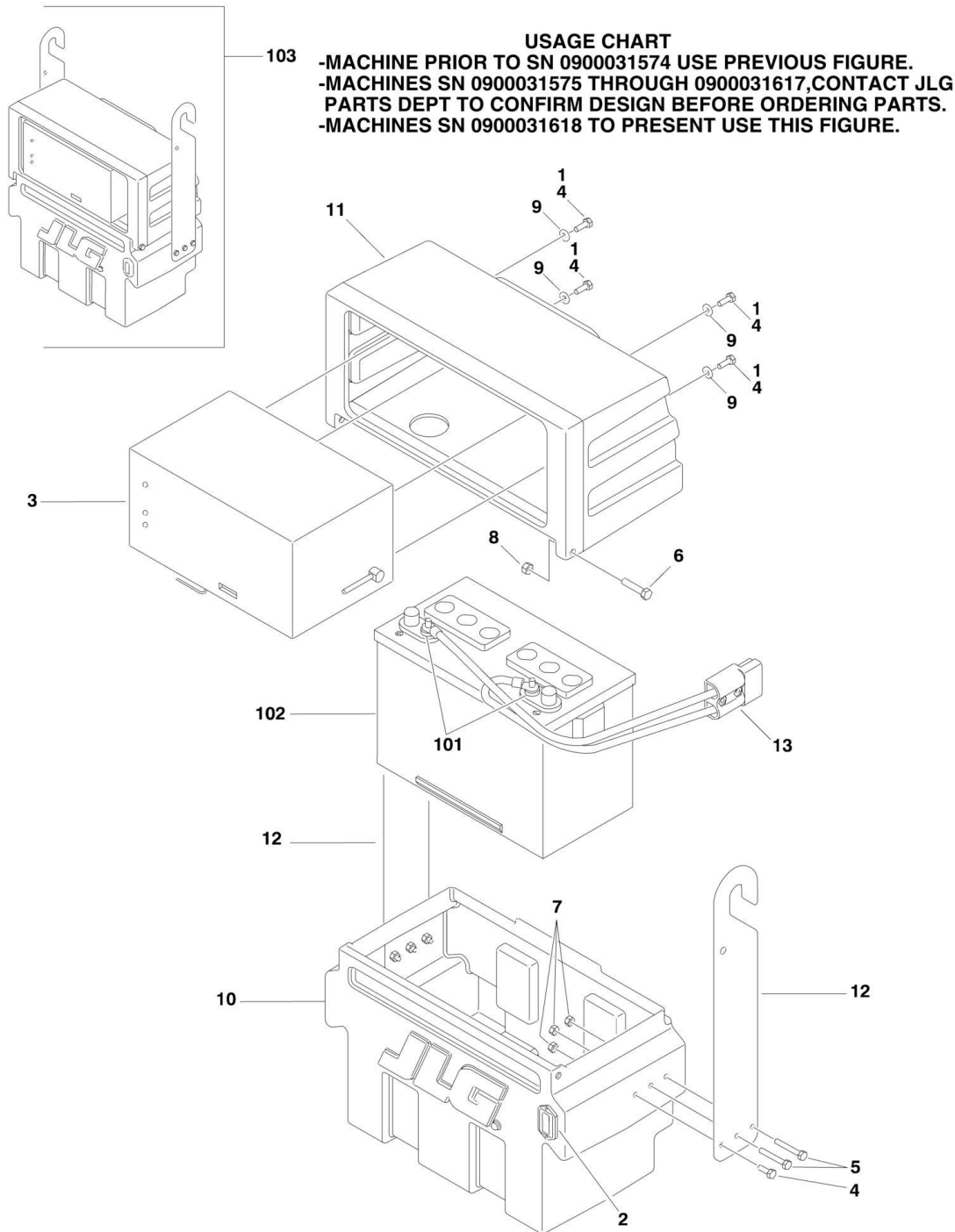
## SECTION 2 - CONTROLS

ITEM	PART NUMBER	QTY	DESCRIPTION	REV
	0272192	Ref	<b>Battery Box (AGM/5 Hour)</b>	C
101		Ref	Battery Box and Charger Assy Options (Includes Items 1-24):	
101	0400223	1	Battery Box and Charger Assy - Standard	
101	0400224	1	Battery Box and Charger Assy - AGM/5 Hour	
102		Ref	Battery Options:	
102	0400122	1	Standard Wet Battery	
102	0400144	1	Standard Dry Battery	
102	0400209	1	AGM/5 Hour Battery	



# SECTION 2 - CONTROLS

## FIGURE 2-12. DC POWER PACK INSTALLATION (SEE PARTS LIST FOR USAGE)





## SECTION 2 - CONTROLS

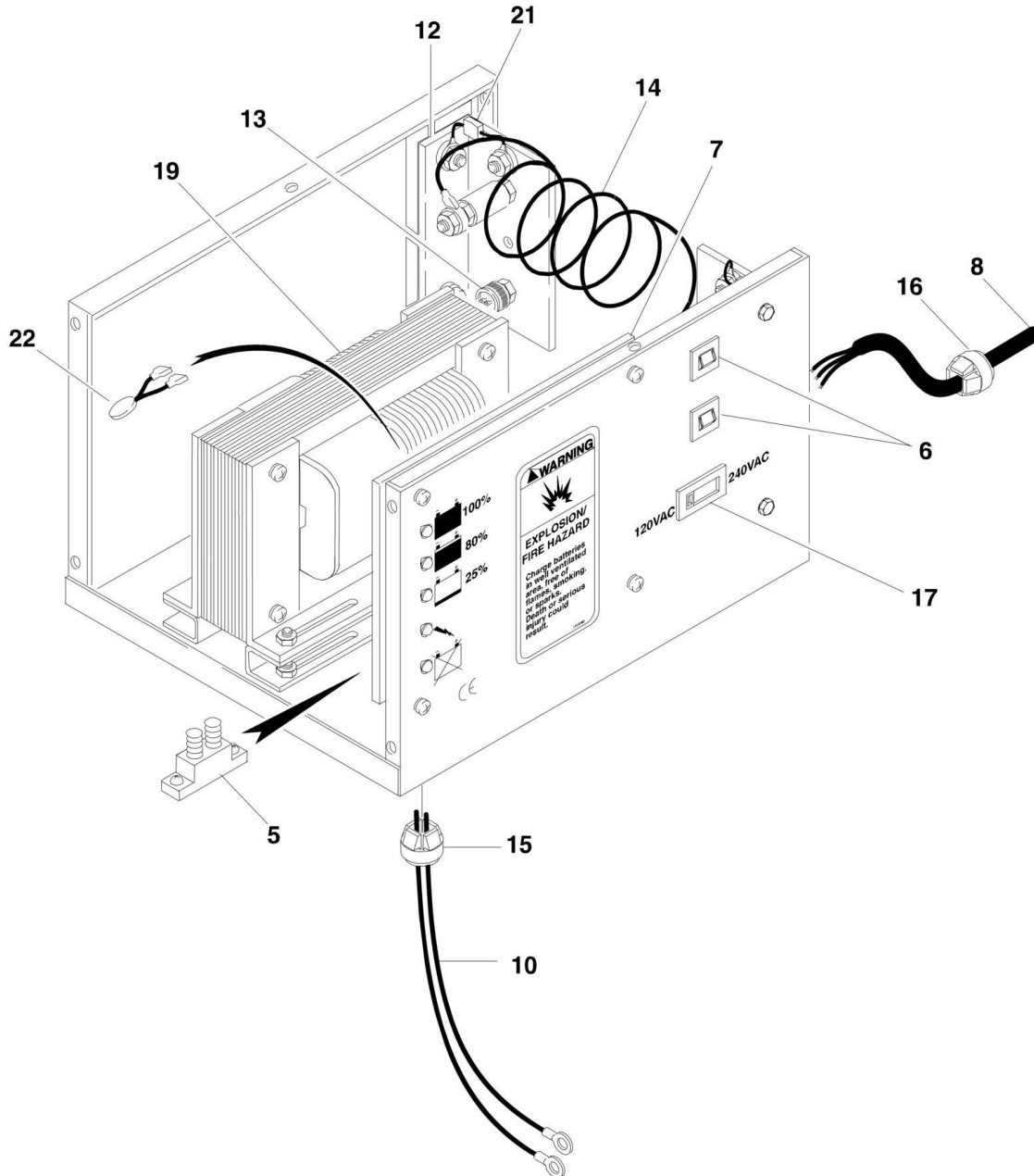
**FIGURE 2-12. DC POWER PACK INSTALLATION (SEE PARTS LIST FOR USAGE)**

ITEM	PART NUMBER	QTY	DESCRIPTION	REV
		Ref	<b>USAGE CHART</b>	
		Ref	<b>Machines Built Prior to SN 0900031574 - Note: Use previous figure.</b>	
		Ref	<b>Machines Built SN 0900031575 to SN 0900031617 - No exact SN break exists, contact the JLG Parts Dept to confirm design before ordering parts.</b>	
		Ref	<b>Machines Built SN 0900031618 to Present - Note: Use this figure.</b>	
		Ref	<b>BATTERY BOX AND CHARGER ASSEMBLIES</b>	
	1001101991	Ref	<b>Standard Spec</b>	A
	1001107836	Ref	<b>AGM/5 Hour</b>	A
1	0100011	AR	Compound, Locking	
2	0270163	1	BDI Gauge and Harness Assembly	
2	2420195	1	Gauge Only	
3		Ref	Charger Assembly Options: (See BATTERY CHARGER ASSEMBLY for Breakdown)	
3	0400176	1	Charger Assembly Standard Spec	
3	0400212	1	Charger Assembly AGM/5 Hour	
4	0641406	8	Bolt 1/4in-20NC x 3/4in	
5	0641414	2	Bolt 1/4in-20NC x 1-3/4in	
6	0641512	2	Bolt 5/16in-18NC x 1-1/2in	
7	3311405	6	Locknut 1/4in-20NC	
8	3311505	2	Locknut 5/16in-18NC	
9	4711400	10	Washer, 1/4	
10	1001101858	1	Box, Molded Battery	
11	1001101902	1	Box, Molded Battery Charger	
12	1001101926	2	Bracket, Hanger	
13	1001103107	1	Cable Assembly - Battery Pack	
13	4460567		Connector, Anderson	
		Ref	<b>BATTERY BOX AND CHARGER INSTALLATIONS</b>	
	1001101994	Ref	<b>Battery Box (Wet)</b>	A
	1001107839	Ref	<b>Battery Box (Dry)</b>	A
	1001107840	Ref	<b>Battery Box (AGM/5 Hour)</b>	A
101	0100051	AR	Grease, Battery Terminal	
102		Ref	Battery Options:	
102	0400122	1	Standard Wet Battery	
102	0400144	1	Standard Dry Battery	
102	0400209	1	AGM/5 Hour Battery	
103		Ref	Battery Box and Charger Assy Options (Includes Items 1-13):	
103	1001101991	1	Battery Box and Charger Assy - Standard	
103	1001107836	1	Battery Box and Charger Assy - AGM/5 Hour	

# SECTION 2 - CONTROLS

## FIGURE 2-13. BATTERY CHARGER ASSEMBLY

NOTE: COVER NOT SHOWN FOR CLARITY



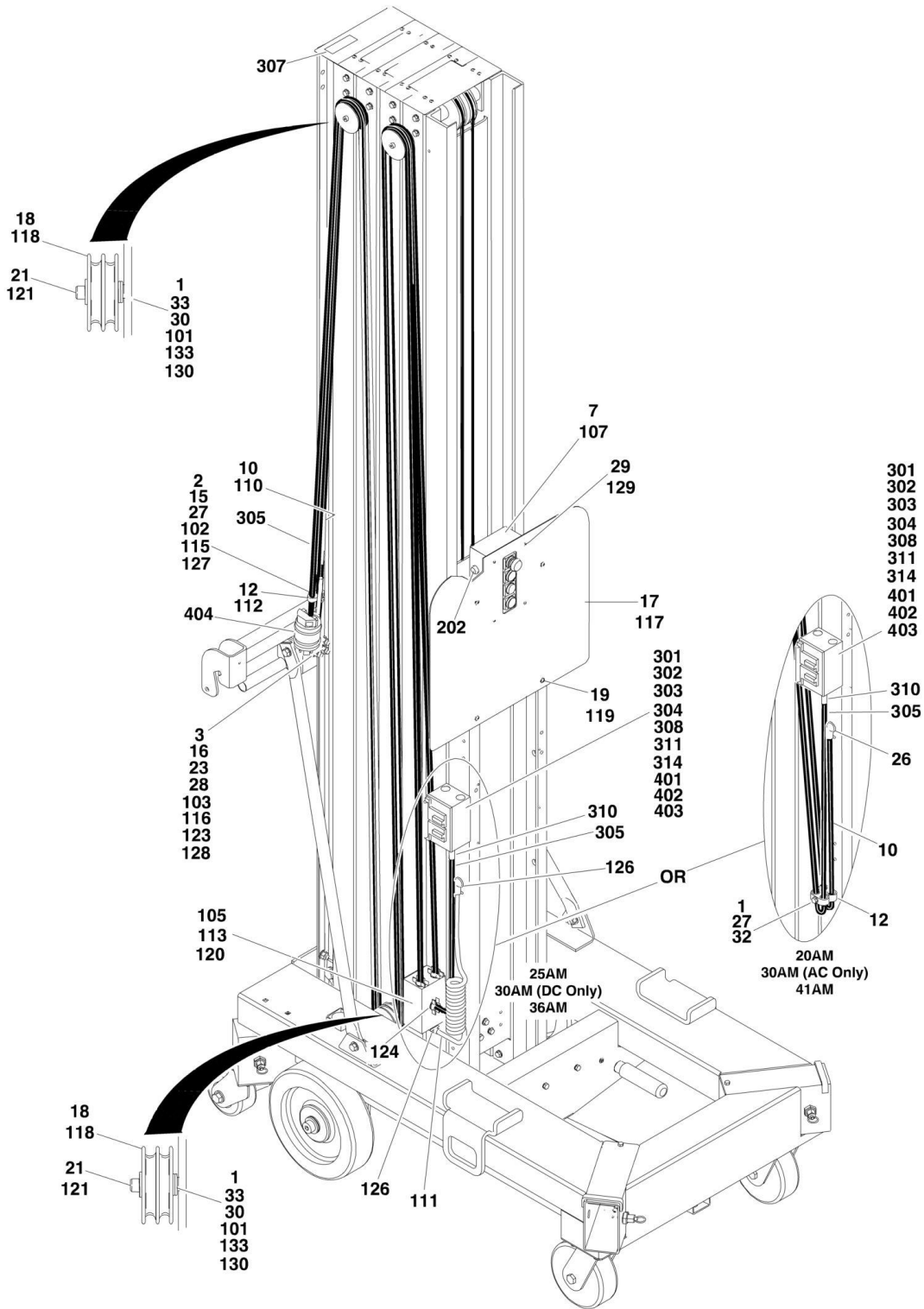
## SECTION 2 - CONTROLS

**FIGURE 2-13. BATTERY CHARGER ASSEMBLY**

ITEM	PART NUMBER	QTY	DESCRIPTION	REV
		Ref	<b>Battery Charger Assembly Options:</b>	
	0400176	Ref	<b>12VDC (Standard Spec)</b>	F
	0400212	Ref	<b>12VDC (AGM/5 Hour)</b>	A
5	7011509	1	Breaker, Circuit - DC 50Amp	
6		Ref	Breaker, Circuit Options:	
6	7018536	2	Breaker, Circuit - Standard Spec (4Amp)	
6	7018558	2	Breaker, Circuit - AGM/5 Hour (8Amp)	
7		Ref	Card, Circuit Options:	
7	7020626	1	Card, Circuit - Standard Spec	
7	7022930	1	Card, Circuit - AGM/5 Hour	
8		Ref	AC Cord Assembly Options:	
8	7020627	1	AC Cord - Standard Spec	
8	7022927	1	AC Cord - AGM/5 Hour	
10	7020629	1	DC Harness	
12		Ref	Rectifier Assembly Options:	
12	7020631	2	Rectifier Assembly - Standard Spec	
12	7022932	2	Rectifier Assembly - AGM/5 Hour	
13		Ref	SCR Rectifier Options:	
13	7018555	1	SCR Rectifier - Standard Spec	
13	7020673	2	SCR Rectifier - AGM/5 Hour	
14		Ref	Shunt Assembly Options:	
14	7020605	1	Shunt Assembly - Standard Spec	
14	7020674	1	Shunt Assembly - AGM/5 Hour	
15		Ref	Connector, Strain Relief - DC Options:	
15	7018556	1	Connector - Standard Spec	
15	7011528	1	Connector - AGM/5 Hour	
16	7011528	1	Connector, Strain Relief - AC	
17	7018586	1	Switch, Slide	
19		Ref	Transformer Options:	
19	7020632	1	Transformer - Standard Spec	
19	7022933	1	Transformer - AGM/5 Hour	
21		Ref	Varistor Options:	
21	7020633	1	Varistor - Standard Spec	
21	7020633	2	Varistor - AGM/5 Hour	
22	7020663	1	Varistor (AGM/5 Hour Only)	

# SECTION 2 - CONTROLS

FIGURE 2-14. CABLES AND CONTROLS INSTALLATION (Prior to SN 0900028703)



## SECTION 2 - CONTROLS

**FIGURE 2-14. CABLES AND CONTROLS INSTALLATION (Prior to SN 0900028703)**

ITEM	PART NUMBER	QTY	DESCRIPTION	REV
		Ref	<b>CABLES AND CONTROLS INSTALLATIONS (WITHOUT ITEM #105 JUNCTION BOX)</b>	
	0258449	Ref	<b>Cables and Controls Installations 20AM (DC Machines)</b>	E
	0258591	Ref	<b>Cables and Controls Installations 20AM (AC Machines)</b>	F
	0258593	Ref	<b>Cables and Controls Installations 30AM (AC Machines)</b>	G
	0258453	Ref	<b>Cables and Controls Installations 41AM (DC Machines)</b>	E
	0258595	Ref	<b>Cables and Controls Installations 41AM (AC Machines)</b>	G
1	0100011	AR	Compound, Locking	
2	0641410	1	Bolt 1/4in-20NC x 1-1/4in	
3	0641612	1	Bolt 3/8in-16NC x 1-1/2in	
7	0861207	1	Control Box Assembly:	
7	7020078	1	Switch, Push-Pull (Red)	
7	7020088	2	Switch, Push Button (White)	
7	7020089	1	Switch, Push Button (Green)	
7	7020091	1	Plug	
7	7027299	1	Connector, Strain Relief (was p/n 7020092)	
7	7020093	4	Screw M3 x 25mm	
10		Ref	Harness, Platform Control Options:	
10	4922657	1	Harness, Platform Control 20AM DC Machines	A
10	4923070	1	Harness, Platform Control 20AM AC Machines	B
10	4923082	1	Harness, Platform Control 30AM AC Machines	B
10	4923093	1	Harness, Platform Control 41AM DC Machines	A
10	4923094	1	Harness, Platform Control 41AM AC Machines	B
10	1060687	1	Cable, Electrical - 16/5 Options:	
10	1060687	25.3 ft/7.4m	Cable, Electrical - 16/5 20AM DC Machines	
10	1060687	26.5 ft/8.1m	Cable, Electrical - 16/5 20AM AC Machines	
10	1060687	37.5 ft/11.4m	Cable, Electrical - 16/5 30AM AC Machines	
10	1060687	49.5 ft/15.1m	Cable, Electrical - 16/5 41AM (DC Machines)	
10	1060687	50.5 ft/15.4m	Cable, Electrical - 16/5 41AM (AC Machines)	
10	4460145	3	Terminal, Fork (Not Shown - AC Models Only)	
10	4460115	5	Terminal, Fork 16GA	
12		Ref	Clamp Options:	
12	1320238	2	Clamp <b>(Prior to SN 0900012138)</b>	
12	1320149	2	Clamp <b>(SN 0900012138 through 0900028703)</b>	
15	3311405	1	Locknut 1/4in-20NC	
16	3311605	2	Locknut 3/8in-16NC	
17	3570923	1	Plate, Decal Mounting	
18		Ref	Sheave, Control Cable Options:	
18	3580231	AR	Sheave, Control Cable <b>(Prior to SN 0900024346)</b>	
18	3580344	AR	Sheave, Control Cable <b>(SN 0900024346 through 0900028703)</b>	
19	3820032	4	Rivet	
21		Ref	Screw, Shoulder Options:	
21	3900200	AR	1/4in-20NC x 1-1/4in	
21	3900373	AR	1/4in-20NC x 1-1/2in	
23	4160130	1	Spring, Extension	
26	4460566	AR	Connector, Strain Relief - 90	

## SECTION 2 - CONTROLS

ITEM	PART NUMBER	QTY	DESCRIPTION	REV
27	4711400	AR	Flatwasher 1/4in Narrow	
28	4711600	2	Flatwasher 3/8in Narrow	
29	4740426	4	Washer #8 Only <b>(Prior to SN 0900017519)</b>	
30	4751500	AR	Flatwasher 5/16in	
32	0641416	1	Bolt 1/4in-20NC x 2in	
33	4751000	AR	Flatwasher #10 Wide <b>(SN 0900012138 through 0900028703)</b>	
34	4460115	1	Terminal, Fork 16 GA (Not Shown) <b>(SN 0900017519 through 0900022888)</b>	
35	4922420	1	Harness, Jumper (Control Box) (Not Shown) <b>(SN 0900017519 through 0900028703)</b>	
36	4460145	4	Terminal, Fork (Not Shown - AC Machines Only) <b>(SN 0900017519 through 0900022888)</b>	
		Ref	<b>CABLES AND CONTROLS INSTALLATIONS (WITH ITEM #105 JUNCTION BOX)</b>	
	0258450	Ref	<b>Cables and Controls Installations 25AM (DC Machines)</b>	E
	0258592	Ref	<b>Cables and Controls Installations 25AM (AC Machines)</b>	G
	0258451	Ref	<b>Cables and Controls Installations 30AM (DC Machines)</b>	F
	0258452	Ref	<b>Cables and Controls Installations 36AM (DC Machines)</b>	E
	0258594	Ref	<b>Cables and Controls Installations 36AM (AC Machines)</b>	G
101	0100011	AR	Compound, Locking	
102	0641410	2	Bolt 1/4in-20NC x 1-1/4in	
103	0641612	1	Bolt 3/8in-16NC x 1-1/2in	
105	0860945	1	Box, Junction	
107	0861207	1	Control Box Assembly:	
107	7020078	1	Switch, Push-Pull (Red)	
107	7020088	2	Switch, Push Button (White)	
107	7020089	1	Switch, Push Button (Green)	
107	7020091	1	Plug	
107	7027299	1	Connector, Strain Relief (was p/n 7020092)	
107	7020093	4	Screw M3 x 25mm	
110		Ref	Harness, Platform Control Options:	
110	4923075	Ref	Harness, Platform Control 25AM (DC Machines) <b>(SN 0900022888 through 0900028703)</b>	B
110	4923076	AR	Harness, Platform Control 25AM (AC Machines) <b>(SN 0900022888 through 0900028703)</b>	B
110	4923081	AR	Harness, Platform Control 30AM (DC Machines) <b>(SN 0900022916 through 0900028703)</b>	B
110	4923087	AR	Harness, Platform Control 36AM (DC Machines) <b>(SN 0900022916 through 0900028703)</b>	A
110	4923088	AR	Harness, Platform Control 36AM (AC Machines) <b>(SN 0900022916 through 0900028703)</b>	B
110	1060687	AR	Cable, Electrical - 16/5 Options:	
110	1060687		Harness, Control Options:	
110	1060687	20.3 ft/6.2m	Harness, Control 25AM (DC Machines)	
110	1060687	20.8 ft/6.4m	Harness, Control 25AM (AC Machines)	
110	1060687	36.5 ft/11.1m	Harness, Control 30AM (DC Machines)	
110	1060687	29 ft/8.8m	Harness, Control 36AM (DC Machines)	
110	1060687	30.3 ft/9.24m	Harness, Control 36AM (AC Machines)	
110	4460035	5	Terminal, Butt Splice (Not Shown - 25AM/36AM Only)	
110	4460145	3	Terminal, Fork (Not Shown - AC Models Only)	

## SECTION 2 - CONTROLS

ITEM	PART NUMBER	QTY	DESCRIPTION	REV
110	4460115	5	Terminal, Fork 16GA (Not Shown)	
111	1060694	6 in/15cm	Cable, Retractable - 16/5	
112	1320238	AR	Clamp <b>(Prior to SN 0900012138)</b>	
112	1320149	AR	Clamp <b>(SN 0900012138 through 0900028703)</b>	
113	1670603	1	Cover, Junction Box	
115	3311405	1	Locknut 1/4in-20NC	
116	3311605	2	Locknut 3/8in-16NC	
117	3570923	1	Plate, Decal Mounting	
118		Ref	Sheave, Control Cable Options:	
118	3580231	AR	Sheave, Control Cable <b>(Prior to SN 0900024346)</b>	
118	3580344	AR	Sheave, Control Cable <b>(SN 0900024346 through 0900028703)</b>	
119	3820032	4	Rivet	
120	3900191	AR	Screw 25AM/36AM (AC/DC Machines)	
121		Ref	Screw, Shoulder Options:	
121	3900200	AR	Screw, Shoulder <b>(Prior to SN 0900024346)</b>	
121	3900373	AR	Screw, Shoulder <b>(SN 0900024346 through 0900028703)</b>	
123	4160130	1	Spring, Extension	
124	4460023	AR	Connector, Strain Relief (25AM/36AM) (DC Models Only)	
126	4460566	AR	Connector, Strain Relief - 90	
127	4711400	AR	Flatwasher 1/4in Narrow	
128	4711600	2	Flatwasher 3/8in Narrow	
129	4740426	4	Washer #8 (AC Models Only) <b>(Prior to SN 0900017519)</b>	
130	4751500	AR	Flatwasher 5/16in	
133	4751000	AR	Flatwasher #10 Wide <b>(SN 0900012138 through 0900028703)</b>	
134	4460115	5	Terminal, Fork 16GA (Not Shown) <b>(SN 0900017519 through 0900022888)</b>	
135	4922420	1	Harness, Jumper Control Box (Not Shown) <b>(SN 0900017519 through 0900028703)</b>	
136	3520034	2	Plug, 5/16 Hole (25AM/36AM) (Not Shown) <b>(SN 0900017519 through 0900028703)</b>	
137	4460035	5	Terminal, Butt Splice (25AM/36AM) (Not Shown) <b>(SN 0900017519 through 0900022888)</b>	
138	4460145	4	Terminal, Fork (Not Shown - AC Models Only) <b>(Prior to SN 0900022888)</b>	
	0258482	Ref	<b>AUXILIARY LOWERING INSTALLATION</b>	A
202	4360274	1	Switch, Push Button	
		Ref	<b>ACCESSORY OUTLET INSTALLATIONS</b>	
	0270748	Ref	<b>Accessory Outlet Installations (20AM) 120V (DC)</b>	B
	0270749	Ref	<b>Accessory Outlet Installations (20AM) 240V (DC)</b>	B
	0270975	Ref	<b>Accessory Outlet Installations (20AM) 120V (AC)</b>	B
	0270976	Ref	<b>Accessory Outlet Installations (20AM) 240V (AC)</b>	C
	0270773	Ref	<b>Accessory Outlet Installations (25AM) 120V (DC)</b>	C
	0270774	Ref	<b>Accessory Outlet Installations (25AM) 240V (DC)</b>	C
	0270978	Ref	<b>Accessory Outlet Installations (25AM) 120V (AC)</b>	C
	0270979	Ref	<b>Accessory Outlet Installations (25AM) 240V (AC)</b>	D
	0270776	Ref	<b>Accessory Outlet Installations (30AM) 120V (DC)</b>	C
	0270777	Ref	<b>Accessory Outlet Installations (30AM) 240V (DC)</b>	C
	0270981	Ref	<b>Accessory Outlet Installations (30AM) 120V (AC)</b>	C
	0270982	Ref	<b>Accessory Outlet Installations (30AM) 240V (AC)</b>	D
	0270779	Ref	<b>Accessory Outlet Installations (36AM) 120V (DC)</b>	C
	0270780	Ref	<b>Accessory Outlet Installations (36AM) 240V (DC)</b>	C
	0270984	Ref	<b>Accessory Outlet Installations (36AM) 120V (AC)</b>	C

## SECTION 2 - CONTROLS

ITEM	PART NUMBER	QTY	DESCRIPTION	REV
	0270985	Ref	<b>Accessory Outlet Installations (36AM) 240V (AC)</b>	D
	0270782	Ref	<b>Accessory Outlet Installations (41AM) 120V (DC)</b>	C
	0270783	Ref	<b>Accessory Outlet Installations (41AM) 240V (DC)</b>	C
	0270987	Ref	<b>Accessory Outlet Installations (41AM) 120V (AC)</b>	C
	0270988	Ref	<b>Accessory Outlet Installations (41AM) 240V (AC)</b>	D
301	0100011	AR	Compound, Locking	
302		Ref	Bolt Options:	
302	0641418	1	Bolt 1/4in - 20NC x 2-1/4in (20AM/30AM/41AM)	
302	Not Required	0	Bolt (25AM/36AM)	
303	0721006	2	Bolt #10-24NC x 3/4in	
304	0860946	1	Box, Receptacle	
305		Ref	Harness, Accessories Options:	
305	1060925	21.7 ft/6.6m	Harness, Accessories 20AM - DC (12/3)	
305	4923069	Ref	Harness, Accessories 20AM - AC <b>(SN 0900022888 through 0900028703)</b>	B
305	4923071	Ref	Harness, Accessories 25AM - DC <b>(SN 0900022888 through 0900028703)</b>	C
305	4923073	Ref	Harness, Accessories 25AM - AC <b>(SN 0900022888 through 0900028703)</b>	C
305	4923077	Ref	Harness, Accessories 30AM - DC <b>(SN 0900022916 through 0900028703)</b>	B
305	4923079	Ref	Harness, Accessories 30AM - AC <b>(SN 0900022916 through 0900028703)</b>	B
305	4923083	Ref	Harness, Accessories 36AM - DC <b>(SN 0900022916 through 0900028703)</b>	C
305	4923085	Ref	Harness, Accessories 36AM - AC <b>(SN 0900022916 through 0900028703)</b>	C
305	4923089	Ref	Harness, Accessories 41AM - DC <b>(SN 0900022916 through 0900028703)</b>	B
305	4923091	Ref	Harness, Accessories 41AM - DC <b>(SN 0900022916 through 0900028703)</b>	B
305	1060564	AR	12/3 Electrical Cable (All Models except 20AM - DC)	
305	4460018	3	Butt Splice, Terminal (20AM - DC/25AM - AC/36AM - DC/36AM - AC) <b>(Prior to SN 0900024051)</b>	
305	4460474	3	Butt Splice, Terminal (20AM - DC/25AM - AC/36AM - DC/36AM - AC) <b>(SN 0900024051 through 0900028703)</b>	
305	4460315	AR	Terminal, Fork (20AM - AC/25AM - AC/30AM - DC/30AM - AC/36AM - AC/41AM - DC/41AM - AC)	
305	1060565	0.5 ft/.15m	16/4 (Retractable Coil Design) (25AM/36AM) (Not Shown)	
306		Ref	Clamp, Hose Options:	
306	1320149	1	Clamp, Hose (20AM/30AM/41AM) (Not Shown)	
306	Not Required	0	Clamp, Hose (25AM/36AM)	
307		Ref	Decal Options:	
307	3252761	2	120V AC	
307	3252760	2	220V-240V AC	
308	3311001	2	Nut #10-24NC	
309		Ref	Shield, Weatherproof Receptacle Cover Options:	
309	4060092	1	120 Volt	
309	Not Required	0	240 Volt	
310	4460023	AR	Connector, Strain Relief	
311		Ref	Terminal, Fork Options <b>(Prior to SN 0900022916)</b>	
311	4460145	AR	120 Volt	

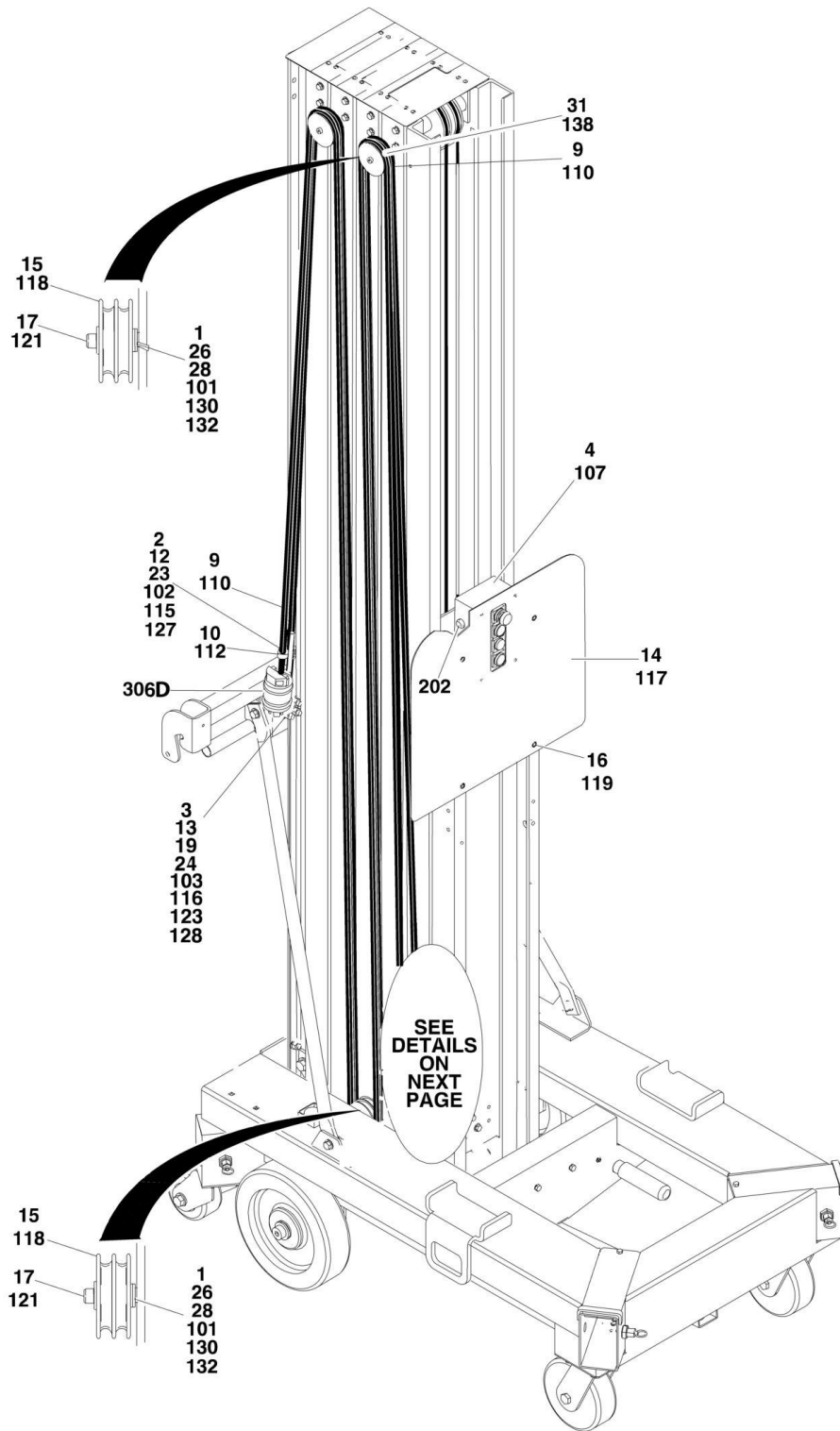


## SECTION 2 - CONTROLS

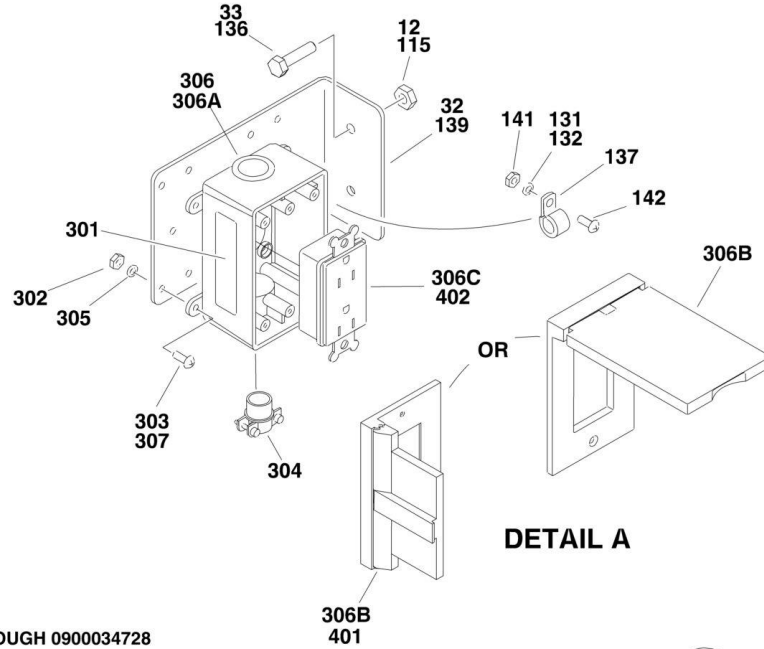
ITEM	PART NUMBER	QTY	DESCRIPTION	REV
311	4460145	AR	240 Volt (AC Only)	
312		Ref	Receptacle, Electrical Options:	
312	4460190	1	120 Volt	
312	Not Required	0	240 Volt	
313		Ref	Plug, Terminal 115 Volt Options:	
313	4460549	1	120 Volt (DC Only) (Not Shown)	
313	Not Required	0	240 Volt	
314	4761000	AR	Lockwasher #10	
315		Ref	Wire Cap, Terminal Options:	
315	Not Required	0	120 Volt	
315	4460121	3	240 Volt (AC Only) (Not Shown)	
316		Ref	Butt Splice, Terminal Options <b>(Prior to SN 0900022916)</b>	
316	4460035	3	Butt Splice, Terminal (25AM/36AM) (Not Shown)	
316	Not Required	0	Butt Splice, Terminal (20AM/30AM/41AM)	
317		Ref	Tie Wire Options:	
317	4240033	1	Tie Wire (25AM/36AM) (Not Shown)	
317	Not Required	0	Tie Wire (20AM/30AM/41AM)	
		Ref	<b>Plug/Receptacle Installation Options:</b>	
	0273974	Ref	<b>Plug/Receptacle Installation - (220V) AC</b>	B
	0273975	Ref	<b>Plug/Receptacle Installation - (220V) DC</b>	A
401	4060092	1	Shield, Waterproof Covers	
402	4460125	1	Terminal, Receptacle (220V / 15AMP)	
403	4460145	3	Terminal, Fork	
404	4460205	1	Connector, Male (220V DC Only)	
404	4460205	1	Connector, Male (220V AC Only) <b>(SN 0900023631 through 0900028703)</b>	

## SECTION 2 - CONTROLS

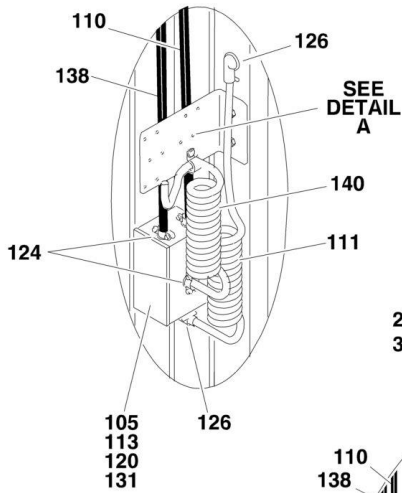
FIGURE 2-15. CABLES AND CONTROLS INSTALLATION (SN 0900028703 to Present)



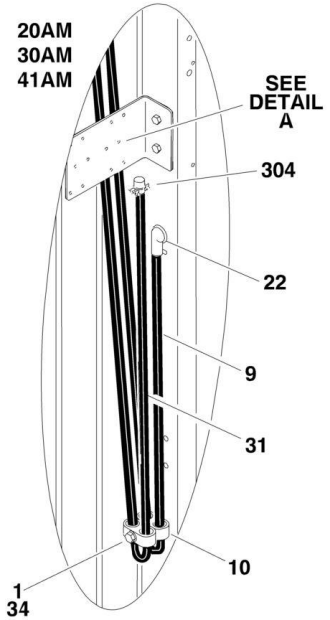
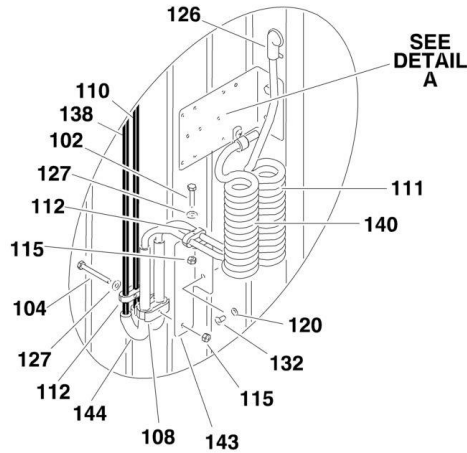
# SECTION 2 - CONTROLS



25AM SN 0900028703 THROUGH 0900034728  
 36AM SN 0900028703 THROUGH 0900034728



25AM SN 0900034728 TO PRESENT  
 36AM SN 0900034728 TO PRESENT



## SECTION 2 - CONTROLS

FIGURE 2-15. CABLES AND CONTROLS INSTALLATION (SN 0900028703 to Present)

ITEM	PART NUMBER	QTY	DESCRIPTION	REV
		Ref	<b>CABLES AND CONTROLS INSTALLATIONS (WITHOUT ITEM #105 JUNCTION BOX OR ITEM #143 BRACKET)</b>	
	0258449	Ref	<b>Cables and Controls Installations 20AM (AC/DC Machines)</b>	F
	0258451	Ref	<b>Cables and Controls Installations 30AM (AC/DC Machines)</b>	F
	0258453	Ref	<b>Cables and Controls Installations 41AM (AC/DC Machines)</b>	F
1	0100011	AR	Compound, Locking	
2	0641410	1	Bolt 1/4in-20NC x 1-1/4in	
3	0641612	1	Bolt 3/8in-16NC x 1-1/2in	
4	0861207	1	Control Box Assembly:	
4	7020078	1	Switch, Push-Pull (Red)	
4	7020088	2	Switch, Push Button (White)	
4	7020089	1	Switch, Push Button (Green)	
4	7020091	1	Plug	
4	7027299	1	Connector, Strain Relief	
4	7020093	4	Screw M3 x 25mm	
9		Ref	Harness, Platform Control Options:	B
9	4922657		Harness, Platform Control 20AM	B
9	4923081		Harness, Platform Control 30AM	C
9	4923093		Harness, Platform Control 41AM	B
9	1060687	Ref	16/5 Electrical Cable Options:	
9	1060687	25.3 ft/7.4m	16/5 Electrical Cable 20AM	
9	1060687	36.5 ft/11.1m	16/5 Electrical Cable 30AM	
9	1060687	49.5 ft/15.1m	16/5 Electrical Cable 41AM	
9	4460035	5	Terminal, Butt Splice (Not Shown - 36AM Only)	
9	4460115	4	Terminal, Fork 16GA (Not Shown - 20AM/41AM Only)	
10	1320149	3	Clamp	
12	3311405	3	Locknut 1/4in-20NC	
13	3311605	2	Locknut 3/8in-16NC	
14	3570923	1	Plate, Decal Mounting	
15	3580344	AR	Sheave, Control Cable	
16	3820032	4	Rivet	
17	3900373	3	Screw, Shoulder	
19	4160130	1	Spring, Extension	
22	4460566	1	Connector, Strain Relief - 90	
23	4711400	3	Flatwasher 1/4in Narrow	
24	4711600	2	Flatwasher 3/8in Narrow	
26	4751500	AR	Flatwasher 5/16in	
28	4751000	12	Flatwasher #10 Wide	
30	4922420	1	Harness, Jumper (Inside Control Box) (Not Shown)	
31		Ref	Harness, Accessories Options:	
31	1060926	1	Harness, Accessories 20AM	B
31	4923078	1	Harness, Accessories 30AM	B
31	4922390	1	Harness, Accessories 41AM	B
31	1060663	1	12/3 Electrical Cable Options:	
31	1060663	21 ft/6.4m	12/3 Electrical Cable 20AM	
31	1060663	32.1 ft/9.8m	12/3 Electrical Cable 30AM	
31	1060663	45.9	12/3 Electrical Cable 41AM	

## SECTION 2 - CONTROLS

ITEM	PART NUMBER	QTY	DESCRIPTION	REV
		ft/13.9m		
31	4460315	3	Terminal Fork	
32	1001096054	1	Plate, AC Box	
33	0641407	2	Bolt 1/4in-20NC x 7/8in	
34	0641418	1	Bolt 1/4in-20NC x 2-1/4in	
		Ref	<b>CABLES AND CONTROLS INSTALLATIONS (WITH ITEM #105 JUNCTION BOX OR ITEM #143 BRACKET)</b>	
	0258450	Ref	<b>Cables and Controls Installations 25AM (AC/DC Machines) (SN 0900028703 through 0900034727)</b>	G
	1001151813	Ref	<b>Cables and Controls Installations 25AM (AC/DC Machines) (SN 0900034728 to Present)</b>	A
	0258452	Ref	<b>Cables and Controls Installations 36AM (AC/DC Machines) (SN 0900028703 through 0900034727)</b>	G
	1001151814	Ref	<b>Cables and Controls Installations 36AM (AC/DC Machines) (SN 0900034728 to Present)</b>	A
101	0100011	AR	Compound, Locking	
102	0641410	AR	Bolt 1/4in-20NC x 1-1/4in	
103	0641612	1	Bolt 3/8in-16NC x 1-1/2in	
104	0641618	1	Bolt 3/8in-16NC x 2-1/4in	
105	0860945	1	Box, Junction Only <b>(SN 0900028703 through 0900034728)</b>	
107	0861207	1	Control Box Assembly:	
107	7020078	1	Switch, Push-Pull (Red)	
107	7020088	2	Switch, Push Button (White)	
107	7020089	1	Switch, Push Button (Green)	
107	7020091	1	Plug	
107	7027299	1	Connector, Strain Relief	
107	7020093	4	Screw M3 x 25mm	
108	1320146	1	Clamp	
110		Ref	Harness, Platform Control Options:	
110	4923075	1	<b>Harness, Platform Control 25AM (SN 0900028703 through 0900034727)</b>	B
110	1001151832	1	<b>Harness, Platform Control 25AM (SN 0900034728 to Present)</b>	A
110	4923087	1	<b>Harness, Platform Control 36AM (SN 0900028703 through 0900034727)</b>	C
110	1001152263	1	<b>Harness, Platform Control 36AM (SN 0900034728 to Present)</b>	A
110	1060687	1	Cable, Electrical - 16/5 Options:	
110	1060687	20.3 ft/6.2m	<b>Cable, Electrical - 16/5 25AM (SN 0900028703 through 0900034727)</b>	
110	1060687	21.4 ft/6.5m	<b>Cable, Electrical - 16/5 25AM (SN 0900034728 to Present)</b>	
110	1060687	29.2 ft/8.8m	<b>Cable, Electrical - 16/5 36AM (SN 0900028703 through 0900034727)</b>	
110	1060687	30.3 ft/9.2m	<b>Cable, Electrical - 16/5 36AM (SN 0900034728 to Present)</b>	
110	4460035	5	Terminal, Butt Splice (Not Shown)	
111	4922652	1	Cable, Retractable - 16/5	C
111	4460115	4	Terminal Fork	
112	1320149	AR	Clamp	
113	1670603	1	<b>Cover, Junction Box Only (SN 0900028703 through 0900034728)</b>	
115	3311405	AR	Locknut 1/4in-20NC	
116	3311605	2	Locknut 3/8in-16NC	
117	3570923	1	Plate, Decal Mounting	
118	3580344	AR	Sheave, Control Cable	

## SECTION 2 - CONTROLS

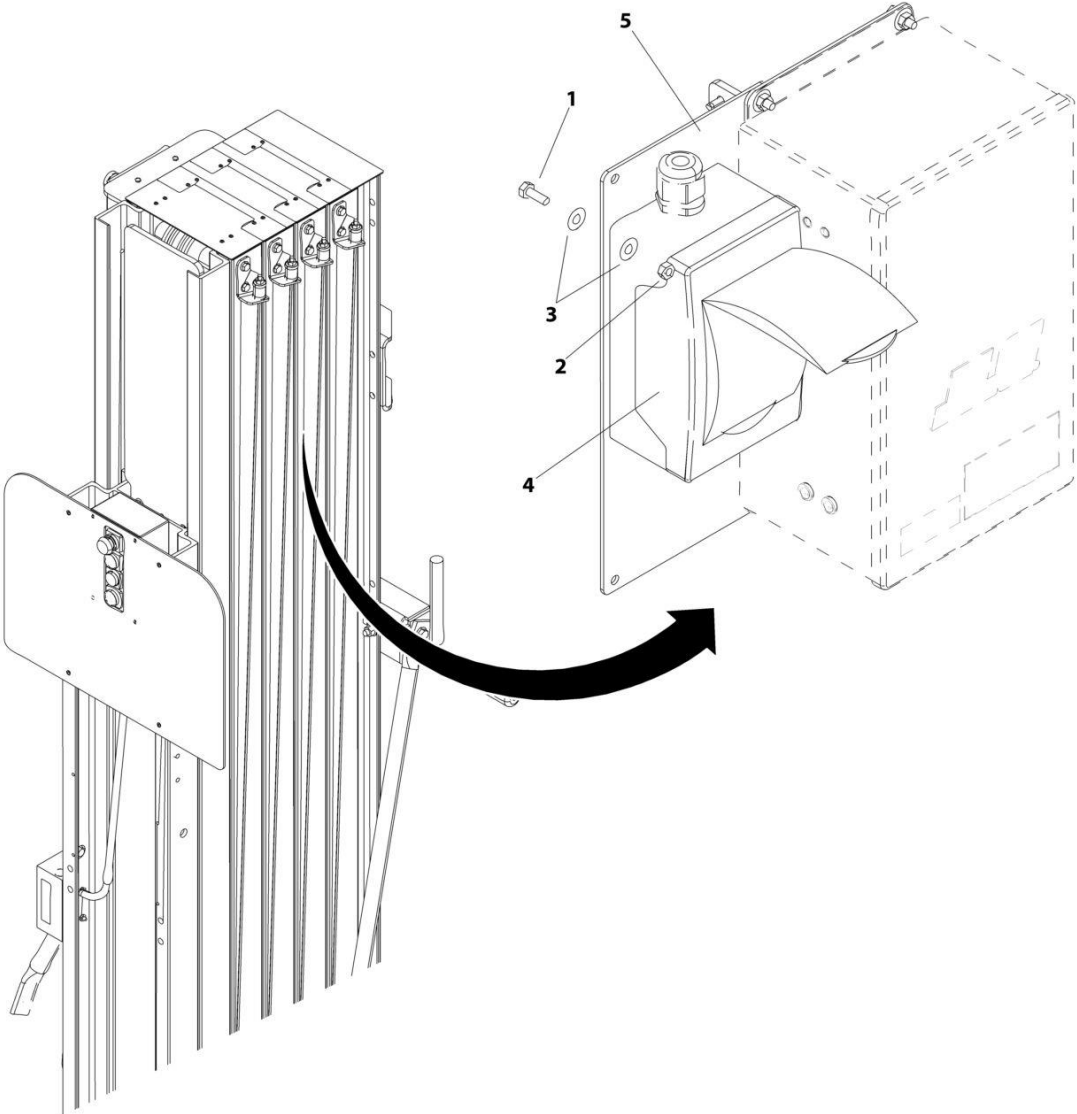
ITEM	PART NUMBER	QTY	DESCRIPTION	REV
119	3820032	4	Rivet	
120	3900191	2	Screw	
121	3900373	AR	Screw, Shoulder	
123	4160130	1	Spring, Extension	
124	4460023	3	Connector, Strain Relief Only <b>(SN 0900028703 through 0900034728)</b>	
126	4460566	2	Connector, Strain Relief - 90	
127	4711400	AR	Flatwasher 1/4in Narrow	
128	4711600	2	Flatwasher 3/8in Narrow	
130	4751500	AR	Flatwasher 5/16in	
131	4761000	3	Lockwasher #10	
132	4751000	AR	Flatwasher #10	
134	4922420	1	Harness, Jumper (Inside Control Box) (Not Shown)	
135	3520034	2	Plug, 5/16 Hole (Not Shown)	
136	0641407	2	Bolt 1/4in-20NC x 7/8in	
137	1320041	1	Clamp	
138		Ref	Harness, Accessories Options:	
138	4923072	1	Harness, Accessories 25AM <b>(SN 0900028703 through 0900034727)</b>	E
138	1001151831	1	Harness, Accessories 25AM <b>(SN 0900034728 to Present)</b>	A
138	4923084	1	Harness, Accessories 36AM <b>(SN 0900028703 through 0900034727)</b>	D
138	1001152264	1	Harness, Accessories 36AM <b>(SN 0900034728 to Present)</b>	A
138	1060663	Ref	12/3 Electrical Cable Options:	
138	1060663	18.67 ft/5.6m	12/3 Electrical Cable 25AM <b>(SN 0900028703 through 0900034727)</b>	
138	1060663	19.97 ft/6m	12/3 Electrical Cable 25AM <b>(SN 0900034728 to Present)</b>	
138	1060663	27.3 ft/8.3m	12/3 Electrical Cable 36AM <b>(SN 0900028703 through 0900034727)</b>	
138	1060663	28.6 ft/8.7m	12/3 Electrical Cable 36AM <b>(SN 0900034728 to Present)</b>	
138	4460474	3	Terminal (Not Shown)	
139	1001096054	1	Plate, AC Box	
140	4922653	1	Cable, Retractable - 16/3	C
140	4460145	3	Terminal Fork	
141	3311001	1	Nut #10-24NC	
142	3900205	1	Screw #10-24NC x 5/8in	
143	1001146221	1	Bracket	
144	1001149108	2	Seal	
	0258482	Ref	<b>AUXILIARY LOWERING INSTALLATION</b>	A
202	4360274	1	Switch, Push Button	
		Ref	<b>ACCESSORY OUTLET INSTALLATIONS</b>	
	1001097212	Ref	<b>ACCESSORY OUTLET INSTALLATIONS - 110V GFI (AC)</b>	C
	1001097213	Ref	<b>ACCESSORY OUTLET INSTALLATIONS - 220V (AC) (Note: Some Components Supplied Locally)</b>	B
	1001097219	Ref	<b>ACCESSORY OUTLET INSTALLATIONS - 110V GFI (DC)</b>	C
	1001097220	Ref	<b>ACCESSORY OUTLET INSTALLATIONS - 220V (DC) (Note: Some Components Supplied Locally)</b>	B
301		Ref	Decal Options:	
301	3252761	1	110V	
301	3252760	1	220V	
302	3311001	4	Nut #10-24NC	

## SECTION 2 - CONTROLS

ITEM	PART NUMBER	QTY	DESCRIPTION	REV
303	3900205	4	Screw #10-24NC x 1/4in	
304	4460023	1	Terminal, Connector	
305	4711000	4	Flatwasher #10	
306		Ref	Plug and Receptacle Assembly Options:	
306	1001096767	1	110V	
306	See Note	1	220V (Note: Not Available Purchase Locally)	
306A	0861731	1	Receptacle, Box	
306B		Ref	Receptacle, Cover Options:	
306B	4060700	1	110V GFI <b>(Prior to SN 0900030722)</b>	
306B	1001110873	1	110V GFI <b>(SN 0900030722 to Present)</b>	
306B	See Note	1	220V (Note: Not Available Purchase Locally)	
306C		Ref	Receptacle Options:	
306C	4460346	1	110V GFI	
306C	See Note	1	220V (Note: Not Available Purchase Locally)	
306D		Ref	Plug Options:	
306D	4460549	1	110V GFI	
306D	See Note	1	220V (Note: Not Available Purchase Locally)	
307	0100011	AR	Compound, Locking	
		Ref	<b>Plug/Receptacle Installation Options:</b>	
	0273974	Ref	<b>Plug/Receptacle Installation - (220V) AC</b>	C
	0273975	Ref	<b>Plug/Receptacle Installation - (220V) DC</b>	B
401	4060092	1	Shield, Waterproof Covers	
402	4460125	1	Terminal, Receptacle (220V / 15AMP)	
403	4460145	3	Terminal, Fork (Not Shown)	
404		Ref	Connector, Male Options:	
404	4460205	1	Twist-Lock Plug <b>(SN 0900028703 through 0900034746)</b>	
404	4460233	1	Standard Plug <b>(SN 0900028703 through 0900034746)</b>	

**SECTION 2 - CONTROLS**

**FIGURE 2-16. CIRCUIT BREAKER INSTALLATION**



ART\_1001187792



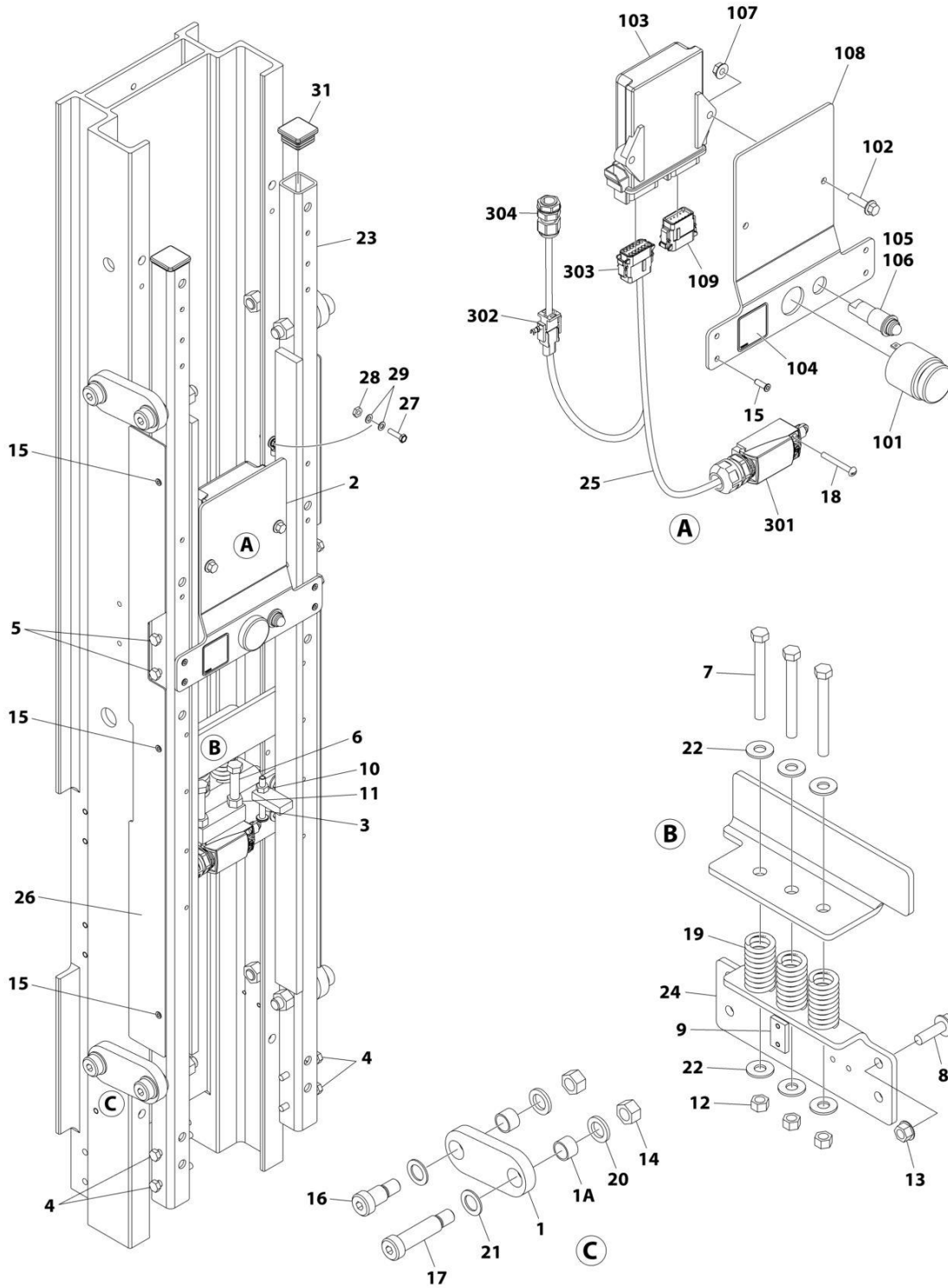
## SECTION 2 - CONTROLS

**FIGURE 2-16. CIRCUIT BREAKER INSTALLATION**

ITEM	PART NUMBER	QTY	DESCRIPTION	REV
	1001187792	Ref	CIRCUIT BREAKER INSTALLTION	
1	0641407	1	Bolt, 1/4-20unc x 7/8in	
2	3311405	1	Locknut 1/4in-20nc	
3	4711400	1	Flastwasher 1/4in	
4	1001152485	1	Kit, Box and Breaker	
5	1001187791	1	Bracket, RCD Mount	

# SECTION 2 - CONTROLS

## FIGURE 2-17. LSS INSTALLATION



ART\_0273264

## SECTION 2 - CONTROLS

### FIGURE 2-17. LSS INSTALLATION

ITEM	PART NUMBER	QTY	DESCRIPTION	REV
		Ref	<b>LSS INSTALLATION</b>	
	0273264	Ref	<b>20AM/25AM</b>	C
	0273265	Ref	<b>30AM/36AM/41AM</b>	C
1	0273144	4	Arm Assembly	
1A	0440268	8	Bushing (2 Per Arm)	
2	0273162	1	Load Sensor Controller Assembly (See Items 101-109 for Breakdown) (Note: Re-calibration Required when Replaced.)	
3	0630570	1	Bolt	
4	0641416	4	Bolt 1/4 x 2	
5	0641418	4	Bolt 1/4 x 2-1/4	
6	0641620	2	Bolt 3/8 x 2-1/2	
7	0641628	3	Bolt 3/8 x 3-1/2	
8	0791610	4	Screw 3/8 x 1-1/4	
9	3300475	1	Nut	
10	3311401	1	Nut 1/4	
11	3311601	2	Nut 3/8	
12	3311605	3	Nut 3/8	
13	3311608	4	Nut 3/8	
14	3311801	8	Nut 1/2	
15	3820032	10	Rivet	
16	3900346	4	Bolt 3/8 x 3/4	
17	3900347	4	Bolt 3/8 x 2	
18	3911024	2	Screw #10 x 1-1/2	
19	4160205	2	Spring (20AM/25AM)	
19	4160205	3	Spring (30AM/36AM/41AM)	
20	4740529	8	Washer	
21	4740530	8	Washer	
22	4751600	6	Washer 3/8	
23	4846859	1	Sensor, Load	
24	4846877	1	Support	
25	4922923	1	Load Sensing Harness Assembly (See Items 301-304 for Breakdown)	
26	4061060	2	Shield	
27	0721006	1	Screw #10 x 3/4	
28	3311001	1	Nut #10	
29	4771000	2	Washer #10	
30	0100019	AR	Compound, Locking (Not Shown)	
31	3520072	2	Plug	
	0273162	Ref	<b>LOAD SENSOR CONTROLLER ASSEMBLY</b>	B
101	0140011	1	Alarm	
102	0791408	2	Screw 1/4 x 1	
103	1600357	1	Module, Control	
104	1705756	1	Decal - Warning	
105	2920026	1	Lamp, Indicator	
106	2920029	1	Bulb, Light	
107	3311408	2	Nut 1/4	
108	3574518	1	Plate, Mounting	
109	4460908	1	Connector, Female - 12 Position	
	4922923	Ref	<b>LOAD SENSING HARNESS ASSEMBLY</b>	D
301	4360546	1	Switch, Limit	

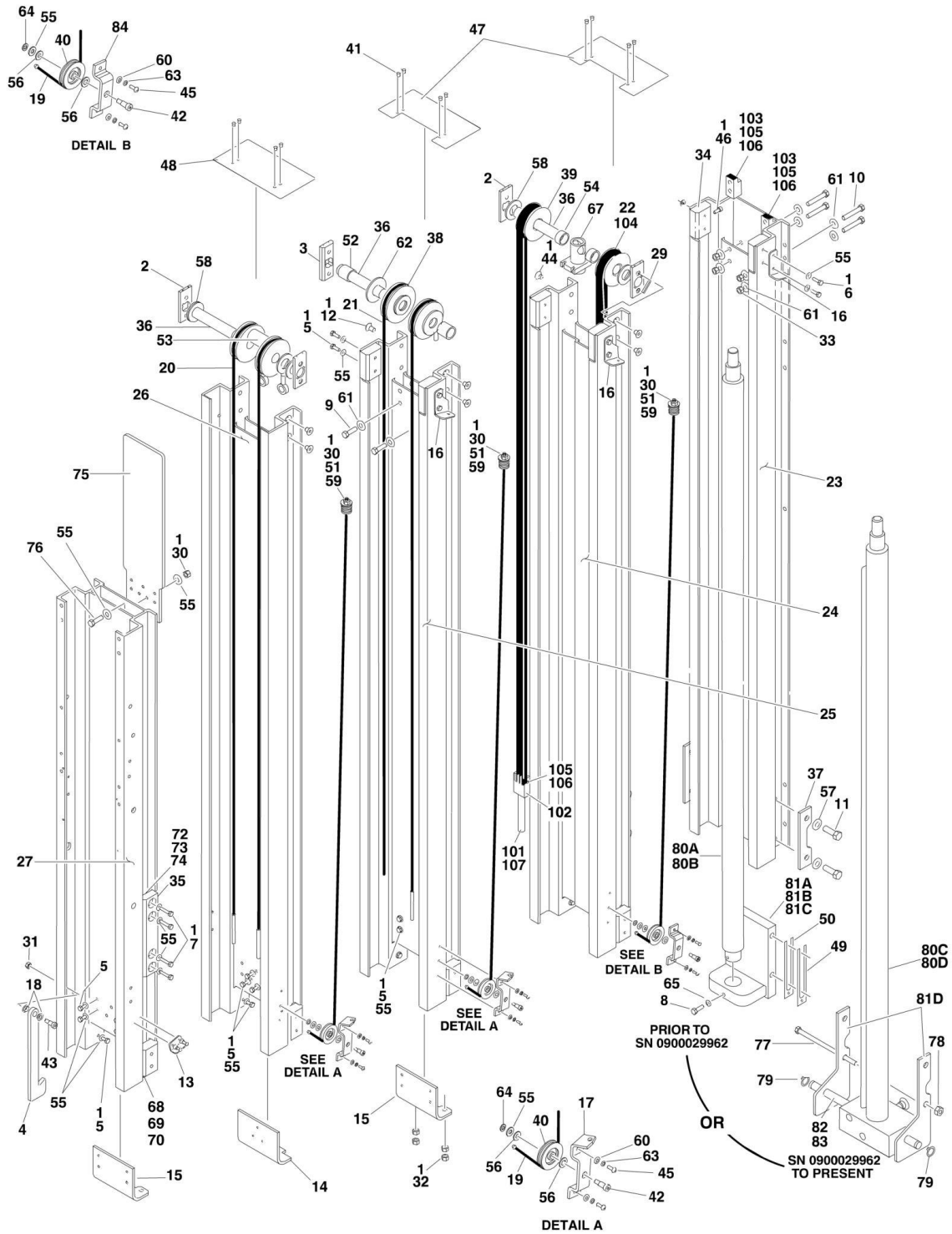
## SECTION 2 - CONTROLS

ITEM	PART NUMBER	QTY	DESCRIPTION	REV
302	4460320	1	Plug, Male - 2 Position	
302	4460226	2	Socket, Female	
302	4460424	1	Connector, Female - 2 Position	
302	4460227	2	Pin, Male	
303	4460909	1	Connector, Female - 12 Position	
303	4460517	8	Socket, Female	
303	4460466	6	Seal, Plug	
303	4460915	1	Lock, Wedge	
304	4461000	1	Connector, Strain Relief	

**SECTION 3 - MAST**

# SECTION 3 - MAST

## FIGURE 3-1. MAST ASSEMBLY - 20AM



## SECTION 3 - MAST

### FIGURE 3-1. MAST ASSEMBLY - 20AM

ITEM	PART NUMBER	QTY	DESCRIPTION	REV
		Ref	<b>MAST ASSEMBLY - 20AM OPTIONS:</b>	
	0801141	Ref	<b>Standard Mast (Prior to SN 0900017519)</b>	H
	0801291	Ref	<b>Standard Mast (SN 0900017519 to Present)</b>	H
	1001114327	Ref	<b>Mast with 15ft Limiter</b>	B
1	0100011	AR	Compound, Locking	
2	0362735	4	Bar, Sheave Pin Support	
3	0362736	2	Bar, Sheave Pin Support	
4	0362758	1	Bar, Gravity Latch	
5	0641406	33	Bolt 1/4in-20NC x 3/4in	
6	0641407	6	Bolt 1/4in-20NC x 7/8in	
7		Ref	Bolt Options:	
7	0641410	4	Bolt 1/4in-20NC x 1-1/4in <b>(Prior to SN 0900015661)</b>	
7	0681410	8	Bolt 1/4in-20NC x 1-1/4in <b>(SN 0900015661 to Present)</b>	
8	0641508	1	Bolt 5/16in-18NC x 1in Only <b>(Prior to SN 0900029962)</b>	
9	0641610	2	Bolt 3/8in-16NC x 1-1/4in	
10	0641618	4	Bolt 3/8in-16NC x 2-1/4in	
11	0641812	4	Bolt 1/2in-13NC x 1-1/2in Only <b>(Prior to SN 0900029962)</b>	
12	0741606	4	Screw 3/8in-16NC x 3/4in	
13	0902047	1	Bracket, Sequence Cable	
14	0902423	1	Bracket, Bottom Chain Attach	
15	0902424	2	Bracket, Bottom Chain Attach	
16	0902431	3	Bracket, Sequence Cable	
17	0902445	3	Bracket, Sequence Cable <b>(Prior to SN 0900038048)</b>	
17	0902445	2	Bracket, Sequence Cable <b>(SN 0900038048 to Present)</b>	
18	0961892	2	Bushing, Flanged	
19	1060683	3	Cable, Sequence	
20	1060685	2	Cable, Extension	
21	1060696	2	Cable, Extension	
22	1260329	2	Chain Assembly - #466 (See Items 101-107 for Breakdown)	
23		Ref	Channel, Mast #1 Options:	
23	1271389	1	Channel, Mast #1 <b>(Prior to SN 0900031574)</b>	
23	See Note	1	Channel, Mast #1 (Note: No exact S/N break exists, contact JLG Parts Dept to confirm design before ordering parts.) <b>(SN 0900031575 through 0900031617)</b>	
23	1001109245	1	Channel, Mast #1 <b>(SN 0900031618 to Present)</b>	
24	1271390	1	Channel, Mast #2	
25	1271391	1	Channel, Mast #3	
26	1271392	1	Channel, Mast #6	
27	1271393	1	Channel, Mast Header	
29	2880310	3	Key	
30	3311405	4	Locknut 1/4in-20NC <b>(Prior to SN 0900012269)</b>	
30	3311401	AR	Nut 1/4in-20NC <b>(SN 0900012269 to Present)</b>	
31	3311505	1	Locknut 5/16in-18NC	
32	3311601	12	Nut 3/8in-16 NC	
33	3311605	6	Locknut 3/8in-16NC	
34	3340845	14	Pad, Slide Guide	
35		Ref	Pad, Slide Guide Options:	
35	3340846	NLA	Pad, Slide Guide (Use p/n 1001235146) <b>(Prior to SN 0900015661)</b>	
35	3340858	NLA	Pad, Slide Guide (Use p/n 1001235146) <b>(SN 0900015661)</b>	

## SECTION 3 - MAST

ITEM	PART NUMBER	QTY	DESCRIPTION	REV
			<b>through 0900038048)</b>	
35	1001235146	2	Pad, Slide Guide <b>(SN 0900038048 to Present)</b>	
36	3422717	3	Pin, Sheave	
37	3570893	2	Plate, Cylinder Mount Only <b>(Prior to SN 0900029962)</b>	
38	3580217	4	Sheave, Cable	
39		Ref	Sheave Assembly Options:	
39	3580268	NLA	Sheave Assembly (Use p/n 3580286) <b>(Prior to SN 0900017519)</b>	
39	3580286	2	Sheave Assembly <b>(SN 0900017519 to Present)</b>	
40	3580269	3	Sheave, Sequence Cable	
41	3820006	12	Rivet <b>(Prior to SN 0900012269)</b>	
41	3820034	12	Rivet <b>(SN 0900012269 to Present)</b>	
42	3900187	3	Screw, Shoulder	
43	3900190	1	Screw, Shoulder	
44	3900192	8	Screw, Countersunk 3/8in-16NC x 1/2in	
45	3900205	8	Screw, #10-24NC x 1/2in	
46	3900206	1	Bolt 1/4in-28NF x 3/8in	
47	4060960	2	Shield, Mast Cover	
48	4060961	1	Shield, Mast Cover	
49	4070970	2	Shim, Cylinder Mount <b>(Prior to SN 0900029962)</b>	
50	4070971	4	Shim, Cylinder Mount <b>(Prior to SN 0900029962)</b>	
51	4160124	3	Spring	
52	4567489	2	Tube, Spacer	
53	4567492	1	Tube, Spacer	
54	4567635	2	Tube, Spacer	
55	4711400	AR	Flatwasher 1/4in Narrow	
56	4711500	3	Flatwasher 5/16in Narrow	
57	4711800	4	Flatwasher 1/2in Narrow <b>(Prior to SN 0900029962)</b>	
58		Ref	Washer Options:	
58	4712600	9	Flatwasher 1in Narrow <b>(Prior to SN 0900017519)</b>	
58	4740007	9	Thrust Washer <b>(SN 0900017519 to Present)</b>	
59	4740414	6	Cupwasher	
60	4750800	8	Flatwasher #8 Wide	
61	4751600	AR	Flatwasher 3/8in Wide	
62	4752600	2	Flatwasher 1in Wide	
63	4761000	8	Lockwasher #10	
64	4761400	3	Lockwasher 1/4in	
65	4761500	1	Lockwasher 5/16in <b>(Prior to SN 0900029962)</b>	
67	4845795	1	Weld, Cylinder Cable Mount	
68	4070860	AR	Shim, Slide Pad (.075)	
69	4070861	AR	Shim, Slide Pad (.036)	
70	4070862	AR	Shim, Slide Pad (.015)	
72	4070988	AR	Shim, Slide Pad (.075) <b>(SN 0900015661 to Present)</b>	
73	4070989	AR	Shim, Slide Pad (.036) <b>(SN 0900015661 to Present)</b>	
74	4070990	AR	Shim, Slide Pad (.015) <b>(SN 0900015661 to Present)</b>	
75	1671255	1	Cover, Mast Chain/Cable <b>(SN 0900027063 to Present)</b>	
76	0641408	3	Bolt 1/4in-20NC x 1in <b>(SN 0900027063 to Present)</b>	
77	0641872	2	Bolt 1/2in-13NC x 9in Only <b>(SN 0900029962 to Present)</b>	
78	3311801	2	Nut 1/2in-13NC <b>(SN 0900029962 to Present)</b>	
79	3760348	2	Ring, Retaining <b>(SN 0900029962 to Present)</b>	
80		Ref	Lift Cylinder Assembly Options (See CYLINDER SECTION for Breakdown):	




## SECTION 3 - MAST

ITEM	PART NUMBER	QTY	DESCRIPTION	REV
80A	1683699	1	Standard Mast <b>(Prior to SN 0900017519)</b>	
80B	1684088	1	Standard Mast <b>(SN 0900017519 through 0900029961)</b>	
80C	1001099734	1	Standard Mast <b>(SN 0900029962 to Present)</b>	
80D	1001100057	1	Mast with 15ft Limiter	
81		Ref	Weld, Cylinder Mount Options:	
81A	4845731	1	Weld, Cylinder Mount <b>(Prior to SN 0900017519)</b>	
81B	4846381	1	Weld, Cylinder Mount <b>(SN 0900017519 through 0900019293)</b>	
81C	4846514	1	Weld, Cylinder Mount <b>(SN 0900019294 through 0900029961)</b>	
81D	1001099754	4	Weld, Cylinder Mount <b>(SN 0900029962 to Present)</b>	
82	1001100013	1	Pin, Lift Cylinder Pin <b>(SN 0900029962 to Present)</b>	
83	3020039	AR	Lubricant <b>(SN 0900029962 to Present)</b>	
84	0902698	1	Bracket, Sequence Cable <b>(SN 0900038048 to Present)</b>	
		Ref	Mast Kit Options (Includes Items 23 - 27):	
	2901603	1	Mast Kit <b>(Prior to SN 0900031574)</b>	4
	See Note	1	Mast Kit (Note: No exact S/N break exists, contact JLG Parts Dept to confirm design before ordering parts.) <b>(SN 0900031575 through 0900031617)</b>	
	1001109303	1	Mast Kit <b>(SN 0900031618 to Present)</b>	C
	1260329	Ref	<b>CHAIN ASSEMBLY - #466 CHAIN</b>	E
101		Ref	Locking, Compound Options:	
101	0100062	AR	Locking, Compound <b>(Prior to SN 0900032529)</b>	
101	0100019	AR	Locking, Compound <b>(SN 0900032529 to Present)</b>	
102		Ref	Block Options:	
102	0561150	1	Block <b>(Prior to SN 0900015061)</b>	
102	0561409	1	Block <b>(SN 0900015061 to Present)</b>	
103	0561306	1	Block	
104	1260299	71 in/1.8m	Chain	
105	3422265	2	Pin	
106	3450201	4	Pin, Cotter	
107	4300111	1	Stud	

# SECTION 3 - MAST

## FIGURE 3-2. MAST ASSEMBLY - 25AM & 36AM



## SECTION 3 - MAST

**FIGURE 3-2. MAST ASSEMBLY - 25AM & 36AM**

ITEM	PART NUMBER	QTY	DESCRIPTION	REV
		Ref	<b>MAST ASSEMBLIES OPTIONS:</b>	
	0801142	Ref	<b>Mast Assemblies 25AM (Prior to SN 0900017519)</b>	G
	0801292	Ref	<b>Mast Assemblies 25AM (SN 0900017519 to Present)</b>	H
	0801144	Ref	<b>Mast Assemblies 36AM (Prior to SN 0900017519)</b>	G
	0801294	Ref	<b>Mast Assemblies 36AM (SN 0900017519 to Present)</b>	J
1	0100011	AR	Compound, Locking	
2	0362735	6	Bar, Sheave Pin Support	
3	0362736	2	Bar, Sheave Pin Support	
4	0362758	1	Bar, Gravity Latch	
5	0641406	42	Bolt 1/4in-20NC x 3/4in	
6	0641407	AR	Bolt 1/4in-20NC x 7/8in	
7		Ref	Bolt Options:	
7	0641410	4	Bolt 1/4in-20NC x 1-1/4in <b>(Prior to SN 0900015661)</b>	
7	0681410	8	Bolt 1/4in-20NC x 1-1/4in <b>(SN 0900015661 to Present)</b>	
8	0641508	1	Bolt 5/16in-18NC x 1in <b>(Prior to SN 0900029962)</b>	
9	0641610	4	Bolt 3/8in-16NC x 1-1/4in	
10	0641618	4	Bolt 3/8in-16NC x 2-1/4in	
11	0641812	4	Bolt 1/2in-13NC x 1-1/2in <b>(Prior to SN 0900029962)</b>	
12	0741606	4	Screw 3/8in-16NC x 3/4in	
13	0902047	1	Bracket, Sequence Cable	
14	0902422	1	Bracket, Bottom Chain Attach	
15	0902423	2	Bracket, Bottom Chain Attach	
16	0902424	1	Bracket, Bottom Chain Attach	
17	0902431	4	Bracket, Sequence Cable	
18	0902445	4	Bracket, Sequence Cable <b>(Prior to SN 0900038048)</b>	
18	0902445	3	Bracket, Sequence Cable <b>(SN 0900038048 to Present)</b>	
19	0961892	2	Bushing, Flanged	
20		Ref	Cable, Sequence Options:	
20	1060683	4	Cable, Sequence 25AM	
20	1060684	4	Cable, Sequence 36AM	
21		Ref	Cable, Extension Options:	
21	1060685	4	Cable, Extension 25AM	
21	1060655	4	Cable, Extension 36AM	
22		Ref	Chain Assembly Options:	
22	1260331	1	Chain Assembly 25AM	
22	1260332	1	Chain Assembly 36AM	
23		Ref	Chain Assembly Options:	
23	1260333	2	Chain Assembly 25AM	
23	1260334	2	Chain Assembly 36AM	
24		Ref	Channel, Mast #1 Options:	
24	1271389	1	Channel, Mast #1 25AM <b>(Prior to SN 0900031574)</b>	
24	See Note	1	Channel, Mast #1 25AM (Note: No exact S/N break exists, contact JLG Parts Dept to confirm design before ordering parts.) <b>(SN 0900031575 through 0900031617)</b>	
24	1001109245	1	Channel, Mast #1 25AM <b>(SN 0900031618 to Present)</b>	
24	1271394	1	Channel, Mast #1 36AM <b>(Prior to SN 0900031574)</b>	
24	See Note	1	Channel, Mast #1 36AM (Note: No exact S/N break exists, contact JLG Parts Dept to confirm design before ordering parts.) <b>(SN 0900031575 through 0900031617)</b>	
24	1001109246	1	Channel, Mast #1 36AM <b>(SN 0900031618 to Present)</b>	

## SECTION 3 - MAST

ITEM	PART NUMBER	QTY	DESCRIPTION	REV
25		Ref	Channel, Mast #2 Options:	
25	1271390	1	Channel, Mast #2 25AM	
25	1271395	1	Channel, Mast #2 36AM	
26		Ref	Channel, Mast #3 Options:	
26	1271391	1	Channel, Mast #3 25AM	
26	1271396	1	Channel, Mast #3 36AM	
27		Ref	Channel, Mast #6 Options:	
27	1271392	1	Channel, Mast #6 25AM	
27	1271398	1	Channel, Mast #6 36AM	
28	1271393	1	Channel, Mast Header	
29		Ref	Channel, Mast #4 Options:	
29	1271399	1	Channel, Mast #4 25AM	
29	1271397	1	Channel, Mast #4 36AM	
31	2880310	4	Key	
32	3311405	4	Locknut 1/4in-20NC ( <b>Prior to SN 0900012269</b> )	
32	3311401	AR	Nut 1/4in-20NC ( <b>SN 0900012269 to Present</b> )	
33	3311505	1	Locknut 5/16in-18NC	
34	3311601	12	Nut 3/8in-16NC	
35	3311605	8	Locknut 3/8in-16N	
36	3311801	4	Nut 1/2in-13NC	
37	3340845	18	Pad, Slide Lock	
38		Ref	Pad, Slide Guide Options:	
38	3340846	NLA	Pad, Slide Guide (Use p/n 1001235146) ( <b>Prior to SN 0900015661</b> )	
38	3340858	NLA	Pad, Slide Guide (Use p/n 1001235146) ( <b>SN 0900015661 through 0900038048</b> )	
38	1001235146	2	Pad, Slide Guide ( <b>SN 0900038048 to Present</b> )	
39	3422717	4	Pin, Sheave	
40	3570893	2	Plate, Cylinder Mount ( <b>Prior to SN 0900029962</b> )	
41	3580217	4	Sheave, Cable	
42		Ref	Sheave Assembly Options:	
42	3580268	NLA	Sheave Assembly (Use p/n 3580286) ( <b>Prior to SN 0900017519</b> )	
42	3580286	2	Sheave Assembly ( <b>SN 0900017519 to Present</b> )	
43	3580269	4	Sheave, Sequence Cable	
44	3820006	16	Rivet, 1/4in x 1/2in ( <b>Prior to SN 0900012269</b> )	
44	3820034	16	Rivet, 1/4in x.390in ( <b>SN 0900012269 to Present</b> )	
45	3900187	4	Screw, Shoulder	
46	3900190	1	Screw, Shoulder	
47	3900192	12	Screw, Countersunk 3/8in-16NC x 1/2in	
48	3900205	10	Screw, #10-24NC x 1/2in	
49	3900206	1	Bolt, 1/4in-28NF x 5/8in	
50	4060960	3	Shield, Mast Cover	
51	4060961	1	Shield, Mast Cover	
52	4070970	AR	Shim, Cylinder Mount ( <b>Prior to SN 0900029962</b> )	
53	4070971	AR	Shim, Cylinder Mount ( <b>Prior to SN 0900029962</b> )	
54	4160124	4	Spring	
55	4567489	2	Tube, Spacer	
56	4567491	2	Tube, Spacer	
57	4567492	1	Tube, Spacer	
58	4711400	AR	Flatwasher, 1/4in Narrow	
59	4711500	4	Flatwasher, 5/16in Narrow	

## SECTION 3 - MAST

ITEM	PART NUMBER	QTY	DESCRIPTION	REV
60	4711600	2	Flatwasher, 3/8in Narrow	
61	4711800	4	Flatwasher, 1/2in Narrow <b>(Prior to SN 0900029962)</b>	
62	4740007	AR	Washer, Thrust	
63	4740414	8	Cup Washer	
64	4750800	10	Flatwasher, 8in Wide	
65	4751600	14	Flatwasher, 3/8in Wide	
66	4761000	10	Lockwasher, #10	
67	4761400	4	Lockwasher, 1/4in	
68	4761500	1	Lockwasher, 5/16in <b>(Prior to SN 0900029962)</b>	
70	4070860	AR	Shim, Slide Pad (.075)	
71	4070861	AR	Shim, Slide Pad (.036)	
72	4070862	AR	Shim, Slide Pad (.015)	
74		Ref	Sheave Assembly Options:	
74	3580268	NLA	Sheave Assembly (Use p/n 3580286) <b>(Prior to SN 0900012354)</b>	
74	3580272	NLA	Sheave Assembly (Use p/n 3580291) <b>(SN 0900012354 through 0900017518)</b>	
74	3580291	2	Sheave Assembly <b>(SN 0900017519 to Present)</b>	
75	4070988	AR	Shim, Slide Pad (.075)	
76	4070989	AR	Shim, Slide Pad (.036)	
77	4070990	AR	Shim, Slide Pad (.015)	
78	0641408	4	Bolt 1/4in-20NC x 1in <b>(SN 0900027063 through 0900027722)</b>	
79		Ref	Cover, Mast Chain/Cable Options:	
79		Ref	Cover, Mast Chain/Cable 25AM	
79	Not Required	0	Cover, Mast Chain/Cable <b>(Prior to SN 0900027063)</b>	
79	1671255	1	Cover, Mast Chain/Cable <b>(SN 0900027063 to Present)</b>	
79		Ref	Cover, Mast Chain/Cable 36AM	
79	Not Required	0	Cover, Mast Chain/Cable <b>(Prior to SN 0900027063)</b>	
79	1671342	NLA	Cover, Mast Chain/Cable (Use p/n 1001092754) <b>(SN 0900027063 through 0900027721)</b>	
79	1001092754	1	Cover, Mast Chain/Cable <b>(SN 0900027722 to Present)</b>	
80		Ref	Shield, Cable Options (36AM Only):	
80	Not Required	0	Shield, Cable <b>(Prior to SN 0900027063)</b>	
80	3380685	NLA	Shield, Cable (Use p/n 1001092753) <b>(SN 0900027063 through 0900027721)</b>	
80	1001092753	1	Shield, Cable <b>(SN 0900027722 to Present)</b>	
81	3820032	4	Rivet (36AM Only) <b>(SN 0900027063 to Present)</b>	
82	1670836	1	Cover, Boom (36AM Only) <b>(SN 0900028553 through 0900029962)</b>	
84	0641872	2	Bolt 1/2in-13NC x 9in <b>(SN 0900029962 to Present)</b>	
85	3760348	2	Ring, Retaining Only <b>(SN 0900029962 to Present)</b>	
86		Ref	Weld, Cylinder Mount Options:	
86A	4845731	1	Weld, Cylinder Mount <b>(Prior to SN 0900017519)</b>	
86B	4846381	1	Weld, Cylinder Mount <b>(SN 0900017519 through 0900019293)</b>	
86C	4846514	1	Weld, Cylinder Mount <b>(SN 0900019294 through 0900029961)</b>	
86D	1001099754	4	Weld, Cylinder Mount <b>(SN 0900029962 to Present)</b>	
87	1001100013		Pin, Lift Cylinder Only <b>(SN 0900029962 to Present)</b>	
88		Ref	Cylinder Assembly Options: (See CYLINDER SECTION for Breakdown)	
88A	1683699	1	Cylinder Assembly 25AM <b>(Prior to SN 0900017519)</b>	
88B	1684088	1	Cylinder Assembly 25AM <b>(SN 0900017519 through 0900029961)</b>	
88C	1001099734	1	Cylinder Assembly 25AM <b>(SN 0900029962 to Present)</b>	


## SECTION 3 - MAST

ITEM	PART NUMBER	QTY	DESCRIPTION	REV
88D	1683693	1	Cylinder Assembly 36AM (Prior to SN 0900017519)	
88E	1684087	1	Cylinder Assembly 36AM (SN 0900017519 through 0900029962)	
88F	1001100056	1	Cylinder Assembly 36AM (SN 0900029962 to Present)	
89	3020039	AR	Lubricant Only (SN 0900029962 to Present)	
90	4892600	AR	Flatwasher (SN 0900038048 to Present)	
91	0902698	1	Bracket, Sequence Cable (SN 0900038048 to Present)	
		Ref	Mast Kit Options (Includes Items 24 - 29):	
	2901604	1	Mast Kit 25AM (Prior to SN 0900031574)	4
	See Note	1	Mast Kit 25AM (Note: No exact S/N break exists, contact JLG Parts Dept to confirm design before ordering parts.) (SN 0900031575 through 0900031617)	
	1001109304	1	Mast Kit 25AM (SN 0900031618 to Present)	C
	2901606	1	Mast Kit 36AM (Prior to SN 0900031574)	5
	See Note	1	Mast Kit 36AM (Note: No exact S/N break exists, contact JLG Parts Dept to confirm design before ordering parts.) (SN 0900031575 through 0900031617)	
	1001109306	1	Mast Kit 36AM (SN 0900031618 to Present)	C
	1260331	Ref	<b>CHAIN ASSEMBLY - #534 CHAIN - 25AM</b>	E
	1260332	Ref	<b>CHAIN ASSEMBLY - #534 CHAIN - 36AM</b>	E
101		Ref	Locking, Compound Options:	
101	0100062	AR	Locking, Compound (Prior to SN 0900032529)	
101	0100019	AR	Locking, Compound (SN 0900032529 to Present)	
102	0561307	1	Block	
103	0561309	2	Block	
104	See Note	NSS	Chain (Note: Purchase Complete Chain Assembly)	
105	3422721	1	Pin	
106	3422722	2	Pin	
107	3450202	4	Pin, Cotter	
108	4300111	2	Stud	
	1260333	Ref	<b>CHAIN ASSEMBLY - #544 CHAIN - 25AM</b>	D
	1260334	Ref	<b>CHAIN ASSEMBLY - #544 CHAIN - 36AM</b>	D
201		Ref	Locking, Compound Options:	
201	0100062	AR	Locking, Compound (Prior to SN 0900032529)	
201	0100019	AR	Locking, Compound (SN 0900032529 to Present)	
202	0561305	1	Block	
203	0561308	2	Block	
204	See Note	NSS	Chain (Note: Purchase Complete Chain Assembly)	
205	3422720	2	Pin	
206	3450202	4	Pin, Cotter	
207	4300129	1	Stud	



# SECTION 3 - MAST

## FIGURE 3-3. MAST ASSEMBLY - 30AM & 41AM





## SECTION 3 - MAST

**FIGURE 3-3. MAST ASSEMBLY - 30AM & 41AM**

ITEM	PART NUMBER	QTY	DESCRIPTION	REV
		Ref	<b>MAST ASSEMBLIES OPTIONS:</b>	
	0801143	Ref	<b>Mast Assemblies 30AM (Prior to SN 0900017519)</b>	G
	0801293	Ref	<b>Mast Assemblies 30AM (SN 0900017519 to Present)</b>	I
	1001114470	Ref	<b>Mast Assemblies 30AM (Stainless Steel Cable)</b>	A
	0801145	Ref	<b>Mast Assemblies 41AM (Prior to SN 0900017519)</b>	G
	0801295	Ref	<b>Mast Assemblies 41AM (SN 0900017519 to Present)</b>	J
1	0100011	AR	Compound, Locking	
2	0362735	8	Bar, Sheave Pin Support	
3	0362736	2	Bar, Sheave Pin Support	
4	0362758	1	Bar, Gravity Latch	
5	0641406	52	Bolt 1/4in-20NC x 3/4in	
6	0641407	AR	Bolt 1/4in-20NC x 7/8in	
7		Ref	Bolt Options:	
7	0641410	4	Bolt 1/4in-20NC x 1-1/4in <b>(Prior to SN 0900015661)</b>	
7	0681410	8	Bolt 1/4in-20NC x 1-1/4in <b>(SN 0900015661 to Present)</b>	
8	0641508	1	Bolt 5/16in-18NC x 1in Only <b>(Prior to SN 0900029962)</b>	
9	0641610	4	Bolt 3/8in-16NC x 1-1/4in	
10	0641618	4	Bolt 3/8in-16NC x 2-1/4in	
11	0641812	4	Bolt 1/2in-13NC x 1-1/2in <b>(Prior to SN 0900029962)</b>	
12	0741606	4	Screw 3/8in-16NC x 3/4in	
13	0741618	4	Screw, 3/8in-16NC x 2-1/4in	
14	0902047	1	Bracket, Sequence Cable	
15	0902422	1	Bracket, Bottom Chain Attach	
16	0902423	2	Bracket, Bottom Chain Attach	
17	0902424	2	Bracket, Bottom Chain Attach	
18	0902431	5	Bracket, Sequence Cable	
19	0902445	5	Bracket, Sequence Cable <b>(Prior to SN 0900038048)</b>	
19	0902445	4	Bracket, Sequence Cable <b>(SN 0900038048 to Present)</b>	
20	0961892	2	Bushing, Flanged	
21		Ref	Cable, Sequence Options:	
21	1060683	5	Cable, Sequence 30AM	
21	1060684	5	Cable, Sequence 41AM	
22		Ref	Cable, Extension Options:	
22	1060685	4	Cable, Extension 30AM (Standard)	
22	3890053	4	Cable, Extension 30AM (Stainless Steel)	
22	1060548	4	Cable, Extension 41AM <b>(Prior to SN 0900012269)</b>	
22	1060655	4	Cable, Extension 41AM <b>(SN 0900012269 to Present)</b>	
23		Ref	Chain Assembly Options:	
23	1260329	2	Chain Assembly 30AM	
23	1260330	2	Chain Assembly 41AM	
24		Ref	Chain Assembly Options:	
24	1260331	1	Chain Assembly 30AM	
24	1260332	1	Chain Assembly 41AM	
25		Ref	Chain Assembly Options:	
25	1260333	2	Chain Assembly 30AM	
25	1260334	2	Chain Assembly 41AM	
26		Ref	Channel, Mast #1 Options:	
26	1271389	1	Channel, Mast #1 30AM <b>(Prior to SN 0900031574)</b>	
26	See Note	1	Channel, Mast #1 30AM (Note: No exact S/N break exists, contact JLG Parts Dept to confirm design before ordering)	

## SECTION 3 - MAST

ITEM	PART NUMBER	QTY	DESCRIPTION	REV
			parts.) <b>(SN 0900031575 through 0900031617)</b>	
26	1001109245	1	Channel, Mast #1 30AM <b>(SN 0900031618 to Present)</b>	
26	1271394	1	Channel, Mast #1 41AM <b>(Prior to SN 0900031574)</b>	
26	See Note	1	Channel, Mast #1 41AM (Note: No exact S/N break exists, contact JLG Parts Dept to confirm design before ordering parts.) <b>(SN 0900031575 through 0900031617)</b>	
26	1001109246	1	Channel, Mast #1 41AM <b>(SN 0900031618 to Present)</b>	
27		Ref	Channel, Mast #2 Options:	
27	1271390	1	Channel, Mast #2 30AM	
27	1271395	1	Channel, Mast #2 41AM	
28		Ref	Channel, Mast #3 Options:	
28	1271391	1	Channel, Mast #3 30AM	
28	1271396	1	Channel, Mast #3 41AM	
29		Ref	Channel, Mast #6 Options:	
29	1271392	1	Channel, Mast #6 30AM	
29	1271398	1	Channel, Mast #6 41AM	
30	1271393	1	Channel, Mast Header	
31		Ref	Channel, Mast #4 Options:	
31	1271399	2	Channel, Mast #4 30AM	
31	1271397	2	Channel, Mast #4 41AM	
33	2880310	5	Key	
34	3311405	5	Locknut 1/4in-20NC <b>(Prior to SN 0900012269)</b>	
34	3311401	AR	Nut 1/4in-20NC <b>(SN 0900012269 to Present)</b>	
35	3311505	1	Locknut 5/16in-18NC	
36	3311601	20	Nut 3/8in-16NC	
37	3311605	8	Locknut 3/8in-16NC	
38	3311801	4	Nut 1/2in-13NC	
39	3340845	22	Pad, Slide Guide	
40		Ref	Pad, Slide Guide Options:	
40	3340846	NLA	Pad, Slide Guide (Use p/n 1001235146) <b>(Prior to SN 0900015661)</b>	
40	3340858	NLA	Pad, Slide Guide (Use p/n 1001235146) <b>(SN 0900015661 through 0900038048)</b>	
40	1001235146	2	Pad, Slide Guide <b>(SN 0900038048 to Present)</b>	
41	3422717	5	Pin, Sheave	
42	3570893	2	Plate, Cylinder Mount <b>(Prior to SN 0900029962)</b>	
43	3580217	4	Sheave, Cable	
44		Ref	Sheave Assembly Options:	
44	3580268	NLA	Sheave Assembly (Use p/n 3580286) <b>(Prior to SN 0900017519)</b>	
44	3580286	4	Sheave Assembly <b>(SN 0900017519 to Present)</b>	
45	3580269	5	Sheave, Sequence Cable	
46	3820006	20	Rivet, 1/4in x 1/2in <b>(Prior to SN 0900012269)</b>	
46	3820034	20	Rivet, 1/4in x.390in <b>(SN 0900012269 to Present)</b>	
47	3900187	5	Screw, Shoulder	
48	3900190	1	Screw, Shoulder	
49	3900192	16	Screw, Countersunk 3/8in-16NC x 1/2in	
50	3900205	12	Screw, #10-24NC x 1/2in	
51	3900206	1	Bolt, 1/4in-28NF x 5/8in	
52	4060960	4	Shield, Mast Cover	
53	4060961	1	Shield, Mast Cover	
54	4070970	AR	Shim, Cylinder Mount <b>(Prior to SN 0900029962)</b>	

## SECTION 3 - MAST

ITEM	PART NUMBER	QTY	DESCRIPTION	REV
55	4070971	AR	Shim, Cylinder Mount <b>(Prior to SN 0900029962)</b>	
56	4160124	5	Spring	
57	4567489	2	Tube, Spacer	
58	4567490	1	Tube, Spacer	
59	4567491	2	Tube, Spacer	
60	4567492	1	Tube, Spacer	
61	4711400	AR	Flatwasher, 1/4in Narrow	
62	4711500	5	Flatwasher, 5/16in Narrow	
63	4711800	4	Flatwasher, 1/2in Narrow <b>(Prior to SN 0900029962)</b>	
64	4740007	AR	Thrustwasher	
65	4740414	10	Cup Washer	
66	4750800	12	Flatwasher, 8in Wide	
67	4751600	12	Flatwasher, 3/8in Wide	
68	4761000	12	Lockwasher #10	
69	4761400	5	Lockwasher, 1/4in	
70	4761500	1	Lockwasher, 5/16in <b>(Prior to SN 0900029962)</b>	
71	4761600	4	Lockwasher, 3/8in	
73	4070860	AR	Shim, Slide Pad (.075)	
74	4070861	AR	Shim, Slide Pad (.036)	
75	4070862	AR	Shim, Slide Pad (.015)	
77		Ref	Sheave Assembly Options:	
77	3580268	NLA	Sheave Assembly (Use p/n 3580286) <b>(Prior to SN 0900017519)</b>	
77	3580272	NLA	Sheave Assembly (Use p/n 3580291) <b>(SN 0900012354 through 0900017518)</b>	
77	3580291	2	Sheave Assembly <b>(SN 0900017519 to Present)</b>	
78	4070988	AR	Shim, Slide Pad (.075)	
79	4070989	AR	Shim, Slide Pad (.036)	
80	4070990	AR	Shim, Slide Pad (.015)	
81	0641408	3	Bolt 1/4in-20NC x 1in <b>(SN 0900027063 through 0900027222)</b>	
82		Ref	Cover, Mast Chain/Cable Options:	
82		Ref	Cover, Mast Chain/Cable 30AM	
82	Not Required	0	Cover, Mast Chain/Cable <b>(Prior to SN 0900027063)</b>	
82	1671255	1	Cover, Mast Chain/Cable <b>(SN 0900027063 to Present)</b>	
82		Ref	Cover, Mast Chain/Cable 41AM	
82	Not Required	0	Cover, Mast Chain/Cable <b>(Prior to SN 0900027063)</b>	
82	1671342	1	Cover, Mast Chain/Cable (Use p/n 1001092754) <b>(SN 0900027063 through 0900027721)</b>	
82	1001092754	1	Cover, Mast Chain/Cable <b>(SN 0900027722 to Present)</b>	
83		Ref	Shield, Cable Options (41AM Only):	
83	Not Required	0	Shield, Cable <b>(Prior to SN 0900027063)</b>	
83	3380684	1	Shield, Cable (Use p/n 1001092753) <b>(SN 0900027063 through 0900027721)</b>	
83	1001092753	1	Shield, Cable <b>(SN 0900027722 to Present)</b>	
84	3820032	2	Rivet (41AM Only) <b>(SN 0900027063 to Present)</b>	
85	1670836	1	Cover, Boom <b>(SN 0900028553 through 0900029961)</b>	
86	0641872	2	Bolt 1/2in-13NC x 9in <b>(SN 0900029962 to Present)</b>	
87	3760348	2	Ring, Retaining <b>(SN 0900029962 to Present)</b>	
88		Ref	Weld, Cylinder Mount Options:	
88A	4845731	1	Weld, Cylinder Mount <b>(Prior to SN 0900017519)</b>	
88B	4846381	1	Weld, Cylinder Mount <b>(SN 0900017519 through 0900019293)</b>	
88C	1846514	1	Weld, Cylinder Mount <b>(SN 0900019294 through 0900029961)</b>	

## SECTION 3 - MAST

ITEM	PART NUMBER	QTY	DESCRIPTION	REV
88D	1001099754	4	Weld, Cylinder Mount (SN 0900029962 to Present)	
89	1001100013		Pin, Lift Cylinder (SN 0900029962 to Present)	
90		Ref	Cylinder Assembly Options: (See CYLINDER SECTION for Breakdown)	
90A	1683699	1	Cylinder Assembly 30AM (Prior to SN 0900017519)	
90B	1684088	1	Cylinder Assembly 30AM (SN 0900017519 through 0900029961)	
90C	1001099734	1	Cylinder Assembly 30AM (SN 0900029962 to Present)	
90D	1683700	1	Cylinder Assembly 41AM (Prior to SN 0900017519)	
90E	1684086	1	Cylinder Assembly 41AM (SN 0900017519 through 0900029961)	
90F	1001100055	1	Cylinder Assembly 41AM (SN 0900029962 to Present)	
91	3020039	AR	Lubricant Only (SN 0900029962 to Present)	
92	4892600	AR	Flatwasher (SN 0900038048 to Present)	
93	0902698	1	Bracket, Sequence Cable (SN 0900038048 to Present)	
		Ref	Mast Kit Options (Includes Items 26 - 31):	
	2901605	1	Mast Kit 30AM (Prior to SN 0900031574)	4
	See Note	1	Mast Kit 30AM (Note: No exact S/N break exists, contact JLG Parts Dept to confirm design before ordering parts.) (SN 0900031575 through 0900031617)	
	1001109305	1	Mast Kit 30AM (SN 0900031618 to Present)	C
	2901607	1	Mast Kit 41AM (Prior to SN 0900031574)	5
	See Note	1	Mast Kit 41AM (Note: No exact S/N break exists, contact JLG Parts Dept to confirm design before ordering parts.) (SN 0900031575 through 0900031617)	
	1001109307	1	Mast Kit (41AM SN 0900031618 to Present)	C
	1260329	Rev.	<b>CHAIN ASSEMBLY - #466 CHAIN - 30AM</b>	E
	1260330	Rev.	<b>CHAIN ASSEMBLY - #466 CHAIN - 41AM</b>	E
101		Ref	Locking, Compound Options:	
101	0100062	AR	Locking, Compound (Prior to SN 0900032529)	
101	0100019	AR	Locking, Compound (SN 0900032529 to Present)	
102	0561409	1	Block	
103	0561306	1	Block	
104	See Note	NSS	Chain (Note: Purchase Complete Chain Assembly)	
105	3422265	2	Pin	
106	3450201	4	Pin, Cotter	
107	4300111	1	Stud	
	1260331	Rev.	<b>CHAIN ASSEMBLY - #534 CHAIN - 30AM</b>	E
	1260332	Rev.	<b>CHAIN ASSEMBLY - #534 CHAIN - 41AM</b>	E
201		Ref	Locking, Compound Options:	
201	0100062	AR	Locking, Compound (Prior to SN 0900032529)	
201	0100019	AR	Locking, Compound (SN 0900032529 to Present)	
202	0561307	1	Block	
203	0561309	2	Block	
204	See Note	NSS	Chain (Note: Purchase Complete Chain Assembly)	
205	3422721	1	Pin	
206	3422722	2	Pin	
207	3450202	4	Pin, Cotter	
208	4300111	2	Stud	
	1260333	Rev.	<b>CHAIN ASSEMBLY - #544 CHAIN - 30AM</b>	D
	1260334	Rev.	<b>CHAIN ASSEMBLY - #544 CHAIN - 41AM</b>	D
301		Ref	Locking, Compound Options:	
301	0100062	AR	Locking, Compound (Prior to SN 0900032529)	

## SECTION 3 - MAST

ITEM	PART NUMBER	QTY	DESCRIPTION	REV
301	0100019	AR	Locking, Compound (SN 0900032529 to Present)	
302	0561305	1	Block	
303	0561308	2	Block	
304	See Note	NSS	Chain (Note: Purchase Complete Chain Assembly)	
305	3422720	2	Pin	
306	3450202	4	Pin, Cotter	
307	4300129	1	Stud	

# SECTION 3 - MAST

## FIGURE 3-4. MAST MOUNTED COMPONENTS INSTALLATIONS

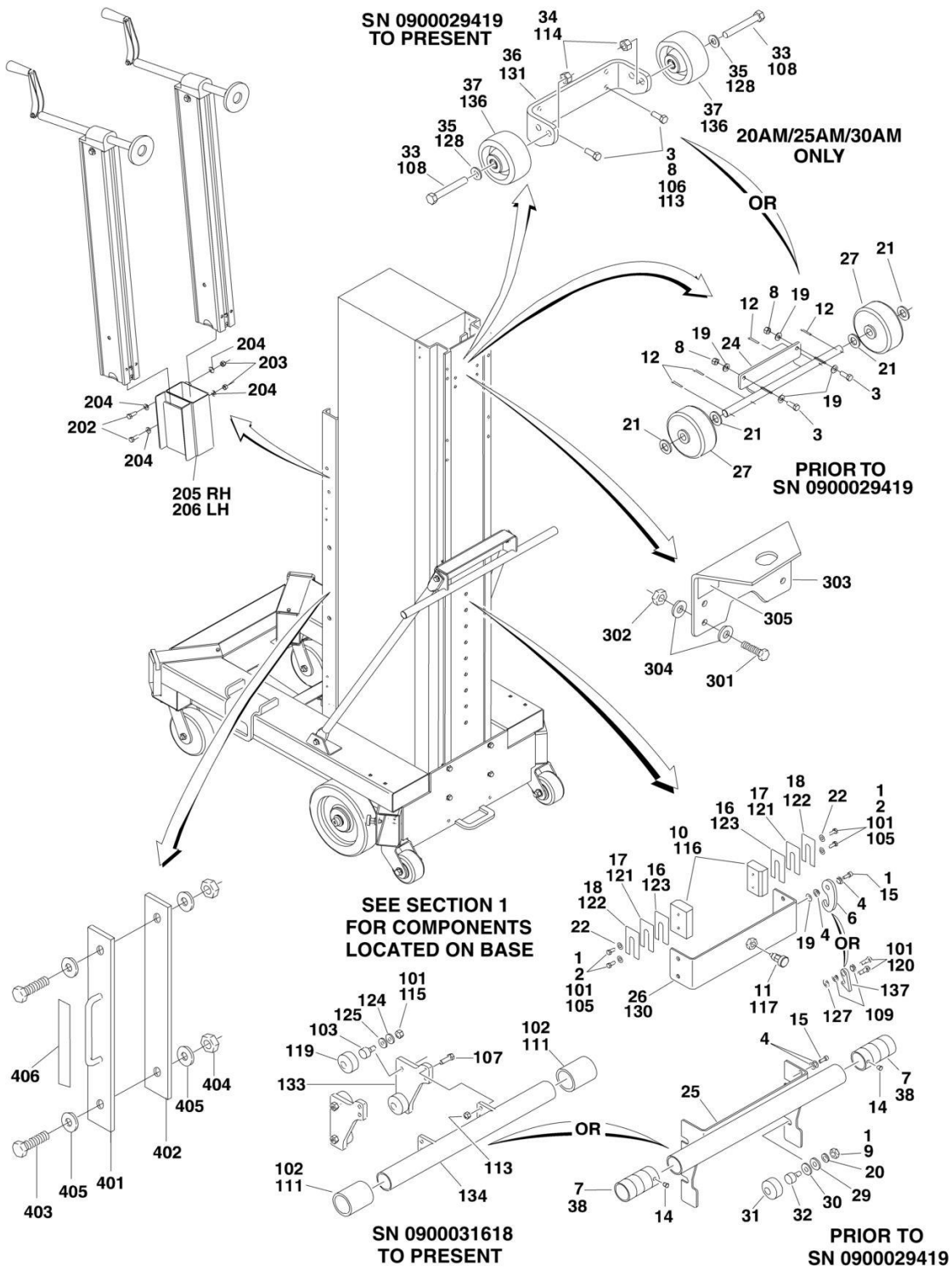


FIGURE 3-4. MAST MOUNTED COMPONENTS INSTALLATIONS

ITEM	PART NUMBER	QTY	DESCRIPTION	REV
		Ref	<b>LOADING HARDWARE COMPONENTS (MAST MOUNTED) (SN 0900031575 to Present)</b>	
		Ref	<b>Note: Machines Built Prior to SN 0900031575, use items 1-38. For Machines Built SN 0900031575 to SN 0900031617, no exact SN break exists, contact JLG Parts Dept to confirm design before ordering parts. For Machines Built SN 0900031618 to Present, use items 101-137.</b>	
	0258741	Ref	<b>Loading Hardware Components (Mast Mounted) 20AM/25AM/30AM</b>	K
	0258965	Ref	<b>Loading Hardware Components (Mast Mounted) 36AM/41AM</b>	I
1	0100011	AR	Compound, Locking	
2	0641409	4	Bolt 1/4in-20NC x 1-1/8in	
3	0641608	2	Bolt 3/8in-16NC x 1in (20AM/25AM/30AM Only)	
4	0961892	2	Bushing, Flanged	
6	2700092	1	Hook (Use p/n 2700098)	
7	2720130	2	Hose	
8	3311605	4	Locknut 3/8in-16NC (20AM/25AM/30AM Only)	
9	3321701	4	Nut 7/16in-20NF	
10	3340845	2	Pad, Slide Guide	
11	3422744	1	Pin, Plunger	
12	3450504	4	Pin, Cotter (20AM/25AM/30AM Only)	
14	3820032	2	Rivet <b>(Prior to SN 0900029419)</b>	
15	3900190	2	Screw, Shoulder	
16	4070860	AR	Shim (.075)	
17	4070861	AR	Shim (.036)	
18	4070862	AR	Shim (.015)	
18	4070981	AR	Shim (.25)	
19	4711600	9	Flatwasher 3/8in Narrow	
20	4711700	8	Flatwasher 7/16in Narrow	
21	4712200	4	Flatwasher 3/4in Narrow (20AM/25AM/30AM Only)	
22	4751400	4	Flatwasher 1/4in Wide	
24	4845727	2	Bracket, Mast Wheel (20AM/25AM/30AM Only) <b>(Prior to SN 0900029419)</b>	
25		Ref	Bracket Options:	
25	4845868	1	Bracket 20AM/25AM/30AM	
25	4845946	1	Bracket 36AM/41AM	
26	4845869	1	Bracket	
27		Ref	Wheel 5in Options (20AM/25AM/30AM Only):	
27	4860186	2	Wheel 5in <b>(Prior to SN 0900020788)</b>	
27	4860249	2	Wheel 5in <b>(SN 0900020788 through 0900029419)</b>	
29	4071131	AR	Washer, Shim	
30	4071132	AR	Washer, Shim	
31	3860127	4	Cap, Roller	
32	0440287	4	Cam Follower	
33	0641828	2	Bolt 1/2in-13NC x 3-1/2in (20AM/25AM/30AM Only)	
34	3311805	2	Locknut 1/2in-13NC (20AM/25AM/30AM Only)	
35	4711800	2	Flatwasher 1/2in Narrow (20AM/25AM/30AM Only)	
36	1001100905	1	Bracket, Mast Wheel (20AM/25AM/ Only) 30AM <b>(SN 0900029419 through 090031574)</b>	
37	1001100945	2	Wheel 4in (20AM/25AM/ Only) 30AM <b>(SN 0900029419 through 0900031574)</b>	
38	0100081	AR	Adhesive	

## SECTION 3 - MAST

ITEM	PART NUMBER	QTY	DESCRIPTION	REV
		Ref	<b>LOADING HARDWARE (MAST MOUNTED) COMPONENTS (SN 0900031618 to Present)</b>	
		Ref	<b>Note: Machines Built Prior to SN 0900031574, use items 1-38. For Machines Built SN 0900031575 to S/N 0900031617, no exact SN break exists, contact JLG Parts Dept to confirm design before ordering parts. For Machines Built SN 0900031618 to Present, use items 101-137.</b>	
	1001108712	Ref	<b>Loading Hardware (Mast Mounted) Components 20AM/25AM/36AM</b>	B
	1001108714	Ref	<b>Loading Hardware (Mast Mounted) Components 36AM/41AM</b>	A
101	0100011	AR	Compound, Locking	
102	0100081	AR	Adhesive	
103	0440287	4	Cam Follower	
105	0641408	4	Bolt 1/4in-20NC x 1in	
106	0641608	2	Bolt 3/8in-16NC x 1in (20AM/25AM/30AM Only)	
107	0641610	4	Bolt 3/8in-16NC x 1-1/4in	
108	0641828	4	Bolt 1/2in-13NC x 3-1/2in (20AM/25AM/30AM Only)	
109	0961892	2	Bushing, Flanged	
111	2720130	2	Hose	
113	3311605	4	Locknut 3/8in-16NC	
114	3311805	4	Locknut 1/2in-13NC (20AM/25AM/30AM Only)	
115	3321701	4	Nut 7/16in-20NF	
116	3340845	2	Pad, Slide Guide	
117	3422744	1	Pin, Plunger	
119	3860127	4	Cap, Roller	
120	3900190	2	Screw, Shoulder	
121	4070860	AR	Shim (.075)	
122	4070861	AR	Shim (.036)	
123	4070862	AR	Shim (.015)	
124	4071131	AR	Shim (.030)	
125	4071132	AR	Shim (.015)	
127	4711600	1	Flatwasher 3/8in Narrow	
128	4711800	2	Flatwasher 1/2in Narrow (20AM/25AM/30AM Only)	
130	4845869	1	Bracket	
131	1001100905	1	Bracket, Wheel Mast (20AM/25AM/30AM Only)	
133	1001107444	2	Bracket	
134	1001107446	1	Bar, Load	
136	1001107457	2	Wheel - 5in (20AM/25AM/30AM Only)	
137	1001110281	1	Hook	
		Ref	<b>OUTRIGGER STORAGE INSTALLATIONS</b>	
		Ref	<b>Outrigger Storage Installations (Prior to SN 0900025131)</b>	
	0258553	Ref	<b>Outrigger Storage Installations 20AM/25AM - All Specs except CSA Spec</b>	B
	0258823	Ref	<b>Outrigger Storage Installations 20AM/25AM - CSA Spec</b>	C
	0258554	Ref	<b>Outrigger Storage Installations 30AM - All Specs except CSA Spec</b>	A
	0258824	Ref	<b>Outrigger Storage Installations 30AM - CSA Spec</b>	C
	0258555	Ref	<b>Outrigger Storage Installations 36AM - All Specs except CSA Spec</b>	B
	0258825	Ref	<b>Outrigger Storage Installations 36AM/41AM - CSA Spec</b>	B
	0258555	Ref	<b>Outrigger Storage Installations 41AM - All Specs except CSA Spec</b>	B
	0258825	Ref	<b>Outrigger Storage Installations 41AM - CSA Spec</b>	B
		Ref	<b>Outrigger Storage Installations (SN 0900025131 to Present)</b>	



## SECTION 3 - MAST

ITEM	PART NUMBER	QTY	DESCRIPTION	REV
	0258553	Ref	<b>Outrigger Storage Installations 20AM/25AM - All Specs</b>	B
	0275096	Ref	<b>Outrigger Storage Installations 30AM - All Specs</b>	C
	0258555	Ref	<b>Outrigger Storage Installations 36AM - All Specs</b>	B
	0275097	Ref	<b>Outrigger Storage Installations 41AM - All Specs</b>	B
202	0641608	4	Bolt 3/8in-16NC x 1in	
203	3311605	4	Locknut 3/8in-16NC	
204	4711600	8	Washer 3/8in	
205		Ref	Stowage Rack Weldment (Left Side) Options:	
205		Ref	Stowage Rack Weldment (Left Side) <b>(Prior to SN 0900026323)</b>	
205	4845728	1	Stowage Rack Weldment (Left Side) 30AM Standard	
205		Ref	Stowage Rack Weldment (Left Side) <b>(SN 0900026323 through 0900028410)</b>	
205	4846199	1	Stowage Rack Weldment (Left Side) 30AM Standard/CSA Spec	
205		Ref	Stowage Rack Weldment (Left Side) <b>(Prior to SN 0900028410)</b>	
205	4845728	1	Stowage Rack Weldment (Left Side) 20AM/25AM Standard	
205	4846199	1	Stowage Rack Weldment (Left Side) 20AM/25AM/30AM CSA	
205	4845728	1	Stowage Rack Weldment (Left Side) 36AM/41AM CSA Spec	
205		Ref	Stowage Rack Weldment (Left Side) <b>(SN 0900028410 to Present)</b>	
205	1001091148	1	Stowage Rack Weldment (Left Side) 20AM/25AM/30AM/36AM/41AM All Specs	
206		Ref	Stowage Rack Weldment (Right Side) Options:	
206		Ref	Stowage Rack Weldment (Right Side) <b>(Prior to SN 0900026323)</b>	
206	4845717	1	Stowage Rack Weldment (Right Side) 30AM Standard	
206		Ref	Stowage Rack Weldment (Right Side) <b>(SN 0900026323 through 0900028410)</b>	
206	4846200	1	Stowage Rack Weldment (Right Side) 30AM Standard/CSA Spec	
206		Ref	Stowage Rack Weldment (Right Side) <b>(Prior to SN 0900028410)</b>	
206	4845717	1	Stowage Rack Weldment (Right Side) 20AM/25AM Standard	
206	4846200	1	Stowage Rack Weldment (Right Side) 20AM/25AM/30AM CSA Spec	
206	4845717	1	Stowage Rack Weldment (Right Side) 36AM/41AM CSA Spec	
206		Ref	Stowage Rack Weldment (Right Side) <b>(SN 0900028410 to Present)</b>	
206	1001091148	1	Stowage Rack Weldment (Right Side) 20AM/25AM/30AM/36AM/41AM all Spec	
	0258448	Ref	<b>OPTIONAL CRANE HOOK INSTALLATION</b>	C
301	0641612	4	Bolt 3/8in-16NC x 1-1/2in	
302	3311605	4	Locknut 3/8in-16NC	
303	3570976	1	Plate, Crane Hook	
304	4711600	8	Flatwasher 3/8in	
305	1703455	1	Decal - Crane Hook	
	0256559	Ref	<b>SAFETY ATTACH INSTALLATION</b>	3
	0257114	Ref	<b>SAFETY ATTACH INSTALLATION (GM/HERTZ)</b>	-
401	4845345	1	Weldment, Safety Attach	
402	3539814	1	Plate	
403	0681812	2	Bolt 1/2in-13NC x 1-1/2in	

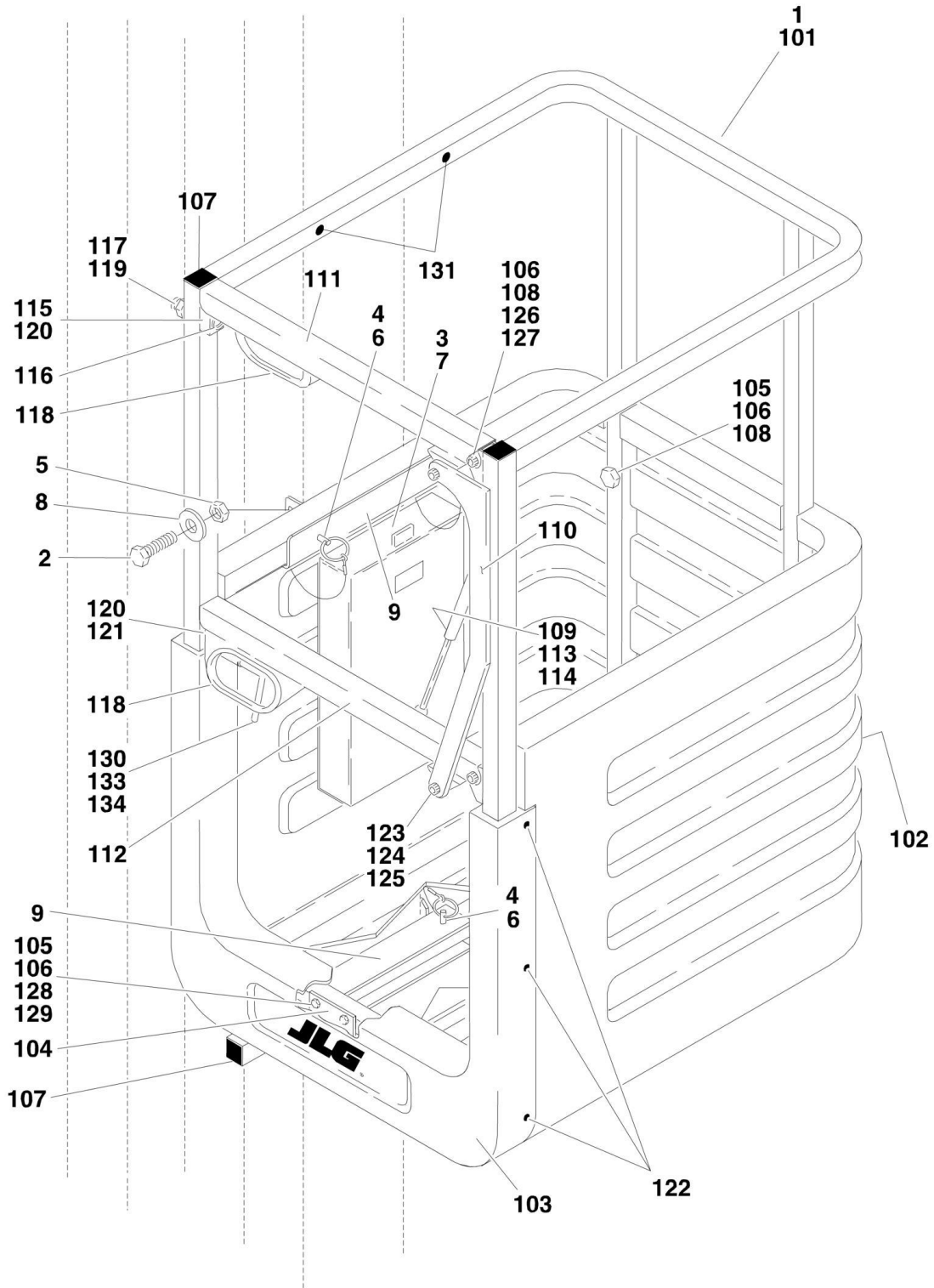
## SECTION 3 - MAST

ITEM	PART NUMBER	QTY	DESCRIPTION	REV
404	3271805	2	Locknut 1/2in-13NCin	
405	4751800	4	Flatwasher 1/2in	
406		Ref	Decal - Lanyard Attach Options:	
406		Ref	Standard	
406	1702612	1	Decal - Lanyard Attach ( <b>Prior to SN 0900018765</b> )	
406	1704277	1	Decal - Lanyard Attach ( <b>SN 0900018765 to Present</b> )	
406	1703175	1	GM/Hertz	

**SECTION 4 - PLATFORM**

# SECTION 4 - PLATFORM

## FIGURE 4-1. STEP-IN MOLDED PLATFORM INSTALLATION



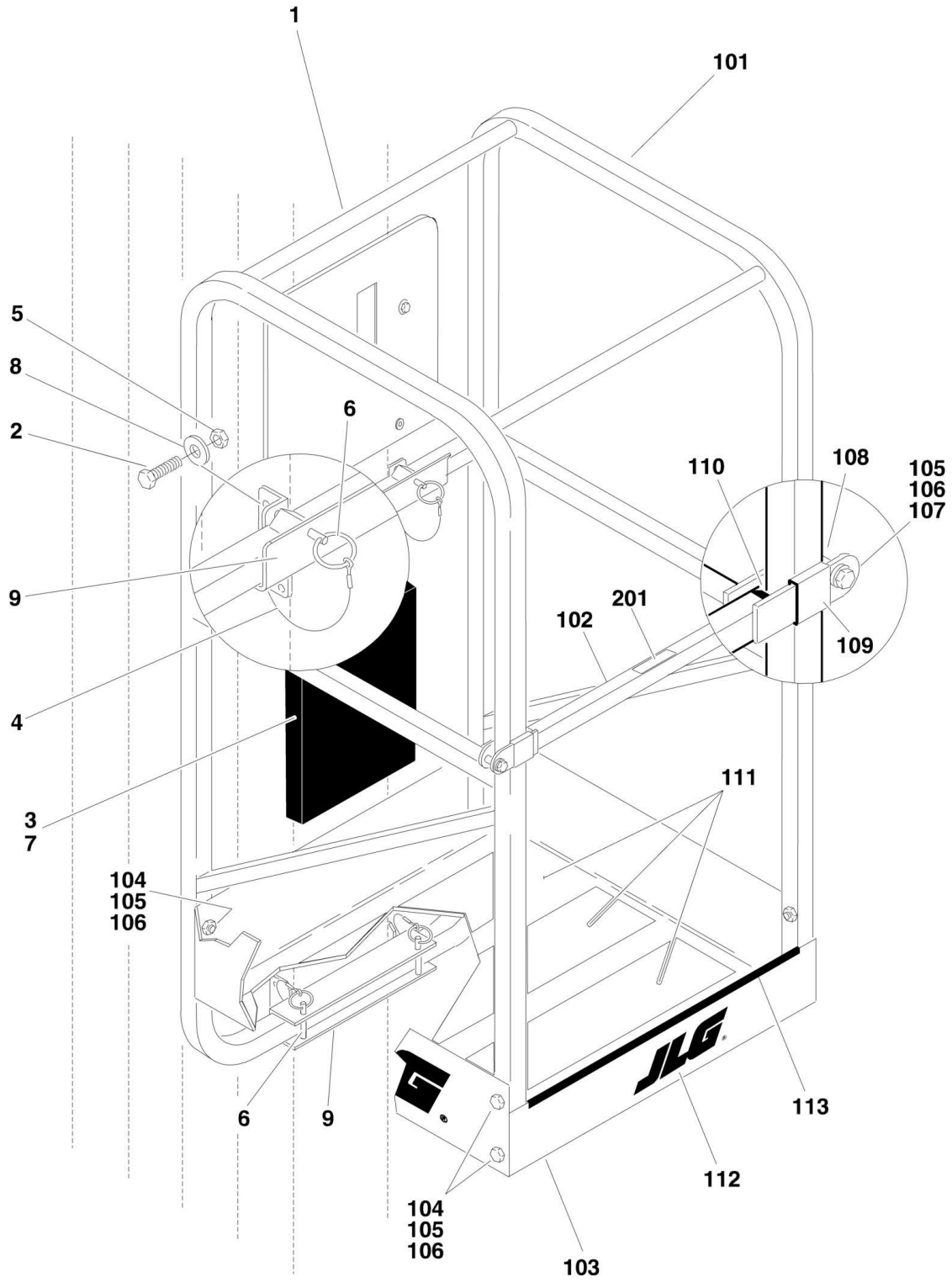
## SECTION 4 - PLATFORM

### FIGURE 4-1. STEP-IN MOLDED PLATFORM INSTALLATION

ITEM	PART NUMBER	QTY	DESCRIPTION	REV
	0258477	Ref	<b>STEP-IN MOLDED PLATFORM INSTALLATION</b>	A
1	0258672	1	Platform Assembly (See Items 101 - 134 for Breakdown)	
2	0641408	8	Bolt 1/4in-20NC x 1in	
3	0860520	1	Box, Manual Storage	
4	1060380	4	Cable, Lanyard	
5	3311405	8	Nut 1/4in-20NC	
6	3422657	4	Pin, Ball Detent	
7	3820024	4	Rivet	
8	4711400	16	Flatwasher 1/4in	
9	4845821	2	Platform Mount Weldment	
	0258672	Ref	<b>STEP-IN MOLDED PLATFORM ASSEMBLY</b>	3
		Ref	<b>Note: Replacement Decals Must Be Ordered Separately - See DECALS SECTION for Breakdown.</b>	
101	4845822	1	Rail	
102	3510676	1	Basket	
103	4060882	1	Cover	
104	4845831	1	Bottom Mount Weldment	
105	0641416	10	Bolt 1/4in-20NC x 2in	
106	4751400	22	Flatwasher 1/4in	
107	3520072	4	Cap	
108	3311405	12	Locknut 1/4in-20NC	
109	4160125	1	Spring, Gas	
110	0362347	1	Link, Gate	
111	3640924	1	Rail, Gate (Top)	
112	3640990	1	Rail, Gate (Bottom)	
113	4711500	1	Flatwasher	
114	3311505	1	Locknut 5/16in-18NC	
115	3340746	1	Pad, Gate Rest	
116	3911032	4	Screw #10-24NC x 2in	
117	4751000	8	Flatwasher #10	
118		Ref	Flex-Trim Options:	
118	4060803	2 ft	Flex-Trim <b>(Prior to SN 0900018809)</b>	
118	4060804	2 ft	Flex-Trim <b>(SN 090018809 to Present)</b>	
119	3311001	4	Nut #10-24NC	
120	4070890	2	Shim, Gate Stop	
121	3340754	1	Pad, Gate Latch	
122	3900177	6	Screw, Plastite	
123	3900202	2	Bolt, Shoulder 1/4in x 1/4in	
124	4740429	4	Washer, Nylon	
125	3311005	2	Locknut #10-24NC	
126	3900203	2	Bolt, Shoulder 5/16in x 1-1/2in	
127	4740428	4	Washer, Nylon	
128	3300151	2	Nut, Acorn 1/4in-20NC	
129	0100011	AR	Compound, Locking	
130	2940082	1	Latch, Gate	
131	3520028	5	Plug 1/2in	
133	3820024	2	Rivet	
134	4070894	1	Shim, Gate Latch	

# SECTION 4 - PLATFORM

## FIGURE 4-2. QUICK-CHANGE PLATFORM INSTALLATION



## SECTION 4 - PLATFORM

### FIGURE 4-2. QUICK-CHANGE PLATFORM INSTALLATION

ITEM	PART NUMBER	QTY	DESCRIPTION	REV
		Ref	<b>PLATFORM INSTALLATION OPTIONS:</b>	
	0258673	Ref	<b>SLIDE RAIL FRONT ENTRY</b>	A
	0259131	Ref	<b>SLIDE RAIL FRONT ENTRY (SPECTRAN SPEC ONLY)</b>	A
	0258474	Ref	<b>SLIDE RAIL SIDE ENTRY</b>	C
		Ref	<b>Note: Replacement Decals Must Be Ordered Separately - See DECALS SECTION for Breakdown.</b>	
1		Ref	Assembly, Platform 26in x 26in (66cm x 66cm) Options:	
1	0257711	1	Platform with Front Entry	
1	0258562	1	Platform with Side Entry ( <b>Prior to SN 0900026979</b> )	
1	3510907	1	Platform with Side Entry ( <b>SN 0900026979 to Present</b> )	
2	0641408	8	Bolt, 1/4in-20NC x 1in	
3	0860520	1	Box, Manual Storage	
4	1060380	4	Cable, Lanyard	
5	3311405	10	Locknut, 1/4in-20NC	
6	3422657	4	Pin, Quick Release	
7	3820024	4	Rivet	
8	4711400	20	Flatwasher 1/4in Narrow	
9	4845821	2	Mounting Bracket Weldment	
		Ref	<b>PLATFORM ASSEMBLY OPTIONS:</b>	
	0257711	Ref	<b>SLIDE RAIL FRONT ENTRY</b>	6
	0258562	Ref	<b>SLIDE RAIL SIDE ENTRY (Prior to SN 0900026979)</b>	C
	3510907	Ref	<b>SLIDE RAIL SIDE ENTRY (SN 0900026979 to Present)</b>	C
101		Ref	Platform Rail Weldment Options:	
101	4845577	1	Platform Rail Weldment - Slide Rail Front Entry	
101	4845796	1	Platform Rail Weldment - Slide Rail Side Entry ( <b>Prior to SN 0900026979</b> )	
101	3641664	1	Platform Rail Weldment - Slide Rail Side Entry ( <b>SN 0900026979 to Present</b> )	
102		Ref	Gate Weldment Options:	
102	4845578	1	Gate Weldment ( <b>Prior to SN 0900016855</b> )	
102	4845797	1	Gate Weldment ( <b>SN 0900016855 to Present</b> )	
103		Ref	Plate, Platform Pan Options:	
103	3570435	1	Plate, Platform Pan - Slide Rail Front Entry	
103	3570986	1	Plate, Platform Pan - Slide Rail Side Entry ( <b>Prior to SN 0900026979</b> )	
103	3510910	1	Plate, Platform Pan - Slide Rail Side Entry ( <b>SN 0900026979 to Present</b> )	
104	0641414	8	Bolt, 1/4in-20NC x 1-3/4in	
105	4711400	20	Flatwasher, 1/4in Narrow	
106	3311405	10	Locknut, 1/4in-20NC	
107	0641418	2	Bolt, 1/4in-20NC x 2-1/4in	
108	0961845	2	Bushing	
109	4280296	1.5 ft/46cm	Strip, Wear	
110	3520169	2	Plug, Cap	
111		Ref	Tape, Non-Skid Options:	
111	4420039	6 ft/1.8m	Tape, Non-Skid ( <b>Prior to SN 0900028813</b> )	
111	1001099638	3	Tape, Non-Skid ( <b>SN 0900028813 to Present</b> )	
112	1701612	3	Decal, JLG (Use p/n 1703681) ( <b>Prior to SN 0900020241</b> )	
112	1703681	3	Decal, JLG ( <b>SN 0900020241 to Present</b> )	
113	4060803	AR	Shield, Flex Trim	

## SECTION 4 - PLATFORM

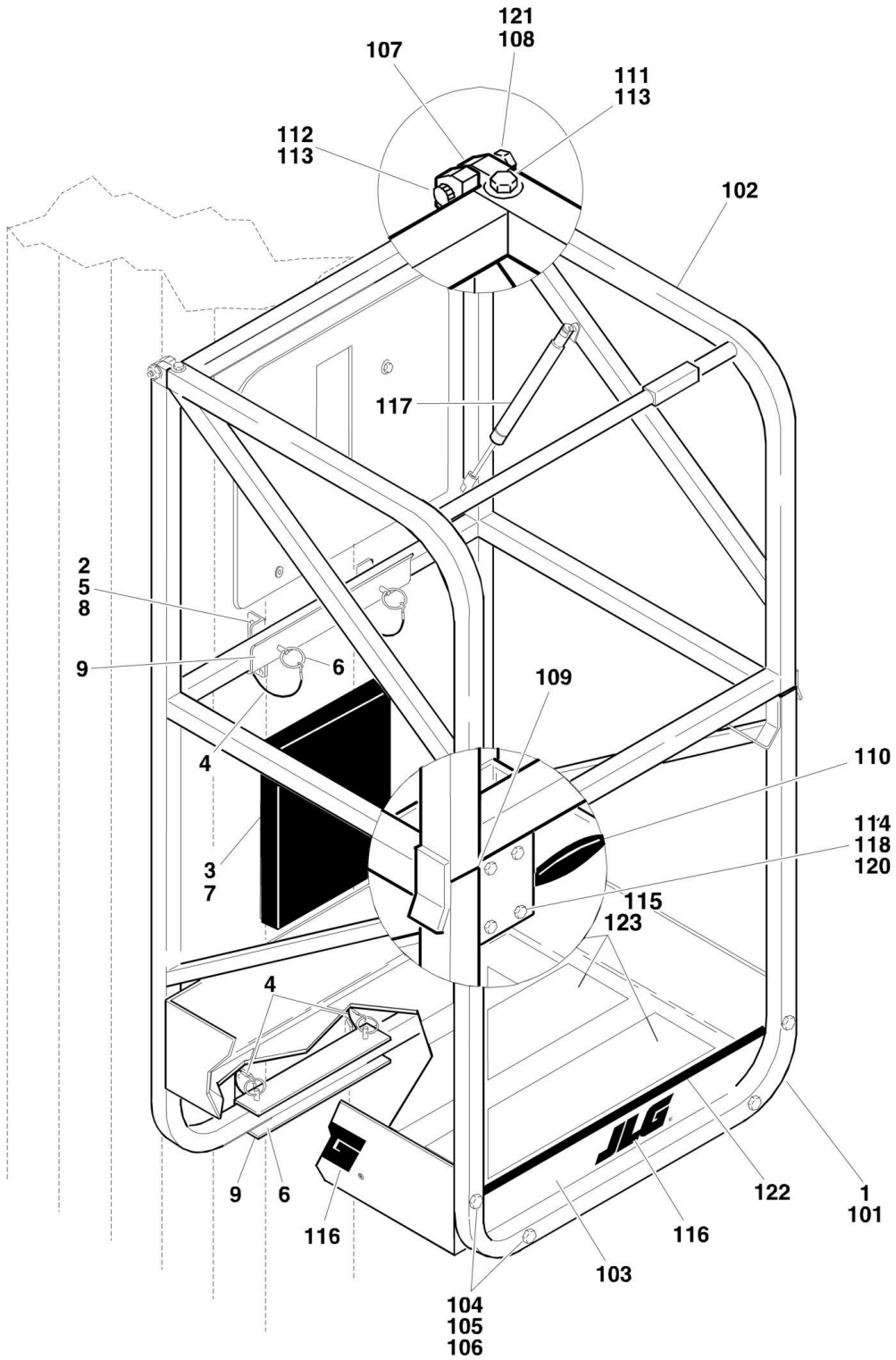
ITEM	PART NUMBER	QTY	DESCRIPTION	REV
		Ref	<b>DECAL DROPBAR INSTALLATION</b>	
	0274606	Ref	Decal Dropbar Installation (ANSI Spec)	A
	0274628	Ref	Decal Dropbar Installation (CSA Spec)	A
	0274629	Ref	Decal Dropbar Installation (Latin American Spec)	A
	0274630	Ref	Decal Dropbar Installation (Brazil Spec)	A
	0274631	Ref	Decal Dropbar Installation (Japanese Spec)	A
	0274632	Ref	Decal Dropbar Installation (China Spec)	A
201		Ref	Decal - Drop Bar	
201	1706385	1	Decal - Drop Bar (ANSI Spec)	
201	1706495	1	Decal - Drop Bar (CSA Spec)	
201	1706494	1	Decal - Drop Bar Latin (American Spec)	
201	1706496	1	Decal - Drop Bar (Brazil Spec)	
201	1706504	1	Decal - Drop Bar (Japanese Spec)	
201	1706505	1	Decal - Drop Bar (China Spec)	





# SECTION 4 - PLATFORM

## FIGURE 4-3. QUICK-CHANGE PLATFORM INSTALLATION WITH GULLWING GATE



## SECTION 4 - PLATFORM

**FIGURE 4-3. QUICK-CHANGE PLATFORM INSTALLATION WITH GULLWING GATE**

ITEM	PART NUMBER	QTY	DESCRIPTION	REV
		Ref	<b>PLATFORM INSTALLATION OPTIONS:</b>	
	0274822	Ref	<b>22in X 22in (56cm x 56cm)</b>	B
	0258476	Ref	<b>22in X 25in (56cm x 63.5cm)</b>	B
	0258475	Ref	<b>28in x 26in (71cm x 66cm)</b>	C
		Ref	<b>Note: Replacement Decals Must Be Ordered Separately - See DECALS SECTION for Breakdown.</b>	
1		Ref	Platform Assembly Options (See Item 101 - 123 for Breakdown):	
1	3510881	1	Platform Assembly - 22in X 22in (56cm x 56cm) <b>(Prior to SN 0900026979)</b>	
1	3510908	1	Platform Assembly - 22in X 22in (56cm x 56cm) <b>(SN 0900026979 to Present)</b>	
1	0258587	1	Platform Assembly - 22in x 25in (56cm x 63.5cm)	
1	0258588	1	Platform Assembly - 28in x 26in (71cm x 66cm) <b>(Prior to SN 0900026979)</b>	
1	3510905	1	Platform Assembly - 28in x 26in (71cm x 66cm) <b>(SN 0900026979 to Present)</b>	
2	0641408	8	Bolt, 1/4in-20NC x 1in	
3	0860520	1	Box, Manual Storage	
4	1060380	4	Cable, Lanyard	
5	3311405	AR	Locknut, 1/4in-20NC	
6	3422657	4	Pin, Quick Release	
7	3820024	4	Rivet	
8	4711400	AR	Flatwasher 1/4in Narrow	
9	4845821	2	Mounting Bracket Weldment	
		Ref	<b>PLATFORM ASSEMBLIES</b>	
	3510881	Ref	<b>22in X 22in (56cm x 56cm) (Prior to SN 0900026979)</b>	B
	3510908	Ref	<b>22in X 22in (56cm x 56cm) (SN 0900026979 to Present)</b>	C
	0258587	Ref	<b>22in X 25in (56cm x 63.5cm)</b>	4/D
	0258588	Ref	<b>28in x 26in (71cm x 66cm) (Prior to SN 0900026979)</b>	7/E
	3510905	Ref	<b>28in x 26in (71cm x 66cm) (SN 0900026979 to Present)</b>	C
101		Ref	Platform Rail Weldment Options:	
101	3510882	1	Platform Rail Weldment - 22in X 22in (56cm x 56cm) <b>(Prior to SN 0900026979)</b>	
101	3510909	1	Platform Rail Weldment - 22in X 22in (56cm x 56cm) <b>(SN 0900026979 to Present)</b>	
101	4845809	1	Platform Rail Weldment - 22in X 25in (56cm x 63.5cm)	
101	4845808	1	Platform Rail Weldment - 28in x 26in (71cm x 66cm) <b>(Prior to SN 0900026979)</b>	
101	3641663	1	Platform Rail Weldment - 28in x 26in (71cm x 66cm) <b>(SN 0900026979 to Present)</b>	
102		Ref	Gullwing Gate Weldment Options:	
102	2410022	1	Gullwing Gate Weldment - 22in X 22in (56cm x 56cm)	
102	4845805	1	Gullwing Gate Weldment - 22in X 25in (56cm x 63.5cm)	
102	4845813	1	Gullwing Gate Weldment - 28in x 26in (71cm x 66cm)	
103		Ref	Plate, Platform Pan Options:	
103	3510880	1	Plate, Platform Pan - 22in X 22in (56cm x 56cm) <b>(Prior to SN 0900026979)</b>	
103	3510911	1	Plate, Platform Pan - 22in X 22in (56cm x 56cm) <b>(SN 0900026979 to Present)</b>	
103	3570464	1	Plate, Platform Pan - 22in X 25in (56cm x 63.5cm)	
103	3570462	1	Plate, Platform - Pan 28in x 26in (71cm x 66cm) <b>(Prior to SN 0900026979)</b>	

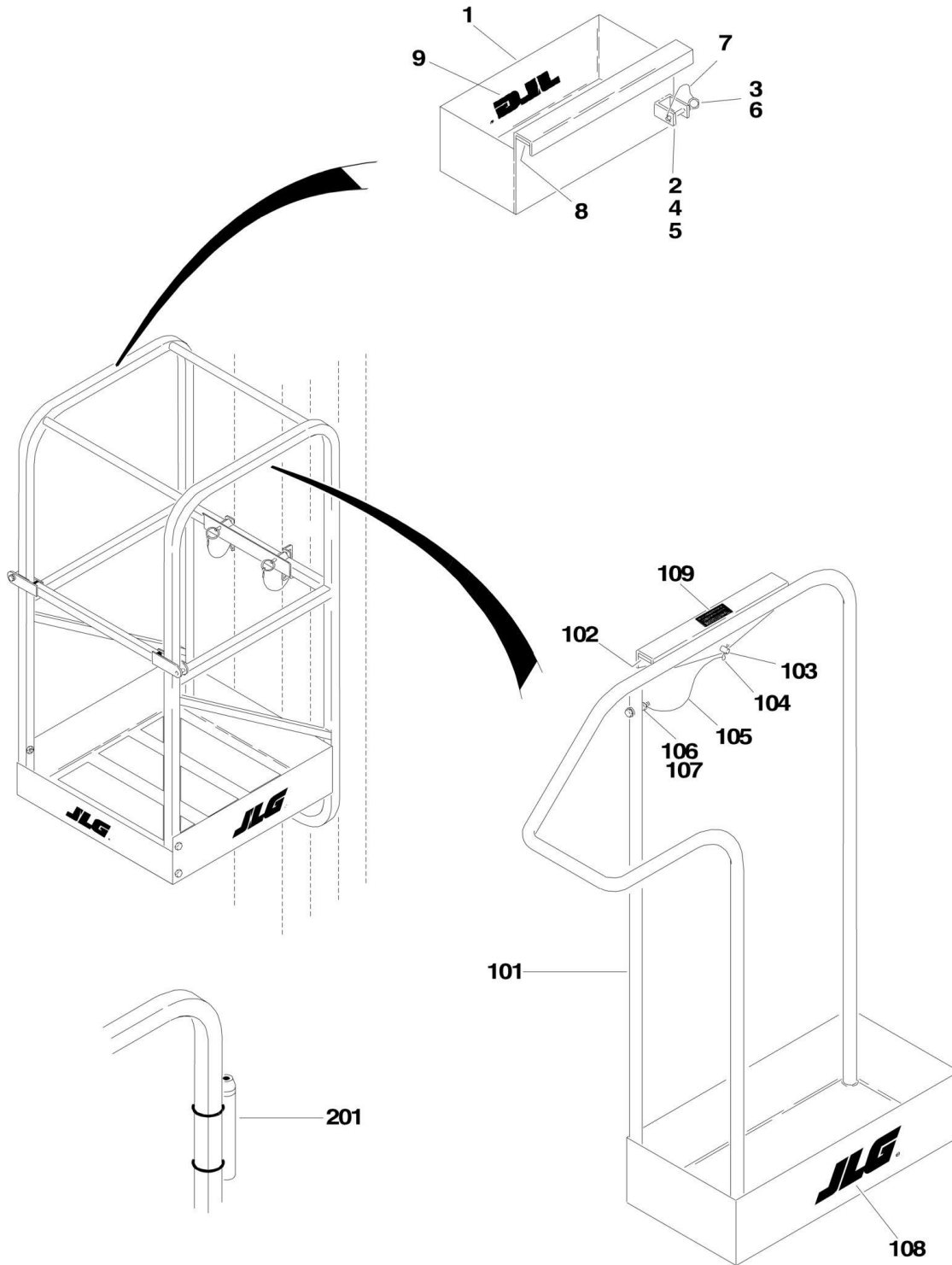
## SECTION 4 - PLATFORM

ITEM	PART NUMBER	QTY	DESCRIPTION	REV
103	3510904	1	Plate, Platform Pan - 28in x 26in (71cm x 66cm) <b>(SN 0900026979 to Present)</b>	
104	0641414	8	Bolt 1/4in-20NC x 1-3/4in	
105	4711400	16	Flatwasher 1/4in	
106	3311405	8	Locknut 1/4in-20NC	
107	2600225	4	Hinge, Gate	
108	3311505	2	Locknut 5/16in-18NC	
109	3520072	4	Cap, Plug	
110	2940074	1	Latch	
111	3900258	8	Screw, Button Head 1/4in-20NC x 3/4in	
112	3900032	2	Bolt, Shoulder	
113	4711600	2	Flatwasher 3/8in	
114	0721006	4	Bolt #10-24NC x 3/4in	
115	4420039	Ref	Tape, Non-Skid Options: <b>(Prior to SN 0900028813)</b>	
115	4420039	3.75 ft/1.1m	Tape, Non-Skid 22in X 22in (56cm x 56cm)	
115	4420039	3.75 ft/1.1m	Tape, Non-Skid 22in X 25in (56cm x 63.5cm)	
115	4420039	6 ft/1.8m	Tape, Non-Skid 28in x 26in (71cm x 66cm)	
116	1701612	3	Decal, JLG (Use p/n 1703681) <b>(Prior to SN 0900020241)</b>	
116	1703681	3	Decal, JLG <b>(SN 0900020241 to Present)</b>	
117	4160165	1	Spring, Gas Shock	
118	4751000	8	Flatwasher #10	
120	3311005	4	Locknut #10-24NC	
121	3300356	2	Nut-Acorn 5/16in-18NC	
122	4060803	AR	Shield, Flex Trim	
123	1001099638	3	Tape, Non-Skid <b>(SN 0900028813 to Present)</b>	



# SECTION 4 - PLATFORM

## FIGURE 4-4. OPTIONAL PLATFORM COMPONENTS INSTALLATIONS



## SECTION 4 - PLATFORM

**FIGURE 4-4. OPTIONAL PLATFORM COMPONENTS INSTALLATIONS**

ITEM	PART NUMBER	QTY	DESCRIPTION	REV
	0255036	Ref	<b>TOOL TRAY ASSEMBLY</b>	
1	0860947	1	Tool Box	
2	0902079	1	Bracket, Mounting	
3	3421453	1	Pin, Snap	
4	3900204	2	Bolt, Carriage #10-24NC x 1/2in	
5	3300391	2	Wingnut #10-24NC	
6	3760170	1	Snap-Pin	
7	1060380	1	Cable, Lanyard	
8	4280296	4 ft/1.2m	Strip, Wear	
9	1702365	1	Decal - JLG	
	0255040	Ref	<b>TUBE CADDY ASSEMBLY</b>	B
101	4844840	1	Tube Caddy	
102	4280296	2 ft/.61m	Strip, Wear	
103	3421453	1	Pin, Snap	
104	3760170	1	Snap-Pin	
105	1060380	1	Cable, Lanyard	
106	0641410	1	Bolt 1/4in-20NC x 1-1/4in	
107	3311405	1	Locknut 1/4in-20NC	
108	1702365	1	Decal - JLG	
109	1706326	1	Decal - 15# Max Capacity (SN 0900023540 to Present)	
	0255853	Ref	<b>LASER LOCATOR INSTALLATION</b>	B
201	4566847	1	Tube, Mounting	
201	0750802	2	Screw #8 x 1/4in	
201		Ref	Clamp, Spring Options:	
201	1320218	2	Clamp, Spring (Prior to SN 0900020302)	
201	1380132	2	Clamp, Spring (SN 0900020302 to Present)	
201	2920127	1	Pointer, Laser	
201	4460425	1	Connector, Strain Relief	

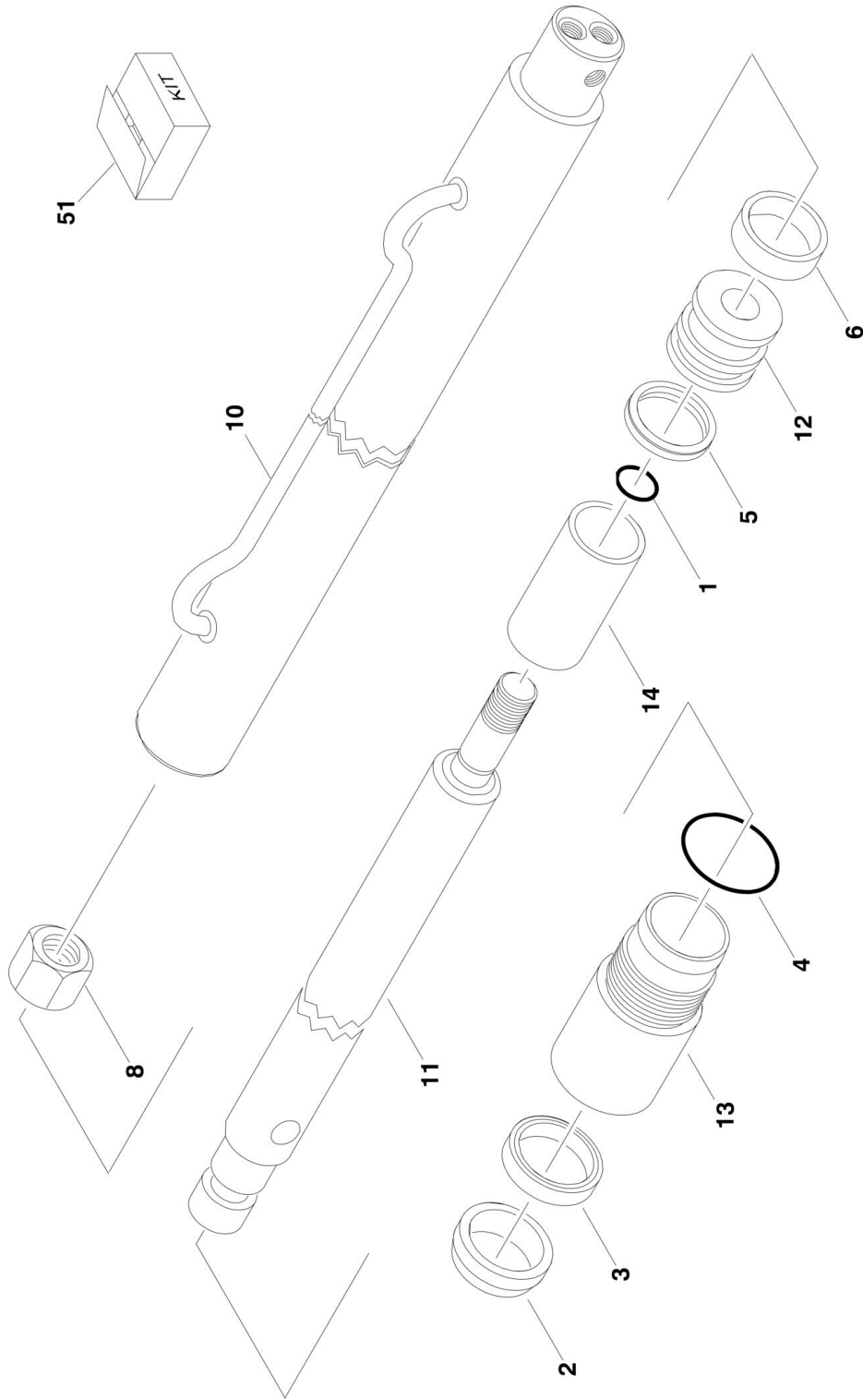




**SECTION 5 - CYLINDER**

# SECTION 5 - CYLINDER

FIGURE 5-1. LIFT CYLINDER ASSEMBLY (Prior to SN 0900017519)



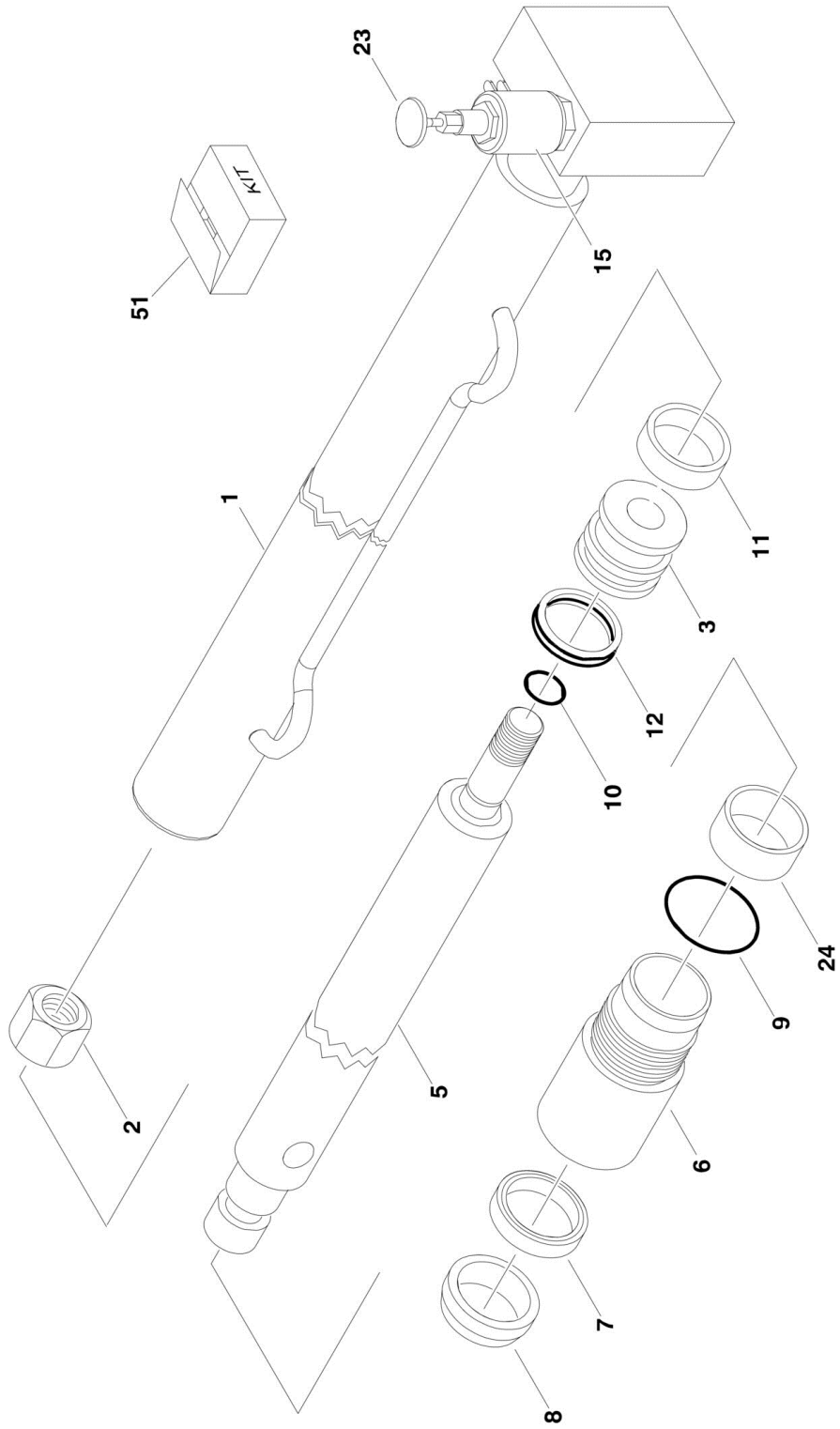
## SECTION 5 - CYLINDER

**FIGURE 5-1. LIFT CYLINDER ASSEMBLY (Prior to SN 0900017519)**

ITEM	PART NUMBER	QTY	DESCRIPTION	REV
		Ref	<b>LIFT CYLINDER ASSEMBLIES OPTIONS (Prior to SN 0900017519)</b>	
	1683699	Ref	<b>Lift Cylinder Assemblies 20AM/25AM/30AM</b>	C
	1683693	Ref	<b>Lift Cylinder Assemblies 36AM</b>	C
	1683700	Ref	<b>Lift Cylinder Assemblies 41AM</b>	C
1	See Note	NSS	O-Ring (Note: Use Item 51)	
2	See Note	NSS	Wiper (Note: Use Item 51)	
3	See Note	NSS	Seal (Note: Use Item 51)	
4	See Note	NSS	O-Ring (Note: Use Item 51)	
5	See Note	NSS	Seal (Note: Use Item 51)	
6	See Note	NSS	Ring, Wear (Note: Use Item 51)	
8	7003246	1	Locknut	
10		Ref	Barrel Options:	
10	7019839	1	Barrel 20AM/25AM/30AM	
10	7019837	1	Barrel 36AM/41AM	
11		Ref	Rod Options:	
11	7019838	1	Rod 20AM/25AM/30AM	
11	7019836	1	Rod 36AM/41AM	
12	7019835	1	Piston	
13	7019834	1	Head	
14	7019840	1	Spacer (41AM Only)	
51	7019833	1	Seal Kit (Includes Items 1-6)	

# SECTION 5 - CYLINDER

FIGURE 5-2. LIFT CYLINDER ASSEMBLY (SN 0900017519 through 0900029961)



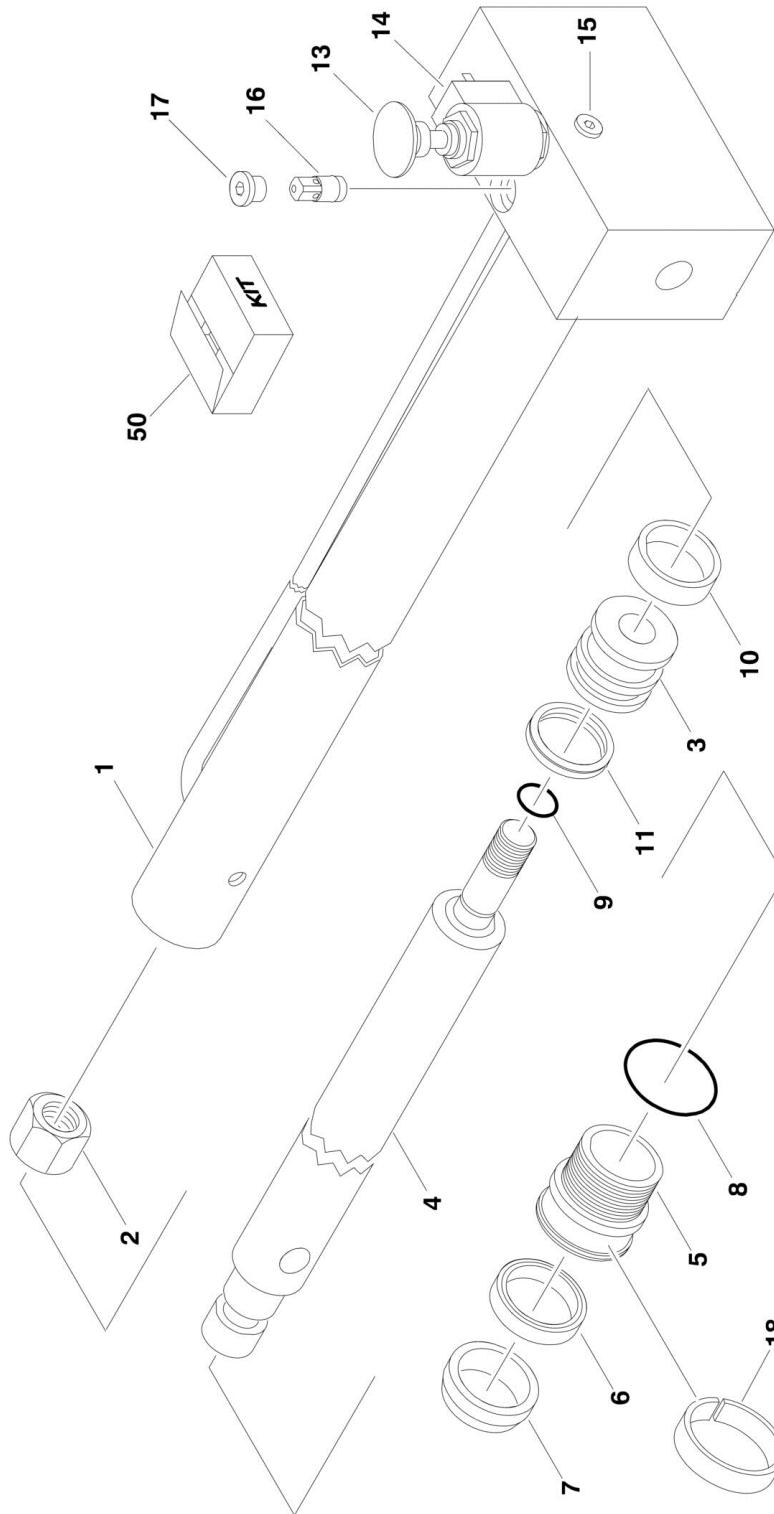
## SECTION 5 - CYLINDER

**FIGURE 5-2. LIFT CYLINDER ASSEMBLY (SN 0900017519 through 0900029961)**

ITEM	PART NUMBER	QTY	DESCRIPTION	REV
		Ref	<b>LIFT CYLINDER ASSEMBLIES OPTIONS (SN 0900017519 through 0900029962)</b>	
	1684088	Ref	<b>Lift Cylinder Assemblies 20AM/25AM/30AM</b>	H
	1684087	Ref	<b>Lift Cylinder Assemblies 36AM</b>	G
	1684086	Ref	<b>Lift Cylinder Assemblies 41AM</b>	G
1	See Note	1	Barrel (Note: Not Available - Purchase Complete Cylinder Assembly)	
2	7023391	1	Nut	
3	7023392	1	Piston	
5		Ref	Rod Options:	
5	7023393	1	Rod 20AM/25AM/30AM	
5	7024352	1	Rod 36AM/41AM	
6	7023394	1	Head	
7	See Note	NSS	Seal, Rod (Note: Use Item 51)	
8	See Note	NSS	Rod Wiper (Note: Use Item 51)	
9	See Note	NSS	O-Ring (Note: Use Item 51)	
10	See Note	NSS	O-Ring (Note: Use Item 51)	
11	See Note	NSS	Ring, Wear (Note: Use Item 51)	
12	See Note	NSS	Seal, Piston (Note: Use Item 51)	
15	7023396	1	Poppet, Solenoid Valve	
15	7012998	1	Seal Kit - 7023396 Valve	
15	7023993	1	Coil	
16	7023397	1	Spring (Not Shown)	
17	7023398	1	Control Valve (Not Shown)	
23	7023399	1	Knob - Red	
24		Ref	Spacer	
24	Not Required	0	Spacer 20AM/25AM/30AM/36AM	
24	7024353	1	Spacer 41AM	
51	7023395	1	Seal Kit (Includes Items 7-12)	

# SECTION 5 - CYLINDER

FIGURE 5-3. LIFT CYLINDER ASSEMBLY (SN 0900029962 to Present)



## SECTION 5 - CYLINDER

**FIGURE 5-3. LIFT CYLINDER ASSEMBLY (SN 0900029962 to Present)**

ITEM	PART NUMBER	QTY	DESCRIPTION	REV
		Ref	<b>LIFT CYLINDER ASSEMBLIES OPTIONS (SN 0900029962 to Present)</b>	
	1001099734	Ref	<b>Lift Cylinder Assemblies 20AM/25AM/30AM</b>	C
	1001100056	Ref	<b>Lift Cylinder Assemblies 36AM</b>	B
	1001100055	Ref	<b>Lift Cylinder Assemblies 41AM</b>	B
1		Ref	Barrel Options:	
1	70002092	1	Barrel 20AM/25AM/30AM	
1	70002430	1	Barrel 36AM/41AM	
2	7023391	1	Nut	
3	7023392	1	Piston	
4		Ref	Rod Options:	
4	70002093	1	Rod 20AM/25AM/30AM	
4	70002431	1	Rod 36AM/41AM	
5	70002094	1	Head	
6	See Note	NSS	Seal, Rod (Note: Use Item 50)	
7	See Note	NSS	Rod Wiper (Note: Use Item 50)	
8	See Note	NSS	O-Ring (Note: Use Item 50)	
9	See Note	NSS	O-Ring (Note: Use Item 50)	
10	See Note	NSS	Seal (Note: Use Item 50)	
11	See Note	NSS	Seal, Piston (Note: Use Item 50)	
13	7023399	1	Knob - Red	
14	7023396	1	Poppet, Solenoid Valve	
14	7012998	1	Seal Kit - 7023396 Valve	
14	7023993	1	Coil	
15	See Note	1	Plug (Note: Not Available - Purchase Locally)	
16	70002095	1	Flow Control Valve	
17	See Note	1	Plug (Note: Not Available - Purchase Locally)	
18	70002096	1	Ring, Wear	
50	7023395	1	Seal Kit (Includes Items 6-11)	

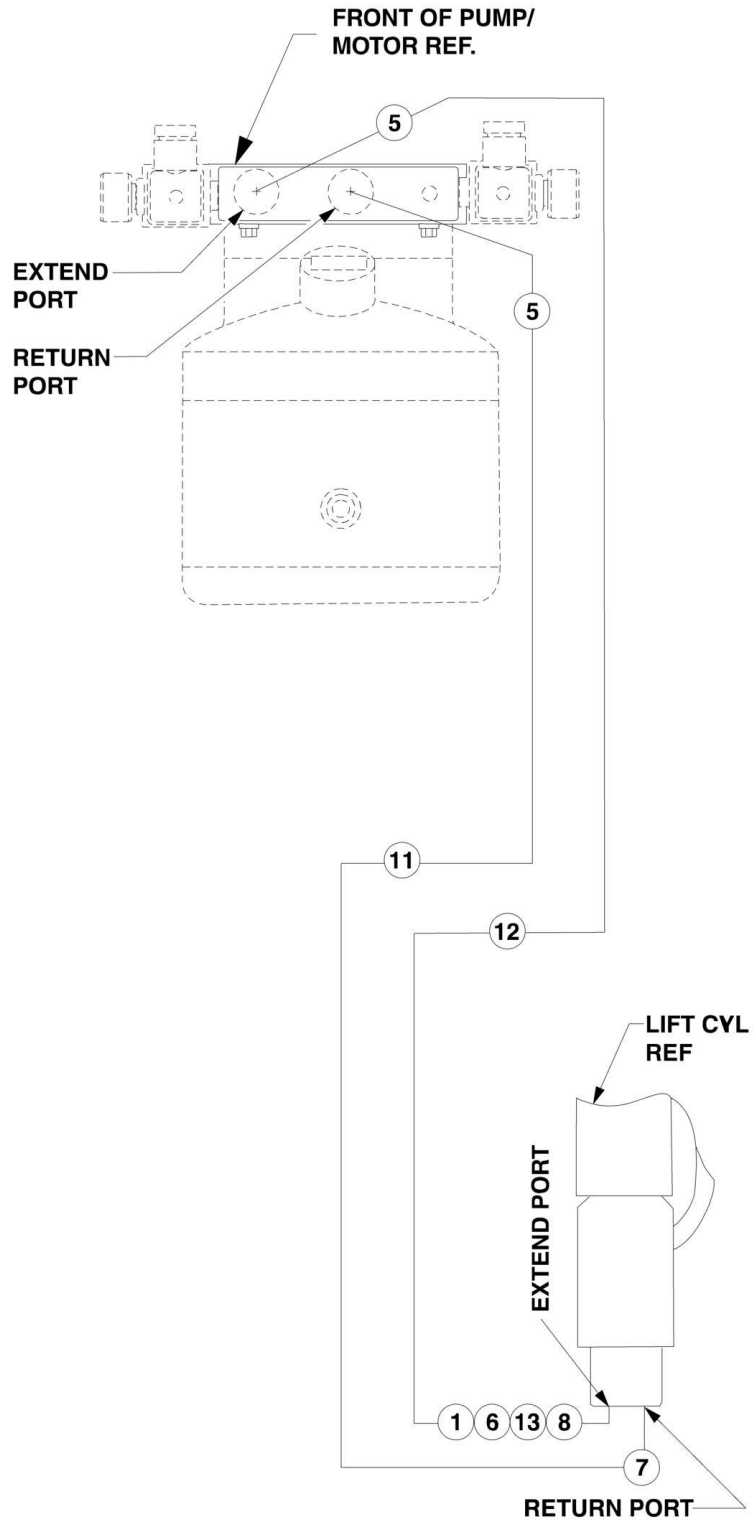




**SECTION 6 - HYDRAULIC**

# SECTION 6 - HYDRAULIC

## FIGURE 6-1. HYDRAULIC DIAGRAM



## SECTION 6 - HYDRAULIC

### FIGURE 6-1. HYDRAULIC DIAGRAM

ITEM	PART NUMBER	QTY	DESCRIPTION	REV
		Ref	<b>NOTE: AC POWERED MACHINES BUILT SN 0900017519 through 0900027921, MAY HAVE AN UPDATE KIT INSTALLED ON IT. IF MACHINE IS EQUIPPED WITH A MONARCH/BUCHER MOTOR/PUMP USE COMPONENTS FOR SN 0900027922 through 0900029962.</b>	
		Ref	<b>NOTE: DC POWERED MACHINES BUILT SN 0900017519 through 0900026489, MAY HAVE AN UPDATE KIT INSTALLED ON IT. IF MACHINE IS EQUIPPED WITH A MONARCH/BUCHER MOTOR/PUMP USE COMPONENTS FOR SN 0900026490 through 0900029962.</b>	
		Ref	<b>HYDRAULIC DIAGRAM OPTIONS:</b>	
		Ref	<b>Hydraulic Diagram (Prior to SN 0900017519)</b>	
	0258683	Ref	<b>Hydraulic Diagram 20AM</b>	C
	0258478	Ref	<b>Hydraulic Diagram 25AM/30AM/36AM/41AM</b>	B
		Ref	<b>Hydraulic Diagram (SN 0900017519 through 0900026489)</b>	
	0271139	Ref	<b>Hydraulic Diagram 20AM</b>	E
	0271137	Ref	<b>Hydraulic Diagram 25AM/30AM/36AM/41AM</b>	D
		Ref	<b>Hydraulic Diagram (SN 0900026490 through 0900027921)</b>	
	0275690	Ref	<b>Hydraulic Diagram 20AM</b>	A
	0275689	Ref	<b>Hydraulic Diagram 25AM/30AM/36AM/41AM</b>	A
	0271139	Ref	<b>Hydraulic Diagram 20AM (Japanese Spec)</b>	E
	0271137	Ref	<b>Hydraulic Diagram 25AM/30AM/36AM/41AM (Japanese Spec)</b>	D
		Ref	<b>Hydraulic Diagram (SN 0900027922 to Present)</b>	
	0275939	Ref	<b>Hydraulic Diagram 20AM/25AM/30AM/36AM/41AM</b>	B
1	0100020	AR	Sealant, Pipe (Prior to SN 0900027922)	
5	2220473	2	Fitting	
6	2220773	1	Fitting, Straight (Prior to SN 0900017519)	
7		Ref	Fitting Options:	
7	2220775	1	Fitting (Prior to SN 0900012031)	
7	2220507	1	Fitting (SN 0900012031 through 0900017518)	
7	2220603	1	Fitting (SN 0900017519 through 0900029961)	
7	2220473	1	Fitting (SN 0900029962 to Present)	
8		Ref	Fitting Options:	
8	2220875	1	Fitting (Prior to SN 0900017519)	
8	2220603	1	Fitting (SN 0900017519 through 0900029961)	
8	2220473	1	Fitting (SN 0900029962 to Present)	
11		Ref	Tube Options:	
11	4567669	1	Tube (Prior to SN 0900017519)	
11	4568227	1	Tube (SN 0900017519 through 0900026489)	
11	4569478	1	Tube (SN 0900026490 through 0900029961)	
11	1001100545	1	Tube (SN 0900029962 to Present)	
12		Ref	Tube Options:	
12	4567670	1	Tube (Prior to SN 0900017519)	
12	4568228	1	Tube (SN 0900017519 through 0900026489)	
12	4569479	1	Tube (SN 0900026490 through 0900029961)	
12	1001100544	1	Tube (SN 0900029962 to Present)	
13	4640900	1	Valve, Flow Control (Prior to SN 0900017519)	
13	See Note	Ref	Valve Flow Control (Not Shown - Located in Cylinder Valve Block) (SN 0900017519 to Present)	



**SECTION 7 - ELECTRICAL**

# SECTION 7 - ELECTRICAL

## FIGURE 7-1. ELECTRICAL DIAGRAM LIST

ITEM	PART NUMBER	QTY	DESCRIPTION	REV
		Ref	<b>ELECTRICAL DIAGRAMS AND COMPONENTS LIST (Note: Diagrams are Shown in the Service and Maintenance Manual and are available from the JLG Service Department.)</b>	
		Ref	<b>ELECTRICAL DIAGRAM - 12VDC</b>	
	4933037	Ref	<b>Electrical Diagram (Prior to SN 0900014544)</b>	G/5
	4933186	Ref	<b>Electrical Diagram (SN 0900014544 through 0900017518)</b>	A
	4933203	Ref	<b>Electrical Diagram (SN 0900017519 to Present)</b>	E
		Ref	<b>Components - Note: Prior to S/N 0900014544 machines were wired with individual wires not harnesses.</b>	
		Ref	Harness, Pump Options:	
	4922412	1	Harness, Pump <b>(Prior to SN 0900014544)</b>	
	4922605	1	Harness, Pump <b>(SN 0900014544 through 0900017518)</b>	
	4922740	1	Harness, Pump <b>(SN 0900017519 to Present)</b>	
	4460044	1	Fuse Holder	
	2400006	1	Fuse - 5 Amp	
	3990010	2	Diode - 6 Amp	
	4460424	1	Receptacle	
	4460268	2	Socket, Female	
	4922420	1	Harness, Jumper	
	3990010	1	Diode - 6 Amp	
		Ref	Harness, Frame with Potted Relay Options:	
	4922421	NLA	Harness (Use p/n 4922752) <b>(Prior to SN 0900031574)</b>	
	See Note	1	Harness Note: No exact S/N break exists, contact JLG Parts Dept to confirm design before ordering parts. <b>(SN 0900031575 through 0900031617)</b>	
	1001103214	1	Harness <b>(SN 0900031618 to Present)</b>	
	2920151	4	Light, LED <b>(SN 0900031618 to Present)</b>	
	3740106	1	Relay, Potted	
	4460961	1	Receptacle, Female - 4 Position	
	4460445	1	Receptacle, Female - 3 Position	
	4460268	7	Socket, Female	
		Ref	<b>ELECTRICAL DIAGRAM - 100VAC (JAPANESE SPEC)</b>	
	4933039	Ref	<b>Electrical Diagram (Prior to SN 0900012804)</b>	B/2
	4933090	Ref	<b>Electrical Diagram (SN 0900012804 through 0900017518)</b>	B/2
	4933206	Ref	<b>Electrical Diagram (SN 0900017519 through 0900019635)</b>	C/2
	4933266	Ref	<b>Electrical Diagram (SN 0900019636 to Present)</b>	G
		Ref	Harness, Ground Control Options:	
	4921661	1	Harness, Ground Control <b>(Prior to SN 0900012804)</b>	
	4922090	1	Harness, Ground Control <b>(SN 0900012804 through 0900017518)</b>	
	4922546	1	Harness, Ground Control <b>(SN 0900017519 to Present)</b>	
	4460424	1	Receptacle <b>(SN 0900017519 to Present)</b>	
	4460268	2	Socket, Female <b>(SN 0900017519 to Present)</b>	
	4460044	1	Fuseholder <b>(Prior to SN 0900017519)</b>	
	2400006	1	Fuse - 5 Amp <b>(Prior to SN 0900017519)</b>	
	3990010	3	Diode - 6 Amp <b>(Prior to SN 0900019137)</b>	
	4460424	1	Receptacle <b>(Prior to SN 0900020697)</b>	
	4460268	2	Socket, Female <b>(Prior to SN 0900020697)</b>	
	4922420	1	Harness, Jumper	
	3990010	1	Diode - 6 Amp	

## SECTION 7 - ELECTRICAL

ITEM	PART NUMBER	QTY	DESCRIPTION	REV
		Ref	Harness, Frame with Potted Relay Options:	
	4922421	NLA	Harness (Use p/n 4922752) <b>(Prior to SN 0900031574)</b>	
	See Note	1	Harness Note: No exact S/N break exists, contact JLG Parts Dept to confirm design before ordering parts. <b>(SN 0900031575 through 0900031617)</b>	
	1001103214	1	Harness <b>(SN 0900031618 to Present)</b>	
	2920151	4	Light, LED <b>(SN 0900031618 to Present)</b>	
	3740106	1	Relay, Potted	
	4460961	1	Receptacle, Female - 4 Position	
	4460445	1	Receptacle, Female - 3 Position	
	4460268	7	Socket, Female	
		Ref	<b>ELECTRICAL DIAGRAM - 120VAC</b>	
	4933036	Ref	<b>Electrical Diagram (Prior to SN 0900017519)</b>	H/4
	4933204	Ref	<b>Electrical Diagram (SN 0900017519 to Present)</b>	L
		Ref	Harness, Ground Control Options:	
	4921661	1	Harness, Ground Control <b>(Prior to SN 0900017519)</b>	
	4922546	1	Harness, Ground Control <b>(SN 0900017519 to Present)</b>	
	4460424	1	Receptacle <b>(SN 0900017519 to Present)</b>	
	4460268	2	Socket, Female <b>(SN 0900017519 to Present)</b>	
	4460044	1	Fuseholder <b>(Prior to SN 0900019641)</b>	
	2400006	1	Fuse - 5 Amp <b>(Prior to SN 0900019641)</b>	
	3990010	3	Diode - 6 Amp <b>(Prior to SN 0900019137)</b>	
	4460424	1	Receptacle <b>(Prior to SN 0900020697)</b>	
	4460268	2	Socket, Female <b>(Prior to SN 0900020697)</b>	
	4922420	1	Harness, Jumper	
	3990010	1	Diode - 6 Amp	
		Ref	Harness, Frame with Potted Relay Options:	
	4922421	NLA	Harness (Use p/n 4922752) <b>(Prior to SN 0900031574)</b>	
	See Note	1	Harness Note: No exact S/N break exists, contact JLG Parts Dept to confirm design before ordering parts. <b>(SN 0900031575 through 0900031617)</b>	
	1001103214	1	Harness <b>(SN 0900031618 to Present)</b>	
	2920151	4	Light, LED <b>(SN 0900031618 to Present)</b>	
	3740106	1	Relay, Potted	
	4460961	1	Receptacle, Female - 4 Position	
	4460445	1	Receptacle, Female - 3 Position	
	4460268	7	Socket, Female	
		Ref	<b>ELECTRICAL DIAGRAM - 240VAC</b>	
	4933038	Ref	<b>Electrical Diagram (Prior to SN 0900017519)</b>	H/4
	4933205	Ref	<b>Electrical Diagram (SN 0900017519 to Present)</b>	K
		Ref	Harness, Ground Control Options:	
	4922009	1	Harness, Ground Control <b>(Prior to SN 0900017519)</b>	
	4922546	1	Harness, Ground Control <b>(SN 0900017519 to Present)</b>	
	4460424	1	Receptacle <b>(SN 0900017519 to Present)</b>	
	4460268	2	Socket, Female <b>(SN 0900017519 to Present)</b>	
	4460044	1	Fuseholder <b>(Prior to SN 0900019641)</b>	
	2400006	1	Fuse - 5 Amp <b>(Prior to SN 0900019641)</b>	
	3990010	3	Diode - 6 Amp <b>(Prior to SN 0900019137)</b>	
	4460424	1	Receptacle <b>(Prior to SN 0900020697)</b>	
	4460268	2	Socket, Female <b>(Prior to SN 0900020697)</b>	
	4922420	1	Harness, Jumper	
	3990010	1	Diode - 6 Amp	

## SECTION 7 - ELECTRICAL

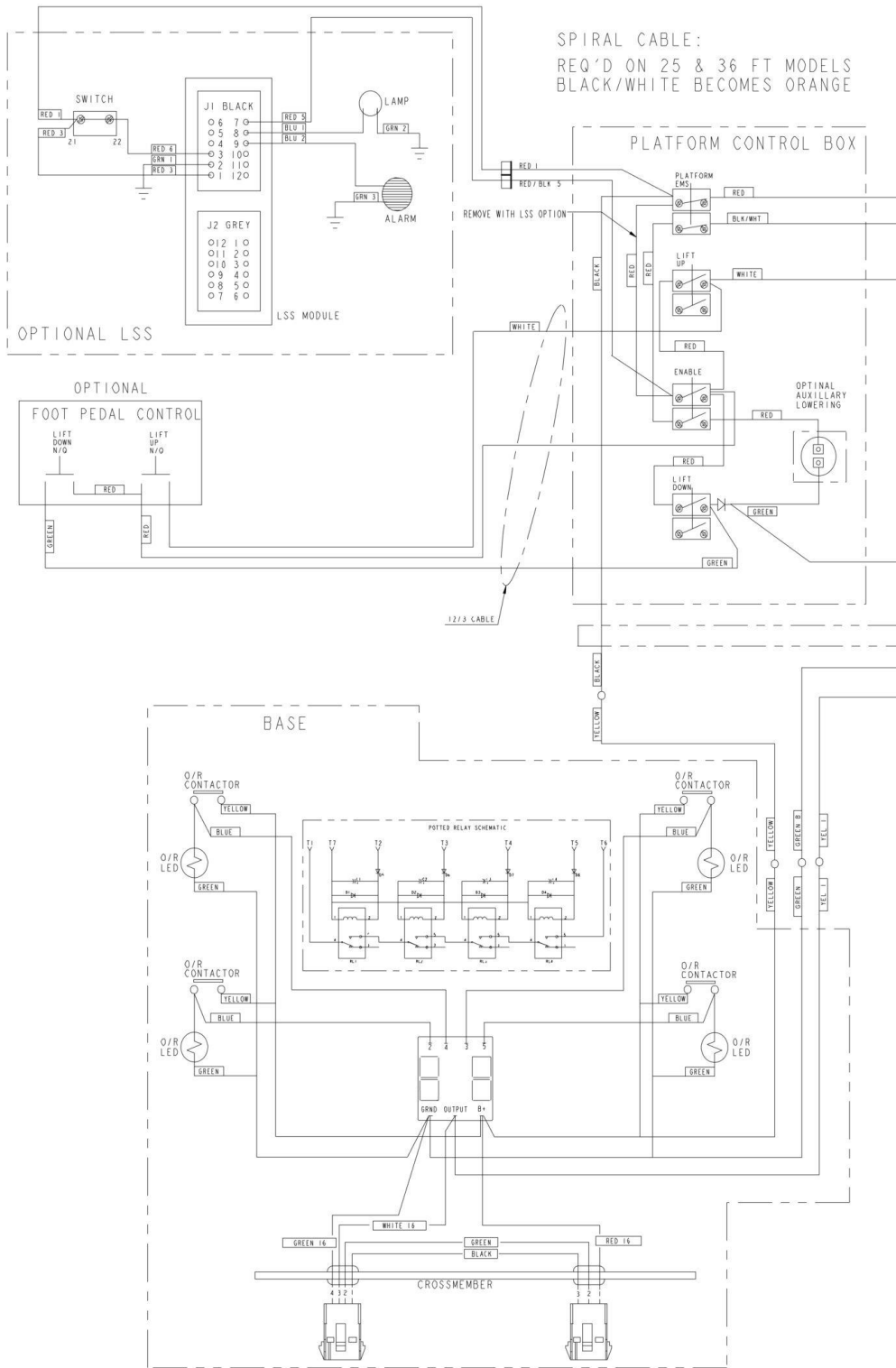
ITEM	PART NUMBER	QTY	DESCRIPTION	REV
		Ref	Harness, Frame with Potted Relay Options:	
	4922421	NLA	Harness (Use p/n 4922752) <b>(Prior to SN 0900031574)</b>	
	See Note	1	Harness Note: No exact S/N break exists, contact JLG Parts Dept to confirm design before ordering parts. <b>(SN 0900031575 through 0900031617)</b>	
	1001103214	1	Harness <b>(SN 0900031618 to Present)</b>	
	2920151	4	Light, LED <b>(SN 0900031618 to Present)</b>	
	3740106	1	Relay, Potted	
	4460961	1	Receptacle, Female - 4 Position	
	4460445	1	Receptacle, Female - 3 Position	
	4460268	7	Socket, Female	
	4933309	Ref	<b>ELECTRICAL DIAGRAM - AC BOX (100VAC) (JAPANESE SPEC)</b>	B
	4933305	Ref	<b>ELECTRICAL DIAGRAM, AC BOX (120VAC)</b>	B
	4933310	Ref	<b>ELECTRICAL DIAGRAM, AC BOX (240VAC)</b>	B
		Ref	<b>ELECTRICAL DIAGRAM - SE-ADAPTER (OPTIONAL)</b>	
	0258732	Ref	Electrical Diagram - SE-Adapter (Optional) <b>(Prior to SN 0900019239)</b>	2/B
	0272369	Ref	Electrical Diagram - SE-Adapter (Optional) <b>(SN 0900019239 to Present)</b>	A
		Ref	Harness - SE Adapter Options:	
	4922228	1	Harness - SE Adapter <b>(Prior to SN 0900019239)</b>	
	4922751	1	Harness - SE Adapter <b>(SN 0900019239 to Present)</b>	
	4460134	1	Plug, Female	
	4933064	Ref	<b>ELECTRICAL DIAGRAM - STRADDLE (OPTIONAL)</b>	1/B
	4922186	1	Harness - Straddle	





# SECTION 7 - ELECTRICAL

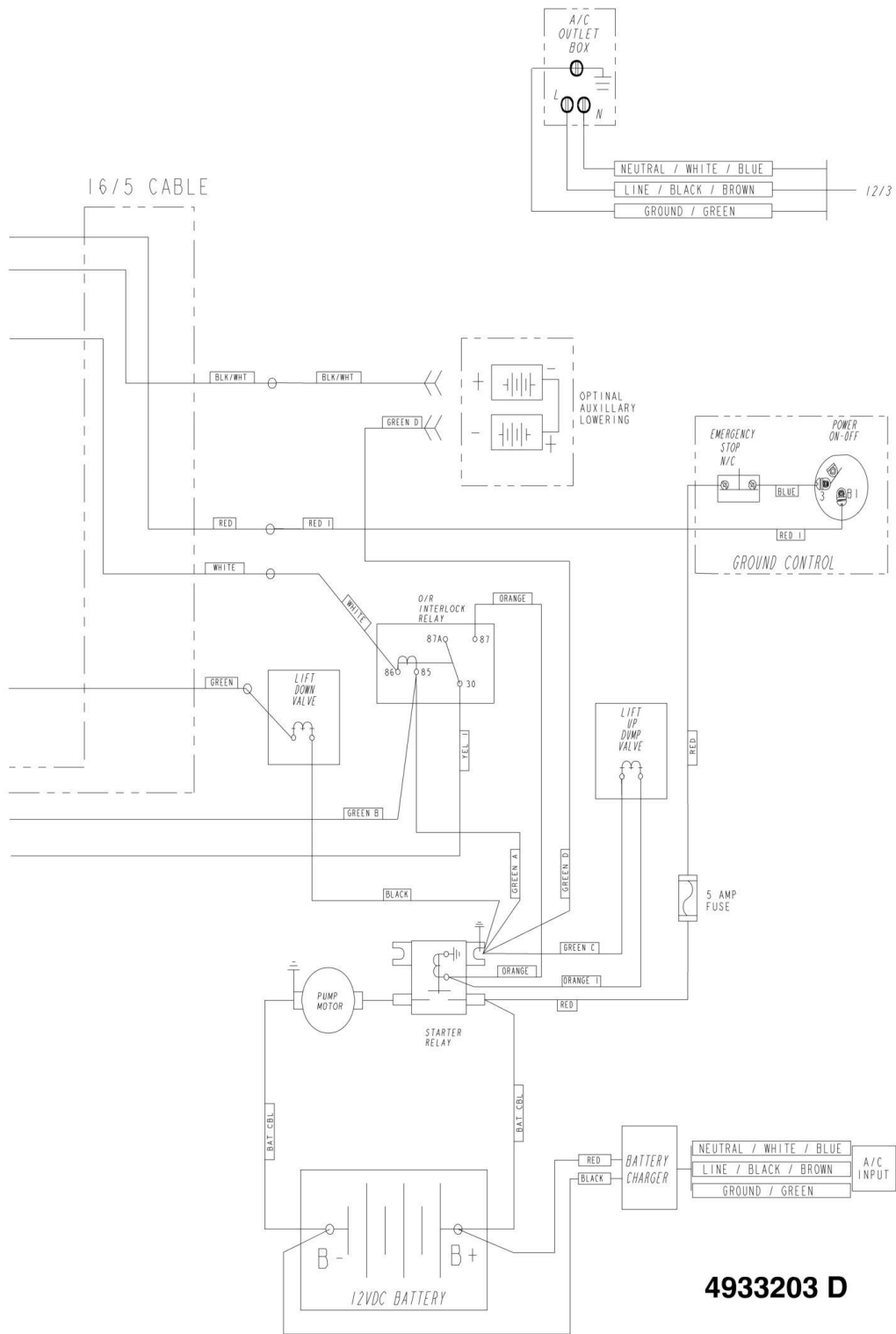
## FIGURE 7-2. ELECTRICAL DIAGRAM - 12VDC





# SECTION 7 - ELECTRICAL

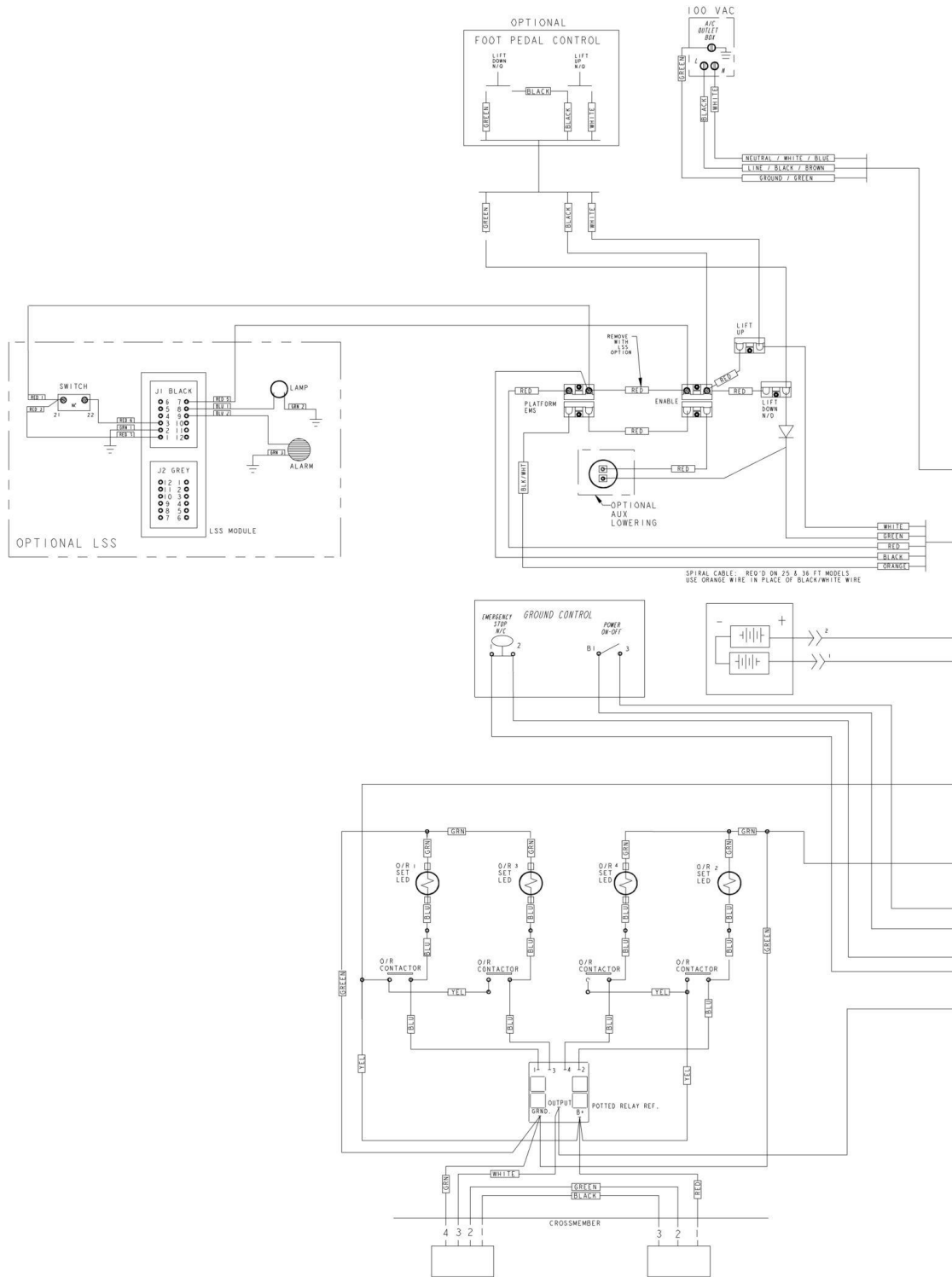
## FIGURE 7-3. ELECTRICAL DIAGRAM - 12VDC





# SECTION 7 - ELECTRICAL

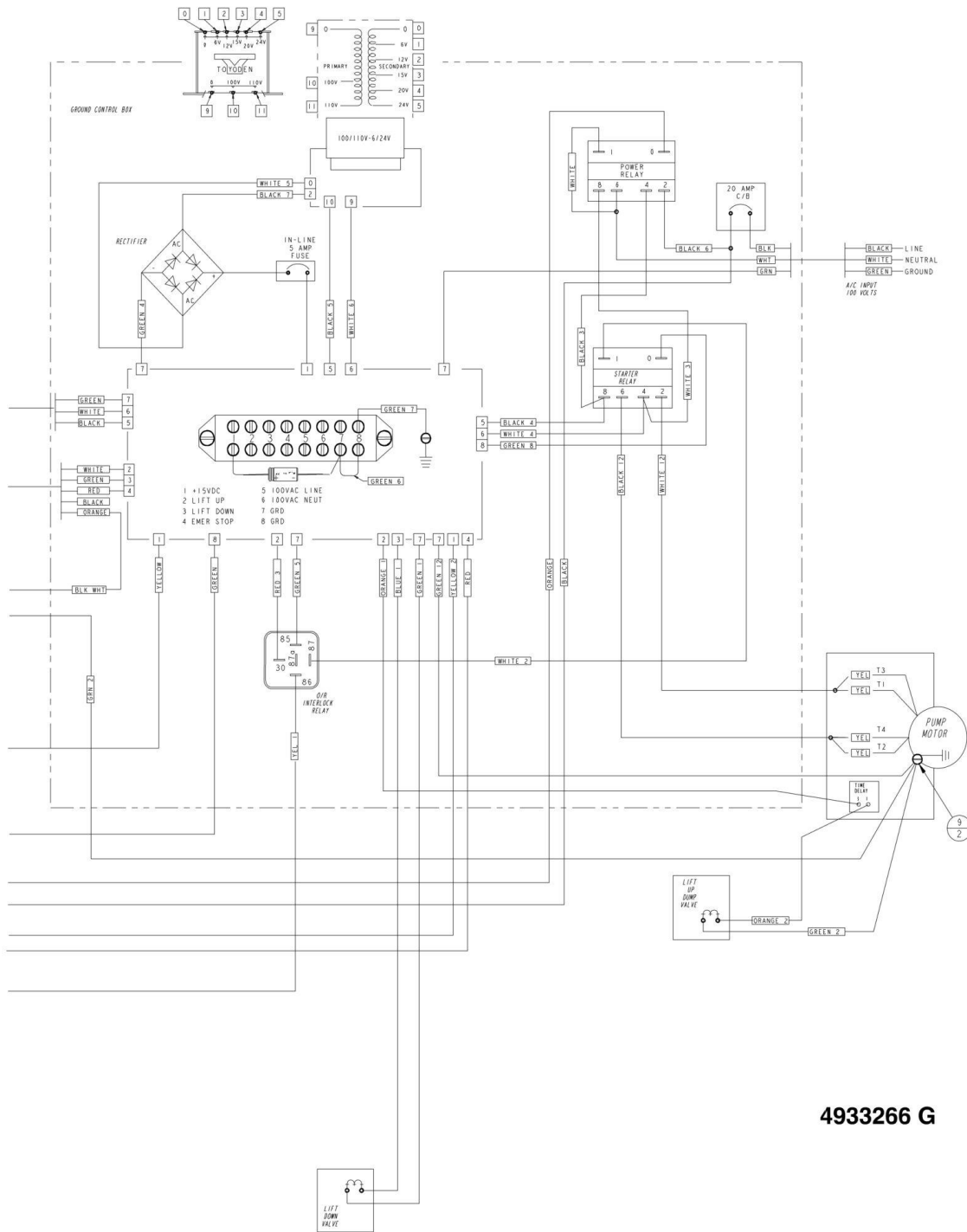
## FIGURE 7-4. ELECTRICAL DIAGRAM - 100VAC





# SECTION 7 - ELECTRICAL

## FIGURE 7-5. ELECTRICAL DIAGRAM - 100VAC



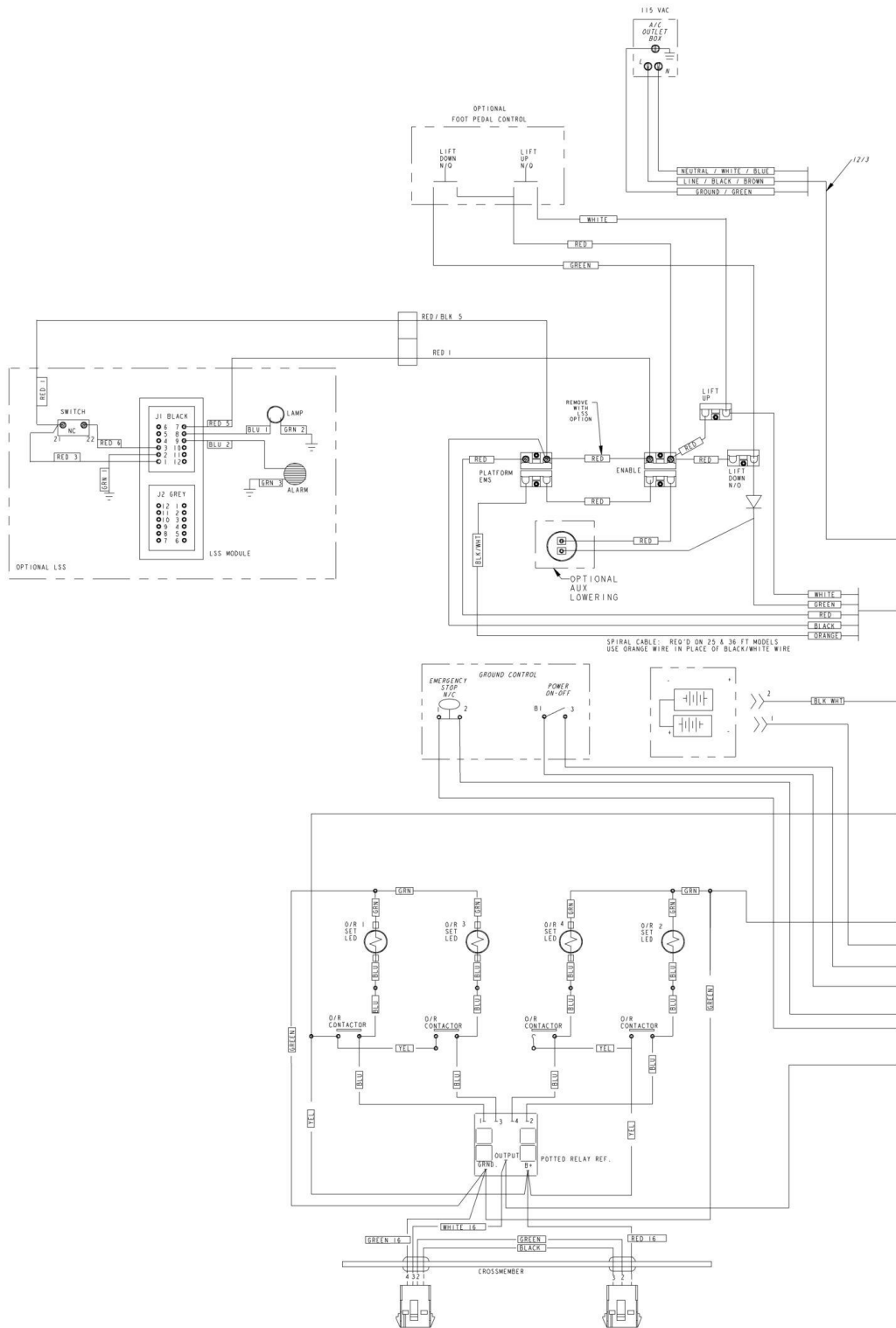
4933266 G





# SECTION 7 - ELECTRICAL

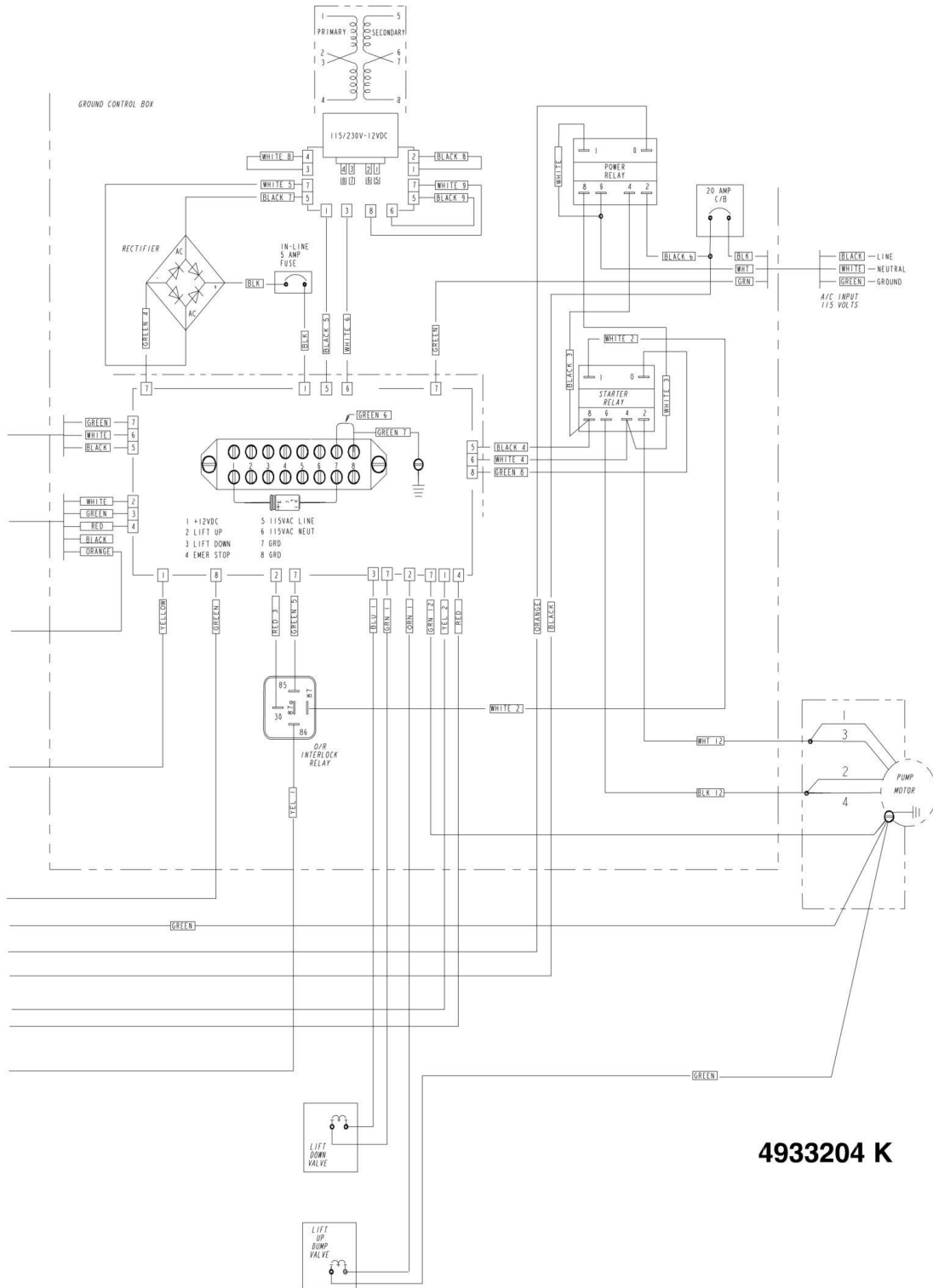
## FIGURE 7-6. ELECTRICAL DIAGRAM - 120VAC





# SECTION 7 - ELECTRICAL

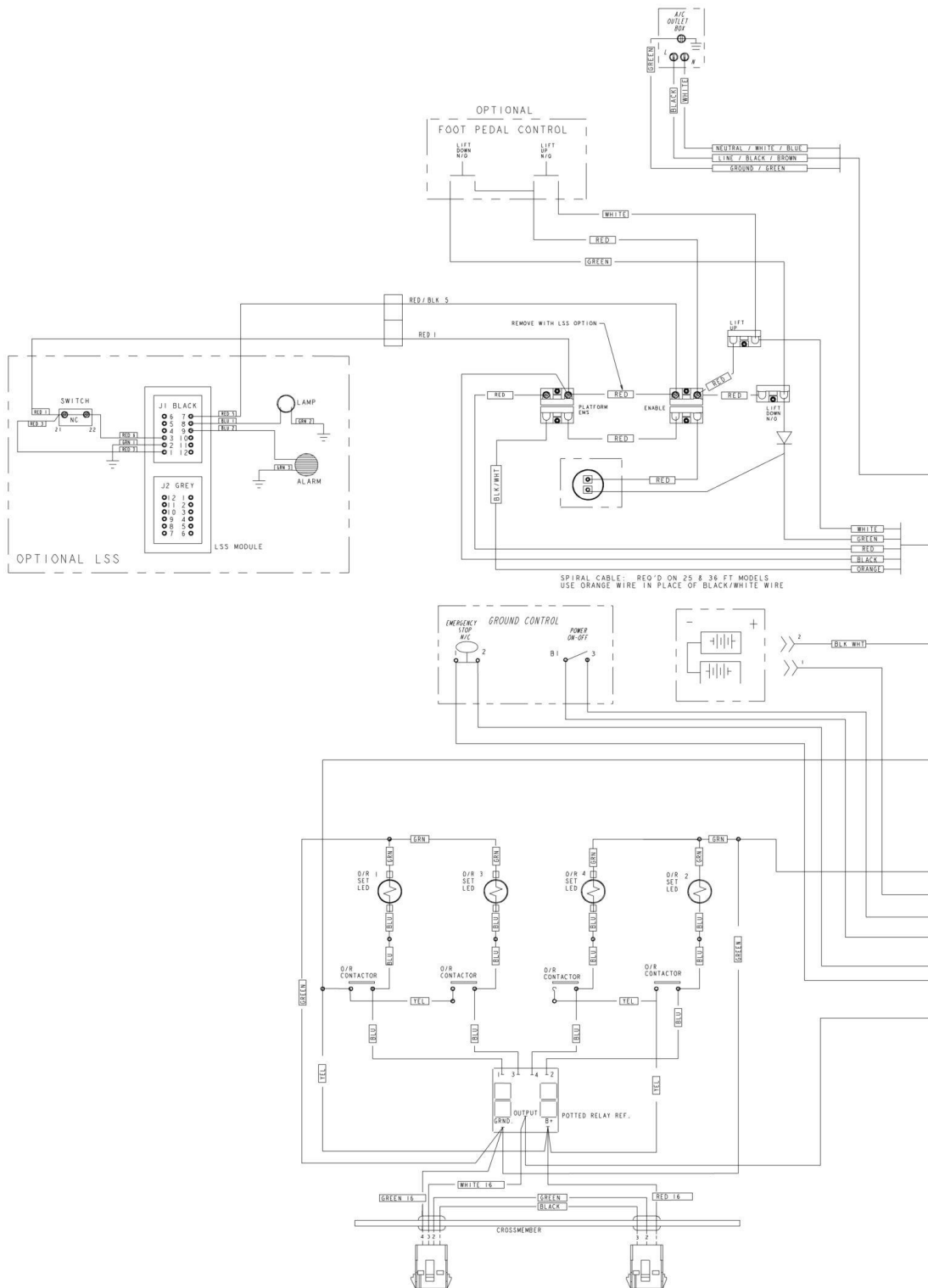
## FIGURE 7-7. ELECTRICAL DIAGRAM - 120VAC





# SECTION 7 - ELECTRICAL

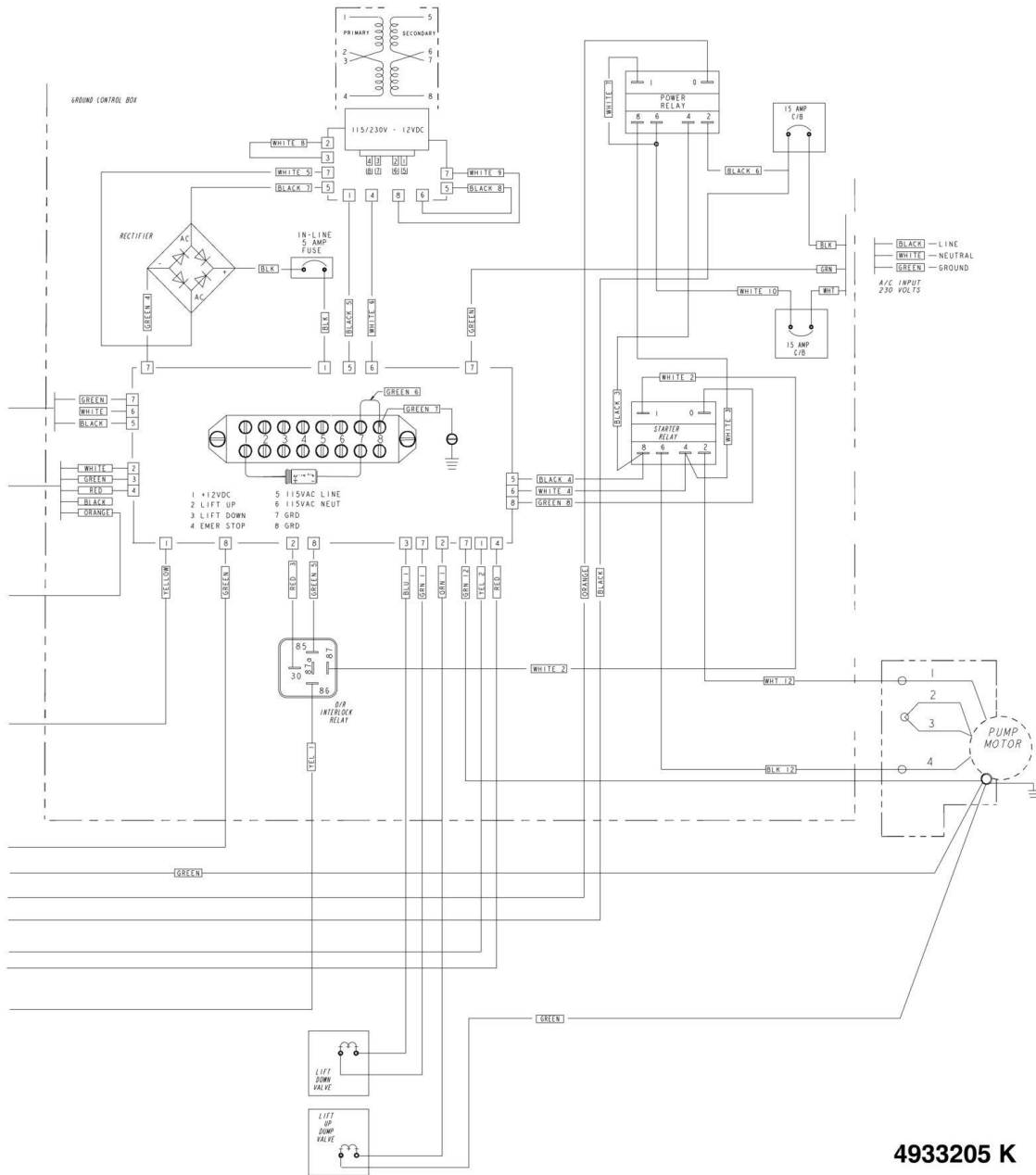
## FIGURE 7-8. ELECTRICAL DIAGRAM - 240VAC





# SECTION 7 - ELECTRICAL

## FIGURE 7-9. ELECTRICAL DIAGRAM - 240VAC

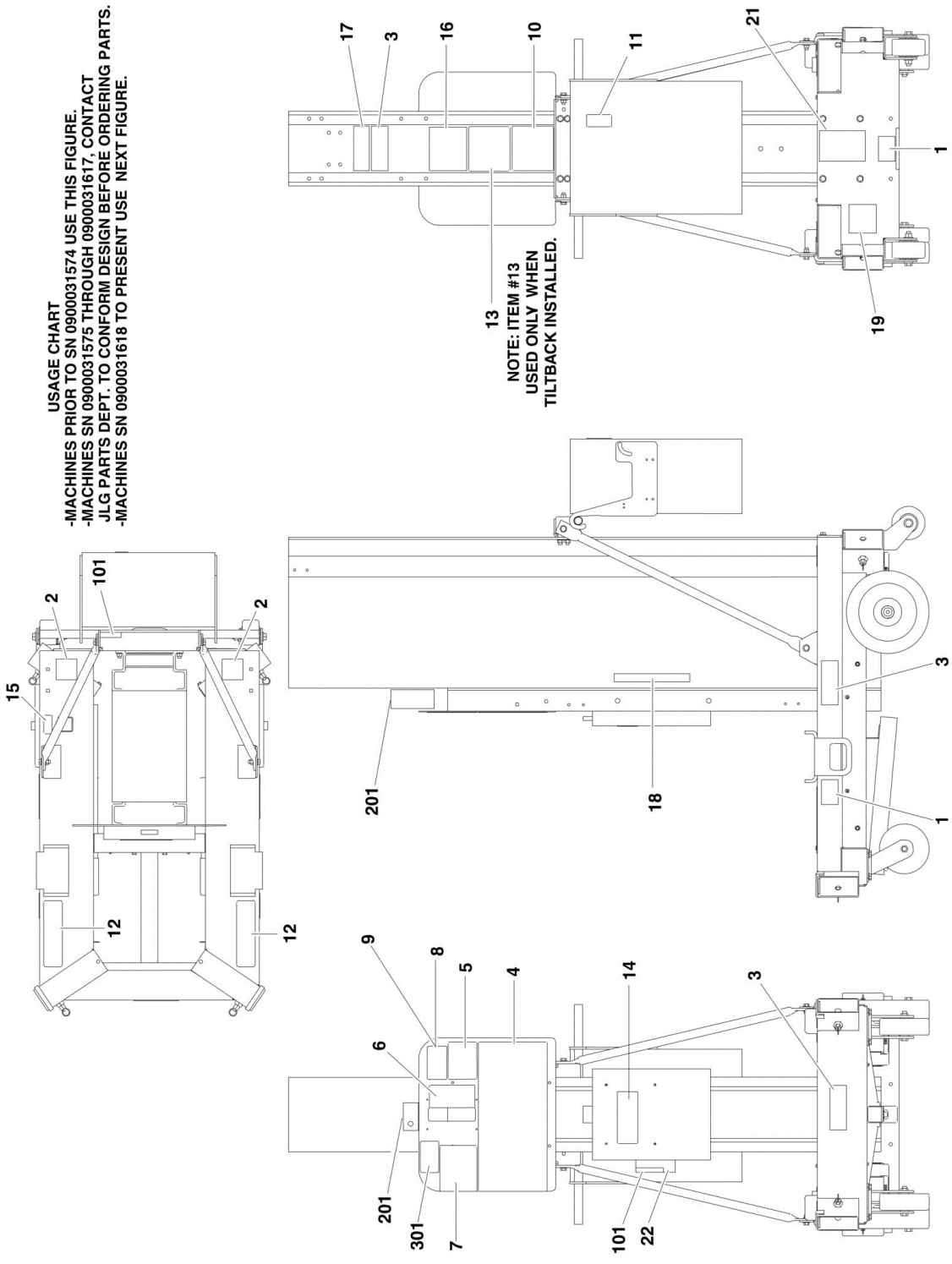




**SECTION 8 - DECALS**

# SECTION 8 - DECALS

FIGURE 8-1. DECAL INSTALLATION (SEE PARTS FOR USAGE CHART)



## SECTION 8 - DECALS

**FIGURE 8-1. DECAL INSTALLATION (SEE PARTS FOR USAGE CHART)**

ITEM	PART NUMBER	QTY	DESCRIPTION	REV
		Ref	<b>USAGE CHART</b>	
		Ref	<b>Machines Built Prior to SN 0900031574 – Note: Use this figure.</b>	
		Ref	<b>Machines Built SN 0900031575 to SN 0900031617 - No exact SN break exists, contact the JLG Parts Dept to confirm design before ordering parts.</b>	
		Ref	<b>Machines Built SN 0900031618 to Present – Note: Use next figure.</b>	
		Ref	<b>Decal Installation Options:</b>	
	0258499	Ref	<b>Decal Installation - ANSI</b>	N
	0258501	Ref	<b>Decal Installation - Brazil</b>	H
	0258503	Ref	<b>Decal Installation - China (Simplified)</b>	F
	0274928	Ref	<b>Decal Installation - China (Traditional)</b>	C
	0258504	Ref	<b>Decal Installation - CSA (Prior to SN 0900025084)</b>	H
	0274392	Ref	<b>Decal Installation - CSA (SN 0900025084 through 0900031574)</b>	B
	0258502	Ref	<b>Decal Installation - Japanese</b>	I
	0258500	Ref	<b>Decal Installation - Latin American</b>	F
1		Ref	Decal - Tie Down Options:	
1	1702300	3	ANSI/Brazil/China/Japanese/Latin American Specs	
1	1702300	3	CSA Spec <b>(Prior to SN 0900025084)</b>	
1	1703814	3	CSA Spec <b>(SN 0900025084 through 0900031574)</b>	
2		Ref	Decal - Forklift Options:	
2	1703073	2	ANSI/Brazil/China/Japanese/Latin American Specs	
2	1703073	2	CSA Spec <b>(Prior to SN 0900025084)</b>	
2	1703817	2	CSA Spec <b>(SN 0900025084 through 0900031574)</b>	
3	1703681	4	Decal - JLG	
4		Ref	Decal - Warning/Combination Options:	
4	1703778	1	Decal - ANSI/CSA Specs	
4	1704019	1	Decal - Brazil Spec	
4	1704075	1	Decal - China (Simplified) Spec	
4	1706692	1	Decal - China (Traditional) Spec	
4	1704084	1	Decal - Japanese Spec	
4	1704027	1	Decal - Latin American Spec	
5		Ref	Decal - USA Options:	
5	1703779	1	Decal - ANSI Spec	
5	Not Required	0	Decal - CSA/ Latin/ Brazil/ Japanese/ China Specs	
6		Ref	Decal - Controls Options:	
6	1703780	1	Decal - ANSI/CSA Specs	
6	1704020	1	Decal - Brazil Spec	
6	1704076	1	Decal - China (Simplified) Spec	
6	1706693	1	Decal - China (Traditional) Spec	
6	1704085	1	Decal - Japanese Spec	
6	1704028	1	Decal - Latin American Spec	
7		Ref	Decal - Electrical Hazard Options:	
7	1703781	1	Decal - ANSI/CSA Specs	
7	1704021	1	Decal - Brazil Spec	
7	1704077	1	Decal - China (Simplified) Spec	
7	1706694	1	Decal - China (Traditional) Spec	
7	1704086	1	Decal - Japanese Spec	
7	1704029	1	Decal - Latin American Spec	
8		Ref	Decal - Capacity Options:	

## SECTION 8 - DECALS

ITEM	PART NUMBER	QTY	DESCRIPTION	REV
8		Ref	Decal - Capacity ( <b>Prior to SN 0900027063</b> )	
8	1703783	1	Decal - 350LBS Capacity (ANSI Spec)	
8	1703782	1	Decal - 300LBS Capacity (CSA Spec) ( <b>Prior to SN 0900025084</b> )	
8	1706340	1	Decal - 300LBS Capacity (CSA) ( <b>SN 0900025084 through 0900027063</b> )	
8	1704167	1	Decal - 160kgs Capacity (Brazil Spec)	
8	1704095	1	Decal - 160kgs Capacity (China Spec)	
8	1704171	1	Decal - 160kgs Capacity (Japanese Spec)	
8	1704095	1	Decal - 160kgs Capacity (Latin American Spec)	
8		Ref	Decal - Capacity ( <b>SN 0900027063 through 0900031574</b> )	
8	1706346	1	Decal - 350LBS Capacity (ANSI Spec)	
8	1706346	1	Decal - 350LBS Capacity (CSA Spec)	
8	1707103	1	Decal - 160kgs Capacity (Brazil Spec)	
8	1707107	1	Decal - 160kgs Capacity (China Spec)	
8	1707105	1	Decal - 160kgs Capacity (Japanese Spec)	
8	1707101	1	Decal - 160kgs Capacity (Latin American Spec)	
9		Ref	Decal - Capacity Options:	
9		Ref	Decal - Capacity ( <b>Prior to SN 0900027063</b> )	
9	1703782	1	Decal - 300LBS Capacity (ANSI Spec)	
9	1704093	1	Decal - 250LBS Capacity (CSA Spec)	
9	1704166	1	Decal - 135kgs (Brazil Spec)	
9	1704094	1	Decal - 135kgs (China Spec)	
9	1704170	1	Decal - 135kgs (Japanese Spec)	
9	1704094	1	Decal - 135kgs (Latin American Spec)	
9		Ref	Decal - Capacity ( <b>SN 0900027063 through 0900031574</b> )	
9	1706344	1	Decal - 300LBS Capacity (ANSI Spec)	
9	1706344	1	Decal - 300LBS Capacity (CSA Spec)	
9	1707102	1	Decal - 135kgs (Brazil Spec)	
9	1707106	1	Decal - 135kgs (China Spec)	
9	1707104	1	Decal - 135kgs (Japanese Spec)	
9	1707100	1	Decal - 135kgs (Latin American Spec)	
10		Ref	Decal - Crushing/Tipping Hazard Options:	
10	1703784	1	Decal - ANSI/CSA Specs	
10	1704022	1	Decal - Brazil Spec	
10	1704078	1	Decal - China (Simplified) Spec	
10	1706696	1	Decal - China (Traditional) Spec	
10	1704088	1	Decal - Japanese Spec	
10	1704030	1	Decal - Latin American Spec	
11		Ref	Decal - Warning/ Fire Hazard Options:	
11	1703785	1	Decal - ANSI/CSA Specs	
11	1704023	1	Decal - Brazil Spec	
11	1704079	1	Decal - China (Simplified) Spec	
11	1706697	1	Decal - China (Traditional) Spec	
11	1704089	1	Decal - Japanese Spec	
11	1704031	1	Decal - Latin American Spec	
12		Ref	Decal - Crushing Hazard Options:	
12	1703786	2	Decal - ANSI/CSA Specs	
12	1704024	2	Decal - Brazil Spec	
12	1704081	2	Decal - China Spec	
12	1704090	2	Decal - Japanese Spec	
12	1704032	2	Decal - Latin American Spec	

## SECTION 8 - DECALS

ITEM	PART NUMBER	QTY	DESCRIPTION	REV
13		Ref	Decal - Tiltback/Crushing Hazard Options:	
13	1703787	1	Decal - ANSI/CSA Specs	
13	1704025	1	Decal - Brazil Spec	
13	1704082	1	Decal - China (Simplified) Spec	
13	1706695	1	Decal - China (Traditional) Spec	
13	1704091	1	Decal - Japanese Spec	
13	1704033	1	Decal - Latin American Spec	
14		Ref	Decal - Manual Options:	
14	1703788	1	Decal - ANSI/ CSA/ Brazil/ Japanese/ Latin American Specs (Use p/n 1701509) <b>(Prior to SN 0900017519)</b>	
14	1703788	1	Decal - China Spec	
15		Ref	Decal - Level Indicator Options:	
15	1703789	1	Decal - ANSI/CSA Specs	
15	1704026	1	Decal - Brazil Spec	
15	1704083	1	Decal - China (Simplified) Spec	
15	1706699	1	Decal - China (Traditional) Spec	
15	1704092	1	Decal - Japanese Spec	
15	1704034	1	Decal - Latin American Spec	
16	See Note	1	Nameplate - Serial Number (Note: Not Available for Purchase)	
17		Ref	Decal - Model Designation Options:	
17	1703902	1	Decal - Model Designation 20AM	
17	1703903	1	Decal - Model Designation 25AM	
17	1703904	1	Decal - Model Designation 30AM	
17	1703905	1	Decal - Model Designation 36AM	
17	1703906	1	Decal - Model Designation 41AM	
18		Ref	Decal - Lanyard Attach Options:	
18	1703815	1	Decal - ANSI Spec <b>(SN 0900012465 through 0900031574)</b>	
18	1703828	1	Decal - Brazil Spec <b>(SN 0900012465 through 0900018765)</b>	
18	Not Required	0	Decal - China Spec <b>(SN 0900012465 through 0900031574)</b>	
18	1703815	1	Decal - CSA Spec <b>(SN 0900012465 through 0900018765)</b>	
18	1704151	1	Decal - Japanese Spec <b>(SN 0900012465 through 0900018765)</b>	
18	Not Required	0	Decal - Latin American <b>(SN 0900012465 through 0900031574)</b>	
19	See Note	1	Decal - Barcode (Note: Not Available for Purchase)	
21	1700584	1	Decal - Patent Only <b>(SN 0900015050 through 0900031574)</b>	
22		Ref	Decal - AC Power Options:	
22	1703464	1	Decal - CSA Spec Only <b>(SN 0900025084 through 0900031574)</b>	
22	Not Required	0	Decal - ANSI/ China/ Brazil/ Japanese/ Latin American Specs	
		Ref	<b>VOLTAGE DECAL INSTALLATIONS (Prior to SN 0900028703)</b>	
	0258842	Ref	<b>120V/60HZ</b>	A
	0258843	Ref	<b>240V/50HZ</b>	A
101		Ref	Decal Options:	
101	3251243	2	Decal - 120V-60HZ	
101	3251242	2	Decal - 240V-50HZ	
		Ref	<b>DECAL - AUXILIARY LOWERING INSTALLATION (OPTIONAL)</b>	-
201	1703994	1	Decal - Auxiliary Lowering	
		Ref	<b>DECAL - MAX O/R LOAD INSTALLATIONS</b>	
	0274692	B	<b>Decal - Max O/R Load Installations 20AM</b>	
	0274693	B	<b>Decal - Max O/R Load Installations 25AM</b>	
	0274694	B	<b>Decal - Max O/R Load Installations 30AM</b>	
	0274695	B	<b>Decal - Max O/R Load Installations 36AM</b>	

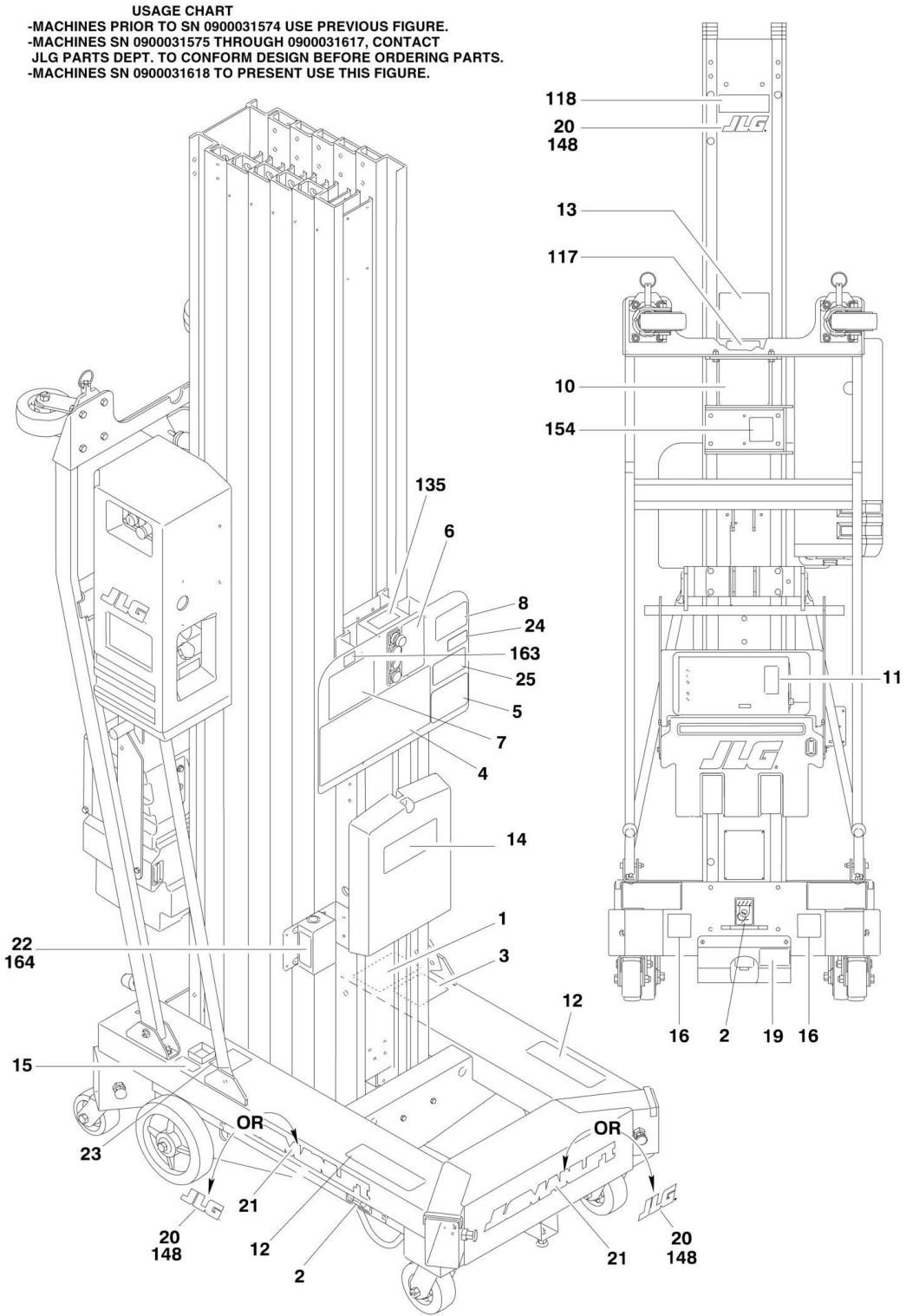
## SECTION 8 - DECALS

ITEM	PART NUMBER	QTY	DESCRIPTION	REV
	0274696	B	<b>Decal - Max O/R Load Installations 41AM</b>	
301		Ref	Decal - Max O/R Load Options:	
301	1706445	1	Decal - Max O/R Load 20AM	
301	1706446	1	Decal - Max O/R Load 25AM	
301	1706447	1	Decal - Max O/R Load 30AM	
301	1706448	1	Decal - Max O/R Load 36AM	
301	1706449	1	Decal - Max O/R Load 41AM	



# SECTION 8 - DECALS

**FIGURE 8-2. DECAL INSTALLATION (SEE PARTS FOR USAGE CHART)**





## SECTION 8 - DECALS

**FIGURE 8-2. DECAL INSTALLATION (SEE PARTS FOR USAGE CHART)**

ITEM	PART NUMBER	QTY	DESCRIPTION	REV
		Ref	<b>USAGE CHART</b>	
		Ref	<b>Machines Built Prior to SN 0900031574 – Note: Use previous figure.</b>	
		Ref	<b>Machines Built SN 0900031575 to SN 0900031617 - No exact SN break exists, contact the JLG Parts Dept to confirm design before ordering parts.</b>	
		Ref	<b>Machines Built SN 0900031618 to Present – Note: Use this figure.</b>	
		Ref	<b>Decal Installation Options:</b>	
	1001115849	Ref	<b>ANSI Spec</b>	E
	1001115851	Ref	<b>Brazil Spec</b>	C
	1001115853	Ref	<b>China (Simplified) Spec</b>	D
	1001115856	Ref	<b>China (Traditional) Spec</b>	D
	1001115854	Ref	<b>CSA Spec</b>	D
	1001115852	Ref	<b>Japanese Spec</b>	D
	1001115850	Ref	<b>Latin American Spanish Spec</b>	C
1		Ref	Decal - Patent Options:	
1	1700584	1	All Specs Except ANSI and CSA Specs ( <b>Prior to SN 0900033187</b> )	
1	1700584	1	ANSI and CSA Specs ( <b>Prior to SN 0900033187</b> )	
1	1001131273	1	ANSI and CSA Specs ( <b>SN 0900033187 to Present</b> )	
2	1702300	3	Decal - Tie Down	
3	See Note	1	Decal - Barcode (Note: Not Available for Purchase)	
4		Ref	Decal - Warning Options:	
4	1703778	1	Decal - ANSI/CSA Specs	
4	1704019	1	Decal - Brazil Spec	
4	1704075	1	Decal - China (Simplified) Spec	
4	1706692	1	Decal - China (Traditional) Spec	
4	1704084	1	Decal - Japanese Spec	
4	1704027	1	Decal - Latin American Spec	
5		Ref	Decal - USA Options:	
5	1703779	1	Decal - ANSI Spec	
5	Not Required	0	Decal - Brazil/ China/ CSA/ Japanese/ Latin America Specs	
6		Ref	Decal - Controls Options:	
6	1703780	1	Decal - ANSI/CSA Specs	
6	1704020	1	Decal - Brazil Spec	
6	1704076	1	Decal - China (Simplified) Spec	
6	1706693	1	Decal - China (Traditional) Spec	
6	1704085	1	Decal - Japanese Spec	
6	1704028	1	Decal - Latin American Spec	
7		Ref	Decal - Electrical Hazard Options:	
7	1703781	1	Decal - ANSI/CSA Specs	
7	1704021	1	Decal - Brazil Spec	
7	1704077	1	Decal - China (Simplified) Spec	
7	1706694	1	Decal - China (Traditional) Spec	
7	1704086	1	Decal - Japanese Spec	
7	1704029	1	Decal - Latin American Spec	
8		Ref	Decal - Capacity Options:	
8		Ref	Decal - Capacity 20AM/25AM/30AM	
8	1706346	1	Decal - 350LBS Capacity (ANSI/CSA Spec)	
8	1707103	1	Decal - 160kgs Capacity (Brazil Spec)	

## SECTION 8 - DECALS

ITEM	PART NUMBER	QTY	DESCRIPTION	REV
8	1707107	1	Decal - 160kgs Capacity (China Spec)	
8	1707105	1	Decal - 160kgs Capacity (Japanese Spec)	
8	1707101	1	Decal - 160kgs Capacity (Latin American Spec)	
8		Ref	Decal - Capacity 36AM/41AM	
8	1706344	1	Decal - 300LBS Capacity (ANSI/CSA Spec)	
8	1707102	1	Decal - 135kgs (Brazil Spec)	
8	1707106	1	Decal - 135kgs (China Spec)	
8	1707104	1	Decal - 135kgs (Japanese Spec)	
8	1707100	1	Decal - 135kgs (Latin American Spec)	
10		Ref	Decal - Crushing/Tipping Hazard Options:	
10	1703784	1	Decal - ANSI/CSA Specs	
10	1704022	1	Decal - Brazil Spec	
10	1704078	1	Decal - China (Simplified) Spec	
10	1706696	1	Decal - China (Traditional) Spec	
10	1704088	1	Decal - Japanese Spec	
10	1704030	1	Decal - Latin American Spec	
11		Ref	Decal - Warning/ Fire Hazard Options (DC Machines Only):	
11	1703785	1	Decal - ANSI/CSA Specs	
11	1704023	1	Decal - Brazil Spec	
11	1704079	1	Decal - China (Simplified) Spec	
11	1706697	1	Decal - China (Traditional) Spec	
11	1704089	1	Decal - Japanese Spec	
11	1704031	1	Decal - Latin American Spec	
12		Ref	Decal - Crushing Hazard Options:	
12	1703786	2	Decal - ANSI/CSA Specs	
12	1704024	2	Decal - Brazil Spec	
12	1704081	2	Decal - China Spec	
12	1704090	2	Decal - Japanese Spec	
12	1704032	2	Decal - Latin American Spec	
13		Ref	Decal - Tiltback/ Crushing Hazard Options (36AM/41AM Only):	
13	1703787	1	Decal - ANSI/CSA Specs	
13	1704025	1	Decal - Brazil Spec	
13	1704082	1	Decal - China (Simplified) Spec	
13	1706695	1	Decal - China (Traditional) Spec	
13	1704091	1	Decal - Japanese Spec	
13	1704033	1	Decal - Latin American Spec	
14	1701509	1	Decal - Manual	
15		Ref	Decal - Level Indicator Options:	
15	1703789	1	Decal - ANSI/CSA Specs	
15	1704026	1	Decal - Brazil Spec	
15	1704083	1	Decal - China (Simplified) Spec	
15	1706699	1	Decal - China (Traditional) Spec	
15	1704092	1	Decal - Japanese Spec	
15	1704034	1	Decal - Latin American Spec	
16	1703817	2	Decal - Forklift	
19	1001115864	1	Decal - Manual Descent	
20	1703681	Ref	Decal - JLG (Brazil/ China/ Japanese/ Latin American Specs) Options:	
20	1703681	4	Decal - JLG (Brazil/ China/ Japanese/ Latin American Specs) <b>(Prior to SN 0900032463)</b>	
20	1703681	1	Decal - JLG (Brazil/ China/ Japanese/ Latin American Specs) <b>(SN 0900032463 to Present)</b>	

## SECTION 8 - DECALS

ITEM	PART NUMBER	QTY	DESCRIPTION	REV
21	1001126700	3	Decal - Manlift (Brazil/ China/ Japanese/ Latin American Specs) <b>(SN 0900032463 to Present)</b>	
22		Ref	Decal - AC Power Options:	
22	1703464	1	Decal - CSA Spec Only <b>(SN 0900025084 through 0900031574)</b>	
22	Not Required	0	Decal - ANSI/ Brazil/ China/ Japanese/ Latin American Specs	
23		Ref	Decal - Yearly Inspection Options: <b>(SN 0900037590 to Present)</b>	
23	1001223055	1	Decal - ANSI Spec	
23	1001223971	1	Decal - CSA Spec	
23	Not Required	0	Decal - Brazil Spec	
23	1001224051	1	Decal - China (Simplified) Spec	
23	1001224050	1	Decal - China (Traditional) Spec	
23	1001224053	1	Decal - Japanese Spec	
23	Not Required	1	Decal - Latin American Spec	
24		Ref	Decal - ICES Options: <b>(SN 0900037590 to Present)</b>	
24	1001228370	1	Decal - ANSI / CSA Specs	
24	Not Required	0	Decal - Brazil/ China/ CSA/ Japanese/ Latin America Specs	
25		Ref	Decal - Warning Prop 65 Diesel Options: <b>(SN 0900038063 to Present)</b>	
25	1001231801	1	Decal - ANSI / CSA Specs	
25	Not Required	0	Decal - Brazil/ China/ CSA/ Japanese/ Latin America Specs	
	0010555	Ref	<b>DECALS INSTALLATION</b>	
116	See Note	1	Nameplate - Serial Number (Note: Not Available for Purchase)	
117	1706351		Decal - CSA (from p/n 0274397) (CSA Spec Machines Only)	
118		Ref	Decal - Model Designation Options:	
118	1703902	1	Decal - Model Designation 20AM	
118	1703903	1	Decal - Model Designation 25AM	
118	1703904	1	Decal - Model Designation 30AM	
118	1703905	1	Decal - Model Designation 36AM	
118	1703906	1	Decal - Model Designation 41AM	
135	1703994	1	Decal - Auxiliary Lowering (Optional)	
148	1703681	4	Decal - JLG (from p/n 0271152) (ANSI and CSA Specs)	
154	1001110242	4	Decal - JLG Service (from p/n 0272934) (ANSI and CSA Specs)	
163		Ref	Decal - Max O/R Load Options:	
163	1706445	1	Decal - Max O/R Load 20AM (from p/n 0274692)	
163	1706446	1	Decal - Max O/R Load 25AM (from p/n 0274693)	
163	1706447	1	Decal - Max O/R Load 30AM (from p/n 0274694)	
163	1706448	1	Decal - Max O/R Load 36AM (from p/n 0274695)	
163	1706449	1	Decal - Max O/R Load 41AM (from p/n 0274696)	
164		Ref	Decal - Voltage Options:	
164	3252761	1	120V	
164	3252760	1	220V-240V AC	
274	1001214029	1	Decal - EAC (Russia, CIS) (CE Spec Only)	



**SECTION 9 - RECOMMENDED SERVICE PARTS STOCK**

**SECTION 9 - RECOMMENDED SERVICE PARTS STOCK**

## SECTION 9 - RECOMMENDED SERVICE PARTS STOCK

FIGURE 9-1. AM SERIES RECOMMENDED SERVICE PARTS STOCK

ITEM	PART NUMBER	QTY	DESCRIPTION	REV
		Ref	<b>Note: The following list will service one machine (built to current production per date on the front cover) with emergency repair parts which can be installed in the field. Parts from the list should be replaced when inventory is depleted to keep service parts stock supplied. For further information, contact your JLG dealer or the JLG Industries Parts Department.</b>	
		Ref	<b>STANDARD PARTS</b>	
	7020078	1	Switch, Push/Pull	
	4360467	1	Switch, Key	
	2860030	1 st	Key, Spare	
	3740049	1	Relay	
	7020088	1	Switch, Push Button	
	7020089	1	Switch, Push Button	
	7023993	1	Coil	
	2400006	2	Fuse - 5 Amp	
	3740106	1	Relay	
		Ref	<b>VARIABLE PARTS</b>	
	3740094	1	Relay, Starter - AC Machines	
	3740105	1	Relay, Starter - 240V AC Machines	
	3740093	1	Relay, Starter - 100 & 120V AC Machines	
	3740154	1	Relay, Starter - AC Machines (Japanese Spec Only)	
	4360070	2	Breaker, Circuit - 15 Amp - 240V AC Machines	
	70000642	1	Coil - AC Machines	
	70000643	1	Coil - DC Machines	
	70001032	1	Solenoid - DC Machines	
	7011509	2	Breaker, Circuit - DC Machines	
	7018536	2	Breaker, Circuit - DC Machines with Standard Spec Battery	
	7018558	2	Breaker, Circuit - DC Machines with AGM/5 Hour Spec Battery	
	4360161	2	Breaker, Circuit - 20 Amp - 100 & 120V AC Machines	
	4360274	1	Switch, Push Button - Machines with Aux Lowering Option	
	2940082	1	Latch, Gate - Machines with Molded Platform	
	2940074	1	Latch, Gate - Machines with Gullwing Gate Platform	

**SECTION 10 - SPECIAL OPTIONS**

# SECTION 10 - SPECIAL OPTIONS

## FIGURE 10-1. SPECIAL OPTION LIST

ITEM	PART NUMBER	QTY	DESCRIPTION	REV
		Ref	<b>MISCELLANEOUS SPECIAL OPTIONS</b>	
	0273525	Ref	<b>Cord Reel Installation</b>	
		Ref	<b>Container, Shipping Skid Options:</b>	
	1580035	1	Container, Shipping Skid 20AM/25AM/30AM	
	1580036	1	Container, Shipping Skid 36AM/41AM	
		Ref	<b>DECAL INSTALLATIONS</b>	
	0256719	Ref	Decal - CSA ( <b>Prior to SN 0900025084</b> )	
	0274397	Ref	Decal - CSA ( <b>SN 0900025084 to Present</b> )	
	1001225091	Ref	Decal - Herc Rentals	
	0272934	Ref	Decal - Service	
	0271118	Ref	Decal - Sunbelt ( <b>Prior to SN 09000036264</b> )	
	1001197838	Ref	Decal - Sunbelt (20AM) ( <b>SN 0900036264 to Present</b> )	
	1001197840	Ref	Decal - Sunbelt (25AM) ( <b>SN 0900036264 to Present</b> )	
	1001197841	Ref	Decal - Sunbelt (30AM) ( <b>SN 0900036264 to Present</b> )	
	1001197842	Ref	Decal - Sunbelt (36AM) ( <b>SN 0900036264 to Present</b> )	
	1001197843	Ref	Decal - Sunbelt (41AM) ( <b>SN 0900036264 to Present</b> )	
	0270947	Ref	Decal - United Rentals	
		Ref	<b>DECAL KITS</b>	
	2901657	1	Decal Kit - ANSI Spec	
	2901570	1	Decal Kit - ANSI Spec	
	2901679	1	Decal Kit - Brazil Spec	
	2901624	1	Decal Kit - Brazil Spec	
	2901689	1	Decal Kit - China (Simplified) Spec	
	2901634	1	Decal Kit - China (Simplified) Spec	
	2902488	1	Decal Kit - China (Traditional) Spec	
	2902487	1	Decal Kit - China (Traditional) Spec	
	2901680	1	Decal Kit - CSA Spec ( <b>Prior to SN 0900025084</b> )	
	2901570	1	Decal Kit - CSA Spec ( <b>Prior to SN 0900025084</b> )	
	2902418	1	Decal Kit - CSA Spec ( <b>SN 0900025084 through 0900031574</b> )	
	2901688	1	Decal Kit - Japanese Spec	
	2901633	1	Decal Kit - Japanese Spec	
	2901678	1	Decal Kit - Latin American Spec	
	2901623	1	Decal Kit - Latin American Spec	
		Ref	<b>Electrical Connector Kits</b>	
	1001148902	Ref	Amp/Tyco Electrical Connector Kit	
	1001148903	Ref	Deutsch DT Electrical Connector Kit	
	1001148904	Ref	Deutsch HD Electrical Connector Kit	
	1001148905	Ref	Packard Electrical Connector Kit	
	1001148906	Ref	Various Electrical Connectors Kit	
		Ref	<b>Fluids/Lubricants</b>	
	3020022	Ref	Grease, Lithium (Wheels)	
	3020035	Ref	Lubricant, Silicone (Outrigger Jacks)	
	3020017	Ref	Lubricant (Caster Wheels Used) ( <b>Prior to SN 0900020788</b> )	
	3020039	Ref	Lubricant (Mast)	
	2300014	Ref	Hydraulic Oil - Mobil 424	
	0259132	Ref	<b>Foot Pedal Control</b>	
	3124179	Ref	<b>Inspection Packet</b>	
	0272934	Ref	<b>JLG Service Decal</b>	

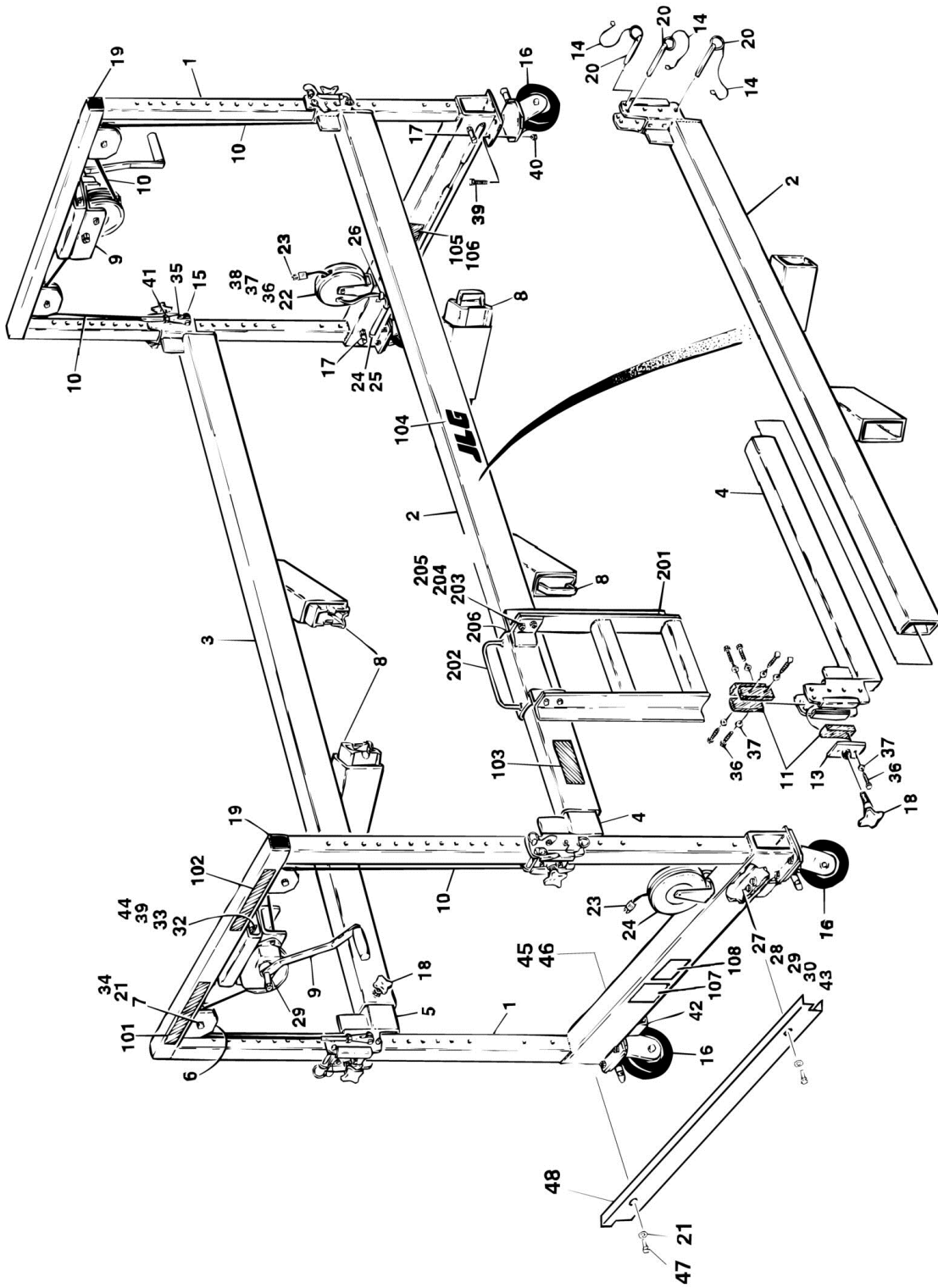


## SECTION 10 - SPECIAL OPTIONS

ITEM	PART NUMBER	QTY	DESCRIPTION	REV
	3120475	Ref	<b>Operator and Safety Video</b>	
	3120475	NLA	<b>Video (VHS) - Operator and Safety (Note: No Longer Available)</b>	
	3127097	Ref	<b>Video CD - Operator and Safety</b>	
		Ref	<b>Special Tools:</b>	
	7002821	1	Crimper (For Wire to Pin/Socket Connections)	
	7002823	1	Extractor (For Removal of Pin/Sockets Connectors)	
	4460467	1	Extractor 16-18 Gauge (For Wire to Pin/Socket from Deutsch Connectors)	
	4460510	1	Extractor 12-14 Gauge (For Wire to Pin/Socket from Deutsch Connectors)	
	7016654	1	Screwdriver, Magnetic	
	7004275	1	Seal Tool - 1in	
	7004276	1	Seal Tool - 1-1/2in	
	7002826	1	Seal Tool 2in	
	8896941	1	Stripper, Wire	
	1001137005	1	USB to RS232 Drive Installation (Service Kit)	
	0010557	Ref	<b>Straddle Installations (See STRADDLE INSTALLATION for Breakdown)</b>	
	1580038	Ref	<b>Container, Shipping Skid (Straddle)</b>	
	3125023	Ref	<b>Video, Operator and Safety (Straddle)</b>	

# SECTION 10 - SPECIAL OPTIONS

## FIGURE 10-2. STRADDLE INSTALLATION



# SECTION 10 - SPECIAL OPTIONS

## FIGURE 10-2. STRADDLE INSTALLATION

ITEM	PART NUMBER	QTY	DESCRIPTION	REV
		Ref	<b>STRADDLE INSTALLATIONS</b>	
	0258726	Ref	<b>72in/22m Height</b>	E
	0270179	Ref	<b>84in/25.6m Height</b>	E
1		Ref	Weldment, Straddle Support Options:	
1	4845862	2	72in/22m Height	
1	4846192	2	84in/25.6m Height	
2	4845860	1	Weldment, Base Tube (Right Side)	
3	4845861	1	Weldment, Base Tube (Left Side)	
4	4845864	1	Weldment, Base Extension Tube (Left Side)	
5	4845863	1	Weldment, Base Extension Tube (Right Side)	
6	3580251	4	Pulley, Cable 3/16in	
7	3900208	4	Bolt 3/8in-16NC x 1in	
8	4845890	4	Weldment, Pup	
9	4880041	2	Winch, Hand	
9	7012659	4	Lining, Brake	
9	7016621	2	Clamp, Rope	
9	7012660	2	Handle	
10		Ref	Cable, Lifting Options:	
10	1060577	4	72in/22m Height (3/16in x 100in)	
10	1060807	4	84in/25.6m Height (3/16in x 124in)	
11	3340750	16	Pad, Slide	
13	4844949	4	Weldment, Pad Support	
14	1060380	16	Cable, Lanyard 10in	
15	3421410	4	Pin, Quick Release 3/8in x 1in	
16		Ref	Caster, 5in Swivel Locking Options:	
16	4860143	4	Caster, 5in Swivel Locking <b>(Prior to SN 0900020807)</b>	
16	7012641	1	Wheel, Replacement	
16	7012630	1	Kit, Axle	
16	7012642	1	Bearing, Roller	
16	7012631	1	Bearing, Spanner	
16	7012628	1	Retainer	
16	7012643	2	Spacers	
16	4860251	4	Caster, 5in Swivel Locking (Note: No Serviceable Parts) <b>(SN 0900020807 to Present)</b>	
17	3422744	4	Pin, Locking	
18	2560120	6	Knob, Locking	
19	3520071	4	Plug, Square 2in	
20	3421060	12	Pin, Quick Release 3/8in x 4in	
21	4711500	4	Flatwasher 5/16in	
22	3680052	2	Reel, Cord	
23	4460205	2	Connector, Plug	
24	2920151	4	Light, L.E.D.	
25	2820036	0.75 ft/.02m	Tubing	
26	1320041	2	Clamp Only <b>(Prior to SN 0900020049)</b>	
27	3900194	20	Screw #8-32NC x 5/8in (Brass)	
28		Ref	Hardware Options:	
28	2540024	20	Grommet <b>(Prior to SN 0900020049)</b>	
28	0962288	20	Bushing, Nylon <b>(SN 0900020049 to Present)</b>	
29	3300379	40	Nut #8-32NC (Brass)	

## SECTION 10 - SPECIAL OPTIONS

ITEM	PART NUMBER	QTY	DESCRIPTION	REV
30	4740434	60	Washer #8 (Nylon)	
32	4751600	12	Flatwasher 3/8in	
33	3311605	6	Locknut 3/8in-16NC	
34	3311505	4	Locknut 5/16in-18NC	
35	1360266	4	Clevis, Cable	
36	0641405	AR	Bolt 1/4in-20NC x 5/8in	
37	4711400	AR	Flatwasher 1/4in	
38	3311405	AR	Locknut 1/4in-20NC	
39	0641608	22	Bolt 3/8in-16NC x 1in	
40	3300380	16	Locknut 3/8in-16NC	
41	3321602	4	Jam, Nut 3/8in-24NF	
43	0100011	AR	Compound, Locking	
44	0641604	6	Bolt 3/8in-16NC x 1/2in	
45	4460226	6	Socket, Contact	
46	4460445	2	Receptacle, Terminal	
47	0641505	4	Bolt 5/16in -18NC x 5/8in	
48	4061023	2	Shield, Cover Mounting	
49	4460234	AR	Wire Tie (Not Shown)	
50	4240032	AR	Tie Wire (Not Shown)	
		Ref	<b>Decal Installation Options:</b>	
	0255243	Ref	<b>Decal Installation - ANSI/CSA</b>	D
	0257110	Ref	<b>Decal Installation - Japanese</b>	C
	0257112	Ref	<b>Decal Installation - Latin America</b>	C
	0270560	Ref	<b>Decal Installation - China</b>	C
101		Ref	Decal - Caution Options:	
101	1702434	2	ANSI/CSA Spec	
101	1703426	2	Japanese Spec	
101	1703428	2	Latin America Spec	
101	1704768	2	China Spec	
102		Ref	Decal - Warning Options:	
102	1702435	2	ANSI/CSA Spec	
102	1703434	2	Japanese Spec	
102	1703435	2	Latin America Spec	
102	1704769	2	China Spec	
103		Ref	Decal - Danger Extension Options:	
103	1702436	2	ANSI/CSA Spec	
103	1703441	2	Japanese Spec	
103	1703442	2	Latin America Spec	
103	1704770	2	China Spec	
104	1702365	2	Decal - JLG	
105	See Note	1	Nameplate - Serial Number (Note: Not Available for Purchase)	
106	3820001	4	Rivet, Pop	
107	1702631	1	Decal - Bar Code (Note: Not Available for Purchase) <b>(Prior to SN 0900034274)</b>	
108	1001131273	2	Decal - Patent (ANSI/CSA Spec Only) <b>(SN 0900033326 to Present)</b>	
	0255133	Ref	<b>LADDER ASSEMBLY</b>	-
201	4844897	1	Ladder Weldment	
202	4844901	1	Ladder Attach Weldment	
203	0641507	4	Bolt 5/16in-18NC x 7/8in	
204	3300356	4	Nut 5/16in-18NC	
205	4751500	8	Flatwasher 5/16in	

## SECTION 10 - SPECIAL OPTIONS

ITEM	PART NUMBER	QTY	DESCRIPTION	REV
206	4280296	3.25 ft/0.10m	Strip, Wear	
		Ref	<b>SE ADAPTER ASSEMBLY OPTIONS: (NOT SHOWN)</b>	
	0258732	Ref	<b>Se Adapter Assembly Options: (Not Shown) (Prior to SN 0900019239)</b>	2/B
	0272369	Ref	<b>Se Adapter Assembly Options: (Not Shown) (SN 0900019239 through 0900031574)</b>	B
	0272369	Ref	<b>Se Adapter Assembly Options: (Not Shown) (SN 0900031575 through 0900031617)</b>	B
	1001116007	Ref	<b>Se Adapter Assembly Options: (Not Shown) (SN 0900031575 through 0900031617)</b>	A
	1001116007	Ref	<b>Se Adapter Assembly Options: (Not Shown) (SN 0900031618 to Present)</b>	A
		Ref	Harness, SE Adapter Options:	
	4922228	1	Harness, SE Adapter <b>(Prior to SN 0900019239)</b>	
	4922751	1	Harness, SE Adapter <b>(SN 0900019239 to Present)</b>	
	4460134	1	Plug, Female	
	1320215	2	Clamp, Spring	
	2540025	2	Grommet <b>(Prior to SN 0900019239)</b>	
		Ref	Hardware Options:	
	0721005	4	Screw, Machines #10-24NC x 5/8in	
	4750800	4	Flatwasher #8	
	3311005	4	Locknut #10-24NC	
	3820024	4	Rivet	



**PART NUMBER INDEX**

# PART NUMBER INDEX

0010555.....175	0258547.....26	0271252.....13, 17	0561306.....101, 112
0010557.....181	0258553.....116, 117	0271253.....13, 17	0561307.....106, 112
0100001.....26	0258554.....116	0271373.....39, 47, 65	0561308.....106, 113
0100011....11, 17, 21, 23, 26, 27, 33, 39, 41, 42, 47, 49, 63, 64, 65, 73, 77, 81, 82, 84, 88, 89, 91, 99, 103, 109, 115, 116, 121, 184	0258555.....116, 117	0271423.....11, 22	0561309.....106, 112
0100019..11, 29, 95, 101, 106, 112, 113	0258562.....123	0271424.....11, 22, 23	0561409.....101, 112
0100020.....143	0258587.....127	0271425.....11, 22, 23	0630383.....29, 33, 34
0100035.....21	0258588.....127	0271426.....11, 23	0630486.....37, 45, 63
0100051.....77	0258591.....81	0271429.....26	0630518.....34
0100062....101, 106, 112	0258592.....82	0271430.....26	0630529.....12
0100081.....115, 116	0258593.....81	0271431.....26	0630550.....27, 41, 49
0140011.....95	0258594.....82	0271432.....26	0630570.....95
0140022.....39, 47, 65	0258595.....81	0271433.....26	0641404....38, 41, 46, 49, 63, 64
0140033.....13, 14, 17	0258672.....121	0272192.....74	0641405.....184
0255036.....131	0258673.....123	0272369.....148, 185	0641406....11, 17, 37, 41, 45, 49, 73, 77, 99, 103, 109
0255040.....131	0258683...38, 46, 64, 143	0272686...39, 42, 47, 50, 65	0641407....89, 90, 93, 99, 103, 109
0255133.....184	0258726.....183	0272934.....180	0641408.....26, 100, 105, 111, 116, 121, 123, 127
0255243.....184	0258732.....148, 185	0272943.....13	0641409.....115
0255853.....131	0258741.....30, 115	0273144.....95	0641410....21, 81, 82, 88, 89, 99, 103, 109, 131
0256559.....117	0258811.....11, 23	0273162.....95	0641412.....73
0256719.....180	0258820.....21	0273264.....95	0641414.....77, 123, 128
0257110.....184	0258821.....21	0273265.....95	0641416.....82, 95, 121
0257112.....184	0258822.....21	0273365.....38, 46, 65	0641418...84, 89, 95, 123
0257114.....117	0258823.....116	0273525.....180	0641505.....184
0257711.....123	0258824.....116	0273974.....85, 91	0641507.....184
0258180.....11, 22	0258825.....116	0273975.....85, 91	0641508.....99, 103, 109
0258203.....73	0258842.....169	0274331.....46	0641512.....77
0258406.....29	0258843.....169	0274392.....167	0641518.....29
0258434.....37	0258965.....30, 115	0274397.....180	0641604.....184
0258436.....37	0259131.....123	0274606.....124	0641606.....11, 17, 63
0258438.....63	0259132.....180	0274628.....124	0641607.....11
0258448.....117	0259238.....45	0274629.....124	0641608....26, 27, 29, 30, 33, 38, 42, 46, 49, 63, 64, 115, 116, 117, 184
0258449.....81, 88	0259504.....45	0274630.....124	0641609.....26, 27
0258450.....82, 89	0270163.....73, 77	0274631.....124	0641610 33, 99, 103, 109, 116
0258451.....82, 88	0270179.....183	0274632.....124	0641611.....27, 30
0258452.....82, 89	0270560.....184	0274692.....169	0641612....81, 82, 88, 89, 117
0258453.....81, 88	0270748.....83	0274693.....169	0641614....29, 38, 42, 46, 49, 64
0258466.....21	0270749.....83	0274694.....169	0641618.89, 99, 103, 109
0258467.....21	0270773.....83	0274695.....169	0641620.....34, 95
0258468.....21	0270774.....83	0274696.....170	0641622.....21
0258469.....11, 22	0270776.....83	0274822.....127	0641624.....21, 33
0258470.....11, 22	0270777.....83	0274928.....167	0641628.....95
0258474.....123	0270779.....83	0275096.....117	0641812.....99, 103, 109
0258475.....127	0270780.....83	0275097.....117	0641828..17, 30, 34, 115, 116
0258476.....127	0270782.....84	0275689.....41, 143	0641830.....11
0258477.....121	0270783.....84	0275690.....41, 143	0641872....100, 105, 111
0258478...38, 46, 64, 143	0270947.....180	0275697.....42, 50, 65	0681410.....99, 103, 109
0258482....38, 42, 47, 50, 65, 83, 90	0270975.....83	0275884.....63	0681812.....117
0258493.....73	0270976.....83	0275939..41, 49, 64, 143	0720805.....11, 73
0258498.....73	0270978.....83	0362347.....121	0721005.....11, 185
0258499.....167	0270979.....83	0362735.....99, 103, 109	0721006....13, 14, 17, 37, 41, 45, 49, 63, 84, 95, 128
0258500.....167	0270981.....83	0362736.....99, 103, 109	0721008.....73
0258501.....167	0270982.....83	0362758.....99, 103, 109	0721014.....37, 45, 63
0258502.....167	0270984.....83	0400122.....74, 77	
0258503.....167	0270985.....84	0400144.....74, 77	
0258504.....167	0270987.....84	0400176.....73, 77, 79	
0258543.....26	0270988.....84	0400181...38, 42, 47, 50, 65	
0258544.....26	0271118.....180	0400209.....74, 77	
0258545.....26	0271130.....63	0400212.....73, 77, 79	
0258546.....26	0271131.....37, 41	0400223.....73, 74	
	0271132.....37, 41	0400224.....73, 74	
	0271133.....45, 49	0440268.....95	
	0271134.....45	0440287.....115, 116	
	0271137...38, 46, 49, 64, 143	0561150.....101	
	0271139...38, 46, 49, 64, 143	0561305.....106, 113	



## PART NUMBER INDEX

0741407..... 22	1001093343..... 14, 17	1001109246..... 103, 110	1001212241..... 33
0741606..... 99, 103, 109	1001093646..... 54	1001109303..... 101	1001214029..... 175
0741618..... 109	1001093778..... 12, 17	1001109304..... 106	1001216900..... 33
0750802..... 131	1001096054..... 89, 90	1001109305..... 112	1001216905..... 33
0791003... 39, 42, 47, 50, 65	1001096586..... 54	1001109306..... 106	1001221248..... 34
0791408..... 95	1001096587..... 54	1001109307..... 112	1001223055..... 175
0791508..... 41, 49	1001096767..... 91	1001110217..... 42, 50, 65	1001223971..... 175
0791605..... 63	1001097212..... 90	1001110242..... 175	1001224050..... 175
0791606..... 63	1001097213..... 90	1001110281..... 116	1001224051..... 175
0791608..... 41, 49, 63	1001097219..... 90	1001110873..... 91	1001224053..... 175
0791609..... 42, 49, 64	1001097220..... 90	1001114327..... 99	1001225091..... 180
0791610..... 95	1001099638..... 123, 128	1001114328..... 26	1001228370..... 175
0801141..... 99	1001099734..... 101, 105, 112, 139	1001114375..... 42, 50, 65	1001231279..... 33
0801142..... 103	1001099754..... 101, 105, 112	1001114470..... 109	1001231280..... 34
0801143..... 109	1001100013..... 101, 105, 112	1001115505..... 17	1001231801..... 175
0801144..... 103	1001100055..... 112, 139	1001115849..... 173	1001235146..... 100, 104, 110
0801145..... 109	1001100056..... 106, 139	1001115850..... 173	106038029, 33, 121, 123, 127, 131, 183
0801291..... 99	1001100057..... 101	1001115851..... 173	1060518..... 63
0801292..... 103	1001100544..... 143	1001115852..... 173	1060548..... 109
0801293..... 109	1001100545..... 143	1001115853..... 173	1060564..... 84
0801294..... 103	1001100905..... 30, 115, 116	1001115854..... 173	1060565..... 84
0801295..... 109	1001100945..... 12, 17, 30, 34, 115	1001115855..... 174	1060570..... 73
0860520... 121, 123, 127	1001101858..... 77	1001115956..... 17	1060571..... 63
0860911..... 53	1001101902..... 77	1001116007..... 185	1060577..... 183
0860933..... 37, 41, 53	1001101926..... 77	1001116824..... 22	1060585..... 53
0860936..... 37, 41, 53	1001101991..... 77	1001126700..... 175	1060655..... 103, 109
0860943..... 53	1001101994..... 77	1001129756..... 22	1060663..... 88, 90
0860945..... 82, 89	1001102616..... 27	1001129757..... 22	1060683..... 99, 103, 109
0860946..... 84	1001102618..... 17	1001129758..... 22	1060684..... 103, 109
0860947..... 131	1001103107..... 73, 77	1001129761..... 22	1060685..... 99, 103, 109
0860977..... 45, 53	1001103214..... 17, 146, 147, 148	1001129763..... 22	1060687... 54, 81, 82, 88, 89
0861192..... 73	1001103370..... 17, 22, 23	1001129764..... 22	1060694..... 83
0861193..... 73	1001103416..... 17	1001129779..... 22	1060696..... 99
0861207... 81, 82, 88, 89	1001103417..... 17, 33	1001131273..... 173, 184	1060699..... 183
0861212..... 37, 45, 63	1001105113..... 41, 49	1001133151..... 22	1060807..... 54
0861213... 38, 42, 47, 50, 65	1001107441..... 27	1001137005..... 181	1060908..... 84
0861305... 37, 41, 45, 49, 63	1001107442..... 33	1001146221..... 90	1060925..... 88
0861557..... 45, 49, 53	1001107443..... 33	1001148902..... 180	10701650..... 23
0861731..... 91	1001107444..... 116	1001148903..... 180	1220015..... 21
0902047..... 99, 103, 109	1001107446..... 116	1001148904..... 180	1260299..... 101
0902054..... 63	1001107448..... 33	1001148905..... 180	1260329..... 99, 101, 109, 112
0902079..... 131	1001107451..... 27	1001148906..... 180	1260330..... 109, 112
0902422..... 103, 109	1001107452..... 33	1001149108..... 90	1260331... 103, 106, 109, 112
0902423..... 99, 103, 109	1001107453..... 33	1001151813..... 89	1260332... 103, 106, 109, 112
0902424..... 99, 103, 109	1001107454..... 33	1001151814..... 89	1260333... 103, 106, 109, 112
0902431..... 99, 103, 109	1001107455..... 34	1001151831..... 90	1260334... 103, 106, 109, 112
0902442..... 73	1001107456..... 116	1001151832..... 89	1271389..... 99, 103, 109
0902445..... 99, 103, 109	1001107457..... 27	1001152263..... 89	1271390..... 99, 104, 110
0902698... 101, 106, 112	1001107459..... 27	1001152264..... 90	1271391..... 99, 104, 110
0940049..... 29	1001107836..... 77	1001152485..... 93	1271392..... 99, 104, 110
0940085..... 73	1001107839..... 77	1001154240..... 33	1271393..... 99, 104, 110
0940088..... 33	1001107840..... 77	1001154241..... 33	1271394..... 103, 110
0961845..... 123	1001108178..... 27	1001154242..... 34	1271395..... 104, 110
0961892..... 99, 103, 109, 115, 116	1001108559..... 26	1001187791..... 93	1271396..... 104, 110
0962195..... 29	1001108561..... 26	1001187792..... 93	1271397..... 104, 110
0962196..... 29	1001108562..... 26	1001193370..... 33	1271398..... 104, 110
0962197..... 29	1001108563..... 26	1001197838..... 180	1271399..... 104, 110
0962288..... 21, 23, 183	1001108564..... 27	1001197840..... 180	1320041..... 90, 183
1001091148..... 117	1001108711..... 33	1001197841..... 180	1320043..... 11
1001092753..... 105, 111	1001108712..... 34, 116	1001197842..... 180	
1001092754..... 105, 111	1001108714..... 34, 116	1001197843..... 180	
1001093322... 13, 14, 17, 18	1001108715..... 33	1001203325..... 33	
	1001109245..... 99, 103, 110	1001209403..... 34	
		1001209404..... 34	
		1001209470..... 34	
		1001211422..... 33	

# PART NUMBER INDEX

1320146.....89	1703828 ..... 169	1706496 ..... 124	2901689.....180
1320149....81, 83, 84, 88, 89	1703902 ..... 169, 175	1706504 ..... 124	2902418.....180
1320215.....29, 185	1703903 ..... 169, 175	1706505 ..... 124	2902487.....180
1320218.....131	1703904 ..... 169, 175	1706692 ..... 167, 173	2902488.....180
1320224.....64	1703905 ..... 169, 175	1706693 ..... 167, 173	2920026.....95
1320238.....81, 83	1703906 ..... 169, 175	1706694 ..... 167, 173	2920029.....95
1360266.....184	1703994 ..... 169, 175	1706695 ..... 169, 174	2920127.....131
1380132.....33, 131	1704019 ..... 167, 173	1706696 ..... 168, 174	2920146.....13, 14, 17
1580035.....180	1704020 ..... 167, 173	1706697 ..... 168, 174	2920151.....11, 146, 147, 148, 183
1580036.....180	1704021 ..... 167, 173	1706699 ..... 169, 174	2940074.....128, 178
1580038.....181	1704022 ..... 168, 174	1707100 ..... 168, 174	2940082.....121, 178
1600357 .....95	1704023 ..... 168, 174	1707101 ..... 168, 174	2940111.....73
1670603.....83, 89	1704024 ..... 168, 174	1707102 ..... 168, 174	2940132....39, 42, 47, 50, 65
1670836.....105, 111	1704025 ..... 169, 174	1707103 ..... 168, 173	2940150.....13, 33
1671255....100, 105, 111	1704026 ..... 169, 174	1707104 ..... 168, 174	3020017.....12, 180
1671342.....105, 111	1704027 ..... 167, 173	1707105 ..... 168, 174	3020022.....11, 17, 180
1683693.....106, 135	1704028 ..... 167, 173	1707106 ..... 168, 174	3020035.....21, 180
1683699....101, 105, 112, 135	1704029 ..... 167, 173	1707107 ..... 168, 174	3020039....101, 106, 112, 180
1683700.....112, 135	1704030 ..... 168, 174	1846514 ..... 111	3120475.....181
1684086.....112, 137	1704031 ..... 168, 174	2080040 ..... 33	3124179.....180
1684087.....106, 137	1704032 ..... 168, 174	2220473 ..... 143	3125023.....181
1684088....101, 105, 112, 137	1704033 ..... 169, 174	2220507 ..... 143	3127097.....181
1700584.....169, 173	1704034 ..... 169, 174	2220603 ..... 143	3251242.....169
1701509.....174	1704075 ..... 167, 173	2220773 ..... 143	3251243.....169
1701612.....123, 128	1704076 ..... 167, 173	2220775 ..... 143	3252760.....84, 90, 175
1702102.....53, 54	1704077 ..... 167, 173	2220875 ..... 143	3252761.....84, 90, 175
1702103.....54	1704078 ..... 168, 174	2300014 ..... 180	3271805.....118
1702120.....54	1704079 ..... 168, 174	2400006 ....146, 147, 178	3300151.....121
1702300.....167, 173	1704081 ..... 168, 174	2410022 ..... 127	3300356.....128, 184
1702353.....38, 46, 64	1704082 ..... 169, 174	2420140 ..... 26, 27	3300379.....23, 183
1702365.....54, 131, 184	1704083 ..... 169, 174	2420172 ...38, 42, 47, 50, 65	3300380.....21, 184
1702434.....184	1704084 ..... 167, 173	2420195 ..... 73, 77	3300391.....131
1702435.....184	1704085 ..... 167, 173	2420206 ..... 47	3300392.....21
1702436.....184	1704086 ..... 167, 173	2540024 ..... 21, 23, 183	3300440.....21
1702569.....53	1704088 ..... 168, 174	2540025 ..... 185	3300475.....95
1702612.....118	1704089 ..... 168, 174	2560088 ...11, 26, 27, 29, 30, 34	3310805.....11, 73
1702631.....184	1704090 ..... 168, 174	2560120 ..... 183	3311001....38, 47, 65, 84, 90, 95, 121
1703073.....167	1704091 ..... 169, 174	2560127 ..... 21	3311005....11, 13, 14, 17, 34, 37, 41, 45, 49, 63, 73, 121, 128, 185
1703175.....118	1704092 ..... 169, 174	2600225 ..... 128	3311401..73, 95, 99, 104, 110
1703426.....184	1704093 ..... 168	2700092 ..... 115	3311405....11, 17, 21, 26, 37, 41, 45, 49, 73, 77, 81, 83, 88, 89, 93, 99, 104, 110, 121, 123, 127, 128, 131, 184
1703428.....184	1704094 ..... 168	2720130 ..... 115, 116	3311408.....95
1703434.....184	1704095 ..... 168	2820030 ..... 41, 49	3311501.....29, 73
1703435.....184	1704151 ..... 169	2820035 ...13, 39, 42, 47, 50, 65	3311505....29, 33, 34, 37, 45, 63, 73, 77, 99, 104, 110, 121, 128, 184
1703441.....184	1704166 ..... 168	2820036 ..... 183	3311601..12, 95, 99, 104, 110
1703442.....184	1704170 ..... 168	2820086 ..... 12	3311605....11, 21, 26, 27, 29, 30, 33, 38, 42, 46, 50, 64, 81, 83, 88, 89, 95, 99, 104, 110, 115, 116, 117, 184
1703455.....117	1704171 ..... 168	2840019 ..... 21	3311608....26, 27, 42, 50, 64, 95
1703464.....169, 175	1704277 ..... 118	2860030 ...37, 41, 45, 49, 63, 178	3311801.....95, 100, 104, 110
1703681....54, 123, 128, 167, 174, 175	1704582 ...26, 38, 42, 46, 50, 65	2880310 ..... 99, 104, 110	
1703778.....167, 173	1704768 ..... 184	2901570 ..... 180	
1703779.....167, 173	1704769 ..... 184	2901603 ..... 101	
1703780.....167, 173	1704770 ..... 184	2901604 ..... 106	
1703781.....167, 173	1705756 ..... 95	2901605 ..... 112	
1703782.....168	1706326 ..... 131	2901606 ..... 106	
1703783.....168	1706340 ..... 168	2901607 ..... 112	
1703784.....168, 174	1706344 ..... 168, 174	2901623 ..... 180	
1703785.....168, 174	1706346 ..... 168, 173	2901624 ..... 180	
1703786.....168, 174	1706351 ..... 175	2901633 ..... 180	
1703787.....169, 174	1706385 ..... 124	2901634 ..... 180	
1703788.....169	1706445 ..... 170, 175	2901657 ..... 180	
1703789.....169, 174	1706446 ..... 170, 175	2901678 ..... 180	
1703814.....167	1706447 ..... 170, 175	2901679 ..... 180	
1703815.....169	1706448 ..... 170, 175	2901680 ..... 180	
1703817.....167, 174	1706449 ..... 170, 175	2901688 ..... 180	
	1706494 ..... 124		
	1706495 ..... 124		

# PART NUMBER INDEX

3311805 ... 11, 17, 30, 34, 115, 116	3574518 ..... 95	3900212..... 12, 23	4360376 ..... 53
3312001 ..... 11	3580217 .... 100, 104, 110	3900255..... 12	4360467 ... 37, 41, 45, 49, 63, 178
3321501 ..... 33	3580231 ..... 81, 83	3900258..... 128	4360546 ..... 95
3321602 ..... 184	3580251 ..... 183	3900346..... 95	4420039 ..... 123, 128
3321701 ..... 115, 116	3580268 ... 100, 104, 105, 110, 111	3900347..... 95	4420064 ... 38, 42, 47, 50, 65
3340712 ..... 21	3580269 .... 100, 104, 110	3900373..... 81, 83, 88, 90	4420065 ... 39, 42, 47, 50, 65
3340746 ..... 121	3580272 ..... 105, 111	3910808..... 53	4460018 ..... 84
3340750 ..... 183	3580286 .... 100, 104, 110	3911010..... 38, 47, 65	4460023 .... 83, 84, 90, 91
3340754 ..... 121	3580291 ..... 105, 111	3911024..... 49, 95	4460035 ... 82, 83, 85, 88, 89
3340845 .... 99, 104, 110, 115, 116	3580344 .... 81, 83, 88, 89	3911032..... 121	4460044 ..... 146, 147
3340846 .... 99, 104, 110	3600273 ..... 63, 67	3931420..... 61, 71	4460115 ... 81, 82, 83, 88, 89
3340858 .... 99, 104, 110	3600280 ..... 37, 57	3931516..... 58, 67	4460121 ..... 85
3380684 ..... 111	3600281 ..... 37, 57	3941004..... 29	4460125 ..... 85, 91
3380685 ..... 105	3600292 .... 37, 45, 46, 57	3990010..... 146, 147	4460134 ..... 148, 185
3420934 ..... 29, 33	3600298 ..... 46, 57	4060092..... 84, 85, 91	4460145 ... 81, 82, 83, 84, 85, 90, 91
3421060 ..... 183	3600320 ..... 63, 67	4060700..... 91	4460190 ..... 85
3421410 ..... 183	3600322 ..... 37, 45, 57	4060803.... 121, 123, 128	4460205 ..... 85, 91, 183
3421453 ..... 131	3600323 ..... 46, 57	4060804..... 121	4460226 ..... 96, 184
3422265 ..... 101, 112	3600453 ..... 41, 49, 61	4060805..... 29	4460227 ..... 96
3422369 ..... 12, 23, 29	3600461 ..... 63, 71	4060807..... 29	4460233 ..... 91
3422370 ..... 29, 33	3640924 ..... 121	4060875..... 38, 46, 64	4460234 ..... 12, 184
3422657 ... 121, 123, 127	3640990 ..... 121	4060882..... 121	4460267 ... 38, 42, 47, 50, 65
3422717 ... 100, 104, 110	3641663 ..... 127	4060960.... 100, 104, 110	4460268 ... 42, 50, 54, 65, 146, 147, 148
3422720 ..... 106, 113	3641664 ..... 123	4060961.... 100, 104, 110	4460315 ..... 84, 89
3422721 ..... 106, 112	3680052 ..... 183	4061023..... 184	4460320 ... 38, 42, 47, 50, 65, 96
3422722 ..... 106, 112	3740013 ..... 64	4061024.... 38, 42, 46, 50, 64	4460326 ..... 42, 50, 65
3422744 ... 12, 17, 23, 29, 30, 115, 116, 183	3740049 ..... 53, 64, 178	4061060..... 95	4460346 ..... 91
3450201 ..... 101, 112	3740080 ..... 64	4070860.... 100, 105, 111, 115, 116	4460424 .54, 96, 146, 147
3450202 .... 106, 112, 113	3740093 ..... 53, 178	4070861.... 100, 105, 111, 115, 116	4460425 ..... 131
3450504 ..... 30, 115	3740094 ..... 53, 178	4070862.... 100, 105, 111, 115, 116	4460445 . 42, 50, 65, 146, 147, 148, 184
3510676 ..... 121	3740105 ..... 53, 178	4070890..... 121	4460466 ..... 96
3510880 ..... 127	3740106 .... 12, 146, 147, 148, 178	4070891..... 121	4460467 ..... 181
3510881 ..... 127	3740113 ..... 38, 46, 64	4070894..... 121	4460474 ..... 84, 90
3510882 ..... 127	3740154 ..... 49, 178	4070970.... 100, 104, 110	4460510 ..... 181
3510904 ..... 128	3760170 ..... 131	4070971.... 100, 104, 111	4460517 ..... 96
3510905 ..... 127	3760348 .... 100, 105, 111	4070981..... 30, 115	4460549 ..... 85, 91
3510907 ..... 123	3780200 ..... 21	4070984.... 38, 42, 46, 50, 65	4460565 ..... 53
3510908 ..... 127	3820001 ..... 73, 184	4070988.... 100, 105, 111	4460566 ... 38, 41, 46, 49, 81, 83, 88, 90
3510909 ..... 127	3820006 .... 100, 104, 110	4070989.... 100, 105, 111	4460567 ..... 77
3510910 ..... 123	3820024 29, 33, 121, 123, 127, 185	4070990.... 100, 105, 111	4460633 ..... 53
3510911 ..... 127	3820032 ... 42, 50, 65, 81, 83, 88, 90, 95, 105, 111, 115	4070991.... 100, 105, 111	4460908 ..... 95
3520028 ..... 54, 121	3820034 .... 100, 104, 110	4071131..... 115, 116	4460909 ..... 96
3520034 ..... 54, 83, 90	3860127 ..... 115, 116	4071132..... 115, 116	4460915 ..... 96
3520071 ..... 183	3890053 ..... 109	4160124.... 100, 104, 111	4460961 ... 146, 147, 148
3520072 ..... 95, 121, 128	3900032 ..... 128	4160125..... 121	4461000 ..... 96
3520163 ..... 29, 30, 34	3900111 ..... 29, 33	4160130.... 81, 83, 88, 90	4530010 ..... 53
3520169 ..... 123	3900177 ..... 121	4160165..... 128	4530013 ..... 53
3539660 ..... 12, 17	3900187 ... 100, 104, 110	4160173..... 29	4530023 ..... 53
3539814 ..... 117	3900190 .... 73, 100, 104, 110, 115, 116	4160205..... 95	4566847 ..... 131
3570435 ..... 123	3900191 ..... 83, 90	4210029..... 21	4567489 ... 100, 104, 111
3570462 ..... 127	3900192 .... 100, 104, 110	4210030..... 21	4567490 ..... 111
3570464 ..... 127	3900193 ..... 21	4220178..... 22	4567491 ..... 104, 111
3570893 .... 100, 104, 110	3900194 ..... 23, 183	4240032..... 12, 17, 184	4567492 ... 100, 104, 111
3570923 .... 81, 83, 88, 89	3900200 ..... 81, 83	4240033..... 85	4567508 ..... 26
3570927 ..... 29	3900202 ..... 121	4280291..... 21	4567599 ..... 29
3570949 ..... 29	3900203 ..... 121	4280296.... 123, 131, 185	4567601 ..... 21
3570971 ..... 26	3900204 ..... 131	4300111.... 101, 106, 112	
3570973 ..... 12	3900205 90, 91, 100, 104, 110	4300129..... 106, 113	
3570976 ..... 117	3900206 .... 100, 104, 110	4341353..... 41, 49	
3570986 ..... 123	3900208 ..... 183	4341431..... 41, 49	
3571150 ..... 12		4341432..... 41, 49, 64	
3572158 ..... 38, 47, 65		4360070..... 53, 178	
3572370 ..... 29		4360161..... 53, 178	
3572959 ..... 13		4360274..... 83, 90, 178	

# PART NUMBER INDEX

4567602.....21	4844897 ..... 184	4922009 ..... 147	70000643..... 61, 71, 178
4567603.....22	4844901 ..... 184	4922090 ..... 146	70000644..... 61
4567605.....64	4844949 ..... 183	4922186 ..... 148	70000645..... 61
4567635.....100	4845345 ..... 117	4922228 ..... 148, 185	70000646..... 61
4567669.....143	4845577 ..... 123	4922390 ..... 88	70000647..... 61
4567670.....143	4845578 ..... 123	4922412 ..... 146	70000648..... 61
4567733.....22	4845705 ..... 12	4922420 ... 82, 83, 88, 90,	70000649..... 61
4567734.....22	4845706 ..... 29, 30, 34	146, 147	70000650..... 61
4567735.....21	4845712 ..... 38, 46	4922421 .... 12, 146, 147,	70000651..... 61, 71
4567736.....22	4845714 ..... 64	148	70001025..... 71
4567737.....22	4845715 ..... 26	4922511 ..... 13	70001027..... 61, 71
4568227.....143	4845717 ..... 117	4922546 ..... 54, 146, 147	70001030..... 71
4568228.....143	4845727 ..... 30, 115	4922583 ..... 39, 47, 65	70001031..... 71
4568433.....26	4845728 ..... 117	4922605 ..... 64, 146	70001032..... 71, 178
4569478.....143	4845731 ... 101, 105, 111	4922652 ..... 89	70001033..... 71
4569479.....143	4845762 ..... 29	4922653 ..... 90	70001034..... 71
4640900.....143	4845763 ..... 26	4922657 ..... 81, 88	70001035..... 71
4711000.....34, 91	4845795 ..... 100	4922740 ..... 64, 146	70001036..... 71
4711400....38, 42, 46, 50,	4845796 ..... 123	4922751 ..... 148, 185	70001039..... 71
64, 65, 77, 82, 83, 88,	4845797 ..... 123	4922805 ... 13, 14, 17, 18	70001040..... 71
90, 93, 100, 104, 111,	4845805 ..... 127	4922837 ... 13, 14, 17, 18	70001041..... 71
121, 123, 127, 128, 184	4845808 ..... 127	4922923 ..... 95	70001042..... 71
4711500..29, 33, 34, 100,	4845809 ..... 127	4922935 ... 38, 42, 47, 50,	70001043..... 71
104, 111, 121, 183	4845813 ..... 127	65	70002092..... 139
4711600....12, 17, 22, 26,	4845821 ... 121, 123, 127	4923034 ..... 53	70002093..... 139
27, 29, 30, 33, 38, 42,	4845822 ..... 121	4923069 ..... 84	70002094..... 139
46, 50, 65, 82, 83, 88,	4845831 ..... 121	4923070 ..... 81	70002095..... 139
90, 105, 115, 116, 117,	4845860 ..... 183	4923071 ..... 84	70002096..... 139
128	4845861 ..... 183	4923072 ..... 90	70002430..... 139
4711700.....115	4845862 ..... 183	4923073 ..... 84	70002431..... 139
4711800 12, 30, 100, 105,	4845863 ..... 183	4923075 ..... 82, 89	70003612..... 61, 71
111, 115, 116	4845864 ..... 183	4923076 ..... 82	70003613..... 61, 71
4712200.....30, 115	4845868 ..... 115	4923077 ..... 84	70005373..... 53
4712600.....100	4845869 ..... 115, 116	4923078 ..... 88	7002821..... 181
4740007.... 100, 105, 111	4845881 ..... 12	4923079 ..... 84	7002823..... 181
4740414.... 100, 105, 111	4845890 ..... 183	4923081 ..... 82, 88	7002826..... 181
4740426.....82, 83	4845946 ..... 115	4923082 ..... 81	7003246..... 135
4740428.....121	4846192 ..... 183	4923083 ..... 84	7004275..... 181
4740429.....121	4846199 ..... 117	4923084 ..... 90	7004276..... 181
4740434.....22, 23, 184	4846200 ..... 117	4923085 ..... 84	7011509..... 79, 178
4740525.....12	4846381 ... 101, 105, 111	4923087 ..... 82, 89	7011528..... 79
4740529.....95	4846388 ..... 12	4923088 ..... 82	7012628..... 183
4740530.....95	4846514 ..... 101, 105	4923089 ..... 84	7012630..... 13, 183
4750800 12, 73, 100, 105,	4846859 ..... 95	4923091 ..... 84	7012631... 12, 13, 30, 183
111, 185	4846877 ..... 95	4923093 ..... 81, 88	7012641..... 183
4751000....12, 13, 14, 17,	4860143 ..... 29, 183	4923094 ..... 81	7012642..... 183
18, 38, 41, 46, 49, 64,	4860183 ..... 12	4923131 ..... 54	7012643..... 183
73, 82, 83, 88, 90, 121,	4860184 ..... 13	4923150 ..... 54	7012659..... 183
128	4860185 ..... 12, 30	4923151 ..... 54	7012660..... 183
4751400....22, 26, 38, 41,	4860186 ..... 115	4923152 ..... 53	7012998..... 137, 139
46, 49, 64, 73, 115, 121	4860187 ..... 29	4933036 ..... 147	7013708..... 58, 67
4751500....38, 46, 64, 73,	4860194 ..... 13	4933037 ..... 146	7013710..... 67
82, 83, 88, 90, 184	4860196 ..... 30	4933038 ..... 147	7013713..... 57, 67
4751600....22, 38, 46, 64,	4860200 ..... 13	4933039 ..... 146	7013714..... 57, 67
65, 95, 100, 105, 111,	4860245 ..... 13	4933064 ..... 148	7013715..... 57, 67
184	4860246 ..... 12	4933090 ..... 146	7013716..... 57, 67
4751800.....17, 118	4860247 ..... 12	4933186 ..... 146	7013717..... 57, 67
4752600.....100	4860248 ..... 13	4933203 ..... 146	7013720..... 59, 68
4761000....38, 47, 65, 85,	4860249 ..... 115	4933204 ..... 147	7013722..... 57, 67
90, 100, 105, 111	4860250 ..... 30	4933205 ..... 147	7013723..... 58, 67
4761400.... 100, 105, 111	4860251 ..... 29, 183	4933206 ..... 146	7013726..... 59, 68
4761500.... 100, 105, 111	4880041 ..... 183	4933266 ..... 146	7013728..... 57, 67
4761600.....111	4891600 ..... 12	4933305 ..... 54, 148	7013733..... 58, 67
4771000.....95	4891800 ..... 22	4933309 ..... 54, 148	7013743..... 58, 67
4791500.....64	4892600 ..... 106, 112	4933310 ..... 54, 148	7013747..... 59, 67
4821500.....41, 49	4921661 ..... 146, 147	70000641 ..... 61, 71	7013748..... 58, 67
4844840.....131	4921663 ..... 53	70000642 ..... 61, 71, 178	7013750..... 59, 68

## PART NUMBER INDEX

7013757 .....	67	7016774 .....	57, 58	7020090.....	37, 45, 63	7022221 .....	59
7013758 .....	67	7016776 .....	58, 67	7020091.....	81, 82, 88, 89	7022222 .....	57
7013764 .....	58, 67	7016777 .....	58, 67	7020093.....	37, 41, 45, 49,	7022927 .....	79
7013766 .....	67	7016778 .....	59, 68	63, 81, 82, 88, 89	7022930 .....	79	
7013768 .....	68	7016787 .....	57, 58	7020094.....	37, 41, 45, 49,	7022932 .....	79
7013770 .....	59, 68	7016799 .....	58	63	7022933 .....	79	
7013779 .....	59, 68	7018536 .....	79, 178	7020096.....	37, 41, 45, 49,	7023391 .....	137, 139
7013787 .....	58	7018555 .....	79	63	7023392 .....	137, 139	
7013789 .....	67	7018556 .....	79	7020097.....	37, 41, 45, 49,	7023393 .....	137
7013792 .....	58, 67	7018558 .....	79, 178	63	7023394 .....	137	
7013793 .....	58, 67	7018586 .....	79	7020098.....	37, 45, 63	7023395 .....	137, 139
7013795 .....	58, 67	7019833 .....	135	7020211.....	13	7023396 .....	137, 139
7016339 .....	37, 45, 63	7019834 .....	135	7020212.....	13	7023397 .....	137
7016621 .....	183	7019835 .....	135	7020213.....	13	7023398 .....	137
7016654 .....	181	7019836 .....	135	7020214.....	13	7023399 .....	137, 139
7016713 .....	57, 67	7019837 .....	135	7020605.....	79	7023993 ....	137, 139, 178
7016714 .....	59, 68	7019838 .....	135	7020626.....	79	7024352 .....	137
7016720 .....	67	7019839 .....	135	7020627.....	79	7024353 .....	137
7016721 .....	58, 67	7019840 .....	135	7020629.....	79	7026160 .....	61
7016735 .....	57, 67	7020017 .....	13	7020631.....	79	7026165 .....	61, 71
7016751 .....	58, 67	7020078 ...	37, 41, 45, 49,	7020632.....	79	7026330 .....	61, 71
7016755 .....	59, 68	63, 81, 82, 88, 89, 178	7020083 .....	79	7026335.....	61, 71	
7016757 .....	58	7020084 .....	12	7020663.....	79	7027299 ....	81, 82, 88, 89
7016758 .....	58	12, 13, 30	7020086 .....	79	7027787 ....	37, 41, 45, 49	
7016759 .....	58, 67	7020087 .....	13	7020673.....	79	8896941 .....	181
7016764 .....	57	7020088 .....	12, 30	7020674.....	79	9984088 ...	38, 42, 46, 50,
7016770 .....	57, 67	178	7020089 ...	67	7022204.....	65	
7016771 .....	57, 67	7020088 ...	81, 82, 88, 89,	7022217.....	57		
7016772 .....	67	178	7020089 ...	58	7022218.....	58	
7016773 .....	58, 67	178	81, 82, 88, 89,	7022219.....	58, 67		
			178	7022220.....	58		





3120753



An Oshkosh Corporation Company

**Corporate Office**  
**JLG Industries, Inc.**  
**1 JLG Drive**  
**McConnellsburg, PA 17233-9533 USA**  
**☎ (717) 485-5161 (Corporate)**  
**☎ (877) 554-5438 (Customer Support)**  
**☎ (717) 485-6417**

**Visit our website for JLG Worldwide Locations.**  
**[www.jlg.com](http://www.jlg.com)**