



Illustrated Parts Manual

Models
15AMI
19AMI

3120759

October 12, 2018 - Rev AQ

ANSI



An Oshkosh Corporation Company

REVISION LOG

February 26, 1999 - A - Original Issue Of Manual
October 18, 1999 - B - Revised (Manual edited to 0010560 Revision 3)
June 15,2000 - C - Revised
March 1, 2001 - D - Revised (Manual edited to 0010560 Revision 9)
August 1, 2002 - E - Revised (Manual edited to 0010560 Revision 15)
February 27, 2003 - F - Revised (Manual edited to 0010560 Revision 17)
July 31, 2003 - G - Revised (Manual edited to 0010560 Revision 21)
February 20, 2004 - H - Revised - 15AMI (Manual edited to 0010560 Revision 22)
19AMI (Manual edited to 0010563 Revision 42)
September 2, 2004 - I - Revised - 15AMI (Manual edited to 0010560 Revision 25)
19AMI (Manual edited to 0010563 Revision 47)
March 30, 2005 - J - Revised -15AMI (Manual edited to 0010560 Revision 29)
19AMI (Manual edited to 0010563 Revision 55)
May 23, 2006 - K - Revised - 15AMI (Manual edited to 0010560 Revision 31)
19AMI (Manual edited to 0010563 Revision 61)
September 1, 2006 - L - Revised - 15AMI (Manual edited to 0010560 Revision 32)
19AMI (Manual edited to 0010563 Revision 62)
February 14, 2007 - M - Revised - 15AMI (Manual edited to 0010560 Revision 37)
19AMI (Manual edited to 0010563 Revision 67)
June 25, 2007 - N - Revised - 15AMI (Manual edited to 0010560 Revision 38)
19AMI (Manual edited to 0010563 Revision 70)
May 15, 2008 - O - Revised - 15AMI (Manual edited to 0010560 Revision 41)
19AMI (Manual edited to 0010563 Revision 73)
July 15, 2009 - P - Revised - 15AMI (Manual edited to 0010560 Revision 42)
19AMI (Manual edited to 0010563 Revision 76)
July 1, 2010 - Q - Revised - 15AMI (Manual edited to 0010560 Revision 46)
19AMI (Manual edited to 0010563 Revision 78)
December 31, 2010 - R - Revised - 15AMI (Manual edited to 0010560 Revision 46)
19AMI (Manual edited to 0010563 Revision 78)
April 27, 2011 - S - Revised - 15AMI (Manual edited to 0010560 Revision 46)
19AMI (Manual edited to 0010563 Revision 80)
July 21, 2011 - T - Revised - 15AMI (Manual edited to 0010560 Revision 46)
19AMI (Manual edited to 0010563 Revision 80)
October 7, 2011 - U - Revised - 15AMI (Manual edited to 0010560 Revision 46)
19AMI (Manual edited to 0010563 Revision 80)

REVISION LOG

February 29, 2012 - V - Revised - 15AMI (Manual edited to 0010560 Revision 46)
19AMI (Manual edited to 0010563 Revision 80)

July 3, 2004 - W - Revised - 15AMI (Manual edited to 0010560 Revision 46)
19AMI (Manual edited to 0010563 Revision 80)

September 25, 2012 - X - Revised - 15AMI (Manual edited to 0010560 Revision 46)
19AMI (Manual edited to 0010563 Revision 80)

February 5, 2003 - Y - Revised - 15AMI (Manual edited to 0010560 Revision 46)
19AMI (Manual edited to 0010563 Revision 80)

May 3, 2013 - Z - Revised - 15AMI (Manual edited to 0010560 Revision 46)
19AMI (Manual edited to 0010563 Revision 80)

August 1, 2013 - AA - Revised - 15AMI (Manual edited to 0010560 Revision 46)
19AMI (Manual edited to 0010563 Revision 80)

November 1, 2013 - AB - Revised - 15AMI (Manual edited to 0010560 Revision 46)
19AMI (Manual edited to 0010563 Revision 80)

November 1, 2014 - AC - Revised - 15AMI (Manual edited to 0010560 Revision 46)
19AMI (Manual edited to 0010563 Revision 80)

April 2, 2015 - AD - Revised - 15AMI (Manual edited to 0010560 Revision 46)
19AMI (Manual edited to 0010563 Revision 80)

August 6, 2015 - AE - Revised - 15AMI (Manual edited to 0010560 Revision 46)
19AMI (Manual edited to 0010563 Revision 80)

October 12, 2015 - AF - Revised - 15AMI (Manual edited to 0010560 Revision 46)
19AMI (Manual edited to 0010563 Revision 80)

January 4, 2016 - AG - Revised - 15AMI (Manual edited to 0010560 Revision 46)
19AMI (Manual edited to 0010563 Revision 80)

April 5, 2016 - AH - Revised - 15AMI (Manual edited to 0010560 Revision 46)
19AMI (Manual edited to 0010563 Revision 80)

July 5, 2016 - AI - Revised - 15AMI (Manual edited to 0010560 Revision 46)
19AMI (Manual edited to 0010563 Revision 80)

October 3, 2016 - AJ - Revised - 15AMI (Manual edited to 0010560 Revision 46)
19AMI (Manual edited to 0010563 Revision 80)

January 30, 2017 - AK - Revised - 15AMI (Manual edited to 0010560 Revision 46)
19AMI (Manual edited to 0010563 Revision 80)

April 30, 2017 - AL - Revised - 15AMI (Manual edited to 0010560 Revision 46)
19AMI (Manual edited to 0010563 Revision B)
19AMI (Manual edited to 1001206820 Revision A)

REVISION LOG

July 15, 2017 - AM - Revised - 15AMI (Manual edited to 0010560 Revision 46)

19AMI (Manual edited to 0010563 Revision B)

19AMI (Manual edited to 1001206820 Revision A)

October 16, 2017 - AN - Revised - 15AMI (Manual edited to 0010560 Revision 46)

19AMI (Manual edited to 0010563 Revision B)

19AMI (Manual edited to 1001206820 Revision A)

January 24, 2018 - AO - Revised - 15AMI (Manual edited to 0010560 Revision 46)

19AMI (Manual edited to 0010563 Revision B)

19AMI (Manual edited to 1001206820 Revision A)

July 24, 2018 - AP - Revised - 15AMI (Manual edited to 0010560 Revision 46)

19AMI (Manual edited to 0010563 Revision B)

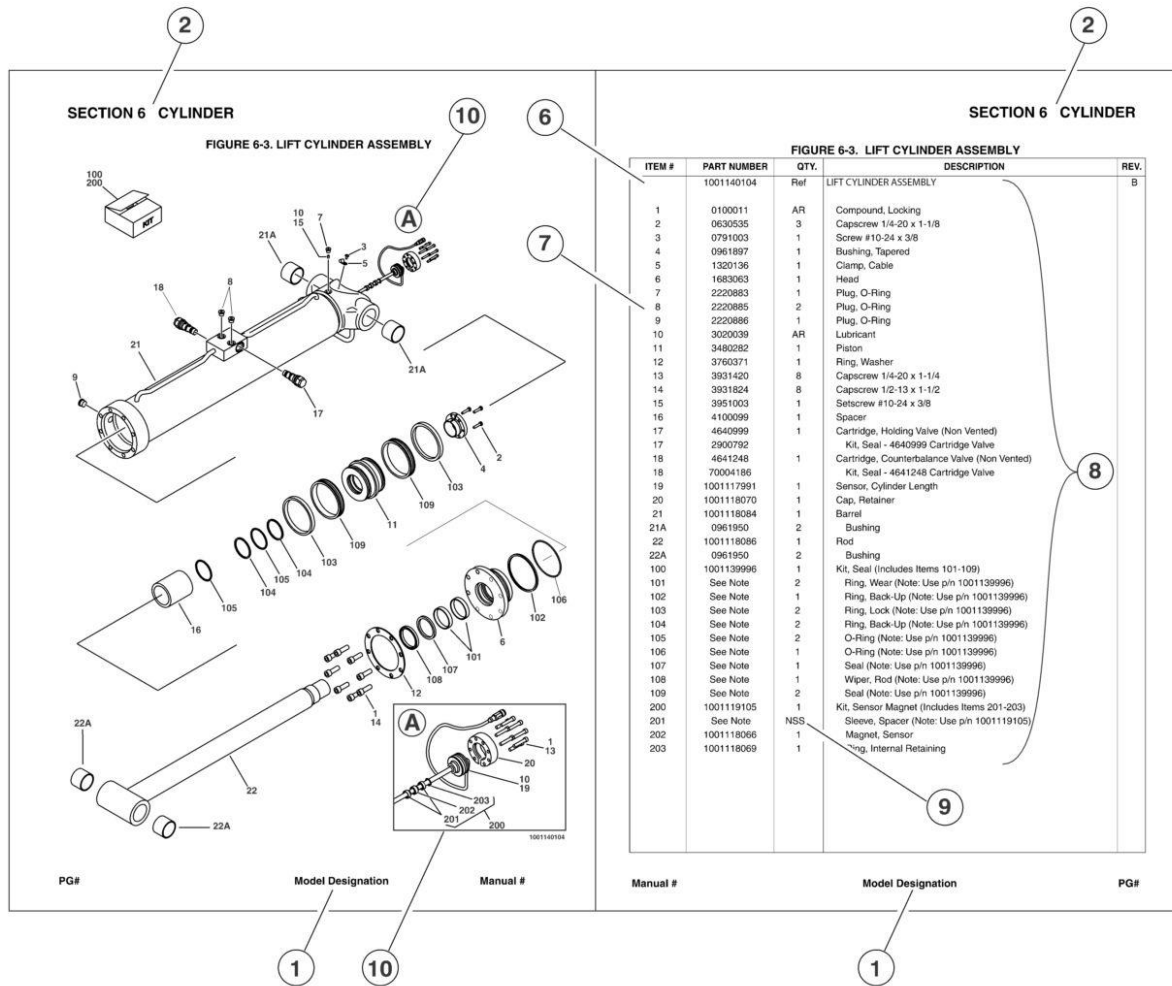
19AMI (Manual edited to 1001206820 Revision A)

October 12, 2018 - AQ - Revised - 15AMI (Manual edited to 0010560 Revision 46)

19AMI (Manual edited to 0010563 Revision B)

19AMI (Manual edited to 1001206820 Revision A)

GENERAL INFORMATION



1) MACHINE IDENTIFICATION

Machines are identified by model and in some cases a combination of models, serial number (SN) or regional standard (i.e ANSI, CE, CSA). Components may also be identified by SN or manufacturer. Common components that may be identified by these characteristics are engines and hydraulic components.

2) PARTS MANUAL ORGANIZATION

Product information in this manual is organized under section titles. Frame, Cylinder, Hydraulic and Electrical are a few examples. Each section is organized by figure and page number. The information within the Figure is then organized by item number, part number, description and corresponding illustration (s).

3) TABLE OF CONTENTS

A table of contents is found toward the beginning of the manual. Figure number, description and page number are provided for quick reference to the page containing the related information.

4) RECOMMENDED SPARE PARTS

The Recommended Spare Parts, located near the end of the manual, reference most frequently used maintenance parts.

5) PART NUMBER INDEX

A numerical index listing all part numbers and the corresponding page number(s) appears at the back of the manual.

GENERAL INFORMATION

6) NON-SERVICED PARTS

In some instances, it is necessary to display non-serviced parts, assemblies or installations. In the case of assemblies and installations there will be a Ref in the Qty column. In case of parts that are not available for service within assemblies or components, there will be a NSS (Not Sold Separately) or NLA (No Longer Available) listed in the Qty. column of the manual.

7) PARTS LIST ITEM NUMBERS

Numbers shown in the item# column correspond to numbers used in the associated illustration (s). Item numbers which are missing from the sequence in the parts list are not used on that page

8) INDENTED PARTS DESCRIPTION

An indented part description is included in the item under which it is indented.

9) ABB REVIATION AND SYMBOLS

AC.....	.. Alternating Current	LCD.....	.. Liquid Crystal Display
ADE.....	.. Advanced Design Electronics	LED.....	.. Light Emitting Diodes
ANSI.....	.. American National Standards Institute	LH.....	.. Left Hand
AR.....	.. As Required	LSS.....	.. Load Sensing System
ASSY.....	.. Assembly	M(m).....	.. Metric/Meter
AUX.....	.. A uxiliary	MM (mm).....	.. Milimeter
AWG.....	.. American WireGauge	mA.....	.. Miliamps
B/M.....	.. Bill of Material	NLA.....	.. No Longer A vailable
CE.....	.. European Conformity	NPT.....	.. National Pipe T hreads
CCW.....	.. Counter Clockwise	NSS.....	.. Not Sold Separately
cm.....	.. Centimeter	OD.....	.. Outside Diameter
CW.....	.. Clockwise	ORB.....	.. O-Ring Boss
CSA.....	.. Canadian Standards Association	ORFS.....	.. O-Ring Face Seal
CYL.....	.. Cylinder	OZ (oz).....	.. Ounces
DIA.....	.. Diameter	PG.....	.. Page
DC.....	.. Direct Current	P/N.....	.. Part Num ber
EMS.....	.. Emergency Stop	qt.....	.. Quarts
ENG.....	.. Engine	QTY.....	.. Quantity
FT (ft).....	.. Feet	REF.....	.. Reference
GA (Ga).....	.. G auge	REV.....	.. Revision Level
HYD.....	.. Hydraulic	RH.....	.. Right Hand
Hz.....	.. Her tz	SAE.....	.. Society of Automotive E ngineers
ID.....	.. Inside Diameter	SN.....	.. Serial Number
in.....	.. inches	SPEC(S).....	.. Specifications
ISO.....	.. I nternational Organ ization for Stand ards	T/T.....	.. Turntable
JIC.....	.. Joint Indust ry Council	UGM.....	.. Univ ersal G round Module
KG.....	.. Kilogram	V.....	.. Volts
L.....	.. Liter	W.....	.. Watts
LB.....	.. P ounds	#.....	.. Number

10) ILLUSTRATION REFERENCE LETTERS

When necessary, illustrations may contain reference letters that are intended to track information (i. e. hoses, harnesses) from one point to another or to track visual enlargement of components to show details that may be located in another area on the illustration.

Note: Due to continuous product improvements, JLG Industries, Inc. reserves the right to make specification changes without prior notification. Contact JLG Industries, Inc. for updated information.

TABLE OF CONTENTS

SECTION 1 - BASE.....	11
FIGURE 1-1. BASE MOUNTED COMPONENTS INSTALLATION - 15AMI.....	12
FIGURE 1-2. BASE MOUNTED COMPONENTS INSTALLATION - 19AMI.....	16
SECTION 2 - CONTROLS	19
FIGURE 2-1. AC POWER COMPONENTS INSTALLATION (Prior to SN 0900027702).....	20
FIGURE 2-2. AC POWER COMPONENTS INSTALLATION (SN 0900027702 to Present).....	24
FIGURE 2-3. AC JUNCTION BOX ASSEMBLY	28
FIGURE 2-4. AC MOTOR/PUMP ASSEMBLY (FENNER) (Prior to SN 0900027702)	32
FIGURE 2-5. AC MOTOR/PUMP ASSEMBLY (MONARCH/BUCHER) (SN 0900027702 to Present).....	36
FIGURE 2-6. DC POWER COMPONENTS INSTALLATION (Prior to SN 0900027391).....	38
FIGURE 2-7. DC POWER COMPONENTS INSTALLATION (SN 0900027391 to Present).....	42
FIGURE 2-8. DC MOTOR/PUMP ASSEMBLY (FENNER) (Prior to SN 0900027391)	46
FIGURE 2-9. DC MOTOR/PUMP ASSEMBLY (MONARCH/BUCHER) (SN 0900027391 to Present).....	50
FIGURE 2-10. DC POWER PACK INSTALLATION (Prior to SN 0900031622)	52
FIGURE 2-11. DC POWER PACK INSTALLATION (SN 0900031622 to Present).....	56
FIGURE 2-12. BATTERY CHARGER ASSEMBLY	58
FIGURE 2-13. CABLES AND CONTROLS INSTALLATION - 15AMI (Prior to SN 0900028708).....	60
FIGURE 2-14. CABLES AND CONTROLS INSTALLATION - 15AMI (SN 0900028708 to Present).....	64
FIGURE 2-15. CABLES AND CONTROLS INSTALLATION - 19AMI (Prior to SN 0900028708).....	68
FIGURE 2-16. CABLES AND CONTROLS INSTALLATION - 19AMI (SN 0900028708 to Present)	72
FIGURE 2-17. LSS INSTALLATION.....	76
SECTION 3 - MAST	79
FIGURE 3-1. MAST ASSEMBLY - 15AMI (CHAIN AND CABLE)	80
FIGURE 3-2. MAST ASSEMBLY - 15AMI (ALL CABLE).....	84
FIGURE 3-3. MAST ASSEMBLY - 19AMI	88
FIGURE 3-4. MAST MOUNTED COMPONENTS INSTALLATIONS.....	92
SECTION 4 - PLATFORM.....	95
FIGURE 4-1. MOLDED PLATFORM INSTALLATION.....	96
FIGURE 4-2. QUICK-CHANGE PLATFORM INSTALLATION	100
FIGURE 4-3. QUICK-CHANGE PLATFORM INSTALLATION WITH GULLWING GATE	104
FIGURE 4-4. QUICK-CHANGE PLATFORM INSTALLATION WITH EXTENSION.....	108
FIGURE 4-5. OPTIONAL PLATFORM COMPONENT INSTALLATIONS	112
SECTION 5 - CYLINDER.....	115
FIGURE 5-1. LIFT CYLINDER ASSEMBLY (Prior to SN 0900019526).....	116
FIGURE 5-2. LIFT CYLINDER ASSEMBLY (SN 0900019526 through 0900029965)	118
FIGURE 5-3. LIFT CYLINDER ASSEMBLY (SN 0900029966 to Present).....	120
SECTION 6 - HYDRAULIC	123
FIGURE 6-1. HYDRAULIC DIAGRAM - 15AMI/19AMI (Prior to SN 0900027702)	124
FIGURE 6-2. HYDRAULIC DIAGRAM - 15AMI/19AMI (SN 0900027702 to Present)	126
SECTION 7 - ELECTRICAL	129
FIGURE 7-1. ELECTRICAL DIAGRAM LIST.....	130
SECTION 8 - DECALS.....	133
FIGURE 8-1. DECAL INSTALLATION - 15AMI (STANDARD ANSI).....	134
FIGURE 8-2. DECAL INSTALLATION - 15AMI (COUNTRY SPECS).....	136
FIGURE 8-3. DECAL INSTALLATION - 19AMI (STANDARD ANSI).....	140
FIGURE 8-4. DECAL INSTALLATION - 19AMI (COUNTRY SPECS).....	142
SECTION 9 - RECOMMENDED SERVICE PARTS STOCK	145
FIGURE 9-1. 15AMI/19AMI RECOMMENDED SERVICE PARTS STOCK.....	146
SECTION 10 - SPECIAL OPTIONS.....	147

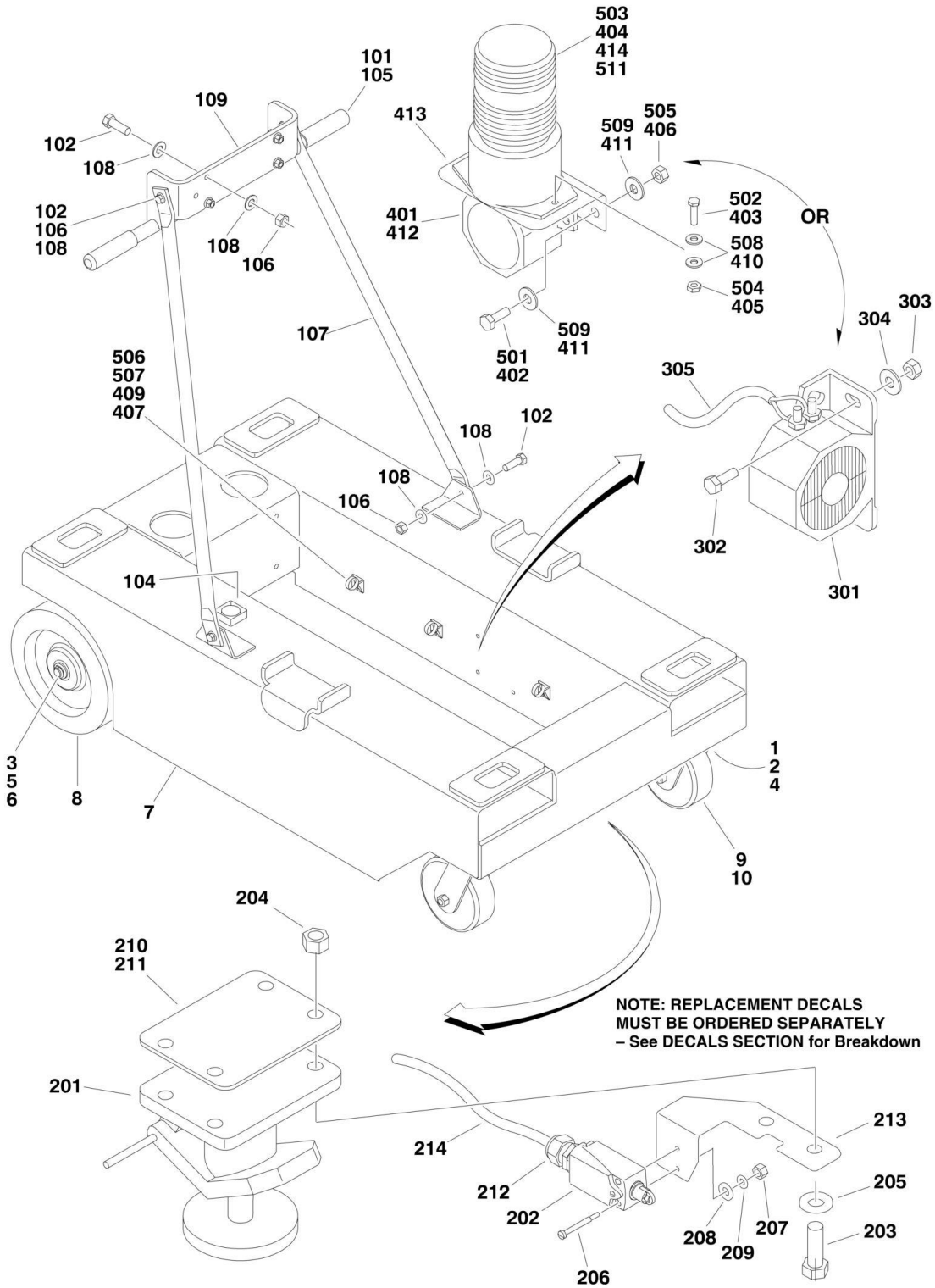
TABLE OF CONTENTS

FIGURE 10-1. SPECIAL OPTIONS LIST	148
PART NUMBER INDEX.....	151

SECTION 1 - BASE

SECTION 1 - BASE

FIGURE 1-1. BASE MOUNTED COMPONENTS INSTALLATION - 15AMI



SECTION 1 - BASE

FIGURE 1-1. BASE MOUNTED COMPONENTS INSTALLATION - 15AMI

ITEM	PART NUMBER	QTY	DESCRIPTION	REV
		Ref	BASE ASSEMBLY OPTIONS:	
	0259070	Ref	Base Assembly (Prior to SN 0900019526)	B
	0272230	Ref	Base Assembly (SN 0900019526 to Present)	C
1	0641607	8	Bolt 3/8in-16NC x 7/8in	
2	3311605	8	Locknut 3/8in-16NC	
3	3760348	2	Ring, Retainer	
4	4711600	16	Flatwasher 3/8in	
5		Ref	Washer Options:	
5	4712200	2	Washer (Prior to SN 0900019526)	
5	4740415	2	Washer (SN 0900019526 to Present)	
6	4740456	4	Washer, Shim	
7		Ref	Base Weldment Options:	
7	4845885	1	Base Weldment (Prior to SN 0900019526)	
7	4846613	1	Base Weldment (SN 0900019526 to Present)	
8		Ref	Wheel Assembly Options: (Stationary)	
8	4860183	2	Wheel Assembly (Prior to SN 0900013429)	A
8	7020083	2	Wheel, Replacement	
8	7020084	4	Bearing (2 Per Wheel)	
8	4860202	2	Wheel Assembly (SN 0900013429 through 0900020795)	B
8		Ref	Bearing Options: (1 Per Wheel)	
8	7020209	2	Bearing (SN 0900013429 through 0900013606)	
8	7024561	2	Bearing (SN 0900013607 to Present)	
8	7020074	4	Retainer (2 Per Wheel)	
8	7012631	2	Spanner (1 Per Wheel)	
8	4860246	2	Wheel Assembly (No Service Parts Available) (SN 0900020796 to Present)	B
9		Ref	Wheel Assembly Options:	
9		Ref	Wheel Assembly - (Non-Locking) Options:	
9	4860184	2	Wheel Assembly (Non-Locking Gray Tire and Wheel) (Prior to SN 0900020877)	
9	4860245	2	Wheel Assembly (Non-Locking Charcoal Gray Tire and Gray Wheel) (SN 0900020877 to Present)	
9	7020017	2	Swivel Rig for 4860184 (1 Per Assembly)	
9	4860245	2	Swivel Rig for 4860245 (1 Per Assembly)	
9	7020086	2	Wheel, Replacement for 4860184 (1 Per Assembly)	
9	4860245	2	Wheel, Replacement for 4860245 (1 Per Assembly)	
9	7020084	4	Bearing for 4860184 (2 Per Wheel)	
9	4860245	4	Bearing for 4860245 (2 Per Wheel)	
9	7012631	2	Bushing, Axle Spanner for 4860184 (1 Per Assembly)	
9	4860245	2	Bushing, Axle Spanner for 4860245 (1 Per Assembly)	
9	7012630	2	Axle Kit for 4860184 (1 Per Assembly)	
9	4860245	2	Axle Kit for 4860245 (1 Per Assembly)	
9	4860194	2	Wheel Assembly - (Locking)	A
9	7020017	2	Swivel Rig (1 Per Assembly)	
9	7020086	2	Wheel, Replacement (1 Per Assembly)	
9	7020084	4	Bearing (2 Per Wheel)	
9	7012631	2	Bushing, Axle Spanner (1 Per Assembly)	
9	7012630	2	Axle Kit (1 Per Assembly)	
10	3020017	AR	Lubricant (Prior to SN 0900020796)	
11	4240032	AR	Tie, Wire (Not Shown - 4in Long)	

SECTION 1 - BASE

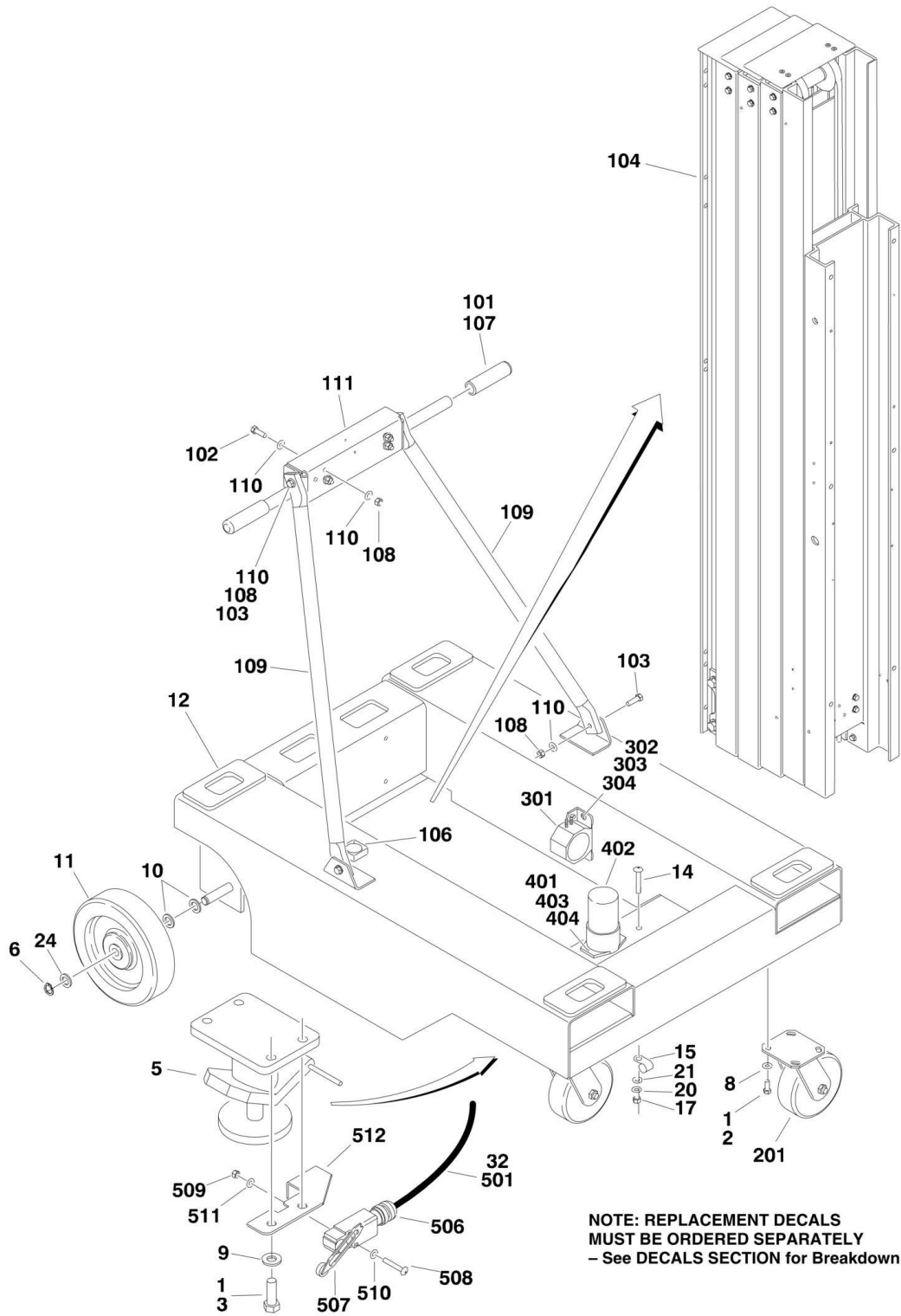
ITEM	PART NUMBER	QTY	DESCRIPTION	REV
12	4460234	AR	Mount, Wire Tie (Not Shown)	
		Ref	MAST SUPPORT INSTALLATION OPTIONS:	
	0259071	Ref	Mast (Chain, Cable) (Prior to SN 0900019526)	A
	0272232	Ref	Mast (Chain, Cable) (SN 0900019526 to Present)	B
	0259689	Ref	Mast (All Cable) (Prior to SN 0900019526)	A
	0272234	Ref	Mast (All Cable) (SN 0900019526 to Present)	B
	0274281	Ref	Mast (All Cable Stainless Steel) (SN 0900023100 to Present)	B
101	0100001	AR	Adhesive	
102	0641609	12	Bolt 3/8in-16NC x 1-1/8in	
104	2420140	1	Gauge, Circular Level	
105	2560088	2	Handle	
106		Ref	Nut 3/8in-16NC Options:	
106	3311605	AR	Locknut	
106	3311608	AR	Locknut, Flanged	
106	0100011	AR	Compound, Locking	
107		Ref	Tube, Mast Brace Options:	
107	4567824	2	Tube, Mast Brace (Prior to SN 0900031622)	
107	4567508	2	Tube, Mast Brace (SN 0900031622 to Present)	
108	4711600	AR	Flatwasher 3/8in Narrow	
109		Ref	Support Weldment Options:	
109	4845715	1	Support Weldment (Prior to SN 0900031622)	
109	1001108178	1	Support Weldment (SN 0900031622 to Present)	
110	1704582	1	Decal - Manual Descent (Not Shown - Located at bottom of Mast) (SN 0900019526 to Present)	
	0259104	Ref	FLOOR STOP INSTALLATION	E
201	0920114	1	Stop, Floor	
202		Ref	Limit Switch Options:	
202	4360397	1	Limit Switch (Use p/n 4360456) (Prior to SN 0900013474)	
202	4360456	1	Limit Switch (SN 0900013474 through 0900028054)	
202	4360702	1	Limit Switch (SN 0900028055 to Present)	
203	0641808	4	Bolt 1/2in-13NC x 1in	
204	3311805	4	Locknut 1/2in-13NC	
205	4711800	2	Flatwasher 1/2in	
206	3911024	2	Screw #10-24NC x 1-1/2in	
207	3311001	2	Nut #10-24NC	
208	4751000	2	Flatwasher #10	
209	4761000	2	Lockwasher #10	
210	3539920	AR	Spacer - 11ga	
211	3539921	AR	Spacer - 14ga	
212	4460662	1	Strain Relief (Prior to SN 0900028055)	
213	0902523	1	Bracket, Limit Switch	
214	4922561	1	Harness, Brake	
215	4460234	AR	Mount, Wire Tie (Not Shown)	
216	4240033	AR	Tie, Wire (Not Shown)	
	0256808	Ref	DESCENT ALARM ONLY INSTALLATION (OPTIONAL)	C
301	0140033	1	Alarm	
302	0641406	2	Bolt 1/4in-20NC x 3/4in	
303	4751400	4	Flatwasher 1/4in	
304	3311405	4	Nut 1/4in-20NC	
305	4922805	1	Harness, Alarm (SN 0900023815 to Present)	
	1001107904	Ref	DESCENT ALARM AND BEACON LIGHT INSTALLATION (OPTIONAL)	A

SECTION 1 - BASE

ITEM	PART NUMBER	QTY	DESCRIPTION	REV
401	0140033	1	Alarm	
402	0641406	2	Bolt 1/4in-20NC x 3/4in	
403	0721006	2	Screw #10-24NC x 3/4in	
404	2920146	1	Strobe Light Assembly	
404	7016319	1	Bulb, Flash Tube	
404	7016372	1	Replacement Lens	
405	3311005	2	Locknut #10-24NC	
406	3311405	4	Locknut 1/4in-20NC	
407	4240032	AR	Tie-Strap	
409	4460234	4	Base, Tie-Strap	
410	4751000	4	Flatwasher #10 Regular	
411	4751400	4	Flatwasher 1/4in Regular	
412	4922805	1	Harness, Alarm	
413	1001093322	1	Plate, Mounting	
414	1001107934	1	Harness, Strobe Light	
	1001107903	Ref	BEACON LIGHT ONLY INSTALLATION (OPTIONAL)	A
501	0641406	2	Bolt 1/4in-20NC x 3/4in	
502	0721006	2	Screw #10-24NC x 3/4in	
503	2920146	1	Strobe Light Assembly	
503	7016319	1	Bulb, Flash Tube	
503	7016372	1	Replacement Lens	
504	3311005	2	Locknut #10-24NC	
505	3311405	4	Locknut 1/4in-20NC	
506	4240032	AR	Tie-Strap	
507	4460234	4	Base, Tie-Strap	
508	4751000	4	Flatwasher #10 Regular	
509	4751400	4	Flatwasher 1/4in Regular	
510	1001093322	1	Plate, Mounting	
511	1001107934	1	Harness, Strobe Light	

SECTION 1 - BASE

FIGURE 1-2. BASE MOUNTED COMPONENTS INSTALLATION - 19AMI



SECTION 1 - BASE

FIGURE 1-2. BASE MOUNTED COMPONENTS INSTALLATION - 19AMI

ITEM	PART NUMBER	QTY	DESCRIPTION	REV
	0273842	Ref	BASE ASSEMBLY - 19AMI	C
1	0100019	AR	Compound, Locking	
2	0641607	8	Bolt 3/8in-16NC x 7/8in	
3	0641812	8	Bolt 1/2in-13NC x 1-1/2in	
5	0920114	2	Stop, Floor	
6	3760348	2	Ring, Retaining	
8	4711600	8	Flatwasher 3/8in	
9	4711800	4	Flatwasher 1/2in	
10	4740456	12	Shim	
11	4860244	2	Wheel, Rear	
12	2360694	1	Base	
14	0721005	2	Screw #10-24NC x 5/8in	
15	1320043	2	Clamp, Cable (Prior to SN 0900037478)	
15	1320041	2	Clamp, Cable (SN 0900037478 to Present)	
17	3311005	2	Locknut #10-24NC	
20	4751000	4	Flatwasher #10	
21	4761000	4	Lockwasher #10	
22	4240032	AR	Tie, Wire (Not Shown)	
23	4460234	AR	Wire, Tie (Not Shown)	
24	4740415	2	Flatwasher	
32	4922416	1	Limit Switch/Beacon Light/Alarm Harness (See Items 502-512 for Breakdown)	
	0273532	Ref	MAST SUPPORT INSTALLATION	B
101	0100001	AR	Adhesive	
102	0641609	4	Bolt 3/8in-16NC x 1-1/8in	
103		Ref	Bolt 3/8in-16NC Options:	
103	0641610	AR	Bolt 3/8in-16NC x 1-1/4in	
103	0641612	AR	Bolt 3/8in-16NC x 1-1/2in	
104	0801409	1	Mast Assembly (Not Shown - See MAST SECTION for Breakdown)	
105	1704582	1	Decal - Manual Descent (Not Shown - Located on Rear of Base)	
106	2420140	1	Gauge, Level	
107	2560088	2	Handle	
108		Ref	Nut 3/8in-16NC Options:	
108	3311605	AR	Locknut	
108	3311608	AR	Locknut, Flanged	
108	0100011	AR	Compound, Locking	
109		Ref	Tube, Mast Brace Options:	
109	4567911	2	Tube, Mast Brace (Prior to SN 0900031622)	
109	1001110174	2	Tube, Mast Brace (SN 0900031622 to Present)	
110	4711600	AR	Flatwasher 3/8in Narrow	
111		Ref	Support, Mast Options:	
111	4845715	1	Support, Mast (Prior to SN 0900031622)	
111	1001108178	1	Support, Mast (SN 0900031622 to Present)	
		Ref	FRONT WHEEL	
201	4860245	2	Wheel Assembly (Non-Locking Charcoal Gray Tire and Gray Wheel)	
		Ref	DESCENT ALARM INSTALLATION (OPTIONAL):	
	0273842	Ref	Descent Alarm Installation (Prior to SN 0900022661)	B
	0274010	Ref	Descent Alarm Installation (SN 0900022661 to Present)	A

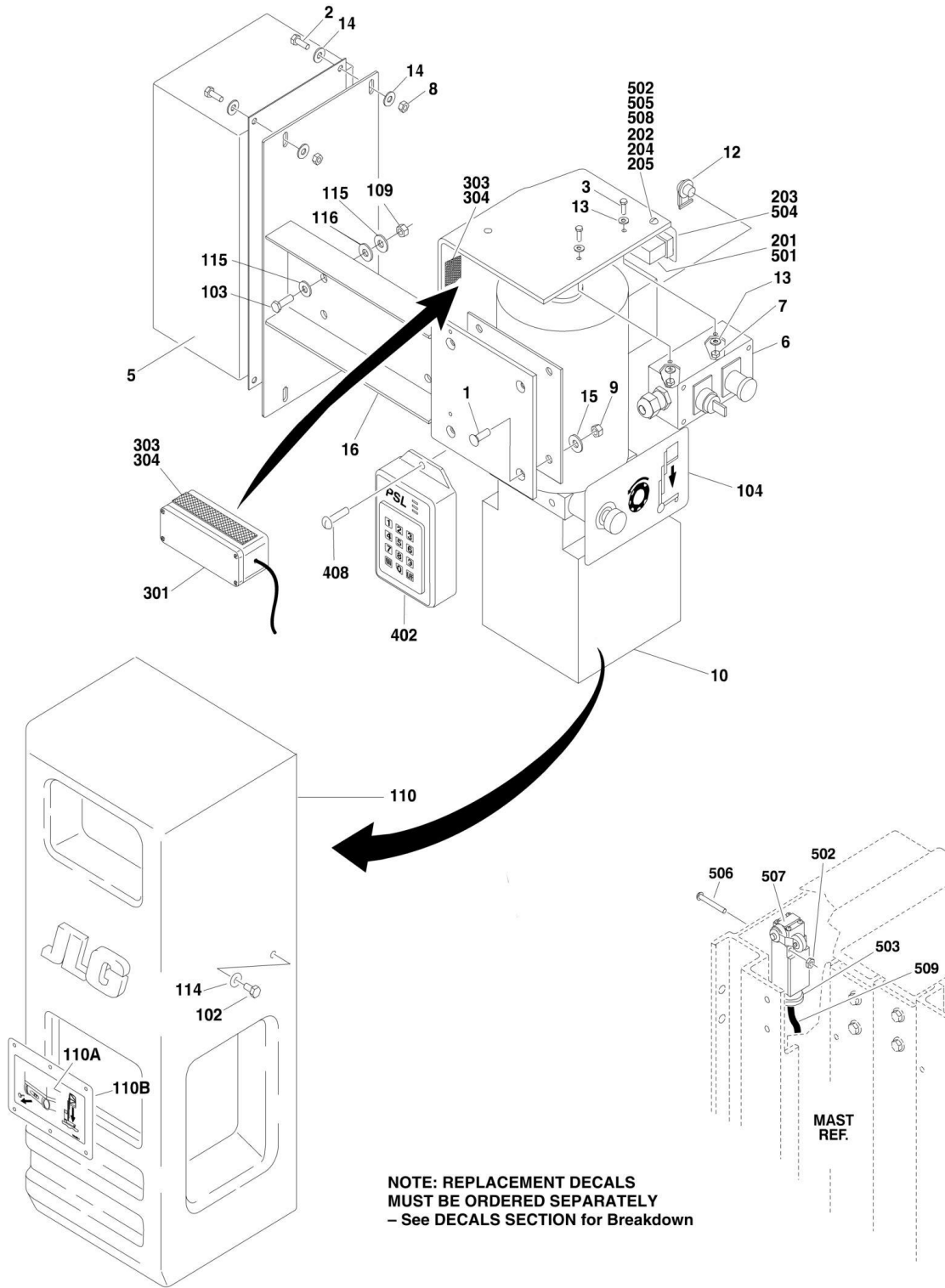
SECTION 1 - BASE

ITEM	PART NUMBER	QTY	DESCRIPTION	REV
301	0140033	1	Alarm	
302	0641406	2	Bolt 1/4in-20NC x 3/4in	
303	4751400	4	Flatwasher 1/4in	
304	3311405	4	Nut 1/4in-20NC	
		Ref	BEACON ASSEMBLY (OPTIONAL):	
	0273842	Ref	Beacon Assembly (Prior to SN 0900022661)	B
	0274167	Ref	Beacon Assembly (SN 0900022661 to Present)	A
401	0721008	2	Screw #10-24NC x 1in	
402	2920146	1	Lamp, Beacon	
402	7016319	1	Bulb, Replacement	
402	7016372	1	Lens, Replacement	
403	3311005	2	Locknut #10-24NC	
404	4751000	4	Flatwasher #10	
	0273842	Ref	ELECTRICAL COMPONENTS (BASE MOUNTED)	B
501	4922416	1	Limit Switch/Beacon Light/Alarm Harness (Includes Items 502-512)	D
506	4460662	2	Connector, Strain Relief (Prior to SN 0900028055)	
507		Ref	Switch, Limit Options:	
507	4360456	2	Switch, Limit (Prior to SN 0900028055)	
507	4360702	2	Switch, Limit (SN 0900028055 to Present)	
508	3911024	4	Screw #10-24NC x 3in	
509	3311001	4	Nut #10-24NC	
510	4751000	4	Flatwasher #10	
511	4761000	4	Lockwasher #10	
512	0902523	2	Bracket, Limit Switch	

SECTION 2 - CONTROLS

SECTION 2 - CONTROLS

FIGURE 2-1. AC POWER COMPONENTS INSTALLATION (Prior to SN 0900027702)



SECTION 2 - CONTROLS

FIGURE 2-1. AC POWER COMPONENTS INSTALLATION (Prior to SN 0900027702)

ITEM	PART NUMBER	QTY	DESCRIPTION	REV
		Ref	POWER PACK ASSEMBLY	
	0259208	Ref	100 VOLT (Japanese Spec) (Prior to SN 0900019526)	A
	0272240	Ref	100 VOLT (Japanese Spec) (SN 0900019526 through 0900027702)	D
	0259206	Ref	110 VOLT (ANSI and ANSI Export Specs) (Prior to SN 0900019526)	A
	0272238	Ref	110 VOLT (ANSI and ANSI Export Specs) (SN 0900019526 through 0900027702)	C
	0259207	Ref	220 VOLT (ANSI and ANSI Export Specs) (Prior to SN 0900019526)	A
	0272239	Ref	220 VOLT (ANSI and ANSI Export Specs) (SN 0900019526 through 0900027702)	C
1	0630486	4	Screw, Counter Sunk	
2	0641406	4	Bolt 1/4in-20NC x 3/4in	
3	0721006	2	Screw	
4		Ref	Junction Box Assembly Options: (See JUNCTION BOX ASSEMBLY for Breakdown)	
5	0861286	1	100 Volt (Japanese Spec) (Prior to SN 0900020166)	
5	0861557	1	100 Volt (Japanese Spec) (SN 0900020166 through 0900027702)	
5	0860933	1	110 Volt (ANSI and ANSI Export Specs)	
5	0860936	1	220 Volt (ANSI and ANSI Export Specs)	
6		Ref	Ground Control Box Assembly Options:	
6	0861212	NLA	Ground Control Box Assembly (Use p/n 0861305) (Prior to SN 0900020166)	
6	0861305	1	Ground Control Box Assembly (SN 0900020166 through 0900027702)	
		Ref	Note: Original Equipment control box p/n 0861212 may have been replaced with p/n 0861305 as a Service Replacement. Identify component before ordering parts	
6	7020078	1	Switch, Push-Pull (Stop)	
6	7020096	1	Legend Plate, "Stop"	
6	7020097	1	Legend Plate, "Power/Off/On"	
6		Ref	Switch, Key Options:	
6	7020098	1	Switch, Key (Prior to SN 0900020166)	
6	4360467	1	Switch, Key (SN 0900020166 through 0900027702)	
6		Ref	Key, Replacement Options:	
6	7016339	1	Key, Replacement (Prior to SN 0900020166)	
6	2860030	1	Key, Replacement (SN 0900020166 through 0900027702)	
6		Ref	Connector, Strain Relief Options:	
6	7020090	1	Connector, Strain Relief (Prior to SN 0900020166)	
6	4460633	1	Connector, Strain Relief (SN 0900020166 through 0900023611)	
6	7027787	1	Connector, Strain Relief (SN 0900023612 through 0900027702)	
6	7020093	4	Screw m3 x 25	
6	7020094	1	Lid	
7	3311005	AR	Locknut #10-24NC	
8	3311405	4	Locknut 1/4in-20NC	
9	3311505	4	Locknut 5/16in-18NC	
10		Ref	Pump/Motor Assembly Options:	
10	3600262	1	100 Volt (Japanese Spec) (Prior to SN 0900019526)	

SECTION 2 - CONTROLS

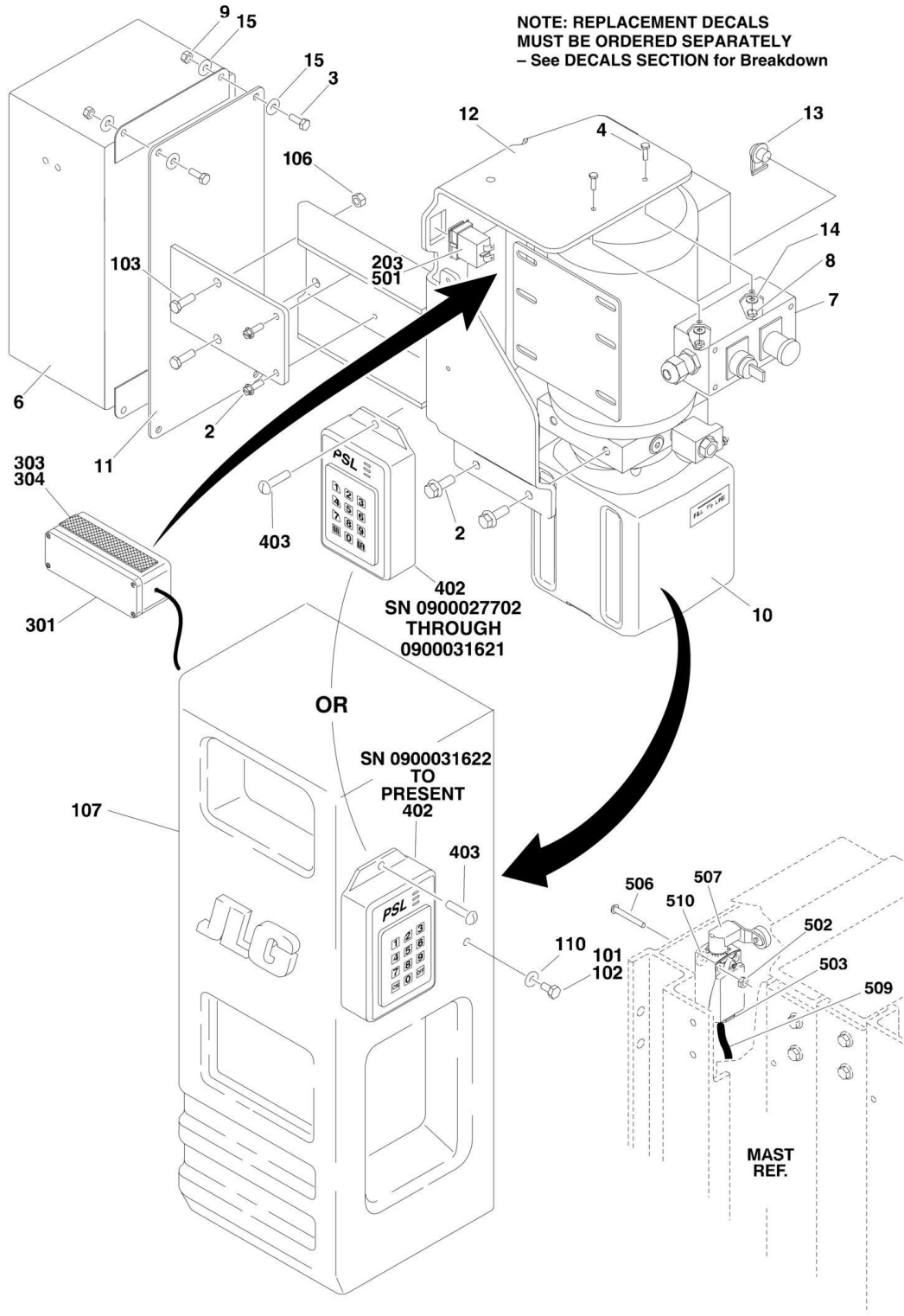
ITEM	PART NUMBER	QTY	DESCRIPTION	REV
10	3600356	NLA	100 Volt (Japanese Spec) (Use p/n 1001091459) (SN 0900019526 through 0900027702)	
10	3600264	1	110 Volt (Prior to SN 0900019526)	
10	3600353	NLA	110 Volt (Use p/n 1001091459) (SN 0900019526 through 0900027702)	
10	3600265	1	220 Volt (Prior to SN 0900019526)	
10	3600354	NLA	220 Volt (Use p/n 1001091459) (SN 0900019526 through 0900027702)	
		Ref	Note: Kit p/n 1001091459 includes Pump/Motor Assy, Pump and AC Box Mtg Brackets and 2 Hydraulic Tubes. Once kit has been added, machine will be updated to S/N 0900027702 to S/N 0900029966 Design.	
12	4460566	1	Terminal, 90	
13	4751000	AR	Flatwasher #10	
14	4751400	8	Flatwasher 1/4in	
15	4751500	4	Flatwasher 5/16in	
16	4845712	1	Plate, Mounting	
		Ref	POWER PACK INSTALLATION	
	0259294	Ref	Power Pack Installation (Prior to SN 0900019526)	A
	0272235	Ref	Power Pack Installation (SN 0900019526 through 0900027702)	B
102	0641404	4	Bolt 1/4in-20NC x 1/2in	
103	0641614	4	Bolt 3/8in-16NC x 1-3/4in	
104	1702353	1	Decal - Manual Descent (Prior to SN 0900019526)	
109	3311605	4	Locknut 3/8in-16NC	
110		Ref	Shield, Pump Cover Options:	
110	4060875	1	Shield, Pump Cover (Prior to SN 0900019526)	
110	4061024	1	Shield, Pump Cover (SN 0900019526 through 0900027702)	
110A	1704582	1	Decal (SN 0900019688 through 0900027702)	
110B	9984088	1	Cover (SN 0900019688 through 0900027702)	
114	4711400	4	Flatwasher 1/4in Narrow	
115	4711600	8	Flatwasher 3/8in Narrow	
116	4070984	2	Shim, Pump Spacer	
	0273365	Ref	HOURLY METER INSTALLATION (OPTIONAL)	D
201	2420172	1	Hourmeter	
202	3311001	2	Nut #10-24NC	
203	3572158	1	Bracket, Mounting	
204	3911010	2	Screw #10-24NC x 5/8in	
205	4761000	2	Lockwasher #10	
206	4922935	1	Harness, Hourmeter (Not Shown)	
	0258482	Ref	AUXILIARY LOWERING INSTALLATION	A
301	0861213	1	Box, Power Down	
301	0400181	2	Battery	
301	4460320	1	Connector, Amp	
301	4460267	2	Pin, Amp	
303	4420064	0.3 ft/.09m	Velcro, Loop	
304	4420065	0.3 ft/.09m	Velcro, Hook	
	0272686	Ref	SECURITY LOCK INSTALLATION	C
401	2820035	8 in/20cm	Sleeve, Insulation (Not Shown)	
402	2940132	1	Lock, Programmable	
408	0791003	2	Screw#10-24NC x 3/8in	
	0274289	Ref	CYCLE COUNTER INSTALLATION - 15AMI (OPTIONAL)	A

SECTION 2 - CONTROLS

ITEM	PART NUMBER	QTY	DESCRIPTION	REV
501	2420193	1	Gauge, Counter	
502	3311001	4	Nut #10-24NC	
503	3520166	1	Plug	
504	3572158	1	Plate, Counter Mounting	
505	3911010	2	Screw #10-24NC x 5/8in	
506	3911024	2	Screw #10-24NC x 1-1/2in	
507	4360437	1	Switch, Limit	
508	4761000	2	Lockwasher #10	
509	4923190	1	Harness, Counter	

SECTION 2 - CONTROLS

FIGURE 2-2. AC POWER COMPONENTS INSTALLATION (SN 0900027702 to Present)



SECTION 2 - CONTROLS

FIGURE 2-2. AC POWER COMPONENTS INSTALLATION (SN 0900027702 to Present)

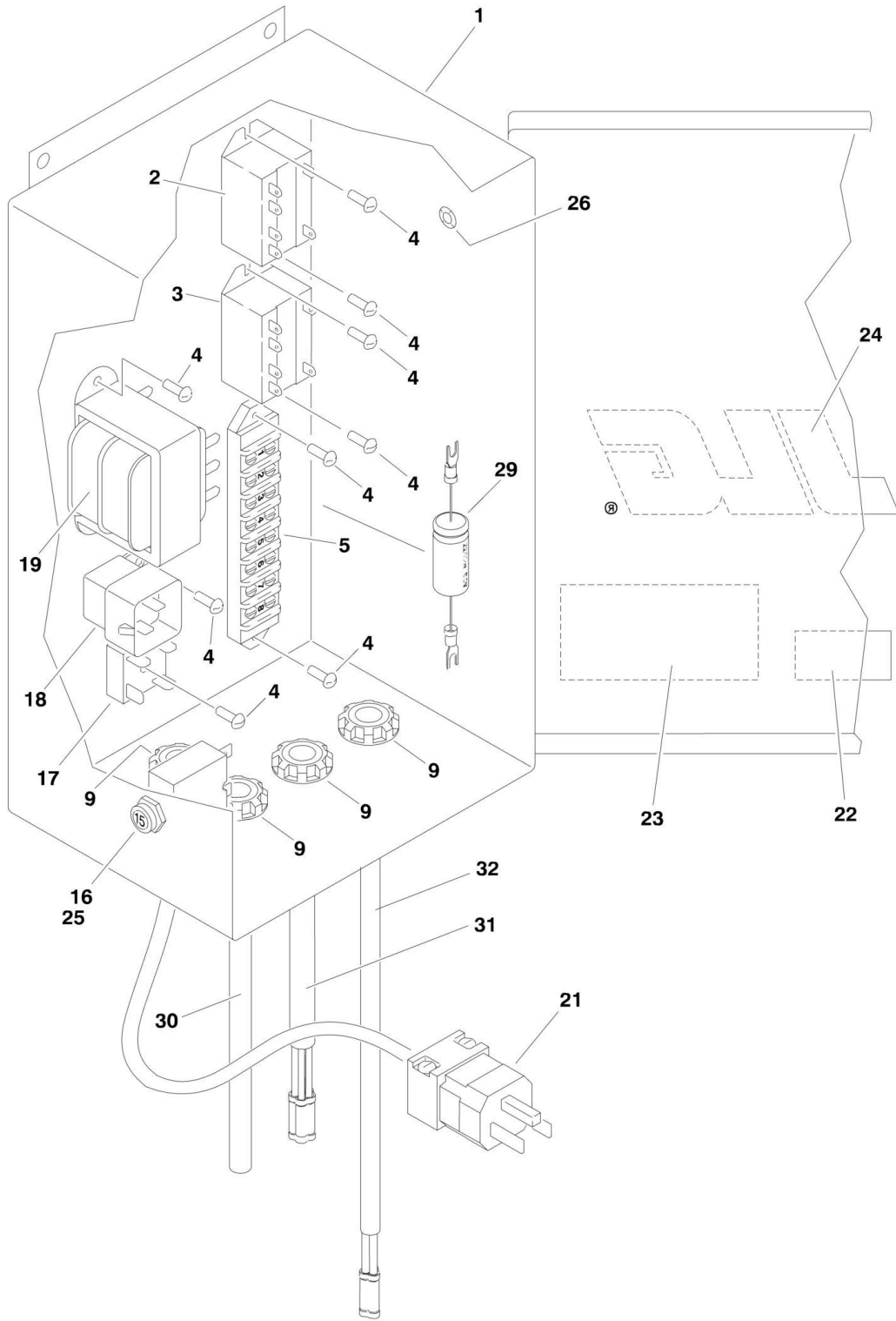
ITEM	PART NUMBER	QTY	DESCRIPTION	REV
		Ref	POWER PACK ASSEMBLY	
	0275890	Ref	100 VOLT (JAPANESE SPEC)	C
	0275940	Ref	110 VOLT	C
	0275889	Ref	220 VOLT	D
1	0100011	AR	Compound, Locking	
2	0630550	2	Bolt 1/4in-20NC x 3/4in	
3	0641406	4	Bolt 1/4in-20NC x 3/4in	
4	0721006	2	Screw	
5		Ref	Bolt Options:	
5	0791608	2	Bolt 3/8in-16NC x 1in (110Volt)	
5	0791609	2	Bolt 3/8in-16NC x 1-1/8in (100Volt/220Volt)	
6		Ref	Junction Box Assembly Options: (See JUNCTION BOX ASSEMBLY for Breakdown)	
6	0861557	1	100 Volt (Japanese Spec)	
6	0860933	1	110 Volt	
6	0860936	1	220 Volt	
7	0861305	1	Ground Control Box Assembly	
7	7020078	1	Switch, Push-Pull (Stop)	
7	7020096	1	Legend Plate, "Stop"	
7	7020097	1	Legend Plate, "Power/Off/On"	
7	4360467	1	Switch, Key	
7	2860030	1	Key, Replacement	
7	7027787	1	Connector, Strain Relief	
7	7020093	4	Screw m3 x 25	
7	7020094	1	Lid	
8	3311005	2	Locknut #10-24NC	
9	3311405	4	Locknut 1/4in-20NC	
10	3600467	1	Pump/Motor Assembly (See MOTOR/PUMP ASSEMBLY (MONARCH/BUCHER) for Breakdown)	
11	4341431	1	Mounting, Bracket AC Box	
12	4341432	1	Mounting, Bracket Pump	
13	4460566	1	Terminal, 90	
14	4751000	2	Flatwasher #10	
15	4751400	8	Flatwasher 1/4in	
16		Ref	Shrink, Heat Options (Not Shown):	
16	2820030	1 ft/ 0.3m	Shrink, Heat (SN 0900027702 through 0900030160)	
16	1001105113	2	Shrink, Heat (SN 0900030161 to Present)	
	0275939	Ref	POWER PACK INSTALLATION	B
101	0100011	AR	Compound, Locking	
102	0641404	4	Bolt 1/4in-20NC x 1/2in	
103	0791609	4	Bolt 3/8in-16NC x 1-1/8in	
106	3311608	4	Nut 3/8in-16NC	
107	4061024	1	Shield, Pump Cover	
110	4711400	4	Flatwasher 1/4in Narrow	
	0275697	Ref	HOURLY METER INSTALLATION (OPTIONAL)	C
203	2420172	1	Hourmeter	
205	4922935	1	Harness, Hourmeter (Not Shown)	
	0258482	Ref	AUXILIARY LOWERING INSTALLATION	A
301	0861213	1	Box, Power Down	
301	0400181	2	Battery	

SECTION 2 - CONTROLS

ITEM	PART NUMBER	QTY	DESCRIPTION	REV
301	4460320	1	Connector, Amp	
301	4460267	2	Pin, Amp	
303	4420064	0.3 ft/.09m	Velcro, Loop	
304	4420065	0.3 ft/.09m	Velcro, Hook	
		Ref	SECURITY LOCK INSTALLATION	
	0272686	Ref	Security Lock Installation (SN 0900026490 through 0900031621)	D
	1001110217	Ref	Security Lock Installation (SN 0900031622 to Present)	B
	0272181	Ref	Security Lock Installation (SN 0900026490 through 0900031621)	C
	1001110217	Ref	Security Lock Installation (SN 0900031622 to Present)	B
401	2820035	8 in/20cm	Sleeve, Insulation (Not Shown)	
402	2940132	1	Lock, Programmable (Note: Does NOT include Items 404 & 405)	
403		Ref	Fastener Options:	
403	0791003	2	Screw #10-24NC x 3/8in	
403	3820032	2	Rivet	
404	4460267	3	Pin, Male (Not Shown) (SN 0900031622 to Present)	
405	4460326	1	Plug, Male - 3 Position (Not Shown) (SN 0900031622 to Present)	
406	1001114375	1	Harness, Security Lock (Not Shown) (SN 0900031622 to Present)	
406	4460268	3	Socket, Female (Not Shown) (SN 0900031622 to Present)	
406	4460445	1	Receptacle, Female - 3 Position (Not Shown) (SN 0900031622 to Present)	
	0274289	Ref	CYCLE COUNTER INSTALLATION - 15AMI (OPTIONAL)	C
501	2420193	1	Gauge, Counter	
502	3311001	2	Nut #10-24NC	
503	3520166	1	Plug	
506	3911024	2	Screw #10-24NC x 1-1/2in	
507		Ref	Switch, Limit Options:	
507	4360437	1	Switch, Limit (Prior to SN 0900028055)	
507	1001092205	1	Switch, Limit (SN 0900028055 to Present)	
509	4923190	1	Harness, Counter	
510	4751000	6	Flatwasher #10 (Wide)	

SECTION 2 - CONTROLS

FIGURE 2-3. AC JUNCTION BOX ASSEMBLY



SECTION 2 - CONTROLS

FIGURE 2-3. AC JUNCTION BOX ASSEMBLY

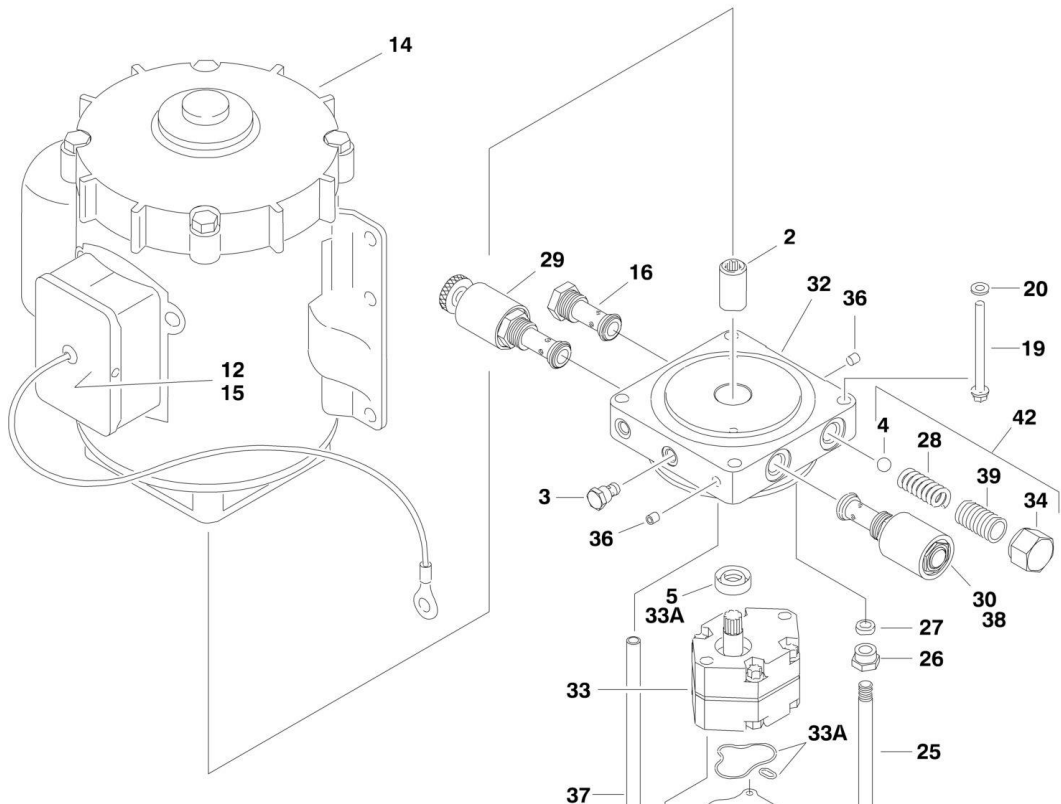
ITEM	PART NUMBER	QTY	DESCRIPTION	REV
		Ref	JUNCTION BOX ASSEMBLY OPTIONS:	
		Ref	100 VOLT (Japanese Spec)	
	0861286	Ref	Junction Box Assembly (Prior to SN 0900020166)	2-B
	0861557	Ref	Junction Box Assembly (SN 0900020166 to Present)	E
	0860933	Ref	110 VOLT	L
	0860936	Ref	220 VOLT	L
1		Ref	Box with Lid Options:	
1	0860911	1	100/110 Volt (Prior to SN 0900013477)	
1	0860943	1	100/110 Volt (SN 0900013477 to Present)	
1	0860943	1	220 Volt	
2	3740094	2	Relay, Starter 12 VDC	
3		Ref	Relay, Starter Options:	
3	3740093	1	100/110VAC	
3	3740105	1	220VAC	
4	3910808	12	Screw #8-32NF x 1/2in	
5	4460565	1	Strip, Terminal	
9	4460633	AR	Connector, Strain Relief	
16		Ref	Circuit Breaker Options:	
16	4360161	1	100/110 Volt - 20 Amp	
16	4360070	2	220 Volt - 15 Amp	
17	4360376	1	Rectifier	
18	3740049	1	Relay	
19		Ref	Transformer Options:	
19		Ref	100 Volt Box Options:	
19	4530013	1	Transformer (Prior to SN 0900020166)	
19	4530023	1	Transformer (SN 0900020166 to Present)	
19		Ref	110 & 220 Volt Box	
19	4530010	1	Transformer (Prior to SN 0900014643)	
19	4530013	1	Transformer (SN 0900014643 through 0900028707)	
19	4530010	1	Transformer (SN 0900028708 to Present)	
21		Ref	Harness Options:	
21	4921663	1	100/110 Volt Box Harness (Prior to SN 0900023728)	
21	4923034	1	100/110 Volt Box Harness (SN 0900023728 to Present)	
21	4460549	1	Plug, Terminal	
21		Ref	220 Volt Box Options:	
21	1060585	3 ft./0.9m	Harness (Prior to SN 0900023728)	
21	4923152	1	Harness (SN 0900023728 to Present)	
22		Ref	Decal Options:	
22		Ref	100 Volt Options:	
22	1702569	1	Decal (Prior to SN 0900020166)	
22	1702102	1	Decal (SN 0900020166 to Present)	
22		Ref	110 Volt	
22	1702569	1	Decal (Prior to SN 0900028708)	
22	1702102	1	Decal (SN 0900028708 to Present)	
22	1702103	1	220 Volt	
23	1702120	1	Decal - Wire Size	
24		Ref	Decal - JLG Options:	
24	1702365	1	Decal - JLG (Prior to SN 0900028708)	
24	1703681	1	Decal - JLG (SN 0900028708 to Present)	
25	3520028	1	Plug (100 & 110 Volt Boxes) (SN 0900013477 to Present)	

SECTION 2 - CONTROLS

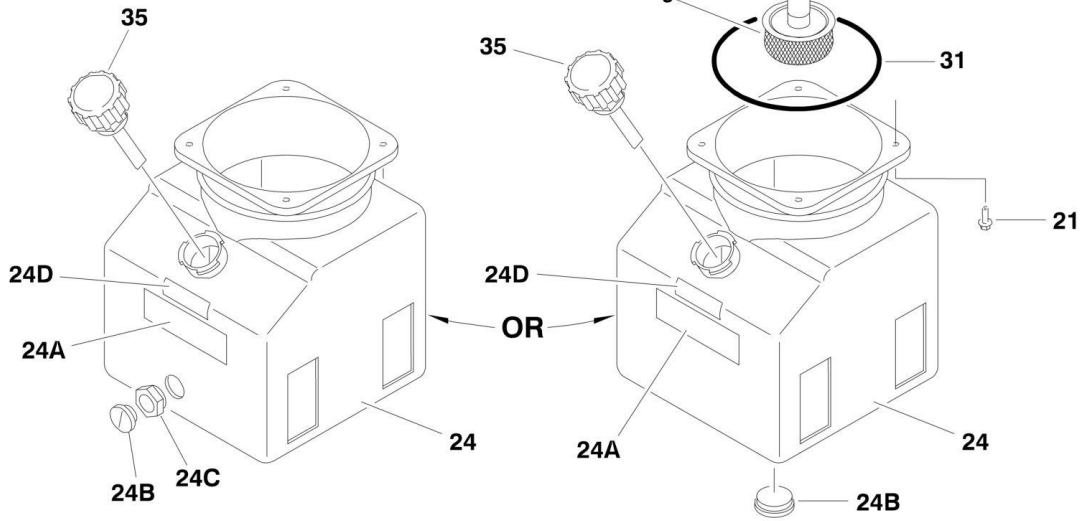
ITEM	PART NUMBER	QTY	DESCRIPTION	REV
26	3520034	4	Plug (SN 0900019636 to Present)	
27		Ref	Harness, AC Box Options (Not Shown): (SN 0900020166 to Present)	
27	4923150	1	Harness, AC Box - 100 Volt	
27	4923131	1	Harness, AC Box - 110 Volt	
27	4923151	1	Harness, AC Box - 220 Volt	
28		Ref	Wiring Diagram, AC Box Options (Not Shown - See ELECTRICAL SECTION for Breakdown) (SN 0900020166 to Present)	
28	4933309	1	Wiring Diagram, AC Box - 100 Volt	
28	4933305	1	Wiring Diagram, AC Box - 110 Volt	
28	4933310	1	Wiring Diagram, AC Box - 220 Volt	
29	1001093646	1	Harness, Capacitor 2200UF 50V (SN 0900028708 to Present)	
30	4922546	1	Harness, Ground Controls (SN 0900019526 to Present)	I
30	4460424	1	Terminal, Plug	
30	4460268	2	Socket, Female	
31	1001096586	1	Harness, 16/5	A
31	1060687	1 ft/0.3m	Cable Electrical 16/5	
32	1001096587	1	Harness, 12/3	B
32	1060908	2.42 ft/ 0.8m	Cable Electrical 12/3	

SECTION 2 - CONTROLS

FIGURE 2-4. AC MOTOR/PUMP ASSEMBLY (FENNER) (Prior to SN 0900027702)



NOTE: IF MOTOR/PUMP ASSEMBLY WAS REPLACED ON A MACHINE BUILT SN 0900019526 THROUGH 0900027702, IT MAY HAVE AN UPDATE KIT INSTALLED ON IT. IF MACHINE IS EQUIPPED WITH A MONARCH/BUCHER MOTOR/PUMP REFER TO NEXT FIGURE FOR BREAKDOWN



SECTION 2 - CONTROLS

FIGURE 2-4. AC MOTOR/PUMP ASSEMBLY (FENNER) (Prior to SN 0900027702)

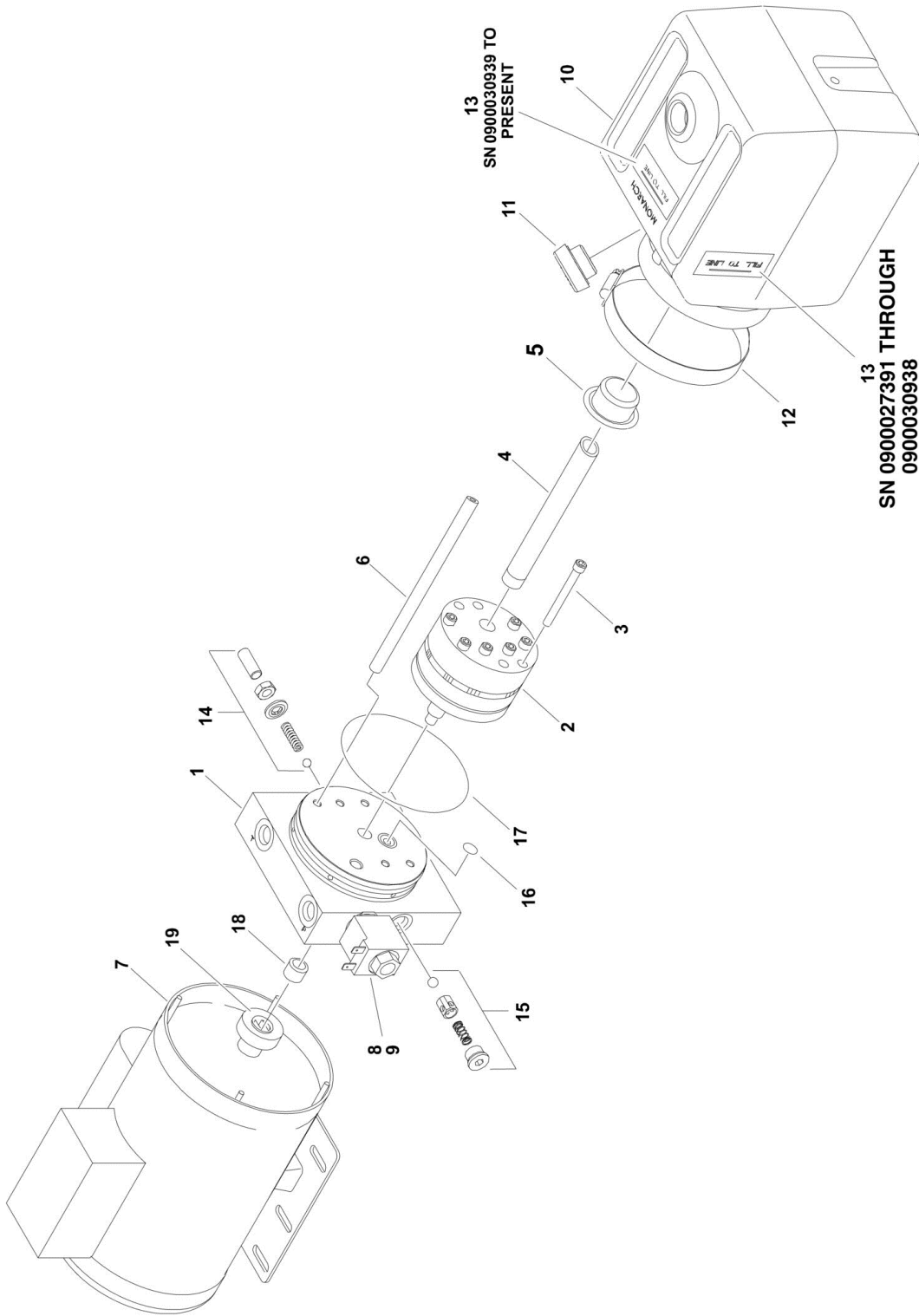
ITEM	PART NUMBER	QTY	DESCRIPTION	REV
		Ref	NOTE: IF MOTOR/PUMP ASSEMBLY WAS REPLACED ON A MACHINE BUILT S/N 0900019526 to S/N 0900027702, IT MAY HAVE AN UPDATE KIT INSTALLED ON IT. IF MACHINE IS EQUIPPED WITH A MONARCH/BUCHER MOTOR/PUMP REFER TO MOTOR/PUMP ASSEMBLY (MONARCH) FOR BREAKDOWN.	
		Ref	MOTOR/PUMP ASSEMBLY	
	3600262	Ref	100 Volt (Japanese Spec) (Prior to SN 0900019526)	A
	3600356	Ref	100 Volt (Japanese Spec) (SN 0900019526 through 0900027702)	C
	3600264	Ref	110 Volt (ANSI and ANSI Export Specs) (Prior to SN 0900019526)	A
	3600353	Ref	110 Volt (ANSI and ANSI Export Specs) (SN 0900019526 through 0900027702)	D
	3600265	Ref	220 Volt (ANSI and ANSI Export Specs) (Prior to SN 0900019526)	A
	3600354	Ref	220 Volt (ANSI and ANSI Export Specs) (SN 0900019526 through 0900027702)	C
1	7013713	2	Bolt 5/16in-24NF x 2-3/4in	
2	7016735	1	Coupling	
3	7013714	1	Plug	
4	7013715	NLA	Ball (Use Item 42)	
5	7013716	1	Seal (Part of Pump Seal Kit p/n 7013701)	
6	7013717	1	Washer	
8	7013722	1	Magnet	
9	7013723	1	Filter	
10	7013727	1	Cover	
11	7013728	2	Screw	
12		Ref	Gasket Options:	
12	7016787	1	Gasket for 3600262/3600354/36000356 Assemblies (was p/n 7016793 - See Item 15 Note)	
12	7013751	1	Gasket for 3600265 Assemblies	
12	7016764	1	Gasket for 3600264 Assemblies	
12	7016787	1	Gasket for 3600353 Assemblies (was p/n 7022225 - See Item 15 Note)	
14		Ref	Motor Options:	
14	7016799	1	100 Volt	
14	7016765	1	110 Volt	
14	7013732	1	220 Volt (Prior to SN 0900019526)	
14	7016774	1	220 Volt (SN 0900019526 through 0900027702)	
15		Ref	Switch Box Component Options:	
15	7013787	1	Cover Only for 3600264 Assemblies	
15	7022226	1	Cover Only for 3600353 Assemblies	
15	7016787	1	Timer Relay Assembly (Includes Relay, Wiring, Box, Item 12 Gasket and Hardware for 3600262/3600354/3600356 Assemblies	
		Ref	Note: Individual Pieces No Longer Available. Must Purchase Complete Assembly.	
15	7013751	1	Timer Relay Assembly (Includes Relay, Wiring, Box, Item 12 Gasket and Hardware for 3600265 Assemblies	
		Ref	Note: Individual Pieces No Longer Available. Must Purchase Complete Assembly.	
16	7013708	1	Cartridge, Valve - Check	
17	3931516	1	Bolt 5/16in-18NC x 1in	

SECTION 2 - CONTROLS

ITEM	PART NUMBER	QTY	DESCRIPTION	REV
18	7016756	1	Pipe, Plumbing	
19	7016757	4	Bolt M6-1.0 35MM	
20	7016758	4	Lockwasher 1/4in	
21	7016721	4	Bolt #12-24NC x 1/2in	
24		Ref	Tank Options:	
24	7016760	1	Tank Used (Prior to SN 0900019526)	
24	7022219	1	Tank Used (SN 0900019526 through 0900027702)	
24A	7013748	1	Decal - Caution	
24B	7016759	1	Plug	
24C	7016777	1	Fitting, Coupling	
24D	7022223	1	Decal - Fill Line	
25	7016761	1	Tube, Return	
26	7013792	1	Nut, Tube Compression	
27	7013793	1	Sleeve, Tube Compression	
28	7016762	NLA	Spring, Green (Use Item 42)	
29		Ref	Cartridge, Valve - Manual Descent Options:	
29	7013764	1	Cartridge, Valve - Manual Descent (Prior to SN 0900019526)	
29	Not Required	0	Cartridge, Valve - Manual Descent (Moved to Lift Cylinder) (SN 0900019526 through 0900027702)	
30	7016751	1	Coil, Solenoid	
31	7013743	1	O-Ring	
32		Ref	End Head Options:	
32	See Note	NLA	End Head (was p/n 7016753) (Note: No Longer Available) (Prior to SN 0900019526)	
32	7022220	1	End Head (SN 0900019526 through 0900027702)	
33	7016717	1	Pump Assembly	
33A	7013701	1	Seal Kit - Pump (Includes Gasket for Item #10 Cover, O-Ring and #5 Seal)	
34	7013750	NLA	Cap, Relief (Use Item 42)	
35		Ref	Breather Options:	
35	7013794	1	Breather (Prior to SN 0900019526)	
35	7016714	1	Breather (SN 0900019526 through 0900027702)	
36		Ref	Plug Options:	
36	7013720	2	Plug (Prior to SN 0900019526)	
36	Not Required	0	Plug (SN 0900019526 through 0900027702)	
37		Ref	Tube, Return Options:	
37	7013763	1	8in Length (Prior to SN 0900019526)	
37	7022224	1	8-1/2in Length (SN 0900019526 through 0900027702)	
38	7016755	1	Cartridge, Valve without Coil	
39	7013770	NLA	Screw, Adjustment (Use Item 42)	
40	7013745	1	Decal, Motor 50/60 Hertz (Not Shown)	
42	7013779	1	Relief Valve Kit (Includes Items 4, 28, 34 & 39)	

SECTION 2 - CONTROLS

FIGURE 2-5. AC MOTOR/PUMP ASSEMBLY (MONARCH/BUCHER) (SN 0900027702 to Present)



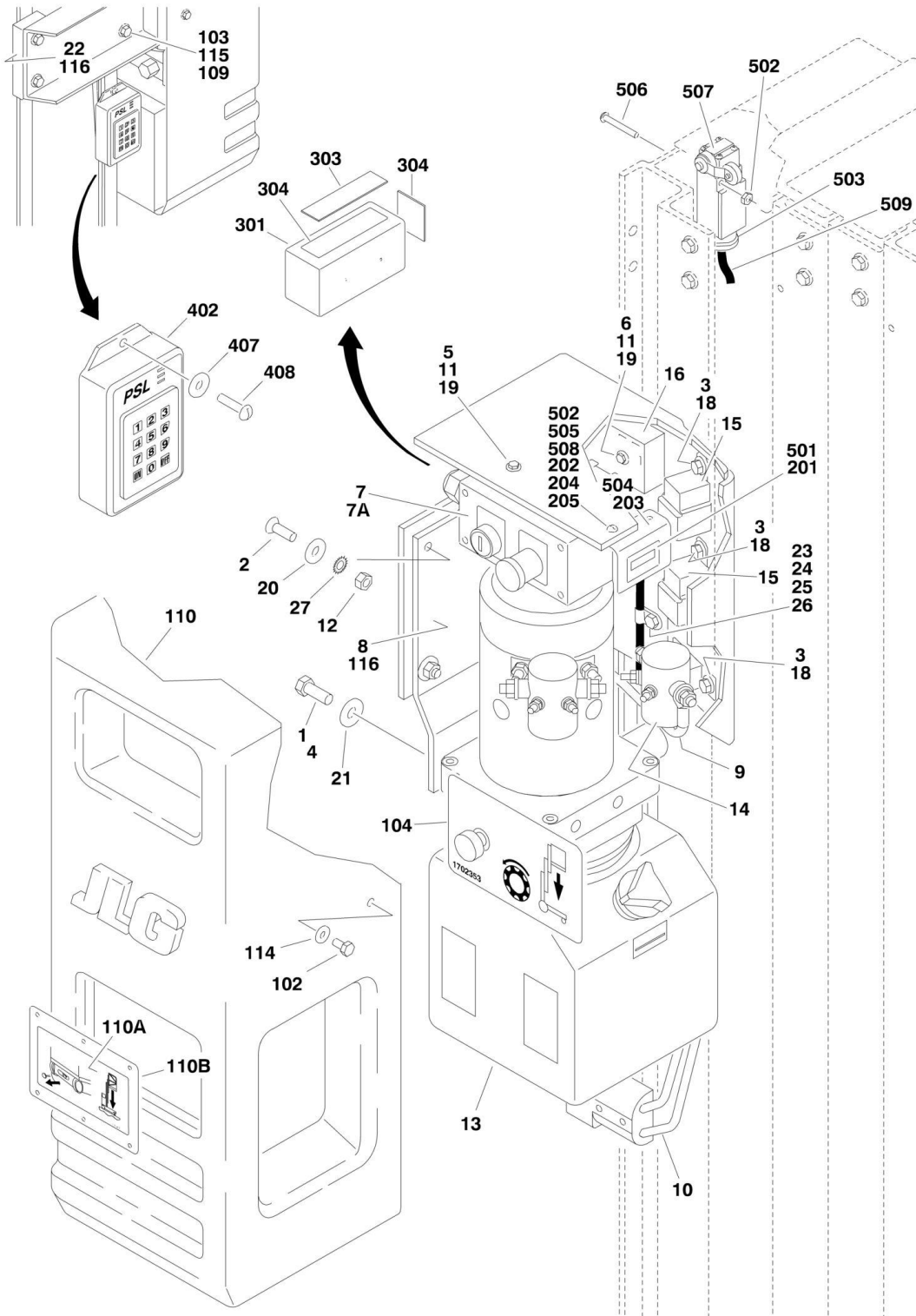
SECTION 2 - CONTROLS

FIGURE 2-5. AC MOTOR/PUMP ASSEMBLY (MONARCH/BUCHER) (SN 0900027702 to Present)

ITEM	PART NUMBER	QTY	DESCRIPTION	REV
	3600467	Ref	AC MOTOR/PUMP ASSEMBLY	C
1	70000641	1	Base Assembly (Includes Items 14-19)	
2	70001021	1	Pump	
3	70001020	4	Screw 1/4in-20NC x 2-3/4in	
4	70001042	1	Tube, Suction	
5	7026165	1	Filter	
6	70001044	1	Tube, Return	
7	70001045	1	Motor (Includes Item 19 and Motor Bolts)	
8	70000642	1	Cartridge	
9	70000643	1	Coil	
10	70000651	1	Reservoir	
11	70001025	1	Plug	
12	7026335	1	Clamp	
13	70001027	1	Decal - Fill Line	
14	See Note	NSS	Valve, Relief (Note: Use Item 1)	
14	See Note	NSS	Screw (Note: Use Item 1)	
14	See Note	NSS	Nut (Note: Use Item 1)	
14	See Note	NSS	Seal (Note: Use Item 1)	
14	See Note	NSS	Spring (Note: Use Item 1)	
14	See Note	NSS	Ball (Note: Use Item 1)	
15	See Note	NSS	Valve, Check (Note: Use Item 1)	
15	See Note	NSS	Plug (Note: Use Item 1)	
15	See Note	NSS	Spring (Note: Use Item 1)	
15	See Note	NSS	Poppet (Note: Use Item 1)	
15	See Note	NSS	Ball (Note: Use Item 1)	
16	70003612	1	O-Ring (1/2in x 5/8in x 1/16in)	
17	70003613	1	O-Ring (3 5/8in x 3 7/8in x 1/8in)	
18	70002215	2	Bearing	
19	7026330	1	Seal	

SECTION 2 - CONTROLS

FIGURE 2-6. DC POWER COMPONENTS INSTALLATION (Prior to SN 0900027391)



SECTION 2 - CONTROLS

FIGURE 2-6. DC POWER COMPONENTS INSTALLATION (Prior to SN 0900027391)

ITEM	PART NUMBER	QTY	DESCRIPTION	REV
		Ref	POWER PACK ASSEMBLY	
	0259205	Ref	Power Pack Assembly 15AMI - 12 VOLT (Prior to SN 0900019526)	A
	0272237	Ref	Power Pack Assembly 15AMI - 12 VOLT (SN 0900019526 through 0900027391)	E
	0271929	Ref	Power Pack Assembly 19AMI - 12 VOLT (Key Control) (Prior to SN 0900027391)	E
	0272172	Ref	Power Pack Assembly 19AMI - 12 VOLT (Keyless Control (Prior to SN 0900027391)	D
1	0100011	AR	Compound, Locking	
2	0630486	4	Screw, Countersunk	
3	0641404	AR	Bolt 1/4in-20NC x 1/2in	
4		Ref	Hardware Options:	
4	0641608	2	Bolt 3/8in-16NC x 1in (Prior to SN 0900019526)	
4	0641606	2	Bolt 3/8in-16NC x 3/4in (SN 0900019526 through 0900020834)	
4	0791605	2	Screw 3/8in-16NC x 5/8in (SN 0900020835 through 0900027390)	
4	0791608	2	Screw 3/8in-16NC x 1in (SN 0900027391 through 0900027391)	
5	0721006	2	Screw	
6	0721014	1	Screw (Prior to SN 0900019526)	
7		Ref	Ground Control Box Assembly Options (Key Control):	
7	0861212	NLA	Ground Control Box Assembly (Use p/n 0861305) (Prior to SN 0900020166)	
7	0861305	1	Ground Control Box Assembly (SN 0900020166 through 0900027391)	
		Ref	Note: Original Equipment control box p/n 0861212 may have been replaced with p/n 0861305 as a Service Replacement. Identify component before ordering parts.	
7	7020078	1	Switch, Push-Pull (Stop)	
7	7020096	1	Legend Plate, "Stop"	
7	7020097	1	Legend Plate, "Power/Off/On"	
7		Ref	Switch, Key Options:	
7	7020098	1	Switch, Key (Prior to SN 0900020166)	
7	4360467	1	Switch, Key (SN 0900020166 through 0900027391)	
7		Ref	Key, Replacement Options:	
7	7016339	1	Key, Replacement (Prior to SN 0900020166)	
7	2860030	1	Key, Replacement (SN 0900020166 through 0900027391)	
7	7020090	1	Connector, Strain Relief	
7	7020093	4	Screw m3 x 25	
7	7020094	1	Lid	
7A	0861536	1	Ground Control Box Assembly (Keyless Control)	
7A	7020078	1	Switch, Push-Pull (Stop)	
7A	7020096	1	Legend Plate, "Stop"	
7A	7020097	1	Legend Plate, "Power/Off/On"	
7A	7024411	1	Switch, Keyless	
7A	4460633	1	Connector, Strain Relief	
8	0902054	1	Plate, Mounting	
9	1060518	1	Cable, Solenoid (Prior to SN 0900019526)	
10	1060571	1	Cable Assembly - Battery	

SECTION 2 - CONTROLS

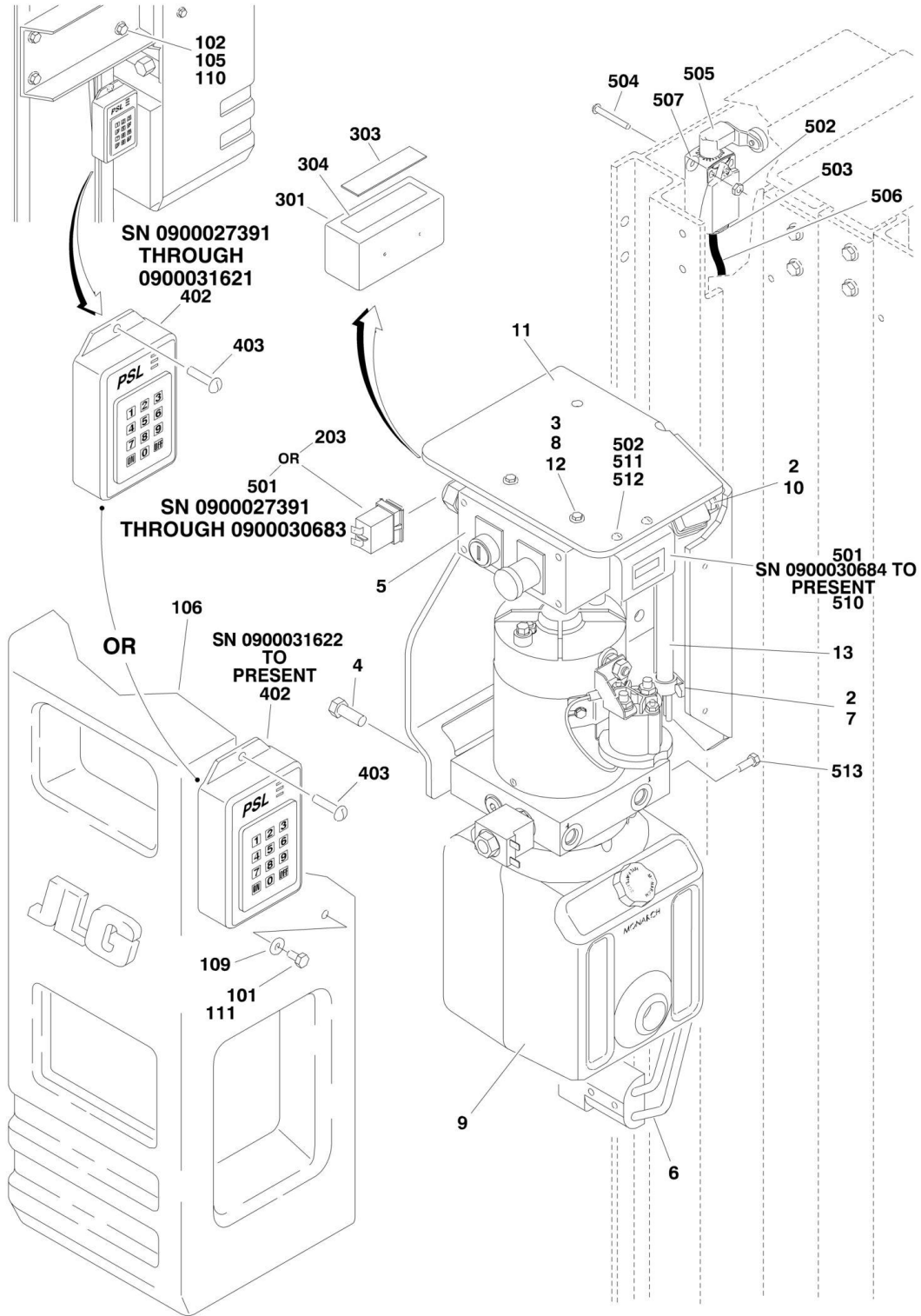
ITEM	PART NUMBER	QTY	DESCRIPTION	REV
11	3311005	AR	Locknut #10-24NC	
12	3311505	4	Locknut 5/16in-18NC	
13		Ref	DC Motor/Pump Assembly Options (See DC POWER COMPONENTS INSTALLATION for Breakdown):	
13	3600291	1	DC Motor/Pump Assembly 15AMI (Prior to SN 0900019526)	
13	3600355	NLA	DC Motor/Pump Assembly 15AMI (Use p/n 2915259) (SN 0900019526 through 0900027391)	
13	3600343	NLA	DC Motor/Pump Assembly 19AMI (Use p/n 2915259) (Prior to SN 0900027391)	
		Ref	(Note: Kit p/n 2915259 includes Pump/Motor Assy and Return Tube. Once kit has been added, machine will be updated to S/N 0900027391 to S/N 0900029966 Design.)	
14	3740013	1	Solenoid (Prior to SN 0900019526)	
15		Ref	Relay Options:	
15	3740080	1	Relay (Prior to SN 0900019526)	
15	3740049	1	Relay (SN 0900019526 through 0900027391)	
16	3740113	1	Relay, Timer (Prior to SN 0900019526)	
17	4567605	2	Tube, Butyrate (Not Shown)	
18	4711400	3	Flatwasher 1/4in	
19	4751000	AR	Flatwasher #10	
20	4751500	4	Flatwasher 5/16in	
21	4751600	2	Flatwasher 3/8in (Prior to SN 0900020835)	
22	4845714	1	Bracket, Pump Mounting	
23	0641404	1	Bolt 1/4in-20NC x 1/2in (SN 0900019526 through 0900027391)	
24	4751400	1	Flatwasher 1/4in (SN 0900019526 through 0900027391)	
25	1320224	1	Clamp (SN 0900019526 through 0900027391)	
26	4922740	1	Harness (SN 0900019526 through 0900027391)	
27	4761500	1	Starwasher 5/16in (SN 0900020835 through 0900027391)	
		Ref	POWER PACK INSTALLATION OPTIONS:	
	0259294	Ref	Power Pack Installation 15AMI (Prior to SN 0900019526)	A
	0272235	Ref	Power Pack Installation 15AMI (SN 0900019526 through 0900027391)	B
	0271927	Ref	Power Pack Installation 19AMI	E
102	0641404	4	Bolt 1/4in-20NC x 1/2in	
103	0641614	4	Bolt 3/8in-16NC x 1-3/4in	
104	1702353	1	Decal - Manual Descent (Prior to SN 0900019526)	
105	2820035	7.3 ft/2.3m	Tubing, Insulate (Not Shown) (Prior to SN 0900025184)	
106	4240032	AR	Tie, Wire (Not Shown)	
107	4240033	AR	Tie, Wire (Not Shown)	
109	3311605	4	Locknut 3/8in-16NC	
110		Ref	Shield, Pump Cover Options:	
110	4060875	1	Shield, Pump Cover (Prior to SN 0900019526)	
110	4061024	1	Shield, Pump Cover (SN 0900019526 through 0900027391)	
110A	1704582	1	Decal (SN 0900019688 through 0900027391)	
110B	9984088	1	Cover (SN 0900019688 through 0900027391)	
114	4711400	4	Flatwasher 1/4in Narrow	
115	4711600	8	Flatwasher 3/8in Narrow	
116	4070984	2	Shim, Pump Spacer (15AMI)	
	0273365	Ref	HOURLY METER INSTALLATION (OPTIONAL)	D
201	2420172	1	Hourmeter	
202	3311001	2	Nut #10-24NC	
203	3572158	1	Bracket, Mounting	

SECTION 2 - CONTROLS

ITEM	PART NUMBER	QTY	DESCRIPTION	REV
204	3911010	2	Screw #10-24NC x 5/8in	
205	4761000	2	Lockwasher #10	
206	4922935	1	Harness, Hourmeter (Not Shown)	
	0258482	Ref	AUXILIARY LOWERING INSTALLATION - 15AMI	A
	0259450	Ref	AUXILIARY LOWERING INSTALLATION - 19AMI	A
301	0861213	1	Box, Power Down	
301	0400181	2	Battery	
301	4460320	1	Connector, Amp	
301	4460267	2	Pin, Amp	
303	4420064	0.3 ft/.09m	Velcro, Loop	
304	4420065	0.3 ft/.09m	Velcro, Hook	
		Ref	SECURITY LOCK INSTALLATIONS	
	0272686	Ref	Security Lock Installation 15AMI	C
	0272181	Ref	Security Lock Installation 19AMI	B
401	2820035	8 in/20cm	Sleeve, Insulation (Not Shown)	
402	2940132	1	Lock, Programmable	
407	4751000	2	Flatwasher #10 (19AMI)	
408	4922377	1	Harness, Counter	
	0270020	Ref	CYCLE COUNTER INSTALLATION - 15AMI (OPTIONAL)	B
501	2420193	1	Gauge, Counter	
502	3311001	4	Nut #10-24NC	
503	3520166	1	Plug	
504	3572158	1	Bracket, Gauge Mounting	
505	3911010	2	Screw #10-24NC x 5/8in	
506	3911024	2	Screw #10-24NC x 1-1/2in	
507	4360437	1	Switch, Limit	
508	4761000	2	Lockwasher #10	
509	4922377	1	Harness, Counter	

SECTION 2 - CONTROLS

FIGURE 2-7. DC POWER COMPONENTS INSTALLATION (SN 0900027391 to Present)



SECTION 2 - CONTROLS

FIGURE 2-7. DC POWER COMPONENTS INSTALLATION (SN 0900027391 to Present)

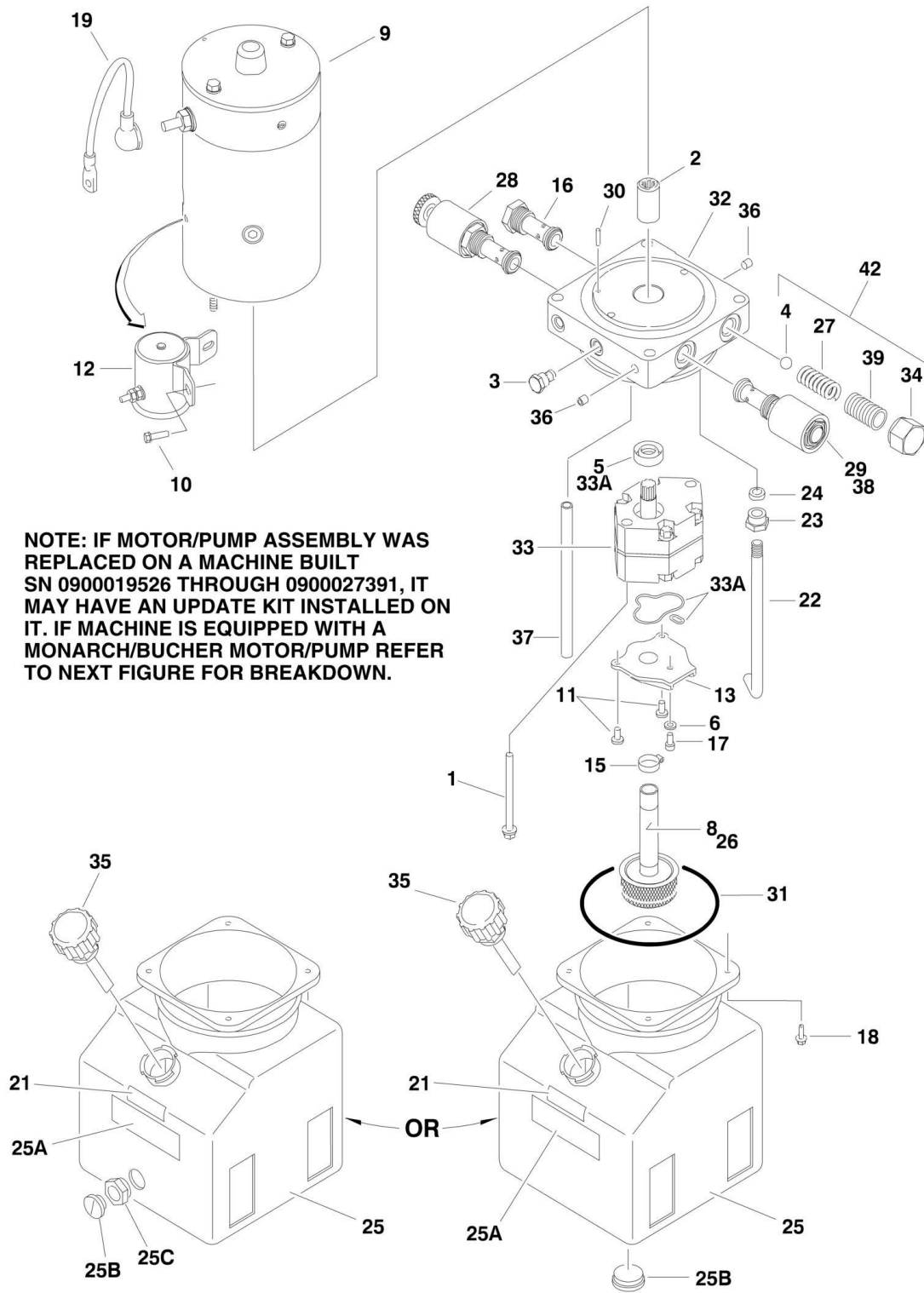
ITEM	PART NUMBER	QTY	DESCRIPTION	REV
		Ref	POWER PACK ASSEMBLY	
	0275885	Ref	Power Pack Assembly 15AMI - 12 VOLT	C
	0275885	Ref	Power Pack Assembly 19AMI - 12 VOLT (Key Control)	C
	0275886	Ref	Power Pack Assembly 19AMI - 12 VOLT (Keyless Control)	C
1	0100011	AR	Compound, Locking	
2	0641404	2	Bolt 1/4in-20NC x 1/2in	
3	0721006	2	Screw	
4	0791608	2	Bolt 3/8in-16NC x 1in	
5	0861305	1	Ground Control Box Assembly (Key Control):	
5	7020078	1	Switch, Push-Pull (Stop)	
5	7020096	1	Legend Plate, "Stop"	
5	7020097	1	Legend Plate, "Power/Off/On"	
5	4360467	1	Switch, Key	
5	2860030	1	Key, Replacement	
5	7020090	1	Connector, Strain Relief	
5	7020093	4	Screw m3 x 25	
5	7020094	1	Lid	
5A	0861536	1	Ground Control Box Assembly (Keyless Control - Not Shown)	
5A	7020078	1	Switch, Push-Pull (Stop)	
5A	7020096	1	Legend Plate, "Stop"	
5A	7020097	1	Legend Plate, "Power/Off/On"	
5A	7024411	1	Switch, Keyless	
5A	4460633	1	Connector, Strain Relief	
6	1060571	1	Cable Assembly - Battery	
7	1320224	1	Clamp	
8	3311005	2	Locknut #10-24NC	
9	3600462	1	DC Motor/Pump Assembly (See MOTOR/PUMP ASSEMBLY (MONARCH) for breakdown)	
10	3740049	1	Relay	
11	4341432	1	Bracket, Pump Mounting	
12	4751000	2	Flatwasher #10	
13	4922740	1	Harness (Not Shown)	
14	4567605	2	Tube, Plastic (Installed on Battery Hanger Bar - Not Shown) (SN 0900027391 through 0900033939)	
		Ref	POWER PACK INSTALLATION	
	0275689	Ref	Power Pack Installation (SN 0900027391 through 0900027701)	B
	0275939	Ref	Power Pack Installation (SN 0900027702 to Present)	A
101	0641404	4	Bolt 1/4in-20NC x 1/2in	
102		Ref	Bolt Options:	
102	0791608	4	Bolt 3/8in-16NC x 1in (SN 0900027391 through 0900027701)	
102	0791609	4	Bolt 3/8in-16NC x 1-1/8in (SN 0900027702 to Present)	
105		Ref	Nut Options:	
105	3311605	4	Locknut 3/8in-16NC (SN 0900027391 through 0900027701)	
105	3311608	4	Nut 3/8in-16NC (SN 0900027702 to Present)	
106	4061024	1	Shield, Pump Cover	
109	4711400	4	Flatwasher 1/4in Narrow	
110	4711600	8	Flatwasher 3/8in Narrow (SN 0900027391 through 0900027701)	
111	0100011	AR	Compound, Locking (SN 0900027702 to Present)	
	0275697	Ref	HOURMETER INSTALLATION (OPTIONAL)	C
203	2420172	1	Hourmeter	

SECTION 2 - CONTROLS

ITEM	PART NUMBER	QTY	DESCRIPTION	REV
205	4922935	1	Harness, Hourmeter (Not Shown)	
	0258482	Ref	AUXILIARY LOWERING INSTALLATION - 15AMI	A
	0259450	Ref	AUXILIARY LOWERING INSTALLATION - 19AMI	A
301	0861213	1	Box, Power Down	
301	0400181	2	Battery	
301	4460320	1	Connector, Amp	
301	4460267	2	Pin, Amp	
303	4420064	0.3 ft/.09m	Velcro, Loop	
304	4420065	0.3 ft/.09m	Velcro, Hook	
		Ref	SECURITY LOCK INSTALLATION	
	0272686	Ref	Security Lock Installation 15AMI (SN 0900027391 through 0900031621)	D
	1001110217	Ref	Security Lock Installation 15AMI (SN 0900031622 to Present)	A
	0272181	Ref	Security Lock Installation 19AMI (SN 0900027391 through 0900031621)	C
	1001110217	Ref	Security Lock Installation 19AMI (SN 0900031622 to Present)	A
401	2820035	8 in/20cm	Sleeve, Insulation (Not Shown)	
402	2940132	1	Lock, Programmable (Note: Does NOT include Items 404 & 405)	
403		Ref	Fastener Options:	
403	0791003	2	Screw #10-24NC x 3/8in	
403	3820032	2	Rivet	
404	4460267	3	Pin, Male (Not Shown) (SN 0900031622 to Present)	
405	4460326	1	Plug, Male - 3 Position (Not Shown) (SN 0900031622 to Present)	
406	1001114375	1	Harness, Security Lock (Not Shown) (SN 0900031622 to Present)	
406	4460268	3	Socket, Female (Not Shown) (SN 0900031622 to Present)	
406	4460445	1	Receptacle, Female - 3 Position (Not Shown) (SN 0900031622 to Present)	
	0270020	Ref	CYCLE COUNTER INSTALLATION - 15AMI (OPTIONAL)	E
501	2420193	1	Gauge, Counter	
502	3311001	4	Nut #10-24NC	
503	3520166	1	Plug	
504	3911024	2	Screw #10-24NC x 1-1/2in	
505		Ref	Switch, Limit Options:	
505	4360437	1	Switch, Limit (SN 0900027391 through 0900028054)	
505	1001092205	1	Switch, Limit (SN 0900028055 to Present)	
506	4922377	1	Harness, Counter	
507	4751000	6	Flatwasher #10	
510	3572158	1	Bracket, Gauge Mounting (SN 0900030684 to Present)	
511	3911010	2	Screw #10-24NC x 5/8in	
512	4761000	2	Lockwasher #10	
513	0641504	1	Bolt 5/16in-18NC x 1/2in	

SECTION 2 - CONTROLS

FIGURE 2-8. DC MOTOR/PUMP ASSEMBLY (FENNER) (Prior to SN 0900027391)



NOTE: IF MOTOR/PUMP ASSEMBLY WAS REPLACED ON A MACHINE BUILT SN 0900019526 THROUGH 0900027391, IT MAY HAVE AN UPDATE KIT INSTALLED ON IT. IF MACHINE IS EQUIPPED WITH A MONARCH/BUCHER MOTOR/PUMP REFER TO NEXT FIGURE FOR BREAKDOWN.

SECTION 2 - CONTROLS

FIGURE 2-8. DC MOTOR/PUMP ASSEMBLY (FENNER) (Prior to SN 0900027391)

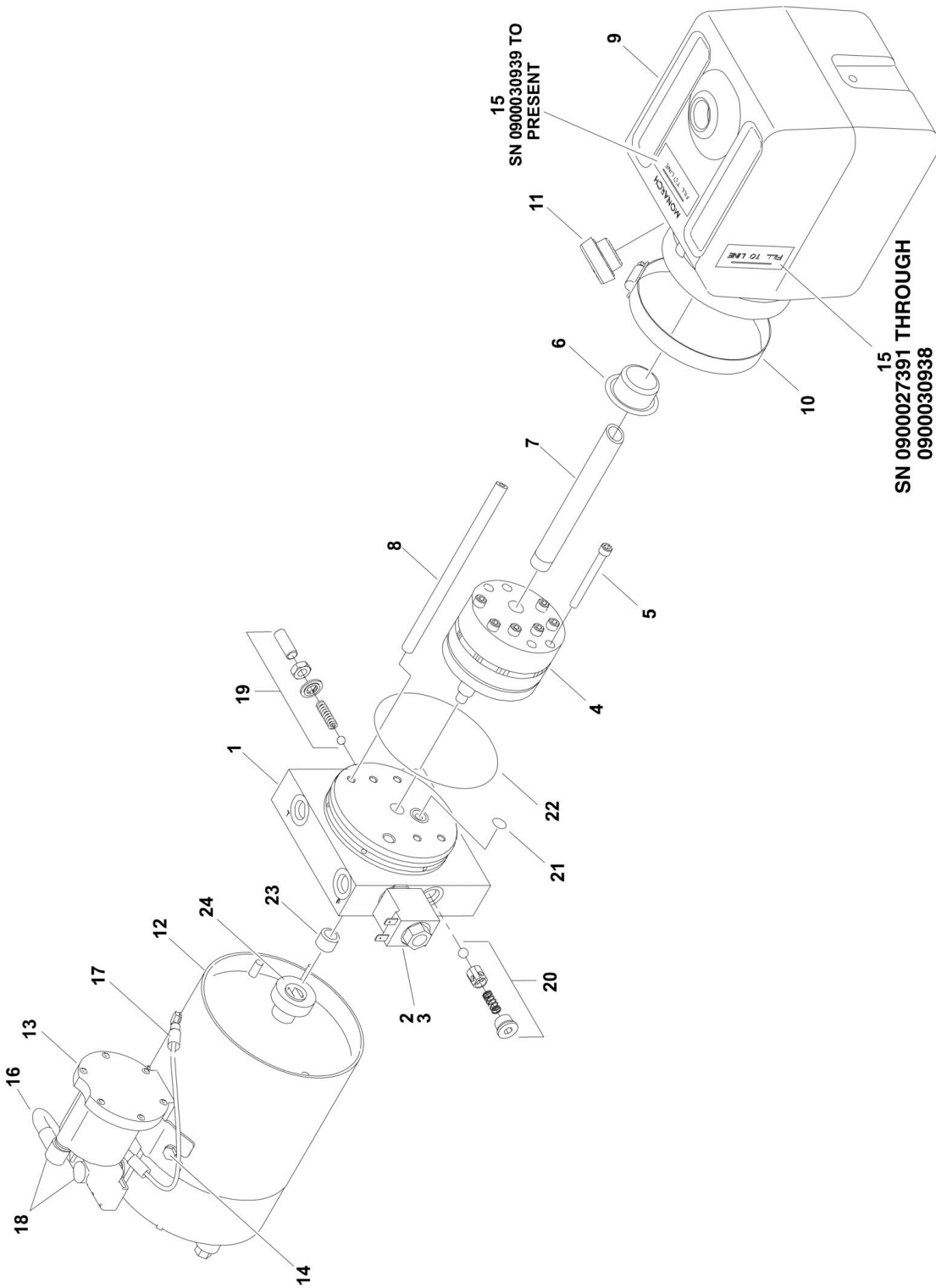
ITEM	PART NUMBER	QTY	DESCRIPTION	REV
		Ref	NOTE: IF MOTOR/PUMP ASSEMBLY WAS REPLACED ON A MACHINE BUILT S/N 0900019526 TO S/N 0900027391, IT MAY HAVE AN UPDATE KIT INSTALLED ON IT. IF MACHINE IS EQUIPPED WITH A MONARCH/BUCHER MOTOR/PUMP REFER TO DC MOTOR/PUMP ASSEMBLY (MONARCH) FOR BREAKDOWN.	
		Ref	DC MOTOR/PUMP ASSEMBLY	
	3600291	Ref	Dc Motor/Pump Assembly 15AMI - 12V DC (Prior to SN 0900019526)	A
	3600355	Ref	Dc Motor/Pump Assembly 15AMI - 12V DC (SN 0900019526 through 0900027391)	D
	3600343	Ref	Dc Motor/Pump Assembly 19AMI - 12V DC	C
1	7013713	2	Bolt 5/16in-24NF x 2-3/4in	
2	7016735	1	Coupling	
3	7013714	1	Plug	
4	7013715	NLA	Ball (Use Item 42)	
5	7013716	1	Seal (Part of Pump Seal Kit p/n 7013701)	
6	7013717	1	Washer	
8	7013722	1	Magnet	
9	7013710	1	Motor	
9	7013757	1	Brush Kit	
10	7013758	2	Screw 1/4in-20NC x 1/4in	
11	7013728	2	Screw m6 x 1.0 - 12mm	
12	7013789	1	Solenoid (was p/n 7013760)	
13	7016770	1	Cover	
15	7016771	1	Clamp	
16	7013708	1	Cartridge, Valve - Check	
17	3931516	1	Bolt 5/16in-18NC x 1in (was p/n 7016720)	
18	7016721	4	Bolt #12-24NC x 1/2in	
19	7016772	1	Cable	
21		Ref	Decal - Fill Line Options:	
21	7016713	1	Decal - Fill Line 15AMI (Prior to SN 0900019526)	
21	7022223	1	Decal - Fill Line 15AMI (SN 0900019526 through 0900027391)	
21	7016713	1	Decal - Fill Line 19AMI	
22	7013795	1	Tube, Return	
23	7013792	1	Nut, Tube Compression	
24	7013793	1	Sleeve, Tube Compression	
25	7022219	1	Tank (was p/n 7016775)	
25A	7013748	1	Decal - Caution	
25B	7016759	1	Plug	
25C	7016777	1	Fitting, Coupling	
25D	7016776	1	Decal - Maximum Torque (Not Shown)	
26	7016773	1	Plumbing Assembly - Inlet	
27		Ref	Spring Options:	
27	7016762	NLA	Spring 15AMI (Use Item 42)	
27	7013733	NLA	Spring 19AMI (Use Item 42)	
28		Ref	Cartridge, Valve - Manual Descent Options:	
28	7013764	1	Cartridge, Valve - Manual Descent (Prior to SN 0900019526)	
28	Not Required	0	Cartridge, Valve - Manual Descent (Moved to Lift Cylinder) (SN 0900019526 through 0900027391)	
29		Ref	Coil, Solenoid Options:	

SECTION 2 - CONTROLS

ITEM	PART NUMBER	QTY	DESCRIPTION	REV
29	7016786	1	Coil, Solenoid (Prior to SN 0900019526)	
29	7016751	1	Coil, Solenoid (SN 0900019526 through 0900027391)	
30	7013766	1	Pin	
31	7013743	1	O-Ring	
32		Ref	End Head Options:	
32	See Note	NLA	End Head (was p/n 7016753) (Note: No Longer Available) (Prior to SN 0900019526)	
32	7022220	1	End Head (SN 0900019526 through 0900027391)	
33	7016717	1	Pump Assembly	
33A	7013701	1	Seal Kit - Pump (Includes Gasket for #13 Cover, O-Ring and #5 Seal)	
34	7013750	NLA	Cap, Relief (Use Item 42)	
35	7016714	1	Breather	
36	7013720	2	Plug	
37		Ref	Tube, Return Options:	
37	7013726	1	Tube, Return 15AMI (Prior to SN 0900019526)	
37	7022224	1	Tube, Return 15AMI (SN 0900019526 through 0900027391)	
37	7013726	1	Tube, Return 19AMI	
38	7016755	1	Valve	
39	7013770	NLA	Screw, Adjustment (Use Item 42)	
42	7013779	1	Relief Valve Kit (Includes Items 4, 27, 34 & 39)	

SECTION 2 - CONTROLS

FIGURE 2-9. DC MOTOR/PUMP ASSEMBLY (MONARCH/BUCHER) (SN 0900027391 to Present)



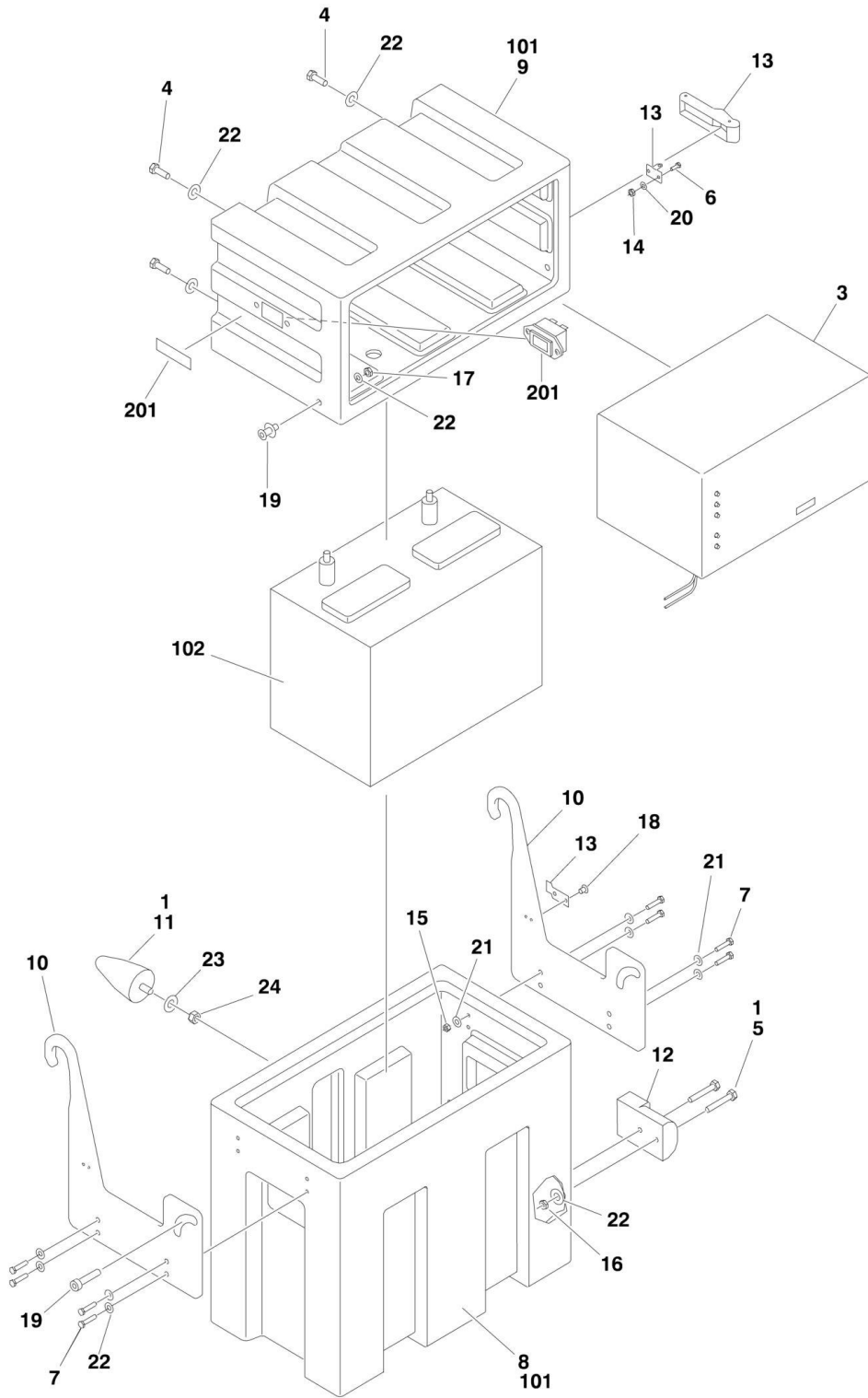
SECTION 2 - CONTROLS

FIGURE 2-9. DC MOTOR/PUMP ASSEMBLY (MONARCH/BUCHER) (SN 0900027391 to Present)

ITEM	PART NUMBER	QTY	DESCRIPTION	REV
	3600462	Ref	DC MOTOR/PUMP ASSEMBLY	B
1	70000641	1	Base Assembly (Includes Items 19-24)	
2	70000642	1	Cartridge	
3	70000643	1	Coil	
4	70001021	1	Pump	
5	70001020	4	Screw 1/4in-20NC x 2-3/4in	
6	7026165	1	Filter	
7	70001029	1	Tube, Suction	
8	70001030	1	Tube, Return	
9	70000651	1	Reservoir	
10	7026335	1	Clamp	
11	70001025	1	Plug	
12	70001031	1	Motor (Includes Item 24 and Motor Bolts)	
12	70001039	4	Brushes	
13	70001032	1	Solenoid	
14	70001033	2	Screw	
15	70001027	1	Decal - Fill Line	
16	70001034	1	Cable, Insulated	
17	70001035	1	Control Wire Assembly	
18	70001036	2	Boot, Terminal	
19	See Note	NSS	Valve, Relief (Note: Use Item 1)	
19	See Note	NSS	Screw (Note: Use Item 1)	
19	See Note	NSS	Nut (Note: Use Item 1)	
19	See Note	NSS	Seal (Note: Use Item 1)	
19	See Note	NSS	Spring (Note: Use Item 1)	
19	See Note	NSS	Ball (Note: Use Item 1)	
20	See Note	NSS	Valve, Check (Note: Use Item 1)	
20	See Note	NSS	Plug (Note: Use Item 1)	
20	See Note	NSS	Spring (Note: Use Item 1)	
20	See Note	NSS	Poppet (Note: Use Item 1)	
20	See Note	NSS	Ball (Note: Use Item 1)	
21	70003612	1	O-Ring (1/2in x 5/8in x 1/16in)	
22	70003613	1	O-Ring (3-5/8in x 3-7/8in x 1/8in)	
23	70002215	2	Bearing	
24	7026330	1	Seal	

SECTION 2 - CONTROLS

FIGURE 2-10. DC POWER PACK INSTALLATION (Prior to SN 0900031622)



SECTION 2 - CONTROLS

FIGURE 2-10. DC POWER PACK INSTALLATION (Prior to SN 0900031622)

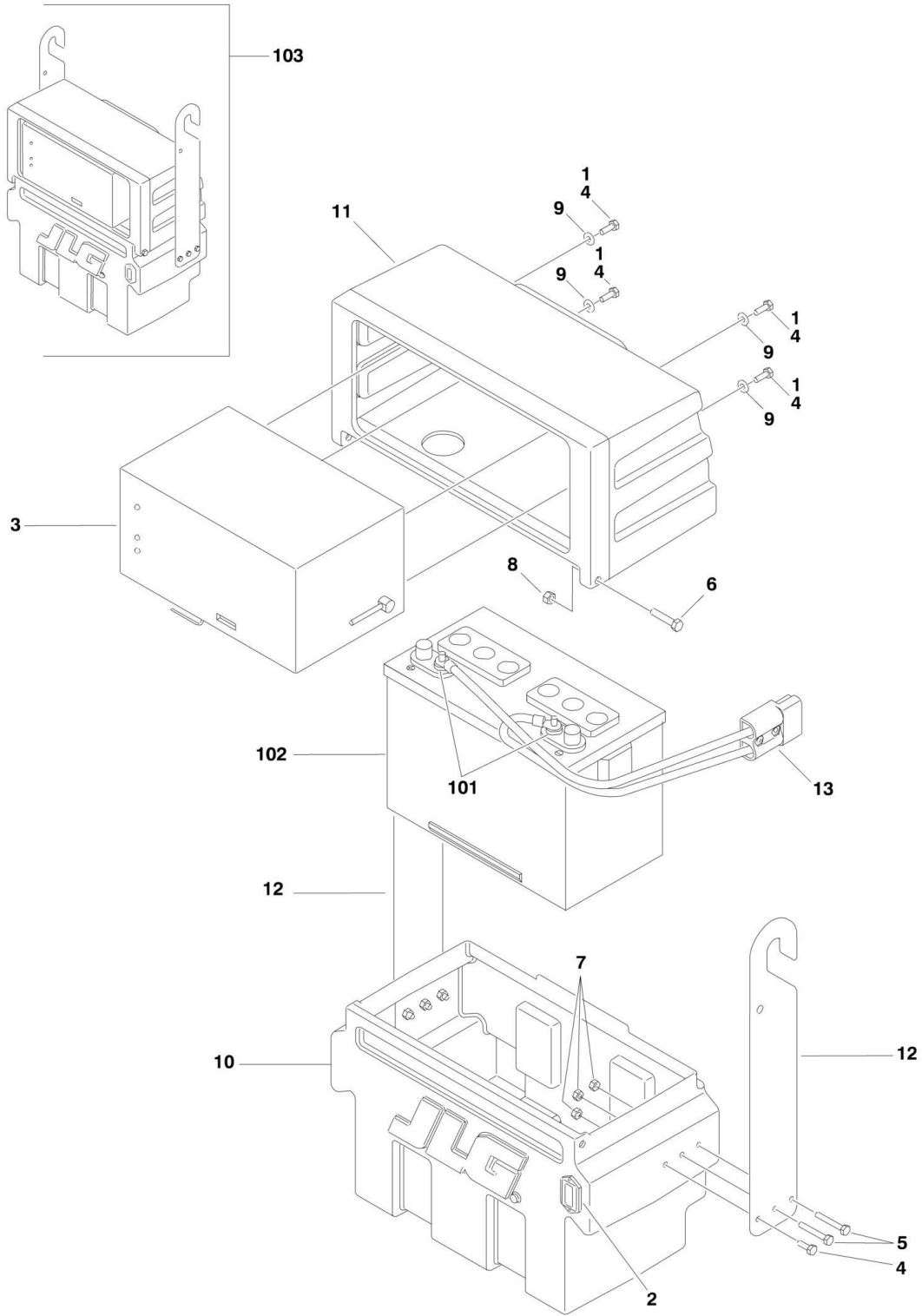
ITEM	PART NUMBER	QTY	DESCRIPTION	REV
		Ref	BATTERY BOX AND CHARGER ASSEMBLIES	
	0400223	Ref	Machines with Wet and Dry Battery and Charger with Cord	F
	0400225	Ref	Machines with Wet and Dry Battery and Charger with Inlet	F
	0400224	Ref	Machines with AGM Battery and Charger with Cord	F
1	0100011	AR	Compound, Locking	
3		Ref	Charger Assembly Options: (See BATTERY CHARGER ASSEMBLY for Breakdown)	
3	0400176	1	Standard Charger With Cord	
3	0400193	1	Standard Charger With Inlet	
3	0400212	1	AGM/5 Hour Charger (Used with AGM Battery)	
4	0641406	4	Bolt, 1/4in-20NC x 3/4in	
5	0641412	2	Bolt, 1/4in-20NC x 1-1/2in	
6	0720805	2	Screw, #8-24NC x 5/8in	
7	0721008	8	Screw, #10-24NC	
8	0861192	1	Box, Molded Battery	
9	0861193	1	Box, Molded Battery Charger	
10	0902442	2	Bracket, Hanger	
11	0940085	1	Bumper, Stop	
12		Ref	Cable Assembly - Battery Options:	
12	1060570	1	Cable Assembly - Battery (Prior to SN 0900029719)	
12	1001103107	1	Cable Assembly - Battery (SN 0900029719 through 0900031622)	
13	2940111	1	Latch, Soft Draw	
14	3310805	2	Locknut #8-32NC	
15	3311005	8	Locknut #10-24NC	
16		Ref	Nut Options:	
16	3311401	2	Nut (Prior to SN 0900012234)	
16	3311405	2	Nut (SN 0900012234 through 0900024847)	
16	3311401	2	Nut (SN 0900024848 through 0900031622)	
17	3311501	3	Nut 5/16in-18NC (Prior to SN 0900012234)	
17	3311505	2	Nut 5/16in-18NC (SN 0900012234 through 0900031622)	
18	3820001	2	Rivet,.125 x.25	
19	3900190	2	Screw, Shoulder	
20	4750800	2	Washer, #8 Flat	
21	4751000	16	Washer, #10 Flat	
22	4751400	8	Washer, 1/4 Flat	
23	4751500	1	Washer, 5/16 Flat	
24	3311501	1	Nut 5/16-18NC (SN 0900024073 through 0900031622)	
		Ref	BATTERY BOX AND CHARGER INSTALLATIONS	
		Ref	Battery Box and Charger Installations 15AMI	
	0258203	Ref	Machines with Wet Battery and Charger with Cord	F
	0258498	Ref	Machines with Dry Battery and Charger with Cord	F
	0272192	Ref	Machines with AGM Battery and Charger with Cord	C
		Ref	Battery Box and Charger Installations 19AMI	
	0258203	Ref	Machines with Wet Battery and Charger with Cord	F
	0272192	Ref	Machines with AGM Battery and Charger with Cord	C
	0259543	Ref	Machines with Wet Battery and Charger with Inlet	E
	0270717	Ref	Machines with Dry Battery and Charger with Inlet	C
101		Ref	Battery Box and Charger Assy Options (Includes Items 1-24):	
101	0400223	1	Battery Charger With Cord (Wet and Dry)	

SECTION 2 - CONTROLS

ITEM	PART NUMBER	QTY	DESCRIPTION	REV
101	0400224	1	Battery Charger With Cord (AGM/5 Hour)	
101	0400225	1	Battery Charger With Inlet (Wet and Dry)	
102		Ref	Battery Options:	
102	0400122	1	Standard Wet Battery	
102	0400144	1	Standard Dry Battery	
102	0400209	1	AGM/5 Hour	
	0270163	1	BDI INSTALLATION	C
201	2420195	1	Gauge, BDI	

SECTION 2 - CONTROLS

FIGURE 2-11. DC POWER PACK INSTALLATION (SN 0900031622 to Present)



SECTION 2 - CONTROLS

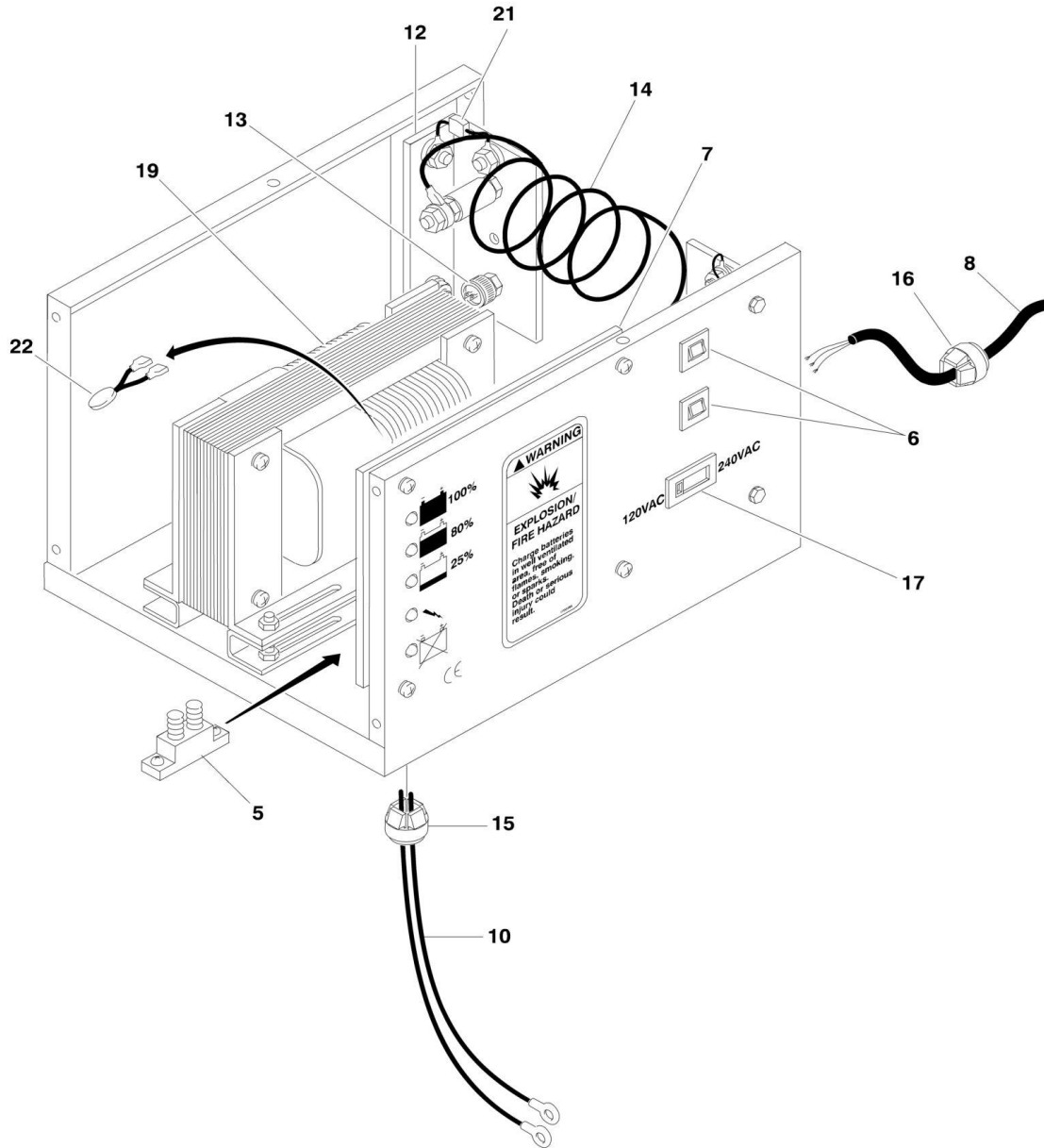
FIGURE 2-11. DC POWER PACK INSTALLATION (SN 0900031622 to Present)

ITEM	PART NUMBER	QTY	DESCRIPTION	REV
		Ref	BATTERY BOX AND CHARGER ASSEMBLIES	
	1001101991	Ref	Machines with Wet and Dry Battery and Charger with Cord	A
	1001107837	Ref	Machines with Wet and Dry Battery and Charger with Inlet	A
	1001107836	Ref	Machines with AGM Battery and Charger with Cord	A
1	0100011	AR	Compound, Locking	
2	0270163	1	BDI Gauge and Harness Assembly	
2	2420195	1	Gauge Only	
3		Ref	Charger Assembly Options: (See BATTERY CHARGER ASSEMBLY for Breakdown)	
3	0400176	1	Battery Charger With Cord (Wet and Dry)	
3	0400193	1	Battery Charger With Inlet (Wet and Dry)	
3	0400212	1	Battery Charger With Cord and with AGM/5 Hour Battery	
4	0641406	8	Bolt 1/4in-20NC x 3/4in	
5	0641414	2	Bolt 1/4in-20NC x 1-3/4in	
6	0641512	2	Bolt 5/16in-18NC x 1-1/2in	
7	3311405	6	Locknut 1/4in-20NC	
8	3311505	2	Locknut 5/16in-18NC	
10	1001101858	1	Box, Molded Battery	
11	1001101902	1	Box, Molded Battery Charger	
12	1001101926	2	Bracket, Hanger	
13	1001103107	1	Cable Assembly - Battery Pack	
13	4460567		Connector, Anderson	
		Ref	BATTERY BOX AND CHARGER INSTALLATIONS	
		Ref	Battery Box and Charger Installations 15AMI	
	1001101994	Ref	Machines with Wet Battery and Charger with Cord	A
	1001107839	Ref	Machines with Dry Battery and Charger with Cord	A
	1001107840	Ref	Machines with AGM Battery and Charger with Cord	A
		Ref	Battery Box and Charger Installations 19AMI	
	1001101994	Ref	Machines with Wet Battery and Charger with Cord	A
	1001107840	Ref	Machines with AGM Battery and Charger with Cord	A
	1001107841	Ref	Machines with Wet Battery and Charger with Inlet	A
	1001107842	Ref	Machines with Dry Battery and Charger with Inlet	A
101	0100051	AR	Grease, Terminal	
102		Ref	Battery Options:	
102	0400122	1	Standard Wet Battery	
102	0400144	1	Standard Dry Battery	
102	0400209	1	AGM/5 Hour	
103		Ref	Battery Box and Charger Assy Options (Includes Items 1-13):	
103	1001101991	1	Battery Charger With Cord (Wet and Dry)	
103	1001107837	1	Battery Charger With Inlet (Wet and Dry)	
103	1001107836	1	Battery Charger With Cord (AGM/5 Hour)	
	0270163	1	BDI INSTALLATION	C
201	2420195	1	Gauge, BDI	

SECTION 2 - CONTROLS

FIGURE 2-12. BATTERY CHARGER ASSEMBLY

NOTE: COVER NOT SHOWN FOR CLARITY



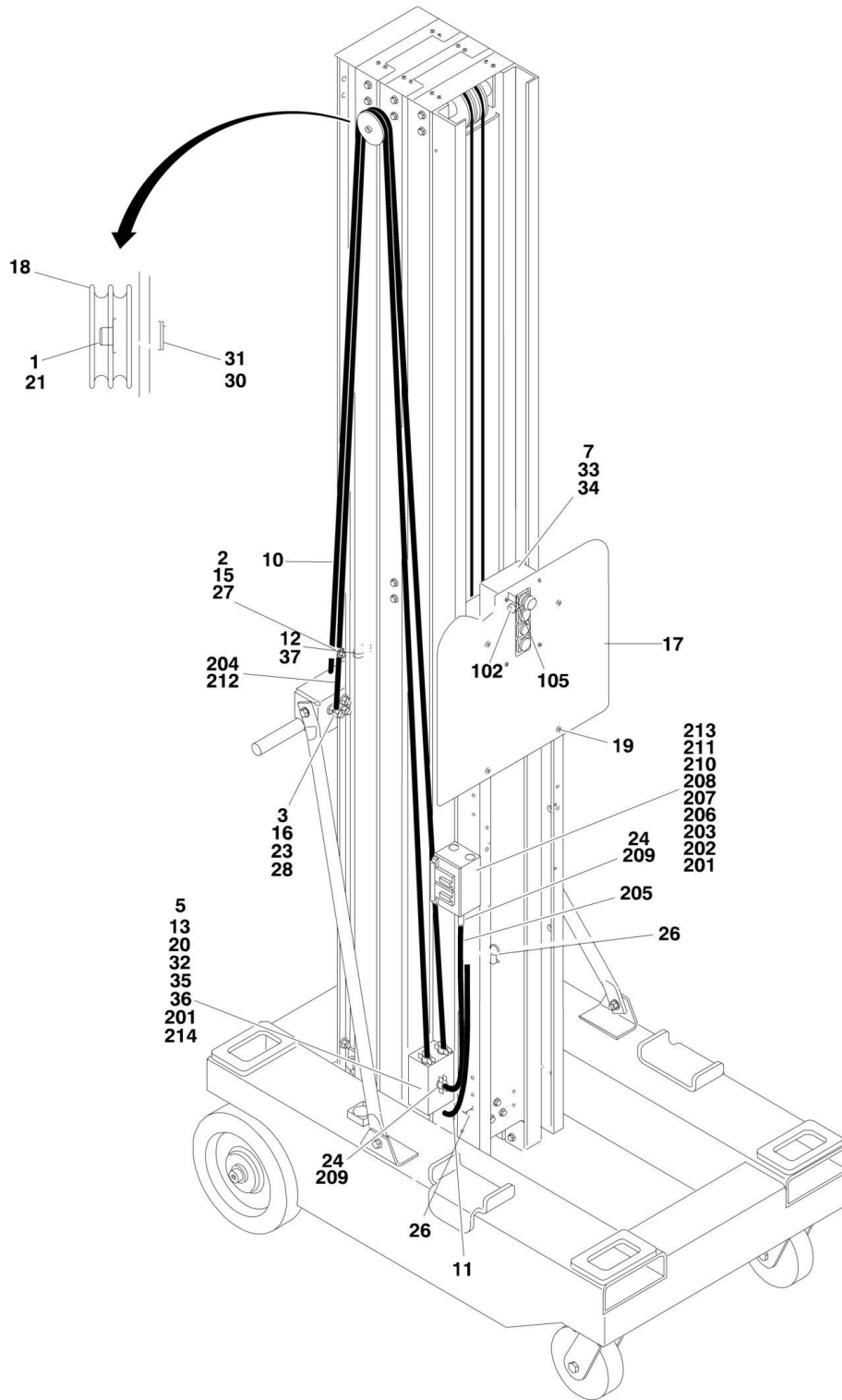
SECTION 2 - CONTROLS

FIGURE 2-12. BATTERY CHARGER ASSEMBLY

ITEM	PART NUMBER	QTY	DESCRIPTION	REV
		Ref	BATTERY CHARGER ASSEMBLIES	
	0400176	Ref	Standard Charger with Cord	F
	0400193	Ref	Standard Charger with Inlet	A
	0400212	Ref	AGM/5 Hour Charger	A
5	7011509	1	Breaker, Circuit - DC 50Amp	
6		Ref	Breaker, Circuit Options:	
6	7018536	2	0400176 & 0400193 Chargers (4Amp)	
6	7018558	2	0400212 Charger (8Amp)	
7		Ref	Card, Circuit Options:	
7	7020626	1	0400176 Charger	
7	7020677	1	0400193 Charger	
7	7022930	1	0400212 Charger	
8		Ref	AC Cord Assembly Options:	
8	7020627	1	0400176 Charger	
8	Not Required	0	0400193 Charger	
8	7022927	1	0400212 Charger	
10	7020629	1	DC Harness	
11	7011513	1	Receptacle, AC (0400193 Charger Only)	
12		Ref	Rectifier Assembly Options:	
12	7020631	2	0400176 Charger	
12	7020678	2	0400193 Charger	
12	7022932	2	0400212 Charger	
13		Ref	SCR Rectifier Options:	
13	7018555	1	0400176 Charger	
13	7020679	2	0400193 Charger	
13	7020673	2	0400212 Charger	
14		Ref	Shunt Assembly Options:	
14	7020605	1	0400176 Charger	
14	7020674	1	0400193 & 0400212 Charger	
15		Ref	Connector, Strain Relief - DC Options:	
15	7018556	1	0400176 & 0400193 Chargers	
15	7011528	1	0400212 Charger	
16	7011528	1	Connector, Strain Relief - AC	
17	7018586	1	Switch, Slide (0400176 & 0400212 Chargers Only)	
19		Ref	Transformer Options:	
19	7020632	1	0400176 Charger	
19	7020680	1	0400193 Charger	
19	7022933	1	0400212 Charger	
21		Ref	Varistor Options:	
21	7020633	1	0400176 Charger	
21	7020681	1	0400193 Charger	
21	7020633	2	0400212 Charger	
22	7020663	1	Varistor (0400212 Charger Only)	

SECTION 2 - CONTROLS

FIGURE 2-13. CABLES AND CONTROLS INSTALLATION - 15AMI (Prior to SN 0900028708)



SECTION 2 - CONTROLS

FIGURE 2-13. CABLES AND CONTROLS INSTALLATION - 15AMI (Prior to SN 0900028708)

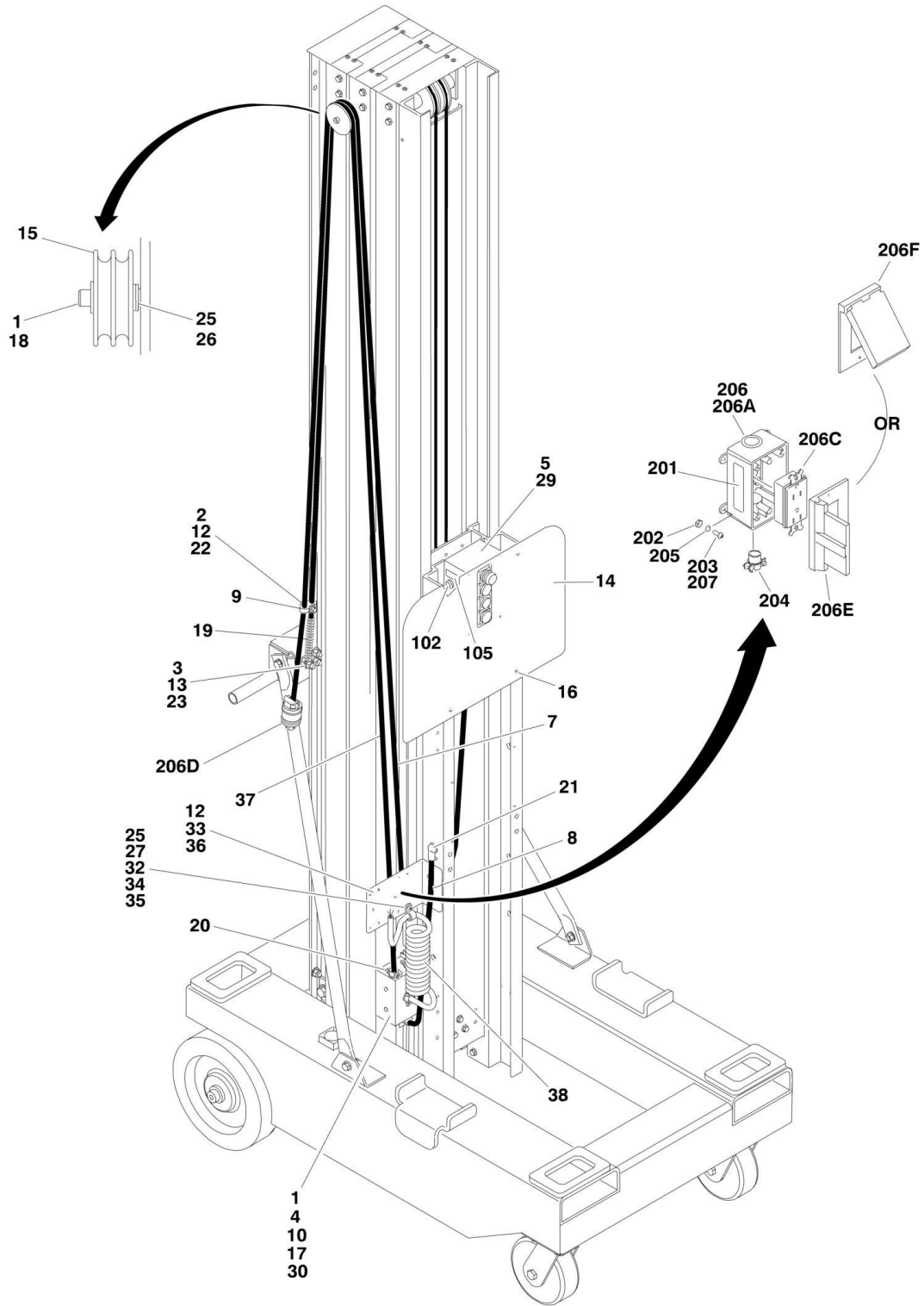
ITEM	PART NUMBER	QTY	DESCRIPTION	REV
		Ref	CABLES AND CONTROLS INSTALLATION OPTIONS:	
	0259079	Ref	Cables and Controls Installation (AC/DC Models) (Prior to SN 0900016858)	B
	0270489	Ref	Cables and Controls Installation (AC Models) (SN 0900016858 through 0900028708)	E
	0270490	Ref	Cables and Controls Installation (DC Models) (SN 0900016858 through 0900028708)	E
1	0100011	AR	Compound, Locking	
2	0641410	1	Bolt 1/4in-20NC x 1-1/4in	
3	0641612	1	Bolt 3/8in-16NC x 1-1/2in	
5	0860945	1	Box, Junction	
7	0861207	1	Control Box Assembly	
7	7020078	1	Switch, Push-Pull (Red)	
7	7020088	2	Switch, Push Button (White)	
7	7020089	1	Switch, Push Button (Green)	
7	7020091	1	Plug	
7	7027299	1	Connector, Strain Relief (was p/n 7020092)	
7	7020093	4	Screw m3 x 25 Freedrive	
10		Ref	Cable, Electrical Options: - 16/5	
10	1060687	1	120V AC (Prior to SN 0900022974)	
10	4923163	1	120V AC (Includes Items 36 & 37) (SN 0900022974 through 0900028708)	
10	1060687	1	120V DC (Prior to SN 0900016858)	
10	1060922	1	120V DC (SN 0900016858 through 0900028708)	
11		Ref	Cable, Retractable Options: - 16/5	
11	1060694	1	120V AC	
11	1060694	1	120V DC (Prior to SN 0900016858)	
11	4922652	1	120V DC (SN 0900016858 through 0900028708)	
12	1320149	1	Clamp	
13	1670603	1	Cover, Junction Box	
15	3311405	1	Locknut 1/4in-20NC	
16	3311605	2	Locknut 3/8in-16NC	
17	3570923	1	Plate, Decal Mounting	
18		Ref	Sheave, Control Cable Options:	
18	3580231	1	Sheave, Control Cable (Prior to SN 0900024352)	
18	3580344	1	Sheave, Control Cable (SN 0900024352 through 0900028708)	
19	3820032	4	Rivet	
20	3900191	2	Screw	
21		Ref	Screw, Shoulder Options:	
21	3900200	1	Screw, Shoulder (Prior to SN 0900024352)	
21	3900373	1	Screw, Shoulder (SN 0900024352 through 0900028708)	
23	4160130	1	Spring, Extension	
24	4460023	4	Connector, Strain Relief	
25	4460190	1	Receptacle, Electrical	
26	4460566	2	Connector, Strain Relief - 90	
27	4711400	2	Flatwasher 1/4in Narrow	
28	4711600	2	Flatwasher 3/8in Narrow	
30	4751000	4	Flatwasher #10 Wide	
31	4751500	1	Lockwasher 5/16in	
32	4761000	4	Flatwasher #10	

SECTION 2 - CONTROLS

ITEM	PART NUMBER	QTY	DESCRIPTION	REV
33	4460115	4	Terminal, Fork (16 Gauge)	
34	4922420	1	Harness, Jumper (Control Box)	
35	3520034	2	Plug, 5/16in Hole	
36	4460035	5	Terminal, Butt Splice (120V AC Only)	
37	4460145	4	Terminal, Fork (120V AC Only)	
	0258482	Ref	AUXILIARY LOWERING INSTALLATION (OPTIONAL)	A
102	4360274	1	Switch, Push Button	
105	1704236	1	Decal - Auxiliary Lowering	
		Ref	OUTLET INSTALLATION OPTION:	
	0270746	Ref	120V (DC)	B
	0270747	Ref	240V (DC)	B
	0270972	Ref	120V (AC)	B
	0270973	Ref	240V (AC)	B
201	0100011	AR	Compound, Locking	
202	0721006	2	Screw	
203	0860946	1	Box, Receptacle	
204		Ref	Cable Options: - 12/3	
204	1060564	1	120V AC (Prior to SN 0900022974)	
204	4923160	1	120V AC (SN 0900022974 through 0900028708)	
204	1060564	1	240V AC (Prior to SN 0900022974)	
204	4923160	1	120V AC (SN 0900022974 through 0900028708)	
204	1060564	1	120V DC (Prior to SN 0900016858)	
204	1060923	1	120V DC (SN 0900016858 through 0900028708)	
204	1060923	1	240V DC	
205		Ref	Cable Options: - 16/4	
205	1060565	1	120V AC	
205	1060565	1	240V AC	
205	1060565	1	120V DC (Prior to SN 0900016858)	
205	4922653	1	120V DC (SN 0900016858 through 0900028708)	
205	4922653	1	240V DC	
206		Ref	Decal Options:	
206	3252761	1	120V	
206	3252760	1	240V	
207	3311001	2	Nut, #10-24NC	
208	4060092	1	Shield, Waterproof (AC Only)	
209	4460023	3	Terminal, Connector	
210	4460145	AR	Terminal, Fork	
211	4460190	1	Terminal, Receptacle (AC Only)	
212	4460549	1	Plug, Terminal (120V DC Only)	
213	4761000	2	Lockwasher #10	
214	4460035	3	Terminal, Butt Splice (120V/240V AC) (Prior to SN 0900022974)	
215	4240033	AR	Strap, Tie (Not Shown)	

SECTION 2 - CONTROLS

FIGURE 2-14. CABLES AND CONTROLS INSTALLATION - 15AMI (SN 0900028708 to Present)



SECTION 2 - CONTROLS

FIGURE 2-14. CABLES AND CONTROLS INSTALLATION - 15AMI (SN 0900028708 to Present)

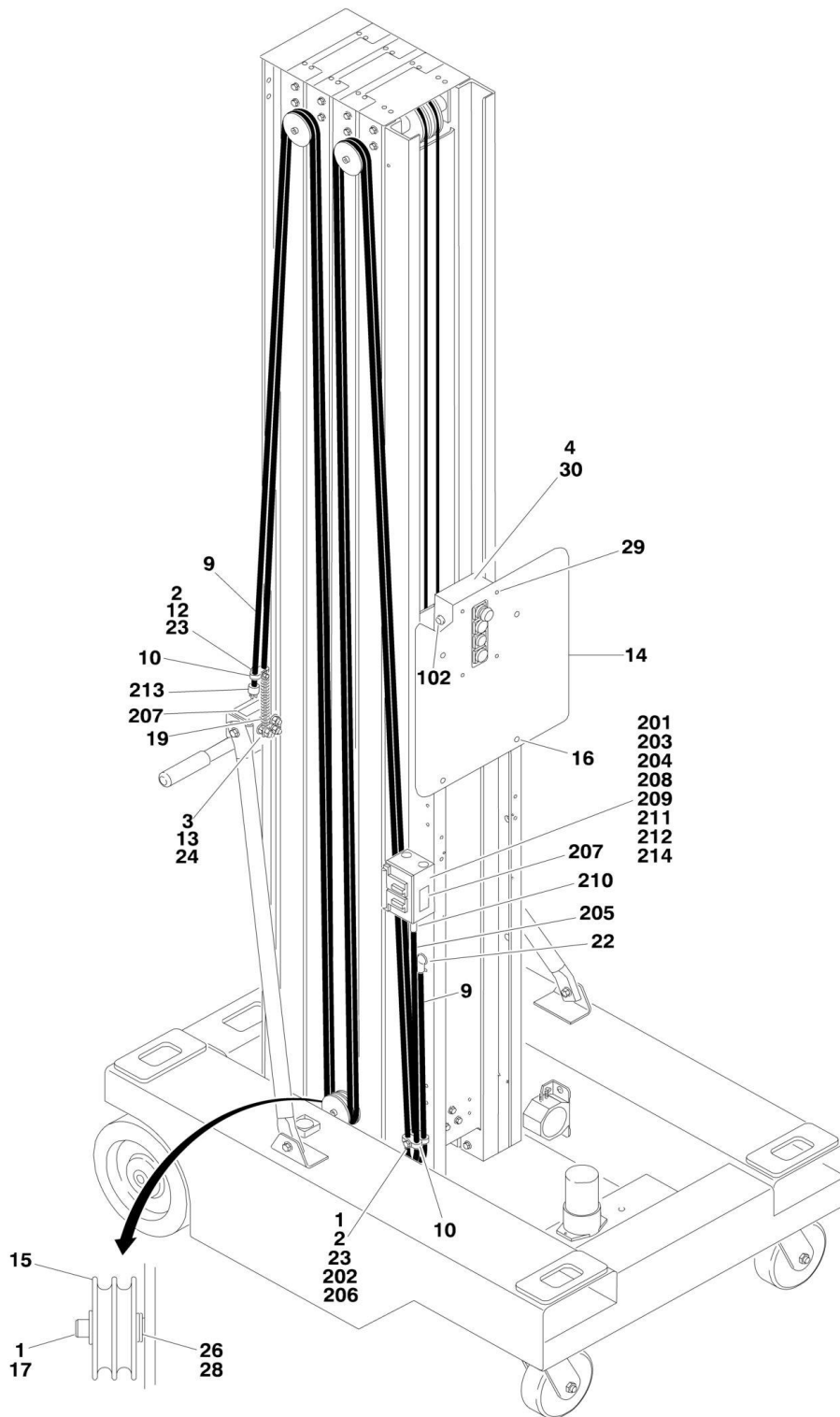
ITEM	PART NUMBER	QTY	DESCRIPTION	REV
	0270490	Ref	CABLES AND CONTROLS INSTALLATION - AC/DC Models - 15AMI (SN 0900028708 to Present)	F
1	0100011	AR	Compound, Locking	
2	0641410	1	Bolt 1/4in-20NC x 1-1/4in	
3	0641612	1	Bolt 3/8in-16NC x 1-1/2in	
4	0860945	1	Box, Junction	
5	0861207	1	Control Box Assembly	
5	7020078	1	Switch, Push-Pull (Red)	
5	7020088	2	Switch, Push Button (White)	
5	7020089	1	Switch, Push Button (Green)	
5	7020091	1	Plug	
5	7027299	1	Connector, Strain Relief	
5	7020093	4	Screw, M3 x 25mm Freedrive	
7	1060922	1	Cable, Electrical - 16/5	
8	4922652	1	Cable, Retractable - 16/5	
9	1320149	1	Clamp	
10	1670603	1	Cover, Junction Box	
12	3311405	3	Locknut 1/4in-20NC	
13	3311605	2	Locknut 3/8in-16NC	
14	3570923	1	Plate, Decal Mounting	
15	3580344	1	Sheave, Control Cable	
16	3820032	4	Rivet	
17	3900191	2	Screw, Panhead	
18	3900373	1	Screw, Shoulder	
19	4160130	1	Spring, Extension	
20	4460023	3	Connector, Strain Relief	
21	4460566	2	Connector, Strain Relief - 90	
22	4711400	2	Flatwasher 1/4in Narrow	
23	4711600	2	Flatwasher 3/8in Narrow	
25	4751000	5	Flatwasher #10 Wide	
26	4751500	1	Lockwasher 5/16in	
27	4761000	3	Flatwasher #10	
29	4922420	1	Harness, Jumper (Control Box)	
30	3520034	2	Plug, 5/16in Hole	
32	1320041	1	Clamp, 1/2in	
33	1001096054	1	Plate, AC Box Mounting	
34	3311001	1	Nut, #10-24NC	
35	3900205	1	Screw, #10-24NC x 5/8in	
36	0641407	2	Screw, 1/4in-20NC x 7/8in	
37	1060924	1	Cable, Accessory - 12/3	
38	4922653	1	Cable, Retractable - 16/3	
	0258482	Ref	AUXILIARY LOWERING INSTALLATION (OPTIONAL)	A
102	4360274	1	Switch, Push Button	
105	1704236	1	Decal - Auxiliary Lowering	
		Ref	ACCESSORY OUTLET INSTALLATIONS	
	1001097212	Ref	110V GFI (AC)	C
	1001097213	Ref	220V (AC)	B
	1001097219	Ref	110V GFI (DC)	C
	1001097220	Ref	220V (DC)	B
201		Ref	Decal Options:	

SECTION 2 - CONTROLS

ITEM	PART NUMBER	QTY	DESCRIPTION	REV
201	3252761	1	110V	B
201	3252760	1	220V	
202	3311001	4	Nut #10-24NC	
203	3900205	4	Screw #10-24NC x 1/4in	
204	4460023	1	Terminal, Connector	
205	4711000	4	Flatwasher #10	
206		Ref	Plug and Receptacle Assembly Options:	
206	1001096767	1	110V	
206	See Note	1	220V (Note: Not Available For Purchase)	
206A	0861731	1	Receptacle, Box	
206C		Ref	Receptacle Options:	
206C	4460346	1	110V GFI	
206C	See Note	1	220V (Note: Not Available For Purchase)	
206D		Ref	Plug Options:	
206D	4460549	1	110V GFI	
206D	See Note	1	220V (Note: Not Available For Purchase)	
206 Eto 206		Ref	Receptacle, Cover Options:	
206E	4060700	1	110V GFI (Side Hinged) (SN 0900028708 through 0900030895)	
206F	1001110873	1	110V GFI (Top Hinged) (SN 0900030896 to Present)	
206G	See Note	1	220V (Not Shown) (Note: Not Available For Purchase)	
207	0100011	AR	Compound, Locking	

SECTION 2 - CONTROLS

FIGURE 2-15. CABLES AND CONTROLS INSTALLATION - 19AMI (Prior to SN 0900028708)



SECTION 2 - CONTROLS

FIGURE 2-15. CABLES AND CONTROLS INSTALLATION - 19AMI (Prior to SN 0900028708)

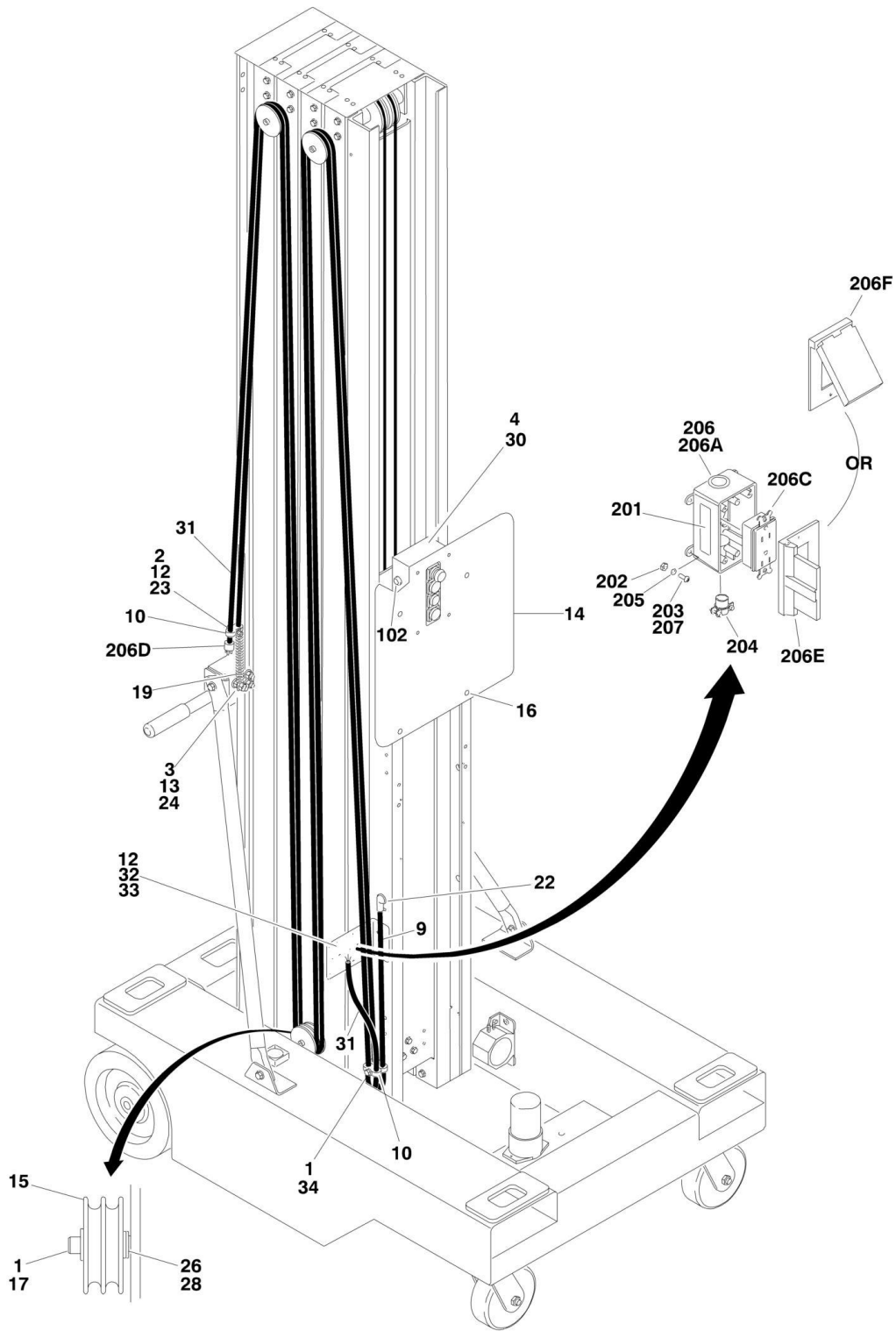
ITEM	PART NUMBER	QTY	DESCRIPTION	REV
		Ref	CABLES AND CONTROLS INSTALLATION - 19AMI	
	0272346	Ref	Cables and Controls Installation (Prior to SN 0900023495)	A
	0274422	Ref	Cables and Controls Installation (SN 0900023495 through 0900028708)	B
1	0100011	AR	Compound, Locking	
2	0641410	2	Bolt 1/4in-20NC x 1-1/4in	
3	0641612	1	Bolt 3/8in-16NC x 1-1/2in	
4	0861207	1	Control Box Assembly	
4	7020078	1	Switch, Push-Pull (Red)	
4	7020088	2	Switch, Push Button (White)	
4	7020089	1	Switch, Push Button (Green)	
4	7020091	1	Plug	
4	7020092	1	Connector, Strain Relief	
4	7020093	4	Screw m3 x 25 Freedrive	
9	4922657	1	Cable, Electrical Options: - 16/5	
10	1320149	2	Clamp	
12	3311405	1	Locknut 1/4in-20NC	
13	3311605	2	Locknut 3/8in-16NC	
14		Ref	Plate, Decal Mounting Options:	
14	3573725	1	Plate, Decal Mounting (Prior to SN 0900023495)	
14	3570923	1	Plate, Decal Mounting (SN 0900023495 through 0900028708)	
15		Ref	Sheave, Control Cable Options:	
15	3580231	1	Sheave, Control Cable (Prior to SN 0900024352)	
15	3580344	1	Sheave, Control Cable (SN 0900024352 through 0900028708)	
16	3820032	4	Rivet	
17		Ref	Screw, Shoulder Options:	
17	3900200	3	Screw, Shoulder (Prior to SN 0900023495)	
17	3900373	3	Screw, Shoulder (SN 0900023495 through 0900028708)	
19	4160130	1	Spring, Extension	
22	4460566	1	Connector, Strain Relief - 90	
23	4711400	3	Flatwasher 1/4in Narrow	
24	4711600	2	Flatwasher 3/8in Narrow	
26	4751500	3	Lockwasher 5/16in	
28	4751000	12	Flatwasher #10 Wide	
29	4460115	1	Terminal, Fork (16 Gauge)	
30	4922420	1	Harness, Jumper (Control Box)	
	0259450	Ref	AUXILIARY LOWERING INSTALLATION (OPTIONAL)	A
102	4360274	1	Switch, Push Button	
		Ref	OUTLET INSTALLATION OPTION:	
	0270748	Ref	120V (DC)	B
	0270749	Ref	240V (DC)	B
201	0100011	AR	Compound, Locking	
202	0641418	1	Bolt 1/4in-20NC x 2-1/4in	
203	0721006	2	Screw	
204	0860946	1	Box, Receptacle	
205	1060925	1	Cable - 12/3	
206	1320149	1	Clamp, Hose	
207		Ref	Decal Options:	
207	3252761	1	120V	
207	3252760	1	240V	

SECTION 2 - CONTROLS

ITEM	PART NUMBER	QTY	DESCRIPTION	REV
208	3311001	2	Nut, #10-24NC	
209	4060092	1	Shield, Waterproof (120V DC Only)	
210	4460023	1	Terminal, Connector	
211	4460145	3	Terminal, Fork (120V DC Only)	
212	4460190	1	Terminal, Receptacle (120V DC Only)	
213	4460549	1	Plug, Terminal (120V DC Only)	
214	4761000	2	Lockwasher #10 (120V DC Only)	

SECTION 2 - CONTROLS

FIGURE 2-16. CABLES AND CONTROLS INSTALLATION - 19AMI (SN 0900028708 to Present)



SECTION 2 - CONTROLS

FIGURE 2-16. CABLES AND CONTROLS INSTALLATION - 19AMI (SN 0900028708 to Present)

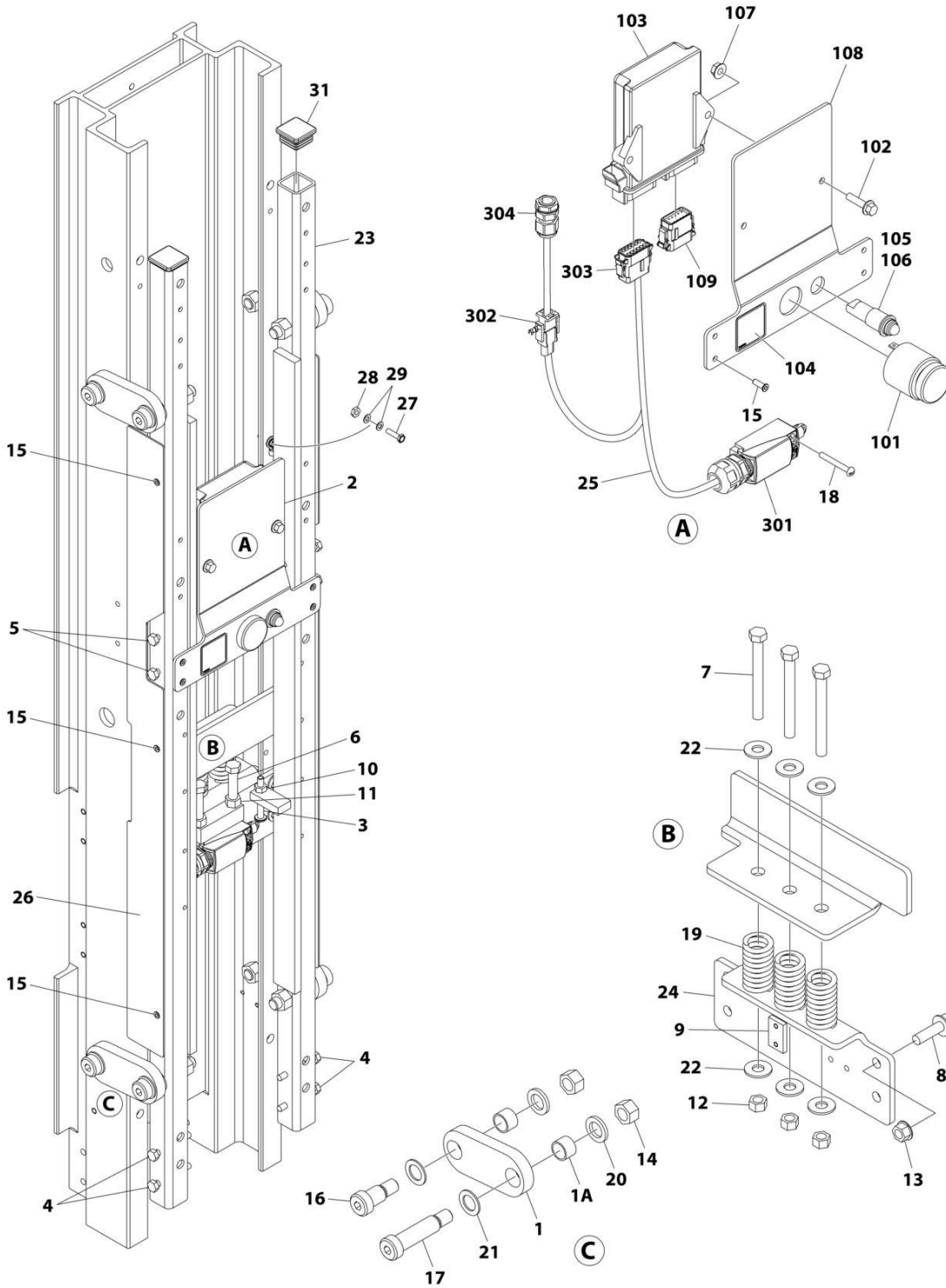
ITEM	PART NUMBER	QTY	DESCRIPTION	REV
	0258449	Ref	CABLES AND CONTROLS INSTALLATION - 19AMI	F
1	0100011	AR	Compound, Locking	
2	0641410	1	Bolt 1/4in-20NC x 1-1/4in	
3	0641612	1	Bolt 3/8in-16NC x 1-1/2in	
4	0861207	1	Control Box Assembly:	
4	7020078	1	Switch, Push-Pull (Red)	
4	7020088	2	Switch, Push Button (White)	
4	7020089	1	Switch, Push Button (Green)	
4	7020091	1	Plug	
4	7027299	1	Connector, Strain Relief	
4	7020093	4	Screw m3 x 25 Freedrive	
9	4922657		Harness, Cable	B
9	1060687	25.3 ft/7.4m	16/5 Electrical Cable	
9	4460115	4	Terminal Fork	
10	1320149	3	Clamp	
12	3311405	3	Locknut 1/4in-20NC	
13	3311605	2	Locknut 3/8in-16NC	
14	3570923	1	Plate, Decal Mounting	
15	3580344	3	Sheave, Control Cable	
16	3820032	4	Rivet	
17	3900373	3	Screw, Shoulder	
19	4160130	1	Spring, Extension	
22	4460566	1	Connector, Strain Relief - 90	
23	4711400	3	Flatwasher 1/4in Narrow	
24	4711600	2	Flatwasher 3/8in Narrow	
26	4751500	3	Flatwasher 5/16in	
28	4751000	12	Flatwasher #10 Wide	
30	4922420	1	Harness, Jumper (Control Box) (Not Shown)	
31	1060926	1	Harness, Acc. Cable	B
31	1060663	21 ft/6.4m	12/3 Electrical Cable	
31	4460315	3	Terminal Fork	
32	1001096054	1	Plate, AC Box	
33	0641407	2	Bolt 1/4in-20NC x 7/8in	
34	0641418	1	Bolt 1/4in-20NC x 2-1/4in	
	0259450	Ref	AUXILIARY LOWERING INSTALLATION (OPTIONAL)	A
102	4360274	1	Switch, Push Button	
		Ref	ACCESSORY OUTLET INSTALLATIONS	
	1001097219	Ref	110V GFI (DC)	C
	1001128101	Ref	110V for Locally Supplied Receptacle (DC) (China Spec)	A
	1001097220	Ref	220V (DC)	B
201		Ref	Decal Options:	
201	3252761	1	110V	
201	3252760	1	220V	
202	3311001	4	Nut #10-24NC	
203	3900205	4	Screw #10-24NC x 1/4in	
204	4460023	1	Terminal, Connector	
205	4711000	4	Flatwasher #10	
206		Ref	Plug and Receptacle Assembly Options:	
206	1001096767	1	110V	B

SECTION 2 - CONTROLS

ITEM	PART NUMBER	QTY	DESCRIPTION	REV
206	See Note	1	110V (Note: China Spec - Purchase Components Locally)	
206	See Note	1	220V (Note: Not Available For Purchase)	
206A	0861731	1	Receptacle, Box	
206C		Ref	Receptacle Options:	
206C	4460346	1	110V GFI	
206C	See Note	1	110V (Note: China Spec - Purchase Components Locally)	
206C	See Note	1	220V (Note: Not Available For Purchase)	
206D		Ref	Plug Options:	
206D	4460549	1	110V GFI	
206D	See Note	1	110V (Note: China Spec - Purchase Components Locally)	
206D	See Note	1	220V (Note: Not Available For Purchase)	
206 Eto 206		Ref	Receptacle, Cover Options:	
206E	070700	1	110V GFI (Side Hinged) (SN 0900028708 through 0900030895)	
206F	1001110873	1	110V GFI (Top Hinged) (SN 0900030896 to Present)	
206G	See Note	1	110V (Note: China Spec - Purchase Components Locally) (Not Shown)	
206H	See Note	1	220V (Not Shown) (Note: Not Available For Purchase)	
207	0100011	AR	Compound, Locking	

SECTION 2 - CONTROLS

FIGURE 2-17. LSS INSTALLATION



ART_0273264

SECTION 2 - CONTROLS

FIGURE 2-17. LSS INSTALLATION

ITEM	PART NUMBER	QTY	DESCRIPTION	REV
	0273264	Ref	LSS INSTALLATION	C
1	0273144	4	Arm Assembly	
1A	0440268	8	Bushing (2 Per Arm)	
2	0273162	1	Load Sensor Controller Assembly (See Items 101-109 for Breakdown) (Note: Re-calibration Required when Replaced.)	
3	0630570	1	Bolt	
4	0641416	4	Bolt 1/4 x 2	
5	0641418	4	Bolt 1/4 x 2-1/4	
6	0641620	2	Bolt 3/8 x 2-1/2	
7	0641628	3	Bolt 3/8 x 3-1/2	
8	0791610	4	Screw 3/8 x 1-1/4	
9	3300475	1	Nut	
10	3311401	1	Nut 1/4	
11	3311601	2	Nut 3/8	
12	3311605	3	Nut 3/8	
13	3311608	4	Nut 3/8	
14	3311801	8	Nut 1/2	
15	3820032	10	Rivet	
16	3900346	6	Bolt 5/16 x 3/4	
17	3900347	4	Bolt 5/16 x 2	
18	3911024	2	Screw #10 x 1-1/2	
19	4160205	2	Spring	
20	4740529	8	Washer	
21	4740530	8	Washer	
22	4751600	6	Washer 3/8	
23	4846859	1	Sensor, Load	
24	4846877	1	Support	
25	4922923	1	Load Sensor Harness Assembly (See Items 301-304 for Breakdown)	
26	4061060	2	Shield	
27	0721006	1	Screw #10 x 3/4	
28	3311001	1	Nut #10	
29	4771000	2	Washer #10	
30	0100019	AR	Compound, Locking (Not Shown)	
31	3520072	2	Plug	
	0273162	Ref	LOAD SENSOR CONTROLLER ASSEMBLY	B
101	0140011	1	Alarm	
102	0791408	2	Screw 1/4 x 1	
103	1600357	1	Module, Control	
104	1705756	1	Decal - Warning	
105	2920026	1	Lamp, Indicator	
106	2920029	1	Bulb, Light	
107	3311408	2	Nut 1/4	
108	3574518	1	Plate, Mounting	
109	4460908	1	Connector, Female - 12 Position	
	4922923	Ref	LOAD SENSING HARNESS ASSEMBLY	D
301	4360546	1	Switch, Limit	
302	4460320	1	Plug, Male - 2 Position	
302	4460226	2	Socket, Female	
302	4460424	1	Connector, Female - 2 Position	

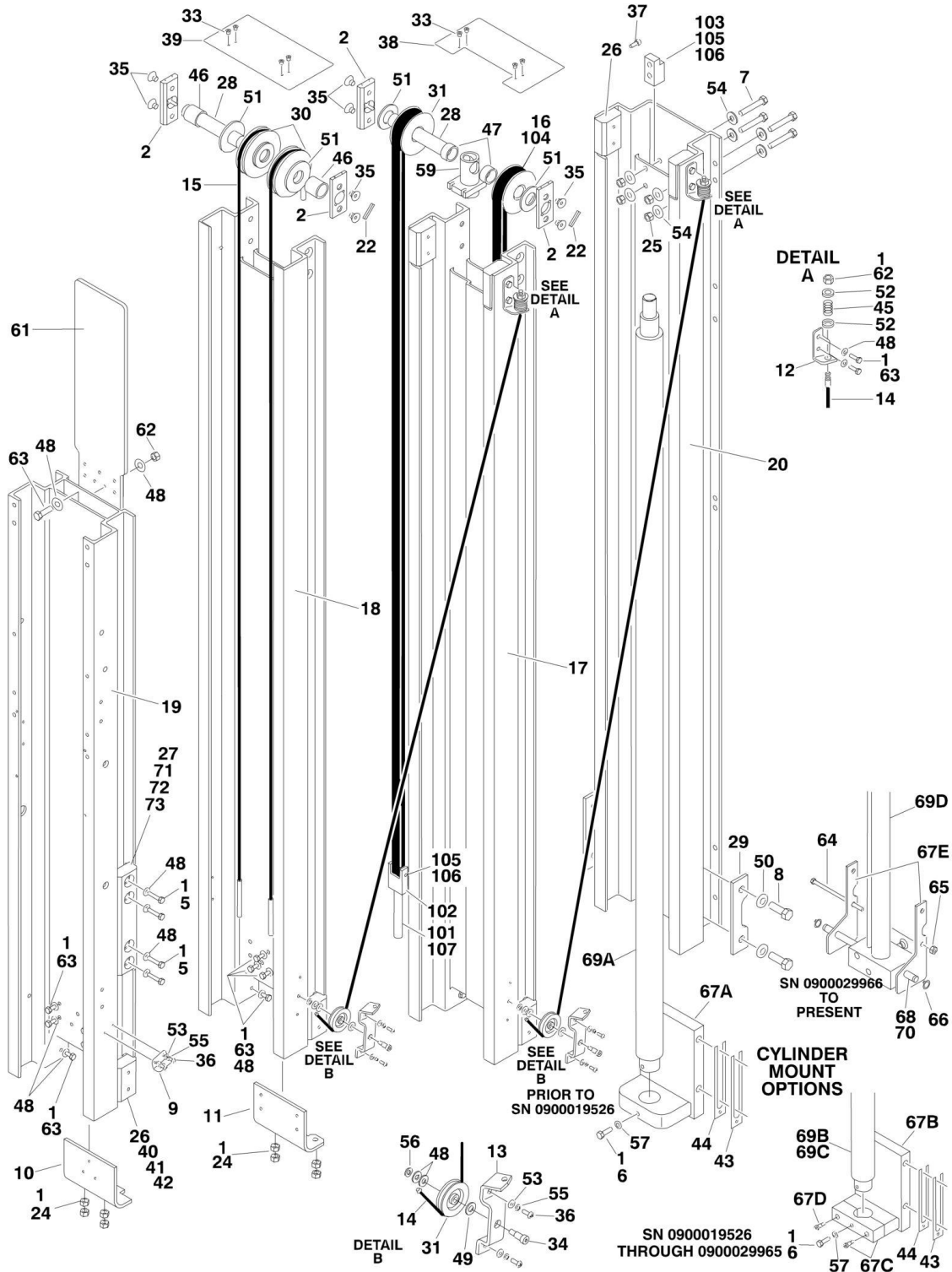
SECTION 2 - CONTROLS

ITEM	PART NUMBER	QTY	DESCRIPTION	REV
302	4460227	2	Pin, Male	
303	4460909	1	Connector, Female - 12 Position	
303	4460517	8	Socket, Female	
303	4460466	6	Seal, Plug	
303	4460915	1	Lock, Wedge	
304	4461000	1	Connector, Strain Relief	

SECTION 3 - MAST

SECTION 3 - MAST

FIGURE 3-1. MAST ASSEMBLY - 15AMI (CHAIN AND CABLE)



SECTION 3 - MAST

FIGURE 3-1. MAST ASSEMBLY - 15AMI (CHAIN AND CABLE)

ITEM	PART NUMBER	QTY	DESCRIPTION	REV
		Ref	MAST ASSEMBLY - 15AMI	
	0801150	Ref	Mast Assembly (Prior to SN 0900019526)	G
	0801333	Ref	Mast Assembly (SN 0900019526 to Present)	G
1	0100011	AR	Compound, Locking	
2	0362735	4	Bar, Sheave Pin Support	
5	0681410	8	Bolt 1/4in-20NC x 1 1/4in Grade 8 (Use p/n 0681410)	
6	0641508	1	Bolt 5/16in-18NC x 1in (Prior to SN 0900029966)	
7	0641618	4	Bolt 3/8in-16NC x 2 1/4in	
8	0641812	4	Bolt 1/2in-13NC x 1 1/2in (Prior to SN 0900029966)	
9	0902047	1	Bracket, Sequence Cable	
10	0902423	1	Bracket, Bottom Chain Attach	
11	0902424	1	Bracket, Bottom Chain Attach	
12	0902431	2	Bracket, Sequence Cable	
13	0902445	2	Bracket, Sequence Cable	
14	1060683	2	Cable, Sequence	
15	1060696	2	Cable, Extension	
16	1260329	2	Chain Assembly - #466 (See Items 101-107 for Breakdown)	
17	1271390	1	Channel, Mast #2	
18	1271392	1	Channel, Mast #6	
19	1271393	1	Channel, Mast Header	
20		Ref	Channel, Mast #1 Options:	
20	1271411	1	Channel, Mast (Prior to SN 0900014643)	
20	1271389	1	Channel, Mast (SN 0900014643 through 0900031621)	
20	1001109249	1	Channel, Mast (SN 0900031622 to Present)	
22	2880310	2	Key	
24	3311601	8	Nut 3/8in-16 NC	
25	3311605	4	Locknut 3/8in-16NC	
26	3340845	10	Pad, Slide Guide	
27		Ref	Pad, Slide Guide Options:	
27	3340846	2	Pad, Slide Guide (Prior to SN 0900013017)	
27	3340858	2	Pad, Slide Guide (SN 0900013017 through 0900038045)	
27	1001235146	2	Pad, Slide Guide (SN 0900038046 to Present)	
28	3422717	2	Pin, Sheave	
29	3570893	2	Plate, Cylinder Mount (Prior to SN 0900029966)	
30	3580217	2	Sheave, Cable	
31	3580286	2	Sheave Assembly	
32	3580269	2	Sheave, Sequence Cable	
33	3820034	8	Rivet	
34	3900187	2	Screw, Shoulder	
35	3900192	8	Screw, Countersunk 3/8in-16NC x 1/2in	
36	3900205	6	Screw, #10-24NC x 1/2in	
37	3900206	1	Bolt 1/4in-28NF x 3/8in	
38	4060960	1	Shield, Mast Cover	
39	4060961	1	Shield, Mast Cover	
40	4070860	AR	Shim, Slide Pad (.075)	
41	4070861	AR	Shim, Slide Pad (.036)	
42	4070862	AR	Shim, Slide Pad (.015)	
43	4070970	2	Shim, Cylinder Mount (Prior to SN 0900029966)	
44	4070971	4	Shim, Cylinder Mount (Prior to SN 0900029966)	
45	4160124	2	Spring	

SECTION 3 - MAST

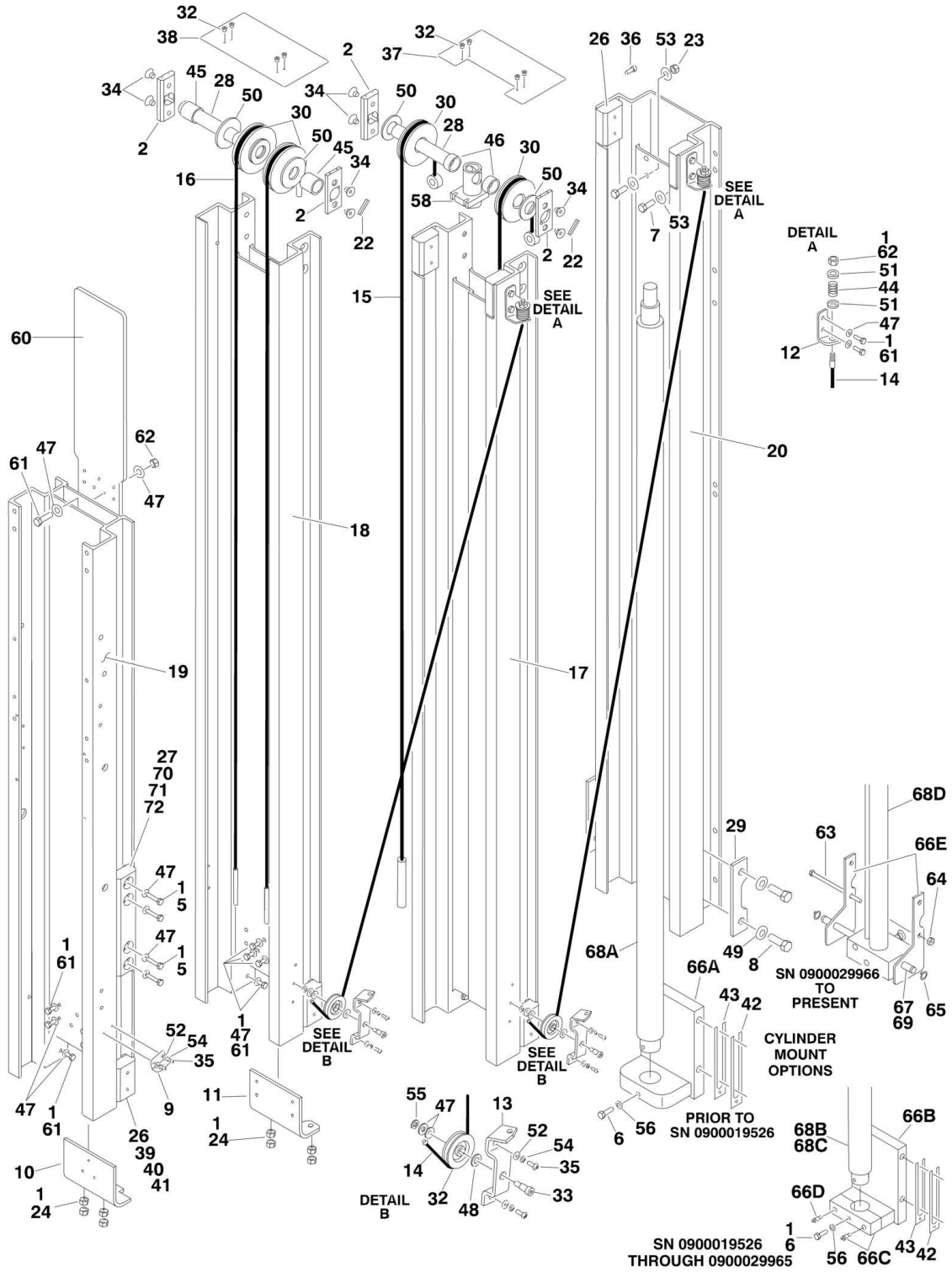
ITEM	PART NUMBER	QTY	DESCRIPTION	REV
46	4567491	2	Tube, Spacer	
47	4567635	2	Tube, Spacer	
48	4711400	AR	Flatwasher 1/4in Narrow	
49	4711500	2	Flatwasher 5/16in Narrow	
50	4711800	4	Flatwasher 1/2in Narrow (Prior to SN 0900029966)	
51		Ref	Washer Options:	
51	4712600	5	Washer (Prior to SN 0900019526)	
51	4740007	5	Washer (SN 0900019526 to Present)	
52	4740414	4	Cupwasher	
53	4750800	6	Flatwasher #8 Wide	
54	4751600	8	Flatwasher 3/8in Wide	
55	4761000	6	Lockwasher #10	
56	4761400	2	Lockwasher 1/4in	
57	4761500	1	Lockwasher 5/16in (Prior to SN 0900029966)	
59	4845795	1	Weld, Cylinder Cable Mount	
60	3020041	AR	Lubricant, Spray (Not Shown)	
61	1671255	1	Cover, Mast Chain/Cable (SN 0900027062 to Present)	
62		Ref	Nut 1/4in-20NC Options:	
62	3311401	AR	Non-Locking	
62	3311405	AR	Locknut	
63		Ref	Bolt 1/4in-20NC Options:	
63	0641406	AR	Bolt 1/4in-20NC x 3/4in	
63	0641407	AR	Bolt 1/4in-20NC x 7/8in	
63	0641408	AR	Bolt 1/4in-20NC x 1in	
64	0641872	2	Bolt 1/2in-13NC x 9in (SN 0900029966 to Present)	
65	3311801	2	Nut 1/2in-13 NC (SN 0900029966 to Present)	
66	3760348	2	Ring, Retaining (SN 0900029966 to Present)	
67		Ref	Weld, Cylinder Mount Options:	
67A	4845731	1	Mount (Prior to SN 0900019526)	
67B	4846514	1	Mount (SN 0900019526 through 0900029965)	
67C	3572847	1	Clamp (Part of Item 67B) (SN 0900019526 through 0900029965)	
67D	3900163	2	Capscrew 3/8in-16NC x 2in (Part of Item 67C) (SN 0900019526 through 0900029965)	
67E	1001099754	4	Mount (SN 0900029966 to Present)	
68	1001100013	1	Pin (SN 0900029966 to Present)	
69		Ref	Lift Cylinder Assembly (See CYLINDER SECTION for Breakdown)	
69A	1683699	1	Lift Cylinder Assembly (Prior to SN 0900019526)	
69B	1684088	1	Lift Cylinder Assembly (SN 0900019526 through 0900019589)	
69C	1684271	1	Lift Cylinder Assembly (SN 0900019590 through 0900029965)	
69D	1001100058	1	Lift Cylinder Assembly (SN 0900029966 to Present)	
70	3020039	AR	Lubricant, Moly Paste (SN 0900029966 to Present)	
71	4070988	AR	Shim, Slide Pad (.075) (SN 0900031622 to Present)	
72	4070989	AR	Shim, Slide Pad (.036) (SN 0900031622 to Present)	
73	4070990	AR	Shim, Slide Pad (.015) (SN 0900031622 to Present)	
74		Ref	Mast Kit Options (Includes Items 17 - 20) (Not Shown):	
74	2901602	1	Mast Kit (Prior to SN 0900031622)	
74	1001109313	1	Mast Kit (SN 0900031622 to Present)	
	1260329	Rev.	CHAIN ASSEMBLY - #466 CHAIN	E
101	0100062	AR	Compound, Locking (Use p/n 0100019)	
102		Ref	Block Options:	

SECTION 3 - MAST

ITEM	PART NUMBER	QTY	DESCRIPTION	REV
102	0561150	1	Block (Prior to SN 0900015022)	
102	0561409	1	Block (SN 0900015022 to Present)	
103	0561306	1	Block	
104	1260299	71 in/1.8m	Chain	
105	3422265	2	Pin	
106	3450201	4	Pin, Cotter	
107	4300111	1	Stud	

SECTION 3 - MAST

FIGURE 3-2. MAST ASSEMBLY - 15AMI (ALL CABLE)



SECTION 3 - MAST

FIGURE 3-2. MAST ASSEMBLY - 15AMI (ALL CABLE)

ITEM	PART NUMBER	QTY	DESCRIPTION	REV
		Ref	MAST ASSEMBLY - 15AMI	
	0801212	Ref	Galvanized Steel Cables (Prior to SN 0900019526)	D
	0801334	Ref	Galvanized Steel Cables (SN 0900019526 to Present)	G
	0801494	Ref	Stainless Steel Cables (SN 0900023100 to Present)	E
1	0100011	AR	Compound, Locking	
2	0362735	4	Bar, Sheave Pin Support	
5	0681410	8	Bolt 1/4in-20NC x 1-1/4in Grade 8	
6	0641508	1	Bolt 5/16in-18NC x 1in (Prior to SN 0900029966)	
7	0641610	2	Bolt 3/8in-16NC x 1-1/4in	
8	0641812	4	Bolt 1/2in-13NC x 1-1/2in (Prior to SN 0900029966)	
9	0902047	1	Bracket, Sequence Cable	
10	0902423	1	Bracket, Bottom Chain Attach	
11	0902424	1	Bracket, Bottom Chain Attach	
12	0902431	2	Bracket, Sequence Cable	
13	0902445	2	Bracket, Sequence Cable	
14		Ref	Cable, Sequence Options:	
14	1060683	2	Galvanized Steel	
14	3890054	2	Stainless Steel	
15		Ref	Cable, Extension Options:	
15	1060685	2	Galvanized Steel	
15	3890053	2	Stainless Steel	
16		Ref	Cable, Extension Options:	
16	1060696	2	Galvanized Steel	
16	3890052	2	Stainless Steel	
17	1271390	1	Channel, Mast #2	
18	1271392	1	Channel, Mast #6	
19	1271393	1	Channel, Mast Header	
20		Ref	Channel, Mast #1 Options:	
20	1271389	1	Channel, Mast (Prior to SN 0900031622)	
20	1001109249	1	Channel, Mast (SN 0900031622 to Present)	
22	2880310	2	Key	
23	3311405	2	Locknut 1/4in-20NC	
24	3311601	8	Nut 3/8in-16 NC	
25	3311605	AR	Locknut 3/8in-16NC	
26	3340845	10	Pad, Slide Guide	
27	3340858	2	Pad, Slide Guide (Prior to SN 0900038046)	
27	1001235146	2	Pad, Slide Guide (SN 0900038046 to Present)	
28	3422717	2	Pin, Sheave	
29	3570893	2	Plate, Cylinder Mount (Prior to SN 0900029966)	
30	3580217	AR	Sheave, Cable	
31	3580269	2	Sheave, Sequence Cable	
32	2820034	8	Rivet	
33	3900187	2	Screw, Shoulder	
34	3900192	8	Screw, Countersunk 3/8in-16NC x 1/2in	
35	3900205	6	Screw, #10-24NC x 1/2in	
36	3900206	1	Bolt 1/4in-28NF x 3/8in	
37	4060960	1	Shield, Mast Cover	
38	4060961	1	Shield, Mast Cover	
39	4070860	AR	Shim, Slide Pad (.075)	
40	4070861	AR	Shim, Slide Pad (.036)	

SECTION 3 - MAST

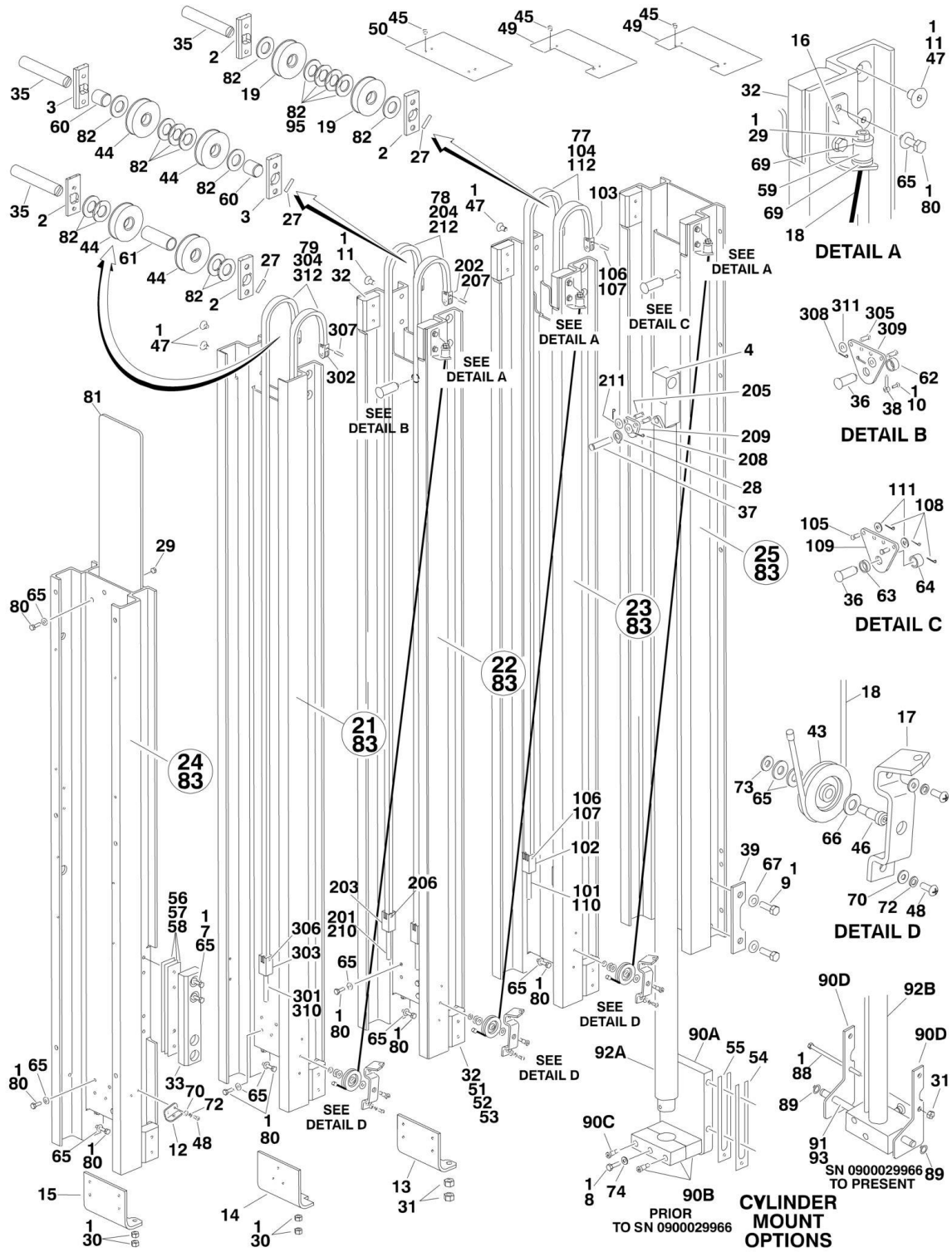
ITEM	PART NUMBER	QTY	DESCRIPTION	REV
41	4070862	AR	Shim, Slide Pad (.015)	
42	4070970	2	Shim, Cylinder Mount (Prior to SN 0900029966)	
43	4070971	4	Shim, Cylinder Mount (Prior to SN 0900029966)	
44	4160124	2	Spring	
45	4567491	2	Tube, Spacer	
46	4567635	2	Tube, Spacer	
47	4711400	AR	Flatwasher 1/4in Narrow	
48	4711500	2	Flatwasher 5/16in Narrow (Prior to SN 0900029966)	
49	4711800	4	Flatwasher 1/2in Narrow	
50		Ref	Washer Options:	
50	4712600	5	Washer (Prior to SN 0900019526)	
50	4740007	AR	Washer (SN 0900019526 to Present)	
51	4740414	4	Cupwasher	
52	4750800	6	Flatwasher #8 Wide	
53	4751600	AR	Flatwasher 3/8in Wide	
54	4761000	6	Lockwasher #10	
55	4761400	2	Lockwasher 1/4in	
56	4761500	1	Lockwasher 5/16in	
58	4845795	1	Weld, Cylinder Cable Mount	
60	1671255	1	Cover, Mast Chain/Cable (SN 0900027062 to Present)	
61		Ref	Bolt 1/4in-20NC Options:	
61	0641406	AR	Bolt 1/4in-20NC x 3/4in	
61	0641407	AR	Bolt 1/4in-20NC x 7/8in	
61	0641408	AR	Bolt 1/4in-20NC x 1in	
62		Ref	Nut 1/4in-20NC Options:	
62	3311401	AR	Non-Locking	
62	3311405	AR	Locknut	
63	0641872	2	Bolt 1/2in-13NC x 9in (SN 0900029966 to Present)	
64	3311801	2	Nut 1/2in-13 NC (SN 0900029966 to Present)	
65	3760348	2	Ring, Retaining (SN 0900029966 to Present)	
66		Ref	Weld, Cylinder Mount Options:	
66A	4845731	1	Mount (Prior to SN 0900019526)	
66B	4846514	1	Mount (SN 0900019526 through 0900029965)	
66C	3572847	1	Clamp (Part of Item 66B) (SN 0900019526 through 0900029965)	
66D	3900163	2	Capscrew 3/8in-16NC x 2in (Part of Item 66C) (SN 0900019526 through 0900029965)	
66E	1001099754	4	Mount (SN 0900029966 to Present)	
67	1001100013	1	Pin (SN 0900029966 to Present)	
68		Ref	Lift Cylinder Assembly (See CYLINDER SECTION for Breakdown)	
68A	1683699	1	Lift Cylinder Assembly (Prior to SN 0900019526)	
68B	1684088	1	Lift Cylinder Assembly (SN 0900019526 through 0900019589)	
68C	1684271	1	Lift Cylinder Assembly (SN 0900019590 through 0900029965)	
68D	1001100058	1	Lift Cylinder Assembly (SN 0900029966 to Present)	
69	3020039	AR	Lubricant, Moly Paste (SN 0900029966 to Present)	
70	4070988	AR	Shim, Slide Pad (.075) (SN 0900031622 to Present)	
71	4070989	AR	Shim, Slide Pad (.036) (SN 0900031622 to Present)	
72	4070990	AR	Shim, Slide Pad (.015) (SN 0900031622 to Present)	
73		Ref	Mast Kit Options (Includes Items 17 - 20) (Not Shown):	
73	2901602	1	Mast kit (Prior to SN 0900031622)	
73	1001109313	1	Mast kit (SN 0900031622 to Present)	

SECTION 3 - MAST

ITEM	PART NUMBER	QTY	DESCRIPTION	REV
74	3020041	AR	Lubricant, Spray (Not Shown)	

SECTION 3 - MAST

FIGURE 3-3. MAST ASSEMBLY - 19AMI



SECTION 3 - MAST

FIGURE 3-3. MAST ASSEMBLY - 19AMI

ITEM	PART NUMBER	QTY	DESCRIPTION	REV
	0801409	Ref	MAST ASSEMBLY - 19AMI	F
1	0100011	AR	Compound, Locking	
2	0362735	4	Bar, Sheave Pin Support	
3	0362736	2	Bar, Sheave Pin Support	
4	0561341	1	Block, Chain Anchor	
7	0681410	8	Bolt 1/4in-20NC x 1-1/4in Grade 8	
8	0641508	1	Bolt 5/16in-18NC x 1in (Prior to SN 0900029966)	
9	0641812	4	Bolt 1/2in-13NC x 1-1/2in (Prior to SN 0900029966)	
10	0741006	2	Bolt #10-24NC x 3/4in	
11	0741606	4	Bolt 3/8in-16NC x 3/4in	
12	0902047	1	Bracket, Sequence Cable	
13	0902422	1	Bracket, Bottom Chain Attach	
14	0902423	1	Bracket, Bottom Chain Attach	
15	0902424	1	Bracket, Bottom Chain Attach	
16	0902431	3	Bracket, Sequence Cable	
17	0902445	3	Bracket, Sequence Cable	
18	1060683	3	Cable, Sequence	
19	3580286	2	Sheave Assembly	
21	1271392	1	Channel, Mast #6	
22	1271419	1	Channel, Mast #3	
23	1271421	1	Channel, Mast #2	
24	1271446	1	Channel, Mast Header	
25		Ref	Channel, Mast #1 Options:	
25	1271447	1	Channel, Mast (Prior to SN 0900031622)	
25	1001109405	1	Channel, Mast (SN 0900031622 to Present)	
27	2880310	3	Key	
28	3760383	1	Ring, Retaining	
29	3311401	6	Nut 1/4in-20NC	
30	3311601	8	Nut 3/8in-16NC	
31	3311801	6	Nut 1/2in-13NC	
32	3340845	14	Pad, Slide Guide	
33	3340858	2	Pad, Slide Guide (Prior to SN 0900038046)	
33	1001235146	2	Pad, Slide Guide (SN 0900038046 to Present)	
35	3422717	3	Pin	
36	3422750	2	Pin	
37	3422752	1	Pin	
38	3422757	2	Pin, Keeper	
39	3570893	2	Plate (Prior to SN 0900029966)	
43	3580269	3	Sheave, Sequence Cable	
44	3580293	4	Sheave Assembly	
45	3820034	12	Rivet	
46	3900187	3	Screw, Shoulder	
47	3900192	8	Screw 3/8in-16NC x 1/2in	
48	3900205	8	Screw #10-24NC x 5/8in	
49	4060960	2	Shield, Mast Cover	
50	4060961	1	Shield, Mast Cover	
51	4070860	AR	Shim, Slide Pad	
52	4070861	AR	Shim, Slide Pad	
53	4070862	AR	Shim, Slide Pad	
54	4070970	2	Shim, Cylinder Mount (Prior to SN 0900029966)	

SECTION 3 - MAST

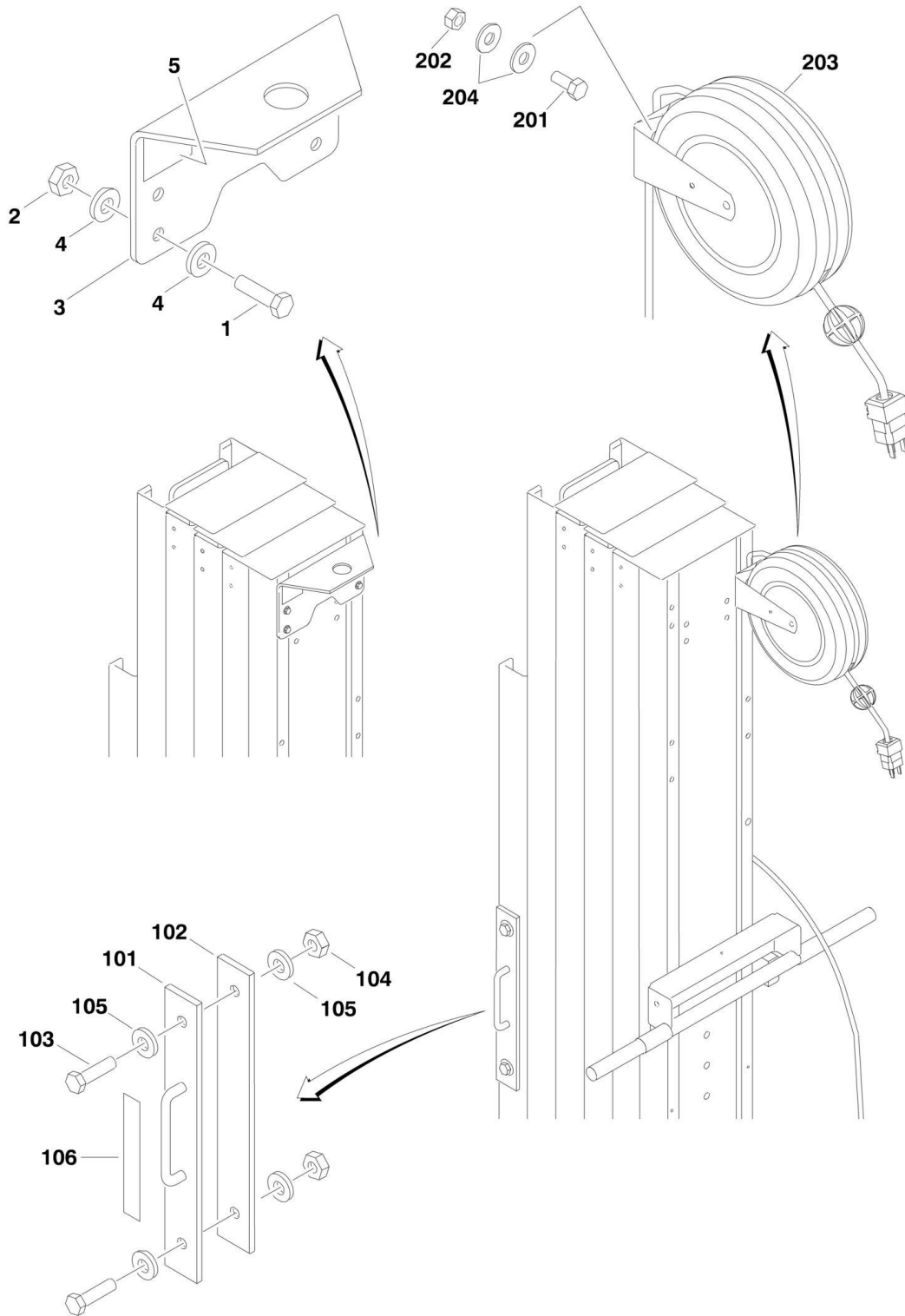
ITEM	PART NUMBER	QTY	DESCRIPTION	REV
55	4070971	2	Shim, Cylinder Mount (Prior to SN 0900029966)	
56	4070988	AR	Shim, Slide Pad	
57	4070989	AR	Shim, Slide Pad	
58	4070990	AR	Shim, Slide Pad	
59	4160124	3	Spring	
60	4567489	2	Tube, Spacer	
61	4567492	1	Tube, Spacer	
62	4567749	1	Tube, Spacer	
63	4567750	1	Tube, Spacer	
64	4567751	1	Tube, Spacer	
65	4711400	59	Flatwasher 1/4in Narrow	
66	4711500	3	Flatwasher 5/16in Narrow	
67	4711800	4	Flatwasher 1/2in Narrow (Prior to SN 0900029966)	
69	4740414	6	Washer, Cup	
70	4750800	8	Flatwasher #8 Wide	
72	4761000	8	Lockwasher #10	
73	4761400	3	Lockwasher 1/4in	
74	4761500	1	Lockwasher 5/16in (Prior to SN 0900029966)	
77	1260355	1	Chain/Clevis Assembly (#544 Chain) (See Items 101-111 for Breakdown)	
78	1260356	1	Chain/Clevis Assembly (#444) (See Items 201-211 for Breakdown)	
79	1260357	1	Chain/Clevis Assembly (#444) (See Items 301-311 for Breakdown)	
80		Ref	Bolt 1/4in-20NC Options:	
80	0641406	AR	Bolt 1/4in-20NC x 3/4in	
80	0641407	AR	Bolt 1/4in-20NC x 7/8in	
80	0641408	AR	Bolt 1/4in-20NC x 1in	
81	4060987	1	Shield, Mast	
82	4740007	AR	Thrust Washer	
83	3020041	AR	Lubricant, Krytox	
88	0641872	2	Bolt 1/2in-13NC x 9in (SN 0900029966 to Present)	
89	3760348	2	Ring, Retaining (SN 0900029966 to Present)	
90		Ref	Mount, Cylinder Options:	
90A	4846514	1	Mount (Prior to SN 0900029966)	
90B	3572847	1	Clamp, Cylinder (Part of Item 90A) (Prior to SN 0900029966)	
90C	3900163	2	Screw Socket Head 3/8in-16NC x 2in (Part of Item 90B) (Prior to SN 0900029966)	
90D	1001099754	4	Mount (SN 0900029966 to Present)	
91	1001100013	1	Pin (SN 0900029966 to Present)	
92		Ref	Cylinder Assembly (See CYLINDER SECTION for Breakdown)	
92A	1684351	1	Cylinder (Prior to SN 0900029966)	
92B	1001100058	1	Cylinder (SN 0900029966 to Present)	
93	3020039	AR	Lubricant, Moly Paste (SN 0900029966 to Present)	
94		Ref	Mast Kit Options (Includes Items 21 thru 25) (Not Shown):	
94	2901855	1	Mast Kit (Prior to SN 0900031622)	
94	1001109315	1	Mast Kit (SN 0900031622 to Present)	
95	4892600	AR	Washer 1	
	1260355	Ref	CHAIN/CLEVIS ASSEMBLY- #544 CHAIN	E
101	0100062	AR	Compound, Locking (Use p/n 0100019)	
102	0561308	2	Block	
103	0561336	2	Block	
104	1260343	AR	Chain	
105	3422338	2	Pin, Clevis	

SECTION 3 - MAST

ITEM	PART NUMBER	QTY	DESCRIPTION	REV
106	3422720	4	Pin	
107	3450202	8	Pin, Cotter	
108	3450304	2	Pin, Cotter	
109	3571101	1	Plate, Clevis	
110	4300129	2	Stud	
111	4711500	2	Flatwasher 5/16in Narrow	
112	1260343	2	Chain Kit (Includes Qty 1 of #101-103 & 110, Qty 71in/1.8m of #104, Qty 2 of #106 & Qty 4 of #107)	C
	1260356	Ref	CHAIN/CLEVIS ASSEMBLY - #444 CHAIN	E
201	0100019	AR	Compound, Locking	
202	0561149	2	Block	
203	0561408	2	Block	
204	1260349	AR	Chain	
205	3422338	2	Pin, Clevis	
206	3422346	2	Pin, Groove	
207	3420355	2	Pin, Groove	
208	3450304	2	Pin, Cotter	
209	3571103	1	Plate, Clevis	
210	4300111	2	Stud	
211	4711500	2	Flatwasher 5/16in Narrow	
212	1260349	2	Chain Kit (Includes Qty 1 of #201-203, 206 & 210 & Qty 71in/1.8m of #204)	E
	1260357	Ref	CHAIN/CLEVIS ASSEMBLY - #444 CHAIN	E
301	0100019	AR	Compound, Locking	
302	0561149	2	Block	
303	0561408	2	Block Options	
304	1260349	AR	Chain	
305	3422338	2	Pin, Clevis	
306	3422346	2	Pin, Groove	
307	3450355	2	Pin, Groove	
308	3450304	2	Pin, Cotter	
309	3571101	1	Plate, Clevis	
310	4300111	2	Stud	
311	4711500	2	Flatwasher 5/16in Narrow	
312	1260349	2	Chain Kit (Includes Qty 1 of #301-303, 306 & 310 & Qty 71in/1.8m of #304)	E

SECTION 3 - MAST

FIGURE 3-4. MAST MOUNTED COMPONENTS INSTALLATIONS



SECTION 3 - MAST

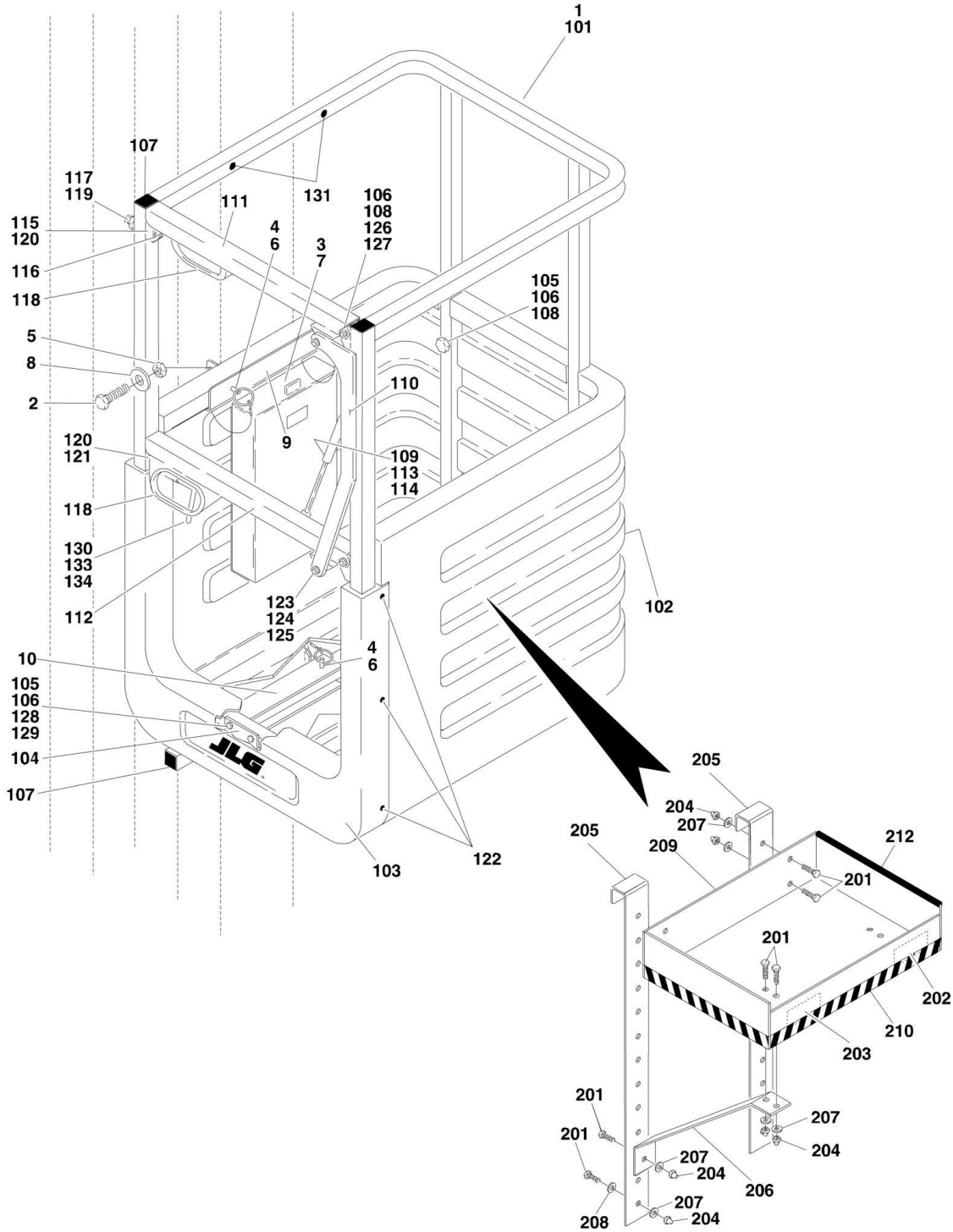
FIGURE 3-4. MAST MOUNTED COMPONENTS INSTALLATIONS

ITEM	PART NUMBER	QTY	DESCRIPTION	REV
	0258448	Ref	OPTIONAL CRANE HOOK INSTALLATION	C
1	0641612	4	Bolt 3/8in-16NC x 1-1/2in	
2	3311605	4	Locknut 3/8in-16NC	
3	3570976	1	Plate, Crane Hook	
4	4711600	8	Flatwasher 3/8in	
5	1703455	1	Decal - Crane Hook	
	0256559	Ref	SAFETY ATTACH INSTALLATION - 15AMI	3-B
	0257114	Ref	SAFETY ATTACH INSTALLATION - 15AMI (GM/HERTZ)	1
	0801409	Ref	SAFETY ATTACH INSTALLATION - 19AMI	A
101	4845345	1	Weldment, Safety Attach	
102	3539814	1	Plate	
103	0681812	2	Bolt 1/2in-13NC x 1-1/2in	
104	3271805	2	Locknut 1/2in-13NC	
105	4751800	4	Flatwasher 1/2in	
106	1704277	1	Decal - Lanyard Attach	
	0272321	Ref	CORD REEL INSTALLATION (OPTIONAL)	A
201	0641506	1	Bolt 5/16in-18NC x 3/4in	
202	3311501	1	Nut 5/16in-18NC	
203	3680054	1	Cord Reel Assembly	
204	4751500	2	Flatwasher 5/16in Wide	

SECTION 4 - PLATFORM

SECTION 4 - PLATFORM

FIGURE 4-1. MOLDED PLATFORM INSTALLATION



SECTION 4 - PLATFORM

FIGURE 4-1. MOLDED PLATFORM INSTALLATION

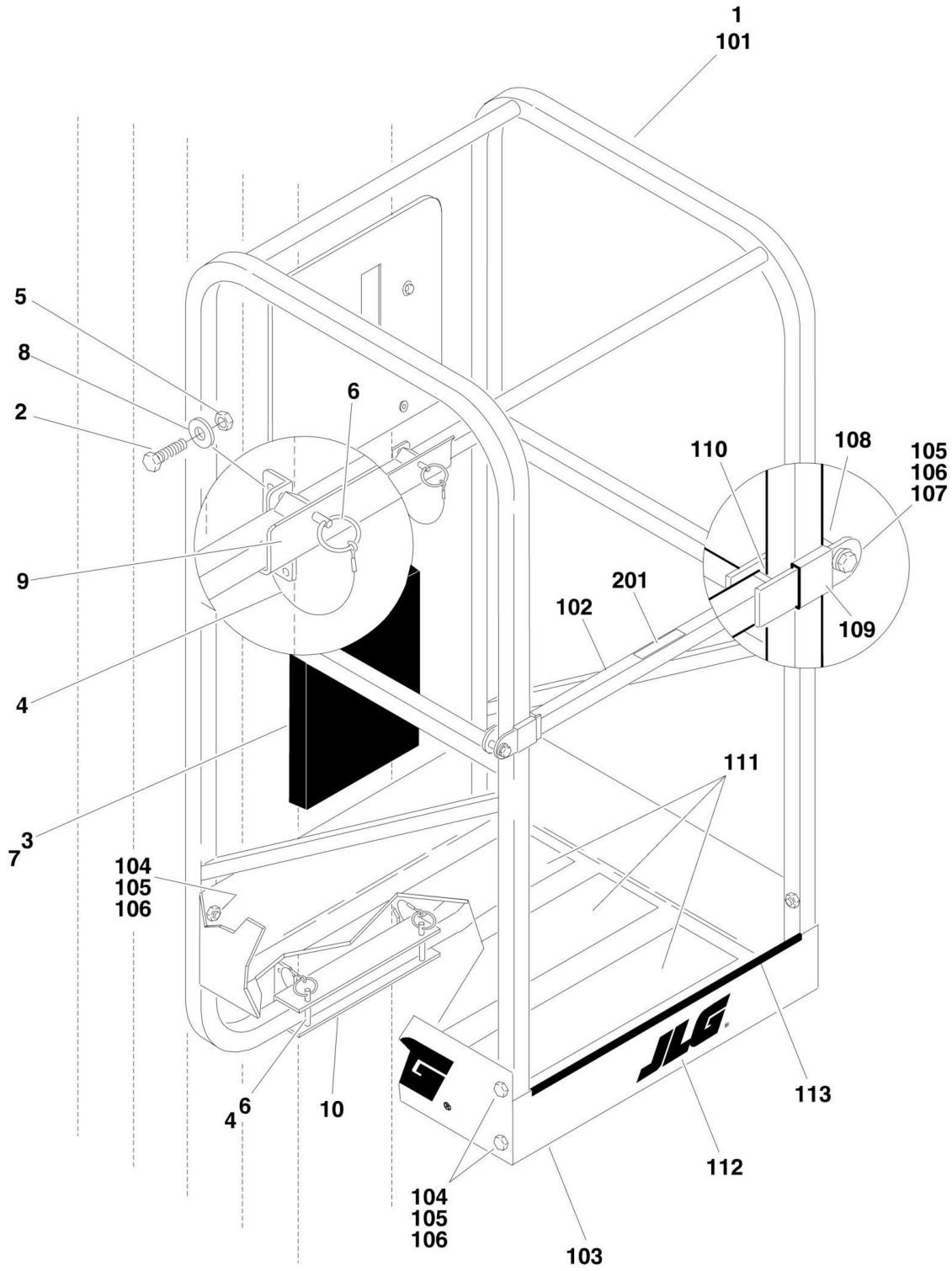
ITEM	PART NUMBER	QTY	DESCRIPTION	REV
		Ref	MOLDED PLATFORM INSTALLATION	
	0259076	Ref	Platform 25inx 26in (Molded) (Chain and Cable)	B
	0258477	Ref	Platform 25inx 26in (Molded) (All Cable)	A
1	0258672	1	Platform Assembly (See Items 101 - 134 for Breakdown)	
2	0641408	8	Bolt 1/4in-20NC x 1in	
3	0860520	1	Box, Manual Storage	
4	1060380	4	Cable, Lanyard	
5	3311405	8	Locknut 1/4in-20NC	
6	3422657	4	Pin, Ball Detent	
7	3820024	4	Rivet	
8	4711400	16	Flatwasher 1/4in	
9	4845821	1	Platform Mount Weldment	
10		Ref	Platform Mount Weldment Options:	
10	4845821	NLA	Machines with Chain and Cable Mast Built (Use p/n 4846021) (Prior to SN 0900013017)	
10	4846021	1	Machines with Chain and Cable Mast Built (SN 0900013017 to Present)	
10	4845821	1	Machines with All Cable Mast	
	0258672	Ref	MOLDED PLATFORM ASSEMBLY	3-B
101	4845822	1	Rail	
102	3510676	1	Basket	
103	4060882	1	Cover	
104	4845831	1	Bottom Mount Weldment	
105	0641416	10	Bolt 1/4in-20NC x 2in	
106	4751400	22	Flatwasher 1/4in	
107	3520072	4	Cap	
108	3311405	12	Locknut 1/4in-20NC	
109	4160125	1	Spring, Gas	
110	0362347	1	Link, Gate	
111	3640924	1	Rail, Gate (Top)	
112	3640990	1	Rail, Gate (Bottom)	
113	4711500	1	Flatwasher	
114	3311505	1	Locknut 5/16in-18NC	
115	3340746	1	Pad, Gate Rest	
116	3911032	4	Screw #10-24NC x 2in	
117	4751000	8	Flatwasher #10	
118	4060804	2	Flex-Trim	
119	3311001	4	Nut #10-24NC	
120	4070890	2	Shim, Gate Stop	
121	3340754	1	Pad, Gate Latch	
122	3900177	6	Screw, Plastite	
123	3900202	2	Bolt, Shoulder 1/4in x 1/4in	
124	4740429	4	Washer, Nylon	
125	3311005	2	Locknut #10-24NC	
126	3900203	2	Bolt, Shoulder 5/16in x 1-1/2in	
127	4740428	4	Washer, Nylon	
128	3300151	2	Nut, Acorn 1/4in-20NC	
129	0100011	AR	Compound, Locking	
130	2940082	1	Latch, Gate	
131	3520028	AR	Plug 1/2in	

SECTION 4 - PLATFORM

ITEM	PART NUMBER	QTY	DESCRIPTION	REV
133	3820024	2	Rivet	D
134	4070894	1	Shim, Gate Latch	
	0258799	Ref	MATERIAL TRAY ASSEMBLY (OPTIONAL)	
201	0630383	12	Bolt 5/16in-18NC x 3/4in	
202	1704193	1	Decal - Capacity	
203	1704194	1	Decal - Capacity	
204	3300356	12	Acorn Nut 5/16in-18NC	
205	3571117	2	Bracket, Material Tray	
206	3571118	2	Support, Material Tray	
207	4751500	12	Flatwasher 5/16in	
208	4751800	2	Flatwasher 1/2in	
209	3572533	1	Plate, Material Tray	
210	4420051	6.5 ft/2m	Tape, Safety	
211	1704826	1	Decal - Liftmaster (Not Shown)	
212	4060803	6.5 ft/2m	Shield, Flex Trim 1/8in	

SECTION 4 - PLATFORM

FIGURE 4-2. QUICK-CHANGE PLATFORM INSTALLATION



SECTION 4 - PLATFORM

FIGURE 4-2. QUICK-CHANGE PLATFORM INSTALLATION

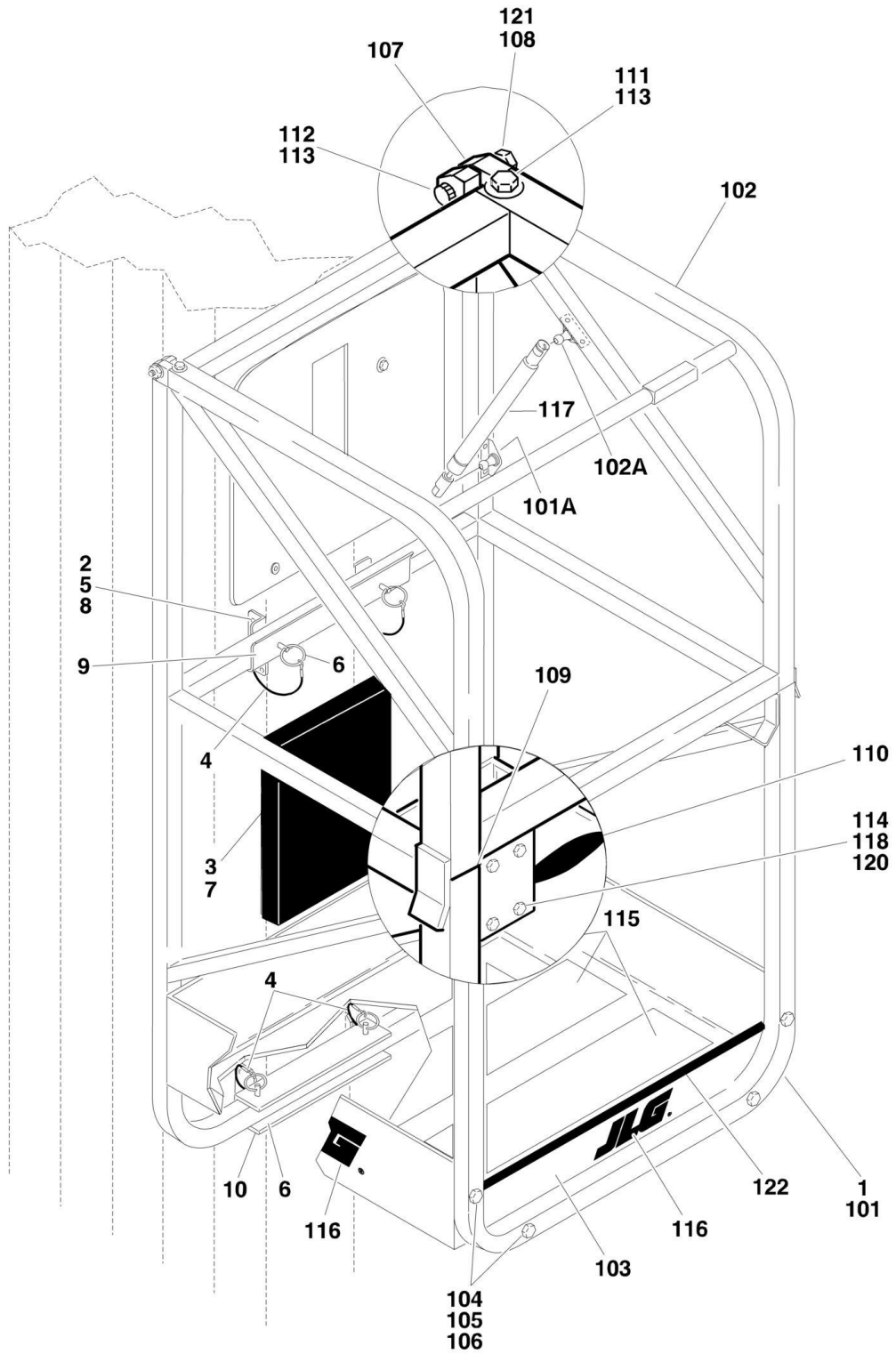
ITEM	PART NUMBER	QTY	DESCRIPTION	REV
		Ref	PLATFORM INSTALLATION OPTIONS:	
	0259073	Ref	SLIDE RAIL SIDE ENTRY (Cable and Chain)	C
	0258474	Ref	SLIDE RAIL SIDE ENTRY (All Cable)	C
	0259077	Ref	SLIDE RAIL FRONT ENTRY (Cable and Chain)	B
	0258673	Ref	SLIDE RAIL FRONT ENTRY (All Cable)	A
1		Ref	Assembly, Platform 26in x 26in (66cm x 66cm) Options:	
1	0257711	1	Platform with Front Entry	
1	0258562	1	Platform with Side Entry (Prior to SN 0900027062)	
1	3510907	1	Platform with Side Entry (SN 0900027062 to Present)	
2	0641408	8	Bolt, 1/4in-20NC x 1in	
3	0860520	1	Box, Manual Storage	
4	1060380	4	Cable, Lanyard	
5	3311405	8	Locknut, 1/4in-20NC	
6	3422657	4	Pin, Quick Release	
7	3820024	4	Rivet	
8	4711400	16	Flatwasher 1/4in Narrow	
9	4845821	1	Platform Mount Weldment	
10		Ref	Platform Mount Weldment Options:	
10	4845821	NLA	Machines with Chain and Cable Mast Built (Use p/n 4846021) (Prior to SN 0900013017)	
10	4846021	1	Machines with Chain and Cable Mast Built (SN 0900013017 to Present)	
10	4845821	1	Machines with All Cable Mast	
		Ref	PLATFORM ASSEMBLY OPTIONS:	
	0257711	Ref	SLIDE RAIL FRONT ENTRY	6-D
	0258562	Ref	SLIDE RAIL SIDE ENTRY (Prior to SN 0900027062)	C
	3510907	Ref	SLIDE RAIL SIDE ENTRY (SN 0900027062 to Present)	B
101		Ref	Platform Rail Weldment Options:	
101	4845577	1	Front Entry	
101	4845796	1	Slide Rail Side Entry (Prior to SN 0900027062)	
101	3641664	1	Slide Rail Side Entry (SN 0900027062 to Present)	
102		Ref	Gate Weldment Options:	
102	4845578	1	Front Entry (Prior to SN 0900016858)	
102	4845797	1	Front Entry (SN 0900016858 to Present)	
102	4845797	1	Side Entry	
103		Ref	Plate, Platform Pan	
103	3570435	1	Front Entry	
103	3570986	1	Slide Rail Side Entry (Prior to SN 0900027062)	
103	3510910	1	Slide Rail Side Entry (SN 0900027062 to Present)	
104	0641414	8	Bolt, 1/4in-20NC x 1-3/4in	
105	4711400	20	Flatwasher, 1/4in Narrow	
106	3311405	10	Locknut, 1/4in-20NC	
107	0641418	2	Bolt, 1/4in-20NC x 2-1/4in	
108	0961845	2	Bushing	
109	4280296	1.5 ft/46cm	Strip, Wear	
110	3520169	2	Plug, Cap	
111	4420039	3	Tape, Non-Skid (Use p/n 1001099638)	
112	1701612	3	Decal - JLG (Use p/n 1703681)	
113		Ref	Shield, Flex Trim	

SECTION 4 - PLATFORM

ITEM	PART NUMBER	QTY	DESCRIPTION	REV
113	4060803	AR	Front Entry	
113	4060803	AR	Side Entry	
		Ref	DECAL - DROPBAR INSTALLATION OPTIONS:	
		Ref	Decal - Dropbar Installation 15AMI	
	0274606	Ref	ANSI Specs	A
	0274629	Ref	Latin American Spanish Specs	A
	0274631	Ref	Japanese Specs	A
	0274632	Ref	Chinese Specs	A
		Ref	Decal - Dropbar Installation 19AMI	
	0274606	Ref	ANSI Specs	A
	0274628	Ref	CSA Specs	A
201		Ref	Decal - Dropbar Options:	
201		Ref	Decal - Dropbar 15AMI	
201	1706385	1	ANSI Spec	
201	1706494	1	Latin American Spanish Specs	
201	1706504	1	Japanese Specs	
201	1706505	1	Chinese Specs	
201		Ref	Decal - Dropbar 19AMI	
201	1706385	1	ANSI Spec	
201	1706495	1	CSA Specs	

SECTION 4 - PLATFORM

FIGURE 4-3. QUICK-CHANGE PLATFORM INSTALLATION WITH GULLWING GATE



SECTION 4 - PLATFORM

FIGURE 4-3. QUICK-CHANGE PLATFORM INSTALLATION WITH GULLWING GATE

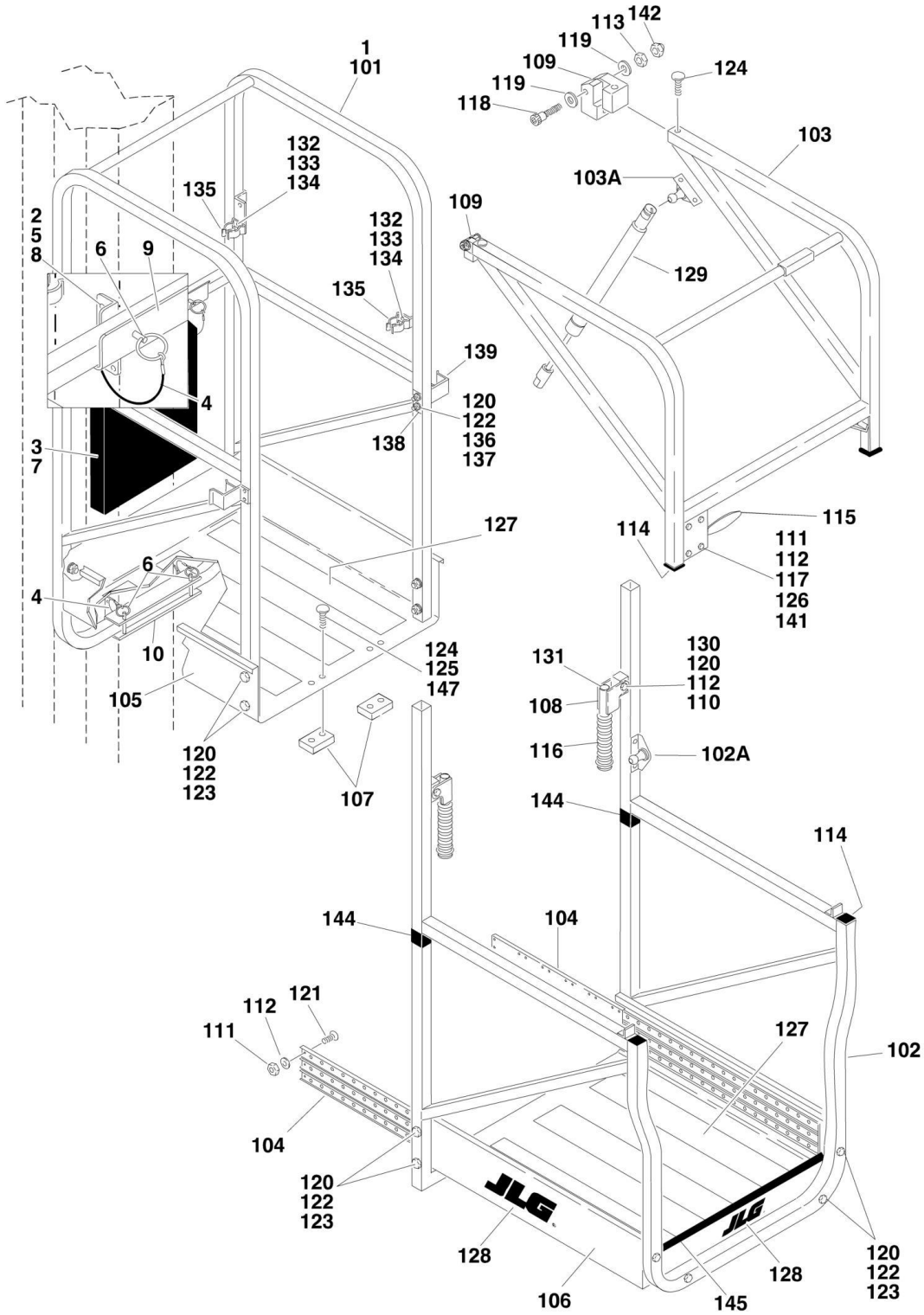
ITEM	PART NUMBER	QTY	DESCRIPTION	REV
		Ref	PLATFORM INSTALLATION OPTIONS:	
		Ref	Platform Installation 15AMI	
	0275878	Ref	22in X 22in (56cm x 56cm) (Cable and Chain)	A
	0259075	Ref	22ni x 25in (56cm x 63.5cm) (Cable and Chain)	B
	0258476	Ref	22in x 25in (56cm x 63.5cm) (All Cable)	B
	0259074	Ref	28in x 26in (71cm x 66cm) (Cable and Chain)	C
	0258475	Ref	28in x 26in (71cm x 66cm) (All Cable)	C
		Ref	Platform Installation 19AMI	
	0275878	Ref	22in X 22in (56cm x 56cm) (Cable and Chain)	A
	0259074	Ref	28in x 26in (71cm x 66cm) (Cable and Chain)	C
1		Ref	Platform Assembly (See Item 101 - 123 for Breakdown)	
1	3510908	1	22in X 22in (56cm x 56cm)	
1	0258587	1	22in x 25in (56cm x 63.5cm)	
1	0258588	1	28in x 26in (71cm x 66cm) (Prior to SN 0900027062)	
1	3510905	1	28in x 26in (71cm x 66cm) (SN 0900027062 to Present)	
2	0641408	8	Bolt, 1/4in-20NC x 1in	
3	0860520	1	Box, Manual Storage	
4	1060380	4	Cable, Lanyard	
5	3311405	8	Locknut, 1/4in-20NC	
6	3422657	4	Pin, Quick Release	
7	3820024	4	Rivet	
8	4711400	16	Flatwasher 1/4in Narrow	
9	4845821	1	Platform Mount Weldment	
10		Ref	Platform Mount Weldment Options:	
10	4845821	NLA	Machines with Chain and Cable Mast Built (Use p/n 4846021) (Prior to SN 0900013017)	
10	4846021	1	Machines with Chain and Cable Mast Built (SN 0900013017 to Present)	
10	4845821	1	Machines with All Cable Mast	
		Ref	PLATFORM ASSEMBLIES	
		Ref	Platform Assemblies 15AMI	
	3510908	Ref	22in X 22in (56cm x 56cm)	B
	0258587	Ref	22in X 25in (56cm x 63.5cm)	4-D
	0258588	Ref	28in x 26in (71cm x 66cm) (Prior to SN 0900027062)	7-E
	3510905	Ref	28in x 26in (71cm x 66cm) (SN 0900027062 to Present)	B
		Ref	Platform Assemblies 19AMI	
	3510908	Ref	22in X 22in (56cm x 56cm)	B
	0258588	Ref	28in x 26in (71cm x 66cm) (Prior to SN 0900027062)	7-E
	3510905	Ref	28in x 26in (71cm x 66cm) (SN 0900027062 to Present)	B
101		Ref	Platform Rail Weldment Options:	
101	3510909		22in X 22in (56cm x 56cm)	
101	4845809	1	22in X 25in (56cm x 63.5cm)	
101	4845808		28in x 26in (71cm x 66cm) (Prior to SN 0900027062)	
101	3641663		28in x 26in (71cm x 66cm) (SN 0900027062 to Present)	
101A	0902877	1	Mount, Gas Spring (Welded on Part)	
102		Ref	Gullwing Gate Weldment Options:	
102	2410022		22in X 22in (56cm x 56cm)	
102	4845805	1	22in X 25in (56cm x 63.5cm)	
102	4845813	1	28in x 26in (71cm x 66cm)	
102A	0902877	1	Mount, Gas Spring (Welded on Part)	

SECTION 4 - PLATFORM

ITEM	PART NUMBER	QTY	DESCRIPTION	REV
103		Ref	Plate, Platform Pan Options:	
103	3510911		22in X 22in (56cm x 56cm)	
103	3570464	1	22in X 25in (56cm x 63.5cm)	
103	3570462		28in x 26in (71cm x 66cm) (Prior to SN 0900027062)	
103	3510904		28in x 26in (71cm x 66cm) (SN 0900027062 to Present)	
104	0641414	8	Bolt 1/4in-20NC x 1-3/4in	
105	4711400	16	Flatwasher 1/4in	
106	3311405	8	Locknut 1/4in-20NC	
107	2600225	4	Hinge, Gate	
108	3311505	2	Locknut 5/16in-18NC	
109	3520072	4	Cap, Plug	
110	2940074	1	Latch	
111	3900258	8	Screw, Button Head 1/4in-20NC x 3/4in	
112	3900032	2	Bolt, Shoulder	
113	4711600	AR	Flatwasher 3/8in	
114	0721006	4	Bolt #10-24NC x 3/4in	
115		Ref	Tape, Non-Skid Options:	
115	4420039	3	22in X 22in (56cm x 56cm) (Use p/n 1001099638)	
115	4420039	3.75 ft/1.1m	22in x 25in (56cm x 63.5cm)	
115	4420039	3	28in x 26in (71cm x 66cm) (Use p/n 1001099638)	
116	1701612	3	Decal - JLG (Use p/n 1703681)	
117	4160165	1	Spring, Gas Shock	
118	4851000	8	Flatwasher #10	
120	3311005	4	Locknut #10-24NC	
121	3300356	2	Nut-Acorn 5/16in-18NC	
122	4060803	Ref	Shield, Flex Trim Options:	
122	4060803	0	22in X 22in (56cm x 56cm)	
122	4060803	AR	22in X 25in (56cm x 63.5cm)	
122	4060803	AR	28in x 26in (71cm x 66cm)	
123	3520060	2	Plug, 3/8in Hole (Not Shown)	

SECTION 4 - PLATFORM

FIGURE 4-4. QUICK-CHANGE PLATFORM INSTALLATION WITH EXTENSION



SECTION 4 - PLATFORM

FIGURE 4-4. QUICK-CHANGE PLATFORM INSTALLATION WITH EXTENSION

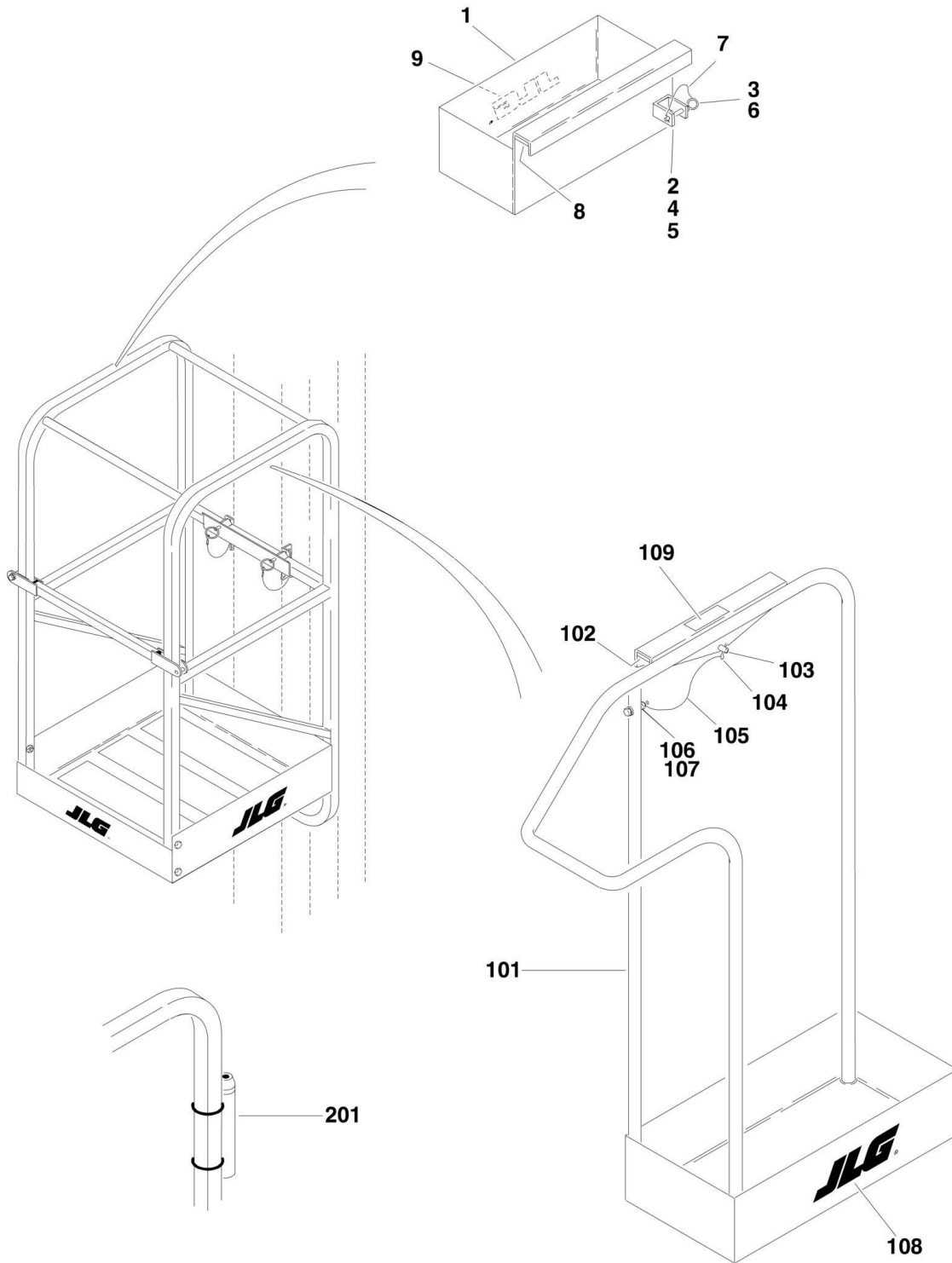
ITEM	PART NUMBER	QTY	DESCRIPTION	REV
	0259078	Ref	PLATFORM INSTALLATION 26in X 50in (66cm x 127cm)	B
1	0258586	1	Assembly, Extendable Platform (See Item 101 - 147 for Breakdown)	
2	0641408	8	Bolt, 1/4in-20NC x 1in	
3	0860520	1	Box, Manual Storage	
4	1060380	4	Cable, Lanyard	
5	3311405	8	Locknut, 1/4in-20NC	
6	3422657	4	Pin, Quick Release	
7	3820024	4	Rivet	
8	4711400	16	Flatwasher 1/4in Narrow	
9	4845821	1	Mounting Bracket Weldment	
10	4846021	1	Mounting Bracket Weldment	
	0258586	Ref	PLATFORM ASSEMBLIES	J
101	4845810	1	Platform Rail Weldment	
102	4845811	1	Platform Extension Weldment	
102A	0902395	NLA	Mount, Gas Spring (Welded on Part) (Use p/n 0902877)	
103	4845812	1	Gullwing Gate Weldment	
103A	0902395	NLA	Mount, Gas Spring (Welded on Part) (Use p/n 0902877)	
104	2020005	1	Glides, Extension	
105	3570362	1	Plate, Platform Pan (Stationary)	
106	3570274	1	Plate, Platform Pan (Extension)	
107	3340829	2	Pad, Slide	
108	4845614	2	Handle	
109	2600225	4	Hinge, Gate	
110	3900200	2	Bolt, Shoulder 5/16in-18NC x 1-1/4in	
111	3311005	AR	Locknut #10-24NC	
112	4851000	AR	Flatwasher #10	
113	3311505	2	Locknut 5/16in-18NC	
114	3520072	4	Cap, Plug	
115	2940074	1	Latch	
116	2560154	2	Grip, Handle (Use p/n 2560088)	
117	0721006	4	Bolt #10-24NC x 3/4in	
118	3900032	2	Bolt, Shoulder	
119	4711600	2	Flatwasher 3/8in	
120	3311405	22	Locknut 1/4in-20NC	
121	3900252	64	Screw, Button Head #10-24	
122	4711400	40	Flatwasher 1/4in	
123	0641414	16	Bolt 1/4in-20NC x 1-3/4in	
124	3900258	AR	Screw, Button Head 1/4in-20NC x 3/4in	
124	3900258	8	Screw, Button Head (Prior to SN 0900022497)	
124	3900258	4	Screw, Button Head (SN 0900022497 to Present)	
125	0100011	AR	Compound, Locking	
126	4751000	AR	Flatwasher #10	
127	4420039	6	Tape, Non-Skid (Use p/n 1001099638)	
128		Ref	Decal - JLG Options:	
128	1701612	3	Decal - JLG (Use p/n 1703681) (Prior to SN 0900015288)	
128	1703681	3	Decal - JLG (SN 0900015288 to Present)	
129	4160165	1	Spring, Gas Shock	
130	4711500	4	Flatwasher 5/16in Narrow	
131	3520030	2	Plug, Hole	

SECTION 4 - PLATFORM

ITEM	PART NUMBER	QTY	DESCRIPTION	REV
132	0720805	4	Screw #8-32NC x 5/8in	
133	4750800	8	Flatwasher #8	
134	3310805	4	Locknut #8-32NC	
135	1380132	4	Clip, Gripper	
136	0641416	4	Bolt 1/4in-20NC x 1-3/4in	
137	3570653	2	Plate, Shim	
138	3570654	2	Plate, Backing	
139	4845657	2	Stop, Weldment	
141	3311005	AR	Locknut #10-24	
142	3300356	2	Acorn, Nut 5/16in-18NC (Prior to SN 0900030133)	
144	4280296	10 in/25cm	Strip, Wear	
145	4060803	AR	Shield, Flex Trim	
147	3900251	4	Screw 1/4in-20NC x 3/8in (SN 0900011497 to Present)	

SECTION 4 - PLATFORM

FIGURE 4-5. OPTIONAL PLATFORM COMPONENT INSTALLATIONS



SECTION 4 - PLATFORM

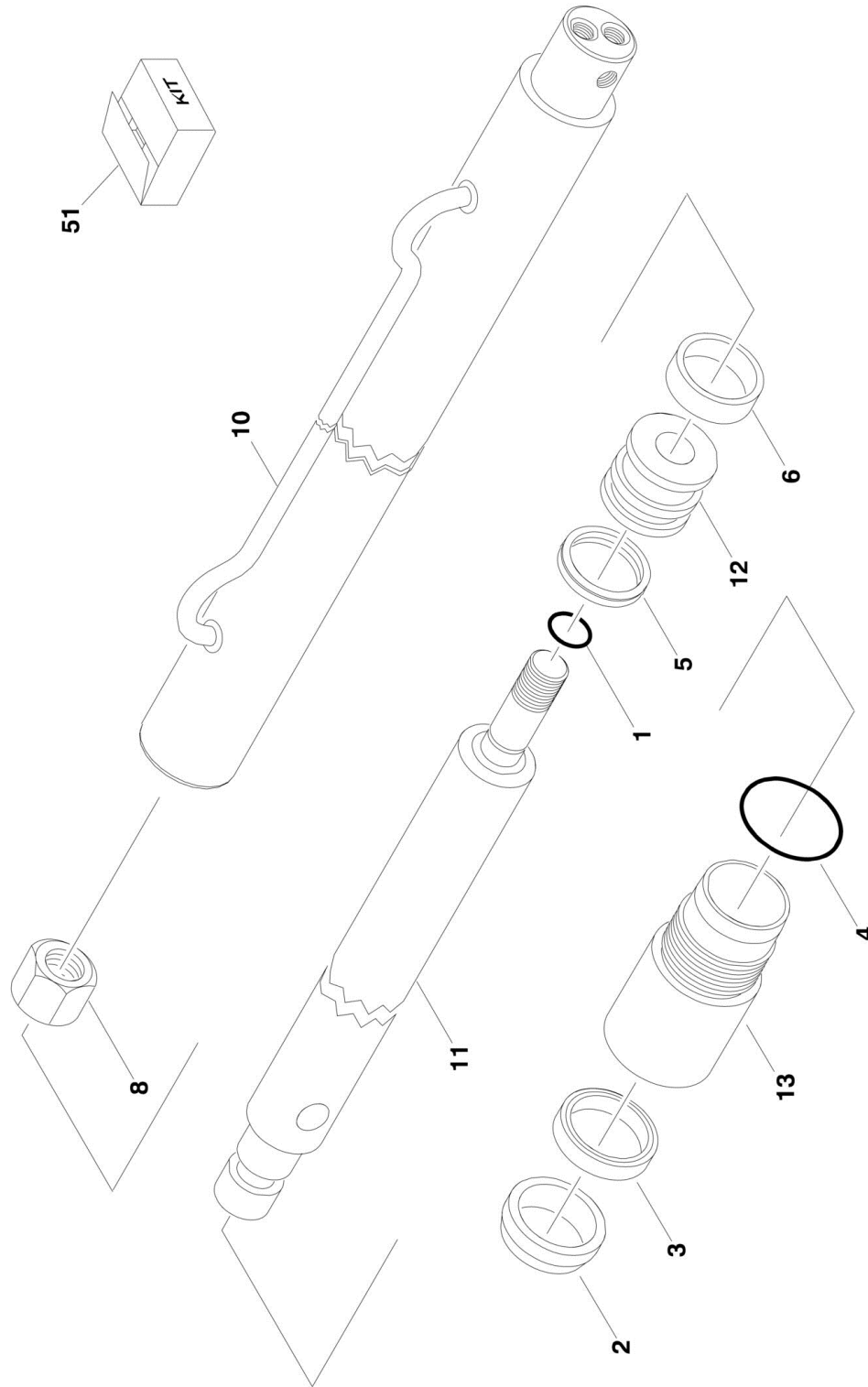
FIGURE 4-5. OPTIONAL PLATFORM COMPONENT INSTALLATIONS

ITEM	PART NUMBER	QTY	DESCRIPTION	REV
	0255036	Ref	TOOL TRAY ASSEMBLY	
1	0860947	1	Tool Box	
2	0902079	1	Bracket, Mounting	
3	3421453	1	Pin, Snap	
4	3900204	2	Bolt, Carriage #10-24NC x 1/2in	
5	3300391	2	Wingnut #10-24NC	
6	3760170	1	Snap-Pin	
7	1060380	1	Cable, Lanyard	
8	4280296	4 ft/1.2m	Strip, Wear	
9	1702365	1	Decal - JLG	
	0255040	Ref	TUBE CADDY ASSEMBLY	
101	4844840	1	Tube Caddy	
102	4280296	2 ft/.61m	Strip, Wear	
103	3421453	1	Pin, Snap	
104	3760170	1	Snap-Pin	
105	1060380	1	Cable, Lanyard	
106	0641410	1	Bolt 1/4in-20NC x 1-1/4in	
107	3311405	1	Locknut 1/4in-20NC	
108	1702365	1	Decal - JLG	
109	1702365	1	Decal - 15LBS Max Capacity (SN 0900023508 to Present)	
	0255853	Ref	LASER LOCATOR INSTALLATION	B
201	4566847	1	Tube, Mounting	
201	0750802	2	Screw #8 x 1/4in	
201		Ref	Clamp, Spring Options:	
201	1320218	2	Clamp, Spring (Prior to SN 0900020303)	
201	1380132	2	Clamp, Spring (SN 0900020303 to Present)	
201	2920127	1	Pointer, Laser	
201	4460425	1	Connector, Strain Relief	

SECTION 5 - CYLINDER

SECTION 5 - CYLINDER

FIGURE 5-1. LIFT CYLINDER ASSEMBLY (Prior to SN 0900019526)



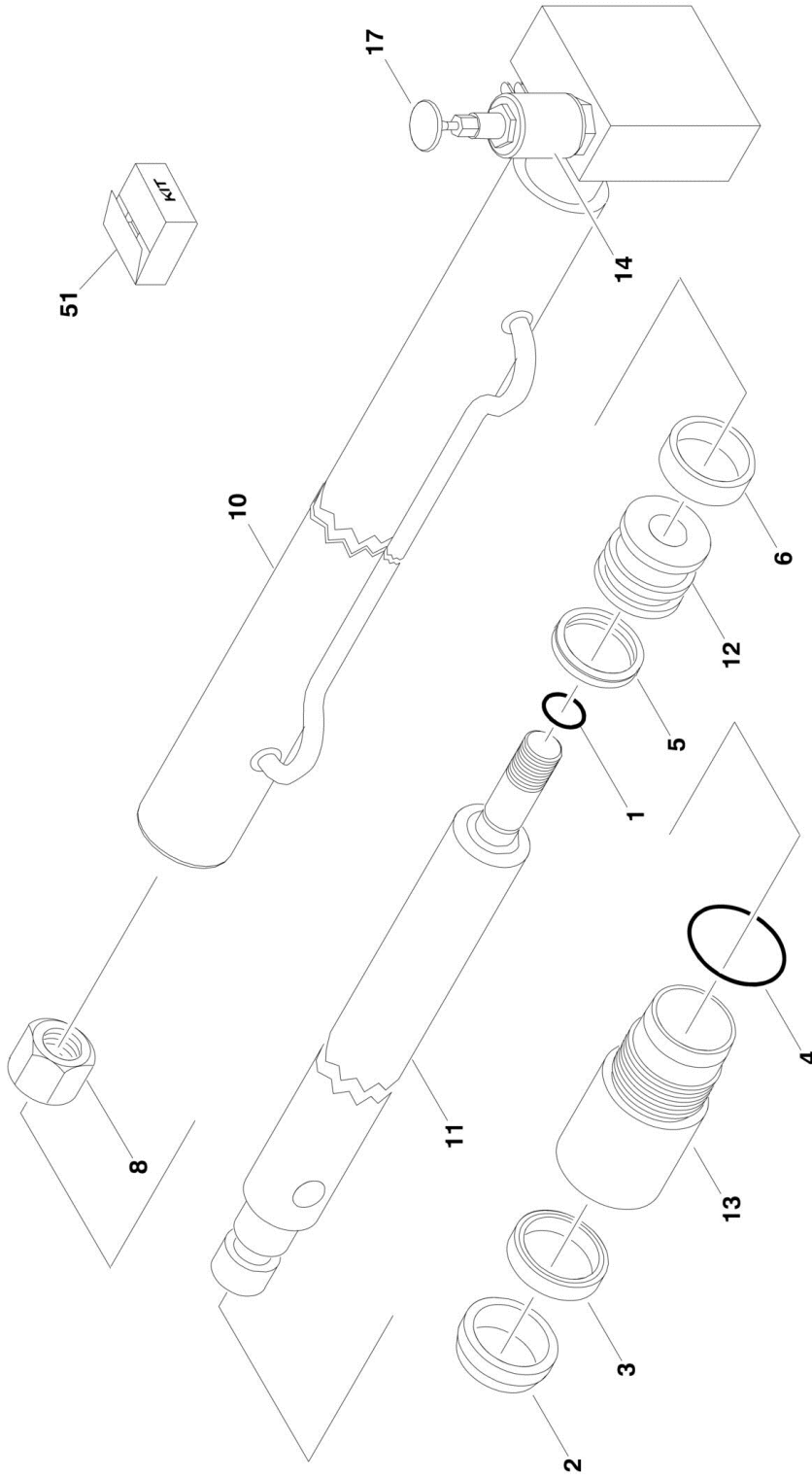
SECTION 5 - CYLINDER

FIGURE 5-1. LIFT CYLINDER ASSEMBLY (Prior to SN 0900019526)

ITEM	PART NUMBER	QTY	DESCRIPTION	REV
	1683699	Ref	LIFT CYLINDER ASSEMBLY	C
1	See Note	NSS	O-Ring (Note: Use Item 51)	
2	See Note	NSS	Wiper (Note: Use Item 51)	
3	See Note	NSS	Seal (Note: Use Item 51)	
4	See Note	NSS	O-Ring (Note: Use Item 51)	
5	See Note	NSS	Seal (Note: Use Item 51)	
6	See Note	NSS	Ring, Wear (Note: Use Item 51)	
8	7003246	1	Locknut	
10	7019839	1	Barrel	
11	7019838	1	Rod	
12	7019835	1	Piston	
13	7019834	1	Head	
14	7023398	1	Control Valve (Not Shown)	
51	7019833	1	Seal Kit (Includes Items 1-6)	

SECTION 5 - CYLINDER

FIGURE 5-2. LIFT CYLINDER ASSEMBLY (SN 0900019526 through 0900029965)



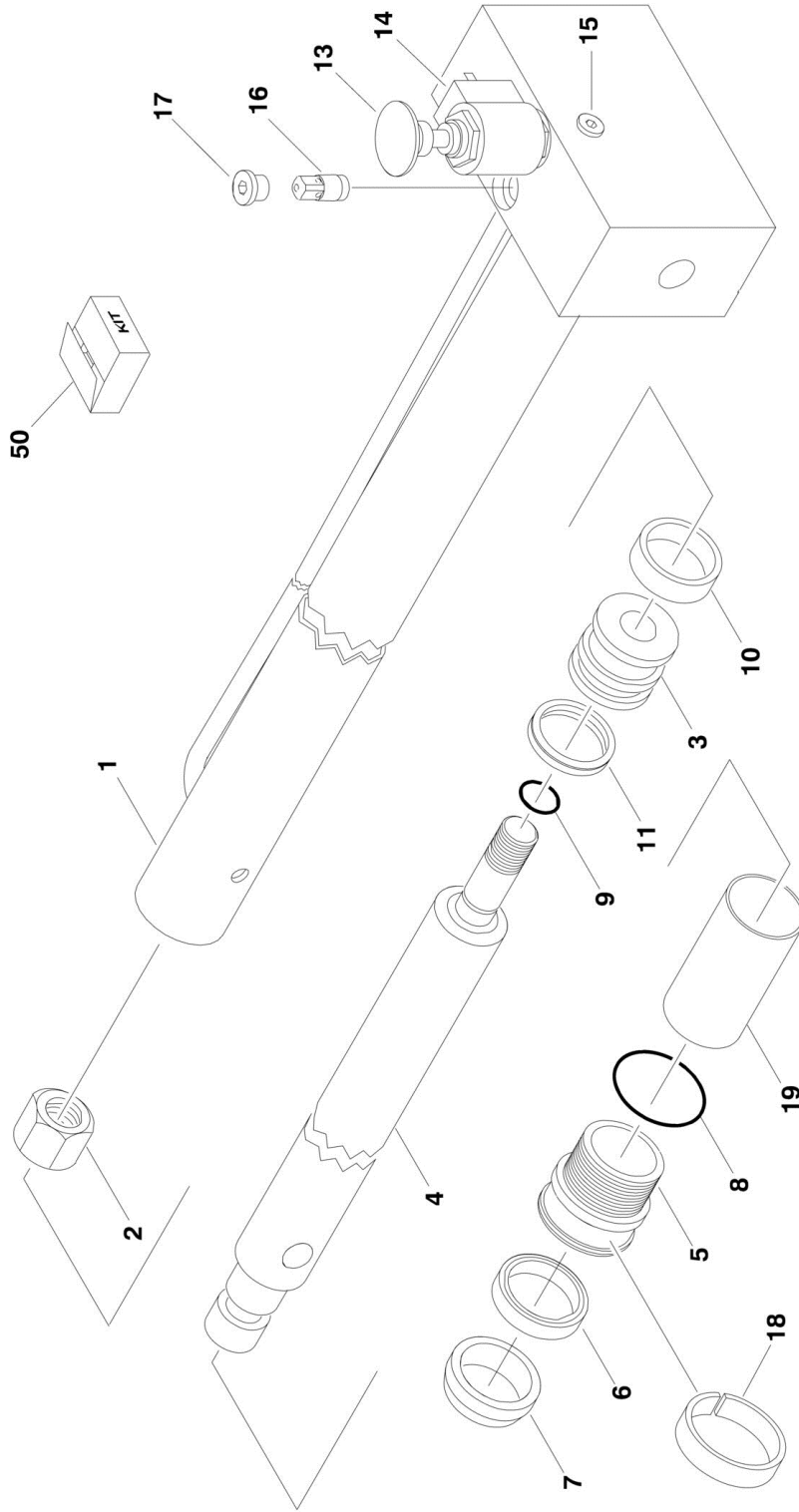
SECTION 5 - CYLINDER

FIGURE 5-2. LIFT CYLINDER ASSEMBLY (SN 0900019526 through 0900029965)

ITEM	PART NUMBER	QTY	DESCRIPTION	REV
		Ref	LIFT CYLINDER ASSEMBLIES	
	1684088	Ref	Lift Cylinder Assemblies (SN 0900019526 through 0900019589)	H
	1684271	Ref	Lift Cylinder Assemblies (SN 0900019590 through 0900029965)	D
	1684351	Ref	Lift Cylinder Assemblies (SN 0900019590 through 0900029965)	C
1	See Note	NSS	O-Ring (Note: Use Item 51)	
2	See Note	NSS	Wiper (Note: Use Item 51)	
3	See Note	NSS	Seal (Note: Use Item 51)	
4	See Note	NSS	O-Ring (Note: Use Item 51)	
5	See Note	NSS	Seal (Note: Use Item 51)	
6	See Note	NSS	Ring, Wear (Note: Use Item 51)	
8	7023391	1	Locknut	
10	See Note	1	Barrel (Note: Not Available - Purchase Complete Cylinder.)	
11	7023393	1	Rod	
12	7023392	1	Piston	
13	7023394	1	Head	
14	7023396	1	Poppet, Solenoid Valve	
15	7023397	1	Spring (Not Shown)	
16		Ref	Control Valve Options: (Not Shown)	
16	7023398	1	Control Valve (SN 0900019526 through 0900019589)	
16	7024407	1	Control Valve (SN 0900019590 to Present)	
17	7023399	1	Knob-Red	
51	7023395	1	Seal Kit (Includes Items 1-6)	

SECTION 5 - CYLINDER

FIGURE 5-3. LIFT CYLINDER ASSEMBLY (SN 0900029966 to Present)



SECTION 5 - CYLINDER

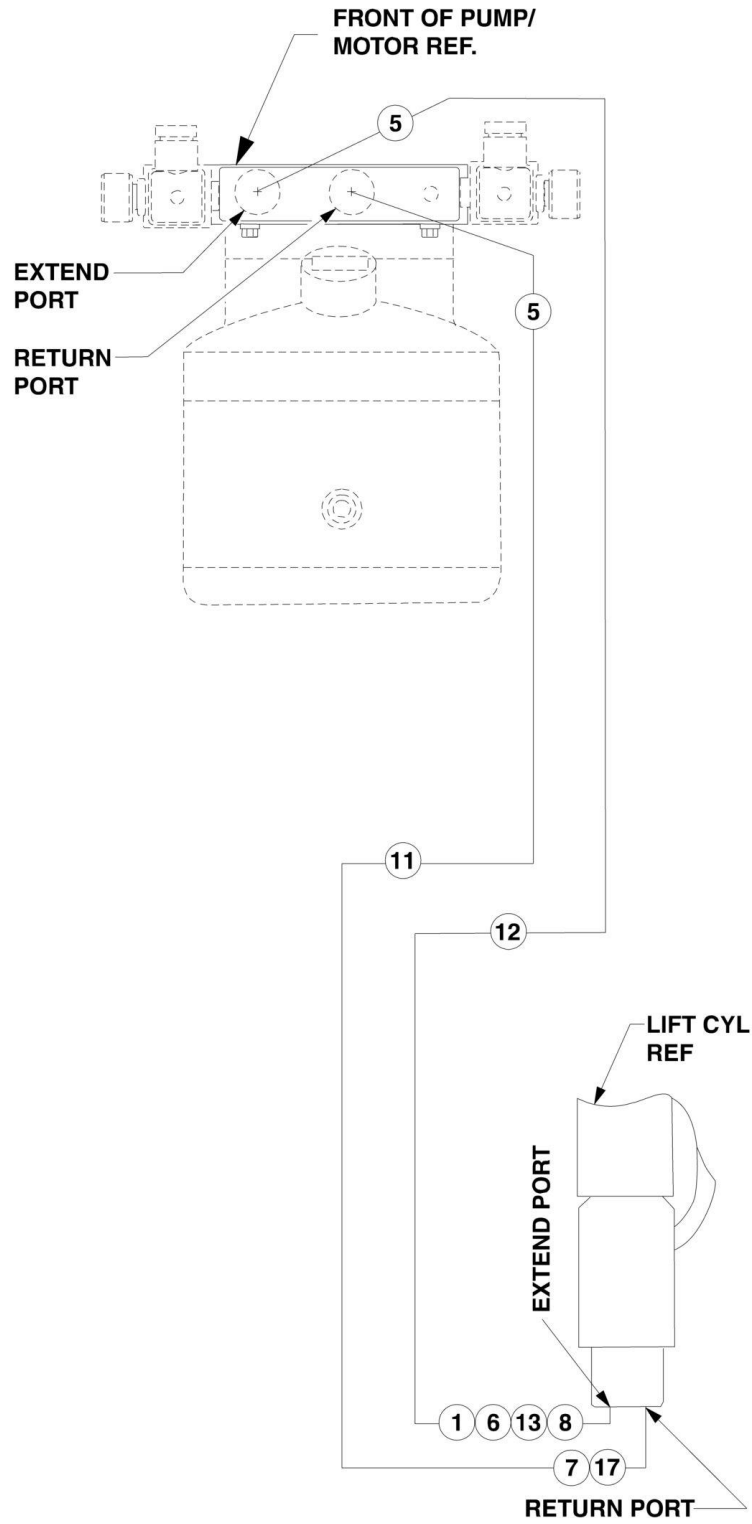
FIGURE 5-3. LIFT CYLINDER ASSEMBLY (SN 0900029966 to Present)

ITEM	PART NUMBER	QTY	DESCRIPTION	REV
	1001100058	Ref	LIFT CYLINDER ASSEMBLY	B
1	70002092	1	Barrel	
2	7023391	1	Nut	
3	7023392	1	Piston	
4	70002093	1	Rod	
5	70002094	1	Head	
6	See Note	NSS	Seal, Rod (Note: Use Item 50)	
7	See Note	NSS	Rod Wiper (Note: Use Item 50)	
8	See Note	NSS	O-Ring (Note: Use Item 50)	
9	See Note	NSS	O-Ring (Note: Use Item 50)	
10	See Note	NSS	Seal (Note: Use Item 50)	
11	See Note	NSS	Seal, Piston (Note: Use Item 50)	
13	7023399	1	Knob - Red	
14	7023396	1	Poppet, Solenoid Valve	
14	7012998	1	Seal Kit - Valve	
14	7023993	1	Coil	
15	See Note	1	Plug (Note: Not Available - Purchase Locally)	
16	70002095	1	Flow Control Valve	
17	See Note	1	Plug (Note: Not Available - Purchase Locally)	
18	70002096	1	Ring, Wear	
19	70002429	1	Bushing	
50	7023395	1	Seal Kit (Includes Items 6-11)	

SECTION 6 - HYDRAULIC

SECTION 6 - HYDRAULIC

FIGURE 6-1. HYDRAULIC DIAGRAM - 15AMI/19AMI (Prior to SN 0900027702)



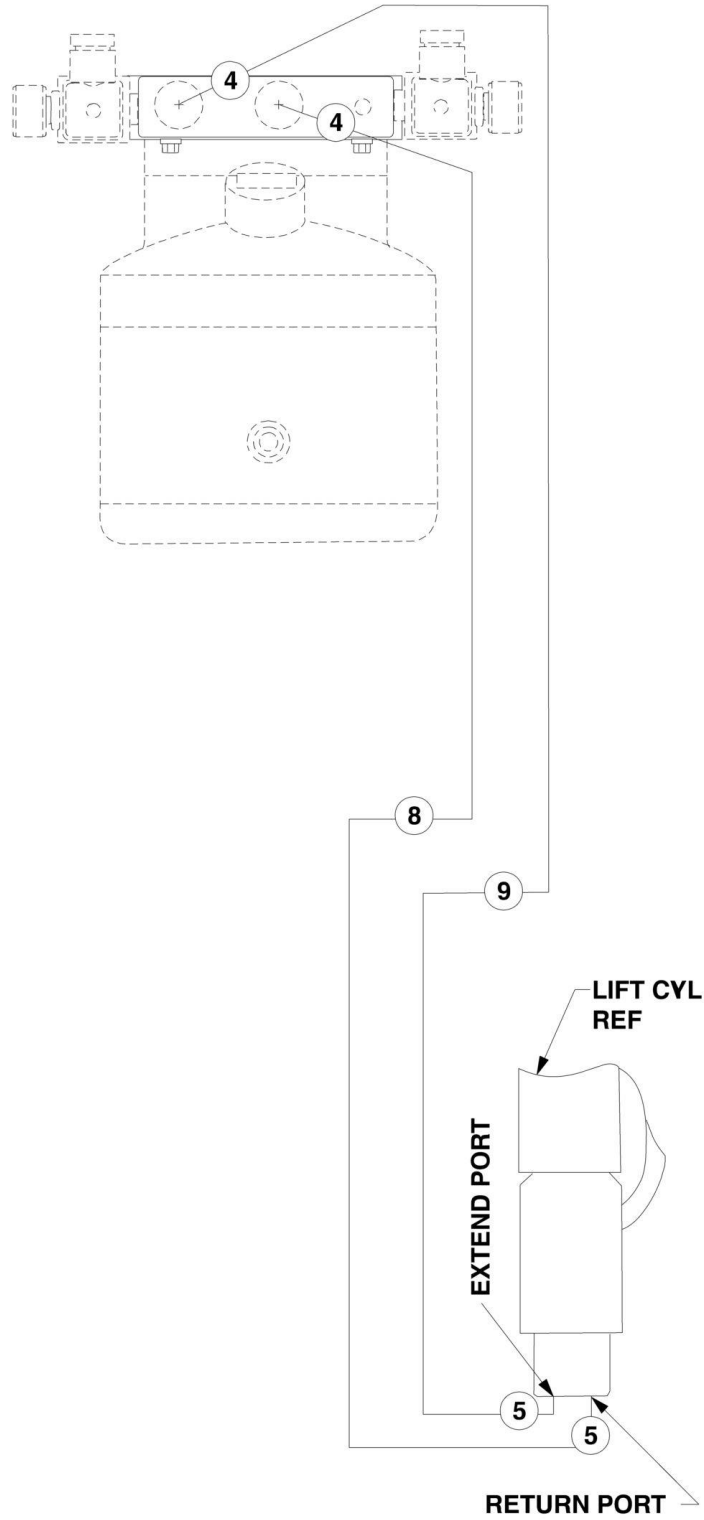
SECTION 6 - HYDRAULIC

FIGURE 6-1. HYDRAULIC DIAGRAM - 15AMI/19AMI (Prior to SN 0900027702)

ITEM	PART NUMBER	QTY	DESCRIPTION	REV
		Ref	NOTE: AC POWERED MACHINES BUILT S/N 0900019526 TO S/N 0900027702 MAY HAVE AN UPDATE KIT INSTALLED ON IT. IF MACHINES IS EQUIPPED WITH A MONARCH/BUCHER MOTOR/PUMP, USE COMPONENTS FOR S/N 0900027702 TO S/N 0900029966 - SEE HYDRAULIC DIAGRAM - 15AMI/19AMI.	
		Ref	NOTE: DC POWERED MACHINES BUILT S/N 0900019526 TO S/N 0900027391 MAY HAVE AN UPDATE KIT INSTALLED ON IT. IF MACHINES IS EQUIPPED WITH A MONARCH/BUCHER MOTOR/PUMP, USE COMPONENTS FOR S/N 0900027702 TO S/N 0900029966 - SEE HYDRAULIC DIAGRAM - 15AMI/19AMI.	
		Ref	HYDRAULIC DIAGRAM OPTIONS:	
		Ref	AC Powered Machines:	
	0259294	Ref	AC Powered Machines (Prior to SN 0900019526)	A
	0272235	Ref	AC Powered Machines (SN 0900019526 through 0900027702)	B
		Ref	DC Powered Machines:	
	0259294	Ref	DC Powered Machines (Prior to SN 0900019526)	A
	0272235	Ref	DC Powered Machines (SN 0900019526 through 0900027701)	B
	0271927	Ref	DC Powered Machines (Prior to SN 0900027391)	E
	0275689	Ref	DC Powered Machines (SN 0900027391 through 0900027701)	B
1	0100020	AR	Sealant, Pipe	
5	2220473	AR	Fitting	
6	2220773	1	Fitting, 90 (Prior to SN 0900019526)	
7	2220507	1	Fitting, 90 (Prior to SN 0900019526)	
8	2220875	1	Fitting (Prior to SN 0900019526)	
11		Ref	Tube, Return Options:	
11		Ref	AC Powered Machines	
11	4567669	1	AC Powered Machines (Prior to SN 0900019526)	
11	4568227	1	AC Powered Machines (SN 0900019526 through 0900027701)	
11		Ref	DC Powered Machines	
11	4567669	1	DC Powered Machines (Prior to SN 0900019526)	
11	4568227	1	DC Powered Machines (SN 0900019526 through 0900027701)	
11	4568227	1	DC Powered Machines (Prior to SN 0900027391)	
11	4569478	1	DC Powered Machines (SN 0900027391 through 0900027701)	
12		Ref	Tube, Extension Options:	
12		Ref	AC Powered Machines	
12	4567670	1	AC Powered Machines (Prior to SN 0900019526)	
12	4568228	1	AC Powered Machines (SN 0900019526 through 0900027701)	
12		Ref	DC Powered Machines	
12	4567670	1	DC Powered Machines (Prior to SN 0900019526)	
12	4568228	1	DC Powered Machines (SN 0900019526 through 0900027701)	
12	4568228	1	DC Powered Machines (Prior to SN 0900027391)	
12	4569479	1	DC Powered Machines (SN 0900027391 through 0900027701)	
13	4640956	1	Valve, Flow (located in the Cylinder Valve Block.) (Prior to SN 0900019526, SN 0900019526 to Present)	
17	2220603	AR	Fitting	

SECTION 6 - HYDRAULIC

FIGURE 6-2. HYDRAULIC DIAGRAM - 15AMI/19AMI (SN 090027702 to Present)



SECTION 6 - HYDRAULIC

FIGURE 6-2. HYDRAULIC DIAGRAM - 15AMI/19AMI (SN 0900027702 to Present)

ITEM	PART NUMBER	QTY	DESCRIPTION	REV
	0275939	Ref	HYDRAULIC DIAGRAM - 15AMI/19AMI	B-A
4	2220473	2	Fitting	
5		Ref	Fitting Options:	
5	2220603	2	Fitting (SN 0900027702 through 0900029965)	
5	2220473	2	Fitting (SN 0900029966 to Present)	
8		Ref	Tube, Return Options:	
8	4569478	1	Tube, Return (SN 0900027702 through 0900029965)	
8	1001100544	1	Tube, Return (SN 0900029966 to Present)	
9		Ref	Tube, Extension Options:	
9	4569479	1	Tube, Extension (SN 0900027702 through 0900029965)	
9	1001100545	1	Tube, Extension (SN 0900029966 to Present)	

SECTION 7 - ELECTRICAL

SECTION 7 - ELECTRICAL

FIGURE 7-1. ELECTRICAL DIAGRAM LIST

ITEM	PART NUMBER	QTY	DESCRIPTION	REV
		Ref	ELECTRICAL DIAGRAMS AND COMPONENTS LIST	
		Ref	Note: See Service and Maintenance Manual for Schematics/diagrams.	
	4933076	Ref	ELECTRICAL DIAGRAM - 12VDC (15AMI) (Prior to SN 0900019526)	3-C
	4460044	1	Fuseholder	
	2400006	1	Fuse - 5 Amp	
	3990010	2	Diode - 6 Amp	
	4460424	1	Receptacle	
	4460268	2	Socket, Female	
	4922420	1	Harness, Potted Relay	
	4922412	1	Harness, Pump Harness	
	4933258	Ref	ELECTRICAL DIAGRAM - 12VDC (15AMI) (SN 0900019526 to Present)	C
	4933188	Ref	ELECTRICAL DIAGRAM - 12VDC (19AMI)	C
	4933088	Ref	ELECTRICAL DIAGRAM - 100VAC (15AMI) (JAPANESE SPEC) (Prior to SN 0900019526)	2-B
	4921661	1	Harness, Ground Control	
	4460044	1	Fuseholder	
	2400006	1	Fuse - 5 Amp	
	3990010	3	Diode - 6 Amp	
	4460424	1	Receptacle	
	4460268	2	Socket, Female	
	4933261	Ref	15AMI - ELECTRICAL DIAGRAM - 100VAC (15AMI) (JAPANESE SPEC) (SN 0900019526 to Present)	4-G
	4922546	1	Harness, Ground Control	
	4922825	1	Harness, Power Distribution (Prior to SN 0900023728)	
	4460044	1	Fuseholder	
	2400006	1	Fuse - 5 Amp	
	4460424	1	Receptacle	
	4460424	2	Receptacle (Prior to SN 0900020701)	
	4460268	1	Socket, Female (Prior to SN 0900020701)	
	4933077	Ref	15AMI - ELECTRICAL DIAGRAM - 115VAC/60HZ (15AMI) (Prior to SN 0900019526)	3-E
	4921661	1	Harness, Ground Control	
	4460044	1	Fuseholder	
	2400006	1	Fuse - 5 Amp	
	3990010	3	Diode - 6 Amp	
	4460424	1	Receptacle	
	4460268	2	Socket, Female	
	4933259	Ref	15AMI - ELECTRICAL DIAGRAM - 115VAC/60HZ (15AMI) (SN 0900019526 to Present)	4-G
	4922546	1	Harness, Ground Control	
	4922830	1	Harness, Power Distribution (Prior to SN 0900023728)	
	4460424	2	Receptacle (Prior to SN 0900020701)	
	4460268	1	Socket, Female (Prior to SN 0900020701)	
	4933078	Ref	15AMI - ELECTRICAL DIAGRAM - 240VAC (15AMI) (Prior to SN 0900019526)	4-E
	4922009	1	Harness, Ground Control	
	4460044	1	Fuseholder	

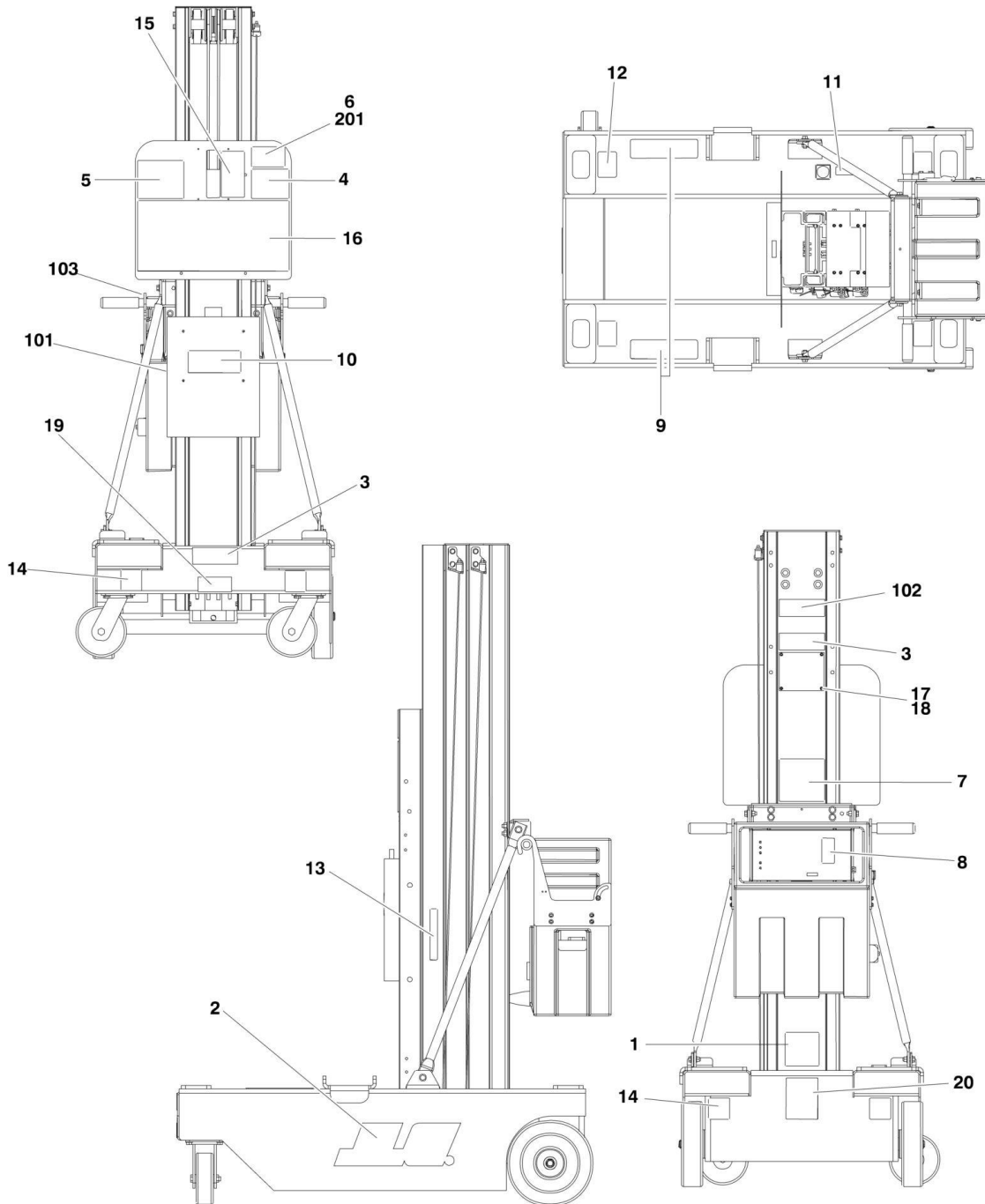
SECTION 7 - ELECTRICAL

ITEM	PART NUMBER	QTY	DESCRIPTION	REV
	2400006	1	Fuse - 5 Amp	
	3990010	2	Diode - 6 Amp	
	4460424	3	Receptacle	
	4460268	2	Socket, Female	
	4933260	Ref	15AMI - ELECTRICAL DIAGRAM - 240VAC (15AMI) (SN 0900019526 to Present)	4-G
	4922546	1	Harness, Ground Control	
	4922831	1	Harness, Power Distribution (Prior to SN 0900023728)	
		Ref	ELECTRICAL DIAGRAM - AC BOX (SN 0900023728 to Present)	
	4933309	Ref	100 Volt (Japanese Spec)	B
	4933305	Ref	110 Volt	B
	4933310	Ref	220 Volt	B

SECTION 8 - DECALS

SECTION 8 - DECALS

FIGURE 8-1. DECAL INSTALLATION - 15AMI (STANDARD ANSI)



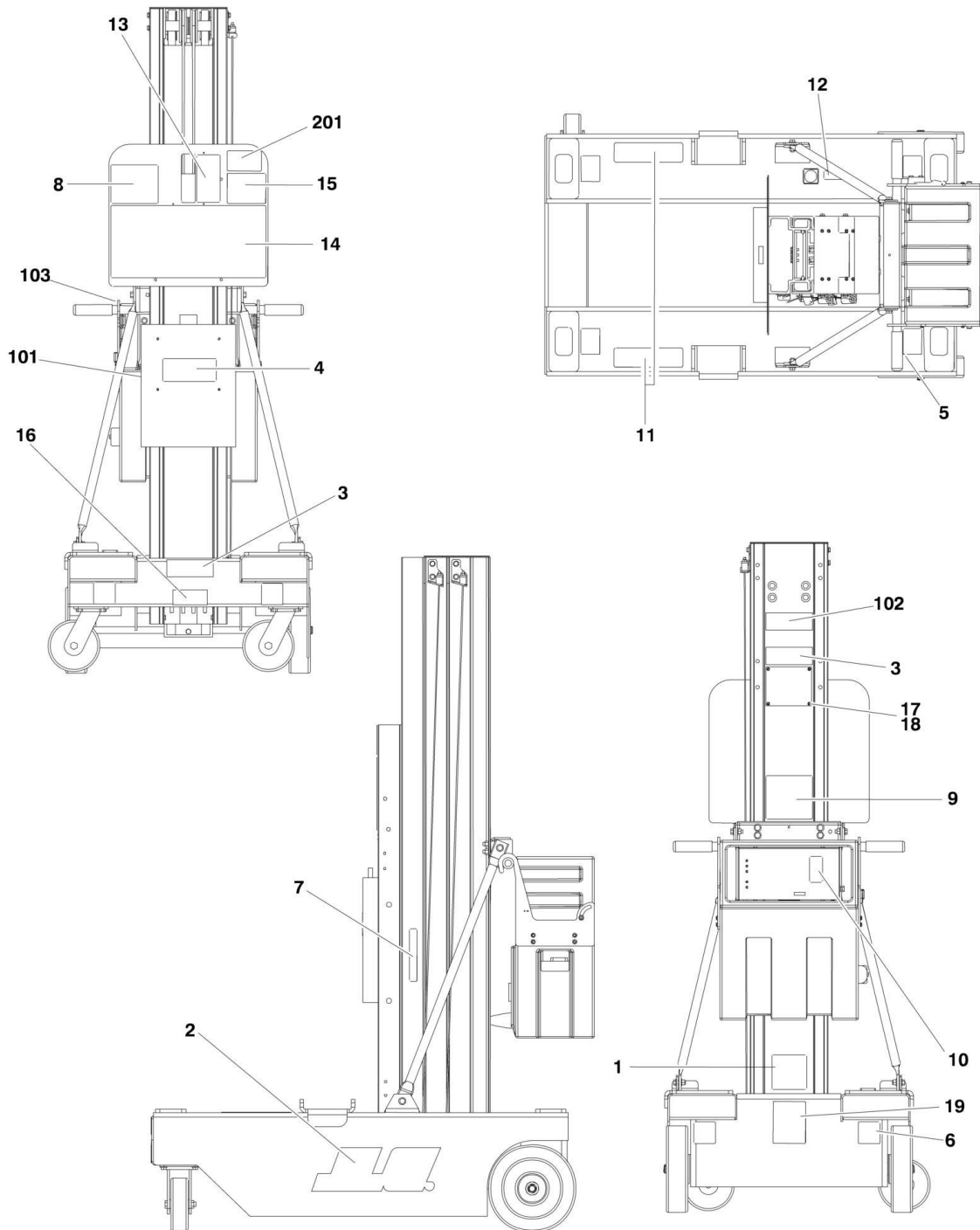
SECTION 8 - DECALS

FIGURE 8-1. DECAL INSTALLATION - 15AMI (STANDARD ANSI)

ITEM	PART NUMBER	QTY	DESCRIPTION	REV
		Ref	DECAL INSTALLATIONS - 15AMI	
	0259082	Ref	Standard ANSI	H
	0271153	Ref	JLG Logos	A
1	See Note	1	Decal - Barcode (Note: Not available for purchase.)	
2	1703625	2	Decal - JLG	
3	1703681	2	Decal - JLG	
4	1703779	1	Decal - USA	
5	1703781	1	Decal - Electrical Hazard	
6	1704259	1	Decal - Capacity	
7	1703784	1	Decal - Crushing/Tipping Hazard	
8	1703785	1	Decal - Warning/ Fire Hazard	
9	1703786	2	Decal - Crushing Hazard	
10		Ref	Decal - Manual Options:	
10	1703788	1	Decal - Manual (Prior to SN 0900017864)	
10	1701509	1	Decal - Manual (SN 0900017864 to Present)	
11	1703789	1	Decal - Level Indicator	
12	1703814	4	Decal - Tie Down	
13	1703815	1	Decal - Lanyard Attach	
14	1703817	4	Decal - Forklift	
15	1704212	1	Decal - Function Controls	
16	1704221	1	Decal - Warning	
17	See Note	1	Nameplate - Serial Number (Note: Not available for purchase.)	
18	3820006	4	Rivet, Pop	
19	1704244	1	Decal - Foot Stop	
20	1700584	1	Decal - Patent (SN 0900015058 to Present)	
21	1704386	1	Decal - ELI Model Designation	
	0010560	Ref	DECAL OPTIONS	3
101		Ref	Decal Options:	
101	3251243	2	Decal - 120V-60HZ	
101	3251242	2	Decal - 240V-50HZ	
102	1704190	1	Decal - Model Designation	
103	1704236	1	Decal - Auxiliary Lowering	
	0274701	Ref	DECAL - MAX TIRE LOAD INSTALLATION	B
201	1706573	1	Decal - Max Tire Load	

SECTION 8 - DECALS

FIGURE 8-2. DECAL INSTALLATION - 15AMI (COUNTRY SPECS)



SECTION 8 - DECALS

FIGURE 8-2. DECAL INSTALLATION - 15AMI (COUNTRY SPECS)

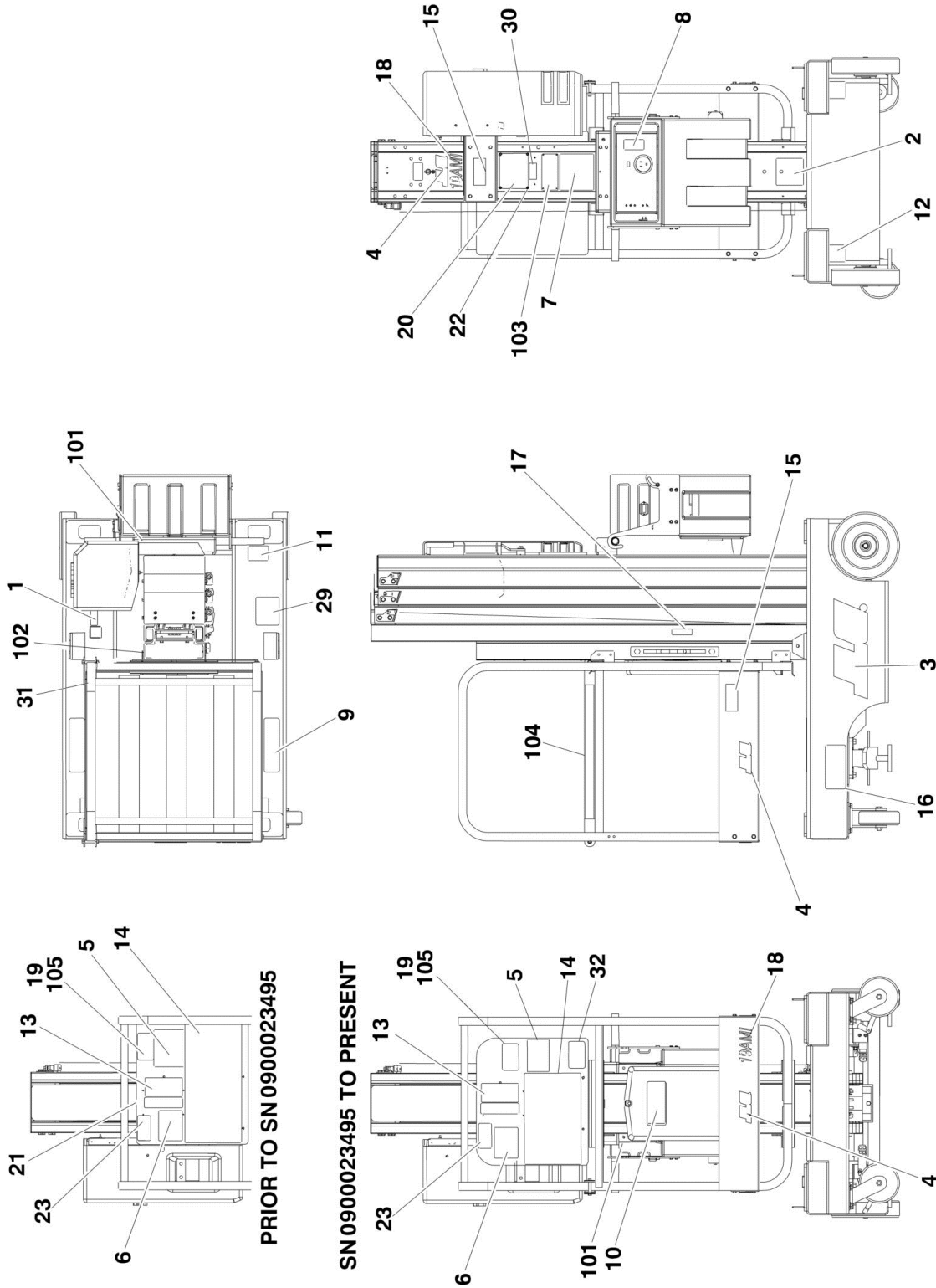
ITEM	PART NUMBER	QTY	DESCRIPTION	REV
		Ref	DECAL INSTALLATION - 15AMI (COUNTRY SPECS)	
	0259087	Ref	Japanese Specs	E
	0259085	Ref	Latin American Spanish Specs	E
	0259088	Ref	Chinese Specs	E
	0271153	Ref	JLG Logo	A
1	See Note	1	Decal - Barcode (Note: Not available for purchase.)	
2	1703625	2	Decal - JLG	
3	1703681	2	Decal - JLG	
4		Ref	Decal - Manual Options:	
4	1703788	1	Decal - Manual (Prior to SN 0900017864)	
4	1701509	1	Decal - Manual (SN 0900017864 to Present)	
5	1703814	4	Decal - Tie Down	
6	1703817	4	Decal - Forklift	
7		Ref	Decal - Lanyard Attach Options:	
7	1703844	1	Japanese Specs	
7	1703836	1	Latin American Spanish	
7	1704277	1	Chinese Specs	
8		Ref	Decal - Electric Hazard Options:	
8	1704086	1	Japanese Specs	
8	1704029	1	Latin American Spanish	
8		Ref	Chinese Specs Options:	
8	1703781	1	Chinese Specs (Prior to SN 0900019002)	
8	1704077	1	Chinese Specs (SN 0900019002 to Present)	
9		Ref	Decal - Crushing/Tipping Hazard Options:	
9	1704088	1	Japanese Specs	
9	1704030	1	Latin American Spanish	
9		Ref	Chinese Specs Options:	
9	1703784	1	Chinese Specs (Prior to SN 0900019002)	
9	1704078	1	Chinese Specs (SN 0900019002 to Present)	
10		Ref	Decal - Warning Fire Hazard Options:	
10	1704089	1	Japanese Specs	
10	1704031	1	Latin American Spanish	
10		Ref	Chinese Specs Options:	
10	1703785	1	Chinese Specs (Prior to SN 0900019002)	
10	1704079	1	Chinese Specs (SN 0900019002 to Present)	
11		Ref	Decal - Crushing Hazard Options:	
11	1704090	2	Japanese Specs	
11	1704032	2	Latin American Spanish	
11		Ref	Chinese Specs Options:	
11	1703786	2	Chinese Specs (Prior to SN 0900019002)	
11	1704081	2	Chinese Specs (SN 0900019002 to Present)	
12		Ref	Decal - Level Indicator Options:	
12	1704092	1	Japanese Specs	
12	1704034	1	Latin American Spanish	
12		Ref	Chinese Specs Options:	
12	1703789	1	Chinese Specs (Prior to SN 0900019002)	
12	1704083	1	Chinese Specs (SN 0900019002 to Present)	
13		Ref	Decal - Function Controls Options:	
13	1704215	1	Japanese Specs	
13	1704213	1	Latin American Spanish	

SECTION 8 - DECALS

ITEM	PART NUMBER	QTY	DESCRIPTION	REV
13		Ref	Chinese Specs Options:	
13	1704963	1	Chinese Specs (Prior to SN 0900019002)	
13	1704076	1	Chinese Specs (SN 0900019002 to Present)	
14		Ref	Decal - Warning Options:	
14	1704224	1	Japanese Specs	
14	1704222	1	Latin American Spanish	
14	1704964	1	Chinese Specs	
15		Ref	Decal - Maximum Capacity Options:	
15	1704290	1	Japanese Specs	
15	1704289	1	Latin American Spanish	
15	1704966	1	Chinese Specs	
16		Ref	Decal - Floor Stop Options:	
16	1704346	1	Japanese Specs	
16	1704345	1	Latin American Spanish	
16	1704965	1	Chinese Specs	
17	See Note	1	Nameplate - Serial Number (Note: Not available for purchase.)	
18	3820006	4	Rivet, Pop	
19	1700584	1	Decal - Patent Only (SN 0900015058 to Present)	
	0010560	Ref	DECAL OPTIONS	3
101	0258842	Ref	Decal 120V/60Hz Installation	A
101	0258843	Ref	Decal 240V/50Hz Installation	A
101	3251243	2	Decal - 120V-60HZ	
101	3251242	2	Decal - 240V-50HZ	
102	1704190	1	Decal - Model Designation	
103		Ref	Decal - Auxiliary Lowering	
103	1704209	1	Japanese Specs	
103	1704206	1	Latin American Spanish Specs	
103	1704210	1	Chinese Specs	
	0274701	Ref	DECAL - MAX TIRE LOAD INSTALLATION (SN 0900027062 to Present)	B
201	1706573	1	Decal - Max Tire Load	

SECTION 8 - DECALS

FIGURE 8-3. DECAL INSTALLATION - 19AMI (STANDARD ANSI)



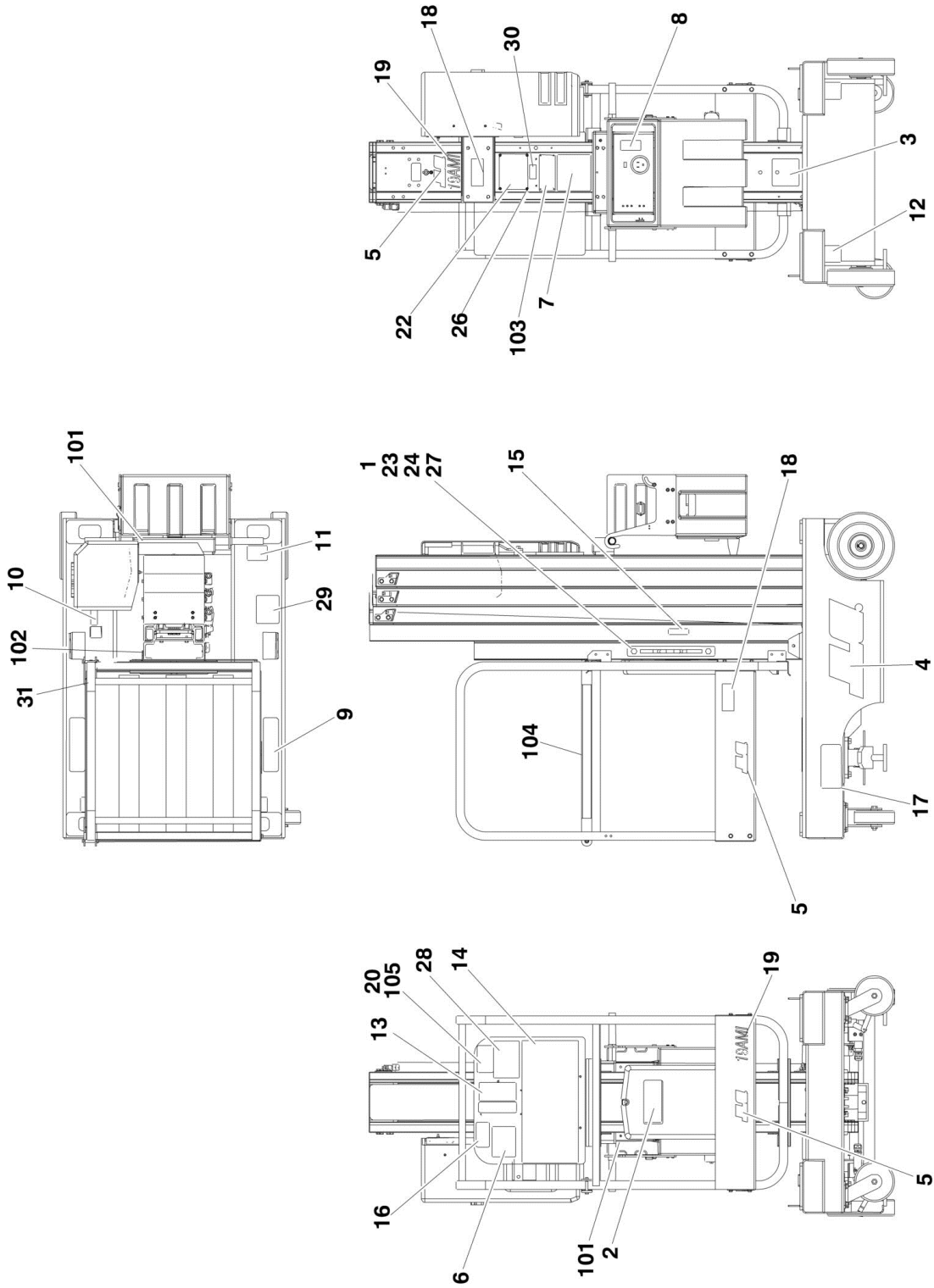
SECTION 8 - DECALS

FIGURE 8-3. DECAL INSTALLATION - 19AMI (STANDARD ANSI)

ITEM	PART NUMBER	QTY	DESCRIPTION	REV
	0273623	Ref	DECAL INSTALLATION - 19AMI (STANDARD ANSI)	H
1	1703789	1	Decal - Level Indicator	
2	See Note	1	Decal - Barcode (Note: Not available for purchase.)	
3	1703625	2	Decal - JLG	
4	1703681	Ref	Decal - JLG Options:	
4	1703681	1	Decal - JLG (Prior to SN 0900022551)	
4	1703681	1	Decal - JLG (SN 0900022551 to Present)	
5	1703779	1	Decal - USA	
6	1703781	1	Decal - Electric Hazard	
7	1703784	1	Decal - Crushing/Tipping Hazard	
8	1703785	1	Decal - Warning Fire Hazard	
9	1703786	2	Decal - Crushing Hazard	
10	1701509	1	Decal - Manual	
11	1703814	4	Decal - Tie Down	
12	1703817	2	Decal - Forklift	
13	1704212	1	Decal - Function Controls	
14	1704221	1	Decal - Warning	
15	1704458	Ref	Decal - JLG Manufacturing Options:	
15	1704458	3	Decal - JLG Manufacturing (Prior to SN 0900022551)	
16	1704424	2	Decal - Floor Stop	
15	1704458	1	Decal - JLG Manufacturing (SN 0900022551 to Present)	
17	1704277	1	Decal - Lanyard Attach	
18	1705869	2	Decal - Model Designation	
19		Ref	Decal - Maximum Capacity Options:	
19	1705879	1	Decal - Maximum Capacity (Prior to SN 0900022551)	
19	1704259	1	Decal - Maximum Capacity (SN 0900022551 to Present)	
20	See Note	1	Nameplate - Serial Number (Note: Not available for purchase.)	
21	3573725	1	Plate, Decal Mounting (Prior to SN 0900023495)	
22	3820006	4	Rivet, Pop	
23	1704366	1	Decal - Fall Hazard (SN 0900022551 through 0900027061)	
29	1001131273	1	Decal - Patent (SN 0900033190 to Present)	
30	1001228370	1	Decal - ICES (SN 0900037595 to Present)	
31	1001223055	1	Decal - Yearly Inspection (SN 0900037595 to Present)	
32	1001231801	1	Decal - Warning Prop 65 (SN 0900038074 to Present)	
		Ref	Decal Options	
101	3252761	1	Decal 120V AC	
101	3252760	1	Decal 240V AC	
102	1704236	1	Decal - Auxiliary Lowering	
103	0274397	Ref	CSA Nameplate Installation - 19AMI (SN 0900037005 to Present)	
103	1706351	1	Decal - CSA (SN 0900037005 to Present)	
104	0274606	Ref	Dropbar Decal Installations	A
104	1706385	1	Decal - Dropbar	
105	0274701	Ref	Decal - Max Tire Load Installation (SN 0900027062 to Present)	B

SECTION 8 - DECALS

FIGURE 8-4. DECAL INSTALLATION - 19AMI (COUNTRY SPECS)



SECTION 8 - DECALS

FIGURE 8-4. DECAL INSTALLATION - 19AMI (COUNTRY SPECS)

ITEM	PART NUMBER	QTY	DESCRIPTION	REV
		Ref	DECAL INSTALLATION - 19AMI	
	1001128102	Ref	China Spec	B
	0274365	Ref	CSA Spec	D
	1001125104	Ref	Japanese Spec	B
1	0681812	2	Bolt 1/2in-13NC x 1-1/2in	
2	1701509	1	Decal - Manual	
3	See Note	1	Decal - Barcode (Note: Not available for purchase.)	
4	1703625	2	Decal - JLG	
5	1703681	AR	Decal - JLG Options:	
5	1703681	4	Decal - JLG (Prior to SN 0900022551)	
5	1703681	1	Decal - JLG (SN 0900022551 to Present)	
6		Ref	Decal - Electric Hazard Options:	
6	1704077	1	China Spec	
6	1703781	1	CSA Spec	
6	1704086	1	Japanese Spec	
7		Ref	Decal - Crushing/Tipping Hazard Options:	
7	1704078	1	China Spec	
7	1703784	1	CSA Spec	
7	1704088	1	Japanese Spec	
8		Ref	Decal - Warning Fire Hazard Options:	
8	1704079	1	China Spec	
8	1703785	1	CSA Spec	
8	1704089	1	Japanese Spec	
9		Ref	Decal - Crushing Hazard Options:	
9	1704081	2	China Spec	
9	1703786	2	CSA Spec	
9	1704090	2	Japanese Spec	
10		Ref	Decal - Level Indicator Options:	
10	1704083	1	China Spec	
10	1703789	1	CSA Spec	
10	1704092	1	Japanese Spec	
11	1703814	4	Decal - Tie Down	
12	1703817	2	Decal - Forklift	
13		Ref	Decal - Function Controls Options:	
13	1001128104	1	China Spec	
13	1704212	1	CSA Spec	
13	1704215	1	Japanese Spec	
14		Ref	Decal - Warning Options:	
14	1704964	1	China Spec	
14	1704221	1	CSA Spec	
14	1704224	1	Japanese Spec	
15		Ref	Decal - Lanyard Attach Options:	
15	1704277	1	China Spec	
15	1704277	1	CSA Spec	
15	1703844	1	Japanese Spec	
16	1704366	1	Decal - Fall Hazard (CSA Spec Only) (SN 0900022551 through 0900027061)	
17		Ref	Decal - Floor Stop Options:	
17	1001128106	2	China Spec	
17	1704424	2	CSA Spec	

SECTION 8 - DECALS

ITEM	PART NUMBER	QTY	DESCRIPTION	REV
17	1704776	2	Japanese Spec	
18		Ref	Decal - JLG Manufacturing Options:	
18	Not Required	0	China Spec	
18	1704458	AR	CSA Spec	
18	1704778	AR	Japanese Spec	
19	1705869	2	Decal - Model Designation	
20		Ref	Decal - Maximum Capacity Options:	
20	1001128105	1	China Spec	
20	1706344	1	CSA Spec (Prior to SN 0900027062)	
20	1704259	1	CSA Spec (SN 0900027062 to Present)	
20	1704290	1	Japanese Spec	
22	See Note	1	Nameplate - Serial Number (Note: Not available for purchase.)	
23	3271805	2	Locknut 1/2in-13NC	
24	3539814	1	Plate, Backing	
26	3820006	4	Rivet, Pop	
27	4845345	1	Attach, Safety (CSA Spec Only)	
28	1703779	1	Decal - USA (China Spec Only)	
29	1001131273	1	Decal - Patent (CSA Spec Only) (SN 0900033190 to Present)	
30		Ref	Decal - Yearly Inspection Options: (SN 0900037595 to Present)	
30	1001224051	1	China Spec	
30	1001223971	1	CSA Spec	
30	1001224053	1	Japanese Spec	
31	1001228370	1	Decal - ICES (CSA Spec Only) (SN 0900037595 to Present)	
		Ref	Decal Options	
101	3252761	1	Decal 120V AC	
101	3252760	1	Decal 240V AC	
102		Ref	Decal - Auxiliary Lowering Options:	
102	1704210	1	China Spec	
102	1704236	1	CSA Spec	
102	1704209	1	Japanese Spec	
103	0256719	Ref	CSA Nameplate Installation (CSA Spec Only)	D/A
103	0274397	Ref	CSA Nameplate Installation (CSA Spec Only)	D/A
103	1706351	1	Decal - CSA	
104		Ref	Dropbar Decal Installations	
104	Not Required	Ref	Dropbar Decal Installations (China Spec)	
104	0274606	Ref	Dropbar Decal Installations (CSA Spec - English Language)	A
104	0274628	Ref	Dropbar Decal Installations (CSA Spec - French Language)	A
104	0274631	Ref	Dropbar Decal Installations (Japanese Spec)	A
104	1706385	1	Decal - Dropbar (English)	
104	1706495	1	Decal - Dropbar (French)	
104	1706504	1	Decal - Dropbar (Japanese)	
105	0274701	Ref	Decal - Max Tire Load Installation (SN 0900027062 to Present)	B
105	1706573	1	Decal - Max Tire Load	

SECTION 9 - RECOMMENDED SERVICE PARTS STOCK

SECTION 9 - RECOMMENDED SERVICE PARTS STOCK

SECTION 9 - RECOMMENDED SERVICE PARTS STOCK

FIGURE 9-1. 15AMI/19AMI RECOMMENDED SERVICE PARTS STOCK

ITEM	PART NUMBER	QTY	DESCRIPTION	REV
		Ref	Note: The following list will service one machine (built to current production per date on the front cover) with emergency repair parts which can be installed in the field. Parts from the list should be replaced when inventory is depleted to keep service parts stock supplied. For further information, contact your JLG dealer or the JLG Industries Parts Department.	
		Ref	STANDARD PARTS	
	7020078	1	Switch, Limit	
	4360467	1	Switch, Key	
	2860030	1 st	Key, Replacement	
	3740049	1	Relay	
	70000643	1	Coil	
	7020088	1	Switch, Push Button	
	7020089	1	Switch, Push Button	
	7023993	1	Coil	
	2400006	2	Fuse 5 Amp	
		Ref	VARIABLE PARTS	
	4360702	1	Switch, Limit	
	1001092205	1	Switch, Limit (With Cycle Counter)	
	3740094	1	Relay, Starter (AC Machines)	
	3740093	1	Relay, Starter (100V & 115V AC Machines)	
	3740105	1	Relay, Starter (240V AC Machines)	
	4360161	1	Breaker, Circuit - 20 Amp (100V & 115V AC Machines)	
	4360070	1	Breaker, Circuit - 15 Amp (240VAC Machines)	
	4360376	1	Rectifier (AC Machines)	
	4530023	1	Transformer (100V AC Machines)	
	4530010	1	Transformer (115V & 240V AC Machines)	
	7011509	1	Breaker, Circuit - 50 Amp (DC Machines)	
	7018536	1	Breaker, Circuit - 4 Amp (DC Machines with Standard Batteries)	
	7018558	1	Breaker, Circuit - 8 Amp (DC Machines with AGM Batteries)	
	4360274	1	Switch, Push Button (With Auxiliary Lowering)	
	2940082	1	Latch, Gate (with Molded Platform)	
	2940074	1	Latch, Gate (with Quick-Change Platform)	
	1600357	1	Module, Control (with LSS System)	

SECTION 10 - SPECIAL OPTIONS

SECTION 10 - SPECIAL OPTIONS

FIGURE 10-1. SPECIAL OPTIONS LIST

ITEM	PART NUMBER	QTY	DESCRIPTION	REV
	Note	Ref	Note: This list is to accommodate machines ordered with special equipment. Options may not be applicable to all models. For more specific parts information contact JLG Parts Department.	
		Ref	CONTAINER, SHIPPING SKID	
	1580035	1	Container, Shipping Skid 15AMI	
	1580039	1	Container, Shipping Skid 19AMI	
		Ref	DECAL INSTALLATIONS	
	0271119	Ref	Decal, Chart - Sunbelt - 15AMI	
	0270948	Ref	Installation, Decal - United Rentals - 15AMI	
		Ref	DECAL - SERVICE SUPPORT INSTALLATION	
	0272934	Ref	Decal - Service Support Installation 15AMI	
	1001091576	Ref	Decal - Service Support Installation 19AMI	
	1001091144	1	Decal - CSG Service (9-5, M-F) (Use p/n 1001110242)	
		Ref	Decal Kits	
	2901820	Ref	Decal Kit - 15AMI Country Spec (ANSI Spec)	
	1001095015	Ref	Decal Kit - 15AMI Country Spec (Chinese Specs)	
	2901856	Ref	Decal Kit - 15AMI Country Spec (Japanese Spec)	
	2901857	Ref	Decal Kit - 15AMI Country Spec (Latin American Spanish)	
	2902371	Ref	Decal Kit - 19AMI Country Spec ANSI Spec)	
	1001128103	Ref	Decal Kit - 19AMI Country Spec (China Spec)	
	2902413	Ref	Decal Kit - 19AMI Country Spec (CSA Spec)	
	1001125105	Ref	Decal Kit - 19AMI Country Spec (Japanese Spec)	
		Ref	ELECTRICAL CONNECTOR KITS	
	1001148902	Ref	Amp/Tyco Electrical Connector Kit	
	1001148903	Ref	Deutsch DT Electrical Connector Kit	
	1001148904	Ref	Deutsch HD Electrical Connector Kit	
	1001148905	Ref	Packard Electrical Connector Kit	
	1001148906	Ref	Various Electrical Connectors Kit	
	0259132	Ref	FOOT SWITCH INSTALLATION - 19AMI	
	4360384	1	Footswitch Assembly	
	7020182	1	Cover	
	7020181	1	Gasket	
	7020183	1	Interior	
		Ref	HYDRAULIC FLUIDS	
	2300014	Ref	Mobil 424	
	2300021	Ref	Union Carbide Ucon HP5046 Fire Resistant	
	3120179	Ref	INSPECTION PACKAGE	
	0273264	Ref	LOAD SENSING SYSTEM	
		Ref	Note: For Breakdown of Load Sensing Refer to Load Sensing System Manual p/n 3124289	
		Ref	VIDEO (DVD) - OPERATOR AND SAFETY	
	3127097	Ref	Video (DVD) 15AMI	
	3127056	Ref	Video (DVD) 19AMI	
		Ref	VIDEO (VHS) - OPERATOR VIDEO	
		Ref	Note: No Longer Available - Use Video DVD as Replacement.	
	See Note	Ref	Video (VHS) 15AMI (Was p/n 3120475)	
	See Note	Ref	Video (VHS) 19AMI (Was p/n 3125012)	
	See Note	Ref	Video (VHS) 19AMI (CSA Spec) (Was p/n 3125018)	

SECTION 10 - SPECIAL OPTIONS

ITEM	PART NUMBER	QTY	DESCRIPTION	REV
		Ref	SPECIAL TOOLS:	
	7002821	1	Crimper (For Wire to Pin/Socket Connections)	
	7002823	1	Extractor (For Removal of Pin/Sockets Connectors)	
	4460467	1	Extractor 16-18 Gauge (For Wire to Pin/Socket from Deutsch Connectors)	
	4460510	1	Extractor 12-14 Gauge (For Wire to Pin/Socket from Deutsch Connectors)	
	7016654	1	Screwdriver, Magnetic	
	7004275	1	Seal Tool - 1	
	7004276	1	Seal Tool - 1 1/2	
	7002826	1	Seal Tool 2	
	8896941	1	Stripper, Wire	
	1001137005	1	USB to RS232 Drive Installation (Service Kit)	

PART NUMBER INDEX

PART NUMBER INDEX

0010560.....	135, 138	0270717	53	0400212	53, 57, 59	0791609.....	25, 43
0100001.....	14, 17	0270746	62	0400223	53	0791610.....	77
0100011....	14, 17, 25, 39, 43, 53, 57, 61, 62, 65, 66, 69, 73, 74, 81, 85, 89, 97, 109	0270747	62	0400224	53, 54	0801150.....	81
0100019.....	17, 77, 91	0270748	69	0400225	53, 54	0801212.....	85
0100020.....	125	0270749	69	0440268	77	0801333.....	81
0100051.....	57	0270948	148	0561149	91	0801334.....	85
0100062.....	82, 90	0270972	62	0561150	83	0801409.....	17, 89, 93
0140011.....	77	0270973	62	0561306	83	0801494.....	85
0140033.....	14, 15, 18	0271119	148	0561308	90	0860520.....	97, 101, 105, 109
0255036.....	113	0271153	135, 137	0561336	90	0860911.....	29
0255040.....	113	0271927	40, 125	0561341	89	0860933.....	21, 25, 29
0255853.....	113	0271929	39	0561408	91	0860936.....	21, 25, 29
0256559.....	93	0272172	39	0561409	83	0860943.....	29
0256719.....	144	0272181	26, 41, 44	0630383	98	0860945.....	61, 65
0256808.....	14	0272192	53	0630486	21, 39	0860946.....	62, 69
0257114.....	93	0272230	13	0630550	25	0860947.....	113
0257711.....	101	0272232	14	0630570	77	0861192.....	53
0258203.....	53	0272234	14	0641404 ...	22, 25, 39, 40, 43	0861193.....	53
0258448.....	93	0272235	22, 40, 125	0641406 ...	14, 15, 18, 21, 25, 53, 57, 82, 86, 90	0861207....	61, 65, 69, 73
0258449.....	73	0272237	39	0641407 ...	65, 73, 82, 86, 90	0861212.....	21, 39
0258474.....	101	0272238	21	0641408 ...	82, 86, 90, 97, 101, 105, 109	0861213....	22, 25, 41, 44
0258475.....	105	0272239	21	0641408 ...	82, 86, 90, 97, 101, 105, 109	0861286.....	21, 29
0258476.....	105	0272240	21	0641410 ...	61, 65, 69, 73, 113	0861305....	21, 25, 39, 43
0258477.....	97	0272321	93	0641412	53	0861536.....	39, 43
0258482....	22, 25, 41, 44, 62, 65	0272346	69	0641414	57, 101, 106, 109	0861557.....	21, 25, 29
0258498.....	53	0272686 ...	22, 26, 41, 44	0641414	57, 101, 106, 109	0861731.....	66, 74
0258562.....	101	0272934	148	0641416	77, 97, 110	0902047.....	81, 85, 89
0258586.....	109	0273144	77	0641418 ..	69, 73, 77, 101	0902054.....	39
0258587.....	105	0273162	77	0641418 ..	69, 73, 77, 101	0902079.....	113
0258588.....	105	0273264	77, 148	0641504	44	0902395.....	109
0258672.....	97	0273365	22, 40	0641506	93	0902422.....	89
0258673.....	101	0273532	17	0641508	81, 85, 89	0902423.....	81, 85, 89
0258799.....	98	0273623	141	0641512	57	0902424.....	81, 85, 89
0258842.....	138	0273842	17, 18	0641606	39	0902431.....	81, 85, 89
0258843.....	138	0274010	17	0641607	13, 17	0902442.....	53
0259070.....	13	0274167	18	0641608	39	0902445.....	81, 85, 89
0259071.....	14	0274281	14	0641609	14, 17	0902523.....	14, 18
0259073.....	101	0274289	22, 26	0641610	17, 85	0902877.....	105
0259074.....	105	0274365	143	0641612 ...	17, 61, 65, 69, 73, 93	0920114.....	14, 17
0259075.....	105	0274397	141, 144	0641614	22, 40	0940085.....	53
0259076.....	97	0274422	69	0641618	81	0961845.....	101
0259077.....	101	0274606	102, 141, 144	0641620	77	1001091144.....	148
0259078.....	109	0274628	102, 144	0641628	77	1001091576.....	148
0259079.....	61	0274629	102	0641808	14	1001092205...26, 44, 146	
0259082.....	135	0274631	102, 144	0641812	17, 81, 85, 89	1001093322.....	15
0259085.....	137	0274632	102	0641812	81, 85, 89	1001093646.....	30
0259087.....	137	0274701 ...	135, 138, 141, 144	0641872	82, 86, 90	1001095015.....	148
0259088.....	137	0275689	43, 125	0641872	82, 86, 90	1001096054.....	65, 73
0259104.....	14	0275697	25, 43	0681410	81, 85, 89	1001096586.....	30
0259132.....	148	0275878	105	0681812	93, 143	1001096587.....	30
0259205.....	39	0275885	43	070700	74	1001096767.....	66, 73
0259206.....	21	0275886	43	0720805	53, 110	1001097212.....	65
0259207.....	21	0275889	25	0721005	17	1001097213.....	65
0259208.....	21	0275890	25	0721006 ...	15, 21, 25, 39, 43, 62, 69, 77, 106, 109	1001097219.....	65, 73
0259294.....	22, 40, 125	0275939	25, 43, 127	0721008	18, 53	1001097220.....	65, 73
0259450....	41, 44, 69, 73	0275940	25	0721014	39	1001099754....	82, 86, 90
0259543.....	53	0362347	97	0741006	89	1001100013....	82, 86, 90
0259689.....	14	0362735	81, 85, 89	0741606	89	1001100058....	82, 86, 90, 121
0270020.....	41, 44	0362736	89	0750802	113	1001100544.....	127
0270163.....	54, 57	0400122	54, 57	0791003	22, 26, 44	1001100545.....	127
0270489.....	61	0400144	54, 57	0791408	77	1001101858.....	57
0270490.....	61, 65	0400176	53, 57, 59	0791605	39	1001101902.....	57
		0400181	22, 25, 41, 44	0791608	25, 39, 43	1001101926.....	57
		0400193	53, 57, 59			1001101991.....	57
		0400209	54, 57				

PART NUMBER INDEX

1001101994	57	1260355	90	1704077	137, 143	2420172	22, 25, 40, 43
1001103107	53, 57	1260356	90, 91	1704078	137, 143	2420193	23, 26, 41, 44
1001105113	25	1260357	90, 91	1704079	137, 143	2420195	54, 57
1001107836	57	1271389	81, 85	1704081	137, 143	2560088	14, 17
1001107837	57	1271390	81, 85	1704083	137, 143	2560154	109
1001107839	57	1271392	81, 85, 89	1704086	137, 143	2600225	106, 109
1001107840	57	1271393	81, 85	1704088	137, 143	2820030	25
1001107841	57	1271411	81	1704089	137, 143	2820034	85
1001107842	57	1271419	89	1704090	137, 143	2820035 ...	22, 26, 40, 41, 44
1001107903	15	1271421	89	1704092	137, 143	2860030 ...	21, 25, 39, 43, 146
1001107904	14	1271446	89	1704190	135, 138	2880310	81, 85, 89
1001107934	15	1271447	89	1704193	98	2901602	82, 86
1001108178	14, 17	1320041	17, 65	1704194	98	2901820	148
1001109249	81, 85	1320043	17	1704206	138	2901855	90
1001109313	82, 86	1320149 ...	61, 65, 69, 73	1704209	138, 144	2901856	148
1001109315	90	1320218	113	1704210	138, 144	2901857	148
1001109405	89	1320224	40, 43	1704212	135, 141, 143	2902371	148
1001110174	17	1380132	110, 113	1704213	137	2902413	148
1001110217	26, 44	1580035	148	1704215	137, 143	2920026	77
1001110873	66, 74	1580039	148	1704221	135, 141, 143	2920029	77
1001114375	26, 44	1600357	77, 146	1704222	138	2920127	113
1001125104	143	1670603	61, 65	1704224	138, 143	2920146	15, 18
1001125105	148	1671255	82, 86	1704236 62, 65, 135, 141, 144		2940074	106, 109, 146
1001128101	73	1683699	82, 86, 117	1704244	135	2940082	97, 146
1001128102	143	1684088	82, 86, 119	1704259	135, 141, 144	2940111	53
1001128103	148	1684271	82, 86, 119	1704277	93, 137, 141, 143	2940132	22, 26, 41, 44
1001128104	143	1684351	90, 119	1704289	138	3020017	13
1001128105	144	1700584	135, 138	1704290	138, 144	3020039	82, 86, 90
1001128106	143	1701509 ...	135, 137, 141, 143	1704345	138	3020041	82, 87, 90
1001131273	141, 144	1701612 ...	101, 106, 109	1704346	138	3120179	148
1001137005	149	1702102	29	1704366	141, 143	3127056	148
1001148902	148	1702103	29	1704386	135	3127097	148
1001148903	148	1702120	29	1704424	141, 143	3251242	135, 138
1001148904	148	1702353	22, 40	1704458	141, 144	3251243	135, 138
1001148905	148	1702365	29, 113	1704582	14, 17, 22, 40	3252760 ...	62, 66, 69, 73, 141, 144
1001148906	148	1702569	29	1704776	144	3252761 ...	62, 66, 69, 73, 141, 144
1001223055	141	1703455	93	1704778	144	3271805	93, 144
1001223971	144	1703625 ...	135, 137, 141, 143	1704826	98	3300151	97
1001224051	144	1703681	29, 109, 135, 137, 141, 143	1704963	138	3300356	98, 106, 110
1001224053	144	1703779	135, 141, 144	1704964	138, 143	3300391	113
1001228370	141, 144	1703781 ...	135, 137, 141, 143	1704965	138	3300475	77
1001231801	141	1703784 ...	135, 137, 141, 143	1704966	138	3300475	77
1001235146	81, 85, 89	1703785 ...	135, 137, 141, 143	1705756	77	3310805	53, 110
1060380	97, 101, 105, 109, 113	1703786 ...	135, 137, 141, 143	1705869	141, 144	3311001 ...	14, 18, 22, 23, 26, 40, 41, 44, 62, 65, 66, 70, 73, 77, 97
1060518	39	1703788	135, 137	1705879	141	3311005 ...	15, 17, 18, 21, 25, 40, 43, 53, 97, 106, 109, 110
1060564	62	1703789 ...	135, 137, 141, 143	1706344	144	3311401 ...	53, 77, 82, 86, 89
1060565	62	1703814 ...	135, 137, 141, 143	1706351	141, 144	3311405 ...	14, 15, 18, 21, 25, 53, 57, 61, 65, 69, 73, 82, 85, 86, 97, 101, 105, 106, 109, 113
1060570	53	1703815	135	1706385	102, 141, 144	3311408	77
1060571	39, 43	1703817 ...	135, 137, 141, 143	1706494	102	3311501	53, 93
1060585	85	1703836	137	1706495	102, 144	3311505 ...	21, 40, 53, 57, 97, 106, 109
1060587	30, 61, 73	1703789 ...	135, 137, 141, 143	1706504	102, 144	3311601	77, 81, 85, 89
1060589	30, 61, 73	1703814 ...	135, 137, 141, 143	1706505	102	3311605 ...	13, 14, 17, 22, 40, 43, 61, 65, 69, 73, 77, 81, 85, 93
1060694	61	1703815	135	1706573	135, 138, 144		
1060696	81, 85	1703817 ...	135, 137, 141, 143	2020005	109		
1060908	30	1703836	137	2220473	125, 127		
1060922	61, 65	1703844	137, 143	2220507	125		
1060923	62	1704029	137	2220603	125, 127		
1060924	65	1704030	137	2220773	125		
1060925	69	1704031	137	2220875	125		
1060926	73	1704032	137	2300014	148		
1260299	83	1704033	137	2300021	148		
1260329	81, 82	1704034	137	2360694	17		
1260343	90, 91	1704076	138	2400006	130, 131, 146		
1260349	91			2410022	105		
				2420140	14, 17		

PART NUMBER INDEX

3311608.....14, 17, 25, 43, 77	3580269..... 81, 85, 89	3931516..... 33, 47	4460315.....73
3311801.....77, 82, 86, 89	3580286..... 81, 89	3990010..... 130, 131	4460320....22, 26, 41, 44, 77
3311805..... 14	3580293..... 89	4060092..... 62, 70	4460326.....26, 44
3340746.....97	3580344... 61, 65, 69, 73	4060700..... 66	4460346.....66, 74
3340754.....97	3600262..... 21, 33	4060803.... 98, 102, 106, 110	4460424.30, 77, 130, 131
3340829..... 109	3600264..... 22, 33	4060804..... 97	4460425..... 113
3340845.....81, 85, 89	3600265..... 22, 33	4060875..... 22, 40	4460445.....26, 44
3340846..... 81	3600291..... 40, 47	4060882..... 97	4460466.....78
3340858.....81, 85, 89	3600343..... 40, 47	4060960..... 81, 85, 89	4460467..... 149
3420355.....91	3600353..... 22, 33	4060961..... 81, 85, 89	4460510..... 149
3421453..... 113	3600354..... 22, 33	4060987..... 90	4460517.....78
3422265.....83	3600355..... 40, 47	4061024... 22, 25, 40, 43	4460549....29, 62, 66, 70, 74
3422338.....90, 91	3600356..... 22, 33	4061060..... 77	4460565.....29
3422346.....91	3600462..... 43, 51	4070860..... 81, 85, 89	4460566....22, 25, 61, 65, 69, 73
3422657....97, 101, 105, 109	3600467..... 25, 37	4070861..... 81, 85, 89	4460567.....57
3422717.....81, 85, 89	3640924..... 97	4070862..... 81, 86, 89	4460633.... 21, 29, 39, 43
3422720.....91	3640990..... 97	4070890..... 97	4460662..... 14, 18
3422750.....89	3641663..... 105	4070894..... 98	4460908.....77
3422752.....89	3641664..... 101	4070970..... 81, 86, 89	4460909.....78
3422757.....89	3680054..... 93	4070971..... 81, 86, 90	4460915.....78
3450201.....83	3740013..... 40	4070984..... 22, 40	4461000.....78
3450202.....91	3740049...29, 40, 43, 146	4070988..... 82, 86, 90	4530010.....29, 146
3450304.....91	3740080..... 40	4070989..... 82, 86, 90	4530013.....29
3450355.....91	3740093..... 29, 146	4070990..... 82, 86, 90	4530023.....29, 146
3510676.....97	3740094..... 29, 146	4160124..... 81, 86, 90	4566847..... 113
3510904..... 106	3740105..... 29, 146	4160125..... 97	4567489.....90
3510905..... 105	3740113..... 40	4160130.... 61, 65, 69, 73	4567491.....82, 86
3510907..... 101	3760170..... 113	4160165..... 106, 109	4567492.....90
3510908..... 105	3760348... 13, 17, 82, 86, 90	4160205..... 77	4567508..... 14
3510909..... 105	3760383..... 89	4240032... 13, 15, 17, 40	4567605.....40, 43
3510910..... 101	3820001..... 53	4240033..... 14, 40, 62	4567635.....82, 86
3510911..... 106	3820006... 135, 138, 141, 144	4280296... 101, 110, 113	4567669..... 125
3520028.....29, 97	3820024 97, 98, 101, 105, 109	4300111..... 83, 91	4567670..... 125
3520030..... 109	3820032... 26, 44, 61, 65, 69, 73, 77	4300129..... 91	4567749.....90
3520034.....30, 62, 65	3820034..... 81, 89	4341431..... 25	4567750.....90
3520060..... 106	3890052..... 85	4341432..... 25, 43	4567751.....90
3520072.77, 97, 106, 109	3890053..... 85	4360070..... 29, 146	4567824..... 14
3520166....23, 26, 41, 44	3890054..... 85	4360161..... 29, 146	4567911..... 17
3520169..... 101	3900032..... 106, 109	4360274... 62, 65, 69, 73, 146	4568227..... 125
3539814.....93, 144	3900163..... 82, 86, 90	4360376..... 29, 146	4568228..... 125
3539920..... 14	3900177..... 97	4360384..... 148	4569478..... 125, 127
3539921..... 14	3900187..... 81, 85, 89	4360397..... 14	4569479..... 125, 127
3570274..... 109	3900190..... 53	4360437... 23, 26, 41, 44	4640956..... 125
3570362..... 109	3900191..... 61, 65	4360456..... 14, 18	4711000.....66, 73
3570435..... 101	3900192..... 81, 85, 89	4360467... 21, 25, 39, 43, 146	4711400....22, 25, 40, 43, 61, 65, 69, 73, 82, 86, 90, 97, 101, 105, 106, 109
3570462..... 106	3900199..... 61, 69, 109	4360546..... 77	4711500....82, 86, 90, 91, 97, 109
3570464..... 106	3900200..... 61, 69, 109	4360702..... 14, 18, 146	4711600.... 13, 14, 17, 22, 40, 43, 61, 65, 69, 73, 93, 106, 109
3570653..... 110	3900202..... 97	4420039... 101, 106, 109	4711800.... 14, 17, 82, 86, 90
3570654..... 110	3900203..... 97	4420051..... 98	4712200..... 13
3570893.....81, 85, 89	3900204..... 113	4420064... 22, 26, 41, 44	4712600.....82, 86
3570923.... 61, 65, 69, 73	3900205... 65, 66, 73, 81, 85, 89	4420065... 22, 26, 41, 44	4740007.....82, 86, 90
3570976.....93	3900206..... 81, 85	4460023... 61, 62, 65, 66, 70, 73	4740414.....82, 86, 90
3570986..... 101	3900251..... 110	4460035..... 62	4740415..... 13, 17
3571101.....91	3900252..... 109	4460044..... 130	4740428.....97
3571103.....91	3900258..... 106, 109	4460115..... 62, 69, 73	4740429.....97
3571117.....98	3900346..... 77	4460145..... 62, 70	4740456..... 13, 17
3571118.....98	3900347..... 77	4460190..... 61, 62, 70	4740529.....77
3572158....22, 23, 40, 41, 44	3900373... 61, 65, 69, 73	4460226..... 77	
3572533.....98	3910808..... 29	4460227..... 78	
3572847.....82, 86, 90	3911010.... 22, 23, 41, 44	4460234..... 14, 15, 17	
3573725.....69, 141	3911024... 14, 18, 23, 26, 41, 44, 77	4460267... 22, 26, 41, 44	
3574518.....77	3911032..... 97	4460268 .26, 30, 44, 130, 131	
3580217.....81, 85			
3580231.....61, 69			

PART NUMBER INDEX

4740530	77	4922546	30, 130, 131	7011509	59, 146	7016786	48
4750800 ... 53, 82, 86, 90, 110		4922561	14	7011513	59	7016787	33
4751000 ... 14, 15, 17, 18, 22, 25, 26, 40, 41, 43, 44, 53, 61, 65, 69, 73, 97, 109		4922652	61, 65	7011528	59	7016799	33
4751400 ... 14, 15, 18, 22, 25, 40, 53, 97		4922653	62, 65	7012630	13	7018536	59, 146
4751500 ... 22, 40, 53, 61, 65, 69, 73, 93, 98		4922657	69, 73	7012631	13	7018555	59
4751600 40, 77, 82, 86		4922740	40, 43	7012998	121	7018556	59
4751800	93, 98	4922805	14, 15	7013701	34, 48	7018558	59, 146
4761000 ... 14, 17, 18, 22, 23, 41, 44, 61, 62, 65, 70, 82, 86, 90		4922825	130	7013708	33, 47	7018586	59
4761400	82, 86, 90	4922830	130	7013710	47	7019833	117
4761500 40, 82, 86, 90		4922831	131	7013713	33, 47	7019834	117
4771000	77	4922923	77	7013714	33, 47	7019835	117
4844840	113	4922935 22, 25, 41, 44		7013715	33, 47	7019838	117
4845345	93, 144	4923034	29	7013716	33, 47	7019839	117
4845577	101	4923131	30	7013717	33, 47	7020017	13
4845578	101	4923150	30	7013720	34, 48	7020074	13
4845614	109	4923151	30	7013722	33, 47	7020078 ... 21, 25, 39, 43, 61, 65, 69, 73, 146	
4845657	110	4923152	29	7013723	33	7020083	13
4845712	22	4923160	62	7013726	48	7020084	13
4845714	40	4923163	61	7013727	33	7020086	13
4845715	14, 17	4923190	23, 26	7013728	33, 47	7020088 ... 61, 65, 69, 73, 146	
4845731	82, 86	4933076	130	7013732	33	7020089 ... 61, 65, 69, 73, 146	
4845795	82, 86	4933077	130	7013733	47	7020090	21, 39, 43
4845796	101	4933078	130	7013743	34, 48	7020091 61, 65, 69, 73	
4845797	101	4933088	130	7013745	34	7020092	69
4845805	105	4933188	130	7013748	34, 47	7020093 ... 21, 25, 39, 43, 61, 65, 69, 73	
4845808	105	4933258	130	7013750	34, 48	7020094 21, 25, 39, 43	
4845809	105	4933259	130	7013751	33	7020096 21, 25, 39, 43	
4845810	109	4933260	131	7013757	47	7020097 21, 25, 39, 43	
4845811	109	4933261	130	7013758	47	7020098	21, 39
4845812	109	4933305	30, 131	7013763	34	7020181	148
4845813	105	4933309	30, 131	7013764	34, 47	7020182	148
4845821 97, 101, 105, 109		4933310	30, 131	7013766	48	7020183	148
4845822	97	70000641	37, 51	7013770	34, 48	7020188	148
4845831	97	70000642	37, 51	7013779	34, 48	7020209	13
4845885	13	70000643 37, 51, 146		7013787	33	7020605	59
4846021 97, 101, 105, 109		70000651	37, 51	7013789	47	7020626	59
4846514	82, 86, 90	70001020	37, 51	7013792	34, 47	7020627	59
4846613	13	70001021	37, 51	7013793	34, 47	7020629	59
4846859	77	70001025	37, 51	7013794	34	7020631	59
4846877	77	70001027	37, 51	7013795	47	7020632	59
4851000	106, 109	70001029	51	7016319	15, 18	7020633	59
4860183	13	70001030	51	7016339	21, 39	7020663	59
4860184	13	70001031	51	7016372	15, 18	7020666	59
4860194	13	70001032	51	7016654	149	7020673	59
4860202	13	70001033	51	7016713	47	7020674	59
4860244	17	70001034	51	7016714	34, 48	7020677	59
4860245	13, 17	70001035	51	7016717	34, 48	7020678	59
4860246	13	70001036	51	7016721	34, 47	7020679	59
4892600	90	70001039	51	7016735	33, 47	7020680	59
4921661	130	70001042	37	7016751	34, 48	7020681	59
4921663	29	70001044	37	7016755	34, 48	7022219	34, 47
4922009	130	70001045	37	7016756	34	7022220	34, 48
4922377	41, 44	70002092	121	7016757	34	7022223	34, 47
4922412	130	70002093	121	7016758	34	7022224	34, 48
4922416	17, 18	70002094	121	7016759	34, 47	7022226	33
4922420 ... 62, 65, 69, 73, 130		70002095	121	7016760	34	7022927	59
		70002096	121	7016761	34	7022930	59
		70002215	37, 51	7016762	34, 47	7022932	59
		70002429	121	7016764	33	7022933	59
		70003612	37, 51	7016765	33	7023391	119, 121
		70003613	37, 51	7016770	47	7023392	119, 121
		7002821	149	7016771	47	7023393	119
		7002823	149	7016772	47	7023394	119
		7002826	149	7016773	47	7023395	119, 121
		7003246	117	7016774	33	7023396	119, 121
		7004275	149	7016776	47		
		7004276	149	7016777	34, 47		

PART NUMBER INDEX

7023397.....	119	7024407.....	119	7026330.....	37, 51	8896941.....	149
7023398.....	117, 119	7024411.....	39, 43	7026335.....	37, 51	9984088.....	22, 40
7023399.....	119, 121	7024561.....	13	7027299.....	61, 65, 73		
7023993.....	121, 146	7026165.....	37, 51	7027787.....	21, 25		



3120759



An Oshkosh Corporation Company

Corporate Office
JLG Industries, Inc.
1 JLG Drive
McConnellsburg, PA 17233-9533 USA
☎ (717) 485-5161 (Corporate)
☎ (877) 554-5438 (Customer Support)
☎ (717) 485-6417

Visit our website for JLG Worldwide Locations.
www.jlg.com