



Illustrated Parts Manual

Models 12SP & 15SP

3120776

August 17, 2018 - Rev AM

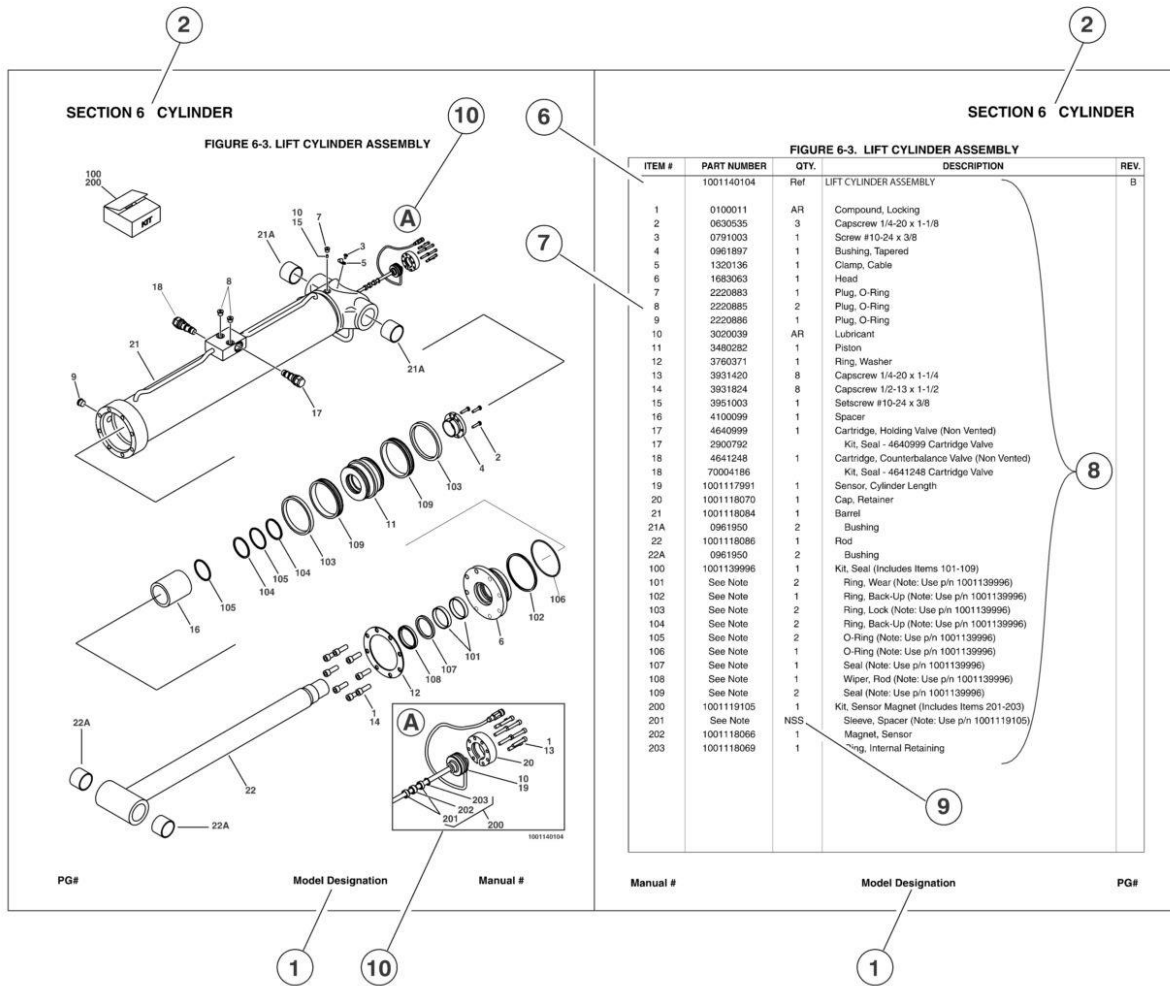
ANSI



REVISION LOG

June 30,1999 -Rev A -Original Issue Of Manual
November 1, 1999 - Rev B - Updated Section 1
May 1, 2000 - Rev C - Revised Manual (Edited to 0010563 Revision 11)
September 1, 2000 - Rev D - Revised Manual (Edited to 0010563 Revision15)
March 15, 2001 -Rev E - Revised Manual (Edited to 0010563 Revision 18)
January 15, 2002 -Rev F - Revised Manual (Revised Pump and Lift Cylinders)
February 1, 2002 - Rev G -Revised Manual (Edited to 0010563 Revision 30)
March 31, 2003 - Rev H -Revised Manual (Edited to 0010563 Revision 35)
June 30, 2003 - Rev I - Revised Manual (Edited to 0010563 Revision 40)
August 15, 2004 - Rev J - Revised Manual (Edited to 0010563 Revision 47)
October 16, 2006 - Rev K - Revised Manual (Edited to 0010563 Revision 62)
June 5, 2007 - Rev L - Revised Manual (Edited to 0010563 Revision 70)
November 12, 2007 - Rev M -Revised Manual (Edited to 0010563 Revision 71)
May 15, 2009 - Rev N -Revised Manual (Edited to 0010563 Revision 76)
August 1, 2010 - Rev O -Revised Manual (Edited to 0010563 Revision 78)
February 1, 2011 - Rev P - Revised Manual (Edited to 0010563 Revision 80)
May 20, 2011 - Rev Q -Revised Manual (Edited to 0010563 Revision 80)
August 9, 2011 - Rev R -Revised Manual (Edited to 0010563 Revision 80)
November 21, 2011 - Rev S -Revised Manual (Edited to 0010563 Revision 80)
March 2, 2012 - Rev T - Revised Manual (Edited to 0010563 Revision 80)
July 6, 2012 - Rev U -Revised Manual (Edited to 0010563 Revision 80)
October 3, 2012 - Rev V -Revised Manual (Edited to 0010563 Revision 80)
February 7, 2013 - Rev W -Revised Manual (Edited to 0010563 Revision 80)
June 1, 2013 - Rev X -Revised Manual (Edited to 0010563 Revision 80)
September 1, 2013 - Rev Y - Revised Manual (Edited to 0010563 Revision 80)
December 30, 2013 - Rev Z - Revised Manual (Edited to 0010563 Revision 80)
December 8, 2014 - Rev Z -Revised Manual (Edited to 0010563 Revision 80)
May 27, 2015 - Rev AA -Revised Manual (Edited to 0010563 Revision 80)
August 10, 2015 - Rev AB -Revised Manual (Edited to 0010563 Revision 80)
November 6, 2015 - Rev AC -Revised Manual (Edited to 0010563 Revision 80)
February 5, 2016 - Rev AD -Revised Manual (Edited to 0010563 Revision 80)
May 5, 2016 - Rev AE -Revised Manual (Edited to 0010563 Revision 80)
August 1, 2016 - Rev AF -Revised Manual (Edited to 0010563 Revision 80)
November 23, 2016 - Rev AG -Revised Manual (Edited to 0010563 Revision 80)
February 21, 2017 - Rev AH -Revised Manual (Edited to 0010563 Revision 80)
May 17, 2017 - Rev AI -Revised Manual (Edited to 0010563 Revision B and 1001206820 Revision B)
August 4, 2017 - Rev AJ -Revised Manual (1001206820 Revision B)
November 30, 2017 - Rev AK -Revised Manual (1001206820 Revision B)
February 20, 2018 - Rev AL -Revised Manual (1001206820 Revision B)
August 17, 2018 - Rev AM -Revised Manual (1001206820 Revision D)

GENERAL INFORMATION



1) MACHINE IDENTIFICATION

Machines are identified by model and in some cases a combination of models, serial number (SN) or regional standard (i.e. ANSI, CE, CSA). Components may also be identified by SN or manufacturer. Common components that may be identified by these characteristics are engines and hydraulic components.

2) PARTS MANUAL ORGANIZATION

Product information in this manual is organized under section titles. Frame, Cylinder, Hydraulic and Electrical are a few examples. Each section is organized by figure and page number. The information within the Figure is then organized by item number, part number, description and corresponding illustration (s).

3) TABLE OF CONTENTS

A table of contents is found toward the beginning of the manual. Figure number, description and page number are provided for quick reference to the page containing the related information.

4) RECOMMENDED SPARE PARTS

The Recommended Spare Parts, located near the end of the manual, reference most frequently used maintenance parts.

5) PART NUMBER INDEX

A numerical index listing all part numbers and the corresponding page number(s) appears at the back of the manual.

GENERAL INFORMATION

6) NON-SERVICED PARTS

In some instances, it is necessary to display non-serviced parts, assemblies or installations. In the case of assemblies and installations there will be a Ref in the Qty column. In case of parts that are not available for service within assemblies or components, there will be a NSS (Not Sold Separately) or NLA (No Longer Available) listed in the Qty. column of the manual.

7) PARTS LIST ITEM NUMBERS

Numbers shown in the item# column correspond to numbers used in the associated illustration (s). Item numbers which are missing from the sequence in the parts list are not used on that page

8) INDENTED PARTS DESCRIPTION

An indented part description is included in the item under which it is indented.

9) ABB REVIATION AND SYMBOLS

AC.....	.. Alternating Current	LCD.....	.. Liquid Crystal Display
ADE.....	.. Advanced Design Electronics	LED.....	.. Light Emitting Diodes
ANSI.....	.. American National Standards Institute	LH.....	.. Left Hand
AR.....	.. As Required	LSS.....	.. Load Sensing System
ASSY.....	.. Assembly	M(m).....	.. Metric/Meter
AUX.....	.. Auxiliary	MM (mm).....	.. Milimeter
AWG.....	.. American Wire Gauge	mA.....	.. Milliamps
B/M.....	.. Bill of Material	NLA.....	.. No Longer Available
CE.....	.. European Conformity	NPT.....	.. National Pipe Threads
CCW.....	.. Counter Clockwise	NSS.....	.. Not Sold Separately
cm.....	.. Centimeter	OD.....	.. Outside Diameter
CW.....	.. Clockwise	ORB.....	.. O-Ring Boss
CSA.....	.. Canadian Standards Association	ORFS.....	.. O-Ring Face Seal
CYL.....	.. Cylinder	OZ (oz).....	.. Ounces
DIA.....	.. Diameter	PG.....	.. Page
DC.....	.. Direct Current	P/N.....	.. Part Number
EMS.....	.. Emergency Stop	qt.....	.. Quarts
ENG.....	.. Engine	QTY.....	.. Quantity
FT (ft).....	.. Feet	REF.....	.. Reference
GA (Ga).....	.. Gauge	REV.....	.. Revision Level
HYD.....	.. Hydraulic	RH.....	.. Right Hand
Hz.....	.. Hertz	SAE.....	.. Society of Automotive Engineers
ID.....	.. Inside Diameter	SN.....	.. Serial Number
in.....	.. inches	SPEC(S).....	.. Specifications
ISO.....	.. International Organization for Standards	T/T.....	.. Turntable
JIC.....	.. Joint Industry Council	UGM.....	.. Universal Ground Module
KG.....	.. Kilogram	V.....	.. Volts
L.....	.. Liter	W.....	.. Watts
LB.....	.. Pounds	#.....	.. Number

10) ILLUSTRATION REFERENCE LETTERS

When necessary, illustrations may contain reference letters that are intended to track information (i. e. hoses, harnesses) from one point to another or to track visual enlargement of components to show details that may be located in another area on the illustration.

Note: Due to continuous product improvements, JLG Industries, Inc. reserves the right to make specification changes without prior notification. Contact JLG Industries, Inc. for updated information.

TABLE OF CONTENTS

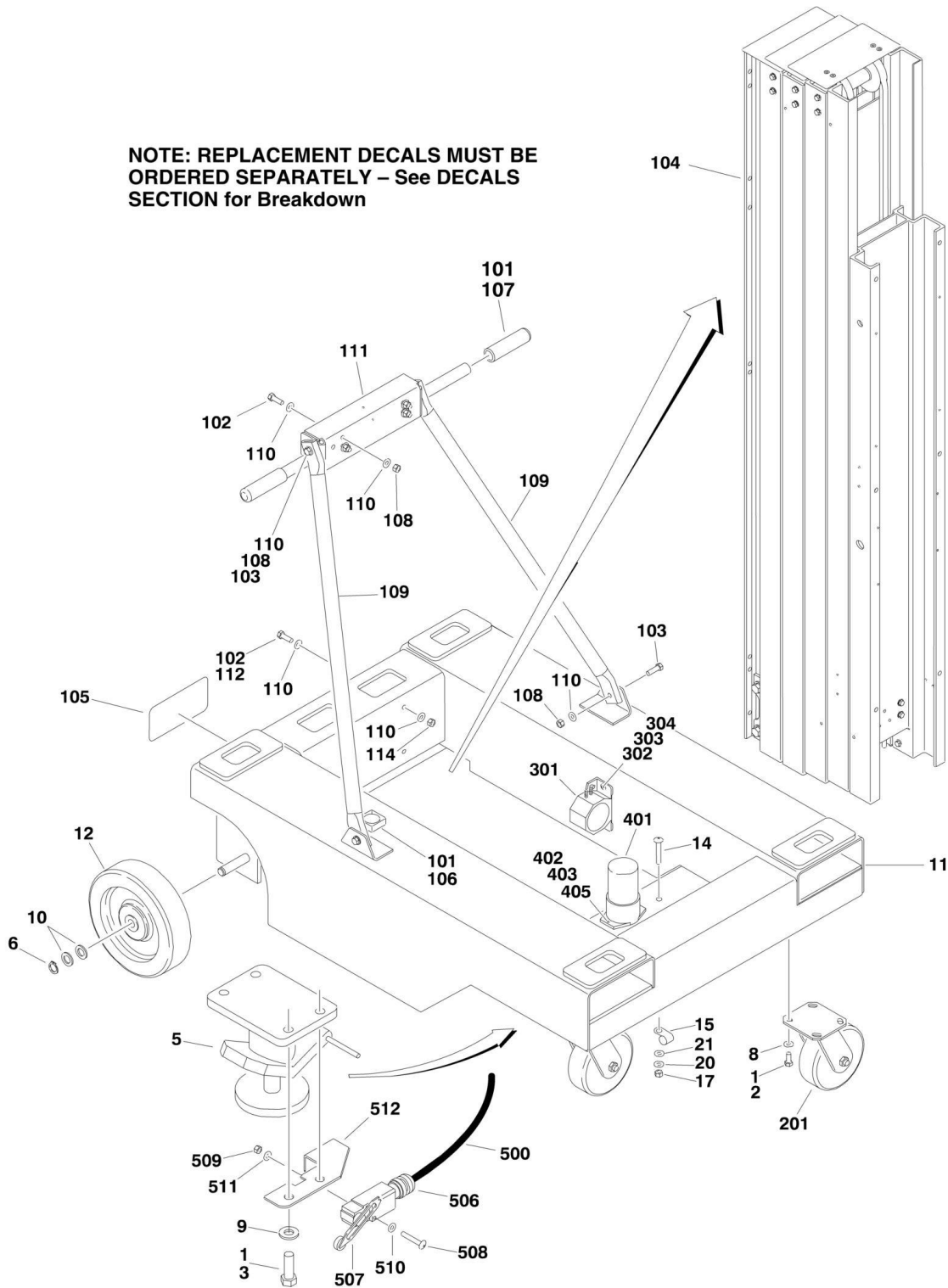
SECTION 1 - BASE.....	9
FIGURE 1-1. BASE MOUNTED COMPONENTS INSTALLATION	10
SECTION 2 - CONTROLS	15
FIGURE 2-1. DC POWER PACK INSTALLATION (Prior to SN 0900027449)	16
FIGURE 2-2. DC POWER PACK INSTALLATION (SN 0900027449 to Present).....	22
FIGURE 2-3. DC MOTOR/PUMP ASSEMBLY (FENNER) (Prior to SN 0900027449)	26
FIGURE 2-4. DC MOTOR/PUMP ASSEMBLY (MONARCH) (SN 0900027449 to Present).....	30
FIGURE 2-5. BATTERY AND CHARGER INSTALLATION (Prior to SN 0900031592)	32
FIGURE 2-6. BATTERY AND CHARGER INSTALLATION (SN 0900031592 to Present)	36
FIGURE 2-7. BATTERY CHARGER ASSEMBLY	38
FIGURE 2-8. CABLE AND PLATFORM CONTROLS INSTALLATION - 12SP WITH 4 SECTION MAST (SN 0900015116 through 0900028704)	40
FIGURE 2-9. CABLE AND PLATFORM CONTROLS INSTALLATION - 12SP WITH 4 SECTION MAST (SN 0900028704 to Present)	44
FIGURE 2-10. CABLE AND PLATFORM CONTROLS INSTALLATION - 12SP WITH 5 SECTION MAST AND ALL (15SP Prior to SN 0900028704; Prior to SN 0900015116)	48
FIGURE 2-11. CABLE AND PLATFORM CONTROLS INSTALLATION - 15SP WITH 5 SECTION MAST (SN 0900028704 to Present)	52
SECTION 3 - MAST	55
FIGURE 3-1. MAST ASSEMBLY - 12SP WITH 4 SECTION MAST (SN 0900015116 to Present)	56
FIGURE 3-2. MAST ASSEMBLY - 12SP WITH 5 SECTION MAST (Prior to SN 0900015116)	62
FIGURE 3-3. MAST ASSEMBLY - 15SP	66
FIGURE 3-4. MAST MOUNTED COMPONENTS	72
SECTION 4 - PLATFORM.....	75
FIGURE 4-1. STEEL BASE PLATFORM INSTALLATION (Prior to SN 0900018610)	76
FIGURE 4-2. STEEL BASE PLATFORM INSTALLATION (SN 0900018610 to Present).....	80
FIGURE 4-3. STEEL BASE PLATFORM INSTALLATION WITH EXTENSION	84
FIGURE 4-4. MOLDED BASE PLATFORM INSTALLATION	88
FIGURE 4-5. SIDE ENTRY PLATFORM WITH FOLDING TRAY INSTALLATION	90
SECTION 5 - CYLINDER	93
FIGURE 5-1. LIFT CYLINDER ASSEMBLY (Prior to SN 0900018391).....	94
FIGURE 5-2. LIFT CYLINDER ASSEMBLY (SN 0900018391 through 0900029975)	96
FIGURE 5-3. LIFT CYLINDER ASSEMBLY (SN 0900029975 to Present).....	98
SECTION 6 - HYDRAULIC	101
FIGURE 6-1. HYDRAULIC DIAGRAM (Prior to SN 0900027449)	102
FIGURE 6-2. HYDRAULIC DIAGRAM (SN 0900027449 to Present)	104
SECTION 7 - ELECTRICAL	107
FIGURE 7-1. ELECTRICAL DIAGRAM (Prior to SN 0900017472).....	108
FIGURE 7-2. ELECTRICAL DIAGRAM (SN 0900017472 to Present).....	110
SECTION 8 - DECALS.....	115
FIGURE 8-1. DECAL INSTALLATION.....	116
SECTION 9 - RECOMMENDED SERVICE PARTS STOCK	121
FIGURE 9-1. MODELS 12SP/15SP STANDARD PARTS	122
FIGURE 9-2. MODELS 12SP/15SP VARIABLE PARTS	124
SECTION 10 - SPECIAL OPTIONS	125
FIGURE 10-1. SPECIAL OPTIONS.....	126
PART NUMBER INDEX	129

SECTION 1 - BASE

SECTION 1 - BASE

FIGURE 1-1. BASE MOUNTED COMPONENTS INSTALLATION

NOTE: REPLACEMENT DECALS MUST BE ORDERED SEPARATELY – See DECALS SECTION for Breakdown



SECTION 1 - BASE

FIGURE 1-1. BASE MOUNTED COMPONENTS INSTALLATION

ITEM	PART NUMBER	QTY	DESCRIPTION	REV
		Ref	BASE ASSEMBLY	
	0259472	Ref	Base Assembly (Prior to SN 0900018391)	J
	0271922	Ref	Base Assembly (SN 0900018391 to Present)	D
1	0100019	AR	Compound, Locking	
2	0641607	8	Bolt 3/8in-16NC x 7/8in	
3	0641812	8	Bolt 1/2in-13NC x 1-1/2in	
5	0920114	2	Stop, Floor	
6	3760348	2	Ring, Retaining	
8	4711600	8	Flatwasher 3/8in Thin	
9	4711800	4	Flatwasher 1/2in Thin	
10	4740456	4	Shim	
11		Ref	Base Options:	
11	4846025	1	Base (Prior to SN 0900018391)	
11	4846534	1	Base (SN 0900018391 to Present)	
12		Ref	Wheel, Rear Options:	
12	4860183	NLA	Wheel, Rear (Use p/n 4860202) (Gray Wheel) (Prior to SN 0900013574)	
12	4860202	2	Wheel, Rear (Gray Wheel) (SN 0900013574 through 0900013652)	
12	4860208	2	Wheel, Rear (Black Wheel) (SN 0900013653 through 0900020797)	
12	4860211	2	Wheel, Rear (Red Wheel) (SN 0900013653 through 0900020796)	
12	4860244	2	Wheel, Rear (Gray Wheel) (SN 0900020797 to Present)	
12		Ref	Replacement Wheel Parts:	
12	7020209	2	Bearing for 4860202 Wheel (1 Per Wheel)	
12	7020237	2	Bearing for 4860208 & 4860211 Wheel(1 Per Wheel)	
12	See Note	2	Bearing for 4860244 Wheel (1 Per Wheel) (Note: Not Available for Purchase - Use 4860244)	
12	7020074	4	Retainer for 4860202 Wheel (2 Per Assembly)	
12	See Note	1	Retainer for 4860208, 4860211 & 4860244 Wheel (Note: Not Required)	
12	7012631	2	Spanner for 4860202 Wheel (1 Per Assembly)	
12	See Note	1	Spanner for 4860208, 4860211 & 4860244 Wheel (Note: Not Required)	
14	0721005	2	Screw #10-24NC x 5/8in	
15	1320043	2	Clamp (SN 0900014145 through 090037477)	
15	1320041	2	Clamp (SN 0900037478 to Present)	
17	3311005	2	Locknut #10-24NC	
20	4751000	4	Flatwasher #10 Regular	
21	4761000	4	Lockwasher #10	
22	4240032	5	Tie-Strap (Not Shown)	
23	4460234	2	Tie-Strap (Not Shown)	
24	4740415	2	Flatwasher, Special	
		Ref	MAST SUPPORT INSTALLATIONS	
	0270399	Ref	Mast Support Installations 12SP with 5 Section Mast (Prior to SN 0900015116)	A
	0270491	Ref	Mast Support Installations 12SP with 4 Section Mast (SN 0900015116 through 0900018390)	A
	0271924	Ref	Mast Support Installations 12SP with 4 Section Mast (SN 0900018391 to Present)	B
	0259357	Ref	Mast Support Installations 15SP (Prior to SN 0900018391)	B

SECTION 1 - BASE

ITEM	PART NUMBER	QTY	DESCRIPTION	REV
	0271923	Ref	Mast Support Installations 15SP (SN 0900018391 to Present)	B
101	0100001	AR	Adhesive	
102	0641609	4	Bolt 3/8in-16NC x 1-1/8in	
103		Ref	Bolt 3/8in-16NC Options:	
103	0641610	AR	Bolt 3/8in-16NC x 1-1/4in	
103	0641612	AR	Bolt 3/8in-16NC x 1-1/2in	
104		Ref	Mast Assembly Options (Not Shown - See MAST SECTION for Breakdown):	
104	0801255	1	Mast Assembly 12SP with 5 Section Mast (Prior to SN 0900015116)	
104	0801257	1	Mast Assembly 12SP with 4 Section Mast (SN 0900015116 through 0900018390)	
104	0801324	1	12SP with 4 Section Mast (SN 0900018391 to Present)	
104	0801195	1	Mast Assembly 15SP (Prior to SN 0900018391)	
104	0801323	1	Mast Assembly 15SP (SN 0900018391 to Present)	
105	1704582	1	Decal - Manual Descent Only (SN 0900018391 to Present)	
106	2420140	1	Gauge, Level	
107	2560088	2	Handle	
108	3311605	AR	Locknut 3/8in-16NC	
109		Ref	Tube, Mast Brace Options:	
109	4567911	2	Tube, Mast Brace (Prior to SN 0900031592)	
109	1001110174	2	Tube, Mast Brace (SN 0900031592 to Present)	
110	4711600	AR	Flatwasher 3/8in Thin	
111	4845715	1	Support, Mast	
112	0100011	AR	Compound, Locking	
114	3311608	4	Nut, Flanged 3/8in-16NC	
201		Ref	FRONT WHEEL OPTIONS:	
201	4860184	2	Wheel Assembly (Non-Locking Gray Tire and Wheel) (Prior to SN 0900013653)	
201	4860194	2	Wheel Assembly (Locking Gray Tire and Wheel) (Prior to SN 0900013653)	
201	4860209	2	Wheel Assembly (Non-Locking Black Tire and Gray Wheel) (SN 0900013653 through 0900020796)	
201	4860245	2	Wheel Assembly (Non-Locking Charcoal Gray Tire and Gray Wheel) (SN 0900020797 to Present)	
201		Ref	Replacement Wheel Parts:	
201	7020017	2	Swivel Rig for 4860184 & 4860194 (1 Per Assembly)	
201	7020240	2	Swivel Rig for 4860209 (1 Per Assembly)	
201	See Note	2	Swivel Rig for 4860245 (1 Per Assembly) (Note: Not Available for Purchase - Use 4860245)	
201	7020086	2	Wheel, Replacement for 4860184 & 4860194 (1 Per Assembly)	
201	7020243	2	Wheel, Replacement for 4860209 (1 Per Assembly)	
201	See Note	2	Wheel, Replacement for 4860245 (1 Per Assembly) (Note: Not Available for Purchase - Use 4860245)	
201	7020084	4	Bearing for 4860184, 4860194 & 4860209 (2 Per Wheel)	
201	See Note	4	Bearing for 4860245 (2 Per Wheel) (Note: Not Available for Purchase - Use 4860245)	
201	7012631	2	Bushing, Axle Spanner for 4860184 & 4860194 (1 Per Assembly)	
201	7020241	2	Bushing, Axle Spanner for 4860209 (1 Per Assembly)	
201	Not Available	2	Bushing, Axle Spanner for 4860245 (1 Per Assembly) (Note: Not Available for Purchase - Use 4860245)	
201	7012630	2	Axle Kit for 4860184 & 4860194 (1 Per Assembly)	
201	7020242	2	Axle Kit for 4860209 (1 Per Assembly)	

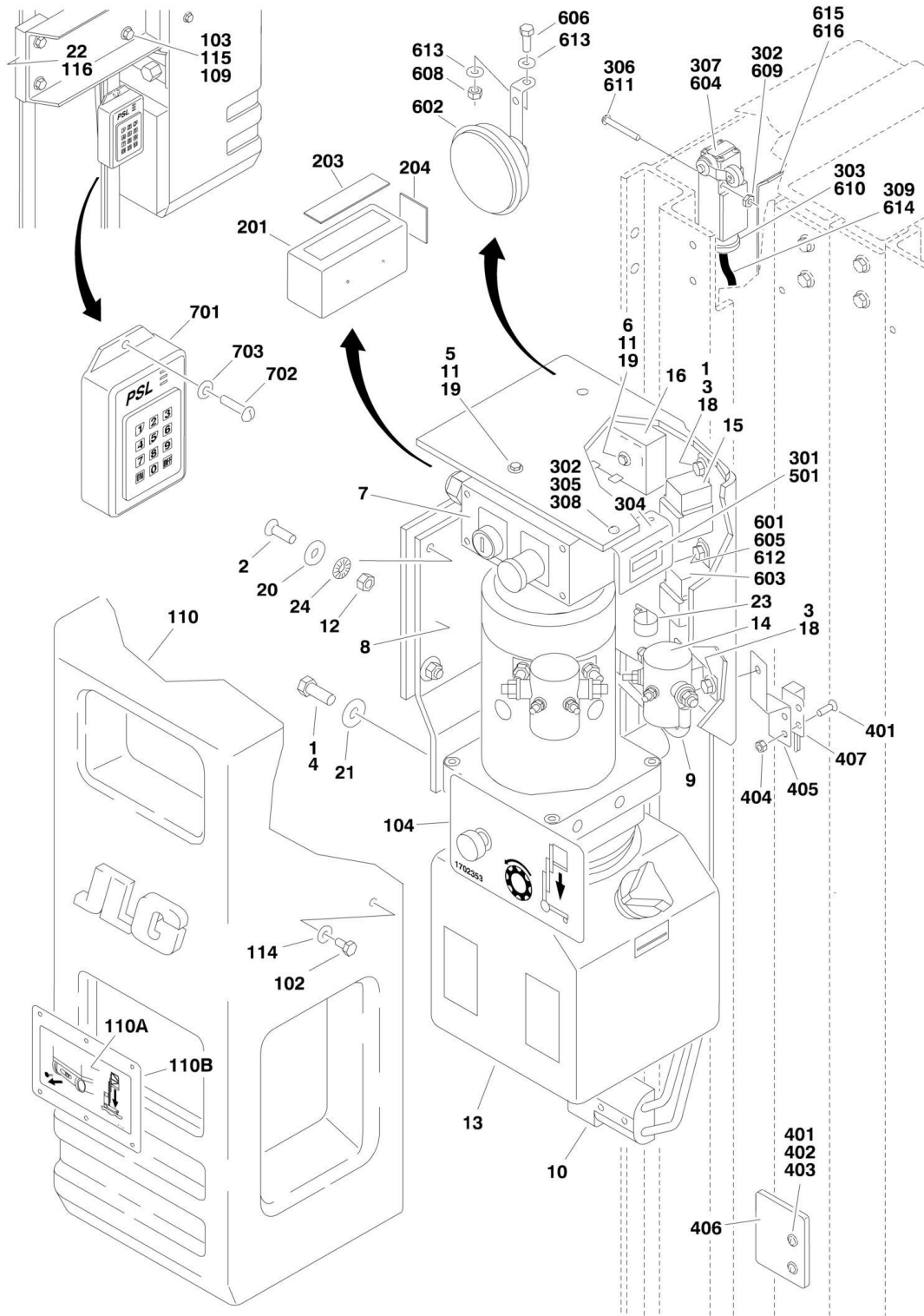
SECTION 1 - BASE

ITEM	PART NUMBER	QTY	DESCRIPTION	REV
201	See Note	2	Axle Kit for 4860245 (1 Per Assembly) (Note: Not Available for Purchase - Use 4860245)	
		Ref	DESCENT ALARM INSTALLATION	
	0256808	Ref	Descent Alarm Installation (Optional) (Prior to SN 0900018391)	-
	0259472	Ref	Descent Alarm Installation (Standard Equipment) (SN 0900018391 to Present)	J
	0271922	Ref	Descent Alarm Installation (Standard Equipment) (SN 0900018391 to Present)	C
301	0140033	1	Alarm	
302	0641406	2	Bolt 1/4in-20NC x 3/4in	
303	4751400	4	Flatwasher 1/4in Regular	
304	3311405	4	Nut 1/4in-20NC	
		Ref	BEACON ASSEMBLY	
	0259447	Ref	Beacon Assembly (Optional) (Prior to SN 0900018391)	-
	0259472	Ref	Beacon Assembly (Standard Equipment) (SN 0900018391 to Present)	J
	0271922	Ref	Beacon Assembly (Standard Equipment) (SN 0900018391 to Present)	C
401	0721008	2	Screw #10-24NC x 1in	
402	2920146	1	Lamp, Beacon	
402	7016319	1	Bulb, Replacement	
402	7016372	1	Lens, Replacement	
403	3311005	2	Locknut #10-24NC	
405	4751000	4	Flatwasher #10 Regular	
		Ref	ELECTRICAL COMPONENTS (BASE MOUNTED)	
	4933103	Ref	Electrical Components (Base Mounted) (Prior to SN 0900018391)	B
	0259472	Ref	Electrical Components (Base Mounted) (SN 0900018391 to Present)	J
	0271922	Ref	Electrical Components (Base Mounted)	C
500	4922416	1	Limit Switch/Beacon Light/Alarm Harness (Includes Items 501-518)	D
506	4460662	2	Connector, Strain Relief (Prior to SN 0900027811)	
507		Ref	Switch, Limit Options	
507	4360397	2	Switch, Limit (Prior to SN 0900013465)	
507	4360456	2	Switch, Limit (SN 0900013465 through 0900027810)	
507	4360702	2	Switch, Limit (SN 0900027811 to Present)	
508	3911024	4	Screw #10-24NC x 3in	
509	3311001	4	Nut #10-24NC	
510	4751000	4	Flatwasher #10 Regular	
511	4761000	4	Lockwasher #10	
512	0902523	2	Bracket, Limit Switch	
518	3730099	1	Resistor (Not Shown)	

SECTION 2 - CONTROLS

SECTION 2 - CONTROLS

FIGURE 2-1. DC POWER PACK INSTALLATION (Prior to SN 0900027449)



SECTION 2 - CONTROLS

FIGURE 2-1. DC POWER PACK INSTALLATION (Prior to SN 0900027449)

ITEM	PART NUMBER	QTY	DESCRIPTION	REV
		Ref	MOTOR/PUMP AND GROUND CONTROL INSTALLATIONS	
	0259449	Ref	Key Control (Prior to SN 0900017472)	B
	0271307	Ref	Key Control (SN 0900017472 through 0900018390)	A
	0271929	Ref	Key Control (SN 0900018391 through 0900027449)	E
	0272172	Ref	Keyless Control	D
1	0100011	AR	Compound, Locking	
2	0630486	4	Screw, Countersunk	
3	0641403	3	Bolt 1/4in-20NC x 3/8in	
4	0791605	2	Screw 3/8in-16NC x 5/8in	
5	0721006	2	Screw	
6	0721014	1	Screw Only (Prior to SN 0900017472)	
7		Ref	Ground Control Box Assembly Options:	
7	0861305	1	Box with Key Control	E
7	0861536	1	Box with Keyless Control	A
7	7020078	1	Switch, Push-Pull (Stop)	
7	7020096	1	Legend Plate, "Stop"	
7	7020097	1	Legend Plate, "Power/Off/On"	
7		Ref	Switch, On/Off Options:	
7	4360467	1	Switch, Key	
7	2860030	1	Key, Replacement	
7	7024411	1	Switch, Keyless	
7		Ref	Strain Relief Options:	
7	4460633	1	Strain Relief (Prior to SN 0900023599)	
7	7027299	1	Strain Relief (SN 0900023599 through 0900027449)	
7	7020093	4	Screw M3 x 25mm	
7	3910804	3	Screw #8-32 x 1/4in (Use on Keyswitch Terminals)	
7	7020094	1	Box	
8	0902054	1	Plate, Mounting	
9	1060518	1	Cable, Battery Only (Prior to SN 0900017472)	
10	1060571	1	Cable Assembly - Battery	
10	4460567	1	Connector, Anderson	
11	3311005	3	Locknut #10-24NC	
12	3311505	4	Locknut 5/16in-18NC	
13		Ref	DC Motor/Pump Assembly Options (See DC MOTOR/PUMP ASSEMBLY (FENNER) for Breakdown):	
13	3600291	1	DC Motor/Pump Assembly (Prior to SN 0900013731)	
13	3600306	1	DC Motor/Pump Assembly (SN 0900013731 through 0900018390)	
13	3600343	NLA	DC Motor/Pump Assembly (Use p/n 2915259) (SN 0900018391 through 0900027449)	
		Ref	(Note: Kit p/n 2915259 includes Pump/Motor and 1 Hydraulic Tube. Once kit has been added, machine will be updated to S/N 0900027449 to Present.)	
14	3740013	1	Solenoid Only (Prior to SN 0900017472)	
15		Ref	Relay Options:	
15	3740080	2	Relay (Prior to SN 0900017472)	
15	3740049	1	Relay (SN 0900017472 through 0900027449)	
16	3740113	1	Relay, Timer Only (Prior to SN 0900017472)	
17	4567605	2	Tube, Butyrate (Not Shown)	
18	4711400	3	Flatwasher 1/4in Thin Only (Prior to SN 0900020824)	
19	4751000	6	Flatwasher #10 Regular	

SECTION 2 - CONTROLS

ITEM	PART NUMBER	QTY	DESCRIPTION	REV
20	4751500	4	Flatwasher 5/16in Regular	
21	4751600	2	Flatwasher 3/8in Regular Only (Prior to SN 0900020824)	
22	4845714	1	Bracket, Pump Mounting	
23	1320224	1	Clamp, Cable	
24	4791500	1	Starwasher 5/16in	
		Ref	MOTOR/PUMP COVER INSTALLATIONS	
	0270117	Ref	Motor/Pump Cover Installations 12SP (Prior to SN 0900015116)	B
	0259294	Ref	Motor/Pump Cover Installations 12SP (SN 0900015116 through 0900018390)	A
	0271928	Ref	Motor/Pump Cover Installations 12SP (SN 0900018391 through 0900027449)	D
	0259294	Ref	Motor/Pump Cover Installations 15SP (Prior to SN 0900013653)	A
	0258478	Ref	Motor/Pump Cover Installations 15SP (SN 0900013653 through 0900013871)	B
	0270117	Ref	Motor/Pump Cover Installations 15SP (SN 0900013872 through 0900018390)	C
	0271927	Ref	Motor/Pump Cover Installations 15SP (SN 0900018391 through 0900027449)	E
102	0641404	4	Bolt 1/4in-20NC x 1/2in	
103	0641614	4	Bolt 3/8in-16NC x 1-3/4in	
104	1702353	1	Decal, Manual Decent Only (Prior to SN 0900018391)	
109	3311605	4	Locknut 3/8in-16NC	
110		Ref	Shield, Pump Cover Options:	
110	4060875	1	Shield, Pump Cover (Prior to SN 0900018485)	
110	9981089	1	Shield, Pump Cover (SN 0900018485 through 0900019087)	
110	4061024	1	Shield, Pump Cover (SN 0900019088 through 0900027449)	
110A	1704582	1	Decal Only (SN 0900018485 through 0900027449)	
110B	9984088	1	Cover Only (SN 0900018485 through 0900027449)	
114	4711400	4	Flatwasher 1/4in Thin	
115	4711600	8	Flatwasher 3/8in Thin	
116	4070984	2	Shim, Pump Spacer (12SP Only and 15SP Only) (Prior to SN 13653, SN 0900015116 through 0900027449)	
117	2820035	7.3 ft/2.24m	1/4 Expandable Loom (Not Shown) 15SP (SN 0900016317 through 0900025179)	
118	4240032	1	Tie Wire (Not Shown) (SN 0900016317 through 0900027449)	
119	4240033	8	Tie Wire (7 inch) (Not Shown) (SN 0900016317 through 0900027449)	
	0259450	Ref	AUXILIARY LOWERING INSTALLATION (OPTIONAL)	A
201	0861213	1	Box, Power Down	
201	0400181	2	Battery	
201	4460320	1	Connector, Amp	
201	4460267	2	Pin, Amp	
203	4420064	0.3 ft/.09m	Velcro, Loop	
204	4420065	0.3 ft/.09m	Velcro, Hook	
	0270020	Ref	CYCLE COUNTER INSTALLATION (OPTIONAL)	B
301	2420193	1	Gauge, Counter	
302	3311001	4	Nut #10-24NC	
303	3520166	1	Plug	
304	3572158	1	Bracket, Gauge Mounting	
305	3911010	2	Screw #10-24NC x 5/8in	

SECTION 2 - CONTROLS

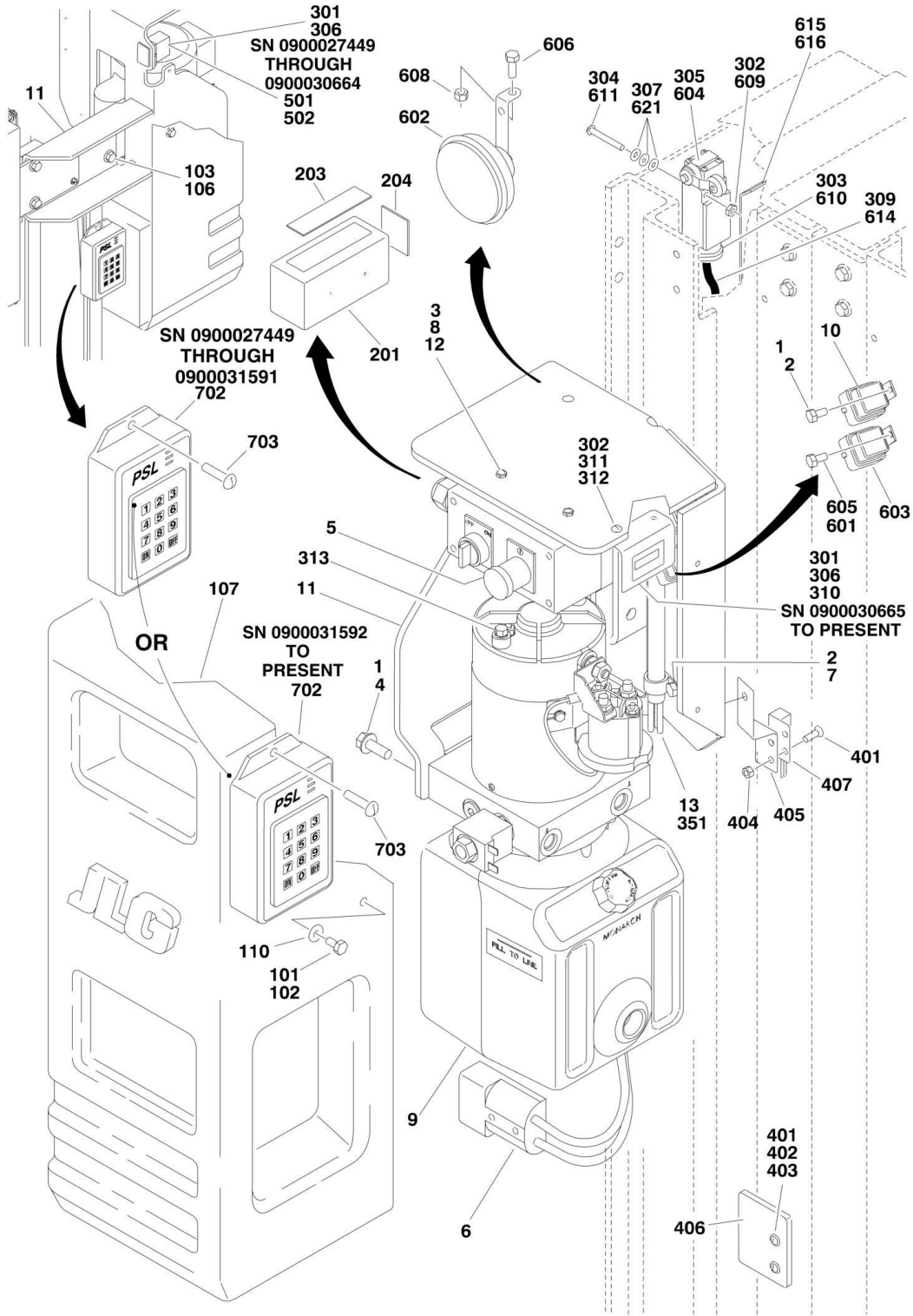
ITEM	PART NUMBER	QTY	DESCRIPTION	REV
306	3911024	2	Screw #10-24NC x 1-1/2in	
307	4360437	1	Switch, Limit	
308	4761000	2	Lockwasher #10	
309	4622377	1	Harness, Counter	
		Ref	HARNES INSTALLATION	
	4933103	Ref	Harness Installation (Key Control) (Prior to SN 0900017472)	2-B
	0271307	Ref	Harness Installation (Key Control) (SN 0900017472 through 0900018390)	A
	0271929	Ref	Harness Installation (Key Control) (SN 0900018391 through 0900027449)	E
	0272172	Ref	Harness Installation (Keyless Control)	D
		Ref	Harness, Pump Options:	
	4922412	1	Harness, Pump (Key Control) (Prior to SN 0900017472)	1-A
	4922558	1	Harness, Pump (Key Control) (SN 0900017472 through 0900018390)	1-A
	4922605	1	Harness, Pump (Key Control) (SN 0900018391 through 0900019087)	2-B
	4922740	1	Harness, Pump (Key Control) (SN 0900019088 through 0900027449)	2-B
	4922605	1	Harness, Pump (Keyless Control)	2-B
	2400006	1	Fuse	
	4460044	1	Fuseholder	
	3990010	2	Diode - 6 Amp Only (Prior to SN 0900018391)	
	4922420	1	Harness, Jumper Only (Prior to SN 0900018391)	1-A
	3990010	1	Diode - 6 Amp	
	2910307	Ref	LIMIT SWITCH INSTALLATION (HOME DEPOT SPEC ONLY)	
	4460259	1	Terminal (Not Shown)	
	4460260	1	Terminal (Not Shown)	
	4460035	1	Terminal (Not Shown)	
	7016397	AR	Silicone (Not Shown)	
401	3900205	4	Screw #10-24NC	
402	4761000	2	Lockwasher #10	
403	4751000	2	Flatwasher #10 Regular	
404	3311005	2	Locknut #10-24NC	
405	3572525	1	Bracket	
406	3572511	1	Plate	
407	4360496	1	Switch, Limit	
	0273365	Ref	HOURMETER INSTALLATION	D
501	2420172	1	Hourmeter	
501	3311001	2	Nut #10-24NC	
501	3572158	1	Plate, Mounting	
501	3911010	2	Screw #10-24NC x 5/8in	
501	4761000	2	Lockwasher #10	
501	4922935	1	Harness, Hourmeter	
	0271373	Ref	FLOOR BRAKE ALARM INSTALLATION (OPTIONAL)	D
	0275424	Ref	FLOOR BRAKE AND GATE ALARM INSTALLATION (OPTIONAL)	A
601	0100011	AR	Compound, Locking	
602		Ref	Alarm, Horn Options:	
602	0140022	1	Alarm, Horn (Prior to SN 0900023939)	
602	0140001	1	Alarm, Horn (SN 0900023939 through 0900027449)	
603		Ref	Relay Options:	
603	3740080	1	Floor Brake Alarm (Prior to SN 0900023632)	

SECTION 2 - CONTROLS

ITEM	PART NUMBER	QTY	DESCRIPTION	REV
603	3740049	1	Floor Brake Alarm (SN 0900023632 through 0900027449)	
603	3740080	2	Floor Brake and Gate Alarm	
604	4360437	1	Switch, Limit	
605	0641403	AR	Bolt 1/4in-20NC x 3/8in	
606	0641507	1	Bolt 5/16in-18NC x 7/8in	
608	3311505	1	Locknut 5/16in-18NC	
609	3311001	2	Nut #10-24NC	
610		Ref	Plug	
610	3520166	1	Floor Brake Alarm	
610	Not Required	0	Floor Brake and Gate Alarm	
611	3911024	2	Screw #10-24NC x 1-1/2in	
612	4711400	1	Flatwasher 1/4in Thin	
613	4711500	2	Flatwasher 5/16in Thin	
614		Ref	Harness Options (Not Shown):	
614	4922583	1	Harness, Brake Alarm	
614	4923528	1	Harness, Brake and Gate Alarm	
614	4460267	2	Pin, Male	
614	4460320	1	Plug, Male - 2 Position	
615	3576779	1	Plate, Limit Switch (Floor Brake and Gate Alarm Installation Only)	
616	3820034	4	Rivet, Pop (Floor Brake and Gate Alarm Installation Only)	
	0272181	Ref	PROGRAMMABLE SECURITY LOCK INSTALLATION (OPTIONAL)	B
701	See Note	1	Lock, Electronic (Note: Purchase p/n 0272181 as pre-wired service replacement)	
702	3911008	2	Screw	
703	4751000	2	Flatwasher #10 Regular	

SECTION 2 - CONTROLS

FIGURE 2-2. DC POWER PACK INSTALLATION (SN 0900027449 to Present)



SECTION 2 - CONTROLS

FIGURE 2-2. DC POWER PACK INSTALLATION (SN 0900027449 to Present)

ITEM	PART NUMBER	QTY	DESCRIPTION	REV
		Ref	MOTOR/PUMP AND GROUND CONTROL INSTALLATIONS	
	0275885	Ref	Key Control	C
	0275886	Ref	Keyless Control	C
1	0100011	AR	Compound, Locking	
2	0641404	2	Bolt 1/4in-20NC x 1/2in	
3	0721006	2	Screw #10-24NC x 3/4in	
4	0791608	2	Screw 3/8in-16NC x 1in	
5		Ref	Ground Control Box Assembly Options:	
5	0861305	1	Box with Key Control	D
5	0861536	1	Box with Keyless Control	A
5	7020078	1	Switch, Push-Pull (Stop)	
5	7020096	1	Legend Plate, "Stop"	
5	7020097	1	Legend Plate, "Power/Off/On"	
5		Ref	Switch, On/Off Options:	
5	4360467	1	Switch, Key	
5	2860030	1	Key, Replacement	
5	7024411	1	Switch, Keyless	
5		Ref	Strain Relief Options:	
5	4460633	1	Strain Relief (SN 0900027449 through 0900023598)	
5	7027299	1	Strain Relief (SN 0900023599 to Present)	
5	7020093	4	Screw M3 x 25mm	
5	3910804	3	Screw #8-32 x 1/4in (Use on Keyswitch Terminals)	
5	7020094	1	Box	
6	1060571	1	Cable Assembly - Battery	
6	4460567	1	Connector, Anderson	
7	1320224	1	Clamp, Cable	
8	3311005	2	Locknut #10-24NC	
9	3600462	1	DC Motor/Pump Assembly Options (See DC MOTOR/PUMP ASSEMBLY (MONARCH) for Breakdown):	
10	3740049	AR	Relay Options:	
11	4341432	1	Plate, Mounting	
12	4751000	2	Flatwasher #10 Regular	
13	4922740	1	Harness, Pump	
14	4567605	2	Tube, Butyrate (Not Shown - Located on Battery Hanger Bar Only) (Prior to SN 0900033901)	
	0275939	Ref	MOTOR/PUMP COVER INSTALLATION	B
101	0100011	AR	Compound, Locking	
102	0641404	4	Bolt 1/4in-20NC x 1/2in	
103	0641609	4	Bolt 3/8in-16NC x 1-1/8in	
106	3311608	4	Nut 3/8in-16NC	
107	4061024	1	Shield, Pump Cover	
110	4711400	4	Flatwasher 1/4in Thin	
	0259450	Ref	AUXILIARY LOWERING INSTALLATION (OPTIONAL)	A
201	0861213	1	Box, Power Down	
201	0400181	2	Battery	
201	4460320	1	Connector, Amp	
201	4460267	2	Pin, Amp	
203	4420064	0.3 ft/.09m	Velcro, Loop	
204	4420065	0.3	Velcro, Hook	

SECTION 2 - CONTROLS

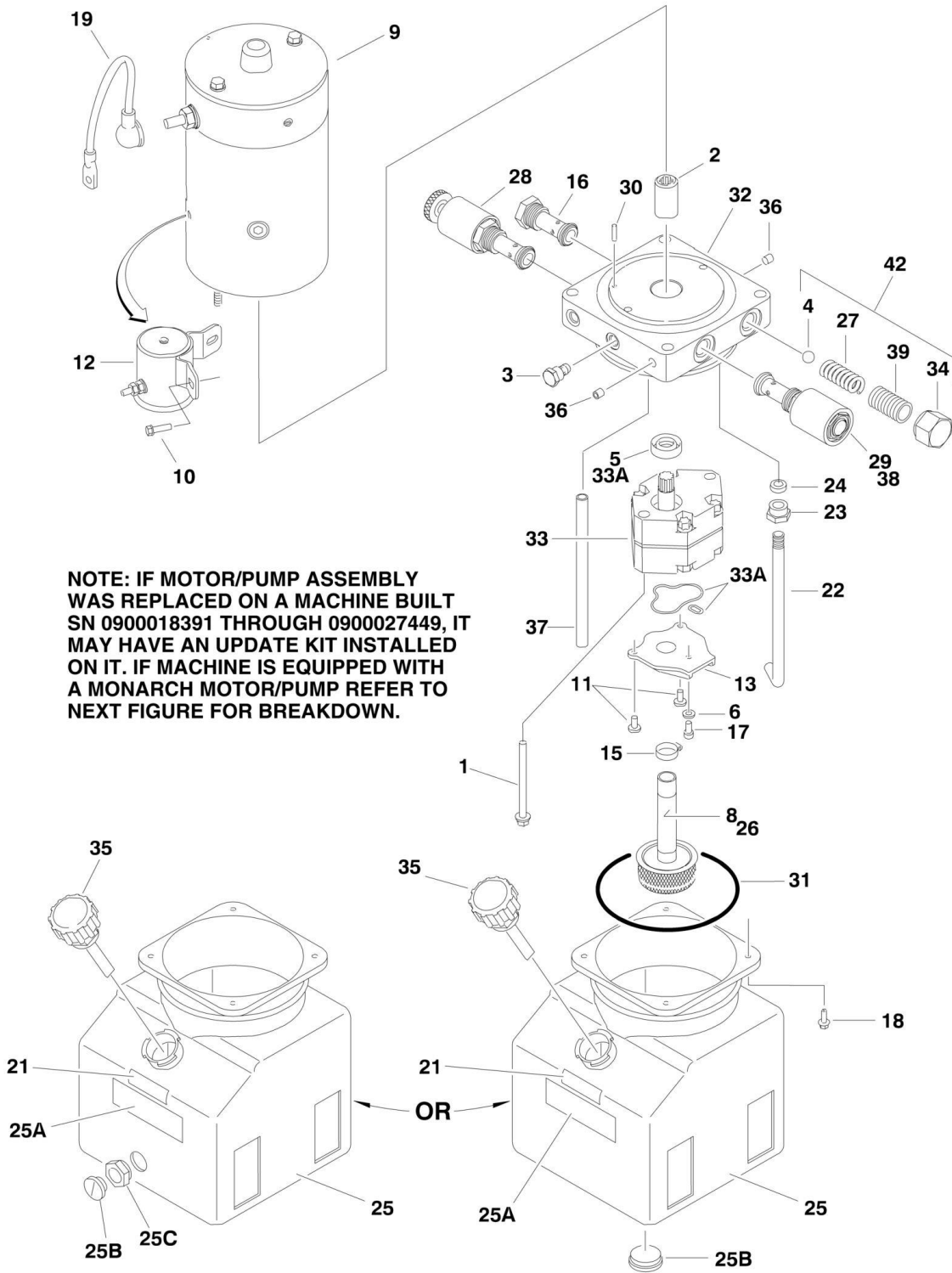
ITEM	PART NUMBER	QTY	DESCRIPTION	REV
		ft/.09m		
	0270020	Ref	CYCLE COUNTER INSTALLATION (OPTIONAL)	E
301	2420193	1	Gauge, Counter	
302	3311001	4	Nut #10-24NC	
303	3520166	1	Plug	
304	3911024	2	Screw #10-24NC x 1-1/2in	
305		Ref	Switch, Limit	
305	4360437	1	Switch, Limit (SN 0900027449 through 0900028111)	
305	1001092205	1	Switch, Limit (SN 0900028112 to Present)	
306	4622377	1	Harness, Counter	
307	4751000	6	Flatwasher #10 Regular	
310	3572158	1	Bracket, Gauge Mounting Only (SN 0900030665 to Present)	
311	3911010	2	Screw #10-24NC x 5/8in Only (SN 0900030665 to Present)	
312	4761000	2	Lockwasher #10 Only (SN 0900030665 to Present)	
313	0641504	1	Bolt 5/16in-18NC x 1/2in (Ground Screw Only) (SN 0900030665 to Present)	
		Ref	HARNES INSTALLATION	
	0275885	Ref	Key Control	B
	0275886	Ref	Keyless Control	B
351	4922740	1	Harness, Pump	
351	2400006	1	Fuse	
351	4460044	1	Fuseholder	
	2910307	Ref	LIMIT SWITCH INSTALLATION (HOME DEPOT SPEC ONLY)	
	4460259	1	Terminal (Not Shown)	
	4460260	1	Terminal (Not Shown)	
	4460035	1	Terminal (Not Shown)	
	7016397	AR	Silicone (Not Shown)	
401	3900205	4	Screw #10-24NC	
402	4761000	2	Lockwasher #10	
403	4751000	2	Flatwasher #10 Regular	
404	3311005	2	Locknut #10-24NC	
405	3572525	1	Bracket	
406	3572511	1	Plate	
407	4360496	1	Switch, Limit	
	0275697	Ref	HOURLMETER INSTALLATION	C
501	2420172	1	Hourmeter	
502	4922935	1	Harness, Hourmeter	
	0271373	Ref	FLOOR BRAKE ALARM INSTALLATION (OPTIONAL)	E
	0275424	Ref	FLOOR BRAKE AND GATE ALARM INSTALLATION (OPTIONAL)	D
601	0100011	AR	Compound, Locking	
602	0140001	1	Alarm, Horn	
603		Ref	Relay Options:	
603	3740049	1	Floor Brake Alarm	
603	3740080	2	Floor Brake and Gate Alarm	
604		Ref	Switch, Limit	
604	4360437	1	Switch, Limit (SN 0900027449 through 0900028111)	C
604	1001092205	1	Switch, Limit (SN 0900028112 to Present)	B
605	0641403	1	Bolt 1/4in-20NC x 3/8in	
606	0641507	1	Bolt 5/16in-18NC x 7/8in	
608	3311505	1	Locknut 5/16in-18NC	
609	3311001	2	Nut #10-24NC	

SECTION 2 - CONTROLS

ITEM	PART NUMBER	QTY	DESCRIPTION	REV
610	3520166	1	Plug (SN 0900028112 to Present)	
611	3911024	2	Screw #10-24NC x 1-1/2in	
614		Ref	Harness Options (Not Shown):	
614	4922583	1	Harness, Brake Alarm	
614	4923528	1	Harness, Brake and Gate Alarm	
614	4460267	2	Pin, Male	
614	4460320	1	Plug, Male - 2 Position	
615	3576779	1	Plate, Limit Switch (Floor Brake and Gate Alarm Installation Only)	
616	3820034	4	Rivet, Pop (Floor Brake and Gate Alarm Installation Only)	
621	4751000	6	Flatwasher #10 Regular (SN 0900027811 to Present)	
		Ref	PROGRAMMABLE SECURITY LOCK INSTALLATION (OPTIONAL)	
	0272181	Ref	Programmable Security Lock Installation (SN 0900027499 through 0900031591)	
	1001110217	Ref	Programmable Security Lock Installation (SN 0900031592 to Present)	
701	2820035	8 in/20cm	Sleeve, Insulation (Not Shown)	
702	2940132	1	Lock, Programmable (Note: Does NOT include Items 404 & 405)	
703		Ref	Fastener Options:	
703	3911008	AR	Screw #10-24NC x 1/2in	
703	3820032	AR	Rivet	
704	4460267	3	Pin, Male (Not Shown Only) (SN 0900031622 to Present)	
705	4460326	1	Plug, Male - 3 Position (Not Shown Only) (SN 0900031622 to Present)	
706	1001114375	1	Harness, Security Lock (Not Shown Only) (SN 0900031622 to Present)	
706	4460268	3	Socket, Female (Not Shown Only) (SN 0900031622 to Present)	
706	4460445	1	Receptacle, Female - 3 Position (Not Shown Only) (SN 0900031622 to Present)	

SECTION 2 - CONTROLS

FIGURE 2-3. DC MOTOR/PUMP ASSEMBLY (FENNER) (Prior to SN 0900027449)



SECTION 2 - CONTROLS

FIGURE 2-3. DC MOTOR/PUMP ASSEMBLY (FENNER) (Prior to SN 0900027449)

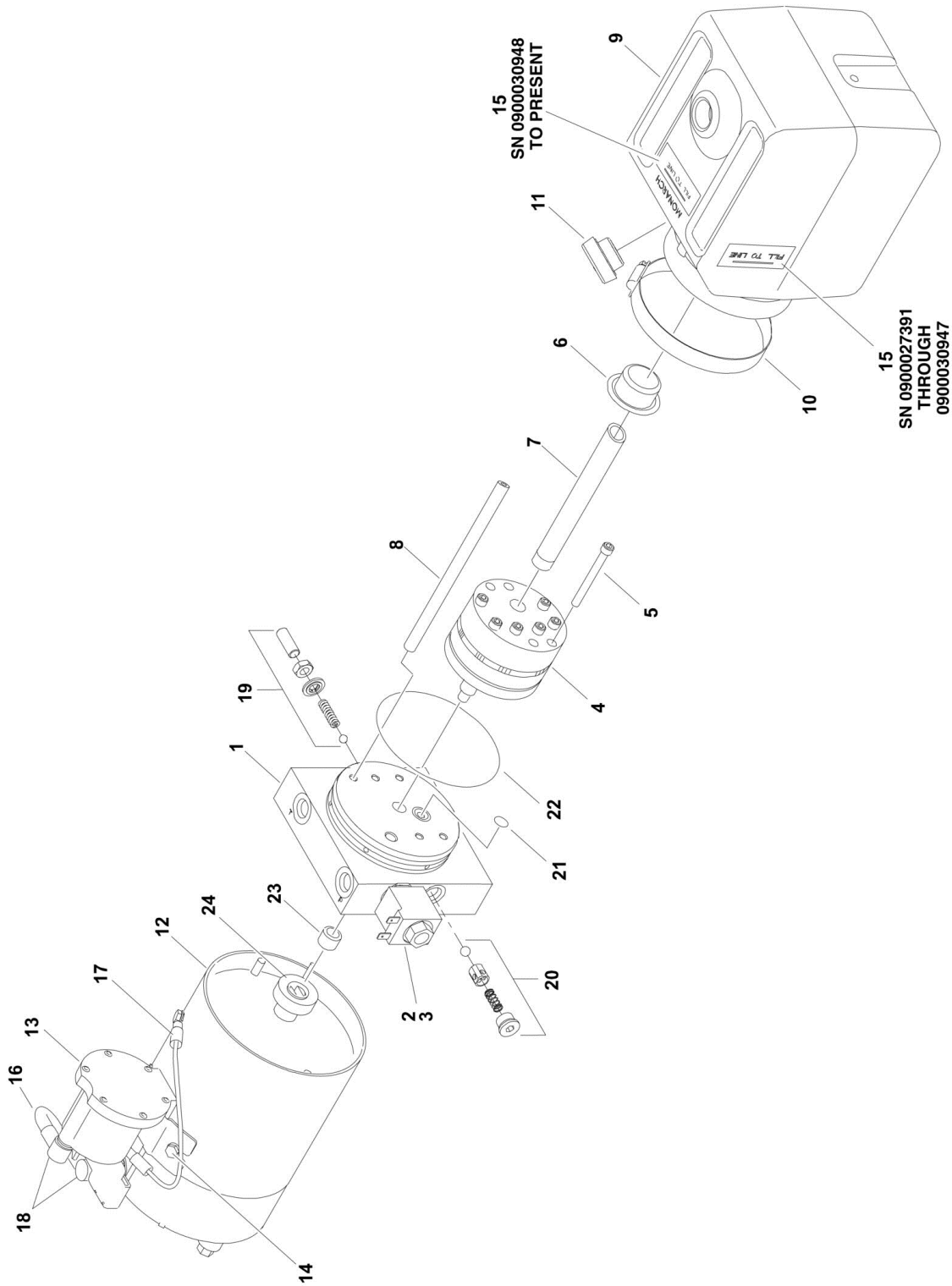
ITEM	PART NUMBER	QTY	DESCRIPTION	REV
		Ref	NOTE: IF MOTOR/PUMP ASSEMBLY WAS REPLACED ON A MACHINES BUILT S/N 0900018391 TO S/N 0900027449, IT MAY HAVE AN UPDATE KIT INSTALLED ON IT. IF MACHINE IS EQUIPPED WITH A MONARCH MOTOR/PUMP REFER TO NEXT FIGURE FOR BREAKDOWN.	
		Ref	DC MOTOR/PUMP ASSEMBLIES	
	3600291	Ref	DC Motor/Pump Assemblies (Prior to SN 0900013731)	A
	3600306	Ref	DC Motor/Pump Assemblies (SN 0900013731 through 0900018390)	C
	3600343	Ref	DC Motor/Pump Assemblies (SN 0900018391 through 0900027449)	C
1	7013713	2	Bolt 5/16in-24NF x 2-3/4in	
2	7016735	1	Coupling	
3	7013714	1	Plug	
4	7013779	1	Ball (Was p/n 7013715)	
5	7013716	1	Seal (Part of Pump Seal Kit p/n 7013701)	
6	7013717	1	Washer	
8	7013722	1	Magnet	
9	7013710	1	Motor	
9	7013757	1	Brush Kit	
10	7013758	2	Screw 1/4in-20NC x 1/4in	
11	7013728	2	Screw m6 x 1.0 - 12mm	
12	7013789	1	Solenoid (was p/n 7013760)	
13	7016770	1	Cover	
15	7016771	1	Clamp	
16	7013708	1	Cartridge, Valve - Check	
17	3931516	1	Bolt, Socket Head 5/16in-18NC x 1in (was p/n 7016720)	
18	7016721	4	Bolt #12-24NC x 1/2in	
19	7016772	1	Cable	
21	7016713	1	Decal - Fill Line	
22	7013795	1	Tube, Return	
23	7013792	1	Nut, Tube Compression	
24	7013793	1	Sleeve, Tube Compression	
25	7022219	1	Tank (was p/n 7016775)	
25A	7013748	1	Decal - Caution	
25B	7016759	1	Plug	
25C	7016777	1	Fitting, Coupling	
25D	7016776	1	Decal - Maximum Torque (Not Shown)	
26	7016773	1	Plumbing Assembly - Inlet	
27	7013779	1	Spring Options:	
27		Ref	Spring (was p/n 7016762) (Prior to SN 0900013731)	
27		Ref	Spring (was p/n 7013733) (SN 0900013731 through 0900027449)	
28		Ref	Cartridge, Valve - Manual Descent	
28	7013764	1	Cartridge, Valve - Manual Descent (Prior to SN 0900018391)	
28	Not Required	0	Cartridge, Valve - Manual Descent (Moved to Lift Cylinder) (SN 0900018391 through 0900027449)	
29		Ref	Cartridge, Valve - Solenoid Options:	
29	7016786	1	Cartridge, Valve - Solenoid (Prior to SN 0900013731)	
29	7016751	1	Cartridge, Valve - Solenoid (SN 0900013731 through 0900027449)	
30	7013766	1	Pin	

SECTION 2 - CONTROLS

ITEM	PART NUMBER	QTY	DESCRIPTION	REV
31	7013743	1	O-Ring	
32		Ref	End Head Options:	
32	See Note	1	End Head (was p/n 7016753) (Note: No Longer Available for Purchase) (Prior to SN 0900018391)	
32	7022220	1	End Head (SN 0900018391 through 0900027449)	
33	7016717	1	Pump Assembly	
33A	7013701	1	Seal Kit - Pump (Includes Gasket for #13 Cover, O-Ring and #5 Seal)	
34	7013779	1	Cap, Relief (Was p/n 7013750)	
35	7016714	1	Breather	
36	7013720	2	Plug (Prior to SN 0900018391)	
37	7013726	1	Tube, Return	
38	7016755	1	Valve	
39	7013779	1	Screw, Adjustment (was p/n 7013770)	
42	7013779	1	Relief Valve Kit (Includes Items 4, 27, 34 & 39)	

SECTION 2 - CONTROLS

FIGURE 2-4. DC MOTOR/PUMP ASSEMBLY (MONARCH) (SN 0900027449 to Present)



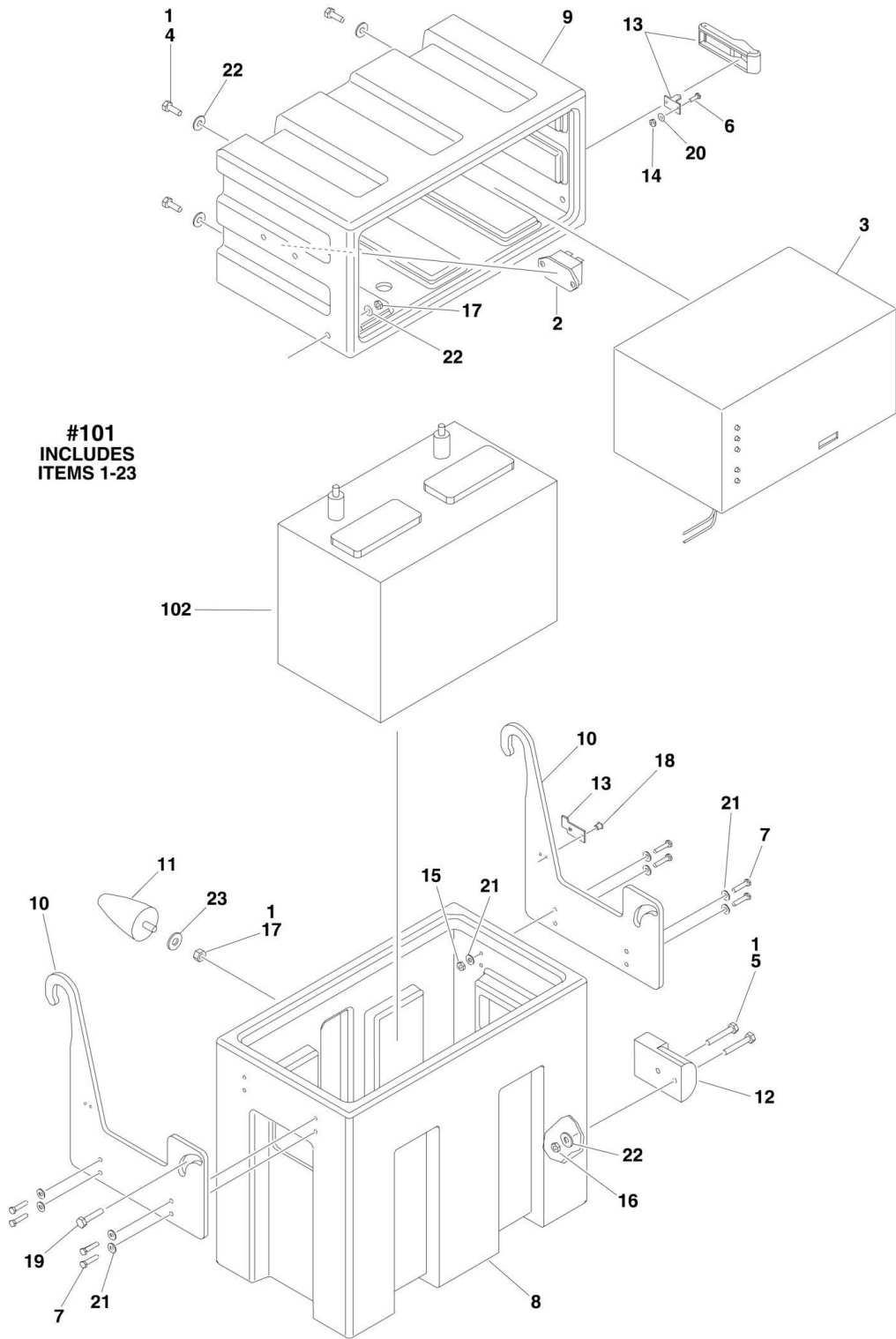
SECTION 2 - CONTROLS

FIGURE 2-4. DC MOTOR/PUMP ASSEMBLY (MONARCH) (SN 0900027449 to Present)

ITEM	PART NUMBER	QTY	DESCRIPTION	REV
	3600462	Ref	DC MOTOR/PUMP ASSEMBLY	B
1	70000641	1	Base Assembly (Includes Items 14-20)	
2	70000642	1	Cartridge	
3	70000643	1	Coil	
4	70001021	1	Pump	
5	70001020	4	Screw 1/4in-20NC x 2-3/4in	
6	7026165	1	Filter	
7	70001029	1	Tube, Suction	
8	70001030	1	Tube, Return	
9	70000651	1	Reservoir	
10	7026335	1	Clamp	
11	70001025	1	Plug	
12	70001031	1	Motor (Includes Motor Mounting Bolts and Item 24)	
12	70001039	4	Brushes	
13	70001032	1	Solenoid	
14	70001033	2	Screw	
15	70001027	1	Decal - Fill Line	
16	70001034	1	Cable, Insulated	
17	70001035	1	Control Wire Assembly	
18	70001036	2	Boot, Terminal	
19	See Note	NSS	Valve, Relief, (Note : Use item 1 p/n 70000641)	
19	See Note	NSS	Screw, (Note : Use item 1 p/n 70000641)	
19	See Note	NSS	Nut, (Note : Use item 1 p/n 70000641)	
19	See Note	NSS	Seal, (Note : Use item 1 p/n 70000641)	
19	See Note	NSS	Spring, (Note : Use item 1 p/n 70000641)	
19	See Note	NSS	Ball, (Note : Use item 1 p/n 70000641)	
20	See Note	NSS	Valve, Check, (Note : Use item 1 p/n 70000641)	
20	See Note	NSS	Plug, (Note : Use item 1 p/n 70000641)	
20	See Note	NSS	Spring, (Note : Use item 1 p/n 70000641)	
20	See Note	NSS	Poppet, (Note : Use item 1 p/n 70000641)	
20	See Note	NSS	Ball, (Note : Use item 1 p/n 70000641)	
21	70003612	1	O-Ring (1/2in x 5/8in x 1/16in)	
22	70003613	1	O-Ring (3-5/8in x 3-7/8in x 1/8in)	
23	7026330	1	Seal	
24	70002215	1	Bearing	

SECTION 2 - CONTROLS

FIGURE 2-5. BATTERY AND CHARGER INSTALLATION (Prior to SN 0900031592)



SECTION 2 - CONTROLS

FIGURE 2-5. BATTERY AND CHARGER INSTALLATION (Prior to SN 0900031592)

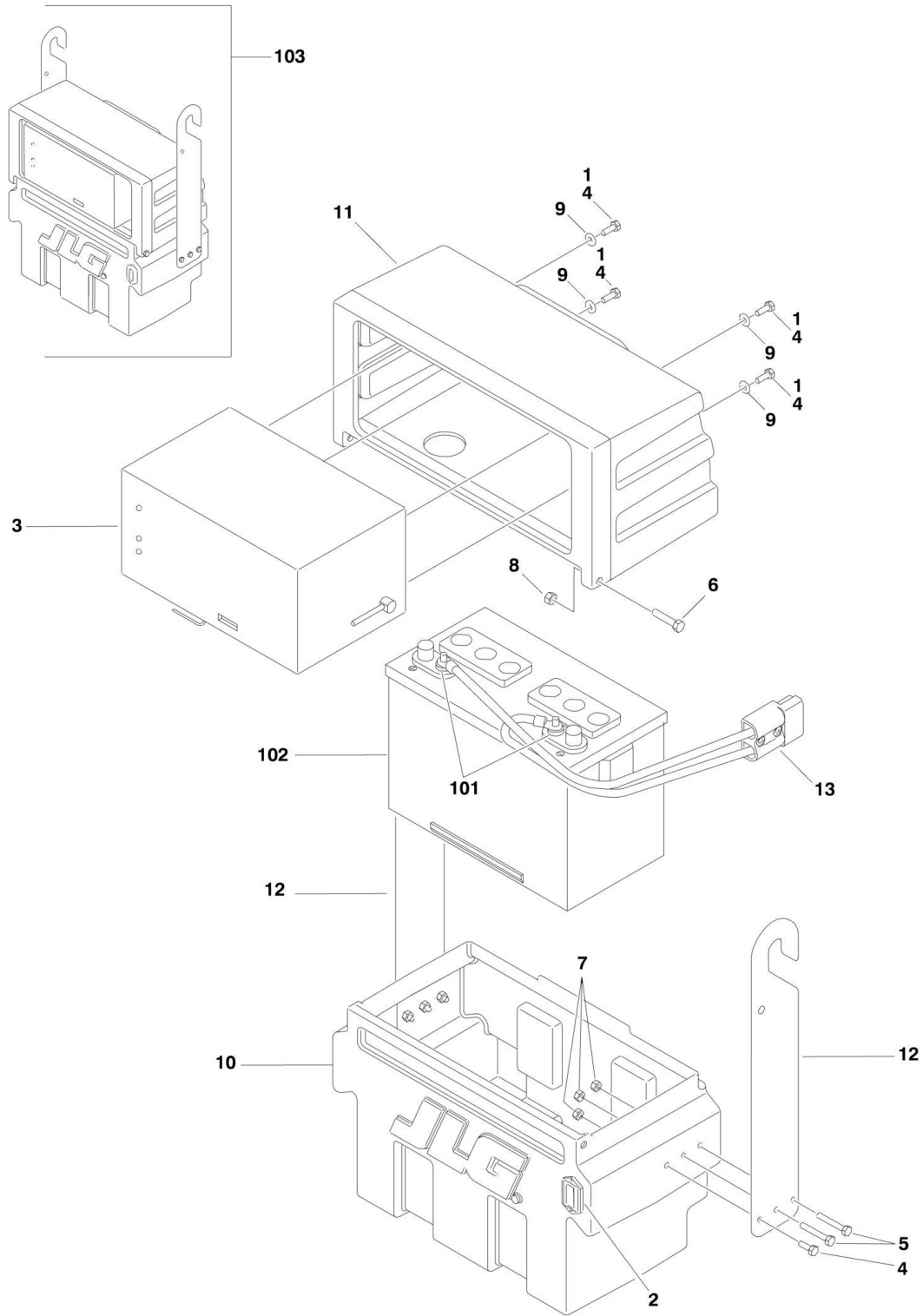
ITEM	PART NUMBER	QTY	DESCRIPTION	REV
		Ref	BATTERY BOX AND CHARGER ASSEMBLIES	
	0400223	Ref	Machines with Charger with Cord and Standard Battery	F
	0400224	Ref	Machines with Charger with Cord and AGM Battery	F
	0400224	Ref	Machines with USPS Spec	F
	0400225	Ref	Machines with Charger with Inlet	F
1	0100011	AR	Compound, Locking	
2	0270163	1	Battery Discharge Indicator and Harness Only (SN 0900015284 to Present)	
3		Ref	Charger Assembly Options (See BATTERY CHARGER ASSEMBLY for Breakdown):	
3	0400176	1	Standard Charger With Cord	
3	0400193	1	Standard Charger With Inlet	
3	0400212	1	AGM/5 Hour Charger (Used with AGM Battery and USPS Spec)	
4	0641406	4	Bolt, 1/4in-20NC x 3/4in	
5	0641412	2	Bolt 1/4in-20NC x 1-1/2in	
6	0720805	2	Screw, #8-24NC x 5/8in	
7	0721008	8	Screw, #10-24NC	
8	0861192	1	Box, Molded Battery	
9	0861193	1	Box, Molded Battery Charger	
10	0902442	2	Bracket, Hanger	
11	0940085	1	Bumper, Stop	
12		Ref	Cable Assembly - Battery Options:	
12	1060570	1	Cable Assembly - Battery (Prior to SN 0900029706)	
12	1001103107	1	Cable Assembly - Battery (SN 0900029706 to Present)	
13	2940111	1	Latch, Soft Draw	
14	3310805	2	Locknut #8-32NC	
15	3311005	8	Locknut #10-24NC	
16		Ref	Locknut Options:	
16	3311405	2	Locknut 1/4-20NC (Prior to SN 0900024050)	
16	3311401	2	Nut 1/4-20NC (SN 0900024050 to Present)	
17	3311505	2	Locknut 5/16-18NC	
18	3820001	2	Rivet	
19	3900190	2	Screw, Shoulder	
20	4750800	2	Flatwasher #8 Regular	
21	4751000	16	Flatwasher #10 Regular	
22	4751400	AR	Flatwasher 1/4in Regular	
23	4751500	1	Flatwasher 5/16in Regular	
24		Ref	Locknut Options:	
24	3311505	1	Locknut 5/16in-18NC (Prior to SN 0900024050)	
24	3311501	1	Nut 5/16in-18NC (SN 0900024050 to Present)	
		Ref	BATTERY BOX AND CHARGER INSTALLATIONS	
	0258203	Ref	Machines with Wet Battery and Charger with Cord	F
	0258498	Ref	Machines with Dry Battery and Charger with Cord	F
	0272192	Ref	Machines with AGM Battery and Charger with Cord	C
	0259543	Ref	Machines with Wet Battery and Charger with Inlet	E
	0270717	Ref	Machines with Dry Battery and Charger with Inlet	C
	0400234	Ref	Machines with USPS Spec	C
101		Ref	Battery Box and Charger Assy Options (Includes Items 1-23):	
101	0400223	1	Machines with Standard Battery and Charger with Cord	
101	0400224	1	Machines with AGM Battery and Charger with Cord	

SECTION 2 - CONTROLS

ITEM	PART NUMBER	QTY	DESCRIPTION	REV
101	0400225	1	Machines with Standard Battery and Charger with Inlet	
102		Ref	Battery Options:	
102	0400122	1	Standard Wet Battery	
102	0400144	1	Standard Dry Battery	
102	0400209	1	AGM Wet Battery	
102	0400233	1	USPS Spec Battery	
103	0080254	1	Adapter, Terminal (Not Shown) (USPS Spec)	

SECTION 2 - CONTROLS

FIGURE 2-6. BATTERY AND CHARGER INSTALLATION (SN 0900031592 to Present)



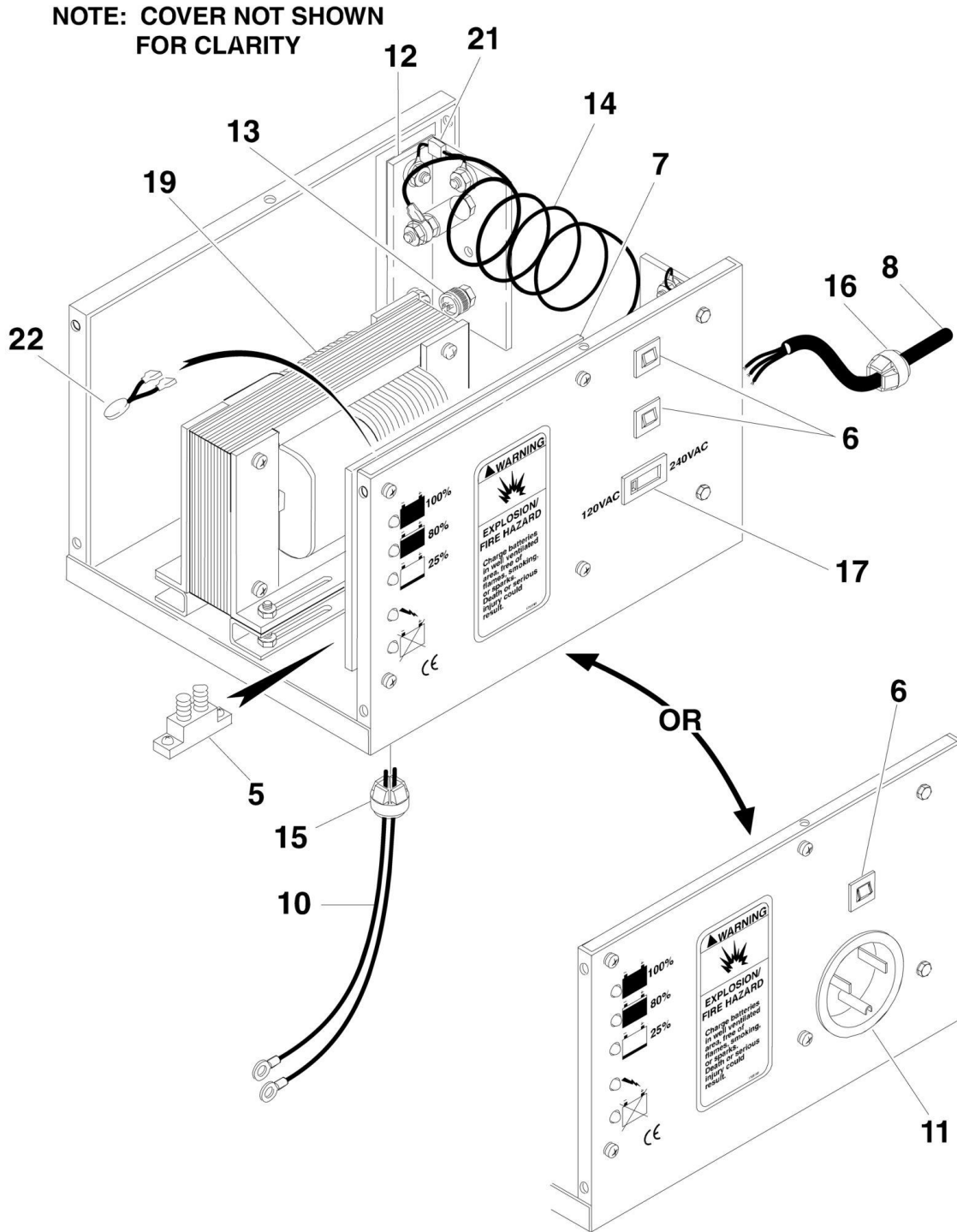
SECTION 2 - CONTROLS

FIGURE 2-6. BATTERY AND CHARGER INSTALLATION (SN 0900031592 to Present)

ITEM	PART NUMBER	QTY	DESCRIPTION	REV
		Ref	BATTERY BOX AND CHARGER ASSEMBLIES	
	1001101991	Ref	Machines with Wet and Dry Battery and Charger with Cord	A
	1001107837	Ref	Machines with Wet and Dry Battery and Charger with Inlet	A
	1001107836	Ref	Machines with AGM Battery and Charger with Cord	A
1	0100011	AR	Compound, Locking	
2	0270163	1	BDI Gauge and Harness Assembly	
2	2420195	1	Gauge Only	
3		Ref	Charger Assembly Options: (See BATTERY CHARGER ASSEMBLY for Breakdown)	
3	0400176	1	Battery Charger With Cord (Wet and Dry)	
3	0400193	1	Battery Charger With Inlet (Wet and Dry)	
3	0400212	1	Battery Charger With Cord and with AGM Battery	
4	0641406	8	Bolt 1/4in-20NC x 3/4in	
5	0641414	2	Bolt 1/4in-20NC x 1-3/4in	
6	0641512	2	Bolt 5/16in-18NC x 1-1/2in	
7	3311405	6	Locknut 1/4in-20NC	
8	3311505	2	Locknut 5/16in-18NC	
10	1001101858	1	Box, Molded Battery	
11	1001101902	1	Box, Molded Battery Charger	
12	1001101926	2	Bracket, Hanger	
13	1001103107	1	Cable Assembly - Battery Pack	
13	4460567	1	Connector, Anderson	
		Ref	BATTERY BOX AND CHARGER INSTALLATIONS	
	1001101994	Ref	Machines with Wet Battery and Charger with Cord	A
	1001107841	Ref	Machines with Wet Battery and Charger with Inlet	A
	1001107839	Ref	Machines with Dry Battery and Charger with Cord	A
	1001107842	Ref	Machines with Dry Battery and Charger with Inlet	A
	1001107840	Ref	Machines with AGM Battery and Charger with Cord	A
	1001107843	Ref	Machines with AGM Battery & Charger with Cord (USPS Specs Only)	A
101	0100051	AR	Grease, Terminal	
102		Ref	Battery Options:	
102	0400122	1	Standard Wet Battery	
102	0400144	1	Standard Dry Battery	
102	0400209	1	AGM/5 Hour	
102	0400233	1	AGM (USPS Specs only)	
103		Ref	Battery Box and Charger Assy Options (Includes Items 1-13):	
103	1001101991	1	Battery Charger With Cord (Wet and Dry)	
103	1001107837	1	Battery Charger With Inlet (Wet and Dry)	
103	1001107836	1	Battery Charger With Cord (AGM Battery)	
	0270163	1	BDI INSTALLATION	C
201	2420195	1	Gauge, BDI	

SECTION 2 - CONTROLS

FIGURE 2-7. BATTERY CHARGER ASSEMBLY



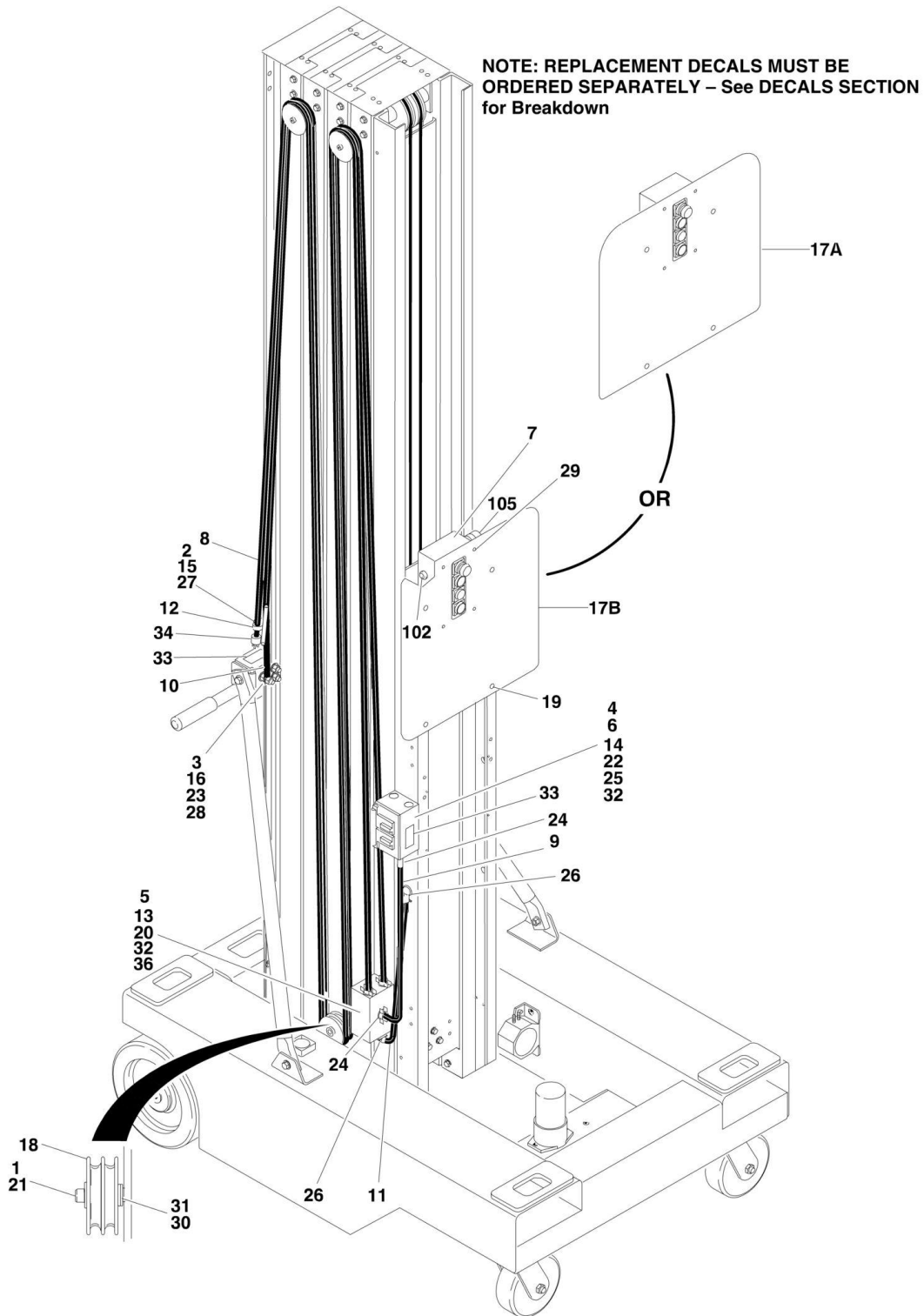
SECTION 2 - CONTROLS

FIGURE 2-7. BATTERY CHARGER ASSEMBLY

ITEM	PART NUMBER	QTY	DESCRIPTION	REV
		Ref	BATTERY CHARGER ASSEMBLIES	
	0400176	Ref	Standard Charger with Cord	F
	0400193	Ref	Standard Charger with Inlet	A
	0400212	Ref	AGM/5 Hour Charger	A
5	7011509	1	Breaker, Circuit - DC 50Amp	
6		Ref	Breaker, Circuit Options:	
6	7018536	2	0400176 & 0400193 Chargers (4Amp)	
6	7018558	2	0400212 Charger (8Amp)	
7		Ref	Card, Circuit Options:	
7	7020626	1	0400176 Charger	
7	7020677	1	0400193 Charger	
7	7022930	1	0400212 Charger	
8		Ref	AC Cord Assembly Options:	
8	7020627	1	0400176 Charger	
8	Not Required	0	0400193 Charger	
8	7022927	1	0400212 Charger	
10	7020629	1	DC Harness	
11	7011513	1	Receptacle, AC (0400193 Charger Only)	
12		Ref	Rectifier Assembly Options:	
12	7020631	2	0400176 Charger	
12	7020678	2	0400193 Charger	
12	7022932	2	0400212 Charger	
13		Ref	SCR Rectifier Options:	
13	7018555	1	0400176 Charger	
13	7020679	2	0400193 Charger	
13	7020673	2	0400212 Charger	
14		Ref	Shunt Assembly Options:	
14	7020605	1	0400176 Charger	
14	7020674	1	0400193 & 0400212 Charger	
15		Ref	Connector, Strain Relief - DC Options:	
15	7018556	1	0400176 & 0400193 Chargers	
15	7011528	1	0400212 Charger	
16	7011528	1	Connector, Strain Relief - AC	
17	7018586	1	Switch, Slide (0400176 & 0400212 Chargers Only)	
19		Ref	Transformer Options:	
19	7020632	1	0400176 Charger	
19	7020680	1	0400193 Charger	
19	7022933	1	0400212 Charger	
21		Ref	Varistor Options:	
21	7020633	1	0400176 Charger	
21	7020681	1	0400193 Charger	
21	7020633	2	0400212 Charger	
22	7020663	1	Varistor (0400212 Charger Only)	

SECTION 2 - CONTROLS

FIGURE 2-8. CABLE AND PLATFORM CONTROLS INSTALLATION - 12SP WITH 4 SECTION MAST
(SN 0900015116 through 0900028704)



SECTION 2 - CONTROLS

**FIGURE 2-8. CABLE AND PLATFORM CONTROLS INSTALLATION - 12SP WITH 4 SECTION MAST
(SN 0900015116 through 0900028704)**

ITEM	PART NUMBER	QTY	DESCRIPTION	REV
		Ref	CABLES AND CONTROLS INSTALLATIONS	
	0270490	Ref	Cables and Controls Installations 12SP without Accessory Outlet (SN 0900015116 through 0900017471)	D
	0270489	Ref	Cables and Controls Installations 12SP with Accessory Outlet (SN 0900015116 through 0900017471)	B
	0270490	Ref	Cables and Controls Installations 12SP Standard Cables (SN 0900017472 through 0900018609)	D
	0272345	Ref	Cables and Controls Installations 12SP Standard Cables (SN 0900018610 through 0900028704)	B
	0275474	Ref	Cables and Controls Installations 12SP Standard Cables (Home Depot Spec Only) (SN 0900026272 through 0900028704)	A
	0270746	Ref	Cables and Controls Installations 12SP Optional 120V Accessory Outlet (SN 0900017472 through 0900028704)	C
	0270747	Ref	Cables and Controls Installations 12SP Optional 240V Accessory Outlet (SN 0900017472 through 0900028704)	C
1	0100011	AR	Compound, Locking	
2	0641410	1	Bolt 1/4in-20NC x 1-1/4in	
3	0641612	1	Bolt 3/8in-16NC x 1-1/2in	
4	0721006	2	Bolt #10-24NC x 3/4in	
5	0860945	1	Box, Junction	
6	0860946	1	Box, Receptacle (With Accessory Outlet Only)	
7	0861207	1	Control Box Assembly	
7	1810054	1	Control Box Assembly (Home Depot Spec Only)	
7	7020078	1	Switch, Push-Pull (Red)	
7	7020088	2	Switch, Push Button (White)	
7	7020089	1	Switch, Push Button (Green)	
7	7020091	1	Plug	
7	7027299	1	Connector, Strain Relief	
7	7020093	4	Screw M3 x 25mm	
7	4460424	1	Connector, Female - 2 Position (Home Depot Spec Only)	
8		Ref	Cable, Electrical - 12/3 (With Accessory Outlet Only)	
8	1060564	15 ft/4.57m	Cable, Electrical - 12/3 (SN 0900015116 through 0900017767)	
8	1060923	1	Cable, Electrical - 12/3 (SN 0900017768 through 0900028704)	
8	4460549	1	Plug, Male (120V Only) (Not Shown)	
9		Ref	Harness/Cable, Electrical (With Accessory Outlet Only)	
9	1060565	1	Cable, Electrical - 16/4 (SN 0900015116 through 0900017767)	
9	4922653	1	Harness, Electrical (SN 0900017768 through 0900028704)	
10		Ref	Cable, Electrical - 16/5 Options:	
10	1060687	13 ft/4m	Cable, Electrical - 16/5 (SN 0900015116 through 0900017767)	
10	1060922	1	Cable, Electrical - 16/5 (SN 0900017768 through 0900028704)	
11		Ref	Cable, Electrical - 16/5 Options:	
11	1060694	1	Cable, Electrical - 16/5 (SN 0900015116 through 0900017767)	
11	4922652	1	Cable, Electrical - 16/5 (SN 0900017768 through 0900028704)	
12	1320149	3	Clamp	
13	1670603	1	Cover, Junction Box	
14	3311001	2	Nut #10-24NC	
15	3311405	1	Locknut 1/4in-20NC	
16	3311605	2	Locknut 3/8in-16NC	
17		Ref	Plate, Decal Mounting Options:	

SECTION 2 - CONTROLS

ITEM	PART NUMBER	QTY	DESCRIPTION	REV
17A	3570923	1	Plate, Decal Mounting (SN 0900015116 through 0900018609)	
17B	3573725	1	Plate, Decal Mounting (SN 0900018610 through 0900028704)	
18		Ref	Sheave, Control Cable Options:	
18	3580231	3	Sheave, Control Cable (SN 0900015116 through 0900024347)	
18	3580344	3	Sheave, Control Cable (SN 0900024348 through 0900028704)	
19	3820032	4	Rivet	
20	3900191	2	Screw, Pan Head	
21		Ref	Screw, Shoulder Options:	
21	3900200	3	Screw, Shoulder (SN 0900015116 through 0900024347)	
21	3900373	3	Screw, Shoulder (SN 0900024348 through 0900028704)	
22	4060092	1	Shield, Weatherproof Receptacle Cover (With 120V Accessory Outlet Only)	
23	4160130	1	Spring, Extension	
24	4460023	AR	Connector, Strain Relief	
25	4460190	1	Receptacle, Electrical (With 120V Accessory Outlet Only)	
26	4460566	2	Connector, Strain Relief - 90	
27	4711400	2	Flatwasher 1/4in Thin	
28	4711600	2	Flatwasher 3/8in Thin	
29	4740426	4	Washer #8	
30	4751000	AR	Flatwasher #10 Regular	
31	4751500	AR	Flatwasher 5/16in Regular	
32	4761000	12	Lockwasher #10 Wide	
33		Ref	Decal - Voltage Options (With Accessory Outlet Only): (SN 0900017472 through 0900028704)	
33	3252761	2	120V AC	
33	3252760	2	220-240V AC	
34	4460549	1	Plug, Electrical (With 120V Accessory Outlet Only) (SN 0900017472 through 0900028704)	
35		Ref	Harness, Jumper Options (Not Shown - Located inside Item 7):	
35	4922420	1	Standard Spec Only (SN 0900017472 through 0900028704)	
35	4923572	1	Home Depot Spec Only Only (SN 0900026272 through 0900028704)	
35	3990010	1	Diode 6 Amp	
36	3520034	2	Plug, Hole Only (SN 0900017472 through 0900028704)	
	0259450	Ref	AUXILIARY LOWERING INSTALLATION	A
102	4360274	1	Switch, Push Button	
105	4460662	1	Connector, Strain Relief	

SECTION 2 - CONTROLS

**FIGURE 2-9. CABLE AND PLATFORM CONTROLS INSTALLATION - 12SP WITH 4 SECTION MAST
(SN 0900028704 to Present)**

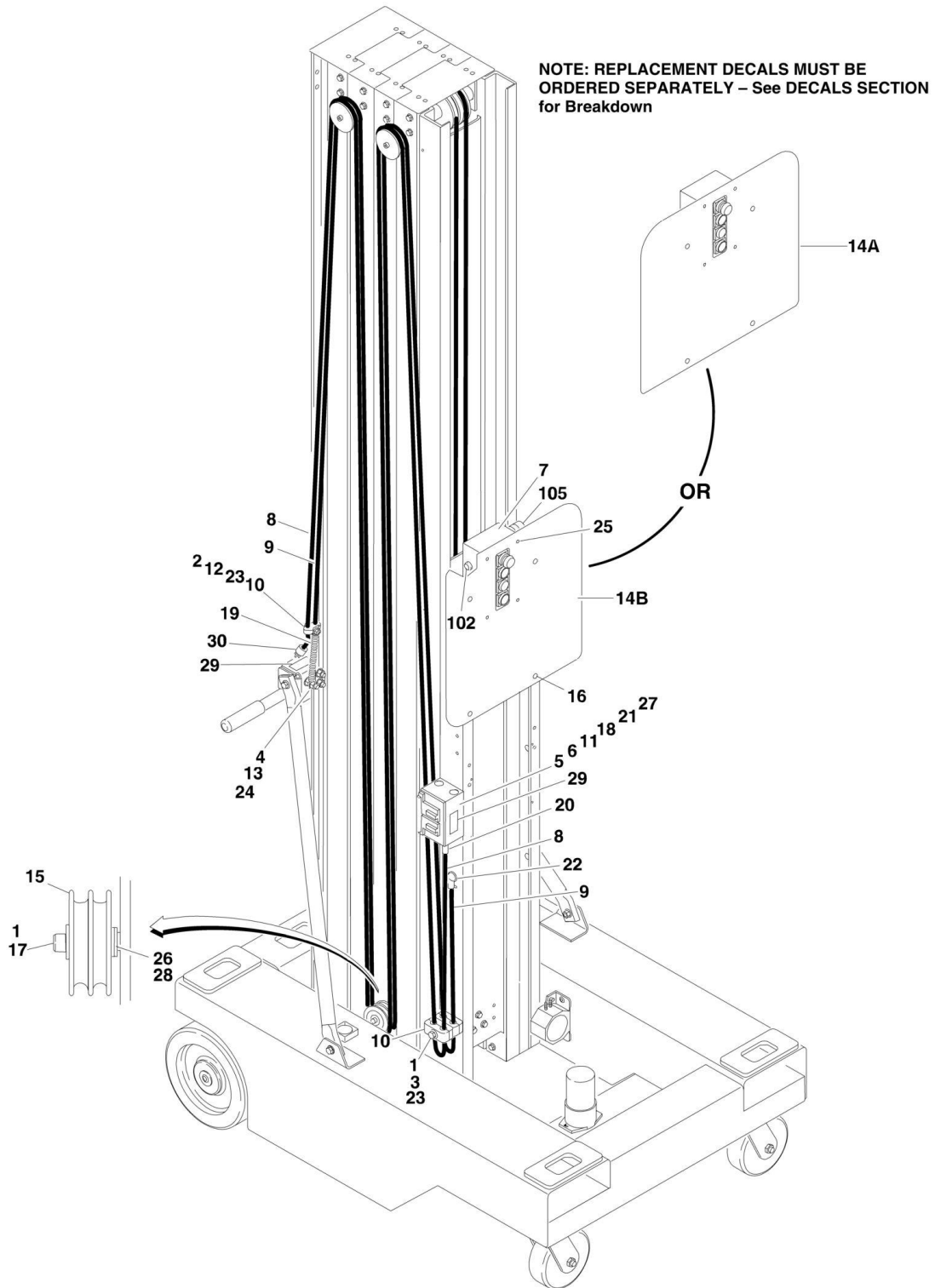
ITEM	PART NUMBER	QTY	DESCRIPTION	REV
		Ref	CABLES AND CONTROLS INSTALLATIONS	
	0272345	Ref	Cables and Controls Installations 12SP Standard Cables	C
	0275474	Ref	Cables and Controls Installations 12SP Home Depot Spec Only Cables	C
1	0100011	AR	Compound, Locking	
2	0641410	1	Bolt 1/4in-20NC x 1-1/4in	
3	0641612	1	Bolt 3/8in-16NC x 1-1/2in	
4	0860945	1	Box, Junction	
5	0861207	1	Control Box Assembly	
5	1810054	1	Control Box Assembly (Home Depot Spec Only)	
5	7020078	1	Switch, Push-Pull (Red)	
5	7020088	2	Switch, Push Button (White)	
5	7020089	1	Switch, Push Button (Green)	
5	7020091	1	Plug	
5	7027299	1	Connector, Strain Relief	
5	7020093	4	Screw M3 x 25mm	
5	4460424	1	Connector, Female - 2 Position (Home Depot Spec Only)	
7	1060922	1	Cable, Electrical - 16/5	
8	4922652	1	Cable, Electrical - 16/5	
9	1320149	1	Clamp	
10	1670603	1	Cover, Junction Box	
12	3311405	AR	Locknut 1/4in-20NC	
13	3311605	2	Locknut 3/8in-16NC	
14	3573725	1	Plate, Decal Mounting	
15	3580344	1	Sheave, Control Cable	
16	3820032	4	Rivet	
17	3900191	2	Screw, Pan Head	
18	3900373	1	Screw, Shoulder	
19	4160130	1	Spring, Extension	
20	4460023	AR	Connector, Strain Relief	
21	4460566	2	Connector, Strain Relief - 90	
22	4711400	2	Flatwasher 1/4in Thin	
23	4711600	2	Flatwasher 3/8in Thin	
25	4751000	5	Flatwasher #10 Regular	
26	4751500	1	Flatwasher 5/16in Regular	
27	4761000	3	Lockwasher #10	
29		Ref	Harness, Jumper Options (Not Shown - Located inside Item 7):	
29	4922420	1	Standard Spec	
29	4923572	1	Home Depot Spec Only	
29	3990010	1	Diode 6 Amp	
30	3520034	2	Plug, Hole	
31	0641407	2	Bolt 1/4in-20NC x 7/8in	
32	3900205	AR	Screw #10-24NC x 5/8in	
33	1060924	1	Harness, Accessory Cable (Standard Cable Machines Only)	
34	1320041	1	Clamp (Standard Cable Machines Only)	
35	3311001	1	Nut #10-24NC	
36	4922653	2 ft/61cm	Cable, Electrical - 16/4	
37	1001096054	1	Plate, AC Box (Standard Cable Machines Only)	
38	4460268	1	Terminal, Female Socket (Home Depot Spec Only)	

SECTION 2 - CONTROLS

ITEM	PART NUMBER	QTY	DESCRIPTION	REV
		Ref	ACCESSORY OUTLET INSTALLATIONS (OPTIONAL)	
	1001097219	Ref	120V Accessory	C
	1001097220	Ref	240V Accessory	B
101		Ref	Decal Options:	
101	3252761	1	110V	
101	3252760	1	220V	
102	3311001	4	Nut #10-24NC	
103	3900205	4	Screw #10-24NC x 1/4in	
104	4460023	1	Terminal, Connector	
105	4711000	4	Flatwasher #10	
106		Ref	Plug and Receptacle Assembly Options:	
106	1001096767	1	110V	B
106	See Note	1	220V (Note: 220V has p/n 0861731 receptacle box only) (Note: Not Available - Purchase Locally)	
106A	0861731	1	Receptacle, Box	
106B		Ref	Receptacle Options:	
106B	4460346	1	110V GFI	
106B	See Note	1	220V (Note: Not Available - Purchase Locally)	
106C		Ref	Plug Options:	
106C	4460549	1	110V GFI	
106C	See Note	1	220V (Note: Not Available - Purchase Locally)	
106DtoE		Ref	Receptacle, Cover Options:	
106D	070700	1	110V GFI (Side Hinged Cover)	
106E	1001110873	1	110V GFI (Top Hinged Cover)	
106E	See Note	1	220V (Note: Not Available - Purchase Locally)	
107	0100011	AR	Compound, Locking	
	0259450	Ref	AUXILIARY LOWERING INSTALLATION	A
202	4360274	1	Switch, Push Button	
205	4460662	1	Connector, Strain Relief	

SECTION 2 - CONTROLS

FIGURE 2-10. CABLE AND PLATFORM CONTROLS INSTALLATION - 12SP WITH 5 SECTION MAST AND ALL (15SP Prior to SN 0900028704; Prior to SN 0900015116)



SECTION 2 - CONTROLS

FIGURE 2-10. CABLE AND PLATFORM CONTROLS INSTALLATION - 12SP WITH 5 SECTION MAST AND ALL (15SP Prior to SN 0900028704; Prior to SN 0900015116)

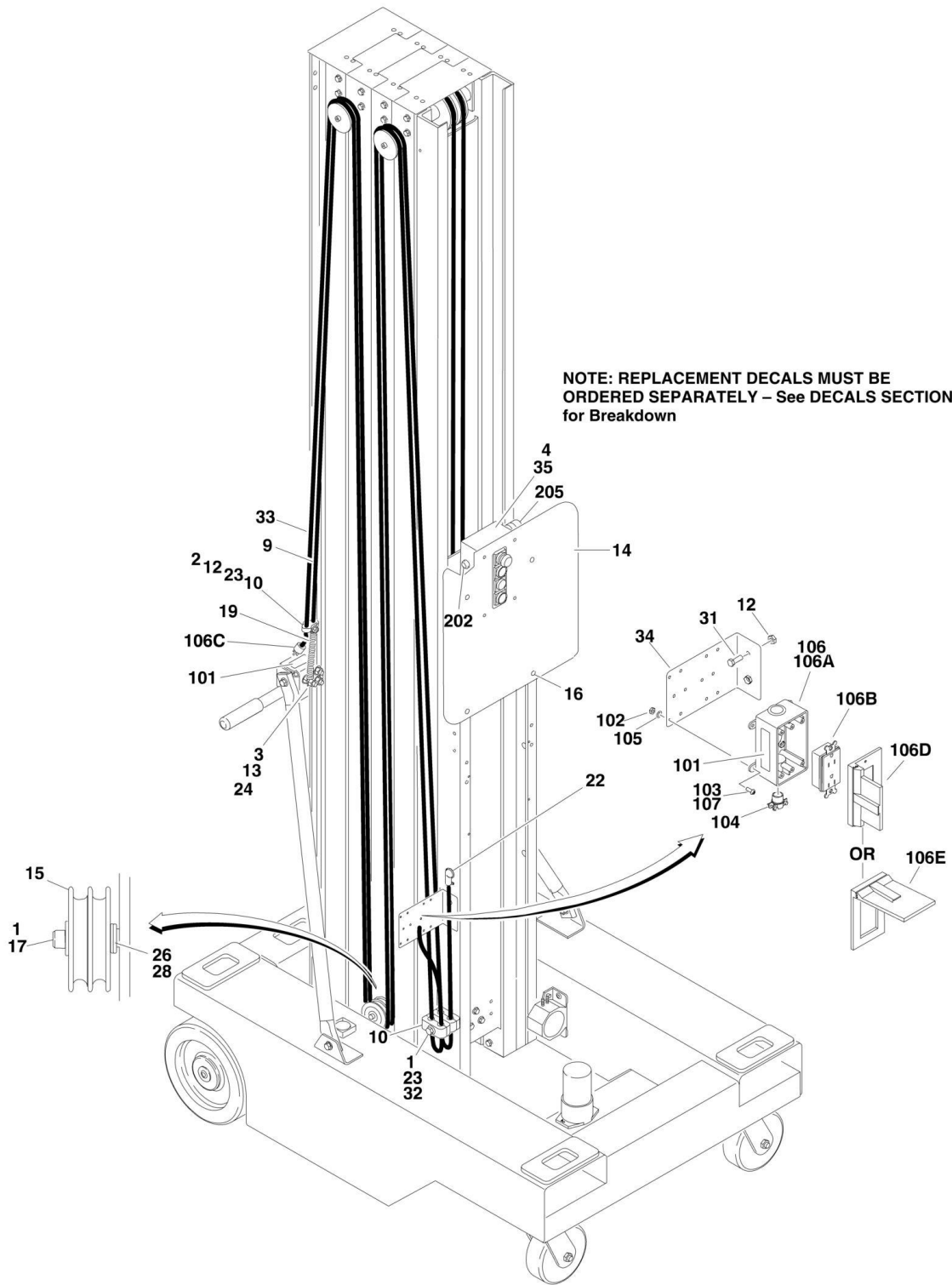
ITEM	PART NUMBER	QTY	DESCRIPTION	REV
		Ref	CABLES AND CONTROLS INSTALLATIONS - 12SP	
	0259542	Ref	Without Accessory Outlet (Prior to SN 0900017472)	B
	0258449	Ref	With Accessory Outlet (Prior to SN 0900017472)	D
	0258449	Ref	Standard Cables (SN 0900017472 through 0900018609)	D
	0272346	Ref	Standard Cables (SN 0900018610 through 090028704)	B
	0275473	Ref	Standard Cables (Home Depot Spec Only) (SN 0900026272 through 090028704)	A
	0270748	Ref	Optional 120V Accessory Outlet (SN 0900017472 through 090028704)	C
	0270749	Ref	Optional 240V Accessory Outlet (SN 0900017472 through 090028704)	C
1	0100011	AR	Compound, Locking	
2	0641410	1	Bolt 1/4in-20NC x 1-1/4in	
3	0641416	1	Bolt 1/4in-20NC x 2in	
4	0641612	1	Bolt 3/8in-16NC x 1-1/2in	
5	0721006	2	Bolt #10-24NC x 3/4in	
6	0860946	1	Box, Receptacle (With Accessory Outlet Only)	
7	0861207	1	Control Box Assembly	
7	1810054	1	Control Box Assembly (Home Depot Spec Only)	
7	7020078	1	Switch, Push-Pull (Red)	
7	7020088	2	Switch, Push Button (White)	
7	7020089	1	Switch, Push Button (Green)	
7	7020091	1	Plug	
7	7027299	1	Connector, Strain Relief	
7	7020093	4	Screw M3 x 25mm	
7	4460424	1	Connector, Female - 2 Position (Home Depot Spec Only)	
8		Ref	Cable, Electrical - 12/3 Options (With Accessory Outlet Only):	
8	1060564	27 ft/8.23m	Cable, Electrical - 12/3 (Prior to SN 0900017768)	
8	1060925	1	Cable, Electrical - 12/3 (SN 0900017768 through 090028704)	
8	4460549	1	Plug, Male (120V Only) (Not Shown)	
9		Ref	Cable, Electrical - 16/5 Options:	
9	1060849	25 ft/7.62m	Without Accessory Outlet (Prior to SN 0900017472)	
9	1060687	25 ft/7.62m	With Accessory Outlet (Prior to SN 0900017472)	
9	1060687	25 ft/7.62m	Cable, Electrical - 16/5 (SN 0900017472 through 0900017767)	
9	4922657	1	Cable, Electrical - 16/5 (SN 0900017768 through 090028704)	
10	1320149	3	Clamp	
11	3311001	2	Nut #10-24NC	
12	3311405	1	Locknut 1/4in-20NC	
13	3311605	2	Locknut 3/8in-16NC	
14		Ref	Plate, Decal Mounting Options:	
14A	3570923	1	Plate, Decal Mounting (Prior to SN 0900018610)	
14B	3573725	1	Plate, Decal Mounting (SN 0900018610 through 090028704)	
15		Ref	Sheave, Control Cable Options:	
15	3580231	3	Sheave, Control Cable (Prior to SN 0900024348)	
15	3580344	3	Sheave, Control Cable (SN 0900024348 through 090028704)	
16	3820032	4	Rivet	

SECTION 2 - CONTROLS

ITEM	PART NUMBER	QTY	DESCRIPTION	REV
17		Ref	Screw, Shoulder Options:	
17	3900200	3	Screw, Shoulder (Prior to SN 0900024348)	
17	3900373	3	Screw, Shoulder (SN 0900024348 through 090028704)	
18	4060092	1	Shield, Weatherproof Receptacle Cover (With 120V Accessory Outlet Only)	
19	4160130	1	Spring, Extension	
20	4460023	1	Connector, Strain Relief (With Accessory Outlet Only)	
21	4460190	1	Receptacle, Electrical (With 120V Accessory Outlet Only)	
22	4460566	1	Connector, Strain Relief - 90	
23	4711400	3	Flatwasher 1/4in Thin	
24	4711600	2	Flatwasher 3/8in Thin	
25	4740426	4	Washer #8 (Prior to SN 0900017472)	
26	4751500	3	Flatwasher 5/16in Regular	
27	4761000	2	Lockwasher #10	
28	4751000	12	Flatwasher #10 Regular	
29		Ref	Decal - Voltage Options (With Accessory Outlet Only): (SN 0900017472 through 090028704)	
29	3252761	2	120V AC	
29	3252760	2	220-240V AC	
30	4460549	1	Plug, Electrical (With 120V Accessory Outlet Only) (SN 0900017472 through 090028704)	
31		Ref	Harness, Jumper Options (Not Shown - Located inside Item 7):	
31	4922420	1	Harness, Jumper (SN 0900017472 through 090028704)	
31	4923572	1	Harness, Jumper Home Depot Spec Only (SN 0900026272 through 090028704)	
	0259450	Ref	AUXILIARY LOWERING INSTALLATION	A
102	4360274	1	Switch, Push Button	
105	4460662	1	Connector, Strain Relief	

SECTION 2 - CONTROLS

FIGURE 2-11. CABLE AND PLATFORM CONTROLS INSTALLATION - 15SP WITH 5 SECTION MAST
(SN 090028704 to Present)



SECTION 2 - CONTROLS

**FIGURE 2-11. CABLE AND PLATFORM CONTROLS INSTALLATION - 15SP WITH 5 SECTION MAST
(SN 0900028704 to Present)**

ITEM	PART NUMBER	QTY	DESCRIPTION	REV
		Ref	CABLES AND CONTROLS INSTALLATIONS	
	0272346	Ref	Cables and Controls Installations 15SP Standard Cables	C
	0275473	Ref	Cables and Controls Installations 15SP Home Depot Spec Only Cables	C
	1001101379	Ref	Cables and Controls Installations 15SP Staples Spec Only Cables	A
1	0100011	AR	Compound, Locking	
2	0641410	1	Bolt 1/4in-20NC x 1-1/4in	
3	0641612	1	Bolt 3/8in-16NC x 1-1/2in	
4	0861207	1	Control Box Assembly Options:	
4	0861207	1	Control Box Assembly (Standard Cables)	
4	1810054	1	Control Box Assembly (Home Depot Spec Only)	
4	0861207	1	Control Box Assembly (Staples Spec Only)	
4	7020078	1	Switch, Push-Pull (Red)	
4	7020088	2	Switch, Push Button (White)	
4	7020089	1	Switch, Push Button (Green)	
4	7020091	1	Plug	
4	7027299	1	Connector, Strain Relief	
4	7020093	4	Screw M3 x 25mm	
4	4460424	1	Connector, Female - 2 Position (Home Depot Spec Only)	
9	4922657	1	Harness, Electrical	
10	1320149	AR	Clamp	
12	3311405	AR	Locknut 1/4in-20NC	
13	3311605	2	Locknut 3/8in-16NC	
14	3573725	1	Plate, Decal Mounting	
15	3580344	3	Sheave, Control Cable	
16	3820032	4	Rivet	
17	3900373	3	Screw, Shoulder	
19	4160130	1	Spring, Extension	
22	4460566	1	Connector, Strain Relief - 90	
23	4711400	3	Flatwasher 1/4in Thin	
24	4711600	2	Flatwasher 3/8in Thin	
26	4751500	3	Flatwasher 5/16in Regular	
28	4751000	12	Flatwasher #10 Regular	
30		Ref	Harness, Jumper Options (Not Shown - Located inside Item 4):	
30	4922420	1	Standard Spec	
30	4923572	1	Home Depot Spec Only	
30	4922420	1	Staples Spec Only	
31	0641407	AR	Bolt 1/4in-20NC x 7/8in	
32		Ref	Bolt 1/4in-20NC Options:	
32	0641410	1	Bolt 1/4in-20NC x 1-1/4in	
32	0641418	1	Bolt 1/4in-20NC x 2-1/4in	
33	1060926	1	Cable, Electrical - 12/3 (With Accessory Outlet Only)	
34	1001096054	1	Plate, AC Box (With Accessory Outlet Only)	
35	4460268	1	Terminal, Female Socket (Home Depot Spec Only)	
		Ref	ACCESSORY OUTLET INSTALLATIONS (OPTIONAL)	
	1001097219	Ref	120V Accessory	C
	1001097220	Ref	240V Accessory	B
101		Ref	Decal Options:	

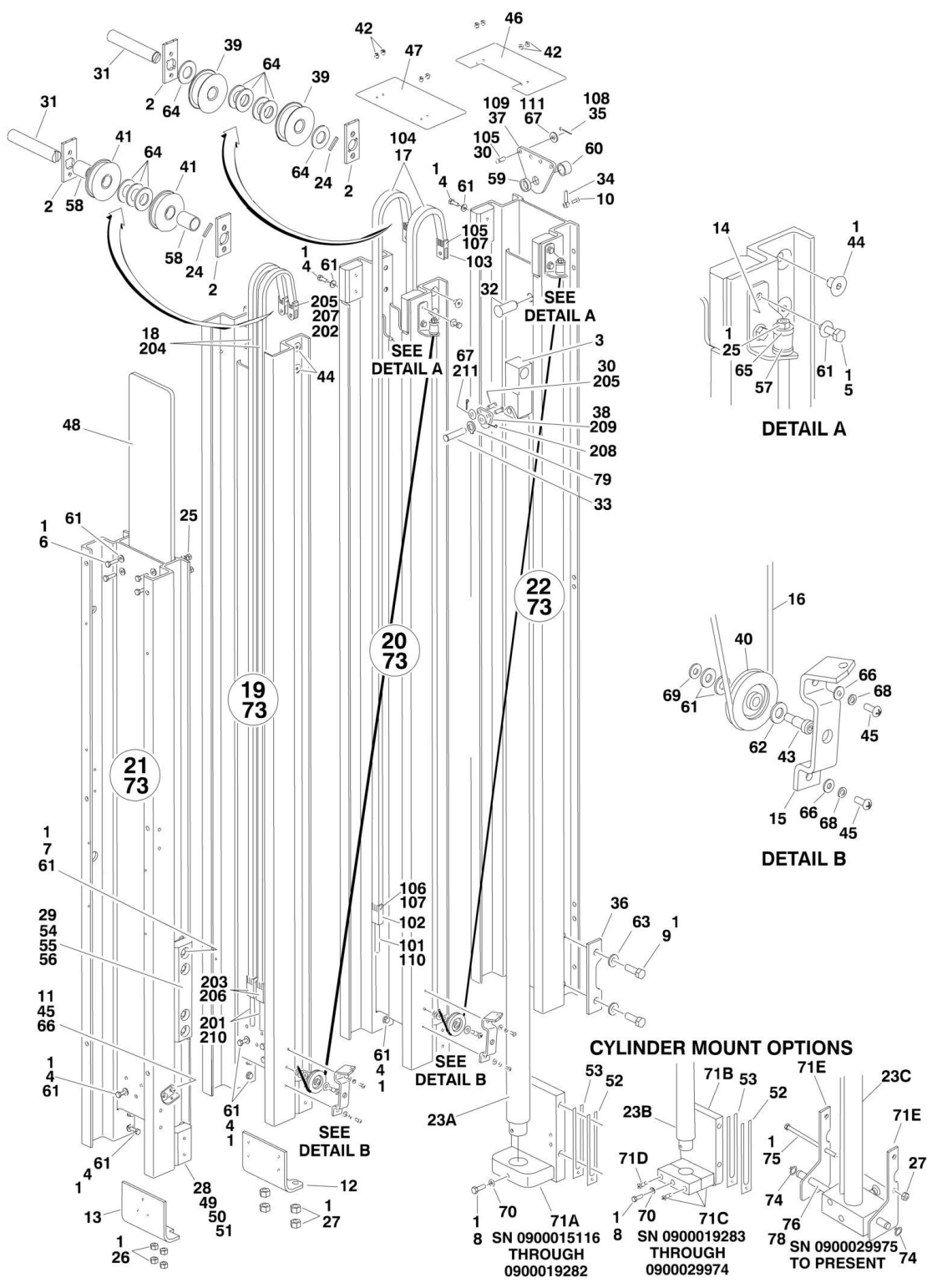
SECTION 2 - CONTROLS

ITEM	PART NUMBER	QTY	DESCRIPTION	REV
101	3252761	1	110V	
101	3252760	1	220V	
102	3311001	4	Nut #10-24NC	
103	3900205	4	Screw #10-24NC x 1/4in	
104	4460023	1	Terminal, Connector	
105	4761000	4	Lockwasher #10	
106		Ref	Plug and Receptacle Assembly Options:	
106	1001096767	1	110V	B
106	See Note	1	220V (Note: 220V has p/n 0861731 receptacle box only) (Note: Not Available - Purchase Locally)	
106A	0861731	1	Receptacle, Box	
106B		Ref	Receptacle Options:	
106B	4460346	1	110V GFI	
106B	See Note	1	220V (Note: Not Available - Purchase Locally)	
106C		Ref	Plug Options:	
106C	4460549	1	110V GFI	
106C	See Note	1	220V (Note: Not Available - Purchase Locally)	
106DtoE		Ref	Receptacle, Cover Options:	
106D	070700	1	110V GFI (Side Hinged Cover)	
106E	1001110873	1	110V GFI (Top Hinged Cover)	
106E	See Note	1	220V (Note: Not Available - Purchase Locally)	
107	0100011	AR	Compound, Locking	
	0259450	Ref	AUXILIARY LOWERING INSTALLATION	A
202	4360274	1	Switch, Push Button	
205	4460662	1	Connector, Strain Relief	

SECTION 3 - MAST

SECTION 3 - MAST

FIGURE 3-1. MAST ASSEMBLY - 12SP WITH 4 SECTION MAST (SN 0900015116 to Present)



SECTION 3 - MAST

FIGURE 3-1. MAST ASSEMBLY - 12SP WITH 4 SECTION MAST (SN 0900015116 to Present)

ITEM	PART NUMBER	QTY	DESCRIPTION	REV
		Ref	MAST ASSEMBLY - 12SP WITH 4 SECTION MAST	
	0801257	Ref	Mast Assembly - 12SP With 4 Section Mast (SN 0900015116 through 0900018390)	B
	0801324	Ref	Mast Assembly - 12SP With 4 Section Mast (SN 0900018391 to Present)	G
1	0100011	AR	Compound, Locking	
2	0362735	4	Bar, Sheave Pin Support	
3	0561341	1	Block, Chain Anchor	
4		Ref	Bolt 1/4in-20NC Options:	
4	0641406	23	Bolt 1/4in-20NC x 3/4in	
4	0641408	23	Bolt 1/4in-20NC x 1in	
5		Ref	Bolt 1/4in-20NC Options:	
5	0641407	4	Bolt 1/4in-20NC x 7/8in	
5	0641408	4	Bolt 1/4in-20NC x 1in	
6	0641408	AR	Bolt 1/4in-20NC x 1in	
7	0681410	8	Bolt 1/4in-20NC x 1-1/4in (Grade 8)	
8	0641508	1	Bolt 5/16in-18NC x 1in Only (SN 0900015116 through 0900029975)	
9	0641812	4	Bolt 1/2in-13NC x 1-1/2in Only (SN 0900015116 through 0900029975)	
10	0741006	1	Bolt #10-24NC x 3/4in	
11	0902047	1	Bracket, Sequence Cable	
12	0902422	1	Bracket, Bottom Chain Attach	
13	0902423	1	Bracket, Bottom Chain Attach	
14	0902431	2	Bracket, Sequence Cable	
15	0902445	2	Bracket, Sequence Cable	
16	1060683	2	Cable, Sequence	
17	1260355	2	Chain Assembly - #544 Chain (See Items 101-111 for Breakdown)	
18	1260356	2	Chain Assembly - #444 Chain (See Items 201-211 for Breakdown)	
19	1271392	1	Channel, Mast #6	
20	1271421	1	Channel, Mast #2	
21	1271446	1	Channel, Mast Header	
22		Ref	Channel, Mast #1 Options:	
22	1271447	1	Channel, Mast #1 (SN 0900015116 through 0900031591)	
22	1001109405	1	Channel, Mast #1 (SN 0900031592 to Present)	
23		Ref	Cylinder Assembly (See CYLINDER SECTION for Breakdown)	
23A	1683808	1	Cylinder Assembly (SN 0900015116 through 0900018390)	
23B	1684142	1	Cylinder Assembly (SN 0900018391 through 0900029974)	
23C	1001100057	1	Cylinder Assembly (SN 0900029975 to Present)	
24	2880310	2	Key	
25	3311401	6	Nut 1/4in-20NC	
26	3311601	4	Nut 3/8in-16NC	
27	3311801	6	Nut 1/2in-13NC	
28	3340845	10	Pad, Slide Guide	
29	3340858	2	Pad, Slide Guide	
30		Ref	Pin Options:	
30	3422338	4	Pin (SN 0900015116 through 0900018390)	
30	See Item 105	4	Pin (SN 0900018391 to Present)	
31	3422717	2	Pin	

SECTION 3 - MAST

ITEM	PART NUMBER	QTY	DESCRIPTION	REV
32	3422750	1	Pin	
33	3422752	1	Pin	
34	3422757	1	Pin, Keeper	
35		Ref	Pin Cotter Options:	
35	3450304	2	Pin Cotter (SN 0900015116 through 0900018390)	
35	See Item 108	2	Pin Cotter (SN 0900018391 to Present)	
36	3570893	2	Plate Only (SN 0900015116 through 0900029975)	
37		Ref	Plate, Clevis Options:	
37	3571101	1	Plate, Clevis (SN 0900015116 through 0900018390)	
37	See Item 109	1	Plate, Clevis (SN 0900018391 to Present)	
38		Ref	Plate, Clevis Options:	
38	3571103	1	Plate, Clevis (SN 0900015116 through 0900018390)	
38	Not Required	0	Plate, Clevis (SN 0900018391 to Present)	
39		Ref	Sheave Assembly Options:	
39	3580268	NLA	Sheave Assembly (Use p/n 3580286) (SN 0900015116 through 0900016289)	
39	3580286	2	Sheave Assembly (SN 0900016290 to Present)	
39		Ref	Bearing Options: (1 Per Assembly)	
39	0440225	2	Bearing (SN 0900015116 through 0900016289)	
39	0440246	2	Bearing (SN 0900016290 to Present)	
40	3580269	2	Sheave, Sequence Cable	
41		Ref	Chain, Sheave Assembly Options:	
41	3580274	2	Chain, Sheave Assembly (SN 0900015116 through 0900016289)	
41	3580293	2	Chain, Sheave Assembly (SN 0900016290 to Present)	
41		Ref	Bearing Options: (1 Per Assembly)	
41	0440230	1	Bearing (SN 0900015116 through 0900017526)	
41	0440246	1	Bearing (SN 0900017527 to Present)	
42	3820034	2	Rivet	
43	3900187	2	Screw, Shoulder	
44	3900192	8	Screw 3/8in-16NC x 1/2in	
45	3900205	6	Screw #10-24NC x 5/8in	
46	4060960	1	Shield, Mast Cover	
47	4060961	1	Shield, Mast Cover	
48	4060987	1	Shield, Mast	
49	4070860	AR	Shim, Slide Pad	
50	4070861	AR	Shim, Slide Pad	
51	4070862	AR	Shim, Slide Pad	
52	4070970	AR	Shim, Cylinder Mount Only (SN 0900015116 through 0900029975)	
53	4070971	AR	Shim, Cylinder Mount Only (SN 0900015116 through 0900029975)	
54	4070988	AR	Shim, Slide Pad	
55	4070989	AR	Shim, Slide Pad	
56	4070990	AR	Shim, Slide Pad	
57	4160124	2	Spring	
58	4567491	2	Tube, Spacer	
59	4567750	1	Tube, Spacer	
60	4567751	1	Tube, Spacer	
61	4711400	47	Flatwasher 1/4in Thin	
62	4711500	2	Flatwasher 5/16in Thin	
63	4711800	4	Flatwasher 1/2in Thin Only (SN 0900015116 through	

SECTION 3 - MAST

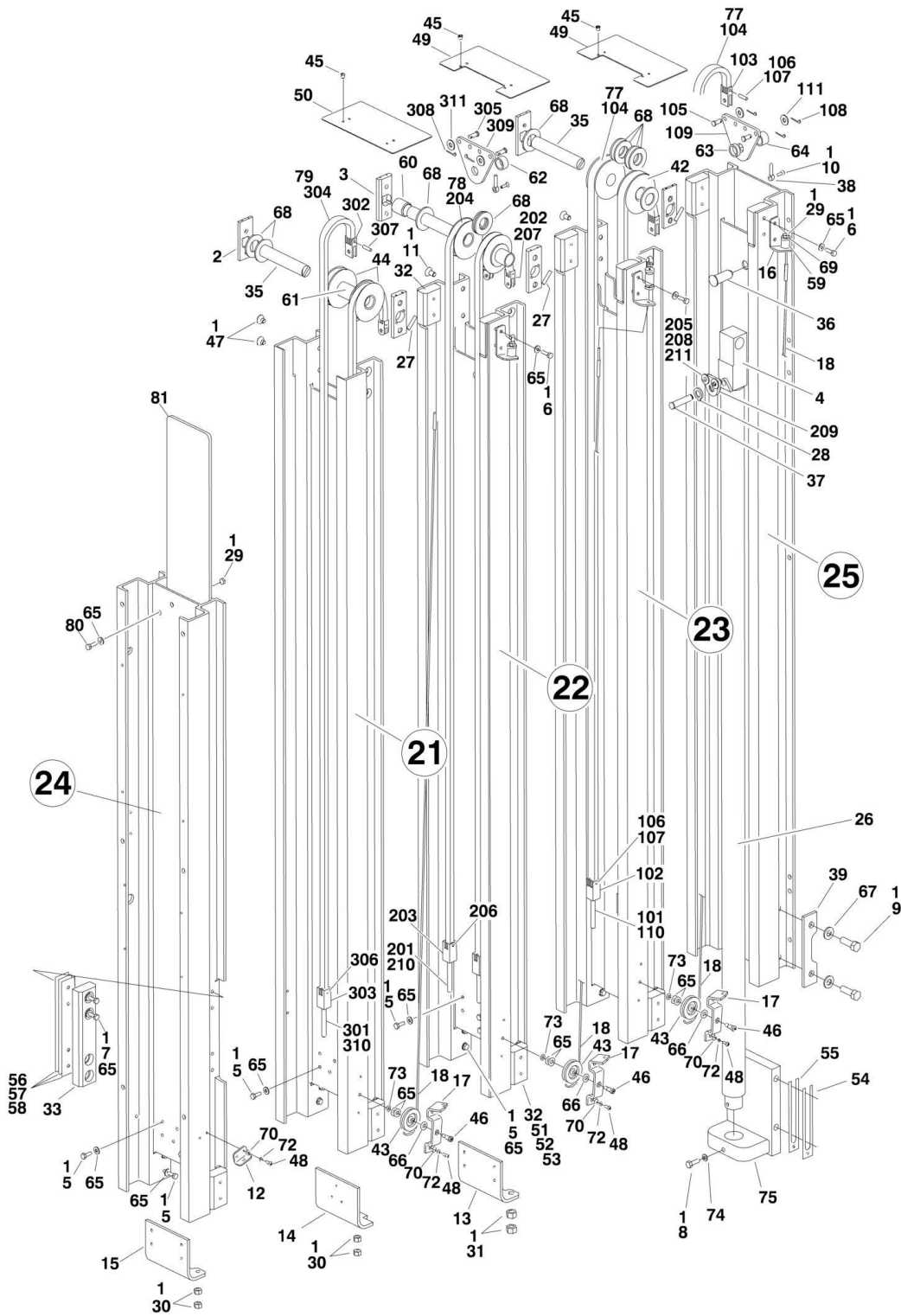
ITEM	PART NUMBER	QTY	DESCRIPTION	REV
64	4712600	9	0900029975) Flatwasher 1in Thin Only (SN 0900015116 through 0900016290)	
65	4740414	4	Washer, Cup	
66	4750800	6	Flatwasher #8 Regular	
67	4751500	4	Flatwasher 5/16in Regular Only (SN 0900015116 through 0900018391)	
68	4761000	6	Lockwasher #10	
69	4761400	2	Lockwasher 1/4in	
70	4761500	1	Lockwasher 5/16in Only (SN 0900015116 through 0900029975)	
71		Ref	Mount, Cylinder Options:	
71A	4845731	1	Mount, Cylinder (SN 0900015116 through 0900018390)	
71A	4846381	1	Mount, Cylinder (SN 0900018391 through 0900019282)	
71B	4846514	1	Mount, Cylinder (SN 0900019283 through 0900029974)	
71C	3572847	1	Clamp, Cylinder (SN 0900019283 through 0900029974)	
71D	3900163	2	Screw Socket Head 3/8in-16NC x 2in (SN 0900019283 to Present)	
71E	1001099754	4	Mount (SN 0900029975 to Present)	
72	4740007	9	Thrustwasher (SN 0900016290 to Present)	
73	3020041	AR	Lubricant, Krytox (SN 0900019128 to Present)	
74	3760348	2	Ring, Retaining (SN 0900029975 to Present)	
75	0641812	2	Bolt 1/2in-13NC x 9in (SN 0900029975 to Present)	
76	1001100013	1	Pin Only (SN 0900029975 to Present)	
78	3020039	AR	Lubricant, Loctite #51049 (SN 0900019128 to Present)	
79	3760383	1	Ring, Retaining	
		Ref	Mast Kit Options (Includes Items 19 thru 22):	
	2901945	1	Mast Kit (SN 0900015116 through 0900031591)	
	10011109316	1	Mast Kit (SN 0900031592 to Present)	
	1260355	Ref	CHAIN ASSEMBLY - #544 CHAIN	E
101	0100019	AR	Compound, Locking	
102	0561308	2	Block	
103	0561336	2	Block	
104	1260343	1	Chain Kit - #544 Chain (Includes Qty 1 of #101-103 & 110, Qty 71in/1.8m of #104, Qty 2 of #106 and Qty 4 of #107)	B
105	3422338	2	Pin, Chain Equalizer	
106	3422720	4	Pin, Chain Block	
107	3450202	8	Cotter Pin	
108	3450304	2	Cotter Pin	
109	3571101	1	Plate, Chain Adjustment	
110	4300129	2	Stud, Chain Assembly	
111	4751500	2	Flatwasher 5/16in Regular	
	1260356	Ref	CHAIN ASSEMBLY - #444 CHAIN	E
201	0100019	AR	Compound, Locking	
202	0561149	2	Block	
203	0561408	2	Block	
204	1260349	2	Chain Kit (Includes Qty 1 of #201-203, 206 & 210 and Qty 71in/1.8m of #204)	C
205	3422338	2	Pin, Chain Equalizer	
206	3422346	2	Pin, Groove	
207	3422355	2	Pin, Groove	
208	3450304	2	Cotter Pin	
209	3571103	1	Plate, Chain Adjustment	

SECTION 3 - MAST

ITEM	PART NUMBER	QTY	DESCRIPTION	REV
210	4300111	2	Stud, Chain Assembly	
211	4751500	2	Flatwasher 5/16in Regular	

SECTION 3 - MAST

FIGURE 3-2. MAST ASSEMBLY - 12SP WITH 5 SECTION MAST (Prior to SN 0900015116)



SECTION 3 - MAST

FIGURE 3-2. MAST ASSEMBLY - 12SP WITH 5 SECTION MAST (Prior to SN 0900015116)

ITEM	PART NUMBER	QTY	DESCRIPTION	REV
	0801255	Ref	MAST ASSEMBLY - 12SP WITH 5 SECTION MAST	A
1	0100011	AR	Compound, Locking	
2	0362735	4	Bar, Sheave Pin Support	
3	0362736	2	Bar, Sheave Pin Support	
4	0561341	1	Block, Chain Anchor	
5	0641406	33	Bolt 1/4in-20NCx 3/4in	
6	0641407	6	Bolt 1/4in-20NC x 7/8in	
7	0641410	8	Bolt 1/4in-20NC x 1-1/4in	
8	0641508	1	Bolt 5/16in-18NC x 1in	
9	0641812	4	Bolt 1/2in-13NC x 1-1/2in	
10	0741006	2	Bolt #10-24NC x 3/4in	
11	0741606	4	Bolt 3/8in-16NC x 3/4in	
12	0902047	1	Bracket, Sequence Cable	
13	0902422	1	Bracket, Bottom Chain Attach	
14	0902423	1	Bracket, Bottom Chain Attach	
15	0902424	1	Bracket, Bottom Chain Attach	
16	0902431	3	Bracket, Sequence Cable	
17	0902445	3	Bracket, Sequence Cable	
18	1060683	3	Cable, Sequence	
21	1271392	1	Channel, Mast #6	
22	1271419	1	Channel, Mast #3	
23	1271421	1	Channel, Mast #2	
24	1271446	1	Channel, Mast Header	
25	1271447	1	Channel, Mast #1	
26	1683981	1	Cylinder Assembly (See CYLINDER SECTION for Breakdown)	
27	2880310	3	Key	
28	3760383	1	Ring, Retaining	
29	3311401	3	Nut 1/4in-20NC	
30	3311601	8	Nut 3/8in-16NC	
31	3311801	4	Nut 1/2in-13NC	
32	3340845	14	Pad, Slide Guide	
33	3340858	2	Pad, Slide Guide	
35	3422717	3	Pin	
36	3422750	2	Pin	
37	3422752	1	Pin	
38	3422757	2	Pin, Keeper	
39	3570893	2	Plate	
42	3580268	2	Sheave Assembly	
42	0440225	1	Bearing	
43	3580269	3	Sheave, Sequence Cable	
44	3580274	4	Chain, Sheave Assembly	
44	0440230	1	Bearing	
45	3820034	12	Rivet	
46	3900187	3	Screw, Shoulder	
47	3900192	8	Screw 3/8in-16NC x 1/2in	
48	3900205	8	Screw #10-24NC x 5/8in	
49	4060960	2	Shield, Mast Cover	
50	4060961	1	Shield, Mast Cover	
51	4070860	14	Shim, Slide Pad	
52	4070861	14	Shim, Slide Pad	

SECTION 3 - MAST

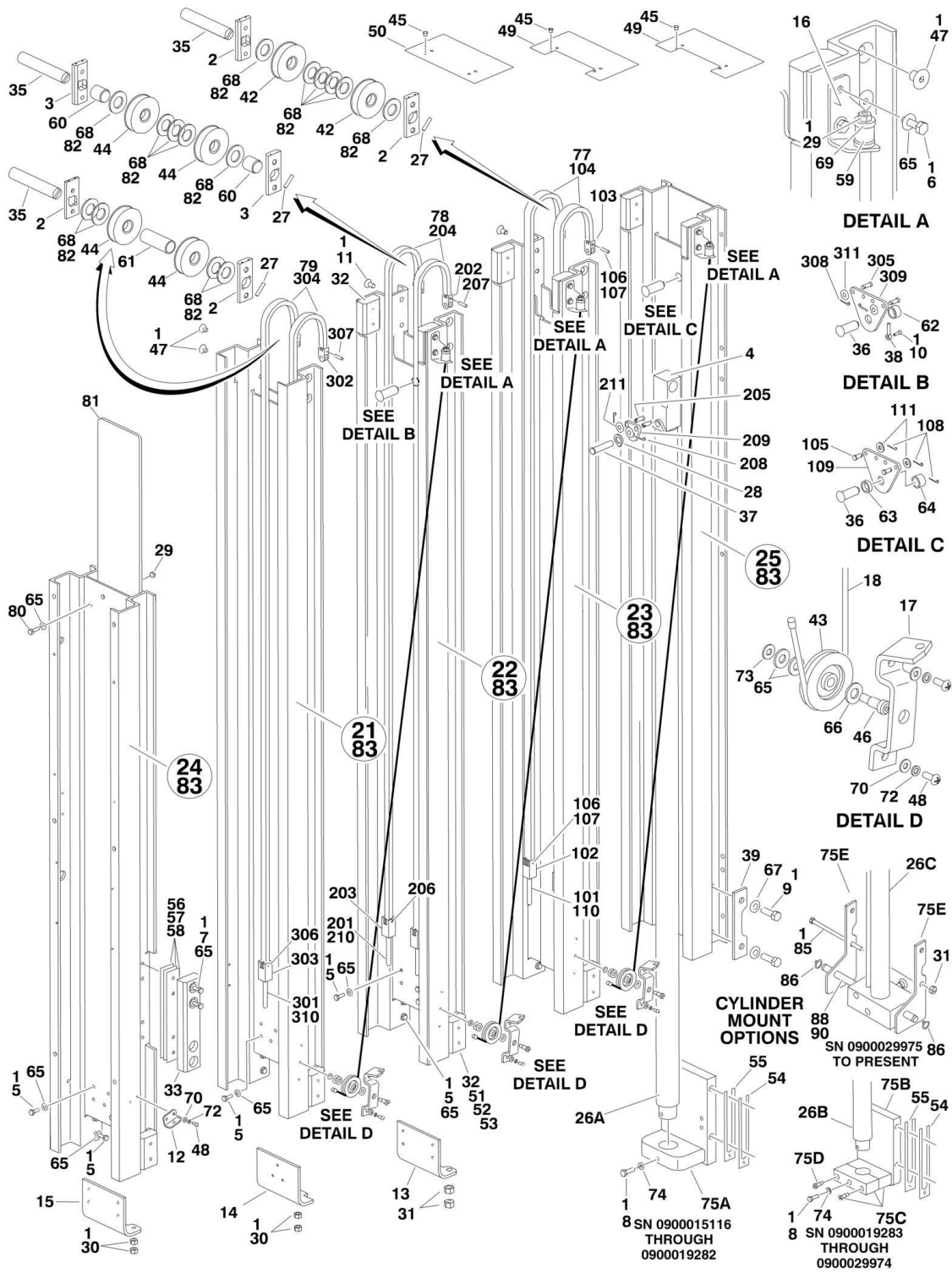
ITEM	PART NUMBER	QTY	DESCRIPTION	REV
53	4070862	6	Shim, Slide Pad	
54	4070970	2	Shim, Cylinder Mount	
55	4070971	2	Shim, Cylinder Mount	
56	4070988	2	Shim, Slide Pad	
57	4070989	2	Shim, Slide Pad	
58	4070990	2	Shim, Slide Pad	
59	4160124	3	Spring	
60	4567489	2	Tube, Spacer	
61	4567492	1	Tube, Spacer	
62	4567749	1	Tube, Spacer	
63	4567750	1	Tube, Spacer	
64	4567751	1	Tube, Spacer	
65	4711400	AR	Flatwasher 1/4in Thin	
66	4711500	3	Flatwasher 5/16in Thin	
67	4711800	4	Flatwasher 1/2in Thin	
68	4712600	15	Flatwasher 1in Thin	
69	4740414	6	Washer, Cup	
70	4750800	8	Flatwasher #8 Regular	
72	4761000	8	Lockwasher #10	
73	4761400	3	Lockwasher 1/4in	
74	4761500	1	Lockwasher 5/16in	
75	4845731	1	Mount, Cylinder	
77		Ref	Chain/Clevis Assembly Options (See Items 101-111 for Breakdown):	
77	See Note	1	Chain/Clevis Assembly (#466 Chain) (Note: Not Available as an Assembly) (Prior to SN 0900013391)	
77	1260355	1	Chain/Clevis Assembly (#544 Chain) (SN 0900013391 through 0900015116)	
78	1260356	1	Chain/Clevis Assembly (#444) (See Items 201-211 for Breakdown)	
79	1260357	1	Chain/Clevis Assembly (#444) (See Items 301-311 for Breakdown)	
80	0641408	3	Bolt 1/4in-20NC x 1 (SN 0900014971 through 0900015116)	
81	4060987	1	Shield, Mast	
82	4740007	15	Thrust Washer	
	2901673	1	Mast Kit (Includes Items 21 thru 25)	
		Ref	CHAIN/CLEVIS ASSEMBLY OPTIONS	
	See Note	Ref	#466 Chain (Note: No Assembly Available - Purchase Individual Pieces) (Prior to SN 0900013391)	
	1260355	Ref	#544 Chain (SN 0900013391 through 0900015116)	E
101	0100019	AR	Compound, Locking	
102		Ref	Block Options:	
102	0561150	NLA	#466 Chain (Use p/n 0561409) (Prior to SN 0900013391)	
102	0561308	2	#544 Chain (SN 0900013391 through 0900015116)	
103		Ref	Block Options:	
103	0561153	2	#466 Chain (Prior to SN 0900013391)	
103	0561336	2	#544 Chain (SN 0900013391 through 0900015116)	
104		Ref	Chain Kit Options:	
104	1260347	2	#466 Chain (Includes Qty 1 of #101-103 & 110, Qty 71in/1.8m of #104 and Qty 2 of #106) (Prior to SN 0900013391)	D
104	1260343	2	#544 Chain (Includes Qty 1 of #101-103 & 110, Qty 71in/1.8m of #104, Qty 2 of #106 and Qty 4 of #107) (SN 0900013391 through 0900015116)	B
105	3422338	2	Pin, Clevis	
106		Ref	Pin Options:	

SECTION 3 - MAST

ITEM	PART NUMBER	QTY	DESCRIPTION	REV
106	3422346	4	#466 Chain (Prior to SN 0900013391)	
106	3422720	4	#544 Chain (SN 0900013391 through 0900015116)	
107	3450202	8	Pin, Cotter	
108	3450304	2	Pin, Cotter	
109	3571101	1	Plate, Clevis	
110		Ref	Stud Options:	
110	4300111	2	#466 Chain (Prior to SN 0900013391)	
110	4300129	2	#544 Chain (SN 0900013391 through 0900015116)	
111	4711500	2	Flatwasher 5/16in Narrow	
	1260356	Ref	CHAIN/CLEVIS ASSEMBLY - #444 CHAIN	E
201	0100019	AR	Compound, Locking	
202	0561149	2	Block	
203		Ref	Block Options:	
203	0561151	2	Block (Prior to SN 0900014971)	
203	0561408	2	Block (SN 0900014971 through 0900015116)	
204	1260349	2	Chain Kit (Includes Qty 1 of #201-203, 206 & 210 and Qty 71in/1.8m of #204)	C
205	3422338	2	Pin, Clevis	
206	3422346	2	Pin, Groove	
207	3422355	2	Pin, Groove	
208	3450304	2	Pin, Cotter	
209	3571103	1	Plate, Clevis	
210	4300111	2	Stud	
211	4711500	2	Flatwasher 5/16in Thin	
	1260357	Ref	CHAIN/CLEVIS ASSEMBLY - #444 CHAIN	E
301	0100019	AR	Compound, Locking	
302	0561149	2	Block	
303		Ref	Block Options:	
303	0561151	2	Block (Prior to SN 0900014971)	
303	0561408	2	Block (SN 0900014971 through 0900015116)	
304	1260349	2	Chain Kit (Includes Qty 1 of #301-303, 306 & 310 and Qty 71in/1.8m of #304)	C
305	3422338	2	Pin, Clevis	
306	3422346	2	Pin, Groove	
307	3422355	2	Pin, Groove	
308	3450304	2	Pin, Cotter	
309	3571101	1	Plate, Clevis	
310	4300111	2	Stud	
311	4711500	2	Flatwasher 5/16in Thin	

SECTION 3 - MAST

FIGURE 3-3. MAST ASSEMBLY - 15SP



SECTION 3 - MAST

FIGURE 3-3. MAST ASSEMBLY - 15SP

ITEM	PART NUMBER	QTY	DESCRIPTION	REV
		Ref	MAST ASSEMBLY OPTIONS:	
	0801195	Ref	Mast Assembly 15SP (Prior to SN 0900018391)	H
	0801323	Ref	Mast Assembly 15SP (SN 0900018391 to Present)	G
1	0100011	AR	Compound, Locking	
2	0362735	4	Bar, Sheave Pin Support	
3	0362736	2	Bar, Sheave Pin Support	
4	0561341	1	Block, Chain Anchor	
5		Ref	Bolt 1/4in-20NC Options:	
5	0641406	33	Bolt 1/4in-20NC x 3/4in	
5	0641408	33	Bolt 1/4in-20NC x 1in	
6		Ref	Bolt 1/4in-20NC Options:	
6	0641407	6	Bolt 1/4in-20NC x 7/8in	
6	0641408	6	Bolt 1/4in-20NC x 1in	
7	0681410	8	Bolt 1/4in-20NC x 1-1/4in (Grade 8)	
8	0641508	1	Bolt 5/16in-18NC x 1in Only (Prior to SN 0900029975)	
9	0641812	4	Bolt 1/2in-13NC x 1-1/2in Only (Prior to SN 0900029975)	
10	0741006	2	Bolt #10-24NC x 3/4in	
11	0741606	4	Bolt 3/8in-16NC x 3/4in	
12	0902047	1	Bracket, Sequence Cable	
13	0902422	1	Bracket, Bottom Chain Attach	
14	0902423	1	Bracket, Bottom Chain Attach	
15	0902424	1	Bracket, Bottom Chain Attach	
16	0902431	3	Bracket, Sequence Cable	
17	0902445	3	Bracket, Sequence Cable	
18	1060683	3	Cable, Sequence	
21	1271392	1	Channel, Mast #6	
22	1271419	1	Channel, Mast #3	
23	1271421	1	Channel, Mast #2	
24	1271446	1	Channel, Mast Header	
25		Ref	Channel, Mast #1 Options:	
25	1271447	1	Channel, Mast #1 (Prior to SN 0900031592)	
25	1001109405	1	Channel, Mast #1 (SN 0900031592 to Present)	
26		Ref	Cylinder Assembly Options (See CYLINDER SECTION for Breakdown)	
26A	1683808	1	Cylinder Assembly (Prior to SN 0900018391)	
26B	1684142	1	Cylinder Assembly (SN 0900018391 through 0900029974)	
26C	1001100057	1	Cylinder Assembly (SN 0900029975 to Present)	
27	2880310	3	Key	
28	3760383	1	Ring, Retaining	
29	3311401	3	Nut 1/4in-20NC	
30	3311601	8	Nut 3/8in-16NC	
31	3311801	6	Nut 1/2in-13NC	
32	3340845	14	Pad, Slide Guide	
33	3340858	2	Pad, Slide Guide	
35	3422717	3	Pin	
36	3422750	2	Pin	
37	3422752	1	Pin	
38	3422757	2	Pin, Keeper	
39	3570893	2	Plate Only (Prior to SN 0900029975)	
42		Ref	Sheave Assembly Options:	

SECTION 3 - MAST

ITEM	PART NUMBER	QTY	DESCRIPTION	REV
42	3580268	NLA	Sheave (Use p/n 3580286) (Prior to SN 0900018391)	
42	3580286	2	Sheave (SN 0900018391 to Present)	
42		Ref	Bearing Options:	
42	0440225	1	Bearing (Prior to SN 0900018391)	
42	0440246	1	Bearing (SN 0900018391 to Present)	
43	3580269	3	Sheave, Sequence Cable	
44		Ref	Chain, Sheave Assembly Options:	
44	3580274	4	Sheave (Prior to SN 0900017527)	
44	3580293	4	Sheave (SN 0900017527 to Present)	
44		Ref	Bearing Options:	
44	0440230	4	Bearing (Prior to SN 0900017527)	
44	0440246	1	Bearing (SN 0900017527 to Present)	
45	3820034	12	Rivet	
46	3900187	3	Screw, Shoulder	
47	3900192	8	Screw 3/8in-16NC x 1/2in	
48	3900205	8	Screw #10-24NC x 5/8in	
49	4060960	2	Shield, Mast Cover	
50	4060961	1	Shield, Mast Cover	
51	4070860	AR	Shim, Slide Pad	
52	4070861	AR	Shim, Slide Pad	
53	4070862	AR	Shim, Slide Pad	
54	4070970	AR	Shim, Cylinder Mount Only (Prior to SN 0900029975)	
55	4070971	AR	Shim, Cylinder Mount Only (Prior to SN 0900029975)	
56	4070988	AR	Shim, Slide Pad	
57	4070989	AR	Shim, Slide Pad	
58	4070990	AR	Shim, Slide Pad	
59	4160124	3	Spring	
60	4567489	2	Tube, Spacer	
61	4567492	1	Tube, Spacer	
62	4567749	1	Tube, Spacer	
63	4567750	1	Tube, Spacer	
64	4567751	1	Tube, Spacer	
65	4711400	AR	Flatwasher 1/4in Thin	
66	4711500	3	Flatwasher 5/16in Thin	
67	4711800	4	Flatwasher 1/2in Thin Only (Prior to SN 0900029975)	
68	4712600	15	Flatwasher 1in Thin Only (Prior to SN 0900017527)	
69	4740414	6	Washer, Cup	
70	4750800	8	Flatwasher #8 Regular	
72	4761000	8	Lockwasher #10	
73	4761400	3	Lockwasher 1/4in	
74	4761500	1	Lockwasher 5/16in Only (Prior to SN 0900029975)	
75		Ref	Mount, Cylinder Options:	
75A	4845731	1	Mount (SN 0900015116 through 0900018390)	
75A	4846381	1	Mount (SN 0900018391 through 0900019414)	
75B	4846514	1	Mount (SN 0900019415 through 0900029975)	
75C	3572847	1	Clamp, Cylinder Only (SN 0900019415 through 0900029975)	
75D	3900163	2	Screw Socket Head 3/8in-16NC x 2in Only (SN 0900019415 through 0900029974)	
75E	1001099754	4	Mount (SN 0900029975 to Present)	
77		Ref	Chain/Clevis Assembly Options (See Items 101-111 for Breakdown):	
77	See Note	1	Chain/Clevis Assembly (#466 Chain) (Note: Not Available as an	

SECTION 3 - MAST

ITEM	PART NUMBER	QTY	DESCRIPTION	REV
77	1260355	1	Assembly) (Prior to SN 0900013391) Chain/Clevis Assembly (#544 Chain) (SN 0900013391 to Present)	
78	1260356	1	Chain/Clevis Assembly (#444) (See Items 201-211 for Breakdown)	
79	1260357	1	Chain/Clevis Assembly (#444) (See Items 301-311 for Breakdown)	
80	0641408	AR	Bolt 1/4in-20NC x 1in Only (SN 0900014971 to Present)	
81	4060987	1	Shield, Mast	
82	4740007	15	Thrustwasher (SN 0900016290 to Present)	
83	3020041	AR	Lubricant, Krytox (SN 0900019128 to Present)	
85	0641872	2	Bolt 1/2in-13NC x 9in Only (SN 0900029975 to Present)	
86	3760348	2	Ring, Retaining Only (SN 0900029975 to Present)	
88	1001100013	1	Pin Only (SN 0900029975 to Present)	
90	3020039	AR	Lubricant #51049 Only (SN 0900029975 to Present)	
		Ref	Mast Kit Options (Includes Items 21 thru 25):	
	2901855	1	Mast Kit (Prior to SN 0900031592)	
	1001109315	1	Mast Kit (SN 0900031592 to Present)	
		Ref	CHAIN/CLEVIS ASSEMBLY OPTIONS	
	See Note	Ref	#466 Chain (Note: No Assembly Available - Purchase Individual Pieces) (Prior to SN 0900013391)	
	1260355	Ref	#544 Chain (SN 0900013391 through 0900015116)	E
101	0100019	AR	Compound, Locking	
102		Ref	Block Options:	
102	0561150	NLA	#466 Chain (Use p/n 0561409) (Prior to SN 0900013391)	
102	0561308	2	#544 Chain (SN 0900013391 through 0900015116)	
103		Ref	Block Options:	
103	0561153	2	#466 Chain (Prior to SN 0900013391)	
103	0561336	2	#544 Chain (SN 0900013391 through 0900015116)	
104		Ref	Chain Kit Options:	
104	1260347	2	#466 Chain (Includes Qty 1 of #101-103 & 110, Qty 71in/1.8m of #104 and Qty 2 of #106) (Prior to SN 0900013391)	D
104	1260343	2	#544 Chain (Includes Qty 1 of #101-103 & 110, Qty 71in/1.8m of #104, Qty 2 of #106 and Qty 4 of #107) (SN 0900013391 through 0900015116)	B
105	3422338	2	Pin, Clevis	
106		Ref	Pin Options:	
106	3422346	4	#466 Chain (Prior to SN 0900013391)	
106	3422720	4	#544 Chain (SN 0900013391 through 0900015116)	
107	3450202	8	Pin, Cotter	
108	3450304	2	Pin, Cotter	
109	3571101	1	Plate, Clevis	
110		Ref	Stud Options:	
110	4300111	2	#466 Chain (Prior to SN 0900013391)	
110	4300129	2	#544 Chain (SN 0900013391 through 0900015116)	
111	4711500	2	Flatwasher 5/16in Thin	
	1260356	Ref	CHAIN/CLEVIS ASSEMBLY - #444 CHAIN	E
201	0100019	AR	Compound, Locking	
202	0561149	2	Block	
203		Ref	Block Options:	
203	0561151	2	Block (Prior to SN 0900014971)	
203	0561408	2	Block (SN 0900014971 through 0900015116)	
204	1260349	2	Chain Kit (Includes Qty 1 of #201-203, 206 & 210 and Qty	C

SECTION 3 - MAST

ITEM	PART NUMBER	QTY	DESCRIPTION	REV
			71in/1.8m of #204)	
205	3422338	2	Pin, Clevis	
206	3422346	2	Pin, Groove	
207	3422355	2	Pin, Groove	
208	3450304	2	Pin, Cotter	
209	3571103	1	Plate, Clevis	
210	4300111	2	Stud	
211	4711500	2	Flatwasher 5/16in Thin	
	1260357	Ref	CHAIN/CLEVIS ASSEMBLY - #444 CHAIN	E
301	0100019	AR	Compound, Locking	
302	0561149	2	Block	
303		Ref	Block Options:	
303	0561151	2	Block (Prior to SN 0900014971)	
303	0561408	2	Block (SN 0900014971 through 0900015116)	
304	1260349	2	Chain Kit (Includes Qty 1 of #301-303, 306 & 310 and Qty 71in/1.8m of #304)	C
305	3422338	2	Pin, Clevis	
306	3422346	2	Pin, Groove	
307	3422355	2	Pin, Groove	
308	3450304	2	Pin, Cotter	
309	3571101	1	Plate, Clevis	
310	4300111	2	Stud	
311	4711500	2	Flatwasher 5/16in Thin	

SECTION 3 - MAST

FIGURE 3-4. MAST MOUNTED COMPONENTS

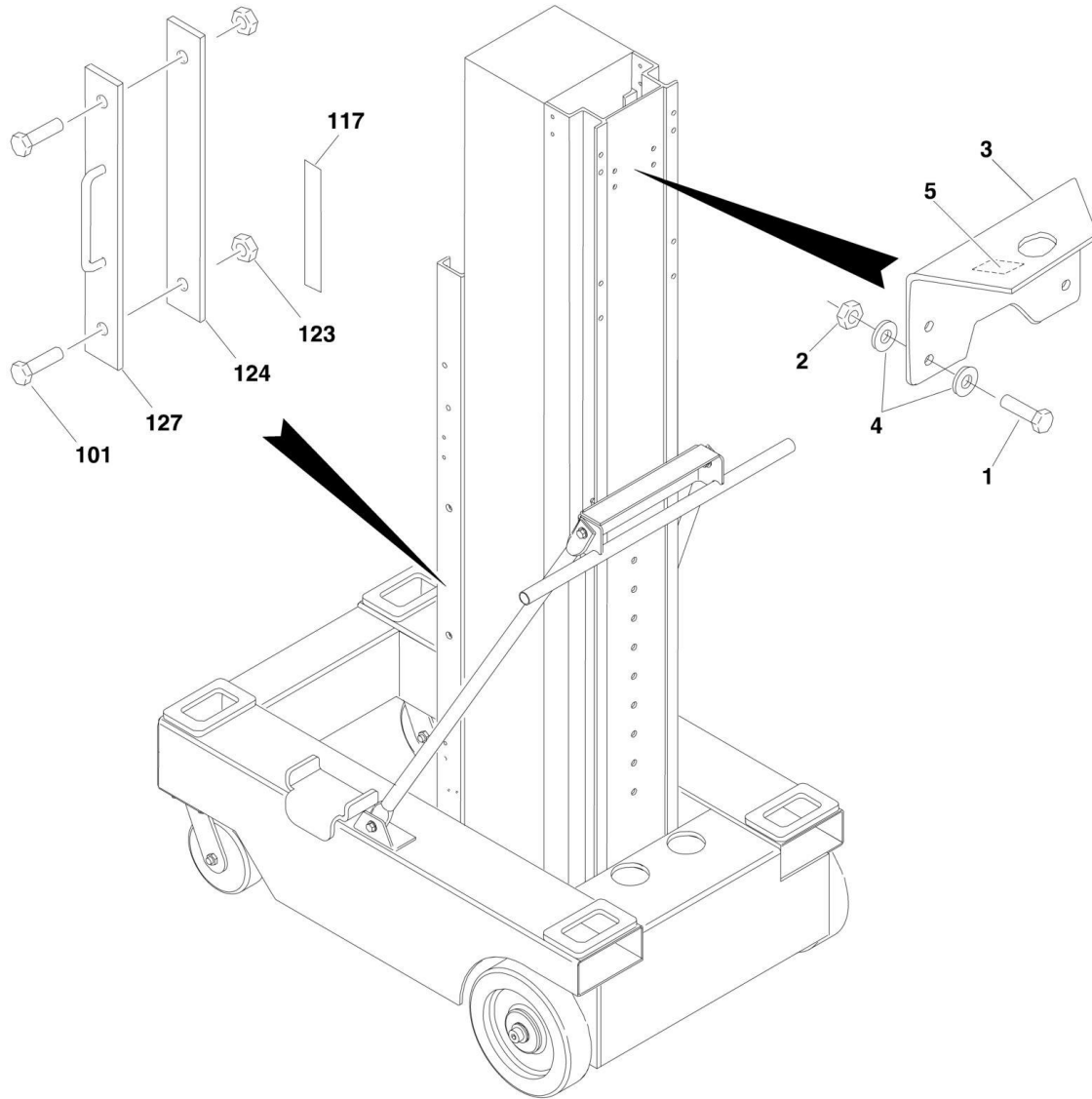


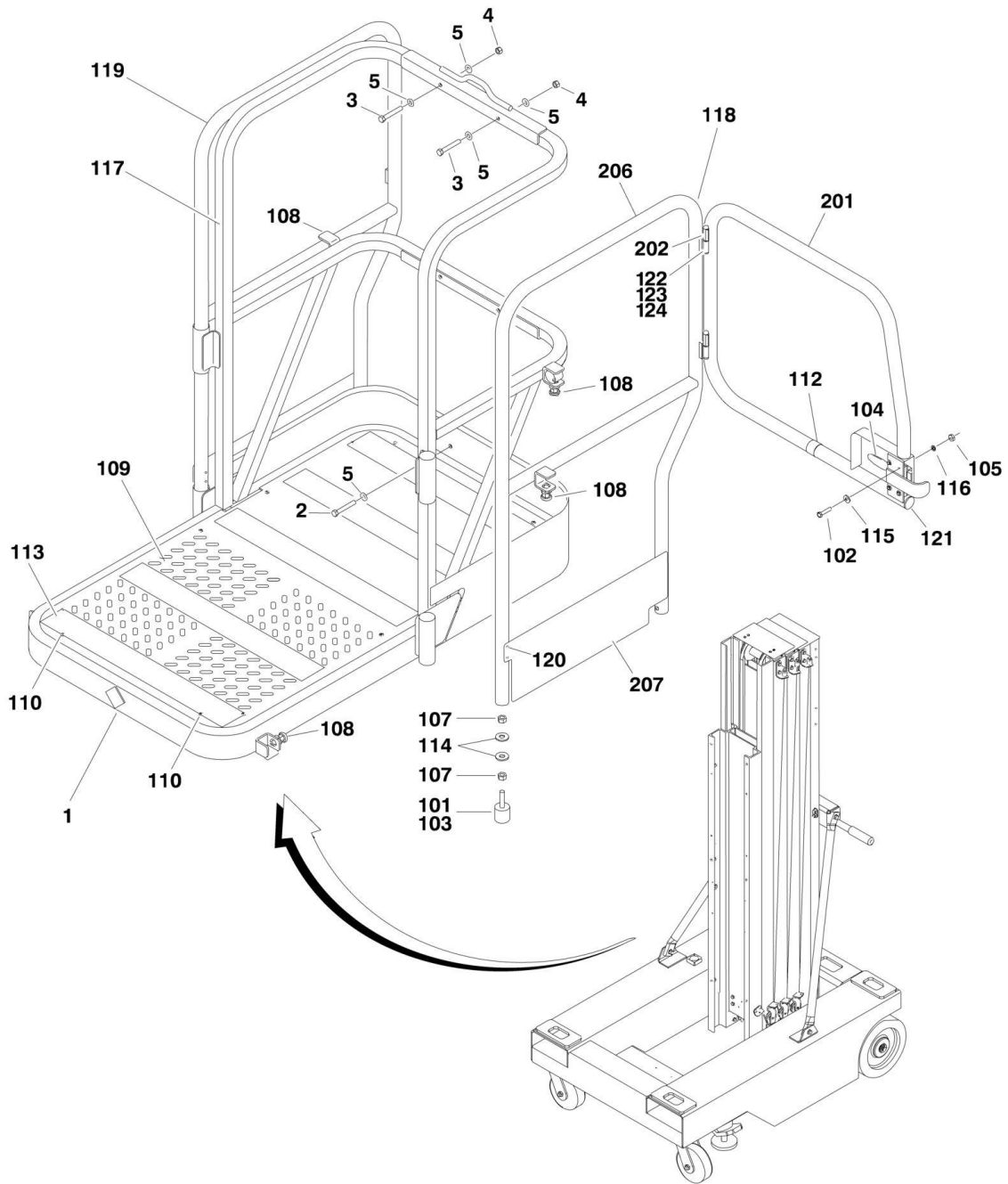
FIGURE 3-4. MAST MOUNTED COMPONENTS

ITEM	PART NUMBER	QTY	DESCRIPTION	REV
	0258448	Ref	OPTIONAL CRANE HOOK INSTALLATION	C
1	0641612	4	Bolt 3/8in-16NC x 1 1/2in	
2	3311605	4	Locknut 3/8in-16NC	
3	3570976	1	Plate, Crane Hook	
4	4711600	8	Flatwasher 3/8in	
5	1703455	1	Decal - Crane Hook	
		Ref	SAFETY ATTACH INSTALLATIONS (MACHINES WITH EXTENDABLE PLATFORMS)	
	0273967	Ref	Safety Attach Installations 12SP	
	0273953	Ref	Safety Attach Installations 15SP	
101	0681812	2	Bolt 1/2in-13 NC x 1 1/2in (Grade 8)	
117	1704277	1	Decal - Lanyard Attach	
123	3271805	2	Locknut 1/2in-13NC (Grade 8)	
124	3539814	1	Plate, Backing	
127	4845345	1	Safety Attach Weldment	

SECTION 4 - PLATFORM

SECTION 4 - PLATFORM

FIGURE 4-1. STEEL BASE PLATFORM INSTALLATION (Prior to SN 0900018610)



SECTION 4 - PLATFORM

FIGURE 4-1. STEEL BASE PLATFORM INSTALLATION (Prior to SN 0900018610)

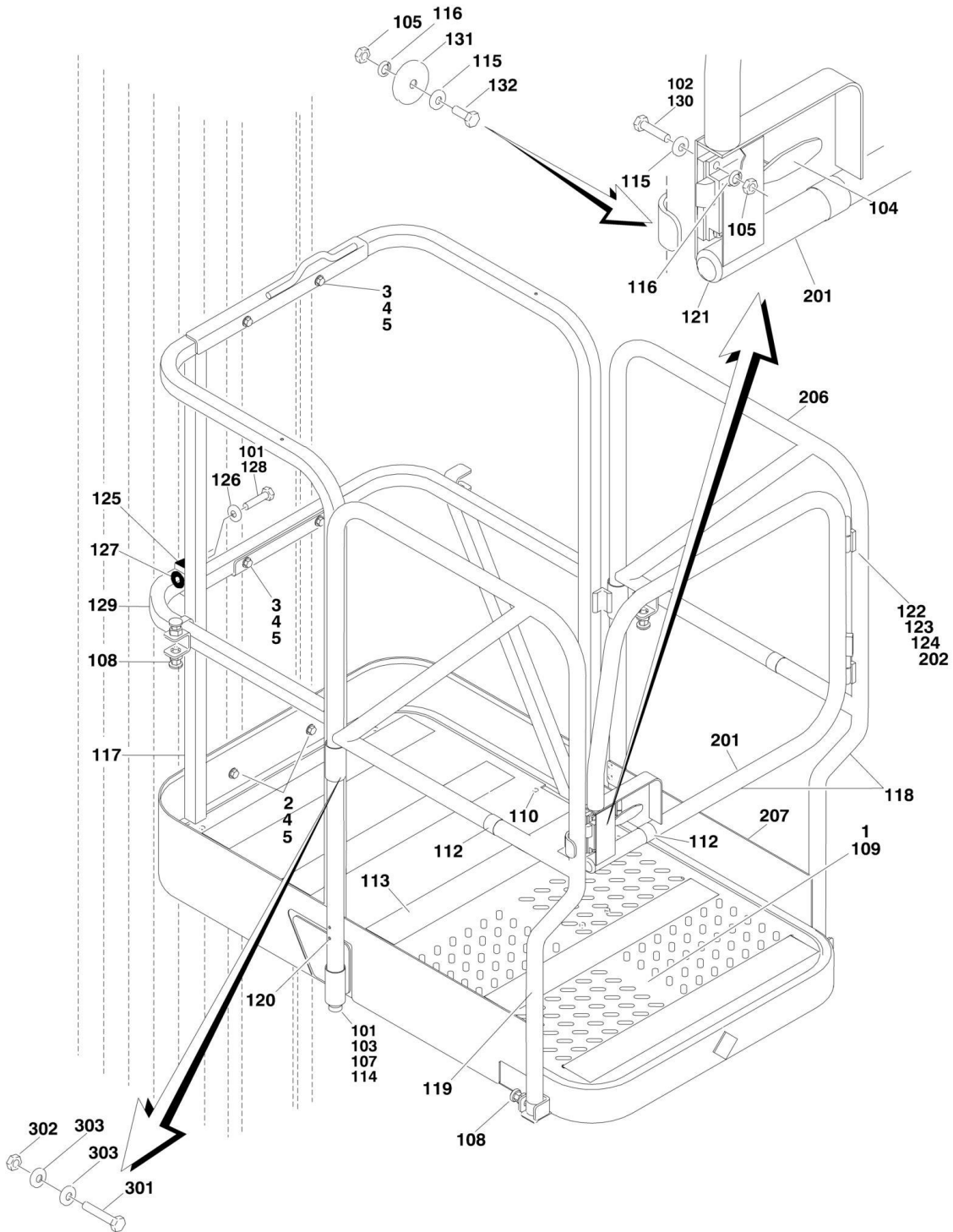
ITEM	PART NUMBER	QTY	DESCRIPTION	REV
		Ref	PLATFORM INSTALLATIONS	
	0259376	Ref	Folding Siderails	A
	0270439	Ref	Fixed Siderails	A
1		Ref	Platform Assembly Options:	
1	0259350	1	Folding Siderails (Prior to SN 0900018610)	
1	0270438	1	Fixed Siderails (Prior to SN 0900018610)	
2	0641616	2	Bolt 3/8in-16NC x 2in	
3	0641620	4	Bolt 3/8in-16NC x 2-1/2in	
4	3311605	6	Locknut 3/8in-16NC	
5	4711600	12	Flatwasher 3/8in Narrow	
		Ref	PLATFORM ASSEMBLY	
	0259350	Ref	Folding Siderails (Prior to SN 0900018610)	G
	0270438	Ref	Fixed Siderails (Prior to SN 0900018610)	C
101	0100011	AR	Compound, Locking	
102	0721008	4	Screw, (Use p/n 0630572)	
103	0940049	2	Stopper, Hood	
104	2940074	1	Latch	
105	3311001	4	Nut #10-24NC	
107	3311501	4	Nut 5/16in-18NC	
108		Ref	Hardware Options:	
108	3422744	5	Pin, Plunger (Folding Siderails)	
108	0630545	2	Bolt 5/8in-18NC (Fixed Siderails)	
109	3571552	1	Plate, Platform Pan	
110	3820032	12	Rivet	
112	4280296	8 in/51cm	Strip	
113	4420039	10 ft/3m	Tape, Non Skid	
114	4751500	4	Flatwasher 5/16in	
115	4751000	4	Flatwasher #10	
116	4761000	4	Lockwasher #10	
117		Ref	Platform Options:	
117	4846030	1	Platform (Prior to SN 0900015643)	
117	4846323	1	Platform (SN 0900015643 through 0900018610)	
118		Ref	Gate and Left Side Handrail Assembly Options (See Items 201-207 for Breakdown)	
118	4846034	1	Gate and Left Side Handrail Assembly (Prior to SN 0900015643)	
118	4846324	1	Gate and Left Side Handrail Assembly (SN 0900015643 through 0900018610)	
119		Ref	Right Side Handrail Options:	
119	4846035	1	Right Side Handrail (Prior to SN 0900015643)	
119	4846325	1	Right Side Handrail (SN 0900015643 through 0900018610)	
120	2080040	4	Fastener, Huck Only (SN 0900013574 through 0900018610)	
121	3520176	1	Plug Only (SN 0900014145 through 0900018610)	
122	0962337	2	Bushing Only (SN 0900015489 through 0900018610)	
123	3422866	2	Pin, Hinge Only (SN 0900015489 through 0900018610)	
124	3760448	2	Ring, Snap Only (SN 0900015489 through 0900018610)	
		Ref	GATE AND LEFT SIDE HANDRAIL ASSEMBLY	
	4846034	Ref	Gate and Left Side Handrail Assembly (Prior to SN 0900015643)	B
	4846324	Ref	Gate and Left Side Handrail Assembly (SN 0900015643 through 0900018610)	A

SECTION 4 - PLATFORM

ITEM	PART NUMBER	QTY	DESCRIPTION	REV
201	1780303	1	Gate	
202		Ref	Hinge Options:	
202	2600189	2	Hinge (Prior to SN 0900015643)	
202	2600268	2	Hinge (SN 0900015643 through 0900018610)	
206		Ref	Left Side Handrail Options:	
206	4846032	1	Left Side Handrail (Prior to SN 0900015643)	
206	4846326	1	Left Side Handrail (SN 0900015643 through 0900018610)	
207		Ref	Plate, Kick	
207	3571650	1	Plate, Kick (Prior to SN 0900015643)	
207	3572584	1	Plate, Kick (SN 0900015643 through 0900018610)	

SECTION 4 - PLATFORM

FIGURE 4-2. STEEL BASE PLATFORM INSTALLATION (SN 0900018610 to Present)



SECTION 4 - PLATFORM

FIGURE 4-2. STEEL BASE PLATFORM INSTALLATION (SN 0900018610 to Present)

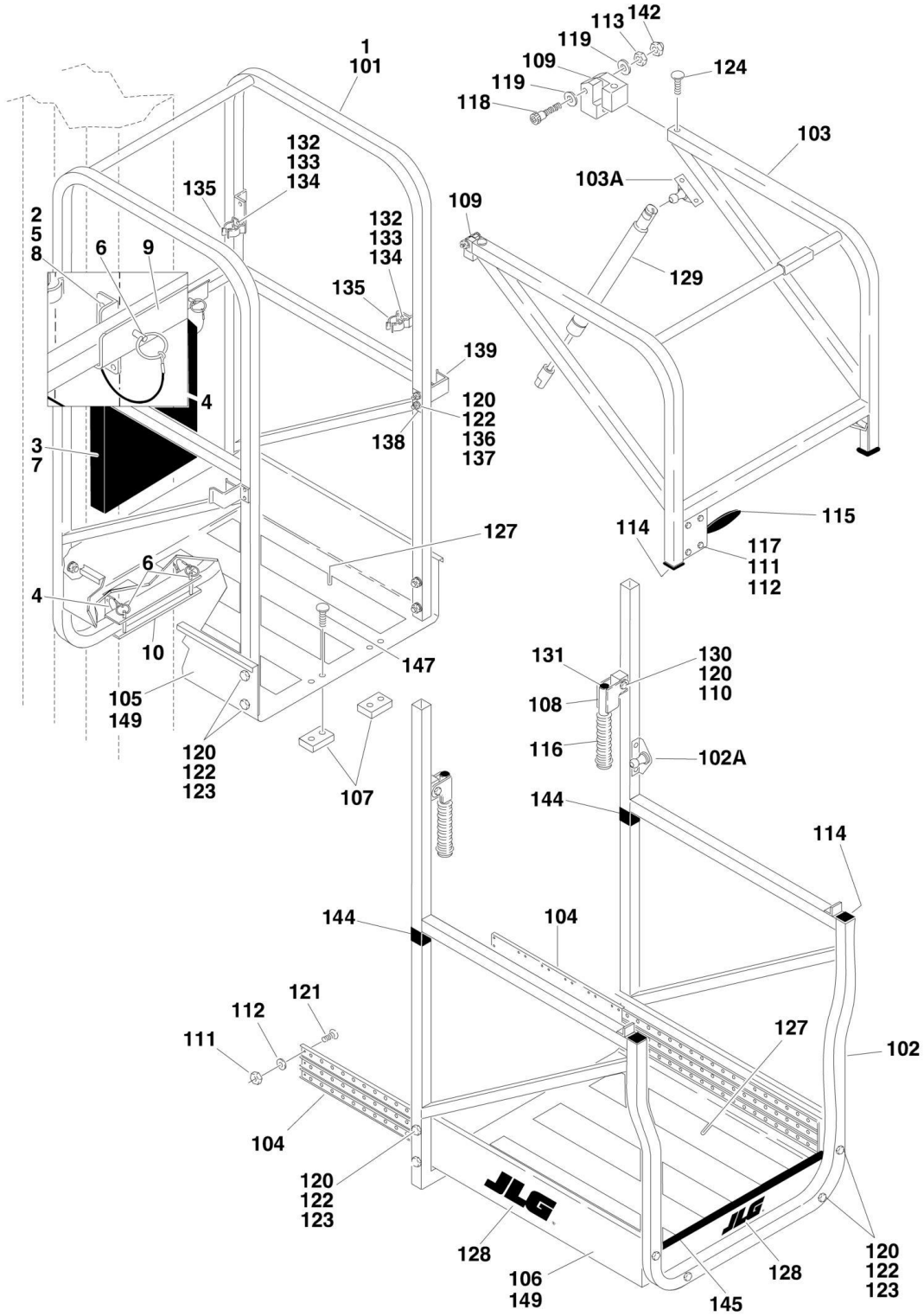
ITEM	PART NUMBER	QTY	DESCRIPTION	REV
		Ref	PLATFORM INSTALLATIONS	
	0259376	Ref	Folding Siderails (SN 0900018610 to Present)	B
	0270439	Ref	Fixed Siderails (SN 0900018610 to Present)	B
1		Ref	Platform Assembly Options (See Items 101-132):	
1	0272264	1	Folding Siderails	
1	0272265	1	Fixed Siderails	
2	0641616	2	Bolt 3/8in-16NC x 2in	
3	0641620	4	Bolt 3/8in-16NC x 2-1/2in	
4	3311605	6	Locknut 3/8in-16NC	
5	4711600	12	Flatwasher 3/8in Narrow	
		Ref	PLATFORM ASSEMBLY	
	0272264	Ref	Folding Siderails (SN 0900018610 to Present)	G
	0272265	Ref	Fixed Siderails (SN 0900018610 to Present)	I
101	0100011	AR	Compound, Locking	
102	0721008	4	Screw (Use p/n 0630572)	
103	0940049	2	Stopper, Hood	
104	2940074	1	Latch	
105	3311001	5	Nut #10-24NC	
107	3311501	2	Nut 5/16in-18NC	
108		Ref	Hardware Options:	
108	3422744	5	Pin, Plunger (Folding Siderails)	
108	0630545	2	Bolt 5/8in-18NC (Fixed Siderails)	
109	3571552	1	Plate, Platform Pan	
110	3820032	12	Rivet	
112	4280296	Ref	Strip Options:	
112	4280296	21 in/53m	Folding and Fixed Rails (SN 0900018610 through 0900025178)	
112	4280296	3.7 ft/1.13m	Folding Rails (SN 0900025179 to Present)	
112	4280296	2 ft/0.6m	Fixed Rails (SN 0900025179 to Present)	
113		Ref	Tape, Non Skid Options:	
113	4420039	8.5 ft/2.6m	Tape, Non Skid (SN 0900018610 through 0900025178)	
113	4420039	9.3 ft/2.9m	Tape, Non Skid (SN 0900025179 through 0900027813)	
113	1001099638	5	Tape, Non Skid (SN 0900027814 to Present)	
114	4751500	4	Flatwasher 5/16in Only (SN 0900018610 through 0900022851)	
115	4751000	5	Flatwasher #10	
116	4761000	5	Lockwasher #10	
117	4846521	1	Platform	
118	4846324	1	Gate and Left Side Handrail Assembly (See Items 201-207 for Breakdown)	
119	4846325	1	Right Side Handrail	
120	2080040	4	Fastener, Huck	
121	3520176	1	Plug	
122	0962337	2	Bushing	
123	3422866	2	Pin, Hinge	
124	3760448	2	Ring, Snap	
125	3520072	2	Plug	
126	4711800	2	Flatwasher 1/2in Narrow	
127	4711600	1	Flatwasher 3/8in Narrow	

SECTION 4 - PLATFORM

ITEM	PART NUMBER	QTY	DESCRIPTION	REV
128	3900270	1	Bolt, Shoulder 1/2in-13NC x 1-1/2in	
129	4846522	1	Gate Weldment	
130	0100019	AR	Compound, Locking	
131	3080005	1	Magnet, Gate Only (SN 0900019218 to Present)	
132	0721004	1	Screw #10-24NC x 1/2in	
	4846324	Ref	GATE AND LEFT SIDE HANDRAIL ASSEMBLY	B
201	1780303	1	Gate	
202	2600268	2	Hinge	
206	4846326	1	Left Side Handrail	
207	3572584	1	Plate, Kick	
	0272524	Ref	ENTRY GATE LOCK INSTALLATION	B
301	0641418	1	Bolt 1/4in-20NC x 2-1/4in	
302	3311405	1	Locknut 1/4in-20NC	
303	4751400	2	Flatwasher 1/4in	

SECTION 4 - PLATFORM

FIGURE 4-3. STEEL BASE PLATFORM INSTALLATION WITH EXTENSION



SECTION 4 - PLATFORM

FIGURE 4-3. STEEL BASE PLATFORM INSTALLATION WITH EXTENSION

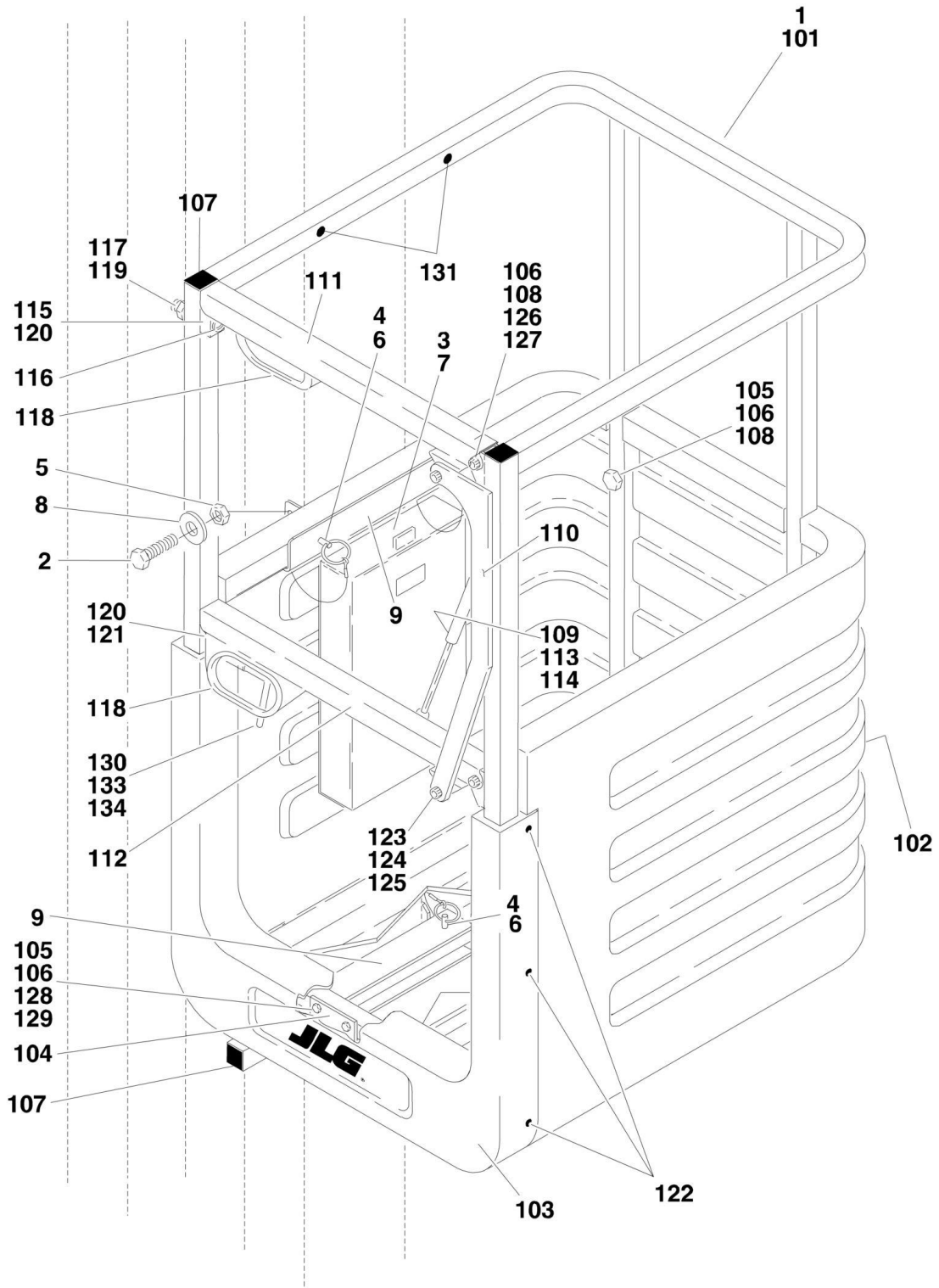
ITEM	PART NUMBER	QTY	DESCRIPTION	REV
	0259078	Ref	PLATFORM INSTALLATION 26in X 50in (66cm x 127cm)	B
1	0258586	1	Assembly, Extendable Platform (See Item 101 - 147 for Breakdown)	
2	0641408	8	Bolt 1/4in-20NC x 1in	
3	0860520	1	Box, Manual Storage	
4	1060380	4	Cable, Lanyard	
5	3311405	8	Locknut, 1/4in-20NC	
6	3422657	4	Pin, Quick Release	
7	3820024	4	Rivet	
8	4711400	16	Flatwasher 1/4in Thin	
9	4845821	1	Mounting Bracket Weldment	
10	4846021	1	Mounting Bracket Weldment	
	0258586	Ref	PLATFORM ASSEMBLIES	L
101	4845810	1	Platform Rail Weldment	
102	4845811	1	Platform Extension Weldment	
102A	0902395	1	Mount, Gas Spring (Welded on Part) (Use p/n 0902877)	
103	4845812	1	Gullwing Gate Weldment	
103A	0902395	1	Mount, Gas Spring (Welded on Part) (Use p/n 0902877)	
104	2020005	1	Glides, Extension	
105	3570362	1	Plate, Platform Pan (Stationary)	
106	3570274	1	Plate, Platform Pan (Extension)	
107	3340829	2	Pad, Slide	
108	4845614	2	Handle	
109	2600225	4	Hinge, Gate	
110	3900200	2	Bolt, Shoulder 5/16in-18NC x 1-1/4in	
111	3311005	68	Locknut #10-24NC	
112	4751000	72	Flatwasher #10 Regular	
113	3311505	2	Locknut 5/16in-18NC	
114	3520072	4	Cap, Plug	
115	2940074	1	Latch	
116	2560154	NLA	Grip, Handle (Use p/n 2560088)	
117	0721006	4	Bolt #10-24NC x 3/4in	
118	3900032	2	Bolt, Shoulder	
119	4711600	2	Flatwasher 3/8in Thin	
120	3311405	22	Locknut 1/4in-20NC	
121	3900252	64	Screw, Button Head #10-24	
122	4711400	40	Flatwasher 1/4in Thin	
123	0641414	16	Bolt 1/4in-20NC x 1-3/4in	
124	3900258	8	Screw, Button Head 1/4in-20NC x 3/4in	
125	0100011	AR	Compound, Locking (Not Shown)	
127		Ref	Tape, Non-Skid	
127	4420039	AR	Tape, Non-Skid (Prior to SN 0900028814)	
127	1001099638	AR	Tape, Non-Skid (SN 0900028814 to Present)	
128		Ref	Decal - JLG Options:	
128	1701612	NLA	Decal - JLG (Use p/n 1703681) (Prior to SN 0900015288)	
128	1703681	3	Decal - JLG (SN 0900015288 to Present)	
129	4160165	1	Spring, Gas Shock	
130	4711500	4	Flatwasher 5/16in Thin	
131	3520030	2	Plug, Hole	
132	0720805	4	Screw #8-32NC x 5/8in	

SECTION 4 - PLATFORM

ITEM	PART NUMBER	QTY	DESCRIPTION	REV
133	4750800	8	Flatwasher #8 Regular	
134	3310805	4	Locknut #8-32NC	
135	1380132	4	Clip, Gripper	
136	0641416	4	Bolt 1/4in-20NC x 1-3/4in	
137	3570653	2	Plate, Shim	
138	3570654	2	Plate, Backing	
139	4845657	2	Stop, Weldment	
142	3300356	2	Acorn, Nut 5/16in-18NC (Prior to SN 0900030121)	
144	4280296	10 in/25cm	Strip, Wear	
145	4060803	AR	Shield, Flex Trim	
147		Ref	Screw, Button Head Options:	
147	3900258	4	1/4in-20NC x 3/4in (Prior to SN 0900022522)	
147	3900251	4	1/4in-20NC x 3/8in (SN 0900022522 to Present)	
149	1001176186	1	Pan Kit (Includes item 5 & 6)	B

SECTION 4 - PLATFORM

FIGURE 4-4. MOLDED BASE PLATFORM INSTALLATION



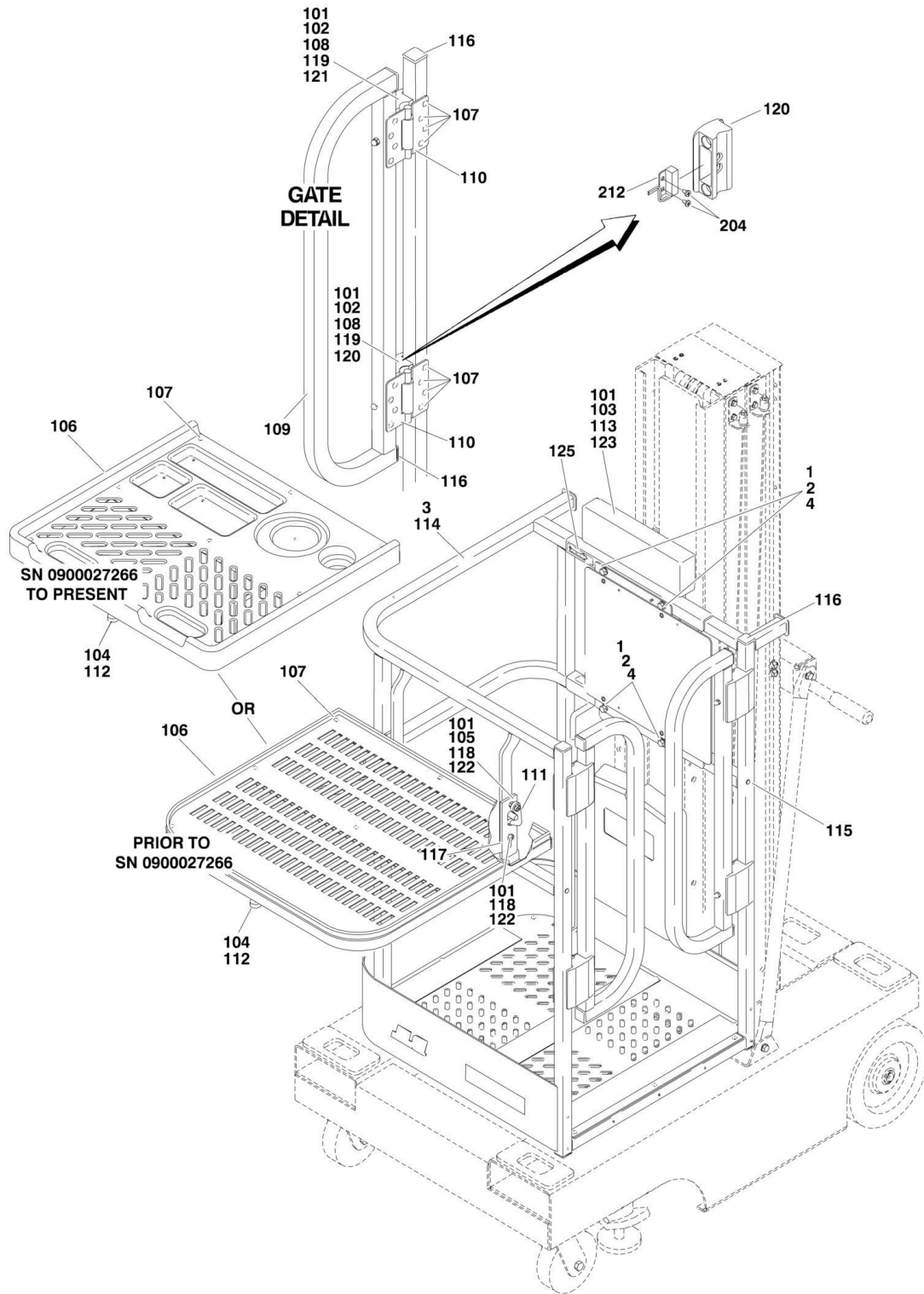
SECTION 4 - PLATFORM

FIGURE 4-4. MOLDED BASE PLATFORM INSTALLATION

ITEM	PART NUMBER	QTY	DESCRIPTION	REV
	0258477	Ref	STEP-IN MOLDED PLATFORM INSTALLATION	A
1	0258672	1	Platform Assembly (See Items 101 - 134 for Breakdown)	
2	0641408	8	Bolt 1/4in-20NC x 1in	
3	0860520	1	Box, Manual Storage	
4	1060380	4	Cable, Lanyard	
5	3311405	8	Nut 1/4in-20NC	
6	3422657	4	Pin, Ball Detent	
7	3820024	4	Rivet	
8	4711400	16	Flatwasher 1/4in	
9	4845821	2	Platform Mount Weldment	
	0258672	Ref	STEP-IN MOLDED PLATFORM ASSEMBLY	3-B
101	4845822	1	Rail	
102	3510676	1	Basket	
103	4060882	1	Cover	
104	4845831	1	Bottom Mount Weldment	
105	0641416	10	Bolt 1/4in-20NC x 2in	
106	4751400	22	Flatwasher 1/4in	
107	3520072	4	Cap	
108	3311405	12	Locknut 1/4in-20NC	
109	4160125	1	Spring, Gas	
110	0362347	1	Link, Gate	
111	3640924	1	Rail, Gate (Top)	
112	3640990	1	Rail, Gate (Bottom)	
113	4711500	1	Flatwasher 5/16in Narrow	
114	3311505	1	Locknut 5/16in-18NC	
115	3340746	1	Pad, Gate Rest	
116	3911032	4	Screw #10-24NC x 2in	
117	4751000	8	Flatwasher #10	
118	4060804	2	Flex-Trim	
119	3311001	4	Nut #10-24NC	
120	4070890	2	Shim, Gate Stop	
121	3340754	1	Pad, Gate Latch	
122	3900177	6	Screw, Plastite	
123	3900202	2	Bolt, Shoulder 1/4in x 1/4in	
124	4740429	4	Washer, Nylon	
125	3311005	2	Locknut #10-24NC	
126	3900203	2	Bolt, Shoulder 5/16in x 1 1/2in	
127	4740428	4	Washer, Nylon	
128	3300151	2	Nut, Acorn 1/4in-20NC	
129	0100011	AR	Compound, Locking	
130	2940082	1	Latch, Gate	
131	3520028	5	Plug 1/2in	
133	3820024	2	Rivet	
134	4070894	1	Shim, Gate Latch	

SECTION 4 - PLATFORM

FIGURE 4-5. SIDE ENTRY PLATFORM WITH FOLDING TRAY INSTALLATION



SECTION 4 - PLATFORM

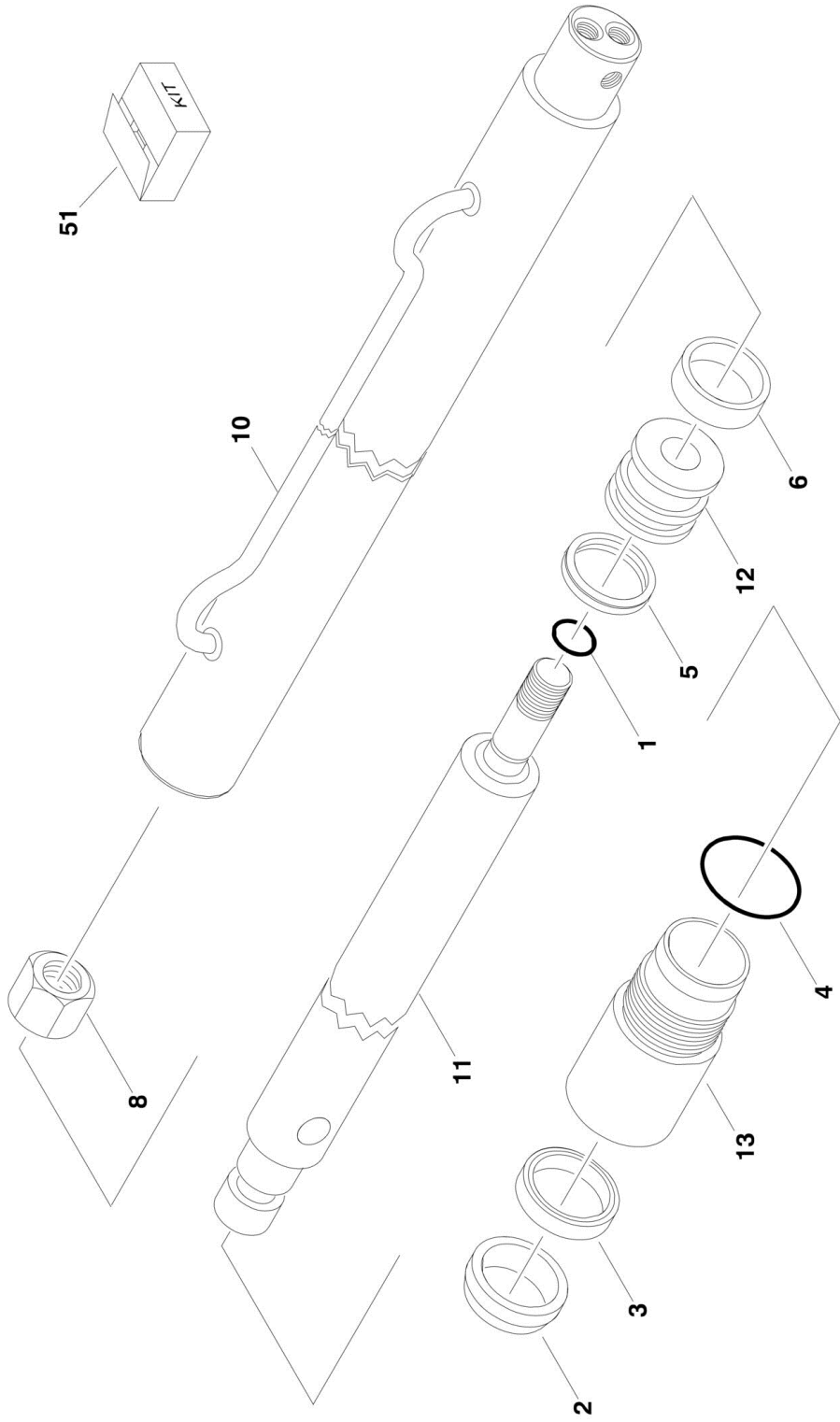
FIGURE 4-5. SIDE ENTRY PLATFORM WITH FOLDING TRAY INSTALLATION

ITEM	PART NUMBER	QTY	DESCRIPTION	REV
	0275422	Ref	PLATFORM INSTALLATION	A
1	0641622	6	Bolt 3/8in-16NC x 2-3/4in	
2	3311605	6	Locknut 3/8in-16NC	
3	3510899	1	Platform Assembly (See Items 101 - 125 for Breakdown)	
4	4711600	12	Flatwasher 3/8in (Narrow)	
	3510899	Ref	SIDE ENTRY PLATFORM ASSEMBLY	D
101	0100011	AR	Compound, Locking	
102	0641416	8	Bolt 1/4in-20NC x 2in	
103	0641508	2	Bolt 5/16in-18NC x 1in	
104	0940083	1	Bumper	
105	0961892	2	Bushing, Flanged	
106		Ref	Tray Options:	
106	1580020	1	Tray (Prior to SN 0900027266)	
106	1580051	1	Tray (SN 0900027266 to Present)	
107	2080040	25	Fastener, Huck	
108	2080043	8	Rivnut 1/4in-20NC x 5/8in	
109	2410024	2	Gate	
110	2600294	4	Hinge, Self Closing	
111	2700098	1	Hook, Load	
112	3311401	1	Nut 1/4in-20NC	
113	3340977	1	Pad, Gate	
114	3510897	1	Weldment, Platform	
115	3520028	2	Plug 1/2in	
116	3520072	8	Cap	
117	3641542	1	Weldment, Tray Support	
118	3900190	3	Bolt, Shoulder	
119	4071095	AR	Shim	
120	4220233	NLA	Stop, Gate (Use p/n 4220309)	
121	4220233	NLA	Stop, Gate (Use p/n 4220309)	
122	4711600	3	Flatwasher 3/8in (Narrow)	
123	4751500	2	Flatwasher 5/16in (Wide)	
125	1705624	1	Decal - Lanyard Attach (30in Max)	
	0275424	Ref	FLOOR BRAKE AND GATE ALARM	D
204	0751003	4	Screw, Pan Head	
212	4360573	2	Switch, Proximity	
215	4923528	1	Harness, Brake Alarm (Not Shown)	
215	4460267	2	Pin, Male	
215	4460320	1	Plug, Male - 2 Position	
216	2820035	3 ft/0.9m	Loom, Expandable (Not Shown)	

SECTION 5 - CYLINDER

SECTION 5 - CYLINDER

FIGURE 5-1. LIFT CYLINDER ASSEMBLY (Prior to SN 0900018391)



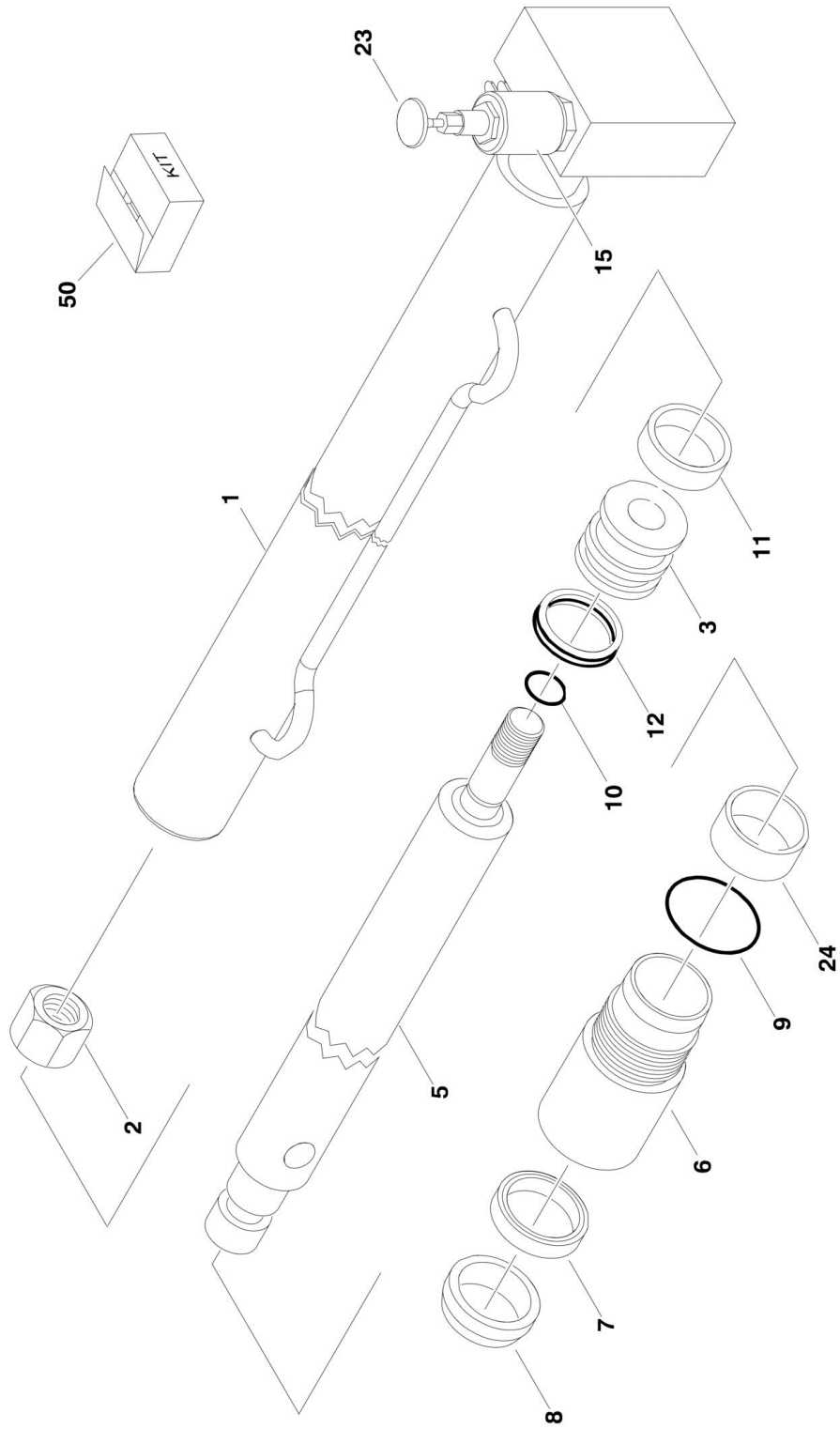
SECTION 5 - CYLINDER

FIGURE 5-1. LIFT CYLINDER ASSEMBLY (Prior to SN 0900018391)

ITEM	PART NUMBER	QTY	DESCRIPTION	REV
		Ref	LIFT CYLINDER ASSEMBLY	
	1683981	Ref	Lift Cylinder Assembly 12SP with CYLINDER SECTION Mast	A
	1683808	Ref	Lift Cylinder Assembly 12SP with PLATFORM SECTION Mast	A
	1683808	Ref	Lift Cylinder Assembly 15SP	A
1	See Note	NSS	O-Ring, (Note : Use p/n 7019833)	
2	See Note	NSS	Wiper, (Note : Use p/n 7019833)	
3	See Note	NSS	Seal, (Note : Use p/n 7019833)	
4	See Note	NSS	O-Ring, (Note : Use p/n 7019833)	
5	See Note	NSS	Seal, (Note : Use p/n 7019833)	
6	See Note	NSS	Ring, Wear, (Note : Use p/n 7019833)	
8	7003246	1	Locknut	
10	7019839	1	Barrel	
11	7019838	1	Rod	
12	7019835	1	Piston	
13	7019834	1	Head	
14		Ref	Spacer Options:	
14	7019872	1	1683808 Cylinder	
14	See Note	1	1683981 Cylinder (Note: Not Available for Purchase)	
51	7019833	1	Seal Kit (Includes Items 1-6)	

SECTION 5 - CYLINDER

FIGURE 5-2. LIFT CYLINDER ASSEMBLY (SN 0900018391 through 0900029975)



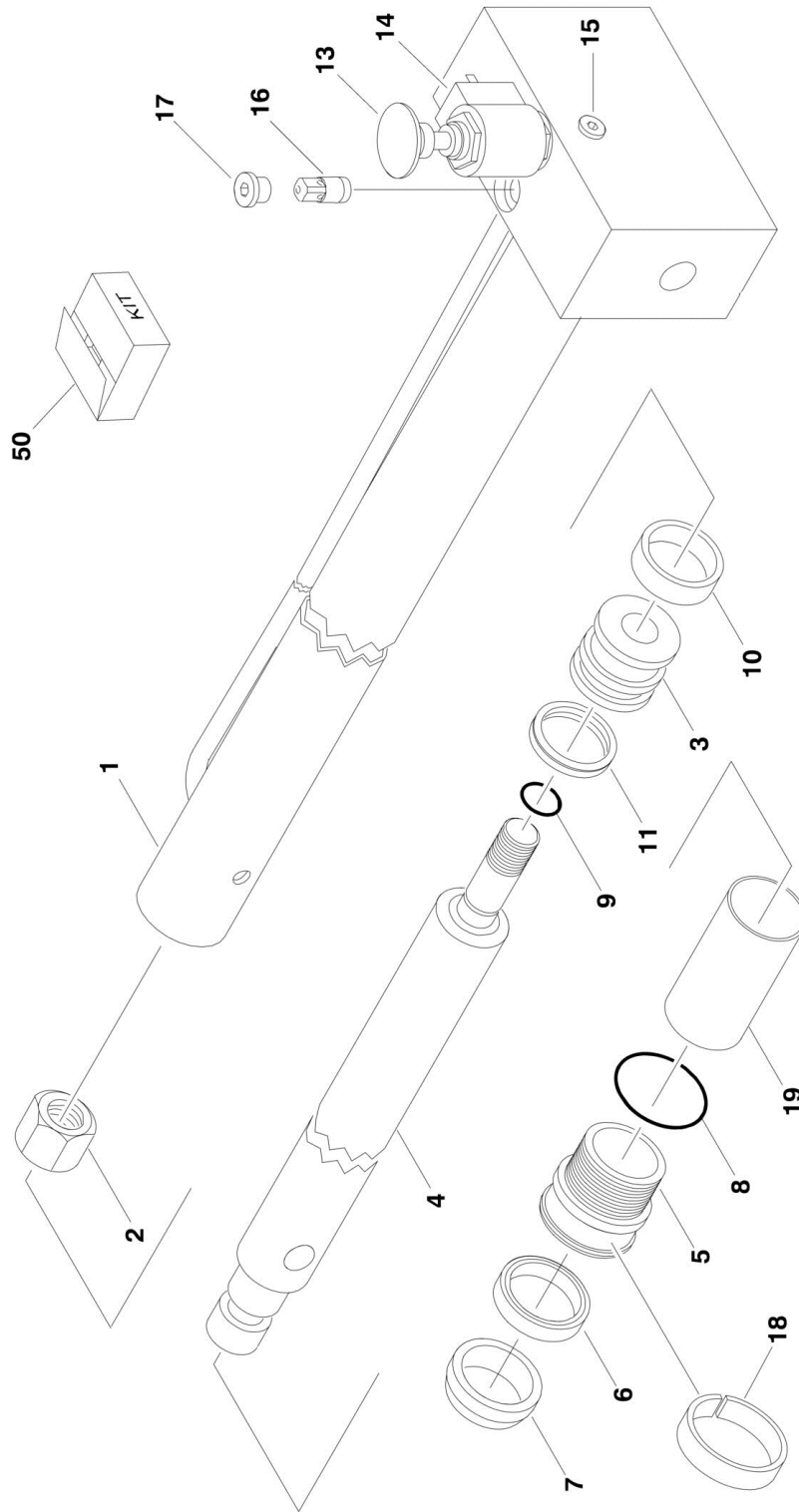
SECTION 5 - CYLINDER

FIGURE 5-2. LIFT CYLINDER ASSEMBLY (SN 0900018391 through 0900029975)

ITEM	PART NUMBER	QTY	DESCRIPTION	REV
	1684142	Ref	LIFT CYLINDER ASSEMBLY	1
1	See Note	NSS	Barrel, (Note : Not Available - Purchase Complete Assembly)	
2	7023391	1	Nut	
3	7023392	1	Piston	
5	7023393	1	Rod	
6	7023394	1	Head	
7	See Note	NSS	Seal, Rod (Note : Use p/n 7023395)	
8	See Note	NSS	Rod, Wiper (Note : Use p/n 7023395)	
9	See Note	NSS	O-Ring (Note : Use p/n 7023395)	
10	See Note	NSS	O-Ring (Note : Use p/n 7023395)	
11	See Note	NSS	Ring, Wear (Note : Use p/n 7023395)	
12	See Note	NSS	Seal, Piston (Note : Use p/n 7023395)	
15		Ref	Poppet, Solenoid Valve Options:	
15	7023396	1	10 Volt	
15	7024354	1	20 Volt	
16	7023397	1	Spring (Not Shown)	
17	7023398	1	Control Valve (Not Shown)	
23	7023399	1	Knob - Red	
24	Not Required	0	Spacer	
50	7023395	1	Seal Kit (Includes Items 7-12)	

SECTION 5 - CYLINDER

FIGURE 5-3. LIFT CYLINDER ASSEMBLY (SN 0900029975 to Present)



SECTION 5 - CYLINDER

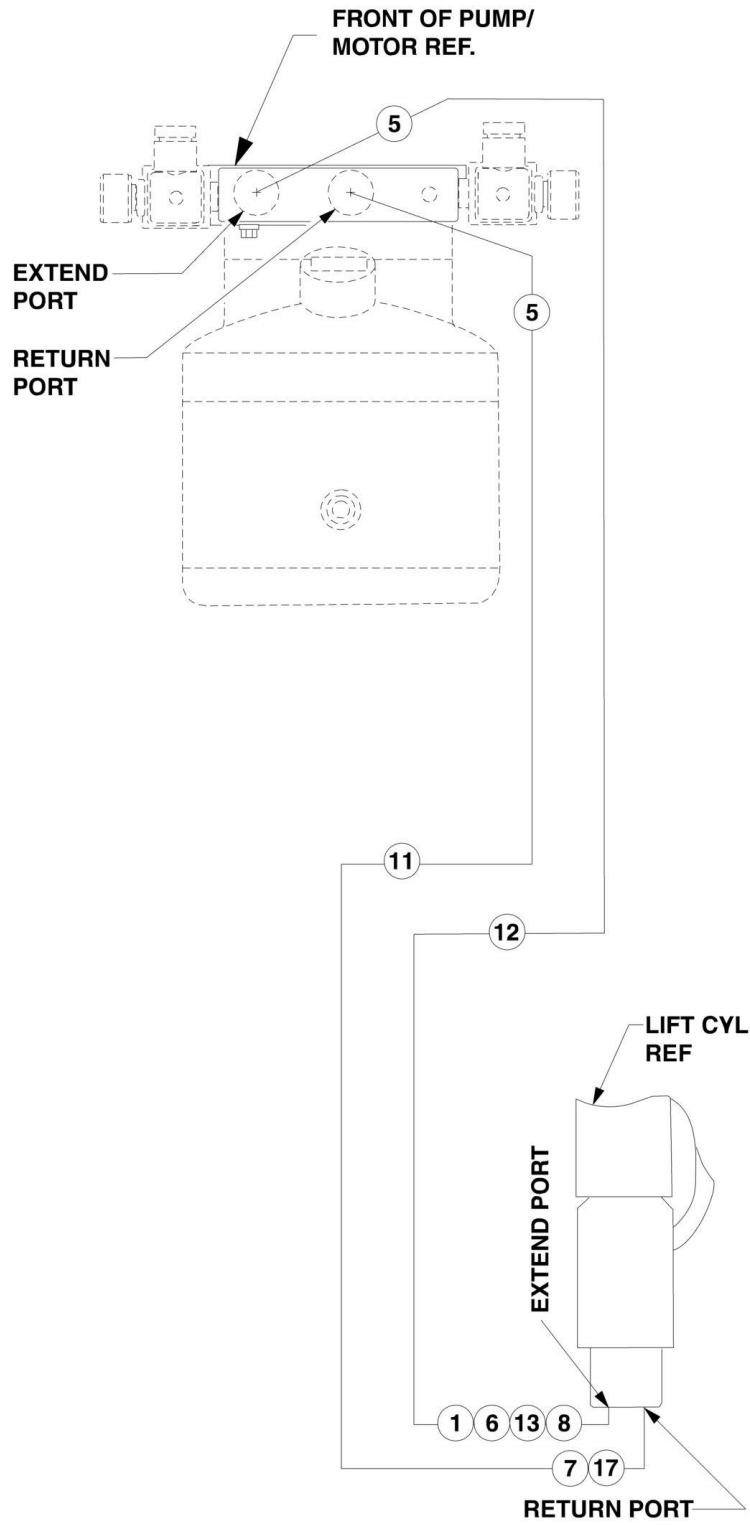
FIGURE 5-3. LIFT CYLINDER ASSEMBLY (SN 0900029975 to Present)

ITEM	PART NUMBER	QTY	DESCRIPTION	REV
	1001100057	Ref	LIFT CYLINDER ASSEMBLY	B
1	70002092	1	Barrel	
2	7023391	1	Nut	
3	7023392	1	Piston	
4	70002093	1	Rod	
5	70002094	1	Head	
6	See Note	NSS	Seal,Rod (Note : Use p/n 7023395)	
7	See Note	NSS	Rod Wiper (Note : Use p/n 7023395)	
8	See Note	NSS	O-Ring (Note : Use p/n 7023395)	
9	See Note	NSS	O-Ring (Note : Use p/n 7023395)	
10	See Note	NSS	Seal, (Note : Use p/n 7023395)	
11	See Note	NSS	Seal, Piston (Note : Use p/n 7023395)	
13	7023399	1	Knob - Red	
14	7023396	1	Poppet, Solenoid Valve	
14	7012998	1	Seal Kit - Valve	
14	7023993	1	Coil	
15	See Note	1	Plug (Note: Not Available - Purchase Locally)	
16	70002095	1	Flow Control Valve	
17	See Note	1	Plug (Note: Not Available - Purchase Locally)	
18	70002096	1	Ring, Wear	
19	70002432	1	Spacer, Bushing	
50	7023395	1	Seal Kit (Includes Items 6-11)	

SECTION 6 - HYDRAULIC

SECTION 6 - HYDRAULIC

FIGURE 6-1. HYDRAULIC DIAGRAM (Prior to SN 0900027449)



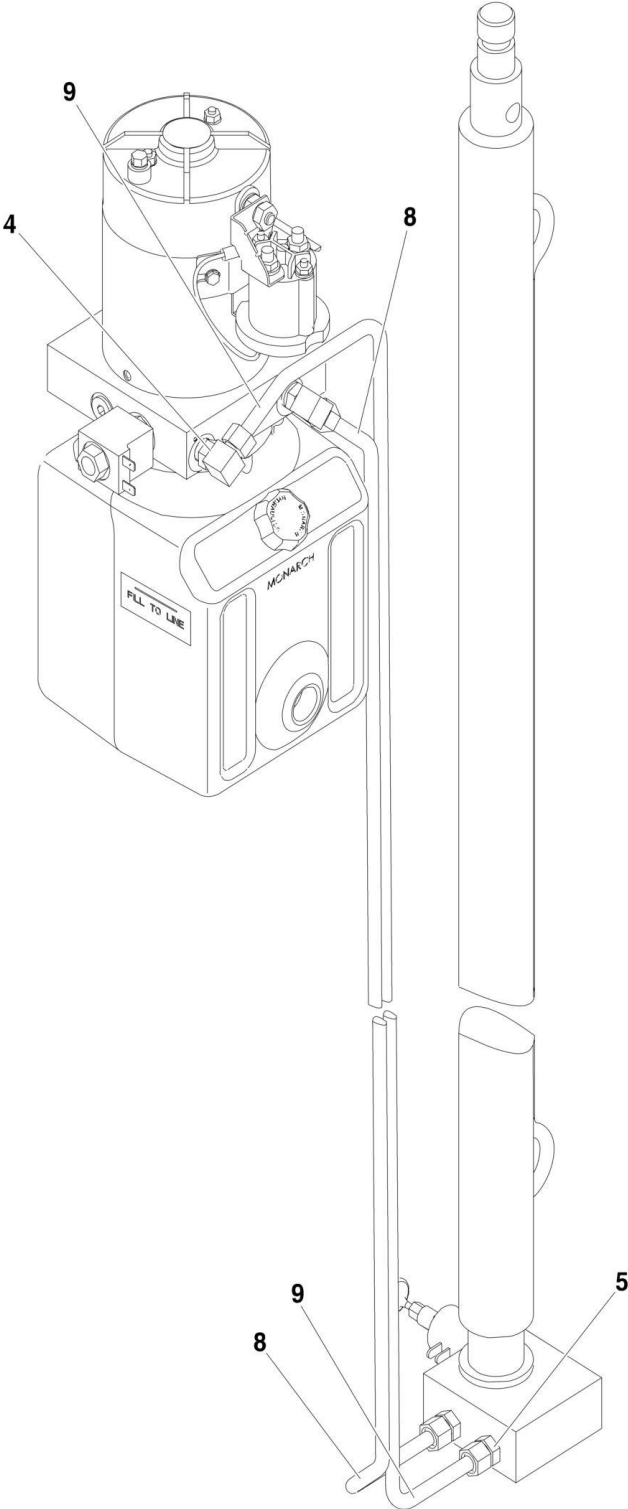
SECTION 6 - HYDRAULIC

FIGURE 6-1. HYDRAULIC DIAGRAM (Prior to SN 0900027449)

ITEM	PART NUMBER	QTY	DESCRIPTION	REV
		Ref	HYDRAULIC DIAGRAMS	
	0270117	Ref	Hydraulic Diagrams 12SP (Prior to SN 0900015116)	B
	0259294	Ref	Hydraulic Diagrams 12SP (SN 0900015116 through 0900018390)	A
	0271928	Ref	Hydraulic Diagrams 12SP (SN 0900018391 through 0900027449)	D
	0259294	Ref	Hydraulic Diagrams 15SP (Prior to SN 0900013653)	A
	0258478	Ref	Hydraulic Diagrams 15SP (SN 0900013653 through 0900013871)	B
	0270117	Ref	Hydraulic Diagrams 15SP (SN 0900013872 through 0900018390)	B
	0271927	Ref	Hydraulic Diagrams 15SP (SN 0900018391 through 0900027449)	E
1	0100020	AR	Sealant	
5	2220473	2	Fitting	
6		Ref	Fitting 90 Options:	
6	2220773	1	Fitting 90 (Prior to SN 0900018391)	
6	Not Required	0	Not Required (SN 0900018391 through 0900027449)	
7		Ref	Fitting 90 Options:	
7	2220507	1	Fitting 90 (Prior to SN 0900018391)	
7	Not Required	0	Not Required (SN 0900018391 through 0900027449)	
8		Ref	Fitting Options:	
8	2220875	1	Fitting (Prior to SN 0900018391)	
8	2220603	1	Fitting (SN 0900018391 through 0900027449)	
11		Ref	Tube Options:	
11	4567669	1	Tube (Prior to SN 0900018391)	
11	4568227	1	Tube (SN 0900018391 through 0900027449)	
12		Ref	Tube Options:	
12	4567670	1	Tube (Prior to SN 0900018391)	
12	4568228	1	Tube (SN 0900018391 through 0900027449)	
13		Ref	Valve, Flow Options:	
13	4640956	1	Valve, Flow (Prior to SN 0900013653)	
13	4640900	NLA	Valve, Flow (Use p/n 4640956) (SN 0900013653 through 0900013871)	
13	4640956	1	Valve, Flow (SN 0900013872 through 0900018390)	
13	Not Required	0	Valve, Flow (See LIFT CYLINDER ASSEMBLY for Breakdown) (SN 0900018391 through 0900027449)	
17	2220603	1	Fitting	

SECTION 6 - HYDRAULIC

FIGURE 6-2. HYDRAULIC DIAGRAM (SN 0900027449 to Present)



SECTION 6 - HYDRAULIC

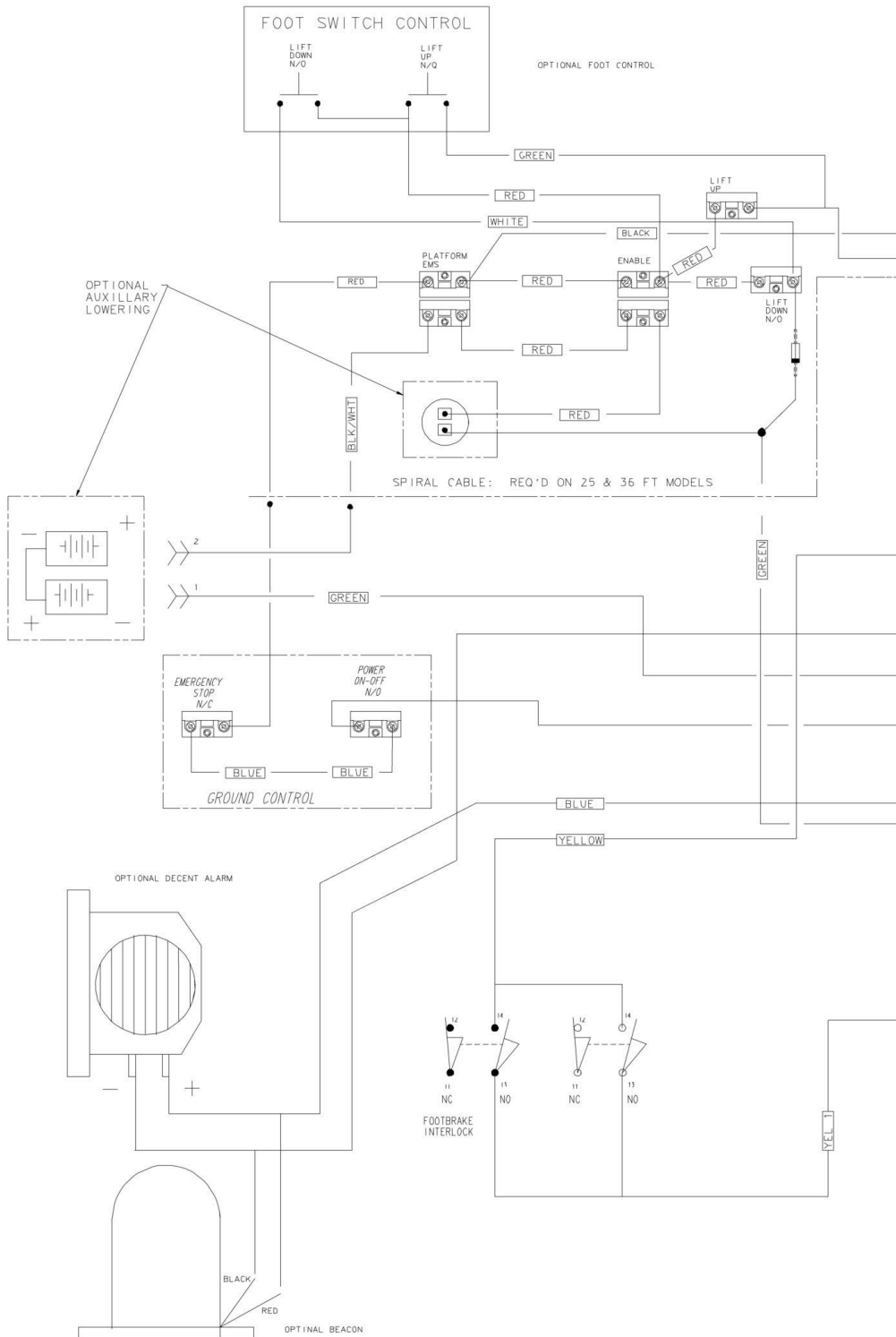
FIGURE 6-2. HYDRAULIC DIAGRAM (SN 0900027449 to Present)

ITEM	PART NUMBER	QTY	DESCRIPTION	REV
	0275939	Ref	HYDRAULIC DIAGRAMS	B
4	2220473	2	Fitting 90	
5		Ref	Fitting Options:	
5	2220603	2	Fitting, Straight (Prior to SN 0900029975)	
5	2220473	2	Fitting 90 (SN 0900029975 to Present)	
8		Ref	Tube, Hydraulic Return Options:	
8	4569478	1	Tube (Prior to SN 0900029975)	
8	1001100544	1	Tube (SN 0900029975 to Present)	
9		Ref	Tube, Hydraulic Extension	
9	4569479	1	Tube (Prior to SN 0900029975)	
9	1001100545	1	Tube (SN 0900029975 to Present)	

SECTION 7 - ELECTRICAL

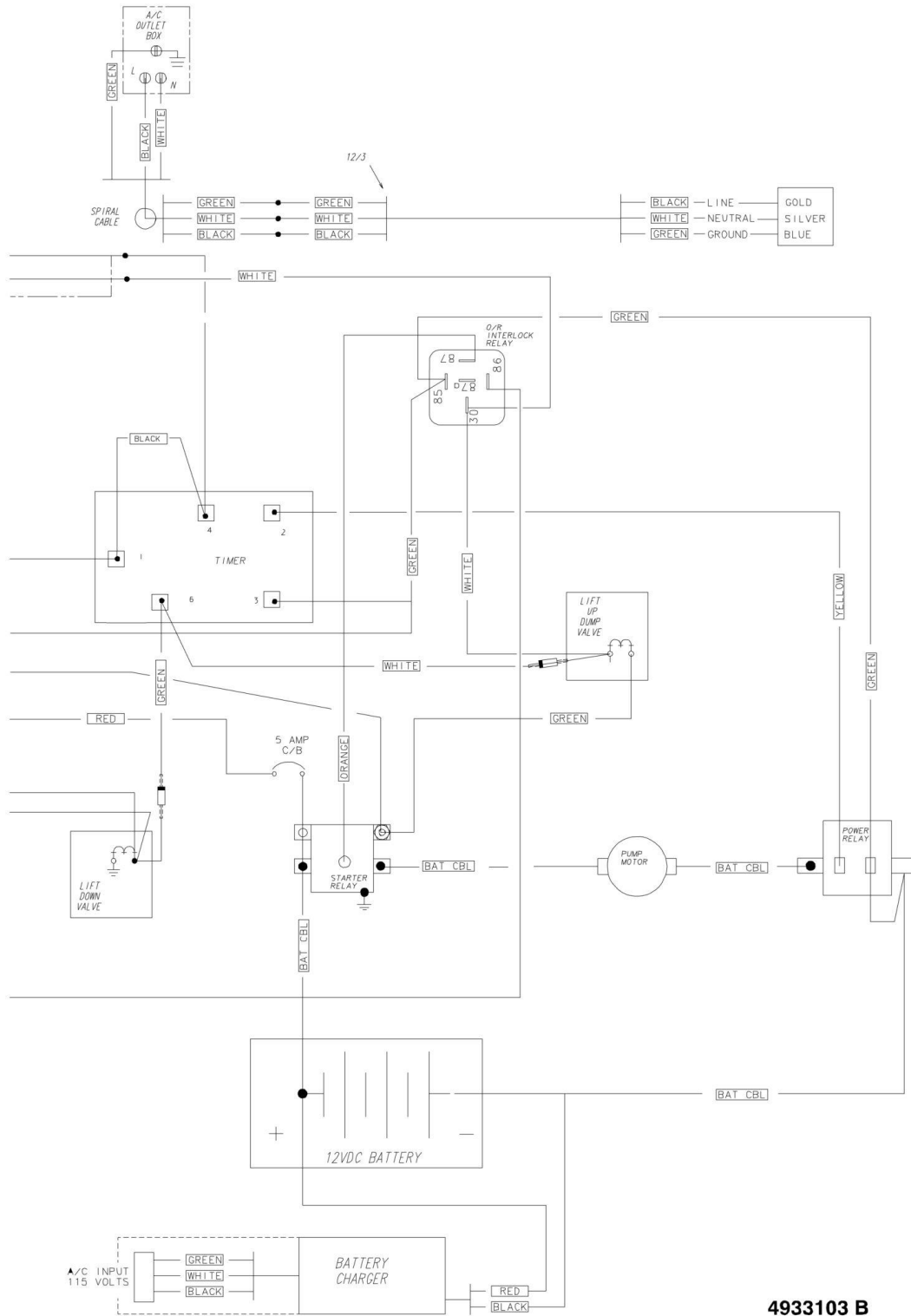
SECTION 7 - ELECTRICAL

FIGURE 7-1. ELECTRICAL DIAGRAM (Prior to SN 0900017472)



4933103 B

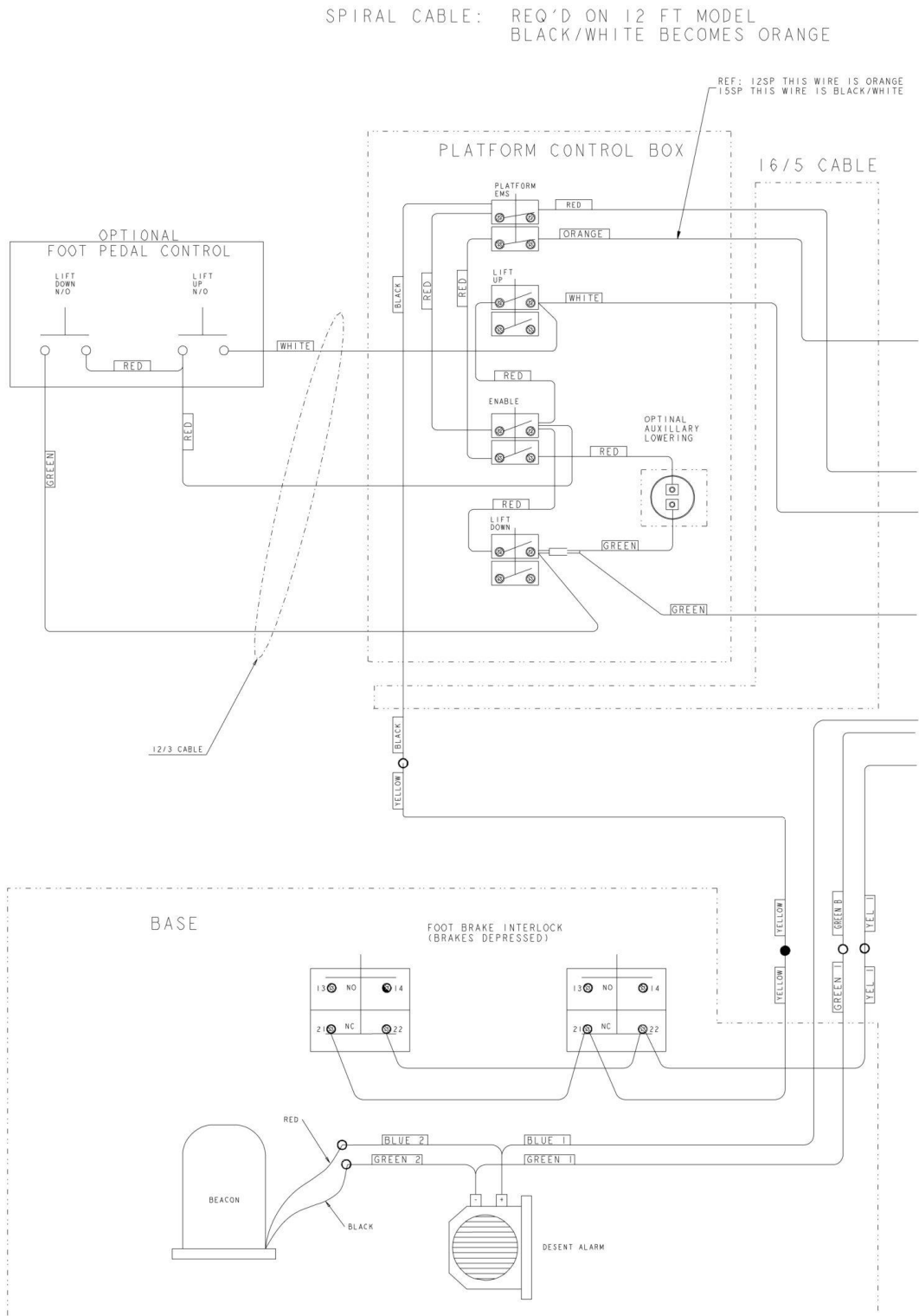
SECTION 7 - ELECTRICAL



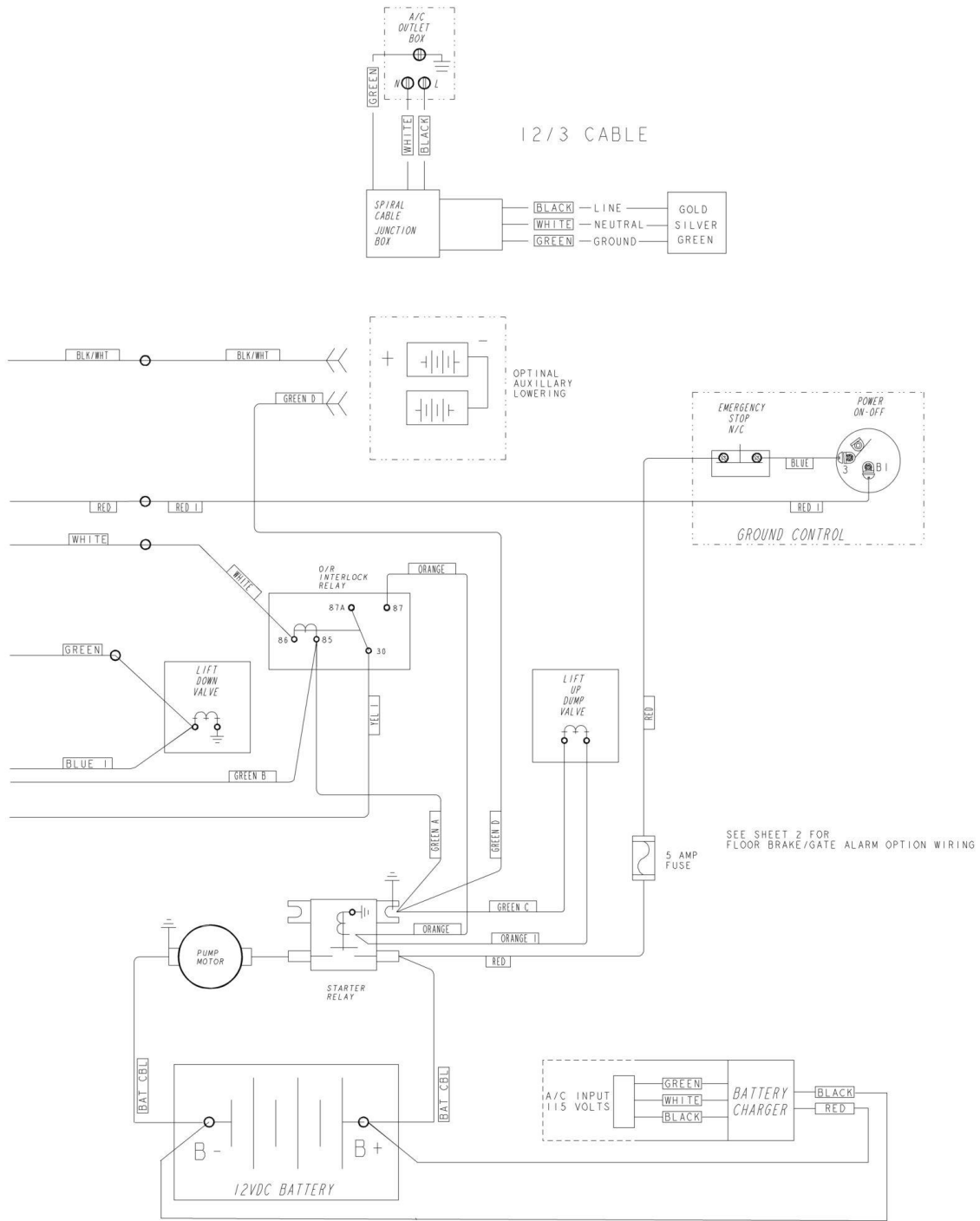
4933103 B

SECTION 7 - ELECTRICAL

FIGURE 7-2. ELECTRICAL DIAGRAM (SN 090017472 to Present)

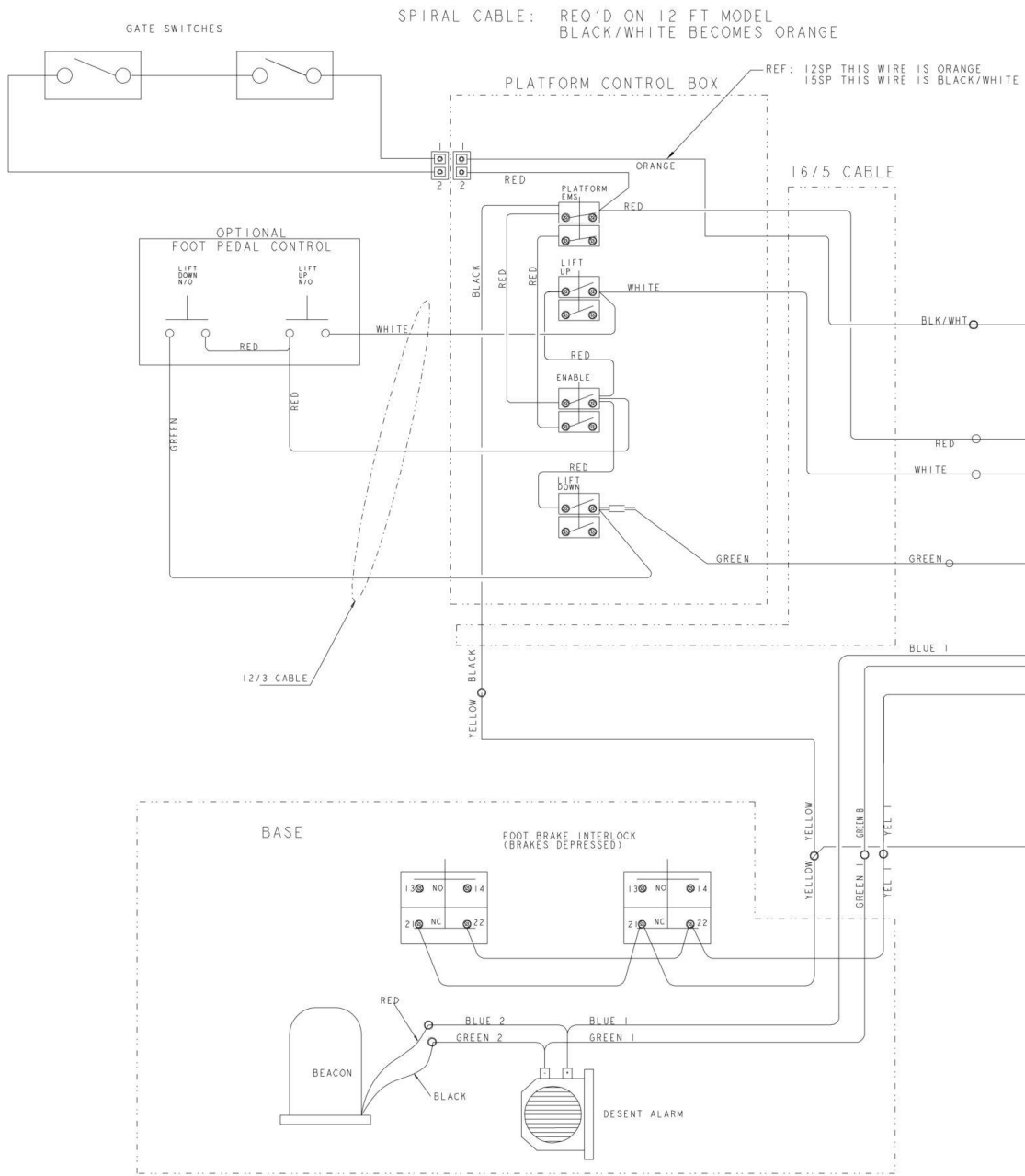


SECTION 7 - ELECTRICAL

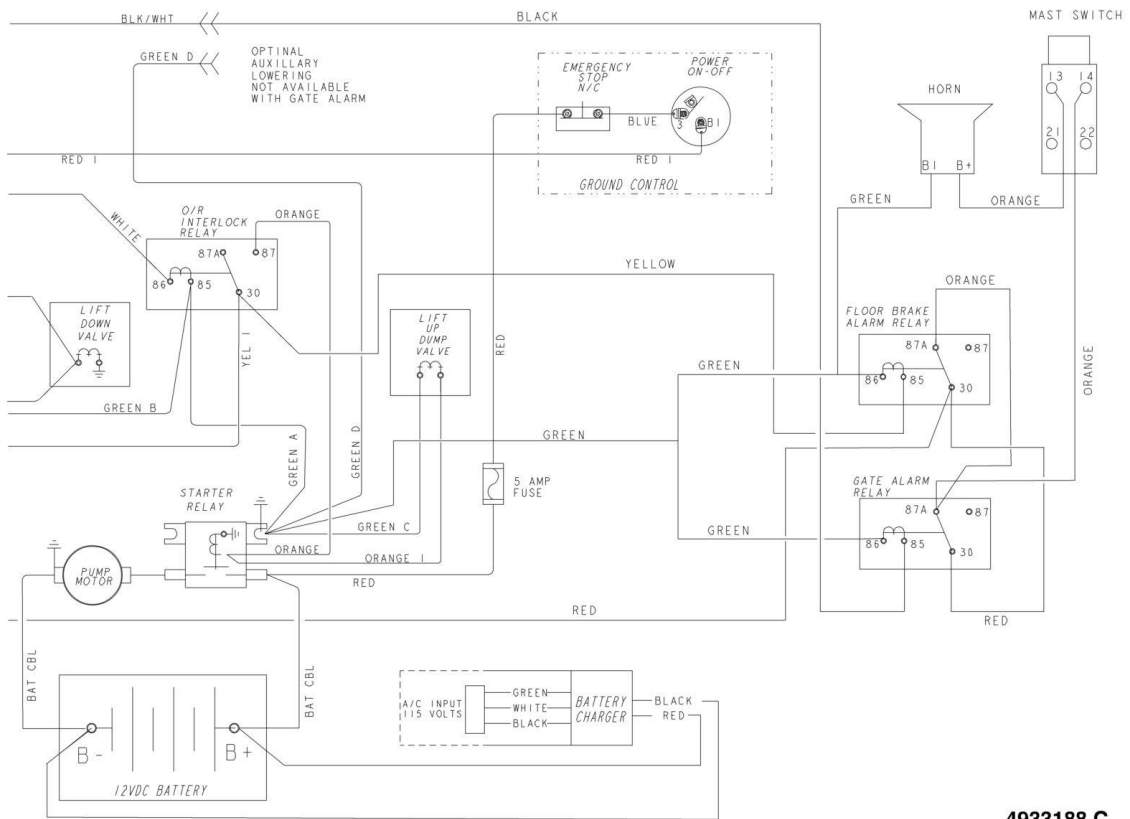
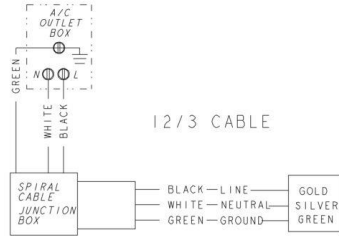


4933188 C

SECTION 7 - ELECTRICAL



SECTION 7 - ELECTRICAL



4933188 C

SECTION 8 - DECALS

SECTION 8 - DECALS

FIGURE 8-1. DECAL INSTALLATION

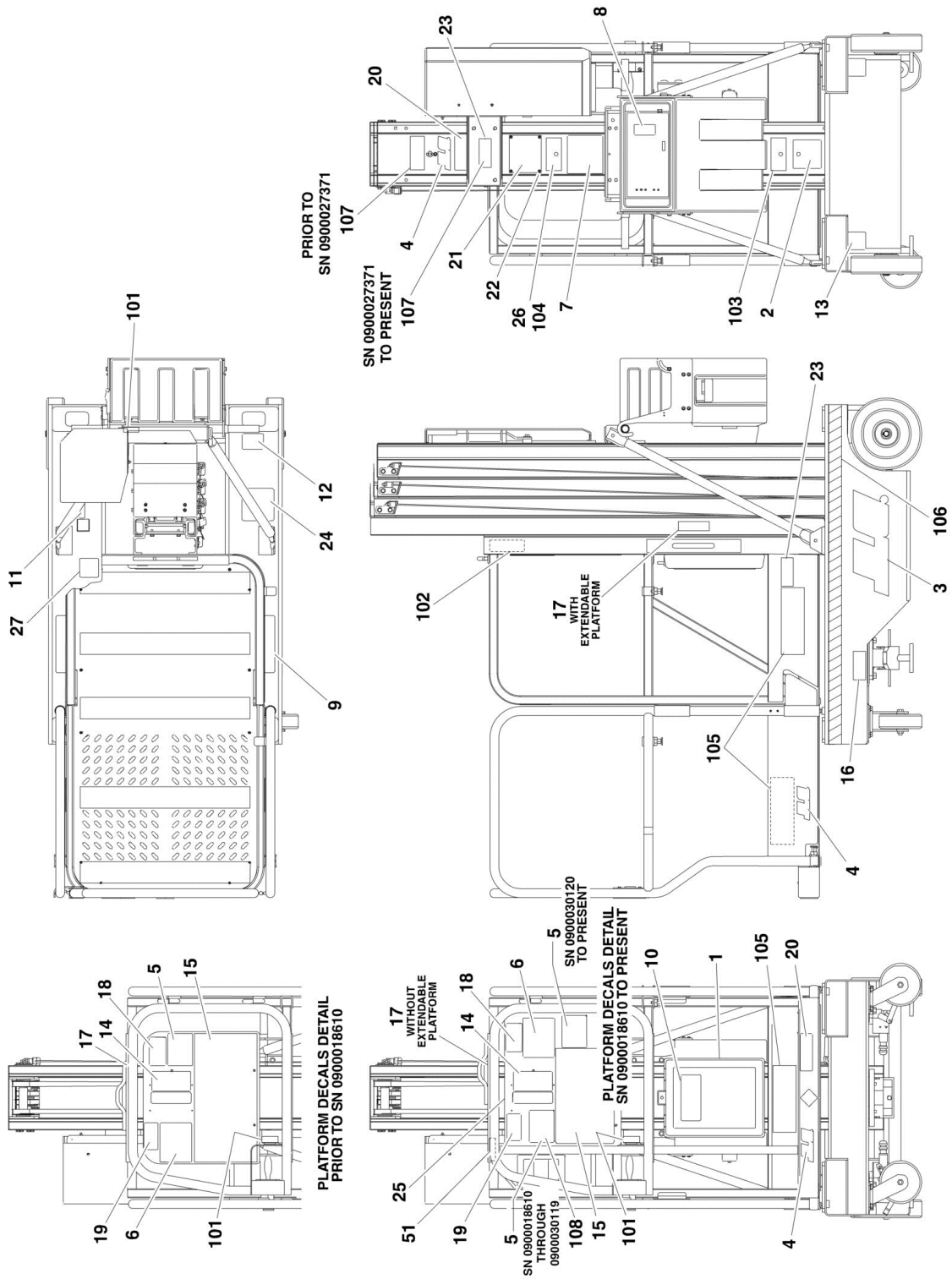


FIGURE 8-1. DECAL INSTALLATION

ITEM	PART NUMBER	QTY	DESCRIPTION	REV
	Not Required	1	Not Required	
		Ref	DECAL INSTALLATION	
	0270404	Ref	Decal Installation 12SP ANSI Spec (Without Extendable Platform)	I
	0273967	Ref	Decal Installation 12SP ANSI Spec (With Extendable Platform)	F
	0270403	Ref	Decal Installation 12SP CSA Spec (English Language) (Prior to SN 0900025100)	D
	0274389	Ref	Decal Installation 12SP CSA Spec (English Language) (SN 0900025100 to Present)	F
	0270739	Ref	Decal Installation 12SP CSA Spec (French Language) (Prior to SN 0900025100)	D
	0274391	Ref	Decal Installation 12SP CSA Spec (French Language) (SN 0900025100 to Present)	F
	0270401	Ref	Decal Installation 12SP Latin American Spec	F
	0271350	Ref	Decal Installation 12SP Chinese Spec	E
	0259438	Ref	Decal Installation 15SP ANSI Spec (Without Extendable Platform)	K
	0273953	Ref	Decal Installation 15SP ANSI Spec (With Extendable Platform)	F
	0259558	Ref	Decal Installation 15SP CSA Spec (English Language) (Prior to SN 0900025100)	D
	0274388	Ref	Decal Installation 15SP CSA Spec (English Language) (SN 0900025100 to Present)	F
	0270689	Ref	Decal Installation 15SP CSA Spec (French Language) (Prior to SN 0900025100)	D
	0274390	Ref	Decal Installation 15SP CSA Spec (French Language) (SN 0900025100 to Present)	F
	0270565	Ref	Decal Installation 15SP Japanese Spec	F
	0270267	Ref	Decal Installation 15SP Latin American Spec	E
	0271351	Ref	Decal Installation 15SP Chinese Spec	E
1	0860520	1	Box, Manual Storage	
2	See Note	1	Decal - Bar Code (Note: Not Available for Purchase)	
3	1703625	2	Decal - JLG	
4	1703681	4	Decal - JLG	
5		Ref	Decal - USA Options:	
5	1703779	1	ANSI Spec	
5	Not Required	0	CSA Spec (English Language)	
5	Not Required	0	CSA Spec (French Language)	
5	Not Required	0	Japanese Spec	
5	1703779	1	Latin American Spec	
6		Ref	Decal - Electric Hazard Options:	
6	1703781	1	ANSI Spec	
6	1703781	1	CSA Spec (English Language)	
6	1704795	1	CSA Spec (French Language)	
6	1704086	1	Japanese Spec	
6	1704029	1	Latin American Spec	
7		Ref	Decal - Crushing/Tipping Hazard Options:	
7	1703784	1	ANSI Spec	
7	1703784	1	CSA Spec (English Language)	
7	1704796	1	CSA Spec (French Language)	
7	1704030	1	Japanese Spec	
7	1704030	1	Latin American Spec	
8		Ref	Decal - Warning/ Fire Hazard Options:	

SECTION 8 - DECALS

ITEM	PART NUMBER	QTY	DESCRIPTION	REV
8	1703785	1	ANSI Spec	
8	1703785	1	CSA Spec (English Language) (SN 0900025100 to Present)	
8	1704797	1	CSA Spec (French Language)	
8	1704031	1	Japanese Spec	
8	1704031	1	Latin American Spec	
9		Ref	Decal - Crushing Hazard Options:	
9	1703786	2	ANSI Spec	
9	1703786	2	CSA Spec (English Language)	
9	1704798	2	CSA Spec (French Language)	
9	1704032	2	Japanese Spec	
9	1704032	2	Latin American Spec	
10		Ref	Decal - Manual Options:	
10	1703788	NLA	Decal - Manual (Use P/N 1701509) (Prior to SN 0900017847)	
10	1701509	1	Decal - Manual (SN 0900017847 to Present)	
11		Ref	Decal - Level Indicator Options:	
11	1703789	1	ANSI Spec	
11	1703789	1	CSA Spec (English Language)	
11	1704799	1	CSA Spec (French Language)	
11	1704092	1	Japanese Spec	
11	1704034	1	Latin American Spec	
12	1703814	4	Decal - Tie Down	
13	1703817	2	Decal - Forklift	
14		Ref	Decal - Function Controls Options:	
14	1704212	1	ANSI Spec	
14	1704212	1	CSA Spec (English Language)	
14	1704800	1	CSA Spec (French Language)	
14	1704215	1	Japanese Spec	
14	1704213	1	Latin American Spec	
15		Ref	Decal - Warning Options:	
15	1704221	1	ANSI Spec	
15	1704221	1	CSA Spec (English Language)	
15	1704801	1	CSA Spec (French Language)	
15	1704224	1	Japanese Spec	
15	1704222	1	Latin American Spec	
16		Ref	Decal - Foot Stop Options:	
16	1704424	2	ANSI Spec	
16	1704424	2	CSA Spec (English Language)	
16	1704802	2	CSA Spec (French Language)	
16	1704776	2	Japanese Spec	
16	1704593	2	Latin American Spec	
16	1704968	2	Chinese Spec	
17	1704277	1	Decal - Lanyard Attach	
18		Ref	Decal - Capacity Options:	
18		Ref	ANSI Spec:	
18	1704365	1	Without Extendable Platform (Prior to SN 0900026648)	
18	1706343	1	Without Extendable Platform (SN 0900026648 to Present)	
18	1704259	1	With Extendable Platform	
18		Ref	CSA Spec:	
18		Ref	Decal - Capacity 12SP:	
18	1704425	1	English Language (Prior to SN 0900025100)	
18	1706343	1	English Language (SN 0900025100 to Present)	

SECTION 8 - DECALS

ITEM	PART NUMBER	QTY	DESCRIPTION	REV
18	1704803	1	French Language (Prior to SN 0900025100)	
18	1706343	1	French Language (SN 0900025100 to Present)	
18		Ref	Decal - Capacity 15SP:	
18	1704425	1	English Language (Prior to SN 0900025100)	
18	1706341	1	English Language (SN 0900025100 to Present)	
18	1704803	1	French Language (Prior to SN 0900025100)	
18	1706341	1	French Language (SN 0900025100 to Present)	
18	1704775	1	Japanese Spec	
18	1704365	1	Latin American Spec (Prior to SN 0900026648)	
18	1706343	1	Latin American Spec (SN 0900026648 to Present)	
18	1704969	1	Chinese Spec	
19		Ref	Decal - Warning (Fall Hazard) Options:	
19	1704366	1	ANSI Spec	
19	1704366	1	CSA Spec (English Language)	
19	1704804	1	CSA Spec (French Language)	
19	1704777	1	Japanese Spec	
19	1704594	1	Latin American Spec	
19	1704970	1	Chinese Spec	
20		Ref	Decal - Model Designation Options:	
20	1704714	2	Decal - Model Designation 12SP	
20	1704367	2	Decal - Model Designation 15SP	
21	See Note	1	Nameplate - Serial Number (Note: Not Available for Purchase)	
22	3520006	4	Rivet	
23		Ref	Decal - JLG Manufacturing Only (SN 0900013574 to Present)	
23	1704458	AR	ANSI Spec (Prior to SN 0900027371)	
23	1704458	AR	CSA Spec (English Language) (Prior to SN 0900027371)	
23	1704458	AR	CSA Spec (French Language) (Prior to SN 0900027371)	
23	1704778	AR	Japanese Spec	
23	1704596	AR	Latin American Spec	
23	1704971	AR	Chinese Spec	
24		Ref	Decal - Patent Options: (SN 0900033188 to Present)	
24	Not Required	0	All Specs Except ANSI and CSA Specs	
24	1001131273	1	ANSI and CSA Specs	
25	3573725	1	Plate, Decal Mounting (Machines with Extendable Platform Only)	
26		Ref	Decal - ICES	
26	Not Required	0	All Specs Except ANSI and CSA Specs	
26	1001228370	1	ANSI and CSA Specs	
27		Ref	Decal - Yearly Inspection	
27	1001223055	1	ANSI Spec	
27	1001223971	1	CSA Spec	
27	1001224053	1	Japanese Spec	
27	1001224049	1	Latin American Spec	
27	1001224051	1	Chinese Spec	
	3510899	Ref	SIDE ENTRY PLATFORM ASSEMBLY	D
51	1705624	1	Decal - Lanyard Attach (30in Max)	
		Ref	Decal Options	
	0258842	Ref	Voltage Decal Installation (Optional)	A
101	3251243	2	Decal - 120V - 60HZ	
102		Ref	Auxiliary Lowering Decal Installation (Optional)	
102	1704236	Ref	ANSI Spec	
102	1704236	Ref	CSA Spec (English Language)	

SECTION 8 - DECALS

ITEM	PART NUMBER	QTY	DESCRIPTION	REV
102	1704210	Ref	Chinese Spec	
102	1704209	Ref	Japanese Spec	
102	1704206	Ref	Latin American Spec	
	0256719	Ref	CSA Nameplate Installation (CSA Spec Only) (Prior to SN 0900025100)	D
103	3252191	1	Nameplate - CSA	
103	3820011	4	Rivet	
	0274397	Ref	CSA Nameplate Installation (CSA Spec Only) (SN 0900025100 to Present)	A
104	1706351	1	Nameplate - CSA	
	0259544	Ref	Home Depot Decals Installation (Home Depot Spec Only)	A
105	1704423	5	Decal - Employees Only	
106	4420051	8 ft/2.4m	Tape, Safety	
		Ref	Service Decal Installation Options:	
	0272934	Ref	Service Decal Installation 12SP & 15SP (Prior to SN 0900027371)	C
	1001091576	Ref	Service Decal Installation 12SP & 15SP (CSG, 8-5 M-F) (SN 0900027371 to Present)	B
	1001091577	Ref	Service Decal Installation 12SP & 15SP (CSG, 24/7) (SN 0900027371 to Present)	B
		Ref	Decal Options:	
107	1705304	NLA	Decal - Alternative Service (0272934 installation) (Use p/n 1001110242)	
107	1001091144	NLA	Decal - CSG Service (8-5, M-F) (1001091576 installation) (Use p/n 1001110242)	
107	1001091150	NLA	Decal - CSG Service (24/7) (1001091577 installation) (Use p/n 1001110242)	
107	1001110242	1	Decal - JLG Ground Support Telephone Numbers	
		Ref	Max Tire Load Installation (SN 0900025100 to Present)	
	0274699	Ref	Max Tire Load Installation 12SP	A
	0274700	Ref	Max Tire Load Installation 15SP	A
108		Ref	Decal - Max Tire Load Options:	
108	1706571	1	Decal - Max Tire Load 12SP	
108	1706572	1	Decal - Max Tire Load 15SP	

SECTION 9 - RECOMMENDED SERVICE PARTS STOCK

SECTION 9 - RECOMMENDED SERVICE PARTS STOCK

SECTION 9 - RECOMMENDED SERVICE PARTS STOCK

FIGURE 9-1. MODELS 12SP/15SP STANDARD PARTS

ITEM	PART NUMBER	QTY	DESCRIPTION	REV
	Note	Ref	Note: The following list will service one machine (built to current production per date on the front cover) with emergency repair parts which can be installed in the field. Parts from the list should be replaced when inventory is depleted to keep service parts stock supplied. For further information, contact your JLG dealer or the JLG Industries Parts Department.	
		Ref	STANDARD PARTS	
	4360467	1	Switch, Key	
	2860030	1	Key, Replacement	
	3740049	1	Relay, Bosch	
	2400006	1	Fuse	
	7011509	1	Breaker, Circuit- DC 50 Amp	
	7018536	1	Breaker, Circuit- 4 Amp	
	7018558	1	Breaker, Circuit- 8 Amp	
	7018586	1	Switch, Slide	
	7020078	1	Switch, Push - Pull (Red)	
	7020088	1	Switch, Push-Button (White)	
	7020089	1	Switch, Push-Button (Green)	
	4360274	1	Switch, Push-Button	

SECTION 9 - RECOMMENDED SERVICE PARTS STOCK

FIGURE 9-2. MODELS 12SP/15SP VARIABLE PARTS

ITEM	PART NUMBER	QTY	DESCRIPTION	REV
	Note	Ref	Note: The following list will service one machine (built to current production per date on the front cover) with emergency repair parts which can be installed in the field. Parts from the list should be replaced when inventory is depleted to keep service parts stock supplied. For further information, contact your JLG dealer or the JLG Industries Parts Department.	
		Ref	VARIABLE PARTS	
	4360702	1	Switch, Limit	
	1001092205	1	Switch, Limit (With Cycle Counter Gauge)	
	2940074	1	Latch, Platform (Steel Platform)	
	2940082	1	Latch, Platform (Molded Platform)	

SECTION 10 - SPECIAL OPTIONS

SECTION 10 - SPECIAL OPTIONS

FIGURE 10-1. SPECIAL OPTIONS

ITEM	PART NUMBER	QTY	DESCRIPTION	REV
	Note	Ref	Note: This list is to accommodate machines ordered with special equipment. Options may not be applicable to all models. For more specific parts information contact JLG Parts Department.	
		Ref	MISCELLANEOUS SPECIAL OPTIONS	
	1001188324	Ref	Circuit Breaker Installation	
	0272321	Ref	Cord Reel Installation	
	3680054	1	Cord Reel Assembly	
	1580039	Ref	Container, Shipping Skid	
		Ref	Decal Kits	
	2902551	1	ANSI Spec Without Extendable Platform (SN 0900026648 to Present)	
	2902371	1	ANSI Spec With Extendable Platform (SN 0900026648 to Present)	
	2902415	1	12SP CSA Spec (English Language) (SN 0900025100 to Present)	
	2902417	1	12SP CSA Spec (French Language) (SN 0900025100 to Present)	
	2902414	1	15SP CSA Spec (English Language) (SN 0900025100 to Present)	
	2902416	1	15SP CSA Spec (French Language) (SN 0900025100 to Present)	
	2902552	1	Latin American Spec (SN 0900026648 to Present)	
		Ref	Decals - Special Spec	
	1702934	Ref	Alternative Service ANSI Spec (Use p/n 1001110242)	
	0272740	Ref	Circuit City Spec	
	1705565	5	Decal - Employees Only (Circuit City)	
	4420051	8 ft/2.4m	Tape, Safety	
	1001091144	Ref	CSG Service ANSI Spec (9-5, M-F) (Use p/n 1001110242)	
	1001091150	Ref	CSG Service ANSI Spec (24/7) (Use p/n 1001110242)	
	1001110242	Ref	Ground Support Telephone Numbers	
	0273261	Ref	Hertz Rentals ANSI Spec	
	0259544	Ref	Home Depot ANSI Spec	
	1704423	5	Decal - Employees Only (Home Depot)	
	4420051	8 ft/2.4m	Tape, Safety	
	0271290	Ref	Home Depot International Spec	
	1704423	5	Decal - Employees Only (Home Depot)	
	0272000	Ref	Home Depot Warning Decal CSA Spec (English)	
	1705092	1	Decal - Employees Only (Home Depot)	
	0272001	Ref	Home Depot Warning Decal CSA Spec (French)	
	1705093	1	Decal - Employees Only (Home Depot)	
	0272002	Ref	Home Depot Warning Decal Spec (Spanish)	
	1705094	1	Decal - Employees Only (Home Depot)	
	0271330	Ref	Staples Spec	
	1704961	5	Decal - Associates Only (Staples)	
	1704978	1	Decal - Staples Instructions	
	0271331	Ref	Staples Spec (Quebec)	
	1704962	5	Decal - Associates Only (Staples Quebec)	
	1704979	1	Decal - Staples Instructions (Quebec)	
	0271942	Ref	United Rentals ANSI Spec	

SECTION 10 - SPECIAL OPTIONS

ITEM	PART NUMBER	QTY	DESCRIPTION	REV
		Ref	Electrical Connector Kits	
	1001148902	Ref	Amp Connector Kit	
	1001148903	Ref	Deutsch DT Connector Kit	
	1001148904	Ref	Deutsch HD Connector Kit	
	1001148905	Ref	Packard Connector Kit	
	1001148906	Ref	Various Connector Kit	
	0259132	Ref	Foot Switch Installation	
	4360384	1	Footswitch Assembly	
	7020182	1	Cover	
	7020181	1	Gasket	
	7020183	1	Interior	
	2300014	Ref	Hydraulic Oil (Mobil 424)	
	3124179	Ref	Inspection Packet	
	0258799	Ref	Material Tray Installation (Used with Molded Base Platform)	
	1001135163	Ref	Platform Gate Alarm Kit	
	3125012	NLA	Operator and Safety Video (Tape) (Note : VHS Tape No Longer Available)	
	3127056	Ref	Operator and Safety Video (CD)	
	3125018	Ref	Operator and Safety Video (CSA Only)	
	0270718	Ref	Pressure Relief Lock Wire Installation	
		Ref	Rug Carrier Options:	
	1001105600	Ref	Carrier for Front Entry Platform without Extension	
	1001107011	Ref	Carrier for Side Entry Platform	
		Ref	Special Tools:	
	7002821	1	Crimper (For Wire to Pin/Socket Connections)	
	7002823	1	Extractor (For Removal of Pin/Sockets Connectors)	
	4460467	1	Extractor 16-18 Gauge (For Wire to Pin/Socket from Deutsch Connectors)	
	4460510	1	Extractor 12-14 Gauge (For Wire to Pin/Socket from Deutsch Connectors)	
	7016654	1	Screwdriver, Magnetic	
	7004275	1	Seal Tool - 1in	
	7004276	1	Seal Tool - 1 1/2in	
	7002826	1	Seal Tool 2in	
	8896941	1	Stripper, Wire	

PART NUMBER INDEX

PART NUMBER INDEX

0080254.....34	0271331 126	0561308 59, 64, 69	0902047.....57, 63, 67
0100001..... 12	0271350 117	0561336 59, 64, 69	0902054..... 17
0100011.... 12, 17, 19, 23, 24, 33, 37, 41, 45, 46, 49, 53, 54, 57, 63, 67, 77, 81, 85, 89, 91	0271351 117	0561341 57, 63, 67	0902395..... 85
0100019.... 11, 59, 64, 65, 69, 70, 82	0271373 19, 24	0561408 59, 65, 69, 70	0902422..... 57, 63, 67
0100020..... 103	0271922 11, 13	0630486 17	0902423..... 57, 63, 67
0100051..... 37	0271923 12	0630545 77, 81	0902424..... 63, 67
0140001..... 19, 24	0271924 11	0641403 17, 20, 24	0902431..... 57, 63, 67
0140022..... 19	0271927 18, 103	0641404 18, 23	0902442..... 33
0140033..... 13	0271928 18, 103	0641406 ... 13, 33, 37, 57, 63, 67	0902445..... 57, 63, 67
0256719..... 120	0271929 17, 19	0641407 ... 45, 53, 57, 63, 67	0902523..... 13
0256808..... 13	0271942 126	0641408 ... 57, 64, 67, 69, 85, 89	0920114..... 11
0258203..... 33	0272000 126	0641410 ... 41, 45, 49, 53, 63	0940049..... 77, 81
0258448..... 73	0272001 126	0641412 33	0940083..... 91
0258449..... 49	0272002 126	0641414 37, 85	0940085..... 33
0258477..... 89	0272172 17, 19	0641416 49, 86, 89, 91	0961892..... 91
0258478..... 18, 103	0272181 20, 25	0641418 53, 82	0962337..... 77, 81
0258498..... 33	0272192 33	0641504 24	1001091144..... 120, 126
0258586..... 85	0272264 81	0641507 20, 24	1001091150..... 120, 126
0258672..... 89	0272265 81	0641508 57, 63, 67, 91	1001091576..... 120
0258799..... 127	0272321 126	0641512 37	1001091577..... 120
0258842..... 119	0272345 41, 45	0641607 11	1001092205..... 24, 124
0259078..... 85	0272346 49, 53	0641609 12, 23	1001092205..... 24, 124
0259132..... 127	0272524 82	0641610 12	1001096054..... 45, 53
0259294..... 18, 103	0272740 126	0641612 ... 12, 41, 45, 49, 53, 73	1001096767..... 46, 54
0259350..... 77	0272934 120	0641616 18	1001097219..... 46, 53
0259357..... 11	0273261 126	0641620 77, 81	1001097220..... 46, 53
0259376..... 77, 81	0273365 19	0641622 91	1001099638..... 81, 85
0259438..... 117	0273953 73, 117	0641812 ... 11, 57, 59, 63, 67	1001099754..... 59, 68
0259447..... 13	0273967 73, 117	0641872 69	1001100013..... 59, 69
0259449..... 17	0274388 117	0681410 57, 67	1001100057..... 57, 67, 99
0259450.... 18, 23, 42, 46, 50, 54	0274389 117	0681812 73	1001100544..... 105
0259472..... 11, 13	0274390 117	070700 46, 54	1001100545..... 105
0259542..... 49	0274391 117	0720805 33, 85	1001101379..... 53
0259543..... 33	0274397 120	0721004 82	1001101858..... 37
0259544..... 120, 126	0274699 120	0721005 11	1001101902..... 37
0259558..... 117	0274700 120	0721006 ... 17, 23, 41, 49, 85	1001101926..... 37
0270020..... 18, 24	0275422 91	0721008 ... 13, 33, 77, 81	1001101991..... 37
0270117..... 18, 103	0275424 19, 24, 91	0721014 17	1001101994..... 37
0270163..... 33, 37	0275473 49, 53	0741006 57, 63, 67	1001103107..... 33, 37
0270267..... 117	0275474 41, 45	0741606 63, 67	1001105600..... 127
0270399..... 11	0275697 24	0751003 91	1001107011..... 127
0270401..... 117	0275885 23, 24	0791605 17	1001107836..... 37
0270403..... 117	0275886 23, 24	0791608 23	1001107837..... 37
0270404..... 117	0275939 23, 105	0801195 12, 67	1001107839..... 37
0270438..... 77	0362347 89	0801255 12, 63	1001107840..... 37
0270439..... 77, 81	0362735 57, 63, 67	0801257 12, 57	1001107841..... 37
0270489..... 41	0362736 63, 67	0801323 12, 67	1001107842..... 37
0270490..... 41	0400122 34, 37	0801324 12, 67	1001107843..... 37
0270491..... 11	0400144 34, 37	0860520 85, 89, 117	1001109315..... 69
0270565..... 117	0400176 33, 37, 39	0860945 41, 45	1001109405..... 57, 67
0270689..... 117	0400181 18, 23	0860946 41, 49	1001110174..... 12
0270717..... 33	0400193 33, 37, 39	0861192 33	1001110217..... 25
0270718..... 127	0400209 34, 37	0861193 33	1001110242..... 120, 126
0270739..... 117	0400212 33, 37, 39	0861207 ... 41, 45, 49, 53	1001110873..... 46, 54
0270746..... 41	0400223 33	0861213 18, 23	10011109316..... 59
0270747..... 41	0400224 33	0861305 17, 23	1001114375..... 25
0270748..... 49	0400225 33, 34	0861536 17, 23	1001131273..... 119
0270749..... 49	0400234 33	0861731 46, 54	1001135163..... 127
0271290..... 126	0440225 58, 63, 68		1001148902..... 127
0271307..... 17, 19	0440230 58, 63, 68		1001148903..... 127
0271330..... 126	0440246 58, 68		1001148904..... 127
	0561149 ... 59, 65, 69, 70		1001148905..... 127
	0561150 64, 69		1001148906..... 127
	0561151 65, 69, 70		1001176186..... 86
	0561153 64, 69		1001188324..... 126
			1001223055..... 119
			1001223971..... 119

PART NUMBER INDEX

1001224049	119	1704209	120	2400006.....	19, 24, 122	3340845	57, 63, 67
1001224051	119	1704210	120	2410024.....	91	3340858	57, 63, 67
1001224053	119	1704212	118	2420140.....	12	3340977	91
1001228370	119	1704213	118	2420172.....	19, 24	3422338 ...	57, 59, 64, 65, 69, 70
1060380	85, 89	1704215	118	2420193.....	18, 24	3422346 ...	59, 65, 69, 70
1060518	17	1704221	118	2420195.....	37	3422355	59, 65, 70
1060564	41, 49	1704222	118	2560088.....	12	3422657	85, 89
1060565	41	1704224	118	2560154.....	85	3422717	57, 63, 67
1060570	33	1704236	119	2600189.....	78	3422720	59, 65, 69
1060571	17, 23	1704259	118	2600225.....	85	3422744	77, 81
1060683	57, 63, 67	1704277	73, 118	2600268.....	78, 82	3422750	58, 63, 67
1060687	41, 49	1704365	118, 119	2600294.....	91	3422752	58, 63, 67
1060694	41	1704366	119	2700098.....	91	3422757	58, 63, 67
1060849	49	1704367	119	2820035.....	18, 25, 91	3422866	77, 81
1060922	41, 45	1704423	120, 126	2860030.....	17, 23, 122	3450202	59, 65, 69
1060923	41	1704424	118	2880310.....	57, 63, 67	3450304 ...	58, 59, 65, 69, 70
1060924	45	1704425	118, 119	2901673.....	64	3510676	89
1060925	49	1704458	119	2901855.....	69	3510897	91
1060926	53	1704582	12, 18	2901945.....	59	3510899	91, 119
1260343	59, 64, 69	1704582	12, 18	2902371.....	126	3520006	119
1260347	64, 69	1704593	118	2902414.....	126	3520028	89, 91
1260349 ...	59, 65, 69, 70	1704594	119	2902415.....	126	3520030	85
1260355 ...	57, 59, 64, 69	1704596	119	2902416.....	126	3520034	42, 45
1260356 ...	57, 59, 64, 65, 69	1704714	119	2902417.....	126	3520072 ...	81, 85, 89, 91
1260357 ...	64, 65, 69, 70	1704775	119	2902551.....	126	3520166 ...	18, 20, 24, 25
1271392	57, 63, 67	1704776	118	2902552.....	126	3520176	77, 81
1271419	63, 67	1704777	119	2902552.....	126	3539814	73
1271421	57, 63, 67	1704778	119	2910307.....	19, 24	3570274	85
1271446	57, 63, 67	1704795	117	2920146.....	13	3570362	85
1271447	57, 63, 67	1704796	117	2940074...77, 81, 85, 124		3570653	86
1320041	11, 45	1704797	118	2940082.....	89, 124	3570654	86
1320043	11	1704798	118	2940111.....	33	3570893	58, 63, 67
1320149 ...	41, 45, 49, 53	1704799	118	2940132.....	25	3570923	42, 49
1320224	18, 23	1704800	118	3020039.....	59, 69	3570976	73
1380132	86	1704801	118	3020041.....	59, 69	3571101 ...	58, 59, 65, 69, 70
1580020	91	1704802	118	3080005.....	82	3571103 ...	58, 59, 65, 70
1580039	126	1704803	119	3124179.....	127	3571552	77, 81
1580051	91	1704804	119	3125012.....	127	3571650	78
1670603	41, 45	1704961	126	3125018.....	127	3572158	18, 19, 24
1683808	57, 67, 95	1704962	126	3127056.....	127	3572511	19, 24
1683981	63, 95	1704968	118	3251243.....	119	3572525	19, 24
1684142	57, 67, 97	1704969	119	3252191.....	120	3572584	78, 82
1701509	118	1704970	119	3252760....42, 46, 50, 54		3572847	59, 68
1701612	85	1704971	119	3252761....42, 46, 50, 54		3573725 ...	42, 45, 49, 53, 119
1702353	18	1704978	126	3271805.....	73	3576779	20, 25
1702934	126	1704979	126	3300151.....	89	3580231	42, 49
1703455	73	1705092	126	3300356.....	86	3580268	58, 63, 68
1703625	117	1705093	126	3310805.....	33, 86	3580269	58, 63, 68
1703681	85, 117	1705094	126	3311001....13, 18, 19, 20, 24, 41, 45, 46, 49, 54, 77, 81, 89		3580274	58, 63, 68
1703779	117	1705304	120	3311005....11, 13, 17, 19, 23, 24, 33, 85, 89		3580286	58, 68
1703781	117	1705565	126	3311401....33, 57, 63, 67, 91		3580293	58, 68
1703784	117	1705624	91, 119	3311405....13, 33, 37, 41, 45, 49, 53, 82, 85, 89		3580344 ...	42, 45, 49, 53
1703785	118	1706341	119	3311501.....	33, 77, 81	3600291	17, 27
1703786	118	1706343	118, 119	3311505....17, 20, 24, 33, 37, 85, 89		3600306	17, 27
1703788	118	1706351	120	3311601.....	57, 63, 67	3600343	17, 27
1703789	118	1706571	120	3311605....12, 18, 41, 45, 49, 53, 73, 77, 81, 91		3600462	23, 31
1703814	118	1706572	120	3311608.....	12, 23	3640924	89
1703817	118	1780303	78, 82	3311801.....	57, 63, 67	3640990	89
1703818	118	1810054 ...	41, 45, 49, 53	3340746.....	89	3641542	91
1704029	117	2020005	85	3340754.....	89	3680054	126
1704030	117	2080040	77, 81, 91	3340829.....	85	3730099	13
1704031	118	2080043	91			3740013	17
1704032	118	2220473	103, 105				
1704034	118	2220507	103				
1704086	117	2220603	103, 105				
1704092	118	2220773	103				
1704206	120	2220875	103				
		2300014	127				

PART NUMBER INDEX

3740049.....17, 20, 23, 24, 122	4280296.....77, 81, 86	4711600 ... 11, 12, 18, 42, 45, 50, 53, 73, 77, 81, 85, 91	4922416.....13
3740080.....17, 19, 20, 24	4300111 ... 60, 65, 69, 70	4711800 ... 11, 58, 64, 68, 81	4922420....19, 42, 45, 50, 53
3740113.....17	4300129.....59, 65, 69	471260059, 64, 68	4922558.....19
3760348.....11, 59, 69	4341432.....23	474000759, 64, 69	4922583.....20, 25
3760383.....59, 63, 67	4360274 ... 42, 46, 50, 54, 122	474041459, 64, 68	4922605.....19
3760448.....77, 81	4360384127	474041511	4922652.....41, 45
3820001.....33	436039713	474042642, 50	4922653.....41, 45
3820011.....120	436043719, 20, 24	474042889	4922657.....49, 53
3820024.....85, 89	436045613	474042989	4922740.....19, 23, 24
3820032....25, 42, 45, 49, 53, 77, 81	436046717, 23, 122	474045611	4922935.....19, 24
3820034....20, 25, 58, 63, 68	436049619, 24	4750800 ... 33, 59, 64, 68, 86	4923528.....20, 25, 91
3900032.....85	436057391	4751000 ... 11, 13, 17, 19, 20, 23, 24, 25, 33, 42, 45, 50, 53, 77, 81, 85, 89	4923572....42, 45, 50, 53
3900163.....59, 68	436070213, 124	475140013, 33, 82, 89	4933103.....13, 19
3900177.....89	442003977, 81, 85	4751500 ... 18, 33, 42, 45, 50, 53, 59, 60, 77, 81, 91	70000641.....31
3900187.....58, 63, 68	4420051120, 126	4761000 ... 11, 13, 19, 24, 42, 45, 50, 54, 59, 64, 68, 77, 81	70000642.....31
3900190.....33, 91	442006418, 23	476150059, 64, 68	70000643.....31
3900191.....42, 45	442006518, 23	479150018	70000651.....31
3900192.....58, 63, 68	4460023 ... 42, 45, 46, 50, 54	484534573	70001020.....31
3900200.....42, 50, 85	446003519, 24	484561485	70001021.....31
3900202.....89	446004419, 24	484565786	70001025.....31
3900203.....89	446019042, 50	484571418	70001027.....31
3900205....19, 24, 45, 46, 54, 58, 63, 68	446023411	484571512	70001029.....31
3900251.....86	446025919, 24	484573159, 64, 68	70001030.....31
3900252.....85	446026019, 24	484581085	70001031.....31
3900258.....85, 86	4460267 ... 18, 20, 23, 25, 91	484581185	70001032.....31
3900270.....82	446026825, 45, 53	484581285	70001033.....31
3900373....42, 45, 50, 53	4460320 ... 18, 20, 23, 25, 91	484582185, 89	70001034.....31
3910804.....17, 23	446032625	484582289	70001035.....31
3911008.....20, 25	446034646, 54	484583189	70001036.....31
3911010.....18, 19, 24	4460424 ... 41, 45, 49, 53	484602185	70001039.....31
3911024....13, 19, 20, 24, 25	446044525	484602511	70002092.....99
3911032.....89	4460467127	484603077	70002093.....99
3931516.....27	4460510127	484603278	70002094.....99
3990010.....19, 42, 45	4460549 ... 41, 42, 46, 49, 50, 54	484603477	70002095.....99
4060092.....42, 50	4460566 ... 42, 45, 50, 53	484603577	70002096.....99
4060803.....86	446056717, 23, 37	484632377	70002215.....31
4060804.....89	446063317, 23	484632477, 81, 82	70002432.....99
4060875.....18	4460662 ... 13, 42, 46, 50, 54	484632577, 81	70003612.....31
4060882.....89	456748964, 68	484632678, 82	70003613.....31
4060960.....58, 63, 68	456749158	484638159, 68	7002821.....127
4060961.....58, 63, 68	456749264, 68	484651459, 68	7002823.....127
4060987.....58, 64, 69	456760517, 23	484652181	7002826.....127
4061024.....18, 23	4567669103	484652282	7003246.....95
4070860.....58, 63, 68	4567670103	484653411	7004275.....127
4070861.....58, 63, 68	4567670103	486018311	7004276.....127
4070862.....58, 64, 68	456774964, 68	486018412	7011509.....39, 122
4070890.....89	456775058, 64, 68	486019412	7011513.....39
4070894.....89	456775158, 64, 68	486020211	7011528.....39
4070970.....58, 64, 68	456791112	486020811	7012630.....12
4070971.....58, 64, 68	4568227103	486020912	7012631.....11, 12
4070984.....18	4568228103	486021111	7012998.....99
4070988.....58, 64, 68	4569478105	486024411	7013701.....28
4070989.....58, 64, 68	4569479105	486024512	7013708.....27
4070990.....58, 64, 68	462237719, 24	492241219	7013710.....27
4071095.....91	4640900103		7013710.....27
4160124.....58, 64, 68	4640956103		7013713.....27
4160125.....89	471100046		7013714.....27
4160130....42, 45, 50, 53	4711400 ... 17, 18, 20, 23, 42, 45, 50, 53, 58, 64, 68, 85, 89		7013716.....27
4160165.....85	4711500 ... 20, 58, 64, 65, 68, 69, 70, 85, 89		7013717.....27
4220233.....91			7013720.....28
4240032.....11, 18			7013722.....27
4240033.....18			7013726.....28

PART NUMBER INDEX

7013764	27	7018536	39, 122	7020097	17, 23	7022220	28
7013766	27	7018555	39	7020181	127	7022927	39
7013779	27, 28	7018556	39	7020182	127	7022930	39
7013789	27	7018558	39, 122	7020183	127	7022932	39
7013792	27	7018586	39, 122	7020209	11	7022933	39
7013793	27	7019833	95	7020237	11	7023391	97, 99
7013795	27	7019834	95	7020240	12	7023392	97, 99
7016319	13	7019835	95	7020241	12	7023393	97
7016372	13	7019838	95	7020242	12	7023394	97
7016397	19, 24	7019839	95	7020243	12	7023395	97, 99
7016654	127	7019872	95	7020605	39	7023396	97, 99
7016713	27	7020017	12	7020626	39	7023397	97
7016714	28	7020074	11	7020627	39	7023398	97
7016717	28	7020078 ...	17, 23, 41, 45, 49, 53, 122	7020629	39	7023399	97, 99
7016721	27	7020084	12	7020631	39	7023993	99
7016735	27	7020086	12	7020632	39	7024354	97
7016751	27	7020088 ...	41, 45, 49, 53, 122	7020633	39	7024411	17, 23
7016755	28	7020089 ...	41, 45, 49, 53, 122	7020663	39	7026165	31
7016759	27	7020091 ...	41, 45, 49, 53	7020673	39	7026330	31
7016770	27	7020093 ...	17, 23, 41, 45, 49, 53	7020674	39	7026335	31
7016771	27	7020094	17, 23	7020677	39	7027299 ...	17, 23, 41, 45, 49, 53
7016772	27	7020096	17, 23	7020678	39	8896941	127
7016773	27			7020679	39	9981089	18
7016776	27			7020680	39	9984088	18
7016777	27			7020681	39		
7016786	27			7022219	27		



3120776



An Oshkosh Corporation Company

Corporate Office
JLG Industries, Inc.
1 JLG Drive
McConnellsburg, PA 17233-9533 USA
☎ (717) 485-5161 (Corporate)
☎ (877) 554-5438 (Customer Support)
☎ (717) 485-6417

Visit our website for JLG Worldwide Locations.
www.jlg.com