



Illustrated Parts Manual

Models G5-19A & G6-23A

31200194

*Revised
August 24, 2017*



EFFECTIVITY PAGE

March 10, 2006 - A - Original Issue Of Manual

February 23, 2007 - B - Revised Manual

July 6, 2007 - C - Revised Manual

May 15, 2008 - D - Revised Manual

May 29, 2009 - E - Revised Manual

April 3, 2014 - F - Revised Manual

August 24, 2017 - G - Revised Manual

TABLE OF CONTENTS

SECTION 1 - FRAME AND ATTACHING PARTS.....	9
FIGURE 1-1. FRAME SHROUDING AND TRIM	10
FIGURE 1-2. FRAME SHROUDING AND TRIM, FENDER INSTALLATION	14
FIGURE 1-3. AXLE INSTALLATION G5-19A	16
FIGURE 1-4. AXLE INSTALLATION G6-23A	18
SECTION 2 - BOOM	21
FIGURE 2-1. FIRST BOOM SECTION G5-19A	22
FIGURE 2-2. FIRST BOOM SECTION G6-23A	24
FIGURE 2-3. SECOND BOOM SECTION G5-19A.....	26
FIGURE 2-4. SECOND BOOM SECTION G6-23A.....	28
FIGURE 2-5. QUICK SWITCH ASSEMBLY	30
FIGURE 2-6. HYDRAULIC QUICK SWITCH ASSEMBLY.....	32
SECTION 3 - ATTACHMENTS	35
FIGURE 3-1. CARRIAGE ASSEMBLY	36
FIGURE 3-2. CARRIAGE ASSEMBLY	38
FIGURE 3-3. BUCKETS	40
FIGURE 3-4. FOUR IN ONE BUCKET	42
FIGURE 3-5. FORK MOUNTED HOOK	44
FIGURE 3-6. TRUSS BOOM.....	46
FIGURE 3-7. MANURE BUCKET	48
FIGURE 3-8. FORK.....	50
FIGURE 3-9. SIDE SHIFT CARRIAGE.....	52
FIGURE 3-10. SIDE TILT CARRIAGE.....	54
FIGURE 3-11. FORK POSITION/SIDE SHIFT CARRIAGE.....	56
FIGURE 3-12. FORK MOUNTED PLATFORM.....	60
FIGURE 3-13. UNIVERSAL HITCH ATTACHMENT	62
SECTION 4 - ENGINE AND ATTACHING PARTS	65
FIGURE 4-1. ENGINE ASSEMBLY	66
FIGURE 4-2. DEUTZ ENGINE	70
FIGURE 4-3. FUEL TANK AND LINES	74
FIGURE 4-4. RADIATOR ASSEMBLY	76
FIGURE 4-5. AIR CLEANER INSTALLATION.....	78
FIGURE 4-6. EXHAUST INSTALLATION.....	80
SECTION 5 - DRIVE TRAIN	83
FIGURE 5-1. FRONT AXLE	84
FIGURE 5-2. FRONT AXLE - HOUSING G5-19A	86
FIGURE 5-3. FRONT AXLE - HOUSING G6-23A	88
FIGURE 5-4. FRONT AXLE - HOUSING AND STEERING CYLINDER G5-19A	90
FIGURE 5-5. FRONT AXLE - HOUSING AND STEERING CYLINDER G6-23A	92
FIGURE 5-6. FRONT AXLE - BEVEL GEAR SET.....	94
FIGURE 5-7. FRONT AXLE - DIFFERENTIAL	96
FIGURE 5-8. FRONT AXLE - DOUBLE U-JOINT G5-19A	98
FIGURE 5-9. FRONT AXLE - DOUBLE U-JOINT G6-23A	100
FIGURE 5-10. FRONT AXLE - BRAKES G5-19A.....	102
FIGURE 5-11. FRONT AXLE - BRAKES G6-23A.....	104
FIGURE 5-12. FRONT AXLE - WHEEL HUB AND FINAL REDUCTION G5-19A	106
FIGURE 5-13. FRONT AXLE - WHEEL HUB AND FINAL REDUCTION G6-23A	108
FIGURE 5-14. FRONT AXLE - TRANSMISSION HOUSING	110
FIGURE 5-15. FRONT AXLE - LOWER AND UPPER SHAFT G5-19A	112
FIGURE 5-16. FRONT AXLE - LOWER AND UPPER SHAFT G6-23A	114
FIGURE 5-17. REAR AXLE.....	116
FIGURE 5-18. REAR AXLE - HOUSING	118
FIGURE 5-19. REAR AXLE - SWIVEL HOUSING AND STEERING CYLINDER G5-19A	120
FIGURE 5-20. REAR AXLE - SWIVEL HOUSING AND STEERING CYLINDER G6-23A	122
FIGURE 5-21. REAR AXLE - BEVEL GEAR SET	124
FIGURE 5-22. REAR AXLE - DIFFERENTIAL G5-19A.....	126

TABLE OF CONTENTS

FIGURE 5-23. REAR AXLE - DIFFERENTIAL G6-23A.....	128
FIGURE 5-24. REAR AXLE - DOUBLE U-JOINT G5-19A.....	130
FIGURE 5-25. REAR AXLE - DOUBLE U-JOINT G6-23A.....	132
FIGURE 5-26. REAR AXLE - WHEEL HUB AND FINAL REDUCTION G5-19A.....	134
FIGURE 5-27. REAR AXLE - WHEEL HUB AND FINAL REDUCTION G6-23A.....	136
FIGURE 5-28. DRIVE SHAFT.....	138
FIGURE 5-29. TIRES AND RIMS.....	140
SECTION 6 - CAB.....	143
FIGURE 6-1. CAB ASSEMBLY.....	144
FIGURE 6-2. CAB INTERIOR ASSEMBLY.....	148
FIGURE 6-3. SEAT ASSEMBLY.....	150
FIGURE 6-4. CAB WINDOWS.....	152
FIGURE 6-5. CAB DOOR ASSEMBLY.....	154
FIGURE 6-6. WIPER ASSEMBLY G6-23A.....	156
FIGURE 6-7. AIR CIRCULATION INSTALLATION.....	158
FIGURE 6-8. TOOL BOX ASSEMBLY (OPTIONAL).....	162
FIGURE 6-9. FIRE EXTINGUISHER INSTALLATION (OPTIONAL) (G6-23A).....	164
SECTION 7 - CONTROLS.....	167
FIGURE 7-1. BOOM JOYSTICK.....	168
FIGURE 7-2. STEERING COLUMN AND ATTACHING PARTS.....	170
FIGURE 7-3. ACCELERATOR PEDAL ASSEMBLY.....	172
FIGURE 7-4. BRAKE PEDAL ASSEMBLY.....	174
SECTION 8 - HYDRAULIC CIRCUITS.....	177
FIGURE 8-1. SUPPLY CIRCUIT.....	178
FIGURE 8-2. DUMP CIRCUIT.....	182
FIGURE 8-3. FRONT DRIVE CIRCUIT G5-19A.....	186
FIGURE 8-4. FRONT DRIVE CIRCUIT G6-23A.....	188
FIGURE 8-5. STEER SELECT.....	190
FIGURE 8-6. SERVICE/PARK BRAKE.....	192
FIGURE 8-7. LIFT CYLINDER.....	194
FIGURE 8-8. EXTEND/RETRACT CYLINDER G5-19A.....	196
FIGURE 8-9. EXTEND/RETRACT CYLINDER G6-23A.....	198
FIGURE 8-10. TILT AND TILT COMPENSATING CYLINDER G5-19A.....	200
FIGURE 8-11. TILT AND TILT COMPENSATING CYLINDER G6-23A.....	202
FIGURE 8-12. AUXILIARY FUNCTION.....	204
FIGURE 8-13. REAR HYDRAULIC OUTLET.....	206
SECTION 9 - HYDRAULIC COMPONENTS.....	209
FIGURE 9-1. LIFT CYLINDER G5-19A.....	210
FIGURE 9-2. LIFT CYLINDER G6-23A.....	212
FIGURE 9-3. EXTEND/RETRACT CYLINDER G5-19A.....	214
FIGURE 9-4. EXTEND/RETRACT CYLINDER G6-23A.....	216
FIGURE 9-5. TILT CYLINDER G5-19A.....	218
FIGURE 9-6. TILT CYLINDER G6-23A.....	220
FIGURE 9-7. COMPENSATING CYLINDER G5-19A.....	222
FIGURE 9-8. COMPENSATING CYLINDER G6-23A.....	224
FIGURE 9-9. FORK LOCKING CYLINDER.....	226
FIGURE 9-10. FORK LOCKING CYLINDER ASSAMBLY.....	228
FIGURE 9-11. MAIN CONTROL VALVE (G5-19A Prior to SN 1160003034; G6-23A Prior to SN 1160003516).....	230
FIGURE 9-12. MAIN CONTROL VALVE (G5-19A SN 1160003034 to Present; G6-23A SN 1160003516 to Present).....	232
FIGURE 9-13. FRONT DRIVE MOTOR G5-19A.....	234
FIGURE 9-14. FRONT DRIVE MOTOR G6-23A.....	236
FIGURE 9-15. HYDROSTATIC TRANSMISSION PUMP.....	238
FIGURE 9-16. HYDRAULIC TANK ASSEMBLY.....	240
FIGURE 9-17. IMPLEMENT PUMP.....	242
FIGURE 9-18. AUXILIARY DIVERTER VALVE.....	244
SECTION 10 - ELECTRICAL.....	247

TABLE OF CONTENTS

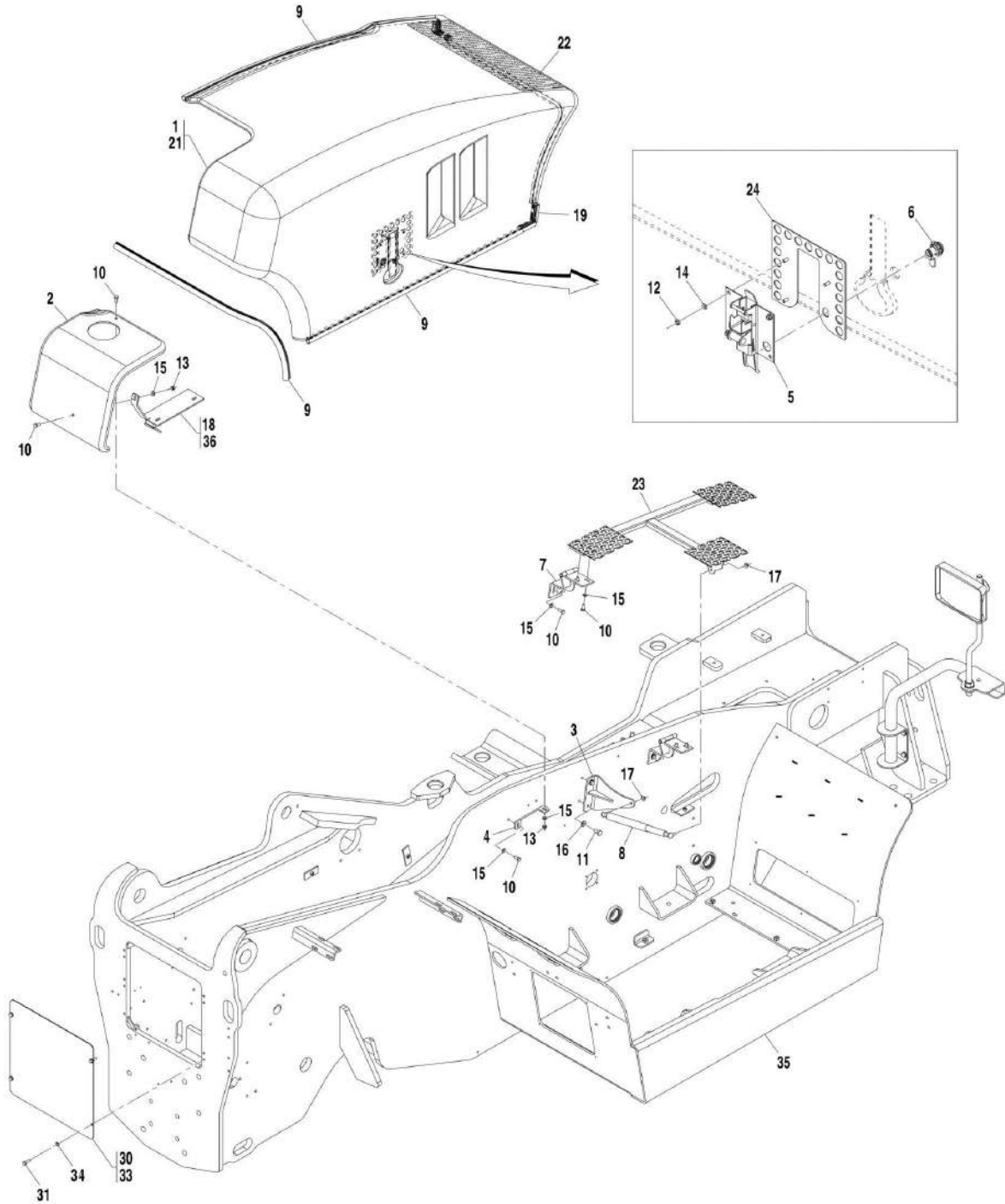
FIGURE 10-1. ELECTRICAL INSTALLATION	248
FIGURE 10-2. ENGINE HARNESS (G5-19A Prior to SN 1160002222; G6-23A Prior to SN 1160002234)	252
FIGURE 10-3. ENGINE HARNESS (G5-19A SN 1160002222 to Present; G6-23A SN 1160002234 to Present).....	254
FIGURE 10-4. REAR CHASSIS HARNESS (G5-19A Prior to SN 1160001709; G6-23A Prior to SN 1160001708)	256
FIGURE 10-5. REAR CHASSIS HARNESS (G5-19A SN 1160001709 to Present; G6-23A SN 1160001708 to Present).....	258
FIGURE 10-6. FRONT CHASSIS HARNESS.....	260
FIGURE 10-7. PWM VALVE CONTROLLER ASSEMBLY	262
FIGURE 10-8. ROOF HARNESS	264
FIGURE 10-9. MAIN HARNESS.....	266
FIGURE 10-10. GROUND HARNESS.....	270
FIGURE 10-11. BUCKET SHAKE SWITCH (OPTIONAL).....	272
FIGURE 10-12. OIL TEMPERATURE GAUGE INSTALLATION G6-23A (OPTIONAL)	274
SECTION 11 - DECALS.....	277
FIGURE 11-1. FRAME AND BOOM DECALS.....	278
FIGURE 11-2. CAB DECALS	282
FIGURE 11-3. MACHINE DECALS, G5-19A.....	284
FIGURE 11-4. MACHINE DECALS, G6-23A.....	286
SECTION 12 - OPTIONS	289
FIGURE 12-1. CAB WORKLIGHT INSTALLATIONS	290
FIGURE 12-2. BOOM WORKLIGHT INSTALLATION	292
FIGURE 12-3. ROTATING BEACON INSTALLATION	294
FIGURE 12-4. AIR CONDITIONER INSTALLATION (G5-19A Prior to SN 1160004784; G6-23A Prior to SN 1160004665).....	296
FIGURE 12-5. AIR CONDITIONER INSTALLATION (G5-19A SN 1160004784 to Present; G6-23A SN 1160004665 to Present).....	298
FIGURE 12-6. DRAW BAR COUPLING INSTALLATION.....	300
FIGURE 12-7. DUAL BOOM AUX HYDRAULIC, MANUAL.....	302
FIGURE 12-8. DUAL BOOM AUX HYDRAULIC, ELECTRICAL	304
FIGURE 12-9. OPTION HARNESS.....	306
FIGURE 12-10. UPPER CAB ELECTRICAL INSTALLATION (G5-19A Prior to SN 1160003034; G6-23A Prior to SN 1160003240).....	308
FIGURE 12-11. UPPER CAB ELECTRICAL INSTALLATION (G5-19A SN 1160003034 to Present; G6-23A SN 1160003240 to Present).....	310
FIGURE 12-12. PINTLE HITCH INSTALLATION	312
FIGURE 12-13. DUMP VALVE INSTALLATION.....	314
FIGURE 12-14. BOOM AUXILIARY ELECTRIC.....	316
SECTION 13 - RECOMMENDED SPARE PARTS	319
FIGURE 13-1. RECOMMENDED SPARE PARTS	320
PART NUMBER INDEX	323

SECTION 1 - FRAME AND ATTACHING PARTS

SECTION 1 - FRAME AND ATTACHING PARTS

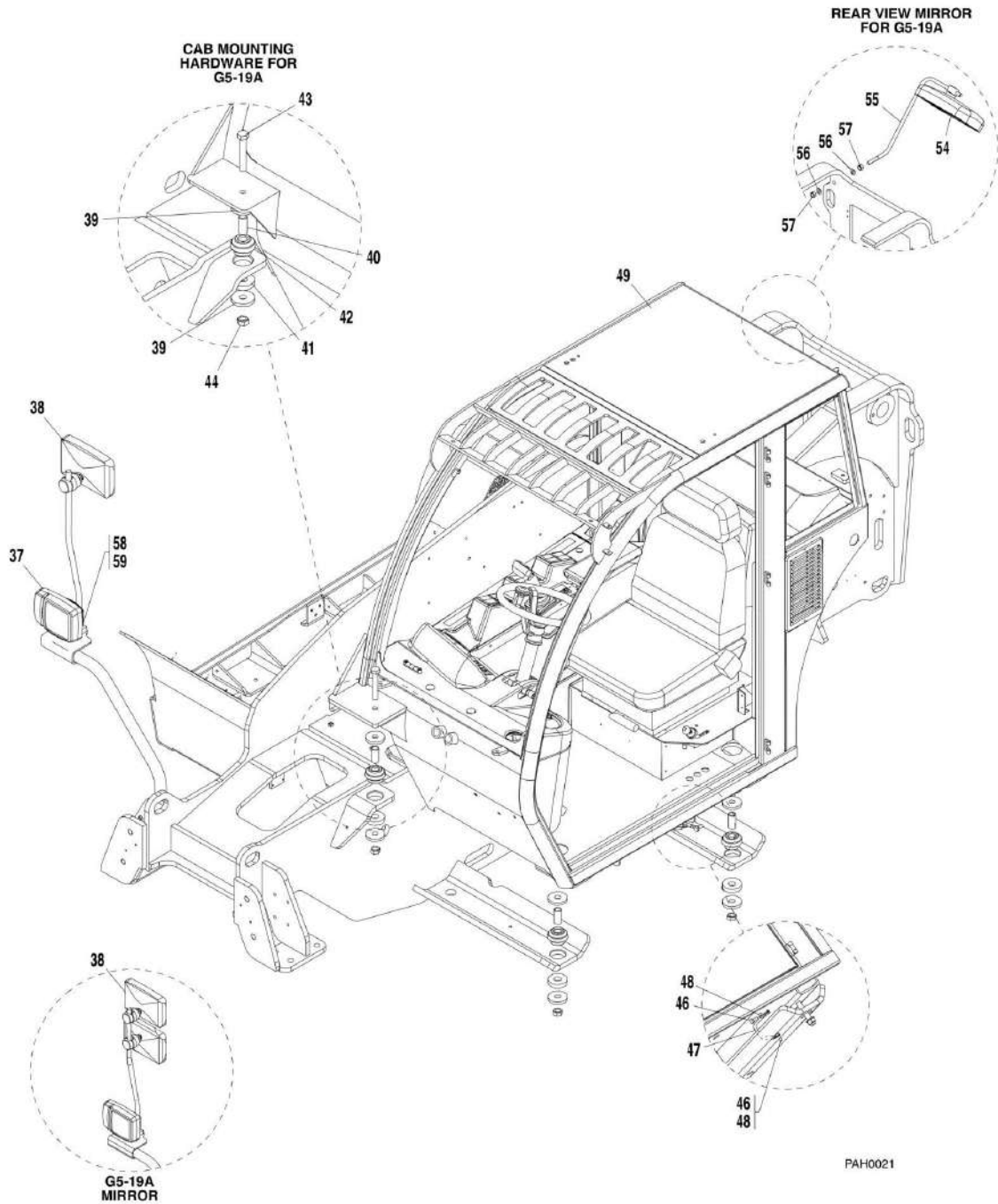
SECTION 1 - FRAME AND ATTACHING PARTS

FIGURE 1-1. FRAME SHROUDING AND TRIM



ART_31200194-1-1_1

SECTION 1 - FRAME AND ATTACHING PARTS



SECTION 1 - FRAME AND ATTACHING PARTS

FIGURE 1-1. FRAME SHROUDING AND TRIM

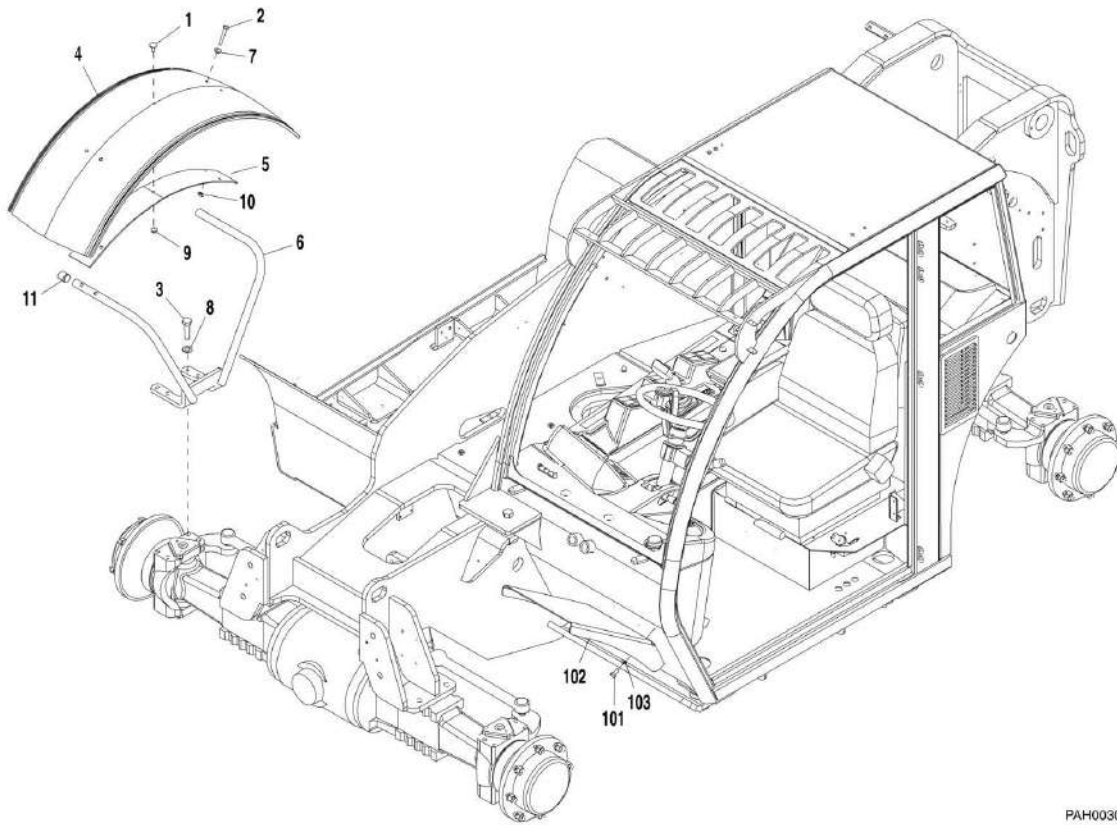
ITEM	PART NUMBER	QTY	DESCRIPTION	REV
	0275028	1	ENGINE HOOD INSTALLATION, (includes items 1 thru 17) (Prior to SN 1160005369)	B
	1001096892	1	ENGINE HOOD INSTALLATION, (includes items 1 thru 19) (SN 1160005369 to Present)	A
1	1671260	1	HOOD ASSY, (includes items 21 thru 24) (Prior to SN 1160005369)	C
1	1001096886	1	HOOD ASSY, (includes items 21 thru 24) (SN 1160005369 to Present)	A
2	1671177	1	ENGINE PANEL HOOD	
3	0903274	1	BRACKET	
4	3575643	1	SUPPORT PLATE	
5	8000382	1	HOOD LATCH	
6	8000801	1	HOOD LOCK	
7	4806433	2	HINGE	
8	4160213	1	GAS SPRING	
9	2014226	6.4 m	RUBBER SEAL	
10	0760810	11	HEX HD CAPSCREW, 8-1.25X20MM, GR 8.8	
11	0761010	2	HEX HD CAPSCREW, 10-1.50X20MM, GR 8.8	
12	3290605	3	HEX LOCK NUT, M6X1	
13	3290805	2	HEX LOCK NUT, M8X1.25	
14	4811700	3	FLAT WASHER, 6MM	
15	4811900	11	FLAT WASHER, 8MM	
16	4812000	2	FLAT WASHER, 10MM	
17	5220800	2	RIPP NUT, 8MM	
18	4340955	1	SUPPORT PANEL	
19	1001103371	1	HOOD CORNER SEAL	
21	1671156	1	ENGINE HOOD (Prior to SN 1160005369)	
21	1001093852	1	ENGINE HOOD (SN 1160005369 to Present)	
22	2520136	1	GRILL	
23	4340868	1	HOOD SUPPORT	
24	4806444	1	PLATE	
30	0275255	1	REAR COVER PANEL, (includes items 31, 33 & 34)	C
31	0700812	4	HEX HD CAPSCREWS, 8X25MM	
33	3380687	1	REAR PANEL	
34	4811900	4	FLAT WASHER, 8MM	
35	2360729	1	FRAME, (G5-19A) (Prior to SN 1160002168)	
35	2360778	1	FRAME, (G5-19A) (SN 1160002168 to Present)	
35	2360663	1	FRAME, (G6-23A)	
36	3575641	1	PANEL SUPPORT	
37		Ref	HEADLIGHT ASSY, (See ELECTRICAL SECTION for Breakdown)	
38	3140007	2	MIRROR, (G5-19A)	
38	3140007	1	MIRROR, (G6-23A)	
39	1781813	8	CAB MOUNT	
40	4806626	4	BUSHING	
41	8000565	4	WASHER	
42	8000567	4	RUBBER MOUNT	
43	0712029	4	HEX HD CAPSCREW, GR 10.9, (torque to 111 ft-lb [150 Nm])	
44	3292001	4	HEX NUT, M20X2.5	
46	0761012	2	HEX HD CAPSCREW, 10-1.50X25MM	
47	8003392	1	CABLE SET, GROUND CONNECTION	

SECTION 1 - FRAME AND ATTACHING PARTS

ITEM	PART NUMBER	QTY	DESCRIPTION	REV
48	4812000	2	FLAT WASHER, 10MM	
49		Ref	CAB, (See CAB SECTION for Breakdown)	
54	80363195	1	MIRROR	
55	3841634	1	MIRROR ATTACH BAR	
56	3291601	2	HEX NUT, M16X2	
57	4812300	2	FLAT WASHER, 16MM	
58	3292001	2	HEX NUT, M20X2.5	
59	4812500	2	WASHER, 20MM	
60	0100011	AR	LOCTITE, #242, (not shown)	
		Ref	NOTE: ITEM NUMBERS NOT LISTED ARE NOT USED ON THIS FIGURE	

SECTION 1 - FRAME AND ATTACHING PARTS

FIGURE 1-2. FRAME SHROUDING AND TRIM, FENDER INSTALLATION



PAH0030

SECTION 1 - FRAME AND ATTACHING PARTS

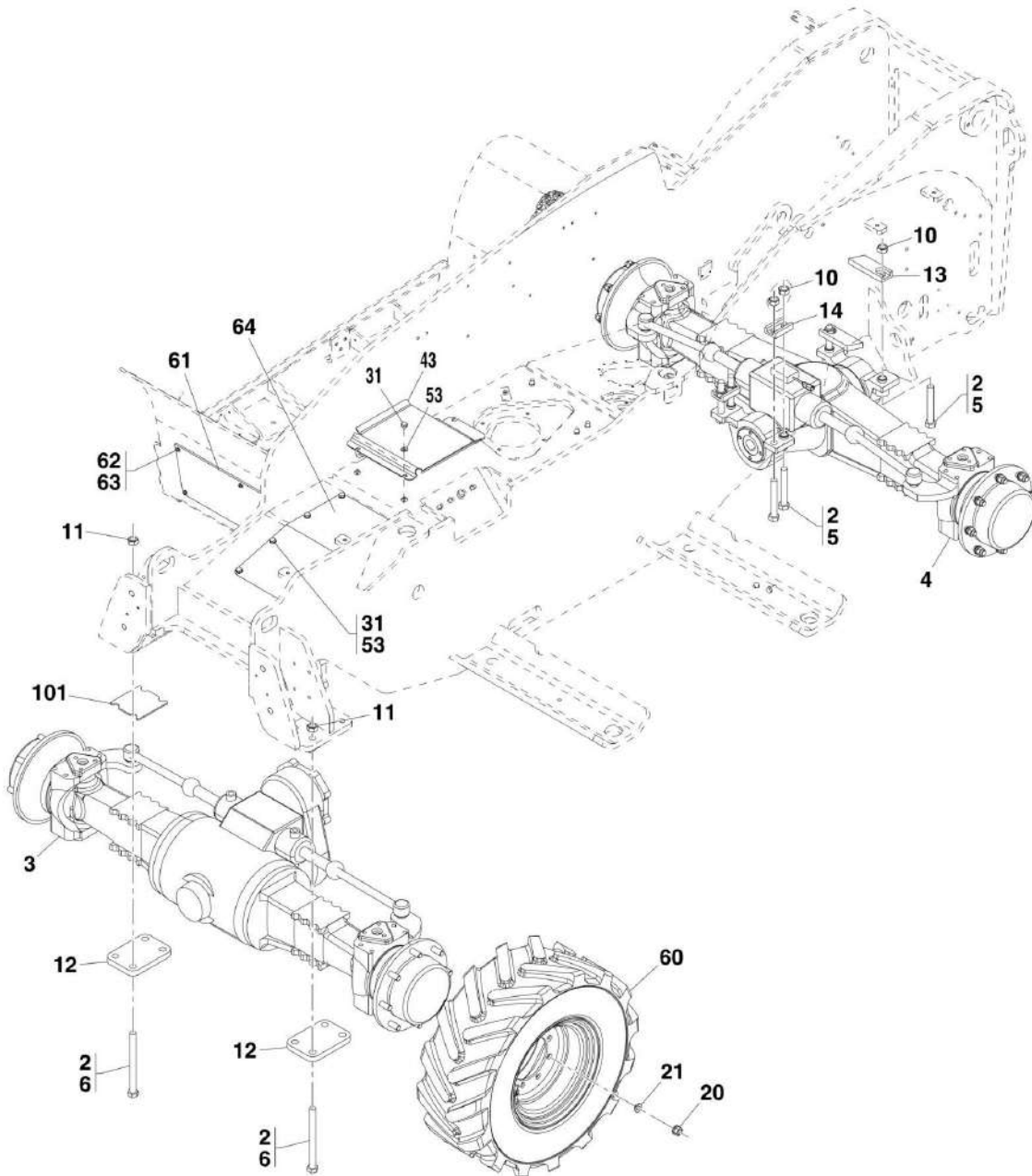
FIGURE 1-2. FRAME SHROUDING AND TRIM, FENDER INSTALLATION

ITEM	PART NUMBER	QTY	DESCRIPTION	REV
	0274812	1	FENDER INSTALLATION, (G5-19A), (optional), (includes items 1 thru 11)	B
	0273812	1	FENDER INSTALLATION, (G6-23A), (optional), (includes items 1 thru 11)	F
1	328027	4	BOLT, MUSHROOM HEAD 8-1.25X20MM	
2	0701018	16	HEX HD CAPSCREW, 10-1.50X50MM, GR 8.8	
3	0761617	16	HEX HD CAPSCREW, 16X45, GR 8.8	
4	1001096569	4	FENDER, (G5-19A)	
4	1001096345	4	FENDER, (G6-23A)	
5	1001098263	4	SUPPORT PLATE, (G5-19A)	
5	3575386	4	SUPPORT PLATE, (G6-23A)	
6	4340882	4	FENDER SUPPORT, (G5-19A)	
6	4340883	4	FENDER SUPPORT, (G6-23A)	
7	4812000	16	WASHER, 10MM	
8	4812300	16	WASHER, 16MM	
9	5220800	8	RIPP NUT, (G5-19A)	
9	5220800	4	RIPP NUT, (G6-23A)	
10	5221000	16	RIPP NUT	
11	8006580	8	PLUG	
	0275259	1	CAB FENDER INSTALLATION, (includes items 101 thru 103)	A
101	0761010	3	HEX HD CAPSCREW, 10-1.50X20MM	
102	2090061	1	CAB FENDER	
103	4812000	3	FLAT WASHER, 10MM	

SECTION 1 - FRAME AND ATTACHING PARTS

FIGURE 1-3. AXLE INSTALLATION G5-19A

G5-19A



ART_31200194-1-3

SECTION 1 - FRAME AND ATTACHING PARTS

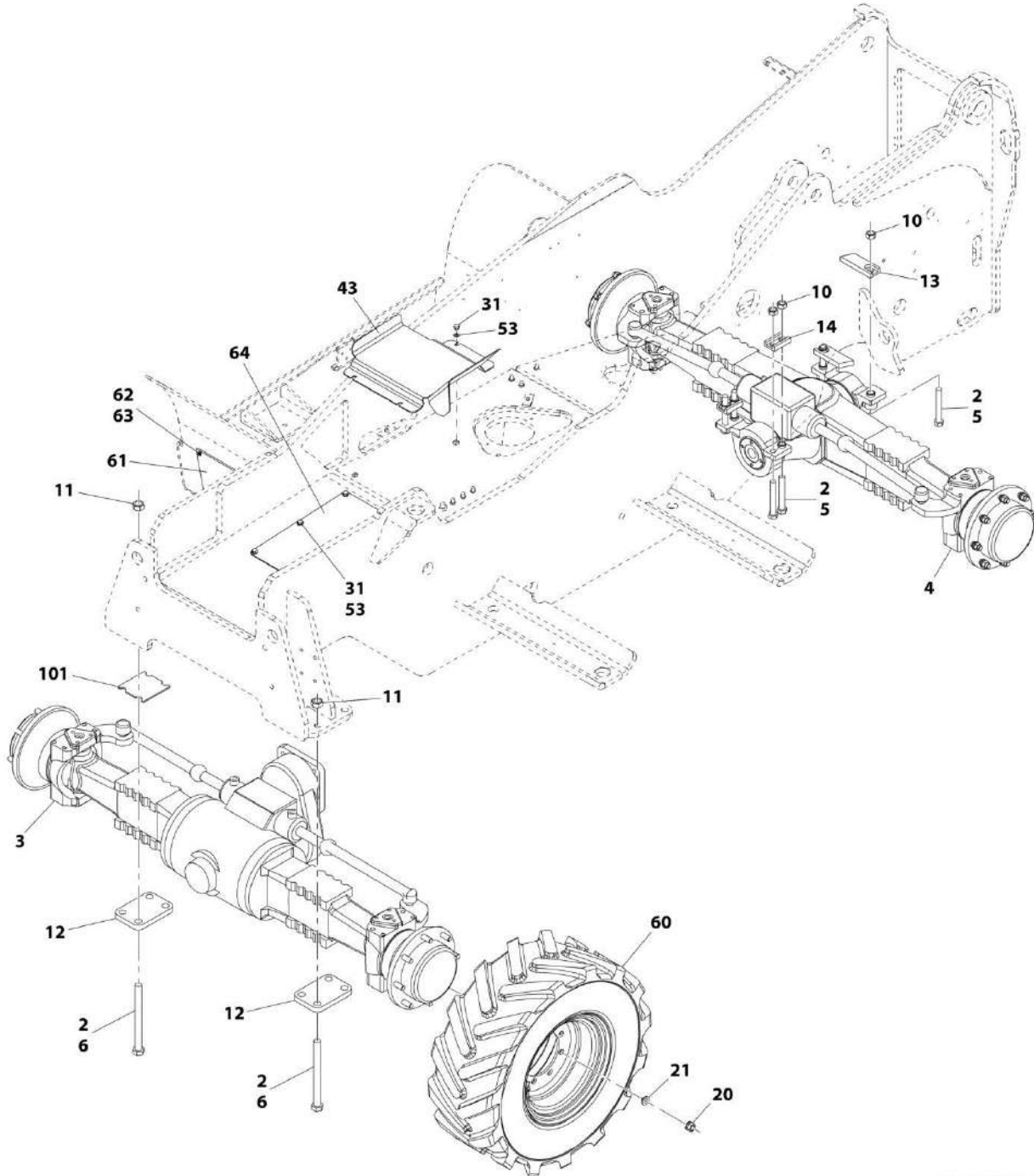
FIGURE 1-3. AXLE INSTALLATION G5-19A

ITEM	PART NUMBER	QTY	DESCRIPTION	REV
2	0100019	AR	LOCTITE, #271	
3		Ref	FRONT AXLE ASSY, (See DRIVE TRAIN SECTION for Breakdown)	
4		Ref	REAR AXLE ASSY, (See DRIVE TRAIN SECTION for Breakdown)	
5	0630599	6	HEX HD CAPSCREW, 20-1.50X140MM	
6	0712040	8	HEX HD CAPSCREW, 20X230, GR10.9	
10	1001103482	6	NUT, M20X1.5	
11	3332011	8	HEX NUT, M20X2.5	
12	3574829	2	AXLE PLATE	
13	1001104299	2	NUT RETAINER PLATE	
14	1001104300	2	NUT RETAINER PLATE	
20	7028416	32	LUG NUT, (torque to 221 ft-lb [300 Nm])	
21	7028415	32	SPRING WASHER	
31	0761005	11	HEX HD CAPSCREW, 10X10	
43	1671334	1	HOSE COVER	
53	4812000	11	FLAT WASHER, 10MM	
60		Ref	TIRE AND RIM ASSY, (See DRIVE TRAIN SECTION for Breakdown)	
61	1001097241	1	COVER	
62	4191707	6	SCREW, M16X6MM	
63	4811700	6	FLAT WASHER, 6MM	
64	1001099383	1	MOTOR ACCESS COVER	
101	1001112161	AR	PLATE, AXLE SHIM, (if required)	
		Ref	NOTE: ITEM NUMBERS NOT LISTED ARE NOT USED ON THIS FIGURE	

SECTION 1 - FRAME AND ATTACHING PARTS

FIGURE 1-4. AXLE INSTALLATION G6-23A

G6-23A



ART_31200194-1-4

SECTION 1 - FRAME AND ATTACHING PARTS

FIGURE 1-4. AXLE INSTALLATION G6-23A

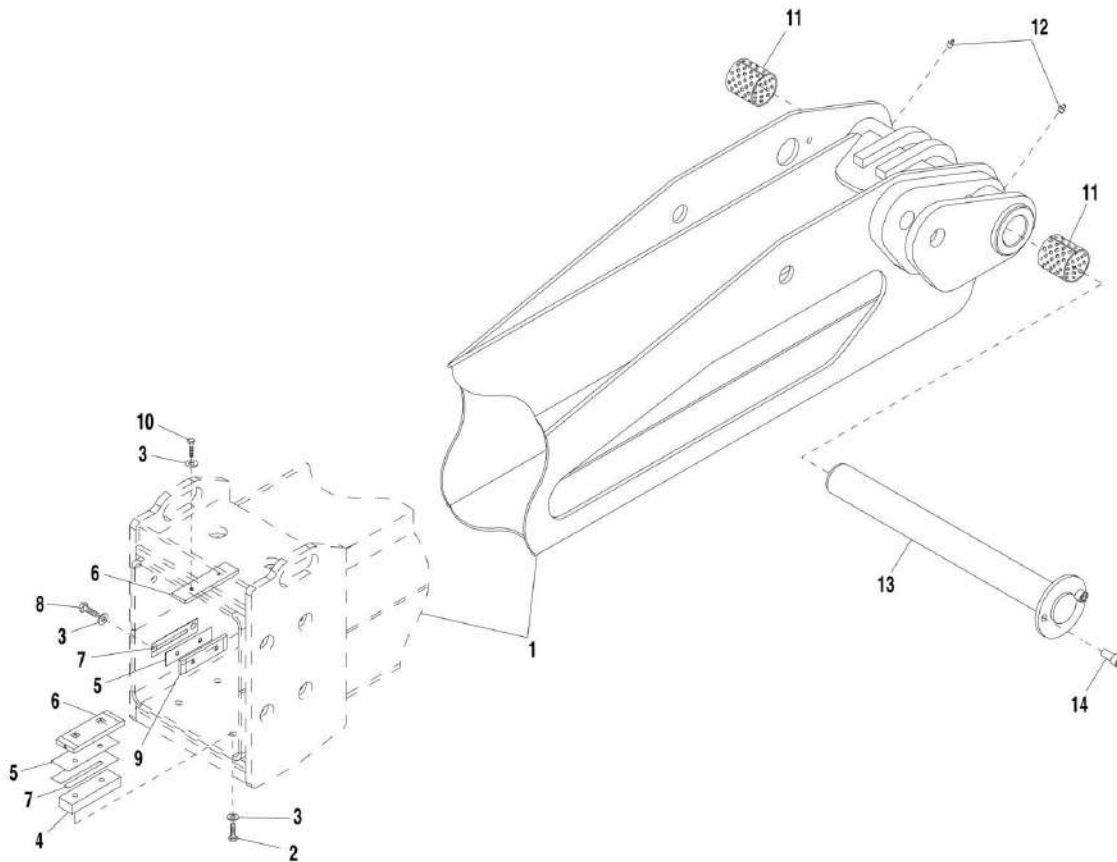
ITEM	PART NUMBER	QTY	DESCRIPTION	REV
2	0100019	AR	LOCTITE, #271	
3		Ref	FRONT AXLE ASSY, (See DRIVE TRAIN SECTION for Breakdown)	
4		Ref	REAR AXLE ASSY, (See DRIVE TRAIN SECTION for Breakdown)	
5	0630599	6	HEX HD CAPSCREW, 20-1.50X140MM	
6	0712445	8	HEX HD CAPSCREW, 20X230, GR10.9	
10	1001103482	6	NUT, M20X1.5	
11	3332411	8	HEX NUT, M20X2.5	
12	3575706	2	AXLE PLATE	
13	1001104299	2	NUT RETAINER PLATE	
14	1001104300	2	NUT RETAINER PLATE	
20	7028416	32	LUG NUT, (torque to 221 ft-lb [300 Nm])	
21	7028415	32	SPRING WASHER	
31	0761005	9	HEX HD CAPSCREW, 10X10	
43	1671206	1	HOSE COVER	
53	4812000	9	FLAT WASHER, 10MM	
60		Ref	TIRE AND RIM ASSY, (See DRIVE TRAIN SECTION for Breakdown)	
61	1001097241	1	COVER	
62	4191707	6	SCREW, M16X6MM	
63	4811700	6	FLAT WASHER, 6MM	
64	1001099531	1	MOTOR ACCESS COVER	
101	1001112161	1	PLATE, AXLE SHIM, (if required)	
		Ref	NOTE: ITEM NUMBERS NOT LISTED ARE NOT USED ON THIS FIGURE	

SECTION 2 - BOOM

SECTION 2 - BOOM

FIGURE 2-1. FIRST BOOM SECTION G5-19A

G5-19A



ART_31200194-2-1

SECTION 2 - BOOM

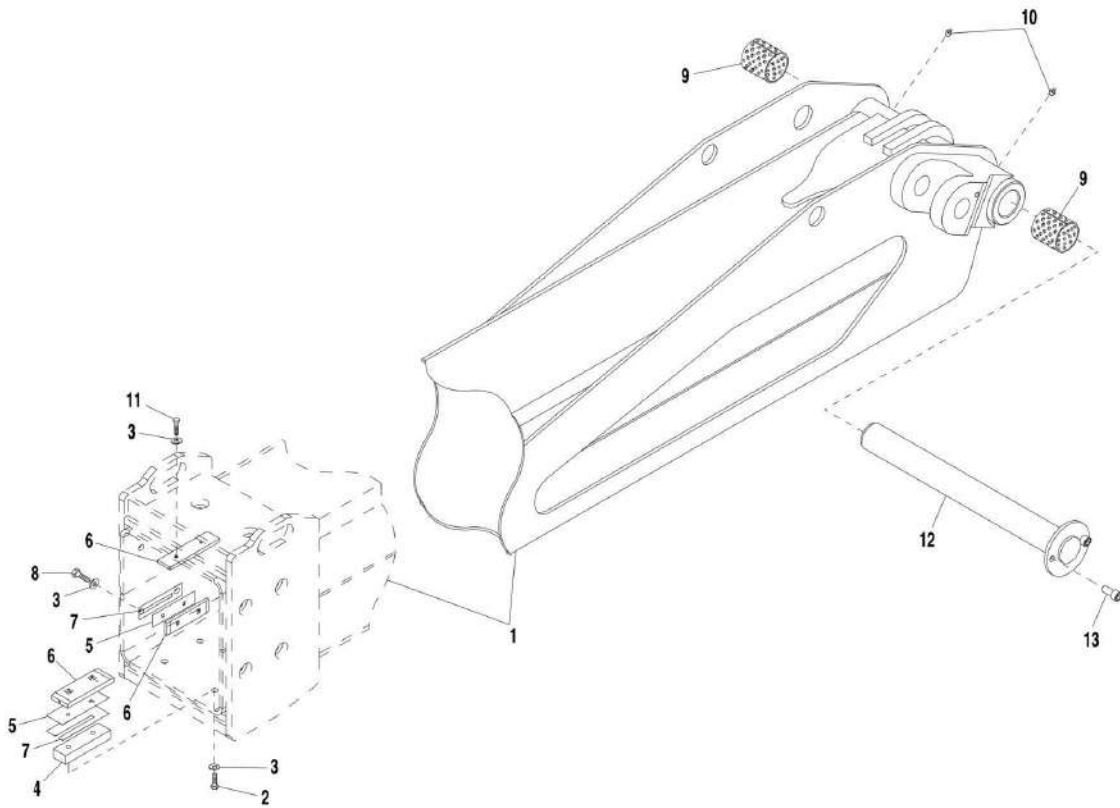
FIGURE 2-1. FIRST BOOM SECTION G5-19A

ITEM	PART NUMBER	QTY	DESCRIPTION	REV
1	0801412	1	FIRST BOOM SECTION, (G5-19A)	
2	0701016	4	HEX HD CAPSCREW, 10-1.50X40MM, GR 8.8, (as required), (torque to 37 ft-lb [50 Nm])	
2	0701017	4	HEX HD CAPSCREW, 10-1.50X45MM, GR 8.8, (as required), (torque to 37 ft-lb [50 Nm])	
2	0701018	4	HEX HD CAPSCREW, 10-1.50X50MM, GR 8.8, (as required), (torque to 37 ft-lb [50 Nm])	
3	4812000	16	FLAT WASHER, 10MM	
4	3574821	2	SPACER	
5	8002901	6	SPACER	
6	8002200	4	BEARING PAD	
7	8008640	AR	SHIM, 50X200X0.5	
7	8008641	AR	SHIM, 50X200X1.0	
7	8008642	AR	SHIM, 50X200X1.5	
7	8008070	AR	SHIM, 50X200X2.0	
8	0761008	8	HEX HD CAPSCREW, 10-1.50X16MM, GR 8.8, (as required), (torque to 37 ft-lb [50 Nm])	
8	0761010	8	HEX HD CAPSCREW, 10-1.50X20MM, GR 8.8, (as required), (torque to 37 ft-lb [50 Nm])	
8	0761012	8	HEX HD CAPSCREW, 10-1.50X25MM, GR 8.8, (as required), (torque to 37 ft-lb [50 Nm])	
9	4700027	4	BEARING PAD	
10	0761010	4	HEX HD CAPSCREW, 10-1.50X20MM, GR 8.8, (torque to 37 ft-lb [50 Nm])	
11	4100076	2	BUSHING	
12	2160016	2	LUBE FITTING, STRAIGHT	
13	3423218	1	PIN	
14	5272611	2	HEX HD SCREW, M16X35LG	

SECTION 2 - BOOM

FIGURE 2-2. FIRST BOOM SECTION G6-23A

G6-23A



ART_31200194-2-2

SECTION 2 - BOOM

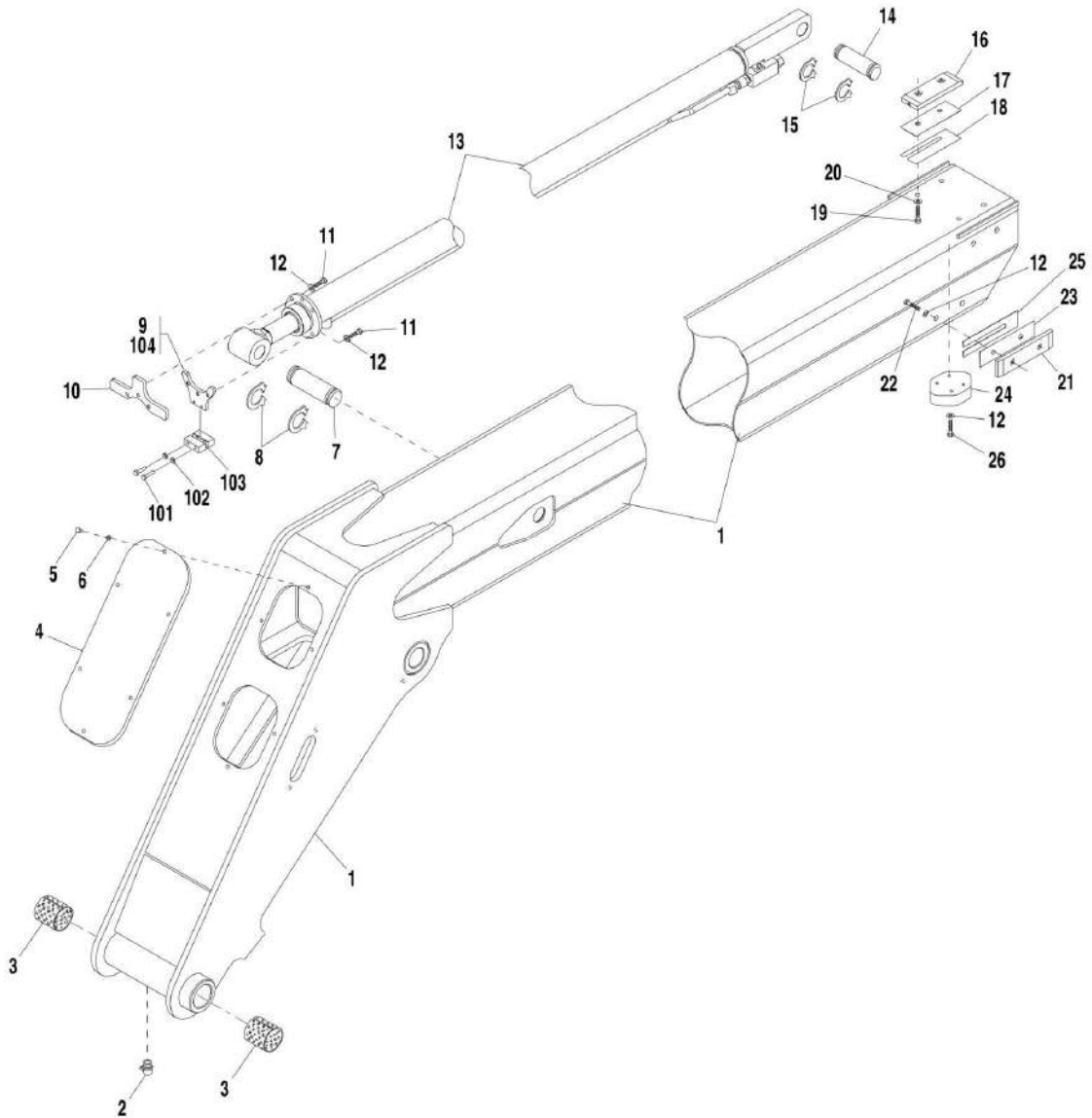
FIGURE 2-2. FIRST BOOM SECTION G6-23A

ITEM	PART NUMBER	QTY	DESCRIPTION	REV
1	0801413	1	FIRST BOOM SECTION, (G6-23A)	
2	0701016	4	HEX HD CAPSCREW, 10-1.50X40MM, GR 8.8, (as required), (torque to 37 ft-lb [50 Nm])	
2	0701017	4	HEX HD CAPSCREW, 10-1.50X45MM, GR 8.8, (as required), (torque to 37 ft-lb [50 Nm])	
2	0701018	4	HEX HD CAPSCREW, 10-1.50X50MM, GR 8.8, (as required), (torque to 37 ft-lb [50 Nm])	
3	4812000	16	FLAT WASHER, 10MM	
4	3574821	2	SPACER	
5	8002901	6	SPACER	
6	8002200	8	BEARING PAD	
7	8008640		SHIM, 50X200X0.5	
7	8008641		SHIM, 50X200X1.0	
7	8008642		SHIM, 50X200X1.5	
7	8008070		SHIM, 50X200X2.0	
8	0761010	8	HEX HD CAPSCREW, 10-1.50X20MM, GR 8.8, (as required), (torque to 37 ft-lb [50 Nm])	
8	0761012	8	HEX HD CAPSCREW, 10-1.50X25MM, GR 8.8, (as required), (torque to 37 ft-lb [50 Nm])	
8	0761014	8	HEX HD CAPSCREW, 10-1.50X30MM, GR 8.8, (as required), (torque to 37 ft-lb [50 Nm])	
9	4100076	2	BUSHING	
10	2160016	2	LUBE FITTING, STRAIGHT	
11	0761010	4	HEX HD CAPSCREW, 10-1.50X20MM, GR 8.8 (torque to 37 ft-lb [50 Nm])	
12	3423220	1	PIN	
13	5272611	1	HEX HD SCREW, M16X35LG	

SECTION 2 - BOOM

FIGURE 2-3. SECOND BOOM SECTION G5-19A

G5-19A



ART_31200194-2-3

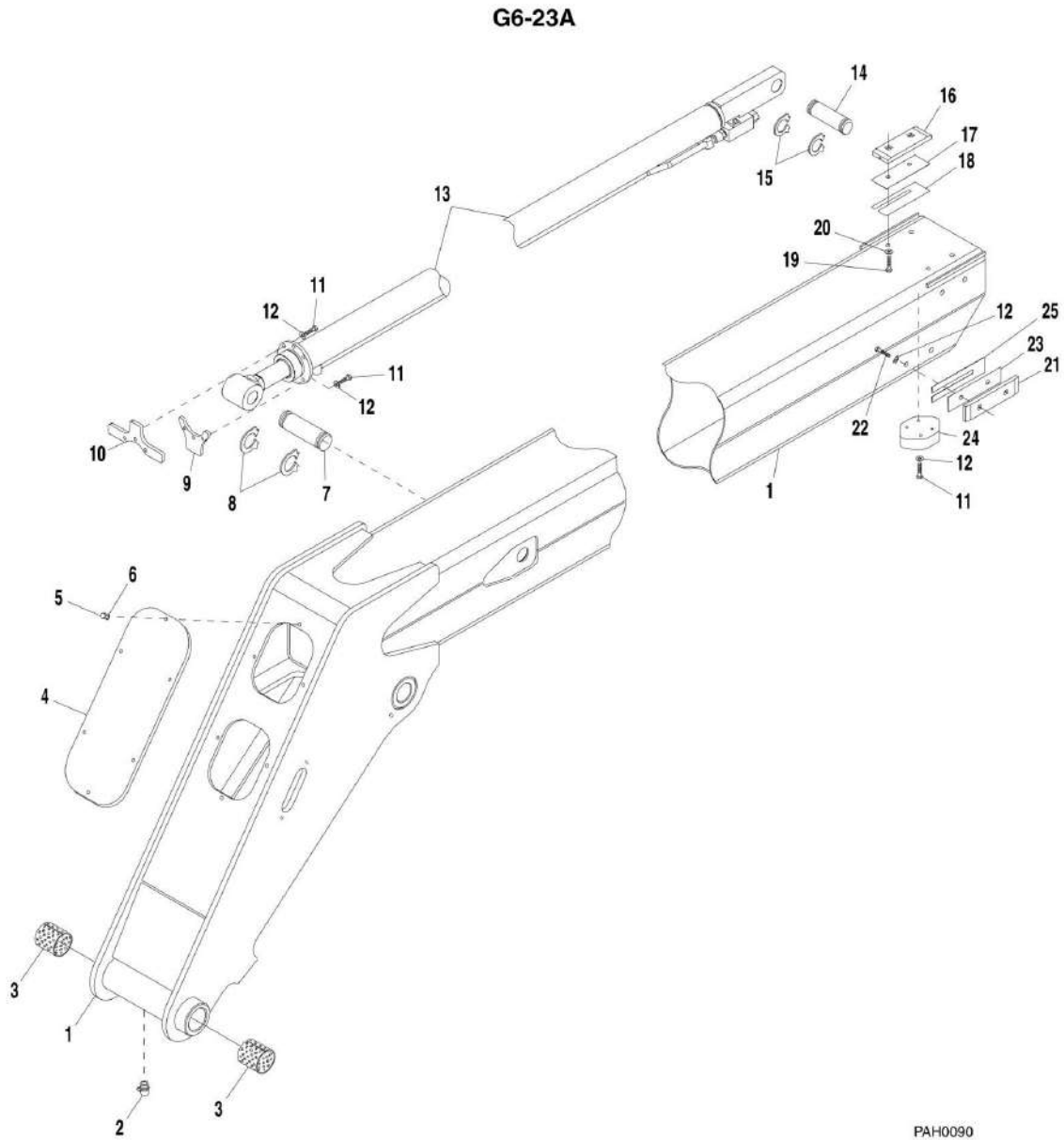
SECTION 2 - BOOM

FIGURE 2-3. SECOND BOOM SECTION G5-19A

ITEM	PART NUMBER	QTY	DESCRIPTION	REV
1	0801419	1	SECOND BOOM SECTION, (G5-19A)	
2	2160018	1	LUBE FITTING, 90	
3	4100078	2	BUSHING	
4	3574798	1	FRONT COVER PLATE	
5	0760808	6	HEX HD CAPSCREW, 8-1.25X16MM	
6	4831900	6	LOCKWASHER, 8MM	
7	3423152	1	EXTEND/RETRACT CYLINDER PIN	
8	3760492	2	RETAINING RING	
9	4340827	1	BRACKET (Prior to SN 1160001709, Excluding 1160001808)	
9	1001120262	1	BRACKET, (includes items 101 thru 104) (SN 1160001709 to Present, Including 1160001808)	A
10	4340826	1	BRACKET	
11	0761012	6	HEX HD CAPSCREW, 10-1.50X25MM, GR 8.8, (torque to 37 ft-lb [50 Nm])	
12	4812000	18	FLAT WASHER, 10MM	
13		Ref	EXTEND/RETRACT CYLINDER, (See HYDRAULIC COMPONENTS SECTION for Breakdown)	
14	3423075	1	EXTEND/RETRACT BARREL PIN	
15	3760491	2	RETAINING RING	
16	8002199	2	BEARING PAD	
17	8003242	2	SPACER	
18	8008069	AR	SHIM, OFFSET, 70X200X2.0	
18	8008634	AR	SHIM, OFFSET, 70X200X0.5	
18	8008644	AR	SHIM, OFFSET, 70X200X1.0	
18	8008645	AR	SHIM, OFFSET, 70X200X1.5	
19	0761010	4	HEX HD CAPSCREW, 10-1.50X20MM, GR 8.8, (as required), (torque to 37 ft-lb [50 Nm])	
19	0761012	4	HEX HD CAPSCREW, 10-1.50X25MM, GR 8.8, (as required), (torque to 37 ft-lb [50 Nm])	
20	4812100	4	FLAT WASHER, 12MM	
21	4700027	4	BEARING PAD	
22	0761008	8	HEX HD CAPSCREW, 10-1.50X16MM, GR 8.8, (as required), (torque to 37 ft-lb [50 Nm])	
22	0761010	8	HEX HD CAPSCREW, 10-1.50X20MM, GR 8.8, (as required), (torque to 37 ft-lb [50 Nm])	
22	0761012	8	HEX HD CAPSCREW, 10-1.50X25MM, GR 8.8, (as required), (torque to 37 ft-lb [50 Nm])	
23	8002901	4	SPACER	
24	4700026	1	SLIDER PAD	
25	8008640	AR	SHIM, 50X200X0.5	
25	8008641	AR	SHIM, 50X200X1.0	
25	8008642	AR	SHIM, 50X200X1.5	
25	8008070	AR	SHIM, 50X200X2.0	
26	0761010	4	HEX HD CAPSCREW, 10-1.50X20MM, GR 8.8	
101	0700815	2	HEX HD CAPSCREW, 8-1.25X35MM	
102	4811900	2	FLAT WASHER, 8MM	
103	1001117511	1	PAD, TELE CYLINDER BOTTOM	
104	1001120263	1	MOUNT, CROWD CYL BOTTOM	

SECTION 2 - BOOM

FIGURE 2-4. SECOND BOOM SECTION G6-23A

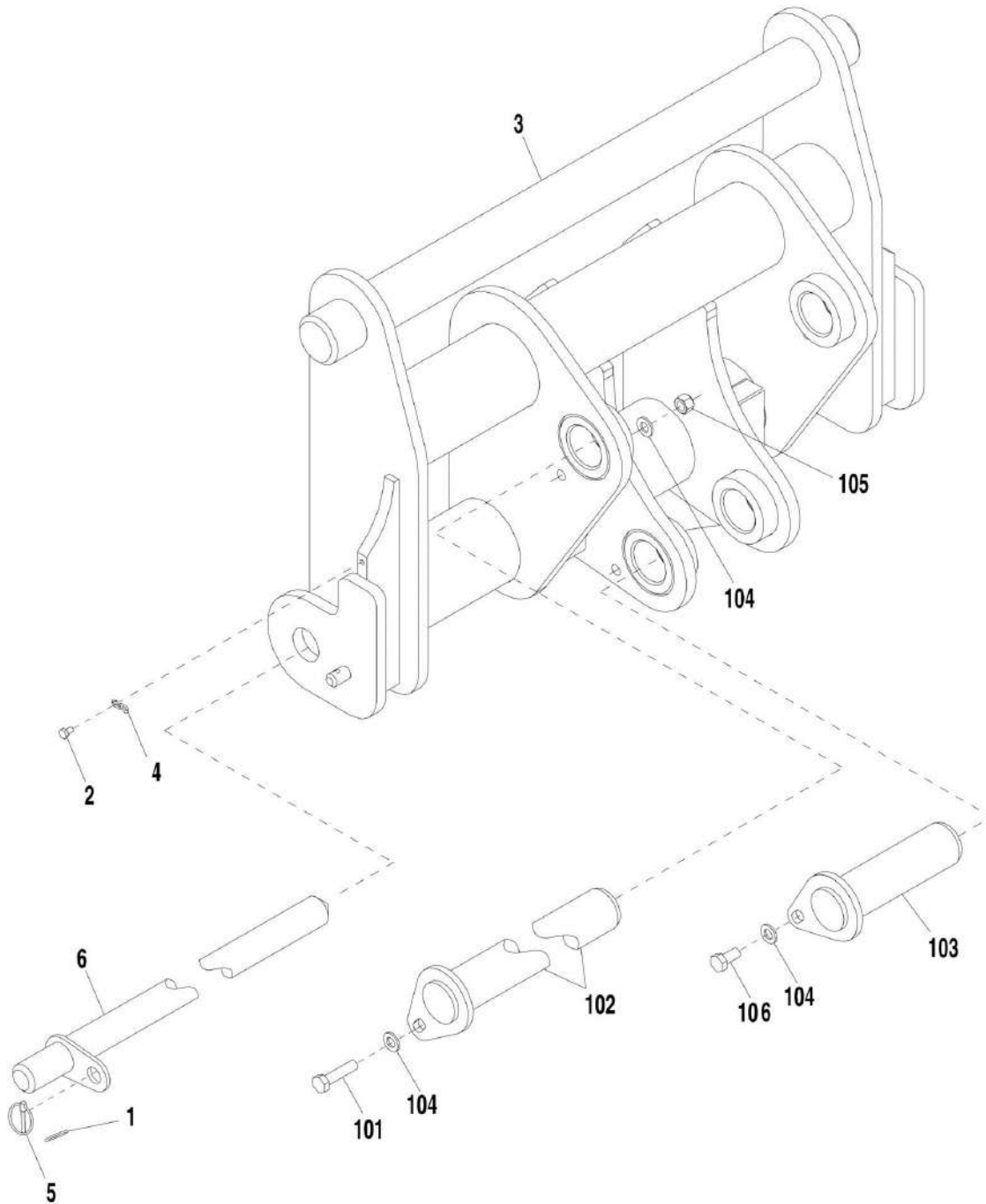


SECTION 2 - BOOM

FIGURE 2-4. SECOND BOOM SECTION G6-23A

ITEM	PART NUMBER	QTY	DESCRIPTION	REV
1	0801415	1	SECOND BOOM SECTION, (G6-23A)	
2	2160018	1	LUBE FITTING, 90	
3	4100078	2	BUSHING	
4	3574798	1	FRONT COVER PLATE	
5	0760808	6	HEX HD CAPSCREW, 8-1.25x16MM, GR8.8	
6	4811900	6	LOCKWASHER, 8MM	
7	3423149	1	EXTEND/RETRACT CYLINDER PIN	
8	3760492	2	RETAINING RING	
9	4340829	1	BRACKET	
10	4340828	1	BRACKET	
11	0761012	10	HEX HD CAPSCREW, 10-1.50X25MM, (torque to 37 ft-lb [50 Nm])	
12	4812000	18	FLAT WASHER, 10MM	
13		Ref	EXTEND/RETRACT CYLINDER, (See HYDRAULIC COMPONENTS SECTION for Breakdown)	
14	3423075	1	EXTEND/RETRACT BARREL PIN	
15	3760491	2	RETAINING RING	
16	8002199	2	BEARING PAD	
17	8003242	2	SPACER	
18	8008069	AR	SHIM, OFFSET, 70X200X2.0	
18	8008634	AR	SHIM, OFFSET, 70X200X0.5	
18	8008644	AR	SHIM, OFFSET, 70X200X1.0	
18	8008645	AR	SHIM, OFFSET, 70X200X1.5	
19	0761210	4	HEX HD CAPSCREW, 12-1.75X20MM, GR 8.8, (as required), (torque to 37 ft-lb [50 Nm])	
19	0761212	4	HEX HD CAPSCREW, 12-1.75X25MM, GR 8.8, (as required), (torque to 37 ft-lb [50 Nm])	
19	0761214	4	HEX HD CAPSCREW, 12-1.75X30MM, GR 8.8, (as required), (torque to 37 ft-lb [50 Nm])	
20	4812100	4	FLAT WASHER, 12MM	
21	8002200	4	BEARING PAD	
22	0761010	8	HEX HD CAPSCREW, 10-1.50X20MM, GR 8.8, (as required), (torque to 37 ft-lb [50 Nm])	
22	0761012	8	HEX HD CAPSCREW, 10-1.50X25MM, GR 8.8, (as required), (torque to 37 ft-lb [50 Nm])	
22	0761014	8	HEX HD CAPSCREW, 10-1.50X30MM, GR 8.8, (as required), (torque to 37 ft-lb [50 Nm])	
23	8002901	4	SPACER	
24	4700026	1	SLIDER PAD	
25	8008640	AR	SHIM, 50X200X0.5	
25	8008641	AR	SHIM, 50X200X1.0	
25	8008642	AR	SHIM, 50X200X1.5	
25	8008070	AR	SHIM, 50X200X2.0	

FIGURE 2-5. QUICK SWITCH ASSEMBLY



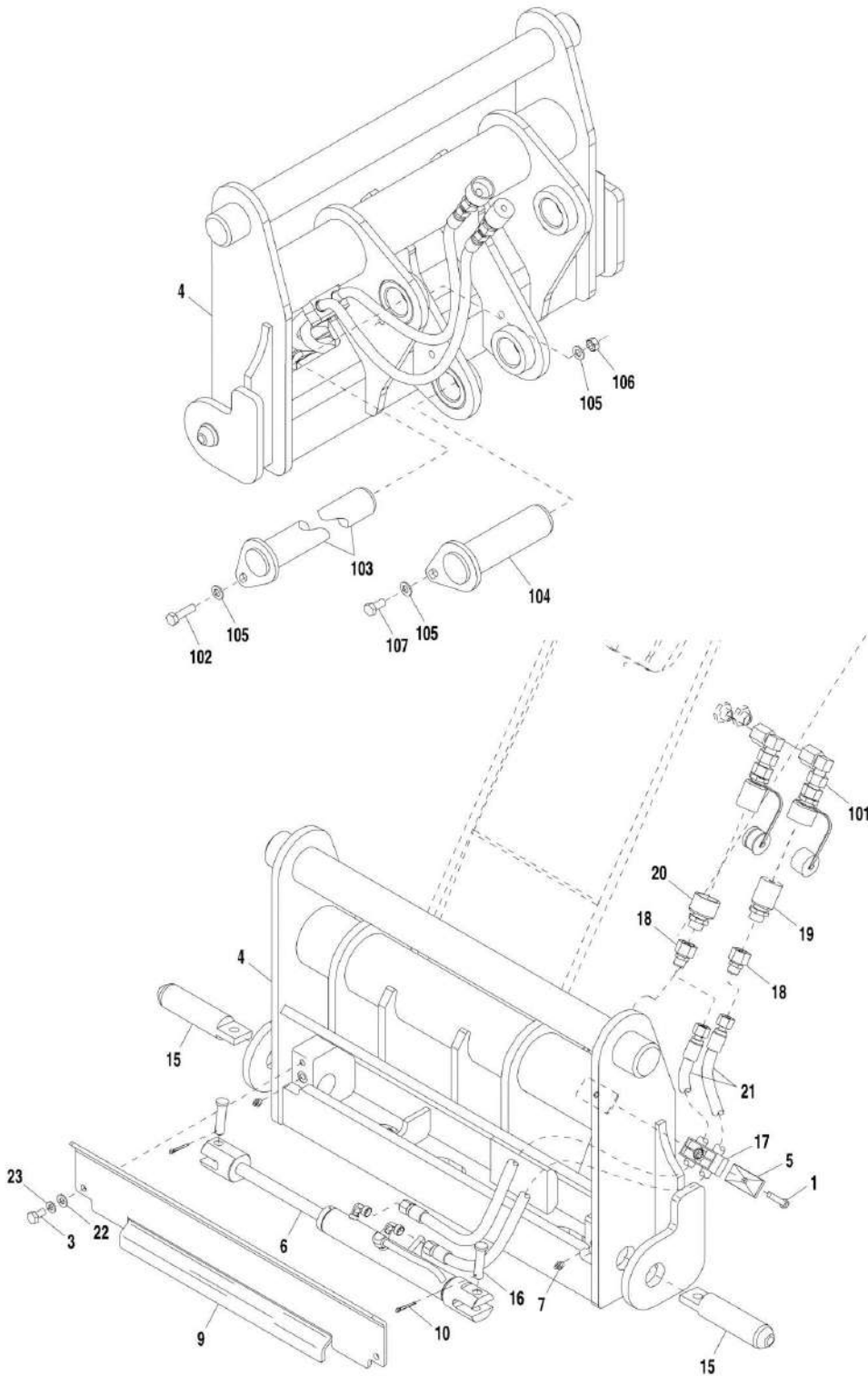
ART_31200194-2-5

FIGURE 2-5. QUICK SWITCH ASSEMBLY

ITEM	PART NUMBER	QTY	DESCRIPTION	REV
	0801416	1	SWITCH ASSEMBLY, (includes items 1 thru 6)	N
1	463929	1	RING	
2	0760605	1	HEX HD CAPSCREW, 6-1.00X10MM, GR 8.8	
3	0801417	1	SWITCH WELDMENT	
4	933940	1	CHAIN	
5	3964987	1	SPLIT PIN	
6	8002027	1	FORK LOCKING ROD	
101	0761218	1	HEX HD SCREW, 8.8 FULL THD, M12X50 LG	
102	3423211	1	PIN	
103	3423210	1	PIN	
104	4812100	2	FLAT WASHER, 12MM	
105	3291205	1	HEX LOCKNUT, 12MM-1.75	
106	0761212	1	HEX HD SCREW, 8.8 FULL THD, M12X25 LG	
		Ref	NOTE: ITEM NUMBERS NOT LISTED ARE NOT USED ON THIS FIGURE	

SECTION 2 - BOOM

FIGURE 2-6. HYDRAULIC QUICK SWITCH ASSEMBLY



ART_31200194-2-6

SECTION 2 - BOOM

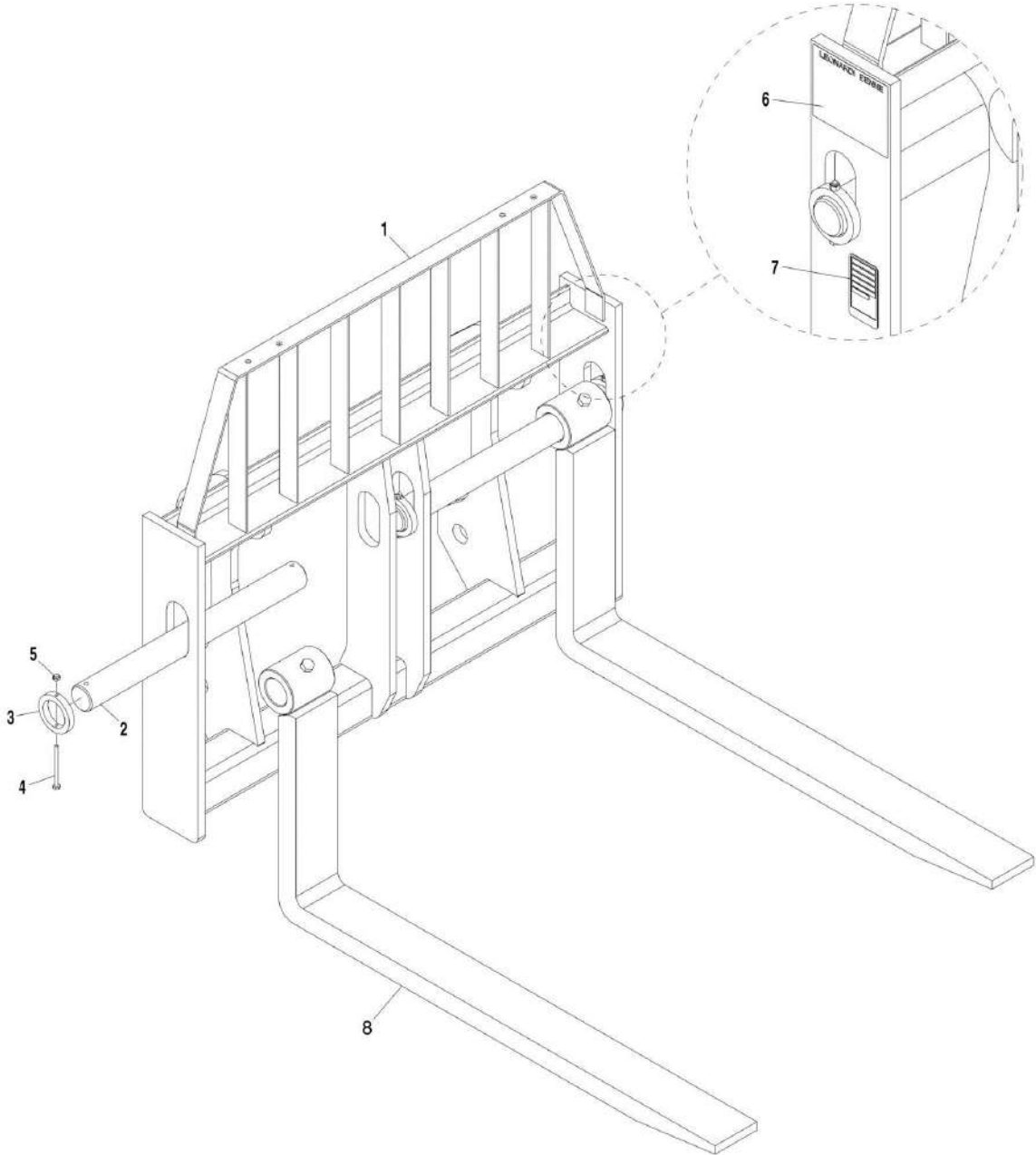
FIGURE 2-6. HYDRAULIC QUICK SWITCH ASSEMBLY

ITEM	PART NUMBER	QTY	DESCRIPTION	REV
	0801420	1	HYDRAULIC QUICK SWITCH ASSEMBLY, (includes items 1 thru 23)	O
1	0700819	1	HEX HD CAPSCREW, 8-1.25X55MM, GR 8.8	
3	0761010	5	HEX HD CAPSCREW, 10-1.50X20MM, GR 8.8	
4	0801421	1	QUICK SWITCH WELDMENT	
5	1309435	1	CLAMP COVER PLATE	
6		Ref	FORK LOCKING CYLINDER, (See HYDRAULIC COMPONENTS SECTION for Breakdown)	
7	2160016	2	LUBE FITTING, (straight)	
9	3575838	1	COVER PLATE	
10	3391410	2	SPLIT PIN	
15	8001888	2	PIN	
16	8002110	2	CLEVIS PIN	
17	8002781	1	CLAMP BODY	
18	2143511	2	REDUCER	
19	Kit	NLA	MALE SCREW COUPLING, (no longer available, order 1001097287 kit)	
19	1001094556	1	MALE QUICK DISCONNECT COUPLING	
20	Kit	NLA	FEMALE SCREW COUPLING, (no longer available, order 1001097287 kit)	
20	1001094555	1	FEMALE QUICK DISCONNECT COUPLING	
21	2754168	2	HOSE ASSY	
22	4812000	5	FLAT WASHER, 10MM	
23	4832000	5	SPRING LOCKWASHER, 10MM	
101		Ref	AUX HYDRAULICS, (See HYDRAULIC CIRCUITS SECTION for Breakdown)	
102	0761218	1	HEX HD SCREW, 8.8 FULL THD, M12X50 LG	
103	3423211	1	PIN	
104	3423210	1	PIN	
105	4812100	3	FLAT WASHER, 12MM	
106	3291205	1	HEX LOCKNUT, 12MM-1.75	
107	0761212	1	HEX HD SCREW, 8.8 FULL THD, M12X25 LG	
	2902438	1	FORK LOCKING CYLINDER KIT, (includes items 6, 10, 15 & 16)	
	1001097287	1	QUICK DISCONNECT ADAPTOR KIT, (includes items 19, 20, dust cap and dust plug)	
		Ref	NOTE: ITEM NUMBERS NOT LISTED ARE NOT USED ON THIS FIGURE	

SECTION 3 - ATTACHMENTS

SECTION 3 - ATTACHMENTS

FIGURE 3-1. CARRIAGE ASSEMBLY



ART_31200194-3-1

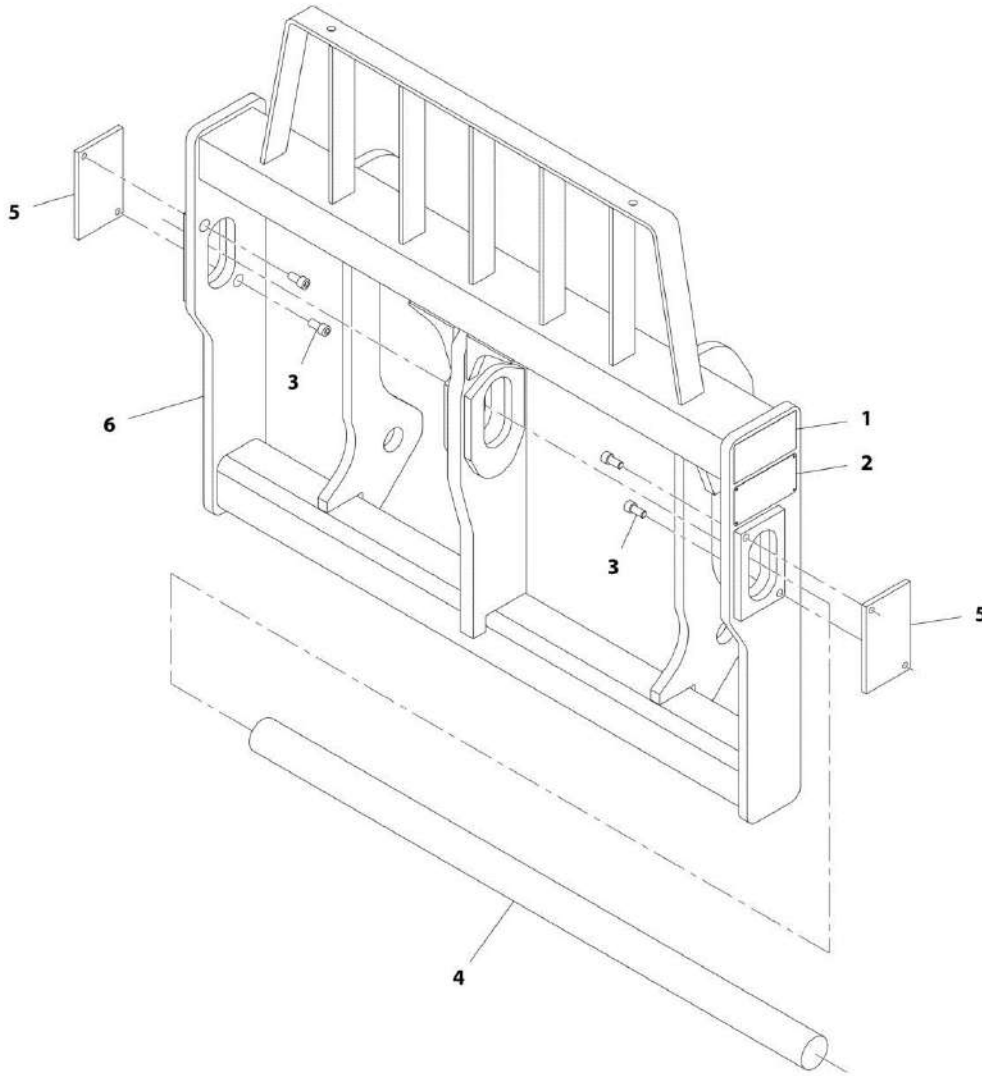
SECTION 3 - ATTACHMENTS

FIGURE 3-1. CARRIAGE ASSEMBLY

ITEM	PART NUMBER	QTY	DESCRIPTION	REV
1	1170028	1	CARRIAGE ASSEMBLY, (includes items 1 thru 7)	E
1		Ref	CARRIAGE WELDMENT	
2	4040283	2	CARRIAGE SHAFT	
3	3760508	4	SHAFT COLLAR	
4	0700827	4	HEX HD CAPSCREW, 8-1.25X100MM, GR 8.8	
5	3290805	4	HEX LOCKNUT, 8MM	
6		Ref	NAME PLATE	
7	N.S.S.	Ref	SN PLATE	
8		Ref	FORK, (See Separate Breakdown in this Section)	

SECTION 3 - ATTACHMENTS

FIGURE 3-2. CARRIAGE ASSEMBLY



ART_1001107581-A

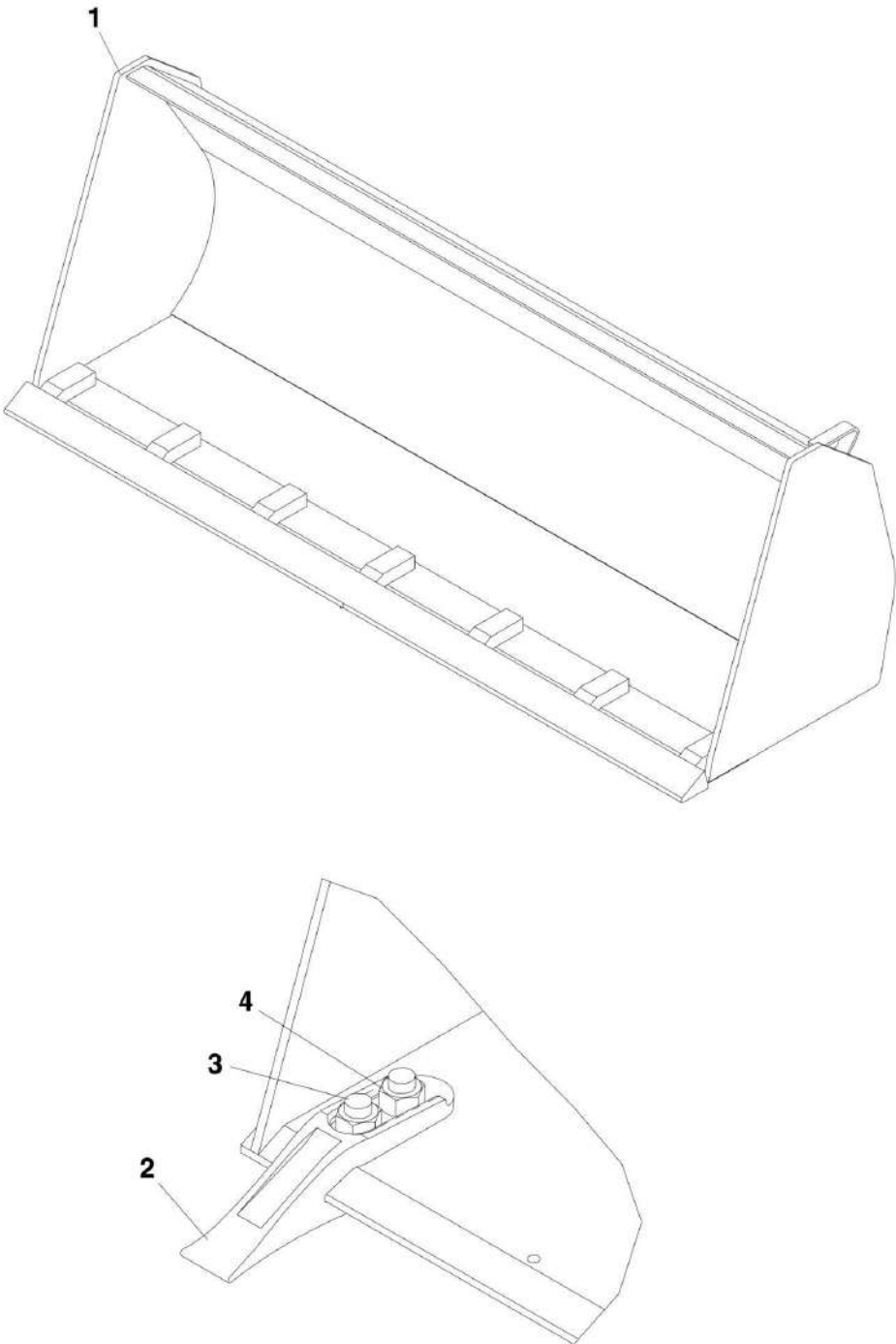
SECTION 3 - ATTACHMENTS

FIGURE 3-2. CARRIAGE ASSEMBLY

ITEM	PART NUMBER	QTY	DESCRIPTION	REV
	1001107581	1	CARRIAGE ASSEMBLY, (Vetter), (includes items 1 thru 6)	A
1	N.S.S.	1	NAME PLATE, CARRIAGE	
2	N.S.S.	1	SN PLATE	
3	4032109	4	HEX HD CAPSCREW, M12 X 25	
4	1001107336	1	CARRIAGE SHAFT	
5	1001107338	2	CARRIAGE SHAFT, COVER	
6	N.S.S.	1	CARRIAGE WELDMENT	

SECTION 3 - ATTACHMENTS

FIGURE 3-3. BUCKETS



PAH0131

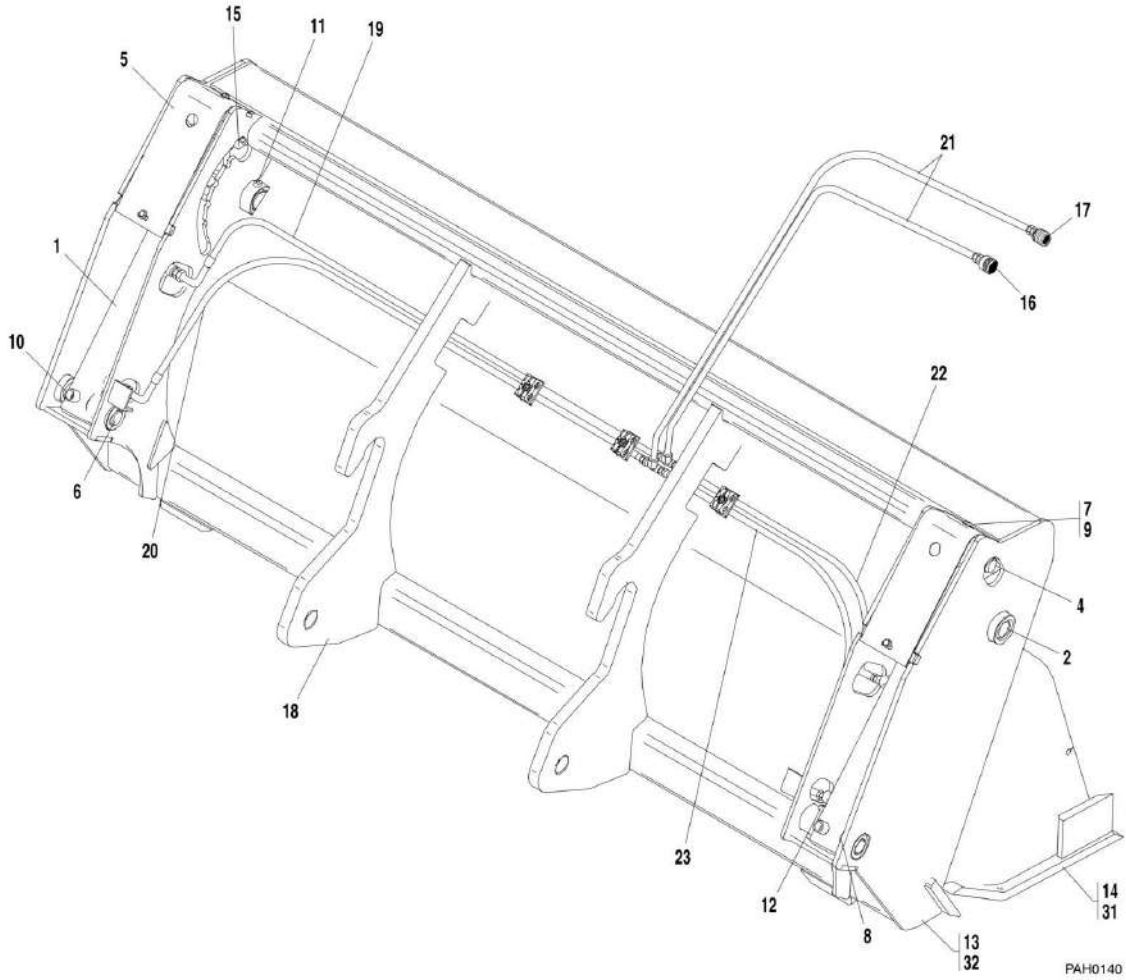
SECTION 3 - ATTACHMENTS

FIGURE 3-3. BUCKETS

ITEM	PART NUMBER	QTY	DESCRIPTION	REV
1	0930008	1	82.7IN BUCKET, 1.18 YARD, (G5-19A), (includes items 5)	B
1	70020768	1	BLADE KIT, (includes mounting hardware)	
1	0930009	1	82.7IN BUCKET, 1.96 YARD, (G5-19A), (includes items 5)	B
1	70020768	1	BLADE KIT, (includes mounting hardware)	
1	0930015	1	96.5IN BUCKET, 1.18 YARD, (includes items 5)	B
1	70020392	1	BLADE KIT, (includes qty. 7 each of items 3 & 4)	
1	0930016	1	96.5IN BUCKET, 2.35 YARD, (includes items 5)	B
1	70020392	1	BLADE KIT, (includes qty. 7 each of items 3 & 4)	
1	1001094612	1	TEETH KIT, (includes items 2 thru 4), (used with item 1)	A
2	1001094611	7	TOOTH	
3	1001094615	14	HEX HD CAPSCREW, M20X72	
4	1001094616	14	HEX NUT, M20X2.5	
5	N.S.S.	1	SN PLATE, (not shown)	

SECTION 3 - ATTACHMENTS

FIGURE 3-4. FOUR IN ONE BUCKET



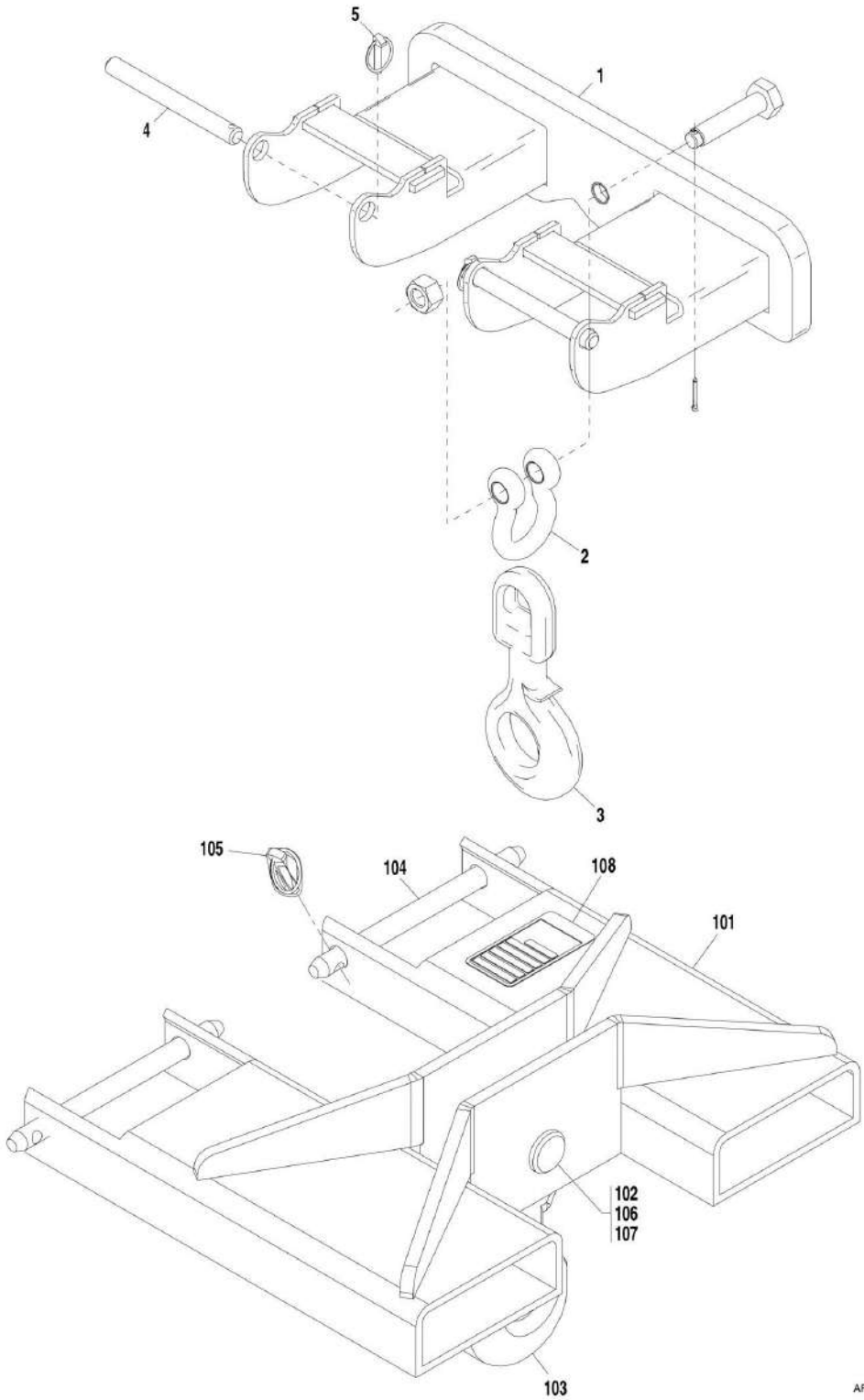
SECTION 3 - ATTACHMENTS

FIGURE 3-4. FOUR IN ONE BUCKET

ITEM	PART NUMBER	QTY	DESCRIPTION	REV
	0930003	1	4 IN 1 BUCKET, 0.78 YARD, (G5-19A & G6-23A), (includes items 1 thru 23)	D
	0930006	1	4 IN 1 BUCKET, 1.3 YARD, (G5-19A), (includes items 1 thru 12 & 15 thru 32)	C
1	7028990	2	TILT CYLINDER	
1	7028910	2	SEAL KIT	
2	7028911	2	PIN	
3	7028912	6	NUT, (not illustrated)	
4	7028913	2	PIN	
5		Ref	PROTECTIVE PLATE	
6	7028915	2	PIN	
7	7028916	4	HEX HD SCREW	
8	7028131	6	BUSHING	
9	7028917	4	WASHER	
10	7028918	6	GREASE NIPPLE	
11	7028920	2	SCREW	
12	7028919	4	SCREW	
13	N.S.S.	Ref	WELDMENT	
14	N.S.S.	Ref	WELDMENT	
15	7028923	1	GAUGE	
16	Kit	NLA	FEMALE SCREW COUPLING, (no longer available, order 1001097287 kit)	
16	1001094555	1	FEMALE QUICK DISCONNECT COUPLING	
17	Kit	NLA	MALE SCREW COUPLING, (no longer available, order 1001097287 kit)	
17	1001094556	1	MALE QUICK DISCONNECT COUPLING	
18		Ref	CONNECTING ASSY	
19	7028982	1	HOSE ASSY	
20	7028983	1	HOSE ASSY	
21	7028984	2	HOSE ASSY	
22	7028985	1	HOSE ASSY	
23	7028991	1	HOSE ASSY	
31	N.S.S.	Ref	WELDMENT	
32	N.S.S.	Ref	WELDMENT	
	1001097287	1	QUICK DISCONNECT ADAPTOR KIT, (includes items 16, 17, dust cap and dust plug)	

SECTION 3 - ATTACHMENTS

FIGURE 3-5. FORK MOUNTED HOOK



ART_31200194-3-5

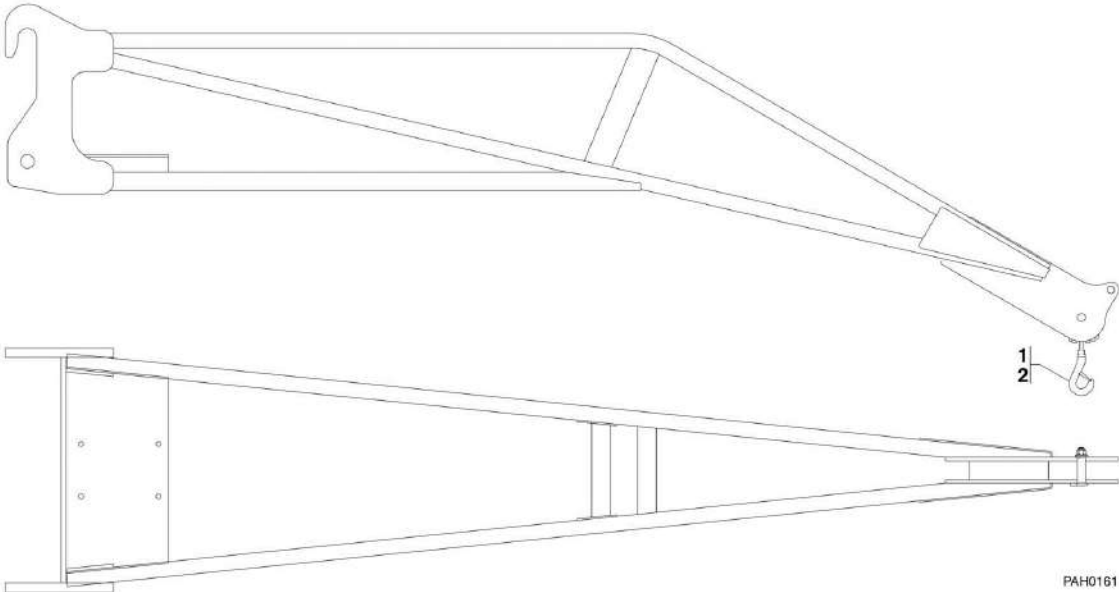
SECTION 3 - ATTACHMENTS

FIGURE 3-5. FORK MOUNTED HOOK

ITEM	PART NUMBER	QTY	DESCRIPTION	REV
		Ref	FORK MOUNTED HOOK, (LAMY), (includes items 1 thru 5), (2700097 is no longer available, order 2700118)	B
1		Ref	WELDMENT	
2	7028123	1	CLEVIS	
3	7028122	1	HOOK	
4	7028121	2	AXLE	
5		Ref	PIN	
	2700118	1	FORK MOUNTED HOOK, (BENNE), (includes items 101 thru 108)	B
101		Ref	WELDMENT	
102	70020201	1	PIN	
103	70020202	1	HOOK	
104	70020203	2	PIN	
105	70020204	4	RETAINING PIN	
106	70020205	1	BOLT	
107	70020206	1	SELF LOCKING NUT	
108	N.S.S.	1	SN PLATE	
		Ref	NOTE: ITEM NUMBERS NOT LISTED ARE NOT USED ON THIS FIGURE	

SECTION 3 - ATTACHMENTS

FIGURE 3-6. TRUSS BOOM



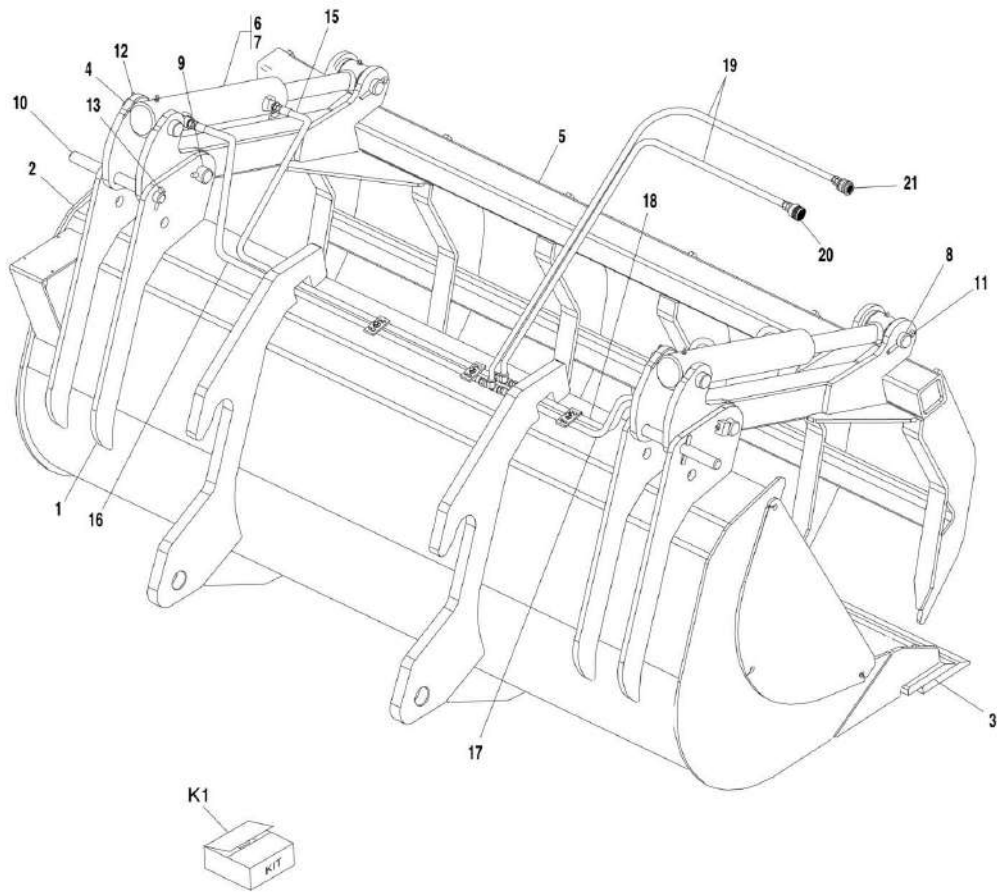
SECTION 3 - ATTACHMENTS

FIGURE 3-6. TRUSS BOOM

ITEM	PART NUMBER	QTY	DESCRIPTION	REV
	0240110	1	11.8FT TRUSS BOOM, (1433lbs), (includes items 1 & 2)	D
1	70020423	1	HOOK	
2	70020424	1	BOLT	

SECTION 3 - ATTACHMENTS

FIGURE 3-7. MANURE BUCKET



ART_31200194-3-7

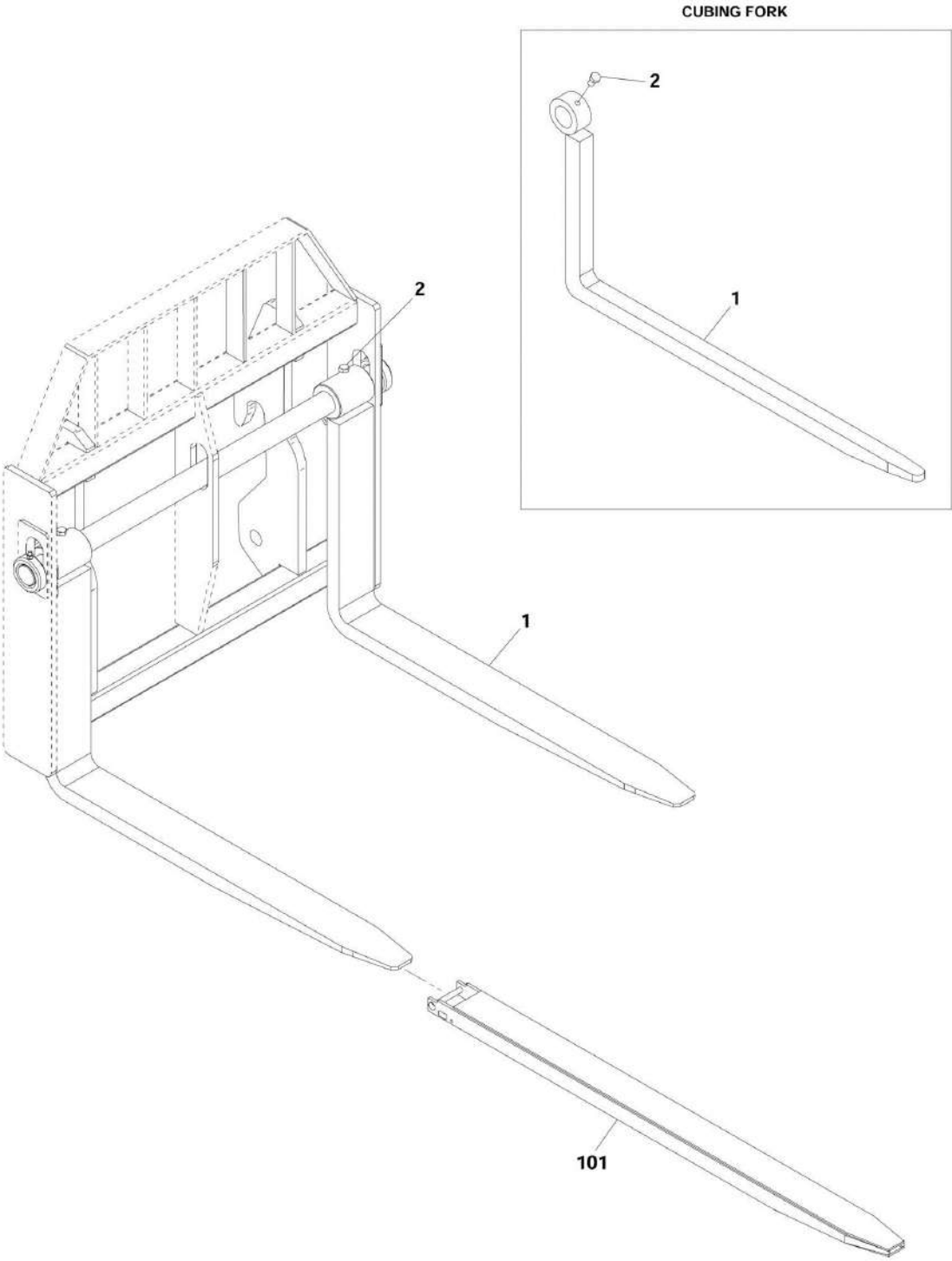
SECTION 3 - ATTACHMENTS

FIGURE 3-7. MANURE BUCKET

ITEM	PART NUMBER	QTY	DESCRIPTION	REV
	0930004	1	1.3 CU YD MANURE BUCKET, (G5-19A & G6-23A), (includes items 1 thru 21)	B
	0930005	1	1.0 CU YD MANURE BUCKET, (G5-19A), (includes items 1 thru 21)	C
1	Not Available	1	WELDMENT	
2	7028133	1	SIDE PLATE ASSY, (1.3 CU YD)	
2	7029323	1	SIDE PLATE ASSY, (1.0 CU YD)	
3	7028132	1	BLADE ASSY, (1.3 CU YD), (includes blade and the following hardware)	
3	7029356	8	HEX LOCKNUT, M16-8	
3	70023484	8	BOLT, M16X60, GR10.9	
3	7029322	1	BLADE ASSY, (1.0 CU YD), (includes blade and the following hardware)	
3	7029356	7	HEX LOCKNUT, M16-8	
3	70023484	7	BOLT, M16X60, GR10.9	
4	7028126	2	ADJUSTING BRACKET	
5	7028125	1	GRAPPLE, (1.3 CU YD)	
5	7029321	1	GRAPPLE, (1.0 CU YD)	
6	7028127	2	TILT CYLINDER	
6	7028910	2	SEAL KIT	
7	7028131	6	BUSHING	
8	7028128	2	PIN	
9	7028129	2	LOCKING PIN	
10	7028130	2	PIN	
11	7028135	4	ROLL PIN	
12	7028134	8	ROLL PIN	
13	7028124	2	CIRCLIP	
15	7028986	1	HOSE ASSY	
16	7028987	1	HOSE ASSY	
17	7028988	1	HOSE ASSY	
18	7028989	1	HOSE ASSY	
19	7028984	2	HOSE ASSY	
20	Kit	NLA	FEMALE SCREW COUPLING, (no longer available, order 1001097287 kit)	
20	1001094555	1	FEMALE QUICK DISCONNECT COUPLING	
21	Kit	NLA	MALE SCREW COUPLING, (no longer available, order 1001097287 kit)	
21	1001094556	1	MALE QUICK DISCONNECT COUPLING	
K1	1001097287	1	QUICK DISCONNECT ADAPTOR KIT, (includes items 20, 21, dust cap and dust plug)	

SECTION 3 - ATTACHMENTS

FIGURE 3-8. FORK



ART_31200194-3-B

SECTION 3 - ATTACHMENTS

FIGURE 3-8. FORK

ITEM	PART NUMBER	QTY	DESCRIPTION	REV
1	2340041	1	PALLET FORK ASSY, (Benne), (2X2X48in), (8018lb per pair), (sold as a pair)	B
2	0761612	2	HEX HD CAPSCREW, M16X25, GR8.8	
1	2340029	2	FORK, (Lamy), (5X1-4/5X48in), (4409lb each fork)	C
2	7028626	2	HEX HD CAPSCREW	
1	2340030	1	FORK TINE ASSY, (Lamy), (4X50X48in), (8018lb per pair), (sold as a pair)	D
2	7028628	2	HEX HD CAPSCREW	
1	2340040	1	FORK, (Benne), (5X2X48in), (8018lb per pair), (sold as a pair)	A
2	0761612	2	HEX HD CAPSCREW, 16X25, GR8.8	
1	1001097922	1	CUBING FORK, (Vetter), (2X2X48in), (sold as a group of 4)	A
2	0761612	4	HEX HD CAPSCREW, M16X25, GR8.8	
1	1001107586	1	FORK TINE ASSY, (Vetter), (4X2-1/5X48in), (8018lb per pair), (sold as a pair)	B
2	0761214	2	HEX HD CAPSCREW, M12X30, GR8.8	
101	1001112559	2	FORK EXTENSION, (4X2X70in)	C
101	70022831	2	BOLT KIT, (includes washer and clip)	
101	1001112560	2	FORK EXTENSION, (4X2-1/2X70in), (use with Vetter fork 1001107586)	B
101	70022831	2	BOLT KIT, (includes washer and clip), (use with Vetter fork 1001107586)	
		Ref	NOTE: FORKS RATED LESS THAN THE ATTACHMENT OR MACHINE'S CAPACITY DECREASES CAPACITY OF THE ATTACHMENT OR MACHINE TO THAT OF THE FORKS. FORKS RATED MORE THAN THE ATTACHMENT OR MACHINE'S CAPACITY DO NOT INCREASE ATTACHMENT OR MACHINE'S CAPACITY.	
		Ref	NOTE: PLEASE CONSULT JLG PARTS DEPARTMENT TO DETERMINE THE CORRECT FORKS APPLICABLE TO YOUR SPECIFIC CARRIAGE ASSEMBLY AND APPLICATION.	
		Ref	NOTE: ITEM NUMBERS NOT LISTED ARE NOT USED ON THIS FIGURE	

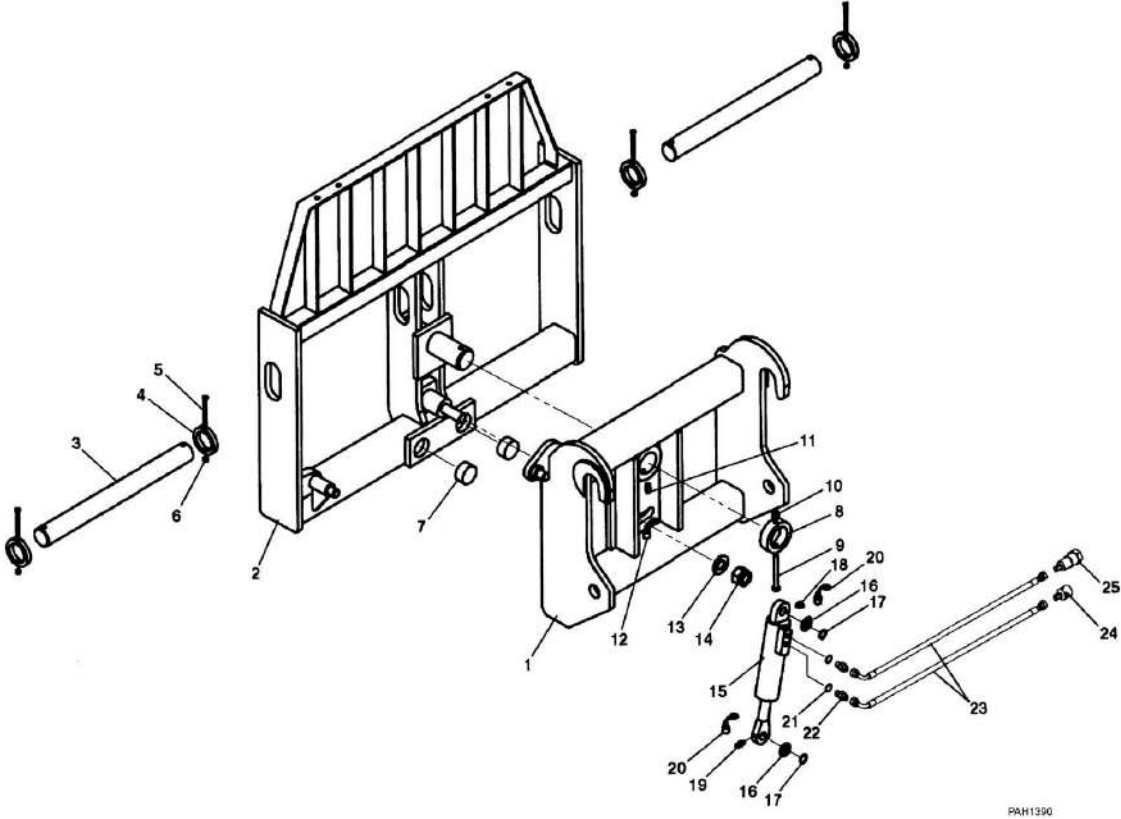
SECTION 3 - ATTACHMENTS

FIGURE 3-9. SIDE SHIFT CARRIAGE

ITEM	PART NUMBER	QTY	DESCRIPTION	REV
	1170002	1	SIDE SHIFT CARRIAGE ASSEMBLY, (Lamy), (includes items 1 thru 5 & 7 thru 13)	G
1		Ref	CARRIAGE WELDMENT	
2	7028136	1	FORK PIN	
3	7028137	2	COLLAR	
4	3291005	2	NUT	
5	0701029	2	CAPSCREW	
6		Ref	FORK, (See Separate Breakdown in this Section)	
7	70021558	1	CYLINDER	
8	70021559	2	BOLT	
9	70021560	1	PIN	
10	70021561	1	PIN	
11	70021562	2	WASHER	
12	70021563	2	ROLL PIN	
13		Ref	SN PLATE	

SECTION 3 - ATTACHMENTS

FIGURE 3-10. SIDE TILT CARRIAGE



PAH1390

SECTION 3 - ATTACHMENTS

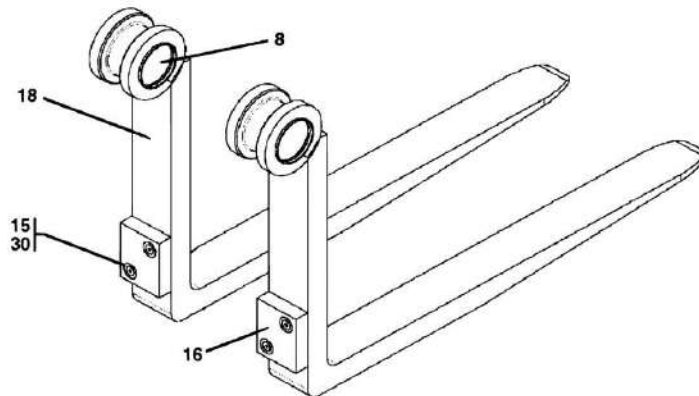
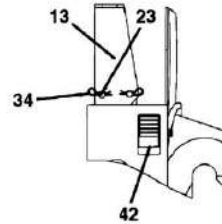
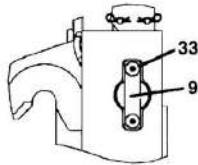
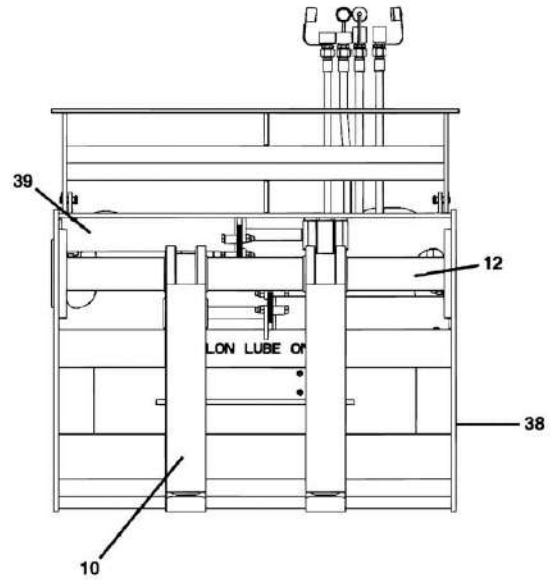
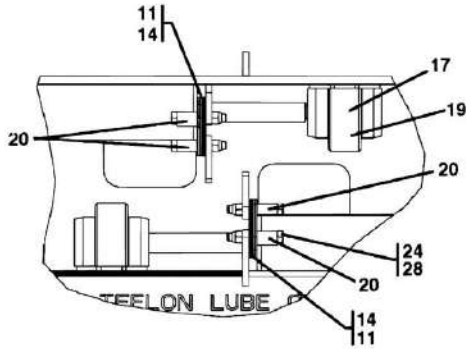
FIGURE 3-10. SIDE TILT CARRIAGE

ITEM	PART NUMBER	QTY	DESCRIPTION	REV
	1170046	1	SIDE TILT CARRIAGE, (Includes all items)	C
1		Ref	CARRIAGE WELDMENT	
2		Ref	TILT CARRIAGE WELDMENT	
3	4040283	2	CARRIAGE SHAFT	
4	3760508	4	SHAFT COLLAR	
5	0700827	4	HEX HD CAPSCEW	
6	3290805	4	HEX LOCKNUT	
7	70021238	2	BUFFER	
8	70021239	1	COLLAR	
9	70021240	1	HEX HD CAPSCREW	
10	70021241	1	HEX LOCKNUT	
11	70021242	1	GREASE FITTING	
12	70021243	1	GREASE FITTING COVER	
13	70021244	1	WASHER	
14	70021241	1	HEX LOCKNUT	
15	70020506	1	CYLINDER	
15	70023271	1	SEAL KIT	
15	70023272	1	VALVE	
16	70020507	2	WASHER	
17	70020508	2	SNAP RING	
18	70021245	1	GREASE FITTING	
19	70021246	1	GREASE FITTING	
20	70021247	2	GREASE FITTING COVER	
21	70020730	2	GASKET	
22	70020731	2	LINK	
23	70021248	2	HYDRAULIC TUBE	
24	1001094556	1	QUICK COUPLING, MALE	
25	1001094555	1	QUICK COUPLING, FEMALE	

SECTION 3 - ATTACHMENTS

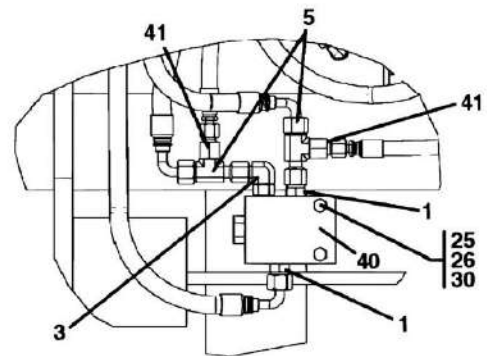
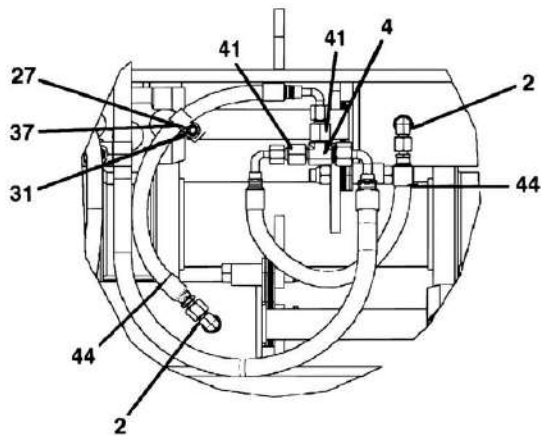
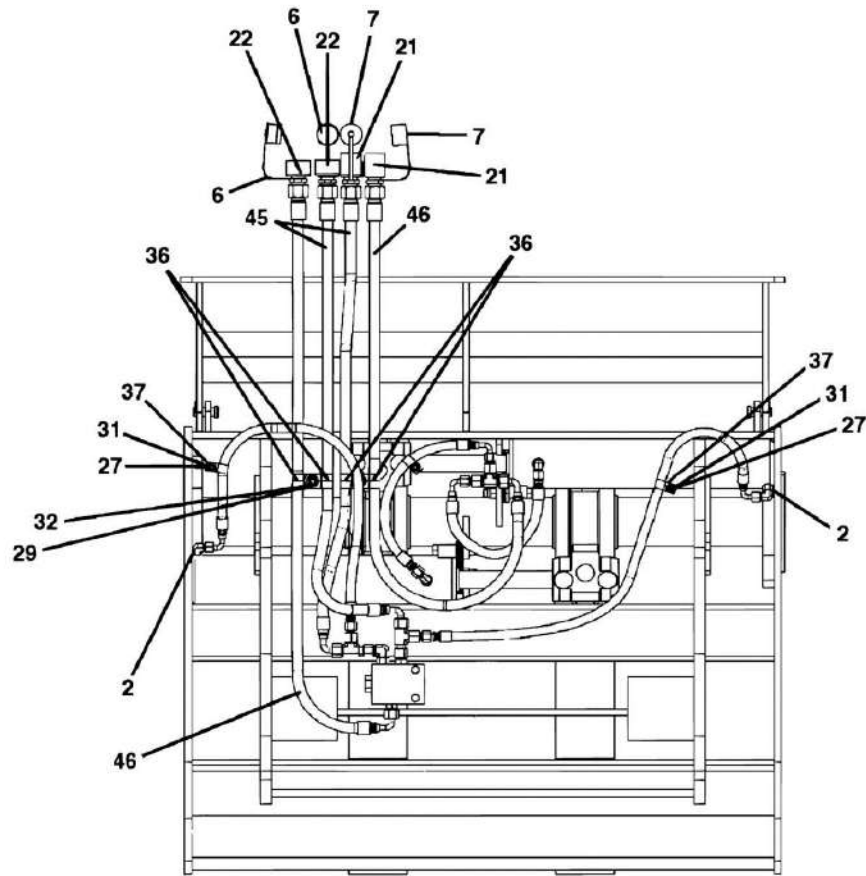
FIGURE 3-11. FORK POSITION/SIDE SHIFT CARRIAGE

G6-23A



PAH1310

SECTION 3 - ATTACHMENTS



PAH1301

SECTION 3 - ATTACHMENTS

FIGURE 3-11. FORK POSITION/SIDE SHIFT CARRIAGE

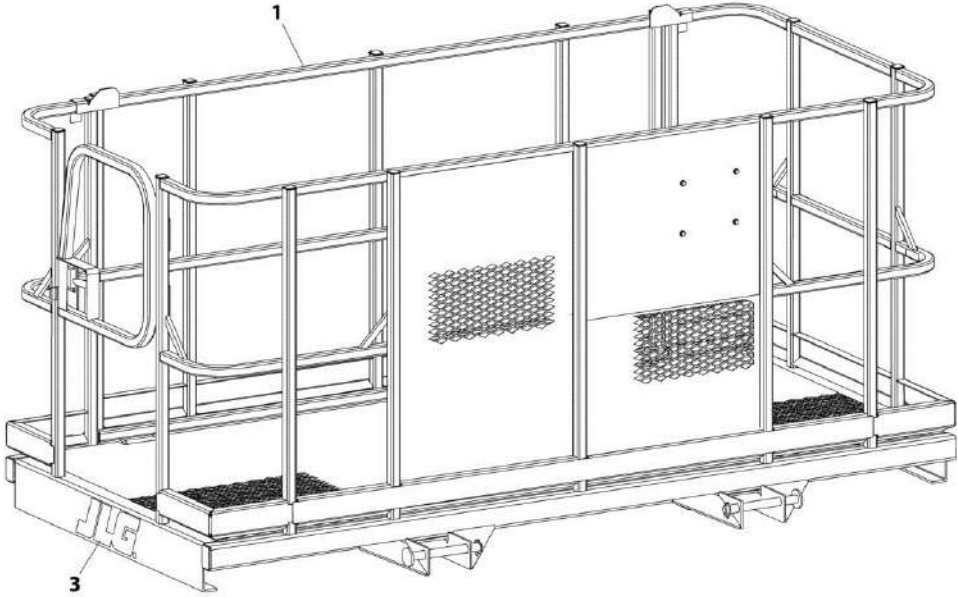
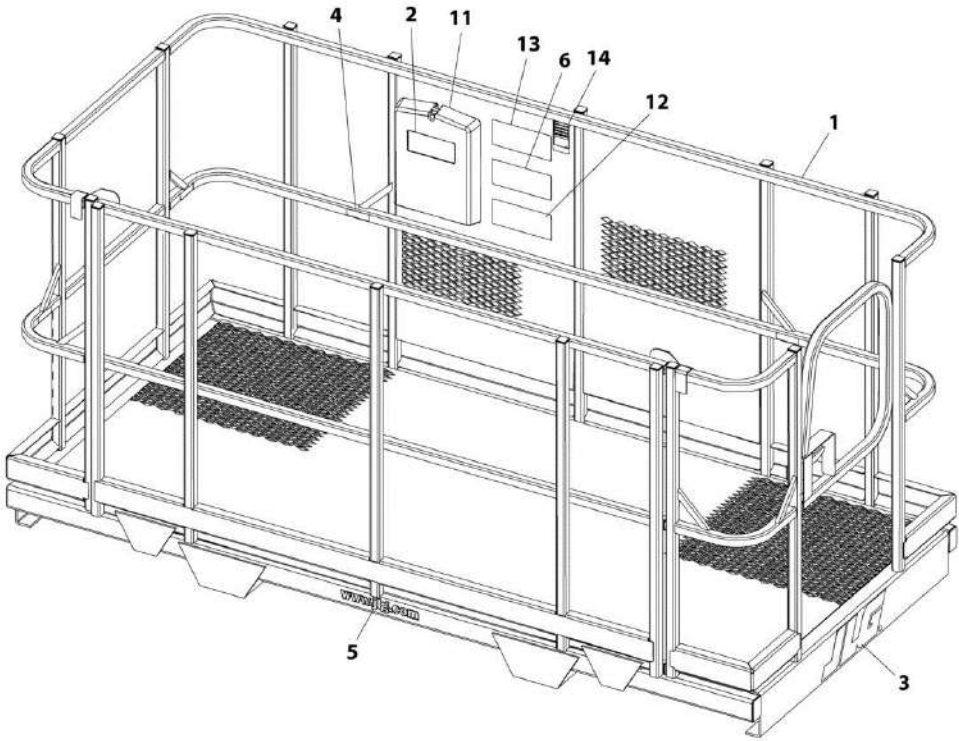
ITEM	PART NUMBER	QTY	DESCRIPTION	REV
	1001091316	1	FORK POSITION/SIDE SHIFT CARRIAGE	E
1	2110606	2	CONNECTOR	
2	2130404	4	CONNECTOR	
3	2130606	1	CONNECTOR	
4	2170506	1	UNION	
5	2170706	2	UNION	
6	3977459	1	DUST CAP, (use with screw type coupling)	
6	1001093826	1	DUST CAP, (use with quick disconnect type coupling)	
7	3977460		DUST PLUG, (use with screw type coupling)	
7	1001093827	1	DUST PLUG, (use with quick disconnect type coupling)	
8	6616072	2	FIBERGLIDE BEARING	
9	6616152	1	SHAFT RETAINER	
10	6616313	2	FORK ASSEMBLY	
11	6616372	4	CYLINDER RETAINER PLATE	
12	6616553	1	FORK CARRIAGE SHAFT	
13		Ref	BACKREST WELDMENT	
14	6617012	8	CYLINDER RETAINER SHIM	
15	6618622	4	WEAR PAD INSERT	
16	6618632	2	WEAR PAD	
17	6619882	12	PAWL WEAR PAD	
18	6621863	2	PALLET FORK 2.00 X 4.00 X 40.00	
19	7115372	2	PAWL CYLINDER ROD END	
20	7116171	4	SPACER	
21	Kit	NLA	FEMALE SCREW COUPLING, (no longer available, order 1001097287 kit)	
21	1001094555	1	FEMALE QUICK DISCONNECT COUPLING	
22	Kit	NLA	MALE SCREW COUPLING, (no longer available, order 1001097287 kit)	
22	1001094556	1	MALE QUICK DISCONNECT COUPLING	
23	8301428	4	CLEVIS PIN, 5/8 X 1 1/2	
24	8303702	4	HEX HD CAPSCREW, .500-13 NC X 3, GR5	
25	8303757	2	HEX HD CAPSCREW, 0312-18 NC X 2.5, GR5	
26	8305006	2	HEX NUT, .250-20	
27	8305624	3	HEX LOCKNUT, .250-20	
28	8305644	4	HEX LOCKNUT, .500-13	
29	8305645	2	HEX LOCKNUT, .375-16	
30	8307004	2	LOCKWASHER, 5/16	
31	8307109	3	WASHER, .250	
32	8307110	2	WASHER, .375	
33	8310261	2	SCREW, .750-10 X 1.5	
34	8310264	4	HAIR PIN	
35	8310341	4	SCREW, .375-16 X 1.5	
36	8406105	4	TUBE CLIP, .75	
37	8406109	3	TUBE CLIP, .5	
38		Ref	CARRIAGE WELDMENT	
39	1001091550	2	FORK SIDE SHIFT CYLINDER	
40	1001092465	1	VALVE MANIFOLD	
41	1001092764	4	TUBE END REDUCER CONNECTOR	
42		Ref	CARRIAGE SN PLATE	

SECTION 3 - ATTACHMENTS

ITEM	PART NUMBER	QTY	DESCRIPTION	REV
43	1001093411	2	HOSE ASSY	
44	1001093412	2	HOSE ASSY	
45	1001093413	2	HOSE ASSY	
46	1001093414	2	HOSE ASSY	
	1001097287	1	QUICK DISCONNECT ADAPTOR KIT, (includes items 6, 7, 21 & 22)	

SECTION 3 - ATTACHMENTS

FIGURE 3-12. FORK MOUNTED PLATFORM



ART_31200194-3-12

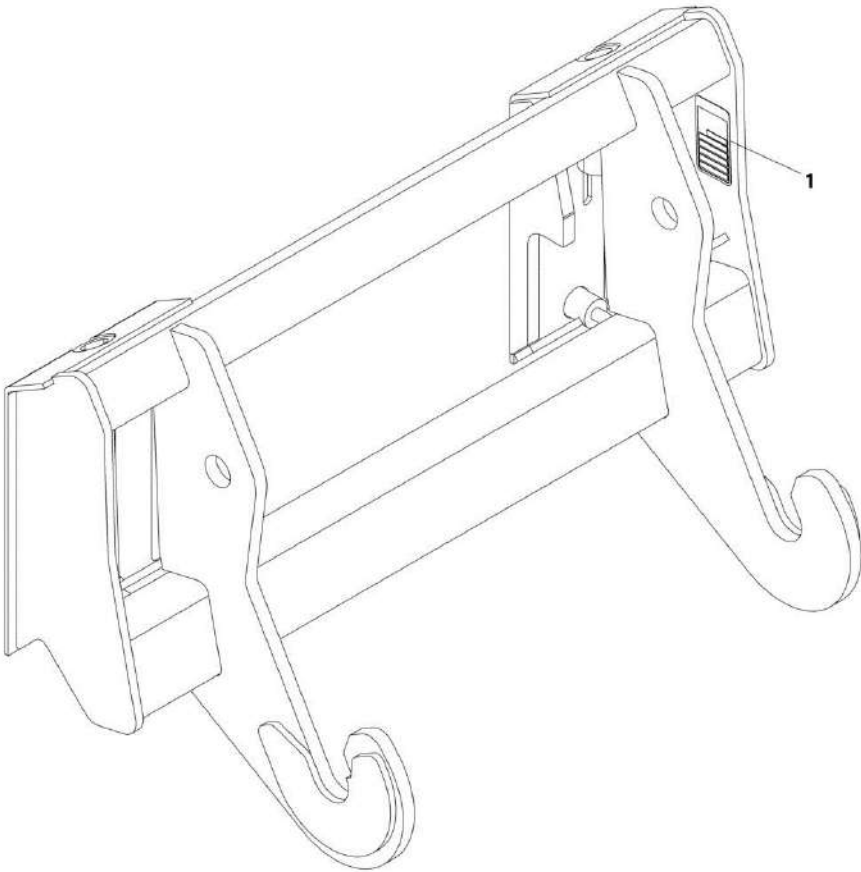
SECTION 3 - ATTACHMENTS

FIGURE 3-12. FORK MOUNTED PLATFORM

ITEM	PART NUMBER	QTY	DESCRIPTION	REV
	1001092280	1	FORK MOUNTED PLATFORM, (ENGLISH), (includes items 1 thru 13)	D
	1001096306	1	FORK MOUNTED PLATFORM, (ISO), (includes items 1 thru 14)	B
	1001097072	1	FORK MOUNTED PLATFORM, (FRENCH), (includes items 1 thru 14)	B
1	1001096904	1	FORK MOUNT PLATFORM	
2	1701509	1	MANUAL DECAL	
3	1702773	2	JLG DECAL	
4	1704277	8	LANYARD ATTACHING DECAL	
5	1704885	1	WEBSITE DECAL	
6	1706892	1	PLATFORM WARNING DECAL, (ENGLISH)	
6	1001096025	1	PLATFORM WARNING DECAL, (ISO)	
6	1001096024	1	PLATFORM WARNING DECAL, (FRENCH)	
11	31200160	1	OPERATION AND SAFETY MANUAL, (USA)	
11	31200387	1	OPERATION AND SAFETY MANUAL (ISO), (SPANISH)	
11	31200388	1	OPERATION AND SAFETY MANUAL (ISO), (PORTUGUESE)	
11	31200336	1	OPERATION AND SAFETY MANUAL, (FRENCH)	
12	1001092481	1	ATTACHMENT WARNING DECAL, (ENGLISH)	
12	1001096021	1	ATTACHMENT WARNING DECAL, (ISO)	
12	1001096019	1	ATTACHMENT WARNING DECAL, (FRENCH)	
13	1001092482	1	CAPACITY DECAL, (ENGLISH)	
13	1001096023	1	CAPACITY DECAL, (ISO)	
13	1001096020	1	CAPACITY DECAL, (FRENCH)	
14	N.S.S.	1	SN PLATE	

SECTION 3 - ATTACHMENTS

FIGURE 3-13. UNIVERSAL HITCH ATTACHMENT



ART_1001099425-B

SECTION 3 - ATTACHMENTS

FIGURE 3-13. UNIVERSAL HITCH ATTACHMENT

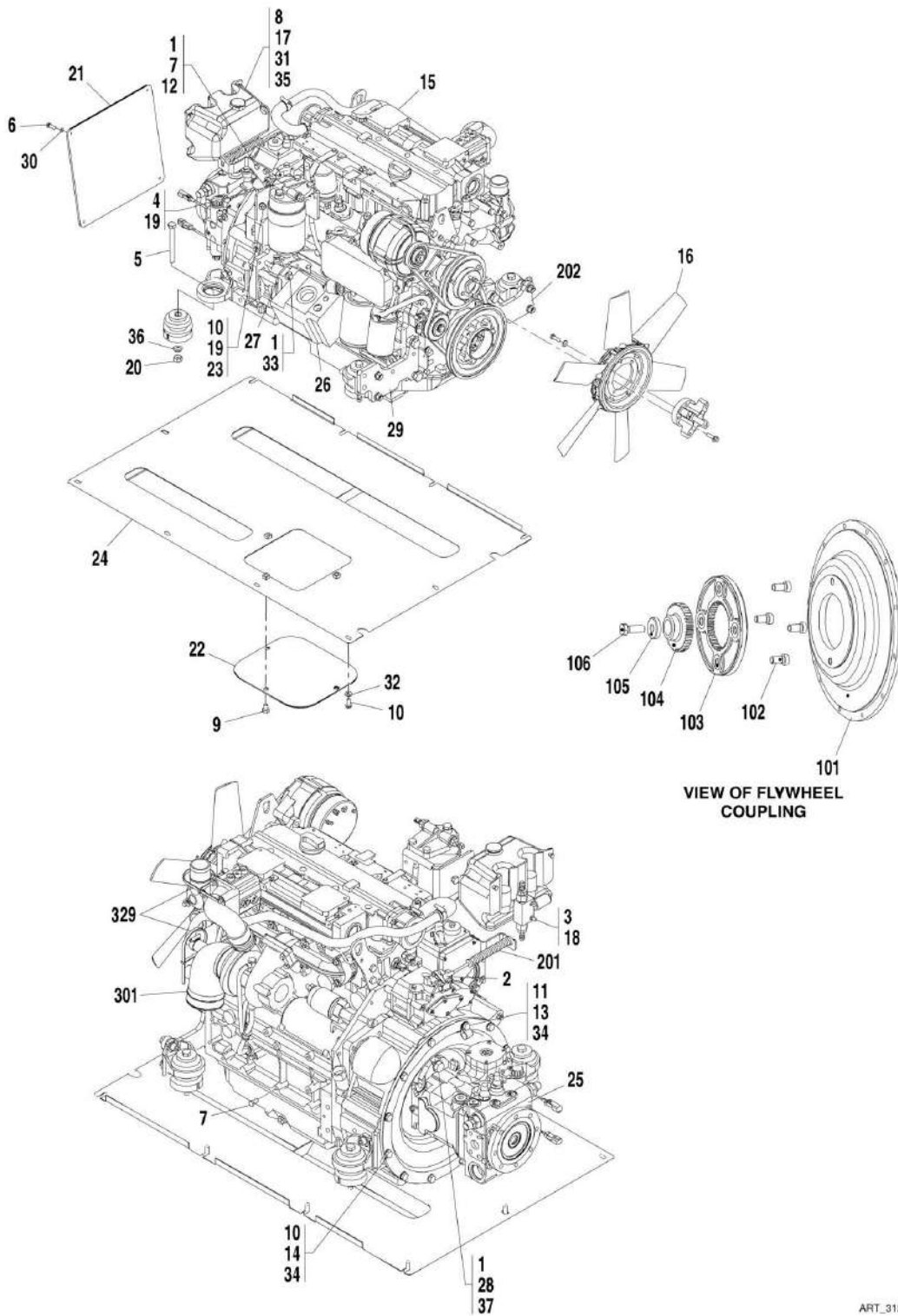
ITEM	PART NUMBER	QTY	DESCRIPTION	REV
1	1001099425 N.S.S.	Ref 1	UNIVERSAL HITCH ATTACHMENT SN PLATE	B

SECTION 4 - ENGINE AND ATTACHING PARTS

SECTION 4 - ENGINE AND ATTACHING PARTS

SECTION 4 - ENGINE AND ATTACHING PARTS

FIGURE 4-1. ENGINE ASSEMBLY



ART_31200194-4-1

SECTION 4 - ENGINE AND ATTACHING PARTS

FIGURE 4-1. ENGINE ASSEMBLY

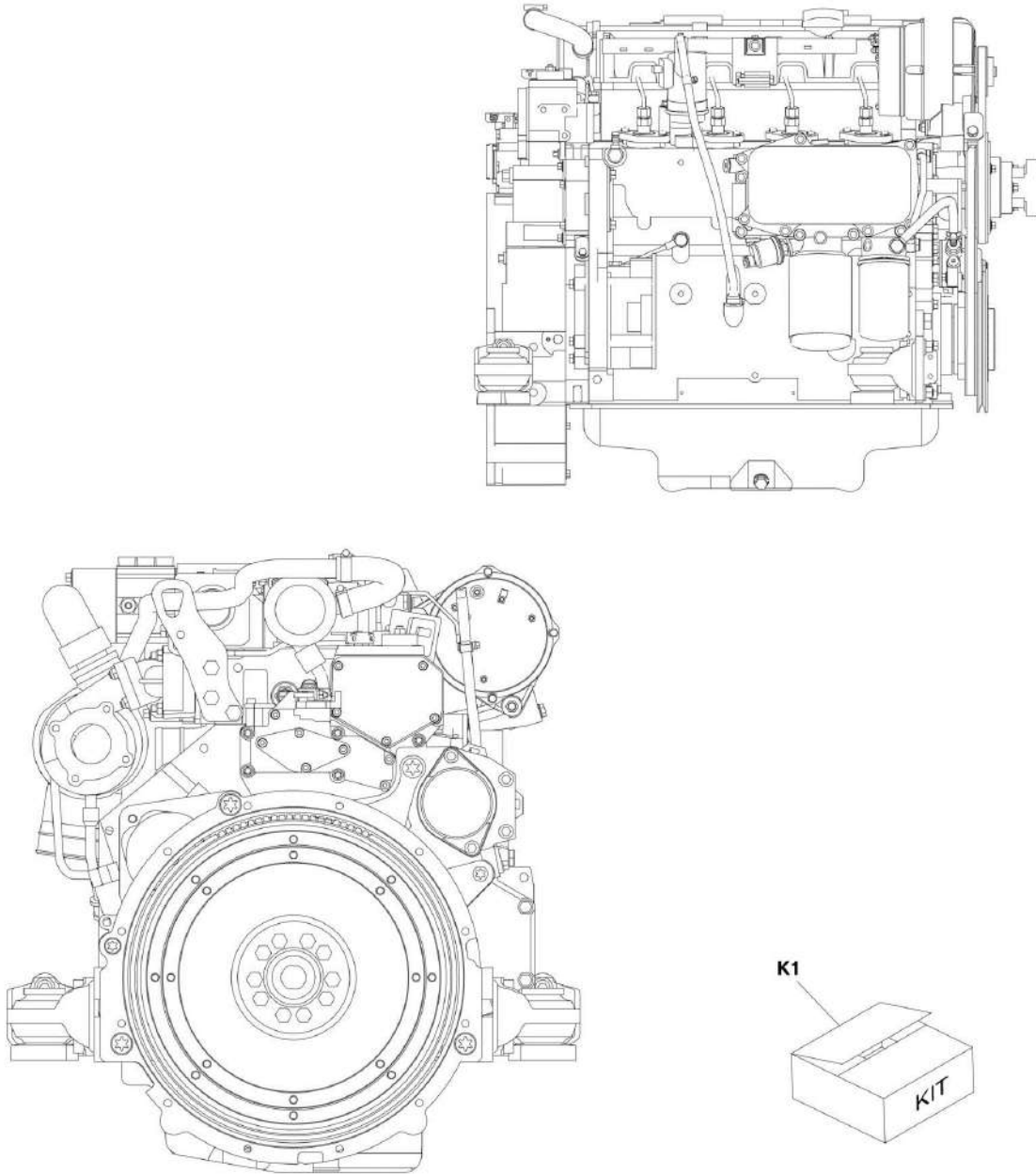
ITEM	PART NUMBER	QTY	DESCRIPTION	REV
	0275002	1	ENGINE INSTALLATION, (includes items 1 thru 106)	C
	0275555	1	ENGINE INSTALLATION, OPEN CAB, (includes all items except 8, 17, 31 & 35)	A
1	0100011	AR	LOCTITE	
2	466104	1	ANGLE JOINT	
3	0630586	2	CARRIAGE BOLT, M6X50	
4	0701015	2	HEX HD CAPSCREW, 10-1.50X35MM, GR 8.8	
5	0701229	4	HEX HD CAPSCREW, 12X120, GR 8.8	
6	0760608	4	HEX HD CAPSCREW, 6-1.00X16MM, GR 8.8	
7	0760808	4	HEX HD CAPSCREW, 8-1.25X16MM, GR 8.8	
8	0760810	2	HEX HD CAPSCREW, 8-1.25X20MM, GR 8.8	
9	0761008	3	HEX HD CAPSCREW, 10-1.50X16MM, GR 8.8	
10	0761012	23	HEX HD CAPSCREW, 10-1.50X25MM, GR 8.8, (torque to 37 ft-lb [50 Nm])	
11	0761014	1	HEX HD CAPSCREW, 10-1.50X30MM, GR 8.8	
12	0903134	1	THROTTLE BRACKET	
13	1009352	1	HOSE CLAMP	
14	1660281	1	FLYWHEEL COUPLING, (includes items 101 thru 106)	
15		Ref	DEUTZ ENGINE, (75 kw), (See DEUTZ ENGINE for Breakdown)	
16	2060034	1	FAN	
17	1001094587	1	CONTAINER	
18	3290605	2	HEX LOCKNUT, 6MM-1.00	
19	3291005	4	HEX LOCKNUT, 10MM-1.50, (See FUEL TANK AND LINES for Breakdown)	
20	3291205	4	HEX LOCKNUT, M12X1.75	
21	3575650	1	MOTOR ACCESS PLATE	
22	3575671	1	ENGINE DRAIN ACCESS PLATE	
23		Ref	FUEL FILTER MOUNT, (See FUEL TANK AND LINES for Breakdown)	
24	3576380	1	BELLY PAN PLATE	
25		Ref	HYDROSTATIC TRANSMISSION PUMP, (See HYDRAULIC COMPONENTS SECTION for Breakdown)	
26		Ref	IMPLEMENT PUMP, (See HYDRAULIC COMPONENTS SECTION for Breakdown)	
27	3760497	1	SPACER RING, IMPLEMENT PUMP, (APPLY SILICONE SEALANT)	
28	4032311	2	SOCKET HD CAPSCREW, 16X35, (torque to 155 ft-lb [210 Nm])	
29	4340966	1	ENGINE BRACKET, RIGHT	
30	4811700	4	FLAT WASHER, 6MM	
31	4811900	2	FLAT WASHER, 8MM	
32	4812000	13	FLAT WASHER, 10MM	
33	5201215	2	RIPP BOLT, 12X35MM	
34	5212000	12	RIPP WASHER, 10MM	
35	5220800	2	RIPP NUT, 8MM	
36	5241200	4	WASHER, 12MM	
37	5241600	2	FLAT WASHER, 16MM	
101	7029255	1	MOUNTING PLATE	
102		Ref	BOLT	
103	7029256	1	FLANGE, (includes item 102)	
104	7029258	1	HUB, (includes item 106)	

SECTION 4 - ENGINE AND ATTACHING PARTS

ITEM	PART NUMBER	QTY	DESCRIPTION	REV
105	7029259	1	END DISK	
106		Ref	BOLT	
201		Ref	THROTTLE CABLE, (See CONTROLS SECTION for Breakdown)	
202		Ref	MOUNTING FOOT BRACKET, LEFT, (See DEUTZ ENGINE for Breakdown)	
301		Ref	MANIFOLD, (turbocharger to air cleaner), (See DEUTZ ENGINE for Breakdown)	
329	1062255	AR	TIE STRAP	

SECTION 4 - ENGINE AND ATTACHING PARTS

FIGURE 4-2. DEUTZ ENGINE



ART_31200194-4-2

SECTION 4 - ENGINE AND ATTACHING PARTS

FIGURE 4-2. DEUTZ ENGINE

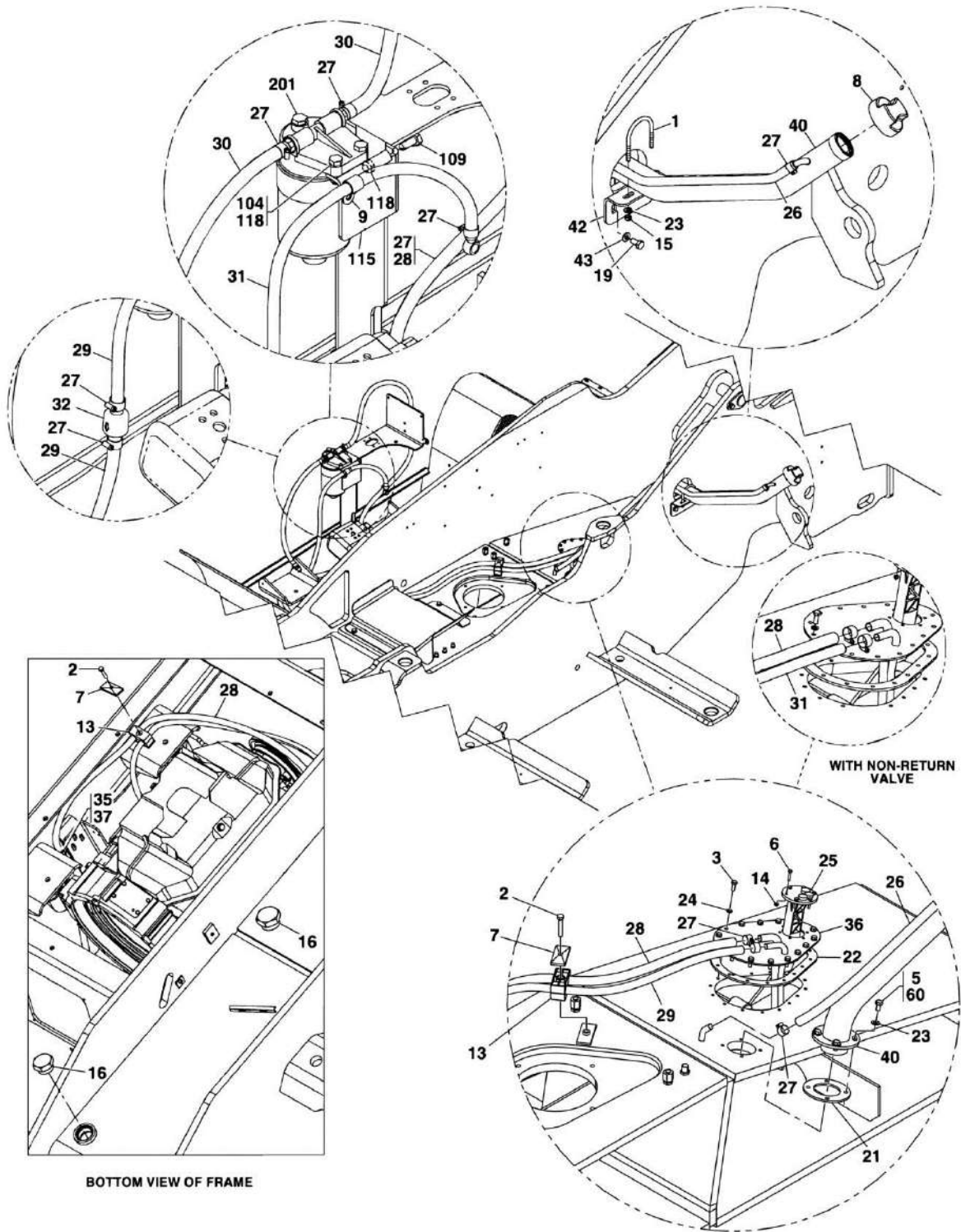
ITEM	PART NUMBER	QTY	DESCRIPTION	REV
	2000265	1	DEUTZ ENGINE, (includes all items except block heater)	D
	7029274	1	FUEL FILTER	
		Ref	FUEL PRE-FILTER, (See FUEL TANK AND LINES for Breakdown)	
	7029276	1	OIL FILTER	
	70022116	1	OIL COOLER BOX, (supports oil filter)	
	70023537	1	OIL COOLER	
	7029371	1	COOLANT PUMP	
	7029372	1	FLAT GASKET, COOLANT PUMP	
	7029373	2	O-SEAL	
	7029374	1	ALTERNATOR BELT	
	7029375	1	ALTERNATOR	
	7029376	1	VOLTAGE REGULATOR	
	70024131	1	ALTERNATOR PULLEY	
	7029377	1	TEMP. TRANSMITTER	
	7029378	1	PRESSURE REGULATOR	
	7029379	1	GASKET, PRESSURE REGULATOR	
	7029380	1	DIPSTICK	
	7020487	1	O-RING, DIPSTICK	
	7029382	4	GASKET	
	7029383	1	GASKET	
	7029384	1	FUEL PRIMING PUMP, (includes fuel hand pump)	
	70000919	1	FUEL HAND PUMP	
	7029385	1	SEALING RING	
	7029386	1	FUEL PUMP	
	7029387	1	GASKET SET	
	7029388	1	GLOW PLUG	
	7029389	1	OIL PRESSURE SWITCH	
	7029390	1	SHUTDOWN DEVISE	
	7029391	1	O-SEAL, SHUTDOWN DEVISE	
	7029392	1	STARTER	
	7029393	1	STARTER RELAY	
	7029394	2	SEALING RING, THERMOSTAT	
	7029395	2	THERMOSTAT	
	7029396	1	GASKET	
	7029397	1	TURBOCHARGER	
	7029398	1	REPAIR KIT, TURBOCHARGER	
	7029399	1	CORE ASSEMBLY	
	7029400	1	GASKET	
	7029401	1	FILLER CAP	
	7029402	1	FAN BELT	
	70024338	1	MANIFOLD, (turbocharger to air cleaner)	
	70020037	1	BLOCK HEATER, 120V, 750W, (includes 5 ft cord)	
	70021481	1	ENGINE PREHEAT MODULE	
		Ref	NON-RETURN VALVE, (See FUEL TANK AND LINES for Breakdown)	
	70022920	1	MOUNTING FOOT BRACKET, LEFT	
	70023451	1	FUEL INJECTOR	
	70023452	1	FUEL INJECTION PUMP	

SECTION 4 - ENGINE AND ATTACHING PARTS

ITEM	PART NUMBER	QTY	DESCRIPTION	REV
K1	1001108807	1	FUEL/ENGINE OIL FILTER KIT, (includes fuel pre-filter and oil filter)	

SECTION 4 - ENGINE AND ATTACHING PARTS

FIGURE 4-3. FUEL TANK AND LINES



ART_31200194-4-3

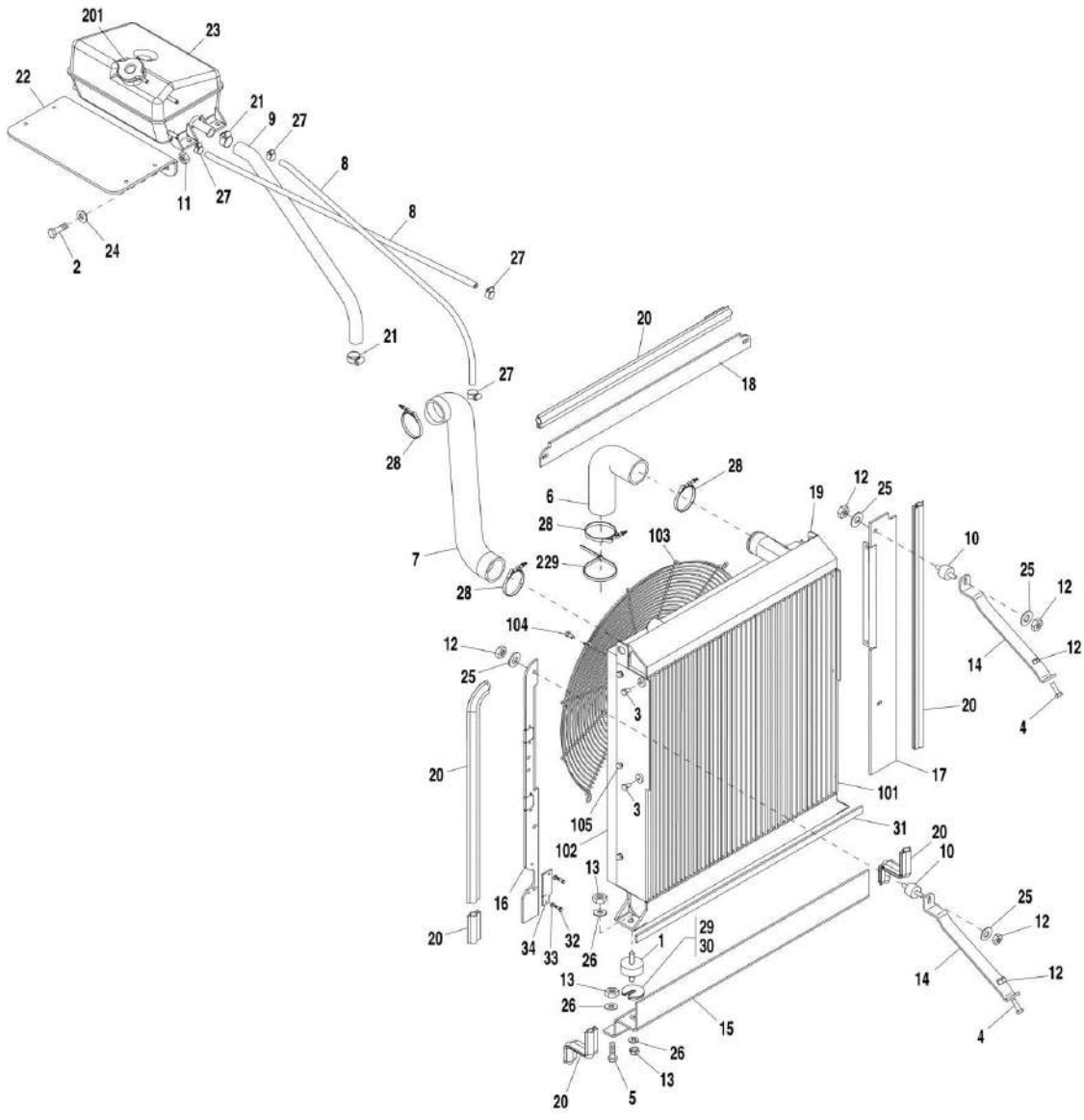
SECTION 4 - ENGINE AND ATTACHING PARTS

FIGURE 4-3. FUEL TANK AND LINES

ITEM	PART NUMBER	QTY	DESCRIPTION	REV
1	0630583	1	U-BOLT	
2	0700817	3	HEX HD CAPSCREW, M8X45, GR 8.8	
3	0760608	15	HEX HD CAPSCREW, M6X16, GR 8.8	
5	0760807	4	HEX HD CAPSCREW, M8X14, GR 8.8, (G6-23A)	
5	0760814	4	HEX HD CAPSCREW, M8X30, GR 8.8, (G5-19A)	
6	0760410	6	HEX HD CAPSCREW, M4X20, GR 8.8	
7	1309435	3	CLAMP COVER PLATE	
8	1120576	1	FUEL CAP	
9	1320318	1	HOSE CLAMP	
13	8002781	3	CLAMP	
14	3290405	6	LOCKNUT, M4X0.7	
15	3290805	2	LOCKNUT, M8X1.25	
16	2171948	2	PLUG	
19	0761010	2	HEX HD CAPSCREW, M10X20, GR 8.8	
21	3960603	1	FUEL FILL SEAL	
22	3960589	1	FUEL TANK COVER SEAL	
23	4811900	6	FLAT WASHER, 8MM	
24	4831700	15	LOCKWASHER, 6MM	
25	2420205	1	FUEL LEVEL GUAGE	
26	2720613	1	FUEL LINE, (G5-19A)	
26	2720556	1	FUEL LINE, (G6-23A)	
27	1320032	12	HOSE CLAMP	
28	2720537	1	FUEL LINE, SUPPLY	
29	2720538	1	FUEL LINE, RETURN, (without non-return valve)	
29	1001099585	1	FUEL LINE, (with non-return valve)	
30	2720543	2	FUEL LINE	
31	1001099586	1	FUEL LINE, (with non-return valve)	
32	70021467		NON-RETURN VALVE, (supplied with engine)	
35	0760806	1	HEX HD CAPSCREW, M8X12, GR 8.8, (G5-19A)	
35	0760810	1	HEX HD CAPSCREW, M8X20, GR 8.8, (G6-23A)	
36	3380577	1	FUEL TANK COVER PANEL	
37	2443576	1	HOSE CLAMP	
40	3460567	1	FUEL LINE PIPE, (G5-19A)	
40	3460456	1	FUEL LINE PIPE, (G6-23A) (Prior to SN 1160004884)	
40	1001099761	1	FUEL LINE PIPE, (G6-23A) (SN 1160004884 to Present)	
42	4341033	1	FUEL FILL SUPPORT	
43	4812000	2	FLAT WASHER, 10MM	
60	0100011	AR	LOCTITE, #242	
104	0701015	2	HEX HD CAPSCREW, 10-1.50X35mm, GR 8.8	
109	0761012	2	HEX HD CAPSCREW, 10-1.50X25mm, GR 8.8	
115	3575717	1	FILTER MOUNT PLATE	
118	3291005	4	HEX LOCKNUT, 10mm-1.50	
201	7029447	1	FUEL PRE-FILTER ASSEMBLY	
201	7029275	1	FUEL PRE-FILTER INSERT, (includes top and bottom o-rings)	
201	7029370	1	DRAIN VALVE	

SECTION 4 - ENGINE AND ATTACHING PARTS

FIGURE 4-4. RADIATOR ASSEMBLY



ART_31200194-4-4

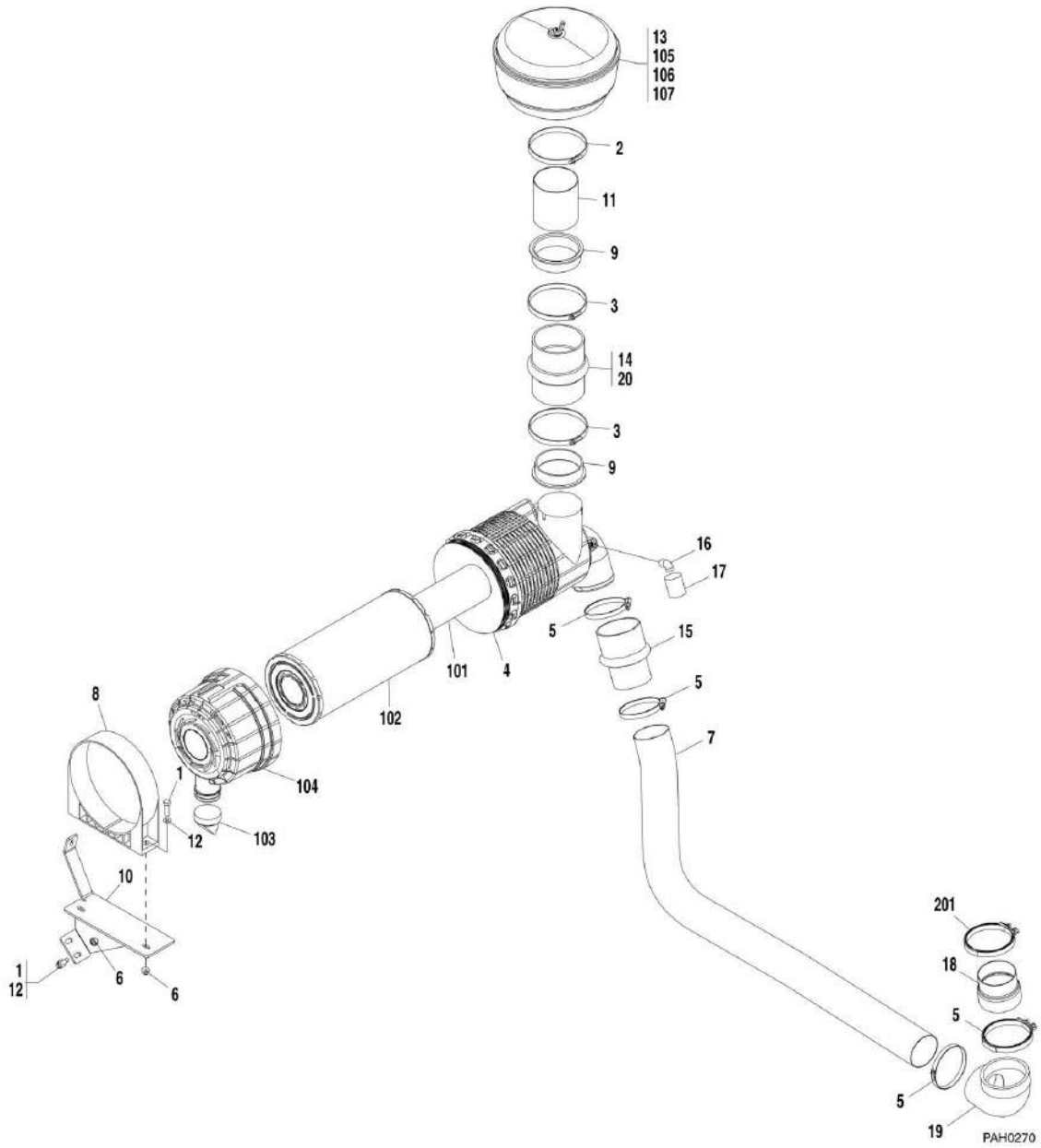
SECTION 4 - ENGINE AND ATTACHING PARTS

FIGURE 4-4. RADIATOR ASSEMBLY

ITEM	PART NUMBER	QTY	DESCRIPTION	REV
	0274198	1	RADIATOR ASSY, (includes items 1 thru 34)	F
1	429063	2	SHOCK MOUNT	
2	0760610	4	HEX HD CAPSCREW, 6x20MM, GR8.8	
3	0760806	4	HEX HD CAPSCREW, 8-1.25X12MM, GR8.8	
4	0760812	4	HEX HD CAPSCREW, 8-1.25X25MM, GR8.8	
5	0761014	2	HEX HD CAPSCREW, 10-1.50X30MM, GR8.8	
6	2720533	1	HOSE ASSY	
7	2720534	1	HOSE ASSY	
8	2720535	2.8 m	HOSE ASSY	
9	2720536	0.8 m	HOSE ASSY	
10	2969548	2	SEAL	
11	3290605	4	LOCKNUT, M6X1	
12	3290805	6	LOCKNUT, M10X1.25	
13	3291005	6	LOCKNUT, M10X1.5	
14	3575658	2	RADIATOR SUPPORT PLATE	
15	3575659	1	RADIATOR SUPPORT PLATE	
16	1001095953	1	BAFFLE PLATE	
17	3575661	1	BAFFLE PLATE	
18	3575662	1	BAFFLE PLATE	
19	3620055	1	RADIATOR COOLER, (includes items 101 thru 105)	
20	3960927	2.6 m	RUBBER SEAL	
21	3961951	2	CLIP	
22	4340957	1	EXPANSION TANK SUPPORT	
23	4400470	1	EXPANSION TANK, (includes item 201)	
24	4811700	4	FLAT WASHER, 6MM	
25	4811900	4	FLAT WASHER, 8MM	
26	4812000	6	FLAT WASHER, 10MM	
27	1321301	5	CLIP	
28	8005376	4	CLAMP	
29	8005741	2	SPACER, 5MM	
30	8005743	2	SPACER, 2MM	
31	909304	2 m	PROFILE RUBBER, 18X5MM	
32	0760405	2	HEX HD CAPSCREW, M4X10	
33	4811400	2	WASHER, 4MM	
34	1001096493	1	BAFFLE	
101	7029456	1	WATER/OIL COOLER	
102	7029457	1	FAN HOUSE	
103	7029458	1	FAN GUARD	
104		Ref	HEX HD CAPSCREW, M8X15MM	
105		Ref	HEX HD CAPSCREW, M8X20MM	
201		Ref	RADIATOR CAP, 14 PSI	
229	1062255	AR	TIE STRAP	

SECTION 4 - ENGINE AND ATTACHING PARTS

FIGURE 4-5. AIR CLEANER INSTALLATION



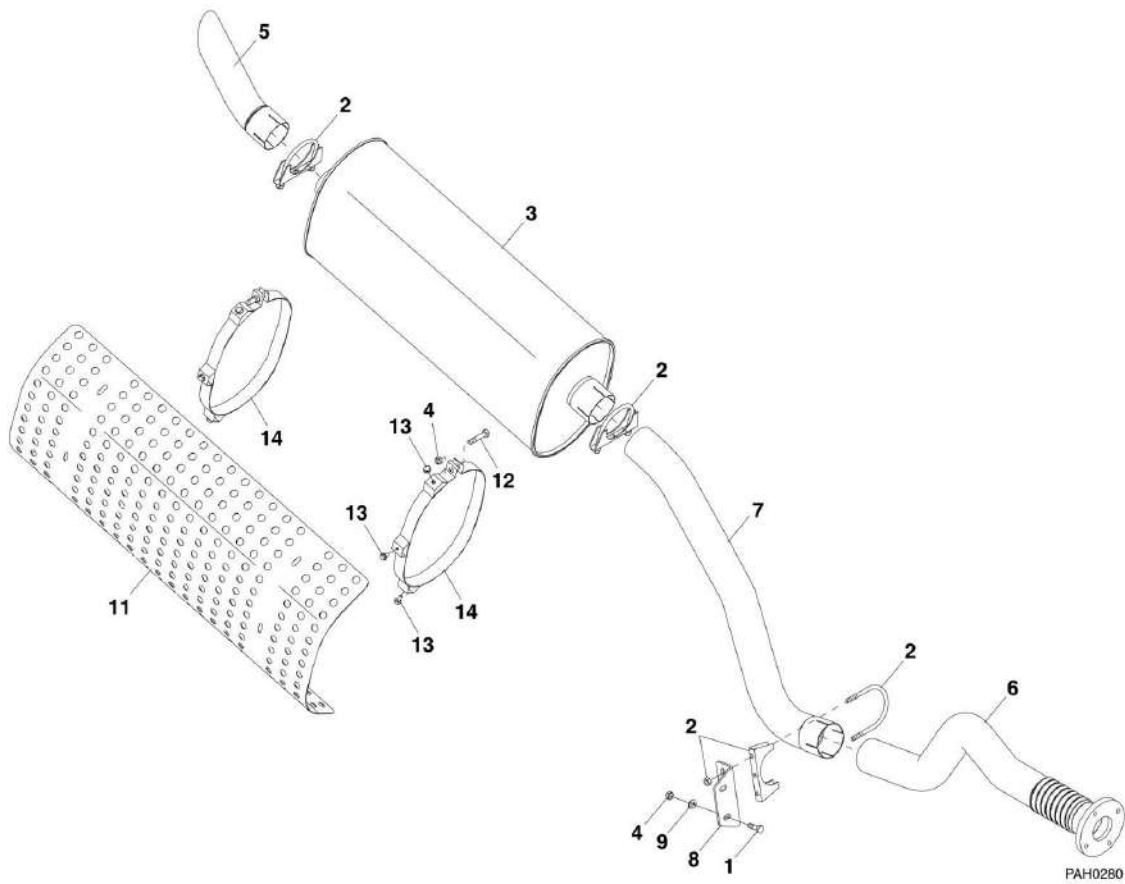
SECTION 4 - ENGINE AND ATTACHING PARTS

FIGURE 4-5. AIR CLEANER INSTALLATION

ITEM	PART NUMBER	QTY	DESCRIPTION	REV
	0274202	1	AIR INTAKE INSTALLATION, (includes items 1 thru 20)	E
1	0760814	4	HEX HD CAPSCREW, M8X30, GR 8.8	
2	1349717	1	HOSE CLAMP	
3	1380161	2	HOSE CLAMP	
4	2120186	1	AIR FILTER, (includes items 101 thru 104)	
5	2991568	4	HOSE CLAMP	
6	3290805	4	HEX LOCK NUT, M8X1.25	
7	3460402	1	AIR INTAKE PIPE	
8	3929780	1	BAND CLAMP	
9	4100083	2	REDUCING SLEEVE	
10	4340955	1	SUPPORT BRACKET	
11	4569149	1	AIR INTAKE TUBE	
12	4811900	8	FLAT WASHER, 8MM	
13	8002927	1	PRECLEANER, (includes items 105 thru 107)	
14	80973107	1	STRAIGHT HUMP COUPLING	
15	91403239	1	STRAIGHT HUMP REDUCER HOSE	
16	2988212	1	ELBOW, 90	
17	77383154	1	LOW PRESSURE INDICATOR	
18	3460421	1	AIR INTAKE PIPE	
19	91083129	1	REDUCING ELBOW	
20	909304	0.36 m	PROFILE RUBBER, 18X5MM	
101	80273042	1	SAFETY ELEMENT, (inner)	
102	80273010	1	PRIMARY ELEMENT, (outer)	
103	10733183	1	VACUATOR	
104	7028118	1	COVER ASSEMBLY	
105	7028095	1	COVER ASSEMBLY	
106	7028096	1	BOWL	
107	7028097	1	CLAMP	
201	2991568	1	HOSE CLAMP	

SECTION 4 - ENGINE AND ATTACHING PARTS

FIGURE 4-6. EXHAUST INSTALLATION



SECTION 4 - ENGINE AND ATTACHING PARTS

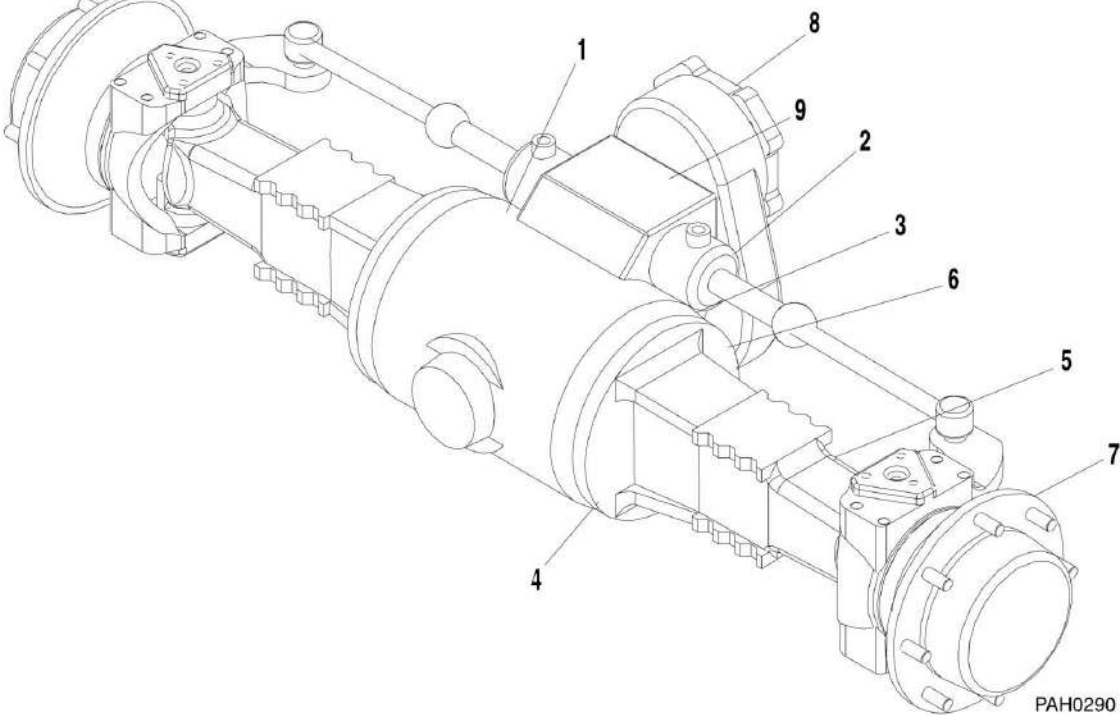
FIGURE 4-6. EXHAUST INSTALLATION

ITEM	PART NUMBER	QTY	DESCRIPTION	REV
	1001097389	1	EXHAUST INSTALLATION, (includes all items)	B
1	0760812	2	HEX HD CAPSCREW, 8X25MM, GR8.8	
2	1686997	3	CLAMP	
3	3220140	1	MUFFLER	
4	3290805	4	LOCKNUT, M8X1.25	
5	1001097294	1	TAIL PIPE	
6	3460403	1	EXHAUST TUBE	
7	3460404	1	EXHAUST TUBE	
8	4806580	1	EXHAUST MOUNT BRACKET	
9	4811900	2	FLAT WASHER, 8MM	
11	3380585	1	HEAT SHIELD	
12	0700816	2	HEX HD CAPSCREW, 8X40MM, GR8.8	
13	5200605	6	RIPP BOLT, 6X10MM	
14	1321367	2	HEAT SHIELD CLAMP	

SECTION 5 - DRIVE TRAIN

SECTION 5 - DRIVE TRAIN

FIGURE 5-1. FRONT AXLE



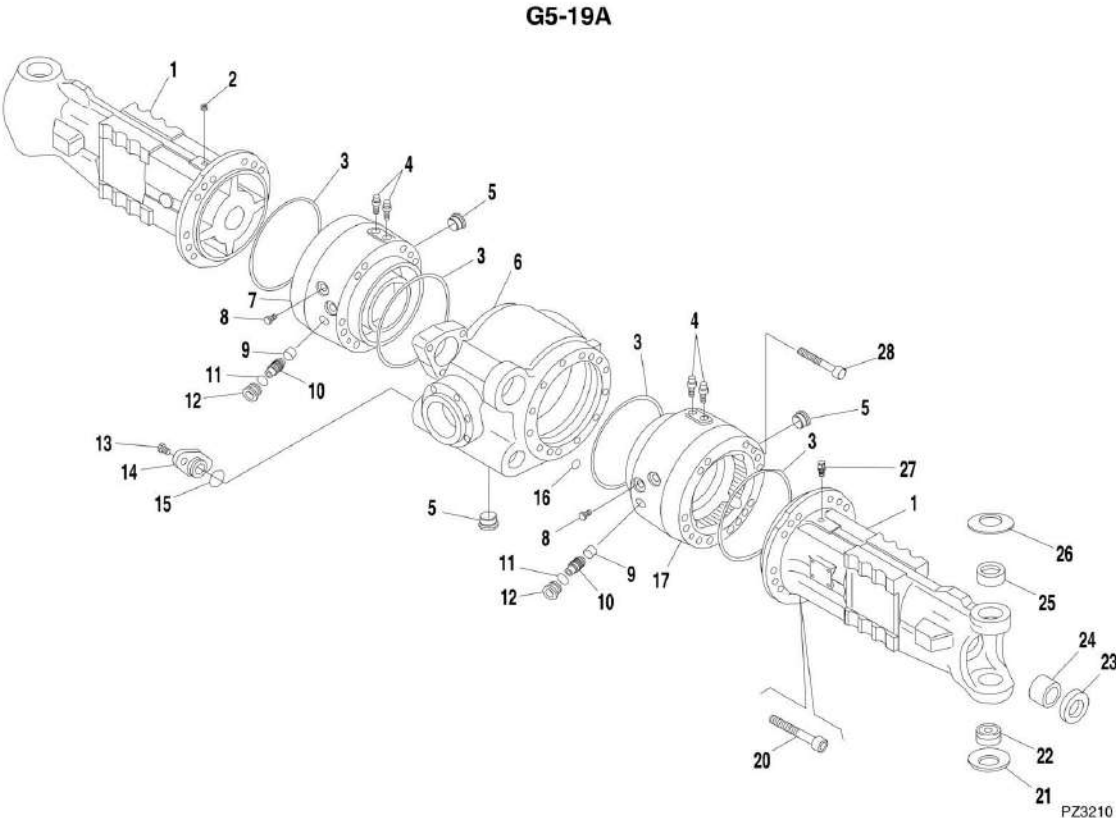
SECTION 5 - DRIVE TRAIN

FIGURE 5-1. FRONT AXLE

ITEM	PART NUMBER	QTY	DESCRIPTION	REV
	0280160		FRONT AXLE, (G5-19A), (includes items 1 thru 9)	G
	0280162		FRONT AXLE, (G6-23A), (includes items 1 thru 9)	G
1		Ref	CENTRAL HOUSING, (See FRONT AXLE - HOUSING G5-19A for Breakdown)	
2		Ref	STEERING COMPONENTS, (See FRONT AXLE - HOUSING G6-23A for Breakdown)	
3		Ref	BEVEL GEAR SET, (See FRONT AXLE - HOUSING AND STEERING CYLINDER G5-19A for Breakdown)	
4		Ref	DIFFERENTIAL, (See FRONT AXLE - HOUSING AND STEERING CYLINDER G6-23A for Breakdown)	
5		Ref	DOUBLE JOINT, (See FRONT AXLE - BEVEL GEAR SET for Breakdown)	
6		Ref	BRAKES, (See FRONT AXLE - DIFFERENTIAL for Breakdown)	
7		Ref	HUB REDUCTION, (See FRONT AXLE - DOUBLE U-JOINT G5-19A for Breakdown)	
8		Ref	TRANSMISSION HOUSING, (See FRONT AXLE - DOUBLE U-JOINT G6-23A for Breakdown)	
9		Ref	LOWER AND UPPER SHAFT, (See FRONT AXLE - BRAKES G5-19A for Breakdown)	

SECTION 5 - DRIVE TRAIN

FIGURE 5-2. FRONT AXLE - HOUSING G5-19A



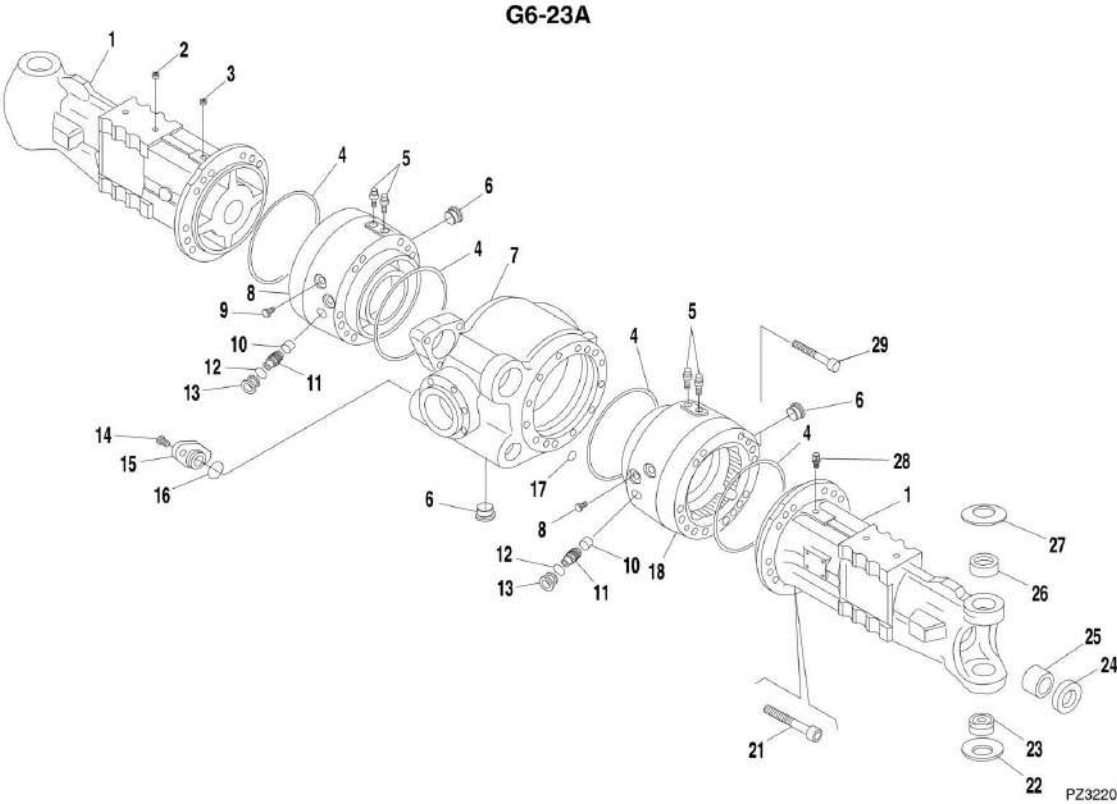
SECTION 5 - DRIVE TRAIN

FIGURE 5-2. FRONT AXLE - HOUSING G5-19A

ITEM	PART NUMBER	QTY	DESCRIPTION	REV
1	7028372	2	HOUSING	
2	91474041	1	PLUG	
3	91474038	4	O-RING	
4	91474039	4	BREATHER	
5	91474037	3	PLUG	
6	7028373	1	CENTRAL HOUSING	
7	91474040	1	BRAKE CYLINDER, (left)	
8	91474063	4	PLUG	
9	91474067	6	PIN	
10	91474066	6	SCREW	
11	91474065	6	O-RING	
12	91474064	6	SCREW	
13	7028374	2	SCREW	
14	7028375	1	COVER	
15	7028376	1	O-RING	
16	91474068	2	O-RING	
17	91474062	1	BRAKE CYLINDER, (right)	
20	91474059	22	SCREW	
21	7028377	2	WASHER	
22	7028378	2	JOINT	
23	7028379	2	SEAL	
24	7028380	2	BUSHING	
25	7028381	2	BUSHING	
26	7028382	2	WASHER	
27	91474058	1	BREATHER	
28	91474050	2	SCREW	

SECTION 5 - DRIVE TRAIN

FIGURE 5-3. FRONT AXLE - HOUSING G6-23A



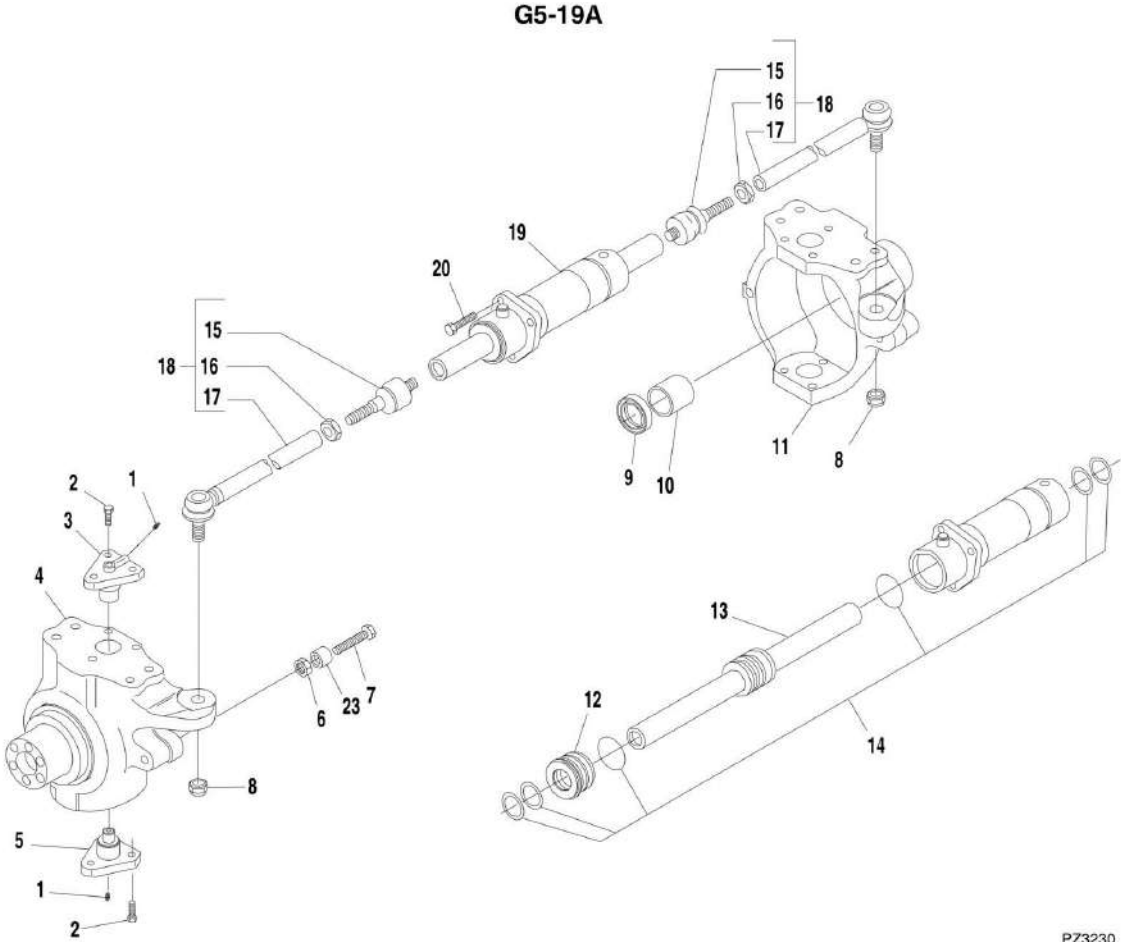
SECTION 5 - DRIVE TRAIN

FIGURE 5-3. FRONT AXLE - HOUSING G6-23A

ITEM	PART NUMBER	QTY	DESCRIPTION	REV
1	7028512	2	HOUSING	
2	7028513	4	PLUG	
3	91474041	1	PLUG	
4	91474038	4	O-RING	
5	91474039	4	BREATHER	
6	91474037	3	PLUG	
7	7028373	1	HOUSING	
8	91474040	1	BRAKE CYLINDER, (left)	
9	91474063	4	PLUG	
10	91474067	6	PIN	
11	91474066	6	SCREW	
12	91474065	6	O-RING	
13	91474064	6	SCREW	
14	7028374	2	SCREW	
15	7028375	1	COVER	
16	7028376	1	O-RING	
17	91474068	2	O-RING	
18	91474062	1	BRAKE CYLINDER, (right)	
21	91474059	24	SCREW	
22	7028377	2	WASHER	
23	7028378	2	JOINT	
24	7028379	2	SEAL	
25	7028380	2	BUSHING	
26	7028381	2	BUSHING	
27	7028382	2	WASHER	
28	91474058	1	BREATHER	
29	91474050	2	SCREW	

SECTION 5 - DRIVE TRAIN

FIGURE 5-4. FRONT AXLE - HOUSING AND STEERING CYLINDER G5-19A



PZ3230

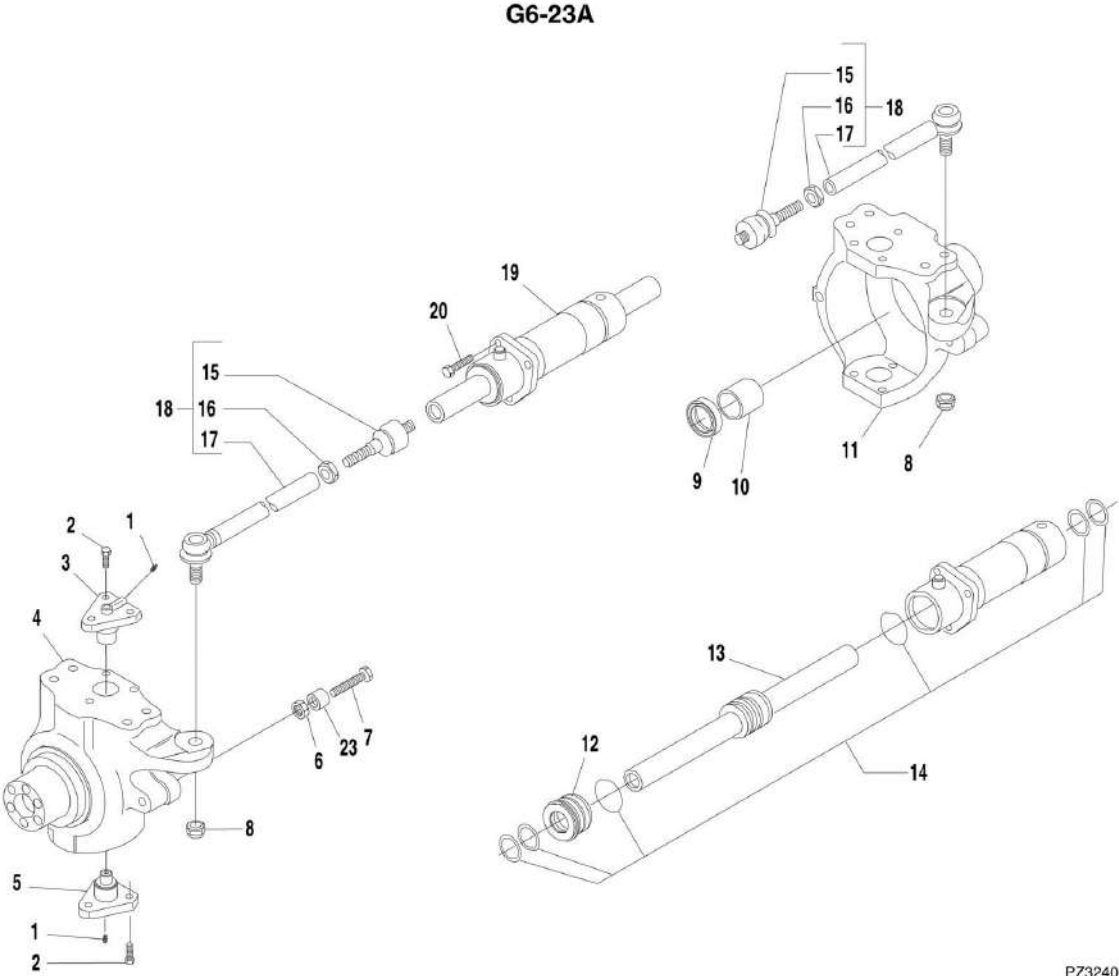
SECTION 5 - DRIVE TRAIN

FIGURE 5-4. FRONT AXLE - HOUSING AND STEERING CYLINDER G5-19A

ITEM	PART NUMBER	QTY	DESCRIPTION	REV
1	91474095	4	GREASE FITTING	
2	7028400	12	SCREW	
3	7028383	2	KING PIN	
4	70022376	1	SWIVEL HOUSING, (left)	
5	7028385	2	KING PIN	
6	91474092	4	NUT	
7	91474091	4	SCREW	
8	7028401	2	NUT	
9	7028386	1	SEAL	
10	7028387	2	BUSHING	
11	70022377	1	SWIVEL HOUSING, (right)	
12	7028389	1	CYLINDER HEAD	
13	7028390	1	ROD	
14	70022378	1	SEAL KIT	
15	7028392	2	BALL JOINT	
16	91474078	2	NUT	
17	7028393	2	TIE ROD	
18	7028394	2	STEERING ARM, (includes items 15, 16 & 17)	
19	70022498	1	STEERING CYLINDER, (includes items 12, 13 & 14)	
20	7028396	3	SCREW	
23	7028399	4	BUSHING	

SECTION 5 - DRIVE TRAIN

FIGURE 5-5. FRONT AXLE - HOUSING AND STEERING CYLINDER G6-23A



PZ3240

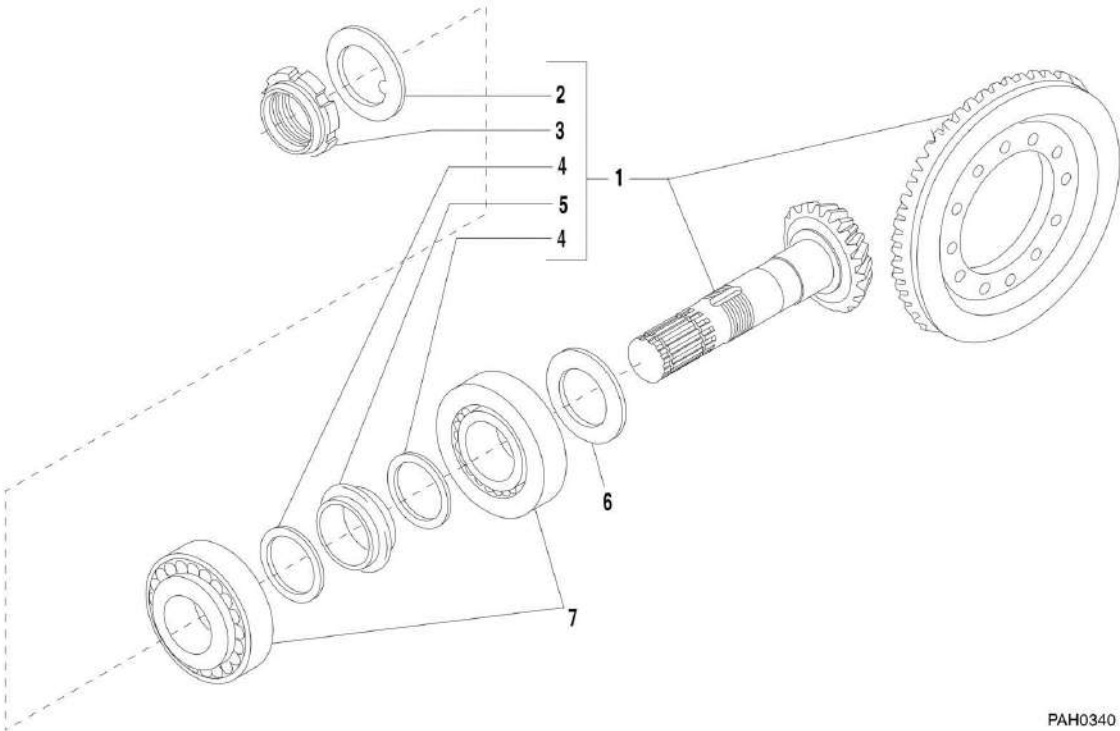
SECTION 5 - DRIVE TRAIN

FIGURE 5-5. FRONT AXLE - HOUSING AND STEERING CYLINDER G6-23A

ITEM	PART NUMBER	QTY	DESCRIPTION	REV
1	91474095	4	GREASE FITTING	
2	7028400	12	SCREW	
3	7028383	2	KING PIN	
4	70022404	1	SWIVEL HOUSING, (left)	
5	7028385	2	KING PIN	
6	91474092	4	NUT	
7	91474091	4	SCREW	
8	7028401	2	NUT	
9	7028386	1	SEAL	
10	7028387	2	BUSHING	
11	70022499	1	SWIVEL HOUSING, (right)	
12	7028389	1	CYLINDER HEAD	
13	7028390	1	ROD	
14	70022378	1	SEAL KIT	
15	7028392	2	BALL JOINT	
16	91474078	2	NUT	
17	7028514	2	TIE ROD	
18	7028496	2	STEERING ARM, (includes items 15, 16 & 17)	
19	70022498	1	STEERING CYLINDER, (includes items 12, 13 & 14)	
20	7028396	3	SCREW	
23	7028476	4	BUSHING	

SECTION 5 - DRIVE TRAIN

FIGURE 5-6. FRONT AXLE - BEVEL GEAR SET



PAH0340

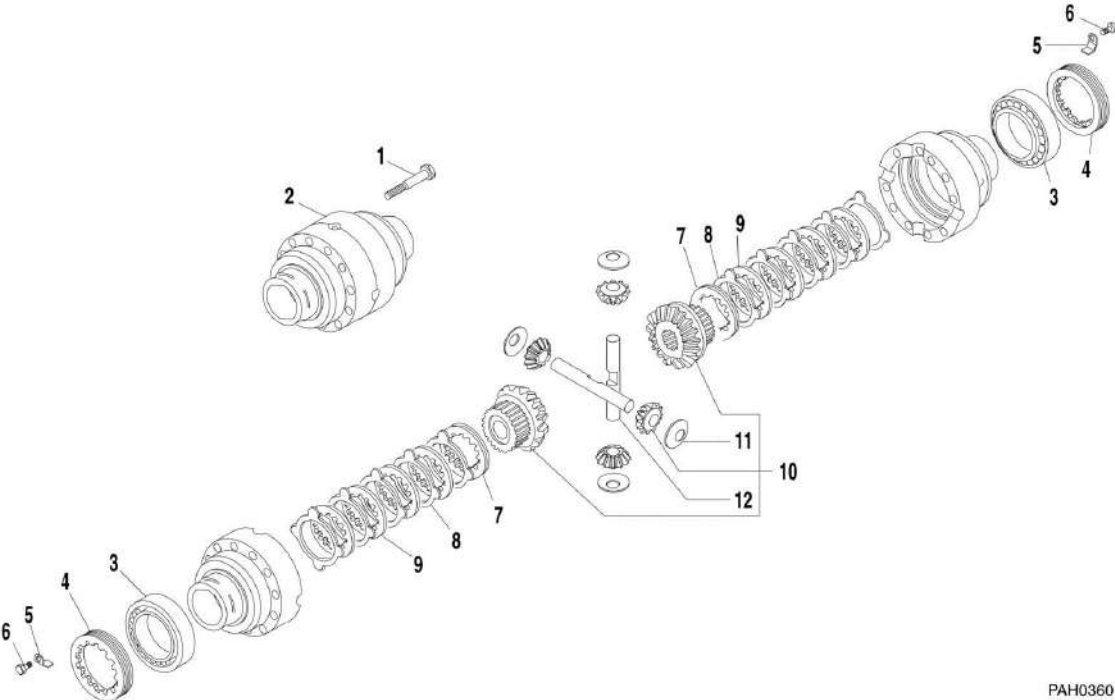
SECTION 5 - DRIVE TRAIN

FIGURE 5-6. FRONT AXLE - BEVEL GEAR SET

ITEM	PART NUMBER	QTY	DESCRIPTION	REV
1	7028402	1	BEVEL GEAR SET, (includes items 2 thru 5)	
2	91474100	1	WASHER	
3	91474101	1	RING NUT	
4	91474102	2	WASHER	
5	91474103	1	SPACER	
6	8035160	AR	SHIM, 2.50MM	
6	91474105	AR	SHIM, 2.60MM	
6	91474106	AR	SHIM, 2.70MM	
6	91474107	AR	SHIM, 2.80MM	
6	91474108	AR	SHIM, 2.90MM	
6	91474109	AR	SHIM, 3.00MM	
6	91474110	AR	SHIM, 3.10MM	
6	91474111	AR	SHIM, 3.20MM	
6	91474112	AR	SHIM, 3.30MM	
6	91474113	AR	SHIM, 3.40MM	
7	7028403	2	BEARING	

SECTION 5 - DRIVE TRAIN

FIGURE 5-7. FRONT AXLE - DIFFERENTIAL



PAH0360

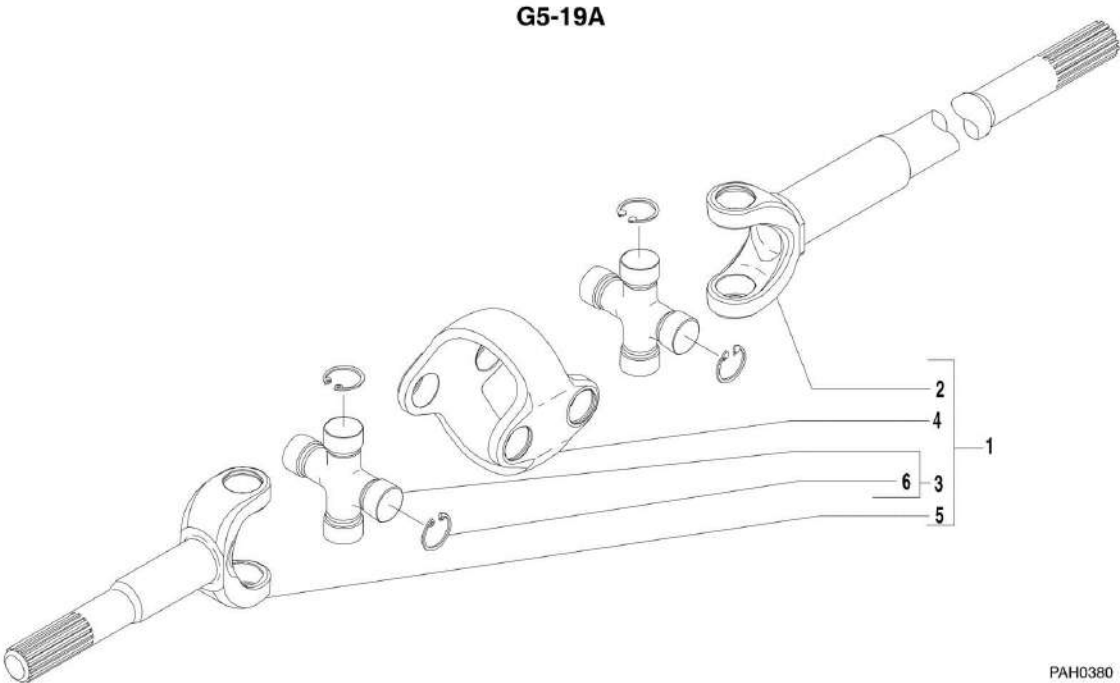
SECTION 5 - DRIVE TRAIN

FIGURE 5-7. FRONT AXLE - DIFFERENTIAL

ITEM	PART NUMBER	QTY	DESCRIPTION	REV
1	8033544	12	SCREW	
2	7028404	1	DIFFERENTIAL HOUSING	
3	91474129	2	BEARING	
4	91474128	2	RING NUT	
5	91474126	2	LOCK NUT	
6	8035180	2	SCREW, M6X10	
7	91474123	2	DIFFERENTIAL LOCK DISC	
8	91474124	10	DIFFERENTIAL LOCK PLATE	
9	91474125	8	DIFFERENTIAL LOCK DISC	
10	7028405	1	DIFFERENTIAL GEAR KIT, (includes items 11 & 12)	
11	91474121	4	THRUST WASHER	
12	91474122	2	SHAFT	

SECTION 5 - DRIVE TRAIN

FIGURE 5-8. FRONT AXLE - DOUBLE U-JOINT G5-19A



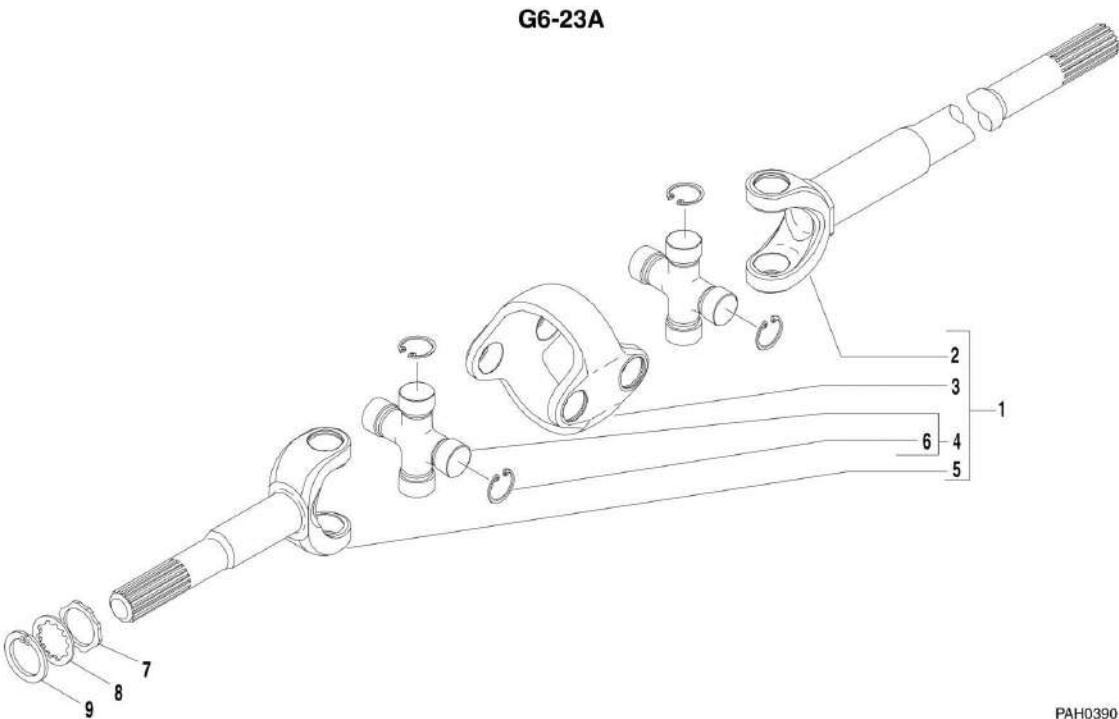
SECTION 5 - DRIVE TRAIN

FIGURE 5-8. FRONT AXLE - DOUBLE U-JOINT G5-19A

ITEM	PART NUMBER	QTY	DESCRIPTION	REV
1	7028406	1	DOUBLE JOINT, (includes all items)	
2	7028407	1	FORK	
3	7028408	2	SPIDER, (includes item 6)	
4	7028409	1	CENTRAL BODY	
5	7028410	1	FORK	
6	7028411	8	SNAP RING	
		Ref	NOTE: QUANTITIES SHOWN ARE FOR ONE U-JOINT ASSEMBLY ONLY	

SECTION 5 - DRIVE TRAIN

FIGURE 5-9. FRONT AXLE - DOUBLE U-JOINT G6-23A



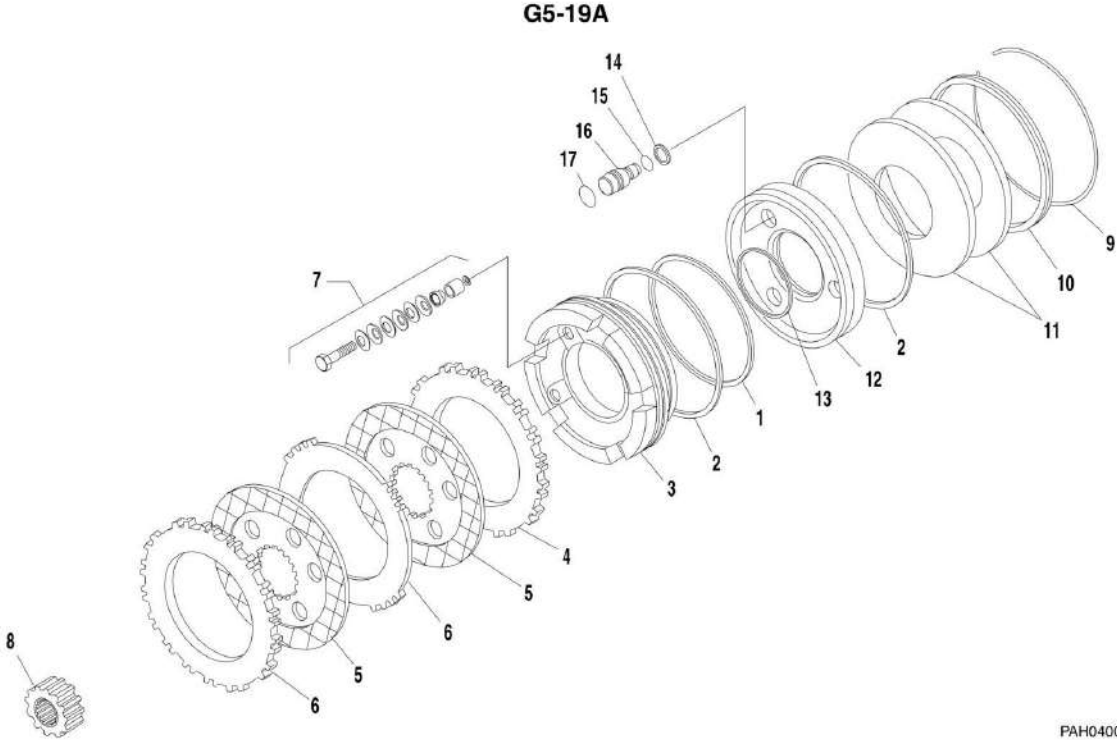
SECTION 5 - DRIVE TRAIN

FIGURE 5-9. FRONT AXLE - DOUBLE U-JOINT G6-23A

ITEM	PART NUMBER	QTY	DESCRIPTION	REV
1	7028498	1	DOUBLE JOINT, (includes items 2, 3, 4, 5 & 6)	
2	7028499	1	FORK	
3	7028500	1	CENTRAL BODY	
4	7028501	2	SPIDER, (includes item 6)	
5	7028502	1	FORK	
6	7028503	8	SNAP RING	
7	7028504	1	WASHER	
8	7028424	1	WASHER	
9	7028505	1	SNAP RING	
		Ref	NOTE: QUANTITIES SHOWN ARE FOR ONE U-JOINT ASSEMBLY ONLY	

SECTION 5 - DRIVE TRAIN

FIGURE 5-10. FRONT AXLE - BRAKES G5-19A



PAH0400

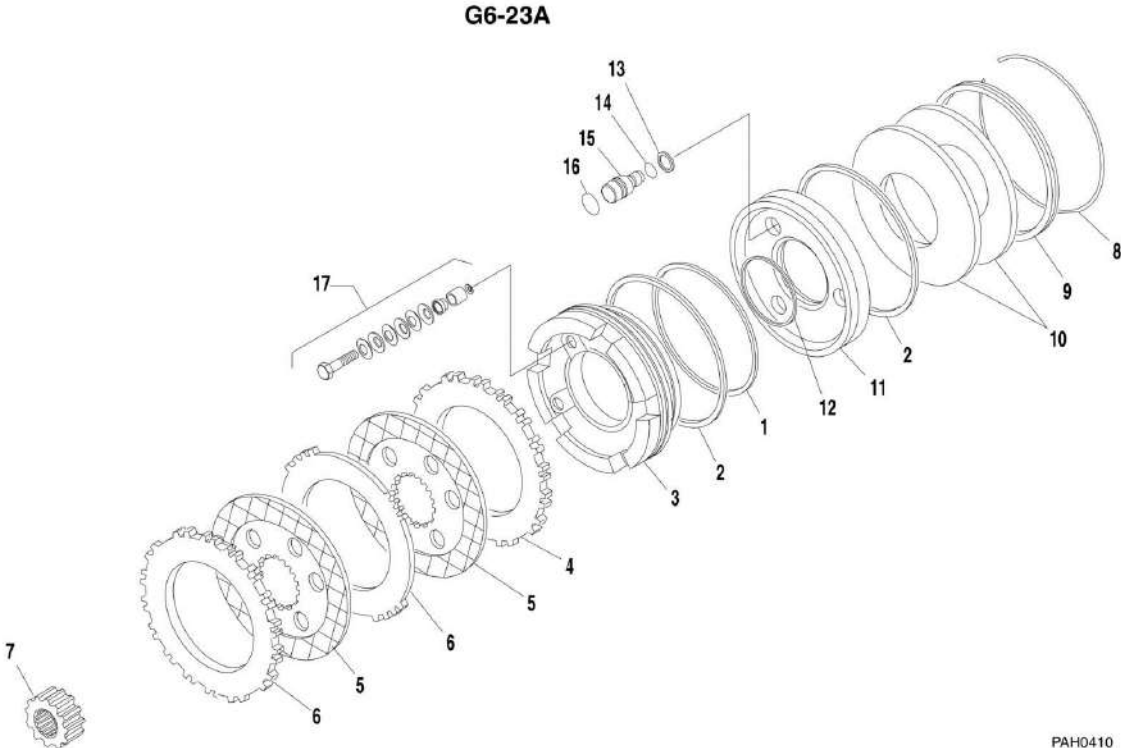
SECTION 5 - DRIVE TRAIN

FIGURE 5-10. FRONT AXLE - BRAKES G5-19A

ITEM	PART NUMBER	QTY	DESCRIPTION	REV
1	91474136	1	O-RING	
2	91474137	2	O-RING	
3	7028412	1	BRAKE PISTON	
4	91474139	1	COUNTER PLATE	
5	91474140	2	BRAKE DISC	
6	91474141	2	COUNTER PLATE	
7	91474152	1	SELF ADJUSTING-KIT	
8	91474142	1	SLEEVE	
9	91474143	1	RING	
10	91474144	1	SLEEVE	
11	91474145	2	WASHER	
12	91474146	1	PISTON	
13	91474147	1	O-RING	
14	91364041	3	O-RING	
15	91474149	3	O-RING	
16	91364042	3	PIN	
17	91474151	3	O-RING	
		Ref	NOTE: QUANTITIES SHOWN ARE FOR ONE BRAKE ASSEMBLY ONLY	

SECTION 5 - DRIVE TRAIN

FIGURE 5-11. FRONT AXLE - BRAKES G6-23A



PAH0410

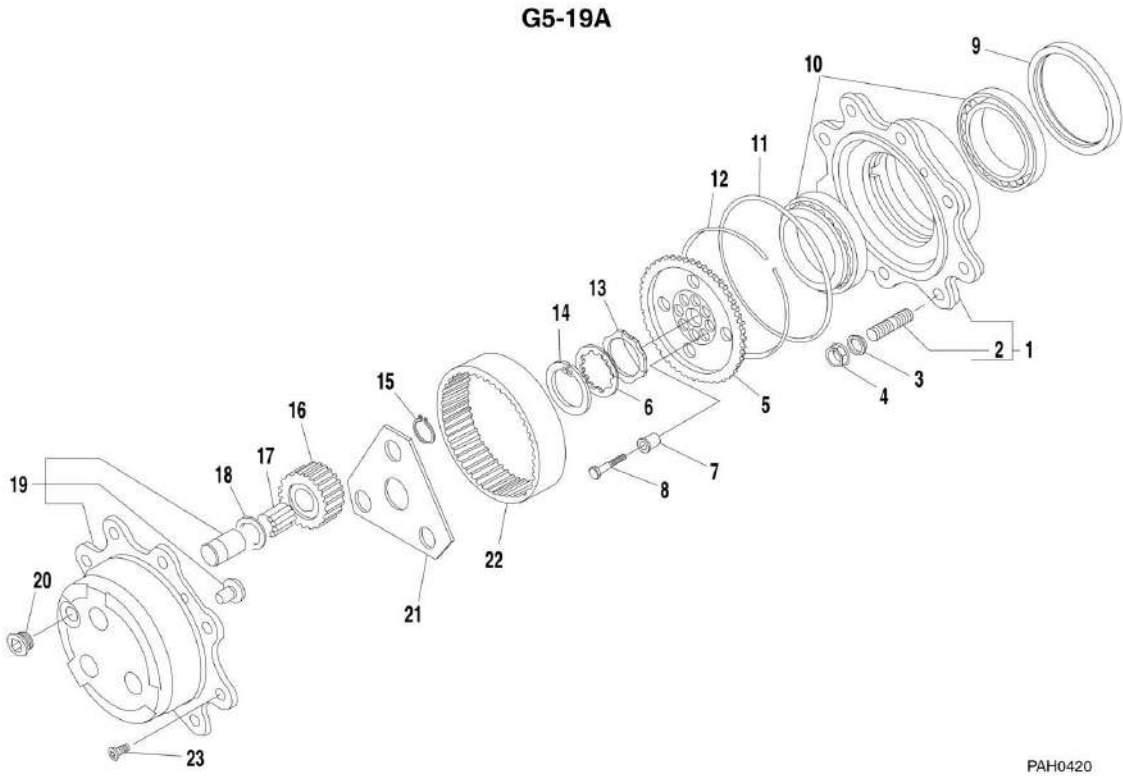
SECTION 5 - DRIVE TRAIN

FIGURE 5-11. FRONT AXLE - BRAKES G6-23A

ITEM	PART NUMBER	QTY	DESCRIPTION	REV
1	91474136	1	O-RING	
2	91474137	2	O-RING	
3	91474138	1	BRAKE PISTON	
4	91474139	1	COUNTER PLATE	
5	91474140	3	BRAKE DISC	
6	91474141	3	COUNTER PLATE	
7	91474142	1	SLEEVE	
8	91474143	1	RING	
9	91474144	1	SLEEVE	
10	91474145	2	WASHER	
11	91474146	1	PISTON	
12	91474147	1	O-RING	
13	91364041	3	O-RING	
14	91474149	3	O-RING	
15	91364042	3	PIN	
16	91474151	3	O-RING	
17	91474152	1	SELF ADJUSTING-KIT	
		Ref	NOTE: QUANTITIES SHOWN ARE FOR ONE BRAKE ASSEMBLY ONLY	

SECTION 5 - DRIVE TRAIN

FIGURE 5-12. FRONT AXLE - WHEEL HUB AND FINAL REDUCTION G5-19A



PAH0420

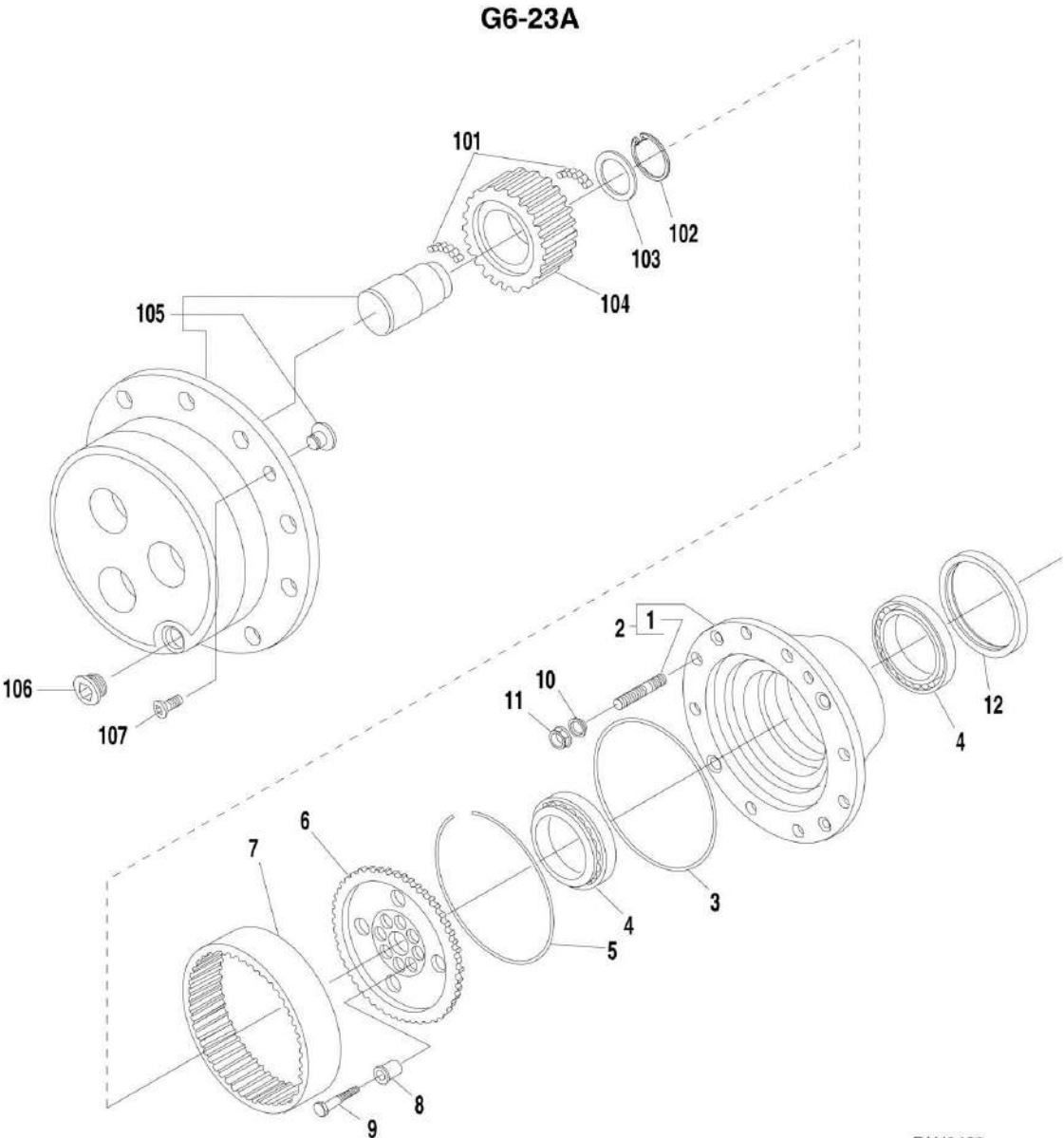
SECTION 5 - DRIVE TRAIN

FIGURE 5-12. FRONT AXLE - WHEEL HUB AND FINAL REDUCTION G5-19A

ITEM	PART NUMBER	QTY	DESCRIPTION	REV
1	7028413	1	WHEEL HUB KIT, (includes item 2)	
2	7028414	8	STUD	
3	7028415	8	WASHER	
4	7028416	8	NUT	
5	7028417	1	WHEEL CARRIER	
6	7028418	1	WASHER	
7	7028419	6	BUSHING	
8	7028420	6	SCREW	
9	91474161	1	SEAL	
10	7028421	2	BEARING	
11	7028487	1	O-RING	
12	7028423	1	SNAP RING	
13	7028424	1	WASHER	
14	7028488	1	SNAP RING	
15	91474119	3	SNAP RING	
16	7028426	3	GEAR	
17	7028490	90	NEEDLE BEARING, (30 per gear)	
18	7028428	3	WASHER	
19	7028491	1	PLANETARY CARRIER	
20	91474037	1	PLUG	
21	7028430	1	WASHER	
22	7028431	3	RING GEAR	
23	8035235	2	SCREW	
		Ref	NOTE: QUANTITIES SHOWN ARE FOR ONE WHEEL HUB AND REDUCTION GEAR ASSEMBLY ONLY	

SECTION 5 - DRIVE TRAIN

FIGURE 5-13. FRONT AXLE - WHEEL HUB AND FINAL REDUCTION G6-23A



PAH0430

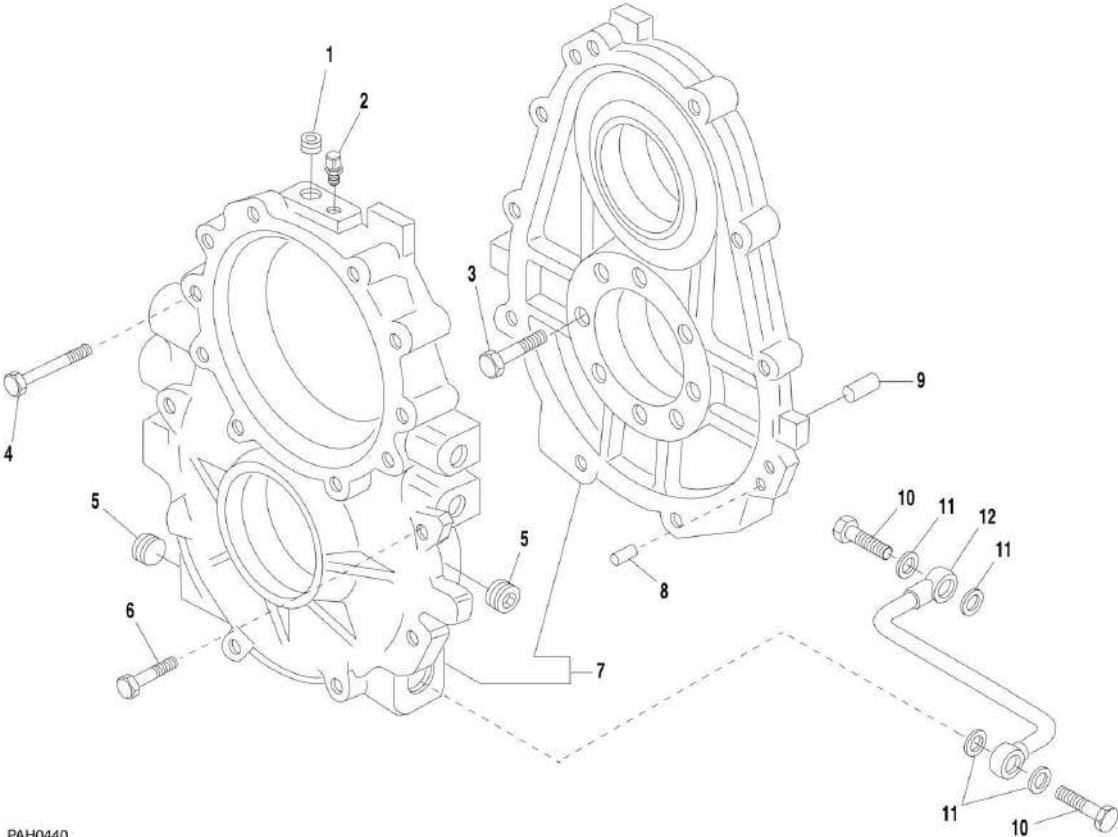
SECTION 5 - DRIVE TRAIN

FIGURE 5-13. FRONT AXLE - WHEEL HUB AND FINAL REDUCTION G6-23A

ITEM	PART NUMBER	QTY	DESCRIPTION	REV
1	7028414	8	STUD	
2	70022443	1	WHEEL HUB KIT, (includes item 1)	
3	7028487	1	O-RING	
4	7028421	2	BEARING	
5	7028423	1	LOCK RING	
6	7028417	1	WHEEL CARRIER	
7	7028507	1	GEAR	
8	7028419	8	BUSHING	
9	7028420	8	SCREW	
10	7028415	8	WASHER	
11	7028416	8	NUT	
12	91474161	1	SEAL	
101	91474163	336	NEEDLE BEARING, (56 per gear)	
102	7028508	3	SNAP RING	
103	7028509	3	WASHER	
104	7028510	3	GEAR	
105	7028511	1	PLANETARY CARRIER KIT	
106	91474037	1	PLUG	
107	8035235	2	SCREW	
		Ref	NOTE: QUANTITIES SHOWN ARE FOR ONE WHEEL HUB AND REDUCTION GEAR ASSEMBLY ONLY	

SECTION 5 - DRIVE TRAIN

FIGURE 5-14. FRONT AXLE - TRANSMISSION HOUSING



PAH0440

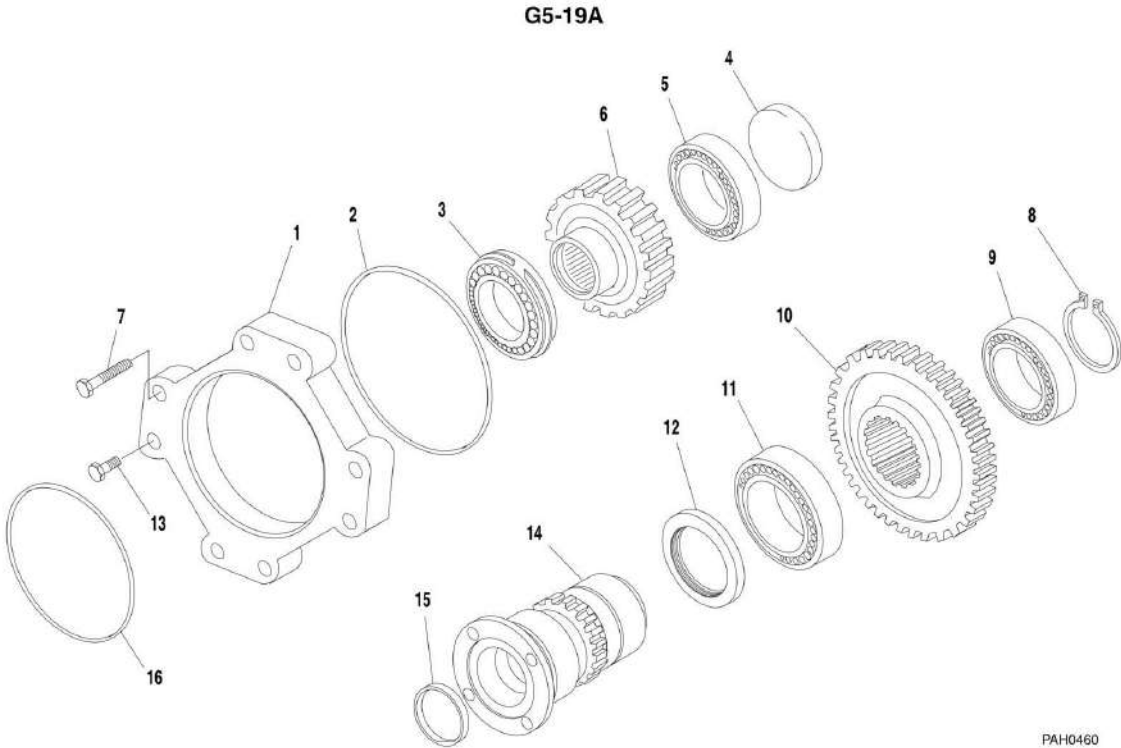
SECTION 5 - DRIVE TRAIN

FIGURE 5-14. FRONT AXLE - TRANSMISSION HOUSING

ITEM	PART NUMBER	QTY	DESCRIPTION	REV
1	91474075	1	PLUG	
2	70022076	1	BREATHER	
3	7028432	8	SCREW	
4	7028433	2	SCREW	
5	7028434	2	PLUG	
6	7028435	6	PLUG	
7	7028436	1	HOUSING	
8	7028437	4	PIN	
9	91364078	1	PIN	
10	7028438	2	SCREW	
11	7028439	4	WASHER	
12	7028440	1	OIL PIPE	

SECTION 5 - DRIVE TRAIN

FIGURE 5-15. FRONT AXLE - LOWER AND UPPER SHAFT G5-19A



PAH0460

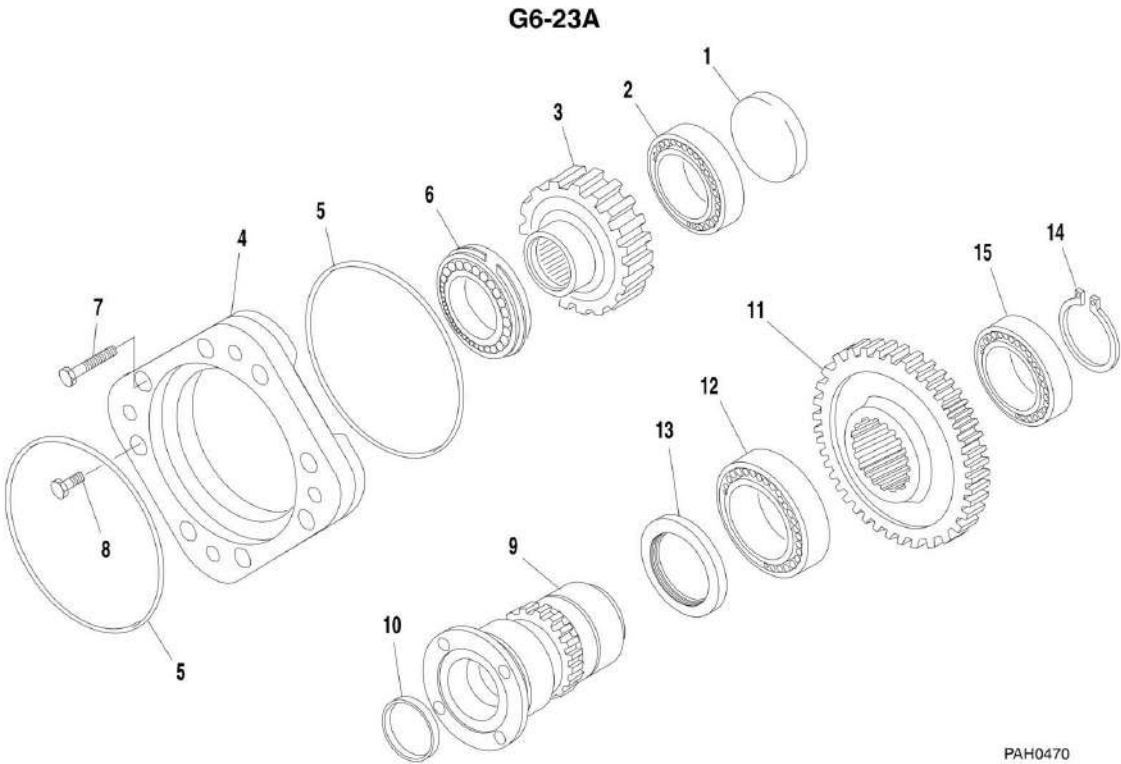
SECTION 5 - DRIVE TRAIN

FIGURE 5-15. FRONT AXLE - LOWER AND UPPER SHAFT G5-19A

ITEM	PART NUMBER	QTY	DESCRIPTION	REV
1	7028441	1	FLANGE	
2	7028442	1	O-RING	
3	7028443	1	BEARING	
4	7028444	1	PLUG	
5	7028445	1	BEARING	
6	70022380	1	GEAR	
7	7028447	2	SCREW	
8	7028448	1	SNAP RING	
9	7028449	1	BEARING	
10	70022381	1	GEAR	
11	7028451	1	BEARING	
12	7028452	1	SEAL	
13	7028453	6	SCREW	
14	7028454	1	LOWER SHAFT	
15	7028455	1	PLUG	
16	7028456	1	O-RING	

SECTION 5 - DRIVE TRAIN

FIGURE 5-16. FRONT AXLE - LOWER AND UPPER SHAFT G6-23A



PAH0470

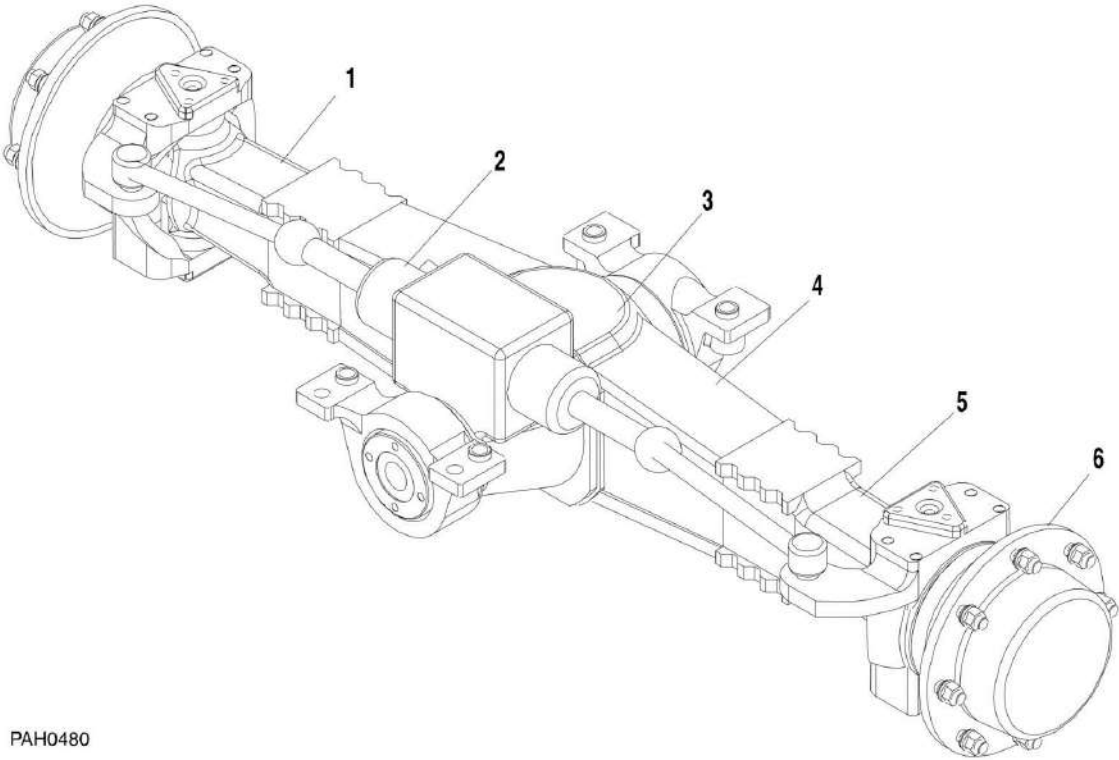
SECTION 5 - DRIVE TRAIN

FIGURE 5-16. FRONT AXLE - LOWER AND UPPER SHAFT G6-23A

ITEM	PART NUMBER	QTY	DESCRIPTION	REV
1	7028444	1	PLUG	
2	7028445	1	BEARING	
3	70022380	1	GEAR	
4	7028517	1	FLANGE	
5	7028442	2	O-RING	
6	7028443	1	BEARING	
7	7028447	2	SCREW	
8	7028521	6	SCREW	
9	7028454	1	LOWER SHAFT	
10	7028455	1	PLUG	
11	70022381	1	GEAR	
12	7028451	1	BEARING	
13	7028452	1	SEAL	
14	7028448	1	SNAP RING	
15	7028449	1	BEARING	

SECTION 5 - DRIVE TRAIN

FIGURE 5-17. REAR AXLE



PAH0480

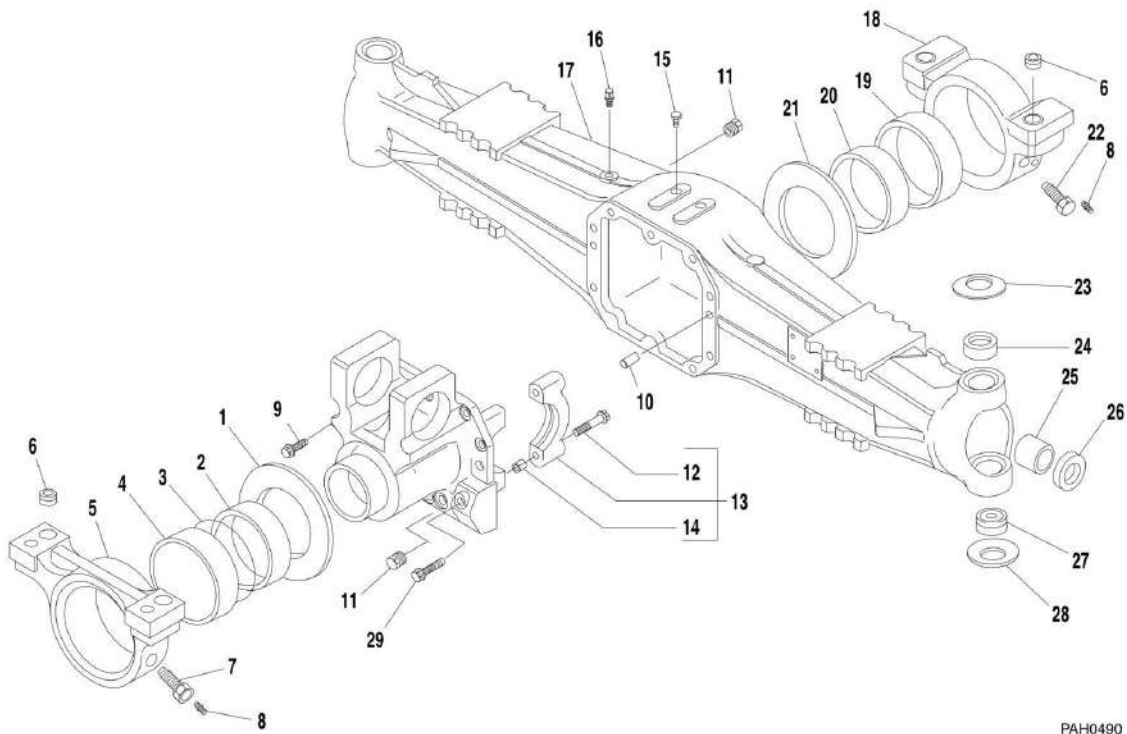
SECTION 5 - DRIVE TRAIN

FIGURE 5-17. REAR AXLE

ITEM	PART NUMBER	QTY	DESCRIPTION	REV
	0280161		REAR AXLE, (G5-19A), (includes items 1 thru 6)	G
	0280163		REAR AXLE, (G6-23A), (includes items 1 thru 6)	H
1		Ref	CENTRAL HOUSING, (See REAR AXLE - HOUSING for Breakdown)	
2		Ref	STEERING COMPONENTS, (See REAR AXLE - SWIVEL HOUSING AND STEERING CYLINDER G5-19A for Breakdown)	
3		Ref	BEVEL GEAR SET, (See REAR AXLE - BEVEL GEAR SET for Breakdown)	
4		Ref	DIFFERENTIAL, (See REAR AXLE - DIFFERENTIAL G6-23A for Breakdown)	
5		Ref	DOUBLE JOINT, (See REAR AXLE - DOUBLE U-JOINT G5-19A for Breakdown)	
6		Ref	HUB REDUCTION, (See REAR AXLE - WHEEL HUB AND FINAL REDUCTION G5-19A for Breakdown)	

SECTION 5 - DRIVE TRAIN

FIGURE 5-18. REAR AXLE - HOUSING



PAH0490

SECTION 5 - DRIVE TRAIN

FIGURE 5-18. REAR AXLE - HOUSING

ITEM	PART NUMBER	QTY	DESCRIPTION	REV
1	91474069	1	THRUST WASHER	
2	8035118	1	BUSHING	
3	91474071	1	O-RING	
4	91474072	1	BUSHING	
5	7028457	1	REAR SUPPORT	
6	91474043	4	BUSHING	
7	91474073	1	SCREW	
8	91474045	2	GREASE FITTING	
9	7028458	5	SCREW	
10	7028459	2	PIN	
11	7028460	2	PLUG	
12	7028461	4	SCREW	
13	7028462	1	DIFFERENTIAL SUPPORT, (includes items 12 & 14)	
14	7028463	4	BUSHING	
15	91474063	2	PLUG	
16	91474058	1	BREATHER	
17	7028464	1	AXLE BEAM, (G5-19A)	
17	7028493	1	AXLE BEAM, (G6-23A)	
18	7028465	1	FRONT SUPPORT	
19	91474047	1	BUSHING	
20	91474048	1	BUSHING	
21	7028466	1	THRUST WASHER	
22	7028467	1	SCREW	
23	7028382	2	WASHER	
24	7028381	2	BUSHING	
25	7028380	2	BUSHING	
26	7028379	2	SEAL RING	
27	7028378	2	JOINT	
28	7028377	2	WASHER	
29	7028468	5	SCREW	

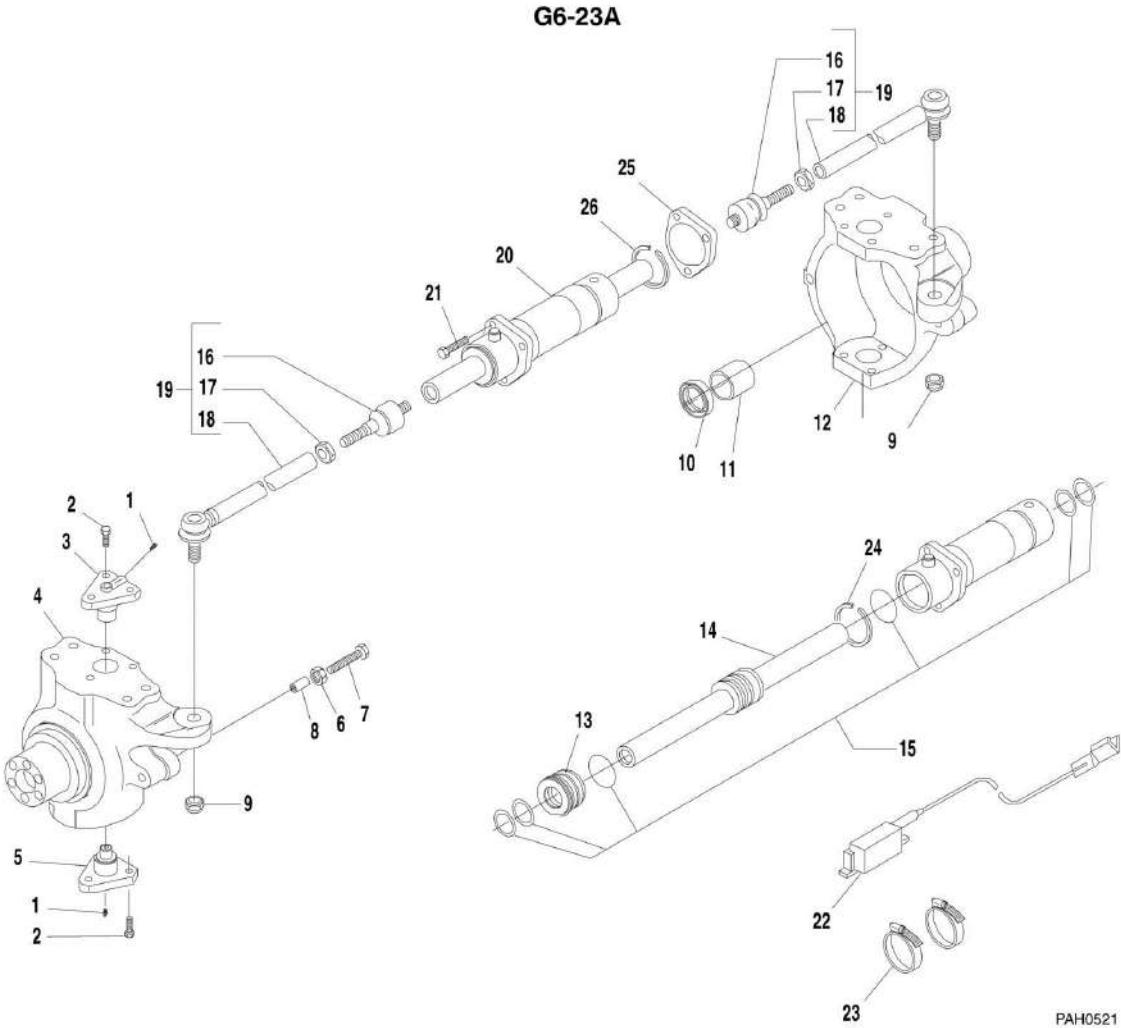
SECTION 5 - DRIVE TRAIN

FIGURE 5-19. REAR AXLE - SWIVEL HOUSING AND STEERING CYLINDER G5-19A

ITEM	PART NUMBER	QTY	DESCRIPTION	REV
1	91474095	4	GREASE FITTING	
2	7028400	12	SCREW	
3	7028383	2	KING PIN	
4	70022376	1	SWIVEL HOUSING, (left)	
5	7028385	2	KING PIN	
6	91474092	4	NUT	
7	7028470	4	SCREW	
8	7028401	2	NUT	
9	7028386	1	SEAL	
10	7028387	2	BUSHING	
11	70022377	1	SWIVEL HOUSING, (right)	
12	7028389	1	CYLINDER HEAD	
13	7028390	1	ROD	
14	7028391	1	SEAL KIT	
15	7028392	2	BALL JOINT	
16	91474078	2	NUT	
17	7028393	2	TIE ROD	
18	7028394	2	STEERING ARM, (includes items 15, 16 & 17)	
19	7028472	1	FLANGE	
20	7028395	1	STEERING CYLINDER, (includes items 12, 13, 14, 24 & 26)	
21	7028432	3	SCREW	
22	7028497	1	SENSOR	
23	7028475	2	BAND	
24	7028398	1	MAGNETIC RING	
25	7028476	4	BUSHING	
26	70022894	1	SNAP RING	

SECTION 5 - DRIVE TRAIN

FIGURE 5-20. REAR AXLE - SWIVEL HOUSING AND STEERING CYLINDER G6-23A



PAH0521

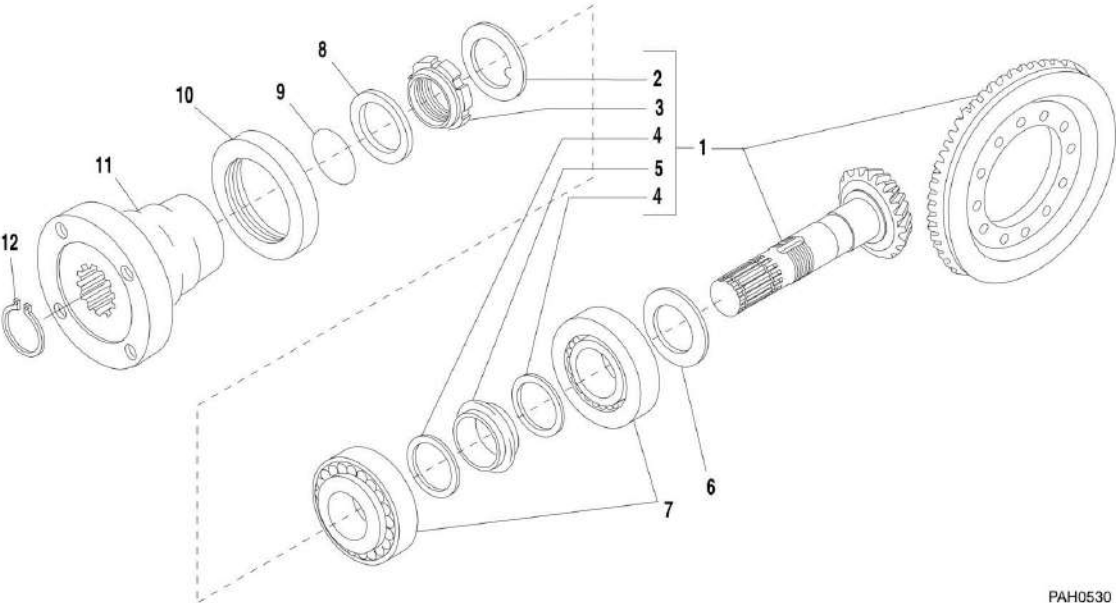
SECTION 5 - DRIVE TRAIN

FIGURE 5-20. REAR AXLE - SWIVEL HOUSING AND STEERING CYLINDER G6-23A

ITEM	PART NUMBER	QTY	DESCRIPTION	REV
1	91474095	4	GREASE FITTING	
2	7028400	12	SCREW	
3	7028383	2	KING PIN	
4	70022404	1	SWIVEL HOUSING, (left)	
5	7028385	2	KING PIN	
6	91474092	4	NUT	
7	7028470	4	SCREW	
8	7028476	4	BUSHING	
9	7028401	2	NUT	
10	7028386	1	SEAL	
11	7028387	2	BUSHING	
12	70022499	1	SWIVEL HOUSING, (right)	
13	7028389	1	CYLINDER HEAD	
14	7028390	1	ROD	
15	7028391	1	SEAL KIT	
16	7028392	2	BALL JOINT	
17	91474078	2	NUT	
18	7028514	2	TIE ROD	
19	7028496	2	STEERING ARM, (includes items 16, 17 & 18)	
20	7028395	1	STEERING CYLINDER, (includes 13, 14, 15, 24 & 26)	
21	7028432	3	SCREW	
22	7028497	1	SENSOR	
23	7028475	2	BAND	
24	7028398	1	MAGNETIC RING	
25	7028472	1	FLANGE	
26	70022894	1	SNAP RING	

SECTION 5 - DRIVE TRAIN

FIGURE 5-21. REAR AXLE - BEVEL GEAR SET



PAH0530

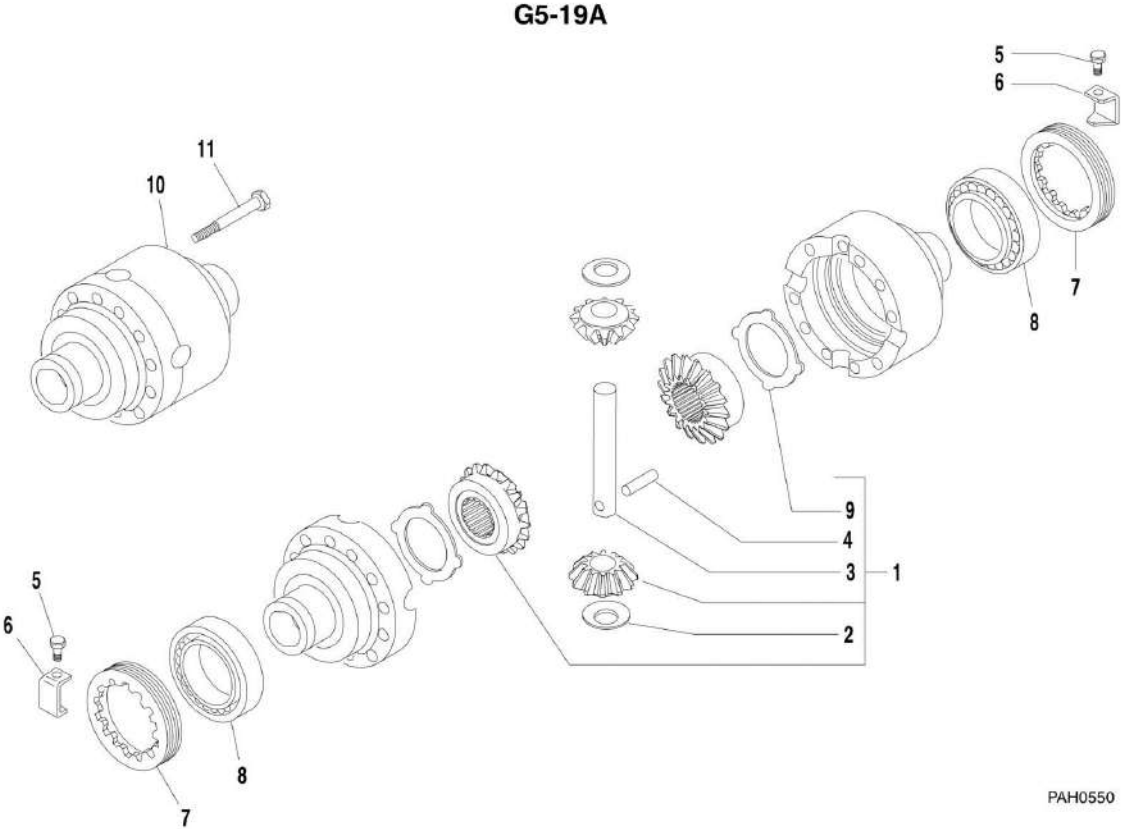
SECTION 5 - DRIVE TRAIN

FIGURE 5-21. REAR AXLE - BEVEL GEAR SET

ITEM	PART NUMBER	QTY	DESCRIPTION	REV
1	7028477	1	BEVEL GEAR SET, (includes 2, 3, 4 & 5)	
2	91474100	1	WASHER	
3	91474101	1	RING NUT	
4	91474102	2	WASHER	
5	91474103	1	SPACER	
6	8035160	AR	SHIM, 2.50MM	
6	91474105	AR	SHIM, 2.60MM	
6	91474106	AR	SHIM, 2.70MM	
6	91474107	AR	SHIM, 2.80MM	
6	91474108	AR	SHIM, 2.90MM	
6	91474109	AR	SHIM, 3.00MM	
6	91474110	AR	SHIM, 3.10MM	
6	91474111	AR	SHIM, 3.20MM	
6	91474112	AR	SHIM, 3.30MM	
6	91474113	AR	SHIM, 3.40MM	
7	7028403	2	BEARING	
8	91474115	1	WASHER	
9	91474116	1	O-RING	
10	7028478	1	SEAL RING	
11	7028479	1	FLANGE	
12	91474119	1	SNAP RING	

SECTION 5 - DRIVE TRAIN

FIGURE 5-22. REAR AXLE - DIFFERENTIAL G5-19A



PAH0550

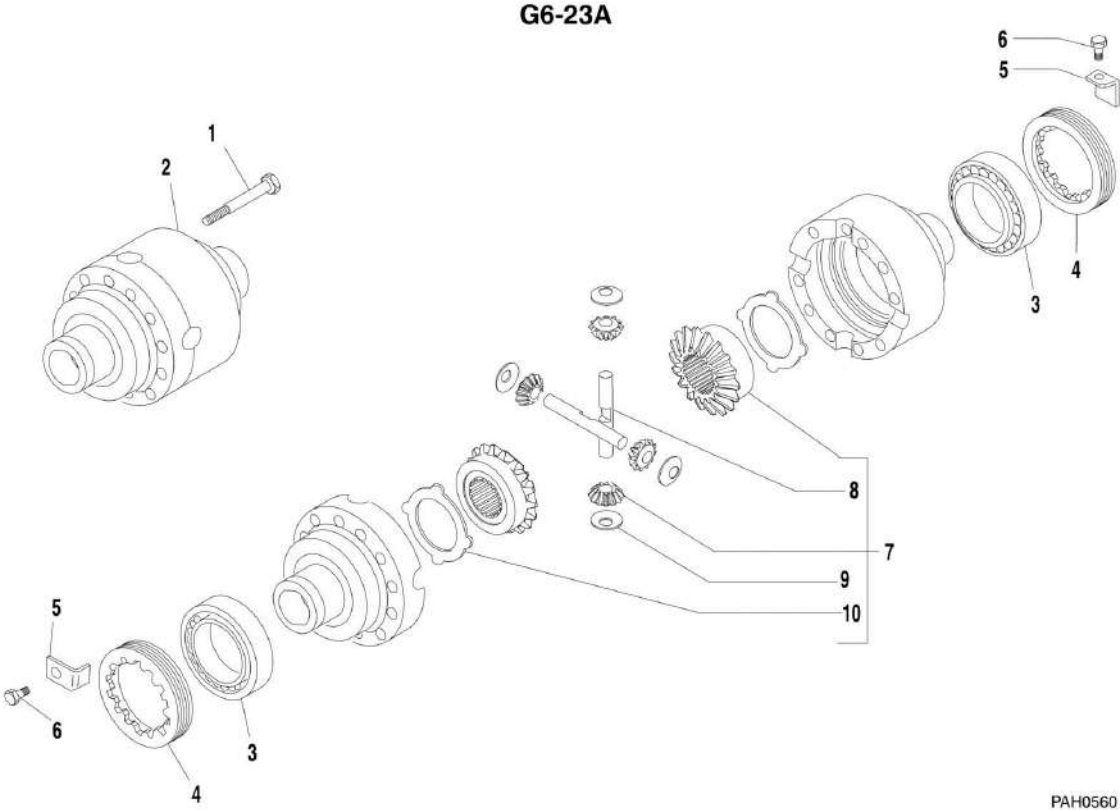
SECTION 5 - DRIVE TRAIN

FIGURE 5-22. REAR AXLE - DIFFERENTIAL G5-19A

ITEM	PART NUMBER	QTY	DESCRIPTION	REV
1	7028480	1	DIFFERENTIAL GEAR KIT, (includes 2, 3, 4 & 9)	
2	91474121	2	THRUST WASHER	
3	7028481	1	SHAFT	
4	7028482	1	PIN	
5	8035180	2	SCREW	
6	7028483	2	LOCK NUT	
7	91474128	2	RING NUT	
8	91474129	2	BEARING	
9	91474176	2	COUNTER PLATE	
10	7028404	1	DIFFERENTIAL HOUSING	
11	8033544	12	SCREW	

SECTION 5 - DRIVE TRAIN

FIGURE 5-23. REAR AXLE - DIFFERENTIAL G6-23A



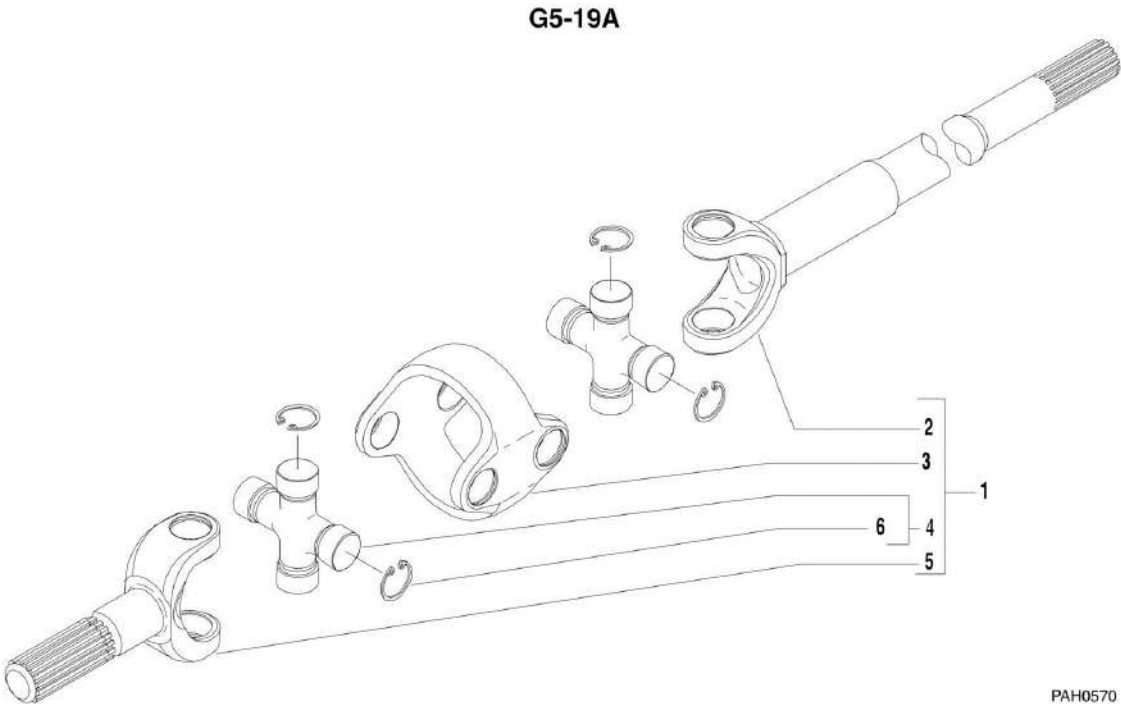
SECTION 5 - DRIVE TRAIN

FIGURE 5-23. REAR AXLE - DIFFERENTIAL G6-23A

ITEM	PART NUMBER	QTY	DESCRIPTION	REV
1	8033544	12	SCREW	
2	7028404	1	DIFFERENTIAL HOUSING	
3	91474129	2	BEARING	
4	91474128	2	RING NUT	
5	7028483	2	LOCK NUT	
6	8035180	2	SCREW	
7	8034679	1	DIFFERENTIAL GEAR KIT, (includes items 8, 9 & 10)	
8	91474122	2	SHAFT	
9	91474121	4	THRUST WASHER	
10	91474176	2	COUNTER PLATE	

SECTION 5 - DRIVE TRAIN

FIGURE 5-24. REAR AXLE - DOUBLE U-JOINT G5-19A



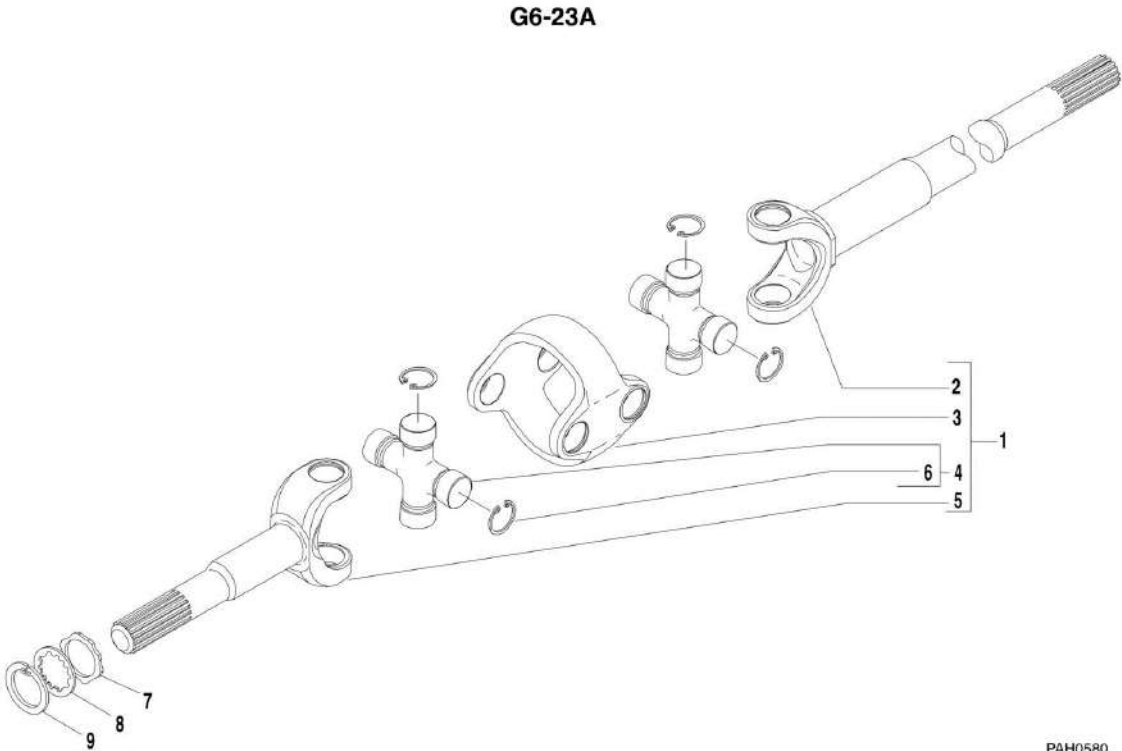
SECTION 5 - DRIVE TRAIN

FIGURE 5-24. REAR AXLE - DOUBLE U-JOINT G5-19A

ITEM	PART NUMBER	QTY	DESCRIPTION	REV
1	7028484	1	DOUBLE JOINT, (includes all items)	
2	7028485	1	FORK (differential side)	
3	7028409	1	CENTRAL BODY	
4	7028408	2	SPIDER, (includes item 6)	
5	7028410	1	FORK (wheel side)	
6	7028411	8	SNAP RING	
		Ref	NOTE: QUANTITIES SHOWN ARE FOR ONE U-JOINT ASSEMBLY ONLY	

SECTION 5 - DRIVE TRAIN

FIGURE 5-25. REAR AXLE - DOUBLE U-JOINT G6-23A



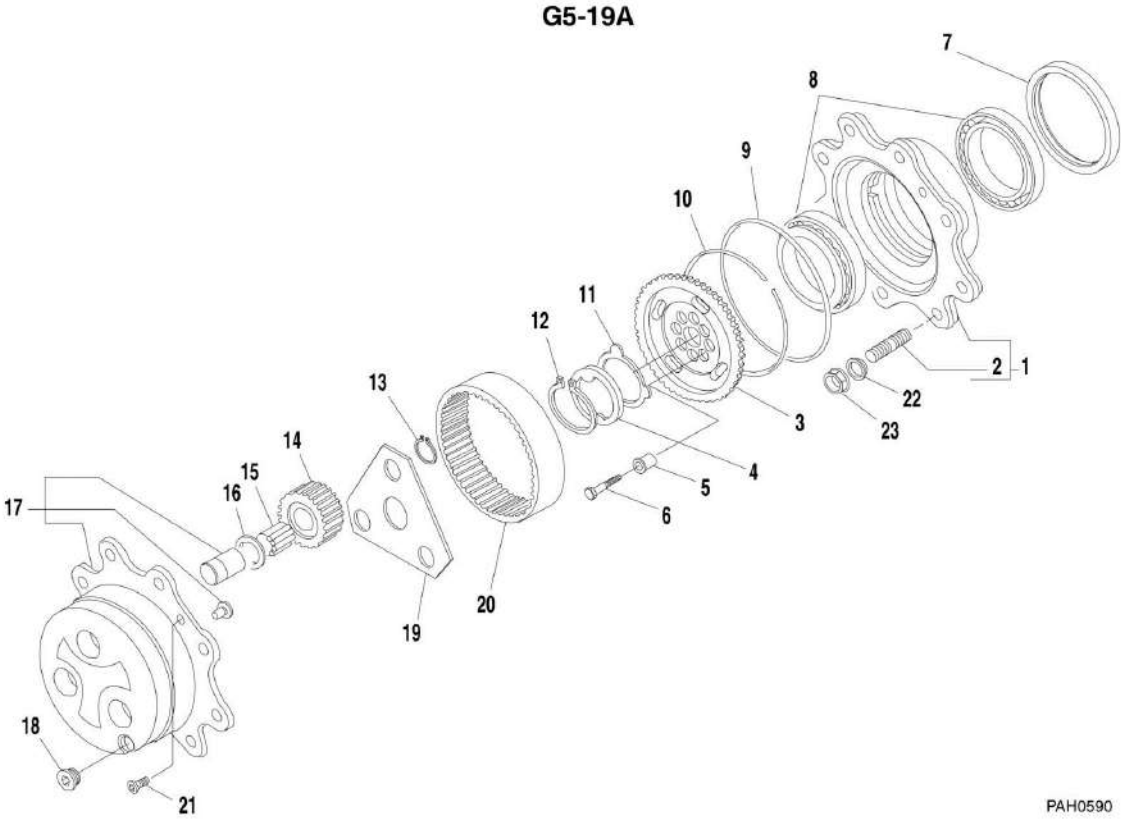
SECTION 5 - DRIVE TRAIN

FIGURE 5-25. REAR AXLE - DOUBLE U-JOINT G6-23A

ITEM	PART NUMBER	QTY	DESCRIPTION	REV
1	7028498	1	DOUBLE JOINT, (includes items 2, 3, 4, 5 & 6)	
2	7028499	1	FORK (differential side)	
3	7028500	1	CENTRAL BODY	
4	7028501	2	SPIDER, (includes item 6)	
5	7028502	1	FORK (wheel side)	
6	7028503	8	SNAP RING	
7	7028424	1	WASHER	
8	7028504	1	WASHER	
9	7028505	1	SNAP RING	
		Ref	NOTE: QUANTITIES SHOWN ARE FOR ONE U-JOINT ASSEMBLY ONLY	

SECTION 5 - DRIVE TRAIN

FIGURE 5-26. REAR AXLE - WHEEL HUB AND FINAL REDUCTION G5-19A



PAH0590

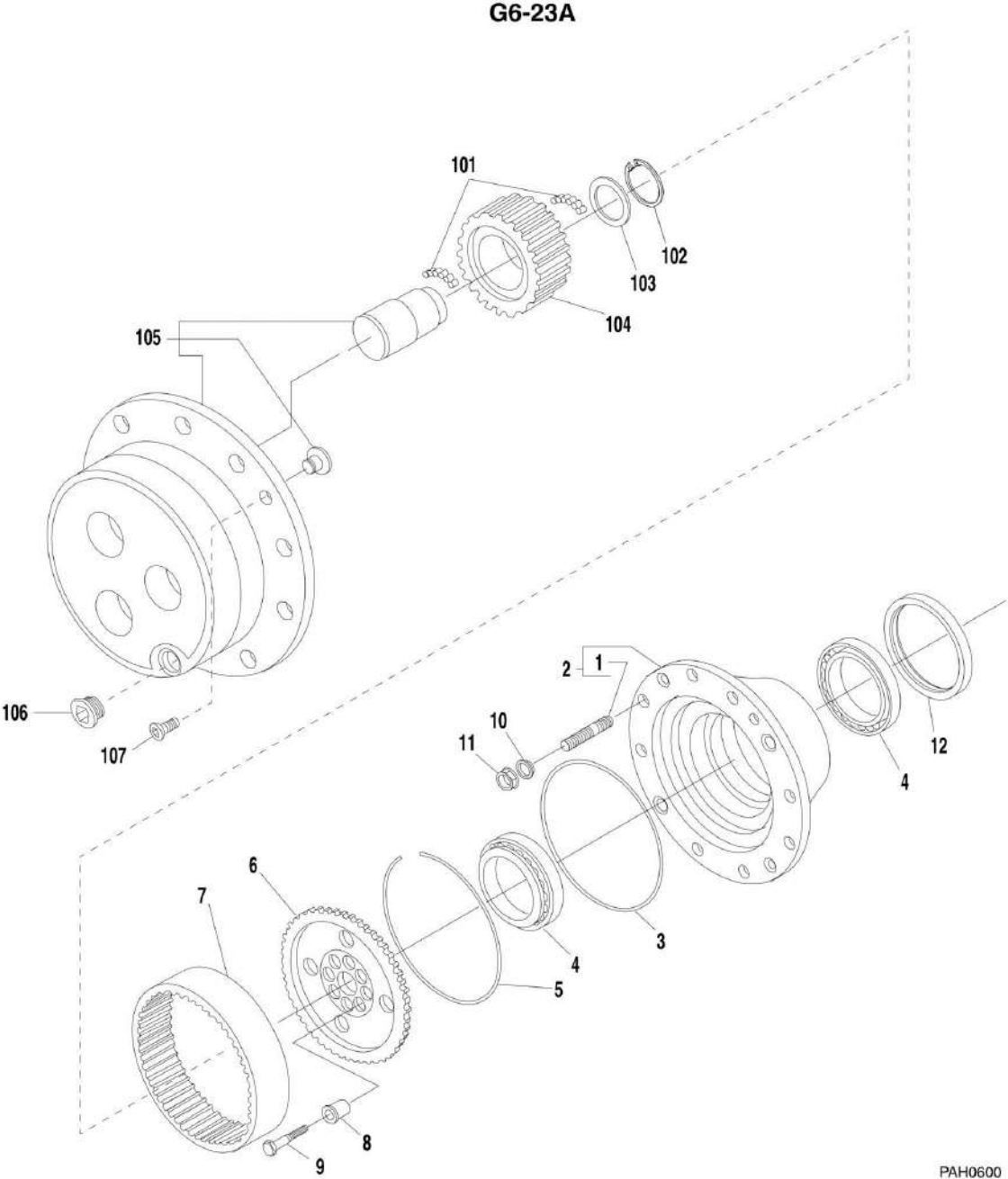
SECTION 5 - DRIVE TRAIN

FIGURE 5-26. REAR AXLE - WHEEL HUB AND FINAL REDUCTION G5-19A

ITEM	PART NUMBER	QTY	DESCRIPTION	REV
1	7028413	1	WHEEL HUB KIT, (includes item 2)	
2	7028414	8	STUD	
3	7028417	1	WHEEL CARRIER	
4	7028418	1	WASHER	
5	7028419	6	BUSHING	
6	7028420	6	SCREW	
7	91474161	1	SEAL	
8	7028421	2	BEARING	
9	7028487	1	O-RING	
10	7028423	1	SNAP RING	
11	7028424	1	THRUST WASHER	
12	7028488	1	SNAP RING	
13	91474119	3	SNAP RING	
14	7028426	3	GEAR	
15	7028490	90	NEEDLE BEARING, (30 per gear)	
16	7028428	3	WASHER	
17	7028491	1	PLANETARY CARRIER KIT	
18	91474037	1	PLUG	
19	7028430	1	WASHER	
20	7028431	3	RING GEAR	
21	8035235	2	SCREW	
22	7028415	8	WASHER	
23	7028416	8	NUT	
		Ref	NOTE: QUANTITIES SHOWN ARE FOR ONE WHEEL HUB AND REDUCTION GEAR ASSEMBLY ONLY	

SECTION 5 - DRIVE TRAIN

FIGURE 5-27. REAR AXLE - WHEEL HUB AND FINAL REDUCTION G6-23A



PAH0600

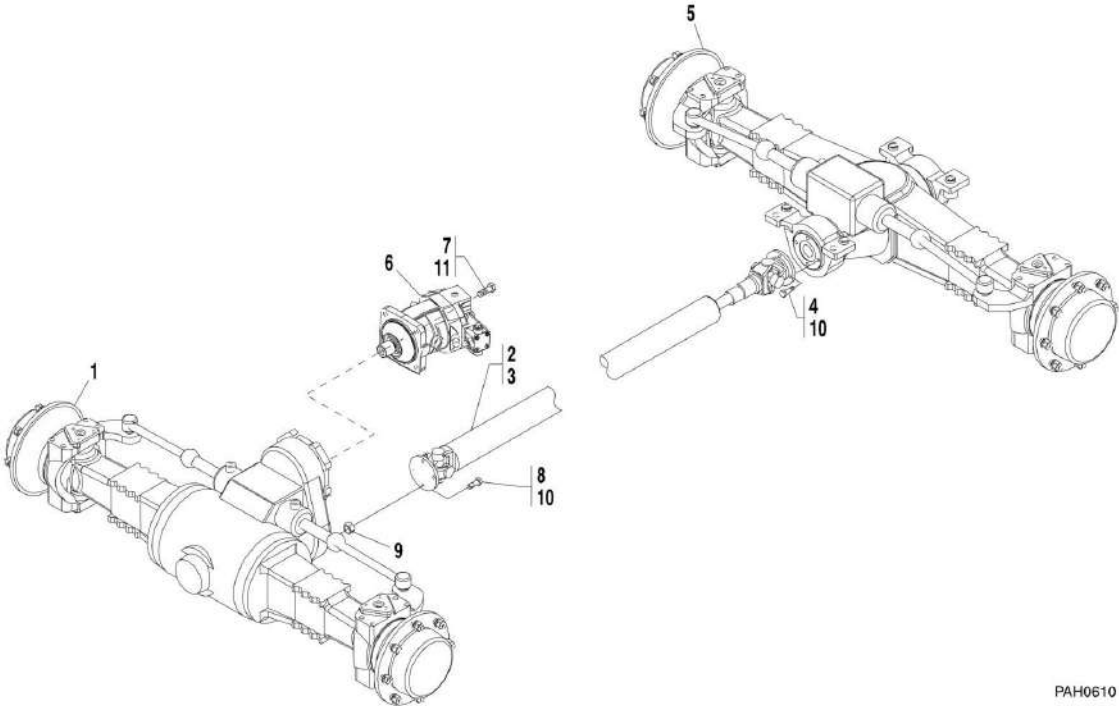
SECTION 5 - DRIVE TRAIN

FIGURE 5-27. REAR AXLE - WHEEL HUB AND FINAL REDUCTION G6-23A

ITEM	PART NUMBER	QTY	DESCRIPTION	REV
1	7028414	8	STUD	
2	70022443	1	WHEEL HUB KIT, (includes item 1)	
3	7028487	1	O-RING	
4	7028421	2	BEARING	
5	7028423	1	LOCK RING	
6	7028417	1	WHEEL CARRIER	
7	7028507	1	CROWN GEAR	
8	7028419	6	BUSHING	
9	7028420	6	SCREW	
10	7028415	8	WASHER	
11	7028416	8	NUT	
12	91474161	1	SEAL	
101	91474163	168	NEEDLE BEARING, (56 per gear)	
102	7028508	3	SNAP RING	
103	7028509	3	WASHER	
104	7028510	3	GEAR	
105	7028511	1	PLANETARY CARRIER KIT	
106	91474037	1	PLUG	
107	8035235	2	SCREW	
		Ref	NOTE: QUANTITIES SHOWN ARE FOR ONE WHEEL HUB AND REDUCTION GEAR ASSEMBLY ONLY	

SECTION 5 - DRIVE TRAIN

FIGURE 5-28. DRIVE SHAFT



PAH0610

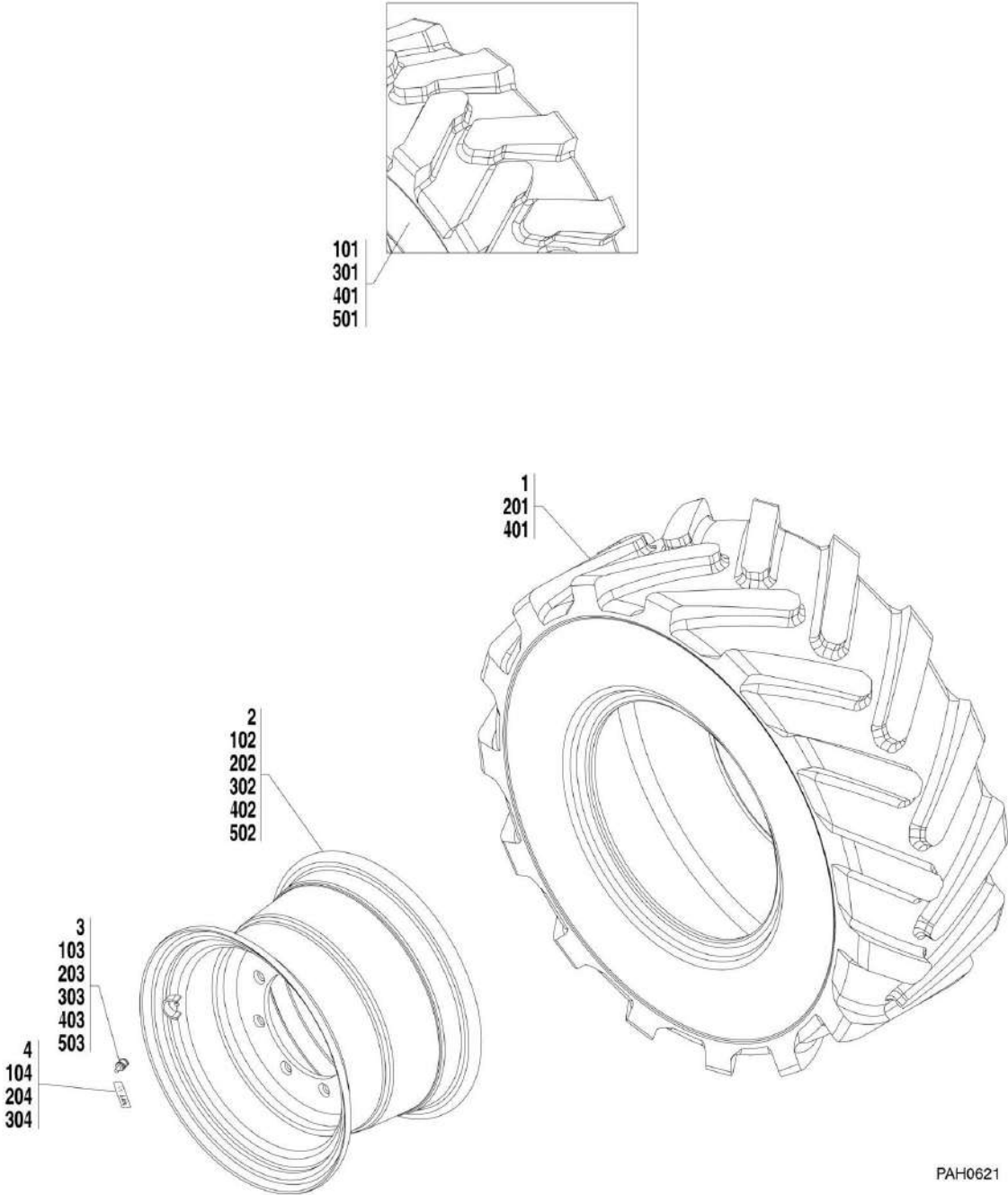
SECTION 5 - DRIVE TRAIN

FIGURE 5-28. DRIVE SHAFT

ITEM	PART NUMBER	QTY	DESCRIPTION	REV
1		Ref	FRONT AXLE, (See FRONT AXLE for Breakdown)	
2	4040275	1	DRIVESHAFT, (G5-19A), (includes item 3)	
2	4040276	1	DRIVESHAFT, (G6-23A), (includes item 3)	
3	7028929	2	UNIVERSAL JOINT KIT	
4	0771212	4	HEX HD CAPSCREW, 12X25, GR 10.9	
5		Ref	REAR AXLE ASSY, (See REAR AXLE for Breakdown)	
6		Ref	DRIVE MOTOR, (See HYDRAULIC COMPONENTS SECTION for Breakdown)	
7	0761617	4	HEX HD CAPSCREW, 16X45, GR 8.8	
8	0711215	4	HEX HD CAPSCREW, 12X35, GR 10.9	
9	3291201	4	HEX NUT, M12X1.75	
10	0100011	AR	LOCTITE, #242	
11	0100019	AR	LOCTITE, #271	

SECTION 5 - DRIVE TRAIN

FIGURE 5-29. TIRES AND RIMS



PAH0621

SECTION 5 - DRIVE TRAIN

FIGURE 5-29. TIRES AND RIMS

ITEM	PART NUMBER	QTY	DESCRIPTION	REV
	0273808	1	TIRE AND WHEEL INSTALLATION, 405/70-20, (MPT-01 agricultural), (G5-19A), (includes items 1 thru 4)	
	4520300	2	LH TIRE ASSY, 405/70-20, (MPT-01 agricultural), (G5-19A), (includes items 1 thru 3)	C
	4520301	2	RH TIRE ASSY, 405/70-20, (MPT-01 agricultural), (G5-19A), (includes items 1 thru 3)	C
1	3767853	4	TIRE, 405/70-20	
2	4520297	4	WHEEL, 13X20	
3	8008675	4	VALVE	
4	8005825	4	LABEL	
	0274769	1	TIRE AND WHEEL INSTALLATION, 405/70-20, (MPT-04 construction), (G5-19A), (includes items 101 thru 104)	D
	4520566	2	RH TIRE ASSY, 405/70-20, (MPT-04 construction), (G5-19A), (includes items 101 thru 103)	A
	4520567	2	LH TIRE ASSY, 405/70-20, (MPT-04 construction), (G5-19A), (includes items 101 thru 103)	A
101	3767057	4	TIRE, 405/70-20	
102	4520297	4	WHEEL, 13X20	
103	8008675	4	VALVE	
104	8005825	4	LABEL	
	0273809	1	TIRE AND WHEEL INSTALLATION, 405/70-24, (MPT-01 agricultural), (G6-23A), (includes items 201 thru 204)	C
	4520302	2	LH TIRE ASSY, 405/70-24, (MPT-01 agricultural), (G6-23A), (includes items 201 thru 203)	E
	4520303	2	RH TIRE ASSY, 405/70-24, (MPT-01 agricultural), (G6-23A), (includes items 201 thru 203)	E
201	3767864	4	TIRE, 405/70-24	
202	1001096917	4	WHEEL, 13X24	
203	8008675	4	VALVE	
204	8005827	4	LABEL	
	0274770	1	TIRE AND WHEEL INSTALLATION, 405/70-24, (MPT-04 construction), (G6-23A), (includes items 301 thru 304)	B
	4520568	2	RH TIRE ASSY, 405/70-24, (MPT-04 construction), (G6-23A), (includes items 301 thru 303)	B
	4520569	2	LH TIRE ASSY, 405/70-24, (MPT-04 construction), (G6-23A), (includes items 301 thru 303)	B
301	4520390	4	TIRE, 405/70-24	
302	1001096917	4	WHEEL, 13X24	
303	8008675	4	VALVE	
304	1707149	4	LABEL	
	1001094486	1	TIRE AND WHEEL INSTALLATION, 405/70-24, (MPT-04 construction), (G6-23A), (includes items 401 thru 404)	B
	1001094487	2	RH TIRE ASSY, 405/70-24, (MPT-04 construction), (G6-23A), (includes items 401 thru 404)	B
	1001094488	2	LH TIRE ASSY, 405/70-24, (MPT-04 construction), (G6-23A), (includes items 401 thru 404)	B
401	4520390	4	TIRE, 405/70-24	
402	1001096917	4	WHEEL, 13X24	
403	8008675	4	VALVE	
404	1001094512	AR	TIRE, FOAM FILLED	
	1001094495	1	TIRE AND WHEEL INSTALLATION, 405/70-20, (MPT-04 construction), (G5-19A), (includes items 501 thru 504)	B

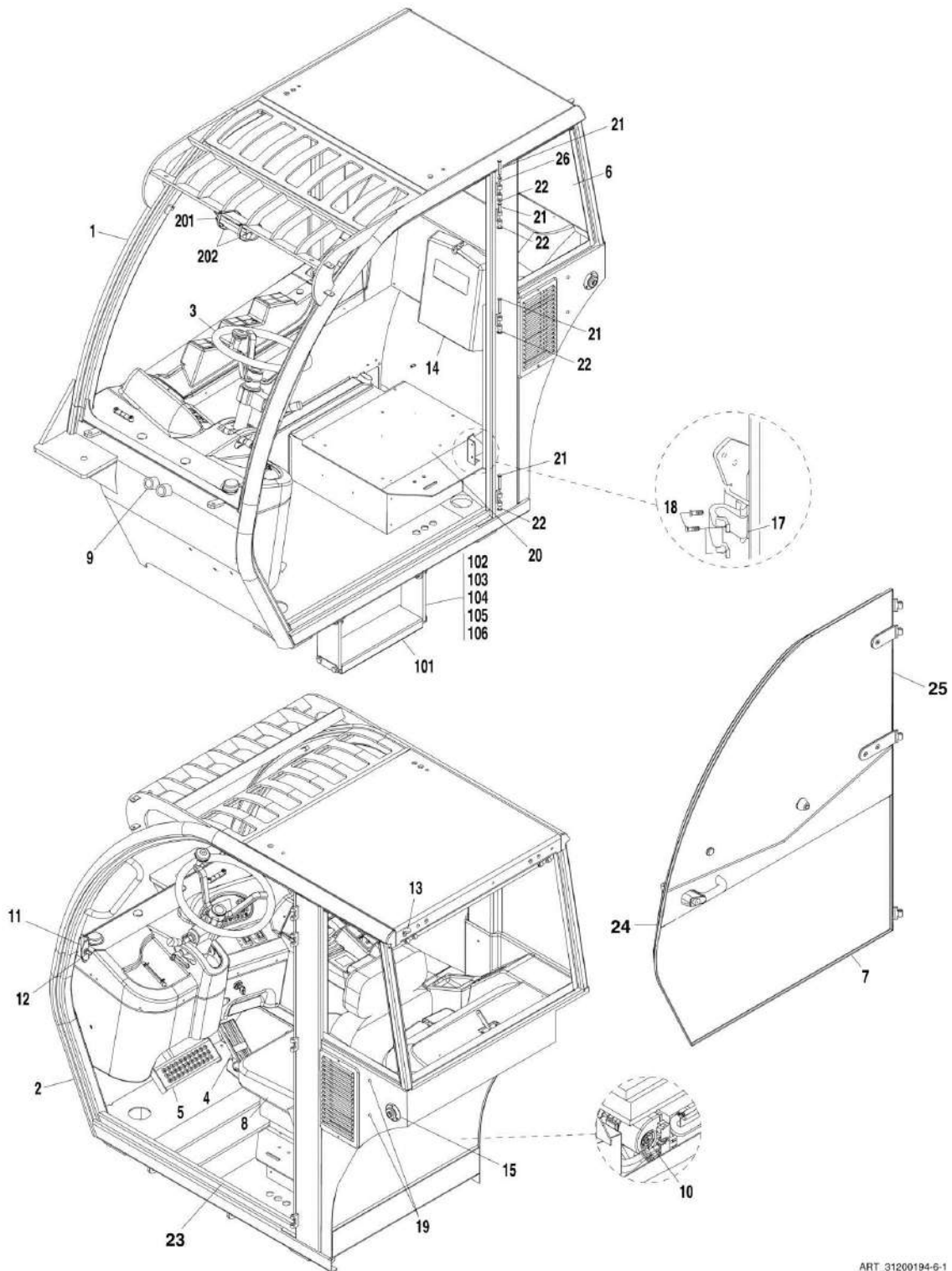
SECTION 5 - DRIVE TRAIN

ITEM	PART NUMBER	QTY	DESCRIPTION	REV
	1001094496	2	RH TIRE ASSY, 405/70-24, (MPT-04 construction), (G5-19A), (includes items 501 thru 504)	B
	1001094497	2	LH TIRE ASSY, 405/70-24, (MPT-04 construction), (G5-19A), (includes items 501 thru 504)	B
501	3767057	4	TIRE, 405/70-20	
502	4520297	4	WHEEL, 13X20	
503	8008675	4	VALVE	
504	1001094512	AR	TIRE, FOAM FILLED	

SECTION 6 - CAB

SECTION 6 - CAB

FIGURE 6-1. CAB ASSEMBLY



ART_31200194-6-1

FIGURE 6-1. CAB ASSEMBLY

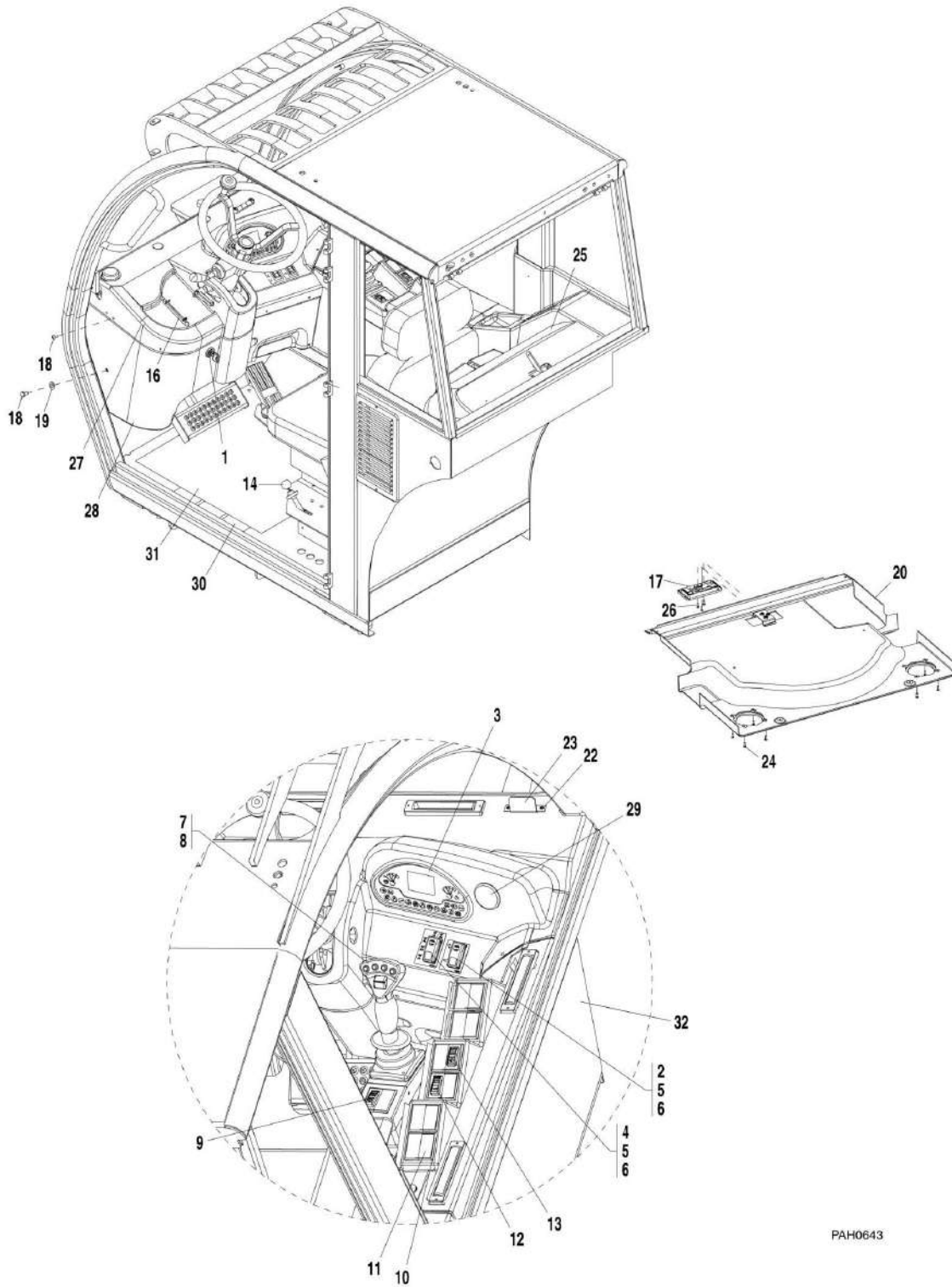
ITEM	PART NUMBER	QTY	DESCRIPTION	REV
	1001093446	1	CAB ASSEMBLY, OPEN, (G5-19A), (includes items 1 thru 5, 8, 13 thru 20 and items 2 thru 4 on Figure 6-4)	C
	1001093456	1	CAB ASSEMBLY, OPEN, (G6-23A), (includes items 1 thru 5, 8, 13 thru 20 and items 2 thru 4 on Figure 6-4)	C
	1001093447	1	CAB ASSEMBLY, ENCLOSED, (G5-19A), (includes items 1 thru 9 & 11 thru 26)	C
	1001093457	1	CAB ASSEMBLY, ENCLOSED, (G6-23A), (includes items 1 thru 9 & 11 thru 26)	C
	1001093450	1	CAB ASSEMBLY, ENCLOSED, (G5-19A), (with heat), (includes items 1 thru 26)	C
	1001093458	1	CAB ASSEMBLY, ENCLOSED, (G6-23A), (with heat), (includes items 1 thru 26)	C
	1001093451	1	CAB ASSEMBLY, ENCLOSED, (G5-19A), (with heat and A/C), (includes items 1 thru 26)	D
	1001093459	1	CAB ASSEMBLY, ENCLOSED, (G6-23A), (with heat and A/C), (includes items 1 thru 26)	D
1	1001093440	1	CAB WELDMENT, (G5-19A)	
1	1001093441	1	CAB WELDMENT, (G6-23A)	
2		Ref	CAB INTERIOR ASSEMBLY, (See CAB INTERIOR ASSEMBLY for Breakdown)	
3		Ref	STEERING COLUMN ASSEMBLY, (See CONTROLS SECTION for Breakdown)	
4		Ref	ACCELERATOR PEDAL ASSEMBLY, (See CONTROLS SECTION for Breakdown)	
5		Ref	BRAKE PEDAL ASSEMBLY, (See CONTROLS SECTION for Breakdown)	
6		Ref	CAB WINDOWS, (See CAB WINDOWS for Breakdown)	
7		Ref	CAB DOOR, (See CAB DOOR ASSEMBLY for Breakdown)	
8		Ref	CAB SEAT, (See SEAT ASSEMBLY for Breakdown)	
9		Ref	WIPER SYSTEM, (See WIPER ASSEMBLY for Breakdown)	
10		Ref	AIR CIRCULATION INSTALLATION, (See AIR CIRCULATION INSTALLATION for Breakdown)	
11	0903225	1	LATCH BRACKET	
12	8003293	1	PIN	
13	1719419	1	PLUG SOCKET	
14	0860520	1	MANUAL STORAGE BOX	
15		Ref	DOOR HOLD OPEN ASSY, (See CAB DOOR ASSEMBLY for Breakdown)	
16	8001331	1	DOOR HOLDER STRAP, (not illustrated)	
17	8001332	2	DOOR HOLDER CRANK	
18	3978381	4	LENS HD SCREW, 5-16MM	
19	3520054	2	PLUG, (G6-23A)	
20	1001091783	1	SEAT MOUNTING PLATE	
21	0879192	4	PIN	
22	0498748	4	LOCKWASHER, 7MM	
23	1001002963	1	BOTTOM DOOR SEAL	
24	1001002961	1	DOOR SEAL	
25	3960608	1	DOOR WINDOW SEAL	
26	1749733	8	BUSHING	
	0273866	1	CAB STEP INSTALLATION, (includes items 101 thru 106), (G6-23A)	
101	80383311	1	STAIR TREAD	

SECTION 6 - CAB

ITEM	PART NUMBER	QTY	DESCRIPTION	REV
102	4240168	2	STEP STRAP	
103	3575424	4	STRAP COVER PLATE	
104	0701015	8	HEX HD CAPSCREW, 10-1.50X35mm	
105	3291007	8	HEX LOCKNUT, 10MM-1.50	
106	4812000	4	FLAT WASHER, 10MM	
	1001109764	1	ACTIVE RFID INSTALLATION, (includes items 201 & 202)	C
201	1001108926	1	ELECTRICAL ASSY, RFID	
202	8881800	2	TIE STRAP	

SECTION 6 - CAB

FIGURE 6-2. CAB INTERIOR ASSEMBLY



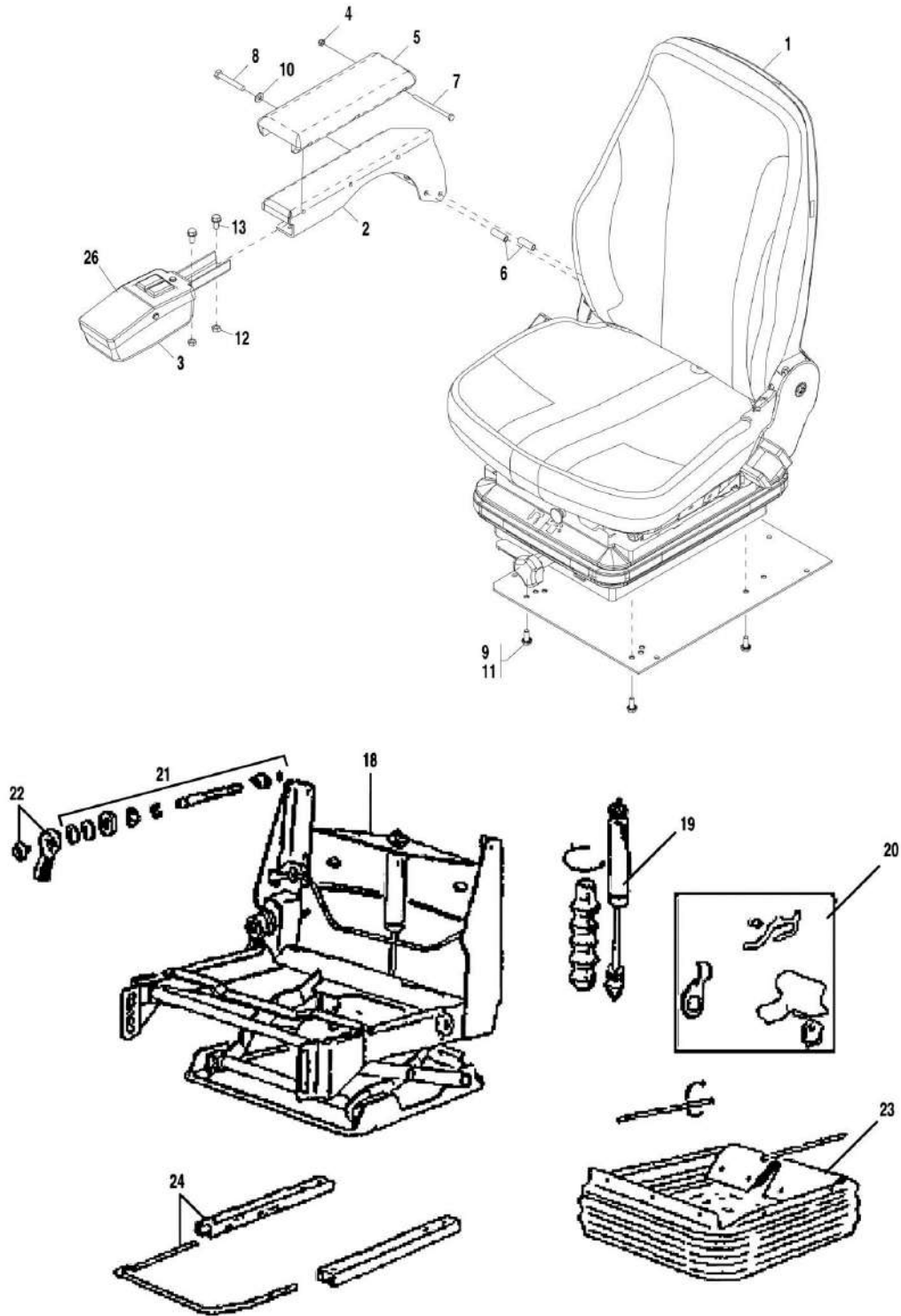
PAH0643

FIGURE 6-2. CAB INTERIOR ASSEMBLY

ITEM	PART NUMBER	QTY	DESCRIPTION	REV
1	8002820	1	IGNITION KEY SWITCH	
1	8008049	1	KEY, (ignition, cab door and rear cover)	
2	4360644	1	CLUTCH LOCK SWITCH BODY	
3	1810053	1	DISPLAY GAUGE	
4	4360686	1	SWITCH BODY	
5	4360687	2	BLANK SWITCH KEY	
6	4360688	2	SWITCH ADAPTER RING	
7		Ref	JOYSTICK, (See CONTROLS SECTION for Breakdown)	
8	0100048	AR	DIELECTRIC GREASE	
9	4360601	1	AUX HYDRAULIC SWITCH	
10	8004763	14	END SWITCH TRIM RING	
11	1359720	11	BLANK SWITCH PLATE	
12	4360673	1	HORN SWITCH	
13	4360681	1	WIPER/WASHER SWITCH, (enclosed cabs only)	
14		Ref	PARKING BRAKE VALVE, (See HYDRAULIC CIRCUITS SECTION for Breakdown)	
16	1001005960	1	LOAD CHART HOLDER	
17	2920213	1	INTERIOR LIGHT ASSEMBLY	
18	1001093318	6	SCREW	
19	1001098150	6	WASHER	
20	7029560	1	ROOF LINING, (G6-23A)	
20	7029561	1	ROOF LINING, (G5-19A)	
22	1001094077	2	SCREW	
23	1001093344	1	LEVELING INDICATOR BRACKET	
23	1001094094	1	TILT ANGLE GAUGE	
24	1001093319	8	SCREW	
25	7029538	1	FUSE COVER, (G6-23A)	
25	7029564	1	FUSE COVER, (G5-19A)	
26	7029486	3	SCREW	
27	70021858	1	DASH COVER, (for open cabs and cabs without heat or air conditioning)	
27	70022071	1	DASH COVER, (for cabs with heat or air conditioning)	
28	70022072	1	BOTTOM COVER	
29	1120593	1	PLUG, (G6-23A)	
30	4420081	3	ANTI-SKID TAPE	
31	70021477	1	FLOOR MAT	
32	1001096902	1	INSULATION	

SECTION 6 - CAB

FIGURE 6-3. SEAT ASSEMBLY



PAH0651

FIGURE 6-3. SEAT ASSEMBLY

ITEM	PART NUMBER	QTY	DESCRIPTION	REV
1	3980047	1	OPERATOR SEAT, MECHANICAL, (includes items 14 thru 26)	
2	0200843	1	ARM	
3	8004672	1	LOWER JOYSTICK COVER	
4	21011032	2	NUT	
5	3767375	1	FOAM PAD	
6	4569078	2	SPACER TUBE	
7		Ref	HEX HD CAPSCREW	
8		Ref	HEX HD CAPSCREW	
9		Ref	HEX HD CAPSCREW	
10		Ref	WASHER	
11	7029515	4	NUT	
12		Ref	NUT	
13		Ref	HEX HD CAPSCREW	
14	70020223	1	BACK COVER KIT	
15	70020224	1	BACK CUSHION KIT, (includes item 14)	
16	70020225	1	SEAT COVER KIT	
17	70020226	1	SEAT CUSHION KIT, (includes item 16)	
18	70020216	1	SUSPENSION ASSY KIT	
19	70020217	1	DAMPER ASSY KIT	
20	70020218	1	INDICATOR/ADJUSTER AND BUMP STOP	
21	70020219	1	STUD ASSY	
22	70020220	1	HANDLE ASSY KIT	
23	70020221	1	SUSPENSION COVER KIT	
24	70020222	1	FORE AND AFT ADJUSTER KIT	
25	1001006731	1	SEAT BELT, 3 IN RETRACTABLE, (not illustrated)	
26	8004762	1	UPPER JOYSTICK COVER	

FIGURE 6-4. CAB WINDOWS

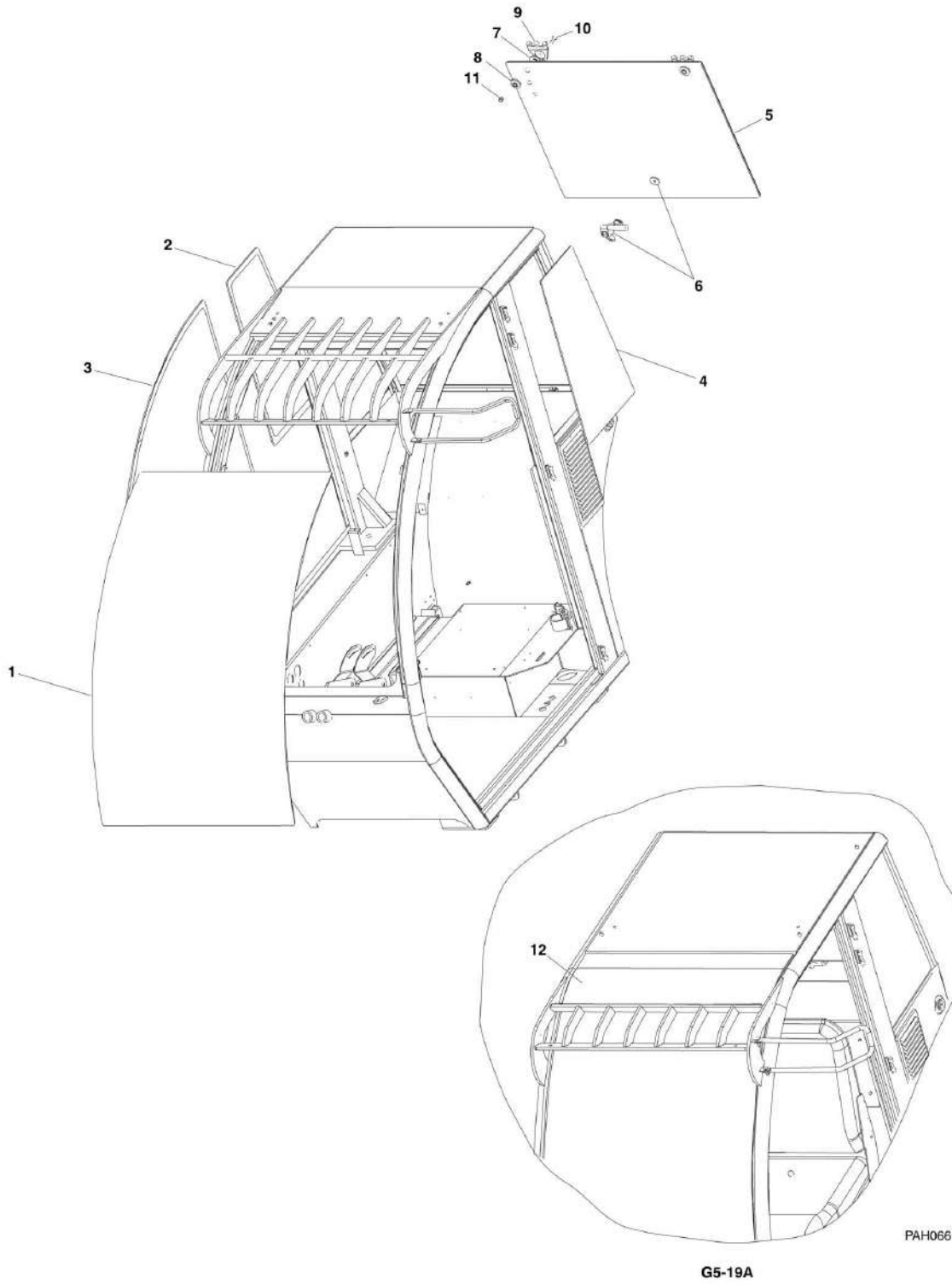
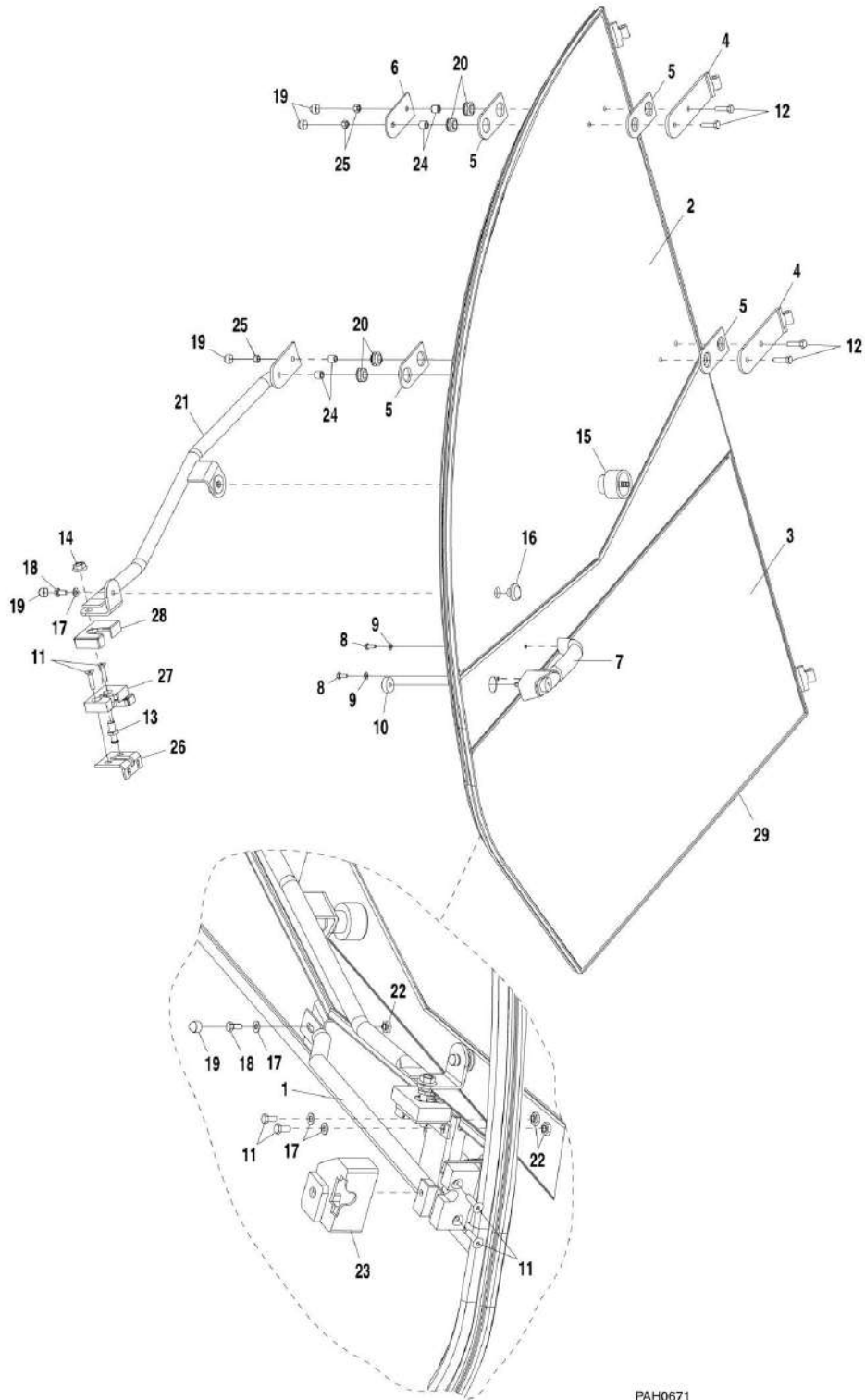


FIGURE 6-4. CAB WINDOWS

ITEM	PART NUMBER	QTY	DESCRIPTION	REV
1	7029566	1	FRONT WINDSHIELD GLASS, (G5-19A)	
1	7029420	1	FRONT WINDSHIELD GLASS, (G6-23A)	
2	7029569	1	REAR RIGHT WINDOW GLASS, (G5-19A)	
2	7029421	1	REAR RIGHT WINDOW GLASS, (G6-23A)	
3	7029567	1	RIGHT SIDE WINDOW GLASS, (G5-19A)	
3	7029422	1	RIGHT SIDE WINDOW GLASS, (G6-23A)	
4	7029568	1	REAR LEFT WINDOW GLASS, (G5-19A)	
4	7029423	1	REAR LEFT WINDOW GLASS, (G6-23A)	
5	7029565	1	REAR WINDSHIELD GLASS, (G5-19A)	
5	70023103	1	GASKET, REAR WINDOW, (G5-19A)	
5	2480075	1	REAR WINDSHIELD GLASS, (G6-23A)	
5	2480079	1	GASKET, REAR WINDOW, (G6-23A)	
6	2480080	1	LATCH ASSEMBLY	
7	8004398	2	PVC WASHER	
8	8000759	2	PVC WASHER	
9	8000344	2	HINGE JOINT	
10	7029491	2	HEX HD CAPSCREW	
11	7029492	2	NUT	
12	1001107286	1	FRONT TOP WINDSHIELD GLASS, (G5-19A)	

FIGURE 6-5. CAB DOOR ASSEMBLY

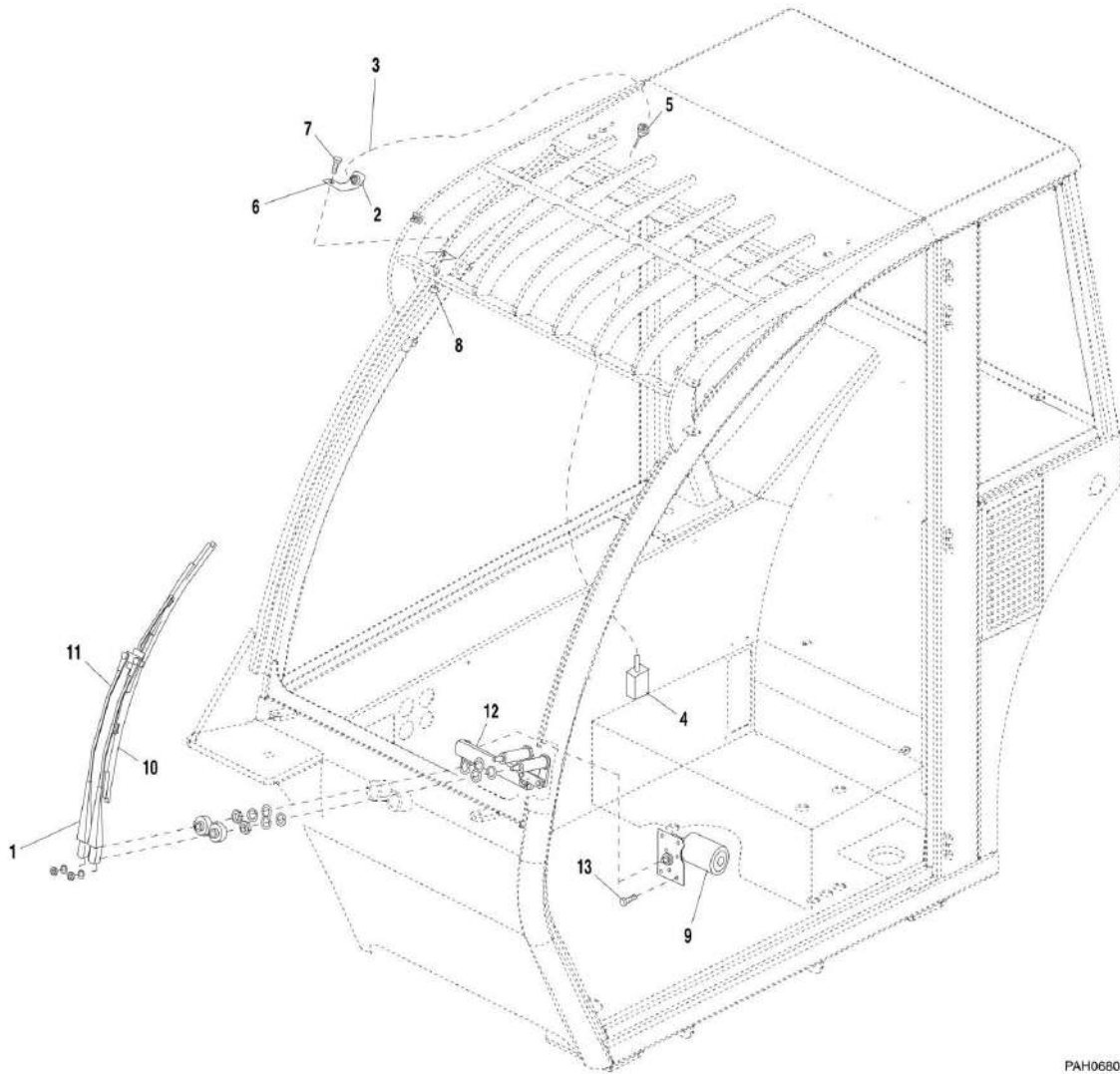


PAH0671

FIGURE 6-5. CAB DOOR ASSEMBLY

ITEM	PART NUMBER	QTY	DESCRIPTION	REV
	3380753	1	DOOR ASSY, (G6-23A), (includes all items)	A
	70023185	1	DOOR ASSY, (G5-19A), (includes all items)	
1	8000802	1	LATCH ASSY	
2	7029573	1	UPPER DOOR GLASS, (G5-19A)	
2	7029425	1	UPPER DOOR GLASS, (G6-23A)	
3		Ref	LOWER DOOR PANEL	
4	2600298	2	HINGE	
5	0903395	4	SPACER	
6	2480069	1	PLATE	
7	8000799	1	DOOR HANDLE	
8	7029451	2	SCREW	
9	7029452	2	WASHER	
10	3946123	1	SPACER	
11	7029498	6	SCREW	
12	7029499	4	SCREW	
13	3423260	1	PIN	
14	2440675	1	RIP NUT	
15	0903396	1	DOOR HOLD OPEN ASSY	
16	3300504	1	THREAD NYLON PLUG	
17	7029504	4	WASHER	
18	7029505	2	SCREW	
19	1001096365	5	CAP	
20	2540050	4	SPACER	
21	1001111975	1	WINDOW SHACKLE	
22	8310608	3	NUT	
23	8005553	1	COVER	
24	0903397	4	CASING	
25	7029512	3	NUT	
26	7029582	1	BRACKET	
27	8001144	1	UPPER DOOR WINDOW LATCH	
28	8005553	1	COVER	
29	7029572	1	DOOR FRAME, (G5-19A)	
29	7029571	1	DOOR FRAME, (G6-23A)	

FIGURE 6-6. WIPER ASSEMBLY G6-23A

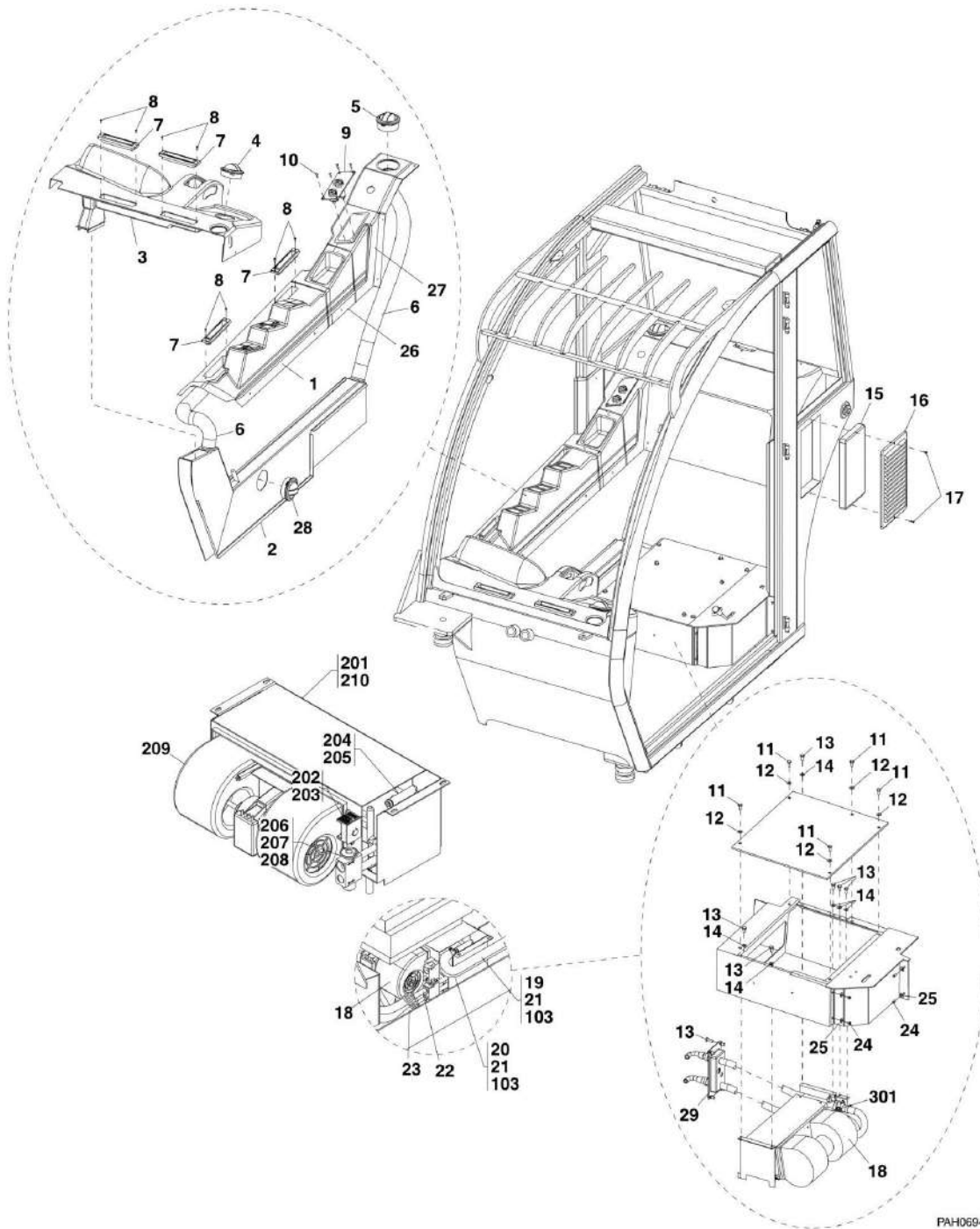


PAH0680

FIGURE 6-6. WIPER ASSEMBLY G6-23A

ITEM	PART NUMBER	QTY	DESCRIPTION	REV
	8000340	1	WIPER SYSTEM, (front), (includes items 1 thru 8)	
1	4807707	1	FRONT WIPER ASSY, (includes items 9 thru 13)	
2	3746392	1	DOUBLE NOZZLE	
3	3746405	6 m	HOSE	
4	1366865	2	NON RETURN VALVE	
5	8002985	1	DUCT SOCKET	
6	8005447	1	ANGLE	
7	5200810	1	RIPP BOLT, 8X20MM	
8	5220800	1	RIPP NUT, 8MM	
9	4807752	1	WIPER MOTOR	
10	4807729	2	WIPER BLADE	
11	4807730	1	WIPER ARM	
12	4807741	1	WIPER DRIVE ARM ASSY	
13	5200608	4	RIPP BOLT, 6X16MM	

FIGURE 6-7. AIR CIRCULATION INSTALLATION



PAH0694

FIGURE 6-7. AIR CIRCULATION INSTALLATION

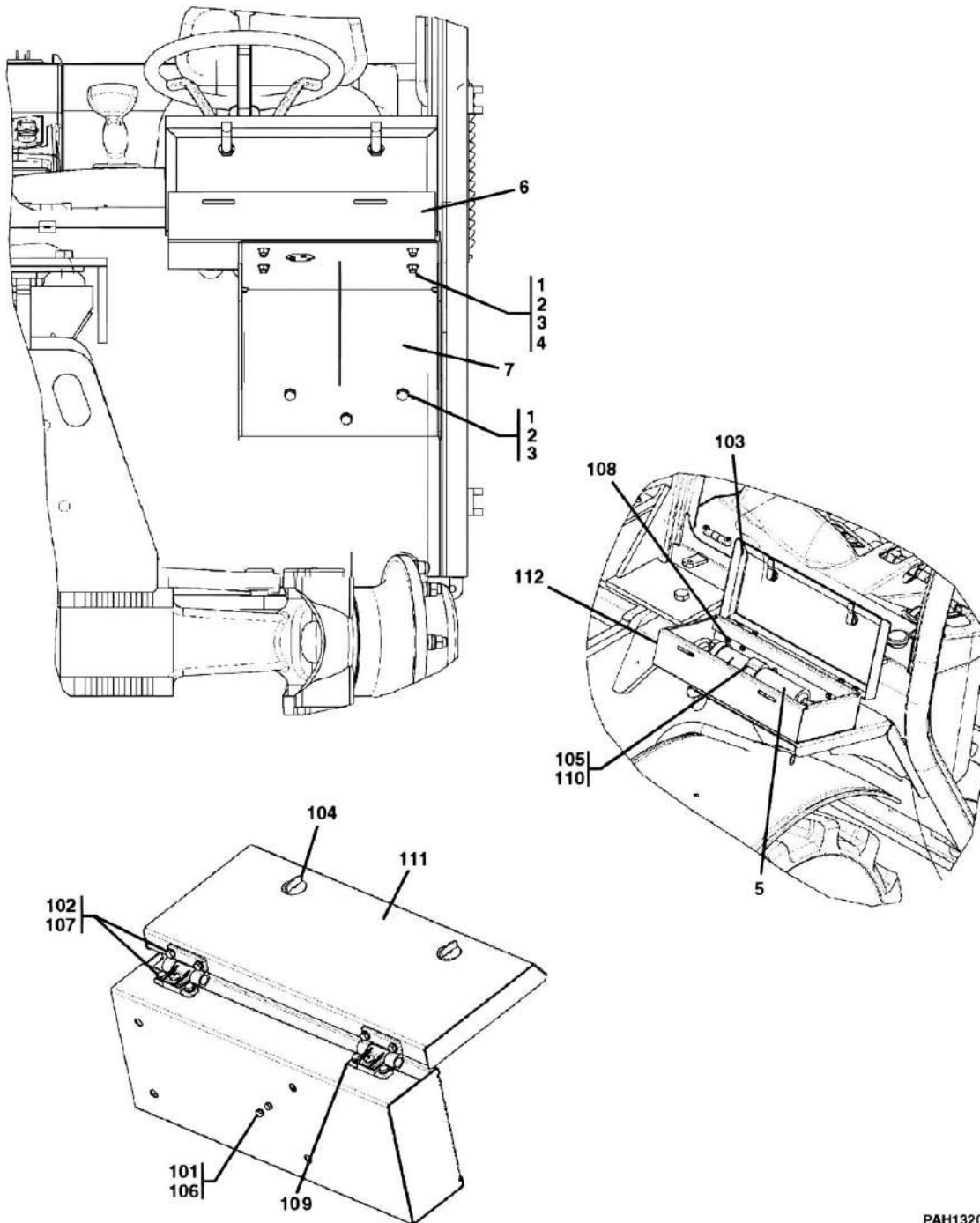
ITEM	PART NUMBER	QTY	DESCRIPTION	REV
1	7029545	1	CONTROL PANEL COVER	
2	7029546	1	LOWER HEATER/AC PLENUM COVER	
3		Ref	DASH COVER, (See CAB INTERIOR ASSEMBLY for Breakdown)	
4	7029548	1	ROUND VENT	
5	7029549	1	ROUND VENT	
6	7029550	1	TUBE, (includes one 500mm piece and one 900mm piece)	
7	3953973	4	NOZZLE	
8	7029482	8	SCREW	
9	7029551	1	HEATER CONTROL	
9	70020781	1	AC/HEATER CONTROL	
10	7029552	4	SCREW, M4x20	
11	7029505	5	SCREW	
12	7029504	5	WASHER	
13	7029451	10	SCREW	
14	7029553	6	WASHER	
15	1001116129	1	CABIN AIR FILTER ELEMENT	
16	1001094373	1	CABIN AIR FILTER COVER	
17		Ref	SCREW	
18	2580058	1	HEATER WITHOUT AC	A
18	2580061	1	HEATER W/ AC MODULE	A
19	2720553	1	HEATER HOSE, UPPER	
20	2720554	1	HEATER HOSE, LOWER	
21	3759535	2	HOSE CLAMP	
22	2754283	1	AC HOSE ASSEMBLY, (models with AC)	
23	1001096029	1	AC HOSE ASSY, (models with AC)	
23	1001096126	1	AC HOSE ASSY INSULATION, (models with AC)	
24	7029556	4	SCREW	
25	7029557	4	WASHER	
26	7029562	1	COVER, (G6-23A)	
26	7029563	1	COVER, (G5-19A)	
27	70020880	1	COVER, (center right)	
28	8003008	1	NOZZLE	
29	70021846	1	TUBE SUPPORT	
103	1320032	2	HOSE CLAMP	
201	70021254	1	HOUSING	
202	1001097445	1	THERMOSTAT KIT (G5-19A Prior to SN 1160003034; G6-23A Including 1160003282)	
202	1001097446	1	THERMOSTAT (G5-19A SN 1160003034 to Present; G6-23A Including 1160003282)	
203	1001099648	1	THERMOSTAT LOOM	
204	70021262	1	HEAT EXCHANGER	
205	70021260	1	TEMPERATURE SENSOR (G5-19A Prior to SN 1160003034; G6-23A Including 1160003282)	
205	70021261	1	TEMPERATURE SENSOR (G5-19A SN 1160003034 to Present; G6-23A Including 1160003282)	
206	70021265	10 cm	TAR BAND	
207	70021263	1	EXPANSION VALVE	
208	70021264	2	O-RING	
209	70021256	1	VENTILATOR	
210	70021255	1	COVER	

SECTION 6 - CAB

ITEM	PART NUMBER	QTY	DESCRIPTION	REV
301	70021924	1	WATER VALVE	

SECTION 6 - CAB

FIGURE 6-8. TOOL BOX ASSEMBLY (OPTIONAL)



PAH1320

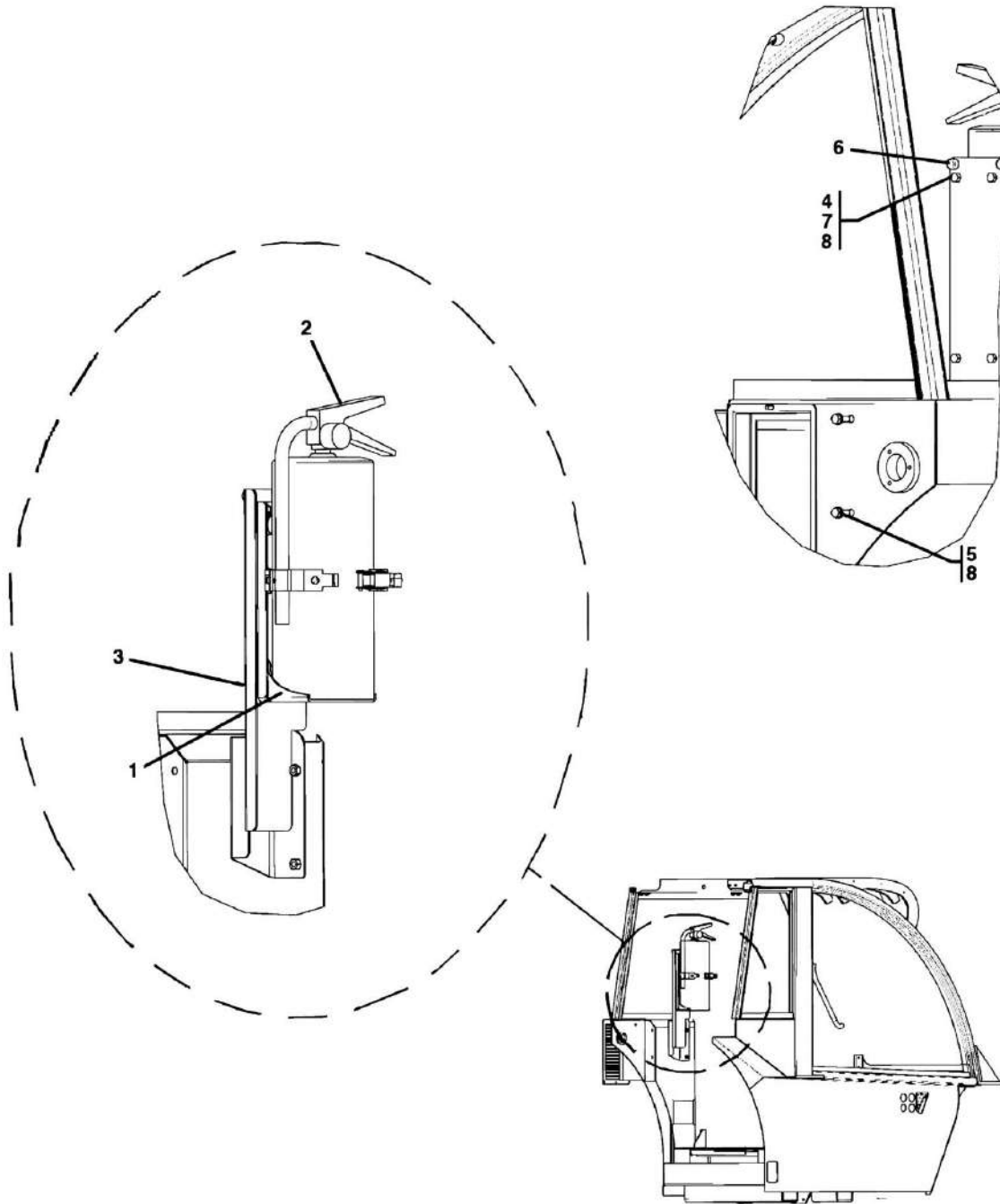
FIGURE 6-8. TOOL BOX ASSEMBLY (OPTIONAL)

ITEM	PART NUMBER	QTY	DESCRIPTION	REV
	1001092151	1	TOOL BOX ASSY, (includes items 1 thru 7)	A
1	0100011	AR	LOCTITE, #242	
2	0761010	7	HEX HD CAPSCREW, M10X20, CLASS 8.8	
3	4812000	7	WASHER, 10MM	
4	5221000	4	RIPP NUT 10MM, CLASS 10	
5	1001093429	1	GREASE GUN	
6	1001093949	1	TOOL BOX, (includes items 101 thru 112)	A
7	1001094057	1	TOOL BOX SUPPORT FENDER	
101	0760508	2	HEX HD CAPSCREW, M5X16, CLASS 8.8	
102	0760608	8	HEX HD CAPSCREW, M5X16, CLASS 8.8	
103	909304	AR	PROFILE RUBBER, 18X5MM	
104	2940119	2	PANEL LATCH	
105	3290505	2	HEX LOCKNUT, M5X.8	
106	4811600	2	WASHER, 5MM	
107	4811700	8	WASHER, 6MM	
108	5220600	4	RIPP NUT, 6MM, CLASS 10	
109	8344010	2	ADJUSTABLE HINGE	
110	1001093696	1	GREASE GUN BRACKET	
111	1001093950	1	TOOL BOX LID	
112	1001093951	1	TOOL BOX BASE	

SECTION 6 - CAB

FIGURE 6-9. FIRE EXTINGUISHER INSTALLATION (OPTIONAL) (G6-23A)

G6-23A



PAH1330

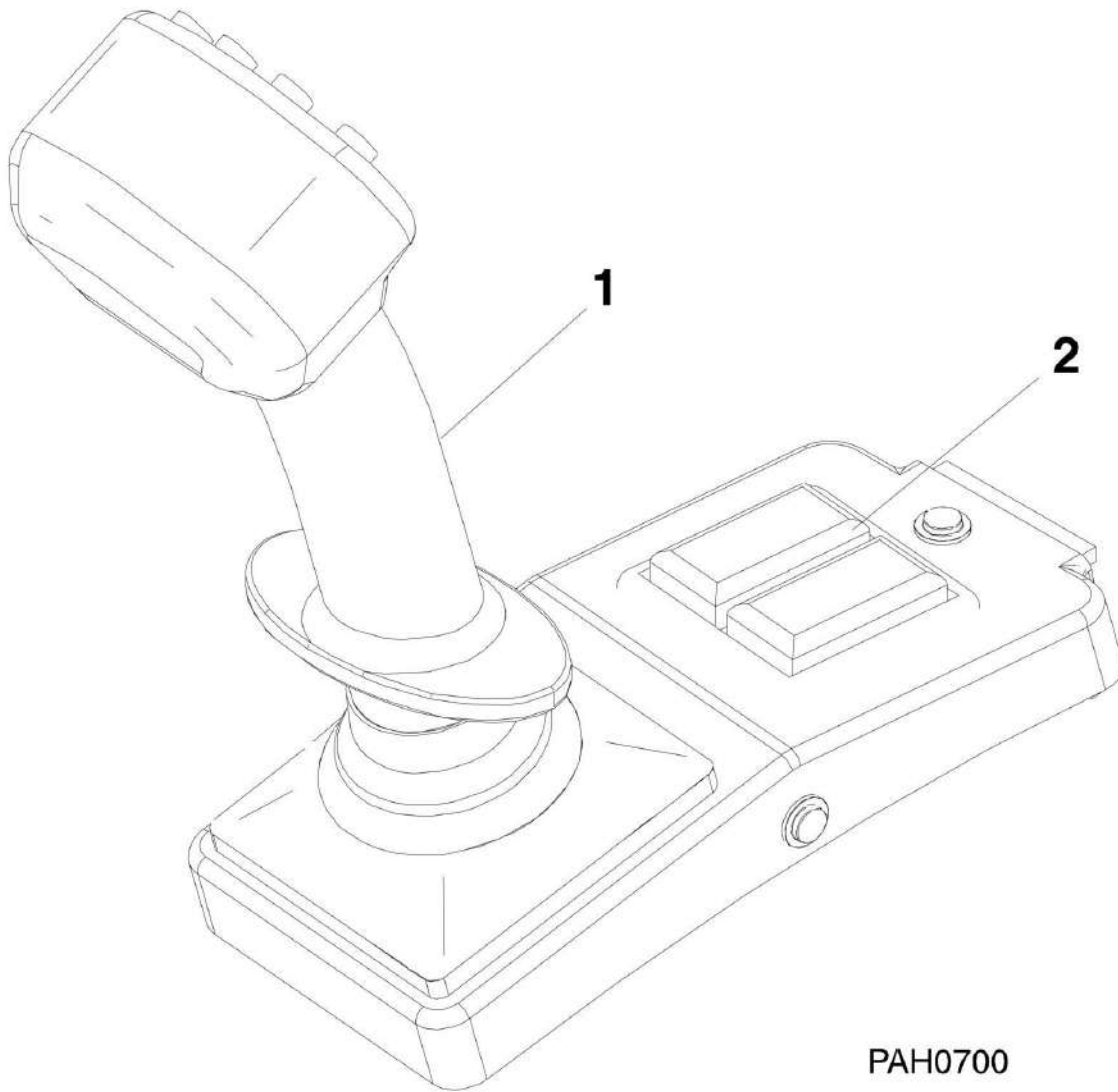
FIGURE 6-9. FIRE EXTINGUISHER INSTALLATION (OPTIONAL) (G6-23A)

ITEM	PART NUMBER	QTY	DESCRIPTION	REV
	1001092150	1	FIRE EXTINGUISHER INSTALLATION, (G6-23A), (includes all items)	A
1	1001092377	1	EXTINGUISHER BRACKET	
2	1001092385	1	FIRE EXTINGUISHER, 10LB	
3	1001092392	1	ACCESSORY BRACKET MOUNT	
4	0760808	4	HEX HD CAPSCREW, M8X16, CLASS 8.8	
5	0760810	4	HEX HD CAPSCREW, M8X20, CLASS 8.8	
6	0940036	2	DOOR BUMPER	
7	3290801	4	HEX NUT, M8X1.25	
8	4811900	8	WASHER, 8MM	
9	0100011	AR	LOCTITE, #242	

SECTION 7 - CONTROLS

SECTION 7 - CONTROLS

FIGURE 7-1. BOOM JOYSTICK



PAH0700

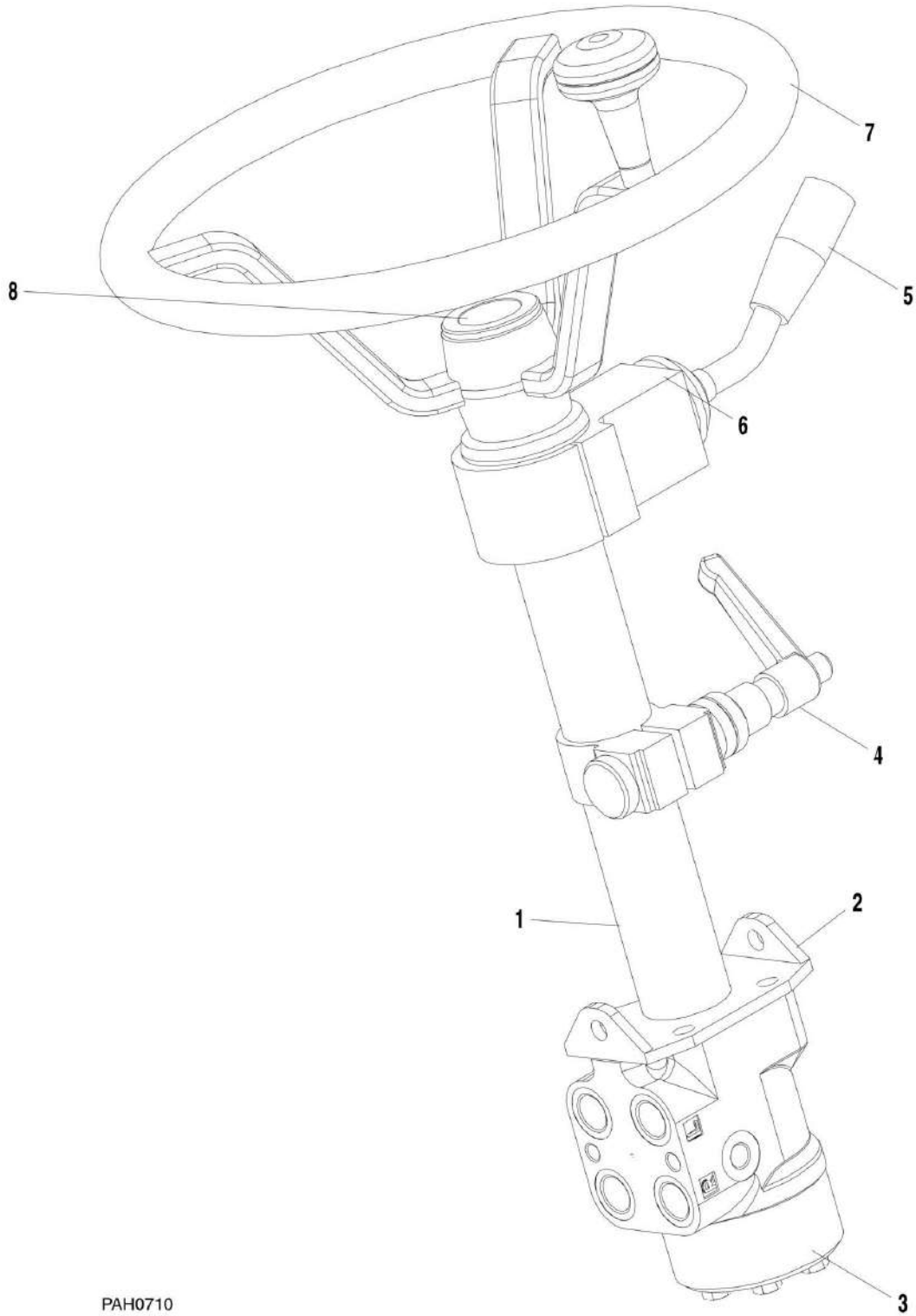
SECTION 7 - CONTROLS

FIGURE 7-1. BOOM JOYSTICK

ITEM	PART NUMBER	QTY	DESCRIPTION	REV
1	1600384	1	BOOM JOYSTICK	
2	4360601	1	CONTINUOUS AUXILIARY HYDRAULIC SWITCH	

SECTION 7 - CONTROLS

FIGURE 7-2. STEERING COLUMN AND ATTACHING PARTS



PAH0710

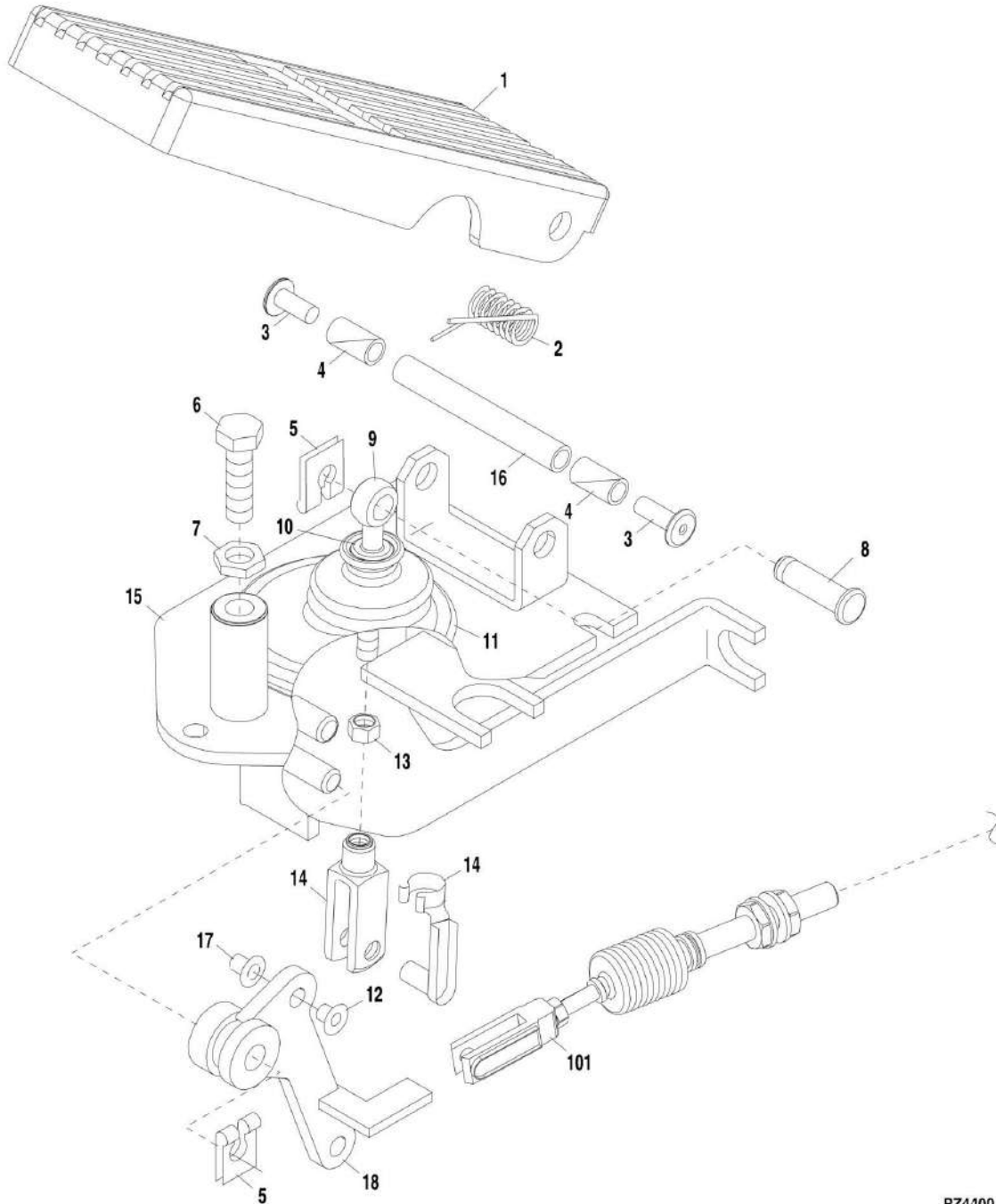
SECTION 7 - CONTROLS

FIGURE 7-2. STEERING COLUMN AND ATTACHING PARTS

ITEM	PART NUMBER	QTY	DESCRIPTION	REV
1	1460011	1	STEERING COLUMN ASSEMBLY	
2	0903252	1	STEERING VALVE BRACKET	
3	4641315	1	STEERING VALVE	
4	2560189	1	LOCKING STEERING COLUMN ANGLE HANDLE	
5	4360694	1	F-N-R SHIFTER SWITCH	
6	91163028	1	SHIFTER DECAL	
7	8007753	1	STEERING WHEEL	
8	8007754	1	STEERING WHEEL CAP	

SECTION 7 - CONTROLS

FIGURE 7-3. ACCELERATOR PEDAL ASSEMBLY



PZ4400

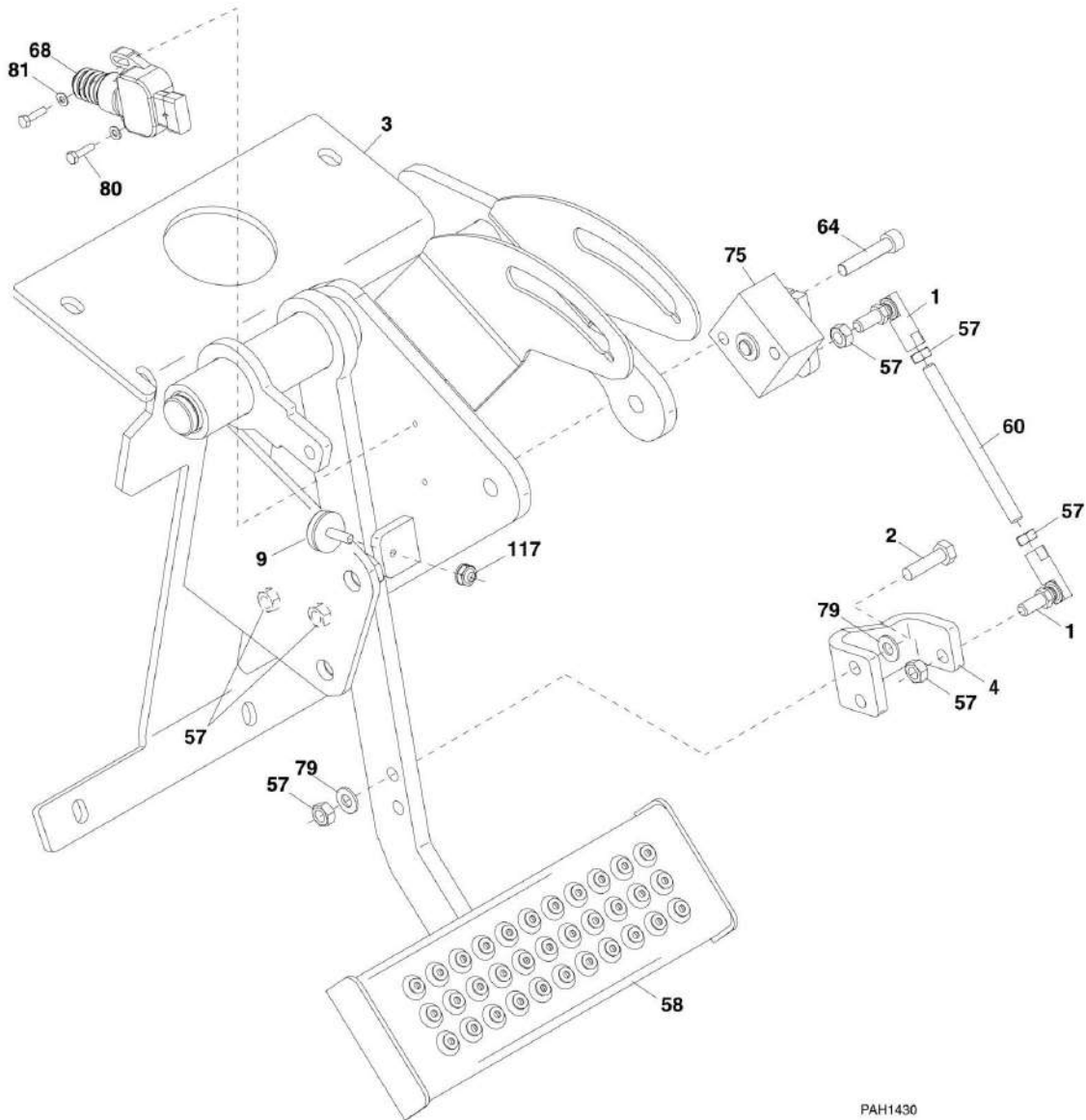
SECTION 7 - CONTROLS

FIGURE 7-3. ACCELERATOR PEDAL ASSEMBLY

ITEM	PART NUMBER	QTY	DESCRIPTION	REV
	8000345	1	ACCELERATOR PEDAL ASSEMBLY, (includes items 1 thru 18)	B
1	7028526	1	GAS PEDAL	
2	7028527	1	SPRING	
3	7028528	2	BLIND RIVIT WITH FLAT ROUND HEAD	
4	7028529	2	SLIDING BEARING	
5	7028530	2	SAFETY DEVICE	
6	7028531	1	HEX SCREW	
7	7028532	1	HEX NUT	
8	7028533	1	PIN	
9	7028534	1	EYE BOLT	
10	7028535	1	RING	
11	7028536	1	BOOT	
12	7028537	1	BUSHING	
13	7028538	1	HEX NUT	
14	7028539	1	FORK LINK AND CLIP	
15	7029137	1	BRACKET WELDMENT	
16	7029138	1	SHAFT	
17	7028540	1	FRICION BEARING	
18	7028541	1	LEVER	
101	8002599	1	THROTTLE CABLE	

SECTION 7 - CONTROLS

FIGURE 7-4. BRAKE PEDAL ASSEMBLY



SECTION 7 - CONTROLS

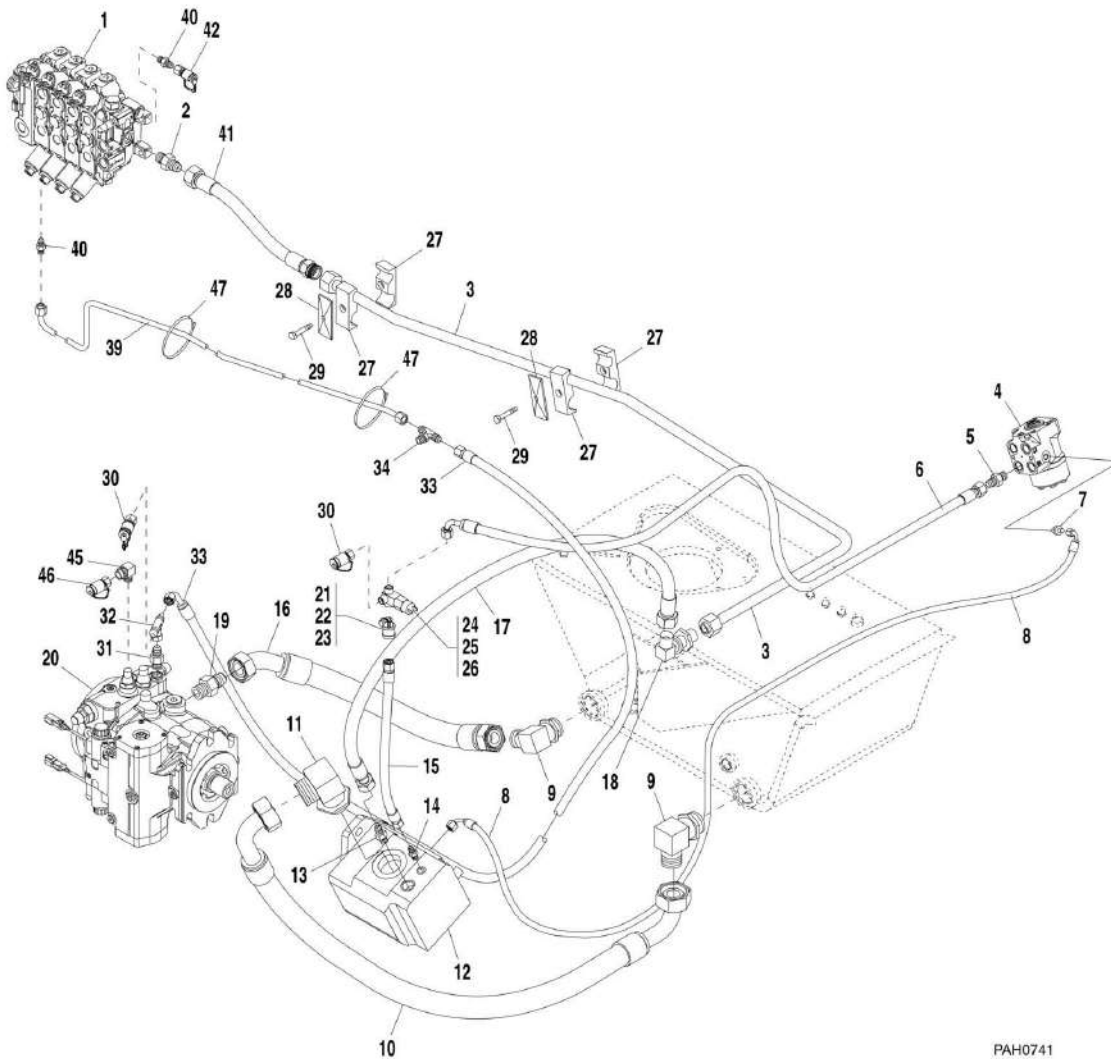
FIGURE 7-4. BRAKE PEDAL ASSEMBLY

ITEM	PART NUMBER	QTY	DESCRIPTION	REV
1	0310011	2	BALL JOINT, 8MM	
2	0760814	2	HEX HD CAPSCREW, 8-1.25X30MM	
3	0903185	1	BRAKE BRACKET	
4	0903203	1	INCHING LEVER BRACKET	
9	0940173	1	BRAKE PEDAL STOP BUMPER	
57	3290801	8	HEX NUT, 8MM-1.25	
58	3400021	1	BRAKE PEDAL	
60	3841683	1	INCHING LINKAGE ROD	
64	4031912	2	SOCKET HD CAPSCREW, 8-1.25X40MM	
68	4360658	1	BRAKE LIGHT SWITCH	
75	4641379	1	INCHING VALVE	
79	4811900	4	FLAT WASHER, 8MM	
80	0760408	2	HEX HD CAPSCREW, 4X16MM	
81	4811400	2	FLAT WASHER, 4MM	
117	3290607	1	HEX LOCK NUT, M6X1	

SECTION 8 - HYDRAULIC CIRCUITS

SECTION 8 - HYDRAULIC CIRCUITS

FIGURE 8-1. SUPPLY CIRCUIT



PAH0741

SECTION 8 - HYDRAULIC CIRCUITS

FIGURE 8-1. SUPPLY CIRCUIT

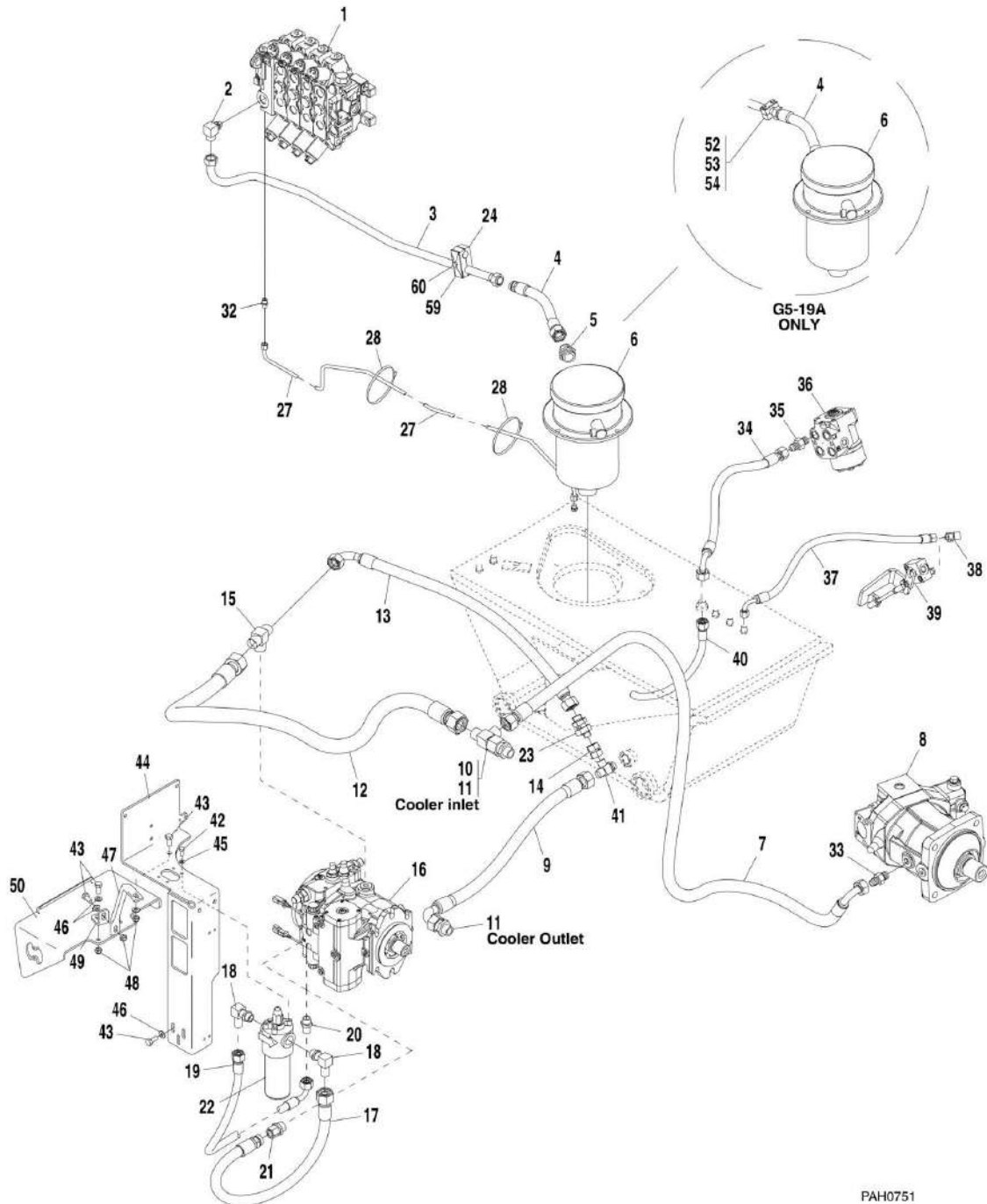
ITEM	PART NUMBER	QTY	DESCRIPTION	REV
1		Ref	MAIN CONTROL VALVE, (See HYDRAULIC COMPONENTS SECTION for Breakdown)	
2	2142740	1	CONNECTOR	
3	3460472	1	TUBE ASSY, (G6-23A)	
3	3460568	1	TUBE ASSY, (G5-19A)	
4		Ref	STEERING VALVE, (See CONTROLS SECTION for Breakdown)	
5	2142710	1	CONNECTOR	
6	2754260	1	HOSE ASSY	
7	2142704	1	CONNECTOR	
8	2754261	1	HOSE ASSY	
9	2140423	2	ELBOW, 90	
10	2754251	1	HOSE ASSY	
11	2143021	1	ELBOW, 90	
12		Ref	IMPLEMENT PUMP, (See HYDRAULIC COMPONENTS SECTION for Breakdown)	
13	2142717	1	CONNECTOR	
14	2142709	1	CONNECTOR	
15	2754306	1	HOSE ASSY	
16	2754250	1	HOSE ASSY	
17	2754256	1	HOSE ASSY	
18	2143317	1	ELBOW, 90	
19	2140812	1	CONNECTOR	
20		Ref	HYDROSTATIC TRANSMISSION PUMP, (See HYDRAULIC COMPONENTS SECTION for Breakdown)	
21	3290805	1	HEX LOCK NUT, M8X1.25	
22	0760812	1	HEX HD CAPSCREW, 8-1.25X25MM, GR 8.8	
23	2443576	1	HOSE CLAMP	
24	372101	1	O-RING	
25	4360584	1	PRESSURE SWITCH	
26	8002838	1	RUN TEE	
27	1321142	2	CLAMP	
28	1321143	2	TOP PLATE	
29	0700817	2	HEX HD CAPSCREW, 8X45, GR 8.8	
30	1616551	2	TEST PORT	
31	2140826	1	CONNECTOR	
32	2142103	1	SWIVEL NUT BRANCH TEE	
33	2754610	1	HOSE ASSY, (G5-19A)	
33	2754257	1	HOSE ASSY, (G6-23A)	
34		Ref	UNION, (See SERVICE/PARK BRAKE for Breakdown)	
39	2755088	1	HOSE ASSY, (G6-23A Prior to SN 1160003811)	
39	1001099000	1	HOSE ASSY, (G6-23A SN 1160003811 to Present)	
39	2755078	1	HOSE ASSY, (G5-19A Prior to SN 1160003540)	
39	1001098999	1	HOSE ASSY, (G5-19A SN 1160003540 to Present)	
40	2142708	2	CONNECTOR	
41	2754809	1	HOSE ASSY, (G5-19A)	
41	2754500	1	HOSE ASSY, (G6-23A)	
45	2141102	1	ELBOW, 90	
46	2988632	1	TEST PORT	
47	1062255	2	TIE STRAP	

SECTION 8 - HYDRAULIC CIRCUITS

ITEM	PART NUMBER	QTY	DESCRIPTION	REV
48	0100011	AR	LOCTITE, #242	

SECTION 8 - HYDRAULIC CIRCUITS

FIGURE 8-2. DUMP CIRCUIT



PAH0751

SECTION 8 - HYDRAULIC CIRCUITS

FIGURE 8-2. DUMP CIRCUIT

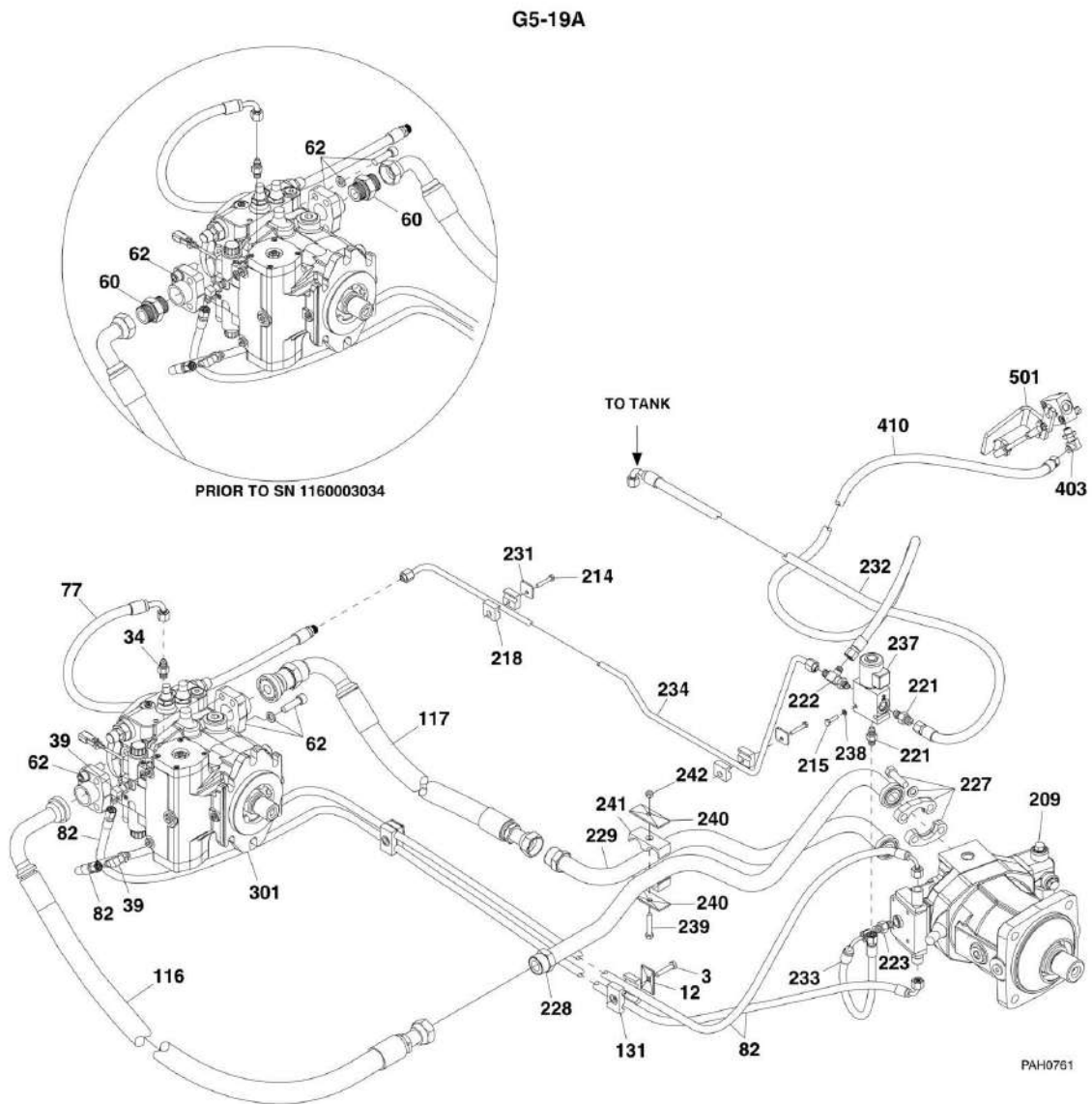
ITEM	PART NUMBER	QTY	DESCRIPTION	REV
1		Ref	MAIN CONTROL VALVE, (See HYDRAULIC COMPONENTS SECTION for Breakdown)	
2	2143024	1	ELBOW, 90	
3	3460569	1	TUBE ASSY, (G5-19A)	
3	3460460	1	TUBE ASSY, (G6-23A)	
4	2754799	1	HOSE ASSY, (G5-19A)	
4	2754407	1	HOSE ASSY, (G6-23A)	
5	2140221	1	CONNECTOR	
6		Ref	RETURN FILTER, (See HYDRAULIC COMPONENTS SECTION for Breakdown)	
7	2754252	1	HOSE ASSY, (G5-19A)	
7	2754313	1	HOSE ASSY, (G6-23A)	
8		Ref	DRIVE MOTOR, (See HYDRAULIC COMPONENTS SECTION for Breakdown)	
9	2754258	1	HOSE ASSY	
10	2142207	1	SWIVEL NUT RUN TEE	
11	2140827	2	CONNECTOR	
12	2754255	1	HOSE ASSY	
13	2754253	1	HOSE ASSY	
14	2143607	1	SWIVEL UNION	
15	1001094414	1	SWIVEL RUN TEE	
16		Ref	HYDROSTATIC TRANSMISSION PUMP, (See HYDRAULIC COMPONENTS SECTION for Breakdown)	
17	2754248	1	HOSE ASSY	
18	2140419	2	ELBOW, 90	
19	2754249	1	HOSE ASSY	
20	2140819	1	CONNECTOR	
21	2140921	1	CONNECTOR	
22	2120193	1	FILTER	
22	2120150	1	ELEMENT	
22	7020020	1	INDICATOR	
23	4641389	1	CHECK VALVE	
24	1321142	1	CLAMP	
27	2755077	1	HOSE ASSY, G5-19A (Prior to SN 1160003540)	
27	1001098999	1	HOSE ASSY, G5-19A (SN 1160003540 to Present)	
27	2755089	1	HOSE ASSY, G6-23A (Prior to SN 1160003811)	
27	1001099000	1	HOSE ASSY, G6-23A (SN 1160003811 to Present)	
28	1062255	2	TIE STRAP	
32	2142708	1	CONNECTOR	
33	2140829	1	CONNECTOR, (G5-19A)	
33	2140810	1	CONNECTOR, (G6-23A)	
34	2754761	1	HOSE ASSY, (G5-19A)	
34	2754297	1	HOSE ASSY, (G6-23A)	
35	2142715	1	CONNECTOR	
36		Ref	STEERING VALVE, (See CONTROLS SECTION for Breakdown)	
37	2754762	1	HOSE ASSY, (G5-19A)	
37	2754302	1	HOSE ASSY, (G6-23A)	
38	2141103	1	ELBOW, 90	
39		Ref	BRAKE PEDAL ASSY, (See CONTROLS SECTION for Breakdown)	
40	2754604	1	STEER DRAIN HOSE, (G5-19A), (inside tank), (remove return	

SECTION 8 - HYDRAULIC CIRCUITS

ITEM	PART NUMBER	QTY	DESCRIPTION	REV
40	2754305	1	filter to service) STEER DRAIN HOSE, (G6-23A), (inside tank), (remove return filter to service)	
41	2140607	1	RUN TEE	
42	0760608	4	HEX HD CAPSCREW, 6-1.00X16MM, GR 8.8	
43	0761012	6	HEX HD CAPSCREW, 10-1.50X25MM, GR 8.8	
44	0903113	1	FILTER MOUNTING BRACKET	
45	4811700	4	FLAT WASHER, 6MM	
46	4812000	6	FLAT WASHER, 10MM	
47	0903254	1	BRACKET SUPPORT	
48	3291005	3	HEX LOCKNUT, 10MM-1.50	
49	0182079	1	ANGLE	
50		Ref	BATTERY MOUNT, (See ELECTRICAL SECTION for Breakdown)	
52	0700617	2	HEX HD CAPSCREW, 6-1.00X45MM, GR 8.8	
53	1321372	1	CLAMP	
54	3576203	1	COVER PLATE	
58	2143403	1	ELBOW, 90, (swivel nut)	
59	1321143	1	COVER PLATE	
60	0700817	1	HEX HD CAPSCREW, 8-1.25X45MM, GR 8.8	
61	0100011	AR	LOCTITE, #242	

SECTION 8 - HYDRAULIC CIRCUITS

FIGURE 8-3. FRONT DRIVE CIRCUIT G5-19A



SECTION 8 - HYDRAULIC CIRCUITS

FIGURE 8-3. FRONT DRIVE CIRCUIT G5-19A

ITEM	PART NUMBER	QTY	DESCRIPTION	REV
3	0700816	2	HEX HD CAPSCREW, 8-1.25X40MM	
12	874960	2	CLAMP COVER PLATE	
34	2140803	1	CONNECTOR	
39	2141102	2	ELBOW, 90	
60	2111616	2	CONNECTOR (Prior to SN 1160003034)	
62	2180845	2	FLANGE KIT (Prior to SN 1160003034)	
62	1001093076	2	FLANGE KIT (SN 1160003034 to Present)	
77	2754254	1	HOSE ASSY	
82	2754259	2	HOSE ASSY	
116	2754340	1	HOSE ASSY (Prior to SN 1160003034)	
116	1001093077	1	HOSE ASSY (SN 1160003034 to Present)	
117	2754341	1	HOSE ASSY (Prior to SN 1160003034)	
117	1001094467	1	HOSE ASSY (SN 1160003034 to Present)	
131	1321321	2	CLAMP	
209		Ref	DRIVE MOTOR, (See HYDRAULIC COMPONENTS SECTION for Breakdown)	
214	0700614	2	HEX HD CAPSCREW, 6-1.00X30MM	
215	0700616	2	HEX HD CAPSCREW, 6-1.00X40MM	
218	1321125	2	CLAMP	
221	2140206	2	CONNECTOR	
222	2140603	1	RUN TEE	
223	2140803	1	CONNECTOR	
227	2171716	2	FLANGE KIT	
228	3460427	1	PIPE	
229	3460448	1	PIPE	
231	3575391	2	CLAMP COVER PLATE	
232	2754294	1	HOSE ASSY	
233	2754406	1	TUBE ASSY	
234	4569137	1	TUBE ASSY	
237	4641334	1	SOLENOID VALVE	
238	4811700	2	FLAT WASHER, 6MM	
239	0700822	1	HEX HD CAPSCREW, 8-1.25X70MM	
240	1321143	2	CLAMP COVER PLATE	
241	1321320	1	CLAMP	
242	3290805	1	HEX LOCKNUT, 8MM-1.25	
301		Ref	HYDROSTATIC TRANSMISSION PUMP, (See HYDRAULIC COMPONENTS SECTION for Breakdown)	
403	2141003	1	ELBOW, 45	
410	2754758	1	HOSE ASSY	
501		Ref	BRAKE PEDAL ASSEMBLY, (See CONTROLS SECTION for Breakdown)	
502	0100011	AR	LOCTITE, #242	

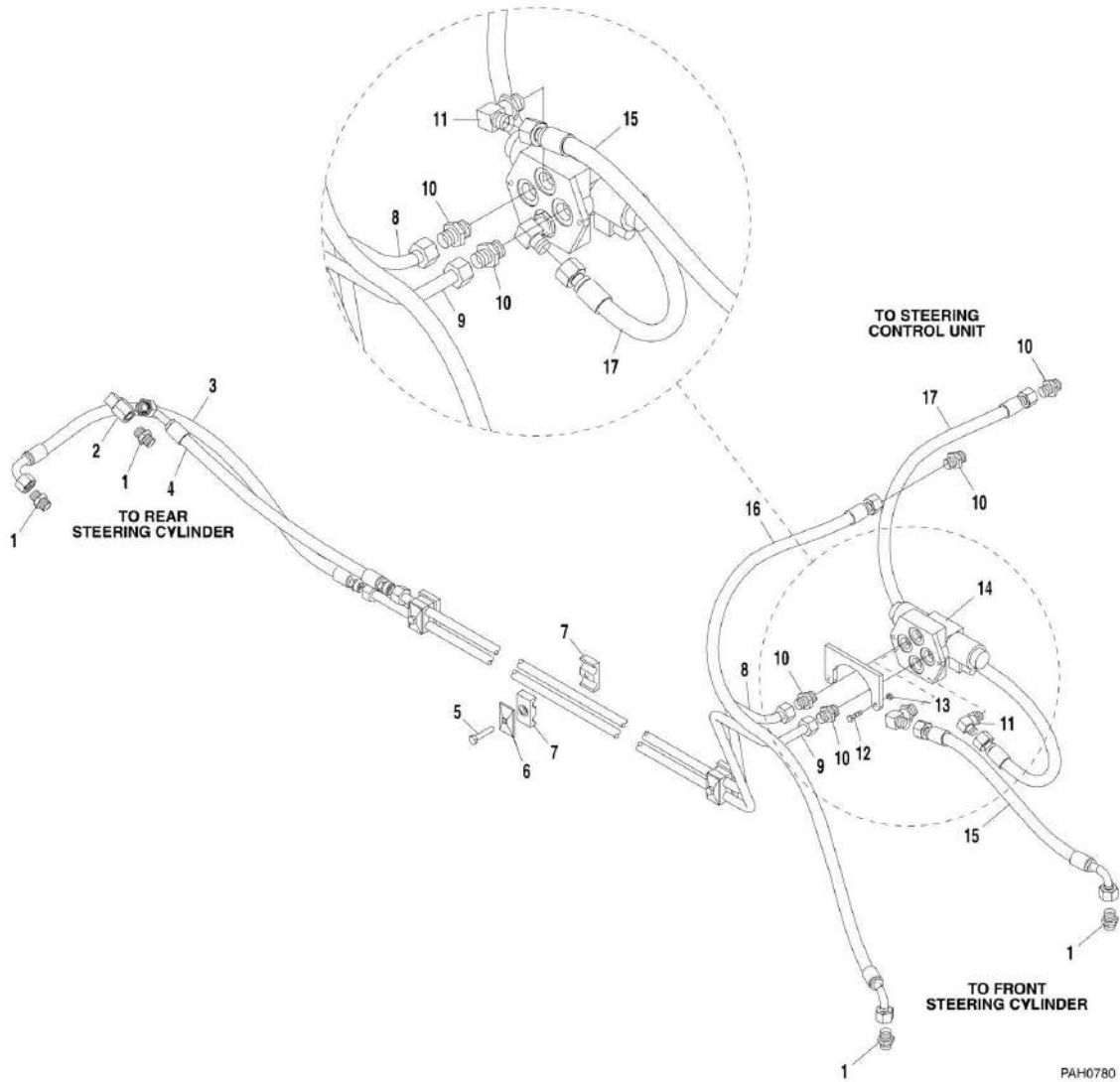
SECTION 8 - HYDRAULIC CIRCUITS

FIGURE 8-4. FRONT DRIVE CIRCUIT G6-23A

ITEM	PART NUMBER	QTY	DESCRIPTION	REV
3	0700816	2	HEX HD CAPSCREW, 8-1.25X40MM, GR 8.8	
12	874960	2	CLAMP COVER PLATE	
34	2140803	1	CONNECTOR	
39	2141102	2	ELBOW, 90	
60	2111616	2	CONNECTOR (Prior to SN 1160003444)	
62	2180845	2	FLANGE KIT (Prior to SN 1160003444)	
62	1001093076	2	FLANGE KIT (SN 1160003444 to Present)	
77	2754254	1	HOSE ASSY	
82	2754259	2	HOSE ASSY	
116	2754340	1	HOSE ASSY (Prior to SN 1160003444)	
116	1001093077	1	HOSE ASSY (SN 1160003444 to Present)	
117	2754341	1	HOSE ASSY (Prior to SN 1160003444)	
117	1001094467	1	HOSE ASSY (SN 1160003444 to Present)	
134	1321321	2	CLAMP	
209		Ref	DRIVE MOTOR, (See HYDRAULIC COMPONENTS SECTION for Breakdown)	
214	0700614	2	HEX HD CAPSCREW, 6-1.00X30MM, GR 8.8	
215	0700616	2	HEX HD CAPSCREW, 6-1.00X40MM, GR 8.8	
218	1321125	2	CLAMP	
221	2140206	2	CONNECTOR	
222	2140603	1	RUN TEE	
223	2140803	1	CONNECTOR	
227	2171733	2	FLANGE KIT	
228	3460450	1	PIPE	
229	3460429	1	PIPE	
233	3460411	1	TUBE ASSY	
234	3575391	2	CLAMP COVER PLATE	
235	2754294	1	HOSE ASSY	
236	2754406	1	TUBE ASSY	
237	4641334	1	SOLENOID VALVE	
238	4811700	2	FLAT WASHER, 6MM	
239	0700822	1	HEX HD CAPSCREW, 8X70, GR 8.8	
240	1321143	2	CLAMP COVER PLATE	
241	1321320	1	CLAMP	
242	3290805	1	HEX LOCKNUT, 8mm-1.25	
301		Ref	HYDROSTATIC TRANSMISSION PUMP, (See HYDRAULIC COMPONENTS SECTION for Breakdown)	
403	2141003	1	ELBOW, 45	
410	2754056	1	HOSE ASSY	
501		Ref	BRAKE PEDAL ASSY, (See CONTROLS SECTION for Breakdown)	
502	0100011	AR	LOCTITE, #242	

SECTION 8 - HYDRAULIC CIRCUITS

FIGURE 8-5. STEER SELECT



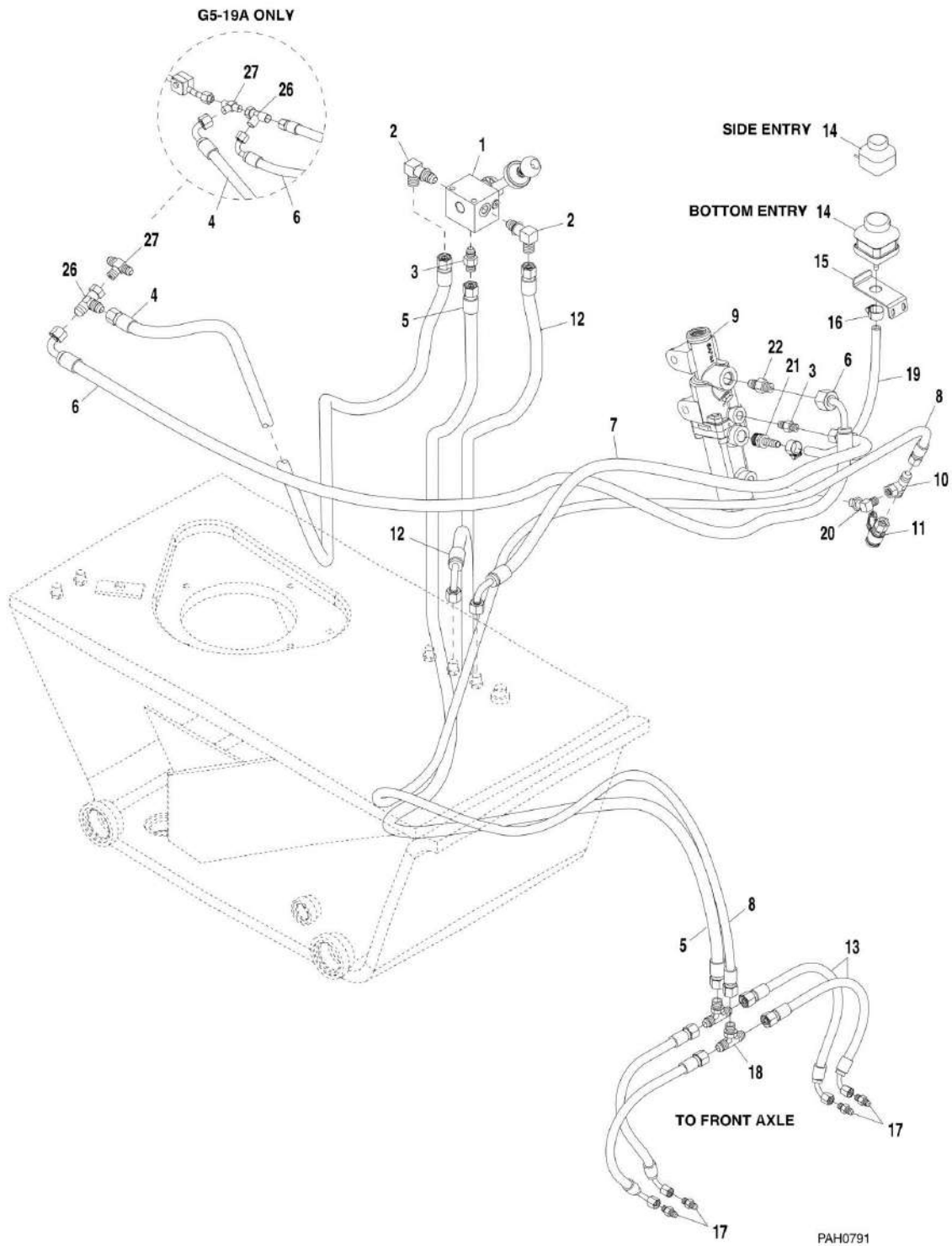
SECTION 8 - HYDRAULIC CIRCUITS

FIGURE 8-5. STEER SELECT

ITEM	PART NUMBER	QTY	DESCRIPTION	REV
1	2140208	4	CONNECTOR	
2	2143405	1	ELBOW, 90	
3	2754066	1	HOSE ASSY	
4	2754065	1	HOSE ASSY	
5	0700816	3	HEX HD CAPSCREW, 8X40, GR 8.8	
6	874960	3	COVER PLATE	
7	874993	3	CLAMP	
8	4569022	1	TUBE ASSY, (G5-19A)	
8	4569024	1	TUBE ASSY, (G6-23A)	
9	4569021	1	TUBE ASSY, (G5-19A)	
9	4569025	1	TUBE ASSY, (G6-23A)	
10	2142715	4	CONNECTOR	
11	2143007	2	ELBOW, 90	
12	0760612	2	HEX HD CAPSCREW, 6X25, GR 8.8	
13	3290601	2	HEX NUT M6X1	
14	4641314	1	STEER SELECT VALVE	
15	2754094	1	HOSE ASSY, (G5-19A)	
15	2754100	1	HOSE ASSY, (G6-23A)	
16	2754759	1	HOSE ASSY, (G5-19A)	
16	2754095	1	HOSE ASSY, (G6-23A)	
17	2754760	1	HOSE ASSY, (G5-19A)	
17	2754096	1	HOSE ASSY, (G6-23A)	

SECTION 8 - HYDRAULIC CIRCUITS

FIGURE 8-6. SERVICE/PARK BRAKE



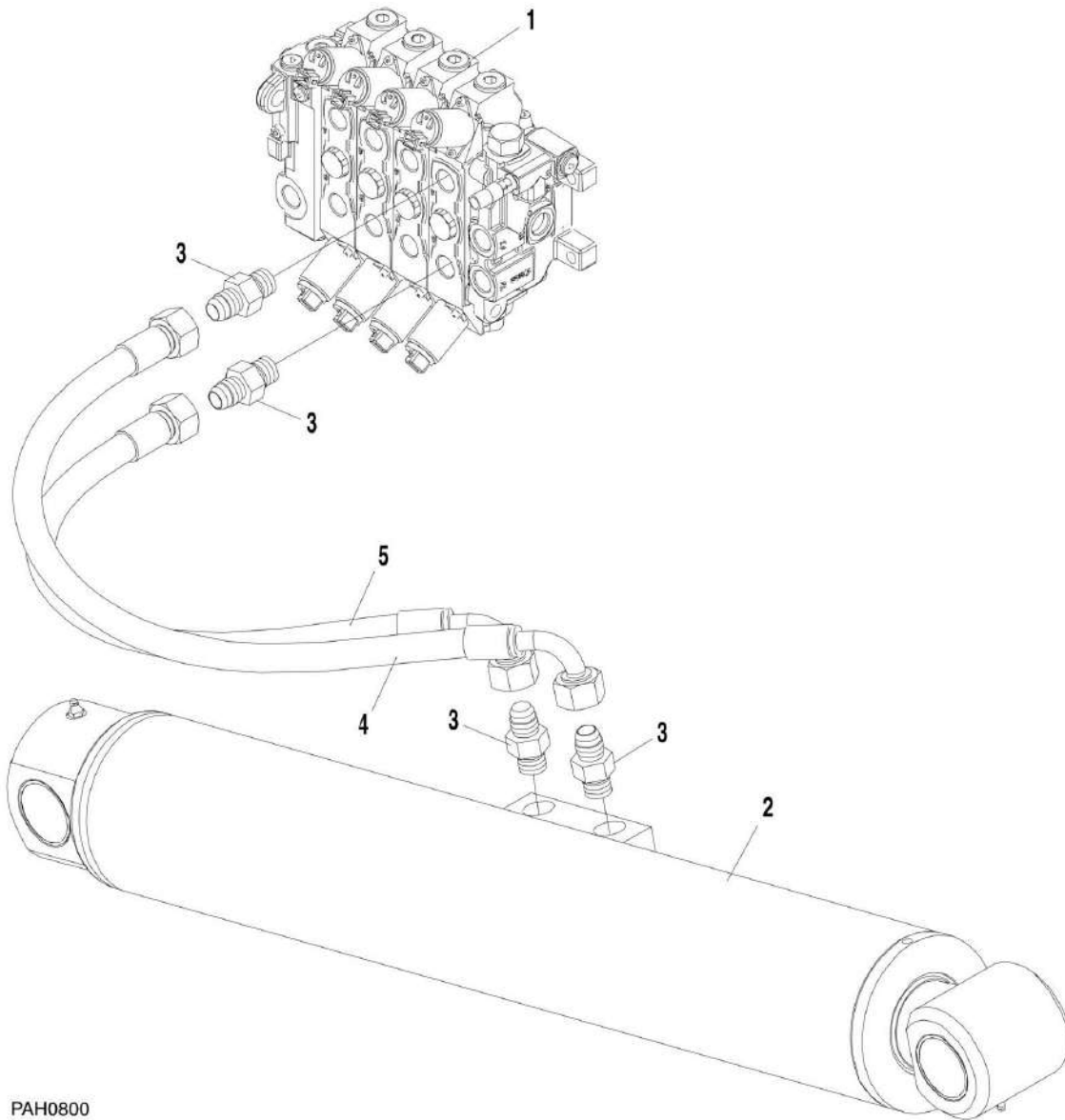
SECTION 8 - HYDRAULIC CIRCUITS

FIGURE 8-6. SERVICE/PARK BRAKE

ITEM	PART NUMBER	QTY	DESCRIPTION	REV
1	4641401	1	BRAKE VALVE	
1	70020800	1	BALL KNOB	
2	2143005	2	ELBOW, 90	
3	2142708	2	CONNECTOR	
4	2754634	1	HOSE ASSY, (G5-19A)	
4	2754298	1	HOSE ASSY, (G6-23A)	
5	2754303	1	HOSE ASSY	
6	2754635	1	HOSE ASSY, (G5-19A)	
6	2754299	1	HOSE ASSY, (G6-23A)	
7	2754301	1	HOSE ASSY	
8	2754763	1	HOSE ASSY, (G5-19A)	
8	2754304	1	HOSE ASSY, (G6-23A)	
9	0920121	1	BRAKE CYLINDER	
10	2142103	1	SWIVEL NUT BRANCH TEE	
11	2988632	1	MINI CHECK	
12	2754764	1	HOSE ASSY, (G5-19A)	
12	2754318	1	HOSE ASSY, (G6-23A)	
13	2754319	4	TUBE ASSY	
14	70022869	1	BRAKE RESERVOIR BOTTLE, (side entry)	
14	4400472	1	BRAKE RESERVOIR BOTTLE, (bottom entry)	
15	8002816	1	BOTTLE HOLDER	
16	8009974	2	HOSE CLAMP	
17	2140204	4	CONNECTOR	
18	2141908	2	RUN TEE	
19	2720548	1	HOSE	
20	2141102	1	ELBOW, 90	
21	2221204	1	HOSE BARB	
22	2140208	1	CONNECTOR	
26	2142203	1	SWIVEL NUT RUN TEE	
27	2141908	1	UNION TEE	
101	4360580	1	PARK BRAKE SWITCH, (NOT SHOWN)	

SECTION 8 - HYDRAULIC CIRCUITS

FIGURE 8-7. LIFT CYLINDER



PAH0800

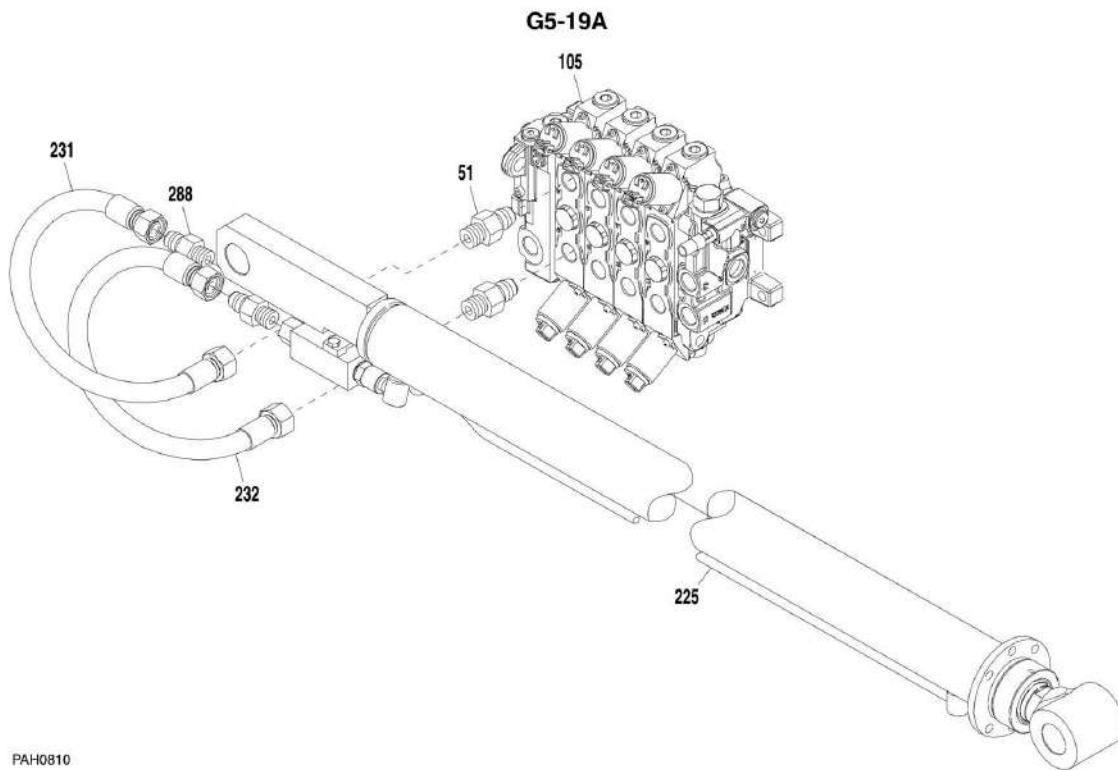
SECTION 8 - HYDRAULIC CIRCUITS

FIGURE 8-7. LIFT CYLINDER

ITEM	PART NUMBER	QTY	DESCRIPTION	REV
1		Ref	MAIN CONTROL VALVE, (See HYDRAULIC COMPONENTS SECTION for Breakdown)	
2		Ref	LIFT CYLINDER, (See HYDRAULIC COMPONENTS SECTION for Breakdown)	
3	2142740	4	CONNECTOR	
4	2754063	1	HOSE ASSY, (G5-19A)	
4	2754083	1	HOSE ASSY, (G6-23A)	
5	2754064	1	HOSE ASSY, (G5-19A)	
5	2754084	1	HOSE ASSY, (G6-23A)	

SECTION 8 - HYDRAULIC CIRCUITS

FIGURE 8-8. EXTEND/RETRACT CYLINDER G5-19A



PAH0810

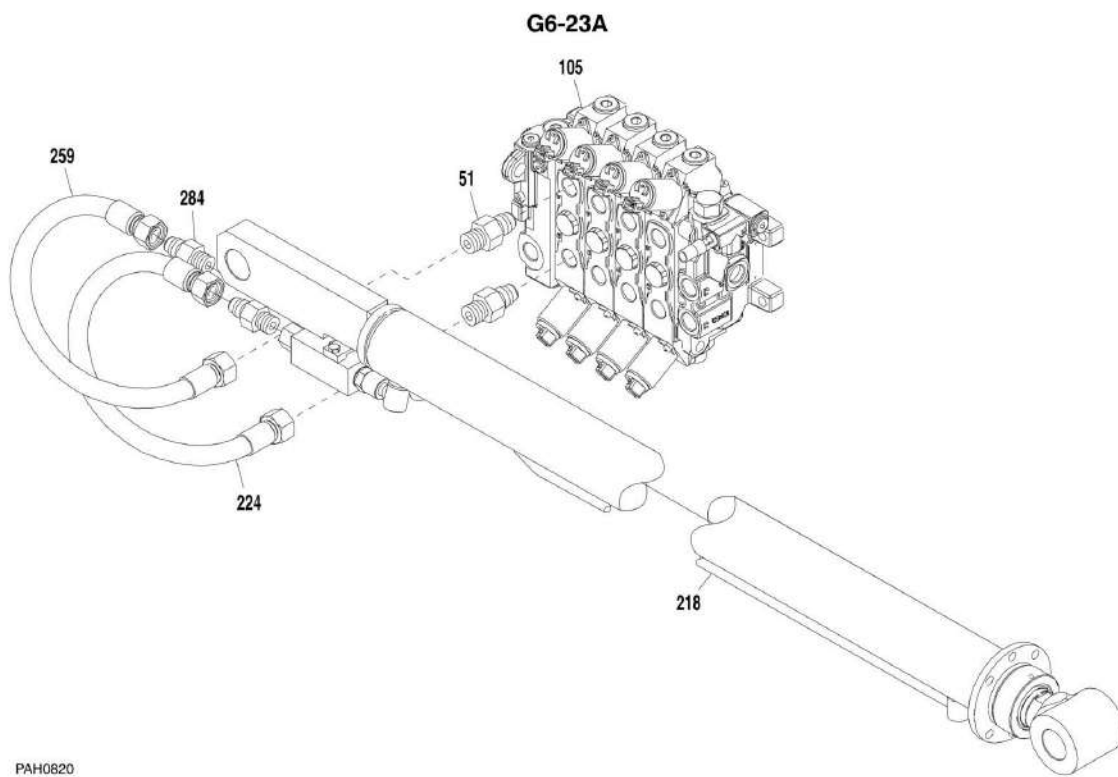
SECTION 8 - HYDRAULIC CIRCUITS

FIGURE 8-8. EXTEND/RETRACT CYLINDER G5-19A

ITEM	PART NUMBER	QTY	DESCRIPTION	REV
51	2142733	2	CONNECTOR	
105		Ref	MAIN CONTROL VALVE, (See HYDRAULIC COMPONENTS SECTION for Breakdown)	
225		Ref	EXTEND/RETRACT CYLINDER, (See HYDRAULIC COMPONENTS SECTION for Breakdown)	
231	2754085	1	HOSE ASSY	
232	2754086	1	HOSE ASSY	
288	2142733	2	CONNECTOR	

SECTION 8 - HYDRAULIC CIRCUITS

FIGURE 8-9. EXTEND/RETRACT CYLINDER G6-23A



PAH0820

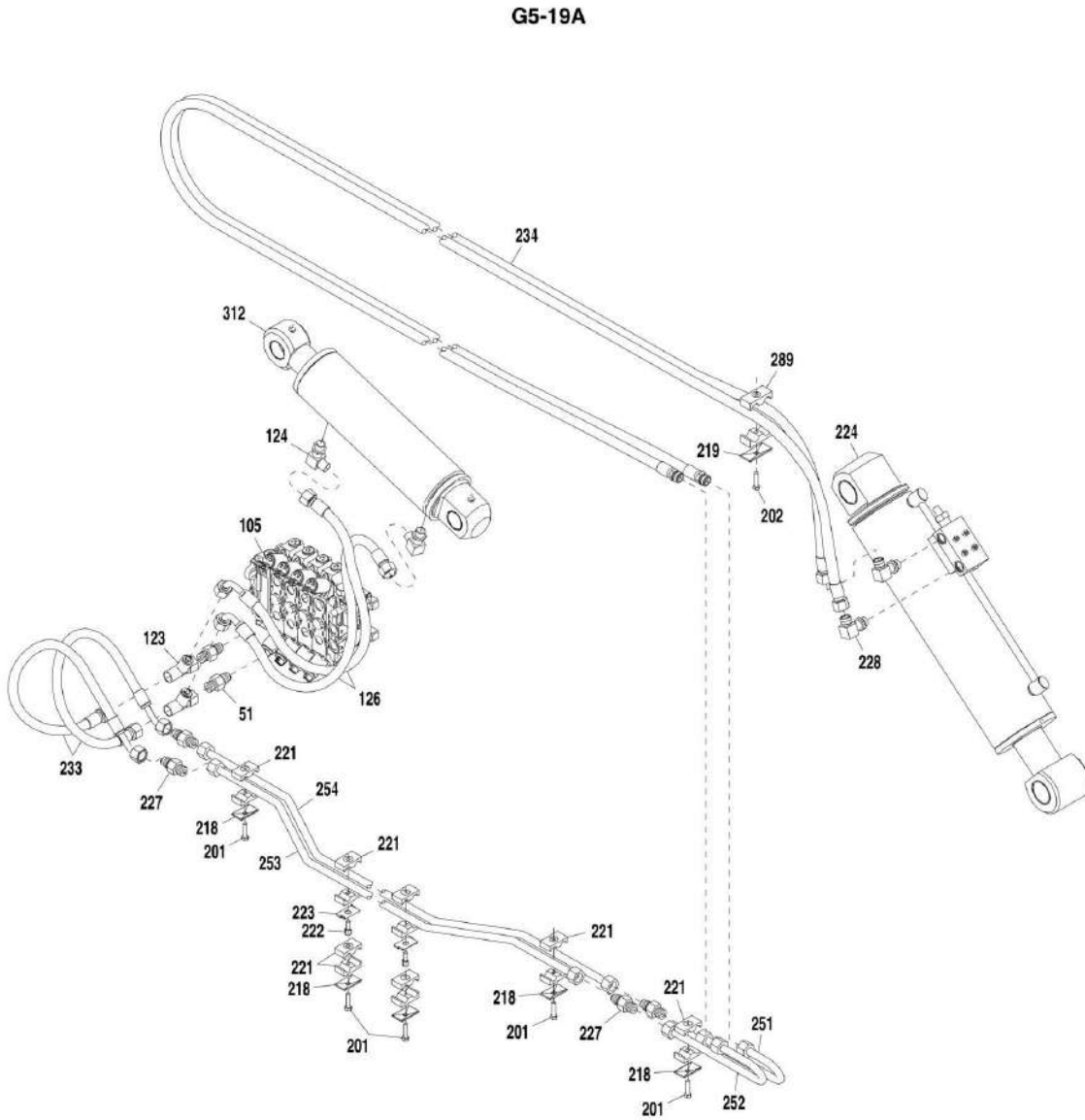
SECTION 8 - HYDRAULIC CIRCUITS

FIGURE 8-9. EXTEND/RETRACT CYLINDER G6-23A

ITEM	PART NUMBER	QTY	DESCRIPTION	REV
51	2142733	2	CONNECTOR	
105		Ref	MAIN CONTROL VALVE, (See HYDRAULIC COMPONENTS SECTION for Breakdown)	
218		Ref	EXTEND/RETRACT CYLINDER, (See HYDRAULIC COMPONENTS SECTION for Breakdown)	
224	2754087	1	HOSE ASSY	
259	2754086	1	HOSE ASSY	
284	2142733	2	CONNECTOR	

SECTION 8 - HYDRAULIC CIRCUITS

FIGURE 8-10. TILT AND TILT COMPENSATING CYLINDER G5-19A



ART_31200194-8-10

SECTION 8 - HYDRAULIC CIRCUITS

FIGURE 8-10. TILT AND TILT COMPENSATING CYLINDER G5-19A

ITEM	PART NUMBER	QTY	DESCRIPTION	REV
51	2142733	2	CONNECTOR	
105		Ref	MAIN CONTROL VALVE, (See HYDRAULIC COMPONENTS SECTION for Breakdown)	
123	2142216	2	SWIVEL NUT RUN TEE	
124	2143017	2	ELBOW, 90	
126	2754307	2	HOSE ASSY	
201	0700815	5	HEX HD CAPSCREW, 8-1.25X35MM	
202	0700817	1	HEX HD CAPSCREW, 8-1.25X45MM	
218	874960	5	COVER PLATE	
219	1309435	1	COVER PLATE	
221	1321128	7	CLAMP	
222	1321133	2	STACKING BOLT	
223	1321134	2	LOCKING PLATE	
224		Ref	TILT CYLINDER, (See HYDRAULIC COMPONENTS SECTION for Breakdown)	
227	2141621	4	CONNECTOR	
228	2143017	2	ELBOW, 90	
233	2754113	2	HOSE ASSY	
234	2754122	NLA	HOSE ASSY, (no longer available, use 1001111491 for replacement)	
234	1001111491	1	HOSE ASSY	
251	4569029	1	TUBE ASSY	
252	4569042	1	TUBE ASSY	
253	4569047	1	TUBE ASSY	
254	4569053	1	TUBE ASSY	
289	1321086	1	CLAMP	
312		Ref	COMPENSATION CYLINDER, (See HYDRAULIC COMPONENTS SECTION for Breakdown)	

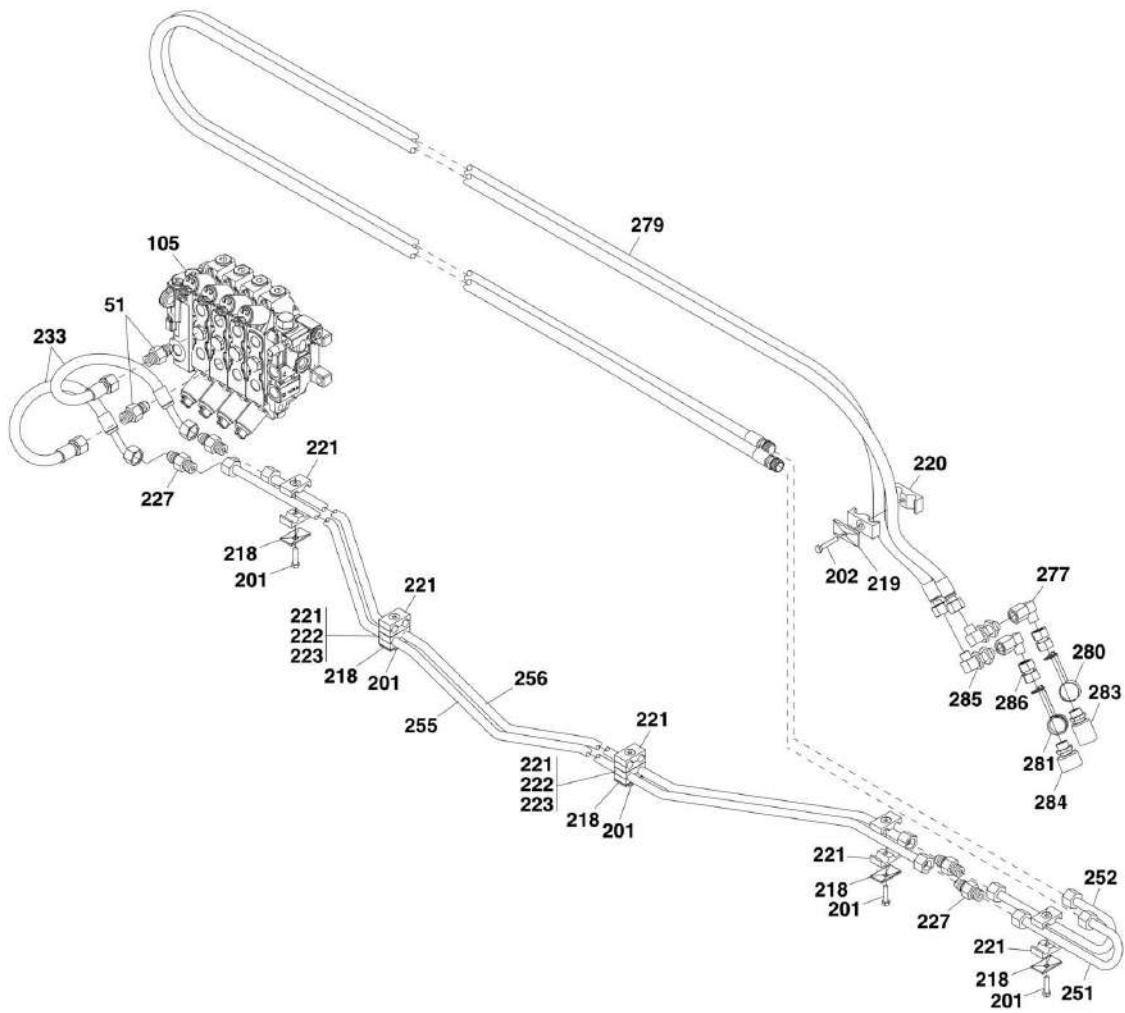
SECTION 8 - HYDRAULIC CIRCUITS

FIGURE 8-11. TILT AND TILT COMPENSATING CYLINDER G6-23A

ITEM	PART NUMBER	QTY	DESCRIPTION	REV
4	0700817	1	HEX HD CAPSCREW, 8-1.25X45MM	
51	2142733	2	CONNECTOR	
105		Ref	MAIN CONTROL VALVE, (See HYDRAULIC COMPONENTS SECTION for Breakdown)	
122	1309435	1	COVER PLATE	
123	1321086	1	CLAMP	
125	2142216	2	SWIVEL NUT RUN TEE	
126	2143017	2	ELBOW, 90	
129	2754308	1	HOSE ASSY	
130	2754310	1	HOSE ASSY	
201	0700815	5	HEX HD CAPSCREW, 8-1.25X35MM	
202	0700817	1	HEX HD CAPSCREW, 8-1.25X45MM	
211	874960	5	COVER PLATE	
212	1309435	1	COVER PLATE	
214	1321128	7	CLAMP	
215	1321133	2	STACKING BOLT	
216	1321134	2	CLAMP LOCKING PLATE	
217		Ref	TILT CYLINDER, (See HYDRAULIC COMPONENTS SECTION for Breakdown)	
220	2141621	4	CONNECTOR	
221	2143017	2	ELBOW, 90	
225	2754111	2	HOSE ASSY	
226	2754120	NLA	HOSE ASSY, (no longer available, use 1001111490 for replacement)	
226	1001111490	1	HOSE ASSY	
243	4568870	1	TUBE ASSY	
244	4569029	1	TUBE ASSY	
245	4569036	1	TUBE ASSY	
248	4569042	1	TUBE ASSY	
285	1321086	1	CLAMP	
312		Ref	COMPENSATION CYLINDER, (See HYDRAULIC COMPONENTS SECTION for Breakdown)	

SECTION 8 - HYDRAULIC CIRCUITS

FIGURE 8-12. AUXILIARY FUNCTION



PAH0851

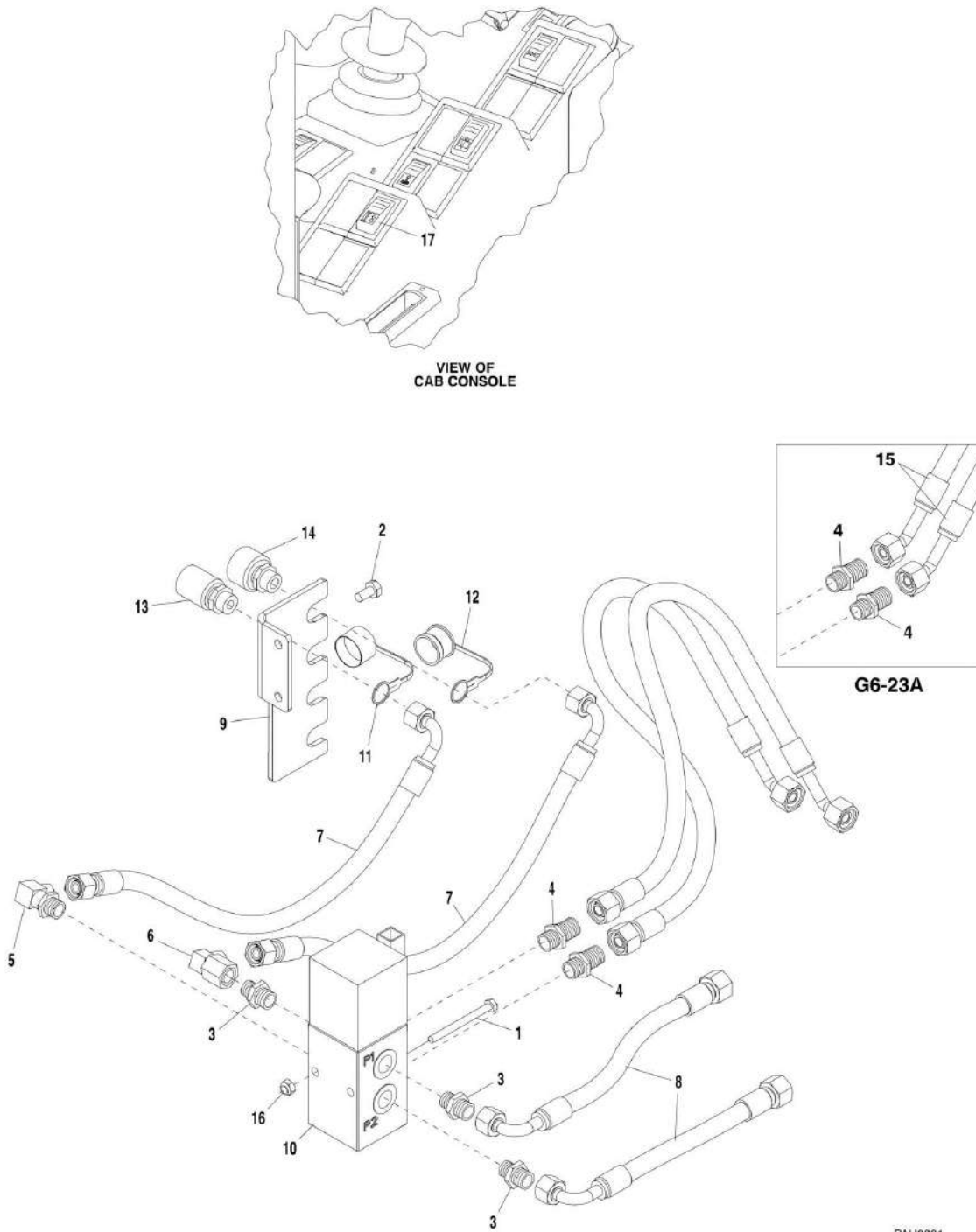
SECTION 8 - HYDRAULIC CIRCUITS

FIGURE 8-12. AUXILIARY FUNCTION

ITEM	PART NUMBER	QTY	DESCRIPTION	REV
51	2142733	2	CONNECTOR	
105		Ref	MAIN CONTROL VALVE, (See HYDRAULIC COMPONENTS SECTION for Breakdown)	
201	0700815	5	HEX HD CAPSCREW, 8-1.25X35MM	
202	0700818	1	HEX HD CAPSCREW, 8-1.25X50MM	
218	874960	5	COVER PLATE	
219	1309435	1	COVER PLATE	
220	3117515	1	CLAMP	
221	1321128	7	CLAMP	
222	1321133	2	CLAMP BOLT	
223	1321134	2	LOCKING PLATE	
227	2141621	4	CONNECTOR	
233	2754113	2	HOSE ASSY, (G5-19A)	
233	2754111	2	HOSE ASSY, (G6-23A)	
251	4569029	1	TUBE ASSY	
252	4569042	1	TUBE ASSY	
255	4569056	1	TUBE ASSY, (G5-19A)	
255	4569038	1	TUBE ASSY, (G6-23A)	
256	4569057	1	TUBE ASSY, (G5-19A)	
256	4569037	1	TUBE ASSY, (G6-23A)	
277	2143405	2	ELBOW, 90	
279	2754153	1	HOSE ASSY, (G5-19A)	
279	2754121	1	HOSE ASSY, (G6-23A)	
280	3977460	1	DUST CAP, (use with screw type coupling)	
280	1001093826	1	DUST CAP, (use with quick disconnect type coupling)	
281	3977459	1	DUST PLUG, (use with screw type coupling)	
281	1001093827	1	DUST PLUG, (use with quick disconnect type coupling)	
283		Ref	FEMALE SCREW COUPLING, (no longer available, order 1001097287 kit)	
283	1001094555	1	FEMALE QUICK DISCONNECT COUPLING	
284		Ref	MALE SCREW COUPLING, (no longer available, order 1001097287 kit)	
284	1001094556	1	MALE QUICK DISCONNECT COUPLING	
285	2143305	2	ELBOW, 90, (bulkhead fitting)	
286	2143605	2	SWIVEL UNION	
	1001097287	1	QUICK DISCONNECT ADAPTOR KIT, (includes items 280 thru 284)	

SECTION 8 - HYDRAULIC CIRCUITS

FIGURE 8-13. REAR HYDRAULIC OUTLET



PAH0891

SECTION 8 - HYDRAULIC CIRCUITS

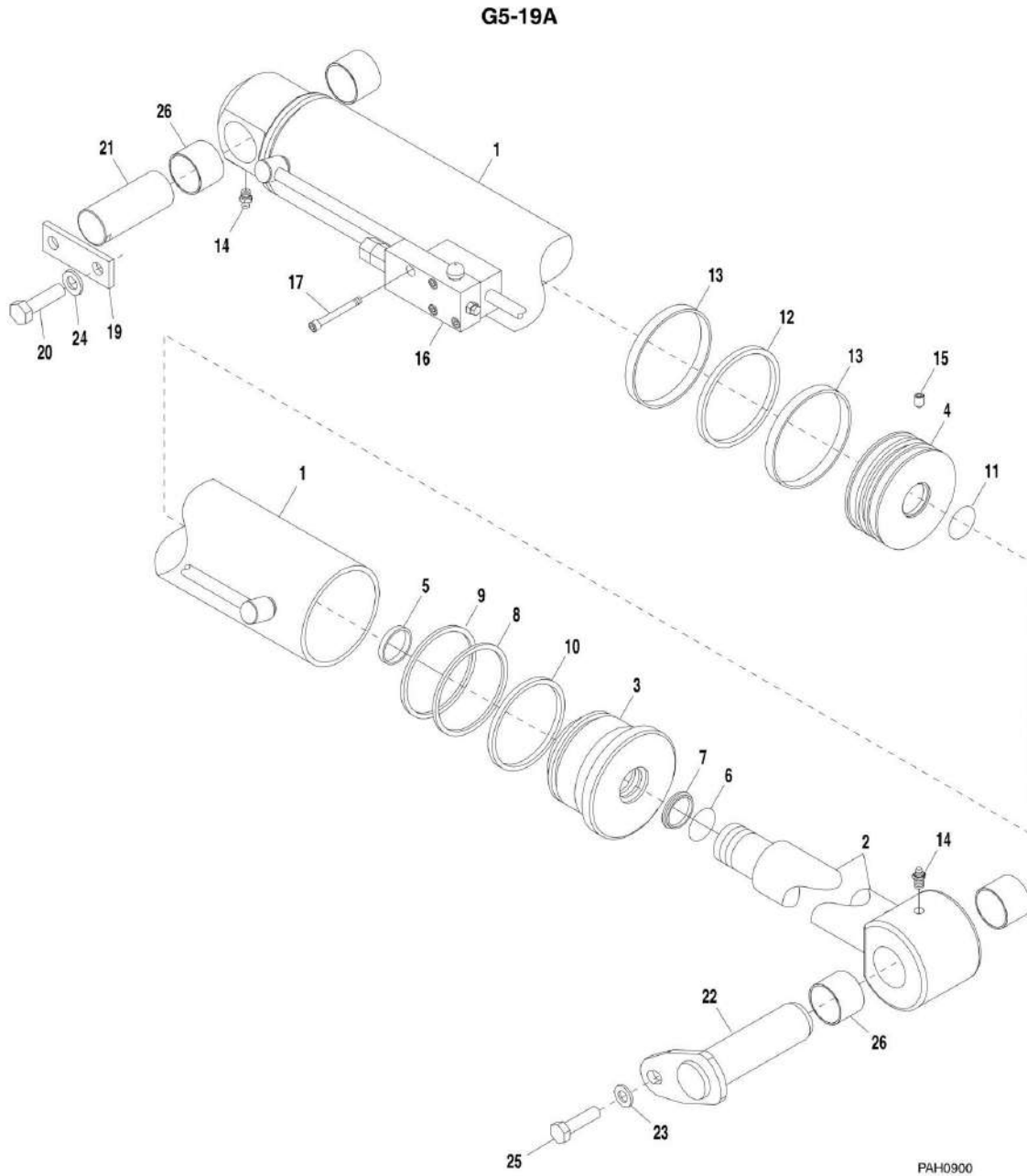
FIGURE 8-13. REAR HYDRAULIC OUTLET

ITEM	PART NUMBER	QTY	DESCRIPTION	REV
	0273815	1	REAR HYDRAULIC OUTLET INSTALLATION, (G5-19A), (includes all items)	I
	1001096341	1	REAR HYDRAULIC OUTLET INSTALLATION, (G6-23A), (includes all items)	C
1	4031922	2	SOCKET HD CAPSCREW, M8X90	
2	0761010	2	HEX HD CAPSCREW, 10-1.50X20MM	
3	2142715	3	CONNECTOR	
4	2142733	2	CONNECTOR	
5	2143007	1	ELBOW, 90	
6	2143405	1	ELBOW, 90	
7	2754127	2	HOSE ASSY	
8	2754128	2	HOSE ASSY, (G5-19A)	
8	1001096338	2	HOSE ASSY, (G6-23A)	
9	3574521	1	PLATE	
10		Ref	2POS/6WAY VALVE, (See HYDRAULIC COMPONENTS SECTION for Breakdown)	
11	3977460	1	DUST CAP, (use with screw type coupling)	
11	1001093826	1	DUST CAP, (use with quick disconnect type coupling)	
12	3977459	1	DUST PLUG, (use with screw type coupling)	
12	1001093827	1	DUST PLUG, (use with quick disconnect type coupling)	
13		Ref	MALE SCREW COUPLING, (no longer available, order 1001097287 kit)	
13	1001094556	1	MALE QUICK DISCONNECT COUPLING	
14		Ref	FEMALE SCREW COUPLING, (no longer available, order 1001097287 kit)	
14	1001094555	1	FEMALE QUICK DISCONNECT COUPLING	
15	1001096335	2	HOSE ASSY, (G6-23A)	
16	3290805	2	HEX LOCKNUT, 8MM-1.25	
17	4360605	1	SWITCH ASSY	
17	4360593	1	SYMBOL PLATE, F/R HYD SELECT	
17	4674353	1	SWITCH BODY	
	1001097287	1	QUICK DISCONNECT ADAPTOR KIT, (includes items 11 thru 14)	

SECTION 9 - HYDRAULIC COMPONENTS

SECTION 9 - HYDRAULIC COMPONENTS

FIGURE 9-1. LIFT CYLINDER G5-19A



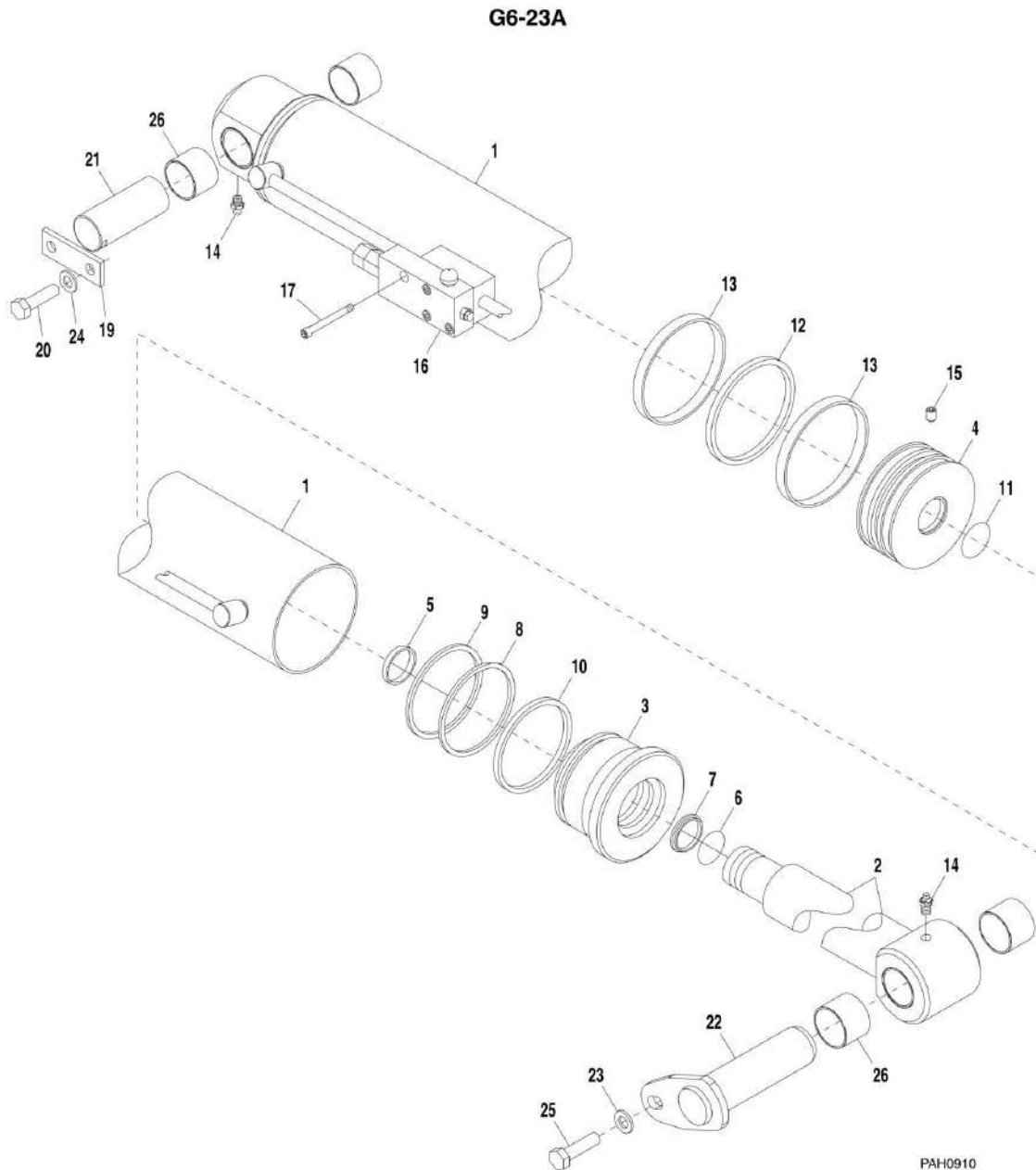
SECTION 9 - HYDRAULIC COMPONENTS

FIGURE 9-1. LIFT CYLINDER G5-19A

ITEM	PART NUMBER	QTY	DESCRIPTION	REV
	1684356	1	LIFT CYLINDER, (G5-19A), (includes items 1 thru 17 & item 26)	E
1	7028301	1	CASE ASSY	
2	7028302	1	PISTON ROD	
3	7028303	1	GLAND, (torque to 369-406 ft-lb [500-550 Nm])	
4	7028304	1	PISTON, (torque to 1593-1630 ft-lb [2160-2210 Nm])	
5	7028856	1	BUSHING	
6	Kit	1	WIPER RING	
7	Kit	1	ROD SEAL	
8	Kit	1	BACKRING	
9	Kit	1	O-RING	
10	Kit	1	O-RING	
11	Kit	1	O-RING	
12	Kit	1	PISTON SEAL	
13	Kit	2	WEAR RING	
14	7028314	2	GREASE NIPPLE	
15	Kit	1	SET SCREW, (torque to 15-18 ft-lb [20-25 Nm])	
16	70020418	1	LOAD CONTROL VALVE	
17	7029239	4	HEX SOCKET HD SCREW	
19	3575850	1	BAR	
20	0761215	2	HEX HD SCREW, 12X35, GR 8.8	
21	3423215	1	CYLINDER PIN	
22	3423214	1	CYLINDER PIN	
23	4812100	1	FLAT WASHER, 12MM	
24	4832100	2	SPRING LOCK WASHER, 12MM	
25	0701215	1	HEX HD CAPSCREW, 12-1.75X35MM, GR 8.8	
26	7028899	4	BEARING	
	7029240	1	SEAL KIT, (includes items 6 thru 13 & 15)	

SECTION 9 - HYDRAULIC COMPONENTS

FIGURE 9-2. LIFT CYLINDER G6-23A



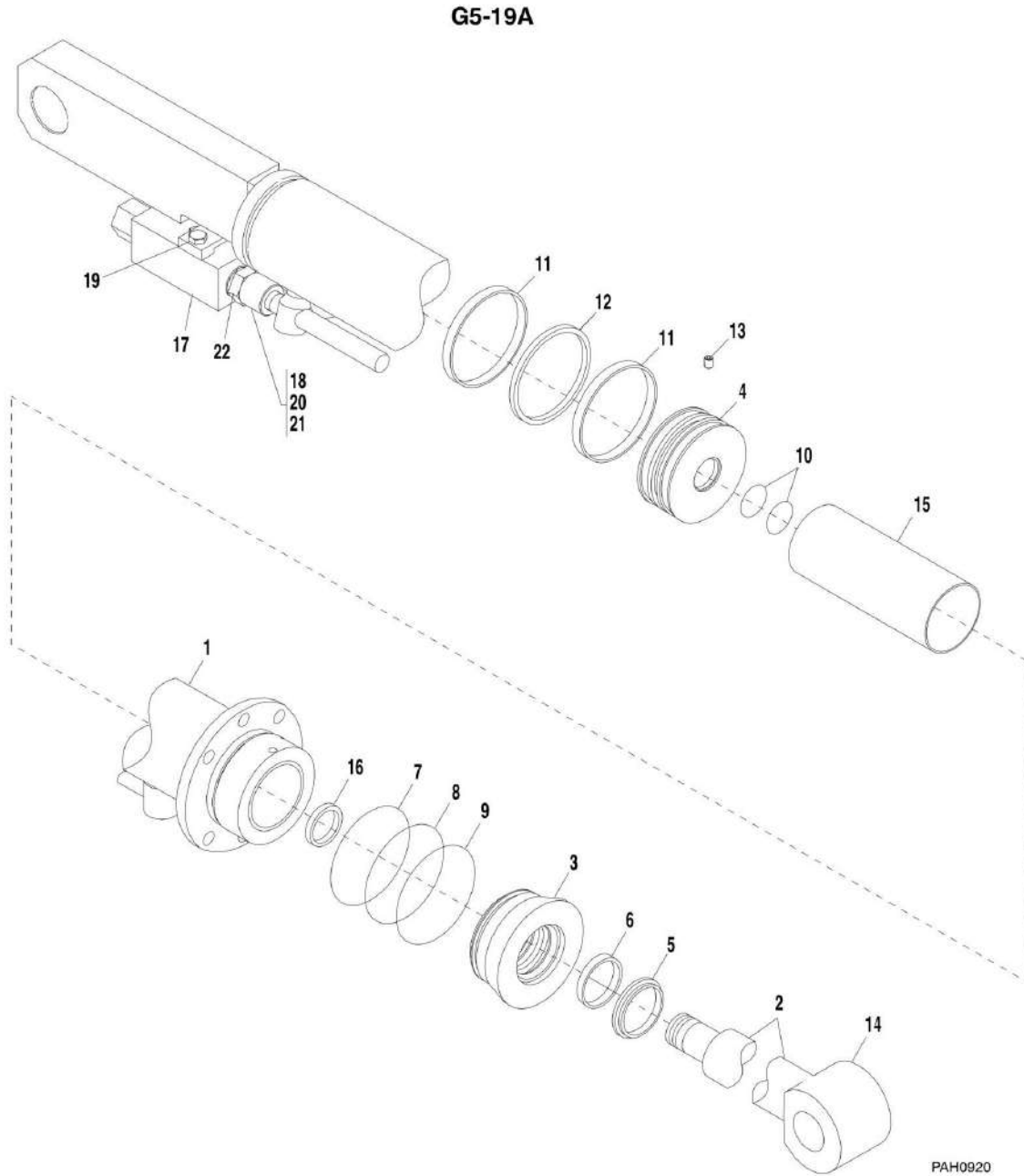
SECTION 9 - HYDRAULIC COMPONENTS

FIGURE 9-2. LIFT CYLINDER G6-23A

ITEM	PART NUMBER	QTY	DESCRIPTION	REV
	1684360	1	LIFT CYLINDER, (G6-23A), (includes items 1 thru 17 & item 26)	C
1	7028319	1	CASE ASSY	
2	7028320	1	PISTON ROD	
3	7028321	1	GLAND, (torque to 516-553 ft-lb [700-750 Nm])	
4	7028322	1	PISTON, (torque to 1939-1977 ft-lb [2630-2680 Nm])	
5	7028856	1	BUSHING	
6	Kit	1	WIPER RING	
7	Kit	1	ROD SEAL	
8	Kit	1	BACKRING	
9	Kit	1	O-RING	
10	Kit	1	O-RING	
11	Kit	1	O-RING	
12	Kit	1	PISTON SEAL	
13	Kit	2	WEAR RING	
14	7028314	2	GREASE NIPPLE	
15	Kit	1	SET SCREW, (torque to 15-18 ft-lb [20-25 Nm])	
16	70020418	1	LOAD CONTROL VALVE	
17	7029239	4	HEX SOCKET HD SCREW	
19	3575850	1	BAR	
20	0761215	2	HEX HD SCREW, 12X35, GR 8.8	
21	3423215	1	CYLINDER PIN	
22	3423223	1	CYLINDER PIN	
23	4812100	1	FLAT WASHER, 12MM	
24	4832100	2	SPRING LOCKWASHER, 12MM	
25	0701215	1	HEX HD CAPSCREW, 12-1.75X35MM, GR 8.8	
26	7028899	4	BEARING	
	7028318	1	SEAL KIT, (includes items 6 thru 13 & 15)	

SECTION 9 - HYDRAULIC COMPONENTS

FIGURE 9-3. EXTEND/RETRACT CYLINDER G5-19A



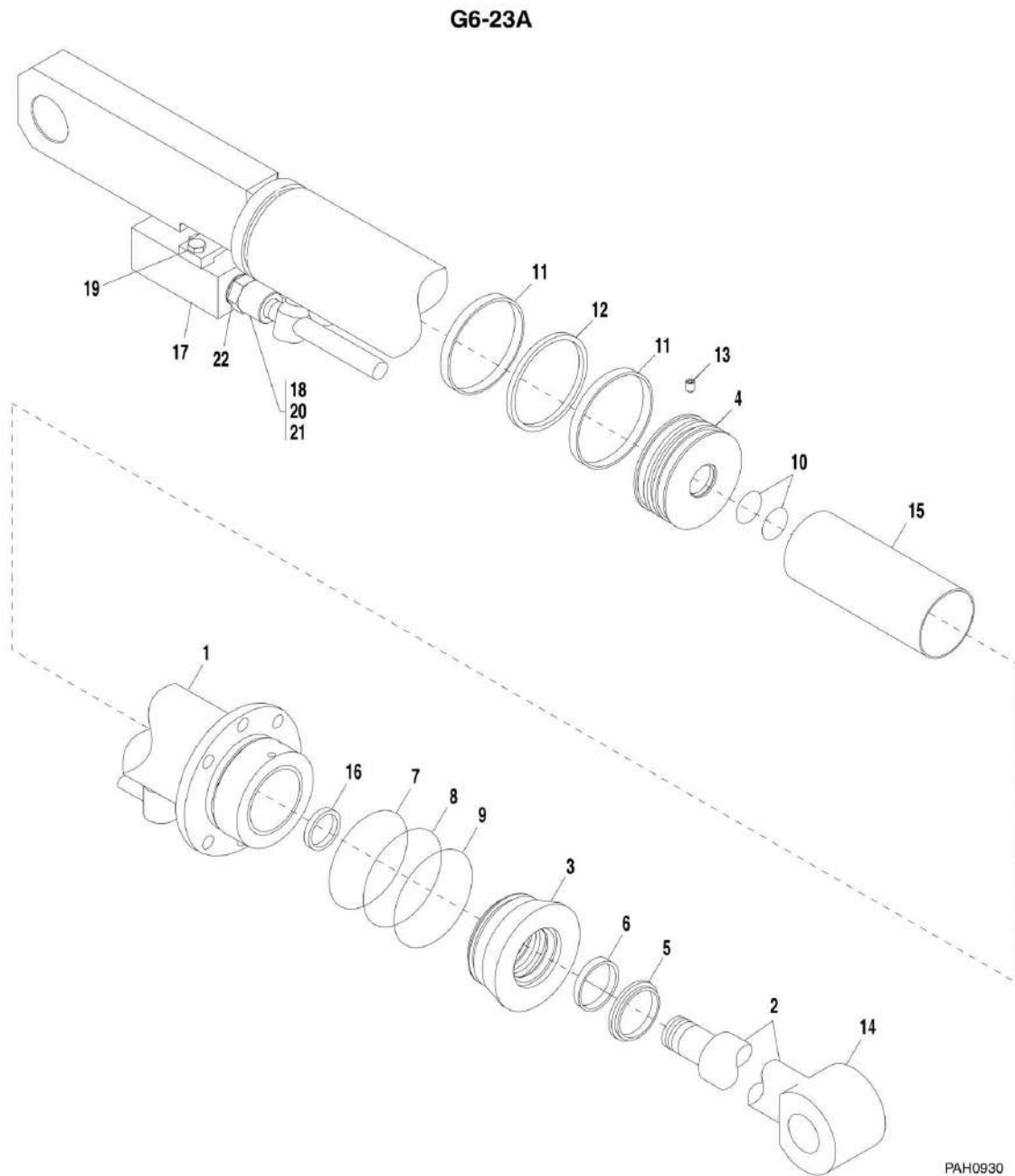
SECTION 9 - HYDRAULIC COMPONENTS

FIGURE 9-3. EXTEND/RETRACT CYLINDER G5-19A

ITEM	PART NUMBER	QTY	DESCRIPTION	REV
	1684359	1	EXTEND/RETRACT CYLINDER, (G5-19A), (includes items 1 thru 22)	C
1	7028329	1	CASE ASSY	
2	7029993	1	PISTON ROD ASSY, (includes item 14)	
3	7028331	1	GLAND, (torque to 221-258 ft-lb [300-350 Nm])	
4	7028332	1	PISTON, (torque to 406-443 ft-lb [550-600 Nm])	
5	Kit	1	WIPER RING	
6	Kit	1	ROD SEAL	
7	Kit	1	O-RING	
8	Kit	1	BACKRING	
9	Kit	1	O-RING	
10	Kit	2	O-RING	
11	Kit	2	WEAR RING	
12	Kit	1	PISTON SEAL	
13	Kit	1	SET SCREW, (torque to 15-18 ft-lb [20-25 Nm])	
14		Ref	ROD-EYE	
15	7028342	1	SPACER	
16	7028343	1	BEARING	
17	7028344	1	PRESSURE RELIEF VALVE	
18	7028345	2	SCREW NIPPLE	
19	7028346	2	HEX SCREW	
20	Kit	2	O-RING	
21	Kit	4	BACK-RING	
22	7028349	2	SEAL	
	7028328	1	SEAL KIT, (includes items 5 thru 13, 20 & 21)	

SECTION 9 - HYDRAULIC COMPONENTS

FIGURE 9-4. EXTEND/RETRACT CYLINDER G6-23A



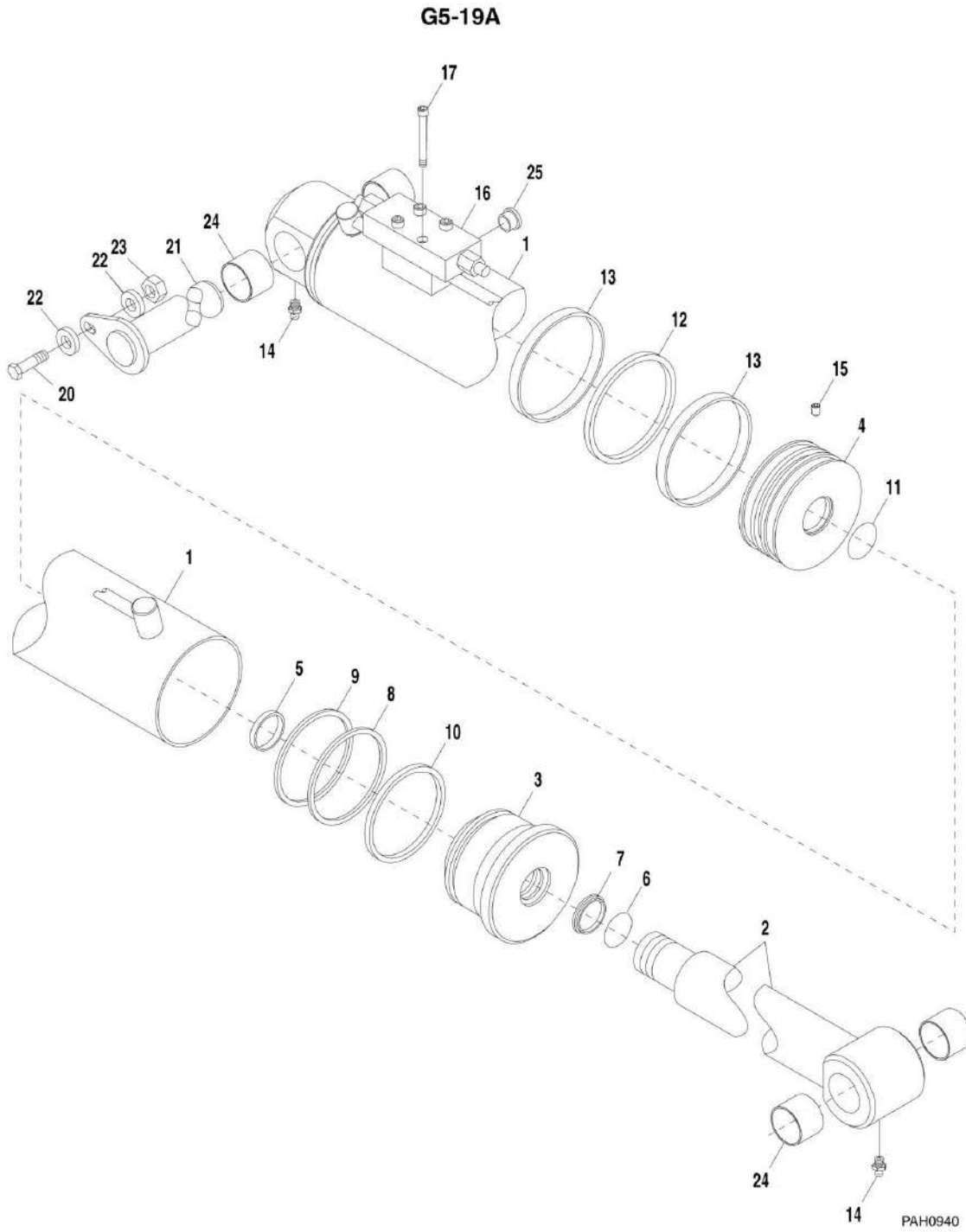
SECTION 9 - HYDRAULIC COMPONENTS

FIGURE 9-4. EXTEND/RETRACT CYLINDER G6-23A

ITEM	PART NUMBER	QTY	DESCRIPTION	REV
	1684363	1	EXTEND/RETRACT CYLINDER, (G6-23A), (includes items 1 thru 22)	F
1	7028350	1	CASE ASSY	
2	7028351	1	PISTON ROD	
3	7028331	1	GLAND, (torque to 221-258 ft-lb [300-350 Nm])	
4	7028332	1	PISTON, (torque to 406-443 ft-lb [550-600 Nm])	
5	Kit	1	WIPER RING	
6	Kit	1	ROD SEAL	
7	Kit	1	O-RING	
8	Kit	1	BACKRING	
9	Kit	1	O-RING	
10	Kit	2	O-RING	
11	Kit	2	WEAR RING	
12	Kit	1	PISTON SEAL	
13	Kit	1	SET SCREW, (torque to 15-18 ft-lb [20-25 Nm])	
14	7028341	1	ROD-EYE	
15	7028342	1	SPACER	
16	7028343	1	BEARING	
17	7028344	1	PRESSURE RELIEF VALVE	
18	7028345	2	SCREW NIPPLE	
19	7028346	2	HEX SCREW	
20	Kit	2	O-RING	
21	Kit	4	BACKRING	
22	7028349	2	SEAL	
	7028328	1	SEAL KIT, (includes items 5 thru 13, 20 & 21)	

SECTION 9 - HYDRAULIC COMPONENTS

FIGURE 9-5. TILT CYLINDER G5-19A



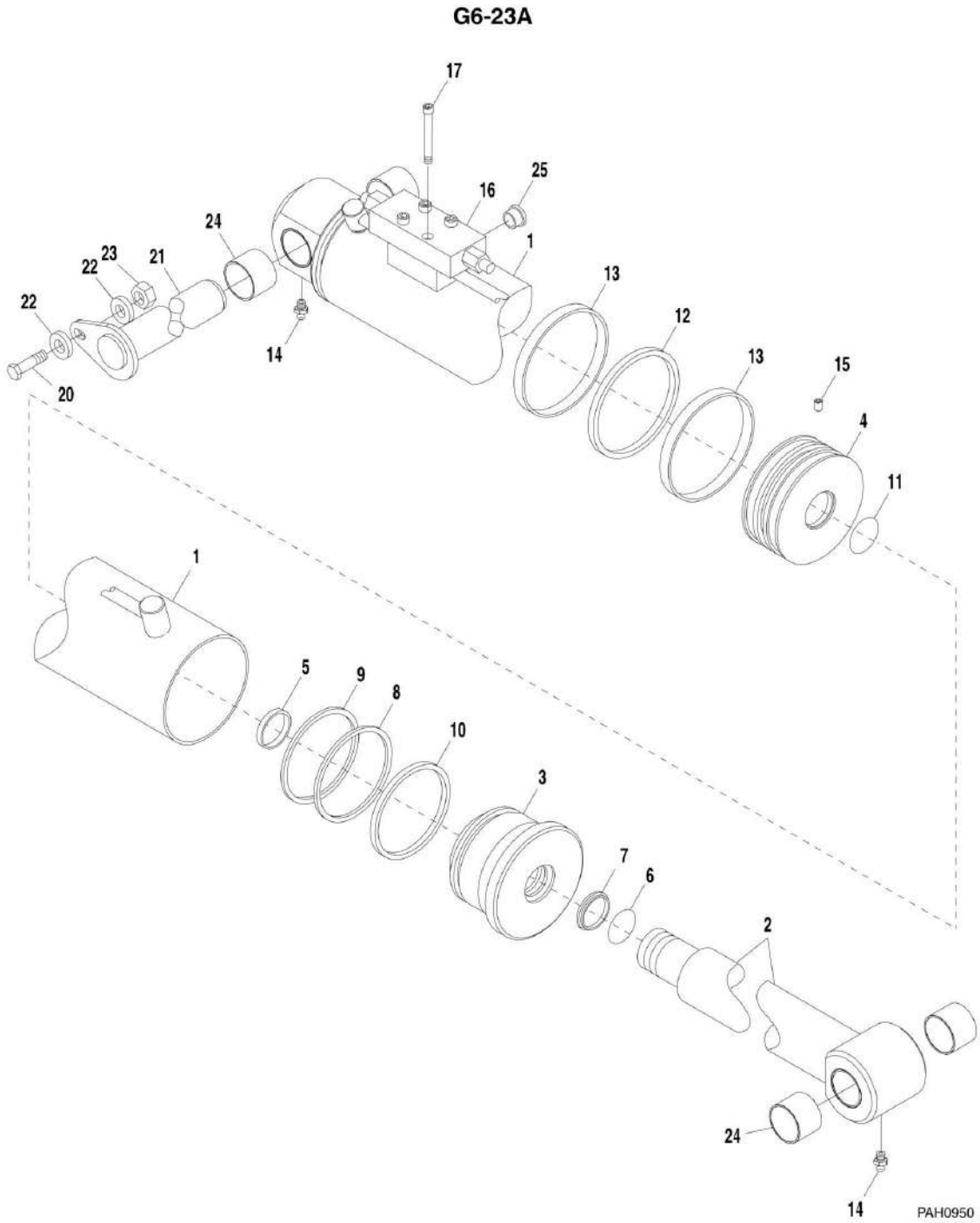
SECTION 9 - HYDRAULIC COMPONENTS

FIGURE 9-5. TILT CYLINDER G5-19A

ITEM	PART NUMBER	QTY	DESCRIPTION	REV
	1684357	1	TILT CYLINDER, (G5-19A), (includes items 1 thru 17, 24 & 25)	D
1	7028353	1	CASE ASSY	
2	7028354	1	PISTON ROD	
3	7028355	1	GLAND, (torque to 295-332 ft-lb [400-450 Nm])	
4	7028356	1	PISTON, (torque to 948-985 ft-lb [1285-1335 Nm])	
5	7028357	1	BUSHING	
6	Kit	1	WIPER RING	
7	Kit	1	ROD SEAL	
8	Kit	1	BACKRING	
9	Kit	1	O-RING	
10	Kit	1	O-RING	
11	Kit	1	O-RING	
12	Kit	1	PISTON SEAL	
13	Kit	2	WEAR RING	
14	7028314	2	GREASE NIPPLE	
15	Kit	1	SET SCREW, (torque to 15-18 ft-lb [20-25 Nm])	
16	7029241	1	LOAD CONTROL VALVE	
17	7028317	4	HEX SOCKET HD SCREW	
20	0701217	1	HEX HD CAPSCREW, 12X45	
21	3423219	1	TILT CYLINDER PIN	
22	4812100	2	FLAT WASHER, 12MM	
23	3291201	1	HEX NUT, M12X1.75	
24	7028899	4	BEARING	
25	7029244	2	SCREW PLUG	
	7028352	1	SEAL KIT, (includes items 6 thru 13 & 15)	

SECTION 9 - HYDRAULIC COMPONENTS

FIGURE 9-6. TILT CYLINDER G6-23A



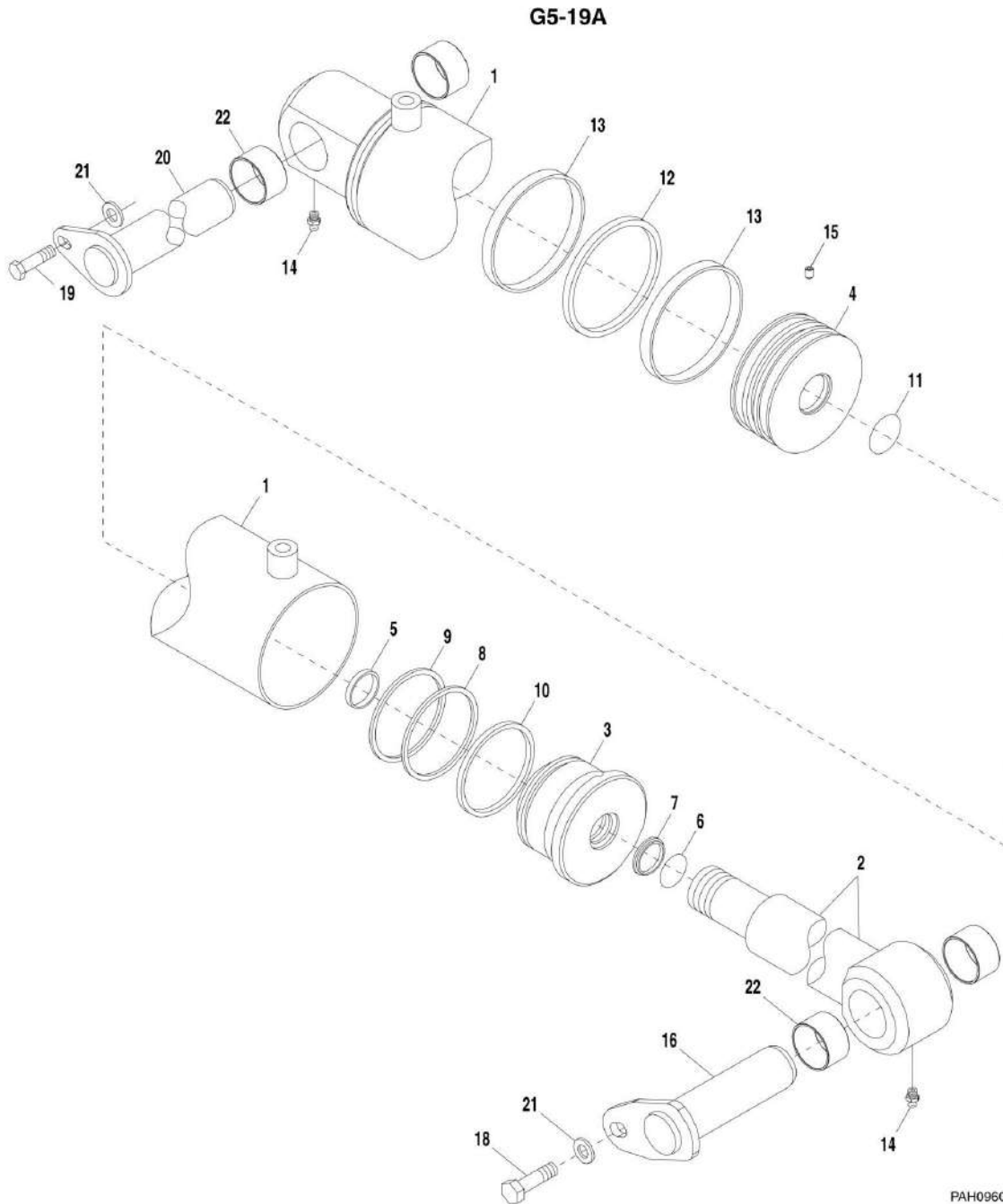
SECTION 9 - HYDRAULIC COMPONENTS

FIGURE 9-6. TILT CYLINDER G6-23A

ITEM	PART NUMBER	QTY	DESCRIPTION	REV
	1684361	1	TILT CYLINDER, (G6-23A), (includes items 1 thru 17, 24 & 25)	C
1	7028366	1	CASE ASSY	
2	7028367	1	PISTON ROD	
3	7028321	1	GLAND, (torque to 516-553 ft-lb [700-750 Nm])	
4	7028322	1	PISTON, (torque to 1939-1977 ft-lb [2630-2680 Nm])	
5	7028856	1	BUSHING	
6	Kit	1	WIPER RING	
7	Kit	1	ROD SEAL	
8	Kit	1	BACKRING	
9	Kit	1	O-RING	
10	Kit	1	O-RING	
11	Kit	1	O-RING	
12	Kit	1	PISTON SEAL	
13	Kit	2	PISTON GUIDE RING	
14	7028314	2	GREASE NIPPLE	
15	Kit	1	SET SCREW, (torque to 15-18 ft-lb [20-25 Nm])	
16	7029241	1	LOAD CONTROL VALVE	
17	7028584	4	HEX SOCKET HD SCREW	
20	0701217	1	HEX HD CAPSCREW, 12X45	
21	3423224	1	TILT CYLINDER PIN	
22	4812100	2	FLAT WASHER, 12MM	
23	3291201	1	HEX NUT, M12X1.75	
24	7028899	4	BEARING	
25	7029244	2	SCREW PLUG	
	7028318	1	SEAL KIT, (includes items 6 thru 13 & 15)	

SECTION 9 - HYDRAULIC COMPONENTS

FIGURE 9-7. COMPENSATING CYLINDER G5-19A



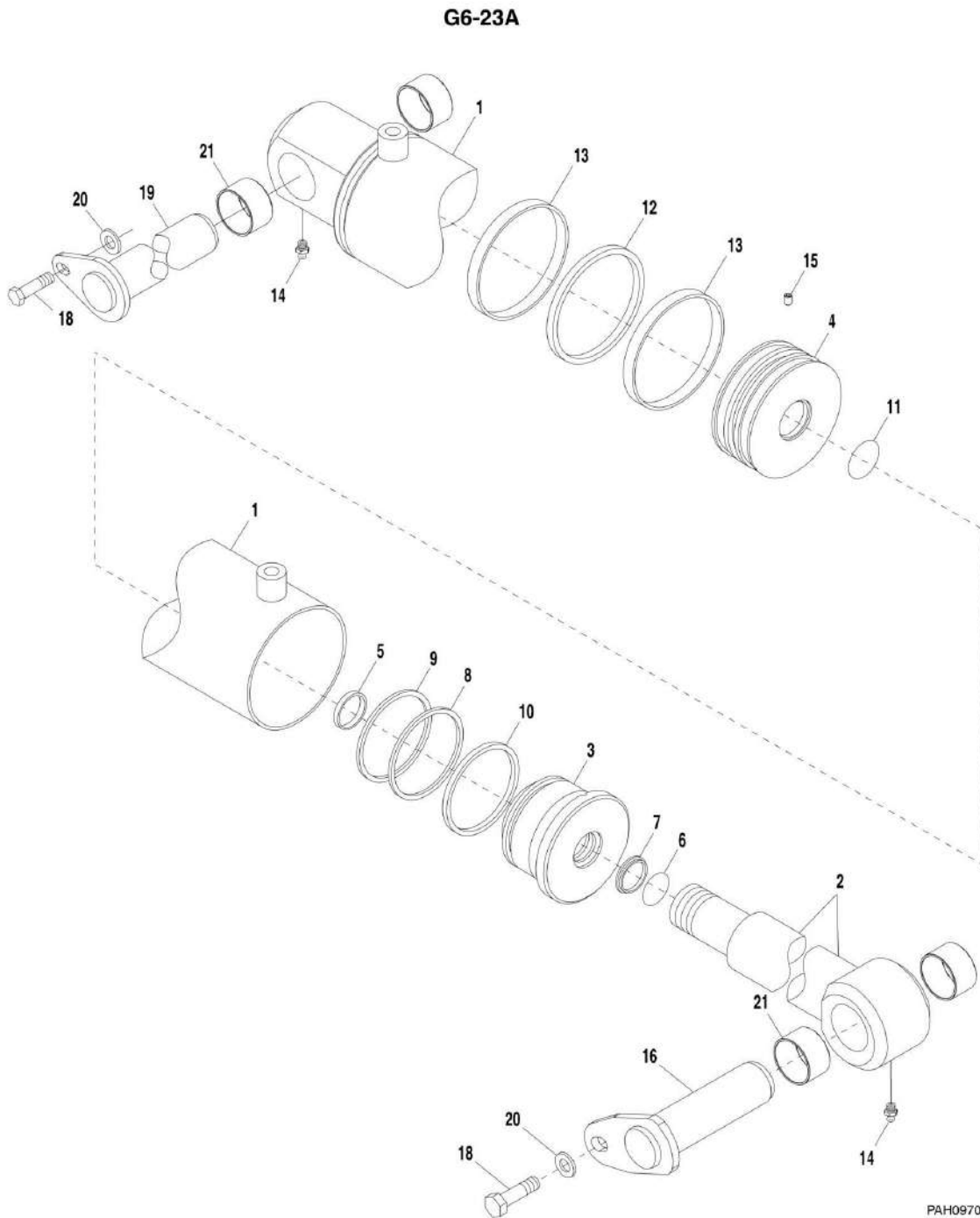
SECTION 9 - HYDRAULIC COMPONENTS

FIGURE 9-7. COMPENSATING CYLINDER G5-19A

ITEM	PART NUMBER	QTY	DESCRIPTION	REV
	1684358	1	COMPENSATING CYLINDER, (G5-19A), (includes items 1 thru 15 & 22)	C
1	7028368	1	CASE ASSY	
2	7028369	1	PISTON ROD	
3	7028355	1	GLAND, (torque to 295-332 ft-lb [400-450 Nm])	
4	7028356	1	PISTON, (torque to 822-859 ft-lb [1115-1165 Nm])	
5	7028357	1	BUSHING	
6	Kit	1	WIPER RING	
7	Kit	1	ROD SEAL	
8	Kit	1	BACKRING	
9	Kit	1	O-RING	
10	Kit	1	O-RING	
11	Kit	1	O-RING	
12	Kit	1	PISTON SEAL	
13	Kit	2	WEAR RING	
14	7028314	2	GREASE NIPPLE	
15	7028315	1	SET SCREW, (torque to 15-18 ft-lb [20-25 Nm])	
16	3423217	1	COMP CYLINDER PIN	
18	0701217	1	HEX HD CAPSCREW, 12X45, GR 8.8	
19	0761215	1	HEX HD CAPSCREW, 12X35, GR 8.8	
20	3423216	1	COMP CYLINDER PIN	
21	4812100	2	FLAT WASHER, 12MM	
22	7029243	4	BEARING	
	7028352	1	SEAL KIT, (includes items 6 thru 13 & 15)	

SECTION 9 - HYDRAULIC COMPONENTS

FIGURE 9-8. COMPENSATING CYLINDER G6-23A



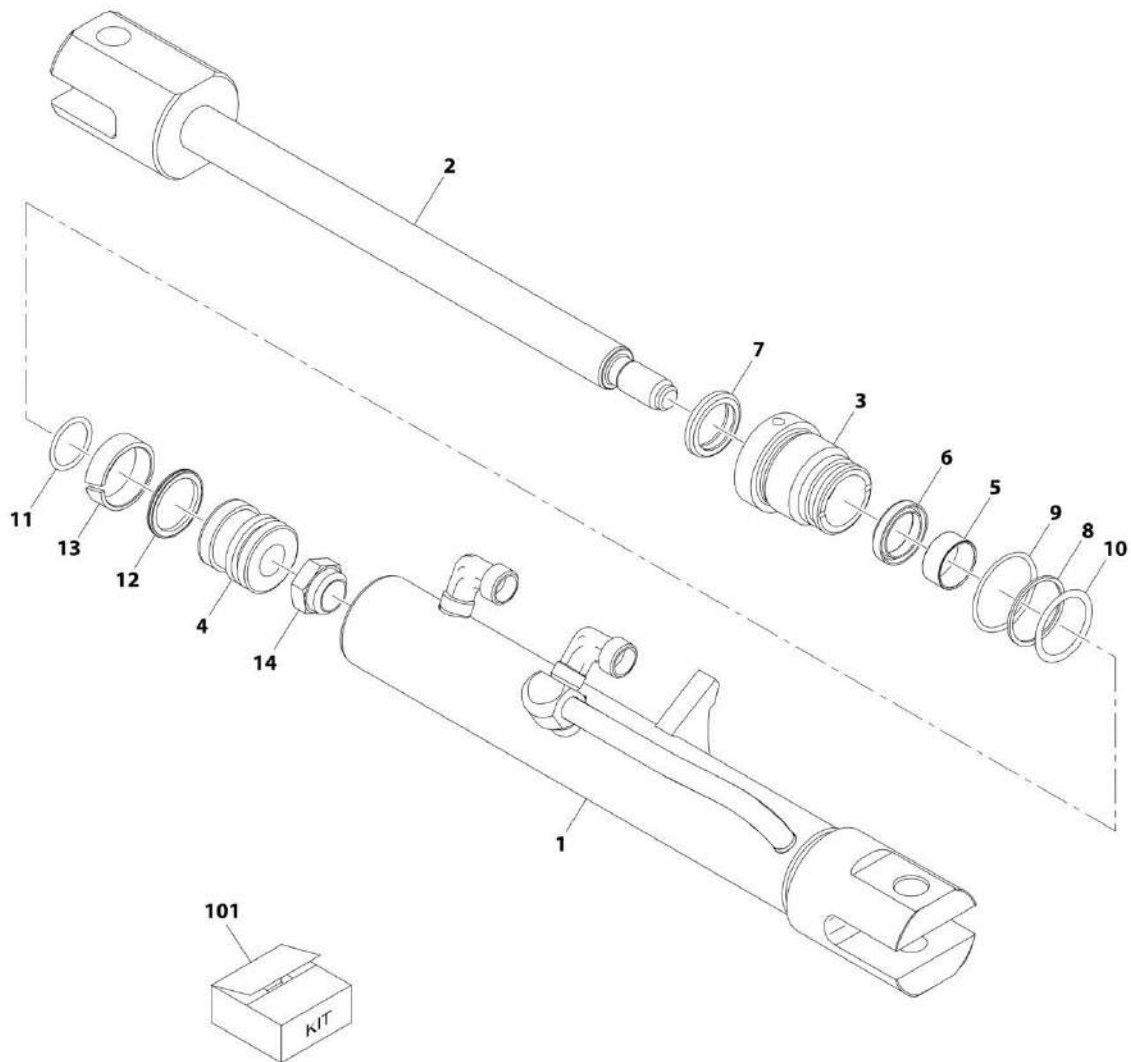
SECTION 9 - HYDRAULIC COMPONENTS

FIGURE 9-8. COMPENSATING CYLINDER G6-23A

ITEM	PART NUMBER	QTY	DESCRIPTION	REV
	1684362	1	COMPENSATING CYLINDER, (G6-23A), (includes items 1 thru 15 & 21)	E
1	7028370	1	CASE ASSY	
2	7028371	1	PISTON ROD	
3	7028321	1	GLAND, (torque to 295-332 ft-lb [400-450 Nm])	
4	7028322	1	PISTON, (torque to 822-859 ft-lb [1115-1165 Nm])	
5	7028856	1	BUSHING	
6	Kit	1	WIPER RING	
7	Kit	1	ROD SEAL	
8	Kit	1	BACKRING	
9	Kit	1	O-RING	
10	Kit	1	O-RING	
11	Kit	1	O-RING	
12	Kit	1	PISTON SEAL	
13	Kit	2	WEAR RING	
14	7028314	2	GREASE NIPPLE	
15	Kit	1	SET SCREW, (torque to 15-18 ft-lb [20-25 Nm])	
16	3423221	1	COMP CYLINDER PIN	
18	0761215	2	HEX HD CAPSCREW, 12X35, GR 8.8	
19	3423222	1	COMP CYLINDER PIN	
20	4812100	2	FLAT WASHER, 12MM	
21	7028899	4	BEARING	
	7028318	1	SEAL KIT, (includes items 6 thru 13 & 15)	

SECTION 9 - HYDRAULIC COMPONENTS

FIGURE 9-9. FORK LOCKING CYLINDER



ART_1684404-E

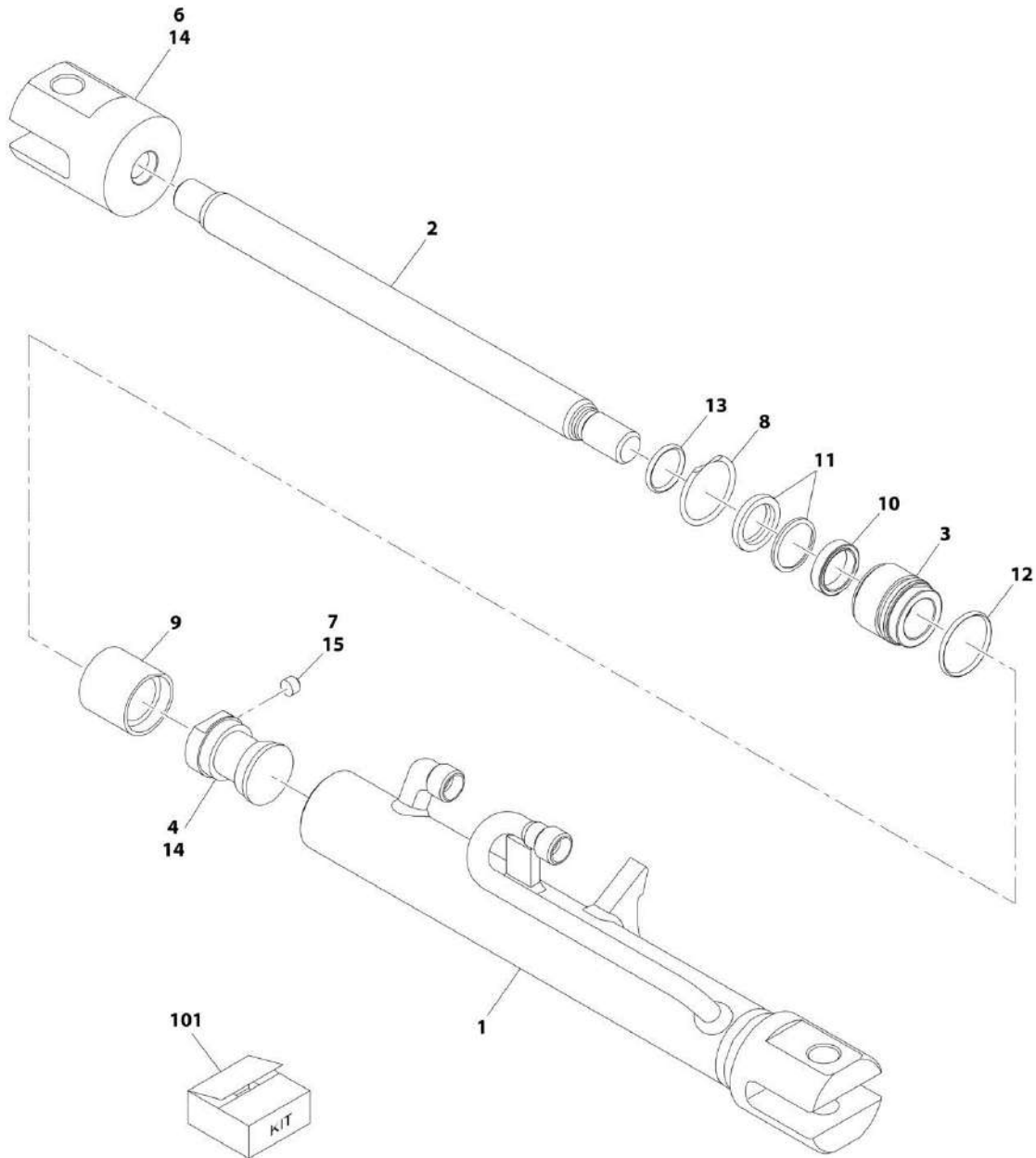
SECTION 9 - HYDRAULIC COMPONENTS

FIGURE 9-9. FORK LOCKING CYLINDER

ITEM	PART NUMBER	QTY	DESCRIPTION	REV
	1684404	NLA	FORK LOCKING CYLINDER, (includes all items), (no longer available, order 1001107513 for service replacement)	E
1	7028792	1	CYLINDER HOUSING	
2	7028784	1	PISTON ROD	
3	7028786	1	BEARING	
4	7028794	1	PISTON	
5	7028787	1	BEARING	
6	Kit	1	ROD SEAL	
7	Kit	1	WIPER	
8	Kit	1	BACK-UP RING	
9	Kit	1	O-RING	
10	Kit	1	O-RING	
11	Kit	1	O-RING	
12	Kit	1	PISTON SEAL	
13	Kit	1	WEAR RING	
14	Kit	1	LOCKNUT	
101	7029225	1	SEAL KIT, (includes items 6 thru 14)	

SECTION 9 - HYDRAULIC COMPONENTS

FIGURE 9-10. FORK LOCKING CYLINDER ASSEMBLY



ART_31200194-9-10

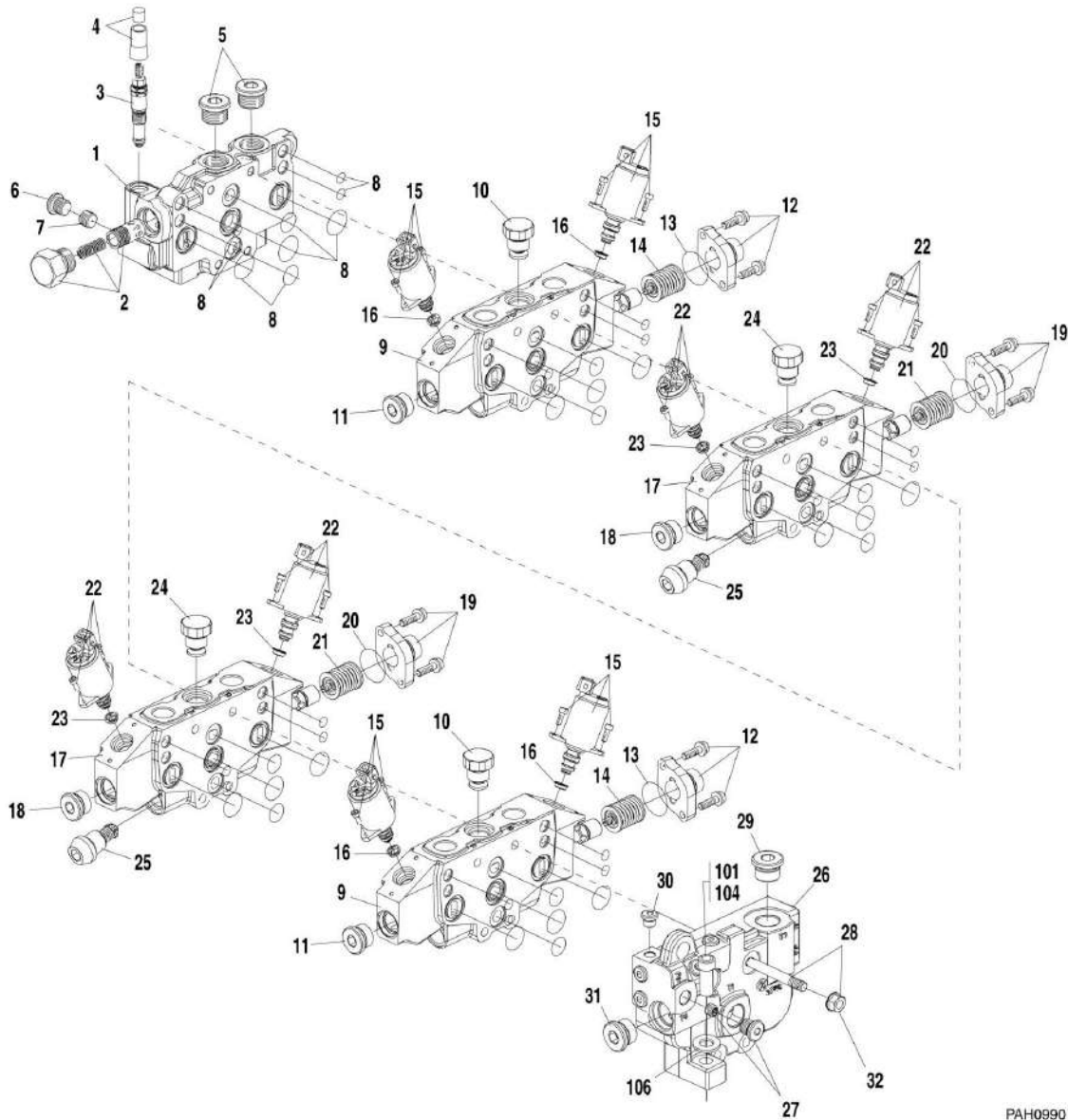
SECTION 9 - HYDRAULIC COMPONENTS

FIGURE 9-10. FORK LOCKING CYLINDER ASSAMBLY

ITEM	PART NUMBER	QTY	DESCRIPTION	REV
	1001107513	1	FORK LOCKING CYLINDER, (includes items 1 thru 13)	A
1	70022698	1	CYLINDER HOUSING	
2	70022699	1	PISTON ROD	
3	70022704	1	GLAND	
4	70022703	1	PISTON, (torque to 36 Nm)	
6	70022701	1	CLEVIS, (torque to 36 Nm)	
7	70022702	1	SET SCREW, (torque to 20 Nm)	
8	70022700	1	RETAINER RING	
9	Kit	1	PISTON SEAL	
10	Kit	1	ROD SEAL	
11	Kit	1	2 PIECE SEAL	
12	Kit	1	O-RING	
13	Kit	1	O-RING	
14	0100011	AR	LOCTITE 242, (apply to items 4 & 6)	
15	0100035	AR	LOCTITE 222, (apply to item 7)	
101	70022705	1	SEAL KIT, (includes items 9 thru 13)	

SECTION 9 - HYDRAULIC COMPONENTS

FIGURE 9-11. MAIN CONTROL VALVE (G5-19A Prior to SN 1160003034; G6-23A Prior to SN 1160003516)



PAH0990

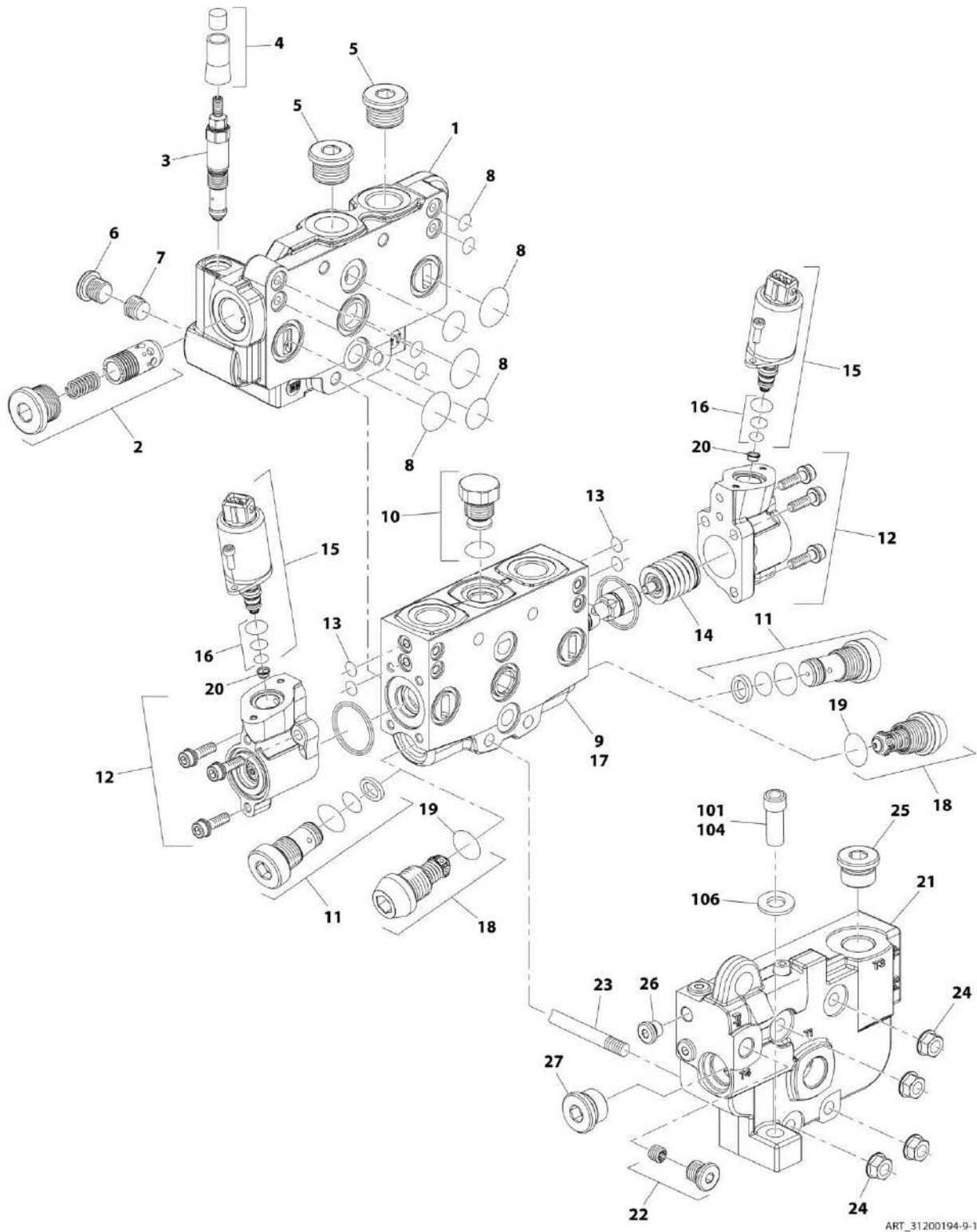
SECTION 9 - HYDRAULIC COMPONENTS

FIGURE 9-11. MAIN CONTROL VALVE (G5-19A Prior to SN 1160003034; G6-23A Prior to SN 1160003516)

ITEM	PART NUMBER	QTY	DESCRIPTION	REV
	4641359	1	MAIN CONTROL VALVE, (includes items 1 thru 32)	F
1	7029082	1	INLET SECTION ASSY, (includes items 1 thru 7)	
2	7029083	1	MAIN STAGE	
3	7029084	1	RELIEF VALVE	
4	7029085	1	SEALING SET	
5	7029086	2	PLUG	
6	80233260	1	PLUG	
7	7029087	1	ORIFICE	
8	7029088	5	SEAL KIT	
9	7029089	2	SECTION ASSY, (EXTEND/RETRACT AND HOIST), (includes items 10 thru 16)	
10	7029097	2	CHECK VALVE	
11	7029091	2	PLUG	
12	7029092	2	CAP KIT	
13	7029093	2	O-RING	
14	7029094	2	SPRING PACK	
15	7029095	4	SOLENOID VALVE	
16	7029096	4	ORIFICE	
17	7029090	2	SECTION ASSY, (TILT AND AUX), (includes items 18 thru 25)	
18	7029091	2	PLUG	
19	7029092	2	CAP KIT	
20	7029093	2	O-RING	
21	7029094	2	SPRING PACK	
22	7029095	4	SOLENOID VALVE	
23	7029096	4	ORIFICE	
24	7029097	2	CHECK VALVE	
25	7029098	4	RELIEF VALVE	
26	7029099	1	OUTLET SECTION ASSY, (includes items 27 thru 32)	
27	7029100	1	PLUG ASSY	
28	7029101	1	TIE ROD KIT, (includes quantity of 4)	
29	7029086	1	PLUG	
30	7029102	1	PLUG KIT, (includes quantity of 5)	
31	7029091	1	PLUG	
32	7029608	4	NUT	
101	0100011	AR	LOCTITE, #242	
104	4032011	3	SOCKET HD CAPSCREW, M10X35	
106	4812000	3	FLAT WASHER, 10MM	

SECTION 9 - HYDRAULIC COMPONENTS

FIGURE 9-12. MAIN CONTROL VALVE (G5-19A SN 1160003034 to Present; G6-23A SN 1160003516 to Present)



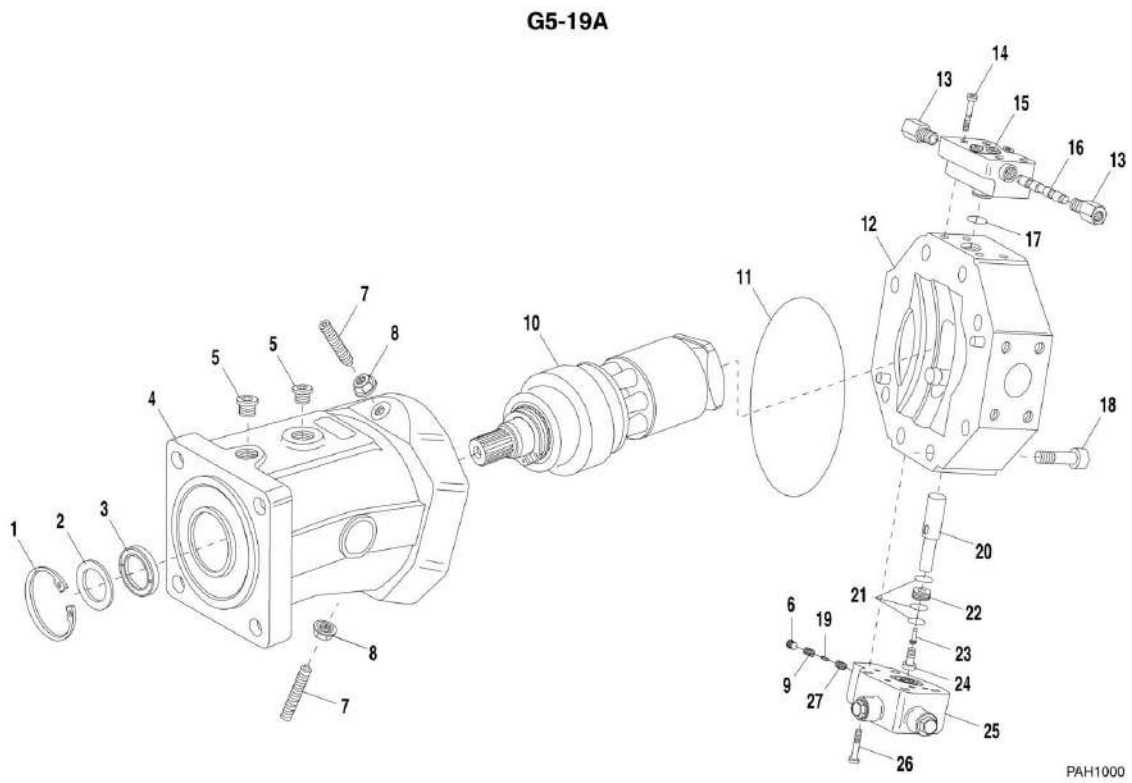
SECTION 9 - HYDRAULIC COMPONENTS

FIGURE 9-12. MAIN CONTROL VALVE (G5-19A SN 1160003034 to Present; G6-23A SN 1160003516 to Present)

ITEM	PART NUMBER	QTY	DESCRIPTION	REV
	1001099032	1	MAIN CONTROL VALVE, (includes items 1 thru 27)	B
1	70023157	1	INLET SECTION ASSY, (includes items 2 thru 7)	
2	7029083	1	MAIN STAGE	
3	7029084	1	RELIEF VALVE	
3	70024374	1	SEAL KIT, RELIEF VALVE	
4	83304118	1	SEALING SET	
5		Ref	PLUG, HOLLOW HEX	
6		Ref	PLUG	
7	7029087	1	ORIFICE	
8	7029088	5	SEAL KIT	
9	70023158	1	SECTION ASSY, (LIFT AND TILT), (includes items 10 thru 16)	
10	7029097	4	CHECK VALVE	
10	70024371	1	SEAL KIT, CHECK VALVE	
11	70024372	4	PLUG, CAVITY	
11	88304161	1	SEAL KIT	
12	70024375	8	ACTUATOR CAP	
13	70024366	2	SEAL KIT, SIDE SECTION	
14	70024367	8	SPRING PACK	
15	70024368	8	SOLENOID VALVE	
16	70024369	1	SEAL KIT, SOLENOID VALVE	
17	70023159	1	SECTION ASSY, AUX AND EXTEND/RETRACT, (includes items 18 thru 20)	
18	7029098	4	RELIEF VALVE	
19	70024373	1	SEAL KIT	
20	70024370	8	PILOT ORIFCE KIT	
21	70023160	1	OUTLET SECTION ASSY, (includes items 22 thru 24)	
22	7029100	1	PLUG ASSY	
23	7029101	1	TIE ROD KIT, (includes quantity of 4)	
24	7029608	4	NUT	
25		Ref	PLUG	
26		Ref	PLUG	
27		Ref	PLUG ASSY	
101	0100011	AR	LOCTITE, #242	
104	4032011	3	SOCKET HD CAPSCREW, M10X35	
106	4812000	3	FLAT WASHER, 10mm	

SECTION 9 - HYDRAULIC COMPONENTS

FIGURE 9-13. FRONT DRIVE MOTOR G5-19A



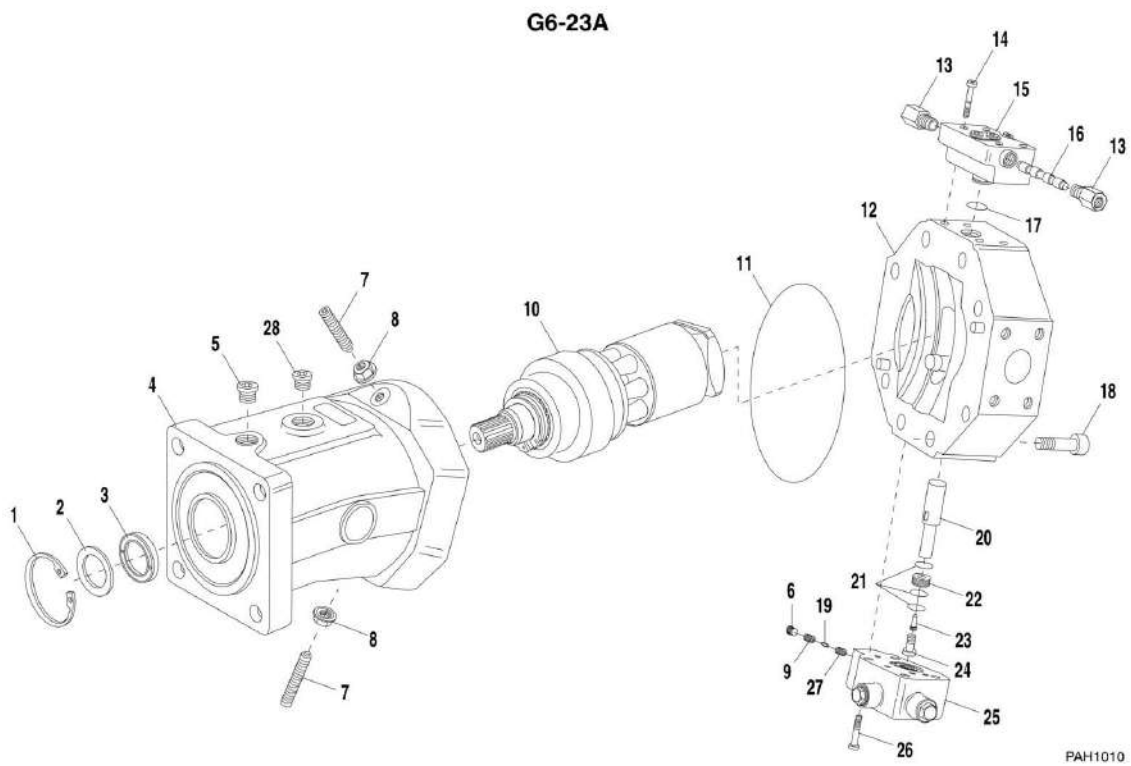
SECTION 9 - HYDRAULIC COMPONENTS

FIGURE 9-13. FRONT DRIVE MOTOR G5-19A

ITEM	PART NUMBER	QTY	DESCRIPTION	REV
	3160304	1	FRONT DRIVE MOTOR, (G5-19A), (includes all items)	D
1	80934052	1	SNAP RING	
2	7028802	1	SHIM	
3	Kit	1	SHAFT SEAL	
4	7028800	1	HOUSING	
5	7028801	2	PLUG, M18X1.5	
6	7028805	1	PLUG, M14X1.5	
7	7028804	2	STOP SCREW KIT	
8	Kit	2	SEAL NUT, M12	
9	7028806	1	ORIFICE SEAT, (outer)	
10	7028798	1	ROTARY GROUP	
11	Kit	1	O-RING	
12	7028799	1	CONTROL ASSY, (includes items 15, 18 & 20 thru 25)	
13	7028807	2	FITTING	
14	7028808	4	CAPSCREW, M8X50	
15	7028809	1	DA1 CONTROL, (includes items 13, 14, 16 & 17)	
16	7028810	1	SLIDER	
17	Kit	1	O-RING	
18	7028811	8	CAPSCREW, M12X35	
19	7028812	1	SHUTTLE ORIFICE	
20	7028813	1	STROKING PISTON	
21	7028814	3	SQUARE-RING	
22	7028815	1	PISTON	
23	7028816	1	THREADED PIN	
24	7028817	1	CAPSCREW, M12X25	
25	7028818	1	FLUSHING VALVE, (includes items 6, 9, 26 & 27)	
26	7028819	4	CAPSCREW, M10X55	
27	83924123	1	ORIFICE SEAT, (inner)	
	7028803	1	SEAL KIT, (includes items 3, 8, 11, 17 and additional items not illustrated)	

SECTION 9 - HYDRAULIC COMPONENTS

FIGURE 9-14. FRONT DRIVE MOTOR G6-23A



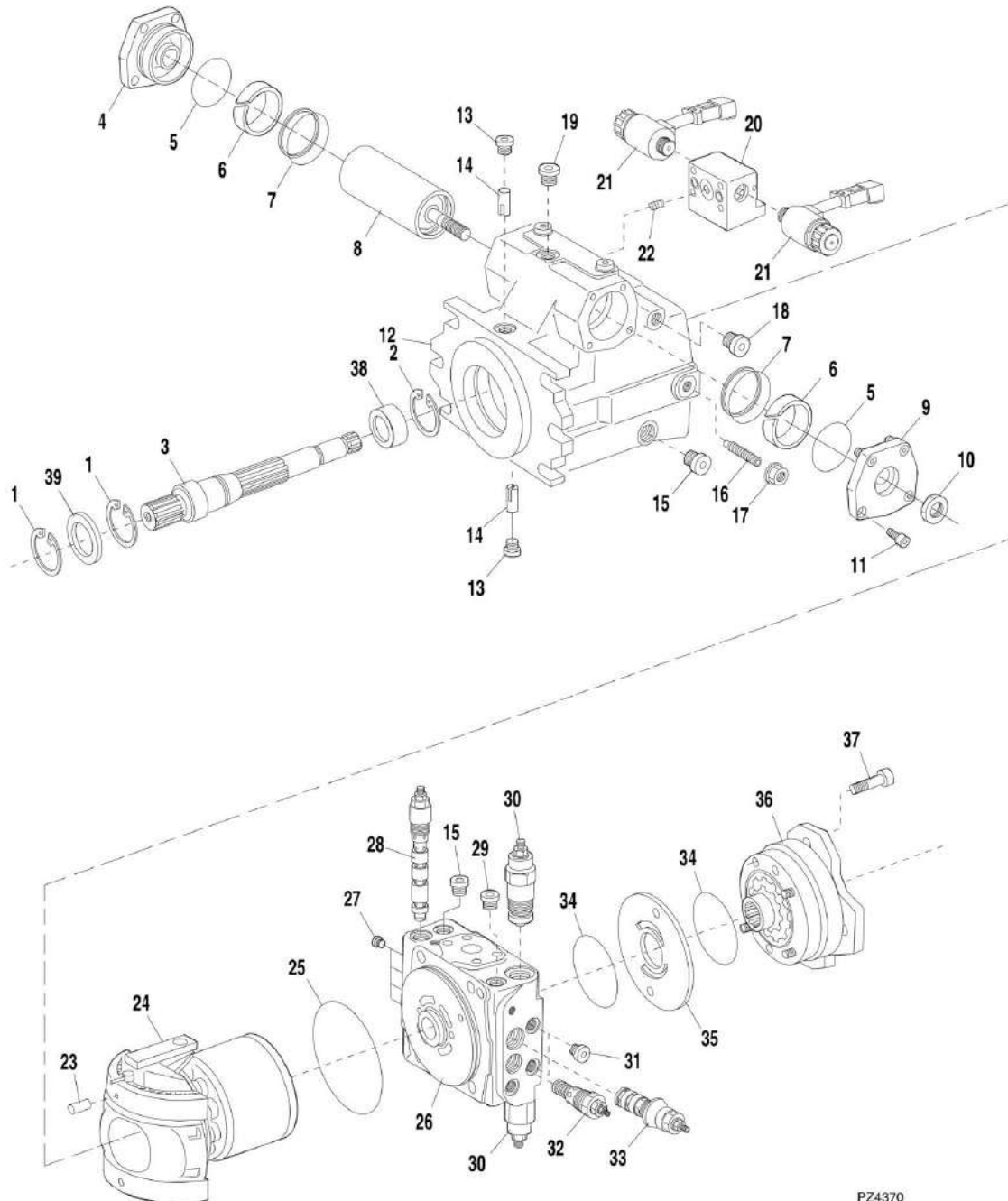
SECTION 9 - HYDRAULIC COMPONENTS

FIGURE 9-14. FRONT DRIVE MOTOR G6-23A

ITEM	PART NUMBER	QTY	DESCRIPTION	REV
	3160305	1	FRONT DRIVE MOTOR, (G6-23A), (includes all items)	D
1	7028821	1	SNAP RING	
2	7028822	1	SHIM	
3	Kit	1	SHAFT SEAL	
4	7028823	1	HOUSING	
5	7028824	1	PLUG, M22X1.5	
6	7028805	1	PLUG, M14X1.5	
7	7028804	2	STOP SCREW KIT	
8	Kit	2	SEAL NUT, M12	
9	7028806	1	ORIFICE SEAT, (outer)	
10	7028825	1	ROTARY GROUP	
11	Kit	1	O-RING	
12	7028826	1	CONTROL ASSY, (includes items 15, 18 & 20 thru 25)	
13	7028807	2	FITTING	
14	7028808	4	CAPSCREW, M8X50	
15	7028827	1	DA1 CONTROL, (includes items 13, 14, 16 & 17)	
16	7028810	1	SLIDER	
17	Kit	1	O-RING	
18	7028828	8	CAPSCREW, M16X45	
19	7028812	1	SHUTTLE ORIFICE	
20	7028829	1	STROKING PISTON	
21	7028830	3	SQUARE-RING	
22	7028831	1	PISTON	
23	7028832	1	THREADED PIN	
24	7028833	1	CAPSCREW, M14X25	
25	7028834	1	FLUSHING VALVE, (includes items 6, 9, 26 & 27)	
26	7028835	4	CAPSCREW, M10X55	
27	83924123	1	ORIFICE SEAT, (inner)	
28	7028836	1	PLUG, M26X1.5	
	7028820	1	SEAL KIT, (includes items 3, 8, 11, 17 and additional items not illustrated)	

SECTION 9 - HYDRAULIC COMPONENTS

FIGURE 9-15. HYDROSTATIC TRANSMISSION PUMP



PZ4370

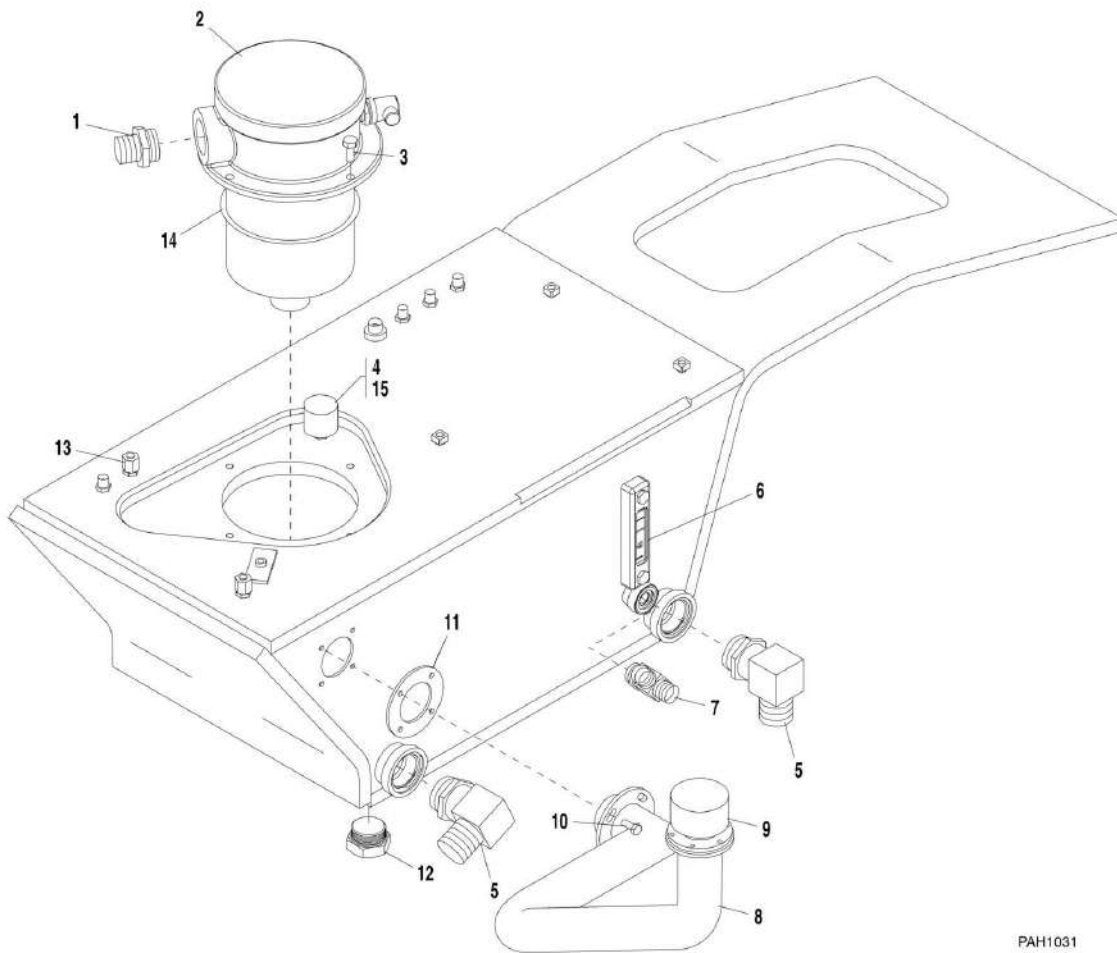
SECTION 9 - HYDRAULIC COMPONENTS

FIGURE 9-15. HYDROSTATIC TRANSMISSION PUMP

ITEM	PART NUMBER	QTY	DESCRIPTION	REV
	3600390	1	HYDROSTATIC TRANSMISSION PUMP, (includes all items)	D
1	7029940	2	RETAINING RING	
2	7029941	1	RETAINING RING	
3	7028865	1	DRIVE SHAFT	
4	7028866	1	COVER	
5	Kit	2	O-RING	
6	Kit	2	GUIDE RING	
7	Kit	2	TURCON-GLYD RING AND O-RING	
8	7028868	1	STROKING PISTON ASSY	
9	7028869	1	COVER	
10	7028870	1	HEX NUT	
11	7028871	8	SOCKET HD SCREW, M8X20	
12		Ref	HOUSING	
13	Kit	2	PLUG	
14	7028873	2	JOINT PIN	
15	Kit	2	PLUG	
16		Ref	ECCENTRIC SCREW	
17	Kit	1	SEAL LOCKNUT, M12X1	
18	Kit	1	LOCKING SCREW	
19	Kit	4	LOCKING SCREW	
20	7028875	1	4/3-WAY DIRECTIONAL VALVE, (includes item 21)	
21	7028876	1	SOLENOID PAIR	
22	Kit	1	THROTTLE SCREW	
23	7028877	2	CLAMPING PIN	
24	7028878	1	ROTARY GROUP, (includes items 1, 2, 3 & 40)	
25	Kit	1	O-RING	
26	7028879	1	PORT BLOCK W/VALVES, (includes items 25 & 27 thru 32)	
27	Kit	4	LOCKING SCREW	
28	7028880	1	P.O.R. VALVE	
29	Kit	1	LOCKING SCREW	
30	70022729	2	RELIEF VALVE	
31	Kit	2	LOCKING SCREW	
32	7028881	1	PRESSURE RELIEF VALVE	
33	91144099	1	CONTROL CARTRIDGE	
34	Kit	2	O-RING	
35		Ref	WEAR PLATE	
36	7028882	1	CHARGE PUMP, (includes items 34, 35, 37 & 38)	
37		Ref	CAPSCREW, M10X25, GR8.8	
38	80234023	1	SHAFT BEARING	
39	70023022	1	SHAFT SEAL RING	
	7029534	1	SEAL KIT, (includes items 5, 6, 7, 13, 15, 17, 18, 19, 22, 25, 27, 29, 31, 34 & 39)	

SECTION 9 - HYDRAULIC COMPONENTS

FIGURE 9-16. HYDRAULIC TANK ASSEMBLY



PAH1031

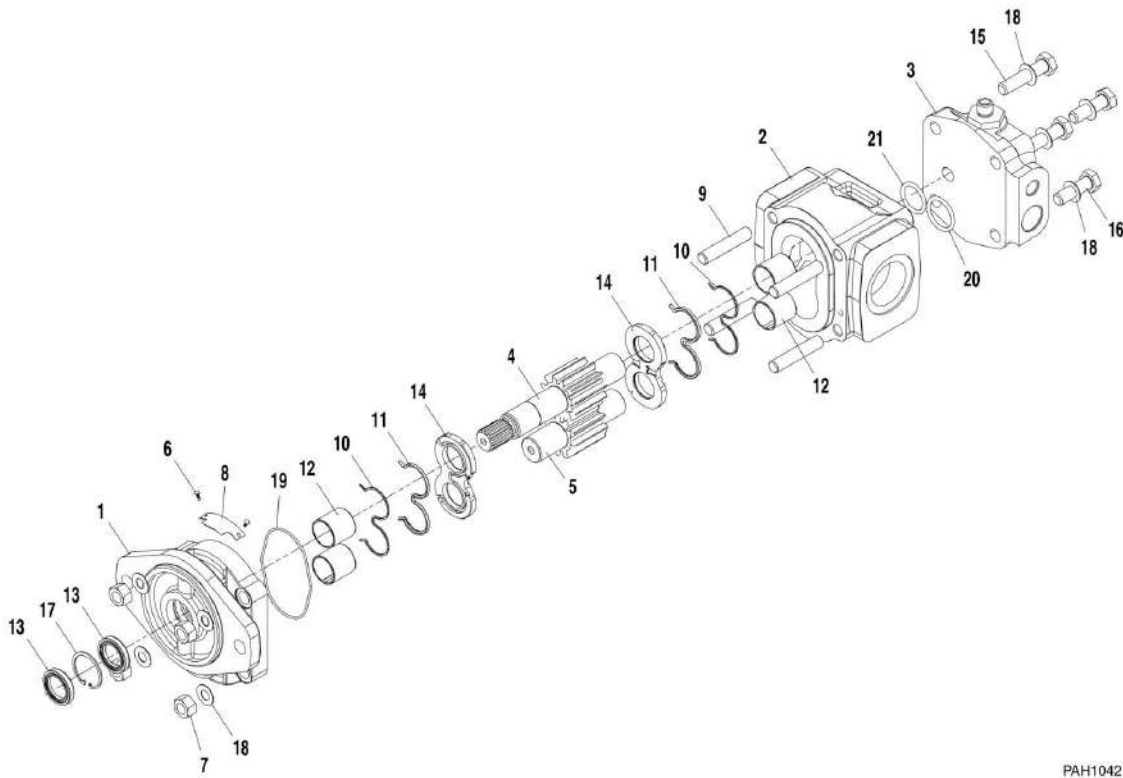
SECTION 9 - HYDRAULIC COMPONENTS

FIGURE 9-16. HYDRAULIC TANK ASSEMBLY

ITEM	PART NUMBER	QTY	DESCRIPTION	REV
1		Ref	CONNECTOR, (See HYDRAULIC CIRCUITS SECTION for Breakdown)	
2	2120194	1	HYDRAULIC FILTER	
2	2120195	1	ELEMENT	
2	7029364	1	PRESSURE SWITCH	
2	7028909	1	CONNECTOR	
2	7029948	2	O-RING	
3	0761012	4	HEX HD CAPSCREW, 10X25, GR8.8	
4	2120206	1	BREATHER	
5		Ref	ELBOW, 90, (See HYDRAULIC CIRCUITS SECTION for Breakdown)	
6	8005248	1	FLUID LEVEL GUAGE	
7		Ref	RUN TEE, (See HYDRAULIC CIRCUITS SECTION for Breakdown)	
8	3460451	1	HYDRAULIC TUBE	
9	1120587	1	FILLER CAP	
10	0760810	4	HEX HD CAPSCREW, 8-1.25X20MM, GR8.8	
11	3960603	1	SEAL	
12	2171948	1	PLUG	
13	2142503	2	FITTING CAP	
14	7029949	1	O-RING	
15	2180874	1	SPACER	

SECTION 9 - HYDRAULIC COMPONENTS

FIGURE 9-17. IMPLEMENT PUMP



PAH1042

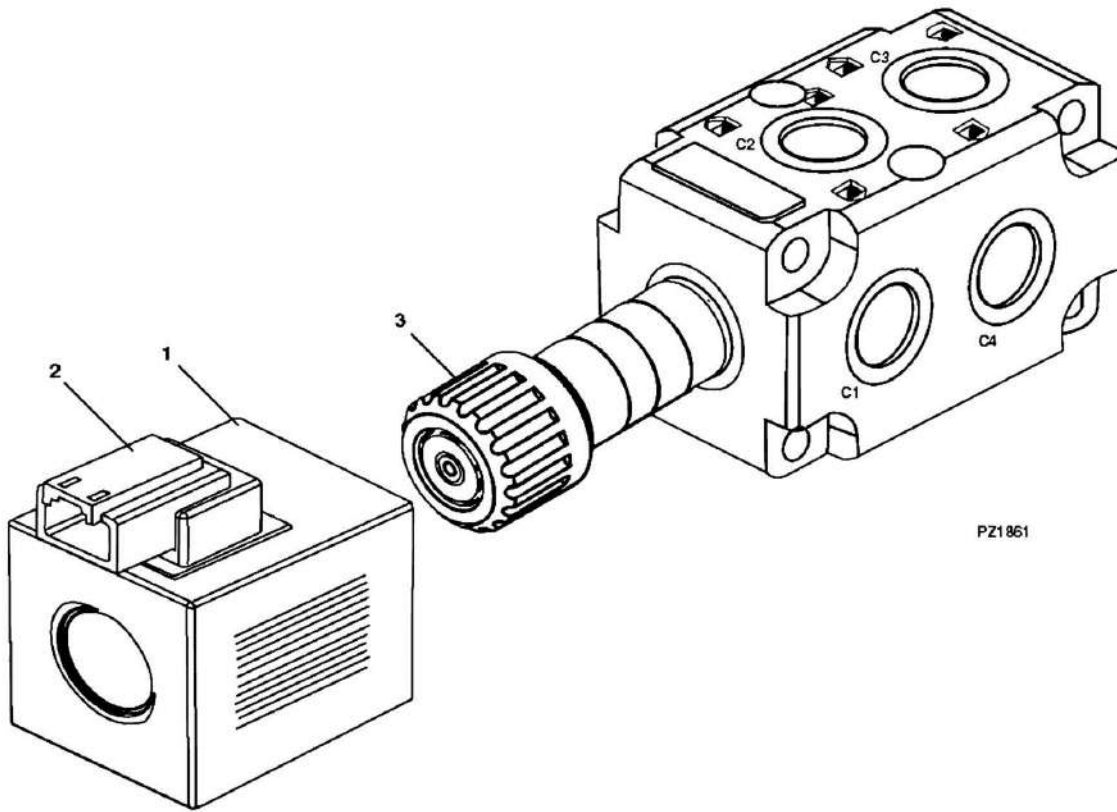
SECTION 9 - HYDRAULIC COMPONENTS

FIGURE 9-17. IMPLEMENT PUMP

ITEM	PART NUMBER	QTY	DESCRIPTION	REV
	3600429	1	IMPLEMENT PUMP, (includes all items)	A
1	7029585	1	FLANGE	
2	7029108	1	BODY	
3		Ref	END COVER	
4	7029109	1	DRIVE GEAR-SHAFT	
5	7029110	1	DRIVEN GEAR	
6	7029112	2	DRIVE SCREW	
7	7029113	4	HEX NUT, M12	
8	7029114	1	NAME PLATE	
9	7029115	4	SCREW, M12	
10	7029116	2	SEAL	
11	7029117	2	SEAL	
12	7029118	4	BUSHING	
13	7029119	2	LIP SEAL	
14	7029120	2	BALANCE PLATE	
15	7029111	2	SCREW, 40MM	
16	7029121	2	SCREW, 55MM	
17	7029122	1	CLIP	
18	7029123	8	WASHER	
19	7029124	1	SECTION SEAL	
20	7029125	1	O-RING	
21	7029126	1	O-RING	

SECTION 9 - HYDRAULIC COMPONENTS

FIGURE 9-18. AUXILIARY DIVERter VALVE



SECTION 9 - HYDRAULIC COMPONENTS

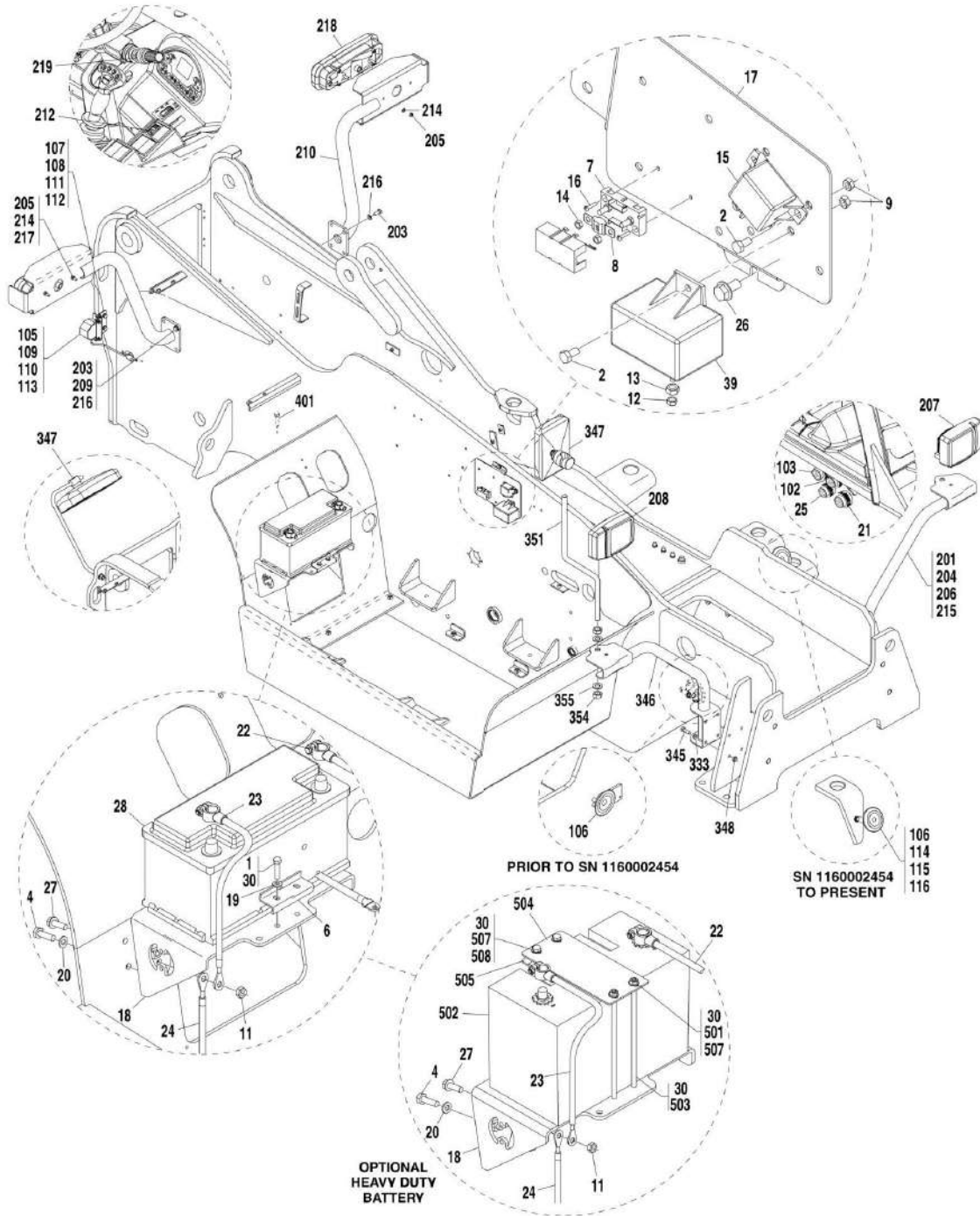
FIGURE 9-18. AUXILIARY DIVERTER VALVE

ITEM	PART NUMBER	QTY	DESCRIPTION	REV
	4641404	1	AUXILIARY DIVERTER VALVE	A
1	70021530	1	COIL, (includes item 2)	
2	7028909	1	CONNECTOR	
3	70021531	1	RETAINER KIT	

SECTION 10 - ELECTRICAL

SECTION 10 - ELECTRICAL

FIGURE 10-1. ELECTRICAL INSTALLATION



ART_31200194-10-1

SECTION 10 - ELECTRICAL

FIGURE 10-1. ELECTRICAL INSTALLATION

ITEM	PART NUMBER	QTY	DESCRIPTION	REV
	0274708	1	ELECTRICAL INSTALLATION, (ENG, PWR AND GND), (includes items 1 thru 30)	G
	1001092132	1	ELECTRICAL INSTALLATION, HEAVY DUTY BATTERY, (optional), (ENG, PWR AND GND), (includes items 2, 4, 7 thru 18, 20 thru 27, 30, 501 thru 505, 507 & 508)	C
1	0700815	2	HEX HD CAPSCREW, 8-1.25X35MM, GR 8.8	
2	0760606	3	HEX HD CAPSCREW, 6-1.00X12MM, GR 8.8	
4	0761015	4	HEX HD CAPSCREW, 10-1.50X35MM, GR 8.8	
6	1787217	1	BATTERY HOLD CLAMP	
7	2400073	1	FUSE HOLDER	
8	2400074	1	FUSE, 50 AMP	
9	3290601	3	HEX NUT, 6MM-1.00	
11	3291001	1	HEX NUT, 10MM-1.50	
12	3300480	1	HEX NUT, BRASS, 5MM-0.8	
13	3300481	1	HEX NUT, BRASS, 6MM-1.00	
14	3310405	2	HEX LOCKNUT, 4-40	
15	3740112	1	RELAY, 75 AMP	
16	3910408	2	ROUND HD SCREW, 4-40X.50	
17	4341413	1	ELECTRICAL COMPONENT MOUNT	
18	4341008	1	BATTERY MOUNT, (no longer available, use1001109790 for replacement)	
18	1001109790	1	BATTERY MOUNT	
19	4811900	2	FLAT WASHER, 8MM	
20	4812000	5	FLAT WASHER, 10MM	
21		Ref	ENGINE HARNESS, (See ENGINE HARNESS for Breakdown)	
22	4923207	1	POSITIVE BATTERY CABLE	
23	4923208	1	NEGATIVE BATTERY CABLE	
24	4923209	1	NEGATIVE BATTERY WIRE	
25		Ref	GROUND HARNESS, (See GROUND HARNESS for Breakdown)	
26	5200808	1	RIPP BOLT, 8X16MM	
27	5201014	1	RIPP BOLT, 10X30MM	
28	8008750	1	BATTERY	
30	1001095650	AR	LOCTITE, #243	
39		Ref	ENGINE PREHEAT MODULE, (See ENGINE AND ATTACHING PARTS SECTION for Breakdown)	
	0275777	1	ELECTRICAL INSTALLATION, (FRONT AND REAR), (includes items 101 thru 116)	B
102		Ref	CHASSIS HARNESS, FRONT, (See FRONT CHASSIS HARNESS for Breakdown)	
103		Ref	CHASSIS HARNESS, REAR, (See REAR CHASSIS HARNESS for Breakdown)	
105	0140047	1	REVERSING ALARM	
106	8009766	1	HORN, 12V	
107	0903624	1	BRACKET, REVERSING ALARM	
108	0760812	2	HEX HD CAPSCREW, 8-1.25X25MM	
109	3290605	2	LOCKNUT, 6X1MM	
110	4811700	4	FLAT WASHER, 6MM	
111	4811900	2	FLAT WASHER, 8MM	
112	4831900	2	LOCKWASHER, 8MM	
113	0700610	2	HEX HD CAPSCREW, 6X20MM	
114	0760805	2	HEX HD CAPSCREW, 8-1.25X10MM	

SECTION 10 - ELECTRICAL

ITEM	PART NUMBER	QTY	DESCRIPTION	REV
115	1320061	1	HOSE CLAMP	
116	5211900	2	LOCKWASHER, 8MM	
	0275242	1	HEAD/TAILLIGHT INSTALLATION, (G5-19A), (includes items 201 thru 219)	B
	0275240	1	HEAD/TAILLIGHT INSTALLATION, (G6-23A), (includes items 201 thru 219)	B
201	0701016	8	HEX HD CAPSCREW, 10-1.50X40MM, GR 8.8	
203	0761012	4	HEX HD CAPSCREW, 10-1.50X25MM, GR 8.8	
204	0903013	1	HEADLIGHT BRACKET, L.H.	
205	3290807	4	HEX LOCKNUT, 8MM-1.25	
206	3291001	8	HEX NUT, 10MM-1.50	
207	3928789	1	HEADLIGHT, LEFT	
208	3928790	1	HEADLIGHT, RIGHT	
209	4341140	1	TAILLIGHT WELDMENT, R.H. (G5-19A)	
209	4341044	1	TAILLIGHT WELDMENT, R.H. (G6-23A)	
210	4341141	1	TAILLIGHT WELDMENT, L.H. (G5-19A)	
210	4341045	1	TAILLIGHT WELDMENT, L.H. (G6-23A)	
212	4360682	1	HAZARD SWITCH	
214	4811900	4	FLAT WASHER, 8MM	
215	4812000	8	FLAT WASHER, 10MM	
216	5212000	4	RIPP WASHER, 10MM	
217	8001989	1	TAILLIGHT, RIGHT	
217	0313279	2	REPLACEMENT BULB, 12V-10W	
217	0388450	4	REPLACEMENT BULB, 12V-21W	
218	8001991	1	TAILLIGHT, LEFT	
218	0313279	2	REPLACEMENT BULB, 12V-10W	
218	0388450	4	REPLACEMENT BULB, 12V-21W	
219	8223073	1	TURN SIGNAL CONTROL	
333	4812000	4	FLAT WASHER, 10MM	
345	0701016	4	HEX HD CAPSCREW, 10-1.50X40MM	
346	0903012	1	HEADLIGHT BRACKET, R.H.	
347		Ref	MIRROR, (See FRAME AND ATTACHING PARTS SECTION for Breakdown)	
348	3291001	4	HEX NUT, 10MM	
351	4806693	1	ROD	
354	3292001	2	HEX NUT, 20MM	
355	4812500	2	FLAT WASHER, 20MM	
401	0761008	2	HEX HD CAPSCREW, 10-1.50X16MM	
501	3290801	2	HEX NUT, M8X1.25	
502	1001091683	1	BATTERY	
503	1001092197	2	THREADED ROD	
504	1001092201	1	TOP PLATE	
505	1001092202	1	PLATE (Prior to SN 1160005369)	
505	1001109843	1	BATTERY BRACKET (SN 1160005369 to Present)	
507	4811902	4	FLAT WASHER, 8MM	
508	0700815	2	HEX HD CAPSCREW, 8-1.25X35MM, GR 8.8	

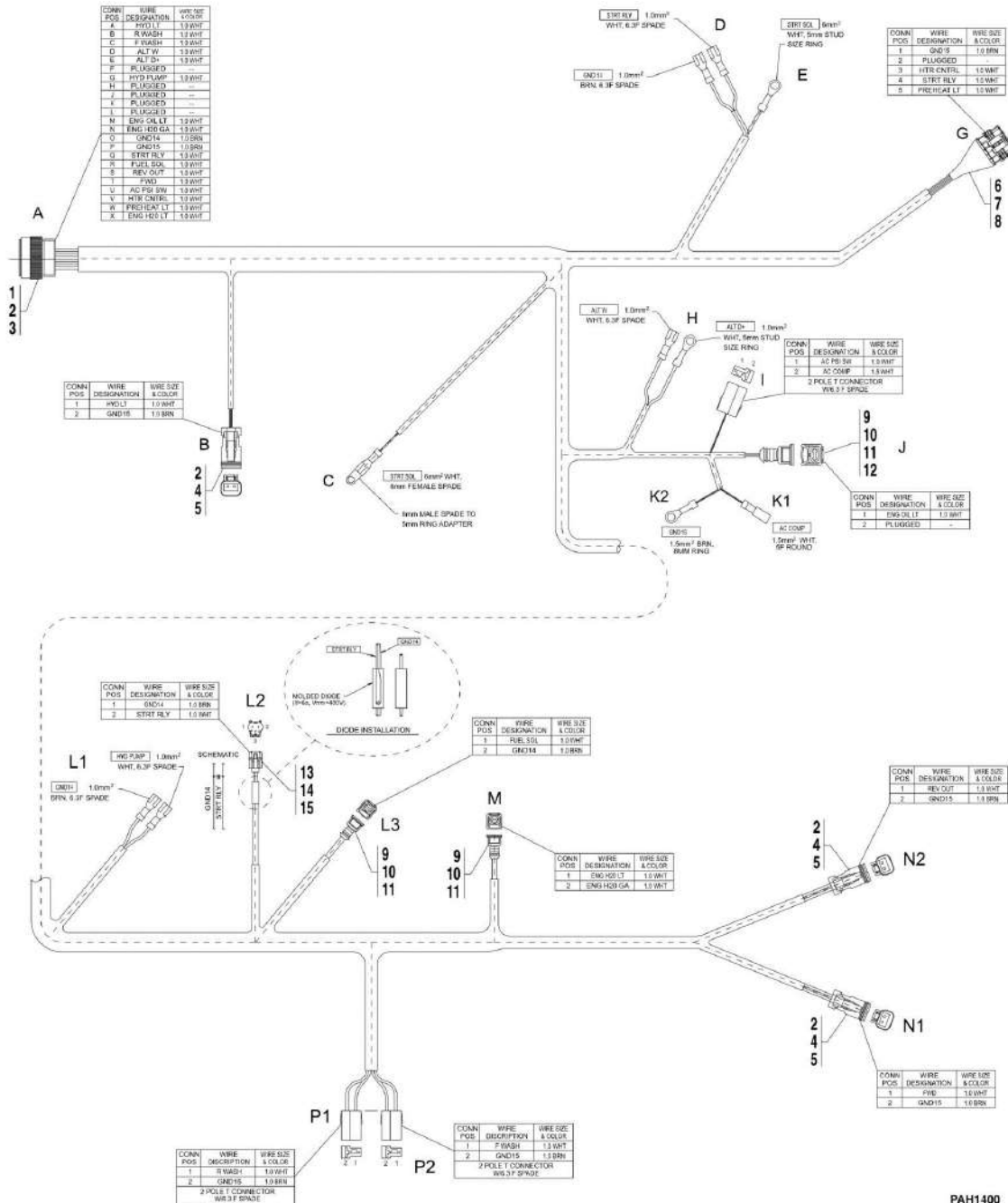
SECTION 10 - ELECTRICAL

FIGURE 10-2. ENGINE HARNESS (G5-19A Prior to SN 116002222; G6-23A Prior to SN 116002234)

ITEM	PART NUMBER	QTY	DESCRIPTION	REV
	4923183	1	ENGINE HARNESS, (includes all items)	D
1	1001116939	1	CONNECTOR	
2	1001116692	4	TERMINAL	
3	4460466	1	PLUG	
4	7026408	3	CONNECTOR	
5	80604018	3	LOCK	
6	7028996	1	CONNECTOR	
7	7028997	1	PLUG	
8	7028998	1	TERMINAL	
9	7028999	3	CONNECTOR	
10	4461006	3	SEAL	
11	7029000	3	CONTACT	
12	4461008	1	PLUG	
13	7029001	1	CONNECTOR	
14	7029002	1	SEAL	
15	1001116756	1	CONTACT	

SECTION 10 - ELECTRICAL

FIGURE 10-3. ENGINE HARNESS (G5-19A SN 1160002222 to Present; G6-23A SN 1160002234 to Present)



PAH1400

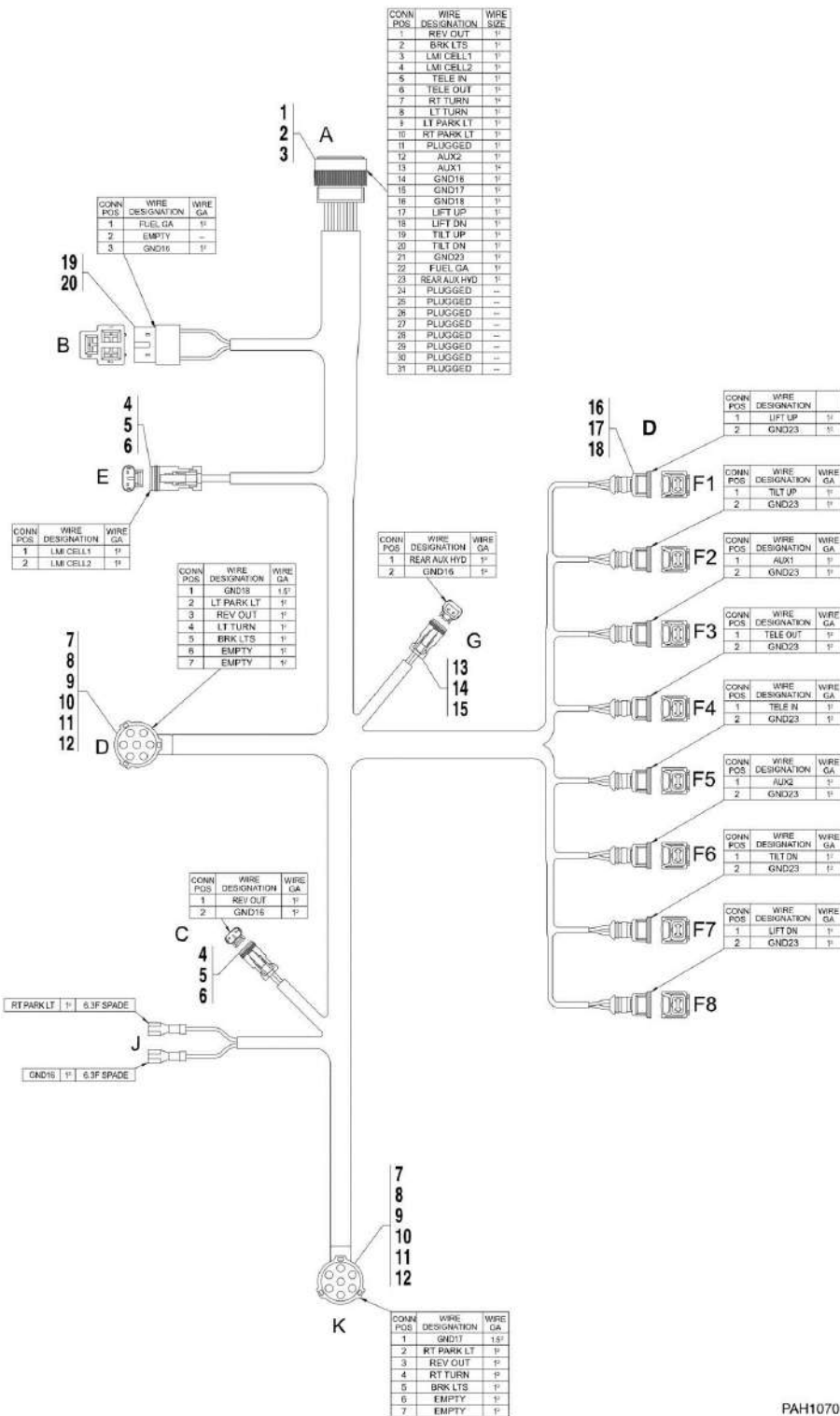
SECTION 10 - ELECTRICAL

FIGURE 10-3. ENGINE HARNESS (G5-19A SN 1160002222 to Present; G6-23A SN 1160002234 to Present)

ITEM	PART NUMBER	QTY	DESCRIPTION	REV
	4923629	1	ENGINE HARNESS, (includes all items) (G5-19A Prior to SN 1160004784; G6-23A Prior to SN 1160004665)	D
	1001096111	1	ENGINE HARNESS, (includes all items) (G5-19A SN 1160004784 to Present; G6-23A SN 1160004665 to Present)	B
1	1001116939	1	CONNECTOR	
2	1001116692	4	TERMINAL	
3	4460466	1	PLUG	
4	7026408	3	CONNECTOR	
5	80604018	3	LOCK	
6	7028996	1	CONNECTOR	
7	7028997	1	PLUG	
8	7028998	1	TERMINAL	
9	7028999	3	CONNECTOR	
10	4461006	3	SEAL	
11	7029000	3	CONTACT	
12	4461008	1	PLUG	
13	7029001	1	CONNECTOR	
14	7029002	1	SEAL	
15	1001116756	1	CONTACT	

SECTION 10 - ELECTRICAL

FIGURE 10-4. REAR CHASSIS HARNESS (G5-19A Prior to SN 1160001709; G6-23A Prior to SN 1160001708)



PAH1070

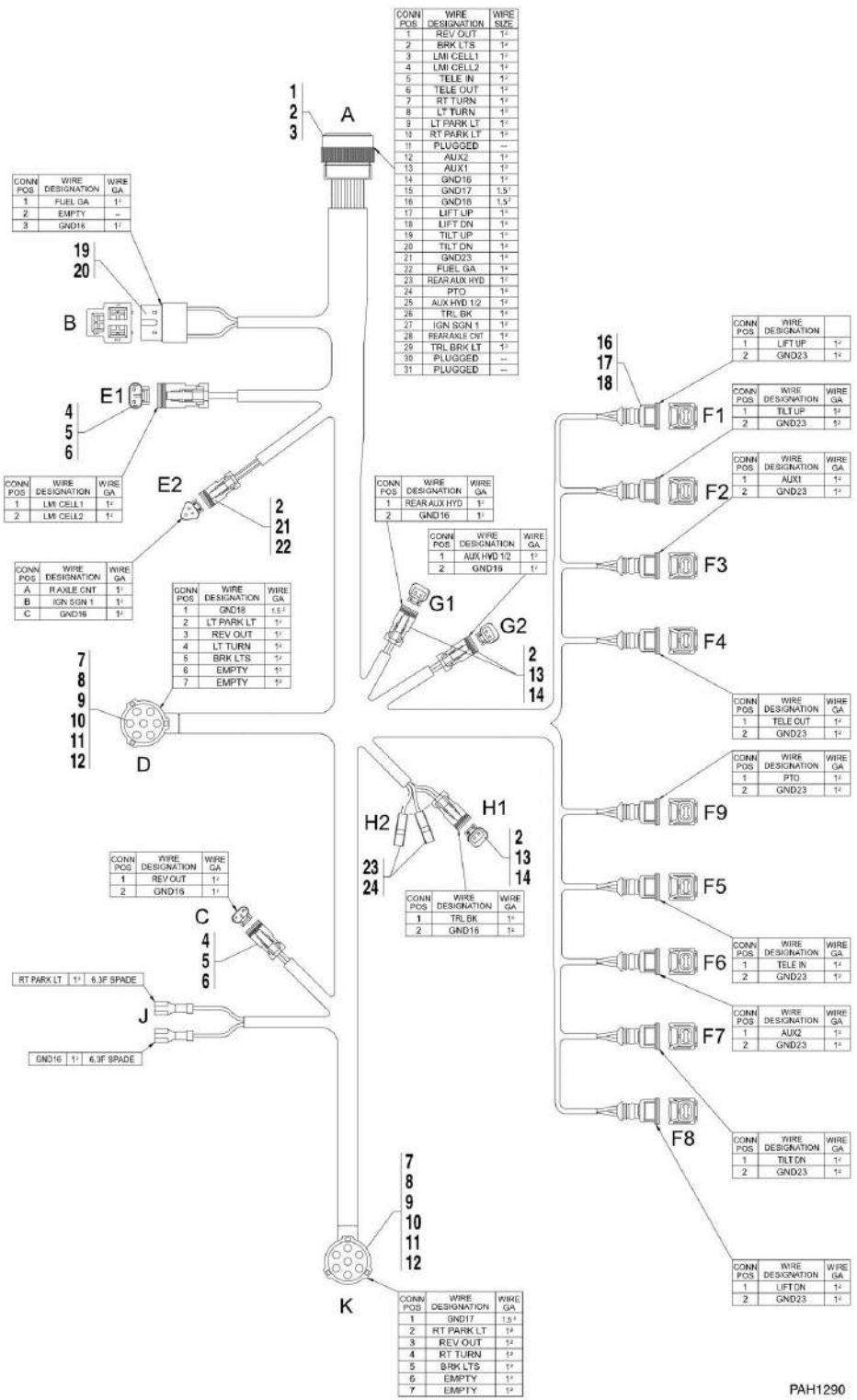
SECTION 10 - ELECTRICAL

FIGURE 10-4. REAR CHASSIS HARNESS (G5-19A Prior to SN 1160001709; G6-23A Prior to SN 1160001708)

ITEM	PART NUMBER	QTY	DESCRIPTION	REV
	4923099	1	REAR CHASSIS HARNESS, (includes all items)	D
1	1001116938	1	CONNECTOR	
2	77363229	1	TERMINAL	
3	4460466	1	PLUG	
4	4461118	2	CONNECTOR	
5	1001107854	2	TERMINAL	
6	1001104498	2	SEAL	
7	4461134	2	CONNECTOR	
8	4461006	2	SEAL	
9	4461008	2	PLUG	
10	1001118392	2	TERMINAL	
11	1001118393	8	TERMINAL	
12	7028639	2	CAP	
13	7026408	1	CONNECTOR	
14	80604018	1	CAP	
15	77363229	1	TERMINAL	
16	7028640	8	CONNECTOR	
17	7028641	8	TERMINAL	
18	7028642	8	SEAL	
19	250176	1	CONNECTOR	
20	7029234	1	TERMINAL	

SECTION 10 - ELECTRICAL

FIGURE 10-5. REAR CHASSIS HARNESS (G5-19A SN 1160001709 to Present; G6-23A SN 1160001708 to Present)



PAH1290

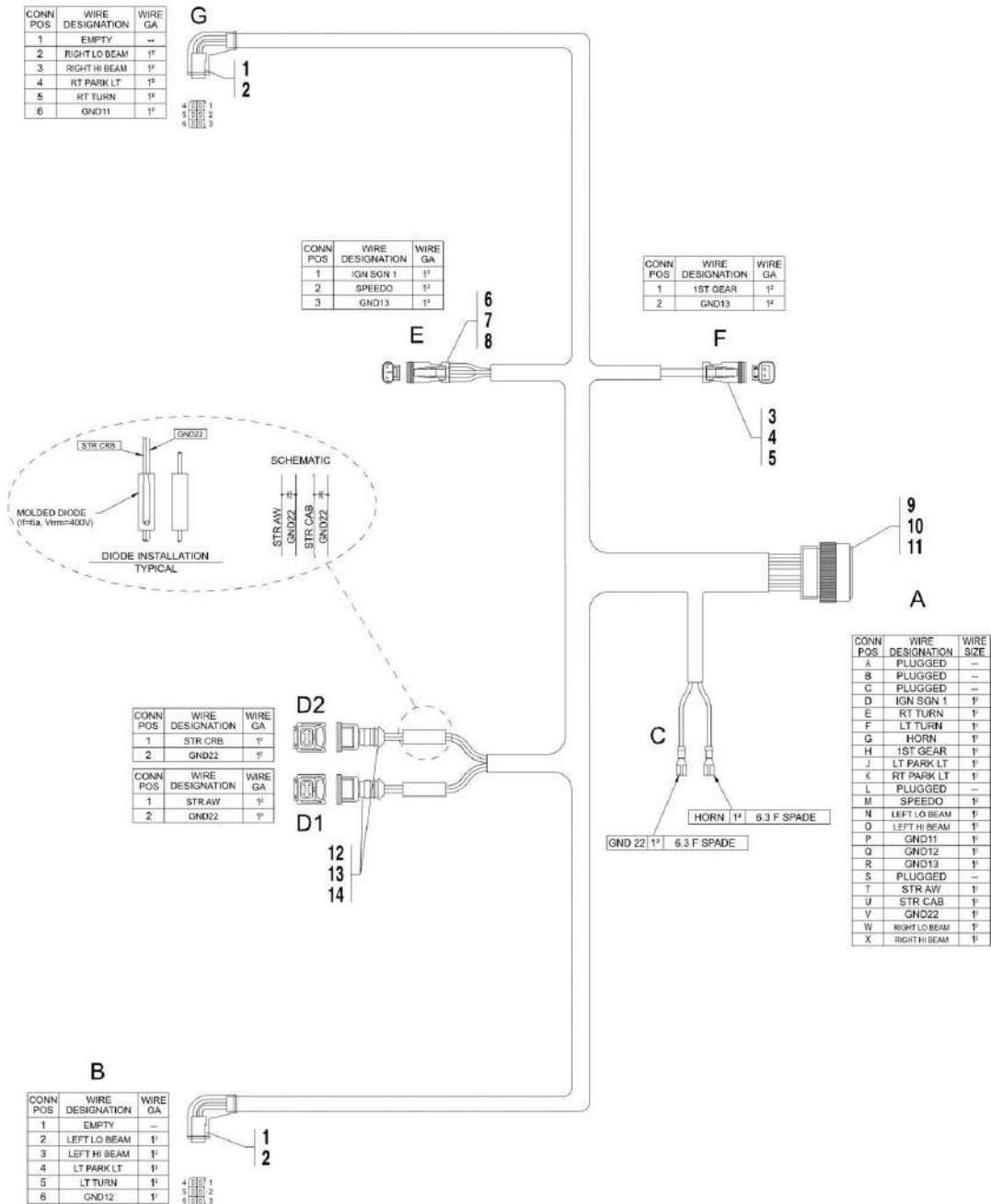
SECTION 10 - ELECTRICAL

FIGURE 10-5. REAR CHASSIS HARNESS (G5-19A SN 1160001709 to Present; G6-23A SN 1160001708 to Present)

ITEM	PART NUMBER	QTY	DESCRIPTION	REV
	4923099	1	REAR CHASSIS HARNESS, (includes all items)	H
1	1001116938	1	CONNECTOR	
2	1001116692	5	TERMINAL	
3	4460466	1	PLUG	
4	4461118	2	CONNECTOR	
5	1001107854	2	TERMINAL	
6	1001104498	2	SEAL	
7	4461134	2	CONNECTOR	
8	4461006	2	SEAL	
9	4461008	2	PLUG	
10	1001118392	2	TERMINAL	
11	1001118393	8	TERMINAL	
12	7028639	2	CAP	
13	7026408	3	CONNECTOR	
14	80604018	3	CAP	
16	7028640	9	CONNECTOR	
17	7028641	9	TERMINAL	
18	7028642	9	SEAL	
19	250176	1	CONNECTOR	
20	7029234	1	TERMINAL	
21	77363242	1	PLUG CONNECTOR	
22	70020200	1	CAP	
23	70020911	2	FEMALE FASTON	
24	1001116995	2	FEMALE FASTON COVER	

SECTION 10 - ELECTRICAL

FIGURE 10-6. FRONT CHASSIS HARNESS



ART_31200194-10-6

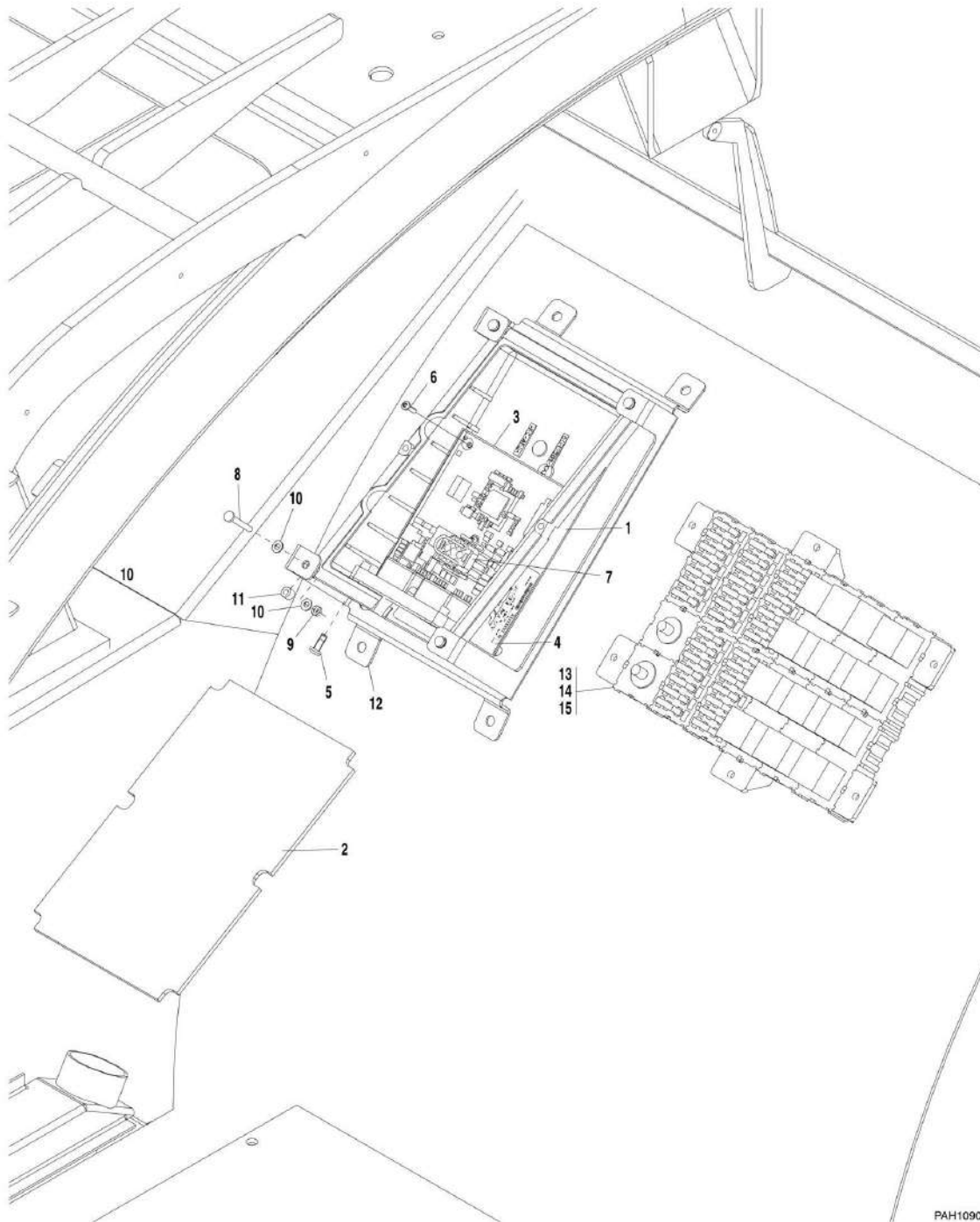
SECTION 10 - ELECTRICAL

FIGURE 10-6. FRONT CHASSIS HARNESS

ITEM	PART NUMBER	QTY	DESCRIPTION	REV
	4923098	1	FRONT CHASSIS HARNESS, (includes all items)	D
1	1001116997	2	HOUSING	
2	7028644	2	CONTACT	
3	7026408	1	CONNECTOR	
4	80604018	1	LOCK	
5	77363229	1	TERMINAL	
6	7028645	1	CONNECTOR	
7	1001107854	1	CONTACT	
8	1001104498	1	SEAL	
9	1001116942	1	CONNECTOR	
10	7029526	1	TERMINAL	
11	4460466	1	PLUG	
12	7028640	2	CONNECTOR	
13	7028641	2	TERMINAL	
14	7028642	2	SEAL	

SECTION 10 - ELECTRICAL

FIGURE 10-7. PWM VALVE CONTROLLER ASSEMBLY



PAH1090

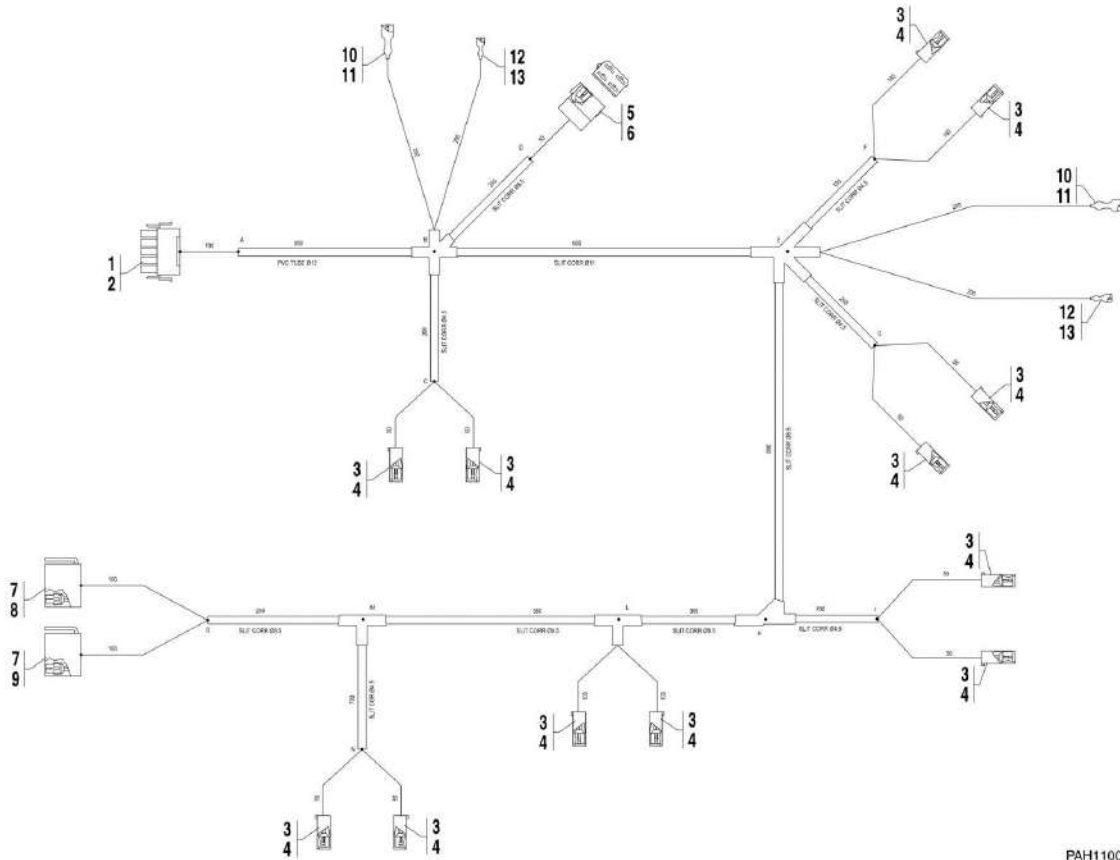
SECTION 10 - ELECTRICAL

FIGURE 10-7. PWM VALVE CONTROLLER ASSEMBLY

ITEM	PART NUMBER	QTY	DESCRIPTION	REV
	1810005	1	PWM VALVE CONTROLLER ASSEMBLY, (includes items 1 thru 7)	D
1	0380025	1	BOX BASE	
2	0861730	1	CLEAR BOX COVER	
3	1600388	1	CONTROLLER	
4	1705983	1	DECAL	
5	3900336	4	SPECIAL SCREW, #10-32X.500 TORX	
6	3900339	3	SPECIAL SCREW, #6-19X.500 LG	
7	4923258	1	PCB BOARD JUMPER HARNESS	
7	4460265	1	TERMINAL, CONNECTOR PLUG, 9 PIN	
7	4460268	2	TERMINAL, SOCKET	
7	4920017	5 CM	WIRE, 18 GA RED	
8	4010414	4	PAN HD SCREW, 4X30	
9	3290405	4	HEX LOCKNUT, 4MM-.70	
10	4811400	8	FLAT WASHER, 4MM	
11	4100106	4	SPACER	
12	0903217	1	MOUNTING BRACKET	
13	2400086	1	FUSE PAD ASSEMBLY	
13	1001100781	1	FLASHER RELAY	
13	70021567	11	RELAY	
14		Ref	ROOF HARNESS, (See ROOF HARNESS for Breakdown)	
15		Ref	MAIN HARNESS, (See MAIN HARNESS for Breakdown)	

SECTION 10 - ELECTRICAL

FIGURE 10-8. ROOF HARNESS



PAH1100

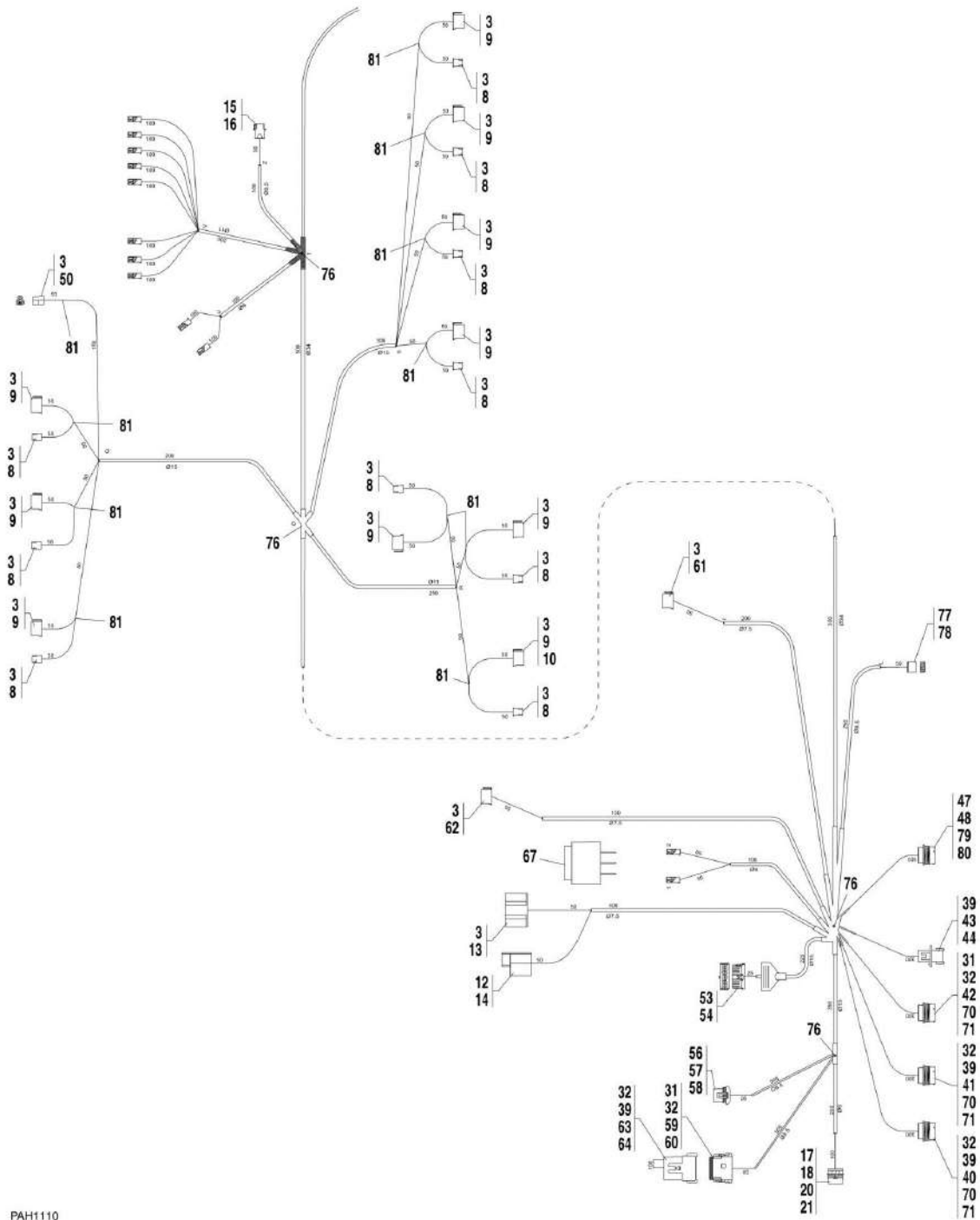
SECTION 10 - ELECTRICAL

FIGURE 10-8. ROOF HARNESS

ITEM	PART NUMBER	QTY	DESCRIPTION	REV
	4923254	1	ROOF HARNESS, (includes all items)	C
1	7029461	1	PLUG	
2	7029462	14	SOCKET	
3	7029463	12	FEMALE FASTON	
4	7029464	12	FEMALE FASTON COVER	
5	7029465	1	4 WAY CONNECTOR	
6	7029466	4	FEMALE FASTON	
7	7029460	7	FEMALE TERMINAL	
8	7029467	1	8 WAY CONNECTOR, BLACK	
9	7029468	1	8 WAY CONNECTOR, BROWN	
10	7029469	2	HEAT SHRINK TUBE, (30mm)	
11	7029470	2	FEMALE FASTON	
12	7029471	2	FEMALE FASTON	
13	7029472	2	FEMALE FASTON	
14		Ref	PVC TAPE	

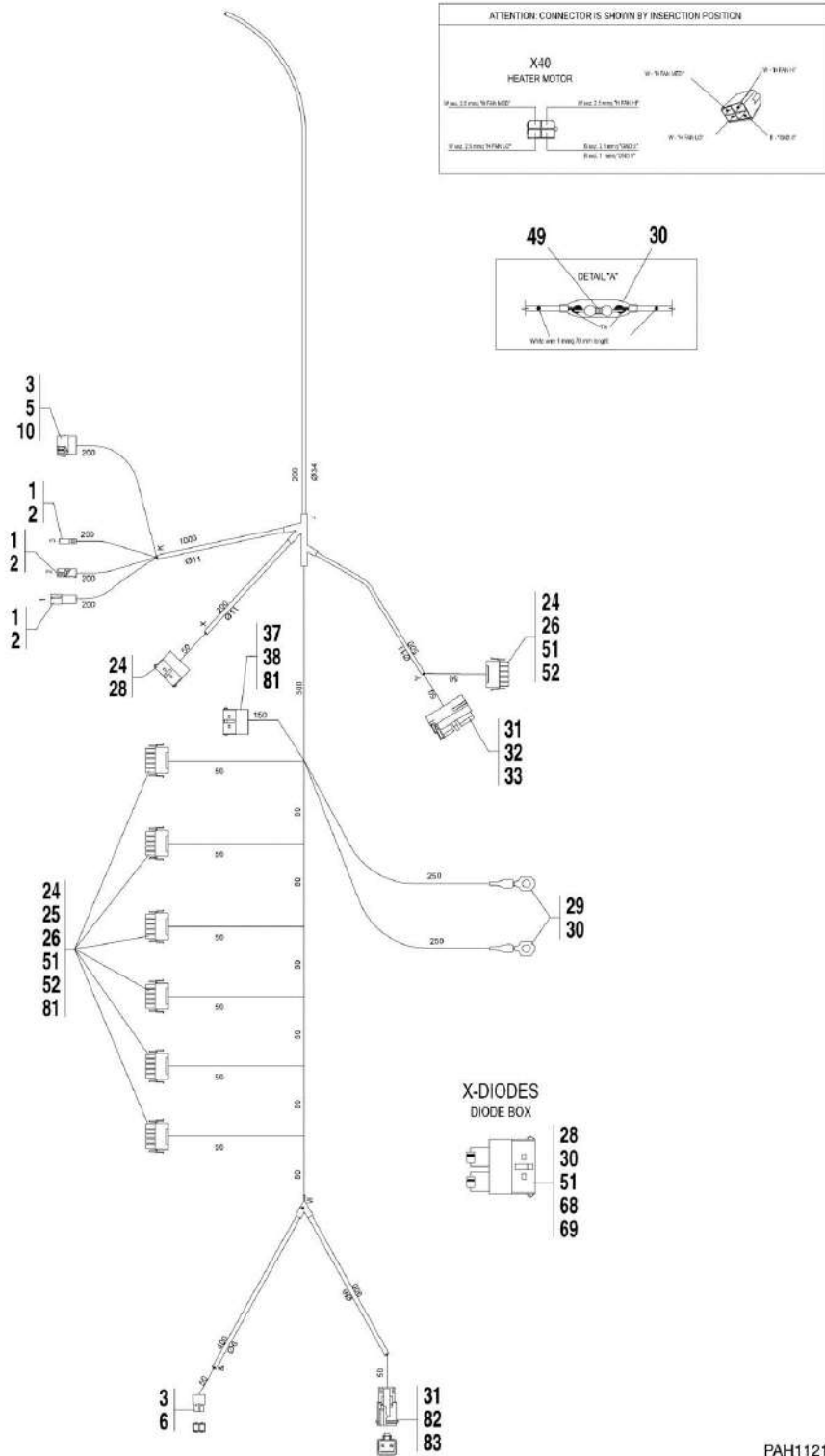
SECTION 10 - ELECTRICAL

FIGURE 10-9. MAIN HARNESS



PAH1110

SECTION 10 - ELECTRICAL



PAH1121

SECTION 10 - ELECTRICAL

FIGURE 10-9. MAIN HARNESS

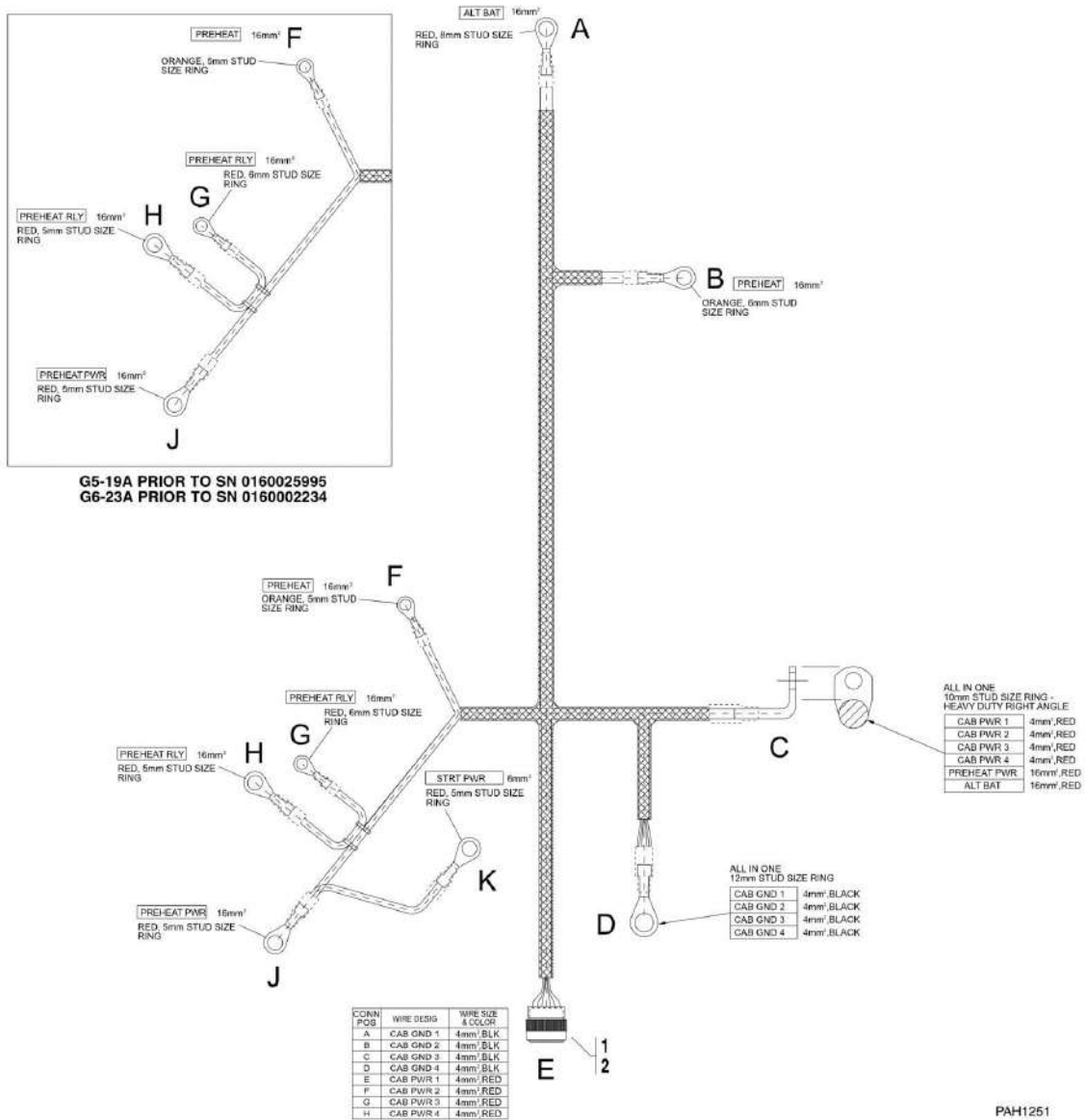
ITEM	PART NUMBER	QTY	DESCRIPTION	REV
	4923506	1	MAIN HARNESS, (includes all items)	I
1	70020911	3	FEMALE FASTON	
2	1001116995	3	FEMALE FASTON COVER	
3	1001104519	90	FEMALE FASTON	
5	1001116986	1	4 WAY CONNECTOR	
6	1001116991	1	2 WAY CONNECTOR	
8	7029671	12	2 WAY CONNECTOR	
9	7029672	11	SWITCH CONNECTOR	
10	1001116716	3	FEMALE FASTON	
12	7029642	1	4 WAY KEY CONNECOTOR	
13	7029643	1	6 WAY KEY CONNECTOR	
14	1001118383	2	GIANT FEMALE FASTON	
15	7029645	4	FEMALE TERMINAL	
16	7029646	1	6 WAY CONNECTOR	
17	1001107854	1	CONTACT	
18	7029647	5	WIRE SEAL	
20	1001103012	1	4 WAY SUPERSEAL CONNECTOR	
21	1001116698	1	SEAL PLUG	
24	1001118378	10	MATE-N-LOCK MALE TERMINAL	
25	91504093	6	SEALING PLUG	
26	7029653	8	MATE-N-LOCK 15 WAY CONNECTOR	
28	7029655	3	MATE-N-LOCK FEMALE CONNECTOR	
29	7029656	2	THIMBLE	
30	N.S.S.	AR	HEAT SHRINK TUBE	
31	1001116692	53	TERMINAL	
32	83481301	38	SEALING PLUG	
33	4460814	1	CONNECTOR	
37	4460761	1	CAP	
38	91504092	1	PIN	
39	1001116693	44	MALE CONTACT	
40	1001116934	1	CONNECTOR	
41	1001116936	1	CONNECTOR	
42	1001116943	1	CONNECTOR	
43	80484072	1	CONNECTOR	
44	80604020	1	CONNECTOR	
47	7029664	8	MALE CONTACT	
48	1001116941	1	CONNECTOR	
50	250176	1	CONNECTOR	
51	7029675	1	WIRE SEAL	
52	7029676	8	INTERFACE SEAL	
53	1001118382	17	SOCKET TERMINAL	
54	7029678	1	CONNECTOR PLUG	
56	91364013	1	CONNECTOR	
57	4460746	4	TERMINAL	
58	7029679	4	WIRE SEAL	
59	7026425	1	CONNECTOR	
60	80363179	1	LOCK CONNECTOR	
61	4461164	1	8 POS CONNECTOR	
62	7029681	1	12 POS CONNECTOR	

SECTION 10 - ELECTRICAL

ITEM	PART NUMBER	QTY	DESCRIPTION	REV
63	4460532	1	CONNECTOR	
64	80363179	1	LOCK CONNECTOR	
66	7029682	1	BOOT	
67	1001091751	1	BUZZER	
68	4460268	28	FEMALE TERMINAL	
70	83481286	3	NUT	
71	83481286	3	LOCK WASHER	
77	7029674	1	CONNECTOR	
79	7029667	1	NUT	
80	N.S.S.	1	WASHER	
81	N.S.S.	AR	BAND	
82	7026408	1	CONNECTOR	
83	80604018	1	LOCK CONNECTOR	

SECTION 10 - ELECTRICAL

FIGURE 10-10. GROUND HARNESS



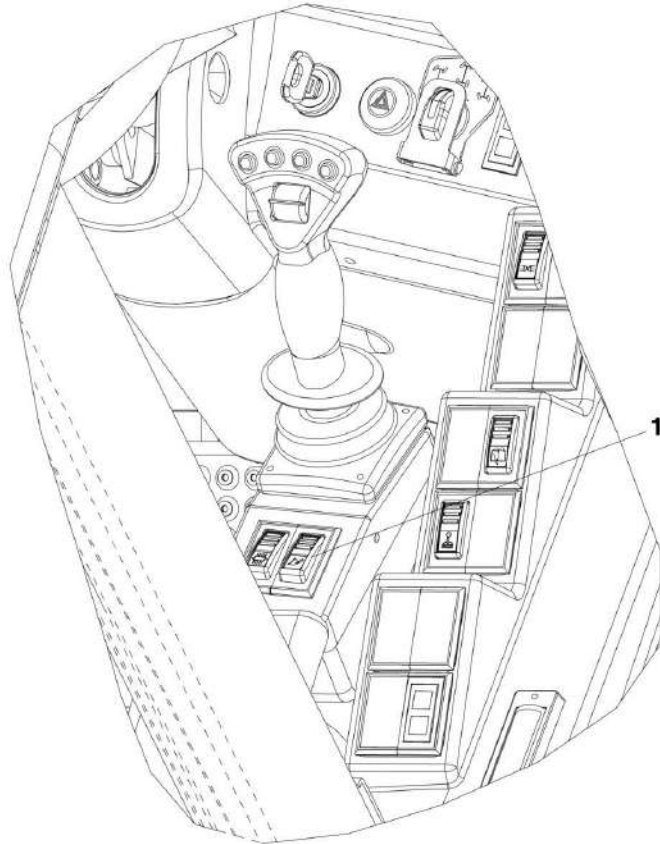
SECTION 10 - ELECTRICAL

FIGURE 10-10. GROUND HARNESS

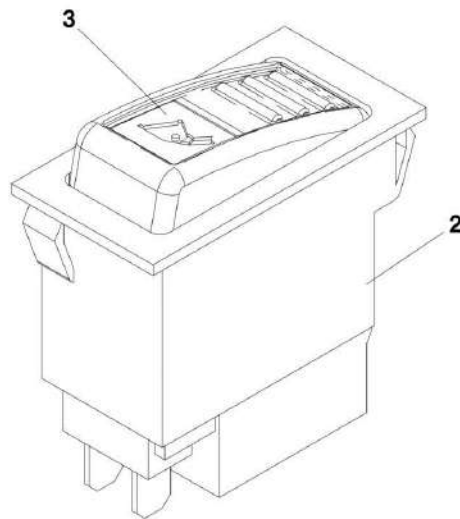
ITEM	PART NUMBER	QTY	DESCRIPTION	REV
	4923210	1	GROUND HARNESS, (includes all items) (G5-19A Prior to SN 0160025995; G6-23A Prior to SN 016002234)	D
	4923631	1	GROUND HARNESS, (includes all items) (G5-19A SN 0160025995 to Present; G6-23A SN 016002234 to Present)	B
1	1001116940	1	CONNECTOR	
2	77363347	1	CONTACT	

SECTION 10 - ELECTRICAL

FIGURE 10-11. BUCKET SHAKE SWITCH (OPTIONAL)



VIEW OF SWITCH IN CAB



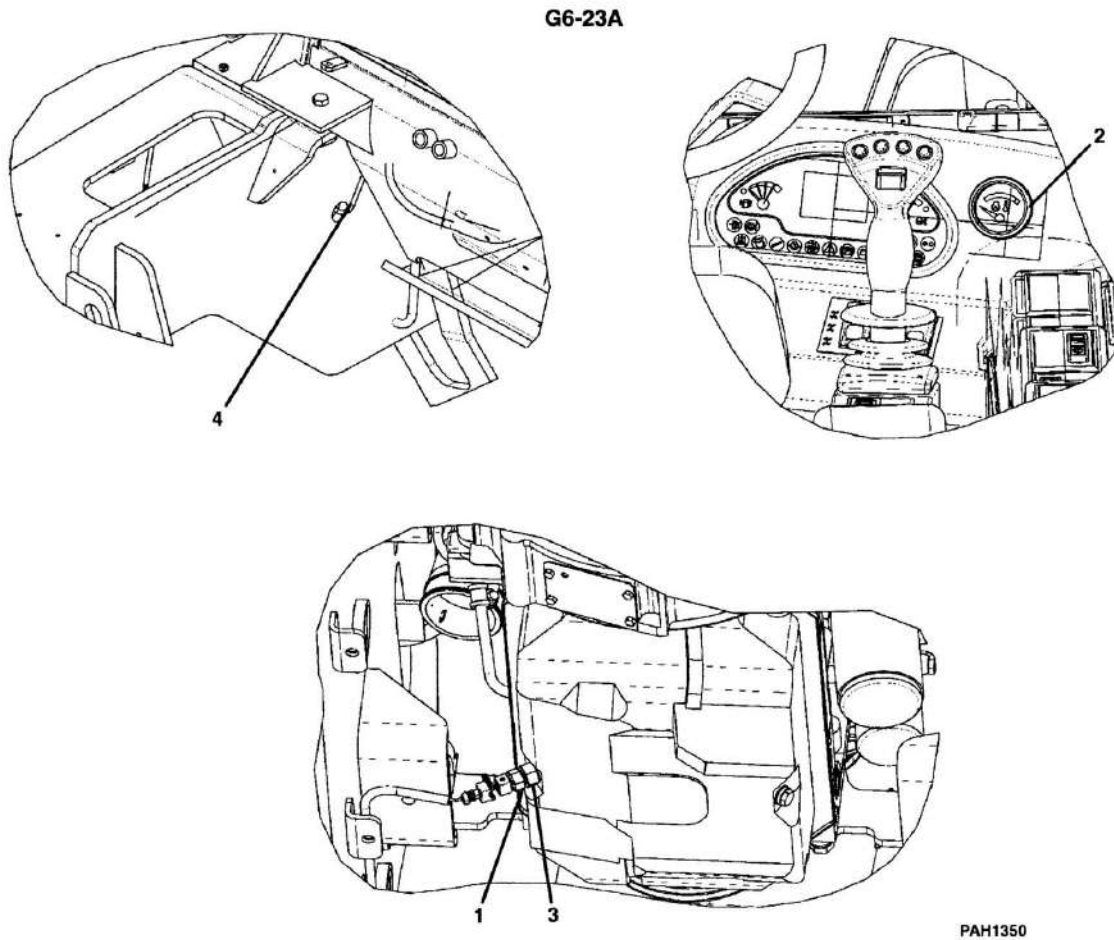
SECTION 10 - ELECTRICAL

FIGURE 10-11. BUCKET SHAKE SWITCH (OPTIONAL)

ITEM	PART NUMBER	QTY	DESCRIPTION	REV
	1001098424	1	BUCKET SHAKE SWITCH, (Includes all items)	A
1	1001098423	1	SWITCH ASSY, (Includes items 2 & 3)	
2	4674353	1	ROCKER SWITCH	
3	1001098422	1	SYMBOL PLATE	

SECTION 10 - ELECTRICAL

FIGURE 10-12. OIL TEMPERATURE GAUGE INSTALLATION G6-23A (OPTIONAL)



SECTION 10 - ELECTRICAL

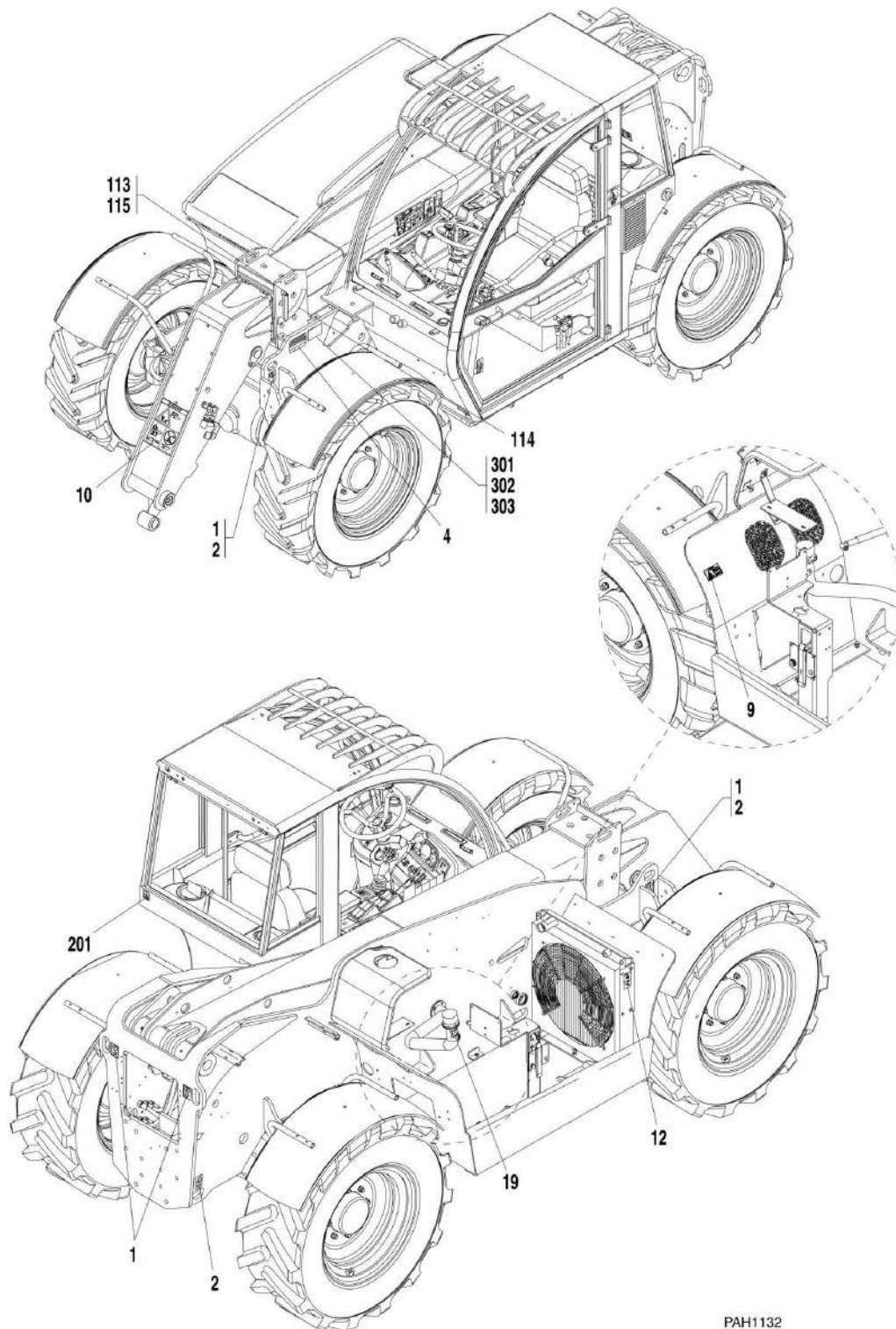
FIGURE 10-12. OIL TEMPERATURE GAUGE INSTALLATION G6-23A (OPTIONAL)

ITEM	PART NUMBER	QTY	DESCRIPTION	REV
	1001092149	1	OIL TEMPERATURE GAUGE INSTALLATION, (G6-23A), (includes all items)	
1	1001093084	1	OIL TEMPERATURE SENSOR	
2	1001093085	1	TEMPERATURE OIL GAUGE	
3	1001093089	1	SENSOR CONNECTOR COUPLING	
4	1001093694	1	OIL TEMPERATURE HARNESS	

SECTION 11 - DECALS

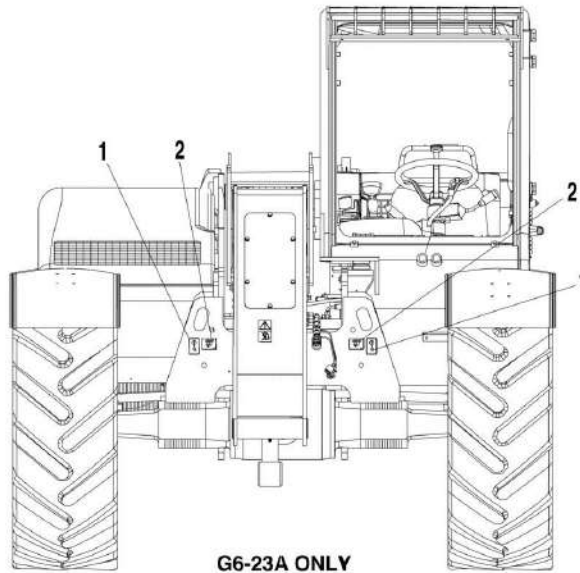
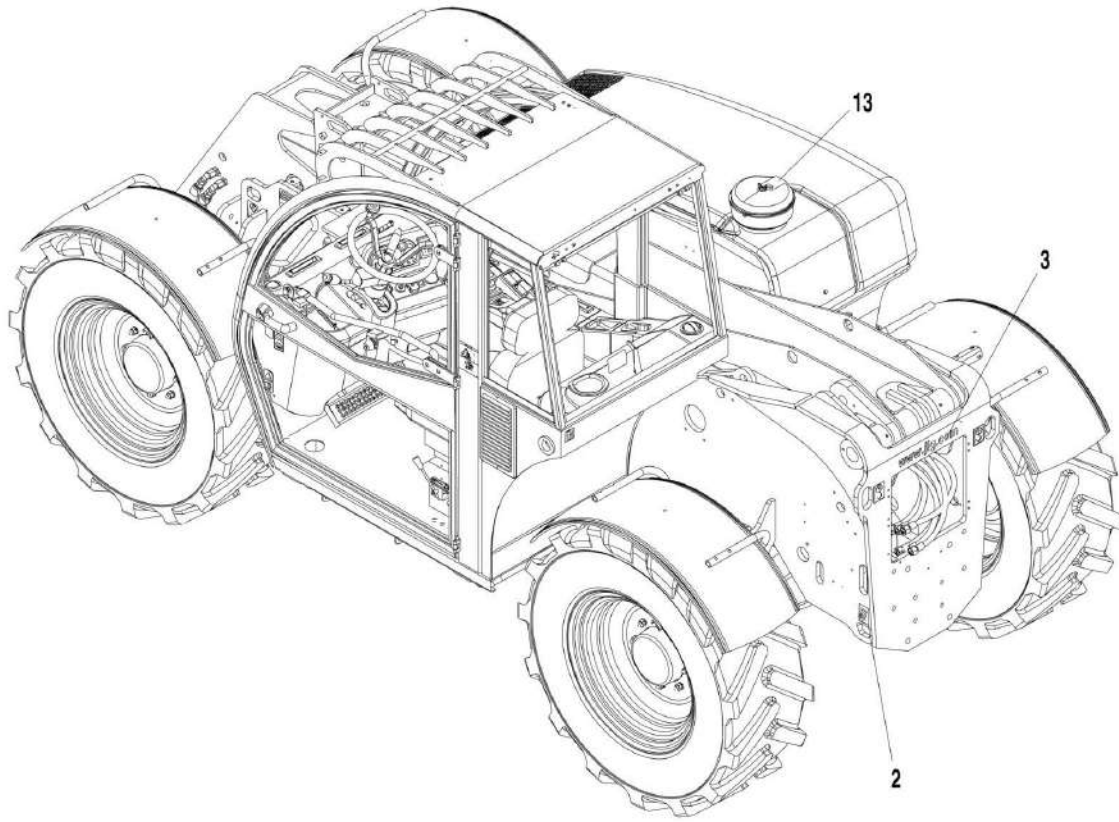
SECTION 11 - DECALS

FIGURE 11-1. FRAME AND BOOM DECALS



PAH1132

SECTION 11 - DECALS



G6-23A ONLY

PAH1141

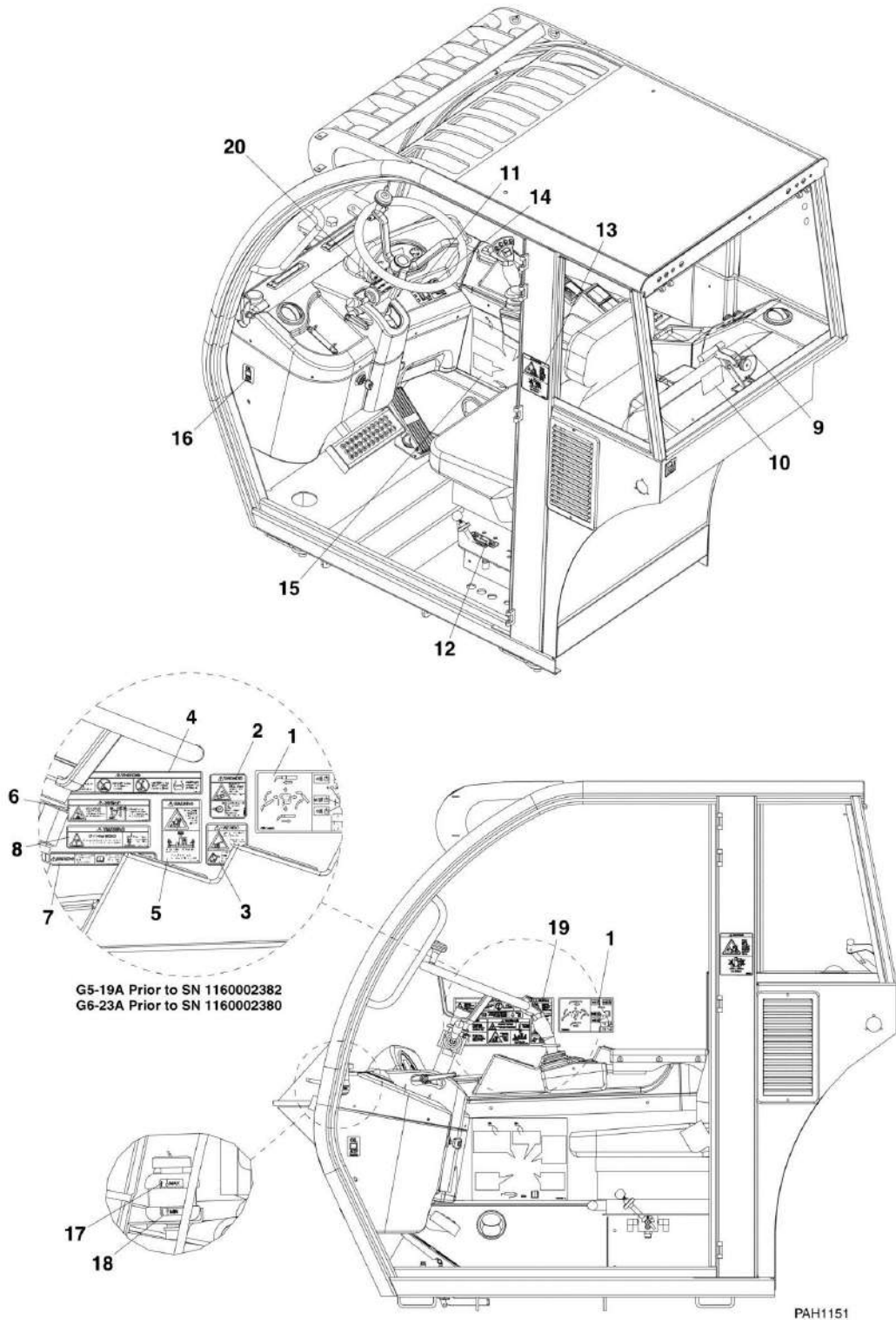
SECTION 11 - DECALS

FIGURE 11-1. FRAME AND BOOM DECALS

ITEM	PART NUMBER	QTY	DESCRIPTION	REV
	0275150	1	DECAL INSTALLATION, (includes items 1 thru 19)	D
1	1701500	4	LIFT DECAL	
2	1702300	4	TIE DOWN DECAL	
3	1704885	1	WEBSITE DECAL	
4	N.S.S.	1	SERIAL NO. PLATE	
9	1706297	1	WARNING DECAL, EXPLOSIVE GASES	
10	1706298	1	WARNING DECAL, FALLING OFF ATTACHMENT	
12	1706301	1	WARNING DECAL, KEEP CLEAR OF ROTATING PARTS	
13	1704972	1	WARNING DECAL, EXPLOSION/FIRE	
19	1701504	1	HYDRAULIC OIL DECAL	
113	0630585	1	SHOULDER BOLT, METRIC	
114	1705998	1	BOOM ANGLE INDICATOR DECAL	
115	3575478	1	PENDULUM	
201	8009815	1	DIESEL FUEL DECAL	
301	N.S.S.	1	UNIVERSAL IDENTIFICATION PLATE, (if applicable)	
302	N.S.S.	4	AMTAK FASTENER	
303	8526042	AR	ADHESIVE, 3M #90	
		Ref	NOTE: ITEM NUMBERS NOT LISTED ARE NOT USED ON THIS FIGURE	

SECTION 11 - DECALS

FIGURE 11-2. CAB DECALS



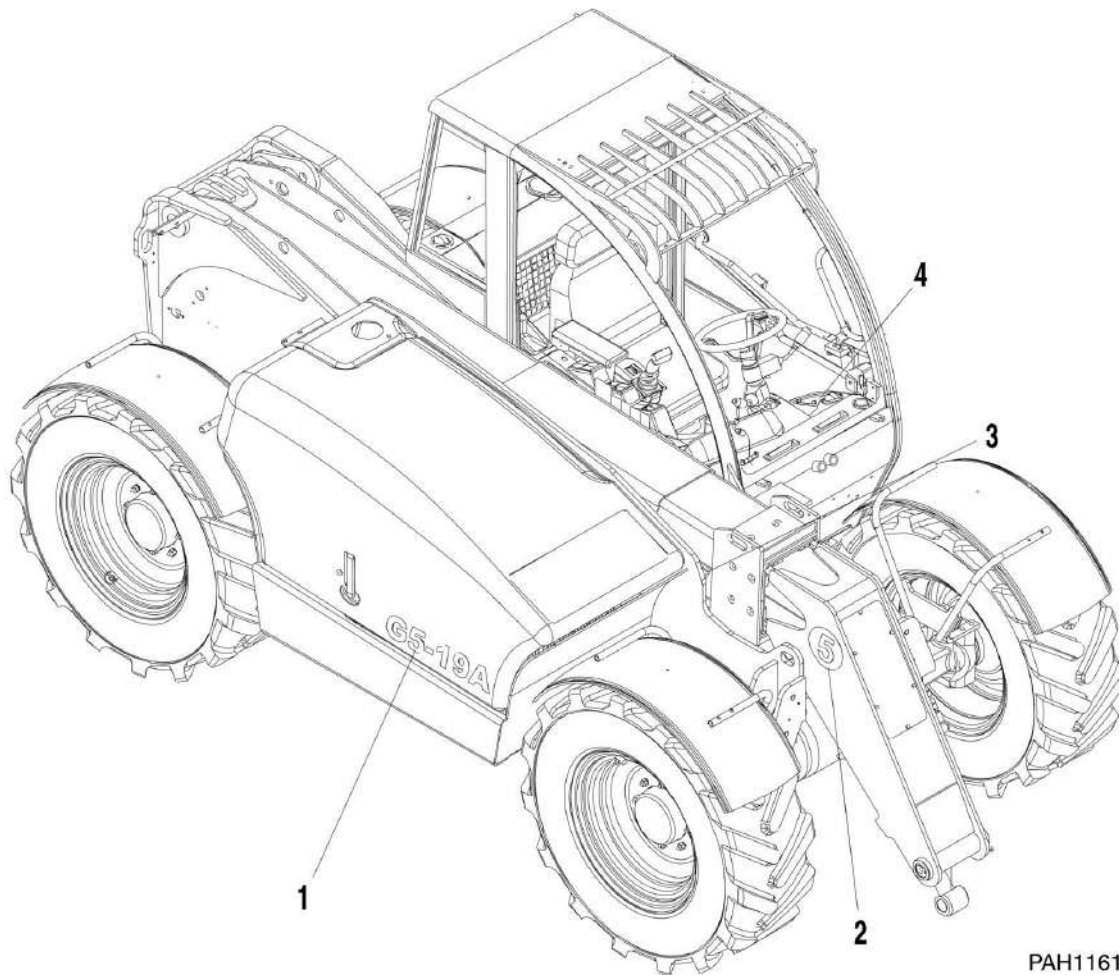
SECTION 11 - DECALS

FIGURE 11-2. CAB DECALS

ITEM	PART NUMBER	QTY	DESCRIPTION	REV
1	1706944	1	JOYSTICK DECAL, FORK TILT ON ROCKER SWITCH	
1	1706951	1	JOYSTICK DECAL, EXTEND/RETRACT ON ROCKER SWITCH, (option)	
2	1706767	1	MACHINE ROLL AWAY DECAL (G5-19A Prior to SN 1160002382; G6-23A Prior to SN 1160002380)	
3	1706851	1	DO NOT JUMP DECAL (G5-19A Prior to SN 1160002382; G6-23A Prior to SN 1160002380)	
4	1706306	1	TIP OVER DECAL (G5-19A Prior to SN 1160002382; G6-23A Prior to SN 1160002380)	
5	1706304	1	RUN OVER HAZARD DECAL (G5-19A Prior to SN 1160002382; G6-23A Prior to SN 1160002380)	
6	1706299	1	CONTACTING POWER LINES DECAL (G5-19A Prior to SN 1160002382; G6-23A Prior to SN 1160002380)	
7	1706303	1	READ MANUAL DECAL (G5-19A Prior to SN 1160002382; G6-23A Prior to SN 1160002380)	
8	1706850	1	CRUSH HAZARD DECAL (G5-19A Prior to SN 1160002382; G6-23A Prior to SN 1160002380)	
9	1706463	1	FUSE DECAL	
10	8005870	1	EMERGENCY EXIT DECAL	
11	1706801	1	STEERING MODE DECAL	
12	1706209	1	PARK BRAKE DECAL	
13	1706835	1	NO RIDERS DECAL	
14	1706859	1	HI/LO DECAL	
15	1706391	1	LUBE CHART DECAL	
16	2447967	1	OIL ATF DECAL	
17	8006516	1	FLUID LEVEL MAX	
18	8006515	1	FLUID LEVEL MIN	
19	1707078	1	CAB WARNING/DANGER DECAL (G5-19A SN 1160002382 to Present; G6-23A SN 1160002380 to Present)	
20	91163028	1	SHIFTER DECAL	

SECTION 11 - DECALS

FIGURE 11-3. MACHINE DECALS, G5-19A



PAH1161

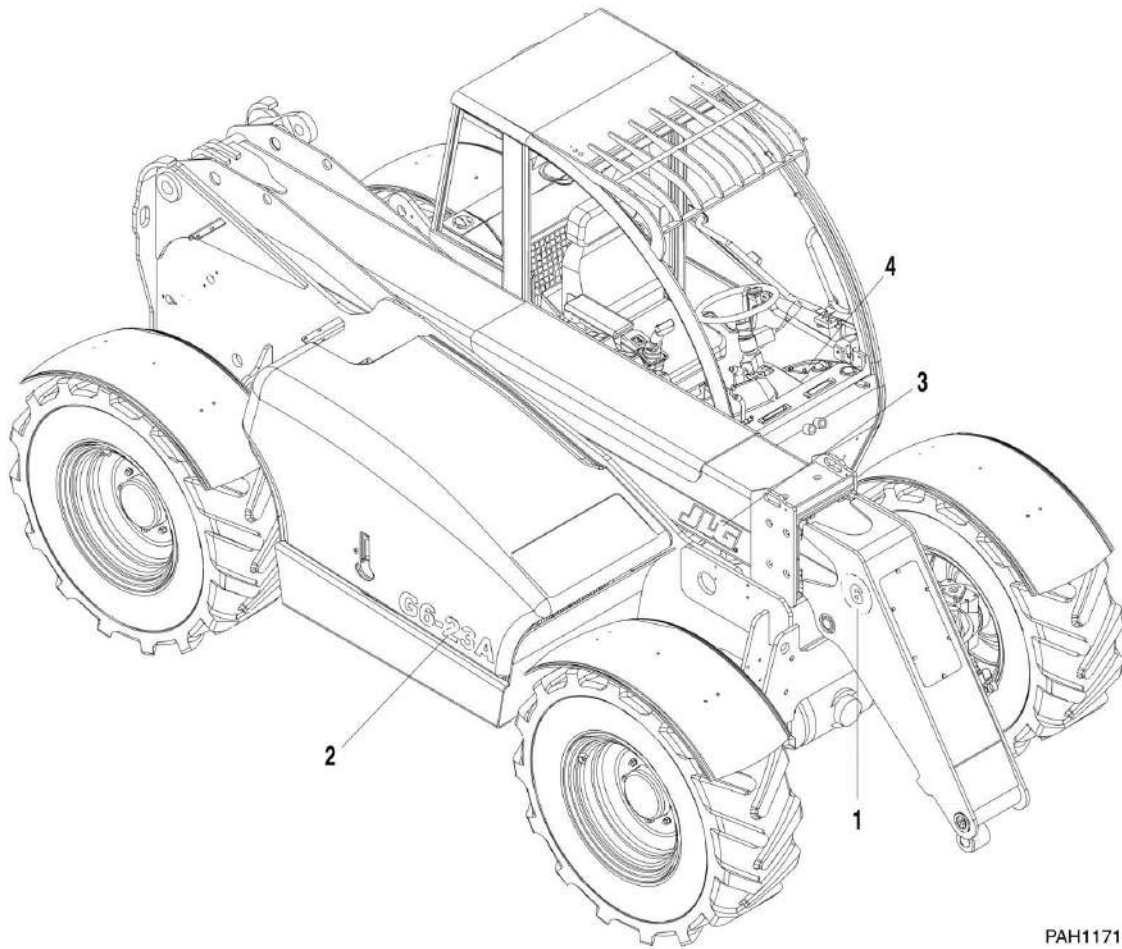
SECTION 11 - DECALS

FIGURE 11-3. MACHINE DECALS, G5-19A

ITEM	PART NUMBER	QTY	DESCRIPTION	REV
	0275296	1	G5-19A DECAL INSTALLATION, (includes items 1 thru 4)	C
1	1706865	1	G5-19A DECAL	
2	1706866	2	GOOSENECK 5 DECAL	
3	1702773	2	JLG DECAL	
4	1706928	1	LOAD CHART KIT	
4	1706930	1	LOAD CHART, FORKS	
4	1706970	1	LOAD CHART, BUCKET	
4	1706972	1	LOAD CHART, FORK HOOK	
4	1706974	1	LOAD CHART, TRUSS	
4	1706976	1	LOAD CHART, SIDE SHIFT	
4	1707108	1	LOAD CHART, SIDE TILT	

SECTION 11 - DECALS

FIGURE 11-4. MACHINE DECALS, G6-23A



PAH1171

SECTION 11 - DECALS

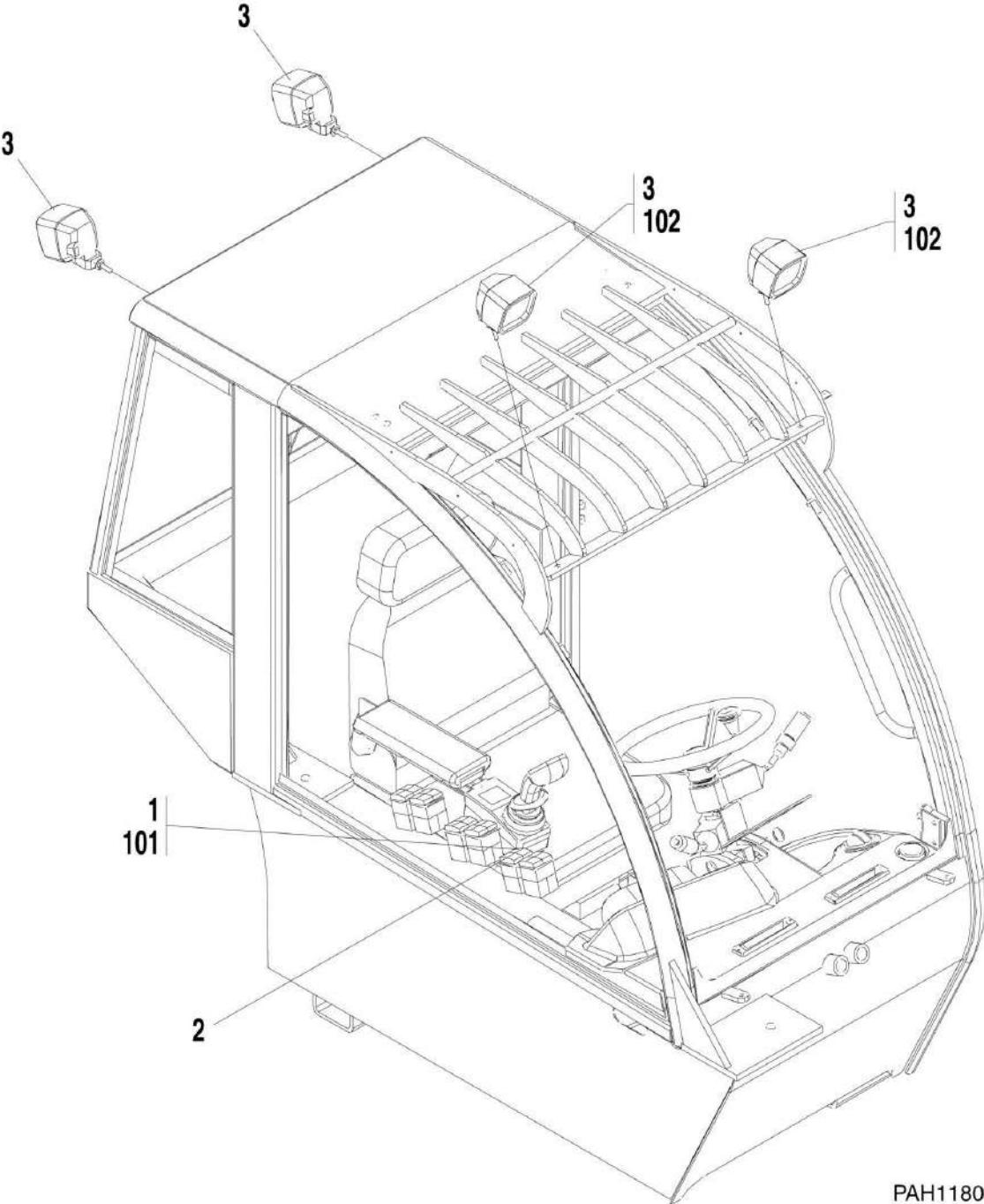
FIGURE 11-4. MACHINE DECALS, G6-23A

ITEM	PART NUMBER	QTY	DESCRIPTION	REV
	0275329	1	G6-23A DECAL INSTALLATION, (includes items 1 thru 4)	C
1	1706170	2	GOOSENECK 6 DECAL	
2	1706864	1	G6-23A DECAL	
3	1702773	2	JLG DECAL	
4	1706927	1	LOAD CHART KIT	
4	1706929	1	LOAD CHART, FORKS	
4	1706969	1	LOAD CHART, BUCKET	
4	1706971	1	LOAD CHART, FORK HOOK	
4	1706973	1	LOAD CHART, TRUSS	
4	1706975	1	LOAD CHART, SIDE SHIFT	
4	1707109	1	LOAD CHART, SIDE TILT	
4	1001093736	1	LOAD CHART, FORK POSITION	

SECTION 12 - OPTIONS

SECTION 12 - OPTIONS

FIGURE 12-1. CAB WORKLIGHT INSTALLATIONS



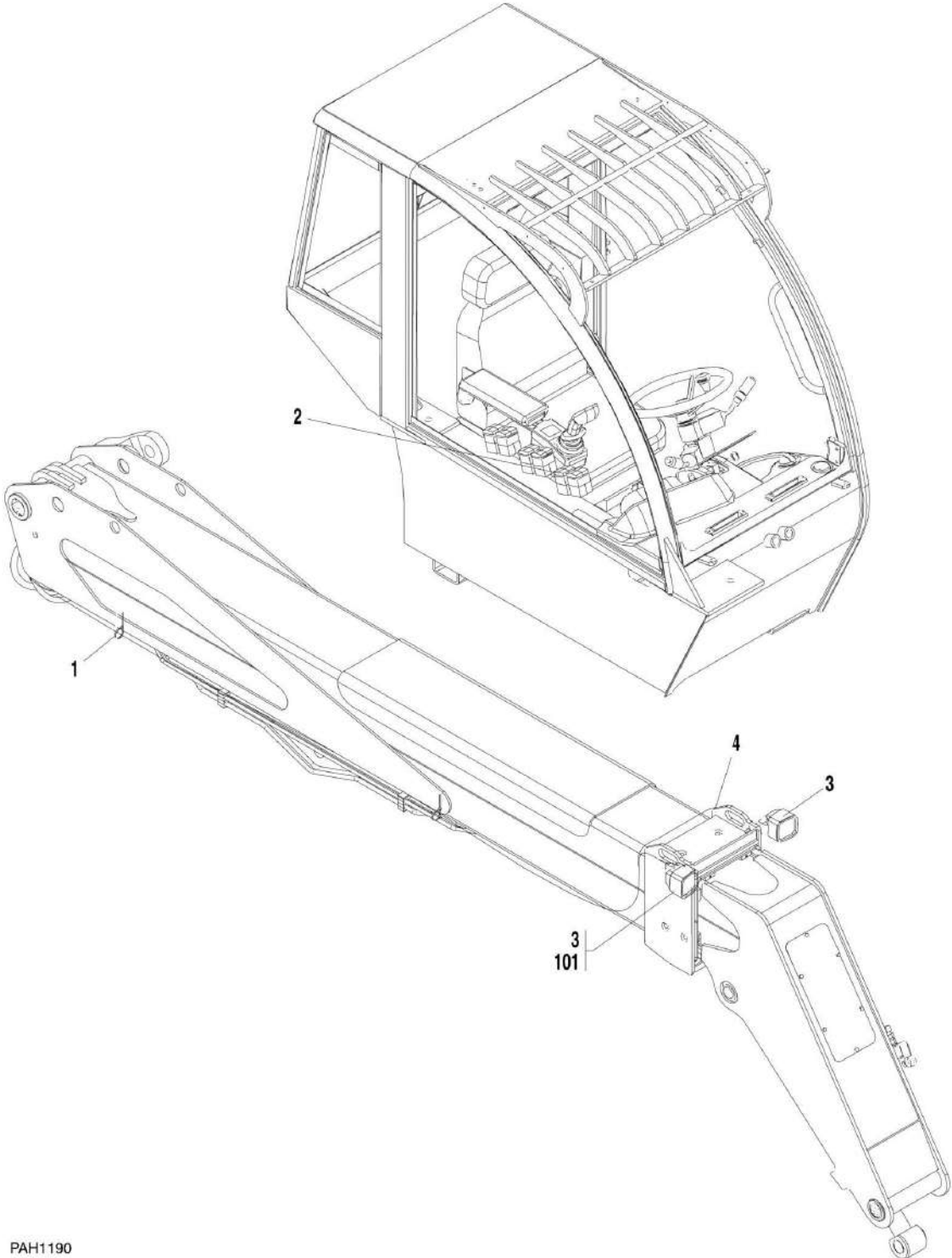
SECTION 12 - OPTIONS

FIGURE 12-1. CAB WORKLIGHT INSTALLATIONS

ITEM	PART NUMBER	QTY	DESCRIPTION	REV
	0274107	1	CAB WORKLIGHT INSTALLATION, (includes items 1 thru 3)	B
1	4360597	1	SWITCH ASSY, FRONT WORKLIGHT	
1	4360617	1	SYMBOL PLATE	
1	4674353	1	SWITCH BODY	
2	4360598	1	SWITCH ASSY, REAR WORKLIGHT	
2	4360594	1	SYMBOL PLATE	
2	4674353	1	SWITCH BODY	
3	8002787	4	WORK LIGHT	
3	0409672	4	REPLACEMENT BULB	
	0274756	1	CAB WORKLIGHT INSTALLATION, (FRONT ONLY), (includes items 101 thru 102)	A
101	4360597	1	SWITCH ASSY, FRONT WORKLIGHT	
101	4360617	1	SYMBOL PLATE	
101	4674353	1	SWITCH BODY	
102	8002787	2	WORK LIGHT	
102	0409672	2	REPLACEMENT BULB	

SECTION 12 - OPTIONS

FIGURE 12-2. BOOM WORKLIGHT INSTALLATION



PAH1190

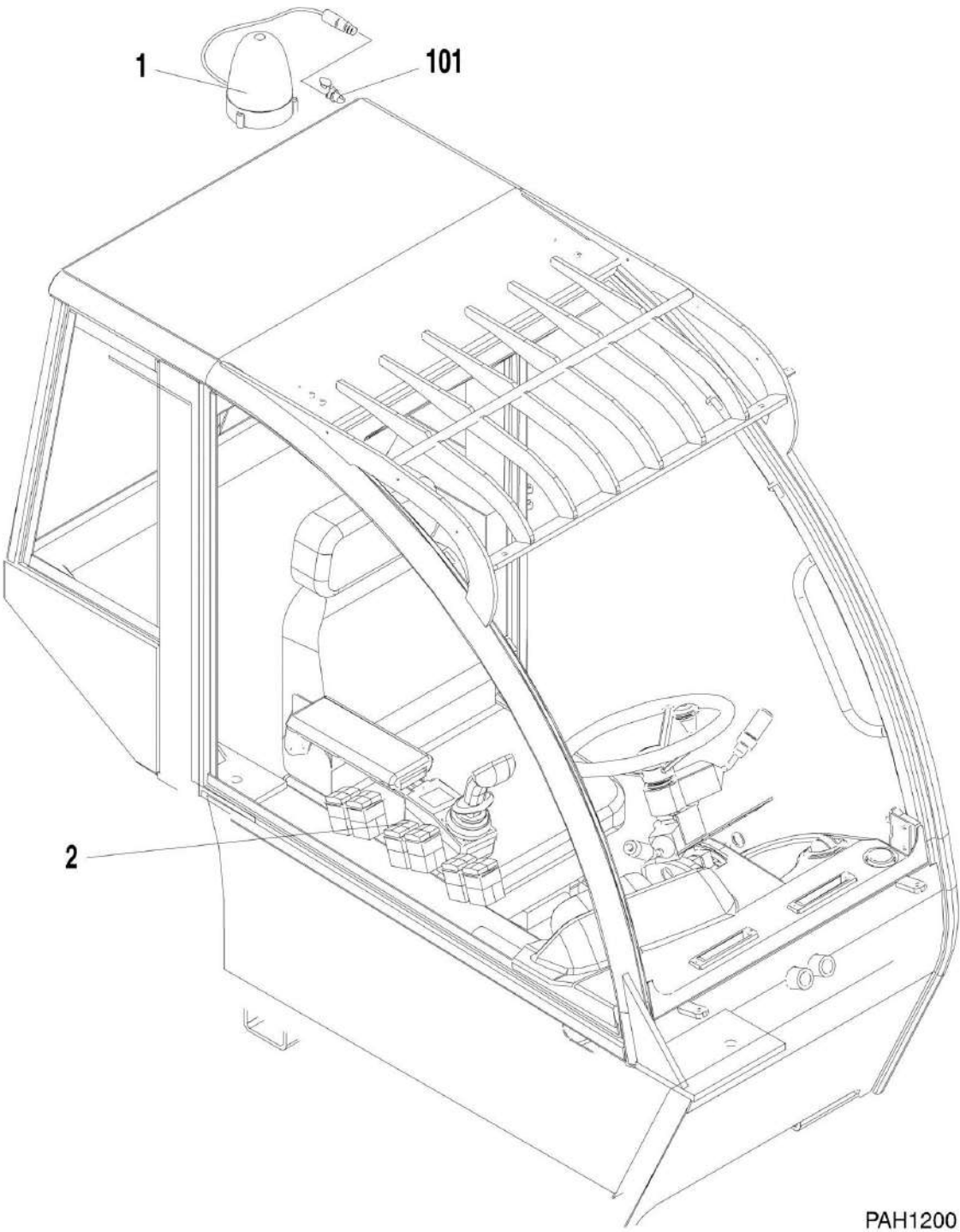
SECTION 12 - OPTIONS

FIGURE 12-2. BOOM WORKLIGHT INSTALLATION

ITEM	PART NUMBER	QTY	DESCRIPTION	REV
	0274122	1	BOOM WORKLIGHT INSTALLATION, (includes all items)	B
1	471678	10	CABLE BAND	
2	4360600	1	SWITCH ASSEMBLY	
2	4360616	1	SYMBOL PLATE	
2	4674353	1	SWITCH	
3	8002787	2	WORK LIGHT	
3	0409672	2	REPLACEMENT BULB	
4	8005249	1	BOOM LIGHTS CABLE	
101		Ref	OPTION HARNESS, (See OPTION HARNESS for Breakdown)	

SECTION 12 - OPTIONS

FIGURE 12-3. ROTATING BEACON INSTALLATION



PAH1200

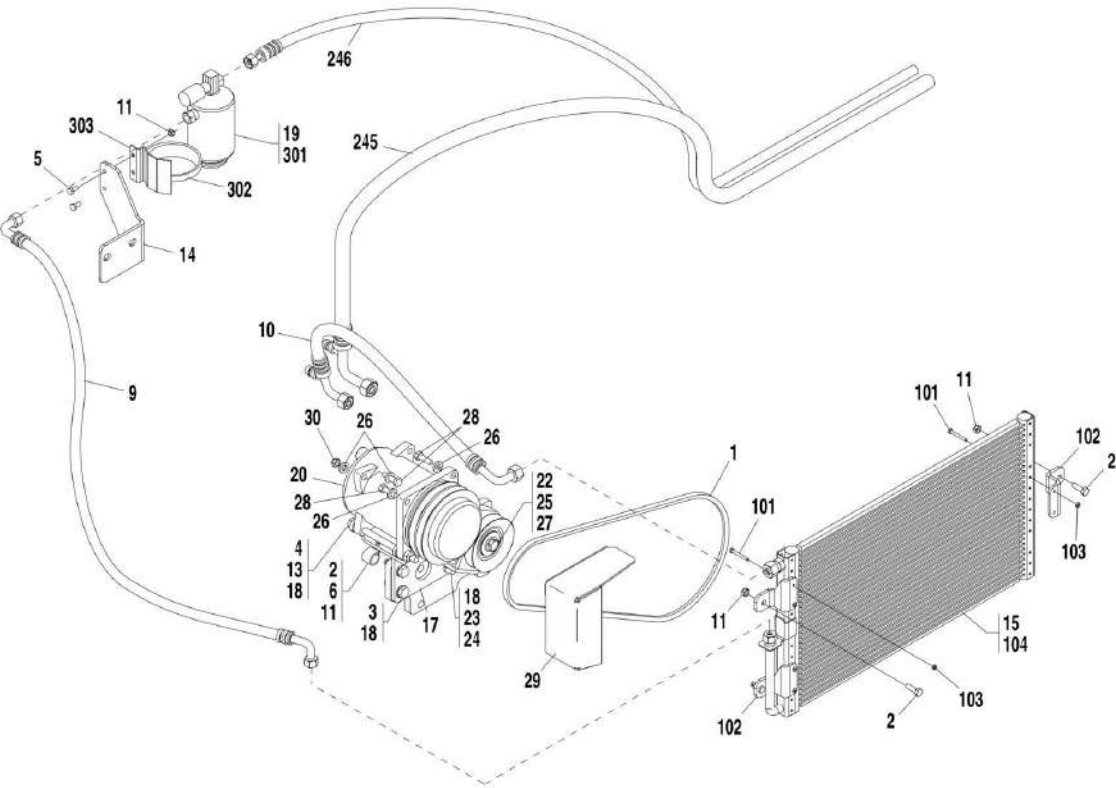
SECTION 12 - OPTIONS

FIGURE 12-3. ROTATING BEACON INSTALLATION

ITEM	PART NUMBER	QTY	DESCRIPTION	REV
	0274137	1	ROTATING BEACON INSTALLATION, (includes items 1 & 2)	C
1	1001091573	1	ROTATING BEACON	
2	4360599	1	SWITCH ASSEMBLY	
101		Ref	UPPER CAB ELECTRICAL INSTALLATION, (See UPPER CAB ELECTRICAL INSTALLATION for Breakdown)	

SECTION 12 - OPTIONS

FIGURE 12-4. AIR CONDITIONER INSTALLATION (G5-19A Prior to SN 1160004784; G6-23A Prior to SN 1160004665)



PAH1211

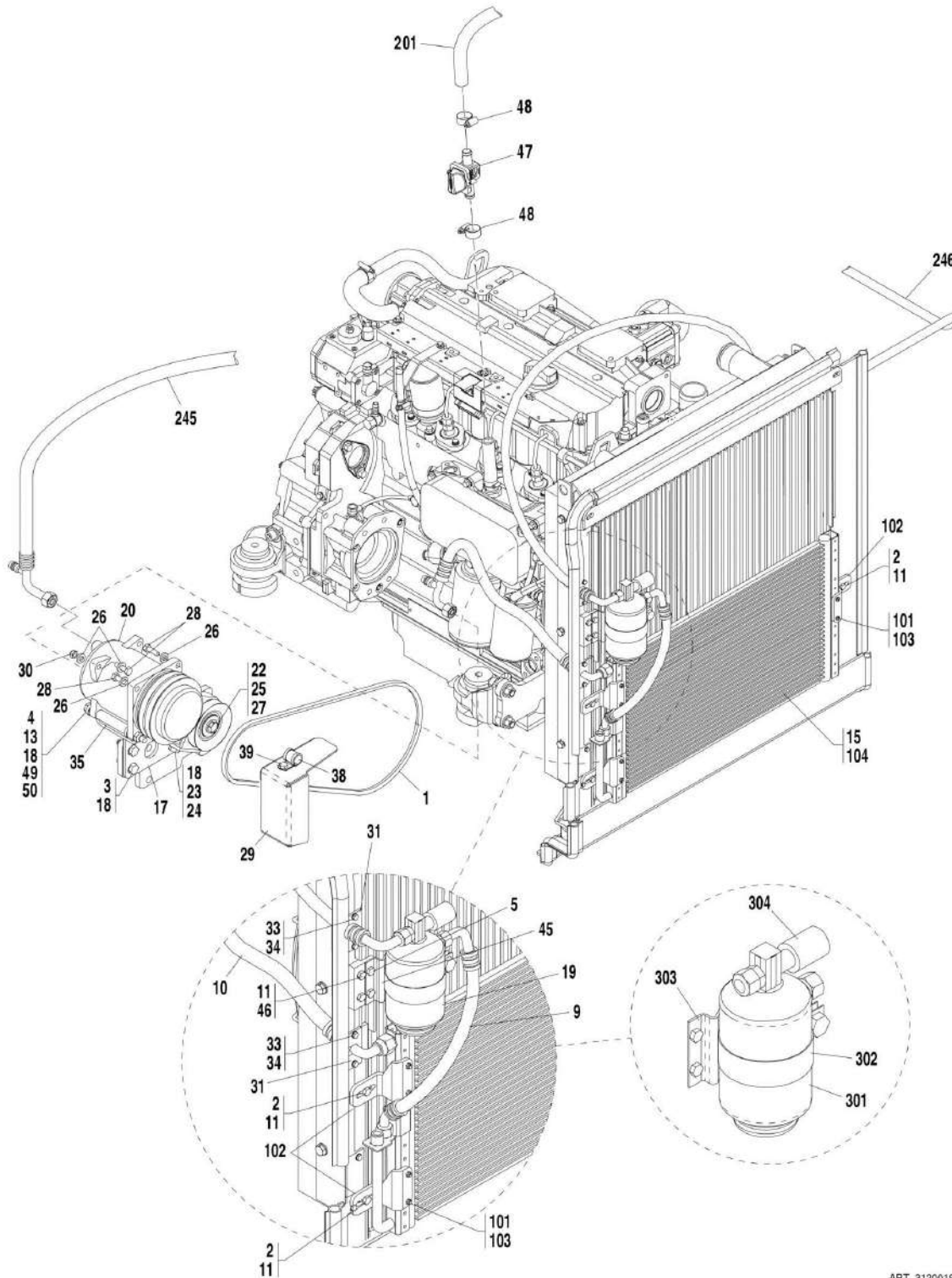
SECTION 12 - OPTIONS

FIGURE 12-4. AIR CONDITIONER INSTALLATION (G5-19A Prior to SN 1160004784; G6-23A Prior to SN 1160004665)

ITEM	PART NUMBER	QTY	DESCRIPTION	REV
	0274212	1	AIR CONDITIONER INSTALLATION, (includes items 1 thru 104)	G
1	0480139	1	BELT	
2	0760610	4	HEX HD CAPSCREW, 6X20, GR 8.8	
3	0701015	3	HEX HD CAPSCREW, 10-1.50X35MM	
4	0701031	2	HEX HD CAPSCREW, 10X140MM, (torque to 50Nm)	
5	0760606	2	HEX HD CAPSCREW, 6-1.00X12MM	
6	1321296	1	CLAMP	
9	2754285	1	HOSE ASSY	
10	2754286	1	HOSE ASSY	
11	3290605	6	HEX LOCK NUT, M6X1	
13	3291005	2	HEX LOCK NUT, M10X1.5	
14	3575688	1	MOUNTING PLATE	
15	3620058	1	RADIATOR ASSY, (includes items 101 thru 104)	A
17	4341075	1	A/C PUMP MOUNT	
18	4812000	8	FLAT WASHER, 10MM	
19	8003166	1	AIR DRYER ASSY, (includes items 301, 302 & 303)	
19	70020721	1	PRESSURE SWITCH	
19	70020722	1	CONNECTOR	
20	8003167	1	AIR COMPRESSOR	
22	4812100	2	FLAT WASHER, 12MM	
23	0761029	1	HEX HD CAPSCREW, 10X120MM	
24	4220262	1	IDLER BLOCK	
25	3580345	1	IDLER PULLY	
26	4811900	4	FLAT WASHER, 8MM	
27	0630604	1	AC PULLY BOLT	
28	0760812	3	HEX HD CAPSCREW, 8-1.25X25MM	
29	1671241	1	AC PULLY COVER	
30	3290801	1	HEX NUT, M8X1.25	
101	0700415	6	HEX HD CAPSCREW, 4X35, GR 8.8	
102	0903133	3	RADIATOR BRACKET	
103	3290405	6	HEX LOCK NUT, M4X.7	
104	3620057	1	RADIATOR	
245	2754283	1	HOSE ASSY	
246	2754284	1	HOSE ASSY	
301	70021482	1	DRYER	
302	70021483	1	CLAMP	
303	70021484	1	DRYER BRACKET	

SECTION 12 - OPTIONS

FIGURE 12-5. AIR CONDITIONER INSTALLATION (G5-19A SN 1160004784 to Present; G6-23A SN 1160004665 to Present)



ART_31200194-12-5

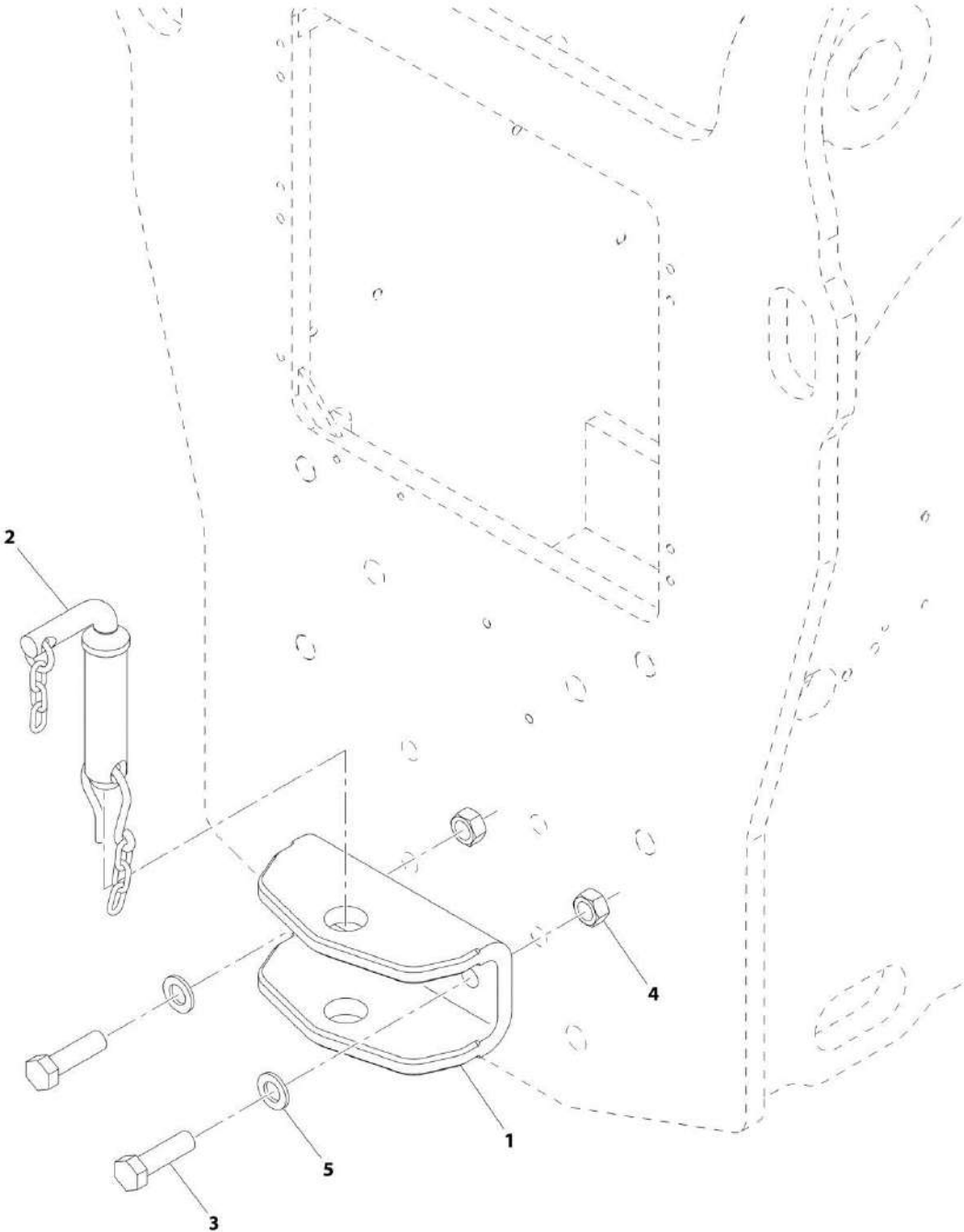
SECTION 12 - OPTIONS

FIGURE 12-5. AIR CONDITIONER INSTALLATION (G5-19A SN 1160004784 to Present; G6-23A SN 1160004665 to Present)

ITEM	PART NUMBER	QTY	DESCRIPTION	REV
	0274212	1	AIR CONDITIONER INSTALLATION, (includes items 1 thru 104)	J
1	0480139	1	BELT	
2	0760610	3	HEX HD CAPSCREW, 6X20, GR 8.8	
3	0701015	3	HEX HD CAPSCREW, 10-1.50X35MM	
4	0701031	2	HEX HD CAPSCREW, 10X140MM, (torque to 50Nm)	
5	0760606	2	HEX HD CAPSCREW, 6-1.00X12MM	
9	1001096030	1	HOSE ASSY	
10	2754286	1	HOSE ASSY	
11	3290605	5	HEX LOCK NUT, M6X1	
13	3291005	2	HEX LOCK NUT, M10X1.5	
15	3620058	1	RADIATOR ASSY, (includes items 101 thru 104)	A
17	1001096644	1	A/C PUMP MOUNT	
18	4812000	8	FLAT WASHER, 10MM	
19	1001096032	1	AIR DRYER ASSY, (includes items 301 thru 304)	
20	8003167	1	AIR COMPRESSOR	
22	4812100	2	FLAT WASHER, 12MM	
23	0761029	1	HEX HD CAPSCREW, 10X120MM	
24	4220262	1	IDLER BLOCK	
25	3580345	1	IDLER PULLY	
26	4811900	4	FLAT WASHER, 8MM	
27	0630604	1	AC PULLY BOLT	
28	0760812	3	HEX HD CAPSCREW, 8-1.25X25MM	
29	1001096701	1	AC PULLY COVER	
30	3290801	1	HEX NUT, M8X1.25	
31	1001096100	2	RUBBER SEAL	
33	0760405	4	HEX HD CAPSCREW, M4X10	
34	4811400	4	WASHER, 4MM	
35	1001093785	2	SPACER SLEEVE	
38	2443576	1	CLAMP	
39	0760808	1	HEX HD CAPSCREW, M8X16	
45	1001096696	1	DRYER MOUNT	
46	0760614	2	HEX HD CAPSCREW, M6X30	
47	1001112094	1	WATER CONTROL VALVE	
48	3961951	2	CLIP	
49	1001104686	AR	SHIM, 1.0	
50	1001104687	AR	SHIM, 0.5	
101	0700415	6	HEX HD CAPSCREW, 4X35, GR 8.8	
102	0903133	3	RADIATOR BRACKET	
103	3290405	6	HEX LOCK NUT, M4X.7	
104	3620057	1	RADIATOR	
201	2720554	1	HOSE ASSY	
245	2754283	1	HOSE ASSY	
246	1001096029	1	HOSE ASSY	
301	70021482	1	AIR DRYER	
302	70021483	1	CLAMP	
303	70021484	1	BRACKET	
304	70020721	1	PRESSURE SWITCH	
304	70020722	1	CONNECTOR	

SECTION 12 - OPTIONS

FIGURE 12-6. DRAW BAR COUPLING INSTALLATION



ART_4805932-B

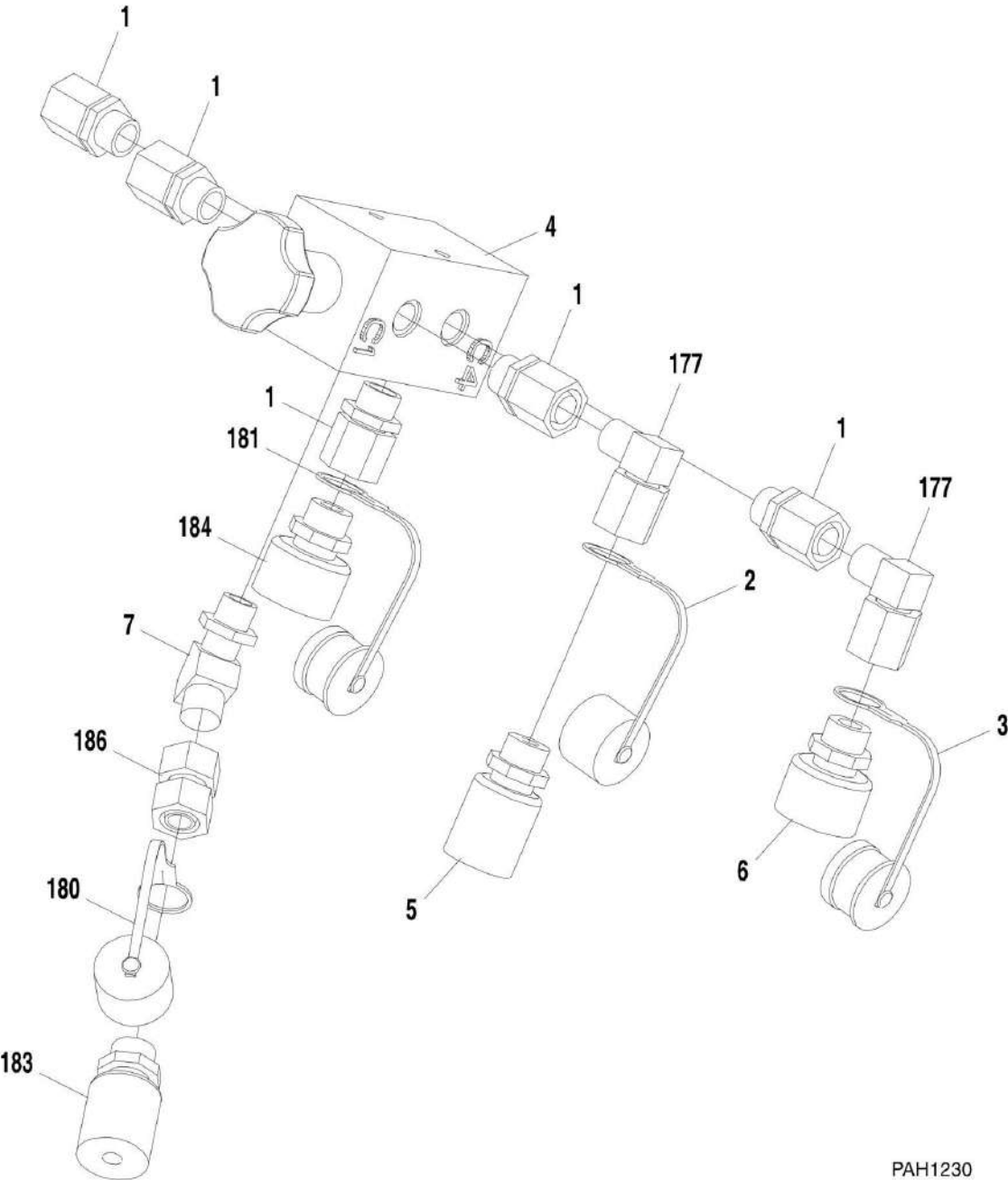
SECTION 12 - OPTIONS

FIGURE 12-6. DRAW BAR COUPLING INSTALLATION

ITEM	PART NUMBER	QTY	DESCRIPTION	REV
	4805932	1	DRAW BAR COUPLING INSTALLATION, (includes all items)	B
1	4804533	1	TOWING ATTACHMENT	
2	3944574	1	PIN	
3	0771619	2	HEX HD CAPSCREW, 10.9-16X55MM	
4	4805921	2	HEX NUT, 16MM	
5	4812300	2	WASHER, 16MM	

SECTION 12 - OPTIONS

FIGURE 12-7. DUAL BOOM AUX HYDRAULIC, MANUAL



PAH1230

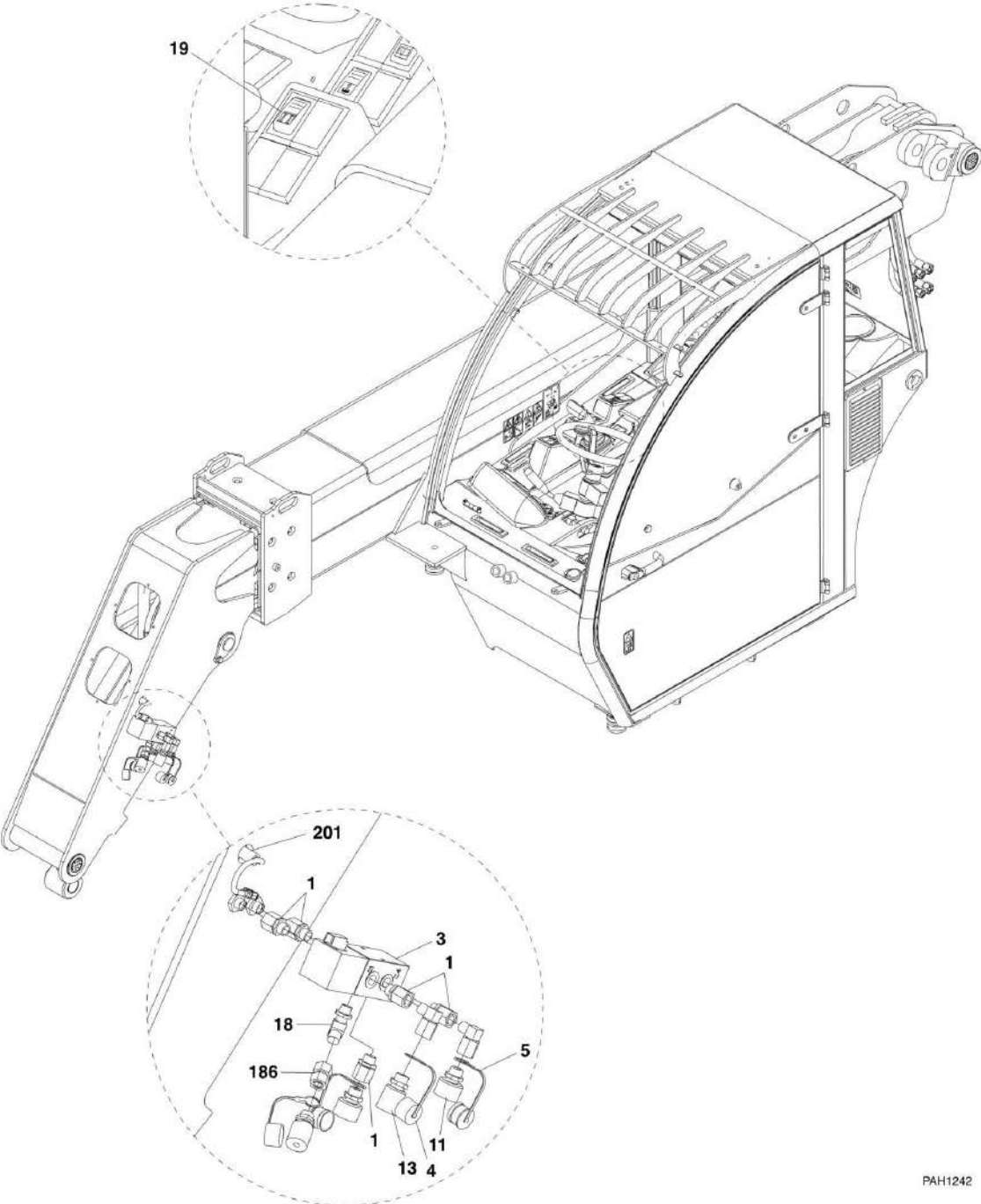
SECTION 12 - OPTIONS

FIGURE 12-7. DUAL BOOM AUX HYDRAULIC, MANUAL

ITEM	PART NUMBER	QTY	DESCRIPTION	REV
	0273814	1	DUAL BOOM AUX HYDRAULIC, (includes items 1 thru 7)	D
1	2142805	5	CONNECTOR, (swivel nut)	
2	3977459	1	DUST CAP, (use with screw type coupling)	
2	1001093826	1	DUST CAP, (use with quick disconnect type coupling)	
3	3977460		DUST PLUG, (use with screw type coupling)	
3	1001093827	1	DUST PLUG, (use with quick disconnect type coupling)	
4	4641357	1	2POS/6WAY VALVE	
4	70021532	1	ADJUSTMENT ASSY	
5		Ref	FEMALE SCREW COUPLING, (no longer available, order 1001097287 kit)	
5	1001094555	1	FEMALE QUICK DISCONNECT COUPLING	
6		Ref	MALE SCREW COUPLING, (no longer available, order 1001097287 kit)	
6	1001094556	1	MALE QUICK DISCONNECT COUPLING	
7	2142905	1	ELBOW, 45	
177	2143405	2	ELBOW, 90	
180	3977459	1	DUST CAP, (use with screw type coupling)	
180	1001093826	1	DUST CAP, (use with quick disconnect type coupling)	
181	3977460		DUST PLUG, (use with screw type coupling)	
181	1001093827	1	DUST PLUG, (use with quick disconnect type coupling)	
183		Ref	FEMALE SCREW COUPLING, (no longer available, order 1001097287 kit)	
183	1001094555	1	FEMALE QUICK DISCONNECT COUPLING	
184		Ref	MALE SCREW COUPLING, (no longer available, order 1001097287 kit)	
184	1001094556	1	MALE QUICK DISCONNECT COUPLING	
186	2143605	1	SWIVEL UNION	
	1001097287	1	QUICK DISCONNECT ADAPTOR KIT, (includes items 180 thru 184)	

SECTION 12 - OPTIONS

FIGURE 12-8. DUAL BOOM AUX HYDRAULIC, ELECTRICAL



PAH1242

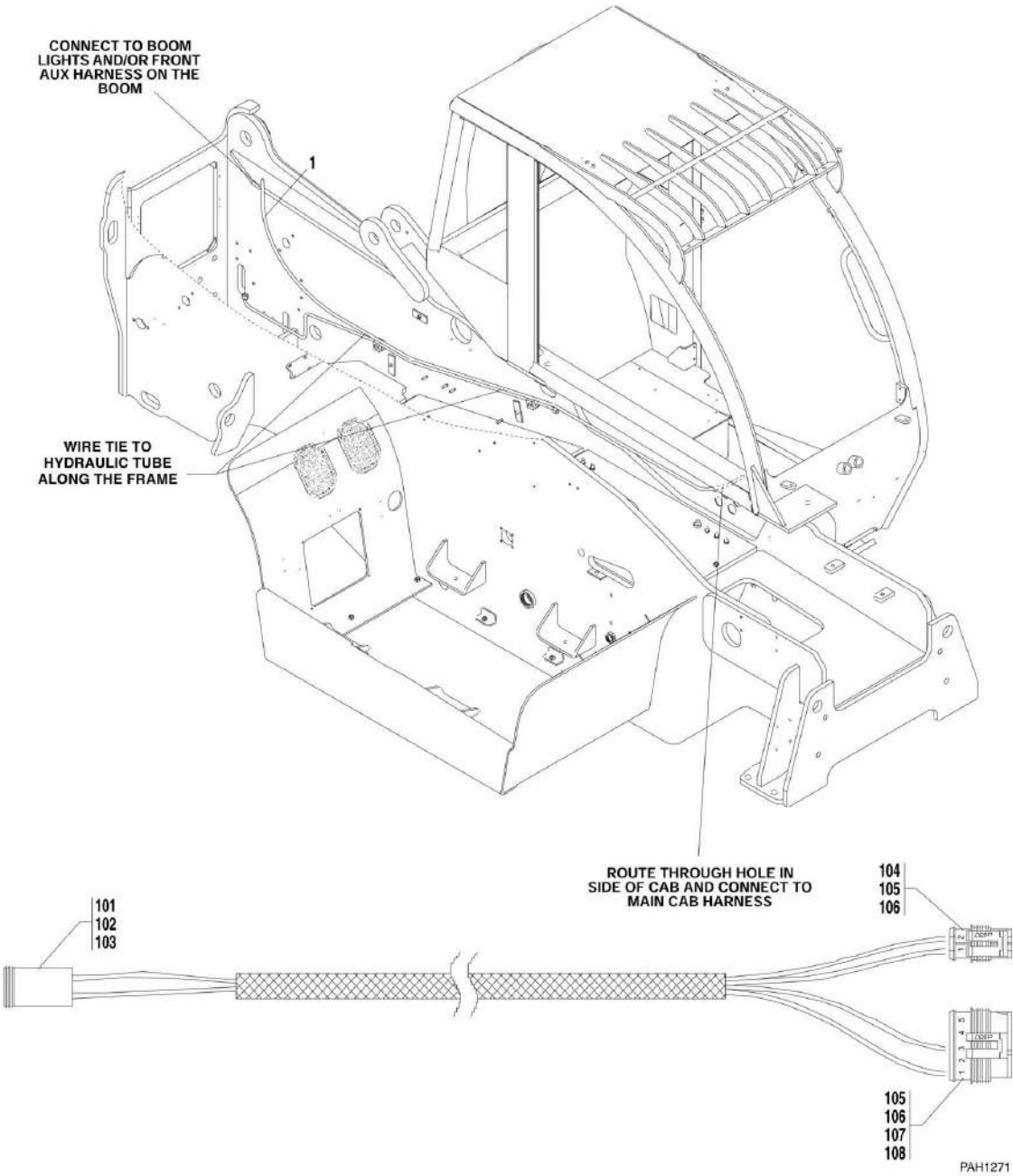
SECTION 12 - OPTIONS

FIGURE 12-8. DUAL BOOM AUX HYDRAULIC, ELECTRICAL

ITEM	PART NUMBER	QTY	DESCRIPTION	REV
	0275668	1	DUAL BOOM AUX HYDRAULIC, ELECTRICAL, (G5-19A), (includes items 1 thru 19)	C
	0274065	1	DUAL BOOM AUX HYDRAULIC, ELECTRICAL, (G6-23A), (includes items 1 thru 19)	I
1	2142805	5	SWIVEL CONNECTOR	
3		Ref	2POS/6WAY VALVE, (See HYDRAULIC COMPONENTS SECTION for Breakdown)	
4	3977459	1	DUST CAP, (use with screw type coupling)	
4	1001093826	1	DUST CAP, (use with quick disconnect type coupling)	
5	3977460		DUST PLUG, (use with screw type coupling)	
5	1001093827	1	DUST PLUG, (use with quick disconnect type coupling)	
11		Ref	FEMALE SCREW COUPLING, (no longer available, order 1001097287 kit)	
11	1001094555	1	FEMALE QUICK DISCONNECT COUPLING	
13		Ref	MALE SCREW COUPLING, (no longer available, order 1001097287 kit)	
13	1001094556	1	MALE QUICK DISCONNECT COUPLING	
18	2142905	1	ELBOW, 45	
19	4360604	1	SWITCH ASSY	
19	4674353	1	SWITCH BODY	
19	8002833	1	DUAL AUX HYD SELECT SYMBOL	
186	2143605	1	SWIVEL UNION	
201		Ref	OPTION HARNESS, (See OPTION HARNESS for Breakdown)	
	1001097287	1	QUICK DISCONNECT ADAPTOR KIT, (includes items 4, 5, 11 & 13)	

SECTION 12 - OPTIONS

FIGURE 12-9. OPTION HARNESS



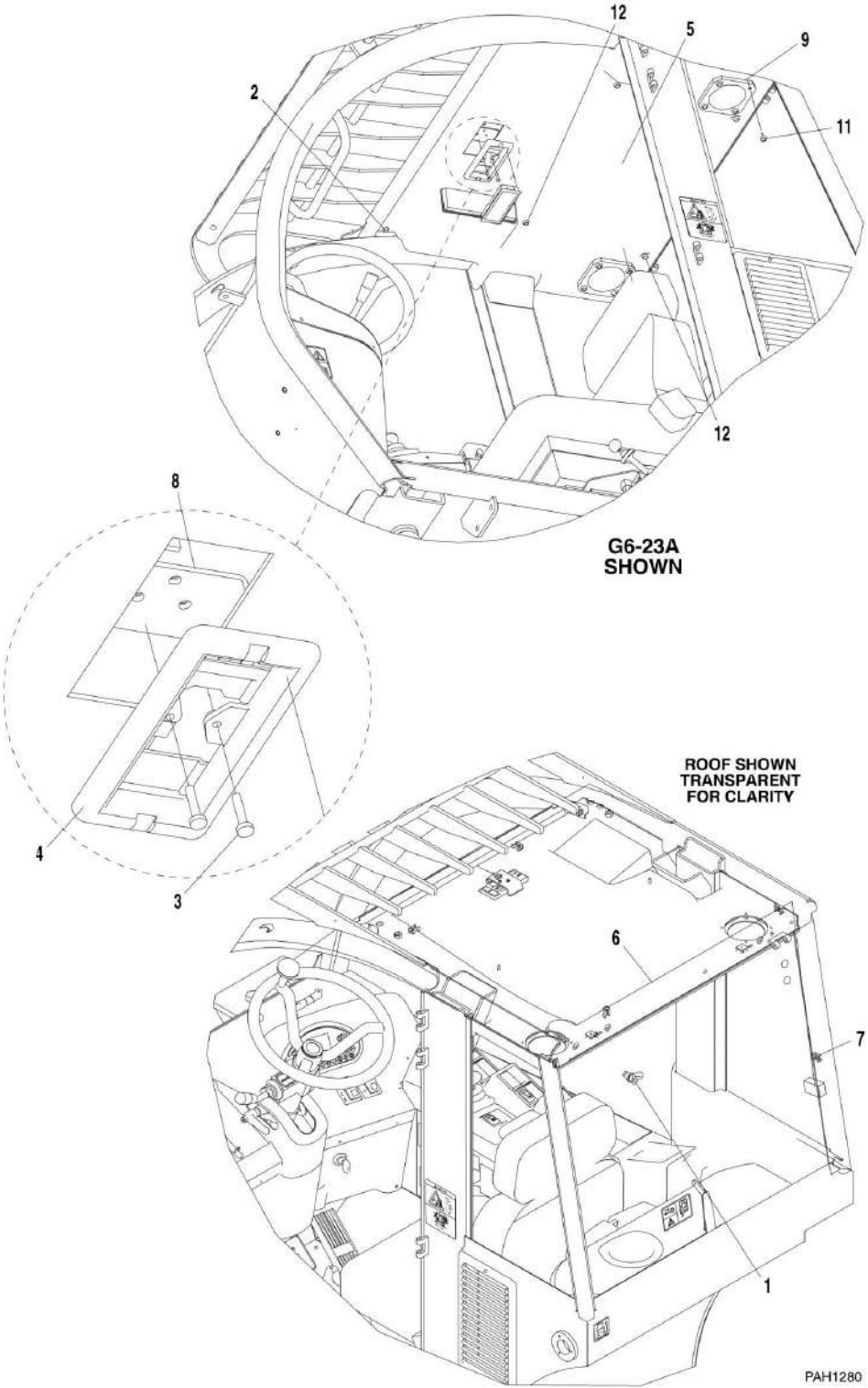
SECTION 12 - OPTIONS

FIGURE 12-9. OPTION HARNESS

ITEM	PART NUMBER	QTY	DESCRIPTION	REV
1	0274662	1	OPTION HARNESS INSTALLATION, (INCLUDES ITEM 1)	A
	4923298	1	FRONT AUX AND BOOM LIGHTS HARNESS, (INCLUDES ITEMS 101 THRU 108)	A
101	80484087	1	CONNECTOR	
102	1001116692	1	SOCKET TERMINAL	
103	80604021	1	CONNECTOR LOCK	
104	4461118	1	CONNECTOR	
105	1001107854	2	TERMINAL	
106	1001104498	2	SEAL	
107	4461128	1	HOUSING	
108	1001116698	1	PLUG	

SECTION 12 - OPTIONS

FIGURE 12-10. UPPER CAB ELECTRICAL INSTALLATION (G5-19A Prior to SN 1160003034; G6-23A Prior to SN 1160003240)



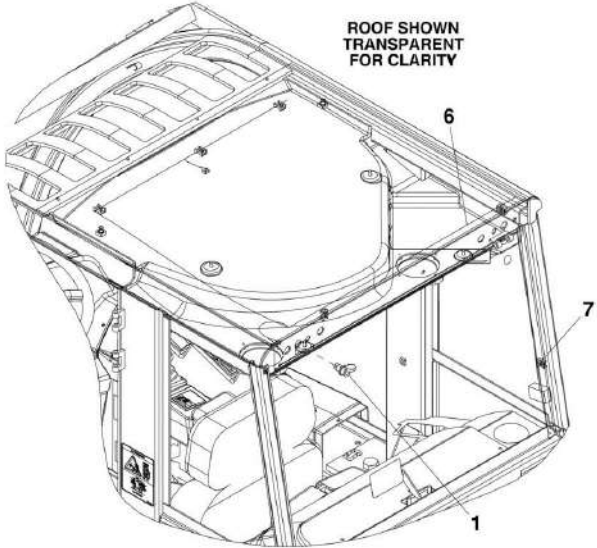
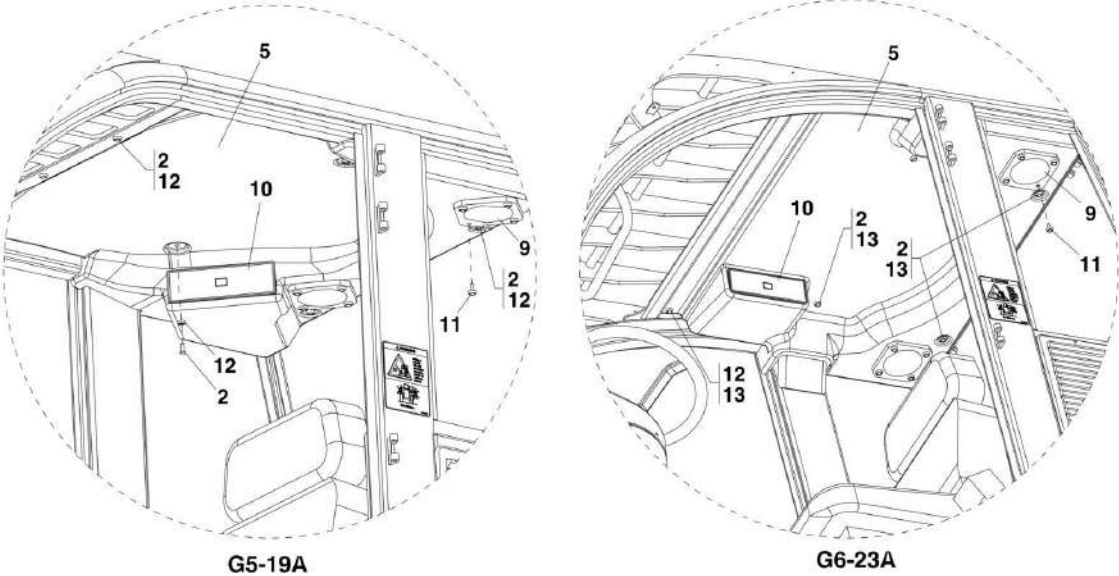
SECTION 12 - OPTIONS

FIGURE 12-10. UPPER CAB ELECTRICAL INSTALLATION (G5-19A Prior to SN 1160003034; G6-23A Prior to SN 1160003240)

ITEM	PART NUMBER	QTY	DESCRIPTION	REV
	0275336	1	UPPER CAB ELECTRICAL INSTALLATION, (G5-19A), (includes items 1 thru 11)	C
	0275337	1	UPPER CAB ELECTRICAL INSTALLATION, (G6-23A), (includes items 1 thru 12)	C
1	1719419	1	SOCKET PLUG	
2	1001093318	8	SCREW, (G5-19A)	
2		Ref	SCREW, (G6-23A)	
3	7029486	2	SCREW	
4	2920213	1	INTERIOR LIGHT	
5	7029561	1	ROOF LINING, (G5-19A)	
5	7029560	1	ROOF LINING, (G6-23A)	
6	4923254	1	ROOF HARNESS	
7	8007986	6	MOUNTING CLIP	
8	0903573	1	DOME LIGHT BRACKET	
9	1671326	2	SPEAKER COVER	
10	1671327	1	RADIO COVER	
11	1001093319	8	SCREW	
12	3900386	4	SELF-TAPPING SCREW	

SECTION 12 - OPTIONS

FIGURE 12-11. UPPER CAB ELECTRICAL INSTALLATION (G5-19A SN 1160003034 to Present; G6-23A SN 1160003240 to Present)



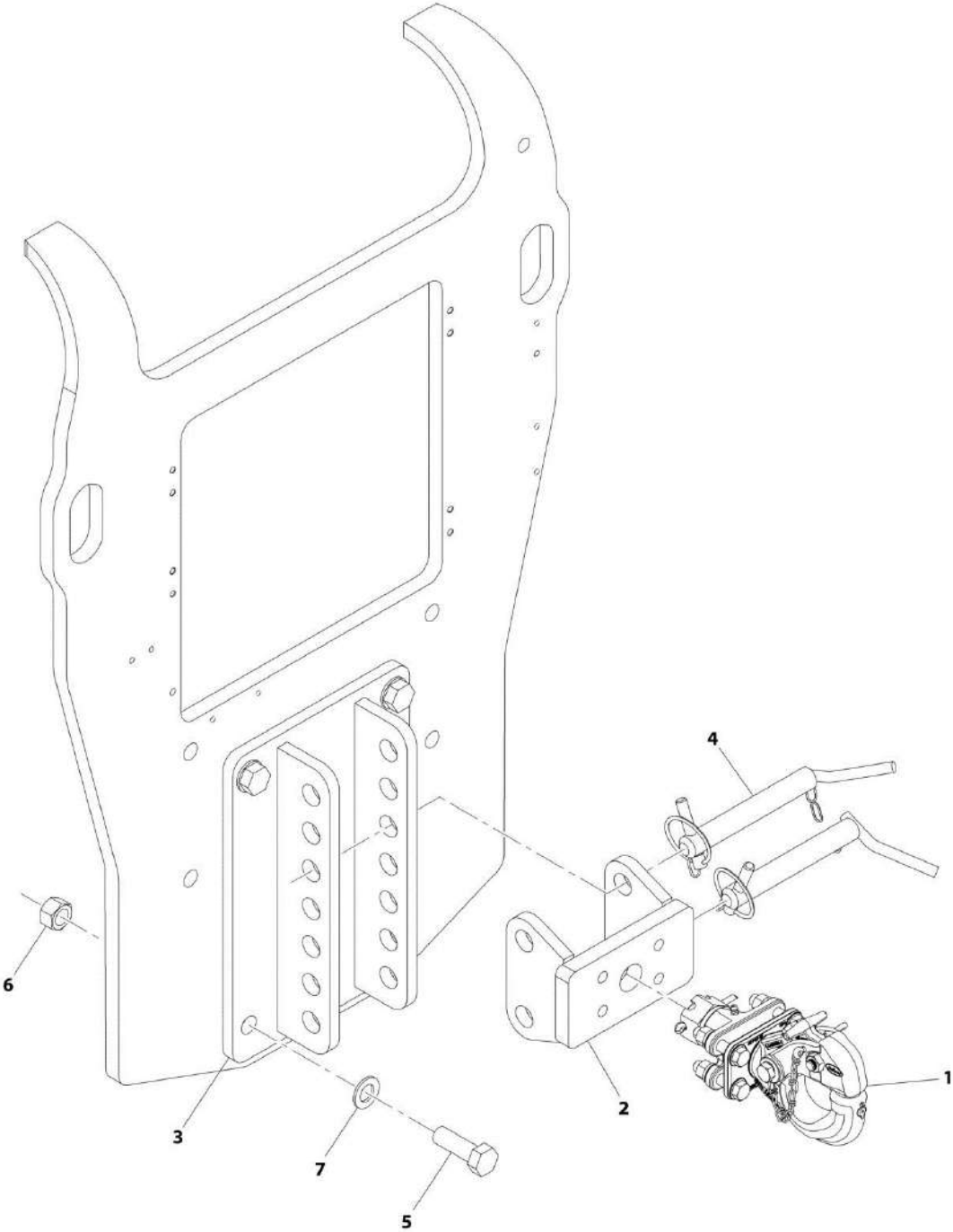
PAH1281

SECTION 12 - OPTIONS

FIGURE 12-11. UPPER CAB ELECTRICAL INSTALLATION (G5-19A SN 1160003034 to Present; G6-23A SN 1160003240 to Present)

ITEM	PART NUMBER	QTY	DESCRIPTION	REV
	0275336	1	UPPER CAB ELECTRICAL INSTALLATION, (G5-19A), (includes items 1 thru 11 & 13)	E
	0275337	1	UPPER CAB ELECTRICAL INSTALLATION, (G6-23A), (includes items 1 thru 13)	E
1	1719419	1	SOCKET PLUG	
2	1001093318	8	SCREW, (G5-19A)	
2	1001093318	4	SCREW, (G6-23A)	
5	1001093321	1	ROOF LINING, (G5-19A)	
5	1001093320	1	ROOF LINING, (G6-23A)	
6	4923254	1	ROOF HARNESS	
7	8007986	6	MOUNTING CLIP	
9	1671326	2	SPEAKER COVER	
10	1671327	1	RADIO COVER	
11	1001093319	8	SCREW	
12	3900386	2	SELF-TAPPING SCREW	
13	1001100061	8	WASHER, (G5-19A)	
13	1001100061	6	WASHER, (G6-23A)	

FIGURE 12-12. PINTLE HITCH INSTALLATION



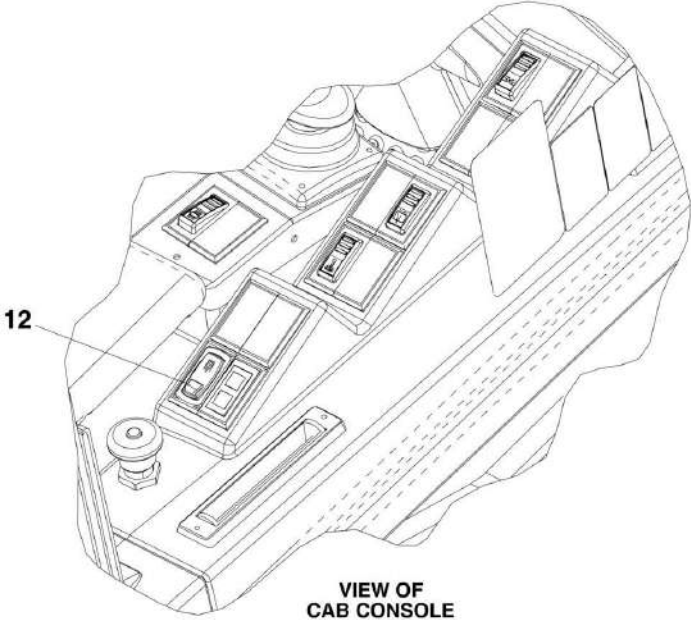
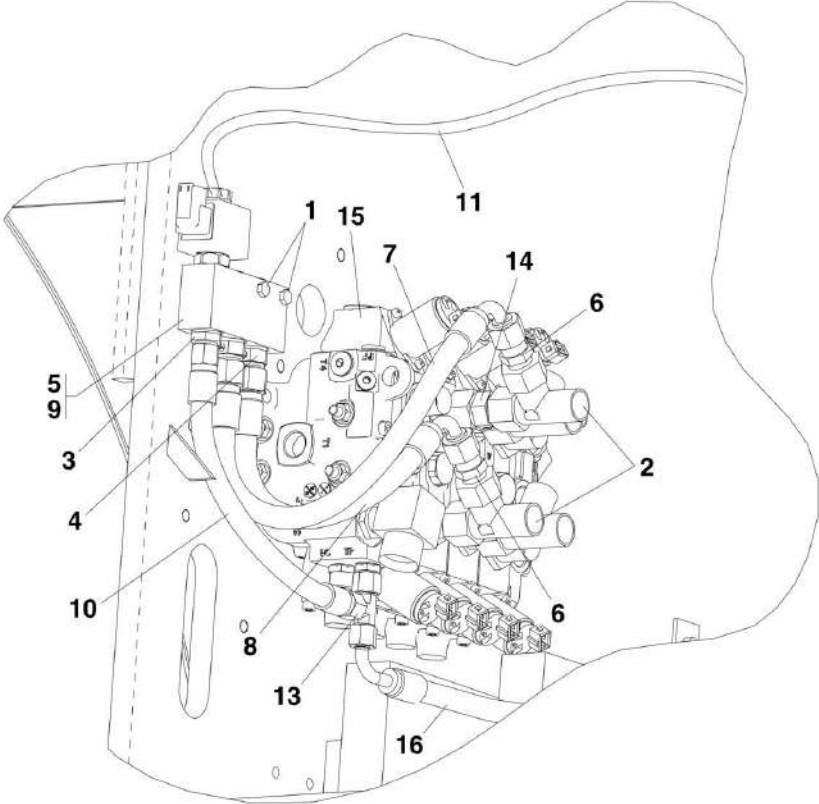
ART_1001092148-B

SECTION 12 - OPTIONS

FIGURE 12-12. PINTLE HITCH INSTALLATION

ITEM	PART NUMBER	QTY	DESCRIPTION	REV
	1001092148	1	PINTLE HITCH INSTALLATION, (includes all items)	B
1	2620060	1	PINTLE HOOK	
2	1001092144	1	ADAPTER WELDMENT HITCH	
3	1001093305	1	HITCH MOUNTING BRACKET	
4	1001093306	2	HITCH MOUNTING PIN	
5	0712020	4	HEX HD CAPSCREW, M20X60, CLASS 10.9	
6	3332017	4	HEX NUT, M20X2.5	
7	4812500	4	WASHER, 20MM	

FIGURE 12-13. DUMP VALVE INSTALLATION



VIEW OF CAB CONSOLE

PAH1420

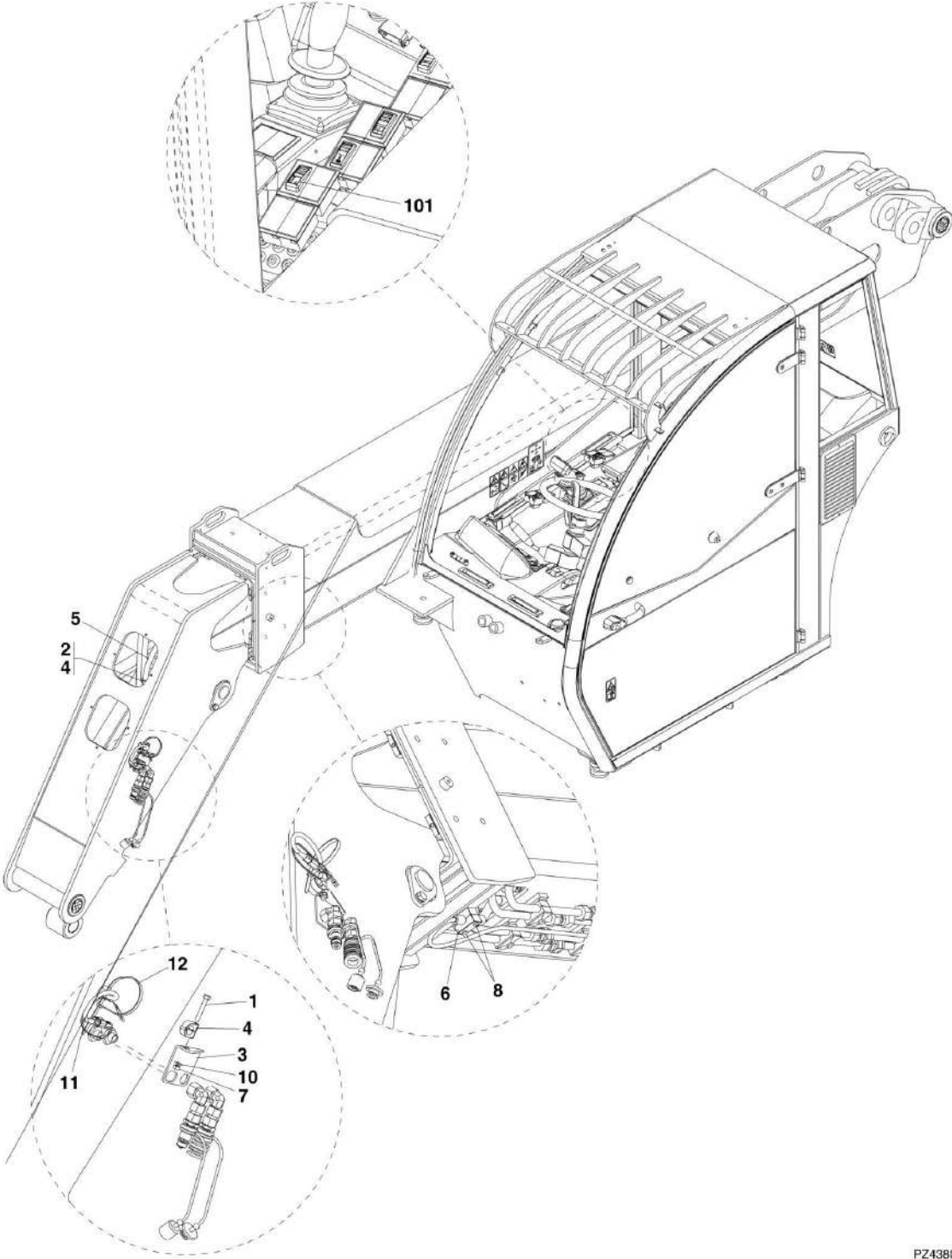
SECTION 12 - OPTIONS

FIGURE 12-13. DUMP VALVE INSTALLATION

ITEM	PART NUMBER	QTY	DESCRIPTION	REV
	1001091623	1	DUMP VALVE INSTALLATION, (Includes items 1 thru 14)	B
1	0700618	2	HEX HD CAPSCREW, GR 8.8, M6X50	
2	2142216	2	SWIVEL NUT RUN TEE	
3	2142709	1	CONNECTOR	
4	2142729	2	CONNECTOR	
5	1001091180	1	VENTING VALVE	
6	1001091352	2	CONNECTOR	
7	1001091354	1	HOSE ASSY	
8	1001091355	1	HOSE ASSY	
9	1001091361	1	VALVE SPACER PLATE	
10	1001091491	1	HOSE ASSY	
11	1001092023	1	HARNES	
12	1001092138	1	SWITCH	
13	2142203	1	SWIVEL NUT RUN TEE	
14	1001092282	1	ADAPTER	
15		Ref	MAIN CONTROL VALVE, (See HYDRAULIC COMPONENTS SECTION for Breakdown)	
15	1001092352	1	DUMP VALVE FIELD KIT, (G5-19A), (includes items 1 thru 14 & 16)	A
15	1001092351	1	DUMP VALVE FIELD KIT, (G6-23A), (includes items 1 thru 14 & 16)	A
16	2755077	1	VALVE DRAIN HOSE ASSY, (G5-19A)	
16	2755089	1	VALVE DRAIN HOSE ASSY, (G6-23A)	

SECTION 12 - OPTIONS

FIGURE 12-14. BOOM AUXILIARY ELECTRIC



PZ4380

SECTION 12 - OPTIONS

FIGURE 12-14. BOOM AUXILIARY ELECTRIC

ITEM	PART NUMBER	QTY	DESCRIPTION	REV
	1001102264	1	BOOM AUXILIARY ELECTRIC, (G5-19A)	B
	1001102178	1	BOOM AUXILIARY ELECTRIC, (G6-23A)	B
1	0700818	1	HEX HD CAPSCREW, M8X50	
2	0700826	1	HEX HD CAPSCREW, M8X90	
3	0903637	1	CLAMP MOUNT BRACKET	
4	1321264	2	CLAMP	
5	2755030	1	HOSE ASSY, (G5-19A)	
5	2754325	1	HOSE ASSY, (G6-23A)	
6	2997586	1	CLIP	
7	3290801	1	HEX NUT, M8X1.25	
8	4010616	2	PAN HD SCREW, M6X40	
10	4811900	1	FLAT WASHER, 8MM	
11	4923633	1	HARNES	
12	1062255	1	TIE STRAP	
101	4360703	1	SWITCH ASSY	
101	4674353	1	SWITCH BODY	
101	1707115	1	BOOM AUX ELECTRIC SYMBOL	

SECTION 13 - RECOMMENDED SPARE PARTS

SECTION 13 - RECOMMENDED SPARE PARTS

SECTION 13 - RECOMMENDED SPARE PARTS

FIGURE 13-1. RECOMMENDED SPARE PARTS

ITEM	PART NUMBER	QTY	DESCRIPTION	REV
	Note	Ref	Note: The following list will service fleets of machines (built to current production per date on the front cover) with repair parts which can be installed in the field. Parts from the list should be replaced when inventory is depleted to keep service parts stock supplied. For further information, contact your JLG dealer or the JLG Industries Parts Department.	
		Ref	Boom	
	2754122	2	Tilt Cylinder Hose, (G5-19A)	
	2754111	2	Tilt Cylinder Hose, (G6-23A)	
	4700027	8	Bearing Pad, (G5-19A)	
	8002200	12	Bearing Pad, (G6-23A)	
	8002199	2	Bearing Pad	
	8008640	AR	Shim, 0.5	
	8008641	AR	Shim, 1.0	
	8008642	AR	Shim, 1.5	
	8008070	AR	Shim, 2.0	
	8008634	AR	Shim Offset, 0.5	
	8008644	AR	Shim Offset, 1.0	
	8008645	AR	Shim Offset, 1.5	
	8008069	AR	Shim Offset, 2.0	
	3964987	1	Split Pin	
	8002027	1	Fork Locking Rod	
		Ref	Engine	
	80273010	1	Air Filter Element	
	80273042	1	Air Filter Safety Element	
	1120576	1	Fuel Tank Cap	
	2060034	1	Fan	
	1001108807	1	Fuel/Engine Oil Kit	
		Ref	Drive Train	
	7028379	2	Wheel End Seal	
	7028380	2	Wheel End Bushing	
	91474161	2	Wheel Hub Seal	
	7028929	1	Universal Joint Kit	
		Ref	Hydraulic System	
	7029240	1	Lift Cylinder Seal Kit, (G5-19A)	
	7028318	1	Lift Cylinder Seal Kit, (G6-23A)	
	7028328	1	Extend/Retract Cylinder Seal Kit	
	7028352	1	Tilt Cylinder Seal Kit, (G5-19A)	
	7028318	1	Tilt Cylinder Seal Kit, (G6-23A)	
	7028352	1	Compensating Cylinder Seal Kit, (G5-19A)	
	7028318	1	Compensating Cylinder Seal Kit, (G6-23A)	
	2120194	1	Hydraulic Filter	
	2120195	1	Hydraulic Filter Element	
	2120206	1	Breather	
	8005248	1	Fluid Level gauge	
	2120150	1	Filter Element	
	7020020	1	Filter Indicator	
		Ref	Electrical	
	0140047	1	Back-up Alarm	

SECTION 13 - RECOMMENDED SPARE PARTS

ITEM	PART NUMBER	QTY	DESCRIPTION	REV
		Ref	Miscellaneous	
	2901443	1	Analyzer Kit	
	80904003	1	Hydraulic Test Kit	
	24604083	1	ORS O-Ring Kit	
	90214009	1	O-Ring Kit	
	31200192	1	Operator and Safety Manual	
	31200193	1	Service Manual	

PART NUMBER INDEX

PART NUMBER INDEX

0100011..13, 67, 73, 137, 161, 163, 177, 180, 183, 185, 225, 227, 229	0700812..... 12	0771212..... 137	1001092150..... 163
0100019..... 17, 19, 137	0700815..... 27, 197, 199, 201, 245, 246	0771619..... 297	1001092151..... 161
0100035..... 225	0700816..... 79, 183, 185, 187	0801412..... 23	1001092197..... 246
0100048..... 147	0700817..... 73, 177, 180, 197, 199	0801413..... 25	1001092201..... 246
0140047..... 245, 316	0700818..... 201, 313	0801415..... 29	1001092202..... 246
0182079..... 180	0700819..... 33	0801416..... 31	1001092280..... 61
0200843..... 149	0700822..... 183, 185	0801417..... 31	1001092282..... 311
0240110..... 47	0700826..... 313	0801419..... 27	1001092351..... 311
0273808..... 139	0700827..... 37, 55	0801420..... 33	1001092352..... 311
0273809..... 139	070101567, 73, 144, 293, 295	0801421..... 33	1001092377..... 163
0273812..... 15	0701016..... 23, 25, 246	0860520..... 143	1001092385..... 163
0273814..... 299	0701017..... 23, 25	0861730..... 259	1001092392..... 163
0273815..... 203	0701018..... 15, 23, 25	0879192..... 143	1001092465..... 58
0273866..... 143	0701029..... 53	0903012..... 246	1001092481..... 61
0274065..... 301	0701031..... 293, 295	0903013..... 246	1001092482..... 61
0274107..... 287	0701215..... 207, 209	0903113..... 180	1001092764..... 58
0274122..... 289	0701217..... 215, 217, 219	0903133..... 293, 295	1001093076..... 183, 185
0274137..... 291	0701229..... 67	0903134..... 67	1001093077..... 183, 185
0274198..... 75	0711215..... 137	0903185..... 173	1001093084..... 271
0274202..... 77	0712020..... 309	0903203..... 173	1001093085..... 271
0274212..... 293, 295	0712029..... 12	0903217..... 259	1001093089..... 271
0274662..... 303	0712040..... 17	0903225..... 143	1001093305..... 309
0274708..... 245	0712445..... 19	0903252..... 169	1001093306..... 309
0274756..... 287	0760405..... 75, 295	0903254..... 180	1001093318..... 147, 305, 307
0274769..... 139	0760408..... 173	0903274..... 12	1001093319..... 147, 305, 307
0274770..... 139	0760410..... 73	0903395..... 153	1001093320..... 307
0274812..... 15	0760508..... 161	0903396..... 153	1001093321..... 307
0275002..... 67	0760605..... 31	0903397..... 153	1001093344..... 147
0275028..... 12	0760606..... 245, 293, 295	0903573..... 305	1001093411..... 58
0275150..... 276	0760608..... 67, 73, 161, 180	0903624..... 245	1001093412..... 59
0275240..... 246	0760610..... 75, 293, 295	0903637..... 313	1001093412..... 59
0275242..... 246	0760612..... 187	0920121..... 189	1001093413..... 59
0275255..... 12	0760614..... 295	0930003..... 43	1001093414..... 59
0275259..... 15	0760805..... 245	0930004..... 49	1001093429..... 161
0275296..... 281	0760806..... 73, 75	0930005..... 49	1001093440..... 143
0275329..... 283	0760807..... 73	0930006..... 43	1001093441..... 143
0275336..... 305, 307	0760808..... 27, 29, 67, 163, 295	0930008..... 41	1001093446..... 143
0275337..... 305, 307	0760810..... 12, 67, 73, 163, 237	0930009..... 41	1001093447..... 143
0275555..... 67	0760812..... 75, 79, 177, 245, 293, 295	0930015..... 41	1001093450..... 143
0275668..... 301	0760814..... 73, 77, 173	0930016..... 41	1001093451..... 143
0275777..... 245	0761005..... 17, 19	0940036..... 163	1001093456..... 143
0280160..... 83	0761008..... 23, 27, 67, 246	0940173..... 173	1001093457..... 143
0280161..... 115	0761010..... 12, 15, 23, 25, 27, 29, 33, 73, 161, 203	1001002961..... 143	1001093458..... 143
0280162..... 83	0761012..... 12, 23, 25, 27, 29, 67, 73, 180, 237, 246	1001002963..... 143	1001093459..... 143
0280163..... 115	0761014..... 25, 29, 67, 75	1001005960..... 147	1001093694..... 271
0310011..... 173	0761015..... 245	1001006731..... 149	1001093696..... 161
0313279..... 246	0761029..... 293, 295	1001091180..... 311	1001093736..... 283
0380025..... 259	0761210..... 29	1001091316..... 58	1001093785..... 295
0388450..... 246	0761212..... 29, 31, 33	1001091352..... 311	1001093826..... 58, 201, 203, 299, 301
0409672..... 287, 289	0761214..... 29, 51	1001091354..... 311	1001093827..... 58, 201, 203, 299, 301
0480139..... 293, 295	0761215..... 207, 209, 219, 221	1001091355..... 311	1001093852..... 12
0498748..... 143	0761218..... 31, 33	1001091361..... 311	1001093949..... 161
0630583..... 73	0761612..... 51	1001091491..... 311	1001093950..... 161
0630585..... 276	0761617..... 15, 137	1001091550..... 58	1001093951..... 161
0630586..... 67		1001091573..... 291	1001094057..... 161
0630599..... 17, 19		1001091623..... 311	1001094077..... 147
0630604..... 293, 295		1001091683..... 246	1001094094..... 147
0700415..... 293, 295		1001091751..... 265	1001094373..... 157
0700610..... 245		1001091783..... 143	1001094414..... 179
0700614..... 183, 185		1001092023..... 311	1001094467..... 183, 185
0700616..... 183, 185		1001092132..... 245	1001094486..... 139
0700617..... 180		1001092138..... 311	1001094487..... 139
0700618..... 311		1001092144..... 309	
		1001092148..... 309	
		1001092149..... 271	

PART NUMBER INDEX

1001094488.....	139	1001099585.....	73	106225568, 75, 177, 179,		1706170.....	283
1001094495.....	139	1001099586.....	73	313		1706209.....	279
1001094496.....	139	1001099648.....	157	10733183.....	77	1706297.....	276
1001094497.....	140	1001099761.....	73	1120576.....	73, 316	1706298.....	276
1001094512.....	139, 140	1001100061.....	307	1120587.....	237	1706299.....	279
1001094555... 33, 43, 49,		1001100781.....	259	1120593.....	147	1706301.....	276
55, 58, 201, 203, 299,		1001102178.....	313	1170002.....	53	1706303.....	279
301		1001102264.....	313	1170028.....	37	1706304.....	279
1001094556... 33, 43, 49,		1001103012.....	264	1170046.....	55	1706306.....	279
55, 58, 201, 203, 299,		1001103371.....	12	1309435 33, 73, 197, 199,		1706391.....	279
301		1001103482.....	17, 19	201		1706463.....	279
1001094587.....	67	1001104299.....	17, 19	1320032.....	73, 157	1706767.....	279
1001094611.....	41	1001104300.....	17, 19	1320061.....	246	1706801.....	279
1001094612.....	41	1001104498.....	253, 255,	1320318.....	73	1706835.....	279
1001094615.....	41	257, 303		1321086.....	197, 199	1706850.....	279
1001094616.....	41	1001104519.....	264	1321125.....	183, 185	1706851.....	279
1001095650.....	245	1001104686.....	295	1321128.....	197, 199, 201	1706859.....	279
1001095953.....	75	1001104687.....	295	1321133.....	197, 199, 201	1706864.....	283
1001096019.....	61	1001107286.....	151	1321134.....	197, 199, 201	1706865.....	281
1001096020.....	61	1001107336.....	39	1321142.....	177, 179	1706866.....	281
1001096021.....	61	1001107338.....	39	1321143.....	177, 180, 183,	1706892.....	61
1001096023.....	61	1001107513.....	225	185		1706927.....	283
1001096024.....	61	1001107581.....	39	1321264.....	313	1706928.....	281
1001096025.....	61	1001107586.....	51	1321296.....	293	1706929.....	283
1001096029.....	157, 295	1001107854.....	253, 255,	1321301.....	75	1706930.....	281
1001096030.....	295	257, 264, 303		1321320.....	183, 185	1706944.....	279
1001096032.....	295	1001108807.....	71, 316	1321321.....	183, 185	1706951.....	279
1001096100.....	295	1001108926.....	144	1321367.....	79	1706969.....	283
1001096111.....	251	1001109764.....	144	1321372.....	180	1706970.....	281
1001096126.....	157	1001109790.....	245	1349717.....	77	1706971.....	283
1001096306.....	61	1001109843.....	246	1359720.....	147	1706972.....	281
1001096335.....	203	1001111490.....	199	1366865.....	155	1706973.....	283
1001096338.....	203	1001111491.....	197	1380161.....	77	1706974.....	281
1001096341.....	203	1001111975.....	153	1460011.....	169	1706975.....	283
1001096345.....	15	1001112094.....	295	1600384.....	167	1706976.....	281
1001096365.....	153	1001112161.....	17, 19	1600388.....	259	1706978.....	279
1001096493.....	75	1001112559.....	51	1616551.....	177	1707078.....	281
1001096569.....	15	1001112560.....	51	1660281.....	67	1707108.....	283
1001096644.....	295	1001116129.....	157	1671156.....	12	1707109.....	283
1001096696.....	295	1001116692.....	249, 251,	1671177.....	12	1707115.....	313
1001096701.....	295	255, 264, 303		1671206.....	19	1707149.....	139
1001096886.....	12	1001116693.....	264	1671241.....	293	1719419... 143, 305, 307	
1001096892.....	12	1001116698.....	264, 303	1671260.....	12	1749733.....	143
1001096902.....	147	1001116716.....	264	1671326.....	305, 307	1781813.....	12
1001096904.....	61	1001116756.....	249, 251	1671327.....	305, 307	1787217.....	245
1001096917.....	139	1001116934.....	264	1671334.....	17	1810005.....	259
1001097072.....	61	1001116936.....	264	1684356.....	207	1810053.....	147
1001097241.....	17, 19	1001116938.....	253, 255	1684357.....	215	2000265.....	71
1001097287... 33, 43, 49,		1001116939.....	249, 251	1684358.....	219	2014226.....	12
59, 201, 203, 299, 301		1001116940.....	267	1684359.....	211	2060034.....	67, 316
1001097294.....	79	1001116941.....	264	1684360.....	209	2090061.....	15
1001097389.....	79	1001116942.....	257	1684361.....	217	21011032.....	149
1001097445.....	157	1001116943.....	264	1684362.....	221	2110606.....	58
1001097446.....	157	1001116986.....	264	1684363.....	213	2111616.....	183, 185
1001097922.....	51	1001116991.....	264	1684404.....	223	2120150.....	179, 316
1001098150.....	147	1001116995.....	255, 264	1686997.....	79	2120186.....	77
1001098263.....	15	1001116997.....	257	1701500.....	276	2120193.....	179
1001098422.....	269	1001117511.....	27	1701504.....	276	2120194.....	237, 316
1001098423.....	269	1001118378.....	264	1701509.....	61	2120195.....	237, 316
1001098424.....	269	1001118382.....	264	1702300.....	276	2120206.....	237, 316
1001098999.....	177, 179	1001118383.....	264	1702773.....	61, 281, 283	2130404.....	58
1001099000.....	177, 179	1001118392.....	253, 255	1704277.....	61	2130606.....	58
1001099032.....	229	1001118393.....	253, 255	1704885.....	61, 276	2140204.....	189
1001099383.....	17	1001120262.....	27	1704972.....	276	2140206.....	183, 185
1001099425.....	63	1001120263.....	27	1705983.....	259	2140208.....	187, 189
1001099531.....	19	1009352.....	67	1705998.....	276	2140221.....	179
						2140419.....	179

PART NUMBER INDEX

2140423..... 177	2400086..... 259	2754260..... 177	328027..... 15
2140603..... 183, 185	2420205..... 73	2754261..... 177	3290405..... 73, 259, 293, 295
2140607..... 180	2440675..... 153	2754283.... 157, 293, 295	3290505..... 161
2140803..... 183, 185	2443576..... 73, 177, 295	2754284..... 293	3290601..... 187, 245
2140810..... 179	2447967..... 279	2754285..... 293	3290605.. 12, 67, 75, 245, 293, 295
2140812..... 177	24604083..... 317	2754286..... 293, 295	3290607..... 173
2140819..... 179	2480069..... 153	2754294..... 183, 185	3290801.... 163, 173, 246, 293, 295, 313
2140826..... 177	2480075..... 151	2754297..... 179	3290805.... 12, 37, 55, 73, 75, 77, 79, 177, 183, 185, 203
2140827..... 179	2480079..... 151	2754298..... 189	3290807..... 246
2140829..... 179	2480080..... 151	2754299..... 189	3291001..... 245, 246
2140921..... 179	250176..... 253, 255, 264	2754301..... 189	3291005.... 53, 67, 73, 75, 180, 293, 295
2141003..... 183, 185	2520136..... 12	2754302..... 179	3291007..... 144
2141102.... 177, 183, 185, 189	2540050..... 153	2754303..... 189	3291201.... 137, 215, 217
2141103..... 179	2560189..... 169	2754304..... 189	3291205..... 31, 33, 67
2141621.... 197, 199, 201	2580058..... 157	2754305..... 180	3291601..... 13
2141908..... 189	2580061..... 157	2754306..... 177	3292001..... 12, 13, 246
2142103..... 177, 189	2600298..... 153	2754307..... 197	3300480..... 245
2142203..... 189, 311	2620060..... 309	2754308..... 199	3300481..... 245
2142207..... 179	2700118..... 45	2754310..... 199	3300504..... 153
2142216.... 197, 199, 311	2720533..... 75	2754313..... 179	3310405..... 245
2142503..... 237	2720534..... 75	2754318..... 189	3332011..... 17
2142704..... 177	2720535..... 75	2754319..... 189	3332017..... 309
2142708.... 177, 179, 189	2720536..... 75	2754325..... 313	3332411..... 19
2142709..... 177, 311	2720537..... 73	2754340..... 183, 185	3380577..... 73
2142710..... 177	2720538..... 73	2754341..... 183, 185	3380585..... 79
2142715.... 179, 187, 203	2720543..... 73	2754406..... 183, 185	3380687..... 12
2142717..... 177	2720548..... 189	2754407..... 179	3380753..... 153
2142729..... 311	2720553..... 157	2754500..... 177	3391410..... 33
2142733.... 193, 195, 197, 199, 201, 203	2720554..... 157, 295	2754604..... 179	3400021..... 173
2142740..... 177, 191	2720556..... 73	2754610..... 177	3423075..... 27, 29
2142805..... 299, 301	2720613..... 73	2754634..... 189	3423149..... 29
2142905..... 299, 301	2754056..... 185	2754635..... 189	3423152..... 27
2143005..... 189	2754063..... 191	2754758..... 183	3423210..... 31, 33
2143007..... 187, 203	2754064..... 191	2754759..... 187	3423211..... 31, 33
2143017..... 197, 199	2754065..... 187	2754760..... 187	3423214..... 207
2143021..... 177	2754066..... 187	2754761..... 179	3423215..... 207, 209
2143024..... 179	2754083..... 191	2754762..... 179	3423216..... 219
2143305..... 201	2754084..... 191	2754763..... 189	3423217..... 219
2143317..... 177	2754085..... 193	2754764..... 189	3423218..... 23
2143403..... 180	2754086..... 193, 195	2754799..... 179	3423219..... 215
2143405.... 187, 201, 203, 299	2754087..... 195	2754809..... 177	3423220..... 25
2143511..... 33	2754094..... 187	2755030..... 313	3423221..... 221
2143605.... 201, 299, 301	2754096..... 187	2755077..... 179, 311	3423222..... 221
2143607..... 179	2754100..... 187	2755078..... 177	3423223..... 209
2160016..... 23, 25, 33	2754111.... 199, 201, 316	2755088..... 177	3423224..... 217
2160018..... 27, 29	2754113..... 197, 201	2755089..... 179, 311	3423260..... 153
2170506..... 58	2754120..... 199	2901443..... 317	3460402..... 77
2170706..... 58	2754121..... 201	2902438..... 33	3460403..... 79
2171716..... 183	2754122..... 197, 316	2920213..... 147, 305	3460404..... 79
2171733..... 185	2754127..... 203	2940119..... 161	3460411..... 185
2171948..... 73, 237	2754128..... 203	2969548..... 75	3460421..... 183
2180845..... 183, 185	2754153..... 201	2988212..... 77	3460429..... 185
2180874..... 237	2754168..... 33	2988632..... 177, 189	3460448..... 183
2221204..... 189	2754248..... 179	2991568..... 77	3460450..... 185
2340029..... 51	2754249..... 179	2997586..... 313	3460451..... 237
2340030..... 51	2754250..... 177	3117515..... 201	3460456..... 73
2340040..... 51	2754251..... 177	31200160..... 61	3460460..... 179
2340041..... 51	2754252..... 179	31200192..... 317	3460472..... 177
2360663..... 12	2754253..... 179	31200193..... 317	3460567..... 73
2360729..... 12	2754254..... 183, 185	31200336..... 61	
2360778..... 12	2754255..... 179	31200387..... 61	
2400073..... 245	2754256..... 177	31200388..... 61	
2400074..... 245	2754257..... 177	3140007..... 12	
	2754258..... 179	3160304..... 231	
	2754259..... 183, 185	3160305..... 233	
		3220140..... 79	

PART NUMBER INDEX

3460568	177	3977460	58, 201, 203, 299, 301	4420081	147	4806626	12
3460569	179	3978381	143	4460265	259	4806693	246
3520054	143	3980047	149	4460268	259, 265	4807707	155
3574521	203	4010414	259	4460466	249, 251, 253, 255, 257	4807729	155
3574798	27, 29	4010616	313	4460532	264	4807730	155
3574821	23, 25	4031912	173	4460746	264	4807741	155
3574829	17	4031922	203	4460761	264	4807752	155
3575386	15	4032011	227, 229	4460814	264	4811400	75, 173, 259, 295
3575391	183, 185	4032109	39	4461006	249, 251, 253, 255	4811600	161
3575424	144	4032311	67	4461008	249, 251, 253, 255	4811700	12, 17, 19, 67, 75, 161, 180, 183, 185, 245
3575478	276	4040275	137	4461118	253, 255, 303	4811900	12, 27, 29, 67, 73, 75, 77, 79, 163, 173, 245, 246, 293, 295, 313
3575641	12	4040276	137	4461128	303	4811902	246
3575643	12	4040283	37, 55	4461134	253, 255	4812000	12, 13, 15, 17, 19, 23, 25, 27, 29, 33, 67, 73, 75, 144, 161, 180, 227, 229, 245, 246, 293, 295
3575650	67	4100076	23, 25	4461164	264	4812100	27, 29, 31, 33, 207, 209, 215, 217, 219, 221, 293, 295
3575658	75	4100078	27, 29	4520297	139, 140	4812300	13, 15, 297
3575659	75	4100083	77	4520300	139	4812500	13, 246, 309
3575661	75	4100106	259	4520301	139	4831700	73
3575662	75	4160213	12	4520302	139	4831900	27, 245
3575671	67	4191707	17, 19	4520303	139	4832000	33
3575688	293	4220262	293, 295	4520390	139	4832100	207, 209
3575706	19	4240168	143	4520566	139	4920017	259
3575717	73	429063	75	4520567	139	4923098	257
3575838	33	4340826	27	4520568	139	4923099	253, 255
3575850	207, 209	4340827	27	4520569	139	4923183	249
3576203	180	4340828	29	4568870	199	4923207	245
3576380	67	4340829	29	4569021	187	4923208	245
3580345	293, 295	4340868	12	4569022	187	4923209	245
3600390	235	4340882	15	4569024	187	4923210	267
3600429	239	4340883	15	4569025	187	4923254	261, 305, 307
3620055	75	4340955	12, 77	4569029	197, 199, 201	4923258	259
3620057	293, 295	4340957	75	4569036	199	4923298	303
3620058	293, 295	4340966	67	4569037	201	4923506	264
372101	177	4341008	245	4569042	197, 199, 201	4923629	251
3740112	245	4341033	73	4569047	197	4923631	267
3746392	155	4341044	246	4569053	197	4923633	313
3746405	155	4341045	246	4569056	201	5200605	79
3759535	157	4341075	293	4569057	201	5200608	155
3760491	27, 29	4341140	246	4569078	149	5200808	245
3760492	27, 29	4341141	246	4569137	183	5200810	155
3760497	67	4341413	245	4569149	77	5201014	245
3760508	37, 55	4360580	189	463929	31	5201215	67
3767057	139, 140	4360584	177	4641314	187	5211900	246
3767375	149	4360593	203	4641315	169	5212000	67, 246
3767853	139	4360594	287	4641334	183, 185	5220600	161
3767864	139	4360597	287	4641357	299	5220800	12, 15, 67, 155
3841634	13	4360598	287	4641359	227	5221000	15, 161
3841683	173	4360599	291	4641379	173	5241200	67
3900336	259	4360600	289	4641389	179	5241600	67
3900339	259	4360601	147, 167	4641401	189	5272611	23, 25
3900386	305, 307	4360604	301	4641404	241	6616072	58
3910408	245	4360605	203	466104	67	6616152	58
3928789	246	4360616	289	4674353	203, 269, 287, 289, 301, 313	6616313	58
3928790	246	4360617	287	4700026	27, 29	6616372	58
3929780	77	4360644	147	4700027	23, 27, 316	6616553	58
3944574	297	4360658	173	471678	289		
3946123	153	4360673	147	4804533	297		
3953973	157	4360681	147	4805921	297		
3960589	73	4360682	246	4805932	297		
3960603	73, 237	4360686	147	4806433	12		
3960608	143	4360687	147	4806444	12		
3960927	75	4360688	147	4806580	79		
3961951	75, 295	4360694	169				
3964987	31, 316	4360703	313				
3977459	58, 201, 203, 299, 301	4400470	75				
		4400472	189				

PART NUMBER INDEX

6617012.....58	70021484..... 293, 295	7020487.....71	7028374.....85, 87
6618622.....58	70021530..... 241	7026408 ... 249, 251, 253, 255, 257, 265	7028375.....85, 87
6618632.....58	70021531..... 241	7026425..... 264	7028376.....85, 87
6619882.....58	70021532..... 299	7028095..... 77	7028377..... 85, 87, 117
6621863.....58	70021558..... 53	7028096..... 77	7028378..... 85, 87, 117
70000919.....71	70021559..... 53	7028097..... 77	7028379.85, 87, 117, 316
70020037.....71	70021560..... 53	7028118..... 77	7028380.85, 87, 117, 316
70020200.....255	70021561..... 53	7028121..... 45	7028381..... 85, 87, 117
70020201.....45	70021562..... 53	7028122..... 45	7028382..... 85, 87, 117
70020202.....45	70021563..... 53	7028123..... 45	7028383.89, 91, 119, 121
70020203.....45	70021567..... 259	7028124..... 49	7028385.89, 91, 119, 121
70020204.....45	70021846..... 157	7028125..... 49	7028386.89, 91, 119, 121
70020205.....45	70021858..... 147	7028126..... 49	7028387.89, 91, 119, 121
70020206.....45	70021924..... 158	7028127..... 49	7028389.89, 91, 119, 121
70020216.....149	70022071..... 147	7028128..... 49	7028390.89, 91, 119, 121
70020217.....149	70022072..... 147	7028129..... 49	7028391..... 119, 121
70020218.....149	70022076..... 109	7028130..... 49	7028392.89, 91, 119, 121
70020219.....149	70022116..... 71	7028131..... 43, 49	7028393..... 89, 119
70020220.....149	70022376..... 89, 119	7028132..... 49	7028394..... 89, 119
70020221.....149	70022377..... 89, 119	7028133..... 49	7028395..... 119, 121
70020222.....149	70022378..... 89, 91	7028134..... 49	7028396..... 89, 91
70020223.....149	70022380..... 111, 113	7028135..... 49	7028398..... 119, 121
70020224.....149	70022381..... 111, 113	7028136..... 53	7028399..... 89
70020225.....149	70022404..... 91, 121	7028137..... 53	7028400.89, 91, 119, 121
70020226.....149	70022443..... 107, 135	7028301..... 207	7028401.89, 91, 119, 121
70020392.....41	70022498..... 89, 91	7028302..... 207	7028402..... 93
70020418..... 207, 209	70022499..... 91, 121	7028303..... 207	7028403..... 93, 123
70020423.....47	70022698..... 225	7028304..... 207	7028404..... 95, 125, 127
70020424.....47	70022699..... 225	7028314 ... 207, 209, 215, 217, 219, 221	7028405..... 95
70020506.....55	70022700..... 225	7028315..... 219	7028406..... 97
70020507.....55	70022701..... 225	7028317..... 215	7028407..... 97
70020508.....55	70022702..... 225	7028318 ... 209, 217, 221, 316	7028408..... 97, 129
70020721..... 293, 295	70022703..... 225	7028319..... 209	7028409..... 97, 129
70020722..... 293, 295	70022704..... 225	7028320..... 209	7028410..... 97, 129
70020730.....55	70022705..... 225	7028321 ... 209, 217, 221	7028411..... 97, 129
70020731.....55	70022729..... 235	7028322 ... 209, 217, 221	7028412..... 101
70020768.....41	70022831..... 51	7028328 ... 211, 213, 316	7028413..... 105, 133
70020781.....157	70022869..... 189	7028329..... 211	7028414.... 105, 107, 133, 135
70020800.....189	70022894..... 119, 121	7028331..... 211, 213	7028415 17, 19, 105, 107, 133, 135
70020880.....157	70022920..... 71	7028332..... 211, 213	7028416 17, 19, 105, 107, 133, 135
70020911..... 255, 264	70023022..... 235	7028341..... 213	7028417.... 105, 107, 133, 135
70021238.....55	70023103..... 151	7028342..... 211, 213	7028418..... 105, 133
70021239.....55	70023157..... 229	7028343..... 211, 213	7028419.... 105, 107, 133, 135
70021240.....55	70023159..... 229	7028344..... 211, 213	7028420.... 105, 107, 133, 135
70021241.....55	70023160..... 229	7028345..... 211, 213	7028421.... 105, 107, 133, 135
70021242.....55	70023185..... 153	7028346..... 211, 213	7028423.... 105, 107, 133, 135
70021243.....55	70023271..... 55	7028349..... 211, 213	7028424..... 99, 105, 131, 133
70021244.....55	70023272..... 55	7028350..... 213	7028426..... 105, 133
70021245.....55	70023451..... 71	7028351..... 213	7028428..... 105, 133
70021246.....55	70023484..... 49	7028352 ... 215, 219, 316	7028430..... 105, 133
70021247.....55	70023537..... 71	7028353..... 215	7028431..... 105, 133
70021248.....55	70024131..... 71	7028354..... 215	7028432.... 109, 119, 121
70021254.....157	70024338..... 71	7028355..... 215, 219	7028433..... 109
70021255.....157	70024366..... 229	7028356..... 215, 219	7028434..... 109
70021256.....157	70024367..... 229	7028357..... 215, 219	7028435..... 109
70021260.....157	70024368..... 229	7028366..... 217	7028436..... 109
70021261.....157	70024369..... 229	7028367..... 217	7028437..... 109
70021262.....157	70024370..... 229	7028368..... 219	
70021263.....157	70024371..... 229	7028369..... 219	
70021264.....157	70024372..... 229	7028370..... 221	
70021265.....157	70024373..... 229	7028371..... 221	
70021467.....73	70024374..... 229	7028372..... 85	
70021477.....147	70024375..... 229	7028373..... 85, 87	
70021481.....71	7020020..... 179, 316		
70021482..... 293, 295			
70021483..... 293, 295			

PART NUMBER INDEX

7028438	109	7028517	113	7028832.....	233	7029094	227
7028439	109	7028521	113	7028833.....	233	7029095	227
7028440	109	7028526	171	7028834.....	233	7029096	227
7028441	111	7028527	171	7028835.....	233	7029097	227, 229
7028442	111, 113	7028528	171	7028836.....	233	7029098	227, 229
7028443	111, 113	7028529	171	7028856.....	207, 209, 217,	7029099	227
7028444	111, 113	7028530	171	221		7029100	227, 229
7028445	111, 113	7028531	171	7028865.....	235	7029101	227, 229
7028447	111, 113	7028532	171	7028866.....	235	7029102	227
7028448	111, 113	7028533	171	7028868.....	235	7029108	239
7028449	111, 113	7028534	171	7028869.....	235	7029109	239
7028451	111, 113	7028535	171	7028870.....	235	7029110	239
7028452	111, 113	7028536	171	7028871.....	235	7029111	239
7028453	111	7028537	171	7028873.....	235	7029112	239
7028454	111, 113	7028538	171	7028875.....	235	7029113	239
7028455	111, 113	7028539	171	7028876.....	235	7029114	239
7028456	111	7028540	171	7028877.....	235	7029115	239
7028457	117	7028541	171	7028878.....	235	7029116	239
7028458	117	7028584	217	7028879.....	235	7029117	239
7028459	117	7028626	51	7028880.....	235	7029118	239
7028460	117	7028628	51	7028881.....	235	7029119	239
7028461	117	7028639	253, 255	7028882.....	235	7029120	239
7028462	117	7028640	253, 255, 257	7028899.....	207, 209, 215,	7029121	239
7028463	117	7028641	253, 255, 257	217, 221		7029122	239
7028464	117	7028642	253, 255, 257	7028909.....	237, 241	7029123	239
7028465	117	7028644	257	7028910.....	43, 49	7029124	239
7028466	117	7028645	257	7028911.....	43	7029125	239
7028467	117	7028784	223	7028912.....	43	7029126	239
7028468	117	7028786	223	7028913.....	43	7029137	171
7028470	119, 121	7028787	223	7028915.....	43	7029138	171
7028472	119, 121	7028792	223	7028916.....	43	7029225	223
7028475	119, 121	7028794	223	7028917.....	43	7029234	253, 255
7028476	91, 119, 121	7028798	231	7028918.....	43	7029239	207, 209
7028477	123	7028799	231	7028919.....	43	7029240	207, 316
7028478	123	7028800	231	7028920.....	43	7029241	215, 217
7028479	123	7028801	231	7028923.....	43	7029243	219
7028480	125	7028802	231	7028929.....	137, 316	7029244	215, 217
7028481	125	7028803	231	7028982.....	43	7029255	67
7028482	125	7028804	231, 233	7028983.....	43	7029256	67
7028483	125, 127	7028805	231, 233	7028984.....	43, 49	7029258	67
7028484	129	7028806	231, 233	7028985.....	43	7029259	67
7028485	129	7028807	231, 233	7028986.....	49	7029274	71
7028487	105, 107, 133,	7028808	231, 233	7028987.....	49	7029275	73
135		7028809	231	7028988.....	49	7029276	71
7028488	105, 133	7028810	231, 233	7028989.....	49	7029321	49
7028490	105, 133	7028811	231	7028990.....	43	7029322	49
7028491	105, 133	7028812	231, 233	7028991.....	43	7029323	49
7028493	117	7028813	231	7028996.....	249, 251	7029356	49
7028496	91, 121	7028814	231	7028997.....	249, 251	7029364	237
7028497	119, 121	7028815	231	7028998.....	249, 251	7029370	73
7028498	99, 131	7028816	231	7028999.....	249, 251	7029371	71
7028499	99, 131	7028817	231	7029000.....	249, 251	7029372	71
7028500	99, 131	7028818	231	7029001.....	249, 251	7029373	71
7028501	99, 131	7028819	231	7029002.....	249, 251	7029374	71
7028502	99, 131	7028820	233	7029082.....	227	7029375	71
7028503	99, 131	7028821	233	7029083.....	227, 229	7029376	71
7028504	99, 131	7028822	233	7029084.....	227, 229	7029377	71
7028505	99, 131	7028823	233	7029085.....	227	7029378	71
7028507	107, 135	7028824	233	7029086.....	227	7029379	71
7028508	107, 135	7028825	233	7029087.....	227, 229	7029380	71
7028509	107, 135	7028826	233	7029088.....	227, 229	7029382	71
7028510	107, 135	7028827	233	7029089.....	227	7029383	71
7028511	107, 135	7028828	233	7029090.....	227	7029384	71
7028512	87	7028829	233	7029091.....	227	7029385	71
7028513	87	7028830	233	7029092.....	227	7029386	71
7028514	91, 121	7028831	233	7029093.....	227	7029387	71

PART NUMBER INDEX

7029388.....71	7029564.....147	8002820.....147	80604018..249, 251, 253, 255, 257, 265
7029389.....71	7029565.....151	8002833.....301	80604020.....264
7029390.....71	7029566.....151	8002838.....177	80604021.....303
7029391.....71	7029567.....151	8002901... 23, 25, 27, 29	80904003.....317
7029392.....71	7029568.....151	8002927.....77	80934052.....231
7029393.....71	7029569.....151	8002985.....155	80973107.....77
7029394.....71	7029571.....153	8003008.....157	8223073.....246
7029395.....71	7029572.....153	8003166.....293	8301428.....58
7029396.....71	7029573.....153	8003167.....293, 295	8303702.....58
7029397.....71	7029582.....153	8003242.....27, 29	8303757.....58
7029398.....71	7029585.....239	8003293.....143	8305006.....58
7029399.....71	7029608.....227, 229	8003392.....12	8305624.....58
7029400.....71	7029642.....264	8004398.....151	8305644.....58
7029401.....71	7029643.....264	8004672.....149	8305645.....58
7029402.....71	7029645.....264	8004762.....149	8307004.....58
7029420.....151	7029646.....264	8004763.....147	8307109.....58
7029421.....151	7029647.....264	8005248.....237, 316	8307110.....58
7029422.....151	7029653.....264	8005249.....289	8310261.....58
7029423.....151	7029655.....264	8005376.....75	8310264.....58
7029425.....153	7029656.....264	8005447.....155	8310341.....58
7029447.....73	7029664.....264	8005553.....153	8310608.....153
7029451.....153, 157	7029667.....265	8005741.....75	83304118.....229
7029452.....153	7029671.....264	8005743.....75	8344010.....161
7029456.....75	7029672.....264	8005825.....139	83481286.....265
7029457.....75	7029674.....265	8005827.....139	83481301.....264
7029458.....75	7029675.....264	8005870.....279	83924123.....231, 233
7029460.....261	7029676.....264	8006515.....279	8406105.....58
7029461.....261	7029678.....264	8006516.....279	8406109.....58
7029462.....261	7029679.....264	8006580.....15	8526042.....276
7029463.....261	7029681.....264	8007753.....169	874960.....183, 185, 187, 197, 199, 201
7029464.....261	7029682.....265	8007754.....169	874993.....187
7029465.....261	7029940.....235	8007986.....305, 307	88304161.....229
7029466.....261	7029941.....235	8008049.....147	8881800.....144
7029467.....261	7029948.....237	8008069.....27, 29, 316	90214009.....317
7029468.....261	7029949.....237	8008070... 23, 25, 27, 29, 316	909304.....75, 77, 161
7029469.....261	7029993.....211	8008634.....27, 29, 316	91083129.....77
7029470.....261	7115372.....58	8008640... 23, 25, 27, 29, 316	91144099.....235
7029471.....261	7116171.....58	8008641... 23, 25, 27, 29, 316	91163028.....169, 279
7029472.....261	77363229.....253, 257	8008642... 23, 25, 27, 29, 316	91364013.....264
7029482.....157	77363242.....255	8008644.....27, 29, 316	91364041.....101, 103
7029486.....147, 305	77363347.....267	8008645.....27, 29, 316	91364042.....101, 103
7029491.....151	77383154.....77	8008675.....139, 140	91364078.....109
7029492.....151	8000340.....155	8008750.....245	91403239.....77
7029498.....153	8000344.....151	8009766.....245	91474037.....85, 87, 105, 107, 133, 135
7029499.....153	8000345.....171	8009815.....276	91474038.....85, 87
7029504.....153, 157	8000382.....12	8009974.....189	91474039.....85, 87
7029505.....153, 157	8000565.....12	80233260.....227	91474040.....85, 87
7029512.....153	8000567.....12	80234023.....235	91474041.....85, 87
7029515.....149	8000759.....151	80273010.....77, 316	91474042.....117
7029526.....257	8000799.....153	80273042.....77, 316	91474043.....117
7029534.....235	8000801.....12	8033544.....95, 125, 127	91474044.....117
7029538.....147	8000802.....153	8034679.....127	91474045.....117
7029545.....157	8001144.....153	8035118.....117	91474046.....117
7029546.....157	8001331.....143	8035160.....93, 123	91474047.....117
7029548.....157	8001332.....143	8035180.....95, 125, 127	91474048.....117
7029549.....157	8001888.....33	8035235... 105, 107, 133, 135	91474050.....85, 87
7029550.....157	8001989.....246	80363179.....264, 265	91474051.....85, 87, 117
7029551.....157	8001991.....246	80363195.....13	91474052.....85, 87
7029552.....157	8002027.....31, 316	80383311.....143	91474053.....85, 87, 117
7029553.....157	8002110.....33	80484072.....264	91474054.....85, 87
7029556.....157	8002199.....27, 29, 316	80484087.....303	91474055.....85, 87
7029557.....157	8002200... 23, 25, 29, 316		91474056.....85, 87
7029560.....147, 305	8002599.....171		91474057.....85, 87
7029561.....147, 305	8002781.....33, 73		91474058.....85, 87, 117
7029562.....157	8002787.....287, 289		91474059.....85, 87
7029563.....157	8002816.....189		91474060.....117

PART NUMBER INDEX

91474071	117	91474105	93, 123	91474124	95	91474146	101, 103
91474072	117	91474106	93, 123	91474125	95	91474147	101, 103
91474073	117	91474107	93, 123	91474126	95	91474149	101, 103
91474075	109	91474108	93, 123	91474128	95, 125, 127	91474151	101, 103
91474078	89, 91, 119, 121	91474109	93, 123	91474129	95, 125, 127	91474152	101, 103
91474091	89, 91	91474110	93, 123	91474136	101, 103	91474161	105, 107, 133, 135, 316
91474092	89, 91, 119, 121	91474111	93, 123	91474137	101, 103	91474163	107, 135
91474095	89, 91, 119, 121	91474112	93, 123	91474138	103	91474176	125, 127
91474100	93, 123	91474113	93, 123	91474139	101, 103	91504092	264
91474101	93, 123	91474115	123	91474140	101, 103	91504093	264
91474102	93, 123	91474116	123	91474141	101, 103	933940	31
91474103	93, 123	91474119	105, 123, 133	91474142	101, 103		
		91474121	95, 125, 127	91474143	101, 103		
		91474122	95, 127	91474144	101, 103		
		91474123	95	91474145	101, 103		



31200194



An Oshkosh Corporation Company

Corporate Office
JLG Industries, Inc.
1 JLG Drive
McConnellsburg, PA 17233-9533
USA

+1-717-485-5161 (Corporate)
+1-877-554-5438 (Customer Support Toll Free)
+1-717-485-6417

JLG Worldwide Locations

JLG Industries
358 Park Road
Regents Park
NSW 2143
Sydney 2143
Australia
+6 (12) 87186300
+6 (12) 65813058
Email: techservicesaus@jlg.com

JLG Ground Support Oude
Bunders 1034
Breitwaterstraat 12A
3630 Maasmechelen
Belgium
+32 (0)89 84 82 26
Email: emeaservice@jlg.com

JLG Latino Americana LTDA
Rua Antonia Martins Luiz, 580
Distrito Industrial Joao Narezzi
Indaibatuba-SP 13347-404
Brasil
+55 (19) 3936 7664 (Parts)
+55 (19) 3936 9049 (Service)
Email: comercialpecas@jlg.com
Email: servicios@jlg.com

Oshkosh-JLG (Tianjin)
Equipment Technology LTD
Shanghai Branch
No 465 Xiao Nan Road
Feng Xian District
Shanghai 201204
China
+86 (21) 800 819 0050

JLG Industries Dubai
Jafza View
PO Box 262728, LB 19
20th Floor, Office 05
Jebel Ali, Dubai
+971 (0) 4 884 1131
+971 (0) 4 884 7683
Email: emeaservice@jlg.com

JLG France SAS
Z.I. Guillaume Mon Army
30204 Fauillet
47400 Tonniens
France
+33 (0) 553 84 85 86
+33 (0) 553 84 85 74
Email: pieces@jlg.com

JLG Deutschland GmbH
Max Planck Str. 21
27721 Ritterhude-Ihlpohl
Germany
+49 (0) 421 69350-0
+49 (0) 421 69350-45
Email: german-parts@jlg.com

JLG Equipment Services Ltd.
Rm 1107 Landmark North
39 Lung Sum Avenue
Sheung Shui N. T.
Hong Kong
+(852) 2639 5783
+(852) 2639 5797

JLG Industries (Italia) S. R. L.
Via Po, 22
IT-20010 Pregnana Milanese (MI)
Italy
+39 (0) 2 9359 5210
+39 (0) 2 9359 5211
Email: ricambi@jlg.com

JLG EMEA B.V.
Polaris Avenue 63
2132 JH Hoofddorp
The Netherlands
+31 (0) 23 565 5665
Email: emeaservice@jlg.com

JLG NZ Access Equipment & Services
2B Fisher Crescent
Mt Wellington 1060
Auckland, New Zealand
+6 (12) 87186300
+6 (12) 65813058
Email: techservicesaus@jlg.com

JLG Industries
Vahutinskoe shosse 24b
Khimki,
Moscow Region 141400
Russia Federation
+7 (499) 922 06 99
+7 (499) 922 06 99

Oshkosh-JLG Singapore
Technology Equipment P te Ltd.
35 Tuas Avenue 2
Jurong Industrial Estate
Singapore 639454
+65 6591 9030
+65 6591 9045
Email: SEA@jlg.com

JLG Iberica S. L.
Trapadella, 2
Pol. Ind. Castellbisbal Sur
08755 Castellbisbal
Barcelona
Spain
+34 (0) 93 772 47 00
+34 (0) 93 77 117 62
Email: parts_iberica@jlg.com

JLG Sverige AB
Enkopingsvagen 150
17627 Jarfalla
Sweden
+46 (0) 8 506 595 00
+46 (0) 8 506 595 27
Email: nordicsupport@jlg.com

JLG Industries (UK) Ltd.
Bentley House
Bentley Avenue
Middleton, Greater Manchester
M24 2GP
United Kingdom
+44 (0) 161 654 1000
+44 (0) 161 654 1003
Email: ukparts@jlg.com

www.jlg.com