



Illustrated Parts Manual

Models

***3706PS, 3707PS,
4014PS, 4017PS***

Agrovector

33.7, 37.6, 37.7

3706PS, 3707PS & 4014PS
SN 1160006593 to Present

4017PS
SN 1160006867 to Present including
1160006594, 1160006604, 1160006748,
1160006752, 1160006755, 1160006756

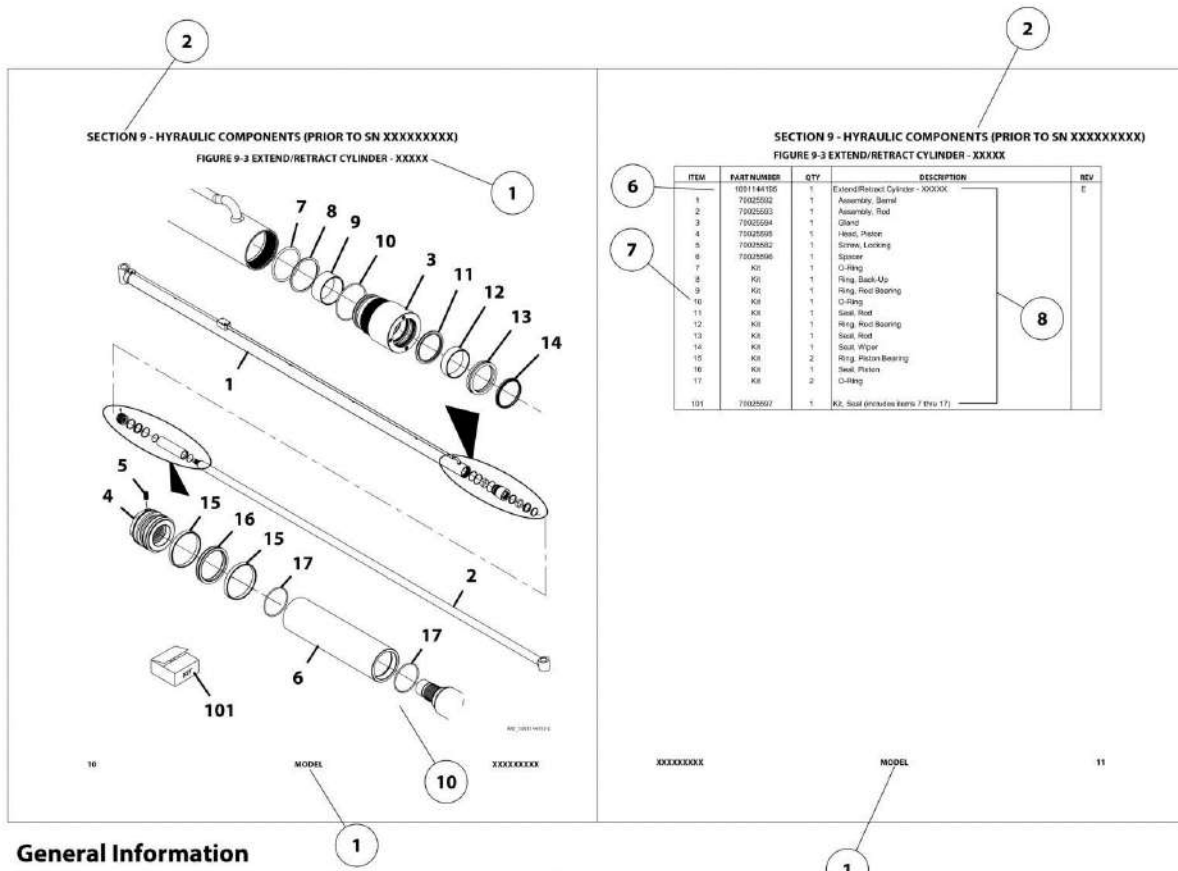
31200722

Revised
April 19, 2018 - Rev Q



EFFECTIVITY PAGE

December 4, 2012 - A - Original Issue of Manual
February 26, 2013 - B - Revised Manual
May 29, 2013 - C - Revised Manual
July 30, 2013 - D - Revised Manual
September 27, 2013 - E - Revised Manual
January 31, 2013 - F - Revised Manual
November 14, 2014 - G - Revised Manual
June 22, 2015 - H - Revised Manual
April 1, 2016 - I - Revised Manual
May 31, 2016 - J - Revised Manual
August 23, 2016 - K - Revised Manual
November 30, 2016 - L - Revised Manual
March 1, 2017 - M - Revised Manual
May 19, 2017 - N - Revised Manual
September 14, 2017 - O - Revised Manual
December 15, 2017 - P - Revised Manual
April 19, 2018 - Q - Revised Manual



General Information

1. MACHINE IDENTIFICATION

Machines are identified by model and in some cases a combination of model, serial number (S/N) or regional standard (e.g. ANSI, CE, CSA, AUS). Components may also be identified by S/N or manufacturer. Common components that may be identified by these characteristics are attachments, engine, transmission and hydraulic components.

2. PARTS MANUAL ORGANIZATION

Product information in this manual is organized under section titles. Frame, Engine and Electrical are a few examples. Each section is organized by Figure and page number. The information within the Figure is then organized by item number, part number, description and corresponding illustration(s).

3. TABLE OF CONTENTS

A table of contents (TOC) is found toward the beginning of the manual. Figure number, description and page number are provided for quick reference to the page containing the related information.

4. RECOMMENDED SPARE PARTS

The Recommended Spare Parts, located near the end of the manual, references most frequently used maintenance parts.

5. PARTS NUMBER INDEX

A numerical index listing all part numbers and the corresponding page number(s) appears at the back of the manual.

6. NON-SERVICED PARTS

In some instances it is necessary to display non-serviced parts, assemblies or installations. In the case of assemblies and installations there will be a Ref in the QTY column and a note after the item description stating what is available for service within. In the case of parts that are not available for service within assemblies or components there will be a NSS (Not Sold Separately) listed in the part number column of the manual.

7. PARTS LIST ITEM NUMBERS

Numbers shown in the Item column correspond to numbers used in the associated illustration(s). Item numbers which are missing from sequence and are not shown in the illustration(s) are not used on that page.

8. INDENTED PART DESCRIPTION

An indented part description is included in the item under which it is indented.

SECTION 9 - HYDRAULIC COMPONENTS (PRIOR TO SN XXXXXXXXX)
FIGURE 9-3 EXTEND/RETRACT CYLINDER - XXXXX

ITEM	PART NUMBER	QTY	DESCRIPTION	REV
1	1001144355	1	Extend/Retract Cylinder - XXXXX	E
2	70025503	1	Assembly, Seal	
3	70025504	1	Assembly, Rod	
4	70025505	1	Gland	
5	70025502	1	Head, Piston	
6	70025506	1	Screw, Locking	
7	KR	1	Spacer	
8	KR	1	O-Ring	
9	KR	1	Ring, Back-Up	
10	KR	1	Ring, Rod Bearing	
11	KR	1	O-Ring	
12	KR	1	Seal, Seat	
13	KR	1	Ring, Rod Bearing	
14	KR	1	Seal, Rod	
15	KR	2	Seal, Wiper	
16	KR	1	Ring, Piston Bearing	
17	KR	2	Seal, Piston	
17	KR	2	O-Ring	
101	70025507	1	KR, Seal (includes Items 7 thru 17)	

9. ABBREVIATIONS AND SYMBOLS

AC	Alternating Current
A/C	Air Conditioning
ADE	Advanced Design Electronics
AG	Agriculture
AMP	Amperage
ANSI	American National Standards Institute
AR	As Required
ASSY	Assembly
AUS	Australia
AUX	Auxiliary
AWG	American Wire Gauge
CAC	Charge Air Cooler
CE	European Conformity
CM	Centimeter
CONST	Construction
CSA	Canadian Standards Association
DEF	Diesel Exhaust Fluid
DIA	Diameter
DC	Direct Current
DTZ	Decentralized Transmission Zeros
ECU	Electronic Control Unit
EMS	Emergency Stop
FNR	Forward Neutral Reverse
FT	Foot
GA	Gauge
GR	Grade
HBP	High Boom Pivot
HHP	High Horse Power
HOC	Hydraulic Oil Cooler
HVAC	Heating, Ventilating, and Air Conditioning
ID	Inside Diameter
IN	Inch
ISO	International Organization for Standards
ITSDF	Industrial Truck Standards Development Foundation
JIC	Joint Industry Council
KG	Kilogram
KW	Kilowatt
L	Liter

LB	Pound
LBP	Low Boom Pivot
LCD	Liquid Crystal Display
LED	Light Emitting Diode
LH	Left Hand
LHD	Left Hand Drive
LHP	Low Horse Power
LMIS	Load Management Indicator System
LS	Low Sulfur
LSI	Load Stability Indicator
LSS	Load Sensing System
M ³	Cubic Meter
MA	Milliamp
M(m)	Metric/Meter
MM	Millimeter
N	Newton
NACD	North America Construction Division
NLA	No Longer Available
NSS	Not Sold Separately
OD	Outside Diameter
ORB	O-Ring Boss
ORFS	O-Ring Face Seal
OZ	Ounce
PR	Ply Rating
QT	Quart
QTY	Quantity
REF	Reference
REV	Revision
RH	Right Hand
RHD	Right Hand Drive
RHOC	Remote Hydraulic Oil Cooler
RUS	Russia
SAE	Society of Automotive Engineers
SAHR	Spring Applied Hydraulically Released
SN	Serial Number
SPD	Speed
TLU	Torque Lock Up
UGM	Universal Ground Module

10. ILLUSTRATION REFERENCE LETTERS

When necessary, illustrations may contain reference letters that are intended to track information from one point to another in the illustration such as harnesses and hoses or any other information that has been separated in the illustration

Note: Due to continuous product improvements, JLG Industries, Inc. reserves the right to make specification changes without prior notification. Contact JLG Industries, Inc. for updated information.

TABLE OF CONTENTS

SECTION 1 - FRAME AND ATTACHING PARTS.....	13
FIGURE 1-1. FRAME AND ATTACHING PARTS	14
FIGURE 1-2. COVERS.....	22
FIGURE 1-3. OUTRIGGERS - 4014PS & 4017PS.....	26
FIGURE 1-4. LICENSE PLATE INSTALLATION - 3706PS, 3707PS, 33.7, 37.6 & 37.7	28
FIGURE 1-5. RETRIEVAL HITCH	32
FIGURE 1-6. PIN HITCH, AUTO HITCH AND PITON FRAME - AUTO HITCH - 3706PS, 3707PS, 33.7, 37.6 & 37.7.....	34
FIGURE 1-7. PIN HITCH - CUNA C AND CUNA D2 - 3706PS, 3707PS, 33.7, 37.6 & 37.7	36
FIGURE 1-8. HYDRAULIC HITCH - 3706PS, 3707PS, 33.7, 37.6 & 37.7.....	38
SECTION 2 - BOOM.....	41
FIGURE 2-1. BOOM INSTALLATION - 3706PS, 3707PS, 33.7, 37.6 & 37.7	42
FIGURE 2-2. BOOM INSTALLATION - 4014PS.....	46
FIGURE 2-3. BOOM INSTALLATION - 4017PS.....	48
FIGURE 2-4. FIRST BOOM SECTION - 3706PS, 3707PS, 33.7, 37.6 & 37.7	52
FIGURE 2-5. FIRST BOOM SECTION - 4014PS.....	54
FIGURE 2-6. FIRST BOOM SECTION - 4017PS.....	56
FIGURE 2-7. SECOND BOOM SECTION - 3706PS, 3707PS, 33.7, 37.6 & 37.7	58
FIGURE 2-8. SECOND BOOM SECTION - 4014PS.....	60
FIGURE 2-9. SECOND BOOM SECTION - 4017PS.....	62
FIGURE 2-10. THIRD BOOM SECTION - 4014PS	64
FIGURE 2-11. THIRD BOOM SECTION - 4017PS	66
FIGURE 2-12. FOURTH BOOM SECTION - 4017PS	68
FIGURE 2-13. EXTEND CHAINS - 4014PS.....	70
FIGURE 2-14. EXTEND CHAINS - 4017PS.....	72
FIGURE 2-15. RETRACT CHAINS - 4014PS.....	74
FIGURE 2-16. RETRACT CHAINS - 4017PS.....	76
FIGURE 2-17. MANUAL QUICK ATTACH	78
FIGURE 2-18. MANUAL QUICK ATTACH - 4014PS & 4017PS	80
FIGURE 2-19. HYDRAULIC QUICK ATTACH - 3706PS, 3707PS, 33.7, 37.6 & 37.7	82
FIGURE 2-20. HYDRAULIC QUICK ATTACH - 4014PS & 4017PS.....	84
FIGURE 2-21. HYDRAULIC QUICK ATTACH - 4014PS & 4017PS.....	86
FIGURE 2-22. JD QUICK ATTACH - 3706PS, 3707PS, 33.7, 37.6 & 37.7	88
FIGURE 2-23. JCB MANUAL QUICK ATTACH - 3706PS, 3707PS, 33.7, 37.6 & 37.7	90
FIGURE 2-24. JCB HYDRAULIC QUICK ATTACH - 3706PS, 3707PS, 33.7, 37.6 & 37.7	92
FIGURE 2-25. MANITOU MANUAL QUICK ATTACH	94
FIGURE 2-26. MANITOU HYDRAULIC QUICK ATTACH - 3706PS, 3707PS, 33.7, 37.6 & 37.7	96
FIGURE 2-27. MANUAL QUICK ATTACH INSTALLATION, (IF EQUIPPED WITH PLATFORM) - 4014PS & 4017PS.....	98
SECTION 3 - ATTACHMENTS	101
FIGURE 3-1. CARRIAGE ASSEMBLY.....	102
FIGURE 3-2. SIDE SHIFT CARRIAGE ASSEMBLY (Prior to SN 1160008730).....	104
FIGURE 3-3. SIDE SHIFT CARRIAGE ASSEMBLY (SN 1160008730 to Present).....	106
FIGURE 3-4. FORK TINES	108
FIGURE 3-5. FORK POSITIONING CARRIAGE W/FORKS	110
FIGURE 3-6. FIXED PLATFORM INSTALLATION, 1.8M - 4014PS & 4017PS.....	112
FIGURE 3-7. EXTENDABLE PLATFORM INSTALLATION, 4.5M - 4014PS & 4017PS.....	118
FIGURE 3-8. EXTENDABLE PLATFORM INSTALLATION, 4.5M - 4014PS & 4017PS.....	124
FIGURE 3-9. CONSOLE BOX ASSEMBLY - 4014PS & 4017PS.....	128
FIGURE 3-10. CONTROLLER ASSEMBLY (LIFT AND SWING).....	132
FIGURE 3-11. FORK MOUNTED HOOK	134
FIGURE 3-12. CRANE HOOK.....	136
FIGURE 3-13. BUCKETS.....	138
FIGURE 3-14. MANURE BUCKET	140
FIGURE 3-15. CONCRETE BUCKET	142
FIGURE 3-16. CONCRETE LADLE.....	144
FIGURE 3-17. TRUSS BOOMS.....	146
FIGURE 3-18. VOLVO ADAPTER.....	148
FIGURE 3-19. FEM ADAPTER.....	150
FIGURE 3-20. MULTI-PURPOSE BUCKET (Prior to SN 1160008730)	152
FIGURE 3-21. MULTI-PURPOSE BUCKET (SN 1160008730 to Present).....	154
SECTION 4 - ENGINE AND ATTACHING PARTS	157

TABLE OF CONTENTS

FIGURE 4-1. ENGINE INSTALLATION	158
FIGURE 4-2. DEUTZ ENGINE	162
FIGURE 4-3. DEUTZ ENGINE	166
FIGURE 4-4. DEUTZ ENGINE	168
FIGURE 4-5. FUEL TANK AND LINES	170
FIGURE 4-6. RADIATOR INSTALLATION.....	174
FIGURE 4-7. AIR CLEANER INSTALLATION	180
FIGURE 4-8. EXHAUST INSTALLATION	182
FIGURE 4-9. EXHAUST INSTALLATION	186
SECTION 5 - DRIVE TRAIN	189
FIGURE 5-1. DRIVE TRAIN COMPONENTS	190
FIGURE 5-2. FRONT AXLE ASSEMBLY	194
FIGURE 5-3. FRONT AXLE - HOUSING - 3706PS, 3707PS, 33.7, 37.6 & 37.7	196
FIGURE 5-4. FRONT AXLE - HOUSING - 4014PS & 4017PS	198
FIGURE 5-5. FRONT AXLE - SWIVEL HOUSING AND STEERING CYLINDER	200
FIGURE 5-6. FRONT AXLE - BEVEL GEAR SET	202
FIGURE 5-7. FRONT AXLE - DIFFERENTIAL	204
FIGURE 5-8. FRONT AXLE - DOUBLE U-JOINT	206
FIGURE 5-9. FRONT AXLE - BRAKES	208
FIGURE 5-10. FRONT AXLE - WHEEL HUB.....	210
FIGURE 5-11. FRONT AXLE - FINAL REDUCTION.....	212
FIGURE 5-12. FRONT AXLE - BRAKE CALIPER	214
FIGURE 5-13. REAR AXLE ASSEMBLY	216
FIGURE 5-14. REAR AXLE - AXLE HOUSING	218
FIGURE 5-15. REAR AXLE - SWIVEL HOUSING AND STEERING CYLINDER	220
FIGURE 5-16. REAR AXLE - BEVEL GEAR SET.....	222
FIGURE 5-17. REAR AXLE - DIFFERENTIAL	224
FIGURE 5-18. REAR AXLE - DOUBLE U - JOINT	226
FIGURE 5-19. REAR AXLE - WHEEL HUB.....	228
FIGURE 5-20. REAR AXLE - FINAL REDUCTION	230
FIGURE 5-21. TRANSMISSION	232
FIGURE 5-22. TRANSFER GEARBOX ASSEMBLY	234
FIGURE 5-23. TORQUE CONVERTER AND DRIVE	236
FIGURE 5-24. GEARS AND BEARINGS	238
FIGURE 5-25. 1ST/2ND CLUTCH SHAFT	240
FIGURE 5-26. INPUT SHAFT	242
FIGURE 5-27. FORWARD HIGH/3RD CLUTCH SHAFT	244
FIGURE 5-28. ANCILLARY COMPONENTS	246
FIGURE 5-29. FENDER GROUP	250
FIGURE 5-30. REMOTE GREASE SYSTEM INSTALLATION	252
FIGURE 5-31. TIRES AND WHEEL INSTALLATION	256
FIGURE 5-32. FRONT AXLE ASSEMBLY, (4014PS) (HYDRAULIC PARK BRAKE)	260
FIGURE 5-33. FRONT AXLE ASSEMBLY, (4017PS) (HYDRAULIC PARK BRAKE)	274
FIGURE 5-34. REAR AXLE ASSEMBLY, (4014PS) (HYDRAULIC PARK BRAKE)	288
FIGURE 5-35. REAR AXLE ASSEMBLY, (4017PS) (HYDRAULIC PARK BRAKE)	302
FIGURE 5-36. STEERING ARM ASSY - 4014PS	316
FIGURE 5-37. STEERING ARM ASSY - 4017PS	318
FIGURE 5-38. STEERING CYLINDER - 4014PS	320
FIGURE 5-39. STEERING CYLINDER - 4017PS	322
FIGURE 5-40. STEERING CYLINDER - 4014PS	324
FIGURE 5-41. BEVEL GEAR SET - 4014PS & 4017PS	326
FIGURE 5-42. DIFFERENTIAL KIT.....	328
FIGURE 5-43. DOUBLE JOINT - 4014PS.....	330
FIGURE 5-44. DOUBLE JOINT - 4017PS.....	332
FIGURE 5-45. WHEEL HUB KIT - 4014PS.....	334
FIGURE 5-46. WHEEL HUB KIT - 4017PS.....	336
SECTION 6 - CAB	339
FIGURE 6-1. CAB INSTALLATION.....	340
FIGURE 6-2. CAB ASSEMBLY	346
FIGURE 6-3. CAB DOOR	350
FIGURE 6-4. INTERIOR INSTALLATION	354
FIGURE 6-5. WIPER INSTALLATIONS	356
FIGURE 6-6. SEAT ASSEMBLIES	360

TABLE OF CONTENTS

FIGURE 6-7. HEATER INSTALLATION	362
FIGURE 6-8. AIR CONDITIONING INSTALLATION	366
FIGURE 6-9. CAB HYDRAULIC INSTALLATION (HYDRAULIC PARK BRAKE).....	372
SECTION 7 - CONTROLS	375
FIGURE 7-1. BRAKE.....	376
FIGURE 7-2. HAND BRAKE.....	378
FIGURE 7-3. ACCELERATOR	380
FIGURE 7-4. STEERING COLUMN	382
FIGURE 7-5. BOOM JOYSTICK.....	386
SECTION 8 - HYDRAULIC CIRCUITS.....	389
FIGURE 8-1. SUPPLY CIRCUIT - 3706PS, 3707PS, 33.7, 37.6 & 37.7.....	390
FIGURE 8-2. SUPPLY CIRCUIT - 4014PS, 4017PS & 33.7	394
FIGURE 8-3. DUMP CIRCUIT - 3706PS, 33.7 & 37.6.....	398
FIGURE 8-4. DUMP CIRCUIT - 4014PS & 4017PS.....	404
FIGURE 8-5. STEER SELECT CIRCUIT - 3706PS, 3707PS, 33.7, 37.6 & 37.7	408
FIGURE 8-6. STEER SELECT CIRCUIT - 4014PS & 4017PS.....	410
FIGURE 8-7. SERVICE BRAKE CIRCUIT - 3706PS, 3707PS, 33.7, 37.6 & 37.7	412
FIGURE 8-8. SERVICE BRAKE CIRCUIT WITH BOOM SUSPENSION - 4014PS & 4017PS	414
FIGURE 8-9. LIFT CYLINDER CIRCUIT - 3706PS, 3707PS, 33.7, 37.6 & 37.7	416
FIGURE 8-10. LIFT CYLINDER CIRCUIT - 3706PS, 3707PS, 33.7, 37.6 & 37.7	418
FIGURE 8-11. LIFT CYLINDER CIRCUIT - 4014PS & 4017PS	420
FIGURE 8-12. EXTEND/RETRACT CYLINDER CIRCUIT - 3706PS, 3707PS, 33.7, 37.6 & 37.7	422
FIGURE 8-13. EXTEND/RETRACT CYLINDER CIRCUIT - 4014PS	424
FIGURE 8-14. EXTEND/RETRACT CYLINDER CIRCUIT - 4017PS	426
FIGURE 8-15. TILT AND TILT COMPENSATION CYLINDER CIRCUIT - 3706PS, 3707PS, 33.7, 37.6 & 37.7	428
FIGURE 8-16. TILT AND TILT COMPENSATION CYLINDER CIRCUIT - 4014PS	432
FIGURE 8-17. TILT AND TILT COMPENSATION CYLINDER CIRCUIT - 4017PS	434
FIGURE 8-18. AUXILIARY HYDRAULIC CIRCUIT - 3706PS, 3707PS, 33.7, 37.6 & 37.7	438
FIGURE 8-19. AUXILIARY HYDRAULIC CIRCUIT - 4014PS	442
FIGURE 8-20. AUXILIARY HYDRAULIC CIRCUIT - 4017PS	444
FIGURE 8-21. FRAME LEVEL AND OUTRIGGER - 4014PS & 4017PS	446
FIGURE 8-22. TRAILER BRAKES - 3706PS, 3707PS, 33.7, 37.6 & 37.7.....	448
FIGURE 8-23. TRAILER BRAKES - 3706PS, 3707PS, 33.7, 37.6 & 37.7.....	452
FIGURE 8-24. TRAILER BRAKES - 3706PS, 3707PS, 33.7, 37.6 & 37.7.....	454
FIGURE 8-25. TRAILER BRAKES - 3706PS, 3707PS, 33.7, 37.6 & 37.7.....	458
FIGURE 8-26. STEERING INSTALLATION, (HYDRAULIC PARK BRAKE) - 4014PS & 4017PS.....	460
FIGURE 8-27. AUXILIARY VALVE GROUP INSTALLATION - 3706PS, 3707PS, 33.7, 37.6 & 37.7	466
SECTION 9 - HYDRAULIC COMPONENTS.....	469
FIGURE 9-1. LIFT CYLINDER AND HARDWARE - 3706PS, 3707PS, 33.7, 37.6 & 37.7	470
FIGURE 9-2. LIFT CYLINDER AND HARDWARE - 4014PS	472
FIGURE 9-3. LIFT CYLINDER AND HARDWARE - 4017PS	474
FIGURE 9-4. EXTEND/RETRACT CYLINDER AND HARDWARE - 3706PS, 3707PS, 33.7, 37.6 & 37.7	476
FIGURE 9-5. EXTEND/RETRACT CYLINDER AND HARDWARE - 4014PS	478
FIGURE 9-6. EXTEND/RETRACT CYLINDER AND HARDWARE - 4017PS	480
FIGURE 9-7. TILT CYLINDER AND HARDWARE - 3706PS, 3707PS, 33.7, 37.6 & 37.7	482
FIGURE 9-8. TILT CYLINDER AND HARDWARE - 4014PS & 4017PS.....	484
FIGURE 9-9. COMPENSATION CYLINDER AND HARDWARE - 3706PS, 3707PS, 33.7, 37.6 & 37.7	486
FIGURE 9-10. COMPENSATION CYLINDER AND HARDWARE - 4014PS & 4017PS.....	488
FIGURE 9-11. FRAME LEVEL CYLINDER AND HARDWARE - 4014PS & 4017PS.....	490
FIGURE 9-12. OUTRIGGER CYLINDER AND HARDWARE - 4014PS & 4017PS.....	492
FIGURE 9-13. QUICK ATTACH CYLINDER	494
FIGURE 9-14. MAIN CONTROL VALVE - 3706PS, 3707PS, 33.7, 37.6 & 37.7	496
FIGURE 9-15. MAIN CONTROL VALVE - 4014PS & 4017PS	500
FIGURE 9-16. DIVERTER VALVE	504
FIGURE 9-17. STEERING SELECT VALVE	506
FIGURE 9-18. PISTON PUMP	508
FIGURE 9-19. HYDRAULIC TANK.....	510
FIGURE 9-20. COMBINATION VALVE	512
FIGURE 9-21. TRAILER BRAKE VALVE	514
FIGURE 9-22. TRAILER BRAKE VALVE	516
FIGURE 9-23. OUTRIGGER MAIN CONTROL VALVE	518

TABLE OF CONTENTS

FIGURE 9-24. ACTUATOR ASSEMBLY - 4014PS & 4017PS.....	520
FIGURE 9-25. HYDRAULIC PARK BRAKE RELEASE VALVE	522
FIGURE 9-26. RELAY VALVE INSTALLATION (HYDRAULIC PARK BRAKE)	524
FIGURE 9-27. AUXILIARY POWER PUMP	526
FIGURE 9-28. DIVERTER VALVE - 4014PS & 4017PS.....	528
 SECTION 10 - ELECTRICAL.....	 531
FIGURE 10-1. ENGINE COMPARTMENT ELECTRICAL INSTALLATION	532
FIGURE 10-2. CAB ELECTRICAL INSTALLATION.....	536
FIGURE 10-3. BOOM AND FRAME ELECTRICAL INSTALLATION	540
FIGURE 10-4. CAB SWITCHES	546
FIGURE 10-5. WORKLIGHT INSTALLATIONS	548
FIGURE 10-6. DRIVING LIGHTS - 3706PS, 3707PS, 33.7, 37.6 & 37.7	550
FIGURE 10-7. DRIVING LIGHTS - 4014PS & 4017PS.....	554
FIGURE 10-8. ENGINE BAY HARNESS (Prior to SN 1160006748, Excluding 11600065999)	556
FIGURE 10-9. ENGINE BAY HARNESS (SN 1160006748 to Present, Including 11600065999)	562
FIGURE 10-10. TRANSMISSION HARNESS	566
FIGURE 10-11. CAB FLOOR HARNESS.....	568
FIGURE 10-12. CAB ROOF HARNESS.....	576
FIGURE 10-13. BOOM HARNESS	578
FIGURE 10-14. BOOM LIGHT HARNESS.....	580
FIGURE 10-15. FRONT FRAME HARNESS - 3706PS, 3707PS, 4014PS & 4017PS	582
FIGURE 10-16. REAR FRAME HARNESS.....	584
FIGURE 10-17. RIDE AND FLOAT CHASSIS SIDE HARNESS - 3706PS, 3707PS, 33.7, 37.6 & 37.7	586
FIGURE 10-18. RIDE AND FLOAT CAB HARNESS	588
FIGURE 10-19. RIDE AND FLOAT CONTROLLER HARNESS	590
FIGURE 10-20. TOW HITCH HARNESS	592
FIGURE 10-21. TRAILER BRAKE CAB HARNESS, ITALIAN	594
FIGURE 10-22. TRAILER BRAKE CHASSIS HARNESS, ITALIAN.....	596
FIGURE 10-23. A/C HARNESS	598
FIGURE 10-24. BOOM EXTENSION HARNESS - 4017PS.....	600
FIGURE 10-25. HEADLIGHT EXTENSION HARNESS	602
FIGURE 10-26. LIGHT EXTENSION HARNESS	604
FIGURE 10-27. WORKLIGHT HARNESS.....	606
FIGURE 10-28. CAB AUXILIARY POWER HARNESS.....	608
FIGURE 10-29. PLATFORM BOOM HARNESS - 4014PS	610
FIGURE 10-30. PLATFORM BOOM HARNESS - 4017PS	612
FIGURE 10-31. DUAL SEAT SWITCH HARNESS	614
FIGURE 10-32. BEACON LMIS INSTALLATION - 4014PS & 4017PS.....	616
FIGURE 10-33. LMIS INSTALLATION - 4014PS & 4017PS.....	618
FIGURE 10-34. LMIS CAB HARNESS.....	620
FIGURE 10-35. LMIS FRAME HARNESS	622
FIGURE 10-36. PLATFORM SENSOR INSTALLATION.....	624
FIGURE 10-37. PLATFORM RECOGNITION INSTALLATION	626
FIGURE 10-38. AUXILIARY POWER UNIT INSTALLATION - 4014PS & 4017PS.....	628
FIGURE 10-39. BOOM AUXILIARY ELECTRICAL HARNESS INSTALLATION	632
FIGURE 10-40. PLATFORM ELECTRICAL INSTALLATION.....	634
FIGURE 10-41. SOLENOID ASSEMBLY.....	636
FIGURE 10-42. CAB TO BOOM HARNESS	638
FIGURE 10-43. PLATFORM HARNESS.....	640
FIGURE 10-44. PLATFORM RELAY BOX HARNESS.....	642
FIGURE 10-45. EMERGENCY STOP LINK HARNESS.....	644
FIGURE 10-46. BOOM EXTENSION LIMIT HARNESS.....	646
FIGURE 10-47. AUXILIARY PLATFORM HARNESS	648
FIGURE 10-48. 3B PLATFORM HARNESS	650
FIGURE 10-49. CAN-BUS HARNESS	652
FIGURE 10-50. PLATFORM CONSOLE HARNESS	654
FIGURE 10-51. CONSOLE HARNESS.....	656
FIGURE 10-52. TEMPERATURE SENSOR HARNESS	660
 SECTION 11 - DECALS	 663
FIGURE 11-1. CAB AND FRAME DECALS.....	664
FIGURE 11-2. BOOM DECALS	674
FIGURE 11-3. CAPACITY CHART – VOLVO ADAPTER	678
FIGURE 11-4. CAPACITY CHART – FEM ADAPTER.....	680

TABLE OF CONTENTS

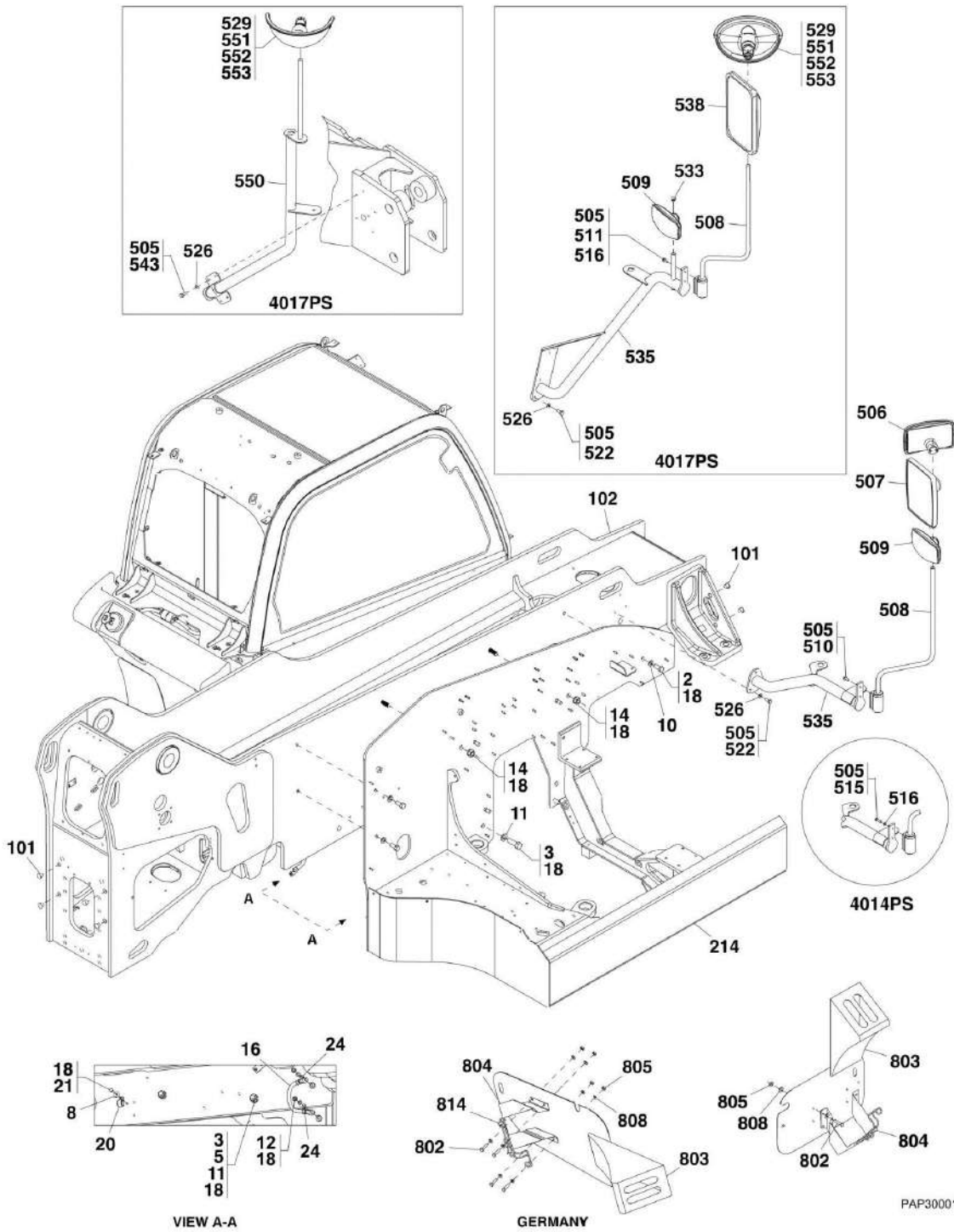
SECTION 12 - RECOMMENDED SPARE PARTS	683
FIGURE 12-1. RECOMMENDED SPARE PARTS	684
PART NUMBER INDEX	687

SECTION 1 - FRAME AND ATTACHING PARTS

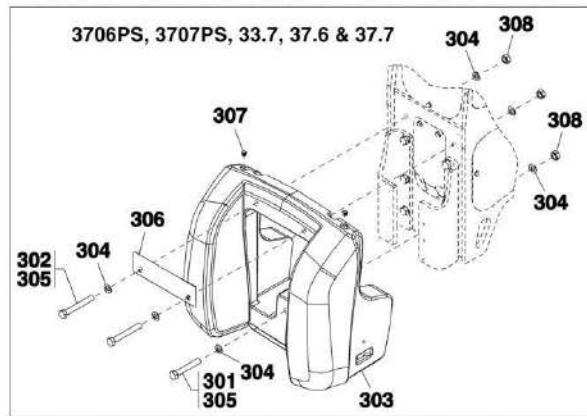
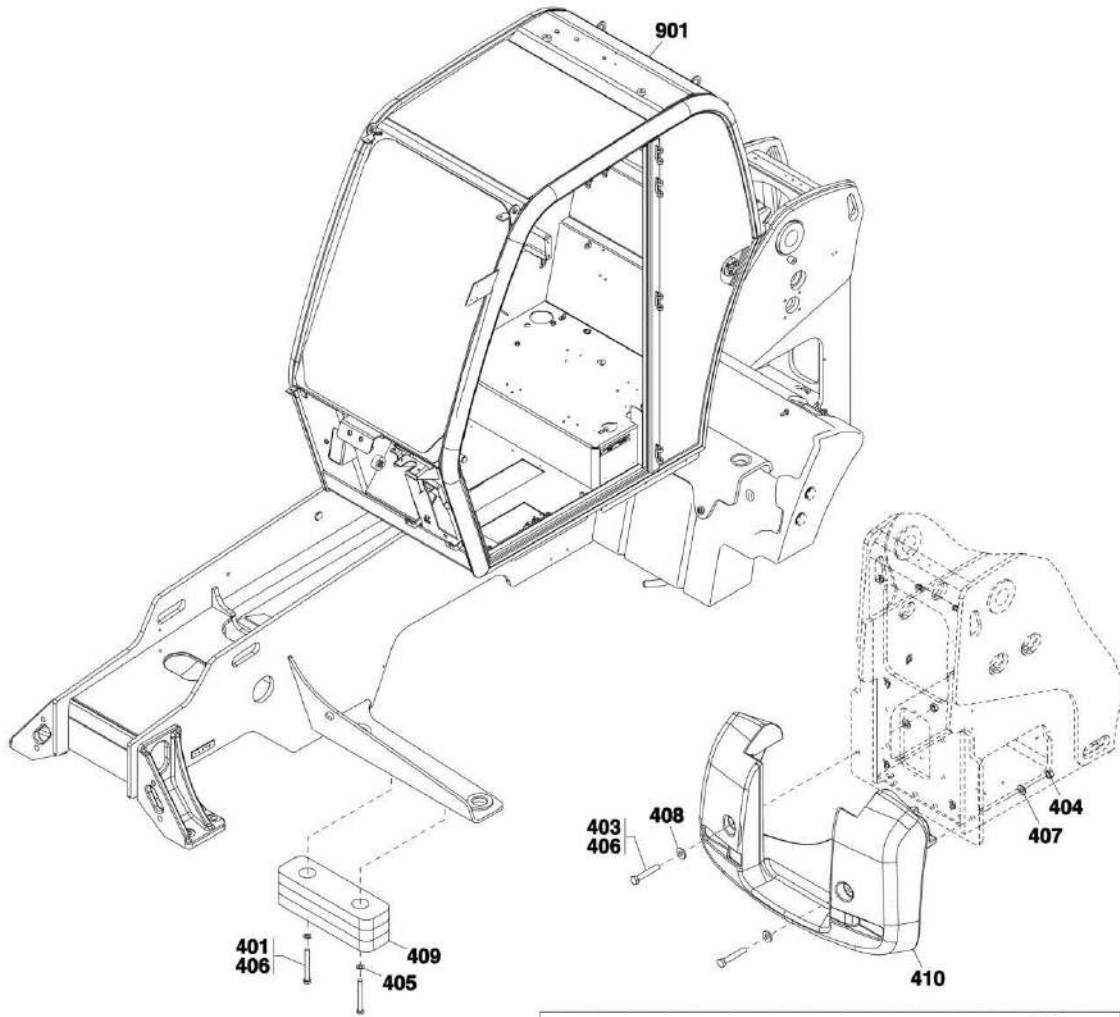
SECTION 1 - FRAME AND ATTACHING PARTS

SECTION 1 - FRAME AND ATTACHING PARTS

FIGURE 1-1. FRAME AND ATTACHING PARTS



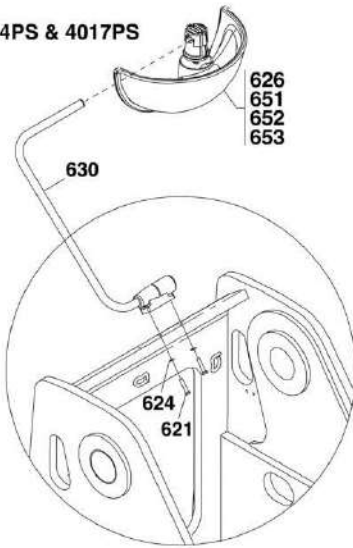
SECTION 1 - FRAME AND ATTACHING PARTS



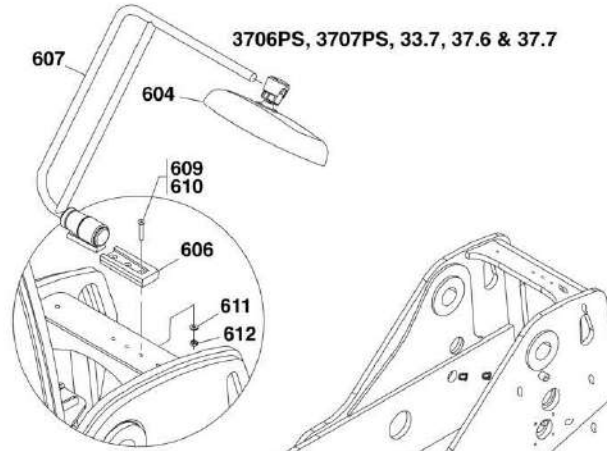
ART_31200722-1-1B

SECTION 1 - FRAME AND ATTACHING PARTS

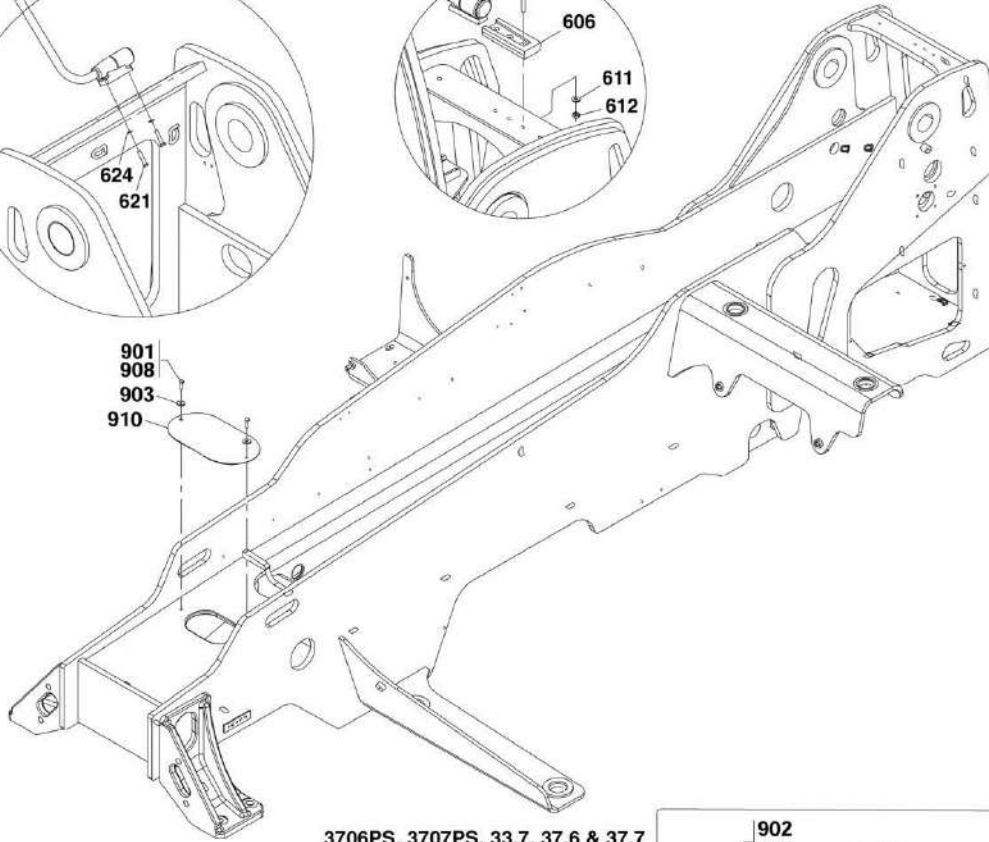
4014PS & 4017PS



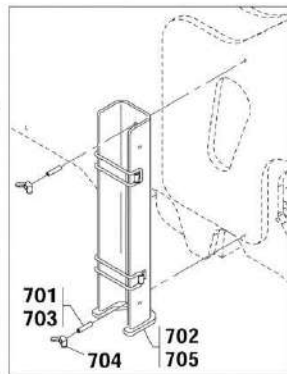
3706PS, 3707PS, 33.7, 37.6 & 37.7



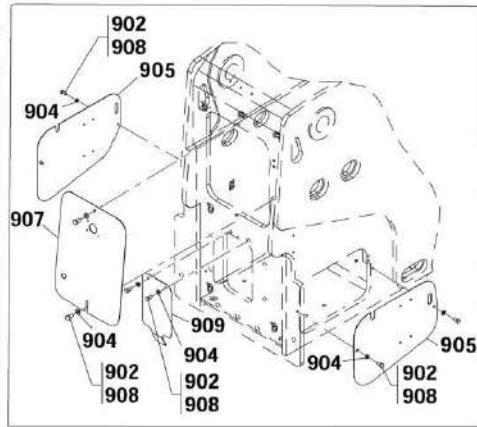
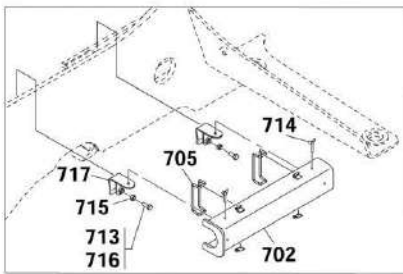
901
908
903
910



3706PS, 3707PS, 33.7, 37.6 & 37.7



4014PS & 4017PS



ART_31200722-1-1C

SECTION 1 - FRAME AND ATTACHING PARTS

FIGURE 1-1. FRAME AND ATTACHING PARTS

ITEM	PART NUMBER	QTY	DESCRIPTION	REV
	1001128451	Ref	ENGINE POD TO FRAME INSTALLATION, (not available to order, see items 2 thru 24 for service)	D
2	0761615	3	HEX HD CAPSCREW, M16X35, GR8.8	
3	0762020	4	HEX HD CAPSCREW, M20X60, GR8.8	
5	3292001	4	HEX NUT, M20X2-1/2	
8	4811902	1	WASHER, 8mm	
10	4812300	3	WASHER, 16mm	
11	4812500	8	WASHER, 20mm	
12	5221000	2	RIPP NUT, 10mm	
14	1001004210	2	HEX NUT	
16	1001009038	1	EARTH STRAP	
18	1001095650	AR	LOCTITE 243	
20	1001100319	1	CLIP	
21	0760810	1	HEX HD CAPSCREW, M8X20, GR8.8	
24	4812000	4	WASHER, 10mm	
101	1001091126	AR	BLACK PLUG	
102	N.S.S.	1	FRAME WELDMENT	
103	1001152257	AR	CAP, (not shown)	
214	1001122552	1	ENGINE FRAME	
	1001145694	Ref	COUNTERWEIGHT INSTALLATION, (3706PS, 3707PS, 37.6 & 37.7), (not available to order, see items 301 thru 308 for service) (Prior to SN 1160007437, Excluding 1160006750)	C
	1001167950	Ref	COUNTERWEIGHT INSTALLATION, (3706PS, 37.6), (not available to order, see items 301 thru 305, 307 & 308 for service) (SN 1160007437 to Present, Including 1160006750)	A
	1001149369	Ref	COUNTERWEIGHT INSTALLATION, (3706PS, 3707PS, 37.6 & 37.7), (not available to order, see items 301 thru 308 for service) (SN 1160007437 to Present, Including 1160006750)	A
301	0712030	1	HEX HD CAPSCREW, M20X130, GR10.9	
302	1001152861	2	HEX HD CAPSCREW, M20X160, GR10.9 (Prior to SN 1160007437, Excluding 1160006750)	
302	0712032	2	HEX HD CAPSCREW, M20X150, GR10.9 (SN 1160007437 to Present, Including 1160006750)	
303	1001098106BL	1	COUNTERWEIGHT (Prior to SN 1160007437, Excluding 1160006750)	
303	1001142488	1	COUNTERWEIGHT, (3706PS, 37.6) (SN 1160007437 to Present, Including 1160006750)	
303	1001142489	1	COUNTERWEIGHT, (3707PS, 37.7) (SN 1160007437 to Present, Including 1160006750)	
304	4812500	6	WASHER, 20mm	
305	1001095650	AR	LOCTITE 243	
306	1001105127BL	1	COUNTERWEIGHT PLATE	
307	1001096914	2	LAMP BRACKET CAP	
308	3332011	3	HEX NUT, M20X2-1/2	
	1001145695	Ref	COUNTERWEIGHT INSTALLATION, (4014PS), (not available to order, see items 401 thru 410 for service) (Prior to SN 1160006748, Excluding 1160006599)	A
	1001154332	Ref	COUNTERWEIGHT INSTALLATION, (4014PS), (not available to order, see items 401 thru 410 for service) (SN 1160006748 to Present, Including 1160006599)	B
	1001156105	Ref	COUNTERWEIGHT INSTALLATION, (4014PS-AUS), (not available to order, see items 403, 404, 406 thru 408 & 410 for service)	B
	1001145696	Ref	COUNTERWEIGHT INSTALLATION, (4017PS), (not available to	D

SECTION 1 - FRAME AND ATTACHING PARTS

ITEM	PART NUMBER	QTY	DESCRIPTION	REV
			order, see items 403, 404, 406 thru 408 & 410 for service)	
401	0701631	2	HEX HD CAPSCREW, M16X140, GR8.8, (torque to 241 Nm/178 lb-ft) (Prior to SN 1160006748, Excluding 1160006599)	
401	0701634	2	HEX HD CAPSCREW, M16X170, GR8.8, (torque to 241 Nm/178 lb-ft) (SN 1160006748 to Present, Including 1160006599)	
403	0712029	2	HEX HD CAPSCREW, M20X120, GR10.9	
404	3332011	2	HEX NUT, M20X2-1/2	
405	4812300	4	WASHER, 16mm (Prior to SN 1160006748, Excluding 1160006599)	
405	4812300	2	WASHER, 16mm (SN 1160006748 to Present, Including 1160006599)	
406	1001095650	AR	LOCTITE 243	
407	5242000	2	WASHER, 20mm	
408	1001009146	2	HARD WASHER	
409	1001127272	1	COUNTERWEIGHT PLATE (Prior to SN 1160006748, Excluding 1160006599)	
409	1001127272	1	COUNTERWEIGHT PLATE (SN 1160006748 to Present, Including 1160006599)	
410	1001005045J	1	COUNTERWEIGHT, (4014PS)	
410	1001112892J	1	COUNTERWEIGHT, (4014PS - AUS)	
410	1001004904J	1	COUNTERWEIGHT, (4017PS)	
	1001125508	Ref	REAR VIEW MIRROR INSTALLATION, (3706PS & 3707PS), (Construction), (not available to order, see items 505 thru 511 & 516 for service)	H
	1001097979	Ref	REAR VIEW MIRROR INSTALLATION, (4014PS), (not available to order, see items 505 thru 509, 515 & 516, 522, 526 & 535 for service)	F
	1001115229	Ref	REAR VIEW MIRROR INSTALLATION, (4017PS), (not available to order, see items 505, 508 thru 510 & 522 thru 550 for service)	E
505	1001095650	AR	LOCTITE 243	
506	1001142724	1	CONVEX MIRROR	
507	1001142726	1	CONVEX MIRROR	
508	1001142738	1	MIRROR SUPPORT BRACKET	
509	1001143339	1	CONVEX MIRROR	
511	0760810	2	HEX HD CAPSCREW, M8X20, GR8.8, (torque to 28 Nm/20.65 lb-ft)	
515	0760812	2	HEX HD CAPSCREW, M8X25, GR8.8, (torque to 28 Nm/21 lb-ft)	
516	4811900	2	WASHER, 8mm	
522	0761012	4	HEX HD CAPSCREW, M10X25, GR8.8, (4017PS)	
522	0761012	3	HEX HD CAPSCREW, M10X25, GR8.8, (4014PS, 33.7, 37.6, 37.7)	
526	4812000	3	WASHER, 10mm, (4014PS, 33.7, 37.6, 37.7)	
526	4812000	8	WASHER, 10mm, (4017PS)	
529	1001008436	2	MIRROR ASSY, (includes items 551 thru 553)	C
533	1001096914	1	LAMP BRACKET CAP	
535	1001157839	1	LAMP BRACKET, (4014PS)	
535	1001146576	1	MIRROR BRACKET, (4017PS)	
538	1001150306	1	REAR VIEW MIRROR	
543	0761014	4	HEX HD CAPSCREW, M10X30, GR8.8	
550	1001119285	1	MIRROR BRACKET	
551	1001008475	2	LOCKWASHER, #12	
552	1001009062	2	WASHER	
553	1001010838	2	HEX SOCKET HD CAPSCREW	
	1001097342	Ref	HITCH REAR VIEW MIRROR INSTALLATION, (3706PS, 3707PS,	C

SECTION 1 - FRAME AND ATTACHING PARTS

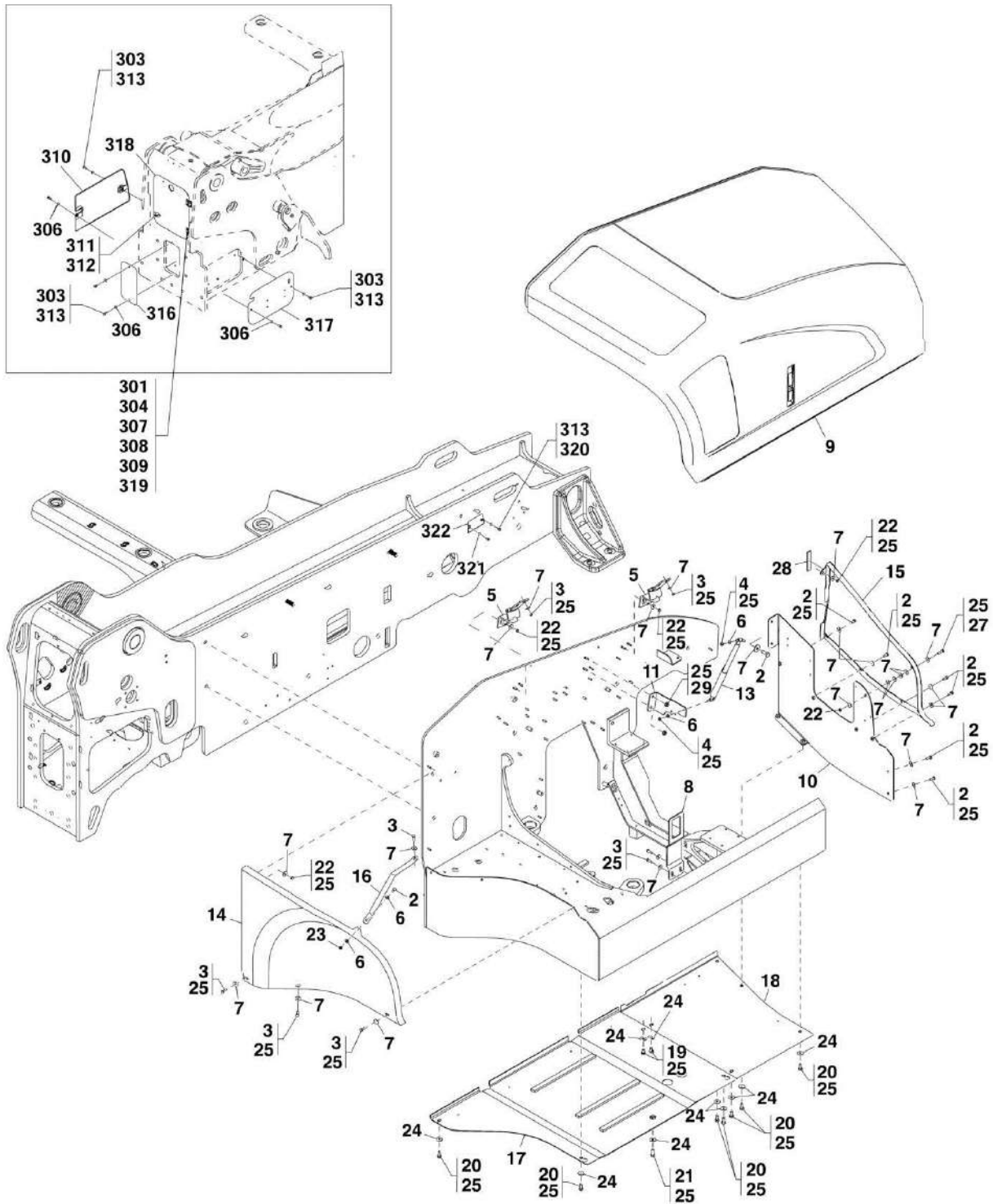
ITEM	PART NUMBER	QTY	DESCRIPTION	REV
			33.7, 37.6, 37.7), (if equipped), (not available to order, see items 604 thru 612 for service)	
604	1001005981	1	MIRROR	
606	1001101755	1	ARM MOUNTING BRACKET	
607	1001101756	1	MIRROR ARM BRACKET	
609	1001095650	AR	LOCTITE 243	
610	1001102830	3	SOCKET HD CAPSCREW, M8X45, (torque to 28 Nm/21 lb-ft)	
611	4811900	3	WASHER, 8mm	
612	3290801	3	HEX NUT, M8X1-1/4	
621	0760614	2	HEX HD CAPSCREW, M6X30, GR8.8, (4014PS & 4017PS)	
624	4811700	2	WASHER, 6mm, (4014PS & 4017PS)	
626	1001008436	1	MIRROR ASSY, (4014PS & 4017PS), (includes items 651 thru 653)	C
630	1001005980	1	ARM ASSY, (4014PS & 4017PS)	B
651	1001008475	2	LOCKWASHER, #12	
652	1001009062	2	WASHER	
653	1001010838	2	HEX SOCKET HD CAPSCREW	
	1001134285	Ref	BOOM PROP INSTALLATION, (3706PS, 3707PS, 33.7, 37.6, 37.7), (not available to order, see items 701 thru 705 for service)	A
	1001101291	Ref	BOOM PROP INSTALLATION, (4014PS), (not available to order, see items 702 & 705 thru 717 for service)	A
	1001101732	Ref	BOOM PROP INSTALLATION, (4017PS), (not available to order, see items 702 & 705 thru 717 for service)	A
701	0100019	AR	LOCTITE 271	
702	1001101274	1	BOOM PROP BRACKET, (3706PS, 3707PS, 33.7, 37.6, 37.7)	
702	1001101746	1	BOOM PROP BRACKET, (4017PS)	
703	1001134286	2	STUD, M10X1-1/2X45, (torque to 55 Nm/41 lb-ft)	
704	1001134307	2	WING NUT, M10	
705	1784861	2	O-RING	
713	0761214	2	HEX SOCKET HD CAPSCREW, M12X30, GR8.8	
714	1001101458	2	WING BOLT, M8X40	
715	3291201	2	HEX NUT, M12X1-3/4	
716	1001095650	AR	LOCTITE 243	
717	1001101628	2	BOOM PROP MOUNT BRACKET	
802	0760814	8	HEX HD CAPSCREW, (full thread), M8X30, GR8.8, (Germany - if equipped)	
803	806253	2	WEDGE, (Germany - if equipped)	
804	806264	2	WEDGE HOLDER, (Germany - if equipped)	
805	3290801	8	HEX NUT, M8X1.25, (Germany - if equipped)	
808	4811900	16	WASHER, 8mm, (Germany - if equipped)	
814	1060628	2	CABLE TIE DOWN, (Germany - if equipped)	
	1001145746	Ref	COVER PLATE INSTALLATION, (3706PS & 37.6), (not available to order, see items 901 thru 910 for service)	C
	1001168377	Ref	COVER PLATE INSTALLATION, (3706PS & 37.6, if equipped with trailer options), (not available to order, see items 901 thru 905, 908 & 910 for service)	B
	1001145747	Ref	COVER PLATE INSTALLATION, (3707PS, 37.7 & 33.7), (not available to order, see items 901 thru 910 for service)	C
	1001168058	Ref	COVER PLATE INSTALLATION, (3707PS, 37.7 & 33.7, if equipped with trailer options), (not available to order, see items 901 thru 905, 908 & 910 for service)	B
901	0760812	4	HEX HD CAPSCREW, M8X25, GR8.8, (torque to 28 Nm/20.65 lb-ft)	
902	0761010	8	HEX HD CAPSCREW, M10X20, GR8.8, (torque to 55 Nm/40.56 lb-ft)	

SECTION 1 - FRAME AND ATTACHING PARTS

ITEM	PART NUMBER	QTY	DESCRIPTION	REV
903	4811902	4	WASHER, 8mm	
904	4812000	8	WASHER, 10mm	
905	1001093001J	2	SIDE HYDRAULIC PANEL, (3706PS, 37.6)	
905	1001093007J	2	SIDE HYDRAULIC PANEL, (3707PS, 33.7 & 37.7)	
907	1001093029J	1	REAR HYDRAULIC PANEL	
908		Ref	LOCTITE 243	
909	1001095974J	1	REAR HYDRAULIC PANEL	
910		Ref	FRONT HYDRAULIC PANEL, (See BOOM SECTION for Breakdown)	

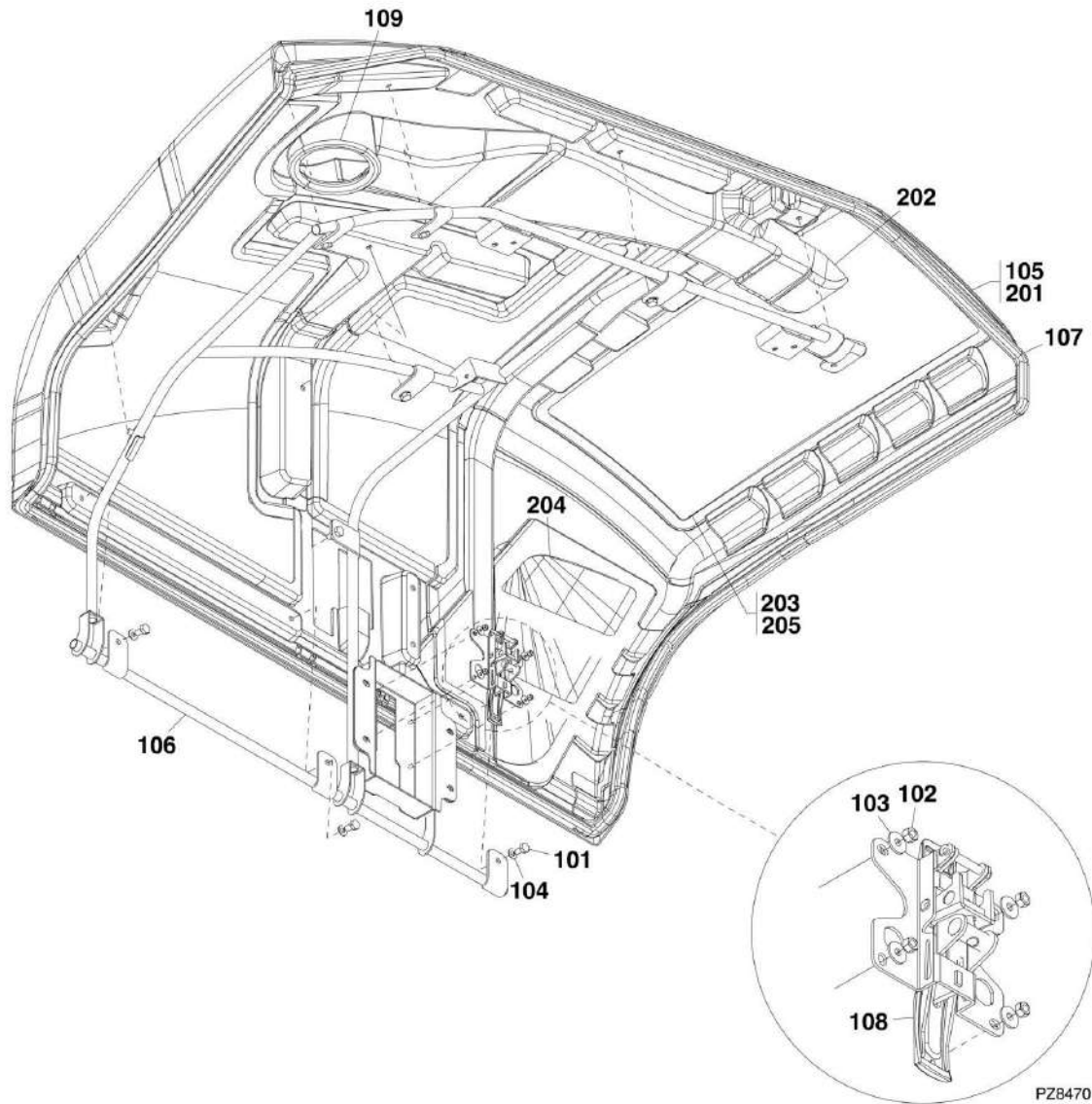
SECTION 1 - FRAME AND ATTACHING PARTS

FIGURE 1-2. COVERS



ART_31200722-1-2A

SECTION 1 - FRAME AND ATTACHING PARTS



SECTION 1 - FRAME AND ATTACHING PARTS

FIGURE 1-2. COVERS

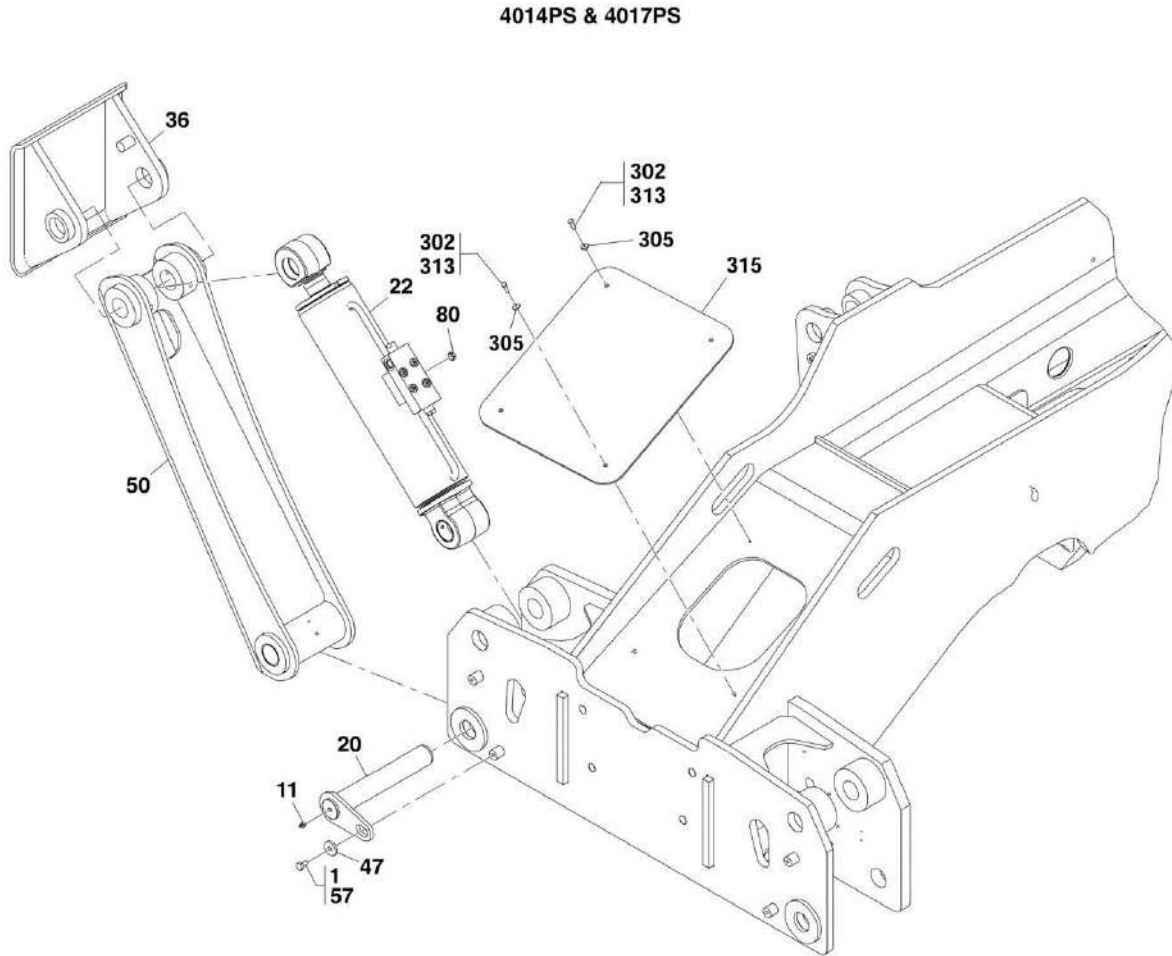
ITEM	PART NUMBER	QTY	DESCRIPTION	REV
	1001131371	Ref	HOOD INSTALLATION, (3706PS, 3707PS, 4014PS & 4017PS), (not available to order, see items 2 thru 29 for service)	K
2	0760810	9	HEX HD CAPSCREW, M8X20, GR8.8, (torque to 28 Nm/20.65 lb-ft)	
3	0760812	10	HEX HD CAPSCREW, M8X25, GR8.8, (torque to 14 Nm/10.32 lb-ft)	
4	3290807	2	HEX LOCKNUT, M8X1-1/4	
5	4806433	2	HOOD HINGE	
6	4811900	4	WASHER, 8mm	
7	4811902	31	WASHER, 8MM	
8	1001131367	1	LATCH PLATE	
9	1001131373	1	HOOD GROUP, (3706PS, 3707PS, 4014PS & 4017PS), (includes items 101 thru 109)	E
10	1001139161	1	PLATE	
11	1001142186	1	GAS STRUT MOUNT BRACKET	
13	1001112426	1	GAS SPRING	
14	1001129879	1	REAR ENGINE ENCLOSURE COVER	
15	1001144126	1	FRONT ENGINE ENCLOSURE COVER	
16	1001141439	1	REAR PANEL BRACKET	
17	1001130735	1	BASE PLATE ASSY	
18	1001132400	NLA	BASE PLATE, (no longer available, use 1001175847 for replacement)	
18	1001175847	1	BASE PLATE ASSY	
19	0761008	2	HEX HD CAPSCREW, M10X16, GR8.8, (torque to 55 Nm/40.56 lb-ft)	
20	0761012	7	HEX HD CAPSCREW, M10X25, GR8.8, (torque to 55 Nm/40.56 lb-ft)	
21	0761014	1	HEX HD CAPSCREW, M10X30, GR8.8, (torque to 55 Nm/40.56 lb-ft)	
22	3290801	8	HEX NUT, M8X1-1/4, GR8, (torque to 28 Nm/20.65 lb-ft)	
23	3290805	1	HEX LOCKNUT, M8X1-1/4, GR8	
24	4812002	10	WASHER, 10mm	
25	1001095650	AR	LOCTITE 243	
27	0760814	1	HEX HD CAPSCREW, M8X30, GR8.8, (torque to 14 Nm/10.32 lb-ft)	
28	1001144063	1	SEAL	
29	5220800	2	RIPP NUT, 8mm	
101	0761009	10	HEX HD CAPSCREW, M10X18, GR8.8	
102	3290607	4	HEX LOCKNUT, M6X1	
103	4811702	4	WASHER, 6mm	
104	4812000	10	WASHER, 10mm	
105	1001131375	1	HOOD ASSY, (3706PS, 3707PS, 4014PS & 4017PS), (include items 201 thru 205)	A
106	1001132863	1	HOOD MOUNTING FRAME	
107	1001132872	1	SEAL	
108	1001132873	1	HOOD LATCH	
109	1001141412	1	SEAL	
201	1001131377	1	HOOD PANEL, (3706PS, 3707PS, 4014PS & 4017PS)	
202	1001131378	1	HOOD SUPPORT	
203	1001132859	1	TOP HOOD GRILLE	
204	1001132860	1	SIDE HOOD GRILLE	
205	1001132862	AR	BONDING AGENT	

SECTION 1 - FRAME AND ATTACHING PARTS

ITEM	PART NUMBER	QTY	DESCRIPTION	REV
	1001145748	1	CHASSIS COVER PLATE, (4014PS), (not available to order, see item 301 thru 319 for service)	E
	1001145749	1	CHASSIS COVER PLATE, (4017PS), (not available to order, see item 301 thru 319 for service)	C
	1001145747	1	CHASSIS COVER PLATE, (3707PS, 37.7 & 33.7), (not available to order, see item 303, 306, 313, 316 thru 318 & 320 thru 322 for service)	C
	1001145746	1	CHASSIS COVER PLATE, (3706PS & 37.6), (not available to order, see item 303, 306, 313, 316 thru 318 & 320 thru 322 for service)	C
301	0630576	4	SCREW, M6X20	
303	0761010	6	HEX HD CAPSCREW, M8X20, (4014PS & 4017PS)	
303	0761010	8	HEX HD CAPSCREW, M8X20, (3706PS, 3707PS, 37.7 & 33.7, 37.6)	
304	3290605	8	HEX LOCKNUT, M6X1	
306	4812000	6	WASHER, 10mm, (4014PS & 4017PS)	
306	4812000	8	WASHER, 10mm, (3706PS, 3707PS, 37.7, 33.7, & 37.6)	
307	5211702	8	RIPP WASHER, 6mm	
307	4811700	8	WASHER, 6mm	
308	8006105	2	HINGE JOINT	
309	8006242	4	SCREW, M6X40	
310	1001005387	1	COVER	
311	1001151057	1	LATCH ASSY	
312	1001063175	1	PAWL	
313	1001095650	AR	LOCTITE 243	
316	1001093031J	1	REAR HYDRAULICS PANEL, (4014PS & 4017PS)	
316	1001095974J	1	PLATE COVER, (3706PS, 3707PS, 37.7, 33.7, & 37.6)	
317	1001093143J	1	COVER PLATE, (4014PS & 4017PS)	
317	1001093007J	1	COVER PLATE, (3707PS & 37.7)	
317	1001093001J	1	COVER PLATE, (3706PS & 37.6)	
318	1001097499J	1	COVER PLATE, (4014PS & 4017PS)	
318	1001093029J	1	HYDRAULICS PANEL, (3706PS, 3707PS, 37.7, 33.7, & 37.6)	
319	1001118426	2	SPACER PLATE, (4014PS & 4017PS)	
320	0760812	2	HEX HD CAPSCREW, M8X25, GR8.8, (3706PS, 3707PS, 37.6, 37.7, & 33.7)	
321	4811902	2	WASHER, 8mm, (3706PS, 3707PS, 37.7, 33.7, & 37.6)	
322	1001141765	1	COVER, (3706PS, 3707PS, 37.7, 33.7, & 37.6)	

SECTION 1 - FRAME AND ATTACHING PARTS

FIGURE 1-3. OUTRIGGERS - 4014PS & 4017PS



ART_31200722-1-3

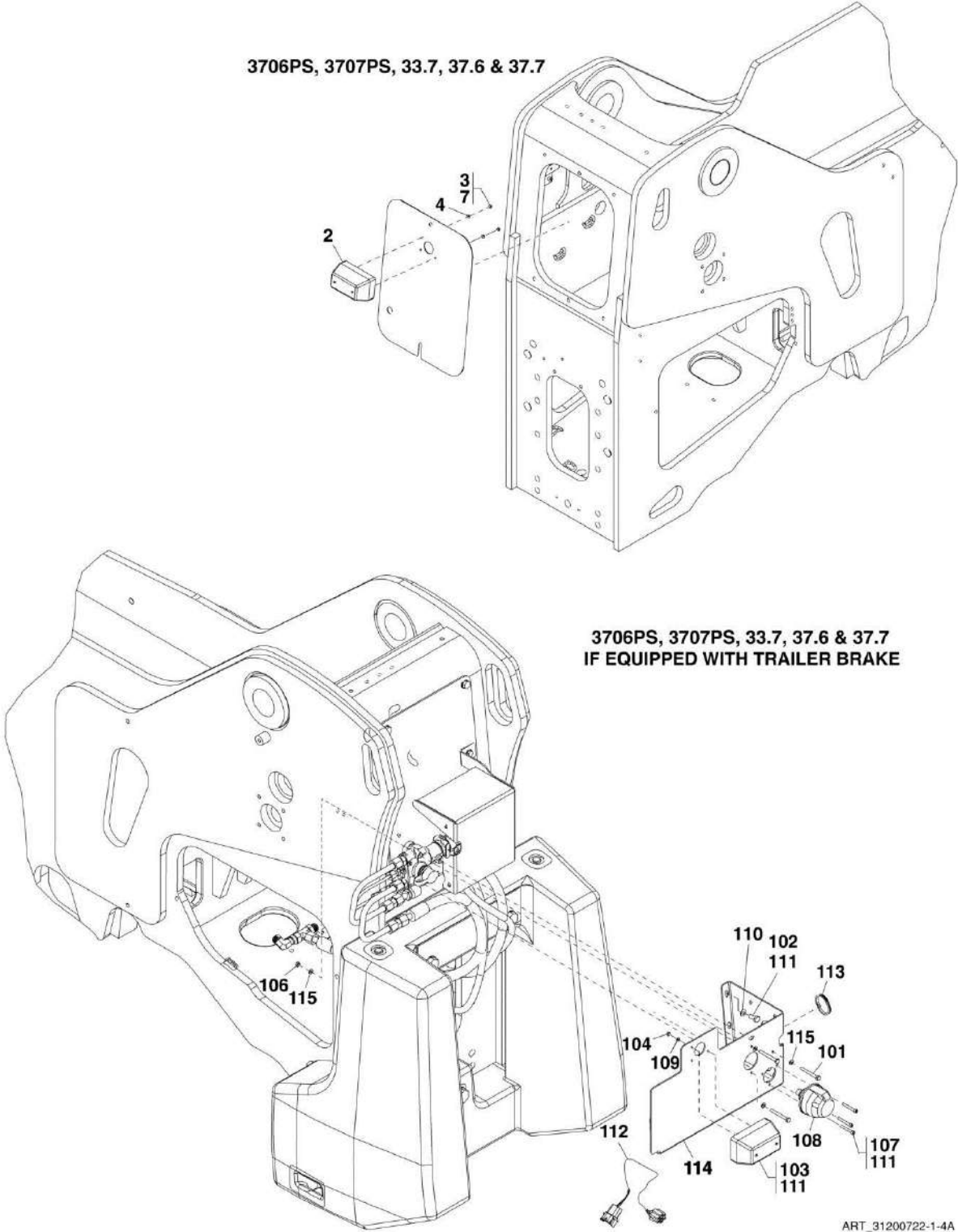
SECTION 1 - FRAME AND ATTACHING PARTS

FIGURE 1-3. OUTRIGGERS - 4014PS & 4017PS

ITEM	PART NUMBER	QTY	DESCRIPTION	REV
1	0761008	2	HEX HD CAPSCREW, M10X16, GR8.8	
11	2160016	2	STRAIGHT GREASE FITTING	
20	1001002503	2	PIN	
22		Ref	OUTRIGGER CYLINDER AND MOUNTING HARDWARE, (See HYDRAULIC COMPONENTS SECTION for Breakdown)	
36	1001169243	2	OUTRIGGER PAD WELDMENT	
47	1001008948	2	HARD WASHER	
50	1001145267	2	OUTRIGGER LEG ASSY	
57	1001095650	AR	LOCTITE 243	
80	2220237	2	PLUG	
302	0760810	4	HEX HD CAPSCREW, M8X25	
305	4811902	4	WASHER, 8mm	
313	1001095650	AR	LOCTITE 243	
315	1001112130J	1	COVER PLATE	

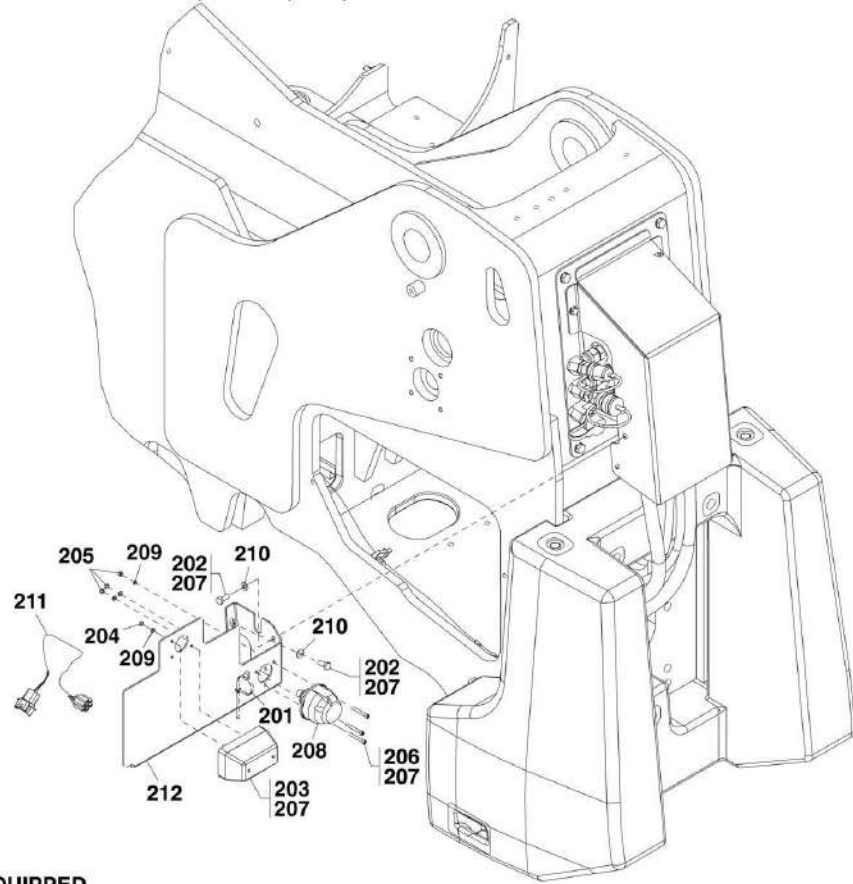
SECTION 1 - FRAME AND ATTACHING PARTS

FIGURE 1-4. LICENSE PLATE INSTALLATION - 3706PS, 3707PS, 33.7, 37.6 & 37.7

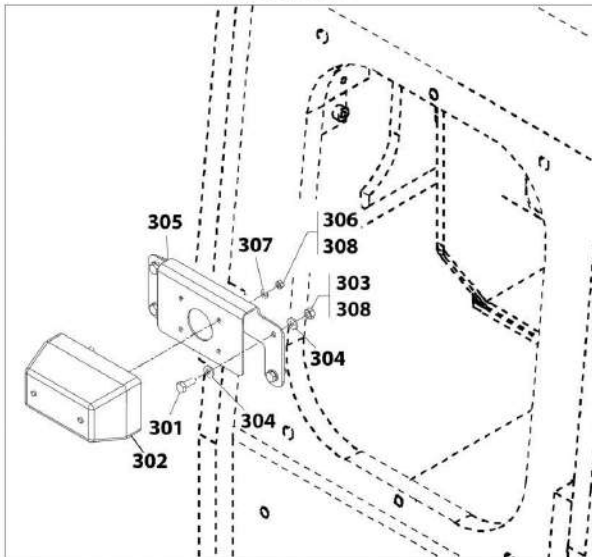


SECTION 1 - FRAME AND ATTACHING PARTS

ITALY - IF EQUIPPED WITH TRAILER BRAKE
3706PS, 3707PS, 33.7, 37.6 & 37.7



IF EQUIPPED



ART_PZ8701-B

SECTION 1 - FRAME AND ATTACHING PARTS

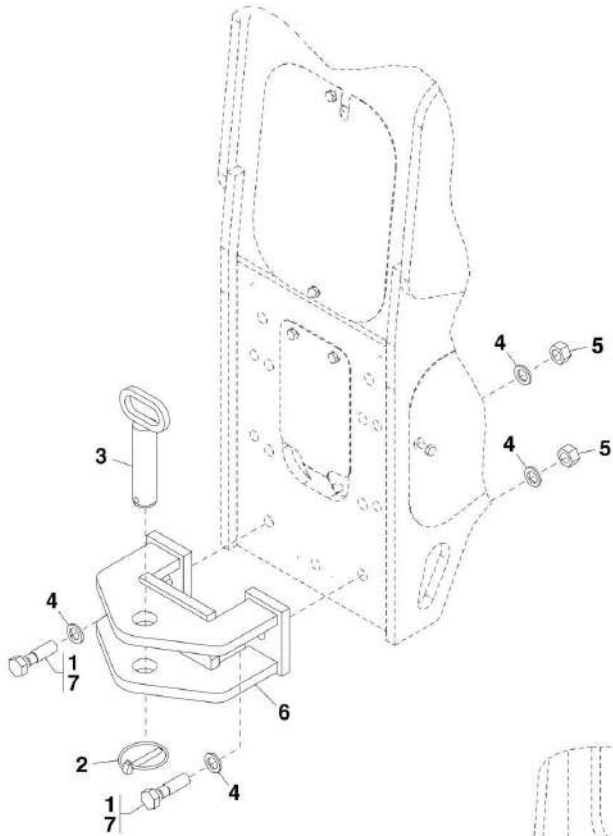
FIGURE 1-4. LICENSE PLATE INSTALLATION - 3706PS, 3707PS, 33.7, 37.6 & 37.7

ITEM	PART NUMBER	QTY	DESCRIPTION	REV
	1001094976	Ref	LICENSE PLATE INSTALLATION, (3706PS, 3707PS, 33.7, 37.6 & 37.7), (not available to order, see items 2 thru 7 for service)	B
2	2920204	1	LICENSE PLATE LIGHT	
3	3290501	2	HEX NUT, M5X0.8	
4	4811600	2	WASHER, 5mm	
7	1001095650	AR	LOCTITE 243	
	1001146001	Ref	LICENSE PLATE INSTALLATION, (3706PS, 3707PS, 33.7, 37.6 & 37.7), (if equipped with trailer brake), (not available to order, see items 101 thru 115 for service)	F
101	0700619	3	HEX HD CAPSCREW, M6X55, GR8.8	
102	0760810	2	HEX HD CAPSCREW, M8X20, GR8.8	
103	2920204	1	LICENSE PLATE LIGHT	
104	3290501	2	HEX NUT, M5X0.8	
106	3290601	3	HEX NUT, M6X1	
107	4031612	3	SOCKET HD CAPSCREW, M5X40	
108	4461170	1	TRAILER CONNECTOR AND BOOT, 7 PIN	
109	4811600	2	WASHER, 5mm	
110	4811900	2	WASHER, 8mm	
111	1001095650	AR	LOCTITE 243	
112	1001111743	1	LINK TRAILER OPTION HARNESS	
113	1001158328	1	EDGE TRIM SEAL	
114	1001159244J	1	LICENSE PLATE BRACKET	
115	4811700	6	WASHER, 6mm	
	1001146018	Ref	LICENSE PLATE INSTALLATION, (3706PS, 3707PS, 33.7, 37.6 & 37.7), (Italy), (if equipped with trailer brake), (not available to order, see items 201 thru 212 for service)	B
201	471678	1	CABLE BAND, 4.8X204mm	
202	0760810	3	HEX HD CAPSCREW, M8X20, GR8.8	
203	2920204	1	LICENSE PLATE LIGHT	
204	3290501	2	HEX NUT, M5X0.8	
205	3290505	3	HEX LOCKNUT, M5X0.8	
206	4031612	3	SOCKET HD CAPSCREW, M5X40	
207	1001095650	AR	LOCTITE 243	
208	4461170	1	TRAILER CONNECTOR AND BOOT, 7 PIN	
209	4811600	5	WASHER, 5mm	
210	4811900	3	WASHER, 8mm	
211	1001111743	1	LINK TRAILER OPTION HARNESS	
212	1001106748J	1	LICENSE PLATE BRACKET	
	1001099028	Ref	LICENSE PLATE LIGHT INSTALLATION, (not available to order, see items 1 thru 8 for service)	B
301	0760608	4	HEX HD CAPSCREW, M6X16, GR8.8	
302	2920204	1	LICENSE PLATE LIGHT	
302	70021341	1	REPLACEMENT BULB, 12V-5W	
303	3290601	4	HEX NUT, M6X1	
304	4811700	8	WASHER, 6mm	
305	1001097524	1	PLATE MOUNT	
306	3290501	2	HEX NUT, M5X0.8	
307	4811600	2	WASHER, 5mm	
308	1001095650	AR	LOCTITE 243	

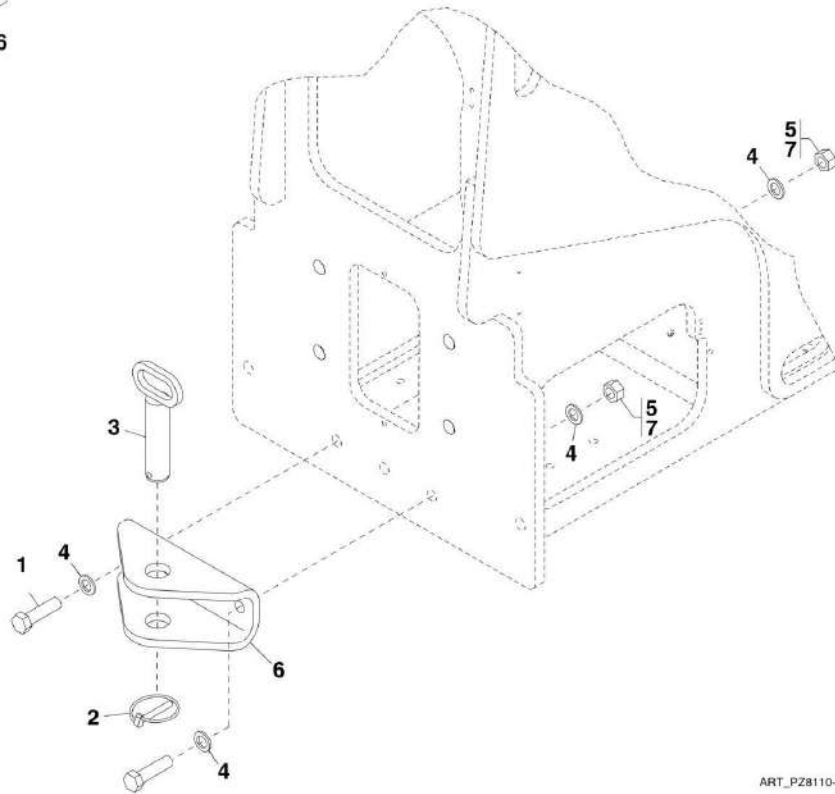
SECTION 1 - FRAME AND ATTACHING PARTS

FIGURE 1-5. RETRIEVAL HITCH

3706PS, 3707PS, 33.7, 37.6 & 37.7



4014PS & 4017PS



ART_P28110-B

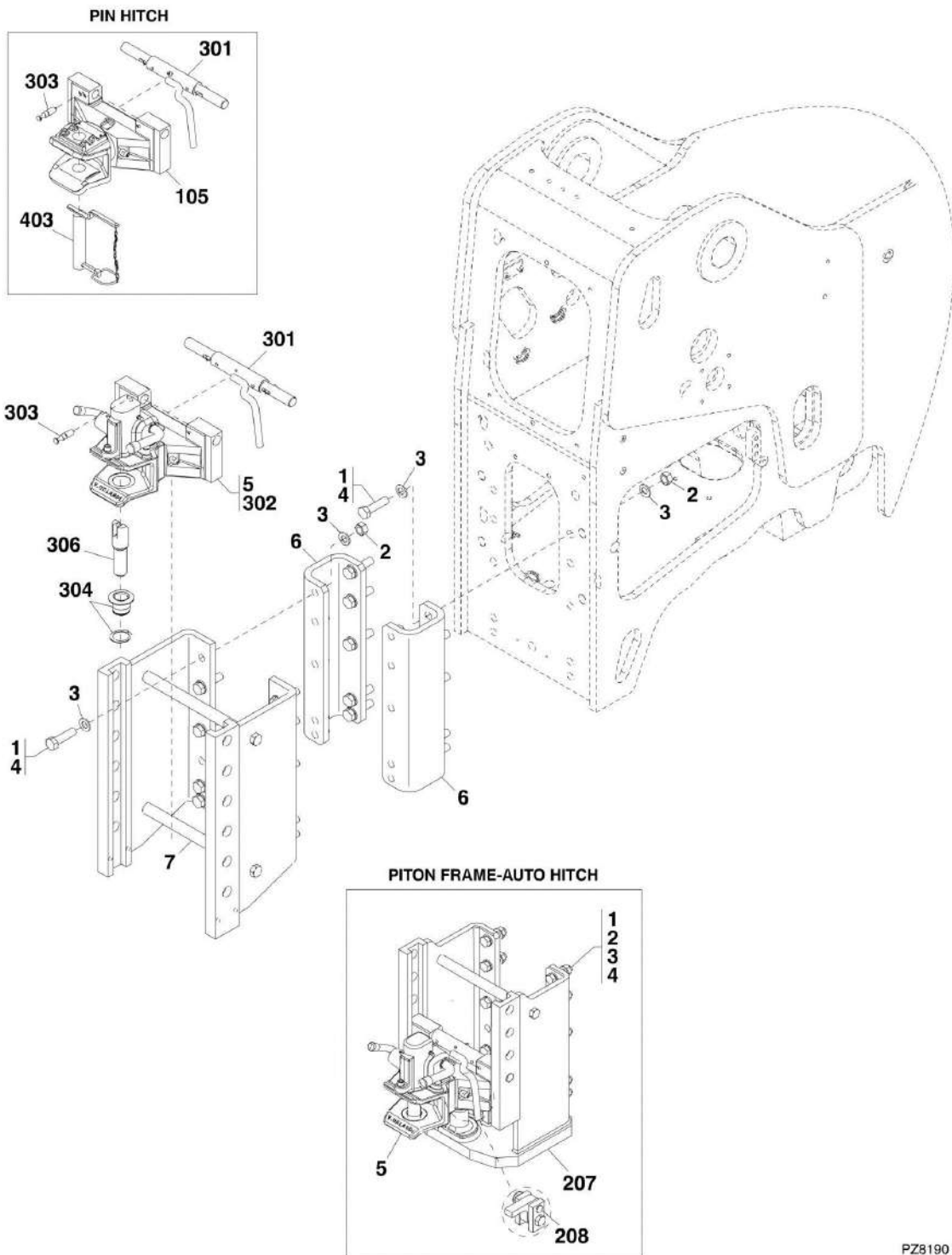
SECTION 1 - FRAME AND ATTACHING PARTS

FIGURE 1-5. RETRIEVAL HITCH

ITEM	PART NUMBER	QTY	DESCRIPTION	REV
	1001098458	1	RETRIEVAL HITCH, (3706PS, 3707PS, 33.7, 37.6 & 37.7), (if equipped), (includes all items)	C
	1001005207	1	RETRIEVAL HITCH, (4014PS & 4017PS), (if equipped), (includes all items)	C
1	0711624	2	HEX HD CAPSCREW, M16X80, GR10.9, (3706PS, 3707PS, 33.7, 37.6 & 37.7)	
1	1001151044	2	HEX HD CAPSCREW, M20X75, GR12.9, (4014PS & 4017PS)	
2	1001003803	1	RING PIN	
3	1001005267	1	PIN	
4	5241600	4	WASHER, 16mm, (3706PS, 3707PS, 33.7, 37.6 & 37.7)	
4	1001009094	4	HARD WASHER, (4014PS & 4017PS)	
5	3331611	2	HEX NUT, M16X2, (3706PS, 3707PS, 33.7, 37.6 & 37.7)	
5	1001009095	2	FULL NUT, (4014PS & 4017PS)	
6	1001106570	1	RETRIEVAL HITCH, (3706PS, 3707PS, 33.7, 37.6 & 37.7)	
6	1001005134	1	RETRIEVAL HITCH, (4014PS & 4017PS)	
7	1001095650	AR	LOCTITE 24	

SECTION 1 - FRAME AND ATTACHING PARTS

FIGURE 1-6. PIN HITCH, AUTO HITCH AND PITON FRAME - AUTO HITCH - 3706PS, 3707PS, 33.7, 37.6 & 37.7



PZ8190

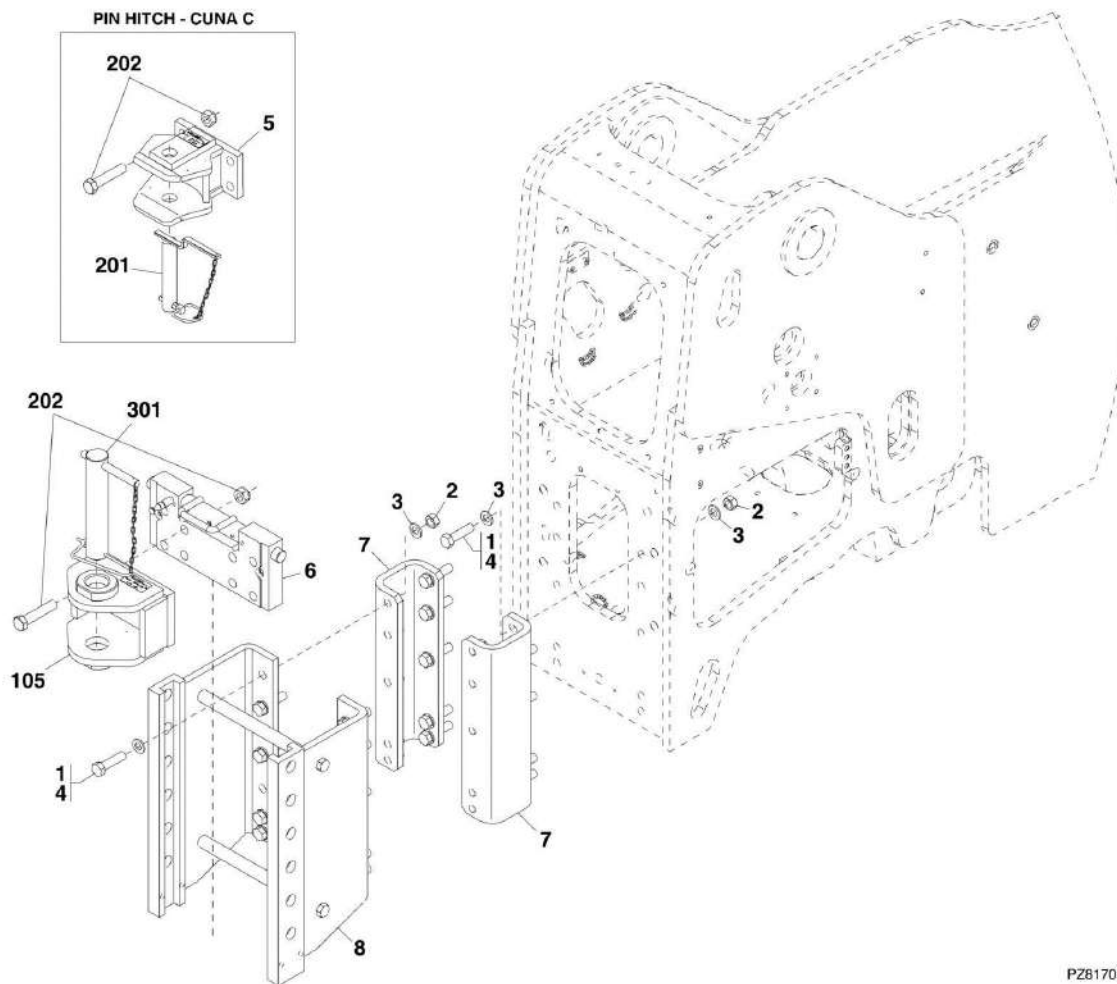
SECTION 1 - FRAME AND ATTACHING PARTS

FIGURE 1-6. PIN HITCH, AUTO HITCH AND PITON FRAME - AUTO HITCH - 3706PS, 3707PS, 33.7, 37.6 & 37.7

ITEM	PART NUMBER	QTY	DESCRIPTION	REV
	1001102916	Ref	HITCH INSTALLATION, (3706PS, 3707PS, 37.6 & 37.7), (Auto Hitch), (if equipped), (not available to order, see items 1 thru 7 for service)	B
	1001102917	Ref	HITCH INSTALLATION, (3706PS, 3707PS, 37.6 & 37.7), (Pin Hitch), (if equipped), (not available to order, see items 1 thru 4, 6, 7 & 105 for service)	B
	1001102920	Ref	HITCH INSTALLATION, (3706PS, 3707PS, 37.6 & 37.7), (Piton Frame-Auto Hitch), (if equipped), (not available to order, see items 1 thru 6 & 207 for service)	B
1	0701620	20	HEX HD CAPSCREW, M16X60, GR8.8, (torque to 241 Nm/178 lb-ft) (3706PS, 3707PS, 37.6 & 37.7),	
2	3291601	20	HEX NUT, M16X2, (3706PS, 3707PS, 37.6 & 37.7)	
3	4812300	40	WASHER, 16mm, (3706PS, 3707PS, 37.6 & 37.7)	
4	1001095650	AR	LOCTITE 243	
5	1001098629	1	HITCH ASSY, (Auto Hitch and Piton Frame-Auto Hitch), (includes items 301 thru 306)	A
6	1001146081	2	HITCH BRACKET	
7	1001103597	1	HITCH FRAME, (Auto Hitch and Pin Hitch)	
105	1001098630	1	HITCH ASSY, (Pin Hitch), (includes items 301, 303 & 403)	A
207	1001104302	1	HITCH FRAME, (Piton Frame-Auto Hitch), (includes item 208)	
208	70023348	1	KEEPER KIT, (includes keeper, screw, nut, pin and ring pin)	
301	70022821	1	OPENING LEVER	
302	70022822	1	BOX MECHANISM	
303	70022823	1	SECURITY PIVOT	
304	70022824	1	BUSHING	
306	70022825	1	PIN	
403	70022826	1	PIN	

SECTION 1 - FRAME AND ATTACHING PARTS

FIGURE 1-7. PIN HITCH - CUNA C AND CUNA D2 - 3706PS, 3707PS, 33.7, 37.6 & 37.7



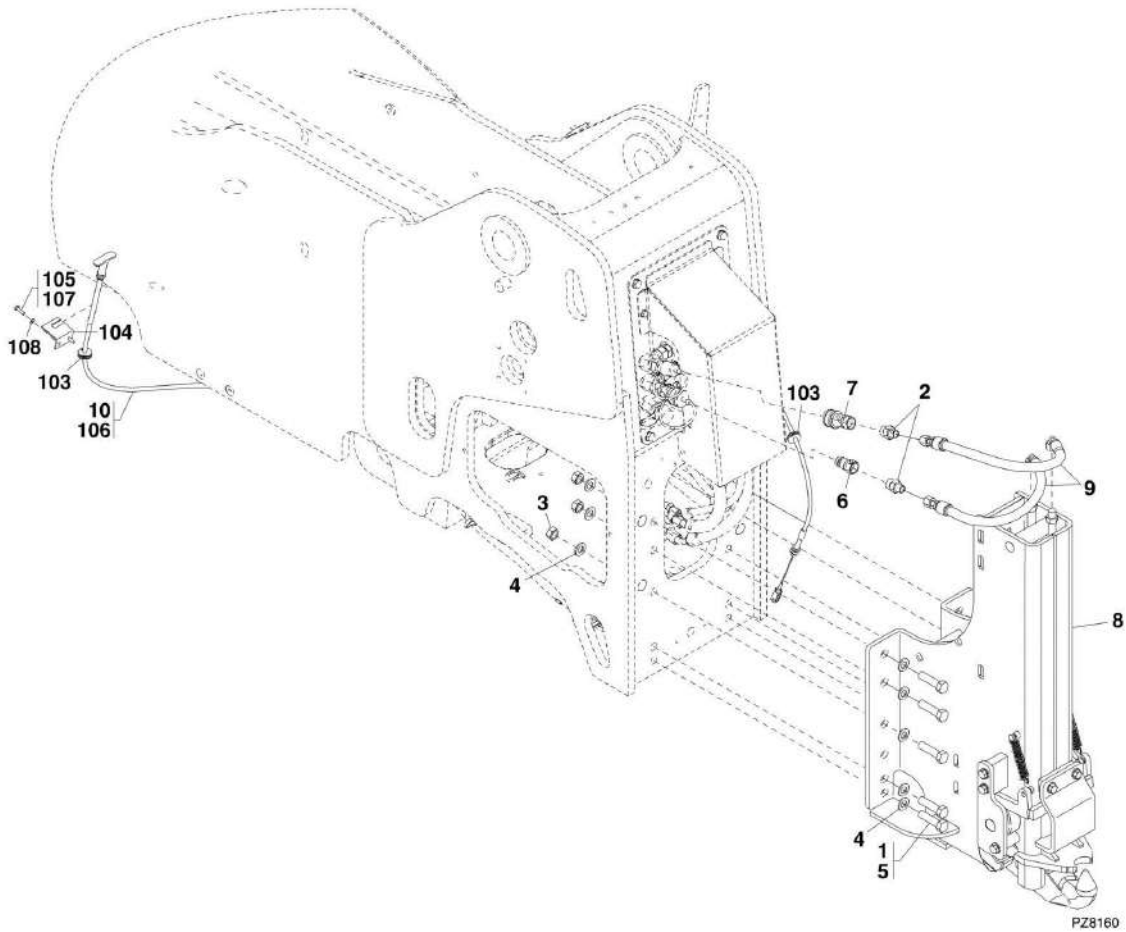
SECTION 1 - FRAME AND ATTACHING PARTS

FIGURE 1-7. PIN HITCH - CUNA C AND CUNA D2 - 3706PS, 3707PS, 33.7, 37.6 & 37.7

ITEM	PART NUMBER	QTY	DESCRIPTION	REV
	1001102918	Ref	HITCH INSTALLATION, (3706PS, 3707PS, 37.6 & 37.7), (Pin Hitch - Cuna C), (Italy), (if equipped), (not available to order, see items 1 thru 8 for service)	B
	1001102919	Ref	HITCH INSTALLATION, (3706PS, 3707PS, 37.6 & 37.7), (Pin Hitch - Cuna D2), (Italy), (if equipped), (not available to order, see items 1 thru 4, 6 thru 8 & 105 for service)	B
1	0701620	20	HEX HD CAPSCREW, M16X60, GR8.8, (torque to 241 Nm/178 lb-ft), (3706PS, 3707PS, 37.6 & 37.7)	
2	3291601	20	HEX NUT, M16X2, (3706PS, 3707PS, 37.6 & 37.7)	
3	4812300	40	WASHER, 16mm, (3706PS, 3707PS, 37.6 & 37.7)	
4	1001095650	AR	LOCTITE 243	
5	1001098631	1	HITCH ASSY, (Pin Hitch - Cuna C), (includes items 201 & 202)	A
6	1001098636	1	PLATE ADAPTER	
7	1001146081	2	BRACKET	
8	1001103597	1	HITCH FRAME	
105	1001098632	1	HITCH ASSY, (Pin Hitch - Cuna D2), (includes items 202 & 301)	A
201	70022818	1	PIN	
202	70022819	4	MOUNTING HARDWARE	
301	70022820	1	PIN	

SECTION 1 - FRAME AND ATTACHING PARTS

FIGURE 1-8. HYDRAULIC HITCH - 3706PS, 3707PS, 33.7, 37.6 & 37.7



SECTION 1 - FRAME AND ATTACHING PARTS

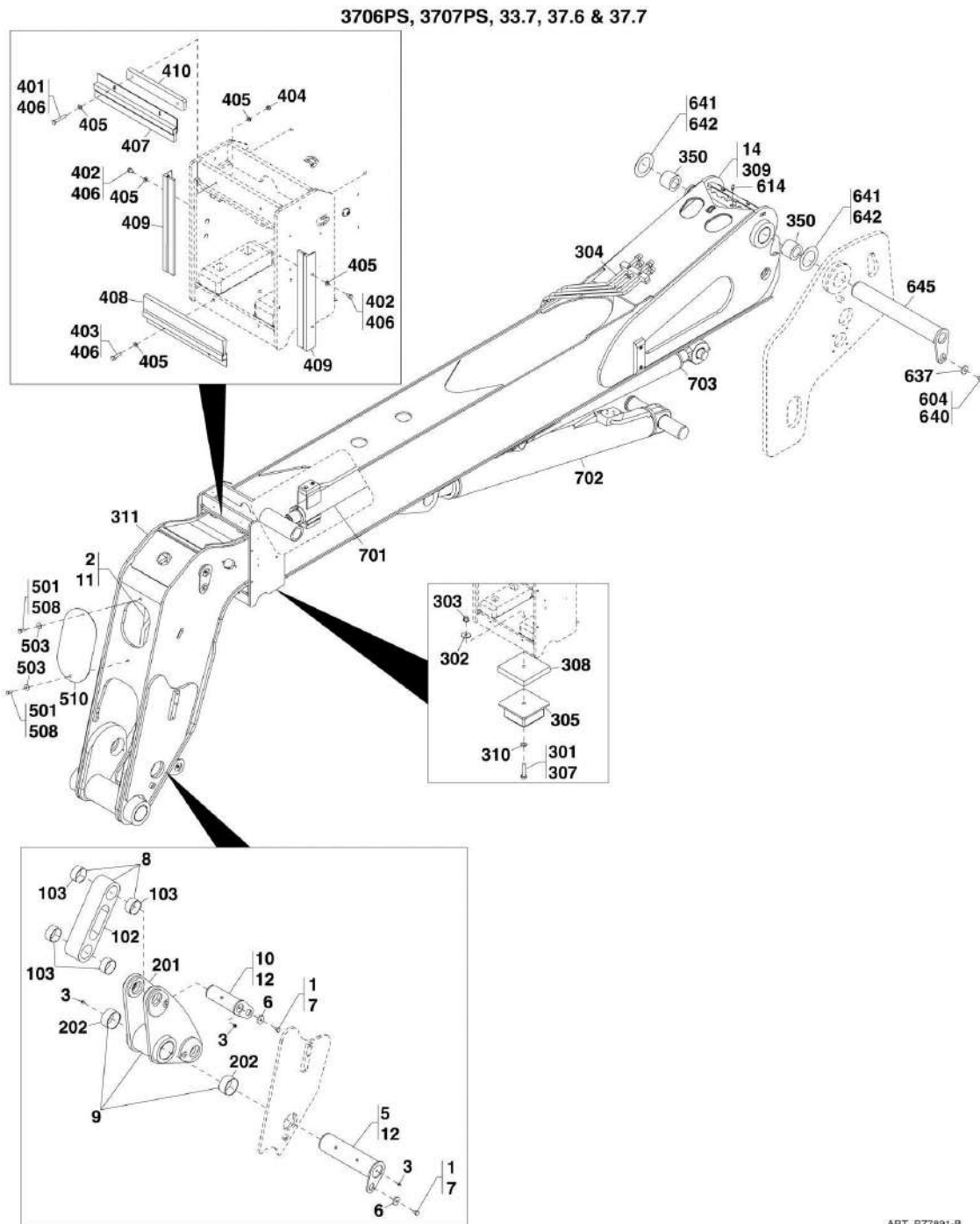
FIGURE 1-8. HYDRAULIC HITCH - 3706PS, 3707PS, 33.7, 37.6 & 37.7

ITEM	PART NUMBER	QTY	DESCRIPTION	REV
	1001144636	1	HYDRAULIC HITCH INSTALLATION, (3706PS, 3707PS, 37.6 & 37.7), (if equipped), (not available to order, see items 1 thru 10 for service)	B
1	0701620	10	HEX HD CAPSCREW, M16X60, GR8.8, (torque to 241 Nm/178 lb-ft)	
2	2110610	2	ADAPTER, (includes o-ring)	
3	3291601	10	HEX NUT, M16X2	
4	4812300	20	WASHER, 16mm	
5	1001095650	AR	LOCTITE 243	
6	1001101041	1	MALE QUICK DISCONNECT	
7	1001101042	1	FEMALE QUICK DISCONNECT	
8	1001118096	1	HYDRAULIC HITCH, (3706PS, 3707PS, 37.6 & 37.7)	
9	1001144637	2	HOSE ASSY	
10	1001158829	Ref	HITCH RELEASE CABLE INSTALLATION, (not available to order, see items 103 thru 108 for service)	A
103	1001008469	2	GROMMET	
104	1001091789	1	BRACKET	
105	1001095650	AR	LOCTITE 243	
106	1001128131	1	CABLE	
107	0700610	2	HEX HD CAPSCREW, M6X20, GR8.8, (torque to 12 Nm/9 lb-ft)	
108	4811700	2	WASHER, 6mm	

SECTION 2 - BOOM

SECTION 2 - BOOM

FIGURE 2-1. BOOM INSTALLATION - 3706PS, 3707PS, 33.7, 37.6 & 37.7



ART_P27891-B

SECTION 2 - BOOM

FIGURE 2-1. BOOM INSTALLATION - 3706PS, 3707PS, 33.7, 37.6 & 37.7

ITEM	PART NUMBER	QTY	DESCRIPTION	REV
	1001142037	Ref	BOOM INSTALLATION, (3706PS), (not available to order, see items 1 thru 14 for service)	C
	1001142039	Ref	BOOM INSTALLATION, (3707PS), (not available to order, see items 1 thru 14 for service)	C
1	0761007	2	HEX HD CAPSCREW, M10X14, GR8.8, (torque to 55 Nm/37 lb-ft)	
2		Ref	TILT CYLINDER HYDRAULICS, (See HYDRAULIC CIRCUITS SECTION for Breakdown)	
3	2160016	5	GREASE FITTING	
5	1001002525	1	PIN	
6	1001008948	2	WASHER	
7	1001095650	AR	LOCTITE 243	
8	1001096870	1	LINK ASSEMBLY, (includes items 102 & 103)	B
9	1001096930	1	LEVER ASSEMBLY, (includes items 201 & 202)	C
10	1001097127	1	PIN	
11		Ref	TILT CYLINDER AND HARDWARE, (See HYDRAULIC COMPONENTS SECTION for Breakdown)	
12	1001098457	AR	LITHIUM GREASE	
14	1001142036	1	BOOM ASSEMBLY, (3706PS), (includes items 301 thru 311)	K
14	1001142038	1	BOOM ASSEMBLY, (3707PS), (includes items 304, 306, 309 & 311)	M
102	1001096726	1	WELDMENT	
103	1001100442	4	BEARING	
201	1001002606	1	WELDMENT	
202	1001092298	2	BEARING	
301	0701018	1	HEX HD CAPSCREW, M10X50, GR8.8, (3706PS & 37.6), (torque to 55 Nm/37 lb-ft)	
302	4812002	1	WASHER, 10mm, (3706PS & 37.6)	
303	5221000	1	NUT, 10mm, (3706PS & 37.6)	
304		Ref	BOOM HYDRAULIC INSTALLATION, (See HYDRAULIC CIRCUITS SECTION for Breakdown)	
305	1001003132	1	PAD, (3706PS & 37.6)	
306		Ref	BOOM AUXILIARY ELECTRIC INSTALLATION, (not shown), (See ELECTRICAL SECTION for Breakdown)	
307	1001095650	AR	LOCTITE 243	
308	1001108621	1	PLATE, (3706PS & 37.6)	
309		Ref	FIRST BOOM SECTION, (See FIRST BOOM SECTION for Breakdown)	
310	1001125115	1	WASHER, 10mm, (3706PS & 37.6)	
311		Ref	SECOND BOOM SECTION, (See SECOND BOOM SECTION for Breakdown)	
350	1001090150	2	BUSHING	
	1001101694	Ref	BRUSH INSTALLATION, (not available to order, see items 401 thru 410 for service)	B
401	0700616	2	HEX HD CAPSCREW, M6X40, GR8.8, (torque to 12 Nm/9 lb-ft)	
402	0760605	4	HEX HD CAPSCREW, M6X10, GR8.8, (torque to 12 Nm/9 lb-ft)	
403	0760612	2	HEX HD CAPSCREW, M6X25, GR8.8, (torque to 12 Nm/9 lb-ft)	
404	3290601	4	HEX NUT, M6X1	
405	4811700	12	WASHER, 6mm	
406	1001095650	AR	LOCTITE 243	
407	1001101632	1	SEAL	
408	1001101633	1	SEAL	
409	1001101674	2	SEAL	

SECTION 2 - BOOM

ITEM	PART NUMBER	QTY	DESCRIPTION	REV
410	1001101695	1	SPACER	
501	0760812	2	HEX HD CAPSCRW, M8X25, GR8.8, (torque to 28 Nm/21 lb-ft)	
503	4811902	2	WASHER, 8mm	
508	1001095650	AR	LOCTITE 243	
510	1001141765	1	COVER	
604	0761007	1	HEX HD CAPSCREW, M10X14, GR8.8, (torque to 55 Nm/41 lb-ft)	
614	2160017	1	GREASE FITTING, 45	
637	1001008948	1	WASHER, 10mm	
640	1001095650	AR	LOCTITE 243	
641	1001098146	AR	SHIM, 72X110X0.5	
642	1001098147	AR	SHIM, 72X110X1.0	
645	1001100154	1	PIN	
701		Ref	EXTEND/RETRACT CYLINDER AND HARDWARE, (See HYDRAULIC COMPONENTS SECTION for Breakdown)	
702		Ref	LIFT CYLINDER AND HARDWARE, (See HYDRAULIC COMPONENTS SECTION for Breakdown)	
703		Ref	COMPENSATION CYLINDER AND HARDWARE, (See HYDRAULIC COMPONENTS SECTION for Breakdown)	

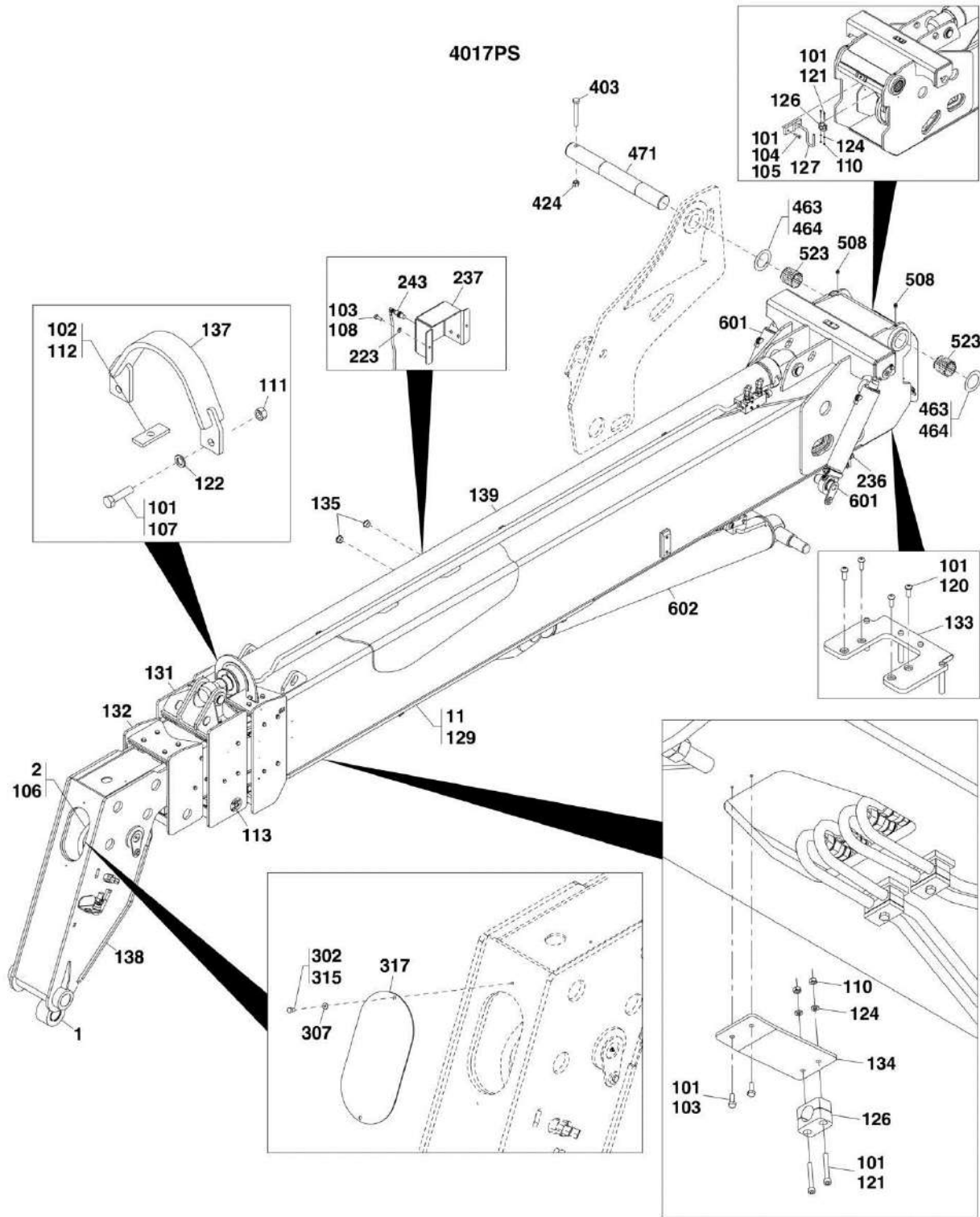
SECTION 2 - BOOM

FIGURE 2-2. BOOM INSTALLATION - 4014PS

ITEM	PART NUMBER	QTY	DESCRIPTION	REV
	1001138114	Ref	BOOM INSTALLATION, (not available to order, see items 1, 2 & 10 for service)	C
	1001138115	Ref	BOOM INSTALLATION, (if equipped for platform), (not available to order, see items 1, 2 & 10 for service)	D
1		Ref	TILT CYLINDER AND HARDWARE, (See HYDRAULIC COMPONENTS SECTION for Breakdown)	
2		Ref	TILT CYLINDER HYDRAULIC COMPONENTS, (See HYDRAULIC CIRCUITS SECTION for Breakdown)	
10	1001142049	1	BOOM ASSEMBLY, (includes items 101 thru 151)	M
10	1001142050	1	BOOM ASSEMBLY, (if equipped for platform), (includes items 101 thru 151)	L
101		Ref	EXTEND CHAINS, (See EXTEND CHAINS for Breakdown)	
102	0700618	2	HEX HD CAPSCREW, M6X50, GR8.8, (torque to 11 Nm/8.1 lb-ft)	
103	0760608	4	HEX HD CAPSCREW, M6X16, GR8.8, (torque to 11 Nm/8.1 lb-ft)	
104	3290601	6	HEX NUT, M6X1	
107	4811700	AR	WASHER, 6mm	
112		Ref	RETRACT CHAINS, (See RETRACT CHAINS for Breakdown)	
113	1001107294	2	BOOM BRUSH SEAL	
114	1001107295	2	SPACER PLATE	
115	1001107296	2	SLEEVE	
118		Ref	AUXILIARY ELECTRIC, (See ELECTRICAL SECTION for Breakdown)	
120		Ref	FIRST BOOM SECTION, (See FIRST BOOM SECTION for Breakdown)	
121		Ref	BOOM HYDRAULIC COMPONENTS, (See HYDRAULIC CIRCUITS SECTION for Breakdown)	
122		Ref	SECOND BOOM SECTION, (See SECOND BOOM SECTION for Breakdown)	
123		Ref	THIRD BOOM SECTION, (See THIRD BOOM SECTION for Breakdown)	
151		Ref	EXTEND/RETRACT CYLINDER AND HARDWARE, (See HYDRAULIC COMPONENTS SECTION for Breakdown)	
202	0760812	2	HEX HD CAPSCREW, M8X25, GR8.8, (torque to 28 Nm/21 lb-ft)	
205	4811902	2	WASHER, 8mm	
213	1001095650	AR	LOCTITE 243	
214	1001141765	1	COVER	
307	0761010	1	HEX HD CAPSCREW, M10X20, GR8.8, (torque to 55 Nm/41 lb-ft)	
323	3020040	AR	MOLY LUBRICANT PASTE	
338	1001008948	1	WASHER	
358	1001098146	AR	SHIM, 0.5	
359	1001098147	AR	SHIM, 1.0	
360	1001100212	1	PIN	
409	1001090150	2	BUSHING	
501		Ref	COMPENSATION CYLINDER AND HARDWARE, (See HYDRAULIC COMPONENTS SECTION for Breakdown)	
502		Ref	LIFT CYLINDER AND HARDWARE, (See HYDRAULIC COMPONENTS SECTION for Breakdown)	

SECTION 2 - BOOM

FIGURE 2-3. BOOM INSTALLATION - 4017PS



ART_31200722-2-3

SECTION 2 - BOOM

FIGURE 2-3. BOOM INSTALLATION - 4017PS

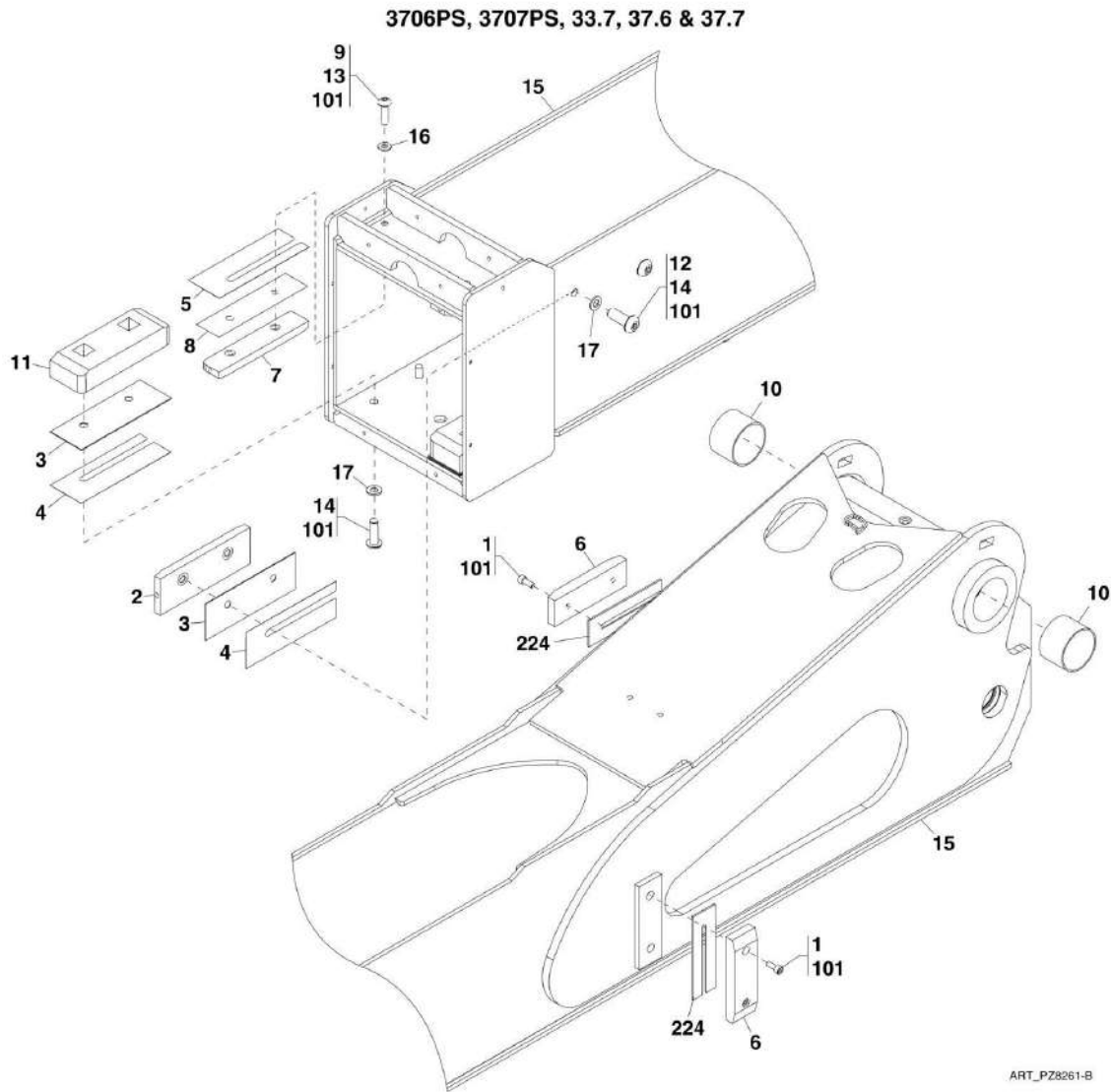
ITEM	PART NUMBER	QTY	DESCRIPTION	REV
	1001138215	Ref	BOOM INSTALLATION, (not available to order, see items 1, 2 & 11 for service)	D
	1001138216	Ref	BOOM INSTALLATION, (if equipped for platform), (not available to order, see items 1, 2 & 11 for service)	C
1		Ref	LIFT CYLINDER AND HARDWARE, (See HYDRAULIC COMPONENTS SECTION for Breakdown)	
2		Ref	LIFT CYLINDER HYDRAULIC COMPONENTS, (See HYDRAULIC CIRCUITS SECTION for Breakdown)	
11	1001142051	1	BOOM ASSEMBLY, (includes items 101 thru 142)	H
11	1001142052	1	BOOM ASSEMBLY, (if equipped for platform), (includes items 101 thru 134, 137 thru 142, 223, 236, 237 & 243)	H
101	0100011	AR	LOCTITE 242	
102	0100081	AR	LOCTITE 454	
103	0760608	2	HEX HD CAPSCREW, M6X16, GR8.8	
103	0760608	4	HEX HD CAPSCREW, M6X16, GR8.8, (if equipped for platform)	
104	0761015	2	HEX HD CAPSCREW, M10X35, GR8.8	
105	0761016	2	HEX HD CAPSCREW, M10X40, GR8.8	
106		Ref	BOOM HYDRAULIC COMPONENTS, (See HYDRAULIC CIRCUITS SECTION for Breakdown)	
107	0761218	2	HEX HD CAPSCREW, M12X50, GR8.8, (torque to 97 Nm/72 lb-ft)	
108	1062255	AR	TIE STRAP	
110	3290601	4	HEX NUT, M6X1	
111	3291207	2	HEX NUT, M12X1.75	
112	3340941	1	PAD	
113		Ref	EXTEND CHAINS, (See EXTEND CHAINS for Breakdown)	
120	3900357	4	BTNHD CAP SCR, M6X16	
121	4031713	4	HEX HD CAPSCREW, M6X45	
122	4740532	2	WASHER, 12mm	
124	4831700	4	SPRING LOCKWASHER, M6	
126	1001091581	2	CLAMP	
127	1001092069	1	CABLE GUIDE BRACKET	
129		Ref	FIRST BOOM SECTION, (See FIRST BOOM SECTION for Breakdown)	
131		Ref	SECOND BOOM SECTION, (See SECOND BOOM SECTION for Breakdown)	
132		Ref	THIRD BOOM SECTION, (See THIRD BOOM SECTION for Breakdown)	
133	1001113749	1	CABLE GUIDE BRACKET, BOTTOM	
134	1001114408J	1	COUNTER WEIGHT, PLATE	
135	1001115943	2	PLUG, (not equipped for platform)	
137	1001152109	1	PLATE	
138		Ref	FOURTH BOOM SECTION, (See FOURTH BOOM SECTION for Breakdown)	
139		Ref	EXTEND/RETRACT CYLINDER AND HARDWARE, (See HYDRAULIC COMPONENTS SECTION for Breakdown)	
142		Ref	RETRACT CHAINS, (not shown), (See RETRACT CHAINS for Breakdown)	
223	4811700	2	WASHER, M6, (if equipped for platform)	
236		Ref	BOOM EXTENSION HARNESS, (See ELECTRICAL SECTION for Breakdown)	
237	1001116142	1	COVER BRACKET, (if equipped for platform)	
243	1001117746	1	PROXIMITY SENSOR HARNESS, (if equipped for platform)	

SECTION 2 - BOOM

ITEM	PART NUMBER	QTY	DESCRIPTION	REV
243	80374114	1	CONNECTOR	
243	1001104497	1	TERMINAL	
243	1001116698	1	SEAL PLUG	
302	0760808	2	HEX HD CAPSCREW, M8X16, GR8.8, (torque to 28 Nm/21 lb-ft)	
307	4811900	2	WASHER, 8mm	
315	1001095650	AR	LOCTITE 243	
317	1001141772	1	COVER	
403	0712032	1	HEX HD CAPSCREW, M20X150, GR10.9, (torque to 300 Nm/221 lb-ft)	
424	3332015	1	HEX NUT, M20X2.5	
463	1001111830	AR	SHIM, 1.0	
464	1001111831	AR	SHIM, 0.5	
471	1001131165	1	PIN	
508	2160016	1	GREASE FITTING	
523	8008047	2	BUSHING	
601		Ref	LIFT CYLINDER AND HARDWARE, (See HYDRAULIC COMPONENTS SECTION for Breakdown)	
602		Ref	COMPENSATION CYLINDER AND HARDWARE, (See HYDRAULIC COMPONENTS SECTION for Breakdown)	

SECTION 2 - BOOM

FIGURE 2-4. FIRST BOOM SECTION - 3706PS, 3707PS, 33.7, 37.6 & 37.7



Note: Wear Pad Shimming:

Whenever a shim is used with a pad, a spacer with holes must be inserted between pad and shim. The wear pad or wear pad insert must not sit directly on the slotted surface of shims. Add wear pad shims and spacers as required to shim boom to maintain a total minimum gap of 0,5 to 1,5 mm (0.02 to 0.05 in) in both horizontal and vertical directions. Wear pad bolts require one hardened washer. However, up to (2) hardened washers may be used except where noted otherwise. Under no circumstances should more than (2) hardened washers ever be used. The length of pad bolts depends on the number of the shims used. The bolt cannot extend past chamfer on wear pad. Add Lithium Grease (1001098457) to all wear pads and all wear pad slide pathways. If applicable, this includes all pad grease fittings at the rear of boom.

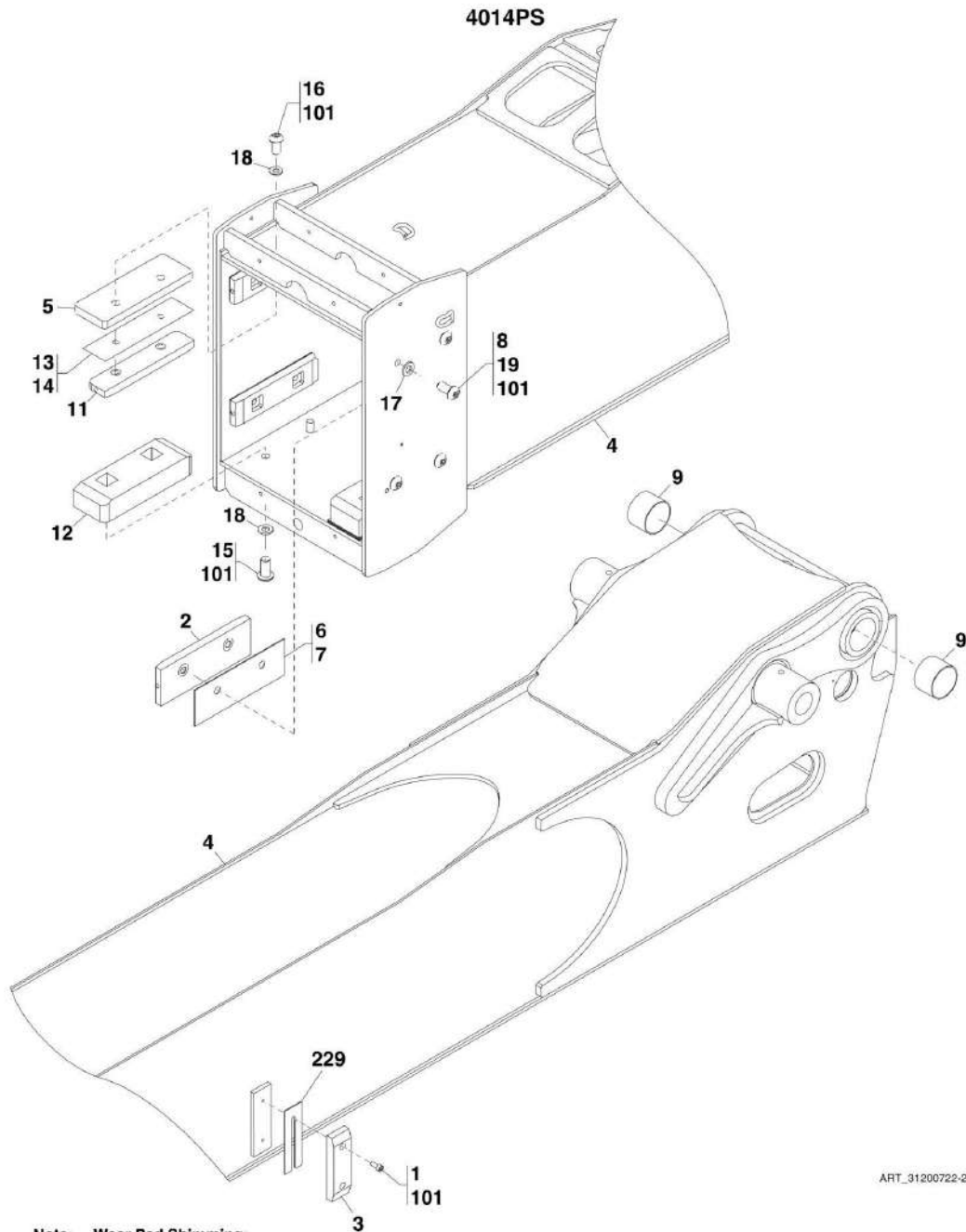
SECTION 2 - BOOM

FIGURE 2-4. FIRST BOOM SECTION - 3706PS, 3707PS, 33.7, 37.6 & 37.7

ITEM	PART NUMBER	QTY	DESCRIPTION	REV
	1001149232	1	FIRST BOOM SECTION ASSEMBLY, (3706PS), (includes all items)	D
	1001149234	1	FIRST BOOM SECTION ASSEMBLY, (3707PS), (includes all items)	D
1	4031908	4	SOCKET HD CAPSCREW, M8X20	
2	4700021	2	WEAR PAD	
3	8003243	4	SPACER	
4	8008634	AR	SHIM, 70X200X0.5mm	
5	8008640	AR	SHIM, 70X200X0.5mm	
6	8010148	2	WEAR PAD	
7	1001002261	2	WEAR PAD	
8	1001003031	AR	SPACER, 50X198X1.5mm	
9	1001009325	3	TORX HD CAPSCREW, M10X25, GR8.8, (torque to 55 Nm/41 lb-ft)	
10		Ref	BUSHING, (See BOOM INSTALLATION for Breakdown)	
11	1001096322	2	WEAR PAD	
12	1001104937	AR	TORX HD CAPSCREW, M12X25, (torque to 100 Nm/74 lb-ft)	
13	1001105081	AR	TORX HD CAPSCREW, M10X30, (torque to 100 Nm/74 lb-ft)	
14	1001105260	AR	TORX HD CAPSCREW, M12X30, (torque to 100 Nm/74 lb-ft)	
15	1001125071J	1	WELDMENT, (3706PS)	
15	1001125264J	1	WELDMENT, (3707PS)	
16	1001125115	AR	WASHER, 10mm	
17	1001125117	AR	WASHER, 12mm	
101	1001095650	AR	LOCTITE 243	
224	8009987	AR	SHIM, 50X160X2.0mm	

SECTION 2 - BOOM

FIGURE 2-5. FIRST BOOM SECTION - 4014PS



ART_31200722-2-5

Note: Wear Pad Shimming:

Whenever a shim is used with a pad, a spacer with holes must be inserted between pad and shim. The wear pad or wear pad insert must not sit directly on the slotted surface of shims. Add wear pad shims and spacers as required to shim boom to maintain a total minimum gap of 0,5 to 1,5 mm (0.02 to 0.05 in) in both horizontal and vertical directions. Wear pad bolts require one hardened washer. However, up to (2) hardened washers may be used except where noted otherwise. Under no circumstances should more than (2) hardened washers ever be used. The length of pad bolts depends on the number of the shims used. The bolt cannot extend past chamfer on wear pad. Add Lithium Grease (1001098457) to all wear pads and all wear pad slide pathways. If applicable, this includes all pad grease fittings at the rear of boom.

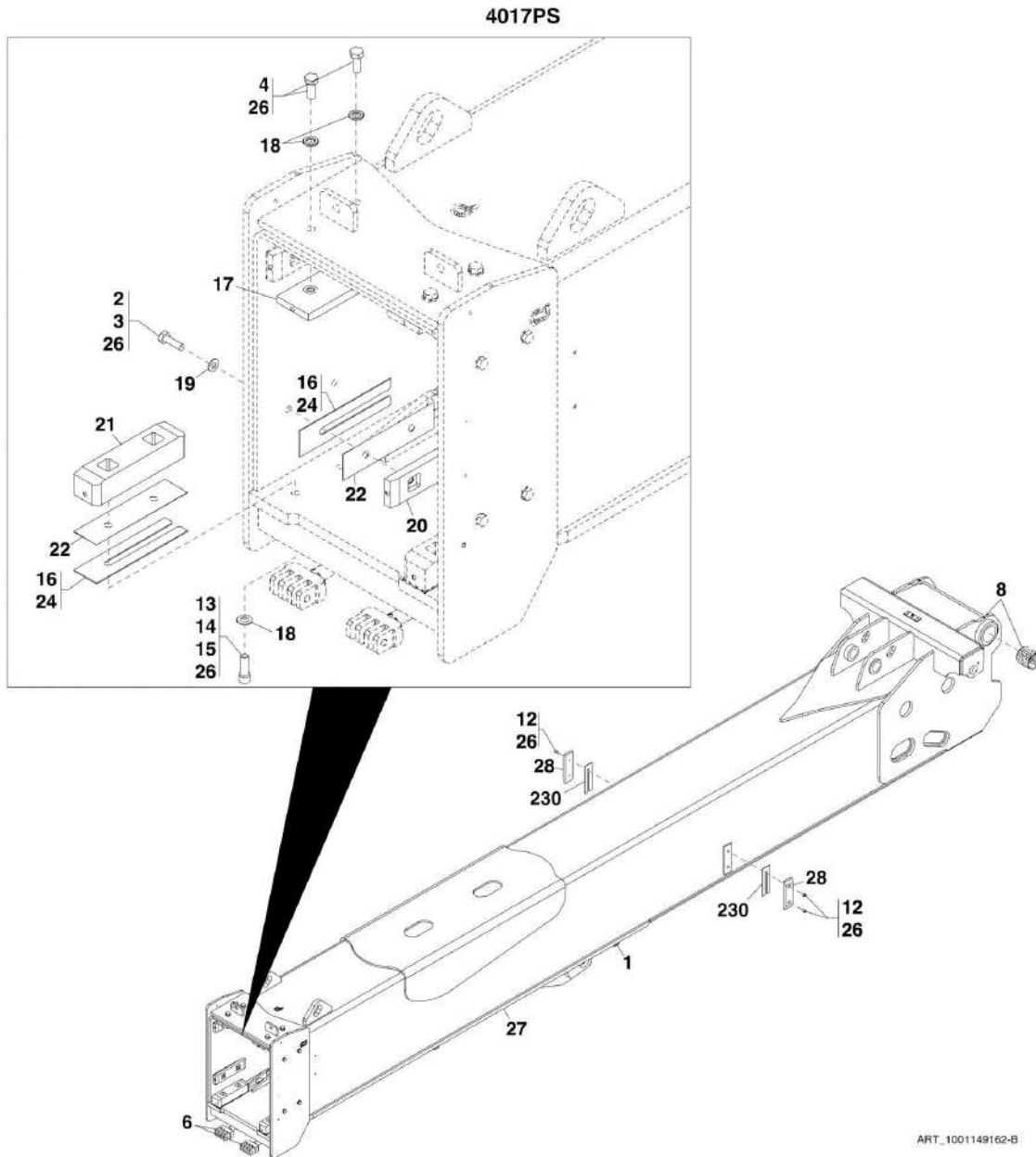
SECTION 2 - BOOM

FIGURE 2-5. FIRST BOOM SECTION - 4014PS

ITEM	PART NUMBER	QTY	DESCRIPTION	REV
	1001149221	1	FIRST BOOM SECTION ASSEMBLY, (includes all items)	B
1	4031908	4	SOCKET HD CAPSCREW, M8X20	
2	8002200	4	WEAR PAD	
3	8010148	2	WEAR PAD	
4	1001002207J	1	WELDMENT	
5	1001002468	2	WEAR PAD SUPPORT	
6	1001003030	AR	SPACER, 50X198X0.75mm	
7	1001003031	AR	SPACER, 50X198X1.5mm	
8	1001009325	3	TORX HD CAPSCREW, M10X25, GR8.8, (torque to 55 Nm/41 lb-ft)	
9		Ref	BUSHING, (See BOOM INSTALLATION for Breakdown)	
11	1001096320	2	WEAR PAD	
12	1001096322	2	WEAR PAD	
13	1001097302	AR	SPACER, 50X198X0.75mm	
14	1001097303	AR	SPACER, 50X198X1.5mm	
15	1001104937	4	TORX HD CAPSCREW, M12X25, (torque to 100 Nm/74 lb-ft)	
16	1001104990	4	TORX HD CAPSCREW, M12X45, (torque to 100 Nm/74 lb-ft)	
17	1001125115	AR	WASHER, 10mm	
18	1001125117	AR	WASHER, 12mm	
19	1001105081	AR	TORX HD CAPSCREW, M10X30, (torque to 100 Nm/74 lb-ft)	
101	1001095650	AR	LOCTITE 243	
229	8009987	AR	SHIM,50X160X2.0mm	

SECTION 2 - BOOM

FIGURE 2-6. FIRST BOOM SECTION - 4017PS



ART_1001149162-B

Note: Wear Pad Shimming:
 Whenever a shim is used with a pad, a spacer with holes must be inserted between pad and shim.
 The wear pad or wear pad insert must not sit directly on the slotted surface of shims.
 Add wear pad shims and spacers as required to shim boom to maintain a total minimum gap of 0,5 to 1,5 mm (0.02 to 0.05 in) in both horizontal and vertical directions.
 Wear pad bolts require one hardened washer. However, up to (2) hardened washers may be used except where noted otherwise. Under no circumstances should more than (2) hardened washers ever be used.
 The length of pad bolts depends on the number of the shims used. The bolt cannot extend past chamfer on wear pad.
 Add Lithium Grease (1001098457) to all wear pads and all wear pad slide pathways. If applicable, this includes all pad grease fittings at the rear of boom.

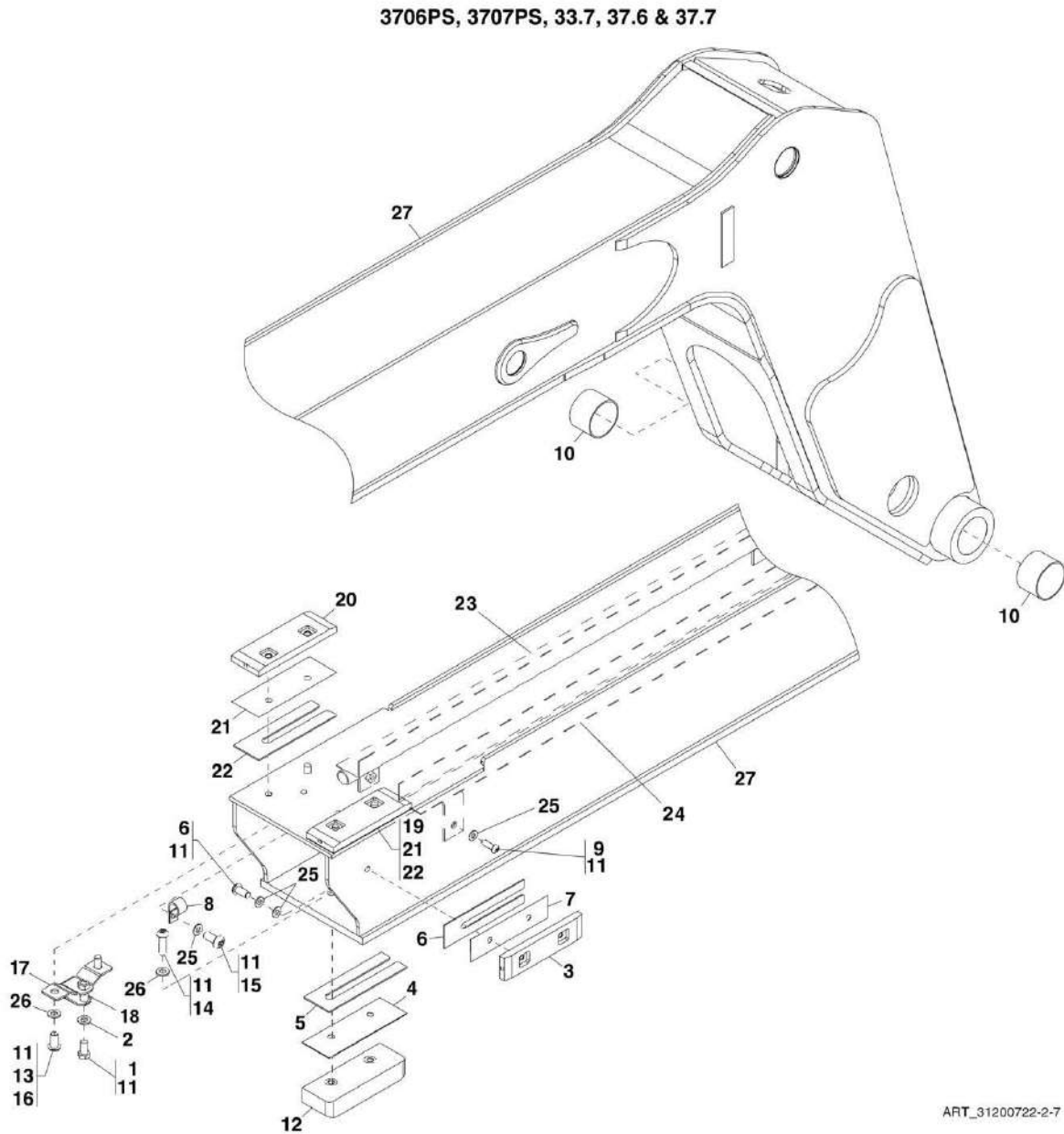
SECTION 2 - BOOM

FIGURE 2-6. FIRST BOOM SECTION - 4017PS

ITEM	PART NUMBER	QTY	DESCRIPTION	REV
1	1001149162	1	FIRST BOOM SECTION ASSEMBLY, (includes all items)	B
1		Ref	BOOM HYDRAULIC COMPONENTS, (See HYDRAULIC CIRCUITS SECTION for Breakdown)	
2	0761014	AR	HEX HD CAPSCREW, M10X30, GR8.8, (torque to 55 Nm/41 lb-ft)	
3	0761015	AR	HEX HD CAPSCREW, M10X35, GR8.8, (torque to 55 Nm/41 lb-ft)	
4	0761214	4	HEX HD CAPSCREW, M12X30, GR8.8, (torque to 97 Nm/72 lb-ft)	
6		Ref	EXTEND CHAIN COMPONENTS, (See EXTEND CHAINS for Breakdown)	
8		Ref	BOOM INSTALLATION COMPONENTS, (See BOOM INSTALLATION for Breakdown)	
12	4031906	4	SOCKET HD CAPSCREW, M8X12	
13	4032110	AR	SOCKET HD CAPSCREW, M12X30	
14	4032111	AR	SOCKET HD CAPSCREW, M12X35	
15	4032112	AR	SOCKET HD CAPSCREW, M12X40	
16	4071110	AR	SHIM, 50X200X3mm	
17	4700021	2	WEAR PAD	
18	4740532	AR	WASHER, 12mm	
19	4812000	AR	WASHER, 10mm	
20	8002200	4	WEAR PAD	
21	8002201	2	WEAR PAD	
22	8002904	8	SPACER, 50X200X1mm	
24	8008070	AR	SHIM, 50X200X2mm	
26	1001095650	AR	LOCTITE 243	
27	1001110527J	1	WELDMENT	
28	1001111747	2	WEAR PAD	
230	8009987	AR	SHIM,50X160X2.0mm	

SECTION 2 - BOOM

FIGURE 2-7. SECOND BOOM SECTION - 3706PS, 3707PS, 33.7, 37.6 & 37.7



ART_31200722-2-7

Note: Wear Pad Shimming:

Whenever a shim is used with a pad, a spacer with holes must be inserted between pad and shim. The wear pad or wear pad insert must not sit directly on the slotted surface of shims.

Add wear pad shims and spacers as required to shim boom to maintain a total minimum gap of 0,5 to 1,5 mm (0.02 to 0.05 in) in both horizontal and vertical directions.

Wear pad bolts require one hardened washer. However, up to (2) hardened washers may be used except where noted otherwise. Under no circumstances should more than (2) hardened washers ever be used.

The length of pad bolts depends on the number of the shims used. The bolt cannot extend past chamfer on wear pad.

Add Lithium Grease (1001098457) to all wear pads and all wear pad slide pathways. If applicable, this includes all pad grease fittings at the rear of boom.

SECTION 2 - BOOM

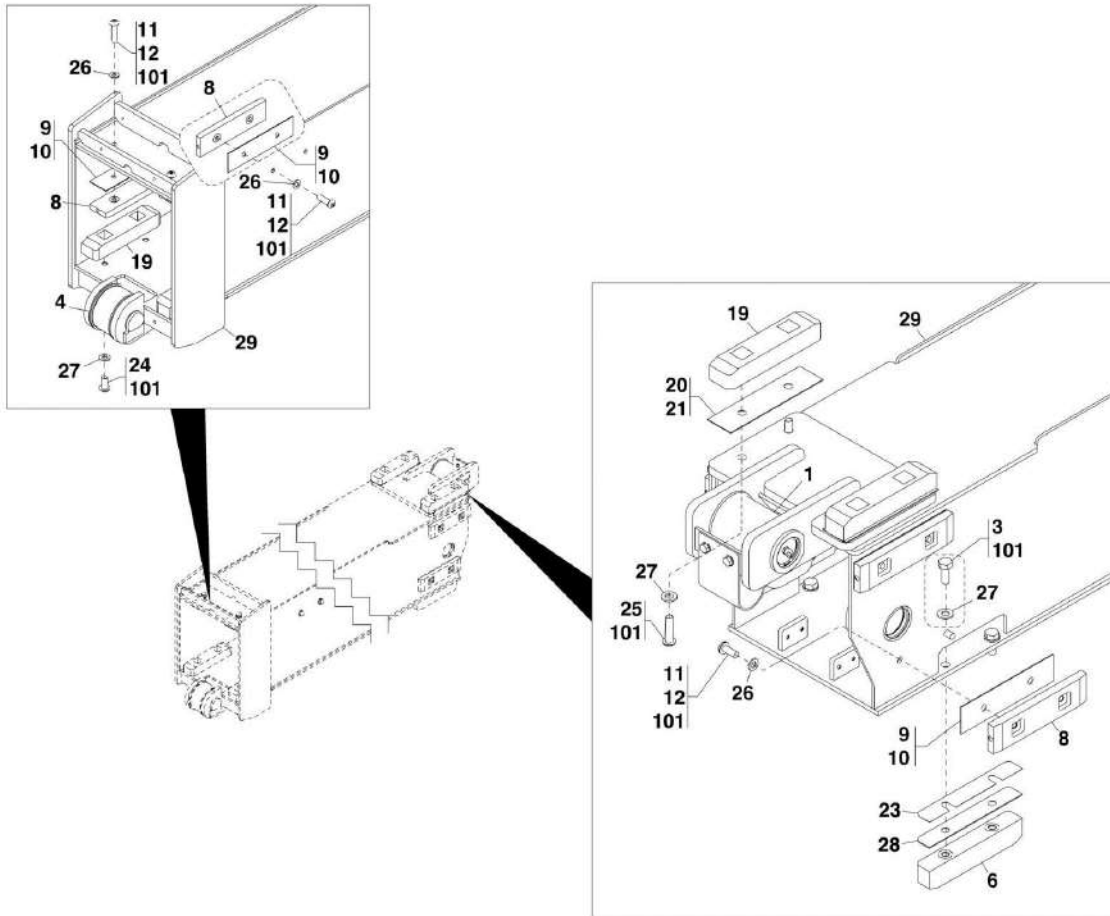
FIGURE 2-7. SECOND BOOM SECTION - 3706PS, 3707PS, 33.7, 37.6 & 37.7

ITEM	PART NUMBER	QTY	DESCRIPTION	REV
	1001130423	1	SECOND BOOM SECTION ASSEMBLY, (3706PS & 37.6), (includes all items)	C
	1001132353	1	SECOND BOOM SECTION ASSEMBLY, (3707PS, 33.7 & 37.7), (includes all items)	C
1	0760815	2	HEX HD CAPSCREW, M8X35 CLS 8.8	
2	4811900	2	WASHER, 8mm	
3	8002200	2	WEAR PAD	
4	8003243	1	SPACER, 70X200X1.5mm	
5	8008634	AR	SHIM, 70X200X0.5mm	
6	8008640	AR	SHIM, 50x200X0.5mm	
7	1001003031	2	SPACER, 50X198X1.5mm	
8	1001004144	1	CLIP	
9	1001009325	3	TORX HD CAPSCREW, M10X25, GR8.8, (torque to 55 Nm/41 lb-ft)	
10	1001090150	2	BUSHING	
11	1001095650	AR	LOCTITE 243	
12	1001096322	1	WEAR PAD	
13	1001104937	AR	TORX HD SCREW, M12X25, GR8.8, (torque to 100 Nm/74 lb-ft)	
14	1001104990	2	TORX HD SCREW, M12X45, GR8.8, (torque to 100 Nm/74 lb-ft)	
15	1001105081	1	TORX HD SCREW, M10X30, GR8.8, (torque to 55 Nm/41 lb-ft)	
16	1001105260	AR	TORX HD SCREW, M12X30, GR8.8, (torque to 100 Nm/74 lb-ft)	
17	1001105742	2	TWINHOSE BRACKET	
18	1001105761	2	SETTING BLOCK	
19	1001120545	1	WEAR PAD	
20	1001120555	1	WEAR PAD	
21	1001120556	2	SPACER, 70X250X1.5mm	
22	1001120604	AR	SHIM, 70X250X0.5mm	
23	1001155251	1	HOSE CONDUIT, (3706PS & 37.6)	
23	1001155534	1	HOSE CONDUIT, (3707PS, 33.7 & 37.7)	
24	1001144443	1	HOSE CONDUIT, (3706PS & 37.6)	
24	1001155570	1	HOSE CONDUIT, (3707PS, 33.7 & 37.7)	
25	1001125115	AR	WASHER, 10mm	
26	1001125117	AR	WASHER, 12mm	
27	1001130421	1	WELDMENT, (3706PS & 37.6)	
27	1001132352	1	WELDMENT, (3707PS, 33.7 & 37.7)	
28		Ref	BOOM INSTALLATION DECAL, (not shown), (See DECALS SECTION for Breakdown)	

SECTION 2 - BOOM

FIGURE 2-8. SECOND BOOM SECTION - 4014PS

4014PS



PZ8390

Note: Wear Pad Shimming:

Whenever a shim is used with a pad, a spacer with holes must be inserted between pad and shim.

The wear pad or wear pad insert must not sit directly on the slotted surface of shims.

Add wear pad shims and spacers as required to shim boom to maintain a total minimum gap of 0,5 to 1,5 mm (0.02 to 0.05 in) in both horizontal and vertical directions.

Wear pad bolts require one hardened washer. However, up to (2) hardened washers may be used except where noted otherwise. Under no circumstances should more than (2) hardened washers ever be used.

The length of pad bolts depends on the number of the shims used. The bolt cannot extend past chamfer on wear pad.

Add Lithium Grease (1001098457) to all wear pads and all wear pad slide pathways. If applicable, this includes all pad grease fittings at the rear of boom.

SECTION 2 - BOOM

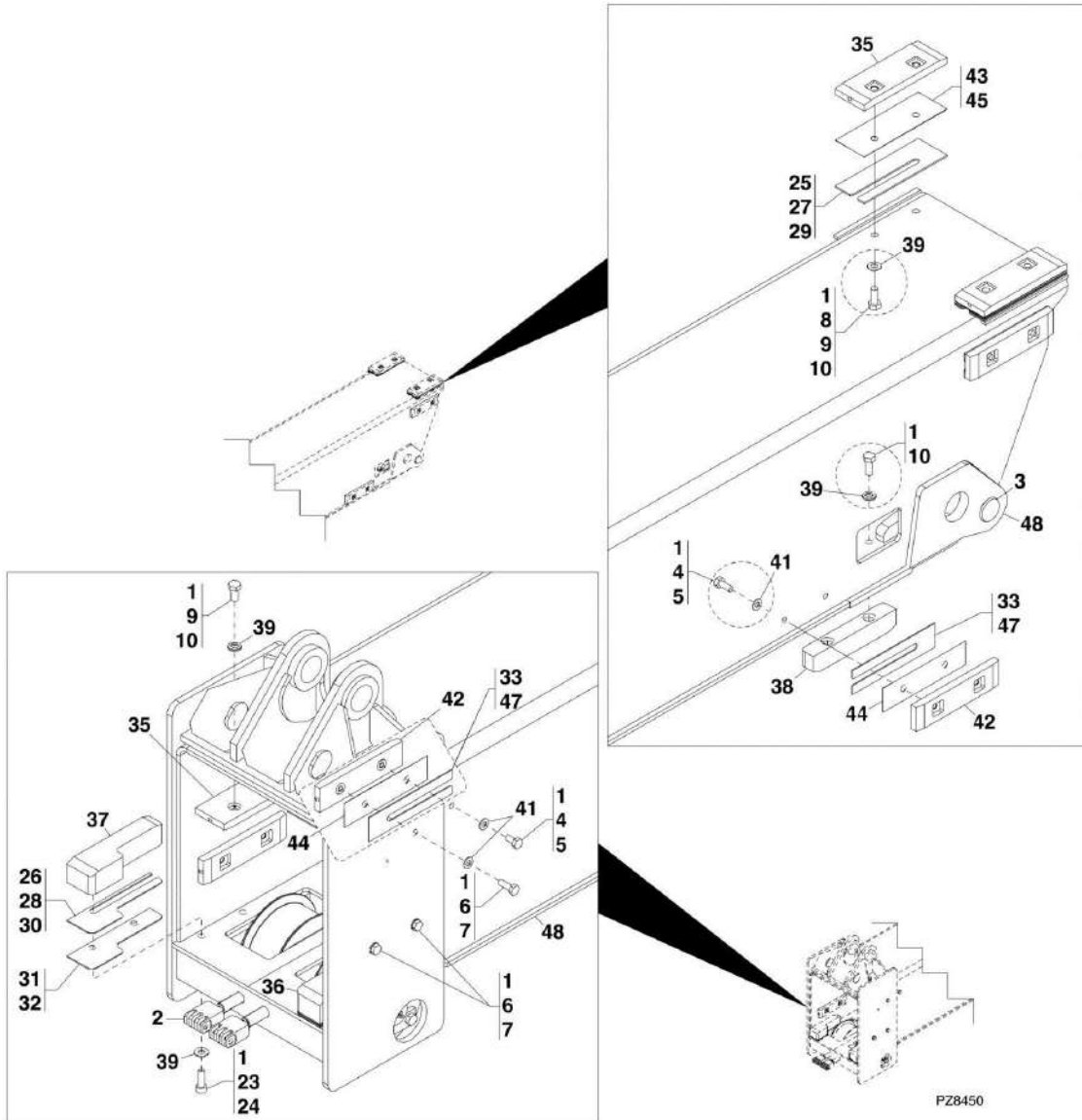
FIGURE 2-8. SECOND BOOM SECTION - 4014PS

ITEM	PART NUMBER	QTY	DESCRIPTION	REV
1	1001133561	1	SECOND BOOM SECTION ASSEMBLY, (includes all items)	B
1		Ref	EXTEND CHAIN COMPONENTS, (See EXTEND CHAINS for Breakdown)	
3	0761214	4	HEX HD CAPSCREW, M12X30, GR8.8	
4		Ref	RETRACT CHAIN COMPONENTS, (See RETRACT CHAINS for Breakdown)	
6	4700047	2	WEAR PAD	
8	8002200	8	WEAR PAD	
9	1001003030	AR	SPACER, 50X198X0.75mm	
10	1001003031	AR	SPACER, 50X198X1.5mm	
11	1001009325	AR	TORX HD CAPSCREW, M10X25, GR8.8, (torque to 55 Nm/41 lb-ft)	
12	1001009326	AR	TORX HD CAPSCREW, M10X20, GR8.8, (torque to 55 Nm/41 lb-ft)	
19	1001096320	4	WEAR PAD	
20	1001097302	AR	SPACER, 50X198X0.75mm	
21	1001097303	AR	SPACER, 50X198X1.5mm	
23	1001104463	AR	SHIM, 31X200X0.75mm	
24	1001104937	4	TORX HD CAPSCREW, M12X25, (torque to 100 Nm/74 lb-ft)	
25	1001104990	4	TORX HD CAPSCREW, M12X45, (torque to 100 Nm/74 lb-ft)	
26	1001125115	AR	WASHER, 10mm	
27	1001125117	AR	WASHER, 12mm	
28	1001128328	AR	SPACER, 31X200X1.5mm	
29	1001133560	1	WELDMENT	
30		Ref	BOOM INSTALLATION DECAL, (not shown), (See DECALS SECTION for Breakdown)	
101	1001095650	AR	LOCTITE 243	

SECTION 2 - BOOM

FIGURE 2-9. SECOND BOOM SECTION - 4017PS

4017PS



Note: Wear Pad Shimming:
 Whenever a shim is used with a pad, a spacer with holes must be inserted between pad and shim.
 The wear pad or wear pad insert must not sit directly on the slotted surface of shims.
 Add wear pad shims and spacers as required to shim boom to maintain a total minimum gap of 0,5 to 1,5 mm (0.02 to 0.05 in) in both horizontal and vertical directions.
 Wear pad bolts require one hardened washer. However, up to (2) hardened washers may be used except where noted otherwise. Under no circumstances should more than (2) hardened washers ever be used.
 The length of pad bolts depends on the number of the shims used. The bolt cannot extend past chamfer on wear pad.
 Add Lithium Grease (1001098457) to all wear pads and all wear pad slide pathways. If applicable, this includes all pad grease fittings at the rear of boom.

SECTION 2 - BOOM

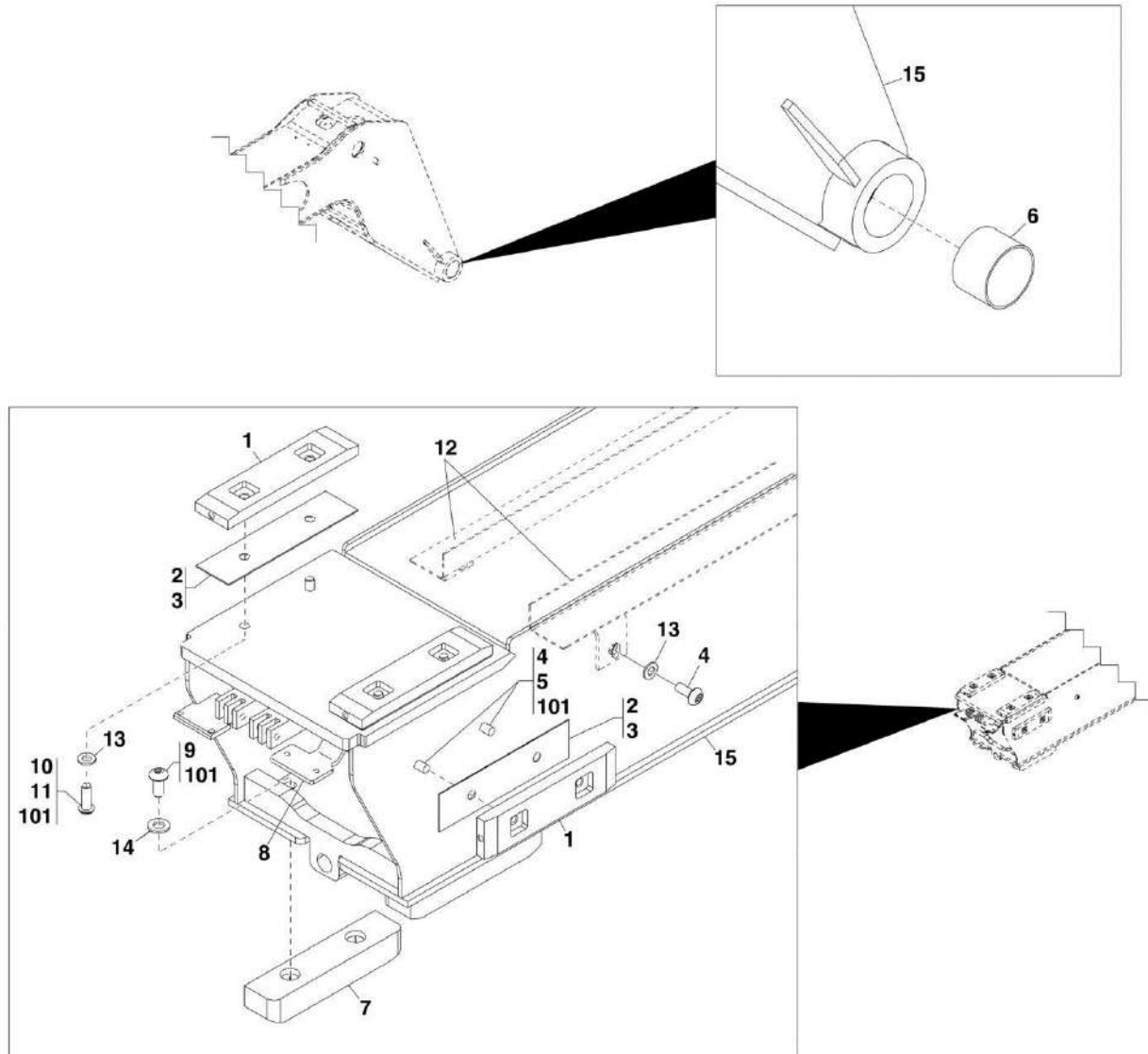
FIGURE 2-9. SECOND BOOM SECTION - 4017PS

ITEM	PART NUMBER	QTY	DESCRIPTION	REV
	1001133565	1	SECOND BOOM SECTION ASSEMBLY, (includes all items)	B
1	1001095650	AR	LOCTITE 243	
2		Ref	EXTEND CHAIN COMPONENTS, (See EXTEND CHAINS for Breakdown)	
3		Ref	RETRACT CHAIN COMPONENTS, (See RETRACT CHAINS for Breakdown)	
4	0761010	AR	HEX HD CAPSCREW, M10X20, GR8.8, (torque to 50 Nm/37 lb-ft)	
5	0761012	AR	HEX HD CAPSCREW, M10X25, GR8.8, (torque to 50 Nm/37 lb-ft)	
6	0761014	AR	HEX HD CAPSCREW, M10X30, GR8.8, (torque to 50 Nm/37 lb-ft)	
7	0761015	AR	HEX HD CAPSCREW, M10X35, GR8.8, (torque to 50 Nm/37 lb-ft)	
8	0761210	AR	HEX HD CAPSCREW, M12X20, GR8.8, (torque to 90 Nm/66 lb-ft)	
9	0761212	AR	HEX HD CAPSCREW, M12X25, GR8.8, (torque to 90 Nm/66 lb-ft)	
10	0761214	AR	HEX HD CAPSCREW, M12X30, GR8.8, (torque to 90 Nm/66 lb-ft)	
23	4032110	AR	SOCKET HD CAPSCREW, M12X30	
24	4032111	AR	SOCKET HD CAPSCREW, M12X35	
25	4071085	AR	SHIM, 70X200X2mm	
26	4071093	AR	SHIM, 60X200X2mm	
27	4071098	AR	SHIM, 70X200X3mm	
28	4071099	AR	SHIM, 60X200X2mm	
29	4071104	AR	SHIM, 70X200X4mm	
30	4071107	AR	SHIM, 60X200X1mm	
31	4071108	AR	SPACER, 60X200X3mm	
32	4071109	AR	SPACER, 60X200X4mm	
33	4071110	AR	SHIM, 50X200X3mmS	
35	4700021	4	WEAR PAD	
36	4700030	1	WEAR PAD	
37	4700031	1	WEAR PAD	
38	4700047	2	WEAR PAD	
39	4740532	AR	WASHER, 12mm	
41	4812000	AR	WASHER, 10mm	
42	8002200	8	WEAR PAD	
43	8002637	AR	SPACER, 70X200X2mm	
44	8002904	8	SPACER, 50X200X1mm	
45	8003242	AR	SPACER, 50X200X1mm	
47	8008070	AR	SHIM, 50X200X2mm	
48	1001133564	1	WELDMENT	
49		Ref	BOOM INSTALLATION DECAL, (not shown), (See DECALS SECTION for Breakdown)	

SECTION 2 - BOOM

FIGURE 2-10. THIRD BOOM SECTION - 4014PS

4014PS



ART_31200722-2-10

Note: Wear Pad Shimming:

Whenever a shim is used with a pad, a spacer with holes must be inserted between pad and shim.

The wear pad or wear pad insert must not sit directly on the slotted surface of shims.

Add wear pad shims and spacers as required to shim boom to maintain a total minimum gap of 0,5 to 1,5 mm (0.02 to 0.05 in) in both horizontal and vertical directions.

Wear pad bolts require one hardened washer. However, up to (2) hardened washers may be used except where noted otherwise. Under no circumstances should more than (2) hardened washers ever be used.

The length of pad bolts depends on the number of the shims used. The bolt cannot extend past chamfer on wear pad.

Add Lithium Grease (1001098457) to all wear pads and all wear pad slide pathways. If applicable, this includes all pad grease fittings at the rear of boom.

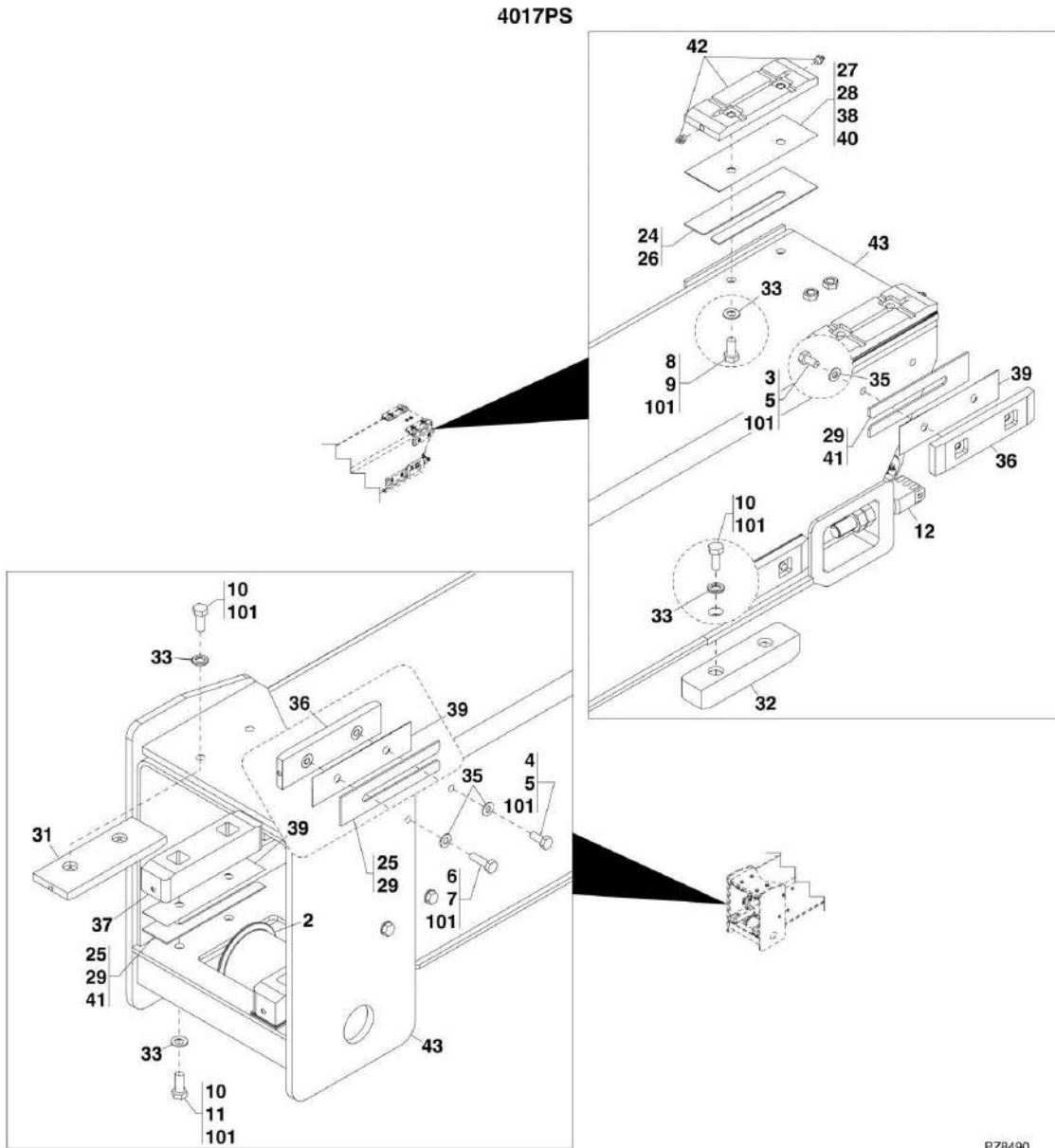
SECTION 2 - BOOM

FIGURE 2-10. THIRD BOOM SECTION - 4014PS

ITEM	PART NUMBER	QTY	DESCRIPTION	REV
	1001133472	1	THIRD BOOM SECTION ASSEMBLY, (includes all items) (Prior to SN 1160007217)	C
	1001171453	1	THIRD BOOM SECTION ASSEMBLY, (includes all items) (SN 1160007217 to Present)	B
1	8002200	4	WEAR PAD	
2	1001003030	AR	SPACER, 50X198X0.75mm	
3	1001003031	AR	SPACER, 50X198X1.5mm	
4	1001009325	AR	TORX HD CAPSCREW, M10X25, GR8.8, (torque to 55 Nm/41 lb-ft)	
5	1001009326	AR	TORX HD CAPSCREW, M10X20, GR8.8, (torque to 55 Nm/41 lb-ft)	
6	1001090150	2	BUSHING	
7	1001096320	2	WEAR PAD	
8		Ref	BRACKET, (See HYDRAULIC CIRCUITS SECTION for Breakdown)	
9	1001104937	4	TORX HD CAPSCREW, M12X25, (torque to 90 Nm/66 lb-ft)	
10	1001105081	AR	TORX HD CAPSCREW, M10X30, GR8.8, (torque to 55 Nm/41 lb-ft)	
11	1001105350	AR	TORX HD CAPSCREW, M10X35 GR8.8, (torque to 55 Nm/41 lb-ft)	
12		Ref	BOOM HYDRAULIC COMPONENTS, (See HYDRAULIC CIRCUITS SECTION for Breakdown)	
13	1001125115	AR	WASHER, 10mm	
14	1001125117	AR	WASHER, 12mm	
15	1001133471	1	WELDMENT (Prior to SN 1160007217)	
15	1001171454	1	WELDMENT (SN 1160007217 to Present)	
101	1001095650	AR	LOCTITE 243	

SECTION 2 - BOOM

FIGURE 2-11. THIRD BOOM SECTION - 4017PS



PZ8490

Note: Wear Pad Shimming:
 Whenever a shim is used with a pad, a spacer with holes must be inserted between pad and shim.
 The wear pad or wear pad insert must not sit directly on the slotted surface of shims.
 Add wear pad shims and spacers as required to shim boom to maintain a total minimum gap of 0,5 to 1,5 mm (0.02 to 0.05 in) in both horizontal and vertical directions.
 Wear pad bolts require one hardened washer. However, up to (2) hardened washers may be used except where noted otherwise. Under no circumstances should more than (2) hardened washers ever be used.
 The length of pad bolts depends on the number of the shims used. The bolt cannot extend past chamfer on wear pad.
 Add Lithium Grease (1001098457) to all wear pads and all wear pad slide pathways. If applicable, this includes all pad grease fittings at the rear of boom.

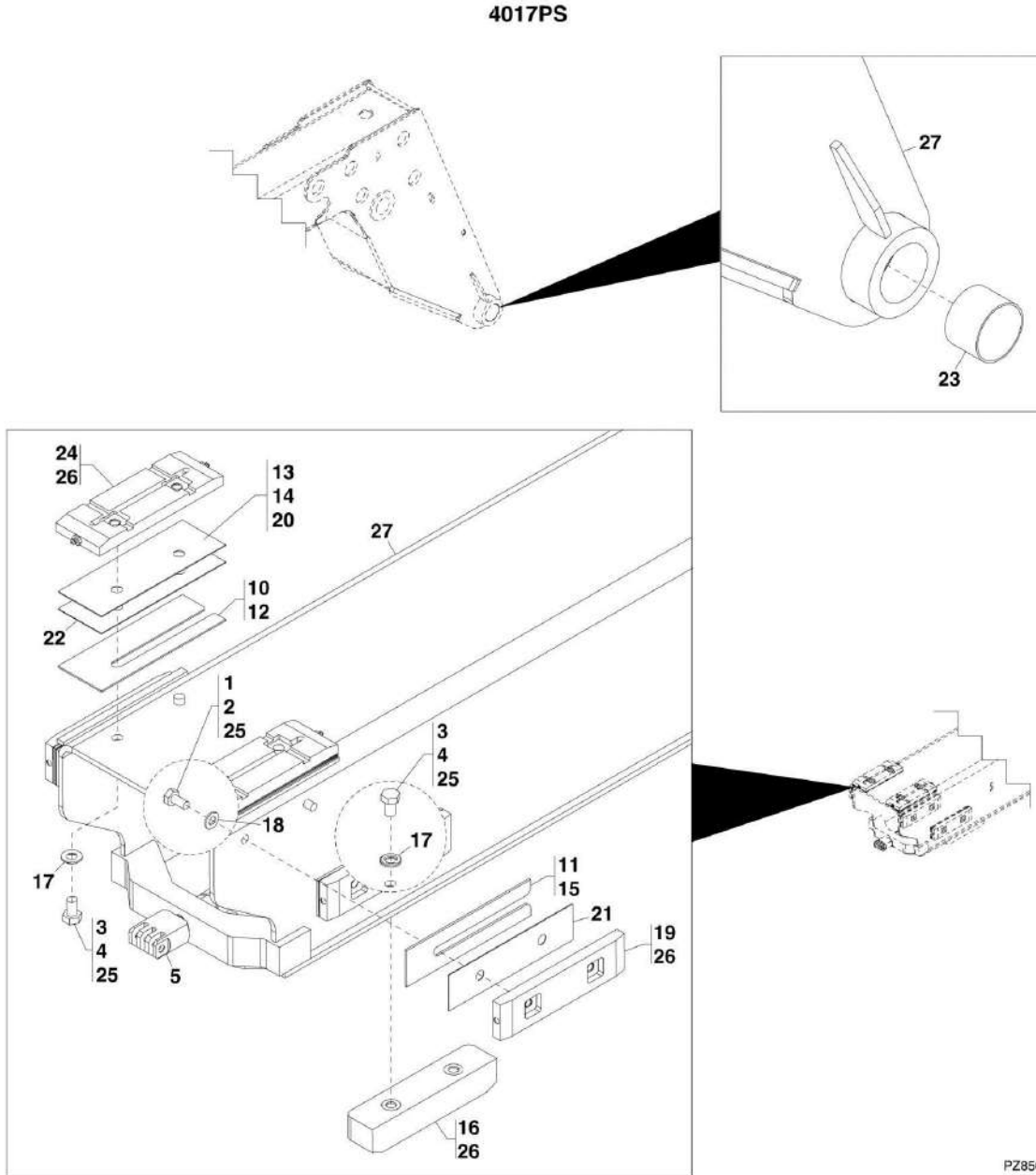
SECTION 2 - BOOM

FIGURE 2-11. THIRD BOOM SECTION - 4017PS

ITEM	PART NUMBER	QTY	DESCRIPTION	REV
	1001133567	1	THIRD BOOM SECTION ASSEMBLY, (includes all items)	A
2		Ref	EXTEND CHAIN COMPONENTS, (See EXTEND CHAINS for Breakdown)	
3	0761010	AR	HEX HD CAPSCREW, M10X20, GR8.8, (torque to 55 Nm/41 lb-ft)	
4	0761011	AR	HEX HD CAPSCREW, M10X20, GR8.8, (torque to 55 Nm/41 lb-ft)	
5	0761012	AR	HEX HD CAPSCREW, M10X25, GR8.8, (torque to 55 Nm/41 lb-ft)	
6	0761015	AR	HEX HD CAPSCREW, M10X35, GR8.8, (torque to 55 Nm/41 lb-ft)	
7	0761016	AR	HEX HD CAPSCREW, M10X40, GR8.8, (torque to 55 Nm/41 lb-ft)	
8	0761210	AR	HEX HD CAPSCREW, M12X20, GR8.8, (torque to 90 Nm/66 lb-ft)	
9	0761212	AR	HEX HD CAPSCREW, M12X25, GR8.8, (torque to 90 Nm/66 lb-ft)	
10	0761214	AR	HEX HD CAPSCREW, M12X30, GR8.8, (torque to 90 Nm/66 lb-ft)	
11	0761215	AR	HEX HD CAPSCREW, M12X35, GR8.8, (torque to 90 Nm/66 lb-ft)	
12		Ref	RETRACT CHAIN COMPONENTS, (See RETRACT CHAINS for Breakdown)	
24	4071085	AR	SHIM, 70X200X2mm	
25	4071087	AR	SHIM, 50X200X4mm	
26	4071104	AR	SHIM, 70X200X4mm	
27	4071105	AR	SPACER, 70X200X3mm	
28	4071106	AR	SPACER, 70X200X4mm	
29	4071110	AR	SHIM, 50X200X3mm	
31	4700021	2	WEAR PAD	
32	4700032	2	WEAR PAD	
33	4740532	AR	WASHER, 12mm	
35	4812000	AR	WASHER, 10mm	
36	8002200	8	WEAR PAD	
37	8002201	2	WEAR PAD	
38	8002637	AR	SPACER, 70X200X2mm	
39	8002904	AR	SPACER, 50X200X1mm	
40	8003242	AR	SPACER, 50X200X1mm	
41	8008070	AR	SHIM, 50X200X2mm	
42	1001093784	2	WEAR PAD, (includes grease fittings)	
43	1001133566	1	WELDMENT	
101	1001095650	AR	LOCTITE 243	

SECTION 2 - BOOM

FIGURE 2-12. FOURTH BOOM SECTION - 4017PS



Note: Wear Pad Shimming:
 Whenever a shim is used with a pad, a spacer with holes must be inserted between pad and shim.
 The wear pad or wear pad insert must not sit directly on the slotted surface of shims.
 Add wear pad shims and spacers as required to shim boom to maintain a total minimum gap of 0,5 to 1,5 mm (0.02 to 0.05 in) in both horizontal and vertical directions.
 Wear pad bolts require one hardened washer. However, up to (2) hardened washers may be used except where noted otherwise. Under no circumstances should more than (2) hardened washers ever be used.
 The length of pad bolts depends on the number of the shims used. The bolt cannot extend past chamfer on wear pad.
 Add Lithium Grease (1001098457) to all wear pads and all wear pad slide pathways. If applicable, this includes all pad grease fittings at the rear of boom.

SECTION 2 - BOOM

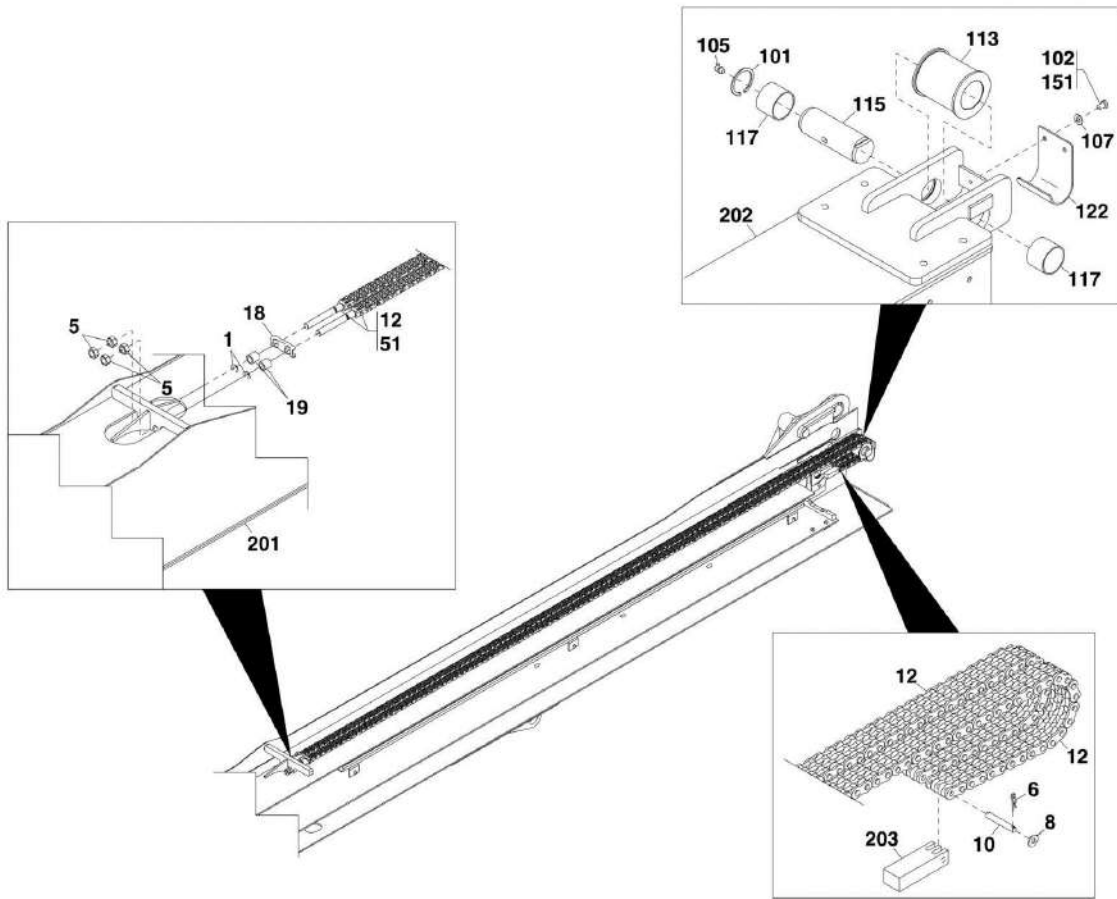
FIGURE 2-12. FOURTH BOOM SECTION - 4017PS

ITEM	PART NUMBER	QTY	DESCRIPTION	REV
	1001133484	1	FOURTH BOOM SECTION ASSEMBLY, (includes all items)	B
1	0761010	AR	HEX HD CAPSCREW, M10X20, GR8.8, (torque to 50 Nm/37 lb-ft)	
2	0761012	AR	HEX HD CAPSCREW, M10X25, GR8.8, (torque to 50 Nm/37 lb-ft)	
3	0761210	AR	HEX HD CAPSCREW, M12X20, GR8.8, (torque to 90 Nm/66 lb-ft)	
4	0761212	AR	HEX HD CAPSCREW, M12X25, GR8.8, (torque to 90 Nm/66 lb-ft)	
5		Ref	RETRACT CHAIN COMPONENTS, (See RETRACT CHAINS for Breakdown)	
10	4071085	AR	SHIM, 70X200X2mm	
11	4071087	AR	SHIM, 50X200X4mm	
12	4071104	AR	SHIM, 70X200X4mm	
13	4071105	AR	SPACER, 70X200X3mm	
14	4071106	AR	SPACER, 70X200X4mm	
15	4071110	AR	SHIM, 50X200X3mm	
16	4700032	2	WEAR PAD	
17	4740532	AR	WASHER, 12mm	
18	4812000	AR	WASHER, 10mm	
19	8002200	4	WEAR PAD	
20	8002637	AR	SPACER, 70X200X2mm	
21	8002904	4	SPACER, 50X200X1mm	
22	8003242	2	SPACER, 50X200X1mm	
23	1001090150	2	BUSHING	
24	1001093784	2	WEAR PAD, (includes grease fittings)	
25	1001095650	AR	LOCTITE 243	
26	1001098457	AR	LITHIUM GREASE	
27	1001133483	1	WELDMENT	

SECTION 2 - BOOM

FIGURE 2-13. EXTEND CHAINS - 4014PS

4014PS



PZ8540

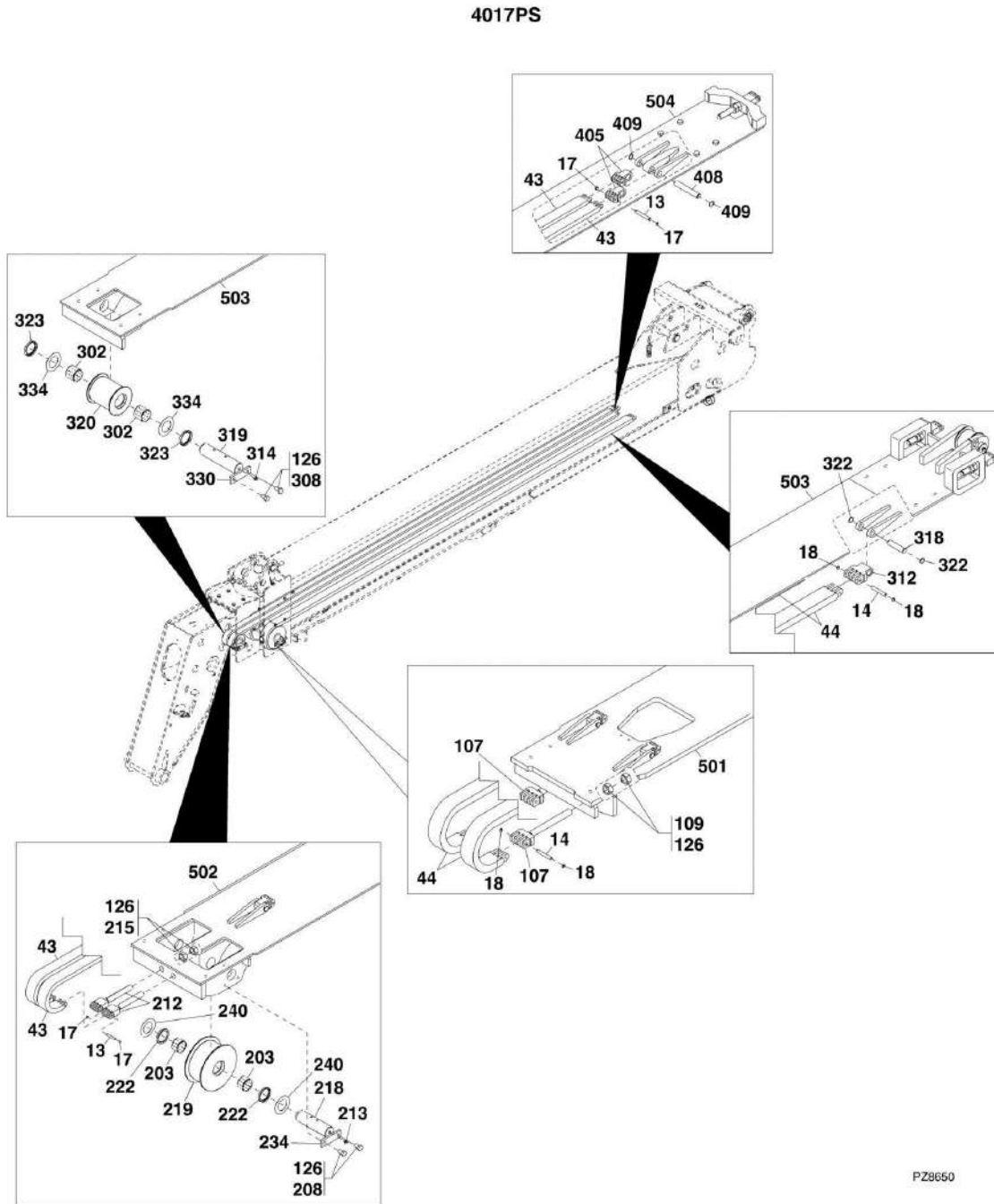
SECTION 2 - BOOM

FIGURE 2-13. EXTEND CHAINS - 4014PS

ITEM	PART NUMBER	QTY	DESCRIPTION	REV
1	130029	2	CIRCLIP	
5	3292001	4	HEX NUT, M20X2.5, (torque adjusting nut to 60 Nm/44.2 lb-ft), (torque locking nut to 120 Nm/88.5 lb-ft)	
6	3470003	4	PIN	
8	4811900	4	WASHER, 8mm	
10	1001099166	2	PIN	
12	1001106516	2	CHAIN ASSEMBLY, (includes item 51)	B
18	1001108954	1	BRACKET	
19	1001109023	2	SPACER	
51	1001105743	1	CLEVIS	
101	314689	1	RETAINING RING	
102	0760806	2	HEX HD CAPSCREW, M8X12, GR8.8, (torque to 28 Nm/21 lb-ft)	
105	2160017	1	GREASE FITTING	
107	4811900	2	WASHER, 8mm	
113	1001090393	1	PULLEY	
115	1001092535	1	PIN	
117	1001092542	2	BUSHING	
122	1001097371	1	BRACKET	
151	1001095650	AR	LOCTITE 243	
201		Ref	FIRST BOOM SECTION, (See FIRST BOOM SECTION for Breakdown)	
202		Ref	SECOND BOOM SECTION, (See SECOND BOOM SECTION for Breakdown)	
203		Ref	THIRD BOOM SECTION, (See THIRD BOOM SECTION for Breakdown)	

SECTION 2 - BOOM

FIGURE 2-14. EXTEND CHAINS - 4017PS



PZ8650

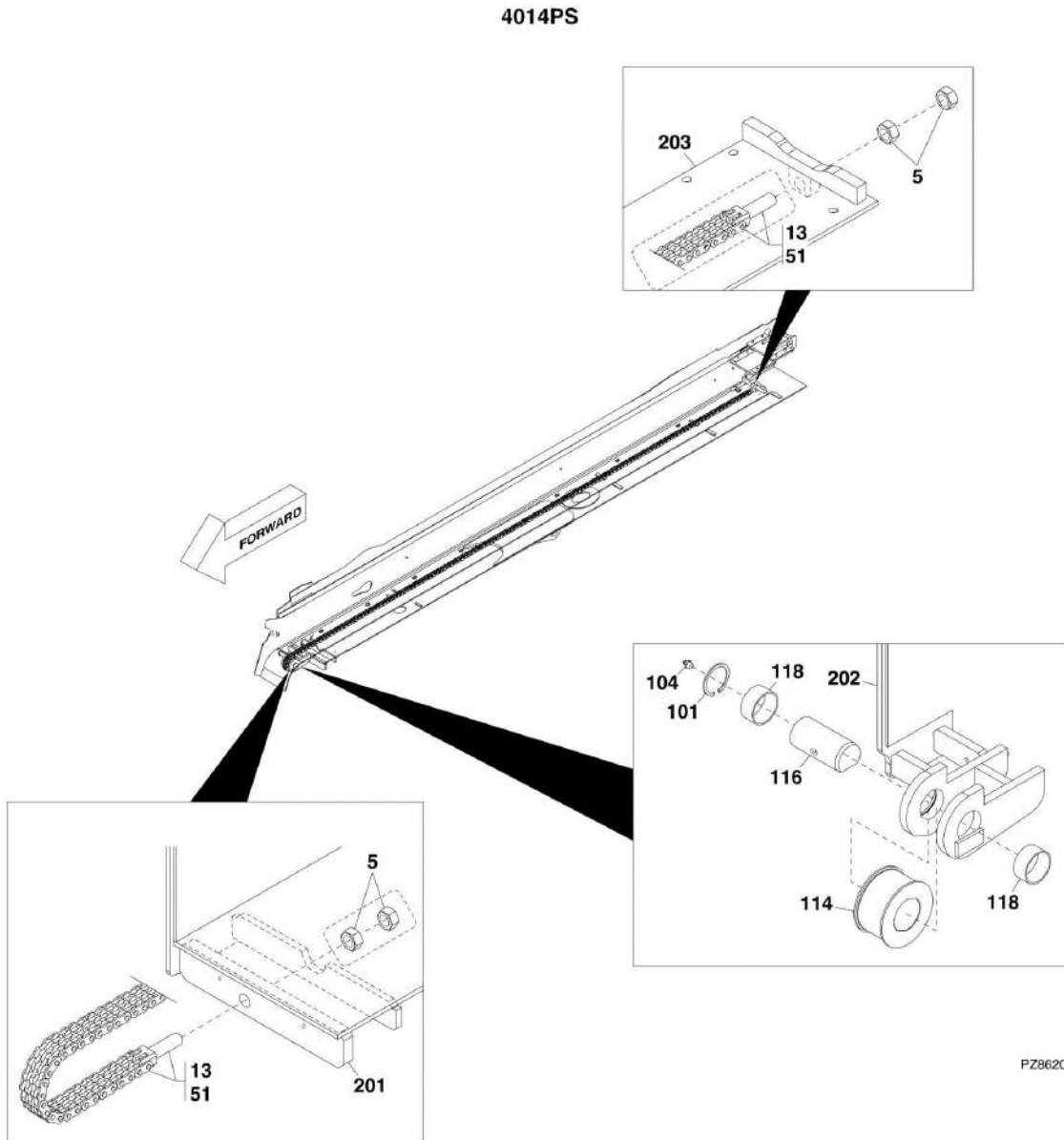
SECTION 2 - BOOM

FIGURE 2-14. EXTEND CHAINS - 4017PS

ITEM	PART NUMBER	QTY	DESCRIPTION	REV
13	3423116	4	PIN	
14	3423119	4	PIN	
17	3760489	8	RETAINING RING	
18	3760490	8	RETAINING RING	
43	1260393	2	CHAIN	
44	1260391	2	CHAIN	
107	1360279	2	CLEVIS	
109	3292401	4	HEX NUT, M24X3	
126	1001095650	AR	LOCTITE 243	
203	0440298	4	BUSHING	
208	0761210	4	HEX HD CAPSCREW, M12X20, GR8.8, (torque to 97 Nm/72 lb-ft)	
212	1360282	2	CLEVIS	
213	2160016	2	GREASE FITTING	
215	3292001	4	HEX NUT, M20X2.5	
218	3423118	2	PIN	
219	3580330	2	PULLEY	
222	3960585	4	SEAL	
234	4220215	2	PLATE	
240	4740535	4	WASHER	
302	0440296	2	BUSHING	
308	0761210	2	HEX HD CAPSCREW, M12X20, GR8.8, (torque to 97 Nm/72 lb-ft)	
312	1360277	2	CLEVIS	
314	2160016	1	GREASE FITTING	
318	3423120	2	PIN	
319	3423121	1	PIN	
320	3580332	1	PULLEY	
322	3760488	4	RETAINING RING	
323	3960585	2	SEAL	
330	4220215	1	PLATE	
334	4740535	2	WASHER	
405	1360276	2	CLEVIS	
408	3423123	1	PIN	
409	3760488	2	RETAINING RING	
501		Ref	FIRST BOOM SECTION, (See FIRST BOOM SECTION for Breakdown)	
502		Ref	SECOND BOOM SECTION, (See SECOND BOOM SECTION for Breakdown)	
503		Ref	THIRD BOOM SECTION, (See THIRD BOOM SECTION for Breakdown)	
504		Ref	FOURTH BOOM SECTION, (See FOURTH BOOM SECTION for Breakdown)	

SECTION 2 - BOOM

FIGURE 2-15. RETRACT CHAINS - 4014PS



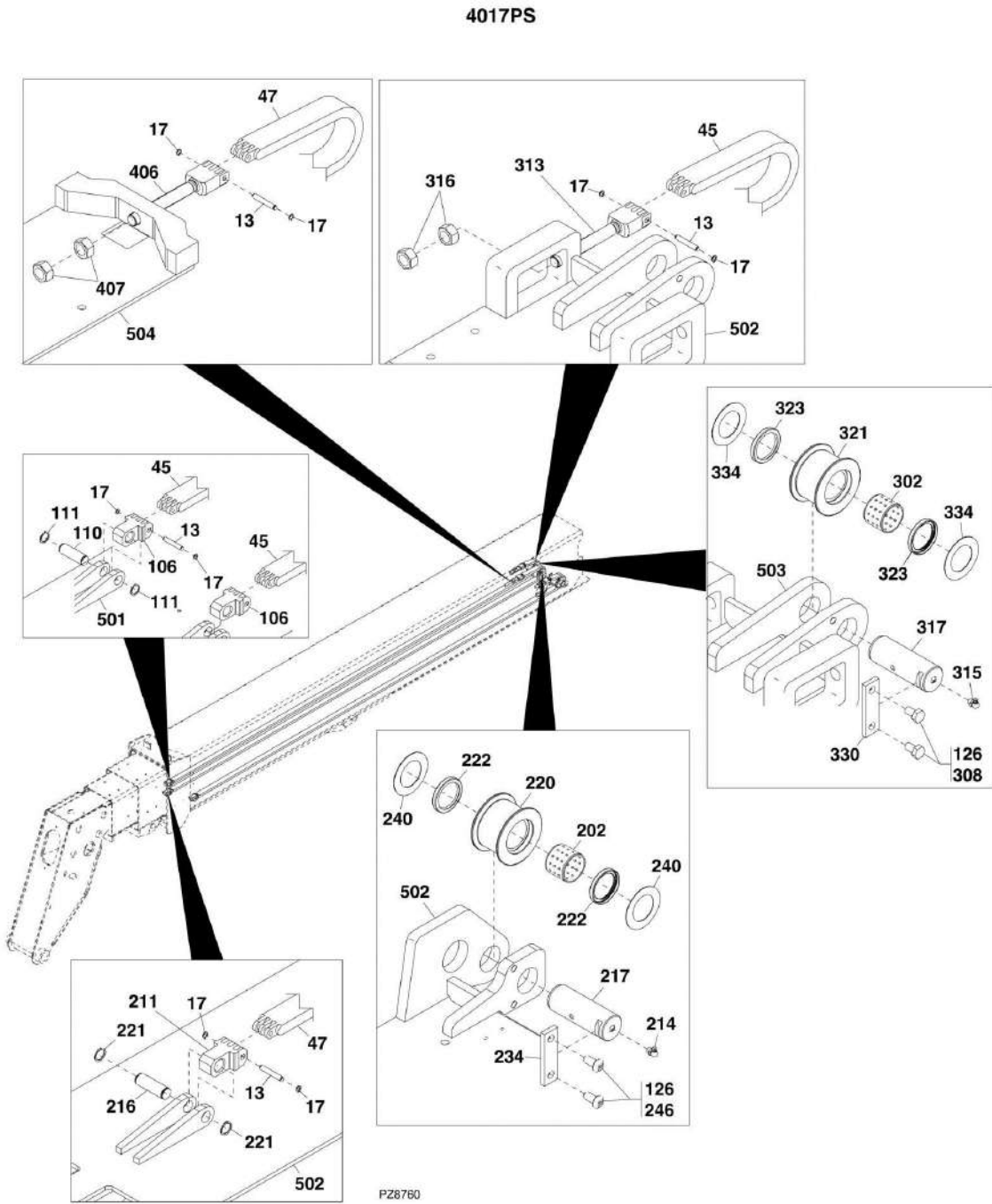
SECTION 2 - BOOM

FIGURE 2-15. RETRACT CHAINS - 4014PS

ITEM	PART NUMBER	QTY	DESCRIPTION	REV
5	3292001	4	HEX NUT, M20X2.5, (torque nuts together at 120 Nm/88.5 lb-ft)	
13	1001106528	1	CHAIN ASSEMBLY, (includes item 51)	B
51	1001106532	2	CLEVIS	
101	314689	1	RETAINING RING	
104	2160016	1	GREASE FITTING	
114	1001090394	1	PULLEY	
116	1001092536	1	PIN	
118	1001092543	2	BUSHING	
201		Ref	FIRST BOOM SECTION, (See FIRST BOOM SECTION for Breakdown)	
202		Ref	SECOND BOOM SECTION, (See SECOND BOOM SECTION for Breakdown)	
203		Ref	THIRD BOOM SECTION, (See THIRD BOOM SECTION for Breakdown)	

SECTION 2 - BOOM

FIGURE 2-16. RETRACT CHAINS - 4017PS



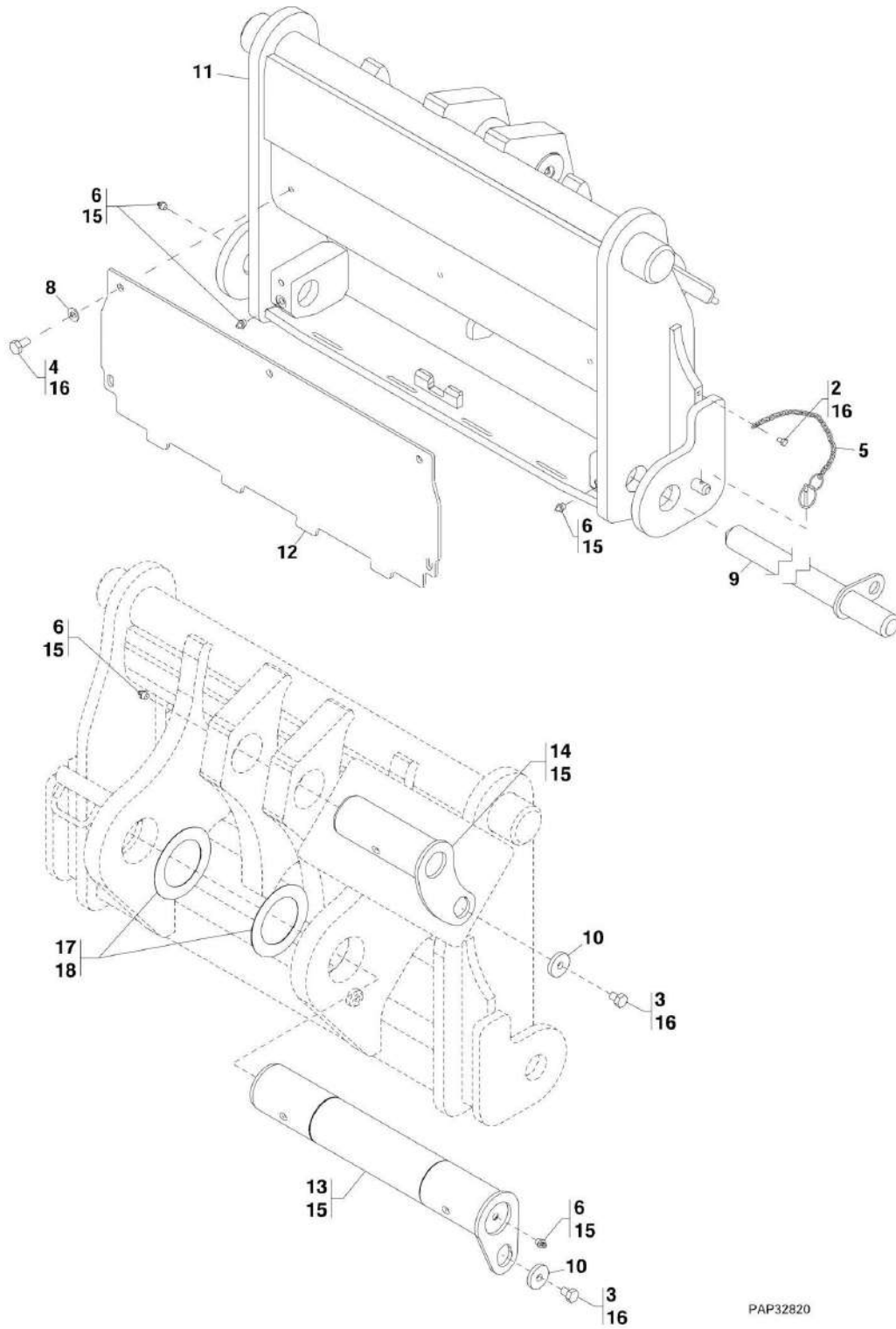
SECTION 2 - BOOM

FIGURE 2-16. RETRACT CHAINS - 4017PS

ITEM	PART NUMBER	QTY	DESCRIPTION	REV
13	3423116	6	PIN	
17	3760489	10	RETAINING RING	
45	1260392	2	CHAIN	
47	1260394	1	CHAIN	
106	1360276	2	CLEVIS	
110	3423110	2	PIN	
111	3760488	4	RETAINING RING	
126	1001095650	AR	LOCTITE 243	
202	0440296	2	BUSHING	
211	1360276	1	CLEVIS	
214	2160018	2	GREASE FITTING	
216	3423110	1	PIN	
217	3423117	2	PIN	
220	3580336	2	PULLEY	
221	3760488	2	RETAINING RING	
222	3960585	4	SEAL	
234	4220215	2	PLATE	
240	4740535	4	WASHER	
246	8008055	4	BUTTON HD CAPSCREW, M12X20	
302	0440296	1	BUSHING	
308	0761210	2	HEX HD CAPSCREW, M12X20, GR8.8, (torque to 97 Nm/72 lb-ft)	
313	1360278	2	CLEVIS	
315	2160018	1	GREASE FITTING	
316	3292001	4	HEX NUT, M20X2.5	
317	3423117	1	PIN	
321	3580336	1	PULLEY	
323	3960585	2	SEAL	
330	4220215	1	PLATE	
334	4740535	2	WASHER	
406	1360282	1	CLEVIS	
407	3292001	2	HEX NUT, M20X2.5	
501		Ref	FIRST BOOM SECTION, (See FIRST BOOM SECTION for Breakdown)	
502		Ref	SECOND BOOM SECTION, (See SECOND BOOM SECTION for Breakdown)	
503		Ref	THIRD BOOM SECTION, (See THIRD BOOM SECTION for Breakdown)	
504		Ref	FOURTH BOOM SECTION, (See FOURTH BOOM SECTION for Breakdown)	

SECTION 2 - BOOM

FIGURE 2-17. MANUAL QUICK ATTACH



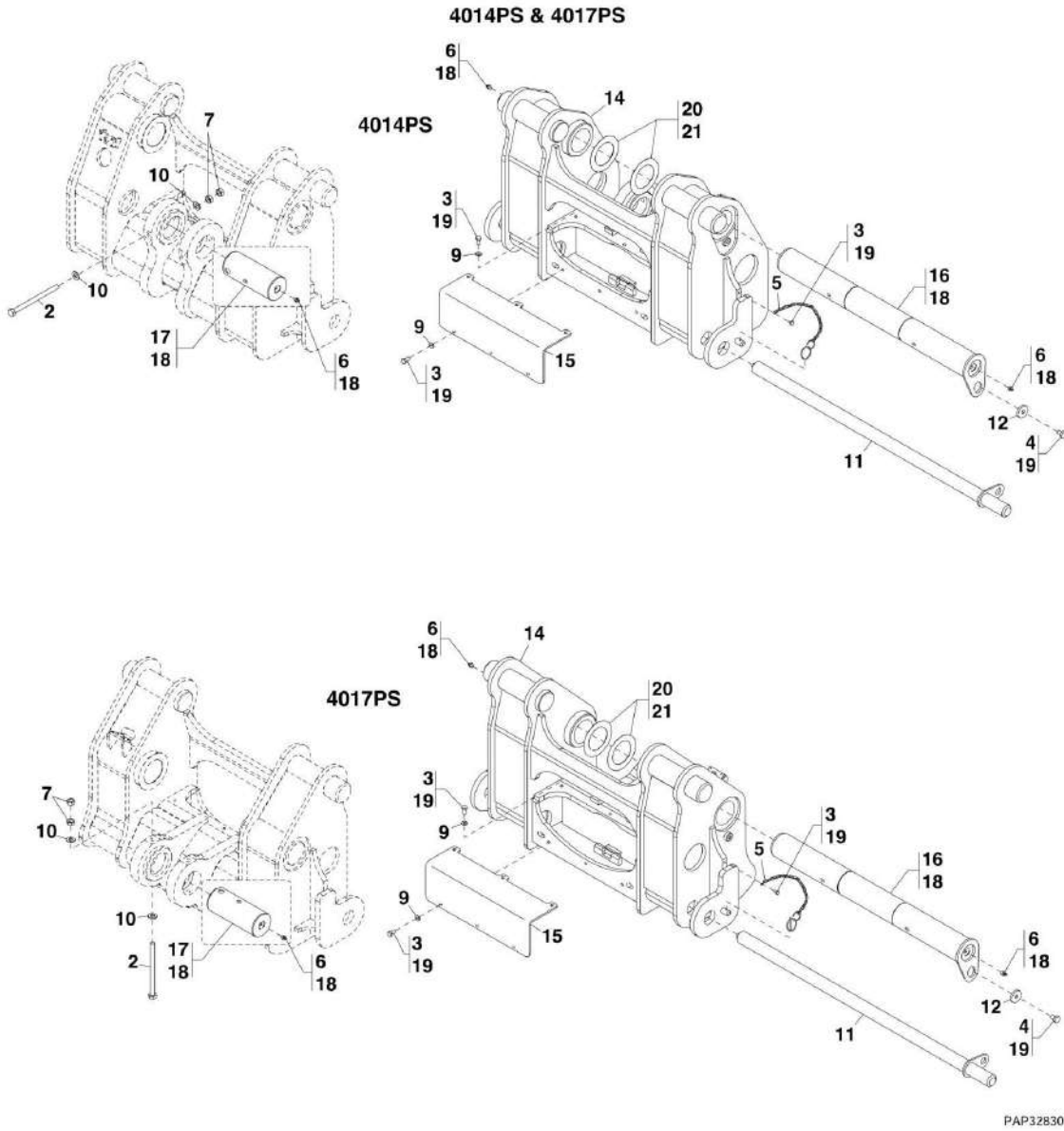
PAP32820

FIGURE 2-17. MANUAL QUICK ATTACH

ITEM	PART NUMBER	QTY	DESCRIPTION	REV
	1001131347	Ref	MANUAL QUICK ATTACH INSTALLATION, (if equipped), (not available to order, see items 2 thru 18 for service)	F
2	0760605	1	HEX HD CAPSCREW, M6X10, GR8.8, (torque to 12 Nm/9 lb-ft)	
3	0761007	2	HEX HD CAPSCREW, M10X14, GR8.8, (torque to 55 Nm/40.5 lb-ft)	
4	0761010	5	HEX HD CAPSCREW, M10X20, GR8.8, (torque to 55 Nm/40.5 lb-ft)	
5	1001161673	1	CHAIN	
6	2160016	5	GREASE FITTING	
8	4812000	5	WASHER, 10mm	
9	1001162636	1	ROD	
10	1001008948	2	WASHER	
11	1001154471	1	WELDMENT	
12	1001154968	1	COVER	
13	1001132895	1	PIN	
14	1001132898	1	PIN	
15	1001098457	AR	LITHIUM GREASE	
16	1001095650	AR	LOCTITE 243	
17	1001098146	AR	SHIM, 72X110X0.5mm	
18	1001098147	AR	SHIM, 72X110X1.0mm	

SECTION 2 - BOOM

FIGURE 2-18. MANUAL QUICK ATTACH - 4014PS & 4017PS



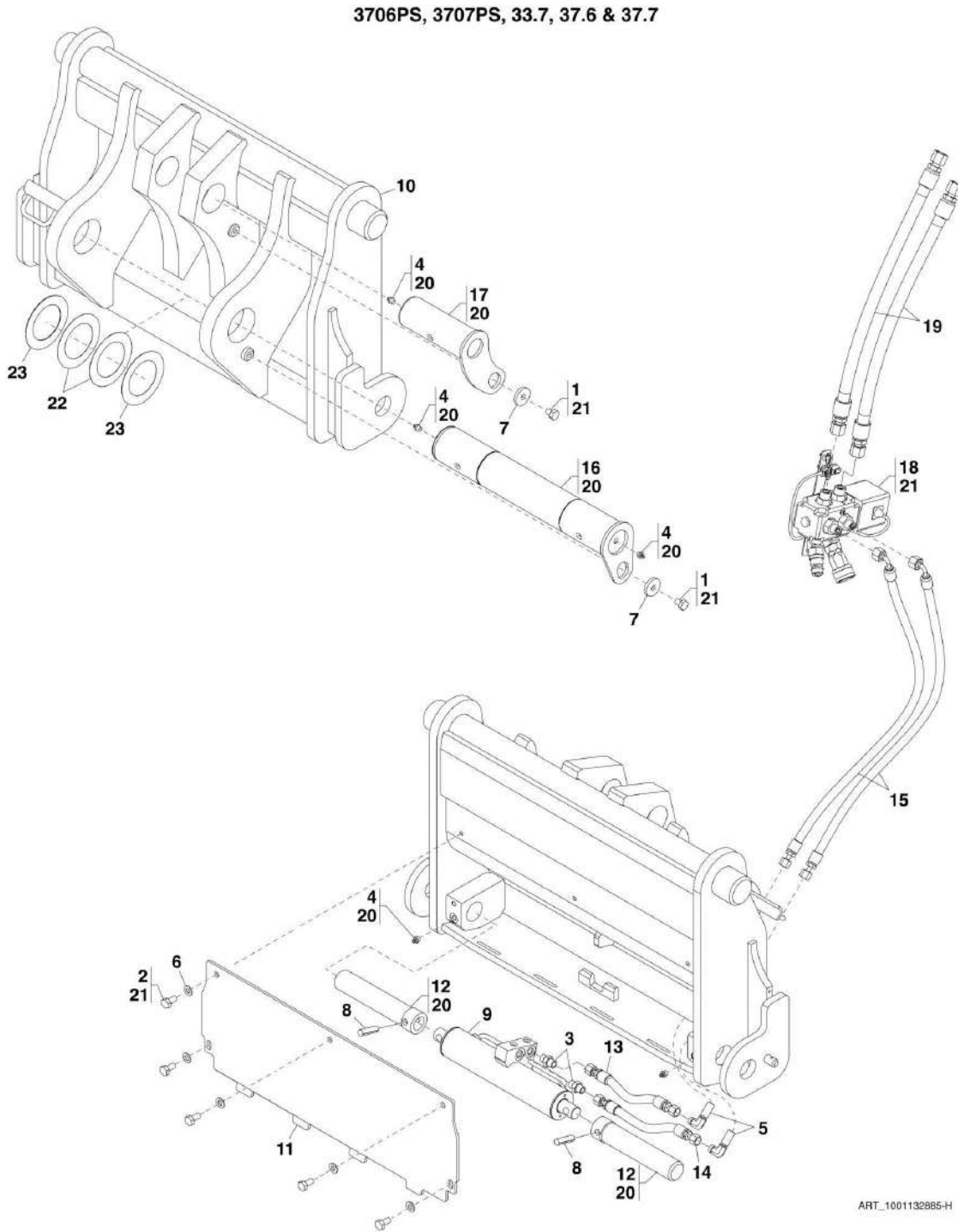
SECTION 2 - BOOM

FIGURE 2-18. MANUAL QUICK ATTACH - 4014PS & 4017PS

ITEM	PART NUMBER	QTY	DESCRIPTION	REV
	1001136181	Ref	MANUAL QUICK ATTACH, (4014PS, if equipped), (not available to order, see items 2 thru 21 for service)	E
	1001137542	Ref	MANUAL QUICK ATTACH, (4017PS, if equipped), (4014PS - Germany, if equipped), (not available to order, see items 2 thru 21 for service)	F
2	0701234	1	HEX HD CAPSCREW, M12X170, GR8.8, (torque to 97 Nm/42 lb-ft)	
3	0760605	1	HEX HD CAPSCREW, M6X10, GR8.8, (torque to 12 Nm/9 lb-ft)	
4	0761007	1	HEX HD CAPSCREW, M10X14, GR8.8, (torque to 97 Nm/42 lb-ft)	
5	1001161673	1	CHAIN	
6	2160016	3	GREASE FITTING	
7	3291201	2	HEX NUT, M12X1.75	
9	4811900	6	WASHER, 8mm	
10	4812100	2	WASHER, 12mm	
11	1001162636	1	ROD	
12	1001008948	1	WASHER	
13	0760808	6	HEX HD CAPSCREW, M8X16, GR8.8, (torque to 28 Nm/21 lb-ft)	
14	1001136183	1	WELDMENT, (4014PS)	
14	1001137544	1	WELDMENT, (4017PS), (4014PS - Germany, if equipped)	
15	1001156994	1	COVER, (4014PS)	
15	1001156995	1	COVER, (4017PS), (4014PS - Germany, if equipped)	
16	1001136211	1	PIN, (4014PS)	
16	1001137555	1	PIN, (4017PS), (4014PS - Germany, if equipped)	
17	1001136214	1	PIN	
18	1001098457	AR	LITHIUM GREASE	
19	1001095650	AR	LOCTITE 243	
20	1001098146	AR	SHIM, 72X110X0.5mm	
21	1001098147	AR	SHIM, 72X110X1.0mm	

SECTION 2 - BOOM

FIGURE 2-19. HYDRAULIC QUICK ATTACH - 3706PS, 3707PS, 33.7, 37.6 & 37.7



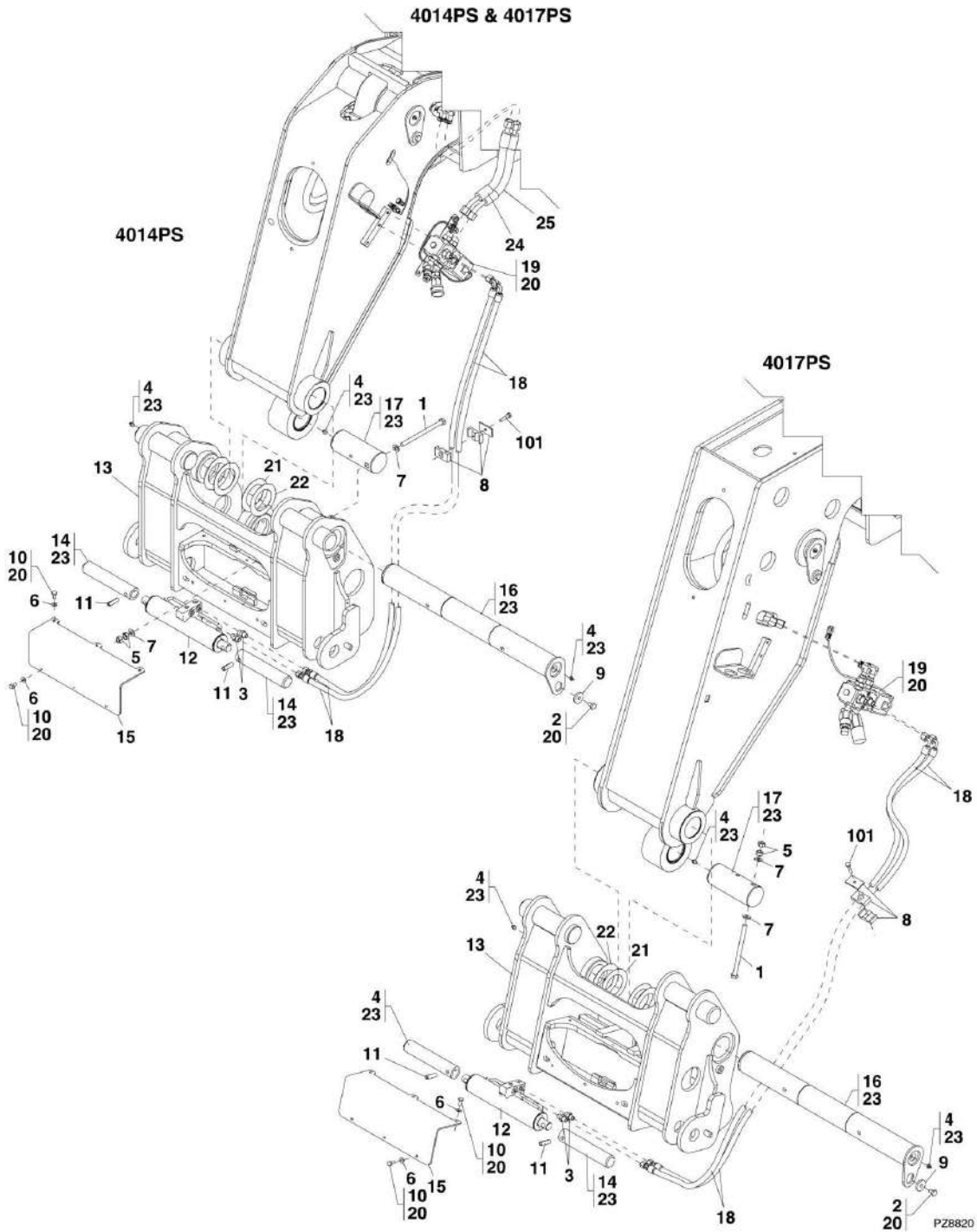
SECTION 2 - BOOM

FIGURE 2-19. HYDRAULIC QUICK ATTACH - 3706PS, 3707PS, 33.7, 37.6 & 37.7

ITEM	PART NUMBER	QTY	DESCRIPTION	REV
	1001132885	Ref	HYDRAULIC QUICK ATTACH INSTALLATION, (if equipped), (includes all items)	H
1	0761007	2	HEX HD CAPSCREW, M10X14, GR8.8, (torque to 55 Nm/40.5 lb-ft)	
2	0761010	5	HEX HD CAPSCREW, M10X20, GR8.8, (torque to 55 Nm/40.5 lb-ft)	
3	2110406	2	STRAIGHT FITTING, (includes o-ring)	
4	2160016	5	GREASE FITTING	
5	2171204	2	ADAPTER, 90, (includes o-ring)	
6	4812000	5	WASHER, 10mm	
7	1001008948	2	WASHER	
8	1001101539	2	PIN (Prior to SN 1160007696)	
8	1001184610	2	PIN (SN 1160007696 to Present)	
9		Ref	QUICK ATTACH CYLINDER, (See HYDRAULIC COMPONENTS SECTION for Breakdown)	
10	1001131348	1	WELDMENT (Prior to SN 1160007696)	
10	1001154471	1	WELDMENT (SN 1160007696 to Present)	
11	1001132884	1	COVER (Prior to SN 1160007696)	
11	1001154968	1	COVER (SN 1160007696 to Present)	
12	1001136209	2	PIN (Prior to SN 1160007696)	
12	1001177509	2	PIN (SN 1160007696 to Present)	
13	1001132887	1	HOSE ASSEMBLY	
14	1001132888	1	HOSE ASSEMBLY	
15	1001132889	2	HOSE ASSEMBLY	
16	1001132895	1	PIN	
17	1001132898	1	PIN	
18		Ref	BOOM AUXILIARY HYDRAULIC COMPONENTS, (See HYDRAULIC CIRCUITS SECTION for Breakdown)	
19	1001144651	2	HOSE ASSEMBLY	
20	1001098457	AR	LITHIUM GREASE	
21	1001095650	AR	LOCTITE 243	
22	1001098146	AR	SHIM, 72X110X0.5mm	
23	1001098147	AR	SHIM, 72X110X1.0mm	

SECTION 2 - BOOM

FIGURE 2-20. HYDRAULIC QUICK ATTACH - 4014PS & 4017PS



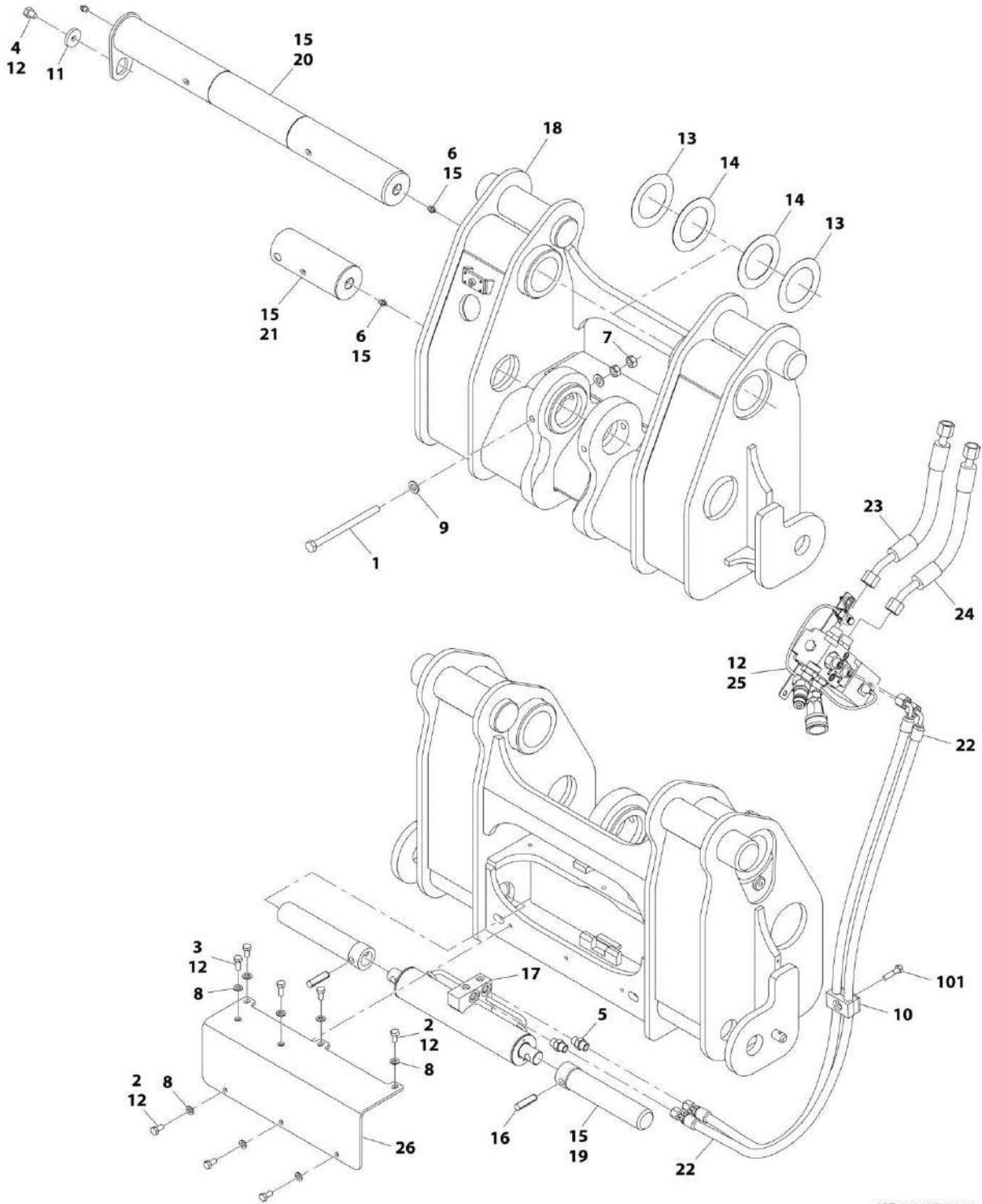
SECTION 2 - BOOM

FIGURE 2-20. HYDRAULIC QUICK ATTACH - 4014PS & 4017PS

ITEM	PART NUMBER	QTY	DESCRIPTION	REV
	1001136182	Ref	HYDRAULIC QUICK ATTACH INSTALLATION, (4014PS, if equipped), (not available to order, see items 1 thru 25 for service)	F
	1001152412	Ref	HYDRAULIC QUICK ATTACH INSTALLATION, (Germany), (4014PS, if equipped), (not available to order, see items 1 thru 25 for service)	C
	1001137543	Ref	HYDRAULIC QUICK ATTACH INSTALLATION, (4017PS, if equipped), (not available to order, see items 1 thru 23 for service)	F
1	0701234	1	HEX HD CAPSCREW, M12X170, GR8.8, (torque to 97 Nm/72 lb-ft)	
2	0761007	1	HEX HD CAPSCREW, M10X14, GR8.8, (torque to 55 Nm/40.5 lb-ft)	
3	2110406	2	STRAIGHT FITTING, (includes o-ring)	
4	2160016	3	GREASE FITTING	
5	3291201	2	HEX NUT, M12X1.75	
6	4811900	6	WASHER, 8mm	
7	4812100	2	WASHER, 12mm	
8	1001006101	1	CLAMP ASSEMBLY, (includes item 101)	
9	1001008948	1	WASHER	
10	0760808	6	HEX HD CAPSCREW, M8X16, GR8.8, (torque to 28 Nm/21 lb-ft)	
11	1001184610	2	PIN	
12		Ref	QUICK ATTACH CYLINDER, (See HYDRAULIC COMPONENTS SECTION for Breakdown)	
13	1001136183	1	WELDMENT, (4014PS)	
13	1001137544	1	WELDMENT, (4017PS)	
14	1001177509	2	PIN	
15	1001156994	1	COVER, (4014PS)	
15	1001156995	1	COVER, (4017PS)	
16	1001136211	1	PIN, (4014PS)	
16	1001137555	1	PIN, (4017PS)	
17	1001136214	1	PIN	
18	1001136215	2	HOSE ASSEMBLY, (4014PS)	
18	1001137558	2	HOSE ASSEMBLY, (4017PS)	
19		Ref	BOOM AUXILIARY HYDRAULIC COMPONENTS, (See HYDRAULIC CIRCUITS SECTION for Breakdown)	
20	1001095650	AR	LOCTITE 243	
21	1001098146	AR	SHIM, 72X110X0.5mm	
22	1001098147	AR	SHIM, 72X110X1.0mm	
23	1001098457	AR	LITHIUM GREASE	
24	1001144683	1	HOSE ASSEMBLY, (4014PS)	
25	1001144684	1	HOSE ASSEMBLY, (4014PS)	
101	1001008784	1	BOLT, M8X1.25	

SECTION 2 - BOOM

FIGURE 2-21. HYDRAULIC QUICK ATTACH - 4014PS & 4017PS



ART_31200722-2-21

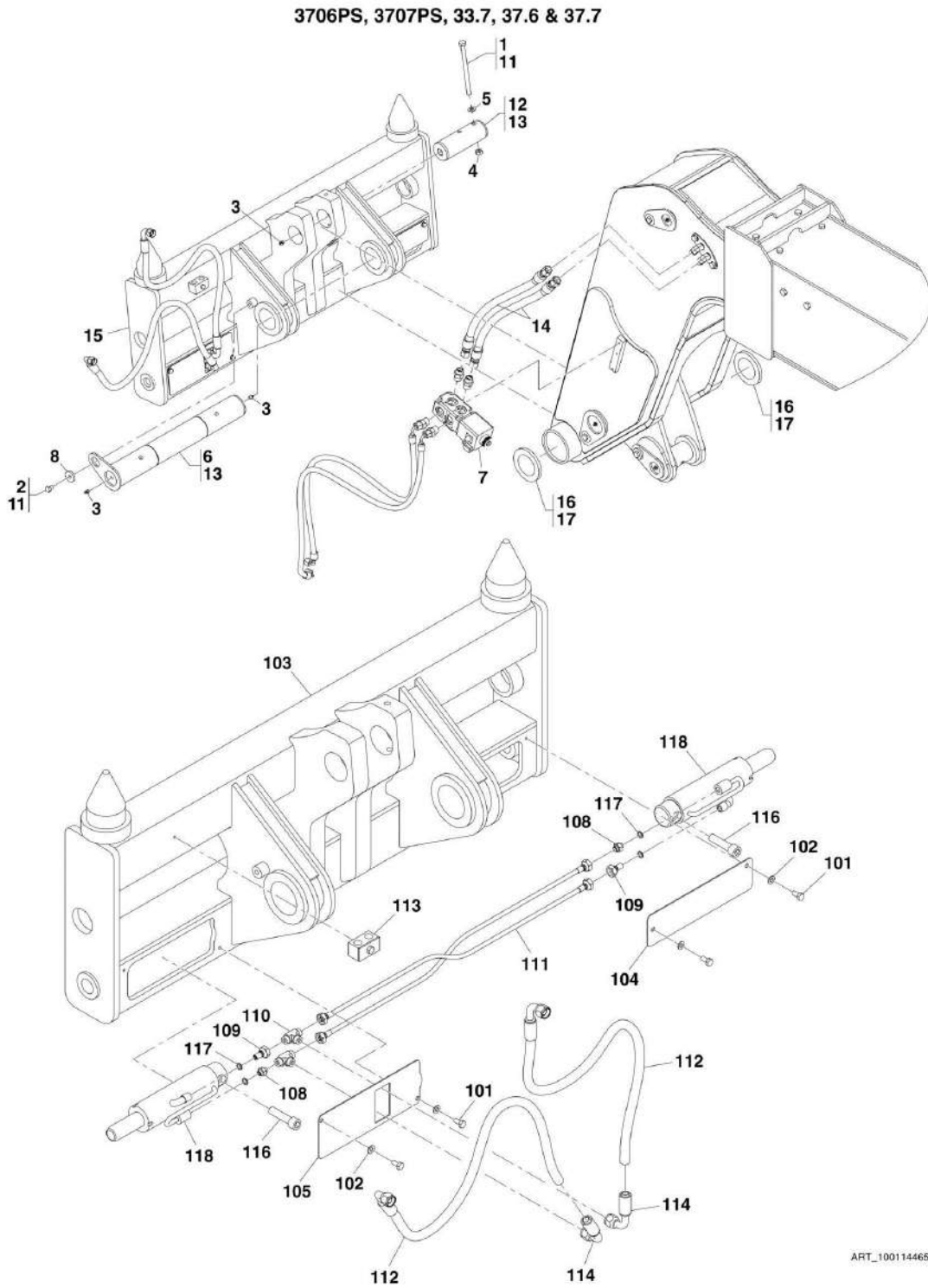
SECTION 2 - BOOM

FIGURE 2-21. HYDRAULIC QUICK ATTACH - 4014PS & 4017PS

ITEM	PART NUMBER	QTY	DESCRIPTION	REV
	1001159275	Ref	HYDRAULIC QUICK ATTACH INSTALLATION, (if equipped with platform), (4014PS), (not available to order, see items 1 thru 26 for service)	B
	1001162500	Ref	HYDRAULIC QUICK ATTACH INSTALLATION, (if equipped with platform), (4014PS, Germany), (not available to order, see items 1 thru 26 for service)	B
	1001156990	Ref	HYDRAULIC QUICK ATTACH INSTALLATION, (if equipped with platform), (4017PS), (not available to order, see items 1 thru 24 for service)	B
1	0701234	1	HEX HD CAPSCREW, M12X170, GR8.8, (torque to 97 Nm/42 lb-ft)	
2	0760808	6	HEX HD CAPSCREW, M8X16, GR8.8, (torque to 28 Nm/21 lb-ft)	
3	0760810	2	HEX HD CAPSCREW, M8X20, GR8.8, (torque to 28 Nm/20.65 lb-ft)	
4	0761007	1	HEX HD CAPSCREW, M10X14, GR8.8, (torque to 55 Nm/40.56 lb-ft)	
5	2110406	2	CONNECTOR, (includes o-ring)	
6	2160016	3	GREASE FITTING	
7	3291201	2	HEX NUT, M12X1-3/4	
8	4811900	8	WASHER, 8mm	
9	4812100	2	WASHER, 10mm	
10	1001006101	1	CLAMP ASSEMBLY, (includes item 101)	
11	1001008948	1	WASHER	
12	1001095650	AR	LOCTITE 243	
13	1001098146	AR	SHIM, 72X110X0.5mm	
14	1001098147	AR	SHIM, 72X110X1.0mm	
15	1001098457	AR	LITHIUM GREASE	
16	1001184610	2	PIN	
17		Ref	QUICK ATTACH CYLINDER, (See HYDRAULIC COMPONENTS SECTION for Breakdown)	
18	1001177509	2	PIN	
19	1001136214	1	PIN	
20	1001136183	1	WELDMENT, (4014PS)	
20	1001137544	1	WELDMENT, (4017PS), (4014PS-Germany)	
21	1001136211	1	PIN, (4014PS)	
21	1001137555	1	PIN, (4017PS), (4014PS-Germany)	
22	1001136215	2	HOSE ASSEMBLY, (4014PS)	
22	1001137558	2	HOSE ASSEMBLY, (4017PS), (4014PS-Germany)	
23		Ref	BOOM AUXILIARY HYDRAULIC COMPONENTS, (See HYDRAULIC CIRCUITS SECTION for Breakdown)	
24	1001156817	1	COVER	
25	1001144683	1	HOSE ASSEMBLY	
26	1001144684	1	HOSE ASSEMBLY	
101	1001008784	1	BOLT, M8X1.25	

SECTION 2 - BOOM

FIGURE 2-22. JD QUICK ATTACH - 3706PS, 3707PS, 33.7, 37.6 & 37.7



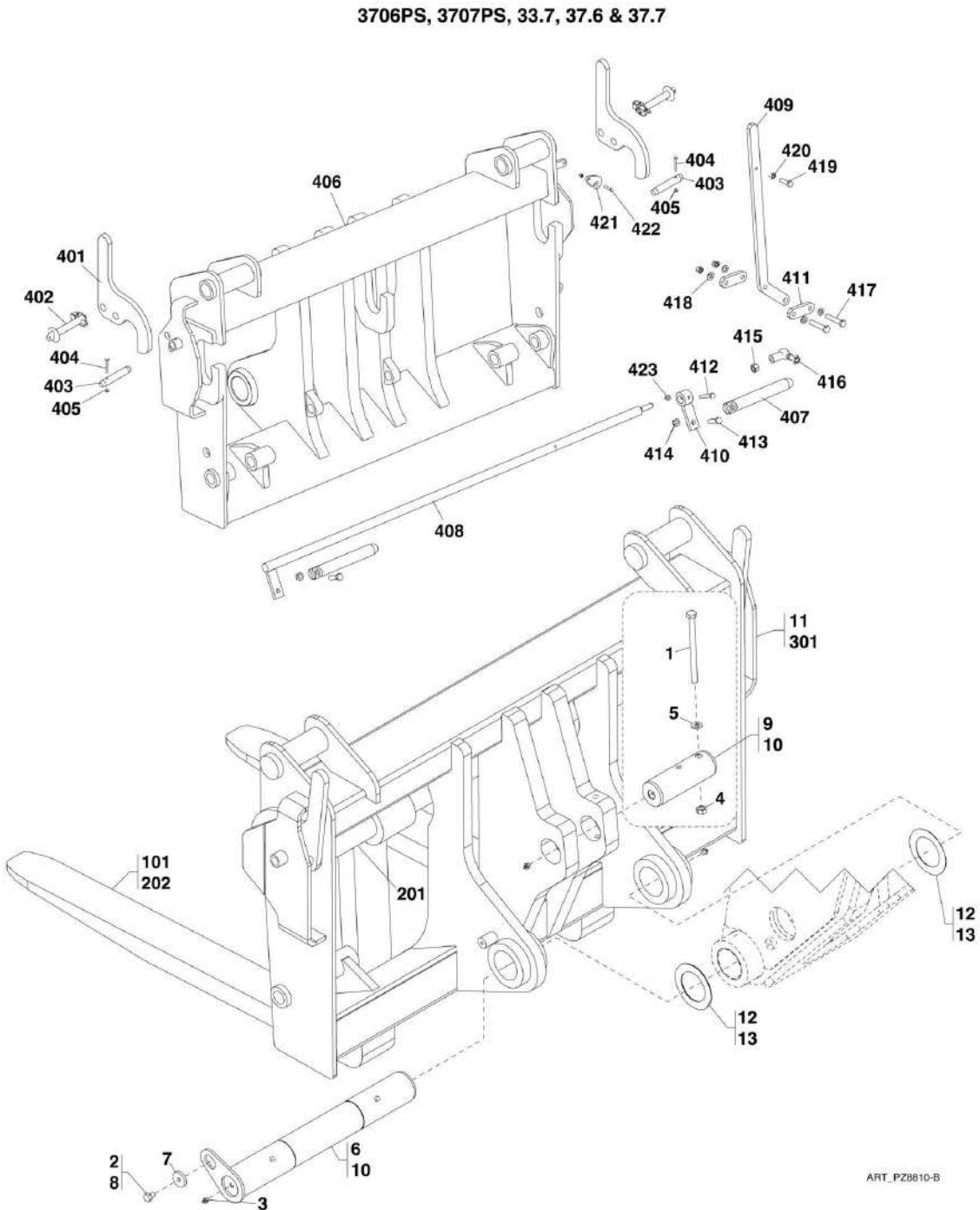
SECTION 2 - BOOM

FIGURE 2-22. JD QUICK ATTACH - 3706PS, 3707PS, 33.7, 37.6 & 37.7

ITEM	PART NUMBER	QTY	DESCRIPTION	REV
	1001144654	Ref	JD QUICK ATTACH INSTALLATION, (if equipped), (not available to order, see items 1 thru 17 for service)	A
1	0711234	1	HEX HD CAPSCREW, M12X170, GR10.9, (torque to 95 Nm/70 lb-ft)	
2	0761007	1	HEX HD CAPSCREW, M10X14, GR8.8, (torque to 55 Nm/40.5 lb-ft)	
3	2160016	3	GREASE FITTING	
4	3291201	1	HEX NUT, M12X1.75	
5	4812100	1	WASHER, 12mm	
6	1001002523	1	PIN	
7		Ref	AUXILIARY BOOM HYDRAULIC COMPONENTS, (See HYDRAULIC CIRCUITS SECTION for Breakdown)	
8	1001008948	1	WASHER	
11	1001095650	AR	LOCTITE 243	
12	1001097141	1	PIN	
13	1001098457	AR	LITHIUM GREASE	
14	1001144651	2	HOSE ASSEMBLY	
15	1001101355	1	JD QUICK ATTACH ASSEMBLY, (includes items 101 thru 118)	E
16	1001098146	AR	SHIM, 72X110X0.5mm	
17	1001098147	AR	SHIM, 72X110X1.0mm	
101	0760808	4	HEX HD CAPSCREW, M8X16, GR8.8, (torque to 28 Nm/21 lb-ft)	
102	4811900	4	WASHER, 8mm	
103	1001101326	1	WELDMENT	
104	1001101356	1	PLATE	
105	1001101425	1	PLATE	
108	1001097661	2	STRAIGHT FITTING, (includes o-ring)	
109	1001097662	2	STRAIGHT FITTING, (includes o-ring)	
110	1001097663	2	TEE FITTING, (includes o-ring)	
111	1001097664	2	PIPE ASSEMBLY	
112	1001101584	2	PIPE ASSEMBLY	
113	1001097666	1	CLAMP, (includes screw and plate)	
114	1001101586	2	ADAPTER, 90, (includes o-ring)	
116	1001101587	2	BOLT, M14X55	
117	1001101590	4	O-RING	
118	1001104933	2	CYLINDER	
118	70022559	2	SEAL KIT	

SECTION 2 - BOOM

FIGURE 2-23. JCB MANUAL QUICK ATTACH - 3706PS, 3707PS, 33.7, 37.6 & 37.7



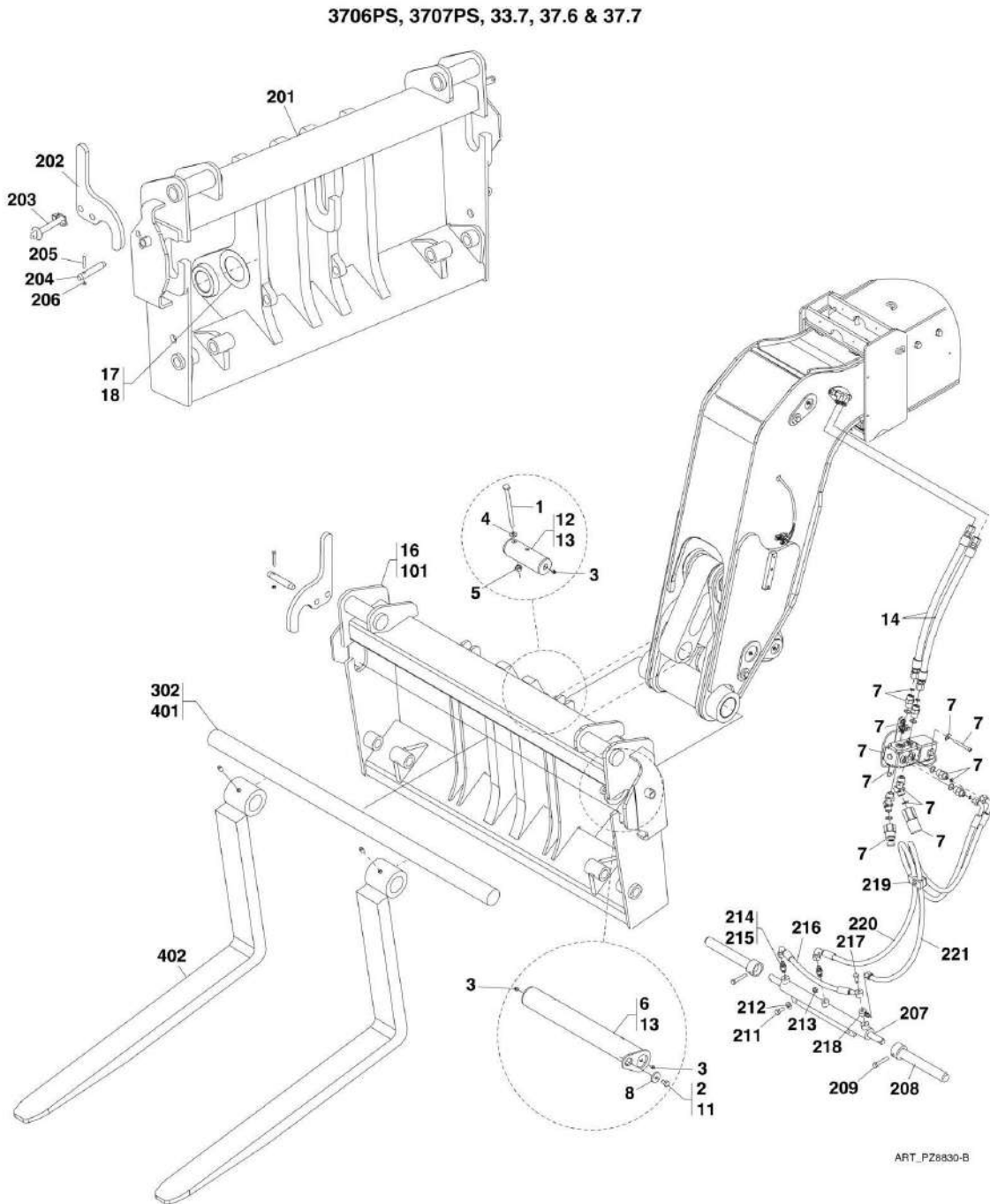
SECTION 2 - BOOM

FIGURE 2-23. JCB MANUAL QUICK ATTACH - 3706PS, 3707PS, 33.7, 37.6 & 37.7

ITEM	PART NUMBER	QTY	DESCRIPTION	REV
	1001111813	Ref	JCB MANUAL QUICK ATTACH INSTALLATION, (if equipped) (not available to order, see items 1 thru 13 for service)	C
1	0711234	1	HEX HD CAPSCREW, M12X170, GR10.9, (torque to 115 Nm/85 lb-ft)	
2	0761007	1	HEX HD CAPSCREW, M10X14, GR8.8, (torque to 55 Nm/41 lb-ft)	
3	2160016	3	GREASE FITTING	
4	3291201	1	HEX NUT, M12X1.75	
5	4812100	1	WASHER, 12mm	
6	1001002523	1	PIN	
7	1001008948	1	WASHER	
8	1001095650	AR	LOCTITE 243	
9	1001097141	1	PIN	
10	1001098457	AR	LITHIUM GREASE	
11	1001111762	1	CARRIAGE AND FORK ASSEMBLY, (includes items 101 & 301)	D
12	1001098146	AR	SHIM, 72X110X0.5mm	
13	1001098147	AR	SHIM, 72X110X1.0mm	
101	1001111758	1	FORK AND BAR ASSEMBLY, (includes 201 & 202)	E
201	1001108133	1	BAR	
202	1001111757	2	FORK	
301	1001111767	1	CARRIAGE ASSEMBLY, (includes items 401 thru 423)	C
401	1001103192	2	HANDLE	
402	1001103193	2	PIN	
403	1001103194	2	PIN	
404	1001103195	2	BOLT	
405	1001103196	3	NUT	
406	1001111766	1	WELDMENT	
407	1001111772	2	LINK	
408	1001111773	1	LEVER	
409	1001111774	1	BRACKET	
410	1001111775	1	WELDMENT	
411	1001111776	2	BRACKET	
412	1001111836	1	BOLT	
413	1001111837	2	BOLT	
414	1001111838	4	NUT	
415	1001111839	1	NUT	
416	1001111840	1	BALL JOINT	
417	1001111841	2	BOLT	
418	1001111842	4	WASHER	
419	1001111843	1	BOLT	
420	1001111844	1	NUT	
421	1001111845	1	HOOK	
422	1001111846	1	BOLT	
423	1001111847	1	NUT	

SECTION 2 - BOOM

FIGURE 2-24. JCB HYDRAULIC QUICK ATTACH - 3706PS, 3707PS, 33.7, 37.6 & 37.7



SECTION 2 - BOOM

FIGURE 2-24. JCB HYDRAULIC QUICK ATTACH - 3706PS, 3707PS, 33.7, 37.6 & 37.7

ITEM	PART NUMBER	QTY	DESCRIPTION	REV
	1001144653	Ref	JCB HYDRAULIC QUICK ATTACH INSTALLATION, (if equipped), (not available to order, see items 1 thru 18 for service)	B
1	0711234	1	HEX HD CAPSCREW, M12X170, GR10.9, (torque to 115 Nm/85 lb-ft)	
2	0761007	1	HEX HD CAPSCREW, M10X14, GR8.8, (torque to 55 Nm/41 lb-ft)	
3	2160016	3	GREASE FITTING	
4	3291201	1	HEX NUT, M12X1.75	
5	4812100	1	WASHER, 12mm	
6	1001002523	1	PIN	
7		Ref	AUXILIARY BOOM HYDRAULIC COMPONENTS, (See HYDRAULIC CIRCUITS SECTION for Breakdown)	
8	1001008948	1	WASHER	
11	1001095650	AR	LOCTITE 243	
12	1001097141	1	PIN	
13	1001098457	AR	LITHIUM GREASE	
14	1001144651	2	HOSE ASSEMBLY	
16	1001111761	1	CARRIAGE AND FORK ASSEMBLY, (includes items 101 & 302)	D
17	1001098146	AR	SHIM, 72X110X0.5mm	
18	1001098147	AR	SHIM, 72X110X1.0mm	
101	1001102939	1	CARRIAGE ASSEMBLY, (includes items 201 thru 221)	F
201	1001101483	1	WELDMENT	
202	1001103192	2	HANDLE	
203	1001103193	2	PIN	
204	1001103194	2	PIN	
205	1001103195	2	BOLT	
206	1001103196	3	NUT	
207	1001103198	1	CYLINDER	
207	70023274	1	SEAL KIT	
208	1001103199	2	PIN	
209	1001103200	2	BOLT	
211	1001103202	2	BOLT	
212	1001103203	2	SPRING WASHER	
213	1001103204	2	NUT	
214	1001103205	5	O-RING	
215	1001103206	2	STRAIGHT FITTING	
216	1001103207	1	PIPE ASSEMBLY	
217	1001103208	1	BOLT	
218	1001103209	1	ADAPTER	
219	1001103533	1	CLAMP	
220	1001103230	1	PIPE ASSEMBLY	
221	1001103231	1	PIPE ASSEMBLY	
302	1001111758	1	FORK AND BAR ASSEMBLY, (includes 401 & 402)	E
401	1001108133	1	BAR	
402	1001111757	2	FORK	

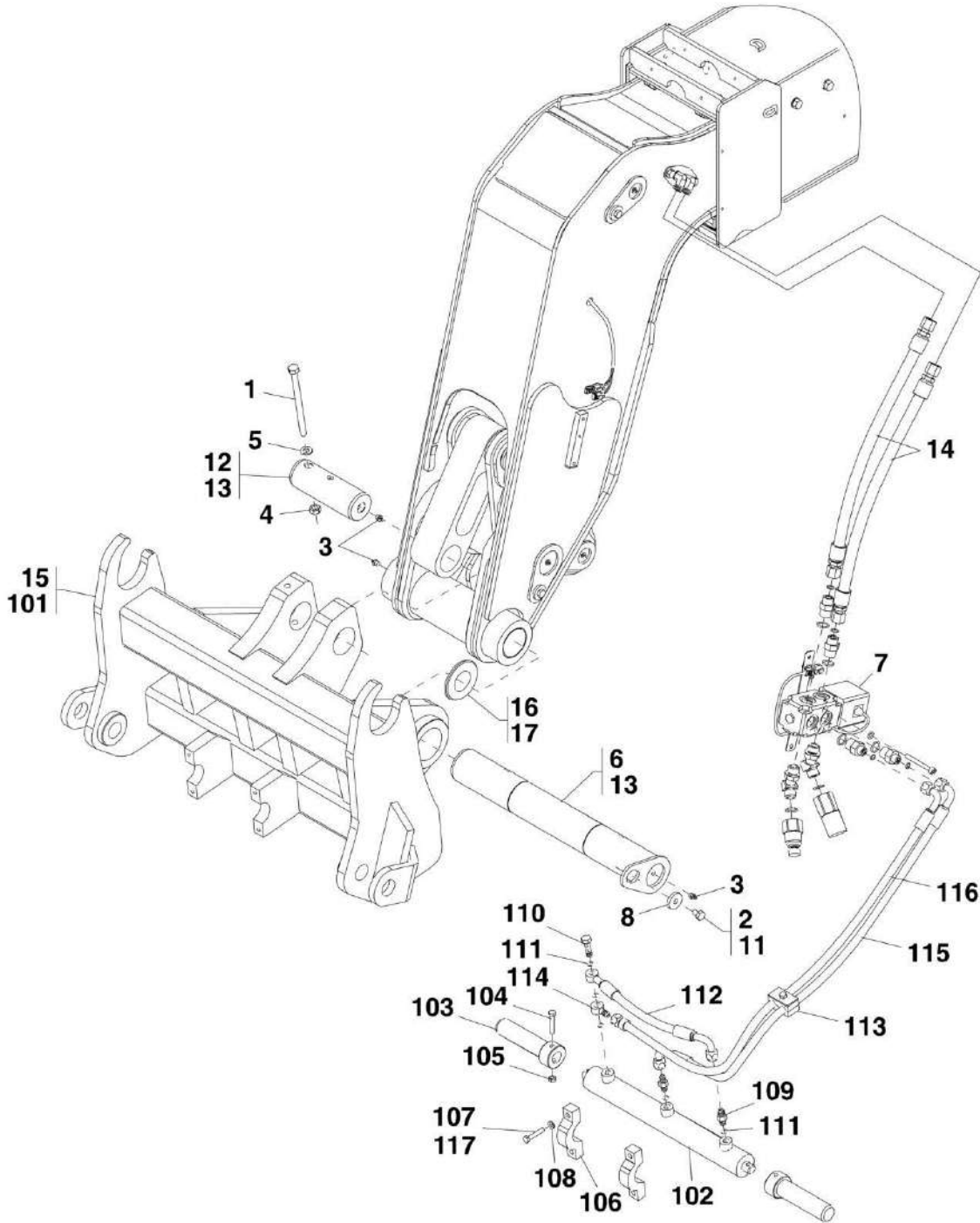
FIGURE 2-25. MANITOU MANUAL QUICK ATTACH

ITEM	PART NUMBER	QTY	DESCRIPTION	REV
	1001103157	Ref	MANITOU MANUAL QUICK ATTACH INSTALLATION, (3706PS, 3707PS, 33.7, 37.6 & 37.7), (if equipped), (not available to order, see items 1 thru 13 for service)	B
	1001171940	Ref	MANITOU MANUAL QUICK ATTACH INSTALLATION, (4014PS & 4017PS), (if equipped), (not available to order, see items 1 thru 13 for service)	A
1	0711234	1	HEX HD CAPSCREW, M12X170, GR10.9, (torque to 115 Nm/85 lb-ft)	
2	0761007	1	HEX HD CAPSCREW, M10X14, GR8.8, (torque to 55 Nm/41 lb-ft)	
3	2160016	3	GREASE FITTING	
4	3291201	1	HEX NUT, M12X1.75	
5	4812100	1	WASHER, 12mm	
6	1001002523	1	PIN, (3706PS, 3707PS, 33.7, 37.6 & 37.7)	
6	1001136214	1	PIN, (4014PS & 4017PS)	
7	1001008948	1	WASHER	
8	0100011	AR	LOCTITE 242, (3706PS, 3707PS, 33.7, 37.6 & 37.7)	
8	1001095650	AR	LOCTITE 242, (4014PS & 4017PS)	
9	1001097141	1	PIN, (3706PS, 3707PS, 33.7, 37.6 & 37.7)	
9	1001137555	1	PIN, (4014PS & 4017PS)	
10	1001098457	AR	LITHIUM GREASE	
11	1001103155	1	QUICK ATTACH ASSEMBLY, (3706PS, 3707PS, 33.7, 37.6 & 37.7), (includes items 101 thru 103)	A
11	1001171766	1	QUICK ATTACH ASSEMBLY, (4014PS & 4017PS), (includes items 101 thru 103)	A
12	1001098146	AR	SHIM, 72X110X0.5mm	
13	1001098147	AR	SHIM, 72X110X1.0mm	
101	1001101485	1	WELDMENT, (3706PS, 3707PS, 33.7, 37.6 & 37.7)	
101	1001172815	1	WELDMENT, (4014PS & 4017PS)	
102	1001104349	1	PIN	
103	1001104350	1	PIN	

SECTION 2 - BOOM

FIGURE 2-26. MANITOU HYDRAULIC QUICK ATTACH - 3706PS, 3707PS, 33.7, 37.6 & 37.7

3706PS, 3707PS, 33.7, 37.6 & 37.7



ART_1001144652-B

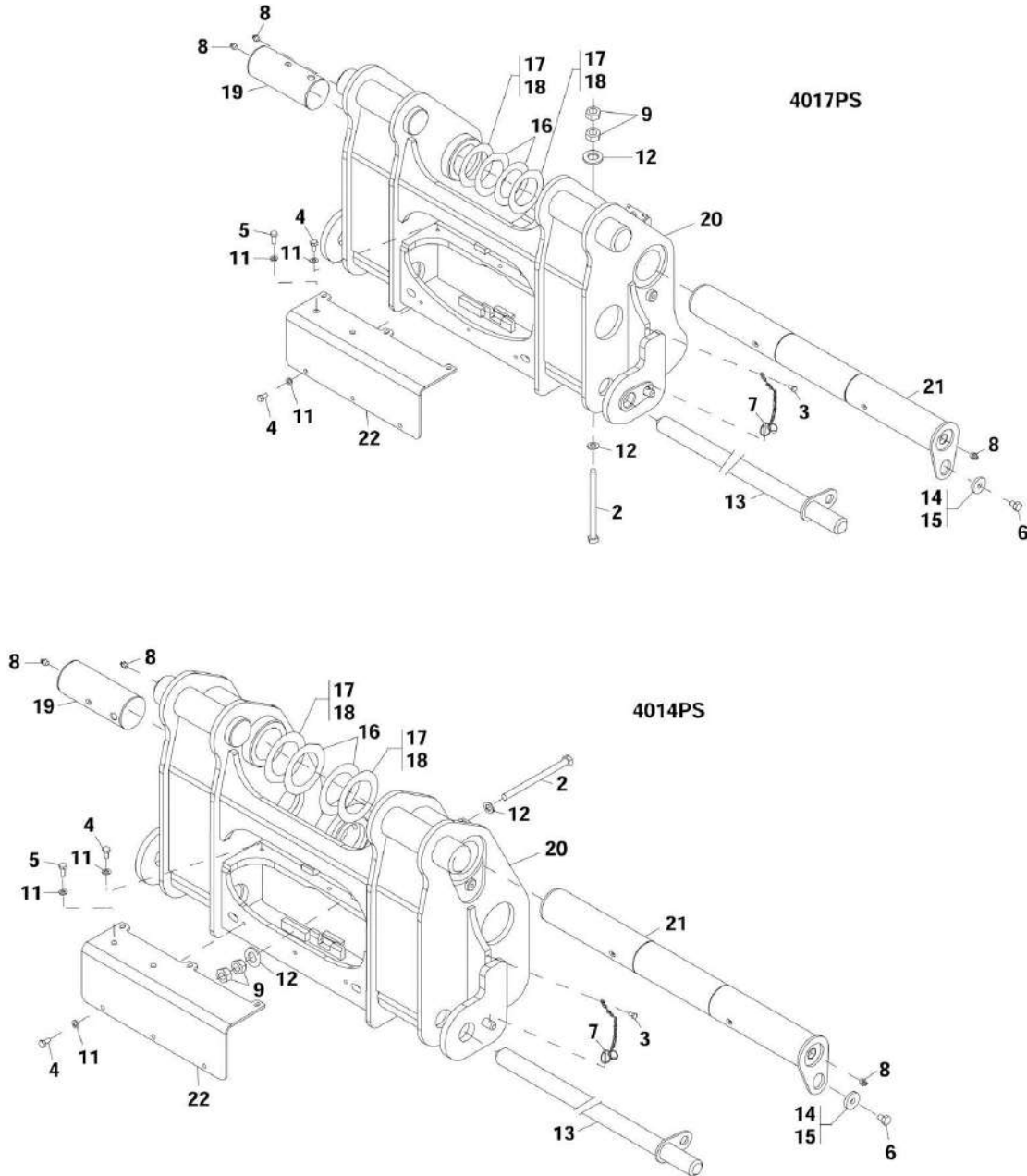
SECTION 2 - BOOM

FIGURE 2-26. MANITOU HYDRAULIC QUICK ATTACH - 3706PS, 3707PS, 33.7, 37.6 & 37.7

ITEM	PART NUMBER	QTY	DESCRIPTION	REV
	1001144652	Ref	MANITOU HYDRAULIC QUICK ATTACH INSTALLATION, (if equipped), (not available to order, see items 1 thru 17 for service)	B
1	0711234	1	HEX HD CAPSCREW, M12X170, GR10.9, (torque to 115 Nm/85 lb-ft)	
2	0761007	1	HEX HD CAPSCREW, M10X14, GR8.8, (torque to 55 Nm/41 lb-ft)	
3	2160016	3	GREASE FITTING	
4	3291201	1	HEX NUT, M12X1.75	
5	4812100	1	WASHER, 12mm	
6	1001002523	1	PIN	
7		Ref	AUXILIARY BOOM HYDRAULIC COMPONENTS, (See HYDRAULIC CIRCUITS SECTION for Breakdown)	
8	1001008948	1	WASHER	
11	0100011	AR	LOCTITE 242	
12	1001097141	1	PIN	
13	1001098457	AR	LITHIUM GREASE	
14	1001144651	2	HOSE ASSEMBLY	
15	1001102941	1	QUICK ATTACH ASSEMBLY, (includes items 101 thru 117)	B
16	1001098146	AR	SHIM, 72X110X0.5mm	
17	1001098147	AR	SHIM, 72X110X1.0mm	
101	1001103375	1	WELDMENT	
102	1001103522	1	CYLINDER	
102	70023273	1	SEAL KIT	
103	1001103523	2	PIN	
104	1001103524	2	BOLT	
105	1001103525	2	LOCKNUT	
106	1001103526	2	CLAMP	
107	1001103527	4	BOLT	
108	1001103528	4	WASHER	
109	1001103529	2	STRAIGHT FITTING	
110	1001103530	1	HYDRAULIC BOLT	
111	1001103531	5	O-RING	
112	1001103532	1	HOSE ASSEMBLY	
113	1001103533	3	CLAMP ASSEMBLY	
114	1001103534	1	BANJO LINK	
115	1001103536	1	HOSE ASSEMBLY	
116	1001103537	1	HOSE ASSEMBLY	
117	1001095650	AR	LOCTITE 243	

SECTION 2 - BOOM

FIGURE 2-27. MANUAL QUICK ATTACH INSTALLATION, (IF EQUIPPED WITH PLATFORM) - 4014PS & 4017PS



PAP32840

SECTION 2 - BOOM

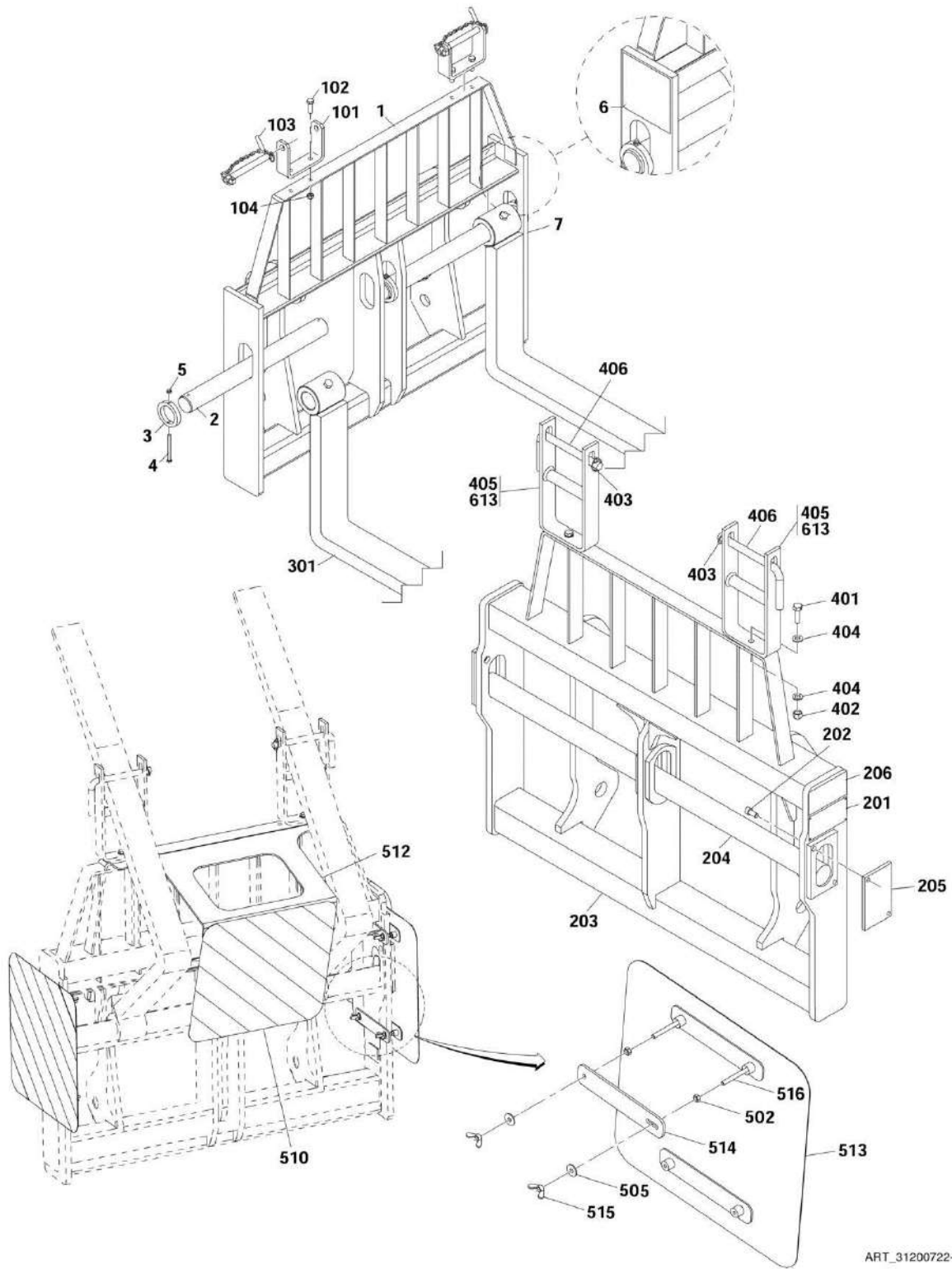
FIGURE 2-27. MANUAL QUICK ATTACH INSTALLATION, (IF EQUIPPED WITH PLATFORM) - 4014PS & 4017PS

ITEM	PART NUMBER	QTY	DESCRIPTION	REV
	1001156989	Ref	MANUAL QUICK ATTACH INSTALLATION, (if equipped with platform), (4014PS - Germany), (4017PS), (not available to order, see items 2 thru 22 for service)	C
	1001159273	Ref	MANUAL QUICK ATTACH INSTALLATION, (if equipped with platform), (4014PS), (not available to order, see items 2 thru 22 for service)	C
2	0701234	1	HEX HD CAPSCREW, M12X170, GR8.8, (torque to 97 Nm/42 lb-ft)	
3	0760605	1	HEX HD CAPSCREW, M6X10, GR8.8, (torque to 12 Nm/9 lb-ft)	
4	0760808	6	HEX HD CAPSCREW, M8X16, GR8.8, (torque to 28 Nm/21 lb-ft)	
5	0760810	2	HEX HD CAPSCREW, M8X20, GR8.8, (torque to 28 Nm/20.65 lb-ft)	
6	0761007	1	HEX HD CAPSCREW, M10X14, GR8.8, (torque to 55 Nm/40.56 lb-ft)	
7	1001161673	1	PIN	
8	2160016	3	GREASE FITTING	
9	3291201	2	HEX NUT, M12X1.75	
11	4811900	8	WASHER, 8mm	
12	4812100	2	WASHER, 12mm	
13	1001162636	1	ROD	
14	1001008948	1	WASHER	
15	1001095650	AR	LOCTITE 243	
16	1001098146	AR	SHIM, 72X110X0.5mm	
17	1001098147	AR	SHIM, 72X110X1.0mm	
18	1001098457	AR	LITHIUM GREASE	
19	1001136214	1	PIN	
20	1001137544	1	WELDMENT, (4014PS - Germany), (4017PS)	
20	1001136183	1	WELDMENT, (4014PS)	
21	1001137555	1	PIN, (4014PS - Germany), (4017PS)	
21	1001136211	1	PIN, (4014PS)	
22	1001156817	1	COVER	

SECTION 3 - ATTACHMENTS

SECTION 3 - ATTACHMENTS

FIGURE 3-1. CARRIAGE ASSEMBLY



ART_31200722-3-1

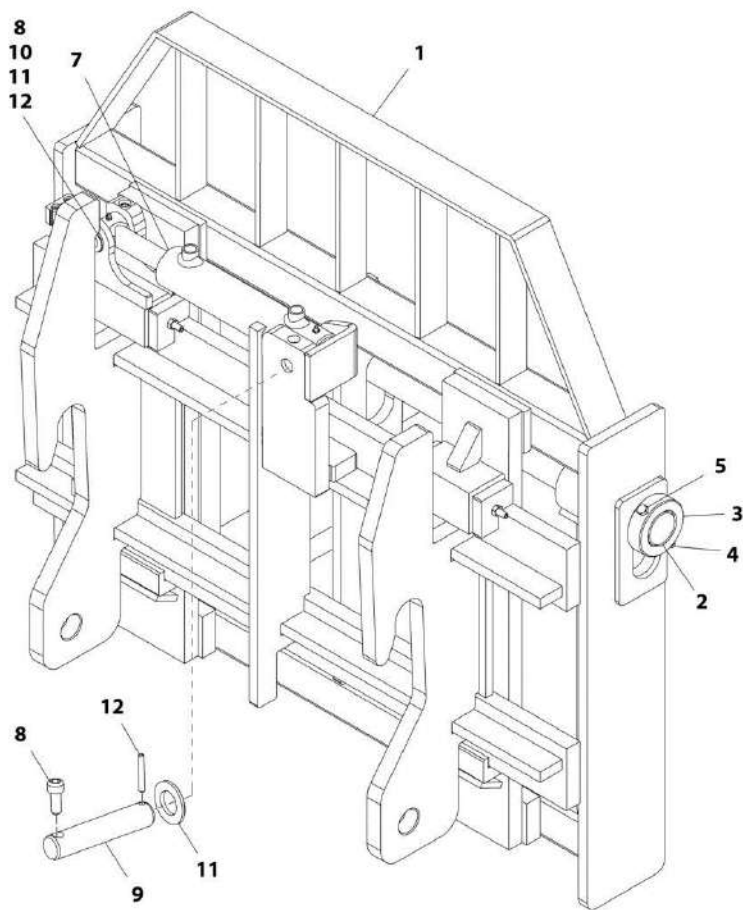
SECTION 3 - ATTACHMENTS

FIGURE 3-1. CARRIAGE ASSEMBLY

ITEM	PART NUMBER	QTY	DESCRIPTION	REV
	1170028	1	CARRIAGE ASSY, (Benne), (includes items 1 thru 7) (Prior to SN 1160007662)	E
	1001112618	1	CARRIAGE ASSY, (Benne), (includes items 1 thru 5 & 7) (SN 1160007662 to Present)	C
1	N.S.S.	1	CARRIAGE WELDMENT	
2	4040283	2	CARRIAGE SHAFT	
3	3760508	4	SHAFT COLLAR	
4	0700827	4	HEX HD CAPSCREW, M8X100, GR8.8	
5	3290805	4	HEX LOCKNUT, 8mm	
6	N.S.S.	1	NAME PLATE	
7	N.S.S.	1	SN PLATE	
	0240143	1	FORK TRANSPORT LATCH, (CE and AUS), (includes items 101 thru 104)	A
101	0903366	2	LOCKING BRACKET	
102	0761216	4	HEX HD CAPSCREW, 12X40	
103	3291205	4	HEX LOCKNUT, 12mm	
104	3423258	2	LOCKING PIN	
	1001107333	1	CARRIAGE ASSY, (500mm), (4014PS & 4017PS), (CE), (Vetter), (includes items 201 thru 206)	A
	1001152655	1	CARRIAGE ASSY, (500mm), (3706PS, 3707PS, 37.6, 33.7 & 37.7), (includes items 201 thru 206)	A
	1001107581	1	CARRIAGE ASSY, (600mm), (4017PS, 4014PS), (EAME and AUS), (includes items 201 thru 206)	A
201	N.S.S.	1	SN PLATE	
202	4032109	4	SOCKET HD CAPSCREW, M12X25	
203	N.S.S.	1	CARRIAGE WELDMENT	
204	1001107336	1	CARRIAGE SHAFT	
205	1001107338	2	SHAFT COVER	
206	N.S.S.	1	NAME PLATE	
301		Ref	FORKS, (See FORK TINES for Breakdown)	
	1001120182	1	FORK TRANSPORT LATCH, (CE and AUS), (Vetter), (includes items 401 thru 406)	C
401	0701217	2	HEX HD CAPSCREW, M12X45, GR8.8	
402	3291201	2	HEX NUT, M12X1.75	
403	3964987	2	SPLIT PIN	
404	5241200	4	WASHER, 12mm	
405	1001006141	NLA	FORK LOCK BACK BRACKET, (no longer available, use 1001130822 for replacement)	
405	1001130822	2	FORK LOCK BACK BRACKET	
406	1001100262	2	CARRIAGE FORK RETAINER PIN	
502	3290801	8	HEX NUT, M8X1.25, (Italy - if equipped) (Prior to SN 1160008047)	
505	4811902	8	WASHER, 8mm, (Italy - if equipped) (Prior to SN 1160008047)	
510	1001162771	3	SAFETY FILM, (Italy - if equipped) (Prior to SN 1160008047)	
512	1001163676	1	PLATE (Italy - if equipped) (Prior to SN 1160008047)	
513	1001163929	2	BRACKET (Italy - if equipped) (Prior to SN 1160008047)	
514	1001163938	4	PLATE, (Italy - if equipped) (Prior to SN 1160008047)	
515	1001164237	8	NUT, M8X1.25, (Italy - if equipped) (Prior to SN 1160008047)	
516	1001164273	8	STUD, M8X80 LG, (Italy - if equipped) (Prior to SN 1160008047)	
613	1001152259	2	FORK LOCK BACK BRACKET, (Germany)	

SECTION 3 - ATTACHMENTS

FIGURE 3-2. SIDE SHIFT CARRIAGE ASSEMBLY (Prior to SN 1160008730)



ART_1170002-J

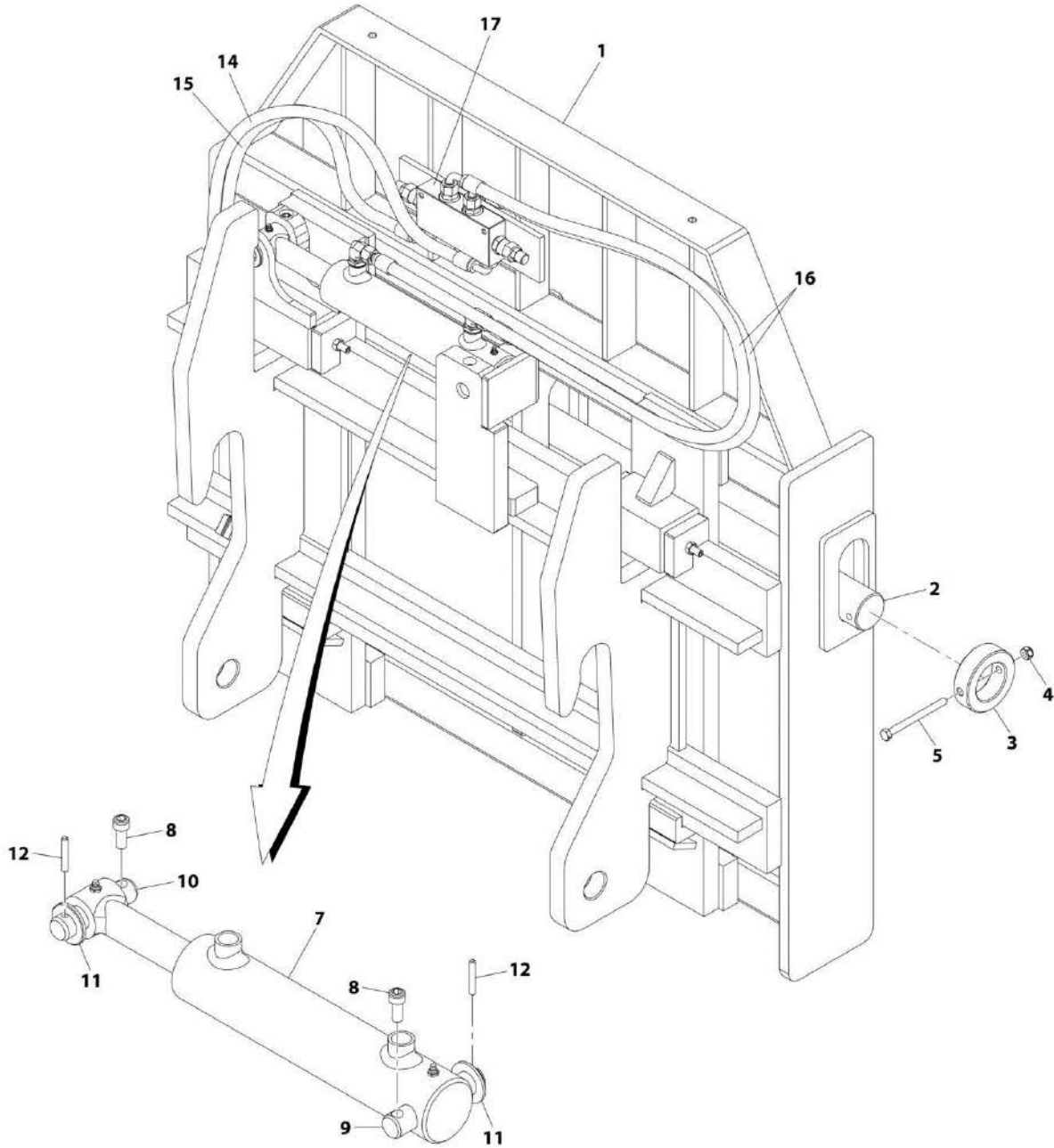
SECTION 3 - ATTACHMENTS

FIGURE 3-2. SIDE SHIFT CARRIAGE ASSEMBLY (Prior to SN 1160008730)

ITEM	PART NUMBER	QTY	DESCRIPTION	REV
	1170002	1	Side Shift Carriage Assembly, (Lamy), (includes items 1 thru 5 & 7 thru 13)	J
1	N.S.S.	1	Carriage Weldment	
2	7028136	1	Fork Pin	
3	7028137	2	Collar	
4	3291005	2	Nut	
5	0701029	2	Capscrew	
7	70021558	1	Cylinder	
8	70021559	2	Bolt	
9	70021560	1	Pin	
10	70021561	1	Pin	
11	70021562	2	Washer	
12	70021563	2	Roll Pin	
13	N.S.S.	1	S/N Plate (not shown)	

SECTION 3 - ATTACHMENTS

FIGURE 3-3. SIDE SHIFT CARRIAGE ASSEMBLY (SN 1160008730 to Present)



ART_1170002-K

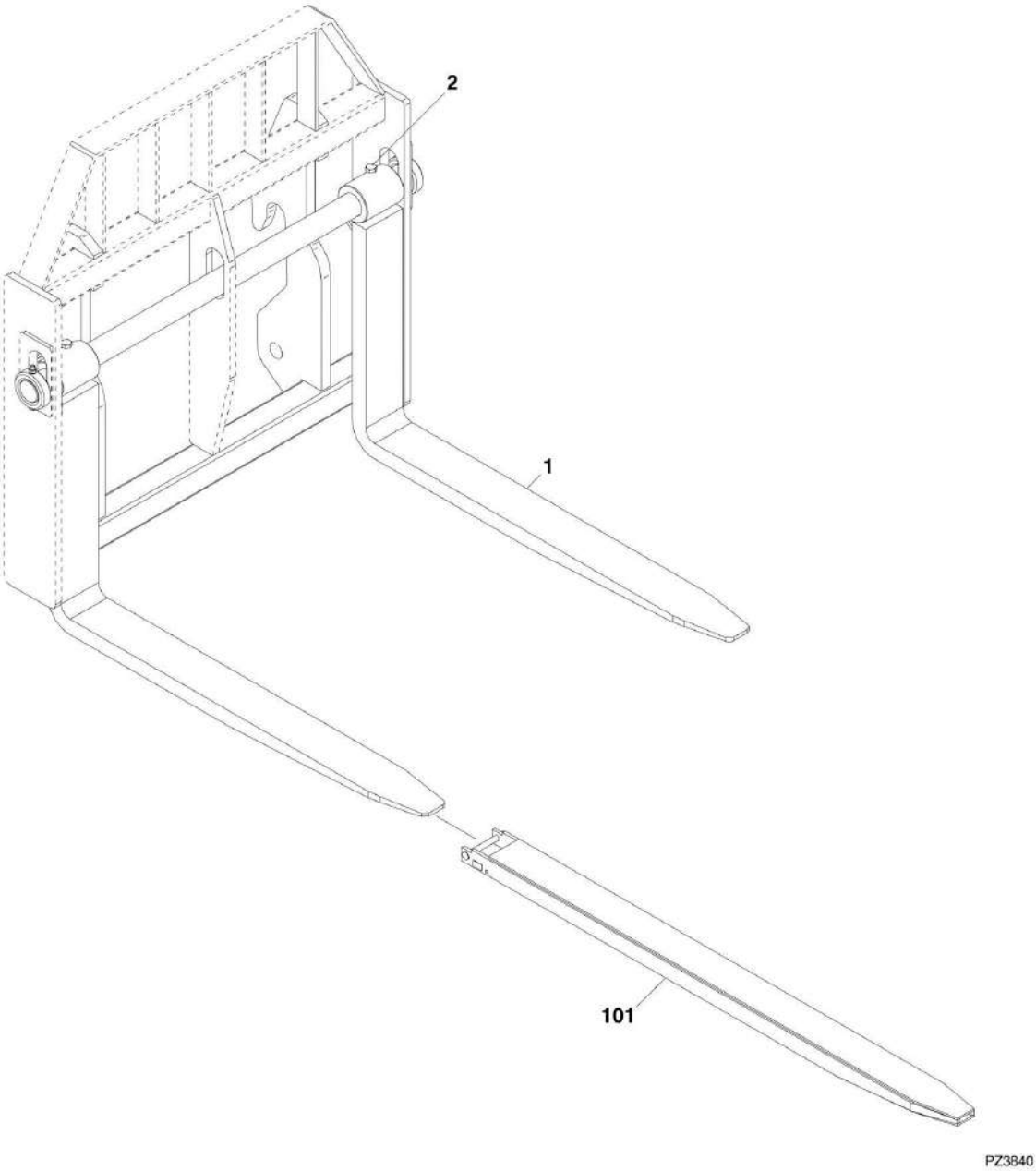
SECTION 3 - ATTACHMENTS

FIGURE 3-3. SIDE SHIFT CARRIAGE ASSEMBLY (SN 1160008730 to Present)

ITEM	PART NUMBER	QTY	DESCRIPTION	REV
	1170002	1	Side Shift Carriage Assembly	K
1	N.S.S.	1	Carriage Weldment	
2	7028136	1	Fork Pin	
3	7028137	2	Collar	
4	3291005	2	Nut	
5	0701029	2	Capscrew	
7	70021558	1	Cylinder	
8	70021559	2	Bolt	
9	70021560	1	Pin	
10	70021561	1	Pin	
11	70021562	2	Washer	
12	70021563	2	Roll Pin	
13	N.S.S.	1	S/N Plate (not shown)	
14	70029011	3	Hose	
15	70029012	1	Hose	
16	70029013	2	Hose	
17	70027291	1	Balancing Valve	

SECTION 3 - ATTACHMENTS

FIGURE 3-4. FORK TINES



PZ3840

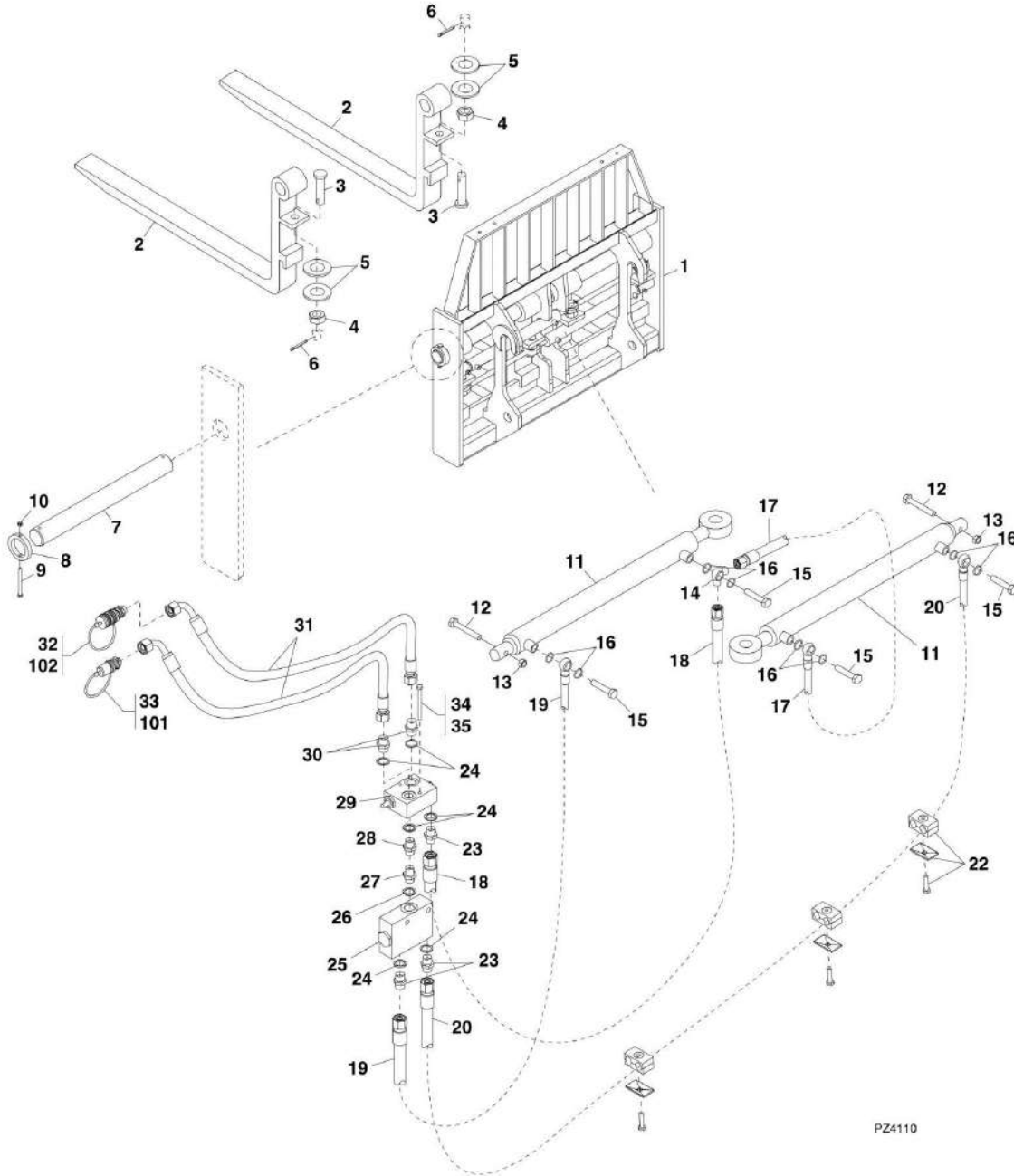
SECTION 3 - ATTACHMENTS

FIGURE 3-4. FORK TINES

ITEM	PART NUMBER	QTY	DESCRIPTION	REV
1	2340030	1	FORK TINE ASSY, (Lamy), (100X50X1200mm), (4000kg per pair), (sold as a pair), (3706, 3707, 37.6, 37.7 & 33.7)	D
1	1001007542	1	FORK TINE ASSY, (100X50X1200mm), (4000kg per pair), (sold as a pair), (4014PS & 4017PS)	A
2	1001008459	2	BOLT	
1	1001117945	1	FORK TINE ASSY, (100X50X1200mm), (2000kg), (sold as a pair), (3706PS, 3707PS, 37.6,37.7 & 33.7)	C
2	7028628	2	CAPSCREW	
1	2340041	1	PALLET FORK ASSY, (Benne), (2000kg), (100X50X1200mm), (sold as a pair)	C
2	0761612	2	HEX HD CAPSCREW, M16X25, GR8.8	
1	1001100911	1	FORK TINE ASSY, (Vetter), (4000 kg per pair), (100X50X1200mm), (sold as a pair)	D
1	1001107586	1	FORK TINE ASSY, (Vetter), (AUS ONLY), (2000 kg), (4014PS & 4017PS), (100X50X1800), (sold as a pair)	C
2	0761214	2	HEX HD CAPSCREW, M12X30, GR8.8	
101	1001112560	2	FORK EXTENSION, (100X60), (4014PS)	B
101	1001112559	2	FORK EXTENSION, (100X50X1800)	C
101	70022831	2	BOLT KIT, (includes washer and clip)	
N1	Note	Ref	FORKS RATED LESS THAN THE ATTACHMENT OR MACHINE'S CAPACITY DECREASES CAPACITY OF THE ATTACHMENT OR MACHINE TO THAT OF THE FORKS. FORKS RATED MORE THAN THE ATTACHMENT OR MACHINE'S CAPACITY DO NOT INCREASE ATTACHMENT OR MACHINE'S CAPACITY.	
N2	Note	Ref	PLEASE CONSULT JLG PARTS DEPARTMENT TO DETERMINE THE CORRECT FORKS APPLICABLE TO YOUR SPECIFIC CARRIAGE ASSEMBLY AND APPLICATION.	

SECTION 3 - ATTACHMENTS

FIGURE 3-5. FORK POSITIONING CARRIAGE W/FORKS



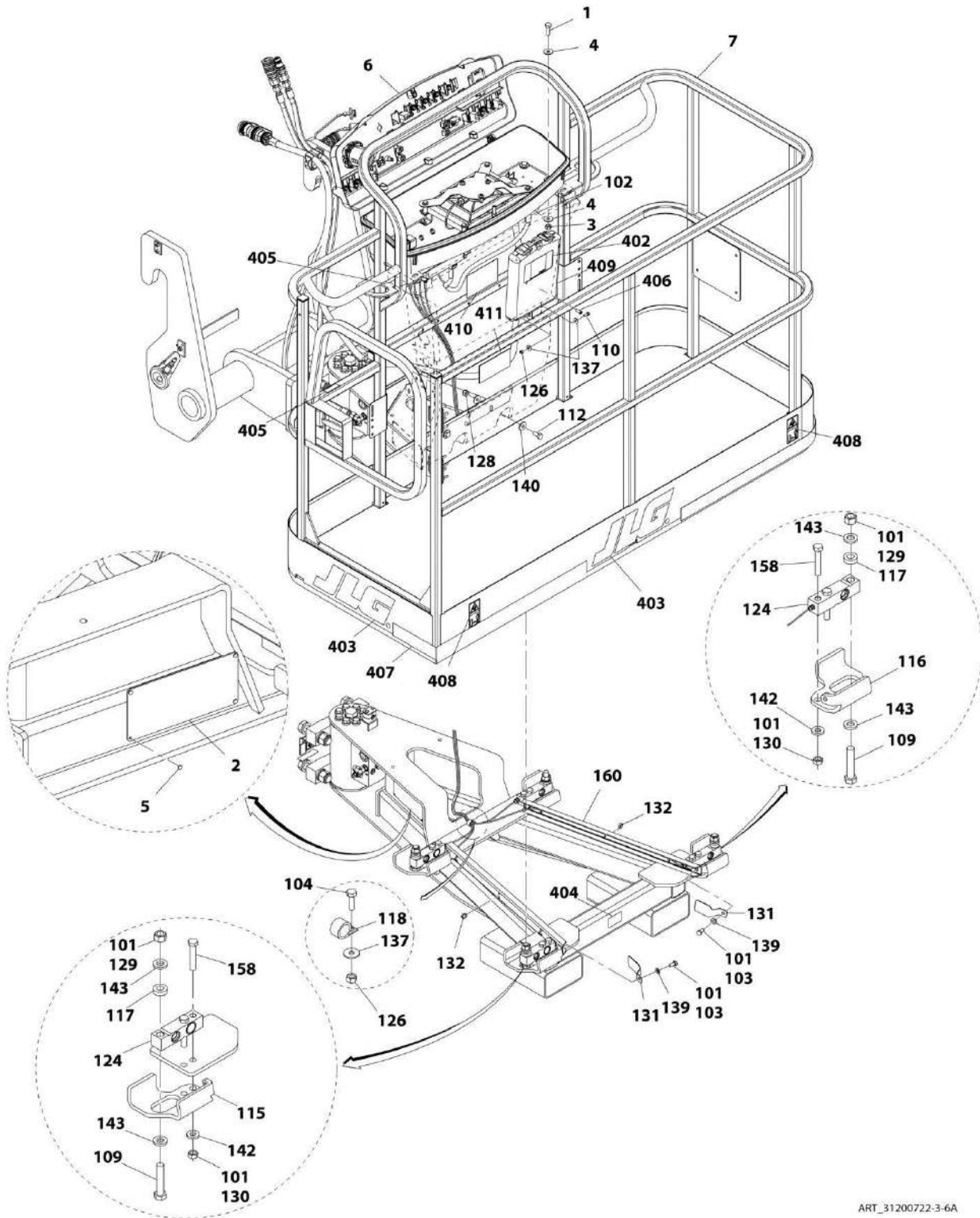
SECTION 3 - ATTACHMENTS

FIGURE 3-5. FORK POSITIONING CARRIAGE W/FORKS

ITEM	PART NUMBER	QTY	DESCRIPTION	REV
	1001091313	1	FORK POSITIONING CARRIAGE W/FORKS, (includes items 1 thru 35)	A
1	N.S.S.	1	WELDMENT	
2	70022922	2	FORKS, (100X50X1200), (2000kg per fork)	
3	70021835	2	ROD PIN	
4	70026018	2	Nut	
5	70028978	4	Washer	
6	70021836	2	SPLIT PIN	
7	70022923	2	CARRIAGE SHAFT	
8	70022924	4	SHAFT COLLAR	
9	70028979	4	Bolt	
10	70021241	4	HEX LOCKNUT, M12	
11	70023276	2	CYLINDER	
11	70023278	AR	SEAL KIT, (USE WITH CYLINDERS MARKED 1.3351.01C.02.01)	
11	70023277	AR	SEAL KIT, (USE WITH CYLINDERS MARKED 1.3351.01C.02.02)	
12	70028028	2	Bolt	
13	70028031	2	Locknut	
14	70022925	1	ELBOW, 90	
15	1001103530	4	BOLT	
16	70020730	8	O-RING	
17	70021838	1	HOSE ASSY	
18	70021839	1	HOSE ASSY	
19	70021840	1	HOSE ASSY	
20	70021841	1	HOSE ASSY	
22	1001103533	3	CLAMP SET, (includes screw and plate)	
23	70020731	3	FITTING	
24	70022907	6	O-RING	
25	70021842	1	COUNTER VALVE	
26	70022927	1	O-RING	
27	70022928	1	FITTING	
28	70022929	1	FITTING	
29	70021843	1	PRESSURE VALVE	
30	70022906	2	ADAPTER	
31	70022930	2	PIPE ASSY	
32	1001094555	1	FEMALE QUICK DISCONNECT COUPLING	
33	1001094556	1	MALE QUICK DISCONNECT COUPLING	
34	70028980	2	Bolt	
35	70022912	2	Nut	
101	1001093826	1	DUST CAP	
102	1001093827	1	DUST PLUG	

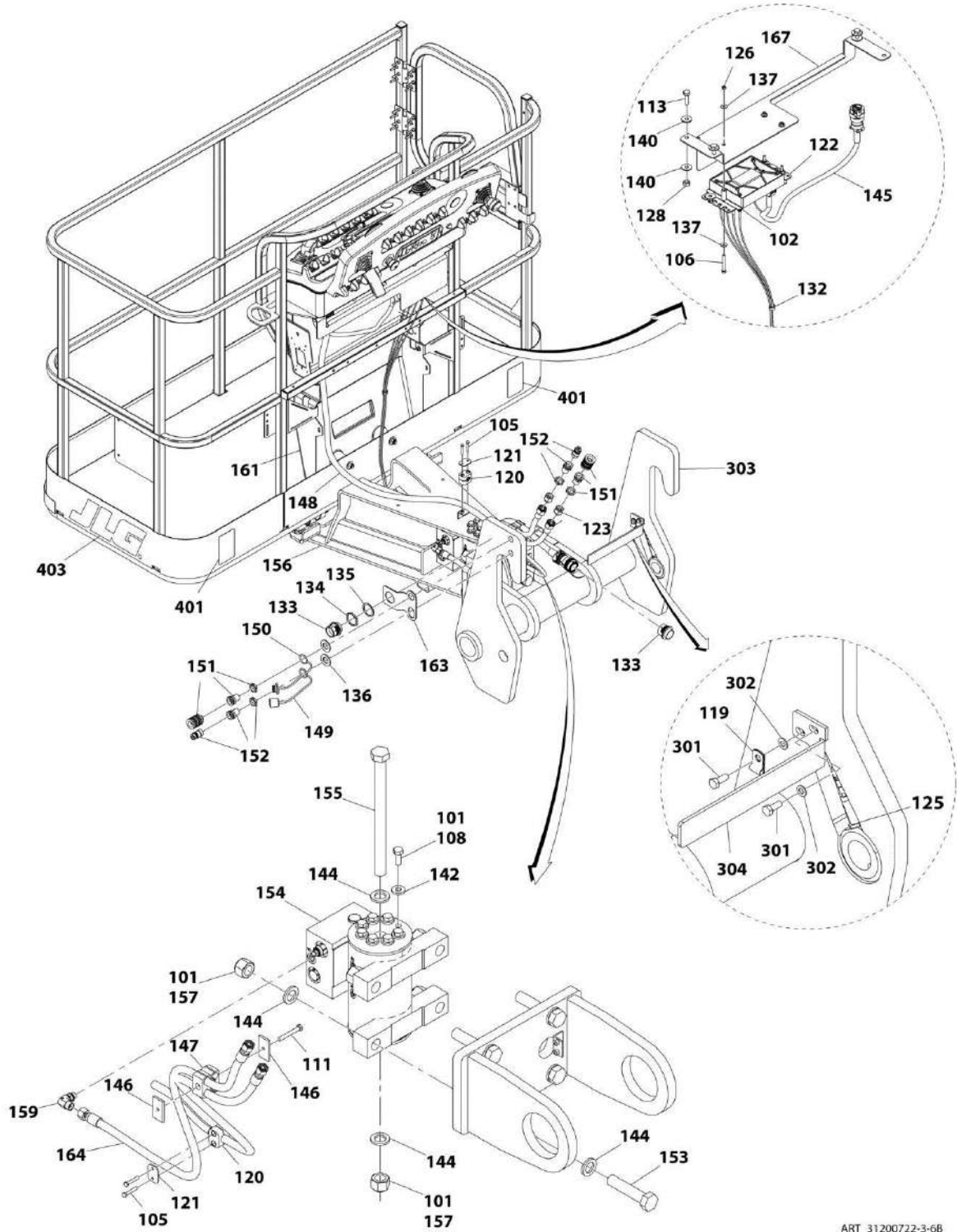
SECTION 3 - ATTACHMENTS

FIGURE 3-6. FIXED PLATFORM INSTALLATION, 1.8M - 4014PS & 4017PS



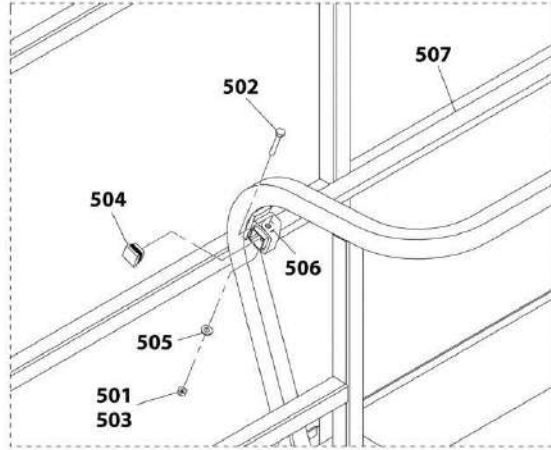
ART_31200722-3-6A

SECTION 3 - ATTACHMENTS

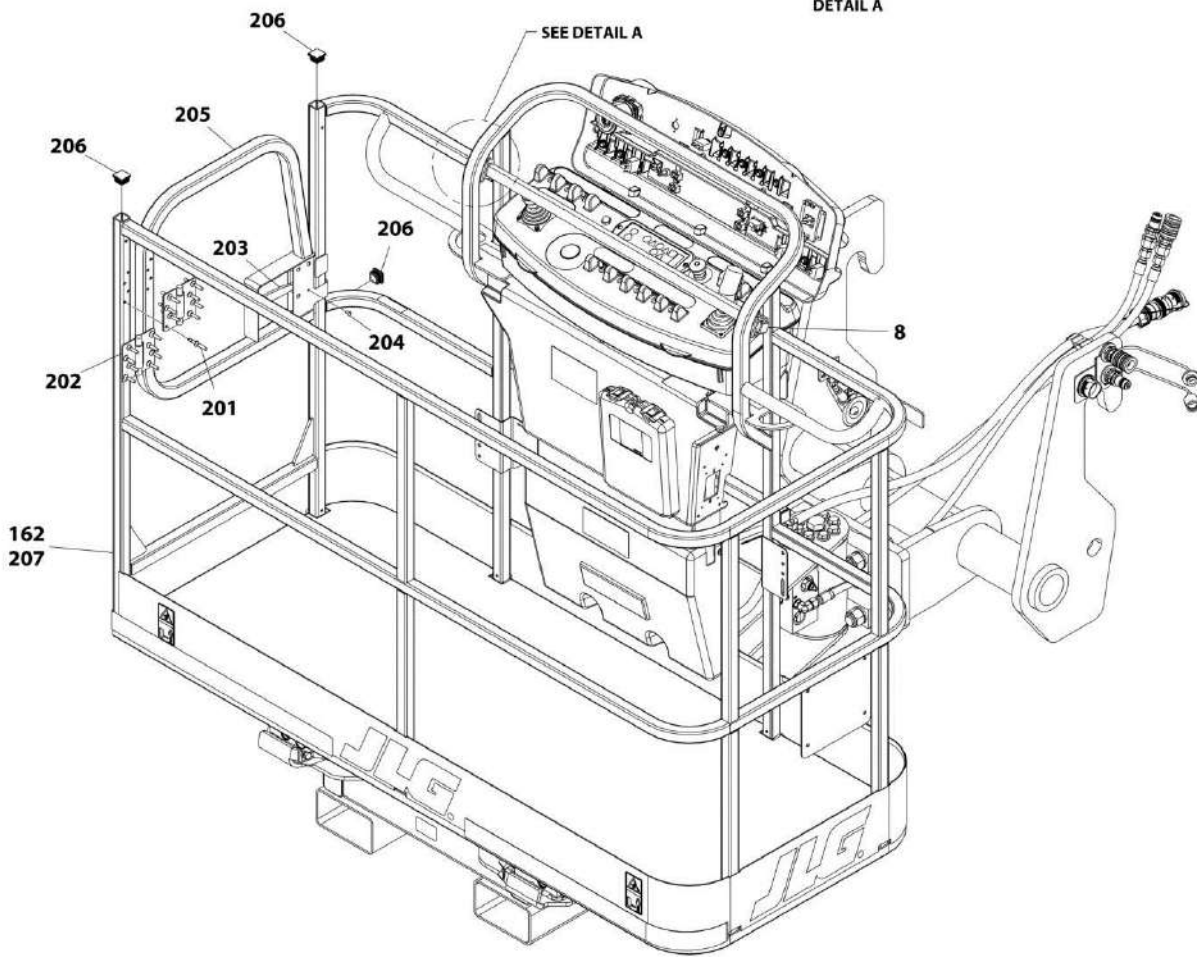


ART_31200722-3-6B

SECTION 3 - ATTACHMENTS



DETAIL A



ART_31200722-3-5C

SECTION 3 - ATTACHMENTS

FIGURE 3-6. FIXED PLATFORM INSTALLATION, 1.8M - 4014PS & 4017PS

ITEM	PART NUMBER	QTY	DESCRIPTION	REV
	1001156461	Ref	FIXED PLATFORM INSTALLATION, 1.8m, (4014PS & 4017PS - CE, if equipped), (not available to order, see items 1 thru 8 for service)	C
	1001159690	Ref	FIXED PLATFORM INSTALLATION, 1.8m, (4014PS & 4017PS - AUS, if equipped), (not available to order, see items 1 thru 7 for service)	B
	1001177926	Ref	FIXED PLATFORM INSTALLATION, 1.8m, (4014PS & 4017PS - CIS, (if equipped)), (not available to order, see items 1 thru 7 for service)	B
1	0761015	2	HEX HD CAPSCREW, M10X35, GR8.8	
2	N.S.S.	1	NAME PLATE	
3	3291005	2	HEX LOCKNUT, M10X1-1/2	
4	4812002	4	WASHER, 10mm	
5	N.S.S.	4	METAL FASTENER, (4014PS & 4017PS - CE & AUS)	
5	N.S.S.	2	METAL FASTENER, (4014PS & 4017PS - CIS)	
6		Ref	CONSOLE ASSY, (See CONSOLE BOX ASSEMBLY for Breakdown)	
7	1001174441	1	FIXED PLATFORM INSTALLATION, (4014PS & 4017PS - CE), (not available to order, see items 101 thru 167 for service) (Prior to SN 1160008295)	C
7	1001214157	1	FIXED PLATFORM INSTALLATION, (4014PS & 4017PS - CE), (not available to order, see items 101 thru 167 for service) (SN 1160008295 to Present)	C
7	1001174441	1	FIXED PLATFORM INSTALLATION, (4014PS & 4017PS - CIS & AUS), (not available to order, see items 101 thru 167 for service)	C
8	1001214825	1	RAIL CROSS BAR INSTALLATION, (not available to order, see items 501 thru 507 for service)	B
101	0100011	AR	LOCTITE 242	
102	0100048	AR	DIELECTRIC GREASE	
103	0641606	4	HEX HD CAPSCREW, 3/8-16X3/4	
104	0700610	1	HEX HD CAPSCREW, M6X20, GR8.8	
105	0700615	6	HEX HD CAPSCREW, M6X35, GR8.8	
106	0700619	3	HEX HD CAPSCREW, M6X55, GR8.8	
108	0711214	8	HEX HD CAPSCREW, M12X30, GR10.9	
109	0711624	4	HEX HD CAPSCREW, M16X80, GR10.9	
110	0760608	2	HEX HD CAPSCREW, M6X16, GR8.8	
111	0760820	1	HEX HD CAPSCREW, M8X60, GR8.8	
112	0761012	2	HEX HD CAPSCREW, M10X25, GR8.8	
113	0761015	2	HEX HD CAPSCREW, M10X35, GR8.8	
115	0902919	2	LH LOAD SENSE GUARD BRACKET	
116	0902920	2	RH LOAD SENSE GUARD BRACKET	
117	0962450	4	SPACER BUSHING	
118	1320224	1	CABLE CLAMP	
119	1320301	1	CABLE CLAMP	
120	1321141	3	CLAMP	
121	1321675	3	CLAMP TOP PLATE	
122	1600387	1	LOAD SENSE CONTROLLER	
123	2143511	2	CONNECTOR	
124	2420202	4	LOAD SENSE GAUGE	
125	3020039	AR	LOCTITE MOLY PASTE	
126	3290605	6	HEX LOCKNUT, M6X1	
128	3291005	4	HEX LOCKNUT, M10X1-1/2	

SECTION 3 - ATTACHMENTS

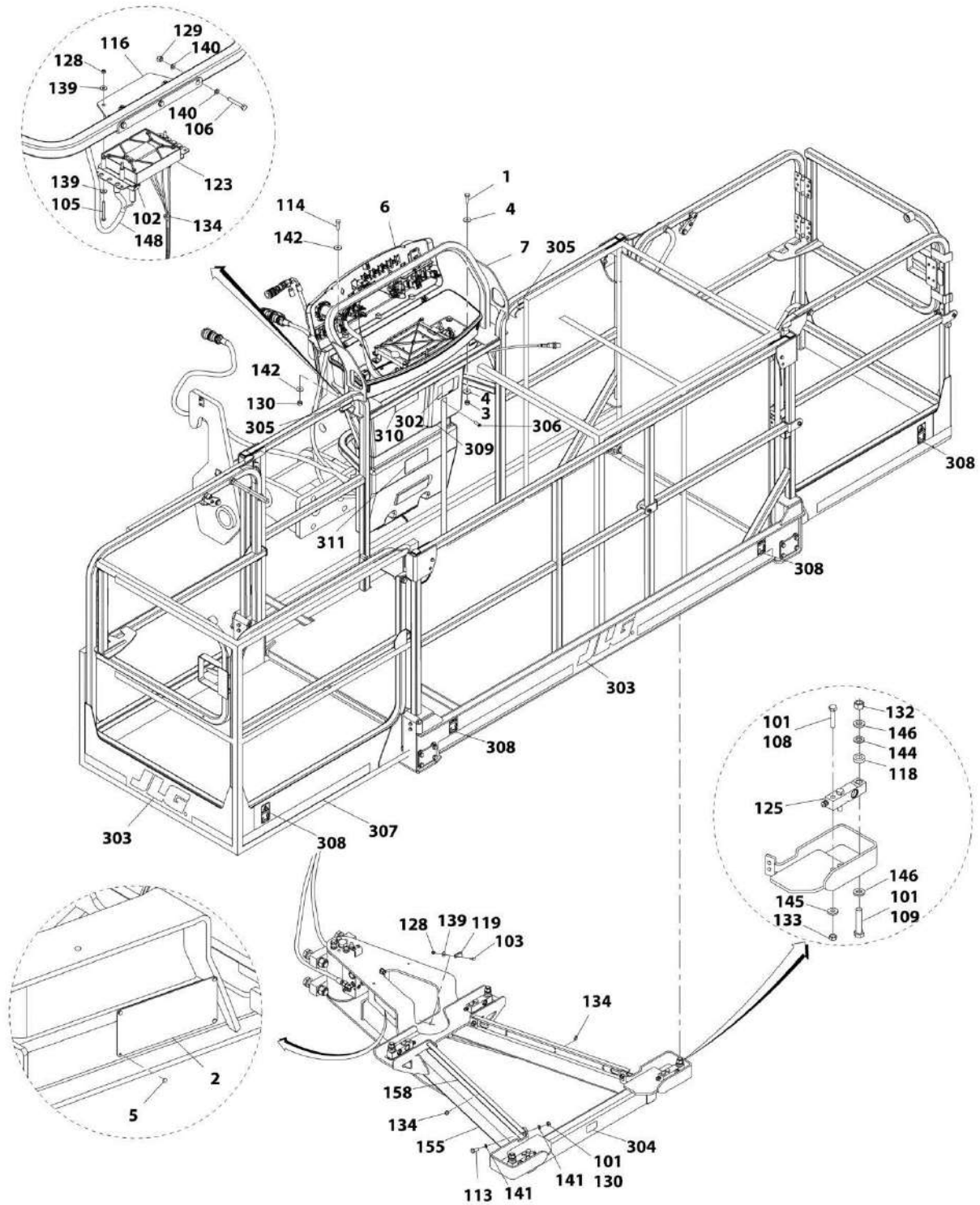
ITEM	PART NUMBER	QTY	DESCRIPTION	REV
129	3291607	4	HEX LOCKNUT, M16X2	
130	3331211	8	HEX NUT, M12X1-3/4	
131	4061054	2	LOAD SENSE STRAIN RELIEF SHIELD	
132	4240033	17	WIRE TIE	
133	4460468	2	TERMINAL	
134	4460470	1	NUT	
135	4460471	1	LOCK WASHER	
136	4712400	2	WASHER, 7/8	
137	4811702	11	WASHER, 6mm	
139	4812000	4	WASHER, 10mm	
140	4812002	8	WASHER, 10mm	
141	4812300	AR	WASHER, 16mm	
142	4891800	16	WASHER, 1/2	
143	4892000	8	WASHER, 5/8	
144	4892600	10	WASHER, 1 IN	
145		Ref	CAN-BUS HARNESS, (See ELECTRICAL SECTION for Breakdown)	
146	8769123	1	COVER PLATE	
147	8769140	2	CLAMP SET	
148		Ref	PLATFORM CONSOLE HARNESS, (See ELECTRICAL SECTION for Breakdown)	
149	1001093826	1	DUST CAP	
150	1001093827	1	DUST PLUG	
151	1001094555	2	FEMALE QUICK DISCONNECT COUPLING	
152	1001094556	2	MALE QUICK DISCONNECT COUPLING	
153	1001095136	4	HEX HD CAPSCREW, M24X110, GR10.9	
154		Ref	ACTUATOR, (See HYDRAULIC COMPONENTS SECTION for Breakdown)	
155	1001097481	1	HEX HD CAPSCREW, M24X310, GR8.8	
156	1001097734	1	PLATFORM SUPPORT	
157	1001098827	5	HEX LOCKNUT, M24, GR 10	
158	1001098828	8	HEX HD CAPSCREW, M12X70, GR10.9	
159	1001099751	2	CONNECTOR, 90	
160	1001099866	2	LOAD SENSE WIRE CHANNEL	
161	1001105735	1	MOUNT PANEL DECAL	
162	1001218033	NLA	PLATFORM ASSY, (4014PS & 4017PS - CE), (no longer available, use 1001198245 for replacement or items 201 to 207 for service) (Prior to SN 1160008295)	A
162	1001198245	Ref	PLATFORM ASSY, (4014PS & 4017PS - CE), (includes items 201 thru 207) (SN 1160008295 to Present)	C
162	1001218033	Ref	PLATFORM ASSY, (4014PS & 4017PS - CIS & AUS), (includes items 201 thru 207)	A
163	1001155930	1	BRACKET	
164	1001156403	2	HOSE ASSEMBLY	
165	1001157627	Ref	PLATE SENSOR INSTALLATION, (not shown), (includes items 301 thru 304)	A
166	1001161073	Ref	DECALS INSTALLATION, (4014PS & 4017PS - CE), (not shown), (not available to order, see items 401 thru 411 for service) (Prior to SN 1160008295)	A
166	1001219433	Ref	DECALS INSTALLATION, (4014PS & 4017PS - CE), (not shown), (not available to order, see items 401 thru 411 for service) (SN 1160008295 to Present)	A
166	1001161073	Ref	DECALS INSTALLATION, (4014PS & 4017PS - CIS & AUS), (not shown), (not available to order, see items 401 thru 411 for	A

SECTION 3 - ATTACHMENTS

ITEM	PART NUMBER	QTY	DESCRIPTION	REV
			service)	
167	1001113483	1	MOUNTING BRACKET	
201	2080040	16	FASTENER	
202	2600281	2	HINGE	
203	2940074	1	LATCH	
204	3820020	4	RIVET	
205	1001144629	1	GATE WELDMENT, (4014PS & 4017PS - CE) (Prior to SN 1160008295)	
205	1001198965	1	GATE WELDMENT, (4014PS & 4017PS - CE) (SN 1160008295 to Present)	
205	1001144629	1	GATE WELDMENT, (4014PS & 4017PS - CIS & AUS)	
206	1001145781	5	PLUG	
207	1001218034	1	PLATFORM WELDMENT, (4014PS & 4017PS - CE) (Prior to SN 1160008295)	
207	1001198247	1	PLATFORM WELDMENT, (4014PS & 4017PS - CE) (SN 1160008295 to Present)	
207	1001218034	1	PLATFORM WELDMENT, (4014PS & 4017PS - CIS & AUS)	
301	0760810	2	HEX HD CAPSCREW, M8X20, GR8.8, (torque to 28 Nm/20.65 lb-ft)	
302	4811900	2	WASHER, 8mm	
303	1001096059	1	PLATFORM ADAPTER	
304	1001156853	1	SENSOR PLATE	
401	1701518	2	CRUSHING DECAL	
402	1701640	1	MANUAL DECAL	
403	1702773	3	JLG DECAL	
404	1704016	1	FORK LIFT DECAL	
405	1704277	3	LANYARD ATTACH GRAPHIC DECAL	
406	3820032	4	RIVET	
407	4420051	1.8 m	SAFETY TAPE	
408	8006612	2	WARNING DECAL	
409	8990147	1	MANUAL HOLDER	
410	1001099562	1	CAPACITY WARNING DECAL	
411	1001161009	1	OUTRIGGER LOAD DECAL	
501	1001095650	AR	LOCTITE 243	
502	0700618	2	HEX HD CAPSCREW, 6X50	
503	3290605	2	NUT, M6	
504	3520182	2	PLUG	
505	4811700	2	WASHER, M6	
506	4811702	4	WASHER, M6	
507	1001191708J	1	TUBE	

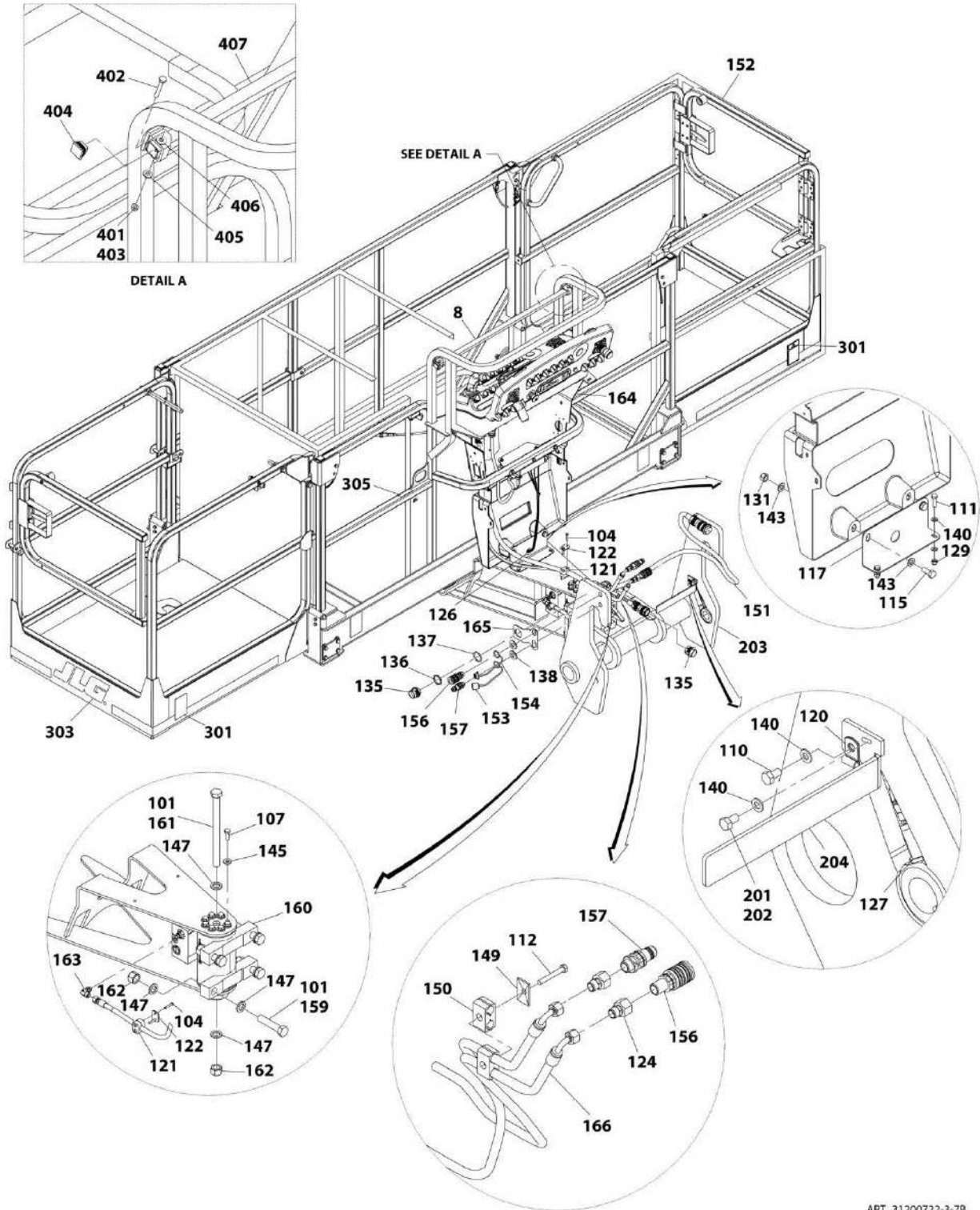
SECTION 3 - ATTACHMENTS

FIGURE 3-7. EXTENDABLE PLATFORM INSTALLATION, 4.5M - 4014PS & 4017PS



ART_31200722-3-7A

SECTION 3 - ATTACHMENTS



ART_31200722-3-78

SECTION 3 - ATTACHMENTS

FIGURE 3-7. EXTENDABLE PLATFORM INSTALLATION, 4.5M - 4014PS & 4017PS

ITEM	PART NUMBER	QTY	DESCRIPTION	REV
	1001156462	Ref	EXTENDABLE PLATFORM INSTALLATION, 4.5m, (4014PS & 4017PS - CE, if equipped with platform), (not available to order, see items 1 thru 8 for service)	B
	1001159691	Ref	EXTENDABLE PLATFORM INSTALLATION, 4.5m, (4014PS & 4017PS - AUS, if equipped with platform), (not available to order, see items 1 thru 7 for service)	A
	1001177927	Ref	EXTENDABLE PLATFORM INSTALLATION, 4.5m, (4014PS & 4017PS - CIS, if equipped with platform), (not available to order, see items 1 thru 7 for service)	B
	1001203520	Ref	EXTENDABLE PLATFORM INSTALLATION, 4.5m, (4014PS & 4017PS - CIS, if equipped with platform), (not available to order, see items 1 thru 7 for service)	A
1	0761015	2	HEX HD CAPSCREW, M10X35, GR8.8	
2	N.S.S.	1	NAME PLATE	
3	3291005	2	HEX LOCKNUT, M10X1-1/2	
4	4812002	4	WASHER, 10mm	
5	N.S.S.	4	METAL FASTENER, (4014PS & 4017PS - CE & AUS)	
5	N.S.S.	2	METAL FASTENER, (4014PS & 4017PS - CIS)	
6		Ref	CONSOLE ASSY, (See CONSOLE BOX ASSEMBLY for Breakdown)	
7	1001156354	Ref	EXTENDABLE PLATFORM INSTALLATION, (4014PS & 4017PS - CE, if equipped), (not available to order, see items 101 thru 168) (Prior to SN 1160008295)	C
7	1001214158	Ref	EXTENDABLE PLATFORM INSTALLATION, (4014PS & 4017PS - CE, if equipped), (not available to order, see items 101 thru 168) (SN 1160008295 to Present)	B
7	1001156354	Ref	EXTENDABLE PLATFORM INSTALLATION, (4014PS & 4017PS - AUS & CIS, if equipped), (not available to order, see items 101 thru 168)	C
8	1001214825	1	RAIL CROSS BAR INSTALLATION, (not available to order, see items 401 thru 407 for service)	A
101	0100011	AR	LOCTITE 242	
102	0100048	AR	DIELECTRIC GREASE	
103	0700610	1	HEX HD CAPSCREW, M6X20, GR8.8	
104	0700615	6	HEX HD CAPSCREW, M6X35, GR8.8	
105	0700619	3	HEX HD CAPSCREW, M6X55, GR8.8	
106	0700819	3	HEX HD CAPSCREW, M8X55, GR8.8	
107	0711214	8	HEX HD CAPSCREW, M12X30, GR10.9	
108	0711220	8	HEX HD CAPSCREW, M12X60, GR10.9	
109	0711624	4	HEX HD CAPSCREW, M16X80, GR10.9	
110	0760807	1	HEX HD CAPSCREW, M8X14, GR 8.8	
111	0760814	2	HEX HD CAPSCREW, M8X30, GR8.8	
112	0760820	1	HEX HD CAPSCREW, M8X60, GR8.8	
113	0761012	4	HEX HD CAPSCREW, M10X25, GR8.8	
114	0761015	2	HEX HD CAPSCREW, M10X35, GR8.8	
115	0761214	2	HEX HD CAPSCREW, M12X30, GR8.8	
116	0902894	1	MOUNTING BRACKET	
117	0903412	1	MOUNTING BRACKET	
118	0962450	4	SPACER BUSHING	
119	1320224	1	CABLE CLAMP	
120	1320301	1	CABLE CLAMP	
121	1321141	3	CLAMP	
122	1321675	3	CLAMP TOP PLATE	

SECTION 3 - ATTACHMENTS

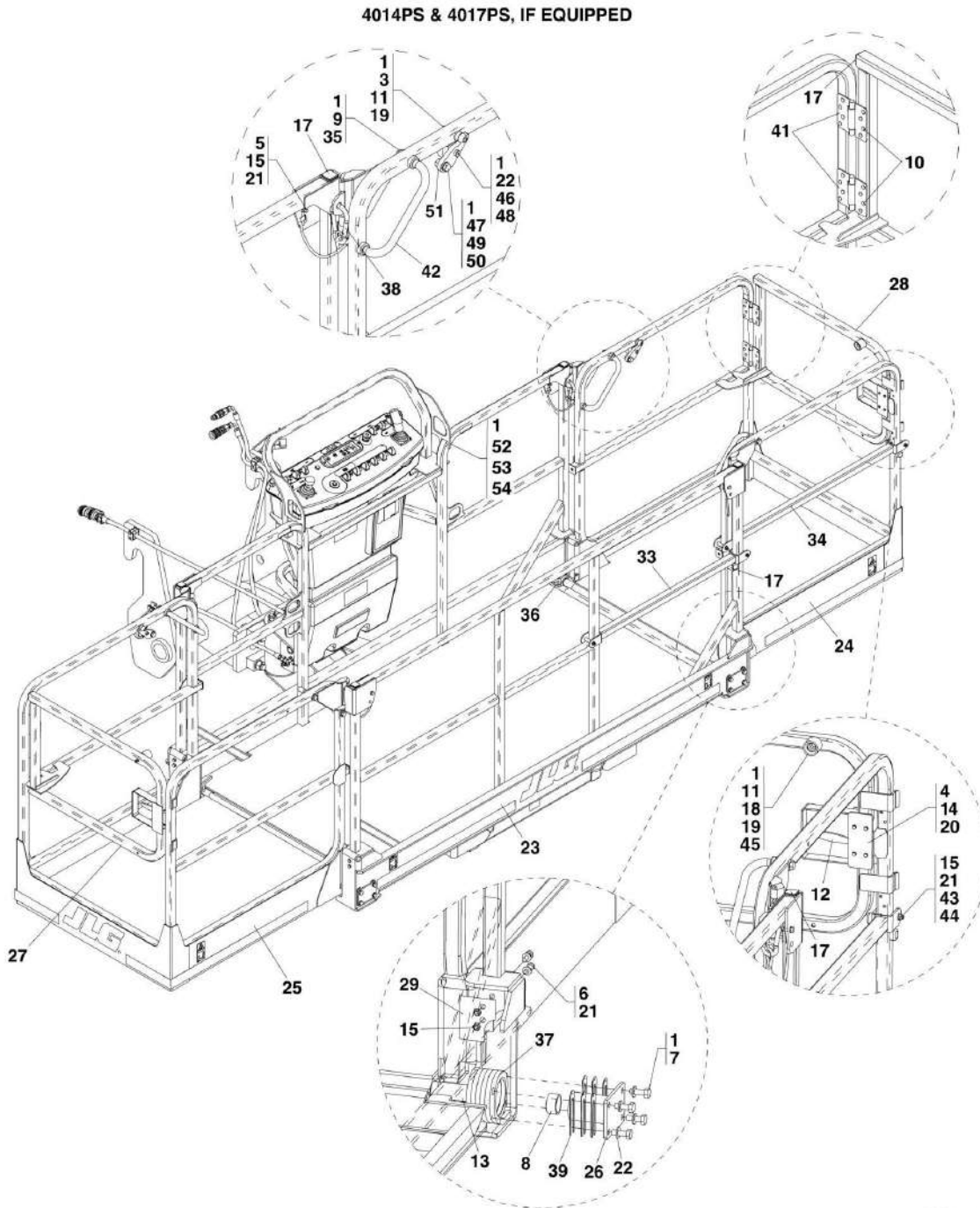
ITEM	PART NUMBER	QTY	DESCRIPTION	REV
123	1600387	1	LOAD SENSE CONTROLLER	
124	2143511	2	CONNECTOR	
125	2420202	4	SHEAR BEAM STRAIN GUAGE	
126	2540049	1	GROMMET	
127	3020039	AR	LOCTITE MOLY PASTE	
128	3290605	4	HEX LOCKNUT, M6X1	
129	3290805	5	HEX LOCKNUT, M8X1-1/4	
130	3291005	6	HEX LOCKNUT, M10X1-1/2	
131	3291205	2	HEX LOCKNUT, M12X1-3/4	
132	3291607	4	HEX LOCKNUT, M16X2	
133	3331211	8	HEX NUT, M12X1-3/4	
134	4240033	17	WIRE TIE	
135	4460468	2	TERMINAL	
136	4460470	1	NUT	
137	4460471	1	LOCKWASHER	
138	4712400	2	WASHER, 7/8	
139	4811702	7	WASHER, 6mm	
140	4811900	11	WAHSER, 8mm	
141	4812000	8	WASHER, 10mm	
142	4812002	4	WASHER, 10mm	
143	4812100	4	WASHER, 12mm	
144	4812300	AR	WASHER, 16mm	
145	4891800	16	WASHER, 1/2	
146	4892000	8	WASHER, 5/8	
147	4892600	10	WASHER, 1 IN	
148		Ref	CAN-BUS HARNESS, (See ELECTRICAL SECTION for Breakdown)	
149	8769123	1	COVER PLATE	
150	8769140	2	CLAMP SET	
151		Ref	CAN-BUS HARNESS, (See ELECTRICAL SECTION for Breakdown)	
152		Ref	EXTENDABLE PLATFORM ASSY, (See EXTENDABLE PLATFORM ASSEMBLY for Breakdown)	C
153	1001093826	1	DUST CAP	
154	1001093827	1	DUST PLUG	
155	1001094198	1	PLATFORM SUPPORT	
156	1001094555	2	FEMALE QUICK DISCONNECT COUPLING	
157	1001094556	2	MALE QUICK DISCONNECT COUPLING	
158	1001094577	2	LOAD SENSE WIRE CHANNEL	
159	1001095136	4	HEX HD CAPSCREW, M24X110, GR10.9	
160		Ref	ACTUATOR, (See HYDRAULIC COMPONENT SECTION for Breakdown)	
161	1001097481	1	HEX HD CAPSCREW, M24X310, GR8.8	
162	1001098827	5	HEX LOCKNUT, M24, GR10	
163	1001099751	2	CONNECTOR, 90	
164	1001105735	1	MOUNT PANEL DECAL	
165	1001155930	1	BRACKET	
166	1001156403	2	HOSE ASSEMBLY	
167	1001157627	Ref	PLATE SENSOR INSTALLATION, (not shown), (includes items 201 thru 204)	A
168	1001161072	Ref	DECALS INSTALLATION, (4014PS & 4017PS - CE, if equipped), (not shown), (not available to order, see items 301 thru 311 for service) (Prior to SN 1160008295)	B

SECTION 3 - ATTACHMENTS

ITEM	PART NUMBER	QTY	DESCRIPTION	REV
168	1001219434	Ref	DECALS INSTALLATION, (4014PS & 4017PS - CE, if equipped), (not shown), (not available to order, see items 301 thru 311 for service) (SN 1160008295 to Present)	A
168	1001161072	Ref	DECALS INSTALLATION, (4014PS & 4017PS - CIS & AUS), (not shown), (not available to order, see items 301 thru 311 for service)	B
201	0760810	2	HEX HD CAPSCREW, M8X20, GR8.8, (torque to 28 Nm/20.65 lb-ft)	
202	4811900	2	WASHER, 8mm	
203	1001096059	1	PLATFORM ADAPTER	
204	1001156853	1	SENSOR PLATE	
301	1705158	4	CRUSHING DECAL	
302	1701640	1	MANUAL DECAL	
303	1702773	3	JLG DECAL	
304	1704016	1	FORK LIFT DECAL	
305	1704277	3	LANYARD ATTACH GRAPHIC DECAL	
306	3820032	4	RIVET	
307	4420051	6.2 m	SAFETY TAPE	
308	8006612	4	STAY CLEAR WARNING DECAL	
309	8990147	1	MANUAL HOLDER	
310	1001099563	1	CAPACITY WARNING DECAL	
311	1001161009	1	OUTRIGGER LOAD DECAL	
401	1001095650	AR	LOCTITE 243	
402	0641414	2	HEX HD CAPSCREW, 1/4-20X1-3/4, GR5	
403	3300430	2	NUT, ACRON	
404	3520182	2	PLUG	
405	4711400	2	WASHER, 1/4	
406	4751400	4	WASHER, 1/4	
407	1001191708J	1	TUBE	

SECTION 3 - ATTACHMENTS

FIGURE 3-8. EXTENDABLE PLATFORM INSTALLATION, 4.5M - 4014PS & 4017PS



PZ2121

SECTION 3 - ATTACHMENTS

FIGURE 3-8. EXTENDABLE PLATFORM INSTALLATION, 4.5M - 4014PS & 4017PS

ITEM	PART NUMBER	QTY	DESCRIPTION	REV
	1001093278	1	EXTENDABLE PLATFORM ASSY, (CE and AUS - 4014PS & 4017PS), (includes all items) (Prior to SN 1160008295)	D
	1001188418	1	EXTENDABLE PLATFORM ASSY, (CE and AUS - 4014PS & 4017PS), (includes all items) (SN 1160008295 to Present)	C
1	0100011	AR	LOCTITE 242	
3	0700620	2	HEX HD CAPSCREW, M6X60, GR8.8	
4	0760508	8	HEX HD CAPSCREW, M5X16, GR8.8	
5	0760812	4	HEX HD CAPSCREW, M8X25, GR8.8	
6	0760814	8	HEX HD CAPSCREW, M8X30, GR8.8	
7	0761014	16	HEX HD CAPSCREW, M10X30, GR8.8 (Prior to SN 1160008295)	
7	0761015	16	HEX HD CAPSCREW, M10X35, GR8.8 (SN 1160008295 to Present)	
8	0962257	4	BUSHING	
9	0701219	8	HEX HD CAPSCREW, M12X55, GR8.8	
10	2080040	32	FASTENER	
11	3290606	4	HEX NUT, M6X1	
12	2940074	2	LATCH	
13	3020039	AR	LOCTITE MOLY PASTE #51049	
14	3290505	8	HEX LOCKNUT, M5X0.8	
15	3290805	16	HEX LOCKNUT, M8X1-1/4	
17	3520072	10	CAP PLUG	
18	4010617	2	PAN HD SCREW, M6X45mm	
19	4811702	4	WASHER, 6mm	
20	4811600	8	WASHER, 5mm	
21	4811900	24	WASHER, 8mm	
22	4812000	18	WASHER, 10mm	
23	1001093267	1	PLATFORM WELDMENT (Prior to SN 1160008295)	
23	1001188419	1	PLATFORM WELDMENT (SN 1160008295 to Present)	
24	1001093328	1	RIGHT RAIL WELDMENT (Prior to SN 1160008295)	
24	1001192515	1	RIGHT RAIL WELDMENT (SN 1160008295 to Present)	
25	1001093329	1	LEFT RAIL WELDMENT (Prior to SN 1160008295)	
25	1001192516	1	LEFT RAIL WELDMENT (SN 1160008295 to Present)	
26	1001093774	4	HINGE WELDMENT (Prior to SN 1160008295)	
26	1001188529	4	HINGE WELDMENT (SN 1160008295 to Present)	
27	1001093819	1	LEFT GATE EXT WELDMENT	
28	1001093820	1	RIGHT GATE EXT WELDMENT	
29	1001093948	8	SHIM	
33	1001094450	1	GATE RAIL WELDMENT	
34	1001094451	1	GATE RAIL WELDMENT	
35	4891800	8	WASHER, 1/2	
36	1001094853	2	LEFT TORSION SPRING	
37	1001094854	2	RIGHT TORSION SPRING	
38	1001094867	4	LATCH HOOK	
39	1001096209	24	SHIM	
41	2600281	4	SELF-CLOSING HINGE	
42	1001099540	4	HANDLE EXTENSION	
43	1001099641	4	GATE ROLLER	
44	1001099685	4	BUTTON HD CAPSCREW, M8X70	
45	1001099577	2	GATE HOLDER	
46	0630585	2	SHOULDER BOLT, (METRIC)	

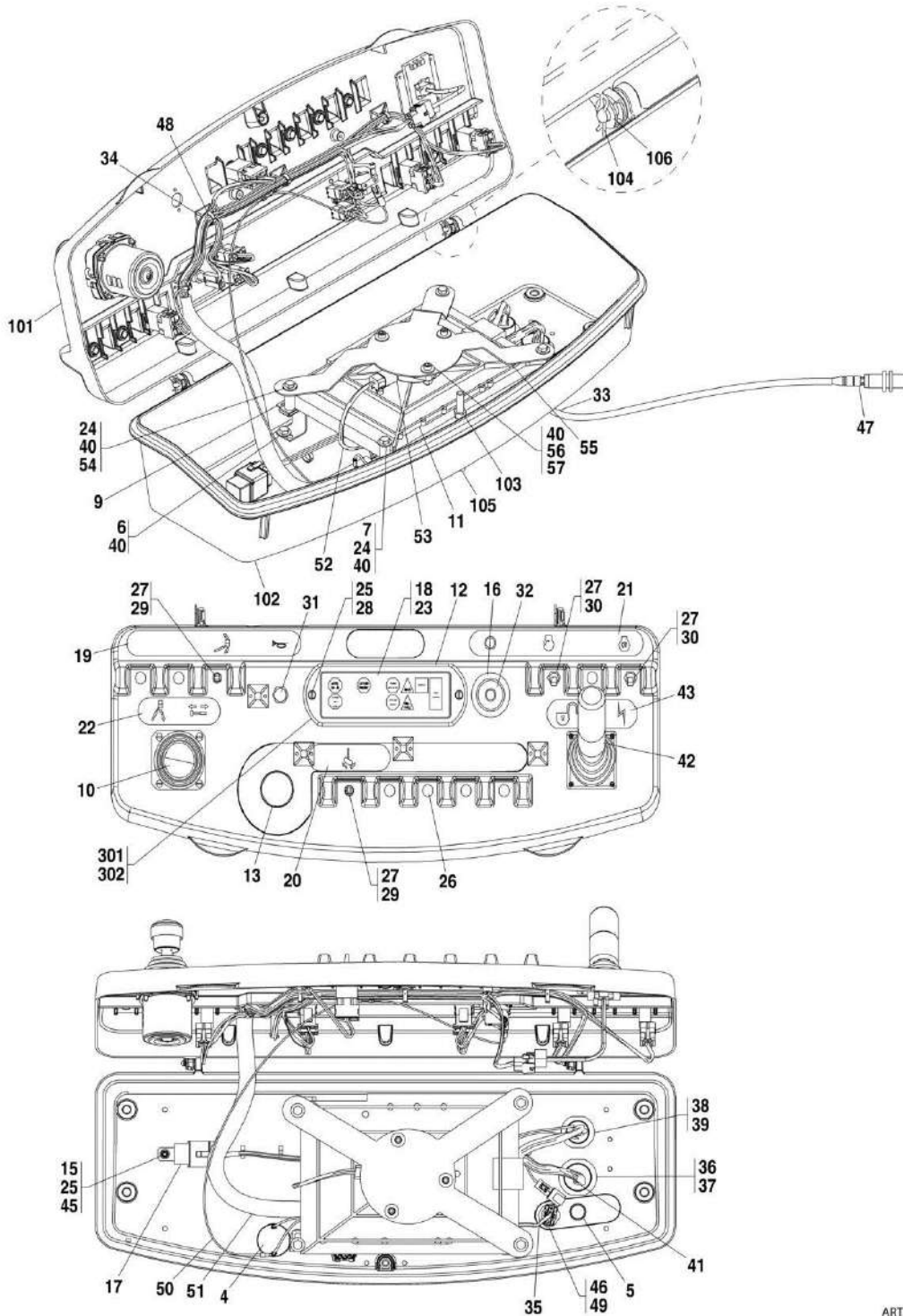
SECTION 3 - ATTACHMENTS

ITEM	PART NUMBER	QTY	DESCRIPTION	REV
47	0761214	2	HEX HD CAPSCREW, M12X30, GR8.8	
48	3290801	2	HEX NUT, M8X1-1/4	
49	3291201	2	HEX NUT, M12X1-3/4	
50	4812100	4	WASHER, 12mm	
51	1001101121	2	LATCH	
52	0761010	4	HEX HD CAPSCREW, M10X20, GR8.8	
53	4891600	4	WASHER, 3/8	
54	1001103217	2	STOP GUIDE	

SECTION 3 - ATTACHMENTS

FIGURE 3-9. CONSOLE BOX ASSEMBLY - 4014PS & 4017PS

4014PS & 4017PS, IF EQUIPPED



ART_31200722-3-9

SECTION 3 - ATTACHMENTS

FIGURE 3-9. CONSOLE BOX ASSEMBLY - 4014PS & 4017PS

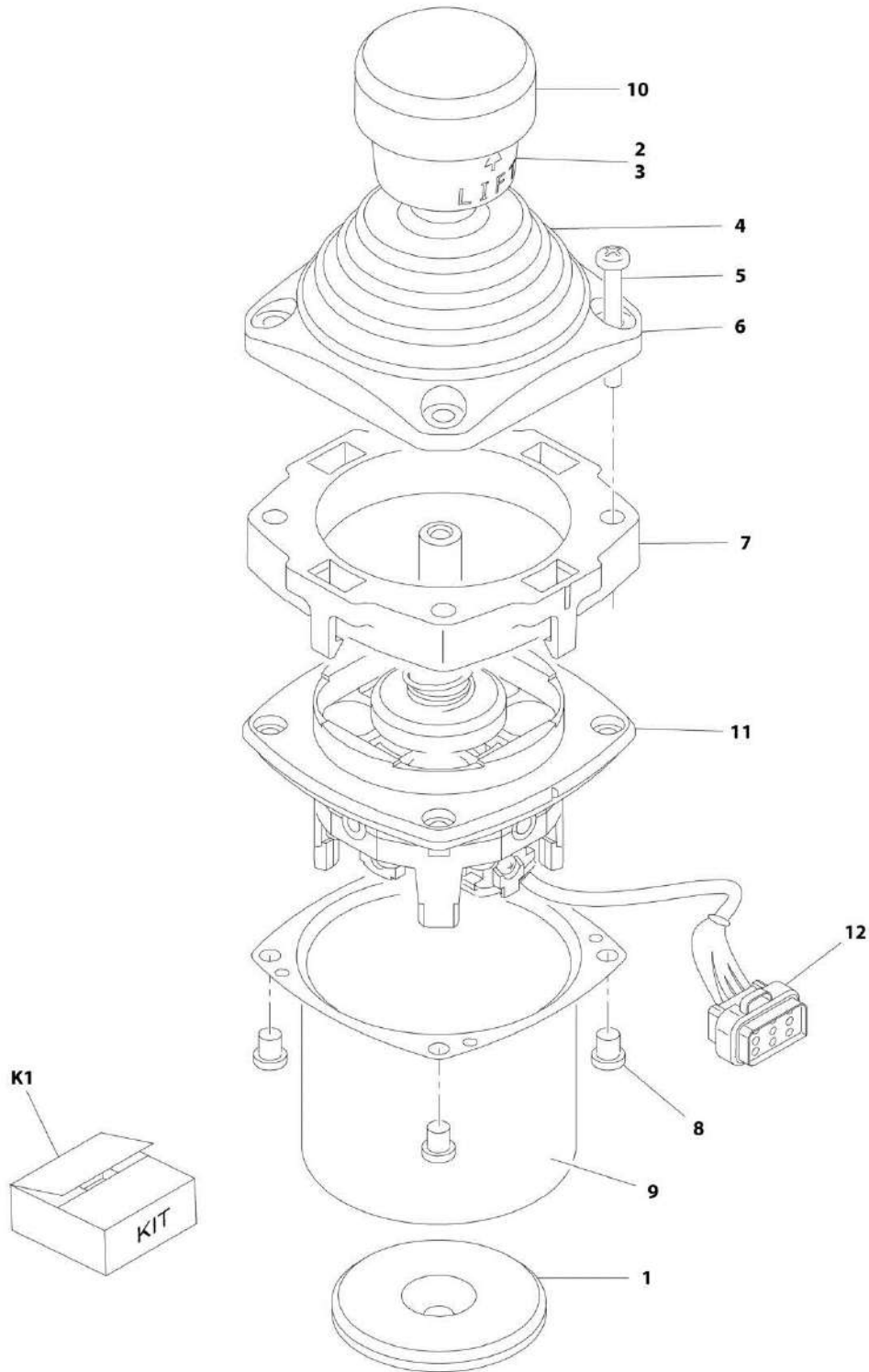
ITEM	PART NUMBER	QTY	DESCRIPTION	REV
	1001096359	1	CONSOLE BOX ASSY, (4014PS & 4017PS, if equipped), (includes items 1 thru 51)	M
	1001177888	1	CONSOLE BOX ASSY, (4014PS & 4017PS, if equipped), (MIDDLE EAST and AFRICA), (includes items 1 thru 57)	A
1	0100009	AR	SEALANT, (not shown)	
2	0100048	AR	DIELECTRIC GREASE, (not shown)	
3	0100081	AR	LOCTITE 454, (not shown)	
4	0140011	1	ALARM	
5	3520030	1	PLUG	
6	0641404	4	HEX HD CAPSCREW, 1/4-20X1/2, GR5	
7	0641414	1	HEX HD CAPSCREW, 1/4-20X1-3/4, GR5	
8	1001096358	1	CONSOLE BOX ASSY, (includes items 101 thru 106), (not shown)	B
9	0902751	4	BRACKET	
10	1001118417	1	CONTROLLER ASSY, (See See Separate Breakdown in this SECTION)	
11	1001097076	1	PLATFORM MODULE	H
12	1671176	1	LIGHT COVER, (includes items 301 & 302)	A
13	1001112646	1	COVER	
15	0721006	1	INDENTED HEX HD CAPSCREW	
16	1704260	1	EMS DECAL	
17	3740080	1	RELAY	
18	1001117889	1	PLATFORM DISPLAY DECAL	
19	1706885	1	HORN DECAL	
20	1706886	1	ROTATE DECAL	
21	1706887	1	STOP DECAL	
22	1706888	1	LIFT/TELESCOPE DECAL	
23	2920154	1	LED PANEL GAUGE	
24	3300353	4	NUT	
25	3300408	3	NYLON LOCKNUT	
26	3520054	7	PLUG	
27	3790012	3	O-RING	
28	3911018	2	SCREW, 10-24X1-1/8	
29	4360328	2	TOGGLE SWITCH	
30	4360330	2	TOGGLE SWITCH	
31	4360387	1	BUTTON SWITCH	
32	4360475	1	EMERGENCY STOP SWITCH	
33	2820018	0.08 m	HEAT SHRINK TUBING	
34	4460234	4	CABLE TIE	
35	4460428	1	STRAIN RELIEF CONNECTOR	
36	4460470	1	NUT	
37	4460471	1	LOCKWASHER	
38	4460496	1	LOCKWASHER	
39	4460497	1	NUT	
40	4751400	11	WASHER, 1/4	
41		Ref	CONSOLE HARNESS, (See ELECTRICAL SECTION for Breakdown)	
42	1001096361	1	JOYSTICK CONTROLLER	
43	1001096629	1	ENABLE DECAL	
45	4751000	5	WASHER	
46	4460761	1	TERMINAL	

SECTION 3 - ATTACHMENTS

ITEM	PART NUMBER	QTY	DESCRIPTION	REV
47	1001100711	1	PROXIMITY SWITCH	
48	4240033	AR	WIRE TIE	
49	4460227	3	PIN	
50	1001115140	1	WIRE PLATFORM DIODE	
51	1001118007	1	WIRE PLATFORM BOOM LIMIT	
52		Ref	TEMPERATURE SENSOR HARNESS, (See ELECTRICAL SECTION for Breakdown)	
53	1001163095	1	SENSOR	
54	0641415	3	HEX HD CAP SCREW, 1/4-20 X 1 7/8 LG	
55	1001175541	1	BRACKET	
56	3311405	3	NUT, 1/4-20	
57	3931416	3	CAP SCREW, 1/4-20 X 1	
101	1001096357	1	CONSOLE TOP CASTING	
102	1220096	1	CONSOLE BOTTOM CASTING	
103	3311601	1	HEX NUT, 3/8-16, GR2	
104	3470003	2	COTTER PIN	
105	0630568	1	SQ HD CAPSCEW, 3/8-16X4-1/2	
106	4711500	2	WASHER, 5/16	
301	1670829	1	HOUSING	
302	3960601	1	SEAL	

SECTION 3 - ATTACHMENTS

FIGURE 3-10. CONTROLLER ASSEMBLY (LIFT AND SWING)



ART_100118417-E

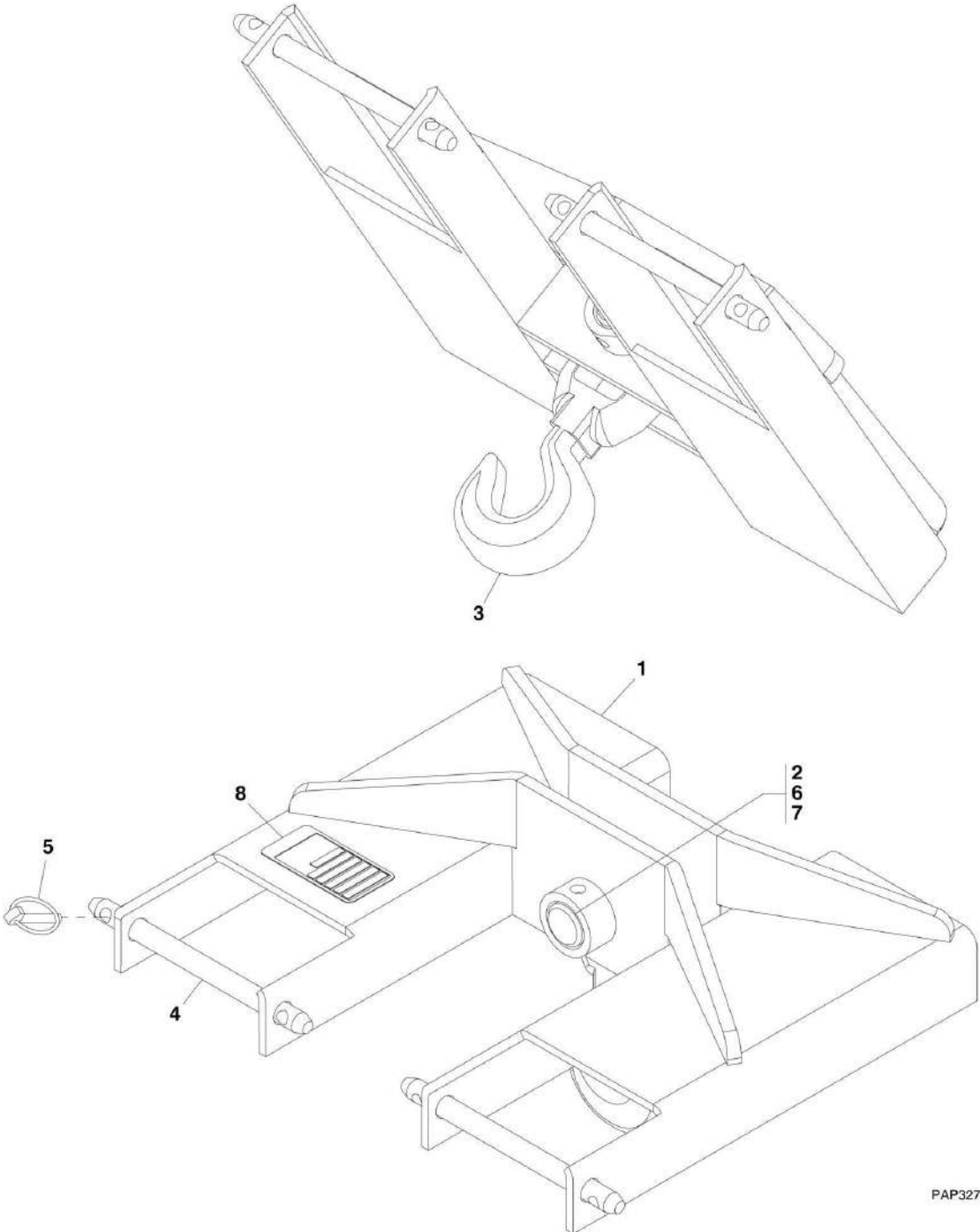
SECTION 3 - ATTACHMENTS

FIGURE 3-10. CONTROLLER ASSEMBLY (LIFT AND SWING)

ITEM	PART NUMBER	QTY	DESCRIPTION	REV
	1001118417	Ref	CONTROLLER ASSEMBLY (LIFT AND SWING)	E
1	70002730	1	GASKET	
2	7003928	1	SPRING	
3	7022808	1	CAP, LIFT	
4	70002731	1	BOOT	
5	70002732	4	SCREW	
6	7022815	1	BEZEL	
7	70002733	1	ADAPTER	
8	70002734	4	SCREW	
9	70002735	1	CAN, ENCLOSURE	
10	70002906	1	CAP	
11	NSS	1	MECHANICAL ASSEMBLY (see 1001129555 for replacement)	
12	7022819	1	CONNECTOR - 9 POSITION	
12	4460871	6	SOCKET, FEMALE	
K1	1001129555	1	JOYSTICK REPLACEMENT SERVICE KIT	
	1001166539	1	CONTROLLER, LIFT/SWING	
	3128764	1	INSTRUCTIONS, JOYSTICK REPLACEMENT	

SECTION 3 - ATTACHMENTS

FIGURE 3-11. FORK MOUNTED HOOK



PAP3270

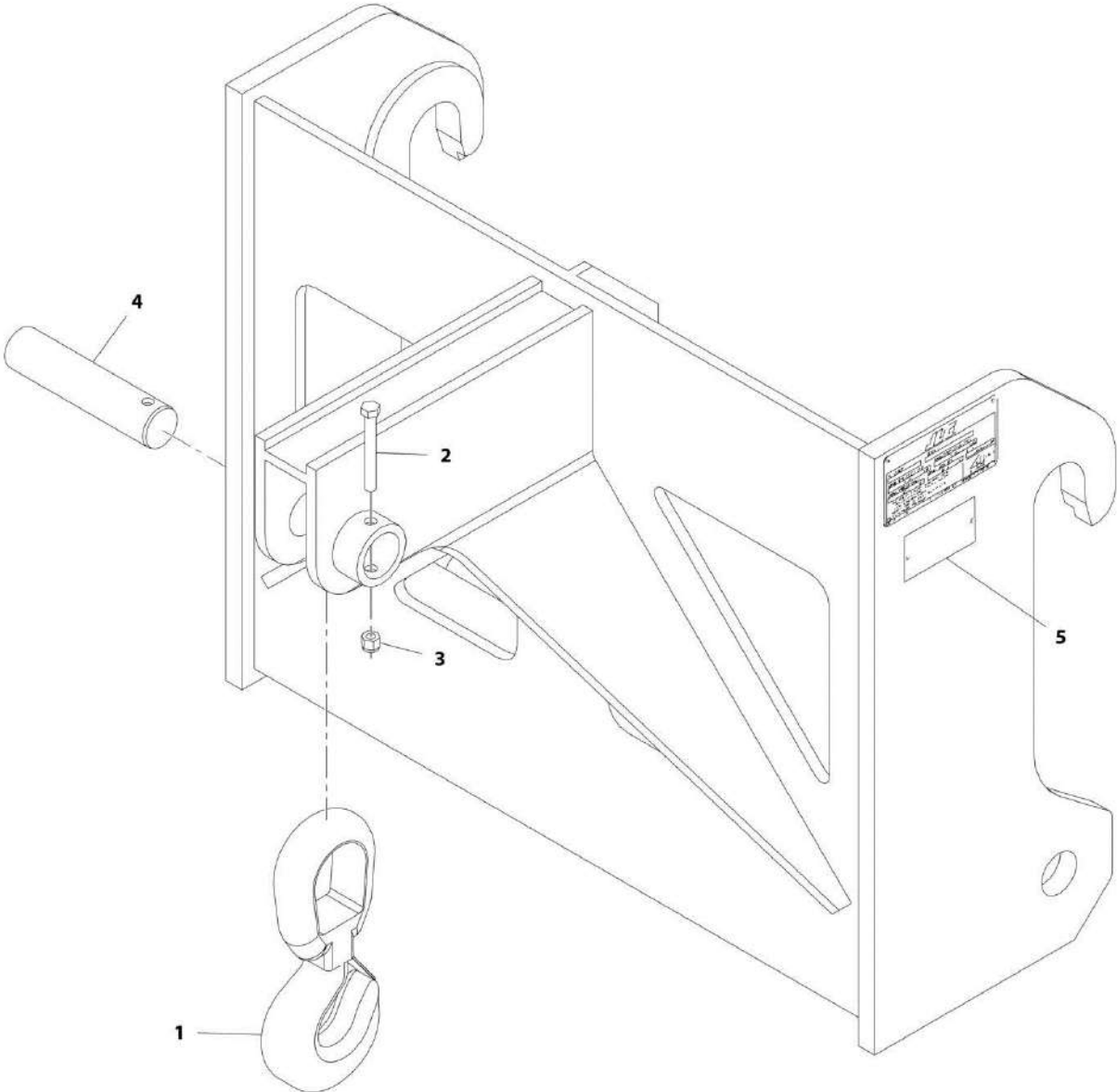
SECTION 3 - ATTACHMENTS

FIGURE 3-11. FORK MOUNTED HOOK

ITEM	PART NUMBER	QTY	DESCRIPTION	REV
	2700118	1	FORK MOUNTED HOOK, (3706PS, 3707PS, 4014PS & 4017PS), (includes items 1 thru 8)	C
1	N.S.S.	1	WELDMENT	
2	70020201	1	PIN	
3	70020202	1	HOOK	
4	70020203	2	PIN	
5	70020204	4	RETAINING PIN	
6	70020205	1	BOLT	
7	70020206	1	SELF-LOCKING NUT	
8	N.S.S.	1	SN PLATE	

SECTION 3 - ATTACHMENTS

FIGURE 3-12. CRANE HOOK



ART_1170058-C

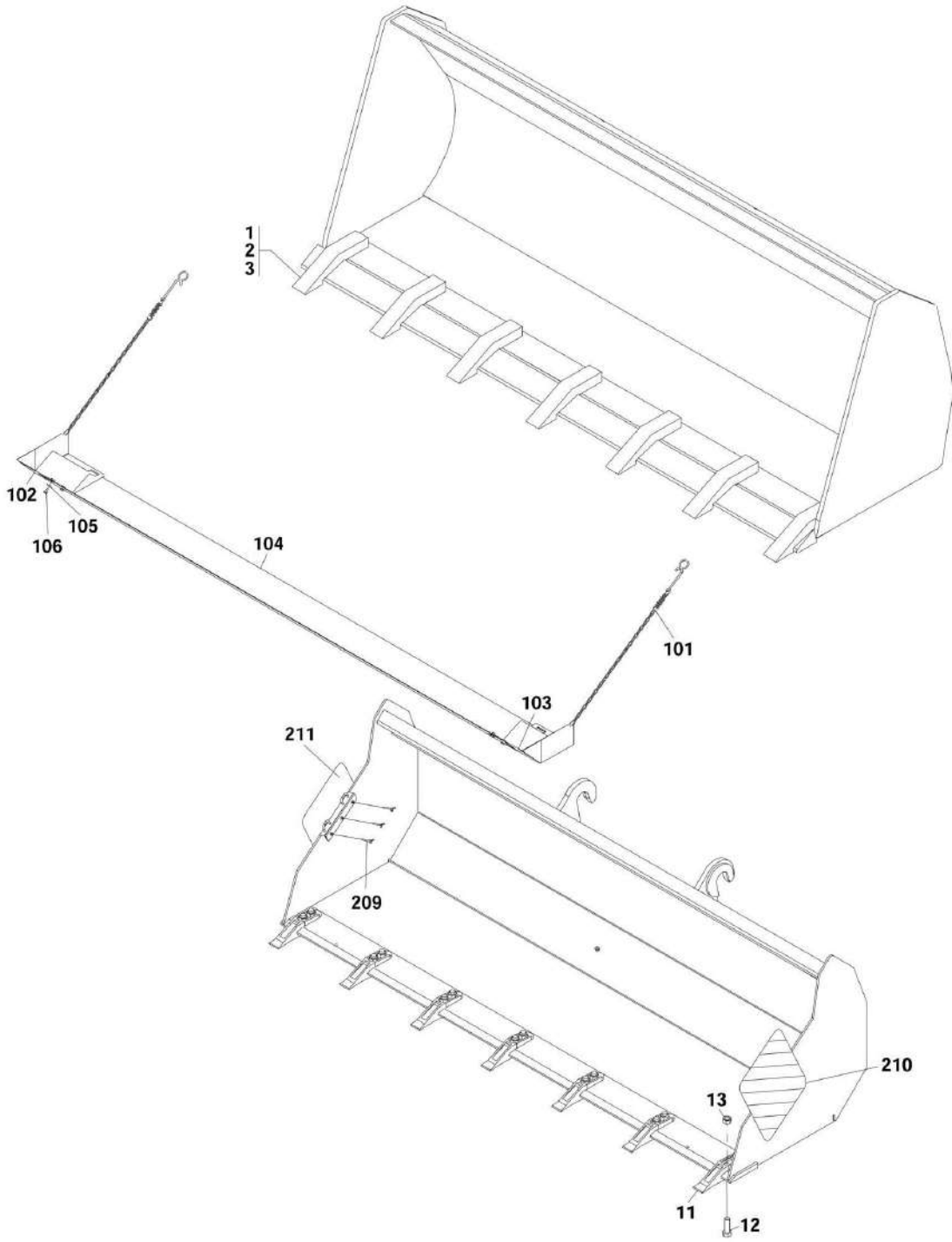
SECTION 3 - ATTACHMENTS

FIGURE 3-12. CRANE HOOK

ITEM	PART NUMBER	QTY	DESCRIPTION	REV
	1170058	1	CRANE HOOK, (3706PS, 3707PS, 4014PS & 4017PS), (includes all items)	C
1	70020417	1	HOOK	
2	70020205	1	BOLT	
3	70020206	1	NUT	
4	70020201	1	PIN	
5	N.S.S	1	SN PLATE	

SECTION 3 - ATTACHMENTS

FIGURE 3-13. BUCKETS



PAP32980

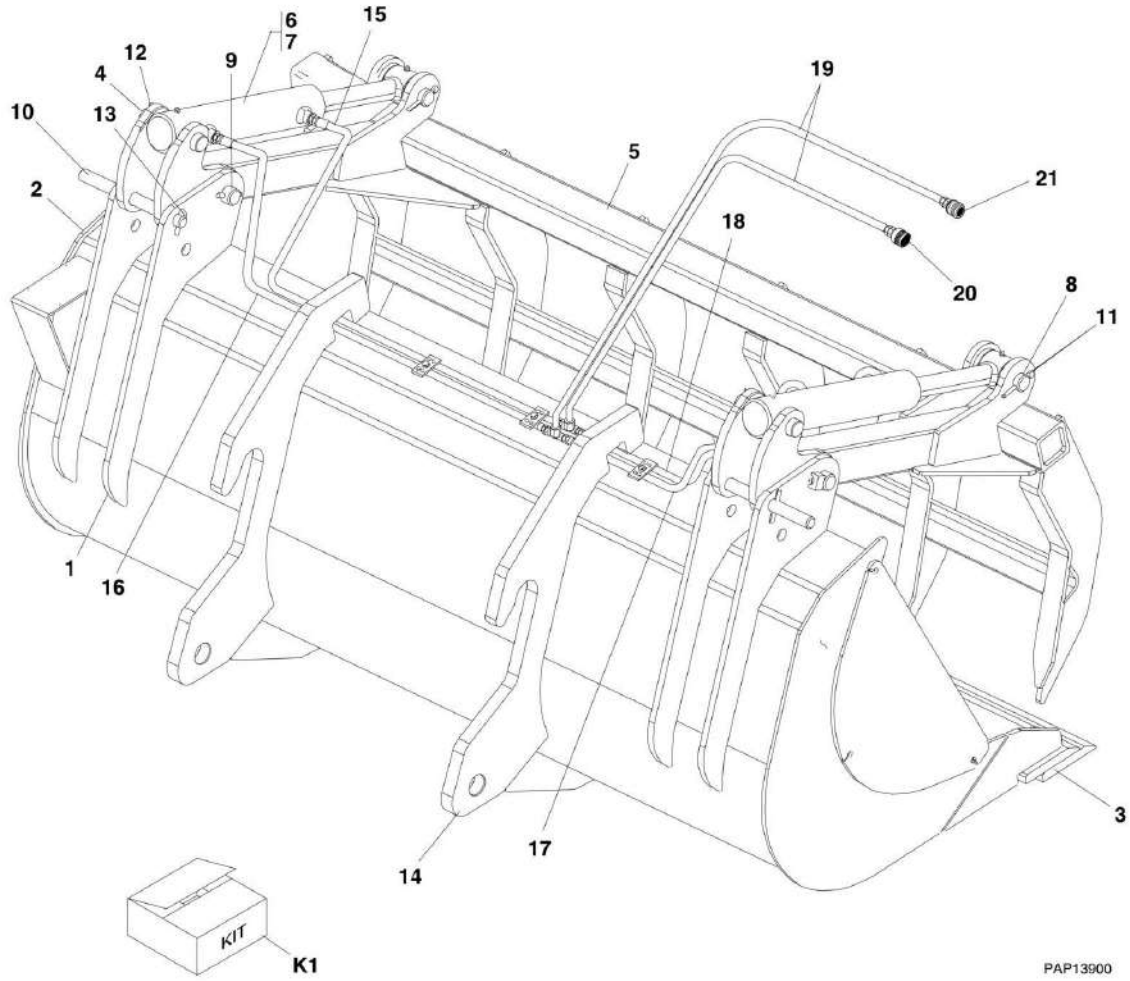
SECTION 3 - ATTACHMENTS

FIGURE 3-13. BUCKETS

ITEM	PART NUMBER	QTY	DESCRIPTION	REV
	4805670	1	0.8m ³ DIG BUCKET, W/TEETH, (3706PS, 3707PS, 4014PS & 4017PS)	B
	4802100	1	1.0m ³ DIG BUCKET, W/TEETH, (3706PS, 3707PS, 4014PS & 4017PS), (includes items 1 thru 3)	B
1	7028092	7	TOOTH	
2	7028093	7	SECURING PIN	
3	7028094	7	TOOTH MOUNT	
3	8008424	1	TOOTH PROTECTION FOR 1.0m ³	
	0930015	1	0.9m ³ DIG BUCKET	C
	70020392	1	BLADE KIT, (includes qty. 7 each of items 12 & 13)	
	0930016	1	1.8m ³ DIG BUCKET	C
	70020392	1	BLADE KIT, (includes qty. 7 each of items 12 & 13)	
	1001094612	1	BUCKET TEETH KIT, (if equipped), (3706PS, 3707PS, 4014PS & 4017PS), (includes items 11 thru 13), (requires bucket 0930015 or bucket 0930016)	A
11	1001094611	7	BUCKET TEETH	
12	1001094615	14	HEX HD CAPSCREW, M20X72	
13	1001094616	14	HEX NUT, M20X2-1/2	
101	1001003064	2	RETAINER ASSY	
102	1001004617	1	PLATE	
103	1001004618	1	PLATE	
104	1001004619	1	PLATE	
105	1001008665	4	WASHER	
106	1001009105	4	BOLT, M6X1	
209	1001139884	6	WING BOLT, M8, (Italy - if equipped) (Prior to SN 1160008047)	
210	1001162771	2	SAFETY FILM, (Italy - if equipped) (Prior to SN 1160008047)	
211	1001163625	2	BRACKET, (Italy - if equipped) (Prior to SN 1160008047)	

SECTION 3 - ATTACHMENTS

FIGURE 3-14. MANURE BUCKET



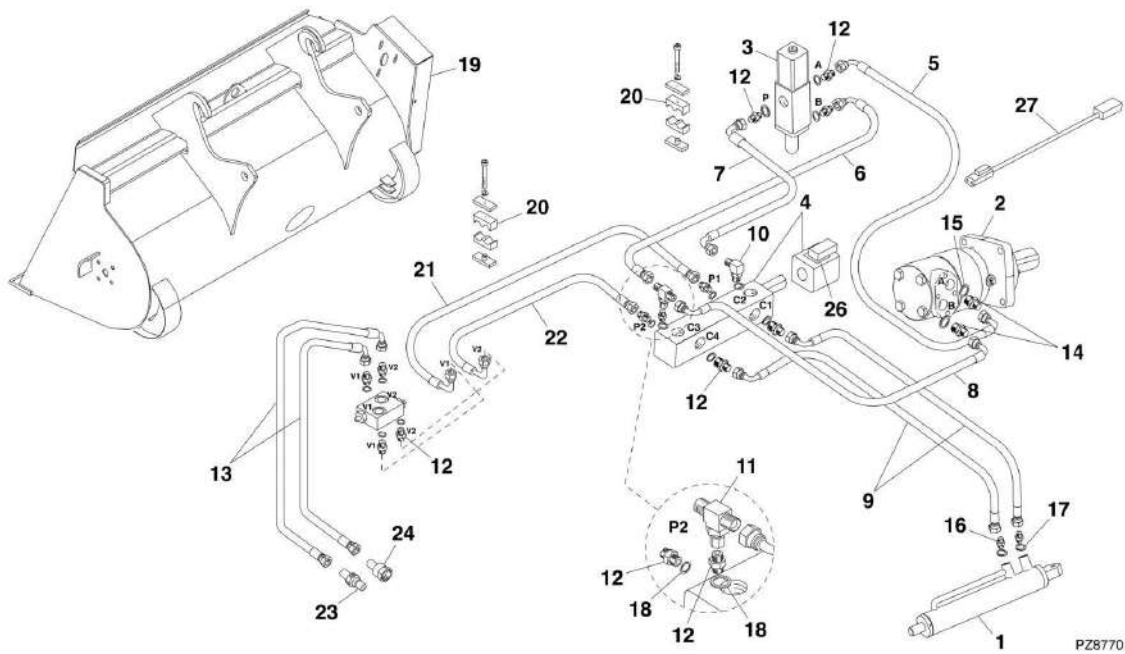
SECTION 3 - ATTACHMENTS

FIGURE 3-14. MANURE BUCKET

ITEM	PART NUMBER	QTY	DESCRIPTION	REV
	0930004	1	1.0m ³ MANURE BUCKET, (3706PS, 3707PS, 4014PS & 4017PS), (includes all items)	E
1	N.S.S.	1	BUCKET ASSY	
2	7028133	1	SIDE PLATE ASSY	
3	7028132	1	BLADE ASSY, (includes blade and the following hardware)	
3	7029356	8	HEX LOCKNUT, M16-8	
3	70023484	8	BOLT, M16X60, GR10.9	
4	7028126	2	ADJUSTING BRACKET	
5	7028125	1	GRAPPLE	
6	7028127	2	TILT CYLINDER	
6	7028910	AR	CYLINDER SEAL KIT	
7	7028131	6	BUSHING	
8	7028128	2	PIN	
9	7028129	2	LOCKING PIN	
10	7028130	2	PIN	
11	7028135	4	ROLL PIN	
12	7028134	8	ROLL PIN	
13	7028124	2	CIRCLIP	
14	7029749	1	CONNECTING ASSY	
15	7028986	1	HOSE ASSY	
16	7028987	1	HOSE ASSY	
17	7028988	1	HOSE ASSY	
18	7028989	1	HOSE ASSY	
19	7028984	2	HOSE ASSY	
20		Ref	FEMALE SCREW COUPLER, (no longer available, order 1001097287 kit)	
20	1001094555	1	FEMALE QUICK DISCONNECT COUPLING	
21		Ref	MALE SCREW COUPLER, (no longer available, order 1001097287 kit)	
21	1001094556	1	MALE QUICK DISCONNECT COUPLING	
K1	1001097287	1	QUICK DISCONNECT COUPLING KIT, (includes items 20, 21, dust cap and dust plug)	

SECTION 3 - ATTACHMENTS

FIGURE 3-15. CONCRETE BUCKET



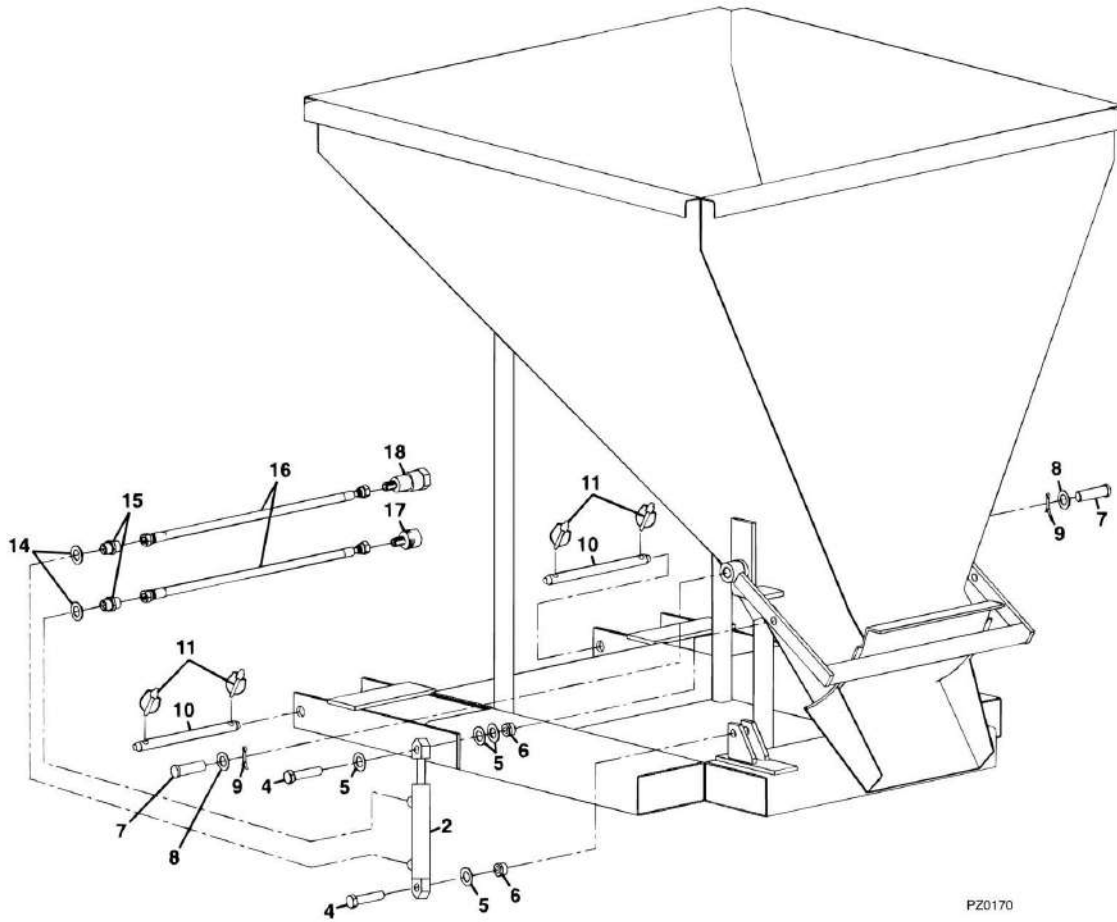
SECTION 3 - ATTACHMENTS

FIGURE 3-15. CONCRETE BUCKET

ITEM	PART NUMBER	QTY	DESCRIPTION	REV
	1001106930	1	CONCRETE BUCKET, (3706PS, 3707PS, 4014PS & 4017PS), (includes all items)	B
1	70024436	1	CYLINDER	
2	70024437	1	HYDRAULIC ENGINE	
3	70024438	1	VALVE FLOW DIVISOR	
4	70024439	1	SOLENOID VALVE, 6 WAY	
5	70024440	1	PIPE ASSY, 1/2	
6	70024441	1	PIPE ASSY, 1/2	
7	70024442	1	PIPE ASSY, 1/2	
8	70024443	1	PIPE ASSY, 1/2	
9	70024444	2	PIPE ASSY, 1/4	
10	70024445	1	FITTING, 90	
11	70024446	1	TEE FITTING	
12	70024447	12	FITTING	
13	70024448	2	PIPE ASSY, 1/2	
14	70024449	2	FITTING	
15	70024450	2	GASKET, 3/4	
16	1001104958	2	FITTING	
17	70020730	2	GASKET, 1/4	
18	70022927	13	GASKET, 1/2	
19	70024451	1	MIXER BUCKET	
20	70024452	2	TWIN CLAMP, 1/2	
21	70024453	1	PIPE ASSY, 1/2	
22	70024454	1	PIPE ASSY, 1/2	
23	1001094556	1	MALE QUICK COUPLING	
24	1001094555	1	FEMALE QUICK COUPLING	
26	70024455	1	COIL, 12V	
27	70024456	1	HARNES	

SECTION 3 - ATTACHMENTS

FIGURE 3-16. CONCRETE LADLE



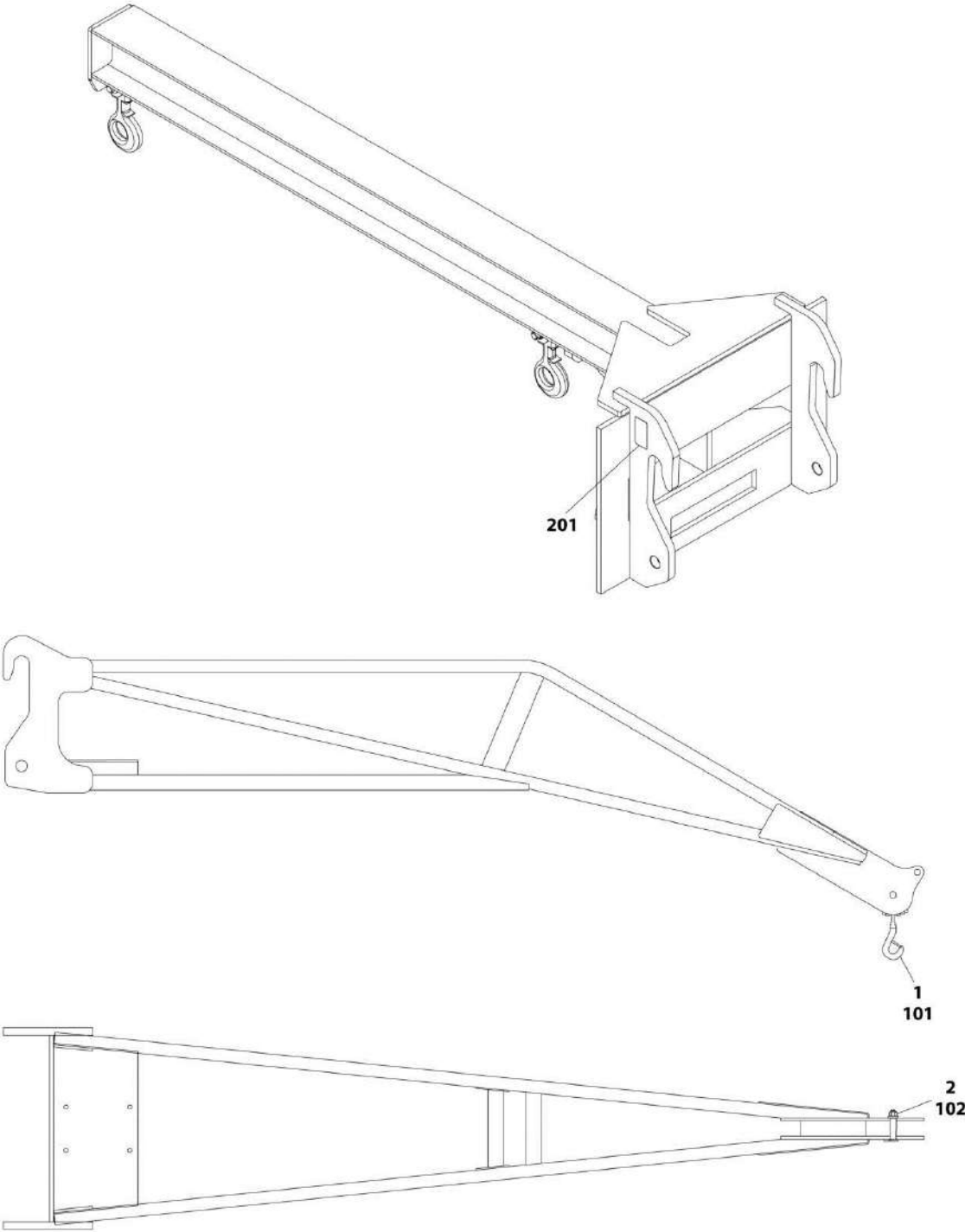
SECTION 3 - ATTACHMENTS

FIGURE 3-16. CONCRETE LADLE

ITEM	PART NUMBER	QTY	DESCRIPTION	REV
	0240158	1	CONCRETE LADLE, (3706PS, 3707PS, 4014PS & 4017PS), (includes all items)	C
2	70020723	1	HYDRAULIC CYLINDER	
4	70020724	2	BOLT	
5	70020725	4	WASHER	
6	70020726	2	NUT	
7	70020727	2	PIN	
8	70020728	2	WASHER	
9	70020729	2	PIN	
10	70020203	2	SAFETY PIN	
11	70020204	4	RETAINING RING	
14	70020730	2	GASKET	
15	70020731	2	LINK	
16	70020732	2	PIPE	
17	1001094556	1	MALE QUICK DISCONNECT COUPLING	
18	1001094555	1	FEMALE QUICK DISCONNECT COUPLING	

SECTION 3 - ATTACHMENTS

FIGURE 3-17. TRUSS BOOMS



ART_31200722-3-17

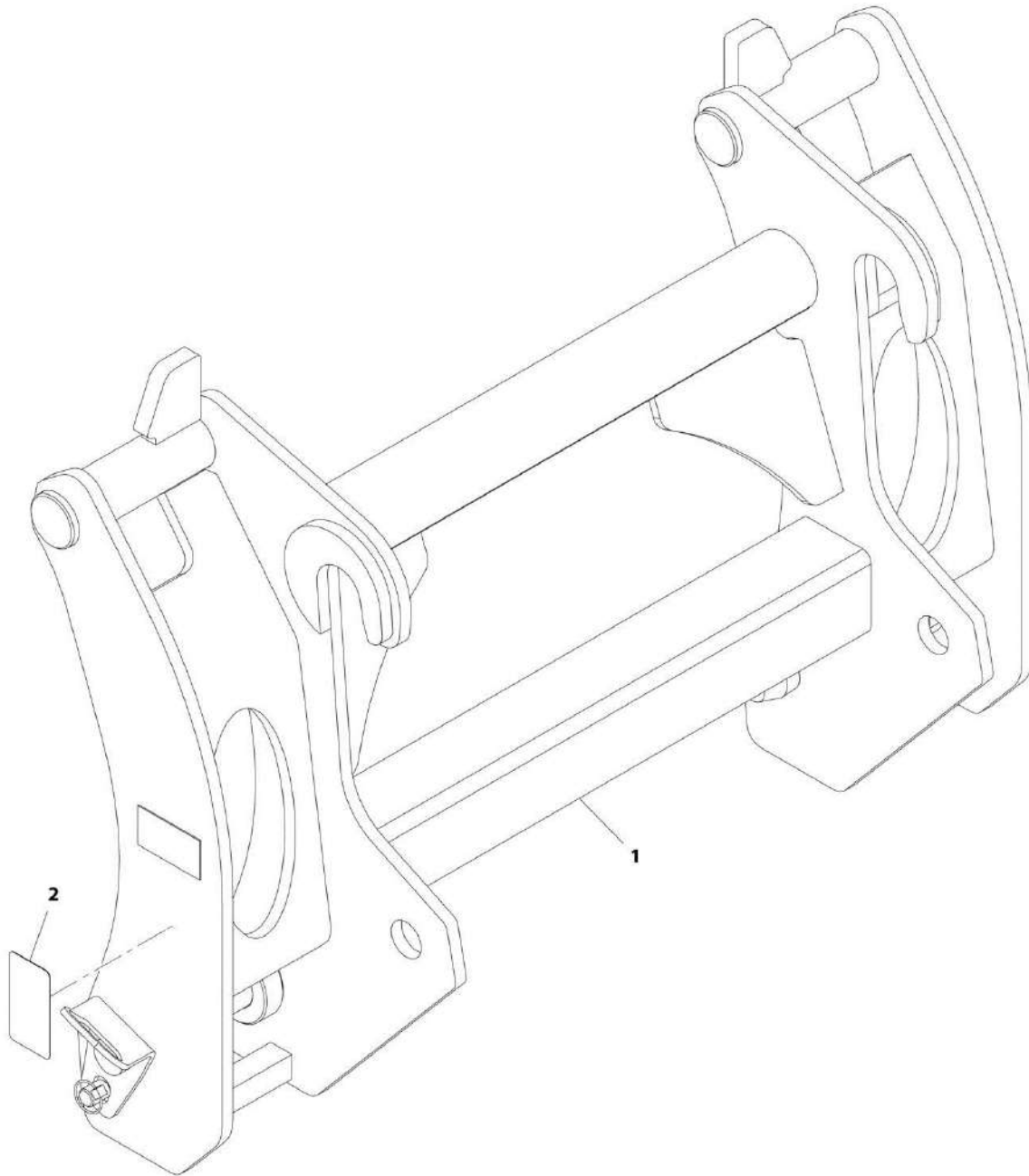
SECTION 3 - ATTACHMENTS

FIGURE 3-17. TRUSS BOOMS

ITEM	PART NUMBER	QTY	DESCRIPTION	REV
	0240063	1	3.4m TRUSS BOOM, (1000kg), (3706PS, 3707PS, 4014PS & 4017PS), (includes items 1 & 2)	C
1	70020421	1	HOOK	
2	70020422	1	BOLT	
	0240110	1	3.6m TRUSS BOOM, (650kg), (3706PS, 3707PS, 4014PS & 4017PS), (includes items 101 & 102)	D
101	70020423	1	HOOK	
102	70020424	1	BOLT	
	1001101442	1	2m TRUSS BOOM, (4000kg) (AUS - 4014PS & 4017PS), (not shown) (Prior to SN 1160007391)	E
	1001175721	1	2m TRUSS BOOM, (3000kg) (AUS - 4014PS & 4017PS), (not shown) (SN 1160007391 to Present)	A
	1001234054	1	INSTALLATION, TRUSS BOOM, (4000kg), (4014PS), (includes item 201)	A
	1001234068	1	INSTALLATION, TRUSS BOOM, (4000kg), (4017PS), (includes item 201)	A
201	1001223184	1	TRUSS BOOM, (4000kg)	

SECTION 3 - ATTACHMENTS

FIGURE 3-18. VOLVO ADAPTER



ART_31200722-3-18

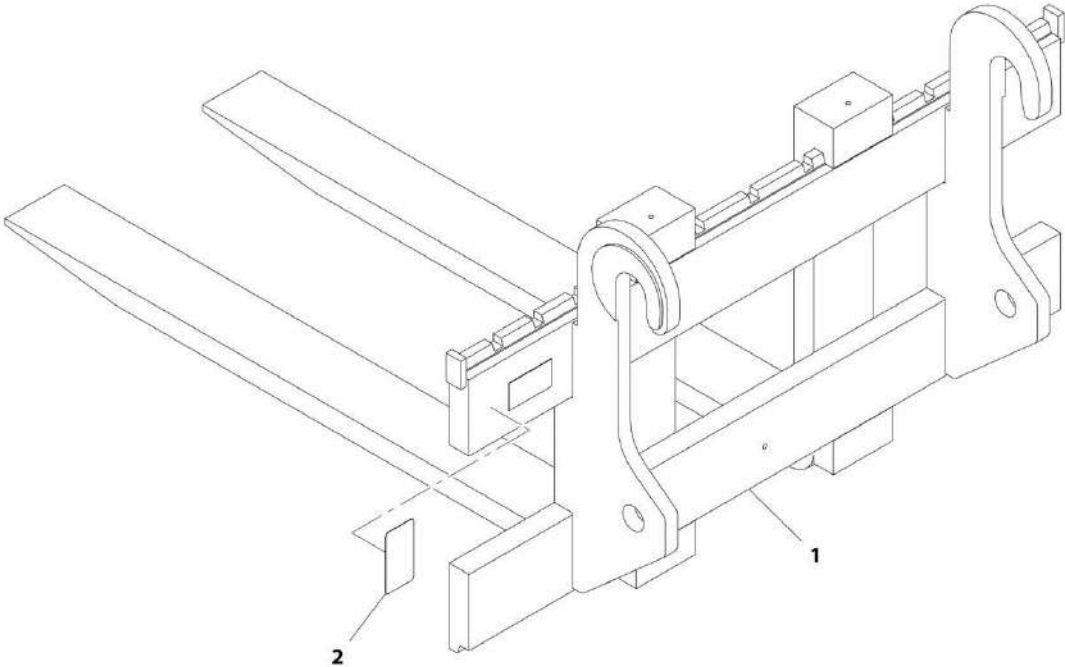
SECTION 3 - ATTACHMENTS

FIGURE 3-18. VOLVO ADAPTER

ITEM	PART NUMBER	QTY	DESCRIPTION	REV
	1001173159	1	VOLVO ADAPTER INSTALLATION, (4014PS), (AUS), (includes items 1 & 2)	A
	1001173160	1	VOLVO ADAPTER INSTALLATION, (4017PS), (AUS), (includes items 1 & 2)	A
	1001173150	1	VOLVO ADAPTER INSTALLATION, (3706PS), (CE), (includes items 1 & 2)	A
	1001173151	1	VOLVO ADAPTER INSTALLATION, (3707PS), (CE), (includes items 1 & 2)	A
	1001173154	1	VOLVO ADAPTER INSTALLATION, (4014PS), (CE), (includes items 1 & 2)	A
	1001173155	1	VOLVO ADAPTER INSTALLATION, (4014PS), (Germany), (includes items 1 & 2)	A
	1001173156	1	VOLVO ADAPTER INSTALLATION, (4017PS), (CE), (includes items 1 & 2)	A
1	1001173162	1	CARRIAGE, VOLVO ADAPTER	
2		Ref	CHART, CAPACITY, (See DECALS SECTION for Breakdown)	

SECTION 3 - ATTACHMENTS

FIGURE 3-19. FEM ADAPTER



ART_31200722-3-19

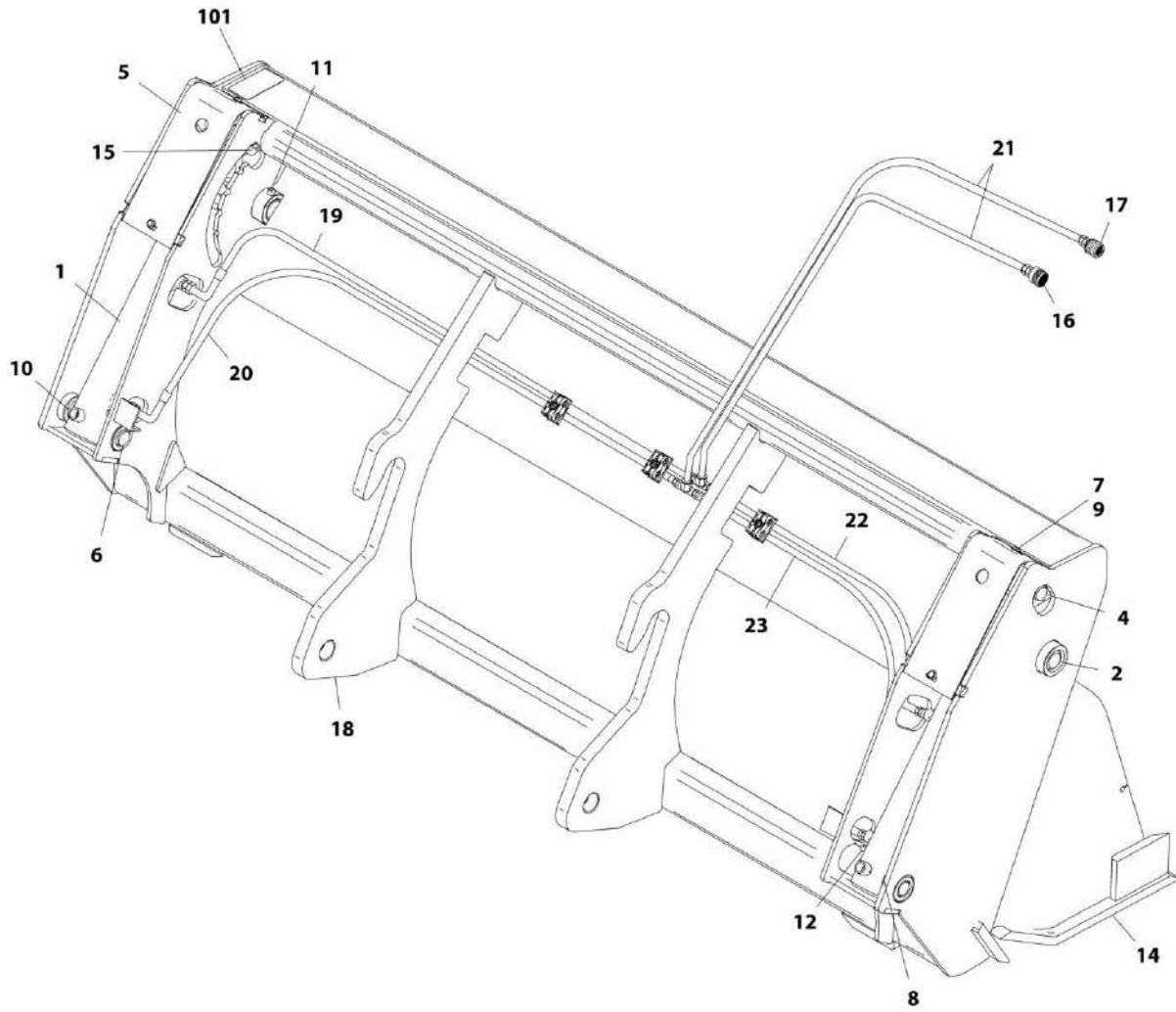
SECTION 3 - ATTACHMENTS

FIGURE 3-19. FEM ADAPTER

ITEM	PART NUMBER	QTY	DESCRIPTION	REV
	1001172675	1	FEM ADAPTER INSTALLATION, (3706PS), (includes item 1 & 2)	A
	1001172678	1	FEM ADAPTER INSTALLATION, (3707PS), (includes item 1 & 2)	A
	1001172681	1	FEM ADAPTER INSTALLATION, (4014PS), (includes item 1 & 2)	A
	1001172683	1	FEM ADAPTER INSTALLATION, (4014PS), (AUS), (includes item 1 & 2)	A
	1001172685	1	FEM ADAPTER INSTALLATION, (4014PS), (Germany), (includes item 1 & 2)	A
	1001172687	1	FEM ADAPTER INSTALLATION, (4017PS), (includes item 1 & 2)	A
	1001172689	1	FEM ADAPTER INSTALLATION, (4017PS), (AUS), (includes item 1 & 2)	A
1	1001172667	1	CARRIAGE, FEM ADAPTER	
2		Ref	CHART CAPASITY, (See DECALS SECTION for Breakdown)	

SECTION 3 - ATTACHMENTS

FIGURE 3-20. MULTI-PURPOSE BUCKET (Prior to SN 1160008730)



ART_0930003-G

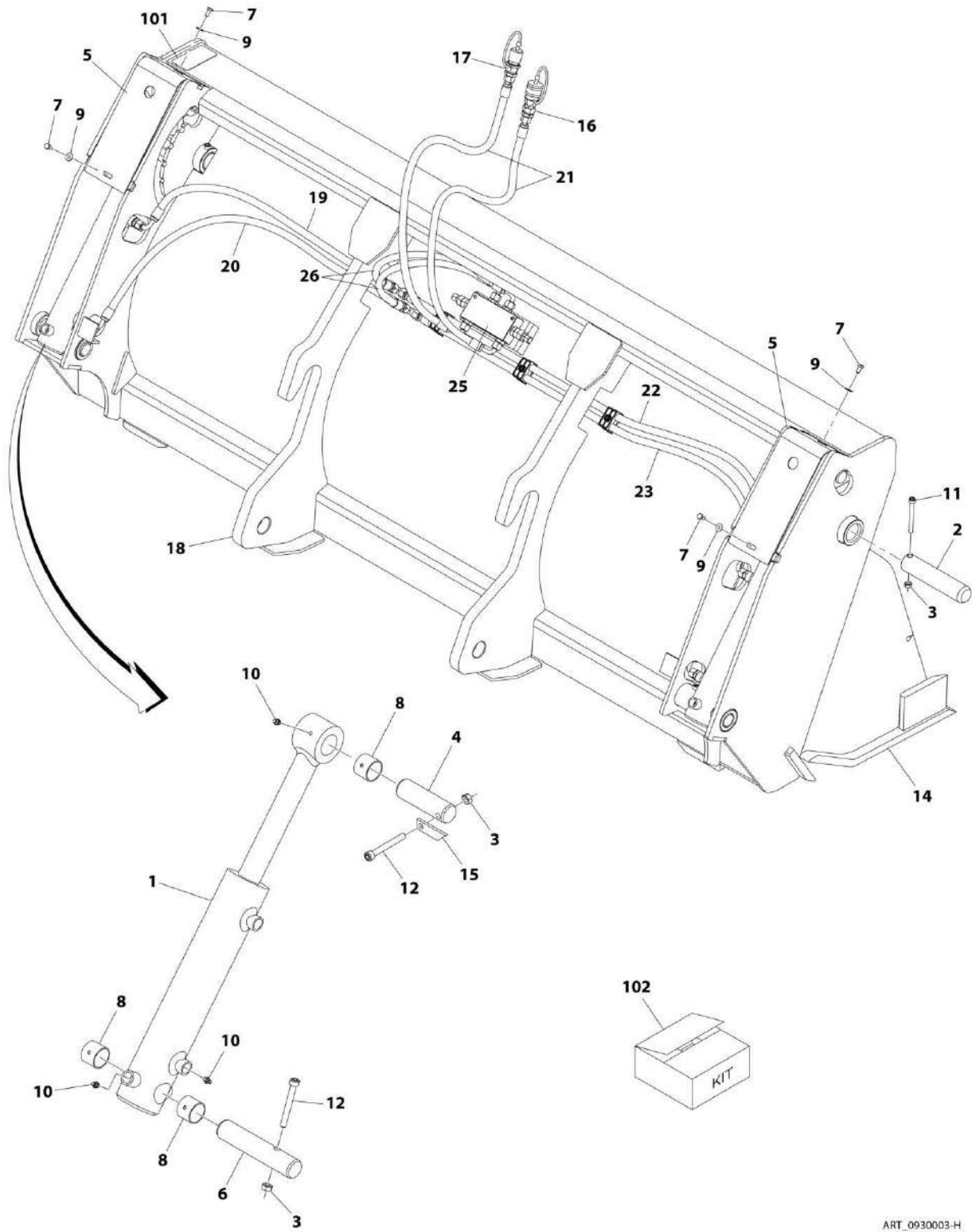
SECTION 3 - ATTACHMENTS

FIGURE 3-20. MULTI-PURPOSE BUCKET (Prior to SN 1160008730)

ITEM	PART NUMBER	QTY	DESCRIPTION	REV
	0930003	1	Multi-Purpose Bucket, 1.0m ³	G
1	7028990	2	Cylinder	
	7028910	AR	Kit, Seal, Cylinder	
2	7028911	2	Pin	
3	7028912	6	Nut (not shown)	
4	7028913	2	Pin	
5	7028914	2	Plate, Protective	
6	7028915	2	Pin	
7	7028916	4	Bolt	
8	7028131	6	Bushing	
9	7028917	4	Washer	
10	7028918	6	Nipple, Grease	
11	7028920	2	Screw	
12	7028919	4	Screw	
14	N.S.S.	1	Weldment	
15	7028923	1	Gauge	
16	1001094555	1	Coupling, Female Quick Disconnect	
17	1001094556	1	Coupling, Male Quick Disconnect	
18	N.S.S.	1	Weldment	
19	7028982	1	Hose	
20	7028983	1	Hose	
21	7028984	2	Hose	
22	7028985	1	Hose	
23	7028991	1	Hose	
101	N.S.S.	1	S/N Plate	

SECTION 3 - ATTACHMENTS

FIGURE 3-21. MULTI-PURPOSE BUCKET (SN 1160008730 to Present)



ART_0930003-H

SECTION 3 - ATTACHMENTS

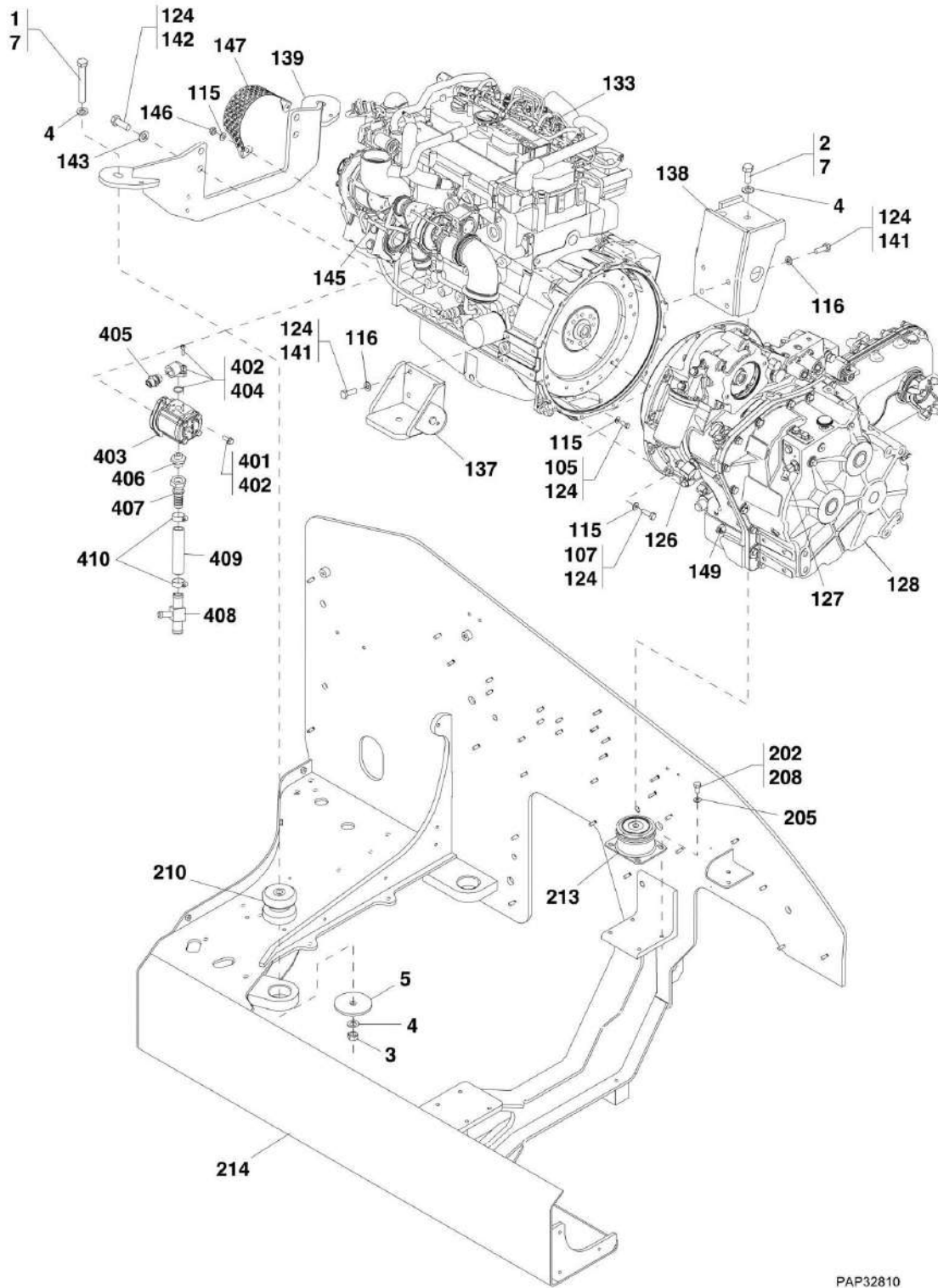
FIGURE 3-21. MULTI-PURPOSE BUCKET (SN 1160008730 to Present)

ITEM	PART NUMBER	QTY	DESCRIPTION	REV
	0930003	1	Multi-Purpose Bucket, 1.0m ³	H
1	7028990	2	Cylinder	
	7028910	AR	Kit, Seal, Cylinder	
2	7028911	2	Pin	
3	7028912	6	Nut	
4	7028913	2	Pin	
5	N.S.S.	2	Plate, Protective	
6	7028915	2	Pin	
7	7028916	4	Bolt	
8	7028131	6	Bushing	
9	7028917	4	Washer	
10	7028918	6	Nipple, Grease	
11	7028920	2	Screw	
12	7028919	4	Screw	
14	N.S.S.	1	Weldment	
15	7028923	1	Gauge	
16	1001094555	1	Coupling, Female Quick Disconnect	
17	1001094556	1	Coupling, Male Quick Disconnect	
18	N.S.S.	1	Weldment	
19	7028982	1	Hose	
20	7028983	1	Hose	
21	7028984	2	Hose	
22	7028995	1	Hose	
23	7028991	1	Hose	
25	70027291	1	Balancing Valve	
26	70029011	2	Hose	
101	N.S.S.	1	S/N Plate	
102	1001097287	1	Quick Disconnect Coupling Kit, (includes items 16, 17 dust cap and dust plug)	

SECTION 4 - ENGINE AND ATTACHING PARTS

SECTION 4 - ENGINE AND ATTACHING PARTS

FIGURE 4-1. ENGINE INSTALLATION



PAP32810

SECTION 4 - ENGINE AND ATTACHING PARTS

FIGURE 4-1. ENGINE INSTALLATION

ITEM	PART NUMBER	QTY	DESCRIPTION	REV
1	0701629	2	HEX HD CAPSCREW, M16X120, GR 8.8, (torque to 241 Nm/177.75 lb-ft)	
2	0761616	2	HEX HD CAPSCREW, M16X40, GR 8.8, (torque to 241 Nm/177.75 lb-ft)	
3	3291601	2	HEX NUT, M16X2	
4	4812300	6	WASHER, 16mm	
5	1001008506	2	WASHER	
7	1001095650	AR	LOCTITE 243	
105	0761010	8	HEX HD CAPSCREW, M10X20, GR8.8, (torque to 55 Nm/40.56 lb-ft)	
107	0761015	10	HEX HD CAPSCREW, M10X35, GR8.8, (torque to 55 Nm/40.56 lb-ft)	
115	4812000	19	WASHER, 10mm	
116	4812100	8	WASHER, 12mm	
124	1001095650	AR	LOCTITE 243	
126	1001099267	1	ADAPTER, BARB FITTING	
127	1001099268	1	ADAPTER, 45, BARB	
128		Ref	TRANSMISSION, (See DRIVE TRAIN SECTION for Breakdown)	
133		Ref	ENGINE, (See DEUTZ ENGINE for Breakdown)	
137	1001139982	1	ENGINE MOUNT BRACKET	
138	1001139983	1	ENGINE MOUNT BRACKET	
139	1001141228	1	ENGINE MOUNT BRACKET	
141	0701215	8	HEX HD CAPSCREW, M12X35, GR 8.8, (torque to 97 Nm/71.54 lb-ft)	
142	0701617	4	HEX HD CAPSCREW, M16X45, GR 8.8, (torque to 241 Nm/177.75 lb-ft)	
143	4812300	4	WASHER, 16mm	
145	1001152378	1	HEX FLANGE SCREW, M10X110mm, (if equipped for ULS - 90 Kw, 6 SPEED), (if equipped for LS)	
145	0781028	1	HEX FLANGESCREW, M10X110mm, (if equipped for ULS - 75 Kw, 4 SPEED)	
146	3291001	1	HEX NUT, M10X1.5, (torque to 55 Nm/40.56 lb-ft)	
147	1001147828	1	FINGER GUARD	
149	2220237	1	ADAPTER, PLUG	
202	0761010	8	HEX HD CAPSCREW, M10X20, GR8.8	
205	4812000	8	WASHER, 10mm	
208	1001095650	AR	LOCTITE 243	
210	1001120523	2	ENGINE MOUNT	
213	1001134127	2	ENGINE MOUNT	
214		Ref	ENGINE FRAME, (See FRAME AND ATTACHING PARTS SECTION for Breakdown)	
310		Ref	ENGINE ELECTRICAL COMPARTMENT INSTALLATION, (not shown), (See ELECTRICAL SECTION for Breakdown)	
	1001132828	1	HYDRAULIC FAN PUMP INSTALLATION, (includes items 401 thru 410)	D
401	5201012	2	RIPP BOLT, M10X25, (torque to 55 Nm/40.56 lb-ft)	
402	1001095650	AR	LOCTITE 243	
403	1001133809	1	FAN PUMP	
404	1001135245	1	ADAPTER, 90, (torque to 12-18 Nm/8.8-13.2 lb-ft)	
405	1001135257	1	ADAPTER, CONNECTOR, (includes o-ring)	
406	1001135485	1	ADAPTER, CONNECTOR	
407	1001135486	1	ADAPTER, HOSE TAIL	

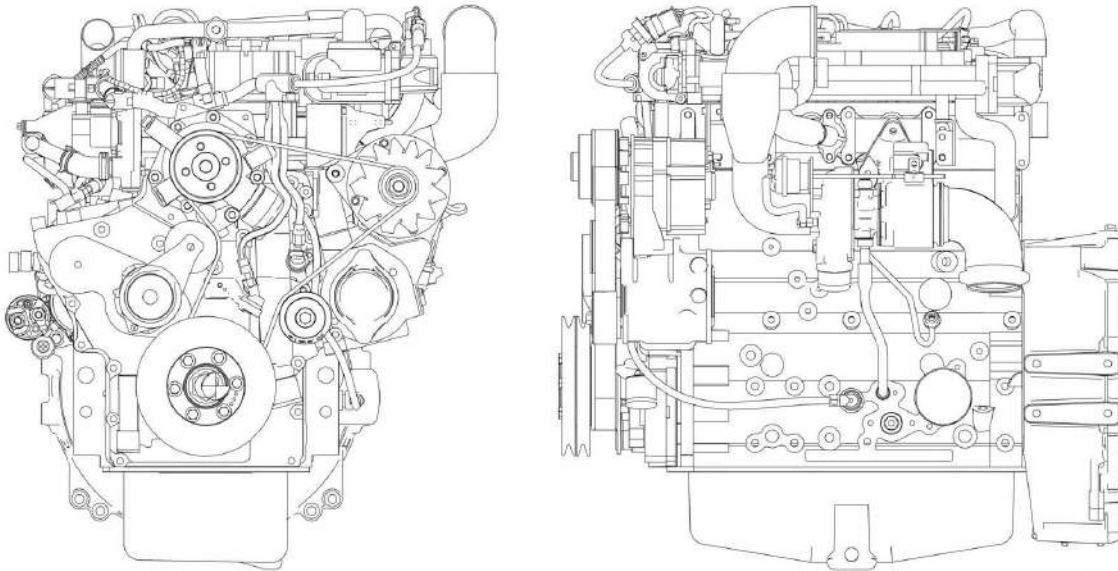
SECTION 4 - ENGINE AND ATTACHING PARTS

ITEM	PART NUMBER	QTY	DESCRIPTION	REV
408	1001121267	1	BARB FITTING	
409	1001145010	1	HOSE	
410	1001008466	2	CLAMP	

SECTION 4 - ENGINE AND ATTACHING PARTS

FIGURE 4-2. DEUTZ ENGINE

IF EQUIPPED FOR ULS



P27530

SECTION 4 - ENGINE AND ATTACHING PARTS

FIGURE 4-2. DEUTZ ENGINE

ITEM	PART NUMBER	QTY	DESCRIPTION	REV
	1001131252	1	DEUTZ ENGINE, (if equipped for ULS), (75 kW), (includes all items) (Prior to SN 1160007368)	E
	1001171457	1	DEUTZ ENGINE, (if equipped for ULS), (75 kW), (includes all items) (SN 1160007368 through 1160008066)	B
	1001184108	1	DEUTZ ENGINE, (if equipped for ULS), (75 kW), (includes all items) (SN 1160008067 to Present)	B
	1001130203	1	DEUTZ ENGINE, (if equipped for ULS), (90 kW), (includes all items) (Prior to SN 1160007557)	E
	1001171458	1	DEUTZ ENGINE, (if equipped for ULS), (90 kW), (includes all items) (SN 1160007411 through 1160007556, Including 1160007368, Excluding 1160006750)	B
	1001184110	1	DEUTZ ENGINE, (if equipped for ULS), (90 kW), (includes all items) (SN 1160007557 to Present, Including 1160006750)	B
	70024472	1	CONTROL UNIT	
	70002718	1	ROT SHAFT LIP SEAL	
	70024473	1	THERMOSTAT	
	70024474	4	GLOW PLUG	
	70024475	1	INTAKE PIPE GASKET	
	70024476	1	HIGH PRESSURE PIPE	
	70024477	1	EGR COOLER	
	70024483	1	CYLINDER HEAD GASKET	
	70024484	1	IDLER ROLLER	
	70024485	4	INJECTOR	
	70024486	1	FUEL SUPPLY PUMP	
	70024487	1	FUEL INJECT PUMP	
	70024489	1	LUBRICATION OIL LINE	
	70024490	1	RAIL	
	70024491	1	OIL PIPE	
	70024492	1	WATER PUMP	
	70024494	1	OIL COOLER	
	70024496	1	COOLING WATER LINE	
	70024497	1	INTAKE PIPE	
	70024498	1	HIGH PRESSURE PIPE	
	70024499	1	HIGH PRESSURE PIPE	
	70024501	1	FUEL LINE	
	70024502	1	FUEL LEAKAGE PIPE	
	70040080	1	ROT SHAFT LIP SEAL	
	70024503	2	TACHO-GENERATOR	
	70024505	1	TEMPERATURE TRANSMITTER	
	70024506	1	PRESSURE SENSOR	
	70024507	1	PRESSURE SENSOR	
	70024508	1	CONNECTING PIPE	
	70024510	1	ATTACHMENT FLANGE	
	70024511	1	PLUG	
	7016331	1	OIL FILTER	
	70024961	1	FUEL FILTER ASSY, PRIMARY	
	70025153	1	FUEL FILTER	
	70024513	1	SENSOR CABLE	
	70025239	1	SEALING RING	
	70025121	2	HEX BOLT	
	70024963	1	FUEL FILTER ASSY, SECONDARY	

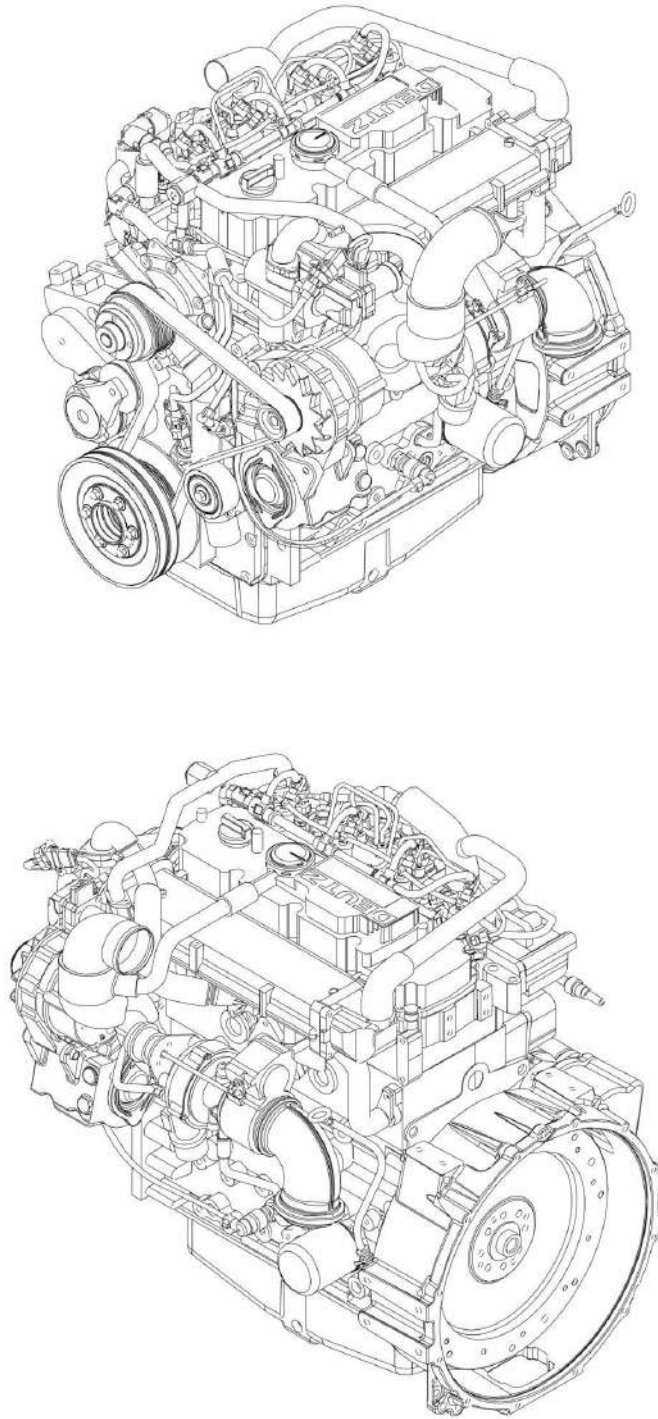
SECTION 4 - ENGINE AND ATTACHING PARTS

ITEM	PART NUMBER	QTY	DESCRIPTION	REV
	70024962	1	FUEL FILTER, SPIN ON	
	70024504	1	PRESSURE SENSOR	
	70024920	1	O-SEAL	
	70025121	2	HEX BOLT	
	70025477	1	BELT TENSIONER	
	70025478	1	V-BELT	
	70025479	1	CHEESE HD SCREW	

SECTION 4 - ENGINE AND ATTACHING PARTS

FIGURE 4-3. DEUTZ ENGINE

IF EQUIPPED FOR LS



PZ9080

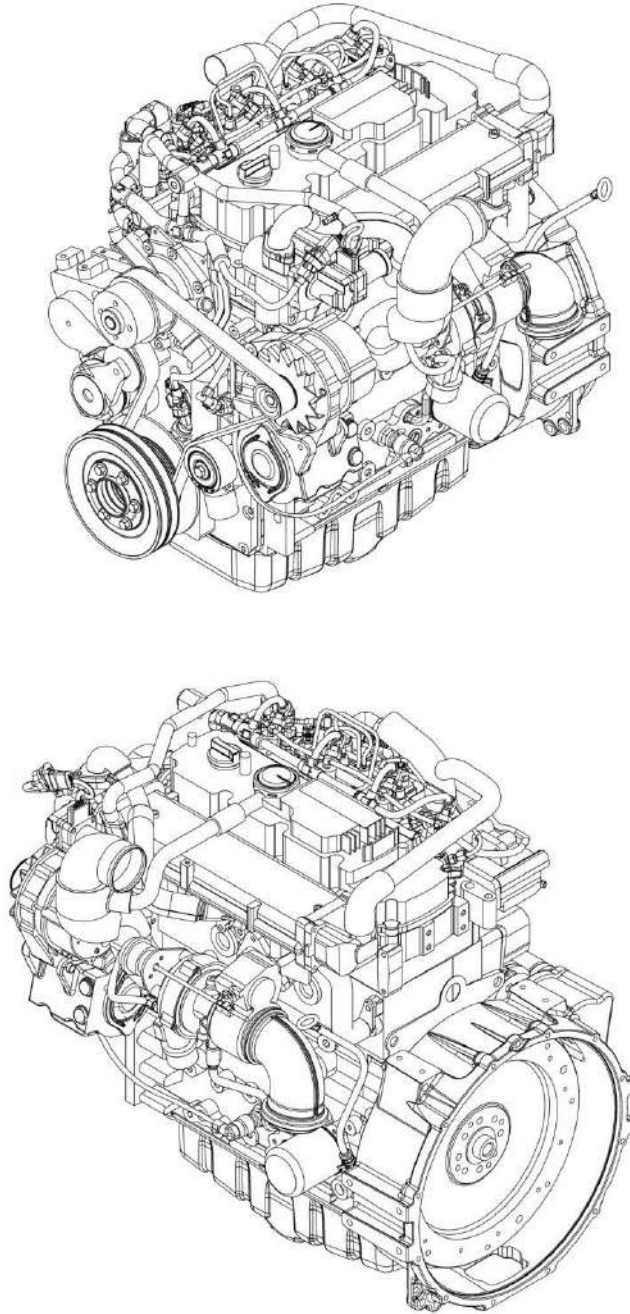
SECTION 4 - ENGINE AND ATTACHING PARTS

FIGURE 4-3. DEUTZ ENGINE

ITEM	PART NUMBER	QTY	DESCRIPTION	REV
	1001155118	1	DEUTZ ENGINE, (if equipped for LS), (74.4 kW), (includes all items) (Prior to SN 1160007338)	B
	1001155117	1	DEUTZ ENGINE, (if equipped for LS), (90 kW), (includes all items) (Prior to SN 1160007432, Excluding 1160007368)	B
	7016331	1	OIL FILTER, SPIN-ON	
	70002718	1	LIP SEAL, ROTARY SHAFT	
	70024473	1	THERMOSTAT	
	70024474	4	GLOW PLUG	
	70024481	1	GASKET	
	70024483	1	CYLINDER HEAD GASKET	
	70024485	1	INJECTOR	
	70025532	1	TURBOCHARGER	
	70024498	1	HIGH PRESSURE PIPE	
	70024499	1	HIGH PRESSURE PIPE	
	70025533	1	GENERATOR	
	70024486	1	FUEL SUPPLY PUMP	
	70025534	1	HIGH PRESSURE PIPE	
	70025535	1	STARTER	
	70025536	1	WATER PUMP	
	70025537	1	DIPSTICK	
	70024961	1	FUEL FILTER ASSY, PRIMARY	
	70025153	1	FUEL FILTER	
	70024513	1	SENSOR CABLE	
	70025239	1	SEALING RING	
	70025121	2	HEX BOLT	
	70024963	1	FUEL FILTER ASSY, SECONDARY	
	70024962	1	FUEL FILTER, SPIN ON	
	70024504	1	PRESSURE SENSOR	
	70024920	1	O-SEAL	
	70025121	2	HEX BOLT	
	70040080	1	LIP SEAL, ROTARY SHAFT	
	70024503	2	TACHO-GENERATOR	
	70024504	2	PRESSURE SENSOR	
	70024507	1	PRESSURE SENSOR	
	7020465	1	FILLER CAP	
	70025088	1	SCREW PLUG	
	70025538	1	JOINT WASHER	
	70025477	1	BELT TENSIONER	
	70025478	1	V-BELT	
	70025479	1	CHEESE HD SCREW	

SECTION 4 - ENGINE AND ATTACHING PARTS

FIGURE 4-4. DEUTZ ENGINE



ART_31200722-4-4

SECTION 4 - ENGINE AND ATTACHING PARTS

FIGURE 4-4. DEUTZ ENGINE

ITEM	PART NUMBER	QTY	DESCRIPTION	REV
	1001171459	1	DEUTZ ENGINE, (if equipped for LS), (74.4 kW), (includes all items) (SN 1160007338 to Present)	C
	1001171460	1	DEUTZ ENGINE, (if equipped for LS), (90 kW), (includes all items) (SN 1160007432 to Present, Including 1160007368)	C
	70024904	1	DIPSTICK	
	70024905	1	O-SEAL	
	70204065	1	FILLER CAP	
	70024906	1	CYLINDER HEAD GASKET	
	70002718	1	ROT SHAFT LIP SEAL	
	70024907	1	GASKET	
	70004280	1	ROT SHAFT LIP SEAL	
	7016331	1	OIL FILTER	
	70025181	1	INJECTOR	
	70024909	1	FUEL FILTER	
	70024910	1	COOLANT WATER PUMP	
	70024911	1	TURBOCHARGER	
	70024912	1	GASKET	
	70024509	1	GASKET	
	70024913	1	V-BELT	
	70024914	1	GENERATOR	
	70024915	1	STARTER	
	70024503	1	TACHO-GENERATOR	
	70024917	1	O-SEAL	
	70024918	1	TEMP TRANSMITTER	
	70024504	1	PRESSURE SENSOR	
	70024920	1	O-SEAL	
	70024507	1	PRESSURE SENSOR	
	70024922	1	TEMP TRANSMITTER	
	70000345	1	GLOW PLUG	
	70024923	1	PRESSURE SENSOR	
	70024924	1	PUMP, HIGH PRESSURE (not shown - Located Front Left Side)	
	70024494	1	OIL COOLER	
	70024925	1	GASKET	
	70024926	1	OIL PUMP	

SECTION 4 - ENGINE AND ATTACHING PARTS

FIGURE 4-5. FUEL TANK AND LINES

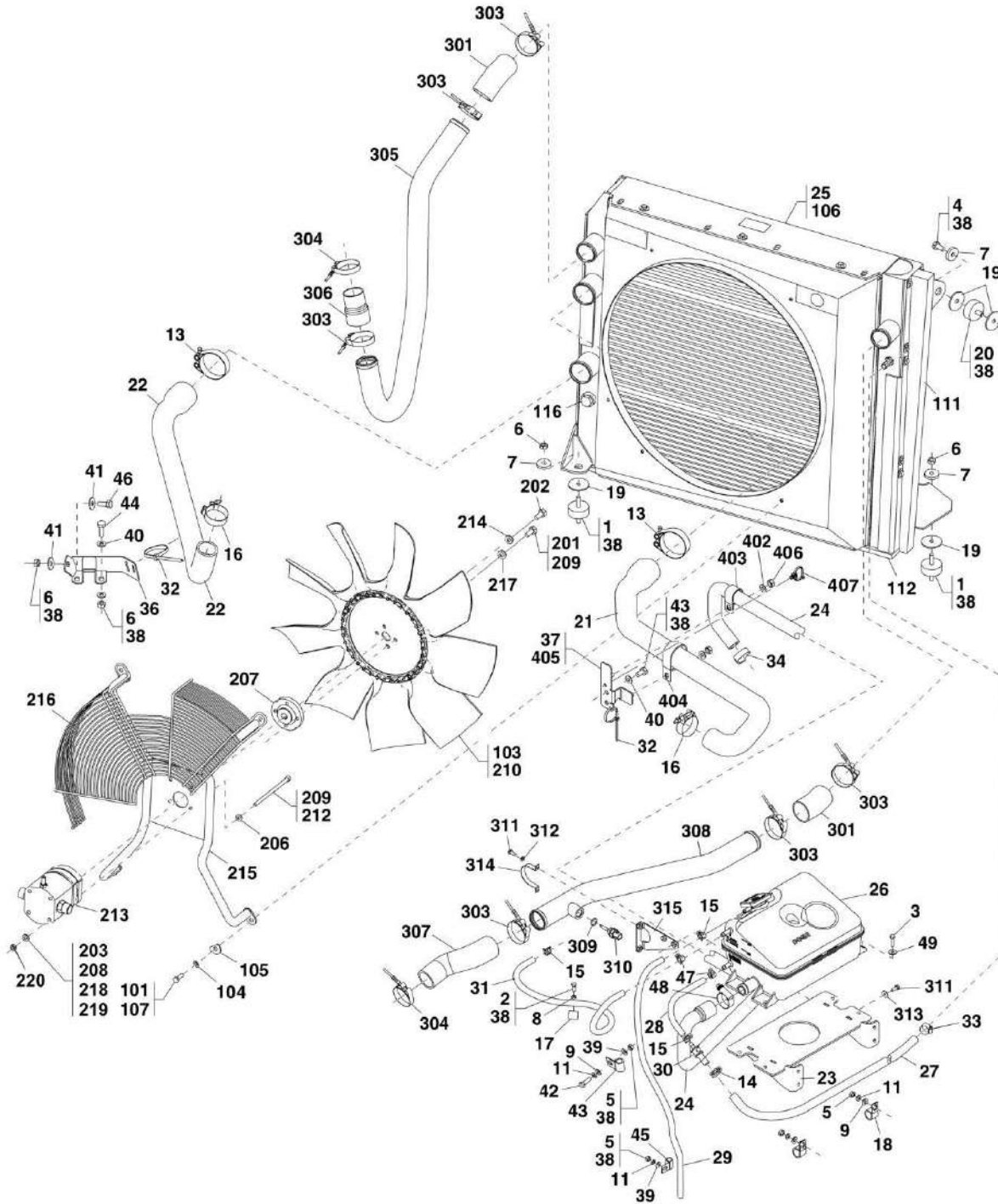
ITEM	PART NUMBER	QTY	DESCRIPTION	REV
	1001133785	Ref	FUEL LINE INSTALLATION, (3706PS, 3707PS, 33.7, 37.6 & 37.7), (not available to order, see items 1 thru 28 for service) (Prior to SN 1160007338)	J
	1001133784	Ref	FUEL LINE INSTALLATION, (4014PS), (not available to order, see items 1 thru 28 for service) (Prior to SN 1160007338)	J
	1001129677	Ref	FUEL LINE INSTALLATION, (not available to order, see items 1 thru 30 for service) (Prior to SN 1160007338)	I
	1001171241	Ref	FUEL LINE INSTALLATION, (not available to order, see items 1 thru 31 for service) (SN 1160007338 to Present)	E
1	2144606	4	ADAPTER, STRAIGHT, (includes o-ring)	
2	5220800	5	RIPP NUT, 8mm	
3	3291001	4	HEX NUT, M10X1.5	
5	4812000	10	WASHER, 10mm	
6	8405006	6	GEAR CLAMP, (torque to 4-5 Nm/295-3.68 lb-ft)	
7	8410013	4	GEAR CLAMP, (torque to 4-5 Nm/295-3.68 lb-ft) (Prior to SN 1160007338)	
7	8410013	1	GEAR CLAMP, (torque to 4-5 Nm/295-3.68 lb-ft) (SN 1160007338 to Present)	
8	1001004144	3	CLIP	
9	0761014	4	HEX HD CAPSCREW, M10X30, GR8.8, (torque to 55 Nm/40.56 lb-ft)	
10	0761015	2	HEX HD CAPSCREW, M10X35, GR8.8, (torque to 55 Nm/40.56 lb-ft)	
11	1001009207	1	CLIP	
12	1001095301	3	STEM FITTING, ELBOW	
13	1001151725	1	SUPPORT PLATE	
14	1001133774	1	HOSE	
15	1001153617	1	HOSE	
16	1001154249	1	HOSE (Prior to SN 1160007338)	
16	1001166283	1	HOSE (SN 1160007338 to Present)	
17	1001133780	1	HOSE, (3706PS, 3707PS, 33.7, 37.6 & 37.7) (Prior to SN 1160007338)	
17	1001133778	1	HOSE, (4014PS) (Prior to SN 1160007338)	
17	1001133773	1	HOSE, (4017PS)	
17	1001133773	1	HOSE, (3706PS, 3707PS, 33.7, 37.6, 37.7 & 4014PS) (SN 1160007338 to Present)	
18	1001133781	1	HOSE, (3706PS, 3707PS, 33.7, 37.6 & 37.7) (Prior to SN 1160007338)	
18	1001133779	1	HOSE, (4014PS) (Prior to SN 1160007338)	
18	1001133777	1	HOSE, (4017PS) (Prior to SN 1160007338)	
18	1001171310	1	HOSE (SN 1160007338 to Present)	
19	1001133793	1	STEM FITTING, ELBOW (Prior to SN 1160007338)	
19	1001002852	1	STEM FITTING, ELBOW (SN 1160007338 to Present)	
23	0700507	4	HEX HD CAPSCREW, M5X14, GR8.8	
24	4831600	4	SPRING LOCKWASHER, 5mm	
26	1001095650	AR	LOCTITE 243	
27	1001151613	1	FUEL PRE-FILTER BRACKET ADAPTOR	
28	1001008741	1	CLIP (Prior to SN 1160007338)	
29	471678	2	BAND CABLE, (not shown) (SN 1160007338 to Present)	
30	1001004723	1	SADDLE CUP, (not shown) (SN 1160007338 to Present)	
31	1001152729	2	CLAMP, SPRINGBAND	
110		Ref	HOSE SUPPORT BRACKET, (See HYDRAULIC CIRCUITS	

SECTION 4 - ENGINE AND ATTACHING PARTS

ITEM	PART NUMBER	QTY	DESCRIPTION	REV
206	4031607	5	SECTION for Breakdown) SOCKET HD CAPSCREW, M5X16, (torque to 6.5-7.5 Nm/4.79-5.53 lb-ft)	
213	8410013	1	GEAR CLAMP, (torque to 241 Nm/177.75 lb-ft)	
215	1001008609	1	CLAMP, (torque to 4-5 Nm/295-3.68 lb-ft)	
217	1001092264	1	FUEL SENDER/LEVEL GAUGE	
	1001142665	Ref	FUEL TANK MOUNTING INSTALLATION, (not available to order, see items 301 thru 306 for service)	A
301	0700608	3	HEX HD CAPSCREW, M6X16, GR8.8	
302	0701014	6	HEX HD CAPSCREW, M10X30, GR8.8, (torque to 50 Nm/36.87 lb-ft)	
303	4811700	3	WASHER, 6mm	
304	4812000	6	WASHER, 10mm	
305	1001090314	1	COVER	
306	1001142666	Ref	FUEL CRADLE TANK, (not available to order, see items 401 thru 403 & 405 thru 410 for service)	C
401	0700822	4	HEX HD CAPSCREW, M8X10, GR8.8, (torque to 26 Nm/19.17 lb-ft)	
402	3290801	4	HEX NUT, M8X1.25	
403	4811900	4	WASHER, 8mm	
404	1001003427	1	PLUG	
405	1001006259	4	OVERSIZED WASHER	
406	1001006329	4	RUBBER WASHER	
407	1001090159	1	FUEL TANK (Prior to SN 1160008149)	
407	1001210533	1	FUEL TANK, (includes item 404) (SN 1160008149 to Present)	
408	1001092122	4	SPACER	
409	1001126600	1	FUEL TANK CRADLE BRACKET	
410	1001142658	1	FUEL CAP	
501		Ref	PRIMARY FUEL FILTER ASSY, (See DEUTZ ENGINE for Breakdown)	
502		Ref	SECONDARY FUEL FILTER ASSY, (See DEUTZ ENGINE for Breakdown)	

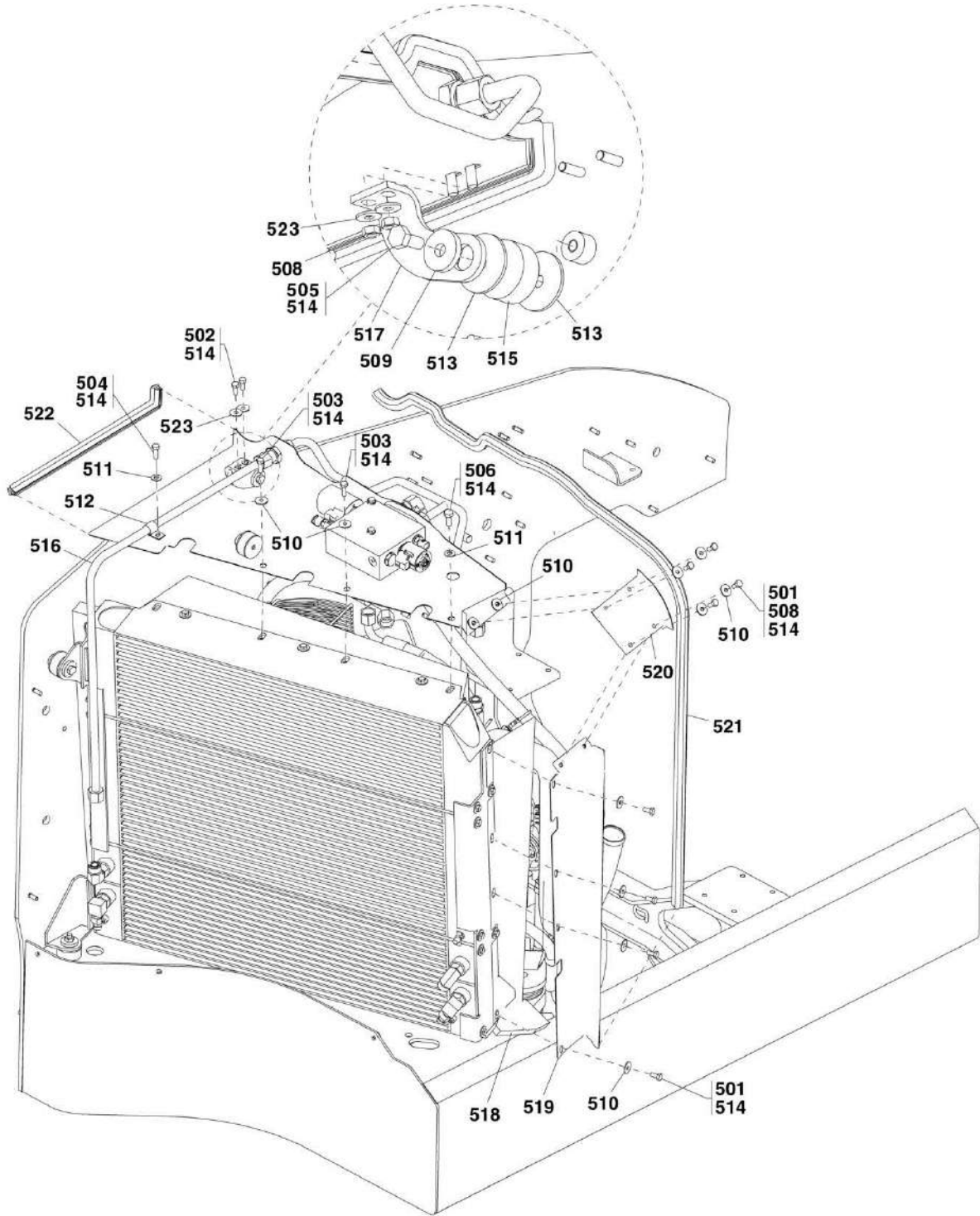
SECTION 4 - ENGINE AND ATTACHING PARTS

FIGURE 4-6. RADIATOR INSTALLATION



ART_31200722-4-6_1

SECTION 4 - ENGINE AND ATTACHING PARTS



ART_31200722-4-6_2

SECTION 4 - ENGINE AND ATTACHING PARTS

FIGURE 4-6. RADIATOR INSTALLATION

ITEM	PART NUMBER	QTY	DESCRIPTION	REV
	1001129678	Ref	RADIATOR INSTALLATION, (not available to order, see items 1 thru 47 for service)	N
1	429063	2	RUBBER BUFFER PAD	
2	0760608	1	HEX HD CAPSCREW, M6X16, GR8.8, (torque to 12 Nm/8.85 lb-ft)	
3	0760612	4	HEX HD CAPSCREW, M6X25, GR8.8, (torque to 12 Nm/8.85 lb-ft)	
4	0761011	1	HEX HD CAPSCREW, M10X22, GR8.8, (torque to 55 Nm/40.56 lb-ft)	
5	3290801	6	HEX NUT, M8X1.25, (torque to 28 Nm/20.65 lb-ft)	
6	3291001	5	HEX NUT, M10X1.5, (torque to 55 Nm/40.56 lb-ft)	
7	4740572	3	WASHER, 10mm	
8	4811700	1	WASHER, 6mm	
9	4811900	5	WASHER, 8mm	
11	4831900	6	SPRING LOCKWASHER, 8mm	
13	1001163281	2	BAND CLAMP	
14	1001142942	1	SPRING BAND CLAMP	
15	1001140296	2	SPRING BAND CLAMP	
16	8410014	2	T-BOLT CLAMP, (torque to 5-6 Nm/3.68-4.42 lb-ft)	
17	1001003048	1	CLIP	
18	1001004144	2	CLIP	
19	1001091685	4	WASHER	
20	1001113669	1	RUBBER BUFFER PAD	
21	1001131989	1	COOLANT HOSE	
22	1001131990	1	COOLANT HOSE	
23	1001132247	1	EXPANSION TANK SUPPORT	
24	1001132340	1	FILL HOSE	
25	1001142003	1	COOLING PACK AND FAN INSTALLATION, (includes items 101 thru 116)	F
26	1001149375	1	EXPANSION TANK	
27	1001145011	1	EXPANSION TANK HOSE	
28	1001145012	1	EXPANSION TANK HOSE	
29	1001145013	1	EXPANSION TANK HOSE	
30	1001182741	1	ADAPTER, BARB FITTING	
31	1001142185	1	EXPANSION TANK HOSE	
32	471678	2	CABLE BAND	
33	8405006	1	GEAR CLAMP, (torque to 5-6 Nm/3.68-4.42 lb-ft)	
34	8405101	1	GEAR CLAMP, (torque to 5-6 Nm/3.68-4.42 lb-ft)	
36	1001142347	1	HOSE BRACKET	
37	1001142386	Ref	RETAINING BRACKET, (not available to order, see items 402 thru 407 for service)	C
38	1001095650	AR	LOCTITE 243	
39	4811902	2	WASHER, 8mm	
40	4812000	6	WASHER, 10mm	
41	4812002	2	WASHER, 10mm	
42	0760812	1	HEX HD CAPSCREW, M8X25, GR8.8	
43	0761010	2	HEX HD CAPSCREW, M10X20, GR8.8, (torque to 55 Nm/40.56 lb-ft)	
44	0761014	2	HEX HD CAPSCREW, M10X30, GR8.8	
45	1001008721	2	CLIP	
46	0761012	1	HEX HD CAPSCREW, M10X25, GR8.8	
47	8410013	2	GEAR CLAMP, 0.78 MAX DIA	
48	1001200709	1	CLAMP	

SECTION 4 - ENGINE AND ATTACHING PARTS

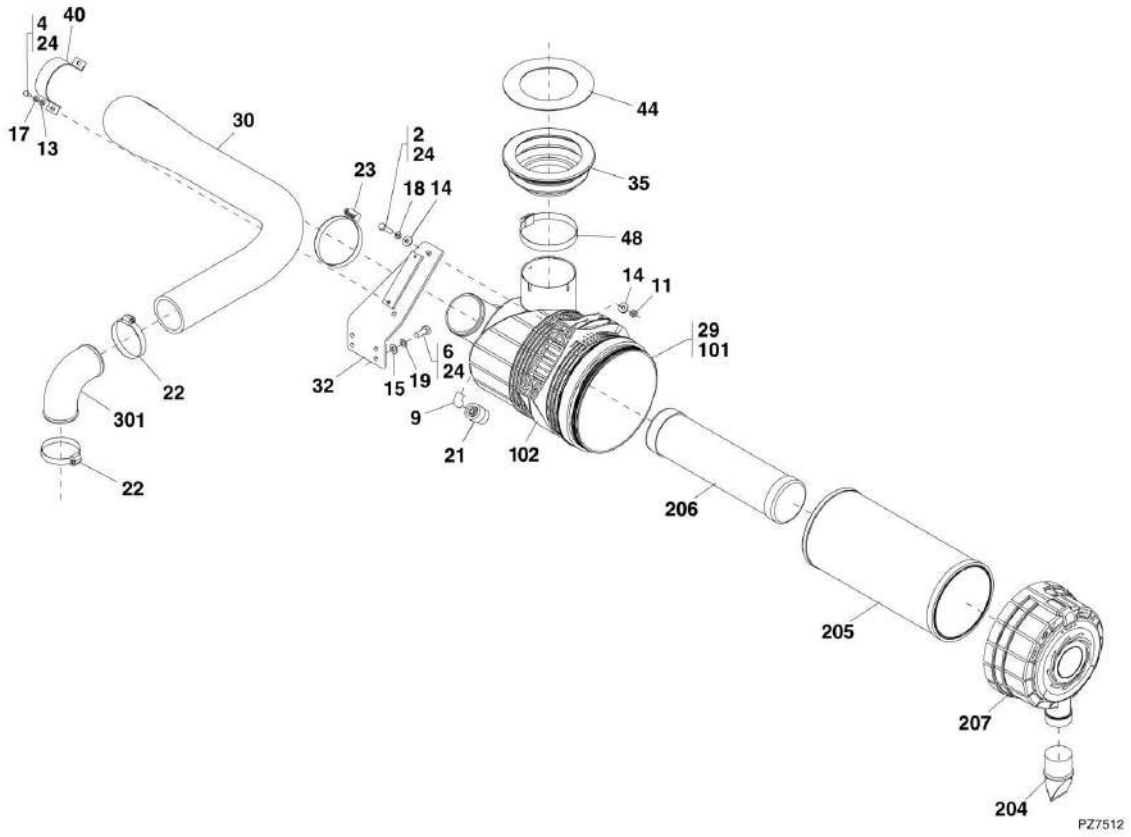
ITEM	PART NUMBER	QTY	DESCRIPTION	REV
49	4811702	4	WASHER, 6mm	
101	0760812	5	BOLT, M8X25	
103	1001142001	1	FAN INSTALLATION, (includes items 201 thru 220)	G
104	4811900	5	WASHER, 8mm	
105	1001144135	5	WASHER	
106	1001142080	1	RADIATOR	
107	1001095650	AR	LOCTITE 243	
111	1001133954	1	COOLING PACK SEAL	
112	1001133955	1	COOLING PACK SEAL	
116	2220239	1	ADAPTER, RING, (torque to 53-63 Nm/39-46.4 lb-ft)	
201	0761010	4	HEX HD CAPSCREW, M10X20, GR8.8	
202	1001139034	1	PATCH LOCK SCREW, (torque to 26 Nm/19.17 lb-ft)	
203	2111010	2	ADAPTER, CONNECTOR, (includes o-ring)	
206	4811900	4	WASHER, 8mm	
207	1001145871	1	ADAPTER	
208	1001093401	1	ADAPTER	
209	1001095650	AR	LOCTITE 243	
210	1001148542	1	FAN	
212	4031927	4	SOCKET HD CAPSCREW, M8X150, (torque to 28 Nm/20.65 lb-ft)	
213	1001132236	1	FAN MOTOR	
214	5240800	1	WASHER, 8MM	
215	1001142081	1	FAN SPIDER	
216	1001142082	1	FAN SHIELD	
217	5241000	4	WASHER, 10mm	
218	1001152940	1	FAN HUB KEY	
219	1001125466	AR	LOCTITE 638	
220	5260800	4	NUT	
	1001129676	Ref	AIR SYSTEM INSTALLATION, (not available to order, see items 301 thru 315 for service)	G
301	1001120892	2	HOSE	
303	1001120904	6	T-BOLT CLAMP, (torque to 5.5-7.5 Nm/4.05-5.53 lb-ft)	
304	1001006072	2	T-BOLT CLAMP, (torque to 5.5-7.5 Nm/4.05-5.53 lb-ft)	
305	1001141835	1	WELD PIPE ASSY	
306	1001131642	1	REDUCER	
307	1001145062	1	HOSE, CAC	
308	1001133648	1	AIR PIPE	
309	1001009163	1	SEAL	
310		Ref	TEMPERATURE SENSOR, (See HYDRAULIC CIRCUITS SECTION for Breakdown)	
311	0760608	4	HEX HD CAPSCREW, M6X16, GR8.8	
312	4811700	2	WASHER, 6mm	
313	4811702	2	WASHER, 6mm	
314	1001142427	1	PIPE CLAMP	
315	1001142445	1	PIPE CLAMP	
402	4811902	2	WASHER, 8mm	
403	8406302	1	HOSE CLAMP	
404	1001008667	1	CLIP	
405	1001188365	1	HOSE BRACKET	
406	3290801	2	HEX NUT, M8X1.25	
407	1001146588	1	STRAP	
501	0760808	8	HEX HD CAPSCREW, M8X16, GR8.8, (torque to 28 Nm/20.65 lb-ft)	
502	0760810	2	HEX HD CAPSCREW, M8X20, GR8.8, (torque to 28 Nm/20.65 lb-ft)	

SECTION 4 - ENGINE AND ATTACHING PARTS

ITEM	PART NUMBER	QTY	DESCRIPTION	REV
503	0760812	2	HEX HD CAPSCREW, M8X25, GR8.8, (torque to 28 Nm/20.65 lb-ft)	
504	0760814	1	HEX HD CAPSCREW, M8X30, GR8.8, (torque to 28 Nm/20.65 lb-ft)	
505	0761011	1	HEX HD CAPSCREW, M8X22, GR8.8, (torque to 55 Nm/40.56 lb-ft)	
506	0761012	1	HEX HD CAPSCREW, M8X25, GR8.8, (torque to 55 Nm/40.56 lb-ft)	
508	3290801	6	HEX NUT, M8X1.25	
509	4740572	1	WASHER, 10mm	
510	4811902	14	WASHER, 8mm	
511	4812000	2	WASHER, 10mm	
512	1001009207	1	CLIP	
513	1001091685	2	WASHER, 10mm	
514	1001095650	AR	LOCTITE 243	
515	1001113669	1	RUBBER BUFFER PAD	
516	1001132244	1	PIPE	
517	1001132392	1	BULKHEAD BRACKET	
518	1001132418	1	COOLING PACK SEAL	
519	1001132878	1	BAFFEL PLATE	
520	1001132879	1	BAFFEL PLATE	
521	1001132880	1	BULK SEAL	
522	1001132920	1	BULK SEAL	
523	4811900	4	WASHER, 8mm	

SECTION 4 - ENGINE AND ATTACHING PARTS

FIGURE 4-7. AIR CLEANER INSTALLATION



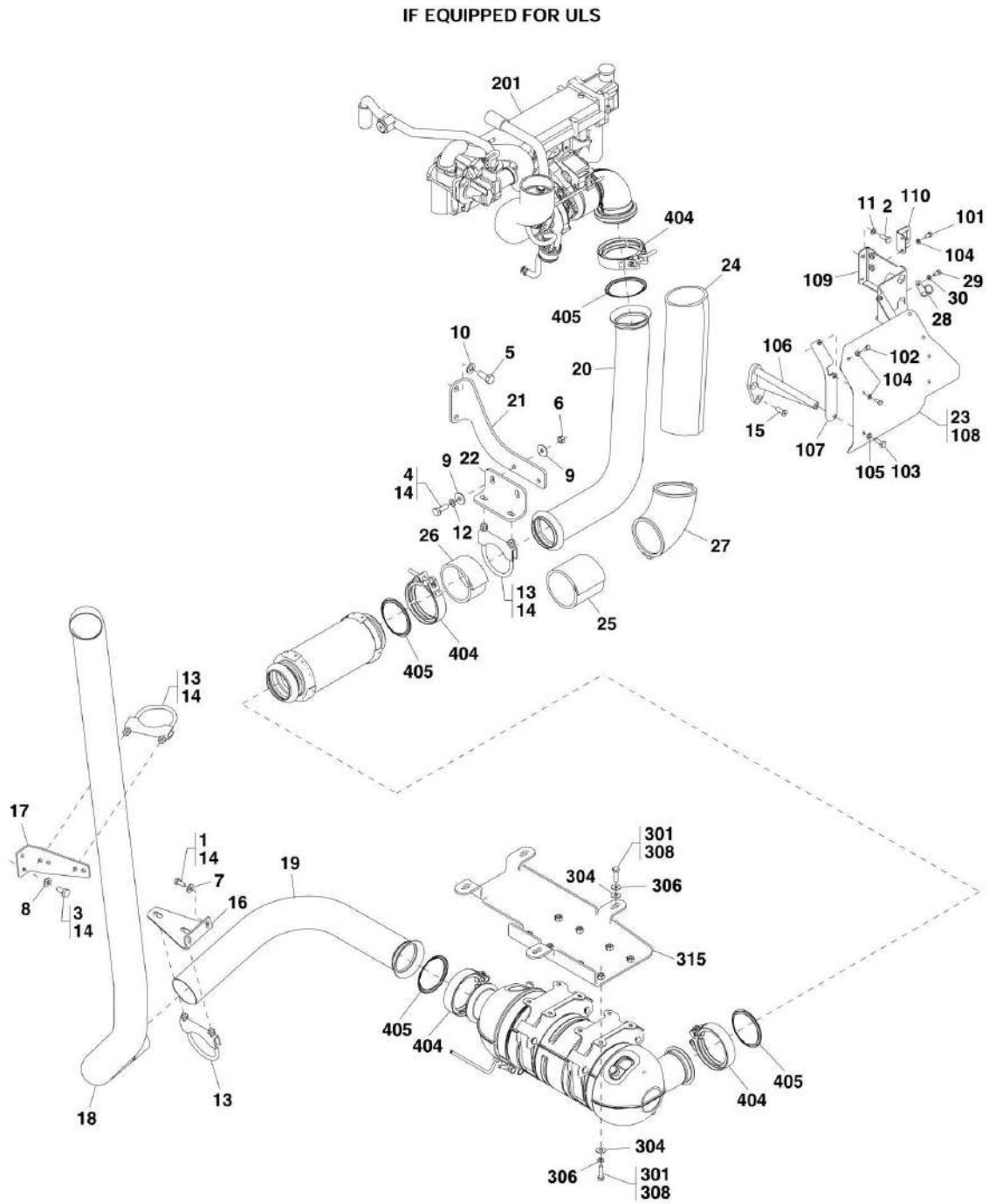
SECTION 4 - ENGINE AND ATTACHING PARTS

FIGURE 4-7. AIR CLEANER INSTALLATION

ITEM	PART NUMBER	QTY	DESCRIPTION	REV
2	0700815	2	HEX HD CAPSCREW, M8X35, GR8.8, (torque to 18-22 Nm/13.27-16.22 lb-ft)	
4	0760607	2	HEX HD CAPSCREW, M6X14, GR8.8, (torque to 12 Nm/8.85 lb-ft)	
6	0761012	4	HEX HD CAPSCREW, M10X25, GR8.8, (torque to 55 Nm/40.56 lb-ft)	
9	2988212	1	ELBOW, 90	
11	3290801	2	HEX NUT, M8X1.25	
13	4811700	2	WASHER, 6mm	
14	4811902	4	WASHER, 8mm	
15	4812000	4	Washer, 10mm	
17	4831700	2	SPRING LOCKWASHER, 6mm	
18	4831900	2	SPRING LOCKWASHER, 8m	
19	4832000	4	SPRING LOCKWASHER, 10m	
21	1001141952	1	RESTRICTION INDICATOR, (torque to 2 Nm/1.47 lb-ft)	
22	8410011	2	GEAR CLAMP, (torque to 4-5 Nm/2.95-3.68 lb-ft)	
23	1001009154	1	HOSE CLAMP, (torque to 4-5 Nm/2.95-3.68 lb-ft)	
24	1001095650	AR	LOCTITE 243	
29	1001143627	1	AIR FILTER ASSY, (includes items 101 & 102)	D
30	1001143939	1	HOSE	
32	1001143535	1	AIR CLEANER BRACKET	
35	1001144016	1	AIR FILTER INTAKE BOOT	
40	1001143833	1	AIR INTAKE CLAMP	
44	1001144344	1	SEAL PLATE	
48	8405402	1	HOSE CLAMP, (torque to 4-5 Nm/2.95-3.68 lb-ft)	
101	1001143500	1	AIR INTAKE FILTER, (includes items 204 thru 207)	A
102	1001143745	1	AIR FILTER CLAMP	
204	80373094	1	VACUATOR VALVE	
205	1101312	1	AIR FILTER, PRIMARY	
206	1101313	1	AIR FILTER, SECONDARY	
207	91364023	1	COVER	
301	H005238	1	ELBOW, AIR INTAKE, (included with engine)	

SECTION 4 - ENGINE AND ATTACHING PARTS

FIGURE 4-8. EXHAUST INSTALLATION



ART_31200722-4-8

SECTION 4 - ENGINE AND ATTACHING PARTS

FIGURE 4-8. EXHAUST INSTALLATION

ITEM	PART NUMBER	QTY	DESCRIPTION	REV
	1001134224	Ref	EXHAUST INSTALLATION, (if equipped for ULS), (not available to order, see items 1 thru 30 for service)	G
1	0700810	2	HEX HD CAPSCREW, M8X20, GR8.8, (torque to 28 Nm/20.65 lb-ft)	
2	0760810	2	HEX HD CAPSCREW, M8X20, GR8.8, (torque to 11 Nm/8.11 lb-ft)	
3	0761011	2	HEX HD CAPSCREW, M10X22, GR8.8, (torque to 55 Nm/40.56 lb-ft)	
4	0761014	2	HEX HD CAPSCREW, M10X30, GR8.8, (torque to 55 Nm/40.56 lb-ft)	
5	0761214	2	HEX HD CAPSCREW, M12X30, GR8.8, (torque to 88 Nm/65.90 lb-ft)	
6	3291001	2	HEX NUT, M10X1.5	
7	4811900	2	WASHER, 8mm	
8	4812000	2	WASHER, 10mm	
9	4812002	4	WASHER, 10mm	
10	4812100	2	WASHER, 12mm	
11	4831900	2	SPRING LOCKWASHER, 8mm	
12	4832000	2	SPRING LOCKWASHER, 10mm	
13	8275247	3	CLAMP	
14	1001095650	AR	LOCTITE 243	
15	1001137125	3	FLAT HD SOCKET SCREW, M8X20, GR8.8	
16	1001123042	1	EXHAUST BRACKET	
17	1001125286	1	EXHAUST BRACKET	
18	1001126493	1	EXHAUST PIPE	
19	1001134225	1	EXHAUST PIPE	
20	1001134226	1	EXHAUST PIPE	
21	1001134528	1	SUPPORT PLATE	
22	1001134529	1	SUPPORT PLATE	
23	1001141393	1	HEAT SHIELD, (includes items 101 thru 110)	E
24	1001141713	1	EXHAUST INSULATE	
25	1001141714	1	EXHAUST INSULATE	
26	1001141715	1	EXHAUST INSULATE	
27	1001141725	1	EXHAUST INSULATE	
28	1001003322	1	HOSE CLAMP	
29	0760606	1	HEX HD CAPSCREW, M6X12, GR8.8, (torque to 11 Nm/8.11 lb-ft)	
30	4831700	1	SPRING LOCKWASHER, 6mm	
101	0760606	2	HEX HD CAPSCREW, M6X12, GR8.8	
102	0760607	6	HEX HD CAPSCREW, M6X14, GR8.8	
103	0760810	1	HEX HD CAPSCREW, M8X20, GR8.8	
104	4831700	8	SPRING LOCKWASHER, 6mm	
105	4831900	1	SPRING LOCKWASHER, 8mm	
106	1001141394	Ref	SUPPORT BRACKET, (no longer available, use 1001234567 for replacement)	
106	1001234567	1	SUPPORT BRACKET	
107	1001141398	1	STIFFENER BRACKET	
108	1001141401	1	HEAT SHIELD	
109	1001141402	1	SUPPORT BRACKET	
110	1001161447	1	MOUNTING PLATE	
201		Ref	ENGINE, (See DEUTZ ENGINE for Breakdown)	
301	0760814	12	HEX HD CAPSCREW, M8X30, GR8.8, (torque to 28 Nm/20.65 lb-ft)	
304	4811902	15	WASHER, 8mm	

SECTION 4 - ENGINE AND ATTACHING PARTS

ITEM	PART NUMBER	QTY	DESCRIPTION	REV
306	4831900	12	SPRING LOCKWASHER, 8mm	
308	1001095650	AR	LOCTITE 243	
315	1001134188	1	MOUNTING PLATE	
404	70025877	4	CLAMP	
405	70025242	4	GASKET	

SECTION 4 - ENGINE AND ATTACHING PARTS

FIGURE 4-9. EXHAUST INSTALLATION

ITEM	PART NUMBER	QTY	DESCRIPTION	REV
	1001156625	Ref	EXHAUST INSTALLATION, (if equipped for LS), (not available to order, see items 1 thru 23 for service)	C
1	1001156734	1	EXHAUST PIPE	
2	1001156851	1	EXHAUST PIPE	
3	1001126517	1	EXHAUST PIPE	
4	1001126493	1	EXHAUST PIPE	
5	1001141393	1	HEAT SHIELD, (includes items 101 thru 110)	E
6	1001125286	1	EXHAUST BRACKET	
7	1001123042	1	EXHAUST BRACKET	
8	8275212	2	CLAMP, (torque to 11-13 Nm/8.11-9.59 lb-ft)	
9	8275247	3	CLAMP, (torque to 11-13 Nm/8.11-9.59 lb-ft)	
10	1001003322	1	CLIP	
11	0760606	1	HEX HD CAPSCREW, M6X12, GR8.8, (torque to 11 Nm/8.11 lb-ft)	
12	0760810	4	HEX HD CAPSCREW, M8X20, GR8.8, (torque to 11 Nm/8.11 lb-ft)	
13	0761011	2	HEX HD CAPSCREW, M10X22, GR8.8, (torque to 55 Nm/40.56 lb-ft)	
14	1001137125	3	FLAT HD MACHINE SCREW, M8X20, GR8.8	
15	4811900	2	WASHER, 8mm	
16	4812000	2	WASHER, 10mm	
17	4831700	1	SPRING LOCKWASHER, 6mm	
18	4831900	2	SPRING LOCKWASHER, 8mm	
19	1001095650	AR	LOCTITE 243	
20	1001141713	1	EXHAUST INSULATE	
21	1001141725	1	EXHAUST INSULATE	
22	1001164210	1	EXHAUST BRACKET	
23	1001137585	1	EXHAUST INSULATE	
101	0760606	2	HEX HD CAPSCREW, M6X12, GR8.8	
102	0760607	6	HEX HD CAPSCREW, M6X14, GR8.8	
103	0760810	1	HEX HD CAPSCREW, M8X20, GR8.8	
104	4831700	8	SPRING LOCKWASHER, 6mm	
105	4831900	1	SPRING LOCKWASHER, 8mm	
106	1001141394	Ref	SUPPORT BRACKET, (no longer available, use 1001234567 for replacement)	
106	1001234567	1	SUPPORT BRACKET	
107	1001141398	1	STIFFENER BRACKET	
108	1001141401	1	HEAT SHIELD	
109	1001141402	1	SUPPORT BRACKET	
110	1001161447	1	MOUNTING PLATE	
201		Ref	ENGINE, (See DEUTZ ENGINE for Breakdown)	
302	1001138745	1	MUFFLER	
317	0761012	4	HEX HD CAPSCREW, M10X25, GR8.8	
323	4812000	4	WASHER, 10mm	
326	1001095650	AR	LOCTITE 243	

SECTION 5 - DRIVE TRAIN

SECTION 5 - DRIVE TRAIN

FIGURE 5-1. DRIVE TRAIN COMPONENTS

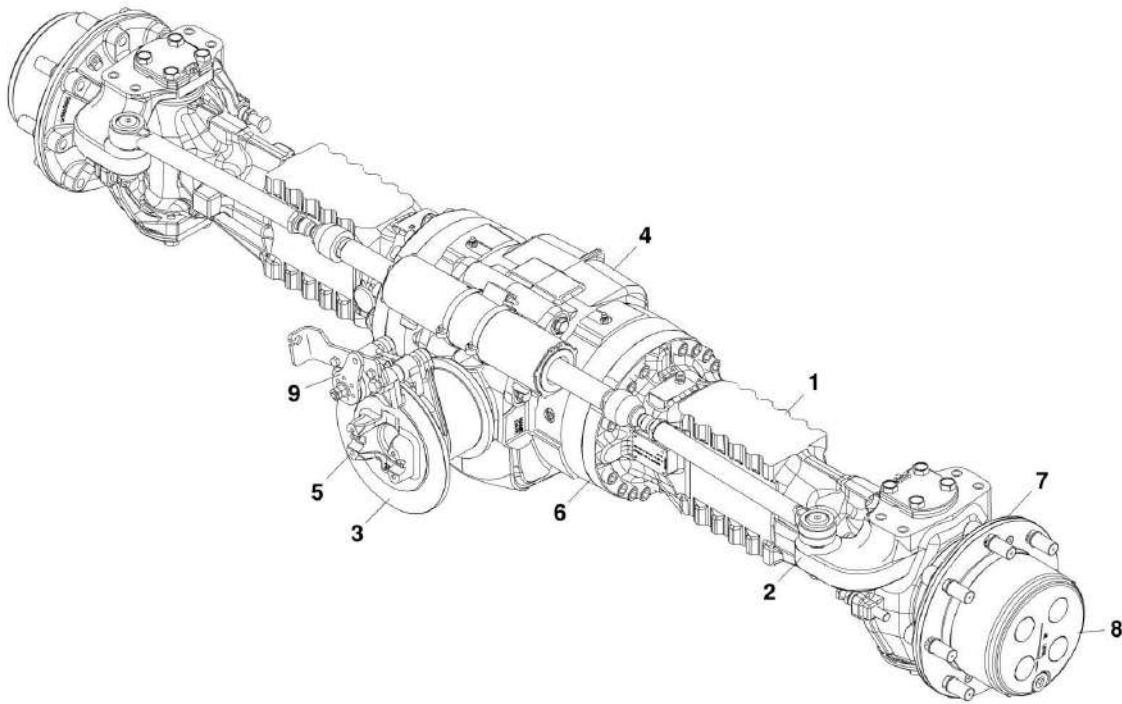
ITEM	PART NUMBER	QTY	DESCRIPTION	REV
	1001145208	Ref	AXLE INSTALLATION, (3706PS, 3707PS, 33.7, 37.6 & 37.7), (not available to order, see items 1 thru 10 & 601 for service)	C
	1001145209	Ref	AXLE INSTALLATION, (4014PS), (Mechanical Park Brake), (not available to order, see items 1, 2, 4, 6, 9, 10, 106 & 601 for service)	C
	1001153394	Ref	AXLE INSTALLATION, (4014PS), (Hydraulic Park Brake), (not available to order, see items 1, 2, 4, 6, 9, 10 & 601 for service)	C
	1001145210	Ref	AXLE INSTALLATION, (4017PS), (Mechanical Park Brake), (not available to order, see items 1, 2, 4, 6, 9, 10, 106, 701 & 702 for service)	C
	1001153395	Ref	AXLE INSTALLATION, (4017PS), (Hydraulic Park Brake), (not available to order, see items 1, 2, 4, 6, 9, 10, 701 & 702 for service)	D
1	0100019	AR	LOCTITE 271	
2	0712026	6	HEX HD CAPSCREW, M20X90, GR10.9, (3706PS, 3707PS, 33.7, 37.6 & 37.7)	
2	0712026	8	HEX HD CAPSCREW, M20X90, GR10.9, (torque to 550 Nm/405.65 lb-ft) (Mechanical Park Brake)	
2	0712026	10	HEX HD CAPSCREW, M20X90, GR10.9, (torque to 550 Nm/405.65 lb-ft) (Hydraulic Park Brake)	
3	3332411	4	HEX NUT, M24X3, (torque to 780-820 Nm/575.29-604.8 lb-ft)	
4	1001197130	6	HARDENED WASHER, 20mm, (3706PS, 3707PS, 33.7, 37.6 & 37.7)	
4	1001197130	10	HARDENED WASHER, 20mm, (4014PS & 4017PS)	
5	5242400	8	HARDENED WASHER, 24mm	
6	1001008462	AR	MULTIPURPOSE GREASE	
7	1001092164	2	AXLE PLATE CLAMP	
8	1001108930	4	HEX HD CAPSCREW, M24X290, GR10.9	
9		Ref	FRONT AXLE, (Mechanical Park Brake), (See FRONT AXLE ASSEMBLY for Breakdown)	
9		Ref	FRONT AXLE, (Hydraulic Park Brake), (See FRONT AXLE ASSEMBLY, (HYDRAULIC PARK BRAKE) for Breakdown)	
10		Ref	REAR AXLE, (Mechanical Park Brake), (See REAR AXLE ASSEMBLY for Breakdown)	
10		Ref	REAR AXLE, (Hydraulic Park Brake), (See REAR AXLE ASSEMBLY, (HYDRAULIC PARK BRAKE) for Breakdown)	
106	0712031	2	HEX HD CAPSCREW, M20X140, GR10.9, (torque to 550 Nm/405.65 lb-ft)	
	1001127872	Ref	DRIVE SHAFT INSTALLATION, (3706PS & 37.6), (includes items 201 thru 203)	B
	1001127596	Ref	DRIVE SHAFT INSTALLATION, (3707PS, 37.7 & 33.7), (includes items 201 thru 203)	B
	1001127021	Ref	DRIVE SHAFT INSTALLATION, (4014PS & 4017PS), (includes items 201 thru 203)	C
	1001155573	Ref	DRIVE SHAFT INSTALLATION, (4014PS & 4017PS), (AUS), (includes items 201 thru 203)	A
201	8005079	8	UNIVERSAL CLAMP SET, (torque to 42 Nm/30.97 lb-ft)	
202	1001127870	1	FRONT SHAFT, (3706PS & 37.6)	
202	1001121345	1	FRONT SHAFT, (3707PS, 33.7 & 37.7)	
202	1001133753	1	FRONT SHAFT, (4014PS & 4017PS)	
202	1001153761	1	FRONT SHAFT, (4014PS & 4017PS), (AUS)	
203	1001137321	1	REAR SHAFT, (3706PS & 37.6)	
203	1001137322	1	REAR SHAFT, (3707PS, 33.7 & 37.7)	
203	1001137323	1	REAR SHAFT, (4014PS & 4017PS)	
	1001108663	1	AXLE SHIM INSTALLATION, (3706PS, 3707PS, 33.7, 37.6 & 37.7, if equipped), (includes item 301)	A

SECTION 5 - DRIVE TRAIN

ITEM	PART NUMBER	QTY	DESCRIPTION	REV
301	1001108639	1	AXLE SHIM PLATE	
401		Ref	LMI SENSOR INSTALLATION, (See ELECTRICAL SECTION for Breakdown)	E
528		Ref	TRANSMISSION, (See TRANSMISSION for Breakdown)	
601	1001007215	1	FASTENER GROUP, (includes items 701 & 702)	B
602	8005827	4	LABEL, 4.0 BAR	
602	1001112924	4	LABEL, 4.25 BAR, (3706PS, 3707PS, 33.7, 37.6 & 37.7)	
602	1001112924	4	LABEL, 4.25 BAR, (4014PS) (Prior to SN 1160008321)	
602	1001154265	4	LABEL, 4.75 BAR, (4014PS) (SN 1160008321 to Present)	
602	1001112923	4	LABEL, 5.25 BAR	
602	1706373	4	LABEL, 4.5 BAR	
602	1001191885	4	LABEL, 5.0 BAR	
603		Ref	WHEEL, (See TIRES AND WHEELS INSTALLATION Breakdown)	
701	1001004210	32	HEX NUT, (3706PS, 3707PS, 4014PS, 33.7, 37.6 & 37.7)	
701	3300479	40	WHEEL NUT, M22X1.5, (4017PS)	
702	1001009146	32	HARD WASHER, (3706PS, 3707PS, 4014PS, 33.7, 37.6 & 37.7)	
702	1001114802	40	HARD WASHER, (4017PS)	

SECTION 5 - DRIVE TRAIN

FIGURE 5-2. FRONT AXLE ASSEMBLY



PAM0420

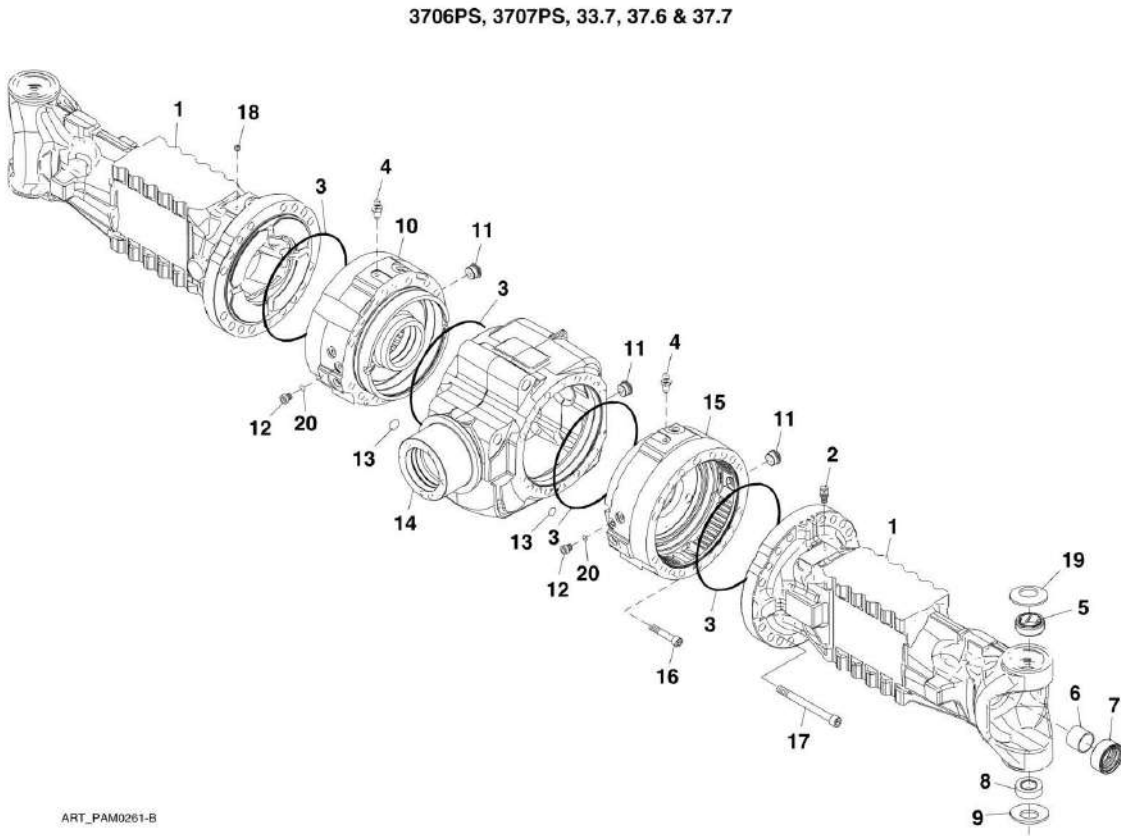
SECTION 5 - DRIVE TRAIN

FIGURE 5-2. FRONT AXLE ASSEMBLY

ITEM	PART NUMBER	QTY	DESCRIPTION	REV
	1001145027	1	FRONT AXLE, (3706PS, 3707PS, 33.7, 37.6 & 37.7), (includes items 1 thru 9)	B
	1001145029	1	FRONT AXLE, (4014PS), (Mechanical Park Brake), (includes items 1 thru 9)	B
	1001145031	1	FRONT AXLE, (4017PS), (Mechanical Park Brake), (includes items 1 thru 9)	A
1		Ref	AXLE HOUSING, (See FRONT AXLE HOUSING for Breakdown)	
2		Ref	SWIVEL HOUSING AND STEERING CYLINDER, (See FRONT SWIVEL HOUSING AND STEERING CYLINDER for Breakdown)	
3		Ref	BEVEL GEAR SET, (See FRONT AXLE - BEVEL GEAR SET for Breakdown)	
4		Ref	DIFFERENTIAL, (See FRONT AXLE - DIFFERENTIAL for Breakdown)	
5		Ref	DOUBLE U-JOINT, (See FRONT AXLE - DOUBLE U-JOINT for Breakdown)	
6		Ref	BRAKES, (See FRONT AXLE - BRAKES for Breakdown)	
7		Ref	WHEEL HUB, (See FRONT AXLE - WHEEL HUB for Breakdown)	
8		Ref	FINAL REDUCTION, (See FRONT AXLE - FINAL REDUCTION for Breakdown)	
9		Ref	BRAKE CALIPER, (See FRONT AXLE - BRAKE CALIPER for Breakdown)	

SECTION 5 - DRIVE TRAIN

FIGURE 5-3. FRONT AXLE - HOUSING - 3706PS, 3707PS, 33.7, 37.6 & 37.7



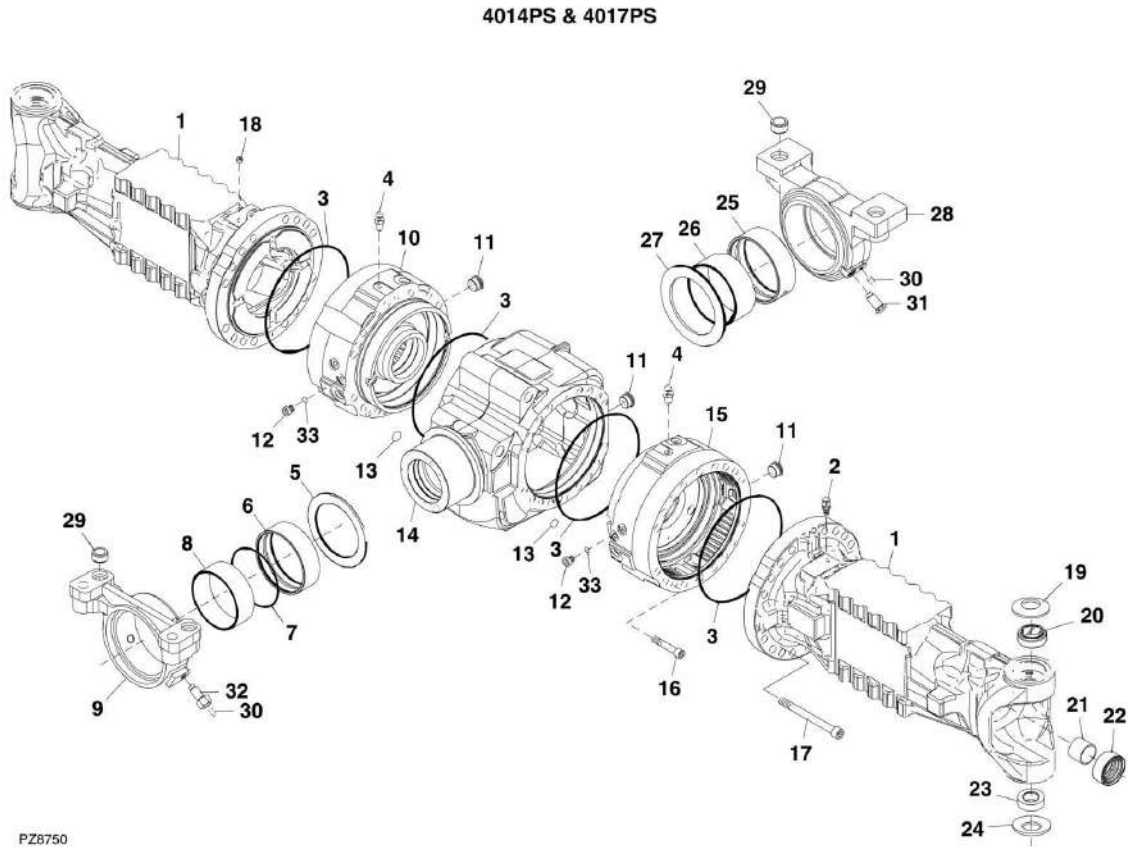
SECTION 5 - DRIVE TRAIN

FIGURE 5-3. FRONT AXLE - HOUSING - 3706PS, 3707PS, 33.7, 37.6 & 37.7

ITEM	PART NUMBER	QTY	DESCRIPTION	REV
1	70020985	2	LEG HOUSING	
2	91474058	1	BREATHER, M10X1	
3	91474038	4	O-RING	
4	91474039	2	BREATHER	
5	91474053	2	BUSHING	
6	91474054	2	BUSHING	
7	91474055	2	SEAL RING	
8	91474056	2	SPHERICAL BEARING	
9	91474057	2	BELLEVILLE WASHING	
10	70020936	1	LH BRAKE CYLINDER	
11	91474037	3	PLUG, M30X2	
12	91364039	2	PLUG, M30X2	
13	91474068	2	O-RING	
14	70020937	1	CENTRAL BODY	
15	70020938	1	RH BRAKE CYLINDER	
16	91474050	2	BOLT, M12X110	
17	91364028	34	BOLT, M16X160	
18	91474041	1	PLUG, M10X1	
19	91474051	2	BELLEVILLE WASHER	
20	8033609	2	WASHER	

SECTION 5 - DRIVE TRAIN

FIGURE 5-4. FRONT AXLE - HOUSING - 4014PS & 4017PS



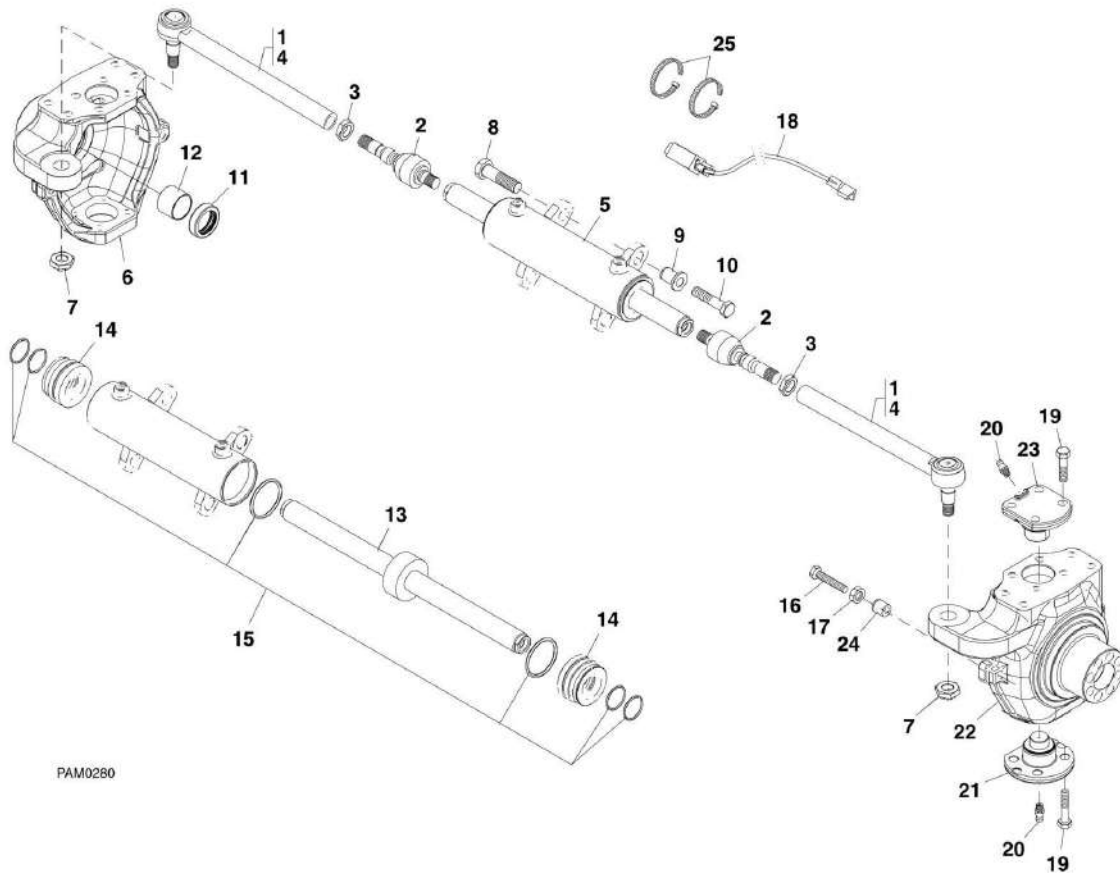
SECTION 5 - DRIVE TRAIN

FIGURE 5-4. FRONT AXLE - HOUSING - 4014PS & 4017PS

ITEM	PART NUMBER	QTY	DESCRIPTION	REV
1	70020985	2	HOUSING, (4014PS)	
1	70021005	2	HOUSING, (4017PS)	
2	91474058	1	BREATHER	
3	91474038	4	O-RING	
4	91474039	2	BREATHER	
5	70020996	1	THRUST WASHER	
6	70020997	1	BUSH	
7	70020998	1	O-RING	
8	70020999	1	BUSH	
9	70021000	1	REAR SUPPORT	
10	70020936	1	LH BRAKE CYLINDE	
11	91474037	1	PLUG	
12	91364039	2	PLUG	
13	91474068	2	O-RING	
14	70020937	1	CENTRAL BODY	
15	70020938	1	RH BRAKE CYLINDER	
16	91474050	2	BOLT, M12X110	
17	91364028	34	BOLT, M16X160	
18	91474041	1	PLUG	
19	91474051	2	BELLEVILLE WASHER	
20	91474053	2	BUSH	
21	91474054	2	BUSH	
22	91474055	2	SEAL RING	
23	91474056	2	SPHERICAL BEARING	
24	91474057	2	BELLEVILLE WASHER	
25	91474047	1	BUSH	
26	91474048	1	BUSH	
27	7028466	1	THRUST WASHER	
28	91474044	1	FRONT SUPPORT	
29	91474043	4	BUSH	
30	91474045	2	GREASER NIPPLE M8X1	
31	91474046	1	BOLT, M16	
32	91474073	1	BOLT	
33	8033609	2	WASHER	

SECTION 5 - DRIVE TRAIN

FIGURE 5-5. FRONT AXLE - SWIVEL HOUSING AND STEERING CYLINDER



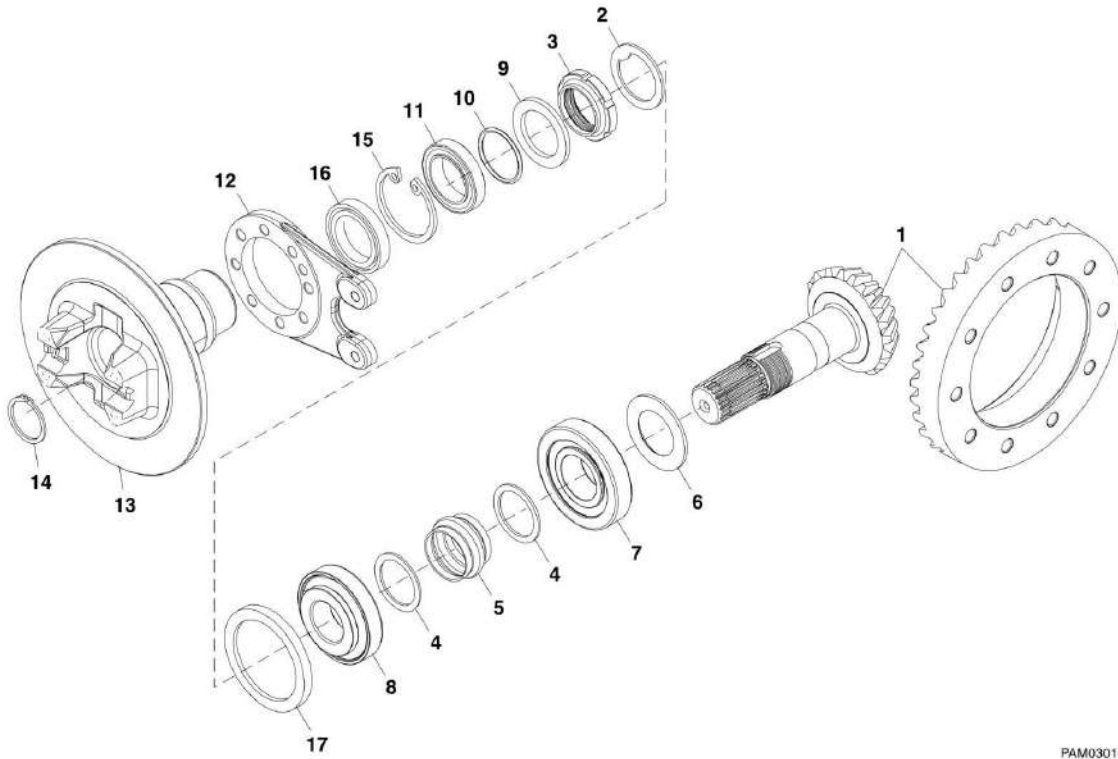
SECTION 5 - DRIVE TRAIN

FIGURE 5-5. FRONT AXLE - SWIVEL HOUSING AND STEERING CYLINDER

ITEM	PART NUMBER	QTY	DESCRIPTION	REV
1	70020939	2	STEERING ARM ASSY, (includes items 2 thru 4), (3706PS, 3707PS, 33.7, 37.6, 37.7, 4014PS)	
1	70025914	2	STEERING ARM ASSY, (4017PS)	
2	91474077	2	BALL JOINT, (3706PS, 3707PS, 33.7, 37.6, 37.7, 4014PS)	
2	70021007	2	BALL JOINT, (4017PS)	
3	91474078	2	NUT, M24X1.5, (3706PS, 3707PS, 33.7, 37.6, 37.7, 4014PS)	
3	70021008	2	NUT, M24X1.5, (4017PS)	
4	70020940	2	TIE ROD, (3706PS, 3707PS, 33.7, 37.6, 37.7, 4014PS)	
4	70022149	2	TIE ROD, (4017PS)	
5	70020941	1	STEERING CYLINDER, (includes 13 thru 15), (3706PS, 3707PS, 33.7, 37.6, 37.7, 4014PS)	
5	70021010	1	STEERING CYLINDER, (includes 13 thru 15), (4017PS)	
6	70020942	1	LH SWIVEL HOUSING, (3706PS, 3707PS, 33.7, 37.6, 37.7, 4014PS)	
6	70021011	1	LH SWIVEL HOUSING, (4017PS)	
7	91474082	2	NUT, M24X1.5, (3706PS, 3707PS, 33.7, 37.6, 37.7, 4014PS)	
7	70025913	1	NUT, M27X1.5, (4017PS)	
8	91474083	2	BOLT, M22X55	
9	91474084	2	BUSHING	
10	91474085	2	BOLT, M14X1.5X65	
11	91474086	2	SEAL RING, (3706PS, 3707PS, 33.7, 37.6, 37.7, 4014PS)	
11	70022150	2	SEAL RING, (4017PS)	
12	91474087	2	BUSHING	
13	70022154	1	ROD, (3706PS, 3707PS, 33.7, 37.6, 37.7, 4014PS)	
13	70021833	1	ROD, (4017PS)	
14	70020944	2	CYLINDER HEAD, (3706PS, 3707PS, 33.7, 37.6, 37.7, 4014PS)	
14	70021832	2	CYLINDER HEAD, (4017PS)	
15	70020945	1	SEAL KIT, (3706PS, 3707PS, 33.7, 37.6, 37.7, 4014PS)	
15	70021831	1	SEAL KIT, (4017PS)	
16	91474091	4	BOLT, M16X75	
17	91474092	4	NUT, M16	
18	1001113287	1	SENSOR	
19	91474094	16	BOLT, M16X38	
20	91474095	4	GREASE FITTING, M6X1	
21	91474096	2	KING PIN	
22	70020947	1	RH SWIVEL HOUSING, (3706PS, 3707PS, 33.7, 37.6, 37.7, 4014PS)	
22	70021015	1	RH SWIVEL HOUSING, (4017PS)	
23	91474093	2	KING PIN	
24	70020986	4	BUSHING	
25	70021002	2	CLAMP, (3706PS, 3707PS, 33.7, 37.6, 37.7, 4014PS)	
25	70021016	2	CLAMP, (4017PS)	

SECTION 5 - DRIVE TRAIN

FIGURE 5-6. FRONT AXLE - BEVEL GEAR SET



PAM0301

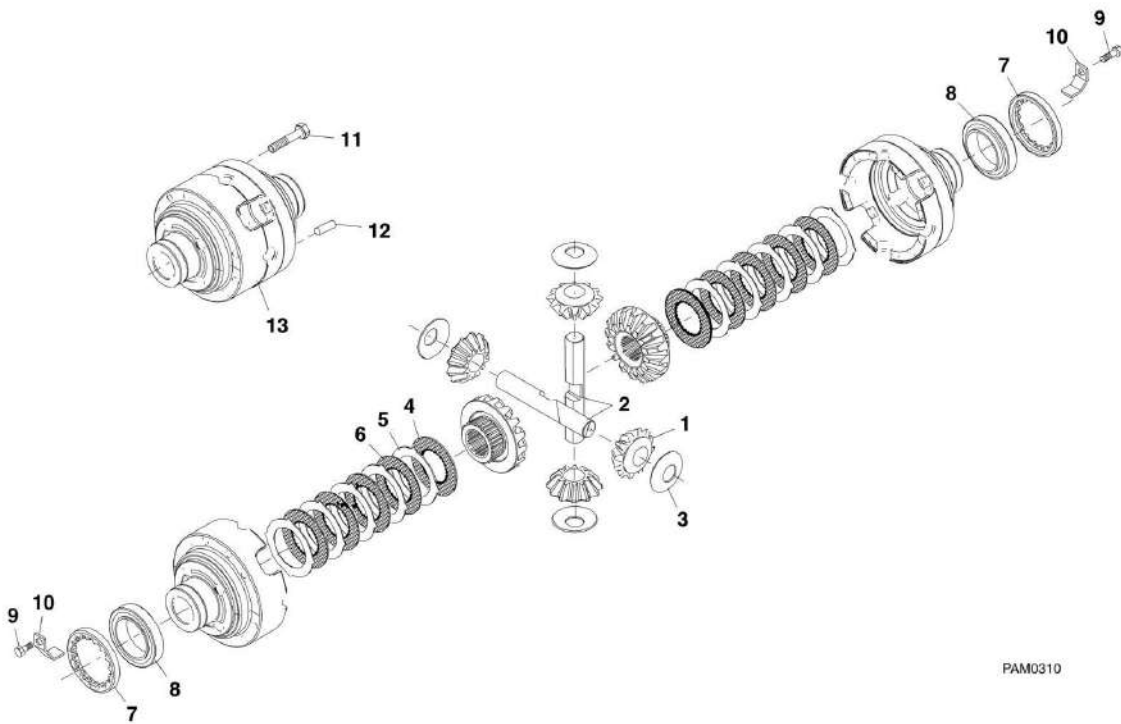
SECTION 5 - DRIVE TRAIN

FIGURE 5-6. FRONT AXLE - BEVEL GEAR SET

ITEM	PART NUMBER	QTY	DESCRIPTION	REV
1	70020948	1	BEVEL GEAR SET, (includes items 2 thru 5), (3706PS, 3707PS, 33.7, 37.6, 37.7, 4014PS)	
1	70021017	1	BEVEL GEAR SET, (includes items 2 thru 5), (4017PS)	
2	91474100	1	LOCKWASHER	
3	91474101	1	RING NUT, M40X1.5	
4	91474102	2	WASHER	
5	70020949	1	COLLAPSIBLE SPACER, (3706PS, 3707PS, 33.7, 37.6, 37.7, 4014PS)	
5	70021018	1	COLLAPSIBLE SPACER, (4017PS)	
6	70020950	AR	SHIM 2.50mm	
6	70020951	AR	SHIM 2.60mm	
6	70020952	AR	SHIM 2.70mm	
6	70020953	AR	SHIM 2.80mm	
6	70020954	AR	SHIM 2.90mm	
6	70020955	AR	SHIM 3.00mm	
6	70020956	AR	SHIM 3.10mm	
6	70020957	AR	SHIM 3.20mm	
6	70020958	AR	SHIM 3.30mm	
6	70020959	AR	SHIM 3.40mm	
7	91364070	1	BEARING	
8	7028403	1	BEARING	
9	91474115	1	WASHER	
10	91474116	1	O-RING	
11	70020960	1	SEAL RING	
12	70022155	1	FLANGE, (3706PS, 3707PS, 33.7, 37.6, 37.7)	
12	70020961	1	FLANGE, (4014PS & 4017PS)	
13	70020962	1	FLANGE	
14	91474119	1	SNAP RING	
15	70020963	1	SNAP RING	
16	70020964	1	BEARING	
17	70020992	1	SPACER, (3706PS, 3707PS, 33.7, 37.6, 37.7, 4014PS)	

SECTION 5 - DRIVE TRAIN

FIGURE 5-7. FRONT AXLE - DIFFERENTIAL



PAM0310

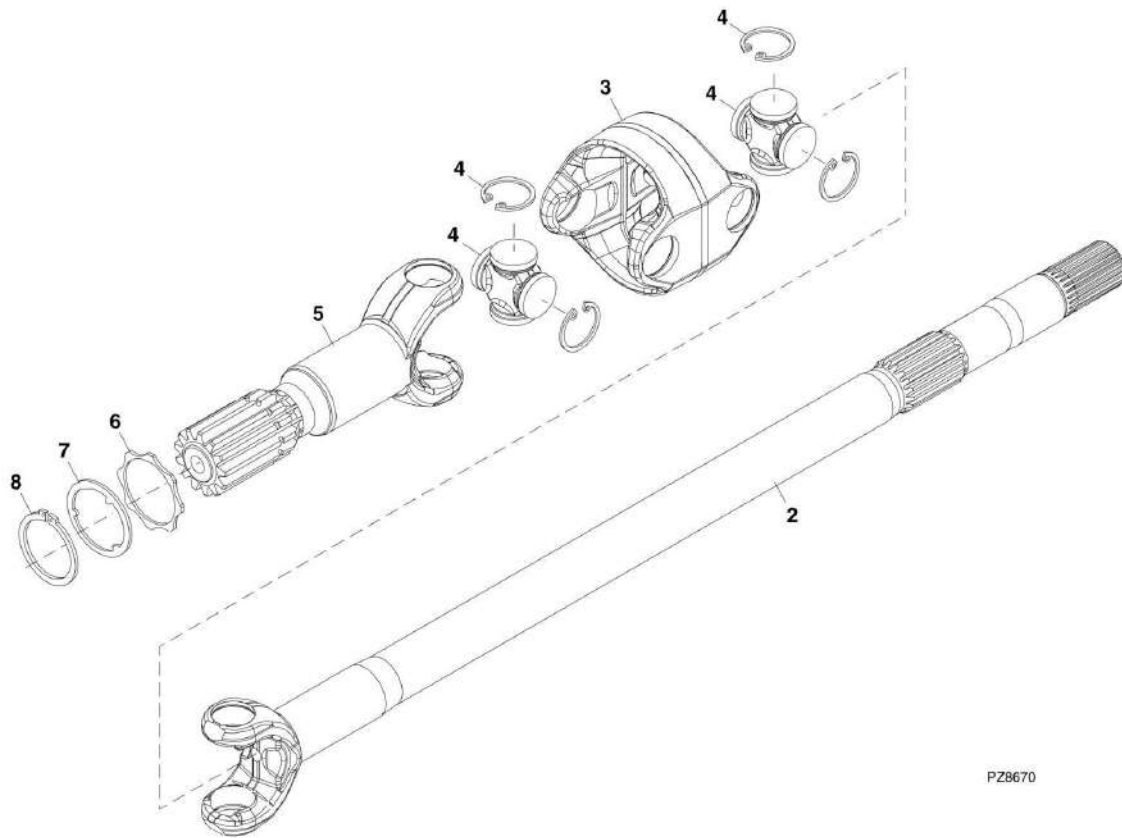
SECTION 5 - DRIVE TRAIN

FIGURE 5-7. FRONT AXLE - DIFFERENTIAL

ITEM	PART NUMBER	QTY	DESCRIPTION	REV
1	70020965	1	DIFFERENTIAL KIT, (includes items 2 & 3)	
2	70020966	2	SHAFT	
3	91364054	4	THRUST WASHER	
4	91364056	2	DIFFERENTIAL PLATE	
5	91364052	10	DIFFERENTIAL DRIVE PLATE	
6	91364053	8	DIFFERENTIAL PLATE	
7	91474128	1	RING NUT, M94X2	
8	91364050	2	BEARING	
9	8035180	2	BOLT, M12X90	
10	91474126	2	LOCKING PLATE	
11	91364048	10	BOLT, M12X90	
12	91364049	1	PIN, D12X40	
13	70020967	1	DIFFERENTIAL HOUSING	

SECTION 5 - DRIVE TRAIN

FIGURE 5-8. FRONT AXLE - DOUBLE U-JOINT



PZ8670

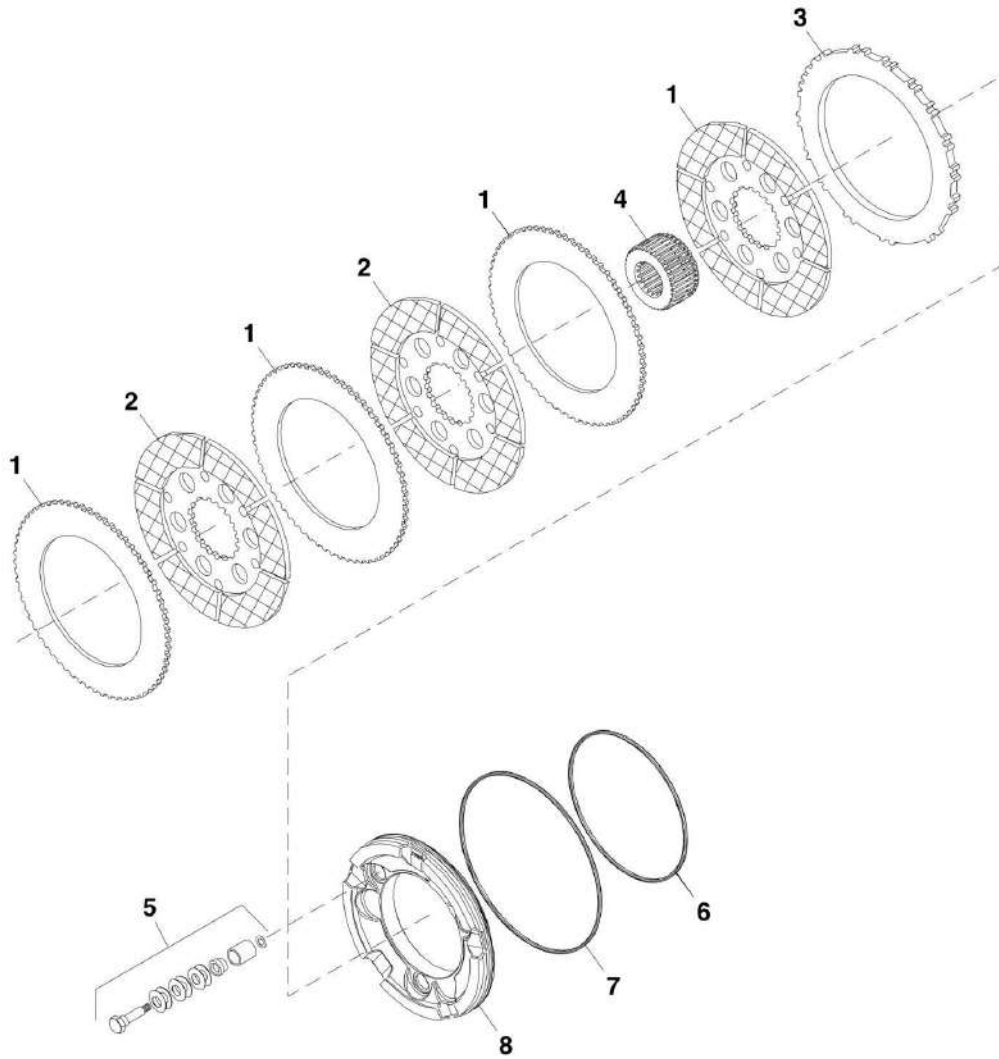
SECTION 5 - DRIVE TRAIN

FIGURE 5-8. FRONT AXLE - DOUBLE U-JOINT

ITEM	PART NUMBER	QTY	DESCRIPTION	REV
1	70020968	2	DOUBLE JOINT, (includes items 2 thru 6), (3706PS, 3707PS, 33.7, 37.6, 37.7, 4014PS)	
1	70021019	2	DOUBLE JOINT, (includes items 2 thru 6), (4017PS)	
2	70025875	2	FORK (differential side), (3706PS, 3707PS, 33.7, 37.6, 37.7 & 4014PS)	
2	70021032	2	FORK, (differential side), (4017PS)	
3	8035189	2	CENTRAL BODY, (3706PS, 3707PS, 33.7, 37.6, 37.7 & 4014PS)	
3	7029834	2	CENTRAL BODY, (4017PS)	
4	8035190	1	SPIDER ASSEMBLY, (Includes Item 5)	
5		Ref	LOCK RING	
6		Ref	FORK, (wheel side)	
7	70020969	2	THRUST WASHER, (3706PS, 3707PS, 33.7, 37.6, 37.7, 4014PS)	
7	70021020	2	THRUST WASHER, (4017PS)	
8	70022080	2	WASHER, (3706PS, 3707PS, 33.7, 37.6, 37.7, 4014PS)	
8	70021021	2	WASHER, (4017PS)	
9	70022081	2	SNAP RING, (3706PS, 3707PS, 33.7, 37.6, 37.7, 4014PS)	
9	70021022	2	SNAP RING, (4017PS)	

SECTION 5 - DRIVE TRAIN

FIGURE 5-9. FRONT AXLE - BRAKES



PAM0330

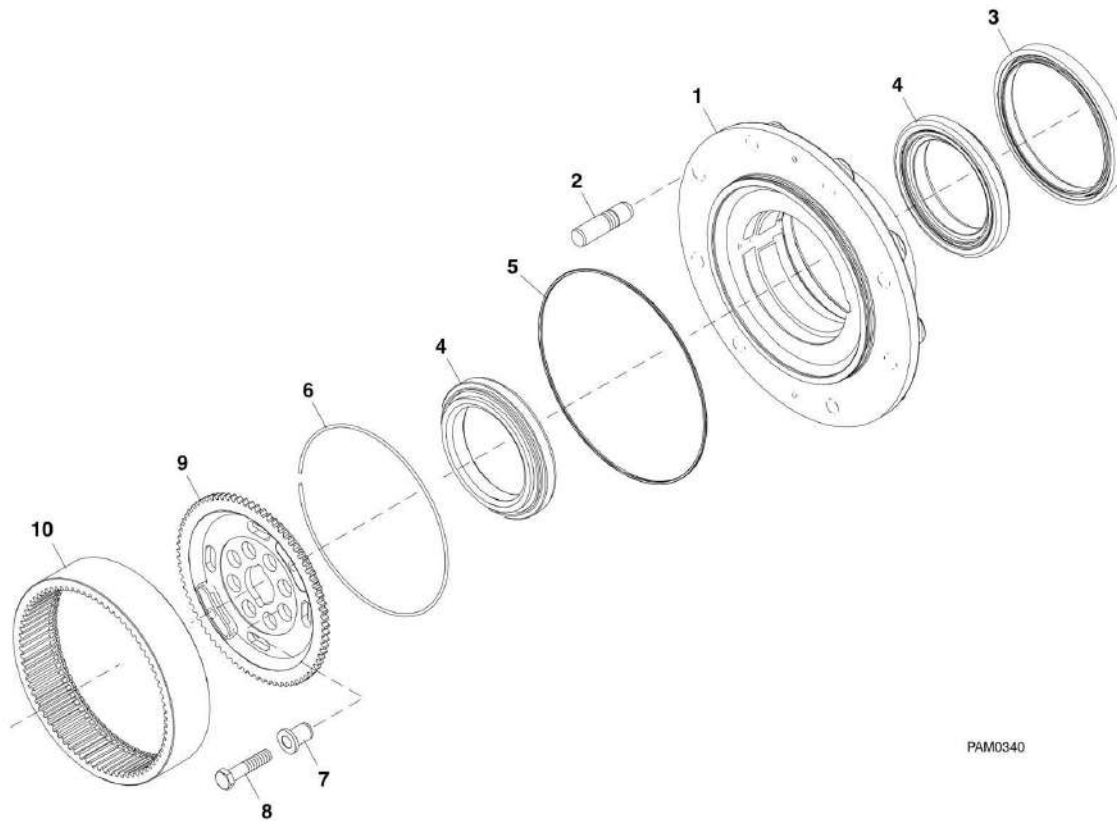
SECTION 5 - DRIVE TRAIN

FIGURE 5-9. FRONT AXLE - BRAKES

ITEM	PART NUMBER	QTY	DESCRIPTION	REV
1	91474141	6	DRIVE PLATE	
2	70022082	6	BRAKE DISC	
3	91474139	2	BRAKE COUNTER DISC	
4	91474142	2	HUB	
5	91474152	2	SELF ADJUST KIT	
6	91474136	2	O-RING	
7	91474137	2	O-RING	
8	91474138	2	POSITIVE BRAKE PISTON	

SECTION 5 - DRIVE TRAIN

FIGURE 5-10. FRONT AXLE - WHEEL HUB



PAM0340

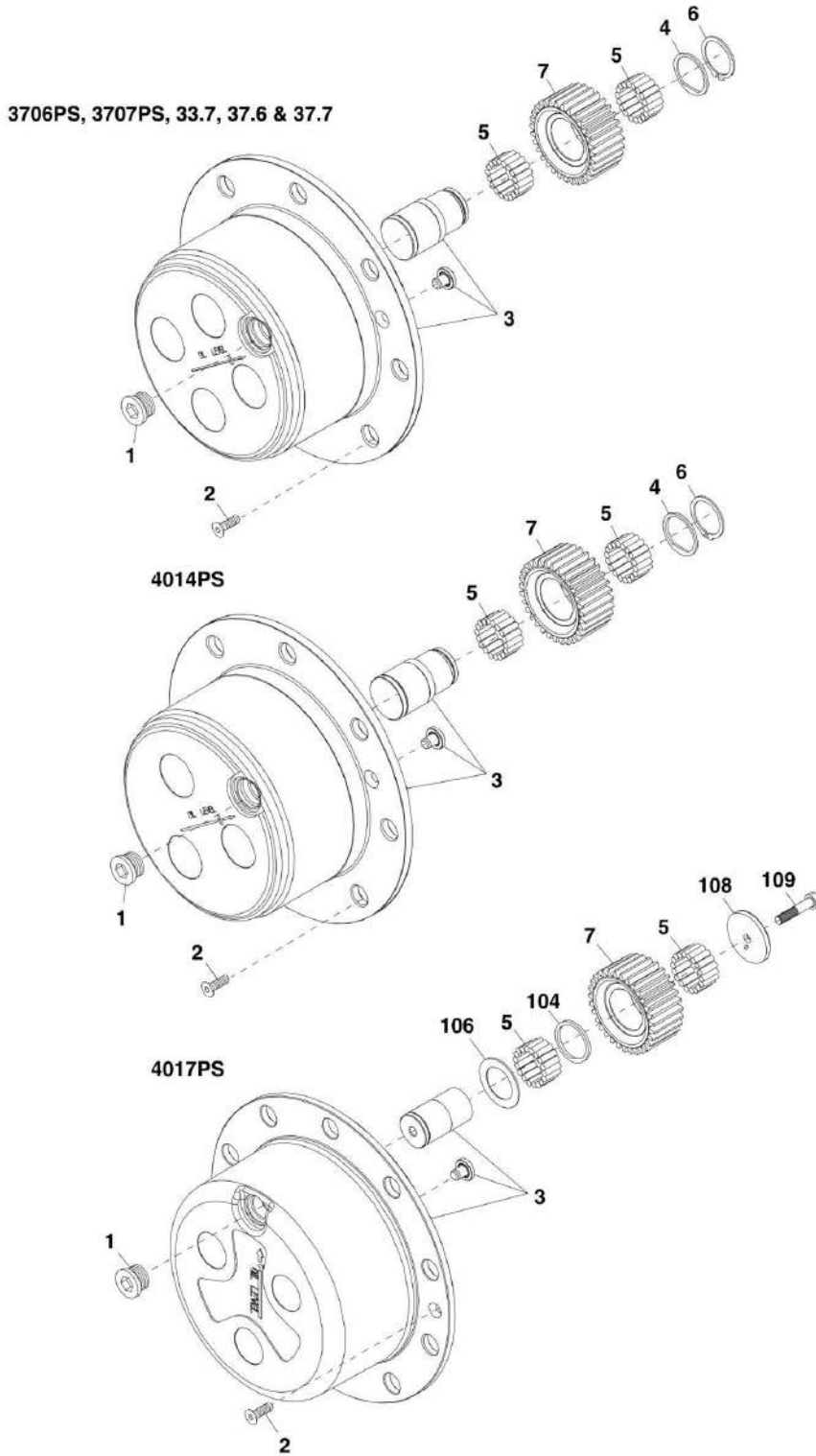
SECTION 5 - DRIVE TRAIN

FIGURE 5-10. FRONT AXLE - WHEEL HUB

ITEM	PART NUMBER	QTY	DESCRIPTION	REV
1	70020972	2	WHEEL HUB KIT, (includes item 2), (3706PS, 3707PS, 33.7, 37.6, 37.7, 4014PS)	
1	70021023	2	WHEEL HUB KIT, (includes item 2), (4017PS)	
2	70020973	16	STUD, (3706PS, 3707PS, 33.7, 37.6, 37.7, 4014PS)	
2	70021024	16	STUD, (4017PS)	
3	70020974	2	SEAL RING, (3706PS, 3707PS, 33.7, 37.6, 37.7, 4014PS)	
3	70021025	2	SEAL RING, (4017PS)	
4	7028421	4	BEARING	
5	70022083	2	O-RING, (3706PS, 3707PS, 37.6, 33.7, 37.7, 4014PS)	
5	91474155	2	O-RING, (4017PS)	
6	7028423	2	SNAP RING, (3706PS, 3707PS, 33.7, 37.6, 37.7, 4014PS)	
6	91474157	2	SNAP RING, (4017PS)	
7	91474160	16	CENTERING BUSHING	
8	91474085	16	BOLT, M14X65	
9	7028417	2	WHEEL CARRIER, (3706PS, 3707PS, 33.7, 37.6, 37.7, 4014PS)	
9	70021027	2	WHEEL CARRIER, (4017PS)	
10	70020976	2	CROWN GEAR, (3706PS, 3707PS, 33.7, 37.6, 37.7, 4014PS)	
10	70021028	2	CROWN GEAR, (4017PS)	

SECTION 5 - DRIVE TRAIN

FIGURE 5-11. FRONT AXLE - FINAL REDUCTION



ART_PZ5680-B

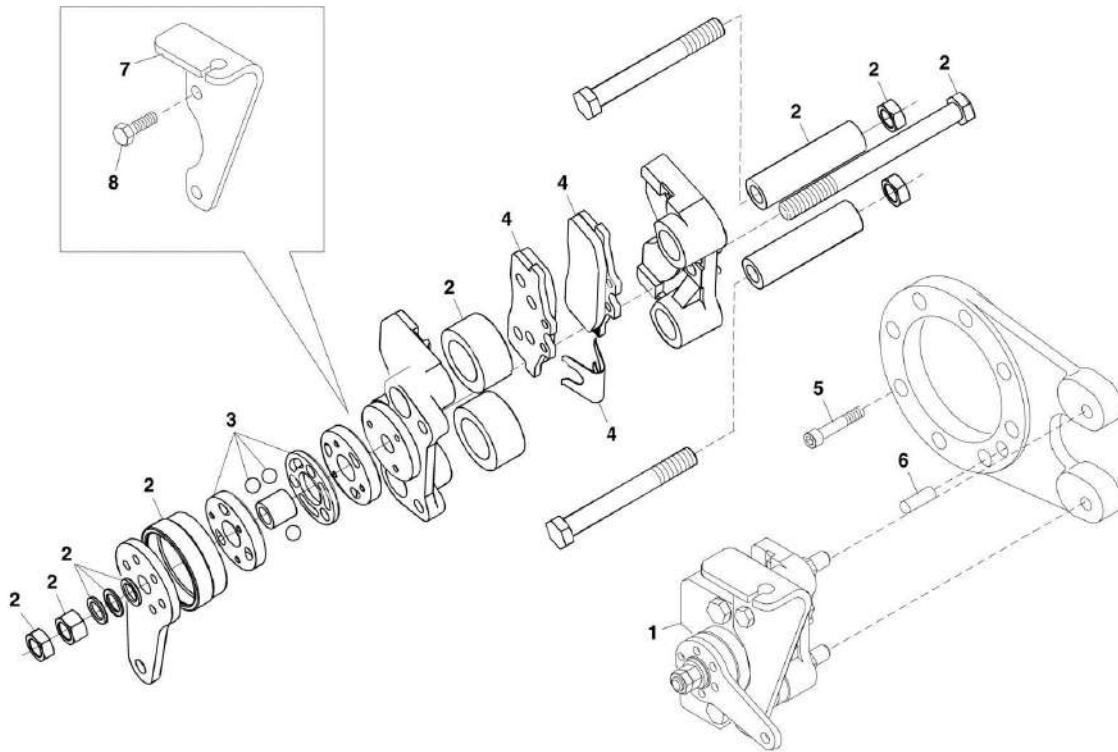
SECTION 5 - DRIVE TRAIN

FIGURE 5-11. FRONT AXLE - FINAL REDUCTION

ITEM	PART NUMBER	QTY	DESCRIPTION	REV
1	91474037	2	PLUG	
2	8035235	4	BOLT, M8X20	
3	70020977	2	PLANETARY CARRIER ASSY, (3706PS, 3707PS, 33.7, 37.6 & 37.7)	
3	70021001	2	PLANETARY CARRIER ASSY, (4014PS & 4017PS)	
4	7028509	8	THRUST WASHER, (3706PS, 3707PS, 33.7, 37.6 & 37.7)	
4	7028509	6	THRUST WASHER, (4014PS)	
5	91474163	200	NEEDLE BEARING, (44.8 per gear), (3706PS, 3707PS, 33.7, 37.6 & 37.7)	
5	91474163	160	NEEDLE BEARING, (33.6 per gear), (4014PS)	
5	91364093	160	NEEDLE BEARING, (37.2 per gear), (4017PS)	
6	7028508	8	SNAP RING, (3706PS, 3707PS, 33.7, 37.6 & 37.7)	
6	7028508	6	SNAP RING, (4014PS)	
7	7028510	8	GEAR, (3706PS, 3707PS, 33.7, 37.6 & 37.7)	
7	7028510	6	GEAR, (4014PS)	
7	91364094	6	GEAR, (4017PS)	
104	91364095	6	WASHER, (4017PS)	
106	91364096	6	LOCKING THRUST WASHER, (4017PS)	
108	70021030	6	THRUST WASHER, (4017PS)	
109	91474162	6	BOLT, M10X50, (4017PS)	

SECTION 5 - DRIVE TRAIN

FIGURE 5-12. FRONT AXLE - BRAKE CALIPER



ART_31200722-5-12

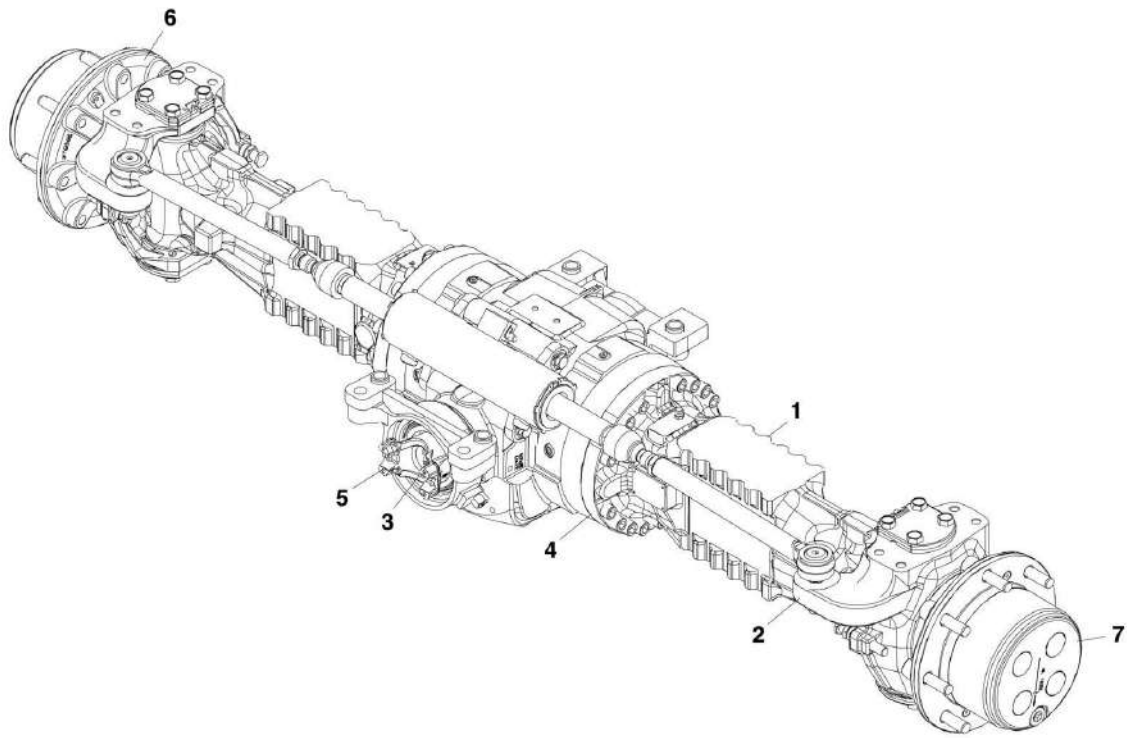
SECTION 5 - DRIVE TRAIN

FIGURE 5-12. FRONT AXLE - BRAKE CALIPER

ITEM	PART NUMBER	QTY	DESCRIPTION	REV
1	70022156	1	BRAKE CALIPER, (includes items 2 thru 4), (3706PS, 3707PS, 33.7, 37.6 & 37.7)	
1	70022084	1	BRAKE CALIPER, (includes items 2 thru 4), (4014PS & 4017PS)	
2	70022086	1	BRAKE REPAIR KIT	
3	70020980	1	CAM REPAIR KIT, (3706PS, 3707PS, 33.7, 37.6 & 37.7)	
3	70022085	1	CAM REPAIR KIT, (4014PS & 4017PS)	
4	70022148	1	PAD KIT	
5	70020952	8	BOLT, M12X35	
6	91364078	1	PIN, 12X25	
7	70020983	1	SUPPORT, (3706PS, 3707PS, 33.7, 37.6 & 37.7)	
7	70022087	1	SUPPORT, (4014PS & 4017PS)	
8	70020984	2	BOLT	

SECTION 5 - DRIVE TRAIN

FIGURE 5-13. REAR AXLE ASSEMBLY



PAM0430

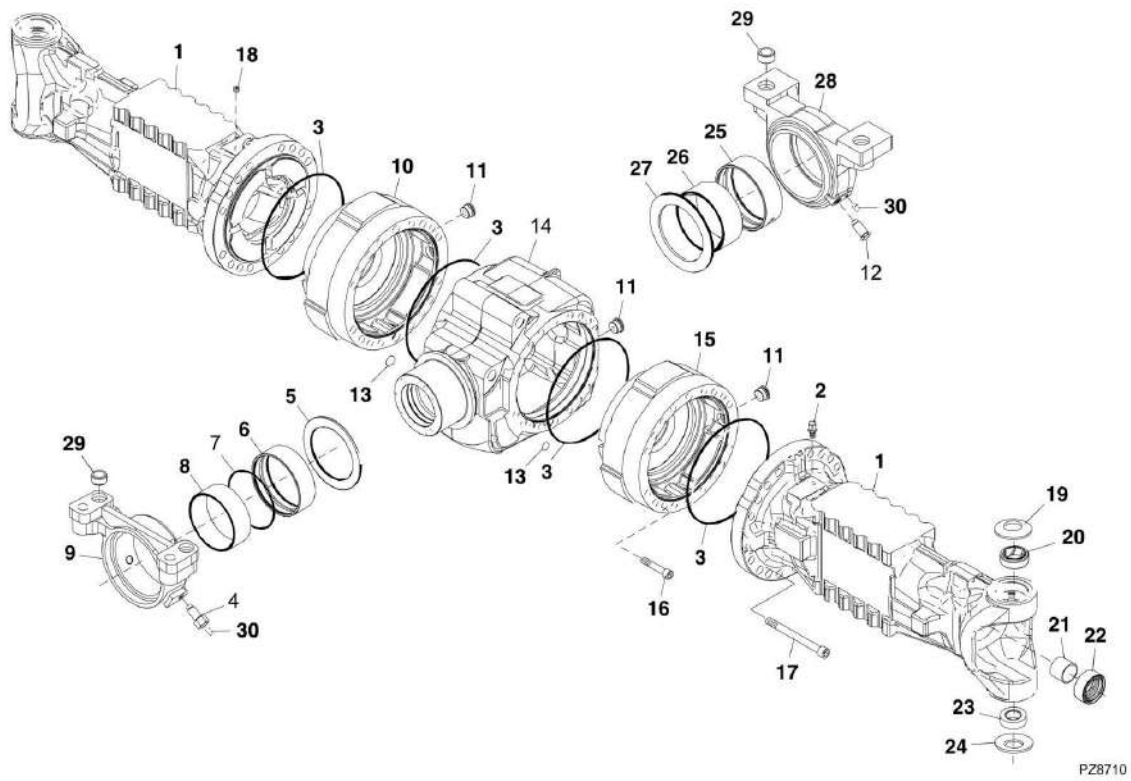
SECTION 5 - DRIVE TRAIN

FIGURE 5-13. REAR AXLE ASSEMBLY

ITEM	PART NUMBER	QTY	DESCRIPTION	REV
	1001145028	1	REAR AXLE, (3706PS, 3707PS, 33.7, 37.6 & 37.7), (includes items 1 thru 9)	B
	1001145030	1	REAR AXLE, (4014PS), (includes items 1 thru 9)	B
	1001145032	1	REAR AXLE, (4017PS), (includes items 1 thru 9)	A
1		Ref	AXLE HOUSING, (See REAR AXLE - AXLE HOUSING for Breakdown)	
2		Ref	SWIVEL HOUSING AND STEERING CYLINDER, (See REAR AXLE - SWIVEL HOUSING AND STEERING CYLINDER for Breakdown)	
3		Ref	BEVEL GEAR SET, (See REAR AXLE - BEVEL GEAR SET for Breakdown)	
4		Ref	DIFFERENTIAL, (See REAR AXLE - DIFFERENTIAL for Breakdown)	
5		Ref	DOUBLE U-JOINT, (See REAR AXLE - DOUBLE U-JOINT for Breakdown)	
6		Ref	WHEEL HUB, (See REAR AXLE - WHEEL HUB for Breakdown)	
7		Ref	FINAL REDUCTION, (See REAR AXLE - FINAL REDUCTION for Breakdown)	

SECTION 5 - DRIVE TRAIN

FIGURE 5-14. REAR AXLE - AXLE HOUSING



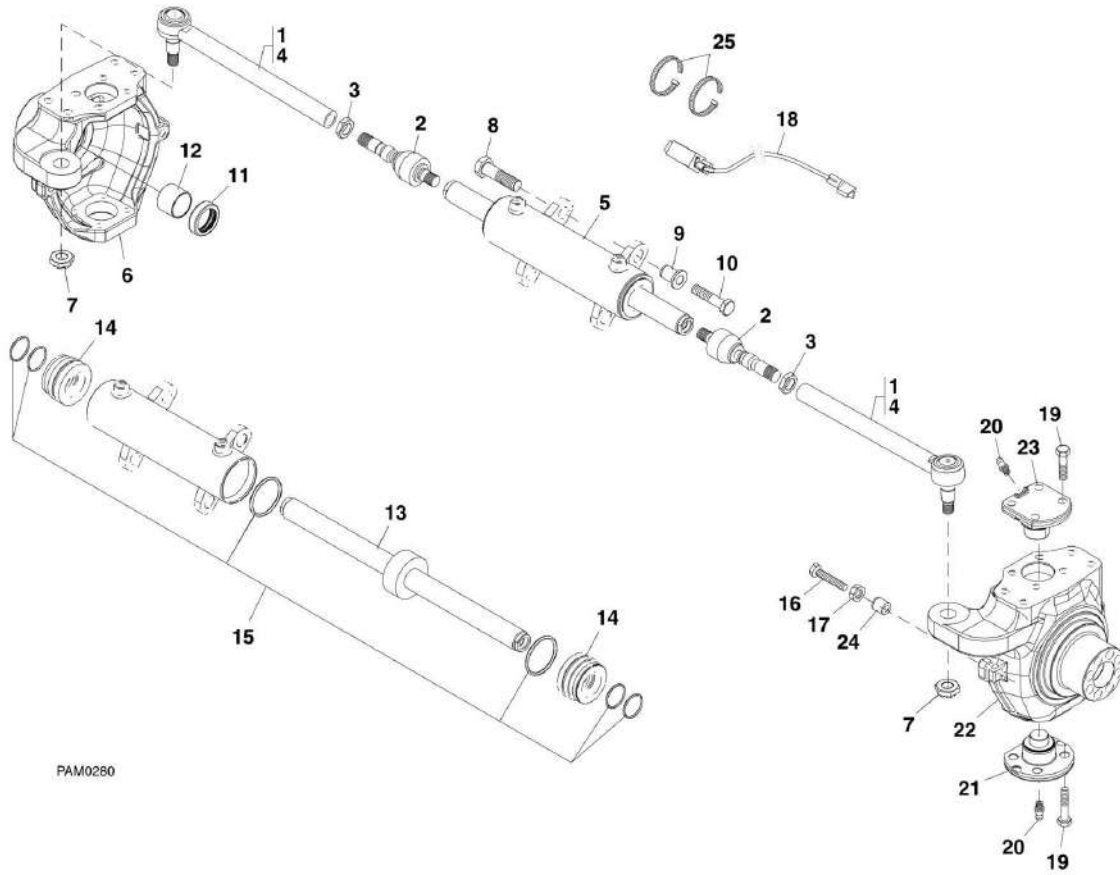
SECTION 5 - DRIVE TRAIN

FIGURE 5-14. REAR AXLE - AXLE HOUSING

ITEM	PART NUMBER	QTY	DESCRIPTION	REV
1	70020985	2	LEG HOUSING	
2	91474058	1	BREATHER, M10X1	
3	91474038	4	O-RING	
4	91474073	1	BOLT	
5	91474069	1	THRUST WASHER	
6	91474072	1	BUSHING	
7	91474071	1	O-RING	
8	8035118	1	BUSHING	
9	8035120	1	REAR SUPPORT	
10	70022151	1	RH BRAKE CYLINDER	
11	91474037	3	PLUG, M30X2	
12	91474046	1	BOLT, M16	
13	91474068	2	O-RING	
14	70022152	1	CENTRAL BODY	
15	70022153	1	LH BRAKE CYLINDER	
16	91474050	2	BOLT	
17	91364028	34	BOLT, M16X160	
18	91474041	1	PLUG, M10X1	
19	91474051	2	BELLEVILLE WASHER	
20	91474053	2	BUSHING	
21	91474054	2	BUSHING	
22	91474055	2	SEAL RING	
23	91474056	2	SPHERICAL BEARING	
24	91474057	2	BELLEVILLE WASHER	
25	91474047	1	BUSHING	
26	91474048	1	BUSHING	
27	7028466	1	THRUST WASHER	
28	91474044	1	FRONT SUPPORT	
29	91474043	4	BUSHING	
30	91474045	2	GREASE FITTING, M8X1	

SECTION 5 - DRIVE TRAIN

FIGURE 5-15. REAR AXLE - SWIVEL HOUSING AND STEERING CYLINDER



PAM0280

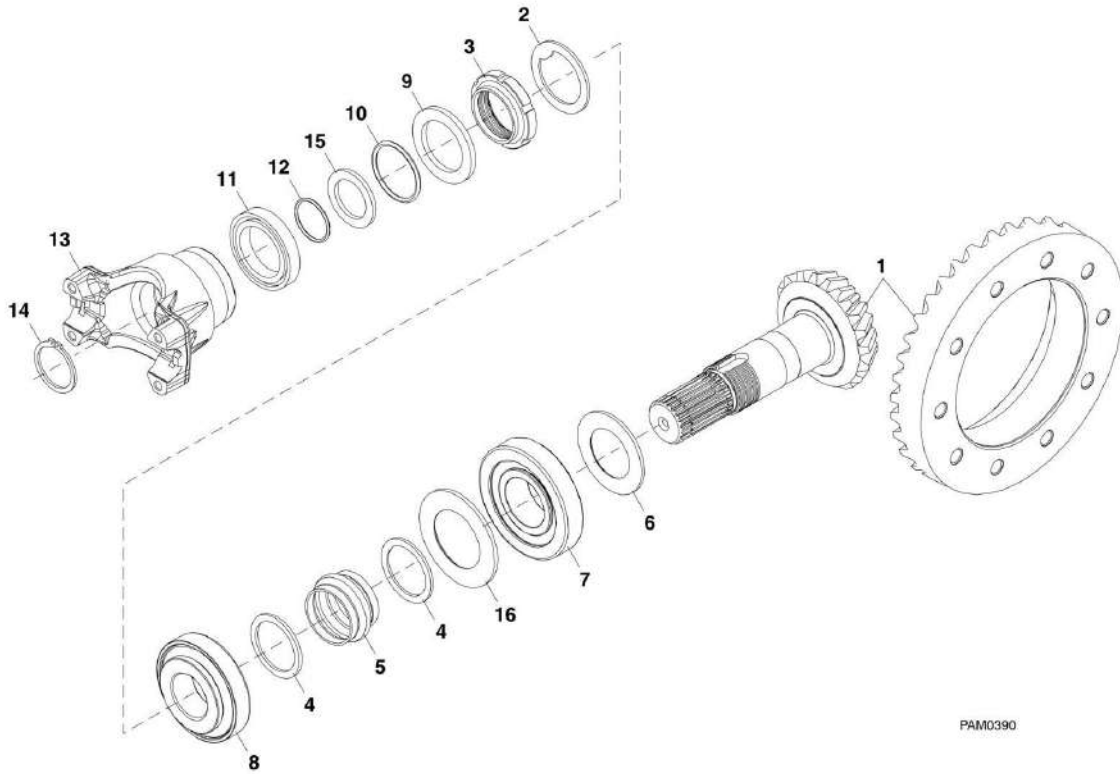
SECTION 5 - DRIVE TRAIN

FIGURE 5-15. REAR AXLE - SWIVEL HOUSING AND STEERING CYLINDER

ITEM	PART NUMBER	QTY	DESCRIPTION	REV
1	70020939	2	STEERING ARM ASSY, (includes items 2 thru 4), (3706PS, 3707PS, 33.7, 37.6, 37.7 & 4014PS)	
1	70025914	2	STEERING ARM ASSY, (includes item 2 thru 4), (4017PS)	
2	91474077	2	BALL JOINT, (3706PS, 3707PS, 33.7, 37.6, 37.7 & 4014PS)	
2	70021007	2	BALL JOINT, (4017PS)	
3	91474078	2	NUT, M24X10, (3706PS, 3707PS, 33.7, 37.6, 37.7 & 4014PS)	
3	70021008	2	NUT, M24X10, (4017PS)	
4	70020940	2	TIE ROD, (3706PS, 3707PS, 33.7, 37.6, 37.7 & 4014PS)	
4	70021010	2	TIE ROD, (4017PS)	
5	70020941	1	STEERING CYLINDER, (includes items 13 thru 15), (3706PS, 3707PS, 33.7, 37.6, 37.7 & 4014PS)	
5	70021011	1	STEERING CYLINDER, (includes items 13 thru 15), (4017PS)	
6	70020942	1	RH SWIVEL HOUSING, (3706PS, 3707PS, 33.7, 37.6, 37.7 & 4014PS)	
6	70020942	1	RH SWIVEL HOUSING, (4017PS)	
7	91474082	2	NUT, M24X1.5, (3706PS, 3707PS, 33.7, 37.6, 37.7 & 4014PS)	
7	91474082	2	NUT, M24X1.5, (4017PS)	
8	91474083	2	BOLT, M22X55	
9	91474084	2	BUSHING	
10	91474085	2	BOLT, M14X65	
11	91474086	2	SEAL RING, (3706PS, 3707PS, 33.7, 37.6, 37.7 & 4014PS)	
11	70022150	2	SEAL RING, (4017PS)	
12	91474087	2	BUSHING	
13	70022154	1	ROD, (3706PS, 3707PS, 33.7, 37.6, 37.7 & 4014PS)	
13	70021833	1	ROD, (4017PS)	
14	70020944	2	CYLINDER HEAD, (3706PS, 3707PS, 33.7, 37.6, 37.7 & 4014PS)	
14	70021832	2	CYLINDER HEAD, (4017PS)	
15	70020945	1	SEAL KIT, (3706PS, 3707PS, 33.7, 37.6, 37.7 & 4014PS)	
15	70021831	1	SEAL KIT, (4017PS)	
16	91474091	4	BOLT, M16X75	
17	91474092	4	NUT, M16	
18	1001113287	1	SENSOR	
19	91474094	16	BOLT, M16X38	
20	91474095	4	GREASE FITTING, M6X1	
21	91474096	2	KING PIN	
22	70020947	1	LH SWIVEL HOUSING, (3706PS, 3707PS, 33.7, 37.6, 37.7 & 4014PS)	
22	70021015	1	LH SWIVEL HOUSING, (4017PS)	
23	91474093	2	KING PIN	
24	70020986	4	BUSHING	
25	70020987	2	CLAMP, (3706PS, 3707PS, 33.7, 37.6, 37.7 & 4014PS)	
25	70021016	2	CLAMP, (4017PS)	

SECTION 5 - DRIVE TRAIN

FIGURE 5-16. REAR AXLE - BEVEL GEAR SET



PAM0390

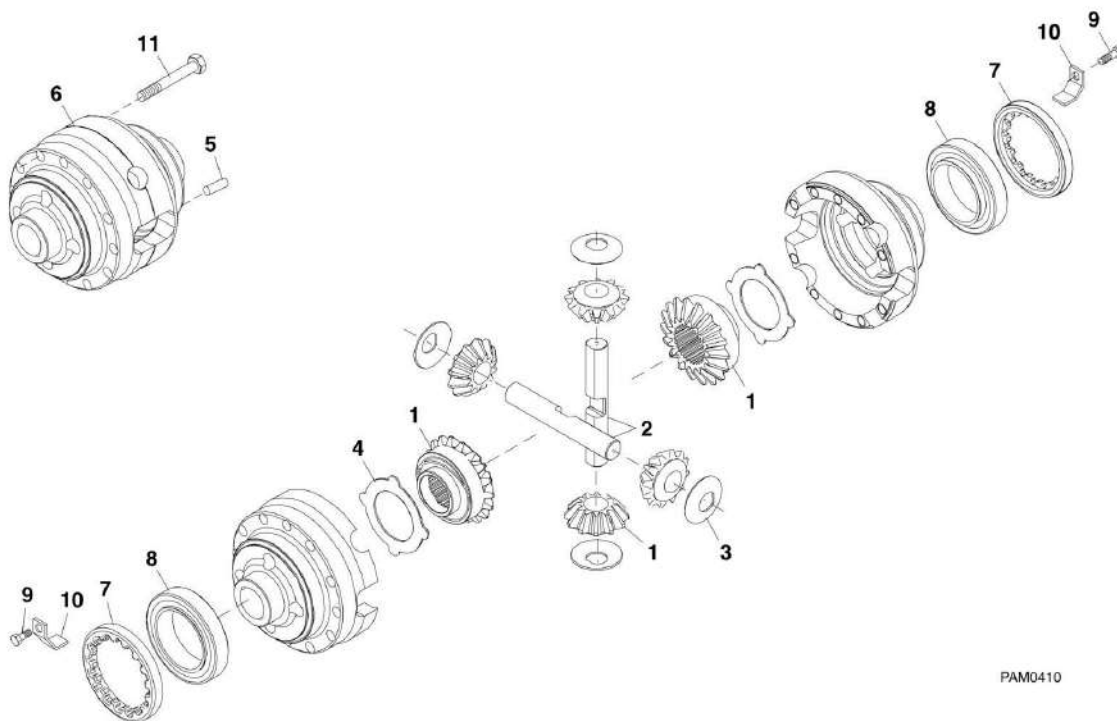
SECTION 5 - DRIVE TRAIN

FIGURE 5-16. REAR AXLE - BEVEL GEAR SET

ITEM	PART NUMBER	QTY	DESCRIPTION	REV
1	70021004	1	BEVEL GEAR SET, (includes items 2 thru 5), (3706PS, 3707PS, 33.7, 37.6, 37.7 & 4014PS)	
1	70021035	1	BEVEL GEAR SET, (includes items 2 thru 5), (4017PS)	
2	91474100	1	LOCKWASHER	
3	91474101	1	RING NUT, M40X1.5	
4	91474102	2	WASHER	
5	70020949	1	COLLAPSIBLE SPACER, (3706PS, 3707PS, 33.7, 37.6, 37.7 & 4014PS)	
5	70021018	1	COLLAPSIBLE SPACER, (4017PS)	
6	70020950	AR	SHIM, 2.50mm	
6	70020951	AR	SHIM, 2.60mm	
6	70020952	AR	SHIM, 2.70mm	
6	70020953	AR	SHIM, 2.80mm	
6	70020954	AR	SHIM, 2.90mm	
6	70020955	AR	SHIM, 3.00mm	
6	70020956	AR	SHIM, 3.10mm	
6	70020957	AR	SHIM, 3.20mm	
6	70020958	AR	SHIM, 3.30mm	
6	70020959	AR	SHIM, 3.40mm	
7	91364070	1	BEARING	
8	7028403	1	BEARING	
9	91474115	1	WASHER	
10	91474116	1	O-RING	
11	7028478	1	SEAL RING	
12	70020989	1	O-RING	
13	70020990	1	FLANGE	
14	91474119	1	SNAP RING	
15	70020991	1	SPACER	
16	70020992	1	SHIM, (3706PS, 3707PS, 33.7, 37.6, 37.7 & 4014PS)	

SECTION 5 - DRIVE TRAIN

FIGURE 5-17. REAR AXLE - DIFFERENTIAL



PAM0410

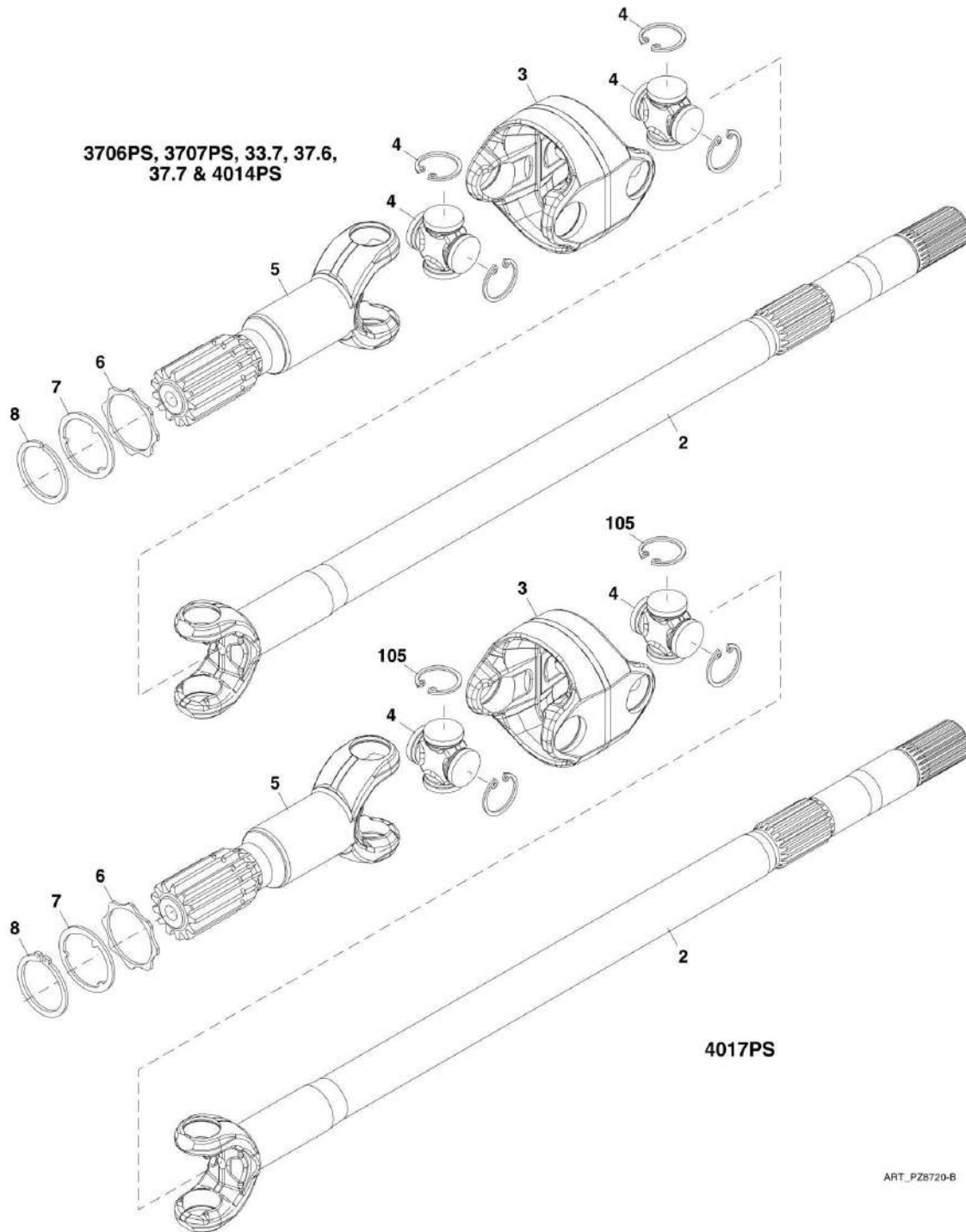
SECTION 5 - DRIVE TRAIN

FIGURE 5-17. REAR AXLE - DIFFERENTIAL

ITEM	PART NUMBER	QTY	DESCRIPTION	REV
1	70021031	1	DIFFERENTIAL KIT, (includes items 2 thru 4)	
2	70020966	2	SHAFT	
3	91364054	4	THRUST WASHER	
4	70020994	2	DIFFERENTIAL HOUSING	
5	91364049	2	PIN	
6	70020967	1	DIFFERENTIAL HOUSING	
7	91474128	2	RING NUT, M94X2	
8	91364050	2	BEARING	
9	8035180	2	BOLT, M6X1X10	
10	91474126	2	LOCKING PLATE	
11	91364048	10	BOLT, M12X90	

SECTION 5 - DRIVE TRAIN

FIGURE 5-18. REAR AXLE - DOUBLE U - JOINT



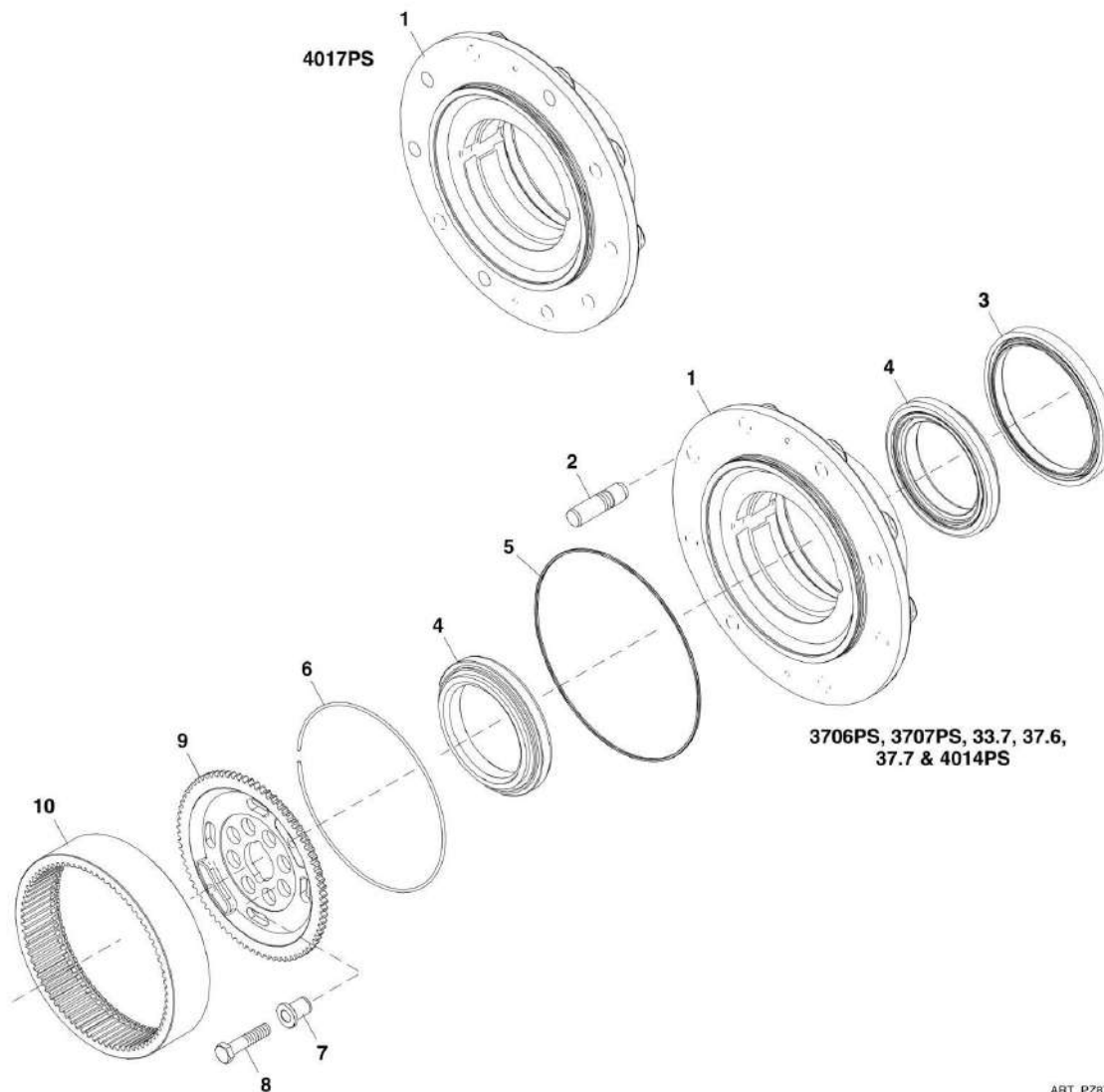
SECTION 5 - DRIVE TRAIN

FIGURE 5-18. REAR AXLE - DOUBLE U - JOINT

ITEM	PART NUMBER	QTY	DESCRIPTION	REV
1	70020968	2	DOUBLE JOINT, (includes items 2 thru 6), (3706PS, 3707PS, 33.7, 37.6, 37.7 & 4014PS)	
1	70021019	2	DOUBLE JOINT, (includes items 2 thru 6), (4017PS)	
2	70025875	2	FORK, (differential side), (3706PS, 3707PS, 33.7, 37.6, 37.7 & 4014PS)	
2	70021032	2	FORK, (differential side), (4017PS)	
3	8035189	2	CENTRAL BODY, (3706PS, 3707PS, 33.7, 37.6, 37.7 & 4014PS)	
3	7029834	2	CENTRAL BODY, (4017PS)	
4	8035190	4	SPIDER, (3706PS, 3707PS, 33.7, 37.6, 37.7 & 4014PS)	
4	91474632	4	SPIDER, (4017PS)	
5	70025876	2	FORK, (wheel side), (3706PS, 3707PS, 33.7, 37.6, 37.7 & 4014PS)	
5	70021034	2	FORK, (wheel side), (4017PS)	
6	70020969	2	THRUSTWASHER, (3706PS, 3707PS, 33.7, 37.6, 37.7 & 4014PS)	
6	70021020	2	THRUSTWASHER, (4017PS)	
7	70022080	2	WASHER, (3706PS, 3707PS, 33.7, 37.6, 37.7 & 4014PS)	
7	70021021	2	WASHER, (4017PS)	
8	70022081	2	SNAP RING, (3706PS, 3707PS, 33.7, 37.6, 37.7 & 4014PS)	
8	70021022	2	SNAP RING, (4017PS)	
105	7029837	16	LOCK RING, (4017PS)	

SECTION 5 - DRIVE TRAIN

FIGURE 5-19. REAR AXLE - WHEEL HUB



ART_P28730-B

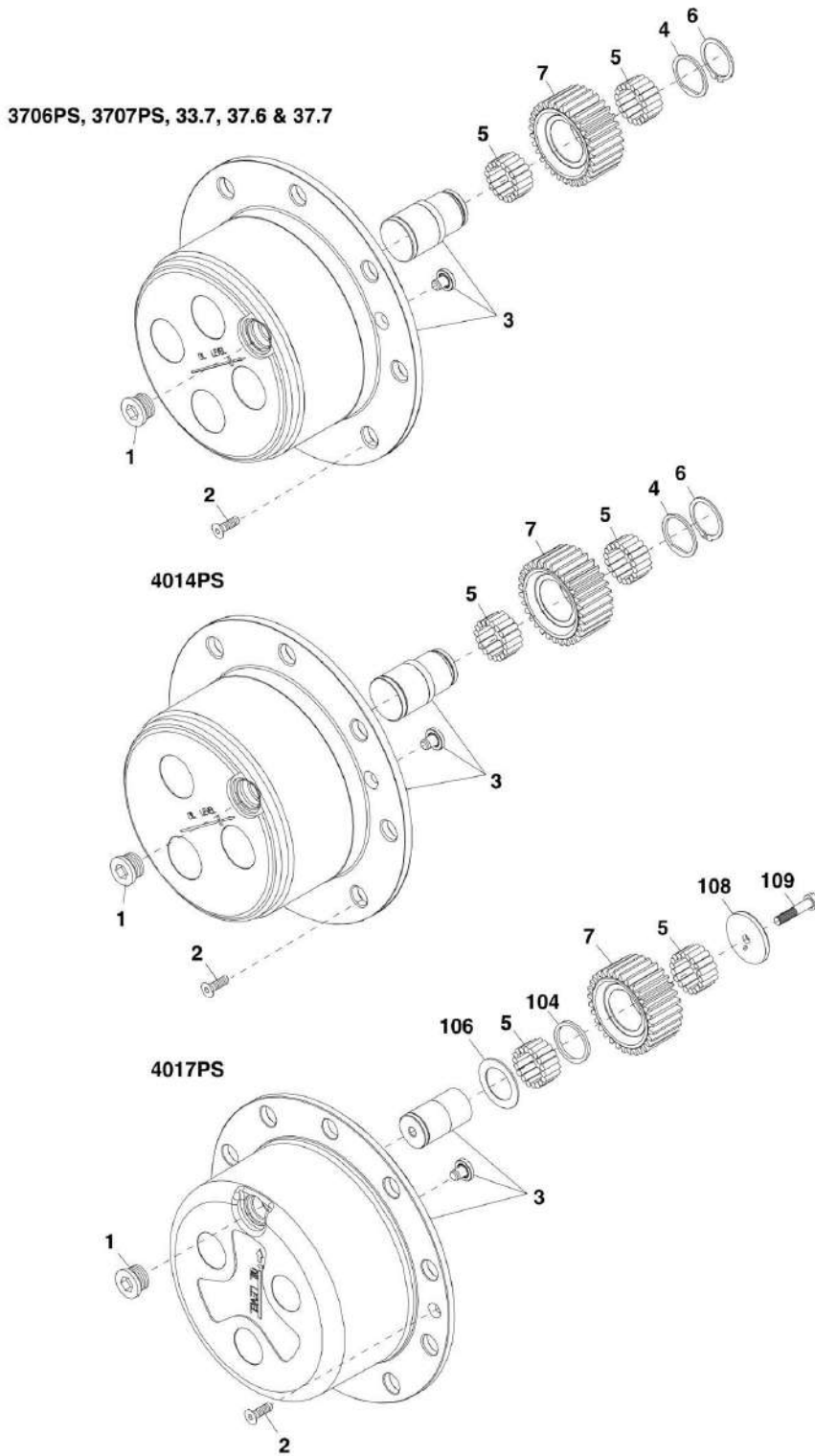
SECTION 5 - DRIVE TRAIN

FIGURE 5-19. REAR AXLE - WHEEL HUB

ITEM	PART NUMBER	QTY	DESCRIPTION	REV
1	70020972	2	WHEEL HUB, (includes item 2), (3706PS, 3707PS, 33.7, 37.6, 37.7 & 4014PS)	
1	70021023	2	WHEEL HUB, (includes item 2), (4017PS)	
2	70020973	16	STUD, (3706PS, 3707PS, 33.7, 37.6, 37.7 & 4014PS)	
2	70021024	16	STUD, (4017PS)	
3	70020974	2	SEAL RING, (3706PS, 3707PS, 33.7, 37.6, 37.7 & 4014PS)	
3	70021025	2	SEAL RING, (4017PS)	
4	70026828	4	BEARING, (3706PS, 3707PS, 33.7, 37.6, 37.7 & 4014PS)	
4	70021026	4	BEARING, (4017PS)	
5	70022083	2	O-RING, (3706PS, 3707PS, 33.7, 37.6, 37.7 & 4014PS)	
5	91474155	2	O-RING, (4017PS)	
6	7028423	2	RING, (3706PS, 3707PS, 33.7, 37.6, 37.7 & 4014PS)	
6	91474157	2	RING, (4017PS)	
7	91474160	16	BUSHING	
8	91474085	16	BOLT, M14X1.5X65	
9	7028417	2	WHEEL CARRIER, (3706PS, 3707PS, 33.7, 37.6, 37.7 & 4014PS)	
9	70021027	2	WHEEL CARRIER, (4017PS)	
10	70020976	2	CROWN GEAR Z=60, (3706PS, 3707PS, 33.7, 37.6, 37.7 & 4014PS)	
10	70021028	2	CROWN GEAR Z=60, (4017PS)	

SECTION 5 - DRIVE TRAIN

FIGURE 5-20. REAR AXLE - FINAL REDUCTION



ART_PZ5680-B

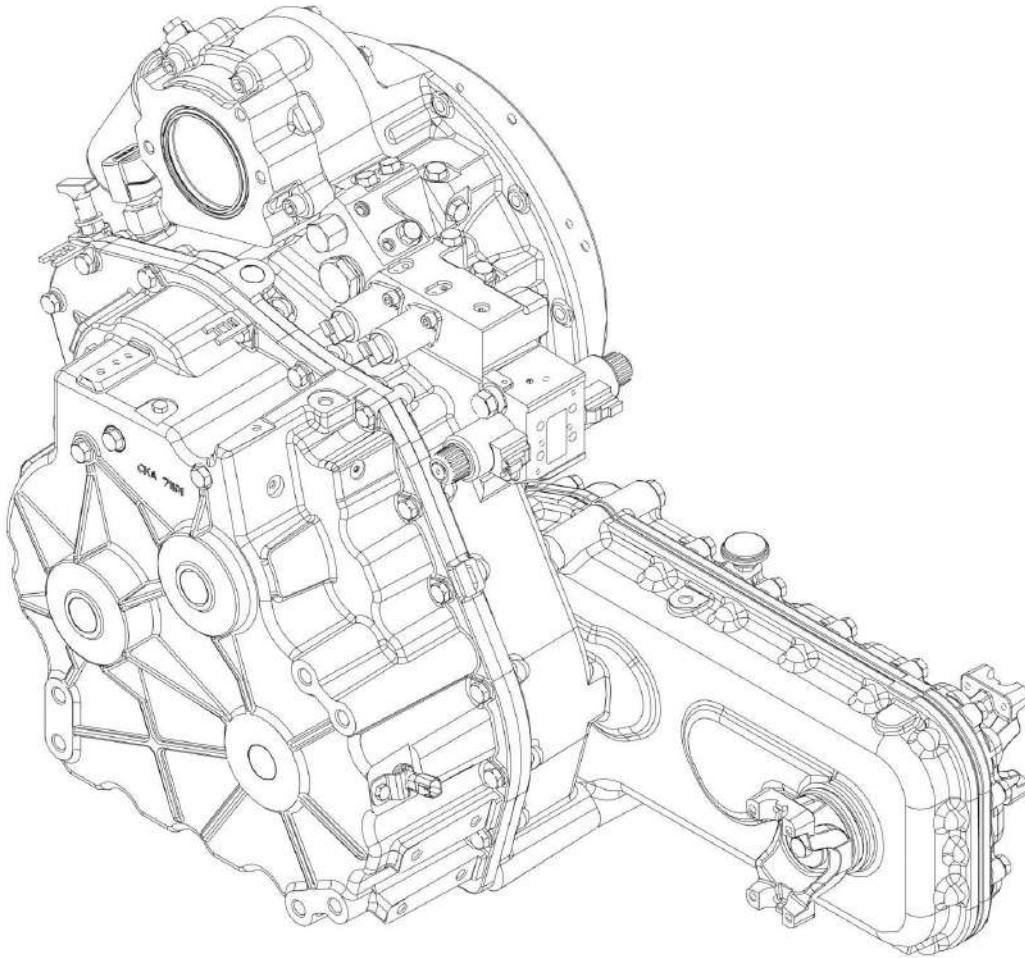
SECTION 5 - DRIVE TRAIN

FIGURE 5-20. REAR AXLE - FINAL REDUCTION

ITEM	PART NUMBER	QTY	DESCRIPTION	REV
1	91474037	2	PLUG	
2	8035235	4	BOLT, M8X20	
3	70020977	2	PLANETARY CARRIER ASSY, (3706PS, 3707PS, 33.7, 37.6 & 37.7)	
3	70021001	2	PLANETARY CARRIER ASSY, (4014PS & 4017PS)	
4	7028509	8	THRUST WASHER, (3706PS, 3707PS, 33.7, 37.6 & 37.7)	
4	7028509	6	THRUST WASHER, (4014PS)	
5	91474163	200	NEEDLE BEARING, (44.8 per gear), (3706PS, 3707PS, 33.7, 37.6 & 37.7)	
5	91474163	160	NEEDLE BEARING, (33.6 per gear), (4014PS)	
5	91364093	160	NEEDLE BEARING, (37.2 per gear), (4017PS)	
6	7028508	8	SNAP RING, (3706PS, 3707PS, 33.7, 37.6 & 37.7)	
6	7028508	6	SNAP RING, (4014PS)	
7	7028510	8	GEAR, (3706PS, 3707PS, 33.7, 37.6 & 37.7)	
7	7028510	6	GEAR, (4014PS)	
7	91364094	6	GEAR, (4017PS)	
104	91364095	6	WASHER, (4017PS)	
106	91364096	6	LOCKING THRUST WASHER, (4017PS)	
108	70021030	6	THRUST WASHER, (4017PS)	
109	91474162	6	BOLT, M10X50, (4017PS)	

SECTION 5 - DRIVE TRAIN

FIGURE 5-21. TRANSMISSION



PZ8740

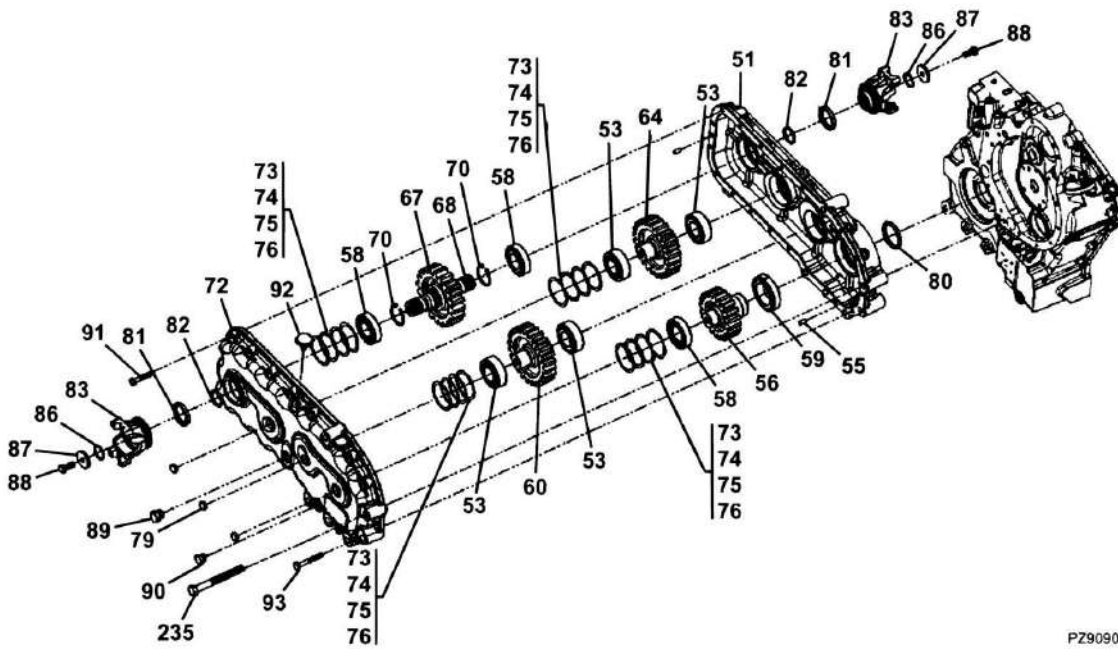
SECTION 5 - DRIVE TRAIN

FIGURE 5-21. TRANSMISSION

ITEM	PART NUMBER	QTY	DESCRIPTION	REV
	1001139192	1	POWERSHIFT TRANSMISSION, R0.784, (3706PS, 3707PS, 33.7, 37.6, 37.7 & 4014PS)	F
	1001139193	1	POWERSHIFT TRANSMISSION, R0.861, (3706PS, 3707PS, 33.7, 37.6 & 37.7)	E
	1001139191	1	POWERSHIFT TRANSMISSION, R1.063, (4017PS)	F
		Ref	TRANSFER GEARBOX ASSY, (See TRANSFER GEARBOX ASSEMBLY for Breakdown)	
		Ref	TORQUE CONVERTER AND DRIVE, (See TORQUE CONVERTER AND DRIVE for Breakdown)	
		Ref	GEARS AND BEARINGS, (See GEARS AND BEARINGS for Breakdown)	
		Ref	1ST/2ND CLUTCH SHAFT, (See 1ST/2ND CLUTCH SHAFT for Breakdown)	
		Ref	INPUT SHAFT, (See INPUT SHAFT for Breakdown)	
		Ref	FORWARD HIGH/3RD CLUTCH SHAFT, (See FORWARD HIGH/3RD CLUTCH SHAFT for Breakdown)	
		Ref	ANCILLARY COMPONENTS, (See ANCILLARY COMPONENTS for Breakdown)	
	70024466	1	OIL FILTER	

SECTION 5 - DRIVE TRAIN

FIGURE 5-22. TRANSFER GEARBOX ASSEMBLY



PZ9090

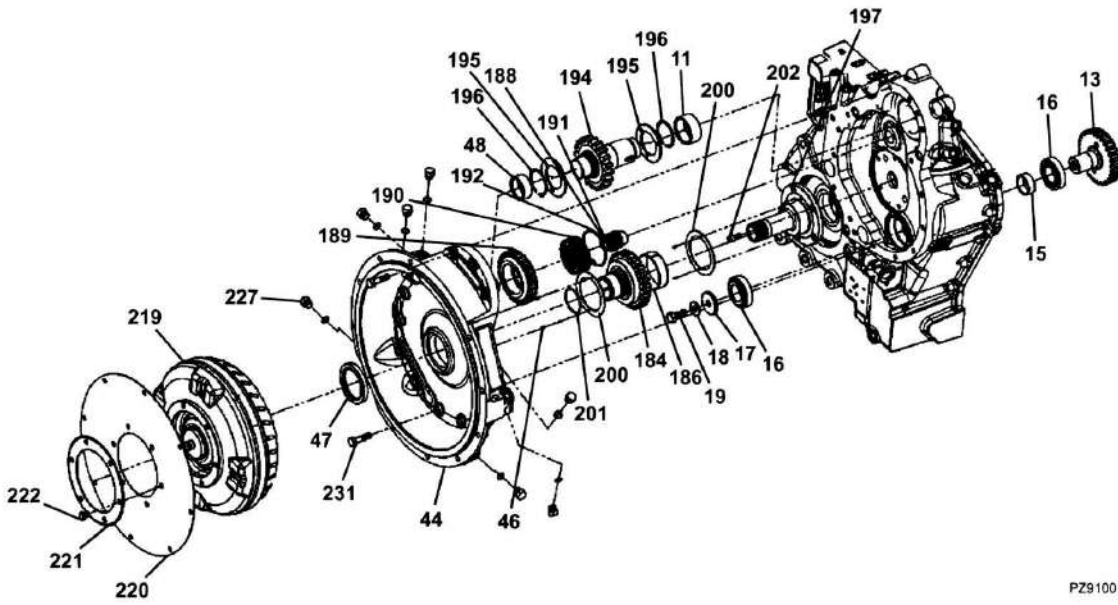
SECTION 5 - DRIVE TRAIN

FIGURE 5-22. TRANSFER GEARBOX ASSEMBLY

ITEM	PART NUMBER	QTY	DESCRIPTION	REV
51	70024632	1	REAR TRANSFER CASE, 4 GEAR, (3706PS, 3707PS, 33.7, 37.6, 37.7 & 4014PS)	
51	70024652	1	REAR TRANSFER CASE, (4017PS)	
53	70025493	2	BEARING CONE	
53	70025494	2	BEARING CUP	
55	70025495	2	DOWEL	
56	70024633	1	GEAR, RH INPUT, (R0.784 - 3706PS, 3707PS, 33.7, 37.6, 37.7 & 4014PS)	
56	70024650	1	GEAR, RH INPUT, (R0.861 - 3706PS, 3707PS, 33.7, 37.6, 37.7)	
56	70024653	1	GEAR, RH INPUT, (4017PS)	
58	70025496	3	ROLLER BEARING CONE	
58	70025497	3	ROLLER BEARING CUP	
59	70024634	1	ROLLER BEARING CONE	
59	70024635	1	ROLLER BEARING CUP	
60	70024636	1	GEAR	
64	70024637	1	GEAR	
67	70024638	1	GEAR, (R0.784 - 3706PS, 3707PS, 33.7, 37.6, 37.7 & 4014PS)	
67	70024651	1	GEAR, (R0.861 - 3706PS, 33.7, 3707PS, 37.6, 37.7)	
67	70024654	1	GEAR, (4017PS)	
68	70024639	1	OUTPUT SHAFT	
70	70025498	2	RETAINING RING	
72	70024640	1	FRONT CASE, (3706PS, 3707PS, 33.7, 37.6, 37.7 & 4014PS)	
72	70024655	1	FRONT CASE, (4017PS)	
73	70025499	AR	SHIM, 0.002	
74	70025500	AR	SHIM, 0.003	
75	70025501	AR	SHIM, 0.007	
76	70025502	AR	SHIM, 0.0236	
79	70024641	3	CAP	
80	70024642	1	LIP SEAL	
81	70024643	2	LIP SEAL	
82	70024644	2	SPACER	
83	70024645	2	YOKE ASSY	
86	70025503	2	O-RING	
87	70025504	2	WASHER	
88	70025505	2	LOCKING BOLT	
89	70025506	1	PLUG	
90	70024646	1	PLUG	
91	70024647	10	HEX BOLT	
92	70024648	1	BREATHER	
93	70024649	2	BOLT	
235	70025507	6	BOLT	

SECTION 5 - DRIVE TRAIN

FIGURE 5-23. TORQUE CONVERTER AND DRIVE



PZ9100

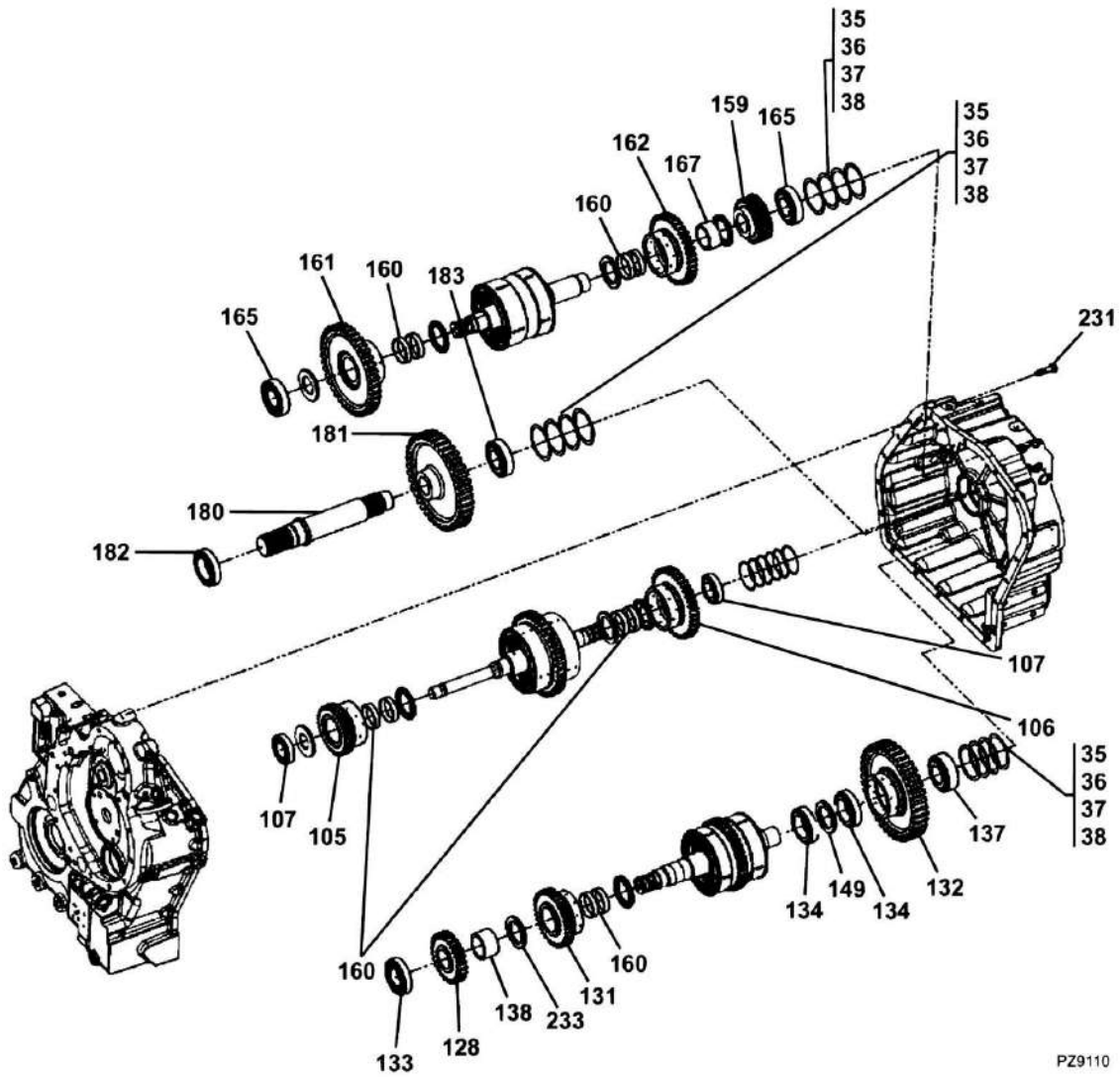
SECTION 5 - DRIVE TRAIN

FIGURE 5-23. TORQUE CONVERTER AND DRIVE

ITEM	PART NUMBER	QTY	DESCRIPTION	REV
11	70025360	1	NEEDLE ROLLER BEARING	
13	70025361	1	REVERSE IDLER GEAR	
15	70025362	AR	SPACER, 14.85-14.87	
15	70025363	AR	SPACER, 14.88-14.90	
15	70025364	AR	SPACER, 14.91-14.93	
15	70025365	AR	SPACER, 14.94-14.96	
15	70025366	AR	SPACER, 14.97-14.99	
15	70025367	AR	SPACER, 15.00-15.02	
15	70025368	AR	SPACER, 15.03-15.05	
15	70025369	AR	SPACER, 15.06-15.08	
15	70025370	AR	SPACER, 15.09-15.11	
15	70025371	AR	SPACER, 15.12-15.14	
15	70025372	AR	SPACER, 15.15-15.17	
15	70025373	AR	SPACER, 15.18-15.20	
15	70025374	AR	SPACER, 15.21-15.23	
15	70025375	AR	SPACER, 15.24-15.26	
15	70025376	AR	SPACER, 15.27-15.29	
15	70025377	AR	SPACER, 15.30-15.32	
15	70025378	AR	SPACER, 15.33-15.35	
15	70025379	AR	SPACER, 15.36-15.38	
16	70025508	2	BEARING CONE	
16	70025509	2	BEARING CUP	
17	70025504	1	WASHER	
18	70025380	1	BEVEL SPRING WASHER	
19	70025505	1	BOLT	
44	70025381	1	HOUSING ASSY	
46	70025382	4	TENSION PIN	
47	70025383	1	OIL SEAL	
48	70025384	1	NEEDLE ROLLER BEARING	
184	70025385	1	PUMP DRIVE GEAR ASSY	
186	70025386	1	BUSHING	
188	70025387	1	IDLER SHAFT PUMP	
189	70025388	1	IDLER GEAR PUMP	
190	70025389	1	ROLLER BEARING	
191	70025390	1	O-RING	
192	70025391	1	CIRCLIP, INTERNAL	
194	70025392	1	DRIVEN GEAR PUMP	
195	70025393	2	THRUST DISC	
196	70025510	2	SNAP RING	
197	70025394	1	REACTOR SUPPORT	
200	70025511	2	THRUST WASHER	
201	70025512	1	O-RING	
202	70025513	5	CAPSCREW	
219	70025395	1	TORQUE CONVERTER	
220	70025396	1	CONVERTER DRIVE PLATE	
221	70025397	1	CONVERTER REINFORCING PLATE	
222	70025398	1	SET SCREW	
227	70025399	1	PLUG	
231	70025514	15	BOLT	

SECTION 5 - DRIVE TRAIN

FIGURE 5-24. GEARS AND BEARINGS



PZ9110

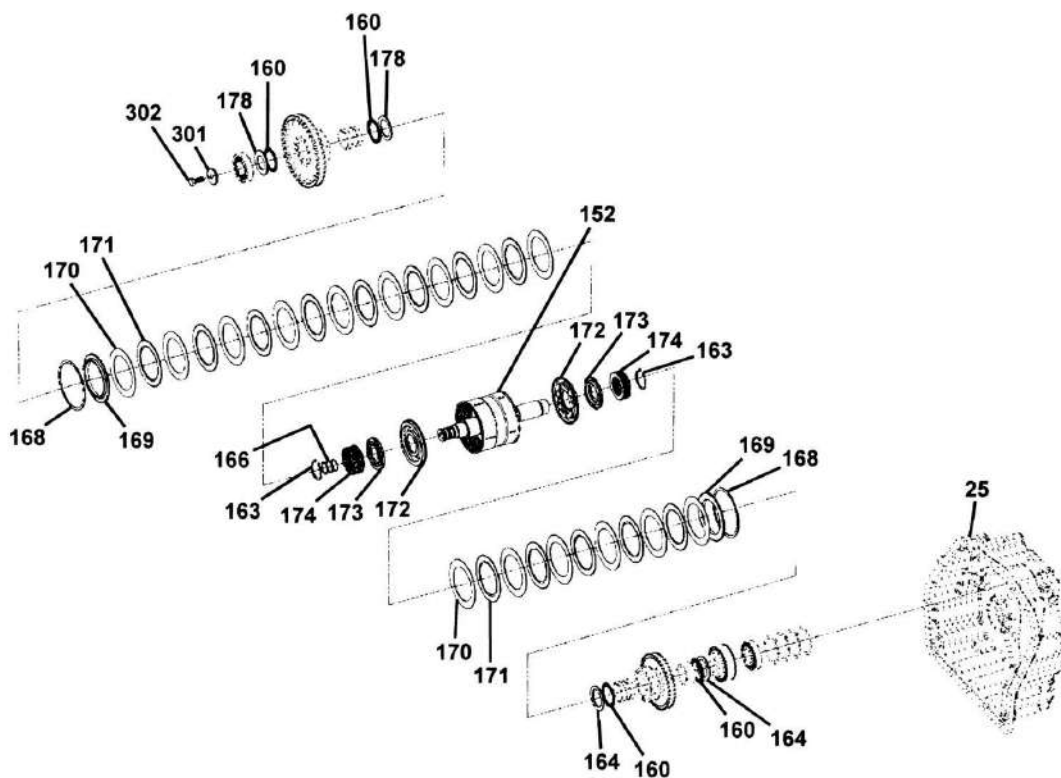
SECTION 5 - DRIVE TRAIN

FIGURE 5-24. GEARS AND BEARINGS

ITEM	PART NUMBER	QTY	DESCRIPTION	REV
35	70025502	AR	SHIM	
36	70025501	AR	SHIM	
37	70025500	AR	SHIM	
38	70025499	AR	SHIM	
105	70025400	1	GEAR, 27T	
106	70025401	1	GEAR, 45T	
107	70025508	2	BEARING CONE	
107	70025509	2	BEARING CUP	
128	70025402	1	GEAR, 27T	
131	70025403	1	GEAR, 36T	
132	70025404	1	GEAR, 56T	
133	70025405	1	BEARING CUP	
133	70025406	1	BEARING CONE	
134	70025407	1	BEARING CONE	
134	70025408	1	BEARING CUP	
137	70025493	1	BEARING CONE	
137	70025494	1	BEARING CUP	
138	70025409	1	SPACER	
149	70025410	AR	SPACER, 5.88-5.90	
149	70025411	AR	SPACER, 5.85-5.87	
149	70025412	AR	SPACER, 5.82-5.84	
149	70025413	AR	SPACER, 5.79-5.81	
149	70025414	AR	SPACER, 6.00-6.02	
149	70025415	AR	SPACER, 5.97-5.99	
149	70025416	AR	SPACER, 5.94-5.96	
149	70025417	AR	SPACER, 5.91-5.93	
149	70025418	AR	SPACER, 6.09-6.11	
149	70025419	AR	SPACER, 6.06-6.08	
149	70025420	AR	SPACER, 6.03-6.05	
149	70025421	AR	SHIM	
149	70025422	AR	SHIM	
159	70025423	1	GEAR, 24T	
160	70025424	4	NEEDLE ROLLER BEARING	
161	70025425	1	GEAR, 53T	
162	70025401	1	GEAR, 45T	
165	70025496	2	BEARING CONE	
165	70025497	2	BEARING CUP	
167	70025426	1	SPACER	
180	70025427	1	OUTPUT SHAFT	
181	70025428	1	GEAR, 56T	
182	70025407	1	BEARING CONE	
182	70025408	1	BEARING CUP	
183	70025496	1	BEARING CONE	
183	70025497	1	BEARING CUP	
231	70025514	35	BOLT	
233	70025429	2	WASHER	

SECTION 5 - DRIVE TRAIN

FIGURE 5-25. 1ST/2ND CLUTCH SHAFT



PZ9120

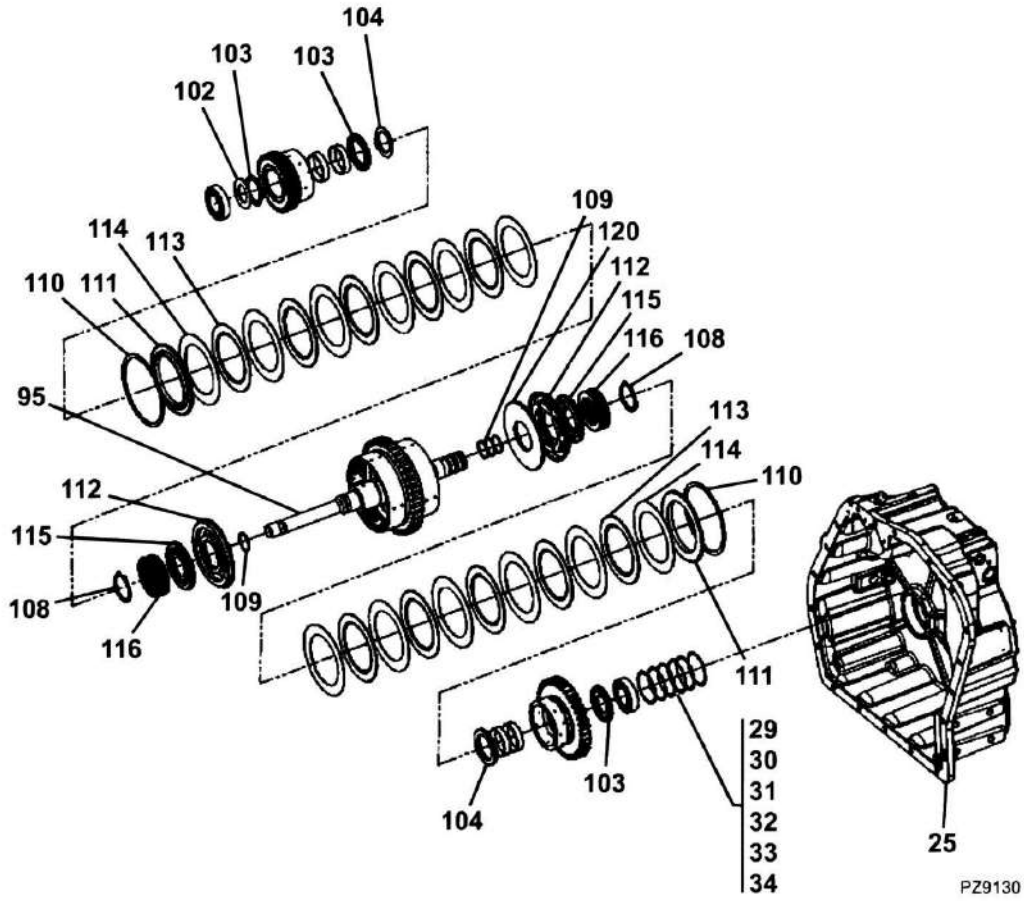
SECTION 5 - DRIVE TRAIN

FIGURE 5-25. 1ST/2ND CLUTCH SHAFT

ITEM	PART NUMBER	QTY	DESCRIPTION	REV
25	70025430	1	REAR CASE PLUGGED ASSY	
152	70025431	1	SHAFT PLUGGED ASSY	
160	70025432	4	THRUST BEARING	
163	70025498	2	CIRCLIP, EXTERNAL	
164	70025429	3	WASHER	
166	70025433	3	SEALING RING	
168	70025434	2	RETAINER RING	
169	70025435	2	RETAINER PLATE	
170	70025436	13	FRICTION DISC	
171	70025437	15	CLUTCH PLATE	
172	70025438	2	CLUTCH PISTON	
173	70025439	2	SPRING RETAINER	
174	70025440	2	SPRING AND RETAINER ASSY	
178	70025441	1	THRUST WASHER	
301	70025504	1	RETAINING WASHER	
302	70025442	1	BOLT	

SECTION 5 - DRIVE TRAIN

FIGURE 5-26. INPUT SHAFT



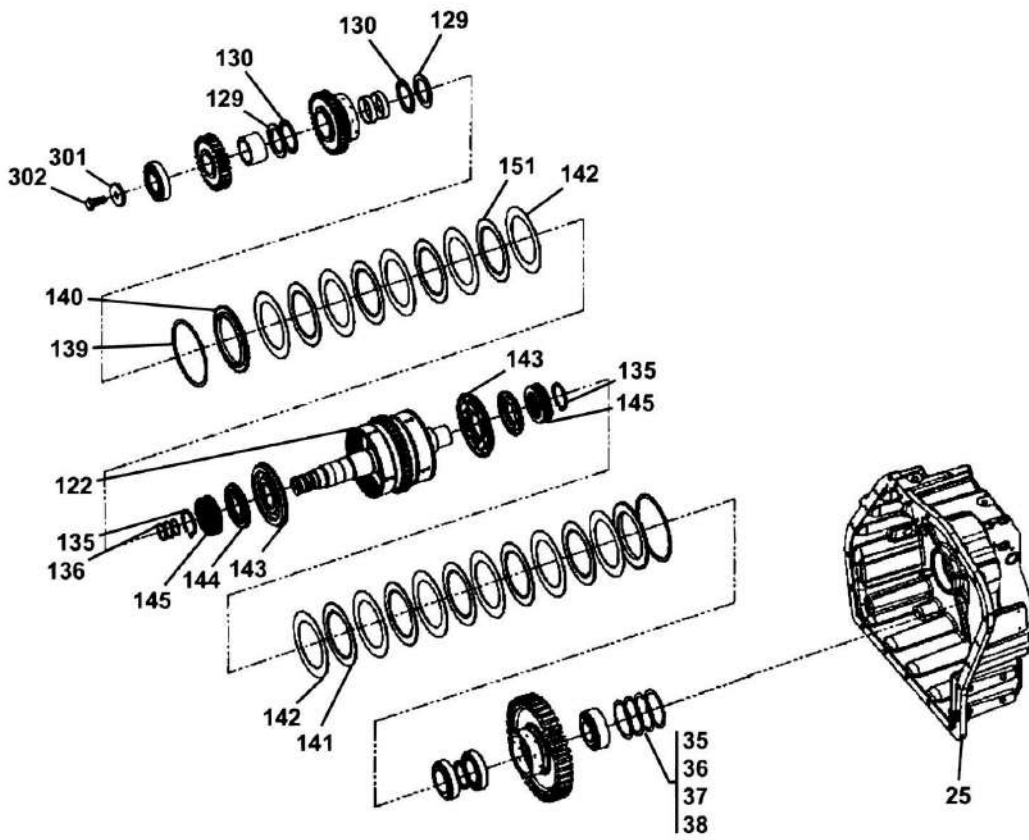
SECTION 5 - DRIVE TRAIN

FIGURE 5-26. INPUT SHAFT

ITEM	PART NUMBER	QTY	DESCRIPTION	REV
25	70025430	1	REAR CASE PLUGGED ASSY	
29	70025443	AR	SHIM	
30	70025444	AR	SHIM	
31	70025515	AR	SHIM	
32	70025516	AR	SHIM	
33	70025517	AR	SHIM	
34	70025518	AR	SHIM	
95	70025445	1	INPUT SHAFT PLUGGED ASSY	
102	70025446	2	THRUST WASHER	
103	70025432	4	THRUST BEARING	
104	70025429	2	WASHER	
108	1001008845	2	CIRCLIP, EXTERNAL	
109	70025433	4	SEALING RING	
110	70025434	2	RETAINER RING	
111	70025447	2	RETAINER PLATE	
112	70025438	2	CLUTCH PISTON	
113	70025448	10	FRICITION DISC	
114	70025437	12	CLUTCH PLATE	
115	70025439	2	SPRING RETAINER	
116	70025440	2	SPRING AND RETAINER ASSY	
120	70025449	1	SPACER, PISTON	

SECTION 5 - DRIVE TRAIN

FIGURE 5-27. FORWARD HIGH/3RD CLUTCH SHAFT



PZ9140

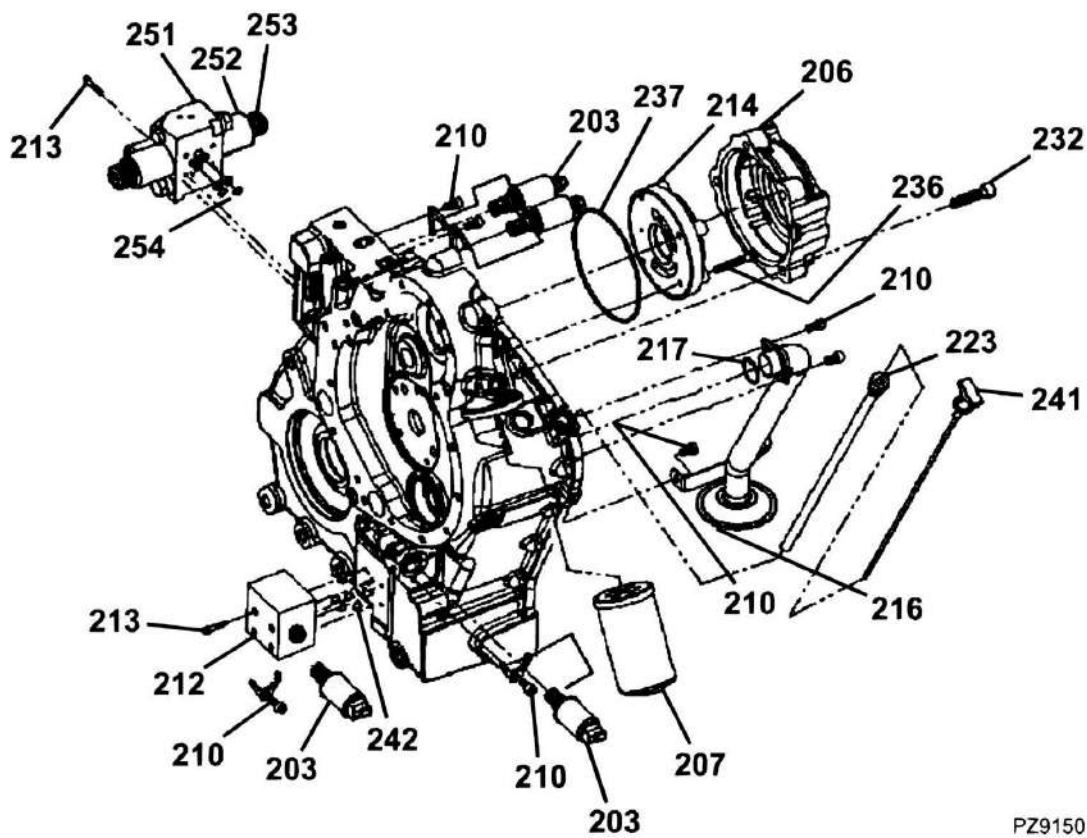
SECTION 5 - DRIVE TRAIN

FIGURE 5-27. FORWARD HIGH/3RD CLUTCH SHAFT

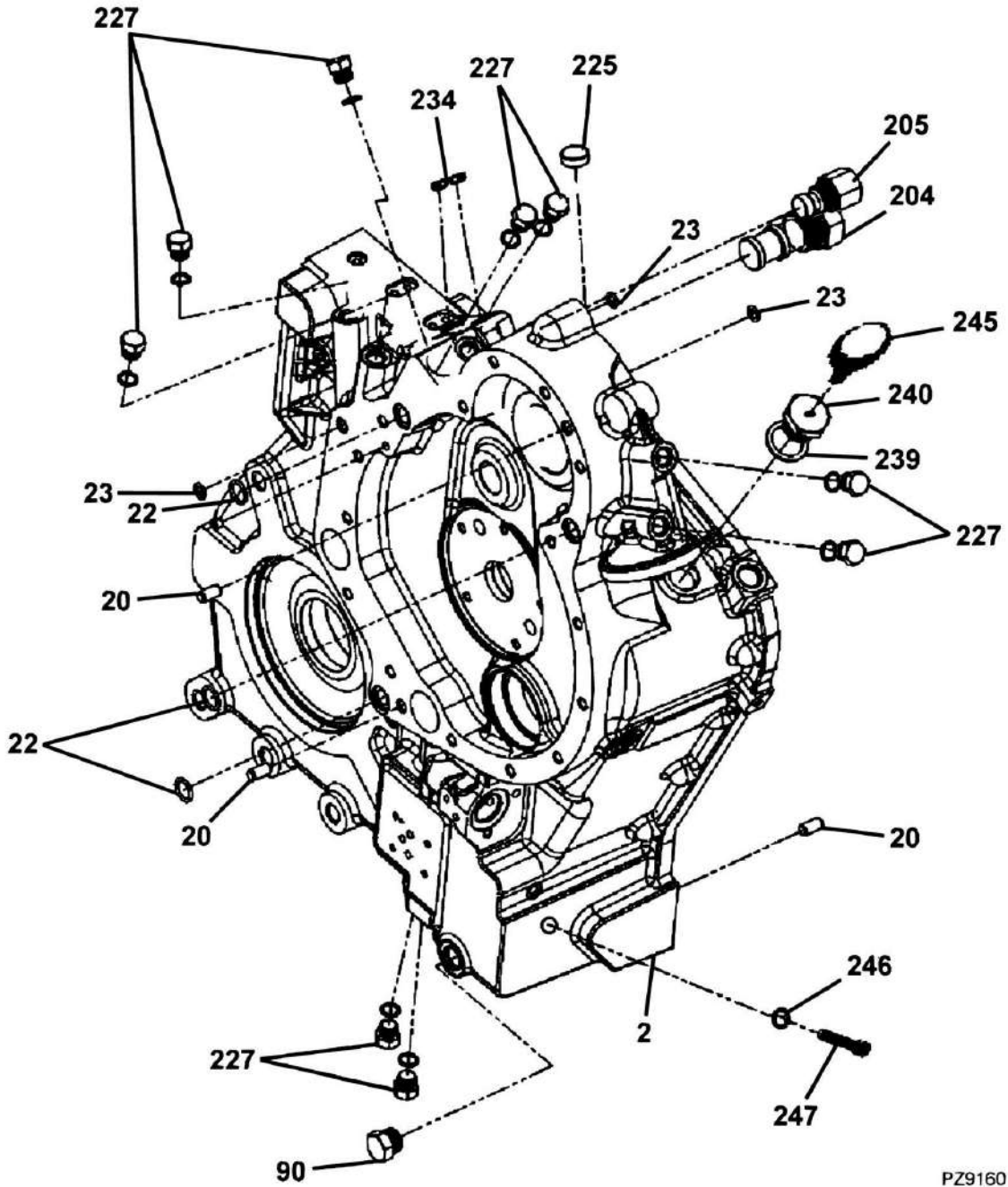
ITEM	PART NUMBER	QTY	DESCRIPTION	REV
25	70025430	1	REAR CASE PLUGGED ASSY	
35	1001061256	AR	SHIM	
36	1001061257	AR	SHIM	
37	1001061258	AR	SHIM	
38	1001061259	AR	SHIM	
122	70025450	1	FORWARD HIGH/3RD SHAFT	
129	70025429	2	WASHER	
130	70025432	2	THRUST BEARING	
135	1001008845	2	CIRCLIP, EXTERNAL	
136	70025433	3	SEALING RING	
139	70025434	2	RETAINER RING	
140	70025435	2	RETAINER PLATE	
141	70025436	5	FRICTION DISC	
142	70025437	11	CLUTCH PLATE	
143	70025438	2	CLUTCH PISTON	
144	70025439	2	SPRING RETAINER	
145	70025440	2	SPRING AND RETAINER ASSY	
151	70025448	4	FRICTION DISC	
301	1001060417	1	RETAINING WASHER	
302	70025442	1	BOLT	

SECTION 5 - DRIVE TRAIN

FIGURE 5-28. ANCILLARY COMPONENTS

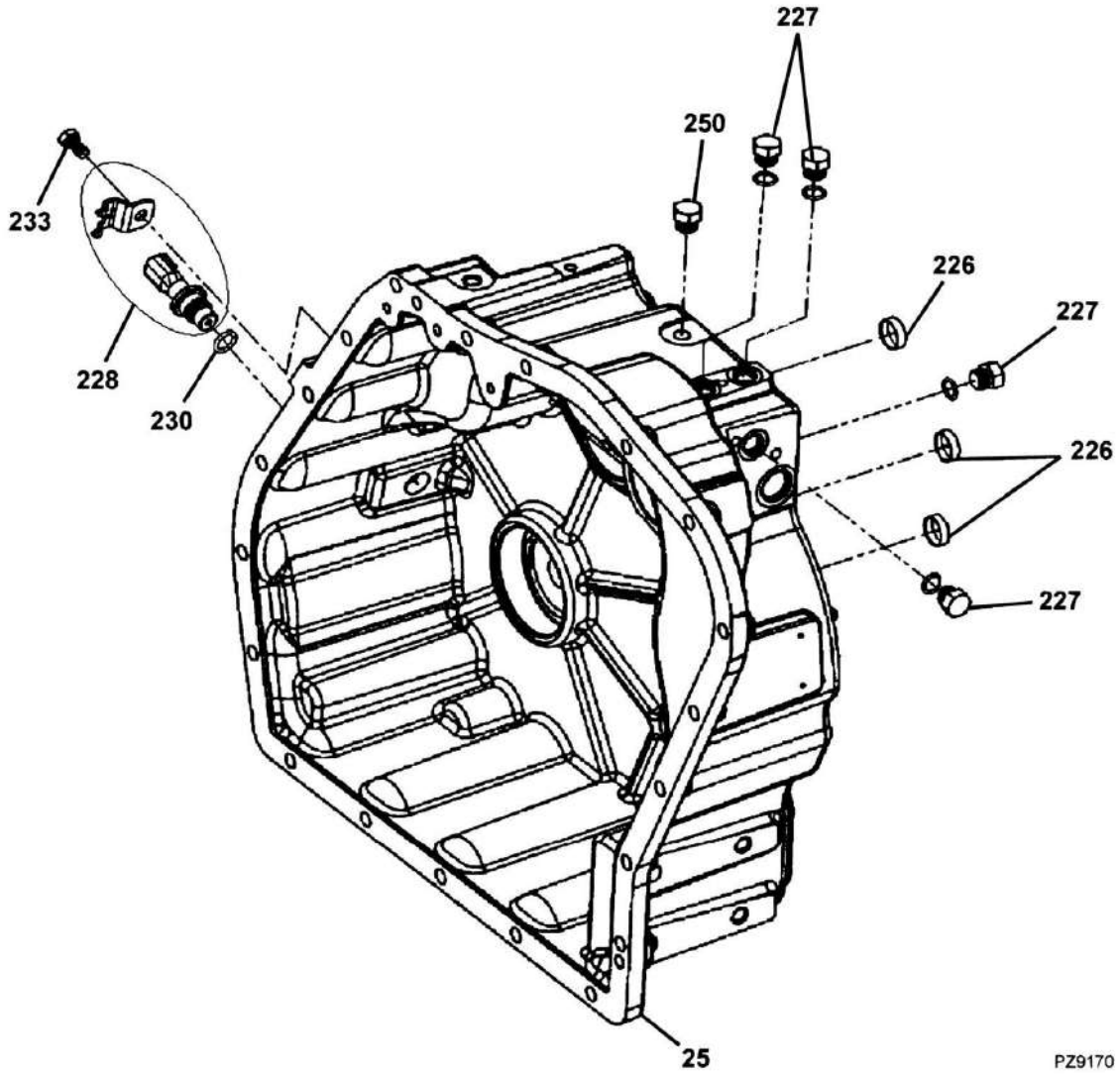


SECTION 5 - DRIVE TRAIN



PZ9160

SECTION 5 - DRIVE TRAIN



PZ9170

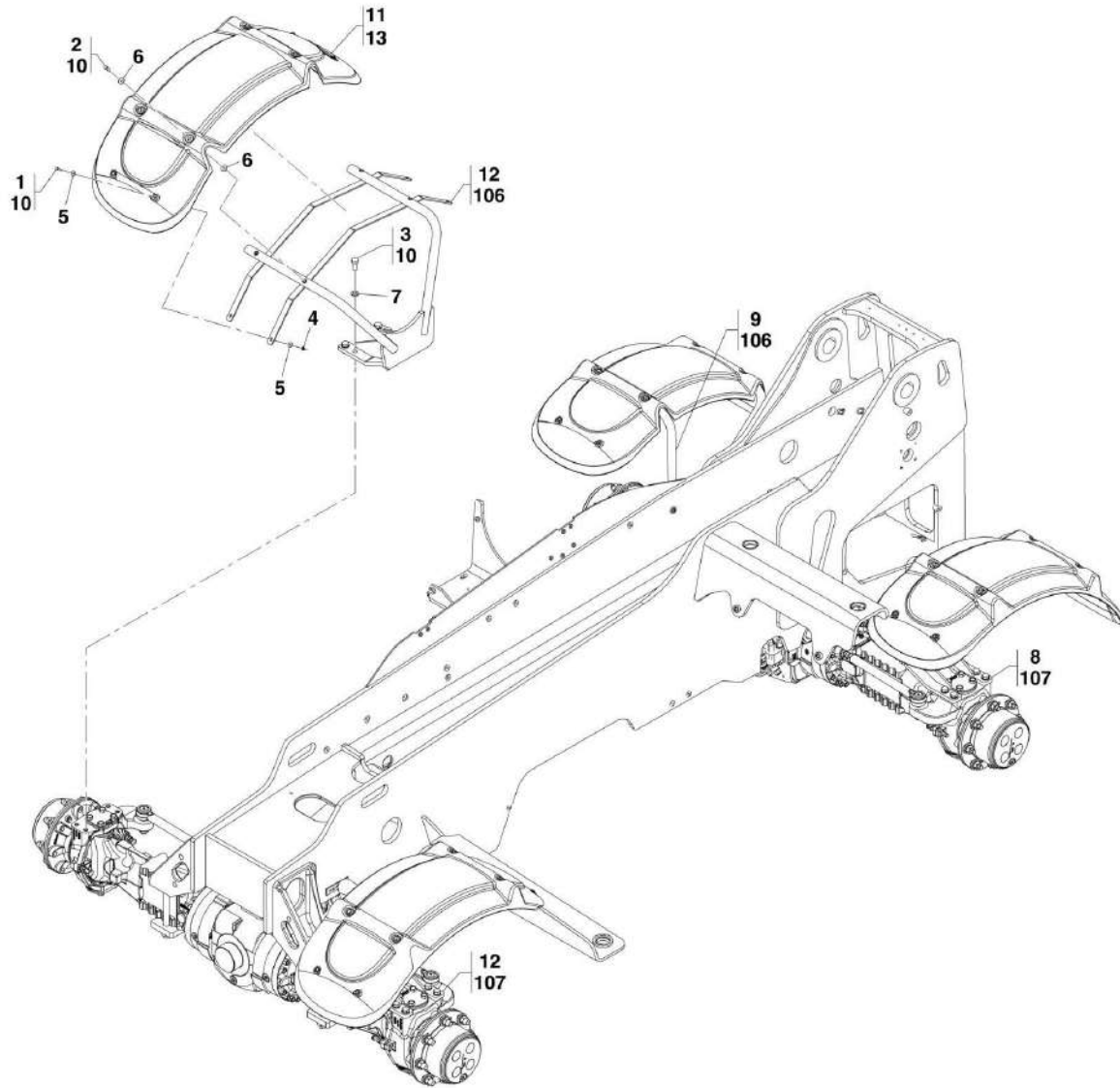
SECTION 5 - DRIVE TRAIN

FIGURE 5-28. ANCILLARY COMPONENTS

ITEM	PART NUMBER	QTY	DESCRIPTION	REV
2	70025467	1	FRONT CASE ASSY	
20	1001027047	4	DOWEL	
22	70025468	3	O-RING	
23	1001060439	4	O-RING	
25	70025430	1	REAR CASE ASSY	
90	70024646	1	PLUG	
203	70025451	4	SOLENOID VALVE	
204	70025469	1	RELIEF VALVE	
205	70025470	1	RELIEF VALVE	
206	70025452	1	PUMP HOUSING	
207	70025453	1	HYDRAULIC FILTER ASSY	
210	1001063407	5	CAPSCREW	
212	70025458	1	VALVE HOUSING	
213	1001009365	8	CAPSCREW	
214	70025459	1	CHARGE PUMP	
216	70025460	1	SUCTION STRAINER	
217	70025461	2	O-RING, SUCTION STRAINER	
223	70025462	1	DIPSTICK TUBE ASSY	
225	70024641	1	CAP	
226	70025476	3	CAP	
227	1001009250	13	PLUG	
228	1001063420	1	SPEED SENSOR	
230	1001058688	1	O-RING	
232	70025463	4	CAPSCREW	
233	1001017166	1	SET SCREW	
234	70025471	2	PLUG	
236	1001016799	4	BOLT	
237	70025464	1	O-RING	
239	70025472	1	WASHER	
240	70025473	1	ADAPTER	
241	70025465	1	GAGE ASSY	
242	70025466	3	O-RING	
245	70025474	1	BREATHER	
246	1001008552	1	O-RING	
247	70025475	1	TEMPERATURE SENDER ASSY	
250	1001075589	1	PLUG	
251	70025454	1	VALVE BODY	
252	70025455	1	LOCKING NUT ASSY	
253	70025456	2	SOLENOID COIL ASSY	
254	70025457	2	TUBE ASSY	

SECTION 5 - DRIVE TRAIN

FIGURE 5-29. FENDER GROUP



ART_31200722-5-29

SECTION 5 - DRIVE TRAIN

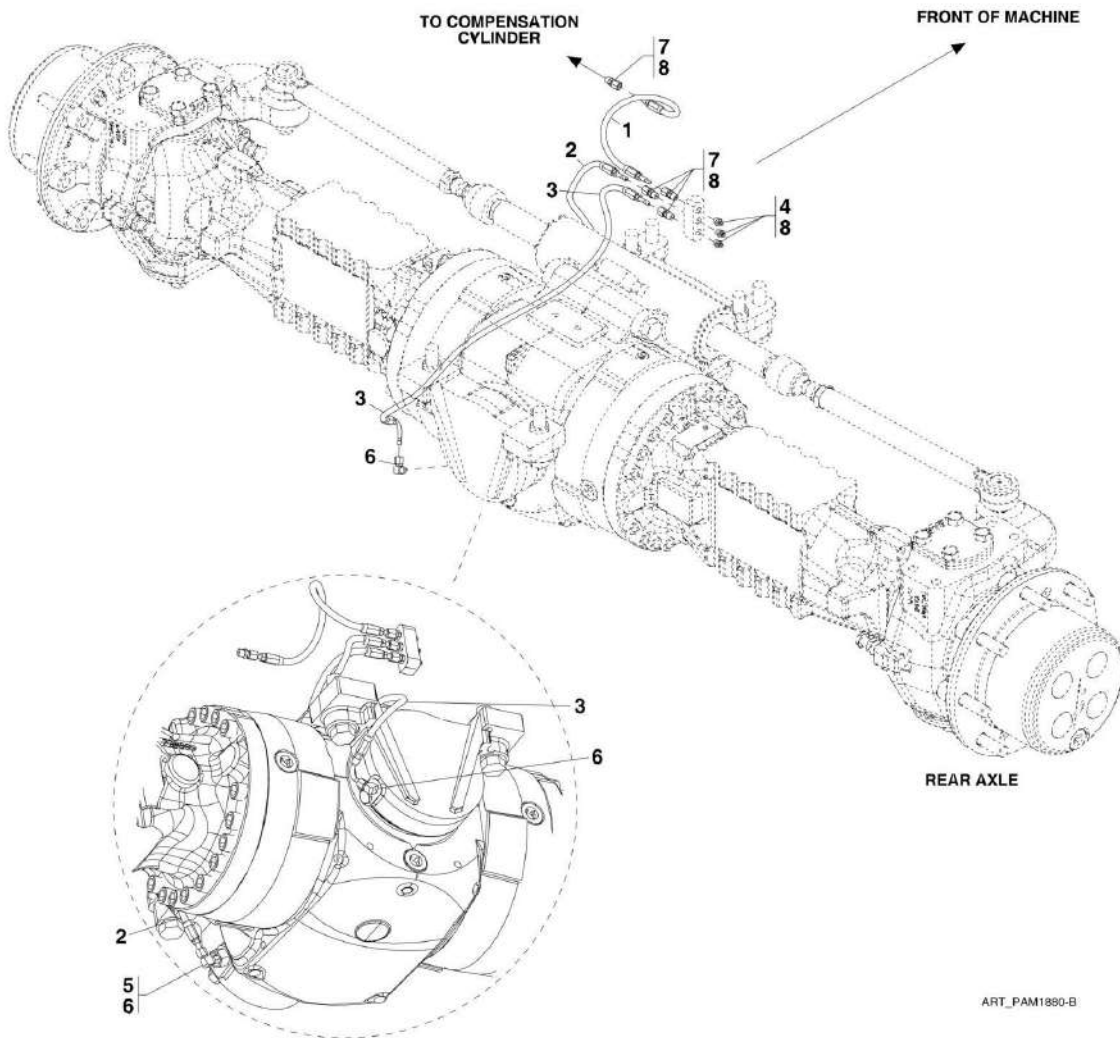
FIGURE 5-29. FENDER GROUP

ITEM	PART NUMBER	QTY	DESCRIPTION	REV
	1001116513	Ref	FENDER INSTALLATION, (3706PS & 37.6), (not available to order, see items 1 thru 13 for service)	C
	1001092767	Ref	FENDER INSTALLATION, (3707PS, 33.7, & 37.7), (not available to order, see items 1 thru 7 & 10 thru 107 for service)	E
	1001092859	Ref	FENDER INSTALLATION, (4014PS), (not available to order, see items 1 thru 7, 10, 11, 106 & 107 for service)	E
	1001092860	Ref	FENDER INSTALLATION, (4017PS), (not available to order, see items 1 thru 7, 10, 11, 13, 106 & 107 for service)	H
1	0700612	16	HEX HD CAPSCREW, M6X25, GR8.8, (torque to 8 Nm/6lb-ft)	
1	0760612	16	HEX HD CAPSCREW, M6X25, GR8.8, (4017PS), (torque to 12 Nm/9 lb-ft)	
2	0760812	16	HEX HD CAPSCREW, M8X25, GR8.8, (torque to 8 Nm/6 lb-ft)	
3	0761615	16	HEX HD CAPSCREW, M16X25, GR8.8	
4	3290605	16	HEX LOCKNUT, M6X1, GR8	
5	4811702	32	WASHER, 6 MM	
6	4811902	32	WASHER, 8 MM	
7	4812300	16	WASHER, 16 MM	
8	1001163514	1	LH REAR FENDER BRACKET, (3706PS & 37.6)	
9	1001163611	1	RH REAR FENDER BRACKET, (3706PS & 37.6)	
10	1001095650	AR	LOCTITE 243	
11	1001100845	3	FENDER, (3706PS, 37.6 & 4017PS)	
11	1001100845	4	FENDER, (3707PS, 33.7, 37.7 & 4014PS)	
12	1001163311	2	FRONT FENDER BRACKET, (3706PS & 37.6)	
13	1001116543	1	CUT-OUT FENDER, (3706PS & 37.6)	
13	1001117995	1	CUT-OUT FENDER, (4017PS)	
106	1001160056	2	LH FENDER BRACKET, (3707PS, 33.7 & 37.7)	
106	1001185163	2	LH FENDER BRACKET, (4014PS)	
106	1001186262	2	LH FENDER BRACKET, (4017PS)	
107	1001163145	2	RH FENDER BRACKET, (3707PS, 33.7 & 37.7)	
107	1001185165	2	RH FENDER BRACKET, (4014PS)	
107	1001207964	NLA	RH FENDER BRACKET, (4017PS), (no longer available, use 1001226638 for replacement)	
107	1001226638	2	RH FENDER BRACKET, (4017PS)	

SECTION 5 - DRIVE TRAIN

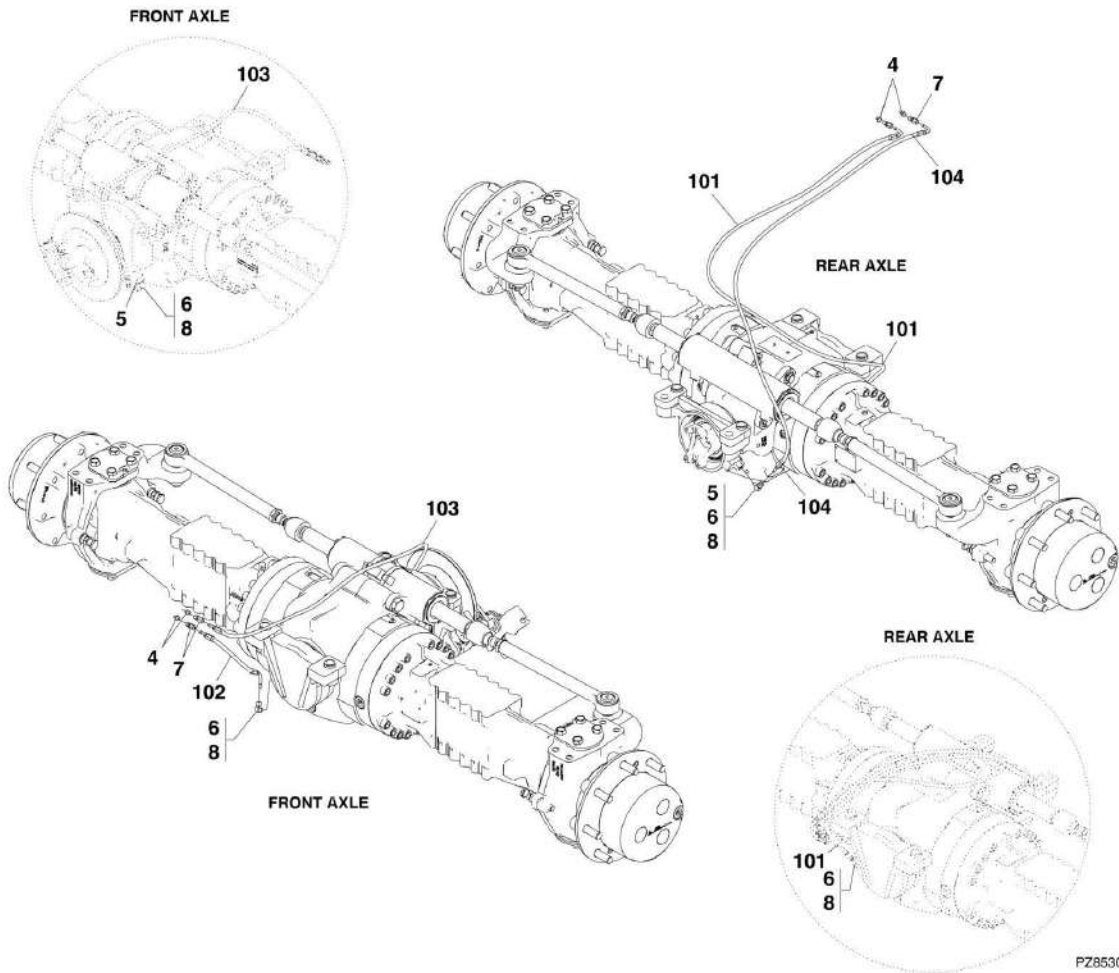
FIGURE 5-30. REMOTE GREASE SYSTEM INSTALLATION

3706PS, 3707PS, 33.7, 37.6 & 37.7



SECTION 5 - DRIVE TRAIN

4014PS & 4017PS



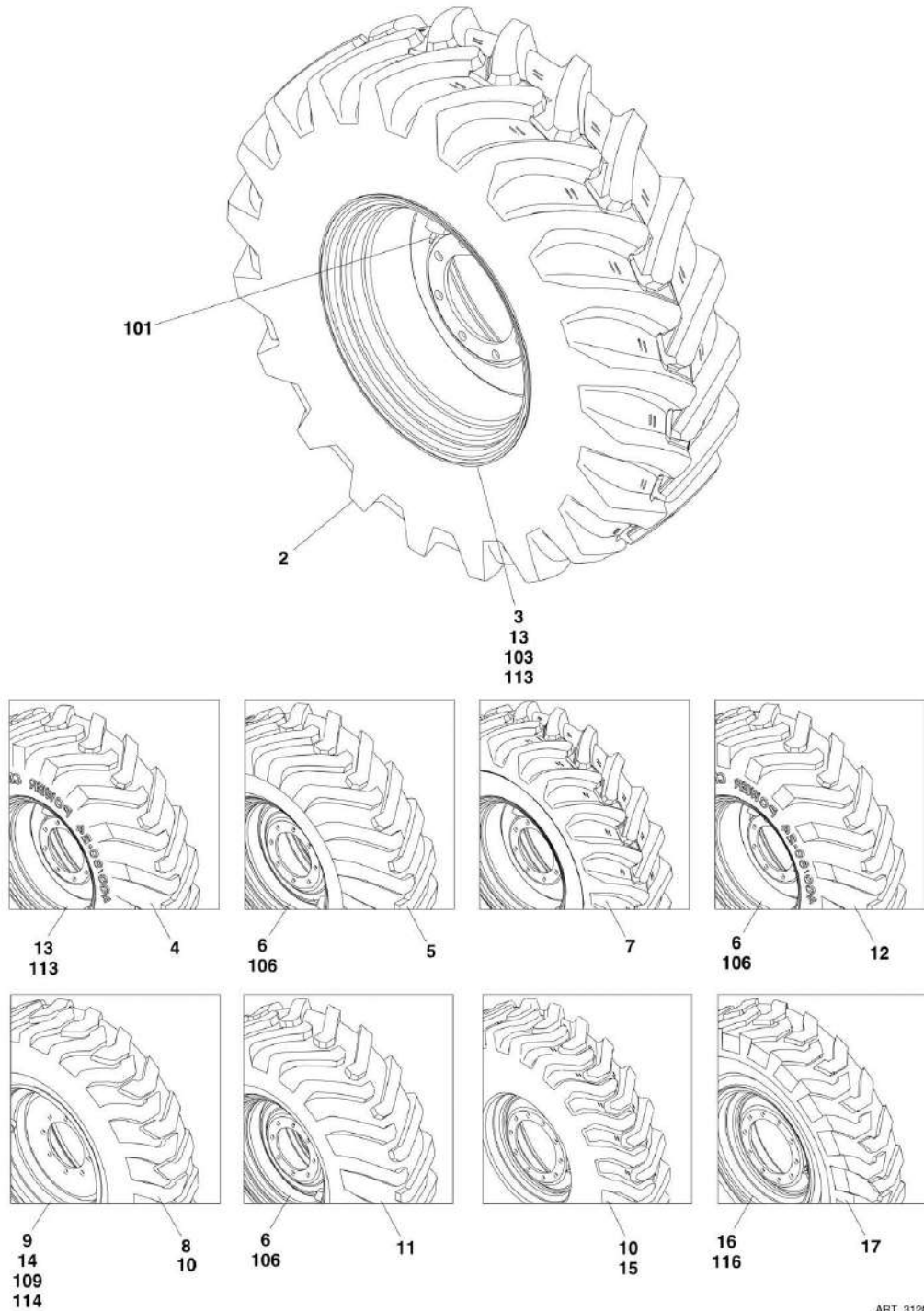
SECTION 5 - DRIVE TRAIN

FIGURE 5-30. REMOTE GREASE SYSTEM INSTALLATION

ITEM	PART NUMBER	QTY	DESCRIPTION	REV
	1001101140	Ref	REMOTE GREASE SYSTEM INSTALLATION, (3706PS & 37.6), (not available to order, see items 1 thru 8 for service)	A
	1001101141	Ref	REMOTE GREASE SYSTEM INSTALLATION, (3707PS, 33.7 & 37.7), (not available to order, see items 1 thru 8 for service)	A
	1001101142	Ref	REMOTE GREASE SYSTEM INSTALLATION, (4014PS & 4017PS), (not available to order, see items 4 thru 104 for service)	B
1	1001101551	1	HOSE ASSY	
2	1001101558	1	HOSE ASSY, (3706PS & 37.6)	
2	1001101552	1	HOSE ASSY, (3707PS, 33.7 & 37.7)	
3	1001101559	1	HOSE ASSY, (3706PS & 37.6)	
3	1001101553	1	HOSE ASSY, (3707PS, 33.7 & 37.7)	
4	2160016	3	GREASE FITTING	
5	1001101560	1	GREASE ADAPTER	
6	1001101561	2	GREASE ELBOW, 90	
7	1001101563	4	GREASE ADAPTER	
8	1001095650	AR	LOCTITE 243	
101	1001101554	1	HOSE ASSY, (4014PS & 4017PS)	
102	1001101555	1	HOSE ASSY, (4014PS & 4017PS)	
103	1001101556	1	HOSE ASSY, (4014PS & 4017PS)	
104	1001101557	1	HOSE ASSY, (4014PS & 4017PS)	

SECTION 5 - DRIVE TRAIN

FIGURE 5-31. TIRES AND WHEEL INSTALLATION



ART_31200722-5-31

SECTION 5 - DRIVE TRAIN

FIGURE 5-31. TIRES AND WHEEL INSTALLATION

ITEM	PART NUMBER	QTY	DESCRIPTION	REV
	1001142275	Ref	WHEEL SET, 15.5/80-24, 16PLY, (Mitas), (Agricultural and Construction), (3706PS, 3707PS, 33.7, 37.6 & 37.7 - if equipped)	D
	1001142276	2	RHS WHEEL, 15.5/80-24, 16PLY, (includes items 2 & 3) (Prior to SN 1160008321)	B
	1001216667	2	RHS WHEEL, 15.5/80-24, 16PLY, (includes items 2 & 3) (SN 1160008321 to Present)	A
	1001142277	2	LHS WHEEL, 15.5/80-24, 16PLY, (includes items 2 & 3) (Prior to SN 1160008321)	B
	1001216664	2	LHS WHEEL, 15.5/80-24, 16PLY (SN 1160008321 to Present)	A
	1001142315	Ref	WHEEL SET, 400/80-24, (Michelin), (Agricultural and Construction), (3706PS, 3707PS, 33.7, 37.6 & 37.7 - if equipped)	B
	1001142281	2	RHS WHEEL, 400/80-24, (includes items 3 & 4)	B
	1001142316	2	LHS WHEEL, 400/80-24, (includes items 3 & 4)	B
	1001142285	Ref	WHEEL SET, 460/70-24, (Michelin), (Agricultural and Construction), (3706PS, 3707PS, 33.7, 37.6 & 37.7 - if equipped)	C
	1001142286	2	RHS WHEEL, 460/70-24, (includes items 5 & 6)	C
	1001142287	2	LHS WHEEL, 460/70-24, (includes items 5 & 6)	C
	1001142278	Ref	WHEEL SET, 15.5/80-24, 14 PLY, (Goodyear), (Agricultural and Construction), (3706PS, 3707PS, 33.7, 37.6 & 37.7 - if equipped) (Prior to SN 1160008319)	C
	1001142279	2	RHS WHEEL, 15.5/80-24, 14 PLY, (includes items 3 & 7)	B
	1001142280	2	LHS WHEEL, 15.5/80-24, 14 PLY, (includes items 3 & 7)	B
	1001142294	Ref	WHEEL SET, 15.5X25, 12PLY BIAS, (Goodyear), (Construction), (3706PS & 3707PS - if equipped)	B
	1001142295	2	RHS WHEEL, 15.5X25, 12PLY BIAS, (includes items 8 & 9)	B
	1001142296	2	LHS WHEEL, 15.5X25, 12PLY BIAS, (includes items 8 & 9)	B
	1001142291	Ref	WHEEL SET, 440/80-24, (Michelin), (Agricultural and Construction), (3707PS, 33.7 & 37.7 - if equipped)	B
	1001142292	2	RHS WHEEL, 440/80-24, (includes items 6 & 11)	B
	1001142293	2	LHS WHEEL, 440/80-24, (includes items 6 & 11)	B
	1001142288	Ref	WHEEL SET, 500/70-24, (Michelin), (Agricultural and Construction), (3707PS, 33.7 & 37.7 - if equipped)	C
	1001142289	2	RHS WHEEL, 500/70-24, (includes items 6 & 12)	B
	1001142290	2	LHS WHEEL, 500/70-24, (includes items 6 & 12)	B
	1001200143	Ref	WHEEL SET, 460/70-24, (Michelin), (Agricultural and Construction), (3706PS, 3707PS, 33.7, 37.6 & 37.7 - if equipped)	A
	1001200141	2	RHS WHEEL, 460/700-24, (includes items 4 & 6)	B
	1001200142	2	LHS WHEEL, 460/700-24, (includes items 4 & 6)	B
	1001178300	Ref	WHEEL SET, 15.5X25, 12PLY BIAS, (MICHELIN) (Agricultural and Construction), (3707PS, 33.7, 37.6 & 37.7 - if equipped)	B
	1001178298	2	RHS WHEEL, 15.5X25, 12PLY BIAS, , (includes items 8 & 9)	B
	1001178299	1	LHS WHEEL, 15.5X25, 12PLY BIAS, , (includes items 8 & 9)	B
	1001142300	Ref	WHEEL SET, 15.5/80-24, 16PLY, (Mitas), (Construction), (4014PS - if equipped)	D
	1001142301	2	RHS WHEEL, 15.5/80-24, 16PLY, (includes items 2 & 13) (Prior to SN 1160008321)	B
	1001214824	2	RHS WHEEL, 15.5/80-24, 16PLY, (includes items 2 & 13) (SN 1160008321 to Present)	A
	1001142302	2	LHS WHEEL, 15.5/80-24, 16PLY, (includes items 2 & 13) (Prior to SN 1160008321)	B
	1001214823	2	LHS WHEEL, 15.5/80-24, 16PLY, (includes items 2 & 13) (SN 1160008321 to Present)	A
	1001142306	Ref	WHEEL SET, 15.5X25, 12 PLY BIAS, (Goodyear), (Construction), (4014PS - if equipped)	B

SECTION 5 - DRIVE TRAIN

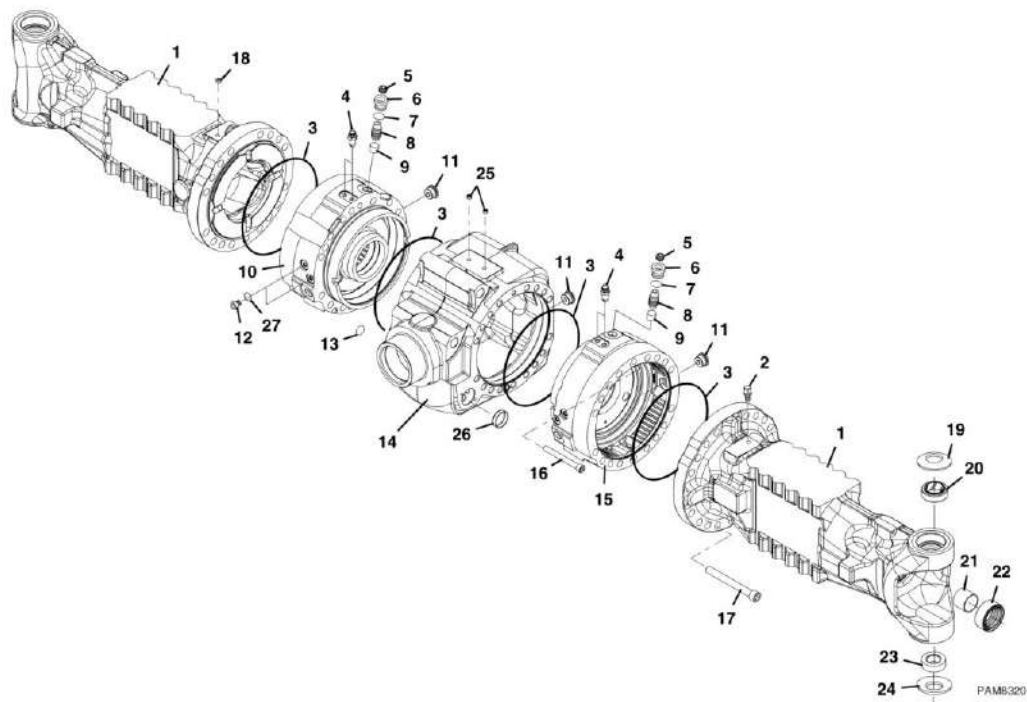
ITEM	PART NUMBER	QTY	DESCRIPTION	REV
	1001142307	2	RHS WHEEL, 15.5X25, 12 PLY BIAS, (includes items 8 & 14)	B
	1001142308	2	LHS WHEEL, 15.5X25, 12 PLY BIAS, (includes items 8 & 14)	B
	1001142303	Ref	WHEEL SET, 440/80-24, (Michelin), (Construction), (4014PS - if equipped)	B
	1001142304	2	RHS WHEEL, 440/80-24, (includes items 4 & 13)	B
	1001142305	2	LHS WHEEL, 440/80-24, (includes items 4 & 13)	B
	1001142282	Ref	WHEEL SET, 440/80-24, (Michelin), (Construction), (4014PS - if equipped)	B
	1001142283	2	RHS WHEEL, 440/80-24, (includes items 3 & 11)	B
	1001142284	2	LHS WHEEL, 440/80-24, (includes items 3 & 11)	B
	1001142309	Ref	WHEEL SET, 14.00-24, (Mitas), (Construction), (4017PS - if equipped)	C
	1001142310	2	RHS WHEEL, 14.0-24, (includes items 15 & 16)	B
	1001142311	2	LHS WHEEL, 14.0-24, (includes items 15 & 16)	B
	1001142312	Ref	WHEEL SET, 14.00-24, (Goodyear), (Construction), (4017PS - if equipped)	C
	1001142313	2	RHS WHEEL, 14.0-24, (includes items 16 & 17)	B
	1001142314	2	LHS WHEEL, 14.0-24, (includes items 16 & 17)	B
	1001190506	Ref	WHEEL SET, 460/65R24, (Nokian), (Construction), (4017PS - if equipped)	A
	1001190507	2	RHS WHEEL, 460/65R24, (includes items 3 & 4)	B
	1001190508	2	LHS WHEEL, 460/65R24, (includes items 3 & 4)	B
	1001191691	Ref	WHEEL SET, 400/80-24, (Michelin), (Construction), (4017PS - if equipped)	A
	1001191692	2	RHS WHEEL, 400/80-24, (includes items 3 & 4)	B
	1001191693	2	LHS WHEEL, 400/80-24, (includes items 3 & 4)	B
2	1001007846	1	TIRE, 15.5/80-24, 16PLY (Prior to SN 1160008321)	
2	1001214479	1	TIRE, 15.5/80-24, 16PLY (SN 1160008321 to Present)	
3	1001212584	1	WHEEL, RH RIM ASSEMBLY, (includes items 101 & 103)	
3	1001212584	1	WHEEL, RH RIM ASSEMBLY, (includes items 101 & 103) (Mitas), (Agricultural and Construction), (3706PS, 3707PS, 33.7, 37.6 & 37.7 - if equipped) (Prior to SN 1160008321)	
3	1001216661	1	WHEEL, RH RIM ASSEMBLY, (includes items 101 & 103) (Mitas), (Agricultural and Construction), (3706PS, 3707PS, 33.7, 37.6 & 37.7 - if equipped) (SN 1160008321 to Present)	
3	1001212585	1	WHEEL, LH RIM ASSEMBLY, (includes items 101 & 103) (Mitas), (Agricultural and Construction), (3706PS, 3707PS, 33.7, 37.6 & 37.7 - if equipped) (Prior to SN 1160008321)	
3	1001216658	1	WHEEL, LH RIM ASSEMBLY, (includes items 101 & 103) (Mitas), (Agricultural and Construction), (3706PS, 3707PS, 33.7, 37.6 & 37.7 - if equipped) (SN 1160008321 to Present)	
3	1001212587	1	WHEEL, RH RIM ASSEMBLY, (includes items 101 & 103)	
3	1001212588	1	WHEEL, LH RIM ASSEMBLY, (includes items 101 & 103)	
3	1001212594	1	WHEEL, RH RIM ASSEMBLY, (includes items 101 & 103)	
3	1001212595	1	WHEEL, LH RIM ASSEMBLY, (includes items 101 & 103)	
3	1001212610	1	WHEEL, RH RIM ASSEMBLY, (includes items 101 & 103)	
3	1001212611	1	WHEEL, LH RIM ASSEMBLY, (includes items 101 & 103)	
3	1001212618	1	WHEEL, RH RIM ASSEMBLY, (includes items 101 & 103)	
3	1001212619	1	WHEEL, LH RIM ASSEMBLY, (includes items 101 & 103)	
3	1001212616	1	WHEEL, RH RIM ASSEMBLY, (includes items 101 & 103)	
3	1001212617	1	WHEEL, LH RIM ASSEMBLY, (includes items 101 & 103)	
4	1001099204	1	TIRE, 400/80-24	
4	1001190738	1	TIRE, 460/65R24	
4	1001199390	1	TIRE, 460/70-24	

SECTION 5 - DRIVE TRAIN

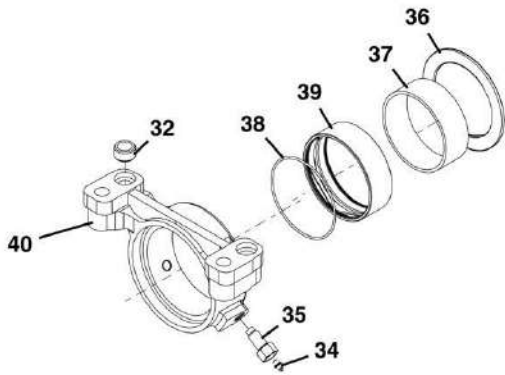
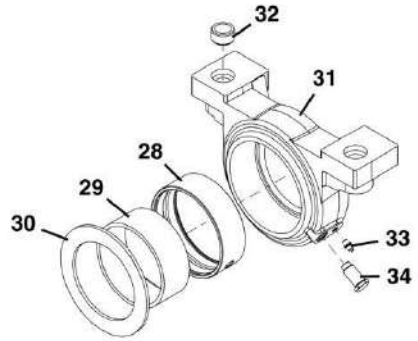
ITEM	PART NUMBER	QTY	DESCRIPTION	REV
5	1001092008	1	TIRE, 460/70-24	
6	1001212590	1	WHEEL, RH RIM ASSEMBLY, (includes items 101 & 106)	
6	1001212591	1	WHEEL, LH RIM ASSEMBLY, (includes items 101 & 106)	
6	1001212598	1	WHEEL, RH RIM ASSEMBLY, (includes items 101 & 106)	
6	1001212599	1	WHEEL, LH RIM ASSEMBLY, (includes items 101 & 106)	
6	1001212600	1	WHEEL, RH RIM ASSEMBLY, (includes items 101 & 106)	
6	1001212601	1	WHEEL, LH RIM ASSEMBLY, (includes items 101 & 106)	
6	1001212596	1	WHEEL, RH RIM ASSEMBLY, (includes items 101 & 106)	
6	1001212597	1	WHEEL, LH RIM ASSEMBLY, (includes items 101 & 106)	
7	1001092242	1	TIRE, 15.5/80-24, 14PLY (Prior to SN 1160008319)	
8	1001003360	1	TIRE, 15.5X25, 12PLY BIAS	
8	1001172807	1	TIRE, 15.5X25, 12PLY BIAS	
9	1001212592	1	WHEEL, RH RIM ASSEMBLY, (includes items 101 & 109)	
9	1001212593	1	WHEEL, LH RIM ASSEMBLY, (includes items 101 & 109)	
9	1001212603	1	WHEEL, LH RIM ASSEMBLY, (includes items 101 & 109)	
9	1001212602	1	WHEEL, RH RIM ASSEMBLY, (includes items 101 & 109)	
10	1001004771	AR	FOAM FILL	
11	1001100651	1	TIRE, 440/80-24	
12	1001092009	1	TIRE, 500/70-24	
13	1001212604	1	WHEEL, RH RIM ASSEMBLY, (includes items 101 & 113), (Michelin), (Construction), (4014PS - if equipped)	
13	1001212604	1	WHEEL, RH RIM ASSEMBLY, (includes items 101 & 113), (Mitas), (Construction), (4014PS - if equipped) (Prior to SN 1160008321)	
13	1001214822	1	WHEEL, RH RIM ASSEMBLY, (includes items 101 & 113), (Mitas), (Construction), (4014PS - if equipped) (SN 1160008321 to Present)	
13	1001212605	1	WHEEL, LH RIM ASSEMBLY, (includes items 101 & 113), (Michelin), (Construction), (4014PS - if equipped)	
13	1001212605	1	WHEEL, LH RIM ASSEMBLY, (includes items 101 & 113), (Mitas), (Construction), (4014PS - if equipped) (Prior to SN 1160008321)	
13	1001214821	1	WHEEL, LH RIM ASSEMBLY, (includes items 101 & 113), (Mitas), (Construction), (4014PS - if equipped) (SN 1160008321 to Present)	
13	1001212608	1	WHEEL, RH RIM ASSEMBLY, (includes items 101 & 113)	
13	1001212609	1	WHEEL, LH RIM ASSEMBLY, (includes items 101 & 113)	
14	1001212606	1	WHEEL, RH RIM ASSEMBLY, (includes items 101 & 114)	
14	1001212607	1	WHEEL, LH RIM ASSEMBLY, (includes items 101 & 114)	
15	1001006814	1	TIRE, 14.00-24	
16	1001212612	1	WHEEL, RH RIM ASSEMBLY, (includes items 101 & 116)	
16	1001212613	1	WHEEL, LH RIM ASSEMBLY, (includes items 101 & 116)	
16	1001212614	1	WHEEL, RH RIM ASSEMBLY, (includes items 101 & 116)	
16	1001212615	1	WHEEL, LH RIM ASSEMBLY, (includes items 101 & 116)	
17	1001003334	1	TIRE, 14.00-24	
101	1001008719	1	VALVE GROUP	
103	1001142317	1	WHEEL, (DW14LX24)	
103	1001190739J	1	WHEEL, (DW14LX24)	
106	1001142318	1	WHEEL, (DW15LX24)	
109	1001142319	1	WHEEL, (12.00/1.3X25)	
113	1001142320	1	WHEEL, (DW14LX24)	
114	1001142321	1	WHEEL, (12.00/1.3X24)	
116	1001142322	1	WHEEL, (9.00/1.5X24)	

SECTION 5 - DRIVE TRAIN

FIGURE 5-32. FRONT AXLE ASSEMBLY, (4014PS) (HYDRAULIC PARK BRAKE)

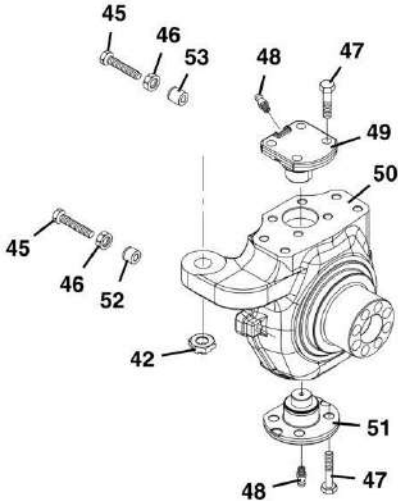
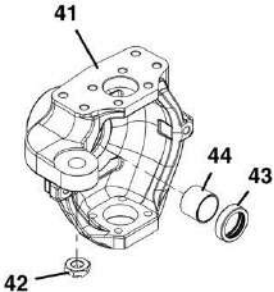


SECTION 5 - DRIVE TRAIN



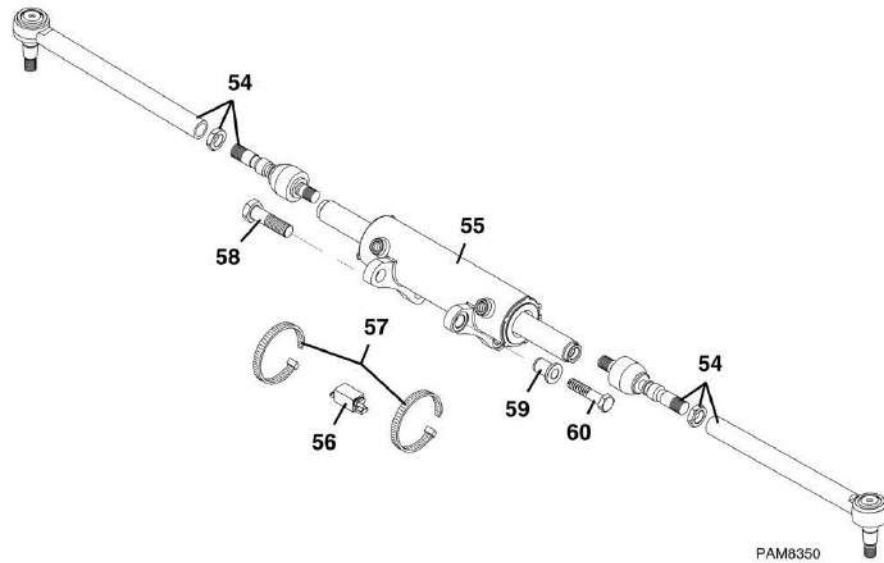
PAM8330

SECTION 5 - DRIVE TRAIN

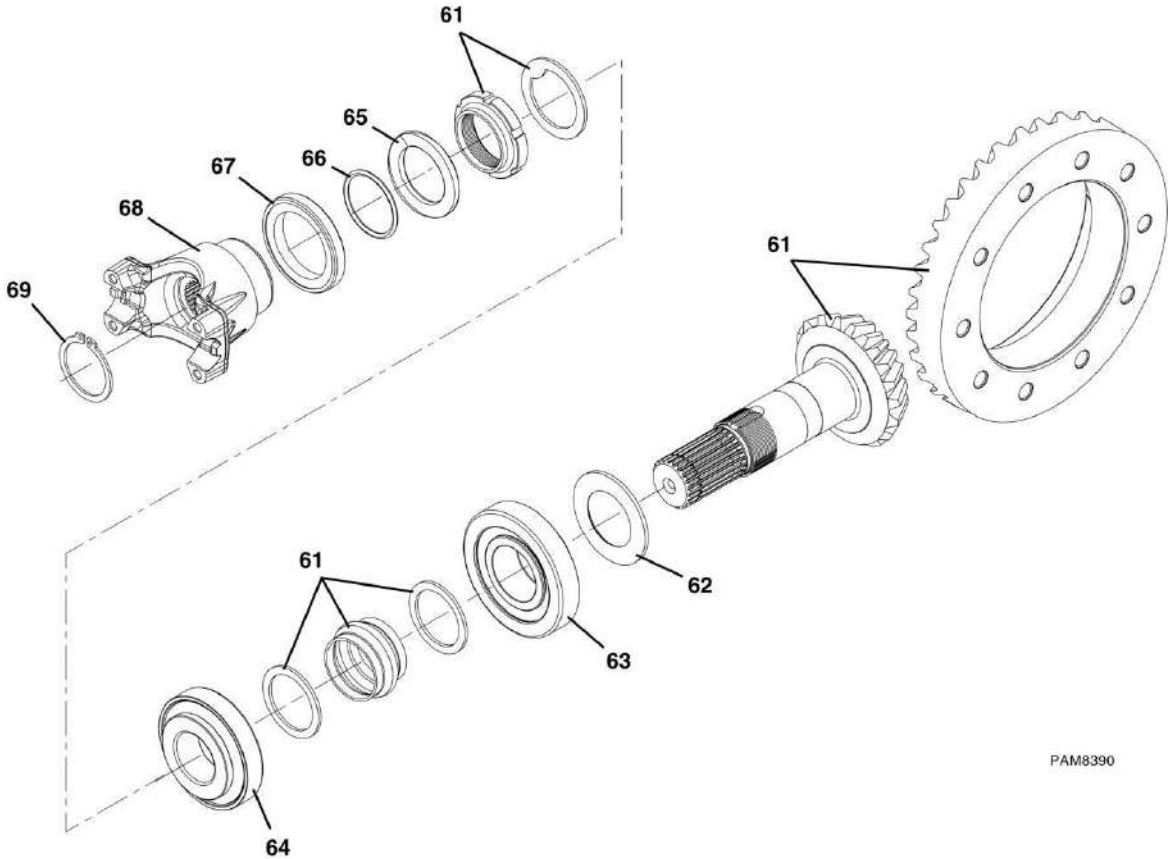


PAM8340

SECTION 5 - DRIVE TRAIN

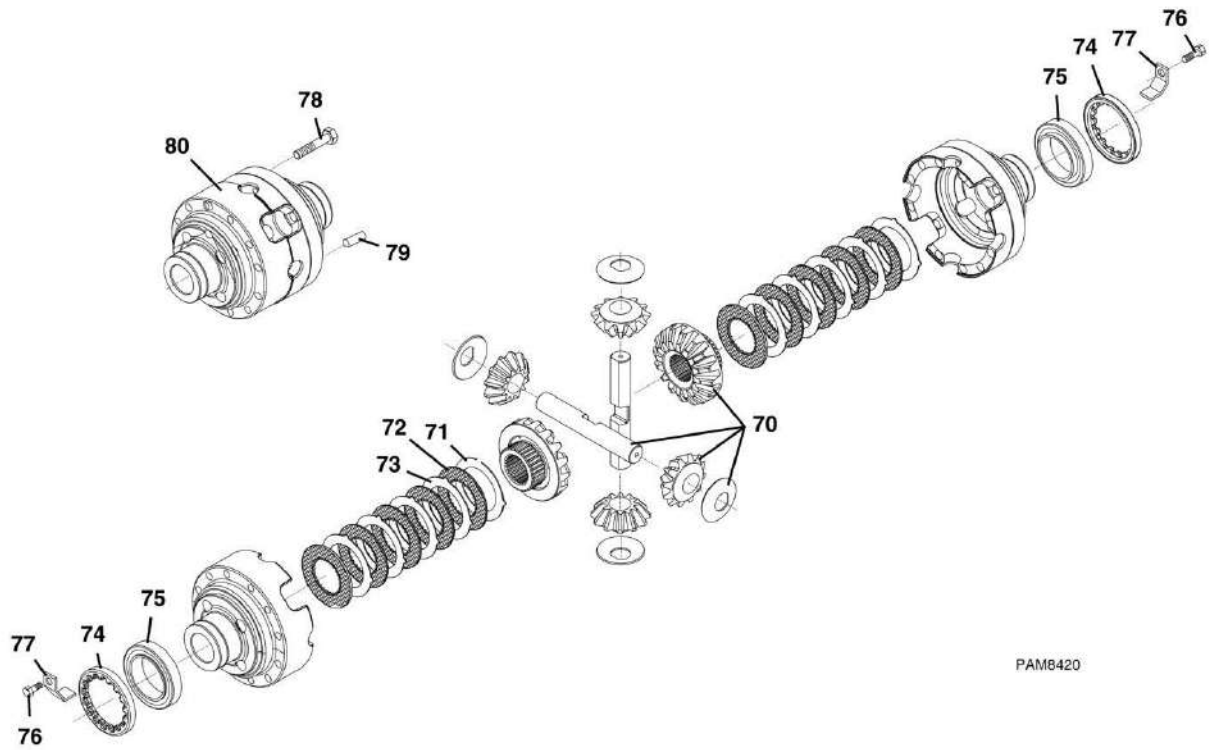


SECTION 5 - DRIVE TRAIN



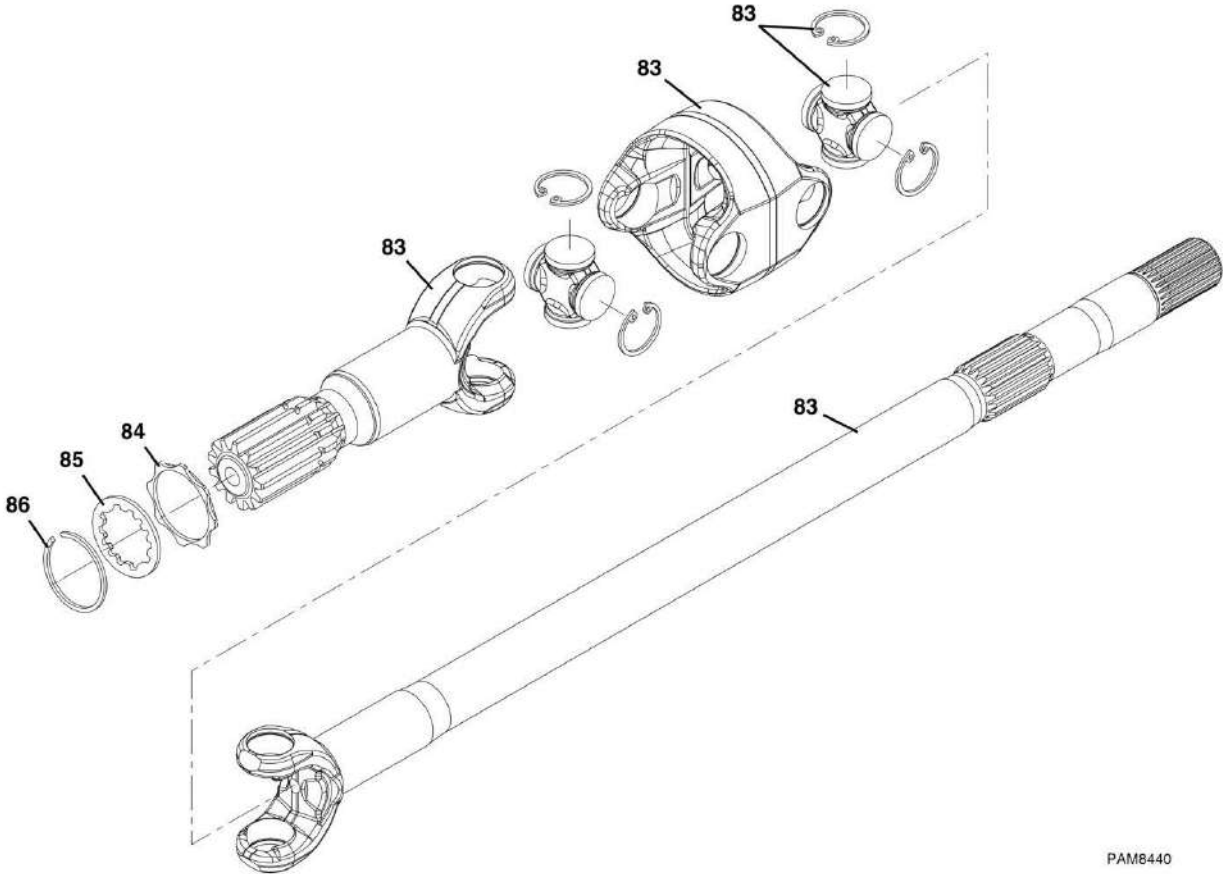
PAM8390

SECTION 5 - DRIVE TRAIN



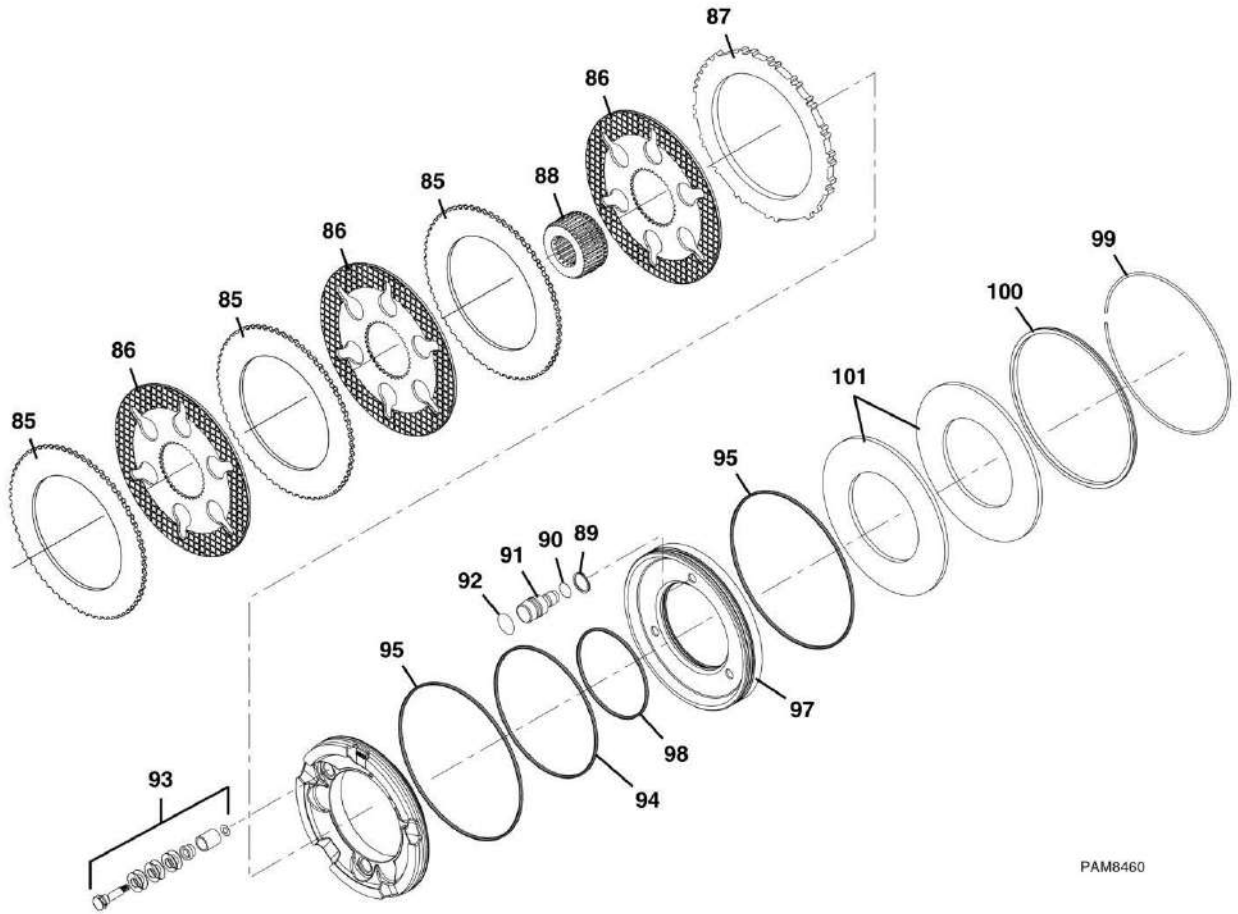
PAM6420

SECTION 5 - DRIVE TRAIN



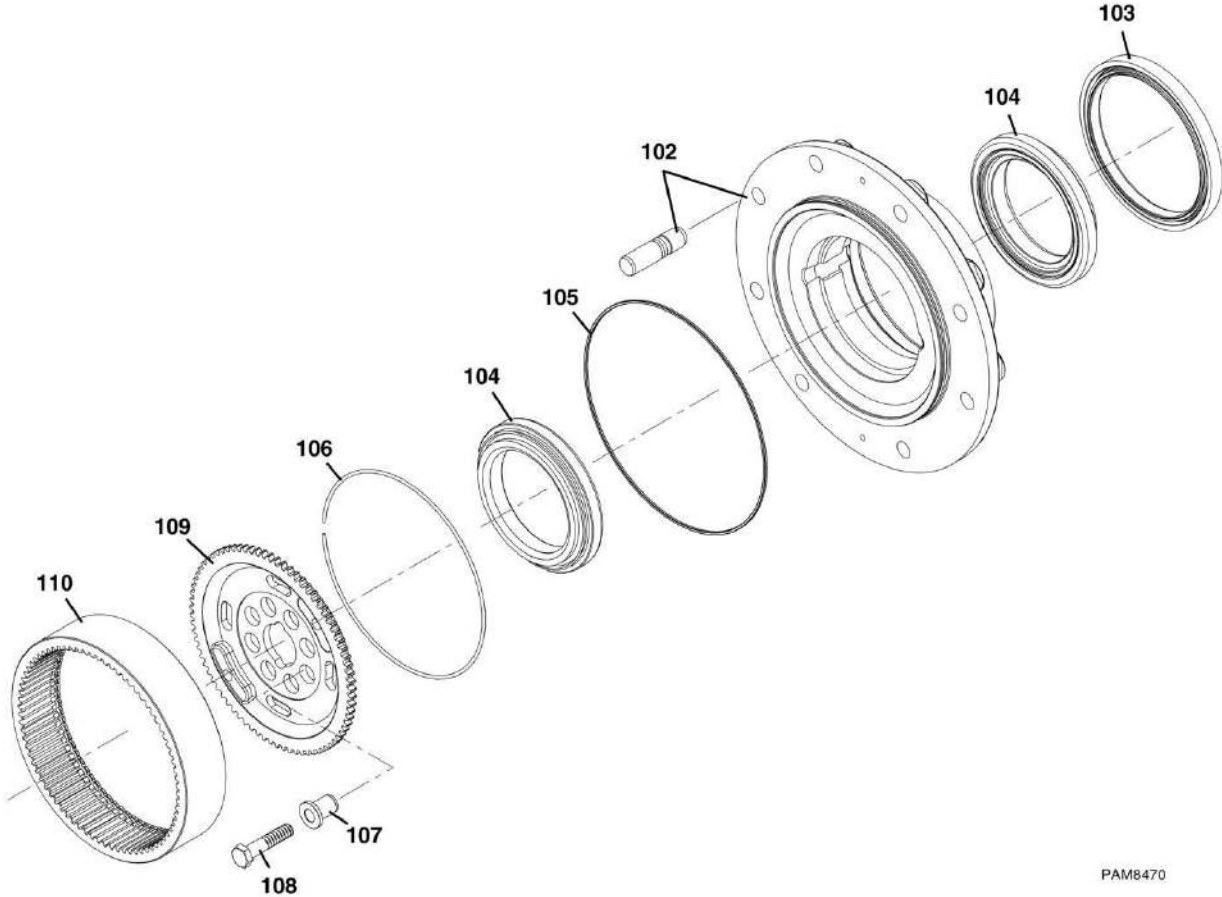
PAM8440

SECTION 5 - DRIVE TRAIN



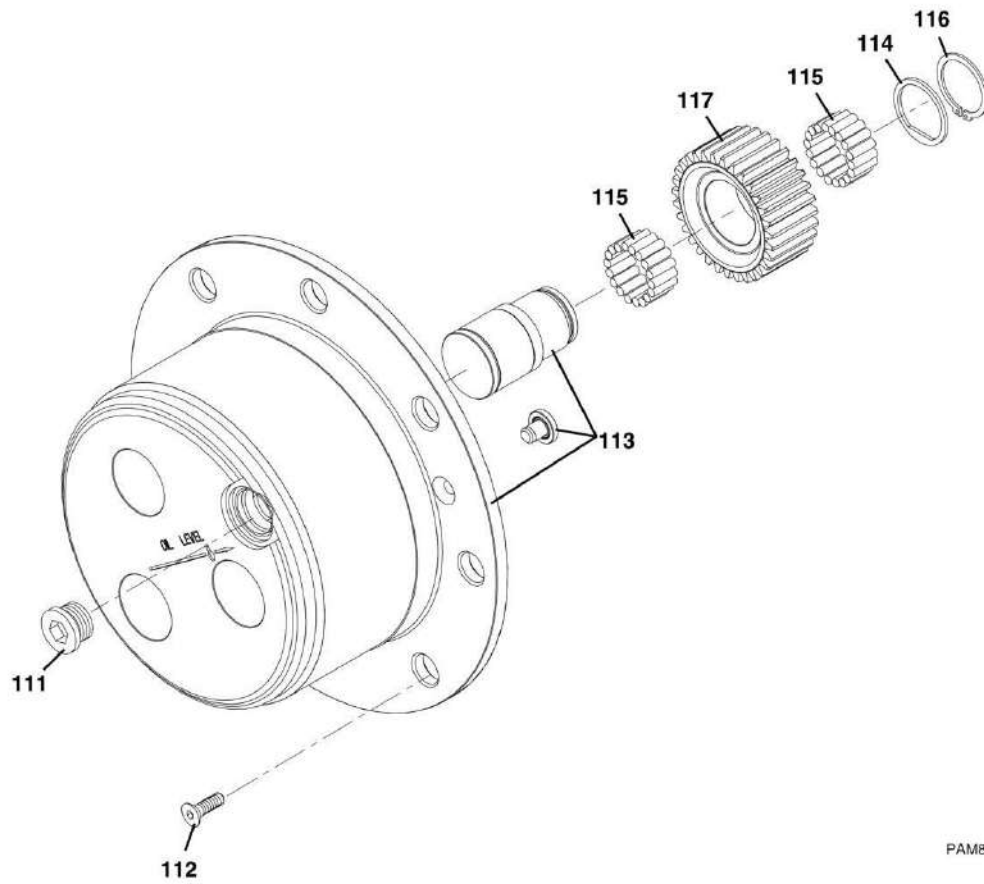
PAM8460

SECTION 5 - DRIVE TRAIN



PAM8470

SECTION 5 - DRIVE TRAIN



PAM8490

SECTION 5 - DRIVE TRAIN

FIGURE 5-32. FRONT AXLE ASSEMBLY, (4014PS) (HYDRAULIC PARK BRAKE)

ITEM	PART NUMBER	QTY	DESCRIPTION	REV
	1001152553	Ref	FRONT AXLE, (4014PS), (if equipped with hydraulic park brake), (includes items 1 thru 117)	B
1	70020985	2	LEG HOUSING	
2	91474058	1	BREATHER	
3	91474038	4	O-RING	
4	91474039	4	BREATHER	
5	91474075	6	PLUG	
6	91474064	6	BOLT	
7	91474065	6	O-RING	
8	91474066	6	BOLT	
9	91474067	6	PIN	
10	70025865	1	LH BRAKE CYLINDER	
11	91474037	3	PLUG	
12	91364039	4	PLUG	
13	91474068	2	O-RING	
14	70022152	1	CENTRAL BODY	
15	70025866	1	RH BRAKE CYLINDER	
16	91474050	2	BOLT	
17	91364028	34	BOLT	
18	91474041	1	PLUG	
19	91474051	2	WASHER	
20	91474053	2	BUSHING	
21	91474054	2	BUSHING	
22	91474055	2	SEAL RING	
23	70025867	2	SPHERICAL BEARING	
24	91474057	2	WASHER	
25	7028513	2	SCREW	
26	7028455	2	PLUG	
27	8033609	4	WASHER	
28	91474047	1	BUSHING	
29	91474048	1	BUSHING	
30	7028466	1	THRUST WASHER	
31	91474044	1	FRONT WASHER	
32	91474043	4	BUSHING	
33	91474045	2	GREASE NIPPLE	
34	91474046	1	BOLT	
35	91474073	1	BOLT	
36	91474069	1	THRUST WASHER	
37	91474072	1	BUSHING	
38	91474071	1	O-RING	
39	8035118	1	BUSHING	
40	8035120	1	REAR SUPPORT	
41	70020942	1	LH SWIVEL HOUSING	
42	91474082	2	NUT	
43	91474086	2	SEAL RING	
44	91474087	2	BUSHING	
45	91474091	4	BOLT	
46	91474092	4	NUT	
47	91474094	16	BOLT	
48	91474095	4	GREASE NIPPLE	

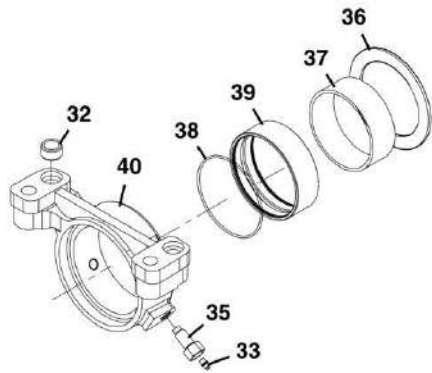
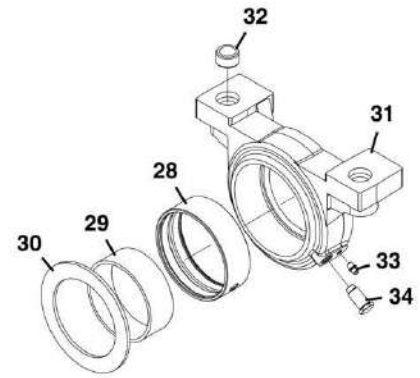
SECTION 5 - DRIVE TRAIN

ITEM	PART NUMBER	QTY	DESCRIPTION	REV
49	91474093	2	KING PIN	
50	70020947	1	RH SWIVEL HOUSING	
51	91474096	2	KING PIN	
52	70020986	2	BUSHING	
53	70025868	2	BUSHING	
54	70020939	2	STEERING ARM ASSY	
55	70020941	1	STEERING CYLINDER	
56	1001113287	1	SENSOR	
57	70021002	2	HOSE	
58	91474083	2	BOLT	
59	91474084	2	BUSHING	
60	91474085	2	BOLT	
61	70020948	1	BEVEL GEAR SET	
62	70020950	AR	SHIM 2.50MM	
62	70020951	AR	SHIM 2.60MM	
62	70020952	AR	SHIM 2.70MM	
62	70020953	AR	SHIM 2.80MM	
62	70020954	AR	SHIM 2.90MM	
62	70020955	AR	SHIM 3.00MM	
62	70020956	AR	SHIM 3.10MM	
62	70020957	AR	SHIM 3.20MM	
62	70020958	AR	SHIM 3.30MM	
62	70020959	AR	SHIM 3.30MM	
63	91364070	1	BEARING	
64	7028403	1	BEARING	
65	91474115	1	WASHER	
66	91474116	1	O-RING	
67	7028478	1	SEAL RING	
68	70025874	1	FLANGE	
69	91474119	1	SNAP RING	
70	70020965	1	DIFFERENTIAL KIT	
71	91364056	2	DIFFERENTIAL PLATE	
72	91364052	10	DIFFERENTIAL DRIVE PLATE	
73	91364053	8	DIFFERENTIAL PLATE	
74	91474128	1	RING NUT	
75	91364050	2	BEARING	
76	8035180	2	BOLT	
77	91474126	2	LOCKING PLATE	
78	91364048	10	BOLT	
79	91364049	1	PIN	
80	70020967	1	DIFFERENTIAL HOUSING	
81	70020968	2	DOUBLE JOINT	
82	70020969	2	THRUST WASHER	
83	70022080	2	WASHER	
84	70022081	2	SNAP RING	
85	91474141	6	BRAKE COUNTER DISC	
86	70022082	6	BRAKE DISC	
87	91474139	2	BRAKE COUNTER DISK	
88	91474142	2	HUB	
89	91364041	6	SNAP RING D12	
90	91474149	6	O-RING	

SECTION 5 - DRIVE TRAIN

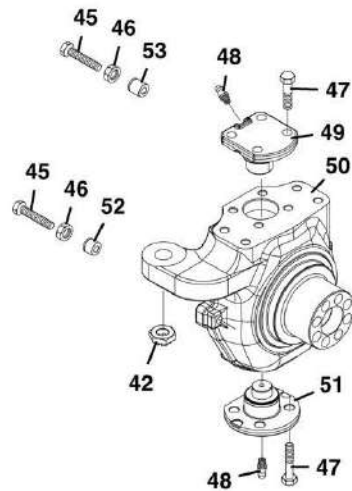
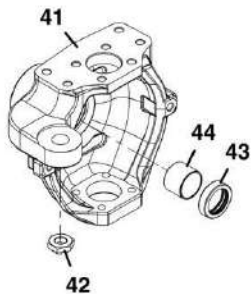
ITEM	PART NUMBER	QTY	DESCRIPTION	REV
91	91364042	6	PIN	
92	91474151	6	O-RING	
93	91474152	2	SELF-ADJUST KIT	
94	91474136	2	O-RING	
95	91474137	4	O-RING	
96	91474138	2	POSITIVE BRAKE PISTON	
97	91474146	2	NEGATIVE BRAKE PISTON	
98	91474147	2	O-RING	
99	91474143	2	LOCK RING	
100	91474144	2	HUB	
101	91474145	4	WASHER	
102	70020972	2	WHEEL HUB KIT	
103	91474161	2	SEAL RING	
104	70026828	4	BEARING	
105	70022083	2	O-RING	
106	7028423	2	RING	
107	91474160	16	CENTERING BUSH	
108	91474085	16	BOLT M14X65	
109	7028417	2	WHEEL CARRIER	
110	70020976	2	CROWN GEAR Z=60	
111	91474037	2	PLUG M30X2	
112	8035235	4	BOLT M8X20	
113	70021001	2	PLANETARY CARRIER ASSY	
114	7028509	6	THRUST WASHER	
115	91474163	336	NEEDLE BEARINGS (by tens)	
116	7028508	6	SNAP RING	
117	7028510	6	GEAR Z23	

SECTION 5 - DRIVE TRAIN



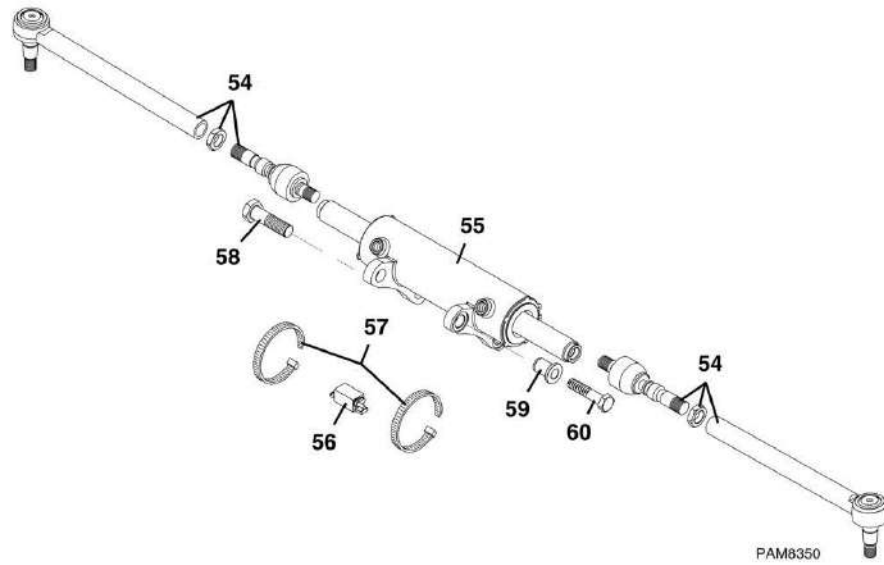
PAM8610

SECTION 5 - DRIVE TRAIN

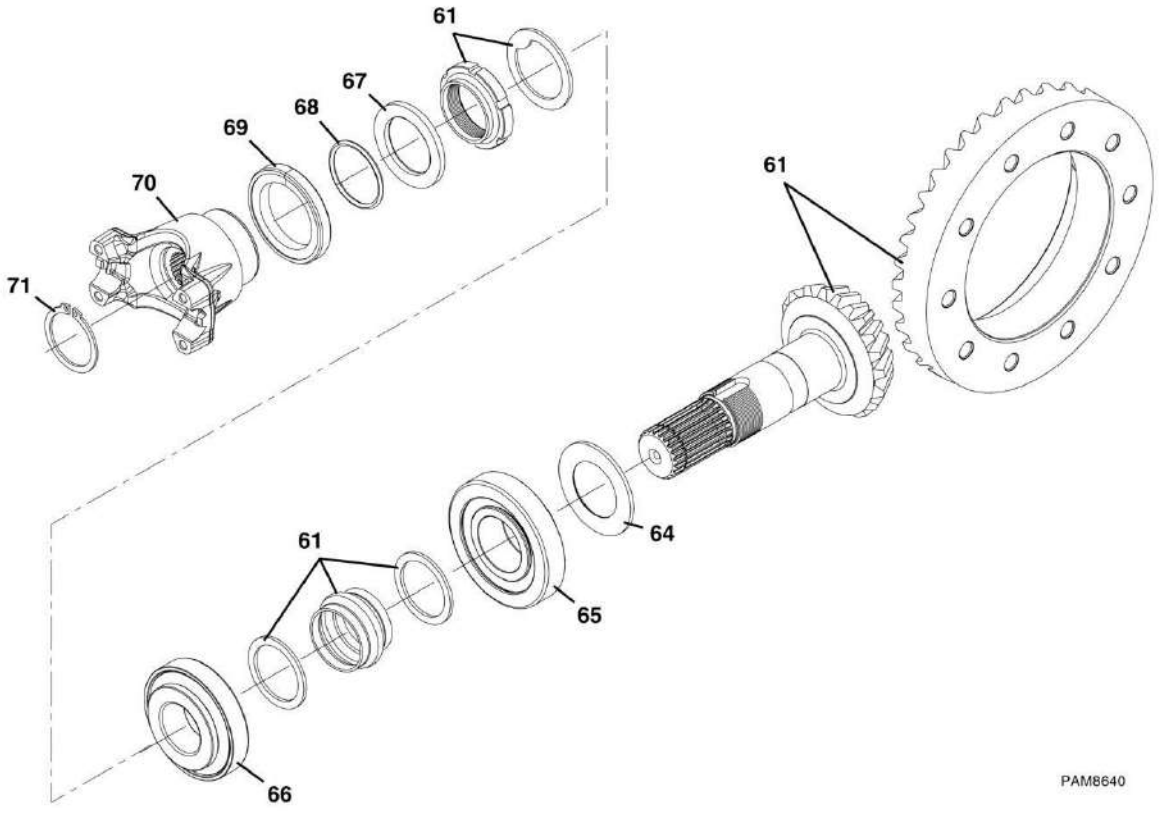


PAM8620

SECTION 5 - DRIVE TRAIN

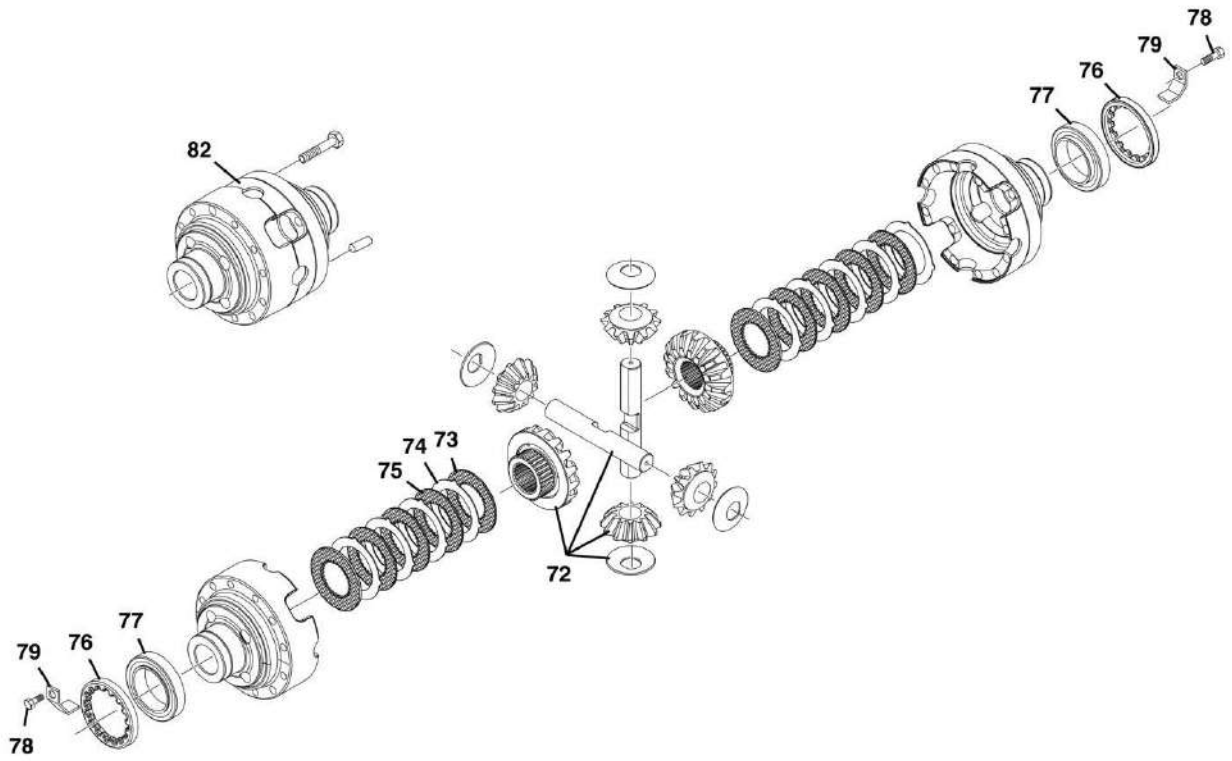


SECTION 5 - DRIVE TRAIN



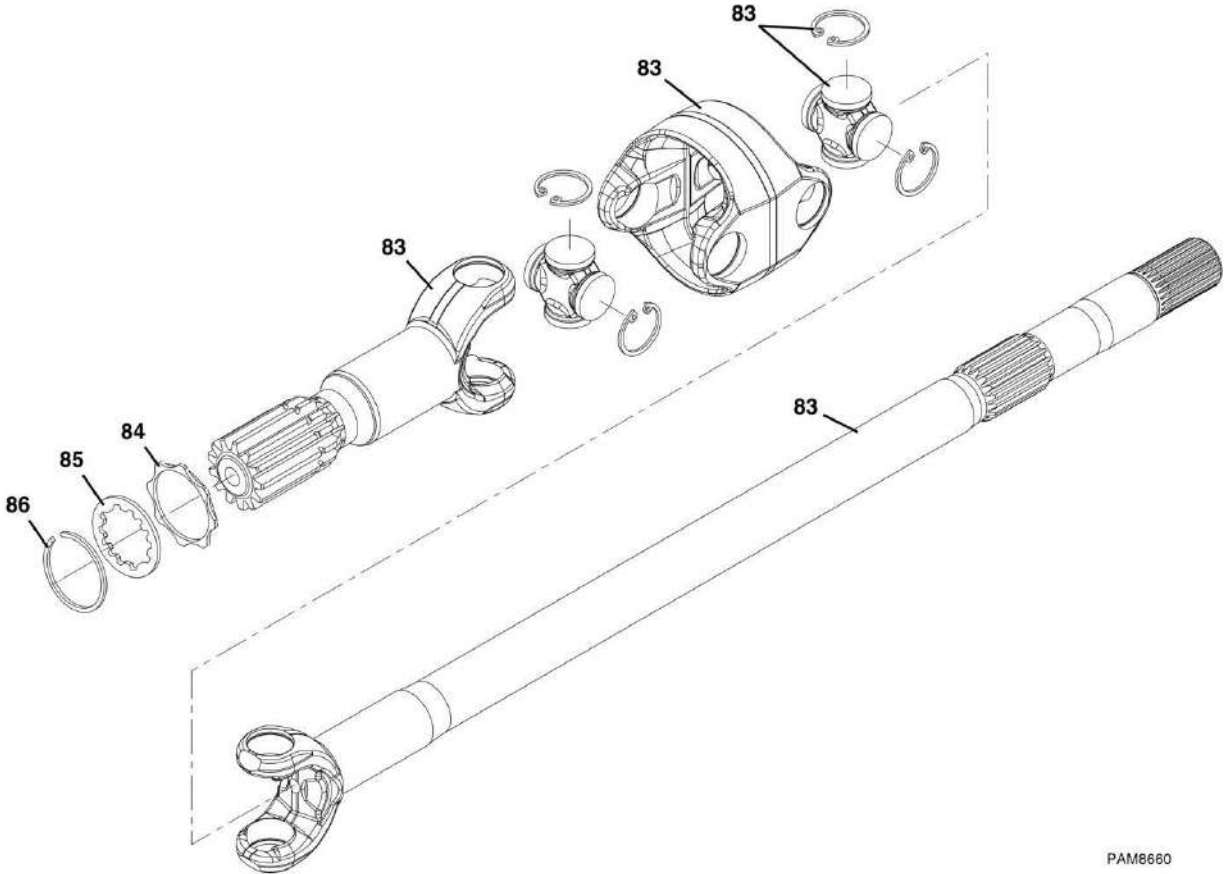
PAM8640

SECTION 5 - DRIVE TRAIN



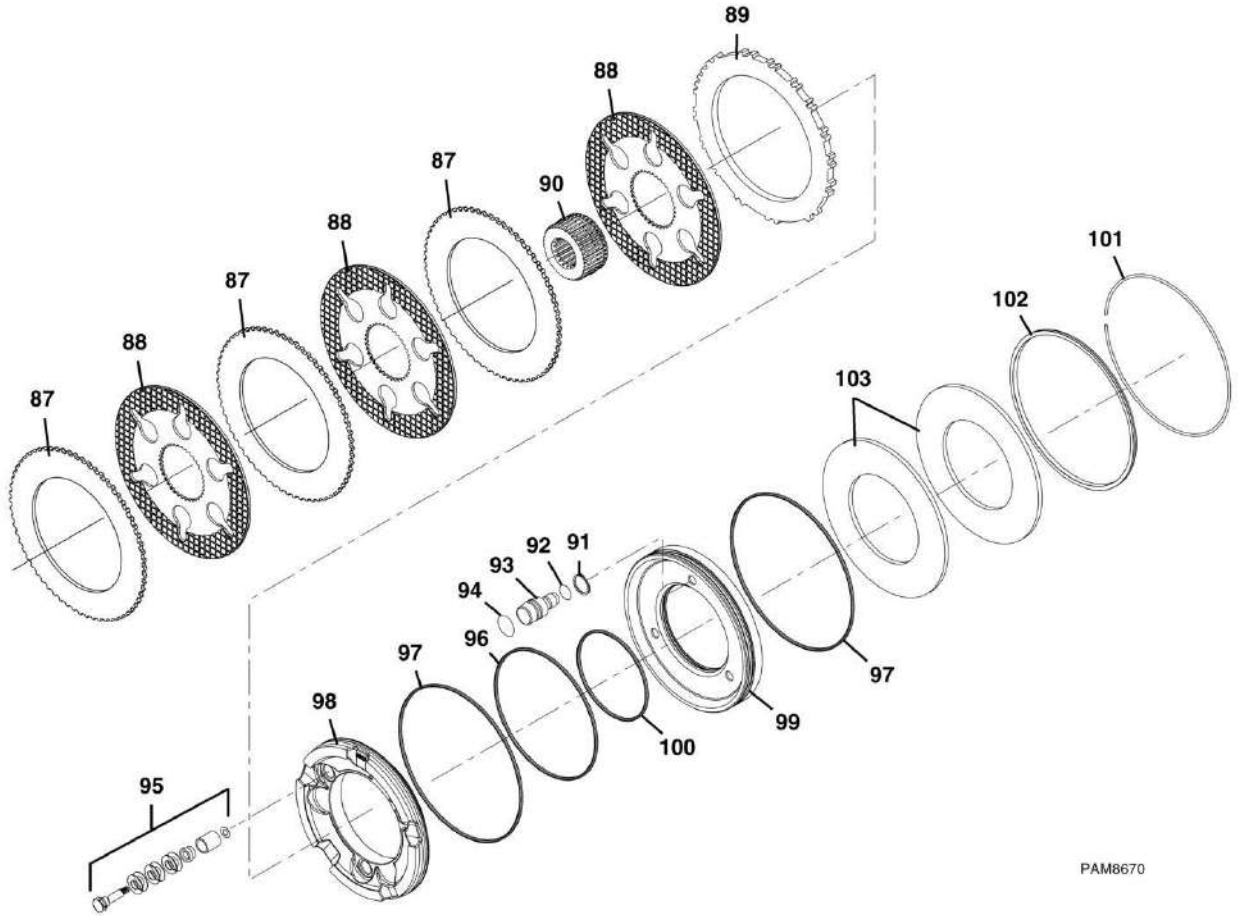
PAM8650

SECTION 5 - DRIVE TRAIN



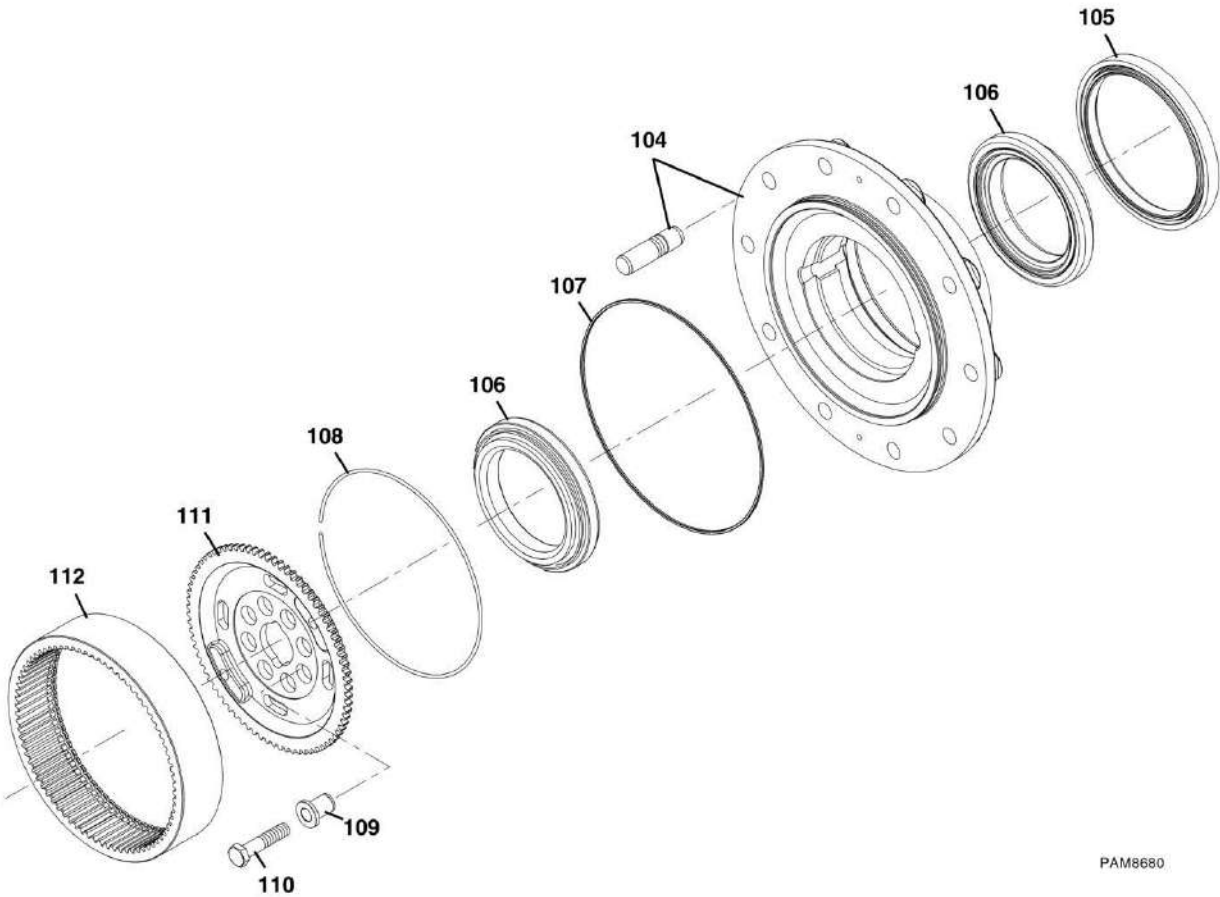
PAM8660

SECTION 5 - DRIVE TRAIN



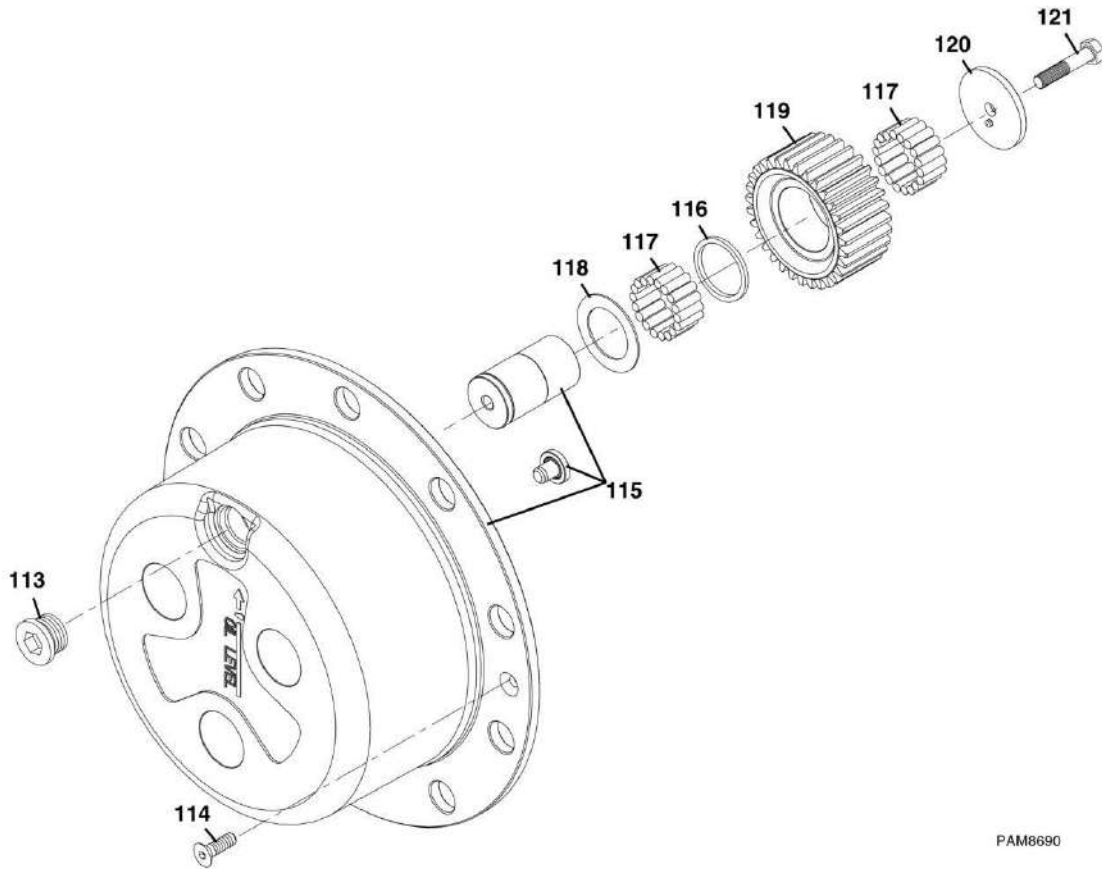
PAM8670

SECTION 5 - DRIVE TRAIN



PAM8680

SECTION 5 - DRIVE TRAIN



PAM8690

SECTION 5 - DRIVE TRAIN

FIGURE 5-33. FRONT AXLE ASSEMBLY, (4017PS) (HYDRAULIC PARK BRAKE)

ITEM	PART NUMBER	QTY	DESCRIPTION	REV
	1001153042	Ref	FRONT AXLE (4017PS), (if equipped with hydraulic park brake), (includes items 1 thru 121)	A
1	70021005	2	LEG HOUSING	
2	91474058	1	BREATHER	
3	91474038	4	O-RING	
4	91474039	4	BREATHER	
5	91474075	6	PLUG	
6	91474064	6	BOLT M22X1.5	
7	91474065	6	O-RING	
8	91474066	6	BOLT M16X1.5	
9	91474067	6	PIN	
10	70025865	1	LH BRAKE CYLINDER	
11	91474037	3	PLUG M30X2	
12	91364039	4	PLUG M10X1	
13	91474068	2	O-RING	
14	70022152	1	CENTRAL BODY	
15	70025866	1	RH BRAKE CYLINDER	
16	91474050	2	BOLT M12X110	
17	91364028	34	BOLT M16X160	
18	91474041	1	PLUG M10X1	
19	91474051	2	WASHER	
20	91474053	2	BUSHING	
21	91474054	2	BUSHING	
22	91474055	2	SEAL RING	
23	70025867	2	SPHERICAL BEARING	
24	91474057	2	WASHER	
25	7028513	2	SCREW	
26	7028455	2	PLUG	
27	8033609	4	WASHER	
28	91474047	1	BUSHING	
29	91474048	1	BUSHING	
30	7028466	1	WASHER	
31	91474044	1	FRONT SUPPORT	
32	91474043	4	BUSHING	
33	91474045	2	GREASE NIPPLE	
34	91474046	1	BOLT M16	
35	91474073	1	BOLT	
36	91474069	1	WASHER	
37	91474072	1	BUSHING	
38	91474071	1	O-RING	
39	8035118	1	BUSHING	
40	8035120	1	REAR SUPPORT	
41	70021011	1	LH SWIVEL HOUSING	
42	70025913	2	NUT M27	
43	70022150	2	SEAL RING	
44	91474087	2	BUSHING	
45	91474091	4	BOLT M16X75	
46	91474092	4	NUT M16	
47	91474094	16	BOLT M16X38	
48	91474095	4	GREASE NIPPLE	

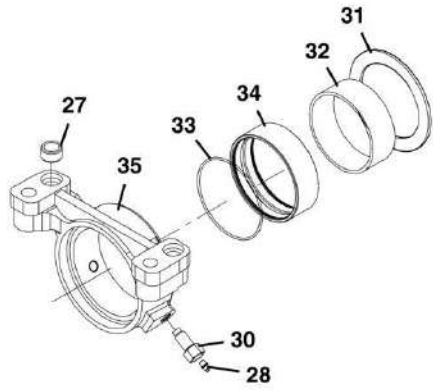
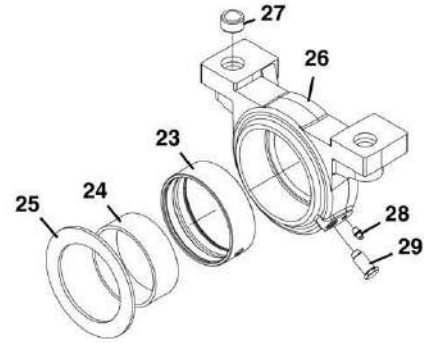
SECTION 5 - DRIVE TRAIN

ITEM	PART NUMBER	QTY	DESCRIPTION	REV
49	91474093	2	KING PIN	
50	70021015	1	RH SWIVEL HOUSING	
51	91474096	2	KING PIN	
52	70020986	2	BUSHING	
53	70025868	2	BUSHING	
54	70025914	2	STEERING ARM ASSY	
55	70021010	1	STEERING CYLINDER	
56	1001113287	1	SENSOR	
57	7028488	2	HOSE	
58	91474083	2	BOLT M22X55	
59	91474084	2	BUSHING	
60	91474085	2	BOLT M14X65	
61	70021017	1	BEVEL GEAR SET 11/32	
64	70020950	AR	SHIM 2.50mm	
64	70020951	AR	SHIM 2.60mm	
64	70020952	AR	SHIM 2.70mm	
64	70020953	AR	SHIM 2.80mm	
64	70020954	AR	SHIM 2.90mm	
64	70020955	AR	SHIM 3.00mm	
64	70020956	AR	SHIM 3.10mm	
64	70020957	AR	SHIM 3.20mm	
64	70020958	AR	SHIM 3.30mm	
64	70020959	AR	SHIM 3.40mm	
65	91364070	1	BEARING	
66	7028403	1	BEARING	
67	91474115	1	WASHER	
68	91474116	1	O-RING	
69	7028478	1	SEAL RING	
70	70025874	1	FLANGE	
71	91474119	1	SNAP RING D34	
72	70020965	1	DIFFERENTIAL KIT	
73	91364056	2	DIFFERENTIAL PLATE	
74	91364052	10	DIFFERENTIAL DRIVE PLATE	
75	91364053	8	DIFFERENTIAL PLATE	
76	91474128	1	RING NUT M94X2	
77	91364050	2	BEARING	
78	8035180	2	BOLT M6X10	
79	91474126	2	LOCKING PLATE	
80	91364048	10	BOLT M12X90	
81	91364049	1	PIN D12X40	
82	70020967	1	DIFFERENTIAL HOUSING	
83	70021019	2	DOUBLE JOINT	
84	70021020	2	WASHER	
85	70021021	2	WASHER	
86	70021022	2	SNAP RING	
87	91474141	6	BRAKE COUNTER DISC	
88	70022082	6	BRAKE DISC	
89	91474139	2	BRAKE COUNTER DISC	
90	91474142	2	HUB	
91	91364041	6	SNAP RING D12	
92	91474149	6	O-RING	

SECTION 5 - DRIVE TRAIN

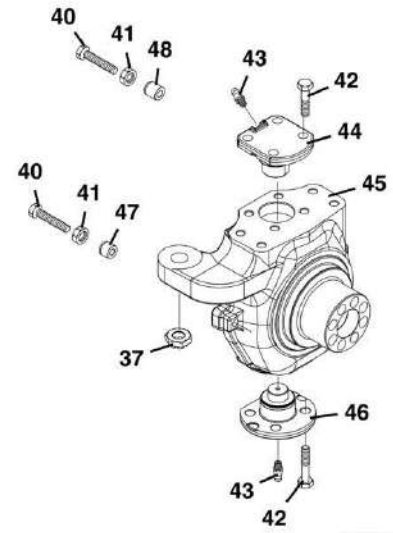
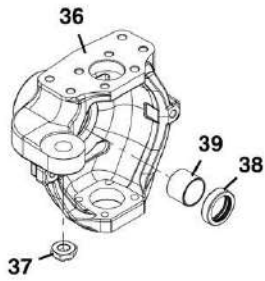
ITEM	PART NUMBER	QTY	DESCRIPTION	REV
93	91364042	6	PIN	
94	91474151	6	O-RING	
95	91474152	2	SELF-ADJUST KIT	
96	91474136	2	O-RING	
97	91474137	4	O-RING	
98	91474138	2	POSITIVE BRAKE PISTON	
99	91474146	2	NEGATIVE BRAKE PISTON	
100	91474147	2	O-RING	
101	91474143	2	LOCK RING	
102	91474144	2	HUB	
103	91474145	4	WASHER	
104	70021023	2	WHEEL HUB KIT	
105	70021025	2	SEAL RING	
106	70021026	4	BEARING	
107	91474155	2	O-RING	
108	91474157	2	RING	
109	91474160	16	CENTERING BUSHING	
110	91474085	16	BOLT M14X65	
111	70021027	2	WHEEL CARRIER	
112	70021028	2	CROWN GEAR Z=77	
113	91474037	2	PLUG M30X20	
114	8035235	4	BOLT M8X20	
115	70021029	2	PLANETARY CARRIER ASSY	
116	91364095	6	WASHER	
117	91364093	372	NEEDLE BEARINGS (by tens)	
118	91364096	6	WASHER	
119	91364094	6	GEAR Z31	
120	70021030	6	WASHER	
121	91474162	6	BOLT M10X50	

SECTION 5 - DRIVE TRAIN



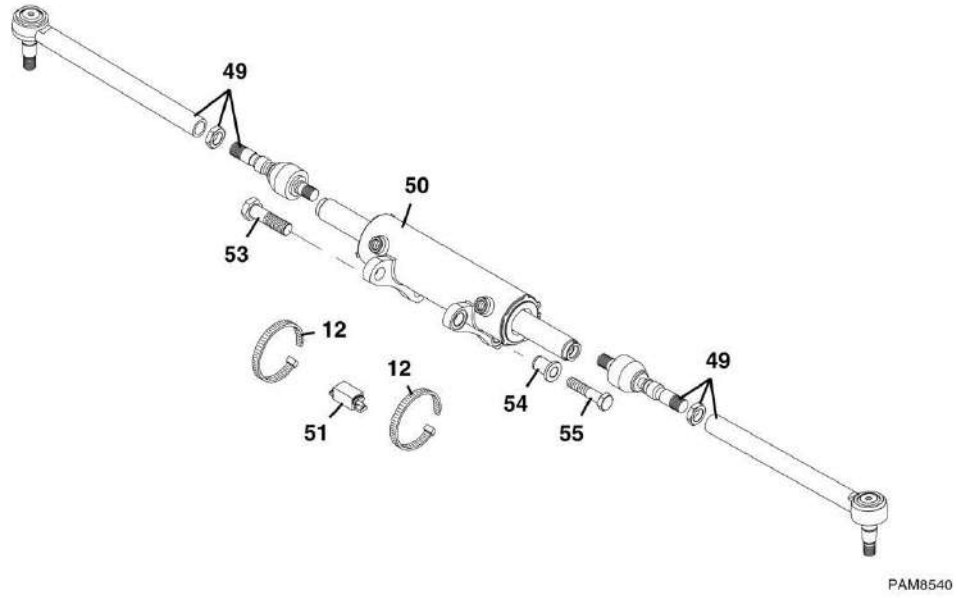
PAM8520

SECTION 5 - DRIVE TRAIN

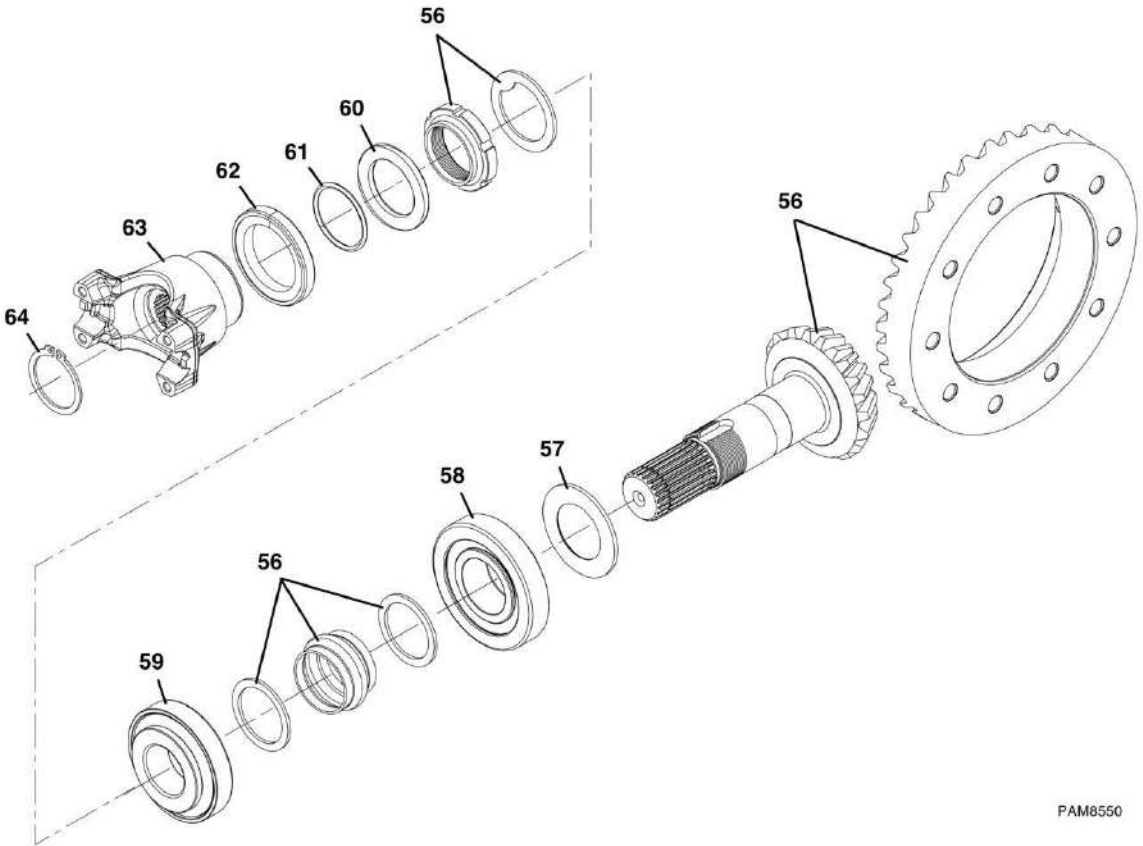


PAM8530

SECTION 5 - DRIVE TRAIN

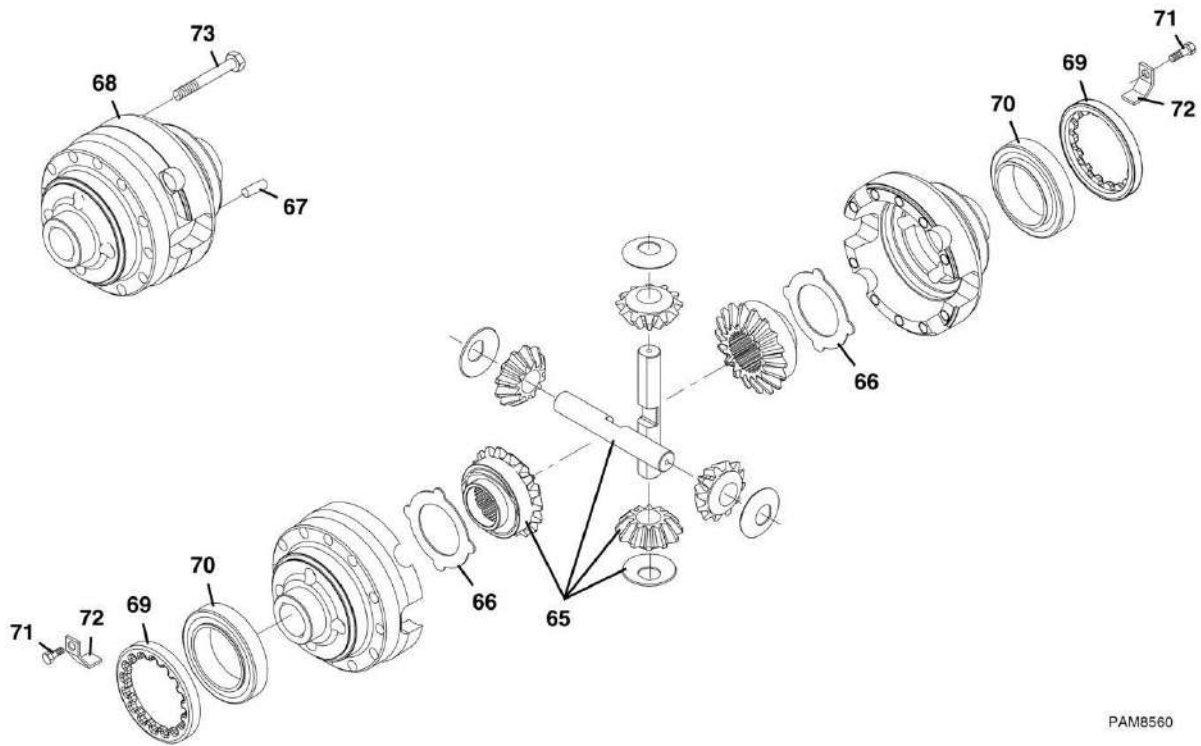


SECTION 5 - DRIVE TRAIN



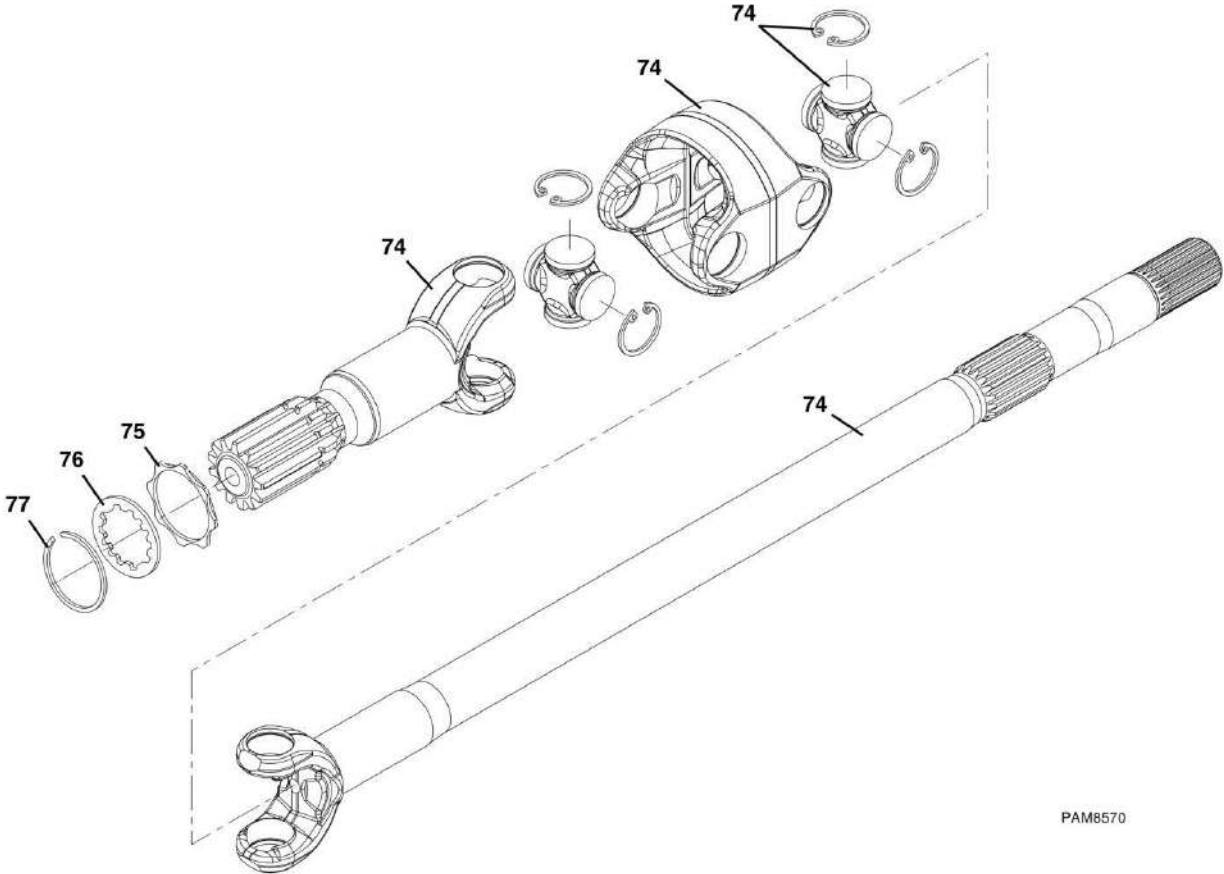
PAM8550

SECTION 5 - DRIVE TRAIN



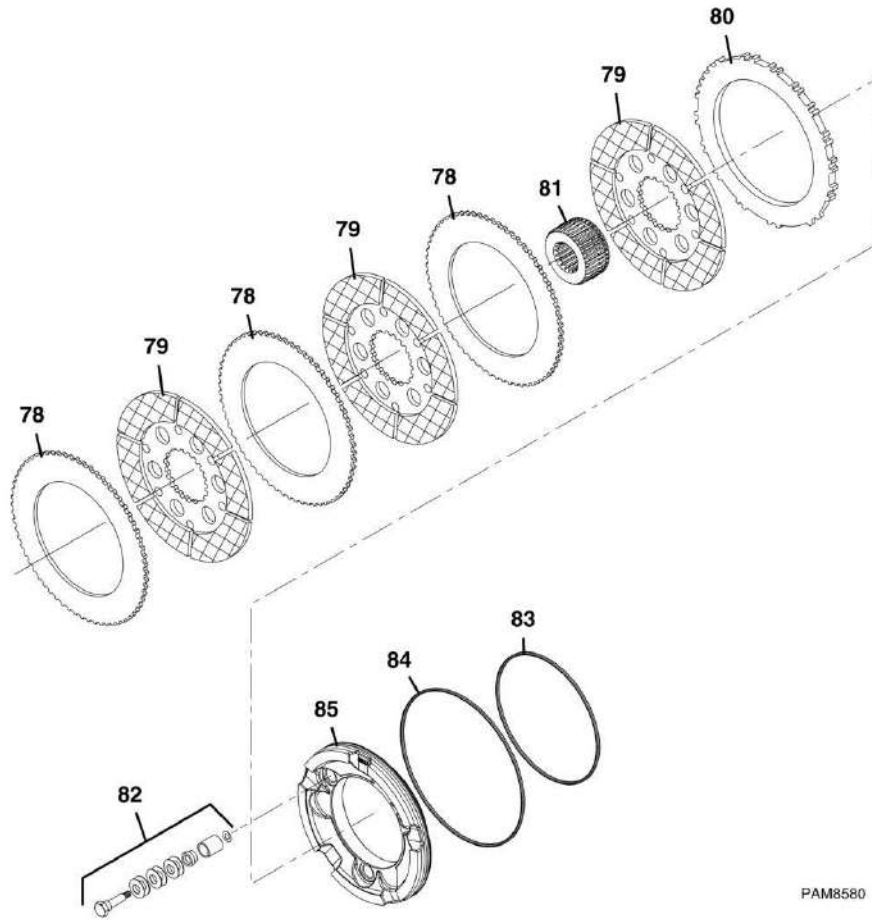
PAM8560

SECTION 5 - DRIVE TRAIN



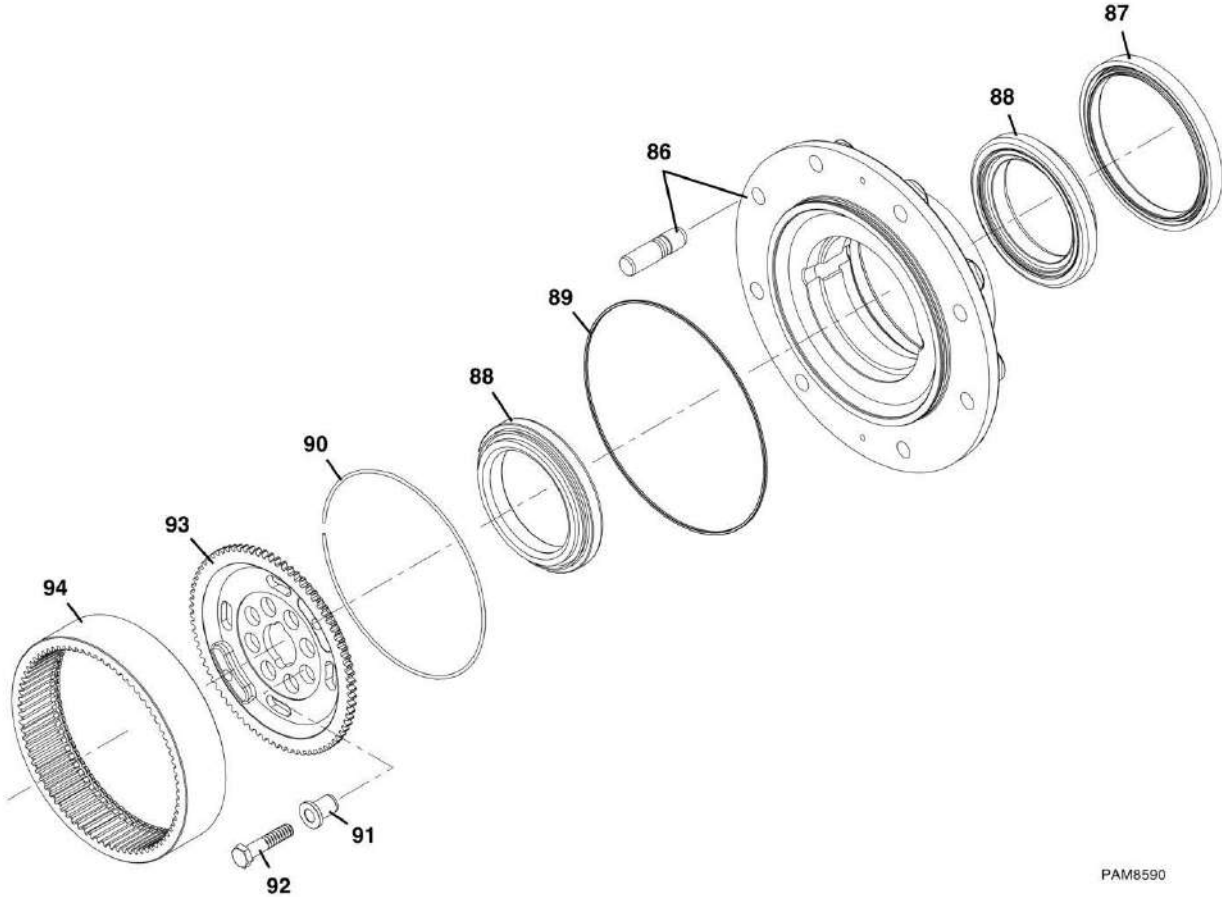
PAM6570

SECTION 5 - DRIVE TRAIN



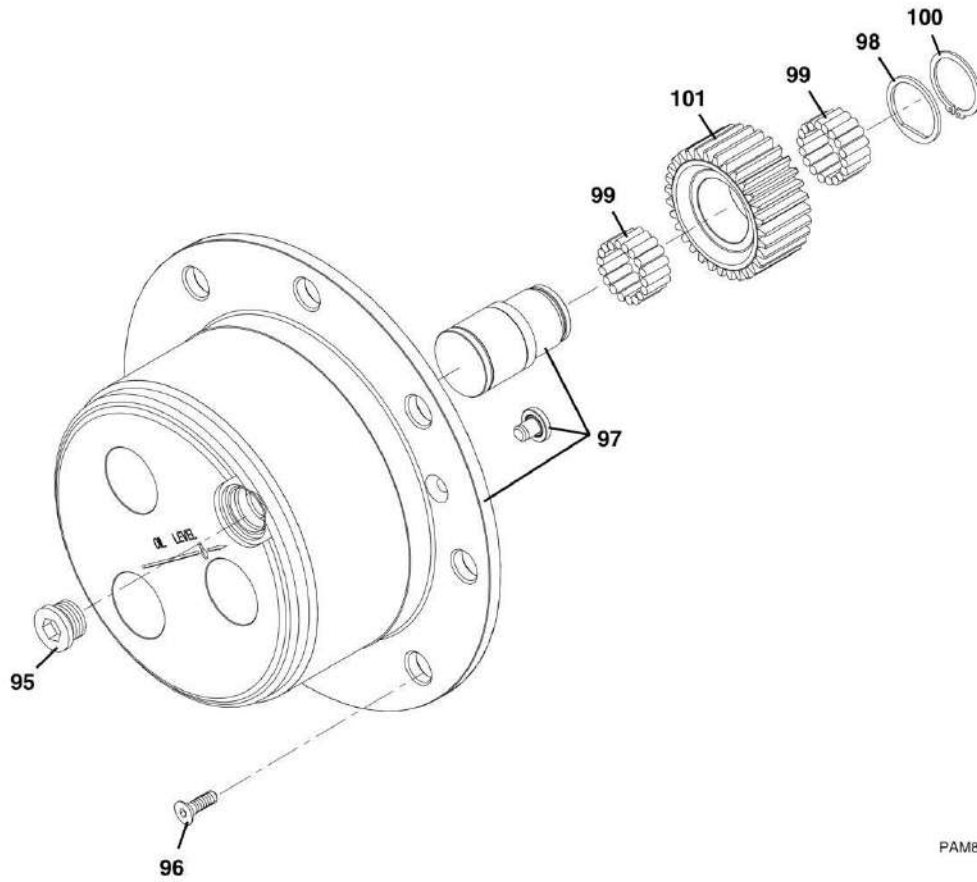
PAM8580

SECTION 5 - DRIVE TRAIN



PAM8590

SECTION 5 - DRIVE TRAIN



PAM8600

SECTION 5 - DRIVE TRAIN

FIGURE 5-34. REAR AXLE ASSEMBLY, (4014PS) (HYDRAULIC PARK BRAKE)

ITEM	PART NUMBER	QTY	DESCRIPTION	REV
	1001152554	Ref	REAR AXLE (4014PS), (if equipped with hydraulic park brake), (includes items 1 thru 101)	B
1	70020985	2	LEG HOUSING	
2	91474058	1	BREATHER	
3	91474038	4	O-RING	
4	91474039	2	BREATHER	
5	91474053	2	BUSHING	
6	91474054	2	BUSHING	
7	91474055	2	SEAL RING	
8	70025867	2	SPHERICAL BEARING	
9	91474057	2	WASHER	
10	70020936	1	LH BRAKE CYLINDER	
11	91474037	3	PLUG	
12	91364039	2	PLUG	
13	91474068	2	O-RING	
14	70022152	1	CENTRAL BODY	
15	70020938	1	RH BRAKE CYLINDER	
16	91474050	2	BOLT M12X110	
17	91364028	34	BOLT M16X160	
18	91474041	1	PLUG M10X1	
19	91474051	2	WASHER	
20	8033609	2	WASHER	
21	7028513	2	SCREW	
22	7028455	2	PLUG	
23	91474047	1	BUSHING	
24	91474048	1	BUSHING	
25	7028466	1	WASHER	
26	91474044	1	FRONT SUPPORT	
27	91474043	4	BUSHING	
28	91474045	2	GREASE NIPPLE	
29	91474046	1	BOLT M16	
30	91474073	1	BOLT	
31	91474069	1	WASHER	
32	91474072	1	BUSH	
33	91474071	1	O-RING	
34	8035118	1	BUSHING	
35	8035120	1	REAR SUPPORT	
36	70020942	1	LH SWIVEL HOUSING	
37	91474082	2	NUT M24X1.5	
38	91474086	2	SEAL RING	
39	91474087	2	BUSHING	
40	91474091	4	BOLT M16X75	
41	91474092	4	NUT M16	
42	91474094	16	BOLT M16X38	
43	91474095	4	GREASE NIPPLE	
44	91474093	2	KING PIN	
45	70020947	1	RH SWIVEL HOUSING	
46	91474096	2	KING PIN	
47	70020986	2	BUSHING	
48	70025868	2	BUSHING	

SECTION 5 - DRIVE TRAIN

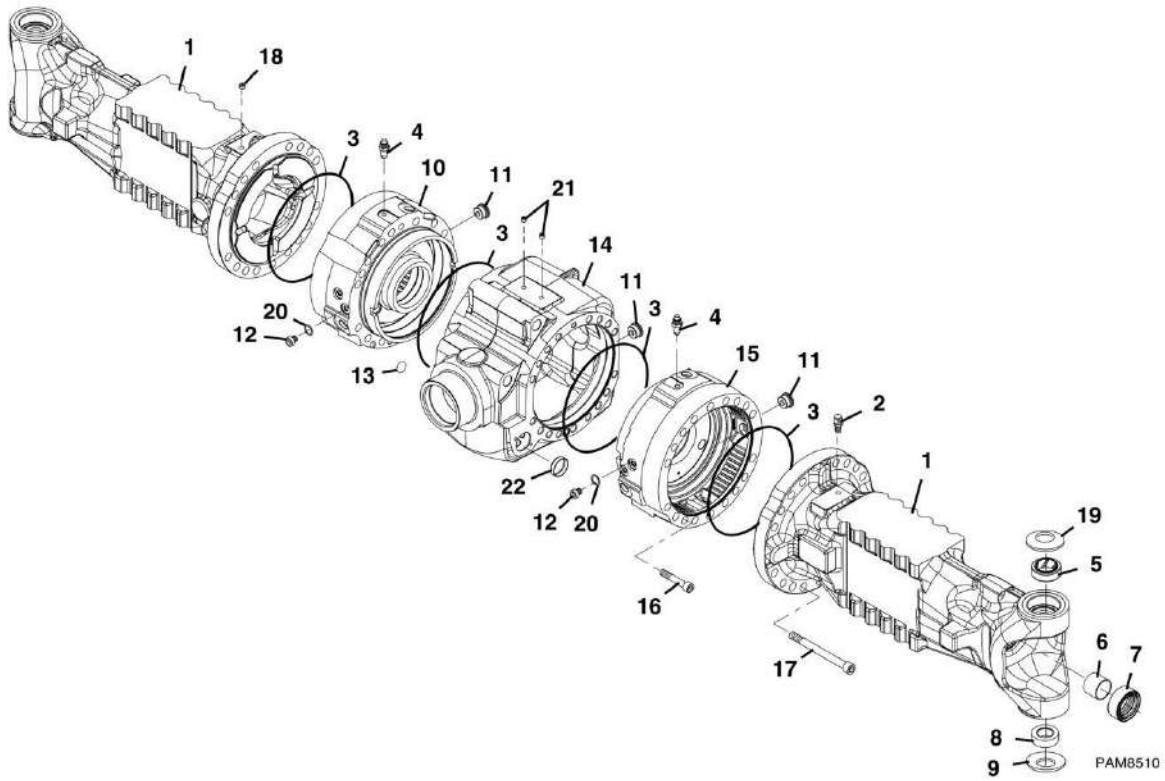
ITEM	PART NUMBER	QTY	DESCRIPTION	REV
49	70020939	2	STEERING ARM ASSY	
50	70020941	1	STEERING CYLINDER	
51	1001113287	1	SENSOR	
52	70021002	2	HOSE	
53	91474083	2	BOLT M22X55	
54	91474084	2	BUSHING	
55	91474085	2	BOLT M14X65	
56	70021004	1	BEVEL GEAR SET 11/37	
57	70020950	AR	SHIM 2.50mm	
57	70020951	AR	SHIM 2.60mm	
57	70020952	AR	SHIM 2.70mm	
57	70020953	AR	SHIM 2.80mm	
57	70020954	AR	SHIM 2.90mm	
57	70020955	AR	SHIM 3.00mm	
57	70020956	AR	SHIM 3.10mm	
57	70020957	AR	SHIM 3.20mm	
57	70020958	AR	SHIM 3.30mm	
57	70020959	AR	SHIM 3.40mm	
58	91364070	1	BEARING	
59	91474114	1	BEARING	
60	91474115	1	WASHER	
61	91474116	1	O-RING	
62	7028478	1	SEAL RING	
63	70025874	1	FLANGE	
64	91474119	1	SNAP RING D34	
65	70025915	1	DIFFERENTIAL KIT	
66	70020994	2	DIFFERENTIAL DRIVE PLATE	
67	91364049	2	PIN D12X40	
68	70020967	1	DIFFERENTIAL HOUSING	
69	91474128	2	RING NUT M94X2	
70	91364050	2	BEARING	
71	8035180	2	BOLT M6X10	
72	91474126	2	LOCKING PLATE	
73	91364048	10	BOLT M12X90	
74	70020968	2	DOUBLE JOINT	
75	70020969	2	WASHER	
76	70022080	2	WASHER	
77	70022081	2	SNAP RING	
78	91474141	6	BRAKE COUNTER DISC	
79	70022082	6	BRAKE DISC	
80	91474139	2	BRAKE COUNTER DISC	
81	91474142	2	HUB	
82	91474152	2	SELF-ADJUST KIT	
83	91474136	2	O-RING	
84	91474137	2	O-RING	
85	91474138	2	POSITIVE BRAKE PISTON	
86	70020972	2	WHEEL HUB KIT	
87	91474161	2	SEAL RING	
88	70003779	4	BEARING	
89	70022083	2	O-RING	
90	7028423	2	RING	

SECTION 5 - DRIVE TRAIN

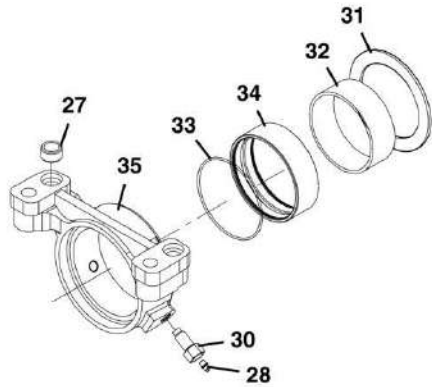
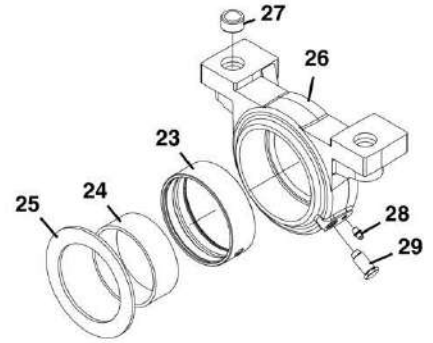
ITEM	PART NUMBER	QTY	DESCRIPTION	REV
91	91474160	16	CENTERING BUSHING	
92	91474085	16	BOLT M14X65	
93	7028417	2	WHEEL CARRIER	
94	70020976	2	CROWN GEAR Z=60	
95	91474037	2	PLUG M30X2	
96	8035235	4	BOLT M8X20	
97	70021001	2	PLANETARY CARRIER ASSY	
98	7028509	6	WASHER	
99	91474163	336	NEEDLE BEARINGS (by tens)	
100	7028508	6	SNAP RING	
101	7028510	6	GEAR Z23	

SECTION 5 - DRIVE TRAIN

FIGURE 5-35. REAR AXLE ASSEMBLY, (4017PS) (HYDRAULIC PARK BRAKE)

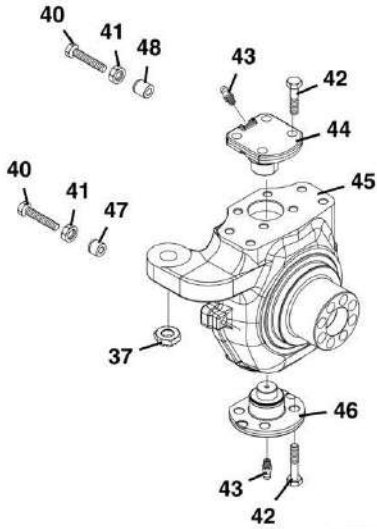
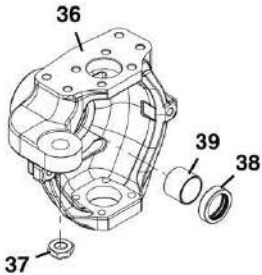


SECTION 5 - DRIVE TRAIN



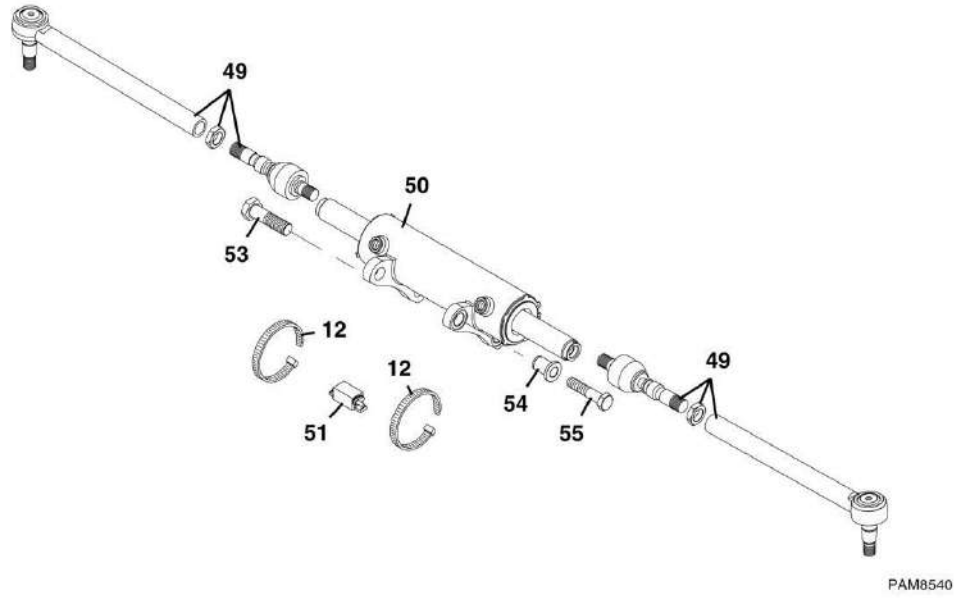
PAM8520

SECTION 5 - DRIVE TRAIN

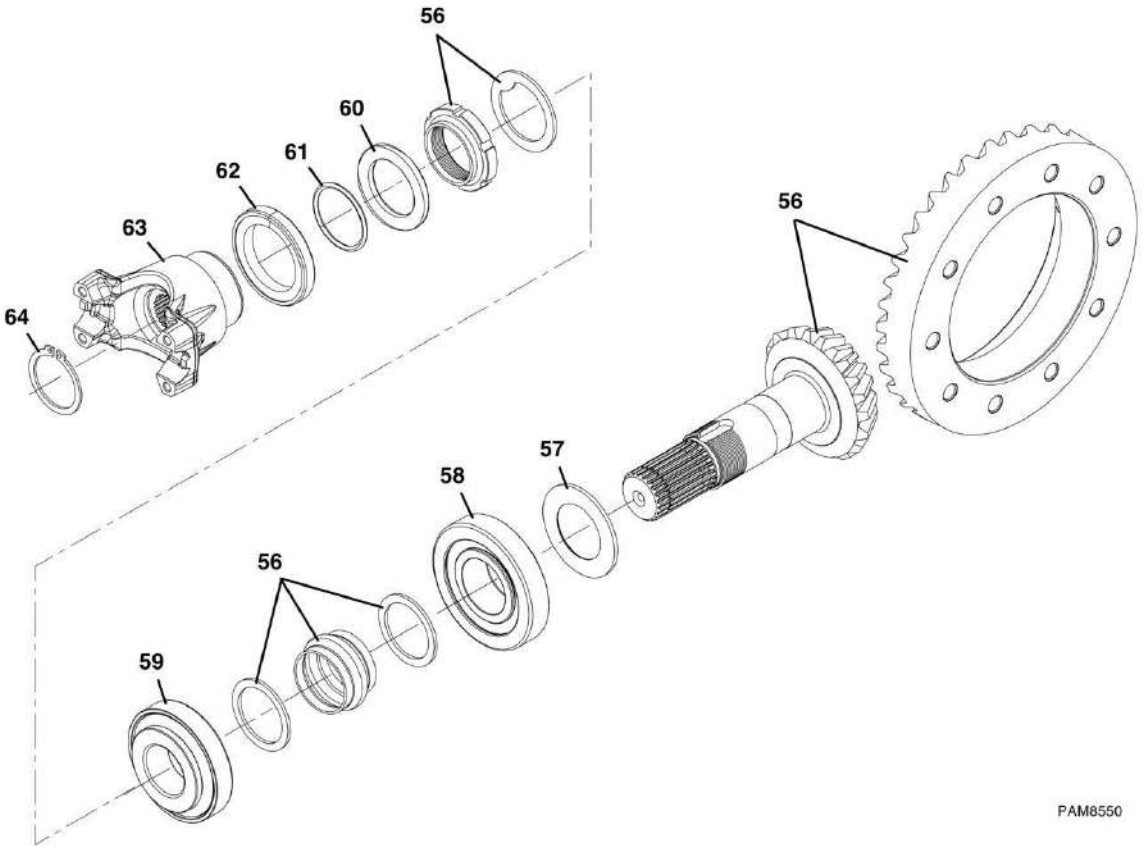


PAM8530

SECTION 5 - DRIVE TRAIN

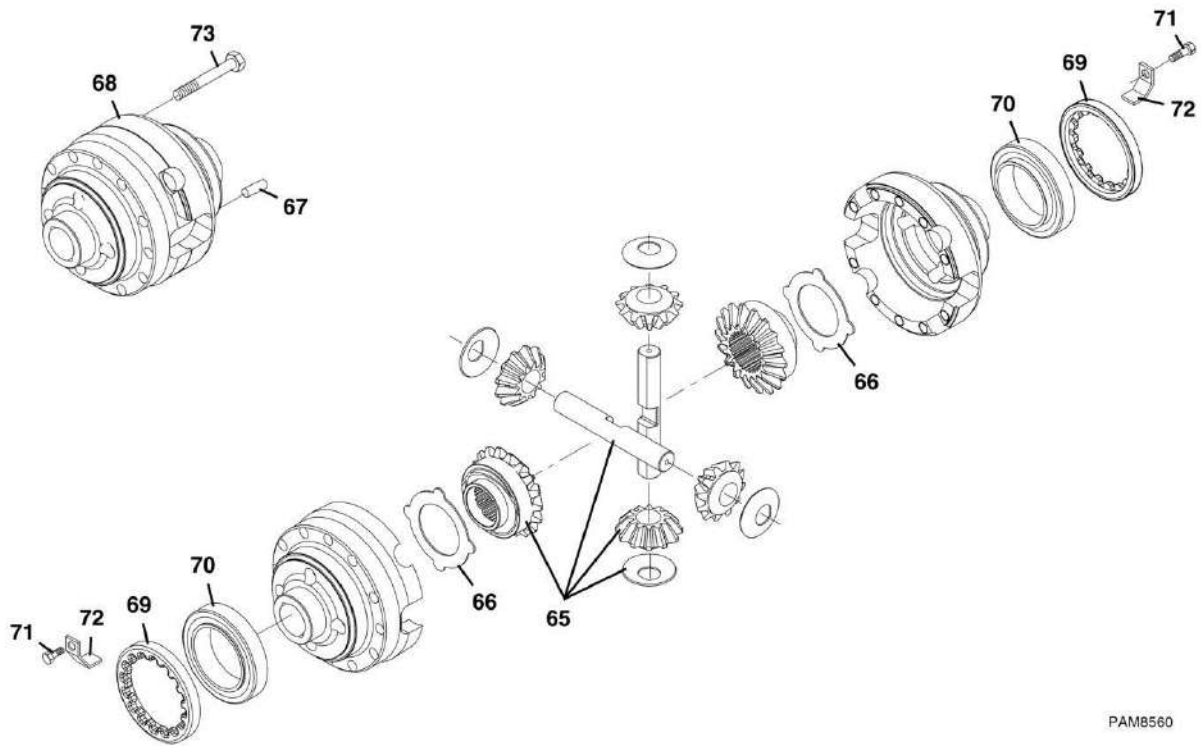


SECTION 5 - DRIVE TRAIN



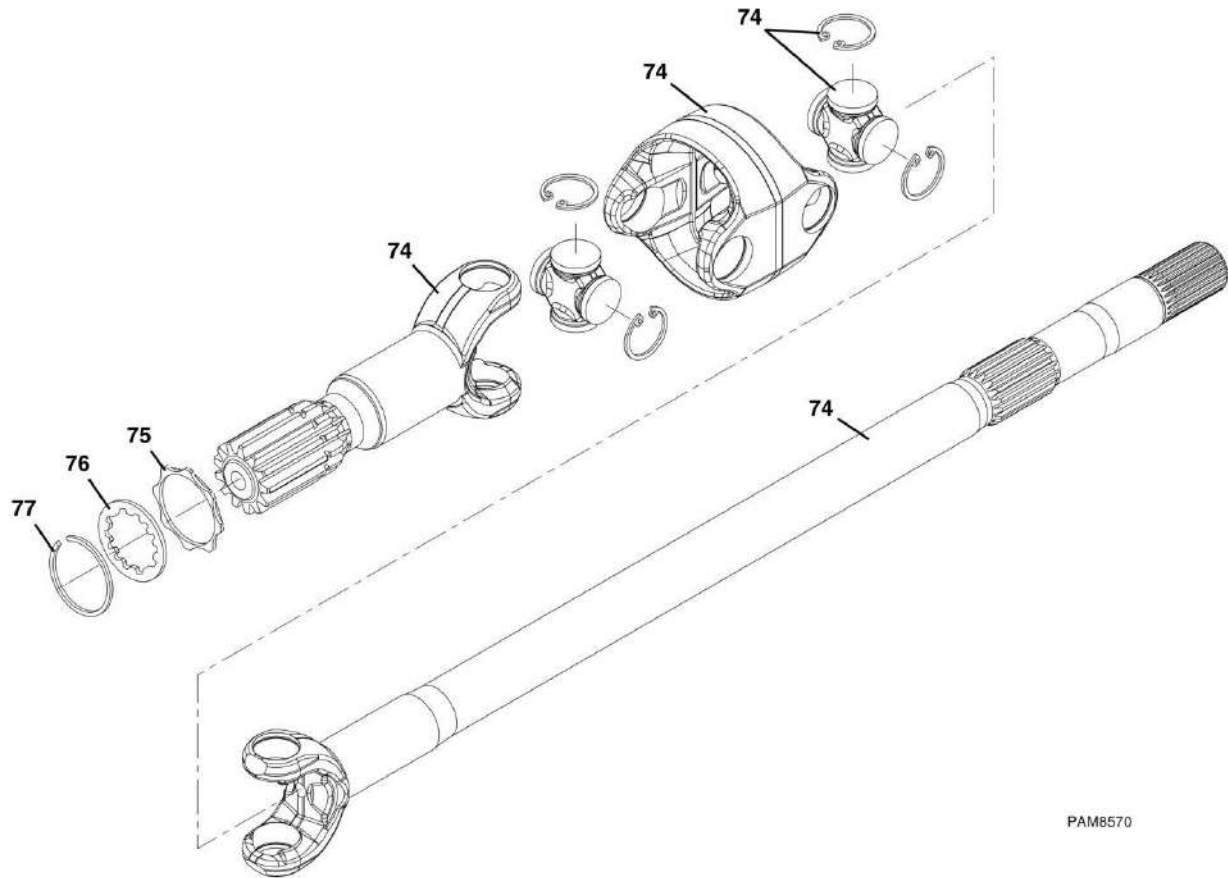
PAM8550

SECTION 5 - DRIVE TRAIN



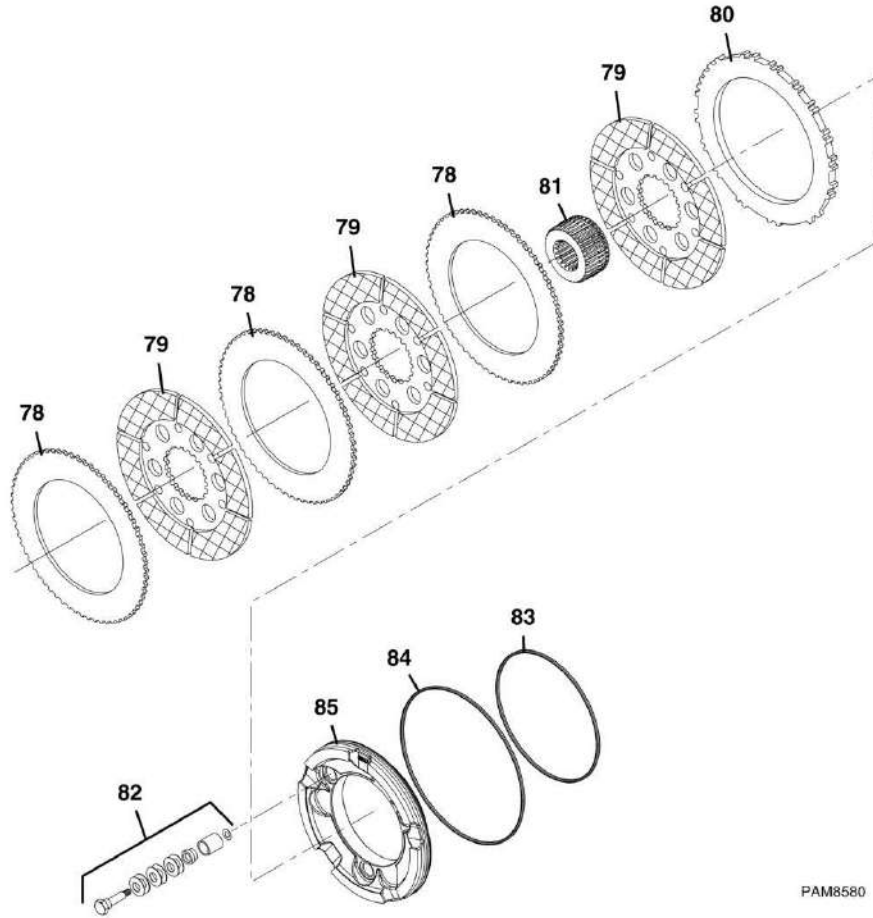
PAM8560

SECTION 5 - DRIVE TRAIN



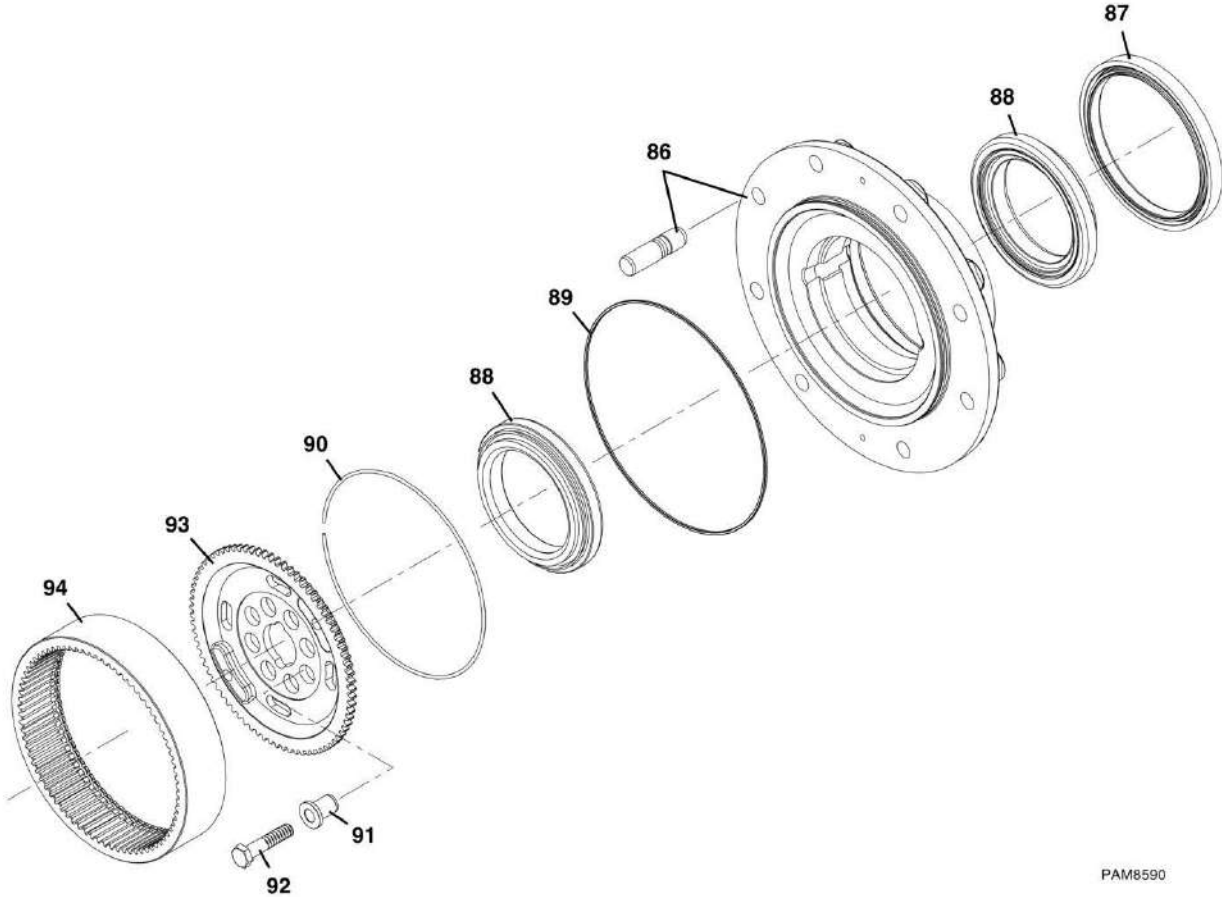
PAM6570

SECTION 5 - DRIVE TRAIN



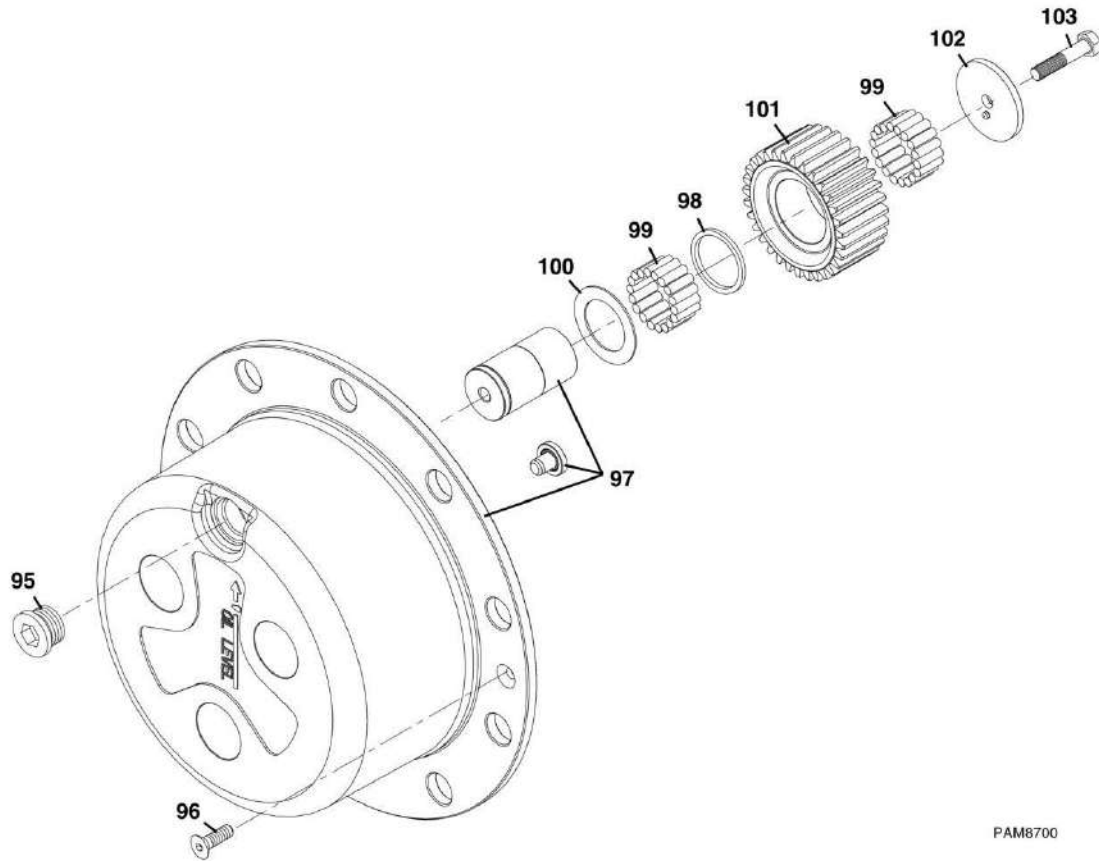
PAM8580

SECTION 5 - DRIVE TRAIN



PAM8590

SECTION 5 - DRIVE TRAIN



PAM8700

SECTION 5 - DRIVE TRAIN

FIGURE 5-35. REAR AXLE ASSEMBLY, (4017PS) (HYDRAULIC PARK BRAKE)

ITEM	PART NUMBER	QTY	DESCRIPTION	REV
	1001153043	Ref	REAR AXLE (4017PS), (if equipped with hydraulic park brake), (includes items 1 thru 103)	B
1	70021005	2	LEG HOUSING	
2	91474058	1	BREATHER	
3	91474038	4	O-RING	
4	91474039	2	BREATHER	
5	91474053	2	BUSHING	
6	91474054	2	BUSHING	
7	91474055	2	SEAL RING	
8	70025867	2	SPHERICAL BEARING	
9	91474057	2	WASHER	
10	70020936	1	LH BRAKE CYLINDER	
11	91474037	3	PLUG M30X2	
12	91364039	2	PLUG M10X1	
13	91474068	2	O-RING	
14	70022152	1	CENTRAL BODY	
15	70020938	1	RH BRAKE CYLINDER	
16	91474050	2	BOLT M12X110	
17	91364028	34	BOLT M16X160	
18	91474041	1	PLUG M10X1	
19	91474051	2	WASHER	
20	8033609	2	WASHER	
21	7028513	2	SCREW	
22	7028455	2	PLUG	
23	91474047	1	BUSHING	
24	91474048	1	BUSHING	
25	7028466	1	WASHER	
26	91474044	1	FRONT SUPPORT	
27	91474043	4	BUSH	
28	91474045	2	GREASE NIPPLE	
29	91474046	1	BOLT M16	
30	91474073	1	BOLT	
31	91474069	1	WASHER	
32	91474072	1	BUSHING	
33	91474071	1	O-RING	
34	8035118	1	BUSHING	
35	8035120	1	REAR SUPPORT	
36	70021011	1	LH SWIVEL HOUSING	
37	70025913	2	NUT M27	
38	70022150	2	SEAL RING	
39	91474087	2	BUSHING	
40	91474091	4	BOLT M16X75	
41	91474092	4	NUT M16	
42	91474094	16	BOLT M16X38	
43	91474095	4	GREASE NIPPLE	
44	91474093	2	KING PIN	
45	70021015	1	RH SWIVEL HOUSING	
46	91474096	2	KING PIN	
47	70020986	2	BUSHING	
48	70025868	2	BUSHING	

SECTION 5 - DRIVE TRAIN

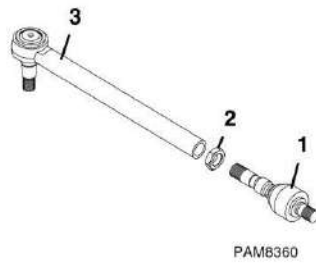
ITEM	PART NUMBER	QTY	DESCRIPTION	REV
49	70025914	2	STEERING ARM ASSY	
50	70021010	1	STEERING CYLINDER	
51	1001113287	1	SENSOR	
52	7028488	2	CLAMP	
53	91474083	2	BOLT M22X55	
54	91474084	2	BUSHING	
55	91474085	2	BOLT M14X65	
56	70021035	1	BEVEL GEAR SET 11/32	
57	70020950	AR	SHIM 2.50MM	
57	70020951	AR	SHIM 2.60MM	
57	70020952	AR	SHIM 2.70MM	
57	70020953	AR	SHIM 2.80MM	
57	70020954	AR	SHIM 2.90MM	
57	70020955	AR	SHIM 3.00MM	
57	70020956	AR	SHIM 3.10MM	
57	70020957	AR	SHIM 3.20MM	
57	70020958	AR	SHIM 3.30MM	
57	70020959	AR	SHIM 3.40MM	
58	91364070	1	BEARING	
59	7028403	1	BEARING	
60	91474115	1	WASHER	
61	91474116	1	O-RING	
62	7028478	1	SEAL RING	
63	70025874	1	FLANGE	
64	91474119	1	SNAP RING D34	
65	70025915	1	DIFFERENTIAL KIT	
66	70020994	2	DIFFERENTIAL DRIVE PLATER	
67	91364049	2	PIN D12X40	
68	70020967	1	DIFFERENTIAL HOUSING	
69	91474128	2	RING NUT M94X2	
70	91364050	2	BEARING	
71	8035180	2	BOLT M6X90	
72	91474126	2	LOCKING PLATE	
73	91364048	10	BOLT M12X90	
74	70021019	2	DOUBLE JOINT	
75	70021020	2	WASHER	
76	70021021	2	WASHER	
77	70021022	2	SNAP RING	
78	91474141	6	BRAKE COUNTER DISC	
79	70022082	6	BRAKE DISC	
80	91474139	2	BRAKE COUNTER DISC	
81	91474142	2	HUB	
82	91474152	2	SELF-ADJUST KIT	
83	91474136	2	O-RING	
84	91474137	2	O-RING	
85	91474138	2	POSITIVE BRAKE PISTON	
86	70021023	2	WHEEL HUB KIT	
87	70021025	2	SEAL RING	
88	70021026	4	BEARING	
89	91474155	2	O-RING	
90	91474157	2	RING	

SECTION 5 - DRIVE TRAIN

ITEM	PART NUMBER	QTY	DESCRIPTION	REV
91	91474160	16	CENTERING BUSH	
92	91474085	16	BOLT M14X65	
93	70021027	2	WHEEL CARRIER	
94	70021028	2	CROWN GEAR Z=77	
95	91474037	2	PLUG M30X2	
96	8035235	4	BOLT M8X20	
97	70021029	2	PLANETARY CARRIER ASSY	
98	91364095	6	WASHER	
99	91364093	372	NEEDLE BEARINGS (by tens)	
100	91364096	6	LOCKING THRUST WASHER	
101	91364094	6	GEAR Z31	
102	70021030	6	WASHER	
103	91474162	6	BOLT M10X50	

SECTION 5 - DRIVE TRAIN

FIGURE 5-36. STEERING ARM ASSY - 4014PS



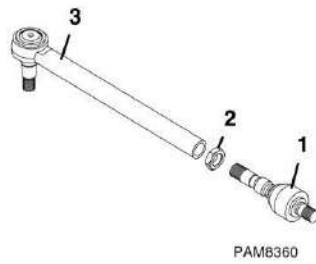
SECTION 5 - DRIVE TRAIN

FIGURE 5-36. STEERING ARM ASSY - 4014PS

ITEM	PART NUMBER	QTY	DESCRIPTION	REV
	70020939	2	STEERING ARM ASSY, (4014PS)	
1	91474077	2	BALL JOINT	
2	91474078	2	NUT	
3	70020940	2	TIE ROD	

SECTION 5 - DRIVE TRAIN

FIGURE 5-37. STEERING ARM ASSY - 4017PS



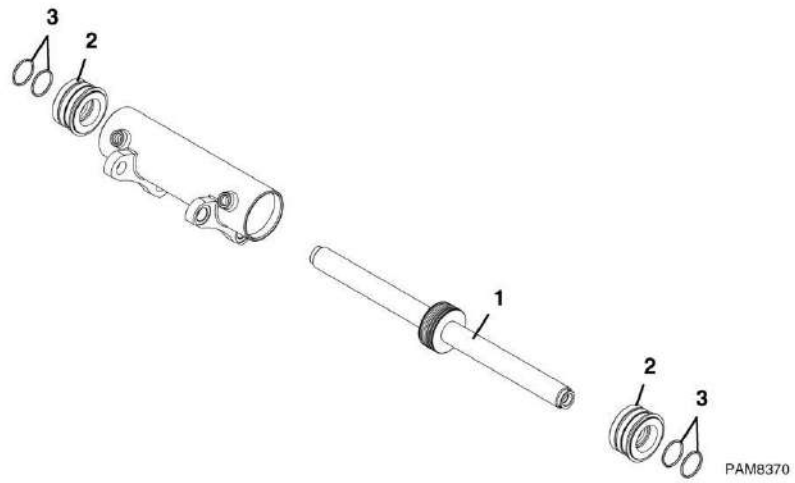
SECTION 5 - DRIVE TRAIN

FIGURE 5-37. STEERING ARM ASSY - 4017PS

ITEM	PART NUMBER	QTY	DESCRIPTION	REV
	70025914	2	STEERING ARM ASSY, (4017PS)	
1	70021007	2	BALL JOINT	
2	70021008	2	NUT M24X1.5	
3	70021009	2	TIE ROD	

SECTION 5 - DRIVE TRAIN

FIGURE 5-38. STEERING CYLINDER - 4014PS



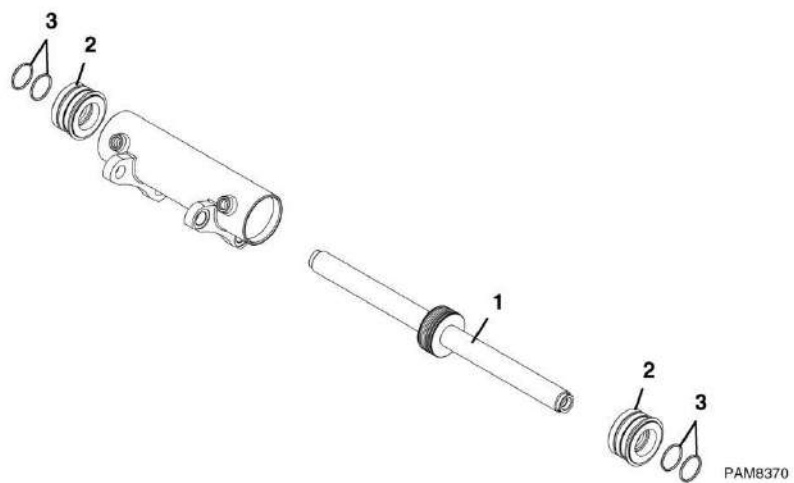
SECTION 5 - DRIVE TRAIN

FIGURE 5-38. STEERING CYLINDER - 4014PS

ITEM	PART NUMBER	QTY	DESCRIPTION	REV
	70020941	1	STEERING CYLINDER,(4014PS)	
1	70022154	1	ROD A	
2	70020944	2	CYLINDER HEAD A	
3	70020945	1	SEAL KIT A	

SECTION 5 - DRIVE TRAIN

FIGURE 5-39. STEERING CYLINDER - 4017PS



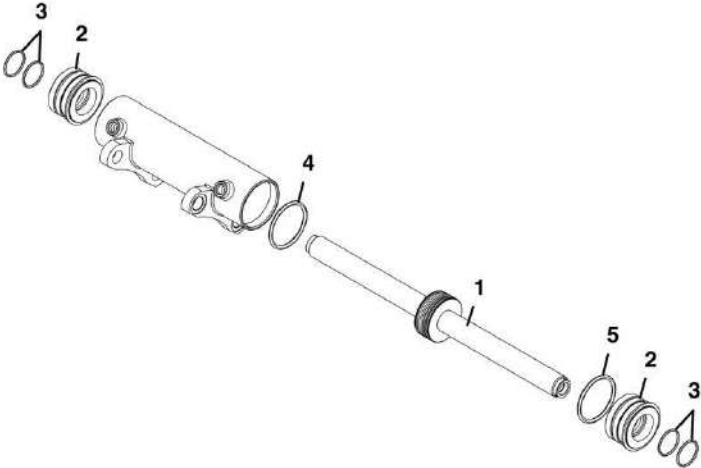
SECTION 5 - DRIVE TRAIN

FIGURE 5-39. STEERING CYLINDER - 4017PS

ITEM	PART NUMBER	QTY	DESCRIPTION	REV
	70021010	1	STEERING CYLINDER, (4017PS)	
1	70021833	1	ROD	
2	70021832	2	CYLINDER HEAD	
3	70021831	1	SEAL KIT	

SECTION 5 - DRIVE TRAIN

FIGURE 5-40. STEERING CYLINDER - 4014PS



PAM8380

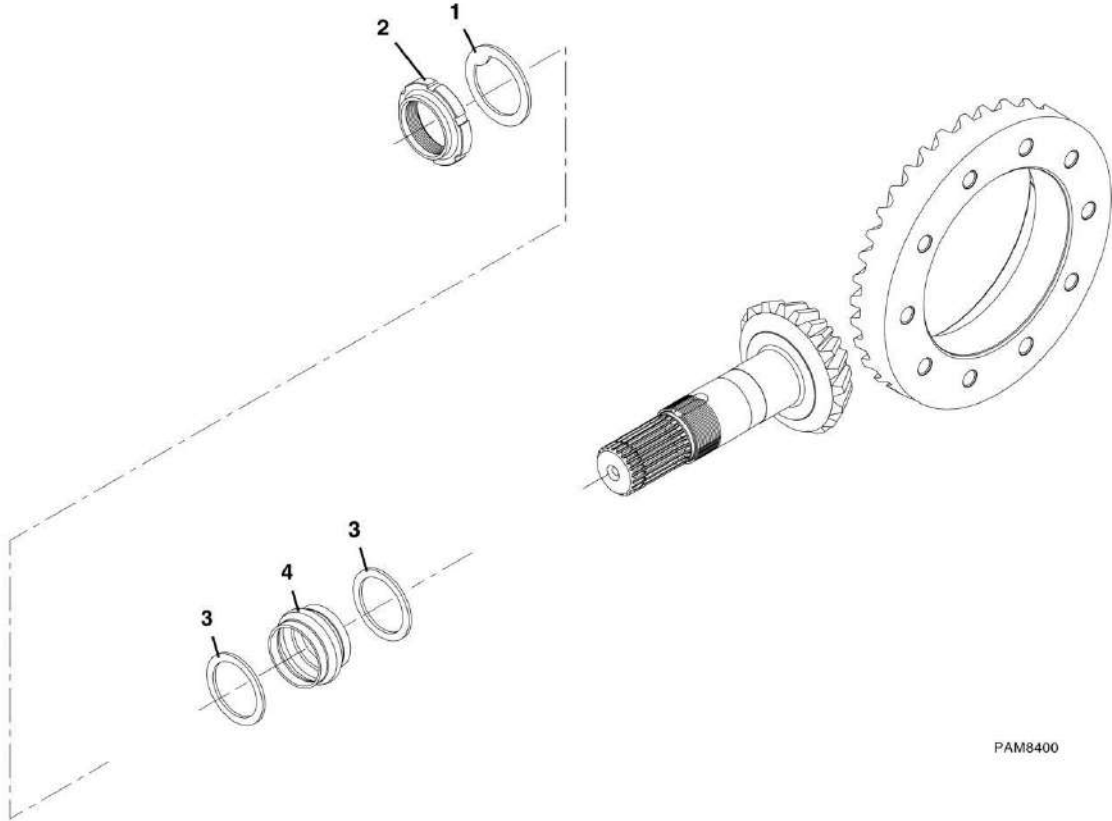
SECTION 5 - DRIVE TRAIN

FIGURE 5-40. STEERING CYLINDER - 4014PS

ITEM	PART NUMBER	QTY	DESCRIPTION	REV
	70020941	1	STEERING CYLINDER (4014PS)	
1	70025869	1	ROD B	
2	70025870	2	CYLINDER HEAD B	
3	70025871	1	SEAL KIT B	
4	70025872	1	MAGNETIC RING	
5	70025873	1	MAGNETIC RING	

SECTION 5 - DRIVE TRAIN

FIGURE 5-41. BEVEL GEAR SET - 4014PS & 4017PS



PAM8400

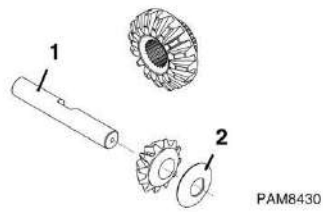
SECTION 5 - DRIVE TRAIN

FIGURE 5-41. BEVEL GEAR SET - 4014PS & 4017PS

ITEM	PART NUMBER	QTY	DESCRIPTION	REV
	70020948	1	BEVEL GEAR SET, (Front Axle), (4014PS)	
	70021004	1	BEVEL GEAR SET 11/37, (Rear Axle), (4014PS)	
	70021017	1	BEVEL GEAR SET 11/32, (Front Axle), (4017PS)	
	70021035	1	BEVEL GEAR SET 11/32, (Rear Axle), (4017PS)	
1	91474100	1	LOCKWASHER	
2	91474101	1	RING NUT	
3	91474102	2	WASHER	
4	70020949	1	COLLAPSIBLE SPACER	

SECTION 5 - DRIVE TRAIN

FIGURE 5-42. DIFFERENTIAL KIT



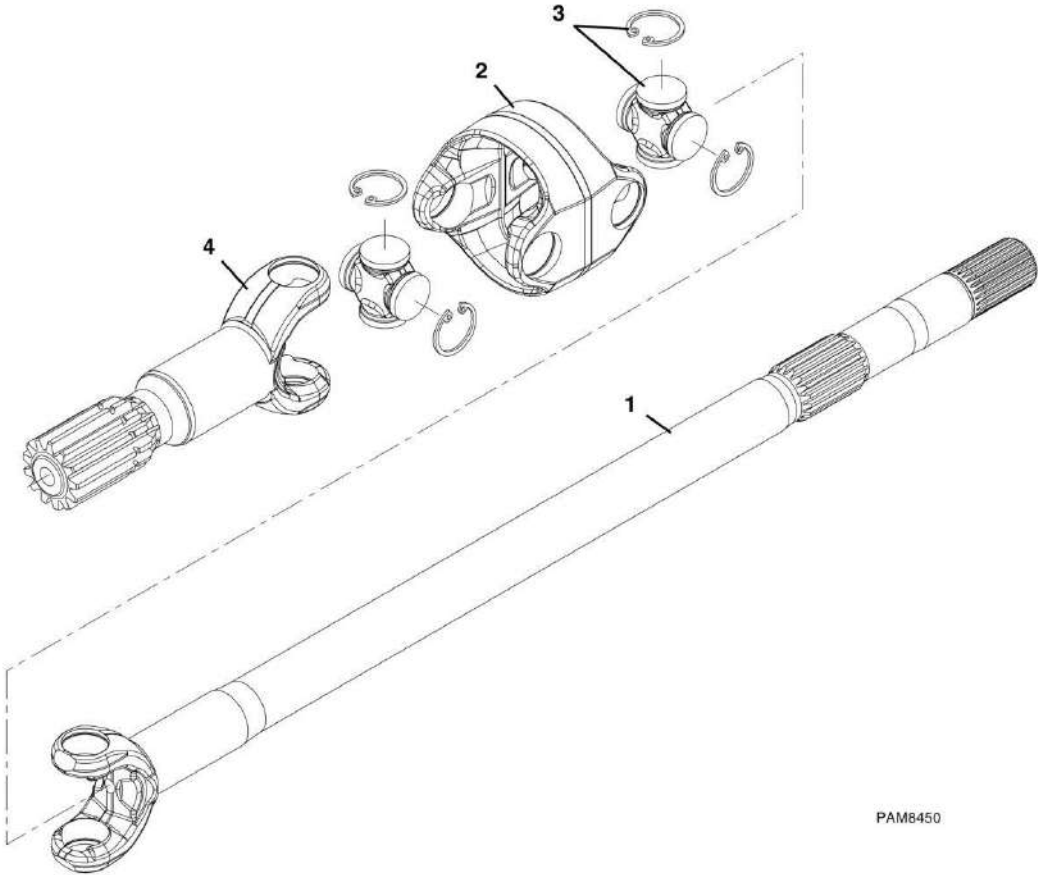
SECTION 5 - DRIVE TRAIN

FIGURE 5-42. DIFFERENTIAL KIT

ITEM	PART NUMBER	QTY	DESCRIPTION	REV
	70020965	1	DIFFERENTIAL KIT, (Front Axle)	
	70025915	1	DIFFERENTIAL KIT, (Rear Axle)	
1	70020966	2	SHAFT	
2	91364054	4	THRUST WASHER	

SECTION 5 - DRIVE TRAIN

FIGURE 5-43. DOUBLE JOINT - 4014PS



PAM8450

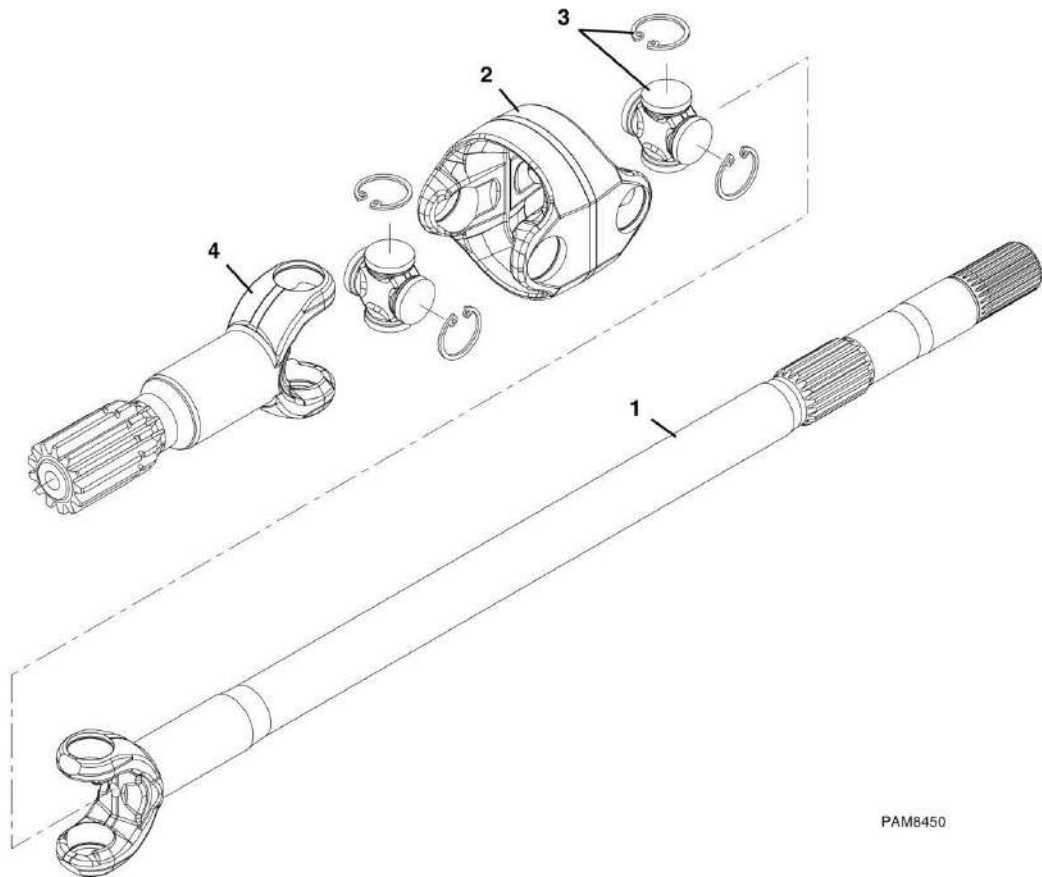
SECTION 5 - DRIVE TRAIN

FIGURE 5-43. DOUBLE JOINT - 4014PS

ITEM	PART NUMBER	QTY	DESCRIPTION	REV
	70020968	2	DOUBLE JOINT, (4014PS)	
1	70025875	2	FORK	
2	8035189	2	CENTRAL BODY	
3	8035190	4	SPIDER	
4	70025876	2	FORK	

SECTION 5 - DRIVE TRAIN

FIGURE 5-44. DOUBLE JOINT - 4017PS



PAM8450

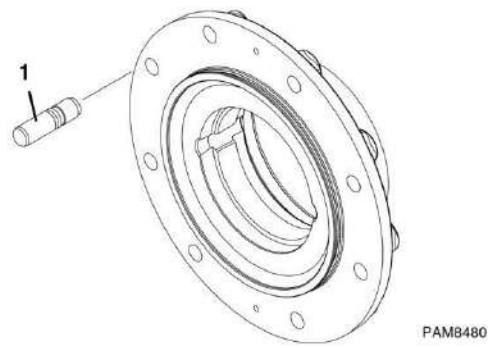
SECTION 5 - DRIVE TRAIN

FIGURE 5-44. DOUBLE JOINT - 4017PS

ITEM	PART NUMBER	QTY	DESCRIPTION	REV
	70021019	2	DOUBLE JOINT (4017PS)	
1	70021032	2	FORK	
2	7029834	2	CENTRAL BODY	
3	91474632	4	SPIDER	
4	70021034	2	FORK	

SECTION 5 - DRIVE TRAIN

FIGURE 5-45. WHEEL HUB KIT - 4014PS



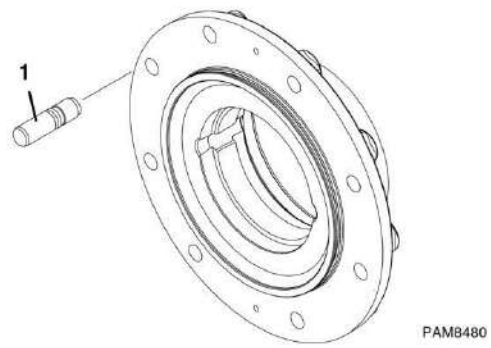
SECTION 5 - DRIVE TRAIN

FIGURE 5-45. WHEEL HUB KIT - 4014PS

ITEM	PART NUMBER	QTY	DESCRIPTION	REV
1	70020972	2	WHEEL HUB KIT, (4014PS)	
	70020973	16	STUD	

SECTION 5 - DRIVE TRAIN

FIGURE 5-46. WHEEL HUB KIT - 4017PS



SECTION 5 - DRIVE TRAIN

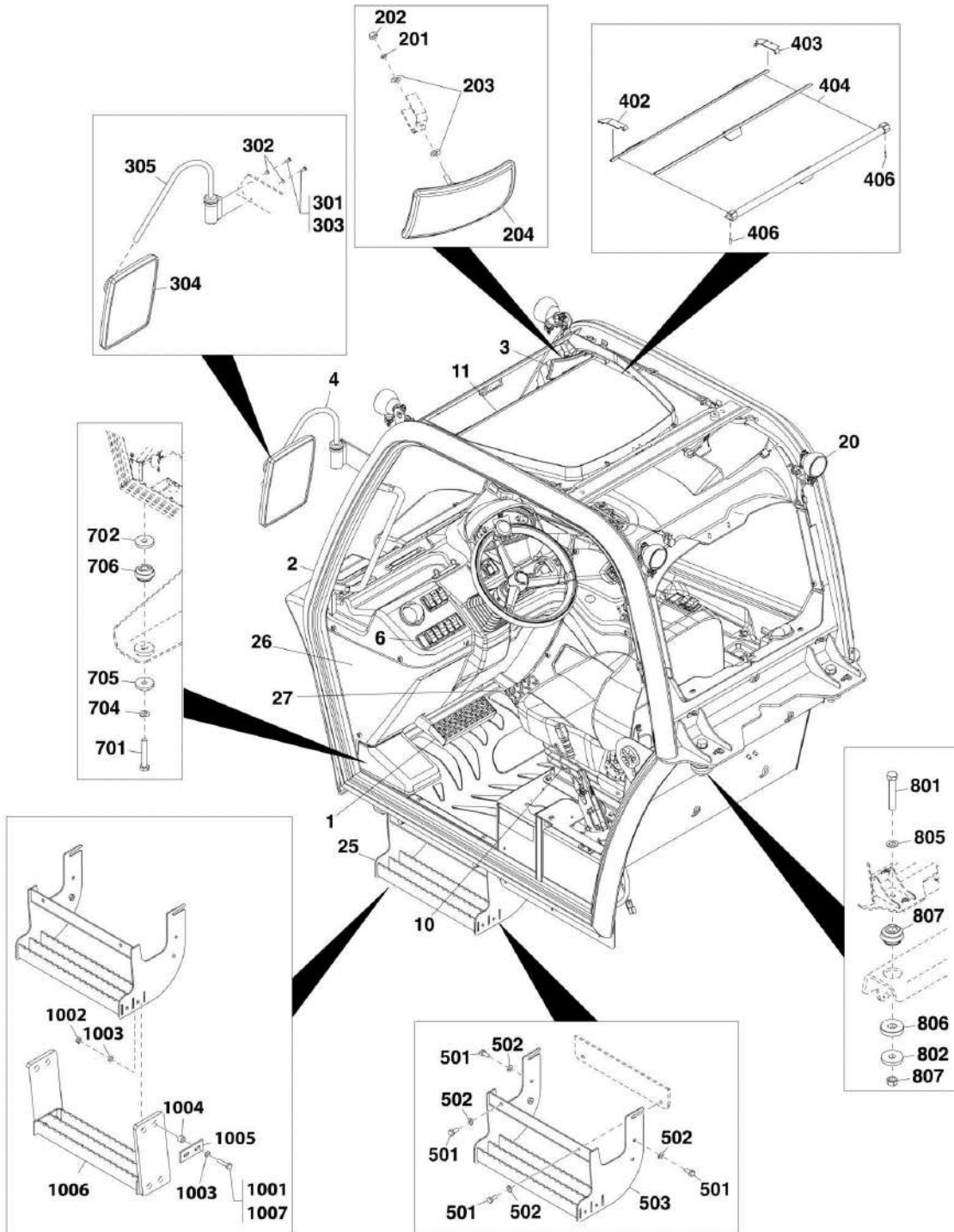
FIGURE 5-46. WHEEL HUB KIT - 4017PS

ITEM	PART NUMBER	QTY	DESCRIPTION	REV
1	70021023	2	WHEEL HUB KIT, (4017PS)	
	70021024	20	STUD	

SECTION 6 - CAB

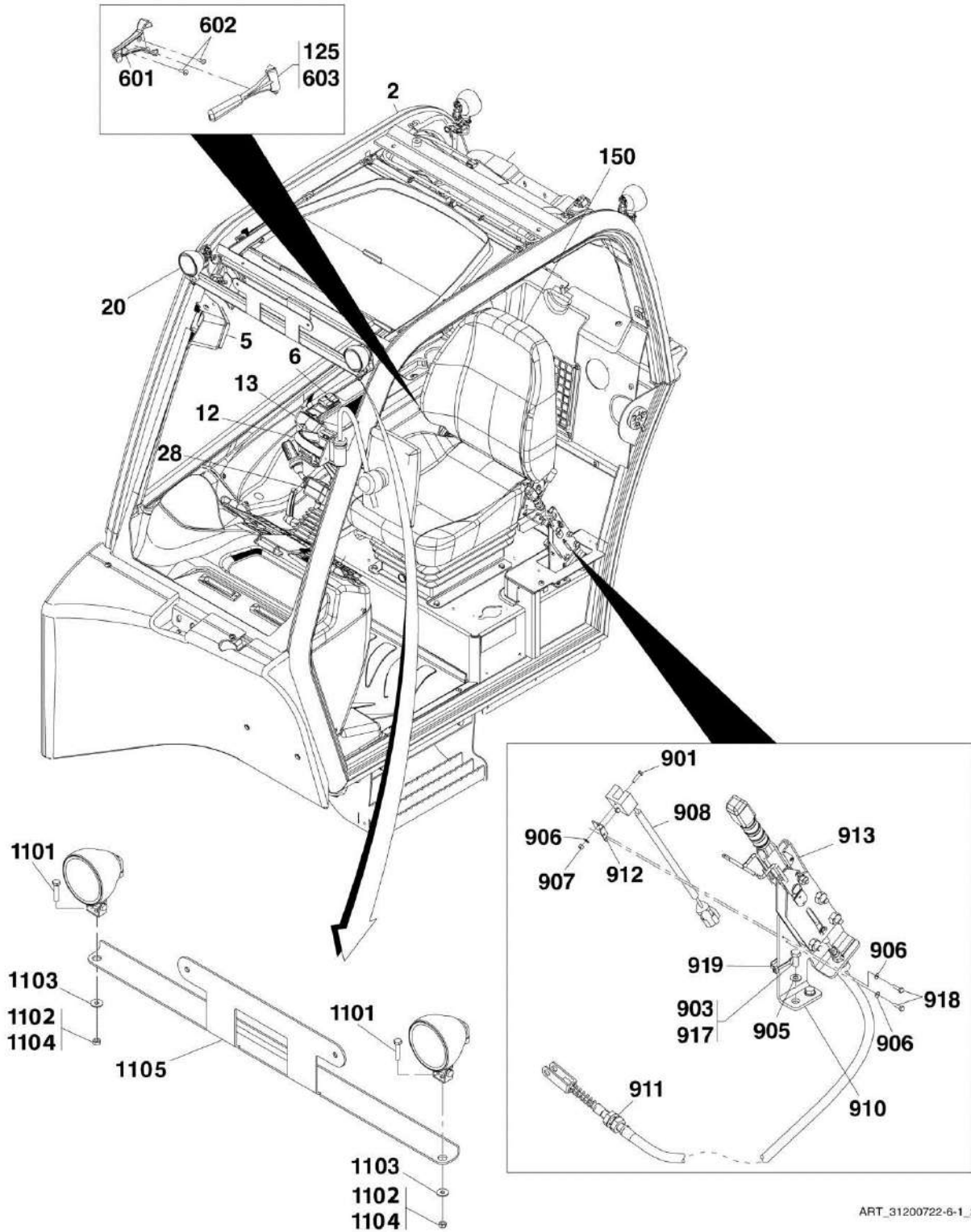
SECTION 6 - CAB

FIGURE 6-1. CAB INSTALLATION



ART_31200722-6-1_1

SECTION 6 - CAB



ART_31200722-6-1_2

SECTION 6 - CAB

FIGURE 6-1. CAB INSTALLATION

ITEM	PART NUMBER	QTY	DESCRIPTION	REV
	1001138923	1	CAB ASSEMBLY, (3706PS & 3707PS, if equipped with sun screen and roof wiper), (includes items 1 thru 41)	Y
	1001138924	1	CAB ASSEMBLY, (3706PS & 3707PS, if equipped), (includes items 1 thru 10, 12, 13, 15 thru 19 & 22-41)	Y
	1001138928	1	CAB ASSEMBLY, (4014PS & 4017PS, if equipped with sun screen and roof wiper), (includes items 1 thru 28 & 41)	X
	1001138927	1	CAB ASSEMBLY, (4014PS & 4017PS, if equipped), (includes items 1 thru 10, 12, 13, 15 thru 19, 22 thru 28 & 41)	X
1		Ref	BRAKE ASSEMBLY, (See CONTROLS SECTION for Breakdown)	
2		Ref	CAB ASSEMBLY, (See CAB ASSEMBLY for Breakdown)	
3	1001007641	1	MIRROR ASSEMBLY, (includes items 201 thru 204)	B
4	1001142723	1	MIRROR INSTALLATION, (not available to order, see items 301 thru 305 for service)	B
5		Ref	CAB ELECTRICAL INSTALLATION, (See ELECTRICAL SECTION for Breakdown)	
6		Ref	CAB SWITCHES, (See ELECTRICAL SECTION for Breakdown)	
8		Ref	RADIO INSTALLATION, (not shown), (See ELECTRICAL SECTION for Breakdown)	D
9		Ref	CAB ROOF WIRING, (not shown), (See ELECTRICAL SECTION for Breakdown)	
10	1001090272	Ref	HAND BRAKE INSTALLATION, (not available to order, see items 901 thru 919 for service)	J
11	1001090274	1	SUN SCREEN WINDOW ASSEMBLY, (includes items 402 thru 406)	D
12		Ref	STEERING COLUMN, (See CONTROLS SECTION for Breakdown)	
13		Ref	JOYSTICK, (See CONTROLS SECTION for Breakdown)	
14		Ref	ROOF WIPER, (not shown), (See WIPER INSTALLATIONS for Breakdown)	
15		Ref	REAR WIPER, (not shown), (See WIPER INSTALLATIONS for Breakdown)	
18		Ref	UGM INSTALLATION, (not shown), (See ELECTRICAL SECTION for Breakdown)	
19		Ref	LMI INSTALLATION, (not shown), (See ELECTRICAL SECTION for Breakdown)	
20		Ref	CAB FLOOD LIGHTS, (See ELECTRICAL SECTION for Breakdown)	
22		Ref	FRONT WIPER, (not shown), (See WIPER INSTALLATIONS for Breakdown)	
23		Ref	POWER DISTRIBUTION INSTALLATION, (not shown), (See ELECTRICAL SECTION for Breakdown)	
25	1001127517	Ref	STEP INSTALLATION, (not available to order, see 501 thru 503 for service) (Prior to SN 1160008047)	A
25	1001193204	Ref	STEP INSTALLATION, (not available to order, see 501 thru 503 for service) (SN 1160008047 to Present)	C
26		Ref	INTERIOR COVER INSTALLATION, (See INTERIOR INSTALLATION for Breakdown)	
27		Ref	ACCELERATOR PEDAL, (See CONTROLS SECTION for Breakdown)	
41		Ref	WIRE HARNESS INSTALLATION, (not shown), (See ELECTRICAL SECTION for Breakdown)	
150		Ref	SEAT, (See SEAT ASSEMBLIES for Breakdown)	
201	1001008475	1	LOCKWASHER, #12	
202	1001008604	1	HEX NUT	
203	1001009124	2	WASHER	

SECTION 6 - CAB

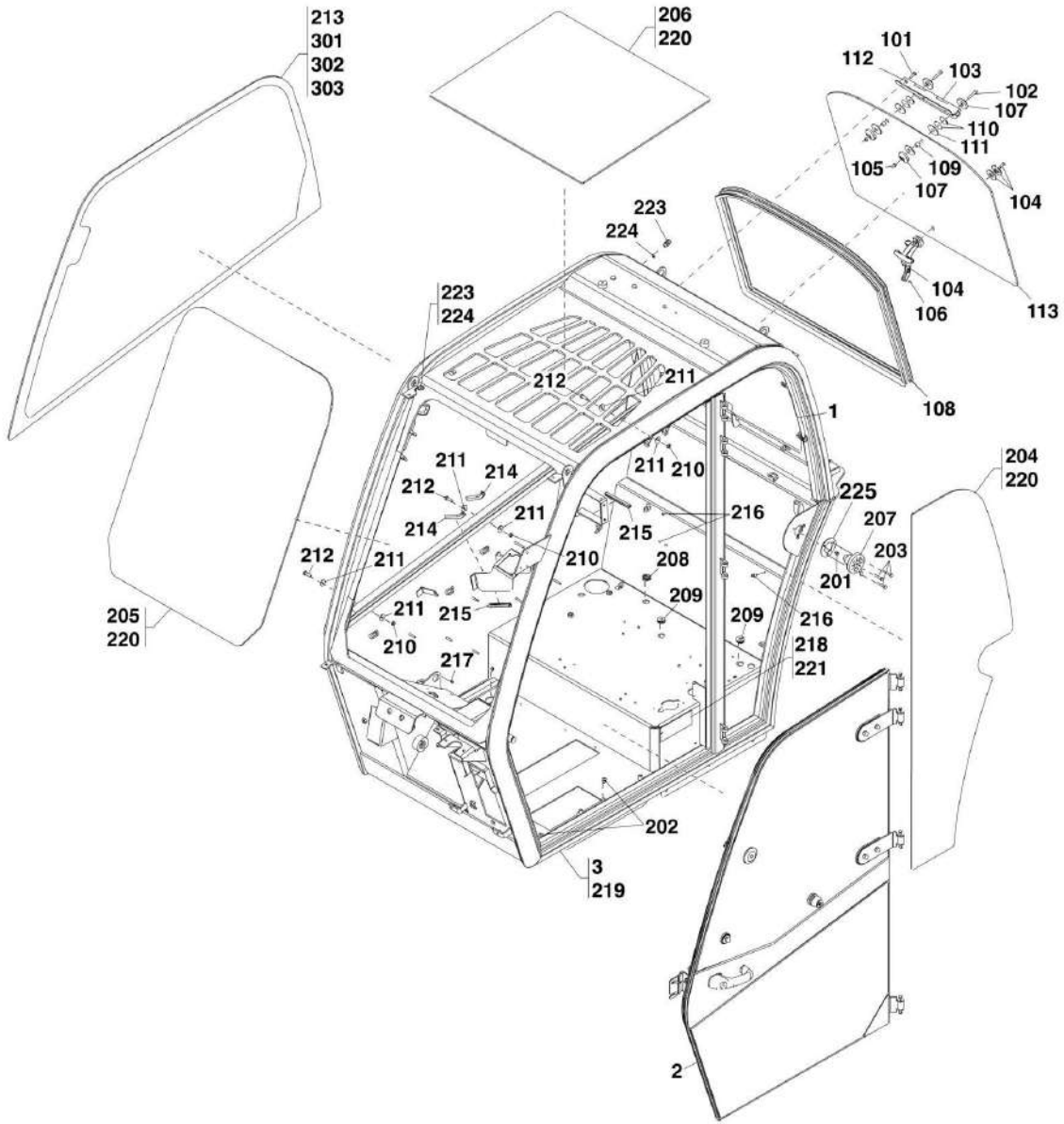
ITEM	PART NUMBER	QTY	DESCRIPTION	REV
204	1001010839	1	MIRROR	
301	0760608	2	HEX HD CAPSCREW, M6X16, GR8.8	
302	4811700	2	WASHER, 6mm	
303	1001095650	AR	LOCTITE 243	
304	1001142726	1	CONVEX MIRROR	
305	1001142727	1	CAB MIRROR BRACKET	
402	1001002975	1	SUNSCREEN BRACKET	
403	1001002976	1	SUNSCREEN LH BRACKET	
404	1001092348	1	SUN SCREEN VISOR	
406	1001111147	2	SELF TAPPING SCREW	
501	0761012	4	HEX HD CAPSCREW, M10X25, GR8.8	
502	4812000	4	WASHER, 10mm	
503	1001127516	1	STEP BRACKET (Prior to SN 1160008047)	
503	1001193205	1	STEP BRACKET (SN 1160008047 to Present)	
601	1001006955	1	HAMMER BRACKET	
602	1001005193	2	SCREW	
603	1001006954	1	HAMMER	
	1001094700	Ref	FRONT CAB MOUNTING INSTALLATION, (not available to order, see items 701 thru 706 for service)	C
701	0712029	1	HEX HD CAPSCREW, M20X120, GR10.9	
702	1781813	2	DISK	
704	4812500	1	WASHER, 20mm	
705	8000565	1	RUBBER WASHER	
706	8000567	1	RUBBER MOUNT	
	1001094701	Ref	REAR CAB MOUNTING INSTALLATION, (not available to order, see items 801 thru 807 for service)	C
801	0712029	1	HEX HD CAPSCREW, M20X120, GR10.9	
802	1781813	2	DISK	
803	3332011	1	HEX NUT, M20X2.5	
805	4812500	1	WASHER, 20mm	
806	8000565	1	RUBBER WASHER	
807	8000567	1	RUBBER MOUNT	
901	0700408	1	HEX HD CAPSCREW, M4X16, GR8.8	
903	0760810	2	HEX HD CAPSCREW, M8X20, GR8.8	
905	8307222	2	WASHER, 8mm	
906	8310491	3	WASHER, 4mm	
907	3290405	1	HEX LOCKNUT, M4X0.7	
908	1001063529	1	SENSOR	
910	1001188047	1	BRACKET	
911	1001188067	1	CABLE	
912	1001187947	1	BRACKET	
913		Ref	MECHANICAL HANDBRAKE, (See CONTROLS SECTION for Breakdown)	
917	1001095650	AR	LOCTITE 243	
918	0760405	2	HEX HD CAPSCREW, M4X20, GR8.8	
919	471678	1	CABLE BAND	
	1001096634	Ref	CAB STEP INSTALLATION, (4014PS) (if equipped), (not available to order, see items 1001 thru 1007 for service)	C
	1001210288	Ref	CAB STEP INSTALLATION, (3707PS, 33.7 & 3.7) (if equipped), (not available to order, See items 1001 thru 1007 for service)	B
1001	0761016	4	HEX HD CAPSCREW, M10X40, GR8.8	
1002	3291001	4	HEX NUT, M10X1.5, GR8.8	

SECTION 6 - CAB

ITEM	PART NUMBER	QTY	DESCRIPTION	REV
1003	4812000	8	WASHER, 10mm	
1004	1001213936	4	SPACER	
1005	1001003485	2	PLATE	
1006	1001091694	1	STEP, (4014PS)	
1006	1001210287	1	STEP, (3707PS, 33.7 & 37.7)	
1007	1001095650	AR	LOCTITE 243	
	1001181353	Ref	LICENSE PLATE BRACKET INSTALLATION, (if equipped)	A
1101	0760614	2	HEX HD CAPSCREW, M6X30, GR8.8	
1102	3290601	2	HEX NUT, M6X1	
1103	4811702	2	WASHER, 6mm	
1104	1001095650	AR	LOCTITE 243	
1105	1001181357	1	LICENSE PLATE BRACKET	

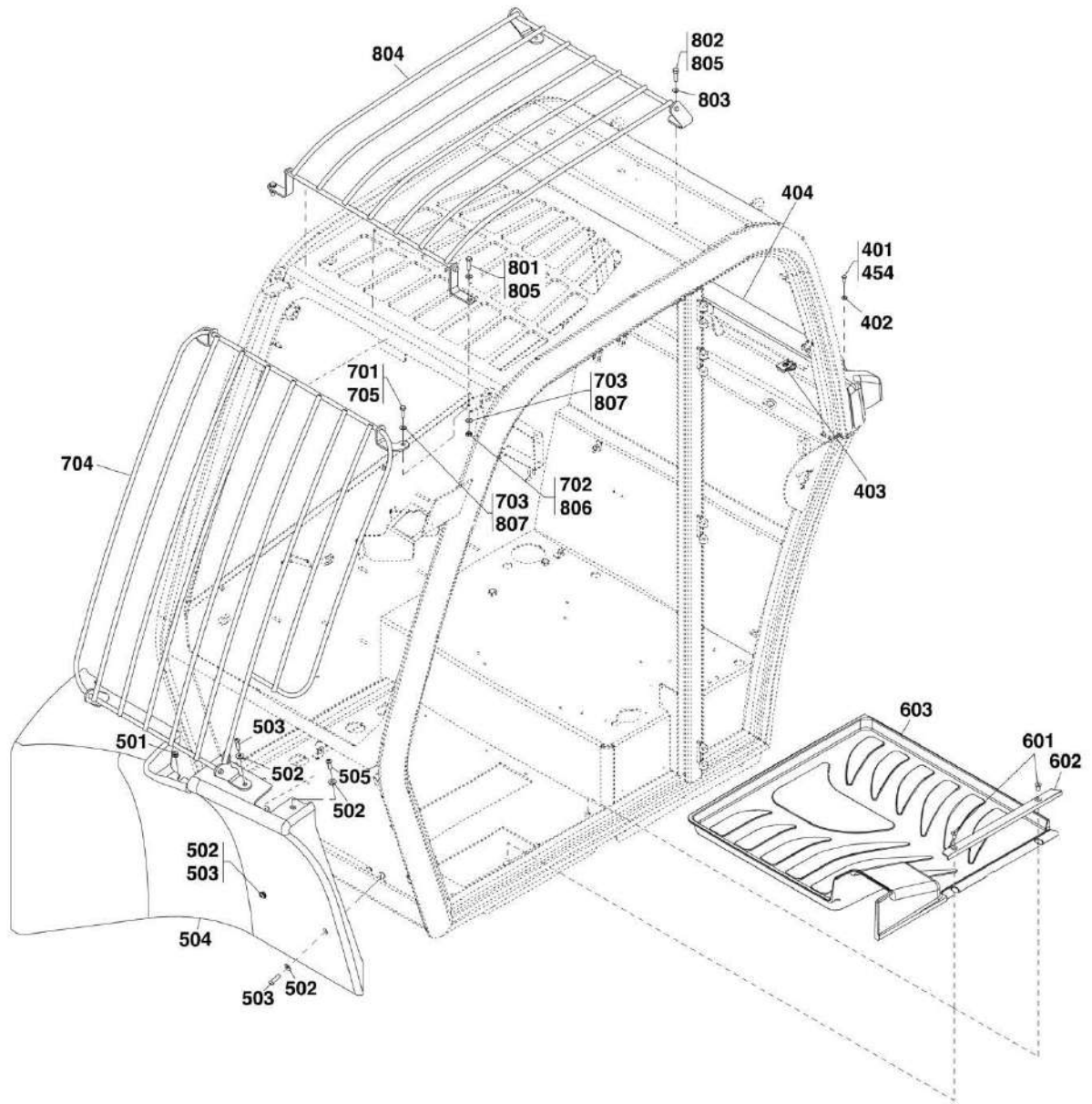
SECTION 6 - CAB

FIGURE 6-2. CAB ASSEMBLY



ART_31200722-6-2_1

SECTION 6 - CAB



ART_31200722-6-2_2

SECTION 6 - CAB

FIGURE 6-2. CAB ASSEMBLY

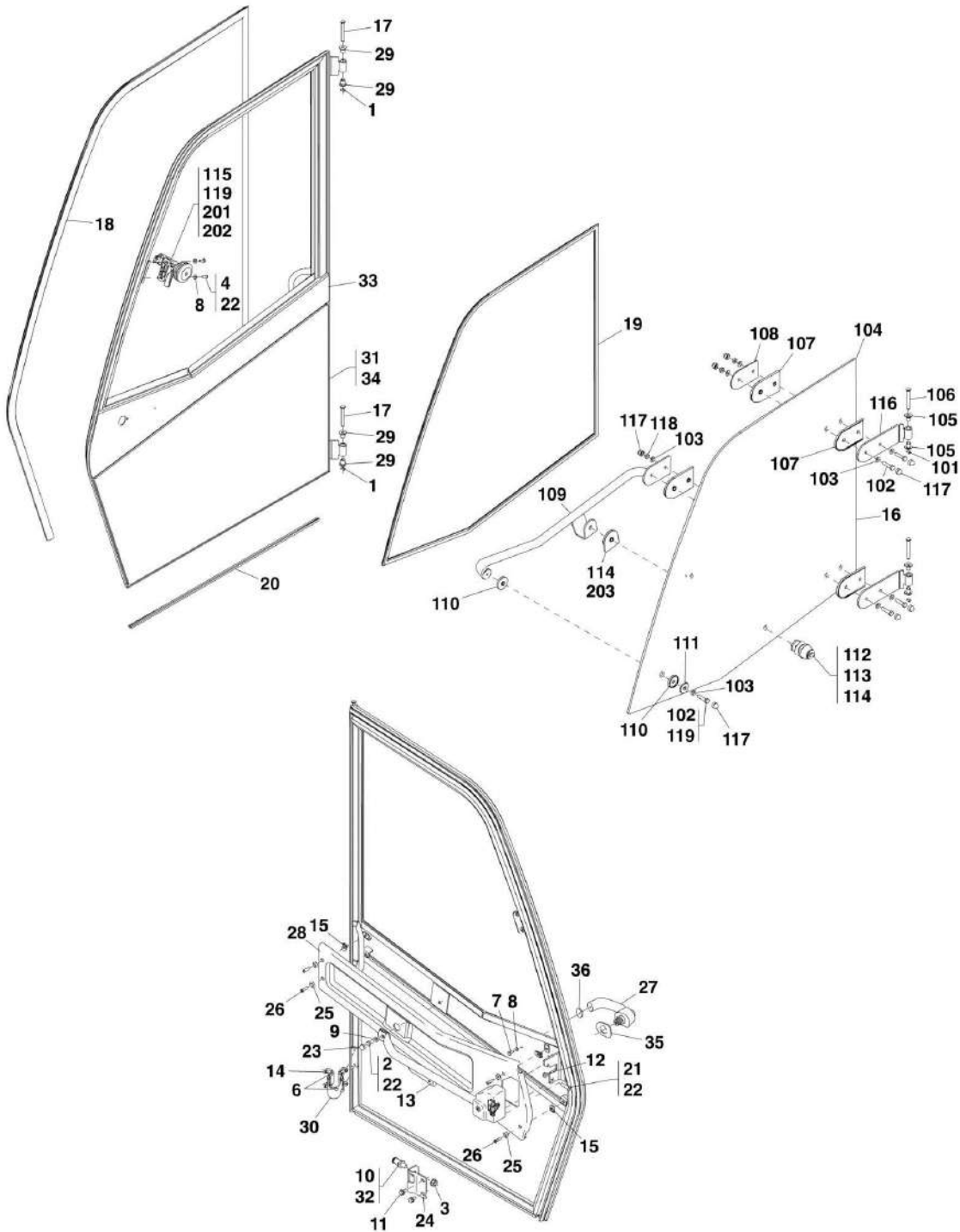
ITEM	PART NUMBER	QTY	DESCRIPTION	REV
	1001146501	1	ENCLOSED CAB ASSEMBLY, (3706PS, 3707PS, 4014PS & 4017PS), (includes items 1 thru 3) (Prior to SN 1160008090)	H
	1001178047	1	ENCLOSED CAB ASSEMBLY, (3706PS, 3707PS, 4014PS & 4017PS), (includes items 1 thru 3) (SN 1160008090 to Present)	E
1	1001094658	1	REAR WINDOW ASSEMBLY, (includes items 101 thru 113 for service)	C
2		Ref	DOOR ASSEMBLY, (See CAB DOOR for Breakdown)	
3	1001146502	1	CAB, (3706PS, 3707PS, 4014PS & 4017PS), (includes items 201 thru 209 & 213 thru 225) (Prior to SN 1160008090)	I
3	1001213059	1	CAB, (3706PS, 3707PS, 4014PS & 4017PS), (includes items 201 thru 209 & 213 thru 225) (SN 1160008090 to Present)	C
101	1001008800	3	BOLT, M6X1	
102	1001008928	2	SOCKET HD BOLT, M6X1	
103	1001003749	1	HINGE	
104	1001005368	1	LATCH ASSY	
105	1001008796	2	LOCKNUT	
106	1001003043	1	SPRING PIN	
107	1001003272	4	GLASS MOUNT	
108	1001003306	1	SEAL	
109	1001003273	2	SPACER	
110	1001122408	2	WASHER	
111	1001003274	4	WASHER	
112	1001009388	3	WASHER	
113	1001094659	1	WINDOW	
201	N.S.S.	4	RIVNUT	
202	N.S.S.	2	RIVNUT	
203	4010615	3	PAN HD CAPSCREW, M6X35	
204	1001002870	1	WINDOW	
205	1001002871	1	WINDOW	
206	1001002873	1	WINDOW	
207	1001002958	1	DOOR HOLD OPEN RETAINER	
208	1001003470	1	PLUG	
209	1001008469	2	GROMMET	
210	1001008857	3	LOCKNUT	
211	1001008944	6	WASHER	
212	1001009136	3	HEX HD CAPSCREW, M8X1.25	
213	1001002872	1	RH WINDOW, (3706PS, 3707PS, 4014PS & 4017PS)	
214	1001096465	2	TRIM	
215	1001096466	2	TRIM	
216	N.S.S.	5	RIVNUT	
217	N.S.S.	11	RIVNUT	
218	N.S.S.	2	RIVET, 4mm	
219	N.S.S.	1	WELDMENT	
220	1001111317	AR	WINDOW SEALANT	
221	N.S.S.	1	SN PLATE	
223	1001121675	4	GROMMET	
224	1001121707	4	SEAL	
225	1001169810	1	GASKET	
301	1001096470	1	GLASS	
302	1001096471	1	FRAME	
303		Ref	WINDOW SEALANT	

SECTION 6 - CAB

ITEM	PART NUMBER	QTY	DESCRIPTION	REV
	1001099169	Ref	REAR CAB COVER INSTALLATION, (if equipped),(not available to order, see items 401 thru 404 for service)	C
	1001134187	Ref	REAR CAB COVER INSTALLATION, (if equipped with A/C), (not available to order, see items 401 thru 404 & 454 for service)	A
401	0760606	4	HEX HD CAPSCREW, M6X12, GR8.8	
402	4811702	4	WASHER, 6mm	
403	8305919	4	RETAINER NUT, M6X1	
404	1001099066	1	COVER, (if equipped)	
404	1001134186	1	COVER, (if equipped with A/C)	
454	1001095650	AR	LOCTITE 243	
	1001118140	Ref	FRONT CAB COVER INSTALLATION, (if equipped with remote HVAC intake), (not available to order, see items 501 thru 505 for service)	D
	1001147375	Ref	FRONT CAB COVER INSTALLATION, (if equipped), (not available to order, see items 501 thru 504 for service)	B
	1001100862	Ref	FRONT CAB COVER INSTALLATION, (if equipped), (not available to order, see items 501 thru 505 for service)	D
501	1001003011	1	GROMMET	
502	1001008666	5	WASHER	
503	1001009162	4	BUTTON HD CAPSCREW	
504	1001157922	1	COVER, (if equipped with remote HVAC intake)	
504	1001157924	1	COVER, (if equipped)	
505	1001175533	1	BUTTON HEAD CAPSCREW, M8 X 25	
	1001101791	Ref	FLOORMAT INSTALLATION, (not available to order, see items 601 thru 603 for service)	C
601	1001160543	2	FLAT HD CAPSCREW, M8X16	
602	1001002996	1	BRACKET	
603	1001091273	1	FLOORMAT	
	1001090301	Ref	FRONT BRICK GUARD INSTALLATION, (not available to order, see items 701 thru 705 for service)	G
701	0760614	2	HEX HD CAPSCREW, M6X30, GR8.8	
702	3290601	2	HEX NUT, M6X1	
703	4811702	4	WASHER, 6mm	
704	1001091788	1	WELDMENT	
705	1001095650	AR	LOCTITE 243	
	1001091787	Ref	TOP BRICK GUARD INSTALLATION, (not available to order, see items 801 thru 807 for service)	F
801	0760614	2	HEX HD CAPSCREW, M6X30, GR8.8	
802	0760810	2	HEX HD CAPSCREW, M8X20, GR8.8	
803	4811900	2	WASHER, 8mm	
804	1001091786	1	WELDMENT	
805	1001095650	AR	LOCTITE 243	
806	3290601	2	HEX NUT, M6X1	
807	4811702	4	WASHER, 6mm	

SECTION 6 - CAB

FIGURE 6-3. CAB DOOR



ART_31200722-6-3

FIGURE 6-3. CAB DOOR

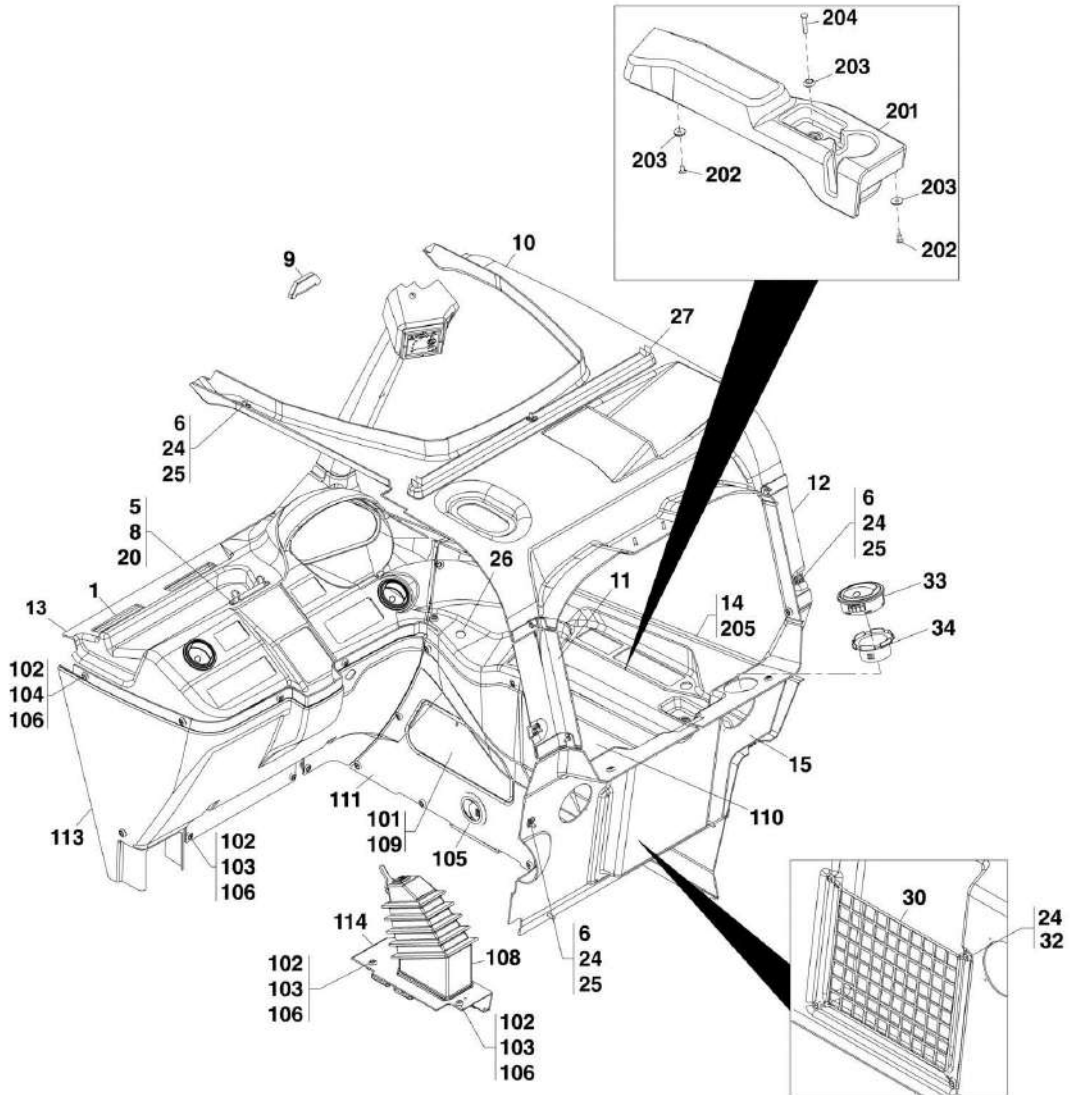
ITEM	PART NUMBER	QTY	DESCRIPTION	REV
	1001122362	1	DOOR ASSEMBLY, (3706PS, 3707PS, 4014PS, 4017PS), (includes items 1 thru 36), (Construction, Enclosed Cab) (Prior to SN 1160008090)	G
	1001178045	1	DOOR ASSEMBLY, (3706PS, 3707PS, 4014PS, 4017PS), (includes items 1 thru 36), (Construction, Enclosed Cab) (SN 1160008090 to Present)	E
1	0498748	2	SNAP RING	
2	0760808	1	HEX HD CAPSCREW, M8X16, GR 8.8	
3	3331215	1	HEX NUT, M12X1.75	
4	3900364	2	BUTTON HD CAP SCREW, M6X20	
5	3946123	1	SPACER, (not shown) (Prior to SN 1160008090)	
6	1001133089	4	POSI-DRIVE MACHINE SCREW, M5X12	
7	4010608	2	POSI-DRIVE MACHINE SCREW, M6X16	
8	4811700	4	WASHER, 6mm	
9	4811900	1	WASHER, 8mm	
10	4812100	2	WASHER, 12mm	
11	5200808	2	BOLT, M8X16	
12	5220800	2	NUT, M8	
13	8000802	1	DOOR HANDLE	
14	8001332	2	STRAP HOLDER BRACKET	
15	8305919	4	NUT, M6X1	
16	1001002868	1	WINDOW ASSEMBLY, (includes items 101 thru 119)	F
17	1001002944	2	HINGE PIN	
18	1001002961	1	DOOR FRAME SEAL	
19	1001002962	1	WINDOW SEAL	
20	1001002963	1	DOOR FRAME SEAL	
21	1001094312	2	FLAT HD SOCKET SCREW, M8X30, GR8.8	
22	1001095650	AR	LOCTITE 243	
23	1001096365	1	HEX HEAD CAP, M8	
24	1001096517	1	STRIKER MOUNT BRACKET	
25	1001097540	4	NYLON WASHER, 6mm	
26	1001132564	4	SCREW, M6X20	
27	1001178122	1	DOOR HANDLE (Prior to SN 1160008090)	
27	1001108830	1	DOOR HANDLE (SN 1160008090 to Present)	
28	1001101454	1	DOOR PANEL COVER	
29	1001107192	4	HINGE SLEEVE	
30	1001111153	1	DOOR STRAP	
31	1001111317	AR	WINDOW SEALANT ADHESIVE	
32	1001122312	1	BOLT STRIKER PIN	
33	1001122363C	1	DOOR FRAME, (Construction, Enclosed Cab) (Prior to SN 1160008090)	
33	1001122363J	1	DOOR FRAME, (Construction, Enclosed Cab) (SN 1160008090 to Present)	
33	1001122365C	1	DOOR FRAME, (Agricultural, Enclosed Cab)	
34	1001122366	1	LOWER DOOR WINDOW	
35	1001128763	1	DOOR HANDLE SEAL	
36	1001128764	1	DOOR HANDLE SEAL	
101	0498748	2	SNAP RING	
102	0700815	5	HEX HD CAPSCREW, M8X35, GR8.8, (torque to 28 Nm/21 lb-ft)	
103	4811900	8	FLAT WASHER, 8MM	
104	1001002869	1	UPPER DOOR WINDOW	

SECTION 6 - CAB

ITEM	PART NUMBER	QTY	DESCRIPTION	REV
105	1001002943	4	HINGE SLEEVE	
106	1001002944	2	HINGE PIN	
107	1001002946	4	HINGE MOUNT	
108	1001002947	1	HINGE MOUNT	
109	1001002948	1	HANDLE ASSEMBLY	
110	1001002953	2	RUBBER MOUNT	
111	1001002954	1	HANDLE WASHER	
112	1001002955	1	STRICKER LATCH	
113	1001002956	1	LATCH SPECIAL WASHER	
114	1001002957	1	LATCH MOUNT	
115	1001002959	1	WINDOW HANDLE	
116	1001002997	2	HINGE ASSEMBLY	
117	1001096365	8	CAP, 8mm	
118	1001008857	3	LOCKNUT	
119	1001095650	AR	LOCTITE 243	
201	1001165276	1	STRIKER PLATE	
202	1001165275	1	WINDOW LATCH	
203	1001169787	1	LATCH SEAL	

SECTION 6 - CAB

FIGURE 6-4. INTERIOR INSTALLATION



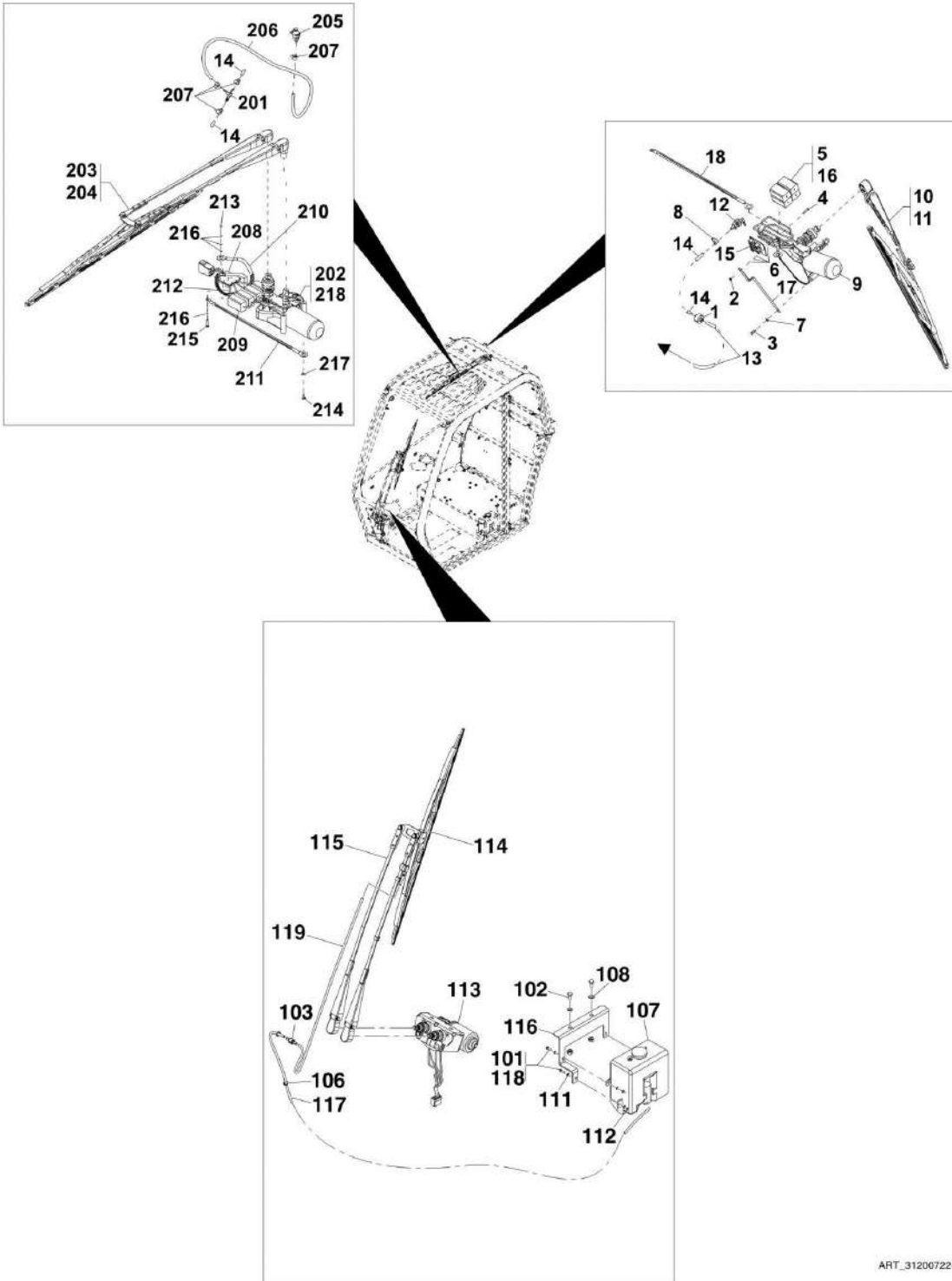
ART_31200722-6-4

FIGURE 6-4. INTERIOR INSTALLATION

ITEM	PART NUMBER	QTY	DESCRIPTION	REV
1		Ref	AIR CIRCULATION COMPONENTS, (See HEATER INSTALLATION for Breakdown)	
5	7029486	2	SCREW	
6	8305919	16	RETAINER NUT, M6X1	
8	1001005960	1	HOLDER	
9	8466306	1	LEVEL INDICATOR	
10	1001090347	1	HEADLINER COVER	
11	1001090348	1	RH POST COVER	
12	1001090349	1	LG POST COVER	
13	1001139111	1	UPPER FRONT CONSOLE COVER, (EAME)	
13	1001139513	1	UPPER FRONT CONSOLE COVER, (NACD)	
14	1001139158	1	UPPER SIDE CONSOLE COVER ASSEMBLY, (includes items 201 thru 205)	B
15	1001139160	1	REAR CAB COVER	
20	4811900	2	WASHER, 8mm	
24	1001098150	24	WASHER, M6	
25	1001132564	20	SCREW, M6X20	
26	1001102866	1	CAB GROMMET	
27	1001111076	2	SPIRE NUT	
30	1001094225	1	NET	
32	1001133260	4	SCREW	
33	1001147449	3	VENT	
34	1001149278	3	VENT CONNECTOR	
101	2080092	1	THUMB SCREW, M6X16mm	
102	8305919	26	RETAINER NUT	
103	1001097540	17	WASHER, M6	
104	1001098150	8	WASHER, M6	
105		Ref	AIR CIRCULATION COMPONENTS, (See HEATER INSTALLATION for Breakdown)	
106	1001132564	25	SCREW, M6X20	
108	1001121674	1	PARK BRAKE GAITOR COVER	
108	1001155589	1	HYD HAND BRAKE, COVER, (4014PS & 4017PS)	
109	1001139230	1	FUSE BOX COVER	
110	1001139231	1	RH REAR COVER	
111	1001139232	1	SIDE CONSOLE COVER	
113	1001139235	1	LOWER FRONT CONSOLE COVER	
114	1001139236	1	LH REAR COVER	
201	1001143657	1	ARMREST	
202	1001097538	2	SCREW, M6X12	
203	1001097540	3	WASHER, M6	
204	1001104277	1	SCREW, M6X35	
205	1001139159	1	UPPER SIDE CONSOLE COVER	

SECTION 6 - CAB

FIGURE 6-5. WIPER INSTALLATIONS



ART_31200722-6-5

FIGURE 6-5. WIPER INSTALLATIONS

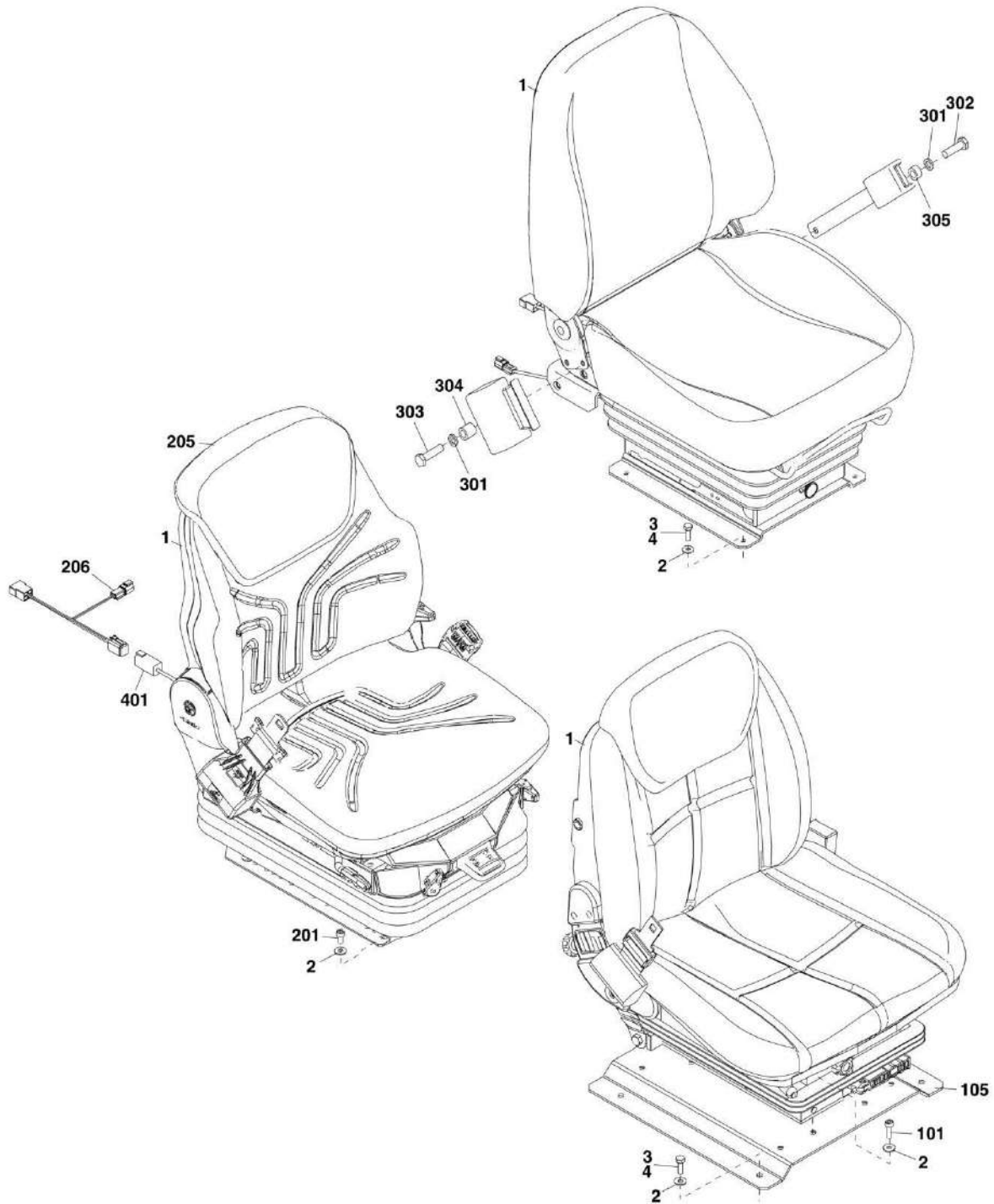
ITEM	PART NUMBER	QTY	DESCRIPTION	REV
	1001146291	Ref	REAR WIPER INSTALLATION, (not available to order, see items 1 thru 18 for service)	B
1	1366865	1	CHECK VALVE	
2	3290301	1	HEX NUT, M3X0.5	
3	3940606	1	SCREW	
4	4010308	1	SCREW, M3X16	
5	4240032	4	4 IN TIE STRAP	
6	4871200	4	STAR WASHER, 3mm	
7	4871700	1	STAR WASHER, 6mm	
8	1001004141	1	CLAMP	
9	1001090334	1	REAR WIPER MOTOR	
9	70021307	1	SERVICE KIT	
10	1001090337	1	WIPER BLADE	
11	1001090342	1	WIPER ARM	
12	1001090343	1	CONNECTOR	
13	1001094541	1	HOSE	
14	1001094543	1	HOSE	
15	1001143197	1	BRACKET	
16	1001143198	4	NOISE FILTER	
17	1001152862	1	STRAP	
18	1001146339	1	STRAP	
	1001146290	Ref	FRONT WIPER INSTALLATION, (not available to order, see items 101 thru 119 for service)	G
101	0760408	3	HEX HD CAPSCREW, M4X16, GR8.8, (torque to 3.4 Nm/2.5 lb-ft)	
102	0760808	2	HEX HD CAPSCREW, M8X16, GR8.8, (torque to 28 Nm/21 lb-ft)	
103	1366865	1	CHECK VALVE	
106	4240032	4	4 IN TIE STRAP	
107	4400493	1	TANK	
108	4811900	2	WASHER, 8mm	
111	8310491	6	WASHER, 4mm	
112	8310665	3	HEX NUT, M4X0.7	
113	1001090336	1	FRONT WIPER MOTOR	
113	70021308	1	SERVICE KIT	
114	1001090339	1	WIPER BLADE	
115	1001090340	1	WIPER ARM	
116	1001178097	1	BRACKET	
117	1001094534	1	HOSE	
118	1001095650	AR	LOCTITE 243	
119	1001096565	1	HOSE	
	1001146292	Ref	ROOF WIPER INSTALLATION, (if equipped), (not available to order, see items 201 thru 217 for service)	B
	1001146557	Ref	ROOF WIPER INSTALLATION, (3706PS, 3707PS, 4014PS & 4017PS), (not available to order, see items 201, 203 thru 206 & 218)	D
201	1001008742	1	TEE FITTING	
202	1001090335	1	ROOF WIPER MOTOR	
202	70021307	1	SERVICE KIT	
203	1001090338	1	WIPER BLADE	
204	1001090341	1	WIPER ARM	
205	1001090343	1	CONNECTOR	
206	1001096563	1	HOSE	

SECTION 6 - CAB

ITEM	PART NUMBER	QTY	DESCRIPTION	REV
207	1001004141	4	CLAMP	
208	1001143197	1	BRACKET	
209	1001143198	4	NOISE FILTER	
210	1001152862	1	STRAP	
211	1001146339	1	STRAP	
212	4240032	4	4 IN TIE STRAP	
213	3290301	1	HEX NUT, M3X0.5	
214	3940606	1	SCREW	
215	4010308	1	SCREW, M3X16	
216	4871200	4	STAR WASHER, 3mm	
217	4871700	1	STAR WASHER, 6mm	
218	1001154465	1	ROOF WIPER MOTOR INSTALLATION, (includes items 202, 208 thru 217)	A

SECTION 6 - CAB

FIGURE 6-6. SEAT ASSEMBLIES



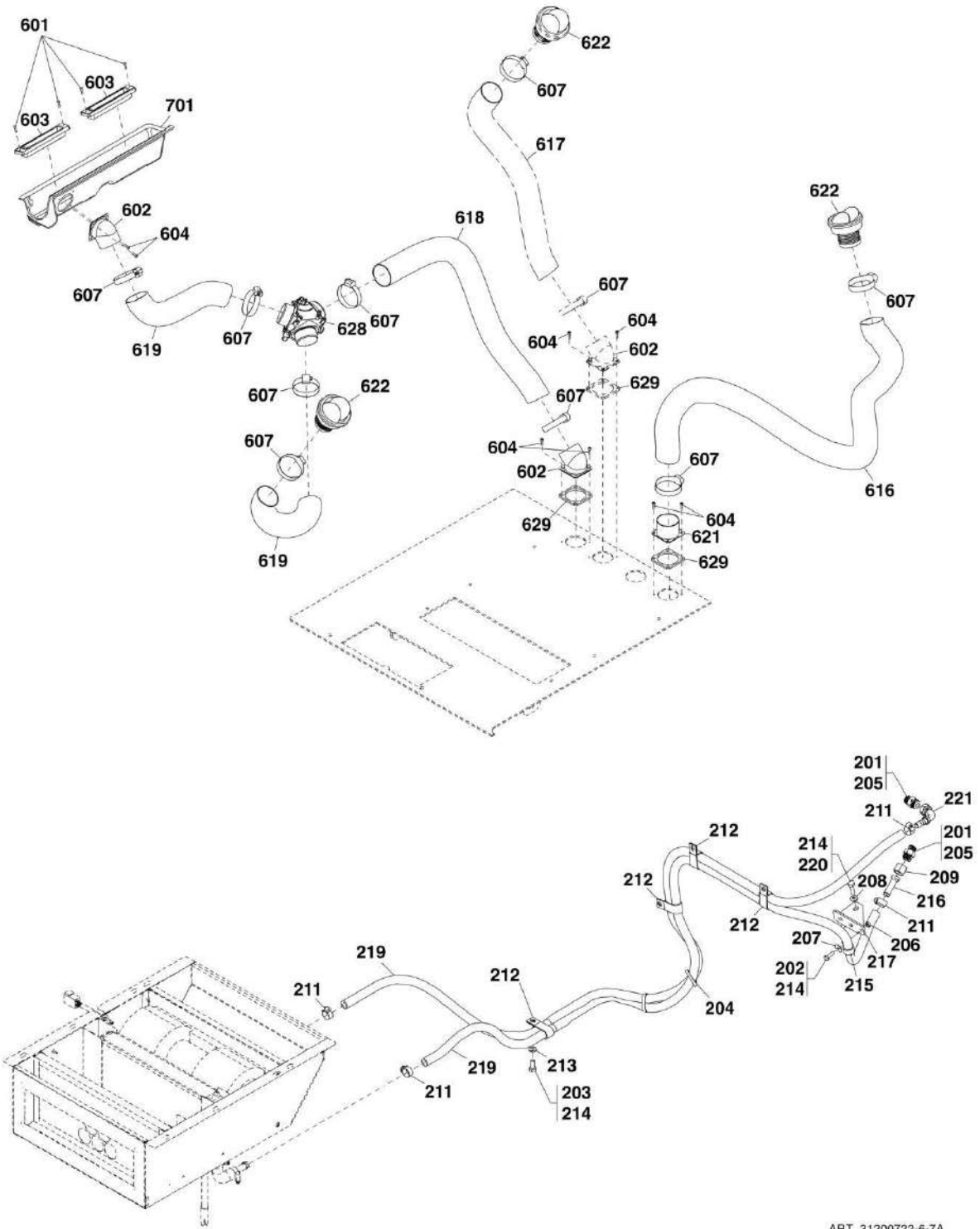
ART_31200722-6-6

FIGURE 6-6. SEAT ASSEMBLIES

ITEM	PART NUMBER	QTY	DESCRIPTION	REV
	1001136001	Ref	AIR SUSPENSION SEAT INSTALLATION, CLOTH, (if equipped), (3706PS, 3707PS, 4014PS & 4017PS), (not available to order, see items 1 thru 4 for service)	C
	1001136005	Ref	MECHANICAL SUSPENSION INSTALLATION, CLOTH, (if equipped), (3706PS, 3707PS, 4014PS & 4017PS), (not available to order, see items 1 thru 4 & 101 thru 105 for service)	C
1	1001152937	1	AIR SUSPENSION SEAT, CLOTH, (if equipped), (3706PS, 3707PS, 4014PS & 4017PS), (includes item 401)	
1	1001152824	1	MECHANICAL SUSPENSION SEAT, CLOTH, (if equipped), (3706PS, 3707PS, 4014PS & 4017PS),	
2	1001008666	4	HARD WASHER, (if equipped), (3706PS, 3707PS, 4014PS, 4017PS, 33.7, 37.6 & 37.7)	
2	1001008666	8	HARD WASHER, (if equipped), (3706PS, 3707PS, 4014PS & 4017PS)	
3	0770812	4	HEX HD BOLT, M8X25	
4	1001095650	AR	LOCTITE 243	
101	4031909	4	SOCKET HD CAPSCREW, M8X25	
105	1001138144	1	SEAT MOUNT BRACKET	
201	4031909	4	SOCKET HD CAPSCREW, M8X25	
205	1001152521	1	HEADREST	
206	1001154259	NLA	SEAT ADAPTER HARNESS, (no longer available, use 1001168531 for service)	
206	1001168531	1	SEAT ADAPTER HARNESS	
	1001006730	1	SEAT BELT GROUP, (if equipped), (includes items 301 thru 305)	C
301	1001010646	2	SPRING WASHER	
302	1001010647	1	LOCKING BOLT, 38mm, GR10	
303	1001010648	1	LOCKING BOLT, 44mm, GR10.9	
304	1001010649	1	SPACER	
305	1001010650	1	SPACER	
401	1001117011	1	CONNECTOR	

SECTION 6 - CAB

FIGURE 6-7. HEATER INSTALLATION



ART_31200722-6-7A

SECTION 6 - CAB

FIGURE 6-7. HEATER INSTALLATION

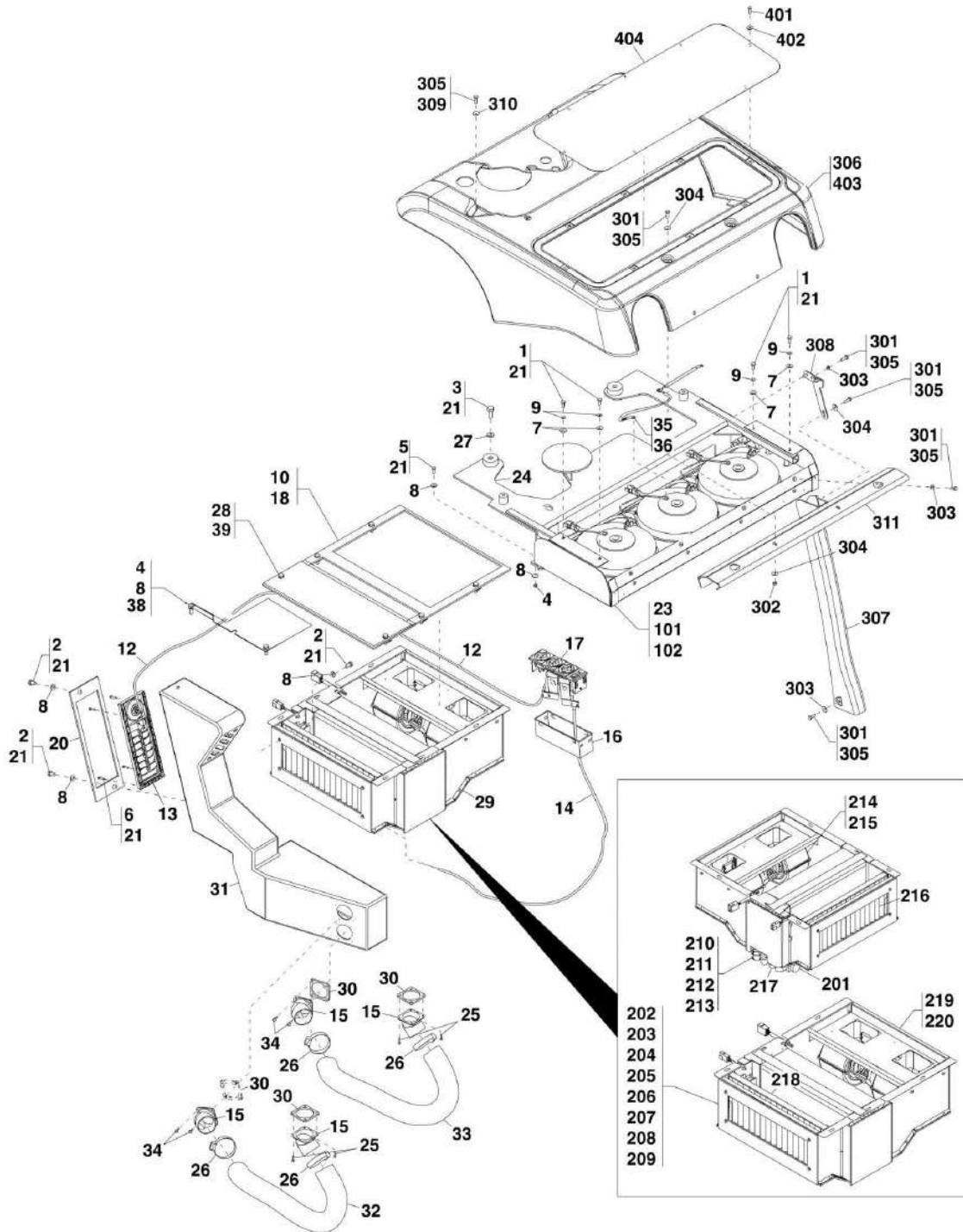
ITEM	PART NUMBER	QTY	DESCRIPTION	REV
	1001118589	Ref	HEATER INSTALLATION, (not available to order, see items 1 thru 21 for service)	G
1	0760808	6	HEX HD CAPSCREW, M8X16, GR8.8	
2	0760812	6	HEX HD CAPSCREW, M8X25, GR8.8	
3	4811900	12	WASHER, 8mm	
4	8310686	6	NUT, M8X1.25	
5	1001002992	1	PLATE	
6	1001091376	1	HEATER ASSEMBLY, (includes items 101 thru 107)	D
7	1001091383	1	CABLE	
8	1001161807	1	AC/HEATER PANEL ASSEMBLY , (includes items 151 thru 153)	B
9	1001091728	1	COVER	
10	1001091871	1	BRACKET	
11	1001091924	1	CONTROL PANEL	
12	1001092088	1	FOAM SEAL	
13	1001094140	1	FOAM SEAL	
14	1001094215	2	FOAM SEAL	
15	1001095650	AR	LOCTITE 243	
17	4031507	4	HEX HD SOCKET SCREW, M4X16	
18	1001144635	2	FOAM SEAL	
19	1001144784	2	COVER HOLE PLATE	
20	1001160062	1	CAB FLOOR COVER	
21	1001161439	2	SCREW	
101	70021122	1	VALVE	
102	70021967	2	ELBOW, 90	
103	70021124	4	CLAMP	
104	1001118231	1	VENTILATOR	
105	70024169	1	RESISTOR	
106	1001118439	1	FILTER	
107	70021127	1	HEATER	
151	1001096659	1	SEAL	
152	1001151043	1	FOAM SEAL	
153	1001160117	1	COVER PLATE	
	1001135386	Ref	CAB HEATER LINES INSTALLATION, (not available to order, see items 201 thru 221 for service)	H
201	0100020	AR	LOCTITE 567	
202	0760812	1	HEX HD CAPSCREW, M8X25, GR8.8	
203	0761012	1	HEX HD CAPSCREW, M10X25, GR8.8	
204	1062255	2	TIE STRAP	
205	2221257	2	STRAIGHT FITTING, (includes o-ring)	
206	3290801	1	HEX NUT, M8X1X1.25, GR8	
207	4811902	2	WASHER, 8mm	
208	4812000	2	WASHER, 10mm	
209	8770143	1	NUT, (includes o-ring)	
211	1001008609	4	CLAMP	
212	1001008720	4	LOOP CLIP	
213	1001009092	1	WASHER	
214	1001095650	AR	LOCTITE 243	
215	1001100319	1	CLIP	
216	1001125409	1	BARB FITTING, (includes o-ring)	
217	1001134758	1	SUPPORT PLATE	

SECTION 6 - CAB

ITEM	PART NUMBER	QTY	DESCRIPTION	REV
219	1001146153	2	HOSE ASSY	
220	0761015	2	HEX HD CAPSCREW, M10X35, GR8.8	
221	1001137296	1	ELBOW, 90, (includes o-ring)	
	1001094632	Ref	HEATER/AC UNIT GUARD SHIELD INSTALLATION, (if equipped), (3706PS, 4017PS & 37.6) (not available to order, see items 301 thru 306 for service)	F
	1001127290	1	HEATER/AC UNIT GUARD SHIELD INSTALLATION, (if equipped), (3707PS, 4014PS, 33.7 and 37.7) (not available to order, see items 301 thru 305 for service)	D
301	0761014	4	HEX HD CAPSCREW, M10X30, GR8.8, (torque to 55 Nm/41 lb-ft)	
302	4812000	4	WASHER, 10 MM, (3706PS, 4017PS & 37.6)	
302	4812000	5	WASHER, 10 MM, (3707PS, 4014PS, 33.7 & 37.7)	
303	1001149589J	1	GUARD BRACKET, (3706PS, 4017PS & 37.6)	
303	1001127396	1	GUARD BRACKET (3707PS, 4014PS, 33.7 & 37.7)	
304	1001155932	1	GUARD SHIELD,(3706PS, 4017PS & 37.6)	
304	1001145250	1	GUARD SHIELD, (3707PS, 4014PS, 33.7 & 37.7)	
305	1001146121	4	SEAL, (3706PS, 4017PS & 37.6)	
305	1001146121	3	SEAL, (3707PS, 4014PS, 33.7 & 37.7)	
307	0761010	1	HEX HD CAPSCREW, M10X30, GR8.8, (torque to 55 Nm/41 lb-ft) (3707, 4014, 33.7 & 37.7)	
	1001118366	Ref	REMOTE INTAKE INSTALLATION, (not available to order, see items 401 thru 405 for service)	B
401	1001116495	1	WELDMENT	
402	1001118022	1	FILTER	
403	4031909	2	SOCKET HD CAPSCREW, M8X25	
404	4811902	2	WASHER, 8mm	
405	1001095650	AR	LOCTITE 243	
505	1001110856	1	VENT (Prior to SN 1160007557, Excluding 1160006750)	
505	1001147449	1	VENT (SN 1160007557 to Present, Including 1160006750)	
601	885236	4	SCREW, M3.5X16	
602	2180869	3	ELBOW, 45	
603	3953973	2	VENT	
604	4191706	8	THREAD ROLLING SCREW, 6X12	
607	8405201	10	2-1/2 IN CLAMP	
616	1001091416	1	HOSE	
617	1001091417	1	HOSE	
618	1001091418	1	HOSE	
619	1001091419	2	HOSE	
621	1001091537	1	HOSE	
622	1001096169	3	VENT	
628	1001118228	NLA	3-WAY DUCT, (no longer available, use 1001178244 for replacement)	
628	1001178244	1	3-WAY DUCT	
629	1001144635	3	FOAM SEAL	
701		Ref	CAB INTERIOR, (See INTERIOR INSTALLATION for Breakdown)	

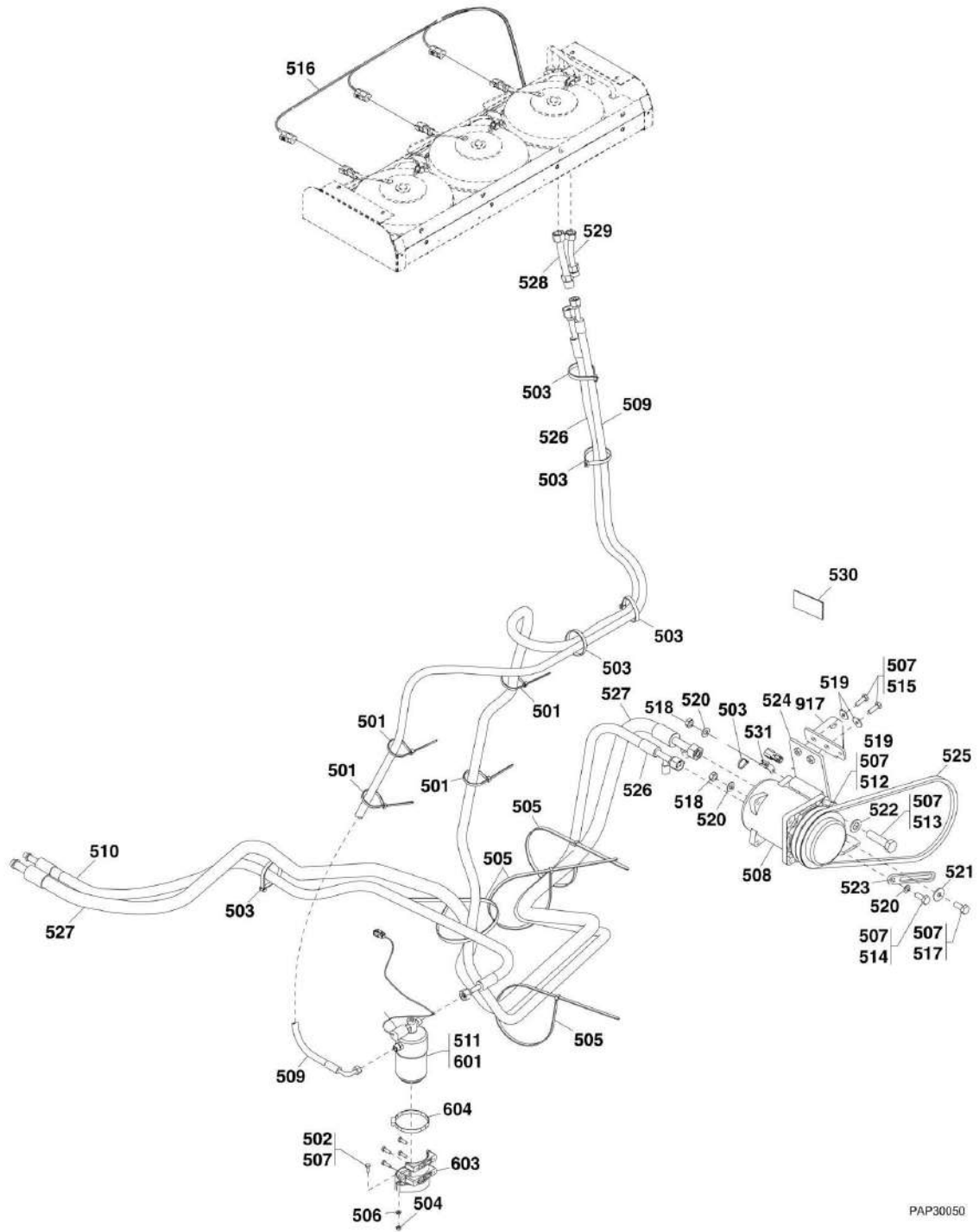
SECTION 6 - CAB

FIGURE 6-8. AIR CONDITIONING INSTALLATION



ART_31200722-6-8_1

SECTION 6 - CAB



PAP30050

SECTION 6 - CAB

FIGURE 6-8. AIR CONDITIONING INSTALLATION

ITEM	PART NUMBER	QTY	DESCRIPTION	REV
	1001144685	Ref	AIR CONDITIONING INSTALLATION, (not available to order, see items 1 thru 39 for service)	F
1	0760608	4	HEX HD CAPSCREW, M6X16, GR8.8	
2	0760808	6	HEX HD CAPSCREW, M8X16, GR8.8	
3	0760810	2	HEX HD CAPSCREW, M8X20, GR8.8	
4	0760812	8	HEX HD CAPSCREW, M8X25, GR8.8	
5	3290801	2	HEX NUT, M8X1.25	
6	3900265	4	SCREW, #8-18X3/4	
7	4811702	4	WASHER, 6mm	
8	4811900	16	WASHER, 18mm	
9	4831700	4	LOCKWASHER, 6mm	
10		Ref	HEX NUT, M8X12.5, (See HEATER INSTALLATION for Breakdown)	
12	1001091193	1	CABLE	
13	1001091194	1	VENT	
14	1001144765	1	CABLE	
15	2180869	4	ELBOW, 45	
16	1001091871	1	BRACKET	
17	1001091923	1	CONTROL PANEL	
18		Ref	FOAM SEAL, (See HEATER INSTALLATION for Breakdown)	
20	1001094215	1	FOAM SEAL	
21	1001095650	AR	LOCTITE 243	
23	1001146143	1	CONDENSER ASSEMBLY, (includes items 101 & 102)	B
24	1001142653	1	BRACKET	
25	4031507	4	SOCKET HD CAPSCREW, M4X16	
26	8405201	4	2-1/2 IN CLAMP	
27	4811902	2	WASHER, 8mm	
28		Ref	A/C HEATER PANEL, (See HEATER INSTALLATION for Breakdown)	
29	1001144345	1	HEATER WITH A/C ASSEMBLY, (includes items 201 thru 220)	D
30	1001144635	4	FOAM SEAL	
31	1001144677	1	COVER	
32	1001144678	1	TUBE	
33	1001144679	1	TUBE	
34	1001145218	8	PAN HD SCREW	
35	4871700	1	STAR LOCKWASHER, 6mm	
36	1001145448	1	CABLE	
37	1001146021	3	SEAL	
38		Ref	CAB FLOOR COVER, (See HEATER INSTALLATION for Breakdown)	
39		Ref	KNURLED HEAD SCREW, (See HEATER INSTALLATION for Breakdown)	
101	70022550	1	CONDENSOR	
102	70024381	1	12V FAN	
201	70021128	1	EXPANSION VALVE	
202	1001118308	1	O-RING	
203	70021130	1	O-RING	
204	70021131	1	INNER PLATE	
205	70021132	1	OUTTER PLATE	
206	70021133	1	SCREW, M5X35	
207	70021134	1	BOLT, M6X16	

SECTION 6 - CAB

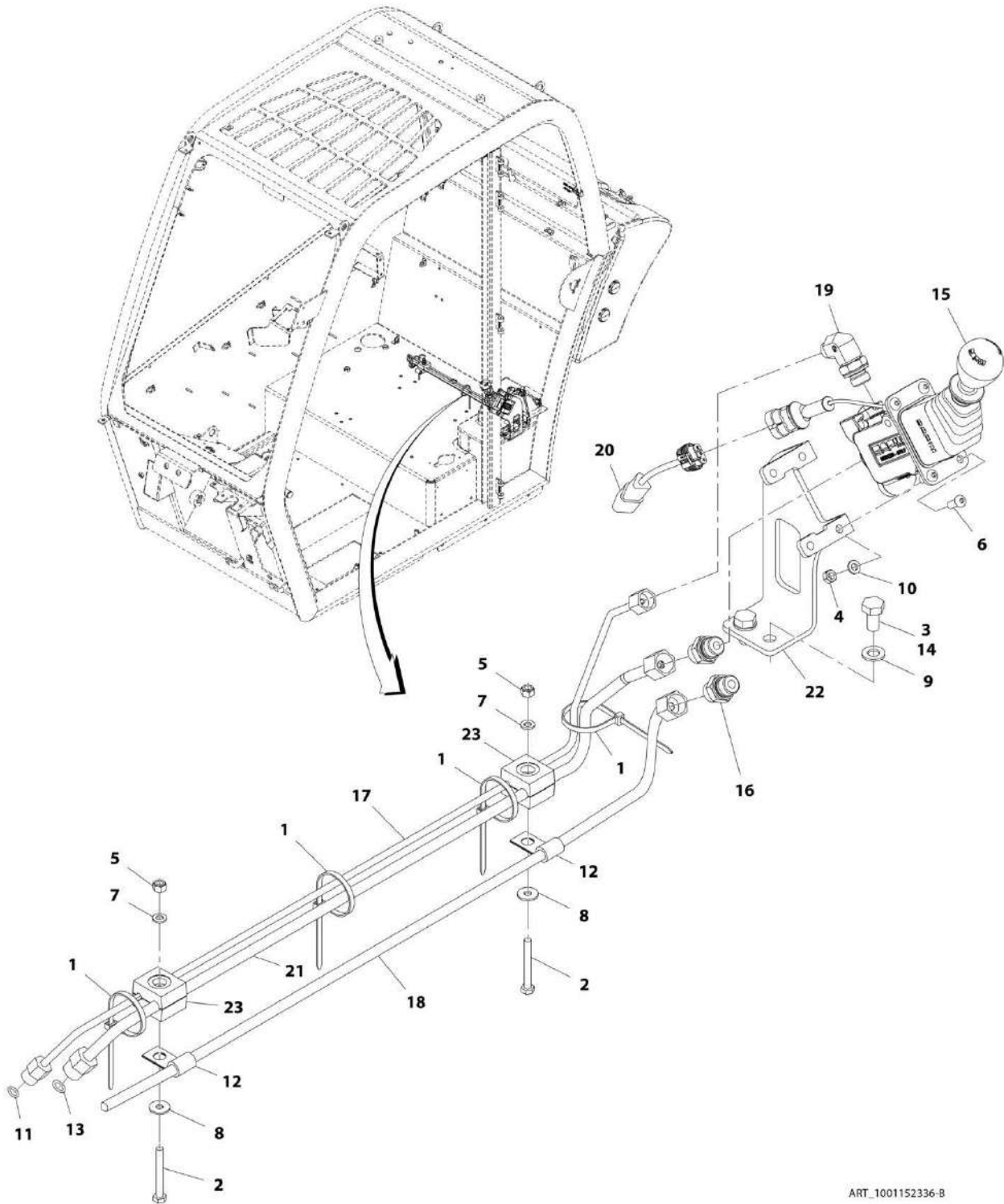
ITEM	PART NUMBER	QTY	DESCRIPTION	REV
208	70021135	1	WASHER	
209	70021136	1	CAP	
210	70021137	1	THERMOSTAT	
211	8003164	1	WATER VALVE	
212	70021967	2	ADAPTER, 90	
213	70021124	4	CLAMP	
214	1001118231	1	VENTILATOR	
215	70024169	1	RESISTOR	
216	1001118439	1	FILTER	
217	1001118229	2	DRAIN	
218	70021127	1	HEAT EXCHANGER	
219	70024170	1	EVAPORATOR	
220	70024171	1	INSULATION	
	1001139167	Ref	A/C CONDENSER COVER INSTALLATION, (3706PS, 3707PS, 4014PS & 4017PS), (not available to order, see items 301 thru 311 for service)	C
301	0760610	10	HEX HD CAPSCREW, M6X20, GR8.8	
302	3290601	2	HEX NUT, M6X1	
303	4811700	7	WASHER, 6mm	
304	4811702	5	WASHER, 6mm	
305	1001095650	AR	LOCTITE 243	
306	1001139168	1	CONDENSER COVER ASSEMBLY, (3706PS, 3707PS, 4014PS & 4017PS), (includes items 401 thru 404)	C
307	1001131205	1	COVER	
308	1001133587	1	BRACKET	
309	0761010	2	HEX HD CAPSCREW, M10X20, GR8.8	
310	4812002	2	WASHER, 10mm	
311	1001142652	1	BRACKET	
401	3900364	8	BUTTON HD CAPSCREW, M6X20, (torque to 4.42 lb-ft/6 Nm)	
402	4811702	8	WASHER, 6mm	
403	1001139169	1	COVER, (3706PS, 3707PS, 4014PS & 4017PS)	
404	1001133239	1	COVER GRILL	
	1001154296	Ref	A/C ENGINE COMPONENT INSTALLATION, (3706PS, 3707PS, 33.7, 37.6 & 37.7), (not available to order, see items 501 thru 531 for service)	D
	1001154297	Ref	A/C ENGINE COMPONENT INSTALLATION, (4014PS), (not available to order, see items 501 thru 531 for service)	D
	1001134920	Ref	A/C ENGINE COMPONENT INSTALLATION, (4017PS), (not available to order, see items 501 thru 531 for service)	J
501	471678	16	TY-WRAP	
502	0760608	2	HEX HD CAPSCREW, M6X16, GR8.8	
503	1062255	8	TY-WRAP	
504	3290601	2	HEX NUT, M6X1	
505	4240127	4	TIE STRAP	
506	4811700	2	WASHER, 6mm	
507	1001095650	AR	LOCTITE 243	
508	1001119220	1	COMPRESSOR	
509	1001136487	1	HOSE ASSY	
510	1001145329	1	HOSE ASSY	
511	1001133700	1	DRYER FILTER ASSEMBLY, (includes items 601 thru 604)	A
512	0711030	1	HEX HD CAPSCREW, M10X130, GR10.9	
513	0701620	2	HEX HD CAPSCREW, M16X60, GR8.8	
514	0711015	1	HEX HD CAPSCREW, M10X35, GR10.9	

SECTION 6 - CAB

ITEM	PART NUMBER	QTY	DESCRIPTION	REV
515	0760812	2	HEX HD CAPSCREW, M8X25, GR8.8	
516		Ref	A/C HARNESS, (See ELECTRICAL SECTION for Breakdown)	
517	0761012	1	HEX HD CAPSCREW, M10X25, GR8.8	
518	3291001	2	HEX NUT, M10X1.5, GR8	
519	4811902	2	WASHER, 8mm	
520	4812000	4	WASHER, 10mm	
521	4812002	1	WASHER, 10mm	
522	4812300	2	WASHER, 16mm	
523	1001129680	1	PLATE	
524	1001158122	1	BRACKET	
525	1001134759	1	BELT	
526	1001154313	1	DISCHARGE HOSE, (3706PS, 3707PS, 33.7, 37.6 & 37.7)	
526	1001154311	1	DISCHARGE HOSE, (4014PS)	
526	1001134525	1	DISCHARGE HOSE, (4017PS)	
527	1001154314	1	SUCTION HOSE, (3706PS, 3707PS, 33.7, 37.6 & 37.7)	
527	1001154312	1	SUCTION HOSE, (4014PS)	
527	1001146583	1	SUCTION HOSE, (4017PS)	
528	1001136545	1	SUPPLY HOSE	
529	1001136546	1	RETURN HOSE	
530	1001166868	NLA	DECAL, (no longer available, use 1001226910 for replacement)	
530	1001226910	1	DECAL	
531	1001003305	1	CLIP	
601	70021482	1	DRYER	
602	1001134049	1	PRESSURE SWITCH	
603	70021550	1	BRACKET	
604	70021551	1	CLAMP	
701		Ref	AIR CIRCULATION COMPONENTS, (not shown), (See HEATER INSTALLATION for Breakdown)	
801		Ref	HVAC GUARD INSTALLATION, (not shown), (See HEATER INSTALLATION for Breakdown)	
917		Ref	SUPPORT PLATE, (See HEATER INSTALLATION for Breakdown)	

SECTION 6 - CAB

FIGURE 6-9. CAB HYDRAULIC INSTALLATION (HYDRAULIC PARK BRAKE)



ART_1001152336-B

SECTION 6 - CAB

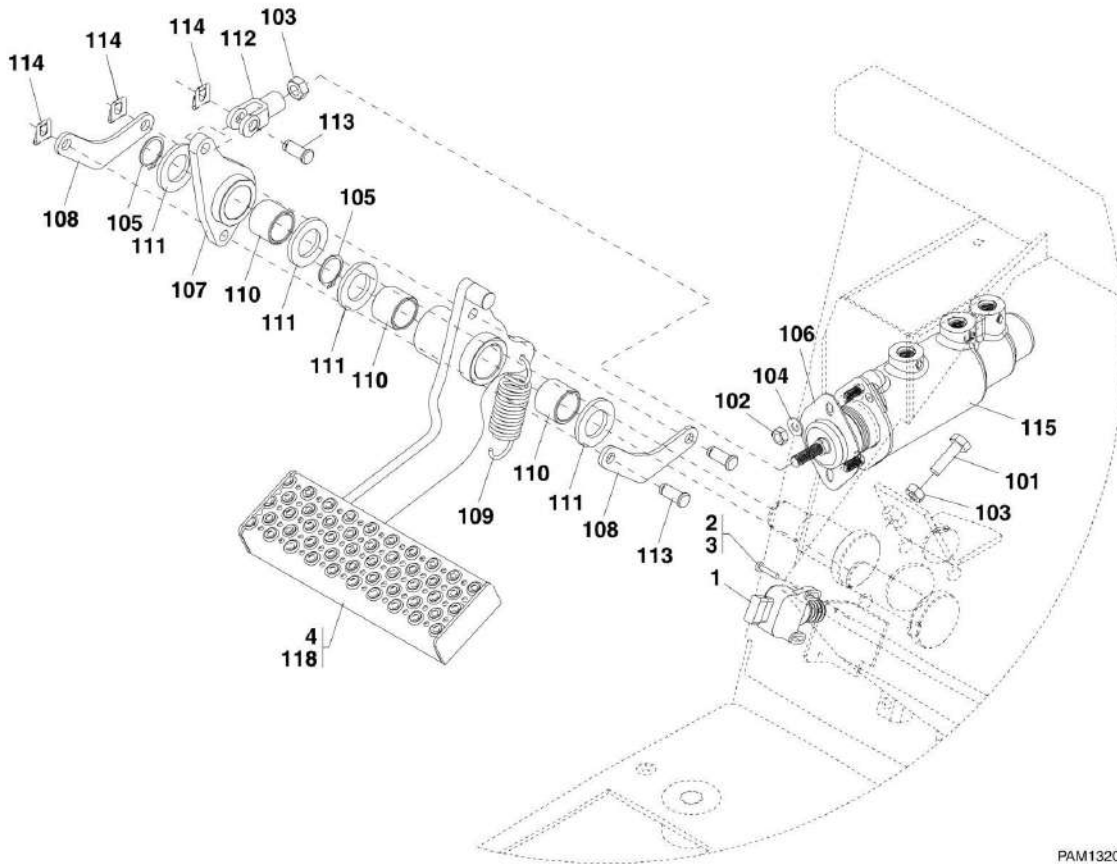
FIGURE 6-9. CAB HYDRAULIC INSTALLATION (HYDRAULIC PARK BRAKE)

ITEM	PART NUMBER	QTY	DESCRIPTION	REV
	1001152336	1	CAB HYDRAULIC INSTALLATION, (Hydraulic Park Brake)	B
1	471678	4	CABLE BAND	
2	0700618	2	HEX HD CAPSCREW, M6X50, GR8.8	
3	0761010	2	HEX HD CAPSCREW, M10X20, GR8.8	
4	3290601	4	HEX NUT, 6X1mm	
5	3290605	2	HEX LOCKNUT, M6X1	
6	3900357	4	BTNHD CAP SCR, M6 X 16	
7	4811700	2	WASHER, 2mm	
8	4811702	2	WASHER, 6mm	
9	4812000	2	WASHER, 10mm	
10	4831700	4	SPRING LOCKWASHER, 6mm	
11	1001008586	1	O-RING SEAL	
12	1001008773	2	CLIP	
13	1001008804	1	SEAL	
14	1001095650	AR	LOCTITE 243	
15		Ref	HYDRAULIC VALVE, HANDBRAKE, (See HYDRAULIC COMPONENTS SECTION for Breakdown)	
16	1001101702	2	ADAPTER, CONNECTOR, (includes o-ring)	
17	1001154953	1	PIPE	
18	1001154955	1	PIPE	
19	1001155001	1	ADAPTER, 90, (includes o-ring)	
20	1001155239	1	HARNESS LINK	
21	1001155414	1	PIPE	
22	1001155781	1	PARK BRAKE MOUNT BRACKET	
23	1001156163	2	PIPE CLAMP	

SECTION 7 - CONTROLS

SECTION 7 - CONTROLS

FIGURE 7-1. BRAKE



PAM1320

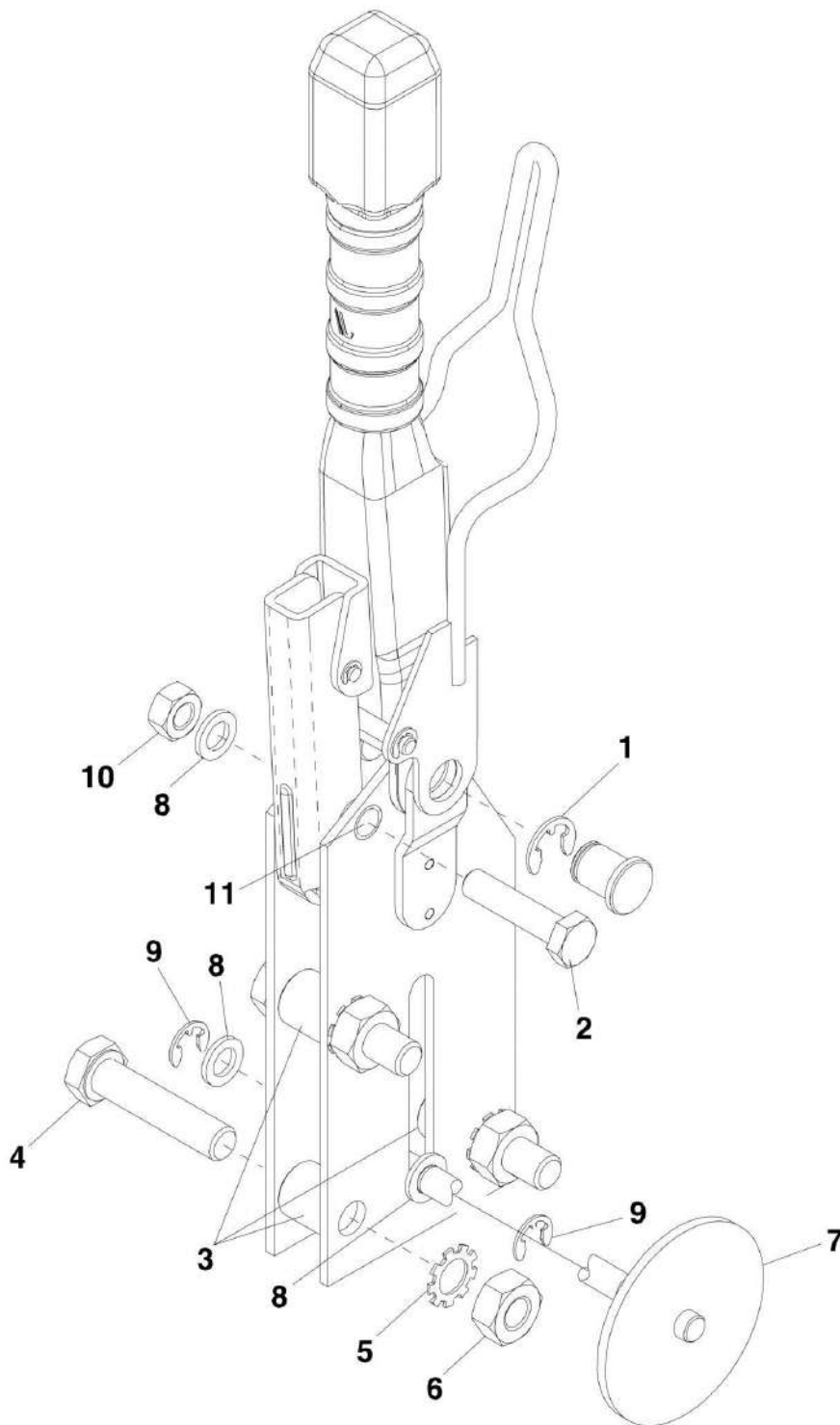
SECTION 7 - CONTROLS

FIGURE 7-1. BRAKE

ITEM	PART NUMBER	QTY	DESCRIPTION	REV
	1001002993	Ref	BRAKE INSTALLATION, (not available to order, see items 1 thru 4 for service)	B
1	4360658	1	BRAKE LIGHT SWITCH	
2	7029486	2	SCREW	
3	0100011	AR	LOCTITE 242	
4	1001097345	Ref	BRAKE PEDAL INSTALLATION, (not available to order, see items 101 thru 119 for service)	D
101	0701015	1	HEX HD CAPSCREW, 10X35mm, GR8.8	
102	3290801	2	HEX NUT, 8X1.25mm	
103	3291001	1	HEX NUT, 10X1.5mm	
104	4811900	2	FLAT WASHER, 8mm	
105	1001003000	2	SNAP RING	
106	1001003797	1	GASKET	
107	1001116431	1	LEVER ASSY	
108	1001116423	2	PLATE	
109	1001007591	1	SPRING	
110	1001008730	3	BUSHING	
111	1001009104	4	HARD WASHER	
112	1001009133	1	ROD	
113	1001009219	3	PIN	
114	1001009220	3	CLIP	
115	1001117360	1	MASTER BRAKE CYLINDER	
118	1001007417	1	BRAKE PEDAL	
119	1001104280	1	HEX NUT, 10X1.5mm, GR8	

SECTION 7 - CONTROLS

FIGURE 7-2. HAND BRAKE



PAM0520

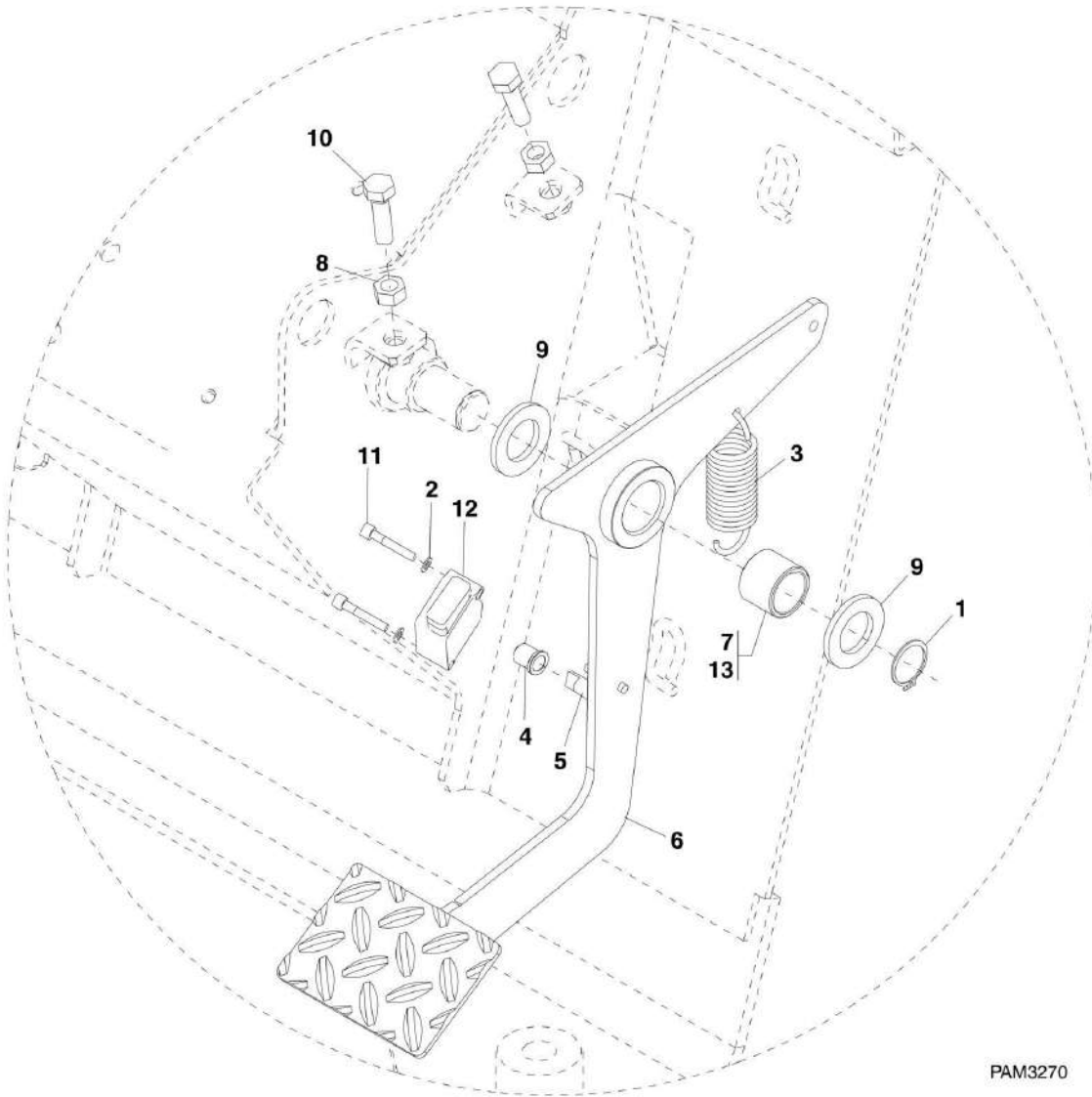
SECTION 7 - CONTROLS

FIGURE 7-2. HAND BRAKE

ITEM	PART NUMBER	QTY	DESCRIPTION	REV
	1001097686	1	MECHANICAL HANDBRAKE, (includes all items)	C
1	70020848	2	CIRCLIP	
2	70020849	1	HEX HD CAPSCREW, M8X35	
3	70020850	3	SPACER	
4	70020851	3	HEX HD CAPSCREW, M10X45	
5	70020852	3	BEARING LOCKWASHER	
6	70020853	3	HEX NUT, M10	
7	70021249	1	PIN AND SWITCH BRACKET	
8	70020855	3	FLAT WASHER	
9	70020856	2	CIRCLIP	
10	70020857	1	HEX NUT, M8	
11	70020858	1	SPACER	

SECTION 7 - CONTROLS

FIGURE 7-3. ACCELERATOR



PAM3270

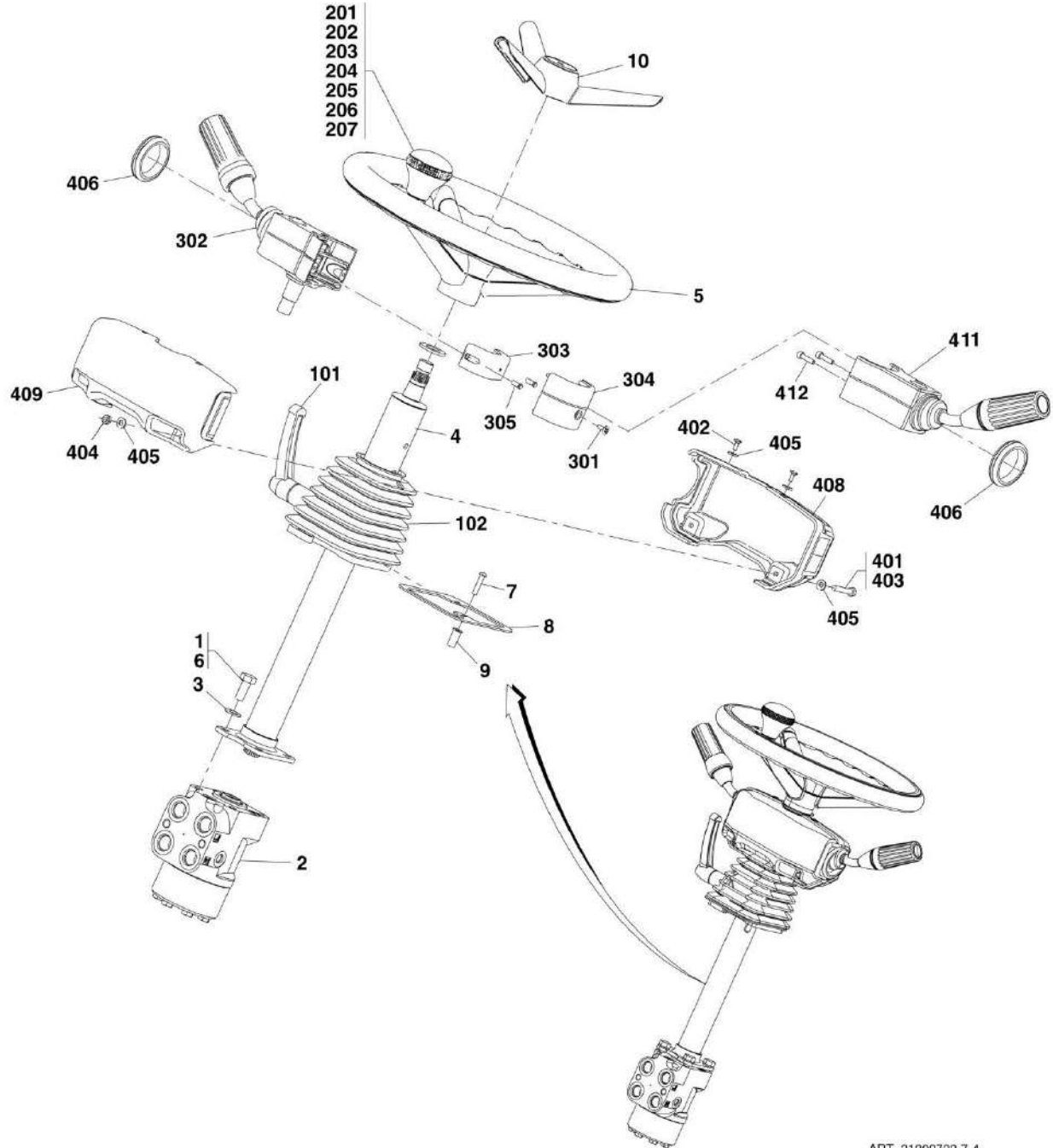
SECTION 7 - CONTROLS

FIGURE 7-3. ACCELERATOR

ITEM	PART NUMBER	QTY	DESCRIPTION	REV
	1001127876	1	ELECTRONIC ACCELERATOR PEDAL, (includes items 1 thru 13)	B
1	1001003000	1	SNAP RING	
2	4811600	2	WASHER, 5mm	
3	1001007591	1	SPRING	
4	1001006913	1	BEARING	
5	1001006914	1	ACTUATOR	
6	1001008106	1	PEDAL	
7	1001008730	1	BUSHING	
8	1001009097	2	NUT	
9	1001009104	2	WASHER	
10	1001009120	2	BOLT, M10X1.5	
11	1001009365	2	SOCKET HD BOLT, 5X0.8mm	
12	1001127848	1	THROTTLE SENSOR	
13	1001098457	AR	LITHIUM GREASE	

SECTION 7 - CONTROLS

FIGURE 7-4. STEERING COLUMN



ART_31200722-7-4

SECTION 7 - CONTROLS

FIGURE 7-4. STEERING COLUMN

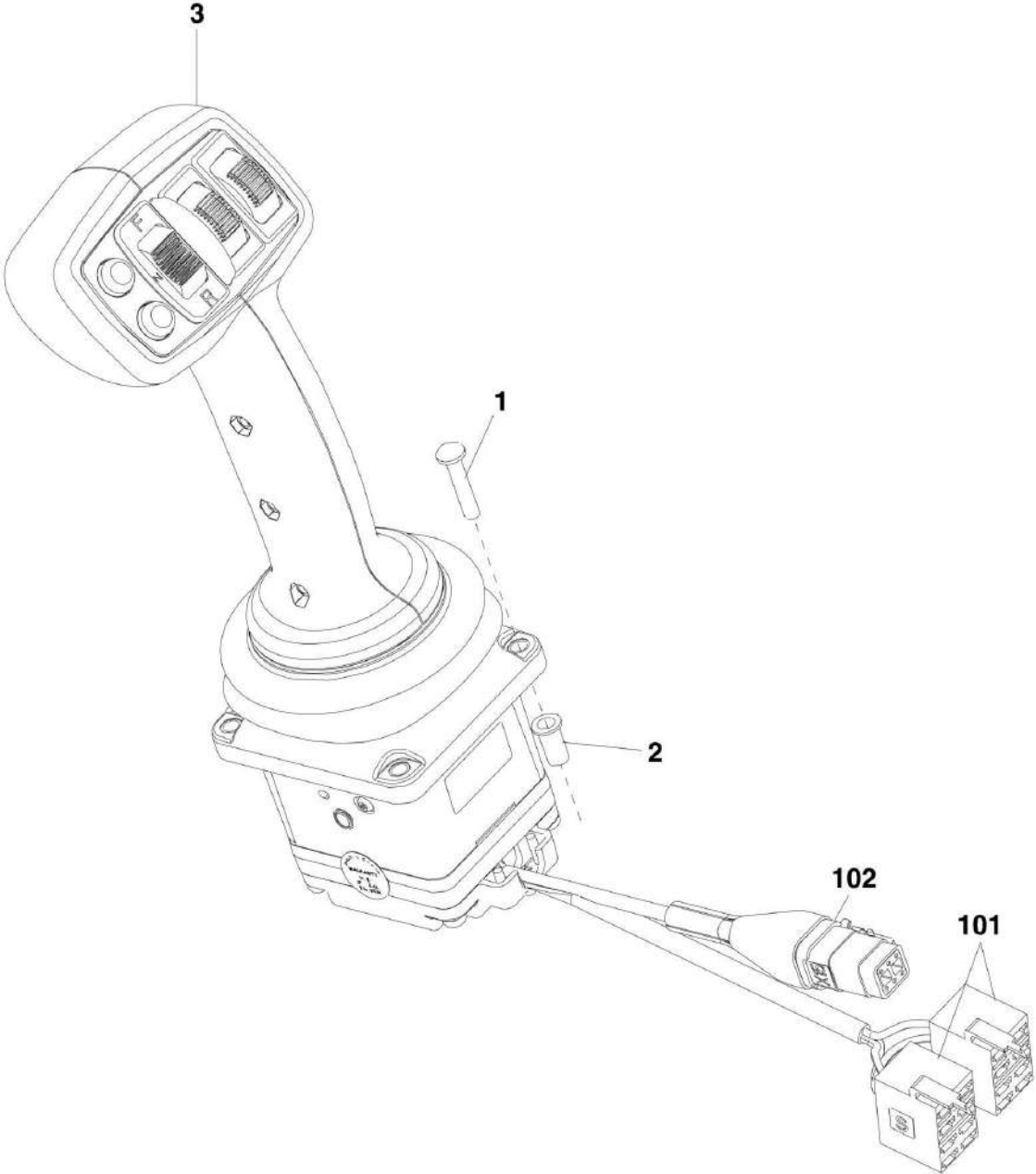
ITEM	PART NUMBER	QTY	DESCRIPTION	REV
	1001135841	1	STEERING COLUMN, (3706PS, 3707PS, 4014PS & 4017PS), (includes items 1 thru 10)	A
1	0761012	4	HEX HD CAPSCREW, M10X25, GR8.8	
2	4641521	1	VALVE	
3	4812000	4	WASHER, 10mm	
4	1001132053	1	STEERING COLUMN, (includes items 101 & 102)	A
5	1001091033	1	STEERING WHEEL, (includes items 201 thru 207)	A
6	1001095650	AR	LOCTITE 243	
7	1001103984	2	MACHINE HD SCREW, M5X25	
8	1001096669	1	STEERING COLUMN BOOT PLATE	
9	1001112431	2	RUBBER ADJUSTING RIVET	
10	1001135838	1	STEERING WHEEL INSERT, (3706PS, 3707PS, 4014PS & 4017PS)	
101	70020794	1	LOCKING HANDLE	
102	70020793	1	BELLOW	
201	70020783	1	CAP	
202	70020784	1	GRIP	
203	70020785	1	BASE	
204	70020786	1	WASHER	
205	70020787	1	SCREW	
206	70020788	1	WASHER	
207	70020789	3	NUT	
	1001131283	1	MULTI SWITCH, (includes items 301 thru 305)	A
301	1001101012	1	SCREW, M4X12, (torque to 1.5 Nm/1.10 lb-ft)	
302	1001109744	1	TURN/WIPER SWITCH	
303	1001133306	1	CLAMP	
304	1001133307	1	COVER	
305	1001133355	2	SCREW, M5X12, (torque to 3.5 Nm/2.58 lb-ft)	
	1001145461	NLA	STEERING COLUMN PANEL, (includes items 401 thru 409), (no longer available, use 1001160883 & 1001160882 for replacement)	B
	1001160883	1	STEERING COLUMN COVER, (if equipped with Joystick Mounted FNR), (4014PS, 4017PS, 3706PS, 3707PS, 33.7, 37.6 & 37), (includes items 401 thru 409 and 413 & 414)	A
	1001160882	1	STEERING COLUMN COVER, (if equipped with FNR Lever), (3706PS, 3707PS, 33.7, 37.6 & 37.7), (includes items 401 thru 412)	C
401	1001095650	AR	LOCTITE 243	
402	1001101012	2	SPEC SCREW, M4X12	
403	1001109890	2	HEX HD CAPSCREW, 6mm	
404	1001109891	2	NUT, 6mm	
405	1001109892	7	FLAT WASHER, 6mm, (if equipped with Joystick Mounted FNR)	
405	1001109892	6	FLAT WASHER, 6mm, (if equipped with FNR Lever)	
406	1001114141	1	RUBBER GROMMET, (if equipped with Joystick Mounted FNR)	
406	1001114141	2	RUBBER GROMMET, (if equipped with FNR Lever)	
408	1001145463	1	COLUMN COVER, REAR, (if equipped with Joystick Mounted FNR)	
408	1001160884	1	COLUMN COVER, REAR, (if equipped with FNR Lever)	
409	1001147376	1	COLUMN COVER, FRONT, (if equipped with Joystick Mounted FNR)	
409	1001160885	1	COLUMN COVER, FRONT, (if equipped with FNR Lever)	
410		Ref	SWITCH, BLANK COVER WITH BODY, (not shown), (See ELECTRICAL SECTION for Breakdown)	
411	1001158839	1	FNR HORN	

SECTION 7 - CONTROLS

ITEM	PART NUMBER	QTY	DESCRIPTION	REV
412	4031608	2	HEXSOC HD SCR, M5X20	
413		Ref	SWITCH, SPDT MOMENTARY, (not shown), (See ELECTRICAL SECTION for Breakdown)	
414		Ref	SWITCH KEY, HORN, (not shown), (See ELECTRICAL SECTION for Breakdown)	

SECTION 7 - CONTROLS

FIGURE 7-5. BOOM JOYSTICK



PAM3830

SECTION 7 - CONTROLS

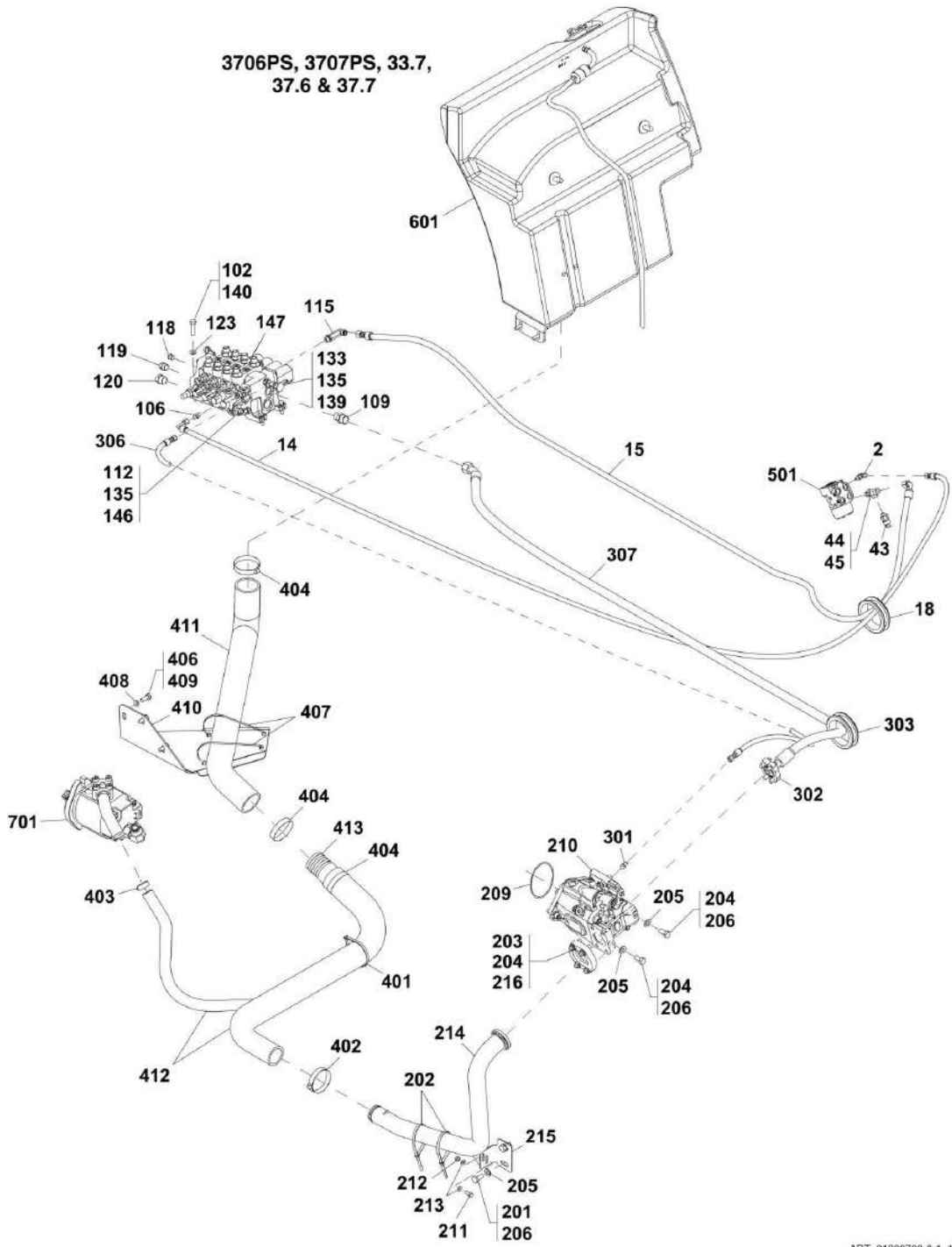
FIGURE 7-5. BOOM JOYSTICK

ITEM	PART NUMBER	QTY	DESCRIPTION	REV
	1001131940	1	JOYSTICK ASSY, (includes items 1 thru 3)	B
1	1001103984	4	MACHINE HD SCREW, 5x25mm	
2	1001110498	4	RIVET INSERT, 5mm	
3	1001156230	1	JOYSTICK CONTROLLER, (includes items 101 & 102)	A
101	4461164	2	TERMINAL	
101	1001104519	2	FEMALE FASTON	
102	7346000235	1	HOUSING	
102	4460928	4	SOCKET TERMINAL	
102	7346000239	1	WEDGE LOCK	
102	77363349	2	PLUG	

SECTION 8 - HYDRAULIC CIRCUITS

SECTION 8 - HYDRAULIC CIRCUITS

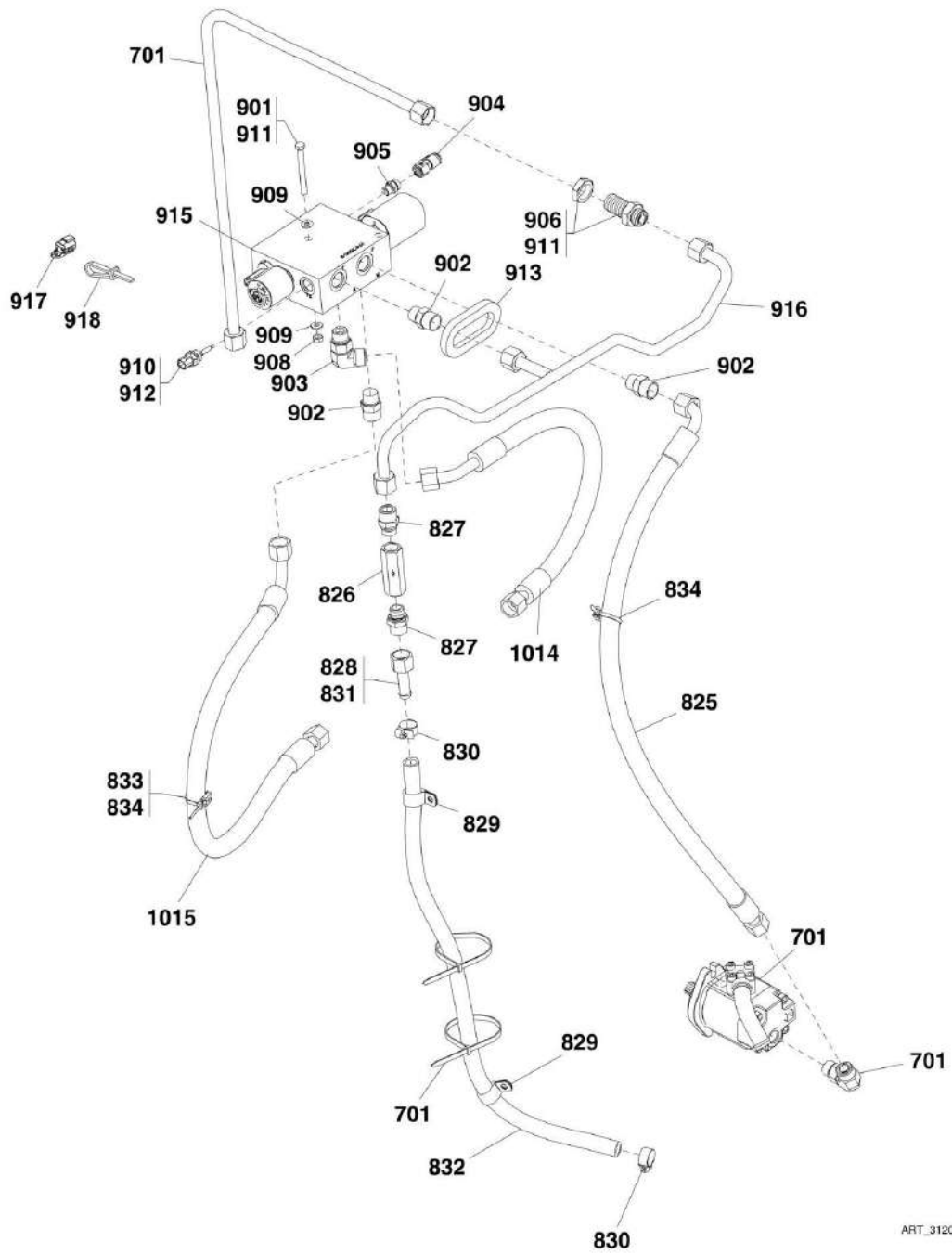
FIGURE 8-1. SUPPLY CIRCUIT - 3706PS, 3707PS, 33.7, 37.6 & 37.7



ART_31200722-8-1_1

SECTION 8 - HYDRAULIC CIRCUITS

3706PS, 3707PS, 33.7,
37.6 & 37.7



ART_31200722-8-1_2

SECTION 8 - HYDRAULIC CIRCUITS

FIGURE 8-1. SUPPLY CIRCUIT - 3706PS, 3707PS, 33.7, 37.6 & 37.7

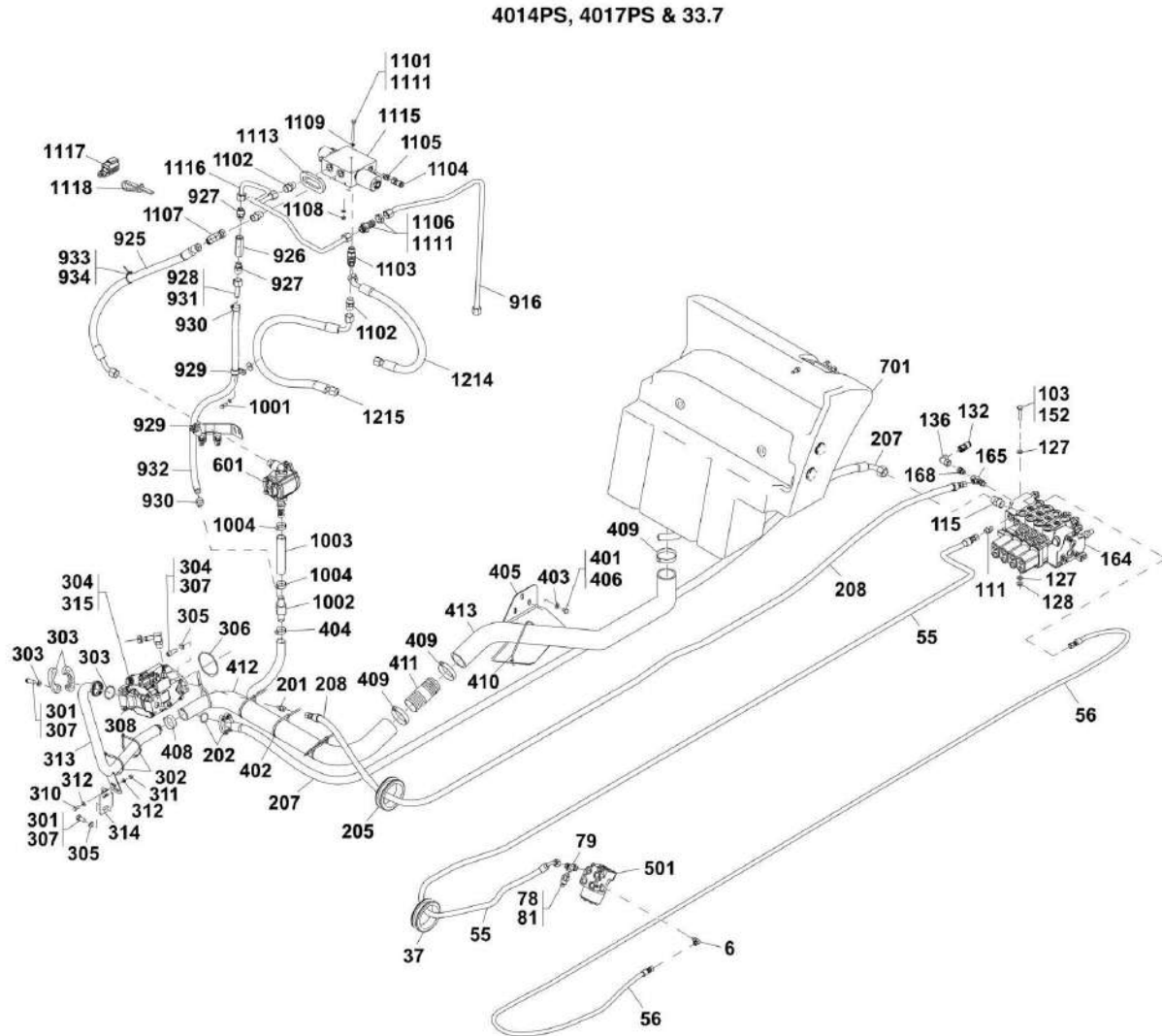
ITEM	PART NUMBER	QTY	DESCRIPTION	REV
2	2130404	1	ELBOW, 90, (includes o-ring)	
14	1001144848	1	HOSE ASSY	
15	1001144839	1	HOSE ASSY, (3706PS & 37.6)	
15	1001144850	1	HOSE ASSY, (3707PS, 33.7 & 37.7)	
18	1001003439	1	GROMMET	
43	4360585	1	PRESSURE SWITCH	
44	1001100108	1	RUN TEE, (includes o-ring)	
45	1074306	1	RING SEAL	
102	0701016	3	HEX HD CAPSCREW, 10X40 MM, GR8.8, (torque to 55 Nm/41 lb-ft)	
106	2110406	1	CONNECTOR, (includes o-ring)	
109	2111212	1	CONNECTOR, (includes o-ring)	
112	2150406	1	ELBOW, 45, (includes o-ring)	
115	2170208	1	ELBOW, 90, (includes o-ring)	
118	2220237	1	PLUG	
119	2220239	1	PLUG	
120	2220240	1	PLUG	
123	4812000	6	FLAT WASHER, 10MM	
133	1001003590	1	CONNECTOR, (includes o-ring)	
135	1001008761	2	DUST CAP	
139	1001094498	1	RUN TEE, (includes o-ring)	
140	1001095650	AR	LOCTITE 243	
146	1001101257	1	ADAPTER, SPECIAL FITTING, (includes o-ring)	
147		Ref	MAIN CONTROL VALVE, (See HYDRAULIC COMPONENTS SECTION for Breakdown)	
	1001128415	Ref	PISTON PUMP AND SUCTION PIPE INSTALLATION, (not available to order, see items 201 thru 216 for service)	G
201	0761212	2	HEX HD CAPSCREW, M12X25, GR8.8	
202	1062255	3	TIE STRAP	
203	2171832	1	FITTING, (includes o-ring)	
204	4032111	6	HEX SOCKET HD SCREW, M12X35	
205	4812100	4	WASHER, 12mm	
206	1001095650	AR	LOCTITE 243	
209	1001008450	1	O-RING	
210		Ref	PISTON PUMP, (See HYDRAULIC COMPONENTS SECTION for Breakdown)	
211	0760810	2	HEX HD CAPSCREW, M8X20, GR8.8	
212	3290805	2	HEX LOCK NUT, M8X1.25, GR8	
213	4811900	4	WASHER, 8mm	
214	1001143537	1	SUCTION PIPE	
215	1001143538	1	SUCTION PIPE BRACKET	
216	4832100	4	SPRING LOCKWASHER, 12mm	
301	2110404	1	FITTING, (includes o-ring)	
302	2171816	1	FLANGE KIT (includes o-ring)	
303	1001003439	1	GROMMET	
306	1001144824	1	HOSE ASSY, (3706PS & 37.6)	
306	1001144836	1	HOSE ASSY, (3707PS, 33.7 & 37.7)	
307	1001144825	1	HOSE ASSY, (3706PS & 37.6)	
307	1001144835	1	HOSE ASSY, (3707PS, 33.7 & 37.7)	
	1001130351	Ref	SUCTION LINE INSTALLATION, (not available to order, see items 401 thru 413 for service)	L

SECTION 8 - HYDRAULIC CIRCUITS

ITEM	PART NUMBER	QTY	DESCRIPTION	REV
401	1062255	4	TIE STRAP	
402	1001008635	1	HOSE CLAMP	
403	1001008466	1	HOSE CLAMP	
404	1001008673	3	HOSE CLAMP	
406	0761012	3	HEX HD CAPSCREW, M10X25, GR8.8	
407	4240127	2	TIE STRAP	
408	4812000	3	WASHER, 10mm	
409	1001095650	AR	LOCTITE 243	
410	1001156779	1	HOSE SUPPORT BRACKET	
411	1001192786	1	SUCTION HOSE	
412	1001136550	1	SUCTION HOSE	
413	1001136554	1	HOSE CONNECTOR, 2.5IN	
501		Ref	STEERING VALVE, (See CONTROLS SECTION for Breakdown)	
601		Ref	HYDRAULIC TANK ASSY, (See HYDRAULIC COMPONENTS SECTION for Breakdown)	
701		Ref	FAN PUMP, (See ENGINE AND ATTACHING PARTS SECTION for Breakdown)	
825	1001144779	1	HOSE	
826	1001144066	1	NON RETURN VALVE	
827	1001142089	2	ADAPTER, CONNECTOR, (includes o-ring)	
828	8770143	1	ADAPTER, NUT	
829	1001100319	2	CLIP	
830	1001008609	2	CLAMP	
831	1001125409	1	FITTING, STEM	
832	1001144774	1	HOSE	
833	1001004723	1	SADDLE	
834	471678	2	CABLE BAND	
	1001146950	1	FAN VALVE INSTALLATION, (non reversing), (3706PS & 3707PS), (includes items 901 thru 918)	C
901	0700824	2	HEX HD CAPSCREW, M8X80, GR8.8	
902	2111010	3	ADAPTER, CONNECTOR, (includes o-ring)	
903	2131010	1	ADAPTER, 90, (includes o-ring)	
904	2144104	1	TEST PORT	
905	2144803	1	ADAPTER, CONNECTOR	
906	2171110	1	FITTING, BULKHEAD UNION	
907	2172110	1	ADAPTER, 90, (includes o-ring)	
908	3290801	2	HEX NUT, M8X1.25	
909	4811900	4	WASHER, 8mm	
910	1001009163	1	SEAL	
911	1001095650	AR	LOCTITE 243	
912	1001128478	1	TEMPERATURE SENSOR	
913	1001132239	1	BULKHEAD SEAL	
914	1001132877	1	BAFFLE PLATE, (not shown)	
915	1001146707	1	COOLING FAN VALVE, (non reversing), (3706PS & 3707PS)	
916	1001141800	1	PIPE	
917	1001155806	1	DUST CAP	
918	1001008559	1	CABLE STRAP	
1014	1001146260	1	HOSE	
1015	1001151913	1	HOSE	

SECTION 8 - HYDRAULIC CIRCUITS

FIGURE 8-2. SUPPLY CIRCUIT - 4014PS, 4017PS & 33.7



ART_31200722-8-2

SECTION 8 - HYDRAULIC CIRCUITS

FIGURE 8-2. SUPPLY CIRCUIT - 4014PS, 4017PS & 33.7

ITEM	PART NUMBER	QTY	DESCRIPTION	REV
6	2130404	1	ELBOW, 90, (includes o-ring)	
37	1001003439	1	GROMMET	
55	1001144891	1	HOSE ASSY	
56	1001144892	1	HOSE ASSY, (4014PS & 4017PS)	
78	4360585	1	PRESSURE SWITCH	
79	1001100108	1	ADAPTER, RUN TEE, (includes o-ring)	
81	1074306	1	RING SEAL	
103	0701018	3	HEX HD CAPSCREW, M10X50, GR8.8, (torque to 50 Nm/36.87 lb-ft)	
109	2110604	1	ADAPTER, CONNECTOR, (includes o-ring) (not shown)	
111	2110608	1	ADAPTER, CONNECTOR, (includes o-ring)	
115	2111212	1	ADAPTER, CONNECTOR, (includes o-ring)	
127	4812000	6	WASHER, 10mm	
128	5221000	3	RIPP NUT, 10mm	
132	2144803	1	FITTING CONNECTOR	
136	2144104	1	TEST PORT	
152	1001095650	AR	LOCTITE 243	
164		Ref	MAIN CONTROL VALVE, (See HYDRAULIC COMPONENTS SECTION for Breakdown)	
165	1001107721	1	ADAPTER, RUN TEE, (includes o-ring)	
168	2143404	1	FITTING, 90	
201	2110604	1	ADAPTER, CONNECTOR, (includes o-ring)	
202	2171816	1	FLANGE KIT WITH O-RING	
205	1001003439	1	GROMMET	
207	1001144873	1	HOSE ASSY	
208	1001144874	1	HOSE ASSY	
	1001131752	Ref	PUMP AND SUCTION PIPE INSTALLATION, (4014PS), (not available to order, see items 301 thru 315 for service)	E
	1001128415	Ref	PUMP AND SUCTION PIPE INSTALLATION, (4017PS, 33.7), (not available to order, see items 301 thru 315 for service)	G
301	0761212	2	HEX HD CAPSCREW, M12X25, GR8.8, (torque to 97 Nm/71.54 lb-ft)	
302	1062255	3	TIE STRAP	
303	2171824	1	FLANGE KIT WITH O-RING, (4014PS)	
303	2171832	1	FLANGE KIT WITH O-RING, (4017PS, 33.7)	
304	4032111	6	SOCKET HD CAPSCREW, M12X35, (torque to 97 Nm/71.54 lb-ft)	
305	4812100	4	WASHER, 12mm	
306	1001008450	1	O-RING SEAL	
307	1001095650	AR	LOCTITE 243	
308		Ref	PISTON PUMP, (See HYDRAULIC COMPONENTS SECTION for Breakdown)	
310	0760810	2	HEX HD CAPSCREW, M8X20, R8.8, (torque to 26 Nm/19.17 lb-ft)	
311	3290805	2	TORQUE HEX LOCKNUT, M8X1.25	
312	4811900	4	WASHER, 12mm	
313	1001143536	1	SUCTION PIPE, (4014PS)	
313	1001143537	1	SUCTION PIPE, (4017PS, 33.7)	
314	1001143538	1	SUCTION PIPE BRACKET	
315	4832100	4	SPRING LOCKWASHER, 12mm	
	1001135466	Ref	HYDRAULIC SUCTION LINE INSTALLATION, (4014PS), (not available to order, see items 401 thru 413 for service)	E
	1001135467	Ref	HYDRAULIC SUCTION LINE INSTALLATION, (4017PS), (not	E

SECTION 8 - HYDRAULIC CIRCUITS

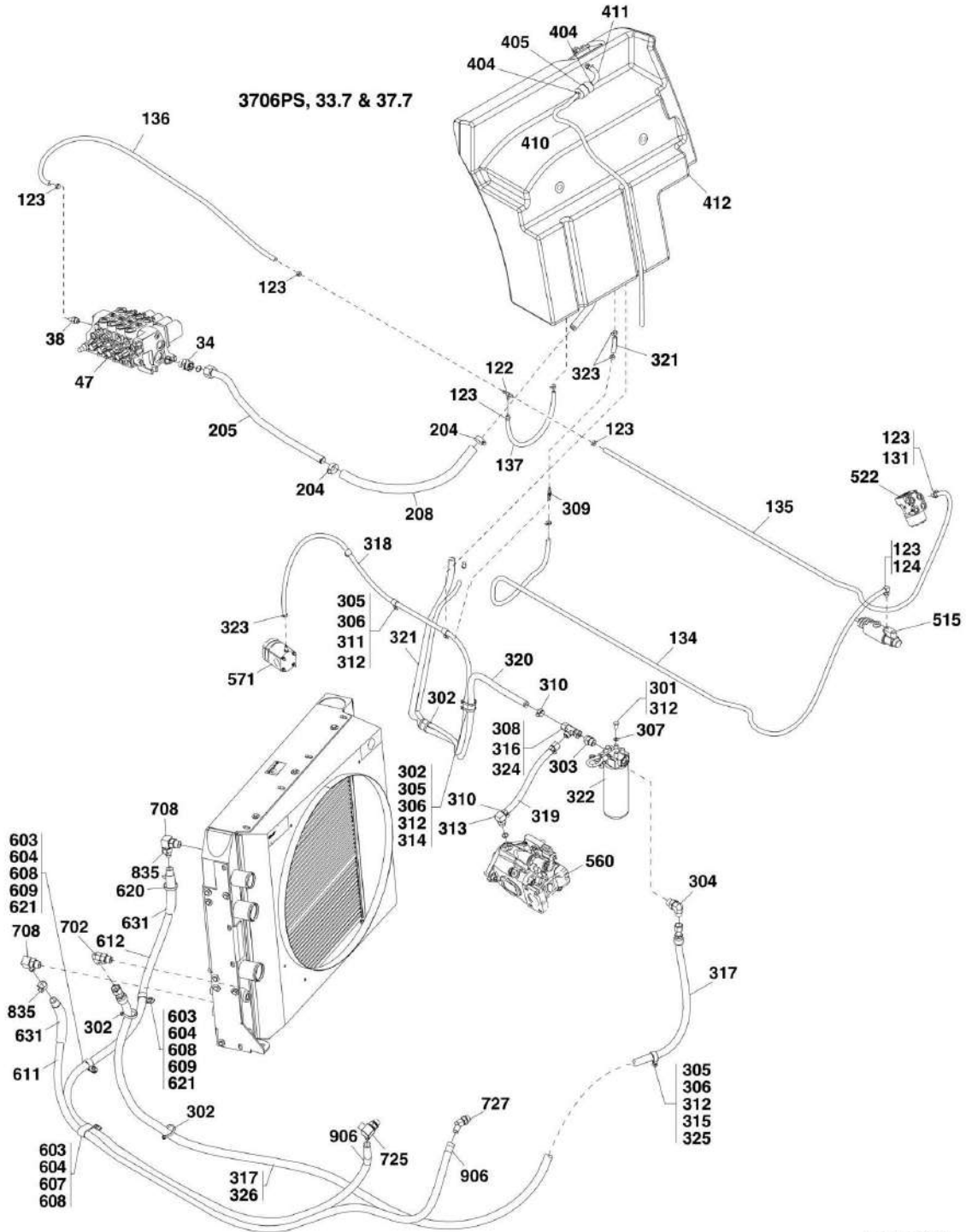
ITEM	PART NUMBER	QTY	DESCRIPTION	REV
			available to order, see items 401 thru 413 for service)	
401	0761006	3	HEX HD CAPSCREW, M10X12, GR8.8, (torque to 55 Nm/40.56 lb-ft)	
402	1062255	4	TIE STRAP	
403	4812000	3	WASHER, 10mm	
404	1001008466	1	HOSE CLAMP, (torque to 3.5-5.5 Nm/2.58-4.05 lb-ft)	
405	1001094743	1	HOSE SUPPORT BRACKET	
406	1001095650	AR	LOCTITE 243	
408	1001008635	1	HOSE CLAMP, (torque to 3.5-5.5 Nm/2.58-4.05 lb-ft)	
409	1001008673	3	HOSE CLAMP, (torque to 3.5-5.5 Nm/2.58-4.05 lb-ft)	
410	4240127	3	TIE STRAP	
411	1001136554	1	HOSE CONNECTOR	
412	1001140354	1	SUCTION HOSE, (4014PS)	
412	1001136550	1	SUCTION HOSE, (4017PS)	
413	1001140355	1	SUCTION HOSE, (4014PS)	
413	1001140356	1	SUCTION HOSE, (4017PS)	
501		Ref	STEERING VALVE, (See CONTROLS SECTION for Breakdown)	
601		Ref	FAN PUMP, (See ENGINE AND ATTACHING PARTS SECTION for Breakdown)	
701		Ref	HYDRAULIC TANK, (See HYDRAULIC COMPONENTS SECTION for Breakdown)	
843	1001095650	AR	LOCTITE 243, (4017PS)	
916		Ref	PIPE, (See ENGINE AND ATTACHING PARTS SECTION for Breakdown)	
925	1001144779	1	HOSE	
926	1001144066	1	NON RETURN VALVE	
927	1001142089	1	ADAPTER, CONNECTOR, (includes o-ring)	
928	8770143	1	ADAPTER, NUT	
929	1001100319	2	CLIP	
930	1001008609	2	CLAMP	
931	1001125409	1	STEM FITTING	
932	1001144774	1	HOSE	
933	1001004723	1	SADDLE	
934	471678	2	CABLE BAND	
1001		Ref	HEX HD CAPSCREW, (See ENGINE AND ATTACHING PARTS SECTION for Breakdown)	
1002		Ref	BARB FITTING, (See ENGINE AND ATTACHING PARTS SECTION for Breakdown)	
1003		Ref	HOSE, (See ENGINE AND ATTACHING PARTS SECTION for Breakdown)	
1004		Ref	CLAMP, (See ENGINE AND ATTACHING PARTS SECTION for Breakdown)	
	1001146950	1	FAN VALVE INSTALLATION, (includes items 1101 thru 1118)	C
1101	0700824	2	HEX HD CAPSCREW, M8X80, GR8.8	
1102	2111010	3	ADAPTER, CONNECTOR, (includes o-ring)	
1103	2131010	1	ADAPTER, 90, (includes o-ring)	
1104	2144104	1	TEST PORT	
1105	2144803	1	FITTING, CONNECTOR	
1106	2171110	1	FITTING, BULKHEAD UNION	
1107	2172110	1	ADAPTER, 90, (includes o-ring)	
1108	3290801	2	HEX NUT, M8X1.25	
1109	4811900	4	WASHER, 8mm	
1110	1001009163	1	SEAL	

SECTION 8 - HYDRAULIC CIRCUITS

ITEM	PART NUMBER	QTY	DESCRIPTION	REV
1111	1001095650	AR	LOCTITE 243	
1112	1001128478	1	TEMPERATURE SENSOR	
1113	1001132239	1	BULKHEAD SEAL	
1114	1001132877	1	BAFFLE PLATE, (not shown)	
1115	1001141800	1	PIPE	
1116	1001146707	1	COOLING FAN VALVE, (non reversing)	
1117	1001155806	1	DUST CAP	
1118	1001008559	1	CABLE STRAP	
1214	1001146260	1	HOSE	
1215	1001151913	1	HOSE ASSY	

SECTION 8 - HYDRAULIC CIRCUITS

FIGURE 8-3. DUMP CIRCUIT - 3706PS, 33.7 & 37.6



ART_PAP30071-B

SECTION 8 - HYDRAULIC CIRCUITS

FIGURE 8-3. DUMP CIRCUIT - 3706PS, 33.7 & 37.6

ITEM	PART NUMBER	QTY	DESCRIPTION	REV
34	1001006370	1	CONNECTOR, (includes o-ring)	
38	1001059362	1	BARB FITTING	
47		Ref	MAIN CONTROL VALVE, (See HYDRAULIC COMPONENTS SECTION for Breakdown)	
122	1001003934	1	TEE BARB	
123	1001004141	8	CLAMP	
124	1001005508	1	ELBOW, 90, (includes o-ring)	
131	1001094303	1	ADAPTER	
134	1001144841	1	HOSE ASSY, (3706PS & 37.6)	
134	1001144851	1	HOSE ASSY, (3707PS, 33.7, & 37.7)	
135	1001144842	1	HOSE ASSY, (3706PS & 37.6)	
135	1001144853	1	HOSE ASSY, (3707PS, 33.7 & 37.7)	
136	1001144843	1	HOSE ASSY, (3706PS & 37.6)	
136	1001144852	1	HOSE ASSY, (3707PS, 33.7 & 37.7)	
137	1001144844	1	HOSE ASSY	
204	1001008657	2	HOSE CLAMP, (torque to 3.5-5.5 Nm/2.58-4.05 lb-ft)	
205	1001142975	1	PIPE ASSY, (3706PS & 37.6)	
205	1001002786	1	PIPE ASSY, (3707PS, 33.7 & 37.7)	
208	1001144827	1	HOSE ASSY, (3706PS & 37.6)	
208	1001144837		HOSE ASSY, (3707PS, 33.7 & 37.7)	
	1001133580	Ref	HYDRAULIC FILTER LINES, (3706PS & 37.6), (not available to order, see items 301 thru 326 for service) (Prior to SN 1160007138)	G
	1001133579	Ref	HYDRAULIC FILTER LINES, (3707PS, 33.7 & 37.7), (not available to order, see items 301 thru 327 for service) (Prior to SN 1160007138)	K
	1001133490	Ref	HYDRAULIC FILTER LINES (not available to order, see items 301 thru 327 for service) (SN 1160007138 to Present)	K
301	0761010	2	HEX HD CAPSCREW, M10X20, GR8.8, (torque to 55 Nm/40.56 lb-ft)	
302	1062255	4	TIE STRAP	
303	2111012	1	CONNECTOR, (includes o-ring), (torque to 70-77 Nm/51.62-56.79 lb-ft)	
304	2151012	1	ADAPTER, 45, (includes o-ring)	
305	3290801	5	HEX NUT, M8X1.25, (torque to 28 Nm/20.65 lb-ft), (3706PS & 37.6) (Prior to SN 1160007138)	
305	5220800	5	RIPP NUT, 8mm, (3707PS, 33.7 & 37.7) (Prior to SN 1160007138)	
305	5220800	3	RIPP NUT, 8mm (SN 1160007138 to Present)	
306	4811900	6	WASHER, 8mm, (3706PS & 37.6) (Prior to SN 1160007138)	
306	4811900	1	WASHER, 8mm, (3707PS, 33.7 & 37.7) (Prior to SN 1160007138)	
307	4812000	2	WASHER, 10mm	
308	8770143	2	NUT ADAPTER, (includes o-ring), (3706PS & 37.6) (Prior to SN 1160007138)	
308	8770143	1	NUT ADAPTER, (includes o-ring)	
309	1001003934	1	BARB FITTING	
310	1001008609	4	CLAMP, (torque to 4.5-5 Nm/3.31-3.68 lb-ft)	
311	1001009207	4	CLIP	
312	1001095650	AR	LOCTITE 243	
313	1001099269	1	BARB FITTING, ELBOW, 45	
314	1001100319	1	HOSE CLIP	
315	1001100320	2	HOSE CLIP (Prior to SN 1160007138)	
315	1001100320	1	HOSE CLIP (SN 1160007138 to Present)	

SECTION 8 - HYDRAULIC CIRCUITS

ITEM	PART NUMBER	QTY	DESCRIPTION	REV
316	1001125409	2	BARB FITTING, (includes o-ring), (3706PS & 37.6) (Prior to SN 1160007138)	
316	1001125409	1	BARB FITTING, (includes o-ring)	
317	1001133491	1	HOSE ASSY	
318	1001133492	1	HOSE ASSY	
319	1001133494	1	HOSE ASSY, (3706PS & 37.6) (Prior to SN 1160007138)	
320	1001133583	1	HOSE ASSY, (3706PS & 37.6) (Prior to SN 1160007138)	
320	1001133582	1	HOSE ASSY, (3707PS, 33.7 & 37.7) (Prior to SN 1160007138)	
320	1001133493	1	HOSE ASSY (SN 1160007138 to Present)	
321	1001133585	1	HOSE ASSY (Prior to SN 1160007138)	
321	1001133495	1	HOSE ASSY (SN 1160007138 to Present)	
322	1001151369	1	OIL FILTER ASSY	
322	70025357	1	HYDRAULIC FILTER, SPIN-ON	
322	70025358	1	INDICATOR ASSY, ELECTRICAL	
322	70025359	1	HEAD ASSY	
323	1001004141	4	HOSE CLAMP, (torque to 4.5-5 Nm/3.31-3.68 lb-ft)	
324	2170710	1	TEE FITTING, (includes o-ring), (3706PS & 37.6) (Prior to SN 1160007138)	
325	0760810	1	HEX HD CAPSCREW, M8X20, GR8.8, (3706PS & 37.6) (Prior to SN 1160007138)	
325	0760812	1	HEX HD CAPSCREW, M8X25, GR8.8, (3707PS, 33.7 & 37.7) (Prior to SN 1160007138)	
326	1001135584	1	CONDUIT	
327	1001154430	1	HOSE ASSY, (3707PS & 37.7) (Prior to SN 1160007138)	
327	1001154760	1	HOSE ASSY (SN 1160007138 to Present)	
404	1001004141	3	HOSE CLAMP	
405	1001009247	1	FILTER	
410	1001144856	1	HOSE ASSY	
411	1001144857	1	HOSE ASSY	
412		Ref	HYDRAULIC TANK ASSY, (See HYDRAULIC COMPONENTS SECTION for Breakdown)	
515		Ref	MASTER BRAKE CYLINDER, (See CONTROLS SECTION for Breakdown)	
522		Ref	STEERING VALVE, (See CONTROLS SECTION for Breakdown)	
560		Ref	PISTON PUMP, (See HYDRAULIC COMPONENTS SECTION for Breakdown)	
571		Ref	FAN MOTOR, (See ENGINE AND ATTACHING PARTS SECTION for Breakdown)	
604	4811902	3	WASHER, 8mm, (if equipped for ULS)	
604	4811902	1	WASHER, 8mm, (if equipped for LS)	
607	1001008720	1	CLIP	
608	1001095650	AR	LOCTITE 243	
609	1001100319	2	CLIP	
611	1001145272	1	HOSE	
612	1001145273	1	HOSE	
620	1062255	1	TIE STRAP	
621	4811900	2	WASHER, 8mm, (if equipped for LS)	
631	1001135584	2	CONDUIT	
636	5220800	3	HEX NUT, M8X1.25, (torque to 28 Nm/20.65 lb-ft)	
702	2131010	1	ADAPTER, 90, (includes o-ring), (torque to 36-44 Nm/26.5-32.4 lb-ft)	
708	1001099269	2	ADAPTER, 45, (barb), (torque to 36-44 Nm/26.5-32.4 lb-ft)	
835	1001008609	2	CLAMP, (torque to 5-6 Nm/3.6-4.4 lb-ft)	

SECTION 8 - HYDRAULIC CIRCUITS

ITEM	PART NUMBER	QTY	DESCRIPTION	REV
906	1001008609	2	CLAMP, (torque to 5-6 Nm/3.6-4.4 lb-ft)	

SECTION 8 - HYDRAULIC CIRCUITS

FIGURE 8-4. DUMP CIRCUIT - 4014PS & 4017PS

ITEM	PART NUMBER	QTY	DESCRIPTION	REV
37	1001003439	1	GROMMET	
41	1001003934	1	T-BARB FITTING	
42	1001004141	8	HOSE CLAMP	
43	1001005508	1	ADAPTER, 90, (includes o-ring)	
45	1001144864	1	HOSE ASSY, (4014PS)	
45	1001144893	1	HOSE ASSY, (4017PS)	
52	1001094303	1	FITTING, STRAIGHT	
66	1001144888	1	HOSE, (4014PS)	
66	1001144862	1	HOSE, (4017PS)	
67	1001144876	1	HOSE	
68	1001144844	1	HOSE ASSY	
122	2220237	1	ADAPTER, PLUG	
135	1001006370	1	ADAPTER, CONNECTOR, (includes o-ring)	
140	1001059362	1	ADAPTER, BARB FITTING	
155	1001097381	1	ADAPTER, 90, (includes o-ring)	
164		Ref	MAIN CONTROL VALVE, (See HYDRAULIC COMPONENTS SECTION for Breakdown)	
203	1001144875	1	HOSE	
204	1001002769	1	TUBE ASSY	
206	1001008657	2	HOSE CLAMP, (torque to 3.5-5.5 Nm/2.58-4.05 lb-ft)	
	1001133490	Ref	HYDRAULIC FILTER LINES INSTALLATION, (not available to order, see items 301 thru 327 for service)	K
301	0761010	2	HEX HD CAPSCREW, M10X20, GR8.8, (torque to 22.5-27.5 Nm/16.59-20.28 lb-ft)	
302	1062255	4	TIE STRAP	
303	2111012	1	ADAPTER, CONNECTOR, (includes o-ring), (torque to 63-77 Nm/46.46-56.79 lb-ft)	
304	2151012	1	ADAPTER, 45, (includes o-ring), (includes o-ring), (torque to 45-55 Nm/33.19-40.56 lb-ft)	
305	5220800	3	HEX NUT, M8X1.25, (torque to 28 Nm/20.65 lb-ft)	
307	4812000	2	WASHER, 10mm	
308	8770143	1	ADAPTER, NUT	
309	1001003934	1	T-BARB FITTING	
310	1001008609	4	CLAMP, (torque to 4-5 Nm/2.95-3.68 lb-ft)	
311	1001009207	4	CLIP	
312	1001095650	AR	LOCTITE 243	
313	1001099269	1	ADAPTER, 45, (barb fitting)	
314	1001100319	1	CLIP	
315	1001100320	1	CLIP	
316	1001125409	1	FITTING, BARB STEM, (includes o-ring)	
317	1001133491	1	HOSE ASSY	
318	1001133492	1	HOSE	
319	1001133493	1	HOSE	
321	1001133495	1	HOSE	
322	1001151369	1	OIL FILTER ASSY	
322	70025357	1	HYDRAULIC FILTER, SPIN-ON	
322	70025358	1	INDICATOR ASSY, ELECTRICAL	
322	70025359	1	HEAD ASSY	
323	1001004141	4	HOSE CLAMP, (torque to 4-5 Nm/2.95-3.68 lb-ft)	
326	1001135584	1	SPLIT POLY CONDUIT	
327	1001154760	1	HOSE ASSY	

SECTION 8 - HYDRAULIC CIRCUITS

ITEM	PART NUMBER	QTY	DESCRIPTION	REV
404	1001004141	3	HOSE CLAMP	
405	1001009247	1	FILTER	
410	1001144856	1	HOSE	
411	1001144857	1	HOSE	
412		Ref	HYDRAULIC TANK, (See HYDRAULIC COMPONENTS SECTION for Breakdown)	
501		Ref	STEERING VALVE, (See CONTROLS SECTION for Breakdown)	
503	3290801	3	HEX NUT, M8X1.25	
504	4811902	3	WASHER, 8mm, (if equipped for ULS)	
504	4811902	1	WASHER, 8mm, (if equipped for LS)	
507	1001008720	1	CLIP	
508	1001095650	AR	LOCTITE 243	
509	1001100319	2	CLIP	
511	1001145272	1	HOSE	
512	1001145273	1	HOSE	
520	1062255	1	TIE STRAP	
521	4811900	2	WASHER, 8mm, (if equipped for LS)	
531	1001135584	2	CONDUIT	
536	5220800	3	HEX NUT, M8X1.25, (torque to 28 Nm/20.65 lb-ft)	
601		Ref	MASTER BRAKE CYLINDER, (See CONTROLS SECTION for Breakdown)	
602	2131010	1	ADAPTER, 90, (includes o-ring), (torque to 36-44 Nm/26.5-32.4 lb-ft)	
608	1001099269	2	ADAPTER, 45, (barb), (torque to 36-44 Nm/26.5-32.4 lb-ft)	
625		Ref	ADAPTER, BARB FITTING, (See ENGINE AND ATTACHING PARTS SECTION for Breakdown)	
627		Ref	ADAPTER, 45, BARB, (See ENGINE AND ATTACHING PARTS SECTION for Breakdown)	
701		Ref	FAN MOTOR, (See ENGINE AND ATTACHING PARTS SECTION for Breakdown)	
735	1001008609	2	CLAMP, (torque to 5-6 Nm/3.6-4.4 lb-ft)	

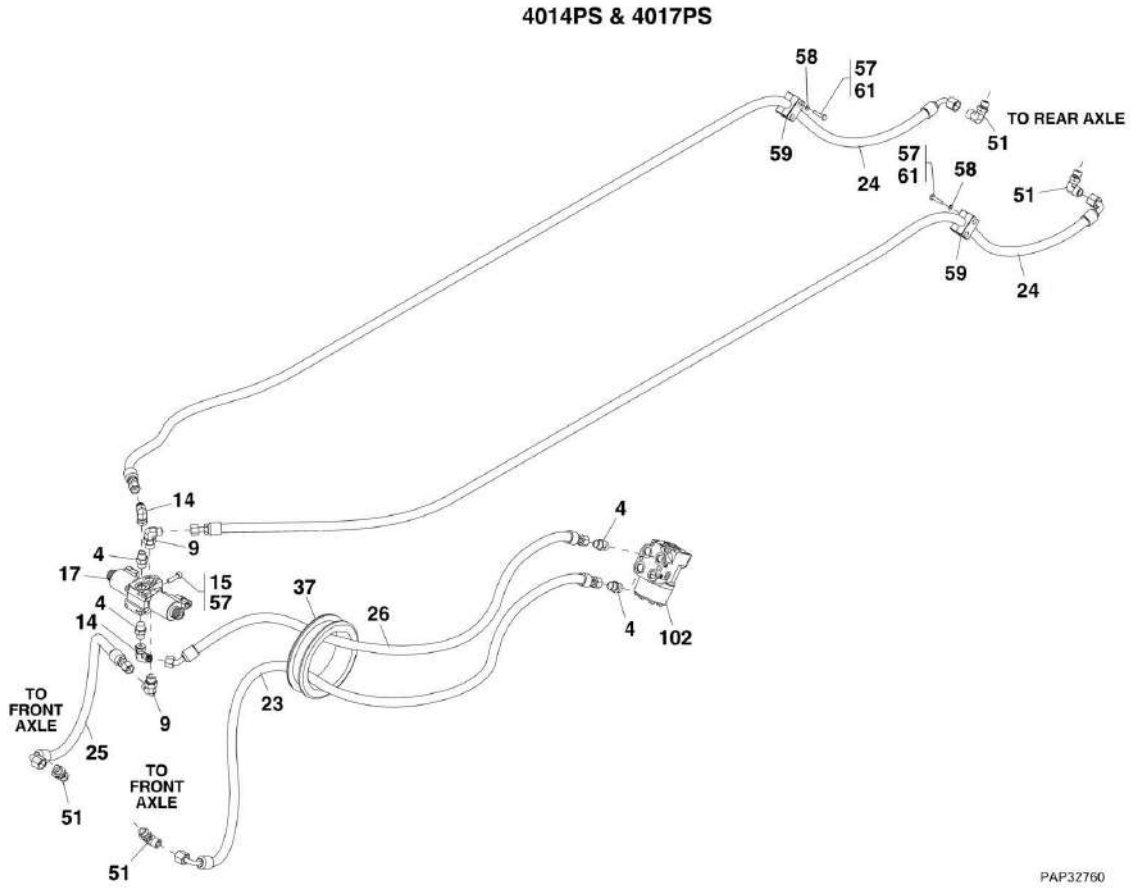
SECTION 8 - HYDRAULIC CIRCUITS

FIGURE 8-5. STEER SELECT CIRCUIT - 3706PS, 3707PS, 33.7, 37.6 & 37.7

ITEM	PART NUMBER	QTY	DESCRIPTION	REV
1	2110608	5	ADAPTER, CONNECTOR, (includes o-ring)	
7	4031913	2	SOCKET HD CAPSCREW, M8X45, GR8.8, (torque to 28 Nm/20.65 lb-ft)	
8		Ref	STEERING SELECT VALVE, (See HYDRAULIC COMPONENTS SECTION for Breakdown)	
10	1001144846	1	HOSE ASSY	
11	1001144838	2	HOSE ASSY, (3706PS & 37.6)	
11	1001144849	2	HOSE ASSY, (3707PS, 33.7 & 37.7)	
12	1001144845	1	HOSE ASSY	
13	1001144847	1	HOSE ASSY	
18		Ref	GROMMET, (See DUMP CIRCUIT for Breakdown)	
30	1001094262	4	ADAPTER, 90, (includes o-ring)	
38	1302325	4	DISK	
39	2997586	2	CLIP BODY	
40	4010614	4	PAN HD SCREW, M6X30	
41	1001095650	AR	LOCTITE 243	
42	2150608	1	ADAPTER, 45, (includes o-ring)	
102		Ref	ORBITAL STEERING VALVE, (See CONTROLS SECTION for Breakdown)	

SECTION 8 - HYDRAULIC CIRCUITS

FIGURE 8-6. STEER SELECT CIRCUIT - 4014PS & 4017PS



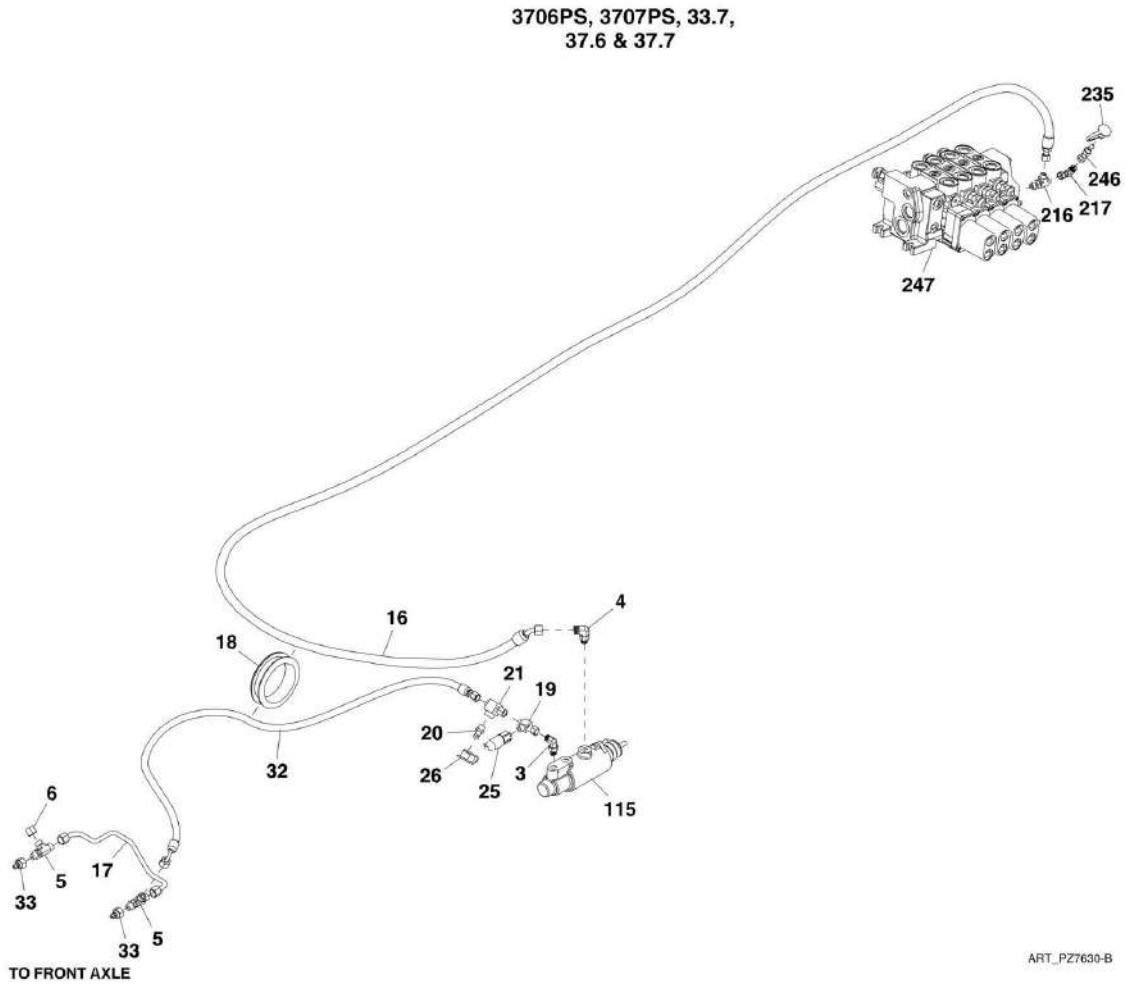
SECTION 8 - HYDRAULIC CIRCUITS

FIGURE 8-6. STEER SELECT CIRCUIT - 4014PS & 4017PS

ITEM	PART NUMBER	QTY	DESCRIPTION	REV
4	2110608	4	ADAPTER, (includes o-ring)	
9	2130608	2	ELBOW, 90, (includes o-ring)	
14	2172106	2	ELBOW, 90, (includes o-ring)	
15	4031910	2	SOCKET HD CAPSCREW, 8X30mm, (torque to 28 Nm)	
17		Ref	STEER SELECT VALVE, (See HYDRAULIC COMPONENTS SECTION for Breakdown)	
23	1001144890	1	HOSE ASSY	
24	1001144883	2	HOSE ASSY	
25	1001144884	1	HOSE ASSY	
26	1001144889	1	HOSE ASSY	
37		Ref	GROMMET, (See DUMP CIRCUIT for Breakdown)	
51	1001094262	4	ELBOW, 90, (includes o-ring)	
57	1001095650	AR	LOCTITE 242	
58	1302325	4	DISC	
59	2997586	2	CLIP	
61	4010614	4	POZIDRIVE PAN HD SCREW, 6X30mm	
102		Ref	STEERING VALVE, (See CONTROLS SECTION for Breakdown)	

SECTION 8 - HYDRAULIC CIRCUITS

FIGURE 8-7. SERVICE BRAKE CIRCUIT - 3706PS, 3707PS, 33.7, 37.6 & 37.7



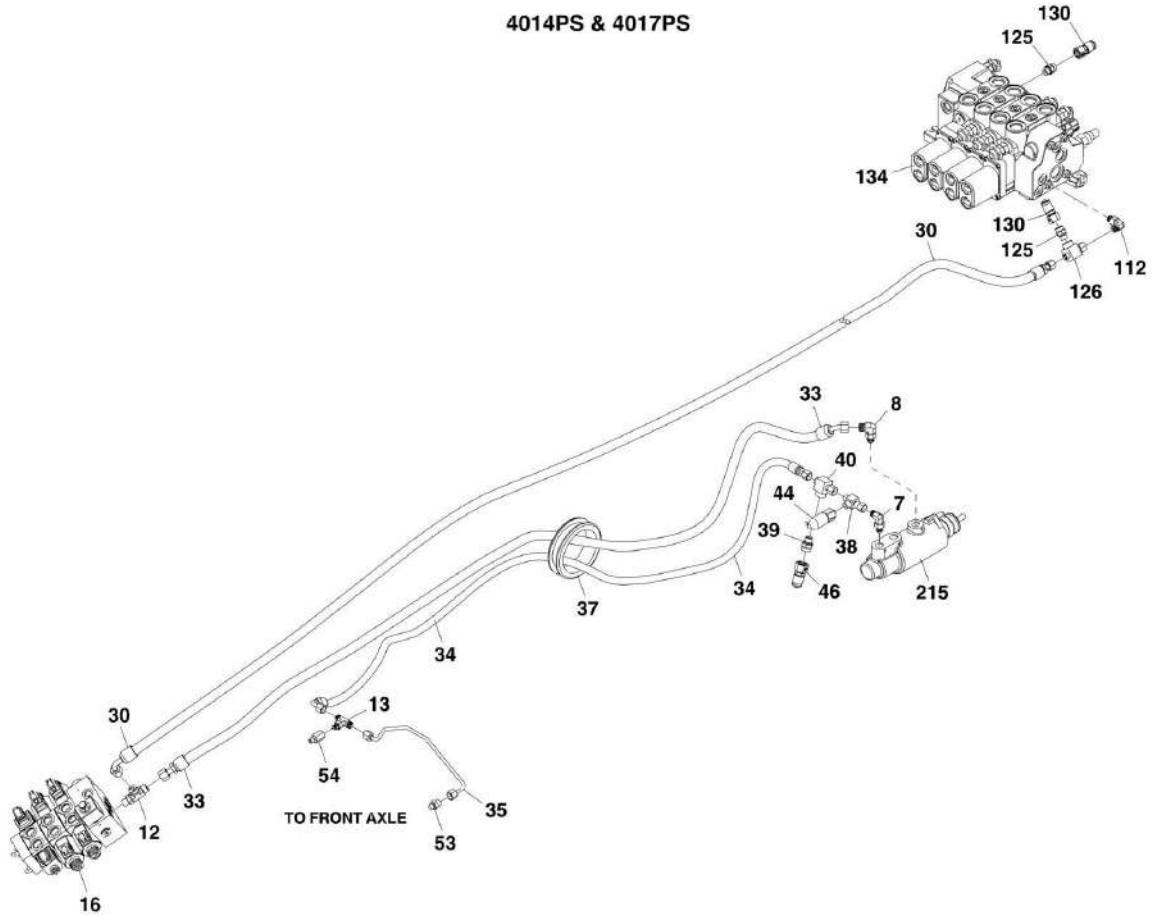
SECTION 8 - HYDRAULIC CIRCUITS

FIGURE 8-7. SERVICE BRAKE CIRCUIT - 3706PS, 3707PS, 33.7, 37.6 & 37.7

ITEM	PART NUMBER	QTY	DESCRIPTION	REV
3	2130406	1	ADAPTER, 90, (includes o-ring)	
4	2130606	1	ADAPTER, 90, (includes o-ring)	
5	2170306	2	ADAPTER, RUN TEE, (includes o-ring)	
6	2170906	1	ADAPTER, CAP	
16	1001144840	1	HOSE ASSY, (3706PS & 37.6)	
16	1001144855	1	HOSE ASSY, (3707PS, 33.7 & 37.7)	
17	1001002810	1	PIPE ASSY	
18		Ref	GROMMET, (See DUMP CIRCUIT for Breakdown)	
19	1001003566	1	ADAPTER, SWIVEL TEE	
20	2144803	1	ADAPTER, CONNECTOR	
21	1001003617	1	ADAPTER, TEE, (includes o-ring)	
25	1001006362	1	PRESSURE SWITCH	
26	2144104	1	TEST PORT	
32	1001094531	1	HOSE ASSY, (3706PS & 37.6)	
32	1001144854	1	HOSE ASSY, (3707PS, 33.7 & 37.7)	
33	1001100060	2	ADAPTER, CONNECTOR	
115		Ref	BRAKE CYLINDER, (See CONTROLS SECTION for Breakdown)	
216	2170350	1	ADAPTER, RUN TEE, (includes o-ring)	
217	2172104	1	ADAPTER, 90, (includes o-ring)	
235	1001008761	1	DUST CAP	
246	1001101257	1	ADAPTER, CONNECTOR	
247		Ref	MAIN CONTROL VALVE, (See HYDRAULIC COMPONENTS SECTION for Breakdown)	

SECTION 8 - HYDRAULIC CIRCUITS

FIGURE 8-8. SERVICE BRAKE CIRCUIT WITH BOOM SUSPENSION - 4014PS & 4017PS



ART_31200722-8-8

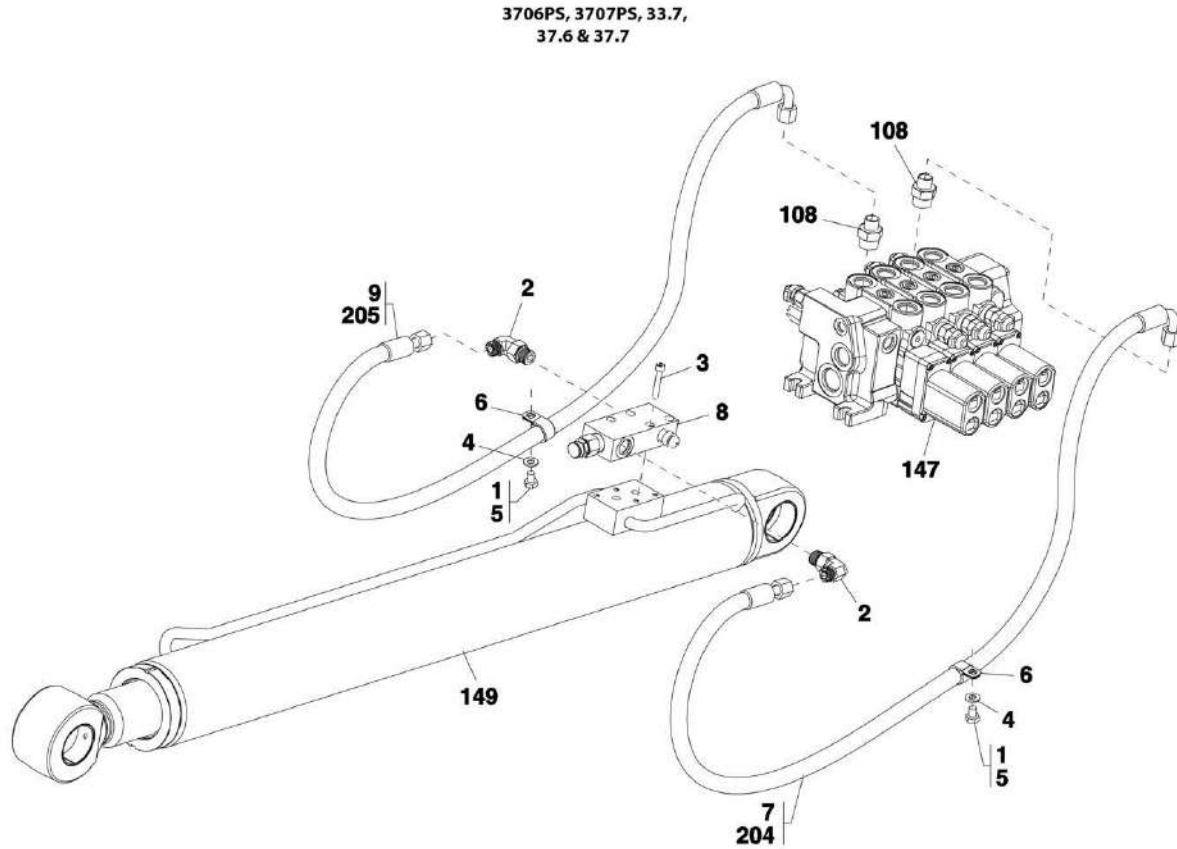
SECTION 8 - HYDRAULIC CIRCUITS

FIGURE 8-8. SERVICE BRAKE CIRCUIT WITH BOOM SUSPENSION - 4014PS & 4017PS

ITEM	PART NUMBER	QTY	DESCRIPTION	REV
7	2130406	1	ELBOW, 90, (includes o-ring)	
8	2130606	1	ELBOW, 90, (includes o-ring)	
12	2170306	1	BRANCH TEE, (includes o-ring)	
13	2170404	1	BRANCH TEE, (includes o-ring)	
16		Ref	OUTRIGGER AND FRAME LEVEL VALVE, (See HYDRAULIC COMPONENTS SECTION for Breakdown)	
30	1001144885	1	HOSE ASSY	
33	1001144860	1	HOSE ASSY, (4014PS)	
33	1001144894	1	HOSE ASSY, (4017PS)	
34	1001144895	1	HOSE ASSY	
35	1001002809	1	PIPE ASSY	
37		Ref	GROMMET, (See DUMP CIRCUIT for Breakdown)	
38	1001003566	1	RUN TEE, (includes o-ring)	
39	2144803	1	ADAPTER	
40	1001003617	1	TEE FITTING, (includes o-ring)	
44	1001006362	1	PRESSURE SWITCH	
46	2144104	1	DUST CAP	
53	1001094726	1	ADAPTER, (includes o-ring)	
54	1001099030	1	NIPPLE	
112	2130406	1	ELBOW, 90, (includes o-ring)	
125	2144803	2	FITTING CONNECTOR	
126	1001003617	1	TEE FITTING, (includes o-ring)	
130	2144104	2	TEST PORT	
134		Ref	MAIN CONTROL VALVE, (See HYDRAULIC COMPONENTS SECTION for Breakdown)	
215		Ref	MASTER BRAKE CYLINDER, (See CONTROLS SECTION for Breakdown)	

SECTION 8 - HYDRAULIC CIRCUITS

FIGURE 8-9. LIFT CYLINDER CIRCUIT - 3706PS, 3707PS, 33.7, 37.6 & 37.7



ART_31200722-8-9

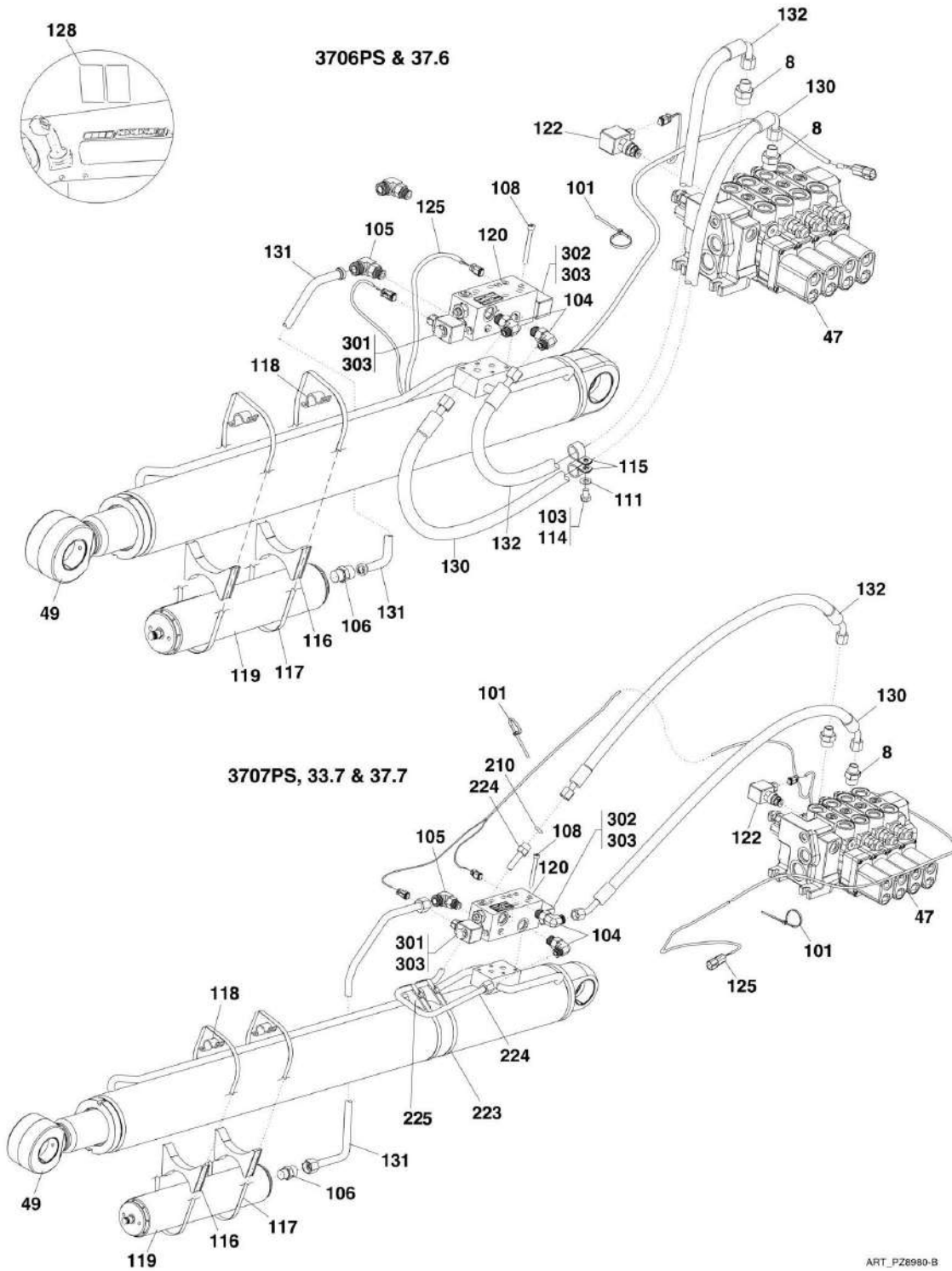
SECTION 8 - HYDRAULIC CIRCUITS

FIGURE 8-9. LIFT CYLINDER CIRCUIT - 3706PS, 3707PS, 33.7, 37.6 & 37.7

ITEM	PART NUMBER	QTY	DESCRIPTION	REV
	1001144576	Ref	BOOM RAISE HOSES INSTALLATION, (3706PS & 37.6), (not available to order, see items 1 thru 9 for service)	B
	1001144619	Ref	BOOM RAISE HOSES INSTALLATION, (3707PS, 33.7 & 37.7), (not available to order, see items 2, 3, 8, 204 & 205 for service)	A
1	0761007	2	HEX HD CAPSCREW, M10X14, GR8.8, (torque to 55 Nm/40.56 lb-ft)	
2	2130810	2	ADAPTER, 90, (includes o-ring)	
3	4031913	4	SOCKET HD CAPSCREW, M8X45, (torque to 31 Nm/22.86 lb-ft)	
4	4812000	2	WASHER, 10mm	
5	1001095650	AR	LOCTITE 243	
6	1001100319	2	HOSE CLIP, M10	
7	1001144577	1	HOSE ASSY, (3706PS & 37.6)	
8	1001110911	1	LOAD HOLD VALVE	
9	1001151936	1	HOSE ASSY, (3706PS & 37.6)	
108	2110812	2	ADAPTER, CONNECTOR, (includes o-ring)	
147		Ref	MAIN CONTROL VALVE, (See HYDRAULIC COMPONENTS SECTION for Breakdown)	
149		Ref	LIFT CYLINDER, (See HYDRAULIC COMPONENTS SECTION for Breakdown)	
204	1001144620	1	HOSE ASSY, (3707PS, 33.7 & 37.7)	
205	1001144621	1	HOSE ASSY, (3707PS, 33.7 & 37.7)	

SECTION 8 - HYDRAULIC CIRCUITS

FIGURE 8-10. LIFT CYLINDER CIRCUIT - 3706PS, 3707PS, 33.7, 37.6 & 37.7



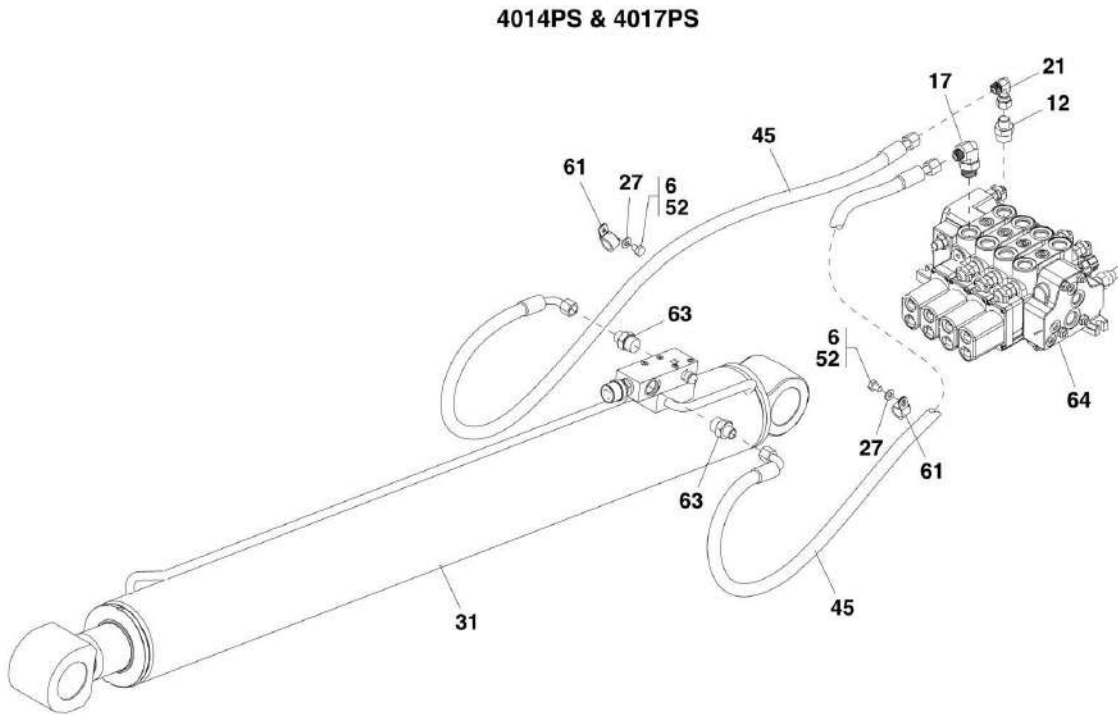
SECTION 8 - HYDRAULIC CIRCUITS

FIGURE 8-10. LIFT CYLINDER CIRCUIT - 3706PS, 3707PS, 33.7, 37.6 & 37.7

ITEM	PART NUMBER	QTY	DESCRIPTION	REV
8	2110812	2	CONNECTOR, (includes o-ring)	
47		Ref	MAIN CONTROL VALVE, (See HYDRAULIC COMPONENTS SECTION for Breakdown)	
49		Ref	LIFT CYLINDER, (See HYDRAULIC COMPONENTS SECTION for Breakdown)	
	1001151784	Ref	BOOM SUSPENSION INSTALLATION, (3706PS & 37.6, if equipped), (not available to order, see items 101 thru 134 for service)	D
	1001151785	Ref	BOOM SUSPENSION INSTALLATION, (3707PS, 33.7 & 37.7, if equipped), (not available to order, see items 101, 104 thru 106, 108, 116 thru 120, 122, 125, 128, 130 thru 134, 210 & 223 thru 225 for service)	E
101	471678	12	CABLE BAND	
103	0761008	1	HEX HD CAPSCREW, M10X16, GR8.8, (torque to 36.87 lb-ft/50 Nm)	
104	2130810	2	ELBOW, 90, (includes o-ring)	
105	2131008	1	ELBOW, 90, (includes o-ring)	
106	2151010	1	CONNECTOR, (includes o-ring)	
108	4031919	4	HEX SOCKET HD SCREW, M8X75, (torque to 19.17 lb-ft/26 Nm)	
111	4812000	1	WASHER, 10 MM	
114	1001095650	AR	LOCTITE 243	
115	1001100319	2	HOSE CLIP	
116	1001100380	2	CYLINDER SADDLE, (3706PS & 37.6)	
116	1001102739	2	CYLINDER SADDLE, (3707PS, 33.7 & 37.7)	
117	1001101063	2	HOSE CLAMP,	
118	1001101064	2	TUBE BRIDGE CLIP	
119	1001106729	1	ACCUMALATOR	
120	1001106782	1	BOOM SUSPENSION VALVE, (includes items 301 thru 303)	A
122	1001108253	1	MCV VENT	
122	70022143	1	CARTRIDGE VALVE WITH NUT	
122	70022144	1	COIL, 12 VOLT DC	
125		Ref	BOOM SUSPENSION ELECTRICAL COMPONENTS, (See ELECTRICAL SECTION for Breakdown)	
128	1001135692	1	BOOM FLOAT DECAL	
130	1001144577	1	HOSE ASSEMBLY, (3706PS & 37.6)	
130	1001151779	1	HOSE ASSEMBLY, (3707PS, 33.7 & 37.7)	
131	1001148376	1	PIPE ASSEMBLY, (3706PS & 37.6)	
131	1001148126	1	PIPE ASSEMBLY, (3707PS, 33.7 & 37.7)	
132	1001151777	1	HOSE ASSEMBLY, (3706PS & 37.6)	
132	1001144621	1	HOSE ASSEMBLY, (3707PS, 33.7 & 37.7)	
134		Ref	RIDE AND FLOAT CAB HARNESS, (See ELECTRICAL SECTION for Breakdown)	
210	1001008805	1	SEAL	
223	1001109818	2	HOSE BAND	
224	1001110956	1	PIPE ASSEMBLY	
225	1001110957	2	HOSE CLAMP, (3707PS, 33.7 & 37.7)	
301	70022145	1	CARTRIDGE	
302	70022146	1	CARTRIDGE	
303	70022147	2	COIL	

SECTION 8 - HYDRAULIC CIRCUITS

FIGURE 8-11. LIFT CYLINDER CIRCUIT - 4014PS & 4017PS



PZ7840

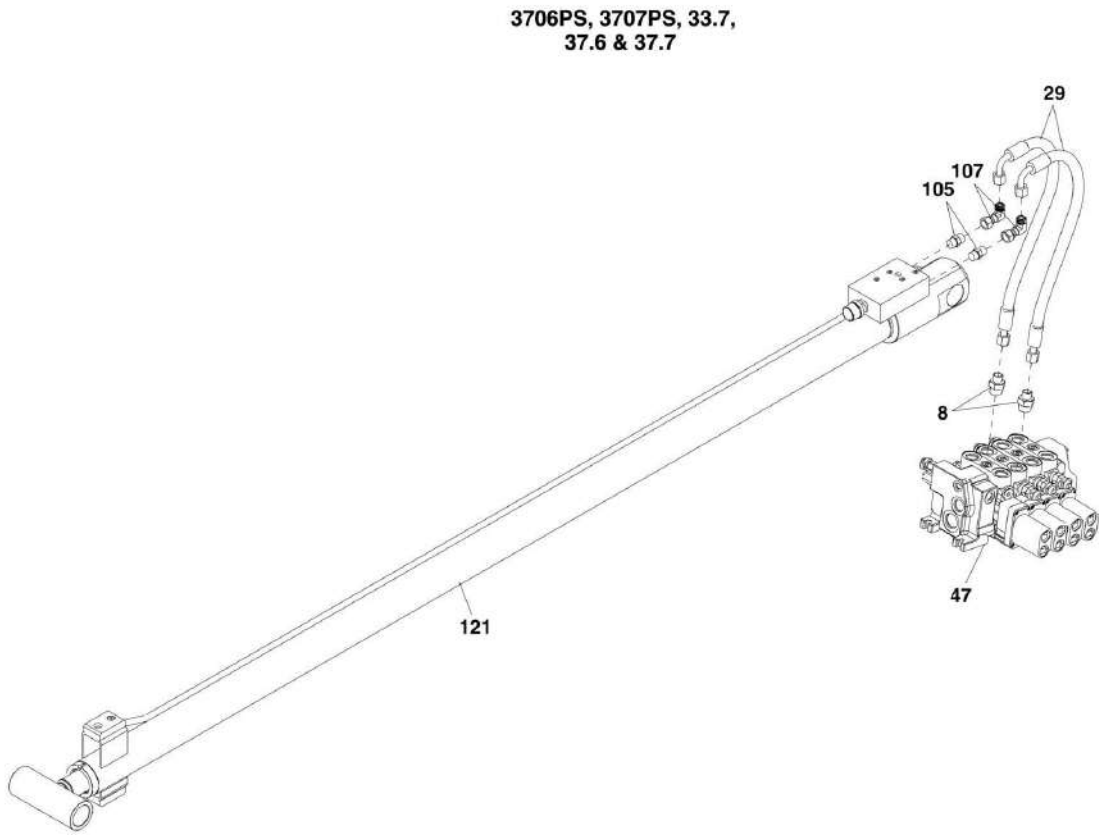
SECTION 8 - HYDRAULIC CIRCUITS

FIGURE 8-11. LIFT CYLINDER CIRCUIT - 4014PS & 4017PS

ITEM	PART NUMBER	QTY	DESCRIPTION	REV
6	0761007	2	HEX HD CAPSCREW, M10X14, GR8.8	
12	2110812	1	ADAPTER, (includes o-ring), (4014PS)	
12	2111012	1	ADAPTER, (includes o-ring), (4017PS)	
17	2130812	1	ELBOW, 90, (includes o-ring), (4014PS)	
17	2131012	1	ELBOW, 90, (includes o-ring), (4017PS)	
21	2172108	1	ELBOW, 90, (includes o-ring), (4014PS)	
21	2172110	1	ELBOW, 90, (includes o-ring), (4017PS)	
27	4812000	2	FLAT WASHER, 10mm	
31		Ref	LIFT CYLINDER, (See HYDRAULIC COMPONENTS SECTION for Breakdown)	
45	1001144868	2	HOSE ASSY, (4014PS)	
45	1001144902	2	HOSE ASSY, (4017PS)	
52	1001095650	AR	LOCTITE 243	
61	1001100319	2	CLIP, (4014PS)	
61	1001100320	2	CLIP, (4017PS)	
63	1001105941	2	ADAPTER, (includes o-ring), (4014PS)	
63	1001105942	2	ADAPTER, (includes o-ring), (4017PS)	
64		Ref	MAIN CONTROL VALVE, (See HYDRAULIC COMPONENTS SECTION for Breakdown)	

SECTION 8 - HYDRAULIC CIRCUITS

FIGURE 8-12. EXTEND/RETRACT CYLINDER CIRCUIT - 3706PS, 3707PS, 33.7, 37.6 & 37.7



ART_PZ7640-B

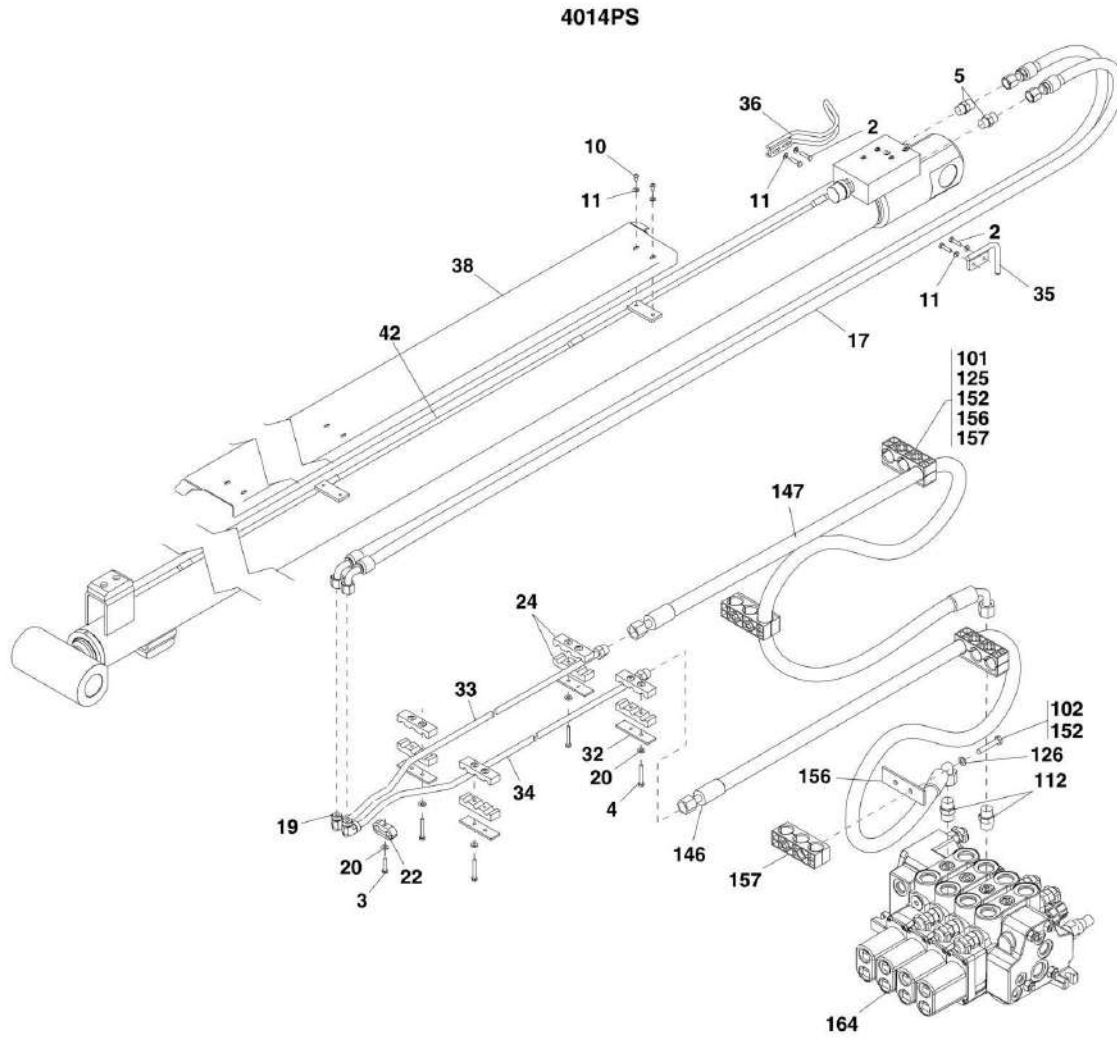
SECTION 8 - HYDRAULIC CIRCUITS

FIGURE 8-12. EXTEND/RETRACT CYLINDER CIRCUIT - 3706PS, 3707PS, 33.7, 37.6 & 37.7

ITEM	PART NUMBER	QTY	DESCRIPTION	REV
8	2110812	2	ADAPTER, CONNECTOR, (includes o-ring)	
29	1001144819	2	HOSE ASSY, (3706PS & 37.6)	
29	1001144834	2	HOSE ASSY, (3707PS, 33.7 & 37.7)	
47		Ref	MAIN CONTROL VALVE, (See HYDRAULIC COMPONENTS SECTION for Breakdown)	
105	2110808	2	ADAPTER, CONNECTOR, (includes o-ring)	
107	2172108	2	ADAPTER, 90, (includes o-ring)	
121		Ref	EXTEND/RETRACT CYLINDER, (See HYDRAULIC COMPONENTS SECTION for Breakdown)	

SECTION 8 - HYDRAULIC CIRCUITS

FIGURE 8-13. EXTEND/RETRACT CYLINDER CIRCUIT - 4014PS



ART_31200722-8-13

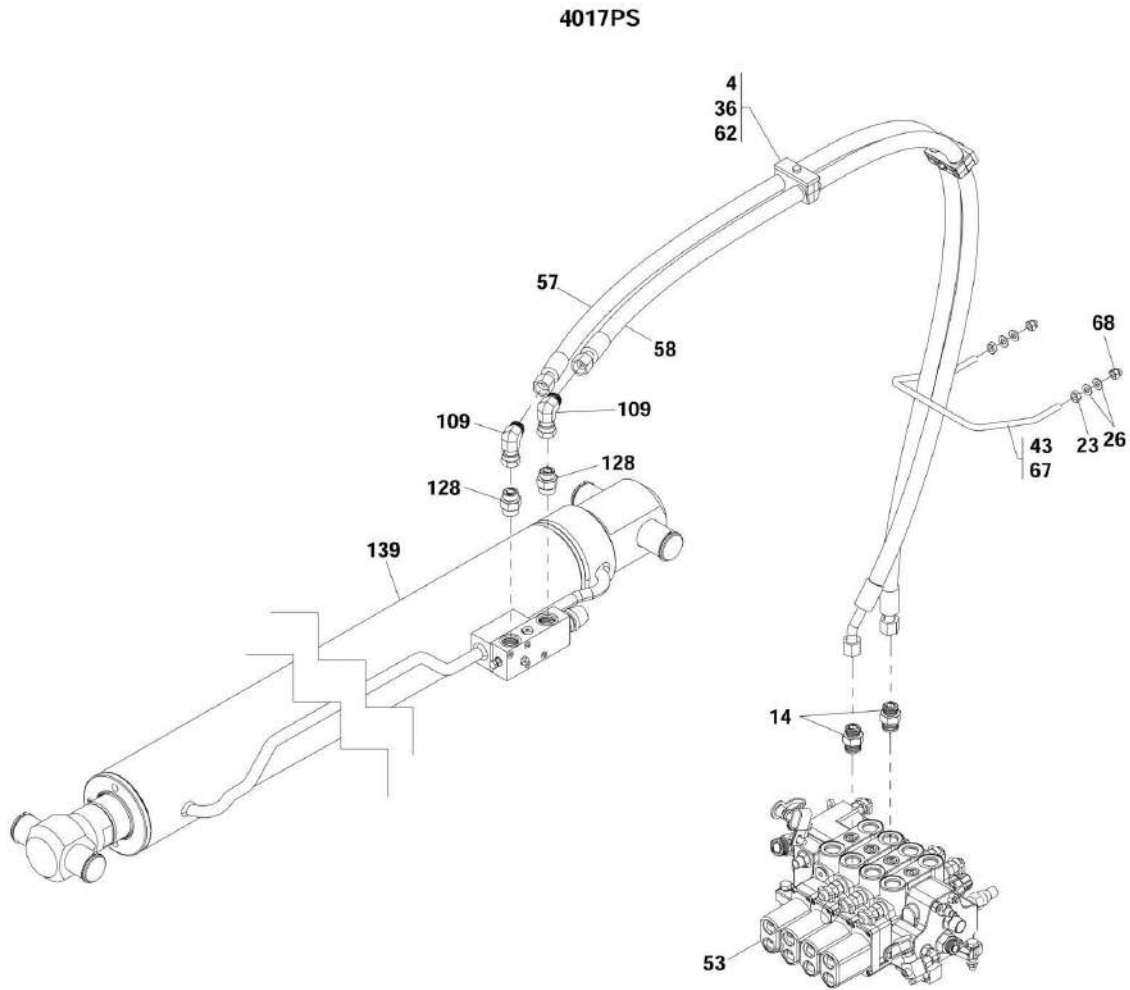
SECTION 8 - HYDRAULIC CIRCUITS

FIGURE 8-13. EXTEND/RETRACT CYLINDER CIRCUIT - 4014PS

ITEM	PART NUMBER	QTY	DESCRIPTION	REV
2	0700612	4	HEX HD CAPSCREW, M6X25, GR8.8, (torque to 11 Nm/8.11 lb-ft)	
3	0700614	1	HEX HD CAPSCREW, M6X30, GR8.8, (torque to 11 Nm/8.11 lb-ft)	
4	0700617	8	HEX HD CAPSCREW, M6X45, GR8.8, (torque to 11 Nm/8.11 lb-ft)	
5	2110808	2	ADAPTER, STRAIGHT, (includes o-ring)	
10	3900362	6	BUTTON HD CAPSCREW, M6-1X12mm	
11	4811700	10	WASHER, 6mm	
17	1001144559	1	TWIN HOSE	
19	1001008805	2	SEAL	
20	1001009124	9	HARD WASHER	
22	1001092129	1	CLAMP WITH COVER	
24	1001093387	8	CLAMP	
32	1001103554	4	CLAMP COVER PLATE	
33	1001104032	1	PIPE	
34	1001104033	1	PIPE	
35	1001104670	1	HOSE GUIDE BRACKET	
36	1001104717	1	IGUS CHAIN GUIDE BRACKET	
38	1001115210	1	CHAIN GUIDE PLATE	
42		Ref	EXTEND/RETRACT CYLINDER, (See HYDRAULIC COMPONENTS SECTION for Breakdown)	
101	0700618	4	HEX HD CAPSCREW, M6X50, GR8.8, (torque to 12 Nm/8.85 lb-ft)	
102	0700817	4	HEX HD CAPSCREW, M8X45, GR8.8, (torque to 28 Nm/20.65 lb-ft)	
112	2110812	2	ADAPTER, STRAIGHT, (includes o-ring)	
125	4811700	4	WASHER, 6m	
126	4811900	4	WASHER, 8mm	
146	1001144869	1	HOSE ASSY	
147	1001144870	1	HOSE ASSY	
152	1001095650	AR	LOCTITE 243	
156	1001098123	4	TRIPLE CLAMP COVER PLATE	
157	1001098128	4	TRIPLE CLAMP	
164		Ref	MAIN CONTROL VALVE, (See HYDRAULIC COMPONENTS SECTION for Breakdown)	

SECTION 8 - HYDRAULIC CIRCUITS

FIGURE 8-14. EXTEND/RETRACT CYLINDER CIRCUIT - 4017PS



P/AP32940

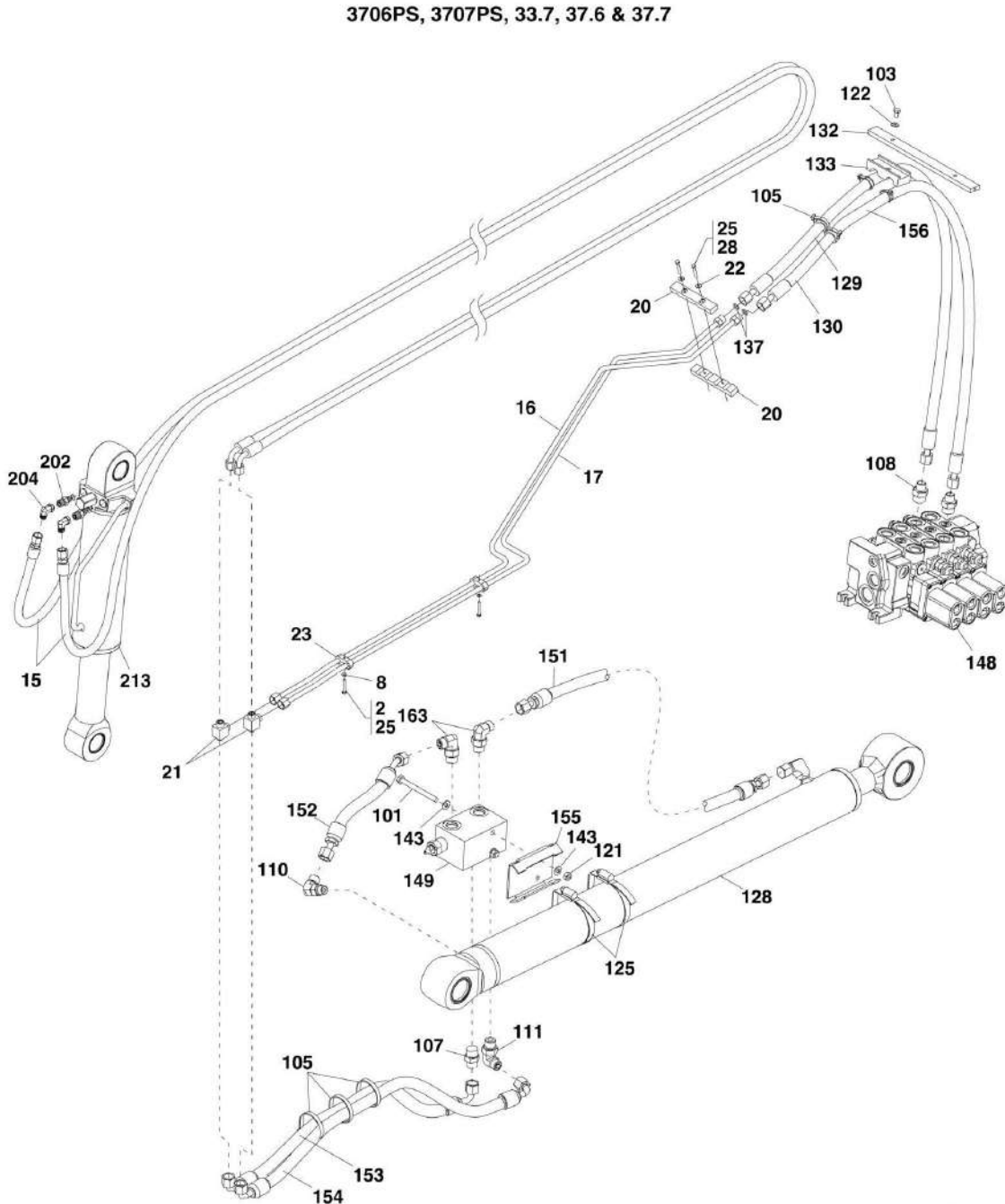
SECTION 8 - HYDRAULIC CIRCUITS

FIGURE 8-14. EXTEND/RETRACT CYLINDER CIRCUIT - 4017PS

ITEM	PART NUMBER	QTY	DESCRIPTION	REV
4	0760818	2	HEX HD CAPSCREW, M8X50, GR8.8, (torque to 26 Nm/19.17 lb-ft)	
14	2111012	2	ADAPTER, CONNECTOR, (includes o-ring)	
23	3291001	2	HEX NUT, M10X1.50	
26	4812000	4	WASHER, 10mm	
36	1001008747	2	COVER	
43	1001095650	AR	LOCTITE 243	
53		Ref	MAIN CONTROL VALVE, (See HYDRAULIC COMPONENTS SECTION for Breakdown)	
57	1001144897	1	HOSE ASSY	
58	1001144903	1	HOSE ASSY	
62	1001111827	2	CLAMP ASSY	
67	1001114850	1	BRACKET	
68	1001114969	2	HEXAGON DOMED CAP NUT, GR8, (torque to 55 Nm/40.56 lb-ft)	
109	2172110	2	ADAPTER, 90, (includes o-ring)	
128	1001105942	2	ADAPTER, CONNECTOR, (includes o-ring)	
139		Ref	EXTEND/RETRACT CYLINDER, (See HYDRAULIC COMPONENTS SECTION for Breakdown)	

SECTION 8 - HYDRAULIC CIRCUITS

FIGURE 8-15. TILT AND TILT COMPENSATION CYLINDER CIRCUIT - 3706PS, 3707PS, 33.7, 37.6 & 37.7



SECTION 8 - HYDRAULIC CIRCUITS

FIGURE 8-15. TILT AND TILT COMPENSATION CYLINDER CIRCUIT - 3706PS, 3707PS, 33.7, 37.6 & 37.7

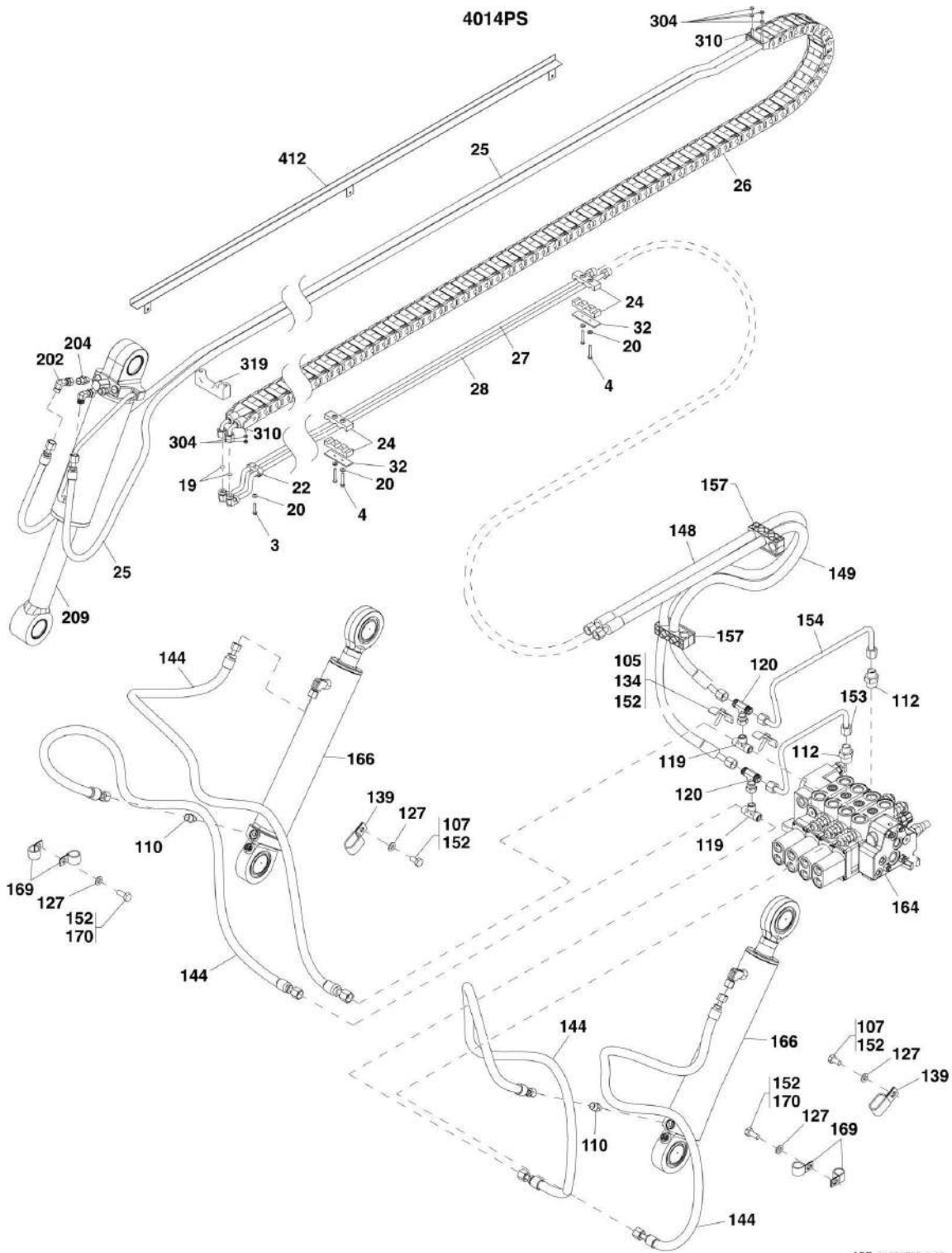
ITEM	PART NUMBER	QTY	DESCRIPTION	REV
2	0700615	2	HEX HD CAPSCREW, 6X40mm, GR8.8, (torque to 11Nm/8 lb-ft)	
8	4811700	3	HARD WASHER, (3706PS & 37.6)	
8	4811700	4	FLAT WASHER, 6mm, (3707PS, 33.7 & 37.7)	
15	1001144553	1	TWIN HOSE ASSY, (3706PS & 37.6)	
15	1001144555	1	TWIN HOSE ASSY, (3707PS, 33.7 & 37.7)	
16	1001101002	1	TUBE ASSY, (3706PS & 37.6)	
16	1001002787	1	TUBE ASSY, (3707PS, 33.7 & 37.7)	
17	1001101003	1	TUBE ASSY, (3706PS & 37.6)	
17	1001002788	1	TUBE ASSY, (3707PS, 33.7 & 37.7)	
20	1001002816	2	CLAMP	
21	1001003435	2	ADAPTER, (includes o-ring)	
23	1001092129	1	CLAMP SET, (3706PS & 37.6)	
23	1001092129	2	CLAMP SET, (3707PS, 33.7 & 37.7)	
25	1001095650	AR	LOCTITE 243	
28	0700618	2	HEX HD CAPSCREW, M6X50, GR8.8	
101	0700825	2	HEX HD CAPSCREW, M8X85, GR8.8, (torque to 28 Nm/20.65 lb-ft)	
103	0760807	1	HEX HD CAPSCREW, 8X14 MM, GR8.8, (torque to 23 Nm/17 lb-ft)	
105	1062255	5	TIE WRAP, (3706PS & 37.6)	
105	1062255	6	TIE WRAP, (3707PS, 33.7 & 37.7)	
107	2110608	1	ADAPTER, (includes o-ring)	
108	2110812	2	CONNECTOR, (includes o-ring)	
110	2130606	1	ELBOW, 90, (includes o-ring)	
111	2130608	3	ADAPTER, 90, (includes o-ring)	
121	3290801	2	HEX NUT, M8X1/25	
122	4811900	5	FLAT WASHER, 8mm	
125	10719267	2	CLAMP, (torque to 4.5-5 Nm/3.31-3.68 lb-ft)	
128		Ref	TILT COMPENSATION CYLINDER, (See HYDRAULIC COMPONENTS SECTION for Breakdown)	
129	1001144821	1	HOSE ASSY, (3706PS & 37.6)	
129	1001144832	1	HOSE ASSY, (3707PS, 33.7 & 37.7)	
130	1001144821	1	HOSE ASSY, (3706PS & 37.6)	
130	1001144833	1	HOSE ASSY, (3707PS, 33.7 & 37.7)	
132	1001002817	1	CLAMP PLATE	
133	1001002818	1	CLAMP HALF	
137	1001008805	2	SEAL	
148		Ref	MAIN CONTROL VALVE, (See HYDRAULIC COMPONENTS SECTION for Breakdown)	
149	1001108529	1	ANTI-KICK BACK VALVE	
151	1001144828	1	HOSE ASSY	
152	1001144829	1	HOSE ASSY	
153	1001144822	1	HOSE ASSY, (3706PS & 37.6)	
153	1001144830	1	HOSE ASSY, (3707PS, 33.7 & 37.7)	
154	1001144823	1	HOSE ASSY, (3706PS & 37.6)	
154	1001144831	1	HOSE ASSY, (3707PS, 33.7 & 37.7)	
155	1001112726	1	BRACKET	
156	1001151080	2	SPLIT POLY CONDUIT	
202	2110808	2	CONNECTOR, (includes o-ring)	
204	2172108	2	ELBOW, 90, (includes o-ring)	
213		Ref	TILT CYLINDER, (See HYDRAULIC COMPONENTS SECTION for	

SECTION 8 - HYDRAULIC CIRCUITS

ITEM	PART NUMBER	QTY	DESCRIPTION	REV
			Breakdown)	

SECTION 8 - HYDRAULIC CIRCUITS

FIGURE 8-16. TILT AND TILT COMPENSATION CYLINDER CIRCUIT - 4014PS



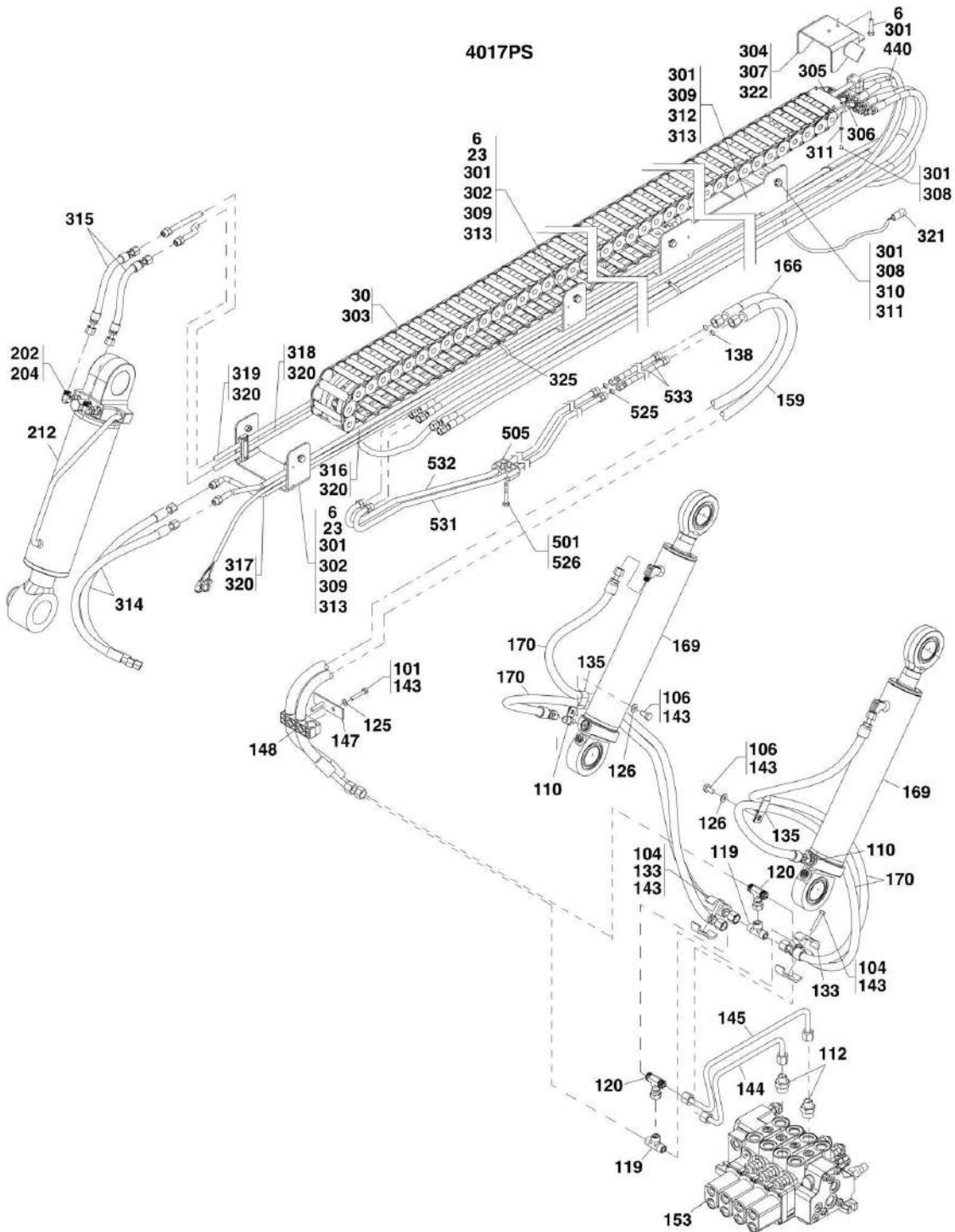
SECTION 8 - HYDRAULIC CIRCUITS

FIGURE 8-16. TILT AND TILT COMPENSATION CYLINDER CIRCUIT - 4014PS

ITEM	PART NUMBER	QTY	DESCRIPTION	REV
3	0700614	2	HEX HD CAPSCREW, 6X30mm, GR8.8, (torque to 12 Nm/8.8 lb-ft)	
4	0700617	4	HEX HD CAPSCREW, 6X40mm, GR8.8, (torque to 12 Nm/8.8 lb-ft)	
19	1001008805	2	SEAL	
20	1001009124	5	HARD WASHER	
22	1001092129	2	CLAMP WITH COVER	
24	1001093387	4	CLAMP HALF	
25	1001144561	2	HOSE ASSY	
26	1001097391	1	HOSE CARRIER	
27	1001097902	1	PIPE ASSY	
28	1001097903	1	PIPE ASSY	
32	1001103554	2	CLAMP COVER PLATE	
105	0760818	2	HEX HD CAPSCREW, 8X50mm, GR8.8	
107	0761010	2	HEX HD CAPSCREW, 10X20mm, GR8.8, (torque to 55 Nm/40.5 lb-ft)	
110	2110604	2	ADAPTER, (includes o-ring)	
112	2110812	2	ADAPTER, (includes o-ring)	
119	2170508	2	TEE FITTING, (includes o-ring)	
120	2170808	2	TEE FITTING, (includes o-ring)	
127	4812000	4	WASHER,10mm	
130	1001002496	2	PIN	
134	1001005961	2	CLIP	
139	1001026104	2	CLIP	
144	1001175785	4	HOSE ASSY,TILT COMP 4014	
148	1001144871	1	HOSE ASSY	
149	1001144872	1	HOSE ASSY	
152	1001095650	AR	LOCTITE 243	
153	1001097289	1	PIPE ASSY	
154	1001097290	1	PIPE ASSY	
157	1001098128	2	CLAMP	
166		Ref	TILT COMPENSATION CYLINDER, (See HYDRAULIC COMPONENTS SECTION for Breakdown)	
164		Ref	MAIN CONTROL VALVE, (See HYDRAULIC COMPONENTS SECTION for Breakdown)	
169	1001004144	4	CLIP	
170	0761012	2	HEX HD CAPSCREW, 10X20mm, GR8.8	
209		Ref	TILT CYLINDER, (See HYDRAULIC COMPONENTS SECTION for Breakdown)	
202	2110808	2	CONNECTOR, (includes o-ring)	
204	2172108	2	ELBOW, 90, (includes o-ring)	
304	3290601	8	HEX NUT, 6X1mm, (torque adjusting nut to 3 Nm/2.2 lb-ft), (torque locking nut to 12 Nm/8.8 lb-ft)	
310	1001103495	2	CHAIN ANCHOR BRACKET	
319	1001113286	1	CLAMP	
319	1001107679	1	CLAMP, (if equipped for platform)	
412	1001119560	NLA	PLATE, BOX SECTION, (no longer available, use 1001155578 for replacement)	
412	1001155578	1	CONDUIT	

SECTION 8 - HYDRAULIC CIRCUITS

FIGURE 8-17. TILT AND TILT COMPENSATION CYLINDER CIRCUIT - 4017PS



ART_31200722-8-17

SECTION 8 - HYDRAULIC CIRCUITS

FIGURE 8-17. TILT AND TILT COMPENSATION CYLINDER CIRCUIT - 4017PS

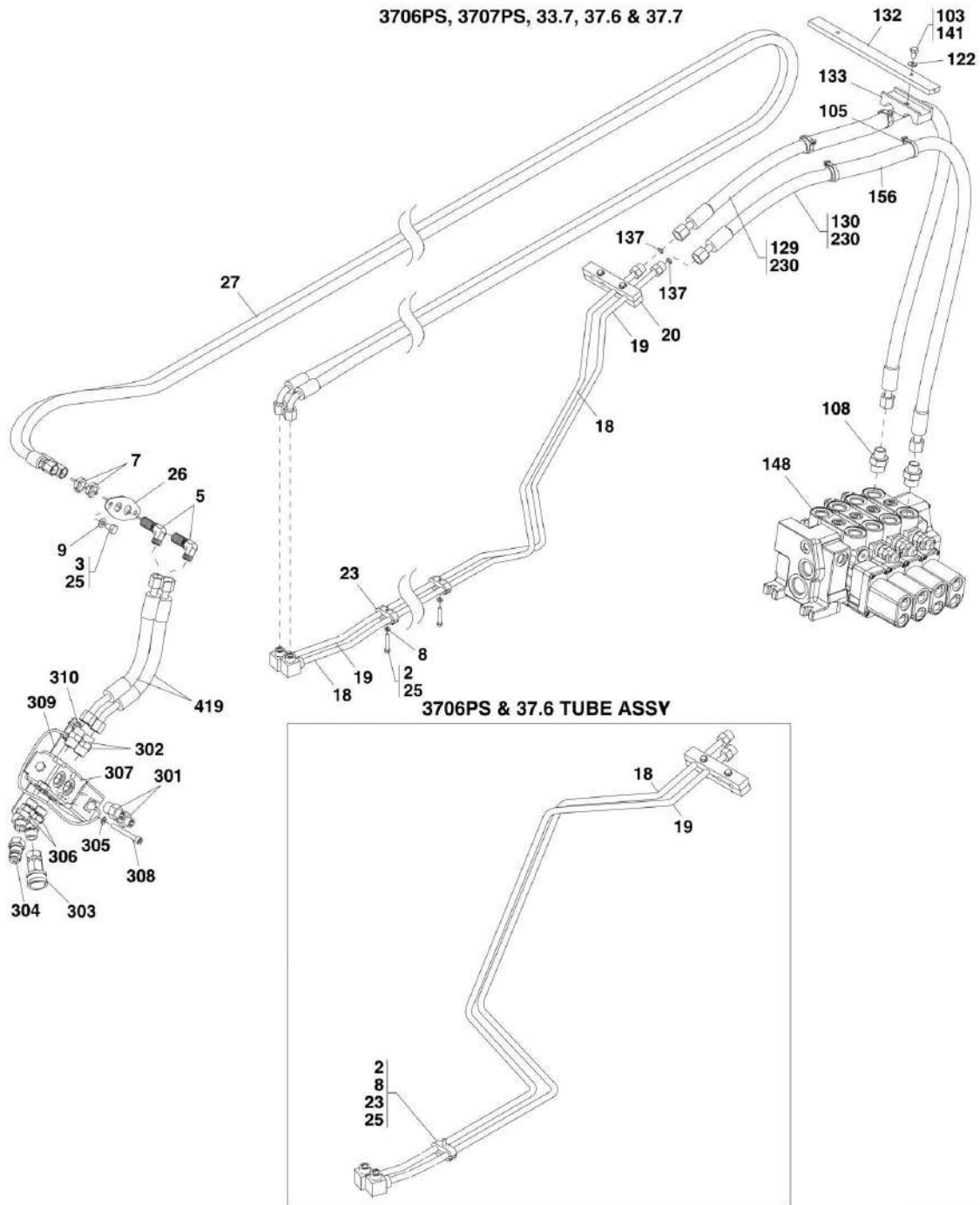
ITEM	PART NUMBER	QTY	DESCRIPTION	REV
6	0761214	10	HEX HD CAPSCREW, M12X30, GR8.8	
23	4812100	8	WASHER, M12	
30	1001144557	1	HOSE CARRIER ASSY, (includes items 301 thru 325)	B
30	1001144575	1	HOSE CARRIER ASSY, (includes items 301 thru 325), (if equipped for platform)	A
101	0700817	2	HEX HD CAPSCREW, M8X45, GR8.8	
104	0760818	2	HEX HD CAPSCREW, M8X50, GR8.8	
106	0761010	2	HEX HD CAPSCREW, M10X20, GR8.8	
110	2110604	2	ADAPTER, (includes o-ring)	
112	2110812	2	ADAPTER, (includes o-ring)	
119	2170508	2	TEE FITTING, (includes o-ring)	
120	2170808	2	TEE FITTING, (includes o-ring)	
125	4811900	4	WASHER, 8mm	
126	4812000	4	WASHER, 10mm	
133	1001005961	4	CLIP	
135	1001008626	2	CLIP	
143	1001095650	AR	LOCTITE 243	
144	1001097289	1	PIPE ASSY	
145	1001097290	1	PIPE ASSY	
147	1001098123	1	COVER PLATE	
148	1001098128	1	CLAMP	
153		Ref	MAIN CONTROL VALVE, (See HYDRAULIC COMPONENTS SECTION for Breakdown)	
159	1001144898	1	HOSE ASSY	
166	1001144900	1	HOSE ASSY	
169		Ref	TILT COMPENSATION CYLINDER, (See HYDRAULIC COMPONENTS SECTION for Breakdown)	
170	1001144901	4	HOSE ASSY	
202	2110808	2	ADAPTER, (includes o-ring)	
204	2172108	2	ADAPTER, 90, (includes o-ring)	
212		Ref	TILT CYLINDER, (See HYDRAULIC COMPONENTS SECTION for Breakdown)	
301	0100011	AR	LOCTITE 242	
302	0903405	2	MOUNTING BRACKET	
303	1001120416	1	HOSE CARRIER	
304	2171108	4	ADAPTER, (includes o-ring)	
305	1001144562	1	HOSE ASSY	
306	1001144563	1	HOSE ASSY	
307	3576314	1	HOSE CARRIER MOUNT	
308	3900362	12	BUTTON HD SCREW, M6-1X12mm	
309	3900380	12	SOCKET HD CAPSCREW, M6-1X20mm	
310	4700044	2	SLIDE	
311	4811700	12	WASHER, 6mm	
312	1001093238	1	REAR MOUNT BRACKET	
313	1001100075	6	CLAMP	
314		Ref	HOSE ASSY, (See AUXILIARY HYDRAULIC CIRCUIT for Breakdown)	
315	1001144565	2	HOSE ASSY	
316	1001115560	1	PIPE ASSY	
317	1001115561	1	PIPE ASSY	
318	1001115562	1	PIPE ASSY	

SECTION 8 - HYDRAULIC CIRCUITS

ITEM	PART NUMBER	QTY	DESCRIPTION	REV
319	1001115563	1	PIPE ASSY	
320	1001008805	8	SEAL	
321		Ref	BOOM HARNESS, (See ELECTRICAL SECTION for Breakdown)	
322	2172208	4	NUT, GR8	
325	471678	6	TIE STRAP	
440	1001144558	1	HOSE ASSY	
501	0700816	5	HEX HD CAPSCREW, M8x40, GR8.8	
505	1320626	5	CLAMP ASSY	
525	1001008922	2	SEAL	
526	1001095650	AR	LOCTITE 243	
531	1001118705	1	PIPE ASSY	
532	1001118706	1	PIPE ASSY	
533	1001118707	2	PIPE ASSY	

SECTION 8 - HYDRAULIC CIRCUITS

FIGURE 8-18. AUXILIARY HYDRAULIC CIRCUIT - 3706PS, 3707PS, 33.7, 37.6 & 37.7



ART_PZ7942-B

SECTION 8 - HYDRAULIC CIRCUITS

FIGURE 8-18. AUXILIARY HYDRAULIC CIRCUIT - 3706PS, 3707PS, 33.7, 37.6 & 37.7

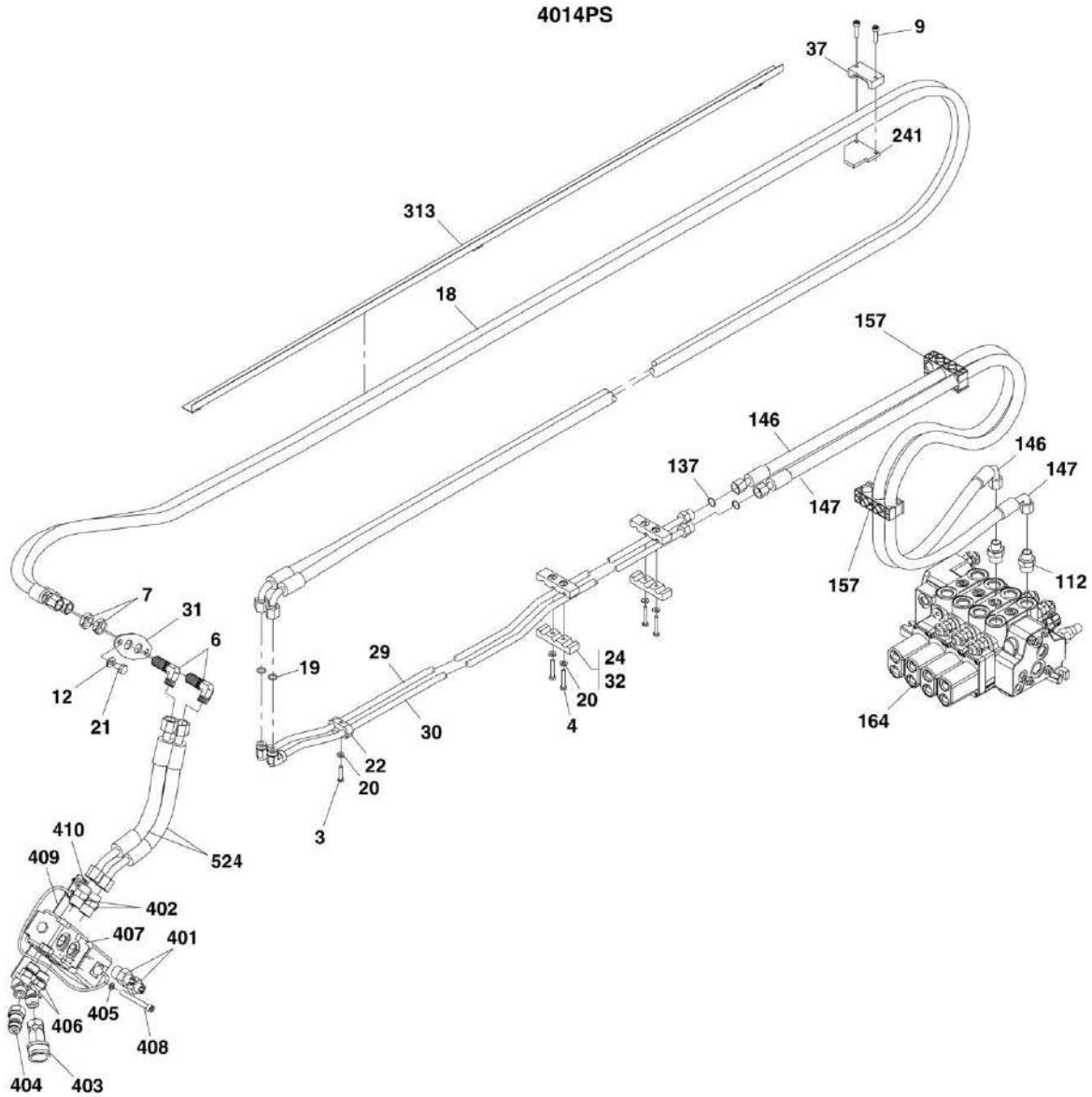
ITEM	PART NUMBER	QTY	DESCRIPTION	REV
2	0700615	1	HEX HD CAPSCREW, 6x35, GR8.8, (3706PS & 37.6)	
2	0700615	2	HEX HD CAPSCREW, 6x35, GR8.8, (3707PS, 33.7 & 37.7)	
3	0761008	2	HEX HD CAPSCREW, 10X16mm, GR8.8, (torque to 55 Nm/41 lb-ft)	
5	2171208	2	ELBOW, 90, (includes o-ring)	
7	2172208	2	NUT	
8	4811700	1	FLAT WASHER, 6mm, (3706PS & 37.6)	
8	4811700	2	FLAT WASHER, 6mm, (3707PS, 33.7 & 37.7)	
9	4812000	2	FLAT WASHER, 10mm	
18	1001101004	1	TUBE ASSY, (3706PS & 37.6)	
18	1001002789	1	TUBE ASSY, (3707PS, 33.7 & 37.7)	
19	1001101005	1	TUBE ASSY, (3706PS & 37.6)	
19	1001002790	1	TUBE ASSY, (3707PS, 33.7 & 37.7)	
20		Ref	CLAMP, (See TILT AND TILT COMPENSATION CYLINDER CIRCUIT for Breakdown)	
23	1001092129	1	CLAMP SET,(3706PS & 37.6)	
23	1001092129	2	CLAMP SET, (3707PS, 33.7 & 37.7)	
25	1001095650	AR	LOCTITE 243	
26	1001098386	1	BULKHEAD PLATE	
27	1001144554	1	TWIN HOSE ASSY, (3706PS & 37.6)	
27	1001144556	1	TWIN HOSE ASSY, (3707PS, 33.7 & 37.7)	
103	0760807	1	HEX HD CAPSCREW, 8X14mm, GR8.8	
105	1062255	2	TY-RAP	
108	2110812	2	CONNECTOR, (includes o-ring)	
122	4811900	1	FLAT WASHER, 8mm	
129	1001144832	1	HOSE ASSY, (3707PS, 33.7 & 37.7)	
130	1001144833	1	HOSE ASSY, (3707PS, 33.7 & 37.7)	
132		Ref	CLAMP, (See TILT AND TILT COMPENSATION CYLINDER CIRCUIT for Breakdown)	
133	1001002818	1	CLAMP HALF	
137	1001008805	2	SEAL	
141	1001095650	AR	LOCTITE 243	
148		Ref	MAIN CONTROL VALVE, (See HYDRAULIC COMPONENTS SECTION for Breakdown)	
156	1001151080	2	SPLIT POLY CONDUIT	
230	1001144821	2	HOSE ASSY, (3706PS & 37.6)	
	1001146389	Ref	VALVE GROUP INSTALLATION, (not available to order, see items 301 thru 312 for service)	A
301	1001003400	2	FITTING, CONNECTOR	
302	1001003411	2	FITTING, CONNECTOR	
303	1001101042	1	QUICK DISCONNECT COUPLING, FEMALE	
304	1001101041	1	QUICK DISCONNECT COUPLING, MALE	
305	1001005262	2	HARD WASHER	
306	1001005904	2	ELBOW, 45	
307		Ref	DIVERTER VALVE, (See HYDRAULIC COMPONENTS SECTION for Breakdown)	
308	4031918	2	SOCKET HD CAPSCREW, M8X70, (torque to 12-14 Nm/8.85-10.32 lb-ft)	
309	1001108918	1	PLATE	
310	1001004720	2	CABLE STRAP	
311		Ref	HYDRAULIC LOCK SWITCH, (not shown), (See ELECTRICAL SECTION for Breakdown)	

SECTION 8 - HYDRAULIC CIRCUITS

ITEM	PART NUMBER	QTY	DESCRIPTION	REV
312		Ref	RIDE CONTROL SWITCH BODY, (not shown), (See ELECTRICAL SECTION for Breakdown)	
419		Ref	HOSE ASSY, (See BOOM SECTION for Breakdown)	

SECTION 8 - HYDRAULIC CIRCUITS

FIGURE 8-19. AUXILIARY HYDRAULIC CIRCUIT - 4014PS



ART_31200722-8-19

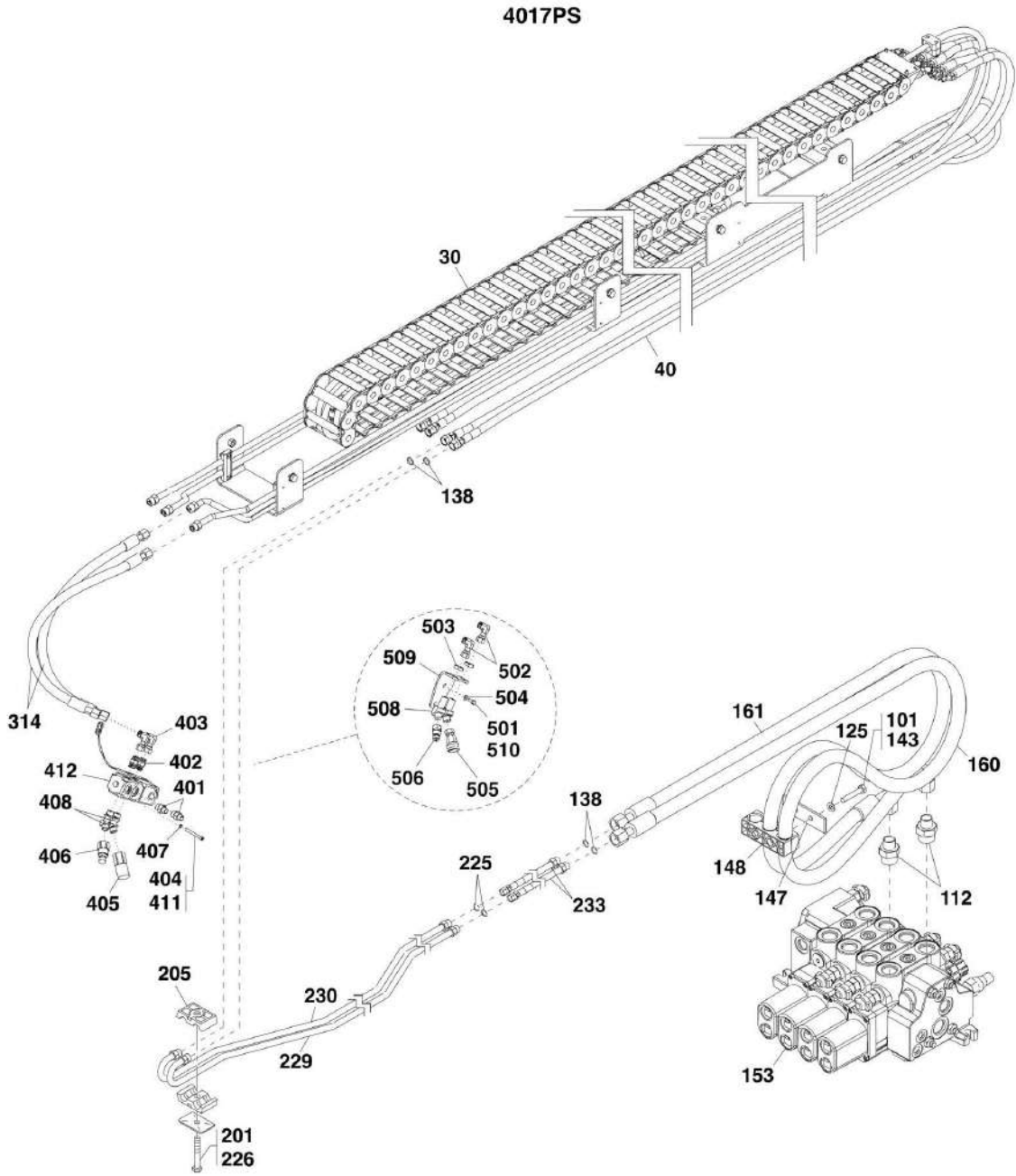
SECTION 8 - HYDRAULIC CIRCUITS

FIGURE 8-19. AUXILIARY HYDRAULIC CIRCUIT - 4014PS

ITEM	PART NUMBER	QTY	DESCRIPTION	REV
3	0700614	2	HEX HD CAPSCREW, 6X30mm, GR8.8, (torque to 12Nm/8.8lb-ft)	
4	0700617	4	HEX HD CAPSCREW, 6X45mm, GR8.8, (torque to 12Nm/8.8lb-ft)	
6	2171208	2	ELBOW, 90, (includes o-ring)	
7	2172208	2	BULKHEAD NUT	
9	4031709	2	HEX HEAD SCREW, 6X25mm	
12	4812000	2	FLAT WASHER, 10mm	
18	1001144560	1	HOSE ASSY	
19	1001008805	2	SEAL	
20	1001009124	8	HARD WASHER	
21	1001009326	2	TORX HD CAPSCREW, 10X20mm	
22	1001092129	2	CLAMP SET	
24	1001093387	4	CLAMP HALF	
29	1001097904	1	PIPE ASSY	
30	1001097905	1	PIPE ASSY	
31	1001098386	1	BULKHEAD PLATE	
32	1001103554	2	CLAMP COVER PLATE	
37	1001110596	1	HOSE CLAMP PLATE	
112	2110812	2	ADAPTER, (includes o-ring)	
137	1001008805	2	SEAL	
146	1001144869	1	HOSE ASSY	
147	1001144870	1	HOSE ASSY	
157		Ref	CLAMP, (See TILT AND TILT COMPENSATION CYLINDER CIRCUIT for Breakdown)	
164		Ref	MAIN CONTROL VALVE, (See HYDRAULIC COMPONENTS SECTION for Breakdown)	
241		Ref	THIRD BOOM SECTION, (See BOOM SECTION for Breakdown)	
313	1001119560	NLA	PLATE, BOX SECTION, (no longer available, use 1001155578 for replacement)	
313	1001155578	1	CONDUIT	
	1001146389	Ref	VALVE GROUP INSTALLATION, (not available to order, see items 401 thru 412 for service)	A
401	1001003400	2	FITTING, CONNECTOR	
402	1001003411	2	FITTING, CONNECTOR	
403	1001101042	1	QUICK DISCONNECT COUPLING, FEMALE	
404	1001101041	1	QUICK DISCONNECT COUPLING, MALE	
405	1001005262	2	HARD WASHER	
406	1001005904	2	ELBOW, 45	
407		Ref	DIVERTER VALVE, (See HYDRAULIC COMPONENTS SECTION for Breakdown)	
408	4031918	2	SOCKET HD CAPSCREW, M8X70, (torque to 12-14 Nm/8.85-10.32 lb-ft)	
409	1001108918	1	PLATE	
410	1001004720	2	CABLE STRAP	
411		Ref	HYDRAULIC LOCK SWITCH, (not shown) (See ELECTRICAL SECTION for Breakdown)	
412		Ref	RIDE CONTROL SWITCH BODY, (not shown), (See ELECTRICAL SECTION for Breakdown)	
524		Ref	HOSE ASSY, (See BOOM SECTION for Breakdown)	

SECTION 8 - HYDRAULIC CIRCUITS

FIGURE 8-20. AUXILIARY HYDRAULIC CIRCUIT - 4017PS



ART_31200722-8-20

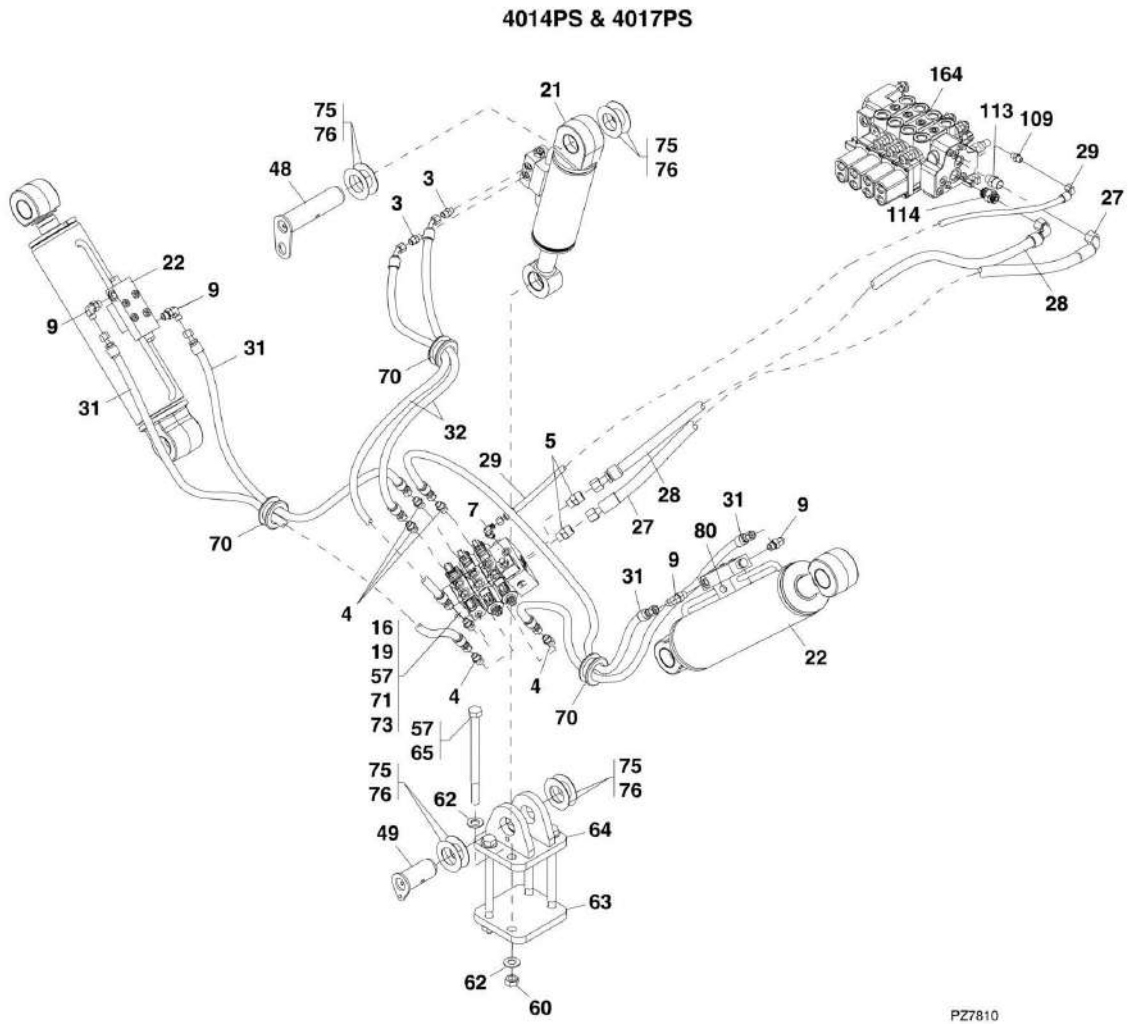
SECTION 8 - HYDRAULIC CIRCUITS

FIGURE 8-20. AUXILIARY HYDRAULIC CIRCUIT - 4017PS

ITEM	PART NUMBER	QTY	DESCRIPTION	REV
30		Ref	HOSE CARRIER ASSY, (See TILT AND TILT COMPENSATION CYLINDER CIRCUIT for Breakdown)	
40	1001144558	1	HOSE ASSY	
101	0700817	2	HEX HD CAPSCREW	
112	2110812	2	STRAIGHT FITTING	
125	4811900	2	WASHER, 8mm	
138	1001008805	4	SEAL	
143	1001095650	Ref	LOCTITE 243	
147	1001098123	1	COVER PLATE	
148	1001098128	1	CLAMP	
153		Ref	MAIN CONTROL VALVE, (See HYDRAULIC COMPONENTS SECTION for Breakdown)	
161	1001144899	1	HOSE ASSY	
160	1001144904	1	HOSE ASSY	
201	0700816	5	HEX HD CAPSCREW, M8x40, GR8.8	
205	1320626	5	CLAMP ASSY	
225	1001008922	2	SEAL	
226	1001095650	AR	LOCTITE 243	
229	1001118703	1	PIPE ASSY	
230	1001118704	1	PIPE ASSY	
233	1001118707	2	PIPE ASSY	
314	1001144564	2	HOSE ASSY	
	1001146390	Ref	AUX VALVE INSTALLATION, (not available to order, see items 401 thru 412 for service)	B
401	2110610	2	ADAPTER, CONNECTOR, (includes o-ring)	
402	2110810	2	ADAPTER, CONNECTOR, (includes o-ring)	
403	2172108	2	ADAPTER, 90, (includes o-ring)	
404	4031918	2	SOCKET HD CAPSCREW, M8X70, (torque to 12-14 Nm/8.85-10.32 lb-ft)	
405	1001101042	1	QUICK DISCONNECT COUPLING, FEMALE	
406	1001101041	1	QUICK DISCONNECT COUPLING, MALE	
407	1001005262	2	HARD WASHER	
408	1001005904	2	ELBOW	
409		Ref	HYDRAULIC LOCK SWITCH, (not shown), (See ELECTRICAL SECTION for Breakdown)	
411	1001095650	AR	LOCTITE 243	
412		Ref	DIVERTER VALVE, (See HYDRAULIC COMPONENTS SECTION for Breakdown)	
	1001145701	Ref	BOOM AUX INSTALLATION, (not available to order, see items 501 thru 510 for service)	C
501	0760810	2	HEX HD CAPSCREW, M8X20, GR8.8	
502	2172108	2	ADAPTER, 90, (includes o-ring)	
503	2172208	2	BULKHEAD NUT	
504	5240800	2	HARDENED WASHER, 8mm	
505	1001101042	1	QUICK DISCONNECT COUPLING, FEMALE	
506	1001101041	1	QUICK DISCONNECT COUPLING, MALE	
508	1001103640	2	ADAPTER, 45, (includes o-ring)	
509	1001113075J	2	BOOM AUX COUPLING BRACKET	
510	1001095650	AR	LOCTITE 243	

SECTION 8 - HYDRAULIC CIRCUITS

FIGURE 8-21. FRAME LEVEL AND OUTRIGGER - 4014PS & 4017PS



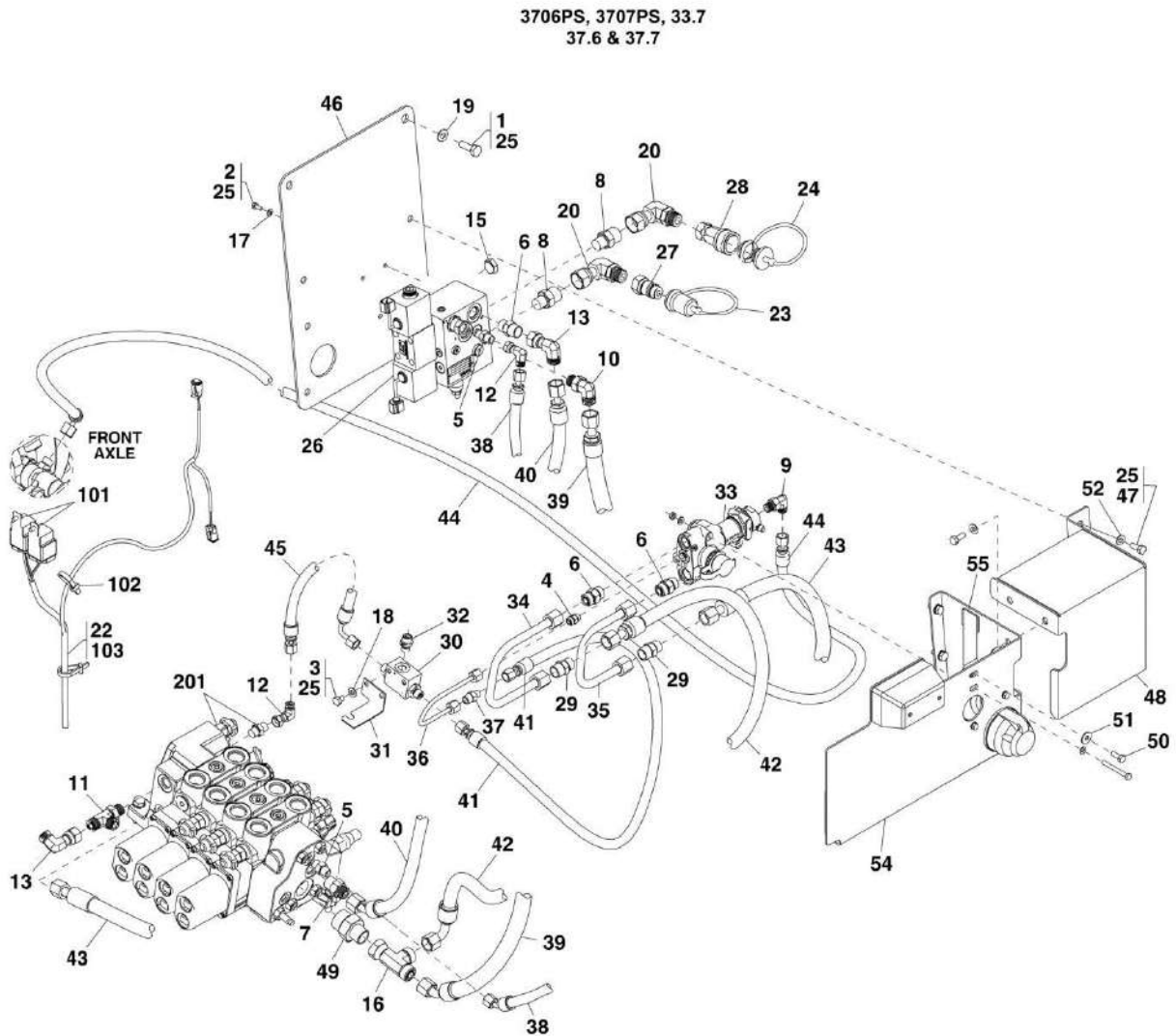
SECTION 8 - HYDRAULIC CIRCUITS

FIGURE 8-21. FRAME LEVEL AND OUTRIGGER - 4014PS & 4017PS

ITEM	PART NUMBER	QTY	DESCRIPTION	REV
3	2110606	2	ADAPTER, CONNECTOR, (includes o-ring)	
4	2110608	6	ADAPTER, CONNECTOR, (includes o-ring)	
5	2111010	2	ADAPTER, CONNECTOR, (includes o-ring)	
7	2130406	1	ADAPTER, 90, (includes o-ring)	
9	2130608	4	ADAPTER, 90, (includes o-ring)	
16		Ref	FRAME LEVEL AND OUTRIGGER VALVE, (See HYDRAULIC COMPONENTS SECTION for Breakdown)	
19	1001100379	4	STUD, 6X30mm	
21		Ref	FRAME LEVEL CYLINDER, (See HYDRAULIC COMPONENTS SECTION for Breakdown)	
22		Ref	OUTRIGGER CYLINDER, (See HYDRAULIC COMPONENTS SECTION for Breakdown)	
27	1001144877	1	HOSE ASSY	
28	1001144878	1	HOSE ASSY	
29	1001144879	1	HOSE ASSY	
31	1001144886	4	HOSE ASSY	
32	1001144887	2	HOSE ASSY	
48		Ref	PIN, (See HYDRAULIC COMPONENTS SECTION for Breakdown)	
49		Ref	PIN, (See HYDRAULIC COMPONENTS SECTION for Breakdown)	
57	1001095650	AR	LOCTITE 243	
60	3332011	4	HEX NUT, M20X2.5, (torque to 550 Nm/405.65 lb-ft)	
62	5242000	8	WASHER, 20mm	
63	1001002847	1	PLATE	
64	1001002849	1	BRACKET	
65	1001004121	4	HEX HD BOLT	
70	1001028308	3	GROMMET	
71	4811700	4	FLAT WASHER, 6MM	
73	3290601	4	HEX NUT, 6X1mm, (torque to 12 Nm/8.85 lb-ft)	
75	8307904	AR	SHIM	
76	8310093	AR	SHIM	
80	2220237	2	PLUG	
109	2110406	2	ADAPTER, CONNECTOR, (includes o-ring)	
113	2111010	1	ADAPTER, CONNECTOR, (includes o-ring)	
114	2111012	1	ADAPTER, CONNECTOR, (includes o-ring)	
164		Ref	MAIN CONTROL VALVE, (See HYDRAULIC COMPONENTS SECTION for Breakdown)	

SECTION 8 - HYDRAULIC CIRCUITS

FIGURE 8-22. TRAILER BRAKES - 3706PS, 3707PS, 33.7, 37.6 & 37.7



ART_31200722-8-22

SECTION 8 - HYDRAULIC CIRCUITS

FIGURE 8-22. TRAILER BRAKES - 3706PS, 3707PS, 33.7, 37.6 & 37.7

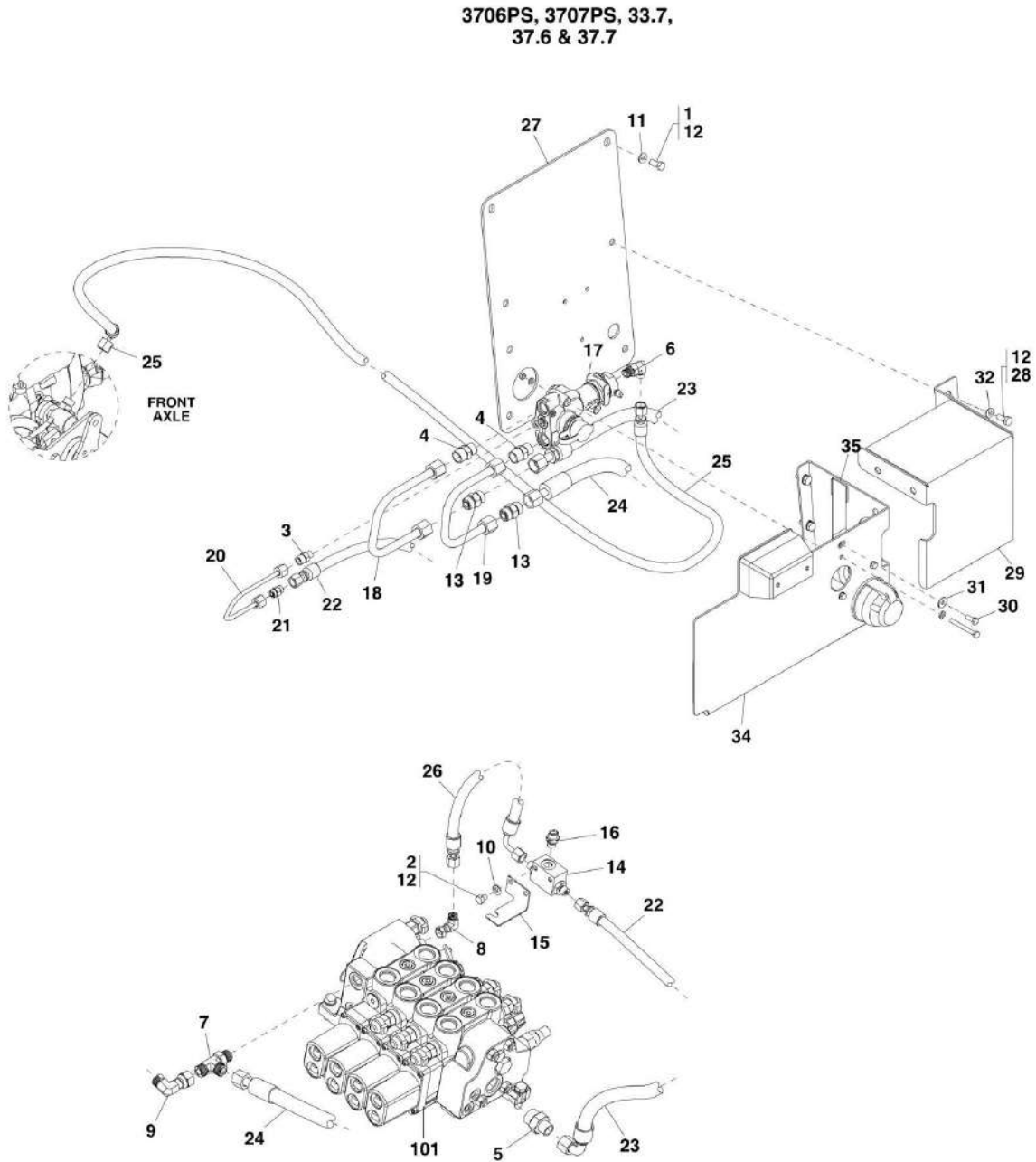
ITEM	PART NUMBER	QTY	DESCRIPTION	REV
	1001145729	Ref	TRAILER BRAKE INSTALLATION, HYDRAULIC, (3707PS, 33.7 & 37.7), (not available to order, see items 1 thru 55 for service)	G
	1001152606	Ref	TRAILER BRAKE INSTALLATION, HYDRAULIC, (3706PS & 37.6),(not available to order, see items 1 thru 55 for service)	E
1	0701014	4	HEX HD CAPSCREW, M10X30, GR8.8	
2	0760607	3	HEX HD CAPSCREW, M6X14, GR8.8	
3	0760805	2	HEX HD CAPSCREW, M8X10, GR8.8	
4	2110404	1	ADAPTER, CONNECTOR, (includes o-ring)	
5	2110406	2	ADAPTER, CONNECTOR, (includes o-ring)	
6	2110808	3	ADAPTER, CONNECTOR, (includes o-ring)	
7	2110810	1	ADAPTER, CONNECTOR, (includes o-ring)	
8	2111008	2	ADAPTER, CONNECTOR, (includes o-ring)	
9	2130406	1	ADAPTER, 90, (includes o-ring)	
10	2130808	1	ADAPTER, 90, (includes o-ring)	
11	2170308	1	ADAPTER, RUN TEE, (includes o-ring)	
12	2172104	2	ADAPTER, 90, (includes o-ring)	
13	2172108	2	ADAPTER, 90, (includes o-ring)	
16	2170708	1	ADAPTER, RUN TEE, (includes o-ring)	
17	4811700	3	WASHER, 6mm	
18	4811900	4	WASHER, 8mm	
19	4812000	3	WASHER, 10mm	
20	1001090103	2	ADAPTER, 90, (swivel nut), (includes o-ring)	
21		Ref	HYDRAULIC TRAILER BRAKE SWITCH, (not shown), (See ELECTRICAL SECTION for Breakdown)	
22	1001158830	1	TOW HITCH HARNESS INSTALLATION, (includes items 101 thru 103)	A
23	1001093826	1	DUST CAP	
24	1001093827	1	DUST PLUG	
25	1001095650	AR	LOCTITE 243	
26		Ref	COMBINATION VALVE, (See HYDRAULIC COMPONENTS SECTION for Breakdown)	
27	1001101041	1	QUICK DISCONNECT COUPLING, MALE	
28	1001101042	1	QUICK DISCONNECT COUPLING, FEMALE	
29	1001110490	2	ADAPTER, CONNECTOR, (includes o-ring)	
30	1001151257	1	DYNAMIC SELECT VALVE	
31	1001120482	1	TRAILER VALVE PLATE	
32	1001120501	1	ADAPTER, CONNECTOR, (includes o-ring)	
33		Ref	TRAILER BRAKE VALVE, (See HYDRAULIC COMPONENTS SECTION for Breakdown)	
34	1001143592	1	TRAILER BRAKE PIPE	
35	1001143593	1	TRAILER BRAKE PIPE	
36	1001143594	1	TRAILER BRAKE PIPE	
37	1001143857	1	ADAPTER, CONNECTOR, (includes o-ring)	
38	1001145732	1	HOSE ASSY, (3707PS, 37.7 & 33.7)	
38	1001152760	1	HOSE ASSY, (3706PS & 37.6)	
39	1001145733	1	HOSE ASSY, (3707PS & 37.7)	
39	1001152761	1	HOSE ASSY, (3706PS & 37.6)	
40	1001145734	1	HOSE ASSY, (3707PS, 37.7 & 33.7)	
40	1001152772	1	HOSE ASSY, (3706PS & 37.6)	
41	1001145735	1	HOSE ASSY, (3707PS, 37.7 & 33.7)	
41	1001152756	1	HOSE ASSY, (3706PS & 37.6)	

SECTION 8 - HYDRAULIC CIRCUITS

ITEM	PART NUMBER	QTY	DESCRIPTION	REV
42	1001145736	1	HOSE ASSY, (3707PS & 37.7)	
42	1001152758	1	HOSE ASSY, (3706PS & 37.6)	
43	1001145737	1	HOSE ASSY, (3707PS,37.7 & 33.7)	
43	1001152759	1	HOSE ASSY, (3706PS & 37.6)	
44	1001151816	1	HOSE ASSY, (3707PS, 37.7 & 33.7)	
44	1001158379	1	HOSE ASSY, (3706PS & 37.6)	
45	1001145740	1	HOSE ASSY	
46	1001159337J	1	VALVE MOUNT PLATE, (3707PS, 3706PS, 37.6 & 37.7)	
47	0760810	3	HEX HD CAPSCREW, M8X20, GR8.8	
48	1001159276J	1	TRAILER SERVICES SHIELD ASSY, (3707PS, 3706PS, 37.6 & 37.7)	
49	2110812	1	ADAPTER, CONNECTOR, (includes o-ring)	
50	0760608	1	HEX HD CAPSCREW, M6X16, GR8.8	
51	4811702	1	WASHER, 6mm	
52	4811902	1	WASHER, 8mm	
53	4812002	1	WASHER, 10mm, (not shown)	
54		Ref	LICENSE PLATE BRACKET, (See ENGINE AND ATTACHING PARTS SECTION for Breakdown)	
55	1001159279J	1	BRACKET, (3707PS, 3706PS, 37.6 & 37.7)	
101	5200605	2	RIPP BOLT, M6X10mm	
102	1001008923	7	STRAP-CABLE	
103		Ref	TOW HITCH HARNESS, (See ELECTRICAL SECTION for Breakdown)	
201		Ref	MAIN CONTROL VALVE, (See HYDRAULIC COMPONENTS SECTION for Breakdown)	

SECTION 8 - HYDRAULIC CIRCUITS

FIGURE 8-23. TRAILER BRAKES - 3706PS, 3707PS, 33.7, 37.6 & 37.7



ART_31200722-8-23

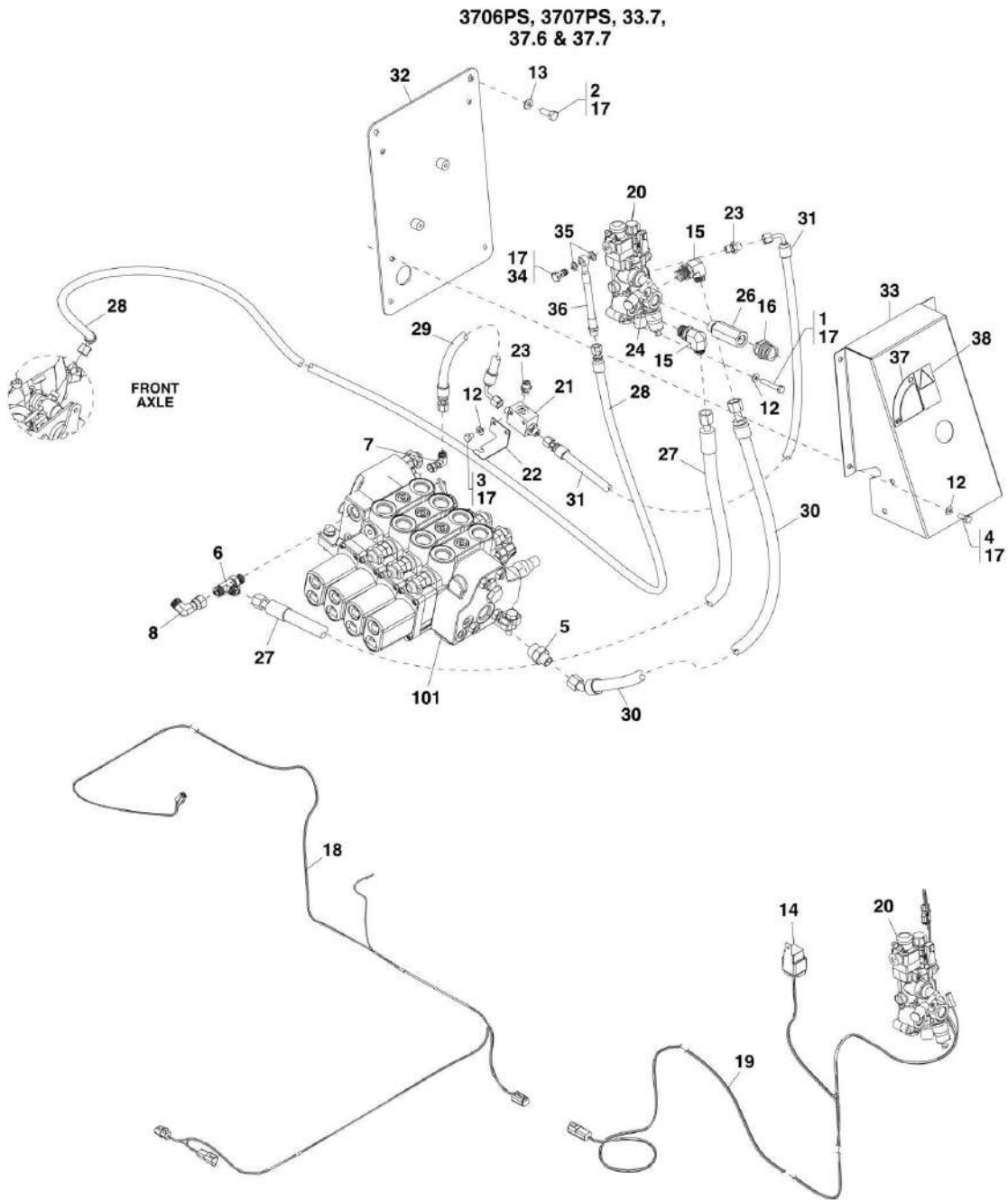
SECTION 8 - HYDRAULIC CIRCUITS

FIGURE 8-23. TRAILER BRAKES - 3706PS, 3707PS, 33.7, 37.6 & 37.7

ITEM	PART NUMBER	QTY	DESCRIPTION	REV
	1001145730	Ref	TRAILER BRAKE INSTALLATION, MANUAL, (3707PS, 33.7 & 37.7), (not available to order, see items 1 thru 35 for service)	E
	1001152607	Ref	TRAILER BRAKE INSTALLATION, MANUAL, (3706PS & 37.6), (not available to order, see items 1 thru 35 for service)	C
1	0701014	4	HEX HD CAPSCREW, M10X30, GR8.8	
2	0760805	2	HEX HD CAPSCREW, M8X10, GR8.8	
3	2110404	1	ADAPTER, CONNECTOR, (includes o-ring)	
4	2110808	2	ADAPTER, CONNECTOR, (includes o-ring)	
5	2110812	1	ADAPTER, CONNECTOR, (includes o-ring)	
6	2130406	1	ADAPTER, 90, (includes o-ring)	
7	2170308	1	ADAPTER, RUN TEE, (includes o-ring)	
8	2172104	1	ADAPTER, 90, (includes o-ring)	
9	2172108	1	ADAPTER, 90, (includes o-ring)	
10	4811900	4	WASHER, 8mm	
11	4812000	3	WASHER, 10mm	
12	1001095650	AR	LOCTITE 243	
13	1001110490	2	ADAPTER, CONNECTOR, (includes o-ring)	
14	1001151257	1	DYNAMIC SELECT VALVE	
15	1001120482	1	TRAILER VALVE PLATE	
16	1001120501	1	ADAPTER, CONNECTOR, (includes o-ring)	
17		Ref	TRAILER BRAKE VALVE, (See HYDRAULIC COMPONENTS SECTION for Breakdown)	
18	1001143592	1	TRAILER BRAKE PIPE	
19	1001143593	1	TRAILER BRAKE PIPE	
20	1001143594	1	TRAILER BRAKE PIPE	
21	1001143857	1	ADAPTER, CONNECTOR, (includes o-ring)	
22	1001145735	1	HOSE ASSY, (3707PS, 33.7 & 37.7)	
22	1001152756	1	HOSE ASSY, (3706PS & 37.6)	
23	1001145736	1	HOSE ASSY, (3707PS, 33.7 & 37.7)	
23	1001152758	1	HOSE ASSY, (3706PS & 37.6)	
24	1001145737	1	HOSE ASSY, (3707PS, 33.7 & 37.7)	
24	1001152759	1	HOSE ASSY, (3706PS & 37.6)	
25	1001151816	1	HOSE ASSY, (3707PS, 33.7 & 37.7)	
25	1001158379	1	HOSE ASSY, (3706PS & 37.6)	
26	1001145740	1	HOSE ASSY	
27	1001159337J	1	VALVE MOUNT PLATE	
28	0760810	1	HEX HD CAPSCREW, M8X20, GR8.8	
29	1001159276J	1	TRAILER SERVICES SHIELD ASSY	
30	0760608	1	HEX HD CAPSCREW, M6X16, GR8.8	
31	4811702	1	WASHER, 6mm	
32	4811902	1	WASHER, 8mm	
33	4812002	1	WASHER, 10mm, (not shown)	
34		Ref	LICENSE PLATE BRACKET, (See FRAME AND ATTACHING PARTS for Breakdown)	
35	1001159279J	1	BRACKET	
101		Ref	MAIN CONTROL VALVE, (See HYDRAULIC COMPONENTS SECTION for Breakdown)	

SECTION 8 - HYDRAULIC CIRCUITS

FIGURE 8-24. TRAILER BRAKES - 3706PS, 3707PS, 33.7, 37.6 & 37.7



SECTION 8 - HYDRAULIC CIRCUITS

FIGURE 8-24. TRAILER BRAKES - 3706PS, 3707PS, 33.7, 37.6 & 37.7

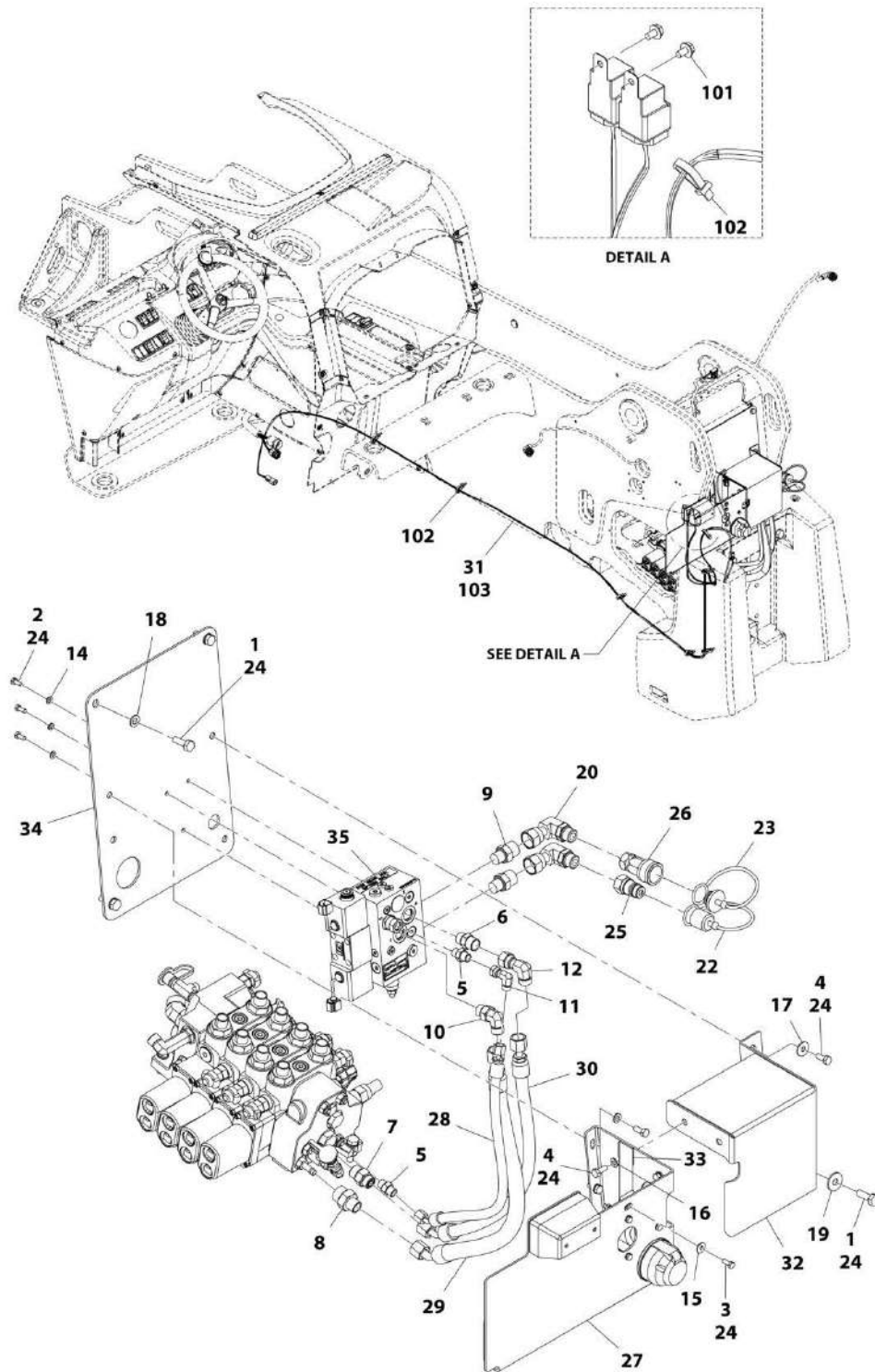
ITEM	PART NUMBER	QTY	DESCRIPTION	REV
	1001145731	Ref	TRAILER BRAKE INSTALLATION, ITALIAN, (3707PS, 33.7 & 37.7), (not available to order, see items 1 thru 38 for service)	F
	1001152608	Ref	TRAILER BRAKE INSTALLATION, ITALIAN, (3706PS & 37.6), (not available to order, see items 1 thru 38 for service)	C
1	0700818	2	HEX HD CAPSCREW, M8X50, GR8.8, (torque to 28 Nm/20.65 lb-ft)	
2	0701013	4	HEX HD CAPSCREW, M10X28, GR8.8, (torque to 55 Nm/40.56 lb-ft)	
3	0760805	2	HEX HD CAPSCREW, M8X10, GR8.8, (torque to 28 Nm/20.65 lb-ft)	
4	0760810	3	HEX HD CAPSCREW, M8X20, GR8.8, (torque to 28 Nm/20.65 lb-ft)	
5	2110812	1	ADAPTER, CONNECTOR, (includes o-ring)	
6	2170308	1	ADAPTER, RUN TEE, (includes o-ring)	
7	2172104	1	ADAPTER, 90, (includes o-ring)	
8	2172108	1	ADAPTER, 90, (includes o-ring)	
9		Ref	BODY INDICATOR, (not shown), (See ELECTRICAL SECTION for Breakdown)	
10		Ref	TRAILER PARK BRAKE INDICATOR, (not shown), (See ELECTRICAL SECTION for Breakdown)	
11		Ref	BLANK SYMBOL PLATE, BLACK, (not shown), (See ELECTRICAL SECTION for Breakdown)	
12	4811900	7	WASHER, 8mm	
13	4812000	4	WASHER, 10mm	
14	5200605	1	RIPP BOLT, M6X10mm	
15	8770175	2	ADAPTER, 90, (includes o-ring)	
16	1001005893	1	BRAKE COUPLER	
17	1001095650	AR	LOCTITE 243	
18		Ref	TRAILER BRAKE CAB HARNESS, ITALIAN, (See ELECTRICAL SECTION for Breakdown)	
19		Ref	TRAILER BRAKE CHASSIS HARNESS, ITALIAN, (See ELECTRICAL SECTION for Breakdown)	
20		Ref	TRAILER BRAKE VALVE, ITALIAN, (See HYDRAULIC COMPONENTS SECTION for Breakdown)	
21		Ref	DYNAMIC SELECT VALVE, ITALIAN, (See HYDRAULIC COMPONENTS SECTION for Breakdown)	
22	1001120482	1	TRAILER VALVE PLATE	
23	1001120501	2	ADAPTER, CONNECTOR, (includes o-ring)	
24	1001120505	1	ADAPTER, PLUG	
26	1001120602	1	ADAPTER, CONNECTOR, (includes o-ring)	
27	1001145737	1	HOSE ASSY, (3707PS, 33.7 & 37.7)	
27	1001152783	1	HOSE ASSY, (3706PS & 37.6)	
28	1001151816	1	HOSE ASSY, (3707PS, 33.7 & 37.7)	
28	1001152781	1	HOSE ASSY, (3706PS & 37.6)	
29	1001145740	1	HOSE ASSY	
30	1001145742	1	HOSE ASSY, (3707PS, 33.7 & 37.7)	
30	1001152782	1	HOSE ASSY, (3706PS & 37.6)	
31	1001145743	1	HOSE ASSY, (3707PS, 33.7 & 37.7)	
31	1001152780	1	HOSE ASSY, (3706PS & 37.6)	
32	1001120399J	1	TRAILER VALVE MOUNT PLATE	
33	1001149025J	1	TRAILER VALVE COVER	
34	0630609	1	HOLLOW BOLT, M12X1.25	

SECTION 8 - HYDRAULIC CIRCUITS

ITEM	PART NUMBER	QTY	DESCRIPTION	REV
35	4740566	2	COPPER WASHER, M12	
36	1001149050	1	HOSE ASSY	
37	1001120652	1	DECAL, TRAILER VALVE COVER	
38	1001151489	1	DECAL, TRAILER VALVE COVER	

SECTION 8 - HYDRAULIC CIRCUITS

FIGURE 8-25. TRAILER BRAKES - 3706PS, 3707PS, 33.7, 37.6 & 37.7



ART_31200722-8-25

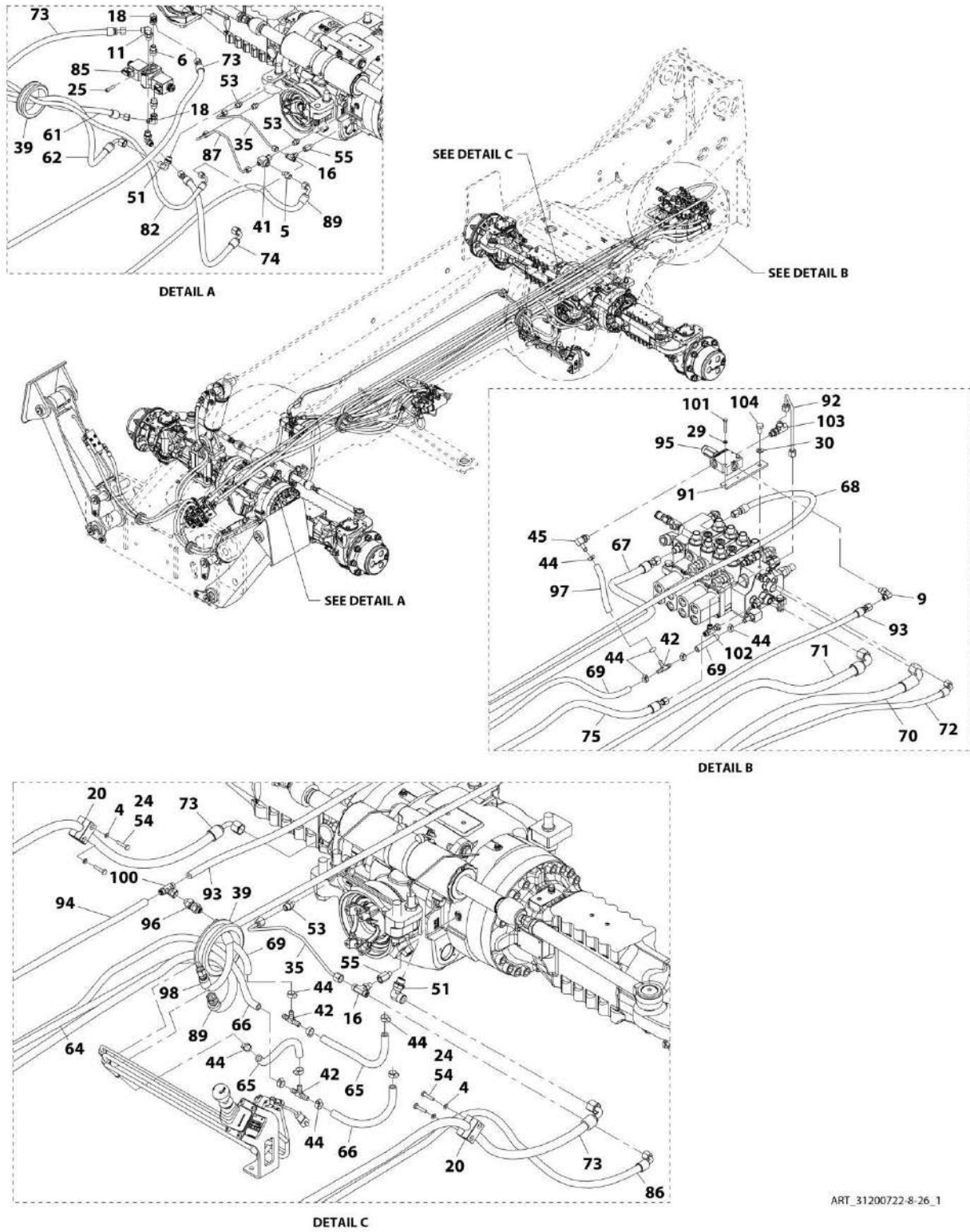
SECTION 8 - HYDRAULIC CIRCUITS

FIGURE 8-25. TRAILER BRAKES - 3706PS, 3707PS, 33.7, 37.6 & 37.7

ITEM	PART NUMBER	QTY	DESCRIPTION	REV
	1001165873	Ref	TRAILER BRAKE INSTALLATION, (if equipped with Rear Auxiliary), (3706PS & 37.6), (includes all items)	C
	1001165874	Ref	TRAILER BRAKE INSTALLATION, (if equipped with Rear Auxiliary), (3707PS, 33.7 & 37.7), (includes all items)	C
1	0701014	4	HEX HD CAPSCREW, M10X30, GR8.8	
2	0760607	3	HEX HD CAPSCREW, M6X14, GR8.8	
3	0760608	1	HEX HD CAPSCREW, M6X16, GR8.8	
4	0760810	3	HEX HD CAPSCREW, M8X20, GR8.8	
5	2110406	2	ADAPTER, CONNECTOR, (includes o-ring)	
6	2110808	1	ADAPTER, CONNECTOR, (includes o-ring)	
7	2110810	1	ADAPTER, CONNECTOR, (includes o-ring)	
8	2110812	1	ADAPTER, CONNECTOR, (includes o-ring)	
9	2111008	2	ADAPTER, CONNECTOR, (includes o-ring)	
10	2130808	1	ADAPTER, 90, (includes o-ring)	
11	2172104	1	ADAPTER, 90, (includes o-ring)	
12	2172108	1	ADAPTER, 90, (includes o-ring)	
14	4811700	3	WASHER, 6mm	
15	4811702	1	WASHER, 6mm	
16	4811900	2	WASHER, 8mm	
17	4811902	1	WASHER, 8mm	
18	4812000	3	WASHER, 10mm	
19	4812002	1	WASHER, 10mm	
20	1001090103	2	ADAPTER, 90, (swivel nut), (includes o-ring)	
21		Ref	HYDRAULIC TRAILER BRAKE SWITCH, (not shown), (See ELECTRICAL SECTION for Breakdown)	
22	1001093826	1	DUST CAP	
23	1001093827	1	DUST PLUG	
24	1001095650	AR	LOCTITE 243	
25	1001101041	1	QUICK DISCONNECT COUPLING, MALE	
26	1001101042	1	QUICK DISCONNECT COUPLING, FEMALE	
27		Ref	LICENSE PLATE BRACKET, (See ENGINE AND ATTACHING PARTS SECTION for Breakdown)	
28	1001152760	1	HOSE ASSY, (3706PS & 37.6)	
28	1001145732	1	HOSE ASSY, (3707PS, 37.7 & 33.7)	
29	1001152761	1	HOSE ASSY, (3706PS & 37.6)	
29	1001145733	1	HOSE ASSY, (3707PS, 37.7)	
30	1001152772	1	HOSE ASSY, (3706PS & 37.6)	
30	1001145734	1	HOSE ASSY, (3707PS, 37.7 & 33.7)	
31	1001158830	1	TOW HITCH HARNESS INSTALLATION, (includes items 101 thru 103)	A
32	1001159276J	1	TRAILER SERVICES SHIELD ASSY, (3706PS, 3707PS, 37.6 & 37.7)	
33	1001159279J	1	BRACKET, (3706PS, 3707PS, 37.6 & 37.7)	
34	1001159337J	1	VALVE MOUNT PLATE, (3706PS, 3707PS, 37.6 & 37.7)	
35		Ref	COMBINATION VALVE, (See HYDRAULIC COMPONENTS SECTION for Breakdown)	
101	5200605	2	RIPP BOLT, M6X10mm	
102	1001008923	12	STRAP-CABLE	
103		Ref	TOW HITCH HARNESS, (See ELECTRICAL SECTION for Breakdown)	

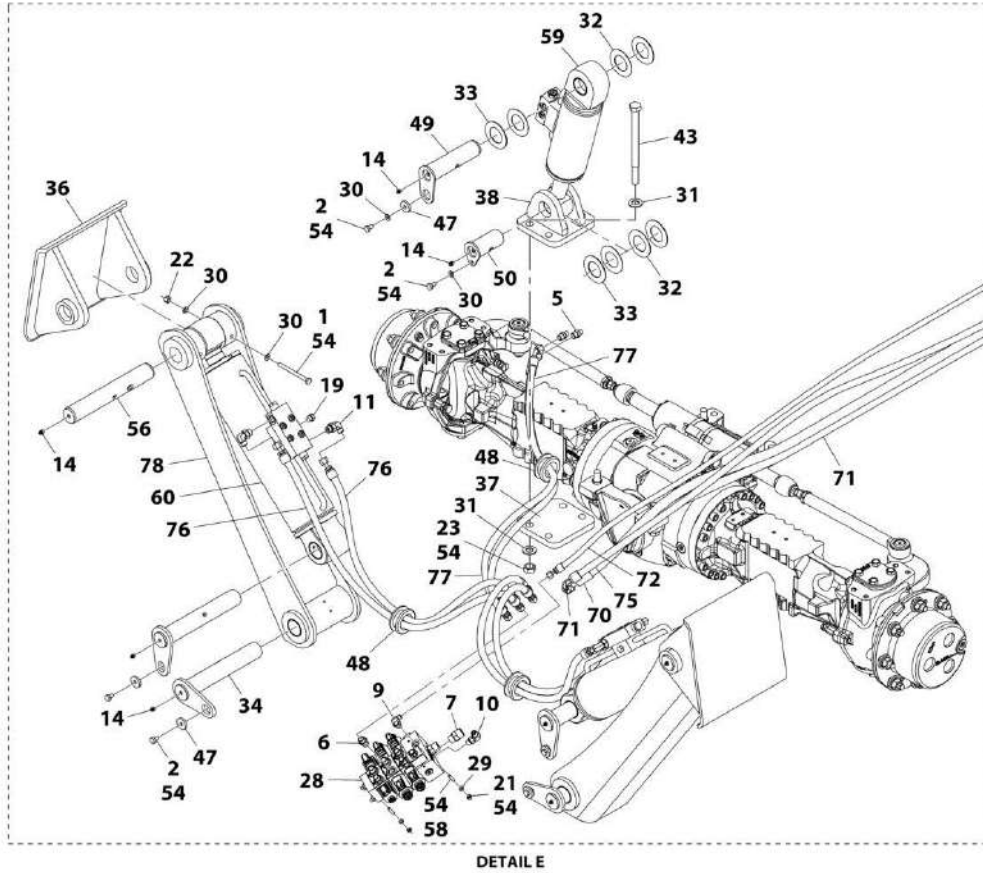
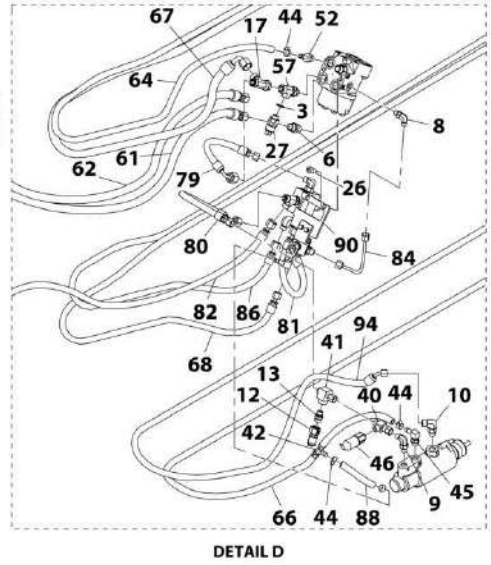
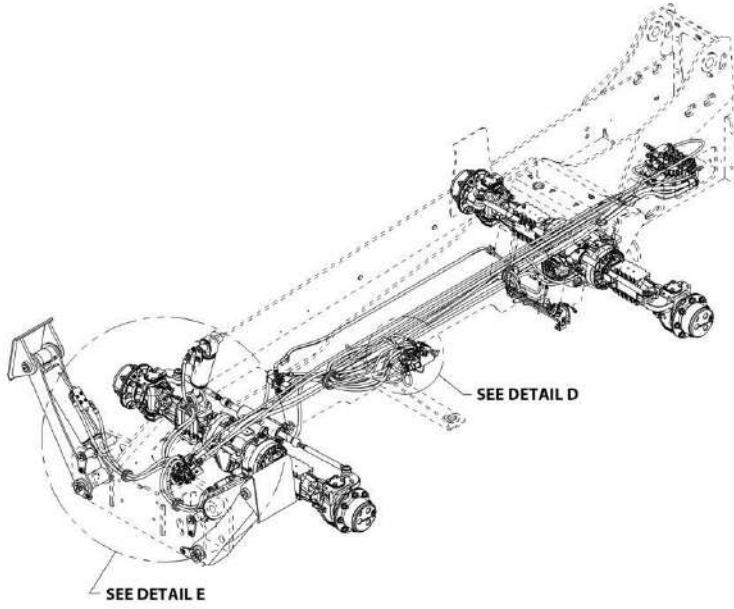
SECTION 8 - HYDRAULIC CIRCUITS

FIGURE 8-26. STEERING INSTALLATION, (HYDRAULIC PARK BRAKE) - 4014PS & 4017PS



ART_31200722-8-26_1

SECTION 8 - HYDRAULIC CIRCUITS



ART_31200722-8-26_2

SECTION 8 - HYDRAULIC CIRCUITS

FIGURE 8-26. STEERING INSTALLATION, (HYDRAULIC PARK BRAKE) - 4014PS & 4017PS

ITEM	PART NUMBER	QTY	DESCRIPTION	REV
	1001156092	Ref	STEERING INSTALL, (HYDRAULIC PARK BRAKE), (4014PS - if equipped), (not available to order, see items 1 thru 104 for service)	G
	1001156093	Ref	STEERING INSTALL, (HYDRAULIC PARK BRAKE), (4017PS - if equipped), (not available to order, see items 1 thru 104 for service)	F
1	0701029	2	HEX HD CAPSCREW, M10X120, GR8.8	
2	0761008	6	HEX HD CAPSCREW, M10X16, GR8.8	
3	1074306	1	RING SEAL	
4	1302325	4	DISK	
5	2110606	3	ADAPTER, CONNECTOR, (includes o-ring)	
6	2110608	10	ADAPTER, CONNECTOR, (includes o-ring)	
7	2111010	2	ADAPTER, CONNECTOR, (includes o-ring)	
8	2130404	1	ELBOW, 90, (includes o-ring)	
9	2130406	3	ADAPTER, 90, (includes o-ring)	
10	2130606	2	ADAPTER, 90, (includes o-ring)	
11	2130608	6	ELBOW, 90, (includes o-ring)	
12	2144104	1	TEST PORT	
13	2144803	1	ADAPTER, CONNECTOR	
14	2160016	8	GREASE FITTING	
16	2170404	2	BRANCH TEE, (includes o-ring)	
17	2170708	1	BRANCH TEE, (includes o-ring)	
18	2172106	2	ELBOW, 90, (includes o-ring)	
19	2220237	2	PLUG	
20	2997586	2	CLIP BODY	
21	3290601	4	HEX NUT, M6X1	
22	3291005	2	HEX LOCKNUT, M10X1.5	
23	3332011	4	HEX NUT, M20X2-1/2	
24	4010614	4	PAN HD SCREW, M6X30	
25	4031910	2	SOCKET HD CAPSCREW, 8X30mm	
26	4032007	2	SOCKET HD CAPSCREW, 10X16mm	
27	4360585	1	PRESSURE SWITCH	
28	4641516	1	OUTRIGGER AND FRAME LEVEL VALVE	
29	4811700	6	WASHER, 6mm	
30	4812000	7	WASHER, 10mm	
31	5242000	8	WASHER, 20mm	
32	8307904	AR	SHIM	
33	8310093	AR	SHIM	
34	1001002503	4	PIN	
35	1001002809	2	PIPE ASSY	
36	1001169243	2	STAB PAD, WELDMENT	
37	1001002847	1	PLATE	
38	1001002849	1	BRACKET	
39	1001003439	2	GROMMET	
40	1001003566	1	ADAPTER, SWIVEL TEE	
41	1001003617	2	ADAPTER, TEE, (includes o-ring)	
42	1001003934	4	TEE BARB	
43	1001004121	4	HEX HD BOLT	
44	1001004141	20	CLAMP	
45	1001005508	2	ELBOW, 90, (includes o-ring)	
46	1001006362	1	PRESSURE SWITCH	
47	1001008948	5	WASHER	

SECTION 8 - HYDRAULIC CIRCUITS

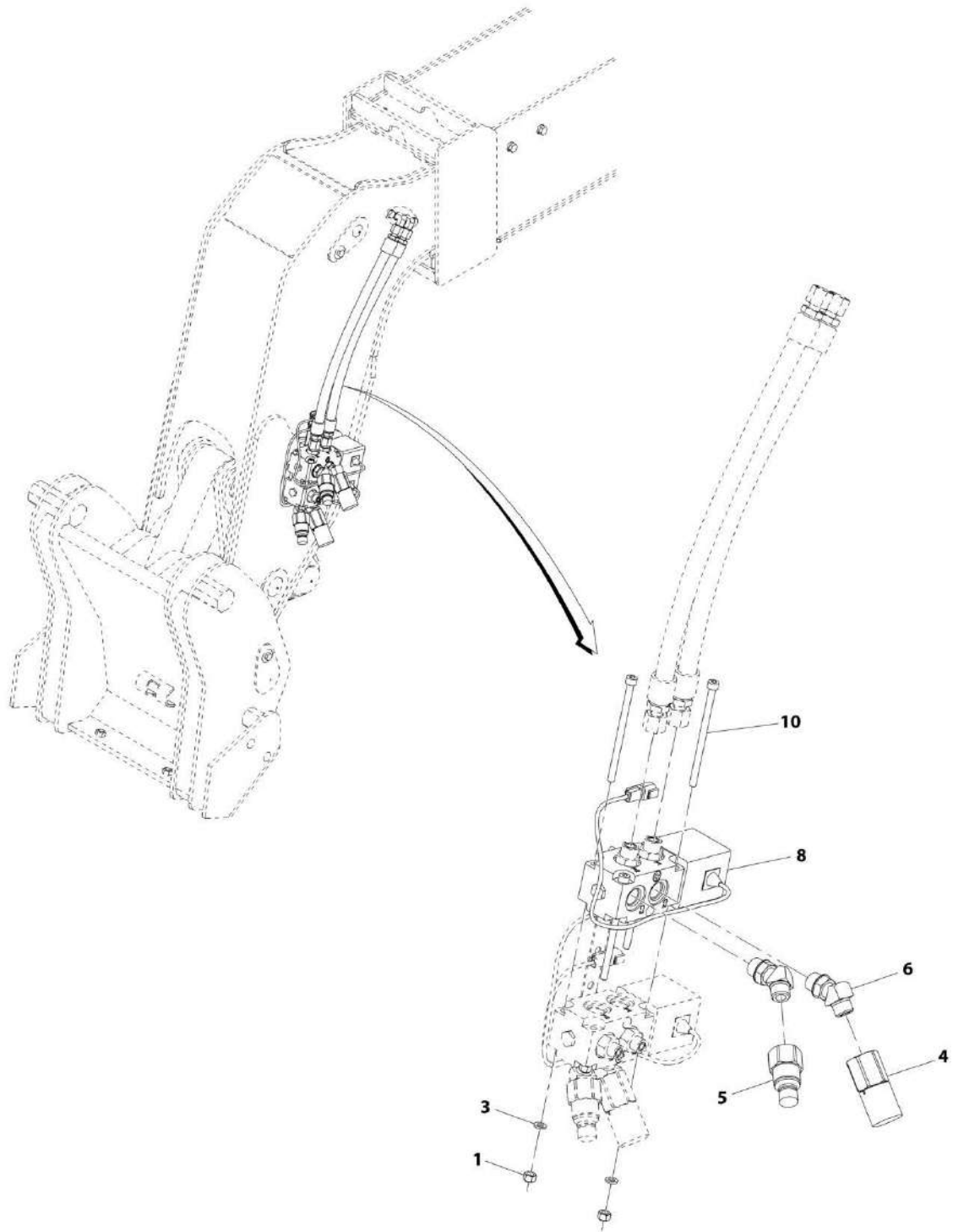
ITEM	PART NUMBER	QTY	DESCRIPTION	REV
48	1001028308	3	GROMMET	
49	1001092492	1	PIN	
50	1001092534	1	PIN	
51	1001094262	4	ADAPTER, 90, (includes o-ring)	
52	1001094303	1	ADAPTER	
53	1001094726	4	ADAPTER, (includes o-ring)	
54	1001095650	AR	LOCTITE 243	
55	1001099030	2	NIPPLE	
56	1001099913	2	PIN	
57	1001100108	1	RUN TEE, (includes o-ring)	
58	1001100379	4	STUD, 6X30mm	
59		Ref	FRAME LEVEL CYLINDER, (4014PS), (See HYDRAULIC COMPONENTS SECTION for breakdown)	
59		Ref	FRAME LEVEL CYLINDER, (4017PS), (See HYDRAULIC COMPONENTS SECTION for breakdown)	
60		Ref	OUTRIGGER CYLINDER, (4014PS), (See HYDRAULIC COMPONENTS SECTION for breakdown)	
60		Ref	OUTRIGGER CYLINDER, (4017PS), (See HYDRAULIC COMPONENTS SECTION for breakdown)	
61	1001144890	1	HOSE ASSY	
62	1001144889	1	HOSE ASSY	
64	1001144862	1	HOSE, (4014PS)	
64	1001144888	1	HOSE, (4017PS)	
65	1001144844	2	HOSE ASSY	
66	1001144864	1	HOSE, (4014PS)	
66	1001144893	1	HOSE, (4017PS)	
67	1001144891	1	HOSE ASSY	
68	1001144892	1	HOSE ASSY	
69	1001144876	1	HOSE	
70	1001144877	1	HOSE ASSY	
71	1001144878	1	HOSE ASSY	
72	1001144879	1	HOSE ASSY	
73	1001144883	2	HOSE ASSY	
74	1001144884	1	HOSE ASSY	
75	1001144885	1	HOSE ASSY	
76	1001144886	4	HOSE ASSY	
77	1001144887	2	HOSE ASSY	
78	1001145267	2	OUTRIGGER LEG ASSY	
79	1001152825	1	HOSE ASSY, (Hydraulic Park Brake)	
80	1001152827	1	HOSE ASSY, (Hydraulic Park Brake)	
81	1001152828	1	HOSE ASSY, (Hydraulic Park Brake)	
82	1001152891	1	HOSE ASSY, (4014PS)	
82	1001154842	1	HOSE ASSY, (4017PS)	
84	1001153724	1	PIPE	
85	1001153748	1	STEERING SELECT VALVE	
85	1001153811	1	HOSE ASSY, (4014PS)	
86	1001154844	1	HOSE ASSY, (4017PS)	
87	1001153968	1	PIPE, (Hydraulic Park Brake)	
88	1001154847	1	HOSE, BULK	
89	1001155459	1	HOSE ASSY	
90		Ref	RELAY VALVE INSTALLATION, (Hydraulic Park Brake), (See HYDRAULIC COMPONENTS SECTION for Breakdown)	

SECTION 8 - HYDRAULIC CIRCUITS

ITEM	PART NUMBER	QTY	DESCRIPTION	REV
91	1001168143	1	PLATE, VALVE MOUNTING	
92	1001178672	1	PIPE	
93	1001169790	1	HOSE ASSY	
94	1001169792	1	HOSE ASSY, (4014PS)	
94	1001169793	1	HOSE ASSY, (4017PS)	
95	1001169801	1	VALVE, PRESSURE LIMITING 20 BAR	
96	1001169803	1	VALVE	
97	1001174580	1	HOSE, BULK	
98	1001170238	1	HOSE ASSY, (4014PS)	
98	1001170429	1	HOSE ASSY, (4017PS)	
100	2170804	1	ADAPTER	
101	0700616	2	HEX HD CAPSCREW, M6X40, GR8.8	
102	2170704	2	SWIVEL RUN TEE	
103	1001094498	1	ADAPTER	
104	0761010	1	HEX HD CAPSCREW, M10X20, GR8.8	

SECTION 8 - HYDRAULIC CIRCUITS

FIGURE 8-27. AUXILIARY VALVE GROUP INSTALLATION - 3706PS, 3707PS, 33.7, 37.6 & 37.7



ART_31200722-8-27

SECTION 8 - HYDRAULIC CIRCUITS

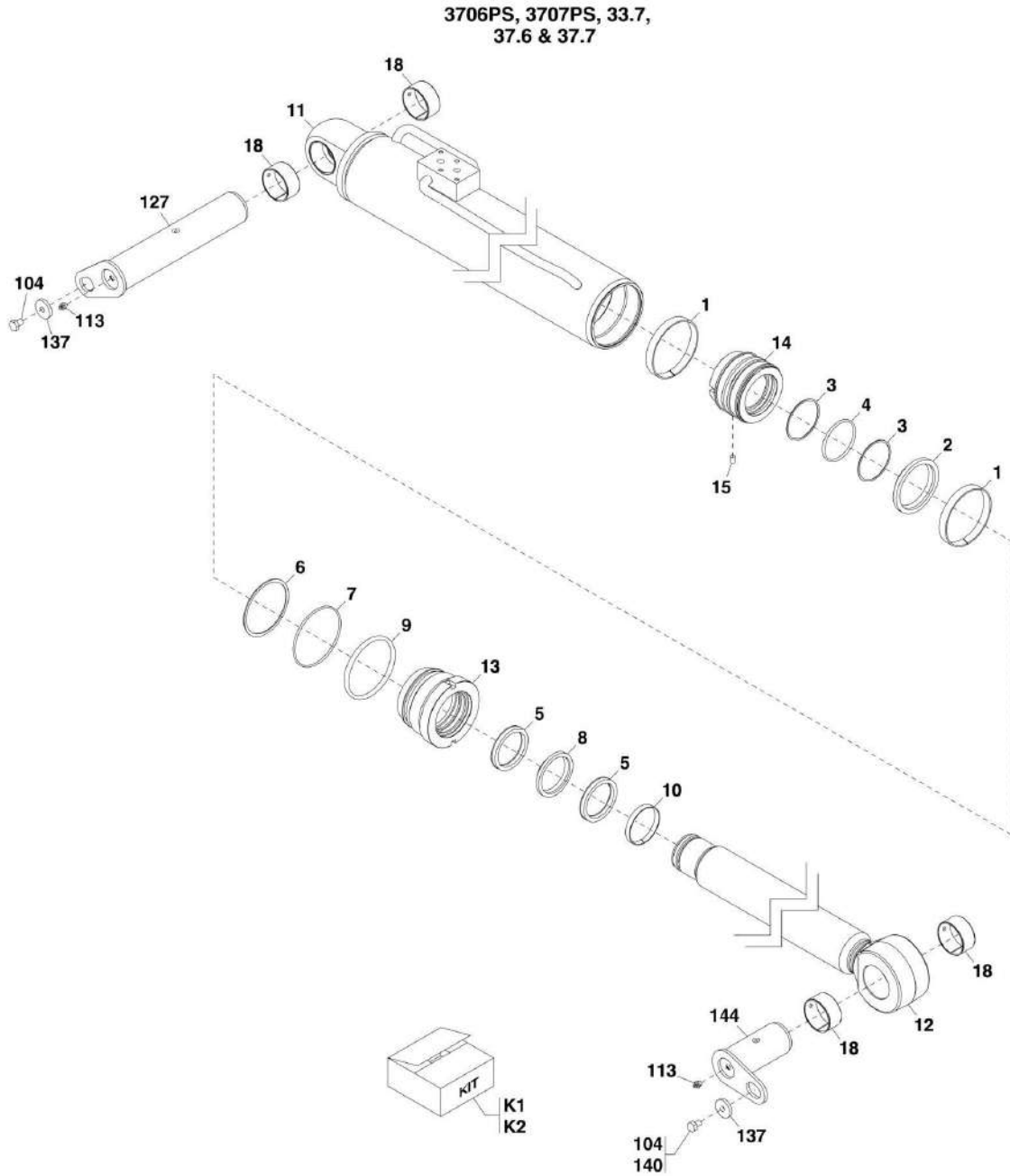
FIGURE 8-27. AUXILIARY VALVE GROUP INSTALLATION - 3706PS, 3707PS, 33.7, 37.6 & 37.7

ITEM	PART NUMBER	QTY	DESCRIPTION	REV
	1001110024	Ref	AUXILIARY VALVE GROUP INSTALLATION, (3706PS, 3707PS, 33.7, 37.6 & 37.7), (not available to order, includes all items) (Prior to SN 1160006848, Excluding 1160006753 and 1160006758)	B
	1001154974	Ref	AUXILIARY VALVE GROUP INSTALLATION, (3706PS, 3707PS, 33.7, 37.6 & 37.7), (not available to order, includes all items) (SN 1160006848 to Present, Including 1160006753 and 1160006758)	B
1	3290805	4	HEX LOCKNUT, 8mm	
3	4831900	4	SPRING LOCKWASHER, 8mm	
4	1001003478	1	QUICK DISCONNECT COUPLING, FEMALE (Prior to SN 1160006848, Excluding 1160006753 and 1160006758)	
4	1001101042	1	QUICK DISCONNECT COUPLING, FEMALE (SN 1160006848 to Present, Including 1160006753 and 1160006758)	
5	1001003479	1	QUICK DISCONNECT COUPLING, MALE (Prior to SN 1160006848, Excluding 1160006753 and 1160006758)	
5	1001101041	1	QUICK DISCONNECT COUPLING, MALE (SN 1160006848 to Present, Including 1160006753 and 1160006758)	
6	1001005904	1	ELBOW, 45	
8		Ref	DIVERTER VALVE, (See HYDRAULIC COMPONENTS SECTION for Breakdown)	
10	1001110115	4	SOCKET HEAD CAPSCREW, M8X130	

SECTION 9 - HYDRAULIC COMPONENTS

SECTION 9 - HYDRAULIC COMPONENTS

FIGURE 9-1. LIFT CYLINDER AND HARDWARE - 3706PS, 3707PS, 33.7, 37.6 & 37.7



ART_PAM3650-B

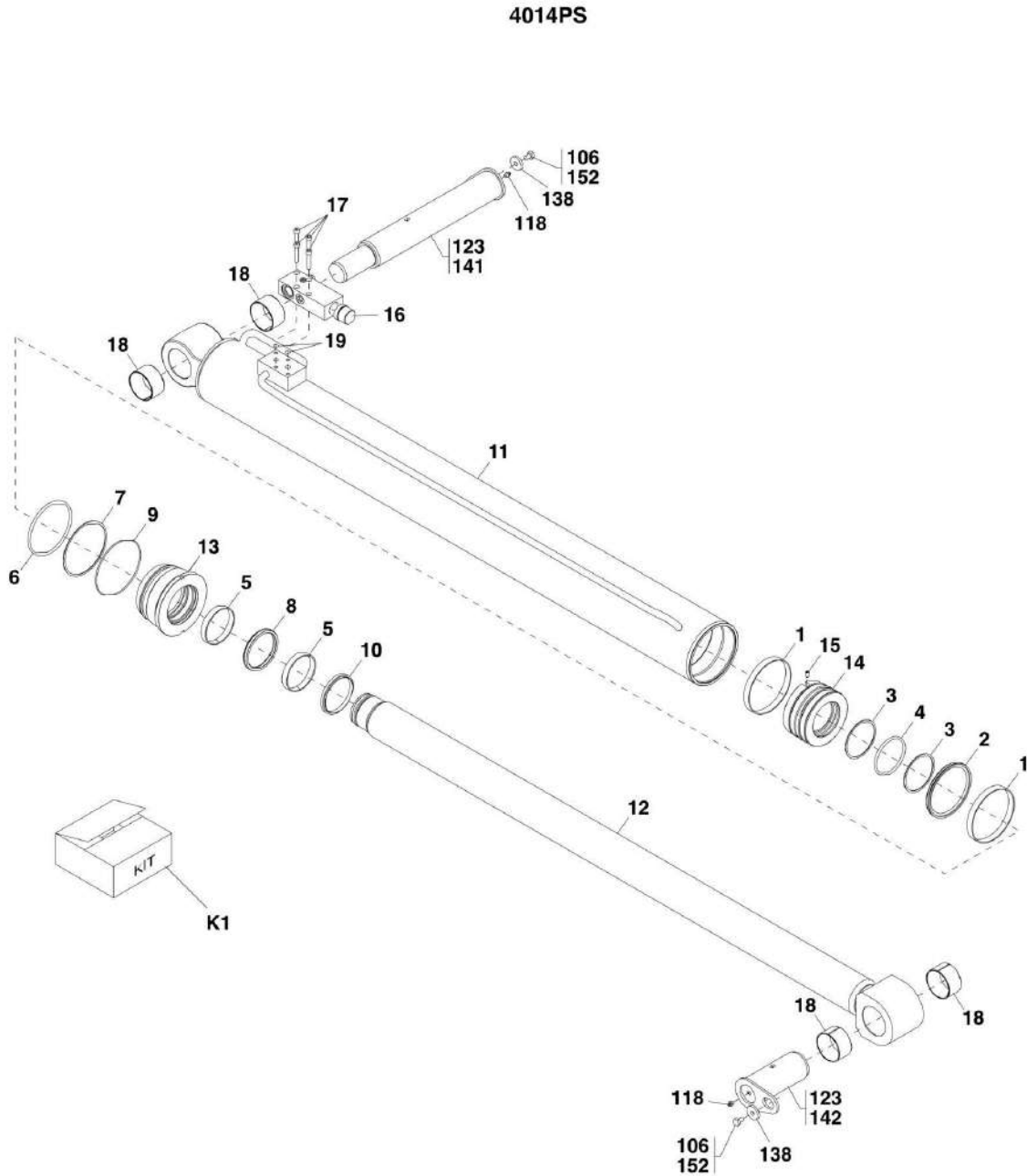
SECTION 9 - HYDRAULIC COMPONENTS

FIGURE 9-1. LIFT CYLINDER AND HARDWARE - 3706PS, 3707PS, 33.7, 37.6 & 37.7

ITEM	PART NUMBER	QTY	DESCRIPTION	REV
	1001110909	1	LIFT CYLINDER, (3706PS & 37.6), (includes items 1 thru 18)	B
	1001110910	1	LIFT CYLINDER, (3707PS, 33.7 & 37.7), (includes items 1 thru 18)	B
1	Kit	2	PISTON BEARING	
2	Kit	1	PISTON SEAL	
3	Kit	2	BACK UP RING	
4	Kit	1	O-RING	
5	Kit	2	ROD BEARING	
6	Kit	1	O-RING	
7	Kit	1	BACK UP RING	
8	Kit	1	ROD SEAL	
9	Kit	1	O-RING	
10	Kit	1	WIPER SEAL	
11	70020434	1	BARREL, (3706PS & 37.6)	
11	70020443	1	BARREL, (3707PS, 33.7 & 37.7)	
12	70020444	1	ROD, (3707PS, 33.7 & 37.7)	
12	70020435	1	ROD, (3706PS & 37.6)	
13	70020436	1	ROD GUIDE, (3706PS & 37.6)	
13	70020445	1	ROD GUIDE, (3707PS, 33.7 & 37.7)	
14	70020437	1	PISTON, (3706PS & 37.6)	
14	70020446	1	PISTON, (3707PS, 33.7 & 37.7)	
15	70020438	1	PISTON LOCKING SCREW	
18	70020441	4	BUSHING	
104	0761007	2	HEX HD CAPSCREW, M8X85, GR8.8, (torque to 55 Nm/40.56 lb-ft)	
113	2160016	2	GREASE FITTING	
127	1001002531	1	PIN	
137	1001008948	2	WASHER	
140	1001095650	AR	LOCTITE 243	
144	1001098577	1	PIN	
K1	70020442	1	SEAL KIT, (includes items 1 thru 10), (3706PS & 37.6)	
K2	70020447	1	SEAL KIT, (includes items 1 thru 10), (3707PS, 33.7 & 37.7)	

SECTION 9 - HYDRAULIC COMPONENTS

FIGURE 9-2. LIFT CYLINDER AND HARDWARE - 4014PS



PZ7830

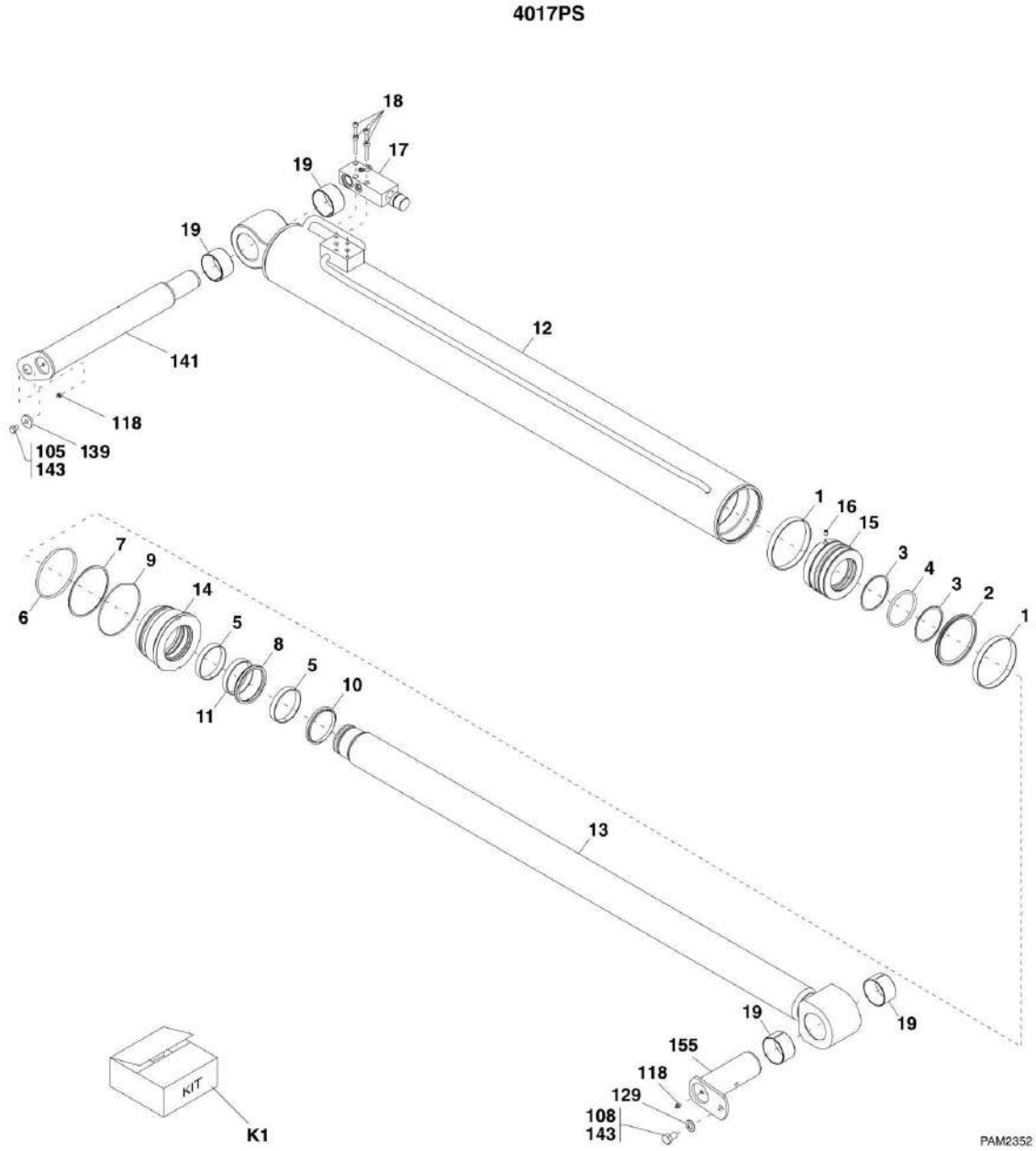
SECTION 9 - HYDRAULIC COMPONENTS

FIGURE 9-2. LIFT CYLINDER AND HARDWARE - 4014PS

ITEM	PART NUMBER	QTY	DESCRIPTION	REV
	1001002620	1	LIFT CYLINDER, (4014PS), (includes items 1 thru 19)	E
1	Kit	2	PISTON BEARING	
2	Kit	1	PISTON SEAL	
3	Kit	2	BACK UP RING	
4	Kit	1	O-RING	
5	Kit	2	ROD BEARING	
6	Kit	1	O-RING	
7	Kit	1	BACK UP RING	
8	Kit	1	ROD SEAL	
9	Kit	1	O-RING	
10	Kit	1	WIPER SEAL	
11	70020448	1	BARREL ASSY	
12	70020449	1	ROD	
13	70020450	1	ROD GUIDE	
14	70020451	1	PISTON	
15	70020438	1	PISTON LOCKING SCREW	
16	70020439	1	VALVE BLOCK ASSY, (includes seals)	
17	70020440	4	SCREW, M8X45	
18	70020452	4	BUSHING	
19		Ref	O-RING	
106	0761007	2	HEX HD CAPSCREW, M10X14, GR8.8, (torque to 55 Nm/40.56 lb-ft)	
118	2160016	2	GREASE FITING	
123	3020040	AR	MOLY PASTE LUBRICANT	
138	1001008948	2	HARD WASHER	
141	1001092463	1	PIN	
142	1001092508	1	PIN	
152	1001095650	AR	LOCTITE 243	
K1	70020453	1	SEAL KIT, (includes items 1 thru 10)	

SECTION 9 - HYDRAULIC COMPONENTS

FIGURE 9-3. LIFT CYLINDER AND HARDWARE - 4017PS



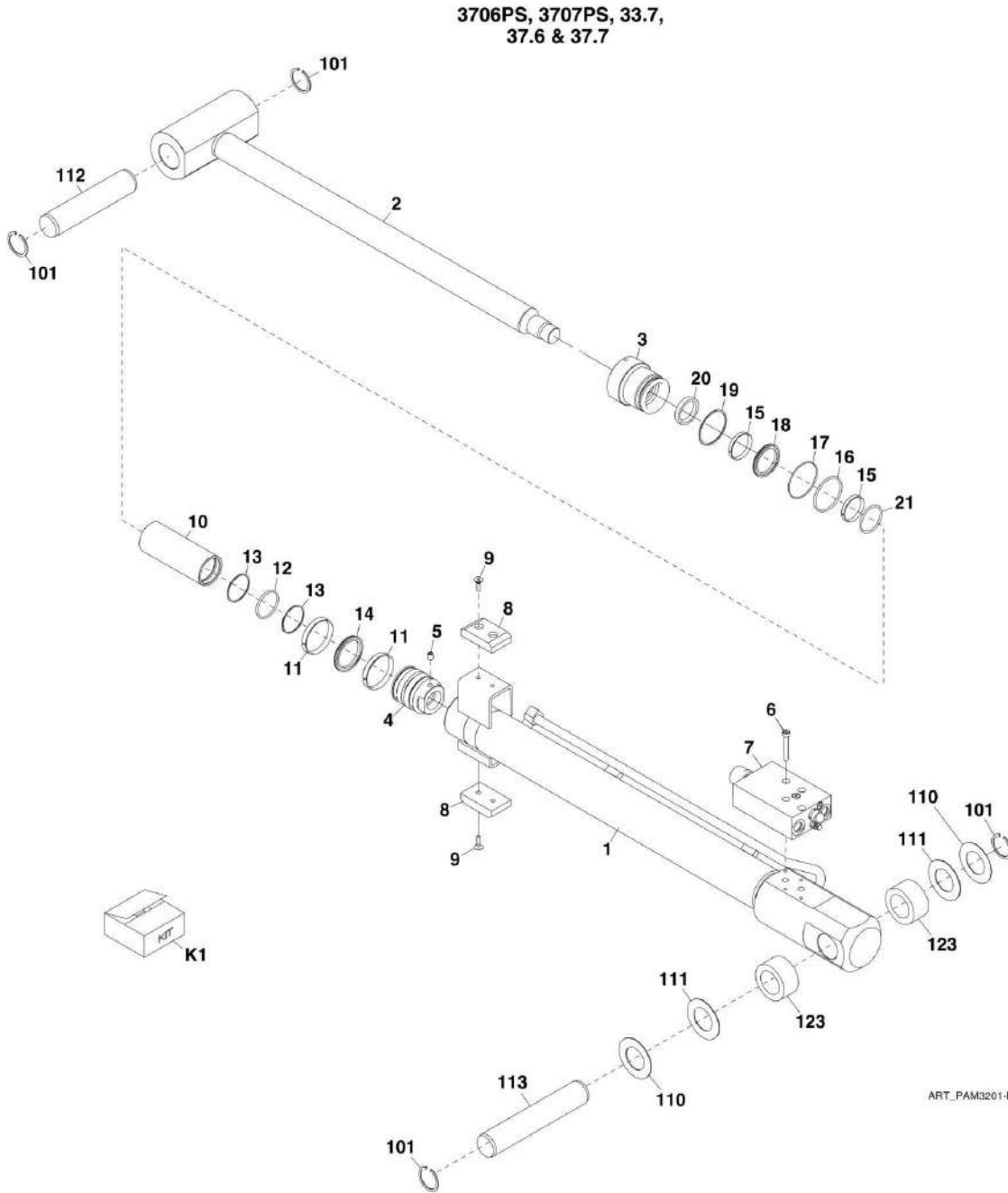
SECTION 9 - HYDRAULIC COMPONENTS

FIGURE 9-3. LIFT CYLINDER AND HARDWARE - 4017PS

ITEM	PART NUMBER	QTY	DESCRIPTION	REV
	1001114753	1	LIFT CYLINDER, (4017PS), (includes items 1 thru 19)	B
1	Kit	2	PISTON BEARING	
2	Kit	1	PISTON SEAL	
3	Kit	2	BACK UP RING	
4	Kit	1	O-RING	
5	Kit	2	ROD BEARING	
6	Kit	1	O-RING	
7	Kit	1	BACK UP RING	
8	Kit	1	ROD SEAL	
9	Kit	1	O-RING	
10	Kit	1	WIPER SEAL	
11	Kit	1	BUFFER	
12	70020454	1	BARREL ASSY	
13	70020455	1	ROD	
14	70020456	1	ROD GUIDE	
15	70020457	1	PISTON	
16	70020438	1	PISTON LOCKING SCREW	
17	70020439	1	VALVE BLOCK ASSY, (includes seals)	
18	70020440	4	SCREW, M8X45	
19	70020452	4	BUSHING	
105	0761007	1	HEX HD CAPSCREW, M10X14, GR8.8, (torque to 55 Nm/40.56 lb-ft)	
108	0761612	1	HEX HD CAPSCREW, M16X25, GR8.8, (torque to 241 Nm/177.75 lb-ft)	
118	2160016	2	GREASE FITTING	
129	5241600	1	WASHER, 16mm	
139	1001008948	1	HARD WASHER	
141	1001092494	1	PIN	
143	1001095650	AR	LOCTITE 242	
155	1001111126	1	PIN	
K1	70020458	1	SEAL KIT, (includes items 1 thru 11)	

SECTION 9 - HYDRAULIC COMPONENTS

FIGURE 9-4. EXTEND/RETRACT CYLINDER AND HARDWARE - 3706PS, 3707PS, 33.7, 37.6 & 37.7



ART_PAM3201-B

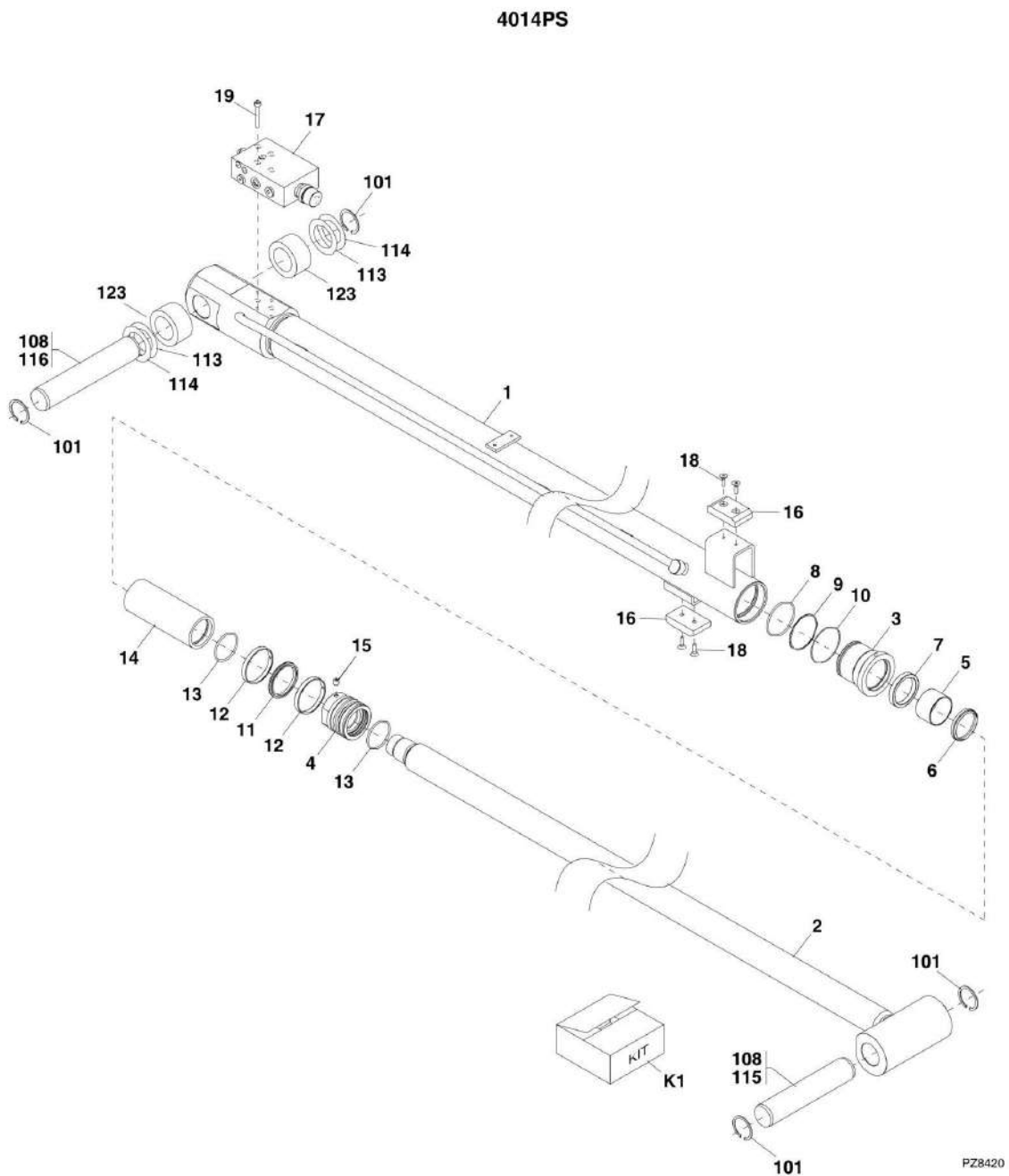
SECTION 9 - HYDRAULIC COMPONENTS

FIGURE 9-4. EXTEND/RETRACT CYLINDER AND HARDWARE - 3706PS, 3707PS, 33.7, 37.6 & 37.7

ITEM	PART NUMBER	QTY	DESCRIPTION	REV
	1001114783	1	EXTEND/RETRACT CYLINDER, (3706PS & 37.6), (includes items 1 thru 21)	C
	1001114784	1	EXTEND/RETRACT CYLINDER, (3707PS, 33.7 & 37.7), (includes items 1 thru 21)	D
1	70023911	1	BARREL, (3706PS & 37.6)	
1	70023922	1	BARREL, (3707PS, 33.7 & 37.7)	
2	70023912	1	ROD, (3706PS & 37.6)	
2	70023923	1	ROD, (3707PS, 33.7 & 37.7)	
3	70023913	1	GLAND	
4	70023914	1	PISTON	
5	70023915	1	SET SCREW, M6X8	
6	70023916	4	SCREW, M8X45	
7	1001002815	1	LOAD CONTROL VALVE	
8	70023918	2	BUFFER DISC	
9	70023919	4	SCREW, M8X25	
10	70023920	1	SPACER	
11	Kit	2	BEARING	
12	Kit	1	PISTON SEAL	
13	Kit	2	BACKUP RING	
14	Kit	1	O-RING	
15	Kit	2	ROD BEARING	
16	Kit	1	O-RING	
17	Kit	1	BACKUP RING	
18	Kit	1	ROD SEAL	
19	Kit	1	O-RING	
20	Kit	1	WIPER SEAL	
21	Kit	1	O-RING	
101	314689	4	CIRCLIP	
110	8307904	AR	SHIM	
111	8310093	AR	SHIM	
112	1001002489	1	PIN	
113	1001002498	1	PIN	
123	1001092297	2	SPACER	
K1	70023921	1	SEAL KIT, (includes items 11 thru 21)	

SECTION 9 - HYDRAULIC COMPONENTS

FIGURE 9-5. EXTEND/RETRACT CYLINDER AND HARDWARE - 4014PS



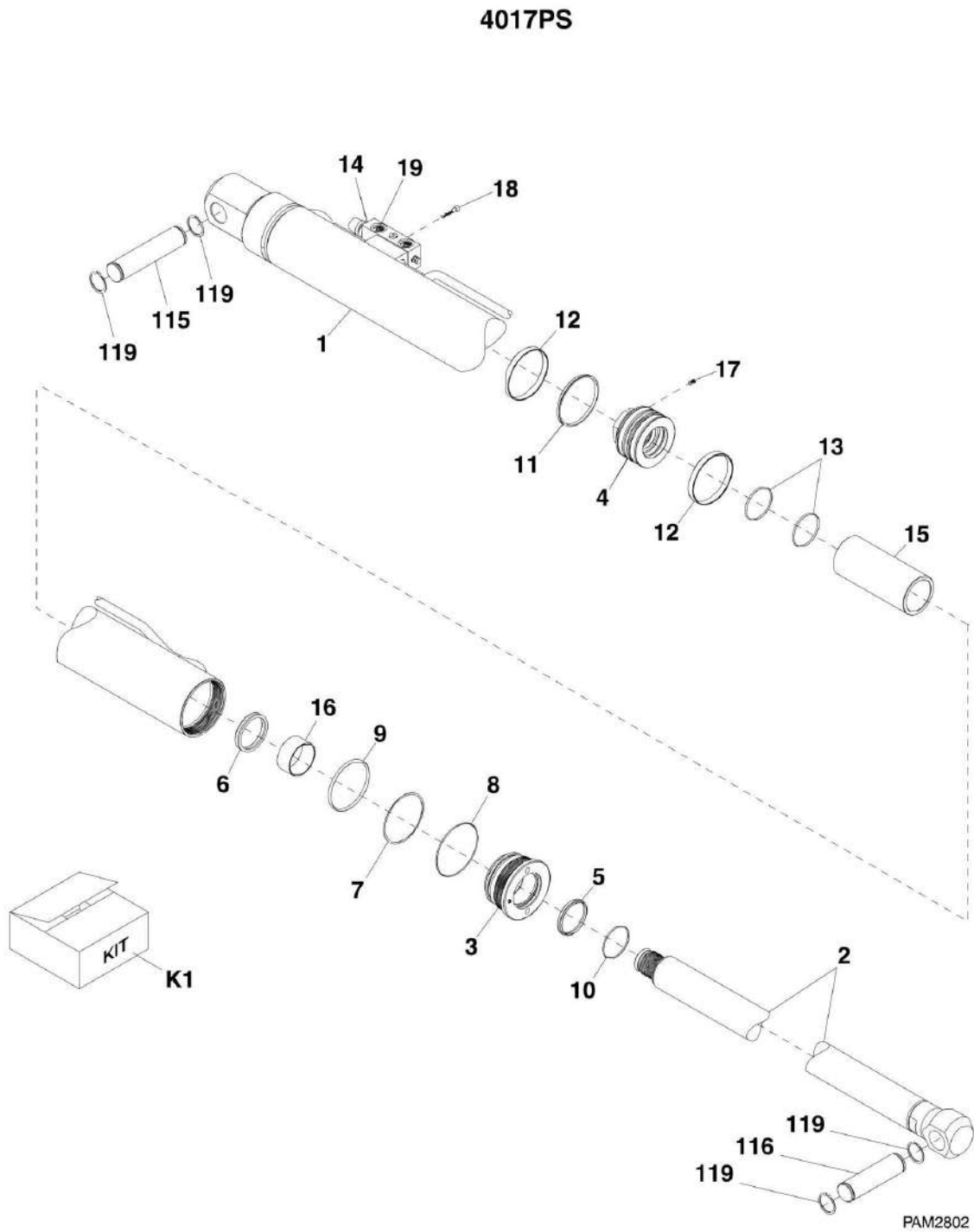
SECTION 9 - HYDRAULIC COMPONENTS

FIGURE 9-5. EXTEND/RETRACT CYLINDER AND HARDWARE - 4014PS

ITEM	PART NUMBER	QTY	DESCRIPTION	REV
	1001129530	1	EXTEND/RETRACT CYLINDER, (4014PS), (includes items 1 thru 19)	B
1	70024435	1	CASE ASSY	
2	70020521	1	PISTON ROD ASSY	
3	70020522	1	GLAND ASSY, (includes item 5), (apply Delo #5249 and torque to 320-370 Nm/236.01-272.89 lb-ft)	
4	70020523	1	PISTON, (torque to 815-865 Nm/601.11-637.99 lb-ft)	
5	Kit	1	BEARING, (high strength / high temperature retaining compound)	
6	Kit	1	WIPER	
7	Kit	1	ROD SEAL	
8	Kit	1	O-RING	
9	Kit	1	BACKRING	
10	Kit	1	O-RING	
11	Kit	1	PISTON SEAL	
12	Kit	2	PISTON GUIDE RING	
13	Kit	2	O-RING	
14	70020524	1	SPACER	
15	Kit	1	SET SCREW, M10X16, (apply high strength / high temperature retaining compound and torque to 20-25 Nm/14.75-18.43 lb-ft)	
16	7029623	2	BUFFER DISC	
17	1001002815	1	LOAD CONTROL VALVE	
18	7029626	4	COUNTERSUNK SCREW, (apply high strength / high temperature retaining compound and torque to 20-25 Nm/14.75-18.43 lb-ft)	
19	70020516	4	HEX SOCKET HEAD SCREW, M8X45	
101	314689	4	RETAINING RING	
108	3020040	AR	MOLY PASTE LUBRICANT	
113	8307904	AR	SHIM, 2.0X0.048X3.0	
114	8310093	AR	SHIM, 2.0X0.075X3.50	
115	1001002489	1	PIN	
116	1001002498	1	PIN	
123	1001092297	2	SPACER TUBE	
K1	70020525	1	SEAL KIT, (includes items 5 thru 13 & item 15)	

SECTION 9 - HYDRAULIC COMPONENTS

FIGURE 9-6. EXTEND/RETRACT CYLINDER AND HARDWARE - 4017PS



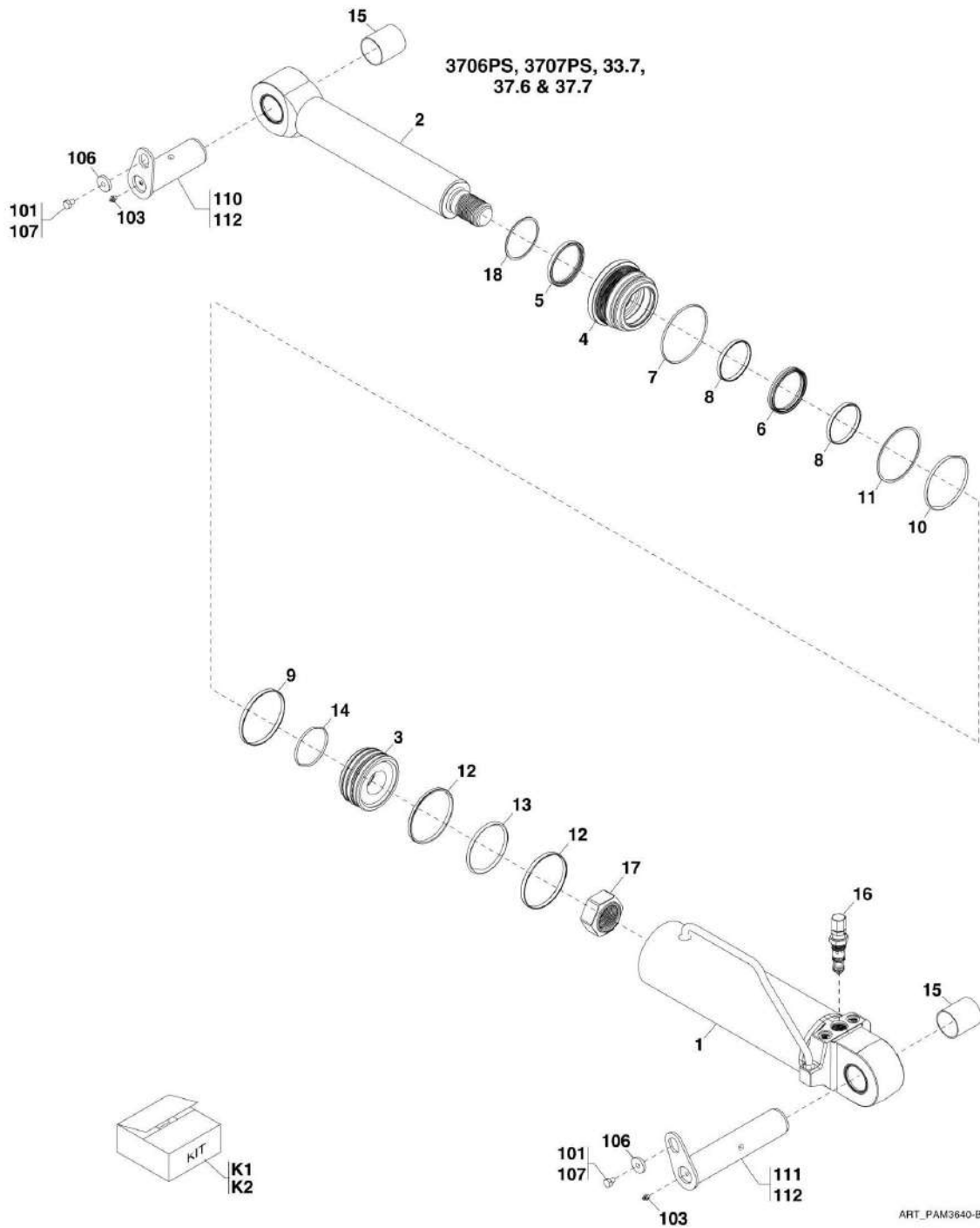
SECTION 9 - HYDRAULIC COMPONENTS

FIGURE 9-6. EXTEND/RETRACT CYLINDER AND HARDWARE - 4017PS

ITEM	PART NUMBER	QTY	DESCRIPTION	REV
	1001107509	1	EXTEND/RETRACT CYLINDER, (4017PS), (includes items 1 thru 19)	E
1	70023088	1	CASE ASSY	
2	70023089	1	PISTON ROD ASSY	
3	70023090	1	GLAND	
4	70023091	1	PISTON	
5	Kit	1	METAL CASED SINGLE LIP WIPER	
6	Kit	1	GLAND SEAL	
7	Kit	1	BACK UP RING	
8	Kit	1	O-RING	
9	Kit	1	O-RING	
10	Kit	1	O-RING	
11	Kit	1	PISTON SEAL	
12	Kit	2	PISTON BEARING RING	
13	Kit	2	O-RING	
14	1001212358	1	LOAD CONTROL VALVE	
15	70023092	1	SPACER	
16	70023093	1	BUSHING	
17	70029940	1	SCREW	
18	70029966	4	SCREW	
19	70023094	1	O-RING	
115	3423140	1	PIN	
116	3423141	1	PIN	
119	3760493	4	RETAINING RING	
K1	70023095	1	SEAL KIT, (includes items 5 thru 13)	

SECTION 9 - HYDRAULIC COMPONENTS

FIGURE 9-7. TILT CYLINDER AND HARDWARE - 3706PS, 3707PS, 33.7, 37.6 & 37.7



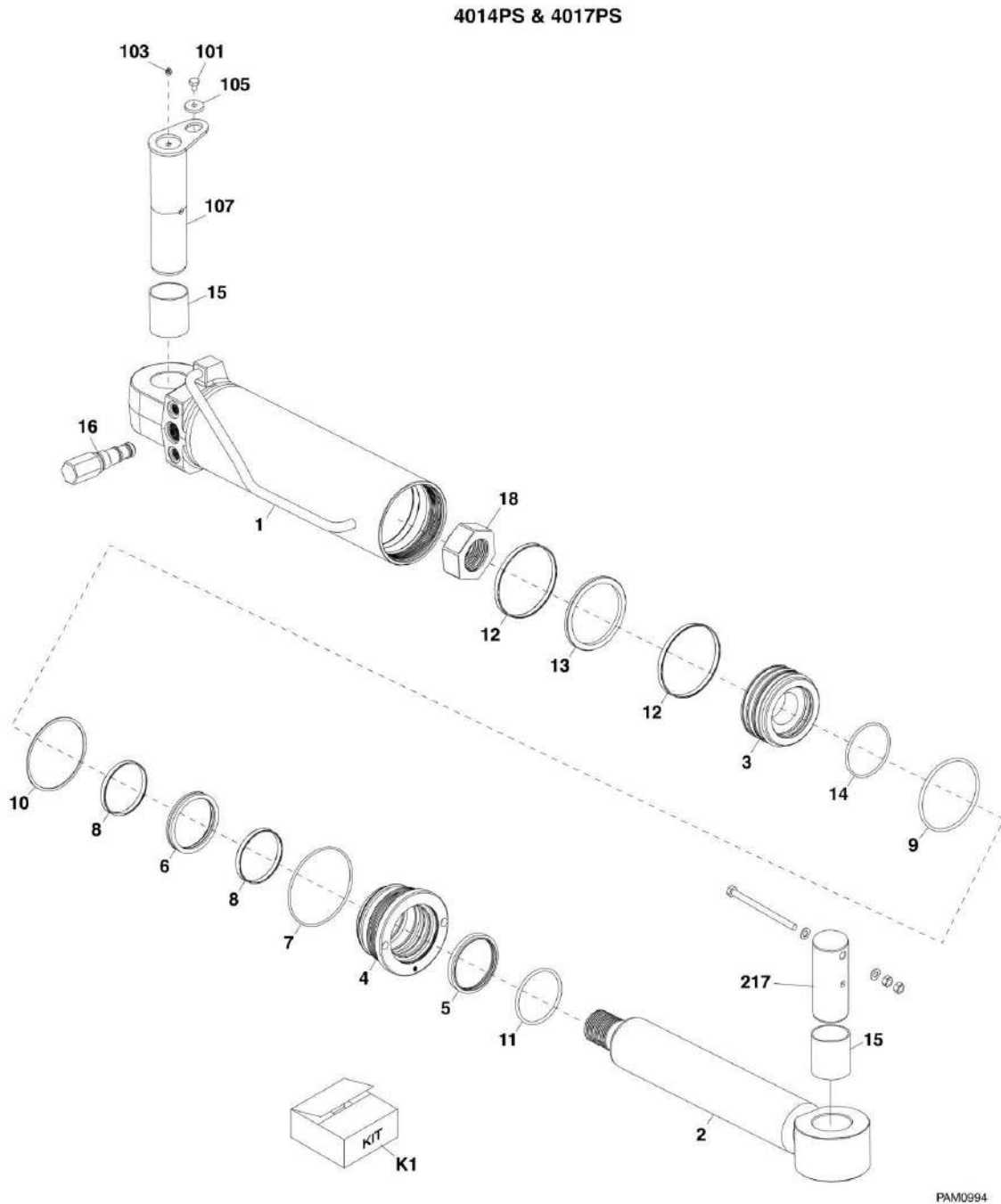
SECTION 9 - HYDRAULIC COMPONENTS

FIGURE 9-7. TILT CYLINDER AND HARDWARE - 3706PS, 3707PS, 33.7, 37.6 & 37.7

ITEM	PART NUMBER	QTY	DESCRIPTION	REV
	1001125308	1	TILT CYLINDER, (3706PS & 37.6), (includes items 1 thru 18)	C
	1001125309	1	TILT CYLINDER, (3707PS, 33.7 & 37.7), (includes items 1 thru 18)	B
1	70020579	1	BARREL, (3706PS & 37.6)	
1	70020584	1	BARREL, (3707PS, 33.7 & 37.7)	
2	70020580	1	ROD, (3706PS & 37.6)	
2	70020585	1	ROD, (3707PS, 33.7 & 37.7)	
3	70020581	1	PISTON, (3706PS & 37.6)	
3	70020586	1	PISTON, (3707PS, 33.7 & 37.7)	
4	70020582	1	GLAND, (3706PS & 37.6)	
4	70020587	1	GLAND, (3707PS, 33.7 & 37.7)	
5	Kit	1	WIPER SEAL	
6	Kit	1	GLAND SEAL	
7	Kit	1	O-RING	
8	Kit	2	WEAR RING	
9	Kit	1	O-RING	
10	Kit	1	BACKUP RING	
11	Kit	1	O-RING	
12	Kit	2	WEAR RING	
13	Kit	1	PISTON SEAL	
14	Kit	1	O-RING	
15	70021499	2	BUSHING	
16	70024108	1	LOAD CONTROL VALVE	
17	70023087	1	NUT	
18	70000699	1	SNAP RING	
101	0761007	2	HEX HD CAPSCREW, M10X14, GR8.8, (torque to 55 Nm/40.56 lb-ft)	
103	2160016	2	GREASE FITTING	
106	1001008948	2	WASHER	
107	1001095650	AR	LOCTITE 243	
110	1001097127	1	PIN	
111	1001097156	1	PIN	
112	1001098457	AR	LITHIUM GREASE LUBE	
K1	70020583	1	SEAL KIT, (3706PS & 37.6), (includes items 5 thru 14)	
K2	70020588	1	SEAL KIT, (3707PS, 33.7 & 37.7), (includes items 5 thru 14)	

SECTION 9 - HYDRAULIC COMPONENTS

FIGURE 9-8. TILT CYLINDER AND HARDWARE - 4014PS & 4017PS



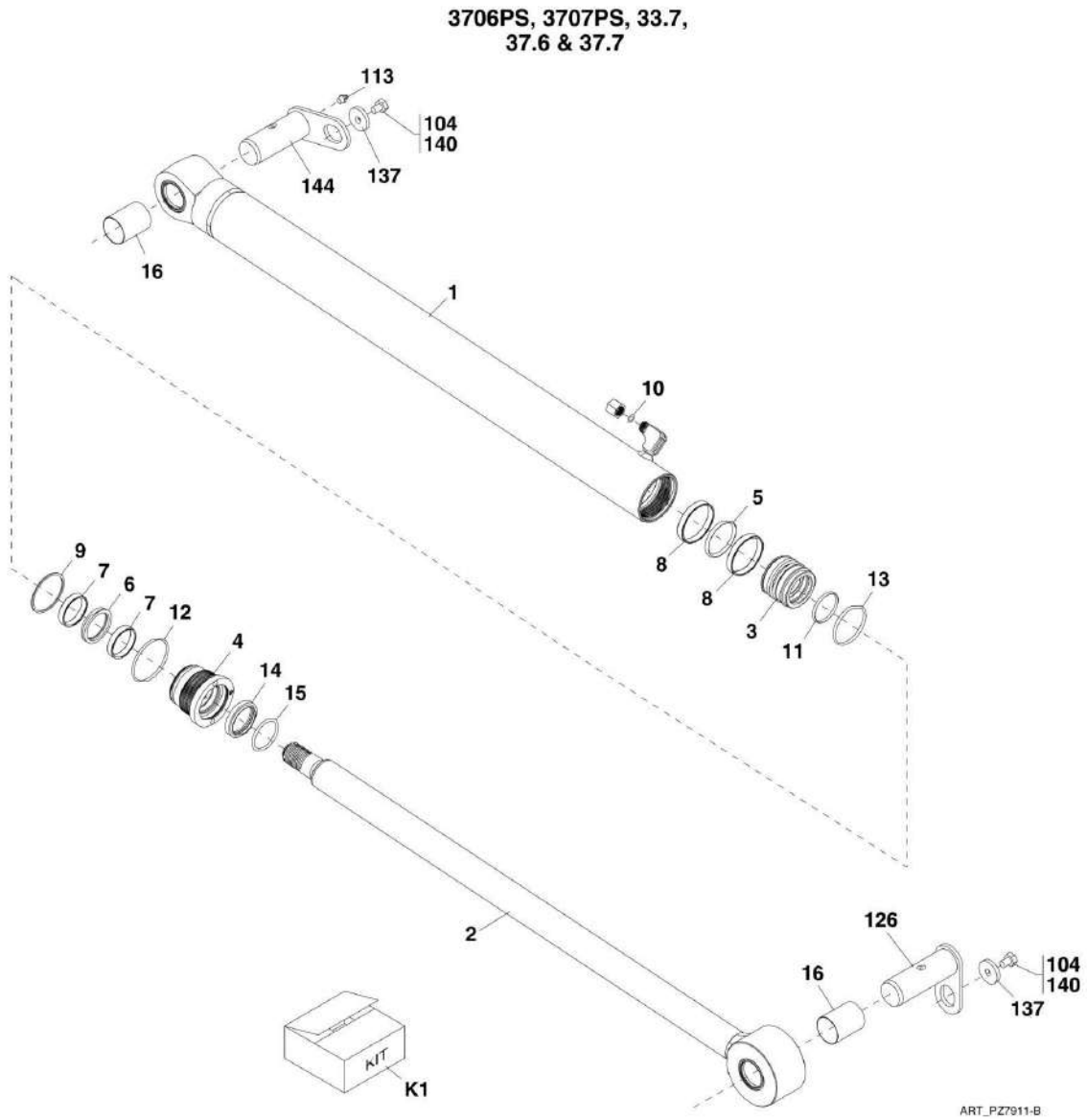
SECTION 9 - HYDRAULIC COMPONENTS

FIGURE 9-8. TILT CYLINDER AND HARDWARE - 4014PS & 4017PS

ITEM	PART NUMBER	QTY	DESCRIPTION	REV
	1001125310	1	TILT CYLINDER, (4014PS & 4017PS), (includes items 1 thru 18)	A
1	70023083	1	BARREL ASSY	
2	70023084	1	ROD ASSY	
3	70023085	1	PISTON HEAD	
4	70020592	1	GLAND	
5	Kit	1	WIPER SEAL	
6	Kit	1	GLAND SEAL	
7	Kit	1	O-RING	
8	Kit	2	WEAR RING	
9	Kit	1	O-RING	
10	Kit	1	SEAL	
11	Kit	1	O-RING	
12	Kit	2	WEAR RING	
13	Kit	1	PISTON SEAL	
14	Kit	1	O-RING	
15	70021500	2	BUSHING	
16	70024108	1	LOAD CONTROL VALVE	
17	70023086	1	SNAP RING, (not shown)	
18	70023087	1	NUT	
101	0761007	1	HEX HD CAPSCREW, M10X14, GR8.8, (torque to 50 Nm/36.87 lb-ft)	
103	2160016	1	GREASE FITTING	
105	1001008948	1	HARD WASHER	
107	1001097560	1	PIN	
217		Ref	PIN AND HARDWARE	
K1	70020593	1	SEAL KIT, (includes items 5 thru 14)	

SECTION 9 - HYDRAULIC COMPONENTS

FIGURE 9-9. COMPENSATION CYLINDER AND HARDWARE - 3706PS, 3707PS, 33.7, 37.6 & 37.7



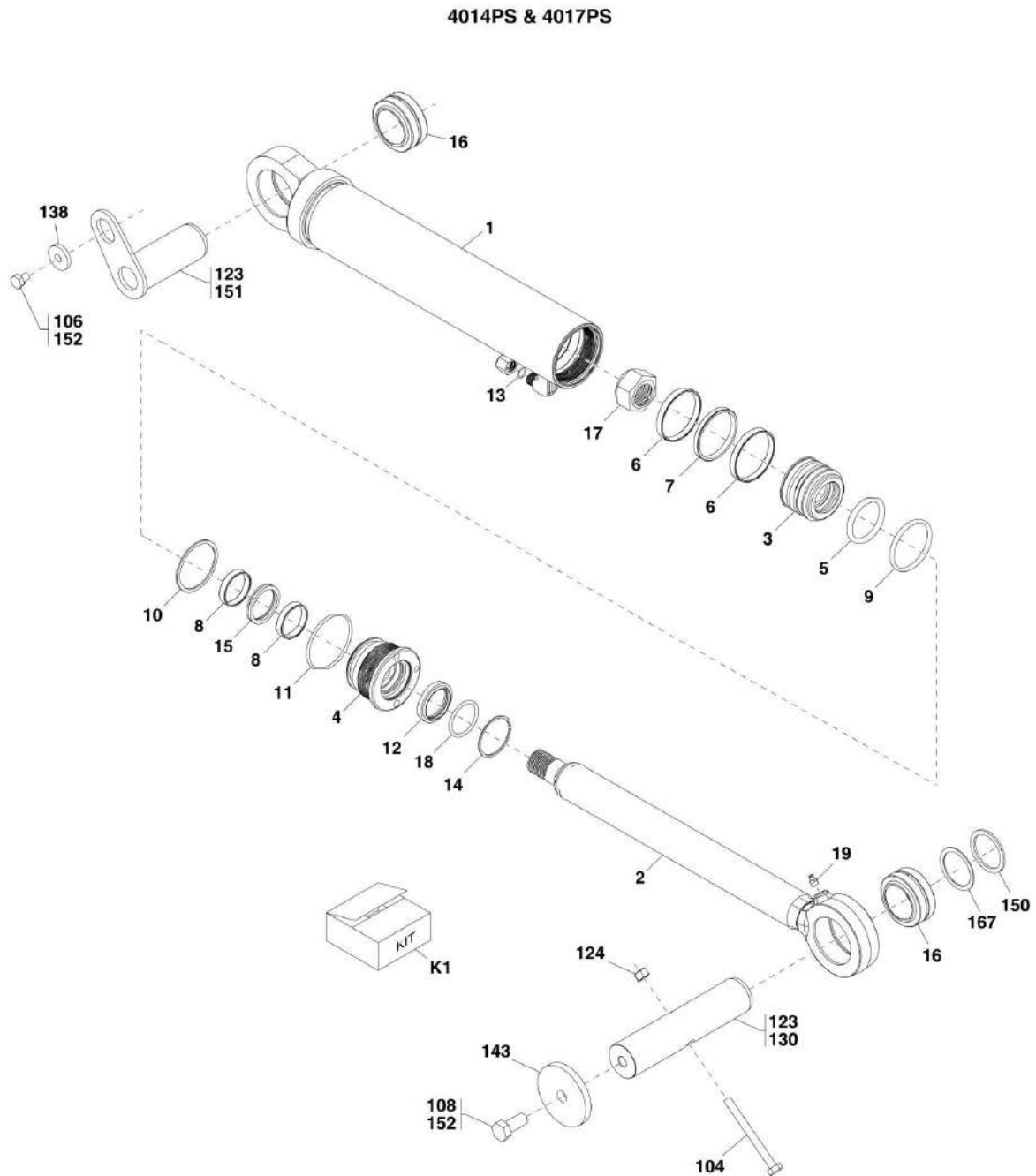
SECTION 9 - HYDRAULIC COMPONENTS

FIGURE 9-9. COMPENSATION CYLINDER AND HARDWARE - 3706PS, 3707PS, 33.7, 37.6 & 37.7

ITEM	PART NUMBER	QTY	DESCRIPTION	REV
	1001002680	1	COMPENSATION CYLINDER, (3706PS, 3707PS, 33.7, 37.6 & 37.7), (includes items 1 thru 16)	D
1	70020599	1	BARREL ASSY	
2	70020600	1	ROD ASSY	
3	70020601	1	PISTON HEAD	
4	70020602	1	GLAND	
5	Kit	1	PISTON SEAL	
6	Kit	1	GLAND SEAL	
7	Kit	2	ROD SEAL	
8	Kit	2	WEAR RING	
9	Kit	1	BACK-UP RING	
10	Kit	1	O-RING	
11	Kit	1	O-RING	
12	Kit	1	O-RING	
13	Kit	1	O-RING	
14	Kit	1	WIPER SEAL	
15	Kit	1	O-RING	
16	70021497	2	BUSHING	
104	0761007	2	HEX HD CAPSCREW, 10X14 MM, GR8.8, (torque to 55 Nm/41 lb-ft)	
113	2160016	1	GREASE FITTING, STRAIGHT	
126	1001002530	1	PIN	
137	1001008948	2	HARD WASHER	
140	1001095650	AR	LOCTITE 243	
144	1001098524	1	PIN	
K1	70020603	1	SEAL KIT, (includes items 5 thru 15)	

SECTION 9 - HYDRAULIC COMPONENTS

FIGURE 9-10. COMPENSATION CYLINDER AND HARDWARE - 4014PS & 4017PS



ART_31200722-9-10

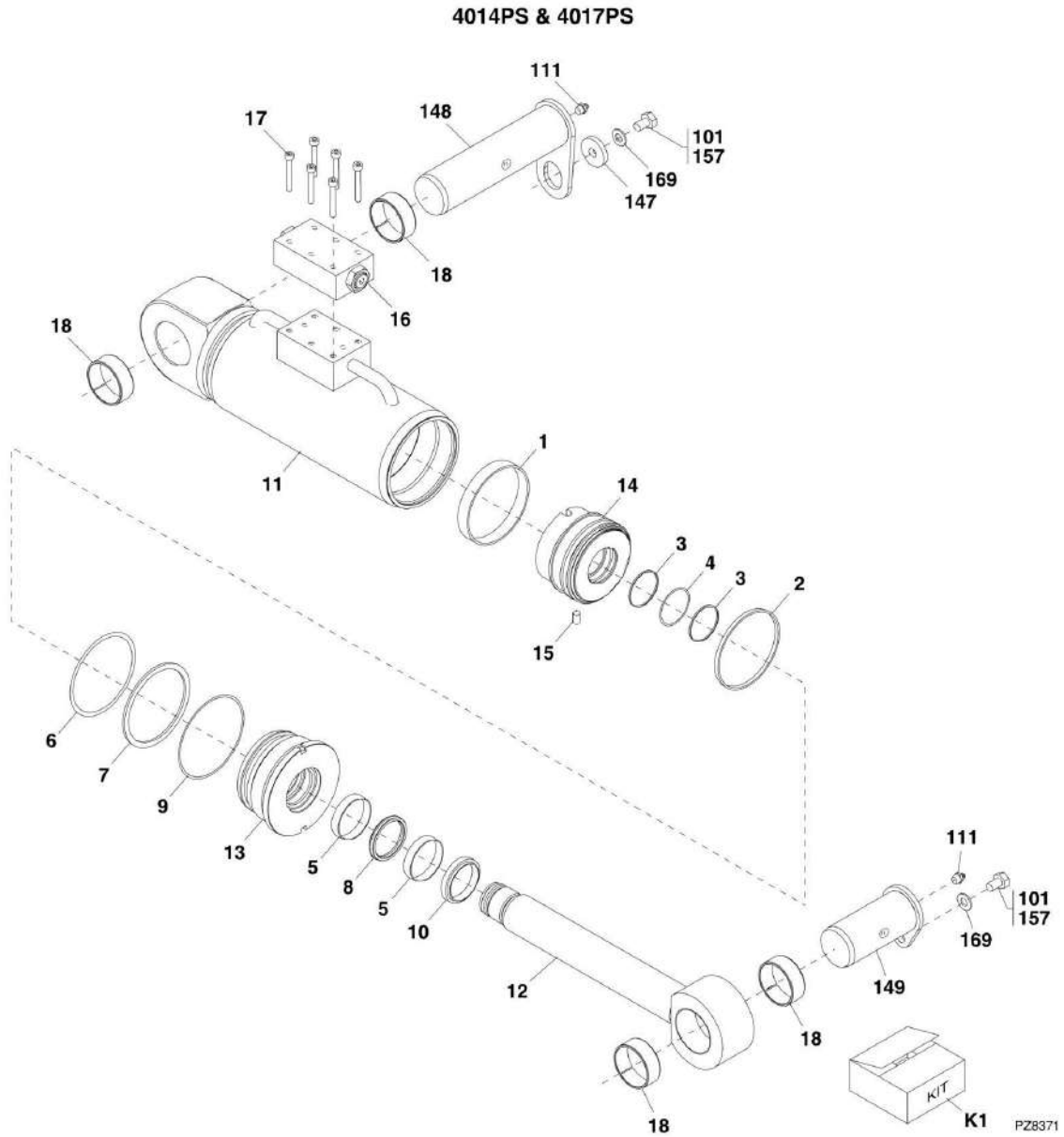
SECTION 9 - HYDRAULIC COMPONENTS

FIGURE 9-10. COMPENSATION CYLINDER AND HARDWARE - 4014PS & 4017PS

ITEM	PART NUMBER	QTY	DESCRIPTION	REV
	1001115037	1	COMPENSATION CYLINDER, (4014PS & 4017PS), (includes items 1 thru 19)	A
1	70023098	1	BARREL ASSY	
2	70023099	1	ROD ASSY	
3	70021863	1	PISTON HEAD	
4	70021864	1	GLAND	
5	Kit	1	O-RING	
6	Kit	2	PISTON BEARING RING	
7	Kit	1	PISTON SEAL	
8	Kit	2	ROD BEARING RING	
9	Kit	1	O-RING	
10	Kit	1	BACK UP RING	
11	Kit	1	O-RING	
12	Kit	1	METAL CASED DOUBLE LIP WIPER	
13	Kit	1	O-RING	
14	Kit	1	O-RING	
15	Kit	1	GLAND SEAL	
16	70021498	2	BUSHING	
17	70023100	1	NUT	
18	70023101	1	SNAP RING	
19	70029941	2	STRAIGHT GREASE NIPPLE	
104	0701028	1	HEX HD CAPSCREW, M10X110, GR8.8, (torque to 50Nm/36.87 lb-ft), (4014PS)	
106	0761007	1	HEX HD CAPSCREW, M10X14, GR8.8, (torque to 55Nm/40.56 lb-ft)	
107	0761210	1	HEX HD CAPSCREW, M12X20, GR8.8, (torque to 90 Nm/66 lb-ft), (4017PS), (not shown)	
108	0761615	1	HEX HD CAPSCREW, M16X35, GR8.8, (torque to 55Nm/40.56 lb-ft), (4014PS)	
123	3020040	AR	MOLY PASTE LUBRICANT	
124	3291005	1	HEX LOCKNUT, M10X1.5, (4014PS)	
128	5241200	1	WASHER, 12mm, (4017PS), (not shown)	
130	1001137974	1	PIN, (4014PS)	
138	1001008948	1	HARD WASHER	
143	1001137363	1	RETENTION WASHER, (4014PS)	
150	1001139140	1	RING, SUPPORT, (4014PS)	
151	1001095400	1	PIN	
152	1001095650	AR	LOCTITE 243	
156	1001111152	1	PIN, (4017PS), (not shown)	
167	1001139103	AR	SHIM, 50X62X1.5mm, (4014PS)	
K1	70021862	1	SEAL KIT, (includes items 5 thru 15)	

SECTION 9 - HYDRAULIC COMPONENTS

FIGURE 9-11. FRAME LEVEL CYLINDER AND HARDWARE - 4014PS & 4017PS



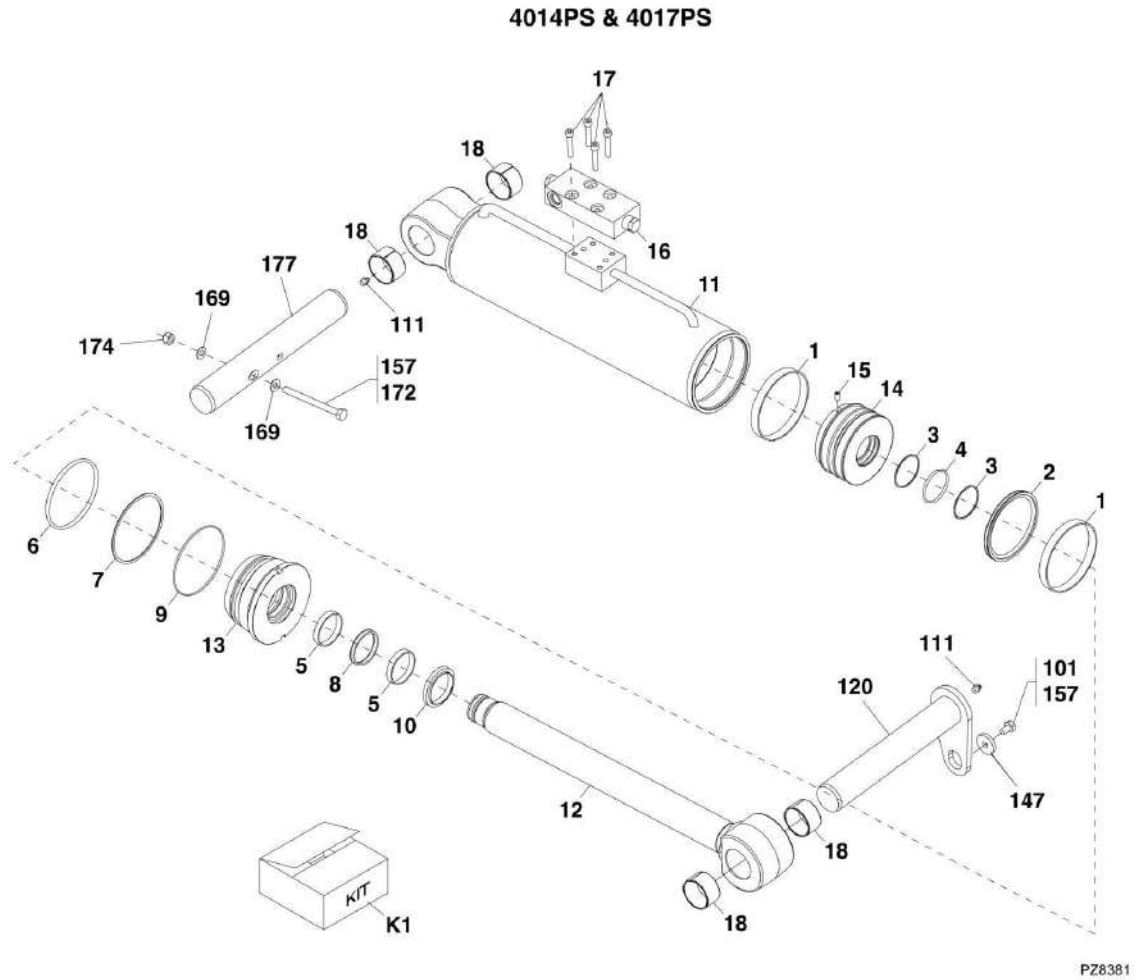
SECTION 9 - HYDRAULIC COMPONENTS

FIGURE 9-11. FRAME LEVEL CYLINDER AND HARDWARE - 4014PS & 4017PS

ITEM	PART NUMBER	QTY	DESCRIPTION	REV
	1001115040	1	FRAME LEVEL CYLINDER, (4014PS), (includes items 1 thru 18)	A
	1001115710	1	FRAME LEVEL CYLINDER, (4017PS), (includes items 1 thru 18)	A
1	Kit	1	PISTON BEARING	
2	Kit	1	PISTON SEAL	
3	Kit	2	BACK UP RING	
4	Kit	1	O-RING	
5	Kit	1	BACK UP RING	
6	Kit	1	O-RING	
7	Kit	1	BACK UP RING	
8	Kit	1	ROD SEAL	
9	Kit	1	O-RING	
10	Kit	1	WIPER SEAL	
11	70024220	1	BARREL ASSY, (4014PS)	
11	70024241	1	BARREL ASSY, (4017PS)	
12	70024242	1	ROD	
13	70020461	1	ROD GUIDE, (4014PS)	
13	70020468	1	ROD GUIDE, (4017PS)	
14	70020462	1	PISTON, (4014PS)	
14	70020469	1	PISTON, (4017PS)	
15	70020438	1	PISTON LOCKING SCREW	
16	1001092075	1	VALVE BLOCK ASSY, (includes seals)	
17	70020464	6	SCREW, M6X45	
18	70020465	4	BUSHING	
101	0761008	2	HEX HD CAPSCREW, M10X16, GR8.8, (torque to 55Nm/40.56 lb-ft)	
111	2160016	2	GREASE FITTING	
147	1001008948	2	HARD WASHER	
148	1001092492	1	PIN	
149	1001092534	1	PIN	
157	1001095650	AR	LOCTITE 243	
169	4812000	2	WASHER, 10mm	
K1	70020466	1	SEAL KIT, (includes items 1 thru 10), (4014PS)	
K1	70020470	1	SEAL KIT, (includes items 1 thru 10), (4017PS)	

SECTION 9 - HYDRAULIC COMPONENTS

FIGURE 9-12. OUTRIGGER CYLINDER AND HARDWARE - 4014PS & 4017PS



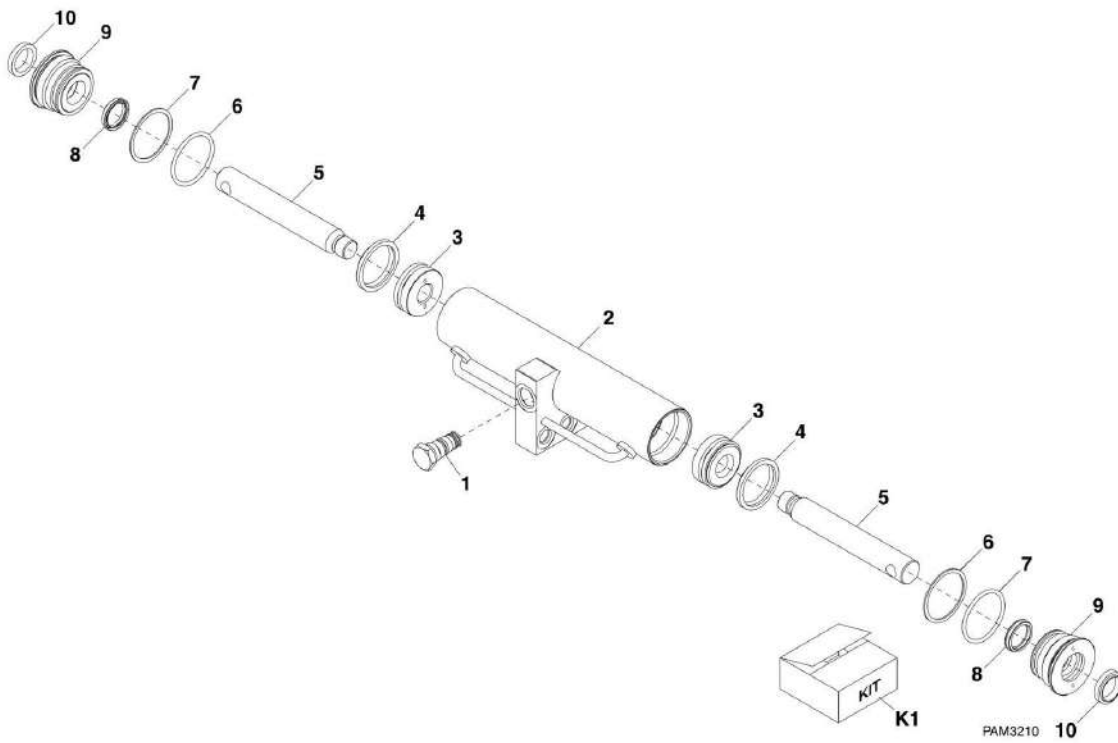
SECTION 9 - HYDRAULIC COMPONENTS

FIGURE 9-12. OUTRIGGER CYLINDER AND HARDWARE - 4014PS & 4017PS

ITEM	PART NUMBER	QTY	DESCRIPTION	REV
	1001115041	1	OUTRIGGER CYLINDER, (4014PS), (includes items 1 thru 18)	A
	1001115711	1	OUTRIGGER CYLINDER, (4017PS), (includes items 1 thru 18)	A
1	Kit	2	PISTON BEARING	
2	Kit	2	PISTON SEAL	
3	Kit	2	BACK UP RING	
4	Kit	1	O-RING	
5	Kit	2	ROD BEARING	
6	Kit	1	O-RING	
7	Kit	1	BACK UP RING	
8	Kit	1	ROD SEAL	
9	Kit	1	O-RING	
10	Kit	1	WIPER SEAL	
11	70020471	1	BARREL ASSY, (4014PS)	
11	70024240	1	BARREL ASSY, (4017PS)	
12	70020472	1	ROD, (4014PS)	
12	70020479	1	ROD, (4017PS)	
13	70020473	1	ROD GUIDE, (4014PS)	
13	70020480	1	ROD GUIDE, (4017PS)	
14	70020474	1	PISTON, (4014PS)	
14	70020481	1	PISTON, (4017PS)	
15	70020438	1	PISTON LOCKING SCREW	
16	1001004639	1	VALVE BLOCK ASSY, (includes seals)	
17	70020440	4	SCREW, M8X45	
18	70020476	4	BUSHING	
101	0761008	1	HEX HD CAPSCREW, M10X16, GR8.8, (torque to 55Nm/40.56 lb-ft)	
111	2160016	2	GREASE FITTING	
120	1001002503	1	PIN	
147	1001008948	2	HARD WASHER	
157	1001095650	AR	LOCTITE 243	
169	4812000	2	WASHER, 10mm	
172	0701029	1	HEX HD CAPSCREW, M10X120, GR8.8, (torque to 55Nm/40.56 lb-ft)	
174	3291005	1	LOCKNUT, M10X1.5	
177	1001099913	1	PIN	
K1	70020477	1	SEAL KIT, (includes items 1 thru 10), (4014PS)	
K1	70020482	1	SEAL KIT, (includes items 1 thru 10), (4017PS)	

SECTION 9 - HYDRAULIC COMPONENTS

FIGURE 9-13. QUICK ATTACH CYLINDER



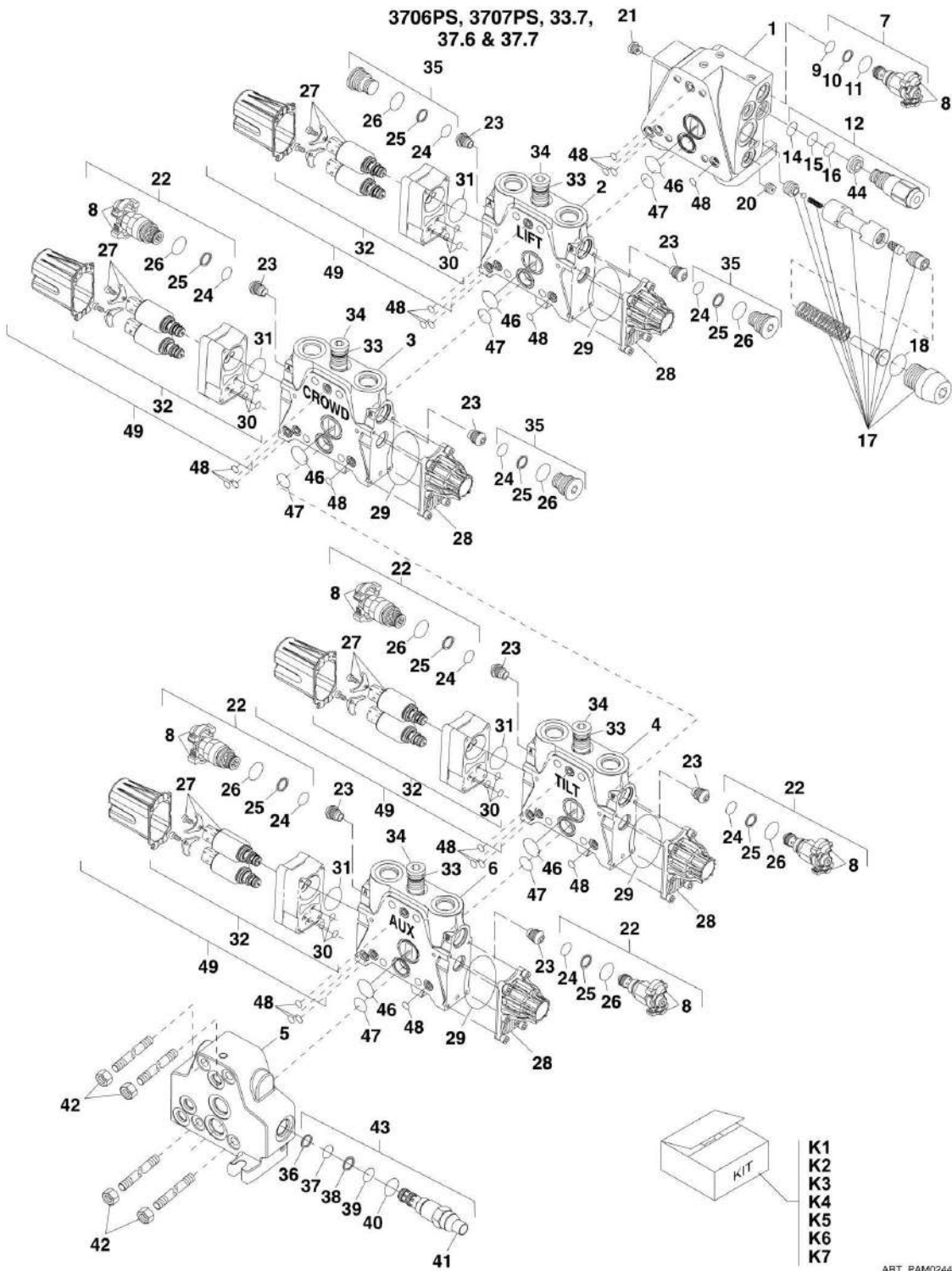
SECTION 9 - HYDRAULIC COMPONENTS

FIGURE 9-13. QUICK ATTACH CYLINDER

ITEM	PART NUMBER	QTY	DESCRIPTION	REV
	1001114787	1	QUICK ATTACH CYLINDER, (includes all items)	A
1	70024163	1	CHECK VALVE	
2	70024164	1	BODY	
3	70024165	2	PISTON	
4	Kit	2	PISTON SEAL	
5	70024166	2	ROD	
6	Kit	2	O-RING	
7	Kit	2	BACKUP RING	
8	Kit	2	ROD SEAL	
9	70024167	2	GLAND	
10	Kit	2	WIPER SEAL	
K1	70024168	1	SEAL KIT, (includes items 4, 6 thru 8 & 10)	

SECTION 9 - HYDRAULIC COMPONENTS

FIGURE 9-14. MAIN CONTROL VALVE - 3706PS, 3707PS, 33.7, 37.6 & 37.7



SECTION 9 - HYDRAULIC COMPONENTS

FIGURE 9-14. MAIN CONTROL VALVE - 3706PS, 3707PS, 33.7, 37.6 & 37.7

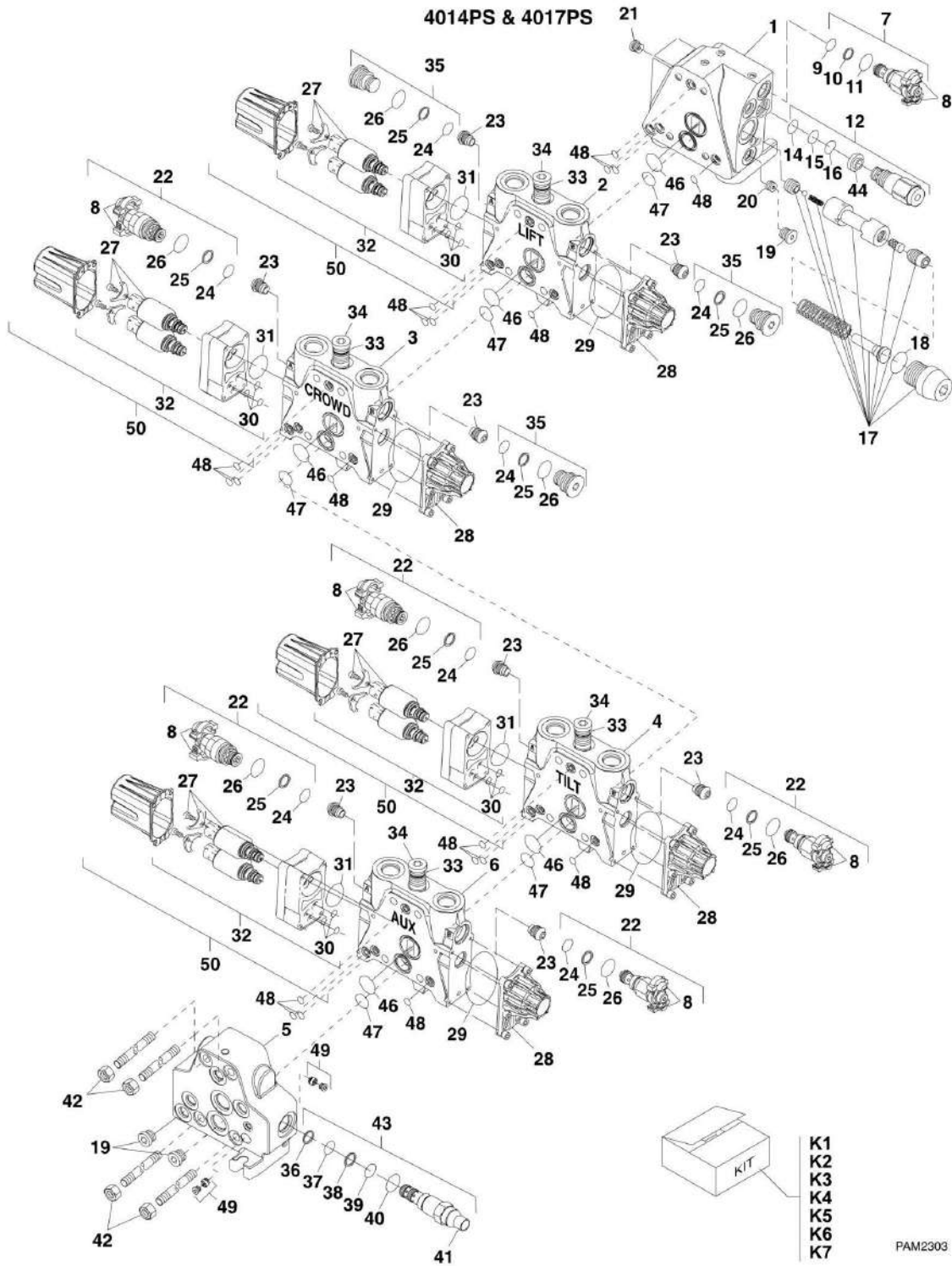
ITEM	PART NUMBER	QTY	DESCRIPTION	REV
	1001104292	1	MAIN CONTROL VALVE, (3706PS, 3707PS, 33.7, 37.6 & 37.7), (includes all items)	B
1	70020688	1	SECTION ASSY, (inlet), (includes items 7 thru 21)	
2	70020689	1	SECTION ASSY, (Lift), (includes items 23 thru 35 & 49)	
3	70020690	1	SECTION ASSY, (Telescope), (includes items 8, 22 thru 35 & 49)	
4	70020691	1	SECTION ASSY, (Tilt), (includes items 8, 22 thru 35 & 49)	
5	70020692	1	SECTION ASSY, (outlet), (includes items 19 & 36 thru 41)	
6	70022829	1	SECTION ASSY, (Auxiliary), (includes items 8, 22 thru 35 & 49)	
7	70020693	1	PRESSURE RELIEF VALVE	
8	70020694	6	LOCKING COVER	
9	Kit	1	O-RING	
10	Kit	1	THRUST RING	
11	Kit	1	O-RING	
12	70020695	1	FLOW REGULATOR, (includes items 14 thru 16 & 44)	
14	Kit	1	O-RING	
15	Kit	1	THRUST WASHER	
16	Kit	1	O-RING	
17	70021870	1	REGULATOR KIT, (includes item 18 and shims not shown)	
18	Kit	1	O-RING	
20	70020698	1	FILTER	
21	70020699	1	SHUTTLE VALVE	
22	70020700	5	PRESSURE RELIEF VALVE, (includes items 8 & 24 thru 26)	
23	70020701	8	CHECK VALVE	
24	Kit	1	O-RING	
25	Kit	1	THRUST WASHER	
26	Kit	1	O-RING	
27	70020702	4	SOLENOID	
28	70020714	4	INTERFACE AND SOLENOID KIT	
29	Kit	4	O-RING	
30	Kit	4	O-RING	
31	Kit	4	O-RING	
32	70020703	4	INTERFACE AND SOLENOID, (includes items 27, 30 & 31)	
33	N.S.S.	4	O-RING	
34	70020704	4	PRESSURE COMPENSATOR	
35	70020705	3	PLUG	
36	Kit	1	THRUST RING	
37	Kit	1	O-RING	
38	Kit	1	O-RING	
39	Kit	1	THRUST RING	
40	Kit	1	O-RING	
41	70020706	1	VALVE COVER ASSY	
42	70020707	1	TIE RODS	
43	70021223	1	PRESSURE REDUCING VALVE, (includes items 36 thru 41)	
44	70021874	1	FLOW REGULATOR FILTER	
46	Kit	1	O-RING	
47	Kit	1	O-RING	
48	Kit	4	O-RING	
49	70023735	4	INTERFACE AND SOLENOID W/COVER, (includes items 27, 30 & 31)	
K1	70021871	5	ELEMENT SEAL KIT, (includes items 46 thru 48)	

SECTION 9 - HYDRAULIC COMPONENTS

ITEM	PART NUMBER	QTY	DESCRIPTION	REV
K2	70020708	1	REGULATOR SEAL KIT, (includes item 18 and shims not shown)	
K3	70020709	4	PRESSURE RELIEF SEAL KIT, (includes items 24 thru 26)	
K4	70020710	4	SOLENOID SEAL KIT, (includes items 29 thru 31 and others not shown)	
K5	70020711	1	FLOW REGULATOR SEAL KIT, (includes items 14 thru 16)	
K6	70020712	1	PRESSURE RELIEF SEAL KIT, (includes items 9 thru 11)	
K7	70020713	1	PRESSURE REDUCING SEAL KIT, (includes items 36 thru 40)	

SECTION 9 - HYDRAULIC COMPONENTS

FIGURE 9-15. MAIN CONTROL VALVE - 4014PS & 4017PS



SECTION 9 - HYDRAULIC COMPONENTS

FIGURE 9-15. MAIN CONTROL VALVE - 4014PS & 4017PS

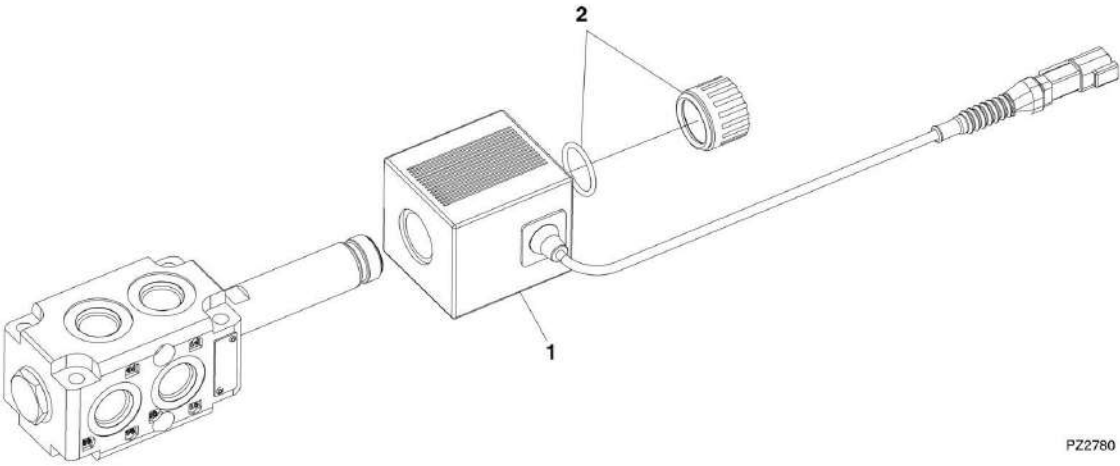
ITEM	PART NUMBER	QTY	DESCRIPTION	REV
	1001107523	1	MAIN CONTROL VALVE, (4014PS & 4017PS), (includes all items)	A
1	70021868	1	SECTION ASSY, (INLET), (includes items 7 thru 21 & 44)	
2	70020689	1	SECTION ASSY, (LIFT), (includes items 23 thru 35 & 50)	
3	70020690	1	SECTION ASSY, (TELESCOPE), (includes items 8, 22 thru 35 & 50)	
4	70020691	1	SECTION ASSY, (TILT), (includes items 8, 22 thru 35 & 50)	
5	70021869	1	SECTION ASSY, (OUTLET), (includes items 19, 36 thru 41 & 49)	
6	70022829	1	SECTION ASSY, (AUXILIARY), (includes items 8, 22 thru 35 & 50)	
7	70020693	1	PRESSURE RELIEF VALVE, (includes items 8 thru 11)	
8	70020694	6	LOCKING COVER	
9	Kit	1	O-RING	
10	Kit	1	THRUST RING	
11	Kit	1	O-RING	
12	70020695	1	FLOW REGULATOR, (includes items 14 thru 16 & 44)	
14	Kit	1	O-RING	
15	Kit	1	THRUST WASHER	
16	Kit	1	O-RING	
17	70021870	1	REGULATOR KIT, (includes item 18 and shims not shown)	
18	Kit	1	O-RING	
19	70020697	3	PLUG	
20	70020698	1	FILTER	
21	70020699	1	SHUTTLE VALVE	
22	70020700	5	PRESSURE RELIEF VALVE, (includes items 8 & 24 thru 26)	
23	70020701	8	CHECK VALVE	
24	Kit	8	O-RING	
25	Kit	8	THRUST WASHER	
26	Kit	8	O-RING	
27	70020702	4	SOLENOID	
28	70020714	4	INTERFACE AND SOLENOID KIT	
29	Kit	4	O-RING	
30	Kit	4	O-RING	
31	Kit	4	O-RING	
32	70020703	4	INTERFACE AND SOLENOID, (includes items 27, 30 & 31)	
33	N.S.S.	4	O-RING	
34	70020704	4	PRESSURE COMPENSATOR	
35	70020705	3	PLUG, (includes items 24 thru 26)	
36	Kit	1	THRUST RING	
37	Kit	1	O-RING	
38	Kit	1	O-RING	
39	Kit	1	THRUST RING	
41	Kit	1	O-RING	
41	70020706	1	VALVE COVER ASSY	
42	70020707	1	TIE RODS	
43	70021223	1	PRESSURE REDUCING VALVE, (includes items 36 thru 41)	
44	70021874	1	FLOW REGULATOR FILTER	
46	Kit	5	O-RING	
47	Kit	5	O-RING	
48	Kit	20	O-RING	
49	70021872	2	ACCUMULATOR LOAD CHECK VALVE KIT	
50	70023735	4	INTERFACE AND SOLENOID W/ COVER, (includes items 27, 30	

SECTION 9 - HYDRAULIC COMPONENTS

ITEM	PART NUMBER	QTY	DESCRIPTION	REV
			& 31)	
K1	70021871	1	ELEMENT SEAL KIT, (includes items 46 thru 48)	
K2	70020708	1	REGULATOR SEAL KIT, (includes item 18 and others not shown)	
K3	70020709	4	PRESSURE RELIEF SEAL KIT, (includes items 24 thru 26)	
K4	70020710	4	SOLENOID SEAL KIT, (includes items 29 thru 31 and others not shown)	
K5	70020711	1	FLOW REGULATOR SEAL KIT, (includes items 14 thru 16)	
K6	70020712	1	PRESSURE RELIEF SEAL KIT, (includes items 9 thru 11)	
K7	70020713	1	PRESSURE REDUCING SEAL KIT, (includes items 36 thru 40)	

SECTION 9 - HYDRAULIC COMPONENTS

FIGURE 9-16. DIVERTER VALVE



PZ2780

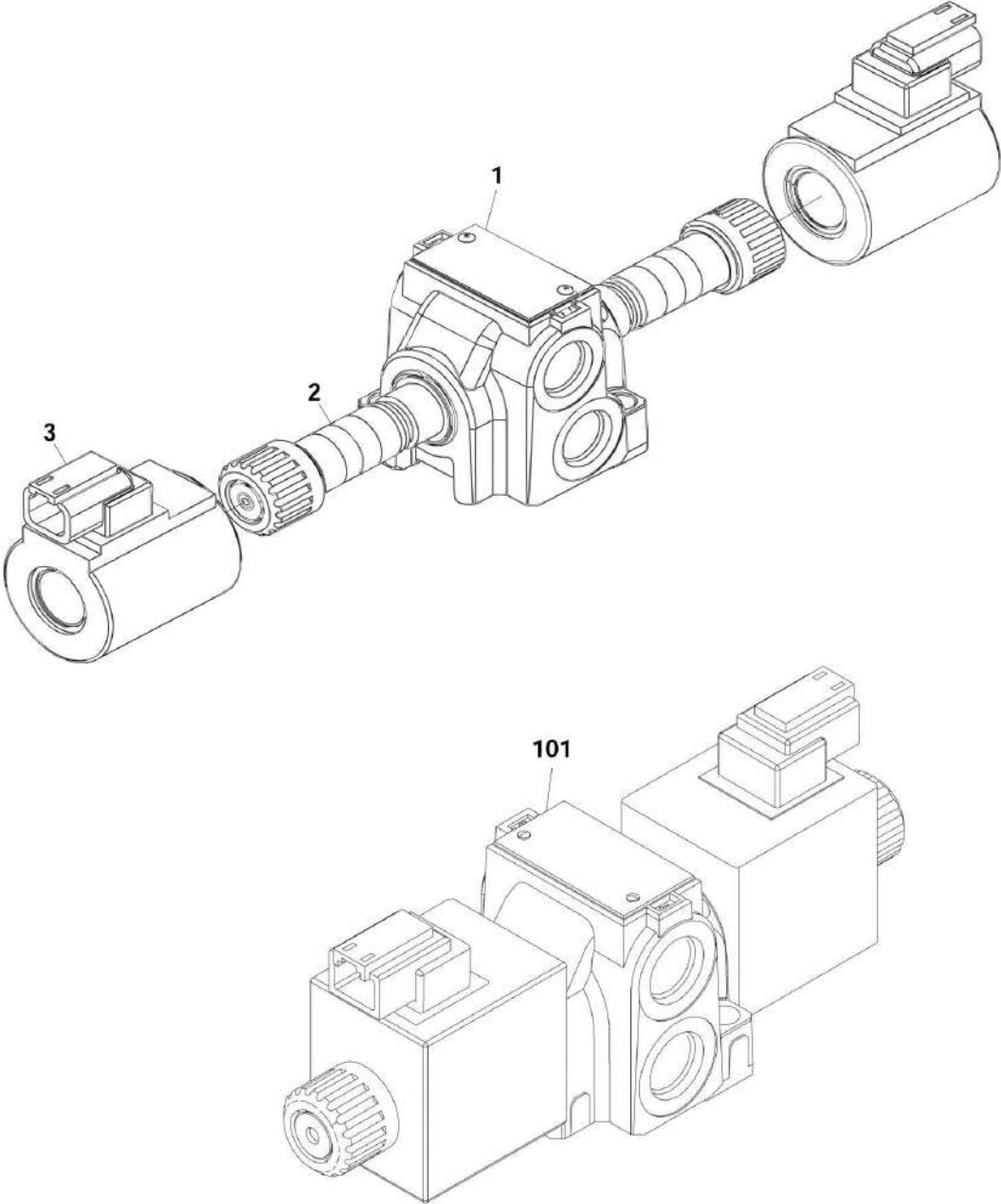
SECTION 9 - HYDRAULIC COMPONENTS

FIGURE 9-16. DIVERTER VALVE

ITEM	PART NUMBER	QTY	DESCRIPTION	REV
	1001104477	1	DIVERTER VALVE, (includes all items)	D
	1001110023	1	DIVERTER VALVE, (3707PS, 3707PS, 33.7, 37.6 & 37.7)	B
1	70020764	1	COIL	
2	70021531	1	RETAINER KIT, (includes o-rings and nut)	

SECTION 9 - HYDRAULIC COMPONENTS

FIGURE 9-17. STEERING SELECT VALVE



PAP31530

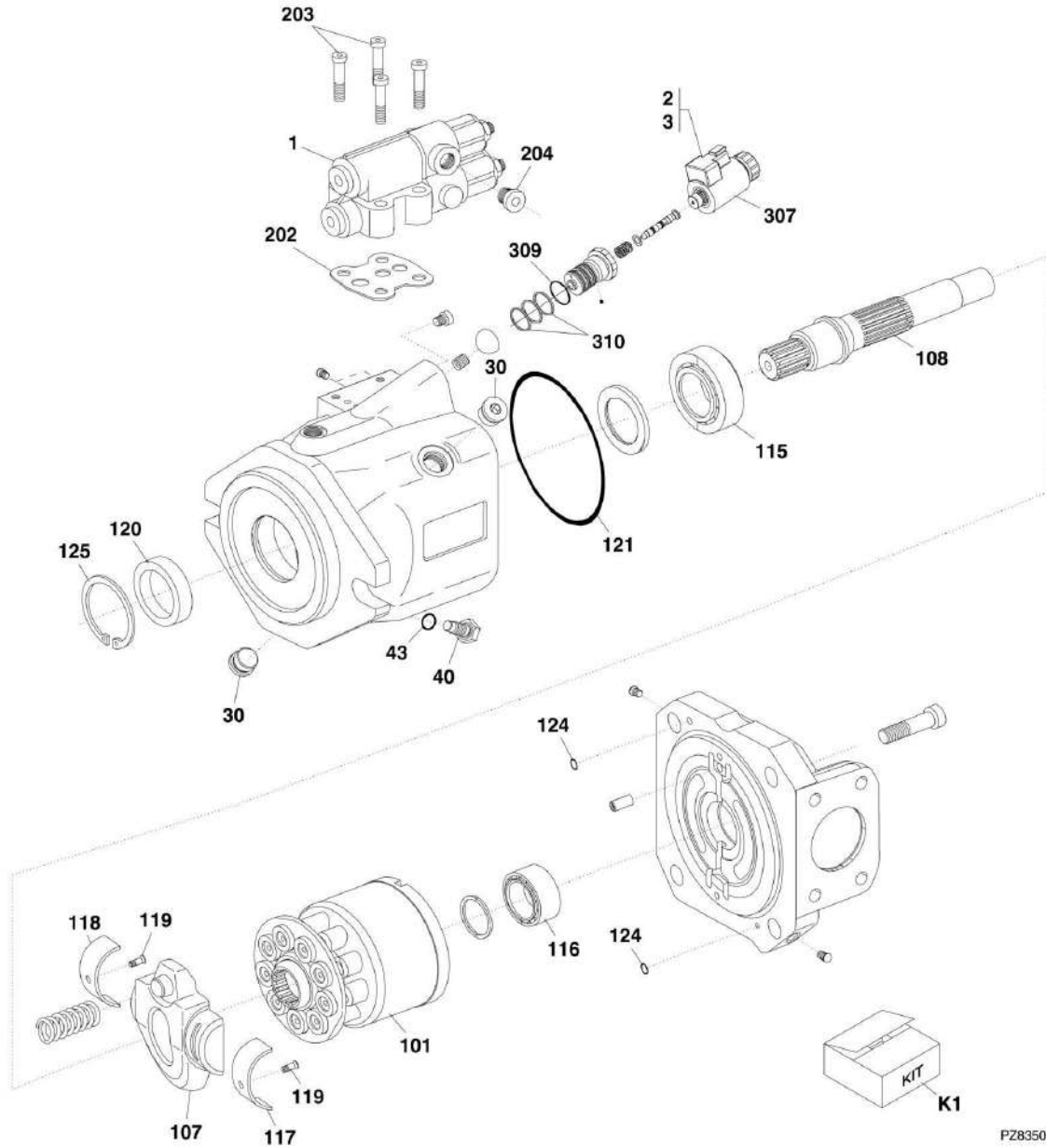
SECTION 9 - HYDRAULIC COMPONENTS

FIGURE 9-17. STEERING SELECT VALVE

ITEM	PART NUMBER	QTY	DESCRIPTION	REV
	4641519	NLA	STEERING SELECT VALVE, (no longer available, order item 101 for service or replacement), (includes items 1 thru 3)	C
1	70020866	1	VALVE BODY	
2	70020867	2	SEAL KIT	
3	70020868	2	COIL	
101	1001153748	1	STEERING SELECT VALVE	

SECTION 9 - HYDRAULIC COMPONENTS

FIGURE 9-18. PISTON PUMP



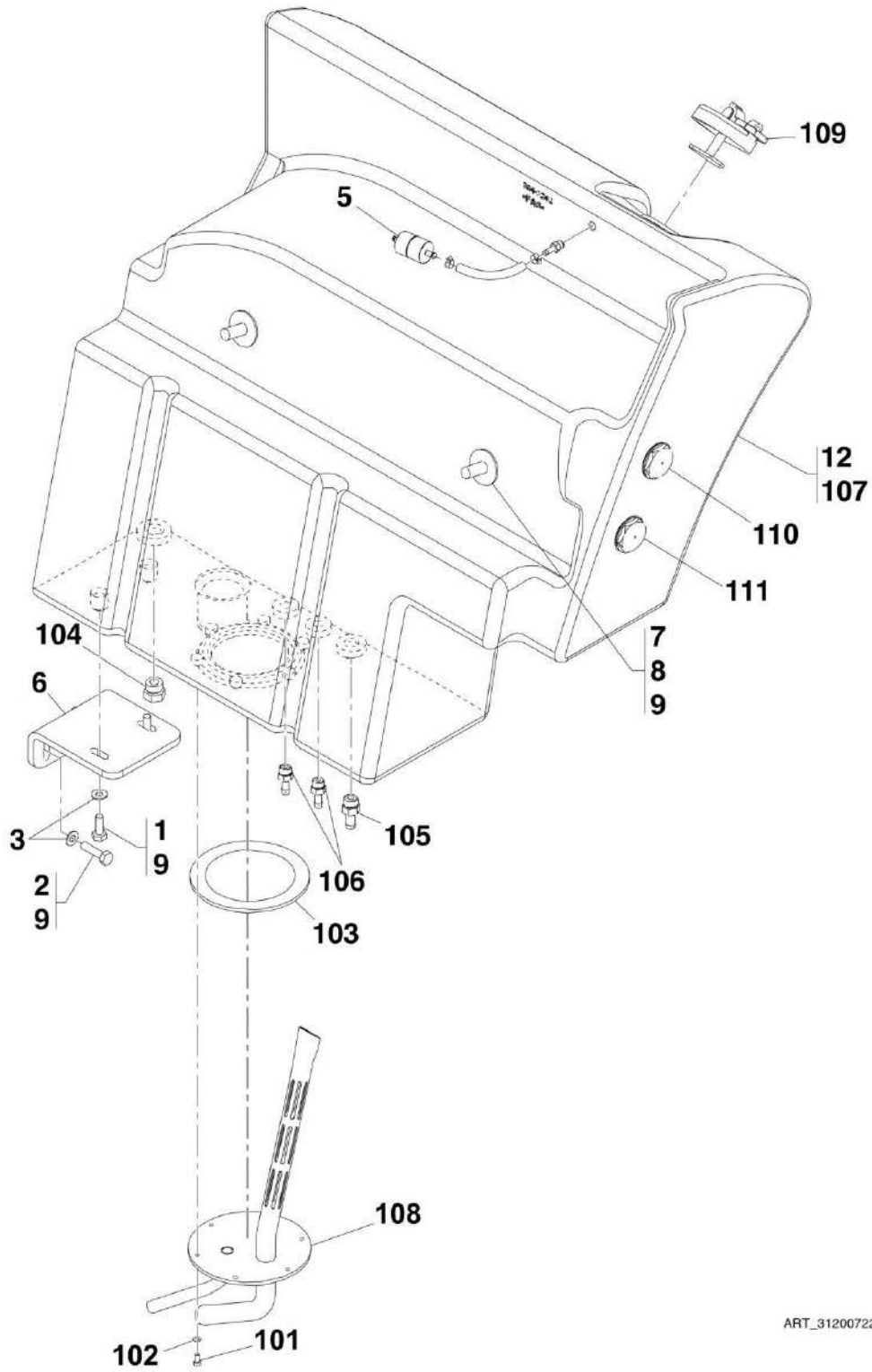
SECTION 9 - HYDRAULIC COMPONENTS

FIGURE 9-18. PISTON PUMP

ITEM	PART NUMBER	QTY	DESCRIPTION	REV
	1001121053	1	HYDRAULIC PISTON PUMP, 63cc, (3706PS, 3707PS, 4017PS, 33.7, 37.6 & 37.7), (includes items 1 thru 310)	B
	1001121054	1	HYDRAULIC PISTON PUMP, 45cc, (4014PS), (includes items 1 thru 310)	A
1	70003738	1	CONTROL VALVE	
2	70024186	1	CONTROL VALVE	
3	70024187	1	ADJUSTING PIECE, 63cc	
3	70028556	1	ADJUSTING PIECE, 45cc	
30	70024407	2	PLUG	
40	70024408	1	STOP SCREW, 63cc	
40	70028557	1	STOP SCREW, 45cc	
43	70024409	1	O-RING	
101	70024411	1	ROTARY GROUP, 63cc	
101	70028558	1	ROTARY GROUP, 45cc	
107	70024412	1	SWASH PLATE, 63cc	
107	70028559	1	SWASH PLATE, 45cc	
108	70024413	1	DRIVE SHAFT, 63cc	
108	70003175	1	DRIVE SHAFT, 45cc	
115	7024943	1	BEARING, 63cc	
115	7024038	1	BEARING, 45cc	
116	7024944	1	BEARING, 63cc	
116	7012706	1	BEARING, 45cc	
117	70024414	1	BEARING-LINER, 63cc	
117	70028560	1	BEARING-LINER, 45cc	
118	70024415	1	BEARING-LINER, 63cc	
118	70028560	1	BEARING-LINER, 45cc	
119	7024953	2	SCREW	
120	7024947	1	SHAFT SEAL RING, 63cc	
120	70028561	1	SHAFT SEAL RING, 45cc	
121	7024948	1	O-RING, 63cc	
121	70003176	1	O-RING, 45cc	
124	7024950	2	SEAL RING	
125	80334277	1	RETAINING RING, 63cc	
125	70003177	1	RETAINING RING, 45cc	
202	70021867	1	GASKET	
203	7024954	4	SOCKET HD CAPSCREW	
204	70024416	1	PLUG	
307	70025897	1	SOLENOID	
309	7024949	1	O-RING	
310	70024417	3	R-RING	
K1	70024410	1	SEAL KIT, 63cc, (includes items 30, 43, 120 thru 125, 202, 204, 309 & 310)	
K1	70028562	1	SEAL KIT, 45cc, (includes items 30, 43, 120 thru 125, 202, 204, 309 & 310)	

SECTION 9 - HYDRAULIC COMPONENTS

FIGURE 9-19. HYDRAULIC TANK



ART_31200722-9-19

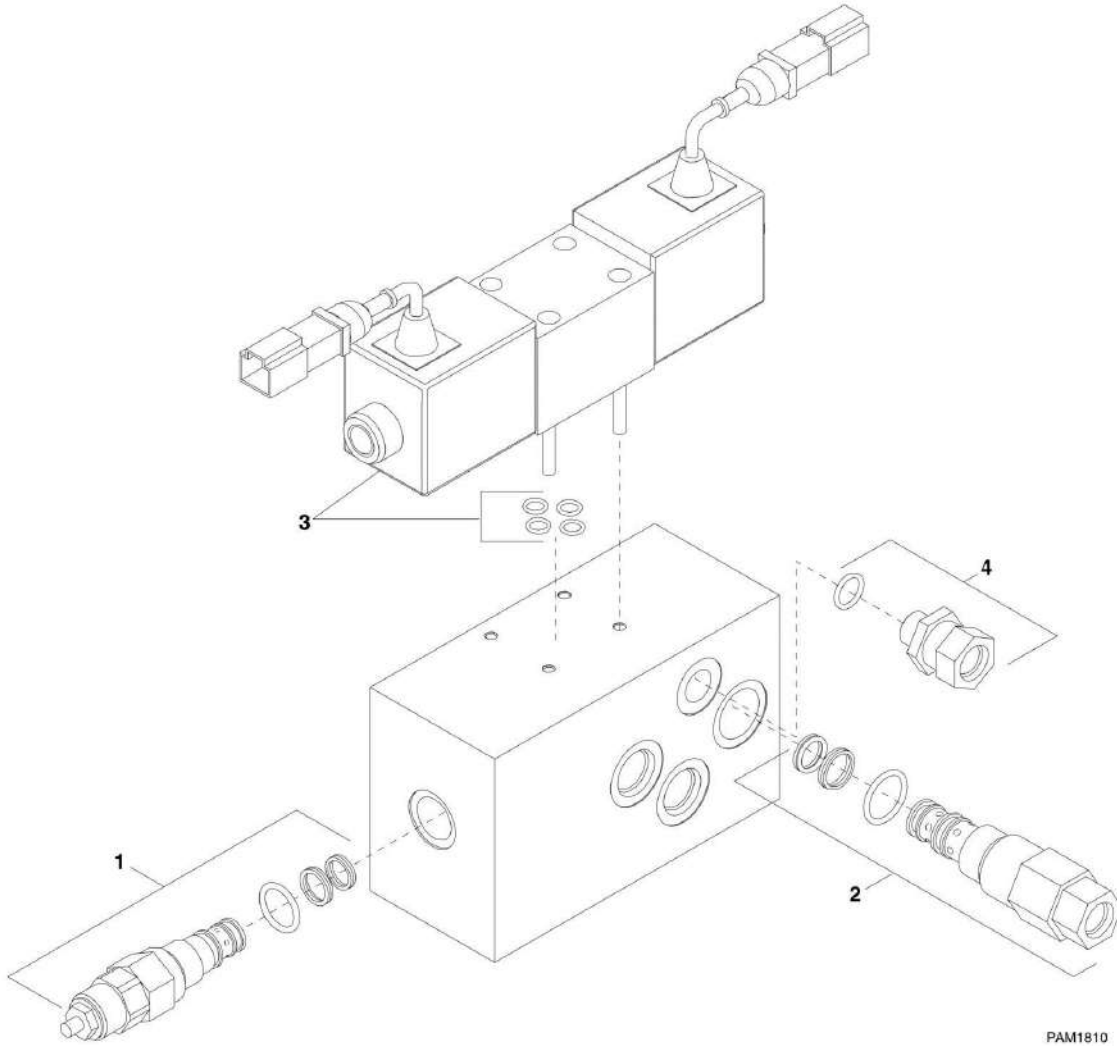
SECTION 9 - HYDRAULIC COMPONENTS

FIGURE 9-19. HYDRAULIC TANK

ITEM	PART NUMBER	QTY	DESCRIPTION	REV
	1001142663	Ref	HYDRAULIC TANK INSTALLATION, (4014PS & 4017PS), (not available to order, see items 1 thru 12 for service)	B
	1001142663	Ref	HYDRAULIC TANK INSTALLATION, (3706PS, 3707PS, 33.7, 37.6 & 37.7), (not available to order, See items 1 thru 12 for service) (Prior to SN 1160007654)	B
	1001186582	Ref	HYDRAULIC TANK INSTALLATION, (3706PS, 3707PS, 33.7, 37.6 & 37.7), (not available to order, see items 1 thru 12 for service) (SN 1160007654 to Present)	A
1	0701013	2	HEX HD CAPSCREW, M10X40, GR8.8, (torque to 13-17 Nm/9.58-12.53 lb-ft)	
2	0761016	2	HEX HD CAPSCREW, M10X40, GR8.8, (torque to 55 Nm/40.56 lb-ft)	
3	4812000	4	WASHER, 10mm	
5		Ref	FILTER, (See HYDRAULIC CIRCUITS SECTION for Breakdown)	
6	1001090205	1	BRACKET	
7	1001091951	2	HEX HD CAPSCREW, M16-2X200, GR8.8, (torque to 280 Nm/206.51 lb-ft)	
8	1001092256	4	WASHER, 17mm	
9	1001095650	AR	LOCTITE 243	
12	1001142664	1	HYDRAULIC TANK ASSEMBLY, (4014PS & 4017PS), (includes items 101 thru 110)	C
12	1001142664	1	HYDRAULIC TANK ASSEMBLY, (3706PS, 3707PS, 33.7, 37.6 & 37.7), (includes items 101 thru 110) (Prior to SN 1160007654)	C
12	1001186581	1	HYDRAULIC TANK ASSEMBLY, (3706PS, 3707PS, 33.7, 37.6 & 37.7), (includes items 101 thru 111) (SN 1160007654 to Present)	B
101	4031607	6	HEX SOCKET HD CAPSCREW, M5X16, (torque to 5.75-6.25 Nm/4.24-4.60 lb-ft)	
102	4831600	6	LOCKWASHER, 5mm	
103	1001003301	1	O-RING	
104	1001003427	1	PLUG, (torque to 30-40 Nm/22.12-29.50 lb-ft)	
105	1001003647	1	CONNECTOR, (torque to 21-25 Nm/15.48-18.43 lb-ft)	
106	1001059362	3	STRAIGHT CONNECTOR, (torque to 12-14 Nm/8.85-10.32 lb-ft)	
107	1001090160	1	HYDRAULIC TANK	
108	1001154970	1	HYDRAULIC RETURN MANIFOLD	
109	1001142659	1	CAP	
110	1001184545	2	OIL LEVEL PLUG, (4014PS & 4017PS)	
110	1001184545	2	OIL LEVEL PLUG, (3706PS, 3707PS, 33.7, 37.6 & 37.7) (Prior to SN 1160007654)	
110	1001184545	1	OIL LEVEL PLUG, (3706PS, 3707PS, 33.7, 37.6 & 37.7) (SN 1160007654 to Present)	
111	1001202323	1	HYDRAULIC TANK PLUG, M40, (3706PS, 3707PS, 33.7, 37.6 & 37.7) (SN 1160007654 to Present)	

SECTION 9 - HYDRAULIC COMPONENTS

FIGURE 9-20. COMBINATION VALVE



PAM1810

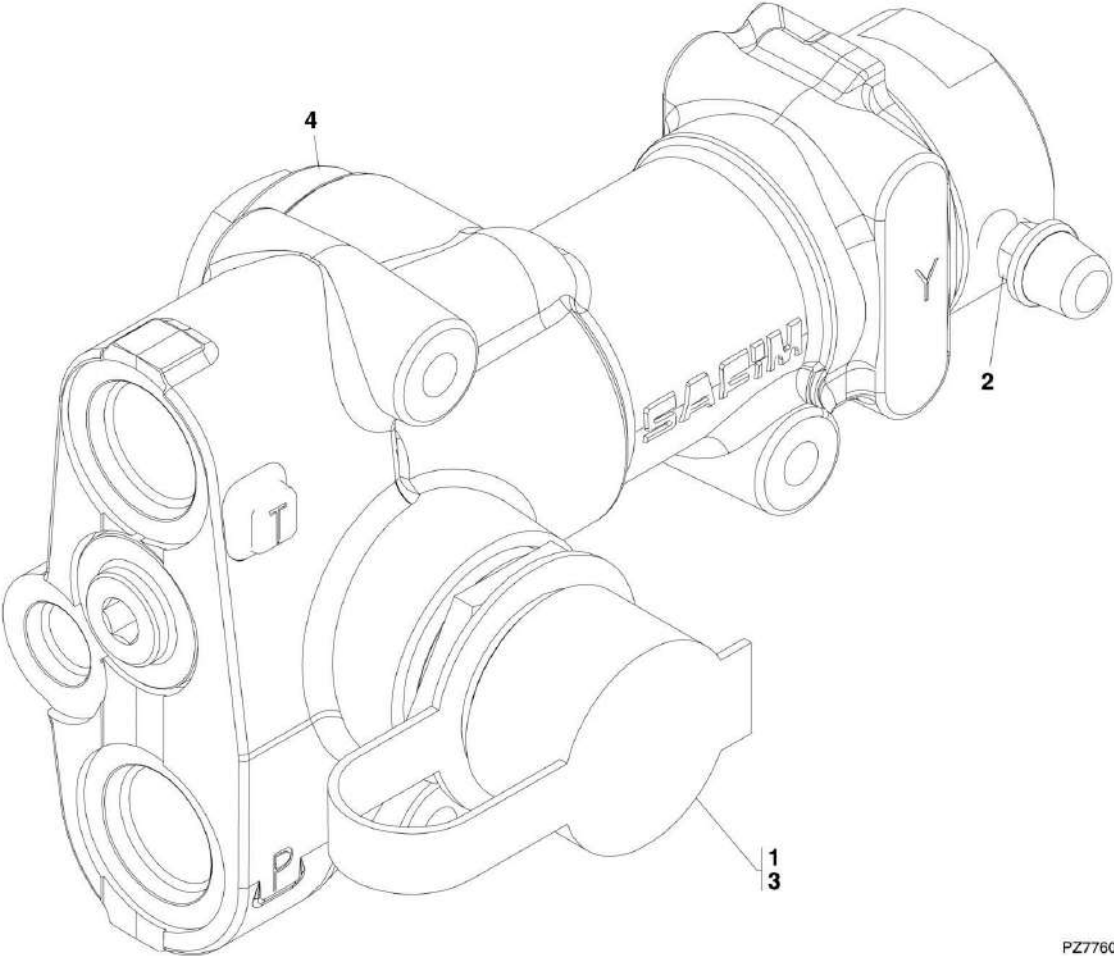
SECTION 9 - HYDRAULIC COMPONENTS

FIGURE 9-20. COMBINATION VALVE

ITEM	PART NUMBER	QTY	DESCRIPTION	REV
	1001099120	1	COMBINATION VALVE, (includes items 1 thru 4) (Prior to SN 1160007746)	C
	1001165875	1	COMBINATION VALVE, (includes items 1, 3 & 4) (SN 1160007746 to Present)	C
1	70021589	1	OVERCENTER VALVE	
1	70021590	1	SEAL KIT	
2	70021591	1	PRESSURE REDUCING VALVE	
2	70021592	1	SEAL KIT	
3	70021593	1	SOLENOID VALVE, (includes mounting hardware)	
3	70021594	1	COIL	
3	70021595	1	SEAL KIT	
4	70021596	1	CHECK VALVE	
4	70021597	1	SEAL KIT	

SECTION 9 - HYDRAULIC COMPONENTS

FIGURE 9-21. TRAILER BRAKE VALVE



PZ7760

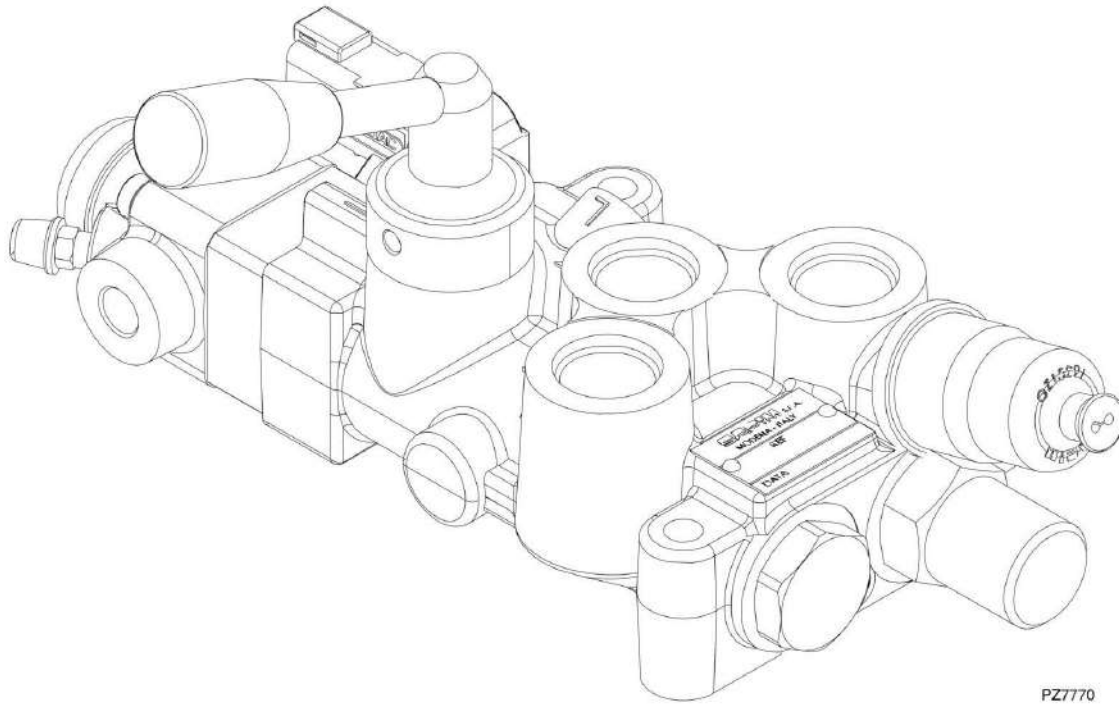
SECTION 9 - HYDRAULIC COMPONENTS

FIGURE 9-21. TRAILER BRAKE VALVE

ITEM	PART NUMBER	QTY	DESCRIPTION	REV
	1001139393	1	TRAILER BRAKE VALVE, (includes all items)	A
1	70024401	1	QUICK RELEASE, (male)	
3	70024400	1	Screw, Bleeding	
3	70024399	1	RUBBER CAP	
4	N.S.S.	1	VALVE BODY	

SECTION 9 - HYDRAULIC COMPONENTS

FIGURE 9-22. TRAILER BRAKE VALVE



PZ770

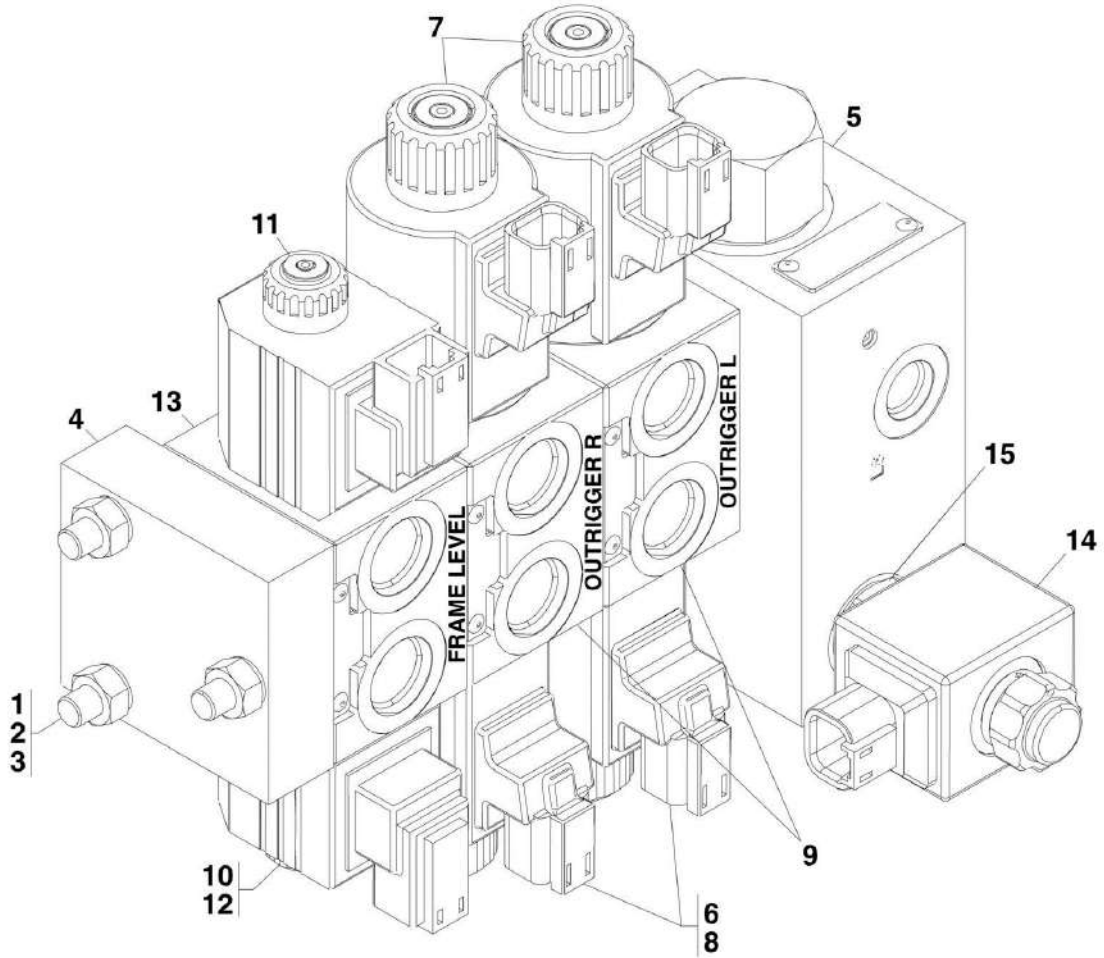
SECTION 9 - HYDRAULIC COMPONENTS

FIGURE 9-22. TRAILER BRAKE VALVE

ITEM	PART NUMBER	QTY	DESCRIPTION	REV
	1001120316	1	TRAILER BRAKE VALVE, ITALY	A

SECTION 9 - HYDRAULIC COMPONENTS

FIGURE 9-23. OUTRIGGER MAIN CONTROL VALVE



PAM1682

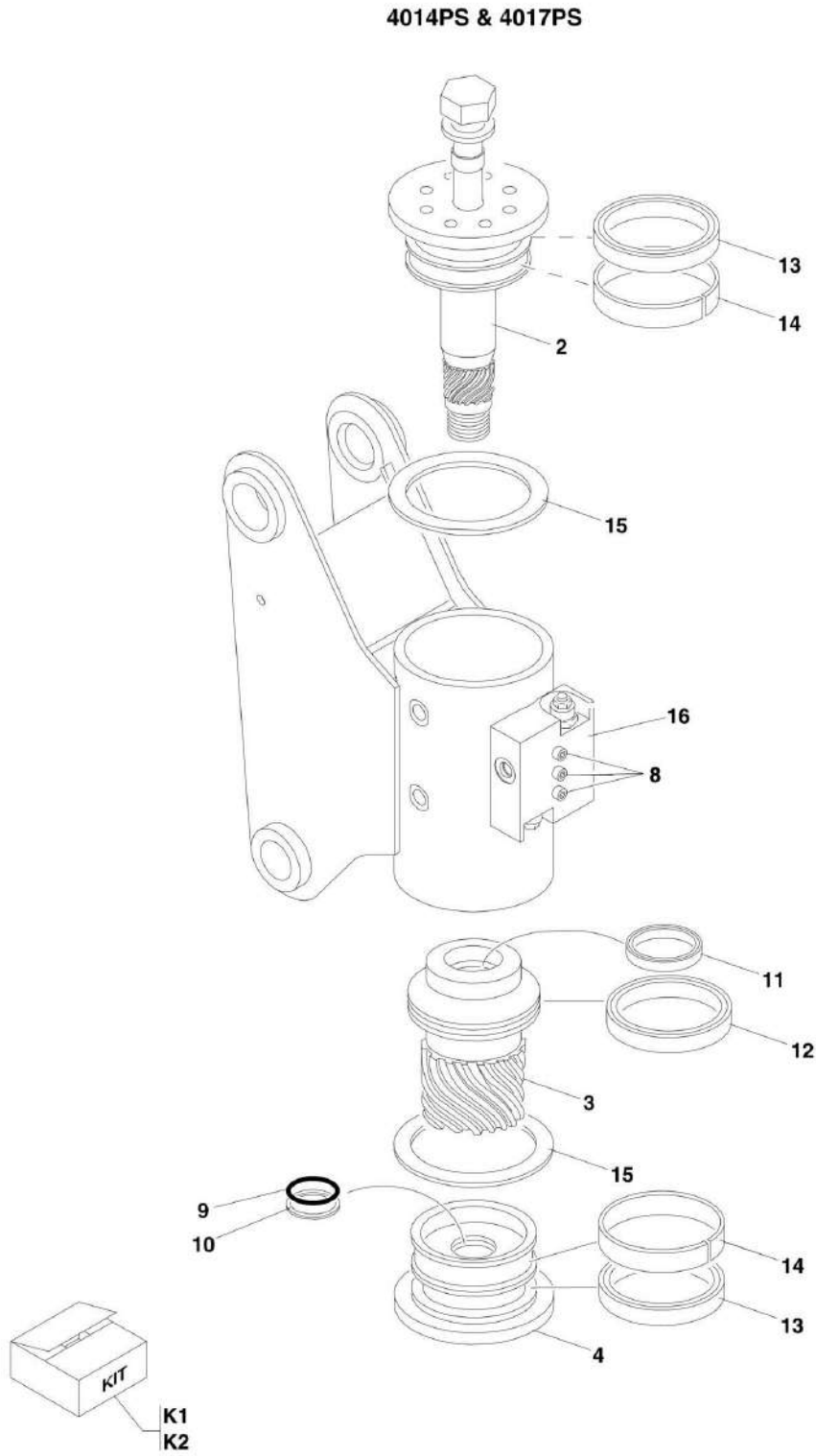
SECTION 9 - HYDRAULIC COMPONENTS

FIGURE 9-23. OUTRIGGER MAIN CONTROL VALVE

ITEM	PART NUMBER	QTY	DESCRIPTION	REV
	4641516	1	OUTRIGGER AND FRAME LEVEL VALVE, (includes items 1 thru 16)	B
1	70021211	3	BOLT, M8X185	
2	70021212	3	NUT, M8	
3	70021201	3	WASHER, M8	
4	70021205	1	COVER	
5	70021215	1	INLET BODY	
6	70021214	2	SECTION ASSY, OUTRIGGER, (includes items 7 thru 9)	
7	70020868	2	COIL	
8	70021217	2	RETAINER KIT W/ SEALS	
9	70021218	1	VALVE SECTION	
10	70021213	1	SECTION ASSY, FRAME LEVEL, (includes items 11 thru 13)	
11	70021208	2	COIL	
12	70021209	2	RETAINER KIT W/ SEALS	
13	70021219	1	VALVE SECTION	
14	70022147	1	COIL	
15	70023327	1	SOLENOID	
16	70023326	1	ORIFICE, 1mm, (not shown, located internally between frame level and outrigger section)	

SECTION 9 - HYDRAULIC COMPONENTS

FIGURE 9-24. ACTUATOR ASSEMBLY - 4014PS & 4017PS



PAP13850

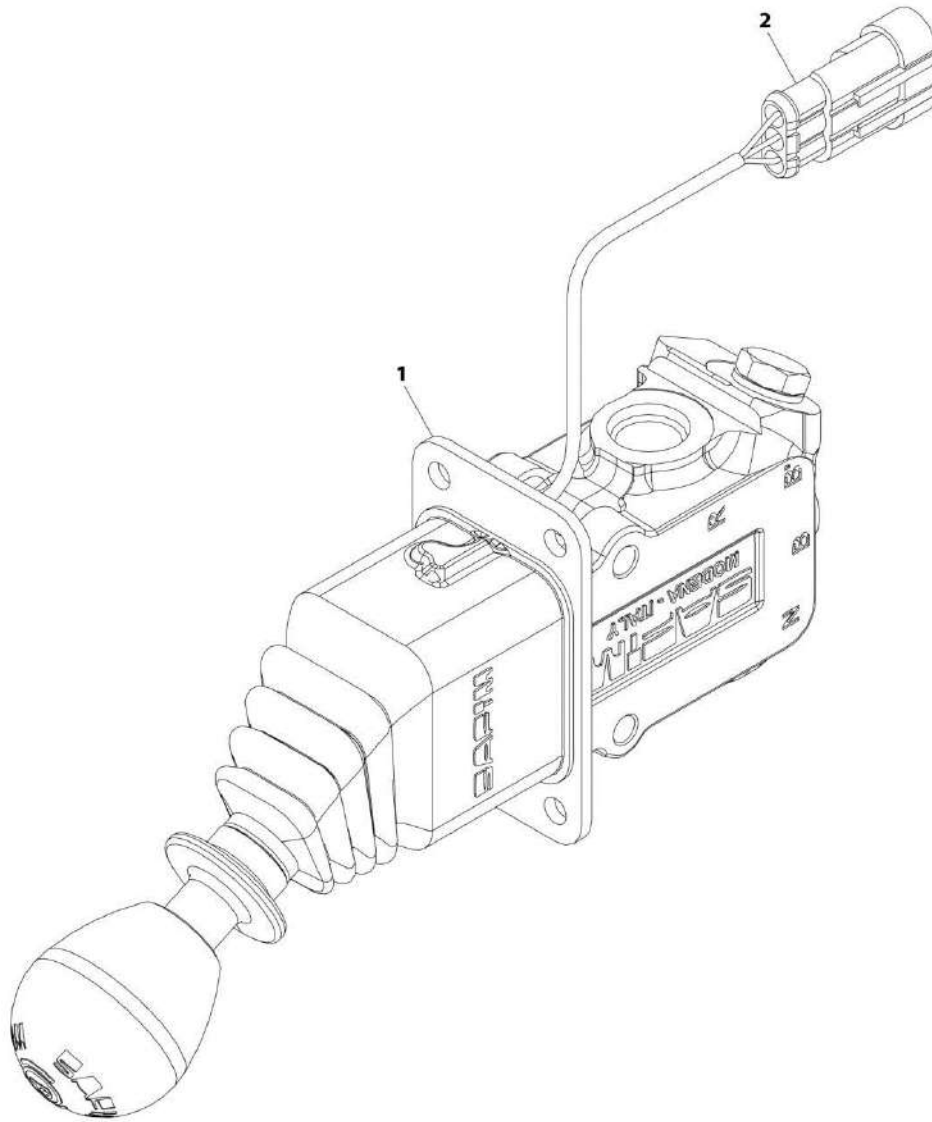
SECTION 9 - HYDRAULIC COMPONENTS

FIGURE 9-24. ACTUATOR ASSEMBLY - 4014PS & 4017PS

ITEM	PART NUMBER	QTY	DESCRIPTION	REV
	1001095681	1	ACTUATOR ASSY, (4014PS & 40174PS), (includes all items)	E
2	70021727	1	SHAFT	
3	7017168	1	PISTON SLEEVE	
4	7017169	1	END CAP	
8	70021729	1	HARDWARE KIT	
9	Kit	1	O-RING	
10	Kit	1	BACK-UP RING	
11	Kit	1	ROD SEAL	
12	Kit	1	PISTON SEAL	
13	Kit	2	CUP SEAL	
14	Kit	2	WEAR GUIDE	
15	Kit	2	THRUST WASHER	
16	70021730	1	COUNTERBALANCE VALVE ASSY	
16	70021731	2	O-RING	
K1	70021728	1	SEAL KIT, (includes items 9 thru 13)	
K2	7017178	1	BEARING KIT, (includes items 14 & 15)	

SECTION 9 - HYDRAULIC COMPONENTS

FIGURE 9-25. HYDRAULIC PARK BRAKE RELEASE VALVE



ART_1001098153-C

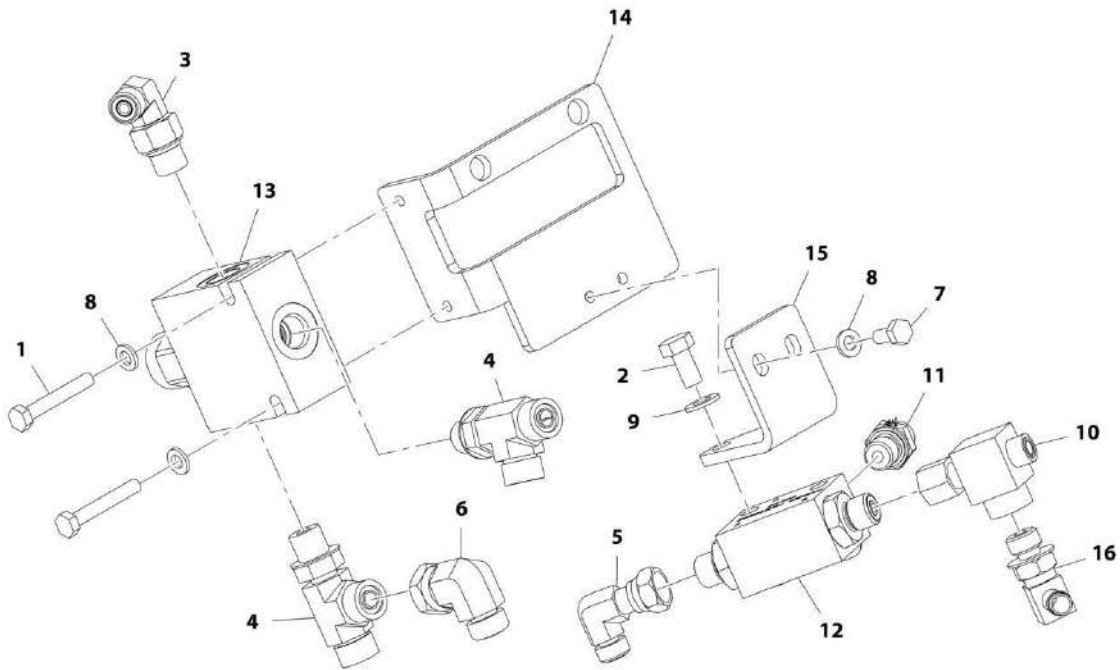
SECTION 9 - HYDRAULIC COMPONENTS

FIGURE 9-25. HYDRAULIC PARK BRAKE RELEASE VALVE

ITEM	PART NUMBER	QTY	DESCRIPTION	REV
	1001098153	Ref	HYDRAULIC PARK BRAKE RELEASE VALVE	C
1	70020922	1	KIT, SEAL	
2	70022847	1	MICROSWITCH KIT	

SECTION 9 - HYDRAULIC COMPONENTS

FIGURE 9-26. RELAY VALVE INSTALLATION (HYDRAULIC PARK BRAKE)



ART_1001156494-C

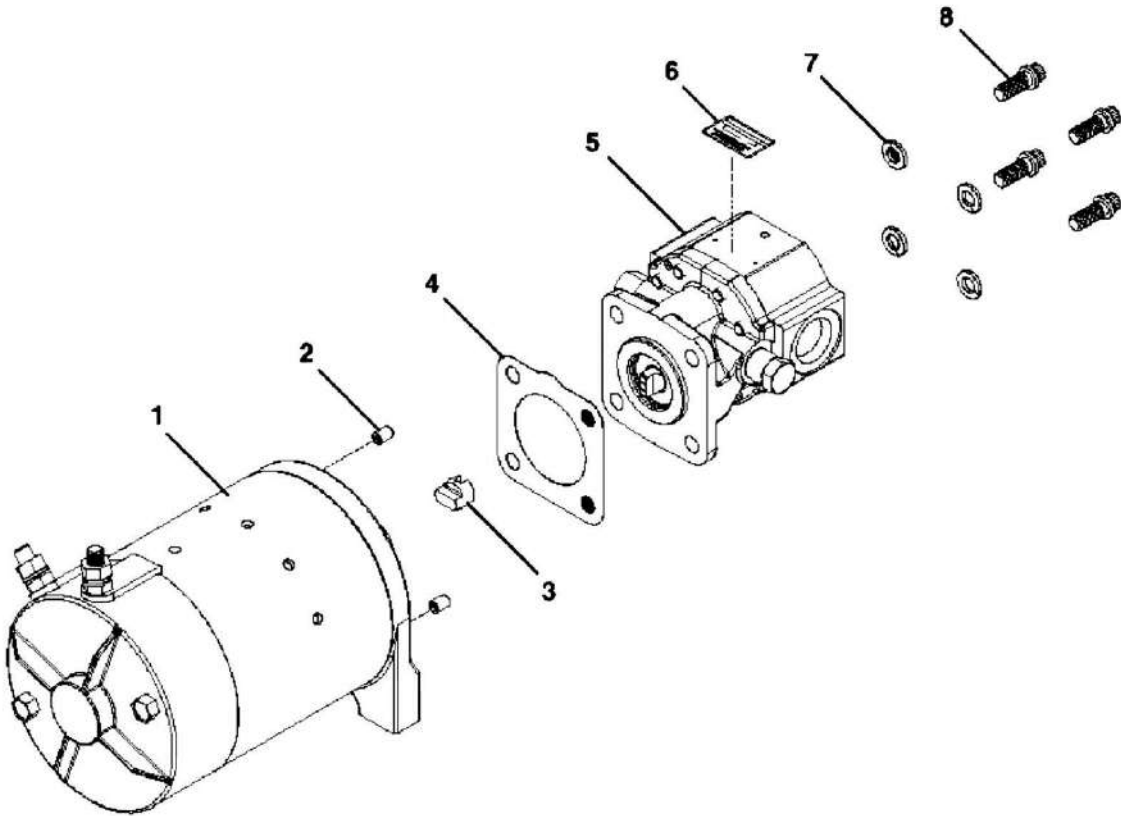
SECTION 9 - HYDRAULIC COMPONENTS

FIGURE 9-26. RELAY VALVE INSTALLATION (HYDRAULIC PARK BRAKE)

ITEM	PART NUMBER	QTY	DESCRIPTION	REV
	1001156494	Ref	RELAY VALVE INSTALLATION, (hydraulic park brake)	C
1	0700616	2	HEX HD CAPSCREW, M6X40, GR8.8	
2	0760808	2	HEX HD CAPSCREW, M8X16, GR8.8	
3	2130406	1	ADAPTER, 90, (includes o-ring)	
4	2170306	2	ADAPTER, RUN TEE, (includes o-ring)	
5	2172104	1	ADAPTER, 90, (includes o-ring)	
6	2172106	1	ELBOW, 90, (includes o-ring)	
7	0760607	2	HEX HD CAPSCREW, M6X14, GR8.8	
8	4811700	4	WASHER, 6mm	
9	4811900	2	WASHER, 8mm	
10	1001003617	1	ADAPTER, TEE, (includes o-ring)	
11	1001120501	1	CONNECTOR, (includes o-ring)	
12		Ref	DYNAMIC SELECT VALVE, (See DYNAMIC SELECT VALVE for Breakdown)	
13	1001152552	1	VALVE, PILOTED 2.8 BAR	
14	1001153670	1	BRACKET, VALVE MOUNTING	
15	1001153671	1	BRACKET, VALVE MOUNTING	
16	1001153809	1	ADAPTER-MECH, ORIFICE 0.7M	

SECTION 9 - HYDRAULIC COMPONENTS

FIGURE 9-27. AUXILIARY POWER PUMP



ART_3600422-C

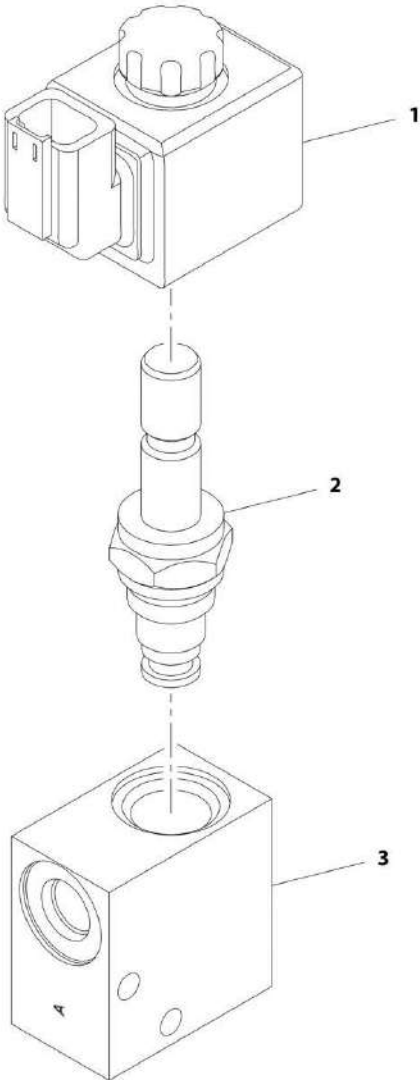
SECTION 9 - HYDRAULIC COMPONENTS

FIGURE 9-27. AUXILIARY POWER PUMP

ITEM	PART NUMBER	QTY	DESCRIPTION	REV
	3600422	1	AUXILIARY POWER PUMP, (includes all items)	C
1	7011067	1	MOTOR W/END HEAD	
2	7029592	2	SET SCREW	
3	7011016	1	COUPLING	
4	7011044	1	GASKET	
5	7029593	1	PUMP ASSY	
6	N.S.S.	1	LABEL	
7	7011048	4	WASHER	
8	7011043	4	SCREW	

SECTION 9 - HYDRAULIC COMPONENTS

FIGURE 9-28. DIVERTER VALVE - 4014PS & 4017PS



ART_4641524-B

SECTION 9 - HYDRAULIC COMPONENTS

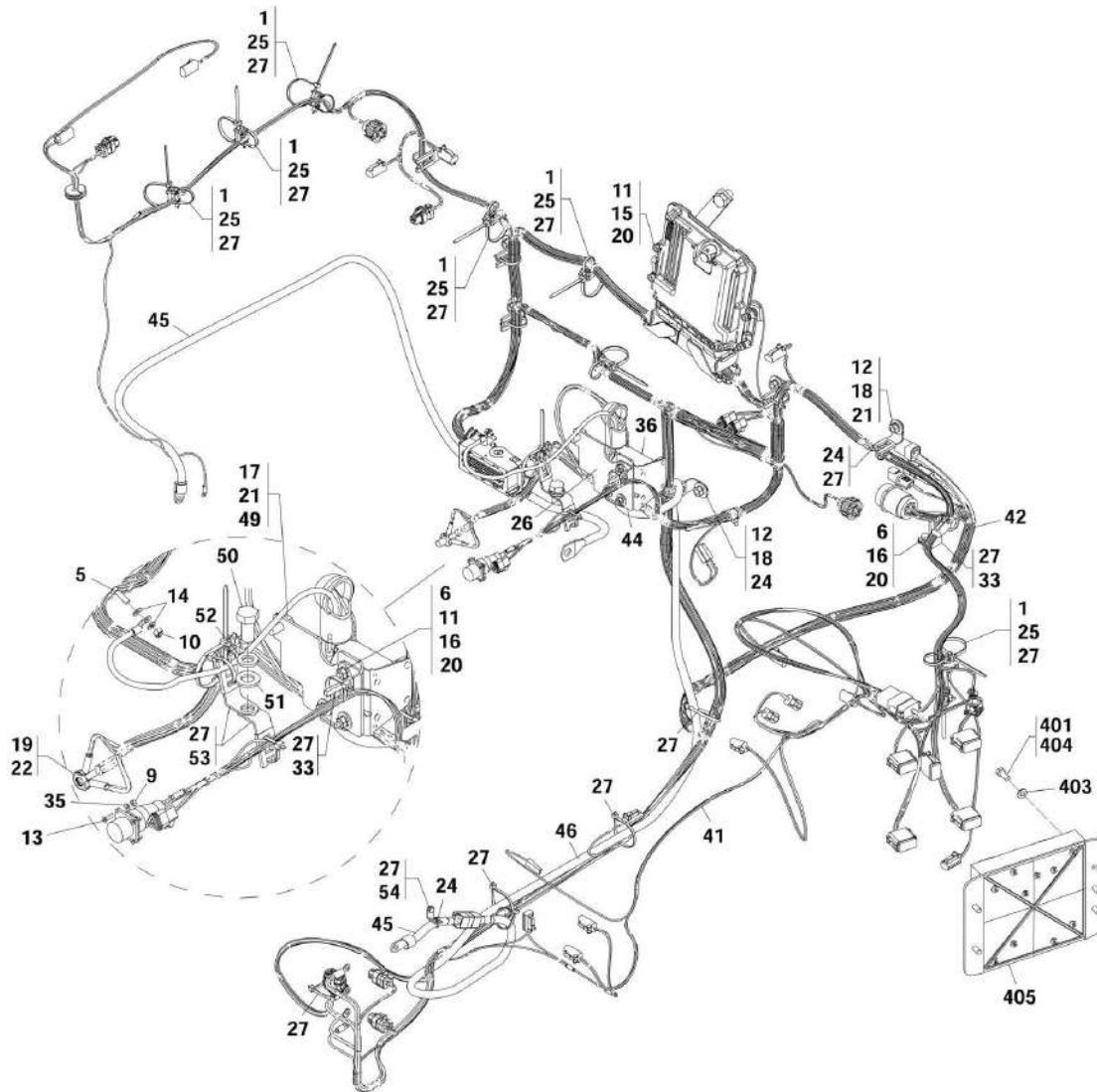
FIGURE 9-28. DIVERTER VALVE - 4014PS & 4017PS

ITEM	PART NUMBER	QTY	DESCRIPTION	REV
	4641524	1	Diverter Valve, (4014PS & 4017PS), (includes all items)	B
1	70021930	1	Coil	
2	70021931	1	Solenoid Cartridge	
3	70021932	1	Valve Body	

SECTION 10 - ELECTRICAL

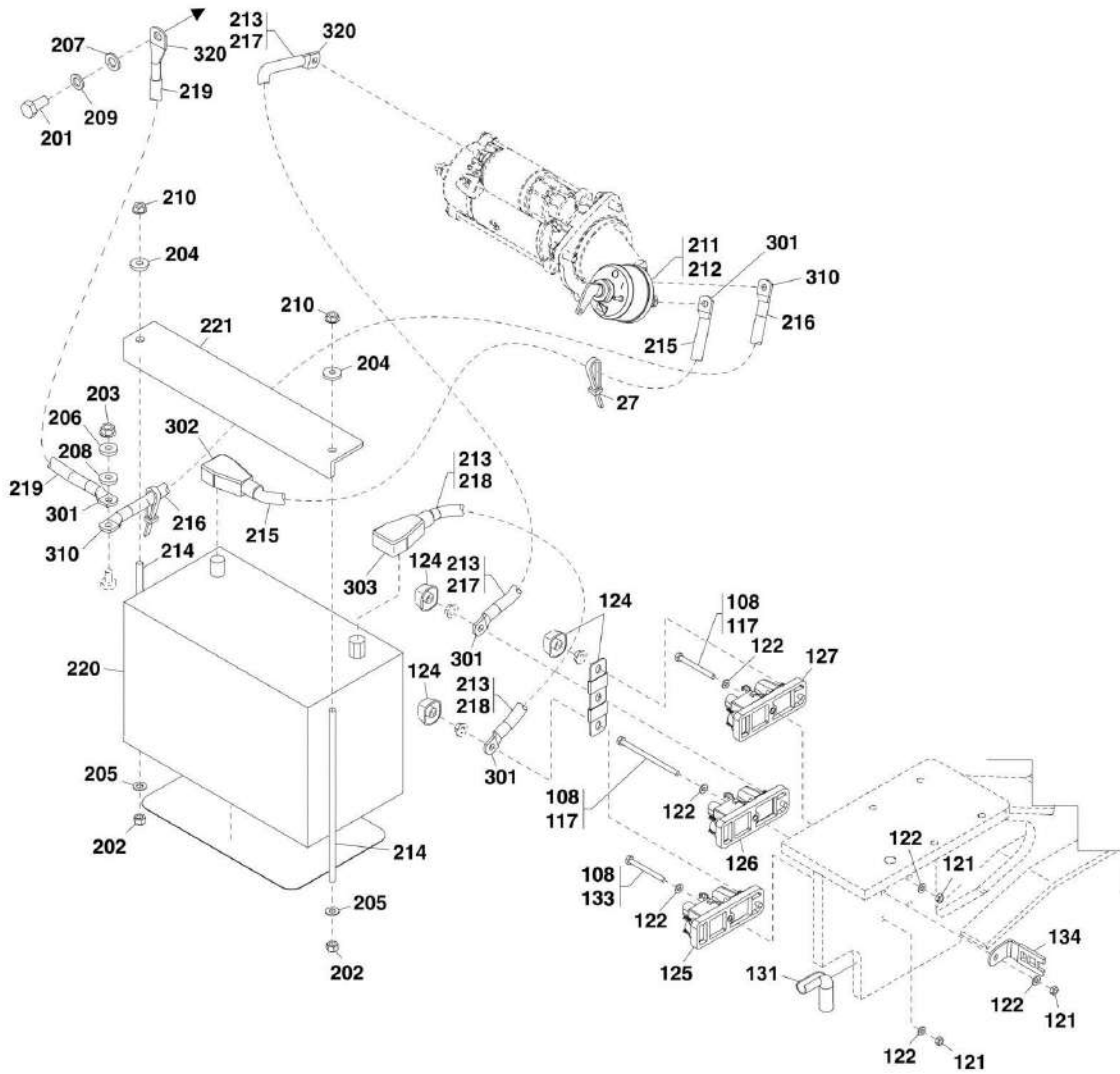
SECTION 10 - ELECTRICAL

FIGURE 10-1. ENGINE COMPARTMENT ELECTRICAL INSTALLATION



ART_31200722-10-1_1

SECTION 10 - ELECTRICAL



ART_31200722-10-1_2

SECTION 10 - ELECTRICAL

FIGURE 10-1. ENGINE COMPARTMENT ELECTRICAL INSTALLATION

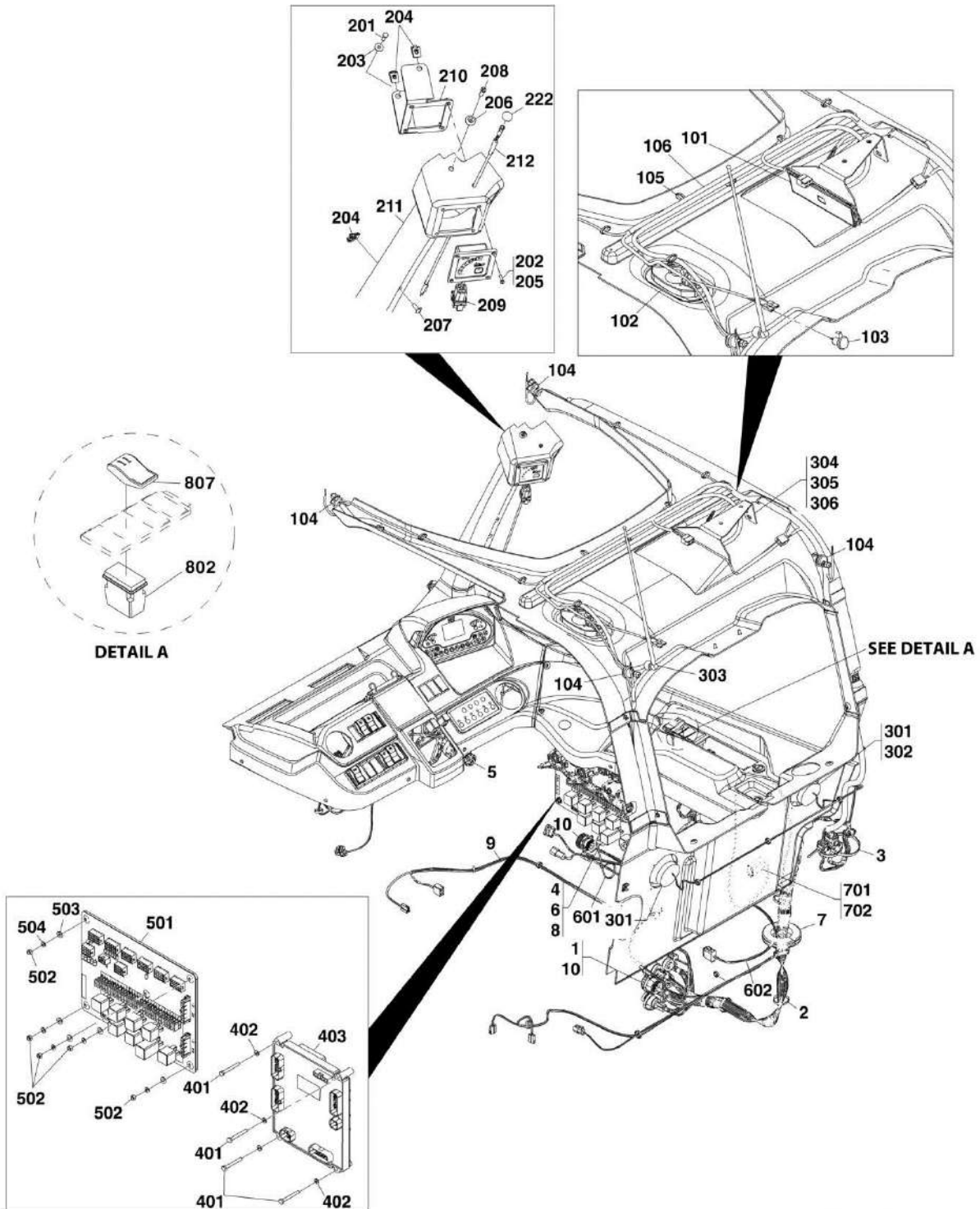
ITEM	PART NUMBER	QTY	DESCRIPTION	REV
	1001134339	Ref	ENGINE BAY AND TRANSMISSION HARNESS INSTALLATION, (not available to order, see items 1 thru 54 for service)	G
1	471678	10	CABLE BAND	
5	0760508	1	HEX HD CAPSCREW, M5X16, GR8.8	
6	0760610	4	HEX HD CAPSCREW, M6X20, GR8.8	
9	3290305	4	HEX LOCKNUT, M3X0.5	
10	3290505	1	HEX LOCKNUT, N5X0.8	
11	3290601	7	HEX NUT, M6X1	
12	3290801	5	HEX NUT, M8X1.25	
13	1001143566	4	SOCKET HD CAPSCREW, M3X12, GR10.9	
14	4811600	2	WASHER, 5mm	
15	4811700	4	WASHER, 6mm	
16	4811702	7	WASHER, 6mm	
17	4811900	1	WASHER, 8mm	
18	4811902	5	WASHER, 8MM	
19	4812000	1	WASHER, 10mm	
20	4831700	11	SPRING LOCKWASHER, 6mm	
21	4831900	6	SPRING LOCKWASHER, 8mm	
22	4832000	1	SPRING LOCKWASHER, 10mm	
24	1001003305	7	CLIP	
25	1001004723	10	SADDLE	
26	1001008469	1	GROMMET	
27	1001008559	27	CABLE STRAP	
33	1001025749	3	CLIP	
35	1001110544	4	WASHER, 3MM	
36	1001117308	1	TROMBETTA RELAY, 200 AMP	
41		Ref	TRANSMISSION HARNESS, (See TRANSMISSION HARNESS for Breakdown)	
42		Ref	ENGINE BAY HARNESS, (See ENGINE BAY HARNESS for Breakdown)	
44	1001134953	1	START AID CONNECTOR BRACKET	
45	1001153349	1	ALTERNATOR CABLE	
46	1001135069	1	START AID CABLE	
49	0760810	1	HEX HD CAPSCREW, M8X20, GR8.8	
50	0761212	1	HEX HD CAPSCREW, M12X25, GR8.8	
51	4812100	1	WASHER, 12mm	
52	4832100	1	SPRING LOCKWASHER, 12mm	
53	1001025751	2	CLIP	
54	0760806	1	HEX HD CAPSCREW, M8X12, GR8.8, (torque to 28 Nm/21 lb-ft)	
117	0700620	2	HEX HD CAPSCREW, M6X60, GR8.8, (torque to 4-5 Nm/295-3.68 lb-ft)	
121	3290601	3	HEX NUT, M6X1	
122	4811700	6	WASHER, 6mm	
124	1001092585	1	BUS BAR INSULATOR	
125	1001127694	1	POWER MODULE RELAY, RED, (torque to 14-16 Nm/10.3-11.8 lb- ft), (contains one 30 AMP Fuse, 70023593 and one 20 AMP Fuse, 70023592)	
126	1001127683	1	POWER MODULE RELAY, GREEN, (torque to 14-16 Nm/10.3-11.8 lb-ft), (contains one 60 AMP Fuse, 70022079 and one 50 AMP Fuse, 70022077)	
127	1001127692	1	POWER MODULE RELAY, YELLOW, (torque to 14-16 Nm/10.3- 11.8 lb-ft), (contains one 60 AMP Fuse, 70022079 and one 30 AMP	

SECTION 10 - ELECTRICAL

ITEM	PART NUMBER	QTY	DESCRIPTION	REV
131	1001135584	1	Fuse, 70023593)	
133	0700621	1	CONDUIT	
134	1001025749	1	HEX HD CAPSCREW, M6X65, GR8.8, (torque to 4-5 Nm/295-3.68 lb-ft)	
	1001138770	Ref	CLIP	
201	0761212	1	BATTERY INSTALLATION, (not available to order, see items 201 thru 221 for service)	F
202	3290805	2	HEX HD CAPSCREW, M12X25, GR8.8	
203	3291007	1	HEX LOCKNUT, M8X1.25, GR8	
204	5240800	1	HEX LOCKNUT, M10X1.25, GR8	
205	4811900	2	WASHER	
206	4812000	2	WASHER, 8mm	
207	4812102	1	WASHER, 10mm	
208	4832000	1	WASHER, 12mm	
209	4832100	1	SPRING LOCKWASHER, 10mm	
210	5220800	2	SPRING LOCKWASHER, 12mm	
211	1001008540	1	RIPP NUT, 8mm	
212	1001008926	NLA	PLATE	
212	1001192142	1	QUICK DISCONNECT SWITCH, (no longer available, use 1001192142 for replacement)	
213	1001095650	AR	QUICK DISCONNECT SWITCH	
214	1001099701	2	LOCTITE 243	
215	1001121265	1	THREADED ROD, M8X1.25	
216	1001121262	1	BATTERY CABLE, (includes items 301 & 302)	
217	1001135244	1	ISOLATOR TO POD CABLE, (includes item 310)	
218	1001136832	1	POSITIVE BATTERY CABLE, (includes items 301 & 320)	
219	1001136924	1	BATTERY POSITIVE TO BUSSBAR CABLE, (includes items 301 & 303)	
220	1001009339	1	POD TO ENGINE CABLE, (includes items 301 & 320)	
221	1001139882	1	BATTERY, 12V	
301	4461270	1	BATTERY CLAMP BRACKET	
302	4461266	1	TERMINAL RING	
303	4461265	1	TERMINAL	
310	4461270	2	TERMINAL	
320	1001117118	1	TERMINAL RING	
	1001130752	Ref	TERMINAL RING	
401	0760810	4	TRANSMISSION CONTROL MODULE INSTALLATION, (not available to order, see items 401 thru 405 for service)	B
403	4811900	4	HEX HD CAPSCREW, M8X20, GR8.8, (torque to 28 Nm/6 lb-ft)	
404		Ref	WASHER, 8mm	
405	1001127796	1	LOCTITE 243	
			TRANSMISSION CONTROL MODULE	

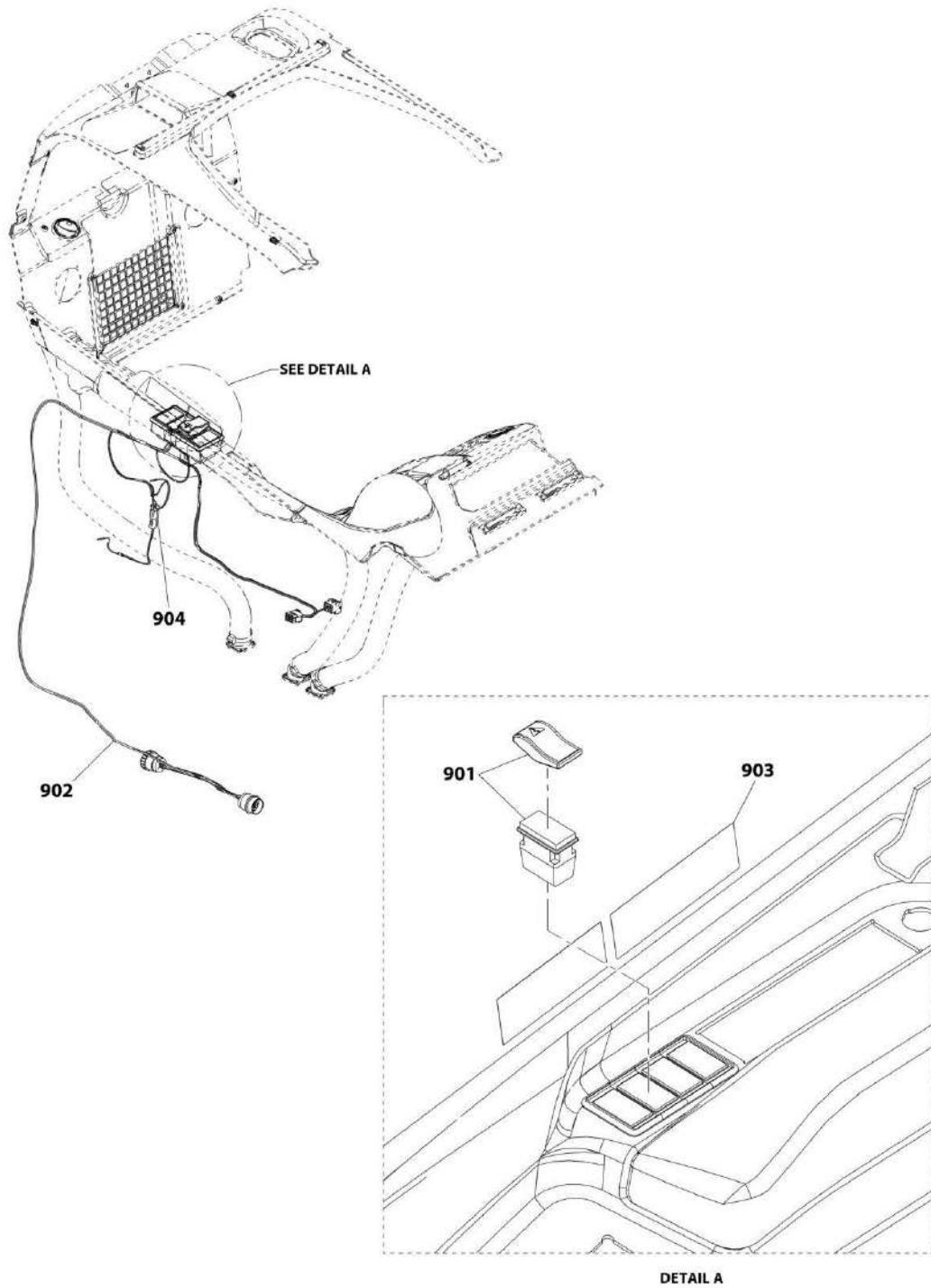
SECTION 10 - ELECTRICAL

FIGURE 10-2. CAB ELECTRICAL INSTALLATION



ART_31200722-10-2_1

SECTION 10 - ELECTRICAL



ART_31200722-10-2_2

SECTION 10 - ELECTRICAL

FIGURE 10-2. CAB ELECTRICAL INSTALLATION

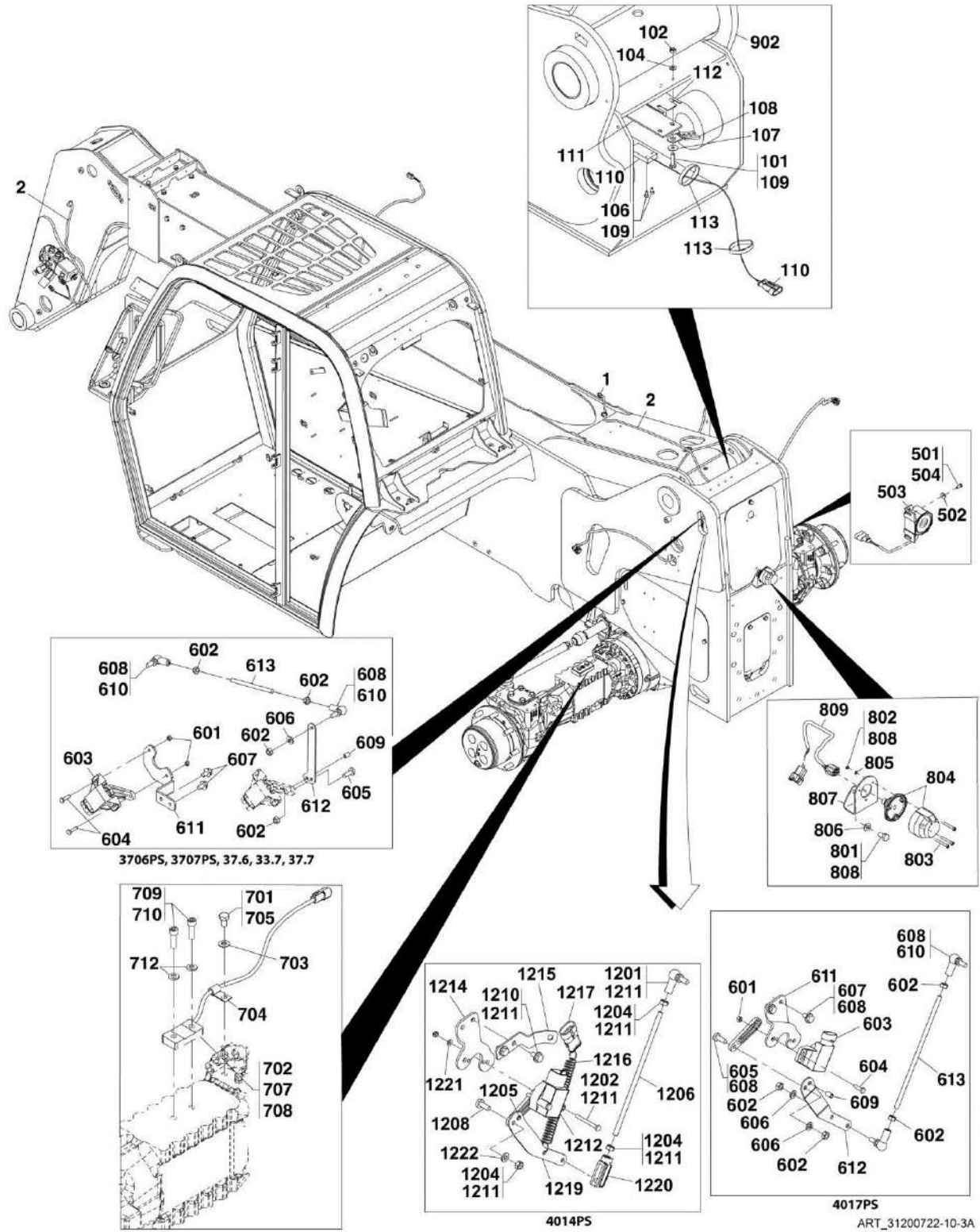
ITEM	PART NUMBER	QTY	DESCRIPTION	REV
	1001139333	Ref	CAB ELECTRICAL INSTALLATION, (3706PS, 3707PS, 4014PS & 4017PS), (not available to order, see items 1 thru 10 for service)	B
1	0100089	AR	DIELECTRIC GREASE	
2	471678	AR	CABLE BAND, 4.8X204mm	
3	1062255	5	TIE STRAP	
4	4031506	1	HEX HD CAPSCREW, M4X12	
5	4360657	1	IGNITION SWITCH, (3706PS, 3707PS, 4014PS & 4017PS)	
5	70021220	1	KEY	
5		Ref	KEY	
6	4811400	1	WASHER, 4mm	
7	1001008571	1	GROMMET	
8	1001110789	1	TOOL CLIP	
9		Ref	CAB FLOOR HARNESS, (See CAB FLOOR HARNESS for Breakdown)	
10	1001008997	1	RECEPTACLE CAP	
	1001090239	Ref	CAB ROOF WIRING INSTALLATION, (not available to order, see items 101 thru 106 for service)	D
101	1671327	1	COVER	
102	2920209	1	LIGHT	
102	70020795	1	BULB	
103	1001112674	1	12V TERMINAL	
104	1001005347	4	PLUG	
105	1001008559	13	TY-WRAP	
106		Ref	CAB ROOF HARNESS, (See CAB ROOF HARNESS for Breakdown)	
	1001139310	Ref	LMI DISPLAY INSTALLATION, (3706PS, 3707PS, 33.7, 37.6 & 37.7), (not available to order see items 201 thru 212 for service)	D
	1001139609	Ref	LMI DISPLAY INSTALLATION, (4014PS & 4017PS), (not available to order see items 201 thru 211 & 222 for service)	D
201	0760610	1	SOCKET HD CAPSCREW, M6X20, GR8.8	
202	1001126837	4	PAN HD CAPSCREW, M4X16	
203	4811702	1	WASHER, 6mm	
204	8305919	4	NUT, M6X1	
205	1001095650	AR	LOCTITE 243	
206	1001097540	1	WASHER, 6mm	
207	1001097715	2	SCREW, M6X16	
208	1001098151	1	SCREW, M6X25	
209	1001192979	1	LSI DISPLAY	
210	1001126848	1	BRACKET	
211	1001139311	1	COVER	
212	1001128537	1	LSI HARNESS	
222	1001128293	1	CAP	
	1001090238	Ref	RADIO INSTALLATION, (not available to order, see items 301 thru 306 for service)	E
301	1671326	2	COVER	
302	1001146901	1	SPEAKER	
303	8005901	1	ANTENNA	
304	3290605	2	HEX LOCKNUT, M6X1	
305	4811700	2	WASHER, 6mm	
306	1001002911	1	BRACKET	
	1001139880	Ref	UGM INSTALLATION, (not available to order, see items 401 thru	J

SECTION 10 - ELECTRICAL

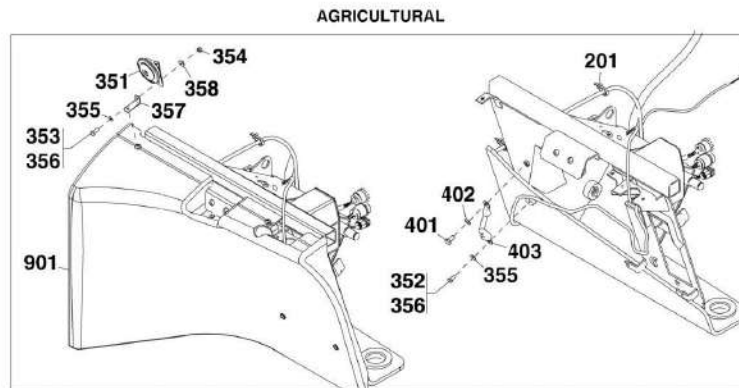
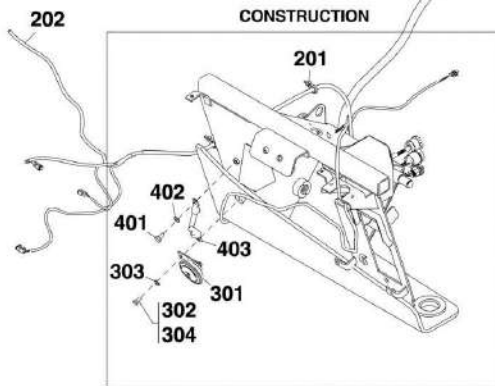
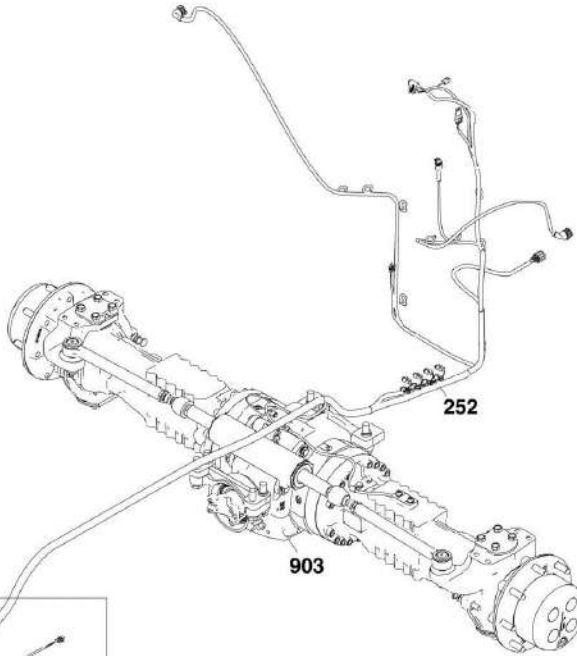
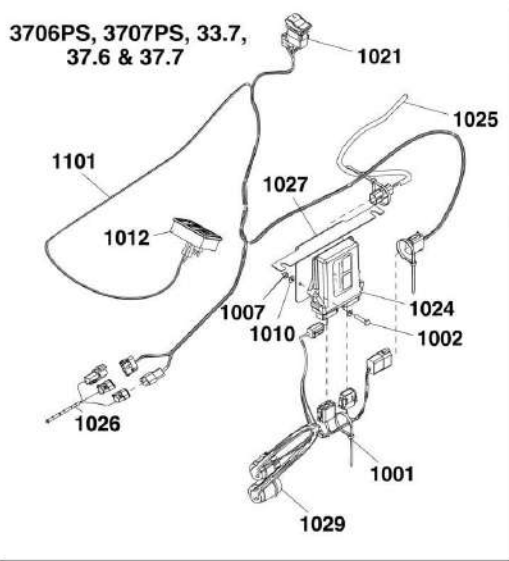
ITEM	PART NUMBER	QTY	DESCRIPTION	REV
			403 for service)	
401	0760618	4	HEX HD CAPSCREW, M6X50, GR8.8	
402	4811700	4	WASHER, 6mm	
403	1001131047	1	UGM CONTROLLER	
	1001091750	Ref	POWER DISTRIBUTION INSTALLATION, (not available to order, see items 501 thru 504 for service) (Prior to SN 1160007660)	E
	1001156749	ref	POWER DISTRIBUTION INSTALLATION, (not available to order, see items 501 thru 504 for service) (SN 1160007660 to Present)	A
501	1001134580	1	POWER DISTRIBUTION ASSEMBLY (Prior to SN 1160007660)	
501	1001156748	1	POWER DISTRIBUTION ASSEMBLY (SN 1160007660 to Present)	
502	3290605	5	HEX LOCKNUT, M6X1	
503	4740563	5	WASHER	
504	4811700	10	WASHER, 6mm	
	1001145378	1	RIDE CONTROL HARNESS INSTALLATION, (not available to order, see items 601 & 602 for service)	A
601	471678	5	TY-WRAP	
602		Ref	RIDE CONTROL HARNESS, (See RIDE CONTROL HARNESS for Breakdown)	
	1001154057	1	DUAL SEAT SWITCH WIRE HARNESS INSTALLATION, (includes items 701 & 702)	A
701	471678	1	BAND CABLE	
702		Ref	DUAL SEAT SWITCH HARNESS, (See DUAL SEAT SWITCH HARNESS for Breakdown)	
802	4360664	1	SWITCH BODY	
807	1001091037	1	AUXILLARY SWITCH	
	1001214998	1	MACHINE SAFETY SYSTEM OVERRIDE (MSSO) INSTALLATION	C
901		Ref	CAB SWITCHES, (See CAB SWITCHES for Breakdown)	
902	1001214539	1	3B PLATFORM HARNESS, (See 3B PLATFORM HARNESS for Breakdown)	
903	1001218564	1	DECAL, MSSO DESCENT	
904	4460465	1	TERMINAL	

SECTION 10 - ELECTRICAL

FIGURE 10-3. BOOM AND FRAME ELECTRICAL INSTALLATION



SECTION 10 - ELECTRICAL



ART_P28990-B

SECTION 10 - ELECTRICAL

FIGURE 10-3. BOOM AND FRAME ELECTRICAL INSTALLATION

ITEM	PART NUMBER	QTY	DESCRIPTION	REV
	1001090155	Ref	BOOM WIRING INSTALLATION, (not available to order, see items 1 & 2 for service)	F
1	1001008923	10	CABLE STRAP	
2		Ref	BOOM HARNESS, (See BOOM HARNESS for Breakdown)	
	1001125823	Ref	PROXIMITY SENSOR INSTALLATION, (not available to order, see items 101 thru 113 for service)	C
101	0760614	2	HEX HD CAPSCREW, M6X30, GR8.8	
102	3290605	2	HEX LOCK NUT, M6X1	
104	4811700	2	WASHER, 6mm	
106	4031504	2	SOCKET HD SCREW, M4X8	
107	4811702	2	WASHER, 6mm	
108	1001008593	1	CLIP	
109	1001095650	AR	LOCTITE 243	
110	1001121021	1	PROXIMITY SENSOR	
111	1001129902	1	PLATE	
112	1001130032	AR	SHIM	
113	1001008923	2	CABLE STRAP	
	1001090219	Ref	FRONT FRAME HARNESS INSTALLATION, (not available to order, see items 201 & 202 for service)	A
201	1001008923	12	CABLE STRAP	
202		Ref	FRONT FRAME HARNESS, (See FRONT FRAME HARNESS for Breakdown)	
	1001090222	Ref	REAR FRAME HARNESS INSTALLATION, (not available to order, see items 251 & 252 for service)	C
251	1001008923	AR	CABLE STRAP, (not shown)	
252		Ref	REAR FRAME HARNESS, (See REAR FRAME HARNESS for Breakdown)	
	1001100089	Ref	HORN INSTALLATION, (Construction), (not available to order, see items 301 thru 304 for service)	B
301	1001003596	1	HORN	
302	0760810	1	HEX HD CAPSCREW, M8X20, GR8.8	
303	4811902	1	WASHER, 8MM	
304	1001095650	AR	LOCTITE 243	
	1001104438	Ref	HORN INSTALLATION, (Agricultural), (not available to order, see items 351 thru 358 for service)	C
351	1001003596	1	HORN	
352	0760808	1	HEX HD CAPSCREW, M8X16, GR8.8	
353	0760810	1	HEX HD CAPSCREW, M8X20, GR8.8	
354	3290805	1	HEX LOCKNUT, M8X1.25	
355	4811900	2	WASHER, 8mm	
356	1001095650	AR	LOCTITE 243	
357	1001104437	1	BRACKET	
358	4811902	1	WASHER, 8MM	
	1001100088	Ref	FRAME-CAB GROUND INSTALLATION, (not available to order, see items 401 thru 403 for service)	A
401	0761010	1	HEX HD CAPSCREW, M10X20, GR8.8	
402	4812000	1	WASHER, 10mm	
403	1001009038	1	GROUND CABLE	
	1001100653	Ref	BACK-UP ALARM INSTALLATION, (not available to order, see items 501 thru 504 for service)	B
501	0760607	2	HEX HD CAPSCREW, M6X14, GR8.8	
502	4811702	2	WASHER, 6mm	

SECTION 10 - ELECTRICAL

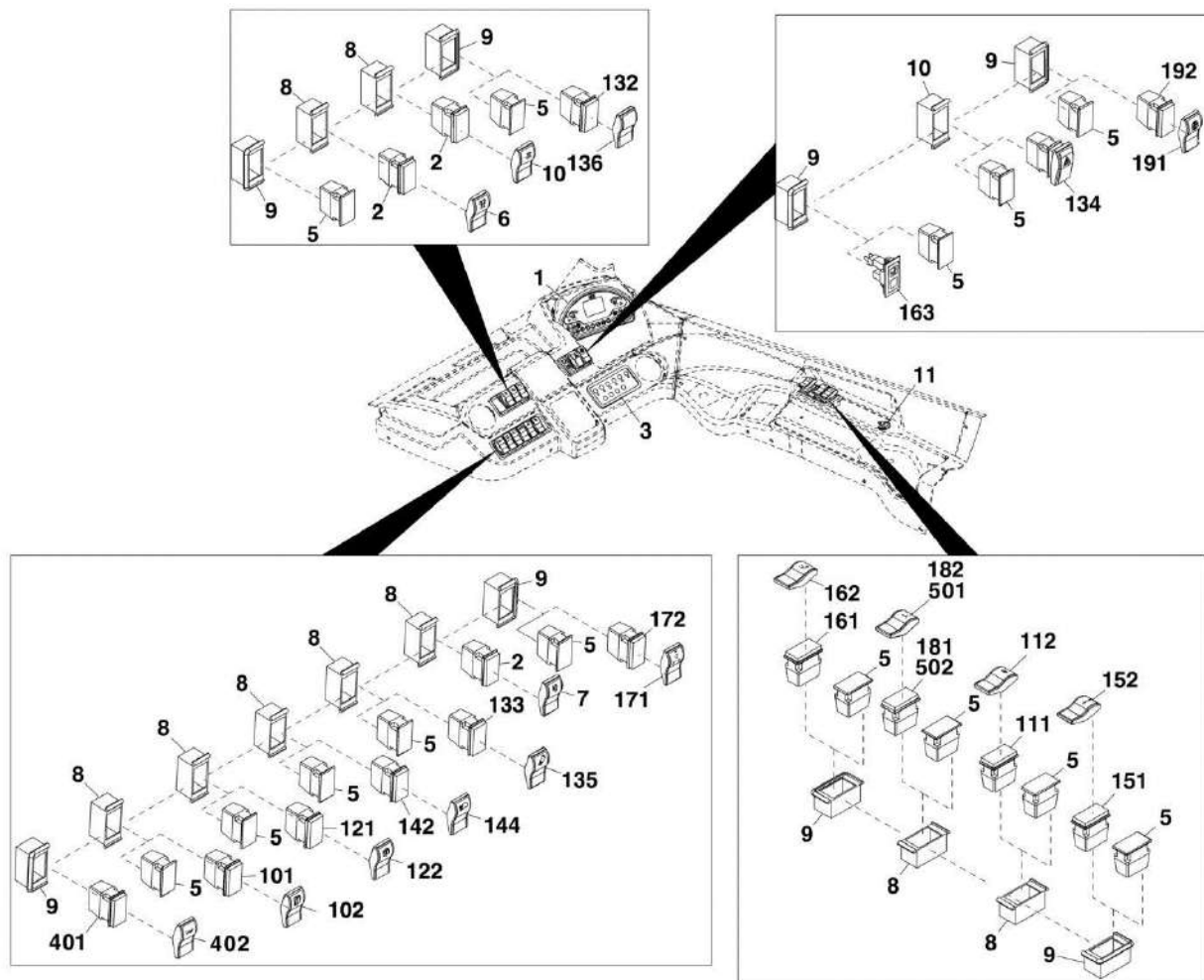
ITEM	PART NUMBER	QTY	DESCRIPTION	REV
503	1001101808	1	BACKUP ALARM	
504	1001095650	AR	LOCTITE 243	
	1001132193	Ref	BOOM ANGLE SENSOR INSTALLATION, (3706PS, 3707PS, 37.6, 33.7 & 37.7), (not available to order, see items 601 thru 613 for service)	A
	1001099349	Ref	BOOM ANGLE SENSOR, INSTALL, (4014PS), (not available to order, see items 601 thru 604 and 606 thru 614 for service)	E
	1001112890	Ref	BOOM ANGLE SENSOR, INSTALL, (4017PS), (not available to order, see items 601 thru 613 for service)	B
601	3290405	2	HEX LOCKNUT, M4X0.7	
602	3290601	4	HEX NUT, M6X1 (3706PS, 3707PS, 37.6, 33.7, 37.7 & 4017PS)	
602	3290601	3	HEX NUT, M6X1 (4014PS)	
603	4000015	1	SENSOR	
604	4010408	2	SCREW, M4X16	
605	4010608	1	SCREW, M6X16 (3706PS, 3707PS, 37.6, 33.7, 37.7 & 4017PS)	
606	4811700	AR	WASHER, 6mm	
607	5200605	2	BOLT, M6X10	
608	1001095650	AR	LOCTITE 243	
609	1001103156	1	PIN	
610	1001103300	2	BALL JOINT, M6X25 (3706PS, 3707PS, 37.6, 33.7, 37.7 & 4017PS)	
610	1001103300	1	BALL JOINT, M6X25 (4014PS)	
611	1001131945	1	BRACKET (3706PS, 3707PS, 37.6, 33.7 & 37.7)	
611	1001101145	1	BRACKET (4014PS & 4017PS)	
612	1001132191	1	LINK (3706PS, 3707PS, 37.6, 33.7 & 37.7)	
612	1001112393	1	LINK (4017PS)	
612	1001134483	1	LINK, (4014PS)	
613	1001132192	1	ROD, (3706PS, 3707PS, 37.6, 33.7 & 37.7)	
613	3841763	1	ROD, (4014PS & 4017PS)	
614	1001134274	1	CLEVIS. (4014PS)	
	1001121879	Ref	LSI SENSOR INSTALLATION, (not available to order, see items 701 thru 712 for service)	E
701	0761009	1	HEX HD CAPSCREW, M10X18, GR8.8	
702	1001116128	AR	POLY-SILOXANE SEALANT	
703	4812000	1	WASHER, 10mm	
704	1001008773	1	CLIP	
705	1001095650	AR	LOCTITE 243	
707	1001125465	AR	LOCTITE 7063	
708	1001160730	1	REAR AXLE LSI SENSOR	
709	5272011	2	SOCKET HD CAPSCREW, M10X35	
710	1001129425	AR	LOCTITE 246	
712	1001009092	2	WASHER	
	1001100652	Ref	TRAILER ELECTRICAL INSTALLATION, (not available to order, see items 801 thru 809 for service)	C
801	0761010	1	HEX HD CAPSCREW, M10X20, GR8.8	
802	3290501	3	HEX NUT, M5X0.8	
803	4031612	3	SOCKET HD CAPSCREW, M5X40	
804	4461170	1	7 PIN TRAILER CONNECTOR	
805	4811600	3	WASHER, 5mm	
806	4812000	1	Washer, 10mm	
807	1001100614	1	BRACKET	
808	1001095650	AR	LOCTITE 243	
809	1001111743	1	TRAILER JUMPER HARNESS	

SECTION 10 - ELECTRICAL

ITEM	PART NUMBER	QTY	DESCRIPTION	REV
901		Ref	FRONT CAB COVER INSTALLATION, (See CAB SECTION for Breakdown)	
902		Ref	FIRST BOOM SECTION, (See BOOM SECTION for Breakdown)	
903		Ref	REAR AXLE, (See DRIVE TRAIN SECTION for Breakdown)	
1001	471678	3	BAND CABLE	
1002	0760613	2	HEX HD CAPSCREW, M6X28, GR8.8	
1007	3290601	2	HEX NUT, M6X1	
1010	4811700	4	WASHER, 6mm	
1012		Ref	3 POSITION SWITCH FRAME, (See CAB SWITCHES for Breakdown)	
1021		Ref	RIDE CONTROL SWITCH KEY, (See CAB SWITCHES for Breakdown)	
1024	1001151975	1	ACCESSORY CONTROL MODULE	
1025		Ref	RIDE AND FLOAT CHASSIS HARNESS, (See RIDE AND FLOAT CHASSIS HARNESS for Breakdown)	
1026		Ref	CAB AUX POWER EXTENSION HARNESS, (See CAB AUXILIARY POWER EXTENSION HARNESS for Breakdown)	
1027	1001112824	1	MODULE BRACKET	
1029		Ref	RIDE AND FLOAT CONTROLLER HARNESS, (See RIDE AND FLOAT CONTROLLER HARNESS for Breakdown)	
1101		Ref	RIDE AND FLOAT CAB HARNESS, (See RIDE AND FLOAT CAB HARNESS for Breakdown)	
	1001102545	Ref	BOOM ANGLE SENSOR INSTALLATION, (ACCESS PLATFORM - If equipped), (4014PS), (not available to order, see items 1201 thru 1220 for service)	F
	1001112400	Ref	BOOM ANGLE SENSOR INSTALLATION, (ACCESS PLATFORM - If equipped), (4017PS), (not available to order, see items 1201 thru 1222 for service)	A
1201	1001103300	1	BALL JOINT, M6X25, (4014PS)	
1201	1001103300	2	BALL JOINT, M6X25, (4017PS)	
1202	4010415	2	POZIDRIV PAN HD SCREW, M4 X 35mm LG, (4014PS)	
1202	4010416	2	POZIDRIV PAN HD SCREW, M4 X 35mm LG, (4017PS)	
1204	3290601	3	HEX NUT, M6X1, (4014PS)	
1204	3290601	4	HEX NUT, M6X1, (4017PS)	
1205	1001103156	1	PIN	
1206	3841763	1	LINKAGE, ROD	
1208	4010608	1	POSI-DRIVE MACHINE SCREW, M6X16	
1210	5200605	2	RIPP BOLT, M6X10mm	
1211	1001095650	AR	LOCTITE 243	
1212	1001099717	1	ANGLE SENSOR	
1214	1001101145	1	BOOM ANGLE SENSOR, BRACKET	
1215	1001102627	1	SPRING SUPPORT, BRACKET, (4014PS)	
1215	1001112380	1	SPRING SUPPORT, BRACKET, (4017PS)	
1216	1001093875	1	EXTENSION SPRING	
1219	1001134483	1	LINK, (4014PS)	
1219	1001112393	1	LINK, (4017PS)	
1220	1001134274	1	CLEVIS, (4014PS)	
1221	4811400	2	WASHER, 4mm, (4017PS)	
1222	4811700	2	WASHER, 6mm, (4017PS)	
1217	1001106994	1	CONNECTOR	

SECTION 10 - ELECTRICAL

FIGURE 10-4. CAB SWITCHES



ART_31200722-10-4

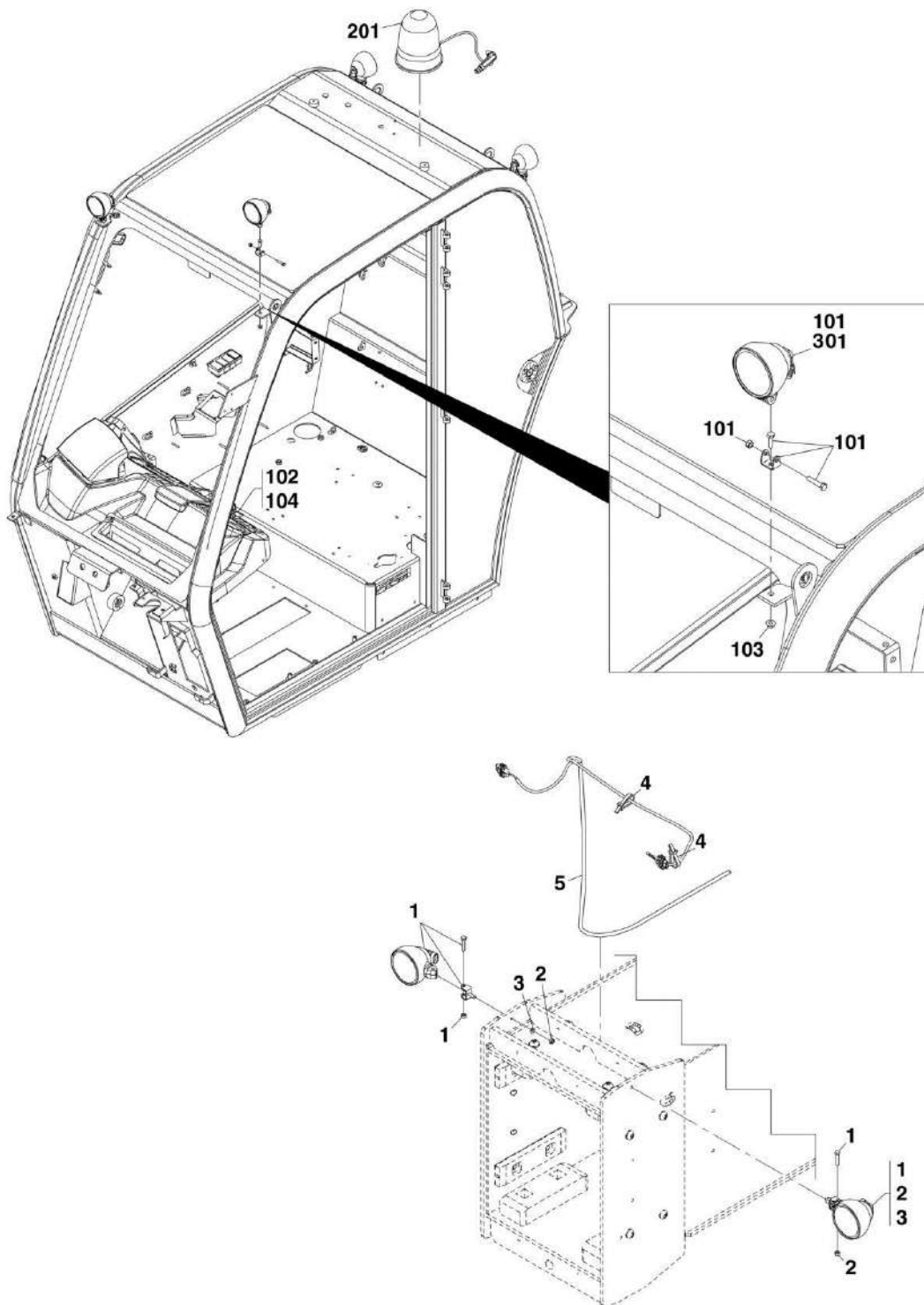
SECTION 10 - ELECTRICAL

FIGURE 10-4. CAB SWITCHES

ITEM	PART NUMBER	QTY	DESCRIPTION	REV
	1001139102	1	CAB SWITCHES INSTALLATION, (3706PS, 3707PS, 4014PS & 4017PS), (not available to order, see items 1 thru 12 for service)	A
1	1600449	1	GAUGE CLUSTER, (3706PS, 3707PS, 4014PS & 4017PS)	
2	4360644	3	BODY SWITCH	
3	4360660	1	SWITCH KEYPAD, (3706PS, 3707PS, 4014PS & 4017PS)	
5	4360669	14	BLANK SWITCH ASSEMBLY, (includes body and cover), (if equipped)	
6	1001090590	1	BEACON SWITCH KEY	
7	1001090591	1	BOOM SWITCH KEY	
8	1001090606	10	SWITCH HOLDER	
9	1001090607	8	SWITCH HOLDER END	
10	1001090610	1	XMSN NEUTRALIZER SWITCH KEY	
11	1001095804	1	12V POWER CONNECTOR	
101	4360642	1	ROOF WIPER SWITCH BODY, (if equipped)	
102	1001090612	1	ROOF WIPER SWITCH KEY, (if equipped)	
111	4360665	1	AUX HYD SWITCH BODY	
112	1001090584	1	AUX HYD SWITCH KEY	
121	4360642	1	REAR WIPER SWITCH BODY	
122	1001090582	1	REAR WIPER SWITCH KEY	
132	4360644	1	SWITCH BODY	
133	4360653	1	SWITCH BODY	
134	1001090570	1	HAZARD SWITCH	
135	1001090583	1	DRIVING LIGHTS SWITCH KEY	
136	1001090596	1	FOG LIGHTS SWITCH KEY	
142	4360653	1	FRONT WORKLIGHTS SWITCH BODY, (if equipped)	
144	1001090592	1	FRONT WORKLIGHTS SWITCH KEY, (if equipped)	
151	4360647	1	TRAILER BRAKE SWITCH BODY	
152	1001090614	1	TRAILER BRAKE SWITCH KEY	
161	1001092861	1	RIDE CONTROL SWITCH BODY	
162	1001107684	1	RIDE CONTROL SWITCH KEY	
163	2420213	1	LAMP ASSY (includes holder and bulb)	
164	4360639	1	TRAILER BRAKE INDICATOR (not shown)	
171	1001090604	1	HYDRAULIC COUPLER SWITCH KEY	
172	1001090605	1	HYDRAULIC COUPLER SWITCH BODY	
181	4360647	1	FRAME LEVELING SWITCH BODY, (if equipped)	
182	1001090594	1	FRAME LEVELING SWITCH KEY, (if equipped)	
191	1001092420	1	FAN REVERSE SWITCH KEY, (if equipped)	
192	4360642	1	FAN REVERSE SWITCH BODY, (if equipped)	
301	2420213	1	LAMP ASSY (includes holder and bulb), (if equipped with Italian trailer brake) (not shown)	
401	1001092861	1	SWITCH, SPDT MOMENTARY, (if equipped with Joystick Mounted FNR)	
402	1001130551	1	SWITCH KEY, HORN, (if equipped with Joystick Mounted FNR)	
433	1001108527	1	SYMBOL PLATE, RIDE CONTROL, (not shown)	
501	4360642	1	SWITCH BODY	
502	1001214974	1	MSSO 3B SWITCH, KEY	

SECTION 10 - ELECTRICAL

FIGURE 10-5. WORKLIGHT INSTALLATIONS



ART_31200722-10-5

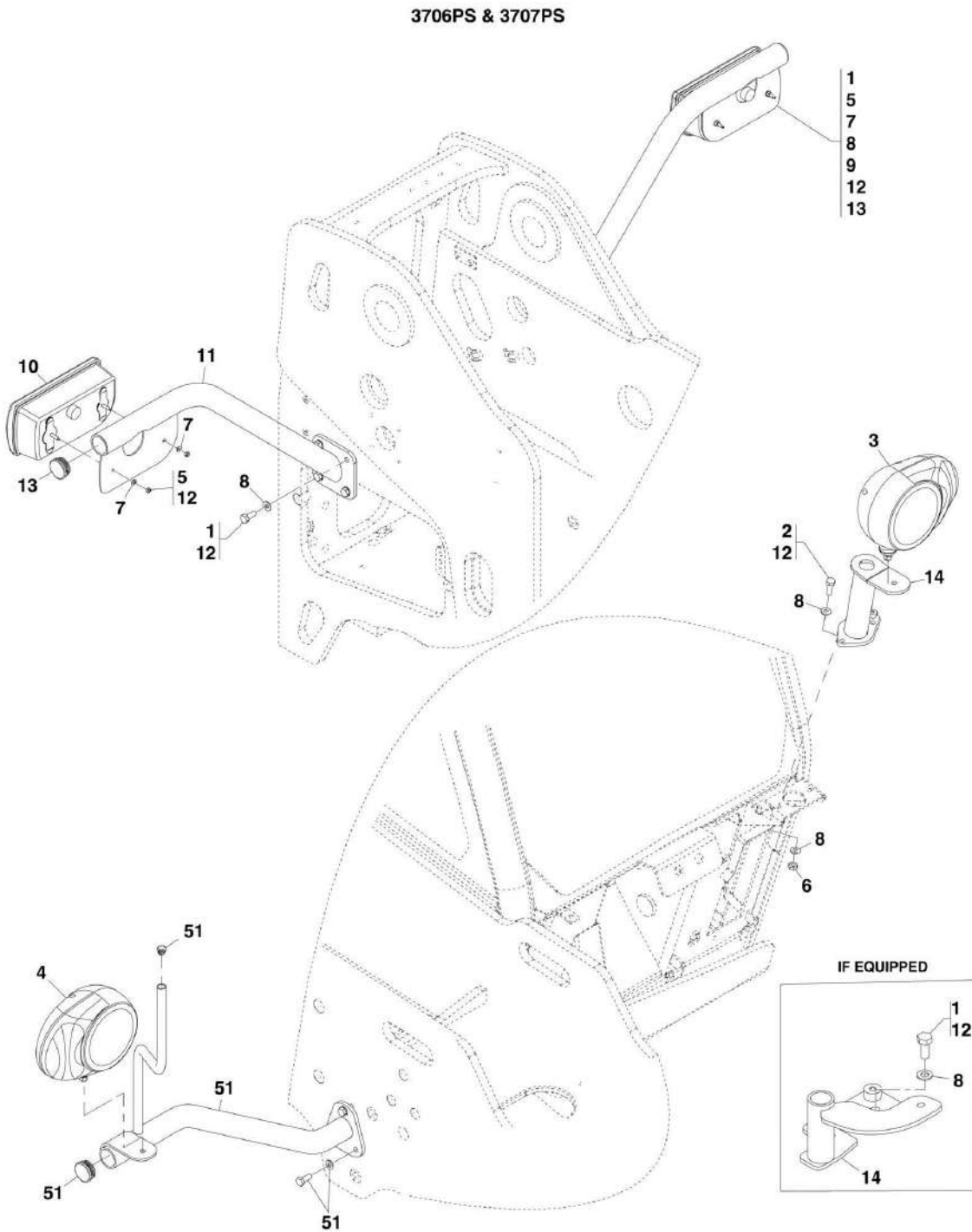
SECTION 10 - ELECTRICAL

FIGURE 10-5. WORKLIGHT INSTALLATIONS

ITEM	PART NUMBER	QTY	DESCRIPTION	REV
	1001090157	Ref	BOOM WORK LIGHT INSTALLATION, (not available to order, see items 1 thru 5 for service)	B
1	2920206	2	WORK LIGHT	
1	70020796	1	REPLACEMENT BULB, 12V-50W	
2	3290601	2	HEX NUT, M6X1	
3	4811700	2	WASHER, 6mm	
4	1001008923	9	TY-WRAP	
5		Ref	BOOM WORK LIGHT HARNESS, (See BOOM LIGHT HARNESS for Breakdown)	
	1001131282	Ref	CAB WORK LIGHTS INSTALLATION, (not available to order, see items 101 thru 104 for service)	C
101	2920206	4	WORK LIGHT	
101	70020796	1	REPLACEMENT BULB, 12V-50W	
102		Ref	CAB WORK LIGHT SWITCH BODY, (See CAB SWITCHES for Breakdown)	
103	5220600	4	NUT, 6mm, GR10	
104		Ref	CAB WORK LIGHT SWITCH KEY, (See CAB SWITCHES for Breakdown)	
	1001090626	Ref	BEACON LIGHT INSTALLATION, (not available to order, see item 201 for service)	C
201	1001091573	NLA	BEACON LIGHT (no longer available, use 1001217623 for replacement)	
201	1001217623	1	BEACON LIGHT	
301	1001095650	AR	LOCTITE 243	

SECTION 10 - ELECTRICAL

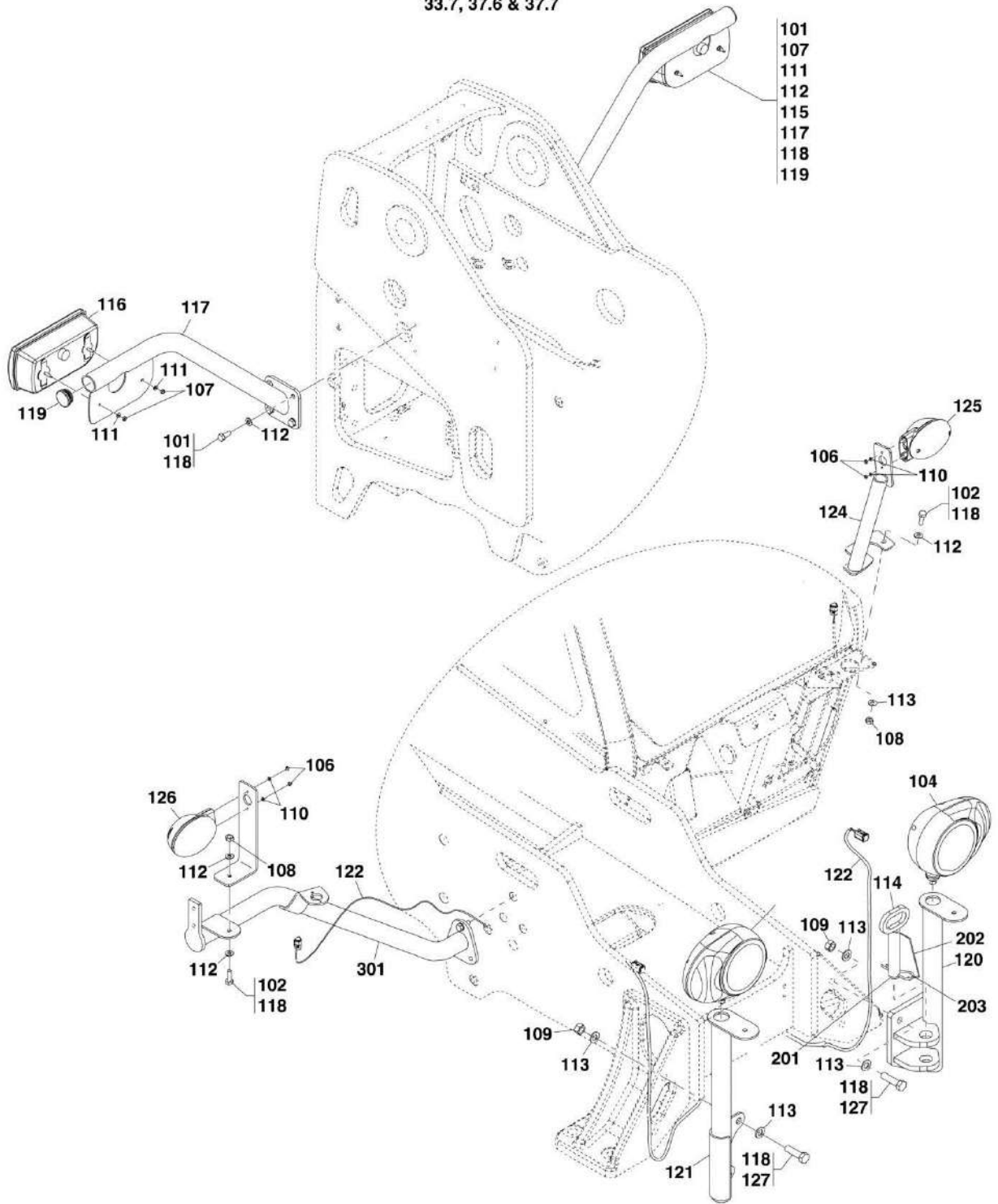
FIGURE 10-6. DRIVING LIGHTS - 3706PS, 3707PS, 33.7, 37.6 & 37.7



ART_31200722-10-6A

SECTION 10 - ELECTRICAL

33.7, 37.6 & 37.7



ART_31200722-10-6B

SECTION 10 - ELECTRICAL

FIGURE 10-6. DRIVING LIGHTS - 3706PS, 3707PS, 33.7, 37.6 & 37.7

ITEM	PART NUMBER	QTY	DESCRIPTION	REV
	1001125518	Ref	RH DIP DRIVE LIGHTS INSTALLATION, (Construction - AUS and CE, if equipped), (not available to order, see items 1 thru 14 & 51 for service)	D
	1001125515	Ref	RH DIP DRIVE LIGHTS INSTALLATION, (Construction - CE, if equipped with remote HVAC intake), (not available to order, see items 1 thru 14 & 51 for service)	F
	1001125513	Ref	LH DIP DRIVE LIGHTS INSTALLATION, (Construction - AUS, UK, Ireland and Hewden, if equipped), (not available to order, see items 1 thru 15 & 51 for service)	D
	1001125514	Ref	LH DIP DRIVE LIGHTS INSTALLATION, (Construction - AUS, UK, Ireland and Hewden, if equipped with remote HVAC intake), (not available to order, see items 1 thru 14 & 51 for service)	F
1	0761012	8	HEX HD CAPSCREW, M10X25, GR8.8	
2	0761014	2	HEX HD CAPSCREW, M10X30, GR8.8	
3	2920207	1	LH DRIVE LIGHT, (RH DIP)	
3	1001002779	1	LH DRIVE LIGHT, (LH DIP)	
3	7029969	1	BULB, (RH DIP and LH DIP)	
3	7029970	1	BULB, 55W, (RH DIP and LH DIP)	
3	7029971	1	BULB, 21W, (RH DIP and LH DIP)	
4	2920208	1	RH DRIVE LIGHT, (RH DIP)	
4	1001002778	1	RH DRIVE LIGHT, (LH DIP)	
4	7029969	1	BULB, (RH DIP and LH DIP)	
4	7029970	1	BULB, 55W, (RH DIP and LH DIP)	
4	7029971	1	BULB, 21W, (RH DIP and LH DIP)	
5	3290601	4	HEX NUT, M6X1	
6	3291001	2	HEX NUT, M10X1.5	
7	4811700	4	WASHER, 6mm	
8	4812000	12	WASHER, 10mm	
9	1001091715	1	LH REAR LIGHT	
9	70021341	1	BULB, 5W	
9	70021340	1	BULB, 21W	
9	7029971	1	BULB, 21W	
10	1001091716	1	RH REAR LIGHT	
10	70021341	1	BULB, 5W	
10	70021340	1	BULB, 21W	
10	7029971	1	BULB, 21W	
11	1001092375	2	BRACKET	
12	1001095650	AR	LOCTITE 243	
13	1001096913	2	CAP	
14	1001157689	1	BRACKET	
14	1001214521	1	BRACKET, (if equipped with remote HVAC intake)	
15		Ref	SHIFTER SWITCH ASSY, (not shown), (See CONTROLS SECTION for Breakdown)	
51		Ref	MIRROR BRACKET AND HARDWARE, (See FRAME AND ATTACHING PARTS for Breakdown)	
	1001134081	Ref	RH DIP DRIVE LIGHTS INSTALLATION, (Agricultural - CE, if equipped), (not available to order, see items 101 thru 127 for service)	I
	1001134310	Ref	LH DIP DRIVE LIGHTS INSTALLATION, (Agricultural - UK and Ireland, if equipped), (not available to order, see items 101 thru 127 for service)	I
101	0761012	8	HEX HD CAPSCREW, M10X25, GR8.8	
102	0761014	3	HEX HD CAPSCREW, M10X30, GR8.8	

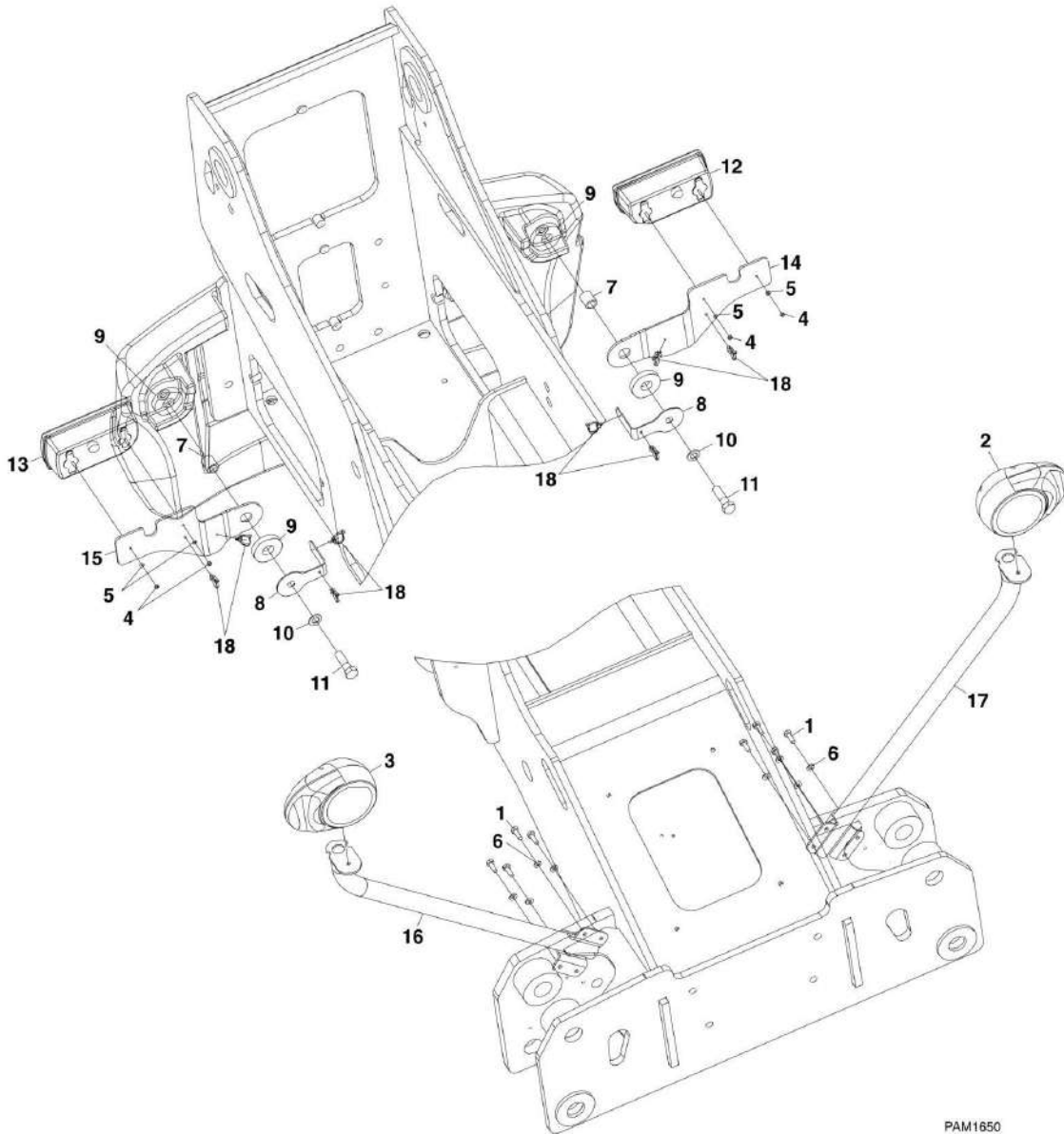
SECTION 10 - ELECTRICAL

ITEM	PART NUMBER	QTY	DESCRIPTION	REV
103	0761619	2	HEX HD CAPSCREW, M16X55, GR8.8	
104	2920207	1	LH DRIVE LIGHT, (RH DIP)	
104	1001002779	1	LH DRIVE LIGHT, (LH DIP)	
104	7029969	1	BULB, (RH DIP and LH DIP)	
104	7029970	1	BULB, 55W, (RH DIP and LH DIP)	
104	7029971	1	BULB, 21W, (RH DIP and LH DIP)	
105	2920208	1	RH DRIVE LIGHT, (RH DIP)	
105	1001002778	1	RH DRIVE LIGHT, (LH DIP)	
105	7029969	1	BULB, (RH DIP and LH DIP)	
105	7029970	1	BULB, 55W, (RH DIP and LH DIP)	
105	7029971	1	BULB, 21W, (RH DIP and LH DIP)	
106	3290501	4	HEX NUT, M5X0.8	
107	3290601	4	HEX NUT, M6X1	
108	3291001	3	HEX NUT, M10X1.5	
109	3291601	4	HEX NUT, M16X2	
110	4811600	4	WASHER, 5mm	
111	4811700	4	WASHER, 6mm	
112	4812000	14	WASHER, 10mm	
113	4812300	8	WASHER, 16mm	
114	1001003391	1	PIN ASSEMBLY, (includes items 201 thru 203)	B
115	1001091715	1	LH REAR LIGHT	
115	70021341	1	BULB, 5W	
115	70021340	1	BULB, 21W	
115	7029971	1	BULB, 21W	
116	1001091716	1	RH REAR LIGHT	
116	70021341	1	BULB, 5W	
116	70021340	1	BULB, 21W	
116	7029971	1	BULB, 21W	
117	1001092375	2	BRACKET	
118	1001095650	AR	LOCTITE 243	
119	1001096913	2	CAP	
120	1001144326	1	BRACKET	
121	1001168802	1	BRACKET	
122		Ref	HEADLIGHT EXTENSION HARNESS, (See HEADLIGHT EXTENSION HARNESS for Breakdown)	
123	1001147290	1	BRACKET	
124	1001157278	1	BRACKET	
125	1001105167	1	LH SIDELIGHT	
126	1001105168	1	RH SIDELIGHT	
127	1001110853	2	HEX HD CAPSCREW, M16X70, GR8.8	
201	1001003339	1	PIN	
202	1001003487	1	CABLE	
203	1001008688	1	COTTER PIN	
301		Ref	BRACKET AND HARDWARE, (See FRAME AND ATTACHING PARTS for Breakdown)	

SECTION 10 - ELECTRICAL

FIGURE 10-7. DRIVING LIGHTS - 4014PS & 4017PS

4014PS & 4017PS



PAM1850

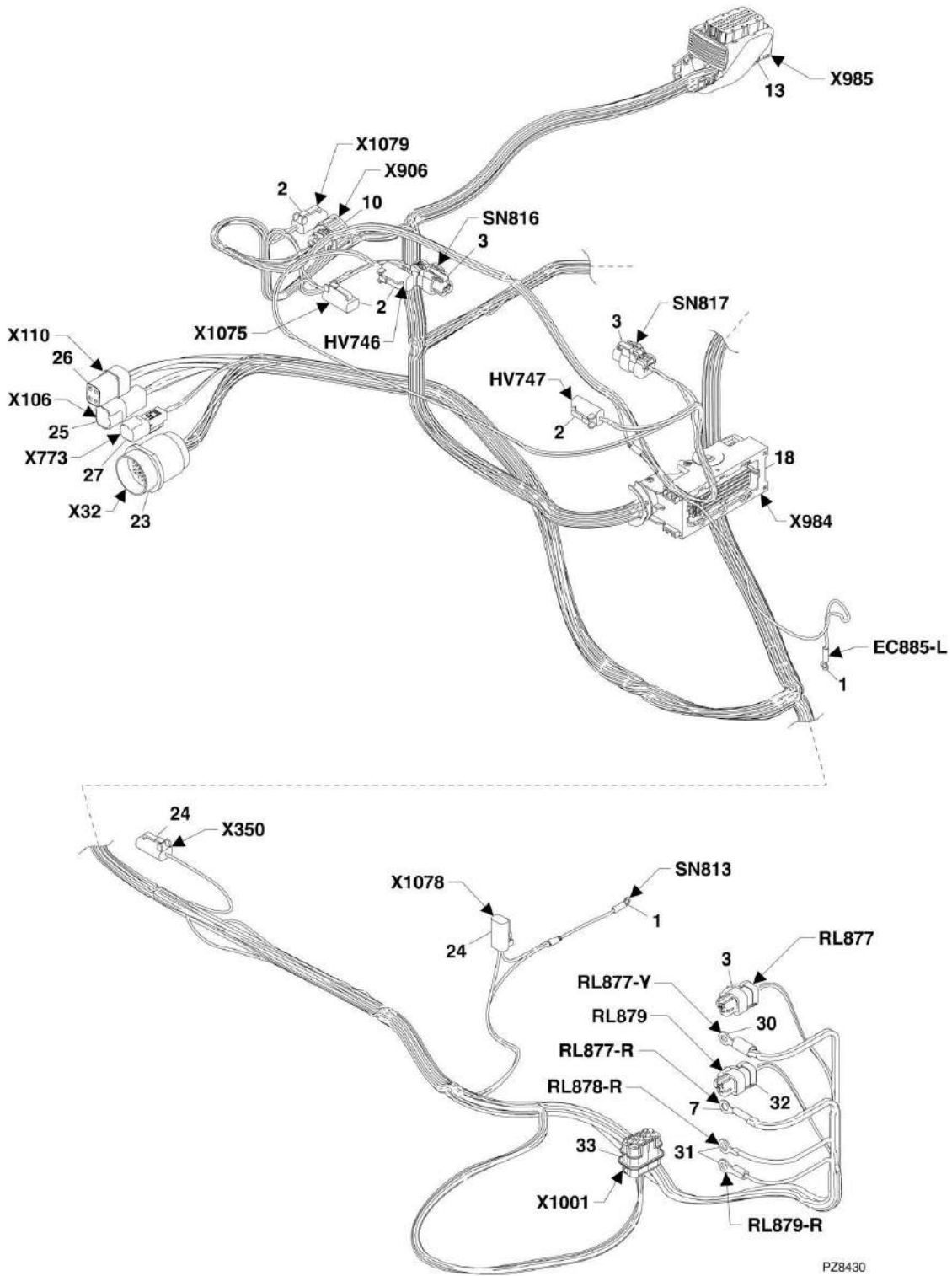
SECTION 10 - ELECTRICAL

FIGURE 10-7. DRIVING LIGHTS - 4014PS & 4017PS

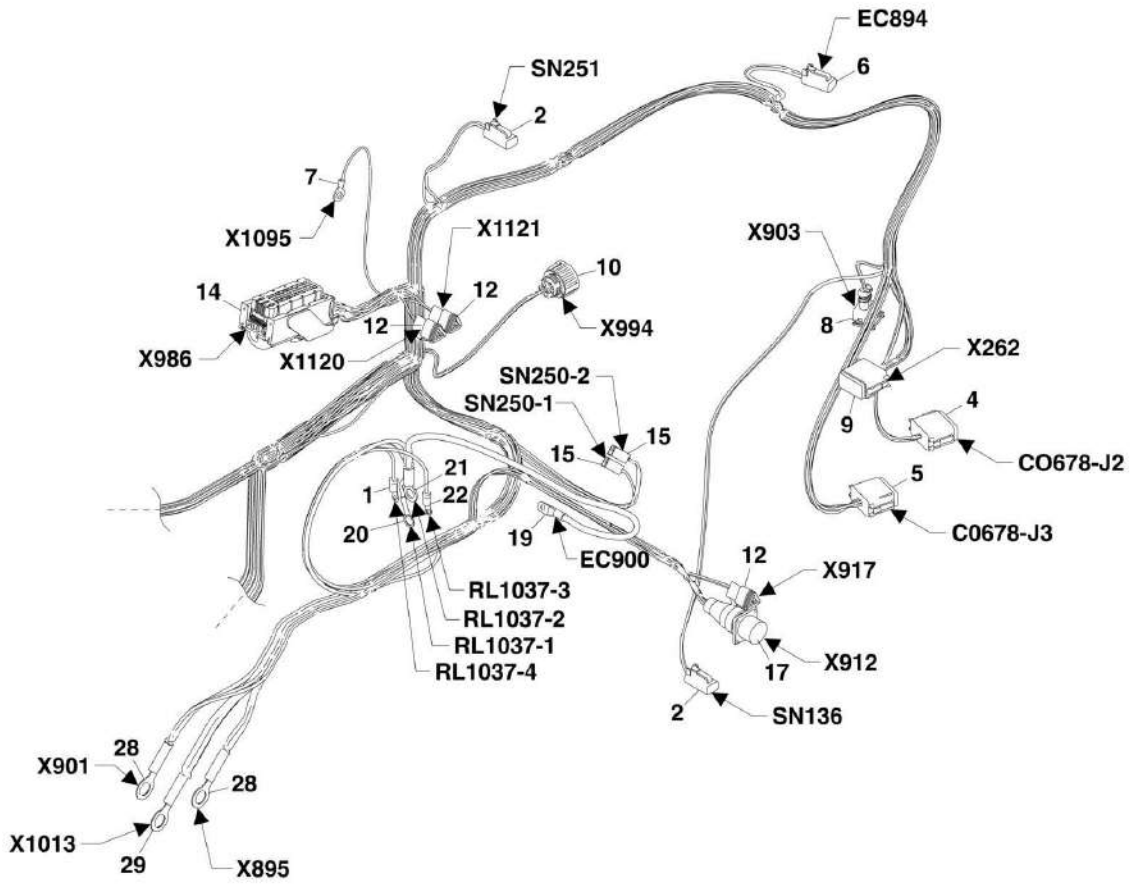
ITEM	PART NUMBER	QTY	DESCRIPTION	REV
	1001093179	Ref	DRIVING LIGHT INSTALLATION, (Italy, Germany, France and ANSI), (not available to order, see items 1 thru 18 for service)	D
	1001096953	Ref	DRIVING LIGHT INSTALLATION, (UK, Ireland, CE and Hewden), (not available to order, see items 1 thru 18 for service)	C
	1001115312	Ref	RH DRIVING LIGHT INSTALLATION, (4017PS), (Germany), (not available to order, see items 1 thru 15, 17 & 18)	A
	1001115232	Ref	DRIVING LIGHT INSTALLATION, (4017PS), (UK, Ireland, CE and Hewden), (not available to order, see items 1 thru 15, 17 & 18)	A
1	0761014	8	HEX HD CAPSCREW, M10X30, GR8.8	
2	0761014	4	HEX HD CAPSCREW, M10X30, GR8.8, (4017PS)	
2	2920207	1	LH DRIVING LIGHT, (Italy, Germany, France and ANSI)	
2	1001002779	1	LH DRIVING LIGHT, (UK, Ireland, CE and Hewden)	
2	7029969	1	REPLACEMENT BULB	
2	7029970	1	REPLACEMENT BULB, 55W	
2	7029971	1	REPLACEMENT BULB, 21W	
3	2920208	1	RH DRIVING LIGHT, (Italy, Germany, France and ANSI)	
3	1001002778	1	RH DRIVING LIGHT, (UK, Ireland, CE and Hewden)	
3	7029969	1	REPLACEMENT BULB	
3	7029970	1	REPLACEMENT BULB, 55W	
3	7029971	1	REPLACEMENT BULB, 21W	
4	3290601	4	HEX NUT, M6X1	
5	4811700	4	WASHER, 6mm	
6	4812000	8	WASHER, 10mm	
6	4812000	4	WASHER, 10mm, (4017PS)	
7	1001005697	2	TUBE	
8	1001005698	2	BRACKET	
9	1001005699	4	RUBBER WASHER	
10	1001009094	2	HARD WASHER	
11	1001009102	2	BOLT, M20X2.5	
12	1001091715	1	LH REAR LIGHT	
12	70021341	1	REPLACEMENT BULB, 5W	
12	70021340	1	REPLACEMENT BULB, 21W	
12	7029971	1	REPLACEMENT BULB, 21W	
13	1001091716	1	RH REAR LIGHT	
13	70021341	1	REPLACEMENT BULB, 5W	
13	70021340	1	REPLACEMENT BULB, 21W	
13	7029971	1	REPLACEMENT BULB, 21W	
14	1001093162	1	BRACKET	
15	1001093163	1	BRACKET	
16	1001094704	1	BRACKET	
17	1001094709	1	BRACKET	
18	1001004720	8	STRAP CABLE	

SECTION 10 - ELECTRICAL

FIGURE 10-8. ENGINE BAY HARNESS (Prior to SN 1160006748, Excluding 11600065999)



SECTION 10 - ELECTRICAL



PZ8440

SECTION 10 - ELECTRICAL

CONN POS	WIRE COLOR	WIRE LABEL	GAUGE	JACKET
1	RED	881-1	2.5 mm ²	FLUWY
2	BLK	880-1	2.5 mm ²	FLUWY
3	RED	881-2	2.5 mm ²	FLUWY
4	BLK	880-2	2.5 mm ²	FLUWY
5	RED	881-3	2.5 mm ²	FLUWY
6	BLK	880-3	2.5 mm ²	FLUWY
7	WHT	100-1	0.75 mm ²	FLUWY
8				
9				
10				
11				
12				
13	WHT	100-2	0.75 mm ²	FLUWY
14				
15	WHT	884-1	0.75 mm ²	FLUWY
16	WHT	880-32	0.75 mm ²	FLUWY
17				
18				
19	WHT	104-1	1.5 mm ²	FLUWY
20	BLK	104-2	1.5 mm ²	FLUWY
21				
22				
23	WHT	104-3	0.75 mm ²	FLUWY
24	WHT	104-4	0.75 mm ²	FLUWY
25	WHT	104-5	0.75 mm ²	FLUWY
26	BLK	104-6	0.75 mm ²	FLUWY
27	WHT	104-7	0.75 mm ²	FLUWY
28	WHT	104-8	0.75 mm ²	FLUWY
29	WHT	104-9	0.75 mm ²	FLUWY
30				
31				
32	WHT	104-10	1.5 mm ²	FLUWY
33	WHT	104-11	1.5 mm ²	FLUWY
34	WHT	104-12	1.5 mm ²	FLUWY
35	GRY	104-13	0.75 mm ²	FLUWY
36				
37	WHT	104-14	0.75 mm ²	FLUWY
38	WHT	104-15	0.75 mm ²	FLUWY
39	WHT	104-16	0.75 mm ²	FLUWY
40	WHT	104-17	0.75 mm ²	FLUWY
41				
42				
43	WHT	104-18	0.75 mm ²	FLUWY
44	WHT	104-19	0.75 mm ²	FLUWY
45	WHT	104-20	0.75 mm ²	FLUWY
46	WHT	104-21	0.75 mm ²	FLUWY
47				
48				
49				
50				
51				
52				
53	BLK	1-1 CAN CABLE 1	0.75 mm ²	CABLE
54	RED	1-1 CAN CABLE 1	0.75 mm ²	CABLE
55				
56	WHT	100-2	0.75 mm ²	FLUWY
57	WHT	100-2	0.75 mm ²	FLUWY
58				
59				
60	WHT	100-1	0.75 mm ²	FLUWY
61	BLK	880-9	0.75 mm ²	FLUWY
62	BLK	880-9	0.75 mm ²	FLUWY
63	GRY	880-32	0.75 mm ²	FLUWY
64	WHT	100-1	0.75 mm ²	FLUWY
65				
66	WHT	880-2	0.75 mm ²	FLUWY
67				
68				
69				
70	WHT	880-4	0.75 mm ²	FLUWY
71	WHT	880-4	0.75 mm ²	FLUWY
72	WHT	880-7	0.75 mm ²	FLUWY
73	RED	881-11	0.75 mm ²	FLUWY
74				
75	RED	1-1 CAN CABLE 1	0.75 mm ²	CABLE
76	BLK	1-1 CAN CABLE 1	0.75 mm ²	CABLE
77				
78				
79				
80				
81				
82	WHT	104-2	0.75 mm ²	FLUWY
83				
84				
85	WHT	100-5	0.75 mm ²	FLUWY
86	WHT	100-5	0.75 mm ²	FLUWY
87	WHT	100-1	0.75 mm ²	FLUWY
88	WHT	100-1	0.75 mm ²	FLUWY
89	WHT	100-1	0.75 mm ²	FLUWY
90				
91	TEL	880-5/0-4	0.75 mm ²	FLUWY
92	TEL	880-5/0-4	0.75 mm ²	FLUWY
93	TEL	880-5/0-4	0.75 mm ²	FLUWY
94				

CONN POS	WIRE COLOR	WIRE LABEL	GAUGE	JACKET
1	WHT	881-1	1 mm ²	FLUWY

CONN POS	WIRE COLOR	WIRE LABEL	GAUGE	JACKET
1	TEL	880-5/0-2	1 mm ²	FLUWY
2	BLK	880-5/0-3	1 mm ²	FLUWY

CONN POS	WIRE COLOR	WIRE LABEL	GAUGE	JACKET
1	RED	881-4	4 mm ²	FLUWY

CONN POS	WIRE COLOR	WIRE LABEL	GAUGE	JACKET
1	WHT	881-1	3 mm ²	FLUWY

CONN POS	WIRE COLOR	WIRE LABEL	GAUGE	JACKET
1	RED	881-5	4 mm ²	FLUWY
2	RED	881-6	4 mm ²	FLUWY

CONN POS	WIRE COLOR	WIRE LABEL	GAUGE	JACKET
1	RED	881-7	1 mm ²	FLUWY
2	BLK	881-8	1 mm ²	FLUWY

CONN POS	WIRE COLOR	WIRE LABEL	GAUGE	JACKET
1	RED	881-9	4 mm ²	FLUWY
2	RED	881-10	4 mm ²	FLUWY

CONN POS	WIRE COLOR	WIRE LABEL	GAUGE	JACKET
1				
2	BLK	104-10	1.5 mm ²	FLUWY
3	BLK	104-11	1.5 mm ²	FLUWY
4	BLK	104-12	1.5 mm ²	FLUWY
5	WHT	104-13	1.5 mm ²	FLUWY
6	WHT	104-14	1.5 mm ²	FLUWY
7	WHT	104-15	1.5 mm ²	FLUWY
8				
9				
10				
11				
12				
13				
14				
15	BLK	104-16	1.5 mm ²	FLUWY
16	BLK	104-17	1.5 mm ²	FLUWY
17				
18	WHT	104-18	1.5 mm ²	FLUWY
19	WHT	104-19	1.5 mm ²	FLUWY
20	BLK	104-20	1.5 mm ²	FLUWY
21				
22	WHT	104-21	0.75 mm ²	FLUWY
23	WHT	104-22	0.75 mm ²	FLUWY
24	WHT	104-23	0.75 mm ²	FLUWY
25	WHT	104-24	0.75 mm ²	FLUWY
26	WHT	104-25	0.75 mm ²	FLUWY
27	WHT	104-26	0.75 mm ²	FLUWY
28	WHT	104-27	0.75 mm ²	FLUWY
29	WHT	104-28	0.75 mm ²	FLUWY
30				
31				
32	WHT	104-29	1.5 mm ²	FLUWY
33	WHT	104-30	1.5 mm ²	FLUWY
34	WHT	104-31	1.5 mm ²	FLUWY
35	BLK	881-13	0.75 mm ²	FLUWY
36				
37	WHT	104-32	0.75 mm ²	FLUWY
38	BLK	104-33	0.75 mm ²	FLUWY
39	WHT	104-34	0.75 mm ²	FLUWY
40	WHT	104-35	0.75 mm ²	FLUWY
41				
42				
43	WHT	104-36	0.75 mm ²	FLUWY
44	WHT	104-37	0.75 mm ²	FLUWY
45				
46	WHT	104-38	1.5 mm ²	FLUWY
47				
48				
49				
50				
51				
52	BLK	104-39	0.75 mm ²	FLUWY
53	BLK	104-40	0.75 mm ²	FLUWY
54	BLK	104-41	0.75 mm ²	FLUWY
55				
56	WHT	104-42	0.75 mm ²	FLUWY
57	WHT	104-43	0.75 mm ²	FLUWY
58				
59				
60				

CONN POS	WIRE COLOR	WIRE LABEL	GAUGE	JACKET
1	WHT	104-44	1 mm ²	FLUWY
2	WHT	104-45	1 mm ²	FLUWY

CONN POS	WIRE COLOR	WIRE LABEL	GAUGE	JACKET
1	WHT	881-14	1 mm ²	FLUWY
2	BLK	881-15	1 mm ²	FLUWY

CONN POS	WIRE COLOR	WIRE LABEL	GAUGE	JACKET
1	WHT	881-16	1 mm ²	FLUWY

CONN POS	WIRE COLOR	WIRE LABEL	GAUGE	JACKET
1	WHT	881-17	2 mm ²	FLUWY
2	BLK	881-18	0.75 mm ²	FLUWY
3	BLK	881-19	1 mm ²	FLUWY
4	GRY	881-20	1 mm ²	FLUWY
5	GRY	881-21	0.75 mm ²	FLUWY
6	TEL	881-22	0.75 mm ²	FLUWY
7	TEL	881-23	0.75 mm ²	FLUWY
8	TEL	881-24	0.75 mm ²	FLUWY
9				

CONN POS	WIRE COLOR	WIRE LABEL	GAUGE	JACKET
1	GRY	881-25	1 mm ²	FLUWY

CONN POS	WIRE COLOR	WIRE LABEL	GAUGE	JACKET
1	WHT	881-26	1 mm ²	FLUWY
2	BLK	881-27	1 mm ²	FLUWY

CONN POS	WIRE COLOR	WIRE LABEL	GAUGE	JACKET
1	WHT	881-28	1 mm ²	FLUWY
2	BLK	881-29	1 mm ²	FLUWY

CONN POS	WIRE COLOR	WIRE LABEL	GAUGE	JACKET
1	WHT	881-30	1 mm ²	FLUWY
2	BLK	881-31	1 mm ²	FLUWY

CONN POS	WIRE COLOR	WIRE LABEL	GAUGE	JACKET
1	WHT	881-32	1 mm ²	FLUWY
2	BLK	881-33	1 mm ²	FLUWY

CONN POS	WIRE COLOR	WIRE LABEL	GAUGE	JACKET
1				
2				
3	BLK	881-34	1 mm ²	FLUWY
4				
5				
6				
7				
8				
9				
10				
11	WHT	881-35	1 mm ²	FLUWY
12	WHT	881-36	1 mm ²	FLUWY

CONN POS	WIRE COLOR	WIRE LABEL	GAUGE	JACKET
1				
2				
3				
4	WHT	881-37	1 mm ²	FLUWY
5	WHT	881-38	1 mm ²	FLUWY
6	WHT	881-39	1 mm ²	FLUWY
7	WHT	881-40	1 mm ²	FLUWY
8	WHT	881-41	1 mm ²	FLUWY
9	WHT	881-42	1 mm ²	FLUWY
10	WHT	881-43	1 mm ²	FLUWY
11	WHT	881-44	1 mm ²	FLUWY
12	BLK	881-45	1 mm ²	FLUWY

CONN POS	WIRE COLOR	WIRE LABEL	GAUGE	JACKET
1	WHT	881-46	2 mm ²	FLUWY
2	BLK	881-47	2 mm ²	FLUWY

CONN POS	WIRE COLOR	WIRE LABEL	GAUGE	JACKET
1	BLK	104-46	0.75 mm ²	FLUWY
2	BLK	104-47	0.75 mm ²	FLUWY

CONN POS	WIRE COLOR	WIRE LABEL	GAUGE	JACKET
1	WHT	104-48	1 mm ²	FLUWY
2	BLK	104-49	1 mm ²	FLUWY

CONN POS	WIRE COLOR	WIRE LABEL	GAUGE	JACKET
1	WHT	104-50	1 mm ²	FLUWY
2	BLK	104-51	1 mm ²	FLUWY

CONN POS	WIRE COLOR	WIRE LABEL	GAUGE	JACKET
1	WHT	104-52	0.75 mm ²	FLUWY
2	WHT	104-53	0.75 mm ²	FLUWY

CONN POS	WIRE COLOR	WIRE LABEL	GAUGE	JACKET
1	WHT	104-54	0.75 mm ²	FLUWY
2	WHT	104-55	0.75 mm ²	FLUWY

CONN POS	WIRE COLOR	WIRE LABEL	GAUGE	JACKET
1	BLK	104-56	1.5 mm ²	FLUWY
2	WHT	104-57	1.5 mm ²	FLUWY

CONN POS	WIRE COLOR	WIRE LABEL	GAUGE	JACKET

SECTION 10 - ELECTRICAL

FIGURE 10-8. ENGINE BAY HARNESS (Prior to SN 1160006748, Excluding 11600065999)

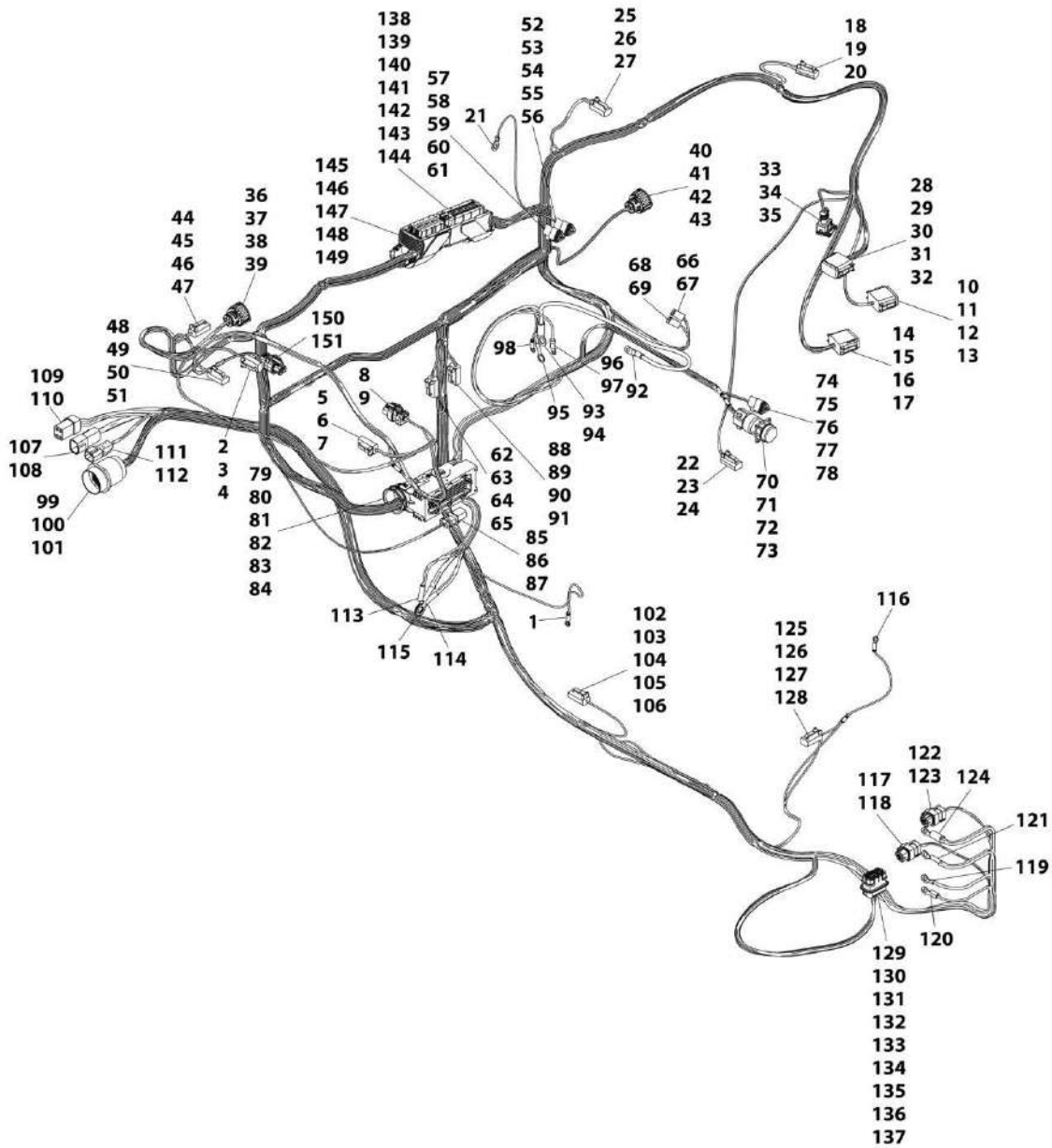
ITEM	PART NUMBER	QTY	DESCRIPTION	REV
	1001133707	1	ENGINE BAY HARNESS, (includes all items)	I
1	4460247	3	RING TERMINAL	
2	4460891	8	PLUG CONNECTOR, (includes rear seal)	
2	80604016	1	WEDGE LOCK	
2	4460465	2	TERMINAL	
3	1001116950	3	CONNECTOR	
3	4460465	2	TERMINAL	
4	4460836	1	PLUG CONNECTOR	
4	4460466	9	PLUG	
4	4460465	3	TERMINAL	
5	4460934	1	PLUG CONNECTOR, (includes rear seal)	
5	80604016	1	WEDGE LOCK	
5	4460466	4	PLUG	
5	4460465	8	TERMINAL	
7	4460312	2	RING TERMINAL	
8	1001116983	1	JR POWER TIMER CONNECTOR	
8	1001116710	2	TERMINAL	
9	4460933	1	PLUG CONNECTOR, (includes rear seal)	
9	80604016	1	WEDGE LOCK	
9	4460466	3	PLUG	
9	4460465	3	TERMINAL	
9	4460944	6	TERMINAL	
10	1001133714	2	4 WAY PLUG	
10	1001133715	3	TERMINAL	
10	1001135650	3	WIRE SEAL	
10	1001135651	1	PLUG	
12	4461095	3	PLUG CONNECTOR	
12	70021825	1	WEDGE LOCK	
12	4460944	2	TERMINAL	
12	4460466	1	PLUG	
12	4461070	1	CONNECTOR WITH TERMINATING RESISTOR	
13	1001126360	1	CONNECTOR	
13	1001126357	10	PLUG, 1.5MM	
13	1001126351	14	TERMINAL	
13	1001126356	18	CAVITY PLUG	
13	1001126384	18	TERMINAL	
14	1001126349	1	CONNECTOR	
14	1001126352	6	TERMINAL	
14	1001126353	6	WIRE SEAL	
14	1001126357	2	PLUG, 1.5MM	
14	1001126356	58	CAVITY PLUG	
14	1001126384	26	TERMINAL	
14	1001126351	2	TERMINAL	
15	1001116995	2	FASTON CONNECTOR	
15	1001118379	1	TERMINAL	
16	1001116995	1	FASTON CONNECTOR	
16	1001118379	2	TERMINAL	
17	1001138155	1	CONNECTOR	
17	4461071	6	TERMINAL	
17	1001134351	1	CAP	

SECTION 10 - ELECTRICAL

ITEM	PART NUMBER	QTY	DESCRIPTION	REV
17	1001134581	1	SHROUD	
18	1001126362	1	CONNECTOR	
18	1001126363	22	TERMINAL	
18	1001126364	32	CAVITY PLUG	
18	1001126392	14	TERMINAL	
18	1001126391	22	CAVITY PLUG	
18	4461008	4	PLUG	
19	1001138592	1	RING TERMINAL	
20	8220115	1	RING TERMINAL	
20	1001139217	1	BOOT	
21	4460256	1	RING TERMINAL	
22	4460042	1	RING TERMINAL	
22	1001139219	1	BOOT	
23	1001116976	1	CONNECTOR	
23	1001118391	16	CAVITY PLUG	
23	1001118380	21	TERMINAL	
24	4460891	2	PLUG CONNECTOR	
24	4460897	1	TERMINAL	
24	4460466	2	PLUG	
24	4460465	1	TERMINAL	
24	4460466	1	PLUG	
25	1001116811	1	CONNECTOR, (includes real seal)	
25	4460508	4	TERMINAL	
26	1001116810	1	CONNECTOR, (includes real seal)	
26	70021826	1	WEDGE LOCK	
26	4460509	4	TERMINAL	
27	4460897	1	CONNECTOR, (includes real seal)	
27	80604017	1	LOCKWEDGE	
27	4460464	2	TERMINAL	
28	1001117110	2	RING TERMINAL	
29	1001117109	1	RING TERMINAL	
30	4460043	1	RING TERMINAL	
31	1001117106	2	RING TERMINAL	
32	1001116952	1	CONNECTOR	
32	4460465	2	TERMINAL	
33	80484081	1	CONNECTOR	
33	1001116747	3	TERMINAL	
33	1001116728	5	TERMINAL	
33	4460458	8	WIRE SEAL	
33	1001129285	1	DIODE	
33	8229242	1	MINFUSE, 5 AMP	
33	1001129286	1	CAP	

SECTION 10 - ELECTRICAL

FIGURE 10-9. ENGINE BAY HARNESS (SN 1160006748 to Present, Including 11600065999)



ART_1001153177-C

SECTION 10 - ELECTRICAL

FIGURE 10-9. ENGINE BAY HARNESS (SN 1160006748 to Present, Including 11600065999)

ITEM	PART NUMBER	QTY	DESCRIPTION	REV
	1001153177	Ref	ENGINE BAY HARNESS	C
1	4460247	1	RING TERMINAL	
2	4460891	1	CONNECTOR, (includes rear seal)	
3	4460465	2	TERMINAL	
4	80604018	1	WEDGE LOCK	
5	4460891	1	CONNECTOR, (includes rear seal)	
6	4460465	2	TERMINAL	
7	80604018	1	WEDGE LOCK	
8	1001116950	1	CONNECTOR	
9	4460465	2	TERMINAL	
10	4460836	1	CONNECTOR, (includes rear seal)	
11	4460465	3	TERMINAL	
12	4460466	9	PLUG	
13	80604016	1	WEDGE LOCK	
14	4460934	1	CONNECTOR, (includes rear seal)	
15	4460465	8	TERMINAL	
16	4460466	4	PLUG	
17	80604016	1	WEDGE LOCK	
18	4460891	1	CONNECTOR, (includes rear seal)	
19	4460942	2	TERMINAL	
20	80604018	1	WEDGE LOCK	
21	4460312	1	RING TERMINAL	
22	4460891	1	CONNECTOR, (includes rear seal)	
23	4460465	2	TERMINAL	
24	80604018	1	WEDGE LOCK	
25	4460891	1	CONNECTOR,(includes rear seal)	
26	4460465	2	TERMINAL	
27	80604018	1	WEDGE LOCK	
28	4460933	1	CONNECTOR, (includes rear seal)	
29	4460465	3	TERMINAL	
30	4460944	6	TERMINAL	
31	4460466	3	PLUG	
32	80604016	1	WEDGE LOCK	
33	1001116983	1	CONNECTOR	
34	1001116710	2	TERMINAL	
35	4461006	2	SEAL	
36	1001133714	1	CONNECTOR	
37	1001133715	3	TERMINAL	
38	1001135651	1	PLUG	
39	1001135650	3	SEAL	
40	1001133714	1	CONNECTOR	
41	1001133715	3	TERMINAL	
42	1001135651	1	PLUG	
43	1001135650	3	SEAL	
44	4460891	1	CONNECTOR, (includes rear seal)	
45	4460465	2	TERMINAL	
46	4460897	1	TERMINAL	
47	80604018	1	WEDGE LOCK	
48	4460891	1	CONNECTOR, (includes rear seal)	
49	4460465	2	TERMINAL	

SECTION 10 - ELECTRICAL

ITEM	PART NUMBER	QTY	DESCRIPTION	REV
50	4460897	1	TERMINAL	
51	80604018	1	WEDGE LOCK	
52	4461095	1	CONNECTOR	
53	4460944	2	TERMINAL	
54	4461070	1	TERMINAL	
55	4460466	1	PLUG	
56	1001167683	1	WEDGE LOCK	
57	4461095	1	CONNECTOR	
58	4460944	2	TERMINAL	
59	4461070	1	TERMINAL	
60	4460466	1	PLUG	
61	1001167683	1	WEDGE LOCK	
62	4460891	1	CONNECTOR, (includes rear seal)	
63	4460465	2	TERMINAL	
64	4460897	1	TERMINAL	
65	80604018	1	WEDGE LOCK	
66	1001116995	1	CONNECTOR	
67	1001118379	1	TERMINAL	
68	1001116995	1	CONNECTOR	
69	1001118379	2	TERMINAL	
70	1001138155	1	CONNECTOR	
71	1001134351	1	PLUG	
72	1001134581	1	PLUG	
73	4461071	6	TERMINAL	
74	4461095	1	CONNECTOR	
75	4460944	2	TERMINAL	
76	4461070	1	TERMINAL	
77	4460466	1	PLUG	
78	1001167683	1	WEDGE LOCK	
79	1001126362	1	CONNECTOR	
80	1001126363	22	TERMINAL	
81	1001126392	14	TERMINAL	
82	1001126391	22	PLUG	
83	4461008	4	PLUG	
84	1001126364	32	SEAL	
85	1001138110	1	CONNECTOR	
86	1001138111	2	TERMINAL	
87	1001138113	2	SEAL	
88	4460891	1	CONNECTOR, (includes rear seal)	
89	4460465	2	TERMINAL	
90	4460897	1	TERMINAL	
91	80604018	1	WEDGE LOCK	
92	1001138592	1	RING TERMINAL	
93	8220115	1	RING TERMINAL	
94	1001139217	1	BOOT	
95	4460256	1	RING TERMINAL	
96	4460042	1	RING TERMINAL	
97	1001139219	1	BOOT	
98	4460247	1	RING TERMINAL	
99	1001116976	1	CONNECTOR	
100	1001118380	21	TERMINAL	

SECTION 10 - ELECTRICAL

ITEM	PART NUMBER	QTY	DESCRIPTION	REV
101	1001118391	16	TERMINAL	
102	4460891	1	CONNECTOR, (includes rear seal)	
103	4460897	1	TERMINAL	
104	4460465	1	TERMINAL	
105	4460466	3	PLUG	
106	80604018	1	WEDGE LOCK	
107	1001116811	1	CONNECTOR	
108	4460508	4	TERMINAL	
109	1001116810	1	CONNECTOR, (includes rear seal)	
110	4460509	4	TERMINAL	
111	4460897	1	CONNECTOR, (includes rear seal)	
112	4460464	2	TERMINAL	
113	1001117110	1	RING TERMINAL	
114	1001117110	1	RING TERMINAL	
115	1001117109	1	RING TERMINAL	
116	4460247	1	RING TERMINAL	
117	1001116950	1	CONNECTOR	
118	4460465	2	TERMINAL	
119	4460312	1	RING TERMINAL	
120	4460043	1	RING TERMINAL	
121	1001117106	1	RING TERMINAL	
122	1001116952	1	CONNECTOR	
123	4460465	2	TERMINAL	
124	1001117106	1	RING TERMINAL	
125	4460891	1	CONNECTOR, (includes rear seal)	
126	4460897	1	TERMINAL	
127	4460465	1	TERMINAL	
128	80604018	1	WEDGE LOCK	
129	80484081	1	CONNECTOR	
130	1001129286	1	CAP	
131	1001129285	3	TERMINAL	
132	8229242	1	TERMINAL	
133	1001116747	1	TERMINAL	
134	1001116728	6	TERMINAL	
135	8220125	1	TERMINAL	
136	4460458	7	SEAL	
137	8220089	1	SEAL	
138	1001126349	1	CONNECTOR	
139	1001126352	6	TERMINAL	
140	1001126384	26	TERMINAL	
141	1001126351	2	TERMINAL	
142	1001126357	2	PLUG	
143	1001126356	58	PLUG	
144	1001126353	6	SEAL	
145	1001126360	1	CONNECTOR	
146	1001126351	14	TERMINAL	
147	1001126384	18	TERMINAL	
148	1001126357	10	PLUG	
149	1001126356	18	PLUG	
150	1001116950	1	CONNECTOR	
151	4460465	2	TERMINAL	

SECTION 10 - ELECTRICAL

FIGURE 10-10. TRANSMISSION HARNESS

CO678-J1				
CONN. POS.	WIRE COLOR	WIRE LABEL	GAUGE	JACKET
1				
2				
3				
4	BLK	003-42	1.5 mm ²	FLR/W
5	YEL	002-0-0-1	1 mm ²	FLR/W
6	RED	1-6	0.75 mm ²	CABLE
7	BLK	1-6	0.75 mm ²	CABLE
8	SHLD	1-6	0.75 mm ²	SHLD
9				
10				
11				
12				

HV783				
CONN. POS.	WIRE COLOR	WIRE LABEL	GAUGE	JACKET
1	WHT	001-4	1 mm ²	FLR/W
2	BLK	005-71-1-2	1 mm ²	FLR/W

HV784				
CONN. POS.	WIRE COLOR	WIRE LABEL	GAUGE	JACKET
1	WHT	001-5	1 mm ²	FLR/W
2	BLK	000-71-0-1	1 mm ²	FLR/W

HV782				
CONN. POS.	WIRE COLOR	WIRE LABEL	GAUGE	JACKET
1	WHT	001-5	1 mm ²	FLR/W
2	BLK	000-71-1-0	1 mm ²	FLR/W

HV785				
CONN. POS.	WIRE COLOR	WIRE LABEL	GAUGE	JACKET
1	WHT	001-2	1 mm ²	FLR/W
2	BLK	000-71-2-2	1 mm ²	FLR/W

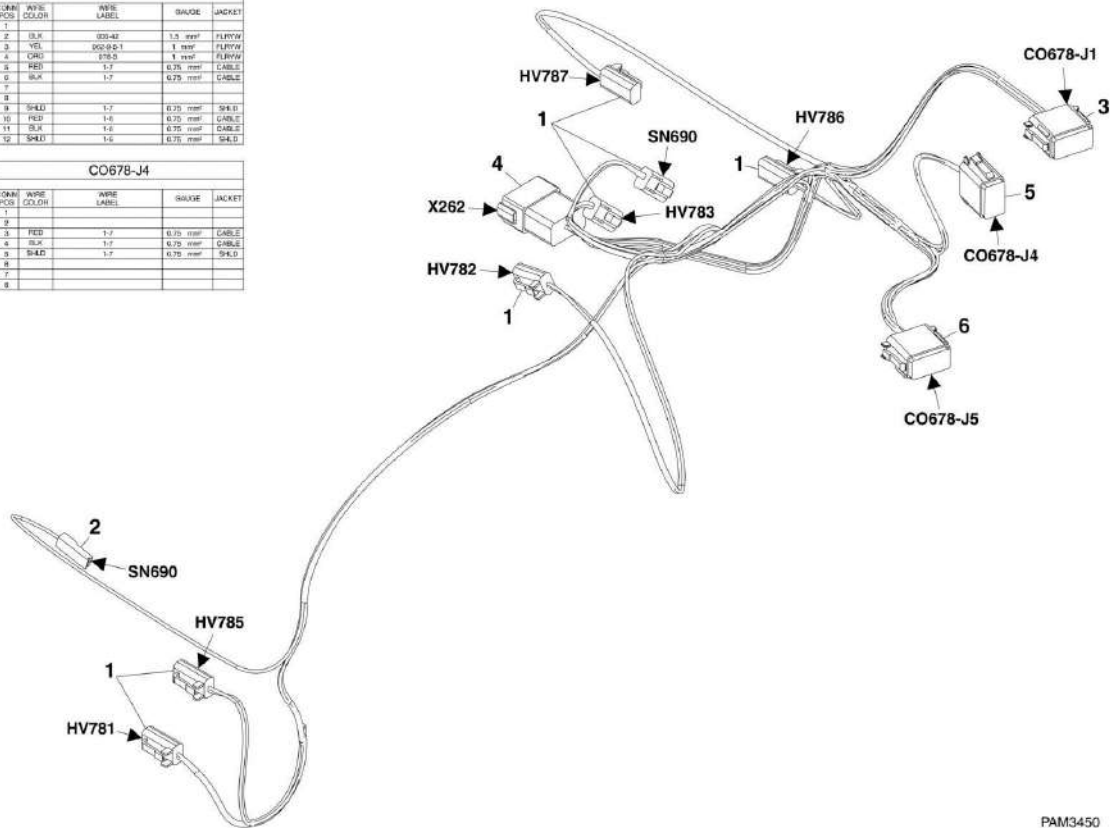
HV781				
CONN. POS.	WIRE COLOR	WIRE LABEL	GAUGE	JACKET
1	WHT	001-4	1 mm ²	FLR/W
2	BLK	000-71-0-1	1 mm ²	FLR/W

SN690				
CONN. POS.	WIRE COLOR	WIRE LABEL	GAUGE	JACKET
1	CRG	078-0	1 mm ²	FLR/W

HV787				
CONN. POS.	WIRE COLOR	WIRE LABEL	GAUGE	JACKET
1	WHT	001-1	1 mm ²	FLR/W
2	BLK	000-71-1-1	1 mm ²	FLR/W

X262				
CONN. POS.	WIRE COLOR	WIRE LABEL	GAUGE	JACKET
1				
2	BLK	003-42	1.5 mm ²	FLR/W
3	YEL	000-0-0-1	1 mm ²	FLR/W
4	CRG	078-0	1 mm ²	FLR/W
5	RED	1-7	0.75 mm ²	CABLE
6	BLK	1-7	0.75 mm ²	CABLE
7				
8				
9	SHLD	1-7	0.75 mm ²	SHLD
10	RED	1-6	0.75 mm ²	CABLE
11	BLK	1-6	0.75 mm ²	CABLE
12	SHLD	1-6	0.75 mm ²	SHLD

CO678-J4				
CONN. POS.	WIRE COLOR	WIRE LABEL	GAUGE	JACKET
1				
2				
3	RED	1-7	0.75 mm ²	CABLE
4	BLK	1-7	0.75 mm ²	CABLE
5	SHLD	1-7	0.75 mm ²	SHLD
6				
7				
8				



PAM3450

SECTION 10 - ELECTRICAL

FIGURE 10-10. TRANSMISSION HARNESS

ITEM	PART NUMBER	QTY	DESCRIPTION	REV
	1001130754	1	TRANSMISSION HARNESS, (includes all items)	B
1	4460891	7	CONNECTOR	
1	80604018	7	WEDGE LOCK	
1	4460465	2	TERMINAL	
2	1001116995	1	CONNECTOR	
2	1001118379	1	TERMINAL	
3	4460933	1	CONNECTOR	
3	80604016	1	WEDGE LOCK	
3	4460466	7	PLUG	
3	4460465	2	TERMINAL	
3	4460944	3	TERMINAL	
4	4460970	1	CONNECTOR	
4	80604015	1	WEDGE LOCK	
4	4460466	3	PLUG	
4	4460464	3	TERMINAL	
4	4460943	6	TERMINAL	
5	4460930	1	CONNECTOR	
5	80604025	1	WEDGE LOCK	
5	4460466	5	PLUG	
5	4460944	3	TERMINAL	
6	4460935	1	CONNECTOR	
6	80604016	1	WEDGE LOCK	
6	4460465	8	TERMINAL	
6	4460466	4	PLUG	
1	4460465	2	TERMINAL	
3	4460466	7	PLUG	
3	4460465	2	TERMINAL	
4	4460466	3	PLUG	
5	4460466	5	PLUG	
6	4460465	8	TERMINAL	
6	4460466	4	PLUG	

SECTION 10 - ELECTRICAL

X54				
CONN POS	WIRE COLOR	WIRE LABEL	GAUGE	JACKET
1	WHT	005-6	1 mm ²	FLRY-B
2	CRG	005-11	1 mm ²	FLRY-B
3	CRG	005-2	1 mm ²	FLRY-B
4	GRN	008-1	1 mm ²	FLRY-B
5	GRN	009-1	1 mm ²	FLRY-B
6	GRN	013-1	1 mm ²	FLRY-B
7	GRN	016-1	1 mm ²	FLRY-B
8	GRN	021-1	1 mm ²	FLRY-B
9	GRN	032-2	1 mm ²	FLRY-B
10				
11	GRN	076-4	1 mm ²	FLRY-B
12	WHT	008-6	1 mm ²	FLRY-B
13	BLU	071-11	1 mm ²	FLRY-B
14	BLU	071-12	1 mm ²	FLRY-B
15	BLU	071-13	1 mm ²	FLRY-B
16	BLU	071-14	1 mm ²	FLRY-B
17	BLU	075-8-4	1 mm ²	FLRY-B
18	BLU	071-16	1 mm ²	FLRY-B
19	BLU	071-3-3	1 mm ²	FLRY-B
20	BLU	071-4-6	1 mm ²	FLRY-B
21	YEL	002-8-4	1 mm ²	FLRY-B
22				
23				
24				
25				
26				
27				
28				
29				
30				
31				
32				
33	BLK	000-19-2	1 mm ²	FLRY-B
34	BLK	000-30	1.5 mm ²	FLRY-B
35	BLK	000-21	1.5 mm ²	FLRY-B
36	BLK	000-22	1 mm ²	FLRY-B
37	BLK	000-23	1 mm ²	FLRY-B

X35				
CONN POS	WIRE COLOR	WIRE LABEL	GAUGE	JACKET
1	WHT	034-2-1	1 mm ²	FLRY-B
2	WHT	032-1-1	1 mm ²	FLRY-B
3	GRN	045-11	1 mm ²	FLRY-B
4	GRN	000-2	1 mm ²	FLRY-B
5	CRG	003-2	1 mm ²	FLRY-B
6	YEL	063-25	1 mm ²	FLRY-B
7	BLK	000-44	1.5 mm ²	FLRY-B
8	YEL	002-3-6	1 mm ²	FLRY-B
9				

X110				
CONN POS	WIRE COLOR	WIRE LABEL	GAUGE	JACKET
1	RED	001-1	4 mm ²	FLRY-B
2	RED	001-2	4 mm ²	FLRY-B
3	RED	001-3	4 mm ²	FLRY-B
4	RED	001-4	4 mm ²	FLRY-B

X32				
CONN POS	WIRE COLOR	WIRE LABEL	GAUGE	JACKET
1	WHT	009-5	1 mm ²	FLRY-B
2	BRN	074-8-1	1 mm ²	FLRY-B
3				
4	BLK	008-8	1 mm ²	FLRY-B
5	YEL	002-8-5	1.5 mm ²	FLRY-B
6	YEL	007-1	1 mm ²	FLRY-B
7	GRY	048-21	1 mm ²	FLRY-B
8	GRY	048-18	1 mm ²	FLRY-B
9	BRN	073-0	1 mm ²	FLRY-B
10	GRY	048-23	1 mm ²	FLRY-B
11	GRY	048-22	1 mm ²	FLRY-B
12	GRY	048-25	1 mm ²	FLRY-B
13	YEL	003-29	1 mm ²	FLRY-B
14	GRY	048-3	1 mm ²	FLRY-B
15	GRY	048-24	1 mm ²	FLRY-B
16	WHT	009-1	1 mm ²	FLRY-B
17	CRG	078-3	1 mm ²	FLRY-B
18	GRY	048-11	1 mm ²	FLRY-B
19	GRY	048-12-1	1 mm ²	FLRY-B
20	GRY	048-1	1 mm ²	FLRY-B
21				
22	WHT	008-4	1 mm ²	FLRY-B
23	WHT	009-2	1 mm ²	FLRY-B
24	WHT	009-3	1 mm ²	FLRY-B
25				
26	BLK	000-40	1 mm ²	FLRY-B
27	BLK	000-41	1 mm ²	FLRY-B
28	BLK	000-42	1.5 mm ²	FLRY-B
29	BLK	000-43	1.5 mm ²	FLRY-B
30	WHT	TWISTED CABLE 2	1 mm ²	TWPAIR
31	BLK	TWISTED CABLE 2	1 mm ²	TWPAIR
32	SHLD	CAN CABLE L 1-6	0.75 mm ²	CABLE
33	BLK	CAN CABLE L 1-6	0.75 mm ²	CABLE
34	SHLD	CAN CABLE L 1-6	0.75 mm ²	SHLD
35	GRN	047-1	1 mm ²	FLRY-B
36	GRY	048-19	1 mm ²	FLRY-B
37	GRY	048-14	1 mm ²	FLRY-B

X33				
CONN POS	WIRE COLOR	WIRE LABEL	GAUGE	JACKET
1	GRY	042-2	1 mm ²	FLRY-B
2	BLK	000-13	1 mm ²	FLRY-B
3	GRN	008-3	1 mm ²	FLRY-B
4	WHT	005-7	1 mm ²	FLRY-B
5	GRN	070-3-1	1.5 mm ²	FLRY-B
6	BLU	008-3-1	1 mm ²	FLRY-B
7	BLU	075-1	1.5 mm ²	FLRY-B
8	BLU	073-2	1.5 mm ²	FLRY-B
9	BLU	071-3-1	1 mm ²	FLRY-B
10	BLU	071-4-1	1 mm ²	FLRY-B
11	BLU	075-2	1.5 mm ²	FLRY-B
12	RED	SENSOR CABLE 1	0.75 mm ²	CABLE
13	BLK	SENSOR CABLE 1	0.75 mm ²	CABLE
14	BLU	SENSOR CABLE 1	0.75 mm ²	CABLE
15	BLU	075-8	1.5 mm ²	FLRY-B
16	GRN	005-1-1	1.5 mm ²	FLRY-B
17	BLU	071-9	1 mm ²	FLRY-B
18	SHLD	SENSOR CABLE 1	0.75 mm ²	SHLD
19	GRN	049-1-5	1 mm ²	FLRY-B
20	YEL	052-12	1 mm ²	FLRY-B
21	BLK	000-15	1.5 mm ²	FLRY-B
22	BLK	000-24	1.5 mm ²	FLRY-B
23	BLK	000-16	1.5 mm ²	FLRY-B
24	BLK	000-17	1.5 mm ²	FLRY-B

X772				
CONN POS	WIRE COLOR	WIRE LABEL	GAUGE	JACKET
1	YEL	085-3	1 mm ²	FLRY-B
2	YEL	085-4	1 mm ²	FLRY-B
3	WHT	085-2	1 mm ²	FLRY-B
4	BLK	000-62	1 mm ²	FLRY-B

X78				
CONN POS	WIRE COLOR	WIRE LABEL	GAUGE	JACKET
1	GRN	081-1	1 mm ²	FLRY-B
2	GRN	082-1	1 mm ²	FLRY-B
3	YEL	003-22	1 mm ²	FLRY-B
4	BLK	000-34	1 mm ²	FLRY-B

X106				
CONN POS	WIRE COLOR	WIRE LABEL	GAUGE	JACKET
1	BLK	000-53	4 mm ²	FLRY-B
2	BLK	000-54	4 mm ²	FLRY-B
3	BLK	000-55	4 mm ²	FLRY-B
4	BLK	000-56	4 mm ²	FLRY-B

X773				
CONN POS	WIRE COLOR	WIRE LABEL	GAUGE	JACKET
1	WHT	084-1	1 mm ²	FLRY-B
2	BLK	000-61	1 mm ²	FLRY-B

X36				
CONN POS	WIRE COLOR	WIRE LABEL	GAUGE	JACKET
1	YEL	001-0	4 mm ²	FLRY-B
2	WHT	048-0	1 mm ²	FLRY-B
3	GRN	070-3-2	1 mm ²	FLRY-B
4	YEL	002-5	1 mm ²	FLRY-B
5	GRN	070-3-2	1 mm ²	FLRY-B
6	GRN	070-3-3	1 mm ²	FLRY-B
7	BLK	000-48	4 mm ²	FLRY-B
8	GRN	058-1-2	1 mm ²	FLRY-B
9	GRN	055-1-3	1 mm ²	FLRY-B
10	YEL	075-2-3	2.5 mm ²	FLRY-B
11				
12	RED	CAN CABLE H 2-1	0.75 mm ²	CABLE
13	BLK	CAN CABLE L 2-1	0.75 mm ²	CABLE
14	SHLD	CAN CABLE 2-1	0.75 mm ²	SHLD
15	YEL	002-4	2.5 mm ²	FLRY-B
16	GRN	049-14	1 mm ²	FLRY-B

X34				
CONN POS	WIRE COLOR	WIRE LABEL	GAUGE	JACKET
1	GRN	025-1	1 mm ²	FLRY-B
2	GRN	026-1	1 mm ²	FLRY-B
3	WHT	059-1	1 mm ²	FLRY-B
4	GRN	005-1	1 mm ²	FLRY-B
5	GRN	034-1	1 mm ²	FLRY-B
6	WHT	078-2	1 mm ²	FLRY-B
7	GRN	014-1	1 mm ²	FLRY-B
8	GRN	013-1	1 mm ²	FLRY-B
9	WHT	000-3	1 mm ²	FLRY-B
10	GRN	070-2	1 mm ²	FLRY-B
11	GRN	070-2	1 mm ²	FLRY-B
12	WHT	058-4	1 mm ²	FLRY-B
13	BLK	058-6	1 mm ²	FLRY-B
14	RED	CAN CABLE H 2-2	0.75 mm ²	CABLE
15	BLK	CAN CABLE L 2-2	0.75 mm ²	CABLE
16	SHLD	CAN CABLE 2-2	0.75 mm ²	SHLD
17	AWG	SHLD		

WH65-1				
CONN POS	WIRE COLOR	WIRE LABEL	GAUGE	JACKET
1	BRN	014-6	1.5 mm ²	FLRY-B
2	BLK	000-50	1.5 mm ²	FLRY-B

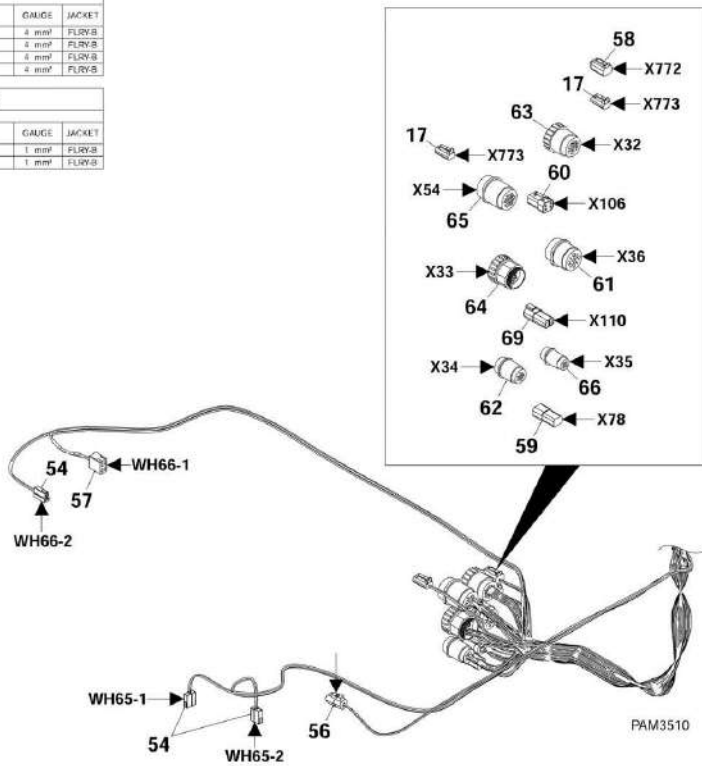
WH65-2				
CONN POS	WIRE COLOR	WIRE LABEL	GAUGE	JACKET
1	BRN	074-5	1.5 mm ²	FLRY-B
2	BLK	000-51	1.5 mm ²	FLRY-B

SW77				
CONN POS	WIRE COLOR	WIRE LABEL	GAUGE	JACKET
A	YEL	062-9-2	1 mm ²	FLRY-B
B	GRN	077-1	1 mm ²	FLRY-B

WH71				
CONN POS	WIRE COLOR	WIRE LABEL	GAUGE	JACKET
1	YEL	063-21	1.5 mm ²	FLRY-B
2	BLK	000-25	1.5 mm ²	FLRY-B

WH66-1				
CONN POS	WIRE COLOR	WIRE LABEL	GAUGE	JACKET
1	BRN	073-11	1.5 mm ²	FLRY-B
2	BLK	000-37	1.5 mm ²	FLRY-B
3	BRN	073-12	1.5 mm ²	FLRY-B
4	BRN	073-10	1.5 mm ²	FLRY-B

WH66-2				
CONN POS	WIRE COLOR	WIRE LABEL	GAUGE	JACKET
1	BRN	073-15	1.5 mm ²	FLRY-B
2	BRN	073-16	1.5 mm ²	FLRY-B



SECTION 10 - ELECTRICAL

FIGURE 10-11. CAB FLOOR HARNESS

ITEM	PART NUMBER	QTY	DESCRIPTION	REV
	1001143032	1	CAB FLOOR HARNESS, (includes all items)	B
1	1001116995	11	CONNECTOR	
1	1001118379	1	TERMINAL	
2	4461164	1	CONNECTOR	
2	1001104519	6	TERMINAL	
2	1001116716	2	TERMINAL	
2	N.S.S.	1	PLUG	
3	4461164	1	CONNECTOR	
3	1001104519	5	TERMINAL	
3	1001116716	4	TERMINAL	
3	N.S.S.	1	PLUG	
4	4461164	6	CONNECTOR	
4	1001104519	4	TERMINAL	
4	N.S.S.	4	PLUG	
5	4461164	3	CONNECTOR	
5	1001104519	6	TERMINAL	
5	N.S.S.	2	PLUG	
6	1001103012	1	CONNECTOR	
6	1001116698	2	PLUG	
6	1001116697	2	TERMINAL	
6	1001104498	2	SEAL	
7	4460894	2	CONNECTOR	
7	4460466	2	PLUG	
7	4460465	4	TERMINAL	
8	4460930	1	CONNECTOR	
8	4460465	7	TERMINAL	
8	4460466	1	PLUG	
9	4461164	1	CONNECTOR	
9	1001104519	5	TERMINAL	
9	N.S.S.	3	PLUG	
10	1001116995	2	CONNECTOR	
10	1001091751	2	BUZZER	
10	1001118379	1	TERMINAL	
11	4460367	1	CONNECTOR	
11	1001118378	11	TERMINAL	
11	N.S.S.	1	PLUG	
12	1001118685	1	CONNECTOR	
12	1001104519	4	TERMINAL	
12	1001118383	2	TERMINAL	
13	1001117121	1	CONNECTOR	
13	1001104519	2	TERMINAL	
13	N.S.S.	4	PLUG	
14	4461164	1	CONNECTOR	
14	1001104519	8	TERMINAL	
15	1001116992	1	CONNECTOR	
15	1001118382	19	TERMINAL	
15	N.S.S.	1	PLUG	
16	4460265	1	CONNECTOR	
16	1001118378	7	TERMINAL	
16	N.S.S.	1	PLUG	

SECTION 10 - ELECTRICAL

ITEM	PART NUMBER	QTY	DESCRIPTION	REV
17	4460891	2	CONNECTOR	
17	4460465	2	TERMINAL	
18	1001116993	1	CONNECTOR	
18	1001118382	14	TERMINAL	
18	N.S.S.	10	PLUG	
19	4460930	1	CONNECTOR	
19	4460465	8	TERMINAL	
19	N.S.S.	1	SHIELD	
20	4460899	1	CONNECTOR	
20	4460464	3	TERMINAL	
20	4460466	3	PLUG	
21	1001117064	1	CONNECTOR	
21	91554014	6	TERMINAL	
22	4460539	1	CONNECTOR	
22	4460465	3	TERMINAL	
23	70022833	1	DIODE	
24	4460343	1	CONNECTOR	
24	4460268	11	TERMINAL	
24	N.S.S.	1	PLUG	
25	1001117013	1	CONNECTOR	
25	4460887	4	TERMINAL	
25	N.S.S.	1	PLUG	
26	4460434	1	CONNECTOR	
26	4460268	14	TERMINAL	
26	N.S.S.	1	PLUG	
27	4460434	1	CONNECTOR	
27	4460267	14	TERMINAL	
27	N.S.S.	1	PLUG	
28	1001116982	1	CONNECTOR	
28	1001118379	1	TERMINAL	
29	1001117004	1	CONNECTOR	
29	1001116701	2	TERMINAL	
30	4460434	1	CONNECTOR	
30	4460268	11	TERMINAL	
30	N.S.S.	4	PLUG	
31	4460434	1	CONNECTOR	
31	4460267	9	TERMINAL	
31	N.S.S.	6	PLUG	
32	4460434	1	CONNECTOR	
32	4460268	15	TERMINAL	
33	4460343	1	CONNECTOR	
33	4460267	4	TERMINAL	
33	N.S.S.	8	PLUG	
34	70020190	1	DIODE	
35	4460434	1	CONNECTOR	
35	4460267	15	TERMINAL	
36	4460539	1	CONNECTOR	
36	4460942	2	TERMINAL	
36	4460465	1	TERMINAL	
36	4460466	3	SEAL	
37	1001116922	1	CONNECTOR	

SECTION 10 - ELECTRICAL

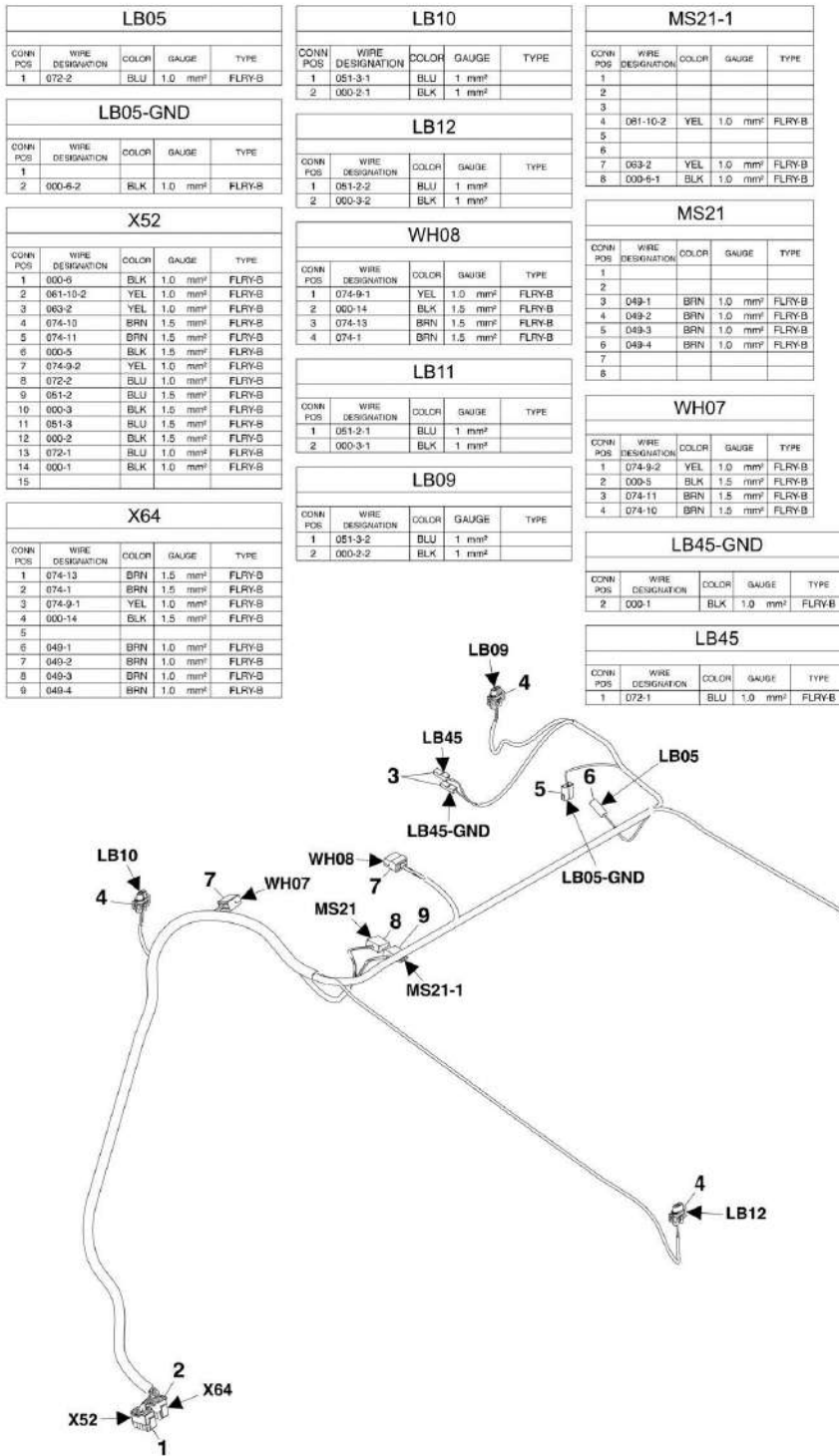
ITEM	PART NUMBER	QTY	DESCRIPTION	REV
37	4460464	7	TERMINAL	
37	4460466	2	PLUG	
37	N.S.S.	1	SHIELD	
38	4461164	2	CONNECTOR	
38	1001104519	5	TERMINAL	
38	N.S.S.	3	PLUG	
39	1001117012	1	CONNECTOR	
39	4460887	4	TERMINAL	
39	N.S.S.	1	PLUG	
40	4460874	1	TERMINAL	
40	4460905	19	PLUG	
40	4460871	16	TERMINAL	
41	461217	1	CONNECTOR	
41	4460929	5	TERMINAL	
41	4460518	1	PLUG	
42	4460875	1	CONNECTOR	
42	4460871	22	TERMINAL	
42	4460905	13	PLUG	
43	4460872	1	CONNECTOR	
43	4460905	4	PLUG	
43	4460871	10	TERMINAL	
44	4460873	1	CONNECTOR	
44	4460871	19	TERMINAL	
44	4460905	17	PLUG	
46	1001116998	2	CONNECTOR	
46	1001118387	1	TERMINAL	
47	1001117002	3	CONNECTOR	
47	1001118388	1	TERMINAL	
48	4460260	2	CONNECTOR	
48	1001118379	1	TERMINAL	
49	4460708	1	CONNECTOR	
49	4460267	14	TERMINAL	
49	N.S.S.	1	PLUG	
50	4460878	1	CONNECTOR	
50	4460887	4	TERMINAL	
51	1001113961	1	CONNECTOR	
51	4460905	3	PLUG	
51	4460871	5	TERMINAL	
52	4460876	1	CONNECTOR	
52	4460871	27	TERMINAL	
52	4460905	8	PLUG	
53	4460266	1	CONNECTOR	
53	4460267	8	TERMINAL	
53	N.S.S.	1	PLUG	
54	4460994	3	CONNECTOR	
54	1001104519	2	TERMINAL	
55	4460539	1	CONNECTOR	
55	4460466	1	PLUG	
55	4460465	2	TERMINAL	
56	4460891	1	CONNECTOR	
56	4460942	2	TERMINAL	

SECTION 10 - ELECTRICAL

ITEM	PART NUMBER	QTY	DESCRIPTION	REV
57	1001116986	1	CONNECTOR	
57	1001104519	4	TERMINAL	
58	4460884	1	CONNECTOR	
58	4460465	4	TERMINAL	
59	4460932	1	CONNECTOR	
59	4460464	4	TERMINAL	
59	4460466	4	SEAL	
60	1001116810	1	CONNECTOR	
60	4460509	4	TERMINAL	
61	1001116987	1	CONNECTOR	
61	1001116709	4	TERMINAL	
61	1001118380	11	TERMINAL	
61	1001118391	1	PLUG	
61	1001118391	16	SEAL	
62	1001116990	1	CONNECTOR	
62	1001118380	16	TERMINAL	
63	1001116978	1	CONNECTOR	
63	1001118381	36	TERMINAL	
63	1001118391	1	PLUG	
64	1001117134	1	CONNECTOR	
64	1001118381	24	TERMINAL	
65	1001116976	1	CONNECTOR	
65	1001118380	26	TERMINAL	
65	1001118391	11	PLUG	
66	1001116988	1	CONNECTOR	
66	1001118380	8	TERMINAL	
66	1001118391	1	PLUG	
66	1001118391	9	SEAL	
67	1001116997	1	CONNECTOR	
67	1001104519	5	TERMINAL	
67	N.S.S.	1	PLUG	
68	4460343	1	CONNECTOR	
68	4460268	2	TERMINAL	
68	N.S.S.	10	PLUG	
69	1001116811	1	CONNECTOR	
69	4460508	4	TERMINAL	

SECTION 10 - ELECTRICAL

FIGURE 10-12. CAB ROOF HARNESS



PAM3480

SECTION 10 - ELECTRICAL

FIGURE 10-12. CAB ROOF HARNESS

ITEM	PART NUMBER	QTY	DESCRIPTION	REV
	1001114334	1	CAB ROOF HARNESS, (includes all items)	B
1	4460434	1	CONNECTOR	
1	4460268	14	TERMINAL	
1	N.S.S.	1	PLUG	
2	4460265	1	CONNECTOR	
2	4460268	8	TERMINAL	
2	N.S.S.	1	PLUG	
3	1001116982	2	CONNECTOR	
3	1001118379	1	TERMINAL	
4	4461115	3	CONNECTOR	
4	1001103564	3	WEDGE LOCK	
4	4460746	2	TERMINAL	
4	4460458	2	SEAL	
5	4460994	1	CONNECTOR	
5	1001118379	1	TERMINAL	
6	4460260	1	CONNECTOR	
6	1001118379	1	TERMINAL	
7	1001116986	2	CONNECTOR	
7	1001118385	4	TERMINAL	
8	1001116984	1	CONNECTOR	
8	1001118386	4	TERMINAL	
8	N.S.S.	4	PLUG	
9	1001116985	1	CONNECTOR	
9	1001118386	3	TERMINAL	
9	N.S.S.	5	PLUG	

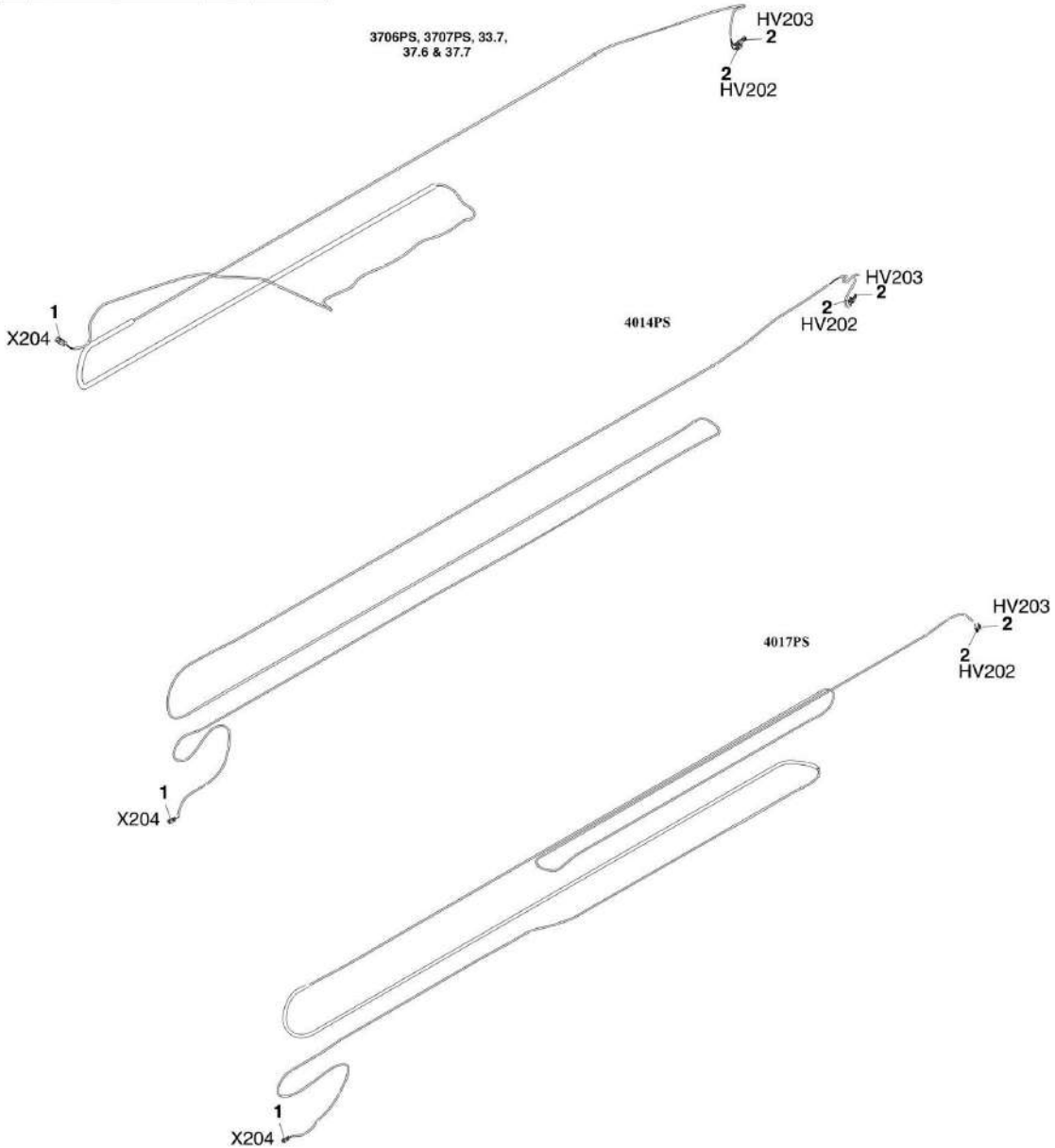
SECTION 10 - ELECTRICAL

FIGURE 10-13. BOOM HARNESS

X204 TO REAR FRAME HARNESS			
CONN. POS.	WIRE DESIGNATION	COLOR	GAUGE
1	BOOM CABLE, 4 COND.	1 BLK	1.5 mm ²
2	BOOM CABLE, 4 COND.	2 BLK	1.5 mm ²
3	BOOM CABLE, 4 COND.	3 BLK	1.5 mm ²
4	BOOM CABLE, 4 COND.	GRN/YEL	1.5 mm ²

HV202 TO QUICK COUPLER			
CONN. POS.	WIRE DESIGNATION	COLOR	GAUGE
1	BOOM CABLE, 4 COND.	3 BLK	1.5 mm ²
2	BOOM CABLE, 4 COND.	GRN/YEL	1.5 mm ²

HV203 TO AUX 1/2			
CONN. POS.	WIRE DESIGNATION	COLOR	GAUGE
1	BOOM CABLE, 4 COND.	1 BLK	1.5 mm ²
2	BOOM CABLE, 4 COND.	2 BLK	1.5 mm ²



ART_PZ8330-B

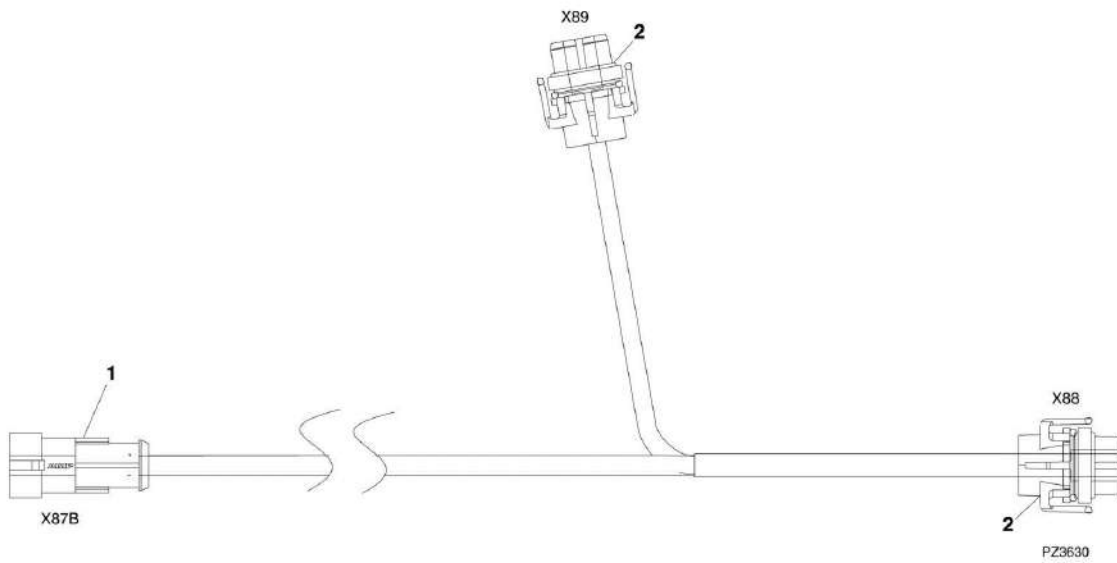
SECTION 10 - ELECTRICAL

FIGURE 10-13. BOOM HARNESS

ITEM	PART NUMBER	QTY	DESCRIPTION	REV
	1001092048	1	BOOM HARNESS, (3706PS, 3707PS, 33.7, 37.6 & 37.7), (includes all items)	E
	1001110791	1	BOOM HARNESS, (4014PS), (includes all items)	E
	1001113381	1	BOOM HARNESS, (4017PS), (includes all items)	D
1	4460932	1	CONNECTOR, (includes rear seal)	
1	80604020	1	WEDGELOCK	
1	4460464	4	TERMINAL	
2	4460891	2	PLUG CONNECTOR, (includes rear seal)	
2	77363244	1	WEDGELOCK	
2	4460465	2	CONTACT	

SECTION 10 - ELECTRICAL

FIGURE 10-14. BOOM LIGHT HARNESS



SECTION 10 - ELECTRICAL

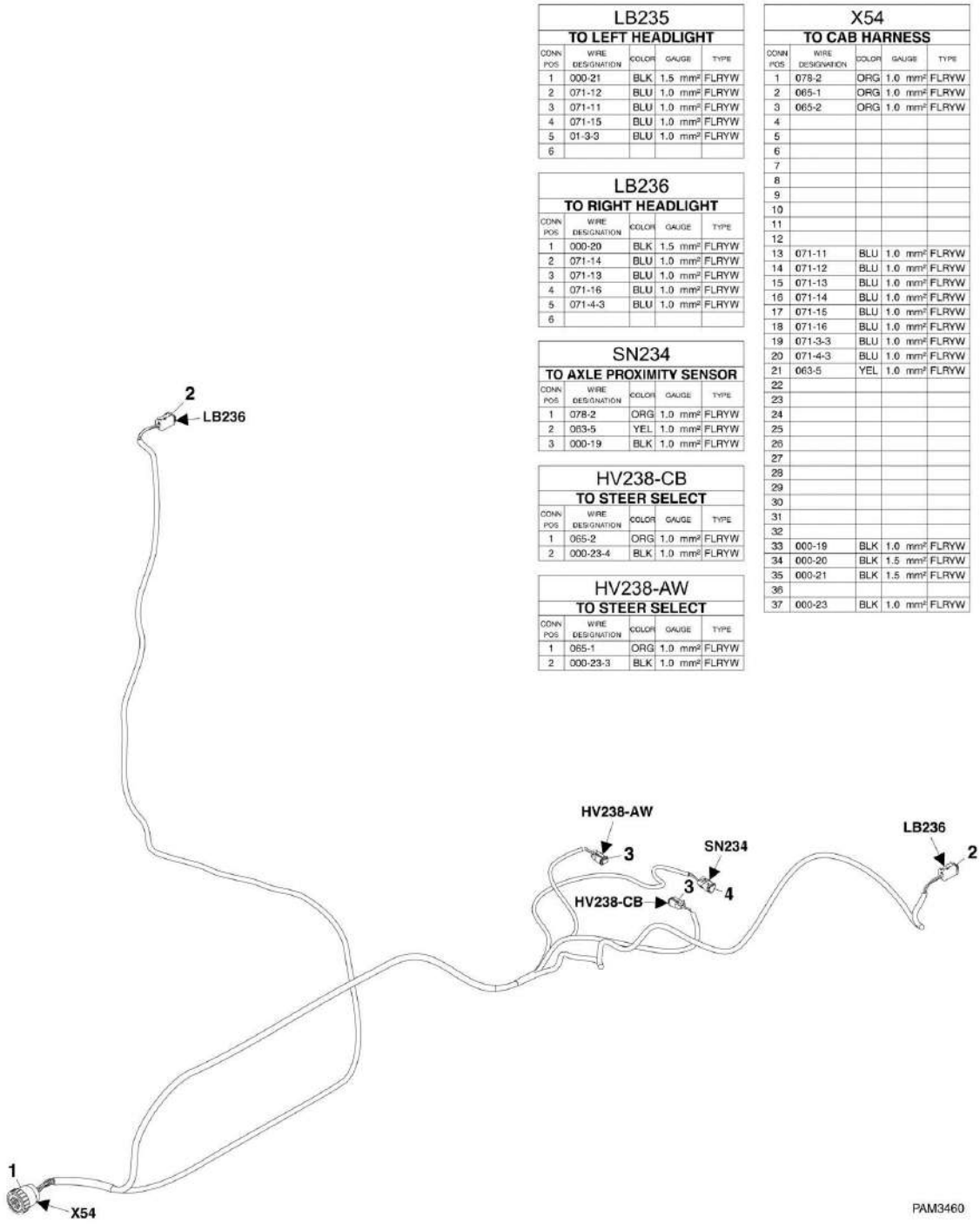
FIGURE 10-14. BOOM LIGHT HARNESS

ITEM	PART NUMBER	QTY	DESCRIPTION	REV
	1001094011	1	BOOM LIGHT HARNESS, (if equipped), (includes all items)	A
1	4461227	1	CONNECTOR	
2	4461115	2	CONNECTOR	

SECTION 10 - ELECTRICAL

FIGURE 10-15. FRONT FRAME HARNESS - 3706PS, 3707PS, 4014PS & 4017PS

3706PS, 3707PS 4014PS & 4017 PS



LB235				
TO LEFT HEADLIGHT				
CONN POS	WIRE DESIGNATION	COLOR	GAUGE	TYPE
1	000-21	BLK	1.5 mm ²	FLRYW
2	071-12	BLU	1.0 mm ²	FLRYW
3	071-11	BLU	1.0 mm ²	FLRYW
4	071-15	BLU	1.0 mm ²	FLRYW
5	01-3-3	BLU	1.0 mm ²	FLRYW
6				

LB236				
TO RIGHT HEADLIGHT				
CONN POS	WIRE DESIGNATION	COLOR	GAUGE	TYPE
1	000-20	BLK	1.5 mm ²	FLRYW
2	071-14	BLU	1.0 mm ²	FLRYW
3	071-13	BLU	1.0 mm ²	FLRYW
4	071-16	BLU	1.0 mm ²	FLRYW
5	071-4-3	BLU	1.0 mm ²	FLRYW
6				

SN234				
TO AXLE PROXIMITY SENSOR				
CONN POS	WIRE DESIGNATION	COLOR	GAUGE	TYPE
1	078-2	ORG	1.0 mm ²	FLRYW
2	083-5	YEL	1.0 mm ²	FLRYW
3	000-19	BLK	1.0 mm ²	FLRYW

HV238-CB				
TO STEER SELECT				
CONN POS	WIRE DESIGNATION	COLOR	GAUGE	TYPE
1	065-2	ORG	1.0 mm ²	FLRYW
2	000-23-4	BLK	1.0 mm ²	FLRYW

HV238-AW				
TO STEER SELECT				
CONN POS	WIRE DESIGNATION	COLOR	GAUGE	TYPE
1	085-1	ORG	1.0 mm ²	FLRYW
2	000-23-3	BLK	1.0 mm ²	FLRYW

X54				
TO CAB HARNESS				
CONN POS	WIRE DESIGNATION	COLOR	GAUGE	TYPE
1	078-2	ORG	1.0 mm ²	FLRYW
2	085-1	ORG	1.0 mm ²	FLRYW
3	065-2	ORG	1.0 mm ²	FLRYW
4				
5				
6				
7				
8				
9				
10				
11				
12				
13	071-11	BLU	1.0 mm ²	FLRYW
14	071-12	BLU	1.0 mm ²	FLRYW
15	071-13	BLU	1.0 mm ²	FLRYW
16	071-14	BLU	1.0 mm ²	FLRYW
17	071-15	BLU	1.0 mm ²	FLRYW
18	071-16	BLU	1.0 mm ²	FLRYW
19	071-3-3	BLU	1.0 mm ²	FLRYW
20	071-4-3	BLU	1.0 mm ²	FLRYW
21	063-5	YEL	1.0 mm ²	FLRYW
22				
23				
24				
25				
26				
27				
28				
29				
30				
31				
32				
33	000-19	BLK	1.0 mm ²	FLRYW
34	000-20	BLK	1.5 mm ²	FLRYW
35	000-21	BLK	1.5 mm ²	FLRYW
36				
37	000-23	BLK	1.0 mm ²	FLRYW

PAM3460

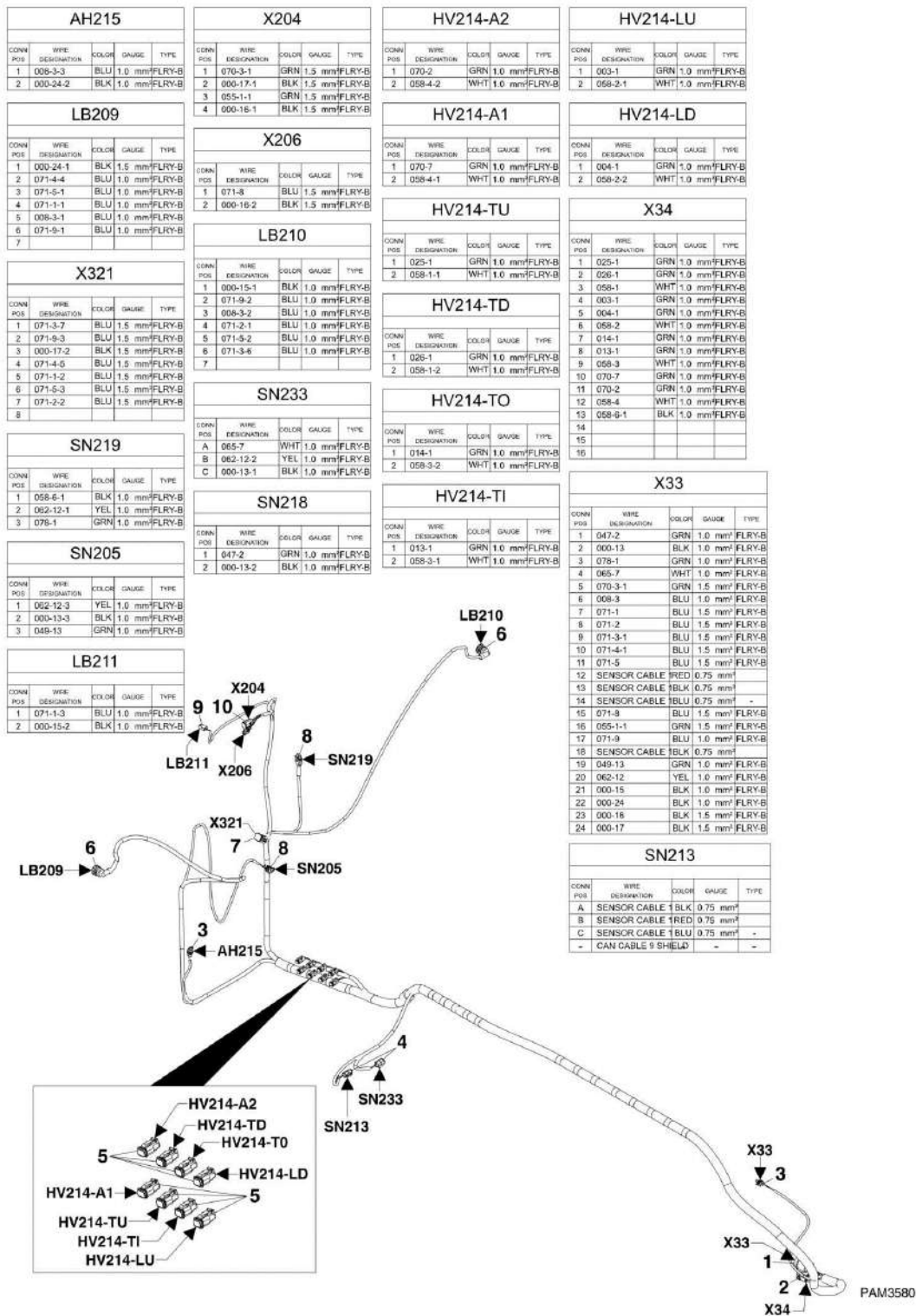
SECTION 10 - ELECTRICAL

FIGURE 10-15. FRONT FRAME HARNESS - 3706PS, 3707PS, 4014PS & 4017PS

ITEM	PART NUMBER	QTY	DESCRIPTION	REV
	1001090727	1	FRONT FRAME HARNESS, (includes all items)	C
1	1001116978	1	CONNECTOR	
1	1001118381	16	TERMINAL	
1	1001118391	21	PLUG	
2	4460894	2	CONNECTOR	
2	80604023	2	WEDGE LOCK	
2	4460465	5	TERMINAL	
2	4460466	1	PLUG	
3	4460891	2	CONNECTOR	
3	80604018	2	WEDGE LOCK	
3	4460465	2	TERMINAL	
4	4460539	1	CONNECTOR	
4	77363244	1	WEDGE LOCK	
4	4460465	3	TERMINAL	

SECTION 10 - ELECTRICAL

FIGURE 10-16. REAR FRAME HARNESS



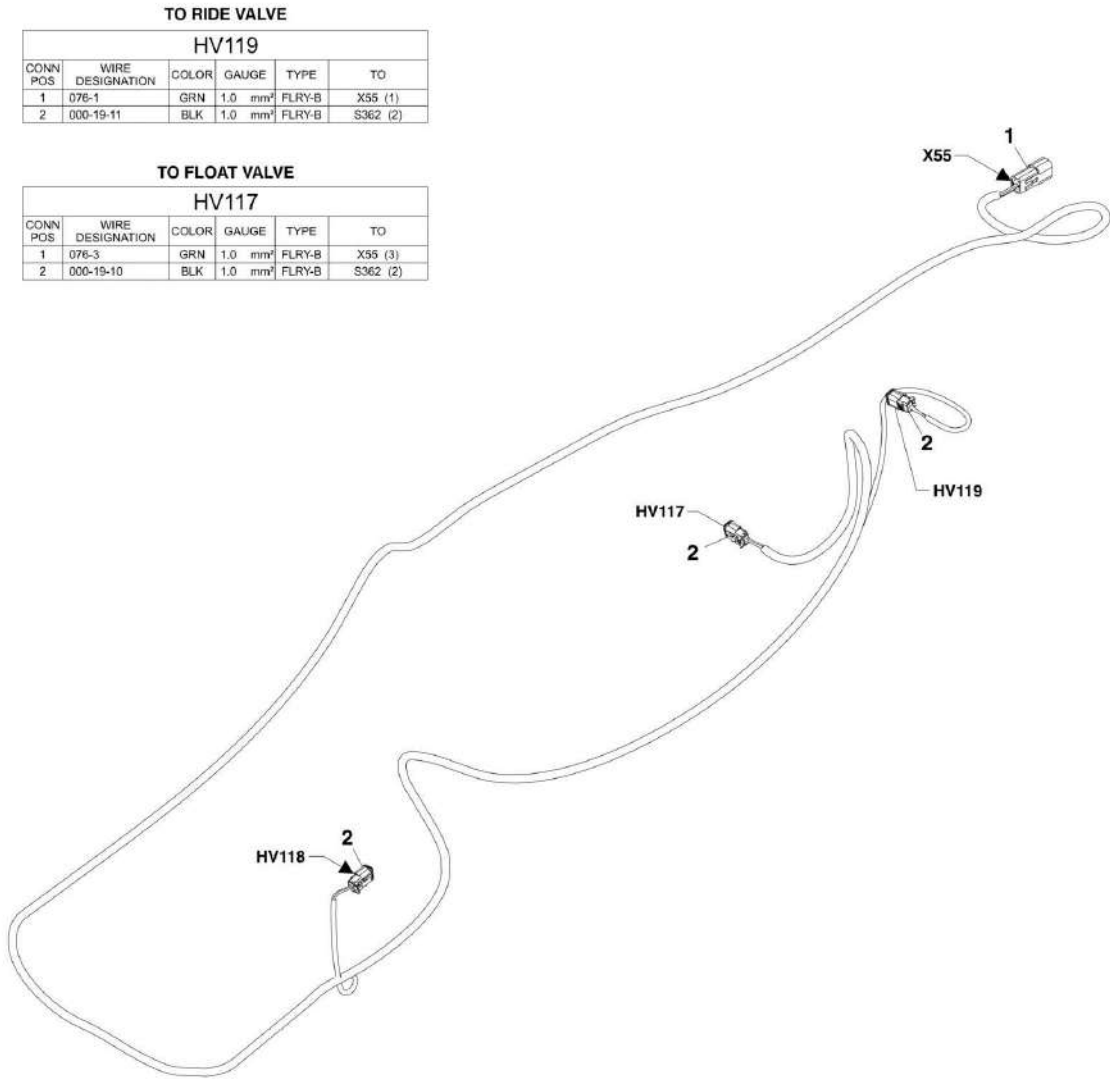
SECTION 10 - ELECTRICAL

FIGURE 10-16. REAR FRAME HARNESS

ITEM	PART NUMBER	QTY	DESCRIPTION	REV
	1001120969	1	REAR FRAME HARNESS, (includes all items)	A
1	4461131	1	CONNECTOR	
1	1001118380	24	TERMINAL	
2	1001116977	1	CONNECTOR	
2	1001118381	13	TERMINAL	
2	N.S.S.	3	PLUG	
3	4461118	3	CONNECTOR	
3	1001116697	2	TERMINAL	
4	4460539	2	CONNECTOR	
4	77363244	2	WEDGE LOCK	
4	4460465	3	TERMINAL	
5	4460891	8	CONNECTOR	
5	80604018	8	WEDGE LOCK	
5	4460465	2	TERMINAL	
6	1001116996	2	CONNECTOR	
6	7028639	2	BOOT	
6	1001118392	1	TERMINAL	
6	1001118393	5	TERMINAL	
6	1001137578	5	SEAL	
6	4461008	1	PLUG	
7	4460930	1	CONNECTOR	
7	80604025	1	WEDGE LOCK	
7	4460464	7	TERMINAL	
7	4460966	1	PLUG	
8	4461262	2	CONNECTOR	
8	1001116697	3	TERMINAL	
8	1001104498	3	SEAL	
9	1001117133	1	CONNECTOR	
9	1001104519	2	TERMINAL	
10	4460884	1	CONNECTOR	
10	80604021	1	WEDE LOCK	
10	4460465	4	TERMINAL	

SECTION 10 - ELECTRICAL

FIGURE 10-17. RIDE AND FLOAT CHASSIS SIDE HARNESS - 3706PS, 3707PS, 33.7, 37.6 & 37.7



TO RIDE VALVE

HV119					
CONN POS	WIRE DESIGNATION	COLOR	GAUGE	TYPE	TO
1	076-1	GRN	1.0 mm ²	FLRY-B	X55 (1)
2	000-19-11	BLK	1.0 mm ²	FLRY-B	S362 (2)

TO FLOAT VALVE

HV117					
CONN POS	WIRE DESIGNATION	COLOR	GAUGE	TYPE	TO
1	076-3	GRN	1.0 mm ²	FLRY-B	X55 (3)
2	000-19-10	BLK	1.0 mm ²	FLRY-B	S362 (2)

TO CONTROLLER HARNESS

X55					
CONN POS	WIRE DESIGNATION	COLOR	GAUGE	TYPE	TO
1	076-1	GRN	1.0 mm ²	FLRY-B	HV119 (1)
2	076-2	GRN	1.0 mm ²	FLRY-B	HV118 (1)
3	076-3	GRN	1.0 mm ²	FLRY-B	HV117 (1)
4	000-19-8	BLK	1.5 mm ²	FLRY-B	S362 (1)

TO MAIN CONTROL VENT VALVE

HV118					
CONN POS	WIRE DESIGNATION	COLOR	GAUGE	TYPE	TO
1	076-2	GRN	1.0 mm ²	FLRY-B	X55 (2)
2	000-19-9	BLK	1.0 mm ²	FLRY-B	S362 (1)

PZ8360

SECTION 10 - ELECTRICAL

FIGURE 10-17. RIDE AND FLOAT CHASSIS SIDE HARNESS - 3706PS, 3707PS, 33.7, 37.6 & 37.7

ITEM	PART NUMBER	QTY	DESCRIPTION	REV
	1001107182	1	RIDE AND FLOAT CHASSIS SIDE HARNESS, (includes all items) (3707PS Prior to SN 1160008184)	B
	1001109525	1	RIDE AND FLOAT CHASSIS SIDE HARNESS, (includes all items), (3706PS & 37.6) (3707PS SN 1160008184 to Present)	B
1	4460932	1	CONNECTOR, (includes rear seal)	
1	80604020	1	WEDGE LOCK	
1	4460464	4	TERMINAL	
2	4460891	3	PLUG CONNECTOR, (includes rear seal)	
2	80604018	1	WEDGE LOCK	
2	4460465	2	TERMINAL	

SECTION 10 - ELECTRICAL

FIGURE 10-18. RIDE AND FLOAT CAB HARNESS

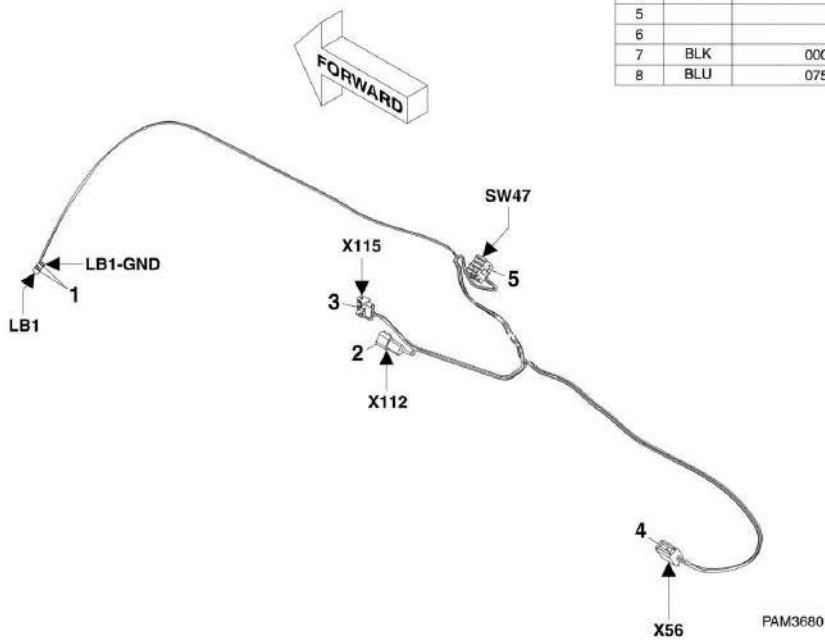
LB1-GND				
CONN POS	WIRE COLOR	WIRE LABEL	GAUGE	JACKET
2	BLK	000-19-7	1 mm ²	FLRY-B

LB1				
CONN POS	WIRE COLOR	WIRE LABEL	GAUGE	JACKET
1	LGR	047-1	1 mm ²	FLRY-B

X112				
CONN POS	WIRE COLOR	WIRE LABEL	GAUGE	JACKET
A	YEL	063-11	1.5 mm ²	FLRY-B
B	BLK	000-19-3	1.5 mm ²	FLRY-B
C	BLU	075-9-16	1 mm ²	FLRY-B

X56				
CONN POS	WIRE COLOR	WIRE LABEL	GAUGE	JACKET
1	LGR	047-1	1 mm ²	FLRY-B
2	WHT	TWISTED PAIR 1	1 mm ²	FLRY-B
3	BLK	TWISTED PAIR 1	1 mm ²	FLRY-B
4	LGR	049-1	1 mm ²	FLRY-B
5	BLK	000-19-4	1.5 mm ²	FLRY-B
6	YEL	063-11-1	1 mm ²	FLRY-B
7				
8				

SW47				
CONN POS	WIRE COLOR	WIRE LABEL	GAUGE	JACKET
1				
2	YEL	063-11-2	1 mm ²	FLRY-B
3	LGR	049-1	1 mm ²	FLRY-B
4				
5				
6				
7	BLK	000-19-6	1 mm ²	FLRY-B
8	BLU	075-9-16	1 mm ²	FLRY-B



SECTION 10 - ELECTRICAL

FIGURE 10-18. RIDE AND FLOAT CAB HARNESS

ITEM	PART NUMBER	QTY	DESCRIPTION	REV
	1001143050	1	RIDE AND FLOAT CAB HARNESS, (includes all items)	A
1	1001116995	2	CONNECTOR	
1	1001118379	1	TERMINAL	
2	4460536	1	CONNECTOR	
2	80604019	1	WEDGE LOCK	
2	4460464	3	TERMINAL	
3	1001119032	1	CONNECTOR	
3	4460267	4	TERMINAL	
4	4460930	1	CONNECTOR	
4	80604025	1	WEDGE LOCK	
4	4460465	6	TERMINAL	
4	4460466	2	PLUG	
5	8220904	1	CONNECTOR	
5	1001104519	4	TERMINAL	
5	N.S.S.	4	PLUG	

SECTION 10 - ELECTRICAL

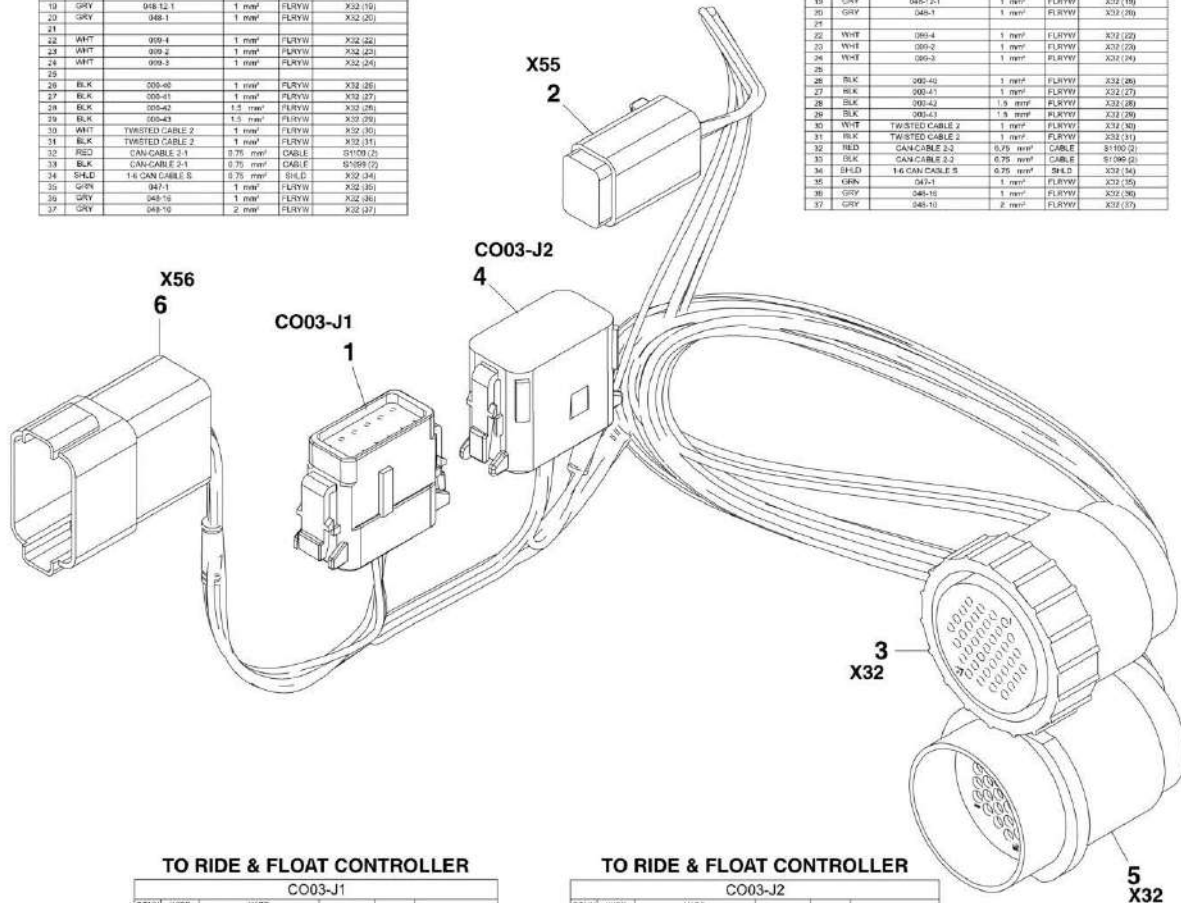
FIGURE 10-19. RIDE AND FLOAT CONTROLLER HARNESS

TO CAB HARNESS

X32					
CONN. POS.	WIRE COLOR	WIRE LABEL	GAUGE	JACKET	TO
1	WHT	099-5	1 mm²	FLRYW	X32 (1)
2	BRN	074-6-1	1 mm²	FLRYW	X32 (2)
3	BRN	073-15-2	1 mm²	FLRYW	X32 (3)
4	BLK	068-8	1 mm²	FLRYW	X32 (4)
5	YEL	062-9-3	1.5 mm²	FLRYW	X32 (5)
6	YEL	097-1	1 mm²	FLRYW	X32 (6)
7	GRY	048-21	1 mm²	FLRYW	X32 (7)
8	GRY	048-18	1 mm²	FLRYW	X32 (8)
9	BRN	073-3	1 mm²	FLRYW	X32 (9)
10	WHT	048-23	1 mm²	FLRYW	X32 (10)
11	GRY	048-22	1 mm²	FLRYW	X32 (11)
12	GRY	048-25	1 mm²	FLRYW	X32 (12)
13	YEL	063-28	1 mm²	FLRYW	X32 (13)
14	GRY	048-3	1 mm²	FLRYW	X32 (14)
15	GRY	048-24	1 mm²	FLRYW	X32 (15)
16	WHT	099-1	1 mm²	FLRYW	X32 (16)
17	ORG	078-3	1 mm²	FLRYW	X32 (17)
18	GRY	048-11	1 mm²	FLRYW	X32 (18)
19	GRY	048-12-1	1 mm²	FLRYW	X32 (19)
20	GRY	048-1	1 mm²	FLRYW	X32 (20)
21	WHT	099-4	1 mm²	FLRYW	X32 (21)
22	WHT	099-2	1 mm²	FLRYW	X32 (22)
23	WHT	099-3	1 mm²	FLRYW	X32 (23)
24	WHT	099-3	1 mm²	FLRYW	X32 (24)
25	BLK	055-45	1 mm²	FLRYW	X32 (25)
26	BLK	050-41	1 mm²	FLRYW	X32 (26)
27	BLK	050-42	1.5 mm²	FLRYW	X32 (27)
28	BLK	050-43	1.5 mm²	FLRYW	X32 (28)
29	BLK	050-44	1.5 mm²	FLRYW	X32 (29)
30	WHT	TWISTED CABLE 2	1 mm²	FLRYW	X32 (30)
31	BLK	TWISTED CABLE 2	1 mm²	FLRYW	X32 (31)
32	RED	CAN CABLE 2-1	0.75 mm²	CABLE	S1100 (2)
33	BLK	CAN CABLE 2-1	0.75 mm²	CABLE	S1100 (2)
34	SHLD	1-6 CAN CABLE S	0.75 mm²	SHLD	X32 (34)
35	GRN	047-1	1 mm²	FLRYW	X32 (35)
36	GRY	048-10	1 mm²	FLRYW	X32 (36)
37	GRY	048-10	2 mm²	FLRYW	X32 (37)

TO ENGINE HARNESS

X32					
CONN. POS.	WIRE COLOR	WIRE LABEL	GAUGE	JACKET	TO
1	WHT	099-5	1 mm²	FLRYW	X32 (1)
2	BRN	074-6-1	1 mm²	FLRYW	X32 (2)
3	BRN	073-15-2	1 mm²	FLRYW	X32 (3)
4	BLK	068-8	1 mm²	FLRYW	X32 (4)
5	YEL	062-9-3	1.5 mm²	FLRYW	X32 (5)
6	YEL	097-1	1 mm²	FLRYW	X32 (6)
7	GRY	048-21	1 mm²	FLRYW	X32 (7)
8	GRY	048-18	1 mm²	FLRYW	X32 (8)
9	BRN	073-3	1 mm²	FLRYW	X32 (9)
10	WHT	048-23	1 mm²	FLRYW	X32 (10)
11	GRY	048-22	1 mm²	FLRYW	X32 (11)
12	GRY	048-25	1 mm²	FLRYW	X32 (12)
13	YEL	063-28	1 mm²	FLRYW	X32 (13)
14	GRY	048-3	1 mm²	FLRYW	X32 (14)
15	GRY	048-24	1 mm²	FLRYW	X32 (15)
16	WHT	099-1	1 mm²	FLRYW	X32 (16)
17	ORG	078-3	1 mm²	FLRYW	X32 (17)
18	GRY	048-11	1 mm²	FLRYW	X32 (18)
19	GRY	048-12-1	1 mm²	FLRYW	X32 (19)
20	GRY	048-1	1 mm²	FLRYW	X32 (20)
21	WHT	099-4	1 mm²	FLRYW	X32 (21)
22	WHT	099-2	1 mm²	FLRYW	X32 (22)
23	WHT	099-3	1 mm²	FLRYW	X32 (23)
24	WHT	099-3	1 mm²	FLRYW	X32 (24)
25	BLK	050-40	1 mm²	FLRYW	X32 (25)
26	BLK	050-41	1 mm²	FLRYW	X32 (26)
27	BLK	050-42	1.5 mm²	FLRYW	X32 (27)
28	BLK	050-43	1.5 mm²	FLRYW	X32 (28)
29	BLK	050-44	1.5 mm²	FLRYW	X32 (29)
30	WHT	TWISTED CABLE 2	1 mm²	FLRYW	X32 (30)
31	BLK	TWISTED CABLE 2	1 mm²	FLRYW	X32 (31)
32	RED	CAN CABLE 2-1	0.75 mm²	CABLE	S1100 (2)
33	BLK	CAN CABLE 2-2	0.75 mm²	CABLE	S1100 (2)
34	SHLD	1-6 CAN CABLE S	0.75 mm²	SHLD	X32 (34)
35	GRN	047-1	1 mm²	FLRYW	X32 (35)
36	GRY	048-10	1 mm²	FLRYW	X32 (36)
37	GRY	048-10	2 mm²	FLRYW	X32 (37)



TO RIDE & FLOAT CONTROLLER

CO03-J1					
CONN. POS.	WIRE COLOR	WIRE LABEL	GAUGE	JACKET	TO
1	YEL	063-11-1	0.5 mm²	FLRYB	X56 (8)
2	BLK	050-16-1	0.5 mm²	FLRYB	S377 (2)
3	LGR	048-1	0.5 mm²	FLRYB	X56 (9)
4					
5					
6					
7	GRN	078-1	0.5 mm²	FLRYB	X55 (1)
8	GRN	076-2	0.5 mm²	FLRYB	X55 (2)
9	GRN	076-3	0.5 mm²	FLRYB	X55 (3)
10					
11	LGR	047-1	0.5 mm²	FLRYB	X56 (1)
12					

TO RIDE & FLOAT CONTROLLER

CO03-J2					
CONN. POS.	WIRE COLOR	WIRE LABEL	GAUGE	JACKET	TO
1					
2					
3					
4					
5					
6					
7					
8					
9	RED	CAN CABLE S	0.75 mm²	CABLE	S1100 (1)
10	BLK	CAN CABLE S	0.75 mm²	CABLE	S1100 (1)
11	WHT	TWISTED PAIR 1	0.5 mm²	FLRYB	X56 (2)
12	BLK	TWISTED PAIR 1	0.5 mm²	FLRYB	X56 (2)

TO CHASSIS HARNESS

X55					
CONN. POS.	WIRE COLOR	WIRE LABEL	GAUGE	JACKET	TO
1	GRN	078-1	0.5 mm²	FLRYB	CO03-J1 (7)
2	GRN	076-2	0.5 mm²	FLRYB	CO03-J1 (8)
3	GRN	076-3	0.5 mm²	FLRYB	CO03-J1 (9)
4	BLK	050-16-4	1.5 mm²	FLRYB	S377 (2)

TO CAB HARNESS

X56					
CONN. POS.	WIRE COLOR	WIRE LABEL	GAUGE	JACKET	TO
1	LGR	048-1	0.5 mm²	FLRYB	CO03-J1 (5)
2	WHT	TWISTED PAIR 1	0.5 mm²	FLRYB	CO03-J1 (1)
3	BLK	TWISTED PAIR 1	0.5 mm²	FLRYB	CO03-J1 (2)
4	LGR	048-1	0.5 mm²	FLRYB	CO03-J1 (5)
5	BLK	050-16-4	1.5 mm²	FLRYB	S377 (2)
6	YEL	063-11-1	0.5 mm²	FLRYB	CO03-J1 (8)
7					
8					

ART_1001143047-B

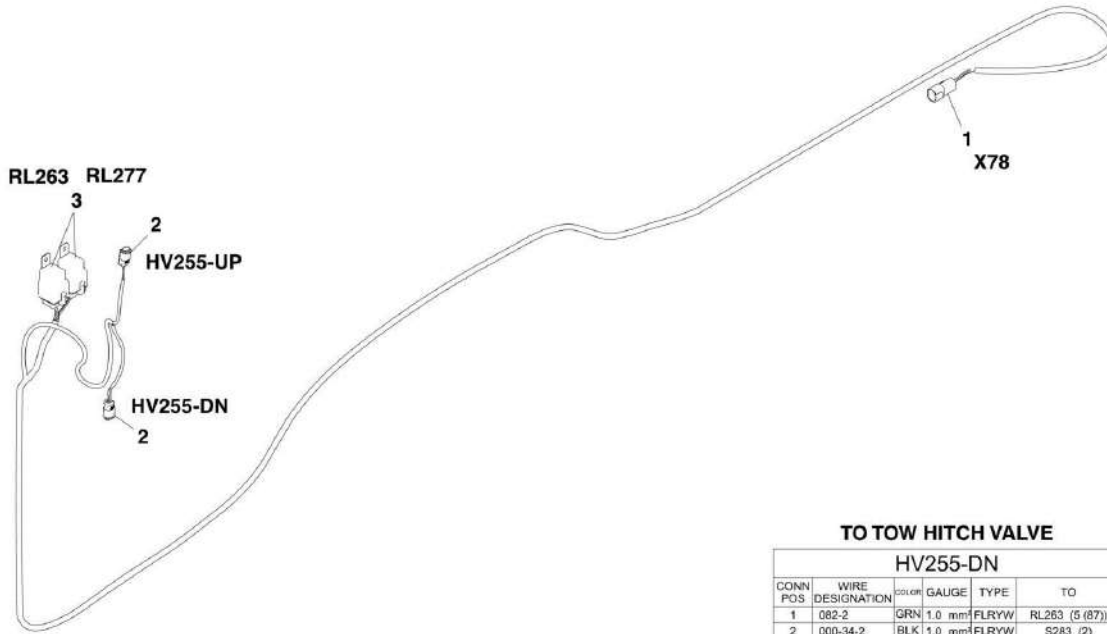
SECTION 10 - ELECTRICAL

FIGURE 10-19. RIDE AND FLOAT CONTROLLER HARNESS

ITEM	PART NUMBER	QTY	DESCRIPTION	REV
	1001143047	1	RIDE AND FLOAT CONTROLLER HARNESS, (includes all items)	B
1	1001116808	1	PLUG CONNECTOR, (includes rear seal)	
1	4460909	1	HOUSING	
1	4460915	1	WEDGE LOCK	
1	4460928	7	TERMINAL	
1	4460518	5	PLUG	
2	4460884	1	PLUG CONNECTOR, (includes rear seal)	
2	80604021	1	WEDGE LOCK	
2	4460465	4	TERMINAL	
3	1001116978	1	CONNECTOR PLUG	
3	1001118381	35	TERMINAL	
3	1001118391	3	PLUG	
4	1001116774	1	CONNECTOR PLUG, (includes rear seal)	
4	4460908	1	HOUSING	
4	4460915	1	WEDGE LOCK	
4	4460518	8	PLUG	
4	4460918	2	TERMINAL	
4	4460928	2	TERMINAL	
5	1001116976	1	CONNECTOR	
5	1001118380	35	TERMINAL	
5	1001118391	3	PLUG	
6	4460931	1	CONNECTOR, (includes rear seal)	
6	80604024	1	WEDGE LOCK	
6	4460464	6	TERMINAL	
6	4460466	2	PLUG	

SECTION 10 - ELECTRICAL

FIGURE 10-20. TOW HITCH HARNESS



TO TOW HITCH VALVE

HV255-DN					
CONN POS	WIRE DESIGNATION	COLOR	GAUGE	TYPE	TO
1	082-2	GRN	1.0 mm ²	FLRYW	RL263 (5 (87))
2	000-34-2	BLK	1.0 mm ²	FLRYW	S283 (2)

TO TOW HITCH VALVE

HV255-UP					
CONN POS	WIRE DESIGNATION	COLOR	GAUGE	TYPE	TO
1	081-2	GRN	1.0 mm ²	FLRYW	RL277 (5 (87))
2	000-34-1	BLK	1.0 mm ²	FLRYW	S283 (2)

TO CAB HARNESS

X78					
CONN POS	WIRE DESIGNATION	COLOR	GAUGE	TYPE	TO
1	081-1	GRN	1.0 mm ²	FLRYW	RL277 (1 (86))
2	082-1	GRN	1.0 mm ²	FLRYW	RL263 (1 (86))
3	063-22	YEL	1.0 mm ²	FLRYW	S278 (1)
4	000-34	BLK	1.0 mm ²	FLRYW	S283 (1)

TO RELAY

RL263					
CONN POS	WIRE DESIGNATION	COLOR	GAUGE	TYPE	TO
1 (86)	082-1	GRN	1.0 mm ²	FLRYW	X78 (2)
2 (85)	000-34-3	BLK	1.0 mm ²	FLRYW	S283 (2)
3 (30)	063-22-2	YEL	1.0 mm ²	FLRYW	S278 (2)
4	N/C				
5 (87)	082-2	GRN	1.0 mm ²	FLRYW	HV255-DN (1)

TO RELAY

RL277					
CONN POS	WIRE DESIGNATION	COLOR	GAUGE	TYPE	TO
1 (86)	081-1	GRN	1.0 mm ²	FLRYW	X78 (1)
2 (85)	000-34-4	BLK	1.0 mm ²	FLRYW	S283 (2)
3 (30)	063-22-1	YEL	1.0 mm ²	FLRYW	S278 (2)
4	N/C				
5 (87)	081-2	GRN	1.0 mm ²	FLRYW	HV255-UP (1)

PZ7720

SECTION 10 - ELECTRICAL

FIGURE 10-20. TOW HITCH HARNESS

ITEM	PART NUMBER	QTY	DESCRIPTION	REV
	1001094593	1	TOW HITCH HARNESS, (includes all items)	A
1	4460884	1	PLUG CONNECTOR, (includes rear seal)	
1	80604021	1	SECONDARY WEDGE LOCK	
1	4460465	4	TERMINAL	
2	4460891	2	PLUG CONNECTOR, (includes rear seal)	
2	80604018	1	SECONDARY WEDGE LOCK	
2	4460465	2	TERMINAL	
3	1001117025	2	CONNECTOR	
3	1001116733	3	TERMINAL	
3	3740080	1	RELAY	

SECTION 10 - ELECTRICAL

FIGURE 10-21. TRAILER BRAKE CAB HARNESS, ITALIAN

TO TRAILER BRAKE LAMP
LB50_1

CONN POS	WIRE COLOR	WIRE LABEL	GAUGE	JACKET	TO
1	BLU	047-21	1 mm ²	FLRY-B	X120A (2)

TO TRAILER BRAKE LAMP
LB50_2

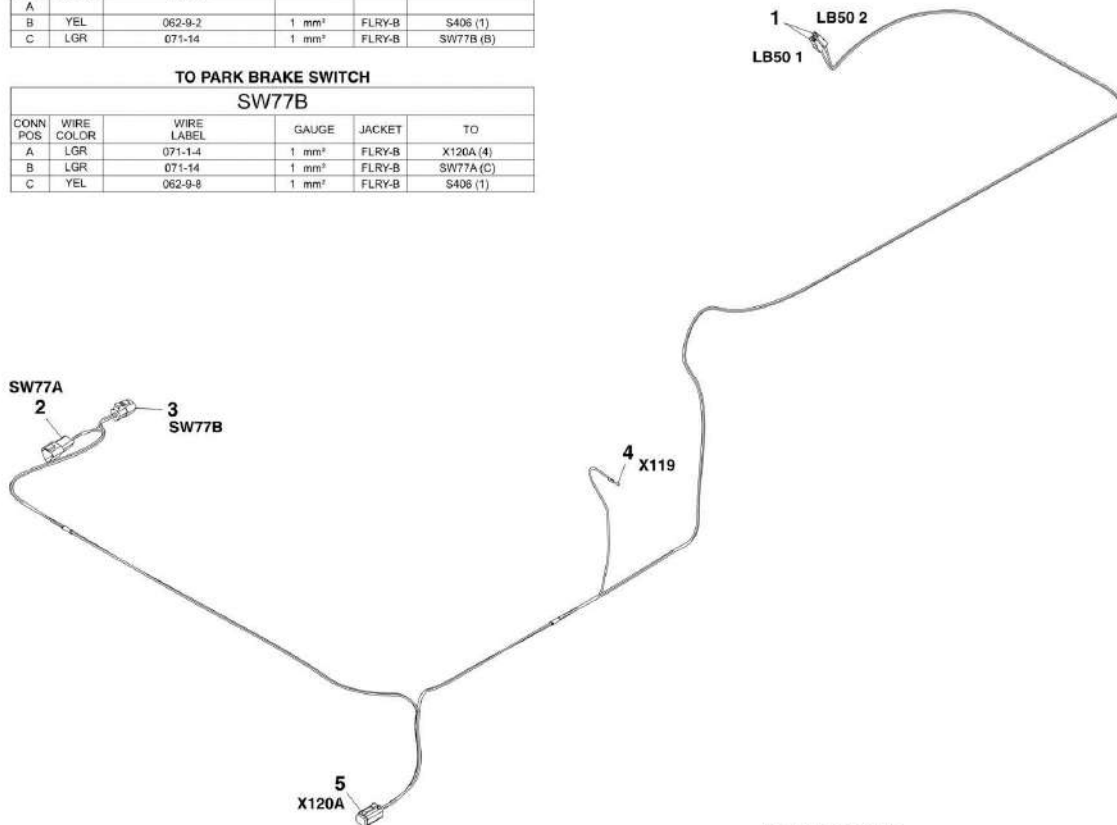
CONN POS	WIRE COLOR	WIRE LABEL	GAUGE	JACKET	TO
2	BLK	000-58-1	1 mm ²	FLRY-B	S405 (1)

TO CAB HARNESS
SW77A

CONN POS	WIRE COLOR	WIRE LABEL	GAUGE	JACKET	TO
A					
B	YEL	062-9-2	1 mm ²	FLRY-B	S406 (1)
C	LGR	071-14	1 mm ²	FLRY-B	SW77B (B)

TO PARK BRAKE SWITCH
SW77B

CONN POS	WIRE COLOR	WIRE LABEL	GAUGE	JACKET	TO
A	LGR	071-1-4	1 mm ²	FLRY-B	X120A (4)
B	LGR	071-14	1 mm ²	FLRY-B	SW77A (C)
C	YEL	062-9-8	1 mm ²	FLRY-B	S406 (1)



TO UGM GROUND
X119

CONN POS	WIRE COLOR	WIRE LABEL	GAUGE	JACKET	TO
J2-28	BLK	000-58	1 mm ²	FLRY-B	S405 (1)

TO TRAILER BRAKE CHASSIS HARNESS
X120A

CONN POS	WIRE COLOR	WIRE LABEL	GAUGE	JACKET	TO
1	YEL	062-9-9	1 mm ²	FLRY-B	S406 (2)
2	BLU	047-21	1 mm ²	FLRY-B	LB50_1 (1)
3	BLK	000-58-2	1 mm ²	FLRY-B	S405 (2)
4	LGR	071-1-4	1 mm ²	FLRY-B	SW77B (A)

PZ7780

SECTION 10 - ELECTRICAL

FIGURE 10-21. TRAILER BRAKE CAB HARNESS, ITALIAN

ITEM	PART NUMBER	QTY	DESCRIPTION	REV
	1001117921	1	TRAILER BRAKE CAB HARNESS	C
1	1001116995	2	FASTON HOUSING	
1	1001118379	1	TERMINAL	
2	4460536	1	3 PIN MALE TERMINAL, (includes rear seal)	
2	80604019	1	SECONDARY WEDGE LOCK	
2	4460466	1	PLUG	
2	4460464	2	TERMINAL	
3	4460539	1	3 PIN CONNECTOR, (includes rear seal)	
3	80604019	1	SECONDARY WEDGE LOCK	
3	4460465	3	TERMINAL	
4	4460871	1	TERMINAL	
5	4460884	1	PLUG CONNECTOR, (includes rear seal)	
5	80604021	1	SECONDARY WEDGE LOCK	
5	4460465	4	TERMINAL	

SECTION 10 - ELECTRICAL

FIGURE 10-22. TRAILER BRAKE CHASSIS HARNESS, ITALIAN

TO TRAILER BRAKE PRESSURE SWITCH
SN400-1

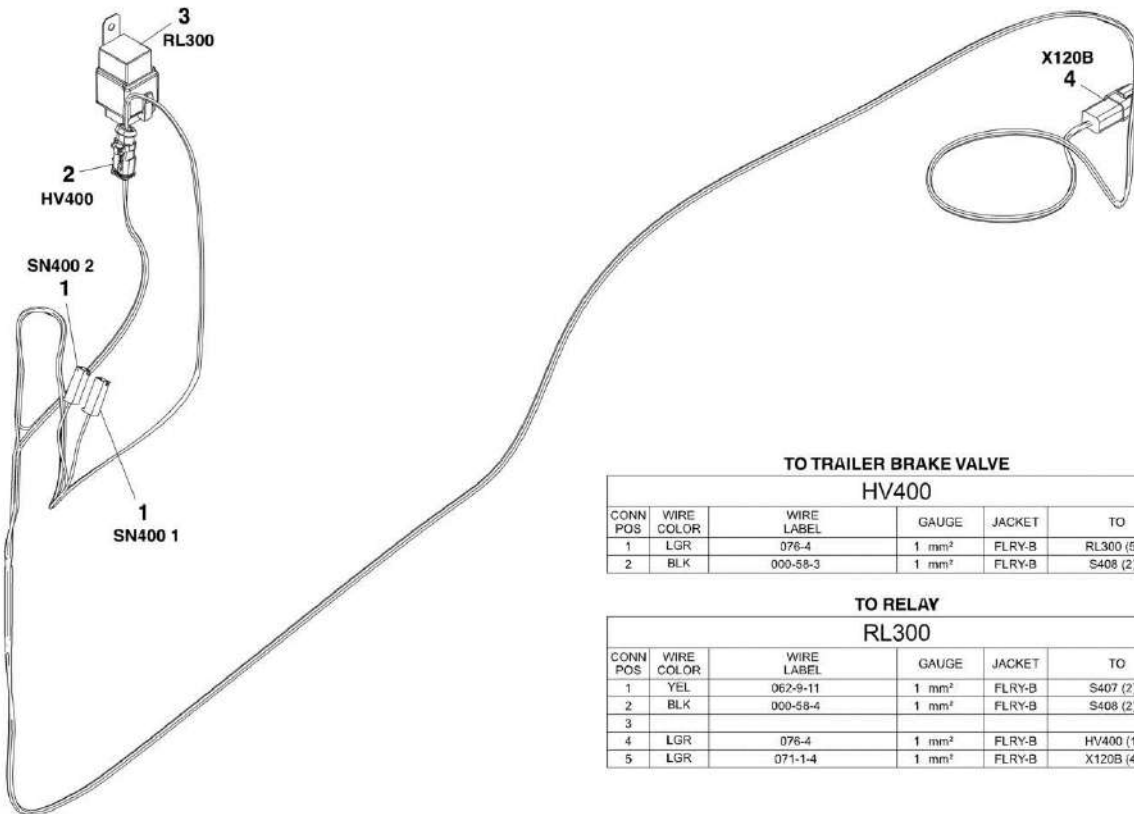
CONN POS	WIRE COLOR	WIRE LABEL	GAUGE	JACKET	TO
1	YEL	062-9-10	1 mm ²	FLRY-B	S407 (2)

TO TRAILER BRAKE PRESSURE SWITCH
SN400-2

CONN POS	WIRE COLOR	WIRE LABEL	GAUGE	JACKET	TO
1	BLU	047-21	1 mm ²	FLRY-B	X120B (2)

TO TRAILER BRAKE CAB HARNESS
X120B

CONN POS	WIRE COLOR	WIRE LABEL	GAUGE	JACKET	TO
1	YEL	062-9-9	1 mm ²	FLRY-B	S407 (1)
2	BLU	047-21	1 mm ²	FLRY-B	SN400-2 (1)
3	BLK	000-58-2	1 mm ²	FLRY-B	S408 (1)
4	LGR	071-1-4	1 mm ²	FLRY-B	RL300 (5)



TO TRAILER BRAKE VALVE
HV400

CONN POS	WIRE COLOR	WIRE LABEL	GAUGE	JACKET	TO
1	LGR	076-4	1 mm ²	FLRY-B	RL300 (5)
2	BLK	000-58-3	1 mm ²	FLRY-B	S408 (2)

TO RELAY
RL300

CONN POS	WIRE COLOR	WIRE LABEL	GAUGE	JACKET	TO
1	YEL	062-9-11	1 mm ²	FLRY-B	S407 (2)
2	BLK	000-58-4	1 mm ²	FLRY-B	S408 (2)
3					
4	LGR	076-4	1 mm ²	FLRY-B	HV400 (1)
5	LGR	071-1-4	1 mm ²	FLRY-B	X120B (4)

ART_1001117922-D

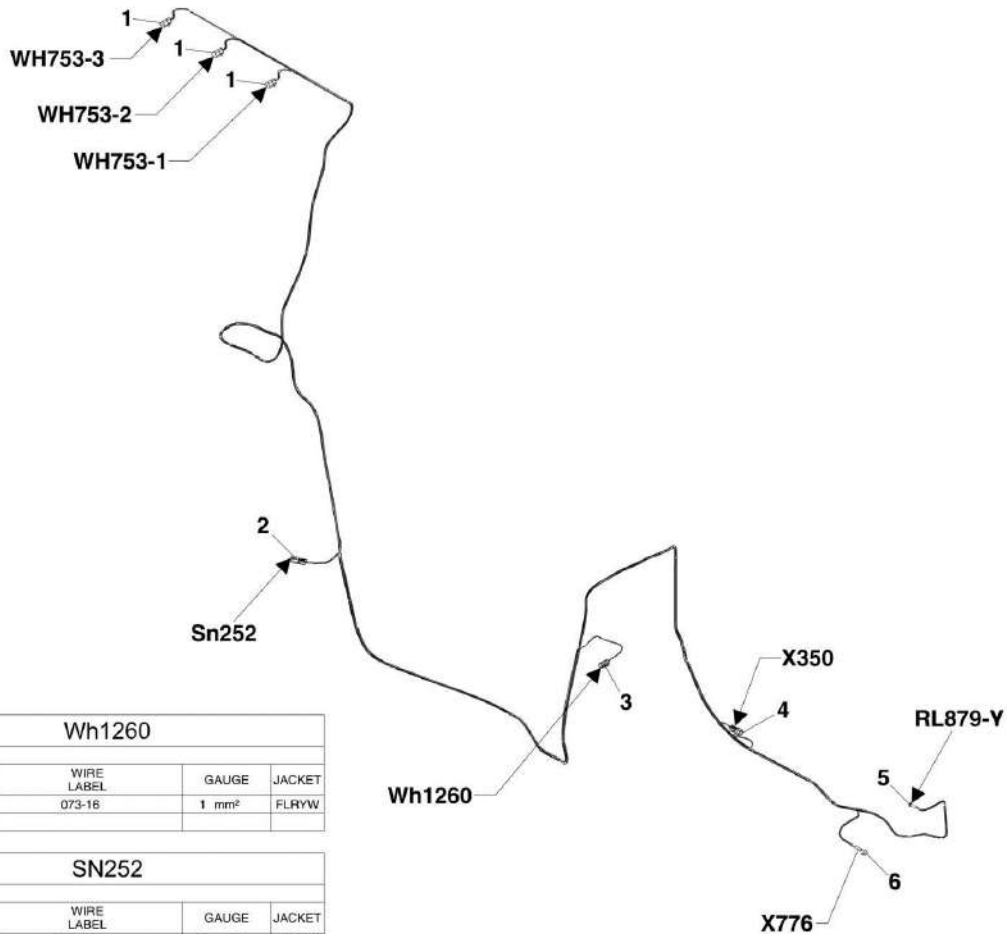
SECTION 10 - ELECTRICAL

FIGURE 10-22. TRAILER BRAKE CHASSIS HARNESS, ITALIAN

ITEM	PART NUMBER	QTY	DESCRIPTION	REV
	1001117922	1	TRAILER BRAKE CHASSIS HARNESS, (Italian), (includes all items)	D
1	4460260	2	TERMINAL HOUSING	
1	4460259	1	TERMINAL	
2	1001148635	1	2 POSITION PLUG TERMINAL, (includes rear seal)	
2	80604018	1	WEDGE LOCK	
2	4460942	2	TERMINAL	
3	1001118282	1	METRI-PACK CONNECTOR	
3	1001116733	4	TERMINAL	
4	4460932	1	CONNECTOR, (includes rear seal)	
4	80604020	1	WEDGE LOCK	
4	4460464	4	TERMINAL	

SECTION 10 - ELECTRICAL

FIGURE 10-23. A/C HARNESS



Wh1260				
CONN POS	WIRE COLOR	WIRE LABEL	GAUGE	JACKET
1	BRN	073-16	1 mm ²	FLRYW
2				

SN252				
CONN POS	WIRE COLOR	WIRE LABEL	GAUGE	JACKET
1	BRN	073-9-1	1 mm ²	FLRYW
2	BRN	073-16	1 mm ²	FLRYW

RL879-Y				
CONN POS	WIRE COLOR	WIRE LABEL	GAUGE	JACKET
1	BRN	083-1	1 mm ²	FLRYW
1	BRN	083-2	1 mm ²	FLRYW
1	BRN	083-3	1 mm ²	FLRYW

X766				
CONN POS	WIRE COLOR	WIRE LABEL	GAUGE	JACKET
1	BLK	000-65	1 mm ²	FLRYW
1	BLK	000-66	1 mm ²	FLRYW
1	BLK	000-67	1 mm ²	FLRYW

X350				
CONN POS	WIRE COLOR	WIRE LABEL	GAUGE	JACKET
1	BRN	073-9-1	1 mm ²	FLRYW
2	BLK	000-73	1 mm ²	FLRYW

WH753-1				
CONN POS	WIRE COLOR	WIRE LABEL	GAUGE	JACKET
A	BRN	083-3	1 mm ²	FLRYW
B	BLK	000-67	1 mm ²	FLRYW
C				

WH753-2				
CONN POS	WIRE COLOR	WIRE LABEL	GAUGE	JACKET
A	BRN	083-2	1 mm ²	FLRYW
B	BLK	000-66	1 mm ²	FLRYW
C				

WH753-3				
CONN POS	WIRE COLOR	WIRE LABEL	GAUGE	JACKET
A	BRN	083-1	1 mm ²	FLRYW
B	BLK	000-65	1 mm ²	FLRYW
C				

PZ8250

SECTION 10 - ELECTRICAL

FIGURE 10-23. A/C HARNESS

ITEM	PART NUMBER	QTY	DESCRIPTION	REV
	1001139621	1	A/C HARNESS, (includes all items)	D
1	4460539	3	CONNECTOR	
1	77363244	3	WEDGELOCK	
1	4460465	2	TERMINAL	
1	4460466	1	PLUG	
2	4460897	1	CONNECTOR	
2	80604017	1	WEDGE LOCK	
2	4460464	2	TERMINAL	
3	4460891	1	CONNECTOR	
3	80604018	1	WEDGE LOCK	
3	4460465	2	TERMINAL	
4	4460897	1	CONNECTOR	
4	80604017	1	WEDGE LOCK	
4	4460464	1	TERMINAL	
4	4460466	1	PLUG	
5	4460312	1	CONNECTOR	
5	N.S.S.	3	TERMINAL	
6	1001117110	1	CONNECTOR	
6	N.S.S.	3	TERMINAL	

SECTION 10 - ELECTRICAL

FIGURE 10-24. BOOM EXTENSION HARNESS - 4017PS

4017PS

X308				
CONN POS	WIRE DESIGNATION	COLOR	GAUGE	TYPE
1	063-25-3	YEL	1.0 mm ²	FLRY-B
2	000-44-5	YEL	1.0 mm ²	FLRY-B
3	049-11	YEL	1.0 mm ²	FLRY-B
4	062-12-7	YEL	1.0 mm ²	FLRY-B
5	058-6-5	BLK	1.0 mm ²	FLRY-B
6	049-14	WHT	1.0 mm ²	FLRY-B

SN400				
CONN POS	WIRE DESIGNATION	COLOR	GAUGE	TYPE
1	063-25-3	YEL	1.0 mm ²	FLRY-B
2	000-44-5	YEL	1.0 mm ²	FLRY-B
3	049-11	YEL	1.0 mm ²	FLRY-B

SN392				
CONN POS	WIRE DESIGNATION	COLOR	GAUGE	TYPE
1	062-12-7	YEL	1.0 mm ²	FLRY-B
2	058-6-5	BLK	1.0 mm ²	FLRY-B
3	049-14	WHT	1.0 mm ²	FLRY-B



SECTION 10 - ELECTRICAL

FIGURE 10-24. BOOM EXTENSION HARNESS - 4017PS

ITEM	PART NUMBER	QTY	DESCRIPTION	REV
	1001116133		BOOM EXTENSION HARNESS	C
1	4460899	1	CONNECTOR	
1	4460464	3	TERMINAL	
1	4460466	3	PLUG	
2	4461262	2	CONNECTOR	
2	1001116697	3	TERMINAL	
2	1001104498	3	SEAL	

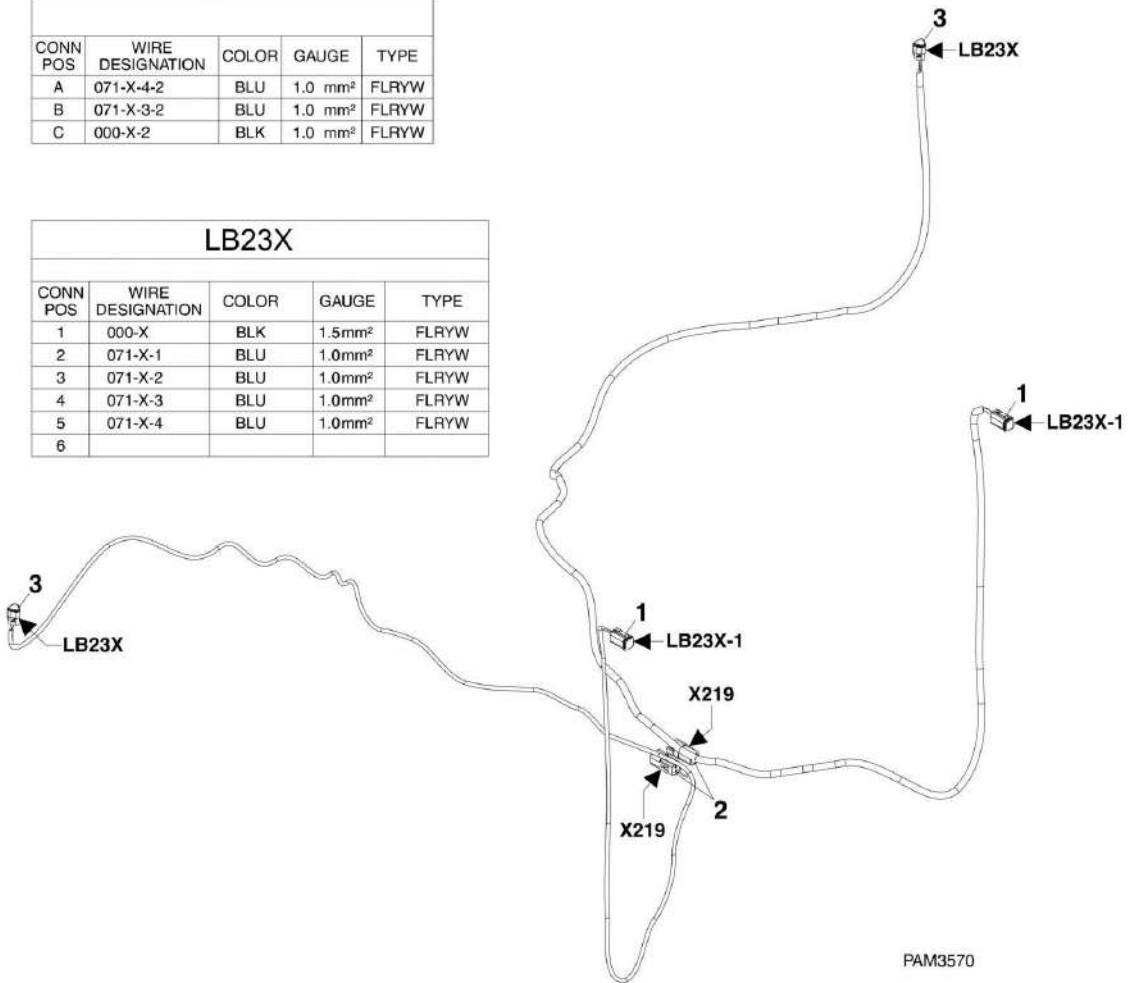
SECTION 10 - ELECTRICAL

FIGURE 10-25. HEADLIGHT EXTENSION HARNESS

X219				
CONN POS	WIRE DESIGNATION	COLOR	GAUGE	TYPE
1	000-X-1	BLK	1.5 mm ²	FLRYW
2	071-X-1	BLU	1.0 mm ²	FLRYW
3	071-X-2	BLU	1.0 mm ²	FLRYW
4	071-X-3-1	BLU	1.0 mm ²	FLRYW
5	071-X-4-1	BLU	1.0 mm ²	FLRYW
6				

LB23X-1				
CONN POS	WIRE DESIGNATION	COLOR	GAUGE	TYPE
A	071-X-4-2	BLU	1.0 mm ²	FLRYW
B	071-X-3-2	BLU	1.0 mm ²	FLRYW
C	000-X-2	BLK	1.0 mm ²	FLRYW

LB23X				
CONN POS	WIRE DESIGNATION	COLOR	GAUGE	TYPE
1	000-X	BLK	1.5mm ²	FLRYW
2	071-X-1	BLU	1.0mm ²	FLRYW
3	071-X-2	BLU	1.0mm ²	FLRYW
4	071-X-3	BLU	1.0mm ²	FLRYW
5	071-X-4	BLU	1.0mm ²	FLRYW
6				



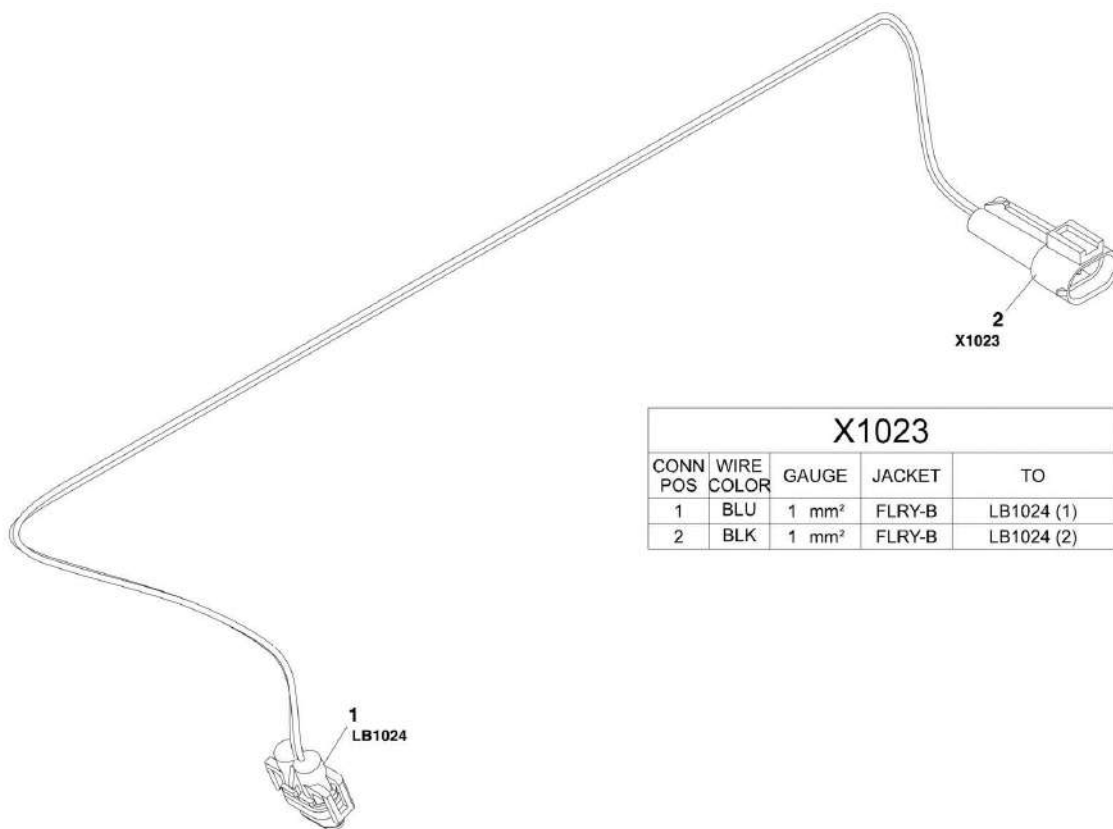
SECTION 10 - ELECTRICAL

FIGURE 10-25. HEADLIGHT EXTENSION HARNESS

ITEM	PART NUMBER	QTY	DESCRIPTION	REV
	1001101229	2	HEADLIGHT EXTENSION HARNESS, (includes all items)	E
1	4460539	1	CONNECTOR	
1	77363244	1	WEDGE LOCK	
1	4460465	3	TERMINAL	
2	4460899	1	CONNECTOR	
2	80604022	1	WEDGE LOCK	
2	4460464	5	TERMINAL	
2	4460466	1	PLUG	
3	4460894	1	CONNECTOR	
3	80604023	1	WEDGE LOCK	
3	4460465	5	TERMINAL	
3	4460466	1	PLUG	

SECTION 10 - ELECTRICAL

FIGURE 10-26. LIGHT EXTENSION HARNESS



X1023				
CONN POS	WIRE COLOR	GAUGE	JACKET	TO
1	BLU	1 mm ²	FLRY-B	LB1024 (1)
2	BLK	1 mm ²	FLRY-B	LB1024 (2)

LB1024				
CONN POS	WIRE COLOR	GAUGE	JACKET	TO
1	BLU	1 mm ²	FLRY-B	X1023 (1)
2	BLK	1 mm ²	FLRY-B	X1023 (2)

PZ8960

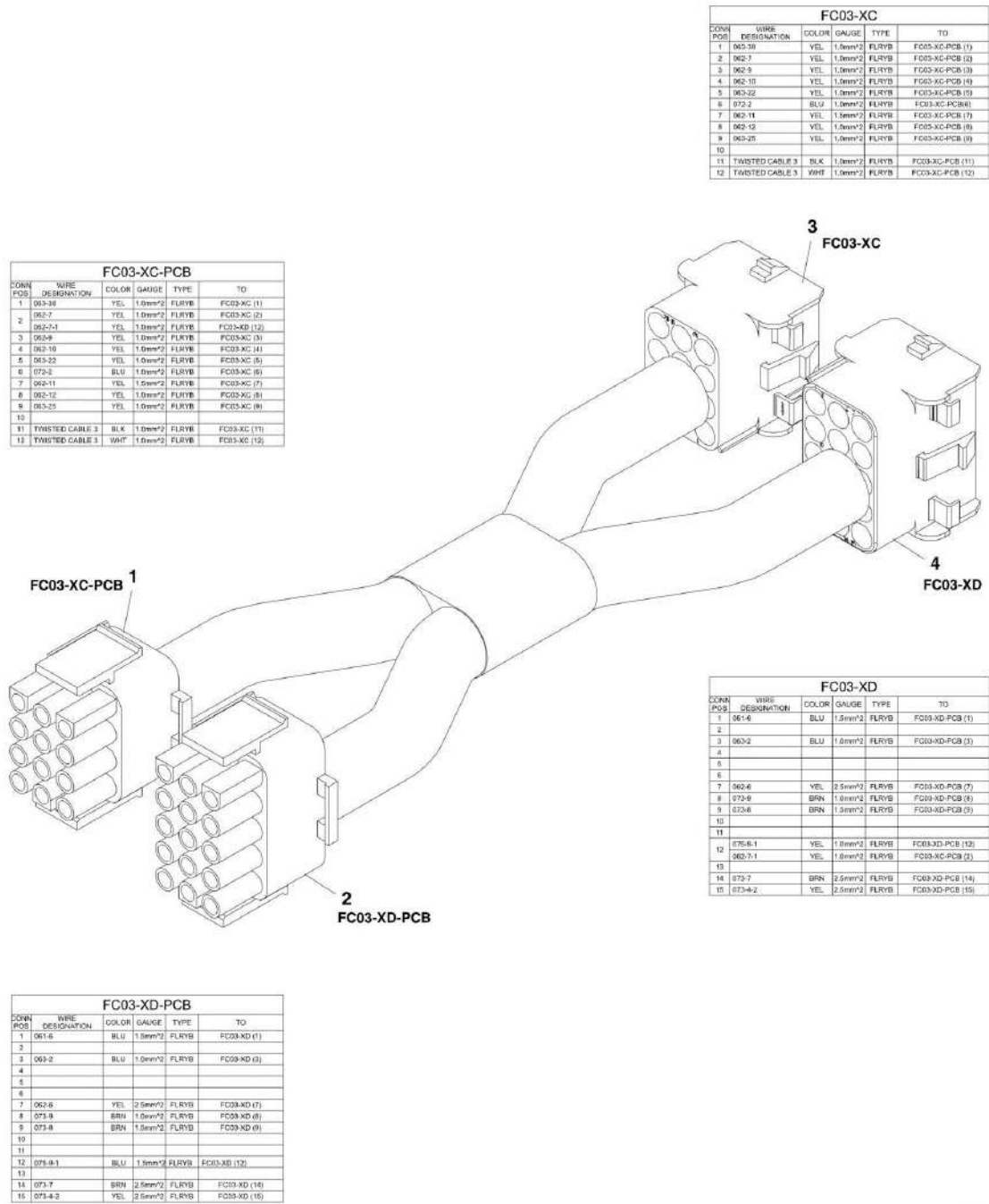
SECTION 10 - ELECTRICAL

FIGURE 10-26. LIGHT EXTENSION HARNESS

ITEM	PART NUMBER	QTY	DESCRIPTION	REV
	1001133224	2	LIGHT EXTENSION HARNESS, (if equipped), (includes all items)	A
1	4461115	1	CONNECTOR	
1	1001116728	2	TERMINAL	
1	4460458	2	SEAL	
2	1001133213	1	CONNECTOR	
2	1001116745	2	TERMINAL	
2	4460458	2	SEAL	

SECTION 10 - ELECTRICAL

FIGURE 10-27. WORKLIGHT HARNESS



PZ8970

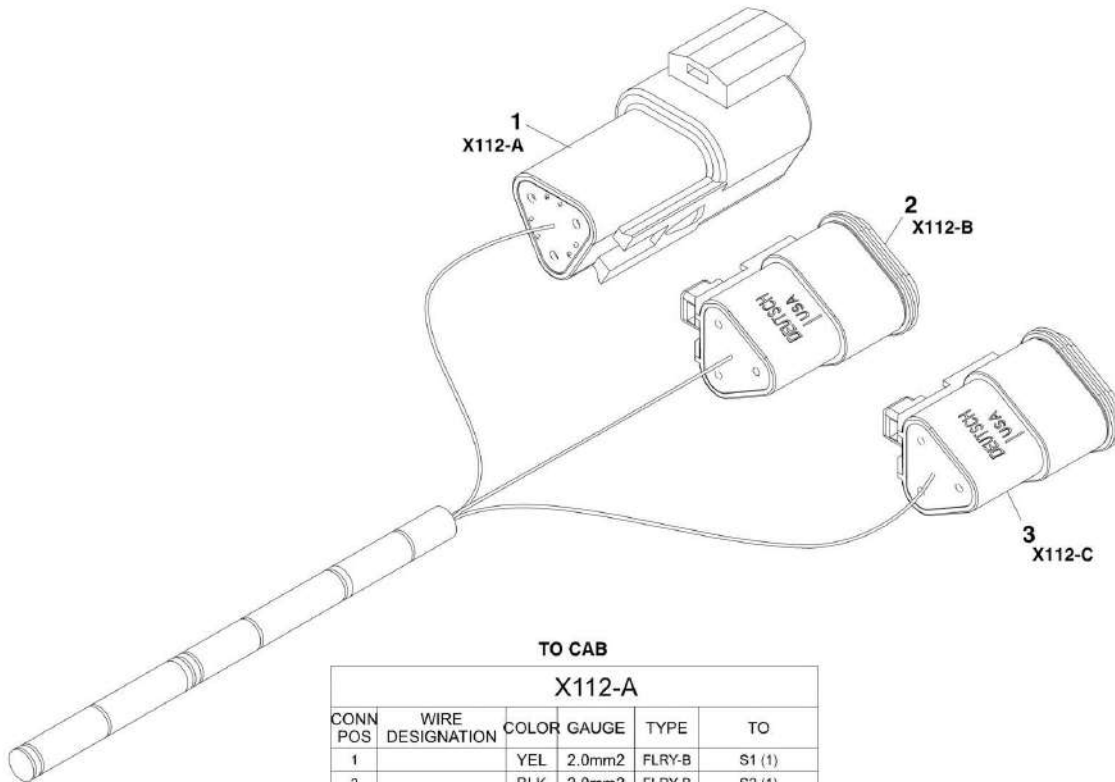
SECTION 10 - ELECTRICAL

FIGURE 10-27. WORKLIGHT HARNESS

ITEM	PART NUMBER	QTY	DESCRIPTION	REV
	1001139817	1	WORKLIGHT HARNESS, (includes all items)	A
1	4460343	1	CONNECTOR	
1	4460268	11	TERMINAL	
2	4460268	1	CONNECTOR	
2	4460268	8	TERMINAL	
3	4460367	1	CONNECTOR	
3	4460267	11	TERMINAL	
4	4460267	1	CONNECTOR	
4	4460267	8	TERMINAL	

SECTION 10 - ELECTRICAL

FIGURE 10-28. CAB AUXILIARY POWER HARNESS



TO CAB

X112-A					
CONN POS	WIRE DESIGNATION	COLOR	GAUGE	TYPE	TO
1		YEL	2.0mm2	FLRY-B	S1 (1)
2		BLK	2.0mm2	FLRY-B	S2 (1)
3		BLU	1.0mm2	FLRY-B	S3 (1)

TO REV FAN

X112-B					
CONN POS	WIRE DESIGNATION	COLOR	GAUGE	TYPE	TO
1		YEL	2.0mm2	FLRY-B	S1 (1)
2		BLK	2.0mm2	FLRY-B	S2 (1)
3		BLU	1.0mm2	FLRY-B	S3 (1)

TO RIDE/FLOAT

X112-C					
CONN POS	WIRE DESIGNATION	COLOR	GAUGE	TYPE	TO
1		YEL	2.0mm2	FLRY-B	S1 (1)
2		BLK	2.0mm2	FLRY-B	S2 (1)
3		BLU	1.0mm2	FLRY-B	S3 (1)

PZ9000

SECTION 10 - ELECTRICAL

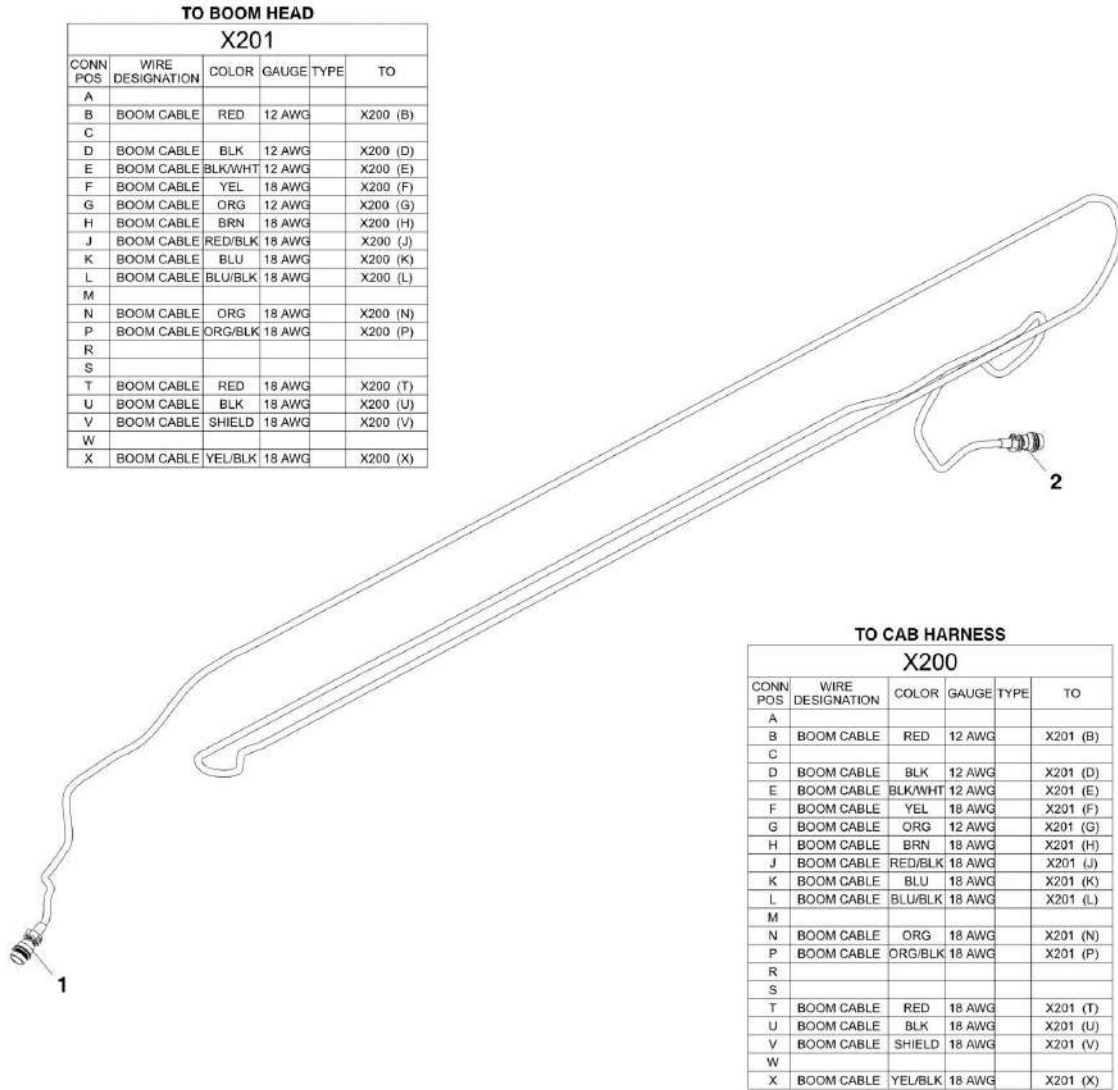
FIGURE 10-28. CAB AUXILIARY POWER HARNESS

ITEM	PART NUMBER	QTY	DESCRIPTION	REV
	1001109784	1	CAB AUXILIARY POWER HARNESS, (includes all items)	A
1	4460536	1	CONNECTOR	
1	80604019	1	SECONDARY LOCK WEDGE	
1	4460941	2	TERMINAL	
1	4460464	1	TERMINAL	
2	4460539	1	CONNECTOR	
2	77363244	1	SECONDARY LOCK WEDGE	
2	4460942	2	TERMINAL	
2	4460465	1	TERMINAL	
3	4460536	1	CONNECTOR	
3	80604019	1	SECONDARY LOCK WEDGE	
3	4460942	2	TERMINAL	
3	4460465	1	TERMINAL	

SECTION 10 - ELECTRICAL

FIGURE 10-29. PLATFORM BOOM HARNESS - 4014PS

4014PS



TO BOOM HEAD
X201

CONN POS	WIRE DESIGNATION	COLOR	GAUGE	TYPE	TO
A					
B	BOOM CABLE	RED	12 AWG		X200 (B)
C					
D	BOOM CABLE	BLK	12 AWG		X200 (D)
E	BOOM CABLE	BLK/WHT	12 AWG		X200 (E)
F	BOOM CABLE	YEL	18 AWG		X200 (F)
G	BOOM CABLE	ORG	12 AWG		X200 (G)
H	BOOM CABLE	BRN	18 AWG		X200 (H)
J	BOOM CABLE	RED/BLK	18 AWG		X200 (J)
K	BOOM CABLE	BLU	18 AWG		X200 (K)
L	BOOM CABLE	BLU/BLK	18 AWG		X200 (L)
M					
N	BOOM CABLE	ORG	18 AWG		X200 (N)
P	BOOM CABLE	ORG/BLK	18 AWG		X200 (P)
R					
S					
T	BOOM CABLE	RED	18 AWG		X200 (T)
U	BOOM CABLE	BLK	18 AWG		X200 (U)
V	BOOM CABLE	SHIELD	18 AWG		X200 (V)
W					
X	BOOM CABLE	YEL/BLK	18 AWG		X200 (X)

TO CAB HARNESS
X200

CONN POS	WIRE DESIGNATION	COLOR	GAUGE	TYPE	TO
A					
B	BOOM CABLE	RED	12 AWG		X201 (B)
C					
D	BOOM CABLE	BLK	12 AWG		X201 (D)
E	BOOM CABLE	BLK/WHT	12 AWG		X201 (E)
F	BOOM CABLE	YEL	18 AWG		X201 (F)
G	BOOM CABLE	ORG	12 AWG		X201 (G)
H	BOOM CABLE	BRN	18 AWG		X201 (H)
J	BOOM CABLE	RED/BLK	18 AWG		X201 (J)
K	BOOM CABLE	BLU	18 AWG		X201 (K)
L	BOOM CABLE	BLU/BLK	18 AWG		X201 (L)
M					
N	BOOM CABLE	ORG	18 AWG		X201 (N)
P	BOOM CABLE	ORG/BLK	18 AWG		X201 (P)
R					
S					
T	BOOM CABLE	RED	18 AWG		X201 (T)
U	BOOM CABLE	BLK	18 AWG		X201 (U)
V	BOOM CABLE	SHIELD	18 AWG		X201 (V)
W					
X	BOOM CABLE	YEL/BLK	18 AWG		X201 (X)

PZ9030

SECTION 10 - ELECTRICAL

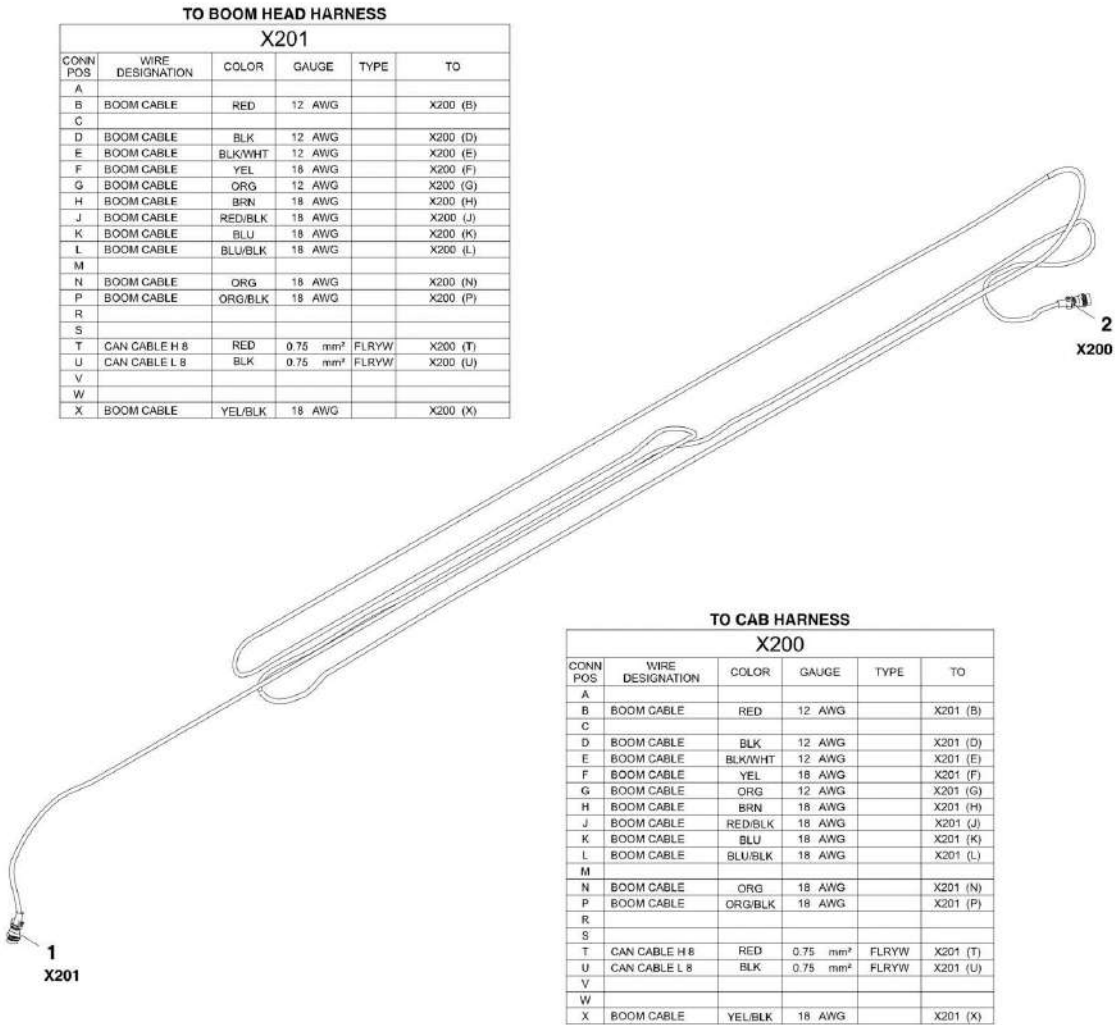
FIGURE 10-29. PLATFORM BOOM HARNESS - 4014PS

ITEM	PART NUMBER	QTY	DESCRIPTION	REV
	1001092223	1	PLATFORM BOOM HARNESS, (includes all items)	F
1	1001118281	1	CONNECTOR	
1	1321647	1	CABLE CLAMP	
1	4460466	6	PLUG	
1	4460509	4	TERMINAL	
1	4460465	8	TERMINAL	
1	4460944	3	TERMINAL	
2	1001116930	1	CONNECTOR	
2	1321647	1	CABLE CLAMP	
2	4460466	6	PLUG	
2	4460508	4	TERMINAL	
2	4460464	8	TERMINAL	
2	4460943	3	TERMINAL	

SECTION 10 - ELECTRICAL

FIGURE 10-30. PLATFORM BOOM HARNESS - 4017PS

4017PS



TO BOOM HEAD HARNESS

X201					
CONN POS	WIRE DESIGNATION	COLOR	GAUGE	TYPE	TO
A					
B	BOOM CABLE	RED	12 AWG		X200 (B)
C					
D	BOOM CABLE	BLK	12 AWG		X200 (D)
E	BOOM CABLE	BLK/WHT	12 AWG		X200 (E)
F	BOOM CABLE	YEL	18 AWG		X200 (F)
G	BOOM CABLE	ORG	12 AWG		X200 (G)
H	BOOM CABLE	BRN	18 AWG		X200 (H)
J	BOOM CABLE	RED/BLK	18 AWG		X200 (J)
K	BOOM CABLE	BLU	18 AWG		X200 (K)
L	BOOM CABLE	BLU/BLK	18 AWG		X200 (L)
M					
N	BOOM CABLE	ORG	18 AWG		X200 (N)
P	BOOM CABLE	ORG/BLK	18 AWG		X200 (P)
R					
S					
T	CAN CABLE H 8	RED	0.75 mm ²	FLRYW	X200 (T)
U	CAN CABLE L 8	BLK	0.75 mm ²	FLRYW	X200 (U)
V					
W					
X	BOOM CABLE	YEL/BLK	18 AWG		X200 (X)

TO CAB HARNESS

X200					
CONN POS	WIRE DESIGNATION	COLOR	GAUGE	TYPE	TO
A					
B	BOOM CABLE	RED	12 AWG		X201 (B)
C					
D	BOOM CABLE	BLK	12 AWG		X201 (D)
E	BOOM CABLE	BLK/WHT	12 AWG		X201 (E)
F	BOOM CABLE	YEL	18 AWG		X201 (F)
G	BOOM CABLE	ORG	12 AWG		X201 (G)
H	BOOM CABLE	BRN	18 AWG		X201 (H)
J	BOOM CABLE	RED/BLK	18 AWG		X201 (J)
K	BOOM CABLE	BLU	18 AWG		X201 (K)
L	BOOM CABLE	BLU/BLK	18 AWG		X201 (L)
M					
N	BOOM CABLE	ORG	18 AWG		X201 (N)
P	BOOM CABLE	ORG/BLK	18 AWG		X201 (P)
R					
S					
T	CAN CABLE H 8	RED	0.75 mm ²	FLRYW	X201 (T)
U	CAN CABLE L 8	BLK	0.75 mm ²	FLRYW	X201 (U)
V					
W					
X	BOOM CABLE	YEL/BLK	18 AWG		X201 (X)

PZ9020

SECTION 10 - ELECTRICAL

FIGURE 10-30. PLATFORM BOOM HARNESS - 4017PS

ITEM	PART NUMBER	QTY	DESCRIPTION	REV
	1001113275	1	PLATFORM BOOM HARNESS, (includes all items)	C
1	1001118281	1	CONNECTOR	
1	1321647	1	CABLE CLAMP	
1	4460466	6	PLUG	
1	4460509	4	TERMINAL	
1	4460465	8	TERMINAL	
1	4460944	3	TERMINAL	
2	1001116930	1	CONNECTOR	
2	132647	1	CABLE CLAMP	
2	4460466	7	PLUG	
2	4460508	4	TERMINAL	
2	4460464	8	TERMINAL	
2	4460943	2	TERMINAL	

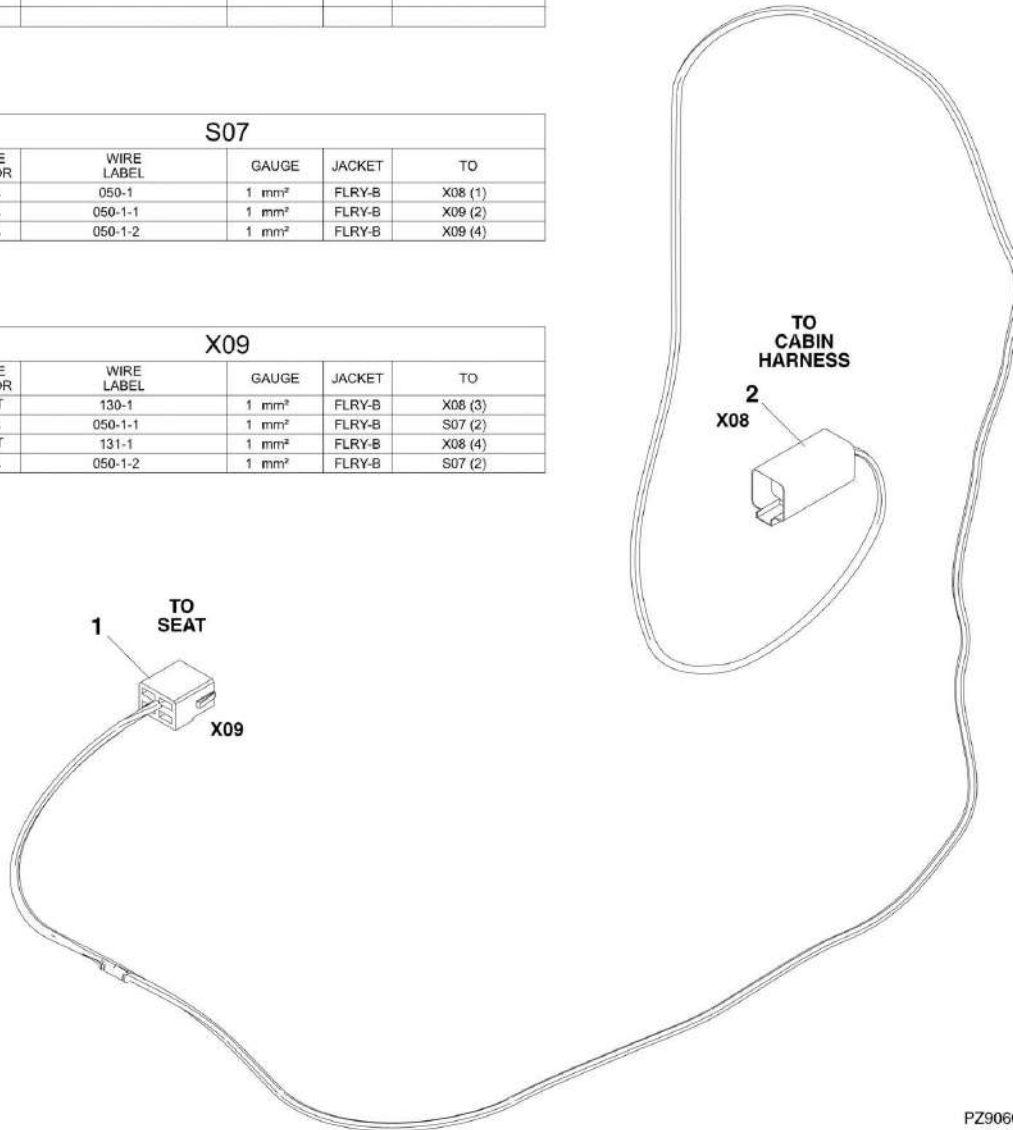
SECTION 10 - ELECTRICAL

FIGURE 10-31. DUAL SEAT SWITCH HARNESS

X08					
CONN POS	WIRE COLOR	WIRE LABEL	GAUGE	JACKET	TO
1	YEL	050-1	1 mm ²	FLRY-B	S07 (1)
2					
3	WHT	130-1	1 mm ²	FLRY-B	X09 (1)
4	WHT	131-1	1 mm ²	FLRY-B	X09 (3)
5					
6					

S07					
CONN POS	WIRE COLOR	WIRE LABEL	GAUGE	JACKET	TO
1	YEL	050-1	1 mm ²	FLRY-B	X08 (1)
2	YEL	050-1-1	1 mm ²	FLRY-B	X09 (2)
2	YEL	050-1-2	1 mm ²	FLRY-B	X09 (4)

X09					
CONN POS	WIRE COLOR	WIRE LABEL	GAUGE	JACKET	TO
1	WHT	130-1	1 mm ²	FLRY-B	X08 (3)
2	YEL	050-1-1	1 mm ²	FLRY-B	S07 (2)
3	WHT	131-1	1 mm ²	FLRY-B	X08 (4)
4	YEL	050-1-2	1 mm ²	FLRY-B	S07 (2)



PZ9060

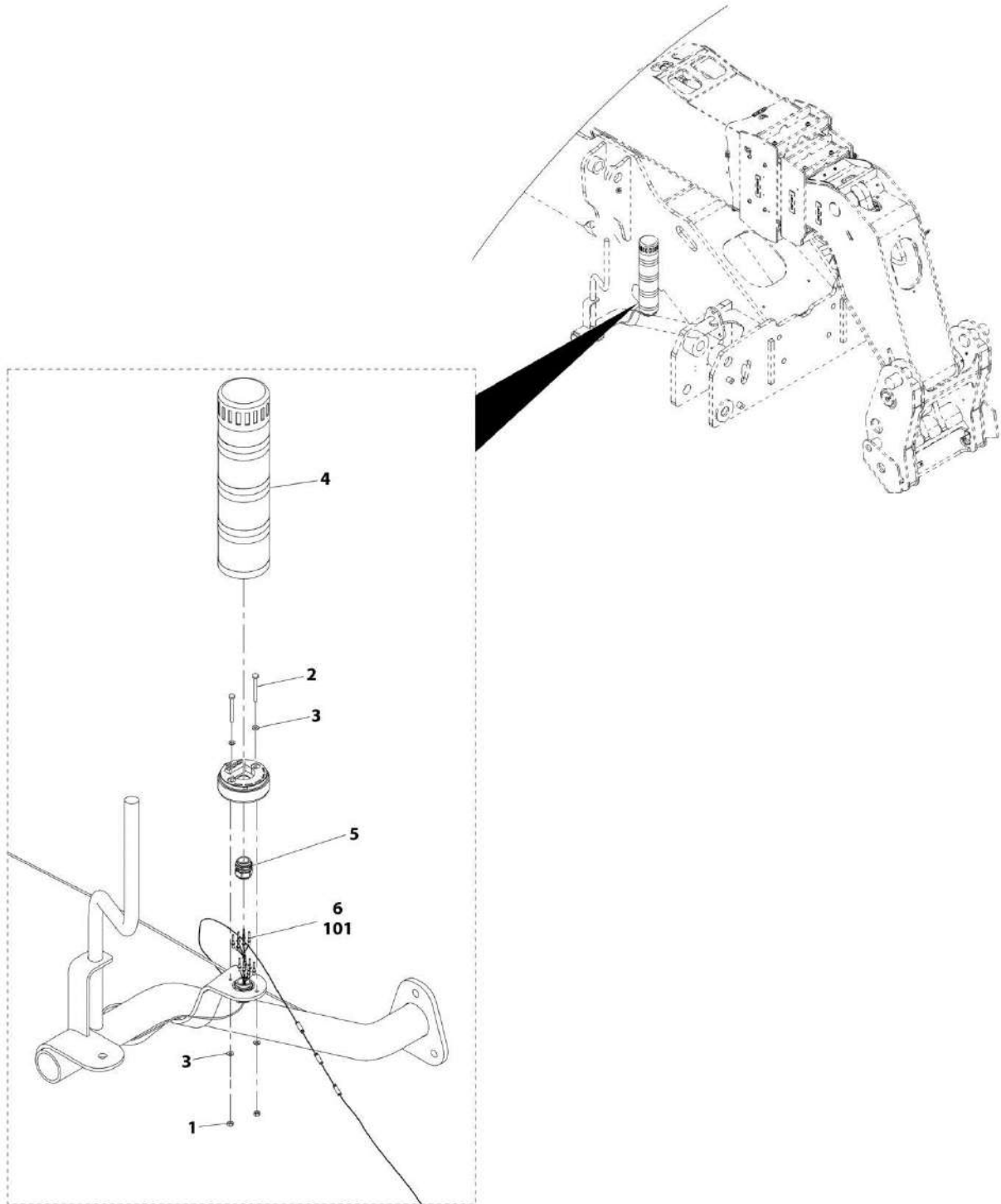
SECTION 10 - ELECTRICAL

FIGURE 10-31. DUAL SEAT SWITCH HARNESS

ITEM	PART NUMBER	QTY	DESCRIPTION	REV
	1001150428	1	DUAL SEAT SWITCH HARNESS, (includes all items)	B
1	1001116986	1	CONNECTOR	
1	1001104519	4	TERMINAL	
2	4460899	1	CONNECTOR, (includes rear seal)	
2	80604022	1	SECONDARY LOCK WEDGE	
2	4460464	3	TERMINAL	
2	4460466	3	SEAL PLUG	

SECTION 10 - ELECTRICAL

FIGURE 10-32. BEACON LMIS INSTALLATION - 4014PS & 4017PS



ART_1001115890-B

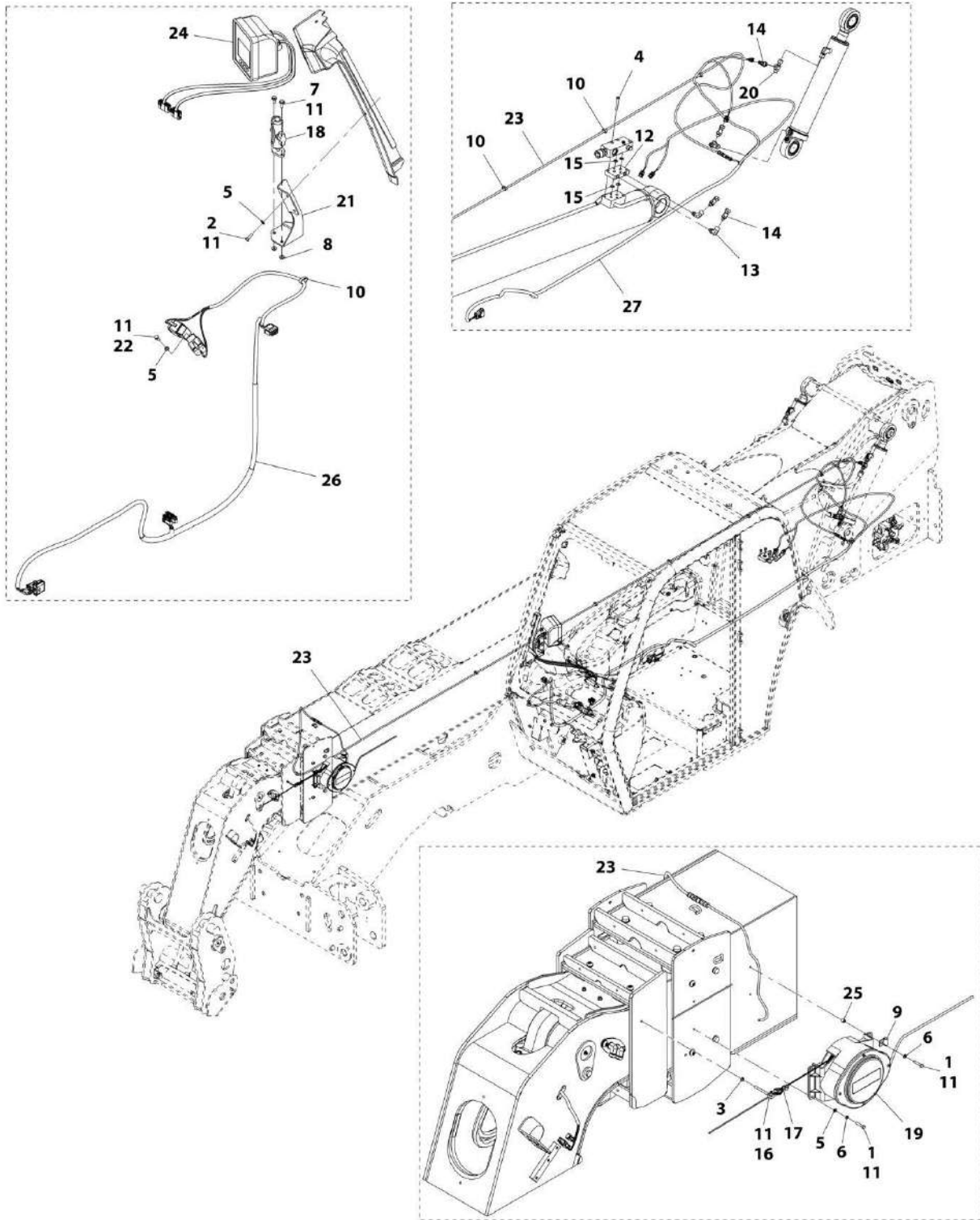
SECTION 10 - ELECTRICAL

FIGURE 10-32. BEACON LMIS INSTALLATION - 4014PS & 4017PS

ITEM	PART NUMBER	QTY	DESCRIPTION	REV
	1001115890	Ref	BEACON LMIS INSTALLATION, (4014PS & 4017PS), (if equipped), (includes all items)	B
1	3290405	2	HEX LOCKNUT, M4X0.7	
2	4010416	2	POZIDRIV PAN HD SCREW	
3	4811400	4	WASHER, 4mm	
4	1001108661	1	LMIS WARNING BEACON LIGHT	
5	E000269	1	CABLE GLAND M20 X 1.5	
6	1001117247	1	HARNESS	C
101	4460932	1	CONNECTOR KIT	
102	70020830	1	CONNECTOR, (not shown)	

SECTION 10 - ELECTRICAL

FIGURE 10-33. LMIS INSTALLATION - 4014PS & 4017PS



ART_31200722-10-33

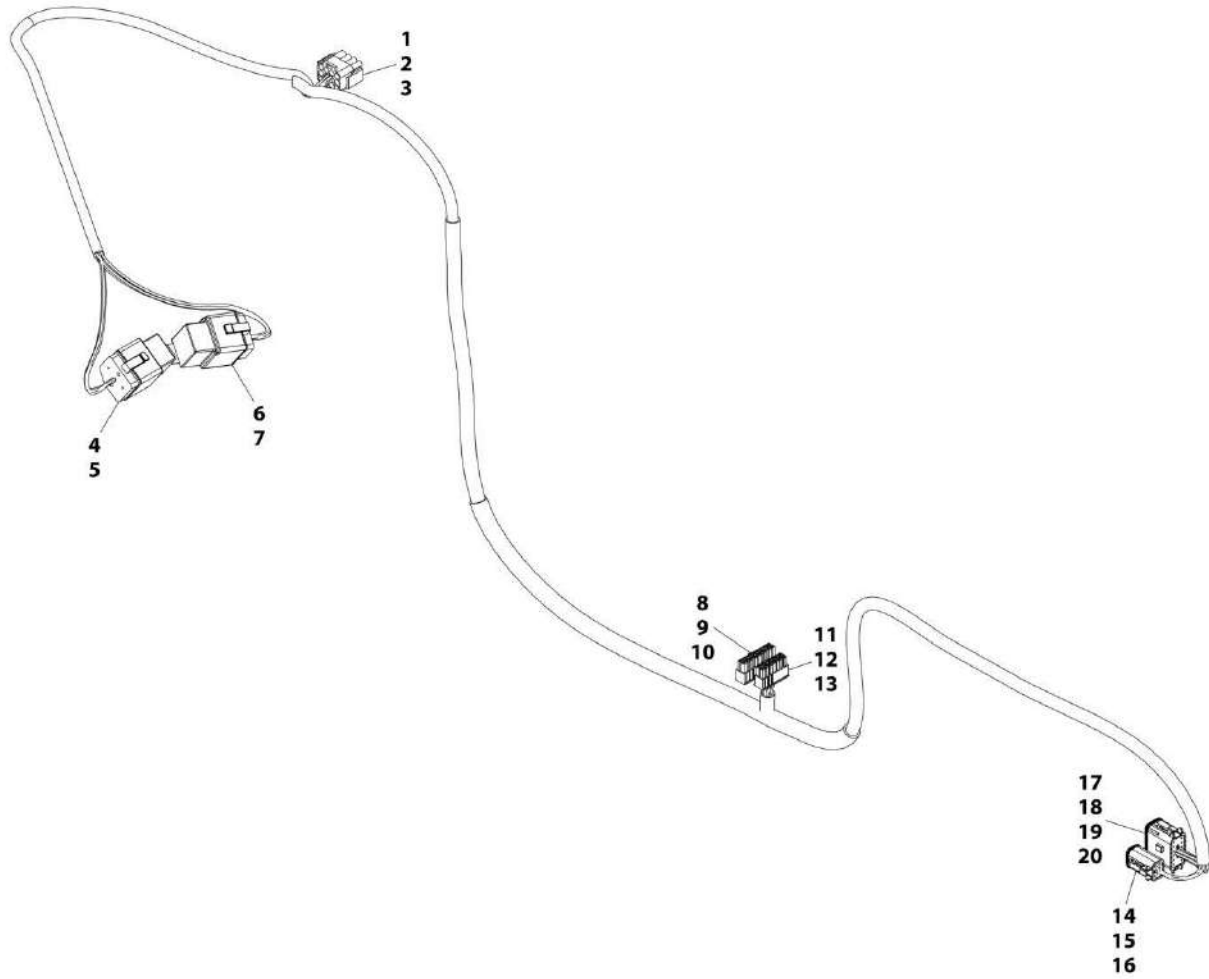
SECTION 10 - ELECTRICAL

FIGURE 10-33. LMIS INSTALLATION - 4014PS & 4017PS

ITEM	PART NUMBER	QTY	DESCRIPTION	REV
	1001156412	Ref	LMIS INSTALLATION, (4014PS), (includes all items)	B
	1001156413	Ref	LMIS INSTALLATION, (4017PS), (includes all items)	B
1	0700614	4	HEX HD CAPSCREW, M6X30, GR8.8, (4014PS)	
1	0700615	4	HEX HD CAPSCREW, M6X35, GR8.8, (4017PS)	
2	0760610	2	HEX HD CAPSCREW, M6X20, GR8.8	
3	3290601	1	HEX NUT, M6X1	
4	4031916	4	HEX HD CAPSCREW, M8X60	
5	4811700	6	WASHER, 6MM	
6	4831700	4	LOCK WASHER 6MM	
7	5200608	2	BOLT, M6X16 MM	
8	5220600	2	NUT, 6MM	
9	1001003044	1	CLIP	
10	1001008923	AR	STRAP	
11	1001095650	AR	LOCTITE 243	
12	1001108857	1	MANIFOLD, LMI SYSTEM	
13	1001101855	2	ADAPTER, (includes o-ring)	
14	1001101954	4	PRESSURE SENSOR	
15	1001102080	4	O-RING	
16	1001102633	1	SCREW M6X60	
17	1001104341	1	CLIP	
18	1001104344	1	SUPPORT	
19	1001106385	1	REEL	
20	1001107963	2	ADAPTER (includes o-ring)	
21	1001108785	1	PLATE	
22	0760608	1	HEX HD CAPSCREW, M6X16, GR8.8	
23	1001113625	1	LMIS REEL EXTENTION HARNESS	
24	1001104415	1	GAUGE	
25	1001115064	2	SLEEVE 6.3 ID X 8 25, (4014PS)	
25	1001103807	2	SLEEVE 6.4 ID X 12.7, (4017PS)	
26		Ref	LMIS CAB HARNESS (See LMIS CAB HARNESS for Breakdown)	
27		Ref	LMIS FRAME HARNESS (See LMIS FRAME HARNESS for Breakdown)	

SECTION 10 - ELECTRICAL

FIGURE 10-34. LMIS CAB HARNESS



ART_1001117245-B

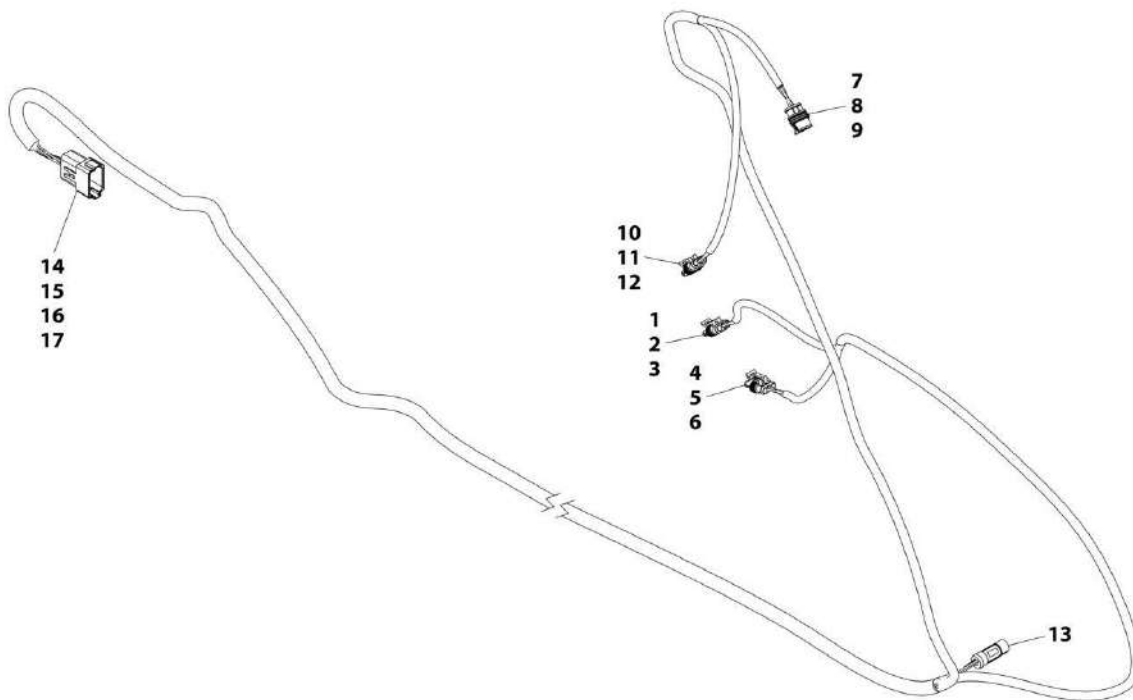
SECTION 10 - ELECTRICAL

FIGURE 10-34. LMIS CAB HARNESS

ITEM	PART NUMBER	QTY	DESCRIPTION	REV
	1001117245	Ref	LMIS CAB HARNESS	B
1	4460343	1	CONNECTOR	
2	4460268	12	TERMINAL	
3	N.S.S.	3	PLUG	
4	1001117025	1	CONNECTOR	
5	4460419	4	TERMINAL	
6	1001118282	1	CONNECTOR	
7	4460419	4	TERMINAL	
8	250216	1	CONNECTOR	
9	4460877	12	TERMINAL	
10	N.S.S.	6	PLUG	
11	4460920	1	CONNECTOR	
12	4460877	8	TERMINAL	
13	N.S.S.	9	PLUG	
14	4460884	1	CONNECTOR	
15	80604021	1	WEDGE LOCK	
16	4460268	4	TERMINAL	
17	4460933	1	CONNECTOR	
18	80604016	1	WEDGE LOCK	
19	4460465	9	TERMINAL	
20	4460466	3	PLUG	

SECTION 10 - ELECTRICAL

FIGURE 10-35. LMIS FRAME HARNESS



ART_1001117246-B

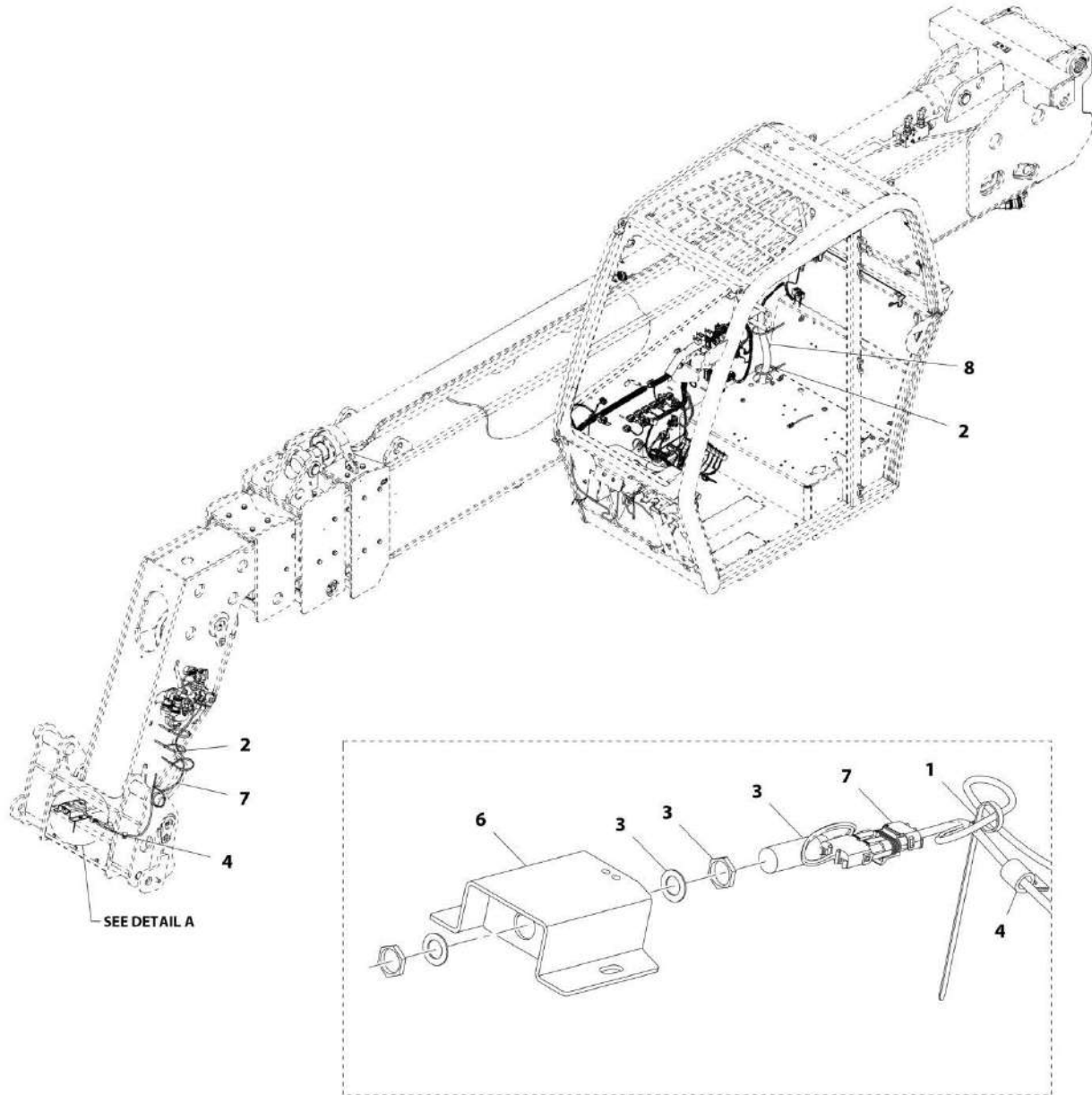
SECTION 10 - ELECTRICAL

FIGURE 10-35. LMIS FRAME HARNESS

ITEM	PART NUMBER	QTY	DESCRIPTION	REV
	1001117246	Ref	LMIS FRAME HARNESS	B
1	4461262	1	CONNECTOR	
2	1001116697	3	TERMINAL	
3	1001104498	3	SEAL	
4	4461262	1	CONNECTOR	
5	1001116697	3	TERMINAL	
6	1001104498	3	SEAL	
7	4461262	1	CONNECTOR	
8	1001116697	3	TERMINAL	
9	1001104498	3	SEAL	
10	4461262	1	CONNECTOR	
11	1001116697	3	TERMINAL	
12	1001104498	3	SEAL	
13	1001118325	1	CONNECTOR	
14	4460970	1	CONNECTOR	
15	80604015	1	WEDGE LOCK	
16	4460464	9	TERMINAL	
17	4460466	3	PLUG	

SECTION 10 - ELECTRICAL

FIGURE 10-36. PLATFORM SENSOR INSTALLATION



ART_1001156948-A

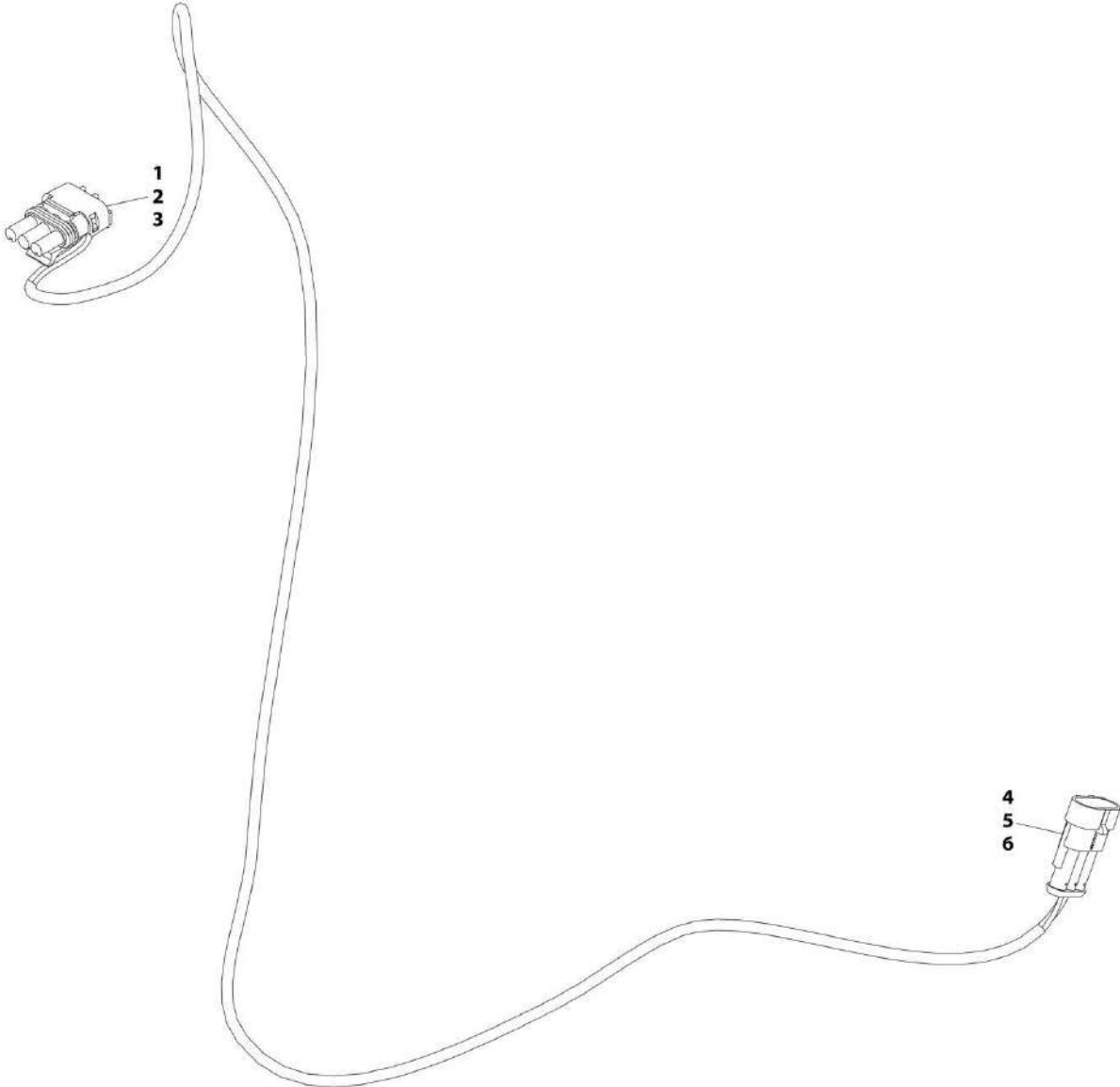
SECTION 10 - ELECTRICAL

FIGURE 10-36. PLATFORM SENSOR INSTALLATION

ITEM	PART NUMBER	QTY	DESCRIPTION	REV
	1001156948	Ref	PLATFORM SENSOR INSTALLATION	A
1	471678	1	CABLE BAND, 4.8X204mm	
2	1062255	12	TIE STRAP	
3	80363166	1	SENSOR	
4	1001003322	2	CLIP	
5	1001095650	AR	LOCTITE 243 (not shown)	
6	1001114167	1	BRACKET	
7	1001121234	1	HARNES, PLATFORM RECOGNITION (See PLATFORM RECOGNITION HARNES for Breakdown)	
8	1001121471	1	WIRE, PLATFORM RECOGNITION	

SECTION 10 - ELECTRICAL

FIGURE 10-37. PLATFORM RECOGNITION INSTALLATION



ART_1001121234-C

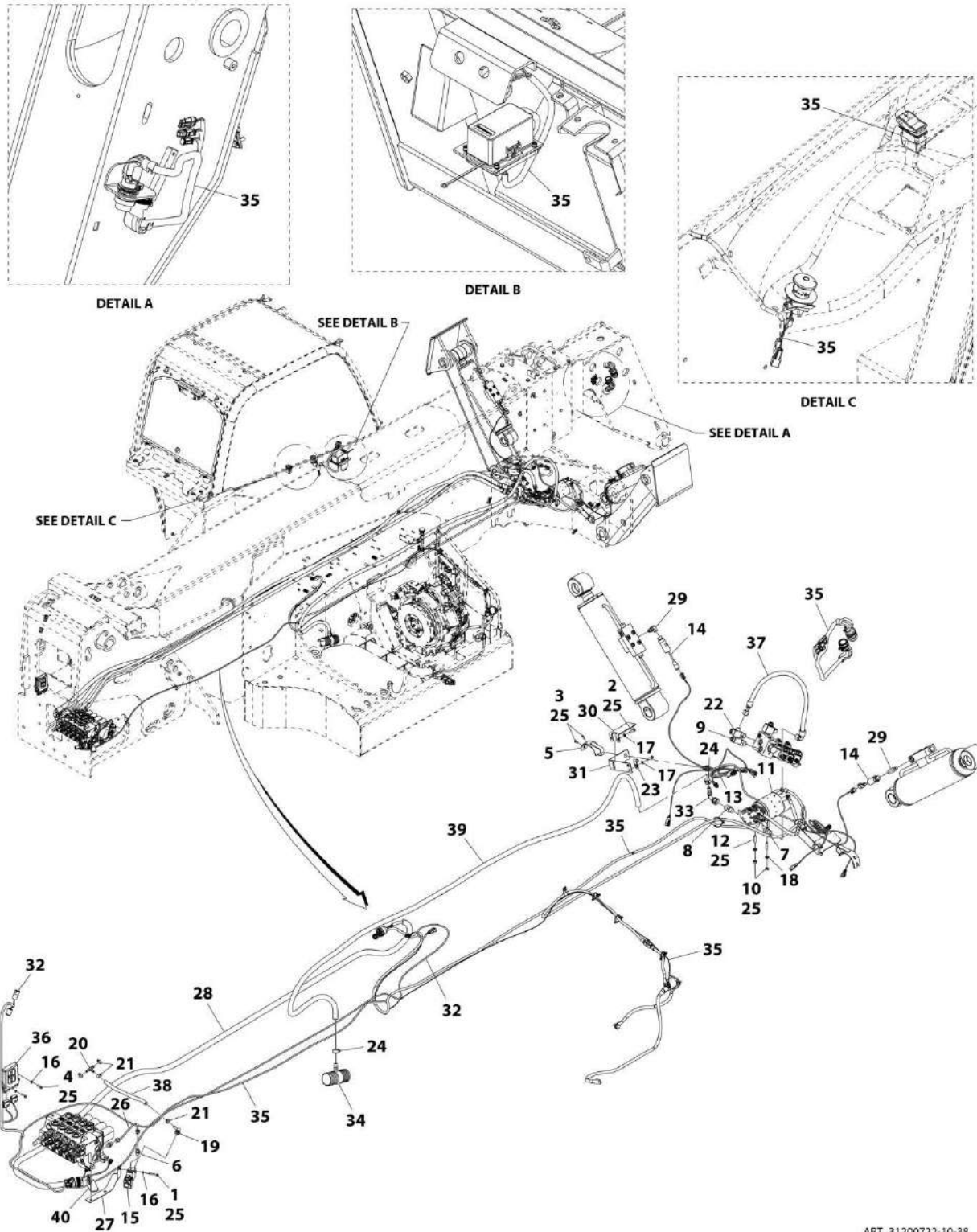
SECTION 10 - ELECTRICAL

FIGURE 10-37. PLATFORM RECOGNITION INSTALLATION

ITEM	PART NUMBER	QTY	DESCRIPTION	REV
	1001121234	1	PLATFORM RECOGNITION HARNESS	C
1	4460459	1	CONNECTOR	
2	4460743	3	TERMINAL	
3	4460458	3	SEAL	
4	4461119	1	CONNECTOR	
5	1001104497	3	TERMINAL	
6	1001104498	3	SEAL	

SECTION 10 - ELECTRICAL

FIGURE 10-38. AUXILIARY POWER UNIT INSTALLATION - 4014PS & 4017PS



ART_31200722-10-38

SECTION 10 - ELECTRICAL

FIGURE 10-38. AUXILIARY POWER UNIT INSTALLATION - 4014PS & 4017PS

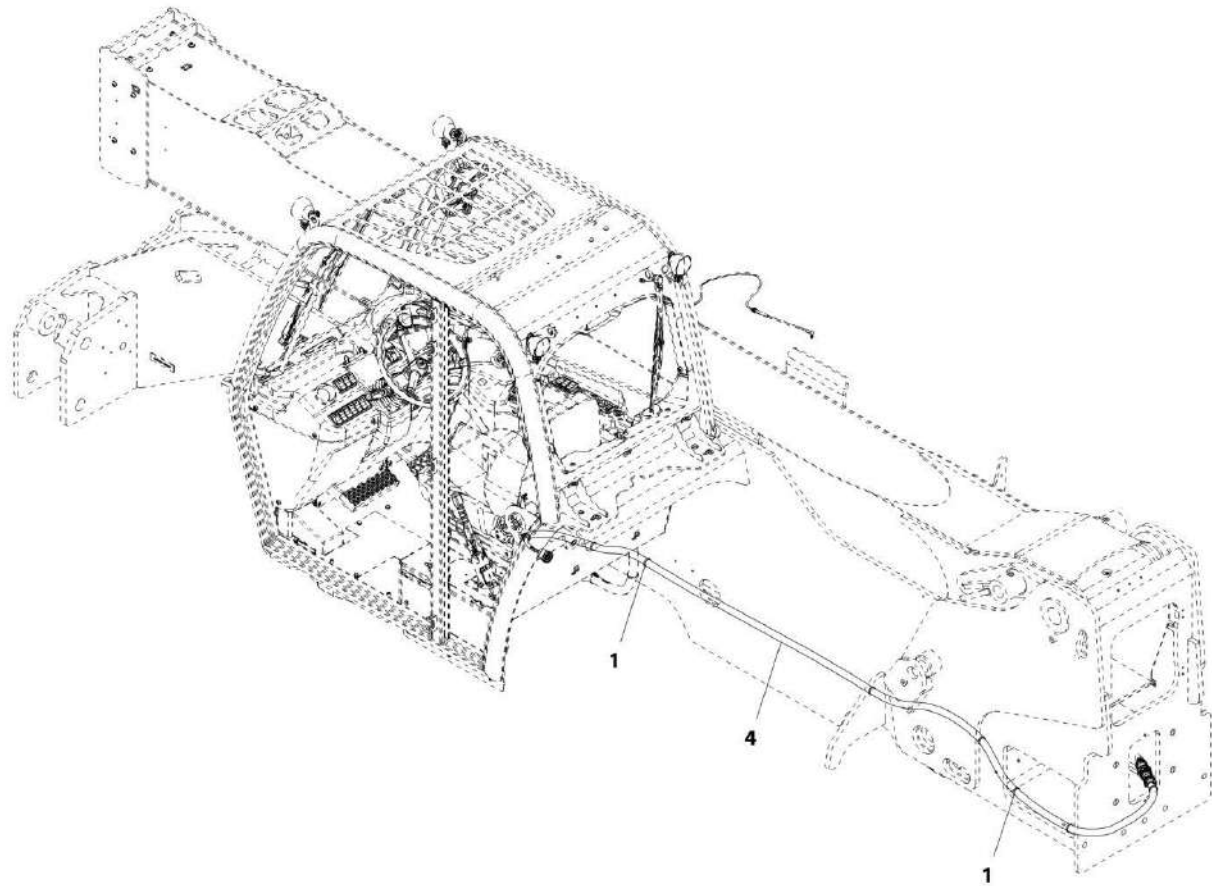
ITEM	PART NUMBER	QTY	DESCRIPTION	REV
	1001152040	Ref	AUXILIARY POWER UNIT INSTALLATION, (4014PS), (includes items 1 thru 3, 5 thru 31, 33 thru 35, 37 thru 40)	E
	1001152041	Ref	AUXILIARY POWER UNIT INSTALLATION, (4017PS), (includes items 1 thru 40)	E
1	0700616	2	HEX HD CAPSCREW, M6X40, GR8.8, (torque to 12 Nm/9 lb-ft)	
2	0700814	4	HEX HD CAPSCREW, M8X30, GR8.8	
3	0760606	4	HEX HD CAPSCREW, M6X12, GR8.8, (torque to 11 Nm/8.11 lb-ft)	
4	0760612	2	HEX HD CAPSCREW, M6X25, GR8.8, (torque to 12 Nm/9 lb-ft)	
5	0903342	2	STRIKER WELDMENT BRACKET	
6	2110406	2	CONNECTOR, (includes o-ring)	
7	2110808	1	ADAPTER, CONNECTOR, (includes o-ring)	
8	2111010	1	ADAPTER, CONNECTOR, (includes o-ring)	
9	2170110	1	ADAPTER, CONNECTOR, (includes o-ring)	
10	3271601	2	HEX NUT, GR8	
11	3600422	1	AUXILIARY POWER PUMP, (See HYDRAULIC COMPONENTS SECTION for Breakdown)	
12	3951612	2	KNURLED CAPSCREW	
13	4000017	2	PROXIMITY SENSOR	
14	4360661	2	PRESSURE SWITCH	
15		Ref	DIVERTER VALVE, (See HYDRAULIC COMPONENTS SECTION for Breakdown)	
16	4811700	2	FLAT WASHER, 6mm, (4014PS)	
16	4811700	4	FLAT WASHER, 6mm, (4017PS)	
17	4811900	4	FLAT WASHER, 8mm	
18	4812000	2	FLAT WASHER, 10mm	
19	1001003443	1	ADAPTER, CONNECTOR, (includes o-ring)	
20	1001003934	1	TEE BARB	
21	1001004141	4	CLAMP	
22	1001007012	1	TEE FITTING, (includes o-ring)	
23	1001008773	2	CLIP	
24	1001008609	2	CLAMP	
25	1001095650	AR	LOCTITE 243	
26	1001102403	1	TUBE	
27	1001102406	1	BRACKET ASSY	
28		Ref	INSTALLATION, BOOM AUXILARY ELECTRICAL HARNESS, (See BOOM AUX ELECTRICAL HARNESS INSTALLATION for Breakdown)	
29	1001103249	2	ADAPTER, CONNECTOR, (includes o-ring)	
30	1001106884	2	SWITCH COVER PLATE	
31	1001107004	2	PROXIMITY SUPPORT BRACKET, (4014PS)	
31	1001115932	2	PROXIMITY SUPPORT BRACKET, (4017PS)	
32		Ref	HARNESS, BOOM EXTENSION LIMIT, (See BOOM EXTENSION LIMIT HARNESS for Breakdown)	
33	1001137296	1	ELBOW, 90, (includes o-ring)	
34	1001172775	1	HOSE ASSY	
35		Ref	INSTALLATION, PLATFORM ELECTRICAL, (See PLATFORM ELECTRICAL INSTALLATION for Breakdown)	
36	1001151975	1	CONTROL, ACCESSORY MODULE	
37	1001152056	1	HOSE	
38	1001152124	1	HOSE	
39	1001152055	1	HOSE	

SECTION 10 - ELECTRICAL

ITEM	PART NUMBER	QTY	DESCRIPTION	REV
40	1001102571	1	CABLE BRACKET	

SECTION 10 - ELECTRICAL

FIGURE 10-39. BOOM AUXILIARY ELECTRICAL HARNESS INSTALLATION



ART_1001102453-B

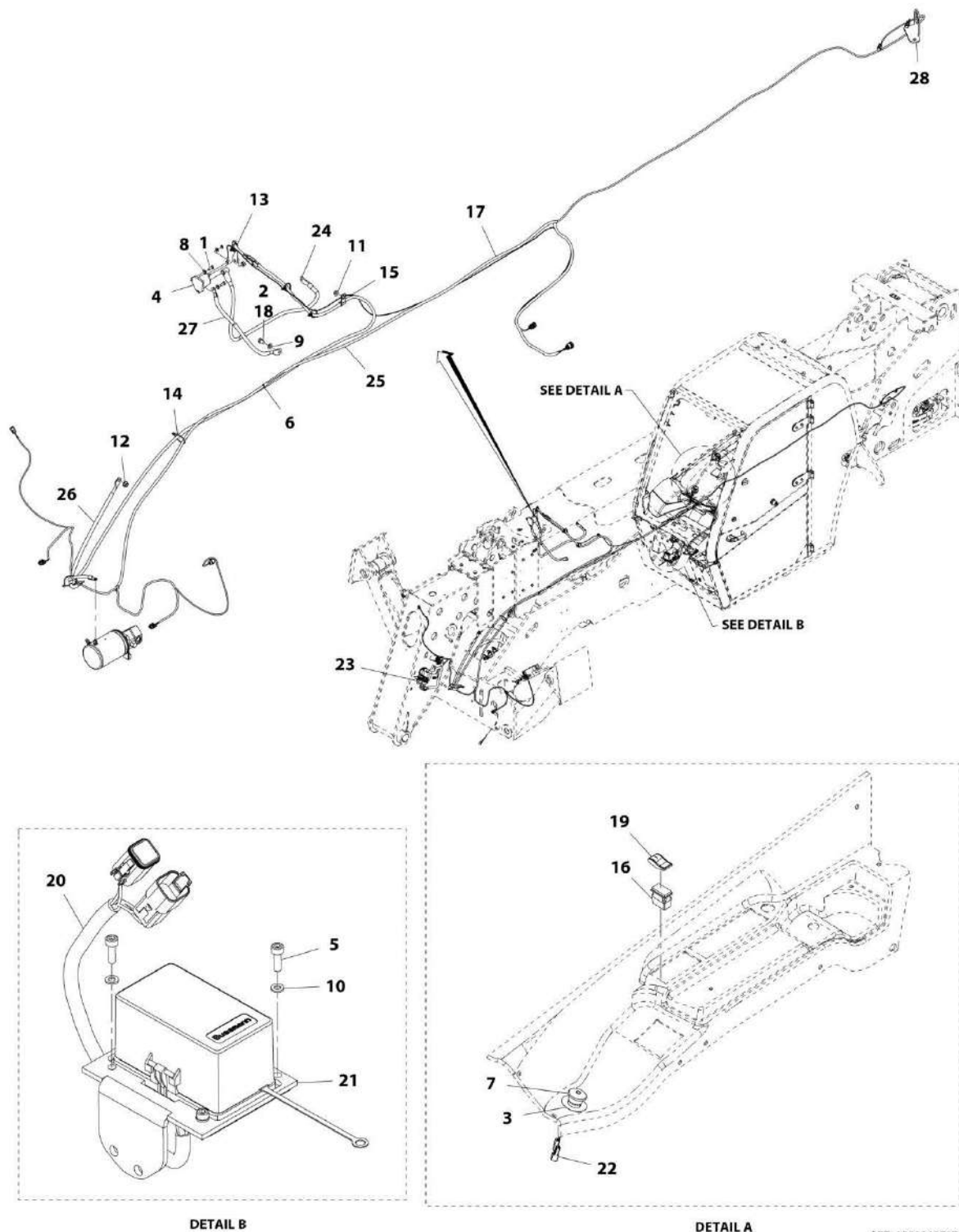
SECTION 10 - ELECTRICAL

FIGURE 10-39. BOOM AUXILIARY ELECTRICAL HARNESS INSTALLATION

ITEM	PART NUMBER	QTY	DESCRIPTION	REV
1	1001102453	Ref	BOOM AUXILIARY ELECTRICAL HARNESS INSTALLATION	B
	4240017	AR	TIE STRAP	
4	1001094170	1	HARNESS, CAB TO BOOM, (See CAB TO BOOM HARNESS for Breakdown)	

SECTION 10 - ELECTRICAL

FIGURE 10-40. PLATFORM ELECTRICAL INSTALLATION



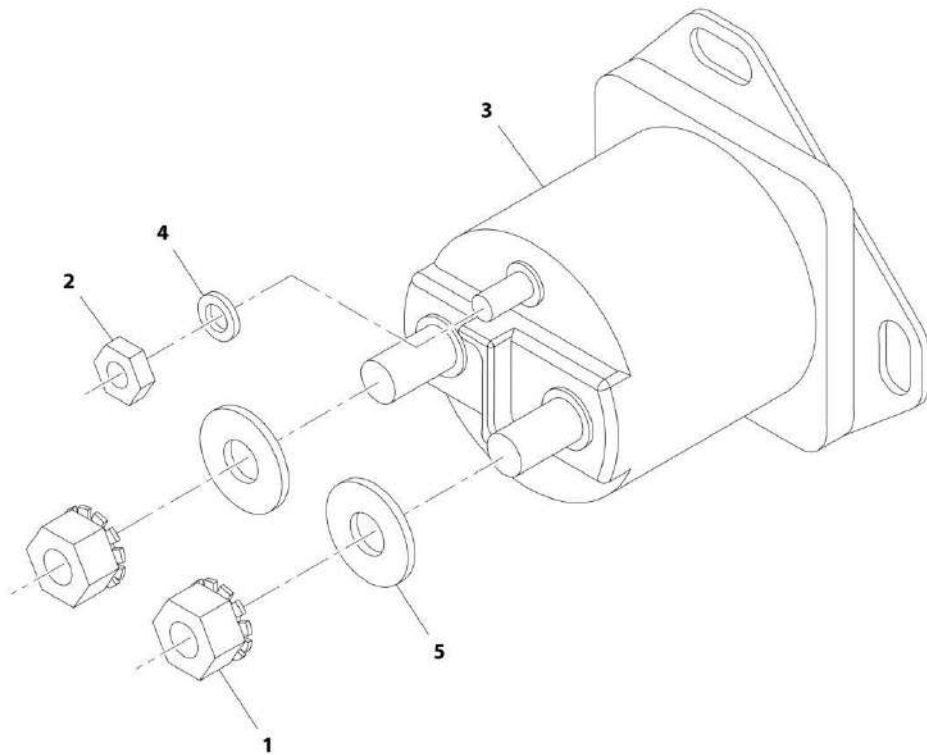
SECTION 10 - ELECTRICAL

FIGURE 10-40. PLATFORM ELECTRICAL INSTALLATION

ITEM	PART NUMBER	QTY	DESCRIPTION	REV
	1001146767	Ref	PLATFORM ELECTRICAL INSTALLATION	E
1	0760607	2	HEX HD CAPSCREW, M6X14, GR8.8, (torque to 12 Nm/8.85 lb-ft)	
2	0761210	1	HEX HD CAPSCREW, M12X20, GR8.8, (torque to 90 Nm/66 lb-ft)	
3	1704260	1	EMS DECAL	
4		Ref	SOLENOID ASSEMBLY RELAY, (see ELECTRICAL SECTION for Breakdown)	
5	4031607	4	SOCKET HD CAPSCREW, M5X16, (torque to 6.5-7.5 Nm/4.79-5.53 lb-ft)	
6	4240017	1	TIE STRAP	
7	4360475	1	EMERGENCY STOP SWITCH	
8	4811700	2	WASHER, 6mm	
9	4812100	1	WASHER, 12mm	
10	4831600	4	SPRING LOCKWASHER, 5mm	
11	5220800	1	RIPP NUT, 8mm	
12	5221200	1	RIPP NUT, 12mm	
13	1001004720	3	CABLE STRAP	
14	1001008559	2	CABLE STRAP	
15	1001008773	1	CLIP	
16	1001092861	1	RIDE CONTROL SWITCH BODY	
17		Ref	HARNESS, PLATFORM, (See PLATFORM HARNESS for Breakdown)	
18	1001095650	AR	LOCTITE 243	
19	1001103109	1	SWITCH KEY	
20		Ref	HARNESS, PLATFORM RELAY BOX, (See PLATFORM RELAY BOX HARNESS for Breakdown)	
21	1001103264	1	RELAY BOX BRACKET	
22		Ref	HARNESS, EMERGENCY STOP LINK, (See EMERGENCY STOP LINK HARNESS for Breakdown)	
23	1001115519	1	HARNESS, AUXILIARY PLATFORM, (See AUXILIARY PLATFORM HARNESS for Breakdown)	
24	1001146744	1	RELAY CABLE	
25	1001146745	1	CABLE	
26	1001146746	1	CABLE	
27	1001146747	1	CABLE	
28	1001102571	1	CABLE BRACKET	

SECTION 10 - ELECTRICAL

FIGURE 10-41. SOLENOID ASSEMBLY



ART_3740067-E

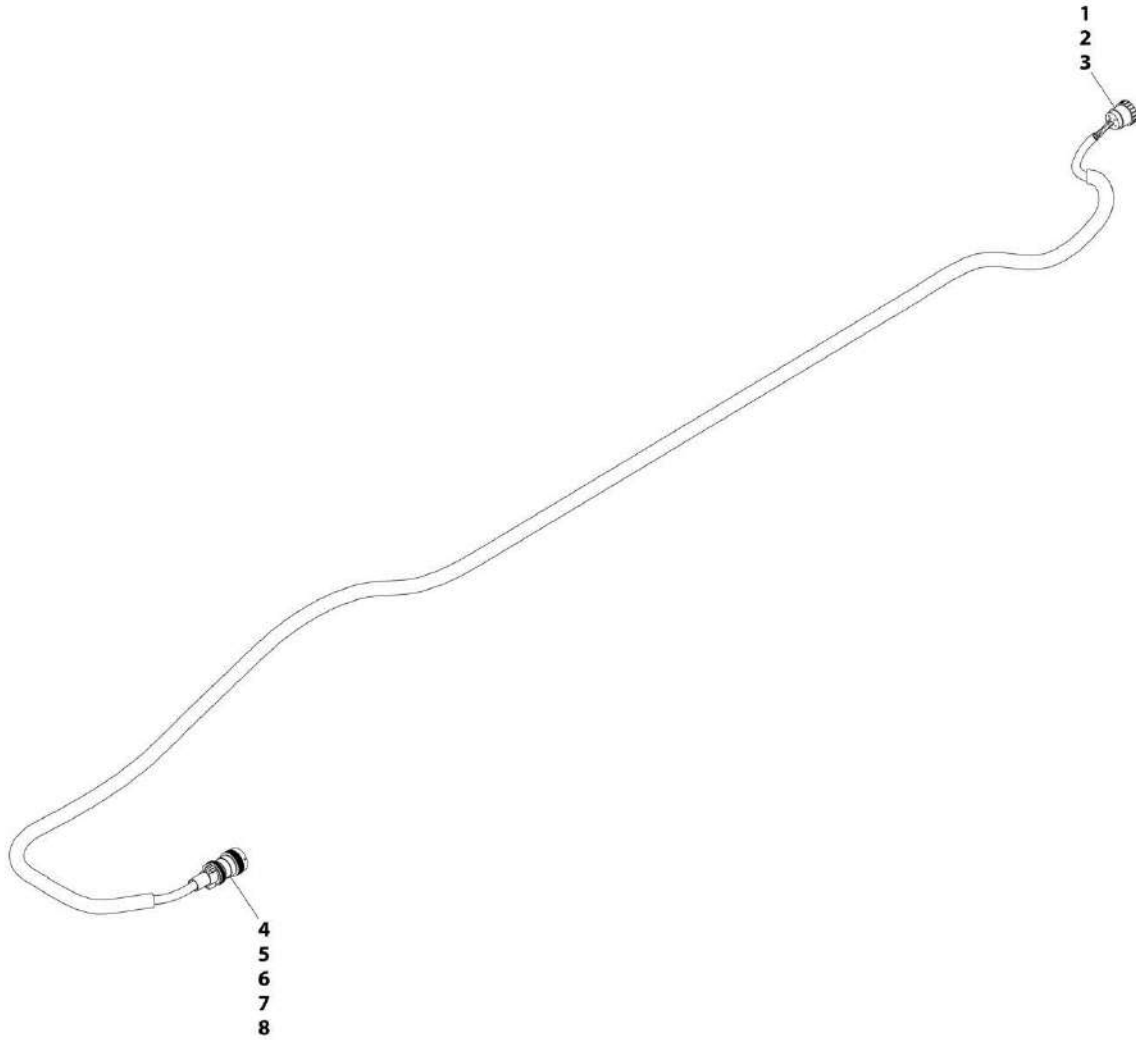
SECTION 10 - ELECTRICAL

FIGURE 10-41. SOLENOID ASSEMBLY

ITEM	PART NUMBER	QTY	DESCRIPTION	REV
	3740067	Ref	SOLENOID ASSEMBLY	E
1	3300220	2	HEX NUT	
2	3321001	1	HEX NUT, GR2	
3	3740140	1	POWER RELAY	
4	4761000	1	WASHER	
5	1001111424	2	WASHER	

SECTION 10 - ELECTRICAL

FIGURE 10-42. CAB TO BOOM HARNESS



ART_1001094170-A

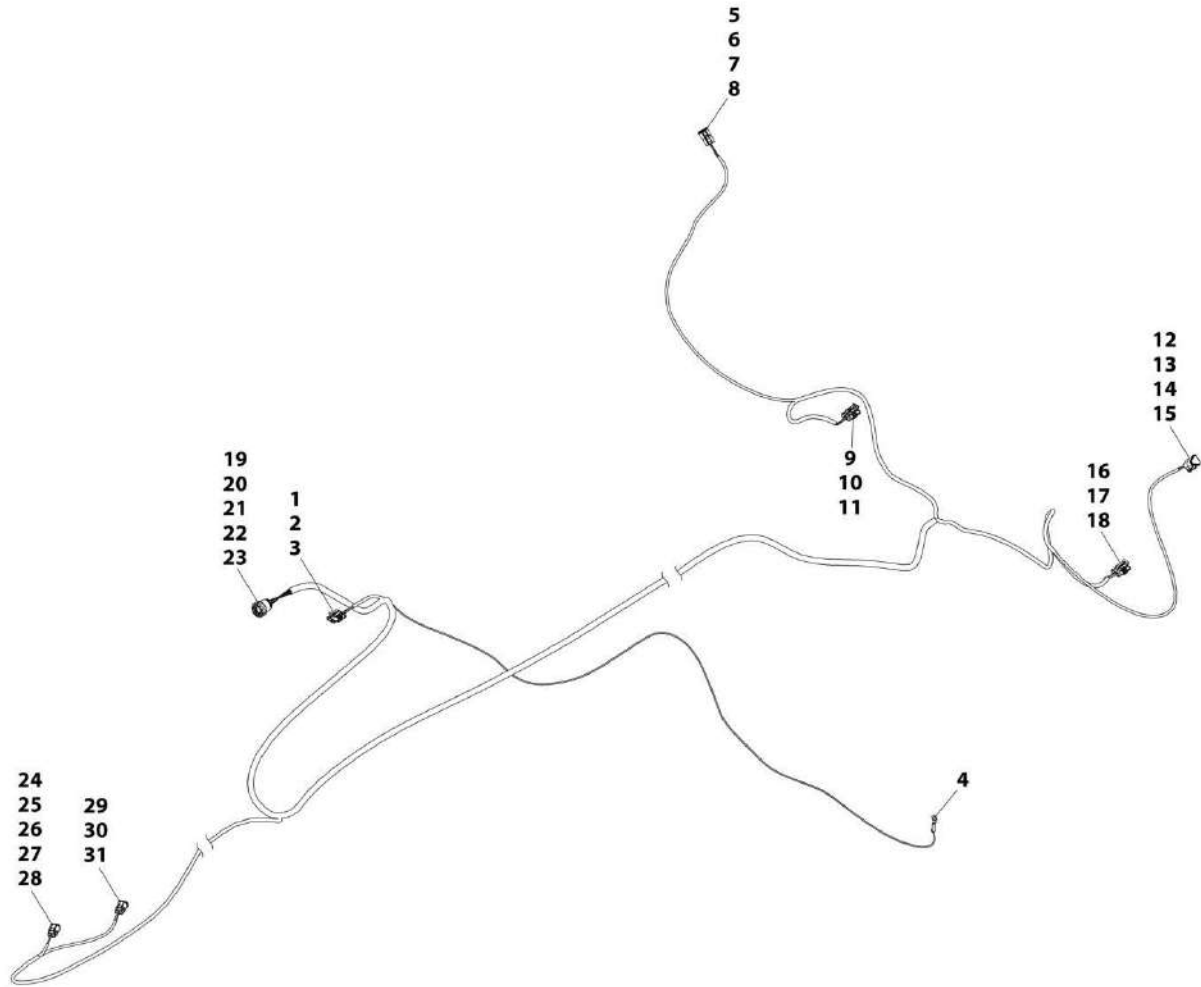
SECTION 10 - ELECTRICAL

FIGURE 10-42. CAB TO BOOM HARNESS

ITEM	PART NUMBER	QTY	DESCRIPTION	REV
	1001094170	1	CAB TO BOOM HARNESS	A
1	1001116979	1	CONNECTOR	
2	1001118381	15	TERMINAL	
3	1001118391	1	PLUG	
4	1001116926	1	CONNECTOR	
5	4460509	4	TERMINAL	
6	4460465	8	TERMINAL	
7	4460944	3	TERMINAL	
8	4460466	6	PLUG	

SECTION 10 - ELECTRICAL

FIGURE 10-43. PLATFORM HARNESS



ART_1001165117-A

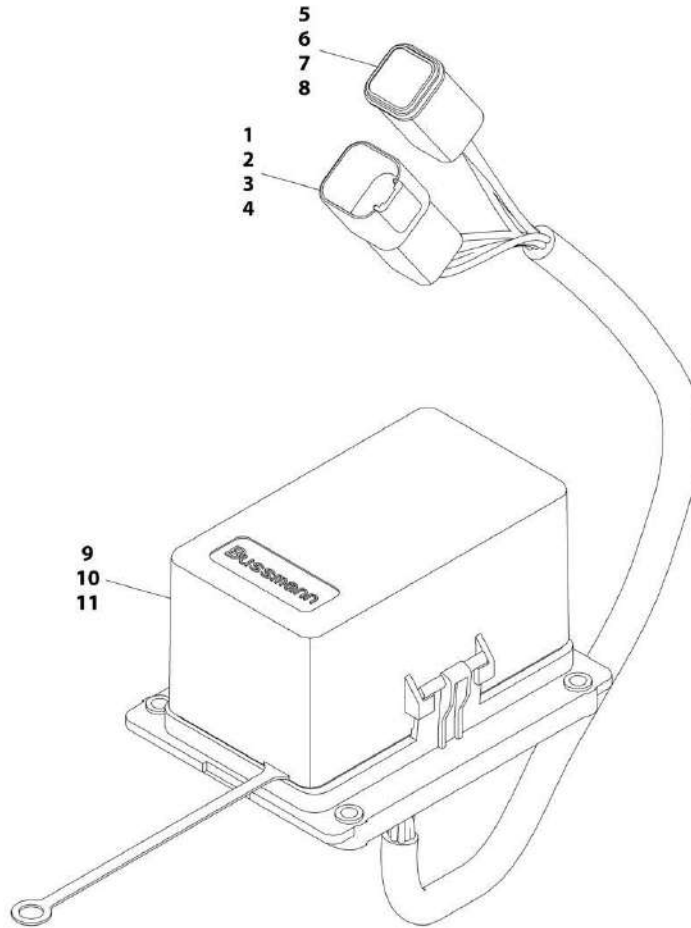
SECTION 10 - ELECTRICAL

FIGURE 10-43. PLATFORM HARNESS

ITEM	PART NUMBER	QTY	DESCRIPTION	REV
	1001165117	1	PLATFORM HARNESS	A
1	1001116980	1	CONNECTOR	
2	1001118381	8	TERMINAL	
3	1001118391	1	PLUG	
4	4460247	1	RING TERMINAL	
5	4460539	1	CONNECTOR	
6	77363244	1	SECONDARY LOCK WEDGE	
7	4460465	2	TERMINAL	
8	4460466	1	PLUG	
9	4461262	1	CONNECTOR	
10	1001116697	3	TERMINAL	
11	1001104498	3	SEAL	
12	4460539	1	CONNECTOR	
13	77363244	1	SECONDARY LOCK WEDGE	
14	4460465	2	TERMINAL	
15	4460466	1	PLUG	
16	4461262	1	CONNECTOR	
17	1001116697	3	TERMINAL	
18	1001104498	3	SEAL	
19	4461262	1	CONNECTOR	
20	1001116697	1	TERMINAL	
21	1001104498	3	SEAL	
22	4461119	1	CONNECTOR	
23	1001116698	2	PLUG	
24	4460891	1	CONNECTOR	
25	80604018	1	SECONDARY LOCK WEDGE	
26	4460465	2	TERMINAL	
27	4460897	1	CONNECTOR	
28	4460466	2	PLUG	
29	4460891	1	CONNECTOR	
30	80604018	1	SECONDARY LOCK WEDGE	
31	4460465	2	TERMINAL	

SECTION 10 - ELECTRICAL

FIGURE 10-44. PLATFORM RELAY BOX HARNESS



ART_1001103262-A

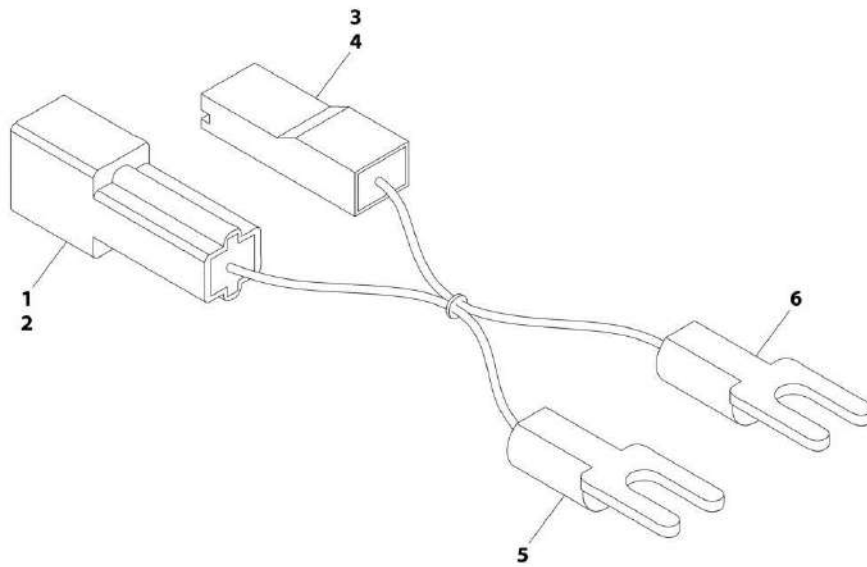
SECTION 10 - ELECTRICAL

FIGURE 10-44. PLATFORM RELAY BOX HARNESS

ITEM	PART NUMBER	QTY	DESCRIPTION	REV
	1001103262	1	PLATFORM RELAY BOX HARNESS	A
1	4460899	1	CONNECTOR	
2	80604022	1	SECONDARY LOCK WEDGE	
3	4460464	4	TERMINAL	
4	4460466	3	PLUG	
5	4460894	1	CONNECTOR	
6	80604023	1	SECONDARY LOCK WEDGE	
7	4460465	3	TERMINAL	
8	4460466	3	PLUG	
9	1001167616	1	FUSE BOX ASSEMBLY	
10	1001116726	12	TERMINAL	
11	1001116727	38	PLUG	

SECTION 10 - ELECTRICAL

FIGURE 10-45. EMERGENCY STOP LINK HARNESS



ART_1001105487-A

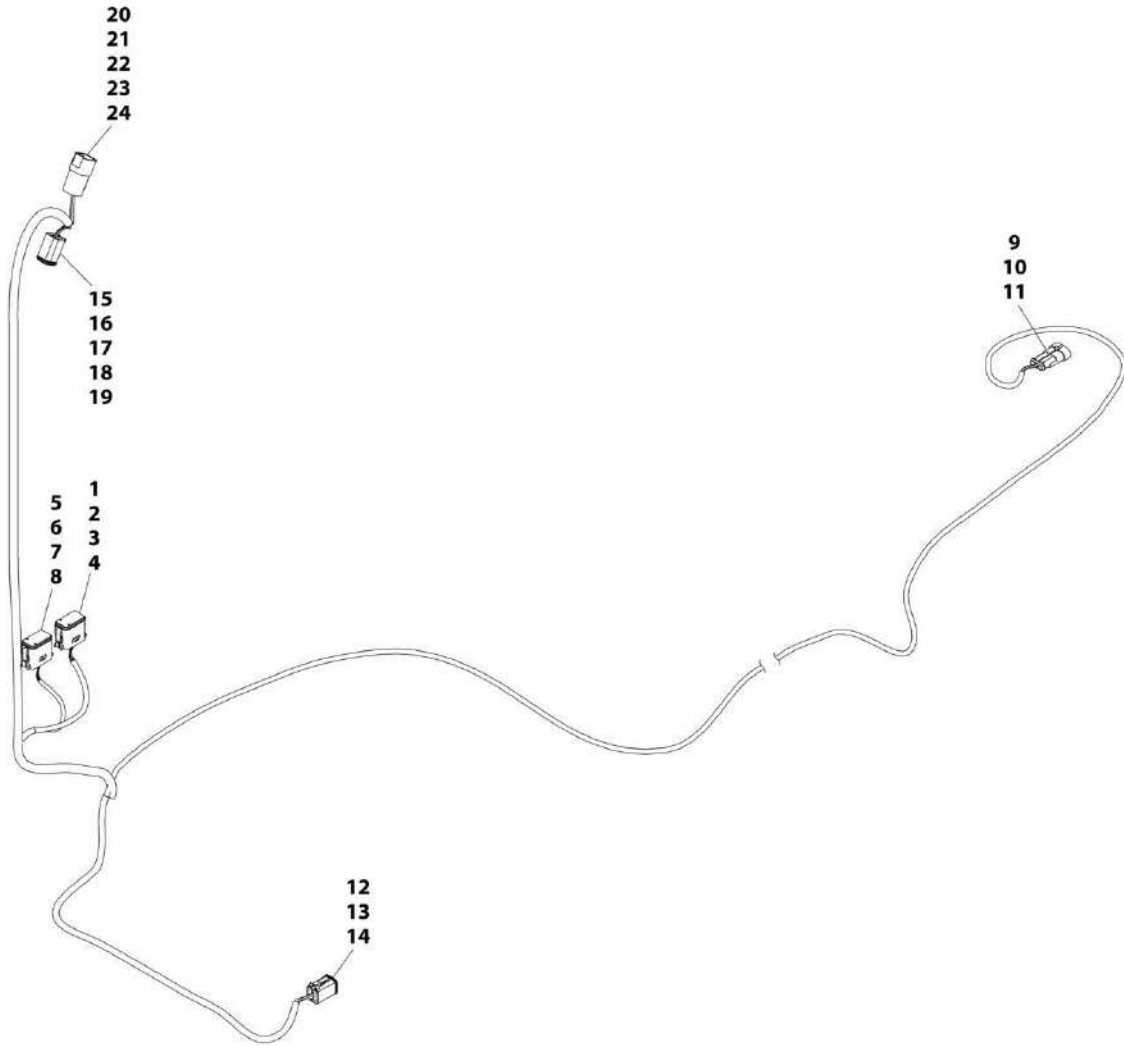
SECTION 10 - ELECTRICAL

FIGURE 10-45. EMERGENCY STOP LINK HARNESS

ITEM	PART NUMBER	QTY	DESCRIPTION	REV
	1001105487	1	EMERGENCY STOP LINK HARNESS	A
1	1001117004	1	CONNECTOR	
2	1001116700	1	TERMINAL	
3	1001116982	1	CONNECTOR	
4	1001118379	1	TERMINAL	
5	4460144	1	FORK TERMINAL	
6	4460144	1	FORK TERMINAL	

SECTION 10 - ELECTRICAL

FIGURE 10-46. BOOM EXTENSION LIMIT HARNESS



ART_1001116132-A

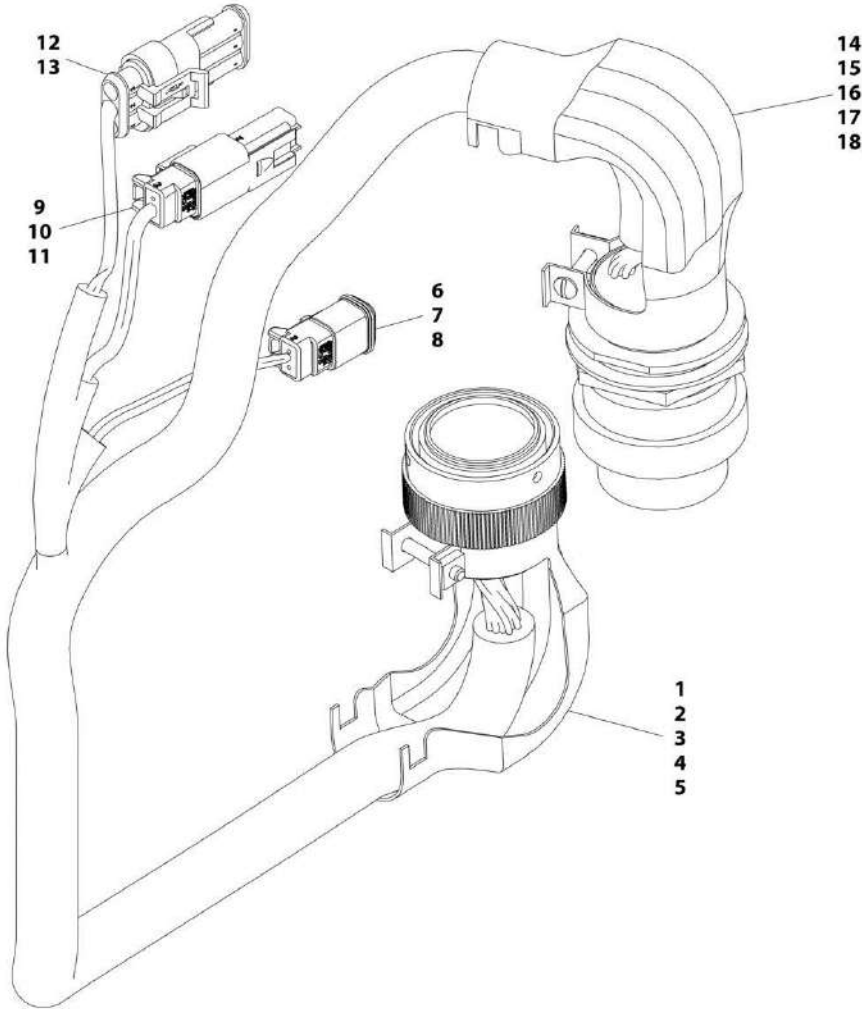
SECTION 10 - ELECTRICAL

FIGURE 10-46. BOOM EXTENSION LIMIT HARNESS

ITEM	PART NUMBER	QTY	DESCRIPTION	REV
	1001116132	1	BOOM EXTENSION LIMIT HARNESS	A
1	1001116808	1	CONNECTOR	
2	4460915	1	SECONDARY LOCK WEDGE	
3	4460928	3	TERMINAL	
4	4460518	9	PLUG	
5	1001116774	1	CONNECTOR	
6	4460915	1	SECONDARY LOCK WEDGE	
7	4460928	2	TERMINAL	
8	4460518	10	PLUG	
9	4461119	1	CONNECTOR	
10	1001104497	3	TERMINAL	
11	1001104498	3	SEAL	
12	4460894	1	CONNECTOR	
13	80604023	1	SECONDARY LOCK WEDGE	
14	4460465	6	TERMINAL	
15	4460894	1	CONNECTOR	
16	80604023	1	SECONDARY LOCK WEDGE	
17	4460465	2	TERMINAL	
18	4460944	2	TERMINAL	
19	4460466	2	PLUG	
20	4460899	1	CONNECTOR	
21	80604022	1	SECONDARY LOCK WEDGE	
22	4460464	2	TERMINAL	
23	4460943	2	TERMINAL	
24	4460466	2	PLUG	

SECTION 10 - ELECTRICAL

FIGURE 10-47. AUXILIARY PLATFORM HARNESS



ART_1001115519-A

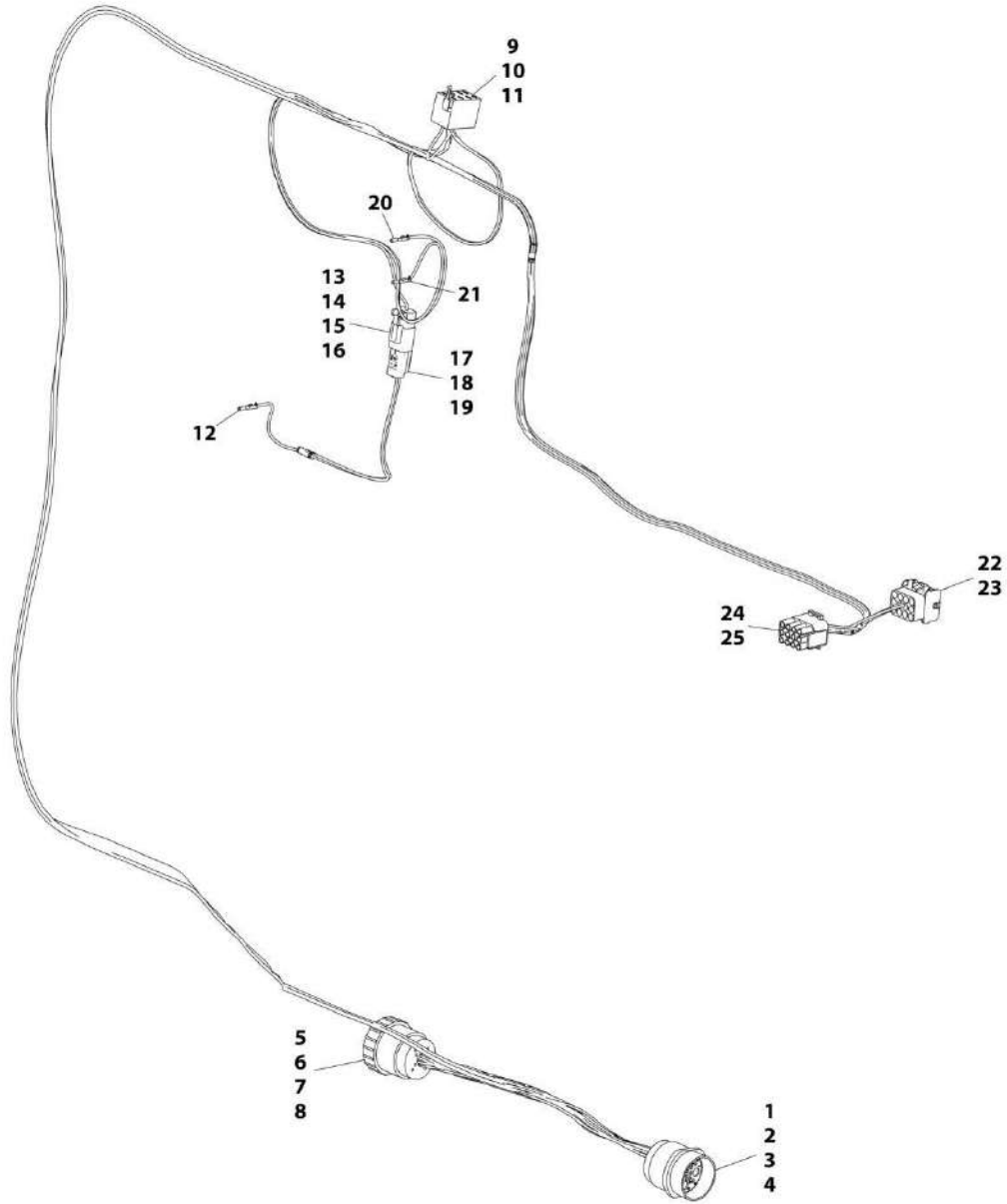
SECTION 10 - ELECTRICAL

FIGURE 10-47. AUXILIARY PLATFORM HARNESS

ITEM	PART NUMBER	QTY	DESCRIPTION	REV
	1001115519	1	AUXILIARY PLATFORM HARNESS	A
1	1001116955	1	CONNECTOR	
2	4460508	4	TERMINAL	
3	4460464	8	TERMINAL	
4	4460943	1	TERMINAL	
5	4460466	6	PLUG	
6	4460891	1	CONNECTOR	
7	80604018	1	SECONDARY LOCK WEDGE	
8	4460465	2	TERMINAL	
9	4460891	1	CONNECTOR	
10	80604018	1	SECONDARY LOCK WEDGE	
11	4460465	2	TERMINAL	
12	4461262	1	CONNECTOR	
13	1001116697	3	TERMINAL	
14	4461240	1	CONNECTOR	
15	4460509	4	TERMINAL	
16	4460465	3	TERMINAL	
17	4460944	3	TERMINAL	
18	4460466	11	PLUG	

SECTION 10 - ELECTRICAL

FIGURE 10-48. 3B PLATFORM HARNESS



ART_1001214539-B

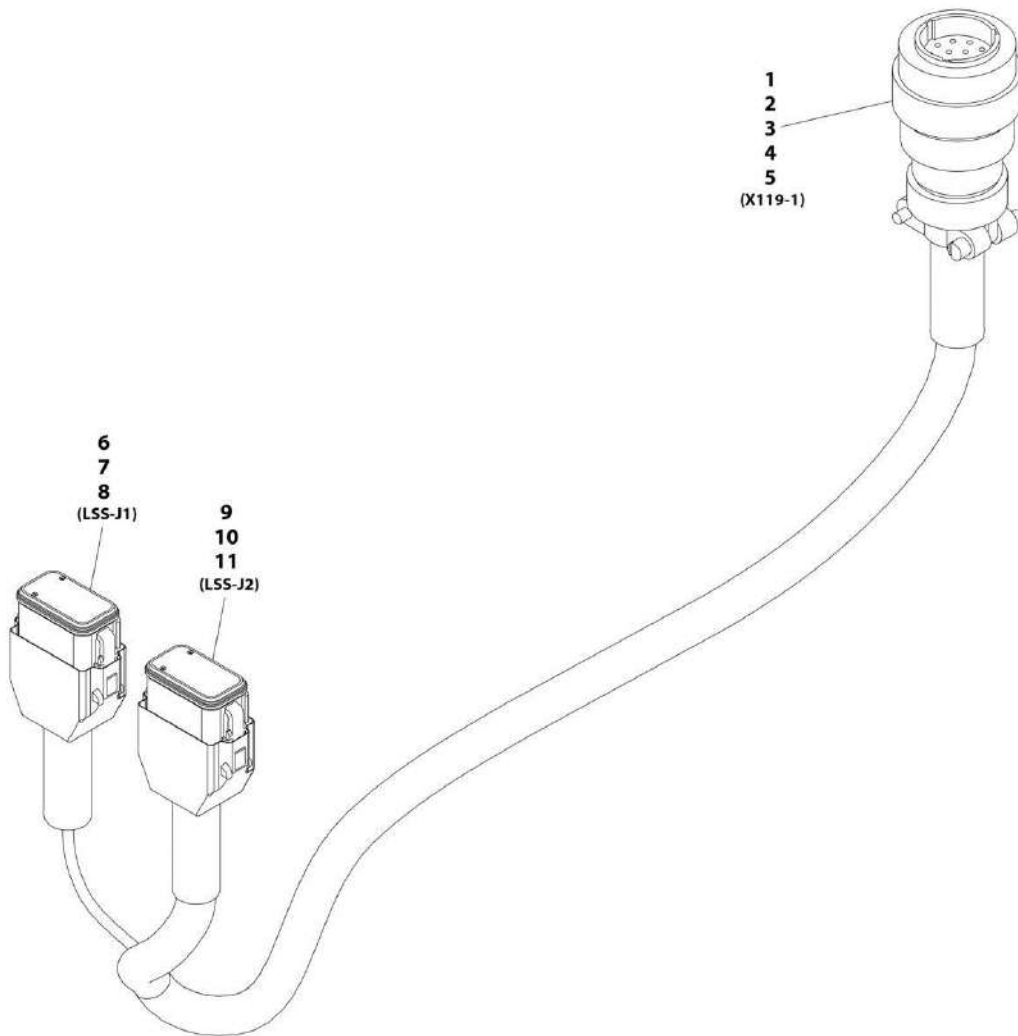
SECTION 10 - ELECTRICAL

FIGURE 10-48. 3B PLATFORM HARNESS

ITEM	PART NUMBER	QTY	DESCRIPTION	REV
	1001214539	Ref	3B PLATFORM HARNESS	B
1	1001116987	1	CONNECTOR	
2	1001116709	4	TERMINAL	
3	1001118380	11	TERMINAL	
4	1001118391	1	PLUG	
5	1001116979	1	CONNECTOR	
6	1001116718	4	TERMINAL	
7	1001118381	11	TERMINAL	
8	1001118391	1	PLUG	
9	4461164	1	CONNECTOR	
10	1001116716	2	TERMINAL	
11	1001104519	5	TERMINAL	
12	4460871	1	SOCKET TERMINAL	
13	4460891	1	CONNECTOR	
14	80604018	1	WEDGE LOCK	
15	4460465	1	TERMINAL	
16	4460466	1	PLUG	
17	4460897	1	CONNECTOR	
18	80604017	1	WEDGE LOCK	
19	4460464	1	TERMINAL	
20	4460871	1	SOCKET TERMINAL	
21	4460871	1	SOCKET TERMINAL	
22	4460367	1	CONNECTOR	
23	4460268	4	TERMINAL	
24	4460343	1	CONNECTOR	
25	4460267	10	TERMINAL	

SECTION 10 - ELECTRICAL

FIGURE 10-49. CAN-BUS HARNESS



ART_4923573-C

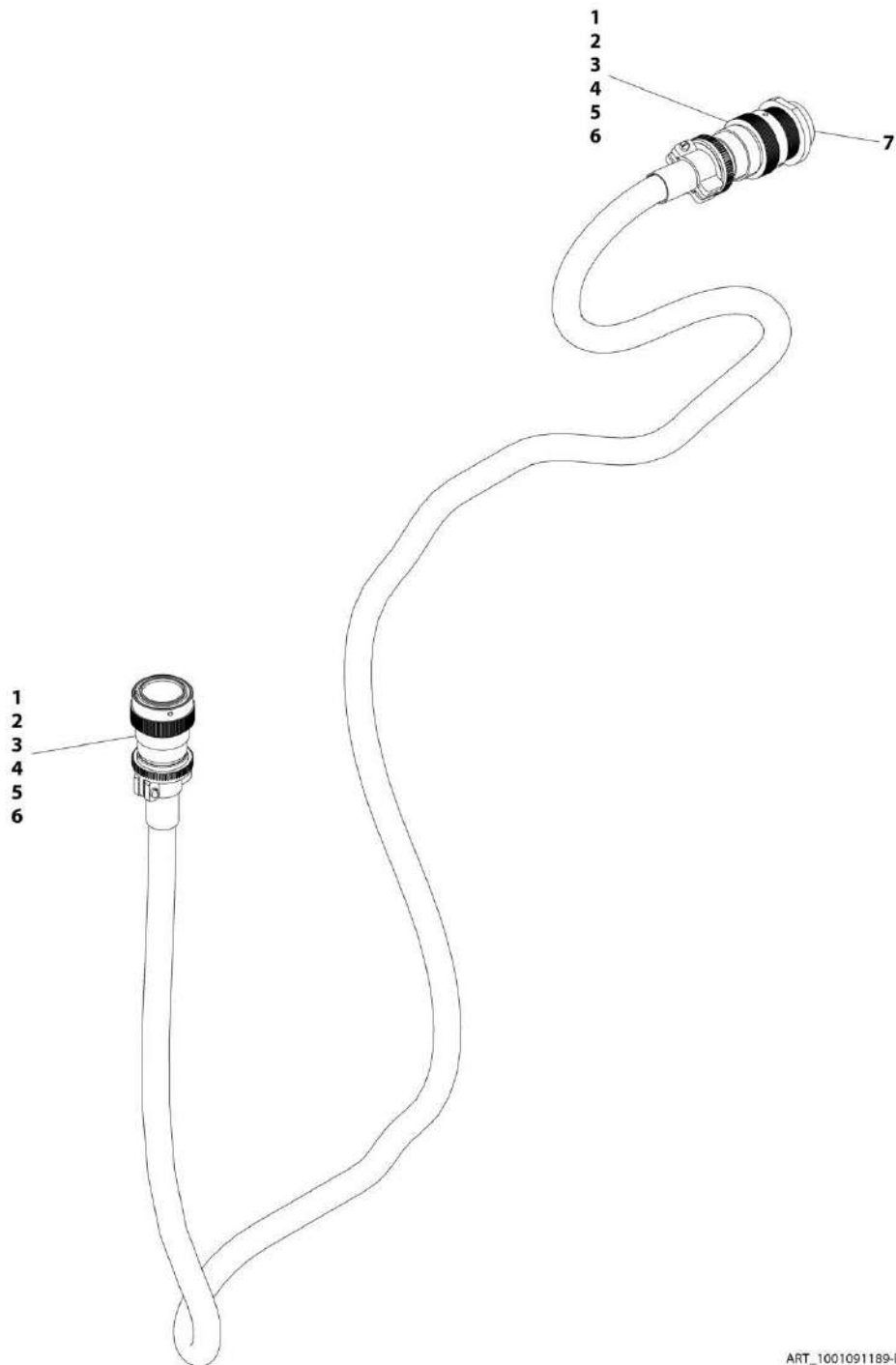
SECTION 10 - ELECTRICAL

FIGURE 10-49. CAN-BUS HARNESS

ITEM	PART NUMBER	QTY	DESCRIPTION	REV
	4923573	Ref	CAN-BUS HARNESS	C
1	4461253	1	CONNECTOR	
2	4460464	2	TERMINAL	
3	4460943	6	TERMINAL	
4	4460466	6	PLUG	
5	4460492	1	CLAMP	
6	4460933	1	CONNECTOR	
7	4460465	2	TERMINAL	
8	4460466	10	PLUG	
9	4460836	1	CONNECTOR	
10	4460944	6	TERMINAL	
11	4460466	6	PLUG	

SECTION 10 - ELECTRICAL

FIGURE 10-50. PLATFORM CONSOLE HARNESS



ART_1001091189-E

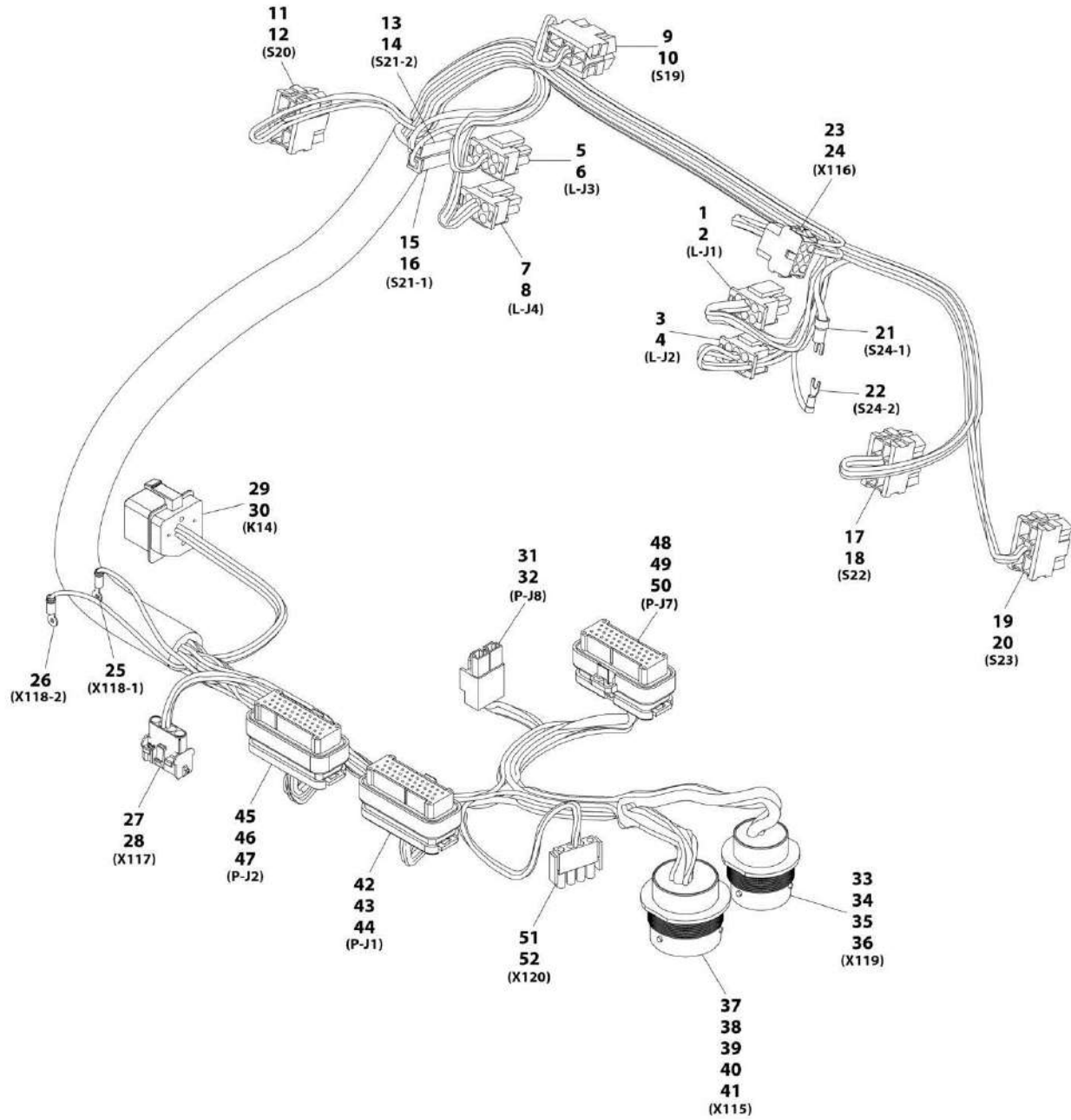
SECTION 10 - ELECTRICAL

FIGURE 10-50. PLATFORM CONSOLE HARNESS

ITEM	PART NUMBER	QTY	DESCRIPTION	REV
	1001091189	Ref	PLATFORM CONSOLE HARNESS, (includes items 1 thru 7)	E
1	1001116916	2	HOUSING	
2	4460473	2	CLAMP	
3	1001116693	6	PIN	
4	70020887	8	PIN	
5	7022736	12	PIN	
6	4460466	11	PLUG	
7	4460468	1	COVER	

SECTION 10 - ELECTRICAL

FIGURE 10-51. CONSOLE HARNESS



ART_1001096360-E

SECTION 10 - ELECTRICAL

FIGURE 10-51. CONSOLE HARNESS

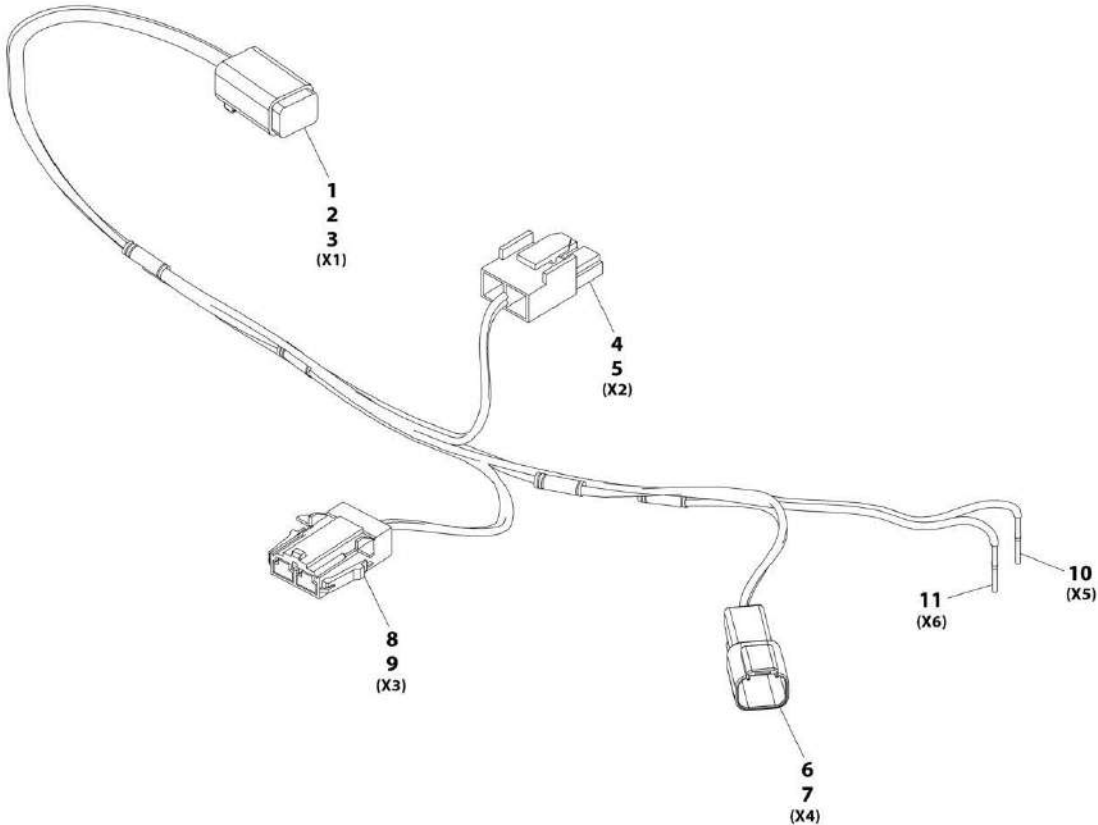
ITEM	PART NUMBER	QTY	DESCRIPTION	REV
	1001096360	Ref	CONSOLE HARNESS	E
1	4460225	1	CONNECTOR	
2	4460226	5	TERMINAL	
3	4460225	1	CONNECTOR	
4	4460226	5	TERMINAL	
5	4460225	1	CONNECTOR	
6	4460226	2	TERMINAL	
7	4460225	1	CONNECTOR	
8	4460226	5	TERMINAL	
9	4460418	1	CONNECTOR	
10	4460419	4	TERMINAL	
11	4460418	1	CONNECTOR	
12	4460419	4	TERMINAL	
13	4460260	1	CONNECTOR	
14	4460259	2	TERMINAL	
15	4460260	1	CONNECTOR	
16	4460259	1	TERMINAL	
17	4460418	1	CONNECTOR	
18	4460419	3	TERMINAL	
19	4460418	1	CONNECTOR	
20	4460419	3	TERMINAL	
21	4460806	2	SPADE TERMINAL	
22	4460888	1	FORK TERMINAL	
23	4460224	1	CONNECTOR	
24	4460227	1	TERMINAL	
25	4460213	1	WIRE TERMINAL	
26	4460213	1	WIRE TERMINAL	
27	4460761	1	CONNECTOR	
28	4460227	4	TERMINAL	
29	1001118282	1	CONNECTOR	
30	4460419	5	TERMINAL	
31	4460879	1	CONNECTOR	
32	4460887	4	TERMINAL	
33	4461241	1	CONNECTOR	
34	4460465	2	TERMINAL	
35	4460944	6	TERMINAL	
36	4460466	6	PLUG	
37	4461240	1	CONNECTOR	
38	4460465	3	TERMINAL	
39	4460509	4	TERMINAL	
40	4460944	3	TERMINAL	
41	4460466	9	PLUG	
42	4460874	1	CONNECTOR	
43	4460871	8	TERMINAL	
44	4460905	27	PLUG	
45	4460875	1	CONNECTOR	
46	4460871	22	TERMINAL	
47	4460905	13	PLUG	
48	4460875	1	CONNECTOR	
49	4460871	11	TERMINAL	

SECTION 10 - ELECTRICAL

ITEM	PART NUMBER	QTY	DESCRIPTION	REV
50	4460905	24	PLUG	
51	1001119031	1	CONNECTOR	
52	4460226	3	TERMINAL	

SECTION 10 - ELECTRICAL

FIGURE 10-52. TEMPERATURE SENSOR HARNESS



ART_1001172047-A

SECTION 10 - ELECTRICAL

FIGURE 10-52. TEMPERATURE SENSOR HARNESS

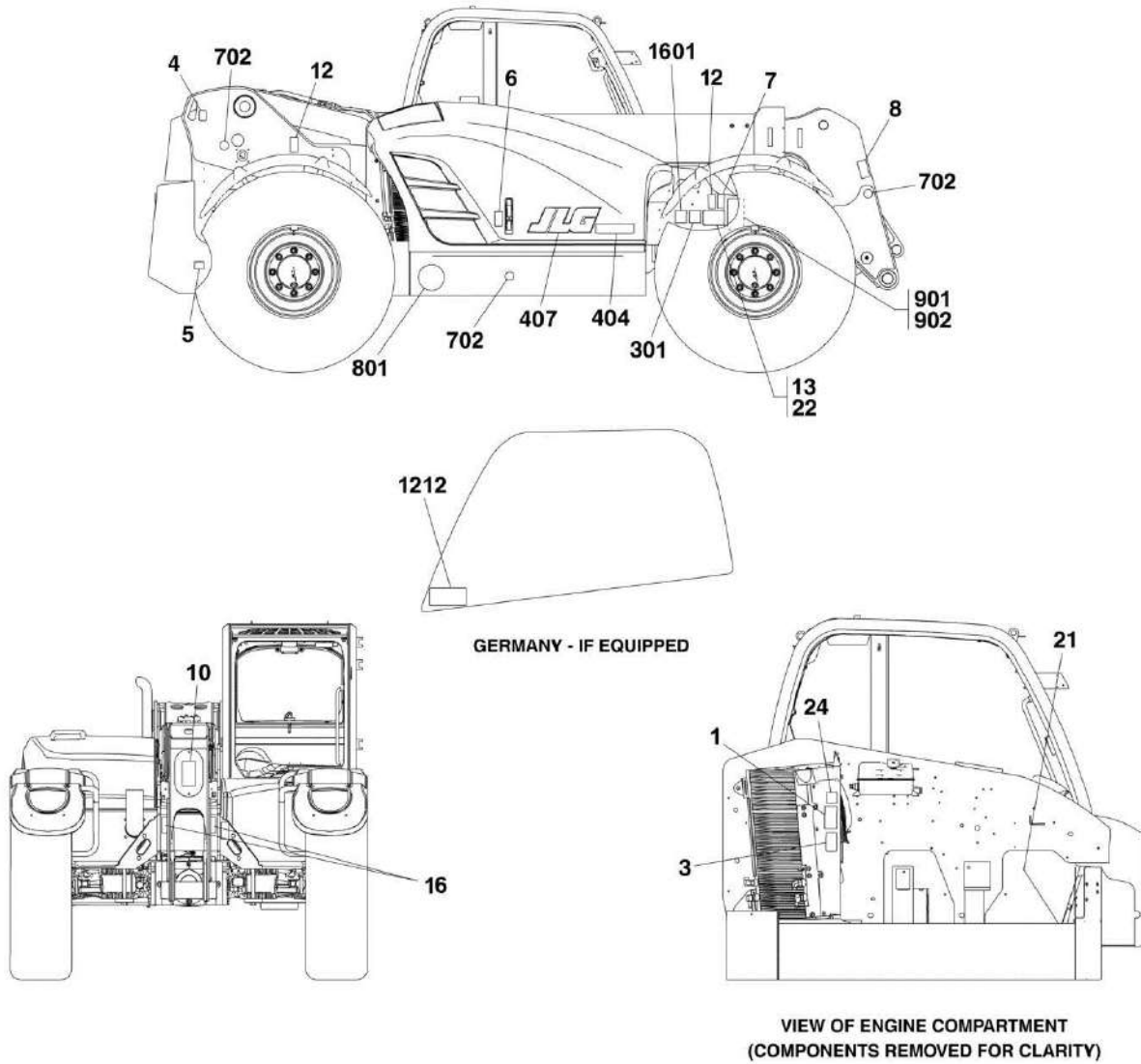
ITEM	PART NUMBER	QTY	DESCRIPTION	REV
	1001172047	Ref	TEMPERATURE SENSOR HARNESS	A
1	4460884	1	CONNECTOR	
2	4460465	2	TERMINAL	
3	4460944	2	TERMINAL	
4	4460879	1	CONNECTOR	
5	4460887	2	TERMINAL	
6	4460897	1	CONNECTOR	
7	4460943	2	TERMINAL	
8	1001120471	1	CONNECTOR	
9	428170011	2	TERMINAL	
10	4460944	1	TERMINAL	
11	4460944	1	TERMINAL	

SECTION 11 - DECALS

SECTION 11 - DECALS

FIGURE 11-1. CAB AND FRAME DECALS

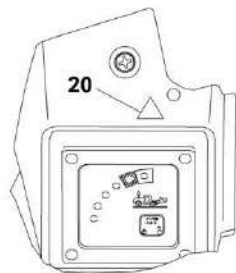
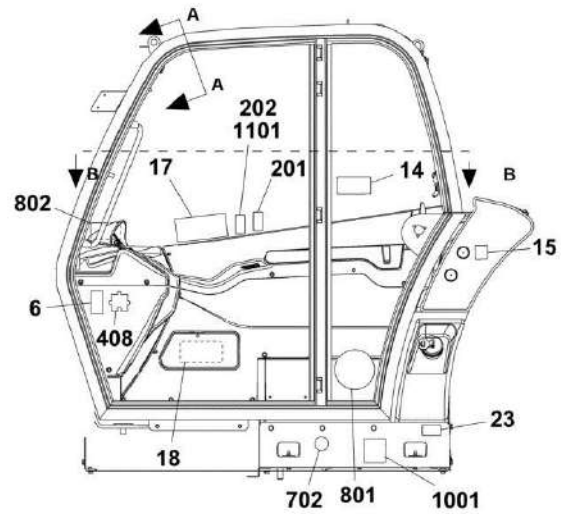
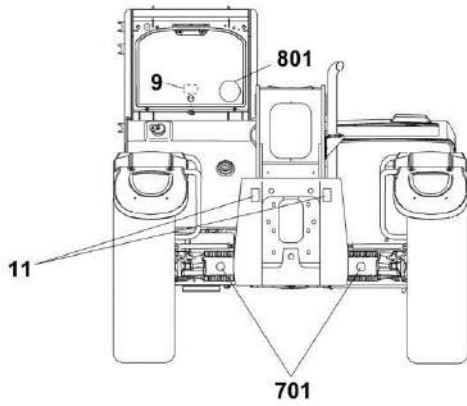
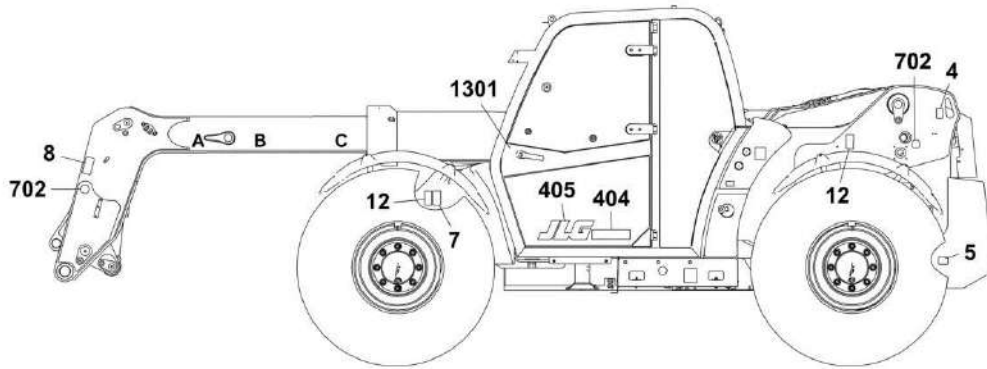
3706PS, 3707PS, 33.7, 37.6 & 37.7



ART_31200722-11-1A

SECTION 11 - DECALS

3706PS, 3707PS, 33.7, 37.6 & 37.7



VIEW A-A

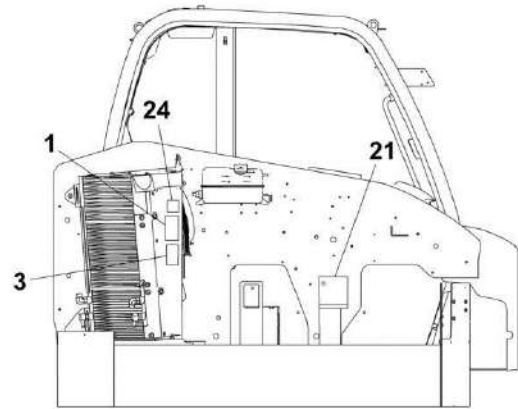
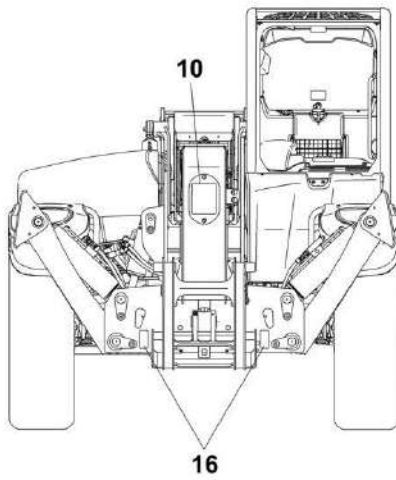
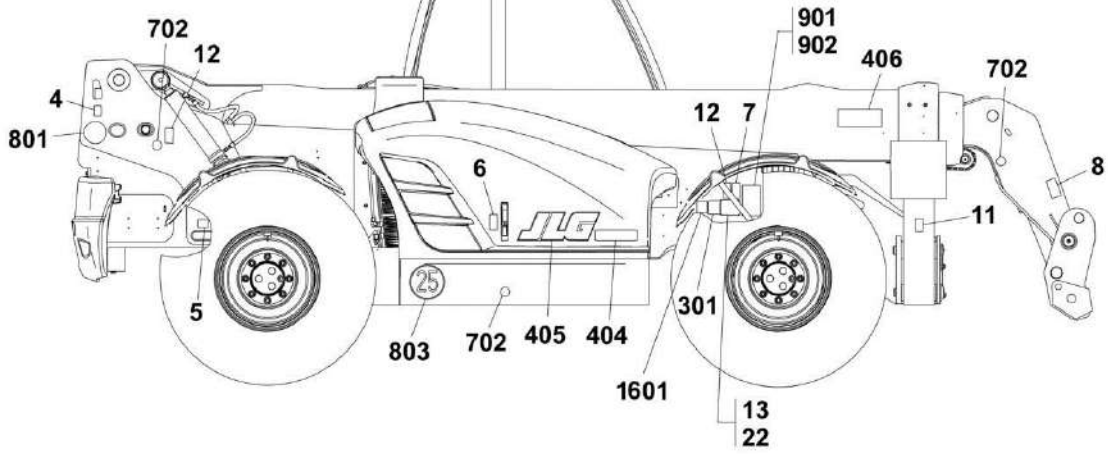


VIEW B-B

ART_31200722-11-1B

SECTION 11 - DECALS

4014PS & 4017PS

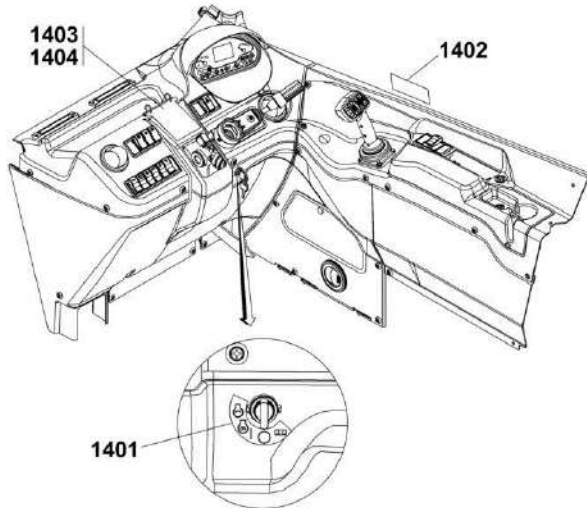
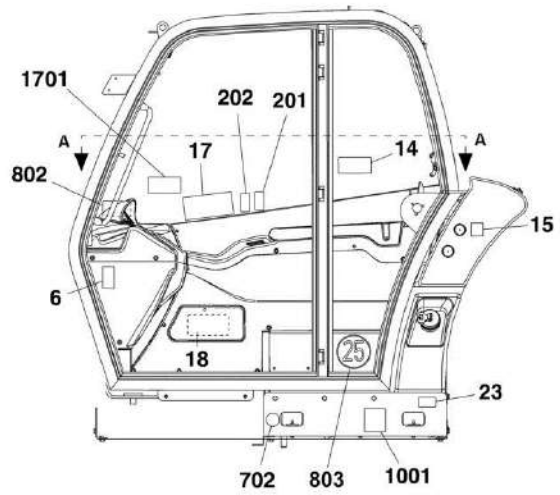
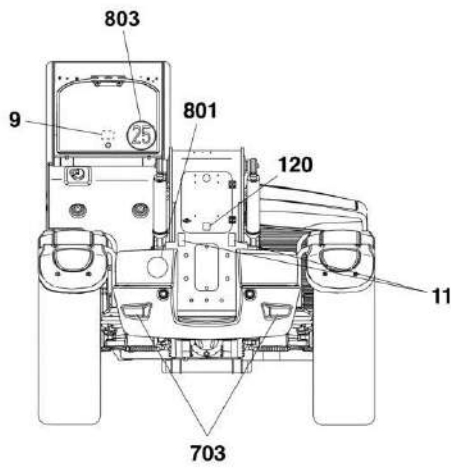
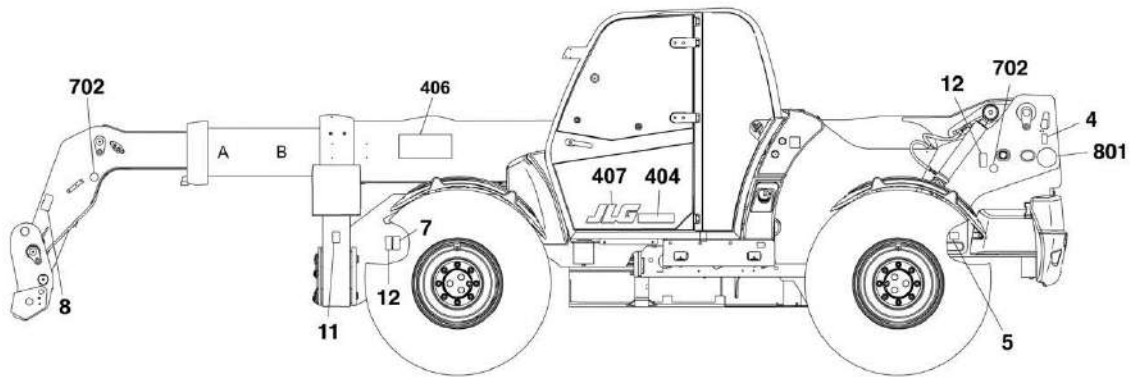


VIEW OF ENGINE COMPARTMENT
(COMPONENTS REMOVED FOR CLARITY)

ART_31200722-11-1C

SECTION 11 - DECALS

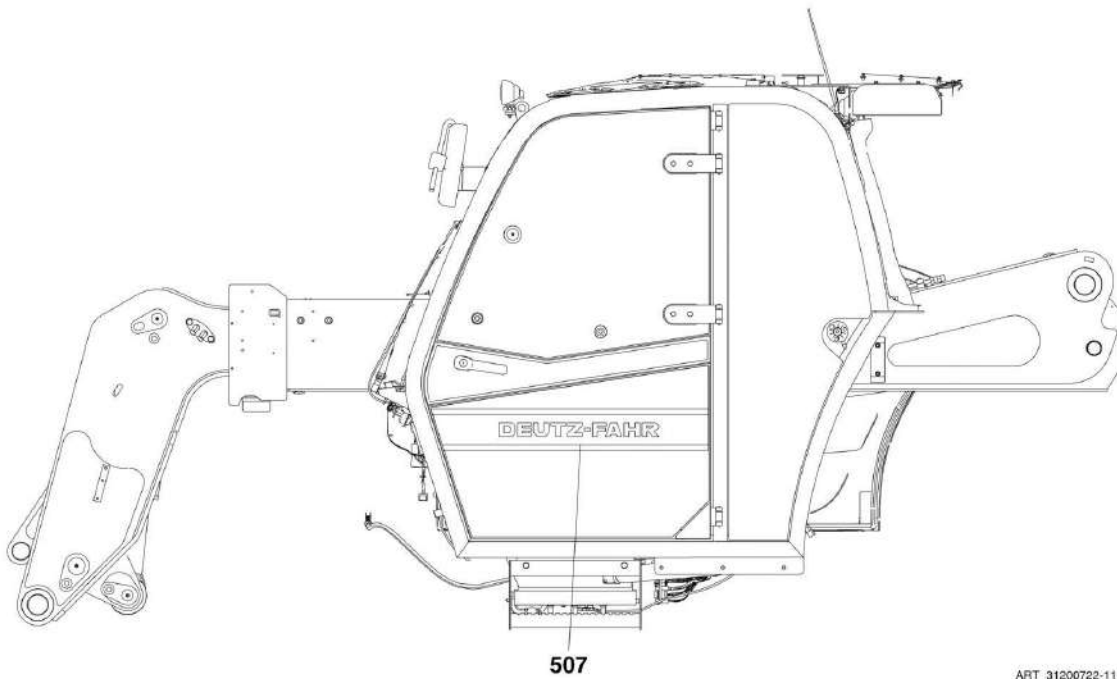
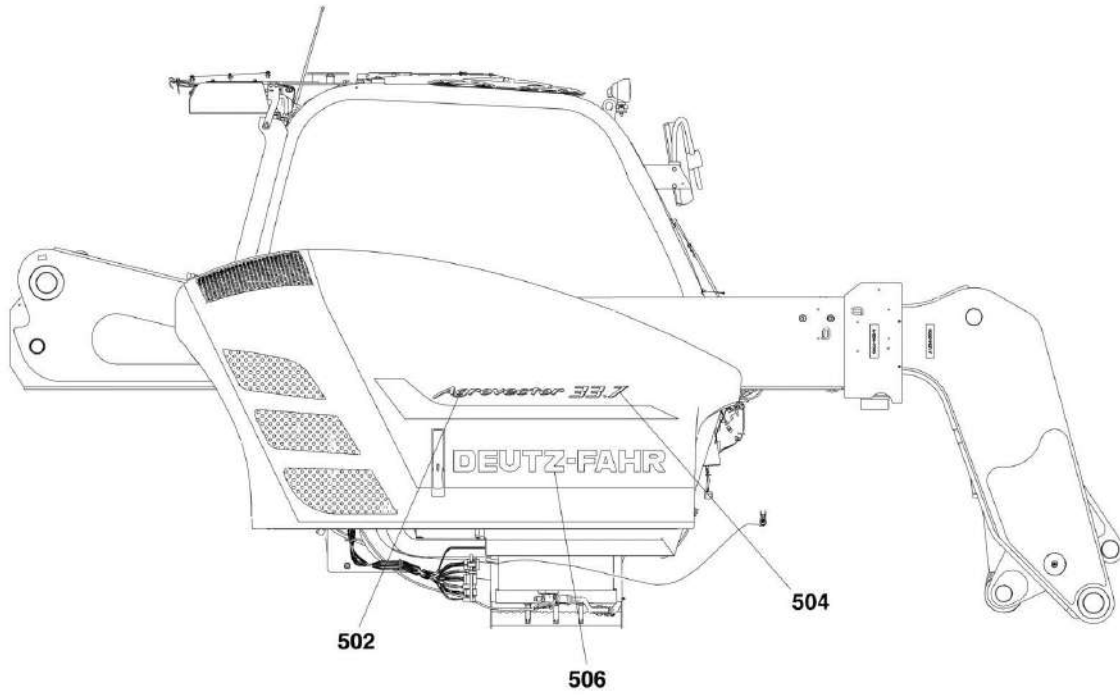
4014PS & 4017PS



ART_31200722-11-1D

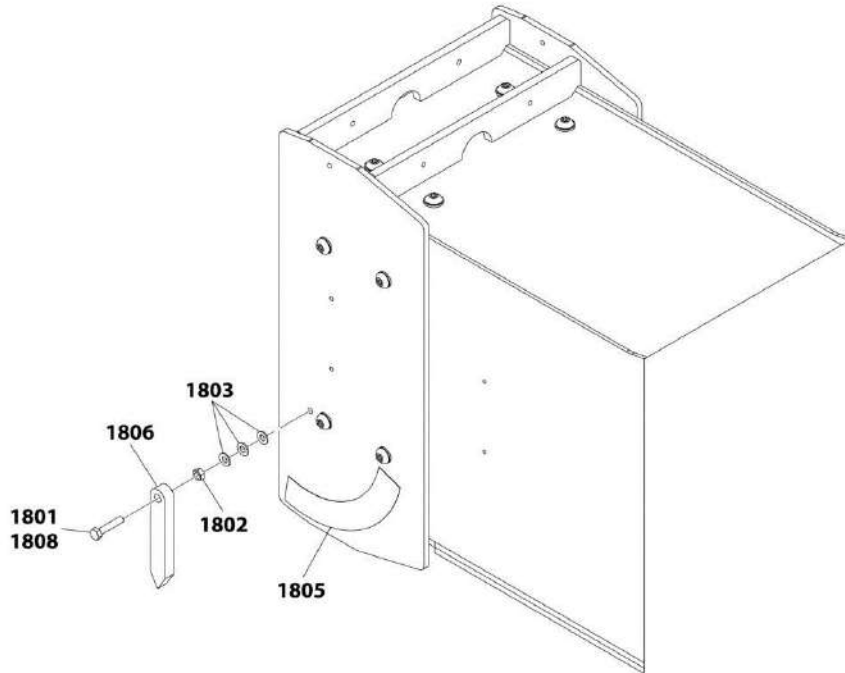
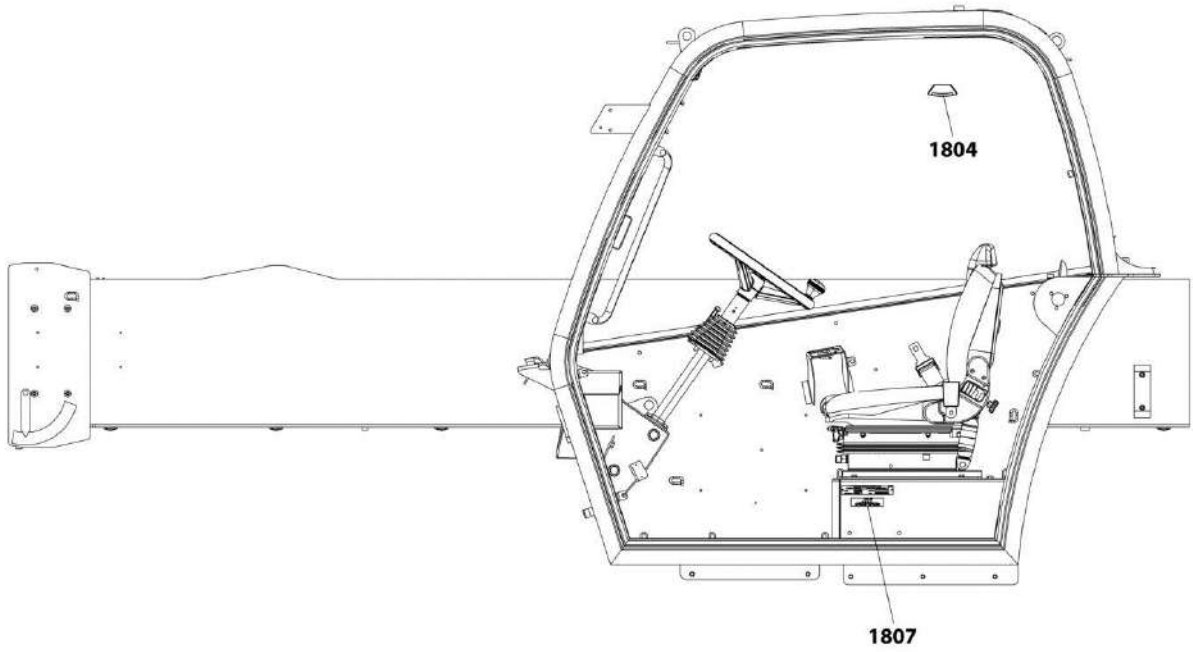
SECTION 11 - DECALS

33.7, 37.6 & 37.7



ART_31200722-11-1E

SECTION 11 - DECALS



ART_31200722-11-1F

SECTION 11 - DECALS

FIGURE 11-1. CAB AND FRAME DECALS

ITEM	PART NUMBER	QTY	DESCRIPTION	REV
	1001139649	Ref	CHART LOCATION INSTALLATION, (3706PS, 3707PS, 33.7, 37.6 & 37.7), (if equipped for ULS), (not available to order, see items 1 thru 24 for service)	E
	1001150959	Ref	CHART LOCATION INSTALLATION, (4014PS & 4017PS), (if equipped for ULS), (not available to order, see items 1 thru 18, 21 thru 24 & 120 for service)	D
	1001164471	Ref	CHART LOCATION INSTALLATION, (3706PS, 3707PS, 33.7, 37.6 & 37.7), (if equipped for LS), (not available to order, see items 1 thru 22 & 24 for service)	B
	1001164488	Ref	CHART LOCATION INSTALLATION, (4014PS & 4017PS), (if equipped for LS), (not available to order, see items 1 thru 18, 21, 22, 24 & 120 for service)	B
1	1706098	1	ETHER WARNING DECAL	
2	1706209	1	PARK BRAKE DECAL	
3	1706285	1	MOVING PARTS DECAL	
4	8005616	2	LIFTING POINT DECAL	
5	8005617	2	TIE DOWN POINT DECAL	
6	8005670	2	INSTRUCTION/SAFETY DECAL	
7	8005671	2	CYLINDER LOCK WARNING DECAL	
8	8005675	2	RAISED BOOM WARNING DECAL	
9	8005870	1	EMERGENCY EXIT DECAL	
10		Ref	NO RIDERS WARNING DECAL, (3706PS, 3707PS, 33.7, 37.6 & 37.7), (See BOOM DECALS for Breakdown)	
10		Ref	CARRY PERSONNEL DECAL, (4014PS & 4017PS), (See BOOM DECALS for Breakdown)	
11	8006612	2	STAY CLEAR WARNING DECAL, (3706PS, 3707PS, 33.7, 37.6 & 37.7)	
11	8006612	4	STAY CLEAR WARNING DECAL, (4014PS & 4017PS)	
12	8008657	4	SET BRAKE LEVER WARNING DECAL	
13	1001009178	4	FASTENER TACKS	
14	1001092878	1	NO RIDERS DECAL	
15	1001094708	1	OIL CHECK DECAL	
16	1001100957	2	TIE DOWN DECAL	
17	1001101895	1	CAB WARNING DECAL	
18	1001156399	1	FUSE DECAL	
20	1001127546	1	LSI PASSIVE WARNING DECAL, (3706PS, 3707PS, 33.7, 37.6 & 37.7)	
21	1001139164	1	BATTERY WARNING DECAL	
22	N.S.S.	1	SERIAL NUMBER PLATE	
23	1001139654	1	ULTRA LOW SULPHUR DECAL	
24	AU2105	1	NO KARCHER DECAL	
120	1001104319	1	GREASING ROLLER DECAL, (4014PS & 4017PS)	
201	1001135690	1	JOYSTICK DECAL, (LOADER PATTERN)	
201	1001135765	1	JOYSTICK DECAL, (3706PS, 3707PS, 33.7, 37.6 & 37.7), (LIFT PATTERN), (4014PS & 4017PS)	
201	1001167232	1	LOADER JOYSTICK FNR DECAL, (3706PS, 3707PS, 37.6 & 37.7), (LOADER PATTERN)	
201	1001167233	1	LOADER JOYSTICK DECAL, (3706PS, 3707PS, 37.6 & 37.7), (LIFT PATTERN)	
202	1001135691	1	LOADER JOYSTICK DECAL, (4014PS & 4017PS), (with outriggers)	
301	1001121555	1	PCT DECAL, (Russia, EU)	
	1001144460	Ref	JLG DECAL INSTALLATION, (3706PS), (not available to order, see items 404 thru 408 for service)	C

SECTION 11 - DECALS

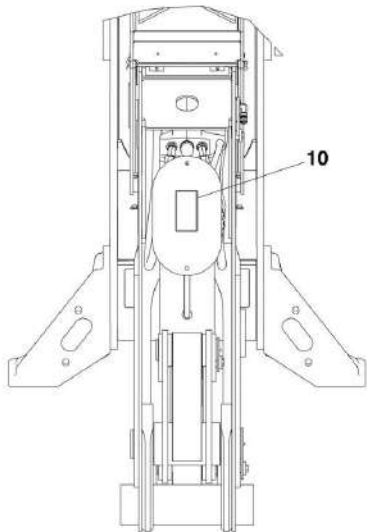
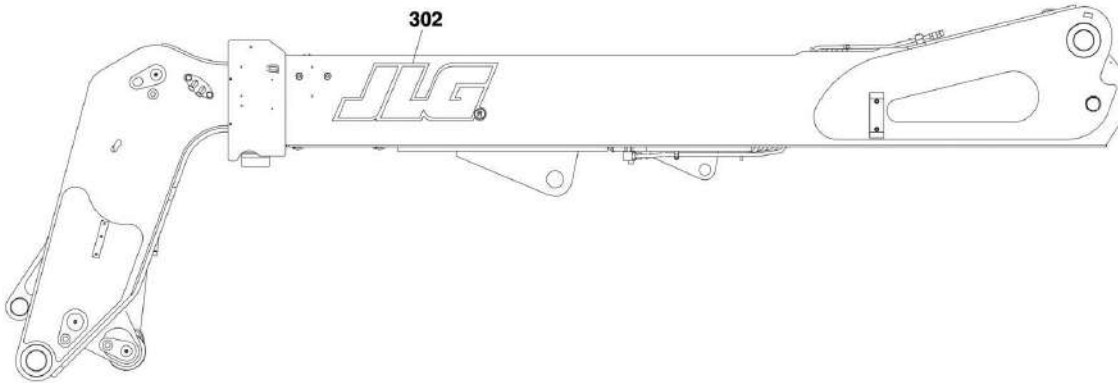
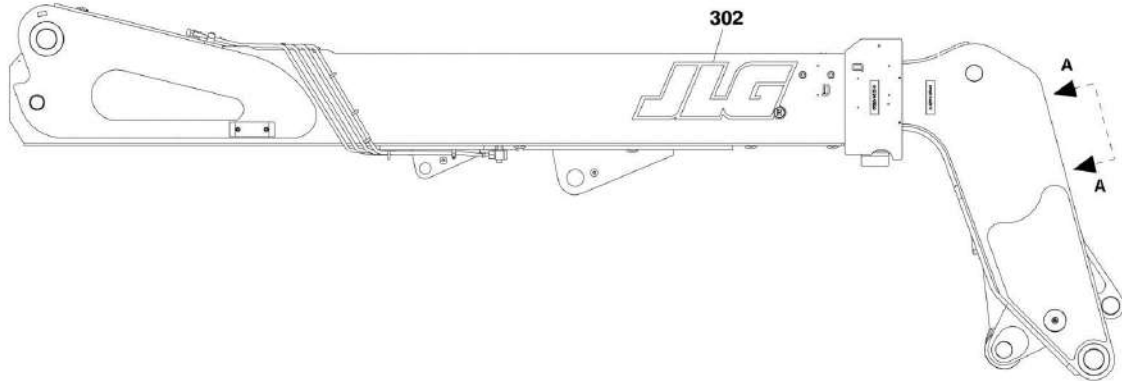
ITEM	PART NUMBER	QTY	DESCRIPTION	REV
	1001144461	Ref	JLG DECAL INSTALLATION, (3707PS), (not available to order, see items 404 thru 408 for service)	C
	1001144463	Ref	JLG DECAL INSTALLATION, (4014PS), (not available to order, see items 404 thru 408 for service)	C
	1001144466	Ref	JLG DECAL INSTALLATION, (4017PS), (not available to order, see items 404 thru 408 for service)	C
404	1001158217	2	JLG DECAL, (3706PS)	
404	1001158218	2	JLG DECAL, (3707PS)	
404	1001158219	2	JLG DECAL, (4014PS)	
404	1001158220	2	JLG DECAL, (4017PS)	
405	1001160775	1	JLG DECAL, (3706PS, 3707PS, 4014PS & 4017PS)	
406	1001160820	2	JLG DECAL, (3706PS, 3707PS)	
406	1001159323	2	JLG DECAL, (4014PS & 4017PS)	
407	1001160925	1	JLG DECAL, (3706PS, 3707PS, 4014PS & 4017PS)	
408	1001165280	1	GROUND SUPPORT DECAL, (3706PS, 3707PS, 4014PS & 4017PS)	
502	1001152401	1	SDF LOGO DECAL	
504	1001152480	1	SDF DECAL, (37.6)	
504	1001152400	1	SDF DECAL, (37.7)	
504	1001180222	1	SDF DECAL, (33.7)	
506	1001152402	1	SDF DEUTZ-FAHR HOOD, DECAL	
507	1001152405	1	SDF DEUTZ-FAHR DOOR, DECAL	
601	1001147090	1	METRIC LOAD CHART, (3706PS)	C
601	1001147047	1	METRIC LOAD CHART, (3707PS)	C
601	1001147048	1	METRIC LOAD CHART, (4014PS)	E
601	1001155795	1	METRIC LOAD CHART, (AUS), (4014PS)	C
601	1001147049	1	METRIC LOAD CHART, (4017PS)	D
601	1001156045	1	METRIC LOAD CHART, (AUS), (4017PS)	C
601	1001174719	1	METRIC LOAD CHART, (4014PS) (if equipped with Manitou Coupler)	A
601	1001174720	1	METRIC LOAD CHART, (4017PS) (if equipped with Manitou Coupler)	A
701	3700015	2	REFLECTOR, (3706PS, 3707PS, 33.7, 37.6 & 37.7)	
702	3700016	6	REFLECTOR	
703	1001009211	2	REFLECTOR, (4014PS & 4017PS)	
801	2603207	3	SPEED DECAL, 20KPH, (3706PS, 3707PS, 4014PS & 4017PS), (Germany), (if equipped)	
801	1706438	3	SPEED DECAL, 30KPH, (3706PS, 3707PS, 4014PS & 4017PS), (Germany), (if equipped)	
801	2999964	3	SPEED DECAL, 40KPH, (3706PS & 3707PS), (Germany), (if equipped)	
801	8009377	3	SPEED DECAL, 35KPH, (4014PS & 4017PS), (Germany), (if equipped)	
802	1001119218	1	HOMOLOGATION DECAL, (Germany), (if equipped)	
803	1001153442	3	SPEED DECAL, 25KPH, (4014PS & 4017PS), (France), (if equipped)	
	1001165381	Ref	HOMOLOGATION PLATE INSTALLATION, (3706PS, 3707PS, 37.7 & 37.6, 4014PS & 4017PS - Germany), (if equipped), (includes items 901 & 902)	A
	1001166443	Ref	HOMOLOGATION PLATE INSTALLATION, (3706PS, 3707PS, 4014PS & 4017PS - SPAIN), (if equipped), (includes items 901 & 902)	B
	1001165383	Ref	HOMOLOGATION PLATE INSTALLATION, (3706PS, 3707PS, 4014PS & 4017PS - Belgium), (if equipped), (includes items 901 & 902)	A

SECTION 11 - DECALS

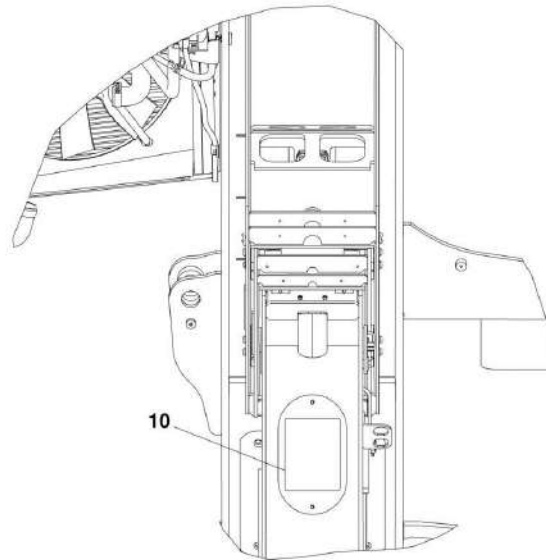
ITEM	PART NUMBER	QTY	DESCRIPTION	REV
901	1001009178	4	FASTENER TACKS	
902	1001138051	1	HOMOLOGATION PLATE	
1001	1705980	1	106dB SOUND PLATE, (3706PS, 3707PS, 4014PS & 4017PS)	
1101	1001135692	1	BOOM FLOAT DECAL, (3706PS, 3707PS, 37.6 & 37.7), (if equipped)	
1212	1001119218	1	BOOM HEIGHT DECAL, (Germany - if equipped)	
1301	1001139562	1	SDF CAB DECAL	
	1001154432	Ref	PLATFORM DECAL INSTALLATION, (4014PS - CE, if equipped), (not available to order, see items 1401 thru 1404)	A
	1001155582	Ref	PLATFORM DECAL INSTALLATION, (4014PS - AUS, if equipped), (not available to order, see items 1401 thru 1404)	A
	1001154433	Ref	PLATFORM DECAL INSTALLATION, (4017PS - CE, if equipped), (not available to order, see items 1401 thru 1404)	A
	1001155583	Ref	PLATFORM DECAL INSTALLATION, (4017PS - AUS, if equipped), (not available to order, see items 1401 thru 1404)	A
1401	1001102837	1	PLATFORM IGNITION SWITCH DECAL	
1402	1001104909	1	EMERGENCY DECENT DECAL	
1403	1001154442	1	FIXED PLATFORM LOAD CHART, (4014PS - CE)	
1403	1001155530	1	FIXED PLATFORM LOAD CHART, (4014PS - AUS)	
1403	1001154444	1	FIXED PLATFORM LOAD CHART, (4017PS - CE)	
1403	1001155532	1	FIXED PLATFORM LOAD CHART, (4017PS - AUS)	
1404	1001154443	1	EXTENDED PLATFORM LOAD CHART, (4014PS - CE)	
1404	1001155531	1	EXTENDED PLATFORM LOAD CHART, (4014PS - AUS)	
1404	1001154445	1	EXTENDED PLATFORM LOAD CHART, (4017PS - CE)	
1404	1001155533	1	EXTENDED PLATFORM LOAD CHART, (4017PS - AUS)	
	1001173936	Ref	EAC DECAL, INSTALLATION, (includes item 1601)	A
1601	1001173703	1	EAC DECAL	
1701	1001127735	1	BOOM POSITION DECAL, (3706PS & 3707PS - if equipped), (for homologation machines)	
1701	1001156308	1	BOOM POSITION DECAL, (4014PS - if equipped), (for homologation machines)	
1701	1001126676	1	BOOM POSITION DECAL, (4017PS - if equipped), (for homologation machines)	
	1001155252	Ref	HOMOLOGATION INSTALLATION, (4014PS - AUS, if equipped), (see items 1801 thru 1808 for service)	A
	1001164828	Ref	HOMOLOGATION INSTALLATION, (4017PS - AUS, if equipped), (see items 1801,1804 thru 1808 for service)	A
1801	0700816	1	HEX HD CAPSCREW, M8x40, GR8.8, (4014PS - AUS)	
1801	0630585	1	SHOULDER BOLT, (4017PS - AUS)	
1802	3290801	1	HEX NUT, M8X1-1/4	
1803	4811900	3	WASHER, 8mm	
1804	8466306	1	TILT ANGLE, GAGE	
1805	1001094171	1	DECAL, BOOM ANGLE INDICATOR	
1806	1001094172	1	PENDULUM, BOOM ANGLE INDICATOR	
1807	1001155230	1	DECAL, CAB AUS SAFETY	
1808	1001095650	1	LOCTITE 243	

SECTION 11 - DECALS

FIGURE 11-2. BOOM DECALS



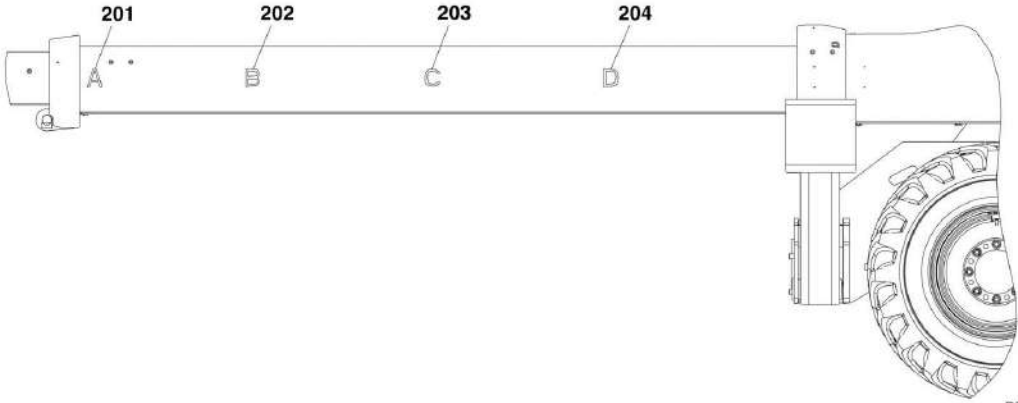
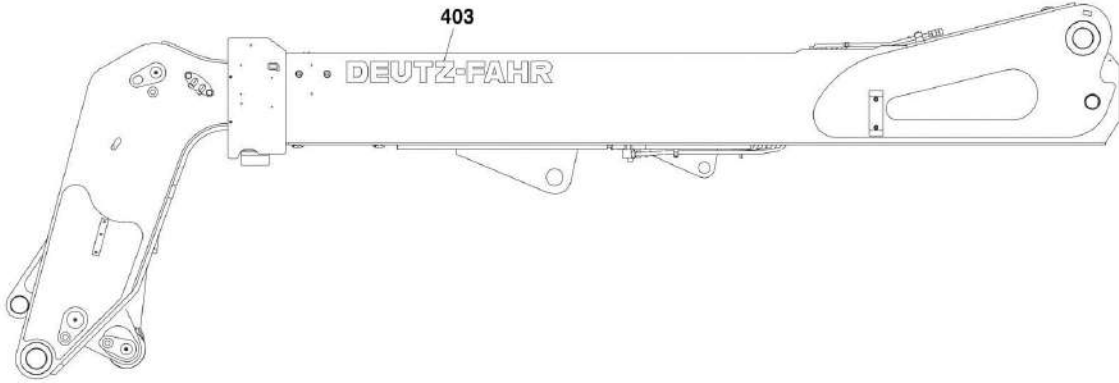
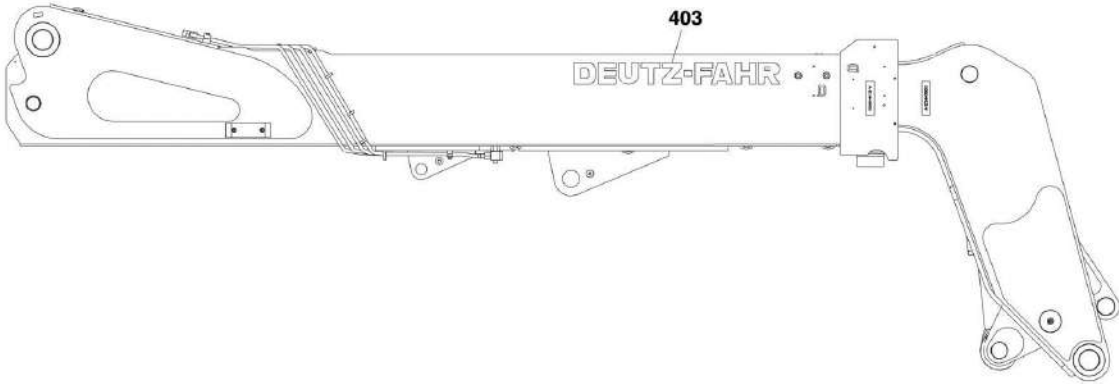
VIEW A-A
(3706PS, 3707PS, 33.7, 37.6 & 37.7)



VIEW A-A
(4014PS & 4017PS)

ART_P29630-B

SECTION 11 - DECALS



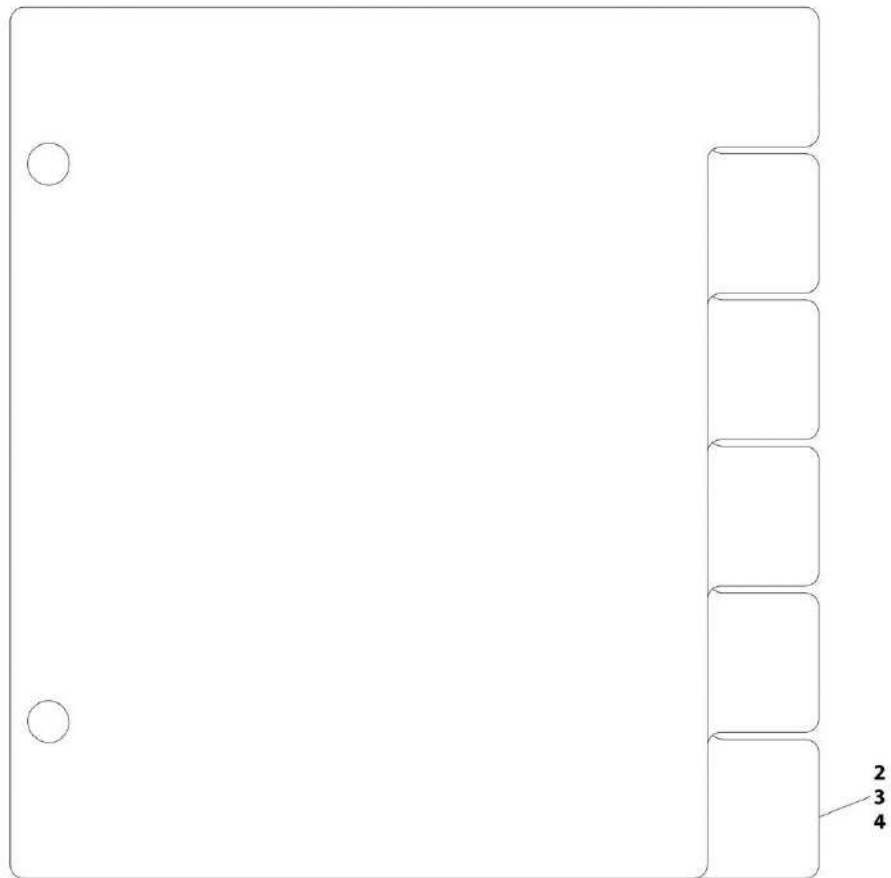
SECTION 11 - DECALS

FIGURE 11-2. BOOM DECALS

ITEM	PART NUMBER	QTY	DESCRIPTION	REV
	1001139649	Ref	CHART LOCATION INSTALLATION, (3706PS, 3707PS, 33.7, 37.6 & 37.7), (if equipped for ULS), (not available to order, see items 1 thru 24 on CAB AND FRAME DECALS and item 10 on BOOM DECALS for service)	E
	1001150959	Ref	CHART LOCATION INSTALLATION, (4014PS & 4017PS), (if equipped for ULS), (not available to order, see items 1 thru 19, 21 thru 24 & 120 on CAB AND FRAME DECALS and item 10 on BOOM DECALS for service)	D
	1001164471	Ref	CHART LOCATION INSTALLATION, (3706PS, 3707PS, 33.7, 37.6 & 37.7), (if equipped for LS), (not available to order, see items 1 thru 22 & 24 on CAB AND FRAME DECALS and item 10 on BOOM DECALS for service)	B
	1001164488	Ref	CHART LOCATION INSTALLATION, (4014PS & 4017PS), (if equipped for LS), (not available to order, see items 1 thru 18, 21, 22, 24 & 120 on CAB AND FRAME DECALS and item 10 on BOOM DECALS for service)	B
10	8006038	1	NO RIDERS WARNING DECAL, (3706PS, 3707PS, 33.7, 37.6 & 37.7)	
10	1706282	1	CARRY PERSONNEL DECAL, (4014PS & 4017PS)	
	1001171783	Ref	BOOM DECALS INSTALLATION, (3706PS, 3707PS, 37.6 & 37.7), (not available to order, see items 201 thru 203 for service)	A
	1001171798	Ref	BOOM DECALS INSTALLATION, (4014PS & 4017PS), (not available to order, see items 201 thru 204 for service)	A
201	1706753	1	"A" DECAL	
202	1706754	1	"B" DECAL	
203	1706755	1	"C" DECAL	
204	1706756	1	"D" DECAL, (4014PS & 4017PS)	
302	8008629	2	JLG DECAL, (3706PS, 3707PS, 4014PS & 4017PS)	

SECTION 11 - DECALS

FIGURE 11-3. CAPACITY CHART – VOLVO ADAPTER



ART_31200722-11-3

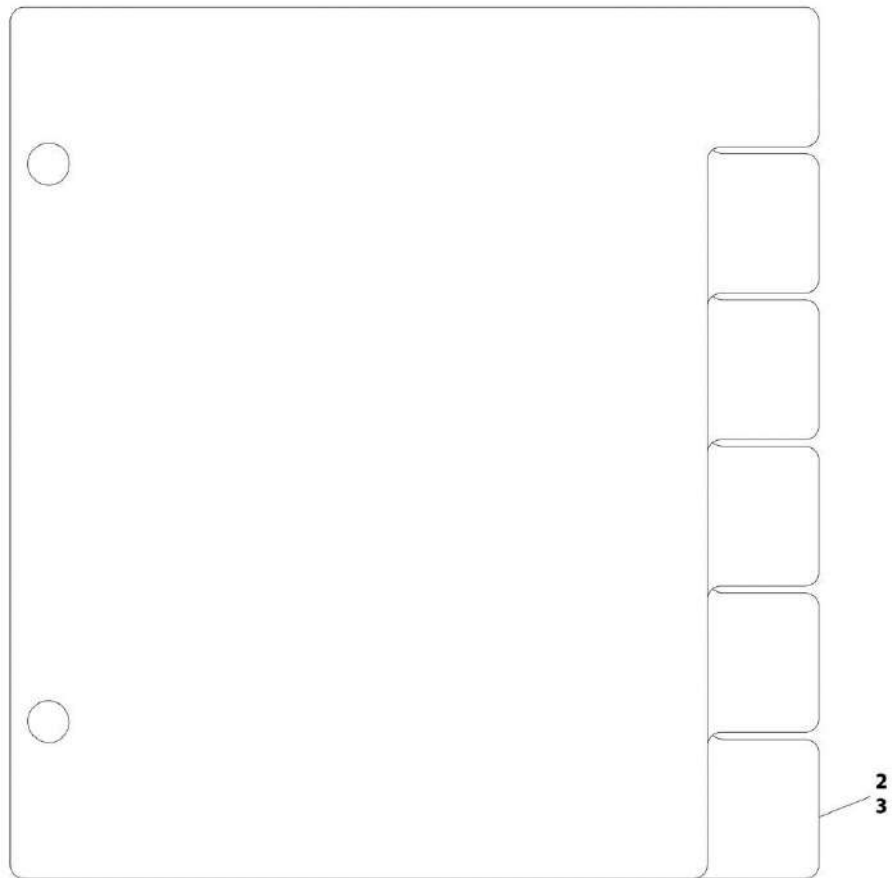
SECTION 11 - DECALS

FIGURE 11-3. CAPACITY CHART – VOLVO ADAPTER

ITEM	PART NUMBER	QTY	DESCRIPTION	REV
	1001173159	1	VOLVO ADAPTER INSTALLATION, METRIC, (4014PS), (AUS), (includes items 1 & 4)	A
	1001173160	1	VOLVO ADAPTER INSTALLATION, METRIC, (4017PS), (AUS), (includes items 1 & 4)	A
	1001173150	1	VOLVO ADAPTER INSTALLATION, METRIC, (3706PS), (CE), (includes items 1 & 2)	A
	1001173151	1	VOLVO ADAPTER INSTALLATION, (3707PS), (CE), (includes items 1 & 2)	A
	1001173154	1	VOLVO ADAPTER INSTALLATION, (4014PS), (CE), (includes items 1 & 3)	A
	1001173155	1	VOLVO ADAPTER INSTALLATION, (4014PS), (Germany), (includes items 1 & 3)	A
	1001173156	1	VOLVO ADAPTER INSTALLATION, (4017PS), (CE), (includes items 1 & 3)	A
1		Ref	CARRIAGE, VOLVO ADAPTER, METRIC, (not shown), (See ATTACHMENTS for Breakdown)	
2	1001171061	1	CHART, CAPACITY, WITHOUT STABILIZERS, METRIC, (4014PS), (AUS)	
2	1001171063	1	CHART, CAPACITY, WITHOUT STABILIZERS, METRIC, (4017PS), (AUS)	
2	1001171049	1	CHART, CAPACITY, METRIC, (3706PS), (CE)	
2	1001171050	1	CHART, CAPACITY, METRIC, (3707PS), (CE)	
2	1001171053	1	CHART, CAPACITY, METRIC, (4014PS), (CE)	
2	1001171055	1	CHART, CAPACITY, METRIC, (4014PS), (Germany)	
2	1001171057	1	CHART, CAPACITY, METRIC, (4017PS), (CE)	
3	1001171062	1	CHART, CAPACITY, WITH STABILIZERS, METRIC, (4014PS), (AUS)	
3	1001171064	1	CHART, CAPACITY, WITH STABILIZERS, METRIC, (4017PS), (AUS)	
3	1001171054	1	CHART, CAPACITY, WITH STABILIZERS, METRIC, (4014PS), (CE)	
3	1001171056	1	CHART, CAPACITY, WITH STABILIZERS, METRIC, (4014PS), (Germany)	
3	1001171058	1	CHART, CAPACITY, WITH STABILIZERS, METRIC, (4017PS), (CE)	
4	1001174575	1	CHART, COVER, METRIC, (4014PS), (AUS)	
4	1001174576	1	CHART, COVER, METRIC, (4017PS), (AUS)	

SECTION 11 - DECALS

FIGURE 11-4. CAPACITY CHART – FEM ADAPTER



ART_31200722-11-4

SECTION 11 - DECALS

FIGURE 11-4. CAPACITY CHART – FEM ADAPTER

ITEM	PART NUMBER	QTY	DESCRIPTION	REV
	1001172675	1	FEM ADAPTER INSTALLATION (3706PS), (includes item 1 & 2)	A
	1001172678	1	FEM ADAPTER INSTALLATION (3707PS), (includes item 1 & 2)	A
	1001172681	1	FEM ADAPTER INSTALLATION, (4014PS), (includes item 1 & 3)	A
	1001172683	1	FEM ADAPTER INSTALLATION (4014PS), (AUS), (includes item 1 & 3)	A
	1001172685	1	FEM ADAPTER INSTALLATION (4014PS), (Germany), (includes item 1 & 3)	A
	1001172687	1	FEM ADAPTER INSTALLATION (4017PS), (includes item 1 & 3)	A
	1001172689	1	FEM ADAPTER INSTALLATION (4017PS), (AUS), (includes item 1 & 3)	A
1		Ref	CARRIAGE, FEM ADAPTER, (not shown), (See ATTACHMENTS for Breakdown)	
2	1001171516	1	CHART, CAPACITY, MATRIC, (3706PS)	
2	1001171519	1	CHART, CAPACITY, MATRIC, (3707PS)	
2	1001171523	1	CHART, CAPACITY, MATRIC, (4014PS)	
2	1001174031	1	CHART, CAPACITY, MATRIC, (4014PS), (AUS)	
2	1001171526	1	CHART, CAPACITY, MATRIC, (4014PS), (AUS)	
2	1001171528	1	CHART, CAPACITY, MATRIC, (4014PS), (Germany)	
2	1001171530	1	CHART, CAPACITY, MATRIC, (4017PS)	
2	1001173159	1	CHART, CAPACITY, MATRIC, (4017PS), (AUS)	
2	1001171532	1	CHART, CAPACITY, MATRIC, (4017PS), (AUS)	
3	1001171525	1	CHART, CAPACITY, WITH STABILIZERS, METRIC, (4014PS)	
3	1001171527	1	CHART, CAPACITY, WITH STABILIZERS, METRIC, (4014PS), (AUS)	
3	1001171529	1	CHART, CAPACITY, WITH STABILIZERS, METRIC, (4014PS), (Germany)	
3	1001171531	1	CHART, CAPACITY, WITH STABILIZERS, METRIC, (4017PS)	
3	1001171533	1	CHART, CAPACITY, WITH STABILIZERS, METRIC, (4017PS), (AUS)	

SECTION 12 - RECOMMENDED SPARE PARTS

SECTION 12 - RECOMMENDED SPARE PARTS

FIGURE 12-1. RECOMMENDED SPARE PARTS

ITEM	PART NUMBER	QTY	DESCRIPTION	REV
	Note	Ref	Note: The following list will service fleets of machines (built to current production per date on the front cover) with repair parts which can be installed in the field. Parts from the list should be replaced when inventory is depleted to keep service parts stock supplied. For further information, contact your JLG dealer or the JLG Industries Parts Department.	
		Ref	Boom	
	1001144819	2	Hose Assy, (3706PS & 37.6)	
	1001144834	2	Hose Assy, (3707PS, 33.7 & 37.7)	
	1001144559	1	Twin Hose Assy, (4014PS)	
	1001144897	1	Hose Assy, (4017PS)	
	1001144903	1	Hose Assy, (4017PS)	
	1001144553	1	Twin Hose Assy, (3706PS & 37.6)	
	1001144555	1	Twin Hose Assy, (3707PS, 33.7 & 37.7)	
	1001144561	2	Twin Hose Assy, (4014PS)	
	1001115564	2	Twin Hose Assy, (4017PS)	
	1001003132	1	Resilient Pad, (3706PS & 37.6)	
	4700021	10	Wear Pad, (3706PS, 3707PS, 33.7, 37.6, 37.7 & 4017PS)	
	8010148	4	Wear Pad, (3706PS, 3707PS, 33.7, 37.6, 37.7 & 4014PS)	
	1001002261	2	Wear Pad, (3706PS, 3707PS, 33.7, 37.6 & 37.7)	
	1001096320	8	Wear Pad, (4014PS)	
	1001096322	5	Wear Pad, (3706PS, 3707PS, 33.7, 37.6, 37.7 & 4014PS)	
	8002200	42	Wear Pad	
	8002201	4	Wear Pad, (4017PS)	
	1001111747	2	Wear Pad, (4017PS)	
	1001120545	1	Wear Pad, (3706PS, 3707PS, 33.7, 37.6 & 37.7)	
	1001120555	1	Wear Pad, (3706PS, 3707PS, 33.7, 37.6 & 37.7)	
	4700047	4	Wear Pad, (4014PS & 4017PS)	
	4700030	1	Wear Pad, (4017PS)	
	4700031	1	Wear Pad, (4017PS)	
	4700032	4	Wear Pad, (4017PS)	
	1001093784	4	Wear Pad, (4017PS)	
	8003243	5	Spacer, (3706PS, 3707PS, 33.7, 37.6 & 37.7)	
	1001003030	AR	Spacer, (4014PS)	
	1001003031	AR	Spacer, (3706PS, 3707PS, 33.7, 37.6, 37.7 & 4014PS)	
	1001097302	AR	Spacer, (4014PS)	
	1001097303	AR	Spacer, (4014PS)	
	8002904	AR	Spacer, (4017PS)	
	1001120556	2	Spacer, (3706PS, 3707PS, 33.7, 37.6 & 37.7)	
	1001128328	AR	Spacer, (4014PS)	
	4071108	AR	Spacer, (4017PS)	
	4071109	AR	Spacer, (4017PS)	
	8002637	AR	Spacer, (4017PS)	
	8003242	AR	Spacer, (4017PS)	
	4071105	AR	Spacer, (4017PS)	
	4071106	AR	Spacer, (4017PS)	
	8009987	AR	Shim, 50X160X2.0mm, (3706PS, 3707PS, 33.7, 37.6 & 37.7)	
	8008634	AR	Shim, 0.5X50X200mm, (3706PS, 3707PS, 33.7, 37.6 & 37.7)	
	8008640	AR	Shim, 0.5X50X200mm, (3706PS, 3707PS, 33.7, 37.6 & 37.7)	

SECTION 12 - RECOMMENDED SPARE PARTS

ITEM	PART NUMBER	QTY	DESCRIPTION	REV
	4071110	AR	Shim, 3X50X200mm, (4017PS)	
	8008070	AR	Shim, 2X50X200mm, (4017PS)	
	1001120604	AR	Shim, 0.5X70X250mm, (3706PS, 3707PS, 33.7, 37.6 & 37.7)	
	1001104463	AR	Shim, 0.75X31X200mm, (4014PS)	
	4071085	AR	Shim, 2X70X200mm, (4017PS)	
	4071093	AR	Shim, 4X50X200mm, (4017PS)	
	4071098	AR	Shim, 3X70X200mm, (4017PS)	
	4071099	AR	Shim, 2X60X200mm, (4017PS)	
	4071104	AR	Shim, 4X70X200mm, (4017PS)	
	4071107	AR	Shim, 1X60X200mm, (4017PS)	
	4071087	AR	Shim, 4X50X200mm, (4017PS)	
	1001132895	2	Quick Attach Pivot Pin, (3706PS, 3707PS, 33.7, 37.6 & 37.7)	
	1001132898	2	Quick Attach Pin, (3706PS, 3707PS, 33.7, 37.6 & 37.7)	
		Ref	Engine	
	70025153	1	Fuel Filter Element, Primary	
	70024963	1	Spin On Fuel Filter Element, Secondary	
	7016331	1	Oil Filter, (if equipped for LS)	
	70025537	1	Dipstick	
	1001142658	1	Fuel Cap	
	1001148542	1	Fan	
	1101312	1	Air Cleaner Primary Filter Element	
	1101313	1	Air Cleaner Secondary Filter Element	
	70025478	1	V-Belt	
		Ref	Drive Train	
	1001131940	1	Joystick Assy	
	70024466	1	Transmission Oil Filter	
	8005079	8	Universal Clampset	
	1001004210	32	Hex Nut, (3706PS, 3707PS, 4014PS, 33.7, 37.6 & 37.7)	
	3300479	40	Wheel Nut, M22X1.5, (4017PS)	
		Ref	Hydraulic System	
	70020442	1	Lift Cylinder Seal Kit, (3706PS & 37.6)	
	70020447	1	Lift Cylinder Seal Kit, (3707PS, 33.7 & 37.7)	
	70020453	1	Lift Cylinder Seal Kit, (4014PS)	
	70020458	1	Lift Cylinder Seal Kit, (4017PS)	
	70023921	1	Extend/Retract Cylinder Seal Kit, (3706PS, 3707PS, 33.7, 37.6 & 37.7)	
	70020525	1	Extend/Retract Cylinder Seal Kit, (4014PS)	
	70023095	1	Extend/Retract Cylinder Seal Kit, (4017PS)	
	70020583	1	Tilt Cylinder Seal Kit, (3706PS & 37.6)	
	70020588	1	Tilt Cylinder Seal Kit, (3707PS, 33.7 & 37.7)	
	70020593	1	Tilt Cylinder Seal Kit, (4014PS & 4017PS)	
	70020603	1	Tilt Compensating Cylinder Seal Kit, (3706PS, 3707PS, 33.7, 37.6 & 37.7)	
	70021862	1	Tilt Compensating Cylinder Seal Kit, (4014PS & 4017PS)	
	70020466	1	Frame Level Cylinder Seal Kit, (4014PS)	
	70020470	1	Frame Level Cylinder Seal Kit, (4017PS)	
	70020477	1	Outrigger Cylinder Seal Kit, (4014PS)	
	70020482	1	Outrigger Cylinder Seal Kit, (4017PS)	
	70024168	1	Quick Attach Cylinder Seal Kit	
	70024410	1	Piston Pump Seal Kit	
	1001142659	1	Hydraulic Tank Fill Cap	
	70021834	2	Hydraulic Tank Sight Gauge	

SECTION 12 - RECOMMENDED SPARE PARTS

ITEM	PART NUMBER	QTY	DESCRIPTION	REV
	1001009247	1	Hydraulic Tank Filter	
		Ref	Electrical	
	1001009339	1	12-V Battery	
	70020795	1	Dome Light Replacement Bulb, (if equipped)	
	1001101808	1	Back-up Alarm	
	1001003596	1	Horn	
	70020796	6	Replacement Bulb	
	7029969	2	Replacement Bulb	
	7029970	2	Replacement Bulb	
	7029971	4	Replacement Bulb	
	70021340	2	Replacement Bulb	
	70021341	2	Replacement Bulb	
		Ref	Miscellaneous	
	1001142724	1	Convex Mirror	
	1001142726	1	Convex Mirror	
	1001143339	1	Convex Mirror	
	1001150306	1	Rear View Mirror, (4017PS)	
	1001005981	1	Mirror, (3706PS, 3707PS, 33.7, 37.6 & 37.7 - if equipped)	
	1001142726	1	Cab Mirror	
	1001090336	2	Front Wiper Blade	
	1001090337	2	Rear Wiper Blade	
	1001090338	1	Roof Wiper Blade	
	70021220	1	Replacement Key, (3706PS, 3707PS, 4014PS, 33.7 & 4017PS)	
	31200753	1	Operation and Safety Manual, (3706PS, 3707PS, 4014PS & 4017PS)	
	31200800	1	Service Manual	

PART NUMBER INDEX

PART NUMBER INDEX

0100009.....129	0701620...35, 37, 39, 369	0761010 ... 19, 25, 47, 63,	1001002778.....552, 553,
0100011..49, 95, 97, 115,	0701629 159	67, 69, 79, 83, 126,	555
120, 125, 377, 435	0701631 18	159, 176, 177, 365,	1001002779.....552, 553,
0100019.....19, 191	0701634 18	369, 373, 400, 405,	555
0100020.....364	0711015 369	433, 435, 464, 542, 543	1001002786.....400
0100048.....115, 120, 129	0711030 369	0761011 67, 176, 178,	1001002787.....429
0100081.....49, 129	0711214 115, 120	183, 187	1001002788.....429
0100089.....538	0711220 120	0761012 ... 18, 24, 63, 67,	1001002789.....439
0140011.....129	0711234 ... 89, 91, 93, 95,	69, 115, 120, 176, 178,	1001002790.....439
0240063.....147	97	181, 187, 343, 364,	1001002809.....415, 462
0240110.....147	0711624 33, 115, 120	370, 383, 393, 433, 552	1001002810.....413
0240143.....103	0712026 191	0761014 ... 18, 24, 57, 63,	1001002815.....477, 479
0240158.....145	0712029 18, 343	125, 171, 176, 183,	1001002816.....429
0440296.....73, 77	0712030 17	365, 552, 555	1001002817.....429
0440298.....73	0712031 191	0761015 ... 49, 57, 63, 67,	1001002818.....429, 439
0498748.....351	0712032 17, 50	115, 120, 125, 159,	1001002847.....447, 462
0630568.....130	0721006 129	171, 365	1001002849.....447, 462
0630576.....25	0760405 343	0761016 49, 67, 343, 511	1001002852.....171
0630585.....125, 672	0760408 357	0761210 ... 63, 67, 69, 73,	1001002868.....351
0630609.....455	0760508 125, 534	77, 489, 635	1001002869.....351
0641404.....129	0760605 ... 43, 79, 81, 99	0761212 .63, 67, 69, 392,	1001002870.....348
0641414.....122, 129	0760606 ... 183, 187, 349,	395, 534, 535	1001002871.....348
0641415.....130	629	0761214 ... 19, 57, 61, 63,	1001002872.....348
0641606.....115	0760607 ... 181, 183, 187,	67, 109, 120, 126, 183,	1001002873.....348
0700408.....343	449, 459, 525, 542, 635	435	1001002911.....538
0700507.....171	0760608 .30, 47, 49, 115,	0761215 67	1001002943.....352
0700608.....172	176, 177, 343, 368,	0761216 103	1001002944.....351, 352
0700610.....39, 115, 120	369, 450, 453, 459, 619	0761218 49	1001002946.....352
0700612.....251, 425	0760610 ... 369, 534, 538,	0761612 109, 475	1001002947.....352
0700614....425, 433, 443,	619	0761615 17, 251, 489	1001002948.....352
619	0760612 43, 176, 251,	0761616 159	1001002953.....352
0700615....115, 120, 429,	629	0761619 553	1001002954.....352
439, 619	0760613 544	0762020 17	1001002955.....352
0700616.....43, 464, 525,	0760614 19, 344, 349,	0770812 361	1001002956.....352
629	542	0781028 159	1001002957.....352
0700617425, 433, 443	0760618 539	0902751 129	1001002958.....348
0700618.....47, 117, 373,	0760805 449, 453, 455	0902894 120	1001002959.....352
425, 429	0760806 71, 534	0902919 115	1001002961.....351
0700619.....30, 115, 120	0760807 ... 120, 429, 439	0902920 115	1001002962.....351
0700620.....125, 534	0760808 ... 50, 81, 85, 87,	0903342 629	1001002963.....351
0700621 535	89, 99, 177, 351, 357,	0903366 103	1001002975.....343
0700810.....183	364, 368, 525, 542	0903405 435	1001002976.....343
0700814.....629	0760810 ... 17, 18, 24, 27,	0903412 120	1001002992.....364
0700815.....181, 351	30, 87, 99, 117, 122,	0930003 153, 155	1001002993.....377
0700816....436, 445, 672	177, 183, 187, 343,	0930004 141	1001002996.....349
0700817425, 435, 445	349, 368, 392, 395,	0930015 139	1001002997.....352
0700818.....455	401, 445, 450, 453,	0930016 139	1001003000.....377, 381
0700819.....120	455, 459, 534, 535, 542	0962257 125	1001003011.....349
0700822.....172	0760812 ... 18, 19, 24, 25,	0962450 115, 120	1001003030....55, 61, 65,
0700824.....393, 396	44, 47, 125, 176, 177,	1001002207J.....55	684
0700825.....429	178, 251, 364, 368,	1001002261 53, 684	1001003031....53, 55, 59,
0700827 103	370, 401	1001002468 55	61, 65, 684
0701013.....455, 511	0760814 19, 24, 120, 125,	1001002489 477, 479	1001003043.....348
0701014....172, 449, 453,	178, 183	1001002496 433	1001003044.....619
459	0760815 59	1001002498 477, 479	1001003048.....176
0701015.....377	0760818 427, 433, 435	1001002503 27, 462, 493	1001003064.....139
0701016.....392	0760820 115, 120	1001002523 ... 89, 91, 93,	1001003132.....43, 684
0701018.....43, 395	0761006 396	95, 97	1001003272.....348
0701028.....489	0761007 ... 43, 44, 79, 81,	1001002525 43	1001003273.....348
0701029....105, 107, 462,	83, 85, 87, 89, 91, 93,	1001002530 487	1001003274.....348
493	95, 97, 99, 417, 421,	1001002531 471	1001003301.....511
0701215.....159	471, 473, 475, 483,	1001002606 43	1001003305.....370, 534
0701217.....103	485, 487, 489	1001002620 473	1001003306.....348
0701219.....125	0761008 24, 27, 419, 439,	1001002680 487	1001003322.....183, 187,
0701234....81, 85, 87, 99	462, 491, 493	1001002769 405	625
0701617.....159	0761009 24, 543		1001003334.....259

PART NUMBER INDEX

1001003339.....	553	1001006101.....	85, 87	1001008845.....	243, 245	1001060439.....	249
1001003360.....	259	1001006141.....	103	1001008857.....	348, 352	1001061256.....	245
1001003391.....	553	1001006259.....	172	1001008922.....	436, 445	1001061257.....	245
1001003400.....	439, 443	1001006329.....	172	1001008923.....	450, 459, 542, 549, 619	1001061258.....	245
1001003411.....	439, 443	1001006362.....	413, 415, 462	1001008926.....	535	1001061259.....	245
1001003427.....	172, 511	1001006370.....	400, 405	1001008928.....	348	1001063175.....	25
1001003435.....	429	1001006730.....	361	1001008944.....	348	1001063407.....	249
1001003439.....	392, 395, 405, 462	1001006814.....	259	1001008948.....	27, 43, 44, 47, 79, 81, 83, 85, 87, 89, 91, 93, 95, 97, 99, 462, 471, 473, 475, 483, 485, 487, 489, 491, 493	1001063420.....	249
1001003443.....	629	1001006913.....	381	1001008997.....	538	1001063529.....	343
1001003470.....	348	1001006914.....	381	1001009038.....	17, 542	1001075589.....	249
1001003478.....	467	1001006954.....	343	1001009062.....	18, 19	1001090103.....	449, 459
1001003479.....	467	1001006955.....	343	1001009092.....	364, 543	1001090150... 43, 47, 59, 65, 69	
1001003485.....	344	1001007012.....	629	1001009094.....	33, 555	1001090155.....	542
1001003487.....	553	1001007215.....	192	1001009095.....	33	1001090157.....	549
1001003566.....	413, 415, 462	1001007417.....	377	1001009097.....	381	1001090159.....	172
1001003590.....	392	1001007542.....	109	1001009102.....	555	1001090160.....	511
1001003596.....	542, 686	1001007591.....	377, 381	1001009104.....	377, 381	1001090205.....	511
1001003617.....	413, 415, 462, 525	1001007641.....	342	1001009105.....	139	1001090219.....	542
1001003647.....	511	1001007846.....	258	1001009120.....	381	1001090222.....	542
1001003749.....	348	1001008106.....	381	1001009124.....	342, 425, 433, 443	1001090238.....	538
1001003797.....	377	1001008436.....	18, 19	1001009133.....	377	1001090239.....	538
1001003803.....	33	1001008450.....	392, 395	1001009136.....	348	1001090272.....	342
1001003934.....	400, 405, 462, 629	1001008459.....	109	1001009146.....	18, 192	1001090274.....	342
1001004121.....	447, 462	1001008462.....	191	1001009154.....	181	1001090301.....	349
1001004141.....	357, 358, 400, 401, 405, 406, 462, 629	1001008466.....	160, 393, 396	1001009162.....	349	1001090314.....	172
1001004144.....	59, 171, 176, 433	1001008469.....	39, 348, 534	1001009163.....	177, 393, 396	1001090334.....	357
1001004210.....	17, 192, 685	1001008475.....	18, 19, 342	1001009178.....	670, 672	1001090335.....	357
1001004617.....	139	1001008506.....	159	1001009207.....	171, 178, 400, 405	1001090336.....	357, 686
1001004618.....	139	1001008540.....	535	1001009211.....	671	1001090337.....	357, 686
1001004619.....	139	1001008552.....	249	1001009219.....	377	1001090338.....	357, 686
1001004639.....	493	1001008559.....	393, 397, 534, 538, 635	1001009220.....	377	1001090339.....	357
1001004720.....	439, 443, 555, 635	1001008571.....	538	1001009247.....	401, 406, 686	1001090340.....	357
1001004723.....	171, 393, 396, 534	1001008586.....	373	1001009250.....	249	1001090341.....	357
1001004771.....	259	1001008593.....	542	1001009325.....	53, 55, 59, 61, 65	1001090342.....	357
1001004904J.....	18	1001008604.....	342	1001009326.....	61, 65, 443	1001090343.....	357
1001005045J.....	18	1001008609.....	172, 364, 393, 396, 400, 401, 402, 405, 406, 629	1001009339.....	535, 686	1001090347.....	355
1001005134.....	33	1001008626.....	435	1001009365.....	249, 381	1001090348.....	355
1001005193.....	343	1001008635.....	393, 396	1001009388.....	348	1001090349.....	355
1001005207.....	33	1001008657.....	400, 405	1001010646.....	361	1001090393.....	71
1001005262.....	439, 443, 445	1001008665.....	139	1001010647.....	361	1001090394.....	75
1001005267.....	33	1001008666.....	349, 361	1001010648.....	361	1001090570.....	547
1001005347.....	538	1001008667.....	177	1001010649.....	361	1001090582.....	547
1001005368.....	348	1001008673.....	393, 396	1001010650.....	361	1001090583.....	547
1001005387.....	25	1001008677.....	177	1001010838.....	18, 19	1001090584.....	547
1001005508.....	400, 405, 462	1001008688.....	553	1001010839.....	343	1001090590.....	547
1001005697.....	555	1001008719.....	259	1001010899.....	249	1001090591.....	547
1001005698.....	555	1001008720.....	364, 401, 406	1001011679.....	249	1001090592.....	547
1001005699.....	555	1001008721.....	176	1001017166.....	249	1001090594.....	547
1001005893.....	455	1001008730.....	377, 381	1001025749.....	534, 535	1001090596.....	547
1001005904.....	439, 443, 445, 467	1001008741.....	171	1001025751.....	534	1001090604.....	547
1001005960.....	355	1001008742.....	357	1001026104.....	433	1001090606.....	547
1001005961.....	433, 435	1001008747.....	427	1001027047.....	249	1001090607.....	547
1001005980.....	19	1001008761.....	392, 413	1001028308.....	447, 463	1001090610.....	547
1001005981.....	19, 686	1001008773.....	373, 543, 629, 635	1001058688.....	249	1001090612.....	547
1001006072.....	177	1001008784.....	85, 87	1001059362.....	400, 405, 511	1001090614.....	547
		1001008796.....	348	1001060417.....	245	1001090626.....	549
		1001008800.....	348			1001090727.....	583
		1001008804.....	373			1001091033.....	383
		1001008805.....	419, 425, 429, 433, 436, 439, 443, 445			1001091037.....	539
						1001091126.....	17
						1001091189.....	655
						1001091193.....	368
						1001091194.....	368
						1001091273.....	349
						1001091313.....	111

PART NUMBER INDEX

1001091376.....364	1001093179..... 555	1001095400..... 489	1001097290.....433, 435
1001091383.....364	1001093238..... 435	1001095650 ... 17, 18, 19,	1001097302...55, 61, 684
1001091416.....365	1001093267..... 125	24, 25, 27, 30, 33, 35,	1001097303...55, 61, 684
1001091417.....365	1001093278..... 125	37, 39, 43, 44, 47, 50,	1001097342..... 18
1001091418.....365	1001093328..... 125	53, 55, 57, 59, 61, 63,	1001097345..... 377
1001091419.....365	1001093329..... 125	65, 67, 69, 71, 73, 77,	1001097371..... 71
1001091537.....365	1001093387..... 425, 433,	79, 81, 83, 85, 87, 89,	1001097381..... 405
1001091573.....549	443	91, 93, 95, 97, 99, 117,	1001097391..... 433
1001091581.....49	1001093401..... 177	122, 159, 171, 176,	1001097481..... 116, 121
1001091685..... 176, 178	1001093774..... 125	177, 178, 181, 183,	1001097499J..... 25
1001091694.....344	1001093784.. 67, 69, 684	184, 187, 251, 254,	1001097524..... 30
1001091715.....552, 553,	1001093819..... 125	343, 344, 349, 351,	1001097538..... 355
555	1001093820..... 125	352, 357, 361, 364,	1001097540..... 351, 355,
1001091716.....552, 553,	1001093826..... 111, 116,	365, 368, 369, 373,	538
555	121, 449, 459	383, 392, 393, 395,	1001097560..... 485
1001091728.....364	1001093827..... 111, 116,	396, 397, 400, 401,	1001097661..... 89
1001091750.....539	121, 449, 459	405, 406, 409, 411,	1001097662..... 89
1001091751.....571	1001093875..... 544	417, 419, 421, 425,	1001097663..... 89
1001091786.....349	1001093948..... 125	427, 429, 433, 435,	1001097664..... 89
1001091787.....349	1001094011..... 581	436, 439, 445, 447,	1001097666..... 89
1001091788.....349	1001094140..... 364	449, 453, 455, 459,	1001097686..... 379
1001091789.....39	1001094170..... 633, 639	463, 471, 473, 475,	1001097715..... 538
1001091871.....364, 368	1001094171..... 672	483, 487, 489, 491,	1001097734..... 116
1001091923.....368	1001094172..... 672	493, 511, 535, 538,	1001097902..... 433
1001091924.....364	1001094198..... 121	542, 543, 544, 549,	1001097903..... 433
1001091951.....511	1001094215..... 364, 368	552, 553, 619, 625,	1001097904..... 443
1001092008.....259	1001094225..... 355	629, 635, 672	1001097905..... 443
1001092009.....259	1001094262..... 409, 411,	1001095681..... 521	1001097979..... 18
1001092048.....579	463	1001095804..... 547	1001098106BL..... 17
1001092069.....49	1001094303..... 400, 405,	1001095974J..... 20, 25	1001098123..... 425, 435,
1001092075.....491	463	1001096059..... 117, 122	445
1001092088.....364	1001094312..... 351	1001096169..... 365	1001098128..... 425, 433,
1001092122..... 172	1001094450..... 125	1001096209..... 125	435, 445
1001092129.....425, 429,	1001094451..... 125	1001096320 ... 55, 61, 65,	1001098146.... 44, 47, 79,
433, 439, 443	1001094498..... 392, 464	684	81, 83, 85, 87, 89, 91,
1001092164..... 191	1001094531..... 413	1001096322 ... 53, 55, 59,	93, 95, 97, 99
1001092223.....611	1001094534..... 357	684	1001098147.... 44, 47, 79,
1001092242.....259	1001094541..... 357	1001096357..... 130	81, 83, 85, 87, 89, 91,
1001092256.....511	1001094543..... 357	1001096358..... 129	93, 95, 97, 99
1001092264..... 172	1001094555..... 111, 116,	1001096359..... 129	1001098150..... 355
1001092297..... 477, 479	121, 141, 143, 145,	1001096360..... 657	1001098151..... 538
1001092298.....43	153, 155	1001096361..... 129	1001098153..... 523
1001092348.....343	1001094556..... 111, 116,	1001096365..... 351, 352	1001098386..... 439, 443
1001092375.....552, 553	121, 141, 143, 145,	1001096465..... 348	1001098457.... 43, 69, 79,
1001092420.....547	153, 155	1001096466..... 348	81, 83, 85, 87, 89, 91,
1001092463.....473	1001094577..... 121	1001096470..... 348	93, 95, 97, 99, 381, 483
1001092492..... 463, 491	1001094593..... 593	1001096471..... 348	1001098458..... 33
1001092494.....475	1001094611..... 139	1001096517..... 351	1001098524..... 487
1001092508.....473	1001094612..... 139	1001096563..... 357	1001098577..... 471
1001092534..... 463, 491	1001094615..... 139	1001096565..... 357	1001098629..... 35
1001092535..... 71	1001094616..... 139	1001096629..... 129	1001098630..... 35
1001092536.....75	1001094632..... 365	1001096634..... 343	1001098631..... 37
1001092542..... 71	1001094658..... 348	1001096659..... 364	1001098632..... 37
1001092543..... 75	1001094659..... 348	1001096669..... 383	1001098636..... 37
1001092585.....534	1001094700..... 343	1001096726..... 43	1001098827..... 116, 121
1001092767.....251	1001094701..... 343	1001096870..... 43	1001098828..... 116
1001092859.....251	1001094704..... 555	1001096913..... 552, 553	1001099028..... 30
1001092860.....251	1001094708..... 670	1001096914..... 17, 18	1001099030..... 415, 463
1001092861.....547, 635	1001094709..... 555	1001096930..... 43	1001099066..... 349
1001092878.....670	1001094726..... 415, 463	1001096953..... 555	1001099120..... 513
1001093001J.....20, 25	1001094743..... 396	1001097076..... 129	1001099166..... 71
1001093007J.....20, 25	1001094853..... 125	1001097127..... 43, 483	1001099169..... 349
1001093029J.....20, 25	1001094854..... 125	1001097141 ... 89, 91, 93,	1001099204..... 258
1001093031J.....25	1001094867..... 125	95, 97	1001099267..... 159
1001093143J.....25	1001094976..... 30	1001097156..... 483	1001099268..... 159
1001093162.....555	1001095136..... 116, 121	1001097287..... 141, 155	1001099269..... 400, 401,
1001093163.....555	1001095301..... 171	1001097289..... 433, 435	405, 406

PART NUMBER INDEX

1001099349.....	543	1001101539.....	83	1001103204.....	93	1001105081 ...	53, 55, 59, 65
1001099540.....	125	1001101551.....	254	1001103205.....	93	1001105127BL.....	17
1001099562.....	117	1001101552.....	254	1001103206.....	93	1001105167.....	553
1001099563.....	122	1001101553.....	254	1001103207.....	93	1001105168.....	553
1001099577.....	125	1001101554.....	254	1001103208.....	93	1001105260.....	53, 59
1001099641.....	125	1001101555.....	254	1001103209.....	93	1001105350.....	65
1001099685.....	125	1001101556.....	254	1001103217.....	126	1001105487.....	645
1001099701.....	535	1001101557.....	254	1001103230.....	93	1001105735.....	116, 121
1001099717.....	544	1001101558.....	254	1001103231.....	93	1001105742.....	59
1001099751.....	116, 121	1001101559.....	254	1001103249.....	629	1001105743.....	71
1001099866.....	116	1001101560.....	254	1001103262.....	643	1001105761.....	59
1001099913.....	463, 493	1001101561.....	254	1001103264.....	635	1001105941.....	421
1001100060.....	413	1001101563.....	254	1001103300.....	543, 544	1001105942.....	421, 427
1001100075.....	435	1001101584.....	89	1001103375.....	97	1001106385.....	619
1001100088.....	542	1001101586.....	89	1001103495.....	433	1001106516.....	71
1001100089.....	542	1001101587.....	89	1001103522.....	97	1001106528.....	75
1001100108.....	392, 395, 463	1001101590.....	89	1001103523.....	97	1001106532.....	75
1001100154.....	44	1001101628.....	19	1001103524.....	97	1001106570.....	33
1001100212.....	47	1001101632.....	43	1001103525.....	97	1001106729.....	419
1001100262.....	103	1001101633.....	43	1001103526.....	97	1001106748J.....	30
1001100319.....	17, 364, 393, 396, 400, 401, 405, 406, 417, 419, 421	1001101674.....	43	1001103527.....	97	1001106782.....	419
1001100320.....	400, 405, 421	1001101694.....	43	1001103528.....	97	1001106884.....	629
1001100379.....	447, 463	1001101695.....	44	1001103529.....	97	1001106930.....	143
1001100380.....	419	1001101702.....	373	1001103530.....	97, 111	1001106994.....	544
1001100442.....	43	1001101732.....	19	1001103531.....	97	1001107004.....	629
1001100614.....	543	1001101746.....	19	1001103532.....	97	1001107182.....	587
1001100651.....	259	1001101755.....	19	1001103533.....	93, 97, 111	1001107192.....	351
1001100652.....	543	1001101756.....	19	1001103534.....	97	1001107294.....	47
1001100653.....	542	1001101791.....	349	1001103536.....	97	1001107296.....	47
1001100711.....	130	1001101808.....	543, 686	1001103537.....	97	1001107333.....	103
1001100845.....	251	1001101855.....	619	1001103554.....	425, 433, 443	1001107336.....	103
1001100862.....	349	1001101895.....	670	1001103564.....	577	1001107338.....	103
1001100911.....	109	1001101954.....	619	1001103597.....	35, 37	1001107509.....	481
1001100957.....	670	1001102080.....	619	1001103640.....	445	1001107523.....	501
1001101002.....	429	1001102080.....	619	1001103807.....	619	1001107581.....	103
1001101003.....	429	1001102403.....	629	1001103984.....	383, 387	1001107586.....	109
1001101004.....	439	1001102406.....	629	1001104032.....	425	1001107679.....	433
1001101005.....	439	1001102453.....	633	1001104033.....	425	1001107684.....	547
1001101012.....	383	1001102545.....	544	1001104277.....	355	1001107721.....	395
1001101041.....	39, 439, 443, 445, 449, 459, 467	1001102571.....	630, 635	1001104280.....	377	1001107963.....	619
1001101042.....	39, 439, 443, 445, 449, 459, 467	1001102627.....	544	1001104292.....	497	1001108133.....	91, 93
1001101063.....	419	1001102633.....	619	1001104302.....	35	1001108253.....	419
1001101064.....	419	1001102739.....	419	1001104319.....	670	1001108257.....	547
1001101121.....	126	1001102830.....	19	1001104341.....	619	1001108529.....	429
1001101140.....	254	1001102837.....	672	1001104344.....	619	1001108621.....	43
1001101141.....	254	1001102866.....	355	1001104349.....	95	1001108639.....	192
1001101142.....	254	1001102916.....	35	1001104350.....	95	1001108661.....	617
1001101145.....	543, 544	1001102917.....	35	1001104415.....	619	1001108663.....	191
1001101229.....	603	1001102918.....	37	1001104437.....	542	1001108785.....	619
1001101257.....	392, 413	1001102919.....	37	1001104438.....	542	1001108830.....	351
1001101274.....	19	1001102920.....	35	1001104463.....	61, 685	1001108857.....	619
1001101291.....	19	1001102939.....	93	1001104477.....	505	1001108918.....	439, 443
1001101326.....	89	1001102941.....	97	1001104497.....	50, 627, 647	1001108930.....	191
1001101355.....	89	1001103012.....	571	1001104498.....	571, 585, 601, 623, 627, 641, 647	1001108954.....	71
1001101356.....	89	1001103109.....	635	1001104519.....	387, 571, 573, 574, 585, 589, 615, 651	1001109023.....	71
1001101425.....	89	1001103155.....	95	1001104958.....	143	1001109525.....	587
1001101442.....	147	1001103156.....	543, 544	1001104670.....	425	1001109744.....	383
1001101454.....	351	1001103157.....	95	1001104717.....	425	1001109784.....	609
1001101458.....	19	1001103192.....	91, 93	1001104909.....	672	1001109818.....	419
1001101483.....	93	1001103193.....	91, 93	1001104933.....	89	1001109890.....	383
1001101485.....	95	1001103194.....	91, 93	1001104937.....	53, 55, 59, 61, 65	1001109891.....	383
		1001103195.....	91, 93	1001104958.....	143	1001109892.....	383
		1001103196.....	91, 93	1001104990.....	55, 59, 61	1001110023.....	505
		1001103198.....	93			1001110024.....	467
		1001103199.....	93			1001110115.....	467
		1001103200.....	93				
		1001103202.....	93				
		1001103203.....	93				

PART NUMBER INDEX

1001110490.....449, 453	1001113075J..... 445	1001116747 560, 565	1001118096.....39
1001110498.....387	1001113275..... 613	1001116774 591, 647	1001118140.....349
1001110527J..... 57	1001113286..... 433	1001116808 591, 647	1001118228.....365
1001110544.....534	1001113287..... 201, 221, 271, 285, 299, 313	1001116810 560, 565, 574	1001118229.....369
1001110596.....443	1001113381..... 579	1001116811 560, 565, 574	1001118231.....364, 369
1001110789.....538	1001113483..... 117	1001116916 655	1001118281.....611, 613
1001110791.....579	1001113625..... 619	1001116922 649	1001118282.....597, 621, 657
1001110853.....553	1001113669..... 176, 178	1001116926 639	1001118308..... 368
1001110856.....365	1001113749..... 49	1001116930 611, 613	1001118325.....623
1001110909.....471	1001113961..... 573	1001116950 559, 563, 565	1001118366.....365
1001110910.....471	1001114141..... 383	1001116952 560, 565	1001118378.....571
1001110911.....417	1001114167..... 625	1001116955 649	1001118379.....559, 564, 567, 571, 572, 573, 577, 589, 595, 645
1001110956.....419	1001114334..... 577	1001116976 560, 564, 574, 591	1001118380.....560, 564, 574, 585, 591, 651
1001110957.....419	1001114408J..... 49	1001116977 585	1001118381.....574, 583, 585, 591, 639, 641, 651
1001111076.....355	1001114753..... 475	1001116978 574, 583, 591	1001118382.....571, 572
1001111126.....475	1001114783..... 477	1001116979 639, 651	1001118383.....571
1001111147.....343	1001114784..... 477	1001116980 641	1001118385.....577
1001111152.....489	1001114787..... 495	1001116982 572, 577, 645	1001118386.....577
1001111153.....351	1001114802..... 192	1001116983 559, 563	1001118387.....573
1001111317.....348, 351	1001114850..... 427	1001116984 577	1001118388.....573
1001111424.....637	1001114969..... 427	1001116985 577	1001118391.....560, 565, 574, 583, 591, 639, 641, 651
1001111743.....30, 543	1001115037..... 489	1001116986 574, 577, 615	1001118392.....585
1001111747.....57, 684	1001115040..... 491	1001116987 574, 651	1001118393.....585
1001111757.....91, 93	1001115041..... 493	1001116988 574	1001118417..... 129, 133
1001111758.....91, 93	1001115064..... 619	1001116990 574	1001118426..... 25
1001111761.....93	1001115140..... 130	1001116992 571	1001118439.....364, 369
1001111762.....91	1001115210..... 425	1001116993 572	1001118589.....364
1001111766.....91	1001115229..... 18	1001116995 559, 564, 567, 571, 589, 595	1001118685.....571
1001111767.....91	1001115232..... 555	1001116996 585	1001118703.....445
1001111772.....91	1001115312..... 555	1001116997 574	1001118704.....445
1001111773.....91	1001115519..... 635, 649	1001116998 573	1001118705.....436
1001111774.....91	1001115560..... 435	1001117002 573	1001118706.....436
1001111775.....91	1001115561..... 435	1001117004 572, 645	1001118707.....436, 445
1001111776.....91	1001115562..... 435	1001117011 361	1001119031.....658
1001111813.....91	1001115563..... 436	1001117012 573	1001119032.....589
1001111827.....427	1001115564..... 684	1001117013 572	1001119218.....671, 672
1001111830.....50	1001115710..... 491	1001117025 593, 621	1001119220.....369
1001111831.....50	1001115711..... 493	1001117064 572	1001119285..... 18
1001111836.....91	1001115890..... 617	1001117106 560, 565	1001119560.....433, 443
1001111837.....91	1001115932..... 629	1001117109 560, 565	1001120182.....103
1001111838.....91	1001115943..... 49	1001117110 560, 565, 599	1001120316.....517
1001111839.....91	1001116128..... 543	1001117118 535	1001120399J.....455
1001111840.....91	1001116132..... 647	1001117121 571	1001120416.....435
1001111841.....91	1001116133..... 601	1001117133 585	1001120471.....661
1001111842.....91	1001116142..... 49	1001117134 574	1001120482.....449, 453, 455
1001111843.....91	1001116423..... 377	1001117245 621	1001120501.....449, 453, 455, 525
1001111844.....91	1001116431..... 377	1001117246 623	1001120505.....455
1001111845.....91	1001116495..... 365	1001117247 617	1001120523.....159
1001111846.....91	1001116513..... 251	1001117308 534	1001120545.....59, 684
1001111847.....91	1001116543..... 251	1001117360 377	1001120555.....59, 684
1001112130J.....27	1001116693..... 655	1001117746 49	1001120556.....59, 684
1001112380.....544	1001116697..... 571, 585, 601, 623, 641, 649	1001117889 129	1001120602.....455
1001112393.....543, 544	1001116698..... 50, 571, 641	1001117921 595	1001120604.....59, 685
1001112400.....544	1001116700..... 645	1001117922 597	1001120652.....456
1001112426.....24	1001116701..... 572	1001117945 109	1001120892.....177
1001112431.....383	1001116709..... 574, 651	1001117995 251	1001120904.....177
1001112559.....109	1001116710..... 559, 563	1001118007 130	1001120969.....585
1001112560.....109	1001116716..... 571, 651	1001118022 365	1001121021.....542
1001112618.....103	1001116718..... 651		
1001112646.....129	1001116726..... 643		
1001112674.....538	1001116727..... 643		
1001112726.....429	1001116728..... 560, 565, 605		
1001112824.....544	1001116733..... 593, 597		
1001112890.....543	1001116745..... 605		
1001112892J.....18			
1001112923.....192			
1001112924.....192			

PART NUMBER INDEX

1001121053 509	1001127546..... 670	1001132244..... 178	1001133778..... 171
1001121054 509	1001127596..... 191	1001132247..... 176	1001133779 171
1001121234 625, 627	1001127683..... 534	1001132340..... 176	1001133780 171
1001121262 535	1001127692..... 534	1001132352..... 59	1001133781 171
1001121265 535	1001127694..... 534	1001132353..... 59	1001133784 171
1001121267 160	1001127735..... 672	1001132392..... 178	1001133785 171
1001121345 191	1001127796..... 535	1001132400..... 24	1001133793 171
1001121471 625	1001127848..... 381	1001132418..... 178	1001133809 159
1001121555 670	1001127870..... 191	1001132564..... 351, 355	1001133954 177
1001121674 355	1001127872..... 191	1001132828..... 159	1001133955 177
1001121675 348	1001127876..... 381	1001132859..... 24	1001134049 370
1001121707 348	1001128131..... 39	1001132860..... 24	1001134081 552
1001121879 543	1001128293..... 538	1001132862..... 24	1001134127 159
1001122312 351	1001128328..... 61, 684	1001132863..... 24	1001134186 349
1001122362 351	1001128415..... 392, 395	1001132872..... 24	1001134187 349
1001122363C..... 351	1001128451..... 17	1001132873..... 24	1001134188 184
1001122363J 351	1001128478..... 393, 397	1001132877..... 393, 397	1001134224 183
1001122365C..... 351	1001128537..... 538	1001132878..... 178	1001134225 183
1001122366 351	1001128763..... 351	1001132879..... 178	1001134226 183
1001122408 348	1001128764..... 351	1001132880..... 178	1001134274 543, 544
1001122552 17	1001129285..... 560, 565	1001132884..... 83	1001134285 19
1001123042 183, 187	1001129286..... 560, 565	1001132885..... 83	1001134286 19
1001125071J 53	1001129425..... 543	1001132887..... 83	1001134307 19
1001125115 ... 43, 53, 55, 59, 61, 65	1001129530..... 479	1001132888..... 83	1001134310 552
1001125117 ... 53, 55, 59, 61, 65	1001129555..... 133	1001132889..... 83	1001134339 534
1001125264J 53	1001129676..... 177	1001132895... 79, 83, 685	1001134351 559, 564
1001125286 183, 187	1001129677..... 171	1001132898... 79, 83, 685	1001134483 543, 544
1001125308 483	1001129678..... 176	1001132920..... 178	1001134525 370
1001125309 483	1001129680..... 370	1001133089..... 351	1001134528 183
1001125310 485	1001129879..... 24	1001133213..... 605	1001134529 183
1001125409 364, 393, 396, 401, 405	1001129902..... 542	1001133224..... 605	1001134580 539
1001125465 543	1001130032..... 542	1001133239..... 369	1001134581 560, 564
1001125466 177	1001130203..... 163	1001133260..... 355	1001134758 364
1001125508 18	1001130351..... 392	1001133306..... 383	1001134759 370
1001125513 552	1001130421..... 59	1001133307..... 383	1001134920 369
1001125514 552	1001130423..... 59	1001133355..... 383	1001134953 534
1001125515 552	1001130551..... 547	1001133471..... 65	1001135069 534
1001125518 552	1001130735..... 24	1001133472..... 65	1001135244 535
1001125823 542	1001130752..... 535	1001133483..... 69	1001135245 159
1001126349 559, 565	1001130754..... 567	1001133484..... 69	1001135257 159
1001126351 559, 565	1001130822..... 103	1001133490..... 400, 405	1001135386 364
1001126352 559, 565	1001131047..... 539	1001133491..... 401, 405	1001135466 395
1001126353 559, 565	1001131165..... 50	1001133492..... 401, 405	1001135467 395
1001126356 559, 565	1001131205..... 369	1001133493..... 401, 405	1001135485 159
1001126357 559, 565	1001131252..... 163	1001133494..... 401	1001135486 159
1001126360 559, 565	1001131282..... 549	1001133495..... 401, 405	1001135584 401, 405, 406, 535
1001126362 560, 564	1001131283..... 383	1001133560..... 61	1001135650 559, 563
1001126363 560, 564	1001131347..... 79	1001133561..... 61	1001135651 559, 563
1001126364 560, 564	1001131348..... 83	1001133564..... 63	1001135690 670
1001126384 559, 565	1001131367..... 24	1001133565..... 63	1001135691 670
1001126391 560, 564	1001131371..... 24	1001133566..... 67	1001135692 419, 672
1001126392 560, 564	1001131373..... 24	1001133567..... 67	1001135765 670
1001126493 183, 187	1001131375..... 24	1001133579..... 400	1001135838 383
1001126517 187	1001131377..... 24	1001133580..... 400	1001135841 383
1001126600 172	1001131378..... 24	1001133582..... 401	1001136001 361
1001126676 672	1001131642..... 177	1001133583..... 401	1001136005 361
1001126837 538	1001131752..... 395	1001133585..... 401	1001136181 81
1001126848 538	1001131940..... 387, 685	1001133587..... 369	1001136182 85
1001127021 191	1001131945..... 543	1001133648..... 177	1001136183 ... 81, 85, 87, 99
1001127272 18	1001131989..... 176	1001133700..... 369	1001136209 83
1001127290 365	1001131990..... 176	1001133707..... 559	1001136211 ... 81, 85, 87, 99
1001127396 365	1001132053..... 383	1001133714..... 559, 563	1001136214 ... 81, 85, 87, 95, 99
1001127516 343	1001132191..... 543	1001133715..... 559, 563	1001136215 85, 87
1001127517 342	1001132192..... 543	1001133753..... 191	
	1001132193..... 543	1001133773..... 171	
	1001132236..... 177	1001133774..... 171	
	1001132239..... 393, 397	1001133777..... 171	

PART NUMBER INDEX

1001136487.....369	1001139513.....355	1001142293.....257	1001143857.....449, 453
1001136545.....370	1001139562.....672	1001142294.....257	1001143939.....181
1001136546.....370	1001139609.....538	1001142295.....257	1001144016.....181
1001136550.....393, 396	1001139621.....599	1001142296.....257	1001144063.....24
1001136554.....393, 396	1001139649.....670, 676	1001142300.....257	1001144066.....393, 396
1001136832.....535	1001139654.....670	1001142301.....257	1001144126.....24
1001136924.....535	1001139817.....607	1001142302.....257	1001144135.....177
1001137125.....183, 187	1001139880.....538	1001142303.....258	1001144326.....553
1001137296.....365, 629	1001139882.....535	1001142304.....258	1001144344.....181
1001137321.....191	1001139884.....139	1001142305.....258	1001144345.....368
1001137322.....191	1001139982.....159	1001142306.....257	1001144443.....59
1001137323.....191	1001139983.....159	1001142307.....258	1001144460.....670
1001137363.....489	1001140296.....176	1001142308.....258	1001144461.....671
1001137542.....81	1001140354.....396	1001142309.....258	1001144463.....671
1001137543.....85	1001140355.....396	1001142310.....258	1001144466.....671
1001137544.....81, 85, 87, 99	1001140356.....396	1001142311.....258	1001144553.....429, 684
1001137555.....81, 85, 87, 95, 99	1001141228.....159	1001142312.....258	1001144554.....439
1001137558.....85, 87	1001141393.....183, 187	1001142313.....258	1001144555.....429, 684
1001137578.....585	1001141394.....183, 187	1001142314.....258	1001144556.....439
1001137585.....187	1001141398.....183, 187	1001142315.....257	1001144557.....435
1001137974.....489	1001141401.....183, 187	1001142316.....257	1001144558.....436, 445
1001138051.....672	1001141402.....183, 187	1001142317.....259	1001144559.....425, 684
1001138110.....564	1001141412.....24	1001142318.....259	1001144560.....443
1001138111.....564	1001141439.....24	1001142319.....259	1001144561.....433, 684
1001138113.....564	1001141713.....183, 187	1001142320.....259	1001144562.....435
1001138114.....47	1001141714.....183	1001142321.....259	1001144563.....435
1001138115.....47	1001141715.....183	1001142322.....259	1001144564.....445
1001138144.....361	1001141725.....183, 187	1001142347.....176	1001144565.....435
1001138155.....559, 564	1001141765.....25, 44, 47	1001142386.....176	1001144575.....435
1001138215.....49	1001141772.....50	1001142427.....177	1001144576.....417
1001138216.....49	1001141800.....393, 397	1001142445.....177	1001144577.....417, 419
1001138592.....560, 564	1001141835.....177	1001142488.....17	1001144619.....417
1001138745.....187	1001141952.....181	1001142489.....17	1001144620.....417
1001138770.....535	1001142001.....177	1001142652.....369	1001144621.....417, 419
1001138923.....342	1001142003.....176	1001142653.....368	1001144629.....117
1001138924.....342	1001142036.....43	1001142658.....172, 685	1001144635.....364, 365, 368
1001138927.....342	1001142037.....43	1001142659.....511, 685	1001144636.....39
1001138928.....342	1001142038.....43	1001142663.....511	1001144637.....39
1001139034.....177	1001142039.....43	1001142664.....511	1001144651.....83, 89, 93, 97
1001139102.....547	1001142049.....47	1001142665.....172	1001144652.....97
1001139103.....489	1001142050.....47	1001142666.....172	1001144653.....93
1001139111.....355	1001142051.....49	1001142723.....342	1001144654.....89
1001139110.....489	1001142052.....49	1001142724.....18, 686	1001144677.....368
1001139158.....355	1001142080.....177	1001142726.....18, 343, 686	1001144678.....368
1001139159.....355	1001142081.....177	1001142727.....343	1001144679.....368
1001139160.....355	1001142082.....177	1001142738.....18	1001144683.....85, 87
1001139161.....24	1001142089.....393, 396	1001142942.....176	1001144684.....85, 87
1001139164.....670	1001142185.....176	1001142975.....400	1001144685.....368
1001139167.....369	1001142186.....24	1001143032.....571	1001144765.....368
1001139168.....369	1001142275.....257	1001143047.....591	1001144774.....393, 396
1001139169.....369	1001142276.....257	1001143050.....589	1001144779.....393, 396
1001139191.....233	1001142277.....257	1001143197.....357, 358	1001144784.....364
1001139192.....233	1001142278.....257	1001143198.....357, 358	1001144819.....423, 684
1001139193.....233	1001142279.....257	1001143339.....18, 686	1001144821.....429, 439
1001139217.....560, 564	1001142280.....257	1001143500.....181	1001144822.....429
1001139219.....560, 564	1001142281.....257	1001143535.....181	1001144823.....429
1001139230.....355	1001142282.....258	1001143536.....395	1001144824.....392
1001139231.....355	1001142283.....258	1001143537.....392, 395	1001144825.....392
1001139232.....355	1001142284.....258	1001143538.....392, 395	1001144827.....400
1001139235.....355	1001142285.....257	1001143566.....534	1001144828.....429
1001139236.....355	1001142286.....257	1001143592.....449, 453	1001144829.....429
1001139310.....538	1001142287.....257	1001143593.....449, 453	1001144830.....429
1001139311.....538	1001142288.....257	1001143594.....449, 453	1001144831.....429
1001139333.....538	1001142289.....257	1001143627.....181	1001144832.....429, 439
1001139393.....515	1001142290.....257	1001143657.....355	1001144833.....429, 439
	1001142291.....257	1001143745.....181	
	1001142292.....257	1001143833.....181	

PART NUMBER INDEX

1001144834 423, 684	1001145029..... 195	1001146767..... 635	1001152606 449
1001144835 392	1001145030..... 217	1001146901..... 538	1001152607 453
1001144836 392	1001145031..... 195	1001146950..... 393, 396	1001152608 455
1001144837 400	1001145032..... 217	1001147047..... 671	1001152655 103
1001144838 409	1001145062..... 177	1001147048..... 671	1001152729 171
1001144839 392	1001145208..... 191	1001147049..... 671	1001152756 449, 453
1001144840 413	1001145209..... 191	1001147090..... 671	1001152758 450, 453
1001144841 400	1001145210..... 191	1001147290..... 553	1001152759 450, 453
1001144842 400	1001145218..... 368	1001147375..... 349	1001152760 449, 459
1001144843 400	1001145250..... 365	1001147376..... 383	1001152761 449, 459
1001144844 400, 405, 463	1001145267..... 27, 463	1001147449..... 355, 365	1001152772 449, 459
1001144845 409	1001145272..... 401, 406	1001147828..... 159	1001152780 455
1001144846 409	1001145273..... 401, 406	1001148126..... 419	1001152781 455
1001144847 409	1001145329..... 369	1001148376..... 419	1001152782 455
1001144848 392	1001145378..... 539	1001148542..... 177, 685	1001152783 455
1001144849 409	1001145448..... 368	1001148635..... 597	1001152824 361
1001144850 392	1001145461..... 383	1001149025J..... 455	1001152825 463
1001144851 400	1001145463..... 383	1001149050..... 456	1001152827 463
1001144852 400	1001145694..... 17	1001149162..... 57	1001152828 463
1001144853 400	1001145695..... 17	1001149221..... 55	1001152861 17
1001144854 413	1001145696..... 17	1001149232..... 53	1001152862 357, 358
1001144855 413	1001145701..... 445	1001149234..... 53	1001152891 463
1001144856 401, 406	1001145729..... 449	1001149278..... 355	1001152937 361
1001144857 401, 406	1001145730..... 453	1001149369..... 17	1001152940 177
1001144860 415	1001145731..... 455	1001149375..... 176	1001153042 284
1001144862 405, 463	1001145732..... 449, 459	1001149589J..... 365	1001153043 312
1001144864 405, 463	1001145733..... 449, 459	1001150306..... 18, 686	1001153177 563
1001144868 421	1001145734..... 449, 459	1001150428..... 615	1001153349 534
1001144869 425, 443	1001145735..... 449, 453	1001150959..... 670, 676	1001153394 191
1001144870 425, 443	1001145736..... 450, 453	1001151043..... 364	1001153395 191
1001144871 433	1001145737..... 450, 453, 455	1001151044..... 33	1001153442 671
1001144872 433	1001145740..... 450, 453, 455	1001151057..... 25	1001153617 171
1001144873 395	1001145742..... 455	1001151080..... 429, 439	1001153670 525
1001144874 395	1001145743..... 455	1001151257..... 449, 453	1001153671 525
1001144875 405	1001145746..... 19, 25	1001151369..... 401, 405	1001153724 463
1001144876 405, 463	1001145747..... 19, 25	1001151489..... 456	1001153748 463, 507
1001144877 447, 463	1001145748..... 25	1001151613..... 171	1001153761 191
1001144878 447, 463	1001145749..... 25	1001151725..... 171	1001153809 525
1001144879 447, 463	1001145781..... 117	1001151777..... 419	1001153811 463
1001144883 411, 463	1001145871..... 177	1001151779..... 419	1001153968 463
1001144884 411, 463	1001146001..... 30	1001151784..... 419	1001154057 539
1001144885 415, 463	1001146018..... 30	1001151785..... 419	1001154249 171
1001144886 447, 463	1001146021..... 368	1001151816..... 450, 453, 455	1001154259 361
1001144887 405, 463	1001146081..... 35, 37	1001151913..... 393, 397	1001154265 192
1001144889 411, 463	1001146121..... 365	1001151936..... 417	1001154297 369
1001144890 411, 463	1001146143..... 368	1001151975..... 544, 629	1001154311 370
1001144891 395, 463	1001146153..... 365	1001152040..... 629	1001154312 370
1001144892 395, 463	1001146260..... 393, 397	1001152041..... 629	1001154313 370
1001144893 405, 463	1001146290..... 357	1001152055..... 629	1001154314 370
1001144894 415	1001146291..... 357	1001152056..... 629	1001154332 17
1001144895 415	1001146292..... 357	1001152109..... 49	1001154430 401
1001144897 427, 684	1001146339..... 357, 358	1001152124..... 629	1001154432 672
1001144898 435	1001146389..... 439, 443	1001152257..... 17	1001154433 672
1001144899 445	1001146390..... 445	1001152259..... 103	1001154442 672
1001144900 435	1001146501..... 348	1001152336..... 373	1001154443 672
1001144901 435	1001146502..... 348	1001152378..... 159	1001154444 672
1001144902 421	1001146557..... 357	1001152400..... 671	1001154445 672
1001144903 427, 684	1001146576..... 18	1001152401..... 671	1001154465 358
1001144904 445	1001146583..... 370	1001152402..... 671	1001154471 79, 83
1001145010 160	1001146588..... 177	1001152405..... 671	1001154760 401, 405
1001145011 176	1001146707..... 393, 397	1001152412..... 85	1001154842 463
1001145012 176	1001146744..... 635	1001152480..... 671	1001154844 463
1001145013 176	1001146745..... 635	1001152521..... 361	1001154847 463
1001145027 195	1001146746..... 635	1001152552..... 525	1001154953 373
1001145028 217	1001146747..... 635	1001152553..... 270	1001154955 373
		1001152554..... 298	1001154968 79, 83

PART NUMBER INDEX

1001154970.....511	1001158379..... 450, 453	1001167232..... 670	1001172815..... 95
1001154974.....467	1001158829..... 39	1001167233..... 670	1001173150..... 149, 679
1001155001.....373	1001158830..... 449, 459	1001167616..... 643	1001173151..... 149, 679
1001155117.....167	1001158839..... 383	1001167683..... 564	1001173154..... 149, 679
1001155118.....167	1001159244J..... 30	1001167950..... 17	1001173155..... 149, 679
1001155230.....672	1001159273..... 99	1001168058..... 19	1001173156..... 149, 679
1001155239.....373	1001159275..... 87	1001168143..... 464	1001173159..... 149, 679,
1001155251.....59	1001159276J... 450, 453,	1001168377..... 19	681
1001155252.....672	459	1001168531..... 361	1001173160..... 149, 679
1001155414.....373	1001159279J... 450, 453,	1001168802..... 553	1001173162..... 149
1001155459.....463	459	1001169243..... 27, 462	1001173703.....672
1001155530.....672	1001159323..... 671	1001169787..... 352	1001173936.....672
1001155531.....672	1001159337J... 450, 453,	1001169790..... 464	1001174031.....681
1001155532.....672	459	1001169792..... 464	1001174441..... 115
1001155533.....672	1001159690..... 115	1001169793..... 464	1001174575.....679
1001155534.....59	1001159691..... 120	1001169801..... 464	1001174576.....679
1001155570.....59	1001160056..... 251	1001169803..... 464	1001174580.....464
1001155573.....191	1001160062..... 364	1001169810..... 348	1001174719.....671
1001155578..... 433, 443	1001160117..... 364	1001170238..... 464	1001174720.....671
1001155582.....672	1001160543..... 349	1001170429..... 464	1001175533..... 349
1001155583.....672	1001160730..... 543	1001171049..... 679	1001175541..... 130
1001155589.....355	1001160775..... 671	1001171050..... 679	1001175721..... 147
1001155781.....373	1001160820..... 671	1001171053..... 679	1001175785.....433
1001155795.....671	1001160882..... 383	1001171054..... 679	1001175847..... 24
1001155806.....393, 397	1001160883..... 383	1001171055..... 679	1001177509..... 83, 85, 87
1001155930..... 116, 121	1001160884..... 383	1001171056..... 679	1001177888..... 129
1001155932.....365	1001160885..... 383	1001171057..... 679	1001177926..... 115
1001156045.....671	1001160925..... 671	1001171058..... 679	1001177927..... 120
1001156092.....462	1001161009..... 117, 122	1001171061..... 679	1001178045..... 351
1001156093.....462	1001161072..... 121, 122	1001171062..... 679	1001178047..... 348
1001156105..... 17	1001161073..... 116	1001171063..... 679	1001178097..... 357
1001156163.....373	1001161439..... 364	1001171064..... 679	1001178122..... 351
1001156230.....387	1001161447..... 183, 187	1001171241..... 171	1001178244..... 365
1001156308.....672	1001161673.... 79, 81, 99	1001171310..... 171	1001178298..... 257
1001156354..... 120	1001161807..... 364	1001171453..... 65	1001178299..... 257
1001156399.....670	1001162500..... 87	1001171454..... 65	1001178300..... 257
1001156403..... 116, 121	1001162636.... 79, 81, 99	1001171457..... 163	1001178672..... 464
1001156412.....619	1001162771..... 103, 139	1001171458..... 163	1001180222..... 671
1001156413.....619	1001163095..... 130	1001171459..... 169	1001181353..... 344
1001156461..... 115	1001163145..... 251	1001171460..... 169	1001181357..... 344
1001156462..... 120	1001163281..... 176	1001171516..... 681	1001182741..... 176
1001156494.....525	1001163311..... 251	1001171519..... 681	1001184108..... 163
1001156625..... 187	1001163514..... 251	1001171523..... 681	1001184110..... 163
1001156734..... 187	1001163611..... 251	1001171525..... 681	1001184545..... 511
1001156748.....539	1001163625..... 139	1001171526..... 681	1001184610.... 83, 85, 87
1001156749.....539	1001163676..... 103	1001171527..... 681	1001185163..... 251
1001156779.....393	1001163929..... 103	1001171528..... 681	1001185165..... 251
1001156817..... 87, 99	1001163938..... 103	1001171529..... 681	1001186262..... 251
1001156851..... 187	1001164210..... 187	1001171530..... 681	1001186581..... 511
1001156853..... 117, 122	1001164237..... 103	1001171531..... 681	1001186582..... 511
1001156948.....625	1001164273..... 103	1001171532..... 681	1001187947..... 343
1001156989.....99	1001164471..... 670, 676	1001171533..... 681	1001188047..... 343
1001156990.....87	1001164488..... 670, 676	1001171766..... 95	1001188067..... 343
1001156994..... 81, 85	1001164828..... 672	1001171783..... 676	1001188365..... 177
1001156995..... 81, 85	1001165117..... 641	1001171798..... 676	1001188418..... 125
1001157278.....553	1001165275..... 352	1001171940..... 95	1001188419..... 125
1001157627..... 116, 121	1001165276..... 352	1001172047..... 661	1001188529..... 125
1001157689.....552	1001165280..... 671	1001172667..... 151	1001190506..... 258
1001157839..... 18	1001165381..... 671	1001172675..... 151, 681	1001190507..... 258
1001157922.....349	1001165383..... 671	1001172678..... 151, 681	1001190508..... 258
1001157924.....349	1001165873..... 459	1001172681..... 151, 681	1001190738..... 258
1001158122.....370	1001165874..... 459	1001172683..... 151, 681	1001190739J..... 259
1001158217.....671	1001165875..... 513	1001172685..... 151, 681	1001191691..... 258
1001158218.....671	1001166283..... 171	1001172687..... 151, 681	1001191692..... 258
1001158219.....671	1001166443..... 671	1001172689..... 151, 681	1001191693..... 258
1001158220.....671	1001166539..... 133	1001172775..... 629	1001191708J.... 117, 122
1001158328.....30	1001166868..... 370	1001172807..... 259	1001191885..... 192

PART NUMBER INDEX

1001192142.....	535	1001214824.....	257	1706209.....	670	254, 462, 471, 473,
1001192515.....	125	1001214825.....	115, 120	1706282.....	676	475, 483, 485, 487,
1001192516.....	125	1001214974.....	547	1706285.....	670	491, 493
1001192786.....	393	1001214998.....	539	1706373.....	192	2160017.....
1001192979.....	538	1001216658.....	258	1706438.....	671	44, 71
1001193204.....	342	1001216661.....	258	1706753.....	676	2160018.....
1001193205.....	343	1001216664.....	257	1706754.....	676	77
1001197130.....	191	1001216667.....	257	1706755.....	676	2170110.....
1001198245.....	116	1001217623.....	549	1706756.....	676	629
1001198247.....	117	1001218033.....	116	1706885.....	129	2170208.....
1001198965.....	117	1001218034.....	117	1706886.....	129	392
1001199390.....	258	1001218564.....	539	1706887.....	129	2170306....
1001200141.....	257	1001219433.....	116	1706888.....	129	413, 415, 525
1001200142.....	257	1001219434.....	122	1781813.....	343	2170308....
1001200143.....	257	1001223184.....	147	1784861.....	19	449, 453, 455
1001200709.....	176	1001226638.....	251	2080040.....	117, 125	2170350.....
1001202323.....	511	1001226910.....	370	2080092.....	355	413
1001203520.....	120	1001234054.....	147	2110404.....	392, 449, 453	2170404.....
1001207964.....	251	1001234068.....	147	2110406..	83, 85, 87, 392,	415, 462
1001210287.....	344	1001234567.....	183, 187	447, 449, 459, 629		2170508.....
1001210288.....	343	1060628.....	19	2110604....	395, 433, 435	433, 435
1001210533.....	172	1062255....	49, 364, 369,	2110606.....	447, 462	464
1001212358.....	481	392, 393, 395, 396,		2110608....	395, 409, 411,	449, 462
1001212584.....	258	400, 401, 405, 406,		429, 447, 462		401
1001212585.....	258	429, 439, 538, 625		2110610.....	39, 445	464
1001212587.....	258	10719267.....	429	2110808....	423, 425, 429,	433, 435
1001212588.....	258	1074306....	392, 395, 462	433, 435, 449, 453,		435, 455, 459
1001212590.....	259	1101312.....	181, 685	459, 629		2171108.....
1001212591.....	259	1101313.....	181, 685	2110810....	445, 449, 459	435
1001212592.....	259	1170002.....	105, 107	2110812....	417, 419, 421,	393, 396
1001212593.....	259	1170028.....	103	423, 425, 429, 433,		83
1001212594.....	258	1170058.....	137	435, 439, 443, 445,		2171204.....
1001212595.....	258	1220096.....	130	450, 453, 455, 459		83
1001212596.....	259	1260391.....	73	2111008.....	449, 459	439, 443
1001212597.....	259	1260392.....	77	2111010....	177, 393, 396,	392, 395
1001212598.....	259	1260393.....	73	447, 462, 629		2171824.....
1001212599.....	259	1260394.....	77	2111012....	400, 405, 421,	395
1001212600.....	259	130029.....	71	427, 447		392, 395
1001212601.....	259	1302325....	409, 411, 462	2111212.....	392, 395	411, 462, 525
1001212602.....	259	1320224.....	115, 120	2130404....	392, 395, 462	421, 423, 429,
1001212603.....	259	1320301.....	115, 120	2130406....	413, 415, 447,	433, 435, 445, 449,
1001212604.....	259	1320626.....	436, 445	449, 453, 462, 525		453, 455, 459
1001212605.....	259	1321141.....	115, 120	2130606....	413, 415, 429,	2172110... 393, 396, 421,
1001212606.....	259	1321647.....	611, 613	462		427
1001212607.....	259	1321675.....	115, 120	2130608....	411, 429, 447,	2172208... 436, 439, 443,
1001212608.....	259	132647.....	613	462		445
1001212609.....	259	1360276.....	73, 77	2130808.....	449, 459	2180869.....
1001212610.....	258	1360277.....	73	2130810.....	417, 419	365, 368
1001212611.....	258	1360278.....	77	2130812.....	421	2220237....
1001212612.....	259	1360279.....	73	2131008.....	419	27, 159, 392,
1001212613.....	259	1360282.....	73, 77	2131010....	393, 396, 401,	405, 447, 462
1001212614.....	259	1366865.....	357	406		2220239.....
1001212615.....	259	1600387.....	115, 121	2131012.....	421	177, 392
1001212616.....	258	1600449.....	547	2143404.....	395	2220240.....
1001212617.....	258	1670829.....	130	2143511.....	115, 121	392
1001212618.....	258	1671176.....	129	2144104....	393, 395, 396,	2221257.....
1001212619.....	258	1671326.....	538	413, 415, 462		364
1001213059.....	348	1671327.....	538	2144606.....	171	2340030.....
1001213936.....	344	1701518.....	117	2144803....	393, 395, 396,	109
1001214157.....	115	1701640.....	117, 122	413, 415, 462		2340041.....
1001214158.....	120	1702773.....	117, 122	2150406.....	392	109
1001214479.....	258	1704016.....	117, 122	2150608.....	409	2420202.....
1001214521.....	552	1704260.....	129, 635	2151010.....	419	115, 121
1001214539.....	539, 651	1704277.....	117, 122	2151012.....	400, 405	547
1001214821.....	259	1705158.....	122	2160016....	27, 43, 50, 73,	621
1001214822.....	259	1705980.....	672	75, 79, 81, 83, 85, 87,		2540049.....
1001214823.....	257	1706098.....	670	89, 91, 93, 95, 97, 99,		121

PART NUMBER INDEX

314689...71, 75, 477, 479	3423140 481	4031927 177	4460268....572, 574, 577,
3271601629	3423141 481	4032007 462	607, 621, 651
3290301357, 358	3423258 103	4032109 103	4460312....559, 563, 565,
3290305534	3470003 71, 130	4032110 57, 63	599
3290405343, 543, 617	3520030 129	4032111 57, 63, 392, 395	4460343....572, 574, 607,
329050130, 543, 553	3520054 129	4032112 57	621, 651
329050530, 125, 534	3520072 125	4040283 103	4460367.....571, 607, 651
329060130, 43, 47, 49,	3520182 117, 122	4061054 116	4460418.....657
344, 349, 369, 373,	3576314 435	4071085 .. 63, 67, 69, 685	4460419.....621, 657
433, 447, 462, 534,	3580330 73	4071087 67, 69, 685	4460428.....129
543, 544, 549, 552,	3580332 73	4071093 63, 685	4460434.....572, 577
553, 555, 619	3580336 77	4071098 63, 685	4460458....560, 565, 577,
329060525, 115, 117,	3600422 527, 629	4071099 63, 685	605, 627
121, 251, 373, 538,	3700015 671	4071104 .. 63, 67, 69, 685	4460459.....627
539, 542	3700016 671	4071105 67, 69, 684	4460464....560, 565, 567,
3290606125	3740067 637	4071106 67, 69, 684	572, 573, 574, 579,
329060724	3740080 129, 593	4071107 63, 685	585, 587, 589, 591,
3290801 19, 24, 103, 126,	3740140 637	4071108 63, 684	595, 597, 599, 601,
172, 176, 177, 178,	3760488 73, 77	4071109 63, 684	603, 609, 611, 613,
181, 364, 368, 377,	3760489 73, 77	4071110 ... 57, 63, 67, 69,	615, 623, 643, 647,
393, 396, 400, 406,	3760490 73	685	649, 651, 653
429, 534, 672	3760493 481	4191706 365	4460465....539, 559, 560,
329080524, 103, 121,	3760508 103	4220215 73, 77	563, 564, 565, 567,
125, 392, 395, 467,	3790012 129	4240017 633, 635	571, 572, 573, 574,
535, 542	3820020 117	4240032 357, 358	579, 583, 585, 587,
329080724	3820032 117, 122	4240033 116, 121, 130	589, 591, 593, 595,
3291001159, 171, 176,	3841763 543, 544	4240127 369, 393, 396	599, 603, 609, 611,
183, 343, 370, 377,	3900265 368	428170011 661	613, 621, 639, 641,
427, 552, 553	3900357 49, 373	429063 176	643, 647, 649, 651,
3291005105, 107, 115,	3900362 425, 435	4360328 129	653, 657, 661
120, 121, 462, 489, 493	3900364 351, 369	4360330 129	4460466....559, 560, 563,
3291007535	3900380 435	4360387 129	564, 565, 567, 571,
329120119, 81, 85, 87,	3911018 129	4360475 129, 635	572, 573, 574, 583,
89, 91, 93, 95, 97, 99,	3931416 130	4360585 392, 395, 462	589, 591, 595, 599,
103, 126	3940606 357, 358	4360639 547	601, 603, 611, 613,
3291205103, 121	3946123 351	4360642 547	615, 621, 623, 639,
329120749	3951612 629	4360644 547	641, 643, 647, 649,
3291601 ..35, 37, 39, 159,	3953973 365	4360647 547	651, 653, 655, 657
553	3960585 73, 77	4360653 547	4460468....116, 121, 655
3291607116, 121	3960601 130	4360657 538	4460470....116, 121, 129
329200117, 71, 73, 75,	3964987 103	4360658 377	4460471....116, 121, 129
77	4000015 543	4360660 547	4460473.....655
329240173	4000017 629	4360661 629	4460492.....653
3300220637	4010308 357, 358	4360664 539	4460496.....129
3300353129	4010408 543	4360665 547	4460497129
3300408129	4010415 544	4360669 547	4460508....560, 565, 574,
3300430122	4010416 544, 617	4400493 357	611, 613, 649
3300479192, 685	4010608 ... 351, 543, 544	4420051 117, 122	4460509....560, 565, 574,
3311405130	4010614 ... 409, 411, 462	4460042 560, 564	611, 613, 639, 649, 657
3311601130	4010615 348	4460043 560, 565	4460518....573, 591, 647
3321001637	4010617 125	4460144 645	4460536....589, 595, 609
3331211116, 121	4031504 542	4460213 657	4460539....572, 573, 583,
3331215351	4031506 538	4460224 657	585, 595, 599, 603,
333161133	4031507 364, 368	4460225 657	609, 641
3332011 17, 18, 343, 447,	4031607 ... 172, 511, 635	4460226 657, 658	4460708.....573
462	4031608 384	4460227 130, 657	4460743.....627
333201550	4031612 30, 543	4460234 129	4460746.....577
3332411191	4031709 443	4460247 ... 559, 563, 564,	4460761129, 657
334094149	4031713 49	565, 641	4460806657
342311077	4031906 57	4460256 560, 564	4460836....559, 563, 653
342311673, 77	4031908 53, 55	4460259 597, 657	4460871....133, 573, 595,
342311777	4031909 361, 365	4460260 ... 573, 577, 597,	651, 657
342311873	4031910 411, 462	657	4460872.....573
342311973	4031913 409, 417	4460265 571, 577	4460873.....573
342312073	4031916 619	4460266 573	4460874.....573, 657
342312173	4031918 ... 439, 443, 445	4460267 ... 572, 573, 589,	4460875.....573, 657
342312373	4031919 419	607, 651	4460876.....573

PART NUMBER INDEX

4460877 621	4461270 535	4812000..... 17, 18, 20, 24,	70002732 133
4460878 573	461217 573	25, 57, 63, 67, 69, 79,	70002733 133
4460879 657, 661	4641516 462, 519	83, 116, 121, 125, 159,	70002734 133
4460884 ... 574, 585, 591,	4641519 507	171, 172, 176, 178,	70002735 133
593, 595, 621, 661	4641521 383	181, 183, 187, 343,	70002906 133
4460887 ... 572, 573, 657,	4641524 529	344, 364, 365, 370,	70003175 509
661	4700021 ... 53, 57, 63, 67,	373, 383, 392, 393,	70003176 509
4460888 657	684	395, 396, 400, 405,	70003177 509
4460891 ... 559, 560, 563,	4700030 63, 684	417, 419, 421, 427,	70003738 509
564, 565, 567, 572,	4700031 63, 684	433, 435, 439, 443,	70003779 299
573, 579, 583, 585,	4700032 67, 69, 684	449, 453, 455, 459,	70004280 169
587, 593, 599, 641,	4700044 435	462, 491, 493, 511,	70020190 572
649, 651	4700047 61, 63, 684	534, 535, 542, 543,	70020201 135, 137
4460894 ... 571, 583, 603,	4711400 122	552, 553, 555, 629	70020202 135
643, 647	4711500 130	4812002 24, 43, 115, 116,	70020203 135, 145
4460897 ... 560, 563, 564,	4712400 116, 121	120, 121, 176, 183,	70020204 135, 145
565, 599, 641, 651, 661	471678 30, 171, 176, 343,	369, 370, 450, 453, 459	70020205 135, 137
4460899 ... 572, 601, 603,	369, 373, 393, 396,	4812100..... 81, 85, 87, 89,	70020206 135, 137
615, 643, 647	419, 436, 534, 538,	91, 93, 95, 97, 99, 121,	70020392 139
4460905 573, 657, 658	539, 544, 625	126, 159, 183, 351,	70020417 137
4460908 591	4740532 ... 49, 57, 63, 67,	392, 395, 435, 534, 635	70020421 147
4460909 591	69	4812102..... 535	70020422 147
4460915 591, 647	4740535 73, 77	4812300..... 17, 18, 35, 37,	70020423 147
4460918 591	4740563 539	39, 116, 121, 159, 251,	70020424 147
4460920 621	4740566 456	370, 553	70020434 471
4460928 387, 591, 647	4740572 176, 178	4812500..... 17, 343	70020435 471
4460929 573	4751000 129	4831600..... 171, 511, 635	70020436 471
4460930 ... 567, 571, 572,	4751400 122, 129	4831700..... 49, 181, 183,	70020437 471
585, 589	4761000 637	187, 368, 373, 534, 619	70020438 . 471, 473, 475,
4460931 591	4802100 139	4831900..... 176, 181, 183,	491, 493
4460932 ... 574, 579, 587,	4805670 139	184, 187, 467, 534	70020439 473, 475
597, 617	4806433 24	4832000..... 181, 183, 534,	70020440 .. 473, 475, 493
4460933 ... 559, 563, 567,	4811400 538, 544, 617	535	70020441 471
621, 653	4811600 30, 125, 381,	4832100..... 392, 395, 534,	70020442 471, 685
4460934 559, 563	534, 543, 553	535	70020443 471
4460935 567	4811700 ... 19, 25, 30, 39,	4871200..... 357, 358	70020444 471
4460941 609	43, 47, 49, 117, 172,	4871700..... 357, 358, 368	70020445 471
4460942 ... 563, 572, 573,	176, 177, 181, 343,	4891600..... 126	70020446 471
597, 609	351, 369, 373, 425,	4891800..... 116, 121, 125	70020447 471, 685
4460943 ... 567, 611, 613,	429, 435, 439, 447,	4892000..... 116, 121	70020448 473
647, 649, 653, 661	449, 459, 462, 525,	4892600..... 116, 121	70020449 473
4460944 ... 559, 563, 564,	534, 538, 539, 542,	4923573..... 653	70020450 473
567, 611, 613, 639,	543, 544, 549, 552,	5200605.... 450, 455, 459,	70020451 473
647, 649, 653, 657, 661	553, 555, 619, 629, 635	543, 544	70020452 473, 475
4460966 585	4811702 24, 116, 117,	5200608..... 619	70020453 473, 685
4460970 567, 623	121, 125, 177, 251,	5200808..... 351	70020454 475
4460994 573, 577	344, 349, 368, 369,	5201012..... 159	70020455 475
4461006 563	373, 450, 453, 459,	5211702..... 25	70020456 475
4461008 560, 564, 585	534, 538, 542	5220600..... 549, 619	70020457 475
4461070 559, 564	4811900 ... 18, 19, 24, 30,	5220800..... 24, 171, 351,	70020458 475, 685
4461071 559, 564	50, 59, 71, 81, 85, 87,	400, 401, 405, 406,	70020461 491
4461095 559, 564	89, 99, 117, 121, 122,	535, 635	70020462 491
4461115 577, 581, 605	125, 172, 176, 177,	5221000..... 17, 43, 395	70020464 491
4461118 585	178, 183, 187, 349,	5221200..... 635	70020465 491
4461119 627, 641, 647	351, 355, 357, 364,	5240800..... 177, 445, 535	70020466 491, 685
4461131 585	368, 377, 392, 393,	5241000..... 177	70020468 491
4461164 ... 387, 571, 573,	395, 396, 400, 401,	5241200..... 103, 489	70020469 491
651	406, 425, 429, 435,	5241600..... 33, 475	70020470 491, 685
4461170 30, 543	439, 445, 449, 453,	5242000..... 18, 447, 462	70020471 493
4461227 581	455, 459, 525, 534,	5242400..... 191	70020472 493
4461240 649, 657	535, 542, 629, 672	5260800..... 177	70020473 493
4461241 657	4811902 ... 17, 20, 24, 25,	5272011..... 543	70020474 493
4461253 653	27, 44, 47, 103, 176,	70000345..... 169	70020476 493
4461262 ... 585, 601, 623,	177, 178, 181, 183,	70000699..... 483	70020477 493, 685
641, 649	251, 364, 365, 368,	70002718... 163, 167, 169	70020479 493
4461265 535	370, 401, 406, 450,	70002730..... 133	70020480 493
4461266 535	453, 459, 534, 542	70002731..... 133	70020481 493

PART NUMBER INDEX

70020482.....493, 685	70020789..... 383	70020967 . 205, 225, 271, 285, 299, 313	70021030..213, 231, 286, 314
70020516.....479	70020793..... 383	70020968 . 207, 227, 271, 299, 331	70021031.....225
70020521.....479	70020794..... 383	70020969 . 207, 227, 271, 299	70021032...207, 227, 333
70020522.....479	70020795..... 538, 686	70020972 . 211, 229, 272, 299, 335	70021034.....227, 333
70020523.....479	70020796..... 549, 686	70020973 .. 211, 229, 335	70021035...223, 313, 327
70020524.....479	70020830..... 617	70020974 211, 229	70021122.....364
70020525.....479, 685	70020848..... 379	70020976 . 211, 229, 272, 300	70021124.....364, 369
70020579.....483	70020849..... 379	70020977 213, 231	70021127.....364, 369
70020580.....483	70020850..... 379	70020980 215	70021128.....368
70020581.....483	70020851..... 379	70020983 215	70021130.....368
70020582.....483	70020852..... 379	70020984 215	70021131.....368
70020583.....483, 685	70020853..... 379	70020985 . 197, 199, 219, 270, 298	70021132.....368
70020584.....483	70020855..... 379	70020986 . 201, 221, 271, 285, 298, 312	70021133.....368
70020585.....483	70020856..... 379	70020987 221	70021134.....368
70020586.....483	70020857..... 379	70020989 223	70021135.....369
70020587.....483	70020858..... 379	70020990 223	70021136.....369
70020588.....483, 685	70020866..... 507	70020991 223	70021137.....369
70020592.....485	70020867..... 507	70020992 203, 223	70021201.....519
70020593.....485, 685	70020868..... 507, 519	70020994 .. 225, 299, 313	70021205.....519
70020599.....487	70020887..... 655	70020996 199	70021208.....519
70020600.....487	70020922..... 523	70020997 199	70021209.....519
70020601.....487	70020936 . 197, 199, 298, 312	70020998 199	70021210.....519
70020602.....487	70020937 197, 199	70020999 199	70021211.....519
70020603.....487, 685	70020938 . 197, 199, 298, 312	70021000 199	70021212.....519
70020688.....497	70020939 . 201, 221, 271, 299, 317	70021001 . 213, 231, 272, 300	70021213.....519
70020689.....497, 501	70020940 .. 201, 221, 317	70021002 .. 201, 271, 299	70021214.....519
70020690.....497, 501	70020941 . 201, 221, 271, 299, 321, 325	70021004 .. 223, 299, 327	70021215.....519
70020691.....497, 501	70020942 . 201, 221, 270, 298	70021005 .. 199, 284, 312	70021217.....519
70020692.....497	70020944 .. 201, 221, 321	70021007 .. 201, 221, 319	70021218.....519
70020693.....497, 501	70020945 .. 201, 221, 321	70021008 .. 201, 221, 319	70021219.....519
70020694.....497, 501	70020947 . 201, 221, 271, 298	70021009 319	70021220.....538, 686
70020695.....497, 501	70020948 .. 203, 271, 327	70021010 . 201, 221, 285, 313, 323	70021223.....497, 501
70020697.....501	70020949 .. 203, 223, 327	70021011 . 201, 221, 284, 312	70021241.....111
70020698.....497, 501	70020950 . 203, 223, 271, 285, 299, 313	70021015 . 201, 221, 285, 312	70021249.....379
70020699.....497, 501	70020951 . 203, 223, 271, 285, 299, 313	70021016 201, 221	70021307.....357
70020700.....497, 501	70020952 . 203, 215, 223, 271, 285, 299, 313	70021017 .. 203, 285, 327	70021308.....357
70020701.....497, 501	70020953 . 203, 223, 271, 285, 299, 313	70021018 203, 223	70021340..552, 553, 555, 686
70020702.....497, 501	70020954 . 203, 223, 271, 285, 299, 313	70021019 . 207, 227, 285, 313, 333	70021341....30, 552, 553, 555, 686
70020703.....497, 501	70020955 . 203, 223, 271, 285, 299, 313	70021020 . 207, 227, 285, 313	70021482.....370
70020704.....497, 501	70020956 . 203, 223, 271, 285, 299, 313	70021021 . 207, 227, 285, 313	70021497.....487
70020705.....497, 501	70020957 . 203, 223, 271, 285, 299, 313	70021022 . 207, 227, 285, 313	70021498.....489
70020706.....497, 501	70020958 . 203, 223, 271, 285, 299, 313	70021023 . 211, 229, 286, 313, 337	70021499.....483
70020707.....497, 501	70020959 . 203, 223, 271, 285, 299, 313	70021024 .. 211, 229, 337	70021500.....485
70020708.....498, 502	70020960 203	70021025 . 211, 229, 286, 313	70021531.....505
70020709.....498, 502	70020961 203	70021026 .. 229, 286, 313	70021550.....370
70020710.....498, 502	70020962 203	70021027 . 211, 229, 286, 314	70021551.....370
70020711.....498, 502	70020963 203	70021028 . 211, 229, 286, 314	70021558..... 105, 107
70020712.....498, 502	70020964 203	70021029 286, 314	70021559..... 105, 107
70020713.....498, 502	70020965 . 205, 271, 285, 329		70021560..... 105, 107
70020714.....497, 501	70020966 .. 205, 225, 329		70021562..... 105, 107
70020723.....145			70021563..... 105, 107
70020724.....145			70021589.....513
70020725.....145			70021590.....513
70020726.....145			70021591.....513
70020727.....145			70021592.....513
70020728.....145			70021593.....513
70020729.....145			70021594.....513
70020730...111, 143, 145			70021595.....513
70020731.....111, 145			70021596.....513
70020732.....145			70021597.....513
70020764.....505			70021727.....521
70020783.....383			70021728.....521
70020784.....383			70021729.....521
70020785.....383			70021730.....521
70020786.....383			
70020787.....383			
70020788.....383			

PART NUMBER INDEX

70021731	521	70022826	35	70024220	491	70024505	163
70021825	559	70022829	497, 501	70024240	493	70024506	163
70021826	560	70022831	109	70024241	491	70024507 ..	163, 167, 169
70021831 ..	201, 221, 323	70022833	572	70024242	491	70024508	163
70021832 ..	201, 221, 323	70022847	523	70024381	368	70024509	169
70021833 ..	201, 221, 323	70022906	111	70024399	515	70024510	163
70021834	685	70022907	111	70024400	515	70024511	163
70021835	111	70022912	111	70024401	515	70024513	163, 167
70021836	111	70022922	111	70024407	509	70024632	235
70021838	111	70022923	111	70024408	509	70024633	235
70021839	111	70022924	111	70024409	509	70024634	235
70021840	111	70022925	111	70024410	509, 685	70024635	235
70021841	111	70022927	111, 143	70024411	509	70024636	235
70021842	111	70022928	111	70024412	509	70024637	235
70021843	111	70022929	111	70024413	509	70024638	235
70021862	489, 685	70022930	111	70024414	509	70024639	235
70021863	489	70023083	485	70024415	509	70024640	235
70021864	489	70023084	485	70024416	509	70024641	235, 249
70021867	509	70023085	485	70024417	509	70024642	235
70021868	501	70023086	485	70024435	479	70024643	235
70021869	501	70023087	483, 485	70024436	143	70024644	235
70021870	497, 501	70023088	481	70024437	143	70024645	235
70021871	497, 502	70023089	481	70024438	143	70024646	235, 249
70021872	501	70023090	481	70024439	143	70024647	235
70021874	497, 501	70023091	481	70024440	143	70024648	235
70021930	529	70023092	481	70024441	143	70024649	235
70021931	529	70023093	481	70024442	143	70024650	235
70021932	529	70023094	481	70024443	143	70024651	235
70021967	364, 369	70023095	481, 685	70024444	143	70024652	235
70022080 ..	207, 227, 271, 299	70023098	489	70024445	143	70024653	235
70022081 ..	207, 227, 271, 299	70023099	489	70024446	143	70024654	235
70022082 ..	209, 271, 285, 299, 313	70023100	489	70024447	143	70024655	235
70022083 ..	211, 229, 272, 299	70023101	489	70024448	143	70024904	169
70022084	215	70023273	97	70024449	143	70024905	169
70022085	215	70023274	93	70024450	143	70024906	169
70022086	215	70023276	111	70024451	143	70024907	169
70022087	215	70023277	111	70024452	143	70024909	169
70022143	419	70023278	111	70024453	143	70024910	169
70022144	419	70023326	519	70024454	143	70024911	169
70022145	419	70023327	519	70024455	143	70024912	169
70022146	419	70023348	35	70024456	143	70024913	169
70022147	419, 519	70023484	141	70024466	233, 685	70024914	169
70022148	215	70023735	497, 501	70024472	163	70024915	169
70022149	201	70023911	477	70024473	163, 167	70024917	169
70022150 ..	201, 221, 284, 312	70023912	477	70024474	163, 167	70024918	169
70022151	219	70023913	477	70024475	163	70024920 ..	164, 167, 169
70022152 ..	219, 270, 284, 298, 312	70023914	477	70024476	163	70024922	169
70022153	219	70023915	477	70024477	163	70024923	169
70022154 ..	201, 221, 321	70023916	477	70024481	167	70024924	169
70022155	203	70023918	477	70024483	163, 167	70024925	169
70022156	215	70023919	477	70024484	163	70024926	169
70022550	368	70023920	477	70024485	163, 167	70024961	163, 167
70022559	89	70023921	477, 685	70024486	163, 167	70024962	164, 167
70022818	37	70023922	477	70024487	163	70024963 ..	163, 167, 685
70022819	37	70023923	477	70024489	163	70025088	167
70022820	37	70024108	483, 485	70024490	163	70025121 ..	163, 164, 167
70022821	35	70024163	495	70024491	163	70025153 ..	163, 167, 685
70022822	35	70024164	495	70024492	163	70025181	169
70022823	35	70024165	495	70024494	163, 169	70025239	163, 167
70022824	35	70024166	495	70024496	163	70025242	184
70022825	35	70024167	495	70024497	163	70025357	401, 405
		70024168	495, 685	70024498	163, 167	70025358	401, 405
		70024169	364, 369	70024499	163, 167	70025359	401, 405
		70024170	369	70024501	163	70025360	237
		70024171	369	70024502	163	70025361	237
		70024186	509	70024503	163, 167, 169	70025362	237
		70024187	509	70024504	164, 167, 169	70025363	237

PART NUMBER INDEX

70025364.....237	70025430 . 241, 243, 245, 249	70025509 237, 239	7016331.... 163, 167, 169, 685
70025365.....237	70025431 241	70025510 237	7017168.....521
70025366.....237	70025432 .. 241, 243, 245	70025511 237	7017169.....521
70025367.....237	70025433 .. 241, 243, 245	70025512 237	7017178.....521
70025368.....237	70025434 .. 241, 243, 245	70025513 237	70204065.....169
70025369.....237	70025435 241, 245	70025514 237, 239	7020465.....167
70025370.....237	70025436 241, 245	70025515 243	7022736.....655
70025371.....237	70025437 .. 241, 243, 245	70025516 243	7022808.....133
70025372.....237	70025438 .. 241, 243, 245	70025517 243	7022815.....133
70025373.....237	70025439 .. 241, 243, 245	70025518 243	7022819.....133
70025374.....237	70025440 .. 241, 243, 245	70025522 167	7024038.....509
70025375.....237	70025441 241	70025533 167	7024943.....509
70025376.....237	70025442 241, 245	70025534 167	7024944.....509
70025377.....237	70025443 243	70025535 167	7024947.....509
70025378.....237	70025444 243	70025536 167	7024948.....509
70025379.....237	70025445 243	70025537 167, 685	7024949.....509
70025380.....237	70025446 243	70025538 167	7024950.....509
70025381.....237	70025447 243	70025865 270, 284	7024953.....509
70025382.....237	70025448 243, 245	70025866 270, 284	7024954.....509
70025383.....237	70025449 243	70025867 . 270, 284, 298, 312	7028092.....139
70025384.....237	70025450 245	70025868 . 271, 285, 298, 312	7028093.....139
70025385.....237	70025451 249	70025869 325	7028094.....139
70025386.....237	70025452 249	70025870 325	7028124.....141
70025387.....237	70025453 249	70025871 325	7028125.....141
70025388.....237	70025454 249	70025872 325	7028126.....141
70025389.....237	70025455 249	70025873 325	7028127.....141
70025390.....237	70025456 249	70025874 . 271, 285, 299, 313	7028128.....141
70025391.....237	70025457 249	70025875 .. 207, 227, 331	7028129.....141
70025392.....237	70025458 249	70025876 227, 331	7028130.....141
70025393.....237	70025459 249	70025877 184	7028131.... 141, 153, 155
70025394.....237	70025460 249	70025897 509	7028132.....141
70025395.....237	70025461 249	70025913 .. 201, 284, 312	7028133.....141
70025396.....237	70025462 249	70025914 . 201, 221, 285, 313, 319	7028134.....141
70025397.....237	70025463 249	70025915 .. 299, 313, 329	7028135.....141
70025398.....237	70025464 249	70026018 111	7028136..... 105, 107
70025399.....237	70025465 249	70026828 229, 272	7028137..... 105, 107
70025400.....239	70025466 249	70027291 107, 155	7028403.... 203, 223, 271, 285, 313
70025401.....239	70025467 249	70028028 111	7028417.... 211, 229, 272, 300
70025402.....239	70025468 249	70028031 111	7028421.....211
70025403.....239	70025469 249	70028556 509	7028423.... 211, 229, 272, 299
70025404.....239	70025471 249	70028557 509	7028455.... 270, 284, 298, 312
70025405.....239	70025472 249	70028558 509	7028466.... 199, 219, 270, 284, 298, 312
70025406.....239	70025473 249	70028559 509	7028478.... 223, 271, 285, 299, 313
70025407.....239	70025474 249	70028560 509	7028488..... 285, 313
70025408.....239	70025475 249	70028561 509	7028508.... 213, 231, 272, 300
70025409.....239	70025476 249	70028562 509	7028509.... 213, 231, 272, 300
70025410.....239	70025477 164, 167	70028978 111	7028510.... 213, 231, 272, 300
70025411.....239	70025478 .. 164, 167, 685	70028979 111	7028513.... 270, 284, 298, 312
70025412.....239	70025479 164, 167	70028980 111	7028628.....109
70025413.....239	70025493 235, 239	70029011 107, 155	7028639.....585
70025414.....239	70025494 235, 239	70029012 107	7028910.... 141, 153, 155
70025415.....239	70025495 235	70029013 107	7028911..... 153, 155
70025416.....239	70025496 235, 239	70029940 481	7028912..... 153, 155
70025417.....239	70025497 235, 239	70029941 489	7028913..... 153, 155
70025418.....239	70025498 235, 241	70029966 481	7028914.....153
70025419.....239	70025499 235, 239	7003928 133	7028915..... 153, 155
70025420.....239	70025500 235, 239	70040080 163, 167	
70025421.....239	70025501 235, 239	7011016 527	
70025422.....239	70025502 235, 239	7011043 527	
70025423.....239	70025503 235	7011044 527	
70025424.....239	70025504 .. 235, 237, 241	7011048 527	
70025425.....239	70025505 235, 237	7011067 527	
70025426.....239	70025506 235	7012706 509	
70025427.....239	70025507 235		
70025428.....239	70025508 237, 239		

PART NUMBER INDEX

7028916 153, 155	8008629 676	8410013..... 171, 172, 176	91474054. 197, 199, 219,
7028917 153, 155	8008634 53, 59, 684	8410014..... 176	270, 284, 298, 312
7028918 153, 155	8008640 53, 59, 684	8466306..... 355, 672	91474055. 197, 199, 219,
7028919 153, 155	8008657 670	8769123..... 116, 121	270, 284, 298, 312
7028920 153, 155	8009377 671	8769140..... 116, 121	91474056.. 197, 199, 219
7028923 153, 155	8009987 .. 53, 55, 57, 684	8770143... 364, 393, 396,	91474057. 197, 199, 219,
7028982 153, 155	8010148 53, 55, 684	400, 405	270, 284, 298, 312
7028983 153, 155	80334277 509	8770175..... 455	91474058. 197, 199, 219,
7028984 141, 153, 155	8033609 ... 197, 199, 270,	885236..... 365	270, 284, 298, 312
7028985 153	284, 298, 312	8990147..... 117, 122	91474064..... 270, 284
7028986 141	8035118 ... 219, 270, 284,	91364023..... 181	91474065 270, 284
7028987 141	298, 312	91364028.. 197, 199, 219,	91474066 270, 284
7028988 141	8035120 ... 219, 270, 284,	270, 284, 298, 312	91474067 270, 284
7028989 141	298, 312	91364039.. 197, 199, 270,	91474068. 197, 199, 219,
7028990 153, 155	8035180 ... 205, 225, 271,	284, 298, 312	270, 284, 298, 312
7028991 153, 155	285, 299, 313	91364041..... 271, 285	91474069. 219, 270, 284,
7028995 155	8035189 207, 227, 331	91364042..... 272, 286	298, 312
7029356 141	8035190 207, 227, 331	91364048.. 205, 225, 271,	91474071. 219, 270, 284,
7029486 355, 377	8035235 ... 213, 231, 272,	285, 299, 313	298, 312
7029592 527	286, 300, 314	91364049.. 205, 225, 271,	91474072. 219, 270, 284,
7029593 527	80363166 625	285, 299, 313	298, 312
7029623 479	80373094 181	91364050.. 205, 225, 271,	91474073. 199, 219, 270,
7029626 479	80374114 50	285, 299, 313	284, 298, 312
7029749 141	80484081 560, 565	91364052... 205, 271, 285	91474075 270, 284
7029834 207, 227, 333	80604015 567, 623	91364053... 205, 271, 285	91474077 .. 201, 221, 317
7029837 227	80604016 . 559, 563, 567,	91364054... 205, 225, 329	91474078.. 201, 221, 317
7029969 ... 552, 553, 555,	621	91364056... 205, 271, 285	91474082. 201, 221, 270,
686	80604017 .. 560, 599, 651	91364070.. 203, 223, 271,	298
7029970 ... 552, 553, 555,	80604018 . 563, 564, 565,	285, 299, 313	91474083. 201, 221, 271,
686	567, 583, 585, 587,	91364078..... 215	285, 299, 313
7029971 ... 552, 553, 555,	593, 597, 599, 641,	91364093.. 213, 231, 286,	91474084. 201, 221, 271,
686	649, 651	314	285, 299, 313
7346000235 387	80604019 .. 589, 595, 609	91364094.. 213, 231, 286,	91474085. 201, 211, 221,
7346000239 387	80604020 .. 579, 587, 597	314	229, 271, 272, 285,
77363244 . 579, 583, 585,	80604021 . 585, 591, 593,	91364095.. 213, 231, 286,	286, 299, 300, 313, 314
599, 603, 609, 641	595, 621	314	91474086. 201, 221, 270,
77363349 387	80604022 . 603, 615, 643,	91364096.. 213, 231, 286,	298
8000565 343	647	314	91474087. 201, 221, 270,
8000567 343	80604023 . 583, 603, 643,	91474037.. 197, 199, 213,	284, 298, 312
8000802 351	647	219, 231, 270, 272,	91474091. 201, 221, 270,
8001332 351	80604024 591	284, 286, 298, 300,	284, 298, 312
8002200 ... 55, 57, 59, 61,	80604025 .. 567, 585, 589	312, 314	91474092. 201, 221, 270,
63, 65, 67, 69, 684	806253 19	91474038.. 197, 199, 219,	284, 298, 312
8002201 57, 67, 684	806264 19	270, 284, 298, 312	91474093. 201, 221, 271,
8002637 .. 63, 67, 69, 684	8220089 565	91474039.. 197, 199, 270,	285, 298, 312
8002904 ... 57, 63, 67, 69,	8220115 560, 564	284, 298, 312	91474094. 201, 221, 270,
684	8220125 565	91474041.. 197, 199, 219,	284, 298, 312
8003164 369	8220904 589	270, 284, 298, 312	91474095. 201, 221, 270,
8003242 .. 63, 67, 69, 684	8229242 560, 565	91474043.. 199, 219, 270,	284, 298, 312
8003243 53, 59, 684	8275212 187	284, 298, 312	91474096. 201, 221, 271,
8005079 191, 685	8275247 183, 187	91474044.. 199, 219, 270,	285, 298, 312
8005616 670	8305919 ... 349, 351, 355,	284, 298, 312	91474100.. 203, 223, 327
8005617 670	538	91474045.. 199, 219, 270,	91474101.. 203, 223, 327
8005670 670	8307222 343	284, 298, 312	91474102.. 203, 223, 327
8005671 670	8307904 ... 447, 462, 477,	91474046.. 199, 219, 270,	91474114..... 299
8005675 670	479	284, 298, 312	91474115. 203, 223, 271,
8005827 192	8310093 ... 447, 462, 477,	91474047.. 199, 219, 270,	285, 299, 313
8005870 670	479	284, 298, 312	91474116. 203, 223, 271,
8005901 538	8310491 343, 357	91474048.. 199, 219, 270,	285, 299, 313
8006038 676	8310665 357	284, 298, 312	91474119. 203, 223, 271,
8006105 25	8310686 364	91474050.. 197, 199, 219,	285, 299, 313
8006242 25	8405006 171, 176	270, 284, 298, 312	91474126. 205, 225, 271,
8006612 117, 122, 670	8405101 176	91474051.. 197, 199, 219,	285, 299, 313
8008047 50	8405201 365, 368	270, 284, 298, 312	91474128. 205, 225, 271,
8008055 77	8405402 181	91474053.. 197, 199, 219,	285, 299, 313
8008070 .. 57, 63, 67, 685	8406302 177	270, 284, 298, 312	91474136. 209, 272, 286,
8008424 139	8410011 181		299, 313

PART NUMBER INDEX

91474137..209, 272, 286, 299, 313	91474143..... 272, 286	91474155 . 211, 229, 286, 313	91474163..213, 231, 272, 300
91474138..209, 272, 286, 299, 313	91474144..... 272, 286	91474157 . 211, 229, 286, 313	91474632.....227, 333
91474139..209, 271, 285, 299, 313	91474145..... 272, 286	91474160 . 211, 229, 272, 286, 300, 314	91554014.....572
91474141..209, 271, 285, 299, 313	91474146..... 272, 286	91474161 272, 299	AU2105.....670
91474142..209, 271, 285, 299, 313	91474147..... 272, 286	91474162 . 213, 231, 286, 314	E000269617
	91474149..... 271, 285		H005238181
	91474151..... 272, 286		N.S.S137
	91474152 . 209, 272, 286, 299, 313		



31200722



An Oshkosh Corporation Company

Corporate Office
JLG Industries, Inc.
1 JLG Drive
McConnellsburg, PA 17233-9533 USA
☎ **(717) 485-5161 (Corporate)**
☎ **(877) 554-5438 (Customer Support)**
☎ **(717) 485-6417**

Visit our website for JLG Worldwide Locations.
www.jlg.com