



Illustrated Parts Manual

Models

1532E2

1932E2

2032E2

2632E2

2646E2

3246E2

3120856

September 24, 2013



An Oshkosh Corporation Company

REVISION LOG

July 1998 - Original Issue Of Manual (Edited to 0010549 Revision 10)

February 26, 1999 - Revised Manual (Edited to 0010549 Revision 18)

May 1, 1999 - Revised Manual (Edited to 0010549 Revision 21)

June 29, 1999 - Updated Pages Cover, Effectivity Page, 8-9 & 8-10

August 30, 1999 - Revised Manual (Edited to 0010549 Revision 24)

January 1, 2000 - Revised Manual (Edited to 0010549 Revision 31)

June 15, 2000 - Revised Manual (Edited to 0010549 Revision 33)

October 31, 2000 - Revised Manual (Edited to 0010549 Revision 35)

January 30, 2001 - Revised Manual (Edited to 0010549 Revision 40)

July 2, 2001 - Revised Manual (Edited to 0010549 Revision 45)

October 29, 2001 - Revised Manual (Edited to 0010549 Revision 49)

May 23, 2002 - Revised Manual (Edited to 0010549 Revision 57)

September 20, 2002 - Revised Manual (Edited to 0010549 Revision 61)

February 26, 2003 - Revised Manual (Edited to 0010549 Revision 65)

June 26, 2003 - Revised Manual (Edited to 0010549 Revision 70)

June 29, 2004 - Revised Manual (Edited to 0010549 Revision 73)

April 7, 2005 - Revised Manual (Edited to 0010549 Revision 73)

September 9, 2008 - Revised Manual

November 30, 2011 - Revised Manual

September 24, 2013 - Revised Manual

REVISION LOG

TABLE OF CONTENTS

FIGURE NO.	TITLE	PAGE NO.
SECTION 1 - FRAME		1-1
1-1	WHEEL DRIVE AND STEERING INSTALLATION - 1532E2 & 1932E2	1-2
1-2	DRIVE MOTOR ASSEMBLY - 1532E2 & 1932E2 (S/N 90870 to Present)	1-6
1-3	BRAKE INSTALLATION - 1532E2 & 1932E2	1-8
1-4	FRAME AND STEERING INSTALLATION - 2032E2/2632E2/2646E2/3246E2	1-10
1-5	WHEEL DRIVE AND BRAKE INSTALLATIONS - 2032E2/2632E2/2646E2/3246E2 . . .	1-14
1-6	DRIVE MOTOR ASSEMBLY - (2032E2/2646E2 S/N 90870 to Present) (2632E2/3246E2 S/N 90855 to Present)	1-18
1-7	FRAME MOUNTED COMPONENTS INSTALLATIONS	1-22
SECTION 2 - GROUND CONTROLS		2-1
2-1	HYDRAULIC COMPONENTS INSTALLATIONS - 1532E2/1932E2 (Left Side)	2-2
2-2	HYDRAULIC COMPONENTS INSTALLATIONS - 2032E2/2632E2/2646E2/3246E2 (Left Side)	2-6
2-3	VALVE ASSEMBLY - STANDARD CONTROLS MACHINES	2-10
2-4	VALVE ASSEMBLY - PROPORTIONAL CONTROLS MACHINES	2-14
2-5	ELECTRICAL COMPONENTS INSTALLATION (LEFT SIDE OF MACHINES WITH STANDARD CONTROLS)	2-18
2-6	ELECTRICAL COMPONENTS INSTALLATION (LEFT SIDE OF MACHINES WITH PROPORTIONAL CONTROLS)	2-22
2-7	ELECTRICAL COMPONENTS INSTALLATION (RIGHT SIDE)	2-26
2-8	BATTERY CHARGER ASSEMBLIES	2-30
2-9	POTHOLE PROTECTION AND TRAY INSTALLATIONS	2-32
SECTION 3 - SIZZOR ARMS		3-1
3-1	SCISSOR ARMS INSTALLATION - 1532E2	3-2
3-2	SCISSOR ARMS INSTALLATION - 1932E2	3-6
3-3	SCISSOR ARMS INSTALLATION - 2032E2	3-10
3-4	SCISSOR ARMS INSTALLATION - 2632E2	3-14
3-5	SCISSOR ARMS INSTALLATION - 2646E2	3-18
3-6	SCISSOR ARMS INSTALLATION - 3246E2	3-22
3-7	ARM GUARD INSTALLATIONS	3-26
SECTION 4 - PLATFORM		4-1
4-1	PLATFORM AND ACCESSORIES INSTALLATION	4-2
4-2	HANDRAILS INSTALLATION (1532E2/1932E2 AUSTRALIAN SPEC)	4-6
4-3	HANDRAILS INSTALLATION (1532E2/1932E2 CE SPEC)	4-10
4-4	HANDRAILS INSTALLATION (2032E2 AUSTRALIAN SPEC)	4-14
4-5	HANDRAILS INSTALLATION (2032E2 CE SPEC)	4-18
4-6	HANDRAILS INSTALLATION (2646E2/3246E2 AUSTRALIAN & CE SPEC)	4-22
4-7	PLATFORM CONSOLE BOX ASSEMBLIES (STANDARD CONTROLS MACHINES) . .	4-26
4-8	PLATFORM CONSOLE BOX ASSEMBLIES (PROPORTIONAL CONTROLS MACHINES) . .	4-30
4-9	CONTROLLER ASSEMBLY (STANDARD CONTROLS MACHINES)	4-34
4-10	CONTROLLER ASSEMBLY (PROPORTIONAL CONTROLS MACHINES)	4-36
SECTION 5 - CYLINDER		5-1
5-1	BRAKE CYLINDER ASSEMBLY	5-2
5-2	LIFT CYLINDER COMPONENTS ASSEMBLY (1532E2 & 1932E2)	5-4
5-3	LIFT CYLINDER COMPONENTS ASSEMBLY (2032E2)	5-8
5-4	LIFT CYLINDER COMPONENTS ASSEMBLY (2646E2)	5-12

TABLE OF CONTENTS

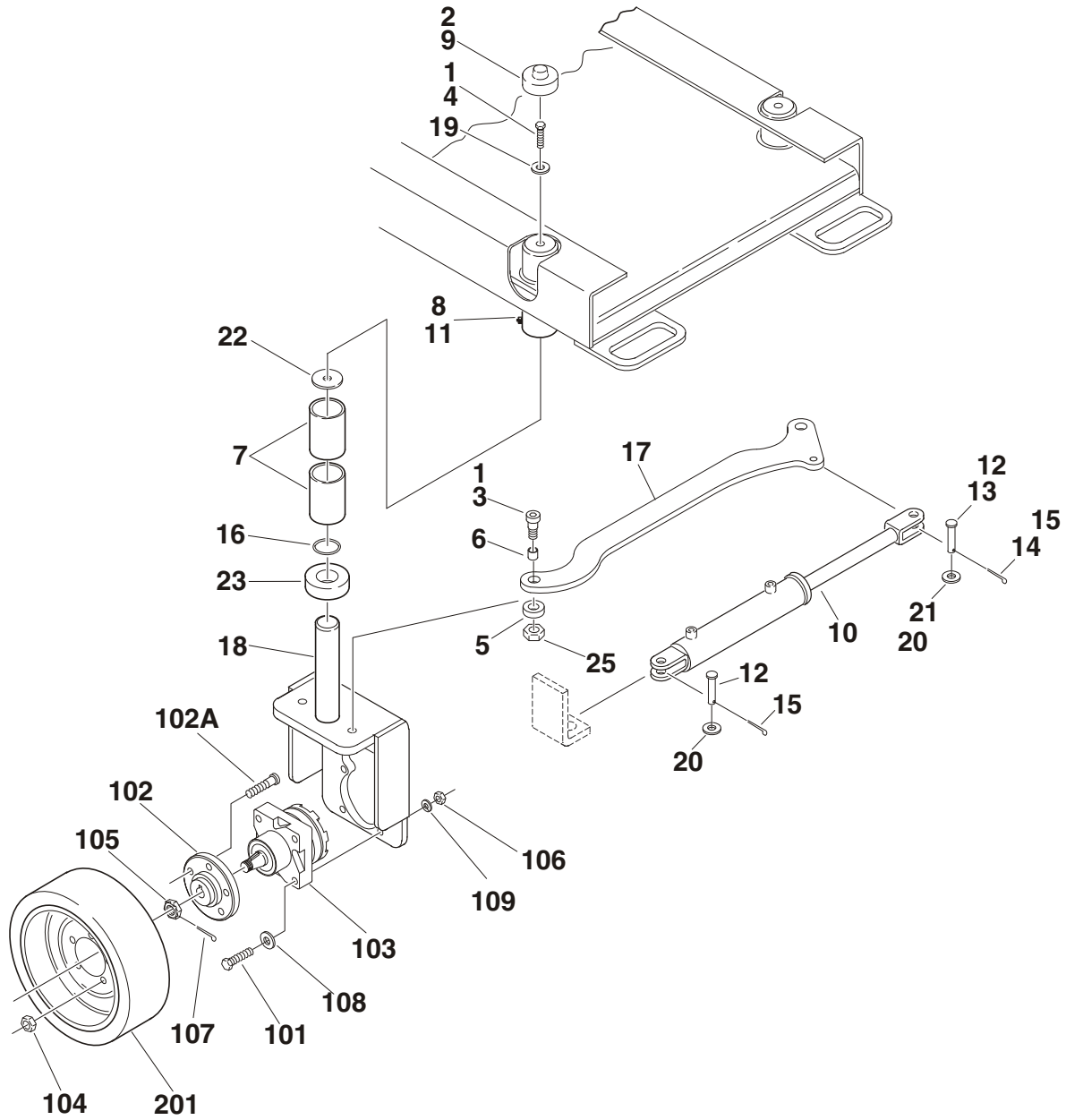
FIGURE NO.	TITLE	PAGE NO.
5-5	LIFT CYLINDER COMPONENTS ASSEMBLY (3246E2)	5-16
5-6	STEER CYLINDER ASSEMBLY	5-20
SECTION 6 - HYDRAULIC		6-1
6-1	HYDRAULIC DIAGRAM - 1532E2 & 1932E2 & 2032E2	6-2
6-2	HYDRAULIC DIAGRAM - 2646E2	6-6
6-3	HYDRAULIC DIAGRAM - 3246E2 WITH STANDARD CONTROLS	6-8
6-4	HYDRAULIC DIAGRAM - 3246E2 WITH PROPORTIONAL CONTROLS	6-10
6-5	HYDRAULIC DIAGRAM - 2632E2 WITH STANDARD CONTROLS	6-12
6-6	HYDRAULIC DIAGRAM - 2632E2 WITH PROPORTIONAL CONTROLS	6-14
6-7	HYDRAULIC DIAGRAM LIST	6-16
SECTION 7 - ELECTRICAL		7-1
7-1	ELECTRICAL SCHEMATIC (AUSTRALIAN SPEC STANDARD CONTROLS MACHINES) ...	7-2
7-2	ELECTRICAL SCHEMATIC (CE SPEC STANDARD CONTROLS MACHINES)	7-4
7-3	ELECTRICAL SCHEMATIC (PROPORTIONAL CONTROLS MACHINES)	7-6
7-4	ELECTRICAL COMPONENTS INSTALLATION (STANDARD CONTROLS MACHINES)	7-8
7-5	ELECTRICAL COMPONENTS INSTALLATION (PROPORTIONAL CONTROLS MACHINE)	7-14
7-6	ELECTRICAL DIAGRAM LIST	7-20
SECTION 8 - DECALS		8-1
8-1	DECALS INSTALLATION - 1532E2 & 1932E2	8-2
8-2	DECALS INSTALLATION - 2032E2 & 2646E2 & 3246E2	8-6
SECTION 9 - RECOMMENDED SERVICE PARTS STOCK		9-1
SECTION 10 - SPECIAL OPTIONS		10-1
SECTION 11 - INDEX		11-1

SECTION 1 FRAME

TABLE OF CONTENTS		
FIGURE	DESCRIPTION	PAGE
1-1	Wheel Drive And Steering Installation - 1532E2 & 1932E2	1-2
1-2	Drive Motor Assembly - 1532E2 & 1932E2 (S/N 90870 to Present)	1-6
1-3	Brake Installation - 1532E2 & 1932E2	1-8
1-4	Frame And Steering Installation - 2032E2/2632E2/2646E2/3246E2	1-10
1-5	Wheel Drive And Brake Installations - 2032E2/2632E2/2646E2/3246E2	1-14
1-6	Drive Motor Assembly - (2032E2/2646E2 S/N 90870 to Present) (2632E2/3246E2 S/N 90855 to Present)	1-18
1-7	Frame Mounted Components Installations	1-22

SECTION 1 FRAME

FIGURE 1-1. WHEEL DRIVE AND STEERING INSTALLATION - 1532E2 & 1932E2



SECTION 1 FRAME

FIGURE 1-1. WHEEL DRIVE AND STEERING INSTALLATION - 1532E2 & 1932E2

FIG & ITEM #	PART NUMBER	DESCRIPTION	QTY.	REV.
	0258015	STEERING INSTALLATION	Ref.	J
1	0100019	Loctite #271	A/R	
2	0100081	Loctite #454	A/R	
3	0630516	Bolt, Shoulder	2	
4	0641611	Bolt 3/8"-16NC x 1 3/8"	2	
5	0962208	Spacer, Bushing	2	
6	0962173	Bushing	2	
7	0962174	Bushing	4	
8	1120064	Cap, Grease Fitting (Prior to S/N 84437)	2	
9	1120515	Cap, Plastic	2	
10		Steer Cylinder Assembly (See Section 5 for Breakdown)	1	
	Use 1684225	Prior to S/N 67287 (Was P/N 1683661) S/N 67287 to S/N 108168 (Was P/N 1683832) S/N 108168 to Present		
11	2160006	Fitting, Grease (Prior to S/N 84437)	2	
12	3430811	Pin, Clevis	A/R	
13	3431014	Pin, Clevis (Prior to S/N 50027)	1	
14	3450404	Pin, Cotter 1/8" x 1" (Prior to S/N 50027)	1	
15	3450406	Pin, Cotter 1/8" x 1 1/2"	A/R	
16	3790218	O-Ring (Prior to S/N 101149)	2	
17	3841378	Tie-Rod	1	
18	4130356	Spindle	2	
19	4711600	Flatwasher 3/8" Narrow	2	
20	4711800	Flatwasher 1/2" Narrow	A/R	
21	4712000	Flatwasher 5/8" Narrow (Prior to S/N 50027)	2	
22	4740419	Thrustwasher	2	
23		Collar:	2	
	Use 1440329	Prior to S/N 99064(1932E2)/ Prior to June 13, 2001(1532E2)(Was P/N 1440326) S/N 99064 to Present (1932E2)/ June 13, 2001to Present (1532E2)		
24	3020025	Grease (Not Shown) (Prior to S/N 108196)	A/R	
25	3312002	Jam Nut (S/N 103651 to Present)	2	
		WHEEL DRIVE INSTALLATION OPTIONS:	Ref.	
	0258171	(Prior to S/N 90870)	Ref.	F
	0271221	(S/N 90870 to Present)	Ref.	A
101		Bolt Options:	8	
	0641824	Bolt 1/2"-13NC x 3" (Prior to S/N 49303)		
	0681822	Bolt 1/2"-13NC x 2 3/4" (S/N 49303 to Present)		
102	2780216	Hub Assembly	2	
102A	7012613	Bolt, Wheel (5 Per Hub)	10	
103		Drive Motor Assembly Options:	2	
	3160229	(Prior to S/N 90870)		
	7018996	Key, Shaft	1	
	7018997	Nut, Castle	1	

SECTION 1 FRAME

SECTION 1 FRAME

FIGURE 1-1. WHEEL DRIVE AND STEERING INSTALLATION - 1532E2 & 1932E2 (CONTINUED)

FIG & ITEM #	PART NUMBER	DESCRIPTION	QTY.	REV.
103 (cont'd)	7021312	Seal, Shaft Oil (Inner Seal)	1	
	7021317	Seal, Dust (Outer Seal)	1	
	3160269	(S/N 90870 to Present) (See Figure 1-2 for Breakdown)		
104	3300255	Nut, Wheel	10	
105	See Note	Nut (Note: See Breakdown of Individual Motor)	2	
106		Hardware Options:	8	
	3271805	Locknut 1/2"-13NC (Grade 8) (Prior to S/N 49303)		
	3311801	Nut 1/2"-13NC (S/N 49303 to S/N 84080)		
	3300450	Nut 1/2"-13NC (S/N 84080 to Present)		
107	3450406	Pin, Cotter 1/8" x 1 1/2"	2	
108	Use 4740453	Flatwasher 1/2" Narrow (Was P/N 4891800 Prior to S/N 90870)	8	
109	4761800	Lockwasher 1/2" (S/N 49303 to S/N 84080)	8	
110	0100019	Loctite #271(Prior to S/N 84080)	A/R	
		TIRE AND WHEEL INSTALLATIONS	Ref.	
	0258167	Black Tire and Wheel Installation	Ref.	1
	0258166	Gray Non-Marking Tire and Wheel Installation	Ref.	1
201		Tire Options:	4	
	4860180	Standard Black	A/R	
	4860182	Non-Marking Gray	A/R	
		FRAME OPTIONS	1	
	2360459	Prior to S/N 50363		
	2360482	S/N 50363 to Present		

SECTION 1 FRAME

FIGURE 1-1. WHEEL DRIVE AND STEERING INSTALLATION - 1532E2 & 1932E2 (CONTINUED)

FIG & ITEM #	PART NUMBER	DESCRIPTION	QTY.	REV.

**S
E
C
T
I
O
N

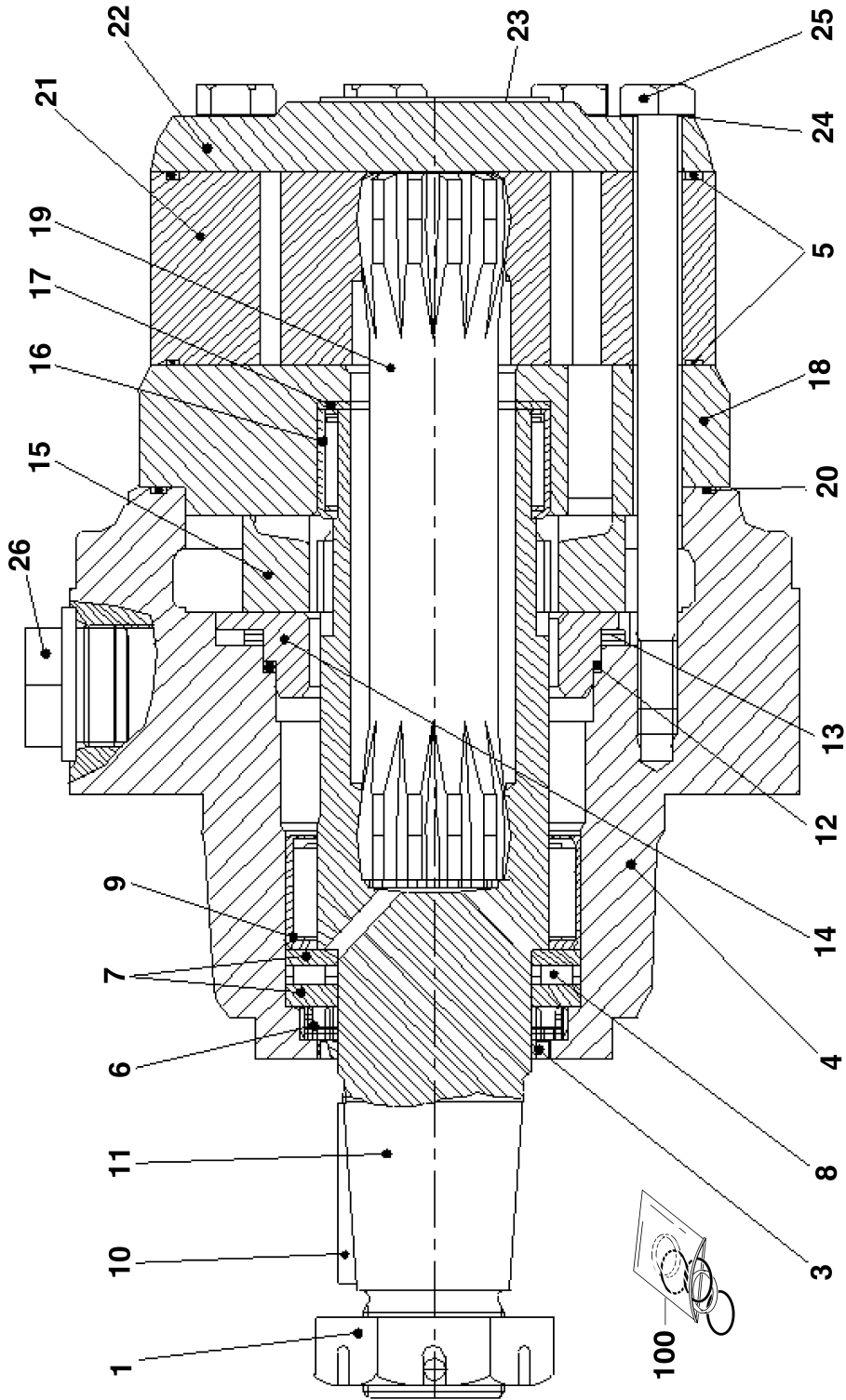
1

F
R
A
M
E**

SECTION 1 FRAME

SECTION 1 FRAME

FIGURE 1-2. DRIVE MOTOR ASSEMBLY - 1532E2 & 1932E2 (S/N 90870 TO PRESENT)



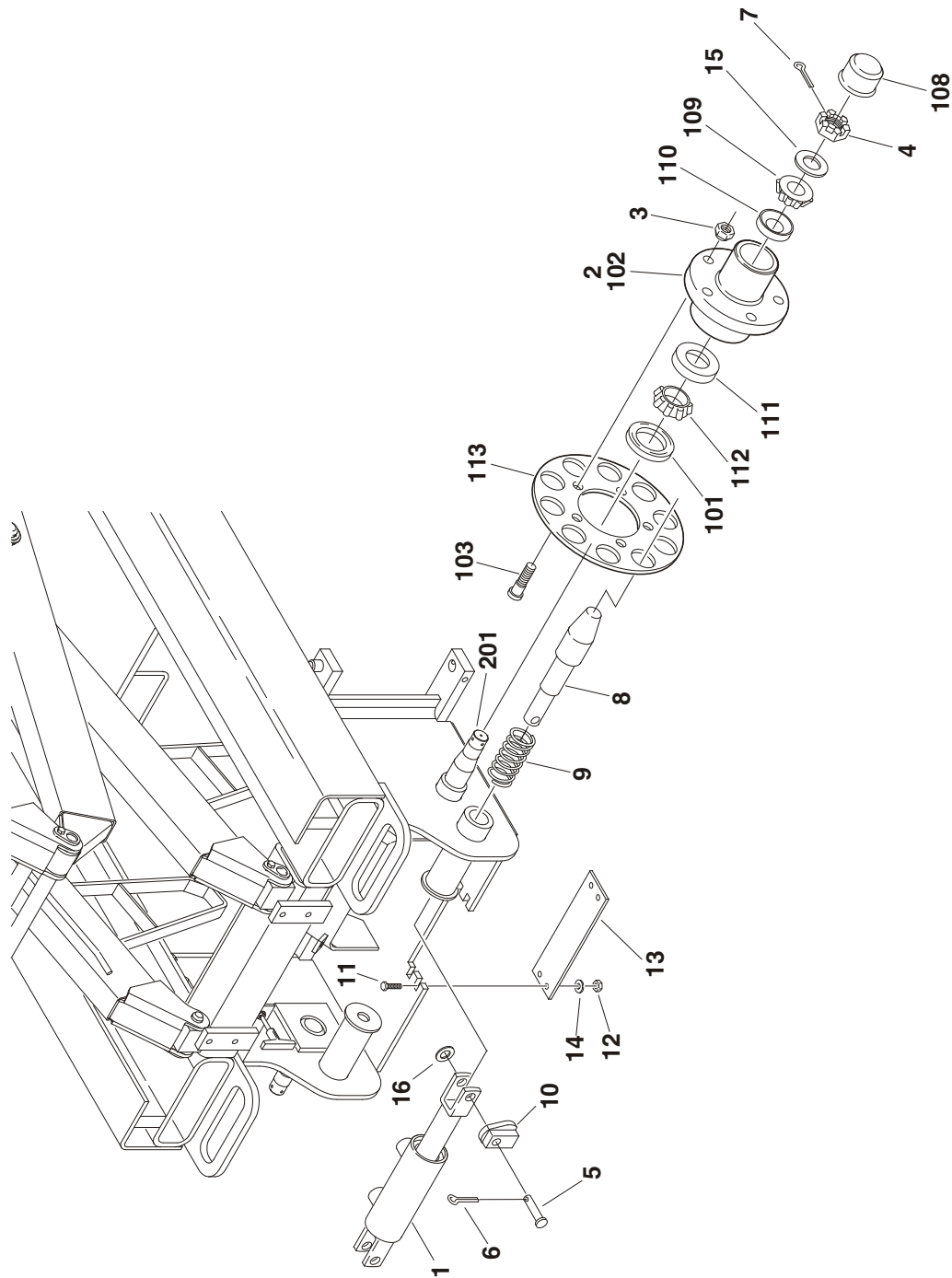
SECTION 1 FRAME

FIGURE 1-2. DRIVE MOTOR ASSEMBLY - 1532E2 & 1932E2 (S/N 90870 TO PRESENT)

FIG & ITEM #	PART NUMBER	DESCRIPTION	QTY.	REV.
	3160269	DRIVE MOTOR ASSEMBLY	Ref.	B
1	7023451	Nut, Castle	1	
2	Not Used			
3	Use Item 100	Seal, Dust	1	
4	Not Serviceable	Housing		
5	Use Item 100	O-Ring	1	
6	Use Item 100	Seal, Shaft	1	
7	7023452	Bearing, Race	2	
8	7023453	Bearing, Needle	1	
9	7023454	Bearing, Needle	1	
10	7023455	Key	1	
11	7023456	Shaft, Output	1	
12	Use Item 100	O-Ring	1	
13	7023457	Washer, Spring	1	
14	7023458	Plate, Pressure	1	
15	7023459	Disc, Valve	1	
16	7023460	Bearing, Needle	1	
17	7023461	Washer, Glacier	1	
18	7023462	Plate	1	
19	7023463	Shaft, Cardan	1	
20	Use Item 100	O-Ring	2	
21	7023464	Wheel, Gear Set	1	
22	7023465	Cover, End	1	
23	Not Serviceable	I.D. Tag	1	
24	Use Item 100	Washer	7	
25	7023466	Screw	7	
26	Not Serviceable	Plug	2	
		KIT OPTIONS:	Ref.	
100	7023450	Kit, Seal (Includes Items 3, 5-6, 12, 20, 24)	1	

SECTION 1 FRAME

FIGURE 1-3. BRAKE INSTALLATION - 1532E2 & 1932E2



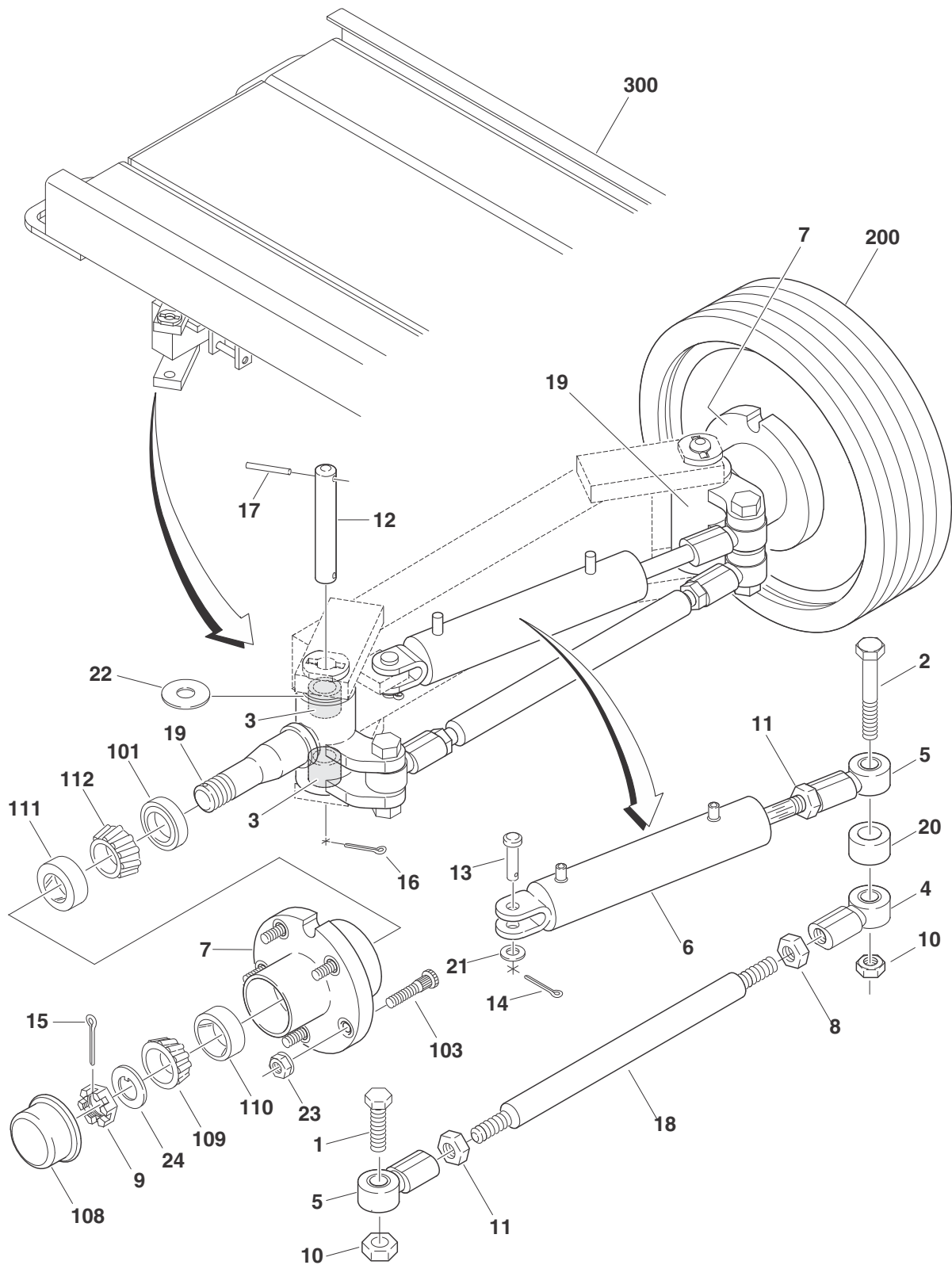
SECTION 1 FRAME

FIGURE 1-3. BRAKE INSTALLATION - 1532E2 & 1932E2

FIG & ITEM #	PART NUMBER	DESCRIPTION	QTY.	REV.
		BRAKE INSTALLATION OPTIONS:	Ref.	
	0258168	1932E2 Machines	Ref.	C
1		Brake Cylinder Assembly Options (See Section 5 for Breakdown)	1	
	Use 1683833	Prior to S/N 65498 (Was p/n 1683557)		
	1683833	S/N 65498 to Present		
2	2780215	Hub Assembly (See Items 101-113 for Breakdown)	2	
3	3300255	Nut, Wheel	10	
4	3300423	Nut	2	
5	3430620	Pin	2	
6	3450403	Pin, Cotter 1/8" x 3/4"	2	
7	3450406	Pin, Cotter 1/8" x 1 1/2"	2	
8	3841332	Rod	2	
9	4160137	Spring, Compression	2	
10	4845037	Brake Cam Weldment	2	
11	0641407	Bolt 1/4"-20NC x 7/8"	4	
12	3311405	Locknut 1/4"-20NC	4	
13	3571067	Plate, Cover	1	
14	4711400	Flatwasher 1/4" Narrow	8	
15	4740468	Washer, Special	2	
16	4711600	Flatwasher 3/8" Narrow	2	
	2780215	HUB ASSEMBLY	Ref.	B
101	7010649	Seal	1	
102	Not Serviced	Housing	1	
103	7019696	Stud, Wheel	5	
104 to 107	Not Used			
108	7010648	Cap, Dust	1	
109	7010646	Cone, Outer	1	
110	7010650	Cup, Outer	1	
111	7010651	Cup, Inner	1	
112	7010647	Cone, Inner	1	
113	1760165	Disc, Brake	1	
		FRAME COMPONENTS	Ref.	
201	4845628	Spindle	2	
		TIRE AND WHEEL INSTALLATIONS (NOT SHOWN)	Ref.	
	0258167	Black Tire and Wheel Installation	Ref.	1
	0258166	Gray Non-Marking Tire and Wheel Installation	Ref.	1
		Tire Options:	4	
	4860180	Standard Black	A/R	
	4860182	Non-Marking Gray	A/R	

SECTION 1 FRAME

FIGURE 1-4. FRAME AND STEERING INSTALLATIONS - 2032E2/2632E2/2646E2/
3246E2



SECTION 1 FRAME

SECTION 1 FRAME

FIGURE 1-4. FRAME AND STEERING INSTALLATIONS - 2032E2/2632E2/2646E2/3246E2

FIG & ITEM #	PART NUMBER	DESCRIPTION	QTY.	REV.
		STEERING INSTALLATION OPTIONS:	Ref.	
	0257627	2032E2/2632E2 Machines	Ref.	I
	0257670	2646E2/3246E2 Machines	Ref.	J
1	0642022	Bolt 5/8"-11NC x 2 3/4"	1	
2	0642028	Bolt 5/8"-11NC x 3 1/2"	1	
3	0962097	Bushing, Excelite (Prior to S/N 49494)	4	
	0440228	Bushing, Excelite (S/N 49494 to Present)	4	
4	1660237	Coupling, Tie-Rod End (Left Side)	1	
5	1660238	Coupling, Tie-Rod End (Right Side)	2	
6		Steer Cylinder Assembly (See Section 5 for Breakdown):	1	
	Use 1684224	2032E2/2632E2 (Prior to S/N 67287) (Was P/N 1683552)		
	1683831	2032E2/2632E2 (S/N 67287 to S/N 104717)		
	1684224	2032E2/2632E2 (S/N 104717 to Present)		
	Use 1684224	2646E2/3246E2 (Prior to S/N 66990) (Was P/N 1683552)		
	1683831	2646E2/3246E2 (S/N 66990 to S/N 104717)		
	1684224	2646E2/3246E2 (S/N 104717 to Present)		
7	2780223	Hub Assembly (See Items 101-112 for Breakdown)	2	
8	3300409	Nut, Jam (Left Hand Threads)	1	
9	3300423	Nut, Spindle	2	
10	3312005	Locknut 5/8"-20NC	2	
11	3322002	Nut, Jam 5/8"-18NF	2	
12	3422646	Pin, Spindle (Prior to S/N 57249)	2	
	3422760	Pin, Spindle (S/N 57249 to Present)	2	
13	3430811	Pin, Clevis	1	
14	3450403	Pin, Cotter 1/8" x 3/4"	1	
15	3450406	Pin, Cotter 1/8" x 1 1/2"	2	
16	3450804	Pin, Cotter 1/4" x 1"	2	
17	3841344	Rod, Retaining	2	
18		Tie-Rod Options:	1	
	Kit	2032E2/2632E2 Machines		
	Kit	2646E2/3246E2 Machines		
19	4130346	Spindle Assembly	2	
20	4567246	Tube, Spacer	2	
21	4711800	Flatwasher 1/2" Narrow	1	
22	4740462	Thrustwasher, Bronze	2	
23	3300255	Nut, Wheel	10	
24	4740468	Flatwasher, Special	2	

		Tie Rod Assembly Kit Options:	1	
	2902137	2032E2 & 2632E2 (Includes Items Qty 1 of 4,5,8,11 & 18)		
	2902138	2646E2 & 3246E2 (Includes Items Qty 1 of 4,5,8,11 & 18)		

SECTION 1 FRAME

SECTION 1 FRAME

FIGURE 1-4. FRAME AND STEERING INSTALLATIONS - 2032E2/2632E2/2646E2/3246E2 (CONTINUED)

FIG & ITEM #	PART NUMBER	DESCRIPTION	QTY.	REV.
	2780233	HUB ASSEMBLY	Ref.	A
101	7010649	Seal, Oil	1	
102	Not Used			
103	7012613	Wheelbolt	5	
104 to 107	Not Used			
108	7003902	Cap	1	
109	7010646	Cone, Bearing (Outer)	1	
110	7003903	Cup, Bearing (Outer)	1	
111	7010651	Cup, Bearing (Inner)	1	
112	7010647	Cone, Bearing (Inner0)	1	
200		TIRE AND WHEEL INSTALLATION OPTIONS:	Ref.	
	0255682	Gray Non-Marking Tire Installation	Ref.	—
	0271541	Low Profile, Non-Marking Tire Installation (2632E2)	Ref.	
	0255679	Black Tire Installation	Ref.	—
	4520176	5x16 Gray Non-Marking (Standard)	4	
	4520257	5x16 Low Profile, Non-Marking (2632E2)	4	
	4520174	5x16 Black (Optional)	4	
300		FRAME WELDMENT OPTIONS:	Ref.	
	2360457	2032E2 Machines (CE Spec)	Ref.	
	2360496	2032E2 Machines (Australian Spec)	Ref.	
	2360572	2632E2 Machines	Ref.	
	2360458	2646E2 Machines	Ref.	
	2360497	3246E2 Machines (Used with Rexroth Drive Motor)	Ref.	
	2360562	3246E2 Machines (Used With Parker Drive Motor)	Ref.	

SECTION 1 FRAME

FIGURE 1-4. FRAME AND STEERING INSTALLATIONS - 2032E2/2632E2/2646E2/3246E2
(CONTINUED)

FIG & ITEM #	PART NUMBER	DESCRIPTION	QTY.	REV.

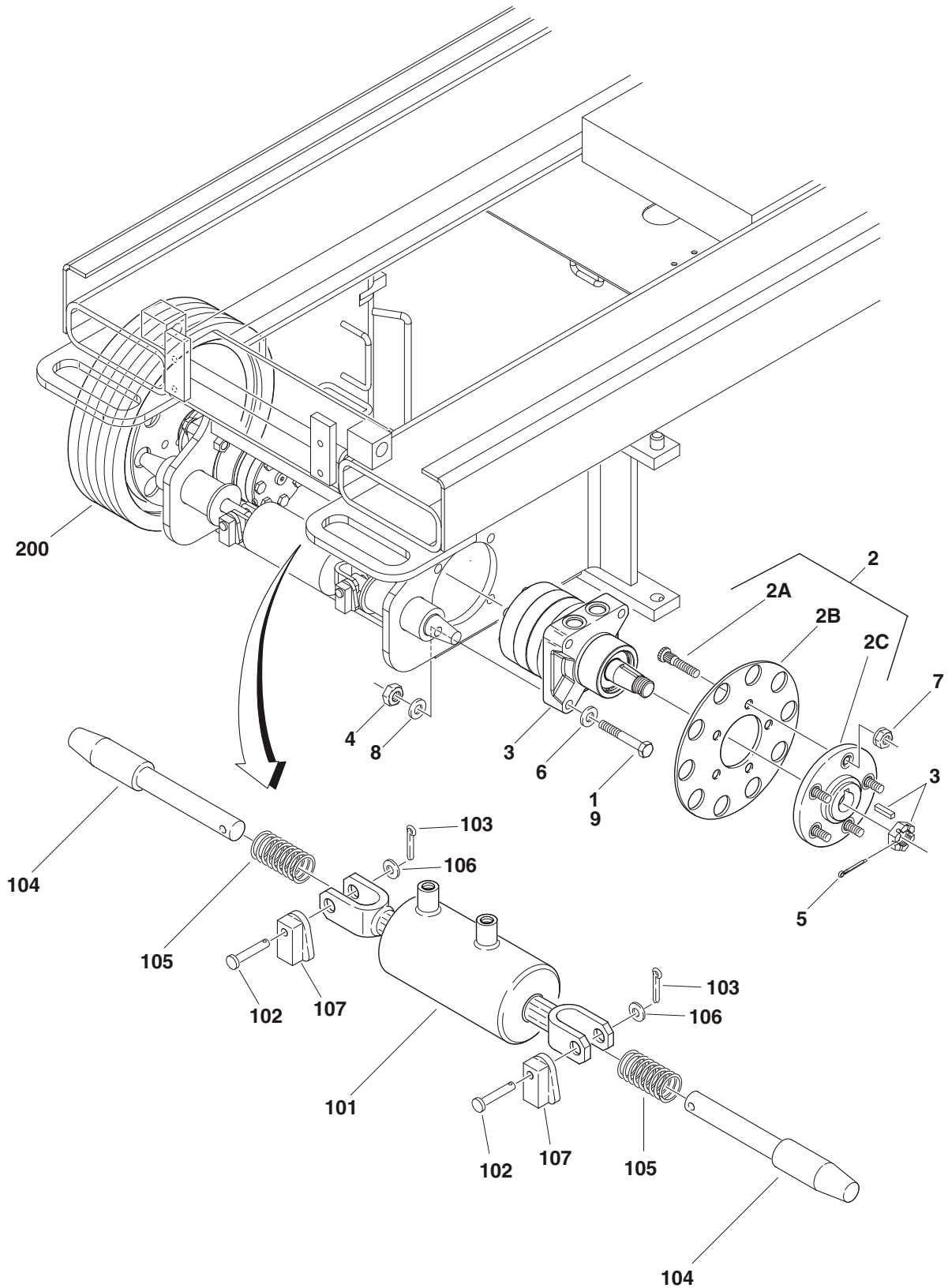
**S
E
C
T
I
O
N

1

F
R
A
M
E**

SECTION 1 FRAME

FIGURE 1-5. WHEEL DRIVE AND BRAKE INSTALLATIONS - 2032E2/2632E2/
2646E2/3246E2



SECTION
1
FRAME

SECTION 1 FRAME

FIGURE 1-5. WHEEL DRIVE AND BRAKE INSTALLATIONS - 2032E2/2632E2/2646E2/3246E2

FIG & ITEM #	PART NUMBER	DESCRIPTION	QTY.	REV.
		WHEEL DRIVE INSTALLATION OPTIONS:	Ref.	
	0257626	2032E2 Machines	Ref.	I
	0271228	2632E2 Machines	Ref.	A
	0257876	2646E2 Machines	Ref.	J
	0258898	3246E2 Machines (Prior to S/N 90855)	Ref.	G
	0271228	3246E2 Machines (S/N 90855 to Present)	Ref.	B
1		Options:	8	
	0681822	(Bolt 1/2"-13NC x 2 3/4" Grade 8)		
	0681828	(Bolt 1/2"-13NC x 3 1/4" Grade 8)		
2		Hub Assembly Options:	2	
	2780222	2032E2/2646E2 Machines		
		2632E2/3246E2 Machines Options:		
	2780238	Prior to S/N 90854		
	2780222	S/N 90855 to S/N 98951		
	See Note:	S/N 98952 to S/N 99050		
		Note: For machines in this range contact JLG Industries Inc.	Ref.	
	2780238	S/N 99051 to S/N 102610		
	See Note:	S/N 102611 to S/N 102640		
		Note: For machines in this range contact JLG Industries Inc.	Ref.	
	2780222	S/N 102641 to Present		
2A	7012613	Stud, Wheel (5 per Hub)	10	
2B	1760167	Disc, Brake	2	
2C	2780216	Hub (Not Sold Separately)	2	
3		Drive Motor Assembly Options:	A/R	
		Note: Use Like Motors on Both Left & Right Sides	Ref.	
		2032E2 Motor Options:	Ref.	
	Use 2910312	2032E2 (Prior to S/N 86447) (Was p/n 3160230)	2	
	3160258	2032E2 (S/N 86447 to S/N 90870)	2	
		3160230 & 3160258 Replacement Parts:		
	7018996	Key, Shaft	1	
	7018997	Nut, Castle	1	
	7021312	Seal, Shaft Oil (Inner Seal)	1	
	7021317	Seal, Dust (Outer Seal)	1	
	7023874	Cap, End	1	
	3160263	2032E2 (S/N 90870 to Present) (See Figure 1-6 for Breakdown)	2	
		2646E2 Motor Options:	Ref.	
	Use 2910313	2646E2 (Prior to S/N 87548) (Was p/n 3160226)	2	
	3160259	2646E2 (S/N 87548 to 90870)	2	
		3160226 & 3120259 Replacement Parts:		
	7018996	Key, Shaft	1	
	7018997	Nut, Castle	1	
	7021312	Seal, Shaft Oil (Inner Seal)	1	
	7021317	Seal, Dust (Outer Seal)	1	
	7023874	Cap, End	1	

SECTION 1 FRAME

FIGURE 1-5. WHEEL DRIVE AND BRAKE INSTALLATIONS - 2032E2/2632E2/2646E2/3246E2 (CONTINUED)

FIG & ITEM #	PART NUMBER	DESCRIPTION	QTY.	REV.
3 (cont'd)	3160264	2646E2 (S/N 90870 to Present) (See Figure 1-6 for Breakdown)	2	
		2632E2/3246E2 Motor Options:	Ref.	
	Use 2910342	Prior to S/N 62566 (Was p/n 3160236 - Rexroth Motor)	2	
	Use 2910342	S/N 62566 to S/N 90854 (Was p/n 3160247 - Rexroth Motor)	2	
	See Note	Key, Shaft (was p/n 7022516)	1	
	See Note	Nut, Castle (was p/n 7022515)	1	
	See Note	Seal, Shaft Oil (Inner Seal) (was p/n 7022517)	1	
	See Note	Seal, Dust (Outer Seal) (was p/n 7022518)	1	
	See Note	Seal, Ring (was p/n 7022519)	1	
		Note: Replacement Parts are no longer available for motor p/ns 3120236 & 3160247 - Use Kit p/n 2910342)	Ref.	
		Note: For replacement parts for 2910342 see Figure 1-6	Ref.	
		3160265 S/N 90855 to S/N 98951 (Parker Hannofin Motor) (See Figure 1-6 for Breakdown)	2	
		See Note: S/N 98952 to S/N 99050	2	
		Note: For machines in this range contact JLG Industries Inc.	Ref.	
		Use 2910342 S/N 99051 to S/N 102610 (Rexroth Motor) (was p/n 3160247 - Rexroth Motor)	2	
	See Note: S/N 102611 to S/N 102640	2		
	Note: For machines in this range contact JLG Industries Inc.	Ref.		
	3160265 S/N 102641 to Present (Parker Hannofin Motor)	2		
4		Hardware Options:	8	
	3271805	Locknut 1/2"-13NC (Grade 8) (Prior to S/N 49303)		
	3311801	Nut 1/2"-13NC (S/N 49303 to S/N 84080)		
	3300450	Nut 1/2"-13NC (S/N 84080 to Present)		
5		Pin, Cotter Options:	2	
	3450406	2032E2/2646E2 Machines (1/8" x 1 1/2")		
	3450508	3246E2 Machines (1/4" x 2") (Prior to S/N 90855)		
	3450406	3246E2 Machines (1/8" x 1 1/2") (S/N 90855 to Present)		
6		Flatwasher Options:	A/R	
	4711800	2032E2/2646E2 Machines (Prior to S/N 87549)		
	4740453	2032E2/2646E2 Machines (S/N 87549 to Present)		
	4740453	3246E2 (S/N 102645 to Present)		
7	3300255	Nut, Wheel	10	
8	4761800	Flatwasher 1/2" (S/N 49303 to S/N 84080)	8	
9	0100019	Loctite #271(Prior to S/N 84080)	A/R	
		BRAKE INSTALLATION OPTIONS:	Ref.	
	0257877	2032E2 / 2632E2 Machines	Ref.	D
	0257878	2646E2 / 3246E2 Machines	Ref.	D
101		Brake Cylinder Assembly Options (See Section 5 for Breakdown):	1	
	Use 1683833	Prior to S/N 65498 (Was p/n 1683557)		
	1683833	S/N 65498 to Present		
102	3430620	Pin	2	

SECTION 1 FRAME

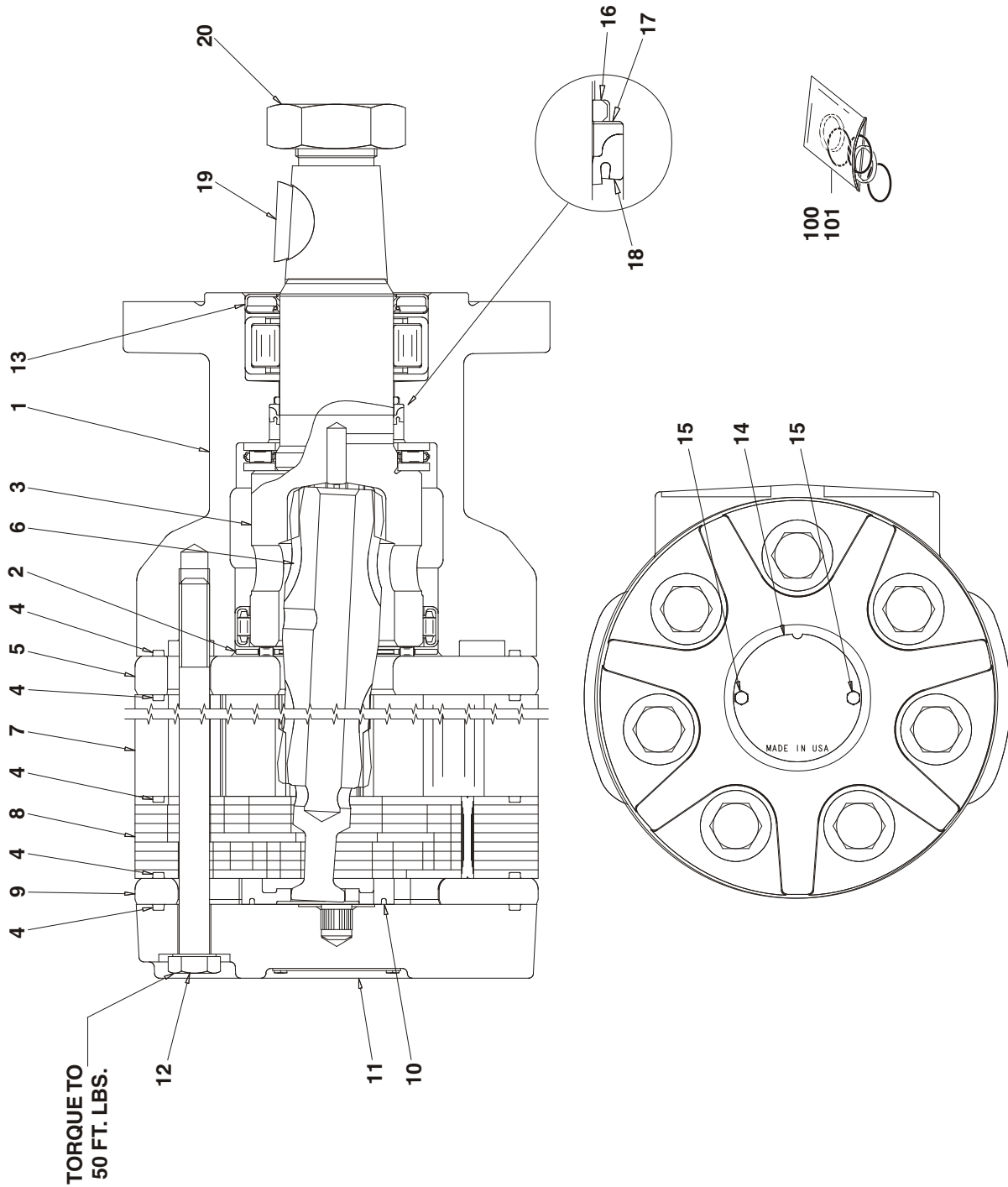
**FIGURE 1-5. WHEEL DRIVE AND BRAKE INSTALLATIONS - 2032E2/2632E2/2646E2/3246E2
(CONTINUED)**

FIG & ITEM #	PART NUMBER	DESCRIPTION	QTY.	REV.
103	3450403	Pin, Cotter 1/8" x 3/4"	2	
104		Rod Options:	2	
	3841332	2032E2 Machines		
	3841371	2646E2/3246E3 Machines		
105	4160137	Spring, Compression	2	
106	4711600	Flatwasher 3/8" Narrow	2	
107	4845037	Brake Cam Weldment	2	
		TIRE AND WHEEL INSTALLATION OPTIONS:	Ref.	
	0255682	Gray Non-Marking Tire Installation	Ref.	—
	0271541	Low Profile, Non-Marking Tire Installation (2632E2)	Ref.	
	0255679	Black Tire Installation	Ref.	—
200	4520176	5x16 Gray Non-Marking (Standard)	4	
	4520257	5x16 Low Profile, Non-Marking (2632E2)	4	
	4520174	5x16 Black (Optional)	4	

SECTION 1 FRAME

SECTION 1 FRAME

FIGURE 1-6. DRIVE MOTOR ASSEMBLY - (2032E2/2646E2 S/N 90870 TO PRESENT) (2632E2/3246E2 S/N 90855 TO PRESENT)



SECTION 1 FRAME

FIGURE 1-6. DRIVE MOTOR ASSEMBLY - (2032E2/2646E2 S/N 90870 TO PRESENT) (2632E2/3246E2 S/N 90855 TO PRESENT)

FIG & ITEM #	PART NUMBER	DESCRIPTION	QTY.	REV.
		DRIVE MOTOR ASSEMBLIES (PARKER HANNIFIN)	Ref.	
	3160263	DRIVE MOTOR - 2032E2	Ref.	B
	3160264	DRIVE MOTOR - 2646E2	Ref.	B
	3160265	DRIVE MOTOR - 2632E2/3246E2	Ref.	B
	2910342	DRIVE MOTOR - 3246E2 (This kit uses p/n 3160301 Motor)	Ref.	A
1		Housing Options:	1	
	7023307	3160263, 3160264 & 3160265		
	Not Serviced	3160301		
2	7023308	Bearing, Thrust	1	
3		Shaft Options:	1	
	7023309	3160263 & 3160264		
	Not Serviced	3160265		
	7026178	3160301		
4	7023310	Ring, Seal	5	
5	7023311	Plate, Wear	5	
6		Drive Link Options:	1	
	7023312	3160263		
	7023326	3160264		
	7023410	3160265 & 3160301		
7		Assembly, Rotor Options:	1	
	7023313	3160263		
	7023327	3160264		
	7023409	3160265 & 3160301		
8	7023314	Manifold	1	
9	7023315	Assembly, Commutator	1	
10	7023318	Seal, Commutator	1	
11		Cover, End Options:	1	
	7023316	3160263		
	7023328	3160264, 3160265 & 3160301		
12		Bolt Options:	7	
	7023317	3160263		
	7023329	3160264 & 3160265		
	Not Serviced	3160301		
13	See Note	Seal (Note: Use Items 100 & 101)	1	
14	Not Available	Identification Tag	N/A	
15	7023320	Screw	2	
16	See Note	Ring Back-Up (Note: Use Items 100 & 101)	1	
17	See Note	Washer, Back-Up (Note: Use Items 100 & 101)	1	
18	See Note	Seal, Shaft (Note: Use Items 100 & 101)	1	
19		Key Options:	1	
	7023324	3160263, 3160264 & 3160265		
	7026179	3160301		
20		Nut, Castle Options:	1	
	7023325	3160263, 3160264 & 3160265		
	7026180	3160301		

SECTION 1 FRAME

FIGURE 1-6. DRIVE MOTOR ASSEMBLY - (2032E2/2646E2 S/N 90870 TO PRESENT) (2632E2/3246E2 S/N 90855 TO PRESENT) (CONTINUED)

FIG & ITEM #	PART NUMBER	DESCRIPTION	QTY.	REV.
21	Not Required 7023405 7026174	Bearing, Inner Options (Not Shown): 3160263 & 3160234 3160265 3160301	1	
22	Not Required 7023406 7026175	Washer, Thrust Options (Not Shown): 3160263 & 3160234 3160265 3160301	A/R 0 1 2	
23	Not Required 7023407 7026176	Bearing, Thrust Options (Not Shown): 3160263 & 3160234 3160265 3160301	1	
24	Not Required 7023408 7026177	Bearing, Outer Options (Not Shown): 3160263 & 3160234 3160265 3160301	1	
		KIT OPTIONS:	Ref.	
		Kit, Seal Options (Includes Items 4, 10, 13, 16, 17 & 18):		
100	7023412	3160263, 3160264 & 3160265	1	
101	7026181	3160301	1	

SECTION 1 FRAME

SECTION 1 FRAME

FIGURE 1-6. DRIVE MOTOR ASSEMBLY - (2032E2/2646E2 S/N 90870 TO PRESENT) (2632E2/3246E2 S/N 90855 TO PRESENT) (CONTINUED)

FIG & ITEM #	PART NUMBER	DESCRIPTION	QTY.	REV.

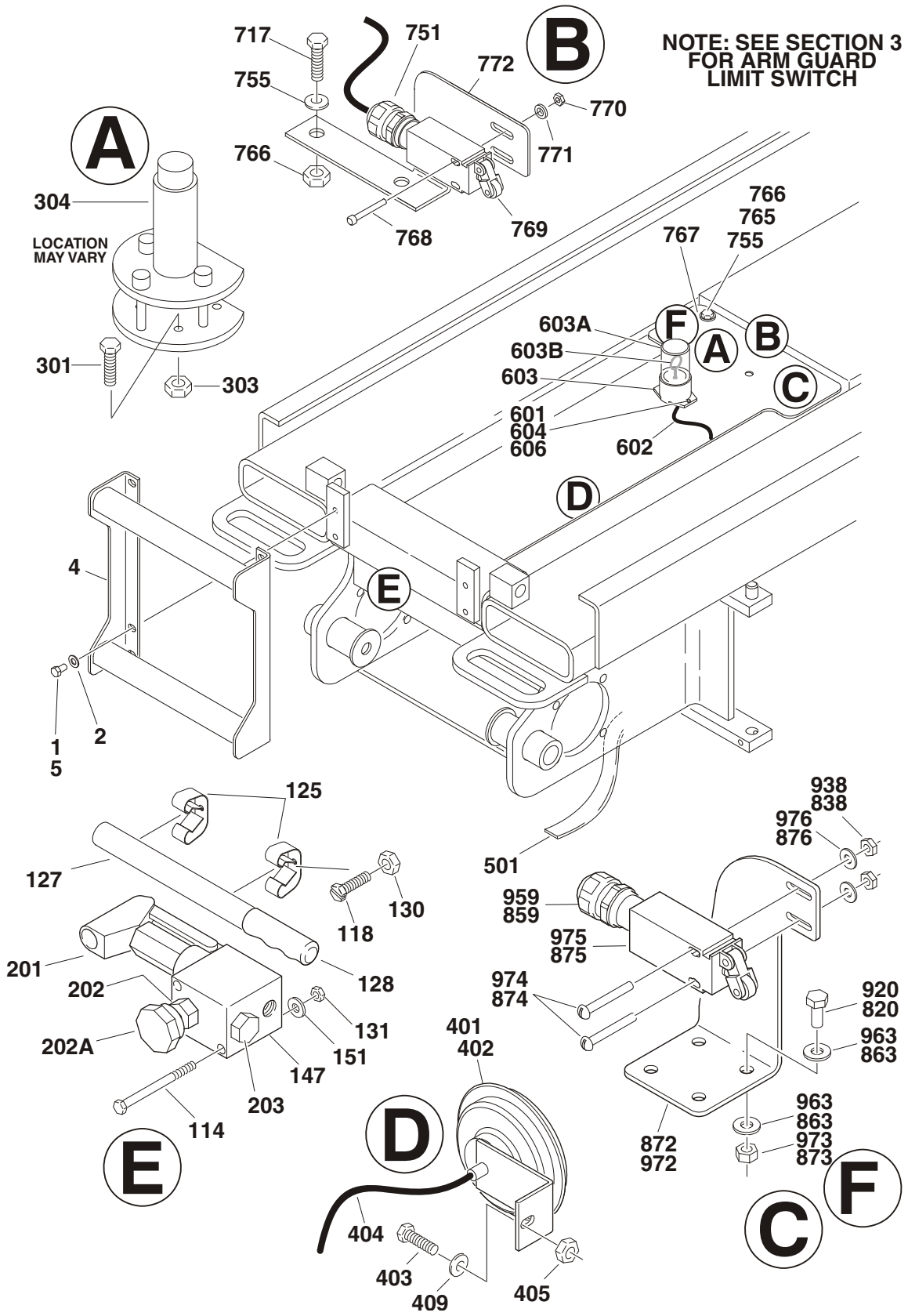
**S
E
C
T
I
O
N

1

F
R
A
M
E**

SECTION 1 FRAME

FIGURE 1-7. FRAME MOUNTED COMPONENTS INSTALLATIONS



SECTION 1 FRAME

SECTION 1 FRAME

FIGURE 1-7. FRAME MOUNTED COMPONENTS INSTALLATIONS

FIG & ITEM #	PART NUMBER	DESCRIPTION	QTY.	REV.
		LADDER INSTALLATION OPTIONS:	Ref.	
	0257662	Australian Spec (1532E2)	Ref.	B
	0257662	Australian Spec (1932E2/2032E2/2646E2)	Ref.	B
	0258944	Australian Spec (3246E2)	Ref.	A
	0257662	CE Spec (1532E2)	Ref.	B
	0258681	CE Spec (1932E2/2032E2)	Ref.	A
	0257779	CE Spec (2646E2)	Ref.	A
	0258944	CE Spec (3246E2)	Ref.	A
1	0100011	Loctite #242	A/R	
2	4711600	Flatwasher 3/8" Narrow	4	
3	Not Used			
4		Ladder Weldment Options:	1	
	4845558	Australian Spec (1532E2)		
	4845558	Australian Spec (1932E2/2032E2 & 2646E2)		
	4845922	Australian Spec (3246E2)		
	4845558	CE Spec (1532E2)		
	4845837	CE Spec (1932E2 & 2032E2)		
	4845834	CE Spec (2646E2)		
	4845922	CE Spec (3246E2)		
5	0641605	Bolt 3/8"-16NC x 5/8"	4	
		MANUAL DESCENT PUMP INSTALLATION (PRIOR TO S/N 69053 ONLY)	Ref.	
	0257666	2646E2 Machines Only	Ref.	M
	0258889	3246E2 Machines Only	Ref.	F
101 to 113	Not Used			
114	0641528	Bolt 5/16"-18NC x 3 1/2"	2	
115 to 117	Not used			
118	0721006	Screw, Machine #10-24NC x 3/4"	2	
119 to 124	Not Used			
125	1380136	Clip, Gripper	2	
126	Not Used			
127	2560122	Handle, Pump	1	
128	2560123	Handle, Grip		
129	Not Used			
130	3311005	Locknut #10-24NC	4	
131	3311505	Locknut 5/16"-18NC	2	
132 to 146	Not Used			
147	4640859	Pump Assembly - Manual Descent (See 201-203 for Breakdown)	1	
148 to 149	Not Used			
150	0100001	Adhesive, Weatherstrip (Not Shown)	A/R	
151	4751500	Flatwasher 5/16"	2	

SECTION 1 FRAME

FIGURE 1-7. FRAME MOUNTED COMPONENTS INSTALLATIONS (CONTINUED)

FIG & ITEM #	PART NUMBER	DESCRIPTION	QTY.	REV.
	4640859	PUMP ASSEMBLY - MANUAL DESCENT (2646E2 & 3246E2 MACHINES ONLY)	Ref.	
201	7012952	Cartridge, Pump	1	
	2900708	Seal Kit - 7012952 Cartridge	1	
202	7012954	Cartridge, Needle Valve	1	
	7012953	Seal Kit - 7012954 Cartridge	1	
202A	7012961	Knob	1	
203	7012955	Cartridge, Check	1	
	7012540	Seal Kit - 7012955 Cartridge	1	
		TILT INDICATOR INSTALLATIONS	Ref.	
	0270066	1532E2	Ref.	B
	0257799	1932E2/2032E2/2646E2 Prior to S/N 71686	Ref.	D
	0270066	1932E2/2032E2 S/N 71686 to Present	Ref.	B
	0257799	2646E2 S/N 71686 to Present	Ref.	D
	0257799	3246E2 with Standard Controls Prior to S/N 71686	Ref.	C
	0257799	3246E2 with Standard Controls S/N 71686 to Present	Ref.	D
	0259410	3246E2 with Proportional Controls	Ref.	A
301	0641405	Bolt 1/4"-20NC x 5/8"	2	
302	Not Used			
303	3311405	Locknut 1/4"-20NC	2	
304		Indicator, Tilt Options:	1	
	4360487	1532E2		
	4360349	1932E2/2032E2 Prior to S/N 71686		
	4360487	1932E2/2032E2 S/N 71686 to Present		
	4360349	2646E2/3246E2 with Standard Controls		
	4360435	3246E2 with Proportional Control		
		HORN INSTALLATIONS (OPTIONAL)	Ref.	
	0258317	1532E2 & 1932E2 Machines	Ref.	B
	0257802	2032E2 & 2646E2 & 3246E2 Machines	Ref.	D
	0257802	3246E2 Standard Control Machines	Ref.	D
	0259655	3246E2 Proportional Control Machines	Ref.	B
	0271917	2632E2 Standard Control Machines	Ref.	B
	0271926	2632E2 Proportional Control Machines	Ref.	A
401	0100048	Grease, Dielectric	A/R	
402	0140022	Horn	1	
403		Bolt Options:	1	
	0641505	Bolt 5/16"-18NC x 5/8" (1532E2/1932E2/2632E2)		
	0641510	Bolt 5/16"-18NC x 1 1/4" (2032E2/2646E2/3246E2)		
404		Cable/Harness, Electrical Options:		
	1060680	1532E2/1932E2 Machines (Cable, Electrical - 16/2)	A/R	
	1060680	2032E2/2646E2 Machines (Cable, Electrical - 16/2)	8ft/2.4m	
	1060680	3246E2 Standard Control Machines (Cable, Electrical - 16/2)	8ft/2.4m	

SECTION 1 FRAME

FIGURE 1-7. FRAME MOUNTED COMPONENTS INSTALLATIONS (CONTINUED)

FIG & ITEM #	PART NUMBER	DESCRIPTION	QTY.	REV.
404 (cont'd)	1060680	2632E2 Standard Control Machines (Cable, Electrical - 18/2)	5ft/1.53m	
	4922258	3246E2/2632E2 Proportional Control Machines (Harness - See Section 7 for Breakdown)	1	
405	3311505	Locknut 5/16"-18NC	1	
406 to 408	Not Used			
409	4751500	Flatwasher 5/16"	1	
	0258581	STATIC STRAP INSTALLATION	Ref.	B
501	3941406	Screw, Self-Tapping 1/4"-20NC x 3/4"	1	
	Use 4240147	Strap, Static (Was 4240084)	1	
	4751400	Flatwasher 1/4"	1	
		BEACON LIGHT INSTALLATION OPTIONS:	Ref.	
	0258318	(1532E2 & 1932E2) (Optional)	Ref.	A
	0257801	(2032E2 / 2646E2 / 3246E2) Standard Controls (Optional)	Ref.	A
	0259411	(3246E2) Proportional Controls (Optional)	Ref.	A
	0271891	(2632E2) Standard Controls (Optional)	Ref.	B
	0271925	(2632E2) Proportional Controls (Optional)	Ref.	A
601		Screw, Socket Head Options:	2	
	0721006	1532E2 / 1932E2		
	0721004	2632E2		
602	1060680	Cable, Electrical 18/2	A/R	
603	2920146	Beacon Light Assembly	1	
603A	7016319	Bulb	1	
603B		Lens Options:	1	
	7016372	Amber		
	2920166	Blue		
604	3311005	Locknut #10-24NC	2	
605	4460248	Terminal (Not Shown)	2	
606	4751000	Flatwasher #10	2	
		DRIVE SPEED SWITCH INSTALLATION (1532E2 & 1932E2 ONLY)	Ref.	
	0270502	1532E2	Ref.	C
	0258014	1932E2	Ref.	J
701 to 716	Not Used			
717	0641405	Bolt 1/4"-20NC x 5/8"	2	
718 to 750	Not Used			
751	4460662	Connector, Strain Relief	1	
718 to 754	Not Used			
755	4711400	Washer 1/4", Narrow	6	
756 to 764	Not Used			
765	0641406	Bolt 1/4"-20NC x 3/4" (S/N 50027 to Present)	4	
766	3311405	Locknut 1/4"-20NC	6	
767	3570991	Plate, Cover	1	

SECTION 1 FRAME

SECTION 1 FRAME

FIGURE 1-7. FRAME MOUNTED COMPONENTS INSTALLATIONS (CONTINUED)

FIG & ITEM #	PART NUMBER	DESCRIPTION	QTY.	REV.
768	3911024	Screw #10-24NC x 1 1/2"	2	
769	4360401	Switch, Limit	1	
770	3311005	Locknut #10-24NC	2	
771	4751000	Washer #10, Wide	2	
772	0902501	Bracket, Limit Switch	1	
		DRIVE SPEED SWITCH INSTALLATION (3246E2 ONLY)	Ref.	
	0258889	Standard Control Machines	Ref.	L
	0259408	Proportional Control Machines	Ref.	H
801 to 819	Not Used			
820	0641405	Bolt 1/4"-20NC x 5/8"	4	
821 to 837	Not Used			
838	3311005	Locknut #10-24NC	2	
839 to 858	Not Used			
859	4460662	Connector, Strain Relief	1	
860 to 862	Not Used			
863	4711400	Flatwasher 1/4" Narrow	8	
864 to 871	Not Used			
872	0902537	Bracket	1	
873	3311405	Locknut 1/4"-20NC	4	
874	3911024	Screw, Round Head #10-24NC x 3"	2	
875	4360401	Switch, Limit	1	
876	4751000	Flatwasher #10	8	
877		Harness, Elevation Options (Not Shown - See Section 7 for Breakdown)	A/R	
	Not Required			
	4922305	Standard Controls Machines Proportional Control Machines		
		OVERLOAD PROTECTION SWITCH INSTALLATION (FRENCH SPEC ONLY) OPTIONAL (REFERENCE LETTER "F" ON ART)	Ref.	
	0270793	1532E2 & 1932E2	Ref.	D
	0270791	2032E2	Ref.	C
	0270792	3246E2 & 2646E2	Ref.	C
	0271302	3246E2 (Proportional) (S/N 92540 to Present)	Ref.	B
901 to 919	Not Used			
920		Bolt (1/4"-20NC x 1") Options:	2	
	0641408	1532E2 & 1932E2 (Prior to S/N 111269)		
	0641406	1532E2 & 1932E2 (S/N 111269 to Present)		
	0641406	2646E2 & 3246E2 (Prior to S/N 92540)		
	0641408	2646E2 & 3246E2 (S/N 92540 to Present)		
	0641408	2032E2 / 2646E2 & 3246E2 (S/N 93070 to Present)		
921 to 937	Not Used			
938	3310801	Locknut #8-32NC	2	
939 to 958	Not Used			

SECTION 1 FRAME

FIGURE 1-7. FRAME MOUNTED COMPONENTS INSTALLATIONS (CONTINUED)

FIG & ITEM #	PART NUMBER	DESCRIPTION	QTY.	REV.
959	4460049 4460662	Connector, Strain Relief Options: (Prior to S/N 111269) (S/N 111269 to Present)	1	
960 to 962	Not Used			
963	4711400	Flatwasher 1/4" Narrow	8	
964 to 971	Not Used			
972	0902500 0902691 0902482	Bracket Options: 1532E2 & 1932E2 (Prior to S/N 80167) 1532E2 & 1932E2 (S/N 80167 to Present) 2032E2 & 2646E2 & 3246E2	1	
	Not Required	Cover Bracket Options (Not Shown): 1532E2 & 1932E2 2032E2 & 2646E2 & 3246E2	1	
973	3311405	Locknut 1/4"-20NC	4	
974	0720812	Screw, Round Head #10-24NC x 3"	2	
975	4360437	Switch, Limit	1	
976	4750800	Flatwasher #8	8	

SECTION 1 FRAME

SECTION 1 FRAME

**S
E
C
T
I
O
N

1

F
R
A
M
E**

FIGURE 1-7. FRAME MOUNTED COMPONENTS INSTALLATIONS (CONTINUED)

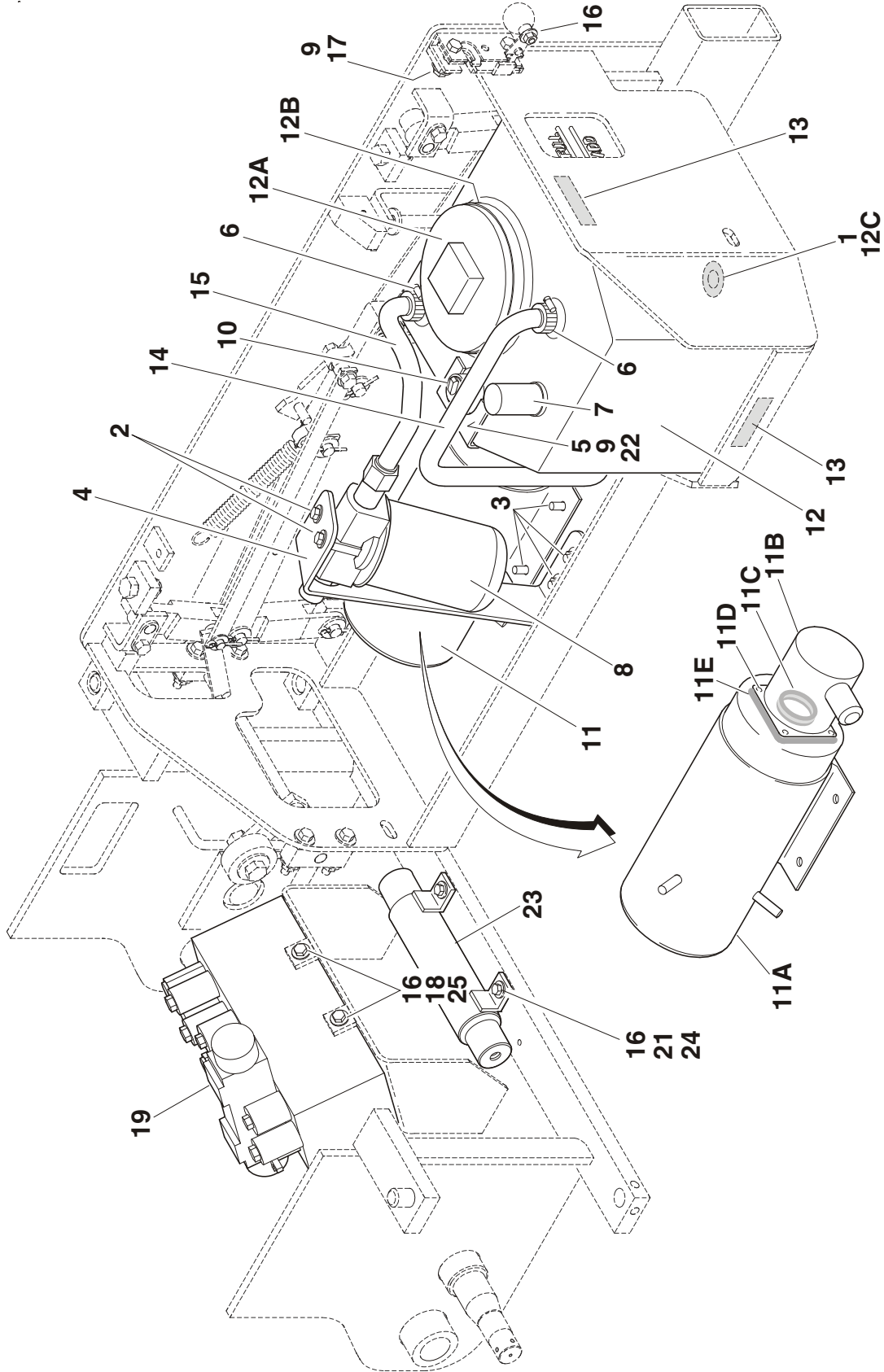
FIG & ITEM #	PART NUMBER	DESCRIPTION	QTY.	REV.

SECTION 2 GROUND COMPONENTS

TABLE OF CONTENTS		
FIGURE	DESCRIPTION	PAGE
2-1	Hydraulic Components Installation - 1532E2/1932E2 (Left Side)	2-2
2-2	Hydraulic Components Installation - 2032E2/2632E2/2646E2/3246E2 (Left Side)	2-6
2-3	Valve Assembly - Standard Controls Machines	2-10
2-4	Valve Assembly - Proportional Controls Machines	2-14
2-5	Electrical Components Installations (Left Side of Machines with Standard Controls)	2-18
2-6	Electrical Components Installations (Left Side of Machines with Proportional Controls)	2-22
2-7	Electrical Components Installations (Right Side)	2-26
2-8	Battery Charger Assemblies	2-30
2-9	Pothole Protection and Tray Installations	2-32

SECTION 2 GROUND COMPONENTS

FIGURE 2-1. HYDRAULIC COMPONENT INSTALLATIONS - 1532E2/1932E2



SECTION 2 GROUND COMPONENTS

FIGURE 2-1. HYDRAULIC COMPONENT INSTALLATIONS - 1532E2/1932E2

FIG & ITEM #	PART NUMBER	DESCRIPTION	QTY.	REV.
		HYDRAULIC COMPONENTS INSTALLATIONS - 1532E2 & 1932E2 (LEFT SIDE) OPTIONS:	Ref.	
	0258056	(Prior to S/N 90870)	Ref.	G
	0271222	(S/N 90870 to Present)	Ref.	A
1	0100020	Sealant, Pipe	A/R	
2	0641405	Bolt 1/4"-20NC x 5/8"	2	
3	0641508	Bolt 5/16"-18NC x 1"	7	
4	0902486	Bracket, Filter Mounting	1	
5	0902490	Bracket, Tank	1	
6	1320030	Clamp, Hose	2	
7	1340052	Breather, Tank	1	
8	2120105	Filter Assembly	1	
	2120072	Element, Filter	1	
9	3311505	Locknut 5/16"-18NC	3	
10	3520077	Plug, Snap	1	
11		Motor/Pump Assembly Options:	1	6
	3600288	Prior to S/N 90870		
	3600325	S/N 90870 to Present		
11A	7011041	Motor	1	
	7010639	Brush	2	
	7010640	Spring	8	
11B		Pump Options:	1	
	7011050	Prior to S/N 90870		
	7011049	S/N 90870 to Present		
	7011045	Gasket Kit	1	
	7010903	Seal, Shaft	1	
11C	7010944	Coupling Kit	1	
11D	7011043	Screw, Pump Mounting	4	
11E	7011044	Gasket	1	
12	4400415	Tank, Hydraulic	1	
12A	1120491	Lid	1	
12B	3780199	O-Ring	1	
12C	Not Available	Plug	1	
13	4420038	Tape, Rubatex	25in/64cm	
14	4567681	Tube, Supply	1	
15	4567682	Tube, Return	1	
16	4751400	Flatwasher 1/4"	5	
17	4751500	Flatwasher 5/16"	10	
18	0641406	Bolt 1/4"-20NC x 3/4"	3	
19	4641020	Valve Assembly (See Figure 2-3 for Breakdown)	1	
20	Not Used			
21	0641410	Bolt 1/4"-20NC x 1 1/4" (S/N 49355 to Present)	2	
22	0641510	Bolt 5/16"-18NC x 1 1/4" (S/N 49355 to Present)	1	
23		Cylinder, Cushion Options:	A/R	
	Not Required	Prior to S/N 49355	0	
	Use 1683834	S/N 49355 to S/N 65498 (Was p/n 1683560)	1	
	1683834	S/N 65498 to Present	1	

SECTION 2 GROUND COMPONENTS

SECTION 2 GROUND COMPONENTS

FIGURE 2-1. HYDRAULIC COMPONENT INSTALLATIONS - 1532E2/1932E2 (CONTINUED)

SECTION 2 GROUND COMPONENTS

FIG & ITEM #	PART NUMBER	DESCRIPTION	QTY.	REV.
24	3311405	Locknut 1/4"-20NC (S/N 49355 to Present)	2	
25	0100011	Loctite #242	A/R	

SECTION 2 GROUND COMPONENTS

FIGURE 2-1. HYDRAULIC COMPONENT INSTALLATIONS - 1532E2/1932E2 (CONTINUED)

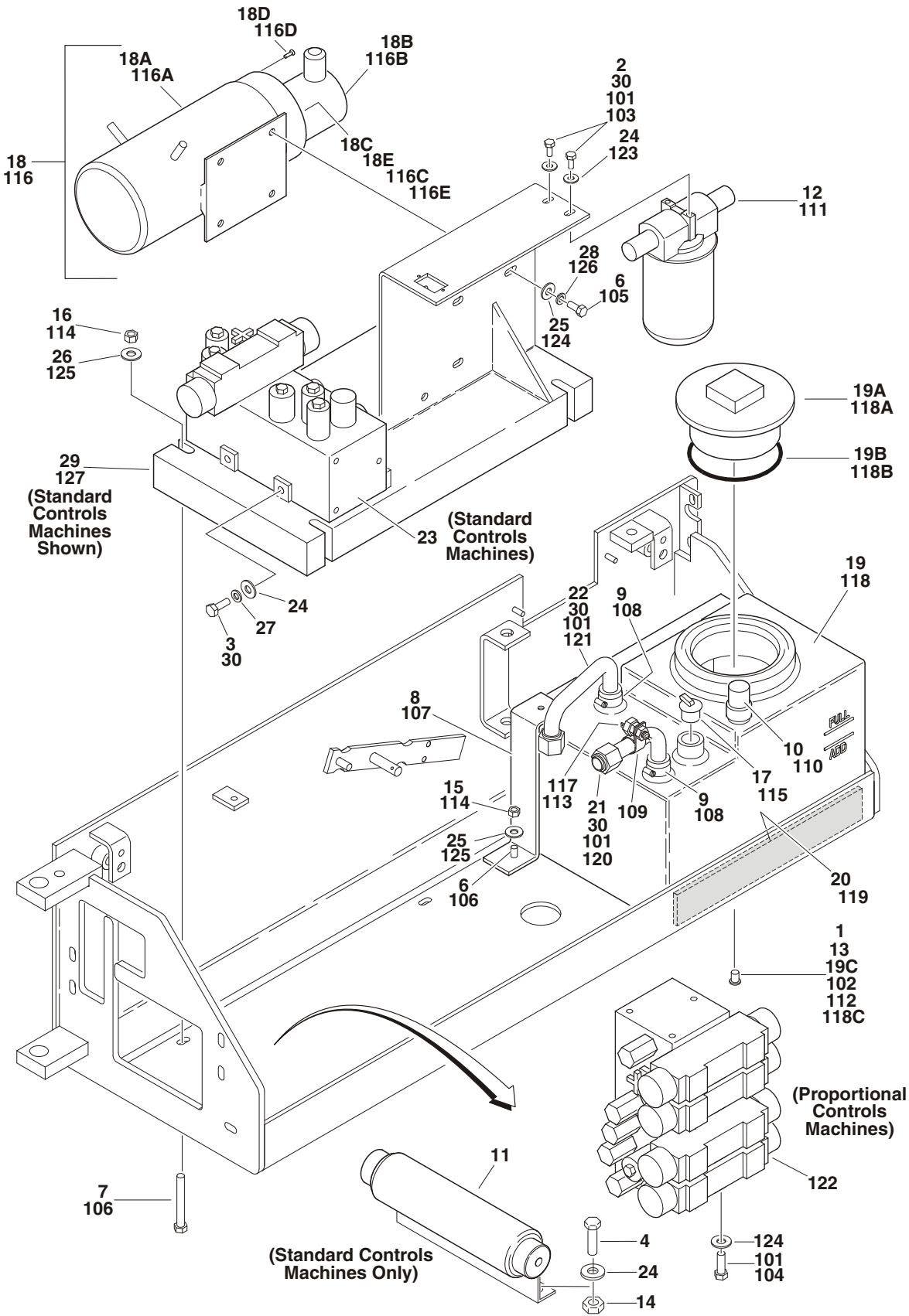
FIG & ITEM #	PART NUMBER	DESCRIPTION	QTY.	REV.

SECTION 2 GROUND COMPONENTS

SECTION 2 GROUND COMPONENTS

FIGURE 2-2. HYDRAULIC COMPONENT INSTALLATIONS - 2032E2/2646E2/
2632E2/3246E2

SECTION 2 GROUND COMPONENTS



SECTION 2 GROUND COMPONENTS

FIGURE 2-2. HYDRAULIC COMPONENT INSTALLATIONS - 2032E2/2646E2/2632E2/3246E2

FIG & ITEM #	PART NUMBER	DESCRIPTION	QTY.	REV.
		HYDRAULIC COMPONENTS INSTALLATIONS (WITH STANDARD CONTROLS)	Ref.	
	0257659	2032E2/ 2646E2 Prior to S/N 64779	Ref.	B
	0259280	2032E2/ 2646E2 S/N 64779 to Present	Ref.	F
	0259280	2632E2 / 3246E2 with Standard Controls	Ref.	F
1	0100020	Sealant, Pipe	A/R	
2	0641405	Bolt 1/4"-20NC x 5/8"	2	
3	0641406	Bolt 1/4"-20NC x 3/4"	2	
4	0641407	Bolt 1/4"-20NC x 7/8"	2	
5	Not Used			
6	0641508	Bolt 5/16"-18NC x 1"	5	
7		Bolt Options:	4	
	0641624	2032E2/ 2646E2 Prior to S/N 64779		
	0641620	2032E2/ 2646E2 S/N 64779 to Present & All 3246E2		
8		Bracket, Tank Hold Down Options:	1	
	0902198	2032E2/ 2646E2 Prior to S/N 64779		
	0902538	2032E2/ 2646E2 S/N 64779 to Present & All 3246E2		
9		Clamp, Hose	2	
	Use 1320030	Prior to S/N 88558 (Was p/n 1320033)		
	1320030	S/N 88558 to Present		
10	1340052	Breather, Tank	1	
11		Cylinder, Cushion Options:	1	
	Use 1683834	Prior to S/N 65498 (Was p/n 1683560)		
	1683834	S/N 65498 to Present		
12	2120105	Filter Assembly	1	
	2120072	Element, Filter	1	
13	2200233	Plug, Drain (Prior to S/N 71406 Only)	1	
14	3311405	Locknut 1/4"-20NC	2	
15	3311505	Locknut 5/16"-18NC	1	
16	3311605	Locknut 3/8"-16NC	4	
17	3520077	Plug, Snap	1	
18	3600270	Motor/Pump Assembly	1	
18A	7011041	Motor	1	
	7010639	Brush	2	
	7010640	Spring	8	
18B	7011042	Pump	1	
	7011045	Gasket Kit	1	
	7010903	Seal, Shaft	1	
18C	7010944	Coupling Kit	1	
18D	7011043	Screw, Pump Mounting	4	
18E	7011044	Gasket	1	
19		Tank, Hydraulic Options:	1	
	Use 4400422	2032E2/ 2646E2 Prior to S/N 64779 (Was p/n 4400406)		
	4400422	2032E2/ 2646E2 S/N 64779 to Present		
	Use 4400422	3246E2 Prior to S/N 57891 (Was p/n 4400406)		
	4400422	3246E2 S/N 57891 to Present		
19A	1120491	Lid	1	

SECTION 2 GROUND COMPONENTS

SECTION 2 GROUND COMPONENTS

SECTION 2 GROUND COMPONENTS

FIGURE 2-2. HYDRAULIC COMPONENT INSTALLATIONS - 2032E2/2646E2/2632E2/3246E2

FIG & ITEM #	PART NUMBER	DESCRIPTION	QTY.	REV.
19B	3780199	O-Ring	1	
19C	2200233	Plug, Drain (S/N 71406 to Present Only)	1	
20	4420038	Tape, Rubatex	41in/1m	
21	4567271	Tube, Return	1	
22		Tube, Supply Options:	1	
	Use 4567272	3246E2 Prior to S/N 88558 (Was p/n 4567893)		
23	4641020	Valve Assembly (See Figure 2-3 for Breakdown)	1	
24	4751400	Flatwasher 1/4"	6	
25	4751500	Flatwasher 5/16"	6	
26	4751600	Flatwasher 3/8"	8	
27	4761400	Lockwasher 1/4" (Prior to S/N 50361)	3	
28	4761500	Lockwasher 5/16"	4	
29		Counterweight	1	
	4845664	2032E2/ 2646E2 Prior to S/N 64779		
	4846017	2032E2/ 2646E2 S/N 64779 to Present & All 3246E2		
30	0100011	Loctite #242	A/R	
		HYDRAULIC COMPONENTS INSTALLATIONS (WITH PROPORTIONAL CONTROLS)	Ref.	
	0259416	2632E2 / 3246E2 with Proportional Controls	Ref.	C
101	0100011	Loctite #242	A/R	
102	0100020	Sealant, Pipe	A/R	
103	0641405	Bolt 1/4"-20NC x 5/8"	2	
104	0641505	Bolt 5/16"-18NC x 5/8"	2	
105	0641508	Bolt 5/16"-18NC x 1"	4	
106	0641622	Bolt 3/8"-16NC x 2 3/4"	4	
107	0902574	Bracket, Tank Hold Down	1	
108		Clamp, Hose	2	
	Use 1320030	Prior to S/N 88558 (Was p/n 1320033)		
109	1320242	Clamp, Hose	1	
110	1340052	Breather, Tank	1	
111	2120105	Filter Assembly	1	
	2120072	Element, Filter	1	
112	2200233	Plug, Drain (Prior to S/N 71406 Only)	1	
113	3310601	Nut #6-32NC	1	
114	3311605	Locknut 3/8"-16NC	4	
115	3520077	Plug, Snap	1	
116	3600270	Motor/Pump Assembly	1	
116A	7011041	Motor	1	
	7010639	Brush	2	
	7010640	Spring	8	
116B	7011042	Pump	1	
	7011045	Gasket Kit	1	
	7010903	Seal, Shaft	1	
116C	7010944	Coupling Kit	1	
116D	7011043	Screw, Pump Mounting	4	
116E	7011044	Gasket	1	
117	4360461	Switch, Temperature	1	
118	4400422	Tank, Hydraulic	1	

SECTION 2 GROUND COMPONENTS

FIGURE 2-2. HYDRAULIC COMPONENT INSTALLATIONS - 2032E2/2646E2/2632E2/3246E2

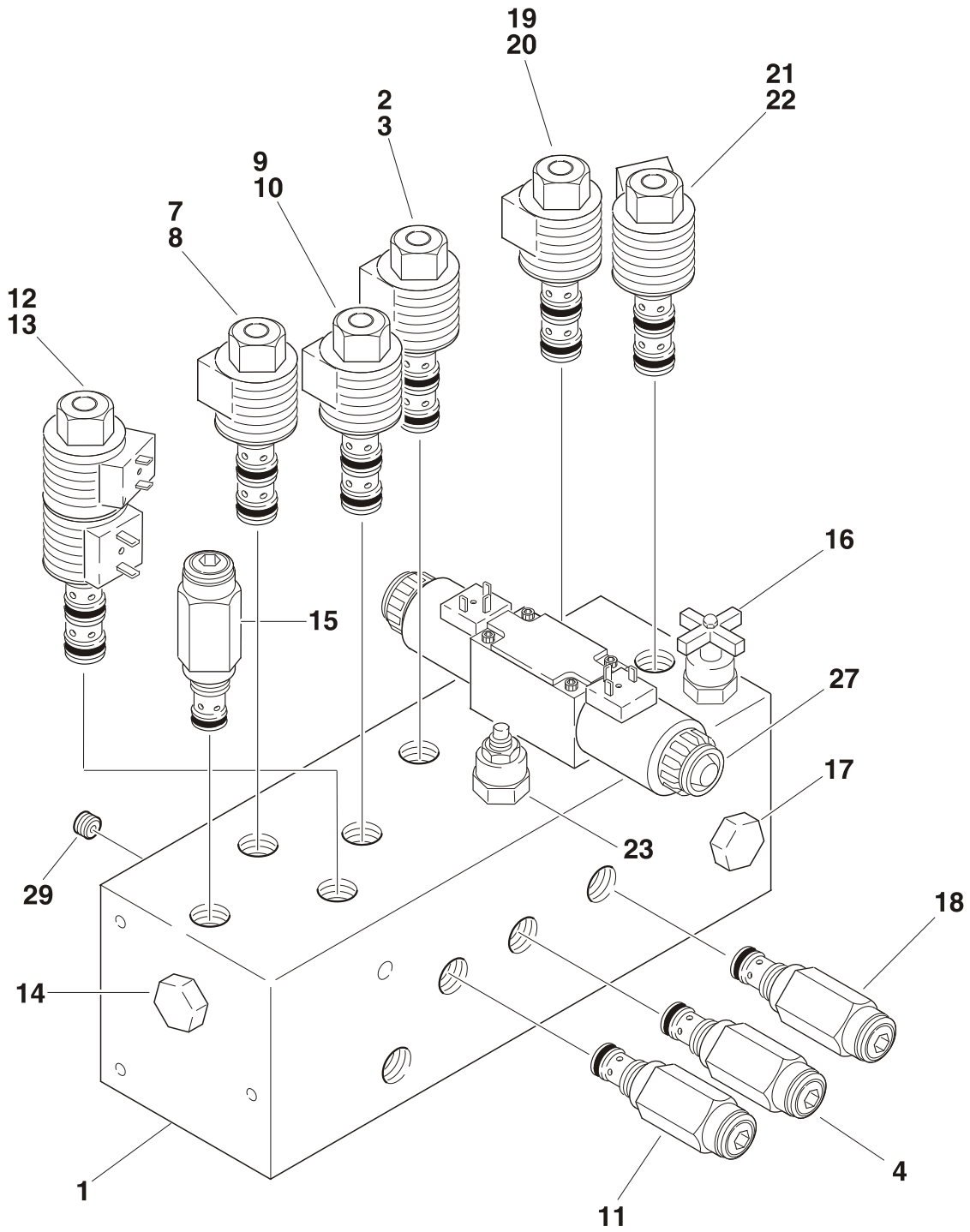
FIG & ITEM #	PART NUMBER	DESCRIPTION	QTY.	REV.
118A	1120491	Lid	1	
118B	3780199	O-Ring	1	
118C	2200233	Plug, Drain (S/N 71406 to Present Only)	1	
119	4420038	Tape, Rubatex	41in/1m	
120	4567271	Tube, Return	1	
121		Tube, Supply Options:	1	
	Use 4567272	3246E2 Prior to S/N 88558 (Was p/n 4567893)		
122	4641036	Valve Assembly (See Figure 2-4 for Breakdown)	1	
123	4751400	Flatwasher 1/4"	2	
124	4751500	Flatwasher 5/16"	6	
125	4751600	Flatwasher 3/8"	8	
126	4761500	Lockwasher 5/16"	4	
127	4846040	Counterweight	1	

SECTION 2 GROUND COMPONENTS

SECTION 2 GROUND COMPONENTS

FIGURE 2-3. VALVE ASSEMBLY - STANDARD CONTROLS MACHINES

SECTION 2 GROUND COMPONENTS



SECTION 2 GROUND COMPONENTS

FIGURE 2-3. VALVE ASSEMBLY - STANDARD CONTROLS MACHINES

FIG & ITEM #	PART NUMBER	DESCRIPTION	QTY.	REV.
	4641020	VALVE ASSEMBLY	Ref.	D
1	Not Serviced	Block, Manifold	1	
2	7018978	Cartridge less Coil (Dump)	1	
	7018313	Seal Kit - 7018978 Cartridge	1	
3		Coil Options:	1	
	Use 7022522	24V (was p/n 7016352) (Prior to S/N 75029)		
	7022522	20V (S/N 75029 to Present)		
4	7018919	Cartridge (Main Relief)	1	
	7016351	Seal Kit - 7018919 Cartridge	1	
5	Not Used			
6	Not Used			
7	7018967	Cartridge less Coil (Brake)	1	
	7016349	Seal Kit - 7018967 Cartridge	1	
8		Coil Options:	1	
	Use 7022522	24V (was p/n 7016352) (Prior to S/N 75029)		
	7022522	20V (S/N 75029 to Present)		
9	7018967	Cartridge less Coil (Lift)	1	
	7016349	Seal Kit - 7018967 Cartridge	1	
10		Coil Options:	1	
	Use 7022522	24V (was p/n 7016352) (Prior to S/N 75029)		
	7022522	20V (S/N 75029 to Present)		
11	7018302	Cartridge Relief (Lift Relief)	1	
	7016351	Seal Kit - 7018302 Cartridge	1	
12	7018979	Cartridge less Coil (Steer)	1	
	7018988	Seal Kit - 7018979 Cartridge	1	
13		Coil Options:	2	
	Use 7022522	24V (was p/n 7016352) (Prior to S/N 75029)		
	7022522	20V (S/N 75029 to Present)		
14	7018300	Cartridge, Shuttle (Steer)	1	
	Use 80434150	Seal Kit - 7018300 Cartridge (was p/n 7018301)	1	
15	7018919	Cartridge (Steer Relief Adjustment)	1	
	7016351	Seal Kit - 7018919 Cartridge	1	
16	7018312	Cartridge, Needle Valve (Tow)	1	
	7018313	Seal Kit - 7018312 Cartridge	1	
17	7018314	Cartridge, Flow Control (Flow Divider)	1	
	7018315	Seal Kit - 7018314 Cartridge	1	
18		Cartridge, Motion Control (Deceleration) Options:	1	
	Use 7022525	Cartridge Stamped "CP.....-10.0-15" (Was p/n 7018305)	1	
	7023875	Seal Kit - 7022525 Cartridge	1	
	7021366	Cartridge Stamped "CP.....-4.0-15)	1	
	Not Available	Seal Kit - 7021366 Cartridge	1	
19	7018967	Cartridge less Coil (Speed B)	1	
	7016349	Seal Kit - 7018967 Cartridge	1	
20		Coil Options:	1	
	Use 7022522	24V (was p/n 7016352) (Prior to S/N 75029)		
	7022522	20V (S/N 75029 to Present)		

SECTION 2 GROUND COMPONENTS

FIGURE 2-3. VALVE ASSEMBLY - STANDARD CONTROLS MACHINES (CONTINUED)

SECTION 2 GROUND COMPONENTS

FIG & ITEM #	PART NUMBER	DESCRIPTION	QTY.	REV.
21	7018967	Cartridge less Coil (Speed A)	1	
	7016349	Seal Kit - 7018967 Cartridge	1	
22		Coil Options:	1	
	Use 7022522	24V (was p/n 7016352) (Prior to S/N 75029)		
	7022522	20V (S/N 75029 to Present)		
23	7018980	Cartridge (Slow Speed Adjustment)	1	
	7016351	Seal Kit - 7018980 Cartridge	1	
24 to 26	Not Used			
27	7018981	Block Valve Assembly - Drive	1	
	7012773	Seal Kit	1	
	7018917	Coil	2	
	7018912	Nut	2	
28	Not Used			
29	7018982	Orifice	1	

SECTION 2 GROUND COMPONENTS

FIGURE 2-3. VALVE ASSEMBLY - STANDARD CONTROLS MACHINES (CONTINUED)

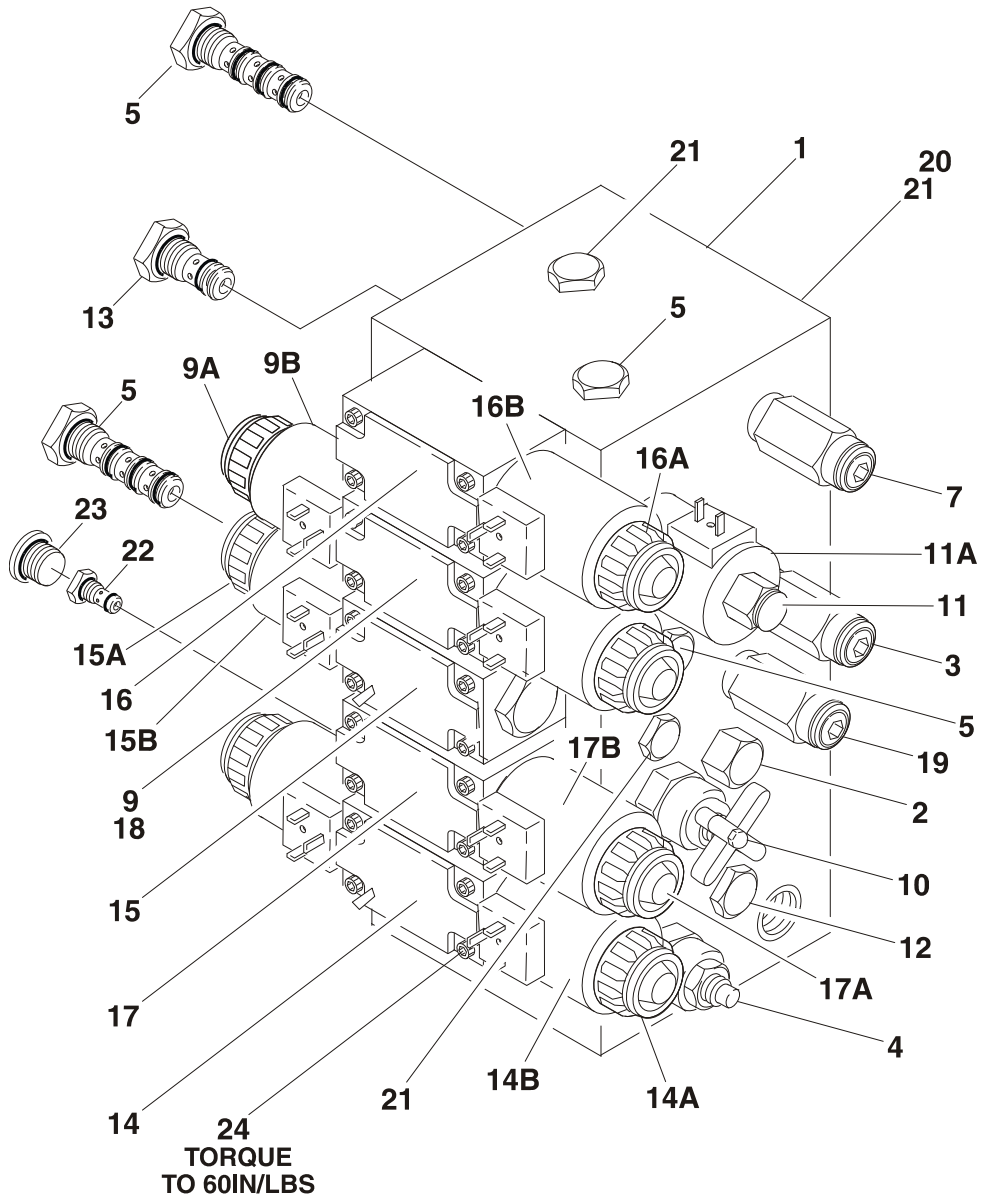
FIG & ITEM #	PART NUMBER	DESCRIPTION	QTY.	REV.

SECTION 2 GROUND COMPONENTS

SECTION 2 GROUND COMPONENTS

FIGURE 2-4. VALVE ASSEMBLY - PROPORTIONAL CONTROLS MACHINES

SECTION 2 GROUND COMPONENTS



SECTION 2 GROUND COMPONENTS

FIGURE 2-4. VALVE ASSEMBLY - PROPORTIONAL CONTROLS MACHINES

FIG & ITEM #	PART NUMBER	DESCRIPTION	QTY.	REV.
	4641036	VALVE ASSEMBLY	Ref.	G
1	Not Serviced	Block, Valve	1	
2	7021300	Cartridge, Valve (Load Sense)	1	
	7021313	Seal Kit - 7021300 Cartridge	1	
3	7018302	Cartridge, Valve (Main Relief)	1	
	7016351	Seal Kit - 7018302 Cartridge	1	
4	Use 7022525	Cartridge, Valve (Counterbalance) (Was p/n 7021301)	1	
	7016337	Seal Kit - 7021301 Cartridge	1	
	7016337	Seal Kit - 7022525 Cartridge	1	
5	7021302	Cartridge, Valve (Shuttle)	4	
	7021315	Seal Kit - 7021302 Cartridge	1	
6	Not Used			
7	7018302	Cartridge, Valve (Lift Relief)	1	
	7016351	Seal Kit - 7018302 Cartridge	1	
8	Not Used			
9	Use 7018981	Rexroth Valve Section (Steer) (Was p/n 7021303)	1	
	7012773	Seal Kit - 7021303 & 7018981 Cartridge	2	
9A	7018912	Nut	2	
	7018943	O-Ring	2	
9B	Use 7018917	Coil (Was p/n 7012785)	2	
10	7018312	Cartridge, Valve (Tow)	1	
	7018313	Seal Kit - 7018312 Cartridge	1	
11	7018967	Cartridge Without Coil (Brake)	1	
	7016349	Seal Kit - 7018967 Cartridge	1	
11A	7016352	Coil	1	
12	7021304	Cartridge, Valve (Flow Divider)	1	
	7018315	Seal Kit - 7021304 Cartridge	1	
13	7018304	Cartridge, Valve (Check)	1	
	7016315	Seal Kit - 7018304 Cartridge	1	
14	7018981	Rexroth Valve Section (Drive)	1	
	7012773	Seal Kit - 7018981 Cartridge	1	
14A	7018912	Nut	2	
	7018943	O-Ring	1	
14B	Use 7018917	Coil (Was p/n 7012785)	2	
15	7021305	Rexroth Valve Section (Hi-Drive)	1	
	7012773	Seal Kit - 7021305 Cartridge	1	
	7018993	Plug	1	
15A	7018912	Nut	1	
	7018943	O-Ring	1	
15B	Use 7018917	Coil (Was p/n 7012785)	1	
16	7021306	Rexroth Valve Section (Lift)	1	
	7012773	Seal Kit - 7021306 Cartridge	1	
	7018993	Plug	1	
16A	7018912	Nut	1	
	7018943	O-Ring	1	
16B	Use 7018917	Coil (Was p/n 7012785)	1	

SECTION 2 GROUND COMPONENTS

FIGURE 2-4. VALVE ASSEMBLY - PROPORTIONAL CONTROLS MACHINES (CONTINUED)

SECTION 2 GROUND COMPONENTS

FIG & ITEM #	PART NUMBER	DESCRIPTION	QTY.	REV.
17	7021307	Rexroth Valve Section (Posi-Trac)	1	
	7012773	Seal Kit - 7021307 Cartridge	1	
	7018993	Plug	1	
17A	7018912	Nut	1	
	7018943	O-Ring	1	
17B	Use 7018917	Coil (Was p/n 7012785)	1	
18	7018941	Orifice 1.2mm	2	
19	7018919	Cartridge, Valve (Steer Relief)	1	
	7016351	Seal Kit - 7018919 Cartridge	1	
20	7018916	Orifice 2.0mm	1	
21	7018905	Plug	1	
22	7022520	Cartridge, Check Valve	1	
	7023876	Seal Kit -7022520 Cartridge		
23	Use 2220886	Plug (was p/n 7018985)		
24	7018942	Capscrew, Socket Head #10-24NC x 2"	20	

SECTION 2 GROUND COMPONENTS

FIGURE 2-4. VALVE ASSEMBLY - PROPORTIONAL CONTROLS MACHINES (CONTINUED)

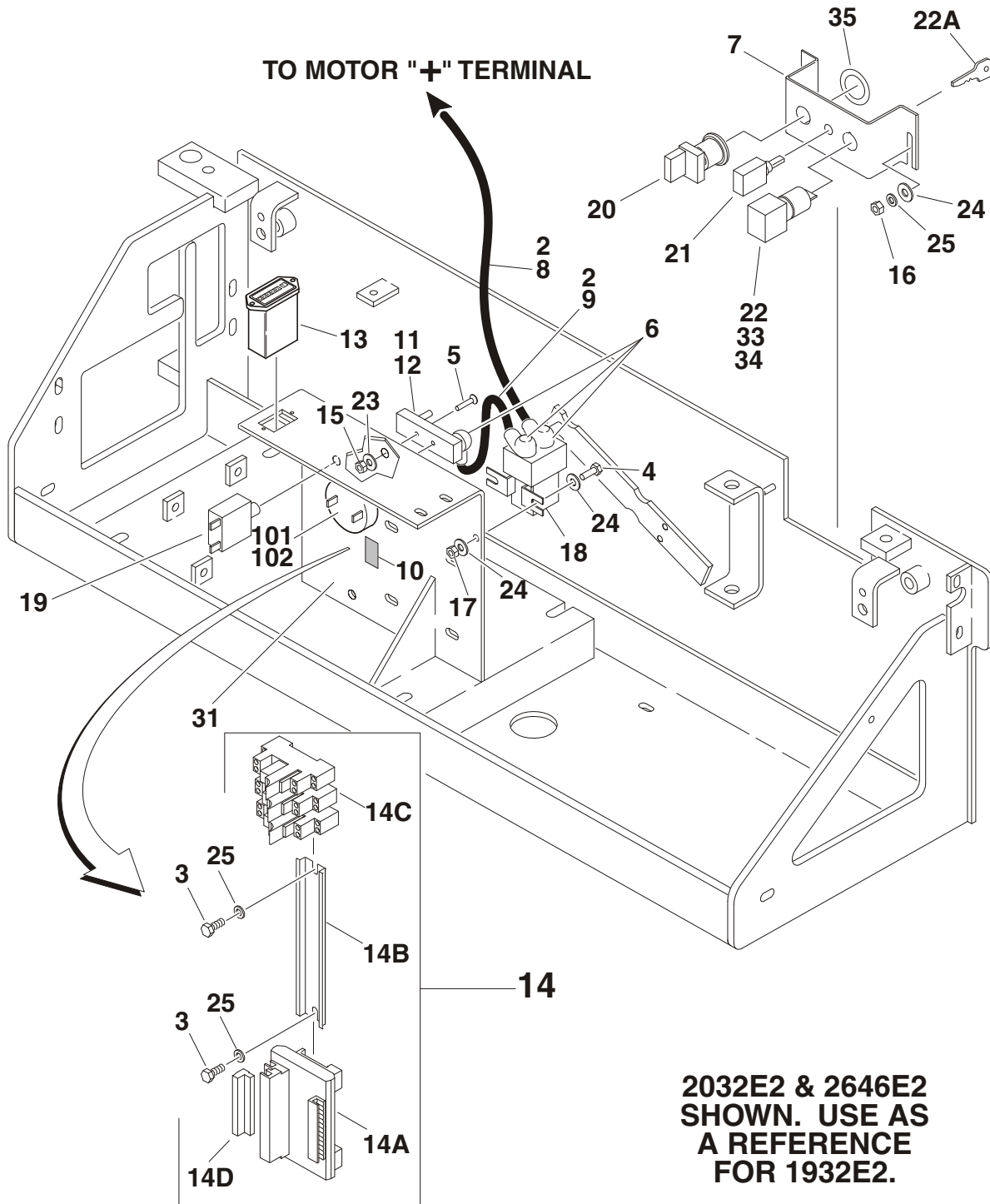
FIG & ITEM #	PART NUMBER	DESCRIPTION	QTY.	REV.

SECTION 2 GROUND COMPONENTS

SECTION 2 GROUND COMPONENTS

FIGURE 2-5. ELECTRICAL COMPONENT INSTALLATIONS (LEFT SIDE OF MACHINES WITH STANDARD CONTROLS)

SECTION 2 GROUND COMPONENTS



SECTION 2 GROUND COMPONENTS

FIGURE 2-5. ELECTRICAL COMPONENT INSTALLATIONS (LEFT SIDE OF MACHINES WITH STANDARD CONTROLS)

FIG & ITEM #	PART NUMBER	DESCRIPTION	QTY.	REV.
		ELECTRICAL COMPONENTS INSTALLATIONS (LEFT SIDE OF MACHINES WITH STANDARD CONTROLS)	Ref.	
	0258774	1532E2/1932E2 (CE Spec)	Ref.	D
	0258776	1532E2/1932E2 (CE Spec with Charger Interlock)	Ref.	D
	0258574	1532E2/1932E2 (Australian Spec)	Ref.	D
	0258775	2032E2/2646E2/3246E2 (CE Spec)	Ref.	D
	0258777	2032E2/2646E2/3246E2 (CE Spec with Charger Interlock)	Ref.	D
	0258575	2032E2/2646E2/3246E2 (Australian Spec Prior to S/N 65922)	Ref.	D
	0258777	2032E2/2646E2/3246E2 (Australian Spec S/N65922 to Present)	Ref.	D
1	0100048	Grease, Dielectric (Not Shown)	A/R	
2	0100051	Grease, Terminal	A/R	
3	0641405	Bolt 1/4"-20NC x 5/8"	2	
4	0641406	Bolt 1/4"-20NC x 3/4"	2	
5	0741008	Screw, Flathead Socket #10-24NC x 1"	2	
6	0840025	Boot, Cable	6	
7		Bracket, Ground Control Options:	1	
	0902393	Prior to S/N 69428		
	Use 0902615	S/N 69428 to S/N 73083 (Was p/n 0902584)		
	0902615	S/N 73083 to Present		
8	1060666	Cable, Battery (Contactor to Motor)	1	
9	1060667	Cable, Battery (Fuse to Contactor)	1	
10	1703901	Decal, Relay Function	1	
11	2400041	Fuse - 200 Amp	1	
12	2400044	Block, Fuse Mounting	1	
13	2420165	Gauge, Hourmeter	1	
14	2901622	Diode Module Kit	1	C
14A	Use 0610153	PC Board (Was P/N 0610125) (Prior to S/N 104818)	1	
14B	3641236	Rail	1	
14C	3740129	Relay	3	
14D	4460716	Terminal	1	
15	3311005	Locknut #10-24NC	2	
16	3311401	Nut 1/4"-20NC	2	
17		Locknut Options:	2	
	3311405	Locknut 1/4"-20NC		
	3300408	Locknut, Nylon Insert		
18	3740131	Contactor, Main	1	
19	4360112	Breaker, Circuit - 5 Amp	1	
20		Switch, Emergency Stop Options:	1	
	4360289	Switch Used Prior to S/N 69428		
	7012611	Head, Mushroom (4360289 Switch)	1	
	7012612	Boot (4360289 Switch)	1	
	4360475	Switch Used S/N 69428 to Present		
	7020175	Head, Mushroom (4360475 Switch)	1	
	7020176	Block, Contact (4360475 Switch)	1	
21	4360328	Switch, Toggle	1	

SECTION 2 GROUND COMPONENTS

FIGURE 2-5. ELECTRICAL COMPONENT INSTALLATIONS (LEFT SIDE OF MACHINES WITH STANDARD CONTROLS) (CONTINUED)

SECTION 2 GROUND COMPONENTS

FIG & ITEM #	PART NUMBER	DESCRIPTION	QTY.	REV.
22		Switch, Key Options:	1	
	4360433	Switch Used Prior to S/N 69428		
	4360472	Switch Used S/N 69428 to Present		
22A		Key, Replacement Options:	1	
	7016339	Key Used Prior to S/N 69428		
	2860030	Key Used S/N 69428 to Present		
23	4751000	Flatwasher #10	2	
24	4751400	Flatwasher 1/4"	6	
25	4761400	Lockwasher 1/4"	4	
26	4922032	Harness, Power (Not Shown - See Section 7 for Breakdown)	1	
27	4922033	Harness, Lift Switch Power (Not Shown - See Section 7 for Breakdown)	1	
28		Harness, Valves Options (Not Shown - See Section 7 for Breakdown):	1	
	4922102	1532E2/1932E2		
	4922034	2032E2/2646E2 & 3246E2		
29	4922035	Harness, Ground Controls (Not Shown - See Section 7 for Breakdown)	1	
30	4922144	Harness, Relays (Not Shown - See Section 7 for Breakdown)	1	
31		Bracket Options:	1	
	0902433	1532E2/1932E2		
	4845664	2032E2/2646E2 & 3246E2		
32		Harness, Charger Interlock (Not Shown - See Section 7 for Breakdown)	A/R	
	Not Required	CE Spec (All Models)	0	
	4922198	Australian Spec (Model 1532E2/1932E2)	1	
	4922199	Australian Spec (Models 2032E2/2646E2 & 3246E2)	1	
33	3910804	Screw #6-32NC x 1/4" (S/N 69428 to Present Only)	6	
34		Shim Options:	A/R	
	4070987	Shim (.015) (S/N 69428 to S/N 85982 Only)	5	
	4071006	Shim (0.090) (S/N 85982 to Present Only)	1	
35	1704260	Decal - EMS (S/N 69428 to Present Only)	1	
		ALARM INSTALLATIONS (OPTIONAL)	Ref.	
	0257811	Descent Alarm	Ref.	A
	0257813	Motion Alarm	Ref.	A
	0257812	Travel Alarm	Ref.	A
101	0100048	Grease, Dielectric	A/R	
102	0140042	Alarm	1	

SECTION 2 GROUND COMPONENTS

FIGURE 2-5. ELECTRICAL COMPONENT INSTALLATIONS (LEFT SIDE OF MACHINES WITH STANDARD CONTROLS) (CONTINUED)

FIG & ITEM #	PART NUMBER	DESCRIPTION	QTY.	REV.

**S
E
C
T
I
O
N

2

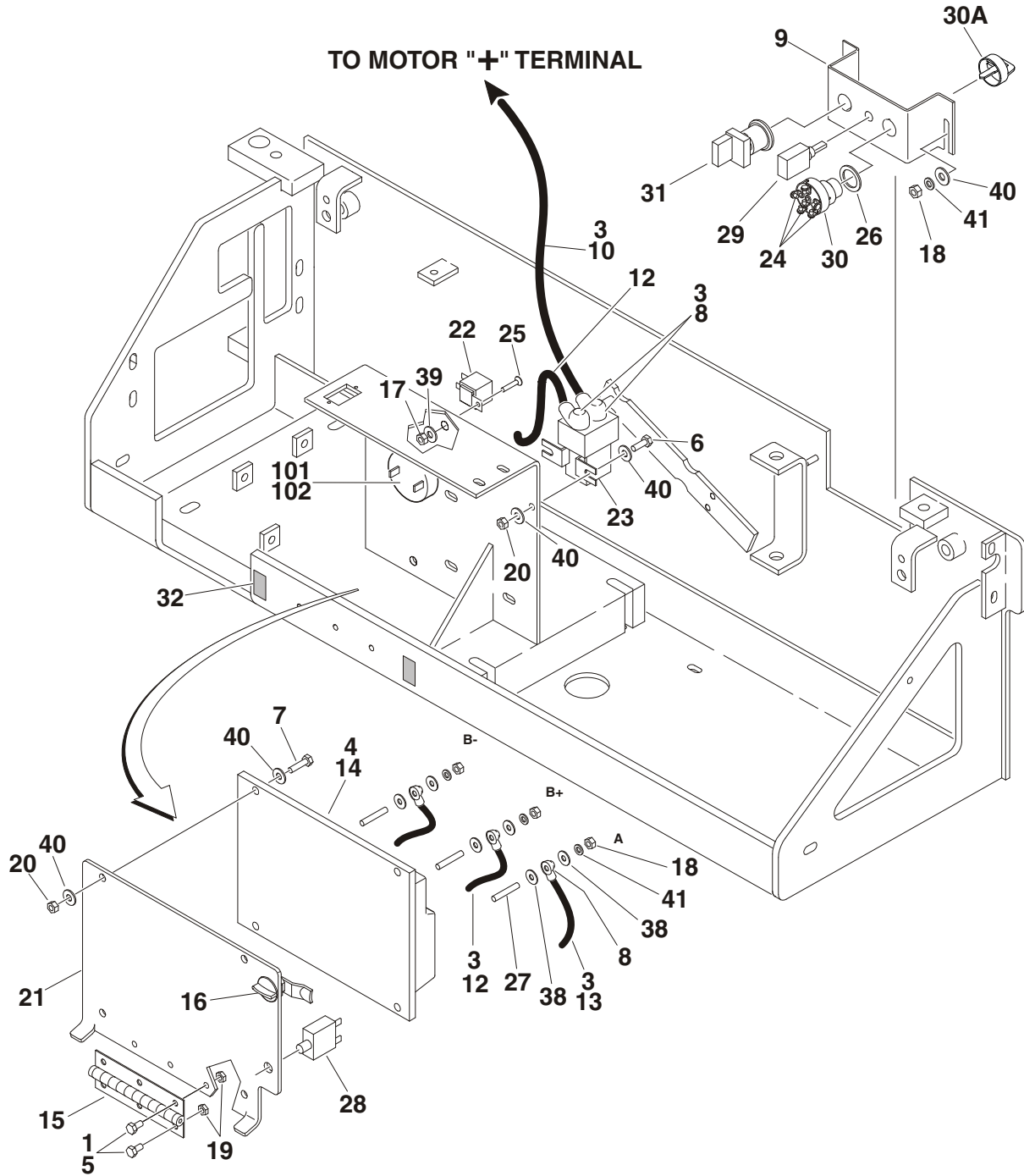
G
R
O
U
N
D

C
O
M
P
O
N
E
N
T
S**

SECTION 2 GROUND COMPONENTS

FIGURE 2-6. ELECTRICAL COMPONENT INSTALLATIONS (LEFT SIDE OF MACHINES WITH PROPORTIONAL CONTROLS)

SECTION 2 GROUND COMPONENTS



SECTION 2 GROUND COMPONENTS

FIGURE 2-6. ELECTRICAL COMPONENT INSTALLATIONS (LEFT SIDE OF MACHINES WITH PROPORTIONAL CONTROLS)

FIG & ITEM #	PART NUMBER	DESCRIPTION	QTY.	REV.
		ELECTRICAL COMPONENTS INSTALLATIONS (LEFT SIDE OF MACHINES WITH PROPORTIONAL CONTROLS)	Ref.	
	0259409	3246E2 (CE Spec)	Ref.	D
	0259407	3246E2 (CE Spec with Optional Charger Interlock)	Ref.	D
	0259407	3246E2 (Australian Spec)	Ref.	D
1	0100011	Loctite #242	A/R	
2	0100048	Grease, Dielectric (Not Shown)	A/R	
3	0100051	Grease, Terminal	A/R	
4	0100076	Compound, Silicone Release	A/R	
5	0641404	Bolt 1/4"-20NC x 1/4"	6	
6	0641405	Bolt 1/4"-20NC x 5/8"	2	
7	0641408	Bolt 1/4"-20NC x 1"	4	
8	0840025	Boot, Cable	8	
9		Bracket, Ground Control Options:	1	
	Use 0902615	Prior to S/N 73083 (Was p/n 0902584)		
	0902615	S/N 73083 to Present		
10	1060666	Cable, Battery (Contactor to Motor)	1	
11	1060680	Cable, Electrical - 18/2 (Not Shown)	2FT/.6m	
12	1060763	Cable, Battery (Contactor to Controller B+)	1	
13	1060764	Cable, Battery (Controller A to Motor)	1	
14	1600289	Controller, Smart System (Apply Item #4 on entire back surface of unit when replacing)	1	
15	2600231	Hinge	1	
16	2940119	Latch, Panel	1	
17		Locknut Options:	1	
	3311005	Locknut #10-24NC		
	3300408	Locknut, Nylon Insert		
18	3311401	Nut 1/4"-20NC	5	
19	3311402	Nut, Jam 1/4"-20NC	6	
20	3311405	Locknut 1/4"-20NC	6	
21	3571652	Plate, Controller Mounting	1	
22	3740069	Relay, Power	1	
23	3740131	Contactor, Main	1	
24	3910804	Screw, Round Head #8-24NC x 1/2"	3	
25	3911008	Screw, Round Head #10-24NC x 1"	1	
26		Shim Options:	A/R	
	4070987	Shim (.015) (S/N 69428 to S/N 85982 Only)	5	
	4071006	Shim (0.090) (S/N 85982 to Present Only)	1	
27	4300133	Stud, Brass 1/4"-20NC x 1 1/2"	3	
28	4360112	Breaker, Circuit - 5 Amp	1	
29	4360328	Switch, Toggle	1	
30	4360470	Switch, Key	1	
30A	2860030	Key, Replacement	1	
31	4360475	Switch, Emergency Stop	1	
	7020175	Head, Mushroom	1	
	7020176	Block, Contact	1	

SECTION 2 GROUND COMPONENTS

FIGURE 2-6. ELECTRICAL COMPONENT INSTALLATIONS (LEFT SIDE OF MACHINES WITH PROPORTIONAL CONTROLS) (CONTINUED)

SECTION 2 GROUND COMPONENTS

FIG & ITEM #	PART NUMBER	DESCRIPTION	QTY.	REV.
32	4420055	Tape	1in/2.54cm	
33 to 37	Not Used			
38	4740479	Flatwasher, Brass	6	
39	4751000	Flatwasher #10	2	
40	4751400	Flatwasher 1/4"	14	
41	4761400	Lockwasher 1/4"	5	
42		Harness, Charger Interlock (Not Shown - See Section 7 for Breakdown)	A/R	
	Not Required	Without Charger Interlock	1	
	4922199	With Charger Interlock	1	
43	4922300	Harness, Valves (Not Shown - See Section 7 for Breakdown)	1	
44	4922302	Harness, Ground Controls (Not Shown - See Section 7 for Breakdown)	1	
45	4922327	Harness, Relays (Not Shown - See Section 7 for Breakdown)	2	
		ALARM INSTALLATIONS (OPTIONAL)	Ref.	
	0257811	Descent Alarm	Ref.	A
	0257813	Motion Alarm	Ref.	A
	0257812	Travel Alarm	Ref.	A
101	0100048	Grease, Dielectric	A/R	
102	0140042	Alarm	1	

SECTION 2 GROUND COMPONENTS

FIGURE 2-6. ELECTRICAL COMPONENT INSTALLATIONS (LEFT SIDE OF MACHINES WITH PROPORTIONAL CONTROLS) (CONTINUED)

FIG & ITEM #	PART NUMBER	DESCRIPTION	QTY.	REV.

**S
E
C
T
I
O
N

2

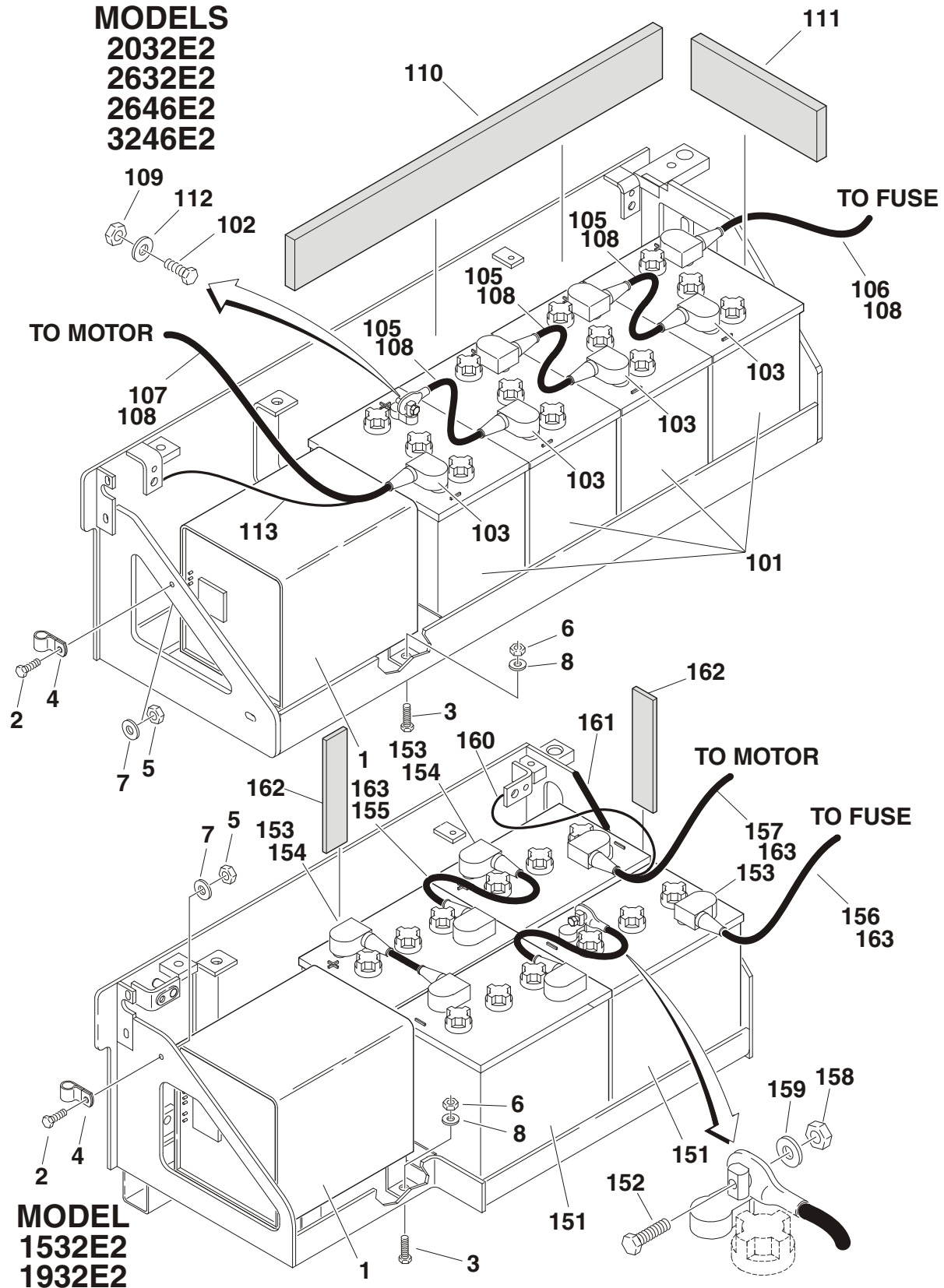
G
R
O
U
N
D

C
O
M
P
O
N
E
N
T
S**

SECTION 2 GROUND COMPONENTS

FIGURE 2-7. ELECTRICAL COMPONENT INSTALLATIONS (RIGHT SIDE)

SECTION 2 GROUND COMPONENTS



SECTION 2 GROUND COMPONENTS

FIGURE 2-7. ELECTRICAL COMPONENT INSTALLATIONS (RIGHT SIDE)

FIG & ITEM #	PART NUMBER	DESCRIPTION	QTY.	REV.
		BATTERY CHARGER INSTALLATIONS	Ref.	
	0258218	1532E2/1932E2 with 120-240V/50-60Hz Charger	Ref.	D
	0257870	2032E2/2632E2/2646E2/3246E2 with 120-240V/50-60Hz Charger	Ref.	C
	0272362	1532E2/1932E2 with Customer Supplied Charger	Ref.	A
	0272363	2032E2/2632E2/2646E2 & 3246E2 with Customer Supplied Charger	Ref.	A
1	0400170	Battery Charger Assembly Options (See Figure 2-8 for Breakdown)	1	
2	0641406	Bolt 1/4"-20NC x 3/4"	1	
3	0641507	Bolt 5/16"-18NC x 7/8"	4	
4	1320040	Clamp, Cable	1	
5	3311405	Locknut 1/4"-20NC	1	
6	3311505	Locknut 5/16"-18NC	4	
7	4751400	Flatwasher 1/4"	1	
8	4751500	Flatwasher 5/16"	8	
9		Harness, Charger Options (Not Shown - See Section 7 for Breakdown):	1	
	4922096	1532E2/1932E2		
	4922067	2032E2/2646E2		
10	1701644	Decal - Battery Charger (Not Shown)	1	
		BATTERY COMPONENTS INSTALLATIONS	Ref.	
	0257663	2032E2/2646E2	Ref.	C
	0259229	3246E2 Standard Controls	Ref.	B
	0259621	3246E2 Proportional Controls (Australian Spec)	Ref.	B
	0259858	2632E2 / 3246E2 Proportional Controls (CE Spec)	Ref.	B
101		Battery Options:	4	
		Wet Cell (2032E2/2646E2)		
	Use 0400215	Prior to S/N 112124 (Was P/N 0400169)		
	0400215	S/N 112124 to Present		
		Wet Cell (2632E2/3246E2)		
	Use 0400216	Prior to S/N 112124 (Was P/N 0400151)		
	0400216	S/N 112124 to Present		
	Not Available	Dry Cell (Standard)		
102	0630526	Screw, Washer Head 5/16"-18NC x 1 1/4" (Prior to S/N 112124)	8	
103	0840031	Boot, Terminal (d shape)	7	
104	Not Used			
105		Cable, Battery (Terminal to Terminal) Options:	3	
	Use 1061017	Prior to S/N 112124 (Was P/N 1060665)		
	1061017	S/N 112124 to Present		
106		Cable, Battery Options (Battery +):	1	
	1060668	Standard Controls		
	1060775	Proportional Controls (Australian Spec)		
	1060796	Proportional Controls (CE Spec) (P/N 1060796 Includes Both Items 106 & 107 as 1 Cable Assembly)		

SECTION 2 GROUND COMPONENTS

SECTION 2 GROUND COMPONENTS

FIGURE 2-7. ELECTRICAL COMPONENT INSTALLATIONS (RIGHT SIDE) (CONTINUED)

SECTION 2 GROUND COMPONENTS

FIG & ITEM #	PART NUMBER	DESCRIPTION	QTY.	REV.
107		Cable, Battery Options (Battery -):	1	
	1060669	Standard Controls		
	1060774	Proportional Controls (Australian Spec)		
	1060796	Proportional Controls (CE Spec) (P/N 1060796 Includes Both Items 106 & 107 as 1 Cable Assembly)		
108	0100051	Grease, Battery Terminal	A/R	
109	3300429	Nut, Special 5/16"-18NC (Prior to S/N 112124)	8	
110	4940026	Spacer, Wood	1	
111	4940027	Spacer, Wood	1	
112	4740474	Lockwasher, Stainless 5/16" (Prior to S/N 112124)	8	
113	4922090	Harness - Ground	1	
114	0902552	Bracket, Cable Mounting (CE Spec Only - Not Shown)	1	
	0258059	BATTERY COMPONENTS INSTALLATIONS - 1532E2/ 1932E2	Ref.	D
151		Battery Options:	4	
		Wet Cell (Standard)		
	0400169	Prior to S/N 112124		
	0400215	S/N 112124 to Present		
	Not Available	Dry Cell (Standard)		
152	0630526	Screw, Washer Head 5/16"-18NC x 1 1/4" (Prior to S/N 112124)	8	
153	0840031	Boot, Terminal (d shape)	7	
154	0840032	Boot, Terminal (b shape) (Prior to S/N 49355)	3	
155		Cable, Battery (Terminal to Terminal) Options:	3	
	1060665	Prior to S/N 112124		
	1061017	S/N 112124 to Present		
156	1060681	Cable, Battery (Battery + to Fuse)	1	
157	1060682	Cable, Battery (Battery - to Motor)	1	
158	3300429	Nut, Special 5/16"-18NC (Prior to S/N 112124)	8	
159	4740474	Lockwasher, Stainless 5/16" (Prior to S/N 112124)	8	
160	4922090	Harness - Ground	1	
161	4060805	Flex-Trim (S/N 61592 to Present)	5in/14cm	
162	0940087	Arm, Bumper (S/N 49355 to Present)	4	
163	0100051	Grease, Battery Terminal	A/R	

SECTION 2 GROUND COMPONENTS

FIGURE 2-7. ELECTRICAL COMPONENT INSTALLATIONS (RIGHT SIDE) (CONTINUED)

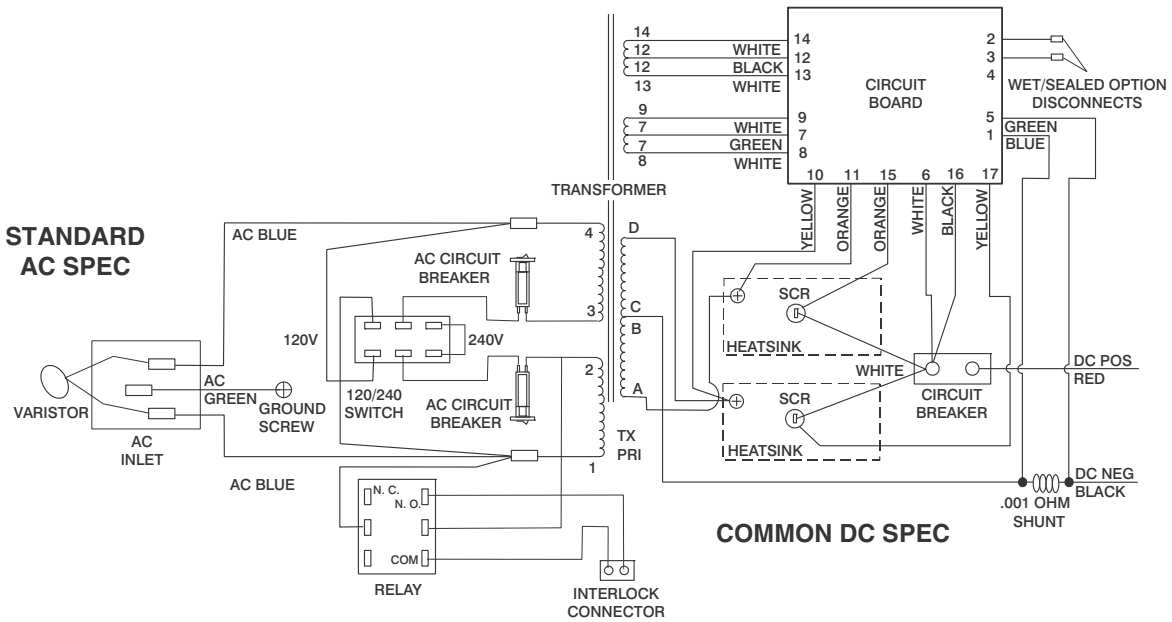
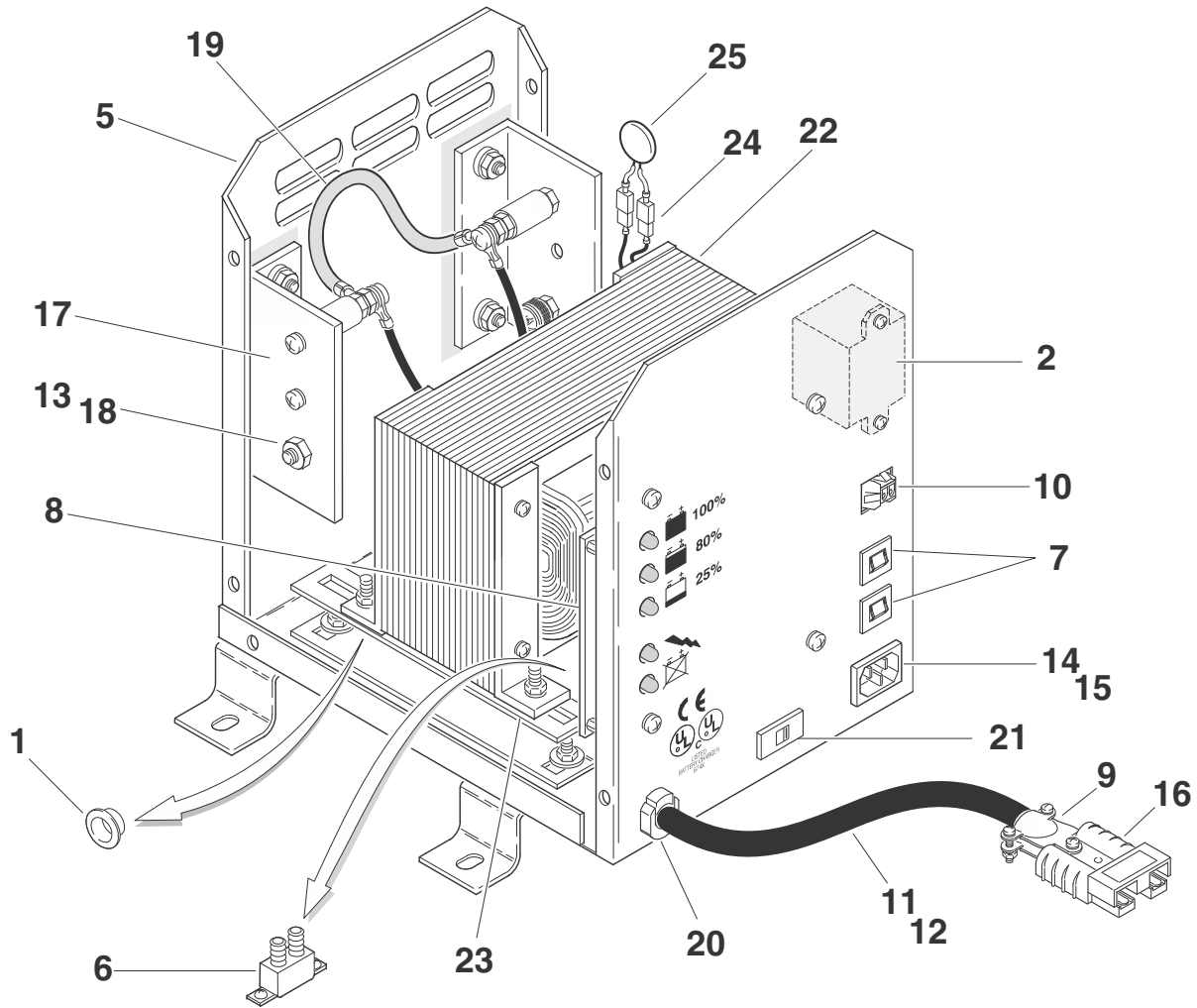
FIG & ITEM #	PART NUMBER	DESCRIPTION	QTY.	REV.

SECTION 2 GROUND COMPONENTS

SECTION 2 GROUND COMPONENTS

FIGURE 2-8. BATTERY CHARGER ASSEMBLIES

SECTION 2 GROUND COMPONENTS



SECTION 2 GROUND COMPONENTS

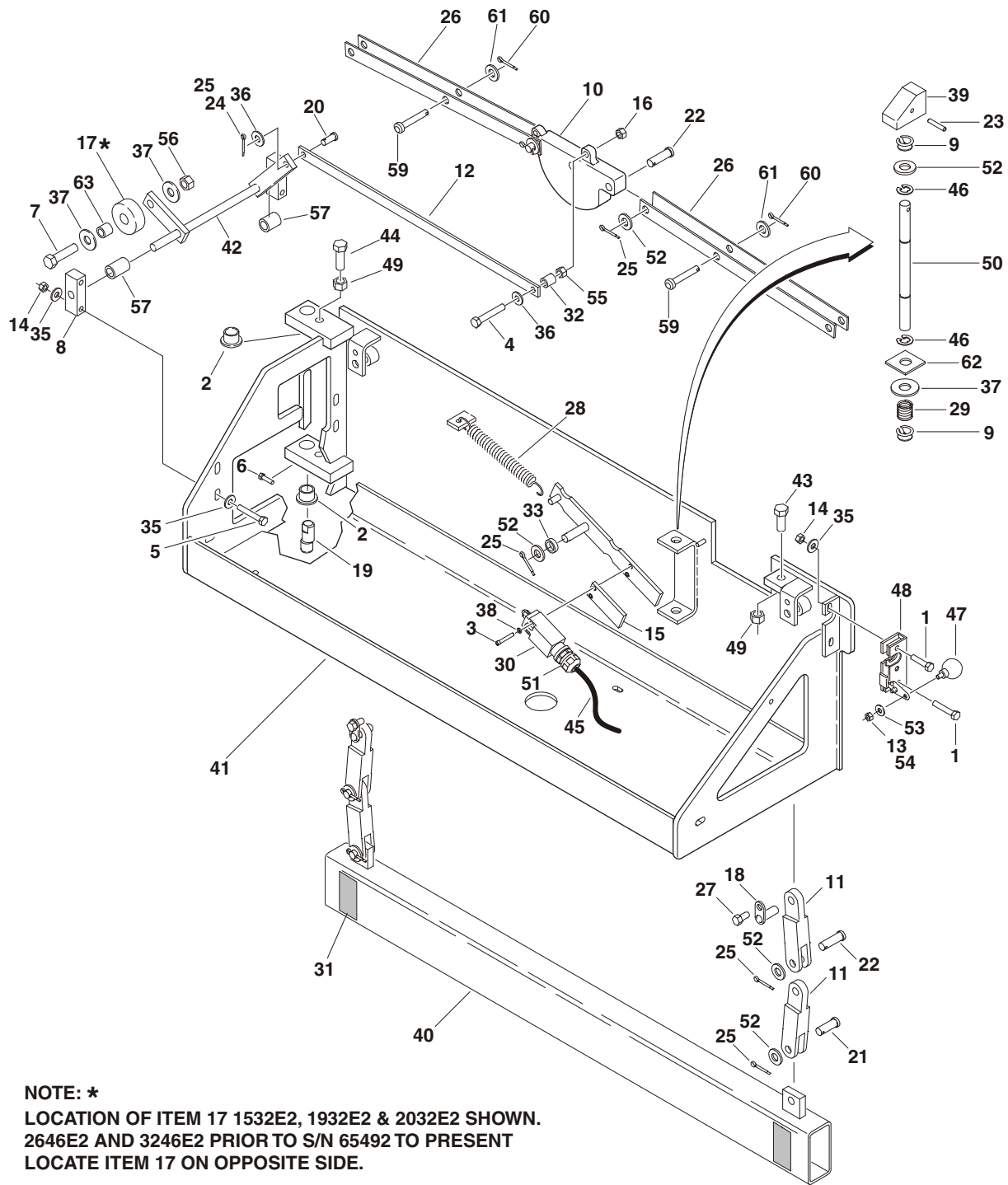
FIGURE 2-8. BATTERY CHARGER ASSEMBLIES

FIG & ITEM #	PART NUMBER	DESCRIPTION	QTY.	REV.
		BATTERY CHARGER ASSMBLIES OPTIONS:	Ref.	
		Note: Battery Charger Serial Number Nameplate located on front of charger. To decode build date, look at first line for Charger Spec and Date Code.	Ref.	
		Example: BA515 (Spec) 9631 (Date Code). First and second digits in the Date Code indicates year. Third and fourth digits indicate the week of manufacture.		
	0400170	120-240V/50-60Hz Standard Machines	Ref.	C
1	7018576	Bushing, Snap	4	
2	7018564	Relay	1	
3	Not Available	Handle, Case (Not Shown - To replace purchase item 4)	1	
4	7018591	Cover with Handle (Not Shown)	1	
5	7020606	Case, Main	1	
6	7011509	Breaker, Circuit - DC	1	
7	7018514	Breaker, Circuit - AC	A/R	
8	7018578	Card, Circuit	1	
9	7018579	Clamp	2	
10	7011621	Connector - 2 Position	1	
11	Use 7018581	Cord Set - DC (was p/n 7018580)	1	
12	7018581	DC Assembly with Plug	1	
13	7018582	Harness, 2400 SCR	1	
14	7018583	Plug, AC Inlet	1	
15	Use 7018583	Plug Assembly, AC Inlet (was p/n 7018584)	1	
16	7011590	Plug	1	
17	7018585	Rectifier Assembly with Heatsink and Rectifiers	1	
18	Use 7020679	Rectifier (was p/n 7018555)	2	
19	Use 7020651	Shunt Assembly (was p/n 7020605)	1	
20	7011529	Connector, Strain Relief	1	
21	7018586	Switch, Slide	1	
22	Use 7020639	Transformer (was p/n 7018587)	1	
23	7018588	Rail	2	
24	7018589	Varistor Assembly	1	
25	7018537	Varistor	1	

SECTION 2 GROUND COMPONENTS

FIGURE 2-9. POTHOLE PROTECTION AND TRAY INSTALLATIONS

SECTION 2 GROUND COMPONENTS



SECTION 2 GROUND COMPONENTS

FIGURE 2-9. POTHOLE PROTECTION AND TRAY INSTALLATIONS

FIG & ITEM #	PART NUMBER	DESCRIPTION	QTY.	REV.
		POTHOLE PROTECTION AND TRAY INSTALLATIONS OPTIONS:	Ref.	
	0258054	1532E2/1932E2 Left Side	Ref.	J
	0258055	1532E2/1932E2 Right Side	Ref.	K
	0258840	2032E2 Prior to S/N 64779 (Left Side)	Ref.	C
	0259421	2032E2 S/N 64779 to S/N 85151 (Left Side)	Ref.	B
	0270422	2032E2 S/N 85151 to Present (Left Side)	Ref.	D
	0258838	2032E2 Prior to S/N 64779 (Right Side)	Ref.	C
	0259422	2032E2 S/N 64779 to Present (Right Side)	Ref.	E
	0270422	2632E2 (Left Side)	Ref.	D
	0259422	2632E2 (Right Side)	Ref.	E
	0257759	2646E2 Prior to S/N 64779 (Left Side)	Ref.	H
	0259256	2646E2 S/N 64779 to Present (Left Side)	Ref.	C
	0257758	2646E2 Prior to S/N 64779 (Right Side)	Ref.	H
	0259257	2646E2 S/N 64779 to Present (Right Side)	Ref.	F
	0257759	3246E2 with Standard Controls Prior to S/N 57514 (Left Side)	Ref.	H
	0259256	3246E2 with Standard Controls S/N 57514 to Present (Left Side)	Ref.	C
	0257758	3246E2 with Standard Controls Prior to S/N 57514 (Right Side)	Ref.	H
	0259257	3246E2 with Standard Controls S/N 57514 to Present (Right Side)	Ref.	F
	0259740	3246E2 with Proportional Controls (Left Side)	Ref.	E
	0259416	3246E2 with Proportional Controls (Right Side)	Ref.	A
		Note: Quantities shown are for one side except where indicated.	Ref.	
1	0641511	Bolt 5/16"-18NC x 1 3/8"	3	
2	0440223	Bearing, Flanged	2	
3	0630519	Bolt, Socket Head #10-32 (Prior to S/N 52370)	2	
	0630532	Bolt, Socket Head #10-32 (S/N 52370 to Present)	2	
4	0641614	Bolt 3/8"-16NC x 1 3/4"	1	
5	0641516	Bolt 5/16"-18NC x 2"	4	
6	3951603	Bolt 3/8"-16NC x 3/8"	2	
7	0641816	Bolt 1/2"-13NC x 2"	1	
8	0561313	Block, Pillow	2	
9	0962150	Bushing, Rod Guide	2	
10	Use 1100115	Cam, Pothole (Was 1100119)	1	
11	3010117	Link, Vertical Pothole	4	
12		Link, Cam Puller Options:	1	
	3570813	1532E2/1932E2		
	3010118	2032E2/2632E2/2646E2/3246E2		
13		Locknut 1/4"-20NC Options:	1	
		1532E2/1932E2		
	3311405	Prior to S/N 110515		
	2080063	S/N 110515 to Present		
		2032E2/2632E2/2646E2/3246E2		
	3311401	Prior to S/N 110515		

SECTION 2 GROUND COMPONENTS

FIGURE 2-9. POTHOLE PROTECTION AND TRAY INSTALLATIONS (CONTINUED)

SECTION 2 GROUND COMPONENTS

FIG & ITEM #	PART NUMBER	DESCRIPTION	QTY.	REV.
13 (cont'd)	2080063	S/N 110515 to Present		
14	3311505	Locknut 5/16"-18NC	7	
15	4070980	Shim (S/N 52370 to Present)	1	
16	3311605	Locknut 3/8"-16NC	2	
17		Roller, Extension Options:	1	
	Use 3860093 & 0962347	Roller, 2 1/8" Diameter (Was P/N 3860083 & 3860088)		
	Use 3860089	Roller, 4 1/16" Diameter (Was P/N 3860086)		
18	3422648	Pin, Pothole Link	2	
19	3422659	Pin, Eccentric	1	
20	3430607	Pin, Clevis	1	
21	3430811	Pin, Clevis	2	
22	3430813	Pin, Clevis	4	
23	3440618	Rollpin	1	
24	3450303	Pin, Cotter 3/32" x 3/4"	1	
25	3450404	Pin, Cotter 1/8" x 1"	7	
26		Plate, Horizontal Pothole Options:	4	
	3570811	1532E2/1932E2		
	3570299	2032E2/2646E2/3246E2 Prior to S/N 73083		
	3010122	2032E2/2632E2/2646E2/3246E2 S/N 73083 to Present		
27	3941606	Screw, Hex 3/8"-16NC x 7/8"	2	
28		Spring, Pothole Options:	1	
	Use 4160181	1532E2/1932E2 Prior to S/N 59220 (Was p/n 4160179)		
	Use 4160181	2032E2/2646E2/3246E2 Prior to S/N 59220 (Was p/n 4160163)		
	4160181	1532E2/1932E2/2632E2/2032E2/2646E2/3246E2 S/N59220 to Present		
29		Spring, Compression Options:	1	
	4160178	1532E2/1932E2		
	Use 4160178	2032E2/2646E2/3246E2 Prior to S/N 59220 (Was p/n 4160172)		
	4160178	2032E2/2632E2/2646E2/3246E2 S/N59220 to Present		
30	4360456	Switch, Pothole Limit	1	
31	4420062	Tape, UHMW (Prior to S/N 111642)	16in/41cm	
32		Tube, Spacer	1	
	4567501	1532E2/1932E2 Prior to S/N 59220		
	4567358	2032E2/2646E2/3246E2 Prior to S/N 59220		
	4567885	1532E2/1932E2/2032E2/2632E2/2646E2/3246E2 S/N59220 to Present		
33	4740485	Tube, Plastic Spacer	1	
34	Not Used			
35	4751500	Flatwasher 5/16"	12	
36	4711600	Flatwasher 3/8" Narrow	2	
37	4751800	Flatwasher 1/2"	3	
38	4761000	Lockwasher #10	2	
39	0561314	Block, Wedge	1	

SECTION 2 GROUND COMPONENTS

FIGURE 2-9. POTHOLE PROTECTION AND TRAY INSTALLATIONS (CONTINUED)

FIG & ITEM #	PART NUMBER	DESCRIPTION	QTY.	REV.			
40		Pothole Bar Weldment Options:	1				
	4845684	1532E2/1932E2					
	4845541	2032E2/2646E2/3246E2 Prior to S/N 73083					
	4846217	2032E2/2632E2/2646E2/3246E2 S/N 73083 to Present					
	4845541	3246E2 Prior to S/N 57514					
	4846015	3246E2 S/N 57514 to S/N 73083					
	4846217	3246E2 S/N 73083 to Present					
41		Tray Weldment Options:	1				
	4845626	1532E2/1932E2 Left Side Prior to S/N 59765 (Hydraulic Component Tray)					
	4846042	1532E2/1932E2 Left Side S/N 59765 to Present (Hydraulic Component Tray)					
	4845627	1532E2/1932E2 Right Side Prior to S/N 59765 (Battery Component Tray)					
	4846043	1532E2/1932E2 Right Side S/N 59765 to Present (Battery Component Tray)					
	4845542	2032E2/2646E2 Prior to S/N 64779 Left Side (Hydraulic Component Tray)					
	4846009	2032E2/2646E2 S/N 64779 to Present Left Side (Hydraulic Component Tray)					
	4845546	2032E2/2646E2 Prior to S/N 64779 Right Side (Battery Component Tray)					
	4846010	2032E2/2632E2/2646E2 S/N 64779 to Present Right Side (Battery Component Tray)					
	4845542	3246E2 with Standard Controls Prior to S/N 57514 Left Side (Hydraulic Component Tray)					
	4846009	3246E2 with Standard Controls S/N 57514 to Present Left Side (Hydraulic Component Tray)					
	4845546	3246E2 with Standard Controls Prior to S/N 57514 Right Side (Battery Component Tray)					
	4846010	3246E2 with Standard Controls S/N 57514 to Present Right Side (Battery Component Tray)					
	4846138	3246E2 with Proportional Controls Left Side (Hydraulic Component Tray)					
	4846040	3246E2 with Proportional Controls Right Side (Battery Component Tray)					
	42				Activator Weldment	1	
		4845758			1532E2/1932E2 Left Side Prior to S/N 59765 (Hydraulic Component Tray)		
4846044		1532E2/1932E2 Left Side S/N 59765 to Present (Hydraulic Component Tray)					
4845759		1532E2/1932E2 Right Side Prior to S/N 59765 (Battery Component Tray)					
4846045		1532E2/1932E2 Right Side S/N 59765 to Present (Battery Component Tray)					
4845748		2032E2/2646E2/3246E2 Left Side (Hydraulic Component Tray)					
4845749		2032E2/2632E2/2646E2/3246E2 Right Side (Battery Component Tray)					
43	0641810	Bolt 1/2"-18NC x 1 1/4"	A/R				
44	0641812	Bolt 1/2"-18NC x 1 1/2"	1				

SECTION 2 GROUND COMPONENTS

SECTION 2 GROUND COMPONENTS

FIGURE 2-9. POT HOLE PROTECTION AND TRAY INSTALLATIONS (CONTINUED)

FIG & ITEM #	PART NUMBER	DESCRIPTION	QTY.	REV.
45	1060680	Cable, Electrical - 18/2 Options: Left Side (Hydraulic Component Tray) Right Side (Battery Component Tray)	A/R 3ft/.91m 9.6ft/3m	
46	1380150	Clip	3	
47	2560149	Handle, Latch	1	
48		Latch, Tray Options:	1	
	2940103	Left Side (Hydraulic Component Tray)		
	2940104	Right Side (Battery Component Tray)		
49	3311801	Nut 1/2"-18NC	2	
50		Rod, Safety Options:	1	
	3841380	1532E2/1932E2		
	3841390	2032E2/2632E2/2646E2/3246E2		
51		Connector, Strain Relief Options:	1	
	4460049	Prior to S/N 59220 (Was p/n 4160172)		
	4460662	S/N 59220 to Present		
52	4711800	Flatwasher 1/2" Narrow	8	
53	4751400	Flatwasher 1/4"	1	
54	0100011	Loctite #242 (Prior to S/N 110515)	A/R	
55	3311602	Nut, Jam 3/8"-16NC	1	
56	3311805	Locknut 1/2"-13NC	1	
57	4567557	Tube, Spacer	A/R	
58	Not Used			
59		Hardware Options:	2	
	0641414	Bolt 1/4"-20NC x 1 3/4" (1532E2/1932E2 Prior to S/N 73083)		
	3430412	Pin, Clevis (1532E2/1932E2 S/N 73083 to Present)		
	3430412	Pin, Clevis (2032E2/2632E2/2646E2/3246E2)		
60		Hardware Options:	2	
	3300151	Acorn Nut 1/4"-20NC (1532E2/1932E2 Prior to S/N 73083)		
	3450203	Pin, Cotter 1/16" x 3/4" (1532E2/1932E2 S/N 73083 to Present)		
	3450203	Pin, Cotter 1/16" x 3/4" (2032E2/2632E2/2646E2/3246E2)		
61		Hardware Options:	2	
	4751400	Flatwasher 1/4" (1532E2/1932E2)		
	4751000	Flatwasher #10 (2032E2/2646E2/3246E2)		
62	4740489	Washer, Square (S/N 73083 to Present Only)	1	
63	0962244	Bushing (S/N 59220 to Present Only)	1	

SECTION 2 GROUND COMPONENTS

SECTION 3 SCISSOR ARMS

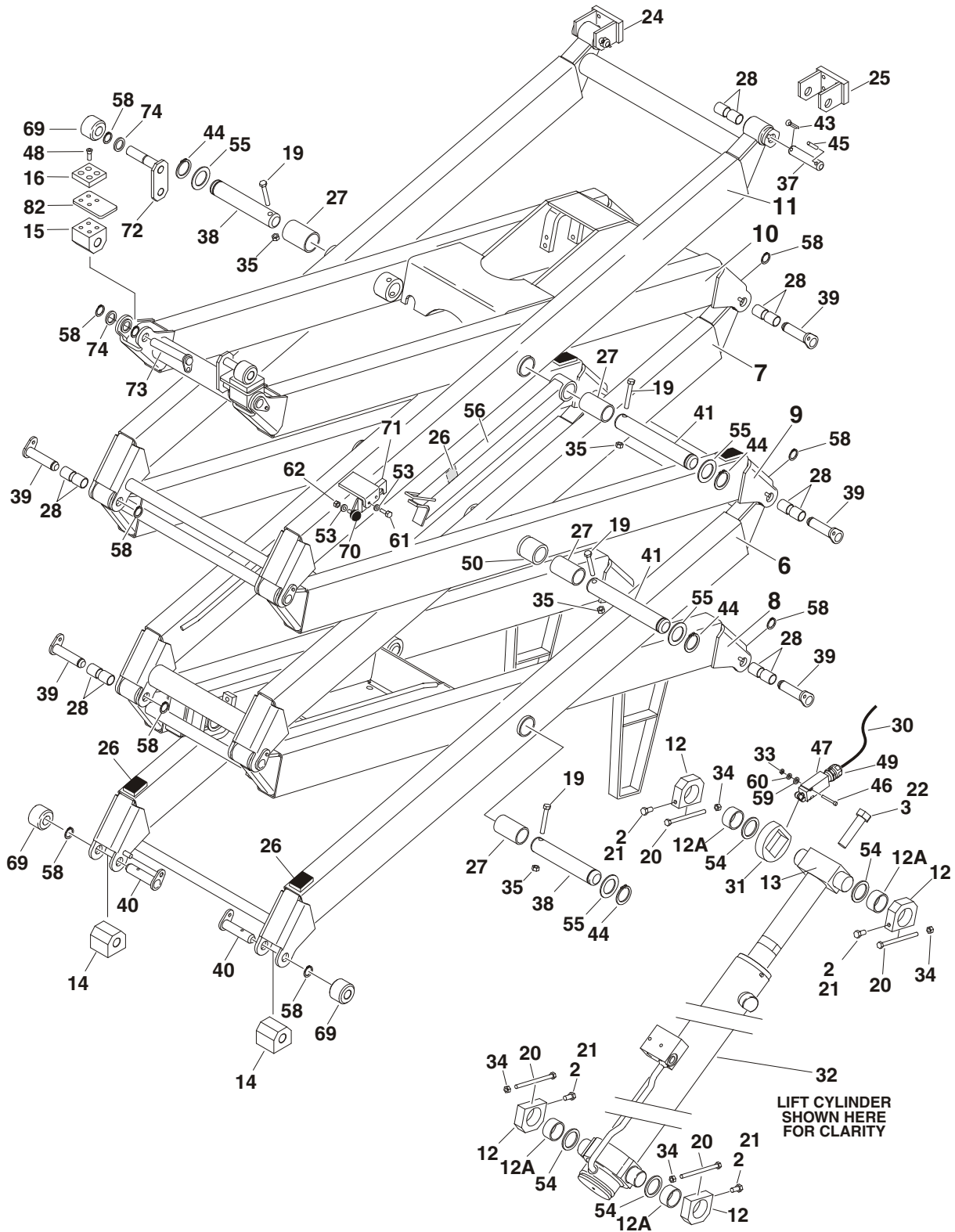
TABLE OF CONTENTS

FIGURE	DESCRIPTION	PAGE
3-1	Scissor Arms Installation - 1532E2	3-2
3-2	Scissor Arms Installation - 1932E2	3-6
3-3	Scissor Arms Installation - 2032E2	3-10
3-4	Scissor Arms Installation - 2632E2	3-14
3-5	Scissor Arms Installation - 2646E2	3-18
3-6	Scissor Arms Installation - 3246E2	3-22
3-7	Arm Guards Installations	3-26

SECTION 3 SCISSOR ARMS

SECTION 3 SCISSOR ARMS

FIGURE 3-1. SCISSOR ARMS INSTALLATION - 1532E2



SECTION 3 SCISSOR ARMS

SECTION 3 SCISSOR ARMS

FIGURE 3-1. SCISSOR ARMS INSTALLATION - 1532E2

FIG & ITEM #	PART NUMBER	DESCRIPTION	QTY.	REV.
		SCISSOR ARMS INSTALLATION - 1532E2 OPTIONS:	Ref.	
	0270502	Standard Machines	Ref.	F
1	Not Used			
2	0100011	Loctite #242	A/R	
3	0100019	Loctite #271	A/R	
4 to 5	Not Used			
6	0200607	Arm Weldment (Bottom Outboard)	1	
7	0200610	Arm Weldment (Mid Inboard)	1	
8	0200611	Arm Weldment (Bottom Inboard)	1	
9		Arm Weldment (Mid Outboard) Options:	1	
	0200614	Prior to S/N 80167		
	0200711	S/N 80167 to Present		
10	0200709	Arm Weldment (Top Inboard)	1	
11	0200710	Arm Weldment (Top Outboard)	1	
12	0440238	Bushing Assembly	4	
12A	0440229	Bushing (1 per Assembly)	4	
13	0561278	Block, Pivot	1	
14	0561301	Block, Slide	4	
15		Block, Slide Options:	2	
	0561418	Prior to S/N 99830		
	0561301	S/N 99830 to Present		
16	0561419	Block, Slide (Prior to S/N 99830)	2	
17 to 18	Not Used			
19	0630528	Bolt 3/8"-16NC x 2 1/2" (Grade 8)	6	
20	0641536	Bolt 5/16"-18NC x 4 1/2"	4	
21	0641606	Bolt 3/8"-16NC x 3/4" (Prior to S/N 111642)	4	
22	0692224	Bolt 3/4"-16NF x 3"	1	
23	Not Used			
24	0902385	Bracket, Platform Attach (Right Side)	1	
25	0902386	Bracket, Platform Attach (Left Side)	1	
26	0940087	Pad, Bumper	9	
27	0440227	Bushing, Excelite	6	
28	0440228	Bushing, Excelite	24	
29	Not Used			
30	1060680	Cable, Electrical - 18/2	21ft/6.40m	
31	1100105	Cam, Activator	1	
32	1683603	Lift Cylinder Assembly (See Section 5 for Breakdown)	1	
33	3310801	Nut #8-32NC	2	
34	3311501	Nut 5/16"-18NC	4	
35	3311605	Locknut 3/8"-16NC	6	
36	Not Used			
37	3422641	Pin, Pivot	2	
38	3422746	Pin, Pivot	4	
39	3422882	Pin, Pivot	10	
40	3422862	Pin, Pivot	2	
41	3422747	Pin, Pivot	2	
42	Not Used			

SECTION 3 SCISSOR ARMS

SECTION 3 SCISSOR ARMS

FIGURE 3-1. SCISSOR ARMS INSTALLATION - 1532E2 (CONTINUED)

FIG & ITEM #	PART NUMBER	DESCRIPTION	QTY.	REV.
43	3450804	Pin, Cotter 1/4" x 1"	2	
44	3760387	Ring, Retaining	6	
45	3841344	Rod, Retaining	2	
46	3900329	Screw, Socket Head #8-32NC x 1 1/2"	2	
47	4360548	Switch, Limit (was p/n 4360321)	1	
48	0741006	Screw, Countersunk #10-20NC x 3/4" (Prior to S/N 99830)	8	
49		Connector, Strain Relief Options:	1	
	4460662	1/2" Pipe Threads (Used on Limit Switch p/n 4360321)		
	4460968	M20-1.5 (Used on Limit Switch p/n 4360578)		
50	4567539	Tube, Safety Prop	1	
51 to 52	Not Used			
53	4711400	Washer 1/4" Narrow	3	
54	4740307	Washer, Thrust	4	
55	4740438	Washer, Special	6	
56	4846302	Prop, Safety	1	
57	4922091	Harness, Lift Down (Not Shown - See Section 7 for Breakdown)	1	
58	3760348	Ring, Retaining	20	
59	4750800	Flatwasher #8	2	
60	4760800	Lockwasher #8	2	
61	0641406	Bolt 1/4"-20NC x 3/4"	2	
62	3311405	Locknut 1/4"-20NC	1	
63 to 67	Not Used			
68	2820025	Insulate, Plastic Spring Guard (Not Shown)	1ft/.31m	
69	3860092	Roller	4	
70	2560149	Handle, Latch	1	
71	2940098	Latch	1	
72	3422928	Pin, Deck Retainer	2	
73	3422934	Pin, Deck Support	2	
74	4740156	Washer, Thrust	6	
75 to 81	Not Used			
82	3572512	Plate, Slide (Prior to S/N 99830)	2	

	2901960	Arm Kit - 1532E2 (Includes Items 6-11)	1	

SECTION 3 SCISSOR ARMS

SECTION 3 SCISSOR ARMS

FIGURE 3-1. SCISSOR ARMS INSTALLATION - 1532E2 (CONTINUED)

FIG & ITEM #	PART NUMBER	DESCRIPTION	QTY.	REV.

**S
E
C
T
I
O
N

3

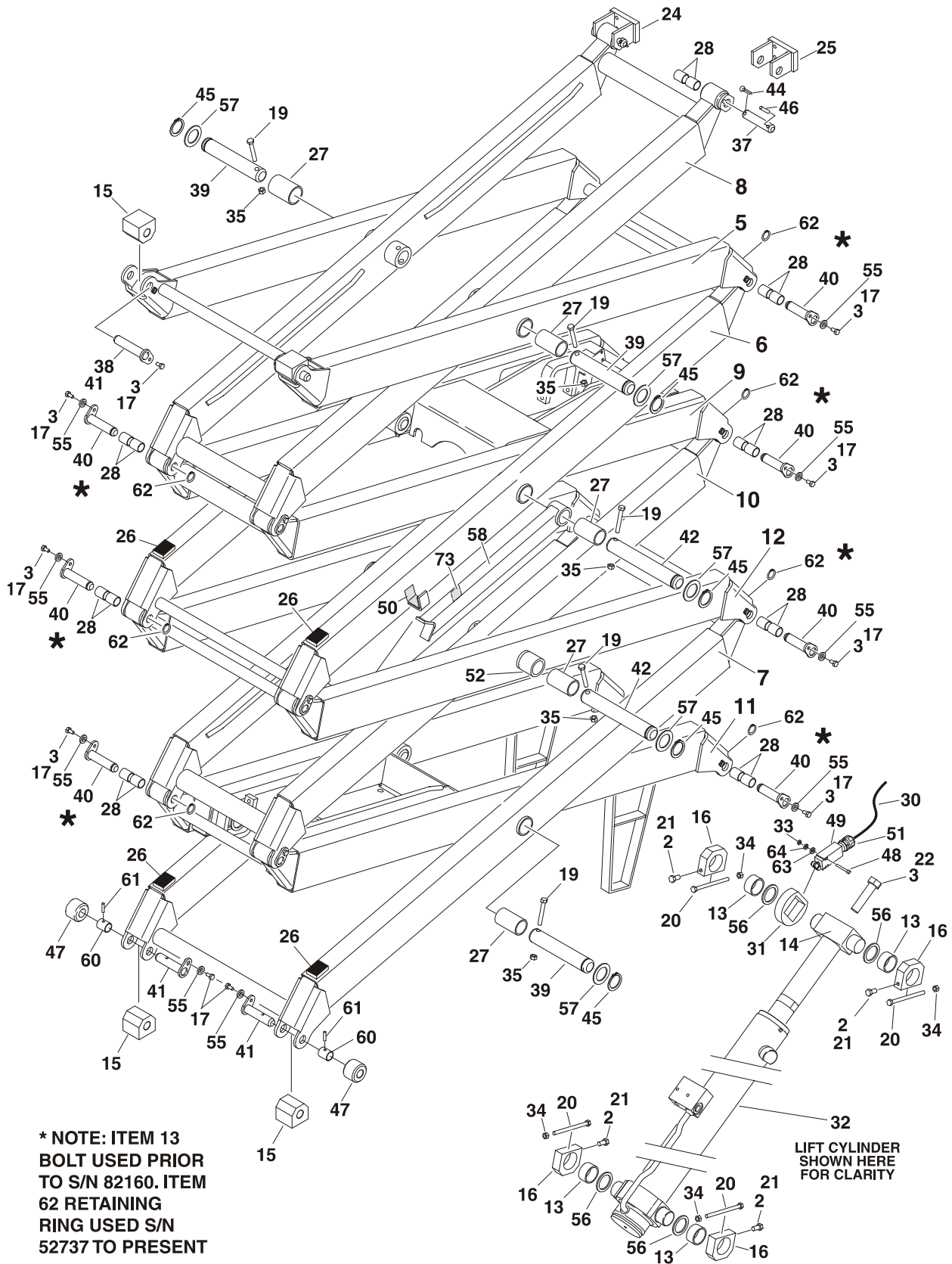
S
C
I
S
S
O
R

A
R
M
S**

SECTION 3 SCISSOR ARMS

FIGURE 3-2. SCISSOR ARMS INSTALLATION - 1932E2

SECTION 3 SCISSOR ARMS



SECTION 3 SCISSOR ARMS

FIGURE 3-2. SCISSOR ARMS INSTALLATION - 1932E2

FIG & ITEM #	PART NUMBER	DESCRIPTION	QTY.	REV.
		SCISSOR ARMS INSTALLATION - 1932E2 OPTIONS:	Ref.	
	0258014	Standard Machines	Ref.	M
1	Not Used			
2	0100011	Loctite #242	A/R	
3	0100019	Loctite #271	A/R	
4	0100039	Loctite #411 (Not Shown) (Prior to S/N 50027)	A/R	
5	0200605	Arm Weldment (Top Outboard)	1	
6	0200606	Arm Weldment (Upper Mid Outboard)	1	
7	0200607	Arm Weldment (Bottom Outboard)	1	
8	0200608	Arm Weldment (Top Inboard)	1	
9	0200609	Arm Weldment (Upper Mid Inboard)	1	
10	0200610	Arm Weldment (Lower Mid Inboard)	1	
11	0200611	Arm Weldment (Bottom Inboard)	1	
12	0200614	Arm Weldment (Lower Mid Outboard)	1	
13		Bushing Options (Part of Item 16):	4	
	0440226	Bushing, Excelite (Prior to S/N 50027)		
	0440229	Bushing, Garmax (S/N 50027 to Present)		
14	0561278	Block, Pivot	1	
15	0561301	Block, Slide	4	
16		Block, Pivot Options (Includes Item 13):	4	
	Use 0440238	Prior to S/N 62991 (Was p/n 0561312)		
	0440238	S/N 62991 to Present		
17		Bolt Options:	A/R	
	0641404	Bolt 1/4"-20NC x 1/2" (Prior to S/N 50027)		
	0641405	Bolt 1/4"-20NC x 5/8" (S/N 50027 to Present)		
18	Not Used			
19		Bolt Options:	8	
	0681518	Bolt 5/16"-18NC x 2 1/4" (Grade 8) (Prior to S/N 50027)		
	0630528	Bolt 3/8"-16NC x 2 1/2" (Grade 8) (S/N 50027 to Present)		
20	0641536	Bolt 5/16"-18NC x 4 1/2"	4	
21	0641606	Bolt 3/8"-16NC x 3/4" (Prior to S/N 111642)	4	
22	0692224	Bolt 3/4"-16NF x 3"	1	
23	Not Used			
24	0902385	Bracket, Platform Attach (Right Side)	1	
25	0902386	Bracket, Platform Attach (Left Side)	1	
26		Pad, Bumper Options:		
	0940084	Prior to S/N 50027	6	
	0940087	S/N 50027 to Present	10	
27		Bushing, Excelite Options:	8	
	0962096	Prior to S/N 50027		
	0440227	S/N 50027 to Present		
28		Bushing, Excelite Options:	32	
	0962097	Prior to S/N 50027		
	0440228	S/N 50027 to Present		
29	Not Used			

SECTION 3 SCISSOR ARMS

SECTION 3 SCISSOR ARMS

FIGURE 3-2. SCISSOR ARMS INSTALLATION - 1932E2 (CONTINUED)

FIG & ITEM #	PART NUMBER	DESCRIPTION	QTY.	REV.
30	1060680	Cable, Electrical - 18/2 Options: Prior to S/N 50027	15ft/4.06m	
	1060680	S/N 50027 to Present	21ft/6.40m	
31	1100105	Cam, Activator	1	
32	1683603	Lift Cylinder Assembly (See Section 5 for Breakdown)	1	
33		Nut Options:	2	
	3311005	Locknut #10-24NC (Prior to S/N 50027)		
	3310801	Nut #8-32NC (S/N 50027 to Present)		
34	3311501	Nut 5/16"-18NC	4	
35		Locknut Options:	8	
	3311505	Locknut 5/16"-18NC (Prior to S/N 50027)		
	3311605	Locknut 3/8"-16NC (S/N 50027 to Present)		
36	Not Used			
37	3422641	Pin, Pivot	2	
38	3422642	Pin, Headed (Prior to S/N 50027)	2	
39		Pin, Pivot Options:	6	
	3422644	Prior to S/N 50027		
	3422746	S/N 50027 to Present		
40		Pin, Pivot Options:	14	
	3422663	Prior to S/N 50027		
	3422743	S/N 50027 to S/N 82160		
41	3422882	S/N 82160 to Present		
		Pin, Pivot Options:	2	
	3422671	Prior to S/N 50027		
	3422742	S/N 50027 to S/N 82160		
42	3422862	S/N 82160 to Present		
		Pin, Pivot Options:	2	
	3422725	Prior to S/N 50027		
43	3422747	S/N 50027 to Present		
	Not Used			
44	3450804	Pin, Cotter 1/4" x 1"	2	
45	3760387	Ring, Retaining	8	
46	3841344	Rod, Retaining	2	
47		Roller Options:	2	
	3860078	Prior to S/N 82160		
	3860092	S/N 82160 to Present		
48		Screw Options:	2	
	3931024	Screw, Socket Head #10-24NC x 1 1/2" (Prior to S/N 50027)		
	3930820	Screw, Socket Head #8-32NC x 1 1/4" (S/N 50027 to S/N 111642)		
	3900329	Screw, Socket Head #8-32NC x 1 1/2"		
49		Switch, Limit Options:	1	
	4360401	Prior to S/N 50027		
	4360548	S/N 50027 to Present (was p/n 4360321)		
50	4420062	Tape, UHMW	5in/12cm	

SECTION 3 SCISSOR ARMS

SECTION 3 SCISSOR ARMS

FIGURE 3-2. SCISSOR ARMS INSTALLATION - 1932E2 (CONTINUED)

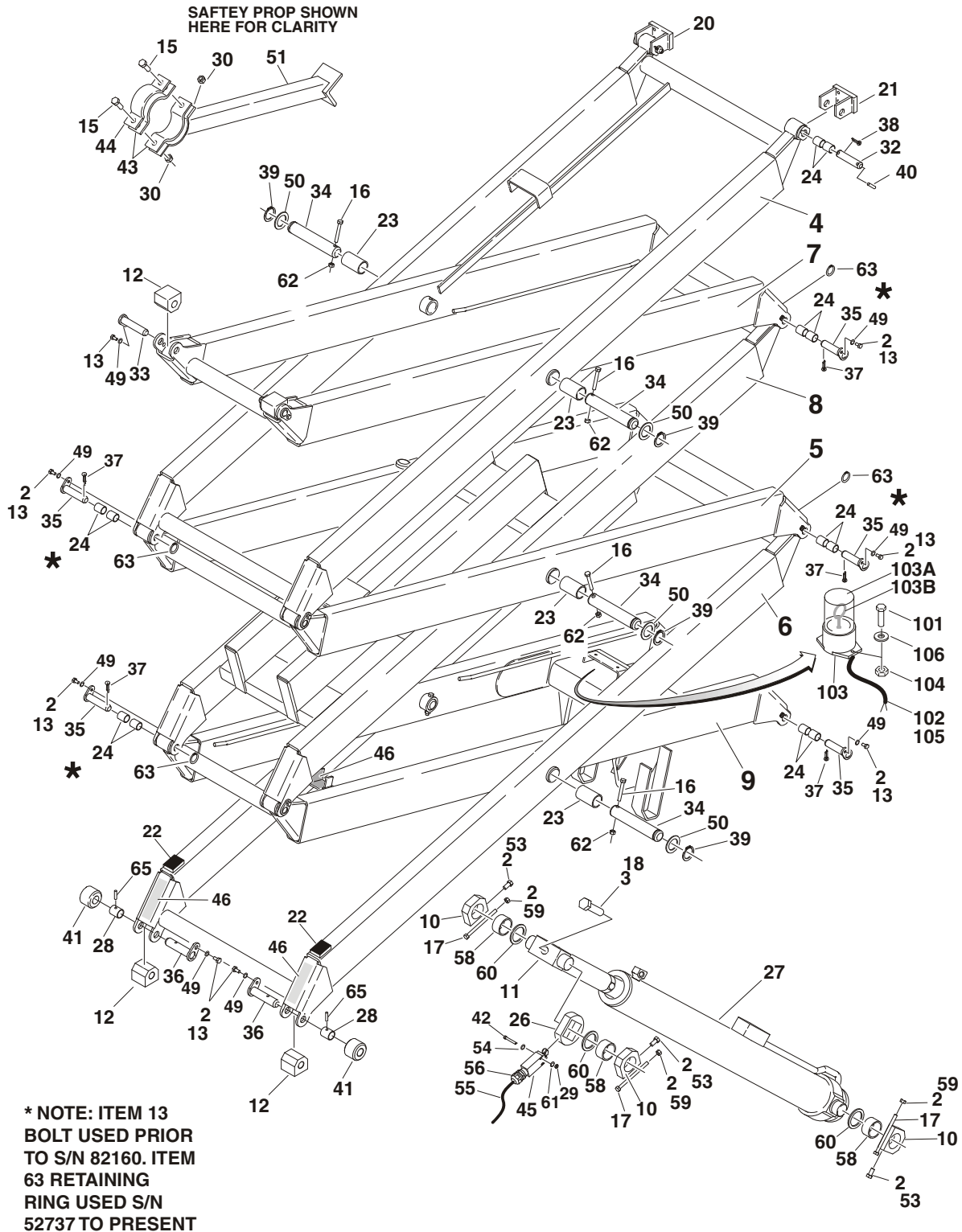
FIG & ITEM #	PART NUMBER	DESCRIPTION	QTY.	REV.
51	Use 4460662	Connector, Strain Relief Options:	2	
	4460662	1/2" Pipe Threads (Was P/N 4460049)		
	4460968	1/2" Pipe Threads (Used on Limit Switch p/n 4360321)		
		M20-1.5 (Used on Limit Switch p/n 4360578)		
52	4567539	Tube, Safety Prop	1	
53 to 54	Not Used			
55	4711400	Washer 1/4" Narrow (S/N 50027 to Present)	22	
56	4740307	Washer, Thrust	4	
57	4740438	Washer, Special	8	
58	4845742	Prop, Safety	1	
59	4922091	Harness, Lift Down (Not Shown - See Section 7 for Breakdown)	1	
60	0962207	Spacer, Bushing (S/N 50027 to Present)	2	
61	3440418	Roll Pin (S/N 50027 to Present)	2	
62	3760348	Ring, Retaining (S/N 50027 to Present)	16	
63	4750800	Washer #8 (S/N 50027 to Present)	2	
64	4760800	Lockwasher #8 (S/N 50027 to Present)	2	
65 to 71	Not Used			
72	2820025	Insulate, Plastic Spring Guard (Not Shown) (S/N 63352 to Present Only)	1ft/.31m	
73	3340841	Pad, Sizzor Arms (S/N 50027 to Present)	1	
	2901944	----- Arm Kit - 1932E2 (Includes Items 5-12)		

SECTION 3 SCISSOR ARMS

SECTION 3 SCISSOR ARMS

FIGURE 3-3. SCISSOR ARMS INSTALLATION - 2032E2

SECTION 3 SCISSOR ARMS



SECTION 3 SCISSOR ARMS

FIGURE 3-3. SCISSOR ARMS INSTALLATION - 2032E2

FIG & ITEM #	PART NUMBER	DESCRIPTION	QTY.	REV.
		SCISSOR ARMS INSTALLATION - 2032E2 OPTIONS:	Ref.	
	0257528	Standard Machines	Ref.	Q
1	Not Used			
2	0100011	Loctite #242	A/R	
3	0100019	Loctite #271	A/R	
4	0200558	Arm Weldment (Top Outboard)	1	
5	0200559	Arm Weldment (Mid Outboard)	1	
6		Arm Weldment (Bottom Outboard)	1	
	0200560	Prior to S/N 52737		
	0200645	S/N 52737 to Present		
7	0200561	Arm Weldment (Top Inboard)	1	
8	0200562	Arm Weldment (Mid Inboard)	1	
9	0200563	Arm Weldment (Bottom Inboard)	1	
10		Block, Pivot Options (Includes Item 58):	4	
	Use 0440238	Prior to S/N 62991 (Was P/N 0561312)		
	0440238	S/N 62991 to Present		
11	0561278	Block, Pivot	1	
12	0561301	Block, Slide	4	
13	0641405	Bolt 1/4"-20NC x 5/8"	A/R	
14	Not Used			
15	0641508	Bolt 5/16"-18NC x 1"	2	
16		Blot Options:	6	
	0681520	Blot 5/16"-18NC x 2 1/2" (Grade 8) (Prior to S/N 52737)		
	0630528	Blot 3/8"-16NC x 2 1/2" (Grade 8) (S/N 52737 to Present)		
17	0641536	Bolt 5/16"-18NC x 4 1/2"	4	
18	0692224	Bolt 3/4"-16NF x 3"	1	
19	Not Used			
20	0902385	Bracket, Platform Attach (Right Side)	1	
21	0902386	Bracket, Platform Attach (Left Side)	1	
22		Pad Options:	4	
	0940084	Pad, Bumper (Prior to S/N 49086)		
	0940087	Bumper, Arm (S/N 49086 to Present)		
23		Bushing, Excelite	6	
	0962096	Prior to S/N 49086		
	0440227	S/N 49086 to Present		
24		Bushing, Excelite	24	
	0962097	Prior to S/N 49086		
	0440228	S/N 49086 to Present		
25	Not Used			
26	1100105	Cam, Activator	1	
27	1683561	Lift Cylinder Assembly (See Section 5 for Breakdown)	1	
28	0962207	Bushing, Spacer (S/N 52737 to Present)	2	
29	3310801	Nut #8-32NC	2	
30	3311505	Locknut 5/16"-18NC	2	
31	Not Used			
32	3422641	Pin, Pivot	2	
33	3422642	Pin, Headed	2	

SECTION 3 SCISSOR ARMS

SECTION 3 SCISSOR ARMS

FIGURE 3-3. SCISSOR ARMS INSTALLATION - 2032E2 (CONTINUED)

FIG & ITEM #	PART NUMBER	DESCRIPTION	QTY.	REV.
34		Pin, Pivot Options:	6	
	3422644	Prior to S/N 52737		
	3422746	S/N 52737 to Present		
35		Pin, Pivot Options:	10	
	3422663	Prior to S/N 52737		
	3422743	S/N 52737 to S/N 82160		
	3422882	S/N 82160 to Present		
36		Pin, Pivot Options:	2	
	3422671	Prior to S/N 52737		
	3422742	S/N 52737 to S/N 82160		
	3422862	S/N 82160 to Present		
37	3450405	Pin, Cotter 1/4" x 1 1/4" (Prior to S/N 52737)	11	
38	3450804	Pin, Cotter 1/4" x 1"	2	
39	3760387	Ring, Retaining	6	
40	3841344	Rod, Retaining	2	
41		Roller Options:	2	
	3860078	Prior to S/N 82160		
	3860092	S/N 82160 to Present		
42	3900329	Screw #8-32NC x 1 1/2"	2	
43	4240125	Strap, Nylon	2	
44	4240128	Strap, Safety Prop	1	
45	4360548	Switch, Limit (was p/n 4360321)	1	
46	4420062	Tape, UHMW	.38ft/ 11.6cm	
47 to 48	Not Used			
49	4711400	Flatwasher 1/4" Narrow	A/R	
50	4740438	Washer, Special	6	
51	4845519	Prop, Safety	1	
52	0100039	Loctite #411 (Not Shown) (Prior to S/N 52737)	A/R	
53	0641606	Bolt 3/8"-16NC x 3/4"	4	
54	4750800	Flatwasher #8	2	
55	1060680	Cable, Electrical - 18/2	17ft/5.2m	
56		Connector, Strain Relief Options:	1	
	Use 4460662	1/2" Pipe Threads (Was P/N 4460049)		
	4460662	1/2" Pipe Threads (Used on Limit Switch p/n 4360321)		
	4460968	M20-1.5 (Used on Limit Switch p/n 4360578)		
57	4922086	Harness, Lift Down (Not Shown - See Section 7 for Breakdown	1	
58		Bearing, Excelite Options (Part of Item 10):	4	
	0440226	Prior to S/N 49086		
	0440229	S/N 49086 to Present		
59	3311501	Nut 5/16"-18NC	4	
60	4740307	Washer, Thrust	4	
61	4760800	Lockwasher #8	2	
62		Locknut Options:	6	
	3311505	Locknut 5/16"-18NC (Prior to S/N 52737)		
	3311605	Locknut 3/8"-16NC (S/N 52737 to Present)		
63	3760348	Ring, Retainer (S/N 52737 to Present)	10	
64	Not Used			

SECTION 3 SCISSOR ARMS

SECTION 3 SCISSOR ARMS

FIGURE 3-3. SCISSOR ARMS INSTALLATION - 2032E2 (CONTINUED)

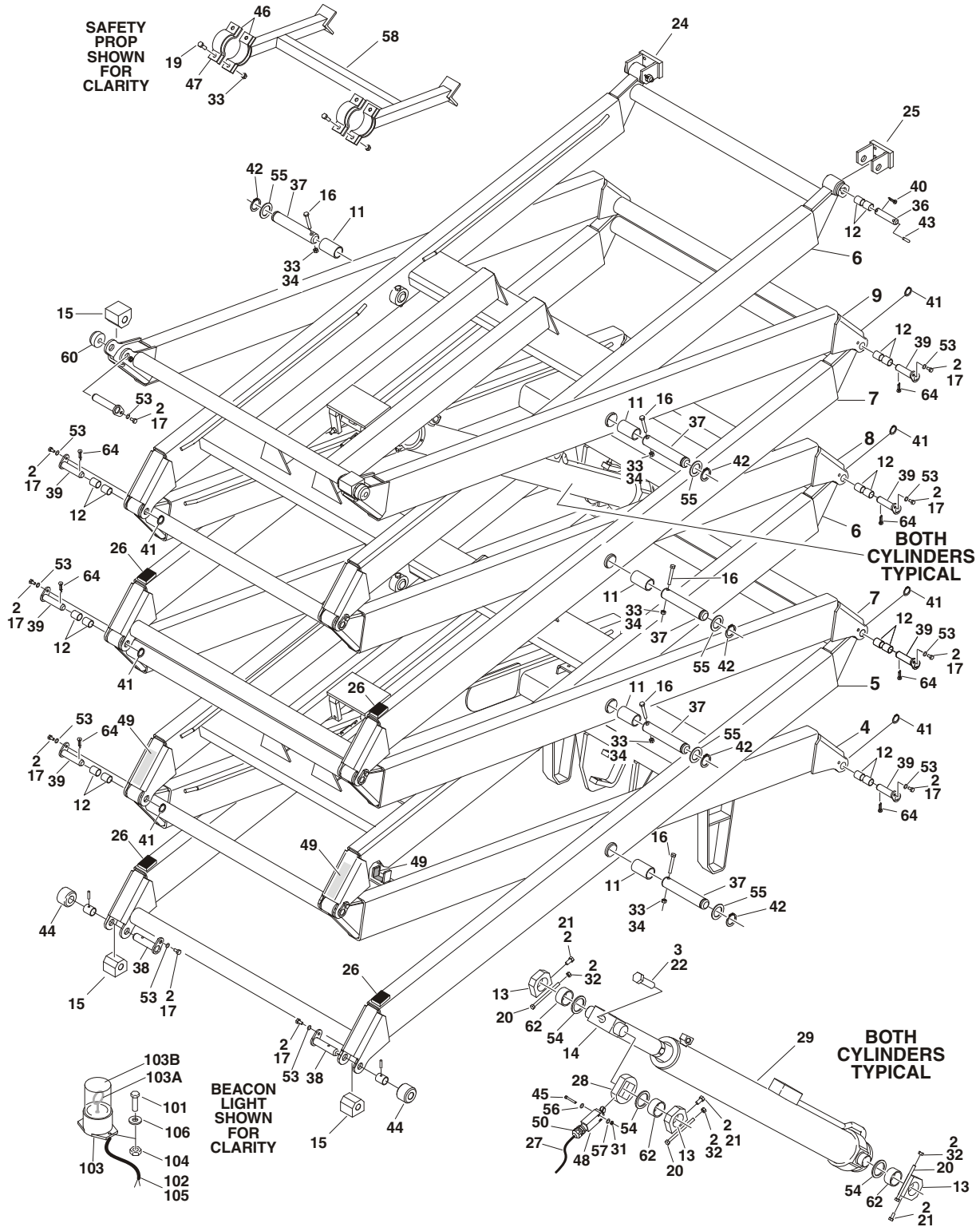
FIG & ITEM #	PART NUMBER	DESCRIPTION	QTY.	REV.
65	3440418	Rollpin (S/N 52737 to Present) -----	2	
		Arm Kit - 2032E2 Options:		
	2901530	Prior to S/N 82160 (Includes Items 4-9 and 51)	1	
	2901917	S/N 82160 to Present (Includes Items 4-9)	1	
	0257801	BEACON INSTALLATION	Ref.	A
101	0721006	Screw, Socket Head #10-24NC x 3/4"	2	
102	1060680	Cable, Electrical - 18/2	10ft/3m	
103	2920146	Light, Beacon	1	
103A	7016319	Bulb	1	
103B	7016372	Lens	1	
104	3311005	Locknut #10-24NC	2	
105	4460248	Terminal	2	
106	4751000	Flatwasher #10	2	

SECTION 3 SCISSOR ARMS

SECTION 3 SCISSOR ARMS

FIGURE 3-4. SCISSOR ARMS INSTALLATION - 2632E2

SECTION 3 SCISSOR ARMS



SECTION 3 SCISSOR ARMS

FIGURE 3-4. SCISSOR ARMS INSTALLATION - 2632E2

FIG & ITEM #	PART NUMBER	DESCRIPTION	QTY.	REV.
		SCISSOR ARMS INSTALLATION - 2632E2	Ref.	
	0271515	Standard Control Machines	Ref.	H
1	Not Used			
2	0100011	Loctite, #242	A/R	
3	0100019	Loctite, #271	A/R	
4	0200730	Arm Weldment (Bottom Inboard)	1	
5	0200731	Arm Weldment (Bottom Outboard)	1	
6	0200732	Arm Weldment (Top & Lower Mid Inboard)	2	
7	0200733	Arm Weldment (Top & Upper Mid Outboard)	2	
8	0200734	Arm Weldment (Upper Mid Inboard)	1	
9	0200735	Arm Weldment (Top Outboard)	1	
10	Not Used			
11	0440227	Bushing, Excelite	8	
12	0440228	Bushing, Excelite	32	
13	0440238	Bushing, Excelite (Includes Item 62)	8	
14	0561278	Block, Pivot	2	
15	0561301	Block, Slide	4	
16	0630528	Bolt, 3/8" - 16NC x 2 1/2" (Grade 8)	8	
17	0641405	Bolt, 1/4" - 20NC x 5/8"	2	
18	Not Used			
19	0641508	Bolt, 5-16" - 18NC x 1"	2	
20	0641536	Bolt, 5/16" - 18NC x 1/2"	8	
21	0641606	Bolt, 3/8" - 16NC x 3/4" (Prior to S/N 111642)	8	
22	0692224	Bolt, 3/4" - 16NC x 3"	2	
23	Not Used			
24	0902385	Bracket, Platform Attach (Right Side)	1	
25	0902386	Bracket, Platform Attach (Left Side)	1	
26	0940087	Bumper	6	
27	1060680	Cable, Electrical 18-2	17ft/5.2m	
28	1100105	Cam, Activator	1	
29	1683882	Lift Cylinder Assembly (See Section 5 for Breakdown)	1	
30	Not Used			
31	3310801	Locknut #8-32NC	2	
32	3311501	Nut 5/16" - 18NC	8	
33	3311505	Locknut 5/16" - 18NC	2	
34	3311605	Locknut 3/8" - 16NC	8	
35	Not Used			
36	3422641	Pin, Pivot	2	
37	3422746	Pin, Pivot	8	
38	3422862	Pin, Headed	2	
39	3422882	Pin, Pivot	16	
40	3450804	Pin, Cotter 1/4" x 1	2	
41	3760348	Ring, Retaining	16	
42	3760387	Ring, Retaining	8	
43	3841344	Rod, Retainer	2	
44	3860092	Roller	2	
45	3900329	Screw #8-32NC x 1 1/2"	2	

SECTION 3 SCISSOR ARMS

SECTION 3 SCISSOR ARMS

FIGURE 3-4. SCISSOR ARMS INSTALLATION - 2632E2 (CONTINUED)

FIG & ITEM #	PART NUMBER	DESCRIPTION	QTY.	REV.
46	4240125	Strap, Nylon	2	
47	4240128	Strap, Safety Prop	1	
48	4360548	Switch, Limit (was p/n 4360321)	1	
49	4420062	Tape, UHMW	.38ft/ 11.6cm	
50		Connector, Strain Relief Options:	1	
	4460662	1/2" Pipe Threads (Used on Limit Switch p/n 4360321)		
	4460968	M20-1.5 (Used on Limit Switch p/n 4360578)		
51 to 52	Not Used			
53	4711400	Flatwasher 1/4" Narrow	2	
54	4740307	Washer, Thrust	8	
55	4740438	Washer, Special	8	
56	4750800	Flatwasher #8	2	
57	4760800	Lockwasher #8	2	
58	4845519	Weldment, Safety Prop	1	
59	4922089	Harness, Lift Down (Upper) (Not Shown - See Section 7 for Breakdown)	1	
60	3860099	Roller, Platform	2	
61	4922088	Harness, Lift Down (Lower) (Not Shown - See Section 7 for Breakdown)	1	
62		Bushing Options (Part of Item 13):	8	
	0440226	Prior to S/N 49086		
	0440229	S/N 49086 to Present		
63 to 64	Not Used			
	2902068	Arm Kit (Includes Items 4-9)	1	
	0257801	BEACON INSTALLATIONS	Ref.	A
101	0721006	Screw, Socket Head #10-24NC x 3/4"	2	
102	1060680	Cable, Electrical - 18/2	10ft/3m	
103	2920146	Light, Beacon	1	
103A	7016319	Bulb	1	
103B	7016372	Lens	1	
104	3311005	Locknut #10-24NC	2	
105	4460248	Terminal	2	
106	4751000	Flatwasher #10	2	

SECTION 3 SCISSOR ARMS

SECTION 3 SCISSOR ARMS

FIGURE 3-4. SCISSOR ARMS INSTALLATION - 2632E2 (CONTINUED)

FIG & ITEM #	PART NUMBER	DESCRIPTION	QTY.	REV.

**S
E
C
T
I
O
N

3

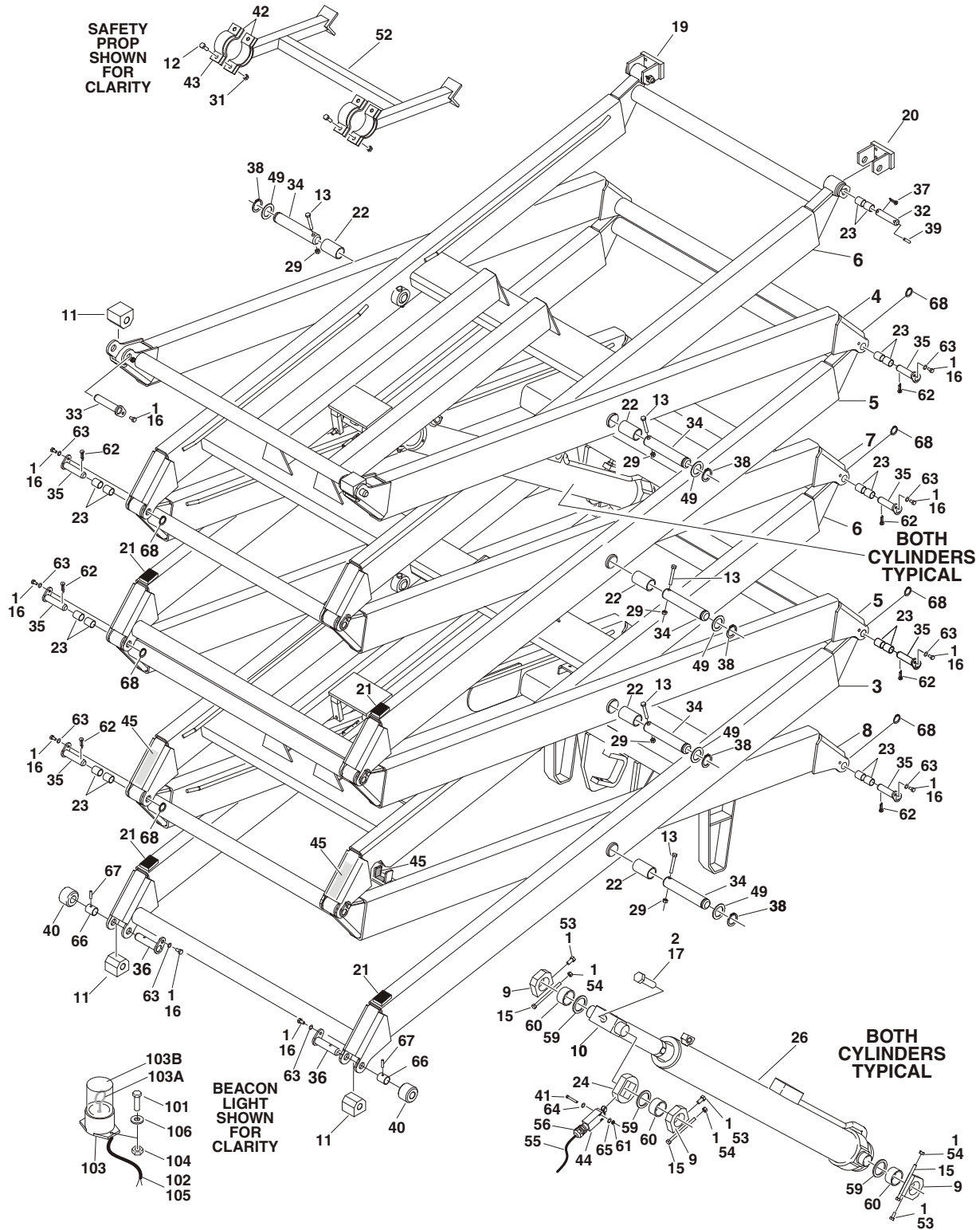
S
C
I
S
S
O
R

A
R
M
S**

SECTION 3 SCISSOR ARMS

FIGURE 3-5. SCISSOR ARMS INSTALLATION - 2646E2

SECTION 3 SCISSOR ARMS



SECTION 3 SCISSOR ARMS

FIGURE 3-5. SCISSOR ARMS INSTALLATION - 2646E2

FIG & ITEM #	PART NUMBER	DESCRIPTION	QTY.	REV.
		SCISSOR ARMS INSTALLATION - 2646E2 OPTIONS:	Ref.	
	0257666	Standard Machines	Ref.	S
1	0100011	Loctite #242	A/R	
2	0100019	Loctite #271	A/R	
3		Arm Weldment (Bottom Outboard) Options:	1	
	0200574	Prior to S/N 52737	3	
	0200639	S/N 52737 to Present	2	
4	0200572	Arm Weldment (Top Outboard)	1	
5	0200574	Arm Weldment (Lower and Upper Mid Outboard)	2	
6	0200575	Arm Weldment (Top and Lower Mid Inboard)	2	
7	0200576	Arm Weldment (Upper Mid Inboard)	1	
8		Arm Weldment (Bottom Inboard) Options:	1	
	0200577	Prior to S/N 65492		
	Use 0200707	S/N 65492 to S/N 107172 (Was P/N 0200698)		
	0200707	S/N 107172 to Present		
9		Bearing, Pivot Block Options (Includes Item 60):	8	
	Use 0440238	Prior to S/N 62991 (Was P/N 0561312)		
	0440238	S/N 62991 to Present		
10	0561278	Block, Pivot	2	
11	0561301	Block, Slide	4	
12	0641508	Bolt 5/16"-18NC x 1"	4	
13		Bolt Options:	8	
	0681520	Bolt 5/16"-18NC x 2 1/2" (Grade 8) (Prior to S/N 52737)		
	0630528	Bolt 3/8"-16NC x 2 1/2" (Grade 8) (S/N 52737 to Present)		
14	Not Used			
15	0641536	Bolt 5/16"-18NC x 4 1/2"	8	
16	0641405	Bolt 1/4"-20NC x 5/8"	A/R	
17	0692224	Bolt 3/4"-16NF x 3"	2	
18	Not Used			
19	0902385	Bracket, Platform Attach (Right Side)	1	
20	0902386	Bracket, Platform Attach (Left Side)	1	
21		Bumper Options:	6	
	0940084	Pad, Bumper (Prior to S/N 49086)		
	0940087	Bumper, Arm (S/N 49086 to Present)		
22		Bushing, Excelite Options:	8	
	0962096	Prior to S/N 49086		
	0440227	S/N 49086 to Present		
23		Bushing, Excelite Options:		
	0962097	Prior to S/N 49086	36	
	0440228	S/N 49086 to Present	32	
24	1100105	Cam, Activator	1	
25	Not Used			
26		Lift Cylinder Assembly (See Section 5 for Breakdown)	1	
	1683562	Prior to S/N 69053		
	1683882	S/N 69053 to Present		
27 to 28	Not Used			

SECTION 3 SCISSOR ARMS

SECTION 3 SCISSOR ARMS

FIGURE 3-5. SCISSOR ARMS INSTALLATION - 2646E2 (CONTINUED)

FIG & ITEM #	PART NUMBER	DESCRIPTION	QTY.	REV.
29		Locknut Options:	8	
	3311505	Locknut 5/16"-18NC (Prior to S/N 52737)		
	3311605	Locknut 3/8"-16NC (S/N 52737 to Present)		
30	Not Used			
31	3311505	Locknut 5/16"-18NC	4	
32	3422641	Pin, Pivot	2	
33	3422642	Pin, Headed	2	
34		Pin, Pivot Options:	8	
	3422644	Prior to S/N 52737		
	3422746	S/N 52737 to Present		
35		Pin, Pivot Options:	14	
	3422663	Prior to S/N 52737		
	3422743	S/N 52737 to S/N 82160		
	3422882	S/N 82160 to Present		
36		Pin, Pivot Options:	2	
	3422671	Prior to S/N 52737		
	3422742	S/N 52737 to S/N 82160		
	3422862	S/N 82160 to Present		
37	3450804	Pin, Cotter 1/4" x 1"	2	
38	3760387	Ring, Retaining	8	
39	3841344	Rod, Retaining	2	
40		Roller Options:	2	
	3860078	Prior to S/N 82160		
	3860092	S/N 82160 to Present		
41	3930820	Screw #8-32NC x 1 1/4"	2	
42	4240125	Strap, Nylon	4	
43	4240128	Strap, Safety Prop	2	
44	4360548	Switch, Limit (was p/n 4360321)	1	
45	4420062	Tape, UHMW	.38ft/ 11.6cm	
46 to 48	Not Used			
49	4740438	Washer, Special	8	
50 to 51	Not Used			
52	4845574	Prop, Safety	1	
53	0641606	Bolt 3/8"-16NC x 3/4" (Prior to S/N 111642)	8	
54	3311501	Nut 5/16"-18NC	8	
55	1060680	Cable, Electrical - 18/2	17ft/5.2m	
56		Connector, Strain Relief Options:	1	
	Use 4460662	1/2" Pipe Threads (Was P/N 4460049)		
	4460662	1/2" Pipe Threads (Used on Limit Switch p/n 4360321)		
	4460968	M20-1.5 (Used on Limit Switch p/n 4360578)		
57	4922088	Harness, Lift Down (Lower) (Not Shown - See Section 7 for Breakdown)	1	
58	4922089	Harness, Lift Down (Upper) (Not Shown - See Section 7 for Breakdown)	1	
59	4740307	Washer, Thrust	8	
60		Bushing Options (Part of Item 9):	8	
	0440226	Prior to S/N 49086		
	0440229	S/N 49086 to Present		

SECTION 3 SCISSOR ARMS

SECTION 3 SCISSOR ARMS

FIGURE 3-5. SCISSOR ARMS INSTALLATION - 2646E2 (CONTINUED)

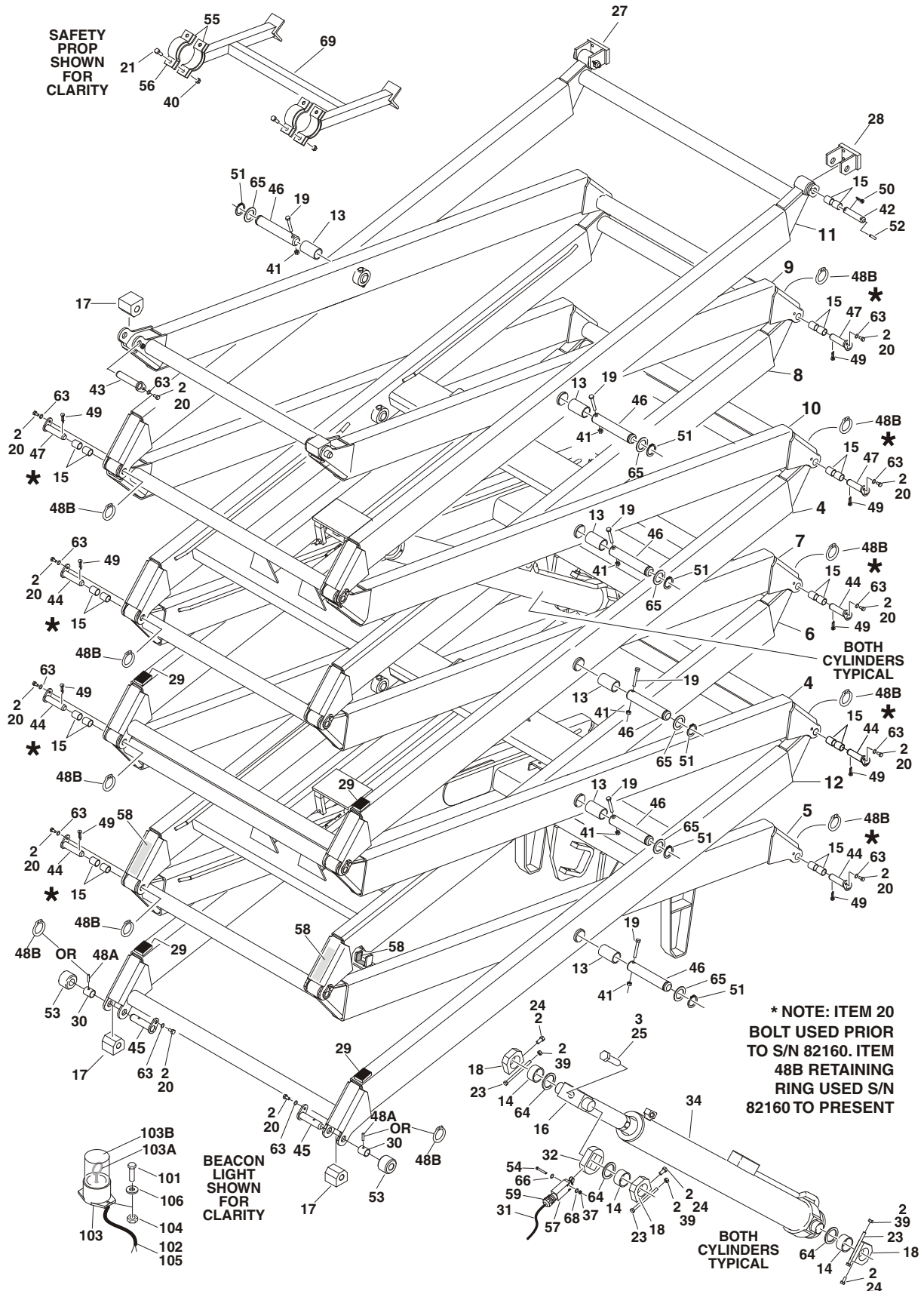
FIG & ITEM #	PART NUMBER	DESCRIPTION	QTY.	REV.
61	3310801	Locknut #8-32NC	2	
62	3450405	Pin, Cotter 1/8" x 1 1/4" (Prior to S/N 62991 Only)	14	
63	4711400	Flatwasher 1/4" Narrow	A/R	
64	4750800	Flatwasher #8	2	
65	4760800	Lockwasher #8	2	
66 to 67	Not Used			
68	3760348	Ring, Retaining	16	

		Arm Kit - 2646E2 Options:		
	2901532	Prior to S/N 82160 (Includes Items 4-8 and 52)	1	
	2901918	S/N 82160 to Present (Includes Items 3-8)	1	
	0257801	BEACON INSTALLATIONS	Ref.	A
101	0721006	Screw, Socket Head #10-24NC x 3/4"	2	
102	1060680	Cable, Electrical - 18/2	10ft/3m	
103	2920146	Light, Beacon	1	
103A	7016319	Bulb	1	
103B	7016372	Lens	1	
104	3311005	Locknut #10-24NC	2	
105	4460248	Terminal	2	
106	4751000	Flatwasher #10	2	

SECTION 3 SCISSOR ARMS

SECTION 3 SCISSOR ARMS

FIGURE 3-6. SCISSOR ARMS INSTALLATION - 3246E2



SECTION 3 SCISSOR ARMS

SECTION 3 SCISSOR ARMS

FIGURE 3-6. SCISSOR ARMS INSTALLATION - 3246E2

FIG & ITEM #	PART NUMBER	DESCRIPTION	QTY.	REV.
		SCISSOR ARMS INSTALLATION - 3246E2 OPTIONS:	Ref.	
	0258889	Standard Control Machines	Ref.	L
	0259408	Proportional Control Machines	Ref.	H
1	0100001	Adhesive (Not Shown)	A/R	
2	0100011	Loctite #242	A/R	
3	0100019	Loctite #271	A/R	
4	0200663	Arm Weldment (Second/Third Outboard)	2	
5		Arm Weldment (Bottom Inboard) Options:	1	
	Use 0200708	Prior to S/N 107172 (Was P/N 0200662)		
	0200708	S/N 107172 to Present		
6	0200633	Arm Weldment (Second Inboard)	1	
7	0200634	Arm Weldment (Third Inboard)	1	
8	0200635	Arm Weldment (Fourth Inboard)	1	
9	0200636	Arm Weldment (Fifth Inboard)	1	
10	0200637	Arm Weldment (Fourth Outboard)	1	
11	0200638	Arm Weldment (Fifth Outboard)	1	
12	0200639	Arm Weldment (Bottom Outboard)	1	
13	0962010	Bearing, Garmax	10	
14	0440229	Bearing, Garmax (Prior to S/N 62991)	8	
15	0440231	Bearing, Garmax	40	
16	0561278	Block, Pivot	2	
17	0561301	Block, Slide	4	
18		Block, Pivot Options (Includes Item 14):	8	
	Use 0440238	Prior to S/N 62991 (Was P/N 0561312)		
	0440238	S/N 62991 to Present		
19	0630528	Bolt 3/8"-16NC x 2 1/2" (Grade 8)	10	
20	0641405	Bolt 1/4"-20NC x 5/8"	A/R	
21	0641508	Bolt 5/16"-18NC x 1"	4	
22	Not Used			
23	0641536	Bolt 5/16"-18NC x 4 1/2"	8	
24	0641606	Bolt 3/8"-16NC x 3/4" (Prior to S/N 111642)	8	
25	0692224	Bolt 3/4"-16NF x 3"	2	
26	Not Used			
27	0902385	Bracket, Platform Attach (Right Side)	1	
28	0902386	Bracket, Platform Attach (Left Side)	1	
29	0940087	Bumper, Arm	8	
30	0962207	Bushing, Spacer (Prior to S/N 82160)	2	
31	1060680	Cable, Electrical - 18/2	25ft/7.6m	
32	1100105	Cam, Activator	1	
33	Not Used			
34		Lift Cylinder Assembly (See Section 5 for Breakdown)	2	
	1683771	Standard Controls Machines Prior to S/N 69053		
	1683883	Standard Controls Machines S/N 69053 to Present		
	1683883	Proportional Control Machines		
35 to 36	Not Used			
37	3310801	Nut #8-32NC	2	
38	Not Used			

SECTION 3 SCISSOR ARMS

FIGURE 3-6. SCISSOR ARMS INSTALLATION - 3246E2 (CONTINUED)

FIG & ITEM #	PART NUMBER	DESCRIPTION	QTY.	REV.
39	3311501	Nut 5/16"-18NC	8	
40	3311501	Nut 5/16"-18NC	8	
41	3311605	Locknut 3/8"-16NC	4	
42	3422641	Pin, Pivot	2	
43	3422642	Pin, Headed (Top)	2	
44		Pin, Pivot Options:	12	
	3422773	Prior to S/N 82160		
	3422882	S/N 82160 to Present		
45		Pin, Headed (Bottom) Options:	2	
	3422742	Prior to S/N 82160		
	3422862	S/N 82160 to Present		
46	3422746	Pin, Pivot	10	
47		Pin, Pivot (Special Pins) Options:	6	
	3422759	Prior to S/N 82160		
	3422863	S/N 82160 to Present		
48		Hardware Options:	A/R	
48A	3440418	Rollpin (Prior to S/N 82160)	2	
48B	3760348	Ring, Retaining (S/N 82160 to Present)	20	
49	3450405	Pin, Cotter 1/8" x 1 1/4"	A/R	
50	3450804	Pin, Cotter 1/4" x 1"	2	
51	3760387	Ring, Retaining	10	
52	3841344	Rod, Retaining	2	
53		Roller Options:	2	
	3860078	Prior to S/N 82160		
	3860092	S/N 82160 to Present		
54	3900329	Screw #8-32NC x 1 1/2"	2	
55	4240125	Strap, Nylon	4	
56	4240128	Strap, Safety Prop	1	
57	4360548	Switch, Limit (was p/n 4360321)	1	
58	4420062	Tape, UHMW	.38ft/ 11.6cm	
59		Connector, Strain Relief Options:	2	
	Use 4460662	1/2" Pipe Threads (Was P/N 4460049)		
	4460662	1/2" Pipe Threads (Used on Limit Switch p/n 4360321)		
	4460968	M20-1.5 (Used on Limit Switch p/n 4360578)		
60 to 62	Not Used			
63	4711400	Flatwasher 1/4" Narrow	A/R	
64	4740307	Washer, Thrust	8	
65	4740438	Washer, Special	10	
66	4750800	Flatwasher #8	2	
67	Not Used			
68	4760800	Lockwasher #8	2	
69	4845981	Prop, Safety	1	
70		Harness, Lift Down Options	1	
		(Not Shown - See Section 7 for Breakdown):		
	4922088	Standard Controls Machines (Lower)		
	4922089	Standard Controls Machines (Upper)		
	4922301	Proportional Control Machines		

SECTION 3 SCISSOR ARMS

SECTION 3 SCISSOR ARMS

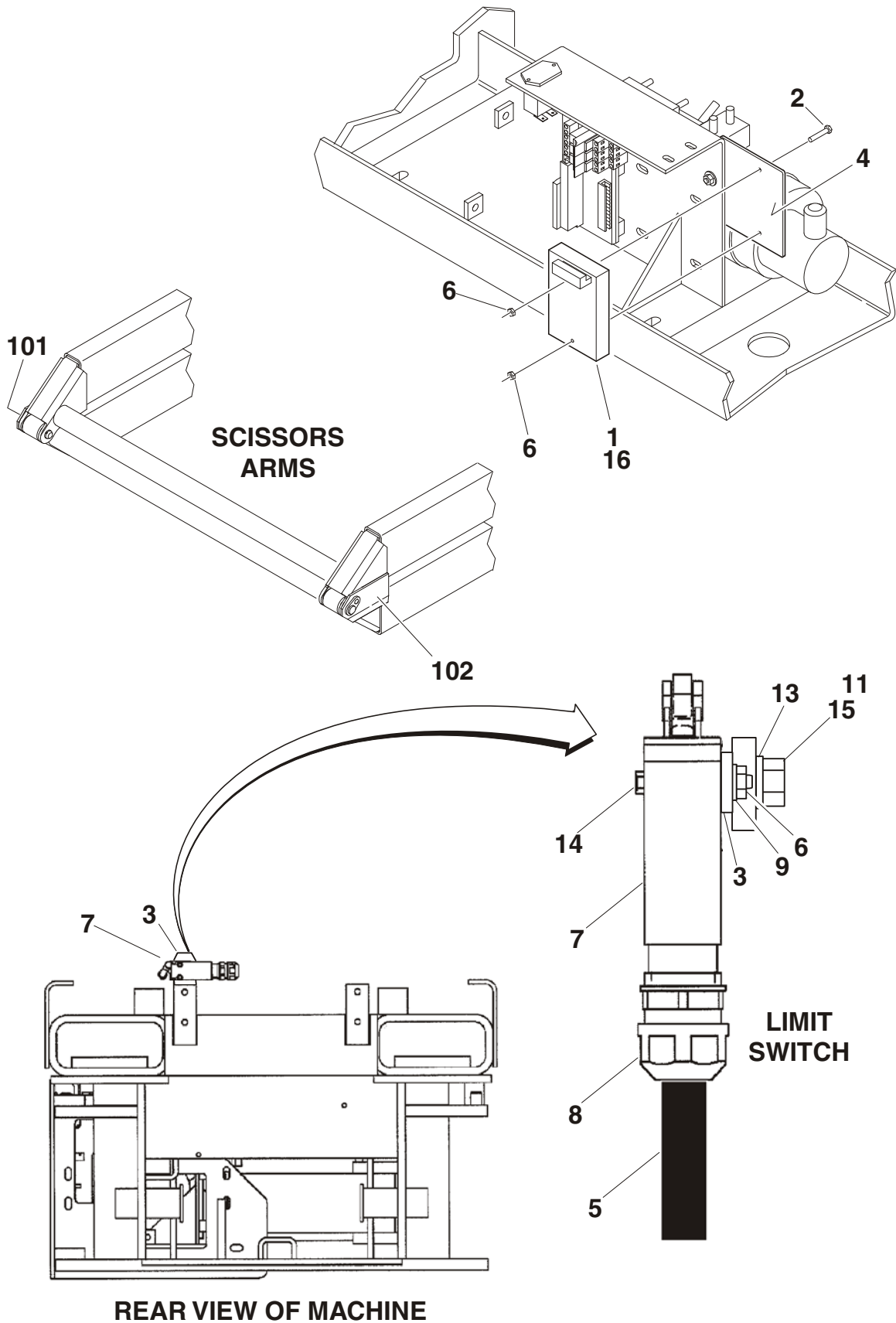
FIGURE 3-6. SCISSOR ARMS INSTALLATION - 3246E2 (CONTINUED)

FIG & ITEM #	PART NUMBER	DESCRIPTION	QTY.	REV.
	2901919	Arm Kit - 3246E2 (Includes Items 4-12)		
		BEACON INSTALLATIONS	Ref.	
	0257801	Standard Controls Machines	Ref.	A
	0259411	Proportional Controls Machines	Ref.	A
101	0721006	Screw, Socket Head #10-24NC x 3/4"	2	
102	1060680	Cable, Electrical - 18/2	10ft/3m	
103	2920146	Light, Beacon	1	
103A	7016319	Bulb	1	
103B	7016372	Lens	1	
104	3311005	Locknut #10-24NC	2	
105	4460248	Terminal	2	
106	4751000	Flatwasher #10	2	
107	2400056	Fuse (Not Shown - Proportional Controls Machines Only)	1	
108	4460044	Fuseholder (Not Shown - Prop Controls Machines Only)	1	

SECTION 3 SCISSOR ARMS

SECTION 3 SCISSOR ARMS

FIGURE 3-7. ARM GUARDS INSTALLATIONS



SECTION 3 SCISSOR ARMS

SECTION 3 SCISSOR ARMS

FIGURE 3-7. ARM GUARDS INSTALLATIONS

FIG & ITEM #	PART NUMBER	DESCRIPTION	QTY.	REV.
		ARM GUARDS INSTALLATIONS:	Ref.	
	0258296	1932E2	Ref.	1
	0257973	2032E2	Ref.	1
	0258297	2646E2	Ref.	1
	0258905	3246E2 with Standard Controls	Ref.	1
	0259653	3246E2 with Proportional Controls	Ref.	1
		ELECTRONIC COMPONENTS ASSEMBLY OPTIONS:	Ref.	
	0258738	1932E2	Ref.	D
	0258409	2032E2/2646E2	Ref.	G
	0258409	3246E2 with Standard Controls	Ref.	G
	0259412	3246E2 with Proportional Controls	Ref.	A
1		Board, Circuit Options:	A/R	
	0610126	1932E2/2032E2/2646E2	1	
	0610126	3246E2 with Standard Controls	1	
	Not Required	3246E2 with Proportional Controls	0	
2		Screw Options:	A/R	
	3930824	Screw, Socket Head #8-32NC x 1 1/2" (Prior to S/N 79960)		
	0720810	Screw, Socket Head #8-32NC x 1 1/4" (S/N 79960 to Present)		
3		Bar, Limit Switch Mount (S/N 52004 to Present)	1	
	0362501	1932E2	1	
	0362812	2032E2/2646E2/3246E2	1	
4		Bracket, Electronic Arm Guards Options:	A/R	
	0902521	1932E2	1	
	0902467	2032E2/2646E2/3246E2 (Prior to S/N 52004)	1	
	0902505	2032E2/2646E2	1	
	0902505	3246E2 with Standard Controls (S/N 52004 to Present)	1	
	Not Required	3246E2 with Proportional Controls	1	
5	1060680	Cable, Electric - 18/2		
		1932E2	5ft/1.52m	
		2032E2/2646E2 & 3246E2	7ft/2.14m	
6	3310805	Locknut #8-32NC	4	
7	4360401	Switch, Limit	1	
8		Connector, Strain Relief Options:	A/R	
	Use 4460662	1932E2/2032E2/2646E2 (Was 4460049) (Prior to S/N 103154)		
	Use 4460662	3246E2 with Standard Controls (Was 4460049) (Prior to S/N 103154)		
	4460662	3246E2 with Proportional Controls		
9	4750800	Flatwasher #8	A/R	
10		Harness, Electronic Arm Guards (Not Shown - See Section 7 for Breakdown)	A/R	
	4922151	1932E2/2032E2/2646E2	1	
	4922151	3246E2 with Standard Controls	1	
	Not Required	3246E2 with Proportional Controls	0	

SECTION 3 SCISSOR ARMS

SECTION 3 SCISSOR ARMS

FIGURE 3-7. ARM GUARDS INSTALLATIONS (CONTINUED)

FIG & ITEM #	PART NUMBER	DESCRIPTION	QTY.	REV.
11	0641608	Bolt 3/8"-16NC x 1" 2032E2/2646E2 & 3246E2 Machines (S/N 52004 to Present)	2	
12	Not Used			
13	4711600	Flatwasher 3/8" Narrow 2032E2/2646E2 & 3246E2 Machines (S/N 52004 to Present)	2	
14	3930824	Screw #8-32NC x 1 1/2" 1932E2 Machines	2	
	3911024	Screw #10-24NC x 1 1/2" 2032E2/2646E2 & 3246E2 Machines (S/N 52004 to Present)	2	
15	0100011	Loctite #242	A/R	
16	0100048	Grease, Dielectric	A/R	
		ARM GUARDS ASSEMBLY OPTIONS:	Ref.	
	0258740	1932E2	Ref.	A
	0258618	2032E2	Ref.	A
	0258620	2646E2	Ref.	A
	0259122	3246E2	Ref.	A
101		Shield (Left Side) Options:	A/R	
	4060971	1932E2	6	
	4060964	2032E2	4	
	4060964	2646E2	6	
	4060964	3246E2	8	
102		Shield (Right Side) Options:	A/R	
	4060972	1932E2	6	
	4060965	2032E2	4	
	4060965	2646E2	6	
	4060965	3246E2	8	

SECTION 3 SCISSOR ARMS

SECTION 4 PLATFORM

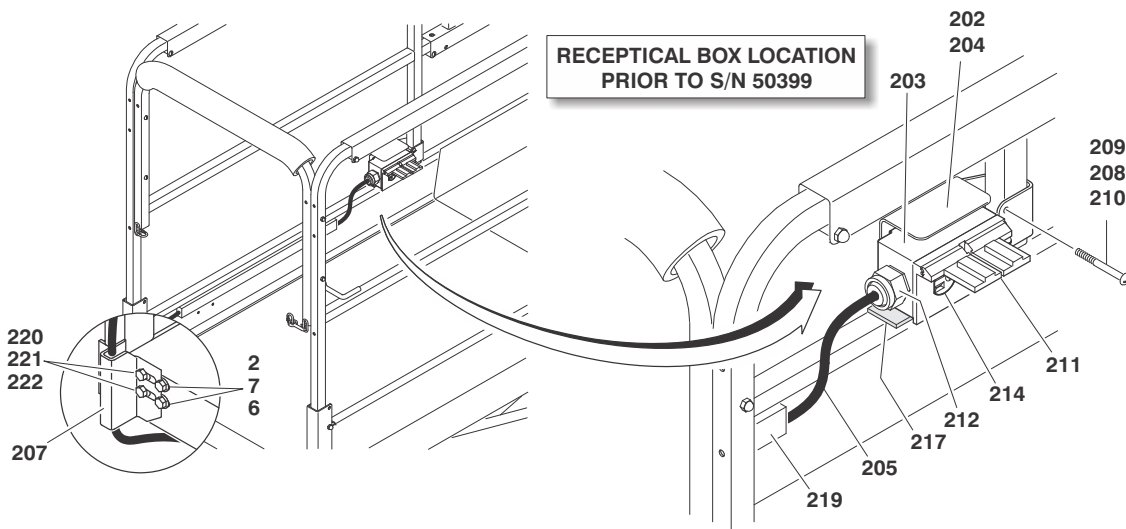
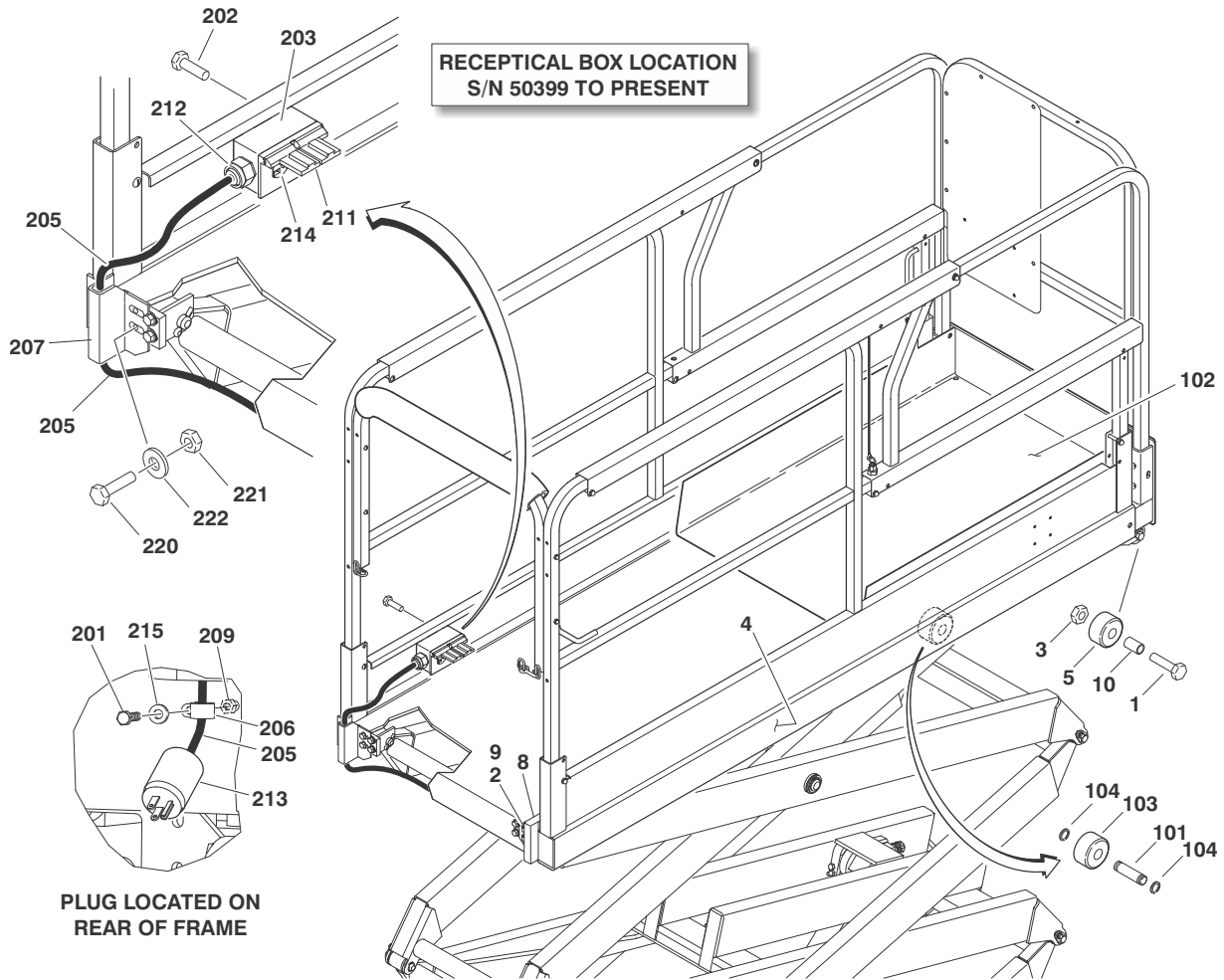
TABLE OF CONTENTS		
FIGURE	DESCRIPTION	PAGE
4-1	Platform and Accessories Installation	4-2
4-2	Handrails Installation (1532E2/1932E2 Australian Spec)	4-6
4-3	Handrails Installation (1532E2/1932E2 CE Spec)	4-10
4-4	Handrails Installation (2032E2 Australian Spec)	4-14
4-5	Handrails Installation (2032E2 CE Spec)	4-18
4-6	Handrails Installation (2646E2 & 3246E2)	4-22
4-7	Platform Console Box Assembly (Standard Controls Machines)	4-26
4-8	Platform Console Box Assembly (Proportional Controls Machines)	4-30
4-9	Controller Assembly (Standard Controls Machines)	4-34
4-10	Controller Assembly (Proportional Controls Machines)	4-36

SECTION 4 PLATFORM

SECTION 4 PLATFORM

FIGURE 4-1.PLATFORM AND ACCESSORIES INSTALLATION.

SECTION 4 PLATFORM



SECTION 4 PLATFORM

FIGURE 4-1. PLATFORM AND ACCESSORIES INSTALLATION.

FIG & ITEM #	PART NUMBER	DESCRIPTION	QTY.	REV.
		PLATFORM INSTALLATION OPTIONS:	Ref.	
	0270534	1532E2	Ref.	D
	0258041	1932E2	Ref.	B
	0257546	2032E2	Ref.	D
	0271516	2632E2	Ref.	B
	0257679	2646E2	Ref.	F
	0258896	3246E2	Ref.	D
1	0641814	Bolt 1/2"-13NC x 1 3/4"	2	
2	0641608	Bolt 3/8"-16NC x 1"	10	
3	3311805	Nut 1/2"-13NC	2	
4		Platform Weldment Options:	1	
	Use 3510783	1532E2 (Prior to S/N 99830) Was P/N 3510768		
	3510783	S/N 99830 to Present		
	3510623	1932E2		
	3510602	2032E2		
	3510794	2632E2		
	3510607	2646E2		
	3510687	3246E2		
5		Roller, Extension Options:	2	
	3860083	Prior to S/N 87281		
	3860093	S/N 87281 to Present		
6	4751600	Flatwasher 3/8" Narrow	12	
7	0100011	Loctite #242	A/R	
8		Guide, Cable Options:	1	
	Use 1670840	Prior to S/N 95875 (Was P/N 1670834)		
	1670840	S/N 95875 To Present		
9	3311605	Locknut 3/8"-16NC	2	
10	0962347	Bushing (S/N 87281 to Present)	2	
		EXTENSION INSTALLATION OPTIONS:	Ref.	
	0257547	1532E2 & 1932E2 & 2032E2 & 2632E2	Ref.	B
	0257776	2646E2 & 3246E2	Ref.	B
101	3422728	Pin	2	
102		Extension Weldment Options:	1	
	3510606	1532E2 & 1932E2 & 2032E2		
	3510608	2646E2 & 3246E2		
103	3860084	Roller	2	
104	1380151	Clip	4	

SECTION 4 PLATFORM

SECTION 4 PLATFORM

FIGURE 4-1. PLATFORM AND ACCESSORIES INSTALLATION. (CONTINUED)

FIG & ITEM #	PART NUMBER	DESCRIPTION	QTY.	REV.
		RECEPTACLE INSTALLATION OPTIONS:	Ref.	
	0270559	1532E2	Ref.	A
	0258282	1932E2	Ref.	E
	0257805	2032E2	Ref.	G
	0257809	2632E2 & 2646E2	Ref.	G
	0258904	3246E2	Ref.	G
201	0641407	Bolt 1/4"-20NC x 7/8"	1	
202		Screw Options:	4	
	3900256	Screw #10-24NC x 5/8" (Prior to S/N 81382)		
	3900294	Screw Self-Tapping (S/N 81382 to Present)		
203	0860038	Box, Receptacle	1	
204		Bracket, Mounting Receptacle Box Options:	1	
	0902466	Prior to S/N 49073		
	0902487	S/N 49073 to S/N 50399		
	Not Required	S/N 50399 to Present		
205		Cable, Electrical - 12/3 Options:	A/R	
		1532E2	A/R	
	Use 1060908	Prior to S/N 111329 (Was P/N 1060461)		
	1060908	S/N 111329 to Present		
		1932E2	25ft/7.9m	
	Use 1060908	Prior to S/N 111329 (Was P/N 1060461)		
	1060908	S/N 111329 to Present		
		2032E2	31ft/9.4m	
	Use 1060908	Prior to S/N 111329 (Was P/N 1060461)		
	1060908	S/N 111329 to Present		
		2632E2 & 2646E2	43ft/13.1m	
	Use 1060908	Prior to S/N 111329 (Was P/N 1060461)		
	1060908	S/N 111329 to Present		
		3246E2	45ft/16.2m	
	Use 1060908	Prior to S/N 111329 (Was P/N 1060461)		
	1060908	S/N 111329 to Present		
206	1320224	Clamp	1	
207	1670840	Cover, Cable Options:	1	
	Use 1670840	(Was P/N 1670834)		
208	3300356	Nut, Acorn 5/16"-18NC (Prior to S/N 49073 Only)	1	
209	3300151	Nut, Acorn 1/4"-20NC	3	
210		Screw Options:	A/R	
	3911532	Screw 5/16"-18NC x 2" (Prior to S/N 49073)	1	
	3911428	Screw 1/4"-16NC x 1 3/4" (S/N 49073 to S/N 50399)	2	
	Not Required	S/N 50399 to Present		
211	Not Available	Cover, Receptacle	1	
212		Connector, Strain Relief Options:	1	
	4460051	(Prior to S/N 81382)		
	4460328	(S/N 81382 to S/N 111329)		
	4460071	(S/N 111329 to Present)		
213	4460138	Plug	1	
214	Not Available	Receptacle, Electrical	1	

SECTION 4 PLATFORM

SECTION 4 PLATFORM

FIGURE 4-1. PLATFORM AND ACCESSORIES INSTALLATION. (CONTINUED)

FIG & ITEM #	PART NUMBER	DESCRIPTION	QTY.	REV.
215	4711400	Flatwasher 1/4" Narrow	1	
216	Not Used			
217	4420037	Tape, Insulation (S/N 49073 to S/N 50399)	4in/10cm	
218	Not Used			
219	1840018	Cable Carrier (S/N 49073 to Present)	1	
220	0641607	Bolt 3/8"-16NC x 7/8" (2646E2 Machines) (S/N 49073 to Present)	2	
221	3311605	Locknut 3/8"-16NC (2646E2 Machines) (S/N 49073 to Present)	2	
222	4711600	Flatwasher 3/8" Narrow (2646E2 Machines) (S/N 49073 to Present)	4	

SECTION 4 PLATFORM

SECTION 4 PLATFORM

FIGURE 4-2. HANDRAILS INSTALLATIONS (1532E2 & 1932E2 AUSTRALIAN SPEC)

FIG & ITEM #	PART NUMBER	DESCRIPTION	QTY.	REV.
		STANDARD HANDRAILS INSTALLATIONS OPTIONS (1532E2 & 1932E2 AUSTRALIAN SPEC):	Ref.	
	0258294	DRYWALL GATE - 1/2 SWING	Ref.	N
1	0100011	Loctite #242	A/R	
2	0641605	Bolt 3/8"-16NC x 3" (Prior to S/N 108888)	4	
3	1271404	Channel, Slide	2	
4	1840018	Cable Carrier (Prior to S/N 103151)	1	
5	2940074	Latch	1	
6		Nut Options:	A/R	
	3300151	Acorn 1/4"-20NC (Prior to S/N 98156)		
	2080063	Nylon Lock Nut 1/4" - 20NC (S/N 98156 to Present)		
7		Nut Options:	A/R	
	3300356	Acorn 5/16"-18NC (Prior to S/N 98156)		
	2080064	Nylon Lock Nut 5/16" - 18NC (S/N 98156 to Present)		
8	3300432	Nut, Acorn #10-24	4	
9	3340612	Pad, Nylon Cover (Black)	18in/46cm	
10	3422369	Pin, Quick Release	3	
11	3430418	Pin, Flathead Clevis	2	
12	3450202	Pin, Cotter	2	
13	3520072	Plug, Cap	4	
14	3570925	Plate, Placard	1	
15	3641259	Rail Weldment - Right Side Platform	1	
16	3641260	Rail Weldment - Left Side Platform	1	
17	3641261	Rail Weldment - Extension	1	
18	Not Used			
19	3820020	Rivet	6	
20	3860085	Roller	2	
21		Roller Options:	2	
	Use 3860095	Prior to S/N 79527 (Was p/n 3860087)		
	3860095	S/N 79527 to Present		
22	3911008	Screw #10-24NC x 1/2"	4	
23	3911428	Screw 1/4"-20NC x 1 3/4"	2	
24	3911424	Screw 1/4"-20NC x 1 1/2"	4	
25	3911532	Screw 5/16"-18NC x 2"	2	
26	3911536	Screw 5/16"-18NC x 2 1/4"	10	
27	4160177	Spring, Hinge	2	
28	4420076	Tape, UHMW	12ft/3.6m	
29	4567738	Tube, Rear Entry	1	
30	4711400	Flatwasher 1/4" Narrow	A/R	
31	4711500	Flatwasher 5/16" Narrow	8	
32	4740476	Washer, Thrust	4	
33	4751000	Flatwasher #10 Wide	4	
34		Weldment, Gate Options:	1	
	4845790	Prior to S/N 104900		
	4846599	S/N 104900 to Present		

SECTION 4 PLATFORM

SECTION 4 PLATFORM

FIGURE 4-2. HANDRAILS INSTALLATIONS (1532E2 & 1932E2 AUSTRALIAN SPEC) (CONTINUED)

FIG & ITEM #	PART NUMBER	DESCRIPTION	QTY.	REV.
35		Weldment, Support Options: Prior to S/N 104900	1	
	4845894	S/N 104900 to Present		
36	4845895	Weldment, Rail Support		
37	3911432	Screw 1/4"-20 x 2"	4	
38	4845829	Weldment, Rail Retainer	2	
39	3911408	Screw (S/N 103151 to Present)	3	
40	1320270	Clamp (S/N 103151 to Present)	3	
	0271553	Lanyard Installation (Not Shown)	Ref.	B
101	1703175	Decal, Lanyard	2	
102	1704277	Decal, Lanyard Attach Graphic	2	
103	3840732	Rod, Safety Belt Attach	1	
	2901974	----- Drywall Gate - 1/2 Swing (Includes Items 3, 14-17, 34-36)	1	4

SECTION 4 PLATFORM

SECTION 4 PLATFORM

FIGURE 4-2. HANDRAILS INSTALLATIONS (1532E2 & 1932E2 AUSTRALIAN SPEC) (CONTINUED)

FIG & ITEM #	PART NUMBER	DESCRIPTION	QTY.	REV.

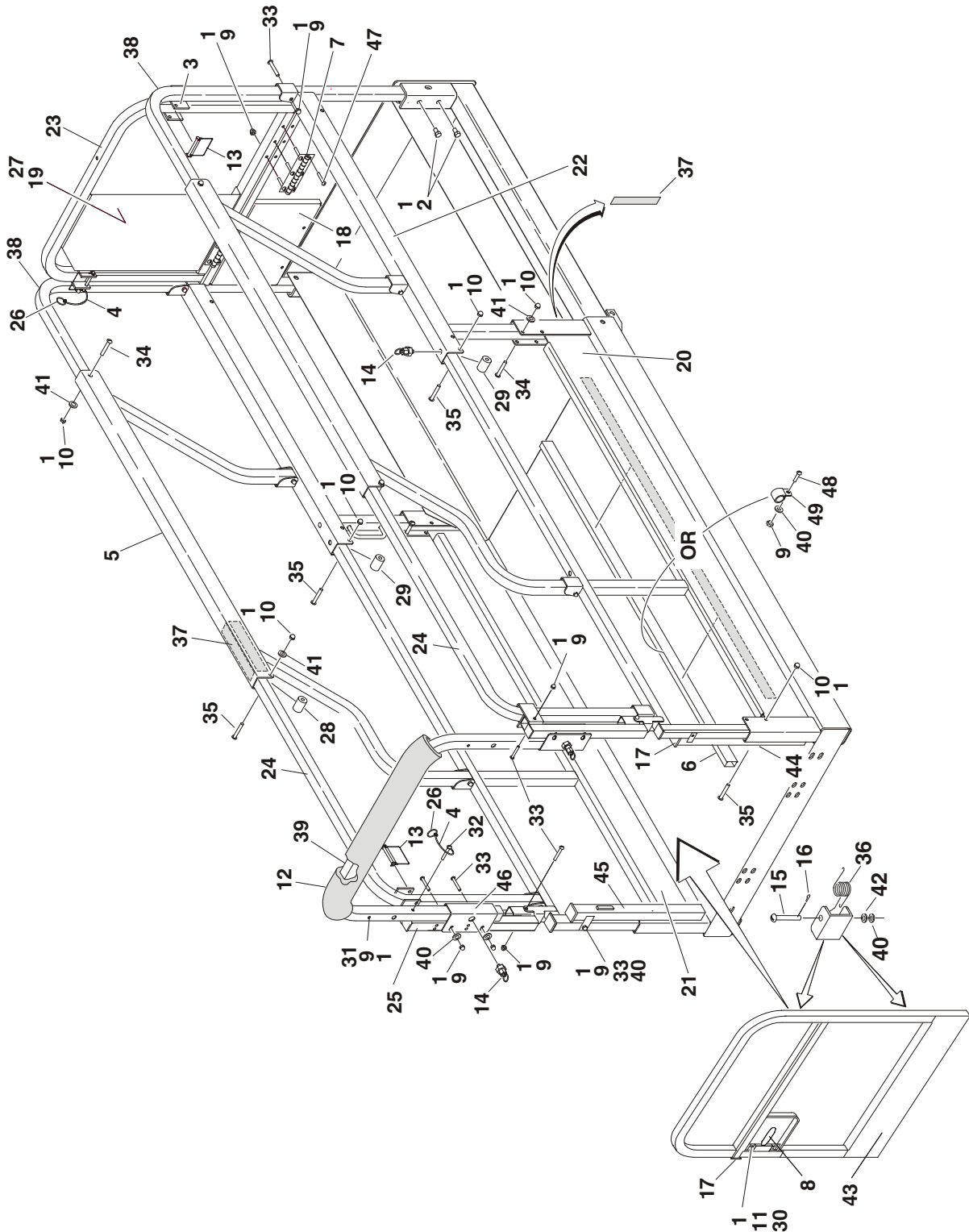
**S
E
C
T
I
O
N

4

P
L
A
T
F
O
R
M**

SECTION 4 PLATFORM

FIGURE 4-3.HANDRAILS INSTALLATIONS (1532E2 & 1932E2 CE SPEC).



SECTION 4 PLATFORM

SECTION 4 PLATFORM

FIGURE 4-3. HANDRAILS INSTALLATIONS (1532E2 & 1932E2 CE SPEC).

FIG & ITEM #	PART NUMBER	DESCRIPTION	QTY.	REV.
		FOLDDOWN HANDRAILS INSTALLATIONS OPTIONS (1532E2 & 1932E2 CE SPEC):	Ref.	
	0258295	DRYWALL GATE - 1/2 SWING	Ref.	O
1	0100011	Loctite #242	A/R	
2	0641605	Bolt 3/8"-16NC x 3" (Prior to S/N 108888)	4	
3	0901870	Bracket	4	
4	1060379	Cable, Lanyard	4	
5	1271404	Channel, Slide	2	
6	1840018	Cable Carrier (Prior to S/N 103151)	1	
7	2600231	Hinge	2	
8	2940074	Latch	1	
9		Nut Options:	A/R	
	3300151	Acorn 1/4"-20NC (Prior to S/N 98156)		
	2080063	Nylon Lock Nut 1/4" - 20NC (S/N 98156 to Present)		
10		Nut Options:	A/R	
	3300356	Acorn 5/16"-18NC (Prior to S/N 98156)		
	2080064	Nylon Lock Nut 5/16" - 18NC (S/N 98156 to Present)		
11	3300432	Nut, Acorn #10-24	4	
12	3340612	Pad, Nylon Cover (Black)	1.5ft/46cm	
13	3422219	Pin, Snapper	4	
14	3422369	Pin, Quick Release	3	
15	3430418	Pin, Flathead Clevis	2	
16	3450202	Pin, Cotter	2	
17	3520072	Plug, Cap	9	
18	3571061	Plate, Placard	1	
19	3571145	Plate, Placard	1	
20	3641301	Rail Weldment - Right Side Platform	1	
21	3641302	Rail Weldment - Right Side Platform	1	
22	3641303	Rail Weldment - Bottom Extension	1	
23	3641304	Rail Weldment - Top Extension	1	
24	3641305	Rail Weldment - Top	2	
25	3641307	Rail Weldment - Vertical Support	2	
26	3760170	Ring	4	
27	3820020	Rivet	9	
28	3860085	Roller	2	
29		Roller Options:	2	
	Use 3860095	Prior to S/N 79527 (Was p/n 3860087)		
	3860095	S/N 79527 to Present		
30	3911008	Screw #10-24NC x 1/2"	4	
31	3911424	Screw 1/4"-20NC x 1 1/2"	4	
32	3911430	Screw 1/4"-20NC x 1 3/4" (Prior to S/N 98156)	6	
33	3911432	Screw 1/4"-20NC x 2"	20	
34	3911532	Screw 5/16"-18NC x 2"	2	
35	3911536	Screw 5/16"-18NC x 2 1/4"	10	

SECTION 4 PLATFORM

SECTION 4 PLATFORM

FIGURE 4-3. HANDRAILS INSTALLATIONS (1532E2 & 1932E2 CE SPEC). (CONTINUED)

FIG & ITEM #	PART NUMBER	DESCRIPTION	QTY.	REV.
36		Spring, Hinge Options:	2	
	4160177	Prior to S/N 111642		
	4160200	S/N 111642 to Present		
37	4420076	Tape, UHMW	12ft/3.6m	
38	4567710	Tube, Top Extension	2	
39	4567719	Tube, Rear Entry	1	
40	4711400	Flatwasher 1/4" Narrow	A/R	
41	4711500	Flatwasher 5/16" Narrow	8	
42	4740476	Washer, Thrust	4	
43		Weldment, Gate Options:	1	
	4845790	Prior to S/N 104900		
	4846599	S/N 104900 to Present		
44		Weldment, Rail Support Options:	1	
	4845826	Prior to S/N 104900		
	4846602	S/N 104900 to Present		
45	4845827	Weldment, Rail Support	1	
46	4845829	Weldment, Rail Retainer	2	
47	3911428	Screw 1/4" - 20 x 1 5/8" (S/N 98211 to Present) (Not Shown)	12	
48	3911408	Screw (S/N 103151 to Present)	3	
49	1320270	Clamp (S/N 103151 to Present)	3	
	0271553	Lanyard Installation (Not Shown)	Ref.	B
101	1703175	Decal, Lanyard	2	
102	1704277	Decal, Lanyard Attach Graphic	2	
103	3840732	Rod, Safety Belt Attach	1	
	2901976	----- Drywall Gate - 1/2 Swing (Includes Items 5, 18-25, 38, 43-45)	1	4

SECTION 4 PLATFORM

SECTION 4 PLATFORM

FIGURE 4-3. HANDRAILS INSTALLATIONS (1532E2 & 1932E2 CE SPEC). (CONTINUED)

FIG & ITEM #	PART NUMBER	DESCRIPTION	QTY.	REV.

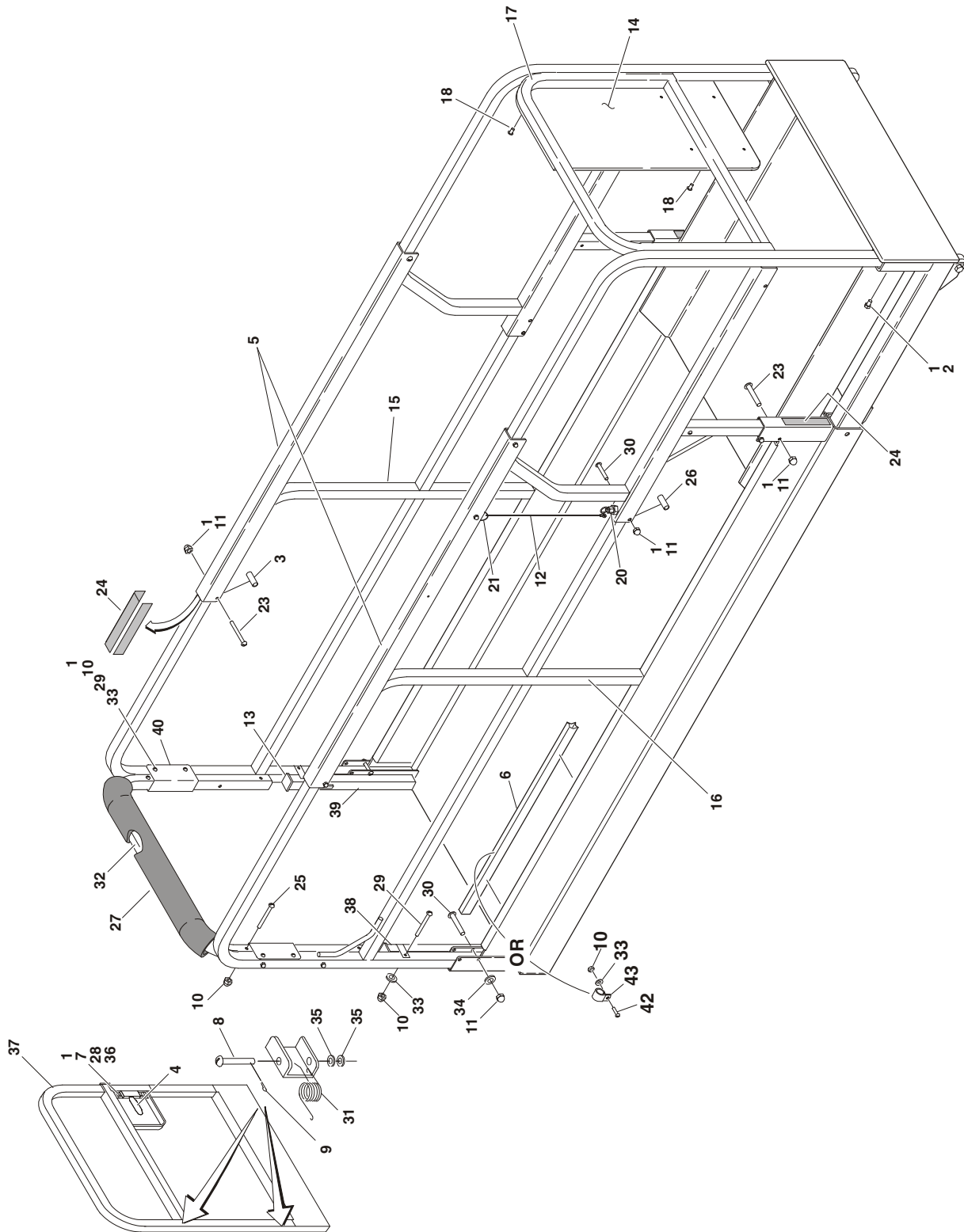
**S
E
C
T
I
O
N

4

P
L
A
T
F
O
R
M**

SECTION 4 PLATFORM

FIGURE 4-4.HANDRAILS INSTALLATIONS (2032E2 AUSTRALIAN SPEC).



SECTION 4 PLATFORM

SECTION 4 PLATFORM

FIGURE 4-4. HANDRAILS INSTALLATIONS (2032E2 AUSTRALIAN SPEC).

FIG & ITEM #	PART NUMBER	DESCRIPTION	QTY.	REV.
		STANDARD HANDRAILS INSTALLATIONS OPTIONS (2032E2 AUSTRALIAN SPEC):	Ref.	
	0257951	DRYWALL GATE - 1/2 SWING	Ref.	N
1	0100011	Loctite #242	1	
2	0641605	Bolt 3/8"-16NC x 3" (Prior to S/N 108888)	4	
3	3860085	Roller	2	
4	2940074	Latch	1	
5	1271339	Channel, Slide	2	
6	1840017	Cable Carrier (Prior to S/N 103151)	1	
7	3300432	Nut, Acorn #10-24	4	
8	3430418	Pin, Flathead Clevis	2	
9	3450202	Pin, Cotter	2	
10		Nut Options:	A/R	
	3300151	Acorn 1/4"-20NC (Prior to S/N 99066)		
	2080063	Nylon Lock Nut 1/4" - 20NC (S/N 99066 to Present)		
11		Nut Options:	A/R	
	3300356	Acorn 5/16"-18NC (Prior to S/N 99066)		
	2080064	Nylon Lock Nut 5/16" - 18NC (S/N 99066 to Present)		
12	Use 1060329	Cable, Lanyard (Prior to S/N 76505) Was P/N 1060695	1	
	1060697	S/N 76505 to S/N 103769		
	1060329	S/N 103769 to Present		
13	3520072	Plug, Cap	3	
14	3570925	Plate, Placard	1	
15	3641200	Rail Weldment - Left Side Platform	1	
16	3641201	Rail Weldment - Right Side Platform	1	
17	3641202	Rail Weldment - Extension	1	
18	3820020	Rivet	6	
19	Not Used			
20	3422369	Pin, Plunger	3	
21	3760170	Ring, Quick Release	1	
22	Not Used			
23	3911532	Screw 5/16"-18NC x 2"	8	
24	4420076	Tape, UHMW	12ft/3.6m	
25	3911424	Screw 1/4"-20 1 1/2"	4	
29		Roller Options:	2	
	Use 3860095	Prior to S/N 79527 (Was p/n 3860087)		
	3860095	S/N 79527 to Present		
26	3860087	Roller	2	
27	3340612	Pad, Nylon Cover	1.5ft/46cm	
28	3911008	Screw #10-24NC x 1/2"	4	
29	3911432	Screw 1/4"-20 x 2"	6	
30	3911536	Screw 5/16"-18 x 2 1/4"	6	

SECTION 4 PLATFORM

SECTION 4 PLATFORM

FIGURE 4-4. HANDRAILS INSTALLATIONS (2032E2 AUSTRALIAN SPEC). (CONTINUED)

FIG & ITEM #	PART NUMBER	DESCRIPTION	QTY.	REV.
31		Spring, Hinge Options:	2	
	4160177	Prior to S/N 111642		
	4160200	S/N 111642 to Present		
32	4567738	Tube, Rear Entry	1	
33	4711400	Flatwasher 1/4" Narrow	17	
34	4711500	Flatwasher 5/16" Narrow	8	
35	4740476	Washer, Thrust	4	
36	4751000	Flatwasher #10 Wide	4	
37	4845790	Weldment, Gate	1	
38	4845826	Weldment, Rail Support	1	
39	4845827	Weldment, Rail Support	1	
40	4845829	Weldment, Rail Retainer	2	
41	3911534	Screw 5/16" - 18 x 2 1/8" (Prior to S/N 76505)	2	
42	3911408	Screw (S/N 103151 to Present)	3	
43	1320270	Clamp (S/N 103151 to Present)	3	
	0271553	Lanyard Installation (Not Shown)	Ref.	B
101	1703175	Decal, Lanyard	2	
102	1704277	Decal, Lanyard Attach Graphic	2	
103	3840732	Rod, Safety Belt Attach	1	
	2901979	----- Drywall Gate - 1/2 Swing (Includes Items 4, 14-17, 48 - 50)	1	3

SECTION 4 PLATFORM

SECTION 4 PLATFORM

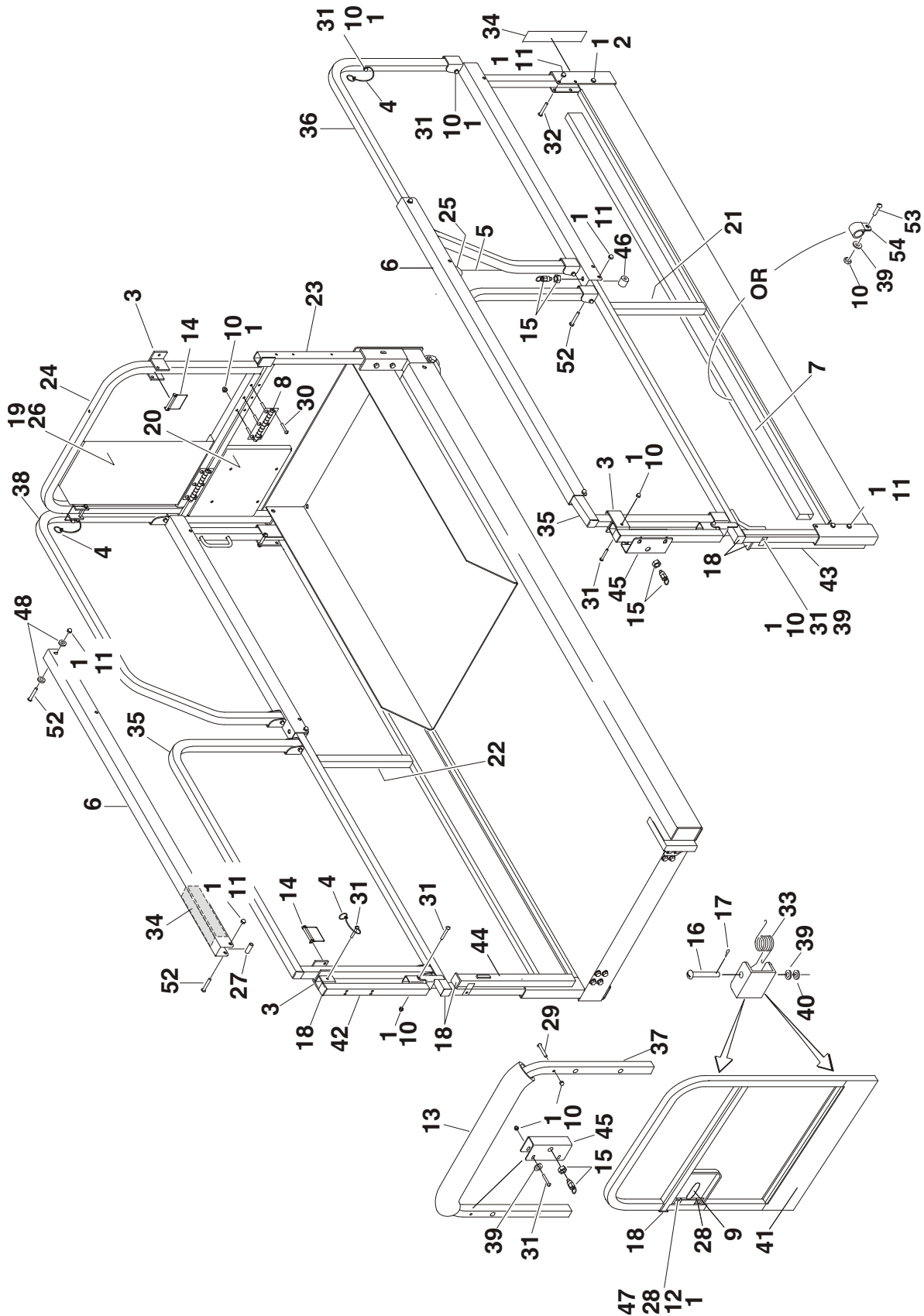
FIGURE 4-4. HANDRAILS INSTALLATIONS (2032E2 AUSTRALIAN SPEC). (CONTINUED)

FIG & ITEM #	PART NUMBER	DESCRIPTION	QTY.	REV.

**S
E
C
T
I
O
N
4
P
L
A
T
F
O
R
M**

SECTION 4 PLATFORM

FIGURE 4-5.HANDRAILS INSTALLATIONS (2032E2 / CE SPEC).



FORMER PLATFORM 4 NOTICES

SECTION 4 PLATFORM

FIGURE 4-5. HANDRAILS INSTALLATIONS (2032E2 / CE SPEC).

FIG & ITEM #	PART NUMBER	DESCRIPTION	QTY.	REV.
		FOLDDOWN HANDRAILS INSTALLATIONS OPTIONS (2032E2 CE SPEC):	Ref.	
	0257952	DRYWALL GATE - 1/2 SWING	Ref.	Q
1	0100011	Loctite #242	1	
2	0641605	Bolt 3/8"-16NC x 3" (Prior to S/N 108888)	4	
3	0901870	Bracket Weldment	4	
4	1060379	Cable, Lanyard	4	
5		Cable, Lanyard	1	
	Use 1060329	(Was P/N 1060697) (Prior to S/N 103769)		
	1060329	(S/N 103769 to Present)		
6	1271339	Channel, Slide	2	
7	1840018	Cable Carrier (Prior to S/N 103151)	1	
8	2600231	Hinge	2	
9	2940074	Latch	1	
10		Nut Options:	39	
	3300151	Acorn 1/4"-20NC (Prior to S/N 98211)		
	2080063	Nylon Lock Nut 1/4" - 20NC (S/N 98211 to Present)		
11		Nut Options:	12	
	3300356	Acorn 5/16"-18NC (Prior to S/N 98211)		
	2080064	Nylon Lock Nut 5/16" - 18NC (S/N 98211 to Present)		
12	3300432	Nut, Acorn #10-24NC	4	
13	3340612	Pad, Nylon Cover	1.5ft/46cm	
14	3422219	Pin, Snap	4	
15	3422369	Pin, Plunger	3	
16	3430418	Pin, Clevis	2	
17	3450202	Pin, Cotter 1/16" x 1/2"	2	
18	3520072	Plug, Cap	11	
19	3571060	Plate, Placard	1	
20	3571061	Plate, Placard	1	
21	3641269	Rail Weldment - Platform Right Side Bottom Section	1	
22	3641270	Rail Weldment - Platform Left Side Bottom Section	1	
23	3641271	Rail Weldment - Extension Front Bottom Section	1	
24	3641272	Rail Weldment - Extension Front Top Section	1	
25	3760170	Ring	5	
26	3820020	Rivet	9	
27	3860085	Roller	4	
28	3911008	Screw #10-24NC x 1 1/2"	4	
29	3911424	Screw 1/4"-20NC x 1 1/2"	4	
30	3911428	Screw 1/4"-20NC x 1 3/4"	12	
31	3911432	Screw 1/4"-20NC x 2"	20	
32	3911532	Screw 5/16"-18NC x 2"	6	
33		Spring, Hinge Options:	2	
	4160177	Prior to S/N 111642		
	4160200	S/N 111642 to Present		
34	4420076	Tape, UHMW	12ft/3.6m	

SECTION 4 PLATFORM

SECTION 4 PLATFORM

FIGURE 4-5. HANDRAILS INSTALLATIONS (2032E2 / CE SPEC). (CONTINUED)

FIG & ITEM #	PART NUMBER	DESCRIPTION	QTY.	REV.
35		Rail Weldment - Platform Right & Left Sides Top Sections Options:	2	
	4567610	Prior to S/N 49450		
	3641311	S/N 49450 to Present		
36	4567611	Rail Weldment - Extension Right Side Top Section	2	
37	4567614	Rail Weldment - Platform Rear	1	
38	4567615	Rail Weldment - Extension Left Side Top Section (Prior to S/N 93070 Only)	1	
39	4711400	Flatwasher 1/4" Narrow	17	
40	4740476	Thrustwasher	4	
41	4845790	Gate, Self-Closing	1	
42	4845825	Rail Weldment - Platform Rear Left & Right Top Sections	2	
43	4845826	Rail, Support (Right Side Rear)	1	
44	4845827	Rail, Support (Left Side Rear)	1	
45	4845829	Retainer, Rail	2	
46	4566849	Tube, Spacer (Prior to S/N 52645)	2	
	Use 3860095	Roller (S/N 52645 to S/N 79527) (Was p/n 3860087)	2	
	3860095	Roller (S/N 79527 to Present)	2	
47	4751000	Flatwasher #10 Wide	4	
48	4751500	Flatwasher 5/16" Narrow	4	
49 to 51	Not Used			
52	3911536	Screw 5/16"-18NC x 2 1/4"	6	
53	3911408	Screw (S/N 103151 to Present)	3	
54	1320270	Clamp (S/N 103151 to Present)	3	
	0271553	Lanyard Installation (Not Shown)	Ref.	B
101	1703175	Decal, Lanyard	2	
102	1704277	Decal, Lanyard Attach Graphic	2	
103	3840732	Rod, Safety Belt Attach	1	
	2901981	----- Drywall Gate - 1/2 Swing (Includes Items 6, 19-24, 35, 36, 41-44)	1	5

SECTION 4 PLATFORM

SECTION 4 PLATFORM

FIGURE 4-5. HANDRAILS INSTALLATIONS (2032E2 / CE SPEC). (CONTINUED)

FIG & ITEM #	PART NUMBER	DESCRIPTION	QTY.	REV.

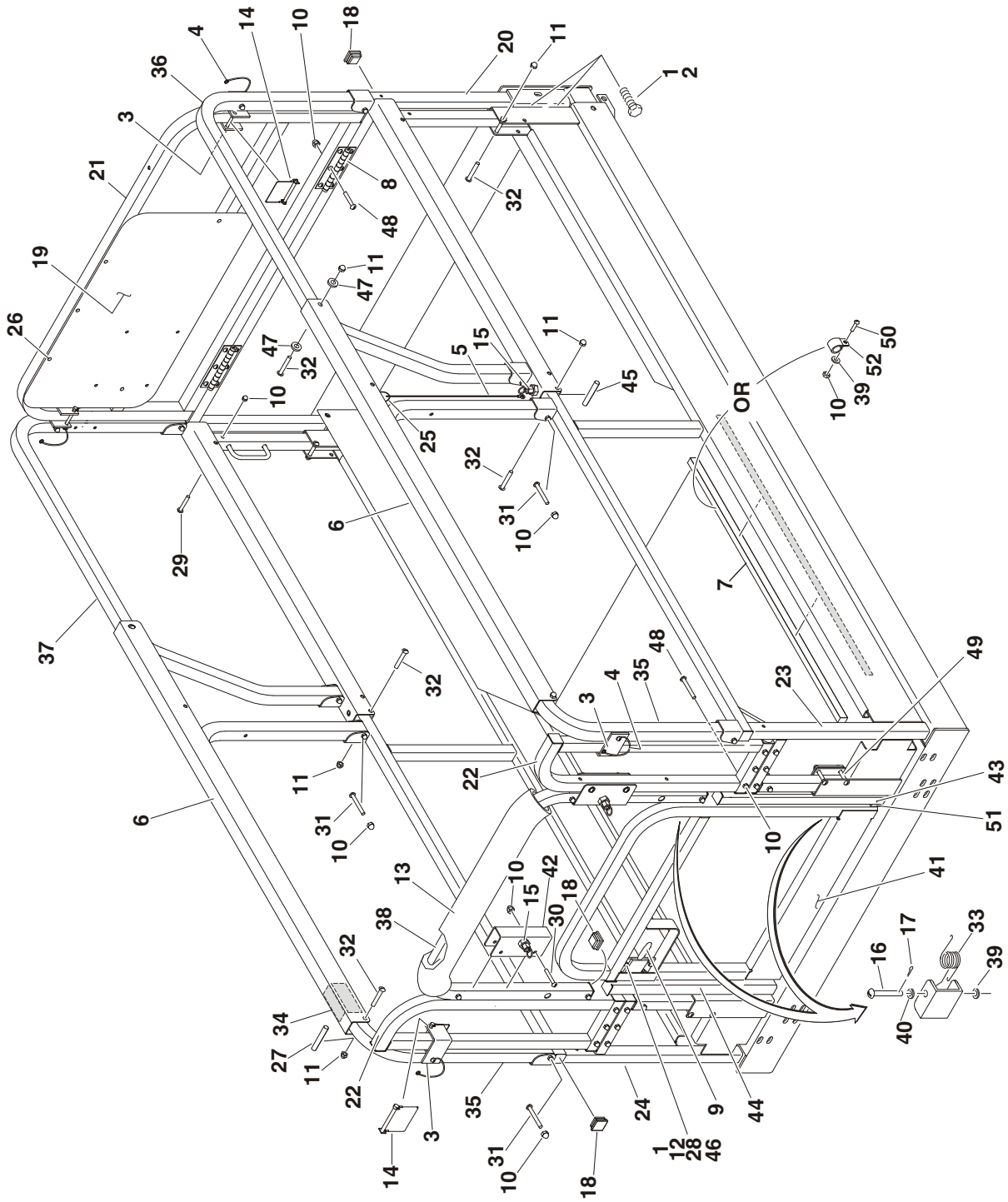
**S
E
C
T
I
O
N

4

P
L
A
T
F
O
R
M**

SECTION 4 PLATFORM

FIGURE 4-6. HANDRAILS INSTALLATIONS (2646E2 & 3246E2 AUSTRALIAN & CE SPEC)



SECTION 4 PLATFORM

SECTION 4 PLATFORM

FIGURE 4-6. HANDRAILS INSTALLATIONS (2646E2 & 3246E2 AUSTRALIAN & CE SPEC)

FIG & ITEM #	PART NUMBER	DESCRIPTION	QTY.	REV.
	0257954	FOLDDOWN HANDRAILS INSTALLATIONS (2646E2 & 3246E2 AUSTRALIAN & CE SPEC):	Ref.	T
1	0100011	Loctite #242	1	
2	0641605	Bolt 3/8"-16NC x 5/8" (Prior to S/N 108888)	4	
3	0901870	Bracket Weldment	4	
4	1060379	Cable, Lanyard	4	
5		Cable, Lanyard	1	
	Use 1060329	(Was P/N 1060697) (Prior to S/N 103769)		
	1060329	(S/N 103769 to Present)		
6	1271339	Channel, Slide	2	
7	1840017	Cable Carrier (Prior to S/N 103151)	1	
8	2600231	Hinge	4	
9	2940074	Latch	1	
10		Nut Options:	49	
	3300151	Acorn 1/4"-20NC (Prior to S/N 99066)		
	2080063	Nylon Lock Nut 1/4" - 20NC (S/N 99066 to Present)		
11		Nut Options:	12	
	3300356	Acorn 5/16"-18NC (Prior to S/N 99066)		
	2080064	Nylon Lock Nut 5/16" - 18NC (S/N 99066 to Present)		
12	3300432	Nut, Acorn #10-24NC	4	
13	3340612	Pad, Nylon Cover	1.5ft/46cm	
14	3422219	Pin, Snap	4	
15	3422369	Pin, Plunger	3	
16	3430418	Pin, Clevis	2	
17	3450202	Pin, Cotter	2	
18	3520072	Plug, Cap	11	
19	3570925	Plate, Placard	1	
20	3641219	Rail Weldment - Extension Front Bottom Section	1	
21	3641275	Rail Weldment - Extension Front Top Section	1	
22	3641286	Rail Weldment - Platform Rear Right & Left Top Section	2	
23	3641296	Rail Weldment - Platform Right Side Bottom Section	1	
24	3641297	Rail Weldment - Platform Left Side Bottom Section	1	
25	3760170	Ring, Quick Release	1	
26	3820020	Rivet	5	
27	3860085	Roller	2	
28	3911008	Screw #10-24NC x 1"	4	
29	3911424	Screw 1/4"-20NC x 1 1/2"	4	
30	3911430	Screw 1/4"-20NC x 1 3/4" (Prior to S/N 99066 Only)	6	
31	3911432	Screw 1/4"-20NC x 2"	18	
32	3911532	Screw 5/16"-18NC x 2"	18	
33		Spring, Hinge Options:	2	
	4160177	Prior to S/N 111642		
	4160200	S/N 111642 to Present		
34	4420076	Tape, UHMW	12ft/3.6m	

SECTION 4 PLATFORM

SECTION 4 PLATFORM

**FIGURE 4-6. HANDRAILS INSTALLATIONS (2646E2 & 3246E2 AUSTRALIAN & CE SPEC)
(CONTINUED)**

FIG & ITEM #	PART NUMBER	DESCRIPTION	QTY.	REV.
35	4567315	Rail Weldment - Platform Right & Left Side Top Section	2	
36	4567318	Rail Weldment - Extension Right Side Top Section	2	
37	4567346	Rail Weldment - Extension Left Side Top Section (Prior to S/N 99066 Only)	1	
38	4567678	Rail Weldment - Platform Center Top Section	1	
39	4711400	Flatwasher 1/4" Narrow	15	
40	4740476	Thrustwasher	4	
41	4845790	Gate Weldment	1	
42	4845829	Retainer, Rail	2	
43	4845835	Support (Right Side Rear)	1	
44	4845836	Support (Left Side Rear)	1	
45		Roller Options:	2	
	4566849	Prior to S/N 52645		
	Use 3860095	S/N 52645 to S/N 79527 (Was p/n 3860087)		
	3860095	S/N 79527 to Present		
46	4751000	Flatwasher #10 Wide	4	
47	4711500	Flatwasher 5/16" Narrow	4	
48		Screw 1/4" - 20 x 1 5/8" Options:	24	
	3911426	Prior to S/N 76503		
	3911428	S/N 76503 to Present		
49		Screw 5/16" -18 x 2 1/8" Options:	10	
	3911534	Prior to S/N 76503		
	3911536	S/N 76503 to Present		
50	3911408	Screw (S/N 103151 to Present)	3	
51	0940087	Bumper, Arm (S/N 103151 to Present)	1	
52	1320270	Clamp (S/N 103151 to Present)	3	
	0271553	Lanyard Installation (Not Shown)	Ref.	B
101	1703175	Decal, Lanyard	2	
102	1704277	Decal, Lanyard Attach Graphic	2	
103	3840732	Rod, Safety Belt Attach	1	
	2901984	----- Drywall Gate - 1/2 Swing (Includes Items 6, 19-24, 35, 36, 37, 41, 43 and 44)	1	5

SECTION 4 PLATFORM

SECTION 4 PLATFORM

FIGURE 4-6. HANDRAILS INSTALLATIONS (2646E2 & 3246E2 AUSTRALIAN & CE SPEC)
(CONTINUED)

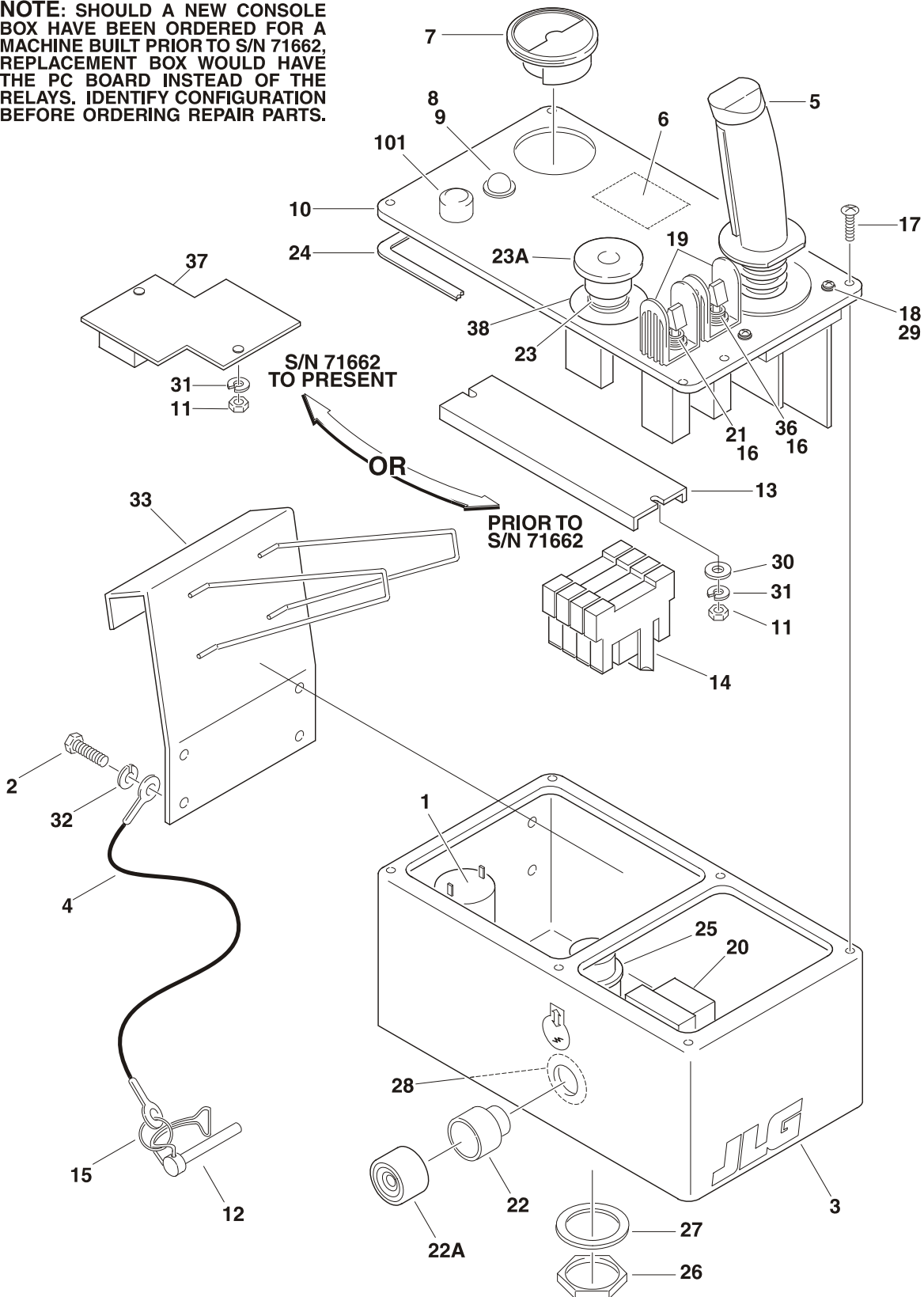
FIG & ITEM #	PART NUMBER	DESCRIPTION	QTY.	REV.

**S
E
C
T
I
O
N
4
P
L
A
T
F
O
R
M**

SECTION 4 PLATFORM

FIGURE 4-7. PLATFORM CONSOLE BOX ASSEMBLIES (STANDARD CONTROL MACHINES)

NOTE: SHOULD A NEW CONSOLE BOX HAVE BEEN ORDERED FOR A MACHINE BUILT PRIOR TO S/N 71662, REPLACEMENT BOX WOULD HAVE THE PC BOARD INSTEAD OF THE RELAYS. IDENTIFY CONFIGURATION BEFORE ORDERING REPAIR PARTS.



SECTION 4 PLATFORM

SECTION 4 PLATFORM

FIGURE 4-7. PLATFORM CONSOLE BOX ASSEMBLIES (STANDARD CONTROL MACHINES)

FIG & ITEM #	PART NUMBER	DESCRIPTION	QTY.	REV.
		PLATFORM CONSOLE BOX ASSEMBLIES OPTIONS:	Ref.	
		Australian Spec with Tilt Indicators & Cut-Out Options:	Ref.	
	0258464	(Prior to S/N 112511)	Ref.	I
	0273152	(S/N 112511 to Present)	Ref.	A
		Australian Spec with Tilt Indicators, Cut-Out & Battery Discharge Indicator Options:	Ref.	
	0258460	(Prior to S/N 112511)	Ref.	H
	0273154	(S/N 112511 to Present)	Ref.	A
		CE Spec with Tilt Indicators Options:	Ref.	
	0258589	(Prior to S/N 112511)	Ref.	I
	0273153	(S/N 112511 to Present)	Ref.	A
		CE Spec with Tilt Indicators & Battery Discharge Indicator Options:	Ref.	
	0258590	(Prior to S/N 112511)	Ref.	H
	0273155	(S/N 112511 to Present)	Ref.	A
		NOTE: SHOULD A NEW CONSOLE BOX HAVE BEEN ORDERED FOR A MACHINE BUILT PRIOR TO S/N 71662, REPLACEMENT BOX WOULD HAVE THE PC BOARD INSTEAD OF THE RELAYS. IDENTIFY CONFIGURATION BEFORE ORDERING REPAIR PARTS.	Ref.	
1	0140011	Alarm Options:	1	
2	0641404	Bolt 1/4"-20NC x 1/2"	4	
3		Box, Platform	1	
	0861174	Australian Spec		
	0861214	CE Spec		
4		Cable, Lanyard Options:	1	
	Use 1060329	Prior to S/N 111924 (Was P/N 1060492)		
	1060329	S/N 111924 to Present		
5		Controller Assembly Options (See Figure 4-9 for Breakdown):	1	
	1600268	Prior to S/N 59220		
	1600295	S/N 59220 to Present		
6	1703803	Decal - Relay Function (Prior to S/N 71662 Only)	1	
7	Use 2420201	Gauge, Battery Discharge Indicator (Was 2420186) (Optional - When Equipped)	1	
8	2920026	Lamp, Indicator Options:	1	
9	2920094	Bulb, Light Options:	1	
10		Lid, Nameplate Options:	1	
	3252604	Without Battery Discharge Indicator		
	3252602	With Battery Discharge Indicator		
11	3311001	Nut #10-24NC	2	
12	3421453	Snap-Pin	1	
13	3641237	Rail (Prior to S/N 71662 Only)	1	
14	3740129	Relay, DPDT (Prior to S/N 71662 Only)	A/R	
15	3760170	Ring, Quick Release	1	
16	3790012	O-Ring	2	
17	3900177	Screw, Plastite #8 x 1/2"	6	

SECTION 4 PLATFORM

SECTION 4 PLATFORM

**FIGURE 4-7. PLATFORM CONSOLE BOX ASSEMBLIES (STANDARD CONTROL MACHINES)
(CONTINUED)**

FIG & ITEM #	PART NUMBER	DESCRIPTION	QTY.	REV.
18	3900178	Screw, Plastite #10-32NF x 1/2"	4	
19	4060802	Guard, Switch	2	
20	4360267	Switch, Contact - N.O.	1	
21	4360328	Switch, Toggle	1	
22	4360339	Switch, Push Button (Enable)	1	
22A	7012593	Boot, Green	1	
23		Switch, Emergency Stop Options:	1	
	4360289	Switch Prior to S/N 69428		
	4360475	Switch S/N 69428 to Present		
	7012612	Boot (Use with 4360289 Switch)	1	
	7020176	Block, Contact (Use with 4360475 Switch)	1	
23A		Cap Options:	1	
	7012611	Cap (Use with 4360289 Switch)		
	7020175	Cap (Use with 4360475 Switch)		
24	4420008	Tape	3ft/.9m	
25		Connector, Electrical Options:	1	
	4460495	Australian Spec		
	4460480	CE Spec		
26		Lockwasher, Receptacle Options:	1	
	4460496	Australian Spec		
	4460471	CE Spec		
27		Nut, Receptacle Options:	1	
	4460497	Australian Spec		
	4460470	CE Spec		
28	4740066	Thrustwasher, Bronze	1	
29	4740120	Washer, Nylon	4	
30	4751000	Flatwasher #10	A/R	
31	4761000	Lockwasher #10	2	
32	4761400	Lockwasher 1/4"	4	
33	4845755	Bracket, Hanger	1	
34		Harness - Platform Control Box Options (Not Shown - See Section 7 for Breakdown):	1	
	4922143	Australian Spec Prior to S/N 71662		
	4922372	Australian Spec S/N 71662 to Present		
	4922149	CE Spec Prior to S/N 71662		
	4922373	CE Spec S/N 71662 to Present		
35	4922062	Harness - Platform Relay (Prior to S/N71662 Only) (Not Shown - See Section 7 for Breakdown)	1	
36	4360336	Switch, Toggle	1	
37		Board, PC Logic Module Options (S/N 71662 to Present Only):	1	
	Use 0610149	Australian Spec (Prior to S/N 112511) Was P/N 0610133		
	0610149	S/N 112511 to Present		
	Use 0610149	CE Spec (Prior to S/N 112511) Was P/N 0610132)		
	0610149	S/N 112511 to Present		

SECTION 4 PLATFORM

SECTION 4 PLATFORM

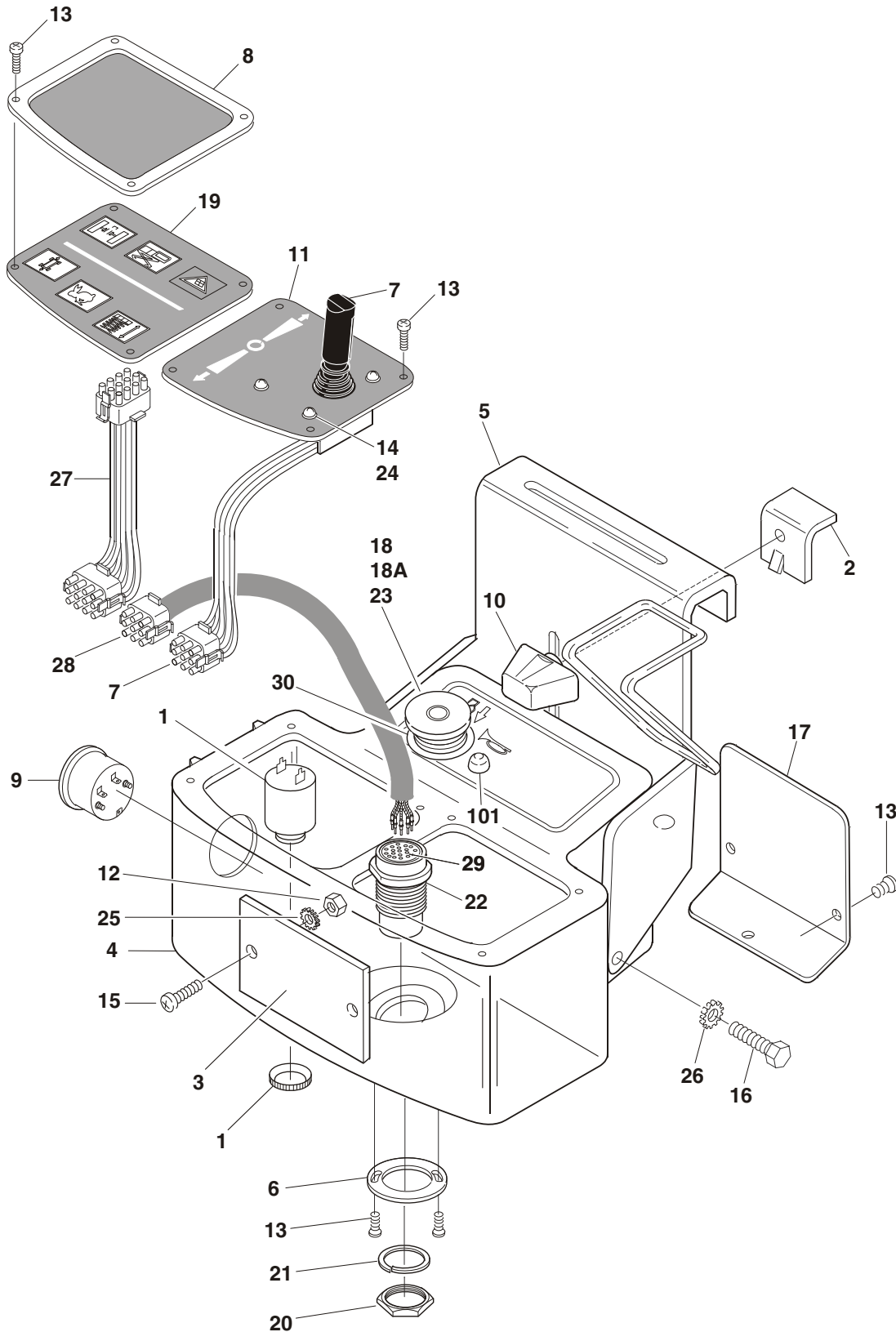
**FIGURE 4-7. PLATFORM CONSOLE BOX ASSEMBLIES (STANDARD CONTROL MACHINES)
(CONTINUED)**

FIG & ITEM #	PART NUMBER	DESCRIPTION	QTY.	REV.
38		Decal Options:	A/R	
	Not Required	Australian Spec	0	
	Not Required	CE Spec Prior to S/N 69428	0	
	1704260	CE Spec S/N 69428 to Present	1	
		HORN INSTALLATION (OPTIONAL)	Ref.	
101	4360387	Switch, Push Button	1	

SECTION 4 PLATFORM

SECTION 4 PLATFORM

FIGURE 4-8.PLATFORM CONSOLE BOX ASSEMBLIES (PROPORTIONAL CONTROL MACHINES)



SECTION 4 PLATFORM

SECTION 4 PLATFORM

FIGURE 4-8. PLATFORM CONSOLE BOX ASSEMBLIES (PROPORTIONAL CONTROL MACHINES)

FIG & ITEM #	PART NUMBER	DESCRIPTION	QTY.	REV.
		CONSOLE BOX ASSEMBLY OPTIONS:	Ref.	
	0258111	Console Box With Battery Indicator and Tilt	Ref.	H
1	0140011	Alarm (W/Tilt Light Only)	1	
2	0181847	Angle, Latch	1	
3	0610123	Card, Circuit	1	
4	0861256	Box, Platform With Battery Indication and Tilt Light	1	
5	0902485	Hanger, Bracket	1	
6	0902499	Bracket	1	
7	1600282	Controller Assembly (See Figure 4-10 for Breakdown)	1	
8	1670869	Cover, Bezel	1	
9	2420176	Gauge, Battery Indicator (with Battery Indicator Only)	1	
10	2560141	Thumbscrew	1	
11	3252610	Lid, Nameplate	1	
12	3310601	Nut #6-32	2	
13	3900265	Self Tapping #8-18 x 3/4"	A/R	
14	3900178	Screw, Plastite #10-32 x 1/2"	4	
15	3900226	Screw, Plastite #8 x 1/2"	2	
16		Hardware Options:	4	
	3900227	Screw, Plastite 1/4"-20NC x 1/2" (Prior to S/N 85825)		
	0641404	Bolt 1/4"-20NC x 1/2" (S/N 85825 to Present)		
17		Shield, Back Cover Options:	1	
	4060914	Prior to S/N 61362		
	4060976	S/N 61362 to Present		
18		Switch, Emergency Stop Options:	1	
	4360289	Switch Prior to S/N 69428		
	4360475	Switch S/N 69428 to Present		
	7012612	Boot (Use with 4360289 Switch)	1	
	7020176	Block, Contact (Use with 4360475 Switch)	1	
18A		Cap Options:	1	
	7012611	Cap (Use with 4360289 Switch)		
	7020175	Cap (Use with 4360475 Switch)		
19	4360453	Switch, Keypad		
20	4460470	Nut, Terminal	1	
21	4460471	Lockwasher, Terminal	1	
22	4460613	Connector, Electrical	1	
23	4740066	Washer, Thrust (Bronze) (Prior to S/N 69428)	1	
24	4740120	Washer, Nylon	4	
25	4760600	Lockwasher #6	2	
26	4761400	Lockwasher 1/4"	4	
27	4922183	Harness - Membrane Pad (See Section 7 for Breakdown)	1	
28	4922184	Harness - Platform Control Box (See Section 7 for Breakdown)	1	
29	4460466	Seal, Terminal	7	
30	1704260	Decal - EMS	1	

SECTION 4 PLATFORM

FIGURE 4-8. PLATFORM CONSOLE BOX ASSEMBLIES (PROPORTIONAL CONTROL MACHINES)
(CONTINUED)

FIG & ITEM #	PART NUMBER	DESCRIPTION	QTY.	REV.
101	0259655	HORN COMPONENTS INSTALLATION	Ref.	B
	4360387	Switch, Push Button	1	

**S
E
C
T
I
O
N

4

P
L
A
T
F
O
R
M**

SECTION 4 PLATFORM

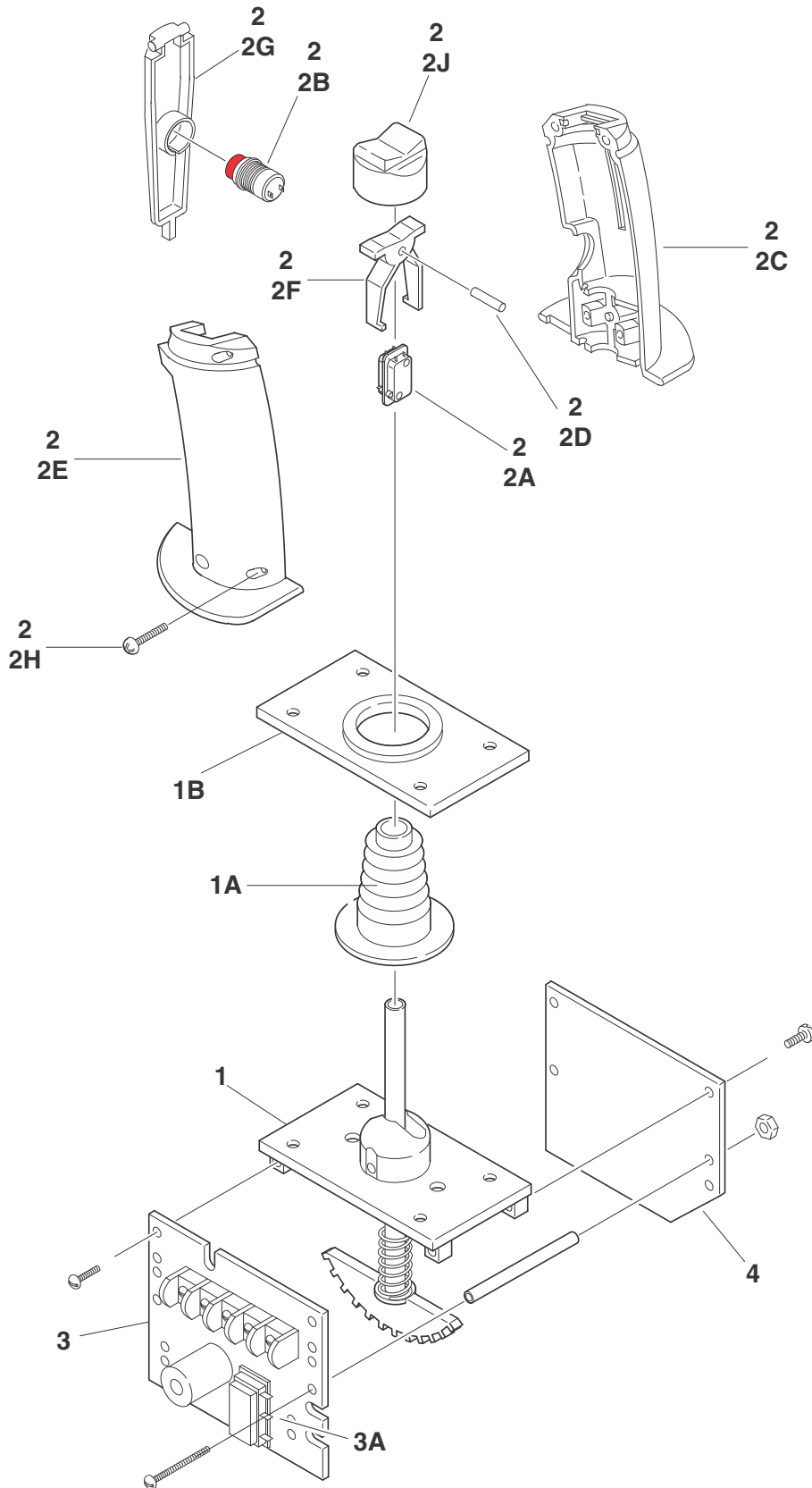
FIGURE 4-8. PLATFORM CONSOLE BOX ASSEMBLIES (PROPORTIONAL CONTROL MACHINES)
(CONTINUED)

FIG & ITEM #	PART NUMBER	DESCRIPTION	QTY.	REV.

**S
E
C
T
I
O
N
4
P
L
A
T
F
O
R
M**

SECTION 4 PLATFORM

FIGURE 4-9. CONTROLLER ASSEMBLY (STANDARD CONTROLS MACHINES)



SECTION
4
PLATFORM

SECTION 4 PLATFORM

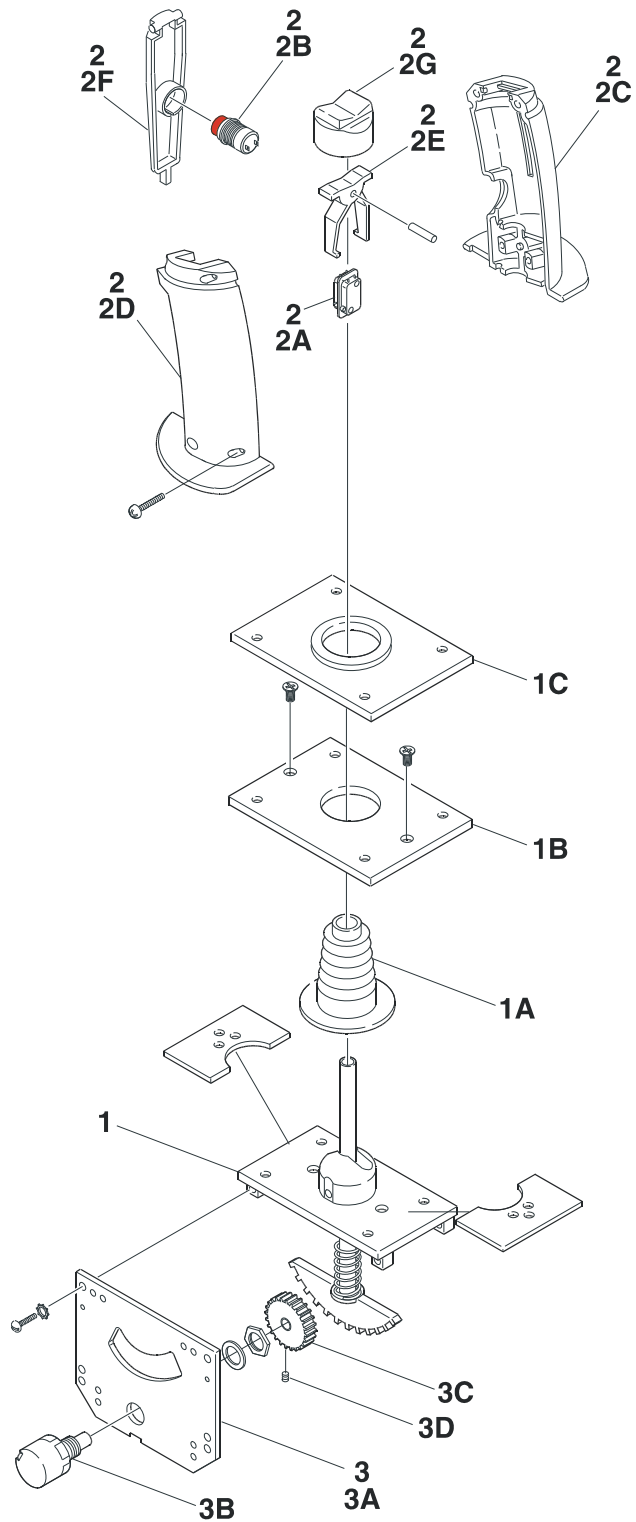
FIGURE 4-9. CONTROLLER ASSEMBLY (STANDARD CONTROLS MACHINES)

FIG & ITEM #	PART NUMBER	DESCRIPTION	QTY.	REV.
		CONTROLLER ASSEMBLIES	Ref.	
	1600268	PRIOR TO S/N 59220 - Stamped ID # Ending with 1619	Ref.	A
	1600295	S/N 59220 TO PRESENT - Stamped ID # Ending with 1676	Ref.	C
	7011990	Mechanical Assembly (Prior to S/N 59220)	1	
	7020521	Mechanical Assembly (S/N 59220 to Present)	1	
1	Not Serviced	Handle Assembly	1	
1A	7003778	Boot	1	
1B	7020502	Gasket	1	
1C		Holder, Magnet Options (Not Shown):	A/R	
	Not Required	Prior to S/N 59220	0	
	7020522	S/N 59220 to Present	1	
2	7011991	Grip Assembly	1	
2A	7020500	Switch, Rocker	2	
2B	7020501	Switch, Push Button - Red	1	
	7020505	Switch, Separator	1	
2C	Use 7020541	Grip - Right Half (was p/n 7011993 & p/n 7020531)	1	
2D	7011995	Pin, Grooved	1	
2E	Use 7020541	Grip - Left Half (was p/n 7011994 & p/n 7020532)	1	
2F	7003791	Actuator, Switch	1	
2G	7011997	Trigger	1	
2H	7011998	Screw	4	
2J	7003790	Cap, Rubber	1	
		Note: p/n 7020541 Includes Items 2C & 2E With a JLG Logo.	Ref.	
3		Electrical Assembly Options:	1	
	7011999	Prior to S/N 59220		
	7020523	S/N 59220 to Present		
	4460265	Connector, Receptacle - 9 Pin (Not Shown)	1	
	4460268	Socket (Not Shown)	9	
3A		Switch, Rocker Options:	A/R	
	7003714	Prior to S/N 59220	3	
	Not Available	S/N 59220 to Present	1	
4	Not Serviced	Plate Assembly	1	
5		Magnet Options (Not Shown):	A/R	
	Not Required	Prior to S/N 59220	0	
	7020524	S/N 59220 to Present	1	
6	7011987	Spring (Not Shown)	1	

SECTION 4 PLATFORM

SECTION 4 PLATFORM

FIGURE 4-10. CONTROLLER ASSEMBLY (PROPORTIONAL CONTROLS MACHINES)



SECTION 4 PLATFORM

FIGURE 4-10. CONTROLLER ASSEMBLY (PROPORTIONAL CONTROLS MACHINES)

FIG & ITEM #	PART NUMBER	DESCRIPTION	QTY.	REV.
	1600282	CONTROLLER ASSEMBLY	Ref.	A
1	7020503	Handle/Housing Assembly	1	
1A	Use 7020520	Boot (was p/n 7003778)	1	
1B	7020504	Plate, Mounting	1	
1C	7020502	Gasket	1	
2	7011991	Grip Assembly	1	
2A	7011992	Switch Assembly	1	
2B	7020501	Switch, Push Button - Red	1	
2C	7011993	Grip - Right Half (was p/n 7011993 & p/n 7020531)	1	
2D	7011994	Grip - Left Half (was p/n 7011994 & p/n 7020532)	1	
		Note: p/n 7020541 Includes Items 2C & 2D With a JLG Logo.	Ref.	
2E	7003791	Actuator, Switch	1	
2F	7011997	Trigger	1	
2G	7003790	Cap, Rubber	1	
3	7020508	Electrical Assembly	1	
	4460265	Connector, Receptacle - 9 Pin (Not Shown)	1	
	4460268	Socket (Not Shown)	8	
	4460424	Plug, Male - 2 Position (Not Shown)	1	
3A	7020509	Plate, Mounting - Potentiometer	1	
3B	7020510	Potentiometer	1	
3C	7011940	Gear, Pinion	1	
3D	7020511	Setscrew #6-32 x 1/8"	1	

SECTION 4 PLATFORM

FIGURE 4-10. CONTROLLER ASSEMBLY (PROPORTIONAL CONTROLS MACHINES)
(CONTINUED)

FIG & ITEM #	PART NUMBER	DESCRIPTION	QTY.	REV.

**S
E
C
T
I
O
N

4

P
L
A
T
F
O
R
M**

SECTION 5 CYLINDERS

TABLE OF CONTENTS

FIGURE	DESCRIPTION	PAGE
5-1	Brake Cylinder Assembly	5-2
5-2	Lift Cylinder Components Assembly (1532E2 & 1932E2)	5-4
5-3	Lift Cylinder Components Assembly (2032E2)	5-8
5-4	Lift Cylinder Components Assembly (2632E2 & 2646E2)	5-12
5-5	Lift Cylinder Components Assembly (3246E2)	5-16
5-6	Steer Cylinder Assembly	5-20

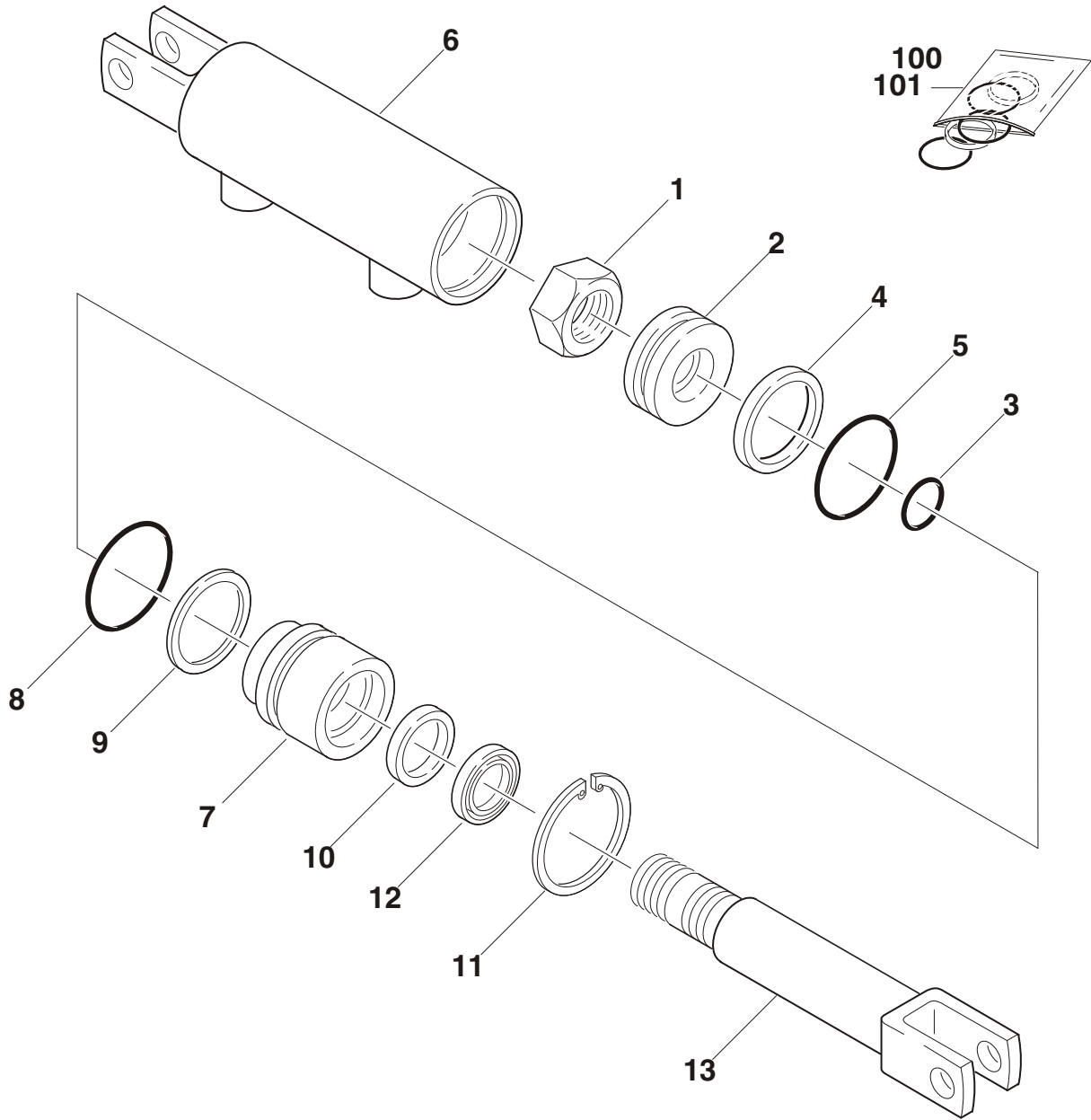
**S
E
C
T
I
O
N

5

C
Y
L
I
N
D
E
R**

SECTION 5 CYLINDERS

FIGURE 5-1. BRAKE CYLINDER ASSEMBLY



SECTION
5
CYLINDER

SECTION 5 CYLINDERS

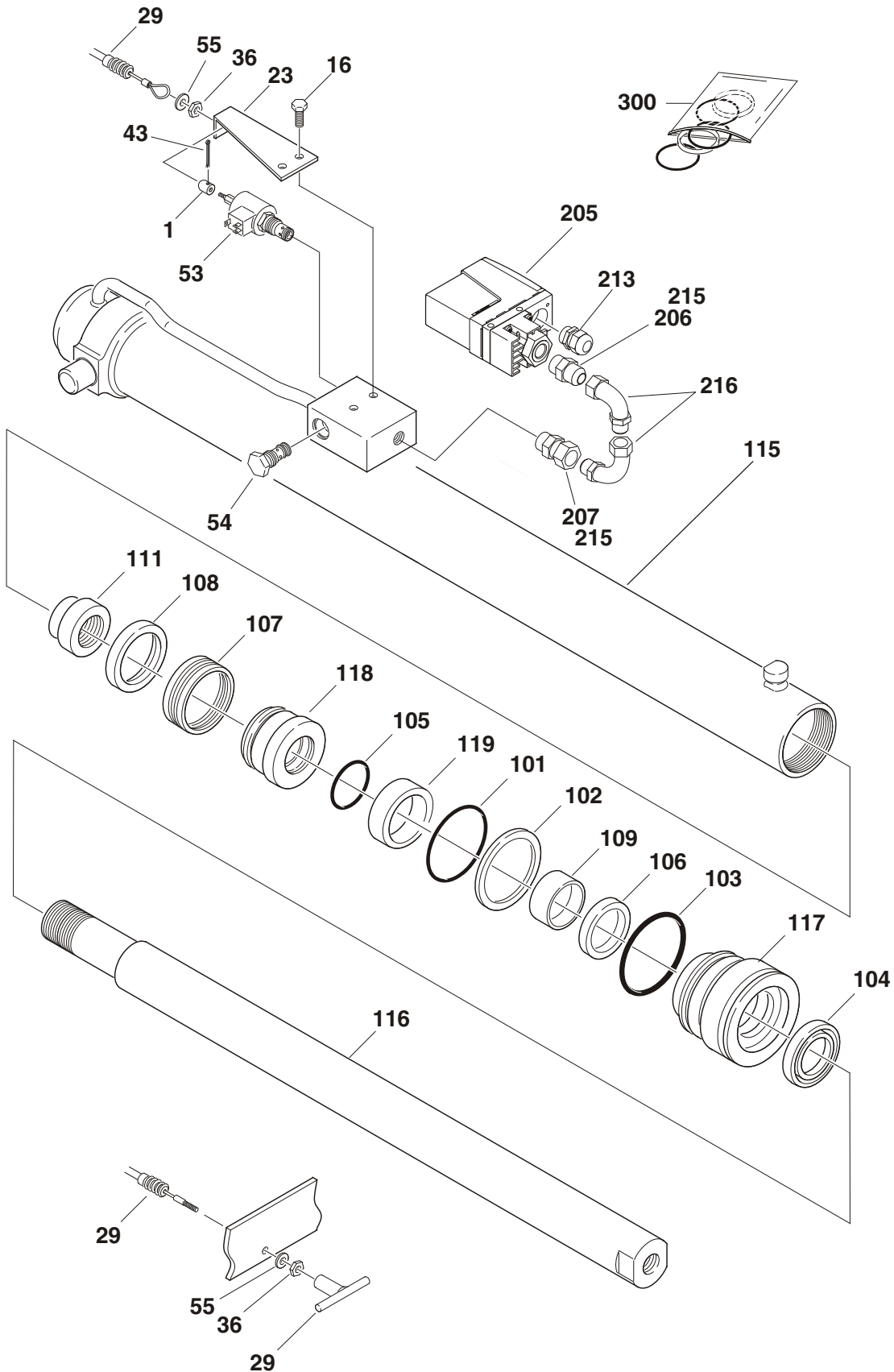
FIGURE 5-1. BRAKE CYLINDER ASSEMBLY

FIG & ITEM #	PART NUMBER	DESCRIPTION	QTY.	REV.
		BRAKE CYLINDER ASSEMBLIES	Ref.	
	1683557	Prior to S/N 65498	Ref.	A
	1683833	S/N 65498 to Present	Ref.	A
		Note: Original Equipment components may have been replaced with Service Replacement component parts. Identify p/n stamped on cylinder before ordering parts.	Ref.	
1	7011609	Locknut	1	
2	7017220	Piston	1	
3	See Note	O-Ring (Note: See Items 100 & 101)	1	
4	See Note	Seal, Piston (Note: See Items 100 & 101)	1	
5	See Note	O-Ring (Note: See Items 100 & 101)	1	
6	Not Serviced	Barrel	1	
7	7017221	Guide	1	
8	See Note	O-Ring (Note: See Items 100 & 101)	1	
9	See Note	Ring, Back-up (Note: See Items 100 & 101)	1	
10	See Note	Seal (Note: See Items 100 & 101)	1	
11		Ring, Retaining Options:	1	
	Use Item 100	1683557 Cylinder		
	7017264	1683833 Cylinder		
12	See Note	Wiper (Note: See Items 100 & 101)	1	
13	7017222	Rod	1	
		KIT OPTIONS:	Ref.	
		Seal Kit (Includes Items 3-5 and 8-12)	1	
100	7017223	1683557 Cylinder		
101	7017262	1683833 Cylinder		

SECTION 5 CYLINDER

SECTION 5 CYLINDERS

FIGURE 5-2. LIFT CYLINDER COMPONENTS ASSEMBLY (1532E2 & 1932E2)



SECTION 5 CYLINDER

SECTION 5 CYLINDERS

FIGURE 5-2. LIFT CYLINDER COMPONENTS ASSEMBLY (1532E2 & 1932E2)

FIG & ITEM #	PART NUMBER	DESCRIPTION	QTY.	REV.
	0270502	MANUAL DESCENT COMPONENTS (1532E2)	Ref.	F
	0258014	MANUAL DESCENT COMPONENTS (1932E2)	Ref.	J
1	0080228	Adapter, Cable	1	
2 to 15	Not Used			
16	0641506	Bolt 5/16"-18 NC x 3/4"	2	
17 to 22	Not Used			
23	0902371	Bracket, Cable Mounting	1	
24 to 28	Not Used			
29	1060644	Cable, Manual Descent	1	
30 to 35	Not Used			
36	3321402	Nut, Jam 1/4"-20NC	4	
37 to 42	Not Used			
43	3450405	Pin, Cotter 1/8" x 1/4"	1	
44 to 52	Not Used			
53	4641001	Cartridge, Solenoid Valve	1	
	7017445	Cartridge	1	
	7012967	Seal Kit - 7017445 Cartridge	1	
	7017444	Coil	1	
54		Cartridge, Restrictor/Check Options:	1	
	4641002	Prior to S/N 50496		
	4641014	S/N 50496 to Present		
	7012953	Seal Kit - 4641002 & 4641014 Valve	1	
55	4711400	Flatwasher 1/4" Narrow	2	
	1683603	LIFT CYLINDER ASSEMBLY - 1532E2 & 1932E2	Ref.	C
101	Use Item 300	O-Ring	1	
102	Use Item 300	Ring, Back-up	1	
103	Use Item 300	O-Ring	1	
104	Use Item 300	Wiper	1	
105	Use Item 300	O-Ring	1	
106	Use Item 300	Seal	1	
107	Use Item 300	Seal	1	
108	Use Item 300	Ring, Guidelock	1	
109	Use Item 300	Ring, Wear	1	
110	Not Used			
111	7017367	Locknut	1	
112 to 114	Not Used			
115	7019832	Barrel Weldment	1	
116	7019831	Rod Weldment	1	
117	7017382	Head	1	
118	7017399	Piston (Note: Prior to S/N 65873 piston is ductile iron. After S/N 65873 piston is aluminum. Aluminum piston is directly interchangeable with iron piston. Replacement piston will be aluminum.)	1	
119	7017380	Spacer	1	

SECTION 5 CYLINDER

SECTION 5 CYLINDERS

FIGURE 5-2. LIFT CYLINDER COMPONENTS ASSEMBLY (1532E2 & 1932E2) (CONTINUED)

FIG & ITEM #	PART NUMBER	DESCRIPTION	QTY.	REV.
		OVERLOAD PRESSURE SWITCH INSTALLATION (FRENCH SPEC ONLY) (OPTIONAL)	Ref.	
	0270793	1532E2 & 1932E2	Ref.	D
201 to 204	Not Used			
205	4360494	Switch, Pressure	1	
206	2220440	Fitting, Straight	1	
207	2221020	Fitting, Straight	1	
208 to 212	Not Used			
213	4460428	Connector, Strain Relief	1	
214	Not Used			
215	0100020	Pipe Sealant #567	A/R	
216	2220462	Fitting, 90°	2	
217 to 220	Not Used			
		KIT OPTIONS:	Ref.	
300	7019830	Seal Kit - 1683603 Cylinder (Includes Items 101-109)	1	

SECTION 5 CYLINDER

SECTION 5 CYLINDERS

FIGURE 5-2. LIFT CYLINDER COMPONENTS ASSEMBLY (1532E2 & 1932E2) (CONTINUED)

FIG & ITEM #	PART NUMBER	DESCRIPTION	QTY.	REV.

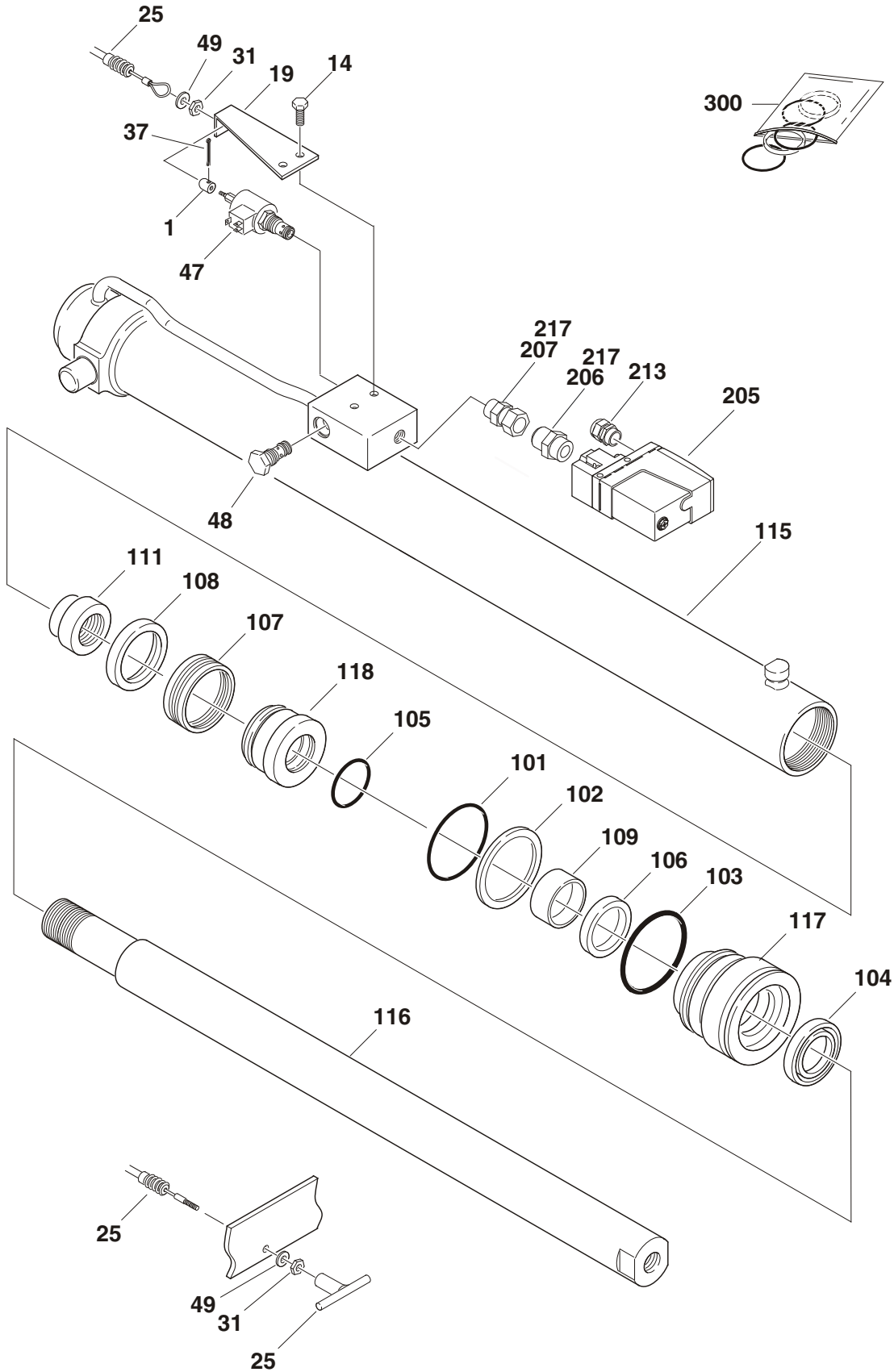
**S
E
C
T
I
O
N

5

C
Y
L
I
N
D
E
R**

SECTION 5 CYLINDERS

FIGURE 5-3. LIFT CYLINDER COMPONENTS ASSEMBLY (2032E2)



SECTION 5 CYLINDER

SECTION 5 CYLINDERS

FIGURE 5-3. LIFT CYLINDER COMPONENTS ASSEMBLY (2032E2)

FIG & ITEM #	PART NUMBER	DESCRIPTION	QTY.	REV.
	0257528	MANUAL DESCENT CYLINDER COMPONENTS	Ref.	M
1	0080228	Adapter, Cable	1	
2 to 13	Not Used			
14	0641506	Bolt 5/16-18NC x 3/4"	2	
15 to 18	Not Used			
19	0902371	Bracket, Cable Mounting	1	
20 to 24	Not Used			
25	1060659	Cable, Manual Descent	1	
26 to 30	Not Used			
31	3321402	Nut, Jam 1/4"-20NC	4	
32 to 36	Not Used			
37	3450405	Pin, Cotter 1/8" x 1/4"	1	
38 to 46	Not Used			
47	4641001	Cartridge, Solenoid Valve	1	
	7017445	Cartridge	1	
	7012967	Seal Kit - 7017445 Cartridge	1	
	7017444	Coil	1	
48	4641002	Cartridge, Restrictor/Check	1	
	7012953	Seal Kit - 4641002 Valve	1	
49	4711400	Flatwasher 1/4" Narrow	2	
	1683561	LIFT CYLINDER ASSEMBLY - 2032E2	Ref.	C
101	Use Item 300	O-Ring	1	
102	Use Item 300	Ring, Back-up	1	
103	Use Item 300	O-Ring	1	
104	Use Item 300	Wiper	1	
105	Use Item 300	O-Ring	1	
106	Use Item 300	Seal	1	
107	Use Item 300	Seal	1	
108	Use Item 300	Ring, Guidelock	1	
109	Use Item 300	Ring, Wear	1	
110	Not Used			
111	7003212	Locknut	1	
112 to 114	Not Used			
115	7019823	Barrel Weldment	1	
116	7019822	Rod Weldment	1	
117	7017376	Head	1	
118	7019810	Piston (Note: Prior to S/N 65873 piston is ductile iron. After S/N 65873 piston is aluminum. Aluminum piston is directly interchangeable with iron piston. Replacement piston will be aluminum.)	1	

SECTION 5 CYLINDER

SECTION 5 CYLINDERS

FIGURE 5-3. LIFT CYLINDER COMPONENTS ASSEMBLY (2032E2) (CONTINUED)

FIG & ITEM #	PART NUMBER	DESCRIPTION	QTY.	REV.
		OVERLOAD PRESSURE SWITCH INSTALLATION (FRENCH SPEC ONLY) (OPTIONAL)	Ref.	
	0270791	2032E2	Ref.	C
201 to 204	Not Used			
205	4360494	Switch, Pressure	1	
206	2220440	Fitting, Straight	1	
207	2221020	Fitting, Straight	1	
208 to 212	Not Used			
213	4460428	Connector, Strain Relief	1	
214 to 216	Not Used			
217	0100020	Pipe Sealant #567	A/R	
218 to 220	Not Used			
		KIT OPTIONS:	Ref.	
300	7019808	Seal Kit - 1683561 Cylinder (Includes Items 101-109)	1	

SECTION 5 CYLINDER

SECTION 5 CYLINDERS

FIGURE 5-3. LIFT CYLINDER COMPONENTS ASSEMBLY (2032E2) (CONTINUED)

FIG & ITEM #	PART NUMBER	DESCRIPTION	QTY.	REV.

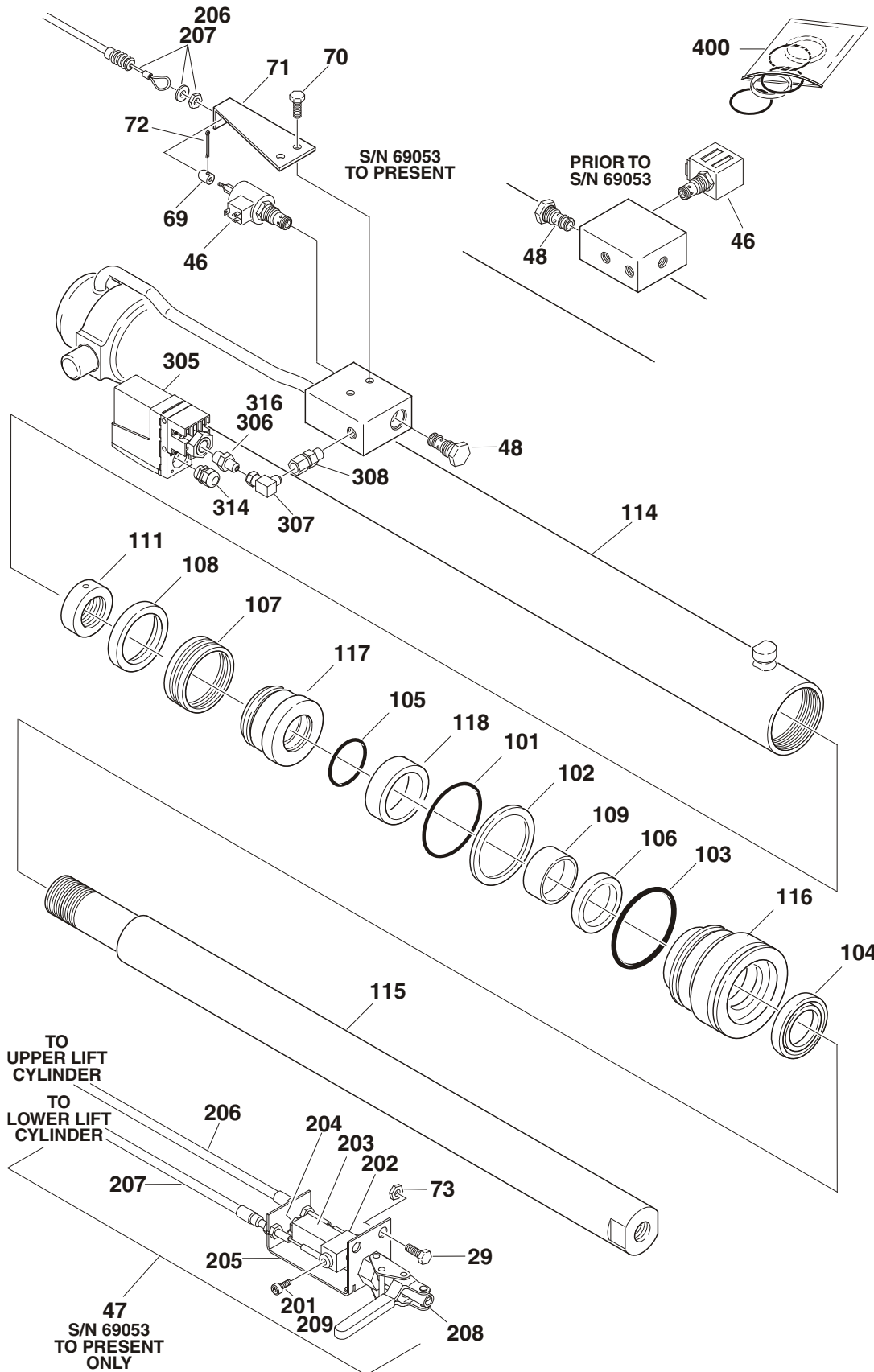
**S
E
C
T
I
O
N

5

C
Y
L
I
N
D
E
R**

SECTION 5 CYLINDERS

FIGURE 5-4. LIFT CYLINDER COMPONENTS ASSEMBLY (2632E2 & 2646E2)



SECTION 5 CYLINDER

SECTION 5 CYLINDERS

FIGURE 5-4. LIFT CYLINDER COMPONENTS ASSEMBLY (2632E2 & 2646E2)

FIG & ITEM #	PART NUMBER	DESCRIPTION	QTY.	REV.
	0257666	MANUAL DESCENT CYLINDER COMPONENTS	Ref.	S
1 to 28	Not Used			
29	0641608	Bolt 3/8"-16NC x 1" (S/N 69053 to Present Only)	2	
30 to 45	Not Used			
46		Valve, Solenoid Options (1 Per Cylinder)	2	
	4641049	Valve, Solenoid (Prior to S/N 69053)		
	2900708	Seal Kit - 4641049 (Hydraforce Version of Valve)	2	
	Not Available	Seal Kit - 4641049 (Vickers Version of Valve)	2	
	7017444	Coil (Hydraforce Version of Valve)	2	
	Not Available	Coil (Vickers Version of Valve)	2	
	4641001	Valve, Solenoid (S/N 69053 to Present)		
	7017445	Cartridge	1	
	7012967	Seal Kit - 7017445 Cartridge	1	
	7017444	Coil	1	
47		Manual Descent Cable Assembly	A/R	
	Not Required	Prior to S/N 69053	0	
	0259541	S/N 69053 to Present (See Items 201-209 for Breakdown)	1	
48		Valve, Relief (1 Per Cylinder)	2	
	4641030	Valve, Relief (Prior to S/N 69053)		
	2900792	Seal Kit - 4641030 Valve	2	
	4641118	Valve, Relief (S/N 69053 to Present)		
	7012998	Seal Kit - 4641118	2	
49 to 68	Not Used			
69	0080228	Adapter, Cable (S/N 69053 to Present Only)	2	
70	0641506	Bolt 5/16"-18NC x 3/4" (S/N 69053 to Present Only)	4	
71	0902371	Bracket (S/N 69053 to Present Only)	2	
72	3450405	Pin, Cotter 1/8" x 1 1/4" (S/N 69053 to Present Only)	2	
73	3311605	Locknut 3/8"-16NC (S/N 69053 to Present Only)	2	
		LIFT CYLINDER ASSEMBLY - 2632E2 & 2646E2	Ref.	
	1683882	2632E2	Ref.	A
	1683562	2646E2 (Prior to S/N 69053)	Ref.	C
	1683882	2646E2 (S/N 69053 to Present)	Ref.	A
101	Use Item 400	O-Ring	1	
102	Use Item 400	Ring, Back-up	1	
103	Use Item 400	O-Ring	1	
104	Use Item 400	Wiper	1	
105	Use Item 400	O-Ring	1	
106	Use Item 400	Seal	1	
107	Use Item 400	Seal	1	
108	Use Item 400	Ring, Guidelock	1	
109	Use Item 400	Ring, Wear	1	
110	Not Used			
111	7017367	Locknut	1	
112 to 113	Not Used			

SECTION 5 CYLINDER

SECTION 5 CYLINDERS

FIGURE 5-4. LIFT CYLINDER COMPONENTS ASSEMBLY (2632E2 & 2646E2) (CONTINUED)

FIG & ITEM #	PART NUMBER	DESCRIPTION	QTY.	REV.
114		Barrel Weldment Options:	1	
	7019820	1683562 Cylinder		
	7019875	1683882 Cylinder		
115	7019819	Rod Weldment	1	
116	7017382	Head	1	
117	7017399	Piston (Note: Prior to S/N 65873 piston is ductile iron. After S/N 65873 piston is aluminum. Aluminum piston is directly interchangeable with iron piston. Replacement piston will be aluminum.)	1	
118	7019818	Spacer	1	
	0259541	MANUAL DESCENT CABLE ASSEMBLY (S/N 69053 TO PRESENT ONLY)	Ref.	B
201	0100011	Loctite #242	A/R	
202	0561373	Block, Cable Attach	1	
203	0561374	Block, Spacer	1	
204	0641526	Bolt 5/16"-18NC x 3 1/4"	1	
205	0902573	Bracket, Cable	1	
206	1060765	Cable Assembly - Upper Lift Cylinder (Includes Attaching Hardware)	1	
207	1060766	Cable Assembly - Lower Lift Cylinder (Includes Attaching Hardware)	1	
208	2560150	Handle Assembly	1	
209	3900248	Screw, Shoulder #10-24NC x 1/4"	2	
		OVERLOAD PRESSURE SWITCH INSTALLATION (FRENCH SPEC ONLY) (OPTIONAL)	Ref.	
	0270792	2646E2 Only	Ref.	C
301 to 304	Not Used			
305	4360494	Switch, Pressure	1	
306	2220440	Fitting, Straight	1	
307	2220654	Fitting, 90°	1	
308	2221020	Fitting, Straight	1	
309 to 313	Not Used			
314	4460428	Connector, Strain Relief	1	
315	Not Used			
316	0100020	Pipe Sealant #567	A/R	
317 to 321	Not Used			
		KIT OPTIONS:	Ref.	
400	7019830	Seal Kit (Includes Items 101-109)	1	

SECTION 5 CYLINDER

SECTION 5 CYLINDERS

FIGURE 5-4. LIFT CYLINDER COMPONENTS ASSEMBLY (2632E2 & 2646E2) (CONTINUED)

FIG & ITEM #	PART NUMBER	DESCRIPTION	QTY.	REV.

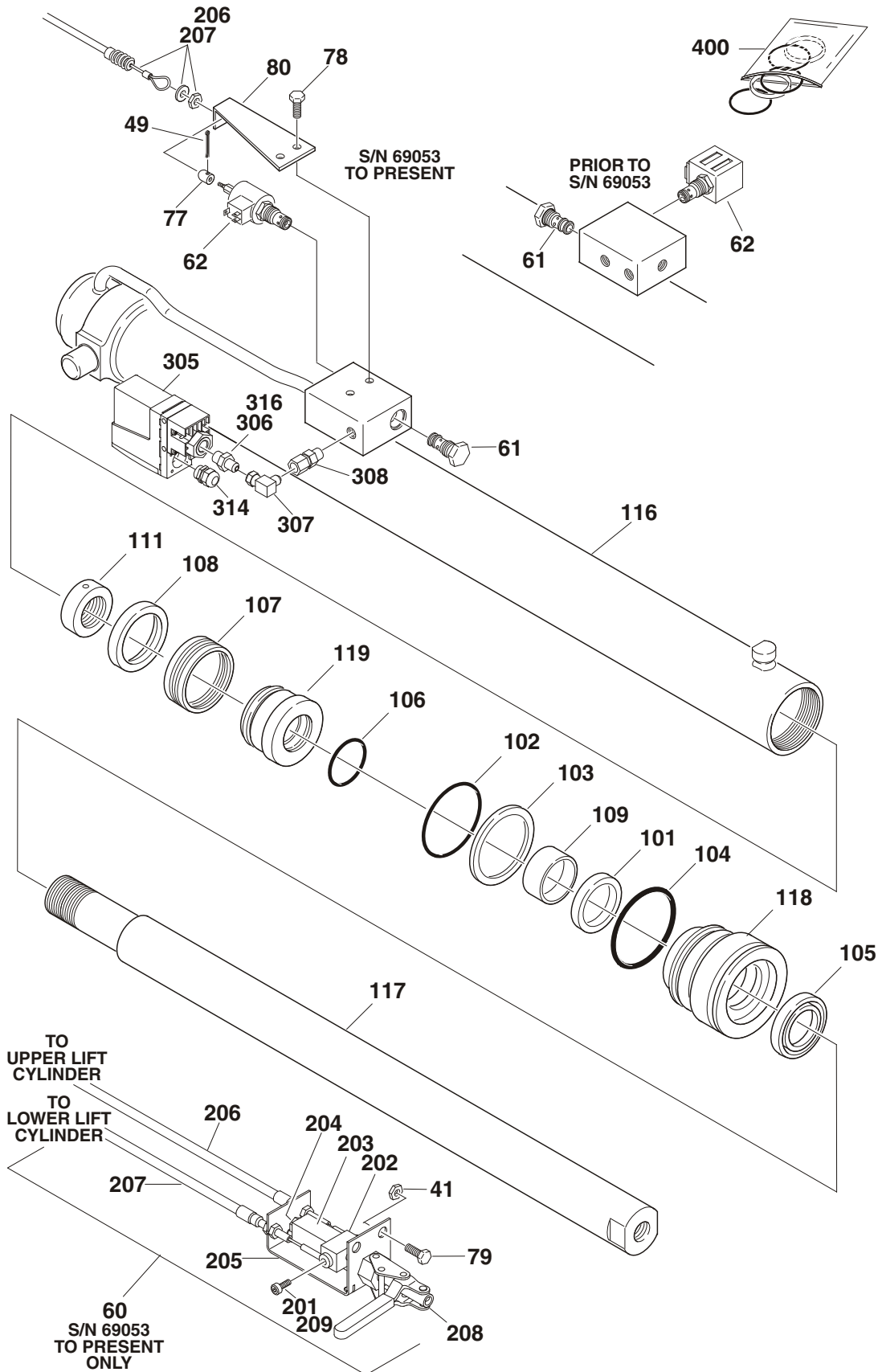
**S
E
C
T
I
O
N

5

C
Y
L
I
N
D
E
R**

SECTION 5 CYLINDERS

FIGURE 5-5. LIFT CYLINDER COMPONENTS ASSEMBLY (3246E2)



SECTION 5 CYLINDER

SECTION 5 CYLINDERS

FIGURE 5-5. LIFT CYLINDER COMPONENTS ASSEMBLY (3246E2)

FIG & ITEM #	PART NUMBER	DESCRIPTION	QTY.	REV.
		MANUAL DESCENT CYLINDER COMPONENTS	Ref.	
	0258889	Standard Controls Machines	Ref.	H
	0259408	Proportional Controls Machines	Ref.	H
1 to 40	Not Used			
41	3311605	Locknut 3/8"-16NC (S/N 69053 to Present Only)	2	
42 to 48	Not Used			
49	3450405	Pin, Cotter 1/8" x 1 1/4" (S/N 69053 to Present Only)	2	
50 to 59	Not Used			
60		Manual Descent Cable Assembly	A/R	
	Not Required	Prior to S/N 69053	0	
	0259541	S/N 69053 to Present (See Items 201-209 for Breakdown)	1	
61		Valve, Relief (1 Per Cylinder)	2	
	4641030	Valve, Relief (Prior to S/N 69053)		
	2900792	Seal Kit - 4641030 Valve	2	
	4641118	Valve, Relief (S/N 69053 to Present)		
	7012998	Seal Kit - 4641118	2	
62		Valve, Solenoid Options (1 Per Cylinder)	2	
	4641049	Valve, Solenoid (Prior to S/N 69053)		
	2900708	Seal Kit - 4641049 (Hydraforce Version of Valve)	2	
	Not Available	Seal Kit - 4641049 (Vickers Version of Valve)	2	
	7017444	Coil (Hydraforce Version of Valve)	2	
	Not Available	Coil (Vickers Version of Valve)	2	
	4641001	Valve, Solenoid (S/N 69053 to Present)		
	7017445	Cartridge	1	
	7012967	Seal Kit - 7017445 Cartridge	1	
	7017444	Coil	1	
63 to 76	Not Used			
77	0080228	Adapter, Cable (S/N 69053 to Present Only)	2	
78	0641506	Bolt 5/16"-18NC x 3/4" (S/N 69053 to Present Only)	4	
79	0641608	Bolt 3/8"-16NC x 1" (S/N 69053 to Present Only)	2	
80	0902371	Bracket (S/N 69053 to Present Only)	2	
		LIFT CYLINDER ASSEMBLY - 3246E2	Ref.	
	1683771	Prior to S/N 69053	Ref.	C
	1683883	S/N 69053 to Present	Ref.	A
101	Use Item 400	Seal	1	
102	Use Item 400	O-Ring	1	
103	Use Item 400	Ring, Back-up	1	
104	Use Item 400	O-Ring	1	
105	Use Item 400	Wiper	1	
106	Use Item 400	O-Ring	1	
107	Use Item 400	Seal	1	
108	Use Item 400	Ring, Guidelock	1	
109	Use Item 400	Ring, Wear	1	
110	Not Used			

SECTION 5 CYLINDER

SECTION 5 CYLINDERS

FIGURE 5-5. LIFT CYLINDER COMPONENTS ASSEMBLY (3246E2) (CONTINUED)

FIG & ITEM #	PART NUMBER	DESCRIPTION	QTY.	REV.
111	7003212	Locknut	1	
112 to 115	Not Used			
116		Barrel Weldment Options:	1	
	7019858	1683771 Cylinder		
	7019877	1683883 Cylinder		
117	7019855	Rod Weldment	1	
118	7017376	Head	1	
119	7019810	Piston (Note: Prior to S/N 65873 piston is ductile iron. After S/N 65873 piston is aluminum. Aluminum piston is directly interchangeable with iron piston. Replacement piston will be aluminum.)	1	
	0259541	MANUAL DESCENT CABLE ASSEMBLY (S/N 69053 TO PRESENT ONLY)	Ref.	B
201	0100011	Loctite #242	A/R	
202	0561373	Block, Cable Attach	1	
203	0561374	Block, Spacer	1	
204	0641526	Bolt 5/16"-18NC x 3 1/4"	1	
205	0902573	Bracket, Cable	1	
206	1060765	Cable Assembly - Upper Lift Cylinder (Includes Attaching Hardware)	1	
207	1060766	Cable Assembly - Lower Lift Cylinder (Includes Attaching Hardware)	1	
208	2560150	Handle Assembly	1	
209	3900248	Screw, Shoulder #10-24NC x 1/4"	2	
		OVERLOAD PRESSURE SWITCH INSTALLATION (FRENCH SPEC ONLY) (OPTIONAL)	Ref.	
	0270792	3246E2	Ref.	C
	0271302	3246E2 (PROP. DRIVE) (OPTIONAL) S/N 90188 TO PRESENT	Ref.	B
301 to 304	Not Used			
305	4360494	Switch, Pressure	1	
306	2220440	Fitting, Straight	1	
307	2220654	Fitting, 90°	1	
308	2221020	Fitting, Straight	1	
309 to 313	Not Used			
314	4460428	Connector, Strain Relief	1	
315	Not Used			
316	0100020	Pipe Sealant #567	A/R	
317 to 321	Not Used			
		KIT OPTIONS:	Ref.	
400	7019876	Seal Kit (Includes Items 101-109)	1	

SECTION 5 CYLINDER

SECTION 5 CYLINDERS

FIGURE 5-5. LIFT CYLINDER COMPONENTS ASSEMBLY (3246E2) (CONTINUED)

FIG & ITEM #	PART NUMBER	DESCRIPTION	QTY.	REV.

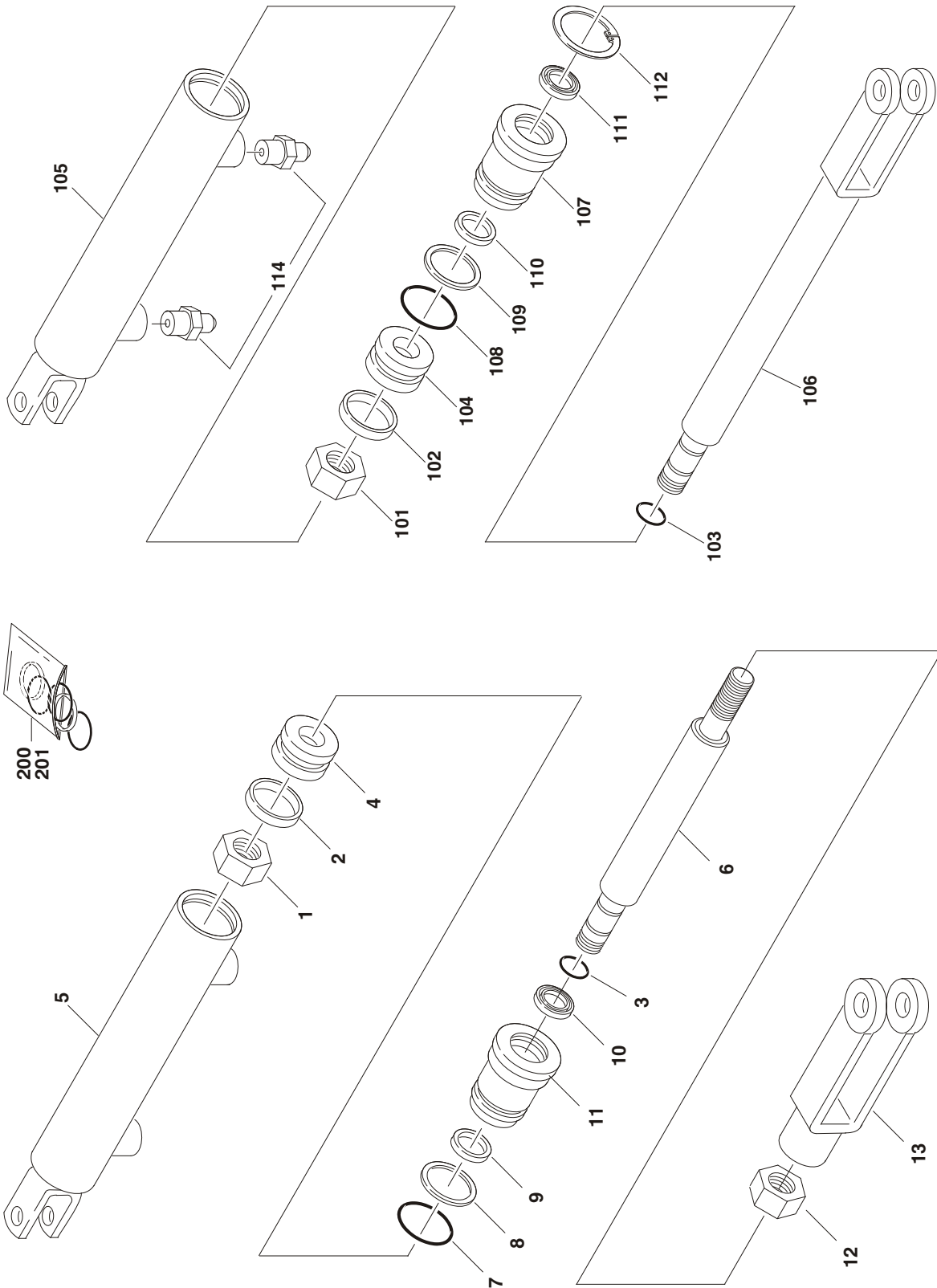
**S
E
C
T
I
O
N

5

C
Y
L
I
N
D
E
R**

SECTION 5 CYLINDERS

FIGURE 5-6. STEER CYLINDER ASSEMBLY



SECTION 5 CYLINDERS

SECTION 5 CYLINDERS

FIGURE 5-6. STEER CYLINDER ASSEMBLY

FIG & ITEM #	PART NUMBER	DESCRIPTION	QTY.	REV.
		STEER CYLINDER ASSEMBLY OPTIONS:	Ref.	
	1683661	1532E2 & 1932E2 (Prior to S/N 67287)	Ref.	A
	1683552	2032E2, 2632E2, 2646E2 & 3246E2 (Prior to S/N 66990)	Ref.	A
		Note: Original Equipment components may have been replaced with Service Replacement component parts. Identify p/n stamped on cylinder before ordering parts.	Ref.	
1	7017226	Locknut	1	
2	Use Item 200	Seal, Piston	1	
3	Use Item 200	O-Ring	1	
4	7016708	Piston	1	
5	Not Serviced	Barrel	1	
6		Rod Options:	1	
	7017237	1532E2 & 1932E2 (Prior to S/N 67287)		
	7017224	2032E2, 2632E2, 2646E2 & 3246E2 (Prior to S/N 66990)		
7	Use Item 200	O-Ring	1	
8	Use Item 200	Ring, Back-up	1	
9	Use Item 200	Seal	1	
10	Use Item 200	Wiper	1	
11	7017207	Guide	1	
12		Nut, Jam Options:	1	
	7017238	1532E2 & 1932E2 (Prior to S/N 67287)		
	Not Required	2032E2, 2632E2, 2646E2 & 3246E2 (Prior to S/N 66990)		
13		Yoke Options:	1	
	7017239	1532E2 & 1932E2 (Prior to S/N 67287)		
	Not Required	2032E2, 2632E2, 2646E2 & 3246E2 (Prior to S/N 66990)		
	1683832	1532E2 & 1932E2 (S/N 67287 to S/N 108168)	Ref.	A
	1684225	1532E2 & 1932E2 (S/N 108168 to Present)	Ref.	B
	1683831	2032E2, 2632E2, 2646E2 & 3246E2 (S/N 66990 to S/N 104717)	Ref.	A
	1684224	2032E2, 2632E2, 2646E2 & 3246E2 (S/N 104717 to Present)	Ref.	B
		Note: Original Equipment components may have been replaced with Service Replacement component parts. Identify p/n stamped on cylinder before ordering parts.	Ref.	
101	7017226	Locknut	1	
102	Use Item 201	Seal, Piston	1	
103	Use Item 201	O-Ring	1	
104	7016708	Piston	1	
105	Not Serviced	Barrel	1	

SECTION 5 CYLINDER

SECTION 5 CYLINDERS

SECTION 5 CYLINDER

FIG & ITEM #	PART NUMBER	DESCRIPTION	QTY.	REV.
106		Rod Options:	1	
	7017240	1532E2 & 1932E2 (S/N 67287 to Present) (Includes Welded on Yoke)		
	7017267	2032E2, 2632E2 & 2646E2 & 3246E2 (S/N 66990 to Present)		
107	7017268	Guide	1	
108	Use Item 201	O-Ring	1	
109	Use Item 201	Ring, Back-Up	1	
110	Use Item 201	Seal	1	
111	Use Item 201	Wiper	1	
112	Use Item 201	Ring, Retainer	1	
113	Not Used		1	
114		Fitting, Straight Options:	2	
	Not Required	1532E2 & 1932E2 (S/N 104717 to S/N 108168)		
	2220582	1532E2 & 1932E2 (S/N 108168 to Present)		
	2220582	2032E2, 2632E2 & 2646E2 & 3246E2 (S/N 104717 to Present)		
		KIT OPTIONS:	Ref.	
200	7017227	Seal Kit (Includes Items 2-3 & 7-10)	1	
201	7017265	Seal Kit (Includes Items 102-103 & 108-112)	1	

SECTION 6 HYDRAULIC

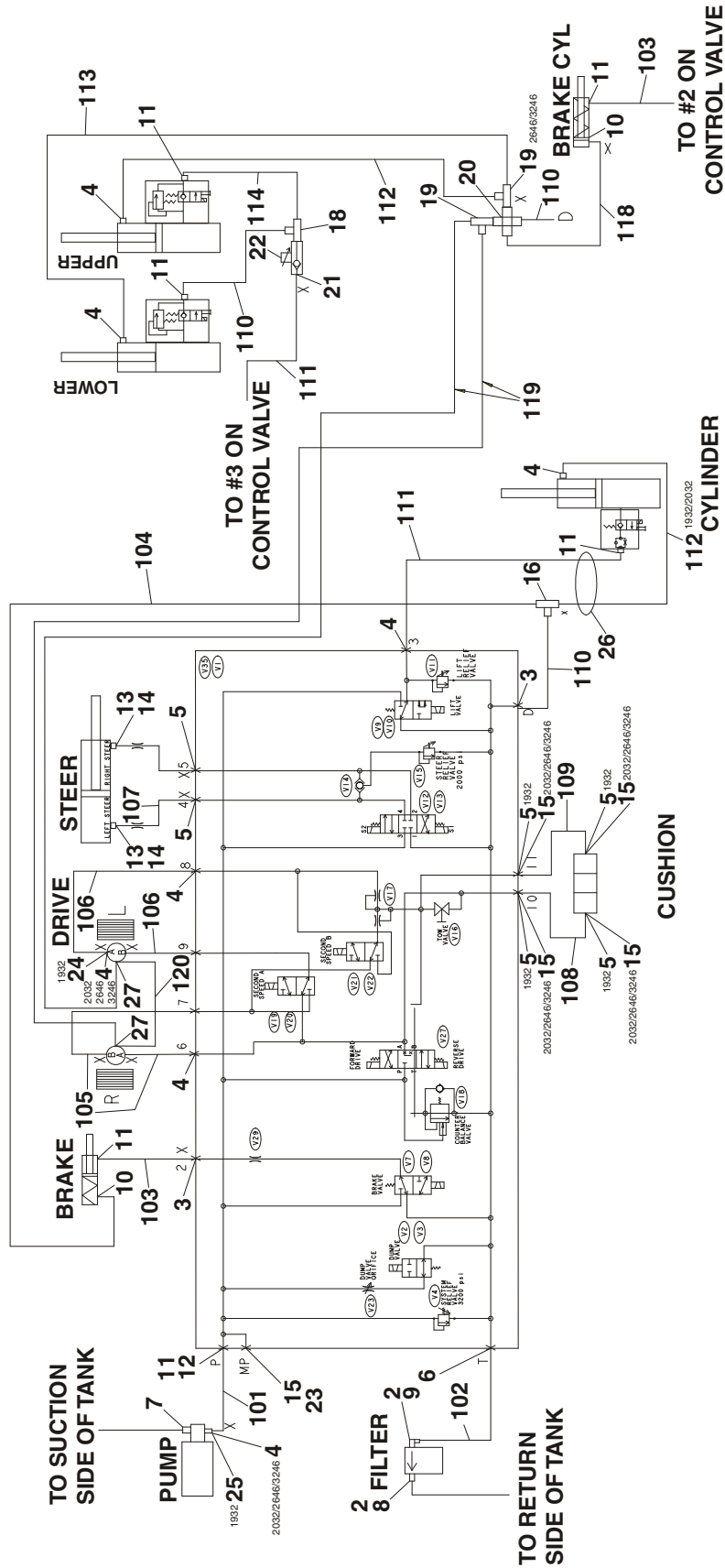
TABLE OF CONTENTS

FIGURE	DESCRIPTION	PAGE
6-1	Hydraulic Diagram - 1532E2 & 1932E2 & 2032E2	6-2
6-2	Hydraulic Diagram - 2646E2	6-6
6-3	Hydraulic Diagram - 3246E2 with Standard Controls	6-8
6-4	Hydraulic Diagram - 3246E2 with Proportional Controls	6-10
6-5	Hydraulic Diagram - 2632E2 with Standard Controls	6-12
6-6	Hydraulic Diagram - 2632E2 with Proportional Controls	6-14
6-7	Hydraulic Diagram List	6-16

SECTION 6 HYDRAULIC

SECTION 6 HYDRAULIC

FIGURE 6-1. HYDRAULIC DIAGRAM - 1532E2 & 1932E2 & 2032E2



SECTION 6 HYDRAULIC

SECTION 6 HYDRAULIC

FIGURE 6-1. HYDRAULIC DIAGRAM - 1532E2 & 1932E2 & 2032E2

FIG & ITEM #	PART NUMBER	DESCRIPTION	QTY.	REV.
		HYDRAULIC DIAGRAMS - 1932E2 & 2032E2	Ref.	
		1532E2 & 1932E2 Options:	Ref.	
	0258278	Prior to S/N 90870	Ref.	6
	0271223	S/N 90870 to Present	Ref.	
		2032E2 Options:	Ref.	
	0257955	Prior to S/N 88558	Ref.	8
	0271068	S/N 88558 to Present	Ref.	2
1	Not Used			
2	0100010	Sealant, Pipe	A/R	
3	2220603	Fitting, Straight	2	
4	2220371	Fitting, Straight	6	
5	2220415	Fitting, Straight	4	
6	2220500	Fitting, 45°	1	
7	2220593	Fitting, Straight	1	
8	2220347	Fitting, Straight	1	
9	2220470	Fitting, Straight (2032E2)	1	
	2220346	Fitting, Straight (1532E2 & 1932E2)		
10	2220775	Fitting, 90°	1	
11	2220473	Fitting, 90°	3	
12	Not Used			
13	Not Used			
14	Use 2220582	Fitting, Straight (Was P/N 2220417) (Prior to S/N 104717)	2	
15	2220466	Fitting, 90°	1	
16	2220635	Fitting, Tee	1	
17 to 22	Not Used			
23	2220515	Fitting, Cap	1	
24	2220371	Fitting, Straight (2032E2)	4	
	2221000	Fitting, 90° (1532E2 & 1932E2)	4	
25	2220371	Fitting, Straight (2032E2)	1	
	2220473	Fitting, 90° (1532E2 & 1932E2)	1	
26	2820025	Guard, Plastic Spring	1ft/.3m	
27	2220466	Fitting, 90° (2032E2)	2	
	2220415	Fitting, Straight (1532E2 & 1932E2)	2	
28	2220414	Fitting, Straight (2032E2) (S/N 86447 to Present)	2	
	Not Required	(1532E2 & 1932E2)	0	
	2901668	HOSE KIT - 1532E2 & 1932E2	Ref.	9
	2901559	HOSE KIT - 2032E2	Ref.	4
101	2752478	Hose (1532E2 & 1932E2)	1	
	2750989	Hose (2032E2)	1	
102	2752519	Hose (1532E2 & 1932E2) (Prior to S/N 62017 Only)	1	
	2752940	Hose (2032E2)	1	
103	2752463	Hose (1532E2 & 1932E2) (Prior to S/N 111179)	1	
	2753065	Hose (2032E2)	1	

SECTION 6 HYDRAULIC

SECTION 6 HYDRAULIC

FIGURE 6-1. HYDRAULIC DIAGRAM - 1532E2 & 1932E2 & 2032E2 (CONTINUED)

FIG & ITEM #	PART NUMBER	DESCRIPTION	QTY.	REV.
104	2753066	Hose (Early Machines When Equipped)	A/R	
105		Hose Options:	2	
	2753120	1532E2 & 1932E2 (Prior to S/N 86447)		
	2752488	1532E2 & 1932E2 (S/N 86447 to Present)		
	2752643	2032E2		
106		Hose Options:	2	
	2753120	1532E2 & 1932E2 (Prior to S/N 86447)		
	2752488	1532E2 & 1932E2 (S/N 86447 to Present)		
	2753067	2032E2		
107	2752594	Hose (1532E2 & 1932E2)	2	
	2752992	Hose (2032E2)	2	
108	2752433	Hose (1532E2 & 1932E2)	1	
	2752444	Hose (2032E2)	1	
109	2752453	Hose (1532E2 & 1932E2)	1	
	2752981	Hose (2032E2)	1	
110	2752472	Hose (1532E2 & 1932E2)	2	
	2753071	Hose (2032E2)	1	
111	2753085	Hose (1532E2 & 1932E2)	1	
	2752475	Hose (2032E2)	1	
112	2753121	Hose (1532E2 & 1932E2)	1	
	2752487	Hose (2032E2)	1	
113 to 119	Not Required			
120	Not Required	Hose (1532E2 & 1932E2)		
	2752588	Hose (2032E2) (Prior to S/N 40415 Only)	1	

SECTION 6 HYDRAULIC

SECTION 6 HYDRAULIC

FIGURE 6-1. HYDRAULIC DIAGRAM - 1532E2 & 1932E2 & 2032E2 (CONTINUED)

FIG & ITEM #	PART NUMBER	DESCRIPTION	QTY.	REV.

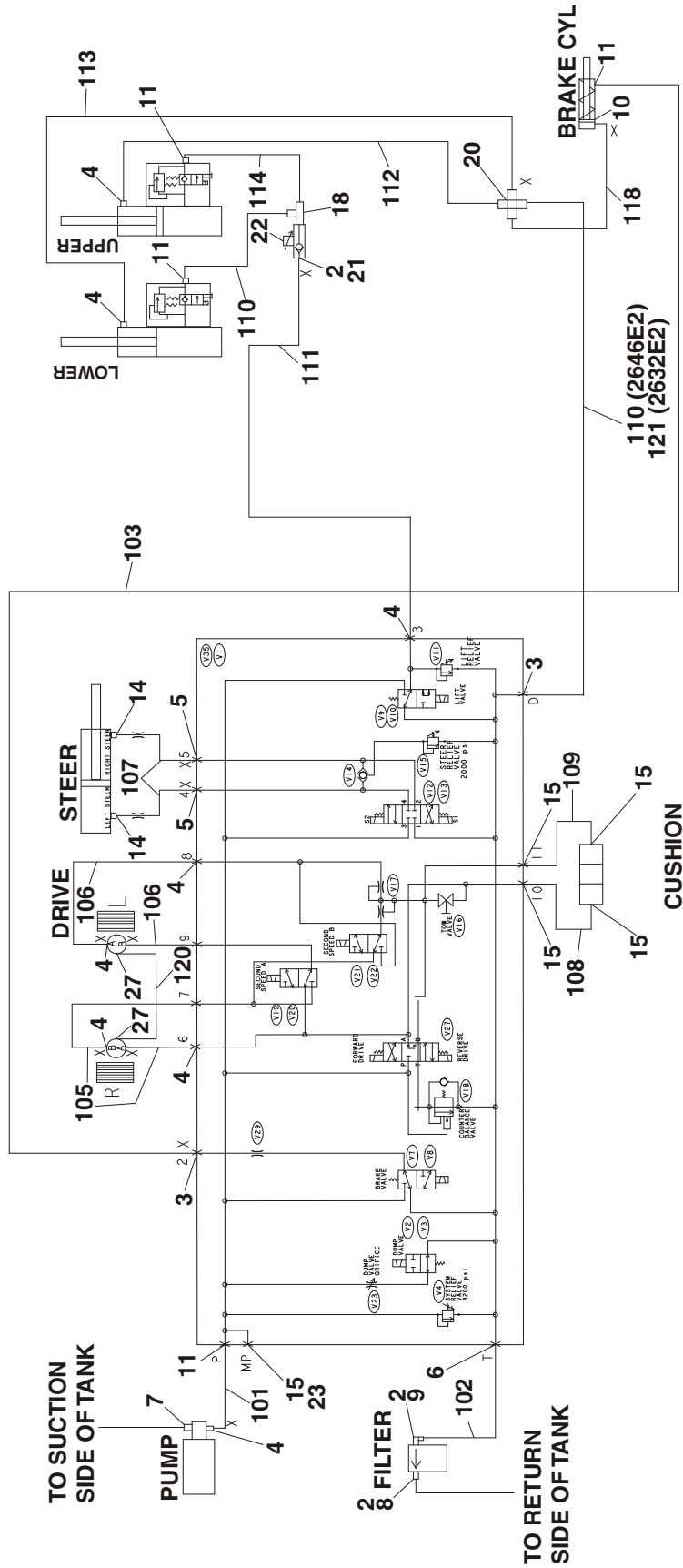
**S
E
C
T
I
O
N

6

H
Y
D
R
A
U
L
I
C**

SECTION 6 HYDRAULIC

FIGURE 6-2. HYDRAULIC DIAGRAM - 2646E2



SECTION 6 HYDRAULIC

SECTION 6 HYDRAULIC

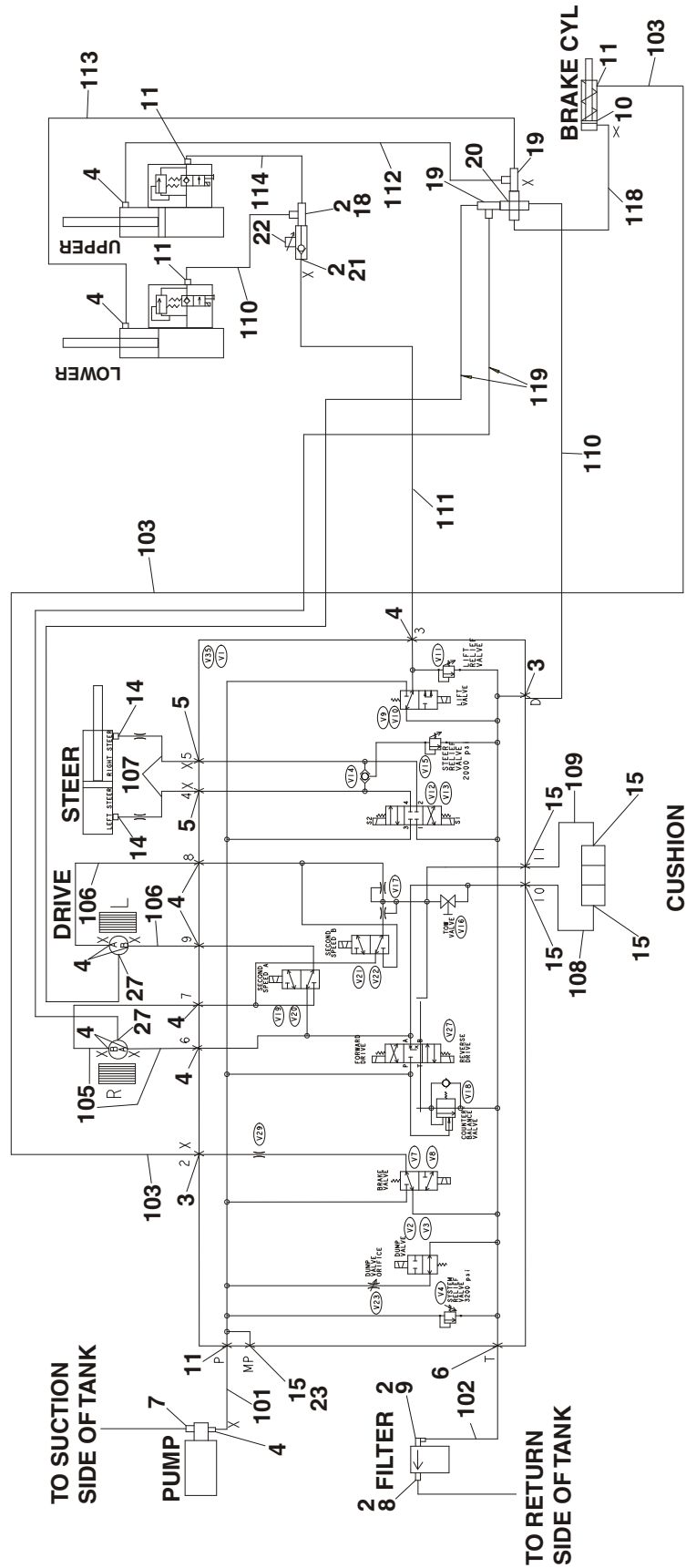
FIGURE 6-2. HYDRAULIC DIAGRAM - 2646E2

FIG & ITEM #	PART NUMBER	DESCRIPTION	QTY.	REV.
		HYDRAULIC DIAGRAMS - 2646E2 OPTIONS:	Ref.	
	0259551	2646E2 PRIOR TO S/N 88558	Ref.	3
	0271069	2646E2 S/N 88558 TO PRESENT	Ref.	3
1	Not Used			
2	0100020	Sealant, Pipe	A/R	
3	2220603	Fitting, Straight	2	
4	2220371	Fitting, Straight	12	
5	2220415	Fitting, Straight	4	
6	2220500	Fitting, 45°	1	
7	2220593	Fitting, Straight	1	
8	2220347	Fitting, Straight	1	
9	2220470	Fitting, Straight	1	
10	2220775	Fitting, 90°	1	
11	2220473	Fitting, 90°	4	
12 to 13	Not Used			
14	Use 2220582	Fitting, Straight (Was 2220417)(Prior to S/N 104717)	2	
15	2220466	Fitting, 90°	3	
16 to 17	Not Used			
18	2220608	Fitting, Tee	1	
19	Not Used			
20	2220827	Fitting, Cross	1	
21	2220343	Fitting, Straight	1	
22	4640216	Valve, Color Flow Control	1	
23	2220515	Fitting, Cap	1	
24 to 26	Not Used			
27	2220414	Fitting, Straight (S/N 86447 to Present)	2	
	2901868	HOSE KIT - 2646E2	Ref.	4
101	2750989	Hose	1	
102	2752940	Hose	1	
103	2753058	Hose	1	
104	Not Used			
105	2753057	Hose	2	
106	2752643	Hose	2	
107	2752992	Hose	2	
108	2752444	Hose	1	
109	2752981	Hose	1	
110	2753060	Hose	2	
111	2753059	Hose	1	
112	2753062	Hose	1	
113	2753063	Hose	1	
114	2753061	Hose	1	
115 to 117	Not Used			
118	2753064	Hose	1	
119	Not Used			
120	2752593	Hose (2032E2) (Prior to S/N 90870 Only)	1	

SECTION 6 HYDRAULIC

SECTION 6 HYDRAULIC

FIGURE 6-3. HYDRAULIC DIAGRAM - 3246E2 WITH STANDARD CONTROLS



SECTION 6 HYDRAULIC

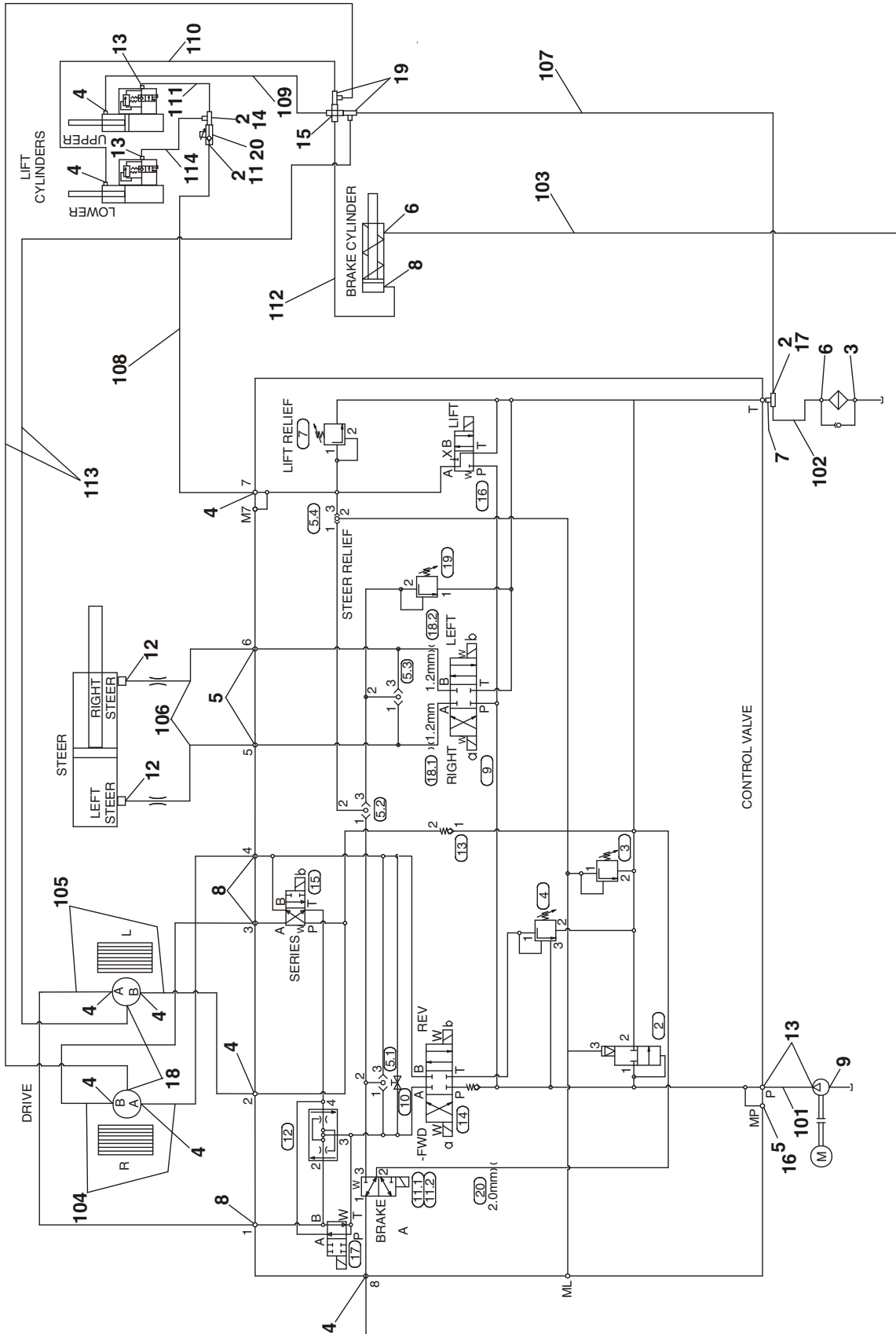
FIGURE 6-3. HYDRAULIC DIAGRAM - 3246E2 WITH STANDARD CONTROLS

FIG & ITEM #	PART NUMBER	DESCRIPTION	QTY.	REV.
		HYDRAULIC DIAGRAMS - 3246E2	Ref.	
	0259625	3246E2 (PRIOR TO S/N 90870)	Ref.	1
	0271237	3246E2 (S/N 90870 TO PRESENT)	Ref.	2
1	Not Used			
2	0100020	Sealant, Pipe	A/R	
3	2220603	Fitting, Straight	2	
4	2220371	Fitting, Straight	12	
5	2220415	Fitting, Straight	4	
6	2220500	Fitting, 45°	1	
7	2220593	Fitting, Straight	1	
8	2220347	Fitting, Straight	1	
9	2220470	Fitting, Straight	1	
10	2220775	Fitting, 90°	1	
11	2220473	Fitting, 90°	4	
12 to 13	Not Used			
14	Use 2220582	Fitting, Straight (Was 2220417) (Prior to S/N 104717)	2	
15	2220466	Fitting, 90°	3	
16 to 17	Not Used			
18	2220608	Fitting, Tee	1	
19	2220635	Fitting, Tee	2	
20	2220827	Fitting, Cross	1	
21	2220396	Fitting, Straight	1	
22	4640216	Valve, Color Flow Control	1	
23	2220515	Fitting, Cap	1	
24 to 26	Not Used			
27	2220399	Fitting, Straight	2	
	2901872	HOSE KIT - 3246E2	Ref.	2
101	2750989	Hose	1	
102	2752940	Hose	1	
103	2753058	Hose	1	
104	Not Used			
105	2753057	Hose	2	
106	2752643	Hose	2	
107	2752992	Hose	2	
108	2752444	Hose	1	
109	2752981	Hose	1	
110	2753060	Hose	2	
111	2753059	Hose	1	
112	2753062	Hose	1	
113	2753063	Hose	1	
114	2753061	Hose	1	
115 to 117	Not Used			
118	2753064	Hose	1	
119	2752648	Hose	2	

SECTION 6 HYDRAULIC

SECTION 6 HYDRAULIC

FIGURE 6-4.HYDRAULIC DIAGRAM - 3246E2 WITH PROPORTIONAL CONTROLS



SECTION 6 HYDRAULIC

SECTION 6 HYDRAULIC

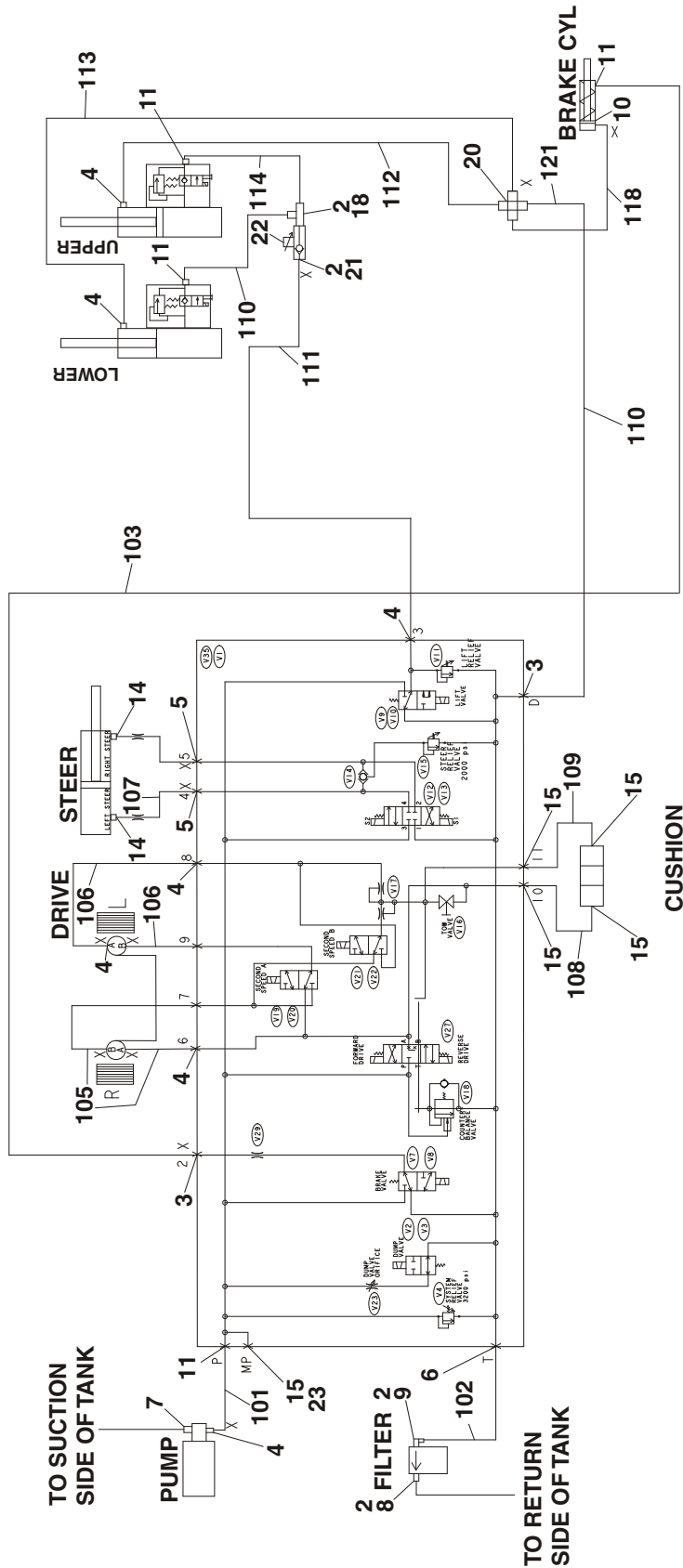
FIGURE 6-4. HYDRAULIC DIAGRAM - 3246E2 WITH PROPORTIONAL CONTROLS

FIG & ITEM #	PART NUMBER	DESCRIPTION	QTY.	REV.
		HYDRAULIC DIAGRAMS - 3246E2	Ref.	
	2792399	3246E2 (PRIOR TO S/N 90870)	Ref.	B
	2792496	3246E2 (S/N 90870 TO PRESENT)	Ref.	3
1	Not Used			
2	0100020	Sealant, Pipe	A/R	
3	2220347	Fitting, Straight	1	
4	2220371	Fitting, Straight	9	
5	2220415	Fitting, Straight	3	
6	2220470	Fitting, 90°	2	
7	2220999	Fitting, Tee	1	
8	2220501	Fitting, 45°	3	
9	2220593	Fitting, Straight	1	
10	Not Used			
11	2220343	Fitting, Straight	1	
12	Use 2220472	Fitting, Straight (Was 2220417) (Prior to S/N 104717)	2	
13	2220473	Fitting, 90°	4	
14	2220608	Fitting, Tee	1	
15	2220827	Fitting, Cross	1	
16	2220515	Fitting, Cap	1	
17	2220619	Fitting, Reducer	1	
18	2220399	Fitting, Straight (Prior to S/N 90870 Only)	2	
19	2220635	Fitting, Tee (Prior to S/N 90870 Only)	2	
20	4640216	Valve, Color Flow Control	1	
	2901876	HOSE KIT - 3246E2	Ref.	5
101	2750758	Hose	1	
102	2752514	Hose	1	
103	2752632	Hose	1	
104	2753057	Hose	2	
105	2752643	Hose	2	
106	2753325	Hose	2	
107	2750990	Hose	1	
108	2753059	Hose	1	
109	2753062	Hose	1	
110	2753063	Hose	1	
111	2753061	Hose	1	
112	2753064	Hose	1	
113	2752648	Hose	2	
114	2753060	Hose	1	

SECTION 6 HYDRAULIC

SECTION 6 HYDRAULIC

FIGURE 6-5. HYDRAULIC DIAGRAM - 2632E2 WITH STANDARD CONTROLS



SECTION 6 HYDRAULIC

SECTION 6 HYDRAULIC

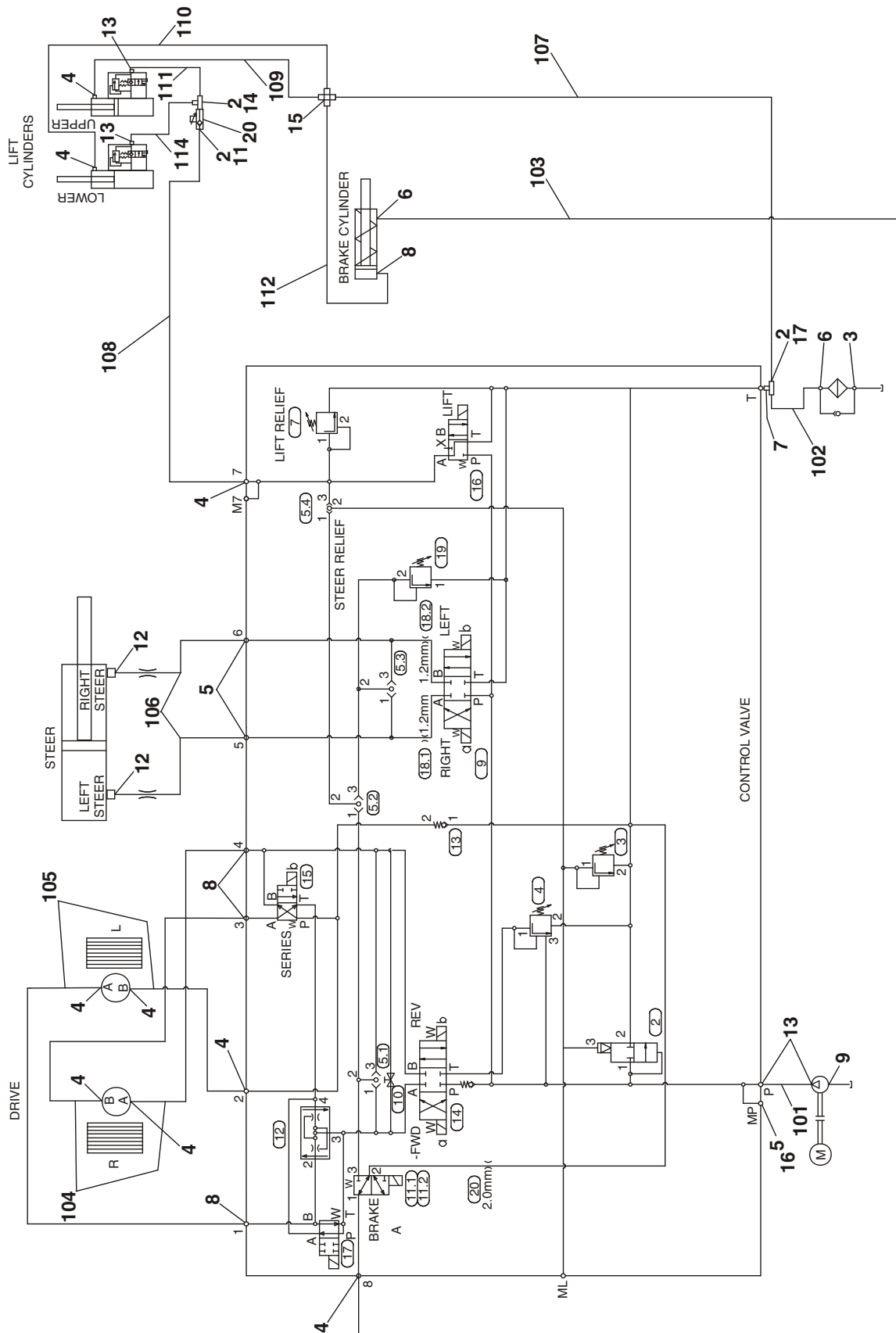
FIGURE 6-5. HYDRAULIC DIAGRAM - 2632E2 WITH STANDARD CONTROLS

FIG & ITEM #	PART NUMBER	DESCRIPTION	QTY.	REV.
		HYDRAULIC DIAGRAMS - 2632E2	Ref.	
	0271877	2632E2	Ref.	2
1	Not Used			
2	0100020	Sealant, Pipe	A/R	
3	2220603	Fitting, Straight	2	
4	2220371	Fitting, Straight	12	
5	2220415	Fitting, Straight	4	
6	2220500	Fitting, 45°	1	
7	2220593	Fitting, Straight	1	
8	2220347	Fitting, Straight	1	
9	2220470	Fitting, 90°	1	
10	2220775	Fitting, 90°	1	
11	2220473	Fitting, 90°	4	
12 to 13	Not Used			
14	Use 2220582	Fitting, Straight (Was 2220417) (Prior to S/N 104717)	2	
15	2220466	Fitting, 90°	3	
16 to 17	Not Used			
18	2220608	Fitting, Tee	1	
19	Not Used			
20	2220827	Fitting, Cross	1	
21	2220396	Fitting, Straight	1	
22	4640216	Valve, Flow Control	1	
23	2220515	Fitting, Cap	1	
24 to 27	Not Used			
	2902112	Hose Kit - 2632E2	Ref.	3
101	2750989	Hose	1	
102	2752940	Hose	1	
103	2753065	Hose	1	
104	Not Used			
105	2752643	Hose	2	
106	2753067	Hose	2	
107	2752992	Hose	2	
108	2752444	Hose	1	
109	2752981	Hose	1	
110	2753060	Hose	1	
111	2753690	Hose	1	
112	2753691	Hose	1	
113	2753063	Hose	1	
114	2753061	Hose	1	
115 to 117	Not Used			
118	2753064	Hose	1	
119 to 120	Not Used			
121	2753071	Hose	1	

SECTION 6 HYDRAULIC

SECTION 6 HYDRAULIC

FIGURE 6-6.HYDRAULIC DIAGRAM - 2632E2 WITH PROPORTIONAL CONTROLS



SECTION 6 HYDRAULIC

FIGURE 6-6. HYDRAULIC DIAGRAM - 2632E2 WITH PROPORTIONAL CONTROLS

FIG & ITEM #	PART NUMBER	DESCRIPTION	QTY.	REV.
		HYDRAULIC DIAGRAMS -2632E2	Ref.	
	2792556	2632E2	Ref.	2
1	Not Used			
2	0100020	Sealant, Pipe	A/R	
3	2220347	Fitting, Straight	1	
4	2220371	Fitting, Straight	9	
5	2220415	Fitting, Straight	3	
6	2220470	Fitting, 90°	2	
7	2220999	Fitting, Tee	1	
8	2220501	Fitting, 45°	3	
9	2220593	Fitting, Straight	1	
10	Not Required			
11	2220396	Fitting, Straight	1	
12	Use 2220472	Fitting, Straight (Was 2220585) (Prior to S/N 104717)	2	
13	2220473	Fitting, 90°	4	
14	2220608	Fitting, Tee	1	
15	2220827	Fitting, Cross	1	
16	2220515	Fitting, Cap	1	
17	2220619	Fitting, Reducer	1	
18 to 19	Not Required			
20	4640216	Valve, Flow Control	1	
	2902123	Hose Kit - 2632E2	Ref.	3
101	2750785	Hose	1	
102	2752514	Hose	1	
103	Use 2753071	Hose (Was P/N 2752824)	1	
104	Use 2752643	Hose (Was P/N 2752461)	2	
105	2753067	Hose	2	
106	2753325	Hose	2	
107	2750990	Hose	1	
108	2753327	Hose	1	
109	2753691	Hose	1	
110	2753063	Hose	1	
111	2753061	Hose	1	
112	2752470	Hose	1	
113	Not Required	Hose		
114	2753060	Hose	1	

SECTION 6 HYDRAULIC

SECTION 6 HYDRAULIC

FIGURE 6-7. HYDRAULIC DIAGRAM LIST

FIG & ITEM #	PART NUMBER	DESCRIPTION	QTY.	REV.
		Note: Items with * indicate hydraulic diagrams shown in this manual. Information on Diagrams Not Shown is Available From JLG Service/Parts Departments.	Ref.	
	0258278/1283086	Hydraulic Diagram (1532E2 Prior to S/N 90870)		
	0271223/1283251*	Hydraulic Diagram (1532E2 S/N 90870 to Present)		
	0258278/1283086	Hydraulic Diagram (1932E2 Prior to S/N 90870)		
	0271223/1283251*	Hydraulic Diagram (1932E2 S/N 90870 to Present)		
	0257955/1283086	Hydraulic Diagram (2032E2 Prior to S/N 88558)		
	0271068/1283251*	Hydraulic Diagram (2032E2 S/N 88558 to Present)		
	0259551/1283086	Hydraulic Diagram (2646E2 Prior to S/N 88558)		
	0271069/1283251*	Hydraulic Diagram (2646E2 S/N 88558 to Present)		
	0259625/1283086	Hydraulic Diagram (3246E2 with Standard Controls Using Rexroth Drive Motor)		
	0271237/1283251*	Hydraulic Diagram (3246E2 with Standard Controls Using Parker Drive Motor)		
	0271877/1283251*	Hydraulic Diagram (2632E2 with Standard Controls Using Parker Drive Motor)		
	2792399	Hydraulic Diagram (3246E2 with Proportional Controls Using Rexroth Drive Motor)		
	2792496*	Hydraulic Diagram (3246E2 with Proportional Controls Using Parker Drive Motor)		
	2792556*	Hydraulic Diagram (2632E2 with Proportional Controls Using Parker Drive Motor)		

SECTION 6 HYDRAULIC

SECTION 7 ELECTRICAL

TABLE OF CONTENTS

FIGURE	DESCRIPTION	PAGE
7-1	Electrical Schematic (Australian Spec Standard Controls Machines)	7-2
7-2	Electrical Schematic (CE Spec Standard Controls Machines)	7-4
7-3	Electrical Schematic (Proportional Controls Machines)	7-6
7-4	Electrical Components Installation (Standard Controls Machines)	7-8
7-5	Electrical Components Installation (Proportional Controls Machines)	7-14
7-6	Electrical Diagram List	7-20

**S
E
C
T
I
O
N

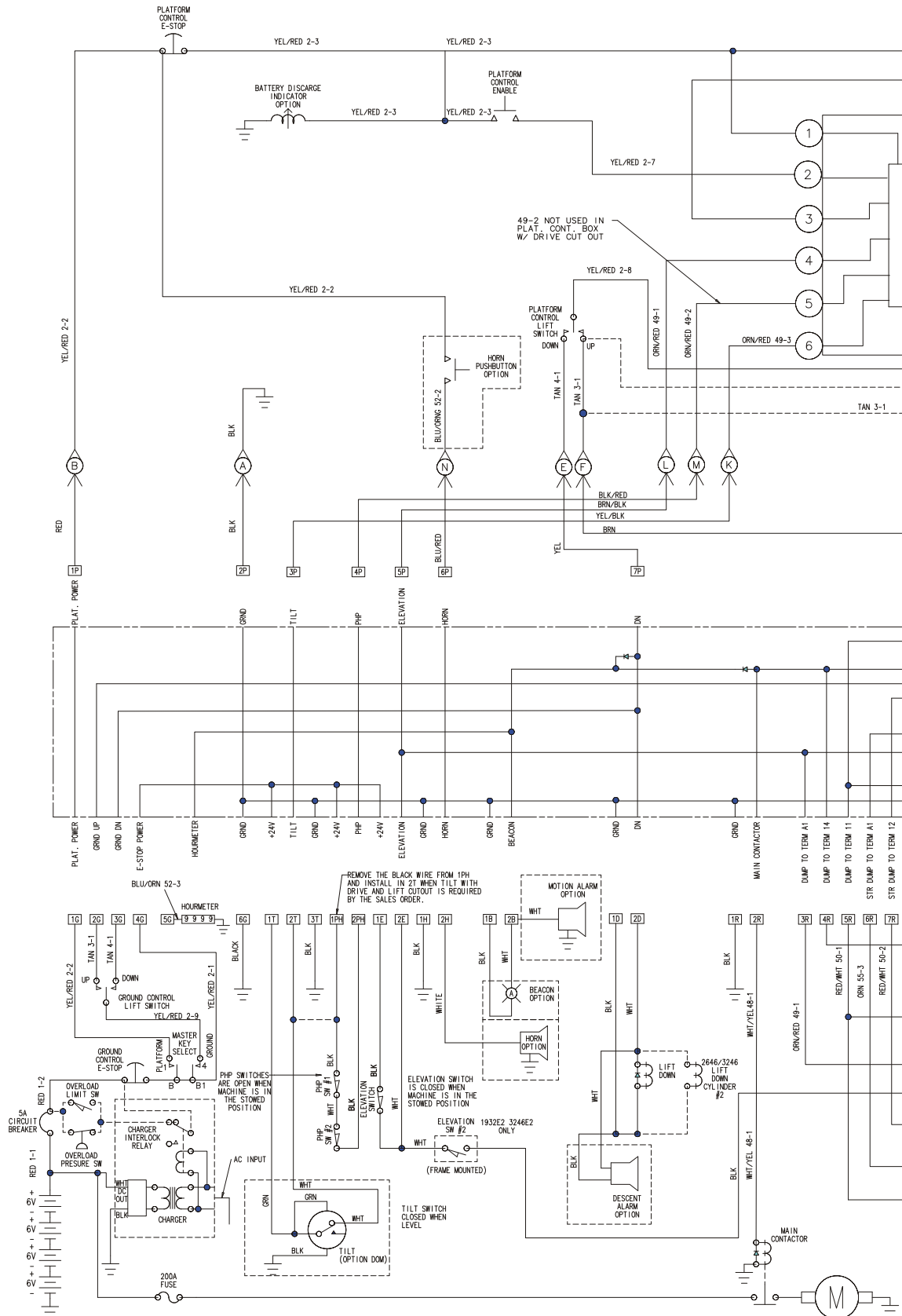
7

E
L
E
C
T
R
I
C
A
L**

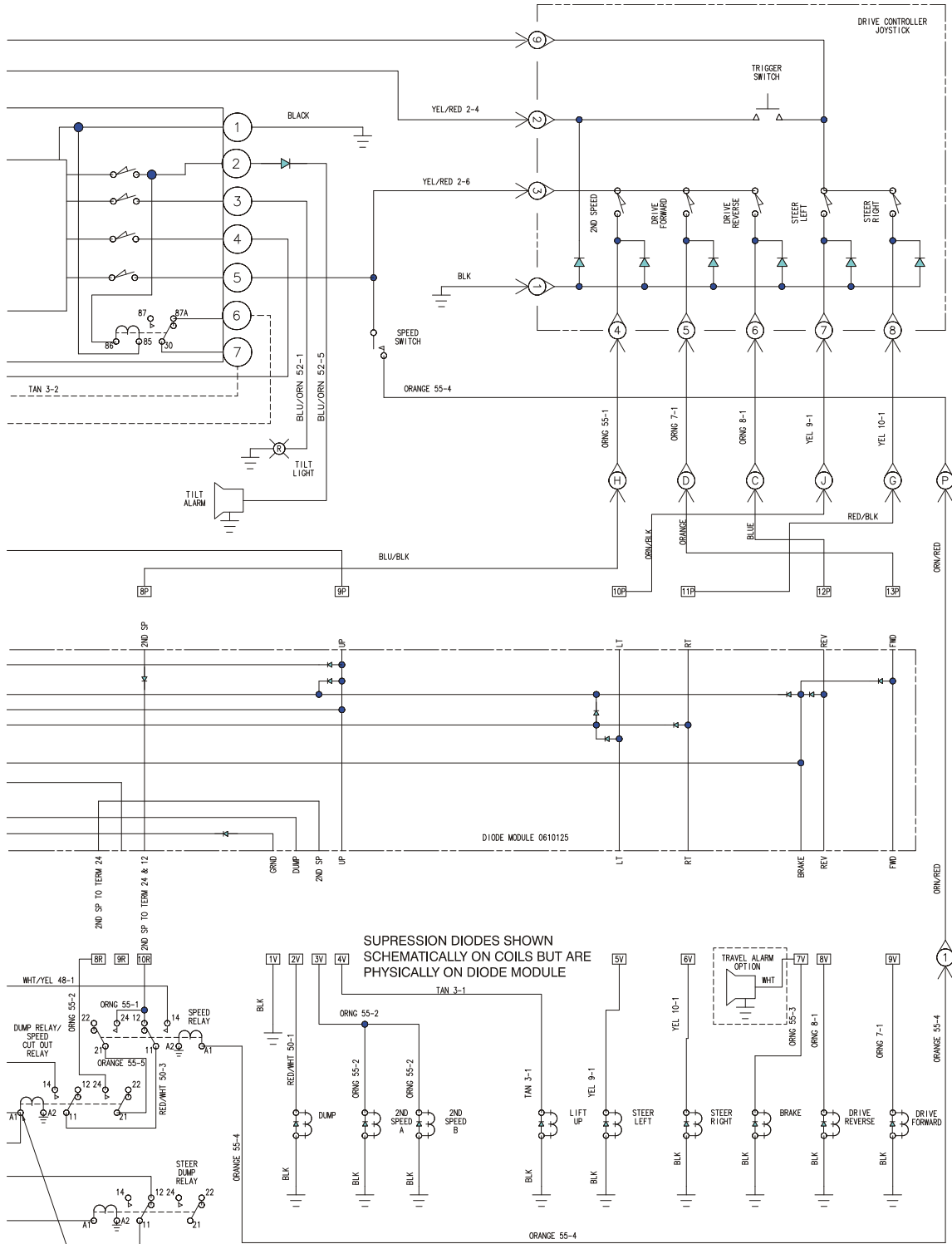
SECTION 7 ELECTRICAL

FIGURE 7-1. ELECTRICAL SCHEMATIC (AUSTRALIAN SPEC STANDARD CONTROL MACHINES)

SECTION 7 ELECTRICAL



SECTION 7 ELECTRICAL



SUPPRESSION DIODES SHOWN SCHEMATICALLY ON COILS BUT ARE PHYSICALLY ON DIODE MODULE

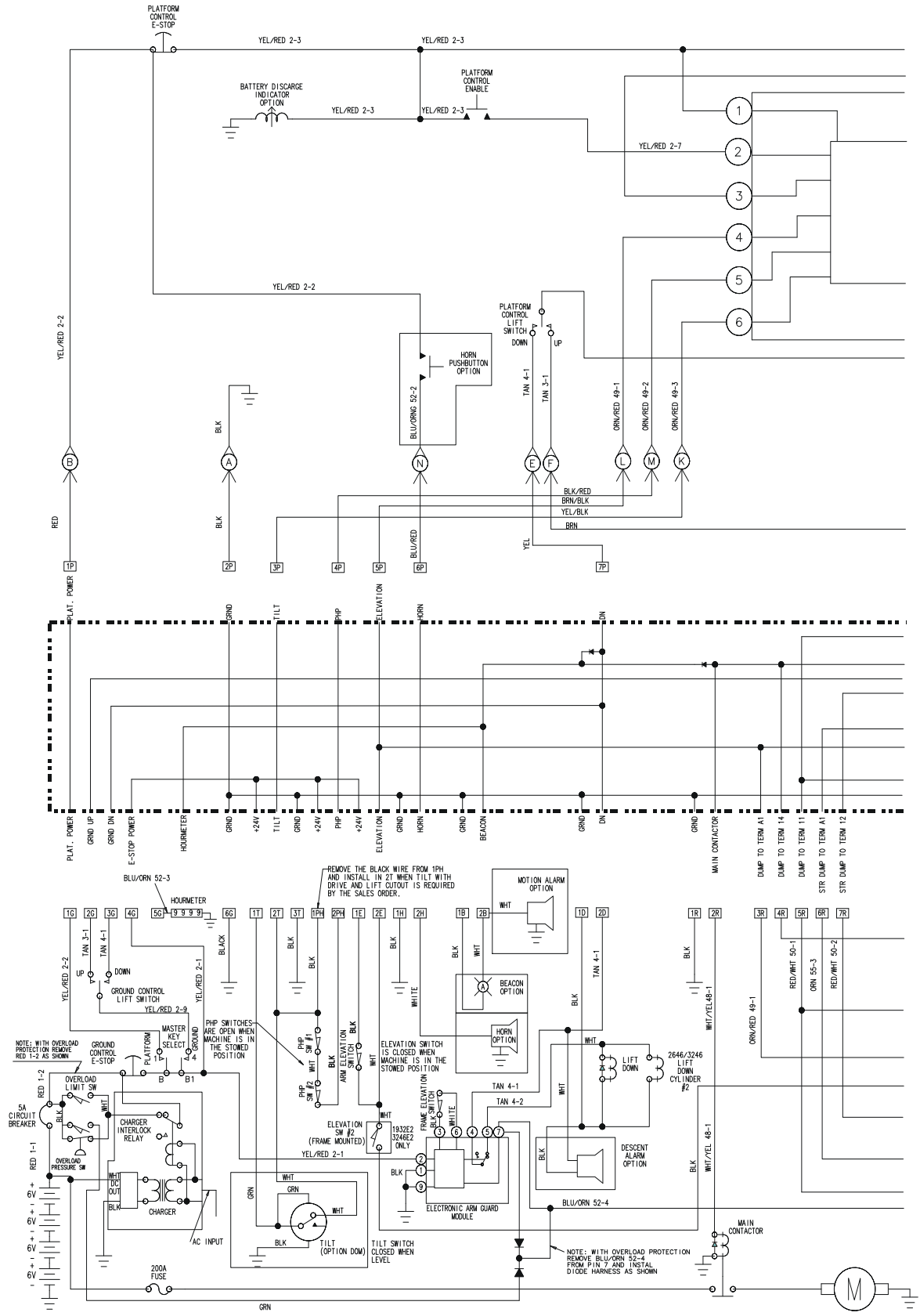
REMOVE ORN/RED 49-1 AND INSTALL BLK WIRE ON RELAY TERM. A1 FOR 1932E2 AND 3246E2 MACHINES ONLY.

SECTION 7 ELECTRICAL

1870116 C

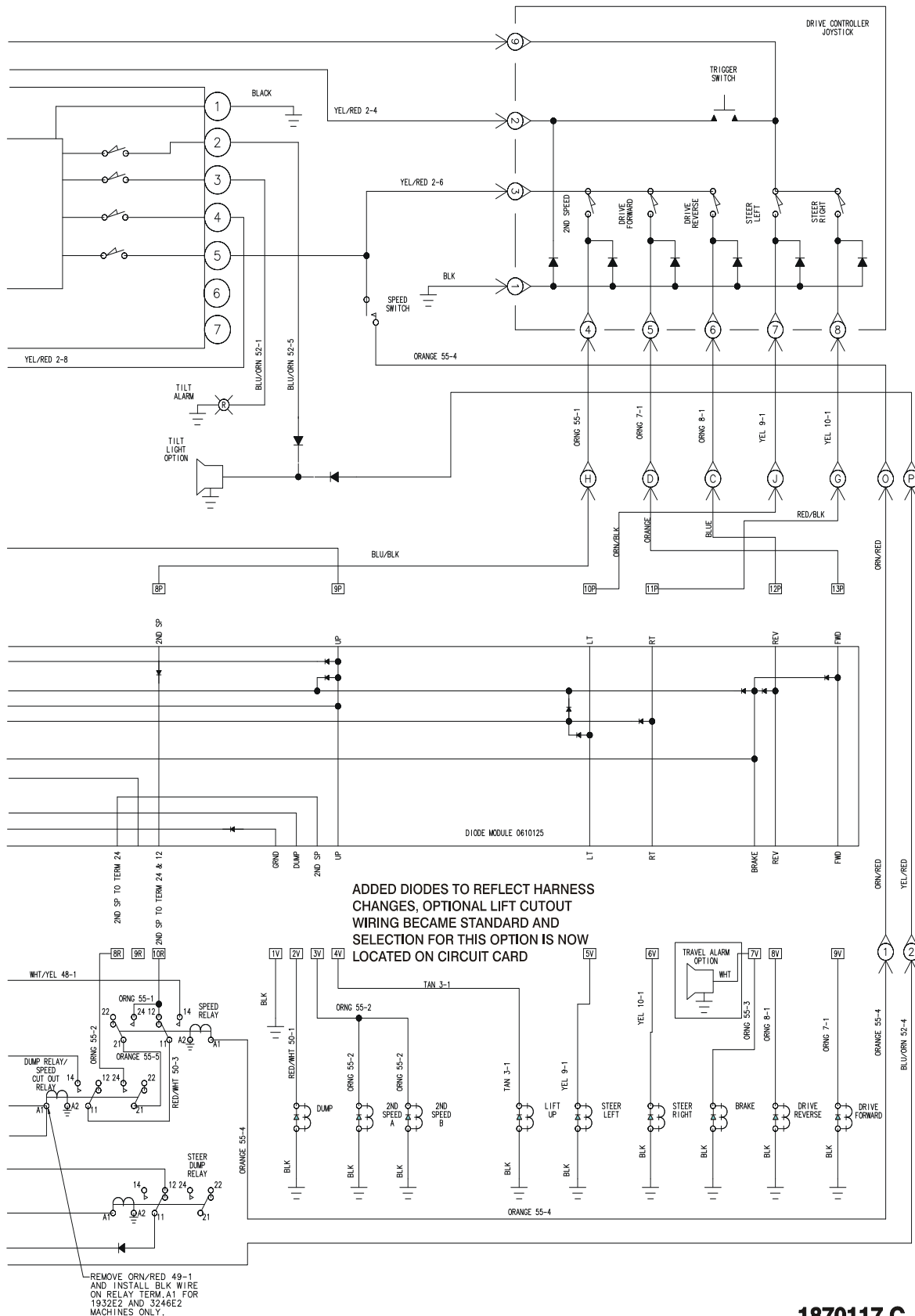
SECTION 7 ELECTRICAL

FIGURE 7-2. ELECTRICAL SCHEMATIC (CE SPEC STANDARD CONTROL MACHINES)



SECTION 7 ELECTRICAL

SECTION 7 ELECTRICAL

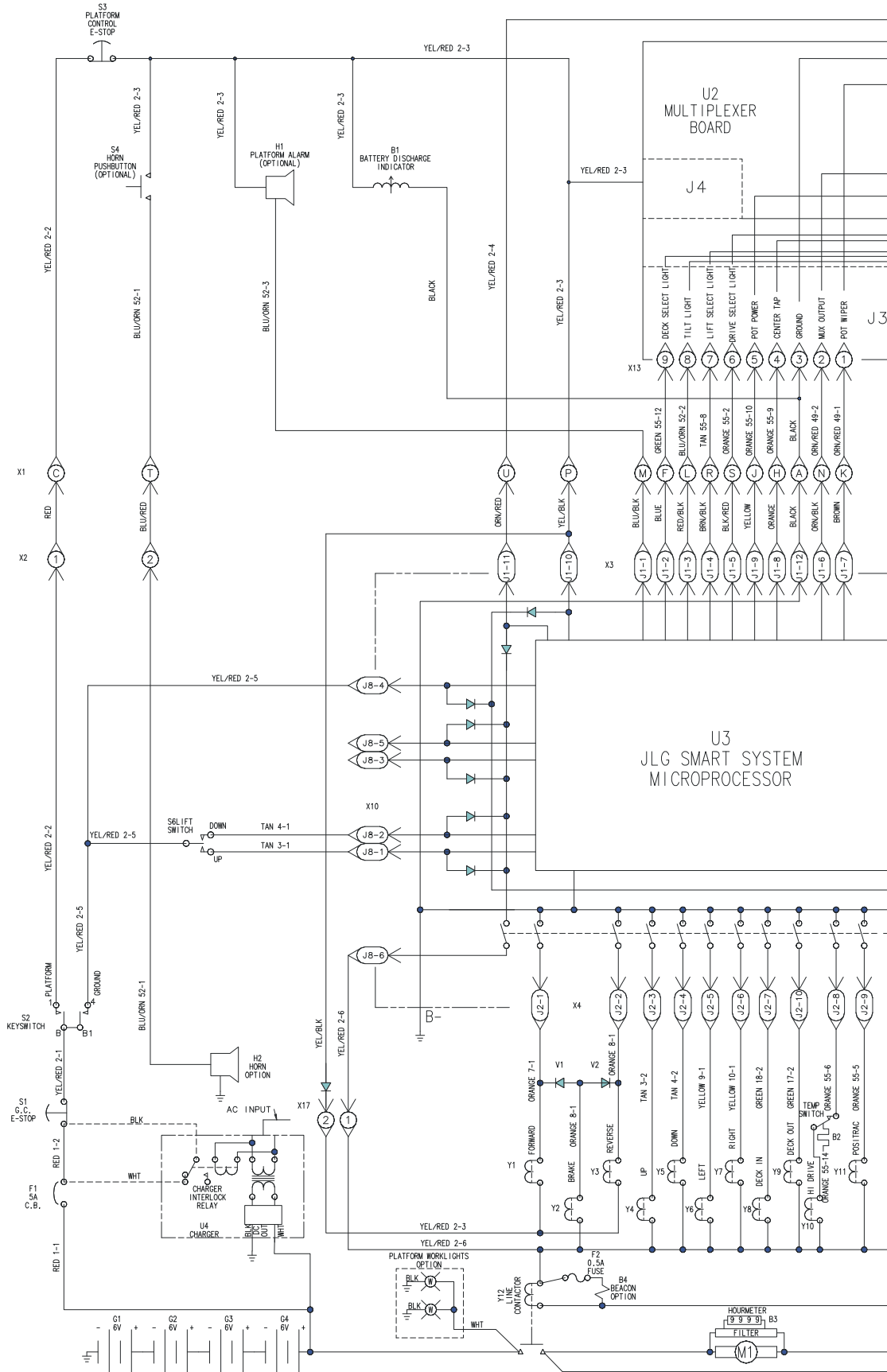


1870117 C

SECTION 7 ELECTRICAL

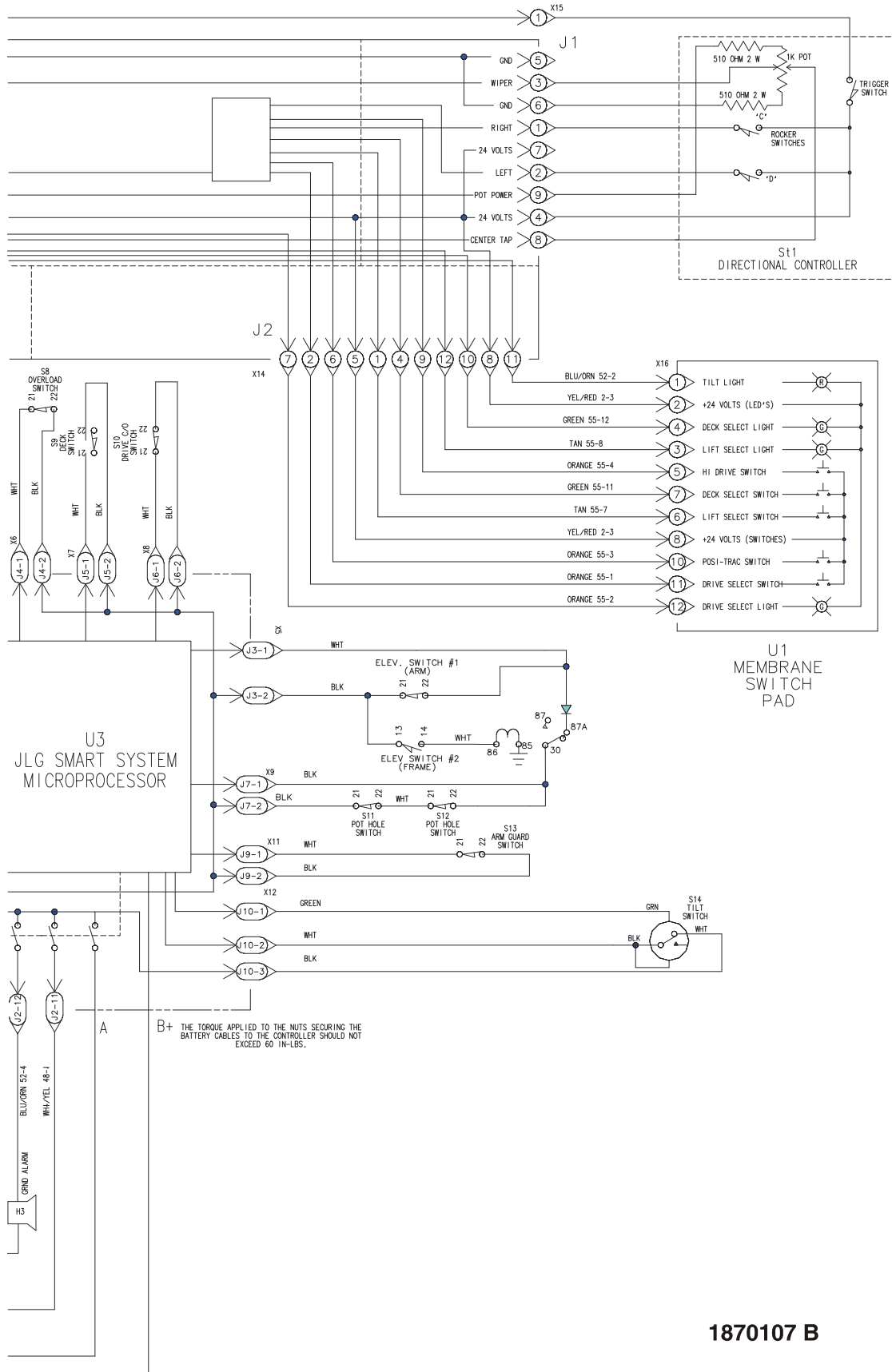
SECTION 7 ELECTRICAL

FIGURE 7-3. ELECTRICAL SCHEMATIC (PROPORTIONAL CONTROL MACHINES)



SECTION 7 ELECTRICAL

SECTION 7 ELECTRICAL

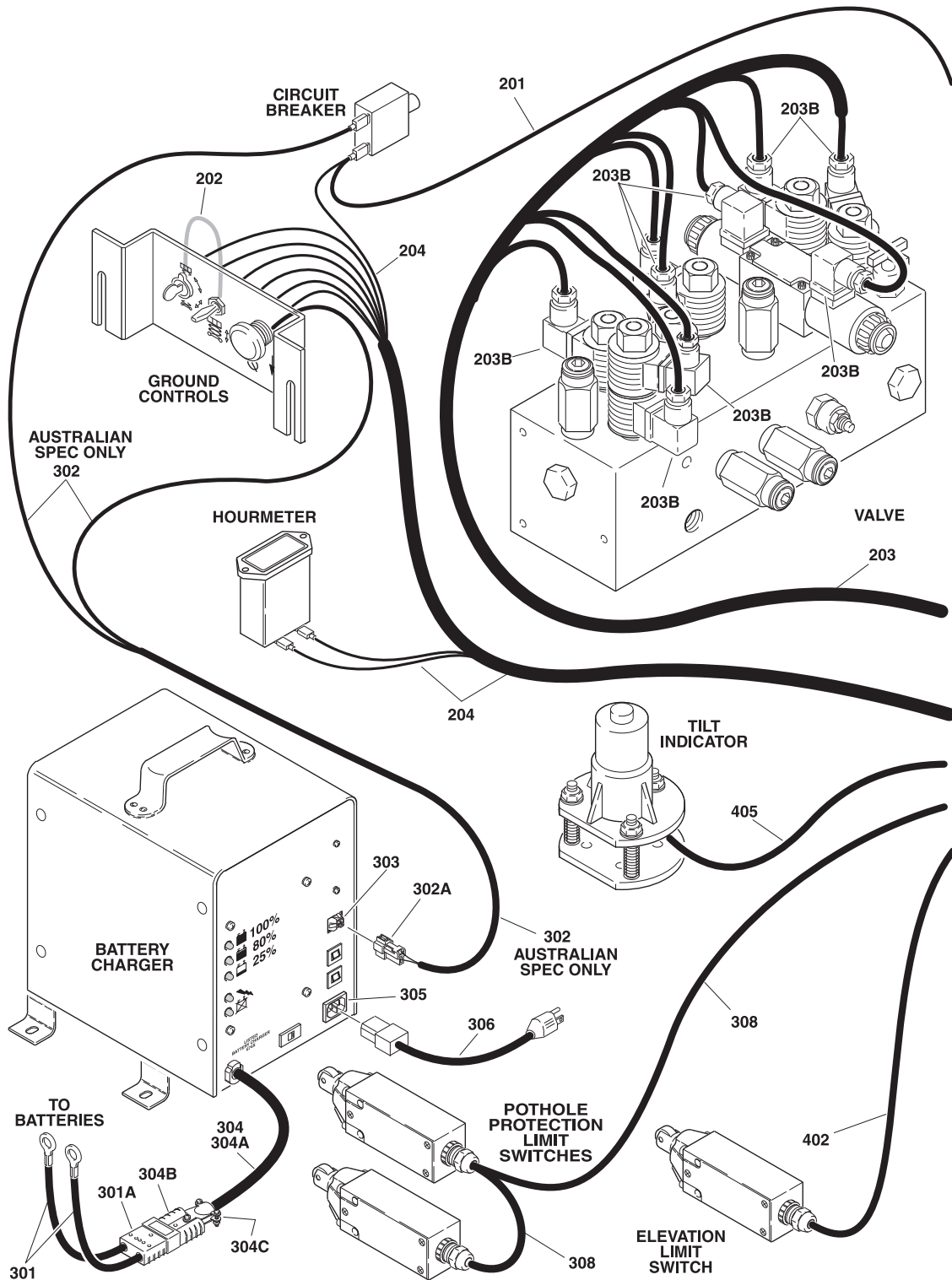


SECTION 7 ELECTRICAL

1870107 B

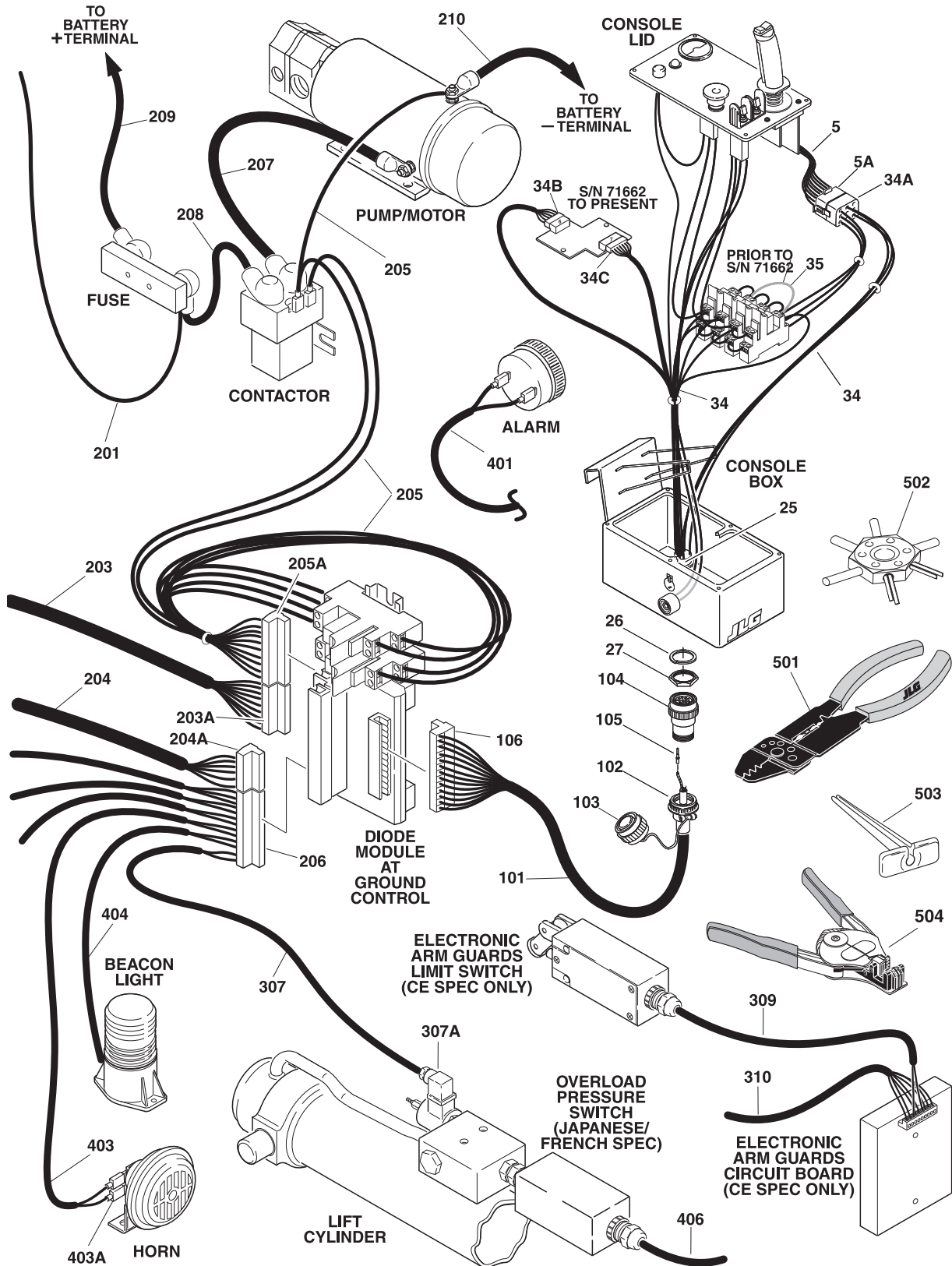
SECTION 7 ELECTRICAL

FIGURE 7-4. ELECTRICAL COMPONENTS INSTALLATION (STANDARD CONTROL MACHINES)



SECTION 7 ELECTRICAL

SECTION 7 ELECTRICAL



SECTION 7 ELECTRICAL

SECTION 7 ELECTRICAL

FIGURE 7-4. ELECTRICAL COMPONENTS INSTALLATION (STANDARD CONTROL MACHINES)

FIG & ITEM #	PART NUMBER	DESCRIPTION	QTY.	REV.
		PLATFORM CONSOLE BOX COMPONENTS	Ref.	
1 to 4	Not Used			
5		Harness - Controller (Part of Electrical Assembly)	0	
5A	4460265	Connector	1	
	4460268	Socket, Female	A/R	
6 to 24	Not Used			
25		Connector, Electrical Options:	1	
	4460495	Australian Spec		
	4460480	CE Spec		
26		Lockwasher, Receptacle Options:	1	
	4460496	Australian Spec		
	4460471	CE Spec		
27		Nut, Receptacle Options:	1	
	4460497	Australian Spec		
	4460470	CE Spec		
28 to 33	Not Used			
34		Harness - Platform Console Box	1	
	4922143	Australian Spec Prior to S/N 71662		1/A
	4922372	Australian Spec S/N 71662 to Present		2/B
	4922149	CE Spec Prior to S/N 71662		1/A
	4922273	CE Spec S/N 71662 to Present		3/A
	3990010	Diode - 6 Amp	4	
34A	4460267	Pin, Male	9	
	4460265	Receptacle - 9 Position	1	
34B	4460839	Connector - 6 Position (S/N71662 to Present Only)	1	
34C	4460840	Connector - 7 Position	1	
	4460838	(Australian Spec S/N71662 to Present Only)		
		Connector - 5 Position	1	
		(CE Spec S/N 71662 to Present Only)		
35	4922062	Harness - Platform Relay (Prior to S/N 71662 Only)	1	
	0270542	CABLE INSTALLATIONS - GROUND TO PLATFORM (1532E2)	Ref.	1
	0258277	CABLE INSTALLATIONS - GROUND TO PLATFORM (1932E2 AUSTRALIAN SPEC)	Ref.	2
	0258621	CABLE INSTALLATIONS - GROUND TO PLATFORM (1932E2 CE SPEC)	Ref.	2
	0257916	CABLE INSTALLATIONS - GROUND TO PLATFORM (2032E2 AUSTRALIAN SPEC)	Ref.	2
	0258622	CABLE INSTALLATIONS - GROUND TO PLATFORM (2032E2 CE SPEC)	Ref.	2
	0257917	CABLE INSTALLATIONS - GROUND TO PLATFORM (2646E2 & 2632E2 AUSTRALIAN SPEC)	Ref.	2
	0258623	CABLE INSTALLATIONS - GROUND TO PLATFORM (2646E2 CE SPEC)	Ref.	2
	0258899	CABLE INSTALLATIONS - GROUND TO PLATFORM (3246E2 AUSTRALIAN SPEC)	Ref.	2
	0258900	CABLE INSTALLATIONS - GROUND TO PLATFORM (3246E2 CE SPEC)	Ref.	2

SECTION 7 ELECTRICAL

FIGURE 7-4. ELECTRICAL COMPONENTS INSTALLATION (STANDARD CONTROL MACHINES)

FIG & ITEM #	PART NUMBER	DESCRIPTION	QTY.	REV.
	4922449	Cable Assembly - 1532E2 All Specs	Ref.	1
	4922126	Cable Assembly - 1932E2 Australian Spec	Ref.	2
	4922154	Cable Assembly - 1932E2 CE Spec	Ref.	3
	4922097	Cable Assembly - 2032E2 Australian Spec	Ref.	5
	4922152	Cable Assembly - 2032E2 CE Spec	Ref.	2
	4922098	Cable Assembly - 2632E2/2646E2 Australian Spec	Ref.	5
	4922153	Cable Assembly - 2646E2 CE Spec	Ref.	2
	4922224	Cable Assembly - 3246E2 Australian Spec	Ref.	2
	4922225	Cable Assembly - 3246E2 CE Spec	Ref.	2
101		Cable, Electrical - 18/14	A/R	
	1060608	1532E2 All Specs	32ft/9.75m	
	1060608	1932E2 Australian Spec	37ft/11.3m	
		1932E2 CE Spec Options:		
	1060454	Prior to S/N 105714	42ft/12.8m	
	1060963	S/N 105714 to Present	37ft/11.3m	
	1060608	2032E2 Australian Spec	42ft/12.8m	
		2032E2 CE Spec Options:		
	1060454	Prior to S/N 105714	46ft/14m	
	1060963	S/N 105714 to Present	42ft/12.8m	
	1060608	2646E2 / 2632E2 Australian Spec	50ft/15.2m	
		2646E2 CE Spec Options:		
	1060454	Prior to S/N 105714	54ft/16.5m	
	1060963	S/N 105714 to Present	50ft/15.2m	
	1060608	3246E2 Australian Spec	58ft/17.7m	
		3246E2 CE Spec Options:		
	1060454	Prior to S/N 105714	62ft/18.9m	
	1060963	S/N 105714 to Present	58ft/17.7m	
102		Clamp, Cable Options:	1	
	4460492	Australian Spec		
	4460473	CE Spec		
103		Cap, Dust Options:	1	
	4460493	Australian Spec		
	4460468	CE Spec		
104		Connector, Electrical Options:	1	
	4460491	Australian Spec		
	4460481	CE Spec		
105	4460464	Pin, Male	13	
106	4460715	Plug - 13 Position	1	
		GROUND CONTROL COMPONENTS	Ref.	
		Note: See Section 2 for Battery to Battery Cable Call-outs.	Ref.	
201	4922032	Harness, Power	1	2
202	4922033	Harness, Lift Switch Power	1	1
203		Harness, Valve Options:	1	
	4922102	1532E2 & 1932E2		1
	4922034	2032E2 & 2632E2 & 2646E2 & 3246E2		3

SECTION 7 ELECTRICAL

SECTION 7 ELECTRICAL

FIGURE 7-4. ELECTRICAL COMPONENTS INSTALLATION (STANDARD CONTROL MACHINES)

FIG & ITEM #	PART NUMBER	DESCRIPTION	QTY.	REV.
203A	4460719	Connector - 9 Position	1	
203B	4460449	Connector, DIN	9	
204	4922035	Harness, Ground Control	1	2
204A	4460717	Connector - 6 Position	1	
205	4922144	Harness, Relay	1	4/C
	3990010	Diode - 6 Amp	1	
205A	4460718	Connector - 10 Position	1	
206	4460716	Terminal -13 Position (Part of 2901622 Diode Module)	1	
207	1060666	Cable, Battery (Contactor to Motor)	1	
208	1060667	Cable, Battery (Fuse to Contactor)	1	
209		Cable, Battery Options (Battery + to Fuse)	1	
	1060668	1532E2 & 1932E2		
	1060681	2032E2 & 2646E2 & 3246E2		
210		Cable, Battery Options (Battery - to Motor)	1	
	1060669	1532E2 & 1932E2		
	1060682	2032E2 & 2646E2 & 3246E2		
		STANDARD HARNESS ASSEMBLIES	Ref.	
301		Harness, Battery Charger Options:	1	
	4922096	1532E2 & 1932E2		
	4922067	2032E2 & 2632E2 & 2646E2 & 3246E2		
301A	4460444	Connector, Anderson	1	
302		Harness, Charger Interlock Options (Australian Spec):	1	
	4922198	1532E2 & 1932E2		
	4922199	2032E2 & 2646E2 2632E2 & 3246E2		
302A	4460320	Connector, Female - 2 Position	1	
	4460268	Socket, Female	2	
303	Not Available	Harness, Enable Switch (Inside Battery Charger)		
	7011621	Connector, Male - 2 Position	1	
304	7018580	Cord Set - DC (Battery Charger)	1	
304A	7018581	DC Assembly with Plug	1	
304B	7011590	Connector, Plug	1	
304C	7018579	Clamp	1	
305	Not Required	Cord Set - AC (Battery Charger)	A/R	
306	1060689	Cord Assembly (Battery Charger to AC Outlet)	1	
307		Harness, Lift Down Options:	1	
	4922091	1532E2 & 1932E2		
	4922086	2032E2		
	4922088	2632E2 & 2646E2 & 3246E2 (Lower)		
	4922089	2632E2 & 2646E2 & 3246E2 (Upper)		
307A	4460449	Connector, DIN	1	
308	Not Available	Harness, Pothole Protection Limit Switch		
	1060680	Cable, Electrical - 18/2 (Left Side)	3ft/.91m	
	1060680	Cable, Electrical - 18/2 (Right Side)	9.6ft/3m	
309	Not Available	Harness, Electronic Arm Guards Limit Switch (CE Spec)		
	1060680	Cable, Electrical - 18/2	7ft/2.14m	

SECTION 7 ELECTRICAL

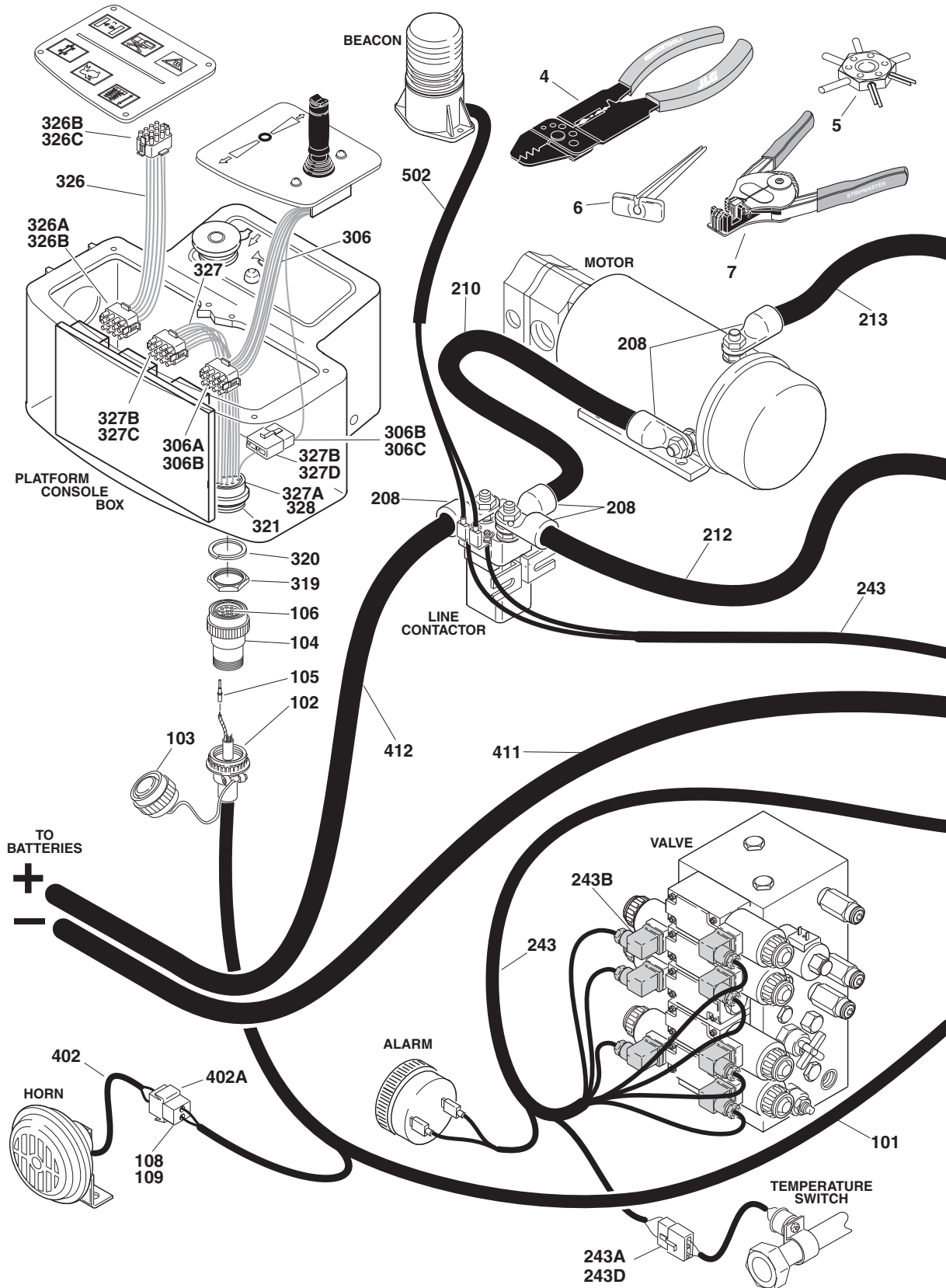
FIGURE 7-4. ELECTRICAL COMPONENTS INSTALLATION (STANDARD CONTROL MACHINES)

FIG & ITEM #	PART NUMBER	DESCRIPTION	QTY.	REV.
310	4922151	Harness, Electronic Arm Guards PC Board (CE Spec)	1	
		ACCESSORIES HARNESS COMPONENTS	Ref.	
401	Not Available	Harness - Alarm (Descent/Motion/Travel)		
	1060680	Cable, Electrical -18/2	1ft/.3m	
	4460183	Terminal	2	
402	1060680	Harness - Hi-Drive Limit	A/R	
		1532E2 & 1932E2	15ft/4.6m	
		2632E2 & 2032E2 & 2646E2	17ft/5.2m	
		3246E2	25ft/7.6m	
403	Not Available	Harness - Horn		
	1060680	Cable, Electrical -18/2	8ft/2.4m	
403A	4460259	Terminal	2	
	4460260	Housing, Terminal	2	
404	Not Available	Harness - Beacon		
	1060680	Cable, Electrical -18/2	10ft/3m	
	4460248	Terminal	2	
405	Not Available	Harness - Tilt		
	Not Available	Cable, Electrical -18/3	A/R	
406	Not Used			
		TOOLS	Ref.	
	0100048	Compound, Silicone (Use on connectors/receptacles)	A/R	
501	7002821	Crimper (For Wire to Pin/Socket Connections)	1	
502	7002823	Extractor (For Removal of Pin/Socket from Connectors)	1	
503	4460467	Extractor, Pin (Blue 16-18 Gauge) (For Removal of Pin/Socket from Connectors)	1	
	4460510	Extractor, Pin (Yellow 12-14 Gauge) (For Removal of Pin/Socket from Connectors)	1	
504	7002828	Stripper, Wire	1	

SECTION 7 ELECTRICAL

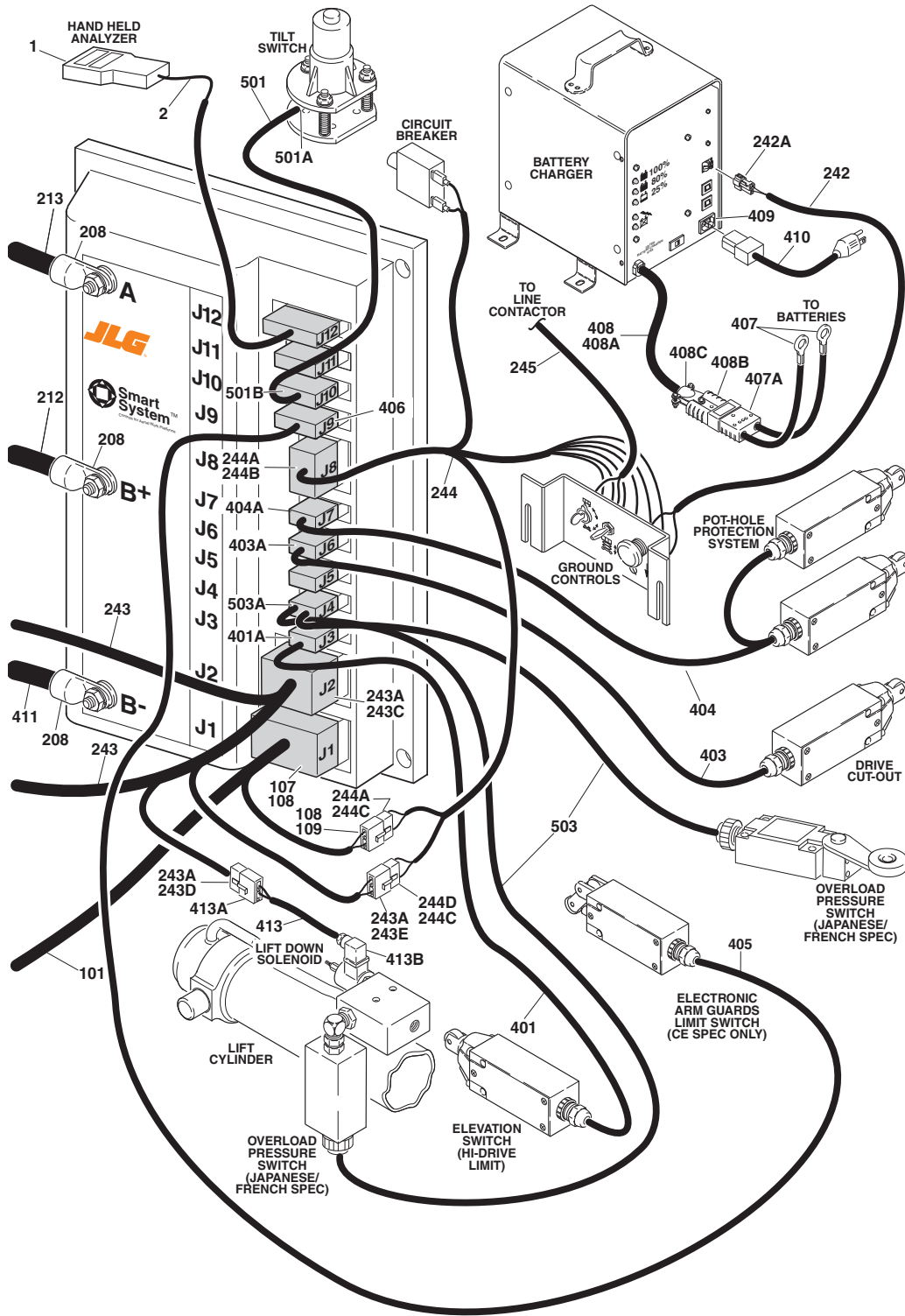
SECTION 7 ELECTRICAL

FIGURE 7-5. ELECTRICAL COMPONENTS INSTALLATION (PROPORTIONAL CONTROL MACHINES)



SECTION 7 ELECTRICAL

SECTION 7 ELECTRICAL



SECTION 7 ELECTRICAL

SECTION 7 ELECTRICAL

FIGURE 7-5. ELECTRICAL COMPONENTS INSTALLATION (PROPORTIONAL CONTROL MACHINES)

FIG & ITEM #	PART NUMBER	DESCRIPTION	QTY.	REV.
		TOOLS	Ref.	
	2900874	Configurator Kit (Computer Software Kit)	1	
	2901443	Analyzer and Cable Kit (Includes 1600244 & 1060633)	1	
1	1600244	Analyzer, SMART System Controller	1	
2	1060633	Cable, Communication (Analzer to Controller)	1	
3	Not Used			
4	7002821	Crimper (For Wire to Pin/Socket Connections)	1	
5	7002823	Extractor (For Removal of Pins/Sockets form Connectors)	1	
6	4460467	Extractor - 16-18 Gauge (For Removal of Pins/Sockets form Deutsch Connectors)	1	
	4460510	Extractor - 12-14 Gauge (For Removal of Pins/Sockets form Deutsch Connectors)	1	
7	8896941	Stripper, Wire	1	
8	0100048	Compound, Silicone (Use on Connectors/Receptacles) (Not Shown)	A/R	
		CABLE ASSEMBLIES - GROUND TO PLATFORM OPTIONS:	Ref.	1
	0259656	3246E2 (Proportional)	Ref.	1/F
	4922299/ 1282896	Cable Assembly	Ref.	
	0271976	2632E2 (Proportional)	Ref.	1
	4922674/ 1282896	Cable Assembly	Ref.	
101	1060608	Cable, Electrical - 18/14 Options:	58ft./17.7m	
102	4460473	Clamp, Cable	1	
103	4460468	Cap, Dust	1	
104	4460614	Connector, Electrical - 21 Pin	1	
105	4460465	Socket, Female	14	
106	4460466	Plug, Sealing	7	
107	4460343	Connector - 12 Pin	1	
108	4460267	Pin	15	
109	4460320	Connector - 2 Pin	1	
110	Not Used			
111	3990010	Diode, 6A 600Volt (Not Shown)	A/R	
		ELECTRICAL CONTROL SYSTEM INSTALLATIONS	Ref.	
	0259407	Australian Spec (With Charger Interlock)	Ref.	A
	0259409	CE Spec (Without Charger Interlock)	Ref.	A
201 to 207	Not Used			
208	0840025	Boot, Cable	8	
209	Not Used			
210	1060666	Cable, Battery (Contactor to Motor)	1	
211	1060680	Cable, Electrical - 18/2	2ft/.6m	

SECTION 7 ELECTRICAL

SECTION 7 ELECTRICAL

FIGURE 7-5. ELECTRICAL COMPONENTS INSTALLATION (PROPORTIONAL CONTROL MACHINES)

FIG & ITEM #	PART NUMBER	DESCRIPTION	QTY.	REV.
212	1060763	Cable, Battery (Contactor to Controller B+)	1	
213	1060764	Cable, Battery (Controller A to Motor))	1	
214 to 235	Not Used			
236	4460268	Socket, Female	2	
237	4460320	Plug, Male - 2 Position	1	
238 to 241	Not Used			
242	4922199	Harness - Charger Lockout (Australian Spec Machines)	1	
	1060680	Cable, Electrical - 18/2	12ft/3.7m	
242A	4460320	Connector	1	
	4460268	Socket, Female	2	
243	4922300	Harness - Valve	1	
243A	4460268	Socket, Female	14	
243B	4460449	Connector, DIN	8	
243C	4460343	Connector - 12 Pin	1	
243D	4460424	Plug, Male - 2 Position	2	
243E	4460320	Connector - 2 Pin	1	
243F	3990010	Diode 6 Amp (Not Shown)	2	
244	4922302	Harness - Ground Control	1	2/B
244A	4460268	Socket	5	
244B	4460225	Connector - 6 Pin	1	
244C	4460424	Plug, Male - 2 Position	2	
244D	4460267	Pin	1	
245	4922327	Harness - Relay Ground	1	
		PLATFORM CONSOLE BOX ASSEMBLIES	Ref.	
301 to 305	Not Used			
306	7020508	Harness - Controller Electrical Assembly	1	
306A	4460265	Receptacle	1	
306B	4460268	Socket, Female	8	
306C	4460424	Plug, Male - 2 Position	1	
307 to 318	Not Used			
319	4460470	Nut, Receptacle	1	
320	4460471	Lockwasher, Receptacle	1	
321	4460613	Connector, Electrical - 21 Pin	1	
322 to 325	Not Used			
326	4922183	Harness - Membrane Switch	1	
326A	4460268	Socket, Female	A/R	
326B	4460343	Receptacle	2	
326C	4460267	Pin, Male	A/R	
327	4922184	Harness - Platform Console Box		
327A	4460265	Receptacle	1	
327B	4460267	Pin, Male	A/R	
327C	4460343	Receptacle	1	
327D	4460320	Connector	1	
328	4460466	Plug, Sealing	7	

SECTION 7 ELECTRICAL

SECTION 7 ELECTRICAL

FIGURE 7-5. ELECTRICAL COMPONENTS INSTALLATION (PROPORTIONAL CONTROL MACHINES)

FIG & ITEM #	PART NUMBER	DESCRIPTION	QTY.	REV.
		STANDARD HARNESS ASSEMBLIES	Ref.	
401	Not Available	Harness - Hi-Drive Limit Switch	1	
	1060680	Cable, Electrical - 18/2	7ft./2.2m	
401A	4460320	Housing, Terminal	2	
	4460268	Socket, Female	2	
402	4922258	Harness - Horn	1	1
402A	4460424	Receptacle - 2 Position	1	
	4460268	Socket, Female	2	
403	4922305	Harness - Drive Cutout	1	1/A
	1060680	Cable, Electrical - 18/2	28ft8.5m	
403A	4460320	Connector	1	
	4460268	Socket, Female	2	
404	Not Available	Harness - Pothole Protection System	1	
	1060680	Cable, Electrical - 18/2	A/R	
		Left Side (Hydraulic Component Tray)	3ft/.91m	
		Right Side (Battery Component Tray)	9.6ft/3m	
404A	4460320	Connector	1	
	4460267	Socket, Female	2	
405	Not Available	Harness, Electronic Arm Guards Limit Switch (CE Spec)		
	1060680	Cable, Electrical - 18/2	7ft/2.14m	
406	4460326	Plug, Connector	1	
	4460268	Socket, Female	2	
407	4922067	Harness, Battery Charger	1	
407A	4460444	Connector, Anderson	1	
408	7018580	Cord Set - DC (Battery Charger)	1	
408A	7018581	DC Assembly with Plug	1	
408B	7011590	Connector, Plug	1	
408C	7018579	Clamp	1	
409	Not Required	Cord Set - AC Options (Battery Charger):	A/R	
	7018584	Plug Assembly - AC Inlet	1	
	7018583	Plug, AC	1	
410	1060689	Cord Assembly (Battery Charger to AC Outlet)	1	
411	1060774	Cable, Battery (Battery - to Controller B-)	1	
412	1060775	Cable, Battery (Battery+ to Contactor)	1	
413	4922301	Harness - Lift Down Solenoid	1	1/A
	1060680	Cable, Electrical - 18/2	37ft/11.3m	
413A	4460320	Connector - 2 Pin	1	
	4460267	Pin	2	
413B	4460449	Connector, DIN	2	
		ACCESSORIES HARNESS ASSEMBLIES	Ref.	
501	4922320	Harness - Tilt Switch	1	A
	1060330	Cable, Electrical - 16/3	8ft./2.4m	
501A	4460445	Connector - 3 Pin	1	
	4460267	Pin Male	3	

SECTION 7 ELECTRICAL

FIGURE 7-5. ELECTRICAL COMPONENTS INSTALLATION (PROPORTIONAL CONTROL MACHINES)

FIG & ITEM #	PART NUMBER	DESCRIPTION	QTY.	REV.
501B	4460326	Plug, Connector	1	
	4460268	Socket, Female	3	
502	Not Available	Harness - Beacon	1	
	1060680	Cable, Electrical - 18/2	7.5ft./2.3m	
503	Not Available	Harness - Overload (French Spec)	1	
	1060341	Cable, Electrical - 16/2	35ft./11m	
503A	4460320	Connector	1	
	4460267	Socket, Female	2	

SECTION 7 ELECTRICAL

SECTION 7 ELECTRICAL

FIGURE 7-6. ELECTRICAL DIAGRAM LIST

FIG & ITEM #	PART NUMBER	DESCRIPTION	QTY.	REV.
		Note: Diagrams with asterisks (*) are not shown in the following pages. Diagrams not shown are available from the JLG Service Department.	Ref.	
		ELECTRICAL SCHEMATIC	Ref.	
	1870080	Australian Spec Standard Controls Machines Prior to S/N 71662 (Machines with Relays in Console Box)	Ref.	
	1870116*	Australian Spec Standard Controls Machines S/N 71662 to Present (Machines with PC Board Module in Console Box)	Ref.	
	1870107*	Australian Spec Proportional Controls Machines	Ref.	
	1870083	CE Spec Standard Controls Machines Prior to S/N 71662 (Machines with Relays in Console Box)	Ref.	
	1870117*	CE Spec Standard Controls Machines S/N 71662 to Present (Machines with PC Board Module in Console Box)	Ref.	
	1870107*	CE Spec Proportional Controls Machines	Ref.	

SECTION 7 ELECTRICAL

SECTION 8 DECALS

TABLE OF CONTENTS		
FIGURE	DESCRIPTION	PAGE
8-1	Decals Installation - 1532E2 & 1932E2	8-2
8-2	Decals Installation - 2032E2 & 2632E2 & 2646E2 & 3246E2.....	8-6

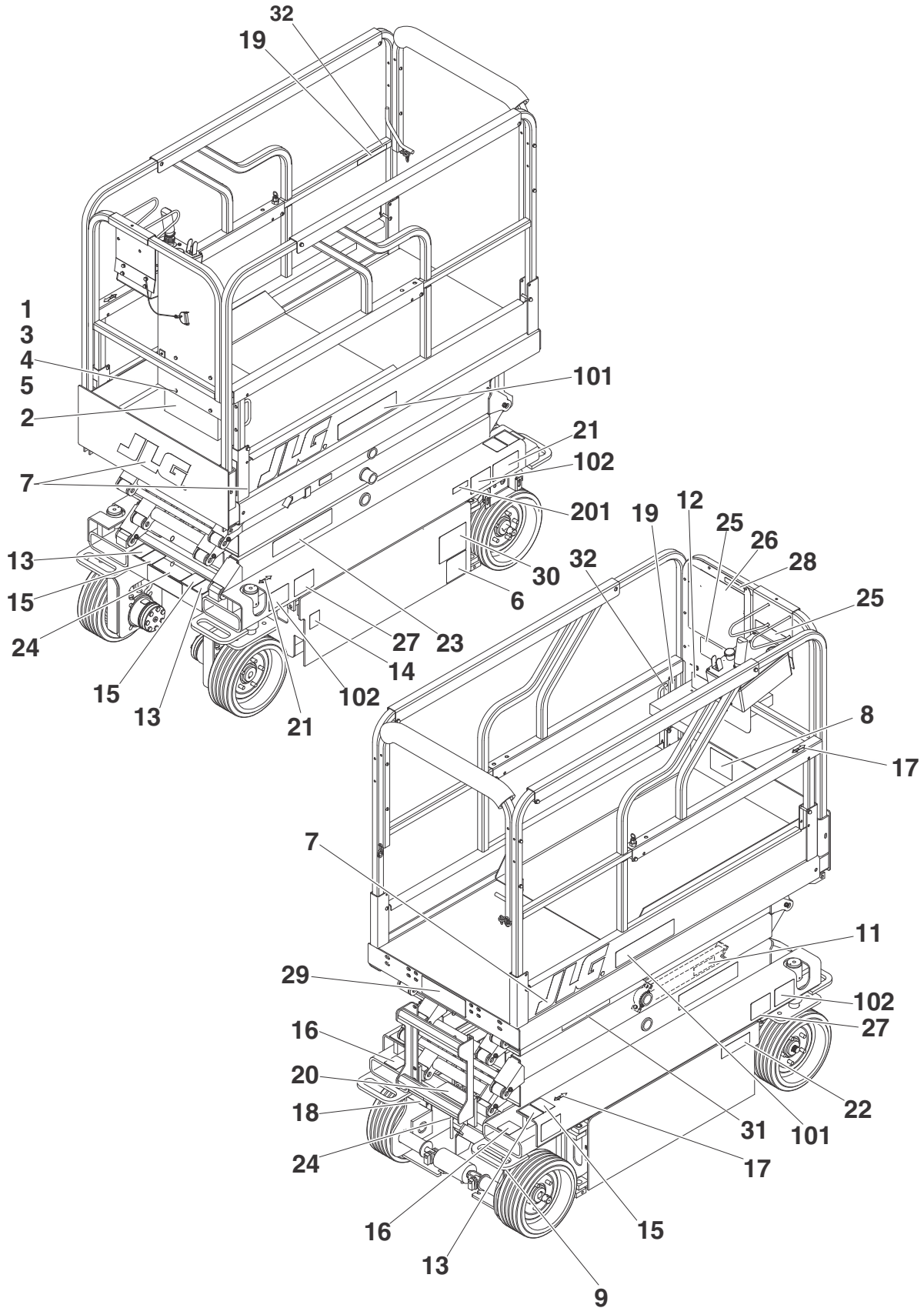
**S
E
C
T
I
O
N

8

D
E
C
A
L
S**

SECTION 8 DECALS

FIGURE 8-1.DECALS INSTALLATION - 1532E2 & 1932E2



SECTION 8 DECALS

SECTION 8 DECALS

FIGURE 8-1. DECALS INSTALLATION - 1532E2 & 1932E2

FIG & ITEM #	PART NUMBER	DESCRIPTION	QTY.	REV.
		DECAL INSTALLATION OPTIONS:	Ref.	
	Not Available	1532E2	Ref.	
		1932E2:	Ref.	
	0258754	Australian Spec	Ref.	5
	0258748	Dutch CE Spec	Ref.	5
	0258750	English CE Spec	Ref.	5
	0258751	French CE Spec	Ref.	5
	0258752	German CE Spec	Ref.	5
	0258753	Italian CE Spec	Ref.	5
	0273186	Norwegian Spec	Ref.	1
	0258749	Spanish CE Spec	Ref.	5
1	0641405	Bolt 1/4"-20NC x 5/8"	4	
2	0860520	Box, Manual Storage	1	
3	1060279	Cable, Lanyard	1	
4	3311405	Locknut 1/4"-20NC	4	
5	4751400	Flatwasher 1/4"	4	
6	Not Available	Decal - Bar Code	1	
7	1702773	Decal - JLG (5in)	2	
8	Not Required	Decal - USA	1	
9	Not Available	Nameplate - Serial Number	1	
10	Not Used	Decal - Kit	1	
11	1703869	Decal - Safety Prop	2	
12		Decal - Manual Options:	1	
	Use 1701509	Decal (Prior to S/N 102826) (was p/n 1703788)		
	1701509	Decal (S/N 102826 to Present)		
13	1703811	Decal - Lifting Lug	4	
14	1703812	Decal - Hydraulic Oil	1	
15	1703814	Decal - Tie Down	4	
16	1703817	Decal - Forklift	4	
17	1703819	Decal - Directional Arrow	3	
18		Decal - Manual Descent Instructions Options:	1	
	1703822	1932E2/2032E2 & 2646E2		
	Not Required	3246E2		
19	Not Used		1	
20		Decal - Towing/Winching/Tow Speed Options:	1	
	1704017	Australian Spec		
	1704149	Dutch CE Spec		
	1704017	English CE Spec		
	1704146	French CE Spec		
	1704147	German CE Spec		
	1704148	Italian CE Spec		
	1704143	Spanish CE Spec		
	1704017	Norwegian CE Spec		
21	1703706	Decal - Ground Control Operation	1	
22		Decal - Warning Battery Ventilation	1	
	1703813	Australian Spec		

SECTION 8 DECALS

SECTION 8 DECALS

FIGURE 8-1. DECALS INSTALLATION - 1532E2 & 1932E2 (CONTINUED)

FIG & ITEM #	PART NUMBER	DESCRIPTION	QTY.	REV.		
22 (cont'd)	1703893	Dutch CE Spec				
	1703813	English CE Spec				
	1703864	French CE Spec				
	1703881	German CE Spec				
	1703886	Italian CE Spec				
	1703813	Norwegian CE Spec				
	1703840	Spanish CE Spec				
23		Decal - Warning Options:	2			
	1703818	Australian Spec				
	1703894	Dutch CE Spec				
	1703818	English CE Spec				
	1703865	French CE Spec				
	1703882	German CE Spec				
	1703887	Italian CE Spec				
	1703818	Norwegian CE Spec				
24	1703841	Spanish CE Spec	2			
		Decal - Danger Electrocution Hazard				
	1703823	Australian Spec				
	1703895	Dutch CE Spec				
	1703823	English CE Spec				
	1703866	French CE Spec				
	1703883	German CE Spec				
	1703888	Italian CE Spec				
	1703823	Norwegian CE Spec				
	1703842	Spanish CE Spec				
25		Decal - Caution	1			
	1703877	Australian Spec				
	1703896	Dutch CE Spec				
	1703877	English CE Spec				
	1703878	French CE Spec				
	1703884	German CE Spec				
	1703889	Italian CE Spec				
	1703877	Norwegian CE Spec				
	1703897	Spanish CE Spec				
26		Decal - Capacity Options:	1			
	1704173	CE Spec				
	3252616	Australian Spec Only				
27	1702928	Decal - CE (Not Required on Australian Spec)	2			
28		Decal - Wind Warning	1			
	1703969	Australian Spec				
	1703973	Dutch CE Spec				
	1703969	English CE Spec				
	1703970	French CE Spec				
	1703971	German CE Spec				
	1703972	Italian CE Spec				
	1703969	Norwegian CE Spec				
	1703974	Spanish CE Spec				
	29	1704122		Decal - Flat Surface Warning (Australian Spec Only)	1	

SECTION 8 DECALS

FIGURE 8-1. DECALS INSTALLATION - 1532E2 & 1932E2 (CONTINUED)

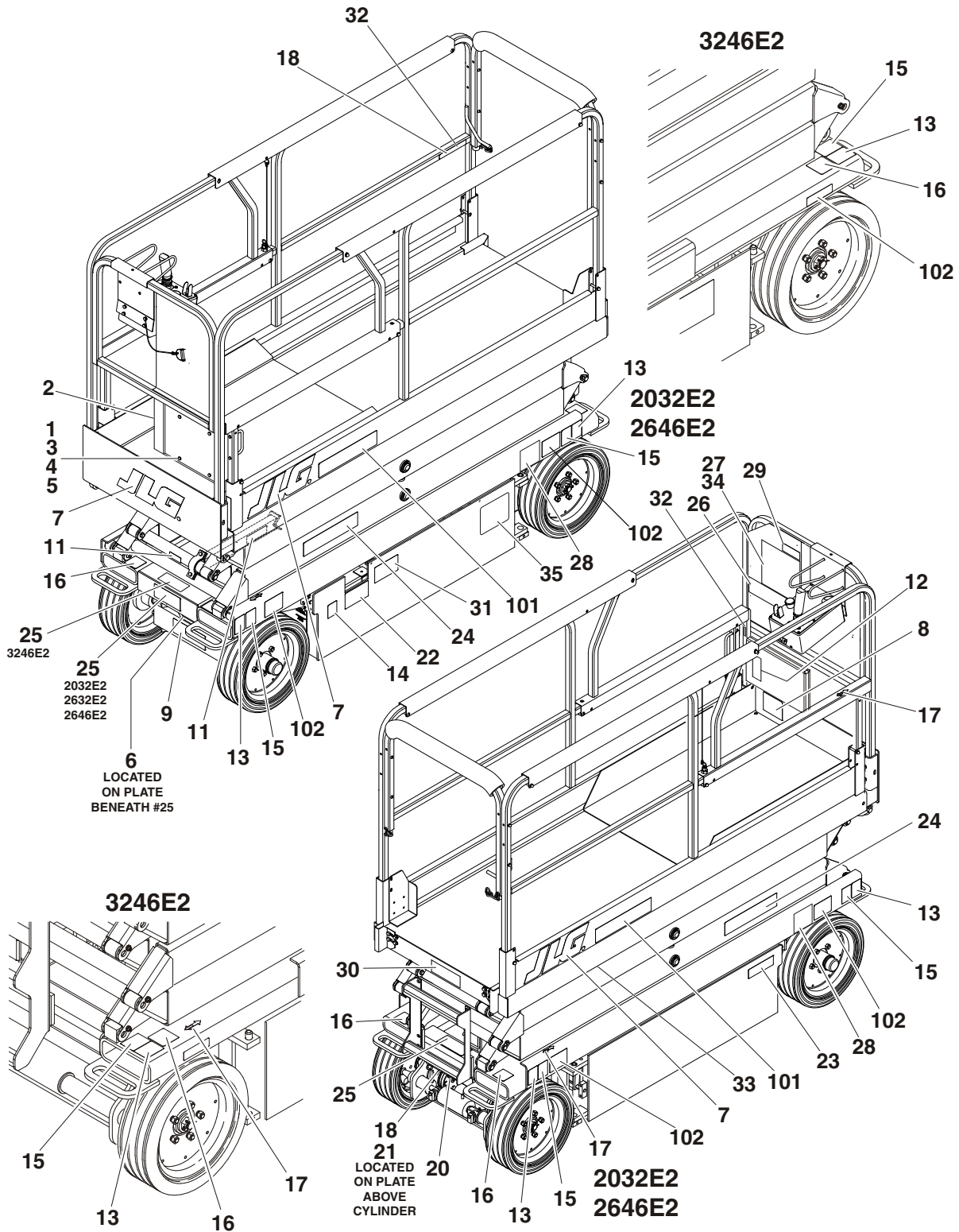
FIG & ITEM #	PART NUMBER	DESCRIPTION	QTY.	REV.
30	1704123	Decal - Brake Release (Australian Spec Only)	1	
31	1704885	Decal - Website	1	
32	1704277	Decal - Lanyard Attach	1	

		Decal Kits:	A/R	
	2901747	Kit 1 (Includes Items 11-18, 31&32)	1	
	2901755	Australian Spec Kit 2 (Includes Items 20-26, 28-30)	1	
	2901752	Dutch CE Spec Kit 2 (Includes Items 20-28)	1	
	2901748	English CE Spec Kit 2 (Includes Items 20-28)	1	
	2901749	French CE Spec Kit 2 (Includes Items 20-28)	1	
	2901750	German CE Spec Kit 2 (Includes Items 20-28)	1	
	2901751	Italian CE Spec Kit 2 (Includes Items 20-28)	1	
	2902274	Norwegian CE Spec Kit 2 (Includes Items 20-28)	1	
	2901753	Spanish CE Spec Kit 2 (Includes Items 20-28)	1	
	2910121	Decal Kit (Includes Items 101 & 102)	1	
		DECAL INSTALLATIONS (VARYING PARTS)	Ref.	
	0250548	1532E2	Ref.	1
	0258316	1932E2	Ref.	2
101		Decal - Model Designation	2	
	3252598	1932E2		
	3252747	1532E2		
102	2901849	Decal Kit - Wheel Load	1	
	1703870	Decal - Wheel Load	4	
	0273510	DECAL INSTALLATION SERVICE SUPPORT - 1932E2	Ref.	A
201	1705304	Decal - Service Support	1	

SECTION 8 DECALS

SECTION 8 DECALS

FIGURE 8-2.DECALS INSTALLATION - 2032E2 & 2632E2 & 2646E2 & 3246E2



SECTION 8 DECALS

SECTION 8 DECALS

FIGURE 8-2. DECALS INSTALLATION - 2032E2 & 2632E2 & 2646E2 & 3246E2

FIG & ITEM #	PART NUMBER	DESCRIPTION	QTY.	REV.
		DECAL INSTALLATION OPTIONS:	Ref.	
	0257794	Australian Spec - 2032E2 & 2646E2	Ref.	7
	0272075	Australian Spec - 2632E2	Ref.	C
	0259120	Australian Spec - 3246E2	Ref.	7
	0257788	Dutch CE Spec - 2032E2 & 2646E2	Ref.	8
	Not Available	Dutch CE Spec - 2632E2	Ref.	
	0259114	Dutch CE Spec - 3246E2	Ref.	7
	0257790	English CE Spec - 2032E2 & 2646E2	Ref.	7
	Not Available	English CE Spec - 2632E2	Ref.	
	0259116	English CE Spec - 3246E2	Ref.	8
	0257791	French CE Spec - 2032E2 & 2646E2	Ref.	7
	Not Available	French CE Spec - 2632E2	Ref.	
	0259117	French CE Spec - 3246E2	Ref.	7
	0257792	German CE Spec - 2032E2 & 2646E2	Ref.	7
	Not Available	German CE Spec - 2632E2	Ref.	
	0259118	German CE Spec - 3246E2	Ref.	7
	0257793	Italian CE Spec - 2032E2 & 2646E2	Ref.	7
	Not Available	Italian CE Spec - 2632E2	Ref.	
	0259119	Italian CE Spec - 3246E2	Ref.	7
	Not Available	Norwegian CE Spec - 2032E2 & 2646E2	Ref.	
	Not Available	Norwegian CE Spec - 2632E2	Ref.	
	0273212	Norwegian CE Spec - 3246E2	Ref.	1
	0257789	Spanish CE Spec - 2032E2 & 2646E2	Ref.	6
	Not Available	Spanish CE Spec - 2632E2	Ref.	
	0259115	Spanish CE Spec - 3246E2	Ref.	7
1	0641405	Bolt 1/4"-20NC x 5/8"	4	
2	0860520	Box, Manual Storage	1	
3	1060279	Cable, Lanyard	1	
4	3311405	Locknut 1/4"-20NC	4	
5	4751400	Flatwasher 1/4"	4	
6	Not Available	Decal - Bar Code	1	
7	1702773	Decal - JLG (5in)	2	
8	Not Required	Decal - USA	1	
9	Not Available	Nameplate - Serial Number	1	
10	Not Used			
11	1703697	Decal - Safety Prop	2	
12		Decal - Manual Options:	1	
	Use 1701509	Decal (Prior to S/N 102826) (was p/n 1703788)		
	1701509	Decal (S/N 102826 to Present)		
13	1703811	Decal - Lifting Lug	4	
14	1703812	Decal - Hydraulic Oil	1	
15	1703814	Decal - Tie Down	4	
16	1703817	Decal - Forklift	4	
17	1703819	Decal - Directional Arrow	3	

SECTION 8 DECALS

SECTION 8 DECALS

FIGURE 8-2. DECALS INSTALLATION - 2032E2 & 2632E2 & 2646E2 & 3246E2 (CONTINUED)

FIG & ITEM #	PART NUMBER	DESCRIPTION	QTY.	REV.
18	1703822	Decal - Manual Descent Instructions Options:	1	
	Not Available	2032E2		
	Not Required	2632E2		
		2646E2 & 3246E2		
19	Not Used			
20		Decal - Towing/Winching/Tow Speed Options:	1	
	1703698	Australian Spec		
	1703892	Dutch CE Spec		
	1703698	English CE Spec		
	1703863	French CE Spec		
	1703880	German CE Spec		
	1703885	Italian CE Spec		
	1703698	Norwegian CE Spec		
	1703839	Spanish CE Spec		
21		Decal - Manual Descent Instructions Options:	1	
	1704420	2032E2		
	1704420	2632E2 (S/N 103545 to Present)		
	1703703	2646E2 & 3246E2 Prior to S/N 69053		
	1704420	2646E2 & 3246E2 S/N 69053 to Present		
22	1703706	Decal - Ground Control Operation	1	
23		Decal - Warning Battery Ventilation	1	
	1703813	Australian Spec		
	1703893	Dutch CE Spec		
	1703813	English CE Spec		
	1703864	French CE Spec		
	1703881	German CE Spec		
	1703886	Italian CE Spec		
	1703813	Norwegian CE Spec		
	1703840	Spanish CE Spec		
24		Decal - Warning Options:	2	
	1703818	Australian Spec		
	1703894	Dutch CE Spec		
	1703818	English CE Spec		
	1703865	French CE Spec		
	1703882	German CE Spec		
	1703887	Italian CE Spec		
	1703818	Norwegian CE Spec		
	1703841	Spanish CE Spec		
25		Decal - Danger Electrocution Hazard	2	
	1703823	Australian Spec		
	1703895	Dutch CE Spec		
	1703823	English CE Spec		
	1703866	French CE Spec		
	1703883	German CE Spec		
	1703888	Italian CE Spec		
	1703823	Norwegian CE Spec		
	1703842	Spanish CE Spec		

SECTION 8 DECALS

SECTION 8 DECALS

FIGURE 8-2. DECALS INSTALLATION - 2032E2 & 2632E2 & 2646E2 & 3246E2 (CONTINUED)

FIG & ITEM #	PART NUMBER	DESCRIPTION	QTY.	REV.
26		Decal - Caution	1	
	1703877	Australian Spec		
	1703896	Dutch CE Spec		
	1703877	English CE Spec		
	1703878	French CE Spec		
	1703884	German CE Spec		
	1703889	Italian CE Spec		
	1703877	Norwegian CE Spec		
	1703897	Spanish CE Spec		
27		Decal - Capacity Options:	1	
	1703898	2032E2 & 2646E2		
	Not Used	2632E2		
	1704202	3246E2		
	1704115	2032E2 & 2646E2 (Australian Spec Only)		
	1704203	3246E2 (Australian Spec Only)		
28	1702928	Decal - CE (Not Required on Australian Spec)	2	
29		Decal - Wind Warning	1	
	1703969	Australian Spec		
	1703973	Dutch CE Spec		
	1703969	English CE Spec		
	1703970	French CE Spec		
	1703971	German CE Spec		
	1703972	Italian CE Spec		
	1703969	Norwegian CE Spec		
	1703974	Spanish CE Spec		
	30	1704122	Decal - Flat Surface Warning (Australian Spec Only)	1
31		Decal - Brake Release - Options: (Australian Spec Only)	1	
	1704123	2032E2 & 2646E2		
	1704123	2632E2 (S/N 103545 to Present)		
	1704133	3246E2		
32	1704277	Decal - Lanyard Attach	1	
33	1704885	Decal - Website	1	
34	1705169	Decal - Capacity (230 KG) (2632E2) (Australian Spec Only)	1	
35	1702153	Decal - Inspection	1	

		Decal Kits:	A/R	
	2901610	CE Spec Kit 1 (Includes Items 11-18, 33)	1	
	2902119	Australian Spec Kit 1 (Includes Items 11-17 & 33) - 2632E2	1	3
	2901690	Australian Spec Kit 2 (Includes Items 20-26, 29-31) - 2032E2 & 2646E2	1	4
	2902133	Australian Spec Kit 2 Includes Items 20-26, 29-31 & 34) - 2632E2	1	2
	2901789	Australian Spec Kit 2 (Includes Items 20-26, 29-31) - 3246E2	1	3
	2901619	Dutch CE Spec Kit 2 (Includes Items 20-29) - 2032E2 & 2646E2	1	3

SECTION 8 DECALS

SECTION 8 DECALS

FIGURE 8-2. DECALS INSTALLATION - 2032E2 & 2632E2 & 2646E2 & 3246E2 (CONTINUED)

FIG & ITEM #	PART NUMBER	DESCRIPTION	QTY.	REV.
	2901783	Dutch CE Spec Kit 2 (Includes Items 20-29) - 3246E2	1	3
	2901611	English CE Spec Kit 2 (Includes Items 20-29) - 2032E2 & 2646E2	1	
	2901785	English CE Spec Kit 2 (Includes Items 20-29) - 3246E2	1	2
	2901613	French CE Spec Kit 2 (Includes Items 20-29) - 2032E2 & 2646E2	1	
	2901786	French CE Spec Kit 2 (Includes Items 20-29) - 3246E2	1	2
	2901615	German CE Spec Kit 2 (Includes Items 20-29) - 2032E2 & 2646E2	1	2
	2901787	German CE Spec Kit 2 (Includes Items 20-29) - 3246E2	1	3
	2901617	Italian CE Spec Kit 2 (Includes Items 20-29) - 2032E2, 2646E2 & 3246E2	1	
	2902275	Norwegian CE Spec Kit 2 (Includes Items 20-29) - 3246E2	1	1
	2901621	Spanish CE Spec Kit 2 (Includes Items 20-29) - 2032E2 & 2646E2	1	
	2901784	Spanish CE Spec Kit 2 (Includes Items 20-29) - 3246E2	1	2
		Decal Kits Complete:	A/R	
	2910069	English CE Spec - 2032E2 & 2646E2 (Includes Items 7 & 8 Kits 2901610 & 2901611)	1	
		DECAL INSTALLATION OPTIONS (VARYING PARTS):	Ref.	
	0258634	DECAL INSTALLATION - 2032E2	Ref.	3
	Not Available	DECAL INSTALLATION - 2632E2	Ref.	
	0257994	DECAL INSTALLATION - 2646E2	Ref.	4
	0258937	DECAL INSTALLATION - 3246E2	Ref.	3
101		Decal Options:	2	
	3252567	Decal - 2032E2		
	3252568	Decal - 2646E2		
	3252619	Decal - 3246E2		
102	2901851	Decal Kit - Wheel Load (2032E2)	1	
		Decal - Wheel Load Options:	4	
	Use 1704401	Prior to S/N 63328 (Was p/n 1703871)		
	1704401	S/N 63328 to Present		
	2901852	Decal Kit - Wheel Load (2646E2)	1	
		Decal - Wheel Load Options:	4	
	Use 1704402	Prior to S/N 63328 (was p/n 1703824)		
	1704402	S/N 63328 to Present		
	2901853	Decal Kit - Wheel Load (3246E2)	1	
		Decal - Wheel Load Options:	4	
	Use 1704403	Prior to S/N 63328 (Was p/n 1704186)		
	1704403	S/N 63328 to Present		
103	1703464	Decal - AC Power (Not Shown)	1	

SECTION 8 DECALS

SECTION 9 RECOMMENDED SERVICE PARTS STOCK

MODELS 1932E2/2032E2/2646E2/3246E2

The following list will service fleets of machines (built to current production per date on the front cover) with emergency repair parts which can be installed in the field. Parts from the list should be replaced when inventory is depleted to keep service parts stock supplied. For further information, contact your JLG dealer or the JLG Industries Parts Department.

JLG PART NUMBER	DESCRIPTION	QTY PER FLEET		
		1-4	5-9	10 OR MORE
Ref.	STANDARD PARTS			
2120072	Element, Filter (Figure 2-1 & 2-2)	4	8	12
7010944	Coupling Kit (Figure 2-1 & 2-2)	1	1	1
7022522	Coil, Valve Cartridge (Figure 2-3)	1	1	1
7018917	Coil, Drive Valve (Figures 2-3 & 2-4)	1	1	1
7016352	Coil, Valve Cartridge (Figure 2-4)	1	1	1
3740131	Contactora (Figure 2-5 & 2-6)	1	1	1
4360112	Breaker, Circuit (Figure 2-5 & 2-6)	1	1	1
4360475	Switch, Mushroom (Figures 2-5, 2-6, 4-7 & 4-8)	1	1	1
2860030	Key, Replacement (Figure 2-5 & 2-6)	1	1	1
4360328	Switch, Toggle (Figures 2-5, 2-6 & 4-7)	1	1	1
7011509	Breaker, DC Circuit - Battery Charger (Figure 2-8)	1	1	1
7018564	Relay, Battery Charger (Figure 2-8)	1	1	1
7018514	Breaker, AC Circuit - Battery Charger (Fig 2-8)	1	1	1
7018578	Card, Circuit - Battery Charger (Figure 2-8)	1	1	1
7018586	Switch, Slide - Battery Charger (Figure 2-8)	1	1	1
7020501	Switch, Push Button (Figure 4-9 & 4-10)	1	1	1
7017444	Coil (Figure 5-2, 5-3, 5-4 & 5-5)	1	1	1
3990010	Diode (Figure 7-4 & 7-5)	2	2	2
Ref.	VARIABLE PARTS			
4360487	Switch, Tilt (1532/1932E2/2032E2 - Optional) (Figure 1-7)	1	1	1
4360349	Switch, Tilt (2646E2 & 3246E2 with Standard Controls - Optional) (Figure 1-7)	1	1	1
4360435	Switch, Tilt (2646E2 & 3246E2 with Proportional Controls - Optional) (Figure 1-7)	1	1	1
4360401	Switch, Limit (Figures 1-7 & 3-7)	1	1	1
4360437	Switch, Limit (Figure 1-7)	1	1	1
7018917	Coil (Proportional Controls Machines) (Figure 2-4)	1	1	1
2400041	Fuse (Standard Controls Machines) (Figure 2-5)	1	1	1
0610153	PC Board (Standard Controls Machines) (Figure 2-5)	1	1	1
1600289	Controller (Proportional Controls Machines) (Figure 2-6)	1	1	1
3740129	Relay (Standard Controls Machines) (Figure 2-5)	1	1	1
3740069	Relay (Proportional Controls Machines) (Figure 2-6)	1	1	1
4360472	Switch, Key (Standard Controls Machines) (Figure 2-5)	1	1	1
4360470	Switch, Key (Proportional Controls Machines) (Figure 2-6)	1	1	1
4360456	Switch, Limit (Figure 2-9)	1	1	1
4360548	Switch, Limit (Figure 3-1, 3-2, 3-3,3-5 & 3-6)	1	1	1
0610126	Board, PC (Standard Controls Machine Only) (Figure 3-7)	1	1	1
1600282	Controller, Drive (Proportional Controls Machines) (Fig 4-8)	1	1	1
4360267	Contact, Switch (Standard Controls Machines) (Figure 4-7)	1	1	1

SECTION 9 RECOMMENDED SERVICE PARTS

MODELS 1932E2/2032E2/2646E2/3246E2

The following list will service fleets of machines (built to current production per date on the front cover) with emergency repair parts which can be installed in the field. Parts from the list should be replaced when inventory is depleted to keep service parts stock supplied. For further information, contact your JLG dealer or the JLG Industries Parts Department.

JLG PART NUMBER	DESCRIPTION	QTY PER FLEET		
		1-4	5-9	10 OR MORE
4360339	Switch, Enable (Standard Controls Machines) (Figure 4-7)	1	1	1
4360336	Switch, Toggle (Standard Controls Machines) (Figure 4-7)	1	1	1
0610149	Module, Logic (Standard Controls Machines with Australian Spec) (Figure 4-7)	1	1	1
0610149	Module, Logic (Standard Controls Machines with CE Spec) (Figure 4-7)	1	1	1
0610123	Board, PC (Proportional Controls Machines) (Figure 4-8)	1	1	1
4360453	Switch, Keypad with Tilt Light (Proportional Controls Machines) (Figure 4-8)	1	1	1
4360387	Switch, Horn Push Button (Optional) (Figure 4-7 & 4-8)	1	1	1
7020500	Switch, Rocker (Standard Controls Machines) (Figure 4-9)	1	1	1
7011992	Switch, Rocker (Proportional Controls Machines) (Fig 4-10)	1	1	1
7020523	Electrical Assembly - Controller (Standard Controls Machines) (Figure 4-9)	1	1	1
7020508	Electrical Assembly - Controller (Proportional Controls Machines) (Figure 4-10)	1	1	1
7020510	Potentiometer (Proportional Controls Machines) (Fig 4-10)	1	1	1

SECTION 10 SPECIAL OPTIONS

Note: This list is to accomodate machines ordered with special equipment. Options may not be applicable to all models. For more specific parts information contact JLG Parts Department.

FIG & ITEM #	PART NUMBER	DESCRIPTION	QTY.	REV.
		MISCELLANEOUS SPECIAL OPTIONS	Ref.	
	Not Available	BRAKE RELEASE INSTALLATION - 1532E2 (AUSTRALIAN SPEC)	Ref.	
	0258906	BRAKE RELEASE INSTALLATION - 1932E2 (AUSTRALIAN SPEC)	Ref.	
	0257974	BRAKE RELEASE INSTALLATION - 2032E2 & 2646E2 & 3246E2 (AUSTRALIAN SPEC)	Ref.	
	0256789	CAMERA MOUNT ASSEMBLY	Ref.	
		ELECTRICAL CONNECTOR KITS	Ref.	
	1001148902	Amp Connector Kit	Ref.	
	1001148903	Deutsch DT Connector Kit	Ref.	
	1001148904	Deutsch HD Connector Kit	Ref.	
	1001148905	Packard Connector Kit	Ref.	
	1001148906	Various Connector Kit	Ref.	
		FILTER KITS	Ref.	
	2910468	Hydraulic/Air	1	
		HYDRAULIC FLUIDS	Ref.	
	2300014	Mobil 424	Ref.	
	2300016	Mobil DTE 13M	Ref.	
		INVERTER INSTALLATIONS (110V 800WATT)	Ref.	
	Not Available	1532E2	Ref.	
	0258972	1932E2	Ref.	
	0257970	2032E2/2646E2/3246E2	Ref.	
	7023336	Kit, Circuit Card	1	
	0257977	KEY LANYARD INSTALLATION	Ref.	
		OVERLOAD PROTECTION INSTALLATION (OPTIONAL ON FRENCH SPEC)	Ref.	
	0270793	1532E2 & 1932E2	Ref.	
	0270791	2032E2	Ref.	
	0270792	2646E2 & 3246E2	Ref.	
	0271302	3246E2 (PROP. DRIVE)	Ref.	
		Switch, Pressure Options:	1	
	1692617	Prior to S/N 90188		
	4360494	S/N 90188 to Present		
	4360437	Switch, Limit	1	
		PLATFORM HANDRAILS AUTOLOCK KIT - 2032E2 & 2646E2	Ref.	
	2901766	Fixed Rails	Ref.	
	2901767	Folddown Rails	Ref.	

SECTION 10 SPECIAL OPTIONS

SECTION 10 SPECIAL OPTIONS

Note: This list is to accommodate machines ordered with special equipment. Options may not be applicable to all models. For more specific parts information contact JLG Parts Department.

SECTION 10 SPECIAL OPTIONS

FIG & ITEM #	PART NUMBER	DESCRIPTION	QTY.	REV.
	0257975	PRESSURE CHECKS INSTALLATION (STANDARD CONTROLS)	Ref.	
	0258154	PRESSURE CHECKS INSTALLATION (PROPORTIONAL CONTROLS)	Ref.	
		TOOLS FOR SERVICE	Ref.	
	7002821	Crimper (For Wire to Pin/Socket Connections)	1	
	7002823	Extractor (For Removal of Pin/Socket from Connectors)	1	
	4460467	Extractor, Pin (Blue 16-18 Gauge) (For Removal of Pin/Socket from Connectors)	1	
	4460510	Extractor, Pin (Yellow 12-14 Gauge) (For Removal of Pin/Socket from Connectors)	1	
	7002828	Stripper, Wire	1	
	2900838	U.S. Standards Fastener (Hardware) Kit	1	
	7014676	U.S. Standards Tool Kit	1	
	0251642	WARNING STRIPES INSTALLATION	Ref.	

INDEX

P/N	PAGE	P/N	PAGE	P/N	PAGE	P/N	PAGE
0080228	5-13	0100020	6-9	0200635	3-23	0257789	8-7
0080228	5-17	0100039	3-12	0200636	3-23	0257790	8-7
0080228	5-5	0100039	3-7	0200637	3-23	0257791	8-7
0080228	5-9	0100048	1-24	0200638	3-23	0257792	8-7
0100001	1-23	0100048	2-19	0200639	3-19	0257793	8-7
0100001	3-23	0100048	2-20	0200639	3-23	0257794	8-7
0100010	6-3	0100048	2-23	0200645	3-11	0257799	1-24
0100011	1-23	0100048	2-24	0200663	3-23	0257799	1-24
0100011	2-23	0100048	3-28	0200707	3-19	0257799	1-24
0100011	2-36	0100048	7-13	0200708	3-23	0257799	1-24
0100011	2-4	0100048	7-16	0200709	3-3	0257801	1-25
0100011	2-8	0100051	2-19	0200710	3-3	0257801	3-13
0100011	2-8	0100051	2-23	0200711	3-3	0257801	3-16
0100011	3-11	0100051	2-28	0200730	3-15	0257801	3-21
0100011	3-15	0100051	2-28	0200731	3-15	0257801	3-25
0100011	3-19	0100076	2-23	0200732	3-15	0257802	1-24
0100011	3-23	0100081	1-3	0200733	3-15	0257802	1-24
0100011	3-28	0140011	4-27	0200734	3-15	0257805	4-4
0100011	3-3	0140011	4-31	0200735	3-15	0257809	4-4
0100011	3-7	0140022	1-24	0250548	8-5	0257811	2-20
0100011	4-11	0140042	2-20	0251642	10-2	0257811	2-24
0100011	4-15	0140042	2-24	0255679	1-12	0257812	2-20
0100011	4-19	0181847	4-31	0255679	1-17	0257812	2-24
0100011	4-23	0200558	3-11	0255682	1-12	0257813	2-20
0100011	4-3	0200559	3-11	0255682	1-17	0257813	2-24
0100011	4-7	0200560	3-11	0256789	10-1	0257870	2-27
0100011	5-14	0200561	3-11	0257528	3-11	0257876	1-15
0100011	5-18	0200562	3-11	0257528	5-9	0257877	1-16
0100019	1-16	0200563	3-11	0257546	4-3	0257878	1-16
0100019	1-3	0200572	3-19	0257547	4-3	0257916	7-10
0100019	1-4	0200574	3-19	0257626	1-15	0257917	7-10
0100019	3-11	0200574	3-19	0257627	1-11	0257951	4-15
0100019	3-15	0200575	3-19	0257659	2-7	0257952	4-19
0100019	3-19	0200576	3-19	0257662	1-23	0257954	4-23
0100019	3-23	0200577	3-19	0257662	1-23	0257955/12830866-16	
0100019	3-3	0200605	3-7	0257662	1-23	0257955	6-3
0100019	3-7	0200606	3-7	0257663	2-27	0257970	10-1
0100020	2-3	0200607	3-3	0257666	1-23	0257973	3-27
0100020	2-7	0200607	3-7	0257666	3-19	0257974	10-1
0100020	2-8	0200608	3-7	0257666	5-13	0257975	10-2
0100020	5-10	0200609	3-7	0257670	1-11	0257977	10-1
0100020	5-14	0200610	3-3	0257679	4-3	0257994	8-10
0100020	5-18	0200610	3-7	0257758	2-33	0258014	1-25
0100020	5-6	0200611	3-3	0257758	2-33	0258014	3-7
0100020	6-11	0200611	3-7	0257759	2-33	0258014	5-5
0100020	6-13	0200614	3-3	0257759	2-33	0258015	1-3
0100020	6-15	0200614	3-7	0257776	4-3	0258041	4-3
0100020	6-7	0200633	3-23	0257779	1-23	0258054	2-33
		0200634	3-23	0257788	8-7		
						0258055	2-33
						0258056	2-3
						0258059	2-28
						0258111	4-31
						0258154	10-2
						0258166	1-4
						0258166	1-9
						0258167	1-4
						0258167	1-9
						0258168	1-9
						0258171	1-3
						0258218	2-27
						0258277	7-10
						0258278/12830866-16	
						0258278/12830866-16	
						0258278	6-3
						0258282	4-4
						0258294	4-7
						0258295	4-11
						0258296	3-27
						0258297	3-27
						0258316	8-5
						0258317	1-24
						0258318	1-25
						0258409	3-27
						0258409	3-27
						0258460	4-27
						0258464	4-27
						0258574	2-19
						0258575	2-19
						0258581	1-25
						0258589	4-27
						0258590	4-27
						0258618	3-28
						0258620	3-28
						0258621	7-10
						0258622	7-10
						0258623	7-10
						0258634	8-10
						0258681	1-23
						0258738	3-27
						0258740	3-28
						0258748	8-3
						0258749	8-3
						0258750	8-3
						0258751	8-3
						0258752	8-3

INDEX

P/N	PAGE	P/N	PAGE	P/N	PAGE	P/N	PAGE	P/N	PAGE
0641407	1-9	0641608	3-28	0861214	4-27	0940087	2-28	1060608	7-11
0641407	2-7	0641608	4-3	0861256	4-31	0940087	3-11	1060608	7-11
0641407	4-4	0641608	5-13	0901870	4-11	0940087	3-15	1060608	7-16
0641408	1-26	0641608	5-17	0901870	4-19	0940087	3-19	1060633	7-16
0641408	1-26	0641611	1-3	0901870	4-23	0940087	3-23	1060644	5-5
0641408	1-26	0641614	2-33	0902198	2-7	0940087	3-3	1060659	5-9
0641408	2-23	0641620	2-7	0902371	5-13	0940087	3-7	1060665	2-28
0641410	2-3	0641622	2-8	0902371	5-17	0940087	4-24	1060666	2-19
0641414	2-36	0641624	2-7	0902371	5-5	0962010	3-23	1060666	2-23
0641505	1-24	0641810	2-35	0902371	5-9	0962096	3-11	1060666	7-12
0641505	2-8	0641812	2-35	0902385	3-11	0962096	3-19	1060666	7-16
0641506	5-13	0641814	4-3	0902385	3-15	0962096	3-7	1060667	2-19
0641506	5-17	0641816	2-33	0902385	3-19	0962097	1-11	1060667	7-12
0641506	5-5	0641824	1-3	0902385	3-23	0962097	3-11	1060668	2-27
0641506	5-9	0642022	1-11	0902385	3-3	0962097	3-19	1060668	7-12
0641507	2-27	0642028	1-11	0902385	3-7	0962097	3-7	1060669	2-28
0641508	2-3	0681518	3-7	0902386	3-11	0962150	2-33	1060669	7-12
0641508	2-7	0681520	3-11	0902386	3-15	0962173	1-3	1060680	1-24
0641508	2-8	0681520	3-19	0902386	3-19	0962174	1-3	1060680	1-24
0641508	3-11	0681822	1-15	0902386	3-23	0962207	3-11	1060680	1-24
0641508	3-15	0681822	1-3	0902386	3-3	0962207	3-23	1060680	1-25
0641508	3-19	0681828	1-15	0902386	3-7	0962207	3-9	1060680	1-25
0641508	3-23	0692224	3-11	0902393	2-19	0962208	1-3	1060680	2-23
0641510	1-24	0692224	3-15	0902433	2-20	0962244	2-36	1060680	2-36
0641510	2-3	0692224	3-19	0902466	4-4	0962347	4-3	1060680	3-12
0641511	2-33	0692224	3-23	0902467	3-27	0962632	1-27	1060680	3-13
0641516	2-33	0692224	3-3	0902482	1-27	1001148902	10-1	1060680	3-15
0641526	5-14	0692224	3-7	0902485	4-31	1001148903	10-1	1060680	3-16
0641526	5-18	0720810	3-27	0902486	2-3	1001148904	10-1	1060680	3-20
0641528	1-23	0720812	1-27	0902487	4-4	1001148905	10-1	1060680	3-21
0641536	3-11	0721004	1-25	0902490	2-3	1001148906	10-1	1060680	3-23
0641536	3-15	0721006	1-23	0902499	4-31	1060279	8-3	1060680	3-25
0641536	3-19	0721006	1-25	0902500	1-27	1060279	8-7	1060680	3-27
0641536	3-23	0721006	3-13	0902501	1-26	1060329	4-15	1060680	3-3
0641536	3-3	0721006	3-16	0902505	3-27	1060329	4-19	1060680	3-8
0641536	3-7	0721006	3-21	0902505	3-27	1060329	4-23	1060680	3-8
0641605	1-23	0721006	3-25	0902521	3-27	1060329	4-27	1060680	7-12
0641605	4-11	0741006	3-4	0902537	1-26	1060330	7-18	1060680	7-12
0641605	4-15	0741008	2-19	0902538	2-7	1060341	7-19	1060680	7-12
0641605	4-19	0840025	2-19	0902552	2-28	1060379	4-11	1060680	7-13
0641605	4-23	0840025	2-23	0902573	5-14	1060379	4-19	1060680	7-13
0641605	4-7	0840025	7-16	0902573	5-18	1060379	4-23	1060680	7-13
0641606	3-12	0840031	2-27	0902574	2-8	1060454	7-11	1060680	7-13
0641606	3-15	0840031	2-28	0902615	2-19	1060454	7-11	1060680	7-16
0641606	3-20	0840032	2-28	0902615	2-23	1060454	7-11	1060680	7-17
0641606	3-23	0860038	4-4	0902691	1-27	1060454	7-11	1060680	7-18
0641606	3-3	0860520	8-3	0940084	3-11	1060608	7-11	1060680	7-18
0641606	3-7	0860520	8-7	0940084	3-19	1060608	7-11	1060680	7-18
0641607	4-5	0861174	4-27	0940084	3-7	1060608	7-11	1060680	7-18

INDEX

P/N	PAGE	P/N	PAGE	P/N	PAGE	P/N	PAGE	P/N	PAGE
10606807-18	12714044-7	16838331-16	17038138-8	17038828-8
10606807-19	13200302-3	16838331-9	17038148-3	17038838-4
10606812-28	13200302-7	16838335-3	17038148-7	17038838-8
10606817-12	13200402-27	16838342-3	17038178-3	17038848-4
10606822-28	13202244-4	16838342-7	17038178-7	17038848-9
10606827-12	13202422-8	16838823-15	17038188-4	17038858-8
10606897-12	13202704-12	16838823-19	17038188-4	17038868-4
10606897-18	13202704-16	16838825-13	17038188-4	17038868-8
10606974-15	13202704-20	16838825-13	17038188-8	17038878-4
10607632-23	13202704-24	16838833-23	17038188-8	17038878-8
10607637-17	13202704-8	16838833-23	17038188-8	17038888-4
10607642-23	13400522-3	16838835-17	17038198-3	17038888-8
10607647-17	13400522-7	16842241-11	17038198-7	17038898-4
10607655-14	13400522-8	16842241-11	17038228-3	17038898-9
10607655-18	13801361-23	16842245-21	17038228-8	17038928-8
10607665-14	13801502-36	16842251-3	17038238-4	17038938-4
10607665-18	13801514-3	16842255-21	17038238-4	17038938-8
10607742-28	14403291-3	169261710-1	17038238-4	17038948-4
10607747-18	16002447-16	17015098-3	17038238-8	17038948-8
10607752-27	16002684-27	17015098-7	17038238-8	17038958-4
10607757-18	16002684-35	17016442-27	17038238-8	17038958-8
10607962-27	16002824-31	17021538-9	17038398-8	17038968-4
10607962-28	16002824-37	17027738-3	17038408-4	17038968-9
10609084-4	16002829-1	17027738-7	17038408-8	17038978-4
10609084-4	16002892-23	17029288-4	17038418-4	17038978-9
10609084-4	16002899-1	17029288-9	17038418-8	17038988-9
10609084-4	16002954-27	17031754-12	17038428-4	17039012-19
10609084-4	16002954-35	17031754-16	17038428-8	17039698-4
10609637-11	16602371-11	17031754-20	17038638-8	17039698-4
10609637-11	16602381-11	17031754-24	17038648-4	17039698-4
10609637-11	16708404-3	17031754-8	17038648-8	17039698-9
10609637-11	16708404-4	17034648-10	17038658-4	17039698-9
10610172-27	16708694-31	17036978-7	17038658-8	17039698-9
10610172-28	16835525-21	17036988-8	17038668-4	17039708-4
11001053-11	16835575-3	17036988-8	17038668-8	17039708-9
11001053-15	16835613-11	17036988-8	17038698-3	17039718-4
11001053-19	16835615-9	17037038-8	17038708-5	17039718-9
11001053-23	16835623-19	17037068-3	17038778-4	17039728-4
11001053-3	16835625-13	17037068-8	17038778-4	17039728-9
11001053-8	16836033-3	17038034-27	17038778-4	17039738-4
11200641-3	16836033-8	17038118-3	17038778-9	17039738-9
11204912-3	16836035-5	17038118-7	17038778-9	17039748-4
11204912-7	16836615-21	17038128-3	17038778-9	17039748-9
11204912-9	16837713-23	17038128-7	17038788-4	17040178-3
11205151-3	16837715-17	17038138-3	17038788-9	17040178-3
12713394-15	16838311-11	17038138-4	17038808-8	17040178-3
12713394-19	16838311-11	17038138-4	17038818-4	17041158-9
12713394-23	16838315-21	17038138-8	17038818-8	17041228-4
12714044-11	16838325-21	17038138-8	17038828-4	17041228-9

INDEX

P/N	PAGE	P/N	PAGE	P/N	PAGE	P/N	PAGE	P/N	PAGE
1704123	8-5	2080063	4-15	2220415	6-3	2220603	6-9	2560149	3-4
1704123	8-9	2080063	4-19	2220415	6-7	2220608	6-11	2560150	5-14
1704123	8-9	2080063	4-23	2220415	6-9	2220608	6-13	2560150	5-18
1704133	8-9	2080063	4-7	2220440	5-10	2220608	6-15	2600231	2-23
1704143	8-3	2080064	4-11	2220440	5-14	2220608	6-7	2600231	4-11
1704146	8-3	2080064	4-15	2220440	5-18	2220608	6-9	2600231	4-19
1704147	8-3	2080064	4-19	2220440	5-6	2220619	6-11	2600231	4-23
1704148	8-3	2080064	4-23	2220462	5-6	2220619	6-15	2750758	6-11
1704149	8-3	2080064	4-7	2220466	6-13	2220635	6-11	2750785	6-15
1704173	8-4	2120072	2-3	2220466	6-3	2220635	6-3	2750989	6-13
1704202	8-9	2120072	2-7	2220466	6-3	2220635	6-9	2750989	6-3
1704203	8-9	2120072	2-8	2220466	6-7	2220654	5-14	2750989	6-7
1704260	2-20	2120072	9-1	2220466	6-9	2220654	5-18	2750989	6-9
1704260	4-29	2120105	2-3	2220470	6-11	2220775	6-13	2750990	6-11
1704260	4-31	2120105	2-7	2220470	6-13	2220775	6-3	2750990	6-15
1704277	4-12	2120105	2-8	2220470	6-15	2220775	6-7	2752433	6-4
1704277	4-16	2160006	1-3	2220470	6-3	2220775	6-9	2752444	6-13
1704277	4-20	2200233	2-7	2220470	6-7	2220827	6-11	2752444	6-4
1704277	4-24	2200233	2-8	2220470	6-9	2220827	6-13	2752444	6-7
1704277	4-8	2200233	2-8	2220473	6-11	2220827	6-15	2752444	6-9
1704277	8-5	2200233	2-9	2220473	6-13	2220827	6-7	2752453	6-4
1704277	8-9	2220343	6-11	2220473	6-15	2220827	6-9	2752463	6-3
1704401	8-10	2220343	6-7	2220473	6-3	2220999	6-11	2752470	6-15
1704402	8-10	2220346	6-3	2220473	6-3	2220999	6-15	2752472	6-4
1704403	8-10	2220347	6-11	2220473	6-7	2221000	6-3	2752475	6-4
1704420	8-8	2220347	6-13	2220473	6-9	2221020	5-10	2752478	6-3
1704420	8-8	2220347	6-15	2220500	6-13	2221020	5-14	2752487	6-4
1704420	8-8	2220347	6-3	2220500	6-3	2221020	5-18	2752488	6-4
1704885	8-5	2220347	6-7	2220500	6-7	2221020	5-6	2752488	6-4
1704885	8-9	2220347	6-9	2220500	6-9	2300014	10-1	2752514	6-11
1705169	8-9	2220371	6-11	2220501	6-11	2300016	10-1	2752514	6-15
1705304	8-5	2220371	6-13	2220501	6-15	2360457	1-12	2752519	6-3
1760165	1-9	2220371	6-15	2220515	6-11	2360458	1-12	2752588	6-4
1760167	1-15	2220371	6-3	2220515	6-13	2360459	1-4	2752593	6-7
1840017	4-15	2220371	6-3	2220515	6-15	2360482	1-4	2752594	6-4
1840017	4-23	2220371	6-3	2220515	6-3	2360496	1-12	2752632	6-11
1840018	4-11	2220371	6-7	2220515	6-7	2360497	1-12	2752643	6-11
1840018	4-19	2220371	6-9	2220515	6-9	2360562	1-12	2752643	6-13
1840018	4-5	2220396	6-13	2220582	5-22	2360572	1-12	2752643	6-4
1840018	4-7	2220396	6-15	2220582	5-22	2400041	2-19	2752643	6-7
1870080	7-21	2220396	6-9	2220593	6-11	2400041	9-1	2752643	6-9
1870083	7-21	2220399	6-11	2220593	6-13	2400044	2-19	2752648	6-11
1870107*	7-21	2220399	6-9	2220593	6-15	2400056	3-25	2752648	6-9
1870107*	7-21	2220414	6-3	2220593	6-3	2420165	2-19	2752940	6-13
1870116*	7-21	2220414	6-7	2220593	6-7	2420176	4-31	2752940	6-3
1870117*	7-21	2220415	6-11	2220593	6-9	2560122	1-23	2752940	6-7
2080063	2-33	2220415	6-13	2220603	6-13	2560123	1-23	2752940	6-9
2080063	2-34	2220415	6-15	2220603	6-3	2560141	4-31	2752981	6-13
2080063	4-11	2220415	6-3	2220603	6-7	2560149	2-36	2752981	6-4

INDEX

P/N	PAGE	P/N	PAGE	P/N	PAGE	P/N	PAGE	P/N	PAGE
2752981	6-7	2753325	6-15	2901747	8-5	2920146	3-13	3300255	1-16
2752981	6-9	2753327	6-15	2901748	8-5	2920146	3-16	3300255	1-4
2752992	6-13	2753690	6-13	2901749	8-5	2920146	3-21	3300255	1-9
2752992	6-4	2753691	6-13	2901750	8-5	2920146	3-25	3300356	4-11
2752992	6-7	2753691	6-15	2901751	8-5	2920166	1-25	3300356	4-15
2752992	6-9	2780215	1-9	2901752	8-5	2940074	4-11	3300356	4-19
2753057	6-11	2780215	1-9	2901753	8-5	2940074	4-15	3300356	4-23
2753057	6-7	2780216	1-15	2901755	8-5	2940074	4-19	3300356	4-4
2753057	6-9	2780216	1-3	2901766	10-1	2940074	4-23	3300356	4-7
2753058	6-7	2780222	1-15	2901767	10-1	2940074	4-7	3300408	2-19
2753058	6-9	2780222	1-15	2901783	8-10	2940098	3-4	3300408	2-23
2753059	6-11	2780222	1-15	2901784	8-10	2940103	2-36	3300409	1-11
2753059	6-7	2780223	1-11	2901785	8-10	2940104	2-36	3300423	1-11
2753059	6-9	2780233	1-12	2901786	8-10	2940119	2-23	3300423	1-9
2753060	6-11	2780238	1-15	2901787	8-10	3010117	2-33	3300429	2-28
2753060	6-13	2780238	1-15	2901789	8-9	3010118	2-33	3300429	2-28
2753060	6-15	2792399	6-11	2901849	8-5	3010122	2-34	3300432	4-11
2753060	6-7	2792399	6-16	2901851	8-10	3020025	1-3	3300432	4-15
2753060	6-9	2792496*	6-16	2901852	8-10	3160229	1-3	3300432	4-19
2753061	6-11	2792496	6-11	2901853	8-10	3160258	1-15	3300432	4-23
2753061	6-13	2792556*	6-16	2901868	6-7	3160259	1-15	3300432	4-7
2753061	6-15	2792556	6-15	2901872	6-9	3160263	1-15	3300450	1-16
2753061	6-7	2820025	3-4	2901876	6-11	3160263	1-19	3300450	1-4
2753061	6-9	2820025	3-9	2901917	3-13	3160264	1-16	3310601	2-8
2753062	6-11	2820025	6-3	2901918	3-21	3160264	1-19	3310601	4-31
2753062	6-7	2860030	2-20	2901919	3-25	3160265	1-16	3310801	1-26
2753062	6-9	2860030	2-23	2901944	3-9	3160265	1-16	3310801	3-11
2753063	6-11	2860030	9-1	2901960	3-4	3160265	1-19	3310801	3-15
2753063	6-13	2900708	1-24	2901974	4-8	3160269	1-4	3310801	3-21
2753063	6-15	2900708	5-13	2901976	4-12	3160269	1-7	3310801	3-23
2753063	6-7	2900708	5-17	2901979	4-16	3252567	8-10	3310801	3-3
2753063	6-9	2900792	5-13	2901981	4-20	3252568	8-10	3310801	3-8
2753064	6-11	2900792	5-17	2901984	4-24	3252598	8-5	3310805	3-27
2753064	6-13	2900838	10-2	2902068	3-16	3252602	4-27	3311001	4-27
2753064	6-7	2900874	7-16	2902112	6-13	3252604	4-27	3311005	1-23
2753064	6-9	2901443	7-16	2902119	8-9	3252610	4-31	3311005	1-25
2753065	6-13	2901530	3-13	2902123	6-15	3252616	8-4	3311005	1-26
2753065	6-3	2901532	3-21	2902133	8-9	3252619	8-10	3311005	1-26
2753066	6-4	2901559	6-3	2902137	1-11	3252747	8-5	3311005	2-19
2753067	6-13	2901610	8-9	2902138	1-11	3271805	1-16	3311005	2-23
2753067	6-15	2901611	8-10	2902274	8-5	3271805	1-4	3311005	3-13
2753067	6-4	2901613	8-10	2902275	8-10	3300151	2-36	3311005	3-16
2753071	6-13	2901615	8-10	2910069	8-10	3300151	4-11	3311005	3-21
2753071	6-4	2901617	8-10	2910121	8-5	3300151	4-15	3311005	3-25
2753085	6-4	2901619	8-9	2910342	1-19	3300151	4-19	3311005	3-8
2753120	6-4	2901621	8-10	2910468	10-1	3300151	4-23	3311401	2-19
2753120	6-4	2901622	2-19	2920026	4-27	3300151	4-4	3311401	2-23
2753121	6-4	2901668	6-3	2920094	4-27	3300151	4-7	3311401	2-33
2753325	6-11	2901690	8-9	2920146	1-25	3300255	1-11	3311402	2-23

INDEX

P/N	PAGE	P/N	PAGE	P/N	PAGE	P/N	PAGE	P/N	PAGE
3311405	1-24	3311801	2-36	3422742	3-24	3440618	2-34	3520077	2-7
3311405	1-25	3311805	2-36	3422742	3-8	3450202	4-11	3520077	2-8
3311405	1-26	3311805	4-3	3422743	3-12	3450202	4-15	3570299	2-34
3311405	1-27	3312002	1-3	3422743	3-20	3450202	4-19	3570811	2-34
3311405	1-9	3312005	1-11	3422743	3-8	3450202	4-23	3570813	2-33
3311405	2-19	3321402	5-5	3422746	3-12	3450202	4-7	3570925	4-15
3311405	2-23	3321402	5-9	3422746	3-15	3450203	2-36	3570925	4-23
3311405	2-27	3322002	1-11	3422746	3-20	3450203	2-36	3570925	4-7
3311405	2-33	3340612	4-11	3422746	3-24	3450303	2-34	3570991	1-25
3311405	2-4	3340612	4-15	3422746	3-3	3450403	1-11	3571060	4-19
3311405	2-7	3340612	4-19	3422746	3-8	3450403	1-17	3571061	4-11
3311405	3-4	3340612	4-23	3422747	3-3	3450403	1-9	3571061	4-19
3311405	8-3	3340612	4-7	3422747	3-8	3450404	1-3	3571067	1-9
3311405	8-7	3340841	3-9	3422759	3-24	3450404	2-34	3571145	4-11
3311501	3-12	3421453	4-27	3422760	1-11	3450405	3-12	3571652	2-23
3311501	3-15	3422219	4-11	3422773	3-24	3450405	3-21	3572512	3-4
3311501	3-20	3422219	4-19	3422862	3-12	3450405	3-24	3600270	2-7
3311501	3-24	3422219	4-23	3422862	3-15	3450405	5-13	3600270	2-8
3311501	3-24	3422369	4-11	3422862	3-20	3450405	5-17	3600288	2-3
3311501	3-3	3422369	4-15	3422862	3-24	3450405	5-5	3600325	2-3
3311501	3-8	3422369	4-19	3422862	3-3	3450405	5-9	3641200	4-15
3311505	1-23	3422369	4-23	3422862	3-8	3450406	1-11	3641201	4-15
3311505	1-25	3422369	4-7	3422863	3-24	3450406	1-16	3641202	4-15
3311505	2-27	3422641	3-11	3422882	3-12	3450406	1-16	3641219	4-23
3311505	2-3	3422641	3-15	3422882	3-15	3450406	1-3	3641236	2-19
3311505	2-34	3422641	3-20	3422882	3-20	3450406	1-4	3641237	4-27
3311505	2-7	3422641	3-24	3422882	3-24	3450406	1-9	3641259	4-7
3311505	3-11	3422641	3-3	3422882	3-3	3450508	1-16	3641260	4-7
3311505	3-12	3422641	3-8	3422882	3-8	3450804	1-11	3641261	4-7
3311505	3-15	3422642	3-11	3422928	3-4	3450804	3-12	3641269	4-19
3311505	3-20	3422642	3-20	3422934	3-4	3450804	3-15	3641270	4-19
3311505	3-20	3422642	3-24	3430412	2-36	3450804	3-20	3641271	4-19
3311505	3-8	3422642	3-8	3430412	2-36	3450804	3-24	3641272	4-19
3311602	2-36	3422644	3-12	3430418	4-11	3450804	3-4	3641275	4-23
3311605	2-34	3422644	3-20	3430418	4-15	3450804	3-8	3641286	4-23
3311605	2-7	3422644	3-8	3430418	4-19	3510602	4-3	3641296	4-23
3311605	2-8	3422646	1-11	3430418	4-23	3510606	4-3	3641297	4-23
3311605	3-12	3422648	2-34	3430418	4-7	3510607	4-3	3641301	4-11
3311605	3-15	3422659	2-34	3430607	2-34	3510608	4-3	3641302	4-11
3311605	3-20	3422663	3-12	3430620	1-16	3510623	4-3	3641303	4-11
3311605	3-24	3422663	3-20	3430620	1-9	3510687	4-3	3641304	4-11
3311605	3-3	3422663	3-8	3430811	1-11	3510783	4-3	3641305	4-11
3311605	3-8	3422671	3-12	3430811	1-3	3510794	4-3	3641307	4-11
3311605	4-3	3422671	3-20	3430811	2-34	3520072	4-11	3641311	4-20
3311605	4-5	3422671	3-8	3430813	2-34	3520072	4-15	3740069	2-23
3311605	5-13	3422725	3-8	3431014	1-3	3520072	4-19	3740069	9-1
3311605	5-17	3422728	4-3	3440418	3-13	3520072	4-23	3740129	2-19
3311801	1-16	3422742	3-12	3440418	3-24	3520072	4-7	3740129	4-27
3311801	1-4	3422742	3-20	3440418	3-9	3520077	2-3	3740129	9-1

INDEX

P/N	PAGE	P/N	PAGE	P/N	PAGE	P/N	PAGE	P/N	PAGE
37401312-19	38600783-20	39110243-28	39900109-1	43602894-28
37401312-23	38600783-24	39114084-12	40608024-28	43602894-31
37401319-1	38600783-8	39114084-16	40608052-28	43603282-19
37601704-11	38600834-3	39114084-20	40609144-31	43603282-23
37601704-15	38600844-3	39114084-24	40609643-28	43603284-28
37601704-19	38600854-11	39114084-8	40609643-28	43603289-1
37601704-23	38600854-15	39114244-11	40609643-28	43603364-28
37601704-27	38600854-19	39114244-15	40609653-28	43603369-2
37603483-12	38600854-23	39114244-19	40609653-28	43603394-28
37603483-15	38600854-7	39114244-23	40609653-28	43603399-2
37603483-21	38600874-15	39114244-7	40609713-28	43603491-24
37603483-24	38600923-12	39114264-24	40609723-28	43603491-24
37603483-4	38600923-15	39114284-12	40609764-31	43603499-1
37603483-9	38600923-20	39114284-19	40709802-34	43603874-29
37603873-12	38600923-24	39114284-24	40709872-20	43603874-32
37603873-15	38600923-4	39114284-4	40709872-23	43603879-2
37603873-20	38600923-8	39114284-7	40710062-20	43604011-26
37603873-24	38600934-3	39114304-11	40710062-23	43604011-26
37603873-4	38600954-11	39114304-23	41303461-11	43604013-27
37603873-8	38600954-15	39114324-11	41303561-3	43604013-8
37801992-3	38600954-20	39114324-15	41601371-17	43604019-1
37801992-8	38600954-24	39114324-19	41601371-9	43604332-20
37801992-9	38600954-7	39114324-23	41601774-12	43604351-24
37900124-27	38600993-16	39114324-8	41601774-16	43604359-1
37902181-3	39001774-27	39115324-11	41601774-19	43604371-27
38200204-11	39001784-28	39115324-15	41601774-23	436043710-1
38200204-15	39001784-31	39115324-19	41601774-7	43604379-1
38200204-19	39002264-31	39115324-23	41601782-34	43604534-31
38200204-23	39002274-31	39115324-4	41601782-34	43604539-2
38200204-7	39002485-14	39115324-7	41601812-34	43604562-34
38407324-12	39002485-18	39115344-16	41602004-12	43604569-1
38407324-16	39002564-4	39115344-24	41602004-16	43604612-8
38407324-20	39002654-31	39115364-11	41602004-19	43604702-23
38407324-24	39002944-4	39115364-15	41602004-23	43604709-1
38407324-8	39003293-12	39115364-20	42401253-12	43604722-20
38413321-17	39003293-15	39115364-24	42401253-16	43604729-1
38413321-9	39003293-24	39115364-7	42401253-20	43604752-19
38413441-11	39003293-4	39308203-20	42401253-24	43604752-23
38413443-12	39003293-8	39308203-8	42401283-12	43604754-28
38413443-15	39108042-20	39308243-27	42401283-16	43604754-31
38413443-20	39108042-23	39308243-28	42401283-20	43604759-1
38413443-24	39110082-23	39310243-8	42401283-24	43604871-24
38413443-4	39110084-11	39414061-25	43001332-23	43604871-24
38413443-8	39110084-15	39416062-34	43601122-19	43604879-1
38413711-17	39110084-19	39516032-33	43601122-23	436049410-1
38413781-3	39110084-23	39900107-10	43601129-1	43604945-10
38413802-36	39110084-7	39900107-12	43602674-28	43604945-14
38413902-36	39110241-26	39900107-16	43602679-1	43604945-18
38600783-12	39110241-26	39900107-17	43602892-19	43604945-6

INDEX

P/N	PAGE	P/N	PAGE	P/N	PAGE	P/N	PAGE	P/N	PAGE
4360548	3-12	4460265	7-17	4460428	5-14	4460662	1-26	4567681	2-3
4360548	3-16	4460267	7-10	4460428	5-18	4460662	1-27	4567682	2-3
4360548	3-20	4460267	7-16	4460428	5-6	4460662	2-36	4567710	4-12
4360548	3-24	4460267	7-17	4460444	7-12	4460662	3-12	4567719	4-12
4360548	3-4	4460267	7-17	4460444	7-18	4460662	3-16	4567738	4-16
4360548	3-8	4460267	7-17	4460445	7-19	4460662	3-20	4567738	4-7
4360548	9-1	4460267	7-18	4460449	7-12	4460662	3-24	4567885	2-34
4400415	2-3	4460267	7-18	4460449	7-12	4460662	3-27	4640216	6-11
4400422	2-7	4460267	7-19	4460449	7-17	4460662	3-4	4640216	6-13
4400422	2-7	4460267	7-19	4460449	7-18	4460662	3-9	4640216	6-15
4400422	2-8	4460268	4-35	4460464	7-11	4460715	7-11	4640216	6-7
4420008	4-28	4460268	4-37	4460465	7-16	4460716	2-19	4640216	6-9
4420037	4-5	4460268	7-10	4460466	4-31	4460716	7-12	4640859	1-23
4420038	2-3	4460268	7-12	4460466	7-16	4460717	7-12	4640859	1-24
4420038	2-8	4460268	7-17	4460466	7-17	4460718	7-12	4641001	5-13
4420038	2-9	4460268	7-17	4460467	10-2	4460719	7-12	4641001	5-17
4420055	2-24	4460268	7-17	4460467	7-13	4460838	7-10	4641001	5-5
4420062	2-34	4460268	7-17	4460467	7-16	4460839	7-10	4641001	5-9
4420062	3-12	4460268	7-17	4460468	7-11	4460840	7-10	4641002	5-5
4420062	3-16	4460268	7-17	4460468	7-16	4460968	3-12	4641002	5-9
4420062	3-20	4460268	7-18	4460470	4-28	4460968	3-16	4641014	5-5
4420062	3-24	4460268	7-18	4460470	4-31	4460968	3-20	4641020	2-11
4420062	3-8	4460268	7-18	4460470	7-10	4460968	3-24	4641020	2-3
4420076	4-12	4460268	7-18	4460470	7-17	4460968	3-4	4641020	2-8
4420076	4-15	4460268	7-19	4460471	4-28	4460968	3-9	4641030	5-13
4420076	4-19	4460320	7-12	4460471	4-31	4520174	1-12	4641030	5-17
4420076	4-23	4460320	7-16	4460471	7-10	4520174	1-17	4641036	2-15
4420076	4-7	4460320	7-17	4460471	7-17	4520176	1-12	4641036	2-9
4460044	3-25	4460320	7-17	4460473	7-11	4520176	1-17	4641049	5-13
4460049	1-27	4460320	7-17	4460473	7-16	4520257	1-12	4641049	5-17
4460049	2-36	4460320	7-17	4460480	4-28	4520257	1-17	4641118	5-13
4460051	4-4	4460320	7-18	4460480	7-10	4566849	4-20	4641118	5-17
4460071	4-4	4460320	7-18	4460481	7-11	4566849	4-24	4711400	1-25
4460138	4-4	4460320	7-18	4460491	7-11	4567246	1-11	4711400	1-26
4460183	7-13	4460320	7-18	4460492	7-11	4567271	2-8	4711400	1-27
4460225	7-17	4460320	7-19	4460493	7-11	4567271	2-9	4711400	1-9
4460248	1-25	4460326	7-18	4460495	4-28	4567315	4-24	4711400	3-12
4460248	3-13	4460326	7-19	4460495	7-10	4567318	4-24	4711400	3-16
4460248	3-16	4460328	4-4	4460496	4-28	4567346	4-24	4711400	3-21
4460248	3-21	4460343	7-16	4460496	7-10	4567358	2-34	4711400	3-24
4460248	3-25	4460343	7-17	4460497	4-28	4567501	2-34	4711400	3-4
4460248	7-13	4460343	7-17	4460497	7-10	4567539	3-4	4711400	3-9
4460259	7-13	4460343	7-17	4460510	10-2	4567539	3-9	4711400	4-12
4460260	7-13	4460424	4-37	4460510	7-13	4567557	2-36	4711400	4-16
4460265	4-35	4460424	7-17	4460510	7-16	4567610	4-20	4711400	4-20
4460265	4-37	4460424	7-17	4460613	4-31	4567611	4-20	4711400	4-24
4460265	7-10	4460424	7-17	4460613	7-17	4567614	4-20	4711400	4-5
4460265	7-10	4460424	7-18	4460614	7-16	4567615	4-20	4711400	4-7
4460265	7-17	4460428	5-10	4460662	1-25	4567678	4-24	4711400	5-5

INDEX


P/N	PAGE	P/N	PAGE	P/N	PAGE	P/N	PAGE	P/N	PAGE
4711400	5-9	4740489	2-36	4760800	3-16	4845826	4-16	4922035	2-20
4711500	4-12	4750800	1-27	4760800	3-21	4845826	4-20	4922035	7-12
4711500	4-16	4750800	3-12	4760800	3-24	4845827	4-12	4922062	4-28
4711500	4-24	4750800	3-16	4760800	3-4	4845827	4-16	4922062	7-10
4711500	4-7	4750800	3-21	4760800	3-9	4845827	4-20	4922067	2-27
4711600	1-17	4750800	3-24	4761000	2-34	4845829	4-12	4922067	7-12
4711600	1-23	4750800	3-27	4761000	4-28	4845829	4-16	4922067	7-18
4711600	1-3	4750800	3-4	4761400	2-20	4845829	4-20	4922086	3-12
4711600	1-9	4750800	3-9	4761400	2-24	4845829	4-24	4922086	7-12
4711600	2-34	4751000	1-25	4761400	2-8	4845829	4-8	4922088	3-16
4711600	3-28	4751000	1-26	4761400	4-28	4845834	1-23	4922088	3-20
4711600	4-5	4751000	1-26	4761400	4-31	4845835	4-24	4922088	3-24
4711800	1-11	4751000	2-20	4761500	2-8	4845836	4-24	4922088	7-12
4711800	1-16	4751000	2-24	4761500	2-9	4845837	1-23	4922089	3-16
4711800	1-3	4751000	2-36	4761800	1-16	4845894	4-8	4922089	3-20
4711800	2-36	4751000	3-13	4761800	1-4	4845895	4-8	4922089	3-24
4712000	1-3	4751000	3-16	4845037	1-17	4845922	1-23	4922089	7-12
4740066	4-28	4751000	3-21	4845037	1-9	4845922	1-23	4922090	2-28
4740066	4-31	4751000	3-25	4845519	3-12	4845981	3-24	4922090	2-28
4740120	4-28	4751000	4-16	4845519	3-16	4846009	2-35	4922091	3-4
4740120	4-31	4751000	4-20	4845541	2-35	4846009	2-35	4922091	3-9
4740156	3-4	4751000	4-24	4845541	2-35	4846010	2-35	4922091	7-12
4740307	3-12	4751000	4-28	4845542	2-35	4846010	2-35	4922096	2-27
4740307	3-16	4751000	4-7	4845542	2-35	4846015	2-35	4922096	7-12
4740307	3-20	4751400	1-25	4845546	2-35	4846017	2-8	4922097	7-11
4740307	3-24	4751400	2-20	4845546	2-35	4846040	2-35	4922098	7-11
4740307	3-4	4751400	2-24	4845558	1-23	4846040	2-9	4922102	2-20
4740307	3-9	4751400	2-27	4845558	1-23	4846042	2-35	4922102	7-11
4740419	1-3	4751400	2-3	4845558	1-23	4846043	2-35	4922126	7-11
4740438	3-12	4751400	2-36	4845574	3-20	4846044	2-35	4922143	4-28
4740438	3-16	4751400	2-36	4845626	2-35	4846045	2-35	4922143	7-10
4740438	3-20	4751400	2-8	4845627	2-35	4846138	2-35	4922144	2-20
4740438	3-24	4751400	2-9	4845628	1-9	4846217	2-35	4922144	7-12
4740438	3-4	4751400	8-3	4845664	2-20	4846217	2-35	4922149	4-28
4740438	3-9	4751400	8-7	4845664	2-8	4846302	3-4	4922149	7-10
4740453	1-16	4751500	1-23	4845684	2-35	4846598	4-8	4922151	3-27
4740453	1-16	4751500	1-25	4845742	3-9	4846599	4-12	4922151	3-27
4740462	1-11	4751500	2-27	4845748	2-35	4846599	4-7	4922151	7-13
4740468	1-11	4751500	2-3	4845749	2-35	4846602	4-12	4922152	7-11
4740468	1-9	4751500	2-34	4845755	4-28	4860180	1-4	4922153	7-11
4740474	2-28	4751500	2-8	4845758	2-35	4860180	1-9	4922154	7-11
4740474	2-28	4751500	2-9	4845759	2-35	4860182	1-4	4922183	4-31
4740476	4-12	4751500	4-20	4845790	4-12	4860182	1-9	4922183	7-17
4740476	4-16	4751600	2-8	4845790	4-16	4922032	2-20	4922184	4-31
4740476	4-20	4751600	2-9	4845790	4-20	4922032	7-11	4922184	7-17
4740476	4-24	4751600	4-3	4845790	4-24	4922033	2-20	4922198	2-20
4740476	4-7	4751800	2-34	4845790	4-7	4922033	7-11	4922198	7-12
4740479	2-24	4760600	4-31	4845825	4-20	4922034	2-20	4922199	2-20
4740485	2-34	4760800	3-12	4845826	4-12	4922034	7-11	4922199	2-24

INDEX

P/N	PAGE	P/N	PAGE	P/N	PAGE	P/N	PAGE	P/N	PAGE
4922199	7-12	7010640	2-3	7011991	4-37	7016339	2-20	7017444	5-13
4922199	7-17	7010640	2-7	7011992	4-37	7016349	2-11	7017444	5-13
4922224	7-11	7010640	2-8	7011992	9-2	7016349	2-11	7017444	5-17
4922225	7-11	7010646	1-12	7011993	4-37	7016349	2-11	7017444	5-17
4922258	1-25	7010646	1-9	7011994	4-37	7016349	2-12	7017444	5-5
4922258	7-18	7010647	1-12	7011995	4-35	7016349	2-15	7017444	5-9
4922273	7-10	7010647	1-9	7011997	4-35	7016351	2-11	7017444	9-1
4922299/12828967-16		7010648	1-9	7011997	4-37	7016351	2-11	7017445	5-13
4922300	2-24	7010649	1-12	7011998	4-35	7016351	2-11	7017445	5-17
4922300	7-17	7010649	1-9	7011999	4-35	7016351	2-12	7017445	5-5
4922301	3-24	7010650	1-9	7012540	1-24	7016351	2-15	7017445	5-9
4922301	7-18	7010651	1-12	7012593	4-28	7016351	2-15	7018300	2-11
4922302	2-24	7010651	1-9	7012611	2-19	7016351	2-16	7018302	2-11
4922302	7-17	7010903	2-3	7012611	4-28	7016352	2-15	7018302	2-15
4922305	1-26	7010903	2-7	7012611	4-31	7016352	9-1	7018302	2-15
4922305	7-18	7010903	2-8	7012612	2-19	7016372	1-25	7018304	2-15
4922320	7-18	7010944	2-3	7012612	4-28	7016372	3-13	7018312	2-11
4922327	2-24	7010944	2-7	7012612	4-31	7016372	3-16	7018312	2-15
4922327	7-17	7010944	2-8	7012613	1-12	7016372	3-21	7018313	2-11
4922372	4-28	7010944	9-1	7012613	1-15	7016372	3-25	7018313	2-11
4922372	7-10	7011041	2-3	7012613	1-3	7016708	5-21	7018313	2-15
4922372	7-10	7011041	2-7	7012773	2-12	7016708	5-21	7018314	2-11
4922373	4-28	7011041	2-8	7012773	2-15	7017207	5-21	7018315	2-11
4922449	7-11	7011042	2-7	7012773	2-15	7017220	5-3	7018315	2-15
4922674/12828967-16		7011042	2-8	7012773	2-15	7017221	5-3	7018514	2-31
4940026	2-28	7011043	2-3	7012773	2-15	7017222	5-3	7018514	9-1
4940027	2-28	7011043	2-7	7012773	2-16	7017223	5-3	7018537	2-31
7002821	10-2	7011043	2-8	7012952	1-24	7017224	5-21	7018564	2-31
7002821	7-13	7011044	2-3	7012953	1-24	7017226	5-21	7018564	9-1
7002821	7-16	7011044	2-7	7012953	5-5	7017226	5-21	7018576	2-31
7002823	10-2	7011044	2-8	7012953	5-9	7017227	5-22	7018578	2-31
7002823	7-13	7011045	2-3	7012954	1-24	7017237	5-21	7018578	9-1
7002823	7-16	7011045	2-7	7012955	1-24	7017238	5-21	7018579	2-31
7002828	10-2	7011045	2-8	7012961	1-24	7017239	5-21	7018579	7-12
7002828	7-13	7011049	2-3	7012967	5-13	7017240	5-22	7018579	7-18
7003212	5-18	7011050	2-3	7012967	5-17	7017262	5-3	7018580	7-12
7003212	5-9	7011509	2-31	7012967	5-5	7017264	5-3	7018580	7-18
7003714	4-35	7011509	9-1	7012967	5-9	7017265	5-22	7018581	2-31
7003778	4-35	7011529	2-31	7012998	5-13	7017267	5-22	7018581	7-12
7003790	4-35	7011590	2-31	7012998	5-17	7017268	5-22	7018581	7-18
7003790	4-37	7011590	7-12	7014676	10-2	7017367	5-13	7018582	2-31
7003791	4-35	7011590	7-18	7016315	2-15	7017367	5-5	7018583	2-31
7003791	4-37	7011609	5-3	7016319	1-25	7017376	5-18	7018583	7-18
7003902	1-12	7011621	2-31	7016319	3-13	7017376	5-9	7018584	7-18
7003903	1-12	7011621	7-12	7016319	3-16	7017380	5-5	7018585	2-31
7010639	2-3	7011940	4-37	7016319	3-21	7017382	5-14	7018586	2-31
7010639	2-7	7011987	4-35	7016319	3-25	7017382	5-5	7018586	9-1
7010639	2-8	7011990	4-35	7016337	2-15	7017399	5-14	7018588	2-31
		7011991	4-35	7016337	2-15	7017399	5-5	7018589	2-31

INDEX

P/N	PAGE	P/N	PAGE	P/N	PAGE	P/N	PAGE
70185912-31	70198205-14	70213121-15	70234551-7
70189052-16	70198225-9	70213121-15	70234561-7
70189122-12	70198235-9	70213121-4	70234571-7
70189122-15	70198305-14	70213132-15	70234581-7
70189122-15	70198305-6	70213152-15	70234591-7
70189122-15	70198315-5	70213171-15	70234601-7
70189122-15	70198325-5	70213171-15	70234611-7
70189122-16	70198555-18	70213171-4	70234621-7
70189162-16	70198585-18	70213662-11	70234631-7
70189172-12	70198755-14	70225202-16	70234641-7
70189179-1	70198765-18	70225222-11	70234651-7
70189179-1	70198775-18	70225222-11	70234661-7
70189192-11	70201752-19	70225222-11	70238741-15
70189192-11	70201752-23	70225222-11	70238741-15
70189192-16	70201754-28	70225222-11	70238752-11
70189412-16	70201754-31	70225222-12	70238762-16
70189422-16	70201762-19	70225229-1	70261741-20
70189432-15	70201762-23	70233071-19	70261751-20
70189432-15	70201764-28	70233081-19	70261761-20
70189432-15	70201764-31	70233091-19	70261771-20
70189432-15	70205004-35	70233101-19	70261781-19
70189432-16	70205009-2	70233111-19	70261791-19
70189672-11	70205014-35	70233121-19	70261801-19
70189672-11	70205014-37	70233131-19	70261811-20
70189672-11	70205019-1	70233141-19	88969417-16
70189672-12	70205024-35	70233151-19		
70189672-15	70205024-37	70233161-19		
70189782-11	70205034-37	70233171-19		
70189792-11	70205044-37	70233181-19		
70189802-12	70205054-35	70233201-19		
70189812-12	70205084-37	70233241-19		
70189812-15	70205087-17	70233251-19		
70189822-12	70205089-2	70233261-19		
70189882-11	70205094-37	70233271-19		
70189932-15	70205104-37	70233281-19		
70189932-15	70205109-2	70233291-19		
70189932-16	70205114-37	702333610-1		
70189961-15	70205214-35	70234051-20		
70189961-15	70205224-35	70234061-20		
70189961-3	70205234-35	70234071-20		
70189971-15	70205239-2	70234081-20		
70189971-15	70205244-35	70234091-19		
70189971-3	70206062-31	70234101-19		
70196961-9	70213002-15	70234121-20		
70198085-10	70213022-15	70234501-7		
70198105-18	70213042-15	70234511-7		
70198105-9	70213052-15	70234521-7		
70198185-14	70213062-15	70234531-7		
70198195-14	70213072-16	70234541-7		



3120856



An Oshkosh Corporation Company

Corporate Office
JLG Industries, Inc.
1 JLG Drive
McConnellsburg PA. 17233-9533
USA

☎ (717) 485-5161

📠 (717) 485-6417

JLG Worldwide Locations

JLG Industries (Australia)
P.O. Box 5119
11 Bolwarra Road
Port Macquarie
N.S.W. 2444
Australia

☎ +61 2 65 811111

📠 +61 2 65 813058

JLG Latino Americana Ltda.
Rua Eng. Carlos Stevenson,
80-Suite 71
13092-310 Campinas-SP
Brazil

☎ +55 19 3295 0407

📠 +55 19 3295 1025

JLG Industries (UK) Ltd
Bentley House
Bentley Avenue
Middleton
Greater Manchester
M24 2GP - England

☎ +44 (0)161 654 1000

📠 +44 (0)161 654 1001

JLG France SAS
Z.I. de Baulieu
47400 Fauillet
France

☎ +33 (0)5 53 88 31 70

📠 +33 (0)5 53 88 31 79

JLG Deutschland GmbH
Max-Planck-Str. 21
D - 27721 Ritterhude - Ihlpohl
Germany

☎ +49 (0)421 69 350 20

📠 +49 (0)421 69 350 45

JLG Equipment Services Ltd.
Rm 1107 Landmark North
39 Lung Sum Avenue
Sheung Shui N. T.
Hong Kong

☎ (852) 2639 5783

📠 (852) 2639 5797

JLG Industries (Italia) s.r.l.
Via Po. 22
20010 Pregnana Milanese - MI
Italy

☎ +39 029 359 5210

📠 +39 029 359 5845

Oshkosh-JLG Singapore
Technology Equipment Pte
Ltd
29 Tuas Ave 4,
Jurong Industrial Estate
Singapore, 639379

☎ +65-6591 9030

📠 +65-6591 9031

Plataformas Elevadoras
JLG Iberica, S.L.
Trapadella, 2
P.I. Castellbisbal Sur
08755 Castellbisbal, Barcelona
Spain

☎ +34 93 772 4700

📠 +34 93 771 1762

JLG Sverige AB
Enkopingsvagen 150
Box 704
SE - 176 27 Jarfalla
Sweden

☎ +46 (0)850 659 500

📠 +46 (0)850 659 534