



# Illustrated Parts Manual

***Model***

***15AMI***

**3120876**

April 30, 2017

CE  
AS/NZS



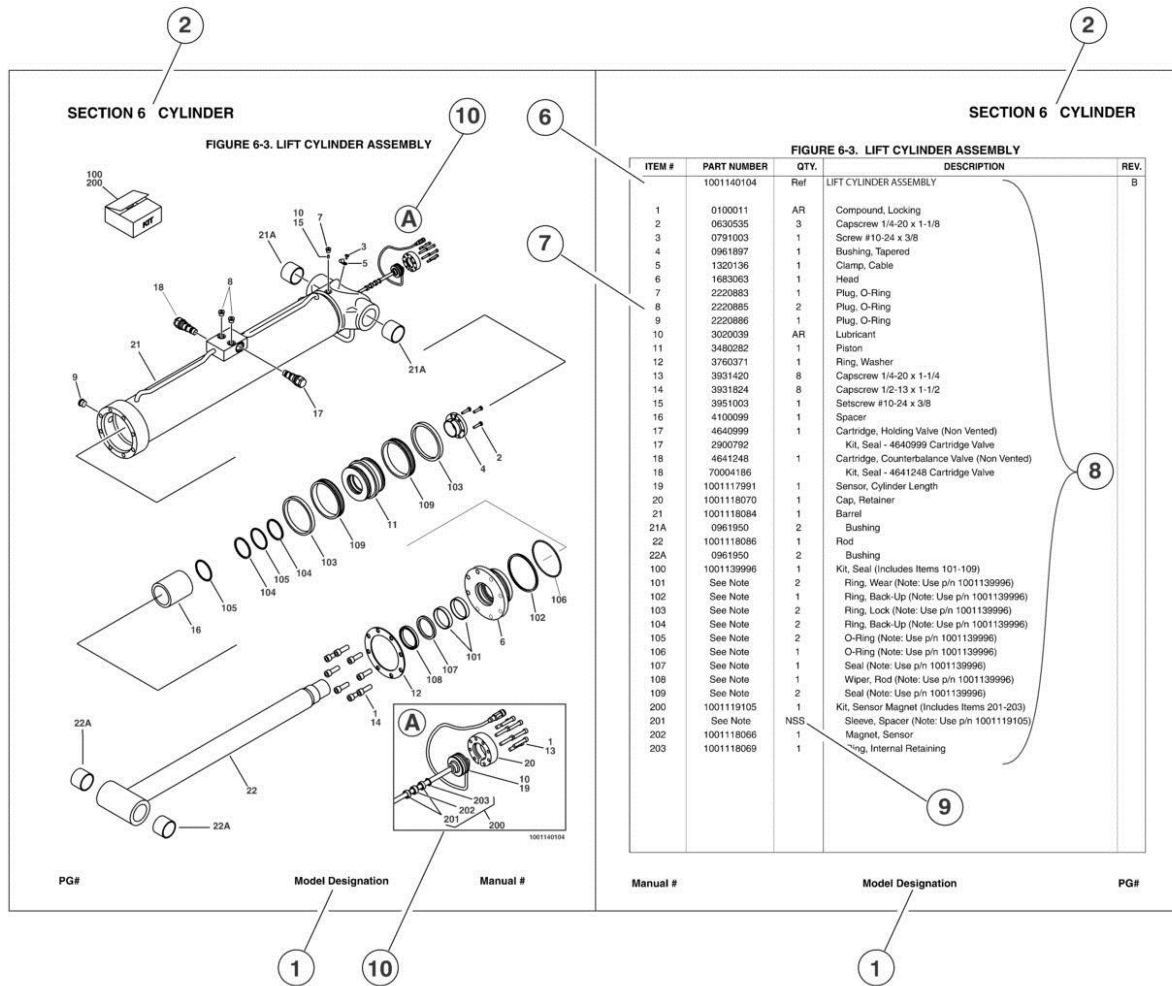
An Oshkosh Corporation Company



## REVISION LOG

October 18, 1999 - Original Issue Of Manual  
June 15, 2000 - Revised (Manual edited to 0010560 Revision 3)  
March 1, 2001 - Revised (Manual edited to 0010560 Revision 9)  
August 1, 2002 - Revised (Manual edited to 0010560 Revision 15)  
February 27, 2003 - Revised (Manual edited to 0010560 Revision 17)  
July 31, 2003 - Revised (Manual edited to 0010560 Revision 21)  
February 20, 2004 - Revised (Manual edited to 0010560 Revision 22)  
September 2, 2004 - Revised (Manual edited to 0010560 Revision 25)  
March 30, 2005 - Revised (Manual edited to 0010560 Revision 29)  
May 23, 2006 - Revised (Manual edited to 0010560 Revision 31)  
September 1, 2006 - Revised (Manual edited to 0010560 Revision 32)  
February 14, 2007 - Revised (Manual edited to 0010560 Revision 37)  
June 25, 2007 - Revised (Manual edited to 0010560 Revision 38)  
May 15, 2008 - Revised (Manual edited to 0010560 Revision 41)  
July 15, 2009 - Revised (Manual edited to 0010560 Revision 42)  
July 1, 2010 - Revised (Manual edited to 0010560 Revision 46)  
December 31, 2010 - Revised (Manual edited to 0010560 Revision 46)  
April 27, 2011 - Revised (Manual edited to 0010560 Revision 46)  
July 21, 2011 - Revised (Manual edited to 0010560 Revision 46)  
October 7, 2011 - Revised (Manual edited to 0010560 Revision 46)  
February 29, 2012 - Revised (Manual edited to 0010560 Revision 46)  
July 3, 2012 - Revised (Manual edited to 0010560 Revision 46)  
September 25, 2012 - Revised (Manual edited to 0010560 Revision 46)  
February 5, 2013 - Revised (Manual edited to 0010560 Revision 46)  
May 3, 2013 - Revised (Manual edited to 0010560 Revision 46)  
August 1, 2013 - Revised (Manual edited to 0010560 Revision 46)  
November 1, 2013 - Revised (Manual edited to 0010560 Revision 46)  
November 1, 2014 - Revised (Manual edited to 0010560 Revision 46)  
April 2, 2015 - Revised (Manual edited to 0010560 Revision 46)  
August 6, 2015 - Revised (Manual edited to 0010560 Revision 46)  
October 12, 2015 - Revised (Manual edited to 0010560 Revision 46)  
January 4, 2016 - Revised (Manual edited to 0010560 Revision 46)  
April 5, 2016 - Revised (Manual edited to 0010560 Revision 46)  
July 5, 2016 - Revised (Manual edited to 0010560 Revision 46)  
October 3, 2016 - Revised (Manual edited to 0010560 Revision 46)  
April 30, 2017 - Revised 15AMI (Manual edited to 0010560 Revision 46)

# GENERAL INFORMATION



## 1) MACHINE IDENTIFICATION

Machines are identified by model and in some cases a combination of models, serial number (SN) or regional standard (i.e ANSI, CE, CSA). Components may also be identified by SN or manufacturer. Common components that may be identified by these characteristics are engines and hydraulic components.

## 2) PARTS MANUAL ORGANIZATION

Product information in this manual is organized under section titles. Frame, Cylinder, Hydraulic and Electrical are a few examples. Each section is organized by figure and page number. The information within the Figure is then organized by item number, part number, description and corresponding illustration (s).

## 3) TABLE OF CONTENTS

A table of contents is found toward the beginning of the manual. Figure number, description and page number are provided for quick reference to the page containing the related information.

## 4) RECOMMENDED SPARE PARTS

The Recommended Spare Parts, located near the end of the manual, reference most frequently used maintenance parts.

## 5) PART NUMBER INDEX

A numerical index listing all part numbers and the corresponding page number(s) appears at the back of the manual.



## GENERAL INFORMATION

### 6) NON-SERVICED PARTS

In some instances, it is necessary to display non-serviced parts, assemblies or installations. In the case of assemblies and installations there will be a Ref in the Qty column. In case of parts that are not available for service within assemblies or components, there will be a NSS (Not Sold Separately) or NLA (No Longer Available) listed in the Qty. column of the manual.

### 7) PARTS LIST ITEM NUMBERS

Numbers shown in the item# column correspond to numbers used in the associated illustration (s). Item numbers which are missing from the sequence in the parts list are not used on that page

### 8) INDENTED PARTS DESCRIPTION

An indented part description is included in the item under which it is indented.

### 9) ABB REVIATION AND SYMBOLS

|              |  |              |                                     |
|--------------|--|--------------|-------------------------------------|
| AC.....      | .. Alternating Current                         | LCD.....     | .. Liquid Crystal Display           |
| ADE.....     | .. Advanced Design Electronics                 | LED.....     | .. Light Emitting Diodes            |
| ANSI.....    | .. American National Standards Institute       | LH.....      | .. Left Hand                        |
| AR.....      | .. As Required                                 | LSS.....     | .. Load Sensing System              |
| ASSY.....    | .. Assembly                                    | M(m).....    | .. Metric/Meter                     |
| AUX.....     | .. A uxiliary                                  | MM (mm)..... | .. Milimeter                        |
| AWG.....     | .. American WireGauge                          | mA.....      | .. Milliamps                        |
| B/M.....     | .. Bill of Material                            | NLA.....     | .. No Longer A vailable             |
| CE.....      | .. European Conformity                         | NPT.....     | .. National Pipe T hreads           |
| CCW.....     | .. Counter Clockwise                           | NSS.....     | .. Not Sold Separately              |
| cm.....      | .. Centimeter                                  | OD.....      | .. Outside Diameter                 |
| CW.....      | .. Clockwise                                   | ORB.....     | .. O-Ring Boss                      |
| CSA.....     | .. Canadian Standards Association              | ORFS.....    | .. O-Ring Face Seal                 |
| CYL.....     | .. Cylinder                                    | OZ (oz)..... | .. Ounces                           |
| DIA.....     | .. Diameter                                    | PG.....      | .. Page                             |
| DC.....      | .. Direct Current                              | P/N.....     | .. Part Num ber                     |
| EMS.....     | .. Emergency Stop                              | qt.....      | .. Quarts                           |
| ENG.....     | .. Engine                                      | QTY.....     | .. Quantity                         |
| FT (ft)..... | .. Feet  | REF.....     | .. Reference                        |
| GA (Ga)..... | .. G auge                                      | REV.....     | .. Revision Level                   |
| HYD.....     | .. Hydraulic                                   | RH.....      | .. Right Hand                       |
| Hz.....      | .. Her tz                                      | SAE.....     | .. Society of Automotive E ngineers |
| ID.....      | .. Inside Diameter                             | SN.....      | .. Serial Number                    |
| in.....      | .. inches                                      | SPEC(S)..... | .. Specifications                   |
| ISO.....     | .. I nternational Organ ization for Stand ards | T/T.....     | .. Turntable                        |
| JIC.....     | .. Joint Indust ry Council                     | UGM.....     | .. Univ ersal G round Module        |
| KG.....      | .. Kilogram                                    | V.....       | .. Volts                            |
| L.....       | .. Liter                                       | W.....       | .. Watts                            |
| LB.....      | .. P ounds                                     | #.....       | .. Number                           |

### 10) ILLUSTRATION REFERENCE LETTERS

When necessary, illustrations may contain reference letters that are intended to track information (i. e. hoses, harnesses) from one point to another or to track visual enlargement of components to show details that may be located in another area on the illustration.

*Note: Due to continuous product improvements, JLG Industries, Inc. reserves the right to make specification changes without prior notification. Contact JLG Industries, Inc. for updated information.*



# TABLE OF CONTENTS

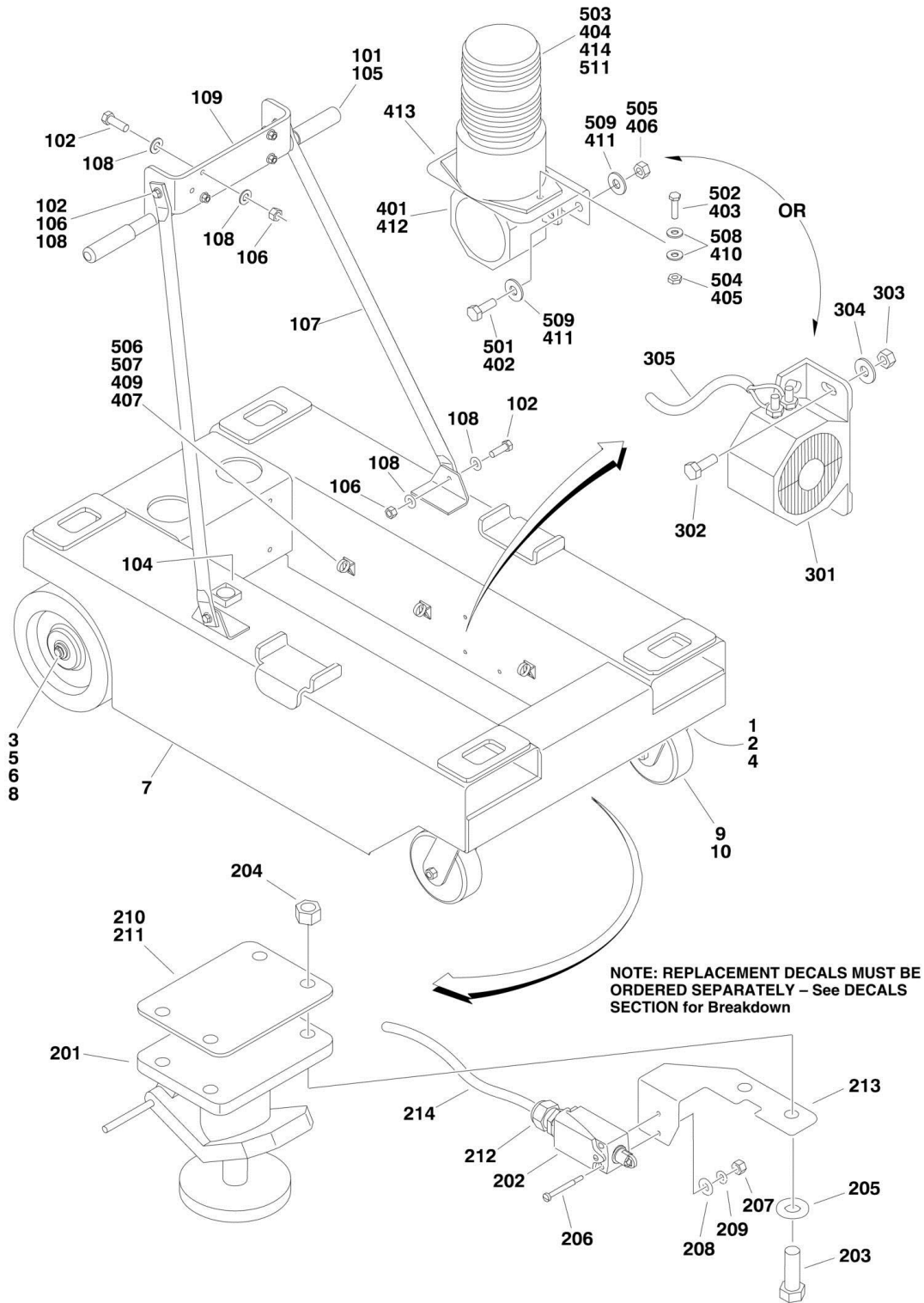
|   |     |
|---|-----|
| SECTION 1 - BASE.....   | 9   |
| FIGURE 1-1. BASE MOUNTED COMPONENTS INSTALLATION - 15AMI.....                                     | 10  |
| SECTION 2 - CONTROLS .....  | 15  |
| FIGURE 2-1. AC POWER COMPONENTS INSTALLATION (Prior to SN 0900027702).....                        | 16  |
| FIGURE 2-2. AC POWER COMPONENTS INSTALLATION (SN 0900027702 to Present) .....                     | 20  |
| FIGURE 2-3. AC JUNCTION BOX ASSEMBLY .....  | 24  |
| FIGURE 2-4. AC MOTOR/PUMP ASSEMBLY (FENNER) (Prior to SN 0900027702) .....                        | 26  |
| FIGURE 2-5. AC MOTOR/PUMP ASSEMBLY (MONARCH/BUCHER) (SN 0900027702 to Present).....               | 30  |
| FIGURE 2-6. DC POWER COMPONENTS INSTALLATION (Prior to SN 0900027391).....                        | 32  |
| FIGURE 2-7. DC POWER COMPONENTS INSTALLATION (SN 0900027391 to Present).....                      | 36  |
| FIGURE 2-8. DC MOTOR/PUMP ASSEMBLY (FENNER) (Prior to SN 0900027391) .....                        | 40  |
| FIGURE 2-9. DC MOTOR/PUMP ASSEMBLY (MONARCH/BUCHER) (SN 0900027391 to Present).....               | 44  |
| FIGURE 2-10. DC POWER PACK INSTALLATION (Prior to SN 0900031622) .....                            | 46  |
| FIGURE 2-11. DC POWER PACK INSTALLATION (SN 0900031622 to Present).....                           | 48  |
| FIGURE 2-12. BATTERY CHARGER ASSEMBLY .....   | 50  |
| FIGURE 2-13. CABLES AND CONTROLS INSTALLATION (Prior to SN 0900028708) .....                      | 52  |
| FIGURE 2-14. CABLES AND CONTROLS INSTALLATION (SN 0900028708 to Present).....                     | 56  |
| FIGURE 2-15. LSS INSTALLATION.....  | 60  |
| SECTION 3 - MAST .....  | 63  |
| FIGURE 3-1. MAST ASSEMBLY (ALL CHAIN).....  | 64  |
| FIGURE 3-2. MAST MOUNTED COMPONENTS INSTALLATIONS.....  | 68  |
| SECTION 4 - PLATFORM.....   | 71  |
| FIGURE 4-1. MOLDED PLATFORM INSTALLATION.....   | 72  |
| FIGURE 4-2. QUICK-CHANGE PLATFORM INSTALLATION .....  | 76  |
| FIGURE 4-3. QUICK-CHANGE PLATFORM INSTALLATION WITH GULLWING GATE .....                           | 80  |
| FIGURE 4-4. QUICK-CHANGE PLATFORM INSTALLATION WITH SLIDE BAR.....                                | 84  |
| FIGURE 4-5. QUICK-CHANGE PLATFORM INSTALLATION WITH EXTENSION.....                                | 86  |
| FIGURE 4-6. QUICK-CHANGE PLATFORM INSTALLATION WITH SLIDE BAR AND EXTENSION .....                 | 90  |
| FIGURE 4-7. OPTIONAL PLATFORM COMPONENT INSTALLATIONS .....                                       | 94  |
| SECTION 5 - CYLINDER.....   | 97  |
| FIGURE 5-1. LIFT CYLINDER ASSEMBLY (Prior to SN 0900019526).....                                  | 98  |
| FIGURE 5-2. LIFT CYLINDER ASSEMBLY (SN 0900019526 through 0900029965) .....                       | 100 |
| FIGURE 5-3. LIFT CYLINDER ASSEMBLY (SN 0900029966 to Present).....                                | 102 |
| SECTION 6 - HYDRAULIC .....   | 105 |
| FIGURE 6-1. HYDRAULIC DIAGRAM (Prior to SN 0900027702) .....                                      | 106 |
| FIGURE 6-2. HYDRAULIC DIAGRAM (SN 0900027702 to Present) .....                                    | 108 |
| SECTION 7 - ELECTRICAL .....  | 111 |
| FIGURE 7-1. ELECTRICAL DIAGRAM LIST.....  | 112 |
| SECTION 8 - DECALS.....   | 113 |
| FIGURE 8-1. DECAL INSTALLATION (CE SPECS AND ALL AUSTRALIAN SPECS) (Prior to SN 0900022158) ..... | 114 |
| FIGURE 8-2. DECAL INSTALLATIONS (CE SPECS) (SN 0900022158 to Present) .....                       | 118 |
| SECTION 9 - RECOMMENDED SERVICE PARTS STOCK .....   | 121 |
| FIGURE 9-1. 15AMI RECOMMENDED SERVICE PARTS STOCK.....  | 122 |
| SECTION 10 - SPECIAL OPTIONS.....   | 123 |
| FIGURE 10-1. SPECIAL OPTIONS.....   | 124 |
| PART NUMBER INDEX .....   | 125 |



**SECTION 1 - BASE**

# SECTION 1 - BASE

## FIGURE 1-1. BASE MOUNTED COMPONENTS INSTALLATION - 15AMI



# SECTION 1 - BASE

## FIGURE 1-1. BASE MOUNTED COMPONENTS INSTALLATION - 15AMI

| ITEM | PART NUMBER | QTY | DESCRIPTION  | REV |
|------|-------------|-----|--|-----|
|      |             | Ref | <b>BASE ASSEMBLY OPTIONS:</b>  |     |
|      | 0259524     | Ref | <b>Base Assembly (Prior to SN 0900019526)</b>  | A   |
|      | 0272231     | Ref | <b>Base Assembly (SN 0900019526 to Present)</b>  | C   |
| 1    | 0641607     | 8   | Bolt 3/8in-16NC x 7/8in  |     |
| 2    | 3311605     | 8   | Locknut 3/8in-16NC   |     |
| 3    | 3760348     | 2   | Ring, Retainer   |     |
| 4    | 4711600     | 16  | Flatwasher 3/8in   |     |
| 5    |             | Ref | Flatwasher Options:  |     |
| 5    | 4712200     | 2   | Flatwasher <b>(Prior to SN 0900019526)</b>   |     |
| 5    | 4740415     | 2   | Flatwasher <b>(SN 0900019526 to Present)</b>   |     |
| 6    | 4740456     | 4   | Washer, Shim   |     |
| 7    |             | Ref | Base Weldment Options:   |     |
| 7    | 4846084     | 1   | Base Weldment <b>(Prior to SN 0900019526)</b>  |     |
| 7    | 4846614     | 1   | Base Weldment <b>(SN 0900019526 to Present)</b>  |     |
| 8    |             | Ref | Wheel Assembly Options: (Stationary)   |     |
| 8    | 4860183     | 2   | Wheel Assembly <b>(Prior to SN 0900020796)</b>   | A   |
| 8    | 7020083     | 2   | Wheel, Replacement   |     |
| 8    | 7020084     | 4   | Bearing (2 Per Wheel)  |     |
| 8    | 4860246     | 2   | Wheel Assembly (No Service Parts Available) <b>(SN 0900020796 to Present)</b>                    | B   |
| 9    |             | Ref | Wheel Assembly Options:  |     |
| 9    |             | Ref | Wheel Assembly - (Non-Locking) Options:  |     |
| 9    | 4860184     | 2   | Wheel Assembly (Non-Locking Gray Tire and Wheel) <b>(Prior to SN 0900020877)</b>                 |     |
| 9    | 4860245     | 2   | Wheel Assembly (Non-Locking Charcoal Gray Tire and Gray Wheel) <b>(SN 0900020877 to Present)</b> |     |
| 9    | 7020017     | 2   | Swivel Rig for 4860184 (1 Per Assembly)  |     |
| 9    | 4860245     | 2   | Swivel Rig for 4860245 (1 Per Assembly)  |     |
| 9    | 7020086     | 2   | Wheel, Replacement for 4860184 (1 Per Assembly)  |     |
| 9    | 4860245     | 2   | Wheel, Replacement for 4860245 (1 Per Assembly)  |     |
| 9    | 7020084     | 4   | Bearing for 4860184 (2 Per Wheel)  |     |
| 9    | 4860245     | 4   | Bearing for 4860245 (2 Per Wheel)  |     |
| 9    | 7012631     | 2   | Bushing, Axle Spanner for 4860184 (1 Per Assembly)   |     |
| 9    | 4860245     | 2   | Bushing, Axle Spanner for 4860245 (1 Per Assembly)   |     |
| 9    | 7012630     | 2   | Axle Kit for 4860184 (1 Per Assembly)  |     |
| 9    | 4860245     | 2   | Axle Kit for 4860245 (1 Per Assembly)  |     |
| 9    | 4860194     | 2   | Wheel Assembly - (Locking)   | A   |
| 9    | 7020017     | 2   | Swivel Rig (1 Per Assembly)  |     |
| 9    | 7020086     | 2   | Wheel, Replacement (1 Per Assembly)  |     |
| 9    | 7020084     | 4   | Bearing (2 Per Wheel)  |     |
| 9    | 7012631     | 2   | Bushing, Axle Spanner (1 Per Assembly)   |     |
| 9    | 7012630     | 2   | Axle Kit (1 Per Assembly)  |     |
| 10   | 3020017     | AR  | Lubricant <b>(Prior to SN 0900020796)</b>  |     |
| 11   | 4240032     | AR  | Tie, Wire (Not Shown - 4in Long)   |     |
| 12   | 4460234     | AR  | Mount, Wire Tie (Not Shown)  |     |
|      |             | Ref | <b>MAST SUPPORT INSTALLATION OPTIONS:</b>  |     |
|      | 0259483     | Ref | <b>Mast (All Cable) (Prior to SN 0900019526)</b>   | A   |
|      | 0272233     | Ref | <b>Mast (All Chain) (SN 0900019526 to Present)</b>   | B   |
| 101  | 0100001     | AR  | Adhesive   |     |
| 102  | 0641609     | 12  | Bolt 3/8in-16NC x 1-1/8in  |     |

# SECTION 1 - BASE

| ITEM | PART NUMBER | QTY | DESCRIPTION   | REV |
|------|-------------|-----|---|-----|
| 104  | 2420140     | 1   | Gauge, Circular Level   |     |
| 105  | 2560088     | 2   | Handle  |     |
| 106  |             | Ref | Nut 3/8in-16NC Options:   |     |
| 106  | 3311605     | AR  | Locknut   |     |
| 106  | 3311608     | AR  | Locknut, Flanged  |     |
| 106  | 0100011     | AR  | Compound, Locking   |     |
| 107  |             | Ref | Tube, Mast Brace Options:   |     |
| 107  | 4567824     | 2   | Tube, Mast Brace <b>(Prior to SN 0900031622)</b>  |     |
| 107  | 4567508     | 2   | Tube, Mast Brace <b>(SN 0900031622 to Present)</b>  |     |
| 108  | 4711600     | AR  | Flatwasher 3/8in Narrow   |     |
| 109  |             | Ref | Support Weldment Options:   |     |
| 109  | 4845715     | 1   | Support Weldment <b>(Prior to SN 0900031622)</b>  |     |
| 109  | 1001108178  | 1   | Support Weldment <b>(SN 0900031622 to Present)</b>  |     |
| 110  | 1704582     | 1   | Decal - Manual Descent (Not Shown - Located at bottom of Mast)<br><b>(SN 0900019526 to Present)</b> |     |
|      | 0259104     | Ref | <b>FLOOR STOP INSTALLATION</b>  | E   |
| 201  | 0920114     | 1   | Stop, Floor   |     |
| 202  |             | Ref | Limit Switch Options:   |     |
| 202  | 4360397     | 1   | Limit Switch (Use p/n 4360456) <b>(Prior to SN 0900013474)</b>                                      |     |
| 202  | 4360456     | 1   | Limit Switch <b>(SN 0900013474 through 0900028054)</b>  |     |
| 202  | 4360702     | 1   | Limit Switch <b>(SN 0900028055 to Present)</b>  |     |
| 203  | 0641808     | 4   | Bolt 1/2in-13NC x 1in   |     |
| 204  | 3311805     | 4   | Locknut 1/2in-13NC  |     |
| 205  | 4711800     | 2   | Flatwasher 1/2in  |     |
| 206  | 3911024     | 2   | Screw #10-24NC x 1-1/2in  |     |
| 207  | 3311001     | 2   | Nut #10-24NC  |     |
| 208  | 4751000     | 2   | Flatwasher #10  |     |
| 209  | 4761000     | 2   | Lockwasher #10  |     |
| 210  | 3539920     | AR  | Spacer - 11ga   |     |
| 211  | 3539921     | AR  | Spacer - 14ga   |     |
| 212  | 4460662     | 1   | Strain Relief <b>(Prior to SN 0900028055)</b>   |     |
| 213  | 0902523     | 1   | Bracket, Limit Switch   |     |
| 214  | 4922561     | 1   | Harness, Brake  |     |
| 215  | 4460234     | AR  | Mount, Wire Tie (Not Shown)   |     |
| 216  | 4240033     | AR  | Tie, Wire (Not Shown)   |     |
|      | 0256808     | Ref | <b>DESCENT ALARM ONLY INSTALLATION (OPTIONAL)</b>   | C   |
| 301  | 0140033     | 1   | Alarm   |     |
| 302  | 0641406     | 2   | Bolt 1/4in-20NC x 3/4in   |     |
| 303  | 4751400     | 4   | Flatwasher 1/4in  |     |
| 304  | 3311405     | 4   | Nut 1/4in-20NC  |     |
| 305  | 4922805     | 1   | Harness, Alarm <b>(SN 0900023815 to Present)</b>  |     |
|      | 1001107904  | Ref | <b>DESCENT ALARM AND BEACON LIGHT INSTALLATION (OPTIONAL)</b>                                       | A   |
| 401  | 0140033     | 1   | Alarm   |     |
| 402  | 0641406     | 2   | Bolt 1/4in-20NC x 3/4in   |     |
| 403  | 0721006     | 2   | Screw #10-24NC x 3/4in  |     |
| 404  | 2920146     | 1   | Strobe Light Assembly   |     |
| 404  | 7016319     | 1   | Bulb, Flash Tube  |     |
| 404  | 7016372     | 1   | Replacement Lens  |     |
| 405  | 3311005     | 2   | Locknut #10-24NC  |     |
| 406  | 3311405     | 4   | Locknut 1/4in-20NC  |     |
| 407  | 4240032     | AR  | Tie-Strap   |     |



## SECTION 1 - BASE

| ITEM | PART NUMBER | QTY | DESCRIPTION                                      | REV |
|------|-------------|-----|--|-----|
| 409  | 4460234     | 4   | Base, Tie-Strap                                  | A   |
| 410  | 4751000     | 4   | Flatwasher #10 Regular                           |     |
| 411  | 4751400     | 4   | Flatwasher 1/4in Regular                         |     |
| 412  | 4922805     | 1   | Harness, Alarm                                   |     |
| 413  | 1001093322  | 1   | Plate, Mounting                                  |     |
| 414  | 1001107934  | 1   | Harness, Strobe Light                            |     |
|      | 1001107903  | Ref | <b>BEACON LIGHT ONLY INSTALLATION (OPTIONAL)</b> |     |
| 501  | 0641406     | 2   | Bolt 1/4in-20NC x 3/4in                          |     |
| 502  | 0721006     | 2   | Screw #10-24NC x 3/4in                           |     |
| 503  | 2920146     | 1   | Strobe Light Assembly                            |     |
| 503  | 7016319     | 1   | Bulb, Flash Tube                                 |     |
| 503  | 7016372     | 1   | Replacement Lens                                 |     |
| 504  | 3311005     | 2   | Locknut #10-24NC                                 |     |
| 505  | 3311405     | 4   | Locknut 1/4in-20NC                               |     |
| 506  | 4240032     | AR  | Tie-Strap  |     |
| 507  | 4460234     | 4   | Base, Tie-Strap                                  |     |
| 508  | 4751000     | 4   | Flatwasher #10 Regular                           |     |
| 509  | 4751400     | 4   | Flatwasher 1/4in Regular                         |     |
| 510  | 1001093322  | 1   | Plate, Mounting                                  |     |
| 511  | 1001107934  | 1   | Harness, Strobe Light                            |     |



**SECTION 2 - CONTROLS**



## SECTION 2 - CONTROLS

**FIGURE 2-1. AC POWER COMPONENTS INSTALLATION (Prior to SN 0900027702)**

| ITEM | PART NUMBER | QTY | DESCRIPTION  | REV |
|------|-------------|-----|--|-----|
|      |             | Ref | <b>POWER PACK ASSEMBLY</b>   |     |
|      | 0259207     | Ref | <b>220 VOLT (Prior to SN 0900019526)</b>   | A   |
|      | 0272239     | Ref | <b>220 VOLT (Specs) (SN 0900019526 through 0900027702)</b>   | C   |
| 1    | 0630486     | 4   | Screw, Counter Sunk  |     |
| 2    | 0641406     | 4   | Bolt 1/4in-20NC x 3/4in  |     |
| 3    | 0721006     | 2   | Screw  |     |
| 5    | 0860936     | 1   | Junction Box Assembly (See AC JUNCTION BOX ASSEMBLY for Breakdown)   |     |
| 6    |             | Ref | Ground Control Box Assembly Options:   |     |
| 6    | 0861212     | NLA | Ground Control Box Assembly (Use p/n 0861305) <b>(Prior to SN 0900020166)</b>  |     |
| 6    | 0861305     | 1   | Ground Control Box Assembly <b>(SN 0900020166 through 0900027702)</b>  |     |
|      |             | Ref | <b>Note: Original Equipment control box p/n 0861212 may have been replaced with p/n 0861305 as a Service Replacement. Identify component before ordering parts</b>   |     |
| 6    | 7020078     | 1   | Switch, Push-Pull (Stop)   |     |
| 6    | 7020096     | 1   | Legend Plate, "Stop"   |     |
| 6    | 7020097     | 1   | Legend Plate, "Power/Off/On"   |     |
| 6    |             | Ref | Switch, Key Options:   |     |
| 6    | 7020098     | 1   | Switch, Key <b>(Prior to SN 0900020166)</b>  |     |
| 6    | 4360467     | 1   | Switch, Key <b>(SN 0900020166 through 0900027702)</b>  |     |
| 6    |             | Ref | Key, Replacement Options:  |     |
| 6    | 7016339     | 1   | Key, Replacement <b>(Prior to SN 0900020166)</b>   |     |
| 6    | 2860030     | 1   | Key, Replacement <b>(SN 0900020166 through 0900027702)</b>   |     |
| 6    |             | Ref | Connector, Strain Relief Options:  |     |
| 6    | 7020090     | 1   | Connector, Strain Relief <b>(Prior to SN 0900020166)</b>   |     |
| 6    | 4460633     | 1   | Connector, Strain Relief <b>(SN 0900020166 through 0900023611)</b>   |     |
| 6    | 7027787     | 1   | Connector, Strain Relief <b>(SN 0900023612 through 0900027702)</b>   |     |
| 6    | 7020093     | 4   | Screw m3 x 25  |     |
| 6    | 7020094     | 1   | Lid  |     |
| 7    | 3311005     | AR  | Locknut #10-24NC   |     |
| 8    | 3311405     | 4   | Locknut 1/4in-20NC   |     |
| 9    | 3311505     | 4   | Locknut 5/16in-18NC  |     |
| 10   |             | Ref | Pump/Motor Assembly Options:   |     |
| 10   | 3600265     | 1   | Pump/Motor Assembly <b>(Prior to SN 0900019526)</b>  |     |
| 10   | 3600354     | NLA | Pump/Motor Assembly (Use p/n 1001091459) <b>(SN 0900019526 through 0900027701)</b>   |     |
|      |             | Ref | <b>(Note: Kit p/n 1001091459 includes Pump/Motor Assy, Pump and AC Box Mtg Brackets and 2 Hydraulic Tubes. Once kit has been added, machine will be updated to S/N 0900027702 to S/N 0900029966 Design.)</b> |     |
| 12   | 4460566     | 1   | Terminal, 90   |     |
| 13   | 4751000     | AR  | Flatwasher #10   |     |
| 14   | 4751400     | 8   | Flatwasher 1/4in   |     |
| 15   | 4751500     | 4   | Flatwasher 5/16in  |     |
| 16   | 4845712     | 1   | Plate, Mounting  |     |
|      |             | Ref | <b>POWER PACK INSTALLATION</b>   |     |
|      | 0259294     | Ref | <b>Power Unit (All Specs Except French Spec) (Prior to SN</b>  | A   |

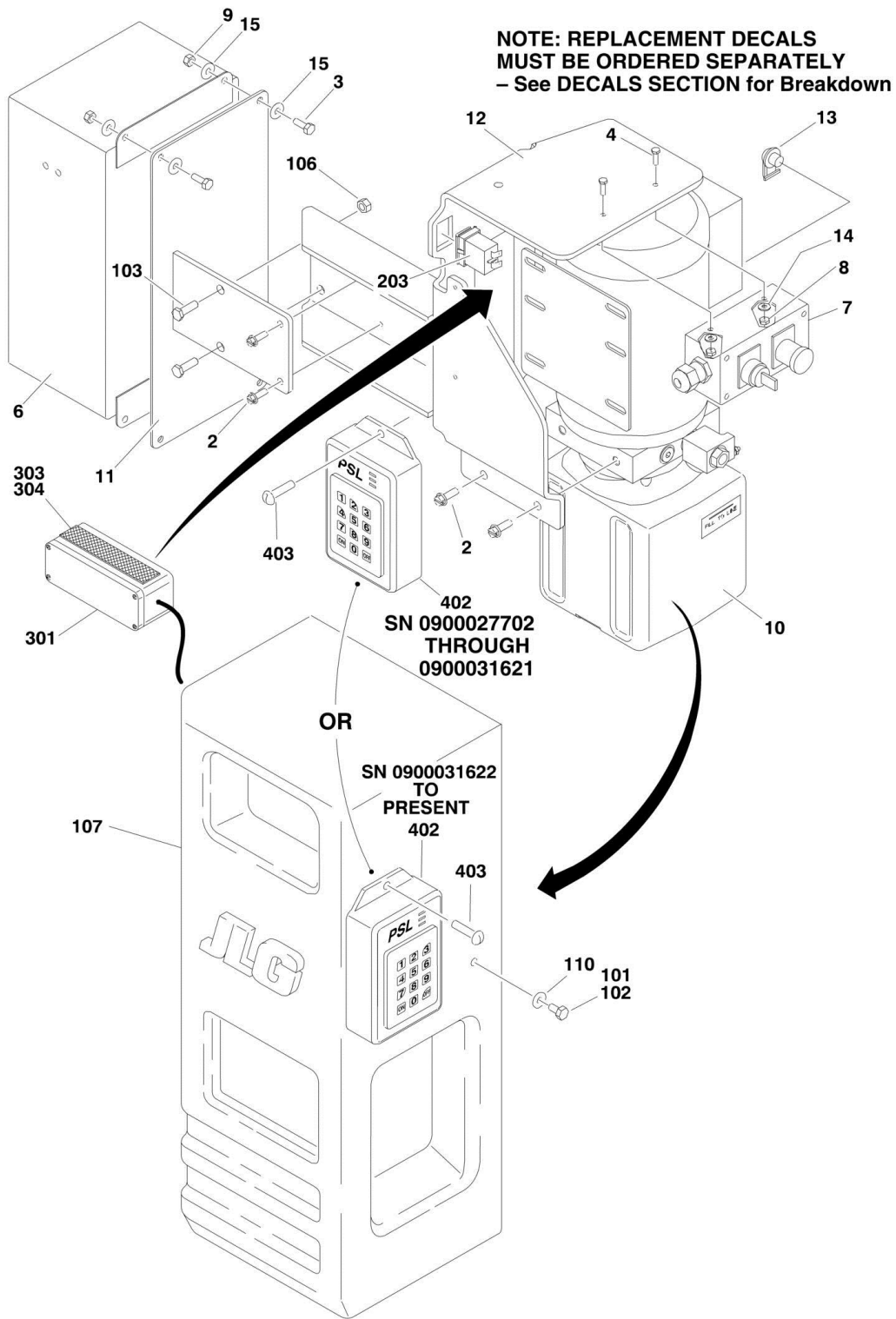
## SECTION 2 - CONTROLS

| ITEM | PART NUMBER | QTY            | DESCRIPTION  | REV |
|------|-------------|----------------|--|-----|
|      |             |                | <b>0900019526)</b>   |     |
|      | 0259306     | Ref            | <b>Power Unit (French Spec) (Prior to SN 0900019526)</b>     | A   |
|      | 0272235     | Ref            | <b>Power Unit (SN 0900019526 through 0900027702)</b>         | B   |
| 102  | 0641404     | 4              | Bolt 1/4in-20NC x 1/2in                                      |     |
| 103  | 0641614     | 4              | Bolt 3/8in-16NC x 1-3/4in                                    |     |
| 104  | 1702353     | 1              | Decal - Manual Descent <b>(Prior to SN 0900019526)</b>       |     |
| 109  | 3311605     | 4              | Locknut 3/8in-16NC   |     |
| 110  |             | Ref            | Shield, Pump Cover Options:                                  |     |
| 110  | 4060875     | 1              | Shield, Pump Cover <b>(Prior to SN 0900019526)</b>           |     |
| 110  | 4061024     | 1              | Shield, Pump Cover <b>(SN 0900019526 through 0900027702)</b> |     |
| 110A | 1704582     | 1              | Decal <b>(SN 0900019688 through 0900027702)</b>              |     |
| 110B | 9984088     | 1              | Cover <b>(SN 0900019688 through 0900027702)</b>              |     |
| 114  | 4711400     | 4              | Flatwasher 1/4in Narrow                                      |     |
| 115  | 4711600     | 8              | Flatwasher 3/8in Narrow                                      |     |
| 116  | 4070984     | 2              | Shim, Pump Spacer  |     |
|      | 0273365     | Ref            | <b>HOURMETER INSTALLATION (OPTIONAL)</b>                     | D   |
| 201  | 2420172     | 1              | Hourmeter  |     |
| 202  | 3311001     | 2              | Nut #10-24NC   |     |
| 203  | 3572158     | 1              | Bracket, Mounting  |     |
| 204  | 3911010     | 2              | Screw #10-24NC x 5/8in                                       |     |
| 205  | 4761000     | 2              | Lockwasher #10   |     |
| 206  | 4922935     | 1              | Harness, Hourmeter (Not Shown)                               |     |
|      | 0258482     | Ref            | <b>AUXILIARY LOWERING INSTALLATION</b>                       | A   |
| 301  | 0861213     | 1              | Box, Power Down  |     |
| 301  | 0400181     | 2              | Battery  |     |
| 301  | 4460320     | 1              | Connector, Amp   |     |
| 301  | 4460267     | 2              | Pin, Amp   |     |
| 303  | 4420064     | 0.3<br>ft/.09m | Velcro, Loop   |     |
| 304  | 4420065     | 0.3<br>ft/.09m | Velcro, Hook   |     |
|      | 0272686     | Ref            | <b>SECURITY LOCK INSTALLATION</b>                            | C   |
| 401  | 2820035     | 8 in/20cm      | Sleeve, Insulation (Not Shown)                               |     |
| 402  | 2940132     | 1              | Lock, Programmable   |     |
| 408  | 0791003     | 2              | Screw#10-24NC x 3/8in  |     |



# SECTION 2 - CONTROLS

## FIGURE 2-2. AC POWER COMPONENTS INSTALLATION (SN 0900027702 to Present)





## SECTION 2 - CONTROLS

**FIGURE 2-2. AC POWER COMPONENTS INSTALLATION (SN 0900027702 to Present)**

| ITEM | PART NUMBER | QTY            | DESCRIPTION   | REV |
|------|-------------|----------------|---|-----|
|      | 0275889     | Ref            | <b>POWER PACK ASSEMBLY</b>  | D   |
| 2    | 0630550     | 2              | Bolt 1/4in-20NC x 3/4in   |     |
| 3    | 0641406     | 4              | Bolt 1/4in-20NC x 3/4in   |     |
| 4    | 0721006     | 2              | Screw   |     |
| 5    | 0791609     | 2              | Bolt 3/8in-16NC x 1-1/8in   |     |
| 6    | 0860936     | 1              | Junction Box Assembly (See AC JUNCTION BOX ASSEMBLY for Breakdown)              |     |
| 7    | 0861305     | 1              | Ground Control Box Assembly   |     |
| 7    | 7020078     | 1              | Switch, Push-Pull (Stop)  |     |
| 7    | 7020096     | 1              | Legend Plate, "Stop"  |     |
| 7    | 7020097     | 1              | Legend Plate, "Power/Off/On"  |     |
| 7    | 4360467     | 1              | Switch, Key   |     |
| 7    | 2860030     | 1              | Key, Replacement  |     |
| 7    | 7027787     | 1              | Connector, Strain Relief  |     |
| 7    | 7020093     | 4              | Screw M3 x 25   |     |
| 7    | 7020094     | 1              | Lid   |     |
| 8    | 3311005     | 2              | Locknut #10-24NC  |     |
| 9    | 3311405     | 4              | Locknut 1/4in-20NC  |     |
| 10   | 3600467     | 1              | Pump/Motor Assembly (See AC MOTOR/PUMP ASSEMBLY (MONARCH/BUCHER) for Breakdown) |     |
| 11   | 4341431     | 1              | Mounting, Bracket AC Box  |     |
| 12   | 4341432     | 1              | Mounting, Bracket Pump  |     |
| 13   | 4460566     | 1              | Terminal, 90  |     |
| 14   | 4751000     | 2              | Flatwasher #10  |     |
| 15   | 4751400     | 8              | Flatwasher 1/4in  |     |
| 16   |             | Ref            | Shrink, Heat Options (Not Shown):   |     |
| 16   | 2820030     | 1 ft/0.3m      | Shrink, Heat (SN 0900027702 through 0900030160)                                 |     |
| 16   | 1001105113  | 2              | Shrink, Heat (SN 0900030161 to Present)   |     |
|      | 0275939     | Ref            | <b>POWER PACK INSTALLATION</b>  | B   |
| 101  | 0100011     | AR             | Compound, Locking   |     |
| 102  | 0641404     | 4              | Bolt 1/4in-20NC x 1/2in   |     |
| 103  | 0791609     | 4              | Bolt 3/8in-16NC x 1-1/8in   |     |
| 106  | 3311608     | 4              | Nut 3/8in-16NC  |     |
| 107  | 4061024     | 1              | Shield, Pump Cover  |     |
| 110  | 4711400     | 4              | Flatwasher 1/4in Narrow   |     |
|      | 0275697     | Ref            | <b>HOURMETER INSTALLATION (OPTIONAL)</b>  | C   |
| 203  | 2420172     | 1              | Hourmeter   |     |
| 205  | 4922935     | 1              | Harness, Hourmeter (Not Shown)  |     |
|      | 0258482     | Ref            | <b>AUXILIARY LOWERING INSTALLATION</b>  | A   |
| 301  | 0861213     | 1              | Box, Power Down   |     |
| 301  | 0400181     | 2              | Battery   |     |
| 301  | 4460320     | 1              | Connector, Amp  |     |
| 301  | 4460267     | 2              | Pin, Amp  |     |
| 303  | 4420064     | 0.3<br>ft/.09m | Velcro, Loop  |     |
| 304  | 4420065     | 0.3<br>ft/.09m | Velcro, Hook  |     |
|      |             | Ref            | <b>SECURITY LOCK INSTALLATION</b>   |     |
|      | 0272686     | Ref            | <b>Security Lock Installation (SN 0900026490 through 0900031621)</b>            | D   |
|      | 1001110217  | Ref            | <b>Security Lock Installation (SN 0900031622 to Present)</b>                    | B   |

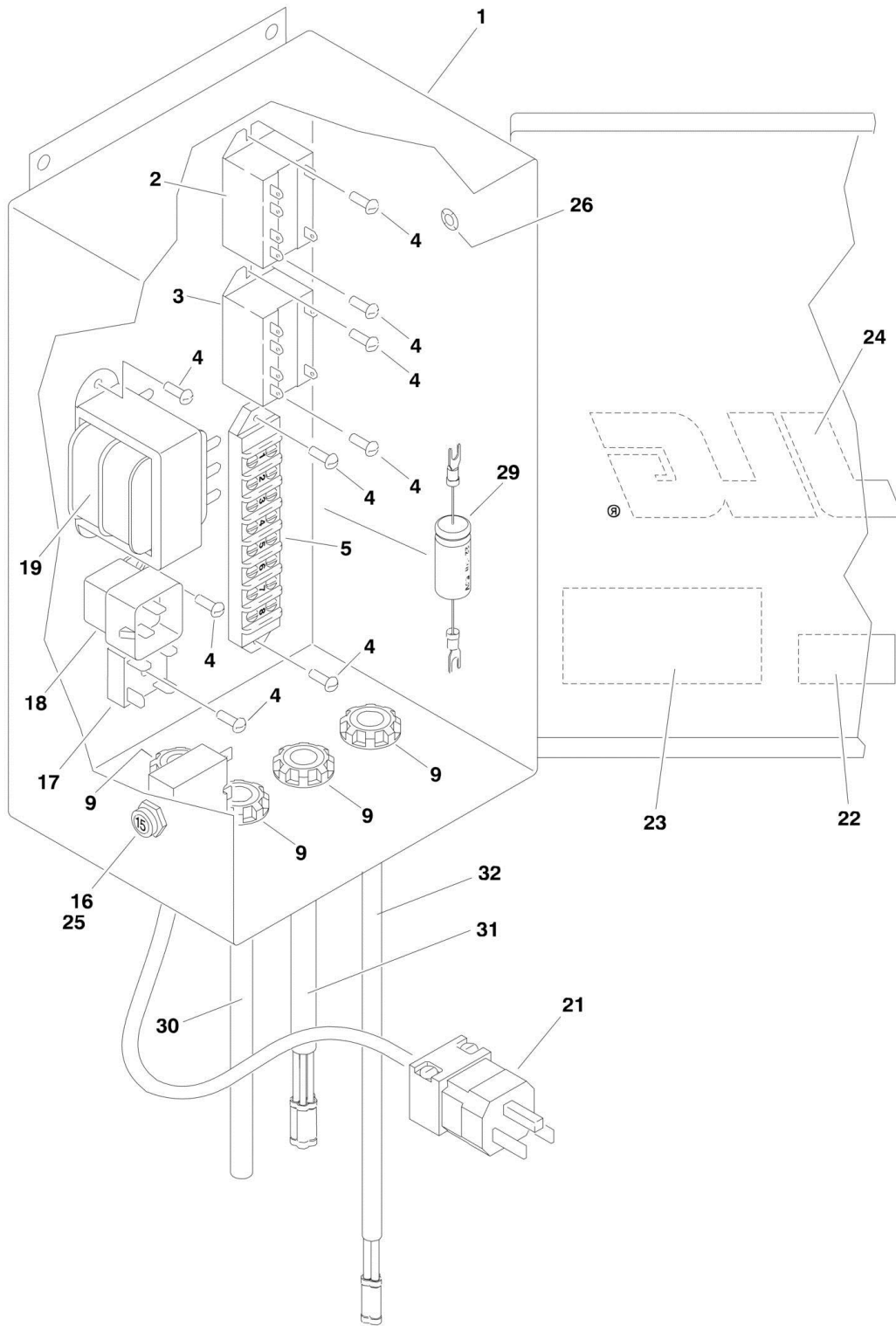
## SECTION 2 - CONTROLS

| ITEM | PART NUMBER | QTY       | DESCRIPTION   | REV |
|------|-------------|-----------|---|-----|
| 401  | 2820035     | 8 in/20cm | Sleeve, Insulation (Not Shown)  |     |
| 402  | 2940132     | 1         | Lock, Programmable (Note: Does not Include Items 404 & 405)                   |     |
| 403  |             | Ref       | Fastener Options:   |     |
| 403  | 0791003     | 2         | Screw #10-24NC x 3/8in  |     |
| 403  | 3820032     | 2         | Rivet   |     |
| 404  | 4460267     | 3         | Pin, Male (Not Shown) <b>(SN 0900031622 to Present)</b>                       |     |
| 405  | 4460326     | 1         | Plug, Male - 3 Position (Not Shown) <b>(SN 0900031622 to Present)</b>         |     |
| 406  | 1001114375  | 1         | Harness, Security Lock (Not Shown) <b>(SN 0900031622 to Present)</b>          |     |
| 406  | 4460268     | 3         | Socket, Female (Not Shown) <b>(SN 0900031622 to Present)</b>                  |     |
| 406  | 4460445     | 1         | Receptacle, Female - 3 Position (Not Shown) <b>(SN 0900031622 to Present)</b> |     |



# SECTION 2 - CONTROLS

## FIGURE 2-3. AC JUNCTION BOX ASSEMBLY



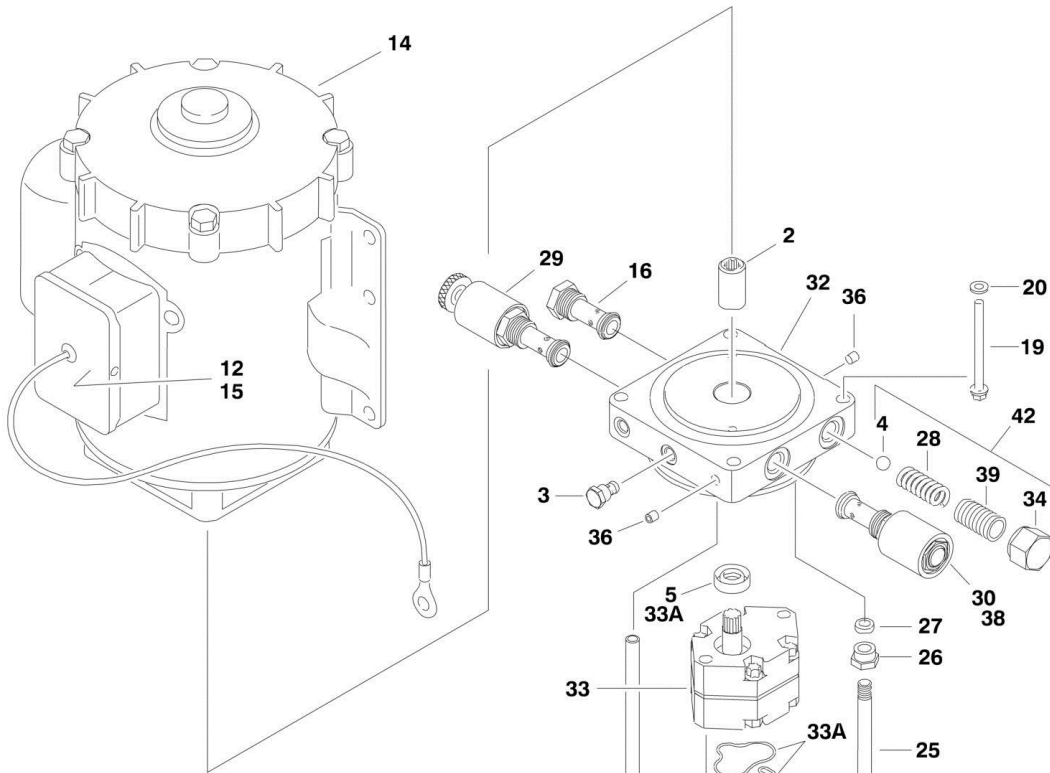
## SECTION 2 - CONTROLS

### FIGURE 2-3. AC JUNCTION BOX ASSEMBLY

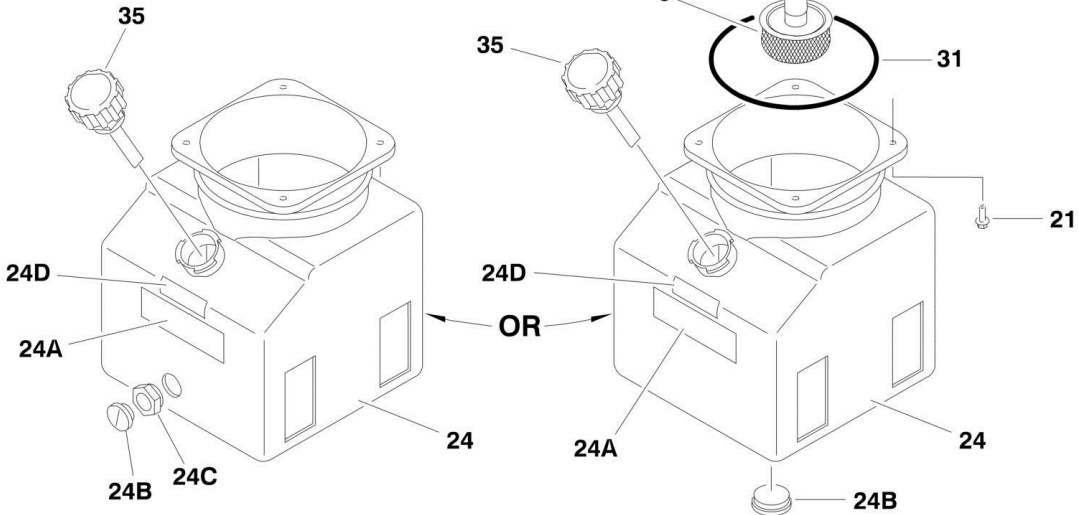
| ITEM | PART NUMBER | QTY              | DESCRIPTION   | REV |
|------|-------------|------------------|---|-----|
|      |             | Ref              | <b>JUNCTION BOX ASSEMBLY</b>  |     |
|      | 0860936     | Ref              | <b>220 VOLT</b>   | L   |
| 1    | 0860943     | 1                | Box with Lid  |     |
| 2    | 3740094     | 2                | Relay, Starter 12 VDC   |     |
| 3    | 3740105     | 1                | Relay, Starter  |     |
| 4    | 3910808     | 10               | Screw #8-32NF x 1/2in   |     |
| 5    | 4460565     | 1                | Strip, Terminal   |     |
| 9    | 4460633     | 4                | Connector, Strain Relief  |     |
| 16   | 4360070     | 2                | Circuit Breaker - 15amp   |     |
| 17   | 4360376     | 1                | Rectifier   |     |
| 18   | 3740049     | 1                | Relay   |     |
| 19   |             | Ref              | Transformer Options:  |     |
| 19   | 4530010     | 1                | Transformer ( <b>Prior to SN 0900014643</b> )   |     |
| 19   | 4530013     | 1                | Transformer ( <b>SN 0900014643 through 0900028707</b> )   |     |
| 19   | 4530010     | 1                | Transformer ( <b>SN 0900028708 to Present</b> )   |     |
| 21   |             | Ref              | Harness Options:  |     |
| 21   | 1060585     | 3 ft/0.9m        | Harness ( <b>Prior to SN 0900023728</b> )   |     |
| 21   | 4923152     | 1                | Harness ( <b>SN 0900023728 to Present</b> )   |     |
| 22   | 1702103     | 1                | Decal   |     |
| 23   | 1702120     | 1                | Decal - Wire Size   |     |
| 24   |             | Ref              | Decal - JLG Options:  |     |
| 24   | 1702365     | 1                | Decal - JLG ( <b>Prior to SN 0900028708</b> )   |     |
| 24   | 1703681     | 1                | Decal - JLG ( <b>SN 0900028708 to Present</b> )   |     |
| 25   | 3520028     | 1                | Plug 1/2 ( <b>SN 0900013477 to Present</b> )  |     |
| 26   | 3520034     | 4                | Plug, Hole ( <b>SN 0900019636 to Present</b> )  |     |
| 27   | 4923151     | 1                | Harness, AC Box (Not Shown) ( <b>SN 0900020166 to Present</b> )                                 |     |
| 28   | 4933310     | 1                | Wiring Diagram, AC Box (Not Shown - See ELECTRICAL SECTION) ( <b>SN 0900020166 to Present</b> ) |     |
| 29   | 1001093646  | 1                | Harness, Capacity 2200UF 50V ( <b>SN 0900028708 to Present</b> )                                |     |
| 30   | 4922546     | 1                | Harness, Ground Controls ( <b>SN 0900019526 to Present</b> )                                    | I   |
| 30   | 4460424     | 1                | Terminal, Plug  |     |
| 30   | 4460268     | 2                | Socket, Female  |     |
| 31   | 1001096586  | 1                | Harness, 16/5   | A   |
| 31   | 1060687     | 1 ft/0.3m        | Cable Electrical 16/5   |     |
| 32   | 1001096587  | 1                | Harness, 12/3   | B   |
| 32   | 1060908     | 2.42 ft/<br>0.8m | Cable Electrical 12/3   |     |

# SECTION 2 - CONTROLS

FIGURE 2-4. AC MOTOR/PUMP ASSEMBLY (FENNER) (Prior to SN 0900027702)



**NOTE: IF MOTOR/PUMP ASSEMBLY WAS REPLACED ON A MACHINE BUILT SN 0900019526 THROUGH 0900027702, IT MAY HAVE AN UPDATE KIT INSTALLED ON IT. IF MACHINE IS EQUIPPED WITH A MONARCH/BUCHER MOTOR/PUMP REFER TO NEXT FIGURE FOR BREAKDOWN.**



## SECTION 2 - CONTROLS

**FIGURE 2-4. AC MOTOR/PUMP ASSEMBLY (FENNER) (Prior to SN 0900027702)**

| ITEM | PART NUMBER | QTY | DESCRIPTION  | REV |
|------|-------------|-----|--|-----|
|      |             | Ref | <b>NOTE: IF MOTOR/PUMP ASSEMBLY WAS REPLACED ON A MACHINE BUILT S/N 0900019526 to S/N 0900027702, IT MAY HAVE AN UPDATE KIT INSTALLED ON IT. IF MACHINE IS EQUIPPED WITH A MONARCH/BUCHER MOTOR/PUMP REFER TO NEXT FIGURE FOR BREAKDOWN.</b> |     |
|      |             | Ref | <b>MOTOR/PUMP ASSEMBLY</b>   |     |
|      | 3600265     | Ref | <b>220 Volt (Prior to SN 0900019526)</b>   | A   |
|      | 3600354     | Ref | <b>220 Volt (SN 0900019526 through 0900027702)</b>   | C   |
| 1    | 7013713     | 2   | Bolt 5/16in-24NF x 2 3/4in   |     |
| 2    | 7016735     | 1   | Coupling   |     |
| 3    | 7013714     | 1   | Plug   |     |
| 4    | 7013715     | NLA | Ball (Use Item 42)   |     |
| 5    | 7013716     | 1   | Seal (Part of Pump Seal Kit p/n 7013701)   |     |
| 6    | 7013717     | 1   | Washer   |     |
| 8    | 7013722     | 1   | Magnet   |     |
| 9    | 7013723     | 1   | Filter   |     |
| 10   | 7013727     | 1   | Cover  |     |
| 11   | 7013728     | 2   | Screw  |     |
| 12   |             | Ref | Gasket Options:  |     |
| 12   | 7016787     | 1   | Gasket for 3600354 Assemblies (was p/n 7016793 - See Item 15 Note)   |     |
| 12   | 7013751     | 1   | Gasket for 3600265 Assemblies  |     |
| 14   |             | Ref | Motor Options:   |     |
| 14   | 7013732     | 1   | 220 Volt <b>(Prior to SN 0900019526)</b>   |     |
| 14   | 7016774     | 1   | 220 Volt <b>(SN 0900019526 through 0900027702)</b>   |     |
| 15   |             | Ref | Switch Box Component Options:  |     |
| 15   | 7016787     | 1   | Timer Relay Assembly (Includes Relay, Wiring, Box, Item 12 Gasket and Hardware for 3600354 Assemblies  |     |
| 15   |             | Ref | <b>Note: Individual Pieces No Longer Available. Must Purchase Complete Assembly.</b>   |     |
| 15   | 7013751     | 1   | Timer Relay Assembly (Includes Relay, Wiring, Box, Item 12 Gasket and Hardware for 3600265 Assemblies  |     |
| 15   |             | Ref | <b>Note: Individual Pieces No Longer Available. Must Purchase Complete Assembly.</b>   |     |
| 16   | 7013708     | 1   | Cartridge, Valve - Check   |     |
| 17   | 3931516     | 1   | Bolt 5/16in-18NC x 1in   |     |
| 18   | 7016756     | 1   | Pipe, Plumbing   |     |
| 19   | 7016757     | 4   | Bolt M6-1.0 35MM   |     |
| 20   | 7016758     | 4   | Lockwasher 1/4in   |     |
| 21   | 7016721     | 4   | Bolt #12-24NC x 1/2in  |     |
| 24   |             | Ref | Tank Options:  |     |
| 24   | 7016760     | 1   | Tank Used <b>(Prior to SN 0900019526)</b>  |     |
| 24   | 7022219     | 1   | Tank Used <b>(SN 0900019526 through 0900027702)</b>  |     |
| 24A  | 7013748     | 1   | Decal - Caution  |     |
| 24B  | 7016759     | 1   | Plug   |     |
| 24C  | 7016777     | 1   | Fitting, Coupling  |     |
| 24D  | 7022223     | 1   | Decal - Fill Line  |     |
| 25   | 7016761     | 1   | Tube, Return   |     |
| 26   | 7013792     | 1   | Nut, Tube Compression  |     |
| 27   | 7013793     | 1   | Sleeve, Tube Compression   |     |
| 28   | 7016762     | NLA | Spring, Green (Use Item 42)  |     |
| 29   |             | Ref | Cartridge, Valve - Manual Descent Options:   |     |

## SECTION 2 - CONTROLS

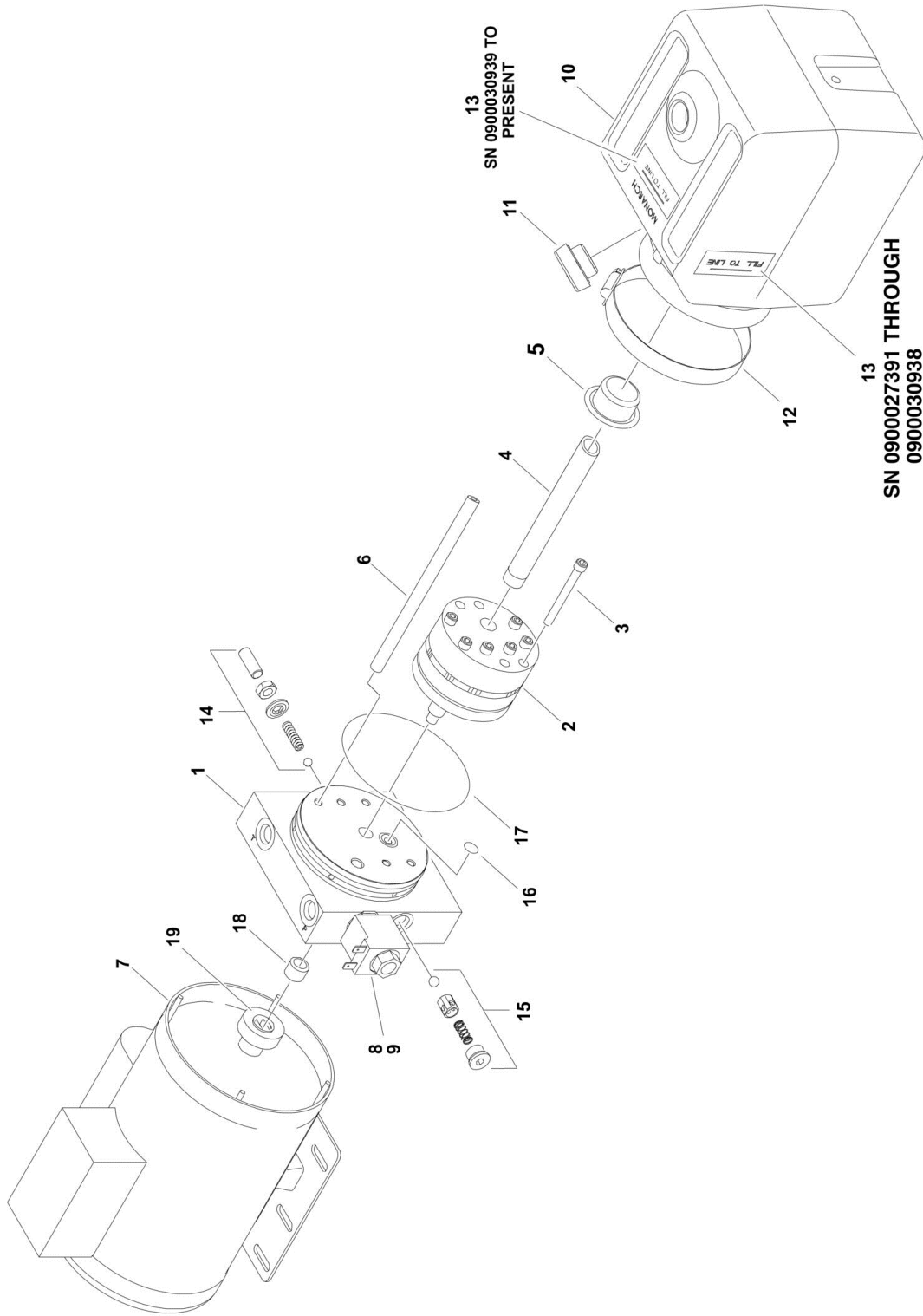
| ITEM | PART NUMBER  | QTY | DESCRIPTION  | REV |
|------|--------------|-----|--|-----|
| 29   | 7013764      | 1   | Cartridge, Valve - Manual Descent <b>(Prior to SN 0900019526)</b>                                    |     |
| 29   | Not Required | 0   | Cartridge, Valve - Manual Descent (Moved to Lift Cylinder) <b>(SN 0900019526 through 0900027702)</b> |     |
| 30   | 7016751      | 1   | Coil, Solenoid   |     |
| 31   | 7013743      | 1   | O-Ring   |     |
| 32   |              | Ref | End Head Options:  |     |
| 32   | See Note     | 1   | End Head (was p/n 7016753) (Note: No Longer Available) <b>(Prior to SN 0900019526)</b>               |     |
| 32   | 7022220      | 1   | End Head <b>(SN 0900019526 through 0900027702)</b>   |     |
| 33   | 7016717      | 1   | Pump Assembly  |     |
| 33A  | 7013701      | 1   | Seal Kit - Pump (Includes Gasket for Item #10 Cover, O-Ring and #5 Seal)                             |     |
| 34   | 7013750      | NLA | Cap, Relief (Use Item 42)  |     |
| 35   |              | Ref | Breather Options:  |     |
| 35   | 7013794      | 1   | Breather <b>(Prior to SN 0900019526)</b>   |     |
| 35   | 7016714      | 1   | Breather <b>(SN 0900019526 through 0900027702)</b>   |     |
| 36   |              | Ref | Plug Options:  |     |
| 36   | 7013720      | 2   | Plug <b>(Prior to SN 0900019526)</b>   |     |
| 36   | Not Required | 0   | Plug <b>(SN 0900019526 through 0900027702)</b>   |     |
| 37   |              | Ref | Tube, Return Options:  |     |
| 37   | 7013763      | 1   | 8in Length <b>(Prior to SN 0900019526)</b>   |     |
| 37   | 7022224      | 1   | 8-1/2in Length <b>(SN 0900019526 through 0900027702)</b>   |     |
| 38   | 7016755      | 1   | Cartridge, Valve without Coil  |     |
| 39   | 7013770      | NLA | Screw, Adjustment (Use Item 42)  |     |
| 40   | 7013745      | 1   | Decal, Motor 50/60 Hertz (Not Shown)   |     |
| 42   | 7013779      | 1   | Relief Valve Kit (Includes Items 4, 28, 34 & 39)   |     |





# SECTION 2 - CONTROLS

FIGURE 2-5. AC MOTOR/PUMP ASSEMBLY (MONARCH/BUCHER) (SN 0900027702 to Present)



## SECTION 2 - CONTROLS

**FIGURE 2-5. AC MOTOR/PUMP ASSEMBLY (MONARCH/BUCHER) (SN 0900027702 to Present)**

| ITEM | PART NUMBER | QTY | DESCRIPTION                              | REV |
|------|-------------|-----|--|-----|
|      | 3600467     | Ref | <b>AC MOTOR/PUMP ASSEMBLY</b>            | C   |
| 1    | 70000641    | 1   | Base Assembly (Includes Items 14-19)     |     |
| 2    | 70001021    | 1   | Pump                                     |     |
| 3    | 70001020    | 4   | Screw 1/4in-20NC x 2-3/4in               |     |
| 4    | 70001042    | 1   | Tube, Suction                            |     |
| 5    | 7026165     | 1   | Filter                                   |     |
| 6    | 70001044    | 1   | Tube, Return                             |     |
| 7    | 70001045    | 1   | Motor (Includes Item 19 and Motor Bolts) |     |
| 8    | 70000642    | 1   | Cartridge                                |     |
| 9    | 70000643    | 1   | Coil                                     |     |
| 10   | 70000651    | 1   | Reservoir                                |     |
| 11   | 70001025    | 1   | Plug                                     |     |
| 12   | 7026335     | 1   | Clamp                                    |     |
| 13   | 70001027    | 1   | Decal - Fill Line                        |     |
| 14   | See Note    | NSS | Valve, Relief (Note: Use Item 1)         |     |
| 14   | See Note    | NSS | Screw (Note: Use Item 1)                 |     |
| 14   | See Note    | NSS | Nut (Note: Use Item 1)                   |     |
| 14   | See Note    | NSS | Seal (Note: Use Item 1)                  |     |
| 14   | See Note    | NSS | Spring (Note: Use Item 1)                |     |
| 14   | See Note    | NSS | Ball (Note: Use Item 1)                  |     |
| 15   | See Note    | NSS | Valve, Check (Note: Use Item 1)          |     |
| 15   | See Note    | NSS | Plug (Note: Use Item 1)                  |     |
| 15   | See Note    | NSS | Spring (Note: Use Item 1)                |     |
| 15   | See Note    | NSS | Poppet (Note: Use Item 1)                |     |
| 15   | See Note    | NSS | Ball (Note: Use Item 1)                  |     |
| 16   | 70003612    | 1   | O-Ring (1/2in x 5/8in x 1/16in)          |     |
| 17   | 70003613    | 1   | O-Ring (3 5/8in x 3 7/8in x 1/8in)       |     |
| 18   | 70002215    | 2   | Bearing                                  |     |
| 19   | 7026330     | 1   | Seal                                     |     |



## SECTION 2 - CONTROLS

**FIGURE 2-6. DC POWER COMPONENTS INSTALLATION (Prior to SN 0900027391)**

| ITEM | PART NUMBER | QTY | DESCRIPTION   | REV |
|------|-------------|-----|---|-----|
|      |             | Ref | <b>POWER PACK ASSEMBLY</b>  |     |
|      | 0259205     | Ref | <b>Power Pack Assembly 15AMI - 12 VOLT (Prior to SN 0900019526)</b>   | A   |
|      | 0272237     | Ref | <b>Power Pack Assembly 15AMI - 12 VOLT (SN 0900019526 through 0900027391)</b>   | E   |
| 1    | 0100011     | AR  | Compound, Locking   |     |
| 2    | 0630486     | 4   | Screw, Countersunk  |     |
| 3    | 0641404     | AR  | Bolt 1/4in-20NC x 1/2in   |     |
| 4    |             | Ref | Hardware Options:   |     |
| 4    | 0641608     | 2   | Hardware (Bolt 3/8in-16NC x 1in) <b>(Prior to SN 0900019526)</b>  |     |
| 4    | 0641606     | 2   | Hardware (Bolt 3/8in-16NC x 3/4in) <b>(SN 0900019526 through 0900020834)</b>  |     |
| 4    | 0791605     | 2   | Hardware (Screw 3/8in-16NC x 5/8in) <b>(SN 0900020835 through 0900027391)</b>   |     |
| 5    | 0721006     | 2   | Screw   |     |
| 6    | 0721014     | 1   | Screw <b>(Prior to SN 0900019526)</b>   |     |
| 7    |             | Ref | Ground Control Box Assembly Options:  |     |
| 7    | 0861212     | NLA | Ground Control Box Assembly (Use p/n 0861305) <b>(Prior to SN 0900020166)</b>   |     |
| 7    | 0861305     | 1   | Ground Control Box Assembly <b>(SN 0900020166 through 0900027391)</b>   |     |
|      |             | Ref | <b>Note: Original Equipment control box p/n 0861212 may have been replaced with p/n 0861305 as a Service Replacement. Identify component before ordering parts</b>    |     |
| 7    | 7020078     | 1   | Switch, Push-Pull (Stop)  |     |
| 7    | 7020096     | 1   | Legend Plate, "Stop"  |     |
| 7    | 7020097     | 1   | Legend Plate, "Power/Off/On"  |     |
| 7    |             | Ref | Switch, Key Options:  |     |
| 7    | 7020098     | 1   | Switch, Key <b>(Prior to SN 0900020166)</b>   |     |
| 7    | 4360467     | 1   | Switch, Key <b>(SN 0900020166 through 0900027391)</b>   |     |
| 7    |             | Ref | Key, Replacement Options:   |     |
| 7    | 7016339     | 1   | Key, Replacement <b>(Prior to SN 0900020166)</b>  |     |
| 7    | 2860030     | 1   | Key, Replacement <b>(SN 0900020166 through 0900027391)</b>  |     |
| 7    | 7020090     | 1   | Connector, Strain Relief  |     |
| 7    | 7020093     | 4   | Screw M3 x 25   |     |
| 7    | 7020094     | 1   | Lid   |     |
| 8    | 0902054     | 1   | Plate, Mounting   |     |
| 9    | 1060518     | 1   | Cable, Solenoid <b>(Prior to SN 0900019526)</b>   |     |
| 10   | 1060571     | 1   | Cable Assembly - Battery  |     |
| 11   | 3311005     | AR  | Locknut #10-24NC  |     |
| 12   | 3311505     | 4   | Locknut 5/16in-18NC   |     |
| 13   |             | Ref | DC Motor/Pump Assembly Options (See DC POWER COMPONENTS INSTALLATION for Breakdown):  |     |
| 13   | 3600291     | 1   | DC Motor/Pump Assembly <b>(Prior to SN 0900019526)</b>  |     |
| 13   | 3600355     | NLA | DC Motor/Pump Assembly (Use p/n 2915259) <b>(SN 0900019526 through 0900027390)</b>  |     |
|      |             | Ref | <b>(Note: Kit p/n 2915259 includes Pump/Motor Assy and Return Tube. Once kit has been added, machine will be updated to S/N 0900027391 to S/N 0900029966 Design.)</b> |     |
| 14   | 3740013     | 1   | Solenoid <b>(Prior to SN 0900019526)</b>  |     |
| 15   |             | Ref | Relay Options:  |     |

## SECTION 2 - CONTROLS

| ITEM | PART NUMBER | QTY            | DESCRIPTION   | REV |
|------|-------------|----------------|---|-----|
| 15   | 3740080     | 1              | Relay (Prior to SN 0900019526)                                    |     |
| 15   | 3740049     | 1              | Relay (SN 0900019526 through 0900027391)                          |     |
| 16   | 3740113     | 1              | Relay, Timer (Prior to SN 0900019526)                             |     |
| 17   | 4567605     | 2              | Tube, Butyrate (Not Shown)  |     |
| 18   | 4711400     | 3              | Flatwasher 1/4in  |     |
| 19   | 4751000     | AR             | Flatwasher #10  |     |
| 20   | 4751500     | 4              | Flatwasher 5/16in   |     |
| 21   | 4751600     | 2              | Flatwasher 3/8in (Prior to SN 0900020835)                         |     |
| 22   | 4845714     | 1              | Bracket, Pump Mounting  |     |
| 23   | 0641404     | 1              | Bolt 1/4in-20NC x 1/2in (SN 0900019526 through 0900027391)        |     |
| 24   | 4751400     | 1              | Flatwasher 1/4in (SN 0900019526 through 0900027391)               |     |
| 25   | 1320224     | 1              | Clamp (SN 0900019526 through 0900027391)                          |     |
| 26   | 4922740     | 1              | Harness (SN 0900019526 through 0900027391)                        |     |
| 27   | 4761500     | 1              | Starwasher 5/16in (SN 0900020835 through 0900027391)              |     |
|      |             | Ref            | <b>POWER PACK INSTALLATION OPTIONS:</b>                           |     |
|      | 0259294     | Ref            | <b>Power Pack Installation (Prior to SN 0900019526)</b>           | A   |
|      | 0272235     | Ref            | <b>Power Pack Installation (SN 0900019526 through 0900027391)</b> | B   |
| 102  | 0641404     | 4              | Bolt 1/4in-20NC x 1/2in   |     |
| 103  | 0641614     | 4              | Bolt 3/8in-16NC x 1-3/4in   |     |
| 104  | 1702353     | 1              | Decal - Manual Descent (Prior to SN 0900019526)                   |     |
| 110  |             | Ref            | Shield, Pump Cover Options:                                       |     |
| 110  | 4060875     | 1              | Shield, Pump Cover (Prior to SN 0900019526)                       |     |
| 110  | 4061024     | 1              | Shield, Pump Cover (SN 0900019526 through 0900027391)             |     |
| 110A | 1704582     | 1              | Decal (SN 0900019688 through 0900027391)                          |     |
| 110B | 9984088     | 1              | Cover (SN 0900019688 through 0900027391)                          |     |
| 114  | 4711400     | 4              | Flatwasher 1/4in Narrow   |     |
| 115  | 4711600     | 8              | Flatwasher 3/8in Narrow   |     |
| 116  | 4070984     | 2              | Shim, Pump Spacer (15AMI Only)                                    |     |
|      | 0273365     | Ref            | <b>HOURLY METER INSTALLATION (OPTIONAL)</b>                       | D   |
| 201  | 2420172     | 1              | Hourmeter   |     |
| 202  | 3311001     | 2              | Nut #10-24NC  |     |
| 203  | 3572158     | 1              | Bracket, Mounting   |     |
| 204  | 3911010     | 2              | Screw #10-24NC x 5/8in  |     |
| 205  | 4761000     | 2              | Lockwasher #10  |     |
| 206  | 4922935     | 1              | Harness, Hourmeter (Not Shown)                                    |     |
|      | 0258482     | Ref            | <b>AUXILIARY LOWERING INSTALLATION - 15AMI</b>                    | A   |
|      | 0259450     | Ref            | <b>AUXILIARY LOWERING INSTALLATION - 19AMI</b>                    | A   |
| 301  | 0861213     | 1              | Box, Power Down   |     |
| 301  | 0400181     | 2              | Battery   |     |
| 301  | 4460320     | 1              | Connector, Amp  |     |
| 301  | 4460267     | 2              | Pin, Amp  |     |
| 303  | 4420064     | 0.3<br>ft/.09m | Velcro, Loop  |     |
| 304  | 4420065     | 0.3<br>ft/.09m | Velcro, Hook  |     |
|      |             | Ref            | <b>SECURITY LOCK INSTALLATIONS</b>                                |     |
|      | 0272686     | Ref            | <b>Security Lock Installations 15AMI</b>                          | C   |
|      | 0272181     | Ref            | <b>Security Lock Installations 19AMI</b>                          | B   |
| 401  | 2820035     | 8 in/20cm      | Sleeve, Insulation (Not Shown)                                    |     |
| 402  | 2940132     | 1              | Lock, Programmable  |     |
| 407  | 4751000     | 2              | Flatwasher #10 (19AMI Only)                                       |     |
| 408  | 4922377     | 1              | Harness, Counter  |     |







## SECTION 2 - CONTROLS

**FIGURE 2-7. DC POWER COMPONENTS INSTALLATION (SN 0900027391 to Present)**

| ITEM | PART NUMBER | QTY            | DESCRIPTION  | REV |
|------|-------------|----------------|--|-----|
|      | 0275885     | Ref            | <b>POWER PACK ASSEMBLY</b>   | C   |
| 1    | 0100011     | AR             | Compound, Locking  |     |
| 2    | 0641404     | 2              | Bolt 1/4in-20NC x 1/2in  |     |
| 3    | 0721006     | 2              | Screw  |     |
| 4    | 0791608     | 2              | Bolt 3/8in-16NC x 1in  |     |
| 5    | 0861305     | 1              | Ground Control Box Assembly (Key Control):   |     |
| 5    | 7020078     | 1              | Switch, Push-Pull (Stop)   |     |
| 5    | 7020096     | 1              | Legend Plate, "Stop"   |     |
| 5    | 7020097     | 1              | Legend Plate, "Power/Off/On"   |     |
| 5    | 4360467     | 1              | Switch, Key  |     |
| 5    | 2860030     | 1              | Key, Replacement   |     |
| 5    | 7020090     | 1              | Connector, Strain Relief   |     |
| 5    | 7020093     | 4              | Screw m3 x 25  |     |
| 5    | 7020094     | 1              | Lid  |     |
| 6    | 1060571     | 1              | Cable Assembly - Battery   |     |
| 7    | 1320224     | 1              | Clamp  |     |
| 8    | 3311005     | 2              | Locknut #10-24NC   |     |
| 9    | 3600462     | 1              | DC Motor/Pump Assembly (See DC MOTOR/PUMP ASSEMBLY (MONARCH/BUCHER) for breakdown)             |     |
| 10   | 3740049     | 1              | Relay  |     |
| 11   | 4341432     | 1              | Bracket, Pump Mounting   |     |
| 12   | 4751000     | 2              | Flatwasher #10   |     |
| 13   | 4922740     | 1              | Harness (Not Shown)  |     |
| 14   | 4567605     | 2              | Tube, Plastic (Installed on Battery Hanger Bar - Not Shown) (SN 0900027391 through 0900033939) |     |
|      |             | Ref            | <b>POWER PACK INSTALLATION</b>   |     |
|      | 0275689     | Ref            | <b>Power Pack Installation (SN 0900027391 through 0900027701)</b>                              | B   |
|      | 0275939     | Ref            | <b>Power Pack Installation (SN 0900027702 to Present)</b>                                      | A   |
| 101  | 0641404     | 4              | Bolt 1/4in-20NC x 1/2in  |     |
| 102  |             | Ref            | Bolt Options:  |     |
| 102  | 0791608     | 4              | Bolt 3/8in-16NC x 1in (SN 0900027391 through 0900027701)                                       |     |
| 102  | 0791609     | 4              | Bolt 3/8in-16NC x 1-1/8in (SN 0900027702 to Present)   |     |
| 105  |             | Ref            | Nut Options:   |     |
| 105  | 3311605     | 4              | Locknut 3/8in-16NC (SN 0900027391 through 0900027701)  |     |
| 105  | 3311608     | 4              | Nut 3/8in-16NC (SN 0900027702 to Present)  |     |
| 106  | 4061024     | 1              | Shield, Pump Cover   |     |
| 109  | 4711400     | 4              | Flatwasher 1/4in Thin  |     |
| 110  | 4711600     | 8              | Flatwasher 3/8in Thin (SN 0900027391 through 0900027701)                                       |     |
| 111  | 0100011     | AR             | Compound, Locking (SN 0900027702 to Present)   |     |
|      | 0275697     | Ref            | <b>HOURMETER INSTALLATION (OPTIONAL)</b>   | C   |
| 203  | 2420172     | 1              | Hourmeter  |     |
| 205  | 4922935     | 1              | Harness, Hourmeter (Not Shown)   |     |
|      | 0258482     | Ref            | <b>AUXILIARY LOWERING INSTALLATION</b>   | A   |
| 301  | 0861213     | 1              | Box, Power Down  |     |
| 301  | 0400181     | 2              | Battery  |     |
| 301  | 4460320     | 1              | Connector, Amp   |     |
| 301  | 4460267     | 2              | Pin, Amp   |     |
| 303  | 4420064     | 0.3<br>ft/.09m | Velcro, Loop   |     |
| 304  | 4420065     | 0.3            | Velcro, Hook   |     |

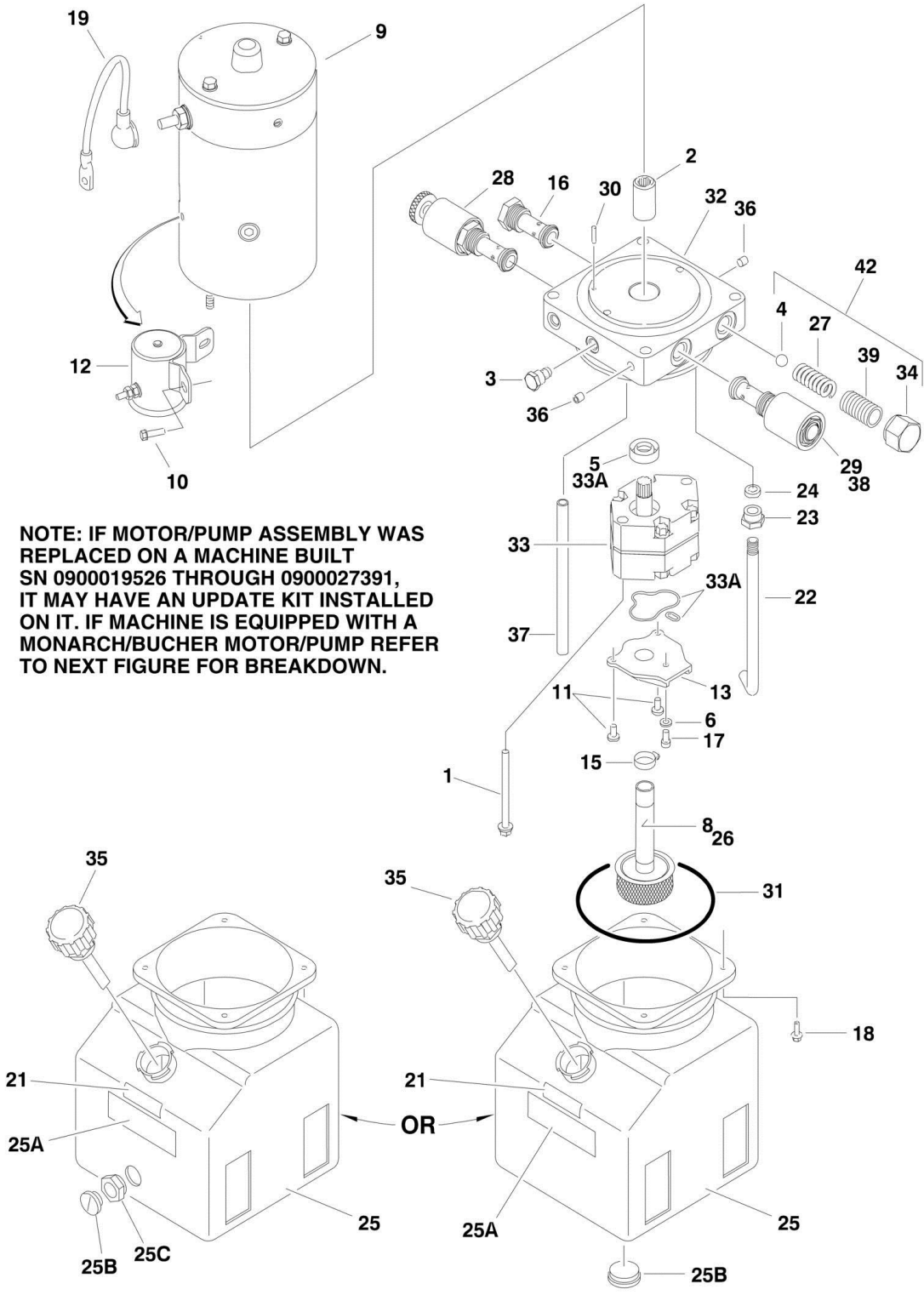
## SECTION 2 - CONTROLS

| ITEM | PART NUMBER | QTY       | DESCRIPTION   | REV |
|------|-------------|-----------|---|-----|
|      |             | ft/.09m   |   |     |
|      |             | Ref       | <b>SECURITY LOCK INSTALLATION</b>   |     |
|      | 0272686     | Ref       | <b>Security Lock Installation (SN 0900027391 through 0900031621)</b>          | D   |
|      | 1001110217  | Ref       | <b>Security Lock Installation (SN 0900031622 to Present)</b>                  | A   |
| 401  | 2820035     | 8 in/20cm | Sleeve, Insulation (Not Shown)  |     |
| 402  | 2940132     | 1         | Lock, Programmable (Note: Does not include Items 404 & 405)                   |     |
| 403  |             | Ref       | Fastener Options:   |     |
| 403  | 0791003     | 2         | Screw #10-24NC x 3/8in  |     |
| 403  | 3820032     | 2         | Rivet   |     |
| 404  | 4460267     | 3         | Pin, Male (Not Shown) <b>(SN 0900031622 to Present)</b>                       |     |
| 405  | 4460326     | 1         | Plug, Male - 3 Position (Not Shown) <b>(SN 0900031622 to Present)</b>         |     |
| 406  | 1001114375  | 1         | Harness, Security Lock (Not Shown) <b>(SN 0900031622 to Present)</b>          |     |
| 406  | 4460268     | 3         | Socket, Female (Not Shown) <b>(SN 0900031622 to Present)</b>                  |     |
| 406  | 4460445     | 1         | Receptacle, Female - 3 Position (Not Shown) <b>(SN 0900031622 to Present)</b> |     |
|      | 0270020     | Ref       | <b>CYCLE COUNTER INSTALLATION - 15AMI (OPTIONAL)</b>                          | E   |
| 501  | 2420193     | 1         | Gauge, Counter  |     |
| 502  | 3311001     | 4         | Nut #10-24NC  |     |
| 503  | 3520166     | 1         | Plug  |     |
| 504  | 3911024     | 2         | Screw #10-24NC x 1-1/2in  |     |
| 505  |             | Ref       | Switch, Limit Options:  |     |
| 505  | 4360437     | 1         | Switch, Limit <b>(SN 0900027391 through 0900028054)</b>                       |     |
| 505  | 1001092205  | 1         | Switch, Limit <b>(SN 0900028055 to Present)</b>                               |     |
| 506  | 4922377     | 1         | Harness, Counter  |     |
| 507  | 4751000     | 6         | Flatwasher #10  |     |
| 510  | 3572158     | 1         | Bracket, Gauge Mounting <b>(SN 0900030684 to Present)</b>                     |     |
| 511  | 3911010     | 2         | Screw #10-24NC x 5/8in  |     |
| 512  | 4761000     | 2         | Lockwasher #10  |     |
| 513  | 0641504     | 1         | Bolt 5/16in-18NC x 1/2in  |     |



# SECTION 2 - CONTROLS

FIGURE 2-8. DC MOTOR/PUMP ASSEMBLY (FENNER) (Prior to SN 0900027391)



**NOTE: IF MOTOR/PUMP ASSEMBLY WAS REPLACED ON A MACHINE BUILT SN 0900019526 THROUGH 0900027391, IT MAY HAVE AN UPDATE KIT INSTALLED ON IT. IF MACHINE IS EQUIPPED WITH A MONARCH/BUCHER MOTOR/PUMP REFER TO NEXT FIGURE FOR BREAKDOWN.**

## SECTION 2 - CONTROLS

**FIGURE 2-8. DC MOTOR/PUMP ASSEMBLY (FENNER) (Prior to SN 0900027391)**

| ITEM | PART NUMBER  | QTY | DESCRIPTION   | REV |
|------|--------------|-----|---|-----|
|      |              | Ref | <b>NOTE: IF MOTOR/PUMP ASSEMBLY WAS REPLACED ON A MACHINE BUILT S/N 0900019526 TO S/N 0900027391, IT MAY HAVE AN UPDATE KIT INSTALLED ON IT. IF MACHINE IS EQUIPPED WITH A MONARCH/BUCHER MOTOR/PUMP REFER TO DC MOTOR/PUMP ASSEMBLY (MONARCH) FOR BREAKDOWN.</b> |     |
|      |              | Ref | <b>DC MOTOR/PUMP ASSEMBLY</b>   |     |
|      | 3600291      | Ref | <b>12V DC (Prior to SN 0900019526)</b>  | A   |
|      | 3600355      | Ref | <b>12V DC (SN 0900019526 through 0900027391)</b>  | D   |
| 1    | 7013713      | 2   | Bolt 5/16in-24NF x 2-3/4in  |     |
| 2    | 7016735      | 1   | Coupling  |     |
| 3    | 7013714      | 1   | Plug  |     |
| 4    | 7013715      | NLA | Ball (Note: Use Item 42)  |     |
| 5    | 7013716      | 1   | Seal (Part of Pump Seal Kit p/n 7013701)  |     |
| 6    | 7013717      | 1   | Washer  |     |
| 8    | 7013722      | 1   | Magnet  |     |
| 9    | 7013710      | 1   | Motor   |     |
| 9    | 7013757      | 1   | Brush Kit   |     |
| 10   | 7013758      | 2   | Screw 1/4in-20NC x 1/4in  |     |
| 11   | 7013728      | 2   | Screw M6 x 1.0 - 12mm   |     |
| 12   | 7013789      | 1   | Solenoid (was p/n 7013760)  |     |
| 13   | 7016770      | 1   | Cover   |     |
| 15   | 7016771      | 1   | Clamp   |     |
| 16   | 7013708      | 1   | Cartridge, Valve - Check  |     |
| 17   | 3931516      | 1   | Bolt 5/16in-18NC x 1in (was p/n 7016720)  |     |
| 18   | 7016721      | 4   | Bolt #12-24NC x 1/2in   |     |
| 19   | 7016772      | 1   | Cable   |     |
| 21   |              | Ref | Decal - Fill Line Options:  |     |
| 21   | 7016713      | 1   | Decal - Fill Line <b>(15AMI Prior to SN 0900019526)</b>   |     |
| 21   | 7022223      | 1   | Decal - Fill Line <b>(15AMI SN 0900019526 through 0900027391)</b>   |     |
| 22   | 7013795      | 1   | Tube, Return  |     |
| 23   | 7013792      | 1   | Nut, Tube Compression   |     |
| 24   | 7013793      | 1   | Sleeve, Tube Compression  |     |
| 25   | 7022219      | 1   | Tank (was p/n 7016775)  |     |
| 25A  | 7013748      | 1   | Decal - Caution   |     |
| 25B  | 7016759      | 1   | Plug  |     |
| 25C  | 7016777      | 1   | Fitting, Coupling   |     |
| 25D  | 7016776      | 1   | Decal - Maximum Torque (Not Shown)  |     |
| 26   | 7016773      | 1   | Plumbing Assembly - Inlet   |     |
| 27   | 7016762      | NLA | Spring (Note: Use Item 42)  |     |
| 28   |              | Ref | Cartridge, Valve - Manual Descent Options:  |     |
| 28   | 7013764      | 1   | Cartridge, Valve - Manual Descent <b>(Prior to SN 0900019526)</b>   |     |
| 28   | Not Required | 0   | Cartridge, Valve - Manual Descent (Moved to Lift Cylinder) <b>(SN 0900019526 through 0900027391)</b>  |     |
| 29   |              | Ref | Coil, Solenoid Options:   |     |
| 29   | 7016786      | 1   | Coil, Solenoid <b>(Prior to SN 0900019526)</b>  |     |
| 29   | 7016751      | 1   | Coil, Solenoid <b>(SN 0900019526 through 0900027391)</b>  |     |
| 30   | 7013766      | 1   | Pin   |     |
| 31   | 7013743      | 1   | O-Ring  |     |
| 32   |              | Ref | End Head Options:   |     |
| 32   | See Note     | 1   | End Head (was p/n 7016753) (Note: No Longer Available)  |     |

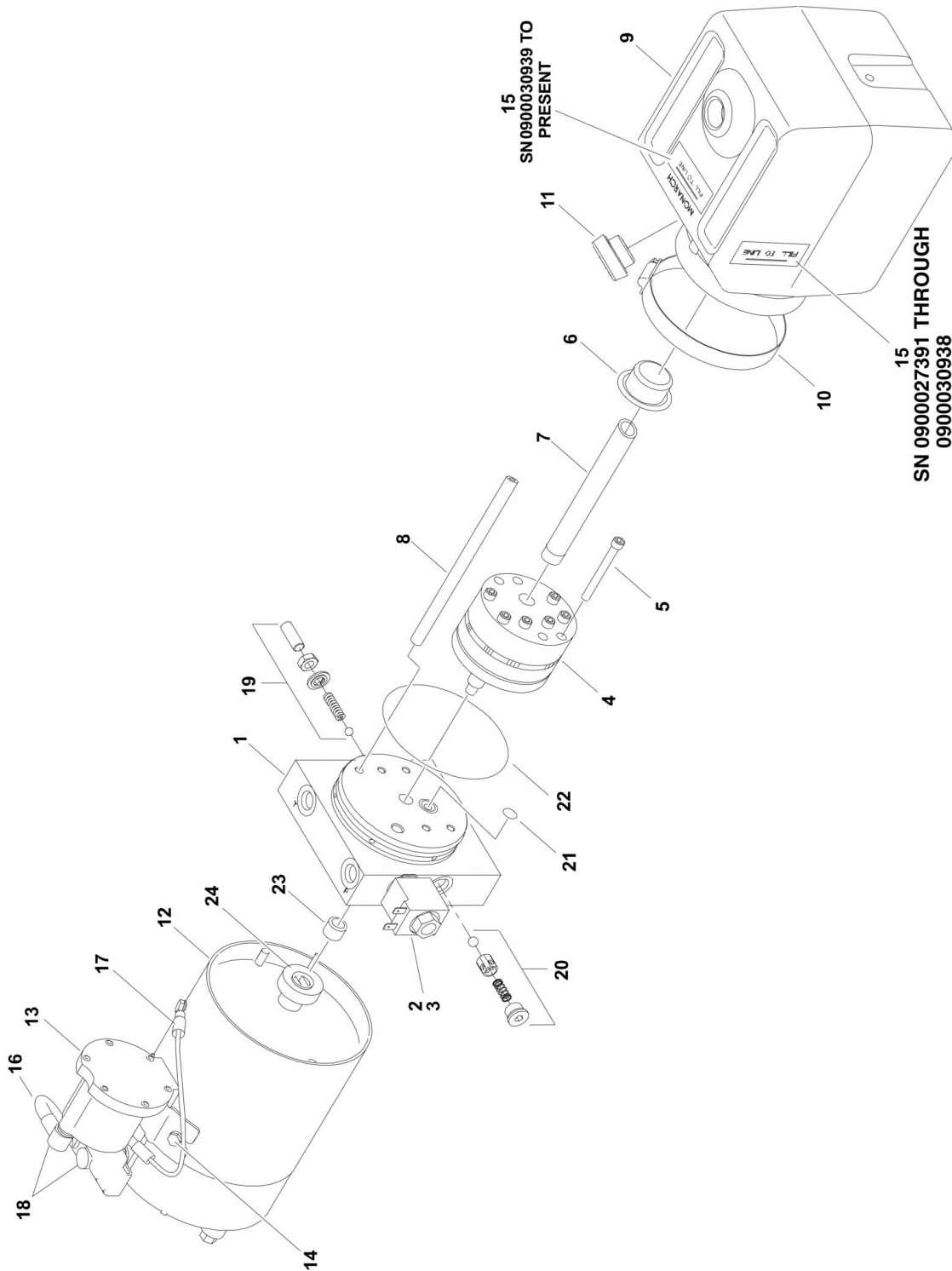
## SECTION 2 - CONTROLS

| ITEM | PART NUMBER | QTY | DESCRIPTION   | REV |
|------|-------------|-----|---|-----|
|      |             |     | <b>(Prior to SN 0900019526)</b>                                     |     |
| 32   | 7022220     | 1   | End Head <b>(SN 0900019526 through 0900027391)</b>                  |     |
| 33   | 7016717     | 1   | Pump Assembly   |     |
| 33A  | 7013701     | 1   | Seal Kit - Pump (Includes Gasket for #13 Cover, O-Ring and #5 Seal) |     |
| 34   | 7013750     | NLA | Cap, Relief (Note: Use Item 42)                                     |     |
| 35   | 7016714     | 1   | Breather  |     |
| 36   | 7013720     | 2   | Plug  |     |
| 37   |             | Ref | Tube, Return Options:   |     |
| 37   | 7013726     | 1   | Tube, Return 15AMI <b>(Prior to SN 0900019526)</b>                  |     |
| 37   | 7022224     | 1   | Tube, Return 15AMI <b>(SN 0900019526 through 0900027391)</b>        |     |
| 38   | 7016755     | 1   | Valve   |     |
| 39   | 7013770     | NLA | Screw, Adjustment (Note: Use Item 42)                               |     |
| 42   | 7013779     | 1   | Relief Valve Kit (Includes Items 4, 27, 34 & 39)                    |     |



# SECTION 2 - CONTROLS

FIGURE 2-9. DC MOTOR/PUMP ASSEMBLY (MONARCH/BUCHER) (SN 0900027391 to Present)





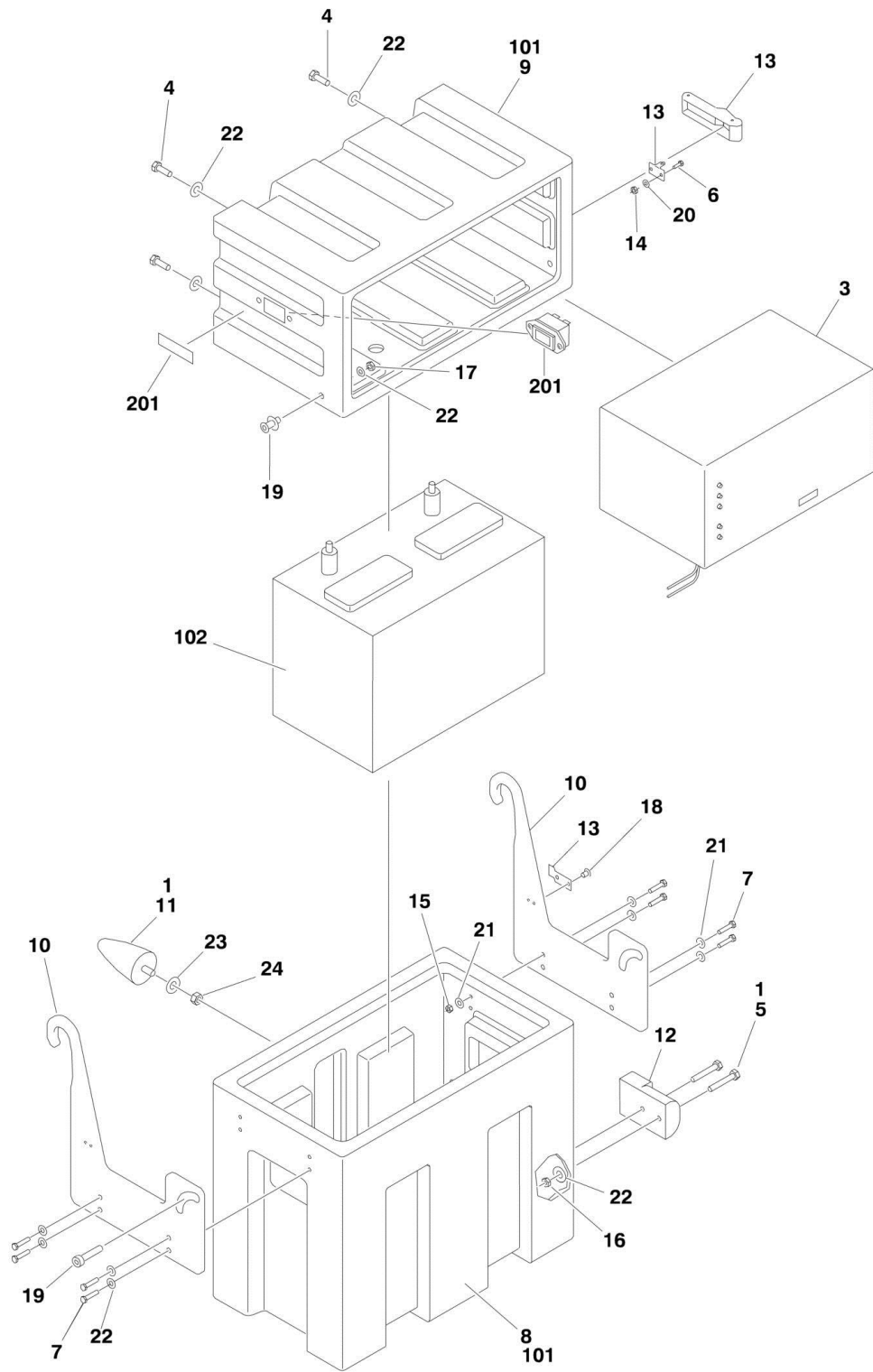
## SECTION 2 - CONTROLS

**FIGURE 2-9. DC MOTOR/PUMP ASSEMBLY (MONARCH/BUCHER) (SN 0900027391 to Present)**

| ITEM | PART NUMBER | QTY | DESCRIPTION                              | REV |
|------|-------------|-----|--|-----|
|      | 3600462     | Ref | <b>DC MOTOR/PUMP ASSEMBLY</b>            | B   |
| 1    | 70000641    | 1   | Base Assembly (Includes Items 19-24)     |     |
| 2    | 70000642    | 1   | Cartridge                                |     |
| 3    | 70000643    | 1   | Coil                                     |     |
| 4    | 70001021    | 1   | Pump                                     |     |
| 5    | 70001020    | 4   | Screw 1/4in-20NC x 2-3/4in               |     |
| 6    | 7026165     | 1   | Filter                                   |     |
| 7    | 70001029    | 1   | Tube, Suction                            |     |
| 8    | 70001030    | 1   | Tube, Return                             |     |
| 9    | 70000651    | 1   | Reservoir                                |     |
| 10   | 7026335     | 1   | Clamp                                    |     |
| 11   | 70001025    | 1   | Plug                                     |     |
| 12   | 70001031    | 1   | Motor (Includes Item 24 and Motor Bolts) |     |
| 12   | 70001039    | 4   | Brushes                                  |     |
| 13   | 70001032    | 1   | Solenoid                                 |     |
| 14   | 70001033    | 2   | Screw                                    |     |
| 15   | 70001027    | 1   | Decal - Fill Line                        |     |
| 16   | 70001034    | 1   | Cable, Insulated                         |     |
| 17   | 70001035    | 1   | Control Wire Assembly                    |     |
| 18   | 70001036    | 2   | Boot, Terminal                           |     |
| 19   | See Note    | NSS | Valve, Relief (Note: Use Item 1)         |     |
| 19   | See Note    | NSS | Screw (Note: Use Item 1)                 |     |
| 19   | See Note    | NSS | Nut (Note: Use Item 1)                   |     |
| 19   | See Note    | NSS | Seal (Note: Use Item 1)                  |     |
| 19   | See Note    | NSS | Spring (Note: Use Item 1)                |     |
| 19   | See Note    | NSS | Ball (Note: Use Item 1)                  |     |
| 20   | See Note    | NSS | Valve, Check (Note: Use Item 1)          |     |
| 20   | See Note    | NSS | Plug (Note: Use Item 1)                  |     |
| 20   | See Note    | NSS | Spring (Note: Use Item 1)                |     |
| 20   | See Note    | NSS | Poppet (Note: Use Item 1)                |     |
| 20   | See Note    | NSS | Ball (Note: Use Item 1)                  |     |
| 21   | 70003612    | 1   | O-Ring (1/2in x 5/8in x 1/16in)          |     |
| 22   | 70003613    | 1   | O-Ring (3-5/8in x 3-7/8in x 1/8in)       |     |
| 23   | 70002215    | 2   | Bearing                                  |     |
| 24   | 7026330     | 1   | Seal                                     |     |

# SECTION 2 - CONTROLS

## FIGURE 2-10. DC POWER PACK INSTALLATION (Prior to SN 0900031622)



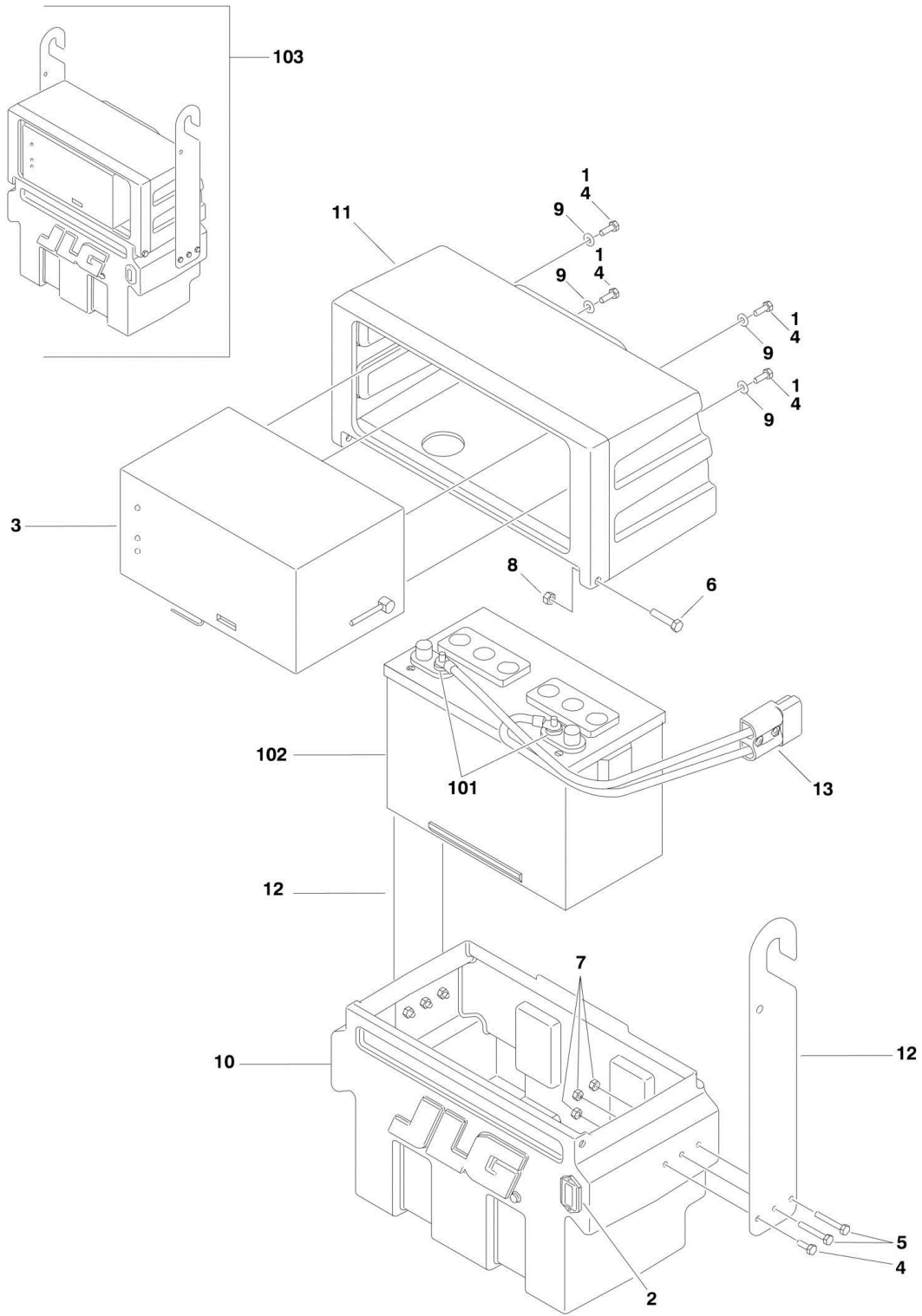
## SECTION 2 - CONTROLS

**FIGURE 2-10. DC POWER PACK INSTALLATION (Prior to SN 0900031622)**

| ITEM | PART NUMBER | QTY | DESCRIPTION  | REV |
|------|-------------|-----|--|-----|
|      |             | Ref | <b>BATTERY BOX AND CHARGER ASSEMBLIES</b>                              |     |
|      | 0400223     | Ref | <b>Standard Spec</b>   | F   |
|      | 0400224     | Ref | <b>AGM/5 Hour</b>  | F   |
| 1    | 0100011     | AR  | Compound, Locking  |     |
| 3    |             | Ref | Charger Assembly Options: (See BATTERY CHARGER ASSEMBLY for Breakdown) |     |
| 3    | 0400176     | 1   | Standard Spec  |     |
| 3    | 0400212     | 1   | AGM/5 Hour   |     |
| 4    | 0641406     | 4   | Bolt, 1/4in-20NC x 3/4in   |     |
| 5    | 0641412     | 2   | Bolt, 1/4in-20NC x 1-1/2in   |     |
| 6    | 0720805     | 2   | Screw, #8-24NC x 5/8in   |     |
| 7    | 0721008     | 8   | Screw, #10-24NC  |     |
| 8    | 0861192     | 1   | Box, Molded Battery  |     |
| 9    | 0861193     | 1   | Box, Molded Battery Charger  |     |
| 10   | 0902442     | 2   | Bracket, Hanger  |     |
| 11   | 0940085     | 1   | Bumper, Stop   |     |
| 12   |             | Ref | Cable Assembly - Battery Options:                                      |     |
| 12   | 1060570     | 1   | Cable Assembly <b>(Prior to SN 0900029719)</b>                         |     |
| 12   | 1001103107  | 1   | Cable Assembly <b>(SN 0900029719 through 0900031622)</b>               |     |
| 13   | 2940111     | 1   | Latch, Soft Draw   |     |
| 14   | 3310805     | 2   | Locknut #8-32NC  |     |
| 15   | 3311005     | 8   | Locknut #10-24NC   |     |
| 16   |             | Ref | Nut Options:   |     |
| 16   | 3311401     | 2   | Nut <b>(Prior to SN 0900012234)</b>                                    |     |
| 16   | 3311405     | 2   | Nut <b>(SN 0900012234 through 0900024847)</b>                          |     |
| 16   | 3311401     | 2   | Nut <b>(SN 0900024848 through 0900031622)</b>                          |     |
| 17   | 3311501     | 3   | Nut 5/16in-18NC <b>(Prior to SN 0900012234)</b>                        |     |
| 17   | 3311505     | 2   | Nut 5/16in-18NC <b>(SN 0900012234 through 0900031622)</b>              |     |
| 18   | 3820001     | 2   | Rivet,.125 x.25  |     |
| 19   | 3900190     | 2   | Screw, Shoulder  |     |
| 20   | 4750800     | 2   | Washer, #8 Flat  |     |
| 21   | 4751000     | 16  | Washer, #10 Flat   |     |
| 22   | 4751400     | 8   | Washer, 1/4 Flat   |     |
| 23   | 4751500     | 1   | Washer, 5/16 Flat  |     |
| 24   | 3311501     | 1   | Nut 5/16-18NC <b>(SN 0900024073 through 0900031622)</b>                |     |
|      |             | Ref | <b>BATTERY BOX AND CHARGER INSTALLATIONS</b>                           |     |
|      | 0258203     | Ref | <b>Battery Box (Wet)</b>   | F   |
|      | 0258498     | Ref | <b>Battery Box (Dry)</b>   | F   |
|      | 0272192     | Ref | <b>Battery Box (AGM/5 Hour)</b>  | C   |
| 101  |             | Ref | Battery Box and Charger Assy Options (Includes Items 1-24):            |     |
| 101  | 0400223     | 1   | Standard Spec  |     |
| 101  | 0400224     | 1   | AGM/5 Hour Spec  |     |
| 102  |             | Ref | Battery Options:   |     |
| 102  | 0400122     | 1   | Standard Wet Battery   |     |
| 102  | 0400144     | 1   | Standard Dry Battery   |     |
| 102  | 0400209     | 1   | AGM/5 Hour   |     |
|      | 0270163     | 1   | <b>BDI INSTALLATION</b>  | C   |
| 201  | 2420195     | 1   | Gauge, BDI   |     |

# SECTION 2 - CONTROLS

## FIGURE 2-11. DC POWER PACK INSTALLATION (SN 0900031622 to Present)



## SECTION 2 - CONTROLS

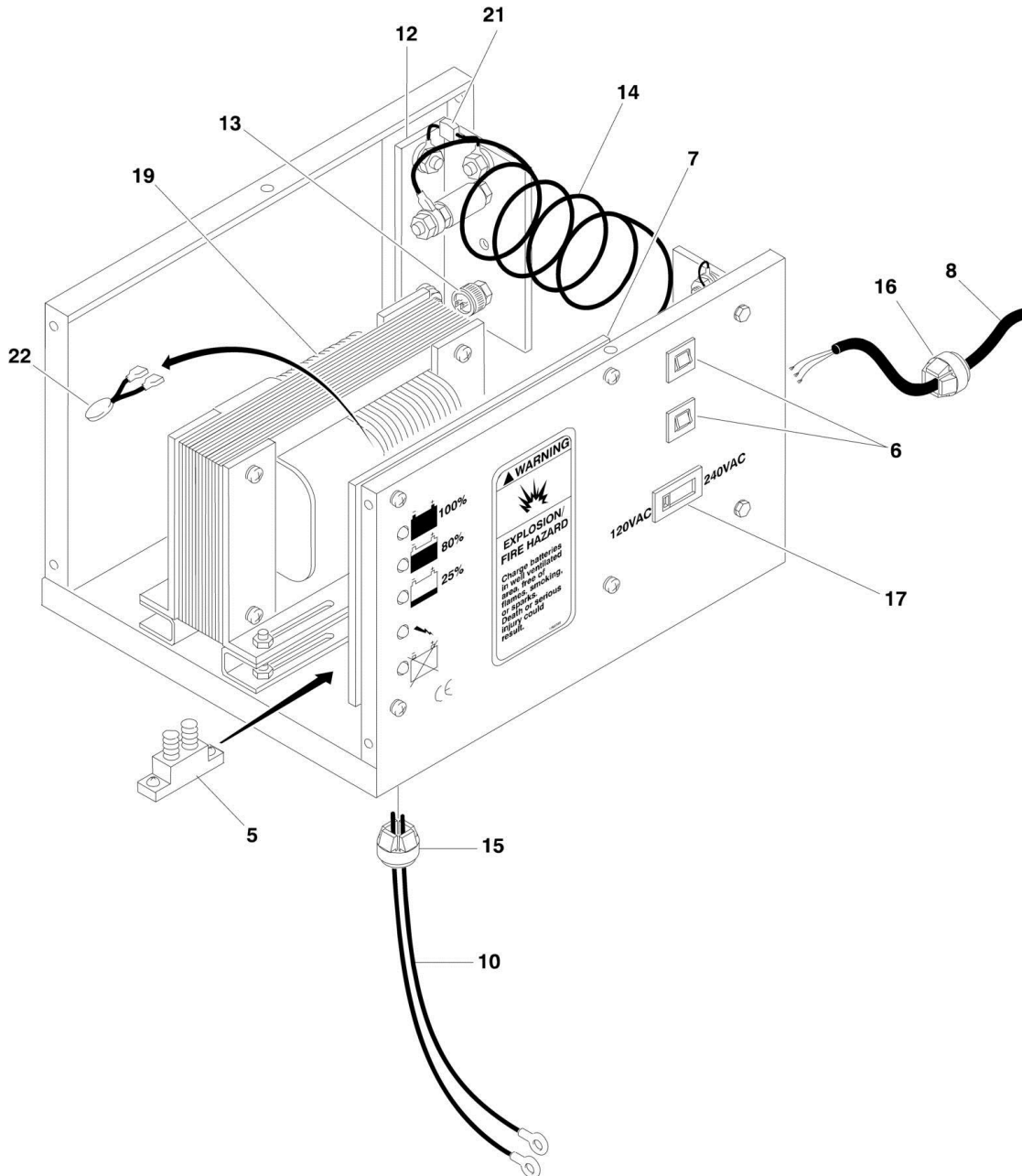
**FIGURE 2-11. DC POWER PACK INSTALLATION (SN 0900031622 to Present)**

| ITEM | PART NUMBER | QTY | DESCRIPTION  | REV |
|------|-------------|-----|--|-----|
|      |             | Ref | <b>BATTERY BOX AND CHARGER ASSEMBLIES</b>                              |     |
|      | 1001101991  | Ref | <b>Machines with Wet and Dry Battery and Charger with Cord</b>         | A   |
|      | 1001107837  | Ref | <b>Machines with Wet and Dry Battery and Charger with Inlet</b>        | A   |
|      | 1001107836  | Ref | <b>Machines with AGM Battery and Charger with Cord</b>                 | A   |
| 1    | 0100011     | AR  | Compound, Locking  |     |
| 2    | 0270163     | 1   | BDI Gauge and Harness Assembly   |     |
| 2    | 2420195     | 1   | Gauge Only   |     |
| 3    |             | Ref | Charger Assembly Options: (See BATTERY CHARGER ASSEMBLY for Breakdown) |     |
| 3    | 0400176     | 1   | Battery Charger With Cord (Wet and Dry)                                |     |
| 3    | 0400193     | 1   | Battery Charger With Inlet (Wet and Dry)                               |     |
| 3    | 0400212     | 1   | Battery Charger With Cord and with AGM/5 Hour Battery                  |     |
| 4    | 0641406     | 8   | Bolt 1/4in-20NC x 3/4in  |     |
| 5    | 0641414     | 2   | Bolt 1/4in-20NC x 1-3/4in  |     |
| 6    | 0641512     | 2   | Bolt 5/16in-18NC x 1-1/2in   |     |
| 7    | 3311405     | 6   | Locknut 1/4in-20NC   |     |
| 8    | 3311505     | 2   | Locknut 5/16in-18NC  |     |
| 10   | 1001101858  | 1   | Box, Molded Battery  |     |
| 11   | 1001101902  | 1   | Box, Molded Battery Charger  |     |
| 12   | 1001101926  | 2   | Bracket, Hanger  |     |
| 13   | 1001103107  | 1   | Cable Assembly - Battery Pack  |     |
| 13   | 4460567     | 1   | Connector, Anderson  |     |
|      |             | Ref | <b>BATTERY BOX AND CHARGER INSTALLATIONS</b>                           |     |
|      | 1001101994  | Ref | <b>Machines with Wet Battery and Charger with Cord</b>                 | A   |
|      | 1001107839  | Ref | <b>Machines with Dry Battery and Charger with Cord</b>                 | A   |
|      | 1001107840  | Ref | <b>Machines with AGM Battery and Charger with Cord</b>                 | A   |
| 101  | 0100051     | AR  | Grease, Terminal   |     |
| 102  |             | Ref | Battery Options:   |     |
| 102  | 0400122     | 1   | Standard Wet Battery   |     |
| 102  | 0400144     | 1   | Standard Dry Battery   |     |
| 102  | 0400209     | 1   | AGM/5 Hour   |     |
| 103  |             | Ref | Battery Box and Charger Assy Options (Includes Items 1-13):            |     |
| 103  | 1001101991  | 1   | Battery Charger With Cord (Wet and Dry)                                |     |
| 103  | 1001107837  | 1   | Battery Charger With Inlet (Wet and Dry)                               |     |
| 103  | 1001107836  | 1   | Battery Charger With Cord (AGM/5 Hour)                                 |     |
|      | 0270163     | 1   | <b>BDI INSTALLATION</b>  | C   |
| 201  | 2420195     | 1   | Gauge, BDI   |     |

# SECTION 2 - CONTROLS

## FIGURE 2-12. BATTERY CHARGER ASSEMBLY

NOTE: COVER NOT SHOWN FOR CLARITY



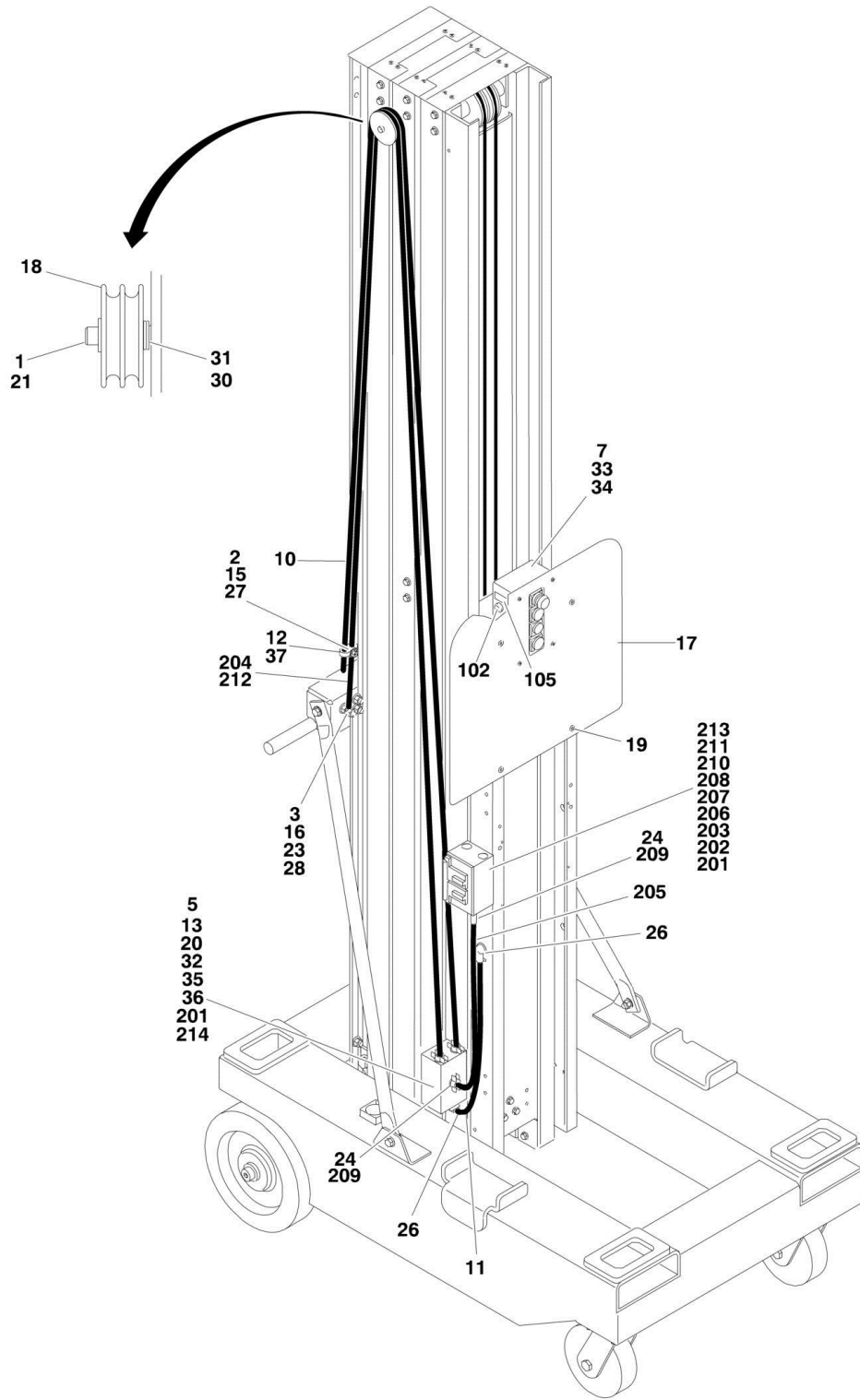
## SECTION 2 - CONTROLS

**FIGURE 2-12. BATTERY CHARGER ASSEMBLY**

| ITEM | PART NUMBER | QTY | DESCRIPTION                                     | REV |
|------|-------------|-----|---|-----|
|      |             | Ref | <b>BATTERY CHARGER ASSEMBLIES</b>               |     |
|      | 0400176     | Ref | <b>12VDC (Standard Spec)</b>                    | F   |
|      | 0400212     | Ref | <b>12VDC (AGM/5 Hour)</b>                       | A   |
| 5    | 7011509     | 1   | Breaker, Circuit - DC 50Amp                     |     |
| 6    |             | Ref | Breaker, Circuit Options:                       |     |
| 6    | 7018536     | 2   | 12VDC (Standard Spec) (4Amp)                    |     |
| 6    | 7018558     | 2   | 12VDC (AGM/5 Hour) (8Amp)                       |     |
| 7    |             | Ref | Card, Circuit Options:                          |     |
| 7    | 7020626     | 1   | 12VDC (Standard Spec)                           |     |
| 7    | 7022930     | 1   | 12VDC (AGM/5 Hour)                              |     |
| 8    |             | Ref | AC Cord Assembly Options:                       |     |
| 8    | 7020627     | 1   | 12VDC (Standard Spec)                           |     |
| 8    | 7022927     | 1   | 12VDC (AGM/5 Hour)                              |     |
| 10   | 7020629     | 1   | DC Harness                                      |     |
| 11   | 7011513     | 1   | Receptacle, AC (0400193 Charger Only)           |     |
| 12   |             | Ref | Rectifier Assembly Options:                     |     |
| 12   | 7020631     | 2   | 12VDC (Standard Spec)                           |     |
| 12   | 7022932     | 2   | 12VDC (AGM/5 Hour)                              |     |
| 13   |             | Ref | SCR Rectifier Options:                          |     |
| 13   | 7018555     | 1   | 12VDC (Standard Spec)                           |     |
| 13   | 7020673     | 2   | 12VDC (AGM/5 Hour)                              |     |
| 14   |             | Ref | Shunt Assembly Options:                         |     |
| 14   | 7020605     | 1   | 12VDC (Standard Spec)                           |     |
| 14   | 7020674     | 1   | 12VDC (AGM/5 Hour)                              |     |
| 15   |             | Ref | Connector, Strain Relief - DC Options:          |     |
| 15   | 7018556     | 1   | 12VDC (Standard Spec)                           |     |
| 15   | 7011528     | 1   | 12VDC (AGM/5 Hour)                              |     |
| 16   | 7011528     | 1   | Connector, Strain Relief - AC                   |     |
| 17   | 7018586     | 1   | Switch, Slide (0400176 & 0400212 Chargers Only) |     |
| 19   |             | Ref | Transformer Options:                            |     |
| 19   | 7020632     | 1   | 12VDC (Standard Spec)                           |     |
| 19   | 7022933     | 1   | 12VDC (AGM/5 Hour)                              |     |
| 21   |             | Ref | Varistor Options:                               |     |
| 21   | 7020633     | 1   | 12VDC (Standard Spec)                           |     |
| 21   | 7020633     | 2   | 12VDC (AGM/5 Hour)                              |     |
| 22   | 7020663     | 1   | Varistor (0400212 Charger Only)                 |     |

# SECTION 2 - CONTROLS

## FIGURE 2-13. CABLES AND CONTROLS INSTALLATION (Prior to SN 0900028708)





## SECTION 2 - CONTROLS

**FIGURE 2-13. CABLES AND CONTROLS INSTALLATION (Prior to SN 0900028708)**

| ITEM | PART NUMBER | QTY | DESCRIPTION   | REV |
|------|-------------|-----|---|-----|
|      |             | Ref | <b>CABLES AND CONTROLS INSTALLATION OPTIONS:</b>  |     |
|      | 0259079     | Ref | <b>Cables and Controls Installation (AC/DC Models) (Prior to SN 0900016858)</b>             | B   |
|      | 0270489     | Ref | <b>Cables and Controls Installation (AC Models Only) (SN 0900016858 through 0900028708)</b> | E   |
|      | 0270490     | Ref | <b>Cables and Controls Installation (DC Models Only) (SN 0900016858 through 0900028708)</b> | E   |
| 1    | 0100011     | AR  | Compound, Locking   |     |
| 2    | 0641410     | 1   | Bolt 1/4in-20NC x 1-1/4in   |     |
| 3    | 0641612     | 1   | Bolt 3/8in-16NC x 1-1/2in   |     |
| 5    | 0860945     | 1   | Box, Junction   |     |
| 7    | 0861207     | 1   | Control Box Assembly  |     |
| 7    | 7020078     | 1   | Switch, Push-Pull (Red)   |     |
| 7    | 7020088     | 2   | Switch, Push Button (White)   |     |
| 7    | 7020089     | 1   | Switch, Push Button (Green)   |     |
| 7    | 7020091     | 1   | Plug  |     |
| 7    | 7027299     | 1   | Connector, Strain Relief (was p/n 7020092)  |     |
| 7    | 7020093     | 4   | Screw M3 x 25 Freedrive   |     |
| 10   |             | Ref | Cable, Electrical Options: - 16/5   |     |
| 10   | 1060687     | 1   | 120V AC <b>(Prior to SN 0900022974)</b>   |     |
| 10   | 4923163     | 1   | 120V AC (Includes Items 36 & 37) <b>(SN 0900022974 through 0900028708)</b>                  |     |
| 10   | 1060687     | 1   | 120V DC <b>(Prior to SN 0900016858)</b>   |     |
| 10   | 1060922     | 1   | 120V DC <b>(SN 0900016858 through 0900028708)</b>   |     |
| 11   |             | Ref | Cable, Retractable Options: - 16/5  |     |
| 11   | 1060694     | 1   | 120V AC   |     |
| 11   | 1060694     | 1   | 120V DC <b>(Prior to SN 0900016858)</b>   |     |
| 11   | 4922652     | 1   | 120V DC <b>(SN 0900016858 through 0900028708)</b>   |     |
| 12   | 1320149     | 1   | Clamp   |     |
| 13   | 1670603     | 1   | Cover, Junction Box   |     |
| 15   | 3311405     | 1   | Locknut 1/4in-20NC  |     |
| 16   | 3311605     | 2   | Locknut 3/8in-16NC  |     |
| 17   | 3570923     | 1   | Plate, Decal Mounting   |     |
| 18   |             | Ref | Sheave, Control Cable Options:  |     |
| 18   | 3580231     | 1   | Sheave, Control Cable <b>(Prior to SN 0900024352)</b>                                       |     |
| 18   | 3580344     | 1   | Sheave, Control Cable <b>(SN 0900024352 through 0900028708)</b>                             |     |
| 19   | 3820032     | 4   | Rivet   |     |
| 20   | 3900191     | 2   | Screw   |     |
| 21   |             | Ref | Screw, Shoulder Options:  |     |
| 21   | 3900200     | 1   | Screw, Shoulder <b>(Prior to SN 0900024352)</b>   |     |
| 21   | 3900373     | 1   | Screw, Shoulder <b>(SN 0900024352 through 0900028708)</b>                                   |     |
| 23   | 4160130     | 1   | Spring, Extension   |     |
| 24   | 4460023     | 4   | Connector, Strain Relief  |     |
| 25   | 4460190     | 1   | Receptacle, Electrical  |     |
| 26   | 4460566     | 2   | Connector, Strain Relief - 90   |     |
| 27   | 4711400     | 2   | Flatwasher 1/4in Narrow   |     |
| 28   | 4711600     | 2   | Flatwasher 3/8in Narrow   |     |
| 30   | 4751000     | 4   | Flatwasher #10 Wide   |     |
| 31   | 4751500     | 1   | Lockwasher 5/16in   |     |
| 32   | 4761000     | 4   | Flatwasher #10  |     |

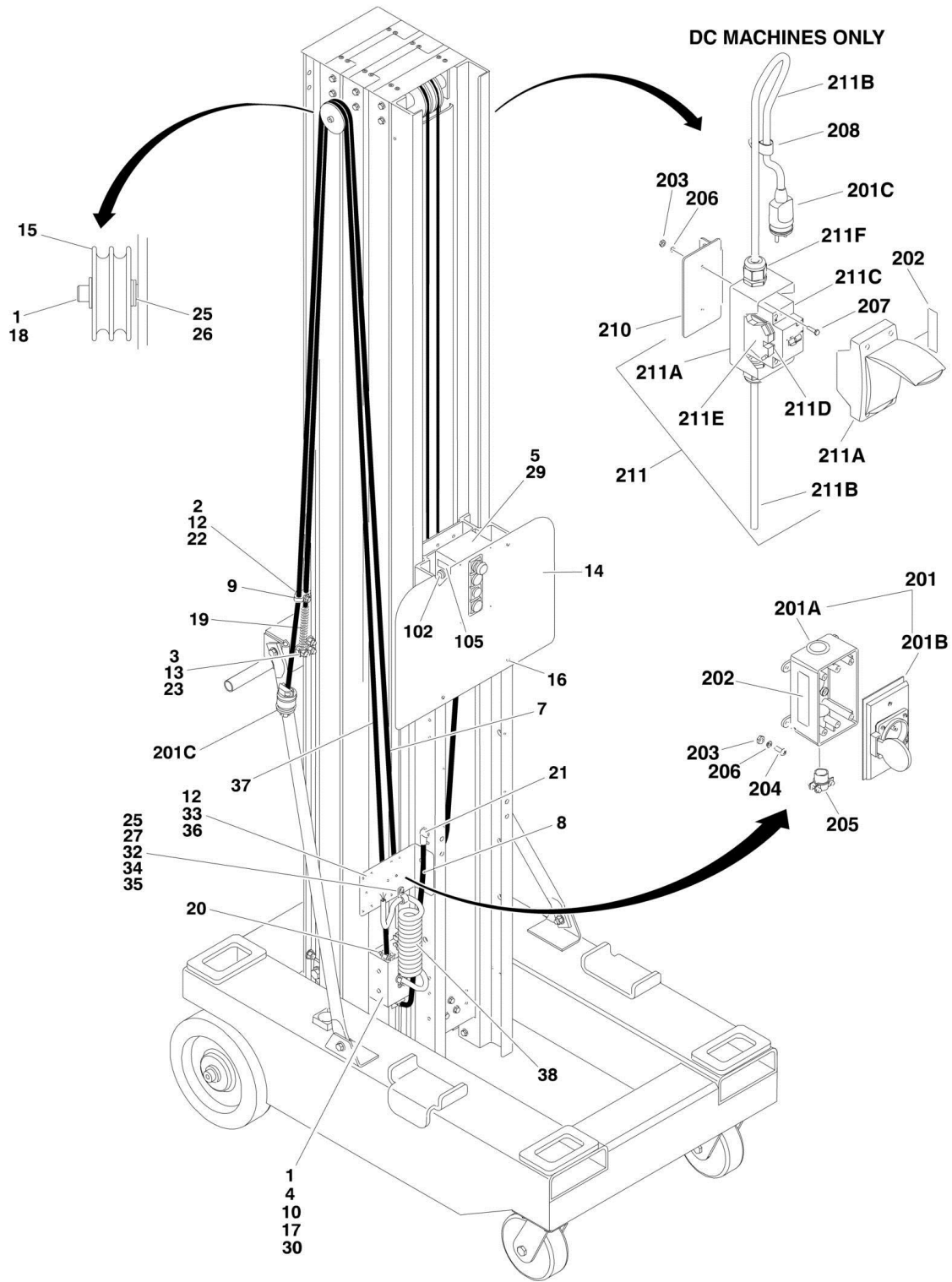
## SECTION 2 - CONTROLS

| ITEM       | PART NUMBER  | QTY | DESCRIPTION   | REV |
|------------|--------------|-----|---|-----|
| 33         | 4460115      | 4   | Terminal, Fork (16 Gauge)   |     |
| 34         | 4922420      | 1   | Harness, Jumper (Control Box)                                       |     |
| 35         | 3520034      | 2   | Plug, 5/16in Hole   |     |
| 36         | 4460035      | 5   | Terminal, Butt Splice (120V AC Only)                                |     |
| 37         | 4460145      | 4   | Terminal, Fork (120V AC Only)                                       |     |
|            | 0258482      | Ref | <b>AUXILIARY LOWERING INSTALLATION (OPTIONAL)</b>                   | A   |
| 102        | 4360274      | 1   | Switch, Push Button   |     |
| 105        | 1704236      | 1   | Decal - Auxiliary Lowering  |     |
|            |              | Ref | <b>OUTLET INSTALLATION OPTION:</b>                                  |     |
|            | 0270750      | Ref | <b>240V (DC)</b>  | B   |
|            | 0270974      | Ref | <b>240V (AC)</b>  | B   |
| 201        | 0100011      | AR  | Compound, Locking   |     |
| 202        | 0721006      | 2   | Screw   |     |
| 203        | 0860946      | 1   | Box, Receptacle   |     |
| 204        |              | Ref | Cable Options: - 12/3   |     |
| 204        | 4922653      | 1   | 240V DC   |     |
| 204        | 4923161      | 1   | 240V AC   |     |
| 205        |              | Ref | Cable Options: - 16/4   |     |
| 205        | 1060924      | 1   | 240V DC   |     |
| 205        | 1060565      | 1   | 240V AC   |     |
| 206        | 3252760      | 1   | Decal   |     |
| 207        | 3311001      | 2   | Nut, #10-24NC   |     |
| 208        | Not Required | 0   | Not Required  |     |
| 209        | 4460023      | 3   | Terminal, Connector   |     |
| 210        | 4460145      | AR  | Terminal, Fork  |     |
| 211 to 212 | Not Required | 0   | Not Required  |     |
| 213        | 4761000      | 2   | Lockwasher #10  |     |
| 214        | 4460035      | 3   | Terminal, Butt Splice (240VAC Only) <b>(Prior to SN 0900022974)</b> |     |
| 215        | 4240033      | AR  | Strap, Tie (Not Shown)  |     |



# SECTION 2 - CONTROLS

FIGURE 2-14. CABLES AND CONTROLS INSTALLATION (SN 0900028708 to Present)



## SECTION 2 - CONTROLS

**FIGURE 2-14. CABLES AND CONTROLS INSTALLATION (SN 0900028708 to Present)**

| ITEM | PART NUMBER | QTY | DESCRIPTION   | REV |
|------|-------------|-----|---|-----|
|      | 0270490     | Ref | <b>CABLES AND CONTROLS INSTALLATION - AC/DC MODELS<br/>(SN 0900028708 to Present)</b> | F   |
| 1    | 0100011     | AR  | Compound, Locking   |     |
| 2    | 0641410     | 1   | Bolt 1/4in-20NC x 1-1/4in   |     |
| 3    | 0641612     | 1   | Bolt 3/8in-16NC x 1-1/2in   |     |
| 4    | 0860945     | 1   | Box, Junction   |     |
| 5    | 0861207     | 1   | Control Box Assembly  |     |
| 5    | 7020078     | 1   | Switch, Push-Pull (Red)   |     |
| 5    | 7020088     | 2   | Switch, Push Button (White)   |     |
| 5    | 7020089     | 1   | Switch, Push Button (Green)   |     |
| 5    | 7020091     | 1   | Plug  |     |
| 5    | 7027299     | 1   | Connector, Strain Relief  |     |
| 5    | 7020093     | 4   | Screw, M3 x 25mm Freedrive  |     |
| 7    | 1060922     | 1   | Cable, Electrical - 16/5  |     |
| 8    | 4922652     | 1   | Cable, Retractable - 16/5   |     |
| 9    | 1320149     | 1   | Clamp   |     |
| 10   | 1670603     | 1   | Cover, Junction Box   |     |
| 12   | 3311405     | 3   | Locknut 1/4in-20NC  |     |
| 13   | 3311605     | 2   | Locknut 3/8in-16NC  |     |
| 14   | 3570923     | 1   | Plate, Decal Mounting   |     |
| 15   | 3580344     | 1   | Sheave, Control Cable   |     |
| 16   | 3820032     | 4   | Rivet   |     |
| 17   | 3900191     | 2   | Screw, Panhead  |     |
| 18   | 3900373     | 1   | Screw, Shoulder   |     |
| 19   | 4160130     | 1   | Spring, Extension   |     |
| 20   | 4460023     | 3   | Connector, Strain Relief  |     |
| 21   | 4460566     | 2   | Connector, Strain Relief - 90   |     |
| 22   | 4711400     | 2   | Flatwasher 1/4in Narrow   |     |
| 23   | 4711600     | 2   | Flatwasher 3/8in Narrow   |     |
| 25   | 4751000     | 5   | Flatwasher #10 Wide   |     |
| 26   | 4751500     | 1   | Lockwasher 5/16in   |     |
| 27   | 4761000     | 3   | Flatwasher #10  |     |
| 29   | 4922420     | 1   | Harness, Jumper (Control Box)   |     |
| 30   | 3520034     | 2   | Plug, 5/16in Hole   |     |
| 32   | 1320041     | 1   | Clamp, 1/2in  |     |
| 33   | 1001096054  | 1   | Plate, AC Box Mounting  |     |
| 34   | 3311001     | 1   | Nut, #10-24NC   |     |
| 35   | 3900205     | 1   | Screw, #10-24NC x 5/8in   |     |
| 36   | 0641407     | 2   | Screw, 1/4in-20NC x 7/8in   |     |
| 37   | 1060924     | 1   | Cable, Accessory - 12/3   |     |
| 38   | 4922653     | 1   | Cable, Retractable - 16/3   |     |
|      | 0258482     | Ref | <b>AUXILIARY LOWERING INSTALLATION (OPTIONAL)</b>                                     | A   |
| 102  | 4360274     | 1   | Switch, Push Button   |     |
| 105  | 1704236     | 1   | Decal - Auxiliary Lowering  |     |
|      |             | Ref | <b>ACCESSORY OUTLET INSTALLATIONS</b>   |     |
|      | 1001097213  | Ref | <b>220V (AC)</b>  | B   |
|      | 1001097214  | Ref | <b>220V CEE7 Post Ground (AC)</b>   | B   |
|      | 1001097215  | Ref | <b>220V CEE7 Side Ground (AC)</b>   | B   |
|      | 1001097216  | Ref | <b>220V CEE7 Keyed Ground (AC)</b>  | B   |
|      | 1001097217  | Ref | <b>110V IEC 60309 Yellow (AC)</b>   | B   |

## SECTION 2 - CONTROLS

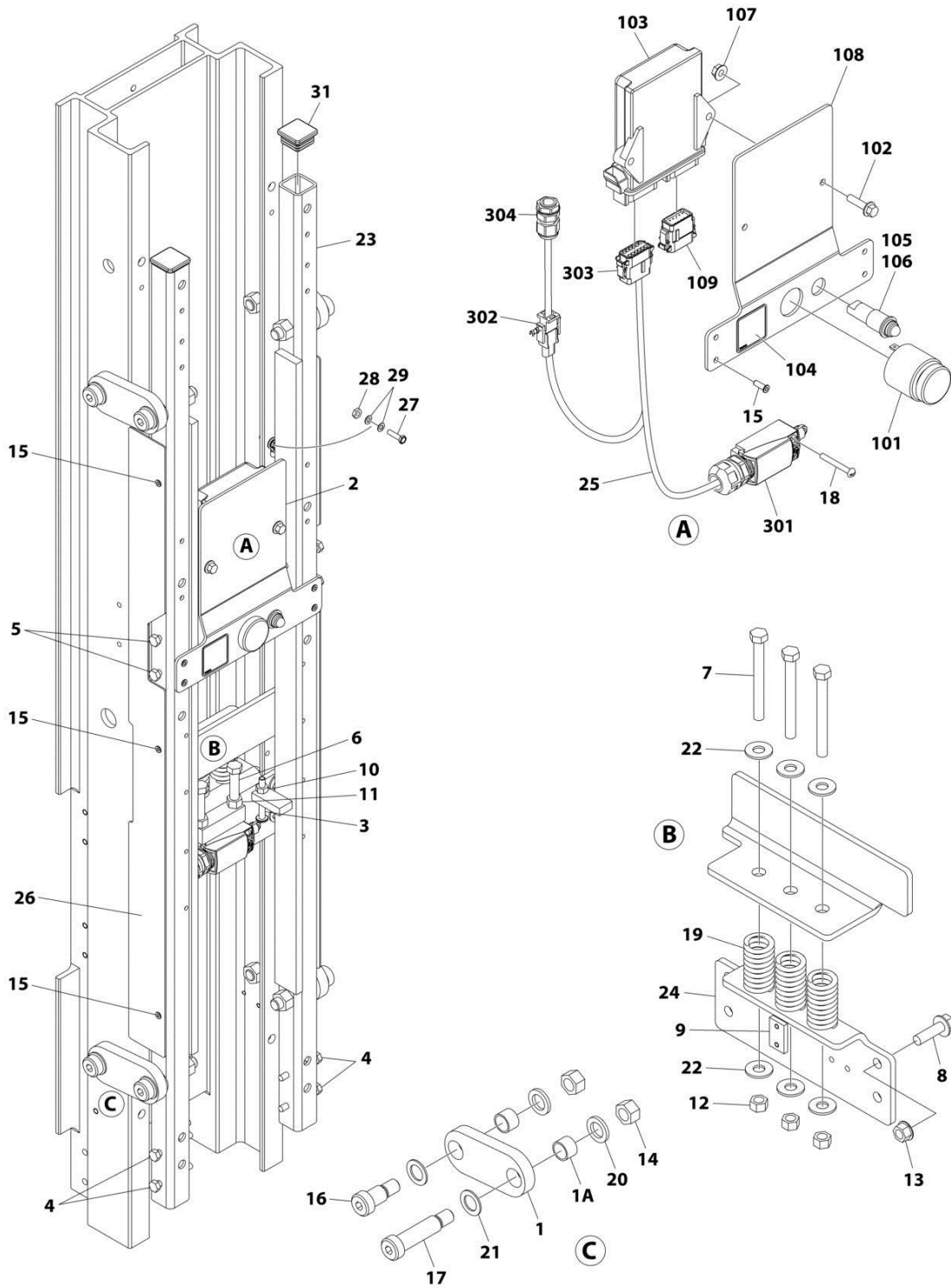
| ITEM | PART NUMBER | QTY | DESCRIPTION   | REV |
|------|-------------|-----|---|-----|
|      | 1001097218  | Ref | <b>220V IEC 60309 Blue (AC)</b>   | B   |
|      | 1001097220  | Ref | <b>220V (DC)</b>  | B   |
|      | 1001097221  | Ref | <b>220V CEE7 Post Ground (DC) (Prior to SN 0900035067)</b>                | C   |
|      | 1001153733  | Ref | <b>220V CEE7 Post Ground (DC) (SN 0900035067 to Present)</b>              | A   |
|      | 1001097222  | Ref | <b>220V CEE7 Side Ground (DC)</b>   | B   |
|      | 1001097223  | Ref | <b>220V CEE7 Keyed Ground (DC)</b>  | B   |
|      | 1001097224  | Ref | <b>110V IEC 60309 Yellow (DC)</b>   | B   |
|      | 1001097225  | Ref | <b>220V IEC 60309 Blue (DC)</b>   | B   |
| 201  |             | Ref | Plug and Receptacle Assembly Options:                                     |     |
| 201  | See Note    | 1   | 220V (AC) (Note: Not available for purchase)                              |     |
| 201  | 0275452     | 1   | 220V CEE7 Post Ground (AC)  | 1-E |
| 201  | 0275453     | 1   | 220V CEE7 Side Ground (AC)  | 1-E |
| 201  | 0275454     | 1   | 220V CEE7 Keyed Ground (AC)   | 1-E |
| 201  | 0275216     | 1   | 110V IEC 60309 Yellow (AC)  | 1-E |
| 201  | 0275217     | 1   | 220V IEC 60309 Blue (AC)  | 1-E |
| 201  | See Note    | 1   | 220V (DC) (Note: Not Available For Purchase)                              |     |
| 201  | 1001096609  | 1   | 220V CEE7 Post Ground (DC)  | A   |
| 201  | 1001096610  | 1   | 220V CEE7 Side Ground (DC)  | A   |
| 201  | 1001096611  | 1   | 220V CEE7 Keyed Ground (DC)   | A   |
| 201  | 1001096607  | 1   | 110V IEC 60309 Yellow (DC)  | A   |
| 201  | 1001096608  | 1   | 220V IEC 60309 Blue (DC)  | A   |
| 201A |             | Ref | Box, Receptacle Options:  |     |
| 201A | 0861731     | 1   | 0275452, 0275453, 0275454, 1001096609, 1001096610 & 1001096611 Assemblies |     |
| 201A | 0861781     | 1   | 0275216, 0275217, 0275454, 1001096607 & 1001096608 Assemblies             |     |
| 201B |             | Ref | Receptacle Options:   |     |
| 201B | 44601244    | 1   | 0275452 & 1001096609 Assemblies   |     |
| 201B | 44601245    | 1   | 0275453 & 1001096610 Assemblies   |     |
| 201B | 44601246    | 1   | 0275454 & 1001096611 Assemblies   |     |
| 201B | 44601198    | 1   | 0275216 & 1001096607 Assemblies   |     |
| 201B | 44601201    | 1   | 0275217 & 1001096608 Assemblies   |     |
| 201C | 44601202    | 1   | 0275452 & 1001096609 Assemblies   |     |
| 201C | 44601205    | 1   | 0275453 & 1001096610 Assemblies   |     |
| 201C | 44601249    | 1   | 0275454 & 1001096611 Assemblies   |     |
| 201C | 44601196    | 1   | 0275216 & 1001096607 Assemblies   |     |
| 201C | 44601199    | 1   | 0275217 & 1001096608 Assemblies   |     |
| 202  | 3252760     | Ref | Decal - 240V Options:   |     |
| 202  | 3252760     | 1   | Decal - 240V (AC)   |     |
| 202  | 3252760     | 2   | Decal - 240V (DC)   |     |
| 203  | 3311001     | Ref | Nut #10-24NC  |     |
| 203  | 3311001     | 4   | Nut #10-24NC (AC)   |     |
| 203  | 3311001     | 6   | Nut #10-24NC (DC)   |     |
| 204  | 3900205     | 4   | Screw #10-24NC x 1/4in  |     |
| 204  | 0100011     | AR  | Compound, Locking   |     |
| 205  | 4460023     | 1   | Terminal, Connector   |     |
| 206  | 4711000     | Ref | Flatwasher #10  |     |
| 206  | 4711000     | 4   | Flatwasher #10 (AC)   |     |
| 206  | 4711000     | 6   | Flatwasher #10 (DC)   |     |
|      |             | Ref | <b>Note: Items 207-211F used on DC Machines Only.</b>                     |     |
| 207  | 0721006     | 2   | Screw #10-24NC x 3/4in  |     |
| 208  | 1320318     | 1   | Clamp   |     |

## SECTION 2 - CONTROLS

| ITEM | PART NUMBER | QTY            | DESCRIPTION   | REV |
|------|-------------|----------------|---|-----|
| 208  | 8406110     | 1              | Clip  |     |
| 210  | 1001096421  | 1              | Plate, Circuit Breaker  |     |
| 211  | 1001096612  | 1              | Box and Breaker Assembly (2 Breakers)   | C   |
| 211  | 1001152484  | 1              | Box and Breaker Assembly (3 Breakers) (1001153733 Installation Only)                | B   |
| 211A | 0861880     | 1              | Box, Circuit Breaker (2 Breaker Assy)   |     |
| 211A | 1001152483  | Ref            | Box, Circuit Breaker (3 Breaker Assy)   |     |
| 211B | 1060908     | 4.5<br>ft/1.4m | Cable, Electrical 12/3  |     |
|      |             | Ref            | Breaker Option (2 Breaker Box Assy)   |     |
| 211C | 2400093     | NLA            | Breaker 30mAmp/16Amp (Use p/n 1001181045) <b>(SN 0900028708 through 0900030609)</b> |     |
| 211C | 1001109475  | 1              | Breaker 16 Amp <b>(SN 0900030610 through 0900036060)</b>                            |     |
| 211C | 1001109482  | 1              | Breaker 30m Amp <b>(SN 0900030610 through 0900036060)</b>                           |     |
| 211C | 1001181045  | 1              | Breaker, Double 30mAmp/16Amp <b>(SN 0900036061 to Present)</b>                      |     |
| 211C |             | Ref            | Breaker Option (3 Breaker Box Assy)   |     |
| 211C | 1001189172  | 1              | Breaker 16 Amp Double   |     |
| 211C | 1001189171  | 2              | Breaker 30m Amp   |     |
| 211D | 4460956     | 1              | Barrier, Terminal Block End (2 Breaker Box Assy Only)                               |     |
| 211E | 4460957     | 1              | Block, Terminal (2 Breaker Box Assy Only)   |     |
| 211F | 1001097150  | 2              | Connector, Strain Relief  |     |

# SECTION 2 - CONTROLS

## FIGURE 2-15. LSS INSTALLATION



ART\_0273264



## SECTION 2 - CONTROLS

### FIGURE 2-15. LSS INSTALLATION

| ITEM | PART NUMBER | QTY | DESCRIPTION  | REV |
|------|-------------|-----|--|-----|
|      | 0273264     | Ref | <b>LSS INSTALLATION</b>  | C   |
| 1    | 0273144     | 4   | Arm Assembly   |     |
| 1A   | 0440268     | 8   | Bushing (2 Per Arm)  |     |
| 2    | 0273162     | 1   | Load Sensor Controller Assembly (See Items 101-109 for Breakdown) (Note: Re-calibration Required when Replaced.) |     |
| 3    | 0630570     | 1   | Bolt   |     |
| 4    | 0641416     | 4   | Bolt 1/4 x 2   |     |
| 5    | 0641418     | 4   | Bolt 1/4 x 2-1/4   |     |
| 6    | 0641620     | 2   | Bolt 3/8 x 2-1/2   |     |
| 7    | 0641628     | 3   | Bolt 3/8 x 3-1/2   |     |
| 8    | 0791610     | 4   | Screw 3/8 x 1-1/4  |     |
| 9    | 3300475     | 1   | Nut  |     |
| 10   | 3311401     | 1   | Nut 1/4  |     |
| 11   | 3311601     | 2   | Nut 3/8  |     |
| 12   | 3311605     | 3   | Nut 3/8  |     |
| 13   | 3311608     | 4   | Nut 3/8  |     |
| 14   | 3311801     | 8   | Nut 1/2  |     |
| 15   | 3820032     | 10  | Rivet  |     |
| 16   | 3900346     | 4   | Bolt 5/16 x 3/4  |     |
| 17   | 3900347     | 4   | Bolt 5/16 x 2  |     |
| 18   | 3911024     | 2   | Screw #10 x 1-1/2  |     |
| 19   | 4160205     | 2   | Spring   |     |
| 20   | 4740529     | 8   | Washer   |     |
| 21   | 4740530     | 8   | Washer   |     |
| 22   | 4751600     | 6   | Washer 3/8   |     |
| 23   | 4846859     | 1   | Sensor, Load   |     |
| 24   | 4846877     | 1   | Support  |     |
| 25   | 4922923     | 1   | Load Sensor Harness Assembly (See Items 301-304 for Breakdown)   |     |
| 26   | 4061060     | 2   | Shield   |     |
| 27   | 0721006     | 1   | Screw #10 x 3/4  |     |
| 28   | 3311001     | 1   | Nut #10  |     |
| 29   | 4771000     | 2   | Washer #10   |     |
| 30   | 0100019     | AR  | Compound, Locking (Not Shown)  |     |
| 31   | 3520072     | 2   | Plug   |     |
|      | 0273162     | Ref | <b>LOAD SENSOR CONTROLLER ASSEMBLY</b>   | B   |
| 101  | 0140011     | 1   | Alarm  |     |
| 102  | 0791408     | 2   | Screw 1/4 x 1  |     |
| 103  | 1600357     | 1   | Module, Control  |     |
| 104  | 1705756     | 1   | Decal - Warning  |     |
| 105  | 2920026     | 1   | Lamp, Indicator  |     |
| 106  | 2920029     | 1   | Bulb, Light  |     |
| 107  | 3311408     | 2   | Nut 1/4  |     |
| 108  | 3574518     | 1   | Plate, Mounting  |     |
| 109  | 4460908     | 1   | Connector, Female - 12 Position  |     |
|      | 4922923     | Ref | <b>LOAD SENSING HARNESS ASSEMBLY</b>   | D   |
| 301  | 4360546     | 1   | Switch, Limit  |     |
| 302  | 4460320     | 1   | Plug, Male - 2 Position  |     |
| 302  | 4460226     | 2   | Socket, Female   |     |
| 302  | 4460424     | 1   | Connector, Female - 2 Position   |     |

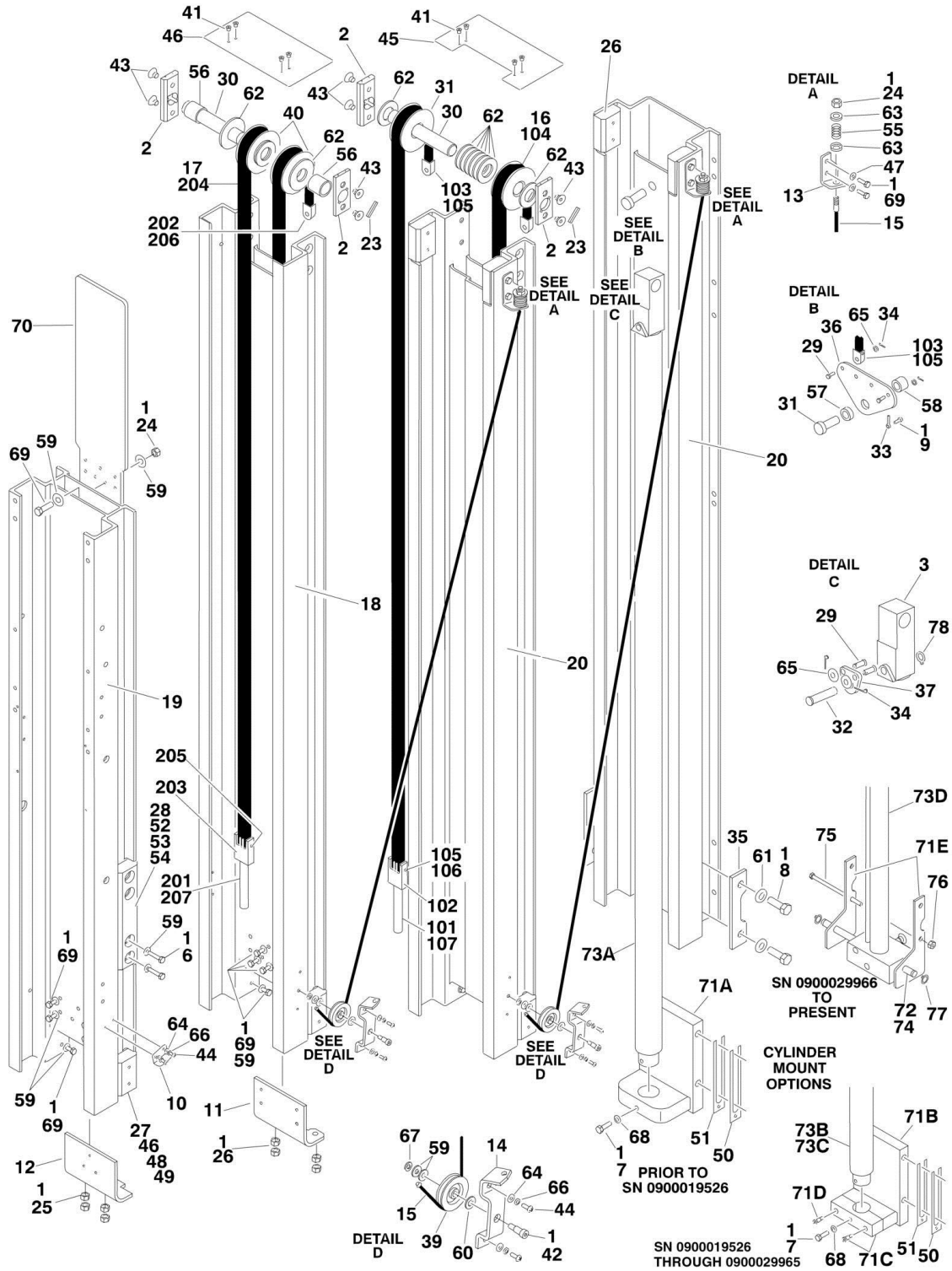
## SECTION 2 - CONTROLS

| ITEM | PART NUMBER | QTY | DESCRIPTION                     | REV |
|------|-------------|-----|---------------------------------|-----|
| 302  | 4460227     | 2   | Pin, Male                       |     |
| 303  | 4460909     | 1   | Connector, Female - 12 Position |     |
| 303  | 4460517     | 8   | Socket, Female                  |     |
| 303  | 4460466     | 6   | Seal, Plug                      |     |
| 303  | 4460915     | 1   | Lock, Wedge                     |     |
| 304  | 4461000     | 1   | Connector, Strain Relief        |     |

**SECTION 3 - MAST**

# SECTION 3 - MAST

## FIGURE 3-1. MAST ASSEMBLY (ALL CHAIN)



## SECTION 3 - MAST

### FIGURE 3-1. MAST ASSEMBLY (ALL CHAIN)

| ITEM | PART NUMBER | QTY | DESCRIPTION  | REV |
|------|-------------|-----|--|-----|
|      |             | Ref | <b>MAST ASSEMBLY</b>   |     |
|      | 0801206     | Ref | <b>Mast Assembly (Prior to SN 0900019526)</b>  | A   |
|      | 0801335     | Ref | <b>Mast Assembly (SN 0900019526 to Present)</b>  | H   |
|      |             | Ref | <b>Note: CE Spec Machines may contain additional component not shown in this figure. Refer to Load Sensing System Manual p/n 3121289 for breakdown of these items.</b> |     |
| 1    | 0100011     | AR  | Compound, Locking  |     |
| 2    | 0362735     | 4   | Bar, Sheave Pin Support  |     |
| 3    | 0561341     | 1   | Block, Chain Anchor  |     |
| 6    | 0681410     | 8   | Bolt 1/4in-20NC x 1 1/4in Grade 8  |     |
| 7    | 0641508     | 1   | Bolt 5/16in-18NC x 1in ( <b>Prior to SN 0900029966</b> )   |     |
| 8    | 0641812     | 4   | Bolt 1/2in-13NC x 1 1/2in ( <b>Prior to SN 0900029966</b> )  |     |
| 9    | 0741006     | 1   | Bolt #10-24NC x 3/4in  |     |
| 10   | 0902047     | 1   | Bracket, Sequence Cable  |     |
| 11   | 0902422     | 1   | Bracket, Bottom Chain Attach   |     |
| 12   | 0902423     | 1   | Bracket, Bottom Chain Attach   |     |
| 13   | 0902431     | 2   | Bracket, Sequence Cable  |     |
| 14   | 0902445     | 2   | Bracket, Sequence Cable  |     |
| 15   | 1060683     | 2   | Cable, Sequence  |     |
| 16   |             | Ref | Chain Assembly - #466 Options (See Items 101-106 for Breakdown):   |     |
| 16   | 1260347     | 2   | Chain Assembly - #466 ( <b>Prior to SN 0900015022</b> )  |     |
| 16   | 1260361     | 2   | Chain Assembly - #466 ( <b>SN 0900015022 to Present</b> )  |     |
| 17   |             | Ref | Chain Assembly - #444 Options (See Items 201-207 for Breakdown):   |     |
| 17   | 1260349     | 2   | Chain Assembly - #444 ( <b>Prior to SN 0900015022</b> )  |     |
| 17   | 1260356     | 2   | Chain Assembly - #444 ( <b>SN 0900015022 to Present</b> )  |     |
| 18   | 1271392     | 1   | Channel, Mast #6   |     |
| 19   | 1271393     | 1   | Channel, Mast Header   |     |
| 20   | 1271421     | 1   | Channel, Mast #2   |     |
| 21   |             | Ref | Channel, Mast #1 Options:  |     |
| 21   | 1271447     | 1   | Channel, Mast #1 ( <b>Prior to SN 0900031622</b> )   |     |
| 21   | 1001109405  | 1   | Channel, Mast #1 ( <b>SN 0900031622 to Present</b> )   |     |
| 23   | 2880310     | 2   | Key  |     |
| 24   | 3311401     | AR  | Nut 1/4in-20 NC  |     |
| 25   | 3311601     | 4   | Nut 3/8in-16 NC  |     |
| 26   | 3311801     | 4   | Nut 1/2in-13NC   |     |
| 27   | 3340845     | 10  | Pad, Slide Guide   |     |
| 28   | 3340858     | 2   | Pad, Slide Guide   |     |
| 29   | 3422338     | 4   | Pin, Chain Equalizer   |     |
| 30   | 3422717     | 2   | Pin, Sheave  |     |
| 31   | 3422750     | 1   | Pin, Chain Equalizer   |     |
| 32   | 3422752     | 1   | Pin, Chain Equalizer   |     |
| 33   | 3422757     | 1   | Pin, Keeper  |     |
| 34   | 3450304     | 2   | Pin, Cotter  |     |
| 35   | 3570893     | 2   | Plate, Cylinder Mount ( <b>Prior to SN 0900029966</b> )  |     |
| 36   | 3571101     | 1   | Plate, Chain Adjustment  |     |
| 37   | 3571103     | 1   | Plate, Chain Adjustment  |     |
| 38   |             | Ref | Sheave Assembly  |     |
| 38   | 3580268     | 2   | Sheave Assembly (Use p/n 3580286) ( <b>Prior to SN 0900017387</b> )  |     |

## SECTION 3 - MAST

| ITEM | PART NUMBER | QTY | DESCRIPTION  | REV |
|------|-------------|-----|--|-----|
| 38   | 3580286     | 2   | Sheave Assembly <b>(SN 0900017387 to Present)</b>                                      |     |
| 39   | 3580269     | 2   | Sheave, Sequence Cable   |     |
| 40   |             | Ref | Sheave Assembly  |     |
| 40   | 3580274     | 2   | Sheave Assembly (Use p/n 3580293) <b>(Prior to SN 0900017387)</b>                      |     |
| 40   | 3580293     | 2   | Sheave Assembly <b>(SN 0900017387 to Present)</b>                                      |     |
| 41   | 3820034     | 8   | Rivet  |     |
| 42   | 3900187     | 10  | Screw, Shoulder  |     |
| 43   | 3900192     | 8   | Screw, Countersunk 3/8in-16NC x 1/2in  |     |
| 44   | 3900205     | 6   | Screw #10-24NC x 1/2in   |     |
| 45   | 4060960     | 1   | Shield, Mast Cover   |     |
| 46   | 4060961     | 1   | Shield, Mast Cover   |     |
| 47   | 4070860     | AR  | Shim, Slide Pad (.075)   |     |
| 48   | 4070861     | AR  | Shim, Slide Pad (.036)   |     |
| 49   | 4070862     | AR  | Shim, Slide Pad (.015)   |     |
| 50   | 4070970     | 2   | Shim, Cylinder Mount <b>(Prior to SN 0900029966)</b>                                   |     |
| 51   | 4070971     | 4   | Shim, Cylinder Mount <b>(Prior to SN 0900029966)</b>                                   |     |
| 52   | 4070988     | AR  | Shim, Slide Pad (.075)   |     |
| 53   | 4070989     | AR  | Shim, Slide Pad (.036)   |     |
| 54   | 4070990     | AR  | Shim, Slide Pad (.015)   |     |
| 55   | 4160124     | 2   | Spring   |     |
| 56   | 4567491     | 2   | Tube, Spacer   |     |
| 57   | 4567750     | 1   | Tube, Spacer   |     |
| 58   | 4567751     | 1   | Tube, Spacer   |     |
| 59   | 4711400     | AR  | Flatwasher 1/4in Thin  |     |
| 60   | 4711500     | 2   | Flatwasher 5/16in Thin   |     |
| 61   | 4711800     | 4   | Flatwasher 1/2in Thin <b>(Prior to SN 0900029966)</b>                                  |     |
| 62   |             | Ref | Flatwasher Options:  |     |
| 62   | 4712600     | 9   | Flatwasher <b>(Prior to SN 0900017387)</b>   |     |
| 62   | 4740007     | 9   | Flatwasher <b>(SN 0900017387 to Present)</b>   |     |
| 63   | 4740414     | 4   | Cupwasher  |     |
| 64   | 4750800     | 6   | Flatwasher #8 Regular  |     |
| 65   | 4751500     | 4   | Flatwasher 5/16in Regular  |     |
| 66   | 4761000     | 6   | Lockwasher #10   |     |
| 67   | 4761400     | 2   | Lockwasher 1/4in   |     |
| 68   | 4761500     | 1   | Lockwasher 5/16in <b>(Prior to SN 0900029966)</b>                                      |     |
| 69   |             | Ref | Bolt 1/4in-20NC Options:   |     |
| 69   | 0641406     | AR  | Bolt 1/4in-20NC x 3/4in  |     |
| 69   | 0641407     | AR  | Bolt 1/4in-20NC x 7/8in  |     |
| 69   | 0641408     | AR  | Bolt 1/4in-20NC x 1in  |     |
| 70   | 1671255     | 1   | Cover, Mast Chain/Cable <b>(SN 0900027062 to Present)</b>                              |     |
| 71   |             | Ref | Weld, Cylinder Mount Options:  |     |
| 71A  | 4845731     | 1   | Mount <b>(Prior to SN 0900019526)</b>  |     |
| 71B  | 4846514     | 1   | Mount <b>(SN 0900019526 through 0900029965)</b>  |     |
| 71C  | 3572847     | 1   | Clamp (Part of Item 67B) <b>(SN 0900019526 through 0900029965)</b>                     |     |
| 71D  | 3900163     | 2   | Capscrew 3/8in-16NC x 2in (Part of Item 67C) <b>(SN 0900019526 through 0900029965)</b> |     |
| 71E  | 1001099754  | 4   | Mount <b>(SN 0900029966 to Present)</b>  |     |
| 72   | 1001100013  | 1   | Pin <b>(SN 0900029966 to Present)</b>  |     |
| 73   |             | Ref | Lift Cylinder Assembly (See CYLINDER SECTION for Breakdown)                            |     |

## SECTION 3 - MAST

| ITEM | PART NUMBER | QTY | DESCRIPTION   | REV |
|------|-------------|-----|---|-----|
| 73A  | 1683699     | 1   | Lift Cylinder Assembly (Prior to SN 0900019526)           |     |
| 73B  | 1684088     | 1   | Lift Cylinder Assembly (SN 0900019526 through 0900019589) |     |
| 73C  | 1684271     | 1   | Lift Cylinder Assembly (SN 0900019590 through 0900029965) |     |
| 73D  | 1001100058  | 1   | Lift Cylinder Assembly (SN 0900029966 to Present)         |     |
| 74   | 3020039     | AR  | Lubricant, Moly Paste (SN 0900029966 to Present)          |     |
| 75   | 0641872     | 2   | Bolt 1/2in-13NC x 9in (SN 0900029966 to Present)          |     |
| 76   | 3311801     | 2   | Nut 1/2in-13NC (SN 0900029966 to Present)                 |     |
| 77   | 3760348     | 2   | Ring, Retaining (SN 0900029966 to Present)                |     |
| 78   | 3760383     | 1   | Ring, Retaining (SN 0900029966 to Present)                |     |
| 79   |             | Ref | Mast Kit Options (Includes Items 18 - 21) (Not Shown):    |     |
| 79   | 2901877     | 1   | Mast Kit (Prior to SN 0900031622)                         |     |
| 79   | 1001109314  | 1   | Mast Kit (SN 0900031622 to Present)                       |     |
|      |             | Ref | <b>CHAIN ASSEMBLY - #466 CHAIN</b>                        |     |
|      | 1260347     | Ref | Chain Assembly - #466 Chain (Prior to SN 0900015022)      | E   |
|      | 1260361     | Ref | Chain Assembly - #466 Chain (SN 0900015022 to Present)    | D   |
| 101  | 0100019     | AR  | Compound, Locking   |     |
| 102  |             | Ref | Block Options:  |     |
| 102  | 0561150     | 1   | Block (Prior to SN 0900015022)                            |     |
| 102  | 0561409     | 1   | Block (SN 0900015022 to Present)                          |     |
| 103  | 0561153     | 1   | Block, Chain Anchor                                       |     |
| 104  | 1260299     | AR  | Chain   |     |
| 105  | 3422346     | 2   | Pin   |     |
| 106  | 4300111     | 1   | Stud  |     |
|      |             | Ref | <b>CHAIN ASSEMBLY - #444 CHAIN</b>                        |     |
|      | 1260349     | Ref | Chain Assembly - #444 Chain (Prior to SN 0900015022)      | E   |
|      | 1260356     | Ref | Chain Assembly - #444 Chain (SN 0900015022 to Present)    | E   |
| 201  | 0100019     | AR  | Compound, Locking   |     |
| 202  | 0561149     | 1   | Block   |     |
| 203  | 0561153     | 1   | Block, Chain Anchor                                       |     |
| 204  | 1260298     | AR  | Chain   |     |
| 205  | 3422346     | 1   | Pin   |     |
| 206  | 3422355     | 1   | Pin   |     |
| 207  | 4300111     | 1   | Stud  |     |

# SECTION 3 - MAST

## FIGURE 3-2. MAST MOUNTED COMPONENTS INSTALLATIONS

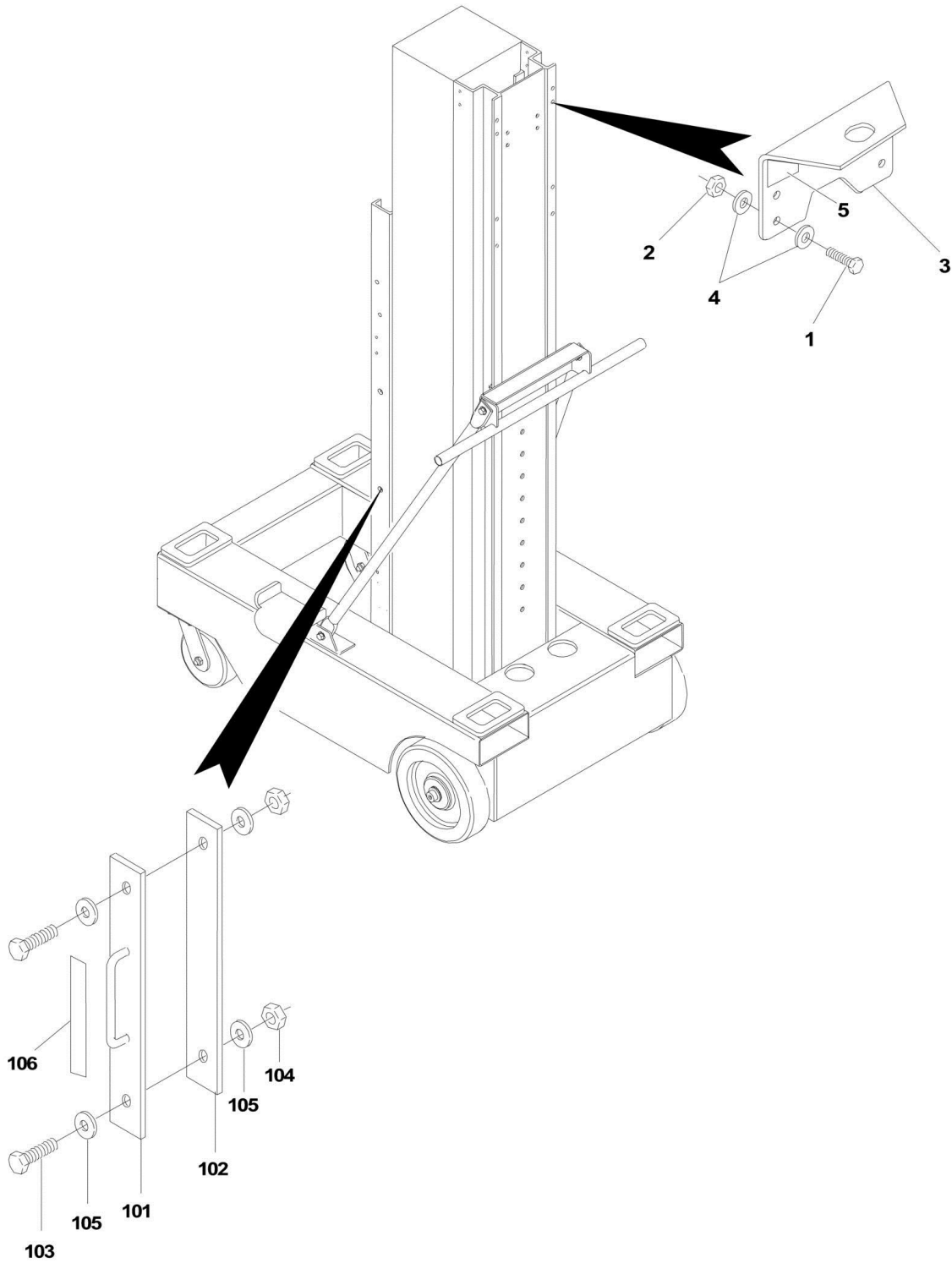




FIGURE 3-2. MAST MOUNTED COMPONENTS INSTALLATIONS

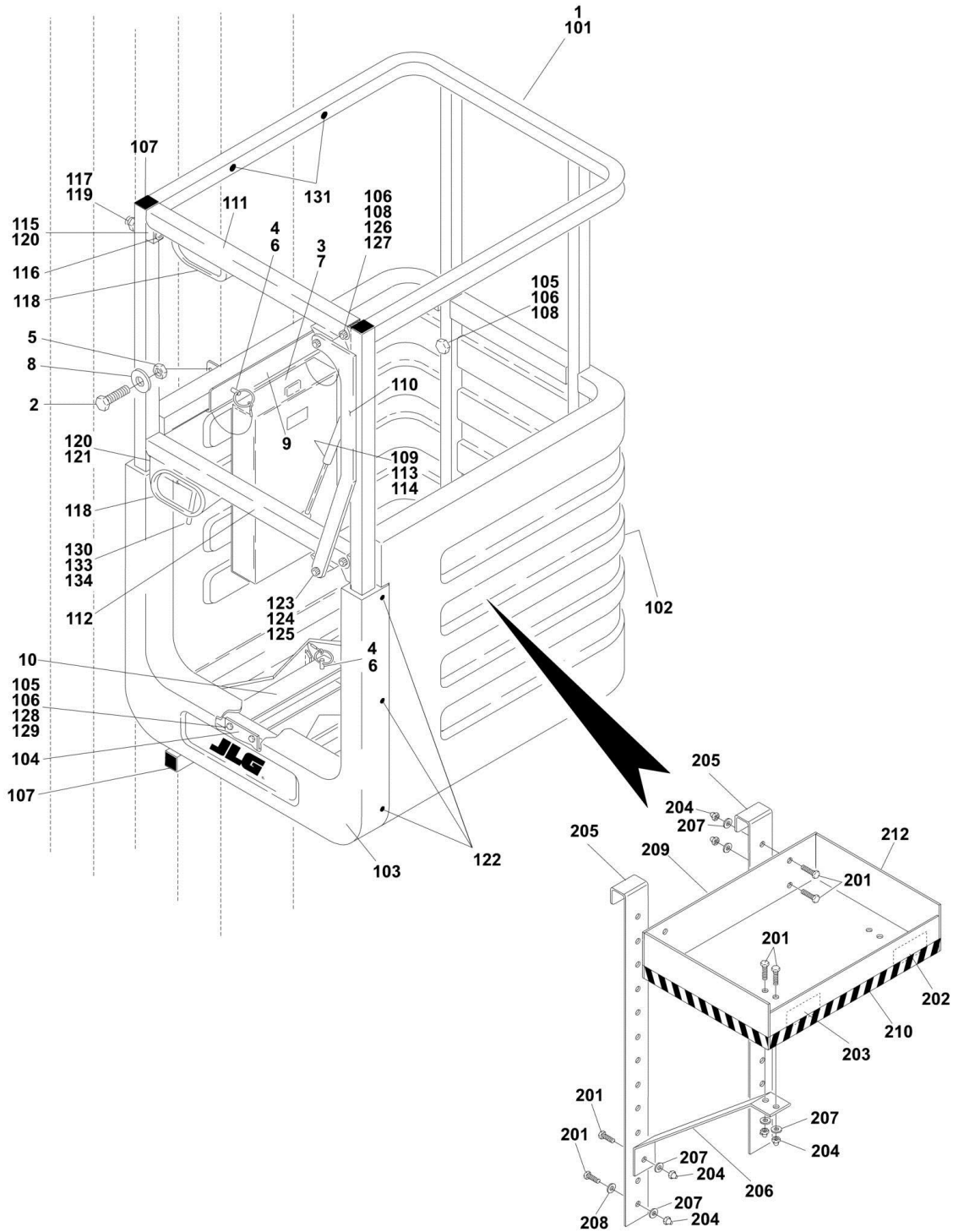
| ITEM | PART NUMBER | QTY | DESCRIPTION                               | REV |
|------|-------------|-----|---|-----|
|      | 0258448     | Ref | <b>OPTIONAL CRANE HOOK INSTALLATION</b>   | C   |
| 1    | 0641612     | 4   | Bolt 3/8in-16NC x 1-1/2in                 |     |
| 2    | 3311605     | 4   | Locknut 3/8in-16NC                        |     |
| 3    | 3570976     | 1   | Plate, Crane Hook                         |     |
| 4    | 4711600     | 8   | Flatwasher 3/8in                          |     |
| 5    | 1703455     | 1   | Decal - Crane Hook                        |     |
|      | 0256559     | Ref | <b>SAFETY ATTACH INSTALLATION - 15AMI</b> | 3-B |
| 101  | 4845345     | 1   | Weldment, Safety Attach                   |     |
| 102  | 3539814     | 1   | Plate                                     |     |
| 103  | 0681812     | 2   | Bolt 1/2in-13NC x 1-1/2in                 |     |
| 104  | 3271805     | 2   | Locknut 1/2in-13NC                        |     |
| 105  | 4751800     | 4   | Flatwasher 1/2in                          |     |
| 106  | 1702612     | 1   | Decal - Lanyard Attach                    |     |



**SECTION 4 - PLATFORM**

# SECTION 4 - PLATFORM

## FIGURE 4-1. MOLDED PLATFORM INSTALLATION



## SECTION 4 - PLATFORM

### FIGURE 4-1. MOLDED PLATFORM INSTALLATION

| ITEM | PART NUMBER | QTY | DESCRIPTION   | REV |
|------|-------------|-----|---|-----|
|      |             | Ref | <b>MOLDED PLATFORM INSTALLATION</b>                                       |     |
|      | 0259076     | Ref | <b>Platform 25inx 26in (Molded)</b>                                       | B   |
| 1    | 0258672     | 1   | Platform Assembly (See Items 101 - 134 for Breakdown)                     |     |
| 2    | 0641408     | 8   | Bolt 1/4in-20NC x 1in   |     |
| 3    | 0860520     | 1   | Box, Manual Storage   |     |
| 4    | 1060380     | 4   | Cable, Lanyard  |     |
| 5    | 3311405     | 8   | Locknut 1/4in-20NC  |     |
| 6    | 3422657     | 4   | Pin, Ball Detent  |     |
| 7    | 3820024     | 4   | Rivet   |     |
| 8    | 4711400     | 16  | Flatwasher 1/4in  |     |
| 9    | 4845821     | 1   | Platform Mount Weldment   |     |
| 10   |             | Ref | Platform Mount Weldment Options:  |     |
| 10   | 4845821     | NLA | Platform Mount Weldment (Use p/n 4846021) <b>(Prior to SN 0900013017)</b> |     |
| 10   | 4846021     | 1   | Platform Mount Weldment <b>(SN 0900013017 to Present)</b>                 |     |
|      | 0258672     | Ref | <b>MOLDED PLATFORM ASSEMBLY</b>   | 3-B |
| 101  | 4845822     | 1   | Rail  |     |
| 102  | 3510676     | 1   | Basket  |     |
| 103  | 4060882     | 1   | Cover   |     |
| 104  | 4845831     | 1   | Bottom Mount Weldment   |     |
| 105  | 0641416     | 10  | Bolt 1/4in-20NC x 2in   |     |
| 106  | 4751400     | 22  | Flatwasher 1/4in  |     |
| 107  | 3520072     | 4   | Cap   |     |
| 108  | 3311405     | 12  | Locknut 1/4in-20NC  |     |
| 109  | 4160125     | 1   | Spring, Gas   |     |
| 110  | 0362347     | 1   | Link, Gate  |     |
| 111  | 3640924     | 1   | Rail, Gate (Top)  |     |
| 112  | 3640990     | 1   | Rail, Gate (Bottom)   |     |
| 113  | 4711500     | 1   | Flatwasher  |     |
| 114  | 3311505     | 1   | Locknut 5/16in-18NC   |     |
| 115  | 3340746     | 1   | Pad, Gate Rest  |     |
| 116  | 3911032     | 4   | Screw #10-24NC x 2in  |     |
| 117  | 4751000     | 8   | Flatwasher #10  |     |
| 118  | 4060804     | 2   | Flex-Trim   |     |
| 119  | 3311001     | 4   | Nut #10-24NC  |     |
| 120  | 4070890     | 2   | Shim, Gate Stop   |     |
| 121  | 3340754     | 1   | Pad, Gate Latch   |     |
| 122  | 3900177     | 6   | Screw, Plastite   |     |
| 123  | 3900202     | 2   | Bolt, Shoulder 1/4in x 1/4in  |     |
| 124  | 4740429     | 4   | Washer, Nylon   |     |
| 125  | 3311005     | 2   | Locknut #10-24NC  |     |
| 126  | 3900203     | 2   | Bolt, Shoulder 5/16in x 1-1/2in   |     |
| 127  | 4740428     | 4   | Washer, Nylon   |     |
| 128  | 3300151     | 2   | Nut, Acorn 1/4in-20NC   |     |
| 129  | 0100011     | AR  | Compound, Locking   |     |
| 130  | 2940082     | 1   | Latch, Gate   |     |
| 131  | 3520028     | AR  | Plug 1/2in  |     |
| 133  | 3820024     | 2   | Rivet   |     |
| 134  | 4070894     | 1   | Shim, Gate Latch  |     |
|      | 0258799     | Ref | <b>MATERIAL TRAY ASSEMBLY (OPTIONAL)</b>                                  | D   |

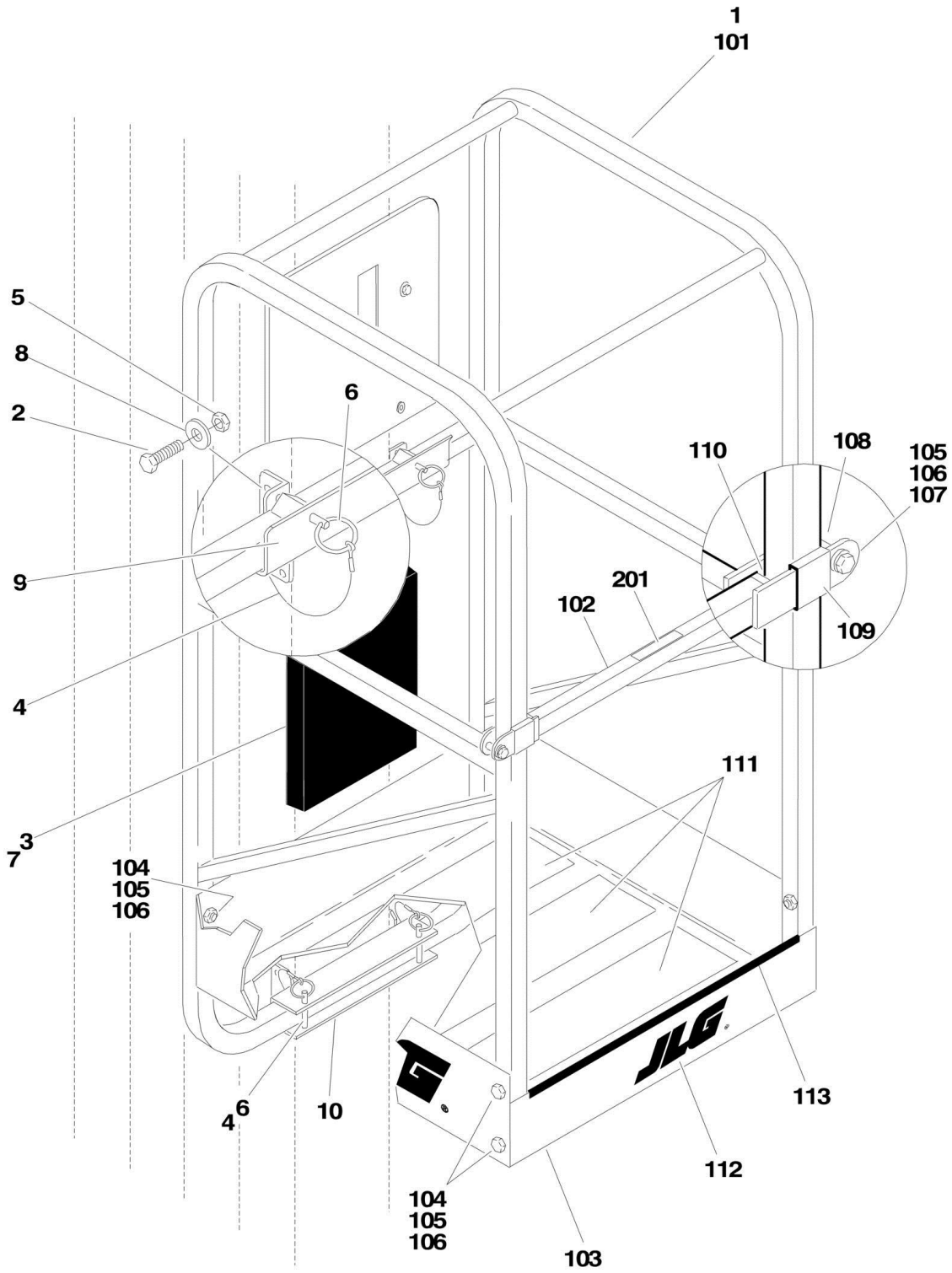
## SECTION 4 - PLATFORM

| ITEM | PART NUMBER | QTY       | DESCRIPTION                    | REV |
|------|-------------|-----------|--------------------------------|-----|
| 201  | 0630383     | 12        | Bolt 5/16in-18NC x 3/4in       |     |
| 202  | 1704193     | 1         | Decal - Capacity               |     |
| 203  | 1704194     | 1         | Decal - Capacity               |     |
| 204  | 3300356     | 12        | Acorn Nut 5/16in-18NC          |     |
| 205  | 3571117     | 2         | Bracket, Material Tray         |     |
| 206  | 3571118     | 2         | Support, Material Tray         |     |
| 207  | 4751500     | 12        | Flatwasher 5/16in              |     |
| 208  | 4751800     | 2         | Flatwasher 1/2in               |     |
| 209  | 3572533     | 1         | Plate, Material Tray           |     |
| 210  | 4420051     | 6.5 ft/2m | Tape, Safety                   |     |
| 211  | 1704826     | 1         | Decal - Liftmaster (Not Shown) |     |
| 212  | 4060803     | 6.5 ft/2m | Shield, Flex Trim 1/8in        |     |



# SECTION 4 - PLATFORM

## FIGURE 4-2. QUICK-CHANGE PLATFORM INSTALLATION





## SECTION 4 - PLATFORM

### FIGURE 4-2. QUICK-CHANGE PLATFORM INSTALLATION

| ITEM | PART NUMBER | QTY            | DESCRIPTION   | REV |
|------|-------------|----------------|---|-----|
|      |             | Ref            | <b>PLATFORM INSTALLATION OPTIONS:</b>                                       |     |
|      | 0259073     | Ref            | <b>SLIDE RAIL SIDE ENTRY (Cable and Chain)</b>                              | C   |
|      | 0259077     | Ref            | <b>SLIDE RAIL FRONT ENTRY (Cable and Chain)</b>                             | B   |
| 1    |             | Ref            | Assembly, Platform 26in x 26in (66cm x 66cm) Options:                       |     |
| 1    | 0257711     | 1              | Platform with Front Entry   |     |
| 1    | 0258562     | 1              | Platform with Side Entry ( <b>Prior to SN 0900027062</b> )                  |     |
| 1    | 3510907     | 1              | Platform with Side Entry ( <b>SN 0900027062 to Present</b> )                |     |
| 2    | 0641408     | 8              | Bolt, 1/4in-20NC x 1in  |     |
| 3    | 0860520     | 1              | Box, Manual Storage   |     |
| 4    | 1060380     | 4              | Cable, Lanyard  |     |
| 5    | 3311405     | 8              | Locknut, 1/4in-20NC   |     |
| 6    | 3422657     | 4              | Pin, Quick Release  |     |
| 7    | 3820024     | 4              | Rivet   |     |
| 8    | 4711400     | 16             | Flatwasher 1/4in Thin   |     |
| 9    | 4845821     | 1              | Platform Mount Weldment   |     |
| 10   |             | Ref            | Platform Mount Weldment Options:  |     |
| 10   | 4845821     | NLA            | Platform Mount Weldment (Use p/n 4846021) ( <b>Prior to SN 0900013017</b> ) |     |
| 10   | 4846021     | 1              | Platform Mount Weldment ( <b>SN 0900013017 to Present</b> )                 |     |
|      |             | Ref            | <b>PLATFORM ASSEMBLY OPTIONS:</b>   |     |
|      | 0257711     | Ref            | <b>SLIDE RAIL FRONT ENTRY</b>   | 6-D |
|      | 0258562     | Ref            | <b>SLIDE RAIL SIDE ENTRY (Prior to SN 0900027062)</b>                       | C   |
|      | 3510907     | Ref            | <b>SLIDE RAIL SIDE ENTRY (SN 0900027062 to Present)</b>                     | B   |
| 101  |             | Ref            | Platform Rail Weldment Options:   |     |
| 101  | 4845577     | 1              | Front Entry   |     |
| 101  | 4845796     | 1              | Slide Rail Side Entry ( <b>Prior to SN 0900027062</b> )                     |     |
| 101  | 3641664     | 1              | Slide Rail Side Entry ( <b>SN 0900027062 to Present</b> )                   |     |
| 102  |             | Ref            | Gate Weldment Options:  |     |
| 102  | 4845578     | 1              | Front Entry ( <b>Prior to SN 0900016858</b> )                               |     |
| 102  | 4845797     | 1              | Front Entry ( <b>SN 0900016858 to Present</b> )                             |     |
| 102  | 4845797     | 1              | Side Entry  |     |
| 103  |             | Ref            | Plate, Platform Pan   |     |
| 103  | 3570435     | 1              | Front Entry   |     |
| 103  | 3570986     | 1              | Slide Rail Side Entry ( <b>Prior to SN 0900027062</b> )                     |     |
| 103  | 3510910     | 1              | Slide Rail Side Entry ( <b>SN 0900027062 to Present</b> )                   |     |
| 104  | 0641414     | 8              | Bolt, 1/4in-20NC x 1-3/4in  |     |
| 105  | 4711400     | 20             | Flatwasher, 1/4in Thin  |     |
| 106  | 3311405     | 10             | Locknut, 1/4in-20NC   |     |
| 107  | 0641418     | 2              | Bolt, 1/4in-20NC x 2-1/4in  |     |
| 108  | 0961845     | 2              | Bushing   |     |
| 109  | 4280296     | 1.5<br>ft/46cm | Strip, Wear   |     |
| 110  | 3520169     | 2              | Plug, Cap   |     |
| 111  | 4420039     | 3              | Tape, Non-Skid (Use p/n 1001099638)   |     |
| 112  | 1701612     | 3              | Decal - JLG (Use p/n 1703681)   |     |
| 113  |             | Ref            | Shield, Flex Trim   |     |
| 113  | 4060803     | AR             | Front Entry   |     |
| 113  | 4060803     | AR             | Side Entry  |     |
|      |             | Ref            | <b>DECAL - DROPBAR INSTALLATION OPTIONS:</b>                                |     |
|      | 0274606     | Ref            | <b>Australian Spec</b>  | A   |

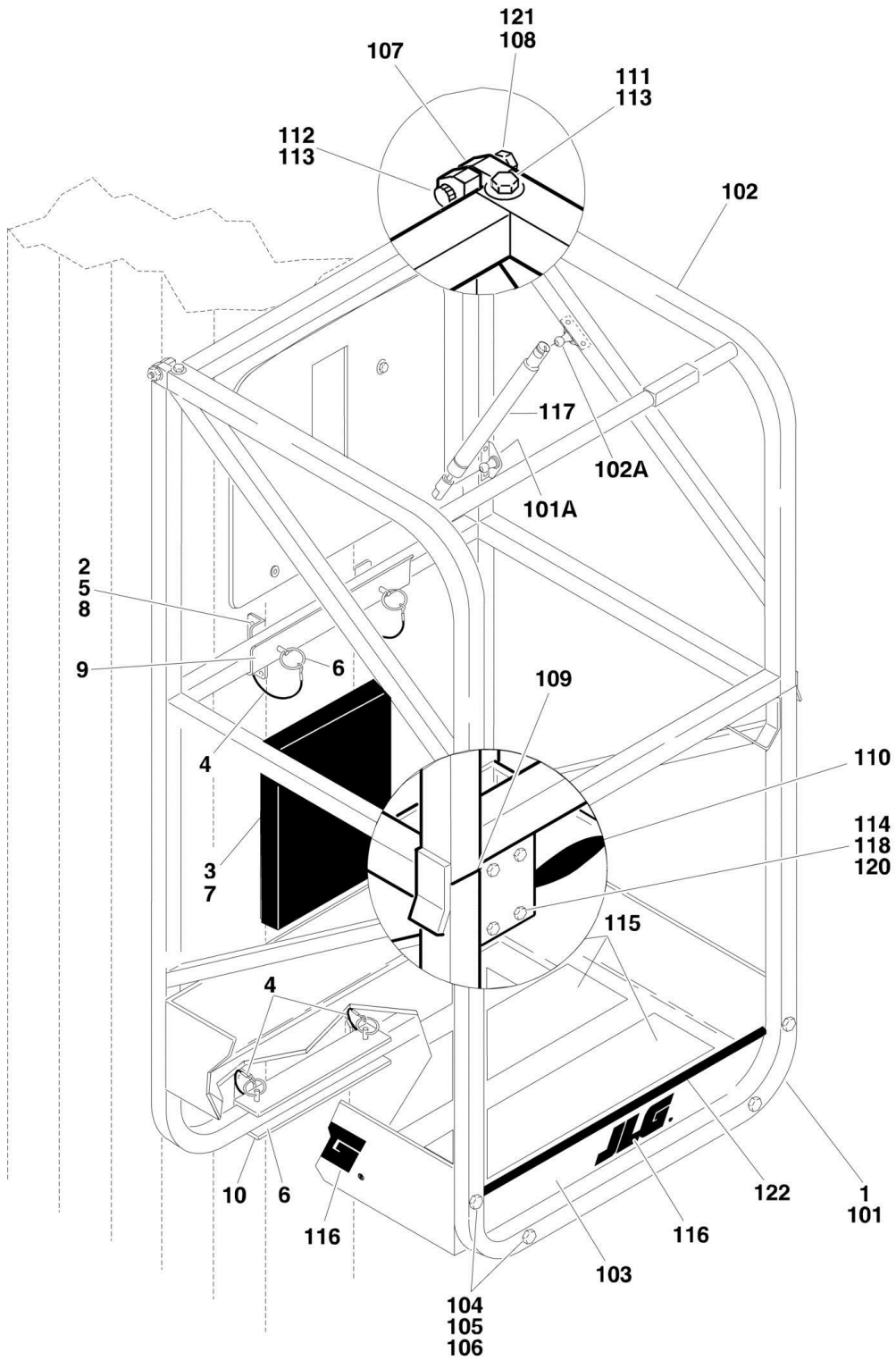
## SECTION 4 - PLATFORM

| ITEM | PART NUMBER | QTY | DESCRIPTION              | REV |
|------|-------------|-----|--------------------------|-----|
| 201  | 0274607     | Ref | <b>CE Specs</b>          | A   |
| 201  |             | Ref | Decal - Dropbar Options: |     |
| 201  | 1706385     | 1   | Australian Spec          |     |
| 201  | 1706493     | 1   | CE Spec                  |     |



# SECTION 4 - PLATFORM

## FIGURE 4-3. QUICK-CHANGE PLATFORM INSTALLATION WITH GULLWING GATE



## SECTION 4 - PLATFORM

**FIGURE 4-3. QUICK-CHANGE PLATFORM INSTALLATION WITH GULLWING GATE**

| ITEM | PART NUMBER | QTY             | DESCRIPTION   | REV |
|------|-------------|-----------------|---|-----|
|      |             | Ref             | <b>PLATFORM INSTALLATION OPTIONS:</b>                                     |     |
|      | 0259075     | Ref             | <b>22in x 25in (56cm x 63.5cm)</b>  | B   |
|      | 0259074     | Ref             | <b>28in x 26in (71cm x 66cm)</b>  | C   |
| 1    |             | Ref             | Platform Assembly (See Item 101 - 123 for Breakdown)                      |     |
| 1    | 0258587     | 1               | 22in x 25in (56cm x 63.5cm)   |     |
| 1    | 0258588     | 1               | 28in x 26in (71cm x 66cm) <b>(Prior to SN 0900027062)</b>                 |     |
| 1    | 3510905     | 1               | 28in x 26in (71cm x 66cm) <b>(SN 0900027062 to Present)</b>               |     |
| 2    | 0641408     | 8               | Bolt, 1/4in-20NC x 1in  |     |
| 3    | 0860520     | 1               | Box, Manual Storage   |     |
| 4    | 1060380     | 4               | Cable, Lanyard  |     |
| 5    | 3311405     | 8               | Locknut, 1/4in-20NC   |     |
| 6    | 3422657     | 4               | Pin, Quick Release  |     |
| 7    | 3820024     | 4               | Rivet   |     |
| 8    | 4711400     | 16              | Flatwasher 1/4in Thin   |     |
| 9    | 4845821     | 1               | Platform Mount Weldment   |     |
| 10   |             | Ref             | Platform Mount Weldment Options:  |     |
| 10   | 4845821     | NLA             | Platform Mount Weldment (Use p/n 4846021) <b>(Prior to SN 0900013017)</b> |     |
| 10   | 4846021     | 1               | Platform Mount Weldment <b>(SN 0900013017 to Present)</b>                 |     |
|      |             | Ref             | <b>PLATFORM ASSEMBLIES</b>  |     |
|      | 0258587     | Ref             | <b>22in X 25in (56cm x 63.5cm)</b>  | 4-D |
|      | 0258588     | Ref             | <b>28in x 26in (71cm x 66cm) (Prior to SN 0900027062)</b>                 | 7-E |
|      | 3510905     | Ref             | <b>28in x 26in (71cm x 66cm) (SN 0900027062 to Present)</b>               | B   |
| 101  |             | Ref             | Platform Rail Weldment Options:   |     |
| 101  | 4845809     | 1               | 22in X 25in (56cm x 63.5cm)   |     |
| 101  | 4845808     |                 | 28in x 26in (71cm x 66cm) <b>(Prior to SN 0900027062)</b>                 |     |
| 101  | 3641663     |                 | 28in x 26in (71cm x 66cm) <b>(SN 0900027062 to Present)</b>               |     |
| 101A | 0902877     | 1               | Mount, Gas Spring (Welded on Part)  |     |
| 102  |             | Ref             | Gullwing Gate Weldment Options:   |     |
| 102  | 4845805     | 1               | 22in X 25in (56cm x 63.5cm)   |     |
| 102  | 4845813     | 1               | 28in x 26in (71cm x 66cm)   |     |
| 102A | 0902877     | 1               | Mount, Gas Spring (Welded on Part)  |     |
| 103  |             | Ref             | Plate, Platform Pan Options:  |     |
| 103  | 3570464     | 1               | 22in X 25in (56cm x 63.5cm)   |     |
| 103  | 3570462     |                 | 28in x 26in (71cm x 66cm) <b>(Prior to SN 0900027062)</b>                 |     |
| 103  | 3510904     |                 | 28in x 26in (71cm x 66cm) <b>(SN 0900027062 to Present)</b>               |     |
| 104  | 0641414     | 8               | Bolt 1/4in-20NC x 1-3/4in   |     |
| 105  | 4711400     | 16              | Flatwasher 1/4in Thin   |     |
| 106  | 3311405     | 8               | Locknut 1/4in-20NC  |     |
| 107  | 2600225     | 4               | Hinge, Gate   |     |
| 108  | 3311505     | 2               | Locknut 5/16in-18NC   |     |
| 109  | 3520072     | 4               | Cap, Plug   |     |
| 110  | 2940074     | 1               | Latch   |     |
| 111  | 3900258     | 8               | Screw, Button Head 1/4in-20NC x 3/4in                                     |     |
| 112  | 3900032     | 2               | Bolt, Shoulder  |     |
| 113  | 4711600     | AR              | Flatwasher 3/8in Thin   |     |
| 114  | 0721006     | 4               | Bolt #10-24NC x 3/4in   |     |
| 115  |             | Ref             | Tape, Non-Skid Options:   |     |
| 115  | 4420039     | 3.75<br>ft/1.1m | 22in x 25in (56cm x 63.5cm)   |     |

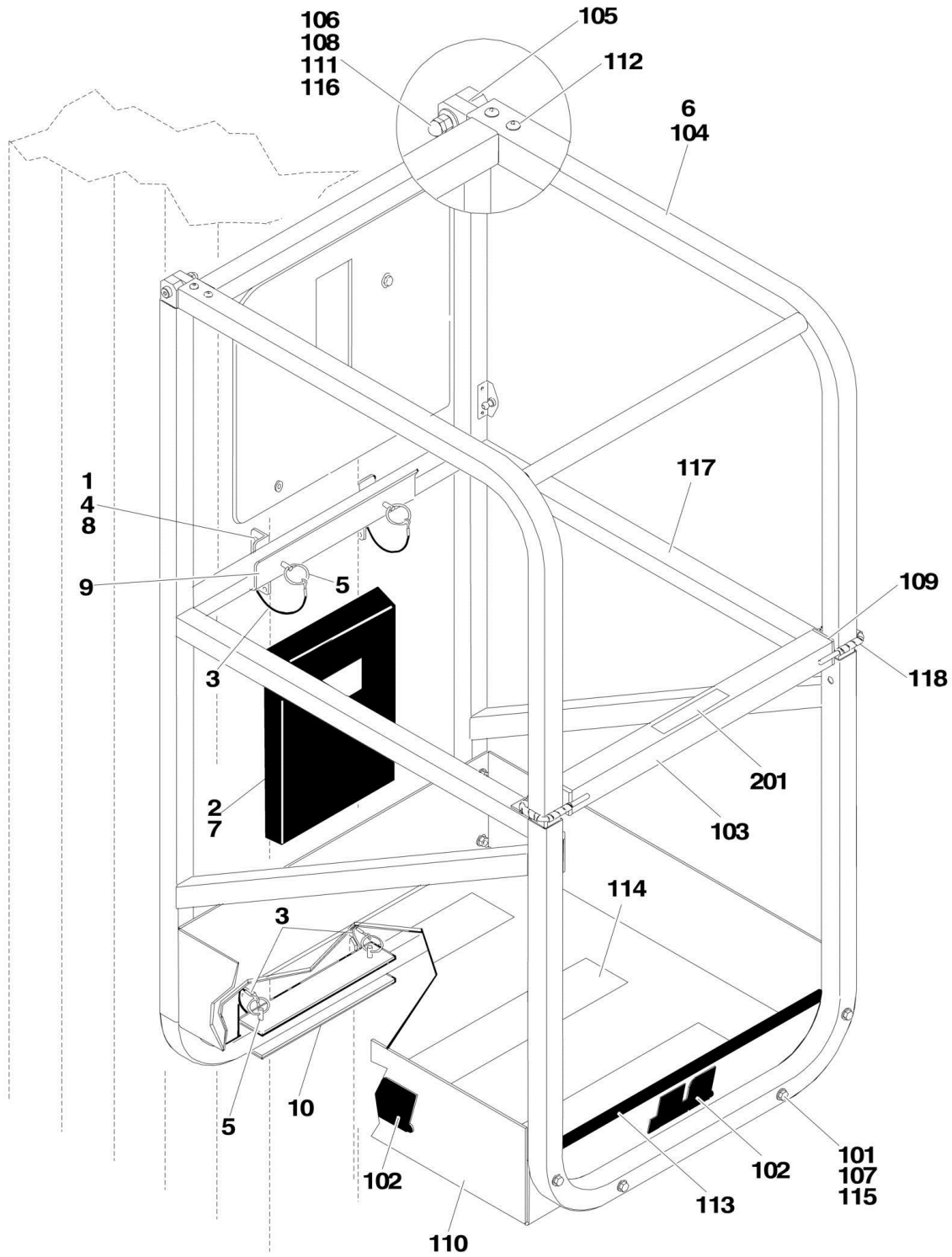
## SECTION 4 - PLATFORM

| ITEM | PART NUMBER | QTY | DESCRIPTION                                    | REV |
|------|-------------|-----|--|-----|
| 115  | 4420039     | 3   | 28in x 26in (71cm x 66cm) (Use p/n 1001099638) |     |
| 116  | 1701612     | 3   | Decal - JLG (Use p/n 1703681)                  |     |
| 117  | 4160165     | 1   | Spring, Gas Shock                              |     |
| 118  | 4751000     | 8   | Flatwasher #10 Regular                         |     |
| 120  | 3311005     | 4   | Locknut #10-24NC                               |     |
| 121  | 3300356     | 2   | Nut-Acorn 5/16in-18NC                          |     |
| 122  | 4060803     | Ref | Shield, Flex Trim Options:                     |     |
| 122  | 4060803     | 0   | Shield, Flex Trim 22in X 22in (56cm x 56cm)    |     |
| 122  | 4060803     | AR  | Shield, Flex Trim 22in x 25in (56cm x 63.5cm)  |     |
| 122  | 4060803     | AR  | Shield, Flex Trim 28in x 26in (71cm x 66cm)    |     |
| 123  | 3520060     | 2   | Plug, 3/8in Hole (Not Shown)                   |     |



# SECTION 4 - PLATFORM

## FIGURE 4-4. QUICK-CHANGE PLATFORM INSTALLATION WITH SLIDE BAR





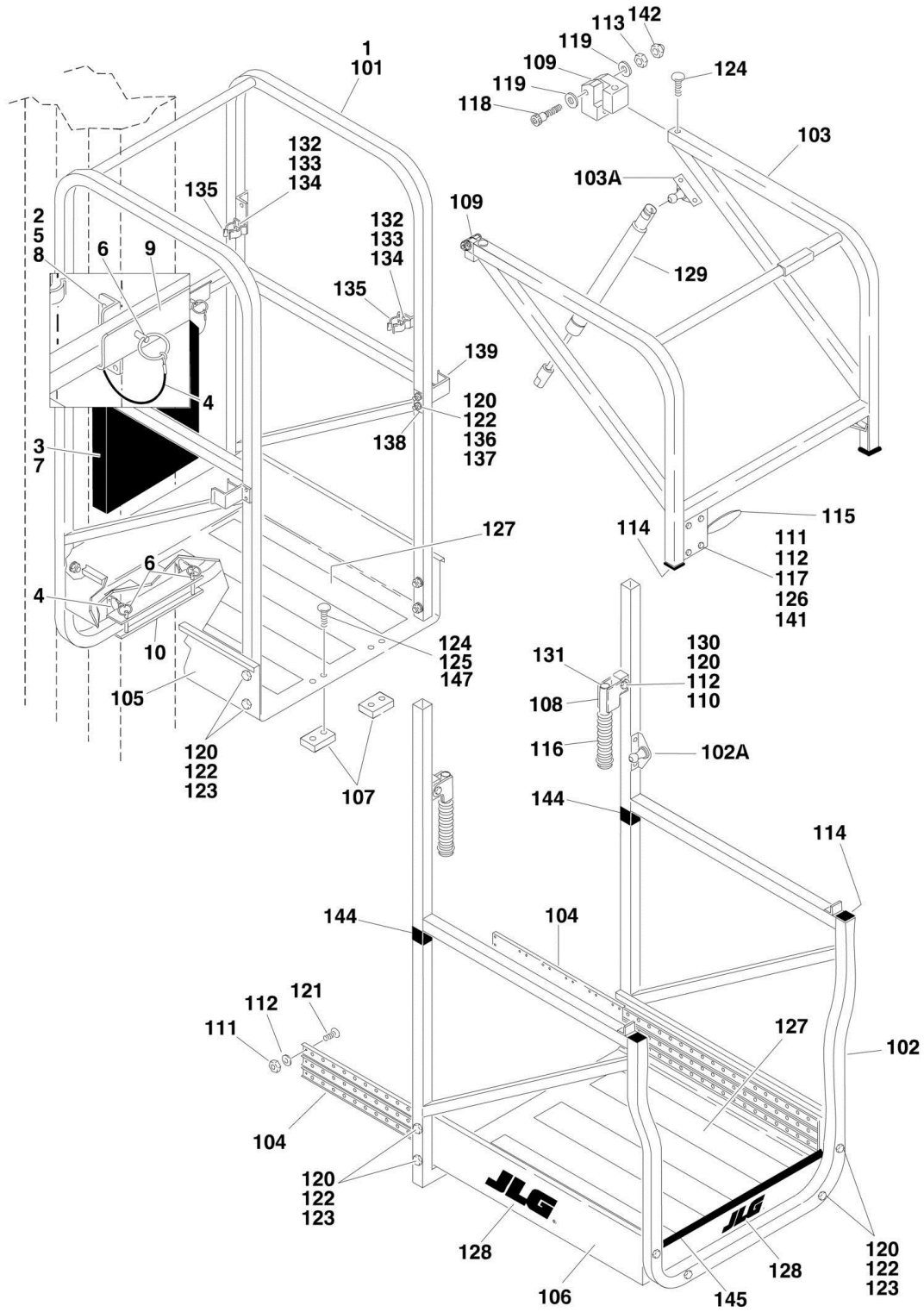
## SECTION 4 - PLATFORM

**FIGURE 4-4. QUICK-CHANGE PLATFORM INSTALLATION WITH SLIDE BAR**

| ITEM | PART NUMBER | QTY       | DESCRIPTION  | REV |
|------|-------------|-----------|--|-----|
|      | 0274344     | Ref       | <b>PLATFORM INSTALLATION - 22in x 25in (56cm x 63.5cm)</b> | A   |
| 1    | 0641408     | 8         | Bolt, 1/4in-20NC x 1in                                     |     |
| 2    | 0860520     | 1         | Box, Manual Storage  |     |
| 3    | 1060380     | 4         | Cable, Lanyard   |     |
| 4    | 3311405     | 8         | Locknut, 1/4in-20NC  |     |
| 5    | 3422657     | 4         | Pin, Quick Release   |     |
| 6    | 3510873     | 1         | Platform Assembly (See Item 101 - 118 for Breakdown)       |     |
| 7    | 3820024     | 4         | Rivet  |     |
| 8    | 4711400     | 16        | Flatwasher 1/4in Thin                                      |     |
| 9    | 4845821     | 1         | Platform Mount Weldment                                    |     |
| 10   | 4846021     | 1         | Platform Mount Weldment                                    |     |
|      | 3510873     | Ref       | <b>PLATFORM ASSEMBLY - 22in X 25in (56cm x 63.5cm)</b>     | B   |
| 101  | 0641414     | 8         | Bolt 1/4in-20NC x 1-3/4in                                  |     |
| 102  | 1703681     | 3         | Decal - JLG  |     |
| 103  | 2410016     | 1         | Gate, Slide Bar  |     |
| 104  | 2410018     | 1         | Gate, Gull WIng  |     |
| 105  | 2600225     | 4         | Hinge, Gate  |     |
| 106  | 3300356     | 2         | Nut-Acorn 5/16in-18NC                                      |     |
| 107  | 3311405     | 8         | Locknut 1/4in-20NC   |     |
| 108  | 3311505     | 2         | Locknut 5/16in-18NC  |     |
| 109  | 3520169     | 2         | Cap, Plug  |     |
| 110  | 3570464     |           | Plate, Platform Pan  |     |
| 111  | 3900032     | 2         | Bolt, Shoulder   |     |
| 112  | 3900258     | 8         | Screw, Button Head 1/4in-20NC x 3/4in                      |     |
| 113  | 4060803     | AR        | Shield, Flex Trim Options                                  |     |
| 114  | 1001099638  | 3         | Tape, Non-Skid   |     |
| 115  | 4711400     | 16        | Flatwasher 1/4in Thin                                      |     |
| 116  | 4711600     | 2         | Flatwasher 3/8in Thin                                      |     |
| 117  | 4845809     |           | Platform Rail Weldment                                     |     |
| 118  | 1560019     | 1 ft/0.3m | Conduit, Spiral Loom                                       |     |
|      | 0274607     | Ref       | <b>DROP BAR DECAL INSTALLATION (CE SPEC)</b>               | A   |
| 201  | 1706493     | 1         | Decal - Drop Bar   |     |

# SECTION 4 - PLATFORM

## FIGURE 4-5. QUICK-CHANGE PLATFORM INSTALLATION WITH EXTENSION



## SECTION 4 - PLATFORM

**FIGURE 4-5. QUICK-CHANGE PLATFORM INSTALLATION WITH EXTENSION**

| ITEM | PART NUMBER | QTY | DESCRIPTION  | REV |
|------|-------------|-----|--|-----|
|      | 0259078     | Ref | <b>PLATFORM INSTALLATION 26in X 50in (66cm x 127cm)</b>          | B   |
| 1    | 0258586     | 1   | Assembly, Extendable Platform (See Item 101 - 147 for Breakdown) |     |
| 2    | 0641408     | 8   | Bolt, 1/4in-20NC x 1in   |     |
| 3    | 0860520     | 1   | Box, Manual Storage  |     |
| 4    | 1060380     | 4   | Cable, Lanyard   |     |
| 5    | 3311405     | 8   | Locknut, 1/4in-20NC  |     |
| 6    | 3422657     | 4   | Pin, Quick Release   |     |
| 7    | 3820024     | 4   | Rivet  |     |
| 8    | 4711400     | 16  | Flatwasher 1/4in Thin  |     |
| 9    | 4845821     | 1   | Mounting Bracket Weldment  |     |
| 10   | 4846021     | 1   | Mounting Bracket Weldment  |     |
|      | 0258586     | Ref | <b>PLATFORM ASSEMBLIES</b>                                       | J   |
| 101  | 4845810     | 1   | Platform Rail Weldment   |     |
| 102  | 4845811     | 1   | Platform Extension Weldment                                      |     |
| 102A | 0902395     | NLA | Mount, Gas Spring (Welded on Part) (Use p/n 0902877)             |     |
| 103  | 4845812     | 1   | Gullwing Gate Weldment   |     |
| 103A | 0902395     | NLA | Mount, Gas Spring (Welded on Part) (Use p/n 0902877)             |     |
| 104  | 2020005     | 1   | Glides, Extension  |     |
| 105  | 3570362     | 1   | Plate, Platform Pan (Stationary)                                 |     |
| 106  | 3570274     | 1   | Plate, Platform Pan (Extension)                                  |     |
| 107  | 3340829     | 2   | Pad, Slide   |     |
| 108  | 4845614     | 2   | Handle   |     |
| 109  | 2600225     | 4   | Hinge, Gate  |     |
| 110  | 3900200     | 2   | Bolt, Shoulder 5/16in-18NC x 1-1/4in                             |     |
| 111  | 3311005     | AR  | Locknut #10-24NC   |     |
| 112  | 4751000     | AR  | Flatwasher #10 Regular   |     |
| 113  | 3311505     | 2   | Locknut 5/16in-18NC  |     |
| 114  | 3520072     | 4   | Cap, Plug  |     |
| 115  | 2940074     | 1   | Latch  |     |
| 116  | 2560154     | 2   | Grip, Handle (Use p/n 2560088)                                   |     |
| 117  | 0721006     | 4   | Bolt #10-24NC x 3/4in  |     |
| 118  | 3900032     | 2   | Bolt, Shoulder   |     |
| 119  | 4711600     | 2   | Flatwasher 3/8in Thin  |     |
| 120  | 3311405     | 22  | Locknut 1/4in-20NC   |     |
| 121  | 3900252     | 64  | Screw, Button Head #10-24  |     |
| 122  | 4711400     | 40  | Flatwasher 1/4in Thin  |     |
| 123  | 0641414     | 16  | Bolt 1/4in-20NC x 1-3/4in  |     |
| 124  | 3900258     | Ref | Screw, Button Head 1/4in-20NC x 3/4in                            |     |
| 124  | 3900258     | 8   | Platform Assemblies <b>(Prior to SN 0900022497)</b>              |     |
| 124  | 3900258     | 4   | Platform Assemblies <b>(SN 0900022497 to Present)</b>            |     |
| 125  | 0100011     | AR  | Compound, Locking  |     |
| 126  | 4751000     | AR  | Flatwasher #10 Regular   |     |
| 127  | 4420039     | 6   | Tape, Non-Skid (Use p/n 1001099638)                              |     |
| 128  |             | Ref | Decal - JLG Options:   |     |
| 128  | 1701612     | 3   | Decal - JLG (Use p/n 1703681) <b>(Prior to SN 0900015288)</b>    |     |
| 128  | 1703681     | 3   | Decal - JLG <b>(SN 0900015288 to Present)</b>                    |     |
| 129  | 4160165     | 1   | Spring, Gas Shock  |     |
| 130  | 4711500     | 4   | Flatwasher 5/16in Thin   |     |
| 131  | 3520030     | 2   | Plug, Hole   |     |

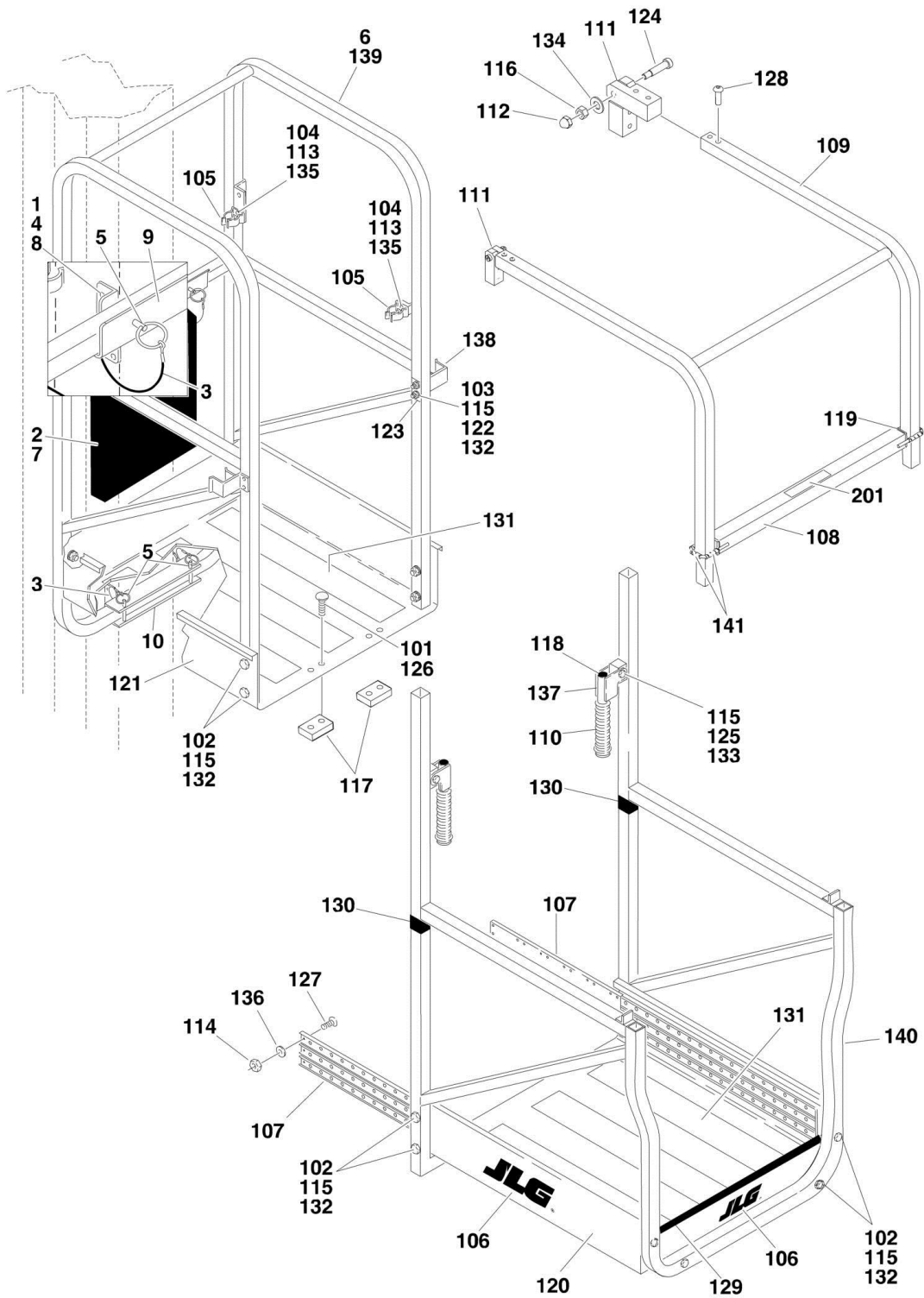
## SECTION 4 - PLATFORM

| ITEM | PART NUMBER | QTY           | DESCRIPTION  | REV |
|------|-------------|---------------|--|-----|
| 132  | 0720805     | 4             | Screw #8-32NC x 5/8in                                      |     |
| 133  | 4750800     | 8             | Flatwasher #8 Regular                                      |     |
| 134  | 3310805     | 4             | Locknut #8-32NC  |     |
| 135  | 1380132     | 4             | Clip, Gripper  |     |
| 136  | 0641416     | 4             | Bolt 1/4in-20NC x 1-3/4in                                  |     |
| 137  | 3570653     | 2             | Plate, Shim  |     |
| 138  | 3570654     | 2             | Plate, Backing   |     |
| 139  | 4845657     | 2             | Stop, Weldment   |     |
| 141  | 3311005     | AR            | Locknut #10-24   |     |
| 142  | 3300356     | 2             | Acorn, Nut 5/16in-18NC <b>(Prior to SN 0900030133)</b>     |     |
| 144  | 4280296     | 10<br>in/25cm | Strip, Wear  |     |
| 145  | 4060803     | AR            | Shield, Flex Trim  |     |
| 147  | 3900251     | 4             | Screw 1/4in-20NC x 3/8in <b>(SN 0900011497 to Present)</b> |     |



# SECTION 4 - PLATFORM

## FIGURE 4-6. QUICK-CHANGE PLATFORM INSTALLATION WITH SLIDE BAR AND EXTENSION



## SECTION 4 - PLATFORM

**FIGURE 4-6. QUICK-CHANGE PLATFORM INSTALLATION WITH SLIDE BAR AND EXTENSION**

| ITEM | PART NUMBER | QTY           | DESCRIPTION   | REV |
|------|-------------|---------------|---|-----|
|      | 0274345     | Ref           | <b>PLATFORM INSTALLATION 26in X 50in (66cm x 127cm)</b> | A   |
| 1    | 0641408     | 8             | Bolt, 1/4in-20NC x 1in                                  |     |
| 2    | 0860520     | 1             | Box, Manual Storage                                     |     |
| 3    | 1060380     | 4             | Cable, Lanyard  |     |
| 4    | 3311405     | 8             | Locknut, 1/4in-20NC                                     |     |
| 5    | 3422657     | 4             | Pin, Quick Release                                      |     |
| 6    | 3510874     | 1             | Platform Assembly (See Item 101 - 141 for Breakdown)    |     |
| 7    | 3820024     | 4             | Rivet   |     |
| 8    | 4711400     | 16            | Flatwasher 1/4in Thin                                   |     |
| 9    | 4845821     | 1             | Mounting Bracket Weldment                               |     |
| 10   | 4846021     | 1             | Mounting Bracket Weldment                               |     |
|      | 3510874     | Ref           | <b>PLATFORM ASSEMBLIES</b>                              | B   |
| 101  | 0100011     | AR            | Compound, Locking                                       |     |
| 102  | 0641414     | 16            | Bolt 1/4in-20NC x 1-3/4in                               |     |
| 103  | 0641416     | 4             | Bolt 1/4in-20NC x 2in                                   |     |
| 104  | 0720805     | 4             | Bolt #8-32NC x 5/8in                                    |     |
| 105  | 1380132     | 4             | Clip, Gripper   |     |
| 106  | 1703681     | 3             | Decal - JLG   |     |
| 107  | 2020005     | 1             | Glides, Extension                                       |     |
| 108  | 2410017     | 1             | Gate, Slide Bar   |     |
| 109  | 2410019     | 1             | Gullwing Gate Weldment                                  |     |
| 110  | 2560154     | 2             | Grip, Handle (Use p/n 2560088)                          |     |
| 111  | 2600225     | 4             | Hinge, Gate   |     |
| 112  | 3300356     | 2             | Nut, Acorn 5/16in-18NC                                  |     |
| 113  | 3310805     | 4             | Locknut #8-32NC   |     |
| 114  | 3311005     | 64            | Locknut #10-24NC  |     |
| 115  | 3311405     | 22            | Locknut 1/4in-20NC                                      |     |
| 116  | 3311505     | 2             | Locknut 5/16in-18NC                                     |     |
| 117  | 3340829     | 2             | Pad, Slide  |     |
| 118  | 3520030     | 2             | Plug, Hole  |     |
| 119  | 3520169     | 2             | Cap, Plug   |     |
| 120  | 3570274     | 1             | Plate, Platform Pan (Extension)                         |     |
| 121  | 3570362     | 1             | Plate, Platform Pan (Stationary)                        |     |
| 122  | 3570653     | AR            | Plate, Shim   |     |
| 123  | 3570654     | 2             | Plate, Backing  |     |
| 124  | 3900032     | 2             | Bolt, Shoulder  |     |
| 125  | 3900200     | 2             | Bolt, Shoulder 5/16in-18NC x 1-1/4in                    |     |
| 126  | 3900251     | 4             | Screw 1/4in-20NC x 3/8in                                |     |
| 127  | 3900252     | 64            | Screw, Button Head #10-24                               |     |
| 128  | 3900258     | 8             | Screw, Button Head 1/4in-20NC x 3/4in                   |     |
| 129  | 4060803     | AR            | Shield, Flex Trim                                       |     |
| 130  | 4280296     | 10<br>in/25cm | Strip, Wear   |     |
| 131  | 4420039     | 6             | Tape, Non-Skid (Use p/n 1001099638)                     |     |
| 132  | 4711400     | 40            | Flatwasher 1/4in Thin                                   |     |
| 133  | 4711500     | 4             | Flatwasher 5/16in Thin                                  |     |
| 134  | 4711600     | 2             | Flatwasher 3/8in Thin                                   |     |
| 135  | 4750800     | 8             | Flatwasher #8 Regular                                   |     |
| 136  | 4751000     | 64            | Flatwasher #10 Regular                                  |     |
| 137  | 4845614     | 2             | Handle  |     |

## SECTION 4 - PLATFORM

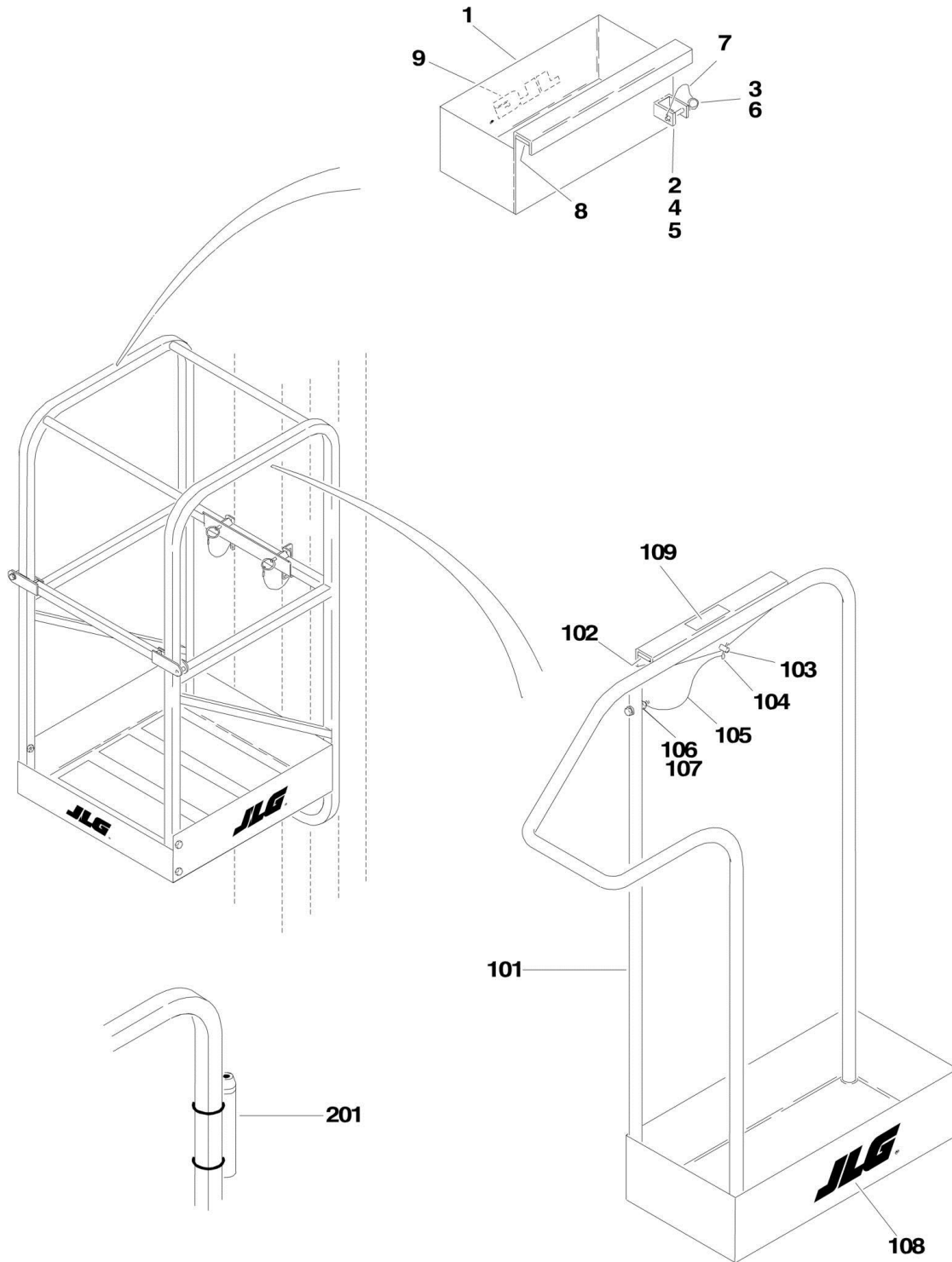
| ITEM | PART NUMBER | QTY       | DESCRIPTION                                  | REV |
|------|-------------|-----------|--|-----|
| 138  | 4845657     | 2         | Stop Weldment                                |     |
| 139  | 4845810     | 1         | Platform Rail Weldment                       |     |
| 140  | 4845811     | 1         | Platform Extension Weldment                  |     |
| 141  | 1560019     | 1 ft/0.3m | Conduit, Spiral Loom                         |     |
|      | 0274607     | Ref       | <b>DROP BAR DECAL INSTALLATION (CE SPEC)</b> | A   |
| 201  | 1706493     | 1         | Decal - Drop Bar                             |     |





# SECTION 4 - PLATFORM

## FIGURE 4-7. OPTIONAL PLATFORM COMPONENT INSTALLATIONS



## SECTION 4 - PLATFORM

**FIGURE 4-7. OPTIONAL PLATFORM COMPONENT INSTALLATIONS**

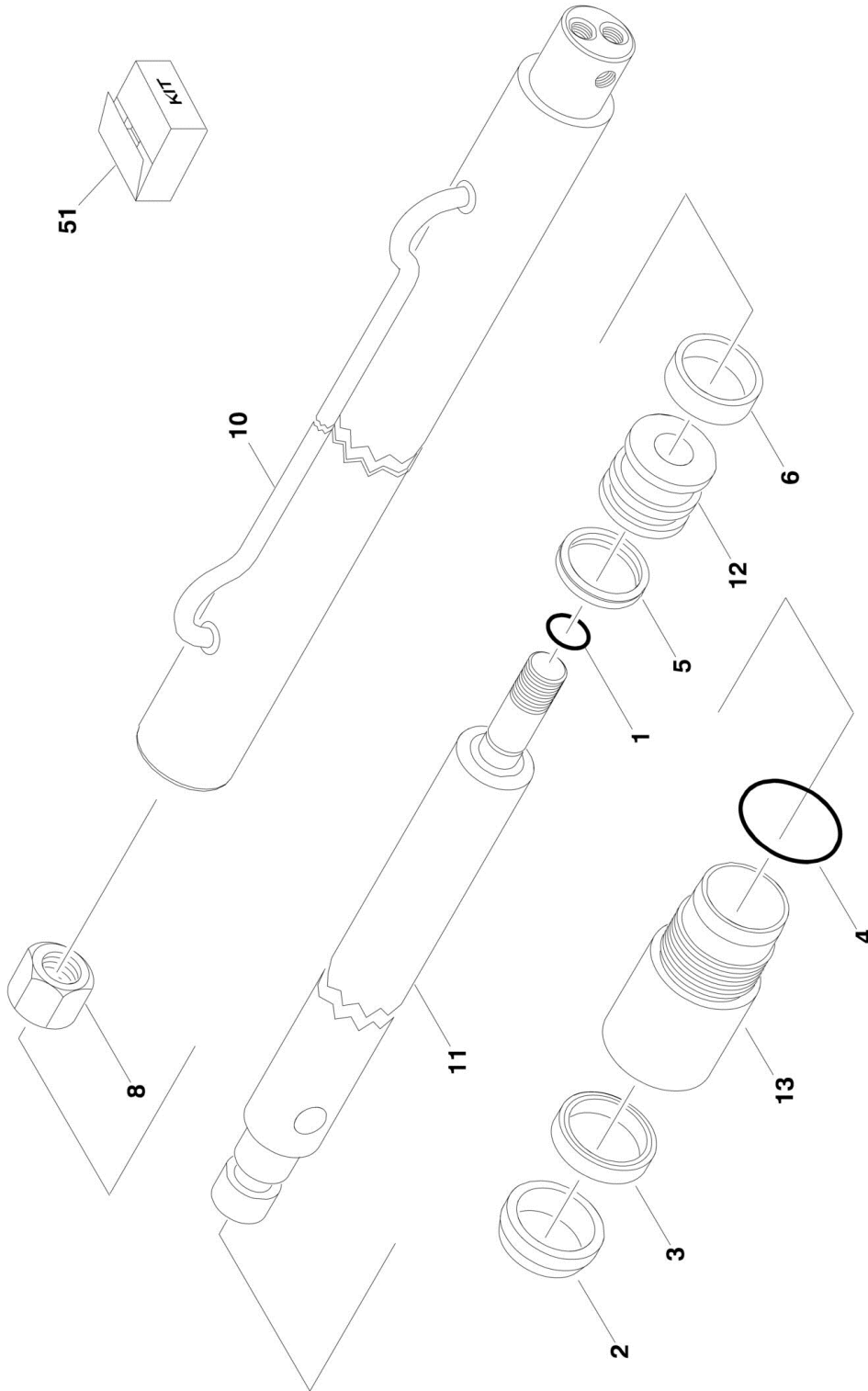
| ITEM | PART NUMBER | QTY       | DESCRIPTION   | REV |
|------|-------------|-----------|---|-----|
|      | 0255036     | Ref       | <b>TOOL TRAY ASSEMBLY</b>                             |     |
| 1    | 0860947     | 1         | Tool Box  |     |
| 2    | 0902079     | 1         | Bracket, Mounting                                     |     |
| 3    | 3421453     | 1         | Pin, Snap   |     |
| 4    | 3900204     | 2         | Bolt, Carriage #10-24NC x 1/2in                       |     |
| 5    | 3300391     | 2         | Wingnut #10-24NC                                      |     |
| 6    | 3760170     | 1         | Snap-Pin  |     |
| 7    | 1060380     | 1         | Cable, Lanyard  |     |
| 8    | 4280296     | 4 ft/1.2m | Strip, Wear   |     |
| 9    | 1706326     | 1         | Decal - JLG   |     |
|      | 0255040     | Ref       | <b>TUBE CADDY ASSEMBLY</b>                            |     |
| 101  | 4844840     | 1         | Tube Caddy  |     |
| 102  | 4280296     | 2 ft/.61m | Strip, Wear   |     |
| 103  | 3421453     | 1         | Pin, Snap   |     |
| 104  | 3760170     | 1         | Snap-Pin  |     |
| 105  | 1060380     | 1         | Cable, Lanyard  |     |
| 106  | 0641410     | 1         | Bolt 1/4in-20NC x 1-1/4in                             |     |
| 107  | 3311405     | 1         | Locknut 1/4in-20NC                                    |     |
| 108  | 1702365     | 1         | Decal - JLG   |     |
| 109  | 1702365     | 1         | Decal - 15LBS Max Capacity (SN 0900023508 to Present) |     |
|      | 0255853     | Ref       | <b>LASER LOCATOR INSTALLATION</b>                     | B   |
| 201  | 4566847     | 1         | Tube, Mounting  |     |
| 201  | 0750802     | 2         | Screw #8 x 1/4in                                      |     |
| 201  |             | Ref       | Clamp, Spring Options:                                |     |
| 201  | 1320218     | 2         | Clamp, Spring (Prior to SN 0900020303)                |     |
| 201  | 1380132     | 2         | Clamp, Spring (SN 0900020303 to Present)              |     |
| 201  | 2920127     | 1         | Pointer, Laser  |     |
| 201  | 4460425     | 1         | Connector, Strain Relief                              |     |



**SECTION 5 - CYLINDER**

# SECTION 5 - CYLINDER

FIGURE 5-1. LIFT CYLINDER ASSEMBLY (Prior to SN 0900019526)



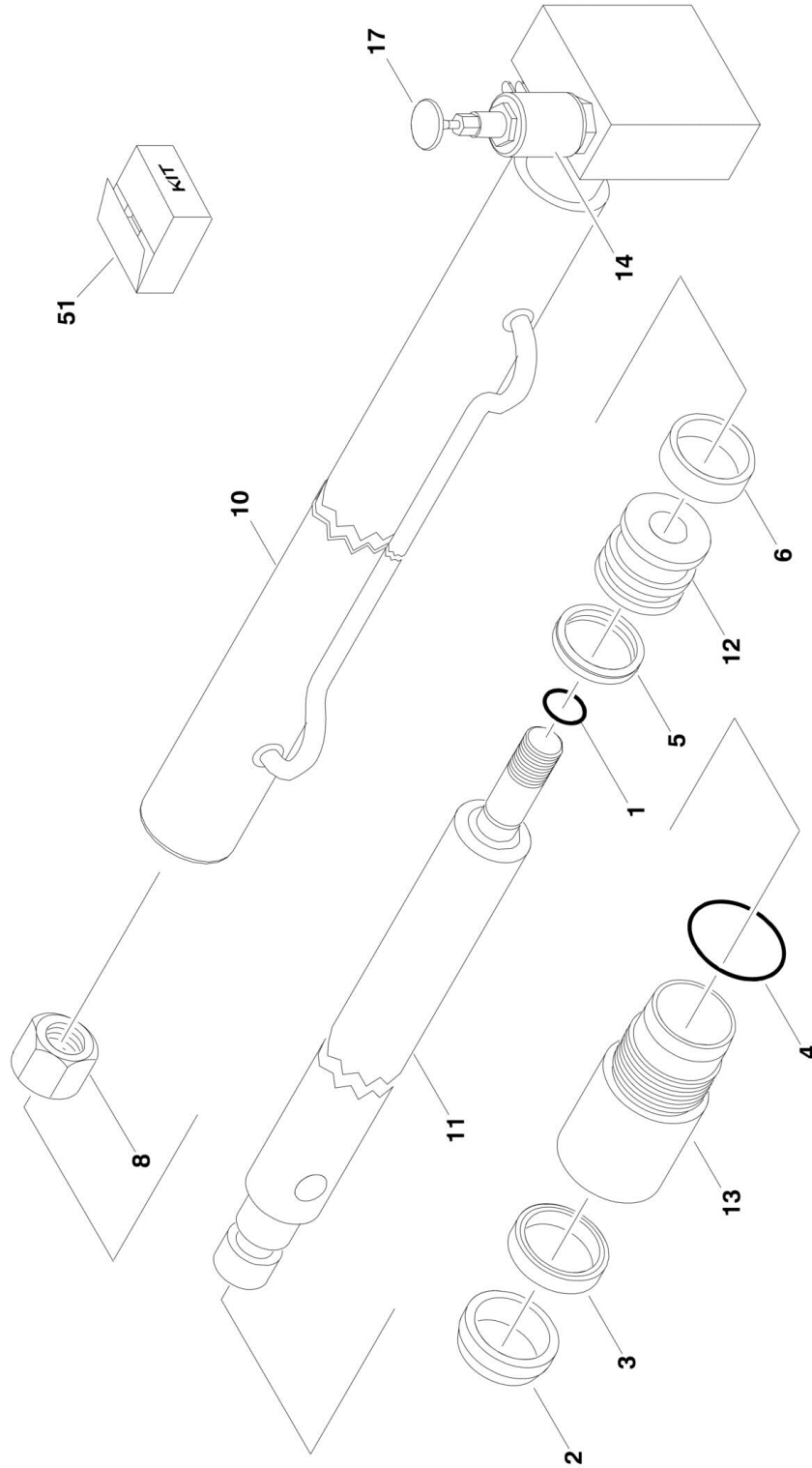
## SECTION 5 - CYLINDER

**FIGURE 5-1. LIFT CYLINDER ASSEMBLY (Prior to SN 0900019526)**

| ITEM | PART NUMBER | QTY | DESCRIPTION                    | REV |
|------|-------------|-----|--------------------------------|-----|
|      | 1683699     | Ref | <b>LIFT CYLINDER ASSEMBLY</b>  | C   |
| 1    | See Note    | NSS | O-Ring (Note: Use Item 51)     |     |
| 2    | See Note    | NSS | Wiper (Note: Use Item 51)      |     |
| 3    | See Note    | NSS | Seal (Note: Use Item 51)       |     |
| 4    | See Note    | NSS | O-Ring (Note: Use Item 51)     |     |
| 5    | See Note    | NSS | Seal (Note: Use Item 51)       |     |
| 6    | See Note    | NSS | Ring, Wear (Note: Use Item 51) |     |
| 8    | 7003246     | 1   | Locknut                        |     |
| 10   | 7019839     | 1   | Barrel                         |     |
| 11   | 7019838     | 1   | Rod                            |     |
| 12   | 7019835     | 1   | Piston                         |     |
| 13   | 7019834     | 1   | Head                           |     |
| 14   | 7023398     | 1   | Control Valve (Not Shown)      |     |
| 51   | 7019833     | 1   | Seal Kit (Includes Items 1-6)  |     |

# SECTION 5 - CYLINDER

FIGURE 5-2. LIFT CYLINDER ASSEMBLY (SN 0900019526 through 0900029965)





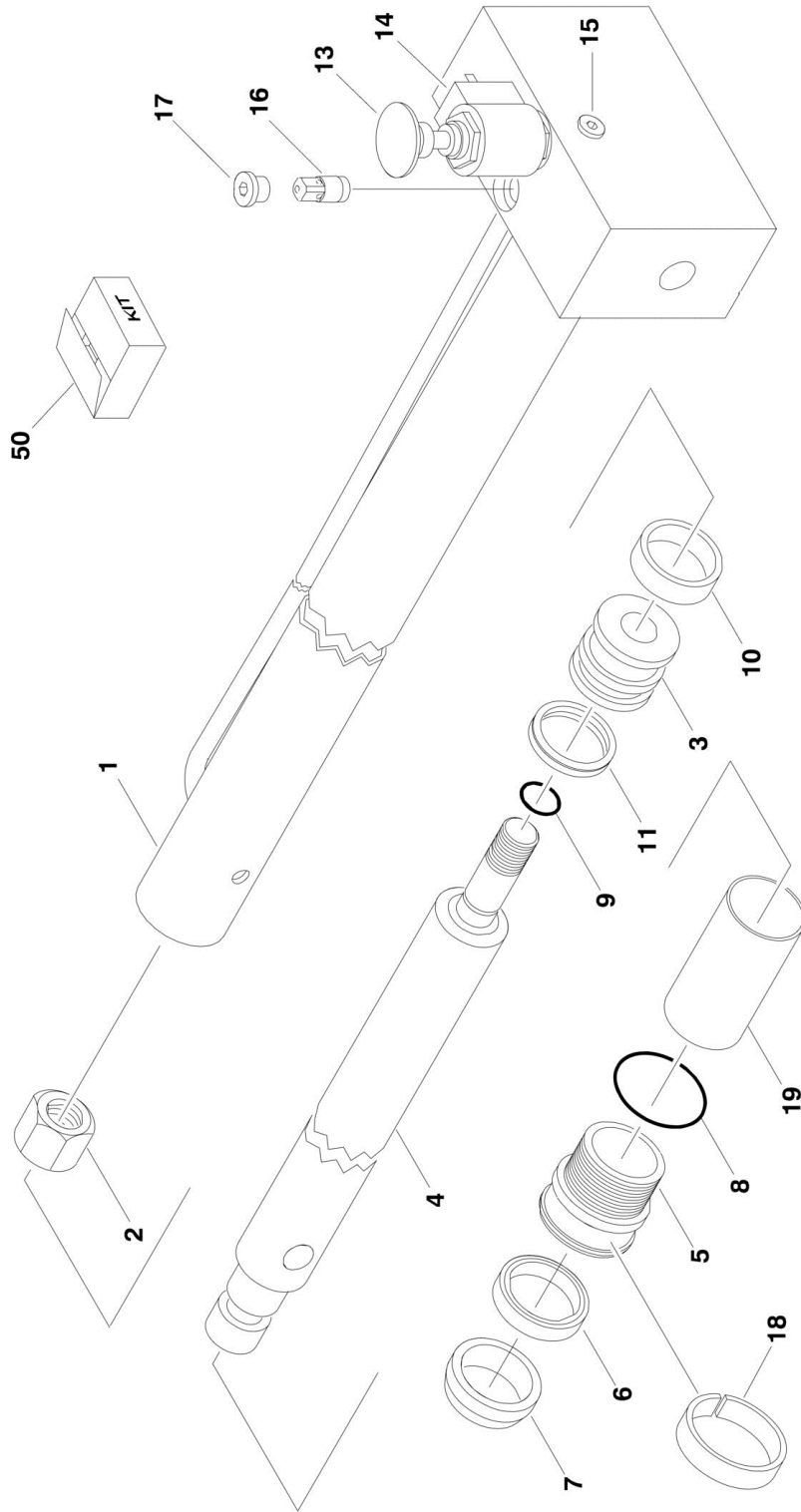
## SECTION 5 - CYLINDER

**FIGURE 5-2. LIFT CYLINDER ASSEMBLY (SN 0900019526 through 0900029965)**

| ITEM | PART NUMBER | QTY | DESCRIPTION  | REV |
|------|-------------|-----|--|-----|
|      |             | Ref | <b>LIFT CYLINDER ASSEMBLIES</b>                                    |     |
|      | 1684088     | Ref | <b>Lift Cylinder Assemblies (SN 0900019526 through 0900019589)</b> | H   |
|      | 1684271     | Ref | <b>Lift Cylinder Assemblies (SN 0900019590 through 0900029966)</b> | D   |
| 1    | See Note    | NSS | O-Ring (Note: Use Item 51)   |     |
| 2    | See Note    | NSS | Wiper (Note: Use Item 51)  |     |
| 3    | See Note    | NSS | Seal (Note: Use Item 51)   |     |
| 4    | See Note    | NSS | O-Ring (Note: Use Item 51)   |     |
| 5    | See Note    | NSS | Seal (Note: Use Item 51)   |     |
| 6    | See Note    | NSS | Ring, Wear (Note: Use Item 51)                                     |     |
| 8    | 7023391     | 1   | Locknut  |     |
| 10   | See Note    | 1   | Barrel (Note: Not Available - Purchase Complete Cylinder.)         |     |
| 11   | 7023393     | 1   | Rod  |     |
| 12   | 7023392     | 1   | Piston   |     |
| 13   | 7023394     | 1   | Head   |     |
| 14   | 7023396     | 1   | Poppet, Solenoid Valve   |     |
| 15   | 7023397     | 1   | Spring (Not Shown)   |     |
| 16   |             | Ref | Control Valve Options: (Not Shown)                                 |     |
| 16   | 7023398     | 1   | Control Valve <b>(SN 0900019526 through 0900019589)</b>            |     |
| 16   | 7024407     | 1   | Control Valve <b>(SN 0900019590 to Present)</b>                    |     |
| 17   | 7023399     | 1   | Knob-Red   |     |
| 51   | 7023395     | 1   | Seal Kit (Includes Items 1-6)                                      |     |

# SECTION 5 - CYLINDER

FIGURE 5-3. LIFT CYLINDER ASSEMBLY (SN 0900029966 to Present)



## SECTION 5 - CYLINDER

**FIGURE 5-3. LIFT CYLINDER ASSEMBLY (SN 0900029966 to Present)**

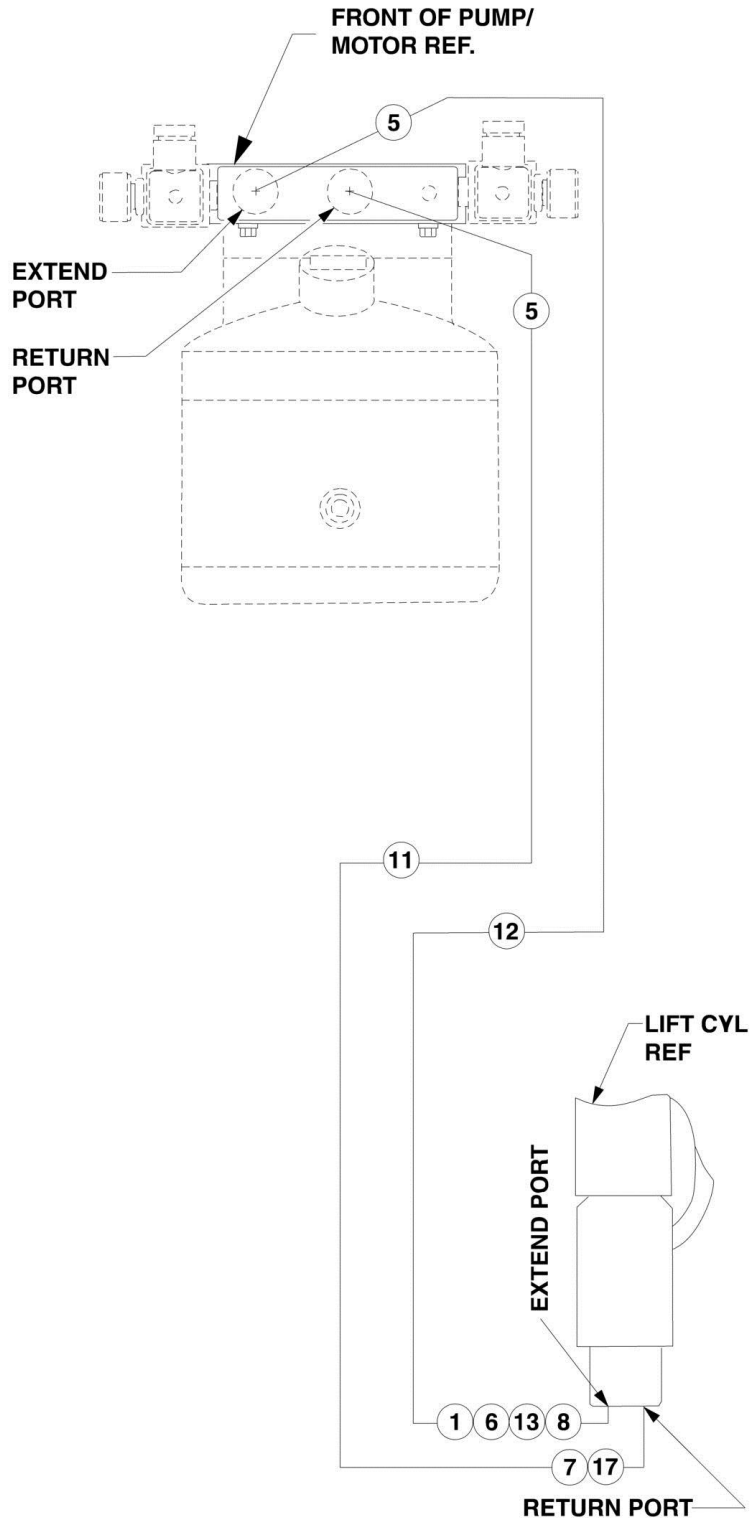
| ITEM | PART NUMBER | QTY | DESCRIPTION                                   | REV |
|------|-------------|-----|---|-----|
|      | 1001100058  | Ref | <b>LIFT CYLINDER ASSEMBLY</b>                 | B   |
| 1    | 70002092    | 1   | Barrel  |     |
| 2    | 7023391     | 1   | Nut   |     |
| 3    | 7023392     | 1   | Piston  |     |
| 4    | 70002093    | 1   | Rod   |     |
| 5    | 70002094    | 1   | Head  |     |
| 6    | See Note    | NSS | Seal, Rod (Note: Use Item 50)                 |     |
| 7    | See Note    | NSS | Rod Wiper (Note: Use Item 50)                 |     |
| 8    | See Note    | NSS | O-Ring (Note: Use Item 50)                    |     |
| 9    | See Note    | NSS | O-Ring (Note: Use Item 50)                    |     |
| 10   | See Note    | NSS | Seal (Note: Use Item 50)                      |     |
| 11   | See Note    | NSS | Seal, Piston (Note: Use Item 50)              |     |
| 13   | 7023399     | 1   | Knob - Red                                    |     |
| 14   | 7023396     | 1   | Poppet, Solenoid Valve                        |     |
| 14   | 7012998     | 1   | Seal Kit - Valve                              |     |
| 14   | 7023993     | 1   | Coil  |     |
| 15   | See Note    | 1   | Plug (Note: Not Available - Purchase Locally) |     |
| 16   | 70002095    | 1   | Flow Control Valve                            |     |
| 17   | See Note    | 1   | Plug (Note: Not Available - Purchase Locally) |     |
| 18   | 70002096    | 1   | Ring, Wear                                    |     |
| 19   | 70002429    | 1   | Bushing                                       |     |
| 50   | 7023395     | 1   | Seal Kit (Includes Items 6-11)                |     |



**SECTION 6 - HYDRAULIC**

# SECTION 6 - HYDRAULIC

FIGURE 6-1. HYDRAULIC DIAGRAM (Prior to SN 0900027702)



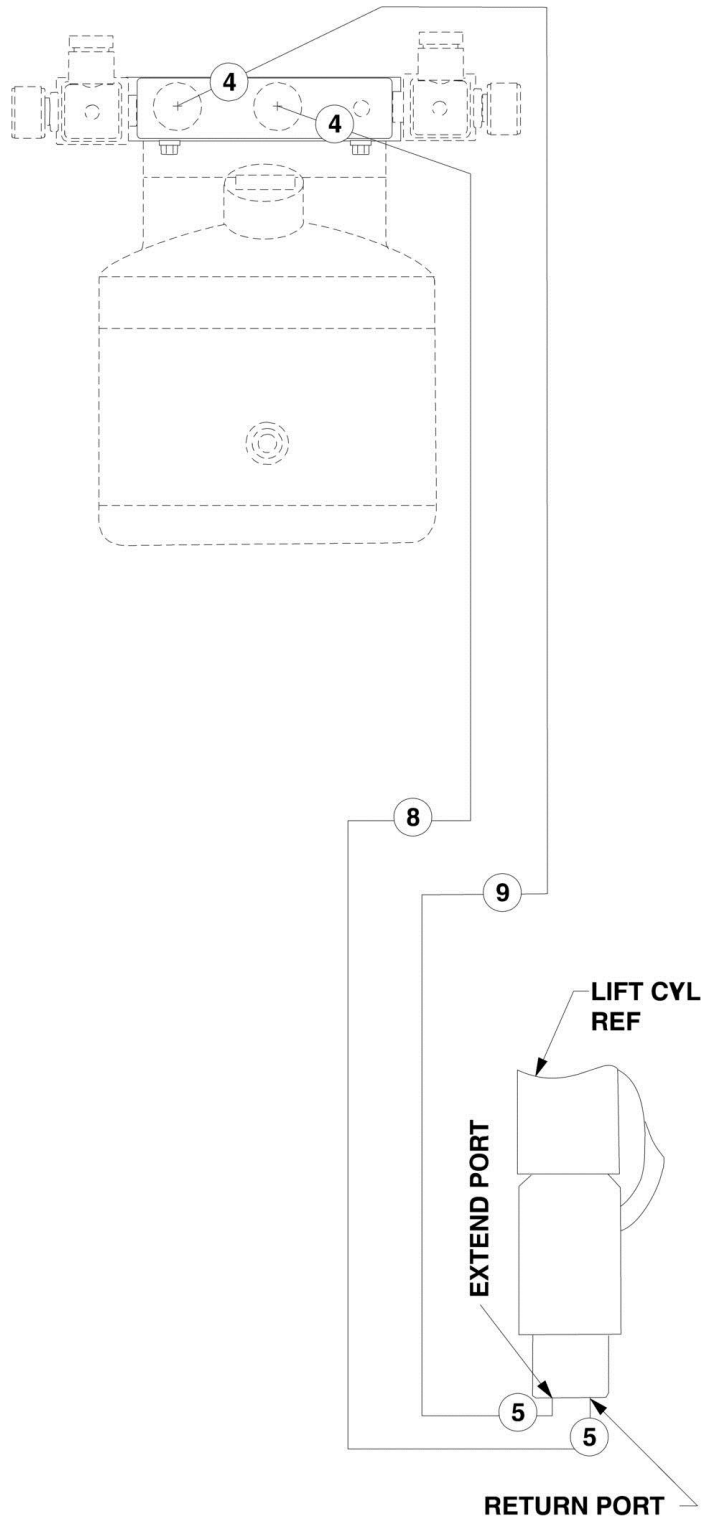
## SECTION 6 - HYDRAULIC

**FIGURE 6-1. HYDRAULIC DIAGRAM (Prior to SN 0900027702)**

| ITEM | PART NUMBER | QTY | DESCRIPTION  | REV |
|------|-------------|-----|--|-----|
|      |             | Ref | <b>NOTE: AC POWERED MACHINES BUILT S/N 0900019526 TO S/N 0900027702 MAY HAVE AN UPDATE KIT INSTALLED ON IT. IF MACHINES IS EQUIPPED WITH A MONARCH/BUCHER MOTOR/PUMP, USE COMPONENTS FOR S/N 0900027702 TO S/N 0900029966 - SEE HYDRAULIC DIAGRAM FOR BREAKDOWN.</b> |     |
|      |             | Ref | <b>NOTE: DC POWERED MACHINES BUILT S/N 0900019526 TO S/N 0900027391 MAY HAVE AN UPDATE KIT INSTALLED ON IT. IF MACHINES IS EQUIPPED WITH A MONARCH/BUCHER MOTOR/PUMP, USE COMPONENTS FOR S/N 0900027702 TO S/N 0900029966 - SEE HYDRAULIC DIAGRAM FOR BREAKDOWN.</b> |     |
|      |             | Ref | <b>HYDRAULIC DIAGRAM OPTIONS:</b>  |     |
|      |             | Ref | <b>AC Powered Machines:</b>  |     |
|      | 0259294     | Ref | <b>AC Powered Machines (Prior to SN 0900019526)</b>  | A   |
|      | 0272235     | Ref | <b>AC Powered Machines (SN 0900019526 through 0900027702)</b>  | B   |
|      | 2792491     | Ref | <b>AC Powered Machines (SN 0900019526 through 0900027702)</b>  | B   |
|      |             | Ref | <b>DC Powered Machines:</b>  |     |
|      | 0259294     | Ref | <b>DC Powered Machines (Prior to SN 0900019526)</b>  | A   |
|      | 0272235     | Ref | <b>DC Powered Machines (SN 0900019526 through 0900027702)</b>  | B   |
|      | 2792491     | Ref | <b>DC Powered Machines (SN 0900019526 through 0900027702)</b>  | B   |
| 1    | 0100020     | AR  | Sealant, Pipe  |     |
| 5    | 2220473     | AR  | Fitting  |     |
| 6    | 2220773     | 1   | Fitting, 90 (Prior to SN 0900019526)   |     |
| 7    | 2220507     | 1   | Fitting, 90 (Prior to SN 0900019526)   |     |
| 8    | 2220875     | 1   | Fitting (Prior to SN 0900019526)   |     |
| 11   |             | Ref | Tube, Return Options:  |     |
| 11   |             | Ref | AC Powered Machines  |     |
| 11   | 4567669     | 1   | Tube, Return (Prior to SN 0900019526)  |     |
| 11   | 4568227     | 1   | Tube, Return (SN 0900019526 through 0900027702)  |     |
| 11   |             | Ref | DC Powered Machines  |     |
| 11   | 4567669     | 1   | Tube, Return 15AMI (Prior to SN 0900019526)  |     |
| 11   | 4568227     | 1   | Tube, Return 15AMI (SN 0900019526 through 0900027702)  |     |
| 12   |             | Ref | Tube, Extension Options:   |     |
| 12   |             | Ref | AC Powered Machines  |     |
| 12   | 4567670     | 1   | Tube, Extension (Prior to SN 0900019526)   |     |
| 12   | 4568228     | 1   | Tube, Extension (SN 0900019526 through 0900027702)   |     |
| 12   |             | Ref | DC Powered Machines  |     |
| 12   | 4567670     | 1   | Tube, Extension (Prior to SN 0900019526)   |     |
| 12   | 4568228     | 1   | Tube, Extension (SN 0900019526 through 0900027702)   |     |
| 13   | 4640956     | 1   | Valve, Flow (Prior to S/N 0900019526 Only. S/N 0900019526 to Present located in the Cylinder Valve Block.)   |     |
| 17   | 2220603     | AR  | Fitting  |     |

# SECTION 6 - HYDRAULIC

FIGURE 6-2. HYDRAULIC DIAGRAM (SN 0900027702 to Present)





## SECTION 6 - HYDRAULIC

**FIGURE 6-2. HYDRAULIC DIAGRAM (SN 0900027702 to Present)**

| ITEM | PART NUMBER | QTY | DESCRIPTION   | REV |
|------|-------------|-----|---|-----|
|      | 0275939     | Ref | <b>HYDRAULIC DIAGRAM - 15AMI</b>                          | B   |
|      | 2792491     | Ref | <b>HYDRAULIC DIAGRAM - 15AMI</b>                          | A   |
| 4    | 2220473     | 2   | Fitting   |     |
| 5    |             | Ref | Fitting Options:  |     |
| 5    | 2220603     | 2   | Fitting <b>(SN 0900027702 through 0900029965)</b>         |     |
| 5    | 2220473     | 2   | Fitting <b>(SN 0900029966 to Present)</b>                 |     |
| 8    |             | Ref | Tube, Return Options:                                     |     |
| 8    | 4569478     | 1   | Tube, Return <b>(SN 0900027702 through 0900029965)</b>    |     |
| 8    | 1001100544  | 1   | Tube, Return <b>(SN 0900029966 to Present)</b>            |     |
| 9    |             | Ref | Tube, Extension Options:                                  |     |
| 9    | 4569479     |     | Tube, Extension <b>(SN 0900027702 through 0900029965)</b> |     |
| 9    | 1001100545  |     | Tube, Extension <b>(SN 0900029966 to Present)</b>         |     |



**SECTION 7 - ELECTRICAL**

## SECTION 7 - ELECTRICAL

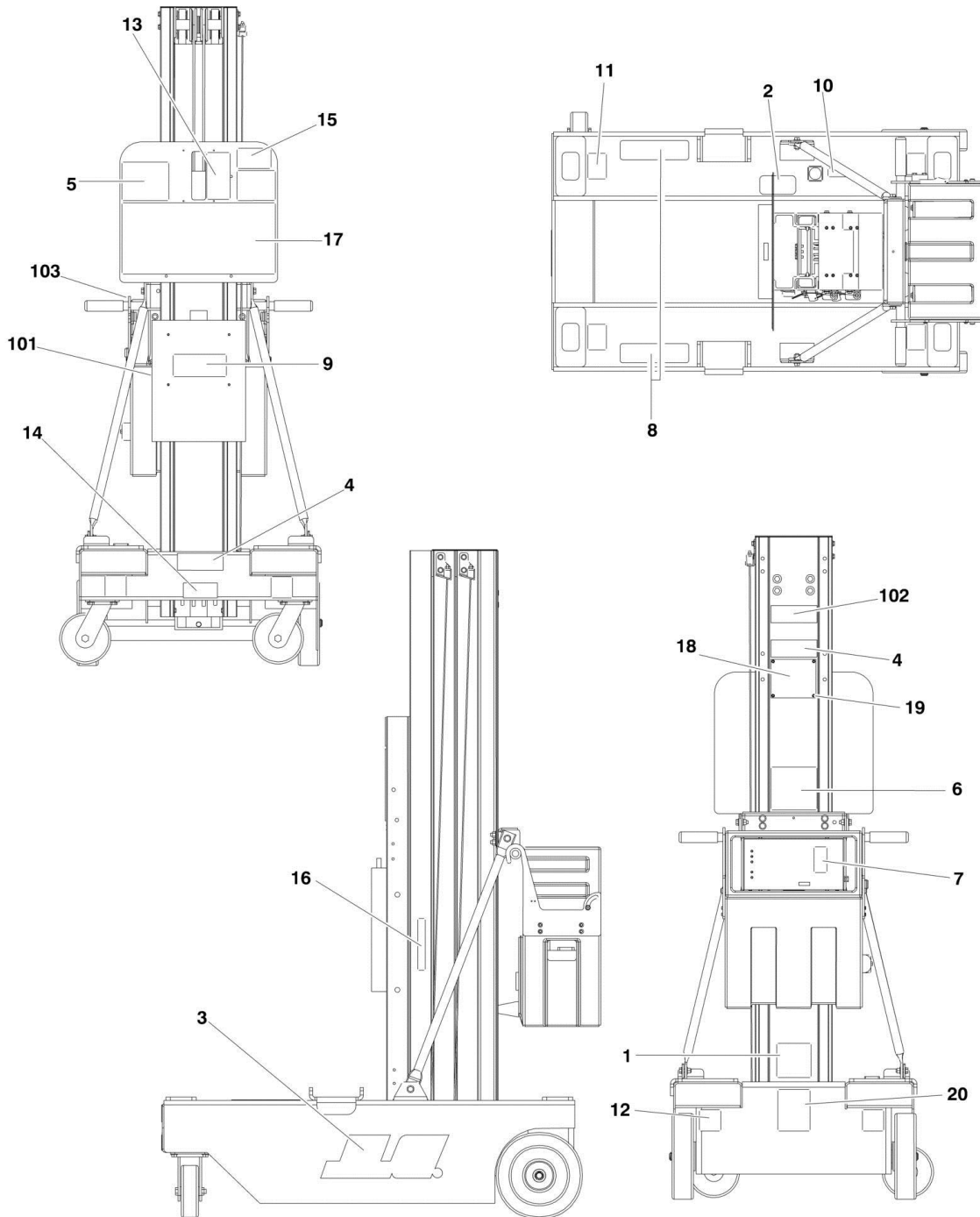
FIGURE 7-1. ELECTRICAL DIAGRAM LIST

| ITEM | PART NUMBER | QTY | DESCRIPTION  | REV |
|------|-------------|-----|--|-----|
|      |             | Ref | <b>ELECTRICAL DIAGRAMS AND COMPONENTS LIST</b>                           |     |
|      |             | Ref | <b>Note: See Service and Maintenance Manual for Schematics/diagrams.</b> |     |
|      | 4933076     | Ref | <b>ELECTRICAL DIAGRAM - 12VDC (15AMI) (Prior to SN 0900019526)</b>       | 3-C |
|      | 4460044     | 1   | Fuseholder   |     |
|      | 2400006     | 1   | Fuse - 5 Amp   |     |
|      | 3990010     | 2   | Diode - 6 Amp  |     |
|      | 4460424     | 1   | Receptacle   |     |
|      | 4460268     | 2   | Socket, Female   |     |
|      | 4922420     | 1   | Harness, Potted Relay  |     |
|      | 4922412     | 1   | Harness, Pump Harness  |     |
|      | 4933258     | Ref | <b>ELECTRICAL DIAGRAM - 12VDC (15AMI) (SN 0900019526 to Present)</b>     | C   |
|      | 4933078     | Ref | <b>ELECTRICAL DIAGRAM - 240VAC (15AMI) (Prior to SN 0900019526)</b>      | 4-E |
|      | 4922009     | 1   | Harness, Ground Control  |     |
|      | 4460044     | 1   | Fuseholder   |     |
|      | 2400006     | 1   | Fuse - 5 Amp   |     |
|      | 3990010     | 2   | Diode - 6 Amp  |     |
|      | 4460424     | 3   | Receptacle   |     |
|      | 4460268     | 2   | Socket, Female   |     |
|      | 4933260     | Ref | <b>ELECTRICAL DIAGRAM - 240VAC (15AMI) (SN 0900019526 to Present)</b>    | 4-G |
|      | 4922546     | 1   | Harness, Ground Control  |     |
|      | 4922831     | 1   | Harness, Power Distribution (Prior to SN 0900023728)                     |     |
|      |             | Ref | <b>ELECTRICAL DIAGRAM - AC BOX (SN 0900023728 to Present)</b>            |     |
|      | 4933309     | Ref | <b>100 Volt (Japanese Spec)</b>  | B   |
|      | 4933305     | Ref | <b>110 Volt</b>  | B   |
|      | 4933310     | Ref | <b>220 Volt</b>  | B   |

**SECTION 8 - DECALS**

# SECTION 8 - DECALS

FIGURE 8-1. DECAL INSTALLATION (CE SPECS AND ALL AUSTRALIAN SPECS) (Prior to SN 0900022158)



## SECTION 8 - DECALS

**FIGURE 8-1. DECAL INSTALLATION (CE SPECS AND ALL AUSTRALIAN SPECS) (Prior to SN 0900022158)**

| ITEM | PART NUMBER  | QTY | DESCRIPTION   | REV |
|------|--------------|-----|---|-----|
|      |              | Ref | <b>DECAL INSTALLATIONS (COUNTRY SPECS)</b>          |     |
|      | 0259084      | Ref | <b>Australian Specs</b>                             | F   |
|      | 0272815      | Ref | <b>Dutch Specs</b>                                  | A   |
|      | 0270567      | Ref | <b>French Specs</b>                                 | B   |
|      | 0273123      | Ref | <b>Italian Specs</b>                                | A   |
|      | 0272398      | Ref | <b>Spanish Specs</b>                                | A   |
|      | 0259089      | Ref | <b>UK English Specs</b>                             | D   |
|      | 0271153      | Ref | <b>JLG Logo</b>                                     | A   |
| 1    | See Note     | 1   | Decal - Barcode (Note: Not Available for Purchase.) |     |
| 2    |              | Ref | Decal - CE Options:                                 |     |
| 2    | 1702928      | 1   | All Specs Except Australian Specs                   |     |
| 2    | Not Required | 0   | Australian Specs                                    |     |
| 3    | 1703625      | 2   | Decal - JLG   |     |
| 4    | 1703681      | 2   | Decal - JLG   |     |
| 5    |              | Ref | Decal - Electrical Hazard Options:                  |     |
| 5    | 1703781      | 1   | Australian/UK English Specs                         |     |
| 5    | 1704053      | 1   | Dutch Specs   |     |
| 5    | 1704037      | 1   | French Specs  |     |
| 5    | 1704061      | 1   | Italian Specs                                       |     |
| 5    | 1704045      | 1   | Spanish Specs                                       |     |
| 6    |              | Ref | Decal - Crushing/Tipping Hazard Options:            |     |
| 6    | 1703784      | 1   | Australian/UK English Specs                         |     |
| 6    | 1704054      | 1   | Dutch Specs   |     |
| 6    | 1704038      | 1   | French Specs  |     |
| 6    | 1704062      | 1   | Italian Specs                                       |     |
| 6    | 1704046      | 1   | Spanish Specs                                       |     |
| 7    |              | Ref | Decal - Warning/ Fire Hazard Options:               |     |
| 7    | 1703785      | 1   | Australian/UK English Specs                         |     |
| 7    | 1704055      | 1   | Dutch Specs   |     |
| 7    | 1704042      | 1   | French Specs  |     |
| 7    | 1704063      | 1   | Italian Specs                                       |     |
| 7    | 1704047      | 1   | Spanish Specs                                       |     |
| 8    |              | Ref | Decal - Crushing Hazard Options:                    |     |
| 8    | 1703786      | 2   | Australian/UK English Specs                         |     |
| 8    | 1704056      | 2   | Dutch Specs   |     |
| 8    | 1704039      | 2   | French Specs  |     |
| 8    | 1704064      | 2   | Italian Specs                                       |     |
| 8    | 1704048      | 2   | Spanish Specs                                       |     |
| 9    |              | Ref | Decal - Manual Options:                             |     |
| 9    | 1703788      | 1   | Decal - Manual ( <b>Prior to SN 0900017864</b> )    |     |
| 9    | 1701509      | 1   | Decal - Manual ( <b>SN 0900017864 to Present</b> )  |     |
| 10   |              | Ref | Decal - Level Indicator Options:                    |     |
| 10   | 1703789      | 1   | Australian/UK English Specs                         |     |
| 10   | 1704058      | 1   | Dutch Specs   |     |
| 10   | 1704041      | 1   | French Specs  |     |
| 10   | 1704066      | 1   | Italian Specs                                       |     |
| 10   | 1704050      | 1   | Spanish Specs                                       |     |
| 11   | 1703814      | 4   | Decal - Tie Down                                    |     |
| 12   | 1703817      | 4   | Decal - Forklift                                    |     |

## SECTION 8 - DECALS

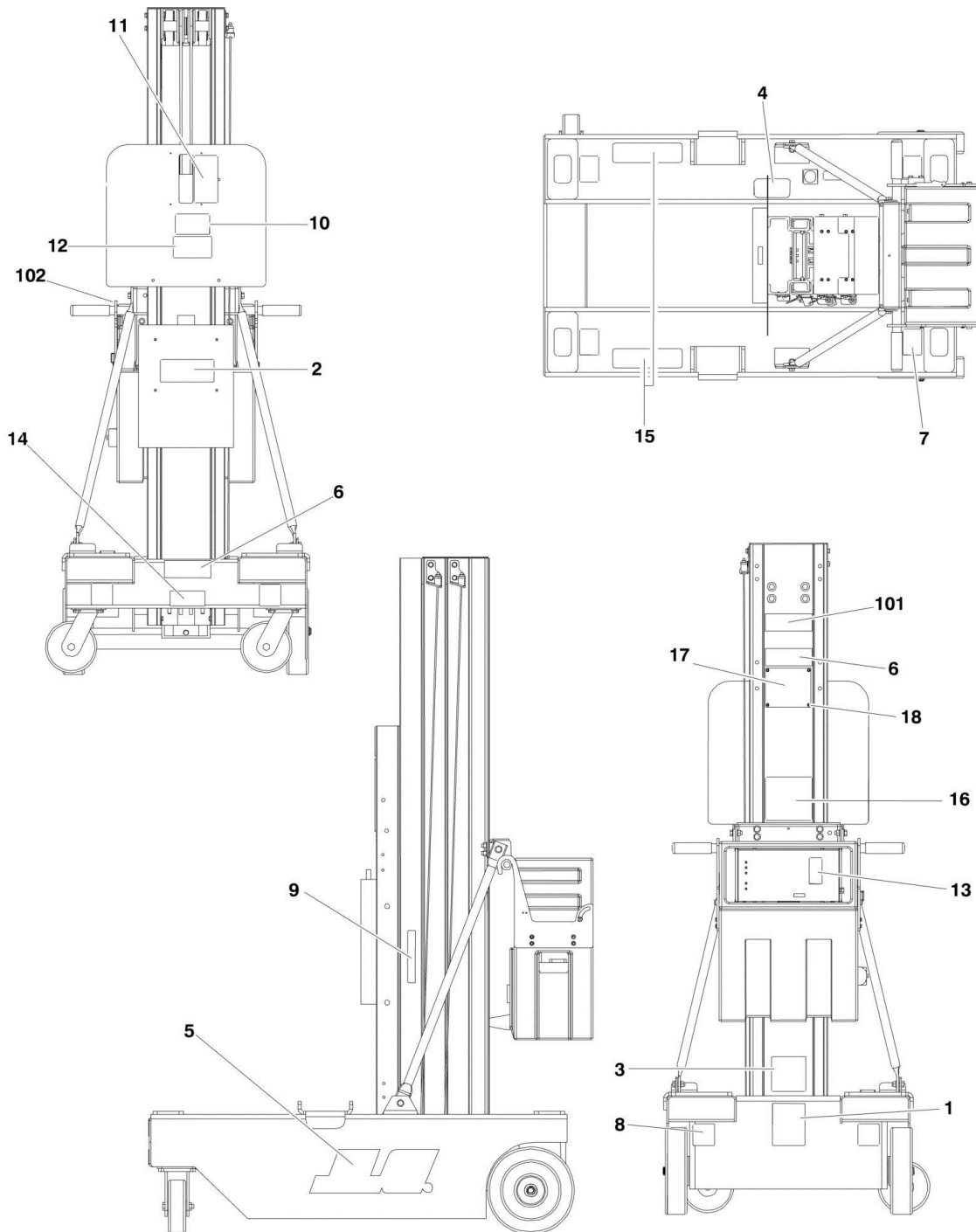
| ITEM | PART NUMBER | QTY | DESCRIPTION  | REV |
|------|-------------|-----|--|-----|
| 13   |             | Ref | Decal - Function Controls Options:   |     |
| 13   | 1704212     | 1   | Australian/UK English Specs  |     |
| 13   | 1705628     | 1   | Dutch Specs  |     |
| 13   | 1704774     | 1   | French Specs   |     |
| 13   | 1705748     | 1   | Italian Specs  |     |
| 13   | 1705388     | 1   | Spanish Specs  |     |
| 14   |             | Ref | Decal - Foot Stop Options:   |     |
| 14   | 1704244     | 1   | Australian and UK English Specs  |     |
| 14   | 1705611     | 1   | Dutch Specs  |     |
| 14   | 1704773     | 1   | French Specs   |     |
| 14   | 1705749     | 1   | Italian Specs  |     |
| 14   | 1705393     | 1   | Spanish Specs  |     |
| 15   | 1704406     | 1   | Decal - Maximum Capacity   |     |
| 16   | 1704277     | 1   | Decal - Lanyard Attach   |     |
| 17   |             | Ref | Decal - Warning  |     |
| 17   | 1704407     | 1   | Australian Specs   |     |
| 17   | 1705612     | 1   | Dutch Specs  |     |
| 17   | 1704772     | 1   | French Specs   |     |
| 17   | 1705750     | 1   | Italian Specs  |     |
| 17   | 1705389     | 1   | Spanish Specs  |     |
| 17   | 1704410     | 1   | UK English Specs   |     |
| 18   | See Note    | 1   | Nameplate - Serial Number (Note: Not Available for Purchase.)                            |     |
| 19   | 3820006     | 4   | Rivet, Pop   |     |
| 20   | 1700584     | 1   | Decal - Patent Only <b>(SN 0900015058 to Present)</b>                                    |     |
|      |             | Ref | Decal Kit, Options (Includes Items 4 - 16 & 19)  |     |
|      | See Note    | 1   | All Specs Except Australian Specs (Note: Not Available - Purchase Individual Components) |     |
|      | 2901873     | 1   | Australian Specs   |     |
|      | 0010560     | Ref | <b>DECAL OPTIONS</b>   |     |
| 101  | 0258843     | Ref | Decal - 240V/50HZ Installation   |     |
| 101  | 3251242     | 2   | Decal - 240V-50HZ (Australian and UK English Specs)                                      |     |
| 102  | 1704190     | 1   | Decal - Model Designation  |     |
| 103  | 1704236     | 1   | Decal - Auxiliary Lowering   |     |





# SECTION 8 - DECALS

## FIGURE 8-2. DECAL INSTALLATIONS (CE SPECS) (SN 090022158 to Present)



## SECTION 8 - DECALS

**FIGURE 8-2. DECAL INSTALLATIONS (CE SPECS) (SN 0900022158 to Present)**

| ITEM | PART NUMBER | QTY | DESCRIPTION  | REV |
|------|-------------|-----|--|-----|
|      | 0273523     | Ref | <b>DECAL INSTALLATION (ALL LANGUAGE)</b>                                 | B   |
| 1    | 1700584     | 1   | Decal - Patent   |     |
| 2    | 1701509     | 1   | Decal - Manual   |     |
| 3    | See Note    | 1   | Decal - Barcode (Note: Not Available for Purchase.)                      |     |
| 4    | 1702928     | 2   | Decal - CE   |     |
| 5    | 1703625     | 2   | Decal - JLG  |     |
| 6    | 1703681     | 2   | Decal - JLG  |     |
| 7    | 1703814     | 4   | Decal - Tie Down   |     |
| 8    | 1703817     | 4   | Decal - Fork Lift  |     |
| 9    | 1704277     | 1   | Decal - Lanyard Attach   |     |
| 10   | 1704406     | 1   | Decal - Maximum Capacity   |     |
| 11   | 1705801     | 1   | Decal - Function Controls  |     |
| 12   | 1705802     | 1   | Decal - Electrical Hazard  |     |
| 13   | 1705803     | 1   | Decal - Warning Fire Hazard  |     |
| 14   | 1705804     | 1   | Decal - Floor Stop   |     |
| 15   | 1705805     | 1   | Decal - Crushing Hazard  |     |
| 16   | 1705831     | 1   | Decal - Warning  |     |
| 17   | See Note    | 1   | Nameplate (Note: Not Available For Purchase.)                            |     |
| 18   | 3820006     | 4   | Rivet  |     |
|      | 1001095014  | 1   | Kit, Decal (S/N 0900028036 to Present) <b>(SN 0900028036 to Present)</b> |     |
|      | 0010560     | Ref | <b>DECAL OPTIONS:</b>  |     |
| 101  | 1704190     | 1   | Decal - Model Designation  |     |
| 102  | 1704236     | 1   | Decal - Auxiliary Lowering   |     |



## **SECTION 9 - RECOMMENDED SERVICE PARTS STOCK**

## **SECTION 9 - RECOMMENDED SERVICE PARTS STOCK**

## SECTION 9 - RECOMMENDED SERVICE PARTS STOCK

FIGURE 9-1. 15AMI RECOMMENDED SERVICE PARTS STOCK

| ITEM | PART NUMBER | QTY  | DESCRIPTION  | REV |
|------|-------------|------|--|-----|
|      |             | Ref  | <b>Note: The following list will service one machine (built to current production per date on the front cover) with emergency repair parts which can be installed in the field. Parts from the list should be replaced when inventory is depleted to keep service parts stock supplied. For further information, contact your JLG dealer or the JLG Industries Parts Department.</b> |     |
|      |             | Ref  | <b>STANDARD PARTS</b>  |     |
|      | 7020078     | 1    | Switch, Push/Pull  |     |
|      | 4360467     | 1    | Switch, Key  |     |
|      | 2860030     | 1 st | Key, Replacement   |     |
|      | 3740049     | 1    | Relay  |     |
|      | 70000643    | 1    | Coil   |     |
|      | 7020088     | 1    | Switch, Push Button  |     |
|      | 7020089     | 1    | Switch, Push Button  |     |
|      | 7023993     | 1    | Coil   |     |
|      | 2400006     | 2    | Fuse 5 Amp   |     |
|      |             | Ref  | <b>VARIABLE PARTS</b>  |     |
|      | 4360702     | 1    | Switch, Limit  |     |
|      | 3740094     | 1    | Relay, Starter (AC Machines)   |     |
|      | 3740105     | 1    | Relay, Starter (240V AC Machines)  |     |
|      | 4360070     | 1    | Breaker, Circuit - 15 Amp (240VAC Machines)  |     |
|      | 4360376     | 1    | Rectifier (AC Machines)  |     |
|      | 4530010     | 1    | Transformer (115V & 240V AC Machines)  |     |
|      | 7011509     | 1    | Breaker, Circuit - 50 Amp (DC Machines)  |     |
|      | 7018536     | 1    | Breaker, Circuit - 4 Amp (DC Machines with Standard Batteries)   |     |
|      | 7018558     | 1    | Breaker, Circuit - 8 Amp (DC Machines with AGM Batteries)  |     |
|      | 4360274     | 1    | Switch, Push Button (With Auxiliary Lowering)  |     |
|      | 2940082     | 1    | Latch, Gate (with Molded Platform)   |     |
|      | 2940074     | 1    | Latch, Gate (with Quick-Change Platform)   |     |
|      | 1600357     | 1    | Module, Control (with LSS System)  |     |

**SECTION 10 - SPECIAL OPTIONS**

## SECTION 10 - SPECIAL OPTIONS

FIGURE 10-1. SPECIAL OPTIONS

| ITEM | PART NUMBER | QTY | DESCRIPTION   | REV |
|------|-------------|-----|---|-----|
|      | Note        | 1   | Note: This list is to accommodate machines ordered with special equipment. Options may not be applicable to all models. For more specific parts information contact JLG Parts Department. |     |
|      | 1580035     | Ref | <b>CONTAINER, SHIPPING SKID</b>   |     |
|      |             | Ref | <b>ELECTRICAL CONNECTOR KITS</b>  |     |
|      | 1001148902  | Ref | Amp/Tyco Electrical Connector Kit   |     |
|      | 1001148903  | Ref | Deutsch DT Electrical Connector Kit   |     |
|      | 1001148904  | Ref | Deutsch HD Electrical Connector Kit   |     |
|      | 1001148905  | Ref | Packard Electrical Connector Kit  |     |
|      | 1001148906  | Ref | Various Electrical Connectors Kit   |     |
|      |             | Ref | <b>HYDRAULIC FLUIDS</b>   |     |
|      | 2300014     | Ref | Mobil 424   |     |
|      | 2300021     | Ref | Union Carbide Ucon HP5046 Fire Resistant  |     |
|      | 0273264     | Ref | <b>LOAD SENSING SYSTEM</b>  |     |
|      |             | Ref | <b>Note: For Breakdown of Load Sensing Refer to Load Sensing System Manual p/n 3124289</b>  |     |
|      | 3127097     | Ref | <b>VIDEO (DVD) - OPERATOR AND SAFETY</b>  |     |
|      | See Note    | Ref | <b>VIDEO (VHS) - OPERATOR VIDEO (was p/n 3120475)</b>   |     |
|      |             | Ref | <b>Note: No Longer Available - Use Video DVD as Replacement.</b>  |     |
|      |             | Ref | <b>SPECIAL TOOLS:</b>   |     |
|      | 7002821     | 1   | Crimper (For Wire to Pin/Socket Connections)  |     |
|      | 7002823     | 1   | Extractor (For Removal of Pin/Sockets Connectors)   |     |
|      | 4460467     | 1   | Extractor 16-18 Gauge (For Wire to Pin/Socket from Deutsch Connectors)  |     |
|      | 4460510     | 1   | Extractor 12-14 Gauge (For Wire to Pin/Socket from Deutsch Connectors)  |     |
|      | 7016654     | 1   | Screwdriver, Magnetic   |     |
|      | 7004275     | 1   | Seal Tool - 1in   |     |
|      | 7004276     | 1   | Seal Tool - 1-1/2in   |     |
|      | 7002826     | 1   | Seal Tool 2in   |     |
|      | 8896941     | 1   | Stripper, Wire  |     |
|      | 1001137005  | 1   | USB to RS232 Drive Installation (Service Kit)   |     |



**PART NUMBER INDEX**

# PART NUMBER INDEX

|              |  |              |                               |                 |  |                 |                               |
|--------------|--|--------------|-------------------------------|-----------------|--|-----------------|-------------------------------|
| 0010560..... | 116, 119   | 0273264..... | 61, 124                       | 0681812.....    | 69   | 1001097217..... | 57                            |
| 0100001..... | 11   | 0273365..... | 18, 34                        | 0720805.....    | 47, 88, 91                                       | 1001097218..... | 58                            |
| 0100011....  | 12, 21, 33, 37,<br>47, 49, 53, 54, 57, 58,<br>65, 73, 87, 91 | 0273523..... | 119                           | 0721006 ...     | 12, 13, 17, 21,<br>33, 37, 54, 58, 61, 81,<br>87 | 1001097220..... | 58                            |
| 0100019..... | 61, 67   | 0274344..... | 85                            | 0721008.....    | 47   | 1001097221..... | 58                            |
| 0100020..... | 107  | 0274345..... | 91                            | 0721014.....    | 33   | 1001097222..... | 58                            |
| 0100051..... | 49   | 0274606..... | 77                            | 0741006.....    | 65   | 1001097223..... | 58                            |
| 0140011..... | 61   | 0274607..... | 78, 85, 92                    | 0750802.....    | 95   | 1001097224..... | 58                            |
| 0140033..... | 12   | 0275216..... | 58                            | 0791003.....    | 18, 22, 38                                       | 1001097225..... | 58                            |
| 0255036..... | 95   | 0275217..... | 58                            | 0791408.....    | 61   | 1001099638..... | 85                            |
| 0255040..... | 95   | 0275452..... | 58                            | 0791605.....    | 33   | 1001099754..... | 66                            |
| 0255853..... | 95   | 0275453..... | 58                            | 0791608.....    | 37   | 1001100013..... | 66                            |
| 0256559..... | 69   | 0275454..... | 58                            | 0791609.....    | 37   | 1001100058..... | 67, 103                       |
| 0256808..... | 12   | 0275689..... | 37                            | 0791609.....    | 21, 37   | 1001100544..... | 109                           |
| 0257711..... | 77   | 0275697..... | 21, 37                        | 0791610.....    | 61   | 1001100545..... | 109                           |
| 0258203..... | 47   | 0275885..... | 37                            | 0801206.....    | 65   | 1001101858..... | 49                            |
| 0258448..... | 69   | 0275889..... | 21                            | 0801335.....    | 65   | 1001101902..... | 49                            |
| 0258482....  | 18, 21, 34, 37,<br>54, 57                                    | 0275939..... | 21, 37, 109                   | 0860520 ...     | 73, 77, 81, 85,<br>87, 91                        | 1001101926..... | 49                            |
| 0258498..... | 47   | 0362347..... | 73                            | 0860936.....    | 17, 21, 25                                       | 1001101991..... | 49                            |
| 0258562..... | 77   | 0362735..... | 65                            | 0860943.....    | 25   | 1001101994..... | 49                            |
| 0258586..... | 87   | 0400122..... | 47, 49                        | 0860945.....    | 53, 57   | 1001103107..... | 47, 49                        |
| 0258587..... | 81   | 0400144..... | 47, 49                        | 0860946.....    | 54   | 1001105113..... | 21                            |
| 0258588..... | 81   | 0400176..... | 47, 49, 51                    | 0860947.....    | 95   | 1001107836..... | 49                            |
| 0258672..... | 73   | 0400181 ...  | 18, 21, 34, 37                | 0861192.....    | 47   | 1001107837..... | 49                            |
| 0258799..... | 73   | 0400193..... | 49                            | 0861193.....    | 47   | 1001107839..... | 49                            |
| 0258843..... | 116  | 0400209..... | 47, 49                        | 0861212.....    | 53, 57   | 1001107840..... | 49                            |
| 0259073..... | 77   | 0400212..... | 47, 49, 51                    | 0861213 ...     | 17, 33   | 1001107903..... | 13                            |
| 0259074..... | 81   | 0400223..... | 47                            | 0861213 ...     | 18, 21, 34, 37                                   | 1001107904..... | 12                            |
| 0259075..... | 81   | 0400224..... | 47                            | 0861305 ...     | 17, 21, 33, 37                                   | 1001107934..... | 13                            |
| 0259076..... | 73   | 0440268..... | 61                            | 0861731.....    | 58   | 1001108178..... | 12                            |
| 0259077..... | 77   | 0561149..... | 67                            | 0861781.....    | 58   | 1001109314..... | 67                            |
| 0259078..... | 87   | 0561150..... | 67                            | 0861880.....    | 59   | 1001109405..... | 65                            |
| 0259079..... | 53   | 0561153..... | 67                            | 0902047.....    | 65   | 1001109475..... | 59                            |
| 0259084..... | 115  | 0561341..... | 65                            | 0902054.....    | 33   | 1001109482..... | 59                            |
| 0259089..... | 115  | 0561409..... | 67                            | 0902079.....    | 95   | 1001110217..... | 21, 38                        |
| 0259104..... | 12   | 0630383..... | 74                            | 0902095.....    | 33   | 1001114375..... | 22, 38                        |
| 0259205..... | 33   | 0630486..... | 17, 33                        | 0902099.....    | 95   | 1001137005..... | 124                           |
| 0259207..... | 17   | 0630550..... | 21                            | 0902395.....    | 87   | 1001148902..... | 124                           |
| 0259294..... | 17, 34, 107  | 0630570..... | 61                            | 0902422.....    | 65   | 1001148903..... | 124                           |
| 0259306..... | 18   | 0641404 ...  | 18, 21, 33, 34,<br>37         | 0902423.....    | 65   | 1001148904..... | 124                           |
| 0259450..... | 34   | 0641406 ...  | 12, 13, 17, 21,<br>47, 49, 66 | 0902431.....    | 65   | 1001148905..... | 124                           |
| 0259483..... | 11   | 0641406 ...  | 12, 13, 17, 21,<br>47, 49, 66 | 0902442.....    | 47   | 1001148906..... | 124                           |
| 0259524..... | 11   | 0641407..... | 57, 66                        | 0902445.....    | 65   | 1001152483..... | 59                            |
| 0270020..... | 38   | 0641408 ...  | 66, 73, 77, 81,<br>85, 87, 91 | 0902523.....    | 12   | 1001152484..... | 59                            |
| 0270163..... | 47, 49   | 0641410..... | 53, 57, 95                    | 0902877.....    | 81   | 1001153733..... | 58                            |
| 0270489..... | 53   | 0641412..... | 47                            | 0920114.....    | 12   | 1001181045..... | 59                            |
| 0270490..... | 53, 57   | 0641414 ...  | 49, 77, 81, 85,<br>87, 91     | 0940085.....    | 47   | 1001189171..... | 59                            |
| 0270567..... | 115  | 0641416 ...  | 61, 73, 88, 91                | 0961845.....    | 77   | 1001189172..... | 59                            |
| 0270750..... | 54   | 0641418..... | 61, 77                        | 1001092205..... | 38   | 1060380....     | 73, 77, 81, 85,<br>87, 91, 95 |
| 0270974..... | 54   | 0641504..... | 38                            | 1001093322..... | 13   | 1060518.....    | 33                            |
| 0271153..... | 115  | 0641508..... | 65                            | 1001093646..... | 25   | 1060565.....    | 54                            |
| 0272181..... | 34   | 0641512..... | 49                            | 1001095014..... | 119  | 1060570.....    | 47                            |
| 0272192..... | 47   | 0641606..... | 33                            | 1001096054..... | 57   | 1060571.....    | 33, 37                        |
| 0272231..... | 11   | 0641607..... | 11                            | 1001096421..... | 59   | 1060585.....    | 25                            |
| 0272233..... | 11   | 0641608..... | 33                            | 1001096586..... | 25   | 1060683.....    | 65                            |
| 0272235..... | 18, 34, 107  | 0641609..... | 11                            | 1001096587..... | 25   | 1060687.....    | 25, 53                        |
| 0272237..... | 33   | 0641612..... | 53, 57, 69                    | 1001096607..... | 58   | 1060694.....    | 53                            |
| 0272239..... | 17   | 0641614..... | 18, 34                        | 1001096608..... | 58   | 1060908.....    | 25, 59                        |
| 0272398..... | 115  | 0641620..... | 61                            | 1001096609..... | 58   | 1060922.....    | 53, 57                        |
| 0272686....  | 18, 21, 34, 38   | 0641628..... | 61                            | 1001096610..... | 58   | 1060924.....    | 54, 57                        |
| 0272815..... | 115  | 0641808..... | 12                            | 1001096611..... | 58   | 1260298.....    | 67                            |
| 0273123..... | 115  | 0641812..... | 65                            | 1001096612..... | 59   | 1260299.....    | 67                            |
| 0273144..... | 61   | 0641872..... | 67                            | 1001097150..... | 59   | 1260347.....    | 65, 67                        |
| 0273162..... | 61   | 0681410..... | 65                            | 1001097213..... | 57   | 1260349.....    | 65, 67                        |
|              |  |              |                               | 1001097214..... | 57   | 1260356.....    | 65, 67                        |
|              |  |              |                               | 1001097215..... | 57   | 1260361.....    | 65, 67                        |
|              |  |              |                               | 1001097216..... | 57   |                 |                               |

## PART NUMBER INDEX

|                             |                             |                            |                             |
|-----------------------------|-----------------------------|----------------------------|-----------------------------|
| 1271392..... 65             | 1704407..... 116            | 3252760.....54, 58         | 3570893..... 65             |
| 1271393..... 65             | 1704410..... 116            | 3271805.....69             | 3570923..... 53, 57         |
| 1271421..... 65             | 1704582..... 12, 18, 34     | 3300151.....73             | 3570976..... 69             |
| 1271447..... 65             | 1704772..... 116            | 3300356....74, 82, 85, 88, | 3570986..... 77             |
| 1320041..... 57             | 1704773..... 116            | 91                         | 3571101..... 65             |
| 1320149..... 53, 57         | 1704774..... 116            | 3300391.....95             | 3571103..... 65             |
| 1320218..... 95             | 1704826..... 74             | 3300475.....61             | 3571117..... 74             |
| 1320224..... 34, 37         | 1705388..... 116            | 3310805.....47, 88, 91     | 3571118..... 74             |
| 1320318..... 58             | 1705389..... 116            | 3311001....12, 18, 34, 38, | 3572158..... 18, 34, 38     |
| 1380132..... 88, 91, 95     | 1705393..... 116            | 54, 57, 58, 61, 73         | 3572533..... 74             |
| 1560019..... 85, 92         | 1705611..... 116            | 3311005....12, 13, 17, 21, | 3572847..... 66             |
| 1580035..... 124            | 1705612..... 116            | 33, 37, 47, 73, 82, 87,    | 3574518..... 61             |
| 1600357..... 61, 122        | 1705628..... 116            | 88, 91                     | 3580231..... 53             |
| 1670603..... 53, 57         | 1705748..... 116            | 3311401.....47, 61, 65     | 3580268..... 65             |
| 1671255..... 66             | 1705749..... 116            | 3311405....12, 13, 17, 21, | 3580269..... 66             |
| 1683699..... 67, 99         | 1705750..... 116            | 47, 49, 53, 57, 73, 77,    | 3580274..... 66             |
| 1684088..... 67, 101        | 1705756..... 61             | 81, 85, 87, 91, 95         | 3580286..... 66             |
| 1684271..... 67, 101        | 1705801..... 119            | 3311408.....61             | 3580293..... 66             |
| 1700584..... 116, 119       | 1705802..... 119            | 3311501.....47             | 3580344..... 53, 57         |
| 1701509..... 115, 119       | 1705803..... 119            | 3311505....17, 33, 47, 49, | 3600265..... 17, 27         |
| 1701612..... 77, 82, 87     | 1705804..... 119            | 73, 81, 85, 87, 91         | 3600291..... 33, 41         |
| 1702103..... 25             | 1705805..... 119            | 3311601.....61, 65         | 3600354..... 17, 27         |
| 1702120..... 25             | 1705831..... 119            | 3311605....11, 12, 18, 37, | 3600355..... 33, 41         |
| 1702353..... 18, 34         | 1706326..... 95             | 53, 57, 61, 69             | 3600462..... 37, 45         |
| 1702365..... 25, 95         | 1706385..... 78             | 3311608....12, 21, 37, 61  | 3600467..... 21, 31         |
| 1702612..... 69             | 1706493..... 78, 85, 92     | 3311801.....61, 65, 67     | 3640924..... 73             |
| 1702928..... 115, 119       | 2020005..... 87, 91         | 3311805.....12             | 3640990..... 73             |
| 1703455..... 69             | 2220473..... 107, 109       | 3340746.....73             | 3641663..... 81             |
| 1703625..... 115, 119       | 2220507..... 107            | 3340754.....73             | 3641664..... 77             |
| 1703681 ... 25, 85, 87, 91, | 2220603..... 107, 109       | 3340829.....87, 91         | 3740013..... 33             |
| 115, 119                    | 2220773..... 107            | 3340845.....65             | 3740049...25, 34, 37, 122   |
| 1703781..... 115            | 2220875..... 107            | 3340858.....65             | 3740080..... 34             |
| 1703784..... 115            | 2300014..... 124            | 3421453.....95             | 3740094..... 25, 122        |
| 1703785..... 115            | 2300021..... 124            | 3422338.....65             | 3740105..... 25, 122        |
| 1703786..... 115            | 2400006..... 112, 122       | 3422346.....67             | 3740113..... 34             |
| 1703788..... 115            | 2400093..... 59             | 3422355.....67             | 3760170..... 95             |
| 1703789..... 115            | 2410016..... 85             | 3422657....73, 77, 81, 85, | 3760348..... 11, 67         |
| 1703814..... 115, 119       | 2410017..... 91             | 87, 91                     | 3760383..... 67             |
| 1703817..... 115, 119       | 2410018..... 85             | 3422717.....65             | 3820001..... 47             |
| 1704037..... 115            | 2410019..... 91             | 3422750.....65             | 3820006..... 116, 119       |
| 1704038..... 115            | 2420140..... 12             | 3422752.....65             | 3820024 ... 73, 77, 81, 85, |
| 1704039..... 115            | 2420172 .... 18, 21, 34, 37 | 3422757.....65             | 87, 91                      |
| 1704041..... 115            | 2420193..... 38             | 3450304.....65             | 3820032 ... 22, 38, 53, 57, |
| 1704042..... 115            | 2420195..... 47, 49         | 3510676.....73             | 61                          |
| 1704045..... 115            | 2560088..... 12             | 3510873.....85             | 3820034..... 66             |
| 1704046..... 115            | 2560154..... 87, 91         | 3510874.....91             | 3900032 .... 81, 85, 87, 91 |
| 1704047..... 115            | 2600225 .... 81, 85, 87, 91 | 3510904.....81             | 3900163..... 66             |
| 1704048..... 115            | 2792491..... 107, 109       | 3510905.....81             | 3900177..... 73             |
| 1704050..... 115            | 2820030..... 21             | 3510907.....77             | 3900187..... 66             |
| 1704053..... 115            | 2820035 .... 18, 22, 34, 38 | 3510910.....77             | 3900190..... 47             |
| 1704054..... 115            | 2860030 ... 17, 21, 33, 37, | 3520028.....25, 73         | 3900191..... 53, 57         |
| 1704055..... 115            | 122                         | 3520030.....87, 91         | 3900192..... 66             |
| 1704056..... 115            | 2880310..... 65             | 3520034.....25, 54, 57     | 3900200..... 53, 87, 91     |
| 1704058..... 115            | 2901873..... 116            | 3520060.....82             | 3900202..... 73             |
| 1704061..... 115            | 2901877..... 67             | 3520072....61, 73, 81, 87  | 3900203..... 73             |
| 1704062..... 115            | 2920026..... 61             | 3520166.....38             | 3900204..... 95             |
| 1704063..... 115            | 2920029..... 61             | 3520169.....77, 85, 91     | 3900205..... 57, 58, 66     |
| 1704064..... 115            | 2920127..... 95             | 3539814.....69             | 3900251..... 88, 91         |
| 1704066..... 115            | 2920146..... 12, 13         | 3539920.....12             | 3900252..... 87, 91         |
| 1704190..... 116, 119       | 2940074..... 81, 87, 122    | 3539921.....12             | 3900258 ... 81, 85, 87, 91  |
| 1704193..... 74             | 2940082..... 73, 122        | 3570274.....87, 91         | 3900346..... 61             |
| 1704194..... 74             | 2940111..... 47             | 3570362.....87, 91         | 3900347..... 61             |
| 1704212..... 116            | 2940132 .... 18, 22, 34, 38 | 3570435.....77             | 3900373..... 53, 57         |
| 1704236 54, 57, 116, 119    | 3020017..... 11             | 3570462.....81             | 3910808..... 25             |
| 1704244..... 116            | 3020039..... 67             | 3570464.....81, 85         | 3911010..... 18, 34, 38     |
| 1704277..... 116, 119       | 3127097..... 124            | 3570653.....88, 91         | 3911024..... 12, 38, 61     |
| 1704406..... 116, 119       | 3251242..... 116            | 3570654.....88, 91         | 3911032..... 73             |

# PART NUMBER INDEX

|                                      |  |   |                          |
|--------------------------------------|--|---|--------------------------|
| 3931516.....27, 41                   | 4460267 ... 18, 21, 22, 34,<br>37, 38                                    | 4751600 ..... 34, 61                          | 70000642.....31, 45      |
| 3990010.....112                      | 4460268 ...22, 25, 38, 112   | 4751800 ..... 69, 74                          | 70000643.....31, 45, 122 |
| 4060803....74, 77, 82, 85,<br>88, 91 | 4460320 ... 18, 21, 34, 37,<br>61  | 4761000 ... 12, 18, 34, 38,<br>53, 54, 57, 66 | 70000651.....31, 45      |
| 4060804.....73                       | 4460326 ..... 22, 38   | 4761400 ..... 66                              | 70001020.....31, 45      |
| 4060875.....18, 34                   | 4460424 ..... 25, 61, 112  | 4761500 ..... 34, 66                          | 70001021.....31, 45      |
| 4060882.....73                       | 4460425 ..... 95   | 4771000 ..... 61                              | 70001025.....31, 45      |
| 4060960.....66                       | 4460445 ..... 22, 38   | 4844840 ..... 95                              | 70001027.....31, 45      |
| 4060961.....66                       | 4460466 ..... 62   | 4845345 ..... 69                              | 70001029.....45          |
| 4061024.... 18, 21, 34, 37           | 4460467 ..... 124  | 4845577 ..... 77                              | 70001030.....45          |
| 4061060.....61                       | 4460510 ..... 124  | 4845578 ..... 77                              | 70001031.....45          |
| 4070860.....66                       | 4460517 ..... 62   | 4845614 ..... 87, 91                          | 70001032.....45          |
| 4070861.....66                       | 4460565 ..... 25   | 4845657 ..... 88, 92                          | 70001033.....45          |
| 4070862.....66                       | 4460566 ... 17, 21, 53, 57   | 4845712 ..... 17                              | 70001034.....45          |
| 4070890.....73                       | 4460567 ..... 49   | 4845715 ..... 34                              | 70001035.....45          |
| 4070894.....73                       | 4460633 ..... 17, 25   | 4845716 ..... 12                              | 70001036.....45          |
| 4070970.....66                       | 4460662 ..... 12   | 4845731 ..... 66                              | 70001039.....45          |
| 4070971.....66                       | 4460908 ..... 61   | 4845796 ..... 77                              | 70001042.....31          |
| 4070984..... 18, 34                  | 4460909 ..... 62   | 4845797 ..... 77                              | 70001044.....31          |
| 4070988.....66                       | 4460915 ..... 62   | 4845805 ..... 81                              | 70001045.....31          |
| 4070989.....66                       | 4460956 ..... 59   | 4845808 ..... 81                              | 70002092.....103         |
| 4070990.....66                       | 4460957 ..... 59   | 4845809 ..... 81, 85                          | 70002093.....103         |
| 4160124.....66                       | 4461000 ..... 62   | 4845810 ..... 87, 92                          | 70002094.....103         |
| 4160125.....73                       | 4530010 ..... 25, 122  | 4845811 ..... 87, 92                          | 70002095.....103         |
| 4160130.....53, 57                   | 4530013 ..... 25   | 4845812 ..... 87                              | 70002096.....103         |
| 4160165.....82, 87                   | 4566847 ..... 95   | 4845813 ..... 81                              | 70002215.....31, 45      |
| 4160205.....61                       | 4567491 ..... 66   | 4845821 ... 73, 77, 81, 85,<br>87, 91         | 70002429.....103         |
| 4240032..... 11, 12, 13              | 4567508 ..... 12   | 4845822 ..... 73                              | 70003612.....31, 45      |
| 4240033.....12, 54                   | 4567605 ..... 34, 37   | 4845831 ..... 73                              | 70003613.....31, 45      |
| 4280296....77, 88, 91, 95            | 4567669 ..... 107  | 4846021 ... 73, 77, 81, 85,<br>87, 91         | 7002821.....124          |
| 4300111 .....67                      | 4567670 ..... 107  | 4846084 ..... 11                              | 7002823.....124          |
| 4341431 .....21                      | 4567750 ..... 66   | 4846514 ..... 66                              | 7002826.....124          |
| 4341432.....21, 37                   | 4567751 ..... 66   | 4846614 ..... 11                              | 7003246.....99           |
| 4360070.....25, 122                  | 4567824 ..... 12   | 4846859 ..... 61                              | 7004275.....124          |
| 4360274..... 54, 57, 122             | 4568227 ..... 107  | 4846877 ..... 61                              | 7004276.....124          |
| 4360376.....25, 122                  | 4568228 ..... 107  | 4860183 ..... 11                              | 7011509..... 51, 122     |
| 4360397.....12                       | 4569478 ..... 109  | 4860184 ..... 11                              | 7011513.....51           |
| 4360437.....38                       | 4569479 ..... 109  | 4860194 ..... 11                              | 7011528.....51           |
| 4360456.....12                       | 4640956 ..... 107  | 4860245 ..... 11                              | 7012630.....11           |
| 4360467 ... 17, 21, 33, 37,<br>122   | 4711000 ..... 58   | 4860246 ..... 11                              | 7012631.....11           |
| 4360546.....61                       | 4711400 ... 18, 21, 34, 37,<br>53, 57, 66, 73, 77, 81,<br>85, 87, 91     | 4922009 ..... 112                             | 7012998.....103          |
| 4360702.....12, 122                  | 4711500 ... 66, 73, 87, 91   | 4922377 ..... 34, 38                          | 7013701.....28, 42       |
| 4420039....77, 81, 82, 87,<br>91     | 4711600 ... 11, 12, 18, 34,<br>37, 53, 57, 69, 81, 85,<br>87, 91         | 4922412 ..... 112                             | 7013708.....27, 41       |
| 4420051.....74                       | 4711800 ..... 12, 66   | 4922420 ..... 54, 57, 112                     | 7013710.....41           |
| 4420064.... 18, 21, 34, 37           | 4712200 ..... 11   | 4922546 ..... 25, 112                         | 7013713.....27, 41       |
| 4420065.... 18, 21, 34, 37           | 4712600 ..... 66   | 4922561 ..... 12                              | 7013714.....27, 41       |
| 4460023.... 53, 54, 57, 58           | 4740007 ..... 66   | 4922652 ..... 53, 57                          | 7013715.....27, 41       |
| 4460035.....54                       | 4740414 ..... 66   | 4922653 ..... 54, 57                          | 7013716.....27, 41       |
| 4460044.....112                      | 4740415 ..... 11   | 4922740 ..... 34, 37                          | 7013717.....27, 41       |
| 4460115.....54                       | 4740428 ..... 73   | 4922805 ..... 12, 13                          | 7013720.....28, 42       |
| 44601196.....58                      | 4740429 ..... 73   | 4922831 ..... 112                             | 7013722.....27, 41       |
| 44601198.....58                      | 4740456 ..... 11   | 4922923 ..... 61                              | 7013723.....27           |
| 44601199.....58                      | 4740529 ..... 61   | 4922935 ... 18, 21, 34, 37                    | 7013726.....42           |
| 44601201.....58                      | 4740530 ..... 61   | 4923151 ..... 25                              | 7013727.....27           |
| 44601202.....58                      | 4750800 ... 47, 66, 88, 91   | 4923152 ..... 25                              | 7013728.....27, 41       |
| 44601205.....58                      | 4751000 ... 12, 13, 17, 21,<br>34, 37, 38, 47, 53, 57,<br>73, 82, 87, 91 | 4923161 ..... 54                              | 7013732.....27           |
| 44601244.....58                      | 4751400 ... 12, 13, 17, 21,<br>34, 47, 73                                | 4923163 ..... 53                              | 7013733.....27           |
| 44601245.....58                      | 4751500 ... 17, 34, 47, 53,<br>57, 66, 74                                | 4933076 ..... 112                             | 7013734.....28, 41       |
| 44601246.....58                      |  | 4933078 ..... 112                             | 7013735.....28           |
| 44601249.....58                      |  | 4933258 ..... 112                             | 7013737.....41           |
| 4460145.....54                       |  | 4933260 ..... 112                             | 7013738.....41           |
| 4460190.....53                       |  | 4933305 ..... 112                             | 7013743.....28, 41       |
| 4460226.....61                       |  | 4933309 ..... 112                             | 7013745.....28           |
| 4460227.....62                       |  | 4933310 ..... 25, 112                         | 7013748.....27, 41       |
| 4460234..... 11, 12, 13              |  | 70000641 ..... 31, 45                         | 7013750.....28, 42       |
|                                      |  |   | 7013751.....27           |
|                                      |  |   | 7013757.....41           |
|                                      |  |   | 7013758.....41           |
|                                      |  |   | 7013763.....28           |
|                                      |  |   | 7013764.....28, 41       |
|                                      |  |   | 7013766.....41           |
|                                      |  |   | 7013770.....28, 42       |
|                                      |  |   | 7013779.....28, 42       |

## PART NUMBER INDEX

|               |        |               |                 |               |                 |                |               |          |
|---------------|--------|---------------|-----------------|---------------|-----------------|----------------|---------------|----------|
| 7013789 ..... | 41     | 7016771 ..... | 41              | 7020088.....  | 53, 57, 122     | 7022927 .....  | 51            |          |
| 7013792 ..... | 27, 41 | 7016772 ..... | 41              | 7020089.....  | 53, 57, 122     | 7022930 .....  | 51            |          |
| 7013793 ..... | 27, 41 | 7016773 ..... | 41              | 7020090.....  | 17, 33, 37      | 7022932 .....  | 51            |          |
| 7013794 ..... | 28     | 7016774 ..... | 27              | 7020091.....  | 53, 57          | 7022933 .....  | 51            |          |
| 7013795 ..... | 41     | 7016776 ..... | 41              | 7020093.....  | 17, 21, 33, 37, | 7023391 .....  | 101, 103      |          |
| 7016319 ..... | 12, 13 | 7016777 ..... | 27, 41          | 53, 57        | 7020094.....    | 17, 21, 33, 37 | 7023392 ..... | 101, 103 |
| 7016339 ..... | 17, 33 | 7016786 ..... | 41              | 7020096.....  | 17, 21, 33, 37  | 7023393 .....  | 101           |          |
| 7016372 ..... | 12, 13 | 7016787 ..... | 27              | 7020097.....  | 17, 21, 33, 37  | 7023394 .....  | 101           |          |
| 7016654 ..... | 124    | 7018536 ..... | 51, 122         | 7020098.....  | 17, 33          | 7023395 .....  | 101, 103      |          |
| 7016713 ..... | 41     | 7018555 ..... | 51              | 7020605.....  | 51              | 7023396 .....  | 101, 103      |          |
| 7016714 ..... | 28, 42 | 7018556 ..... | 51              | 7020626.....  | 51              | 7023397 .....  | 101           |          |
| 7016717 ..... | 28, 42 | 7018558 ..... | 51, 122         | 7020627.....  | 51              | 7023398 .....  | 99, 101       |          |
| 7016721 ..... | 27, 41 | 7018586 ..... | 51              | 7020629.....  | 51              | 7023399 .....  | 101, 103      |          |
| 7016735 ..... | 27, 41 | 7019833 ..... | 99              | 7020631.....  | 51              | 7023993 .....  | 103, 122      |          |
| 7016751 ..... | 28, 41 | 7019834 ..... | 99              | 7020632.....  | 51              | 7024407 .....  | 101           |          |
| 7016755 ..... | 28, 42 | 7019835 ..... | 99              | 7020633.....  | 51              | 7026165 .....  | 31, 45        |          |
| 7016756 ..... | 27     | 7019838 ..... | 99              | 7020663.....  | 51              | 7026330 .....  | 31, 45        |          |
| 7016757 ..... | 27     | 7019839 ..... | 99              | 7020673.....  | 51              | 7026335 .....  | 31, 45        |          |
| 7016758 ..... | 27     | 7020017 ..... | 11              | 7020674.....  | 51              | 7027299 .....  | 53, 57        |          |
| 7016759 ..... | 27, 41 | 7020078 ...   | 17, 21, 33, 37, | 7022219 ..... | 27, 41          | 7027787 .....  | 17, 21        |          |
| 7016760 ..... | 27     | 53, 57, 122   | 7020083 .....   | 7022220.....  | 28, 42          | 8406110 .....  | 59            |          |
| 7016761 ..... | 27     | 7020084 ..... | 11              | 7022223.....  | 27, 41          | 8896941 .....  | 124           |          |
| 7016762 ..... | 27, 41 | 7020086 ..... | 11              | 7022224.....  | 28, 42          | 9984088 .....  | 18, 34        |          |
| 7016770 ..... | 41     |               |                 |               |                 |                |               |          |



3120876



An Oshkosh Corporation Company

Corporate Office  
JLG Industries, Inc.  
1 JLG Drive  
McConnellsburg, PA 17233-9533  
USA

+1-717-485-5161 (Corporate)  
+1-877-554-5438 (Customer Support Toll Free)  
+1-717-485-6417

### JLG Worldwide Locations

JLG Industries  
358 Park Road  
Regents Park  
NSW 2143  
Sydney 2143  
Australia  
+6 (12) 87186300  
+6 (12) 65813058  
Email: techservicesaus@jlg.com

JLG Ground Support Oude  
Bunders 1034  
Breitwaterstraat 12A  
3630 Maasmechelen  
Belgium  
+32 (0)89 84 82 26  
Email: emeaservice@jlg.com

JLG Latino Americana LTDA  
Rua Antonia Martins Luiz, 580  
Distrito Industrial Joao Narezzi  
Indaiatuba-SP 13347-404  
Brasil  
+55 (19) 3936 7664 (Parts)  
+55 (19) 3936 9049 (Service)  
Email: comercialpecas@jlg.com  
Email: servicios@jlg.com

Oshkosh-JLG (Tianjin)  
Equipment Technology LTD  
Shanghai Branch  
No 465 Xiao Nan Road  
Feng Xian District  
Shanghai 201204  
China  
+86 (21) 800 819 0050

JLG Industries Dubai  
Jafza View  
PO Box 262728, LB 19  
20th Floor, Office 05  
Jebel Ali, Dubai  
+971 (0) 4 884 1131  
+971 (0) 4 884 7683  
Email: emeaservice@jlg.com

JLG France SAS  
Z.I. Guillaume Mon Amy  
30204 Fauillet  
47400 Tonniens  
France  
+33 (0) 553 84 85 86  
+33 (0) 553 84 85 74  
Email: pieces@jlg.com

JLG Deutschland GmbH  
Max Planck Str. 21  
27721 Ritterhude-Ihlpohl  
Germany  
+49 (0) 421 69350-0  
+49 (0) 421 69350-45  
Email: german-parts@jlg.com

JLG Equipment Services Ltd.  
Rm 1107 Landmark North  
39 Lung Sum Avenue  
Sheung Shui N. T.  
Hong Kong  
+(852) 2639 5783  
+(852) 2639 5797

JLG Industries (Italia) S. R. L.  
Via Po, 22  
IT-20010 Pregnana Milanese (MI)  
Italy  
+39 (0) 2 9359 5210  
+39 (0) 2 9359 5211  
Email: ricambi@jlg.com

JLG EMEA B.V.  
Polaris Avenue 63  
2132 JH Hoofddorp  
The Netherlands  
+31 (0) 23 565 5665  
Email: emeaservice@jlg.com

JLG NZ Access Equipment & Services  
2B Fisher Crescent  
Mt Wellington 1060  
Auckland, New Zealand  
+6 (12) 87186300  
+6 (12) 65813058  
Email: techservicesaus@jlg.com

JLG Industries  
Vahutinskoe shosse 24b  
Khimki,  
Moscow Region 141400  
Russia Federation  
+7 (499) 922 06 99  
+7 (499) 922 06 99

Oshkosh-JLG Singapore  
Technology Equipment P te Ltd.  
35 Tuas Avenue 2  
Jurong Industrial Estate  
Singapore 639454  
+65 6591 9030  
+65 6591 9045  
Email: SEA@jlg.com

JLG Iberica S. L.  
Trapadella, 2  
Pol. Ind. Castellbisbal Sur  
08755 Castellbisbal  
Barcelona  
Spain  
+34 (0) 93 772 47 00  
+34 (0) 93 77 117 62  
Email: parts\_iberica@jlg.com

JLG Sverige AB  
Enkopingsvagen 150  
17627 Jarfalla  
Sweden  
+46 (0) 8 506 595 00  
+46 (0) 8 506 595 27  
Email: nordicsupport@jlg.com

JLG Industries (UK) Ltd.  
Bentley House  
Bentley Avenue  
Middleton, Greater Manchester  
M24 2GP  
United Kingdom  
+44 (0) 161 654 1000  
+44 (0) 161 654 1003  
Email: ukparts@jlg.com

www.jlg.com