



Illustrated Parts Manual

Model 4017

3121859

Revised
March 31, 2014

EFFECTIVITY PAGE

October 22, 2004 - A - Original Issue Of Manual

April 8, 2005 - B - Revised Manual

November 23, 2005 - C - Revised Manual

January 2, 2007 - D - Revised Manual

April 25, 2008 - E - Revised Manual

July 15, 2009 - F - Revised Manual

April 20, 2012 - G - Revised Manual

March 31, 2014 - H - Revised Manual

EFFECTIVITY PAGE

TABLE OF CONTENTS

| FIGURE NO. | TITLE | PAGE NO. |
|---|--|------------|
| SECTION 1 – | | |
| FRAME & ATTACHING PARTS | | 1-1 |
| 1-1 | Frame Shrouding & Attaching Parts, Right Side | 1-2 |
| 1-2 | Frame Shrouding & Attaching Parts, Left Side | 1-6 |
| 1-3 | Axle & Fender Installation | 1-10 |
| 1-4 | Outrigger Mounting | 1-12 |
| 1-5 | Outrigger Mounting with Platform | 1-14 |
| 1-6 | Outrigger Mounting Equipped W/LMIS | 1-16 |
| 1-7 | Hood Installation with Platform | 1-18 |
| SECTION 2 – | | |
| BOOM | | 2-1 |
| 2-1 | First Boom Section | 2-2 |
| 2-2 | Bearings, Pads, Spacers & Shims, (First Boom Section) | 2-4 |
| 2-3 | Second Boom Section | 2-6 |
| 2-4 | Bearings, Pads, Spacers & Shims, (Second Boom Section) | 2-8 |
| 2-5 | Third Boom Section | 2-10 |
| 2-6 | Bearings, Pads, Spacer & Shims, (Third Boom Section) | 2-12 |
| 2-7 | Fourth Boom Section | 2-14 |
| 2-8 | Bearings, Pads, Spacers & Shims, (Fourth Boom Section) | 2-16 |
| 2-9 | Quick Switch Assembly | 2-18 |
| SECTION 3 – | | |
| ATTACHMENTS | | 3-1 |
| 3-1 | Carriage Assembly | 3-2 |
| 3-2 | Buckets | 3-4 |
| 3-3 | Four In One Bucket | 3-6 |
| 3-4 | Fork Mounted Hook | 3-8 |
| 3-5 | Truss Boom | 3-10 |
| 3-6 | Side Shift Carriage | 3-12 |
| 3-7 | Fork Positioning Carriage Assembly | 3-14 |
| 3-8 | Fork Extension | 3-16 |
| 3-9 | Fork | 3-18 |
| 3-10 | Platform Assembly, Adapter & Pedestal | 3-20 |
| 3-11 | Platform Assembly, Base & Railings | 3-22 |
| 3-12 | Platform Assembly, Electrical | 3-24 |
| 3-13 | Platform Assembly, Miscellaneous | 3-28 |
| 3-14 | Concrete Ladle | 3-30 |
| 3-15 | Crane Hook | 3-32 |
| 3-16 | Adjustable Boom Truss (Australia) | 3-34 |
| SECTION 4 – | | |
| ENGINE & ATTACHING PARTS | | 4-1 |
| 4-1 | Engine Assembly | 4-2 |

TABLE OF CONTENTS

| FIGURE NO. | TITLE | PAGE NO. |
|--------------------|---|------------|
| 4-2 | Perkins Engine | 4-4 |
| 4-3 | Fuel Tank & Lines | 4-6 |
| 4-4 | Cooling System Installation | 4-8 |
| 4-5 | Air Filter Installation | 4-10 |
| 4-6 | Muffler Installation | 4-12 |
| 4-7 | AC Pump Installation | 4-14 |
| 4-8 | Four Speed Transmission - Converter Housing Group | 4-16 |
| 4-9 | Four Speed Transmission - Case and Plate Group | 4-18 |
| 4-10 | Four Speed Transmission - Torque Converter Group | 4-20 |
| 4-11 | Four Speed Transmission - Gear Group | 4-22 |
| 4-12 | Four Speed Transmission - Pump Drive Group | 4-24 |
| 4-13 | Four Speed Transmission - Charging Pump Group | 4-26 |
| 4-14 | Four Speed Transmission - Reverse Idler Group | 4-28 |
| 4-15 | Four Speed Transmission - Forward and Reverse Shaft Group | 4-30 |
| 4-16 | Four Speed Transmission - 3rd Shaft Group | 4-32 |
| 4-17 | Four Speed Transmission - First and Second Shaft Group | 4-34 |
| 4-18 | Four Speed Transmission - Output Shaft Group | 4-36 |
| 4-19 | Four Speed Transmission - Electric Control Group | 4-38 |
| 4-20 | Four Speed Transmission - Drive Plate Group | 4-42 |
| 4-21 | Four Speed Transmission - Drop Box Group | 4-44 |
| | | |
| SECTION 5 – | | |
| | DRIVE TRAIN | 5-1 |
| 5-1 | Front Axle Assembly | 5-2 |
| 5-2 | Front Axle - Central Housing & Steering | 5-4 |
| 5-3 | Front Axle - Differential | 5-6 |
| 5-4 | Front Axle - Hub Reduction | 5-8 |
| 5-5 | Front Axle - Brakes | 5-12 |
| 5-6 | Rear Axle Assembly | 5-14 |
| 5-7 | Rear Axle - Central Housing & Steering | 5-16 |
| 5-8 | Rear Axle - Differential | 5-18 |
| 5-9 | Rear Axle - Hub Reduction | 5-20 |
| 5-10 | Rear Axle - Brakes | 5-24 |
| 5-11 | Tire & Wheel Assembly | 5-26 |
| | | |
| SECTION 6 – | | |
| | CAB | 6-1 |
| 6-1 | Cab Assembly | 6-2 |
| 6-2 | Cab Interior Installation | 6-6 |
| 6-3 | Cab Door Assembly | 6-8 |
| 6-4 | Cab Windows | 6-10 |
| 6-5 | Wiper System Installation | 6-12 |
| 6-6 | Driver Seat Assembly Installation | 6-14 |
| 6-7 | Driver Seat | 6-16 |
| 6-8 | Air Circulation Installation | 6-18 |

TABLE OF CONTENTS


| FIGURE NO. | TITLE | PAGE NO. |
|---------------------|--|-------------|
| 6-9 | Air Conditioning Unit Installation | 6-20 |
| SECTION 7 – | | |
| | CONTROLS | 7-1 |
| 7-1 | Steering Column & Attaching Parts | 7-2 |
| 7-2 | Joystick Support Assembly | 7-4 |
| 7-3 | Accelerator Pedal Assembly | 7-6 |
| SECTION 8 – | | |
| | HYDRAULIC CIRCUITS | 8-1 |
| 8-1 | Hydraulic System | 8-2 |
| 8-2 | Steering Supply | 8-4 |
| 8-3 | Service/Park Brake | 8-6 |
| 8-4 | Lift Cylinder | 8-10 |
| 8-5 | Crowd Cylinder | 8-14 |
| 8-6 | Tilt & Tilt Compensating Cylinder | 8-16 |
| 8-7 | Auxiliary Function | 8-18 |
| 8-8 | Boom Hydraulics Assembly | 8-20 |
| 8-9 | Sway Cylinder | 8-22 |
| 8-10 | Stabilizer Cylinders | 8-24 |
| 8-11 | Hydraulic Kits | 8-26 |
| 8-12 | Boom Hydraulics with Platform | 8-30 |
| 8-13 | Boom Hydraulics Installation with Platform | 8-32 |
| 8-14 | Drive Pump to Main Valve with Platform | 8-34 |
| SECTION 9 – | | |
| | HYDRAULIC COMPONENTS | 9-1 |
| 9-1 | Lift Cylinder | 9-2 |
| 9-2 | Crowd Cylinder | 9-6 |
| 9-3 | Tilt Cylinder | 9-8 |
| 9-4 | Compensation Cylinder | 9-10 |
| 9-5 | Sway Cylinder | 9-14 |
| 9-6 | Stabilizer Cylinder | 9-18 |
| 9-7 | Fork Locking Cylinder | 9-24 |
| 9-8 | Main Control Valve | 9-28 |
| 9-9 | Engine Drive Pump | 9-33 |
| 9-10 | Hydraulic Tank Assembly | 9-35 |
| 9-11 | Return Filter | 9-37 |
| 9-12 | Auxiliary Power Pump | 9-39 |
| 9-13 | ERS Control Valve Assembly | 9-41 |
| SECTION 10 – | | |
| | ELECTRICAL | 10-1 |
| 10-1 | Head Light/Tail Light Assembly | 10-2 |

TABLE OF CONTENTS

| FIGURE NO. | TITLE | PAGE NO. |
|---|---|-----------------|
| 10-2 | Electrical Installation, Engine | 10-4 |
| 10-3 | Electrical Installation, Gear & Valve | 10-6 |
| 10-4 | Electrical Installation, Cab | 10-8 |
| 10-5 | Electrical Installation, Accessories | 10-12 |
| 10-6 | Electrical System, Rear of Machine | 10-14 |
| 10-7 | Sensor Assembly | 10-16 |
| 10-8 | Electrical Installation, Cab with Platform | 10-18 |
| 10-9 | Electrical Installation on Boom with Platform | 10-24 |
| 10-10 | Sensor Assembly with Platform | 10-26 |
| 10-11 | Electric System with Platform | 10-28 |
| 10-12 | Display Panel | 10-32 |
| 10-13 | LMIS Installation | 10-34 |
| 10-14 | LMIS Audible Tower/Beacon Installation | 10-38 |
| 10-15 | LMIS Harness | 10-40 |
| 10-16 | Stabilizer Harness Equipped W/LMIS | 10-42 |
| SECTION 11 – | | |
| DECALS | | 11-1 |
| 11-1 | Frame & Boom Decals | 11-2 |
| 11-2 | Cab Decals | 11-6 |
| SECTION 12 – | | |
| OPTIONS | | 12-1 |
| 12-1 | Drivers Seat Installation, Air Suspension | 12-2 |
| 12-2 | Drivers Seat, Air Suspension | 12-4 |
| 12-3 | Front Cab Glass Shield | 12-6 |
| 12-4 | Trailer Coupling Kit | 12-8 |
| 12-5 | Site Hitch Assembly Kit | 12-10 |
| 12-6 | Draw Bar Coupling | 12-12 |
| 12-7 | Battery Switch | 12-14 |
| 12-8 | Ground Wire Installation | 12-16 |
| 12-9 | 7-Pin Trailer Socket Installation | 12-18 |
| SECTION 13 – | | |
| RECOMMENDED SPARE PARTS | | 13-1 |
| SECTION 14 – PART NUMBER INDEX | | 14-1 |

SECTION 1

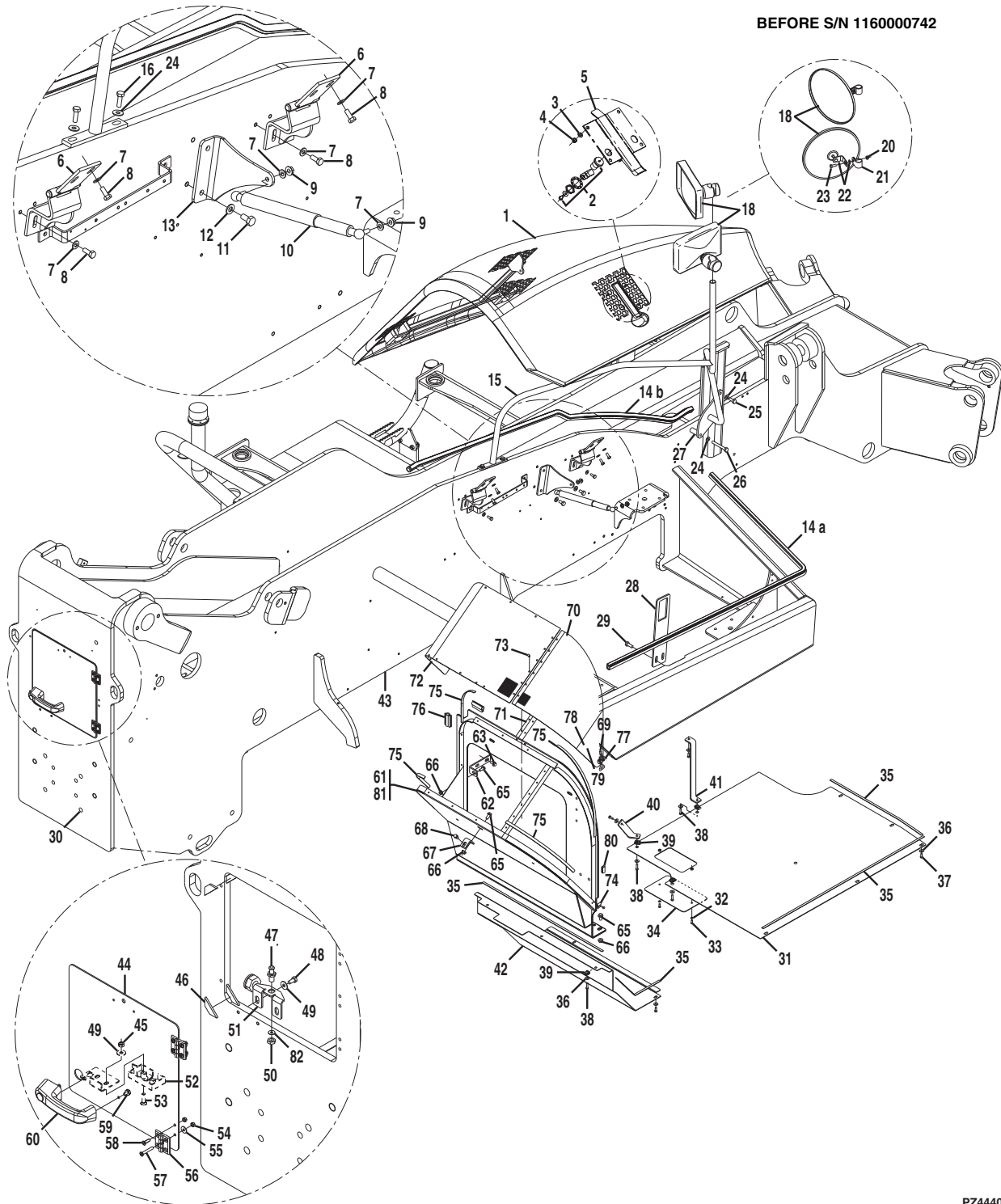
FRAME & ATTACHING PARTS





FRAME & ATTACHING PARTS

Figure 1-1 Frame Shrouding & Attaching Parts, Right Side



PZ4440



Figure 1-1 Frame Shrouding & Attaching Parts, Right Side

| Item | Part Number | Qty. | Description | Rev. |
|------|-------------|-------|--|------|
| 1 | 0274487 | 1 | ENGINE COVER, (includes items 2 thru 14) | G |
| 2 | 8000801 | 1 | LOCK | |
| 3 | 4811700 | 3 | FLAT WASHER, 6X1mm | |
| 4 | 3290607 | 3 | HEX LOCKNUT, 6X1mm | |
| 5 | 8000382 | 1 | HOOD LOCK | |
| 6 | 4806433 | 2 | HOOD HINGE | |
| 7 | 4811900 | 8 | FLAT WASHER, 8mm | |
| 8 | 0760810 | 8 | HEX HD CAPSCREW, 8-1.25X20mm, GR 8.8 | |
| 9 | 5220800 | 2 | RIPP NUT, 8mm-48 | |
| 10 | 8000420 | 1 | GAS SPRING | |
| 11 | 0761010 | 2 | HEX HD CAPSCREW, 10-1.50X20mm, GR 8.8 | |
| 12 | 4812000 | 2 | FLAT WASHER, 10mm | |
| 13 | 0903224 | 1 | BRACKET | |
| 14 | 2014226 | AR | TRIM, (a = 2.10m; b = 1.65m) | |
| 15 | 4340994 | 1 | MIRROR MOUNT | |
| 16 | 0760812 | 2 | HEX HD CAPSCREW, 8-1.25X25mm, GR 8.8 | |
| 18 | | 2 | 10" MIRROR, (Before S/N 1160000742), (no longer available, order 3140007) | |
| | 3140007 | 2 | RECTANGULAR MIRROR, (S/N 1160000742 & After) | |
| 20 | 3290807 | 2 | HEX LOCKNUT, 8mm-1.25, (Before S/N 1160000742) | |
| 21 | 1321140 | 2 | CLAMP, (Before S/N 1160000742) | |
| 22 | 4811900 | 2 | FLAT WASHER, 8mm, (Before S/N 1160000742) | |
| 23 | 0760810 | 2 | HEX HD CAPSCREW, 8-1.25X20mm, GR 8.8, (Before S/N 1160000742) | |
| 24 | 4812000 | 5 | FLAT WASHER, 10mm | |
| 25 | 0761012 | 2 | HEX HD CAPSCREW, 10-1.50X25mm, GR 8.8 | |
| 26 | 0701024 | 1 | HEX HD CAPSCREW, 10-1.50X80mm, GR 8.8 | |
| 27 | 8000704 | 1 | STEEL PIPE | |
| 28 | 8001626 | 1 | PLATE | |
| 29 | 5201012 | 2 | RIPP BOLT, 10-48X25mm | |
| 30 | 8008721 | 12 | PLASTIC CAP | |
| 31 | 3380538 | 1 | PROTECTING PANEL ASSY, (includes items 32 thru 34) | |
| 32 | 4811600 | 2 | FLAT WASHER, 5mm | |
| 33 | 0700507 | 2 | HEX HD CAPSCREW, 5X8X14mm, GR 8.8 | |
| 34 | 3380534 | 1 | OIL DRAIN PANEL | |
| 35 | 1898686 | AR | TRIM | |
| 36 | 5211702 | 14 | RIPP WASHER, M6 | |
| 37 | 0760608 | 8 | HEX HD CAPSCREW, 6-1.00X16mm, GR 8.8 | |
| 38 | 0760612 | 6 | HEX HD CAPSCREW, 6-1.00X25mm, GR 8.8 | |
| 39 | 2966421 | 6 | NUT HOLDER | |
| 40 | 8002423 | 1 | HOLDER | |
| 41 | 4805896 | 1 | ANGLE | |
| 42 | 8004879 | 1 | RADIATOR GUARD PLATE | |
| 43 | 2360693 | 1 | FRAME | |
| 44 | 8002263 | 1 | REAR COVER ASSY, (includes items 45 thru 60 and 82) | H |
| 45 | 3290801 | 2 | HEX NUT, 8mmX1.25 | |
| 46 | 909304 | 0.12m | TRIM | |
| 47 | 8003293 | 1 | PIN | |
| 48 | 0760808 | 2 | HEX HD CAPSCREW, 8-1.25X16mm, GR 8.8 | |
| 49 | 5211902 | 4 | RIPP WASHER, 8mm | |
| 50 | 3300497 | 1 | RIPP NUT, 12X1mm | |



FRAME & ATTACHING PARTS

Figure 1-1 Frame Shrouding & Attaching Parts, Right Side (Continued)

| Item | Part Number | Qty. | Description | Rev. |
|------|-------------|------|---|------|
| 51 | 8007430 | 1 | HOLDER | |
| 52 | 8004882 | 1 | ROTARY LATCH LOCK | |
| 53 | 1398385 | 2 | SCREW, M6X40mm | |
| 54 | 3290605 | 8 | HEX LOCKNUT, 6mm | |
| 55 | 5211702 | 4 | RIPP WASHER, 6mm | |
| 56 | 8006105 | 2 | HINGE | |
| 57 | 8006242 | 4 | SCREW, M6X40mm | |
| 58 | 0630576 | 4 | FLAT HD CAPSCREW, M6X20mm | |
| 59 | 5200605 | 2 | RIPP BOLT, 6-36X10mm | |
| 60 | 8006491 | 1 | PUSH BUTTON HANDLE | |
| | | Ref | KEY, (same key used for ignition), (see Figure 10-4 for details) | |
| 61 | 0274108 | 1 | AIR DUCT INSTALLATION, (without A/C), (includes items 62 thru 81) | E |
| | 0274125 | 1 | AIR DUCT INSTALLATION, (with A/C), (includes items 62 thru 81) | D |
| 62 | 4806477 | 1 | ANGLE | |
| 63 | 5200810 | 2 | RIPP BOLT, 8-48X20mm | |
| 65 | 5201010 | 4 | RIPP BOLT, 10-48X20mm | |
| 66 | 5221000 | 4 | RIPP NUT, 10mm | |
| 67 | 8007467 | 1 | HOLDER | |
| 68 | 0761008 | 1 | HEX HD CAPSCREW, 10-1.50X16mm, GR 8.8 | |
| 69 | 8003294 | 1 | LOCK | |
| 70 | 4803394 | 1 | FLAP | |
| 71 | 4806568 | 1 | JOINT | |
| 72 | 4802837 | 1 | VENTILATOR | |
| 73 | 3820019 | 22 | POP RIVET | |
| 74 | 8003295 | 1 | LOCKING HOOK | |
| 75 | 1898686 | AR | TRIM | |
| 76 | 3960927 | AR | TRIM | |
| 77 | 4010405 | 4 | MACHINE SCREW | |
| 78 | 3290405 | 4 | HEX NUT, 4mm | |
| 79 | 4811400 | 4 | FLAT WASHER, 4mm | |
| 80 | 935113 | AR | TRIM | |
| 81 | 8006452 | 1 | RADIATOR MOUNTING SEAT, (without A/C) | |
| | 4806604 | 1 | RADIATOR MOUNTING SEAT, (with A/C) | |
| 82 | 4812100 | 1 | FLAT WASHER, 12mm | |




Figure 1-1 Frame Shrouding & Attaching Parts, Right Side (Continued)

| Item | Part Number | Qty. | Description | Rev. |
|------|-------------|------|-------------|------|
| | | | | |



FRAME & ATTACHING PARTS

Figure 1-2 Frame Shrouding & Attaching Parts, Left Side

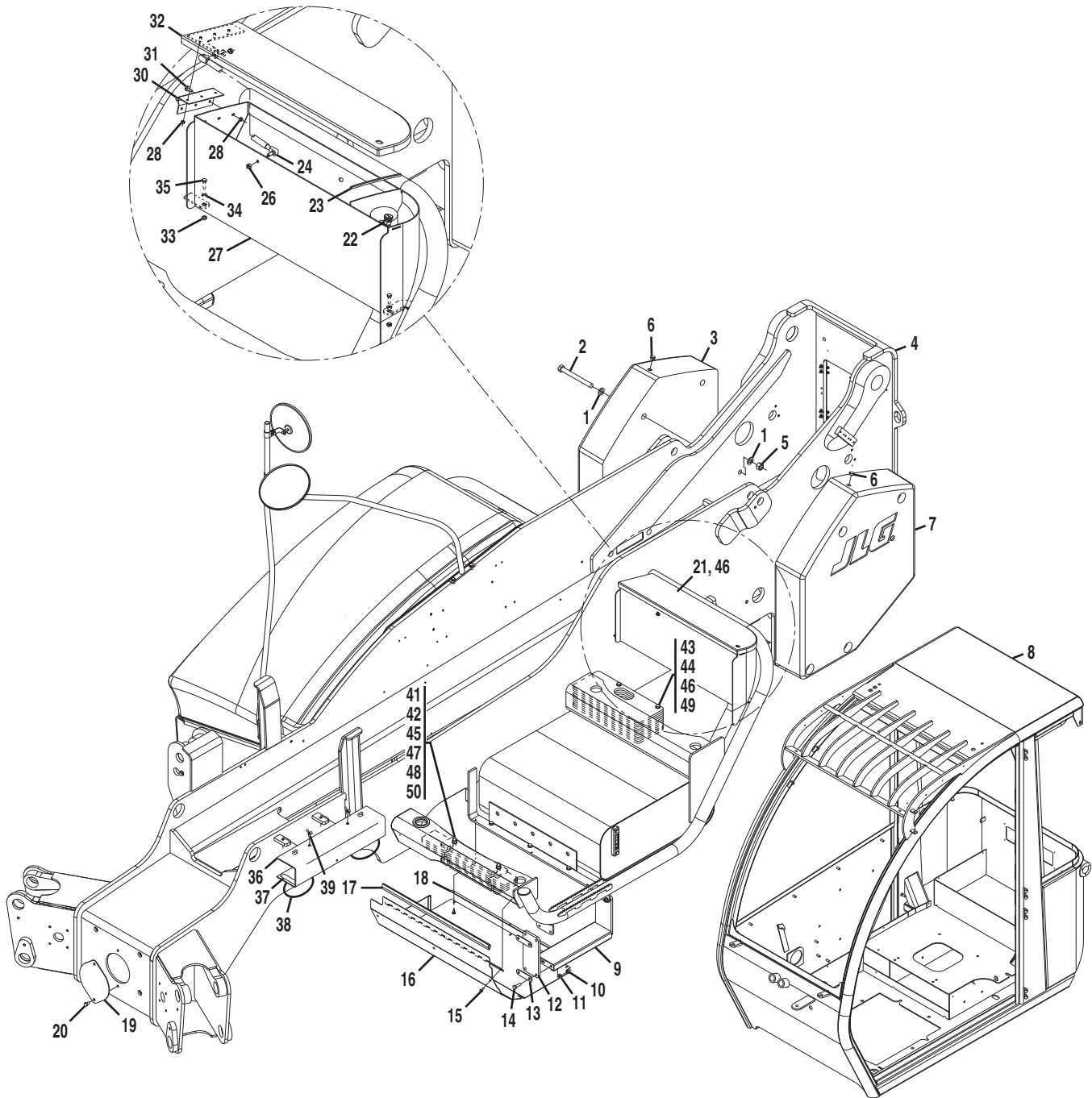




Figure 1-2 Frame Shrouding & Attaching Parts, Left Side

| Item | Part Number | Qty. | Description | Rev. |
|------|-------------|-------|---|------|
| 1 | 4812500 | 16 | FLAT WASHER, 20mm | |
| 2 | 0702037 | 8 | HEX HD CAPSCREW, 20-2.5X200mm, GR 8.8 | |
| 3 | 8008962 | 1 | COUNTERWEIGHT, (right), (Before S/N 1160002169) | |
| | 8005316 | 1 | COUNTERWEIGHT, (right), (S/N 1160002169 & After) | |
| 4 | | Ref | FRAME, (see Figure 1-1 for details) | |
| 5 | 3292007 | 8 | HEX LOCKNUT, M20 | |
| 6 | 8009883 | 2 | PROTECTING CAP | |
| 7 | 8008961 | 1 | COUNTERWEIGHT, (left), (Before S/N 1160002169) | |
| | 8005315 | 1 | COUNTERWEIGHT, (left), (S/N 1160002169 & After) | |
| 8 | | Ref | CAB, (see Figure 6-1 for details) | |
| 9 | 80383311 | 1 | STAIR TREAD | |
| 10 | 3291007 | 8 | HEX LOCKNUT, M10X1.5 | |
| 11 | 4812000 | 4 | FLAT WASHER, 10mm | |
| 12 | 4240168 | 2 | STEP STRAP | |
| 13 | 3575424 | 4 | STRAP COVER PLATE | |
| 14 | 0701015 | 8 | HEX HD CAPSCREW, 1.25-7X4, GR 8.8 | |
| 15 | 5200608 | 6 | RIPP BOLT, 6-36X16mm | |
| 16 | 3380567 | 1 | CAB BOTTOM SHIELD | |
| 17 | 3960927 | .722m | TRIM | |
| 18 | 1898686 | 1.6m | TRIM | |
| 19 | 3575579 | 1 | COVER PLATE | |
| 20 | 0761008 | 2 | HEX HD CAPSCREW, 10-1.5X16mm, GR 8.8 | |
| 21 | 8001935 | 1 | TOOL BOX ASSY, (includes items 22 thru 32) | G |
| 22 | 8008701 | 1 | LOCK | |
| | 8008049 | 1 | KEY | |
| 23 | 914210 | AR | RUBBER SEAL | |
| 24 | 1001097296 | 1 | GAS SPRING | |
| 26 | 5220800 | 2 | RIPP NUT, 8mm | |
| 27 | 8002319 | 1 | TOOL BOX | |
| 28 | 5220600 | 6 | RIPP NUT, M6 | |
| 30 | 8002332 | 1 | HINGE | |
| 31 | 5200608 | 3 | RIPP BOLT, 6-36X16mm | |
| 32 | 3380559 | 1 | TOOL BOX COVER | |
| 33 | 5220800 | 3 | RIPP NUT, 8mm | |
| 34 | 5211900 | 3 | RIPP WASHER, 8mm | |
| 35 | 0760810 | 3 | HEX HD CAPSCREW, 8-1.25X25mm | |
| 36 | 8004888 | 1 | LIFTING SUPPORT SYSTEM, (includes items 37 thru 39) | |
| 37 | 909304 | AR | TRIM | |
| 38 | 1784861 | 2 | GASKET | |
| 39 | 443630 | 2 | WING SCREW | |
| 40 | 0240064 | 1 | WRENCH, (not shown), (stored in tool box) | |
| 41 | 4821460 | 6 | WEIGHT, 12X75X385mm | |
| 42 | 4821461 | 3 | WEIGHT, 12X90X565mm | |
| 43 | 4821462 | 10 | WEIGHT, 12X180X450mm | |
| 44 | 3291005 | 2 | HEX LOCKNUT, 10mm-1.50 | |
| 45 | 3291207 | 2 | HEX LOCKNUT, 12mm-1.75 | |
| 46 | 5212000 | 4 | RIPP WASHER, 10mm | |
| 47 | 4812100 | 2 | FLAT WASHER, 12mm | |
| 48 | 4740550 | 2 | FENDER WASHER, 12mm | |



FRAME & ATTACHING PARTS

Figure 1-2 Frame Shrouding & Attaching Parts, Left Side (Continued)

| Item | Part Number | Qty. | Description | Rev. |
|------|-------------|------|-----------------------------------|------|
| 49 | 0701032 | 2 | HEX HD CAPSCREW, 10X150mm, GR 8.8 | |
| 50 | 0701232 | 2 | HEX HD CAPSCREW, 12X150mm, GR 8.8 | |



Figure 1-2 Frame Shrouding & Attaching Parts, Left Side (Continued)

| Item | Part Number | Qty. | Description | Rev. |
|------|-------------|------|-------------|------|
| | | | | |



FRAME & ATTACHING PARTS

Figure 1-3 Axle & Fender Installation

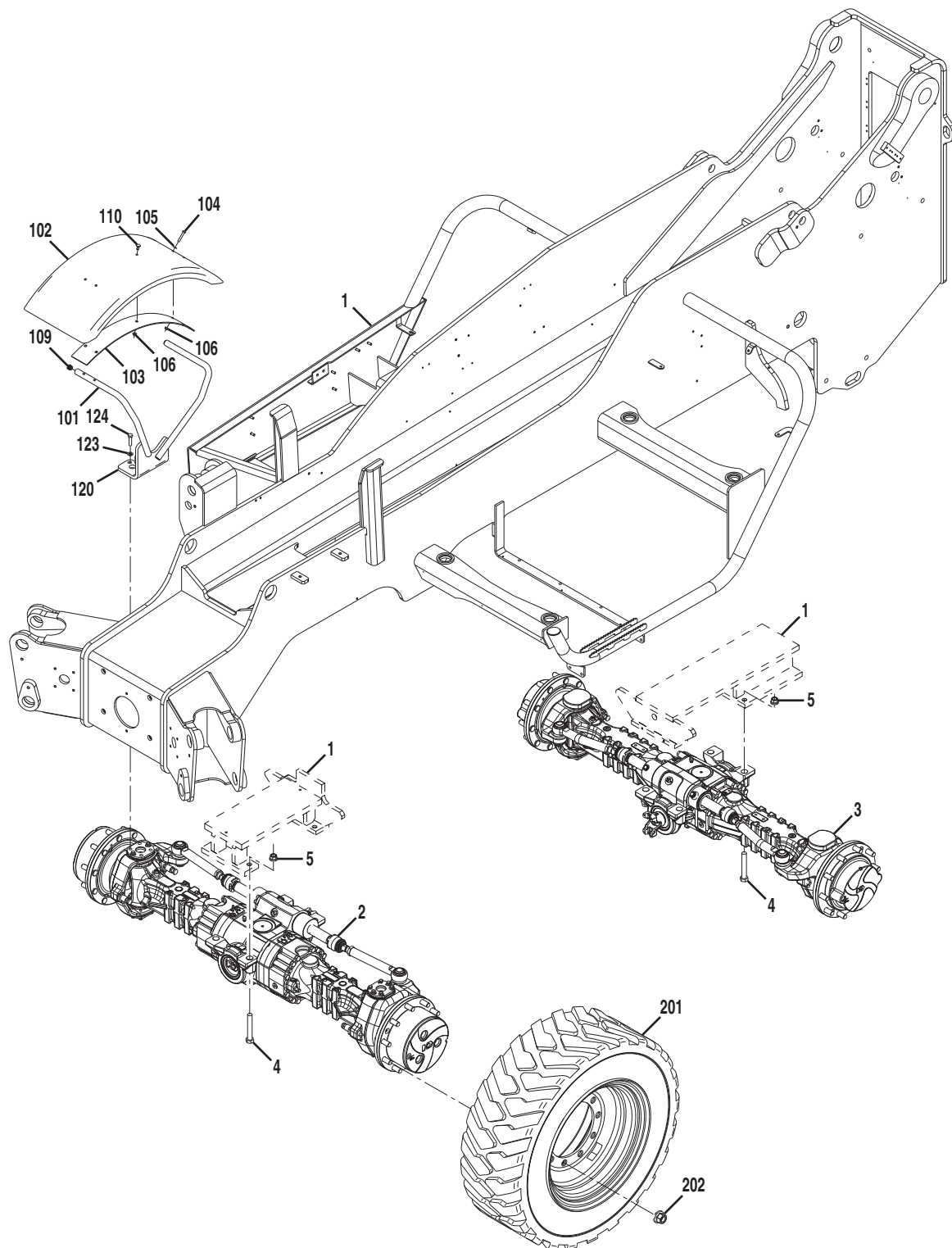




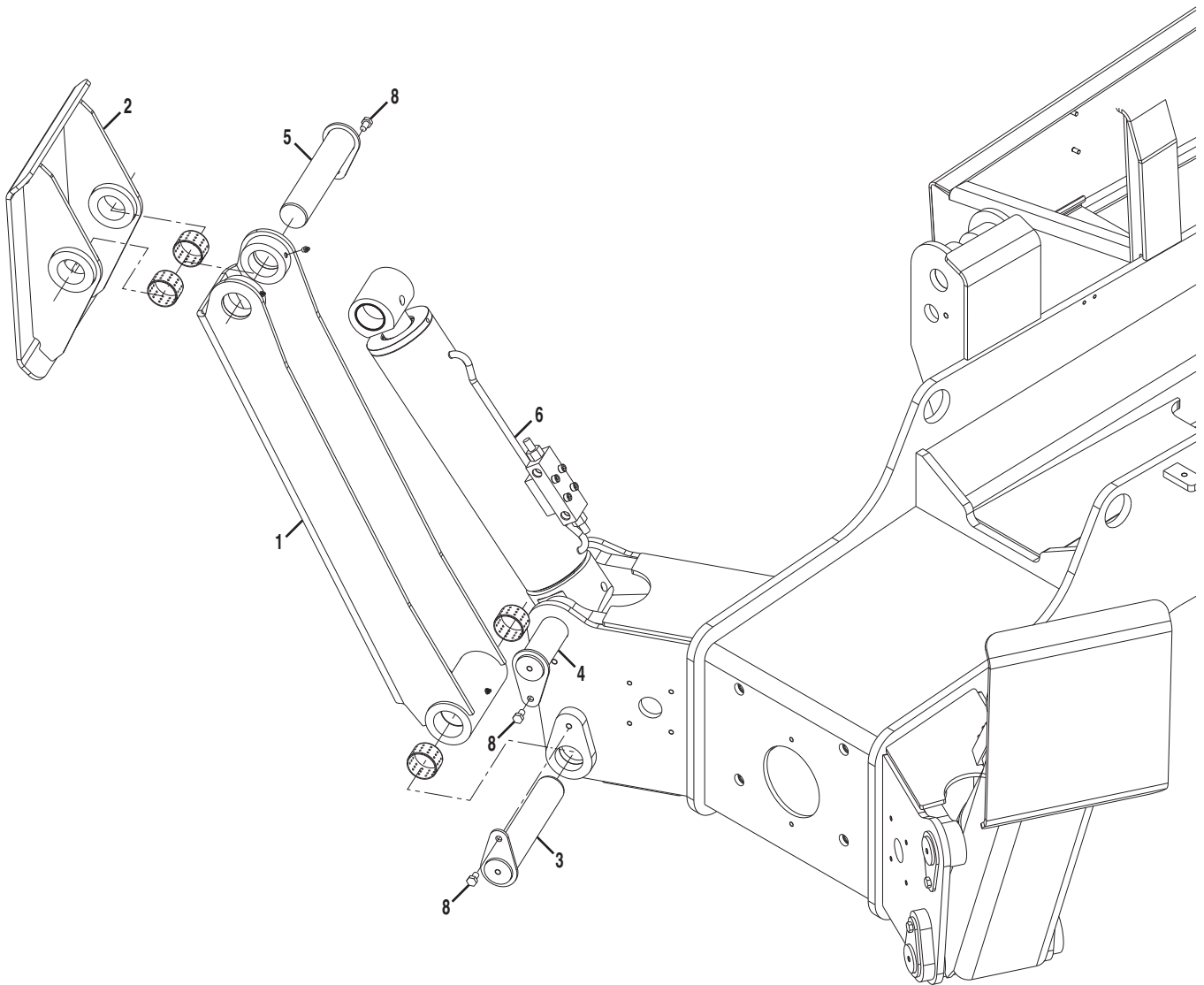
Figure 1-3 Axle & Fender Installation

| Item | Part Number | Qty. | Description | Rev. |
|------|-------------|------|--|------|
| | 0273827 | Ref | FRAME INSTALLATION, (includes items 1 thru 17) | G |
| 1 | | Ref | FRAME, (see Figure 1-1 for details) | |
| 2 | | Ref | FRONT AXLE, (see Figure 5-1 for details) | |
| 3 | | Ref | REAR AXLE, (see Figure 5-6 for details) | |
| 4 | 0630574 | 8 | HEX HD CAPSCREW, 20-1.5X130mm | |
| 5 | 3300478 | 8 | WHEEL NUT, M20X1.5 | |
| | 8007736 | 1 | FENDER INSTALLATION, (includes items 101 thru 124) | F |
| 101 | 8010525 | 2 | FENDER SUPPORT, (left) | |
| | 8010526 | 2 | FENDER SUPPORT, (right) | |
| 102 | 8010519 | 4 | FENDER | |
| 103 | 8010524 | 4 | SUPPORT PLATE | |
| 104 | 0700818 | 16 | HEX HD CAPSCREW, 0.875-9X8.00 | |
| 105 | 4811900 | 16 | FLAT WASHER, 8mm | |
| 106 | 5220800 | 20 | RIPP NUT, 8mm | |
| 109 | 8006580 | 8 | HOLDER | |
| 110 | 328027 | 4 | MUSHROOM HD BOLT | |
| 120 | 4804522 | 2 | FENDER ASSY, RIGHT, (includes items 101 thru 110) | |
| 121 | 4804511 | 2 | FENDER ASSY, LEFT, (includes items 101 thru 110) | |
| 123 | 4740532 | 16 | FLAT WASHER | |
| 124 | 0630571 | 16 | HEX HD CAPSCREW | |
| 201 | | Ref | TIRE & WHEEL ASSY, (see Figure 5-11 for details) | |
| 202 | 2478782 | 40 | FLANGED BALL NUT | |



FRAME & ATTACHING PARTS

Figure 1-4 Outrigger Mounting






Figure 1-4 Outrigger Mounting

| Item | Part Number | Qty. | Description | Rev. |
|------|-------------|------|--|------|
| | 0273828 | 1 | STABILIZER INSTALLATION, (includes items 1 thru 8) | C |
| 1 | 4210014 | 2 | STABILIZER MOUNT ASSY | |
| | 0440309 | 4 | BEARING | |
| | 2160016 | 3 | GREASE FITTING | |
| 2 | 4210010 | 2 | STABILIZER PAD | |
| 3 | 3423125 | 2 | STABILIZER PIN | |
| 4 | 3423127 | 2 | STABILIZER CYLINDER PIN | |
| 5 | 3423129 | 2 | STABILIZER CYLINDER PIN | |
| 6 | | Ref | STABILIZER CYLINDER, (see Figure 9-6 for details) | |
| 8 | 0761210 | 6 | HEX HD CAPSCREW, 12-1.75X20mm | |



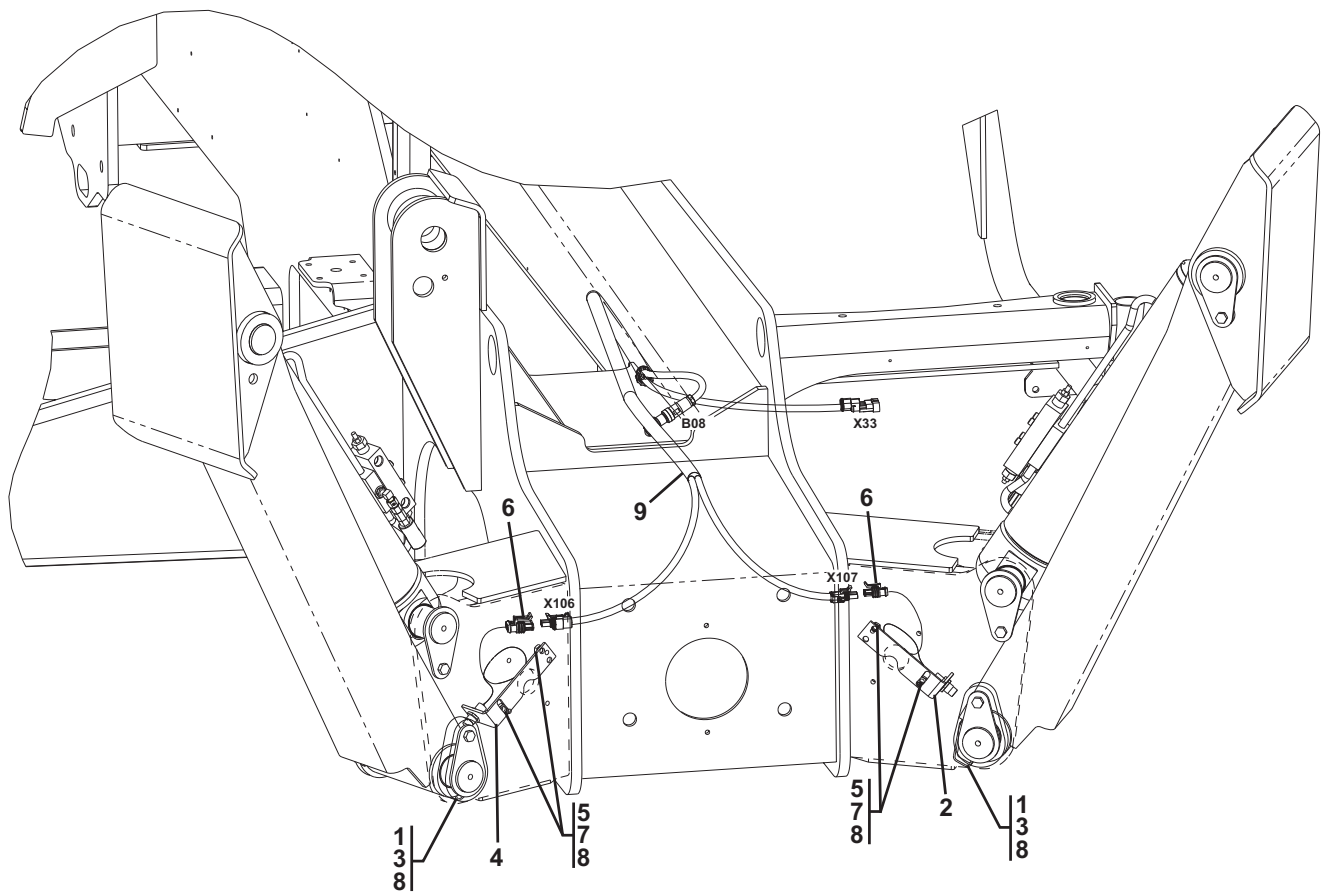
Figure 1-5 Outrigger Mounting with Platform

| Item | Part Number | Qty. | Description | Rev. |
|------|-------------|------|---|------|
| | 0274919 | 1 | STABILIZER INSTALLATION, (PLATFORM) | E |
| 1 | 4210014 | 2 | STABILIZER MOUNT AS | |
| 2 | 4210010 | 2 | STABILIZER PAD | |
| 3 | 3423125 | 2 | STABILIZER PIN | |
| 4 | | Ref | STABILIZER CYLINDER PIN, (see Figure 9-6 for details) | |
| 5 | | Ref | STABILIZER PAD PIN, (see Figure 9-6 for details) | |
| 6 | | Ref | STABILIZER CYLINDER, (see Figure 9-6 for details) | |
| 8 | 0761210 | 6 | HEX HD CAPSCREW, M12X20 | |
| 9 | 0760608 | 4 | HEX HD CAPSCREW, M6X16 | |
| 10 | 0903341 | 1 | SUPPORT BRACKET, LH | |
| 11 | 0903342 | 2 | STRIKER BRACKET | |
| 12 | 0903368 | 1 | SUPPORT BRACKET, RH | |
| 13 | 3291001 | 4 | HEX NUT, M10X1.5 | |
| 14 | 4000017 | 2 | PROXIMITY SENSOR | |
| 15 | 2141102 | 2 | FITTING, ELBOW | |
| 16 | 2143602 | 2 | FITTING | |
| 17 | 1001092224 | 2 | FITTING | |
| 18 | 4360661 | 2 | PRESSURE SWITCH | |



FRAME & ATTACHING PARTS

Figure 1-6 Outrigger Mounting Equipped W/LMIS



PAP181



Figure 1-6 Outrigger Mounting Equipped W/LMIS

| Item | Part Number | Qty. | Description | Rev. |
|------|-------------|------|---|------|
| | 1001106403 | 1 | STABILIZER INSTALLATION EQUIPPED WITH LMIS, (includes items 1 thru 9) | A |
| 1 | 0760606 | 4 | HEX HD CAPSCREW, 6X12mm | |
| 2 | 0903341 | 1 | SUPPORT BRACKET, LH | |
| 3 | 0903342 | 2 | STRIKER BRACKET | |
| 4 | 0903368 | 1 | SUPPORT BRACKET, RH | |
| 5 | 3291001 | 4 | HEX NUT, M10X1.5 | |
| 6 | 4000017 | 2 | PROXIMITY SENSOR | |
| 7 | 4812000 | 4 | WASHER, 10mm | |
| 8 | 1001095650 | AR | LOCTITE, #243 | |
| 9 | | Ref | HARNES, STABILIZER, (see Figure 10-16 for details) | |



FRAME & ATTACHING PARTS

Figure 1-7 Hood Installation with Platform

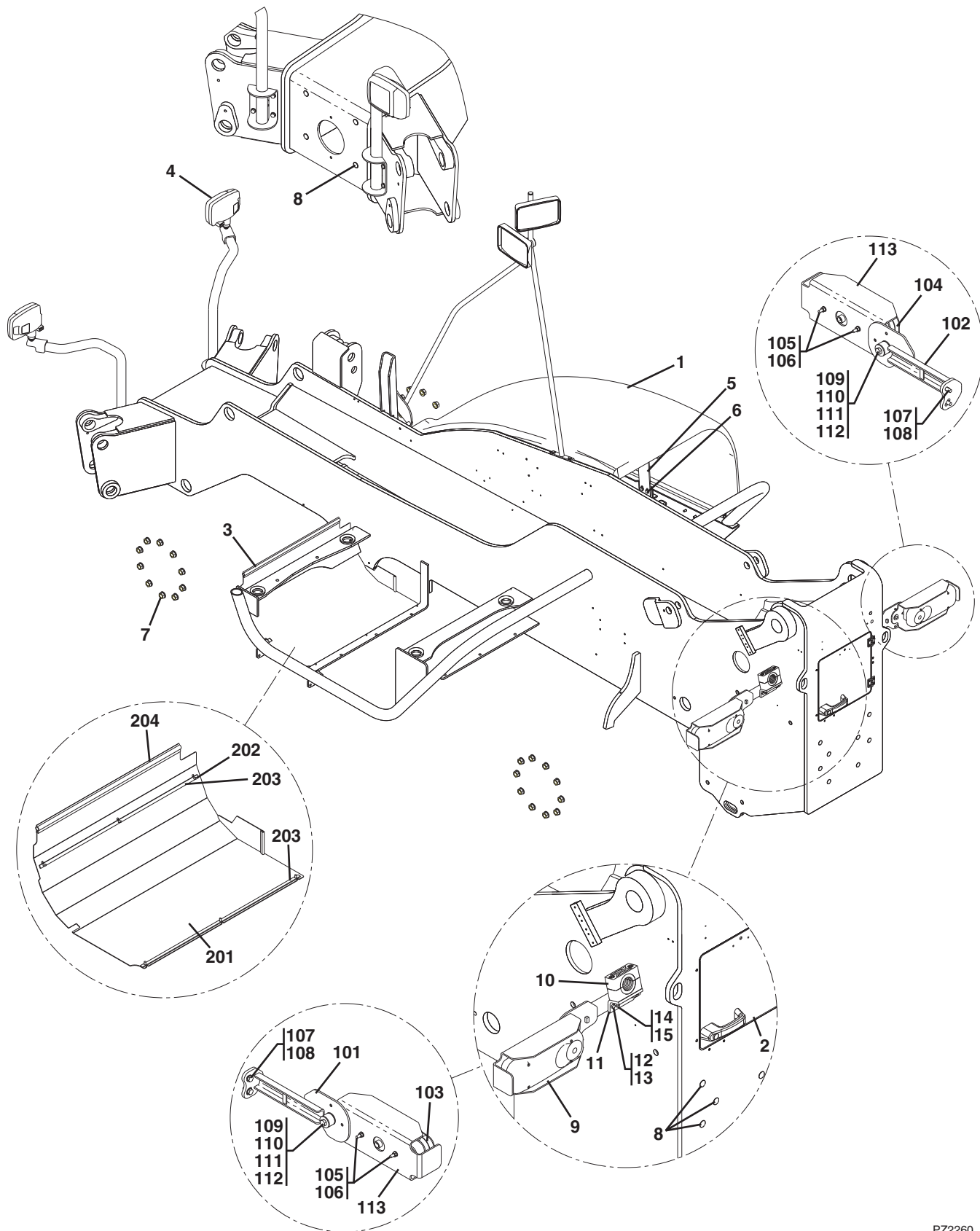




Figure 1-7 Hood Installation with Platform


| Item | Part Number | Qty. | Description | Rev. |
|------|-------------|-------|---|------|
| | 0275102 | 1 | HOOD INSTALLATION, PLATFORM, (includes items 1 thru 15) | A |
| 1 | | Ref | HOOD AS, (see Figure 1-1 for details) | |
| 2 | | Ref | REAR COVER AS, (see Figure 1-1 for details) | |
| 3 | 8000782 | 1 | CAB BOTTOM SHIELD AS, (includes items 201 thru 204) | D, 5 |
| 4 | | Ref | HEADLIGHT INSTALLATION, (see Figure 10-1 for details) | |
| 5 | 8001626 | 1 | PLATE | |
| 6 | 5201012 | 2 | RIPP BOLT, 10X25mm | |
| 7 | | Ref | FLANGED BALL NUT, (see Figure 1-3 for details) | |
| 8 | | Ref | PLASTIC CAP, (see Figure 1-1 for details) | |
| 9 | 0275101 | 1 | REAR LAMP BRACKET AS, (includes items 101 thru 113) | B |
| 10 | 1321620 | 1 | CLAMP | |
| 11 | 0903380 | 1 | CLAMP SUPPORT BRACKET | |
| 12 | 0760812 | 2 | HEX HD CAPSCREW, 8X25 | |
| 13 | 5220800 | 2 | RIPP NUT, 8mm | |
| 14 | 5221200 | 2 | RIPP NUT, 12mm | |
| 15 | 4032123 | 2 | SOCKET HD CAPSCREW, M12X100 | |
| 101 | 0903440 | 1 | REAR LAMP BRACKET, LH | |
| 102 | 0903502 | 1 | REAR LAMP BRACKET, RH | |
| 103 | 8001991 | 1 | TAILLIGHT, LH | |
| 104 | 8001989 | 1 | TAILLIGHT, RH | |
| 105 | 4811900 | 4 | WASHER | |
| 106 | 3290807 | 4 | HEX LOCK NUT, M8X1.25 | |
| 107 | 5212000 | 4 | RIPP WASHER, 10mm | |
| 108 | 0761012 | 4 | HEX HD CAPSCREW | |
| 109 | 1356294 | 4 | WASHER, 13mm | |
| 110 | 0701219 | 2 | HEX HD CAPSCREW | |
| 111 | 3291207 | 2 | HEX LOCK NUT, M12X1.75 | |
| 112 | 8009517 | 2 | BUFFER | |
| 113 | 8009226 | 2 | PLATE | |
| 201 | 3380567 | 1 | SHIELD | |
| 202 | 5200608 | 6 | RIPP BOLT, M6X16 | |
| 203 | 1898686 | 1.6M | STRAP | |
| 204 | 3960927 | 0.72M | RUBBER SEAL | |



FRAME & ATTACHING PARTS

This Page Intentionally Left Blank

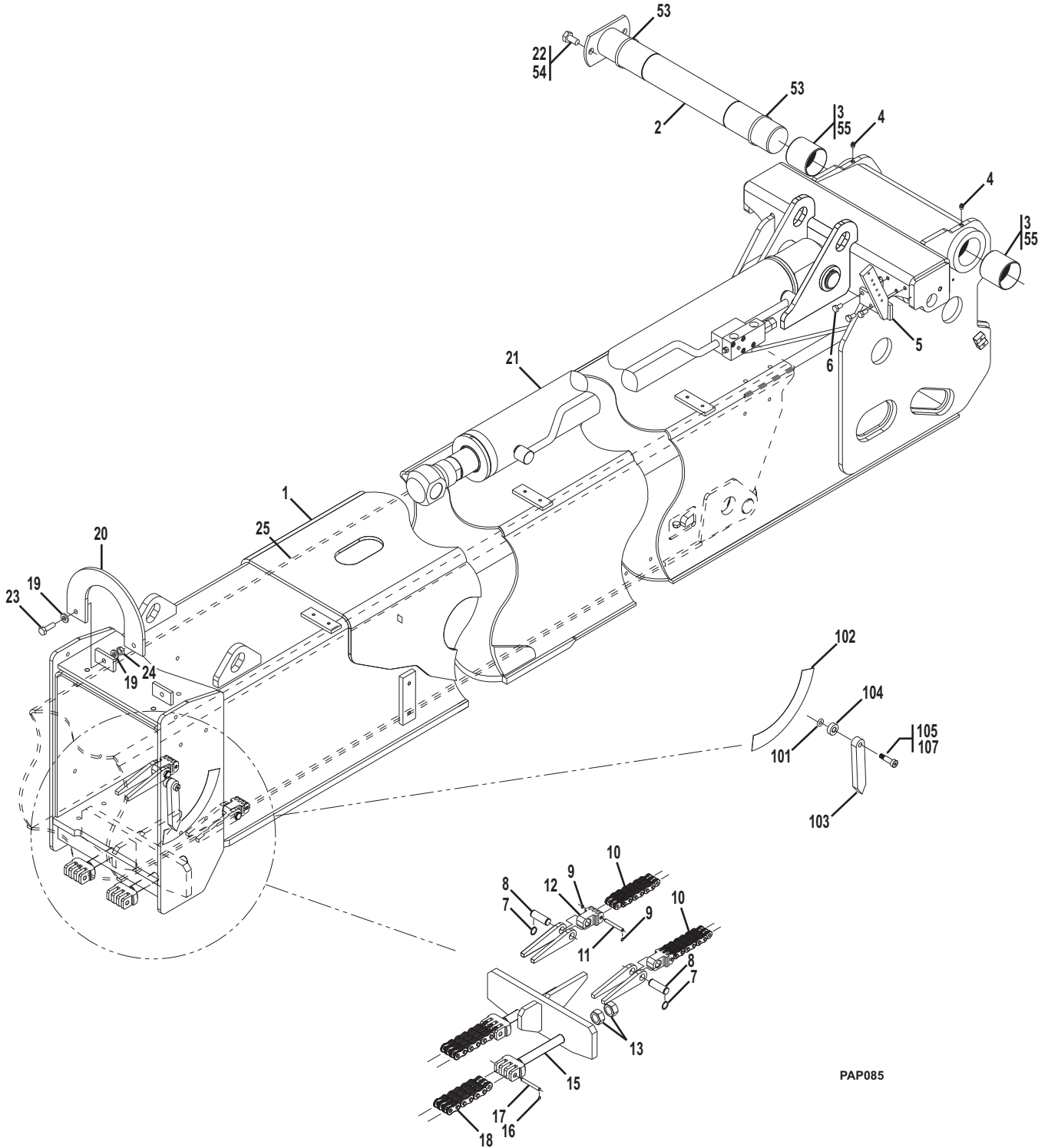
SECTION 2 BOOM





BOOM

Figure 2-1 First Boom Section



PAP085



Figure 2-1 First Boom Section

| Item | Part Number | Qty. | Description | Rev. |
|------|-------------|------|--|------|
| 1 | 0801453 | 1 | FIRST BOOM SECTION | I |
| | 0801559 | 1 | FIRST BOOM SECTION, PLATFORM | |
| 2 | | Ref | BOOM PIVOT PIN, (see Figure 8-13, item 42 for details) | |
| 3 | 8008047 | 2 | BUSHING | |
| 4 | 2160016 | 2 | GREASE FITTING | |
| 5 | 8005792 | 1 | TUBE ASSEMBLIES HOLDER | |
| | 0903438 | 1 | TUBE ASSEMBLIES HOLDER, PLATFORM | |
| 6 | 0761010 | 3 | HEX HD CAPSCREW, 10-1.50X20mm | |
| 7 | 3760488 | 4 | RETAINING RING | |
| 8 | 3423110 | 2 | ANCHOR PIN | |
| 9 | 3760489 | 4 | RETAINING RING | |
| 10 | | Ref | RETRACT CHAIN, BL666, (see Figure 2-5, item 13 for details) | |
| 11 | 3423116 | 2 | CHAIN PIN | |
| 12 | 1360276 | 2 | CLEVIS, BL666 | |
| 13 | 3292401 | 4 | HEX NUT, M24X3 | |
| 15 | 1360279 | 2 | CLEVIS, BL1066 | |
| 16 | 3760490 | 4 | RETAINING RING | |
| 17 | 3423119 | 2 | CHAIN PIN | |
| 18 | | Ref | EXTEND CHAIN, BL1066, (see Figure 2-5, item 20 for details) | |
| 19 | 4740532 | 4 | WASHER, M12 | |
| 20 | 4220216 | 1 | EXTEND CYLINDER STOP | |
| 21 | | Ref | CROWD CYLINDER, (see Figure 9-2 for details) | |
| 22 | | Ref | RIPP BOLT, (metric), 16X25mm, (see Figure 8-13, item 27 for details) | |
| 23 | 0761218 | 2 | HEX HD CAPSCREW, M12X50, (torque to 90 Nm) | |
| 24 | 3291207 | 2 | HEX LOCK NUT, M12X1.75 | |
| 25 | | Ref | SECOND BOOM SECTION ASSY, (see Figure 2-3 for details) | |
| 53 | | Ref | SHIM, (see Figure 8-13, item 53 for details) | |
| 54 | 0100011 | A/R | LOCTITE, #242, (apply to item 22) | |
| 55 | 1001099193 | A/R | LUBE, ALL PURPOSE, (apply to item 3) | |
| | 1001094258 | Ref | BOOM ANGLE INDICATOR INSTALLATION, (Australian machines only) | B |
| 101 | 4811900 | 1 | WASHER, 8mm | |
| 102 | | Ref | DECAL - BOOM ANGLE INDICATOR, (see Figure 11-1 for details) | |
| 103 | 1001094172 | 1 | PENDULUM | |
| 104 | 1001094181 | 1 | SPACER | |
| 105 | 1001094186 | 1 | BOLT, M10 X 25MM | |
| 107 | 0100011 | AR | LOCTITE, #242, (apply to item 105) | |



BOOM

Figure 2-2 Bearings, Pads, Spacers & Shims, (First Boom Section)

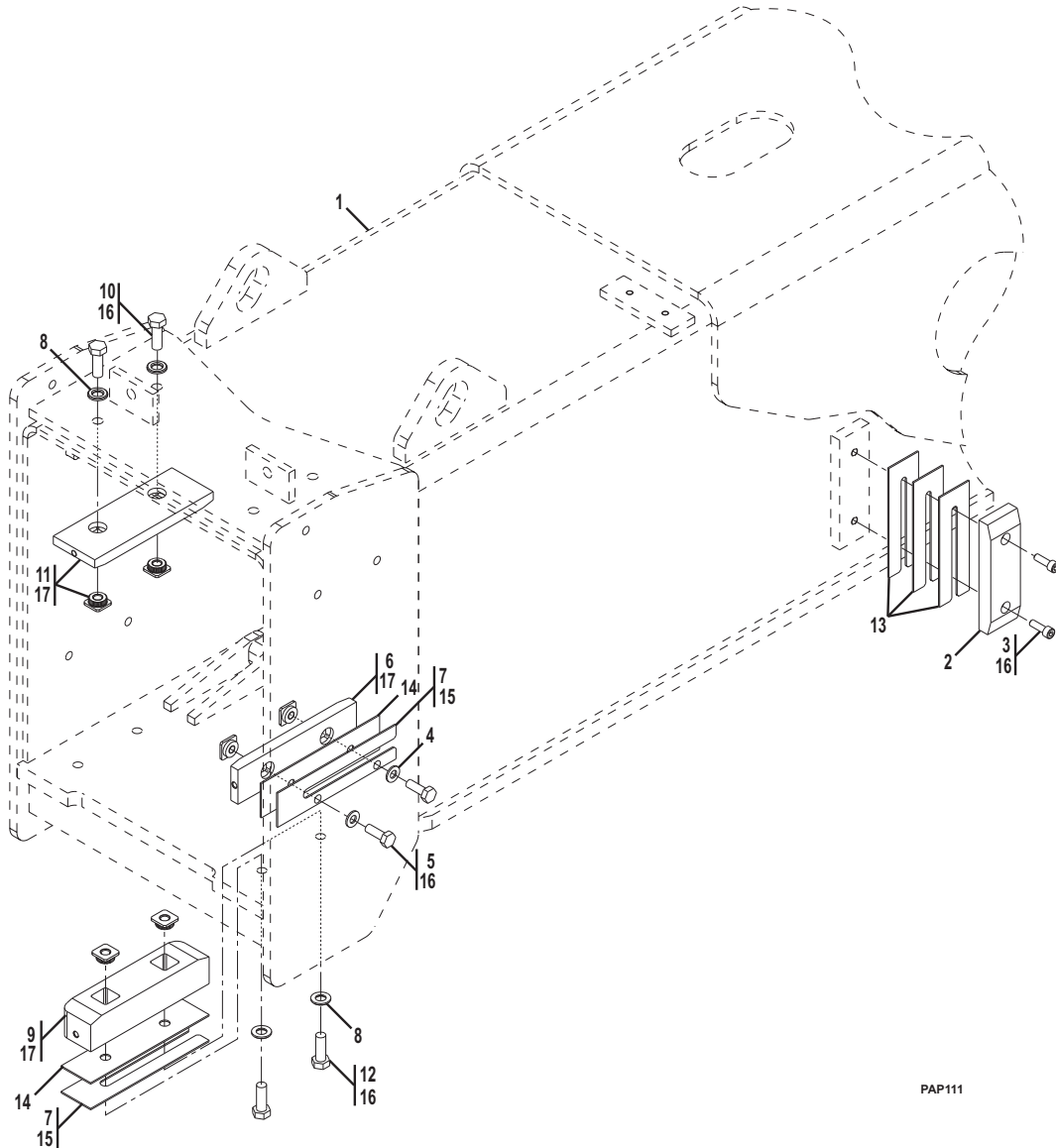




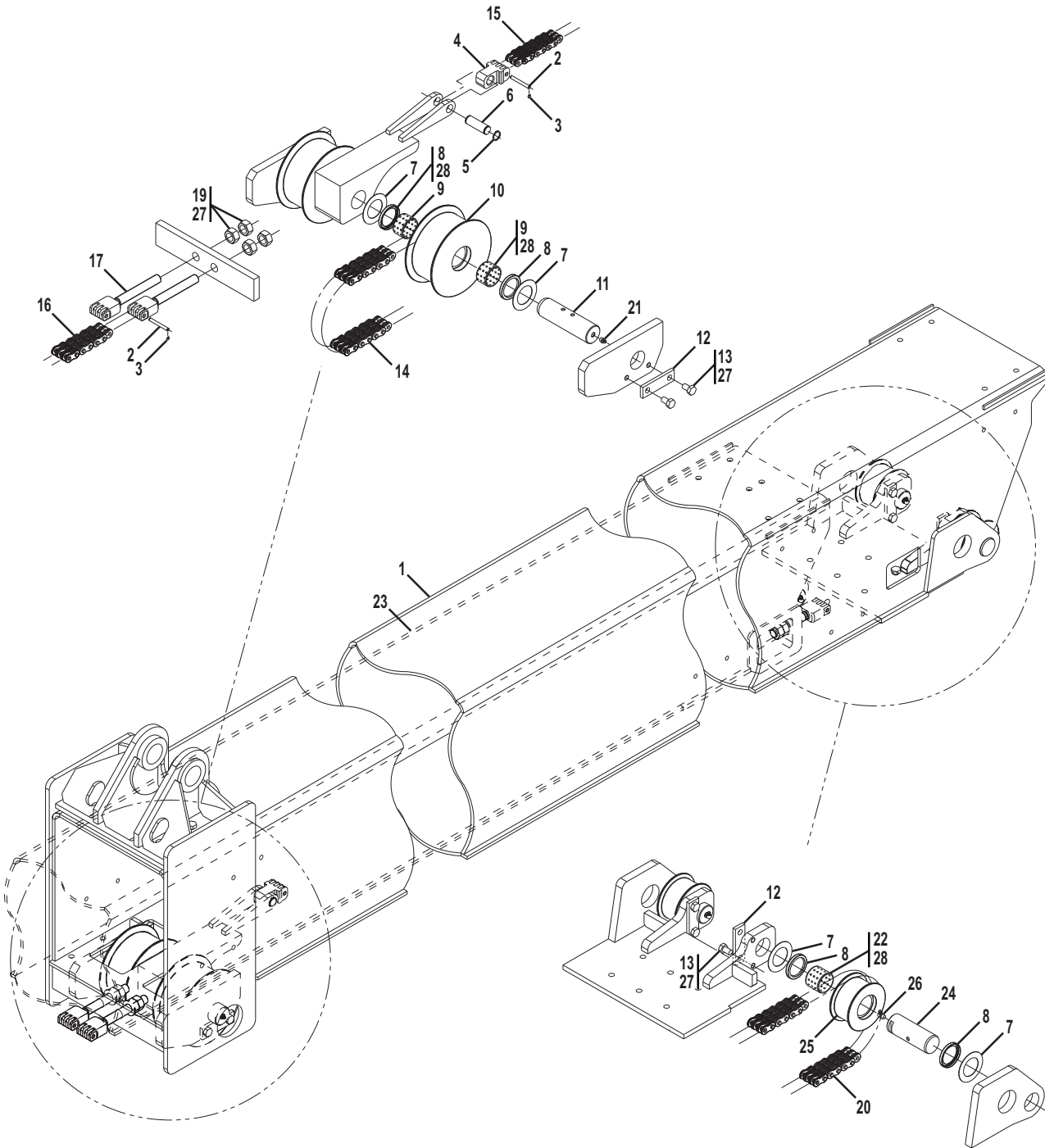
Figure 2-2 Bearings, Pads, Spacers & Shims, (First Boom Section)

| Item | Part Number | Qty. | Description | Rev. |
|------|-------------|------|---|------|
| 1 | | Ref | FIRST BOOM SECTION, (see Figure 2-1 for details) | H |
| 2 | 8010148 | 2 | SLIDE | |
| 3 | 4031908 | 4 | SOCKET HD CAPSCREW, M8X20, (as required) | |
| | 4031909 | 4 | SOCKET HD CAPSCREW, M8X25, (as required) | |
| 4 | 4812000 | 8 | FLAT WASHER, 10mm | |
| 5 | 0761014 | 8 | HEX HD CAPSCREW, 10-1.50X30mm, (as required), (torque to 90 Nm) | |
| | 0761015 | 8 | HEX HD CAPSCREW, 10-1.50X35mm, (as required), (torque to 90 Nm) | |
| 6 | 8002200 | 4 | PAD | |
| 7 | 8008070 | 8 | SHIM | |
| 8 | 4740532 | 8 | FLAT WASHER, M-12 | |
| 9 | 8002201 | 2 | PAD, SLIDING SEGMENT | |
| 10 | 0761214 | 4 | HEX HD CAPSCREW, 12-1.75X30mm, (torque to 90 Nm) | |
| 11 | 4700021 | 2 | PAD | |
| 12 | 4032110 | 4 | SOCKET HD CAPSCREW, M12X30, (as required), (torque to 90 Nm) | |
| | 4032111 | 4 | SOCKET HD CAPSCREW, M12X35, (as required), (torque to 90 Nm) | |
| | 4032112 | 4 | SOCKET HD CAPSCREW, M12X40, (as required), (torque to 90 Nm) | |
| 13 | 8009987 | 6 | SHIM | |
| 14 | 8002904 | 6 | SHIM | |
| 15 | 4071110 | 8 | SHIM | |
| 16 | 0100011 | AR | LOCTITE, #242, (apply to items 3, 5, 10 & 12) | |
| 17 | 1001099193 | AR | LUBE, ALL PURPOSE, (apply to items 6, 9 & 11) | |



BOOM

Figure 2-3 Second Boom Section



PAP112




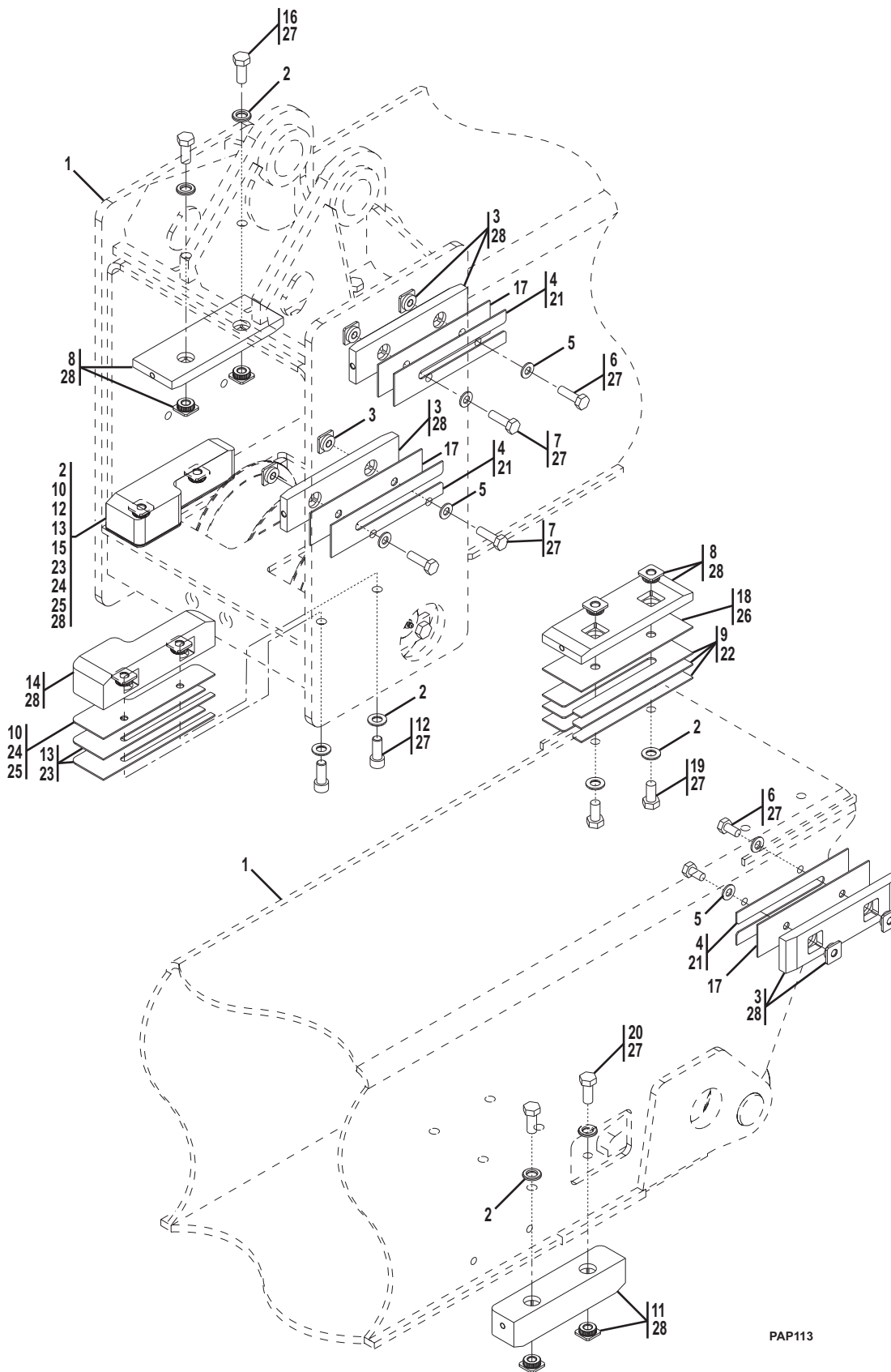
Figure 2-3 Second Boom Section

| Item | Part Number | Qty. | Description | Rev. |
|------|-------------|------|--|------|
| 1 | 0801445 | 1 | SECOND BOOM SECTION | Q |
| 2 | 3423116 | 3 | PIN | |
| 3 | 3760489 | 6 | RETAINING RING | |
| 4 | 1360276 | 1 | CLEVIS, BL666 | |
| 5 | 3760488 | 2 | RETAINING RING | |
| 6 | 3423110 | 1 | CHAIN PIN | |
| 7 | 4740535 | 8 | SPECIAL WASHER | |
| 8 | 3960585 | 8 | WIPER SEAL | |
| 9 | 0440298 | 4 | BEARING | |
| 10 | 3580330 | 2 | SHEAVE | |
| 11 | 3423118 | 2 | EXTENSION SHEAVE PIN | |
| 12 | 4220215 | 4 | PIN STOP PLATE | |
| 13 | 0761210 | 8 | HEX HD CAPSCREW, M12-1.75X20mm | |
| 14 | | Ref | EXTENSION CHAIN, BL1066, (see Figure 2-5, item 20 for details) | |
| 15 | | Ref | RETRACT CHAIN, BL666, (see Figure 2-7, item 5 for details) | |
| 16 | | Ref | EXTENSION CHAIN, BL666, (see Figure 2-7, item 12 for details) | |
| 17 | 1360282 | 2 | CLEVIS, BL666 | |
| 19 | 3292001 | 4 | HEX NUT, M20X2.5, (torque to 135 Nm) | |
| 20 | | Ref | RETRACT CHAIN, BL666, (see Figure 2-5, item 13 for details) | |
| 21 | 2160016 | 2 | GREASE FITTING, STRAIGHT | |
| 22 | 0440296 | 2 | BEARING | |
| 23 | | Ref | THIRD BOOM SECTION, (see Figure 2-5 for details) | |
| 24 | 3423117 | 2 | RETRACT SHEAVE PIN | |
| 25 | 3580336 | 2 | SHEAVE | |
| 26 | 2160018 | 2 | GREASE FITTING, 90 DEGREES | |
| 27 | 0100011 | AR | LOCTITE, #242, (apply to item 13) | |
| 28 | 1001099193 | AR | LUBE, ALL PURPOSE, (apply to items 9 & 22) | |



BOOM

Figure 2-4 Bearings, Pads, Spacers & Shims, (Second Boom Section)



PAP113



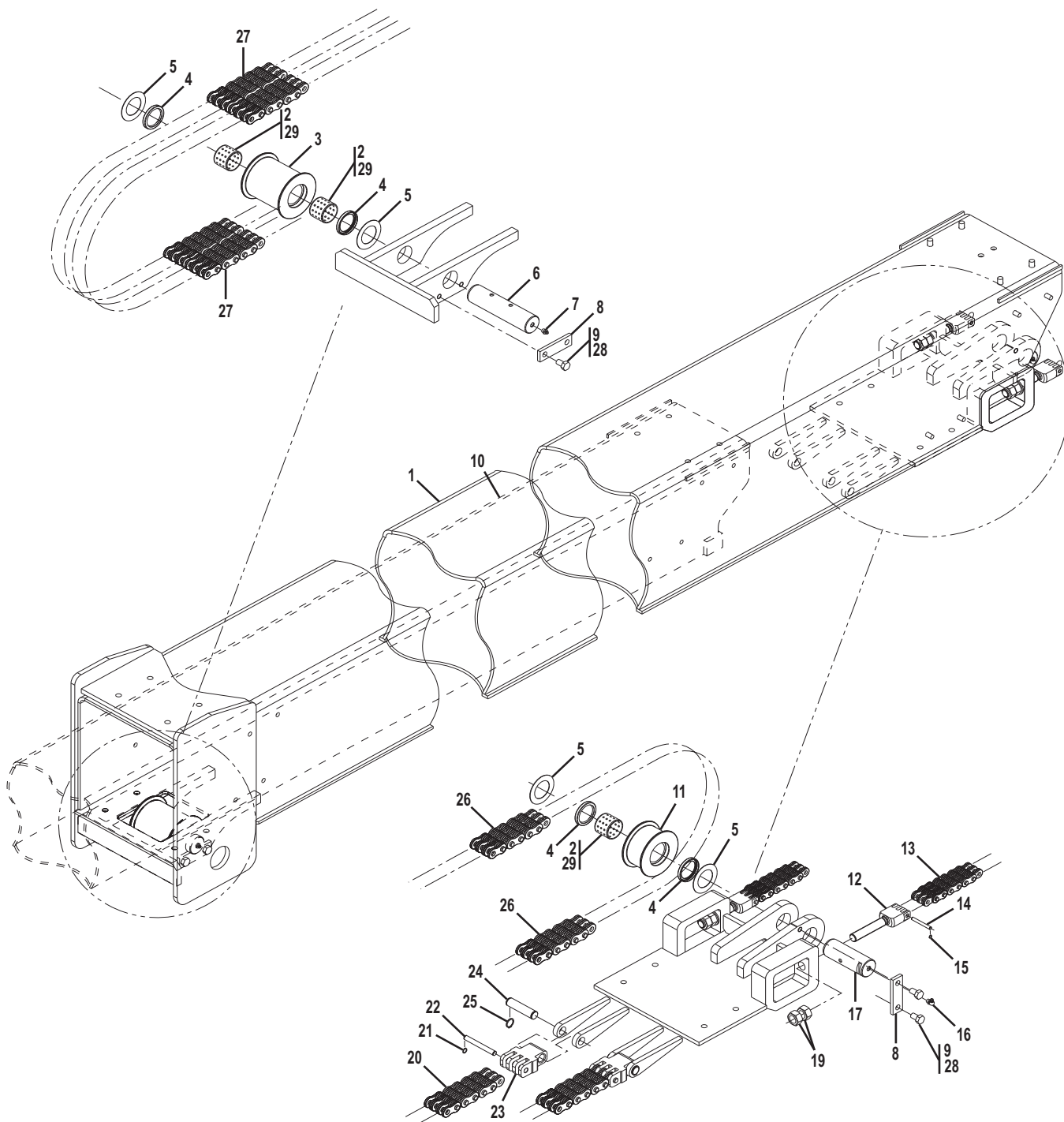
Figure 2-4 Bearings, Pads, Spacers & Shims, (Second Boom Section)

| Item | Part Number | Qty. | Description | Rev. |
|------|-------------|------|---|------|
| 1 | | Ref | SECOND BOOM SECTION, (see Figure 2-3 for details) | I |
| 2 | 4740532 | 16 | FLAT WASHER, M12 | |
| 3 | 8002200 | 8 | PAD | |
| 4 | 8008070 | 8 | SHIM | |
| 5 | 4812000 | 16 | FLAT WASHER, 10M | |
| 6 | 0761010 | 10 | HEX HD CAPSCREW, 10-1.50X20mm, (as required), (torque to 50 Nm) | |
| | 0761012 | 10 | HEX HD CAPSCREW, 10-1.50X25mm, (as required), (torque to 50 Nm) | |
| 7 | 0761014 | 6 | HEX HD CAPSCREW, 10-1.50X30mm, (as required), (torque to 50 Nm) | |
| | 0761015 | 6 | HEX HD CAPSCREW, 10-1.50X35mm, (as required), (torque to 50 Nm) | |
| 8 | 4700021 | 4 | PAD | |
| 9 | 4071085 | 2 | SHIM, 2X70X200, (As Required) | |
| | 4071098 | 4 | SHIM, 3X70X200, (As Required) | |
| 10 | 4071099 | 2 | SHIM | |
| 11 | 4700032 | 2 | PAD | |
| 12 | 4032110 | 4 | SOCKET HD CAPSCREW, M12X30, (as required), (torque to 90 Nm) | |
| | 4032111 | 4 | SOCKET HD CAPSCREW, M12X35, (as required), (torque to 90 Nm) | |
| 13 | 4071093 | 6 | SHIM | |
| 14 | 4700030 | 1 | PAD | |
| 15 | 4700031 | 1 | PAD | |
| 16 | 0761212 | 8 | HEX HD CAPSCREW, 12-1.75X25mm, (as required), (torque to 90 Nm) | |
| | 0761214 | 8 | HEX HD CAPSCREW, 12-1.75X30mm, (as required), (torque to 90 Nm) | |
| 17 | 8002904 | 8 | SHIM | |
| 18 | 8003242 | 2 | SHIM | |
| 19 | 0761210 | 4 | HEX HD CAPSCREW, 12-1.75X20mm, (as required), (torque to 90 Nm) | |
| | 0761212 | 4 | HEX HD CAPSCREW, 12-1.75X25mm, (as required), (torque to 90 Nm) | |
| | 0761214 | 4 | HEX HD CAPSCREW, 12-1.75X30mm, (as required), (torque to 90 Nm) | |
| 20 | 0761214 | 4 | HEX HD CAPSCREW, 12-1.75X30mm, (torque to 90 Nm) | |
| 21 | 4071110 | 8 | SHIM | |
| 22 | 4071104 | 2 | SHIM | |
| 23 | 4071107 | 2 | SHIM | |
| 24 | 4071108 | 2 | SHIM | |
| 25 | 4071109 | 2 | SHIM | |
| 26 | 8002637 | 2 | SHIM | |
| 27 | 0100011 | AR | LOCTITE, #242, (apply to items 6, 7, 12, 16, 19 & 20) | |
| 28 | 1001099193 | AR | LUBE, ALL PURPOSE, (apply to items 3, 8, 11, 14 & 15) | |



BOOM

Figure 2-5 Third Boom Section



PAP114



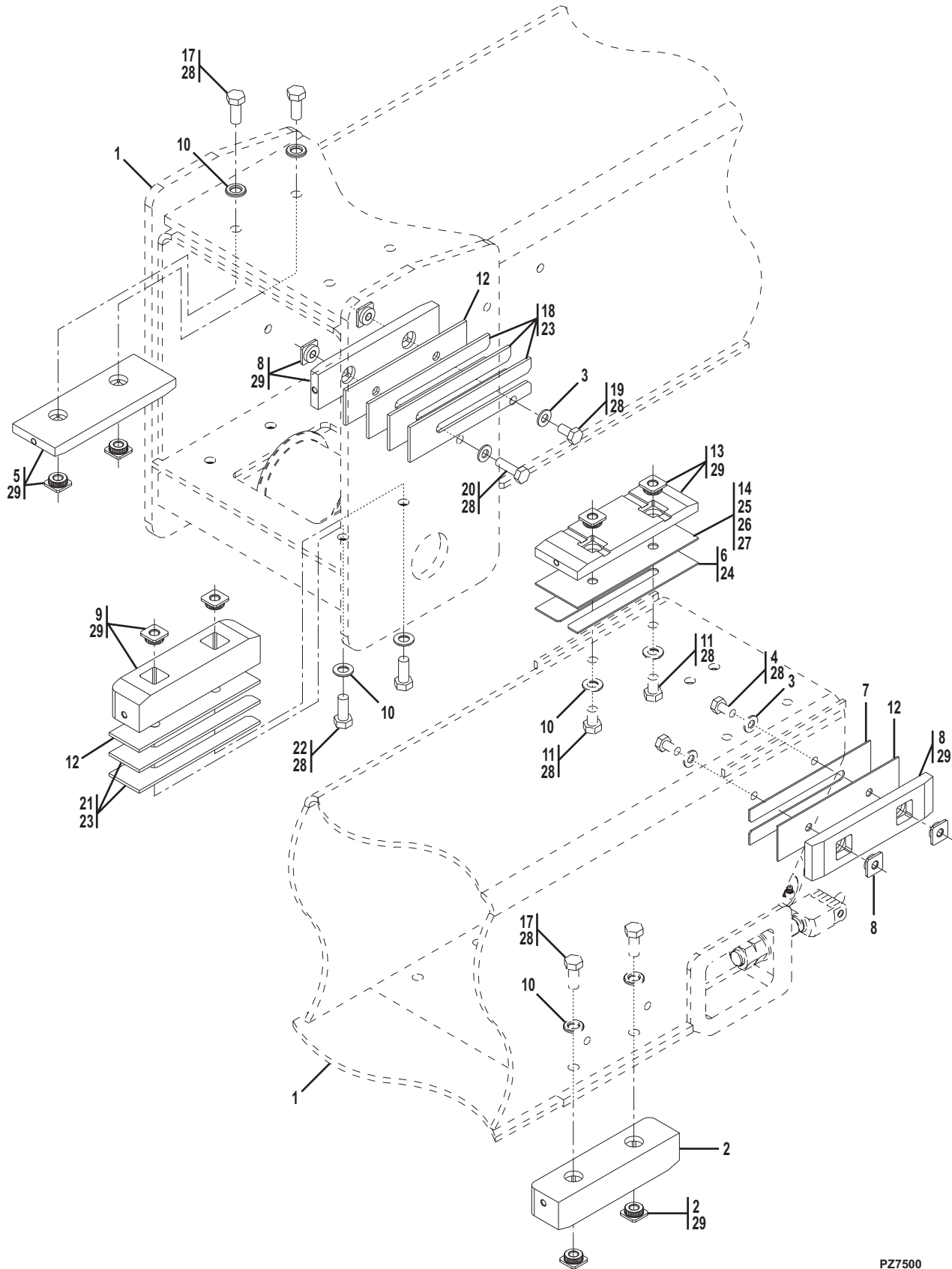
Figure 2-5 Third Boom Section

| Item | Part Number | Qty. | Description | Rev. |
|------|-------------|------|--|------|
| 1 | 0801449 | 1 | THIRD BOOM SECTION | M |
| 2 | 0440296 | 3 | BEARING | |
| 3 | 3580332 | 1 | SHEAVE | |
| 4 | 3960585 | 4 | WIPER SEAL | |
| 5 | 4740535 | 4 | SPECIAL WASHER | |
| 6 | 3423121 | 1 | EXTENSION SHEAVE PIN | |
| 7 | 2160016 | 1 | GREASE FITTING, STRAIGHT | |
| 8 | 4220215 | 2 | PIN STOP PLATE | |
| 9 | 0761210 | 2 | HEX HD CAPSCREW, M12-1.75X20 | |
| 10 | | Ref | FOURTH BOOM SECTION, (see Figure 2-7 for details) | |
| 11 | 3580336 | 1 | SHEAVE | |
| 12 | 1360278 | 2 | CLEVIS, BL666 | |
| 13 | 1260392 | 2 | RETRACT CHAIN, BL666 | |
| 14 | 3423116 | 2 | PIN | |
| 15 | 3760489 | 4 | RETAINING RING | |
| 16 | 2160018 | 1 | GREASE FITTING, 90 DEGREES | |
| 17 | 3423117 | 1 | RETRACT SHEAVE PIN | |
| 19 | 3292001 | 4 | HEX NUT, M20X2.5 | |
| 20 | 1260391 | 2 | EXTENSION CHAIN, BL1066 | |
| 21 | 3760490 | 4 | RETAINING RING | |
| 22 | 3423119 | 2 | PIN | |
| 23 | 1360277 | 2 | CLEVIS, BL-1066 | |
| 24 | 3423120 | 2 | PIN | |
| 25 | 3760488 | 4 | RETAINING RING | |
| 26 | | Ref | RETRACT CHAIN, (see Figure 2-7, item 5 for details) | |
| 27 | | Ref | EXTENSION CHAIN, (see Figure 2-7, item 12 for details) | |
| 28 | 0100011 | AR | LOCTITE, #242, (apply to item 9) | |
| 29 | 1001099193 | AR | LUBE, ALL PURPOSE, (apply to item 2) | |



BOOM

Figure 2-6 Bearings, Pads, Spacer & Shims, (Third Boom Section)



PZ7500



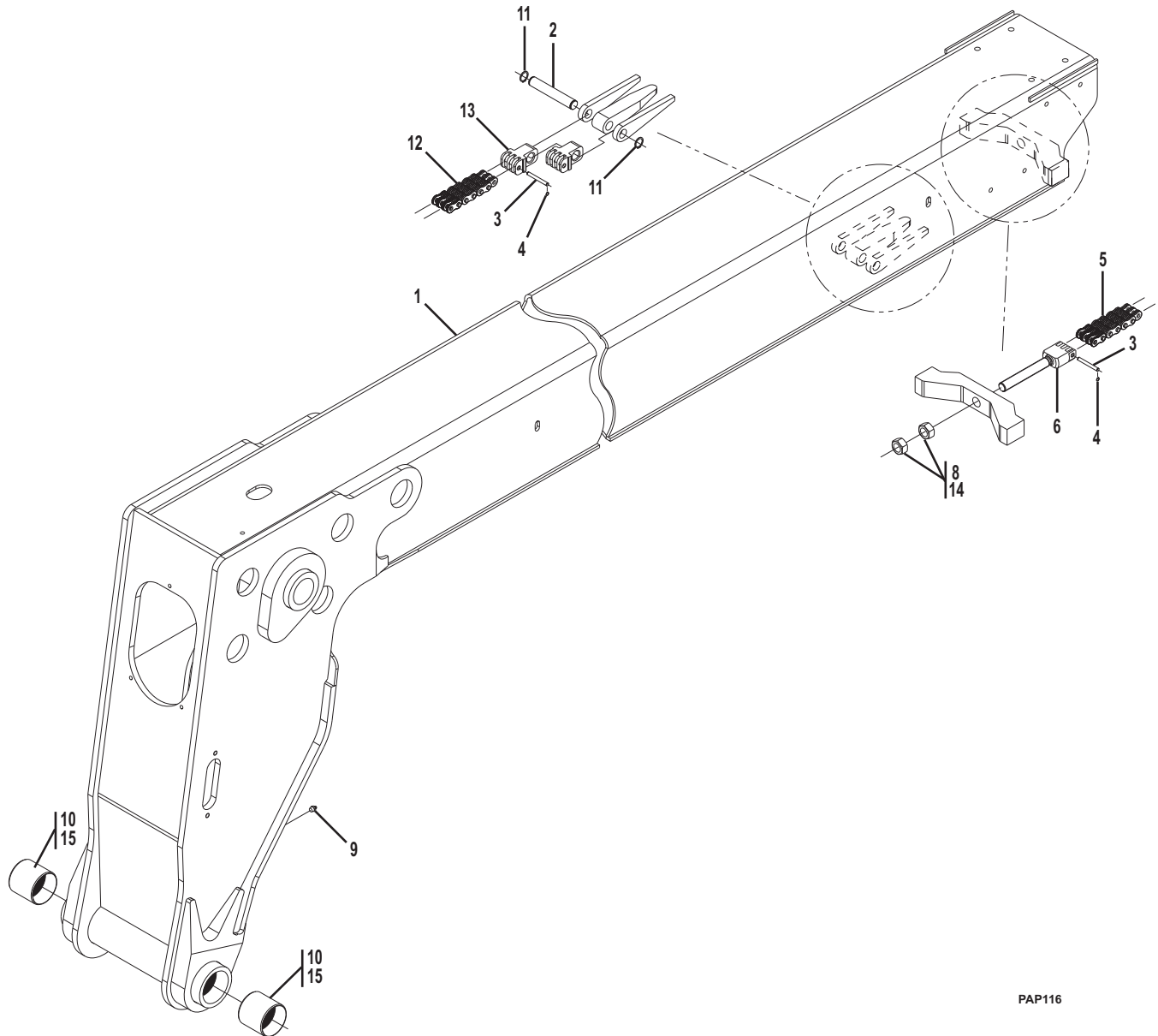
Figure 2-6 Bearings, Pads, Spacer & Shims, (Third Boom Section)

| Item | Part Number | Qty. | Description | Rev. |
|------|-------------|------|---|------|
| 1 | | Ref | THIRD BOOM SECTION, (see Figure 2-5 for details) | I |
| 2 | 4700032 | 2 | PAD | |
| 3 | 4812000 | 16 | FLAT WASHER, 10M | |
| 4 | 0761010 | 8 | HEX HD CAPSCREW, 10-1.50X20mm, (as required, (torque to 50 Nm)) | |
| | 0761012 | 8 | HEX HD CAPSCREW, 10-1.50X25mm, (as required), (torque to 50 Nm) | |
| 5 | 4700021 | 2 | PAD | |
| 6 | 4071085 | 4 | SHIM | |
| 7 | 8008070 | 4 | SHIM | |
| 8 | 8002200 | 8 | PAD | |
| 9 | 8002201 | 2 | PAD | |
| 10 | 4740532 | 16 | WASHER, M12 | |
| 11 | 0761210 | 4 | HEX HD CAPSCREW, 12-1.75X20mm, (as required), (torque to 90 Nm) | |
| | 0761212 | 4 | HEX HD CAPSCREW, 12-1.75X25mm, (as required), (torque to 90 Nm) | |
| 12 | 8002904 | 10 | SHIM | |
| 13 | 1001093784 | 2 | PAD | |
| 14 | 8003242 | 2 | SHIM | |
| 17 | 0761214 | 8 | HEX HD CAPSCREW, 12-1.75X30mm, (torque to 90 Nm) | |
| 18 | 4071087 | 10 | SHIM | |
| 19 | 0761011 | 4 | HEX HD CAPSCREW, 10-1.50X22mm, (as required), (torque to 50 Nm) | |
| | 0761012 | 4 | HEX HD CAPSCREW, 10-1.50X25mm, (as required), (torque to 50 Nm) | |
| 20 | 0761015 | 4 | HEX HD CAPSCREW, 10-1.50X35mm, (as required, (torque to 50 Nm)) | |
| | 0761016 | 4 | HEX HD CAPSCREW, 10-1.50X40mm, (as required), (torque to 50 Nm) | |
| 21 | 8008070 | 2 | SHIM, 2X50X200mm | |
| | 4071087 | 2 | SHIM, 4X50X200mm | |
| 22 | 0761214 | 4 | HEX HD CAPSCREW, 12-1.75X30mm, (as required), (torque to 90 Nm) | |
| | 0761215 | 4 | HEX HD CAPSCREW, 12-1.75X35mm, (as required), (torque to 90 Nm) | |
| 23 | 4071110 | 14 | SHIM | |
| 24 | 4071104 | 4 | SHIM | |
| 25 | 4071105 | 2 | SHIM | |
| 26 | 4071106 | 2 | SHIM | |
| 27 | 8002637 | 2 | SHIM | |
| 28 | 0100011 | AR | LOCTITE, #242, (apply to items 4, 11, 17, 19, 20 & 22) | |
| 29 | 1001099193 | AR | LUBE, ALL PURPOSE, (apply to items 2, 5, 8, 9 & 13) | |



BOOM

Figure 2-7 Fourth Boom Section



PAP116



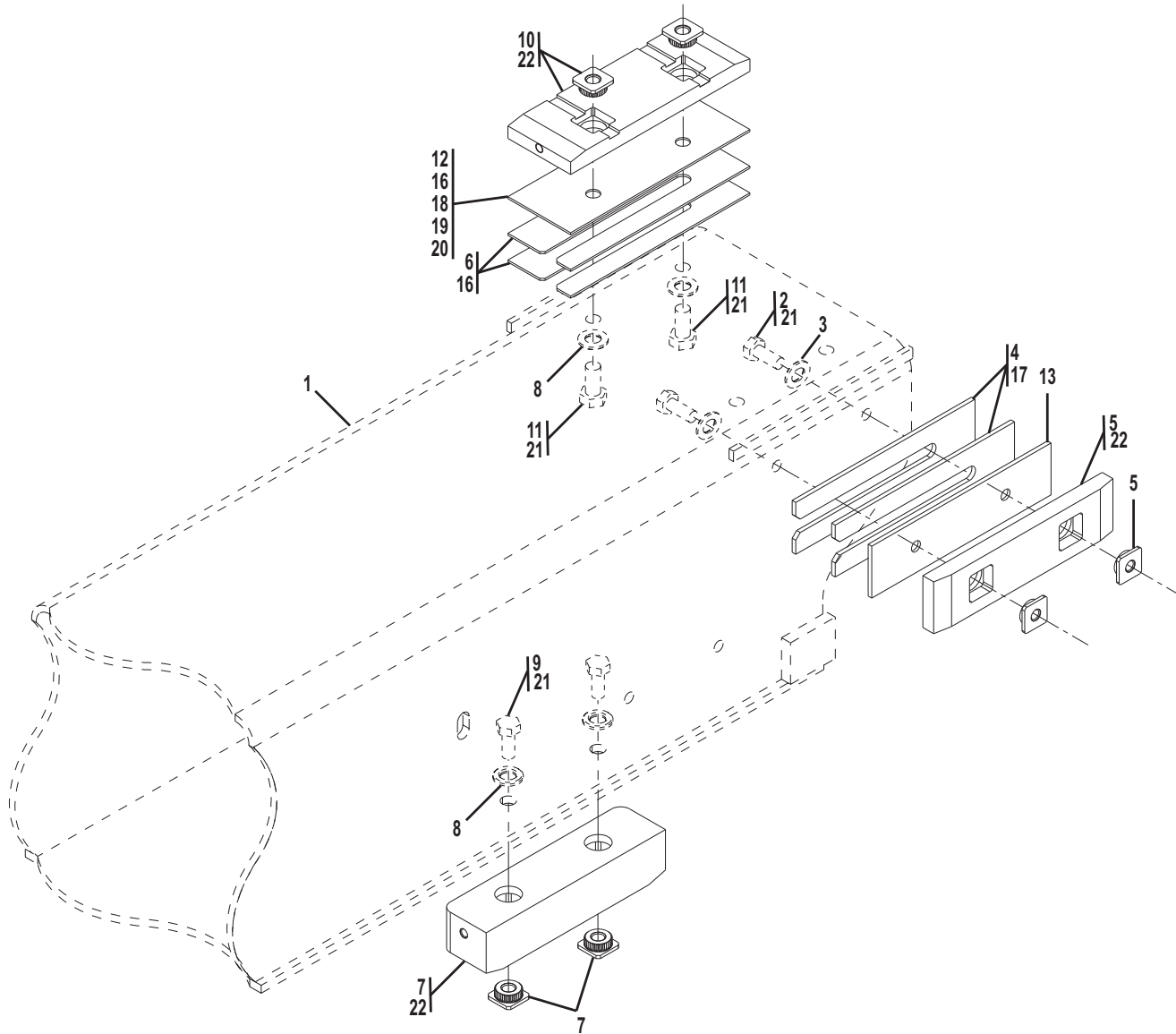
Figure 2-7 Fourth Boom Section

| Item | Part Number | Qty. | Description | Rev. |
|------|-------------|------|---------------------------------------|------|
| 1 | 0801447 | 1 | FOURTH BOOM SECTION | J |
| | 0801557 | 1 | FOURTH BOOM SECTION, PLATFORM | |
| 2 | 3423123 | 1 | PIN | |
| 3 | 3423116 | 5 | PIN | |
| 4 | 3760489 | 10 | RETAINING RING | |
| 5 | 1260394 | 1 | RETRACT CHAIN, BL666 | |
| 6 | 1360282 | 1 | CLEVIS, BL666 | |
| 8 | 3292001 | 2 | HEX NUT, M20X2.5 | |
| 9 | 2160016 | 1 | GREASE FITTING, STRAIGHT | |
| 10 | 8008046 | 2 | BUSHING | |
| 11 | 3760488 | 2 | RETAINING RING | |
| 12 | 1260393 | 2 | EXTENSION CHAIN, BL666 | |
| 13 | 1360276 | 2 | CLEVIS, BL666 | |
| 14 | 0100011 | AR | LOCTITE, #242, (apply to item 8) | |
| 15 | 1001099193 | AR | LUBE, ALL PURPOSE, (apply to item 10) | |



BOOM

Figure 2-8 Bearings, Pads, Spacers & Shims, (Fourth Boom Section)



PAP117




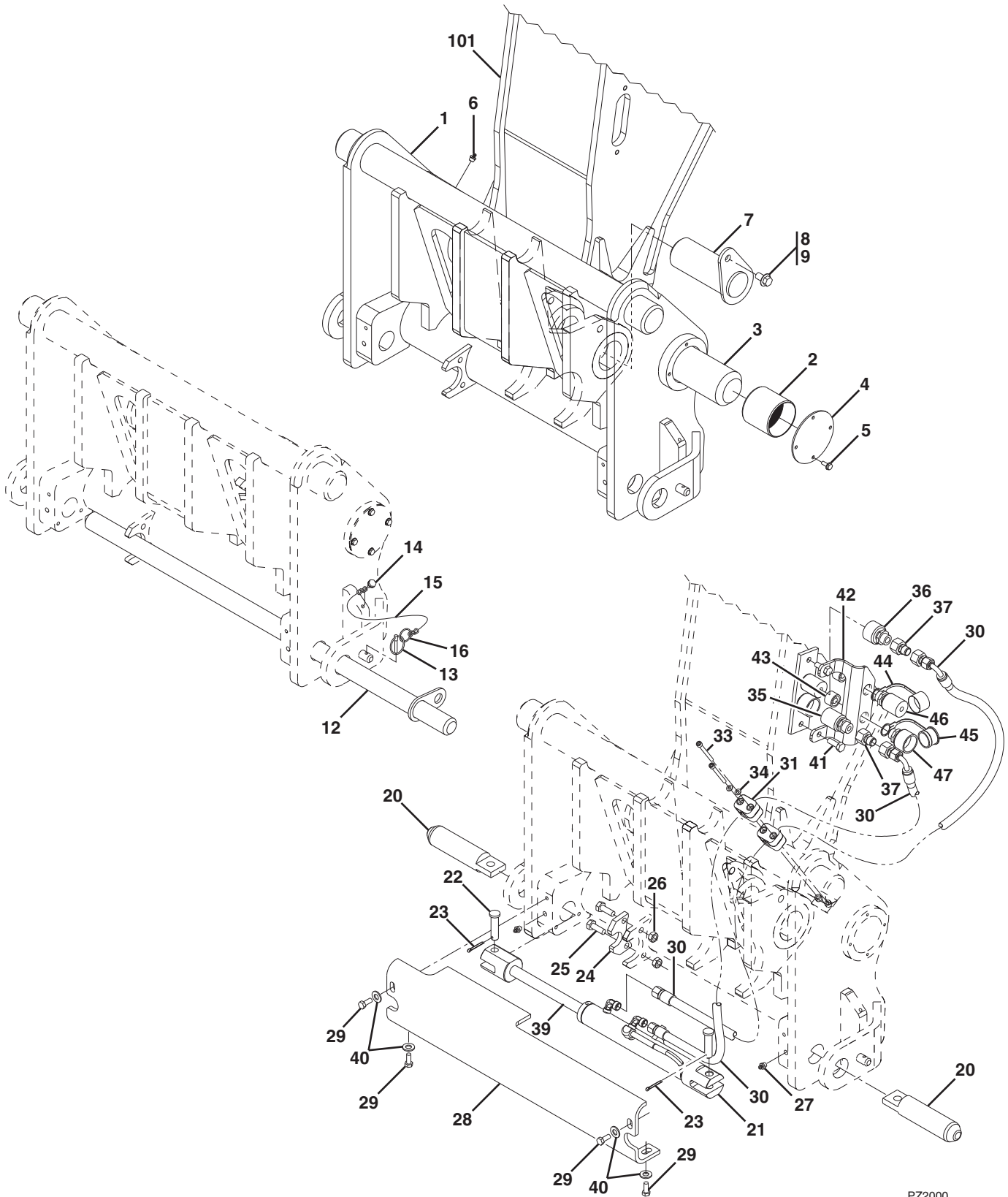
Figure 2-8 Bearings, Pads, Spacers & Shims, (Fourth Boom Section)

| Item | Part Number | Qty. | Description | Rev. |
|------|-------------|------|---|------|
| 1 | | Ref | FOURTH BOOM SECTION, (see Figure 2-7 for details) | G |
| 2 | 0761010 | 8 | HEX HD CAPSCREW, 10-1.50X20mm, (as required), (torque to 50 Nm) | |
| | 0761012 | 8 | HEX HD CAPSCREW, 10-1.50X25mm, (as required), (torque to 50 Nm) | |
| 3 | 4812000 | 8 | FLAT WASHER, M10 | |
| 4 | 4071087 | 8 | SHIM | |
| 5 | 8002200 | 4 | PAD | |
| 6 | 4071085 | 4 | SHIM | |
| 7 | 4700032 | 2 | PAD | |
| 8 | 4740532 | 8 | WASHER, M12 | |
| 9 | 0761212 | 6 | HEX HD CAPSCREW, 12-1.75X25mm, (torque to 90 Nm) | |
| 10 | 1001093784 | 2 | PAD | |
| 11 | 0761210 | 4 | HEX HD CAPSCREW, 12-1.75X20mm, (as required), (torque to 90 Nm) | |
| | 0761212 | 4 | HEX HD CAPSCREW, 12-1.75X25mm, (as required), (torque to 90 Nm) | |
| 12 | 8003242 | 2 | SHIM | |
| 13 | 8002904 | 4 | SHIM | |
| 16 | 4071104 | 2 | SHIM | |
| 17 | 4071110 | 8 | SHIM | |
| 18 | 4071105 | 2 | SHIM | |
| 19 | 4071106 | 2 | SHIM | |
| 20 | 8002637 | 2 | SHIM | |
| 21 | 0100011 | AR | LOCTITE, #242, (apply to items 2, 9 & 11) | |
| 22 | 1001099193 | AR | LUBE, ALL PURPOSE, (apply to items 5, 7 & 10) | |



BOOM

Figure 2-9 Quick Switch Assembly



PZ2000



Figure 2-9 Quick Switch Assembly

| Item | Part Number | Qty. | Description | Rev. |
|------|-------------|------|---|------|
| | 8002145 | Ref | QUICK SWITCH ASSY, (includes item 1 thru 9) | M |
| 1 | 8002005 | 1 | QUICK RELEASE WELDMENT | |
| 2 | 8008046 | 4 | BUSHING | |
| 3 | 4800948 | 1 | PIVOT PIN | |
| 4 | 4800959 | 2 | PLATE | |
| 5 | 2982603 | 8 | SELF-LOCKING BOLT | |
| 6 | 324590 | 2 | GREASE FITTING | |
| 7 | 4800788 | 1 | CYLINDER PIN | |
| 8 | 5201210 | 1 | RIPP BOLT, 12X20mm | |
| 9 | 0100011 | AR | LOCTITE, #242 | |
| | 8002072 | Ref | MECHANICAL QUICK RELEASE ASSY, (includes items 12 thru 16) | D |
| 12 | 8002027 | 1 | ROD | |
| 13 | 3964987 | 1 | SPLIT PIN | |
| 14 | 5200605 | 1 | BOLT | |
| 15 | 933940 | AR | CHAIN | |
| 16 | 463929 | 1 | RING | |
| | 8002021 | 1 | HYDRAULIC QUICK RELEASE ASSY, (includes items 20 thru 47) | |
| 20 | 8001888 | 2 | PIN | |
| 21 | | Ref | LOCKING CYLINDER, (see Figure 9-7 for details) | |
| 22 | 8002110 | 2 | EYE-BOLT | |
| 23 | 3391410 | 2 | COTTER PIN | |
| 24 | 8002045 | 1 | PLATE | |
| 25 | 0761014 | 2 | HEX HD CAPSCREW, 10-1.50X30mm | |
| 26 | 3291001 | 2 | NUT | |
| 27 | 324590 | 2 | GREASE FITTING | |
| 28 | 8001918 | 1 | PLATE | |
| 29 | 0760810 | 4 | HEX HD CAPSCREW, 8-1.25X20mm | |
| 30 | 2754151 | 2 | HOSE ASSY | |
| 31 | 1321141 | 2 | CLAMP BODY | |
| 33 | 4031716 | 2 | SOCKET HD CAPSCREW, M-6X60mm | |
| 34 | 1302325 | 2 | WASHER | |
| 35 | | 1 | SCREW COUPLING, MALE, (no longer available, order 1001097287 kit) | |
| | 1001094556 | 1 | QUICK DISCONNECT COUPLING, MALE | |
| 36 | | 1 | SCREW COUPLING, FEMALE, (no longer available, order 1001097287 kit) | |
| | 1001094555 | 1 | QUICK DISCONNECT COUPLING, FEMALE | |
| 37 | 2143511 | 2 | REDUCER | |
| 38 | 2902399 | 1 | AUX FITTING KIT, (includes items 41 thru 47) | |
| 39 | 2902438 | 1 | FORK LOCKING CYLINDER KIT, (includes items 20 thru 23) | C |
| 40 | 4811902 | 4 | WASHER, 8mm | |
| 41 | 0761014 | 2 | HEX HD CAPSCREW, 10-1.50X30mm | |
| 42 | 0903109 | 1 | MOUNTING BRACKET | |
| 43 | 2142505 | 2 | CAP | |
| 44 | 3977459 | 1 | DUST CAP, (use with male screw type coupling) | |
| | 1001093826 | 1 | DUST CAP, (use with male quick disconnect type coupling) | |
| 45 | 3977460 | 1 | DUST PLUG, (use with female screw type coupling) | |
| | 1001093827 | 1 | DUST PLUG, (use with female quick disconnect type coupling) | |
| 46 | | 1 | SCREW COUPLING, MALE, (no longer available, order 1001097287 kit) | |
| | 1001094556 | 1 | QUICK DISCONNECT COUPLING, MALE | |
| 47 | | 1 | SCREW COUPLING, FEMALE, (no longer available, order 1001097287 kit) | |



BOOM

Figure 2-9 Quick Switch Assembly (Continued)

| Item | Part Number | Qty. | Description | Rev. |
|------|-------------|----------|---|------|
| 101 | 1001094555 | 1 Ref | QUICK DISCONNECT COUPLING, FEMALE FOURTH BOOM ASSY, (see Figure 2-7 for details) | |
| | 1001097287 | 1 | QUICK DISCONNECT ADAPTER KIT, (includes items 35, 36, dust plug & dust cap) | |

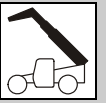


Figure 2-9 Quick Switch Assembly (Continued)

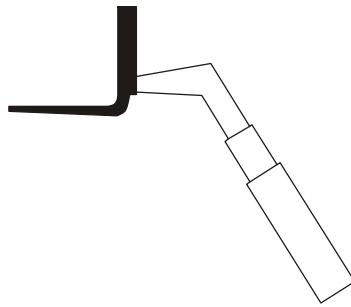
| Item | Part Number | Qty. | Description | Rev. |
|------|-------------|------|-------------|------|
| | | | | |

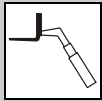


BOOM

This Page Intentionally Left Blank

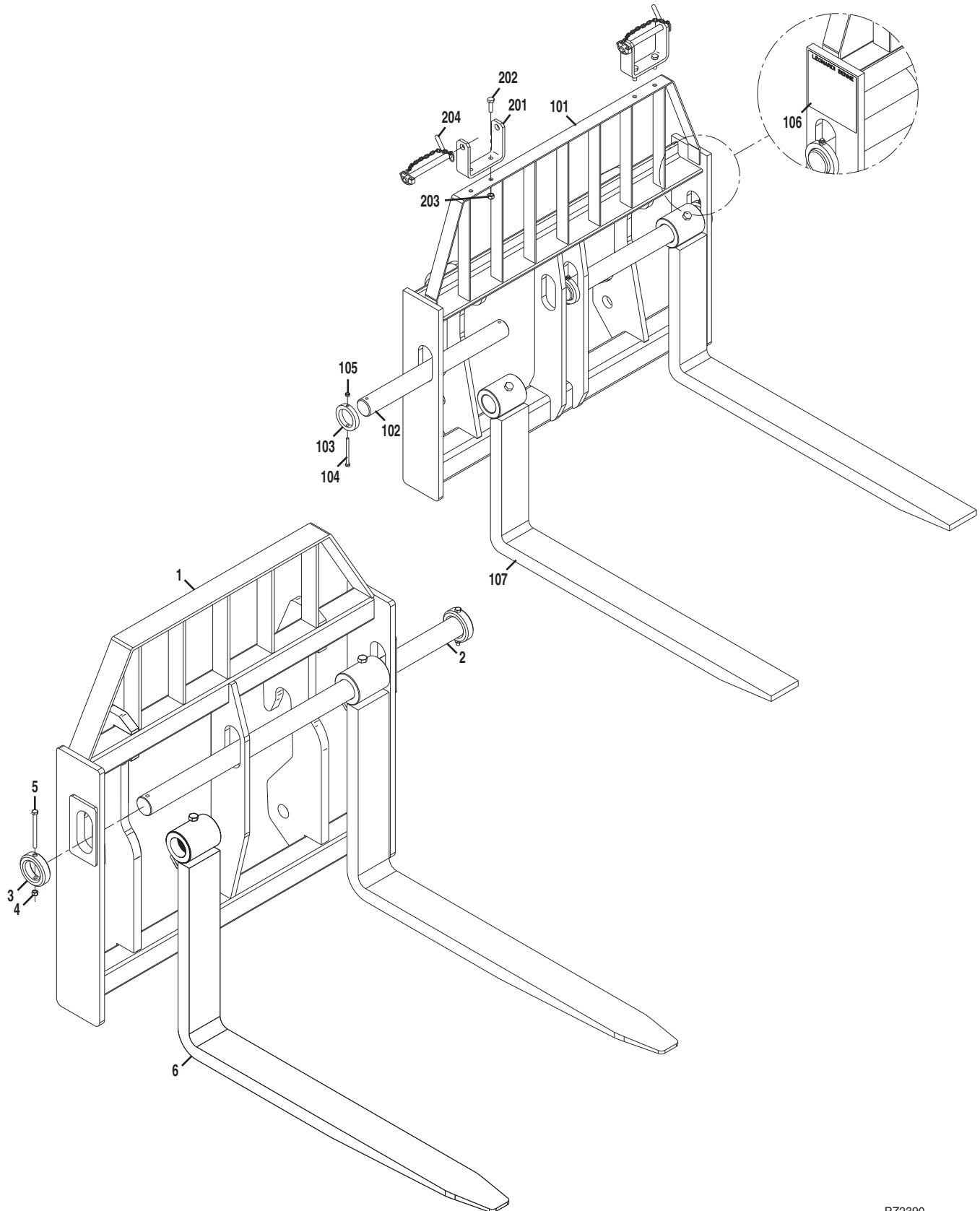
SECTION 3 ATTACHMENTS





ATTACHMENTS

Figure 3-1 Carriage Assembly



PZ2390

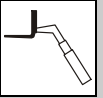


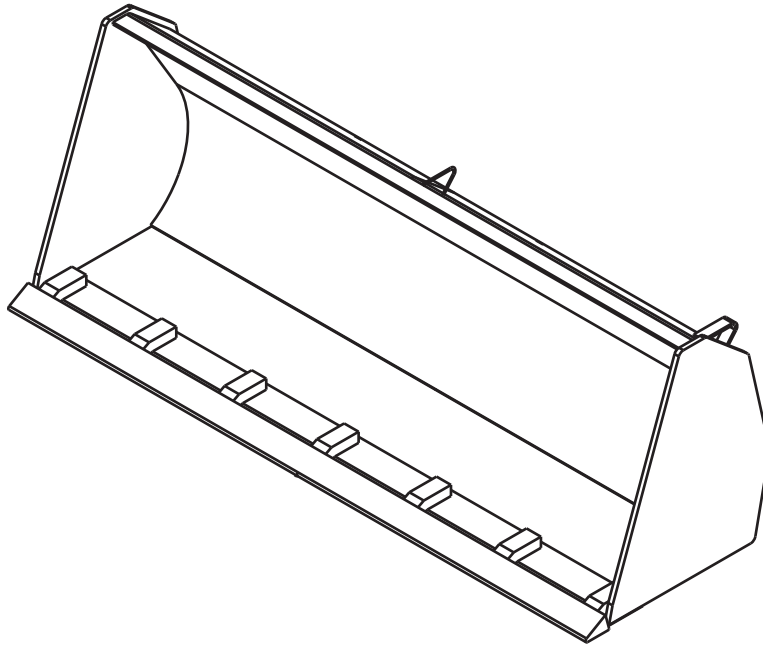
Figure 3-1 Carriage Assembly

| Item | Part Number | Qty. | Description | Rev. |
|------|-------------|------|--|------|
| | 1170001 | 1 | CARRIAGE ASSY WITH LOADGUARD, (Lamy), (4000kg), (includes items 1 thru 5), (Before S/N 1160002107) | |
| 1 | | 1 | WELDMENT | |
| 2 | 7028136 | 1 | BAR, FORK CARRIER | |
| 3 | 7028137 | 2 | COLLAR | |
| 4 | 3291005 | 2 | NUT | |
| 5 | 0701029 | 2 | CAPSCREW | |
| 6 | | Ref | FORK, (see Figure 3-9 for details) | |
| | 1170028 | 1 | CARRIAGE ASSEMBLY, (Benne), (includes items 101 thru 106), (S/N 1160002107 & After) | A |
| 101 | 1170029 | 1 | CARRIAGE WELDMENT | |
| 102 | 4040283 | 2 | CARRIAGE SHAFT | |
| 103 | 3760508 | 4 | SHAFT COLLAR | |
| 104 | 0700827 | 4 | HEX HD CAPSCREW, 8-1.25X100mm, GR 8.8 | |
| 105 | 3290805 | 4 | HEX LOCKNUT, 8mm | |
| 106 | 1706702 | 1 | NAME PLATE | |
| 107 | | Ref | FORK, (see Figure 3-9 for details) | |
| | 0240143 | 1 | FORK TRANSPORT LATCH, (Benne), (includes items 201 thru 204) | A |
| 201 | 0903366 | 2 | LOCKING BRACKET | |
| 202 | 0761216 | 4 | HEX HD CAPSCREW, 12X40 | |
| 203 | 3291205 | 4 | HEX LOCKNUT, 12mm | |
| 204 | 3423258 | 2 | LOCKING PIN | |



ATTACHMENTS

Figure 3-2 Buckets



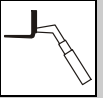
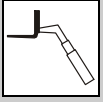


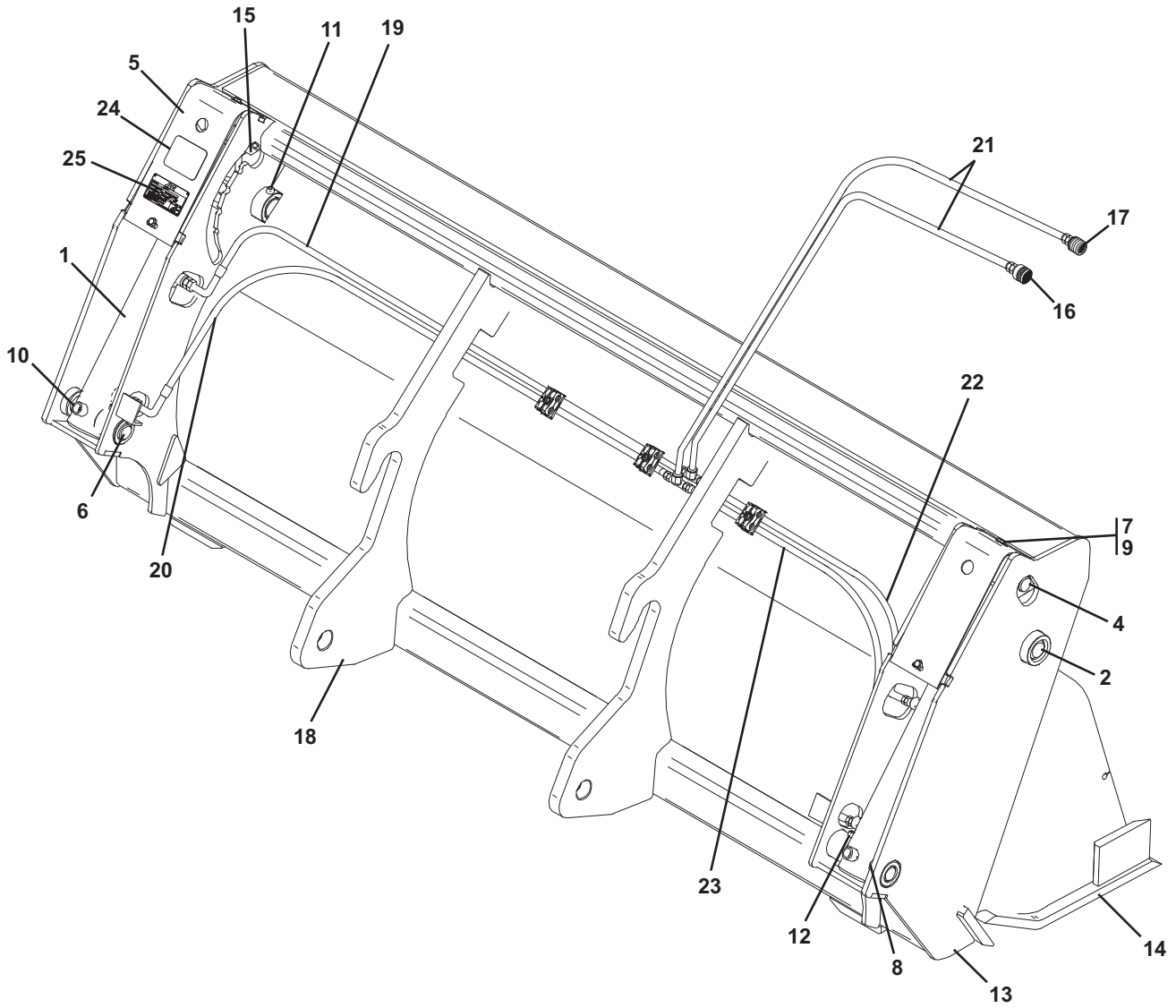
Figure 3-2 Buckets

| Item | Part Number | Qty. | Description | Rev. |
|------|-------------|------|--|------|
| 1 | 4805670 | 1 | 0.8m ³ BUCKET | |
| 2 | 0930015 | 1 | 0.9m ³ BUCKET | |
| | 70020392 | 1 | BLADE KIT, (includes mounting hardware) | |
| | 1001094612 | 1 | BUCKET TEETH KIT, (includes mounting hardware) | |
| 3 | 4802100 | 1 | 1.0m ³ BUCKET | |
| 4 | 0930016 | 1 | 1.8m ³ BUCKET | |
| | 70020392 | 1 | BLADE KIT, (includes mounting hardware) | |
| | 1001094612 | 1 | BUCKET TEETH KIT, (includes mounting hardware) | |



ATTACHMENTS

Figure 3-3 Four In One Bucket



PAP081

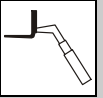


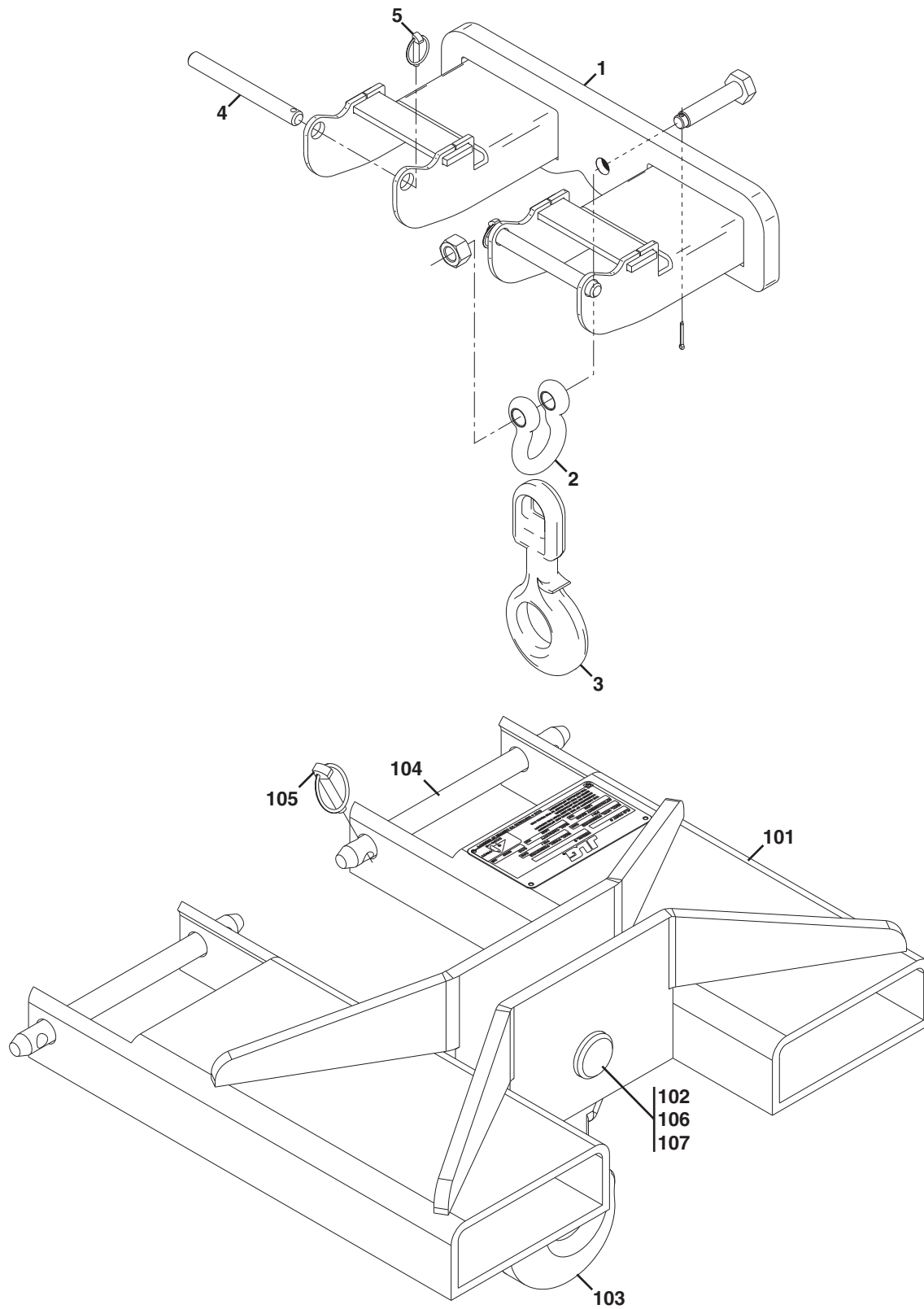
Figure 3-3 Four In One Bucket

| Item | Part Number | Qty. | Description | Rev. |
|------|-------------|------|---|------|
| | 0930003 | 1 | 4 IN 1 BUCKET, (includes all items) | C |
| 1 | 7028990 | 2 | TILT CYLINDER | |
| | 7028910 | 2 | SEAL KIT | |
| 2 | 7028911 | 2 | PIN | |
| 3 | 7028912 | 6 | NUT, (not illustrated) | |
| 4 | 7028913 | 2 | PIN | |
| 5 | 7028914 | 2 | PROTECTIVE PLATE | |
| 6 | 7028915 | 2 | PIN | |
| 7 | 7028916 | 4 | HEX HD SCREW | |
| 8 | 7028131 | 6 | BUSHING | |
| 9 | 7028917 | 4 | WASHER | |
| 10 | 7028918 | 6 | GREASE NIPPLE | |
| 11 | 7028920 | 2 | SCREW | |
| 12 | 7028919 | 4 | SCREW | |
| 13 | 7028921 | 1 | WELDMENT | |
| 14 | 7028922 | 1 | WELDMENT | |
| 15 | 7028923 | 1 | GAUGE | |
| 16 | | 1 | FEMALE SCREW COUPLING, (no longer available, order 1001097287 kit) | |
| | 1001094555 | 1 | FEMALE QUICK DISCONNECT FITTING | |
| 17 | | 1 | MALE SCREW COUPLING, (no longer available, order 1001097287 kit) | |
| | 1001094556 | 1 | MALE QUICK DISCONNECT FITTING | |
| 18 | 7029748 | 1 | CONNECTING ASSY | |
| 19 | 7028982 | 1 | HOSE ASSY | |
| 20 | 7028983 | 1 | HOSE ASSY | |
| 21 | 7028984 | 2 | HOSE ASSY | |
| 22 | 7028985 | 1 | HOSE ASSY | |
| 23 | 7028991 | 1 | HOSE ASSY | |
| 24 | | 1 | BUCKET NAME PLATE | |
| 25 | | 1 | SERIAL NUMBER PLATE | |
| | 1001097287 | 1 | QUICK DISCONNECT ADAPTER KIT, (includes items 16, 17, dust plug & dust cap) | |



ATTACHMENTS

Figure 3-4 Fork Mounted Hook



PZ4260

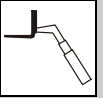


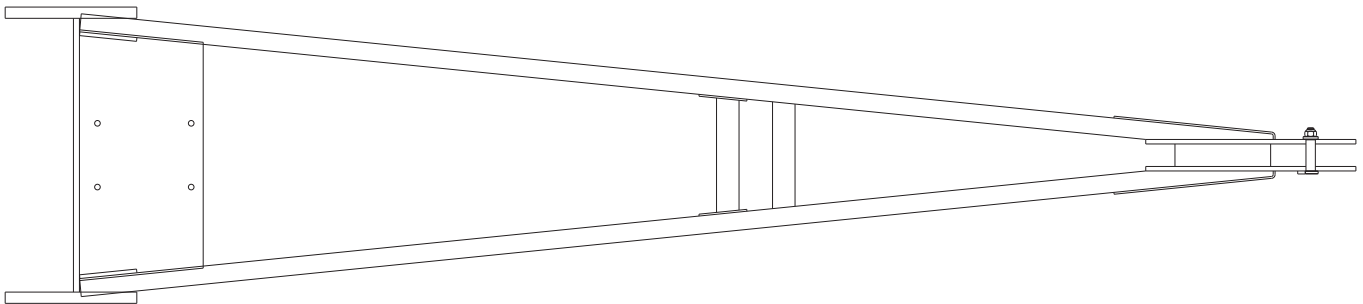
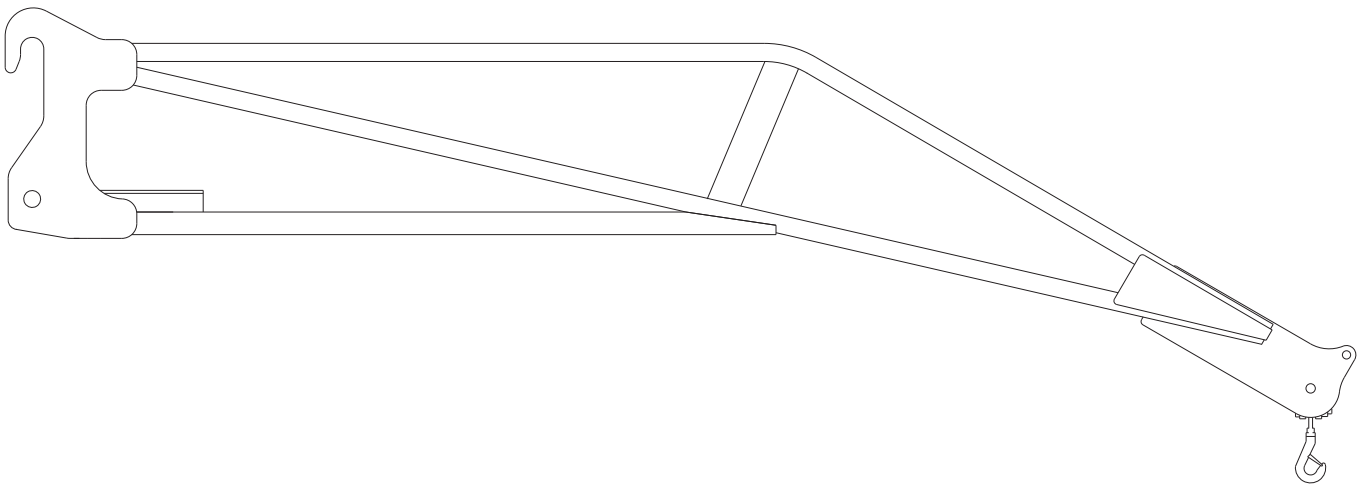
Figure 3-4 Fork Mounted Hook

| Item | Part Number | Qty. | Description | Rev. |
|---|-------------|------|---|------|
| | | Ref | FORK MOUNTED HOOK, (CE) , (LAMY) , (includes all items), (2700097 no longer available, order 2700118) | B |
| 1 | | 1 | WELDMENT | |
| 2 | 7028123 | 1 | CLEVIS | |
| 3 | 7028122 | 1 | HOOK | |
| 4 | 7028121 | 2 | AXLE | |
| 5 | 7028124 | 2 | PIN | |
| | 2700118 | 1 | FORK MOUNTED HOOK, (BENNE) , (includes items 101 thru 107) | A |
| 101 | | 1 | WELDMENT | |
| 102 | 70020201 | 1 | PIN | |
| 103 | 70020202 | 1 | HOOK | |
| 104 | 70020203 | 2 | PIN | |
| 105 | 70020204 | 4 | RETAINING PIN | |
| 106 | 70020205 | 1 | BOLT | |
| 107 | 70020206 | 1 | SELF LOCKING NUT | |
| NOTE: ITEM NUMBERS NOT LISTED ARE NOT USED ON THIS FIGURE | | | | |



ATTACHMENTS

Figure 3-5 Truss Boom



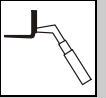


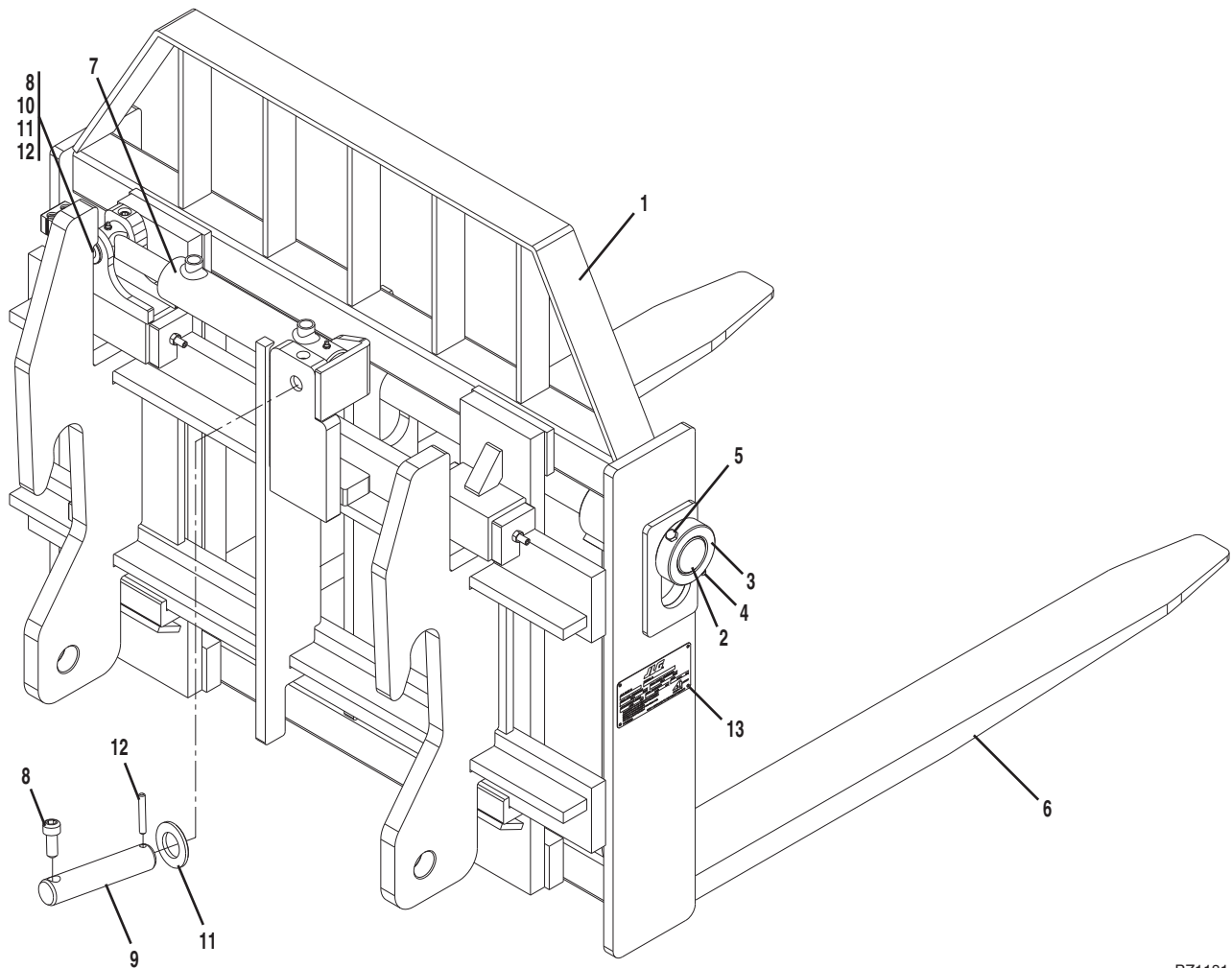
Figure 3-5 Truss Boom

| Item | Part Number | Qty. | Description | Rev. |
|------|-------------|------|-------------------------|------|
| 1 | 0240063 | 1 | TRUSS BOOM, 3.4M-1000KG | |
| 2 | 0240110 | 1 | TRUSS BOOM, 3.6M-650KG | |



ATTACHMENTS

Figure 3-6 Side Shift Carriage



PZ1181

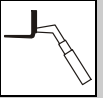


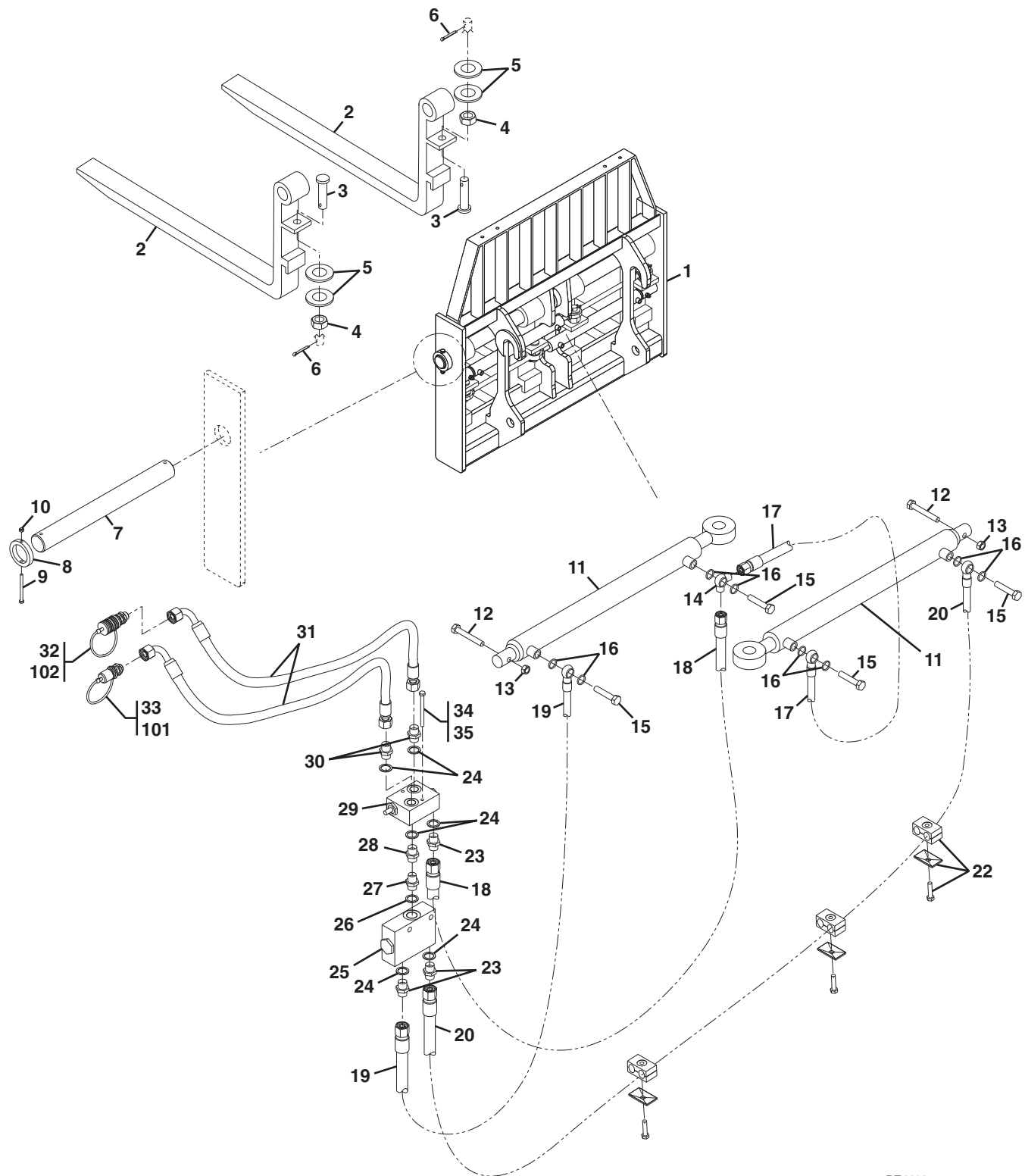
Figure 3-6 Side Shift Carriage

| Item | Part Number | Qty. | Description | Rev. |
|------|-------------|------|---|------|
| | 1170002 | 1 | SIDE SHIFT CARRIAGE ASSY, (Lamy), (includes items 1 thru 5 & 7 thru 13) | E |
| 1 | | 1 | WELDMENT | |
| 2 | 7028136 | 1 | BAR, FORK CARRIER | |
| 3 | 7028137 | 2 | COLLAR | |
| 4 | 3291005 | 2 | NUT | |
| 5 | 0701029 | 2 | CAPSCREW | |
| 6 | | Ref | FORK, (see Figure 3-8 for details) | |
| 7 | 70021558 | 1 | CYLINDER | |
| 8 | 70021559 | 2 | BOLT | |
| 9 | 70021560 | 1 | PIN | |
| 10 | 70021561 | 1 | PIN | |
| 11 | 70021562 | 2 | WASHER | |
| 12 | 70021563 | 2 | ROLL PIN | |
| 13 | | 1 | SERIAL NUMBER PLATE | |



ATTACHMENTS

Figure 3-7 Fork Positioning Carriage Assembly



PZ4110

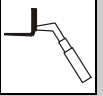



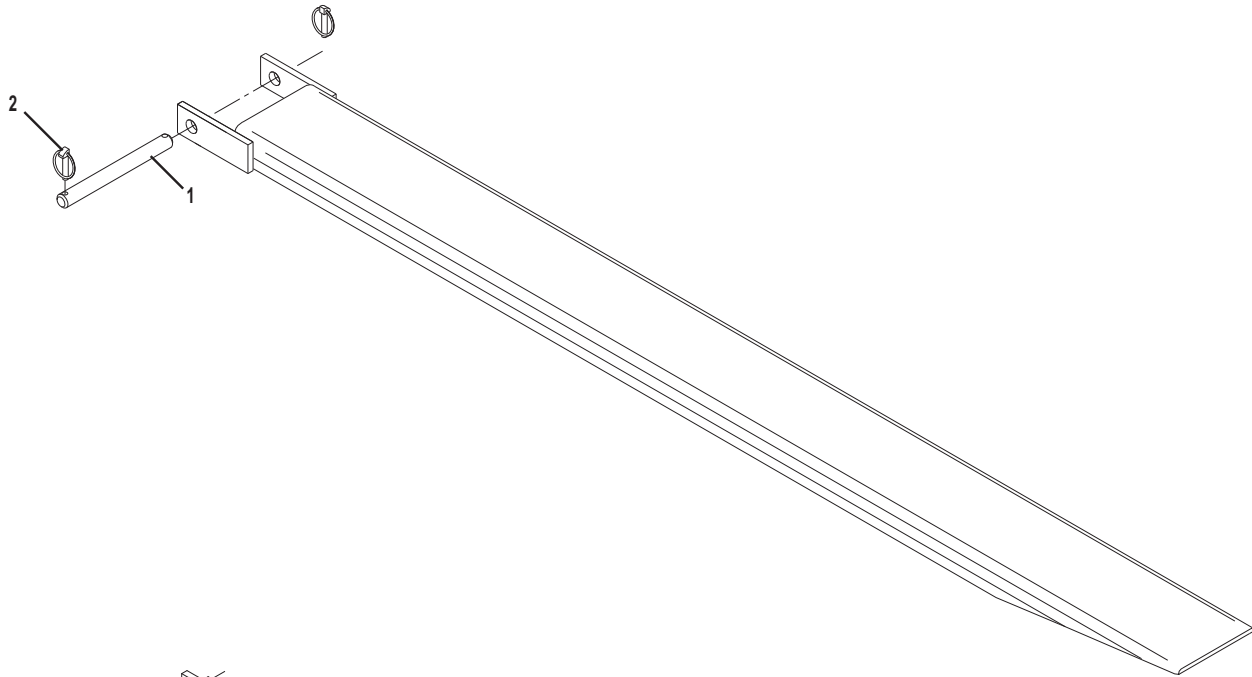
Figure 3-7 Fork Positioning Carriage Assembly

| Item | Part Number | Qty. | Description | Rev. |
|---|-------------|------|---|------|
| | 1001091313 | 1 | FORK POSITIONING CARRIAGE W/FORKS, (CE), (includes items 1 thru 35) | A |
| 1 | | 1 | WELDMENT | |
| 2 | 70022922 | 2 | FORKS, (100X50X1200), (2000kg per fork) | |
| 3 | 70021835 | 2 | ROD PIN | |
| 4 | | 2 | NUT, M30X3 | |
| 5 | | 4 | WASHER | |
| 6 | 70021836 | 2 | SPLIT PIN | |
| 7 | 70022923 | 2 | CARRIAGE SHAFT | |
| 8 | 70022924 | 4 | SHAFT COLLAR | |
| 9 | | 4 | BOLT, M12X110 | |
| 10 | 70021241 | 4 | HEX LOCKNUT, M12 | |
| 11 | 70023276 | 2 | CYLINDER | |
| | 70023278 | AR | SEAL KIT, (use with cylinders marked 1.3351.01C.02.01) | |
| | 70023277 | AR | SEAL KIT, (use with cylinders marked 1.3351.01C.02.02) | |
| 12 | | 2 | BOLT, M10X70 | |
| 13 | | 2 | LOCKNUT, M10 | |
| 14 | 70022925 | 1 | ELBOW, 90 DEGREES | |
| 15 | 1001103530 | 4 | BOLT | |
| 16 | 70020730 | 8 | O-RING | |
| 17 | 70021838 | 1 | HOSE ASSY | |
| 18 | 70021839 | 1 | HOSE ASSY | |
| 19 | 70021840 | 1 | HOSE ASSY | |
| 20 | 70021841 | 1 | HOSE ASSY | |
| 22 | 1001103533 | 3 | CLAMP SET, (includes screw and plate) | |
| 23 | 70020731 | 3 | FITTING | |
| 24 | 70022907 | 6 | O-RING | |
| 25 | 70021842 | 1 | COUNTER VALVE | |
| 26 | 70022927 | 1 | O-RING | |
| 27 | 70022928 | 1 | FITTING | |
| 28 | 70022929 | 1 | FITTING | |
| 29 | 70021843 | 1 | PRESSURE VALVE | |
| 30 | 70022906 | 2 | ADAPTER | |
| 31 | 70022930 | 2 | PIPE ASSY | |
| 32 | 1001094555 | 1 | FEMALE QUICK DISCONNECT COUPLING | |
| 33 | 1001094556 | 1 | MALE QUICK DISCONNECT COUPLING | |
| 34 | | 2 | BOLT | |
| 35 | | 2 | HEX NUT, M6 | |
| 101 | 1001093826 | 1 | DUST CAP | |
| 102 | 1001093827 | 1 | DUST PLUG | |
| NOTE: ITEM NUMBERS NOT LISTED ARE NOT USED ON THIS FIGURE | | | | |



ATTACHMENTS

Figure 3-8 Fork Extension



PAP097

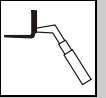


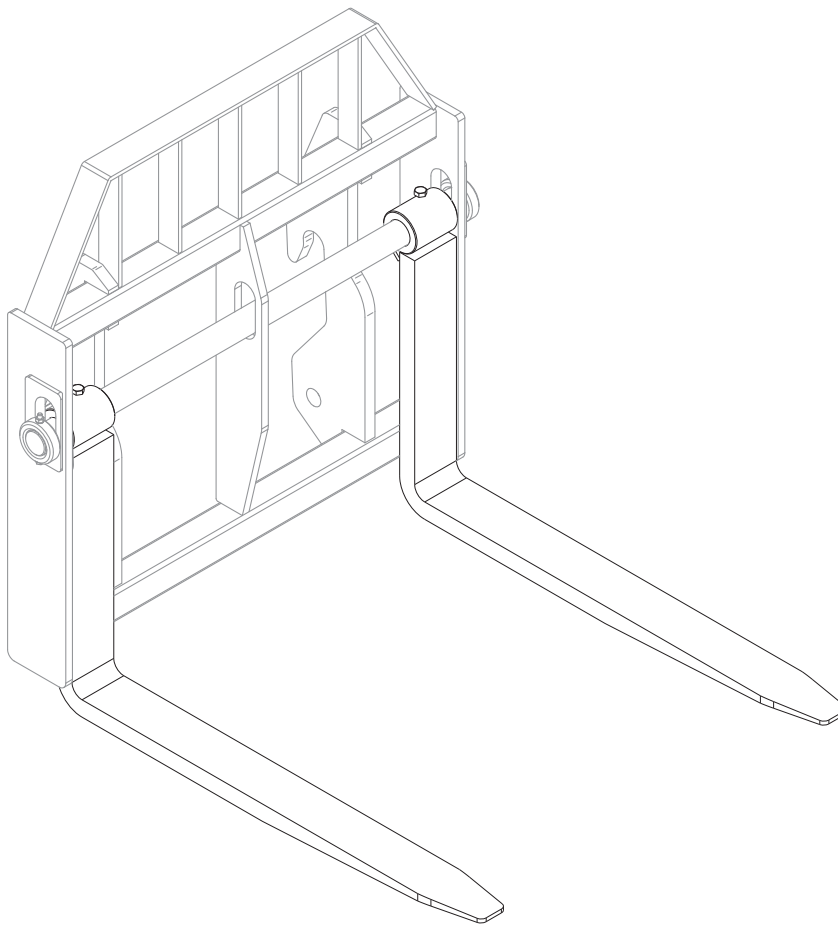
Figure 3-8 Fork Extension

| Item | Part Number | Qty. | Description | Rev. |
|------|-------------|------|--|------|
| | 2340034 | Ref | FORK EXTENSION, (166.5mmX2000mm), (includes items 1 & 2), (no longer available; order 1001112559 for service replacement) | B |
| 1 | 7028863 | 1 | PIN | |
| 2 | 7028864 | 2 | CIRCLIP | |
| | 1001112559 | 1 | FORK EXTENSION, (100mmX50mm), (includes item 101) | B |
| 101 | 70022831 | 1 | PIN | |



ATTACHMENTS

Figure 3-9 Fork



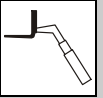


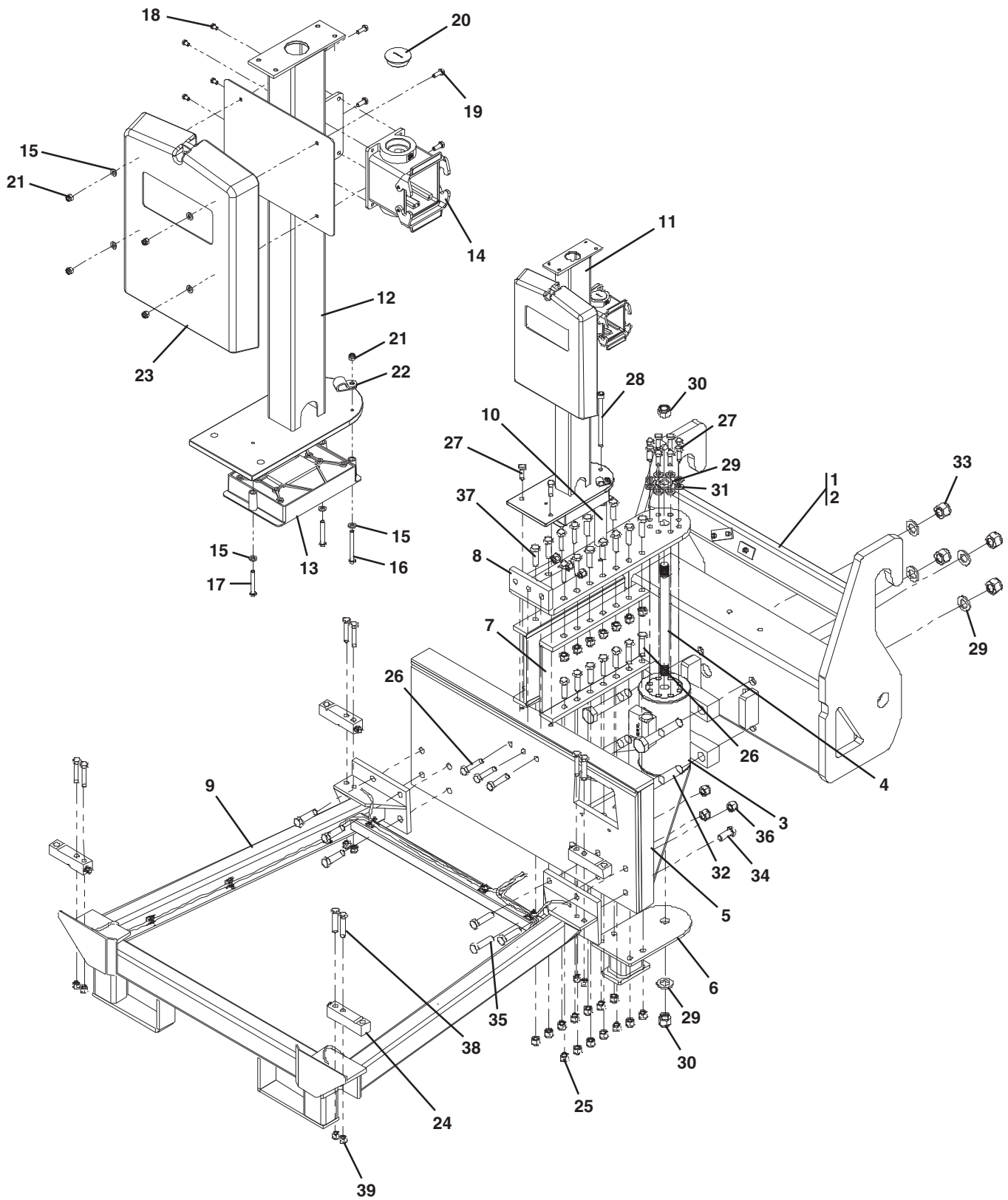
Figure 3-9 Fork

| Item | Part Number | Qty. | Description | Rev. |
|------|-------------|------|--|------|
| | 2340029 | 2 | FORK, 45X125, 4 TON | B |
| | 7028626 | 2 | HEX HD CAPSCREW | |
| | 2340030 | 1 | FORK, 50X100, 4 TON, (1 pair, complete assy) | C |
| | 7028628 | 2 | HEX HD CAPSCREW | |
| | 2340040 | 1 | FORK, 50X120, 4 TON, (1 pair, complete assy) | A |
| | 0761612 | 2 | HEX HD CAPSCREW, 16X25 | |
| | 2340041 | 1 | FORK, 50X100, 4 TON, (1 pair, complete assy) | A |
| | 0761612 | 2 | HEX HD CAPSCREW, 16X25 | |



ATTACHMENTS

Figure 3-10 Platform Assembly, Adapter & Pedestal



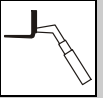


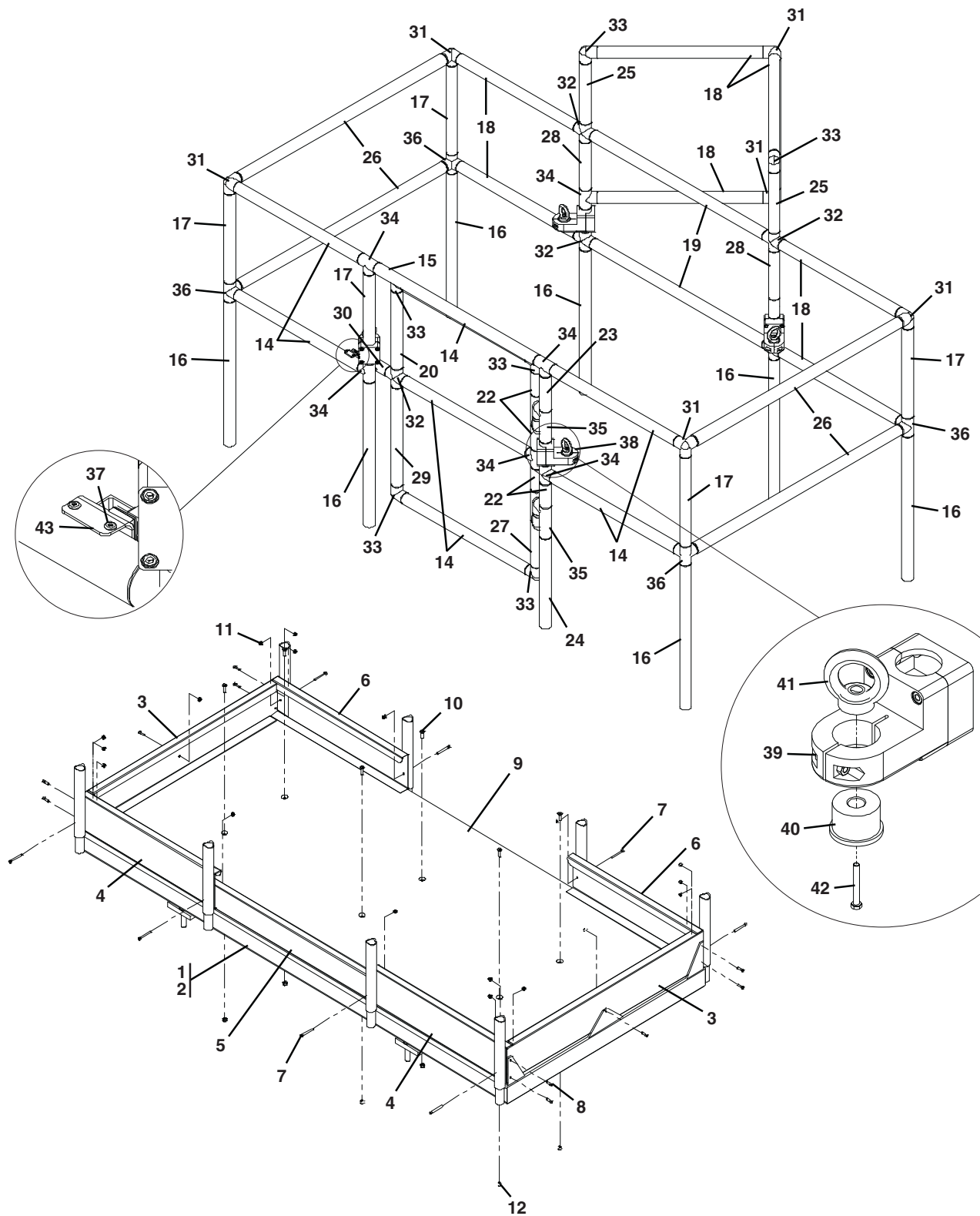
Figure 3-10 Platform Assembly, Adapter & Pedestal

| Item | Part Number | Qty. | Description | Rev. |
|------|-------------|------|--|------|
| | 3510871 | 1 | PLATFORM ASSY, (includes all items on Figures 3-10, 3-11, 3-12 and 3-13) | D |
| 1 | 70020143 | 1 | PLATFORM ADAPTER ASSY, (includes all items) | |
| 2 | 70020038 | 1 | ADAPTER | |
| 3 | 70020304 | 1 | ACTUATOR, (includes counterbalance valve) | |
| | 7017165 | 1 | SEAL KIT, ACTUATOR | |
| | 7017172 | 1 | COUNTERBALANCE VALVE | |
| | 7017192 | 1 | CARTRIDGE | |
| 4 | 70020039 | 1 | ACTUATOR PIN | |
| 5 | 70020040 | 1 | LOWER FIXING SUPPORT | |
| 6 | 70020041 | 1 | FOOT | |
| 7 | 70020042 | 2 | BAFFLE | |
| 8 | 70020043 | 1 | UPPER PLATE | |
| 9 | 70020044 | 1 | FRAME | |
| 10 | 70020045 | 1 | SPACER | |
| 11 | 70020046 | 1 | CONTROL BOX PEDESTAL ASSY, (includes items 12 thru 23) | |
| 12 | 70020047 | 1 | CONTROL BOX PEDESTAL | |
| 13 | 1600387 | 1 | LOAD SENSE CONTROLLER | |
| 14 | 0861794 | 1 | ELECTRICAL BOX | |
| 15 | 70020048 | 7 | PLAIN WASHER | |
| 16 | 70020049 | 1 | HEX HD SCREW, M6X1X60 | |
| 17 | 70020050 | 2 | HEX HD SCREW, M6X1X45 | |
| 18 | 70020051 | 4 | HEX HD SCREW, M6X1X12 | |
| 19 | 70020052 | 4 | HEX HD SCREW, M6X1X16 | |
| 20 | 70020053 | 1 | PLUG | |
| 21 | 70020054 | 5 | HEX SELF LOCKING NUT, M6X1 | |
| 22 | 70020055 | 1 | HOSE CLAMP | |
| 23 | 0860520 | 1 | MANUAL STORAGE BOX | |
| 24 | | Ref | LOAD CELL, (see Figure 3-12 for details) | |
| 25 | 70020057 | 31 | HEX SELF LOCKING NUT, M14 | |
| 26 | 70020058 | 7 | HEX HD SCREW, M14X2X60 | |
| 27 | 70020059 | 10 | HEX HD SCREW, M12X1.75X35 | |
| 28 | 70020060 | 1 | HEX HD SCREW, M12X1.75X160 | |
| 29 | 70020061 | 6 | PLAIN WASHER | |
| 30 | 70020062 | 2 | HEX SELF LOCKING NUT, M22X1.5 | |
| 31 | 70020063 | 8 | PLAIN WASHER | |
| 32 | 70020064 | 4 | HEX HD SCREW, M24X3X140 | |
| 33 | 70020065 | 4 | HEX SELF LOCKING NUT, M24 | |
| 34 | 70020066 | 2 | HEX SELF LOCKING NUT, M16X2X40 | |
| 35 | 70020067 | 6 | HEX HD SCREW, M16X2X60 | |
| 36 | 70020068 | 6 | HEX SELF LOCKING NUT, M16 | |
| 37 | 70020069 | 24 | HEX HD SCREW, M14X2X50 | |
| 38 | 70020070 | 8 | HEX HD SCREW, M12X1.75X65 | |
| 39 | 70020071 | 8 | HEX SELF LOCKING NUT, M12 | |



ATTACHMENTS

Figure 3-11 Platform Assembly, Base & Railings



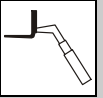


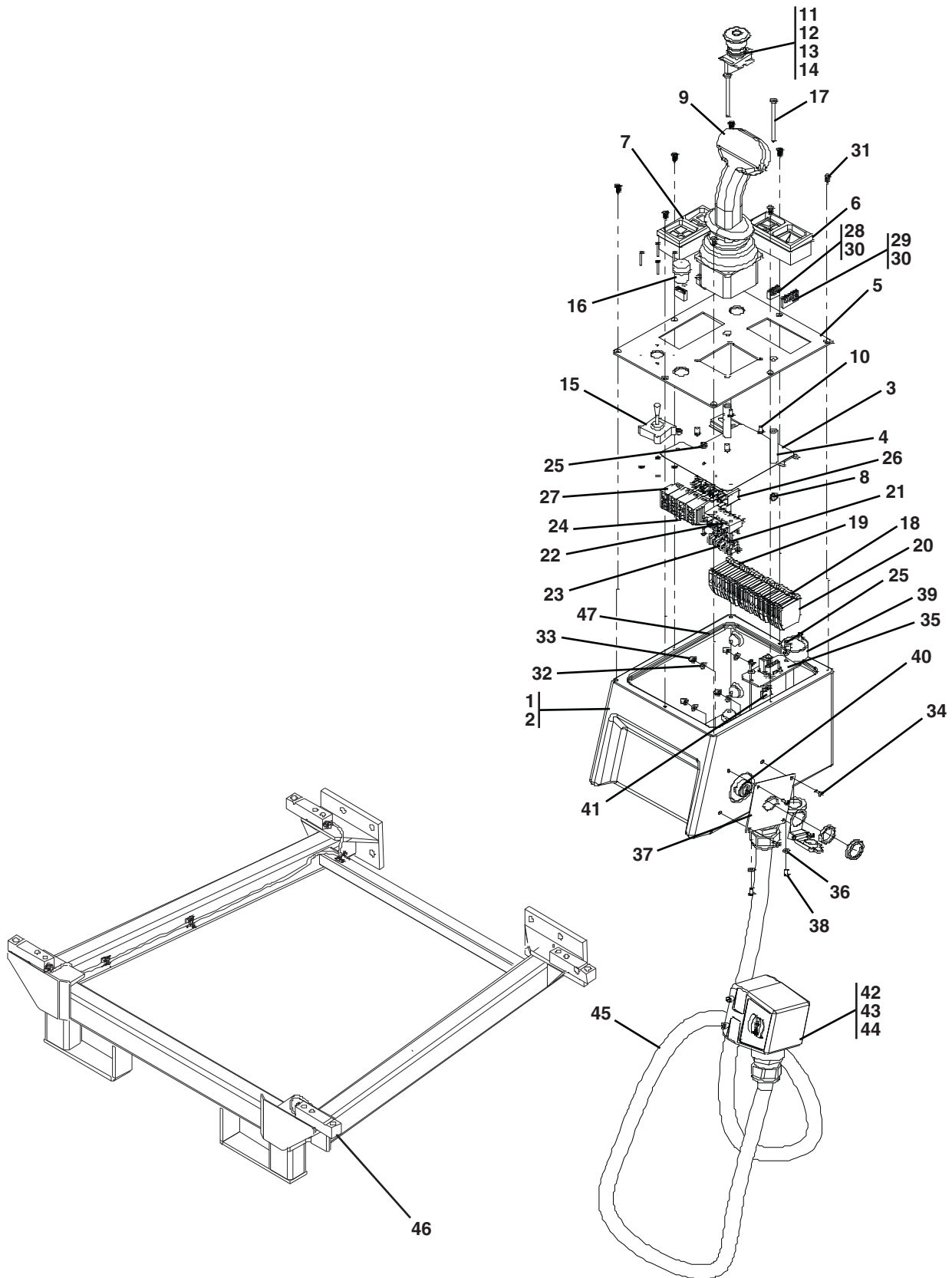
Figure 3-11 Platform Assembly, Base & Railings

| Item | Part Number | Qty. | Description | Rev. |
|------|-------------|------|--|------|
| | 3510871 | 1 | PLATFORM ASSY, (includes all items on Figures 3-10, 3-11, 3-12 and 3-13) | D |
| 1 | 70020144 | 1 | COMPLETE BASE ASSY, (includes items 2 thru 12) | |
| 2 | 70020072 | 1 | PLATFORM BASE | |
| 3 | 7029888 | 2 | LATERAL TOEGUARD | |
| 4 | 70020073 | 2 | FRONT LATERAL TOEGUARD | |
| 5 | 70020074 | 1 | FRONT MIDDLE TOEGUARD | |
| 6 | 70020075 | 2 | REAR TOEGUARD | |
| 7 | 70020076 | 8 | CHEESE HD SOCKET SCREW, M6X1X55 | |
| 8 | 70020077 | 10 | CHEESE HD SOCKET SCREW, M6X1X20 | |
| 9 | 70020078 | 1 | METAL GRATING | |
| 10 | 70020079 | 6 | FLAT HD SCREW, M8X1.25X30 | |
| 11 | 70020054 | 18 | HEX SELF LOCKING NUT, M6X1 | |
| 12 | 70020080 | 6 | HEX SELF LOCKING NUT, M8X1.25 | |
| 13 | 70020145 | 1 | COMPLETE RAILING ASSY, (includes items 14 thru 43) | |
| 14 | 70020081 | 7 | TUBULAR FRAME | |
| 15 | 70020082 | 1 | TUBULAR FRAME | |
| 16 | 70020083 | 7 | TUBULAR FRAME | |
| 17 | 70020084 | 5 | TUBULAR FRAME | |
| 18 | 70020085 | 8 | TUBULAR FRAME | |
| 19 | 70020086 | 2 | TUBULAR FRAME | |
| 20 | 70020087 | 1 | TUBULAR FRAME | |
| 21 | 70020088 | 1 | TUBULAR FRAME, (rear vertical), (not shown) | |
| 22 | 70020089 | 7 | TUBULAR FRAME | |
| 23 | 70020090 | 1 | TUBULAR FRAME | |
| 24 | 70020091 | 1 | TUBULAR FRAME | |
| 25 | 70020092 | 1 | TUBULAR FRAME | |
| 26 | 70020093 | 4 | TUBULAR FRAME | |
| 27 | 70020094 | 1 | TUBULAR FRAME | |
| 28 | 70020095 | 2 | TUBULAR FRAME | |
| 29 | 70020096 | 1 | TUBULAR FRAME | |
| 30 | 70020097 | 1 | TUBULAR FRAME | |
| 31 | 70020098 | 6 | CORNER TEE FITTING | |
| 32 | 70020099 | 5 | CROSS FITTING | |
| 33 | 70020100 | 6 | CORNER TEE FITTING, 90 DEGREE | |
| 34 | 70020101 | 7 | TEE FITTING, 90 DEGREE | |
| 35 | 70020102 | 2 | HINGE FITTING, RIGHT HAND | |
| 36 | 70020103 | 4 | CORNER TEE FITTING, 90 DEGREE | |
| 37 | 70020104 | 4 | RIVET | |
| 38 | 70020105 | 4 | LANYARD KEEPER ASSY, (includes items 39 thru 42) | |
| 39 | 70020106 | 1 | CLAMP | |
| 40 | 70020107 | 1 | BUSHING | |
| 41 | 70020108 | 1 | EYEBOLT | |
| 42 | 70020109 | 1 | HEX HD SCREW, M12X1.75X45 | |
| 43 | 7029962 | 1 | DOOR LOCK | |



ATTACHMENTS

Figure 3-12 Platform Assembly, Electrical



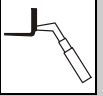


Figure 3-12 Platform Assembly, Electrical

| Item | Part Number | Qty. | Description | Rev. |
|------|-------------|------|--|------|
| | 3510871 | 1 | PLATFORM ASSY, (includes all items on Figures 3-10, 3-11, 3-12 and 3-13) | D |
| 1 | 70020147 | 1 | CONTROL BOX ASSY, (includes items 1 thru 15) | |
| 2 | 70020110 | 1 | CONTROL BOX | |
| 3 | 70020111 | 1 | INTERMEDIATE PLATE | |
| 4 | 70020112 | 2 | SPACER | |
| 5 | 70020113 | 1 | DASHBOARD PANEL | |
| 6 | 7029926 | 1 | LIGHTS & FUEL GAUGE ASSY | |
| 7 | 7029927 | 1 | LIGHTS ASSY | |
| 8 | 70020054 | 2 | HEX SELF LOCKING NUT, M6X1 | |
| 9 | 8002822 | 1 | JOYSTICK | |
| 10 | 70020114 | 4 | RD HD CROSS SLOTTED SCREW, M5X0.8X10 | |
| 11 | 70020115 | 1 | EMERGENCY STOP BUTTON | |
| 12 | 70020116 | 1 | EMERGENCY STOP BUTTON SUPPORT w/CONTACT | |
| 13 | 70020117 | 1 | EMERGENCY STOP BUTTON CONTACT | |
| 14 | 70020118 | 1 | EMERGENCY STOP BUTTON RING | |
| 15 | 7029928 | 1 | LITTLE JOYSTICK | |
| 16 | 7029929 | 1 | HORN BUTTON | |
| 17 | 70020119 | 2 | FLAT HD SOCKET SCREW, M6X1X80 | |
| 18 | 70020120 | 28 | TERMINAL | |
| 19 | 70020121 | 2 | TERMINAL | |
| 20 | 70020122 | 1 | PLATE | |
| 21 | 70020123 | 2 | RD HD CROSS SLOTTED SCREW, M3X0.5X16 | |
| 22 | 70020124 | 1 | FUSE BOX | |
| 23 | 70020125 | 5 | DIODE | |
| 24 | 70020126 | 2 | RD HD SOCKET SCREW, M4X0.7X10 | |
| 25 | 70021027 | 4 | HEX SELF LOCKING NUT, M4X0.7 | |
| 26 | 7029930 | 4 | RELAY, 12V 20A | |
| 27 | 70020128 | 4 | RELAY SUPPORT | |
| 28 | 70020129 | 3 | CONNECTOR | |
| 29 | 70020130 | 1 | CONNECTOR | |
| 30 | 70020131 | 22 | CONTACT FOR CONNECTOR | |
| 31 | 70020132 | 8 | SELF TAPPING FLAT HD SCREW, M4.8X2X16 | |
| 32 | 70020133 | 4 | PLAIN WASHER | |
| 33 | 70020134 | 4 | HEX SELF LOCKING NUT, M5X0.8 | |
| 34 | 70020135 | 4 | RD HD SOCKET SCREW, M5X0.8X16 | |
| 35 | 70020136 | 1 | FUSE ASSY | |
| 36 | 70020137 | 4 | FLAT WASHER | |
| 37 | 70020138 | 1 | PLATE | |
| 38 | 70020139 | 2 | RD HD SOCKET SCREW, M4X0.7X20 | |
| 39 | 70020140 | 1 | ALARM | |
| 40 | 4360583 | 1 | SWITCH | |
| 41 | 70020141 | 1 | FUSE, 15A | |
| 42 | 7029931 | 1 | FLYING BOX | |
| 43 | 7029932 | 1 | MALE CONTACT, 16 PIN, (1-16) | |
| 44 | 7029933 | 1 | MALE CONTACT, 16 PIN, (17-32) | |
| 45 | 7029935 | 1 | CABLE ASSY | |
| 46 | 2420202 | 4 | LOAD CELL | |
| 47 | 4420008 | 3.4' | INSULATION TAPE | |



ATTACHMENTS

Figure 3-12 Platform Assembly, Electrical (Continued)

| Item | Part Number | Qty. | Description | Rev. |
|------|-------------|------|---|------|
| | 70020142 | 1 | COMPLETE CABLE & FLYBOX, (includes items 42 & 45) | |

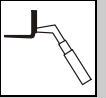


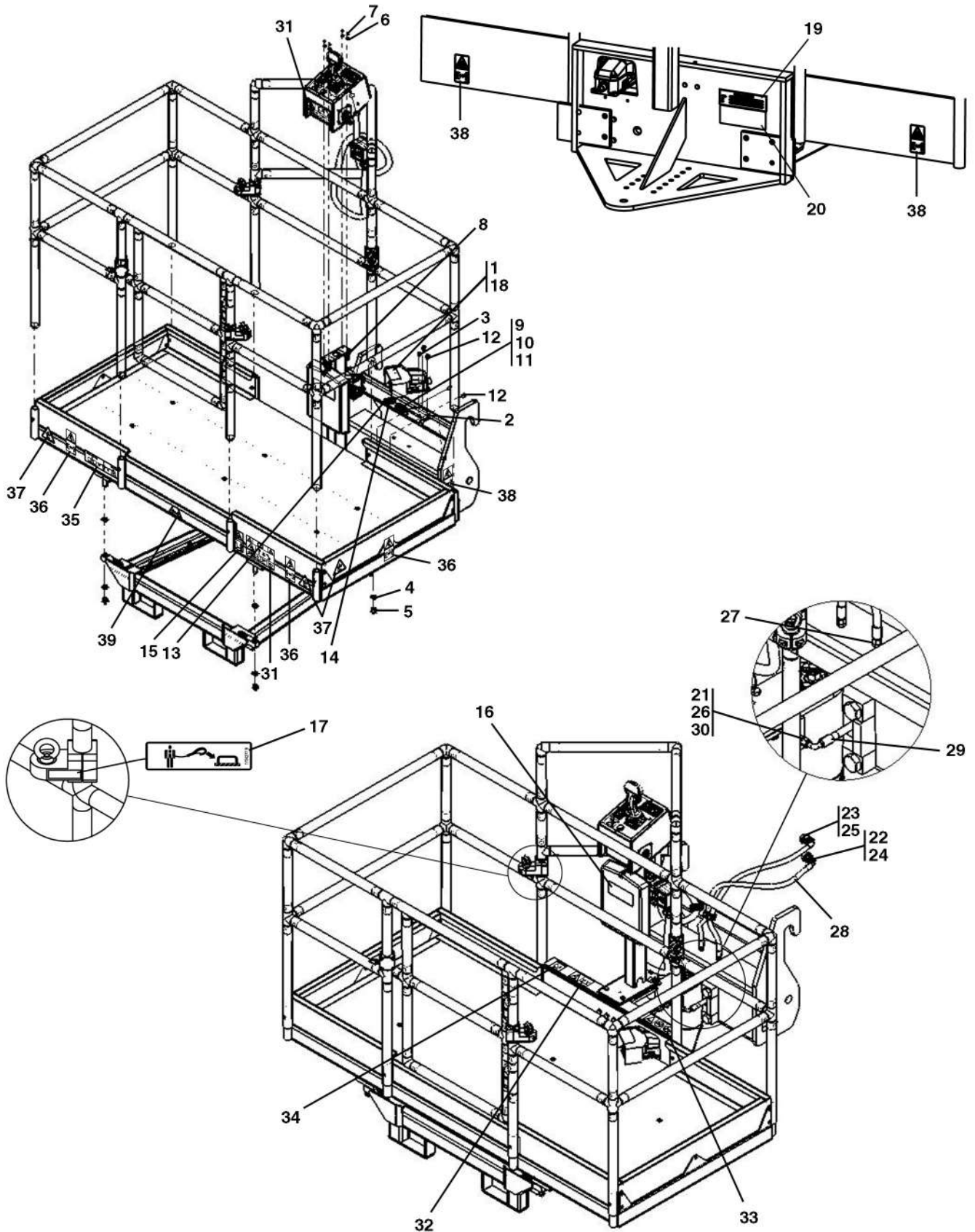
Figure 3-12 Platform Assembly, Electrical (Continued)

| Item | Part Number | Qty. | Description | Rev. |
|------|-------------|------|-------------|------|
| | | | | |



ATTACHMENTS

Figure 3-13 Platform Assembly, Miscellaneous



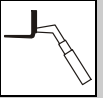


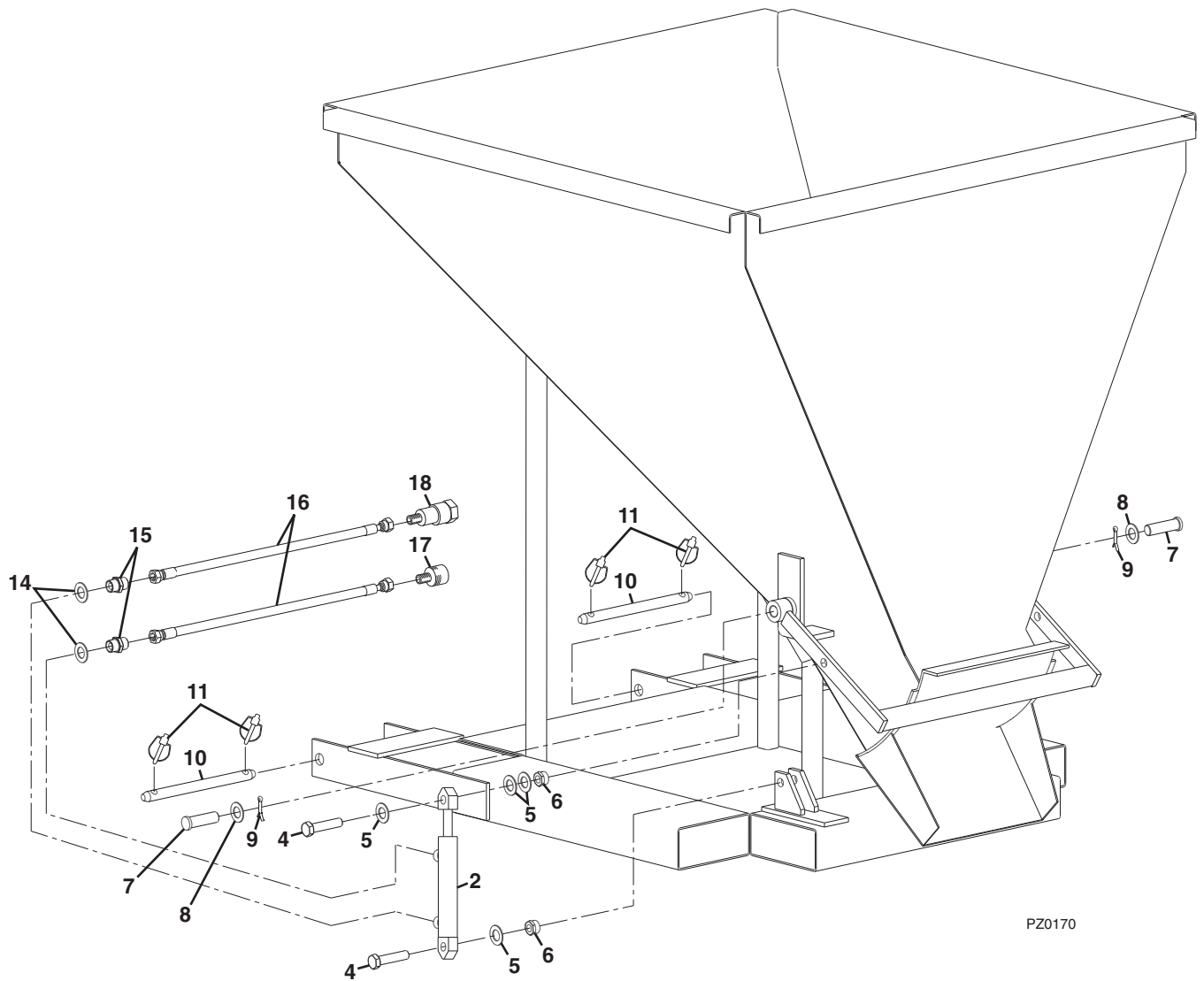
Figure 3-13 Platform Assembly, Miscellaneous

| Item | Part Number | Qty. | Description | Rev. |
|------|-------------|------|--|------|
| | 3510871 | 1 | PLATFORM ASSY, (includes all items on Figures 3-10, 3-11, 3-12 and 3-13) | D |
| 1 | 4360031 | 1 | FOOT SWITCH | |
| 2 | 70020146 | 1 | FOOT SWITCH SUPPORT PLATE | |
| 3 | 70020148 | 1 | HEX HD SCREW, M6X1X20 | |
| 4 | 70020149 | 8 | PLAIN WASHER | |
| 5 | 70020068 | 4 | HEX SELF LOCKING NUT, M16 | |
| 6 | 70020133 | 8 | PLAIN WASHER | |
| 7 | 70020150 | 4 | HEX NUT, M5X0.8 | |
| 8 | 70020151 | 4 | HEX HD SCREW, M5X0.8X25 | |
| 9 | 70020152 | 1 | DOUBLE CLAMP | |
| 10 | 70020153 | 1 | UPPER DOUBLE CLAMP | |
| 11 | 70020154 | 1 | DOUBLE CLAMP SCREW | |
| 12 | 70020155 | 4 | CHEESE HD SOCKET SCREW, M8X1.25X20 | |
| 13 | 70020156 | 2 | CHEESE HD SOCKET SCREW, M6X1X30 | |
| 14 | 70020157 | 2 | CLAMP | |
| 15 | 8006612 | 1 | ATTENTION DECAL | |
| 16 | 1701509 | 1 | MANUAL BOX DECAL | |
| 17 | 1704277 | 4 | LANYARD DECAL | |
| 18 | 1705828 | 1 | FOOT SWITCH DECAL | |
| 19 | 3252801 | 1 | NAMEPLATE, MANUFACTURING SPECIFICATIONS | |
| 20 | 70020159 | 1 | PLATFORM NAMEPLATE | |
| 21 | 70020160 | 2 | COPPER WASHER | |
| 22 | 70020161 | 1 | FEMALE QUICK CONNECTION | |
| 23 | 70020162 | 1 | MALE QUICK CONNECTION | |
| 24 | 70020163 | 1 | FEMALE QUICK CONNECTION PLUG | |
| 25 | 70020164 | 1 | MALE QUICK CONNECTION PLUG | |
| 26 | 70020165 | 2 | O-RING | |
| 27 | 70020166 | 2 | FITTING, 1/4 | |
| 28 | 70020167 | 2 | HOSE ASSY | |
| 29 | 70020168 | 2 | HOSE ASSY | |
| 30 | 70020169 | 2 | SPECIAL FITTING | |
| 31 | 1706323 | 2 | 450 KG CAPACITY WARNING DECAL | |
| 32 | 1706595 | 1 | STABILITY WARNING DECAL | |
| 33 | 1706596 | 1 | FALL HAZARD WARNING DECAL | |
| 34 | 1706600 | 1 | OUTRIGGER LOAD DECAL | |
| 35 | 1706601 | 1 | PLATFORM LOAD CAPACITY DECAL | |
| 36 | 1706602 | 3 | CRUSHING HAZARD DECAL | |
| 37 | 1706603 | 3 | FOOT CRUSHING HAZARD DECAL | |
| 38 | 1706604 | 3 | CRUSHING HAZARD WARNING DECAL | |
| 39 | 1706605 | 1 | FOOT CRUSHING HAZARD DECAL | |
| | 70020158 | 1 | DECAL KIT, (includes items 31 thru 39) | |



ATTACHMENTS

Figure 3-14 Concrete Ladle



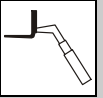
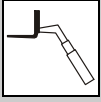


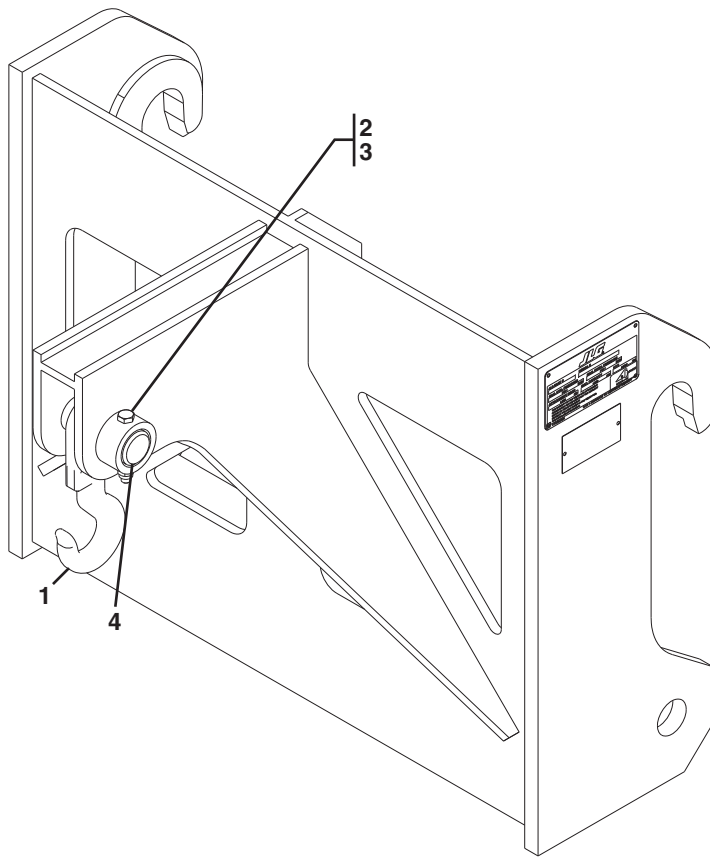
Figure 3-14 Concrete Ladle

| Item | Part Number | Qty. | Description | Rev. |
|------|-------------|------|--------------------------------------|------|
| | 0240158 | 1 | CONCRETE LADLE, (includes all items) | B |
| 2 | 70020723 | 1 | HYDRAULIC CYLINDER | |
| 4 | 70020724 | 2 | BOLT | |
| 5 | 70020725 | 4 | WASHER | |
| 6 | 70020726 | 2 | NUT | |
| 7 | 70020727 | 2 | PIN | |
| 8 | 70020728 | 2 | WASHER | |
| 9 | 70020729 | 2 | PIN | |
| 10 | 70020203 | 2 | SAFETY PIN | |
| 11 | 70020204 | 4 | RETAINING RING | |
| 14 | 70020730 | 2 | GASKET | |
| 15 | 70020731 | 2 | LINK | |
| 16 | 70020732 | 2 | PIPE | |
| 17 | 70020733 | 1 | QUICK COUPLING, MALE | |
| 18 | 70020734 | 1 | QUICK COUPLING, FEMALE | |



ATTACHMENTS

Figure 3-15 Crane Hook



PZ0380

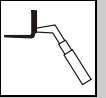


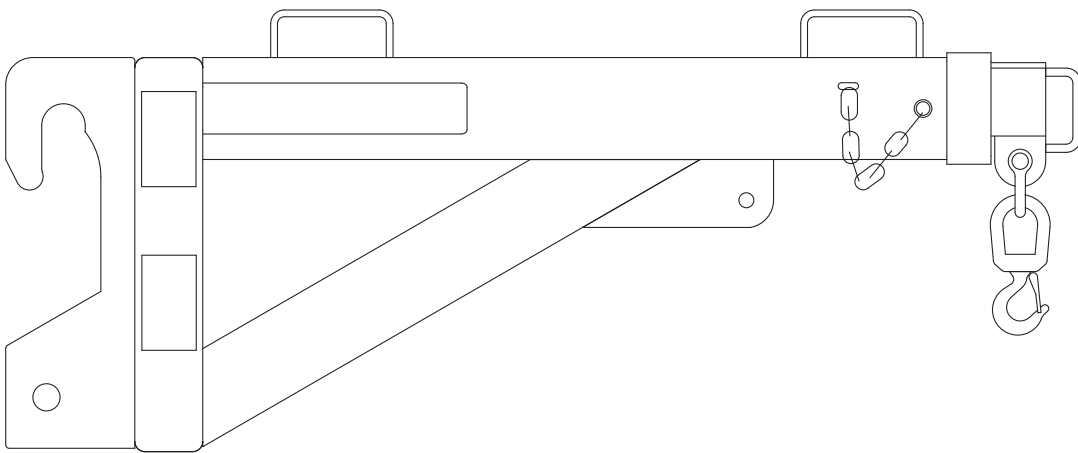
Figure 3-15 Crane Hook

| Item | Part Number | Qty. | Description | Rev. |
|------|-------------|------|----------------------------------|------|
| | 1170058 | 1 | CRANE HOOK, (includes all items) | A |
| 1 | 70020417 | 1 | HOOK | |
| 2 | 70020205 | 1 | BOLT | |
| 3 | 70020206 | 1 | NUT | |
| 4 | 70020201 | 1 | PIN | |

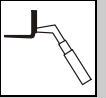


ATTACHMENTS

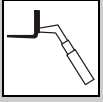
Figure 3-16 Adjustable Boom Truss (Australia)



PAP099

**Figure 3-16 Adjustable Boom Truss (Australia)**

| Item | Part Number | Qty. | Description | Rev. |
|------|-------------|------|-----------------------|------|
| | 0240145 | 1 | ADJUSTABLE BOOM TRUSS | B |




ATTACHMENTS

This Page Intentionally Left Blank

SECTION 4

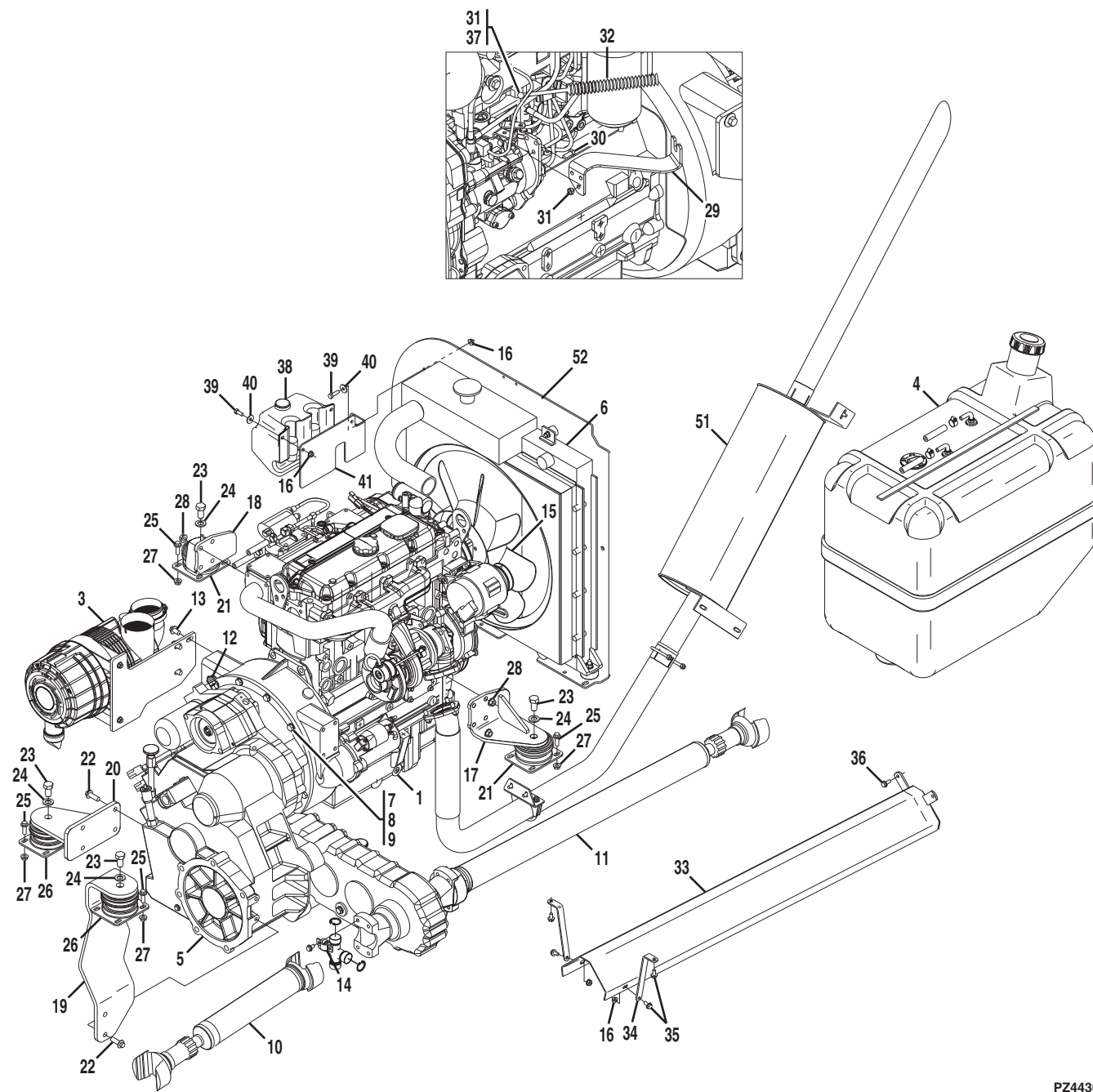
ENGINE & ATTACHING PARTS





ENGINE & ATTACHING PARTS

Figure 4-1 Engine Assembly



PZ4430



Figure 4-1 Engine Assembly

| Item | Part Number | Qty. | Description | Rev. |
|------|-------------|------|--|------|
| | 2000226 | 1 | ENGINE ASSY, (includes items 1 thru 41) | F |
| 1 | | Ref | PERKINS ENGINE, (see Figure 4-2 for details) | |
| 3 | | Ref | AIR CLEANER INSTALLATION, (see Figure 4-5 for details) | |
| 4 | | Ref | FUEL TANK INSTALLATION, (see Figure 4-3 for details) | |
| 5 | | Ref | TRANSMISSION ASSY, (see Figure 4-7 for details) | |
| 6 | | Ref | COOLING SYSTEM INSTALLATION, (see Figure 4-4 for details) | |
| 7 | 0771014 | 10 | HEX HD CAPSCREW, 10-1.50X30mm, GR 10.9 | |
| 8 | 8003320 | 8 | BOLT | |
| 9 | 5212000 | 10 | RIPP WASHER, M10 | |
| 10 | 8004069 | 1 | DRIVESHAFT | |
| | 7028929 | 2 | UNIVERSAL JOINT | |
| 11 | 8004070 | 1 | DRIVESHAFT | |
| | 7028929 | 2 | UNIVERSAL JOINT | |
| 12 | 8004982 | 1 | FITTING | |
| 13 | 5201210 | 3 | BOLT | |
| 14 | 8005079 | 8 | DRIVESHAFT ATTACHMENT KIT, (includes strap and bolts), (torque to 38Nm) | |
| 15 | 2060033 | 1 | FAN | |
| 16 | 5220800 | 6 | RIPP NUT, 8mm | |
| 17 | 4801154 | 1 | MOUNTING BRACKET, (rear left) | |
| 18 | 4801176 | 1 | MOUNTING BRACKET, (rear right) | |
| 19 | 4804715 | 1 | MOUNTING BRACKET, (front left) | |
| 20 | 4804135 | 1 | MOUNTING BRACKET, (front right) | |
| 21 | 4806397 | 2 | MOUNT, (rear) | |
| 22 | 5201215 | 6 | BOLT, (torque to 120Nm) | |
| 23 | 398929 | 4 | BOLT, (torque to 210Nm) | |
| 24 | 4812300 | 4 | FLAT WASHER, 16mm | |
| 25 | 5201014 | 16 | BOLT, (torque to 120Nm) | |
| 26 | 4806386 | 2 | MOUNT, (front) | |
| 27 | 5221000 | 16 | RIPP NUT, 10mm | |
| 28 | 5221200 | 8 | RIPP NUT, 12mm, (torque to 78Nm) | |
| 29 | 0902954 | 1 | THROTTLE BRACKET | |
| 30 | 0760608 | 3 | HEX HD CAPSCREW, 6-1.00X16mm, GR 8.8 | |
| 31 | 3290605 | 4 | LOCKNUT, 6mm | |
| 32 | 8002599 | 1 | CABLE, THROTTLE | |
| 33 | 8002584 | 1 | GUARD | |
| 34 | 8002585 | 2 | HOLDER | |
| 35 | 5200808 | 4 | BOLT | |
| 36 | 5200810 | 2 | BOLT | |
| 37 | 466104 | 1 | ANGLE JOINT | |
| 38 | 2995299 | 1 | WASHER BOTTLE W/PUMP | |
| | 70021576 | 1 | CAP | |
| 39 | 0760810 | 4 | HEX HD CAPSCREW, 8-1.25X20mm, GR 8.8 | |
| 40 | 1356341 | 4 | WASHER | |
| 41 | 0902957 | 1 | WASHER BOTTLE BRACKET | |
| 51 | | Ref | EXHAUST INSTALLATION, (see Figure 4-6 for details) | |
| 52 | | Ref | RADIATOR MOUNTING SEAT, (see Figure 1-1 for details) | |



Figure 4-2 Perkins Engine

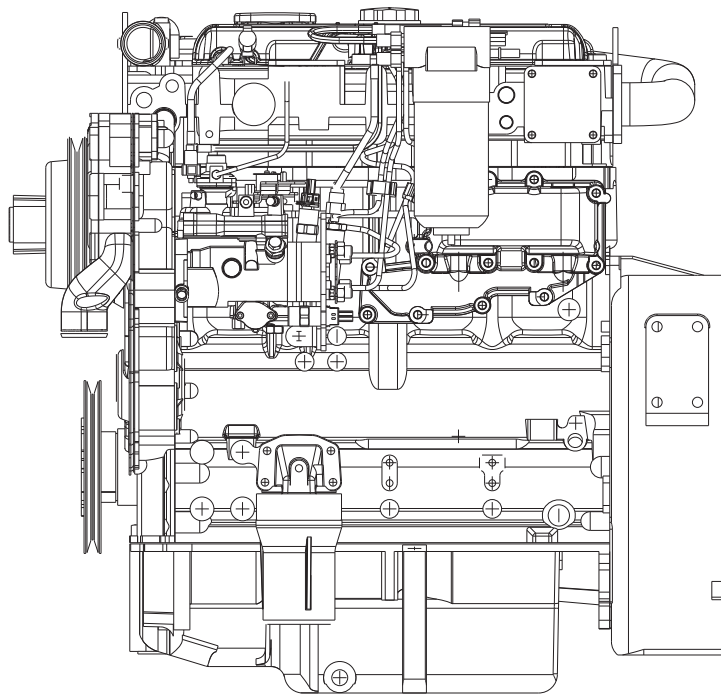
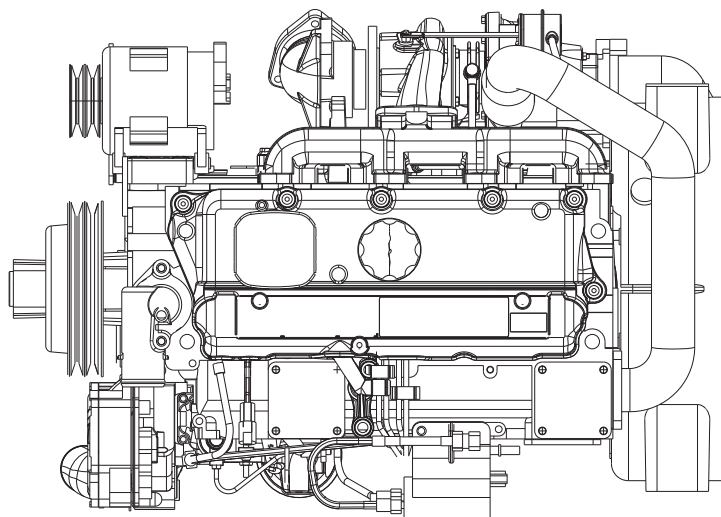




Figure 4-2 Perkins Engine

| Item | Part Number | Qty. | Description | Rev. |
|------|-------------|------|--|------|
| | 2000200 | 1 | PERKINS ENGINE, 99.5 BHP, (includes all items) | |
| | 7028687 | 1 | FUEL INJECTION PUMP | |
| | 7028688 | 1 | O-RING | |
| | 7028689 | 1 | FUEL SHUT-OFF SOLENOID | |
| | 7028677 | 1 | SENDER | |
| | 7028679 | 1 | FLY WHEEL ASSY | |
| | 7028680 | 1 | STARTER RING GEAR | |
| | 70021786 | 1 | STARTER MOTOR | |
| | 7028686 | 1 | FAN BELT | |
| | 7028669 | 1 | OIL PAN GASKET | |
| | 7028659 | 2 | OIL DRAIN PLUG | |
| | 7028660 | 2 | O-RING | |
| | 7028672 | 1 | DIPSTICK | |
| | 7028681 | 1 | OIL CAP | |
| | 7028682 | 1 | O-RING | |
| | 7028692 | 1 | OIL COOLER | |
| | 7028684 | 2 | GASKET | |
| | 7028685 | 1 | GASKET | |
| | 8006013 | 1 | OIL FILTER | |
| | 7028663 | 1 | WATER PUMP | |
| | 7028664 | 1 | WATER PUMP REPAIR KIT | |
| | 7028665 | 1 | GASKET | |
| | 7028666 | 1 | WATER PUMP GASKET | |
| | 70020209 | 1 | THERMOSTAT | |
| | 7028668 | 1 | O-RING, THERMOSTAT | |
| | 1001090078 | 1 | ALTERNATOR | |
| | 70021487 | 1 | ALTERNATOR BRACKET | |
| | 70021488 | 1 | ADJUSTING BAR, ALTERNATOR | |
| | 70021490 | 1 | PULLEY, ALTERNATOR | |
| | 7028673 | 1 | OIL PUMP | |
| | 7028691 | 1 | GASKET | |
| | 8008076 | 1 | TURBOCHARGER | |
| | 7028674 | 1 | EXHAUST MANIFOLD JOINT | |
| | 7028655 | 1 | FUEL FILTER ELEMENT KIT | |
| | 7028676 | 4 | GLOW PLUG | |
| | 7028141 | 1 | OIL PRESSURE SWITCH | |
| | 7029717 | 1 | FUEL LIFT PUMP, (includes fuel filter element) | |
| | 70021142 | 1 | INLET MANIFOLD PIPE | |
| | 70021143 | 2 | HOSE CLAMP | |
| | 70021144 | 1 | HOSE | |
| | 70021145 | 1 | GASKET | |
| | 70021501 | 1 | FUEL FEED PIPE | |



ENGINE & ATTACHING PARTS

Figure 4-3 Fuel Tank & Lines

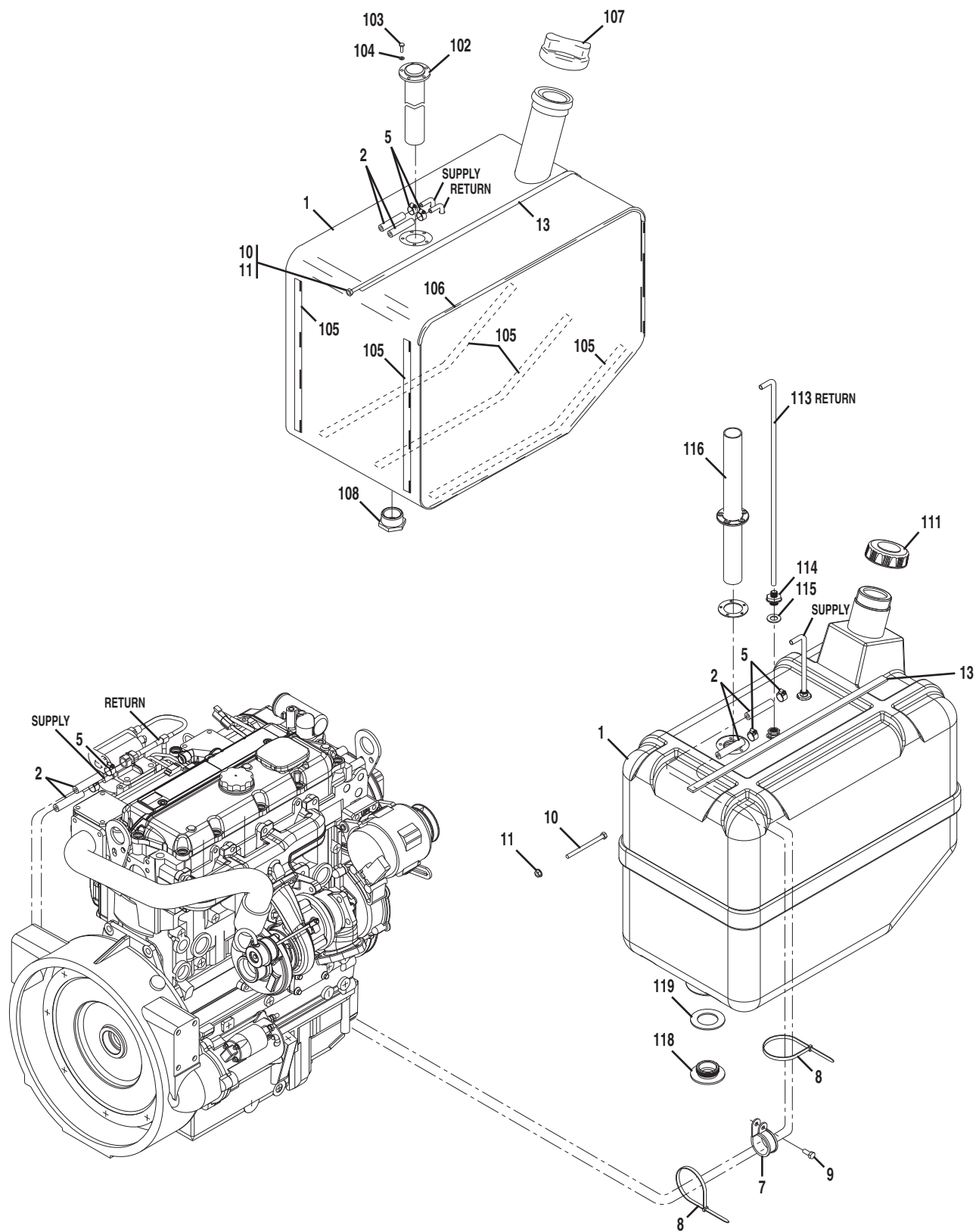




Figure 4-3 Fuel Tank & Lines

| Item | Part Number | Qty. | Description | Rev. |
|------|-------------|------|---|------|
| 1 | 4400464 | Ref | FUEL SUPPLY INSTALLATION, (includes items 1 thru 13) | E |
| | 4805374 | Ref | FUEL TANK ASSY, (Before S/N 1160000822), (includes items 102 thru 108), (no longer available; order 2915127 kit for replacement) | |
| 2 | 4400471 | 1 | FUEL TANK ASSY, (S/N 1160000822 & After), (includes items 111 thru 119) | |
| | 2720519 | 2 | FUEL PIPE | |
| 5 | 1321301 | 4 | MINI-CLAMP | |
| 7 | 1003721 | 1 | CLIP | |
| 8 | 1062255 | 10 | CABLE BAND | |
| 9 | 0760810 | 1 | HEX HD CAPSCREW, 8-1.25X20mm, GR8.8 | |
| 10 | 0760827 | 1 | BOLT, 8X100mm | |
| 11 | 5220800 | 1 | RIPP NUT, 8mm | |
| 13 | 909304 | AR | TRIM | |
| 102 | 8002019 | 1 | FUEL LEVEL SENDER | |
| 103 | 4010508 | 5 | PAN HD SCREW, 5X16mm | |
| 104 | 4811600 | 5 | FLAT WASHER, 5mm | |
| 105 | 909304 | AR | TRIM | |
| 106 | 935113 | AR | TRIM | |
| 107 | 8003285 | 1 | FUEL CAP | |
| 108 | 7028782 | 1 | PLUG | |
| 111 | 7029215 | 1 | CAP, BREATHER VALVE | |
| 113 | 7029216 | 2 | PIPE | |
| 114 | 7029217 | 2 | COUPLER | |
| 115 | 7029218 | 2 | O-RING | |
| 116 | 8002019 | 1 | SENDER, FUEL GAUGE | |
| 118 | 7029220 | 1 | PLUG | |
| 119 | 7029221 | 1 | O-RING | |



Figure 4-4 Cooling System Installation

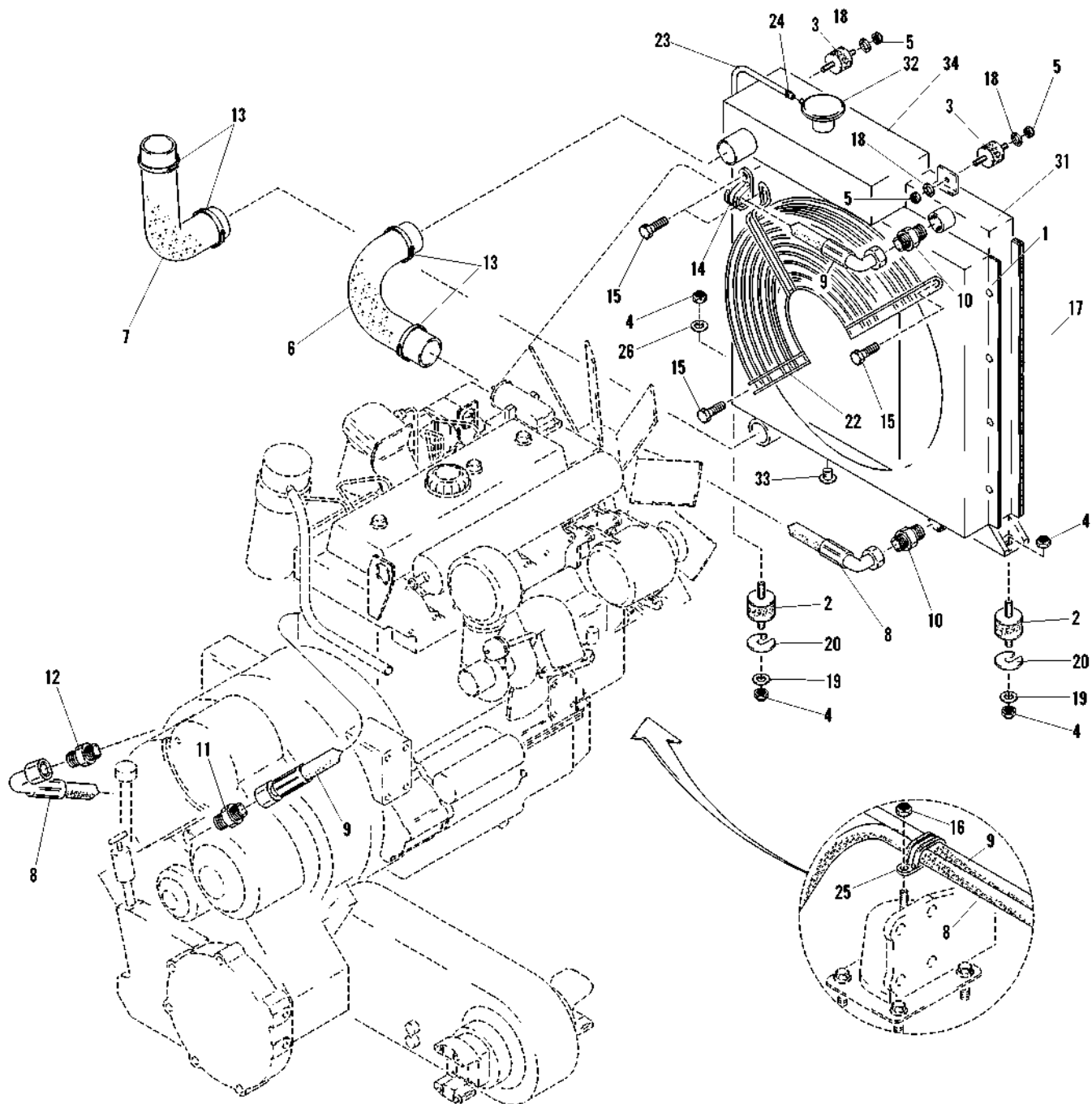




Figure 4-4 Cooling System Installation

| Item | Part Number | Qty. | Description | Rev. |
|---|-------------|-------|---|------|
| | 8004980 | 1 | COOLING SYSTEM INSTALLATION, (includes items 1 thru 26) | E |
| 1 | 4803178 | 1 | RADIATOR ASSY, (includes items 31 thru 34) | |
| 2 | 429063 | 2 | RADIATOR MOUNT | |
| 3 | 2969548 | 2 | RADIATOR MOUNT | |
| 4 | 3291005 | 4 | NUT | |
| 5 | 3290805 | 4 | NUT | |
| 6 | 4806046 | 1 | RADIATOR HOSE | |
| 7 | 4806057 | 1 | RADIATOR HOSE | |
| 8 | 8002374 | 1 | HOSE | |
| 9 | 8002375 | 1 | HOSE | |
| 10 | 2140810 | 2 | FITTING, STRAIGHT | |
| 11 | 8004603 | 1 | FITTING, STRAIGHT | |
| 12 | 8001908 | 1 | FITTING, STRAIGHT | |
| 13 | 8005376 | 4 | CLIP | |
| 14 | 816186 | 1 | CLIP | |
| 15 | 5200808 | 3 | RIPP BOLT | |
| 16 | 5220800 | 1 | RIPP NUT | |
| 17 | 909304 | AR | TRIM, RUBBER | |
| 18 | 1356341 | 4 | WASHER | |
| 19 | 1629567 | 2 | WASHER | |
| 20 | 8005741 | 2 | SHIM, 5mm | |
| | 8005743 | 2 | SHIM, 3mm | |
| 22 | 8007733 | 1 | SCREEN GRID | |
| 23 | 8009666 | 1.05m | HOSE | |
| 24 | 8005197 | 1 | CLIP | |
| 25 | 1003721 | 1 | CLIP | |
| 26 | 4812000 | 2 | WASHER, 10mm | |
| 31 | 7029723 | 1 | FAN HOUSING, (S/N 1160000545 & After) | |
| 32 | 3971793 | 1 | RADIATOR CAP, METAL PUSH LOCK, (Before S/N 1160000545) | |
| | 7029722 | 1 | RADIATOR CAP, PLASTIC THREADED, 1 BAR, (S/N 1160000545 & After) | |
| 33 | 0314725 | 1 | PLUG, (Before S/N 1160000545) | |
| 34 | 7029724 | 1 | OIL/WATER COOLER, (S/N 1160000545 & After) | |
| <p>NOTE: FAN HOUSING, PLUG, OIL/WATER COOLER FOR MACHINES PRIOR TO S/N 1160000545 NO LONGER AVAILABLE; ORDER 4803178.</p> | | | | |



ENGINE & ATTACHING PARTS

Figure 4-5 Air Filter Installation

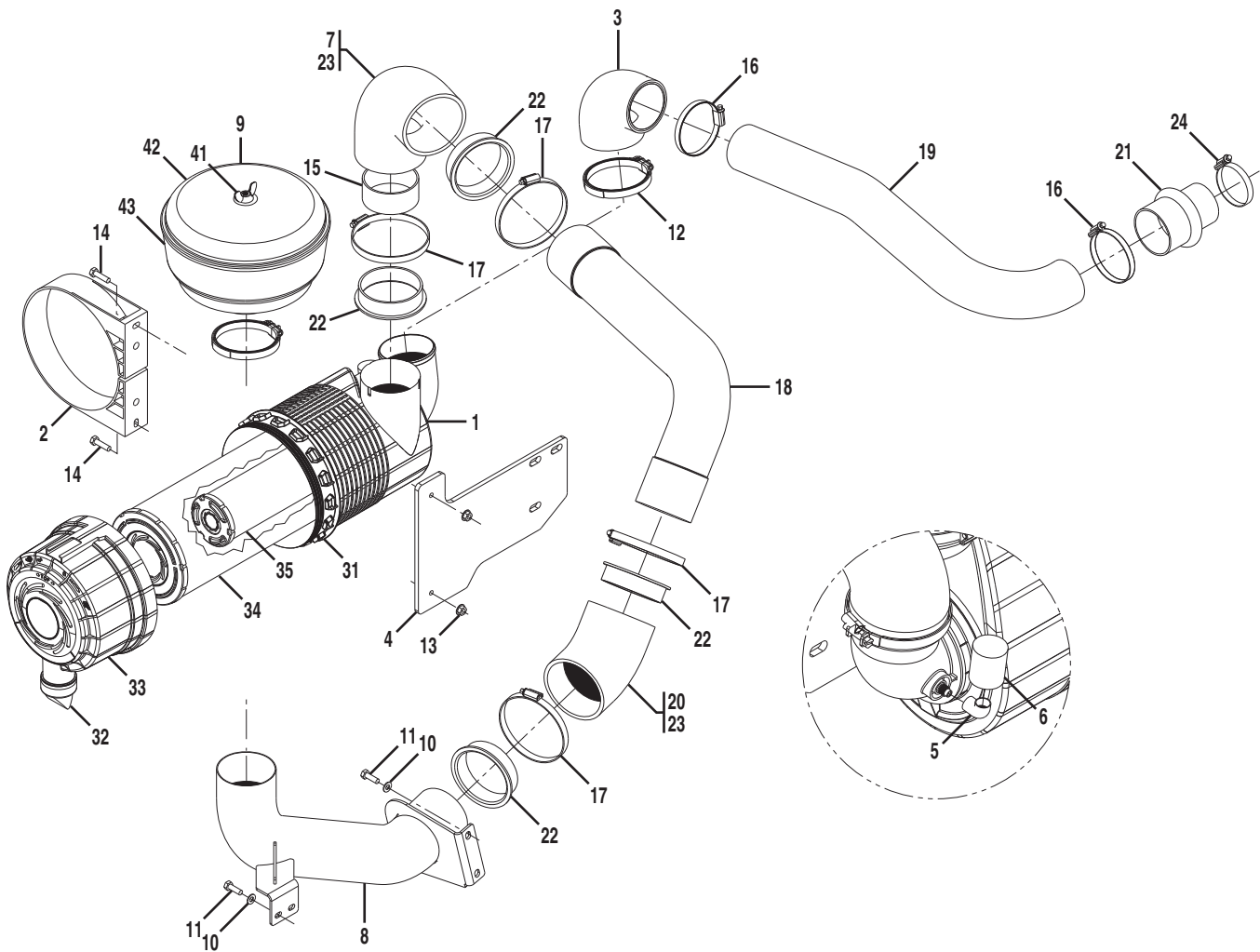




Figure 4-5 Air Filter Installation

| Item | Part Number | Qty. | Description | Rev. |
|------|-------------|------|---|------|
| | 2120187 | 1 | AIR FILTER INSTALLATION, (includes items 1 thru 24) | C |
| 1 | 2120186 | 1 | AIR FILTER, (includes items 31 thru 35) | |
| 2 | 3929780 | 1 | MOUNTING BAND | |
| 3 | 91083129 | 1 | AIR INTAKE ELBOW | |
| 4 | 3574617 | 1 | AIR CLEANER MOUNT PLATE | |
| 5 | 2988212 | 1 | ELBOW, NIPPLE | |
| 6 | 8004981 | 1 | LOW PRESSURE INDICATOR | |
| 7 | 09523572 | 1 | ELBOW, 90 DEGREES | |
| 8 | 4805794 | 1 | AIR SUCTION PIPE | |
| 9 | 8002927 | 1 | PREFRACTIONATOR, (includes items 41 thru 43) | |
| 10 | 4811900 | 4 | FLAT WASHER | |
| 11 | 0760812 | 4 | HEX HD CAPSCREW, 8.8 FT METRIC, 8-1.25X25mm | |
| 12 | 1349717 | 1 | BAND CLAMP | |
| 13 | 5220800 | 2 | RIPP NUT | |
| 14 | 0760814 | 2 | HEX HD CAPSCREW, 8.8 FT METRIC, 8-1.25X30mm | |
| 15 | 2973384 | 1 | REINFORCEMENT RING | |
| 16 | 2991568 | 2 | BAND CLAMP | |
| 17 | 1380161 | 4 | BAND CLAMP | |
| 18 | 4568860 | 1 | INTAKE TUBE | |
| 19 | 4568838 | 1 | TURBO TUBE | |
| 20 | 77383126 | 1 | ELBOW, 45 DEGREES | |
| 21 | 4100072 | 1 | SLEEVE REDUCER | |
| 22 | 4100083 | 4 | REDUCING INSERT | |
| 23 | 0100085 | AR | ADHESIVE, GLUE | |
| 24 | 8005376 | 1 | BAND CLAMP | |
| 31 | 7028118 | 1 | COVER | |
| 32 | 80274006 | 1 | VACUATOR VALVE | |
| 33 | | 1 | PROTECTION CAP | |
| 34 | 80273010 | 1 | MAIN FILTER ELEMENT | |
| 35 | 80273042 | 1 | SAFETY ELEMENT | |
| 41 | 7028097 | 1 | WING NUT | |
| 42 | 7028095 | 1 | COVER | |
| 43 | 7028096 | 1 | BOWL | |



Figure 4-6 Muffler Installation

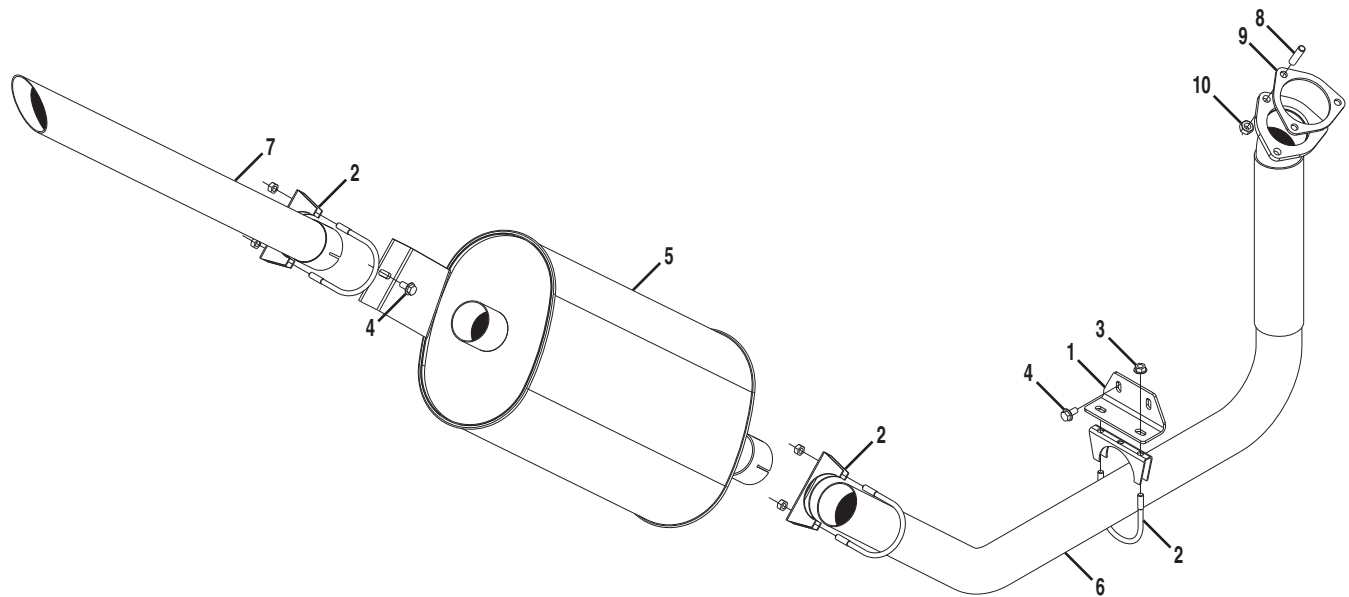




Figure 4-6 Muffler Installation

| Item | Part Number | Qty. | Description | Rev. |
|------|-------------|------|--|------|
| | 3220138 | 1 | MUFFLER INSTALLATION, (includes all items) | B |
| 1 | 4806580 | 1 | BRACKET | |
| 2 | 1686997 | 3 | MUFFLER CLAMP | |
| 3 | 5220800 | 2 | NUT | |
| 4 | 5200808 | 5 | BOLT | |
| 5 | 3220137 | 1 | MUFFLER | |
| 6 | 8007734 | 1 | EXHAUST PIPE | |
| 7 | 3460346 | 1 | TAIL PIPE | |
| 8 | 0630582 | 3 | ENGINE EXHAUST BOLT | |
| 9 | 3960586 | 1 | ENGINE EXHAUST SEAL | |
| 10 | 3300486 | 3 | HEX NUT, M10X1.5 | |



Figure 4-7 AC Pump Installation

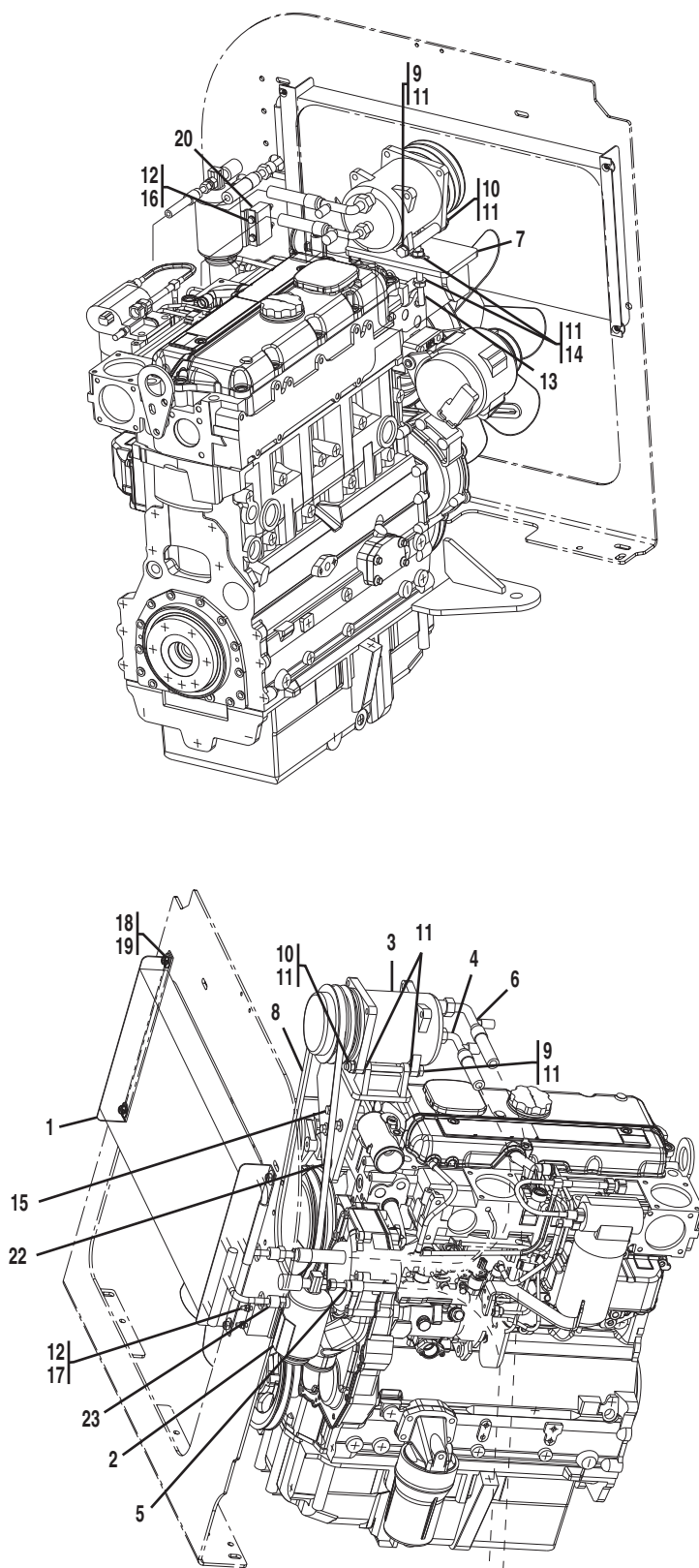




Figure 4-7 AC Pump Installation

| Item | Part Number | Qty. | Description | Rev. |
|------|-------------|------|--|------|
| | 3600402 | 1 | AC PUMP INSTALLATION, (includes all items) | D |
| 1 | 8003165 | 1 | CONDENSER | |
| 2 | 8003166 | 1 | DRIER ASSY | |
| | 70021482 | 1 | DRYER | |
| | 70021483 | 1 | CLAMP | |
| | 70021484 | 1 | DRYER CLAMP | |
| | 70020721 | 1 | PRESSURE SWITCH | |
| 3 | 8003167 | 1 | COMPRESSOR | |
| 4 | 8005786 | 1 | HOSE ASSY | |
| 5 | 8005787 | 1 | HOSE ASSY | |
| 6 | 8005788 | 1 | HOSE ASSY | |
| 7 | 0902966 | 1 | AIR CONDITIONING BRACKET | |
| 8 | 0480138 | 1 | COMPRESSOR BELT | |
| 9 | 0701030 | 2 | BOLT | |
| 10 | 3291005 | 2 | SELF LOCKING NUT | |
| 11 | 4812000 | 8 | WASHER | |
| 12 | 4811700 | 8 | WASHER | |
| 13 | 0120008 | 1 | AIR CONDITIONING ADJUSTER | |
| 14 | 3291001 | 2 | HEX NUT, 10mm-1.50 | |
| 15 | 5201012 | 3 | RIPP BOLT, M10-25, (torque to 85 Nm) | |
| 16 | 0700617 | 2 | RIPP BOLT, M6-45 | |
| 17 | 3290605 | 2 | NUT, 6mm | |
| 18 | 3290805 | 4 | NUT, 8mm | |
| 19 | 1356341 | 4 | WASHER | |
| 20 | 8006450 | 1 | DISTANCE PIECE | |
| 22 | 5201010 | 1 | RIPP BOLT, M10-20 | |
| 23 | 3780202 | 1 | O-RING | |



ENGINE & ATTACHING PARTS

Figure 4-8 Four Speed Transmission - Converter Housing Group

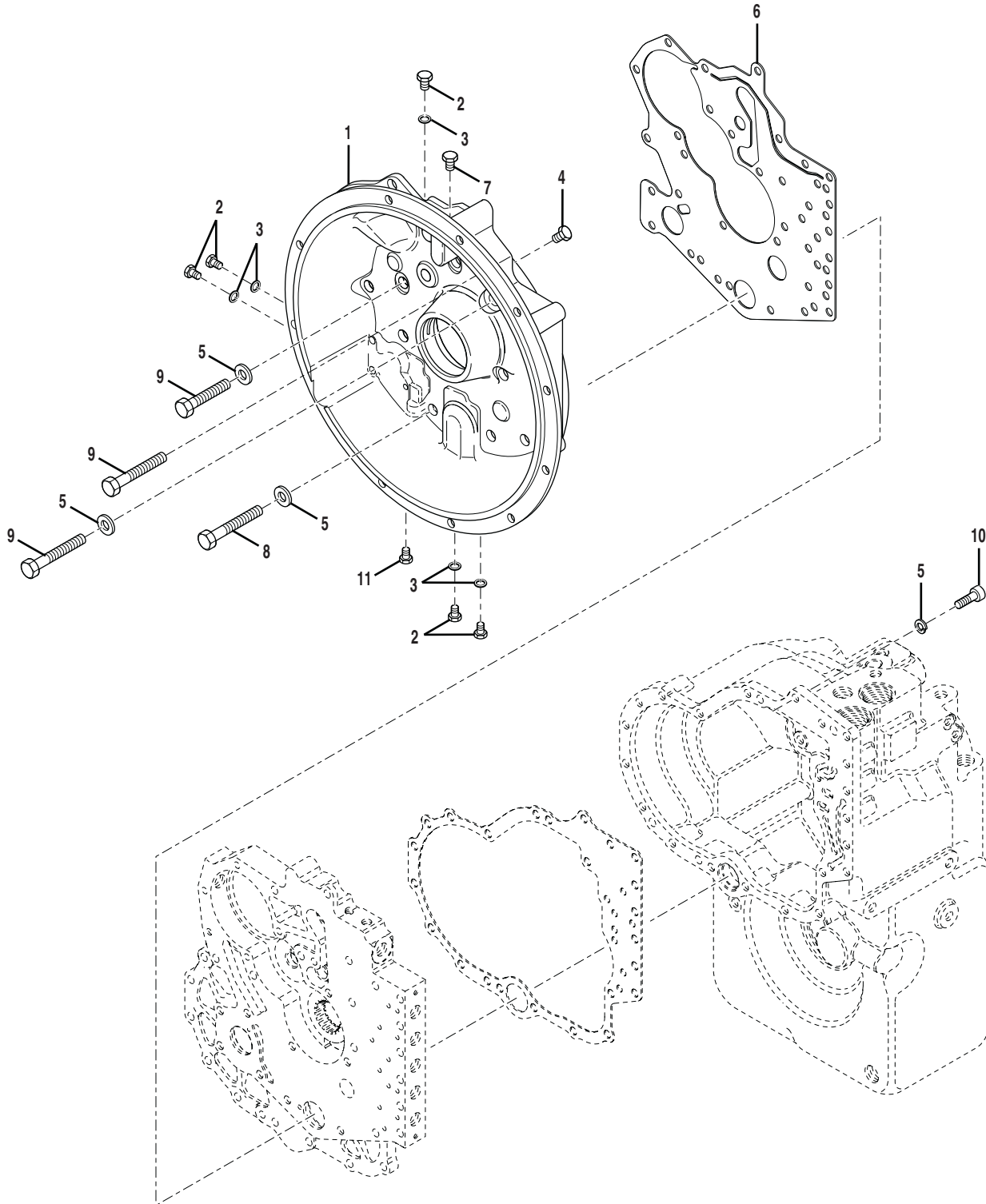




Figure 4-8 Four Speed Transmission - Converter Housing Group

| Item | Part Number | Qty. | Description | Rev. |
|------|-------------|------|---|------|
| | 4803361 | 1 | FOUR SPEED TRANSMISSION, (Before S/N 1160000533 excluding 1160000516, 1160000517, 1160000520 & 1160000523 thru 1160000531), (includes all items on Figure 4-8 thru 4-21) | B |
| | 4540016 | 1 | FOUR SPEED TRANSMISSION, (S/N 1160000533 & After including 1160000516, 1160000517, 1160000520 & 1160000523 thru 1160000531), (includes all items on Figure 4-8 thru 4-21) | A |
| | 8006318 | 1 | TEMPERATURE SWITCH | |
| 1 | 91474186 | 1 | HOUSING, CONVERTER | |
| 2 | 8032526 | 5 | PLUG, (includes item 3) | |
| 3 | | 5 | O-RING | |
| 4 | 91474189 | 1 | PLUG | |
| 5 | 91474265 | 23 | LOCKWASHER | |
| 6 | 91474191 | 1 | GASKET | |
| 7 | 91474192 | 1 | PLUG, CHECK VALVE | |
| 8 | 91474193 | 6 | SCREW | |
| 9 | 91474194 | 16 | SCREW | |
| 10 | 91474195 | 1 | SCREW | |
| 11 | 8035092 | 1 | PLUG | |
| | 7028110 | | GASKET & SEAL KIT, (contains gaskets & seals for entire transmission with the exception of the Drop Box) | |
| | | Ref | DROP BOX GASKET & SEAL KIT, (see Figure 4-21 for details) | |



ENGINE & ATTACHING PARTS

Figure 4-9 Four Speed Transmission - Case and Plate Group

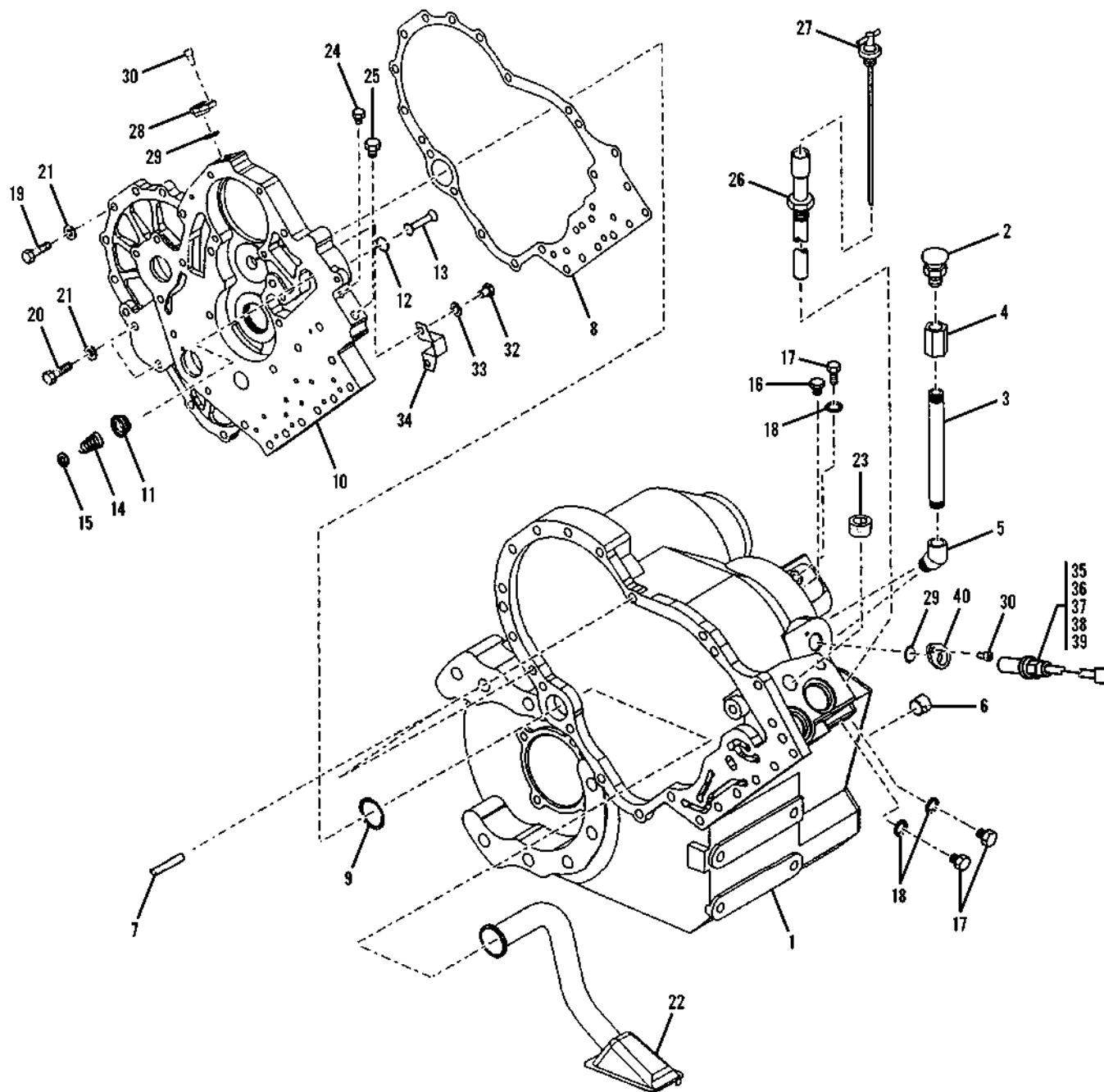




Figure 4-9 Four Speed Transmission - Case and Plate Group

| Item | Part Number | Qty. | Description | Rev. |
|------|-------------|------|---|------|
| 1 | 70020402 | 1 | TRANSMISSION CASE | |
| 2 | 8032509 | 1 | AIR BREATHER | |
| 3 | 7028058 | 1 | PIPE NIPPLE | |
| 4 | 91474198 | 1 | PIPE COUPLING | |
| 5 | 91474199 | 1 | FITTING | |
| 6 | 8032528 | 2 | MAGNETIC DRAIN PLUG | |
| 7 | 91474200 | 2 | PIN | |
| 8 | 91474201 | 1 | GASKET | |
| 9 | 10837074 | 1 | SEAL RING | |
| 10 | | 1 | PLATE SPACER | |
| 11 | 91474204 | 1 | SAFETY VALVE PLATE | |
| 12 | 91474205 | 1 | SNAP RING | |
| 13 | 91474206 | 1 | POPPET | |
| 14 | 77104056 | 1 | SPRING | |
| 15 | 91474207 | 1 | WASHER | |
| 16 | 91474189 | 1 | PLUG | |
| 17 | 8032526 | 3 | PLUG, (includes item 18) | |
| 18 | | 3 | O-RING | |
| 19 | 91474208 | 7 | SCREW | |
| 20 | 91474209 | 2 | SCREW | |
| 21 | 91474265 | 9 | LOCKWASHER | |
| 22 | 91474210 | 1 | TUBE & SCREEN ASSY | |
| 23 | 91474211 | 1 | FILLER PLUG | |
| 24 | 91474189 | 1 | PLUG | |
| 25 | 91474192 | 1 | PLUG | |
| 26 | 90204823 | 1 | DIPSTICK TUBE ASSY | |
| 27 | 91474212 | 1 | DIPSTICK | |
| 28 | 91474213 | 1 | PLUG | |
| 29 | 91474214 | 2 | O-RING | |
| 30 | 8034940 | 2 | SCREW | |
| 32 | 91474617 | 2 | CAPSCREW | |
| 33 | 91474618 | 2 | WASHER | |
| 34 | 70020404 | 1 | SAFETY VALVE BAFFLE | |
| 35 | 8007875 | 1 | SPEED SENSOR ASSY, (includes one of items 29 & 30 & items 36 thru 40) | C |
| 36 | 4461118 | 1 | CONNECTOR | |
| 37 | 1001107854 | 2 | CONTACT | |
| 38 | 1001104498 | 1 | SEAL | |
| 39 | | 1 | SENSOR | |
| 40 | 7028927 | 1 | CLIP | |



ENGINE & ATTACHING PARTS

Figure 4-10 Four Speed Transmission - Torque Converter Group

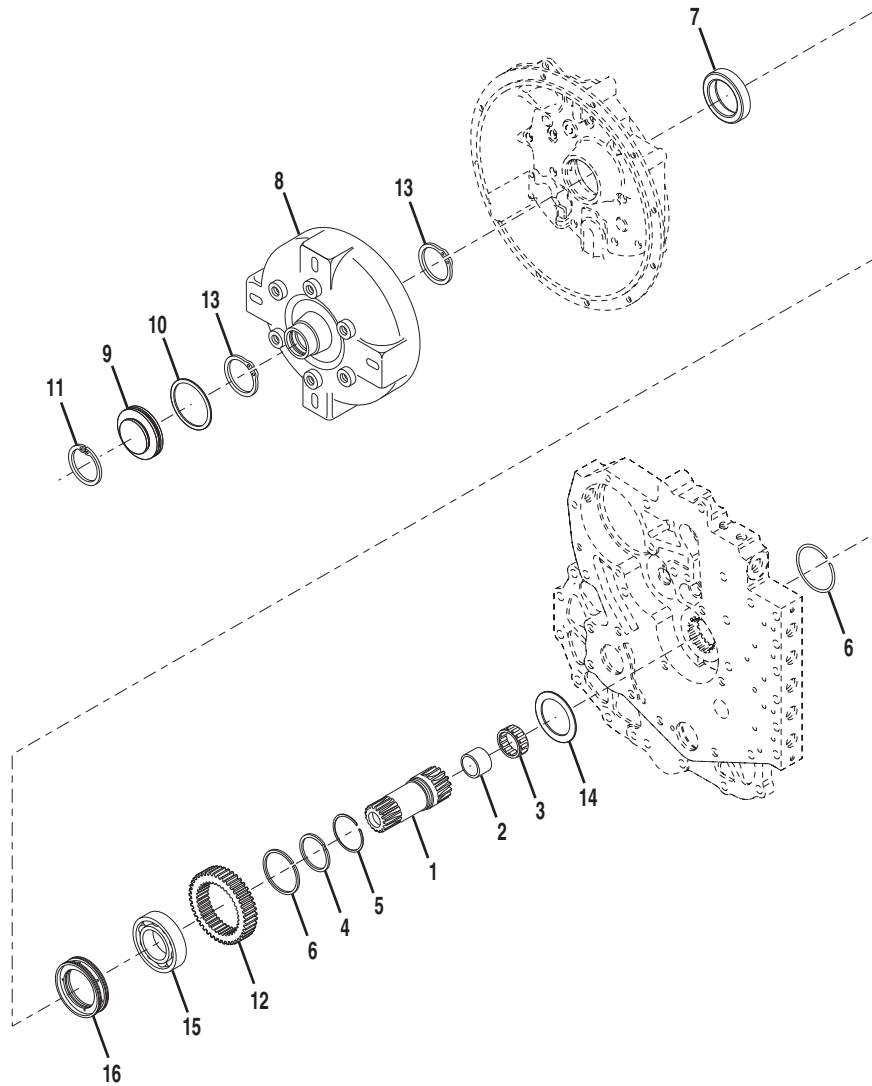




Figure 4-10 Four Speed Transmission - Torque Converter Group

| Item | Part Number | Qty. | Description | Rev. |
|------|-------------|------|---|------|
| 1 | 91474216 | 1 | STATOR SUPPORT ASSY, (includes items 2 & 3) | |
| 2 | 91474217 | 1 | BUSHING | |
| 3 | 91474218 | 1 | BEARING | |
| 4 | 91474219 | 1 | RING | |
| 5 | 91474220 | 1 | EXPANDER | |
| 6 | 91474221 | 2 | SNAP RING | |
| 7 | 10837072 | 1 | OIL SEAL | |
| 8 | 7028055 | 1 | TORQUE CONVERTER ASSY | |
| 9 | 90204781 | 1 | PLUG | |
| 10 | 77104039 | 1 | O-RING | |
| 11 | 77104041 | 1 | SNAP RING | |
| 12 | 91474224 | 1 | GEAR | |
| 13 | 8034968 | 2 | SNAP RING | |
| 14 | 91474226 | 1 | WASHER | |
| 15 | 10868235 | 1 | BEARING | |
| 16 | 91474228 | 1 | RING | |



Figure 4-11 Four Speed Transmission - Gear Group

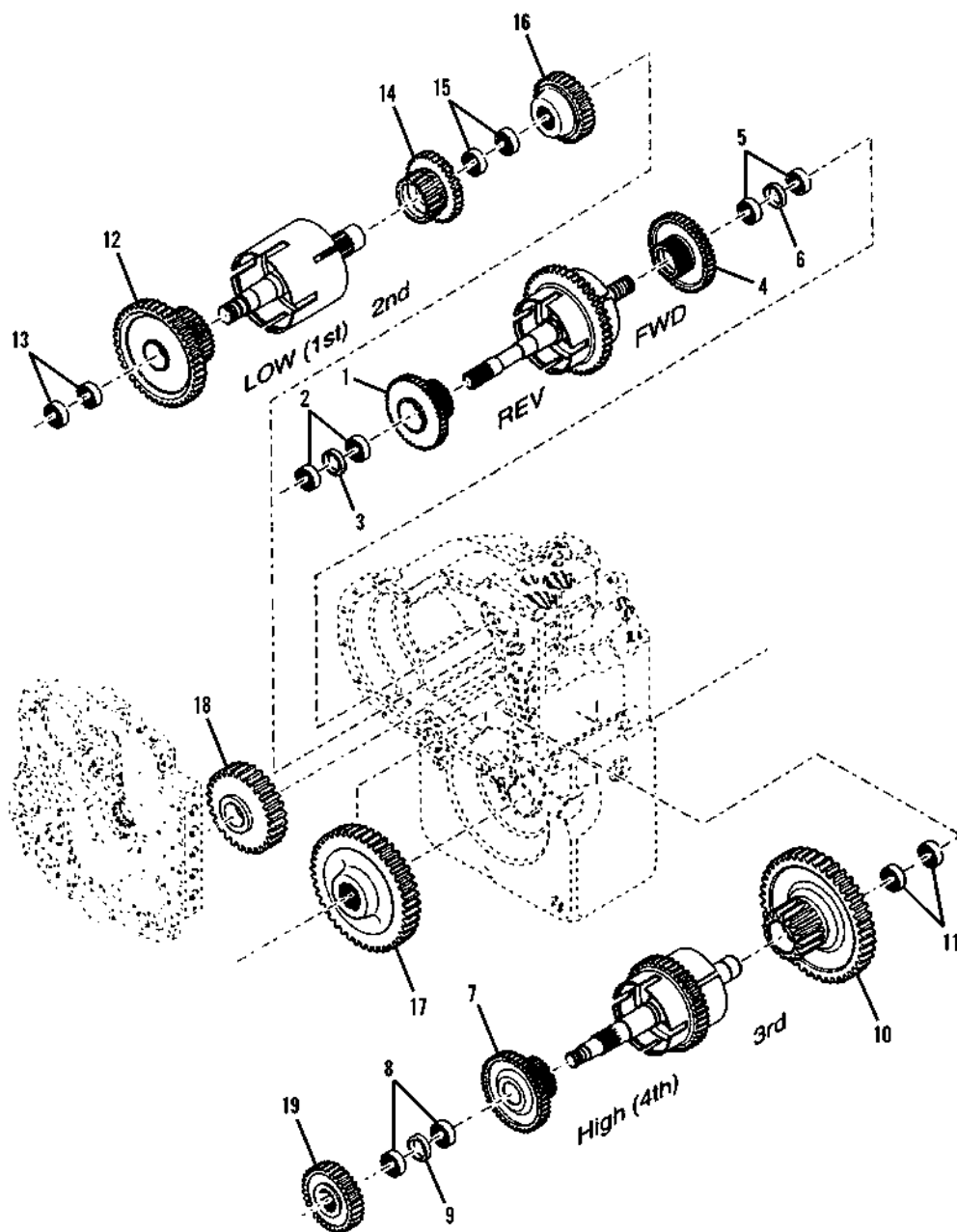




Figure 4-11 Four Speed Transmission - Gear Group

| Item | Part Number | Qty. | Description | Rev. |
|------|-------------|------|--|------|
| 1 | 7028060 | 1 | GEAR & BEARING ASSY, (includes items 2 & 3) | |
| 2 | 91474230 | 2 | BEARING | |
| 3 | 91474231 | 1 | SPACER | |
| 4 | 91474232 | 1 | GEAR & BEARING ASSY, (includes items 5 & 6) | |
| 5 | 91474230 | 2 | BEARING | |
| 6 | 91474231 | 1 | SPACER | |
| 7 | 7028061 | 1 | GEAR & BEARING ASSY, (includes items 8 & 9) | |
| 8 | 91474387 | 2 | BEARING | |
| 9 | 91474388 | 1 | SPACER | |
| 10 | 91474389 | 1 | THIRD CLUTCH GEAR & BEARING ASSY, (includes item 11) | |
| 11 | 91474236 | 2 | BEARING | |
| 12 | 91474390 | 1 | FIRST CLUTCH GEAR & BEARING, (includes item 13) | |
| 13 | 91474230 | 2 | BEARING | |
| 14 | 91474239 | 1 | SECOND CLUTCH GEAR & BEARING, (includes item 15) | |
| 15 | 91474230 | 2 | BEARING | |
| 16 | 91474393 | 1 | THIRD DRIVEN GEAR | |
| 17 | 91474394 | 1 | OUTPUT SHAFT GEAR | |
| 18 | 91474395 | 1 | REVERSE IDLER GEAR | |
| 19 | 91474396 | 1 | FIRST DRIVEN GEAR | |



Figure 4-12 Four Speed Transmission - Pump Drive Group

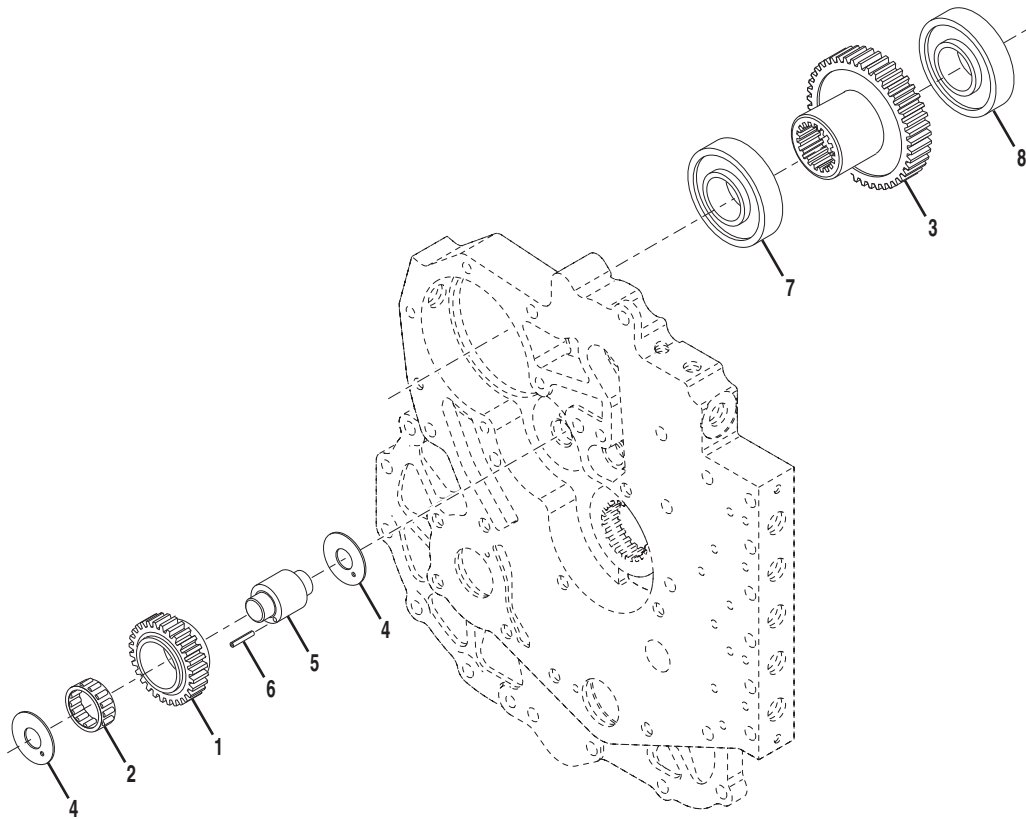




Figure 4-12 Four Speed Transmission - Pump Drive Group

| Item | Part Number | Qty. | Description | Rev. |
|------|-------------|------|--|------|
| 1 | 91474241 | 1 | PUMP DRIVE IDLER GEAR | |
| 2 | 91474242 | 1 | BEARING | |
| 3 | 91474243 | 1 | GEAR | |
| 4 | 10868243 | 2 | THRUST WASHER | |
| 5 | 91474245 | 1 | RUMP DRIVE SHAFT & PIN ASSY, (includes item 6) | |
| 6 | | 1 | PIN | |
| 7 | 91474247 | 1 | BEARING | |
| 8 | 91474248 | 1 | BEARING | |



Figure 4-13 Four Speed Transmission - Charging Pump Group

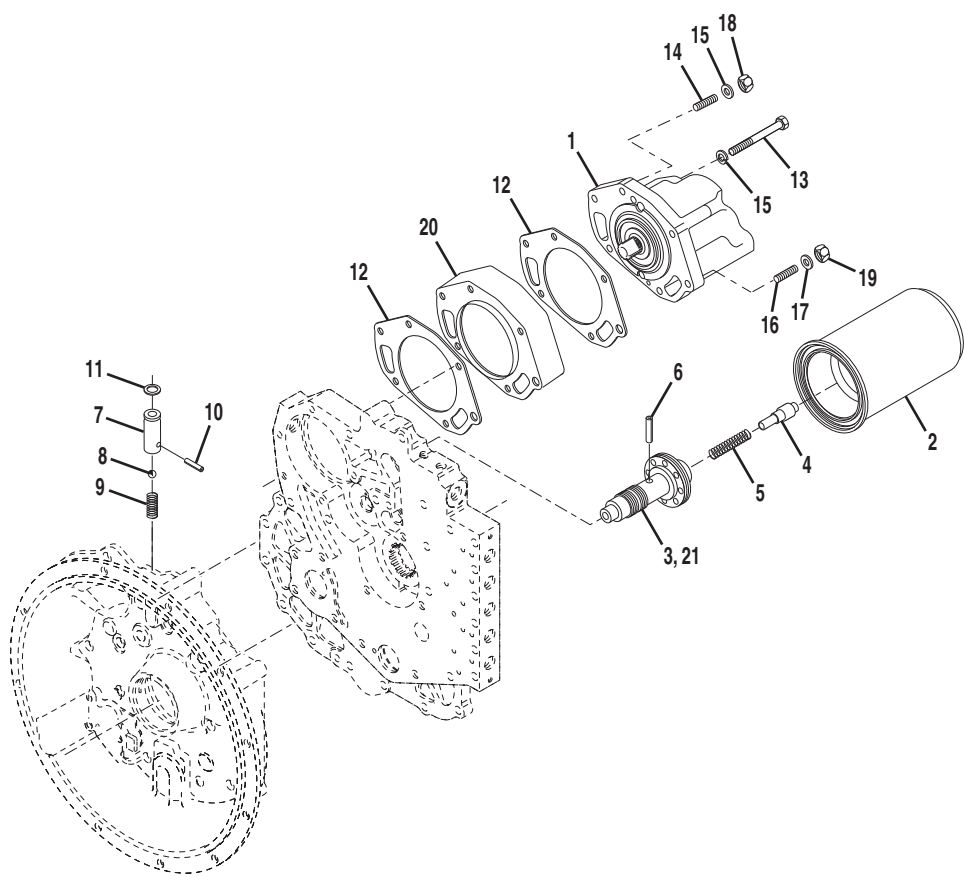




Figure 4-13 Four Speed Transmission - Charging Pump Group

| Item | Part Number | Qty. | Description | Rev. |
|------|-------------|------|---|------|
| 1 | 70020407 | 1 | CHARGING PUMP ASSY | |
| | 70021830 | 1 | O-RING, (located between two halves of charge pump) | |
| 2 | 8008101 | 1 | FILTER ASSY | |
| 3 | 91474251 | 1 | REGULATOR VALVE SLEEVE | |
| 4 | 91474252 | 1 | REGULATOR VALVE PISTON | |
| 5 | 91474253 | 1 | REGULATOR VALVE SPRING | |
| 6 | 91474254 | 1 | PIN | |
| 7 | 91474255 | 1 | BALL CHECK VALVE, (includes items 8 thru 11) | |
| 8 | 91474256 | 1 | BALL | |
| 9 | 91474257 | 1 | CHECK VALVE SPRING | |
| 10 | 91474258 | 1 | CHECK VALVE PIN | |
| 11 | 91474259 | 1 | O-RING | |
| 12 | 10868254 | 2 | CHARGING PUMP GASKET | |
| 13 | 7028063 | 4 | SCREW | |
| 14 | 91474262 | 1 | STUD | |
| 15 | 91474263 | 5 | LOCKWASHER | |
| 16 | 91474264 | 1 | STUD | |
| 17 | 91474265 | 1 | LOCKWASHER | |
| 18 | 91474266 | 1 | NUT | |
| 19 | 91474274 | 1 | NUT | |
| 20 | 91474268 | 1 | ADAPTOR | |
| 21 | 91474273 | 1 | REGULATOR VALVE ASSY, (includes items 3 thru 6) | |



ENGINE & ATTACHING PARTS

Figure 4-14 Four Speed Transmission - Reverse Idler Group

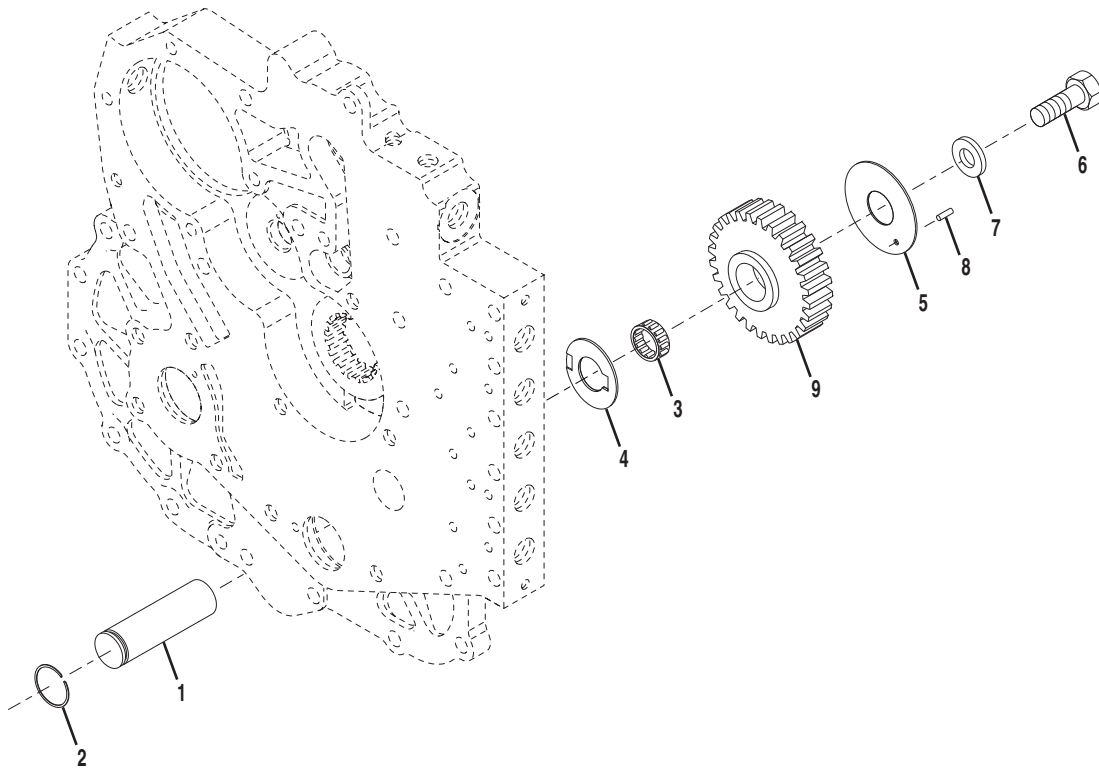




Figure 4-14 Four Speed Transmission - Reverse Idler Group

| Item | Part Number | Qty. | Description | Rev. |
|------|-------------|------|-------------------------------------|------|
| 1 | 91474275 | 1 | IDLER & PILOT SHAFT | |
| 2 | 91474276 | 1 | SNAP RING | |
| 3 | 91474277 | 1 | BEARING | |
| 4 | 91474278 | 1 | THRUST WASHER | |
| 5 | 91474279 | 1 | END PLATE | |
| 6 | 91474280 | 1 | CAPSCREW | |
| 7 | 91474281 | 1 | WASHER | |
| 8 | 91474282 | 1 | ROLL PIN | |
| 9 | | Ref | GEAR, (see Figure 4-10 for details) | |



ENGINE & ATTACHING PARTS

Figure 4-15 Four Speed Transmission - Forward and Reverse Shaft Group

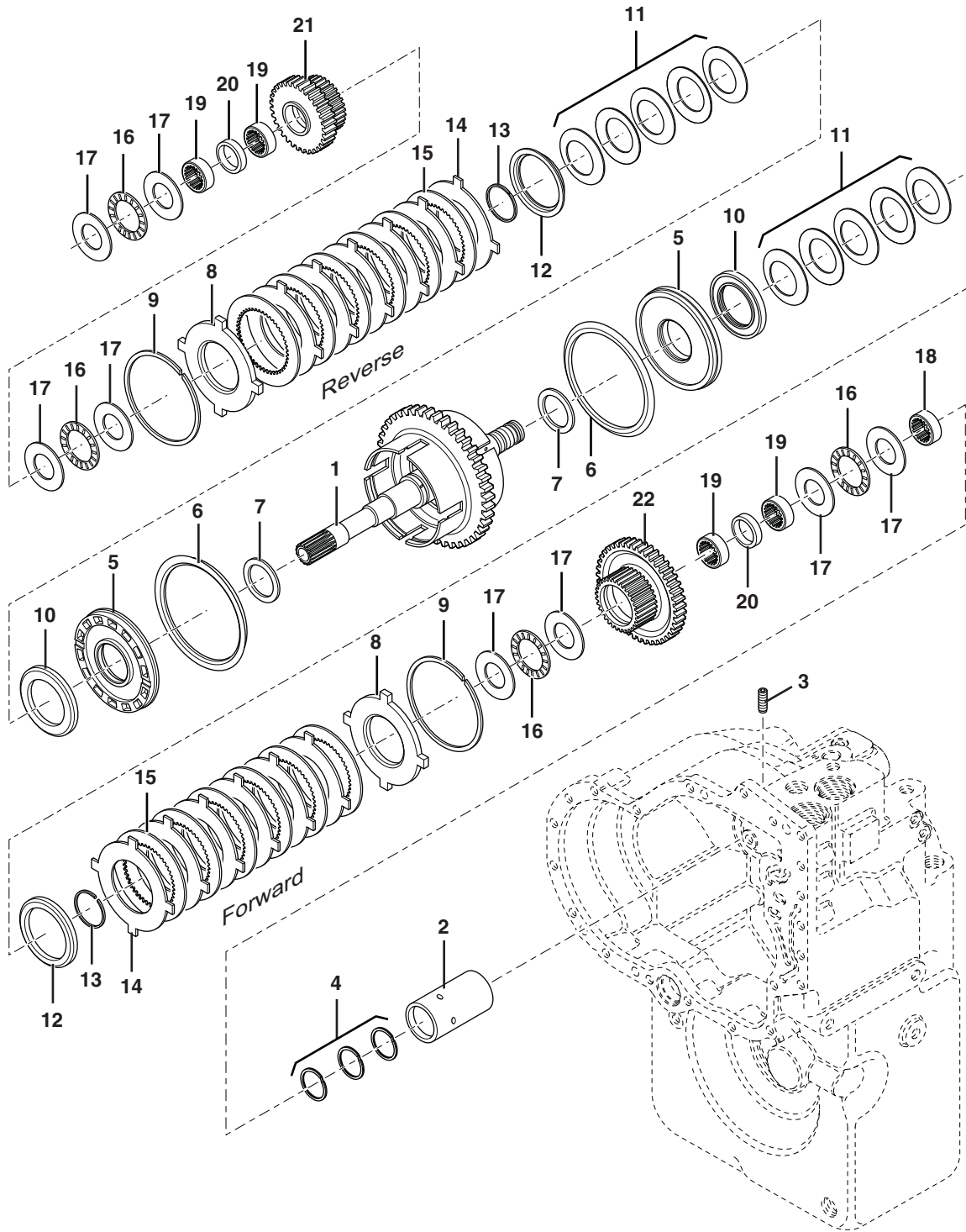




Figure 4-15 Four Speed Transmission - Forward and Reverse Shaft Group

| Item | Part Number | Qty. | Description | Rev. |
|------|-------------|------|---|------|
| 1 | | 1 | TURBINE SHAFT DRUM & PLUG ASSEMBLY | |
| 2 | 91474284 | 1 | OIL DISTRIBUTOR SLEEVE | |
| 3 | 91474285 | 1 | RETAINER SCREW | |
| 4 | 10837060 | 3 | PISTON RING | |
| 5 | 91474287 | 2 | PISTON & SEAL ASSY, (includes items 6 & 7) | |
| 6 | 91474288 | 2 | OUTER SEAL | |
| 7 | 91474289 | 2 | INNER SEAL | |
| 8 | 91474308 | 2 | END PLATE | |
| 9 | 91474309 | 2 | SNAP RING | |
| 10 | 10868277 | 2 | WEAR PLATE | |
| 11 | 91474310 | 2 | DISC SPRING ASSY | |
| 12 | 91474294 | 2 | SNAP RING | |
| 13 | 91474295 | 2 | SNAP RING | |
| 14 | 91474296 | 12 | OUTER DISC | |
| 15 | 91474297 | 12 | INNER DISC | |
| 16 | 91474298 | 4 | BEARING | |
| 17 | 91474299 | 8 | THRUST WASHER | |
| 18 | 91474300 | 1 | BEARING | |
| 19 | | Ref | BEARING, (see Figure 4-11 for details) | |
| 20 | | Ref | SPACER, (see Figure 4-11 for details) | |
| 21 | | Ref | GEAR, (see Figure 4-11 for details) | |
| 22 | | Ref | GEAR, FORWARD CLUTCH, (see Figure 4-11 for details) | |



ENGINE & ATTACHING PARTS

Figure 4-16 Four Speed Transmission - 3rd Shaft Group

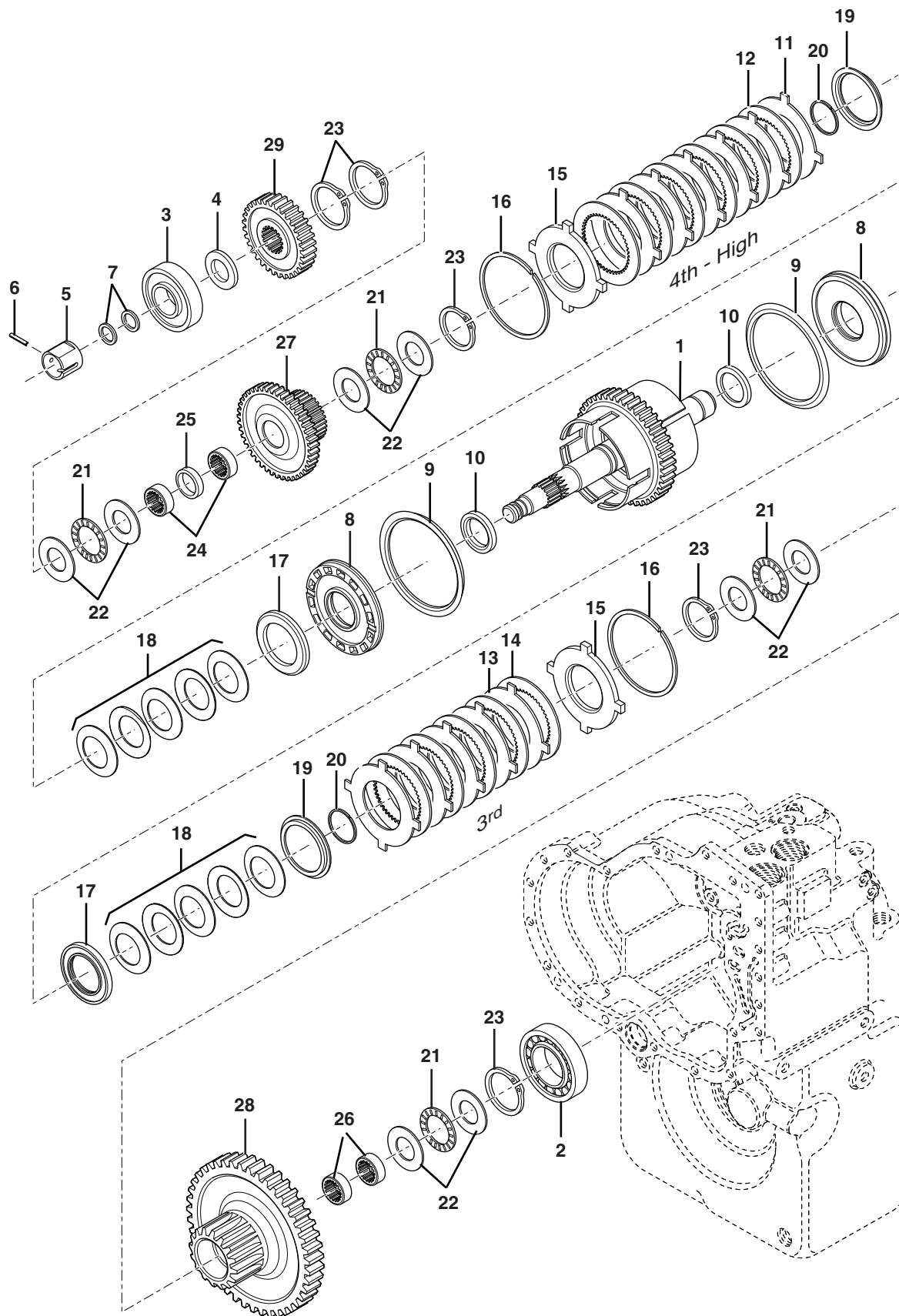




Figure 4-16 Four Speed Transmission - 3rd Shaft Group

| Item | Part Number | Qty. | Description | Rev. |
|------|-------------|------|--|------|
| 1 | 91474399 | 1 | SHAFT DRUM & PLUG ASSY | |
| 2 | 91474302 | 1 | ROLLER BEARING | |
| 3 | 91474303 | 1 | BEARING & SEAL ASSY | |
| 4 | 91474304 | 1 | WASHER | |
| 5 | 10868284 | 1 | OIL DISTRIBUTOR SLEEVE | |
| 6 | 91474306 | 1 | SLEEVE RETAINING SCREW | |
| 7 | 10837060 | 2 | PISTON RING | |
| 8 | 91474307 | 2 | PISTON & SEAL ASSY, (includes items 9 & 10) | |
| 9 | 91474288 | 2 | OUTER SEAL | |
| 10 | 91474289 | 2 | INNER SEAL | |
| 11 | 91474296 | 6 | OUTER DISC | |
| 12 | 91474297 | 6 | INNER DISC | |
| 13 | 91474296 | 5 | OUTER DISC | |
| 14 | 91474297 | 5 | INNER DISC | |
| 15 | 91474308 | 2 | END PLATE | |
| 16 | 91474309 | 2 | SNAP RING | |
| 17 | 10868277 | 2 | WEAR PLATE | |
| 18 | 91474310 | 2 | DISC SPRING ASSY | |
| 19 | 91474294 | 2 | SNAP RING | |
| 20 | 91474295 | 2 | SNAP RING | |
| 21 | 91474311 | 4 | BEARING | |
| 22 | 91474312 | 8 | THRUST WASHER | |
| 23 | 91474313 | 5 | SNAP RING | |
| 24 | | Ref | BEARING, 4TH CLUTCH GEAR, (see Figure 4-11 for details) | |
| 25 | | Ref | SPACER, CLUTCH GEAR BEARING, (see Figure 4-11 for details) | |
| 26 | | Ref | BEARING, 3RD CLUTCH GEAR, (see Figure 4-11 for details) | |
| 27 | | Ref | GEAR, 4TH CLUTCH, (see Figure 4-11 for details) | |
| 28 | | Ref | GEAR, 3RD CLUTCH, (see Figure 4-11 for details) | |
| 29 | | Ref | GEAR, 1ST DRIVE, (see Figure 4-11 for details) | |



ENGINE & ATTACHING PARTS

Figure 4-17 Four Speed Transmission - First and Second Shaft Group

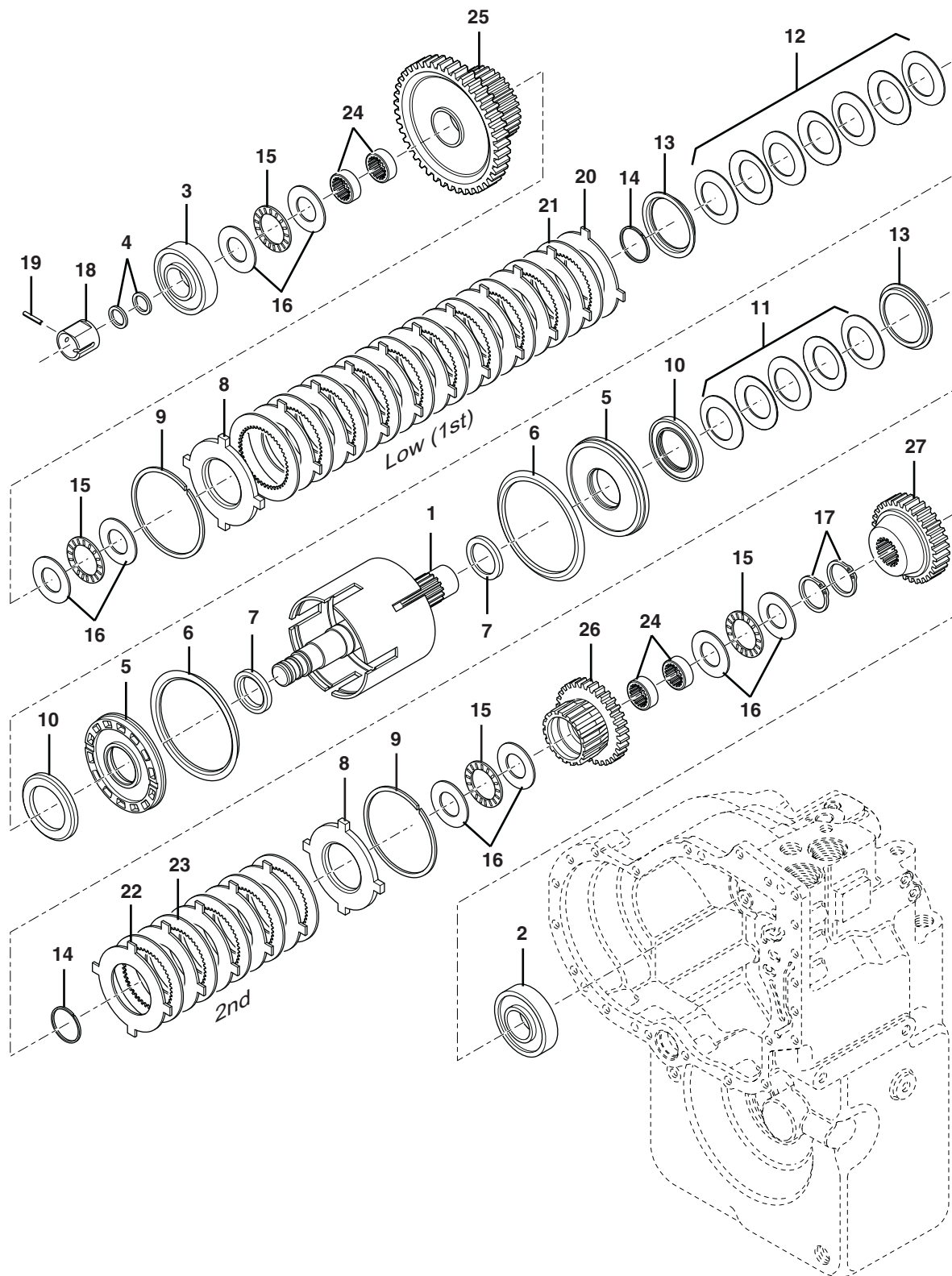


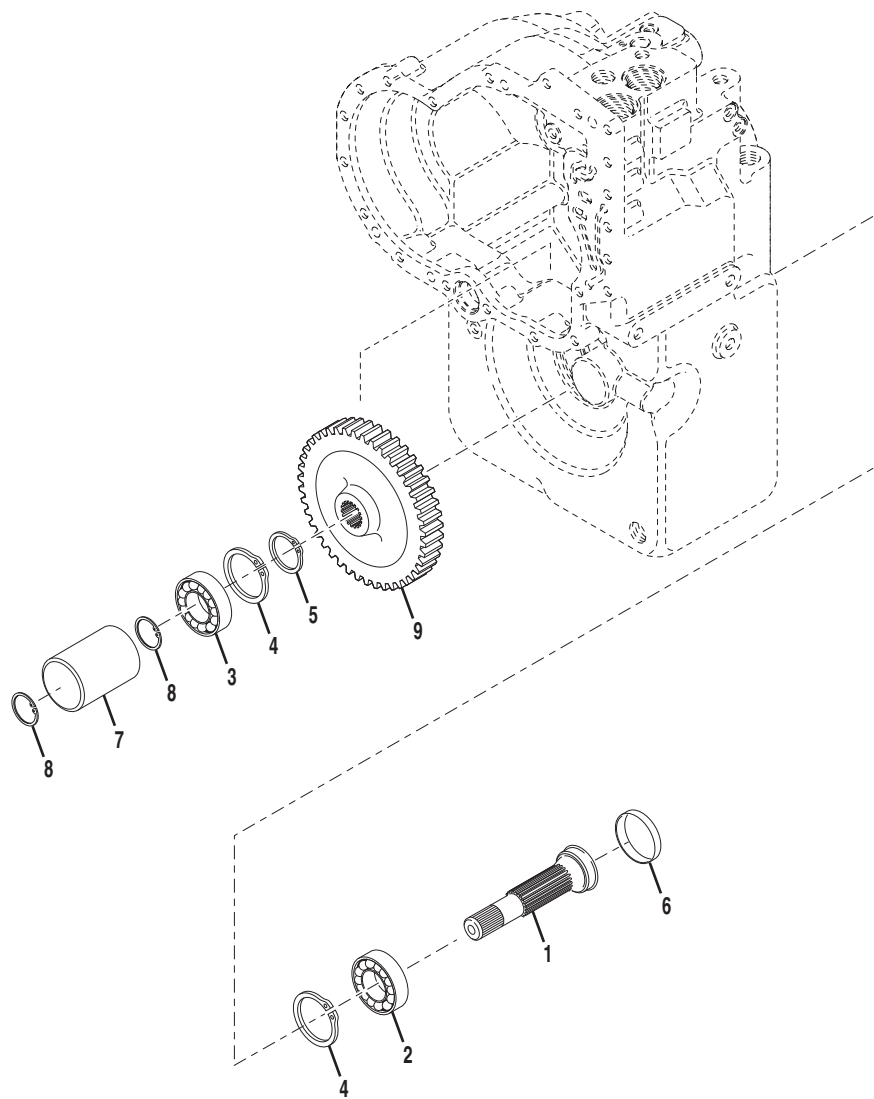


Figure 4-17 Four Speed Transmission - First and Second Shaft Group

| Item | Part Number | Qty. | Description | Rev. |
|------|-------------|------|---|------|
| 1 | 91474314 | 1 | 1ST & 2ND SHAFT ASSY | |
| 2 | 91474315 | 1 | BEARING, ROLLER | |
| 3 | 91474303 | 1 | BEARING & SEAL ASSY | |
| 4 | 10837060 | 2 | RING, PISTON | |
| 5 | 91474316 | 2 | PISTON & SEALS ASSY, (includes items 6 & 7) | |
| 6 | 91474288 | 2 | SEAL, CLUTCH PISTON, (outer) | |
| 7 | 91474289 | 2 | SEAL, CLUTCH PISTON, (inner) | |
| 8 | 91474308 | 2 | PLATE, END | |
| 9 | 91474309 | 2 | SNAP RING, END PLATE | |
| 10 | 10868277 | 2 | PLATE, CLUTCH PISTON WEAR | |
| 11 | 91474310 | 1 | DISC SPRING ASSY, (2nd), (includes 5 washers) | |
| 12 | 91474317 | 1 | DISC SPRING ASSY, (1st), (includes 7 washers) | |
| 13 | 91474294 | 2 | RETAINER, SNAP RING | |
| 14 | 91474295 | 2 | SNAP RING, RETAINER | |
| 15 | 91474298 | 4 | BEARING, CLUTCH GEAR THRUST | |
| 16 | 91474299 | 8 | WASHER, CLUTCH GEAR THRUST | |
| 17 | 91474318 | 2 | SNAP RING, 2ND CLUTCH GEAR HUB | |
| 18 | 91474319 | 1 | SLEEVE, OIL DISTRIBUTOR | |
| 19 | 91474306 | 1 | SCREW, SLEEVE RETAINING | |
| 20 | 91474296 | 10 | DISC, OUTER, (1st) | |
| 21 | 91474297 | 10 | DISC, INNER, (1st) | |
| 22 | 91474296 | 5 | DISC, OUTER, (2nd) | |
| 23 | 91474297 | 5 | DISC, INNER, (2nd) | |
| 24 | | Ref | BEARING, CLUTCH, (see Figure 4-11 for details) | |
| 25 | | Ref | GEAR, 1ST CLUTCH, (see Figure 4-11 for details) | |
| 26 | | Ref | GEAR, 2ND CLUTCH, (see Figure 4-11 for details) | |
| 27 | | Ref | GEAR, 3RD DRIVEN, (see Figure 4-11 for details) | |



Figure 4-18 Four Speed Transmission - Output Shaft Group



**Figure 4-18 Four Speed Transmission - Output Shaft Group**

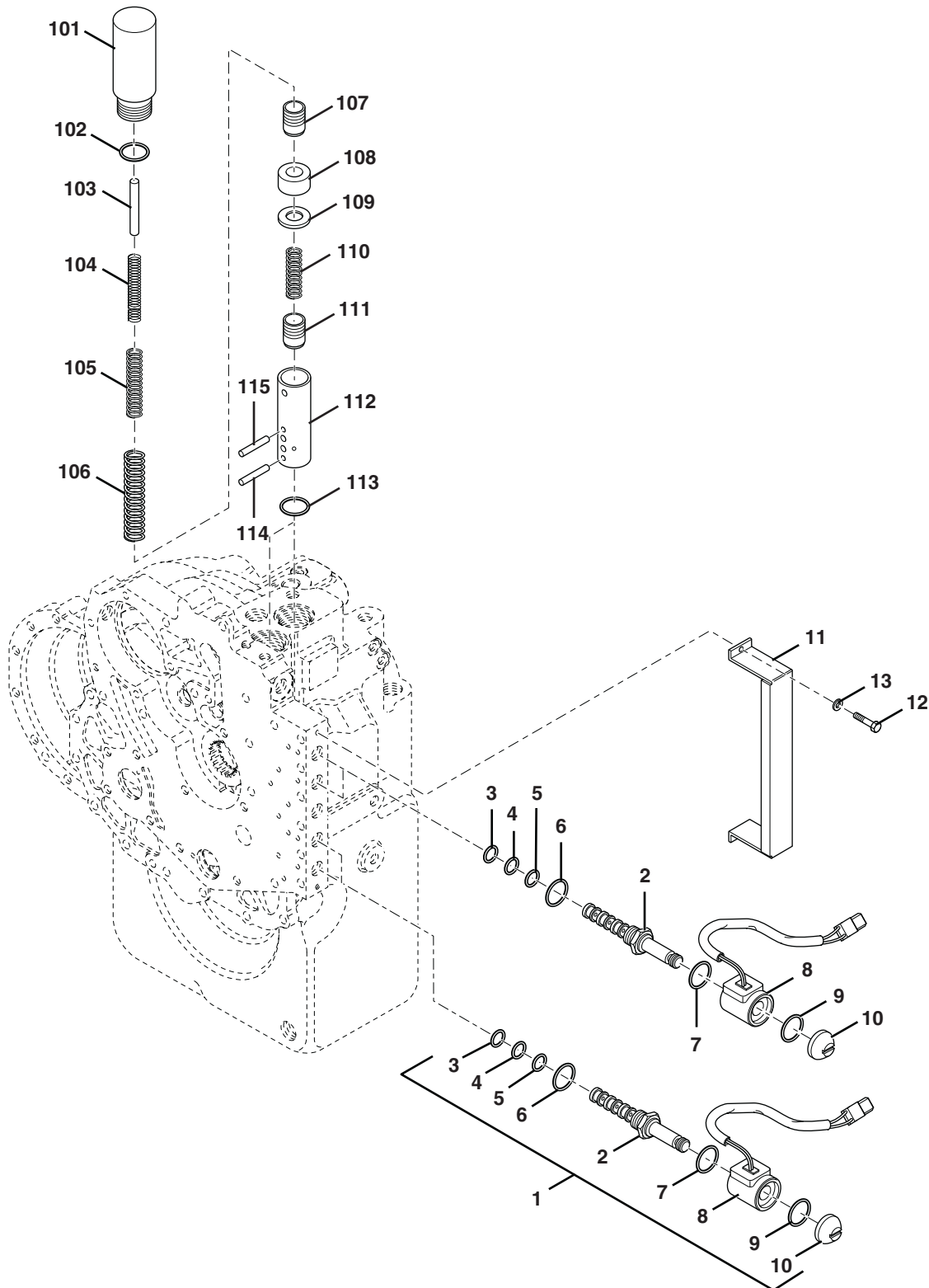
| Item | Part Number | Qty. | Description | Rev. |
|------|-------------|------|-------------------------------------|------|
| 1 | 91474320 | 1 | OUTPUT SHAFT | |
| 2 | 77104140 | 1 | BEARING | |
| 3 | 77104081 | 1 | BEARING | |
| 4 | 91474321 | 2 | RETAINING RING | |
| 5 | 91474322 | 1 | RETAINING RING | |
| 6 | 91474323 | 1 | END PLUG | |
| 7 | 91474324 | 1 | DRIVE COUPLING | |
| 8 | 91474313 | 2 | SNAP RING | |
| 9 | | Ref | GEAR, (see Figure 4-11 for details) | |



ENGINE & ATTACHING PARTS

Before S/N 1160000533 excluding 1160000516,
1160000517, 1160000520 & 1160000223 thru
1160000531

Figure 4-19 Four Speed Transmission - Electric Control Group



Before S/N 1160000533 excluding 1160000516,
1160000517, 1160000520 & 1160000223 thru
1160000531

ENGINE & ATTACHING PARTS



Figure 4-19 Four Speed Transmission - Electric Control Group

| Item | Part Number | Qty. | Description | Rev. |
|------|-------------|------|--|------|
| | | Ref | CONTROL GROUP, (includes items 1 thru 13) | |
| 1 | 8007821 | 5 | SOLENOID ASSY, (includes items 2 thru 10) | |
| 2 | 91474326 | 5 | CARTRIDGE, VALVE 4-WAY, (includes items 3 thru 6) | |
| 3 | | 5 | O-RING, CARTRIDGE | |
| 4 | | 5 | O-RING, CARTRIDGE | |
| 5 | | 5 | O-RING, CARTRIDGE | |
| 6 | | 5 | O-RING, CARTRIDGE | |
| 7 | 91474331 | 5 | O-RING, COIL TO CARTRIDGE | |
| 8 | 7028067 | 5 | COIL, SOLENOID 12V | |
| 9 | 91474331 | 5 | O-RING, NUT TO COIL | |
| 10 | 91474334 | 5 | NUT, SOLENOID | |
| 11 | 10868323 | 1 | COVER, PROTECTIVE | |
| 12 | 91474336 | 2 | SCREW | |
| 13 | 8035075 | 2 | LOCKWASHER | |
| | 7028056 | 2 | MODULATION VALVE ASSY, (includes items 101 thru 115) | |
| 101 | 91474338 | 1 | HOUSING, MODULATION VALVE | |
| 102 | 91474339 | 1 | O-RING, MODULATION HOUSING | |
| 103 | 91474345 | 1 | PIN, STOP | |
| 104 | 91474340 | 1 | SPRING, INNER | |
| 105 | 91474341 | 1 | SPRING, MIDDLE | |
| 106 | 91474342 | 1 | SPRING, OUTER | |
| 107 | 91474346 | 1 | SPOOL, ACCUMULATOR | |
| 108 | 91474349 | 1 | RETAINER, SPRING | |
| 109 | 91474350 | 1 | SPACER, SPRING | |
| 110 | 91474348 | 1 | SPRING, MODULATION VALVE | |
| 111 | 91474347 | 1 | SPOOL, REGULATOR | |
| 112 | 91474343 | 1 | SLEEVE, MODULATION VALVE | |
| 113 | 91474344 | 1 | O-RING, SLEEVE | |
| 114 | 91474351 | 1 | PIN, UPPER | |
| 115 | 91474352 | 1 | PIN, LOWER | |



Figure 4-19 Four Speed Transmission - Electric Control Group (Continued)

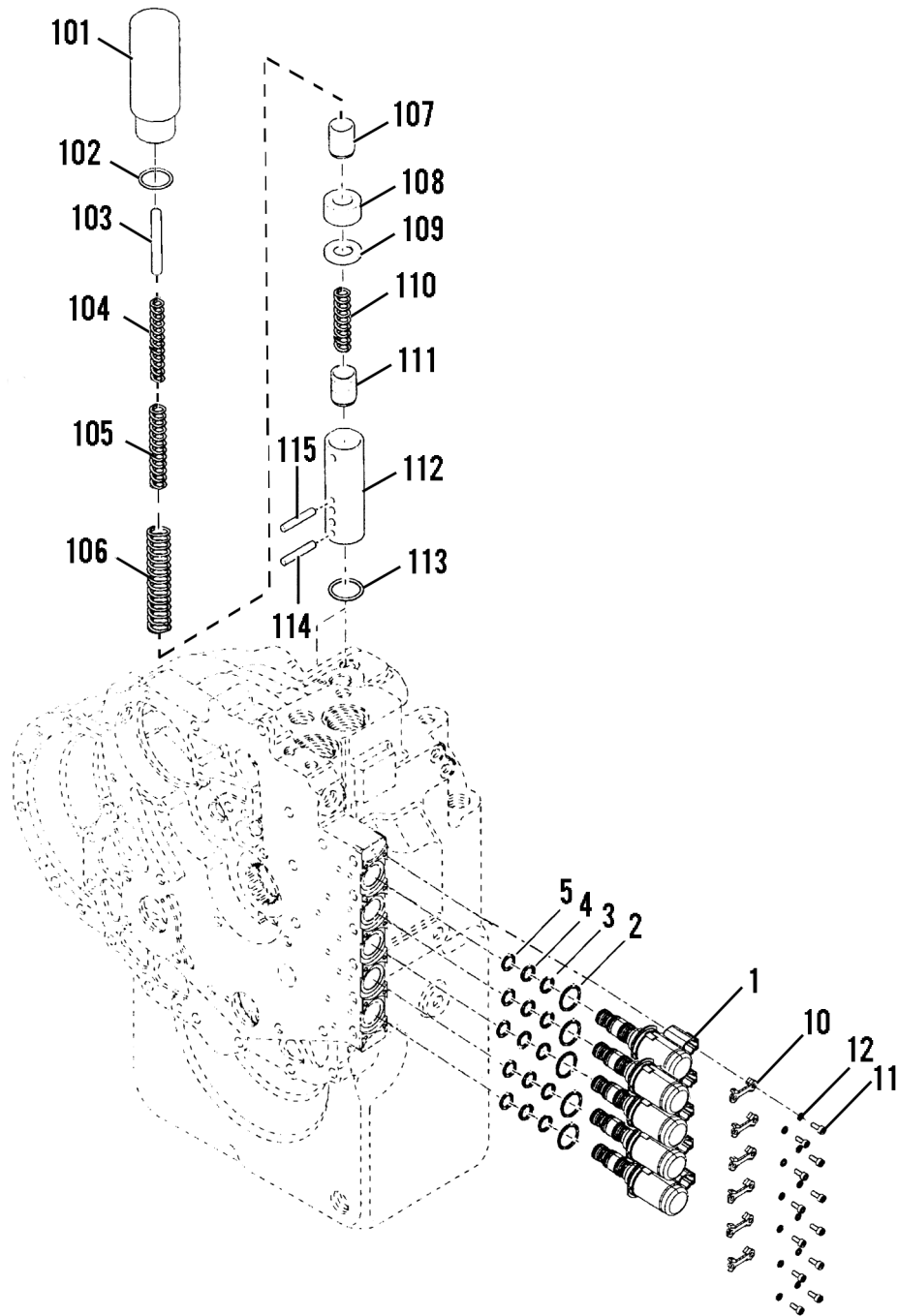




Figure 4-19 Four Speed Transmission - Electric Control Group (Continued)

| Item | Part Number | Qty. | Description | Rev. |
|------|-------------|------|--|------|
| | | Ref | CONTROL GROUP, (includes items 1 thru 12) | |
| 1 | 91514287 | 5 | DROP IN w/AMP SOLENOID ASSY, (includes items 2 thru 5) | |
| 2 | | 5 | O-RING | |
| 3 | | 5 | O-RING | |
| 4 | | 5 | O-RING | |
| 5 | | 5 | O-RING | |
| 10 | 91514292 | 6 | SOLENOID CLAMP | |
| 11 | 91514293 | 12 | CAPSCREW | |
| 12 | 91514294 | 12 | PLAIN WASHER | |
| | 7028056 | 2 | MODULATION VALVE ASSY, (includes items 101 thru 115) | |
| 101 | 91474338 | 1 | HOUSING, MODULATION VALVE | |
| 102 | 91474339 | 1 | O-RING, MODULATION HOUSING | |
| 103 | 91474345 | 1 | PIN, STOP | |
| 104 | 91474340 | 1 | SPRING, INNER | |
| 105 | 91474341 | 1 | SPRING, MIDDLE | |
| 106 | 91474342 | 1 | SPRING, OUTER | |
| 107 | 91474346 | 1 | SPOOL, ACCUMULATOR | |
| 108 | 91474349 | 1 | RETAINER, SPRING | |
| 109 | 91474350 | 1 | SPACER, SPRING | |
| 110 | 91474348 | 1 | SPRING, MODULATION VALVE | |
| 111 | 91474347 | 1 | SPOOL, REGULATOR | |
| 112 | 91474343 | 1 | SLEEVE, MODULATION VALVE | |
| 113 | 91474344 | 1 | O-RING, SLEEVE | |
| 114 | 91474351 | 1 | PIN, UPPER | |
| 115 | 91474352 | 1 | PIN, LOWER | |



Figure 4-20 Four Speed Transmission - Drive Plate Group

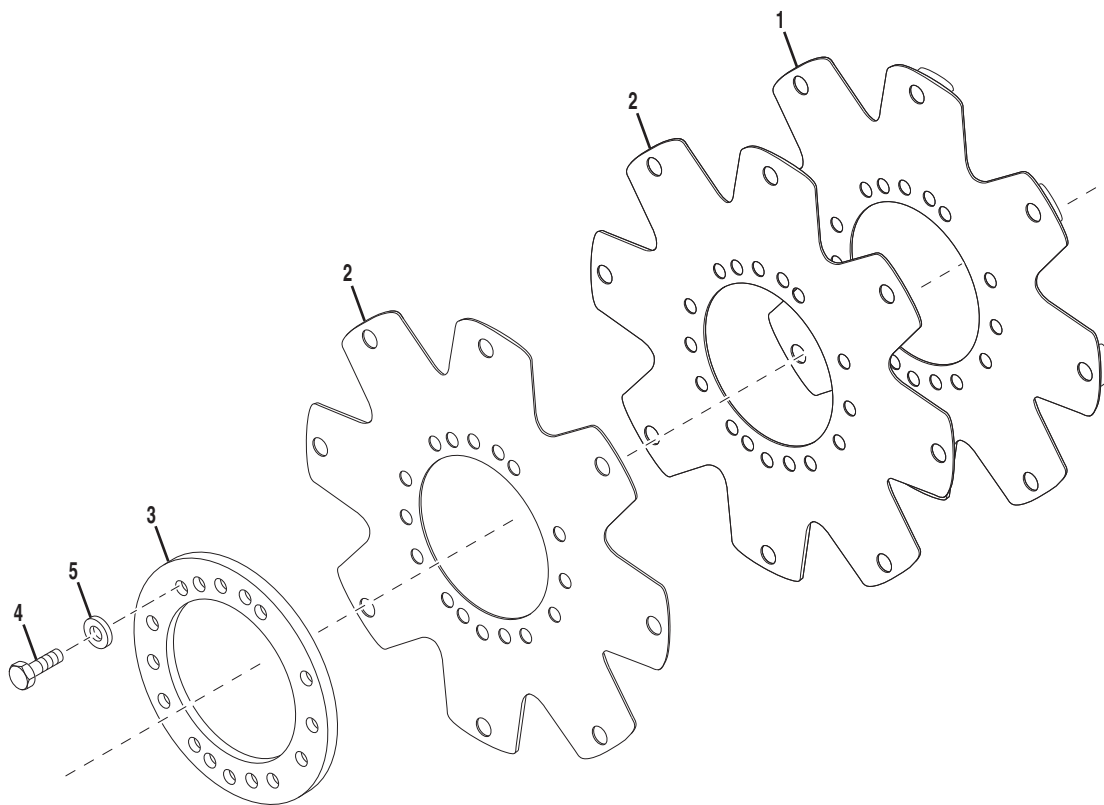




Figure 4-20 Four Speed Transmission - Drive Plate Group

| Item | Part Number | Qty. | Description | Rev. |
|------|-------------|------|--|------|
| 1 | | 1 | DRIVE PLATE ASSY | |
| 2 | | 2 | DRIVE PLATE | |
| 3 | 77104044 | 1 | RING | |
| 4 | 91474356 | 6 | SCREW | |
| 5 | 77104007 | 6 | LOCKWASHER | |
| | 7028057 | 1 | DRIVE PLATE KIT, (includes items 1 thru 5) | |



Figure 4-21 Four Speed Transmission - Drop Box Group

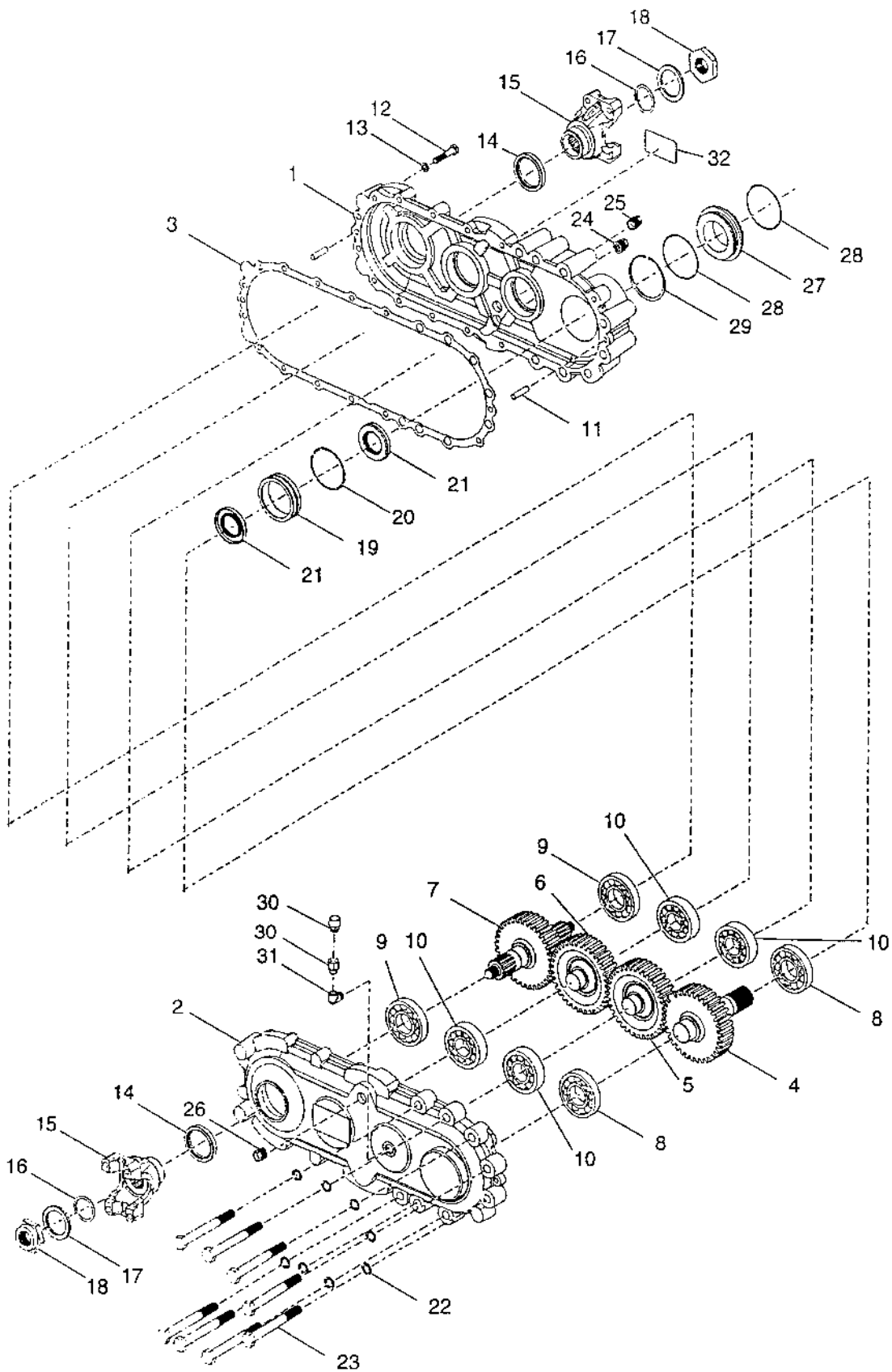





Figure 4-21 Four Speed Transmission - Drop Box Group


| Item | Part Number | Qty. | Description | Rev. |
|------|-------------|------|---|------|
| 1 | | 1 | COVER, REAR | |
| 2 | | 1 | COVER, FRONT | |
| 3 | 7028069 | 1 | GASKET | |
| 4 | 7028070 | 1 | SHAFT, INPUT | |
| 5 | 7028071 | 1 | GEAR, IDLER | |
| 6 | 91474362 | 1 | GEAR, IDLER | |
| 7 | 7028085 | 1 | SHAFT, OUTPUT | |
| 8 | 91474364 | 2 | BEARING | |
| 9 | 91474365 | 2 | REAR BEARING | |
| 10 | 91474366 | 4 | BEARING, ROLLER | |
| 11 | 91474200 | 2 | PIN, ROLL | |
| 12 | 91474209 | 13 | CAPSCREW | |
| 13 | 91474265 | 13 | LOCKWASHER | |
| 14 | 91474367 | 2 | OIL SEAL | |
| 15 | 7028086 | 2 | FLANGE, YOKE | |
| 16 | 91474369 | 2 | O-RING | |
| 17 | 91474370 | 2 | WASHER | |
| 18 | 91474371 | 2 | NUT, IDLER SHAFT | |
| 19 | 91474372 | 1 | SLEEVE, OIL SEAL | |
| 20 | 91474373 | 1 | O-RING | |
| 21 | 91474374 | 2 | SEAL, OIL | |
| 22 | 91474375 | 8 | LOCKWASHER | |
| 23 | 91474376 | 8 | SCREW | |
| 24 | 8007824 | 1 | PLUG, MAGNETIC DRAIN | |
| 25 | 91474377 | 1 | OIL LEVEL GLASS | |
| 26 | 8007822 | 1 | PLUG | |
| 27 | 91474381 | 1 | SLEEVE PILOT | |
| 28 | 91474382 | 2 | O-RING | |
| 29 | 91474321 | 1 | RING, SNAP | |
| 30 | | 1 | ADAPTER | |
| | 8007823 | 1 | BREATHER | |
| 31 | 91474383 | 1 | FITTING, ELBOW 90 DEGREE STREET | |
| 32 | 91474384 | 1 | STICKER | |
| | 7028109 | 1 | SEAL KIT, (includes items 3, 13, 15, 19, 20 & 28) | |



This Page Intentionally Left Blank

SECTION 5 DRIVE TRAIN

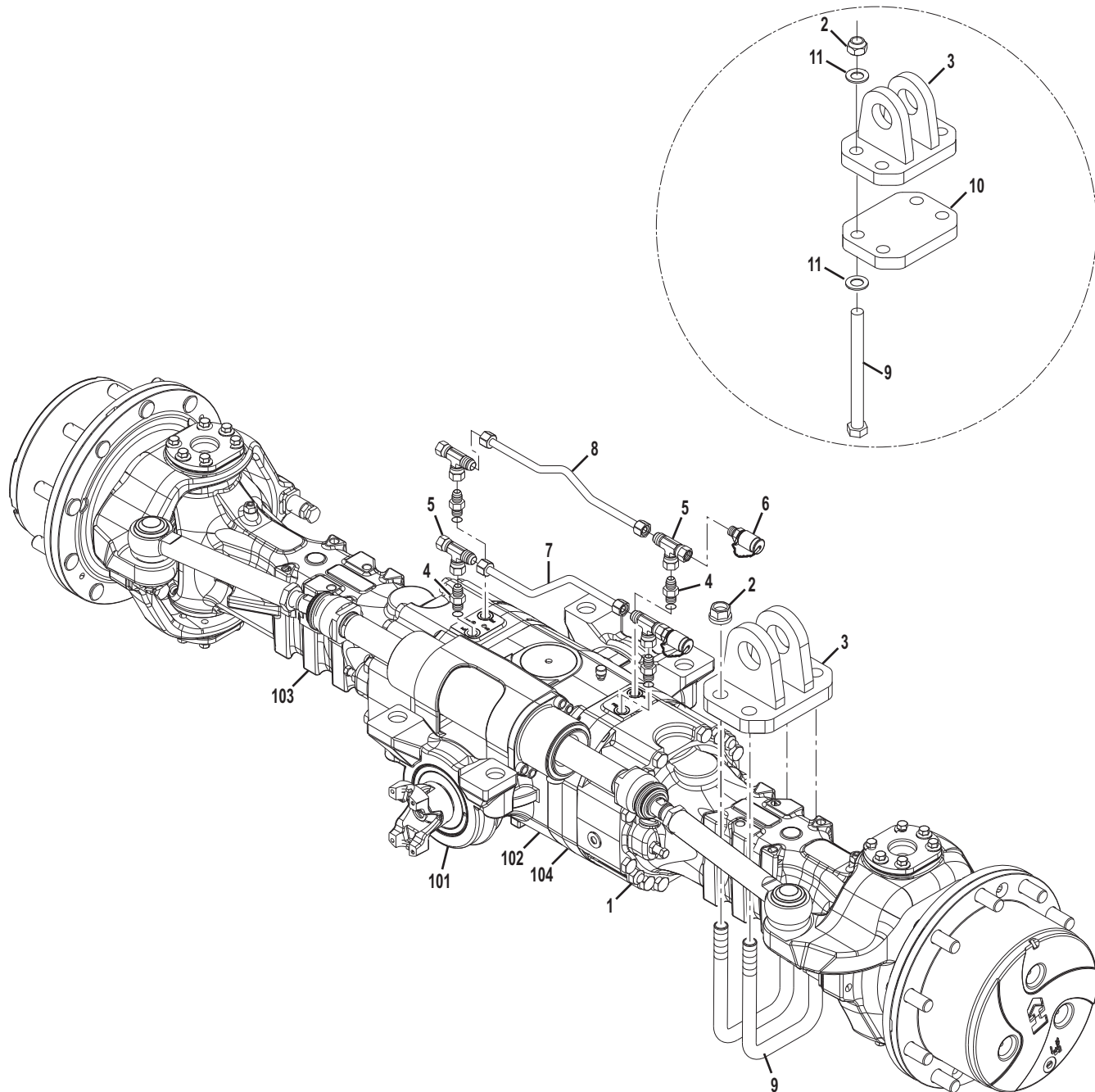




DRIVE TRAIN

Figure 5-1 Front Axle Assembly

(S/N 1160001147 to S/N 1160002091)



PAP093





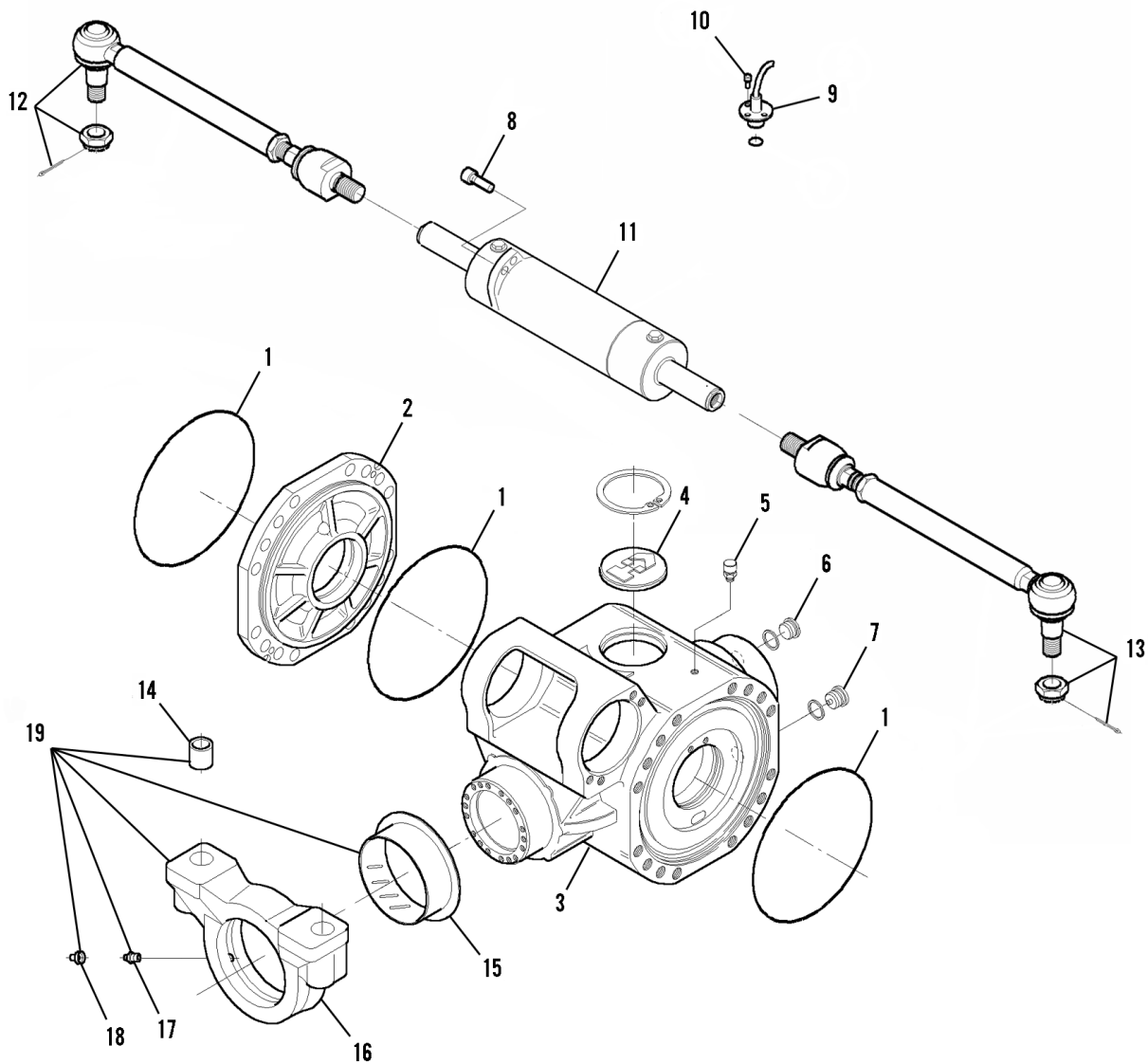
Figure 5-1 Front Axle Assembly

| Item | Part Number | Qty. | Description | Rev. |
|------|-------------|------|---|------|
| 1 | 0280173 | 1 | FRONT AXLE, (includes items 101 thru 104) | A |
| 2 | 3300479 | 4 | NUT, (Before S/N 1160001147), (torque to 550 Nm) | |
| | 3300500 | 4 | NUT, M22, (S/N 1160001147 to S/N 1160002091), (torque to 550 Nm) | |
| | 3300479 | 4 | NUT, (S/N 1160002091 & After), (torque to 550 Nm) | |
| 3 | 4341221 | 1 | AXLE BRACKET | |
| 4 | 2902527 | 4 | CONNECTOR | |
| 5 | 2142103 | 4 | TEE FITTING | |
| 6 | 1616551 | 2 | COUPLING | |
| 7 | 3460380 | 1 | PIPE ASSY | |
| 8 | 3460374 | 1 | PIPE ASSY | |
| 9 | 0630589 | 2 | "U" BOLT, (Before S/N 1160001147) | |
| | 0712242 | 4 | HEX HD CAPSCREW, M22X250, GR10.9, (S/N 1160001147 to S/N 1160002091) | |
| | 0630589 | 2 | "U" BOLT, (S/N 1160002091 & After) | |
| 10 | 3576026 | 1 | PLATE, AXLE LEVEL, (S/N 1160001147 to S/N 1160002091) | |
| 11 | 4740555 | 8 | WASHER, M22, (S/N 1160001147 to S/N 1160002091) | |
| 101 | | Ref | FRONT AXLE - CENTRAL HOUSING & STEERING, (see Figure 5-2 for details) | |
| 102 | | Ref | FRONT AXLE - DIFFERENTIAL, (see Figure 5-3 for details) | |
| 103 | | Ref | FRONT AXLE - HUB REDUCTION, (see Figure 5-4 for details) | |
| 104 | | Ref | FRONT AXLE - BRAKES, (see Figure 5-5 for details) | |



DRIVE TRAIN

Figure 5-2 Front Axle - Central Housing & Steering






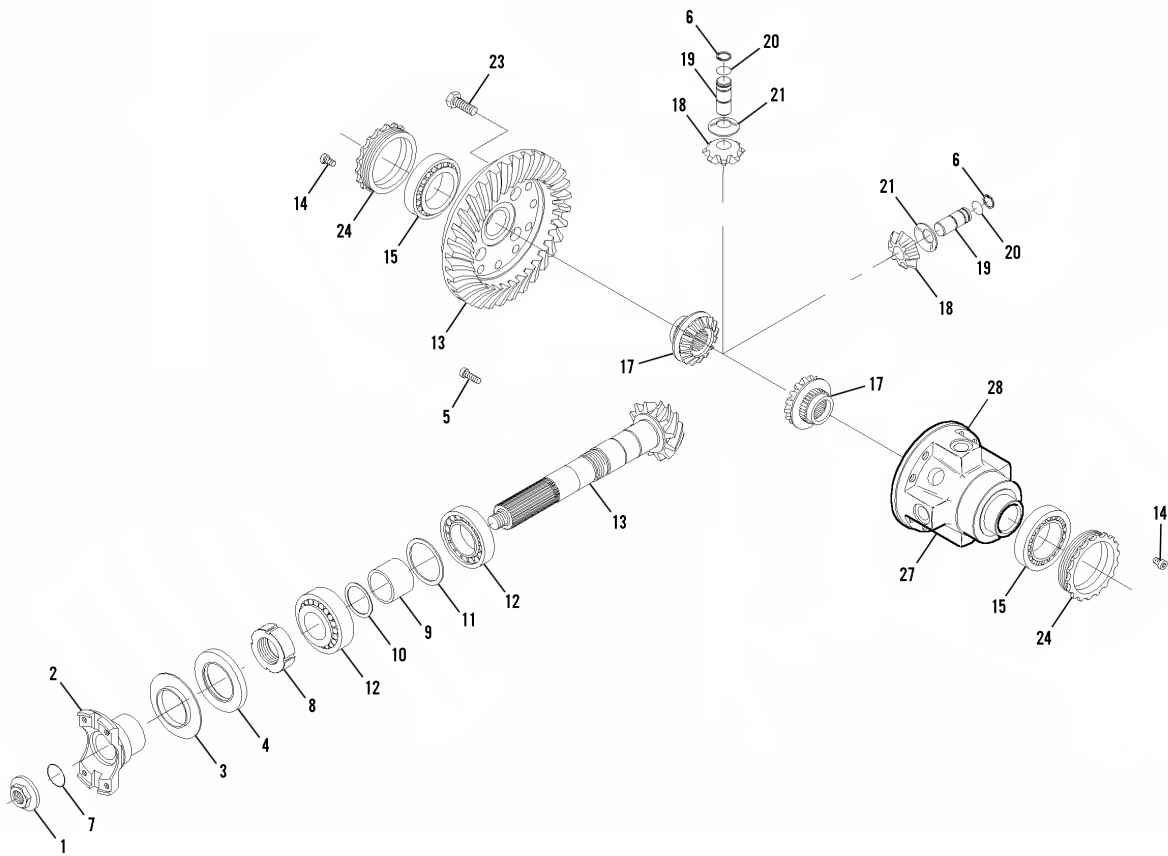
Figure 5-2 Front Axle - Central Housing & Steering

| Item | Part Number | Qty. | Description | Rev. |
|------|-------------|------|--|------|
| 1 | 91474507 | 3 | O-RING | |
| 2 | 91474509 | 1 | INTERMEDIATE COVER | |
| 3 | | 1 | HOUSING, (8007744 is no longer available; order 7029426 housing, 91514098 plug & 80204005 circlip) | |
| | 7029426 | 1 | HOUSING | |
| 4 | 91514098 | 1 | PLUG | |
| 5 | 91474512 | 1 | VENT | |
| 6 | 91514188 | 1 | PLUG, (includes seal) | |
| 7 | 91474513 | 1 | MAGNET PLUG | |
| 8 | 91474522 | 4 | CYLINDER BOLT | |
| 9 | 7028707 | 1 | SENSOR | |
| 10 | 8008175 | 3 | BOLT | |
| 11 | 7028708 | 1 | CYLINDER | |
| | 7029920 | 1 | SEAL KIT | |
| 12 | 8007803 | 1 | ARTICULATED TIE ROD, (left) | |
| 13 | 8007804 | 1 | ARTICULATED TIE ROD, (right) | |
| 14 | 91474516 | 4 | REDUCTION BUSHING | |
| 15 | 91474515 | 2 | THRUST BUSHING | |
| 16 | 7028083 | 2 | SUPPORT | |
| 17 | 91514099 | 2 | GREASE FITTING | |
| 18 | 80204117 | 2 | PLUG | |
| 19 | 7028084 | 2 | SUPPORT ASSY, (includes items 14 thru 18) | |
| | 91514275 | 1 | NUT & COTTER PIN KIT | |



DRIVE TRAIN

Figure 5-3 Front Axle - Differential






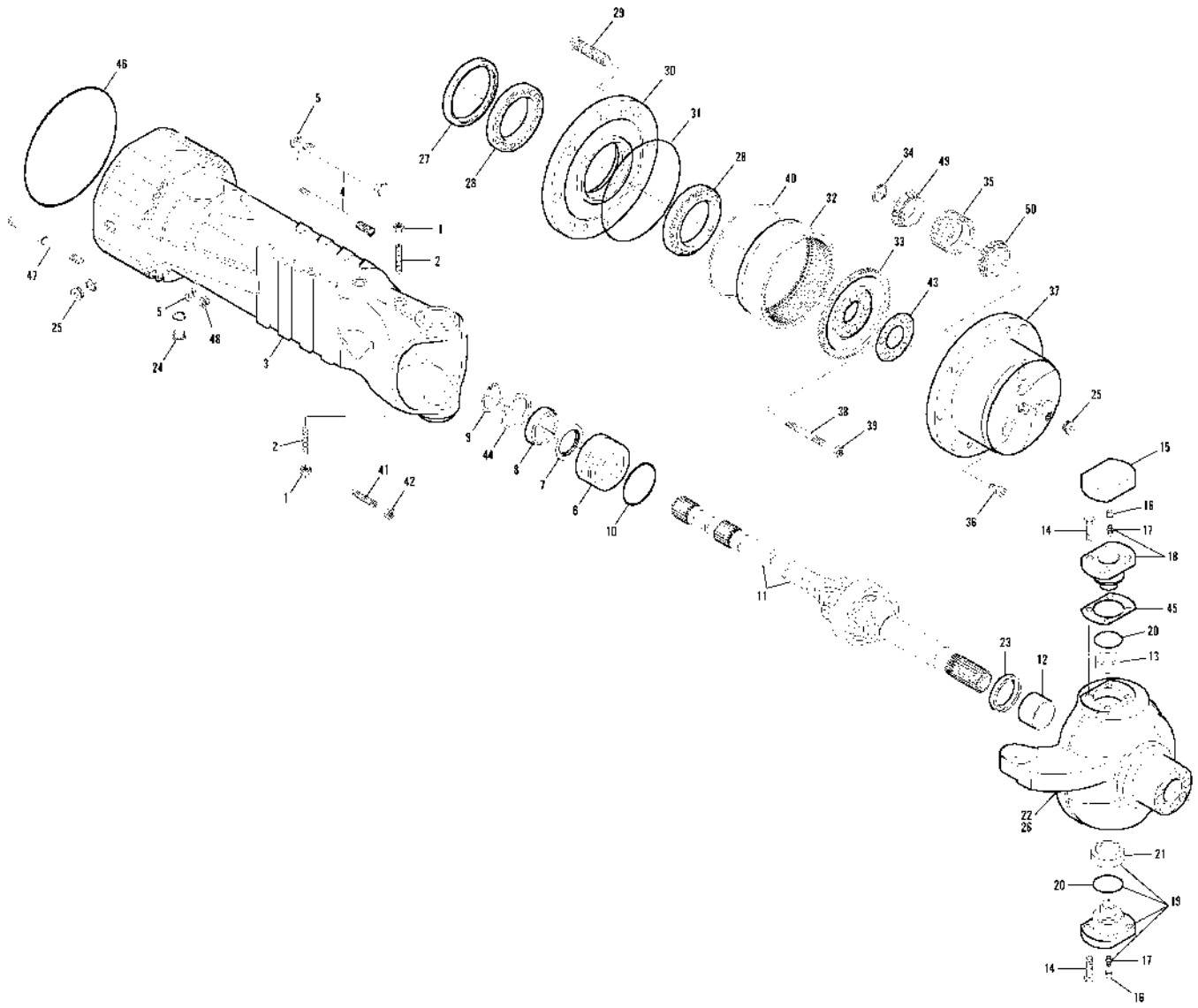
Figure 5-3 Front Axle - Differential

| Item | Part Number | Qty. | Description | Rev. |
|------|-------------|------|---|------|
| 1 | 91474528 | 1 | NUT | |
| 2 | 7029427 | 1 | FLANGE | |
| 3 | 91474531 | 1 | COVER PLATE | |
| 4 | 91474532 | 1 | SEAL | |
| 5 | 91474591 | 4 | CYLINDER BOLT | |
| 6 | 91474550 | 4 | CIRCLIP | |
| 7 | 91474529 | 1 | O-RING | |
| 8 | 91474533 | 1 | RING NUT | |
| 9 | 91474539 | 1 | SPACER | |
| 10 | 91474535 | 1 | SHIM | |
| | 91474536 | 1 | SHIM | |
| | 91474537 | 1 | SHIM | |
| | 91474538 | 1 | SHIM | |
| 11 | 91474540 | 1 | SHIM | |
| | 91474541 | 1 | SHIM | |
| | 91474542 | 1 | SHIM | |
| | 91474543 | 1 | SHIM | |
| 12 | 3968141 | 2 | ROLLER BEARING | |
| 13 | 8007749 | 1 | BEVEL GEAR SET | |
| 14 | 91514134 | 2 | CYLINDER BOLT | |
| 15 | 91474548 | 2 | ROLLER BEARING | |
| 17 | 91474549 | 2 | DIFFERENTIAL SIDE GEAR | |
| 18 | 7029129 | 4 | DIFFERENTIAL PINION | |
| 19 | 7029131 | 4 | PIN | |
| 20 | 91474551 | 4 | CIRCLIP | |
| 21 | 91474553 | 4 | FRICION WASHER | |
| 23 | 91514123 | 12 | BOLT | |
| 24 | 91474547 | 2 | RING NUT | |
| 27 | 8007751 | 1 | DIFFERENTIAL CARRIER | |
| 28 | 7028710 | 1 | LIMITED SLIP DIFFERENTIAL KIT, (includes items 6, 16 thru 22, & 25 thru 27) | |
| 29 | 8007755 | 2 | DISC | |



DRIVE TRAIN

Figure 5-4 Front Axle - Hub Reduction






Figure 5-4 Front Axle - Hub Reduction

| Item | Part Number | Qty. | Description | Rev. |
|------|-------------|------|------------------------|------|
| 1 | 91514082 | 2 | NUT | |
| 2 | 91514081 | 2 | BOLT | |
| 3 | 7028711 | 2 | AXLE CASE | |
| 4 | 7028712 | 24 | STUD | |
| 5 | 91514084 | 32 | WASHER | |
| 6 | 91514149 | 2 | REDUCTION BUSHING | |
| 7 | 91514147 | 2 | SEAL | |
| 8 | 91514146 | 2 | BALL BEARING | |
| 9 | 80204071 | 2 | CIRCLIP | |
| 10 | 91514148 | 2 | O-RING | |
| 11 | 7028713 | 2 | JOINT | |
| 12 | 91514111 | 2 | THRUST BUSHING | |
| 13 | 7028714 | 2 | BUSHING | |
| 14 | 91514123 | 24 | BOLT | |
| 15 | 91474524 | 2 | COVER | |
| 16 | 80204117 | 2 | PLUG | |
| 17 | 91514099 | 2 | GREASE FITTING | |
| 18 | 91514112 | 2 | PIVOT PIN | |
| 19 | 7028715 | 2 | PIVOT PIN | |
| 20 | 7028716 | 2 | DUST EXCLUDER | |
| 21 | 91514095 | 2 | BEARING | |
| 22 | 7028717 | 1 | STEERING CASE, (right) | |
| 23 | 7028718 | 2 | SEAL | |
| 24 | 7028706 | 2 | MAGNET PLUG | |
| 25 | 91514188 | 4 | PLUG | |
| 26 | 7028720 | 1 | STEERING CASE, (left) | |
| 27 | 7028721 | 2 | SEAL | |
| 28 | 91474576 | 4 | BEARING | |
| 29 | 8000877 | 20 | WHEEL STUD | |
| 30 | 7028722 | 2 | WHEEL HUB | |
| 31 | 91514181 | 2 | O-RING | |
| 32 | 91514176 | 2 | RING GEAR | |
| 33 | 7028723 | 2 | RING GEAR SUPPORT | |
| 34 | 7028724 | 6 | CIRCLIP | |
| 35 | 7028725 | 6 | DIFFERENTIAL PINION | |
| 36 | 91514189 | 4 | COUNTERSUNK BOLT | |
| 37 | 7028726 | 2 | PLANET GEAR CARRIER | |
| 38 | 91474583 | 20 | STUD | |
| 39 | 91474584 | 20 | NUT | |
| 40 | 91514175 | 2 | CIRCLIP | |
| 41 | 91514117 | 4 | BOLT | |
| 42 | 80204065 | 4 | NUT | |
| 43 | 91474582 | 2 | LOCKING PLATE | |
| 44 | 80204005 | 2 | CIRCLIP | |
| 45 | 91514113 | 2 | SHIM | |
| | 91514114 | 2 | SHIM | |
| | 91514115 | 2 | SHIM | |
| 46 | 91474507 | 1 | O-RING | |
| 47 | 7028727 | 8 | STUD | |



DRIVE TRAIN

Figure 5-4 Front Axle - Hub Reduction (Continued)

| Item | Part Number | Qty. | Description | Rev. |
|------|-------------|------|---|------|
| 48 | 91514083 | 32 | NUT | |
| 49 | 7028731 | 6 | BEARING | |
| 50 | 7028732 | 6 | BEARING | |
| | 7028727 | 2 | PLANET GEAR CARRIER KIT, (includes items 32 thru 35, 37 thru 40) | |
| | 7028729 | 1 | STEERING POSITIONING KIT, (right), (includes one each of items 12 & 22) | |
| | 7028730 | 1 | STEERING POSITIONING KIT, (left), (includes one each of items 12 & 26) | |
| | 70021898 | 4 | CROSS KIT, (contains cross for joint, bearings, snap rings & grease seal) | |

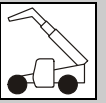


Figure 5-4 Front Axle - Hub Reduction (Continued)

| Item | Part Number | Qty. | Description | Rev. |
|------|-------------|------|-------------|------|
| | | | | |


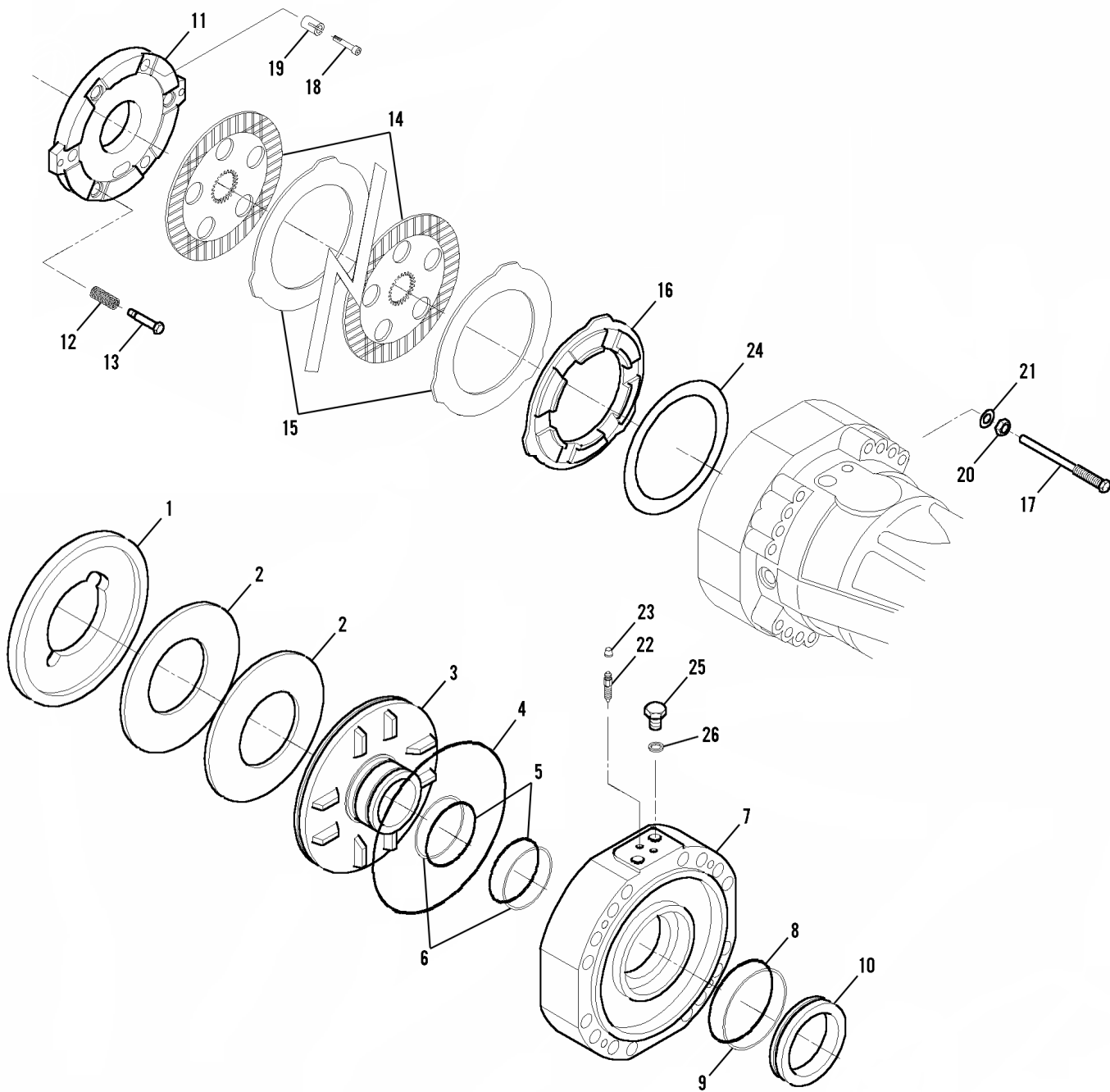


Figure 5-5 Front Axle - Brakes






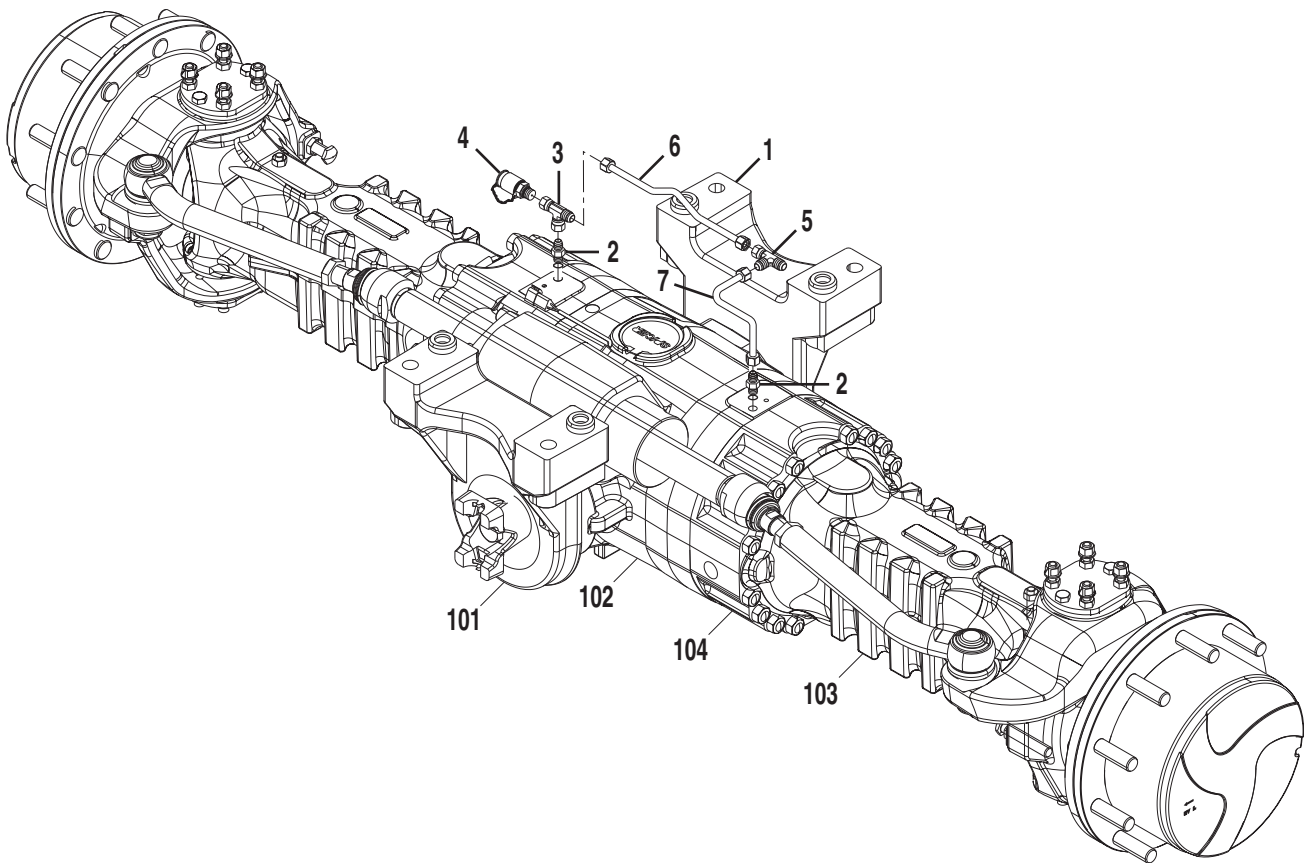
Figure 5-5 Front Axle - Brakes

| Item | Part Number | Qty. | Description | Rev. |
|------|-------------|------|-------------------------|------|
| 1 | 7028734 | 2 | SPACER | |
| 2 | 91474559 | 4 | SPRING | |
| 3 | 91474560 | 2 | PISTON | |
| 4 | 91474561 | 2 | O-RING | |
| 5 | 91514167 | 4 | O-RING | |
| 6 | 91514153 | 4 | BACK-UP RING | |
| 7 | 7028735 | 2 | COVER | |
| 8 | 91474562 | 2 | O-RING | |
| 9 | 91474563 | 2 | BACK-UP RING | |
| 10 | 91474564 | 2 | PISTON | |
| 11 | 91474565 | 2 | INTERMEDIATE BRAKE DISC | |
| 12 | 91514159 | 6 | SPRING | |
| 13 | 91514160 | 6 | ADJUSTING BOLT | |
| 14 | 91474568 | 8 | BRAKE DISC | |
| 15 | 91474569 | 8 | INTERMEDIATE BRAKE DISC | |
| 16 | 91474570 | 2 | SPACER | |
| 17 | 7028736 | 4 | BOLT | |
| 18 | 7029787 | 6 | ADJUSTING BOLT | |
| 19 | 91514165 | 6 | SPRING | |
| 20 | 80204060 | 4 | NUT | |
| 21 | 80204108 | 4 | LOCKWASHER | |
| 22 | 80204281 | | BLEEDING BOLT | |
| 23 | 80204117 | 4 | PLUG | |
| 24 | 91474571 | 2 | SHIM | |
| | 91474572 | 2 | SHIM | |
| | 91474573 | 2 | SHIM | |
| 25 | 91514154 | 4 | BOLT | |
| 26 | 91514155 | 4 | SEAL WASHER | |



DRIVE TRAIN

Figure 5-6 Rear Axle Assembly







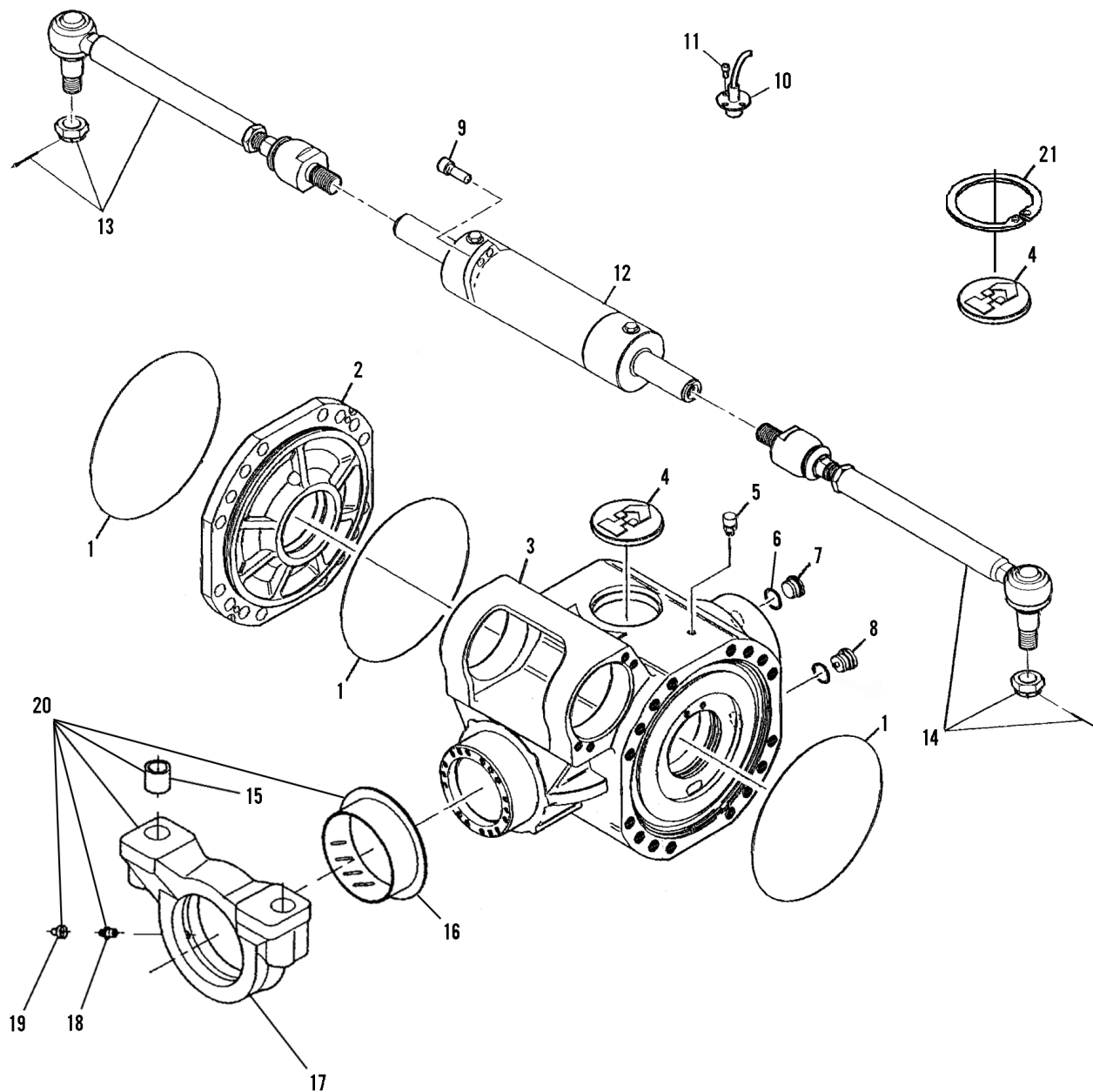
Figure 5-6 Rear Axle Assembly

| Item | Part Number | Qty. | Description | Rev. |
|------|-------------|------|--|------|
| 1 | 4803383 | 1 | REAR AXLE, (includes items 101 thru 104) | C |
| 2 | 2902527 | 2 | CONNECTOR | |
| 3 | 2142103 | 1 | TEE FITTING | |
| 4 | 1616551 | 1 | COUPLING | |
| 5 | 1631629 | 1 | TEE FITTING | |
| 6 | 8002323 | 1 | PIPE ASSY | |
| 7 | 8002324 | 1 | PIPE ASSY | |
| 101 | | Ref | REAR AXLE - CENTRAL HOUSING & STEERING, (see Figure 5-7 for details) | |
| 102 | | Ref | REAR AXLE - DIFFERENTIAL, (see Figure 5-8 for details) | |
| 103 | | Ref | REAR AXLE - HUB REDUCTION, (see Figure 5-9 for details) | |
| 104 | | Ref | REAR AXLE - BRAKES, (see Figure 5-10 for details) | |



DRIVE TRAIN

Figure 5-7 Rear Axle - Central Housing & Steering






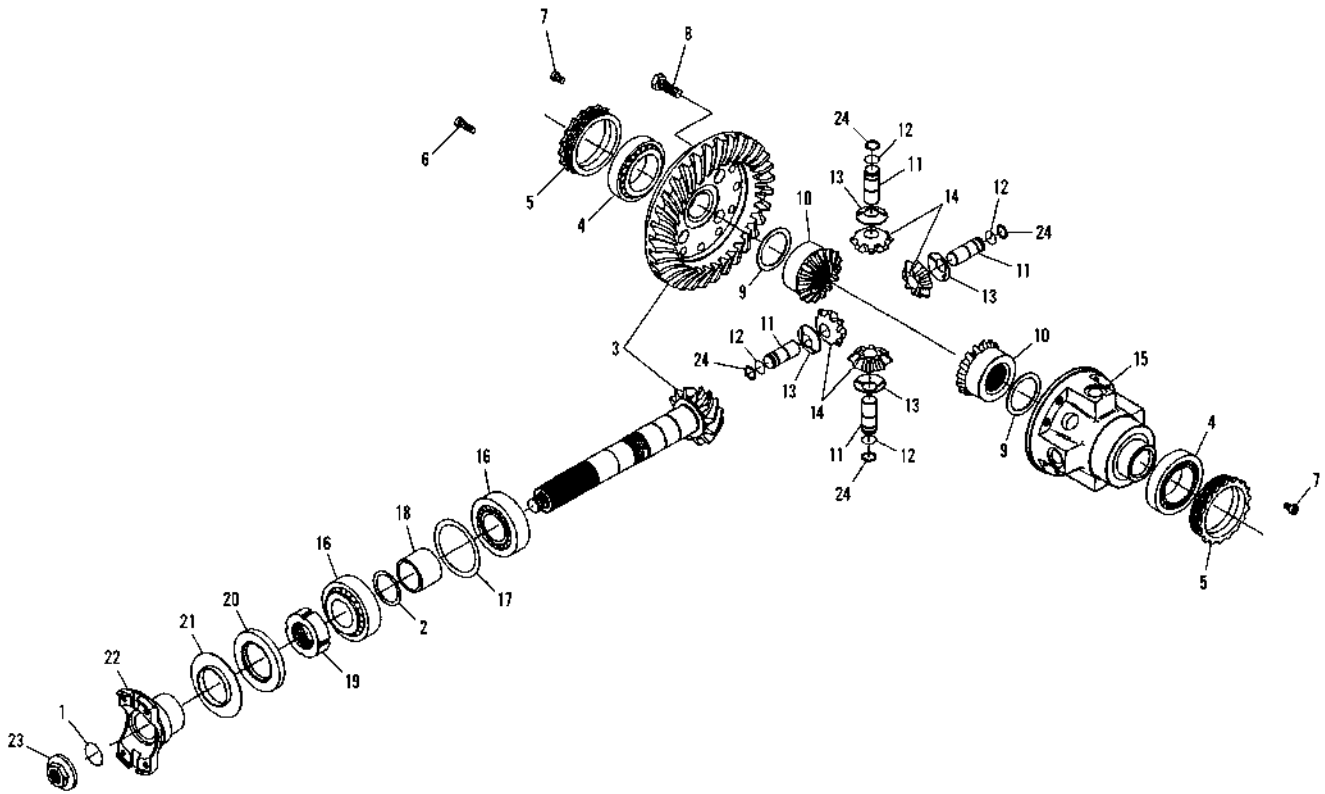
Figure 5-7 Rear Axle - Central Housing & Steering

| Item | Part Number | Qty. | Description | Rev. |
|------|-------------|------|---|------|
| 1 | 91474507 | 3 | O-RING | |
| 2 | 91474509 | 1 | INTERMEDIATE COVER | |
| 3 | | 1 | HOUSING, (Before axle S/N GITA741822) , (no longer available, order 7029426 housing, 91514098 plug & 80204005 circlip) | |
| | 7029426 | 1 | HOUSING, (Axle S/N GITA741822 & After) | |
| 4 | 91514098 | 1 | PLUG | |
| 5 | 91474512 | 1 | VENT | |
| 6 | | 1 | SEAL | |
| 7 | 91514188 | 1 | PLUG, (includes item 6) | |
| 8 | 91474513 | 1 | MAGNET PLUG, (includes seal) | |
| 9 | 91474522 | 4 | CYLINDER BOLT | |
| 10 | 7028707 | 1 | ELECTRONIC SENSOR | |
| 11 | 8008175 | 3 | BOLT | |
| 12 | 7028079 | 1 | STEERING CYLINDER, (Before axle S/N CITA703951) | |
| | 7029527 | | SEAL KIT | |
| | 7028708 | 1 | STEERING CYLINDER, (Axle S/N CITA703951 & After) | |
| | 7029920 | 1 | SEAL KIT | |
| 13 | 7028081 | 1 | ARTICULATED TIE ROD, (right), (Before axle S/N CITA703951) | |
| | 8007803 | 1 | ARTICULATED TIE ROD, (right), (Axle S/N CITA703951 & After) | |
| 14 | 7028080 | 1 | ARTICULATED TIE ROD, (left), (Before axle S/N CITA703951) | |
| | 8007804 | 1 | ARTICULATED TIE ROD, (left), (Axle S/N CITA703951 & After) | |
| 15 | 91474516 | 4 | REDUCTION BUSHING | |
| 16 | 91474515 | 2 | THRUST BUSHING | |
| 17 | 7028083 | 2 | SUPPORT | |
| 18 | 91514099 | 2 | GREASE FITTING | |
| 19 | 80204117 | 2 | PLUG | |
| 20 | 7028084 | 2 | SUPPORT ASSY, (includes items 15 thru 19) | |
| 21 | 80204005 | 1 | CIRCLIP, (Axle S/N GITA741822 & After) | |
| | 91514275 | 1 | NUT & COTTER PIN KIT | |



DRIVE TRAIN

Figure 5-8 Rear Axle - Differential







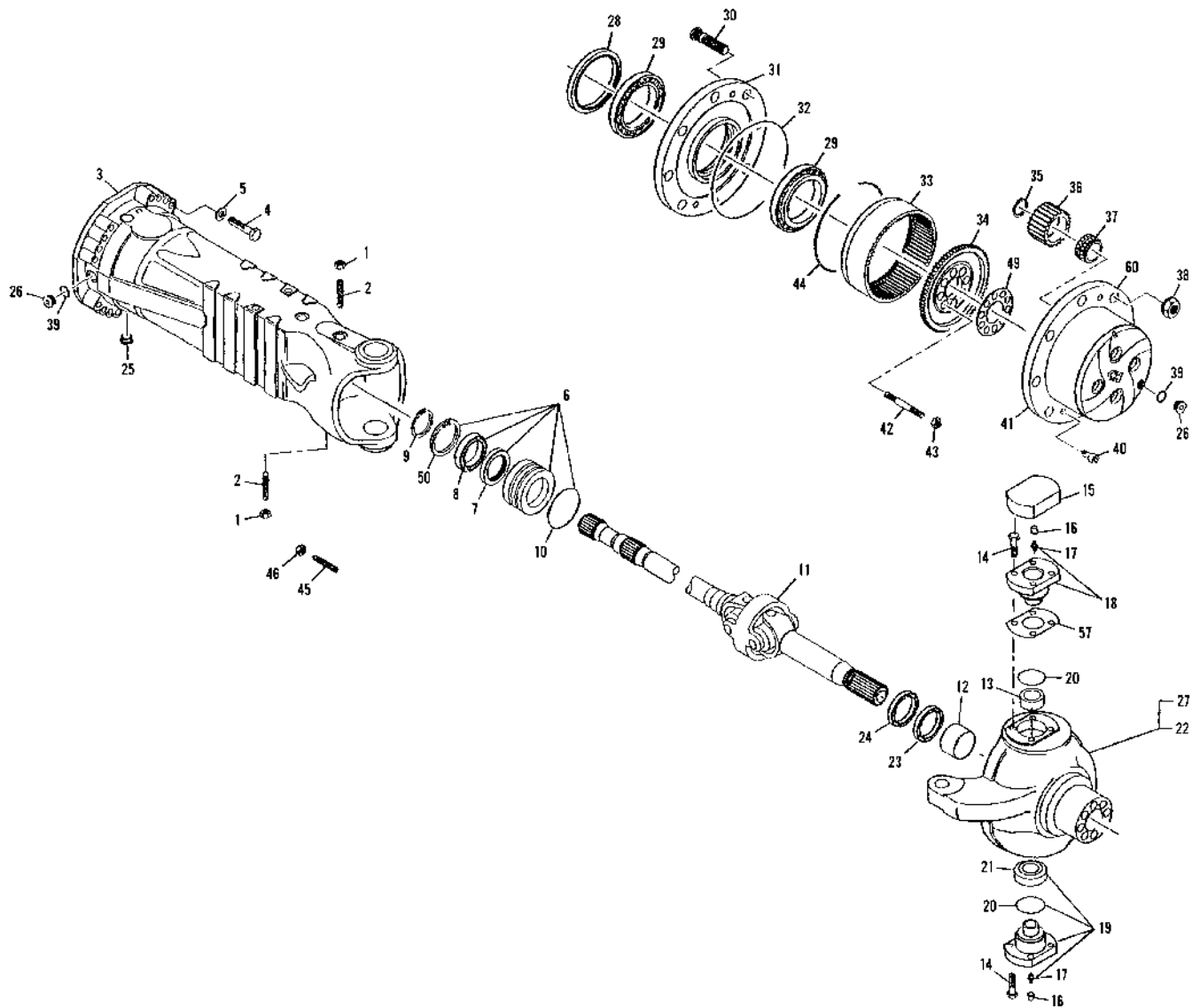
Figure 5-8 Rear Axle - Differential

| Item | Part Number | Qty. | Description | Rev. |
|------|-------------|------|---|------|
| 1 | 91474529 | 1 | O-RING | |
| 2 | 91474535 | 1 | SHIM | |
| | 91474536 | 1 | SHIM | |
| | 91474537 | 1 | SHIM | |
| | 91474538 | 1 | SHIM | |
| 3 | 7028043 | 1 | BEVEL GEAR SET | |
| 4 | 91474548 | 2 | TAPER ROLLER BEARING | |
| 5 | 91474547 | 2 | RING NUT | |
| 6 | 91474591 | 4 | CYLINDER BOLT | |
| 7 | 91474134 | 2 | CYLINDER BOLT | |
| 8 | 91514123 | 12 | BOLT | |
| 9 | | 2 | FRICITION WASHER | |
| 10 | | 2 | DIFFERENTIAL SIDE GEAR | |
| 11 | | 4 | PIN | |
| 12 | 91474551 | 4 | CIRCLIP | |
| 13 | | 4 | FRICITION WASHER | |
| 14 | | 4 | DIFFERENTIAL PINION | |
| 15 | | 1 | DIFFERENTIAL CARRIER | |
| 16 | 3968141 | 2 | TAPER ROLLER BEARING | |
| 17 | 91474540 | 1 | SHIM | |
| | 91474541 | 1 | SHIM | |
| | 91474542 | 1 | SHIM | |
| | 91474543 | 1 | SHIM | |
| 18 | 91474539 | 1 | SPACER | |
| 19 | 91474533 | 1 | RING NUT | |
| 20 | 91474532 | 1 | SEAL | |
| 21 | 91474531 | 1 | COVERPLATE, (Before axle S/N GITA738344) | |
| 22 | 7029427 | 1 | FLANGE | |
| 23 | 91474528 | 1 | NUT | |
| 24 | | 4 | CIRCLIP | |
| 25 | 91474596 | 1 | DIFFERENTIAL | |
| | 70021140 | 1 | DIFFERENTIAL ASSY, (Axle S/N IITA776942), (includes items 9, 10, 11, 13, 14, 15 & 24) | |



DRIVE TRAIN

Figure 5-9 Rear Axle - Hub Reduction






Figure 5-9 Rear Axle - Hub Reduction

| Item | Part Number | Qty. | Description | Rev. |
|------|-------------|------|---|------|
| 1 | 91514082 | 2 | NUT | |
| 2 | 2400600 | 2 | BOLT | |
| 3 | 7028048 | 2 | AXLE CASE | |
| 4 | 7029428 | 32 | BOLT | |
| 5 | 91514084 | 32 | WASHER | |
| 6 | 91514149 | 2 | REDUCTION BUSHING, (includes items 7, 8, 9, 10 & 50) | |
| 7 | 91514147 | 2 | SEAL | |
| 8 | 91514146 | 2 | BALL BEARING | |
| 9 | 80204071 | 2 | CIRCLIP | |
| 10 | 91514148 | 2 | O-RING | |
| 11 | 8007770 | 2 | JOINT, (Before axle S/N KITA783471) | |
| | 7029811 | AR | CROSS KIT, (includes cross for double joint, circlips & needle bearings), (Before axle S/N KITA783471) | |
| | 70023105 | 2 | JOINT, (Axle S/N KITA783471 & After) | |
| | 70021898 | AR | CROSS KIT, (includes cross for double joint, circlips, bearings & grease seal), (Axle S/N KITA783471 & After) | |
| 12 | 8004468 | 2 | THRUST BUSHING | |
| 13 | 70020173 | 2 | OUTER RACE | |
| 14 | 8006604 | 20 | BOLT | |
| 15 | 91474524 | 2 | COVER | |
| 16 | 80204117 | 4 | PLUG | |
| 17 | 91514099 | 2 | GREASE FITTING | |
| 18 | 8006603 | 2 | PIVOT PIN, (includes one of item 17) | |
| 19 | 8006605 | 2 | PIVOT PIN, (includes one of item 17, item 20 and 21) | |
| 20 | 2401043 | 2 | SEAL | |
| 21 | 2401258 | 2 | ARTICULATION | |
| 22 | 7028049 | 1 | STEERING CASE, (left), (Before axle S/N CITA703951) | |
| | 8007775 | 1 | STEERING CASE, (left), (Axle S/N CITA703951 & After) | |
| 23 | 8007771 | 2 | SEAL | |
| 24 | 7028035 | 2 | DUST EXCLUDER | |
| 25 | 91474513 | 2 | MAGNET PLUG | |
| 26 | 91514188 | 4 | PLUG, (includes item 39) | |
| 27 | 7028036 | 1 | STEERING CASE, (right), (Before axle S/N CITA703951) | |
| | 7029429 | 1 | STEERING CASE, (right), (Axle S/N CITA703951 & After) | |
| 28 | 7029430 | 2 | SEAL | |
| 29 | 3984301 | 4 | BEARING | |
| 30 | 8000877 | 20 | WHEEL STUD | |
| 31 | 8005801 | 2 | WHEEL HUB | |
| 32 | 80204002 | 2 | O-RING | |
| 33 | 91474580 | 2 | RING GEAR | |
| 34 | 3983720 | 2 | RING GEAR SUPPORT | |
| 35 | 91474585 | 8 | CIRCLIP | |
| 36 | 91474586 | 8 | PLANET GEAR | |
| 37 | 91474587 | 8 | BEARING | |
| 38 | | Ref | FLANGED BALL NUT, (see Figure 1-3 for details) | |
| 39 | | 4 | SEAL WASHER | |
| 40 | 91514189 | 4 | COUNTERSUNK BOLT | |
| 41 | 7029286 | 2 | PLANET GEAR CARRIER | |
| 42 | 91474583 | 16 | STUD | |



DRIVE TRAIN

Figure 5-9 Rear Axle - Hub Reduction (Continued)

| Item | Part Number | Qty. | Description | Rev. |
|------|-------------|------|---|------|
| 43 | 91474584 | 16 | NUT | |
| 44 | 91474579 | 2 | CIRCLIP | |
| 45 | 91514117 | 4 | SETSCREW, (Before axle S/N FITA706681) | |
| | 7028733 | 4 | BOLT, (Axle S/N FITA 706681 & After) | |
| 46 | 80204065 | 4 | NUT, (Before axle S/N FITA706681) | |
| 49 | 3983731 | 2 | LOCKING PLATE | |
| 50 | 80204005 | 2 | CIRCLIP | |
| 57 | 8007779 | 2 | SHIM | |
| | 8007780 | 2 | SHIM | |
| | 8007782 | 2 | SHIM | |
| 58 | 7028115 | 2 | GREASE FITTING | |
| 60 | 7029431 | 2 | PLANET GEAR CARRIER ASSY, (includes items 35, 36, 37 & 41) | |
| | 8007774 | 1 | STEERING CASE ASSY, (left), (includes items 12 & 22) | |
| | 8007777 | 1 | STEERING CASE ASSY, (right), (includes items 12 & 27) | |
| | 7028733 | 4 | STEERING ADJUST BOLT ASSY, (Axle S/N FITA 706681 & After), (includes items 45 & 46) | |
| | 7029432 | 2 | RING GEAR SUPPORT ASSY, (includes items 33, 34 & 44) | |




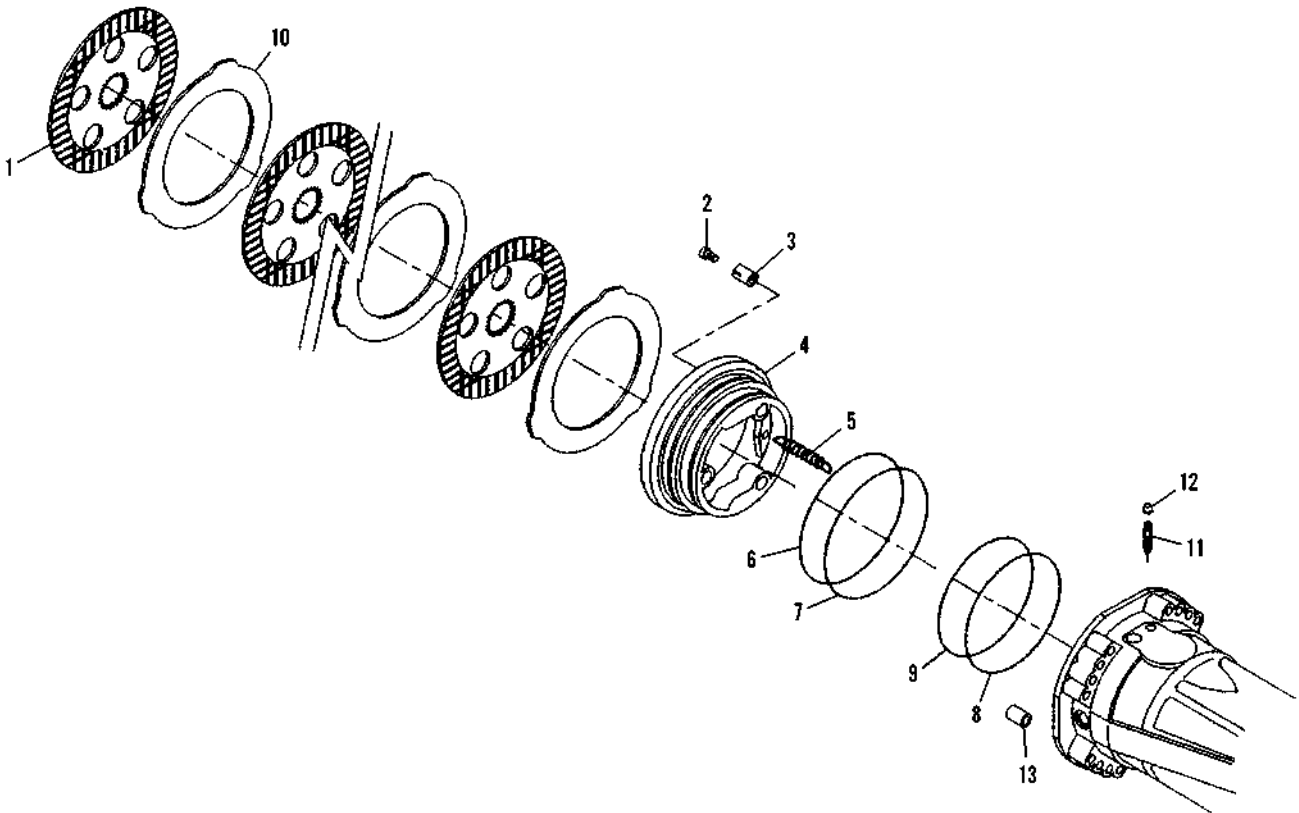
Figure 5-9 Rear Axle - Hub Reduction (Continued)

| Item | Part Number | Qty. | Description | Rev. |
|------|-------------|------|-------------|------|
| | | | | |



DRIVE TRAIN

Figure 5-10 Rear Axle - Brakes






Figure 5-10 Rear Axle - Brakes

| Item | Part Number | Qty. | Description | Rev. |
|------|-------------|------|--|------|
| 1 | 91474568 | 6 | BRAKE DISC | |
| 2 | 7029786 | 6 | ADJUSTING BOLT | |
| 3 | 91514165 | 6 | SPRING | |
| 4 | 7028052 | 2 | PISTON | |
| 5 | 3984425 | 6 | SPRING | |
| 6 | 3984436 | 2 | BACK-UP RING | |
| 7 | 3984458 | 2 | O-RING | |
| 8 | 3984447 | 2 | BACK-UP RING | |
| 9 | 3984469 | 2 | O-RING | |
| 10 | 91474569 | 8 | INTERMEDIATE BRAKE DISC | |
| 11 | 80204281 | 2 | BLEEDING BOLT | |
| 12 | 80204117 | 2 | PLUG | |
| 13 | 7029433 | 2 | DOWEL | |
| 14 | 7028053 | 2 | PISTON POSITIONING KIT, (includes item 4 thru 9) | |



DRIVE TRAIN

Figure 5-11 Tire & Wheel Assembly

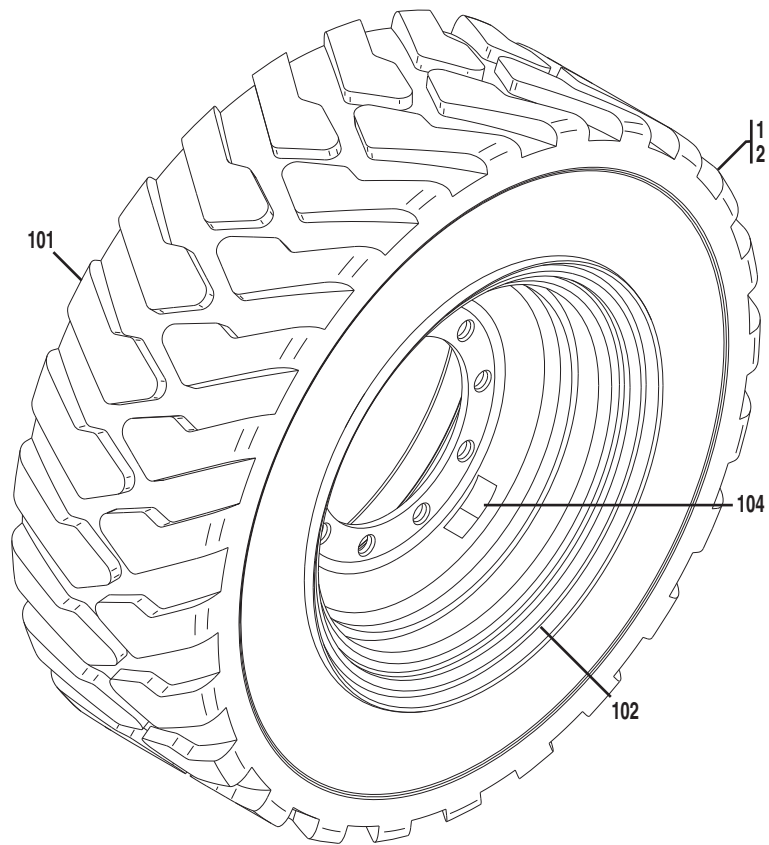




Figure 5-11 Tire & Wheel Assembly

| Item | Part Number | Qty. | Description | Rev. |
|------|-------------|------|--|------|
| 1 | 4520389 | 1 | TIRE & WHEEL ASSEMBLY, (MPT-01 agricultural), (includes items 1 & 2) | 3 |
| | 4520330 | 1 | TIRE & WHEEL ASSEMBLY, (MPT-03 construction), (includes items 1 & 2) | 3 |
| | 4520393 | 1 | TIRE & WHEEL ASSEMBLY, (MPT-04 construction), (includes items 1 & 2) | 3 |
| | 4520388 | 2 | R.H. TIRE & WHEEL, AGRICULTURAL, MPT-01, (includes items 101 thru 104) | 1 |
| | 4520325 | 2 | R.H. TIRE & WHEEL, CONSTRUCTION, MPT-03, (includes items 101 thru 104) | 2 |
| | 4520392 | 2 | R.H. TIRE & WHEEL, CONSTRUCTION, MPT-04, (includes items 101 thru 104) | 1 |
| 2 | 4520387 | 2 | L.H. TIRE & WHEEL, AGRICULTURAL, MPT-01, (includes items 101 thru 104) | 1 |
| | 4520329 | 2 | L.H. TIRE & WHEEL, CONSTRUCTION, MPT-03, (includes items 101 thru 104) | 1 |
| | 4520391 | 2 | L.H. TIRE & WHEEL, CONSTRUCTION, MPT-04, (includes items 101 thru 104) | 1 |
| 101 | 4520386 | 4 | TIRE, AGRICULTURAL TIRE, 405/70-24 MPT-01 | |
| | 4520324 | 4 | TIRE, CONSTRUCTION TIRE, 405/70-24 MPT-03 | |
| | 4520390 | 4 | TIRE, CONSTRUCTION TIRE, 405/70-24 MPT-04 | |
| 102 | 8001143 | 4 | WHEEL | |
| 103 | 8008675 | 4 | VALVE, (not shown) | |
| 104 | 1706373 | 4 | LABEL | |
| | 8005827 | 4 | LABEL, (MPT-03 only) | |



DRIVE TRAIN

This Page Intentionally Left Blank

SECTION 6 CAB






Figure 6-1 Cab Assembly

| Item | Part Number | Qty. | Description | Rev. |
|------|-------------|------|---|------|
| | 1040012 | 1 | CAB ASSEMBLY, (includes items 1 thru 72) | G, 9 |
| 1 | 8009703 | 1 | CAB | |
| 2 | | Ref | CAB DOOR ASSY, (see Figure 6-3 for details) | |
| 3 | | Ref | STEERING COLUMN ASSY, (see Figure 7-1 for details) | |
| 4 | | Ref | FOOT PEDAL ASSY, (see Figure 7-3 for details) | |
| 5 | | Ref | INTERIOR ASSY, (see Figure 6-2 for details) | |
| 7 | | Ref | CAB WINDOWS INSTALLATION, (see Figure 6-4 for details) | |
| 9 | 8001330 | 1 | VENTILATOR | |
| 10 | 8001331 | 1 | DOOR HOLDER, (Not Illustrated) | |
| 11 | 8001332 | 2 | DOOR HOLDER CRANK | |
| 12 | 3939475 | 9 | RIVET | |
| 13 | 8000337 | 3 | SPACER | |
| 14 | 3939486 | 4 | RIVET | |
| 15 | 4807616 | 1 | ANGLE | |
| 18 | 0879192 | 4 | PIN | |
| 19 | 0498748 | 4 | LOCKWASHER, 7mm | |
| 20 | 3975855 | 1 | DOOR SHIFT LOCK | |
| 21 | 3975833 | 1 | DISC | |
| 22 | 4010612 | 3 | POSI-DRIVE MACHINE SCREW, 4.8-6X25mm | |
| 23 | 8000803 | 1 | PIN | |
| 24 | 3300497 | 1 | RIPP NUT, 12-1mm | |
| 25 | 5220800 | 3 | RIPP NUT, 8mm | |
| 26 | 3949091 | 1 | MIRROR, OUTSIDE MOUNT | |
| 27 | 3945575 | 1 | ROD, MIRROR MOUNT | |
| 28 | 0885849 | 8 | CUP, SPRING | |
| 29 | 1042977 | 4 | DISK, SPRING | |
| 30 | 3290805 | 2 | HEX NUT, 8mm-1.25 | |
| 31 | 0760812 | 2 | HEX HD CAPSCREW, 8-25mm | |
| 32 | 1780754 | 1 | ASH-TRAY | |
| 33 | 8003009 | 1 | SUNVISOR | |
| 34 | 0321779 | 2 | RING | |
| 35 | 0760808 | 2 | HEX HD CAPSCREW, 8-1.25X16mm | |
| 37 | 8005276 | 1 | STOP, RUBBER | |
| 38 | 8003140 | 1 | BRACKET | |
| 39 | 1001093893 | 1 | BRACKET | |
| 41 | 1001094077 | 2 | COUNTERSUNK SCREW, 3.5-25mm | |
| 42 | 3978381 | 4 | LENS HD SCREW, 5-16mm | |
| 43 | 3986530 | AR | NONSKID TAPE | |
| 44 | 2983091 | 8 | TAPPING SCREW, 5X12mm | |
| 46 | | Ref | AIR CIRCULATING SYSTEM, (see Figure 6-8 for details) | |
| 47 | | Ref | HYDRAULIC INSTALLATION, (see Figure 8-3 for details) | |
| 48 | 0761008 | 2 | HEX HD CAPSCREW, 10-1.50X16mm | |
| 49 | 4812000 | 2 | FLAT WASHER, 10mm | |
| 50 | 4010408 | 2 | POSI-DRIVE MACHINE SCREW, 4X16mm | |
| 51 | 3290601 | 2 | HEX NUT, 6mm-1.00 | |
| 52 | 4811700 | 2 | FLAT WASHER, 6mm | |
| 53 | 5200608 | 3 | RIPP BOLT, 6-36X16mm | |
| 54 | | Ref | ELECTRIC SYSTEM CABIN ROOF, (see Figure 10-5 for details) | |
| 55 | 8004990 | 1 | CABIN NAME PLATE | |

**CAB****Figure 6-1 Cab Assembly (Continued)**

| Item | Part Number | Qty. | Description | Rev. |
|------|-------------|------|---|------|
| 56 | 0845749 | 2 | RIVET | |
| 60 | 8000567 | 4 | ELEMENT, RUBBER | |
| 61 | 8000565 | 4 | WASHER, RUBBER | |
| 62 | 1781813 | 8 | DISK | |
| 63 | 4806626 | 4 | BUSHING | |
| 64 | 0712030 | 4 | HEX HD CAPSCREW, 20-2.5X130mm, (torque to 150 Nm) | |
| 65 | 8005205 | 4 | NUT, 20mm | |
| 66 | 1001005960 | 1 | BINDER FOR LIFTCHARTS | |
| 67 | 8008862 | 2 | RIVET | |
| 68 | 4811900 | 2 | FLAT WASHER, 8mm | |
| 69 | 0760808 | 2 | HEX HD CAPSCREW, 8-1.25X16mm | |
| 70 | 8009464 | 1 | PROTECTING CAP | |
| 71 | 4812100 | 1 | FLAT WASHER, M12 | |
| 72 | 1001093344 | 1 | LEVEL INDICATOR BRACKET | |
| 81 | | | HAND BRAKE ASSY, (see Figure 8-3 for details) | |
| 82 | 1001094094 | 1 | LEVEL INDICATOR GAUGE | |





Figure 6-1 Cab Assembly (Continued)

| Item | Part Number | Qty. | Description | Rev. |
|------|-------------|------|-------------|------|
| | | | | |



CAB

Figure 6-2 Cab Interior Installation

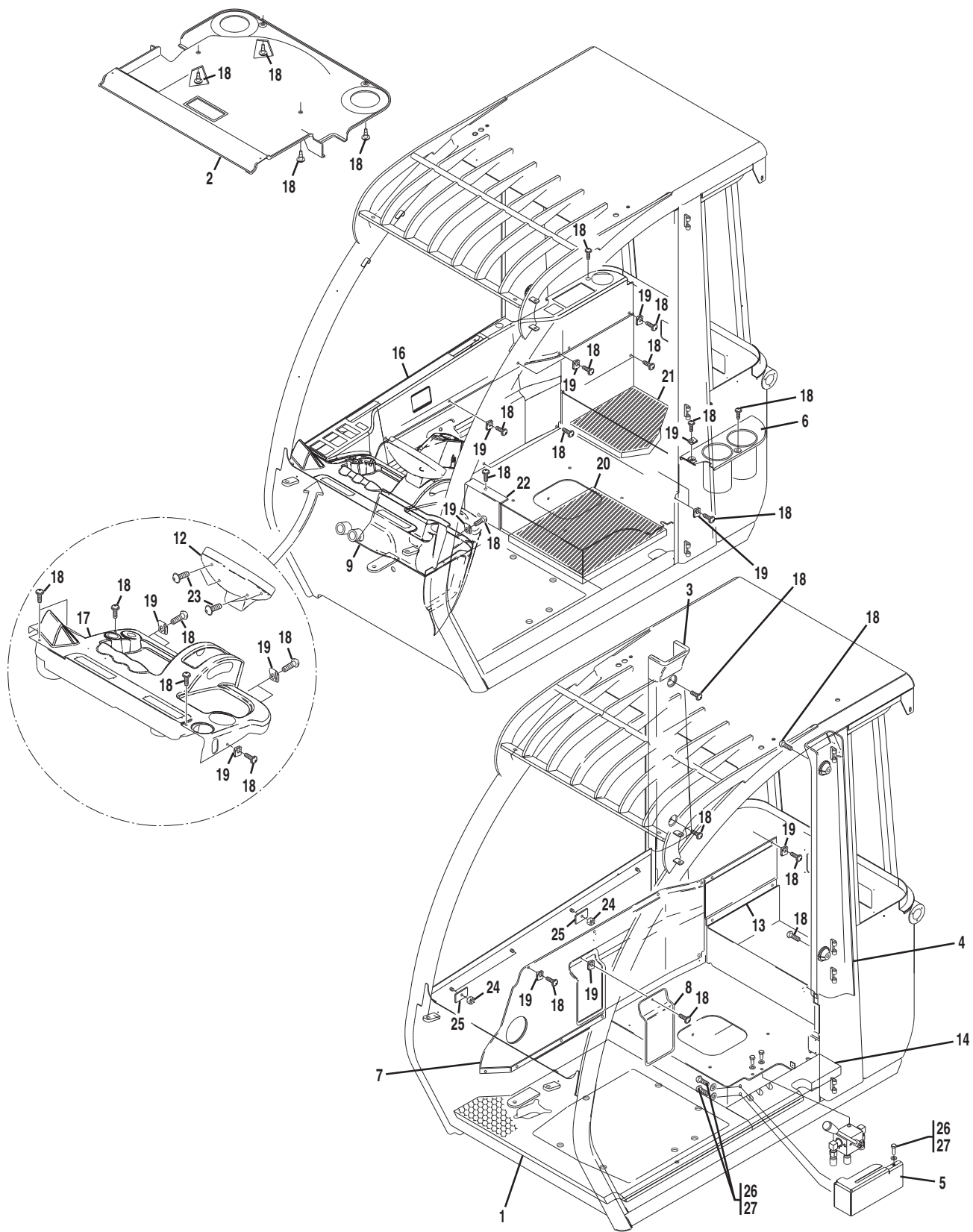




Figure 6-2 Cab Interior Installation

| Item | Part Number | Qty. | Description | Rev. |
|------|-------------|------|---|------|
| | 1040013 | 1 | CAB INTERIOR INSTALLATION, (WITHOUT AC), (includes items 1 thru 27) | C, 4 |
| | 1040030 | 1 | CAB INTERIOR INSTALLATION, (WITH AC), (includes items 1 thru 27) | |
| 1 | 8000078 | 1 | MAT | |
| 2 | 8003026 | 1 | INSIDE ROOF LINING | |
| 3 | 8003027 | 1 | COVERING, PILLER (left) | |
| 4 | 8003028 | 1 | COVERING, PILLER (right) | |
| 5 | 3575679 | 1 | COVER | |
| 6 | 8003309 | 1 | CUPHOLDER | |
| 7 | 8003032 | 1 | COVER | |
| 8 | 8003033 | 1 | COVER | |
| 9 | 8003035 | 1 | COVER, FRONT BOTTOM | |
| 12 | 8003038 | 1 | COVER, DISPLAY | |
| 13 | 8003191 | 1 | COVER | |
| 14 | 1671173 | 1 | MAT | |
| 16 | 8004887 | 1 | COVER, WITHOUT AC | |
| | 8007811 | 1 | COVER, WITH AC | |
| 17 | 8004886 | 1 | COVER, DASH | |
| 18 | 3934378 | 46 | LENS HD SCREW, 4.8-16mm | |
| 19 | 3933468 | 17 | CLIP | |
| 20 | 8006261 | 1 | MAT, RUBBER | |
| 21 | 8006262 | 1 | MAT, RUBBER | |
| 22 | 8005408 | 1 | PLATE, COVER | |
| 23 | 3978370 | 4 | LENS HD SCREW, 5X20mm | |
| 24 | 5220800 | 4 | RIPP NUT, 8mm | |
| 25 | 8007568 | 4 | PLATE | |
| 26 | 0760610 | 3 | HEX HD CAPSCREW, 6X20mm | |
| 27 | 4811700 | 3 | FLAT WASHER, 6mm | |



CAB

Figure 6-3 Cab Door Assembly

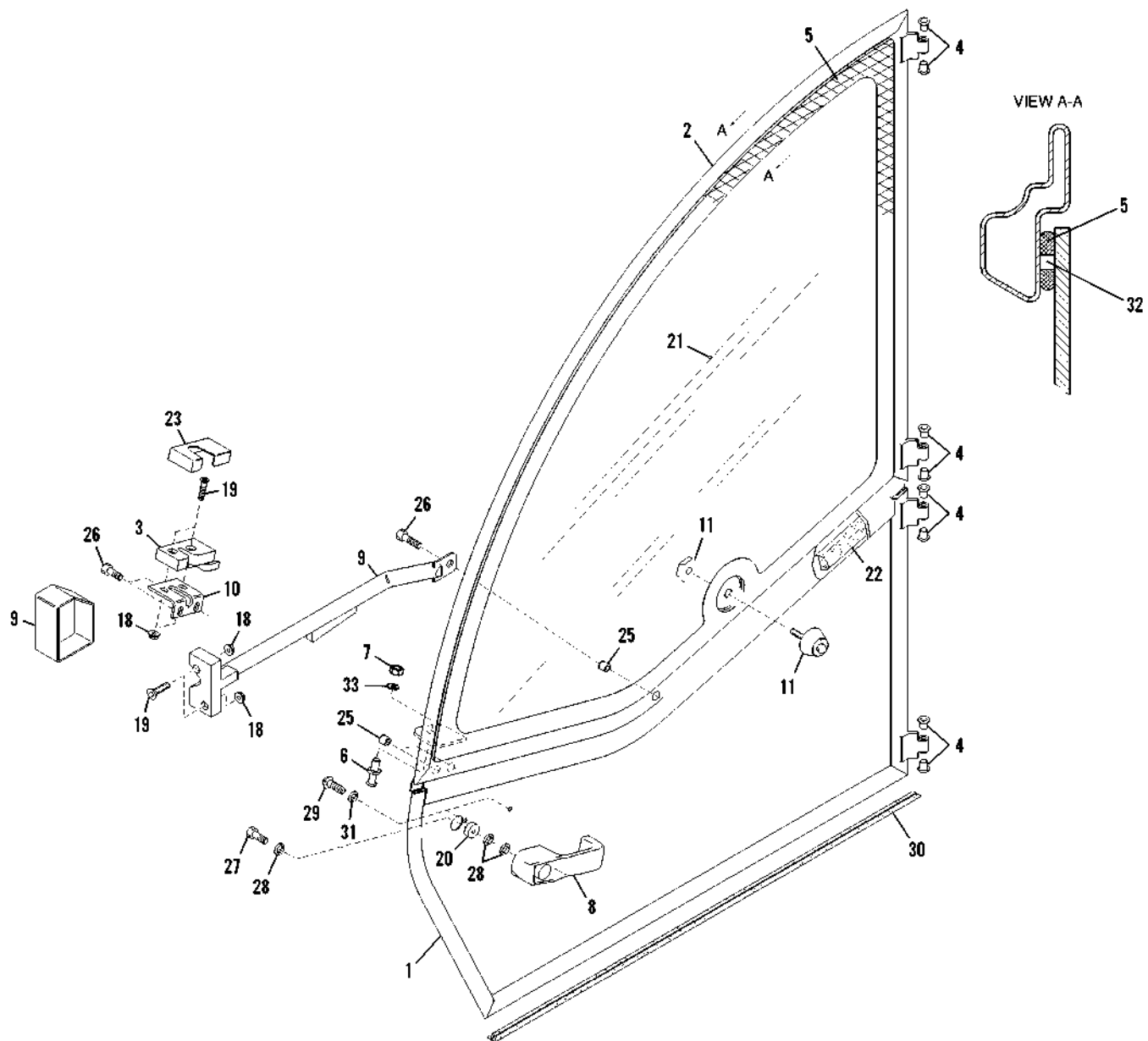





Figure 6-3 Cab Door Assembly

| Item | Part Number | Qty. | Description | Rev. |
|------|-------------|------|--|------|
| | 8000339 | 1 | CAB DOOR ASSEMBLY, (includes items 1 thru 33) | D |
| 1 | 8009784 | 1 | LOWER DOOR | |
| 2 | 8009783 | 1 | UPPER DOOR | |
| 3 | 8001144 | 1 | LATCH | |
| 4 | 1749733 | 8 | BUSHING | |
| 5 | 3976925 | AR | GLUE | |
| 6 | 8003293 | 1 | PIN | |
| 7 | 3300497 | 1 | RIPP NUT, 12-1mm | |
| 8 | 8000799 | 1 | PUSH-BUTTON HANDLE | |
| | | Ref | KEY, (same key used for ignition), (see Figure 10-4 for details) | |
| 9 | 8000802 | 1 | LATCH | |
| 10 | 8001833 | 1 | ANGLE | |
| 11 | 3975866 | 1 | PIN | |
| 18 | 5220800 | 4 | RIPP NUT, 8mm | |
| 19 | 1398374 | 4 | COUNTERSUNK SCREW, 8-35mm | |
| 20 | 3946123 | 1 | SPACER | |
| 21 | 8002022 | 1 | WINDOW, DOOR | |
| 22 | 8000871 | AR | TRIM | |
| 23 | 8005553 | 1 | COVER | |
| 25 | 3939486 | 3 | RIVET | |
| 26 | 5200808 | 3 | RIPP BOLT, 8-48X16mm | |
| 27 | 4010510 | 1 | MACHINE SCREW, 5X20mm | |
| 28 | 1356352 | 3 | WASHER, 5.3mm | |
| 29 | 4010608 | 2 | POSI-DRIVE MACHINE SCREW, #6-1X16mm | |
| 30 | 8000797 | AR | TRIM | |
| 31 | 0447985 | 2 | WASHER, 6.4mm | |
| 32 | 3942436 | 8 | SPACER | |
| 33 | 4812100 | 1 | FLAT WASHER, 12mm | |



CAB

Figure 6-4 Cab Windows

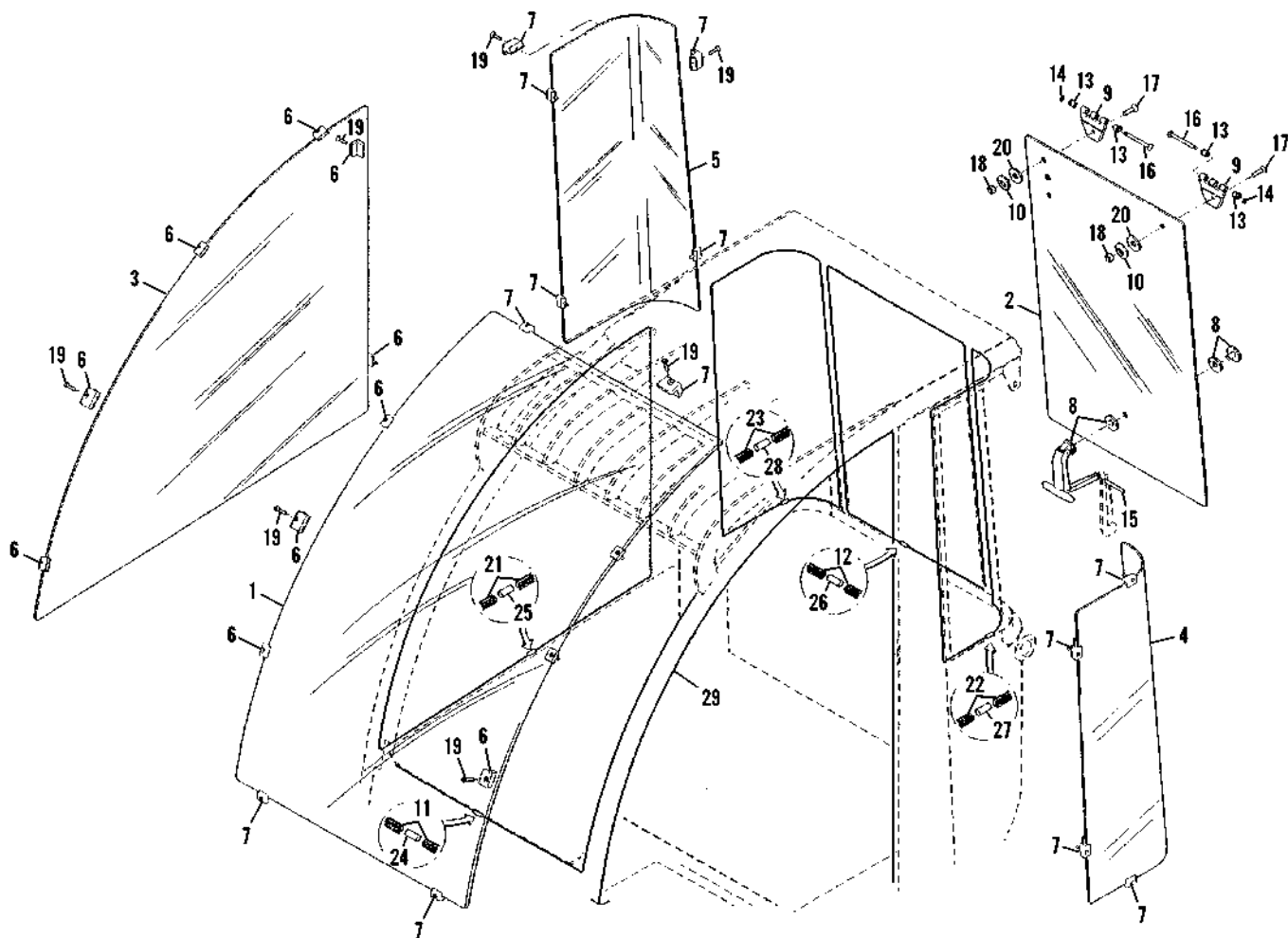




Figure 6-4 Cab Windows

| Item | Part Number | Qty. | Description | Rev. |
|------|-------------|------|--|------|
| | 8000424 | 1 | CAB WINDOWS INSTALLATION, (includes items 1 thru 29) | 2 |
| 1 | 4805954 | 1 | WINDOW, (front) | |
| 2 | 4805998 | 1 | WINDOW, (rear) | |
| 3 | 4805965 | 1 | WINDOW, (side) | |
| 4 | 4805976 | 1 | WINDOW, (corner left) | |
| 5 | 4805987 | 1 | WINDOW, (corner right) | |
| 6 | 4806024 | 15 | CLAMP | |
| 7 | 4806035 | 16 | CLAMP | |
| 8 | 8000343 | 1 | LATCH ASSY | |
| 9 | 8000344 | 2 | HINGE | |
| 10 | 8000759 | 2 | NYLON WASHER | |
| 11 | 8000797 | AR | TRIM | |
| 12 | 8000798 | AR | TRIM | |
| 13 | 1749733 | 4 | BUSHING | |
| 14 | 0498748 | 2 | LOCKWASHER, 7mm | |
| 15 | 8004392 | 1 | PIN | |
| 16 | 8004393 | 2 | PIN | |
| 17 | 1398385 | 2 | COUNTERSUNK SCREW, 8X30mm | |
| 18 | 3290805 | 2 | HEX NUT, NYLON INSERT, 8mm-1.25 | |
| 19 | 8004876 | 31 | COUNTERSUNK SCREW, 5X25mm | |
| 20 | 8004398 | 2 | NYLON WASHER | |
| 21 | 8000797 | AR | TRIM | |
| 22 | 8000798 | AR | TRIM | |
| 23 | 8000798 | AR | TRIM | |
| 24 | 2099716 | AR | TRIM | |
| 25 | 2099716 | AR | TRIM | |
| 26 | 3935835 | AR | TRIM | |
| 27 | 3935835 | AR | TRIM | |
| 28 | 3935835 | AR | TRIM | |
| 29 | 8000797 | AR | TRIM | |



CAB

Figure 6-5 Wiper System Installation

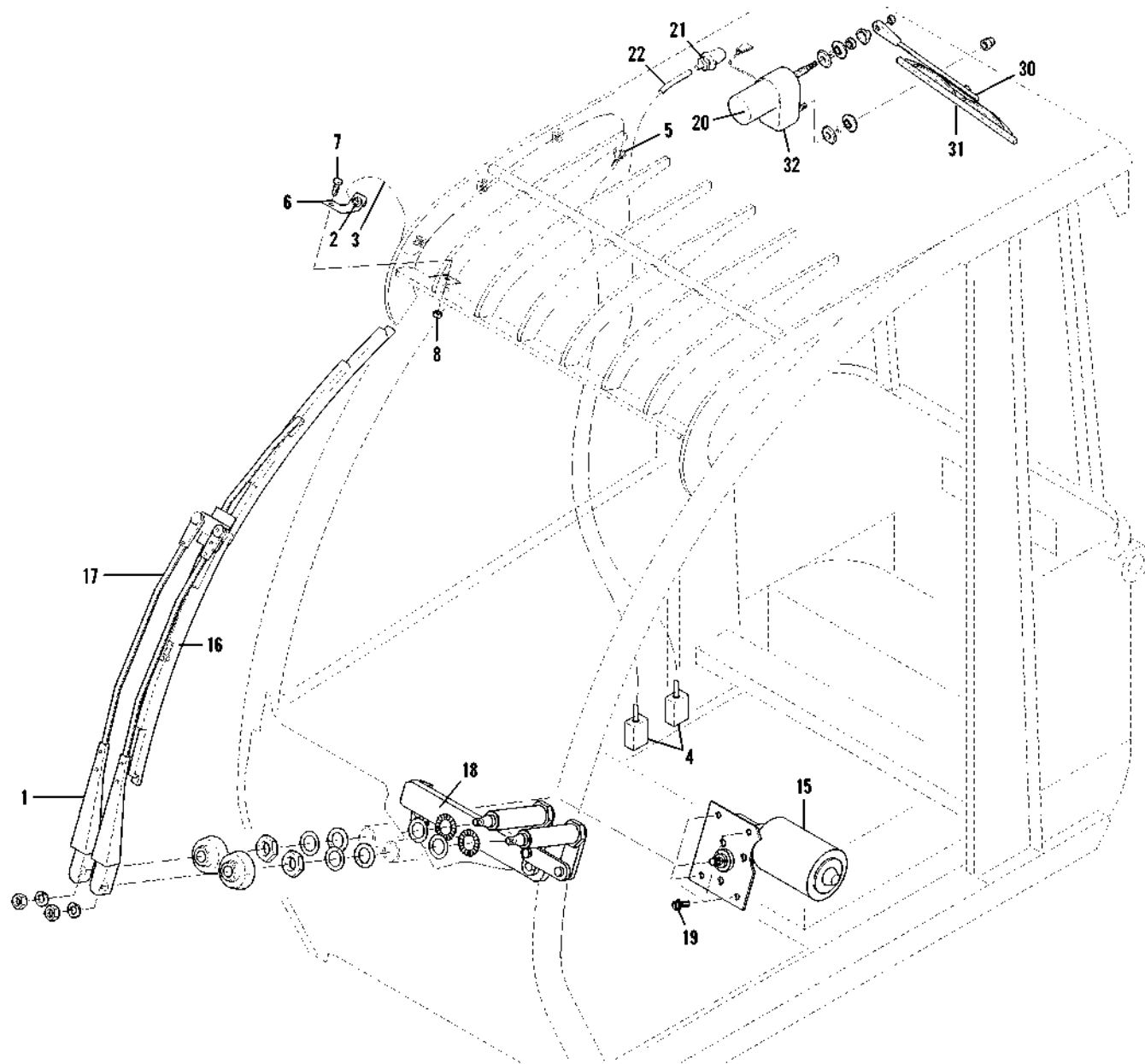




Figure 6-5 Wiper System Installation

| Item | Part Number | Qty. | Description | Rev. |
|------|-------------|------|---|------|
| | 8000340 | 1 | WIPER SYSTEM, (front), (includes items 1 thru 8) | 2 |
| | 8000341 | 1 | WIPER SYSTEM, (rear), (includes one of item 4 and items 20 thru 22) | 1 |
| 1 | 4807707 | 1 | FRONT WIPER ASSY, (includes items 15 thru 19) | 2 |
| 2 | 3746392 | 1 | DOUBLE NOZZLE | |
| 3 | 3746405 | AR | HOSE | |
| 4 | 1366865 | 2 | NON RETURN VALVE | |
| 5 | 8002985 | 1 | DUCT SOCKET | |
| 6 | 8005447 | 1 | ANGLE | |
| 7 | 5200810 | 1 | RIPP BOLT, 8-48X20mm | |
| 8 | 5220800 | 1 | RIPP NUT, 8mm | |
| 15 | 4807752 | 1 | WIPER MOTOR | |
| 16 | 4807729 | 2 | WIPER BLADE | |
| 17 | 4807730 | 1 | WIPER ARM | |
| 18 | 4807741 | 1 | WIPER DRIVE ARM ASSY | |
| 19 | 5200608 | 4 | RIPP BOLT, 6-36X16mm | |
| 20 | 4807661 | 1 | REAR WIPER ASSY, (includes items 30 thru 32) | 1 |
| 21 | 3746392 | 1 | DOUBLE NOZZLE | |
| 22 | 3746405 | AR | HOSE | |
| 30 | 4807694 | 1 | WIPER ARM | |
| 31 | 4807718 | 1 | WIPER BLADE | |
| 32 | 4807763 | 1 | WIPER MOTOR | |



CAB

Figure 6-6 Driver Seat Assembly Installation

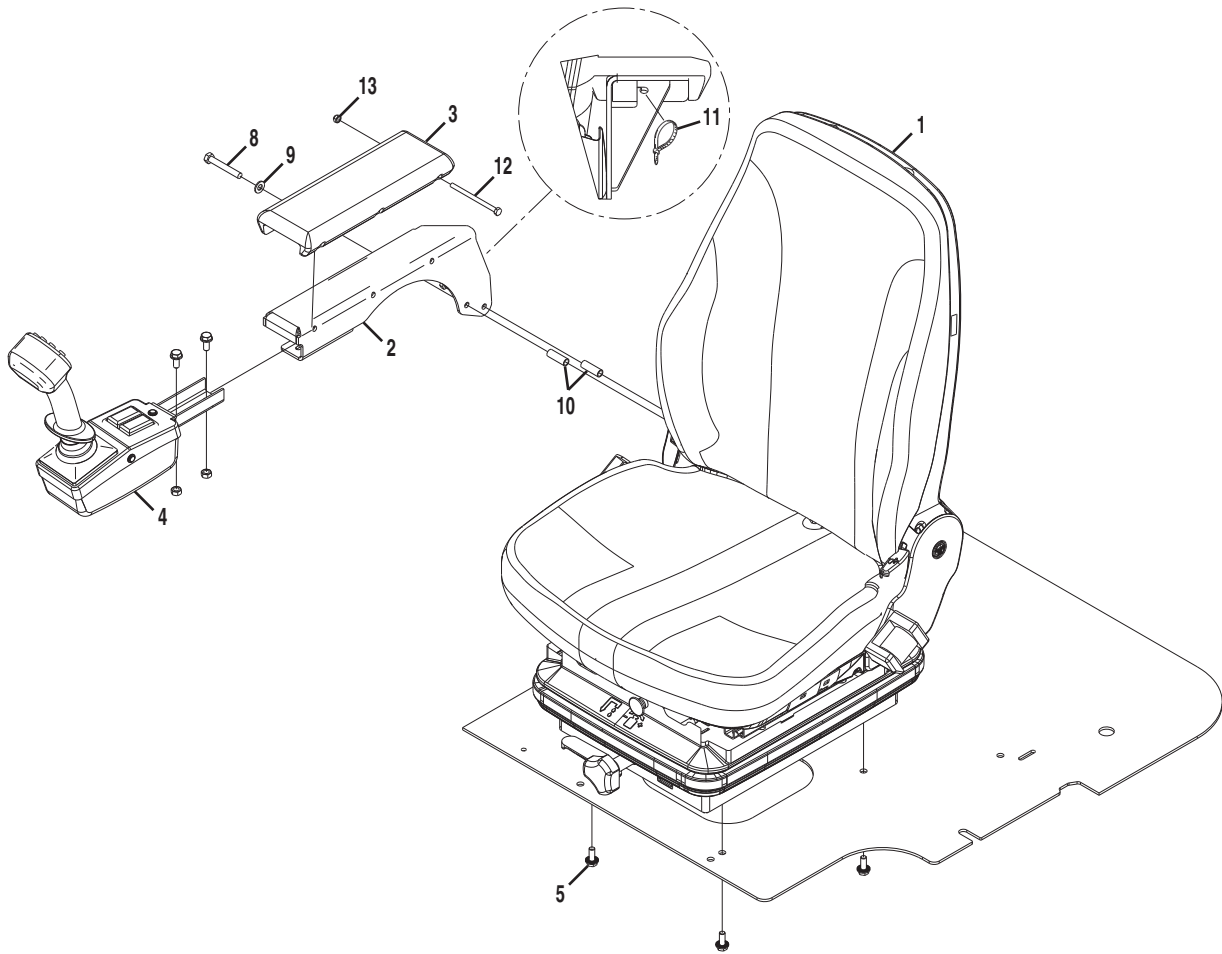




Figure 6-6 Driver Seat Assembly Installation

| Item | Part Number | Qty. | Description | Rev. |
|------|-------------|------|--|------|
| | 8009724 | 1 | DRIVERS SEAT ASSEMBLY INSTALLATION, (includes items 1 thru 13) | 5 |
| 1 | | Ref | DRIVER SEAT, (see Figure 6-7 for details) | |
| 2 | 3980038 | 1 | BRACKET | |
| 3 | 8010452 | 1 | FOAM PAD | |
| 4 | | Ref | JOYSTICK, (see Figure 7-2 for details) | |
| 5 | 5200810 | 4 | RIPP BOLT | |
| 8 | 0700818 | 2 | HEX HD CAPSCREW, 8-1.25X50mm | |
| 9 | 5211902 | 2 | RIPP WASHER, 8mm | |
| 10 | 4569078 | 2 | SPACER TUBE | |
| 11 | 471678 | 1 | CABLE BAND | |
| 12 | 0700626 | 3 | HEX HD CAPSCREW, 6-1.00X90mm | |
| 13 | 3290605 | 3 | HEX NUT, NYLON, 6M-1.00 | |



Figure 6-7 Driver Seat

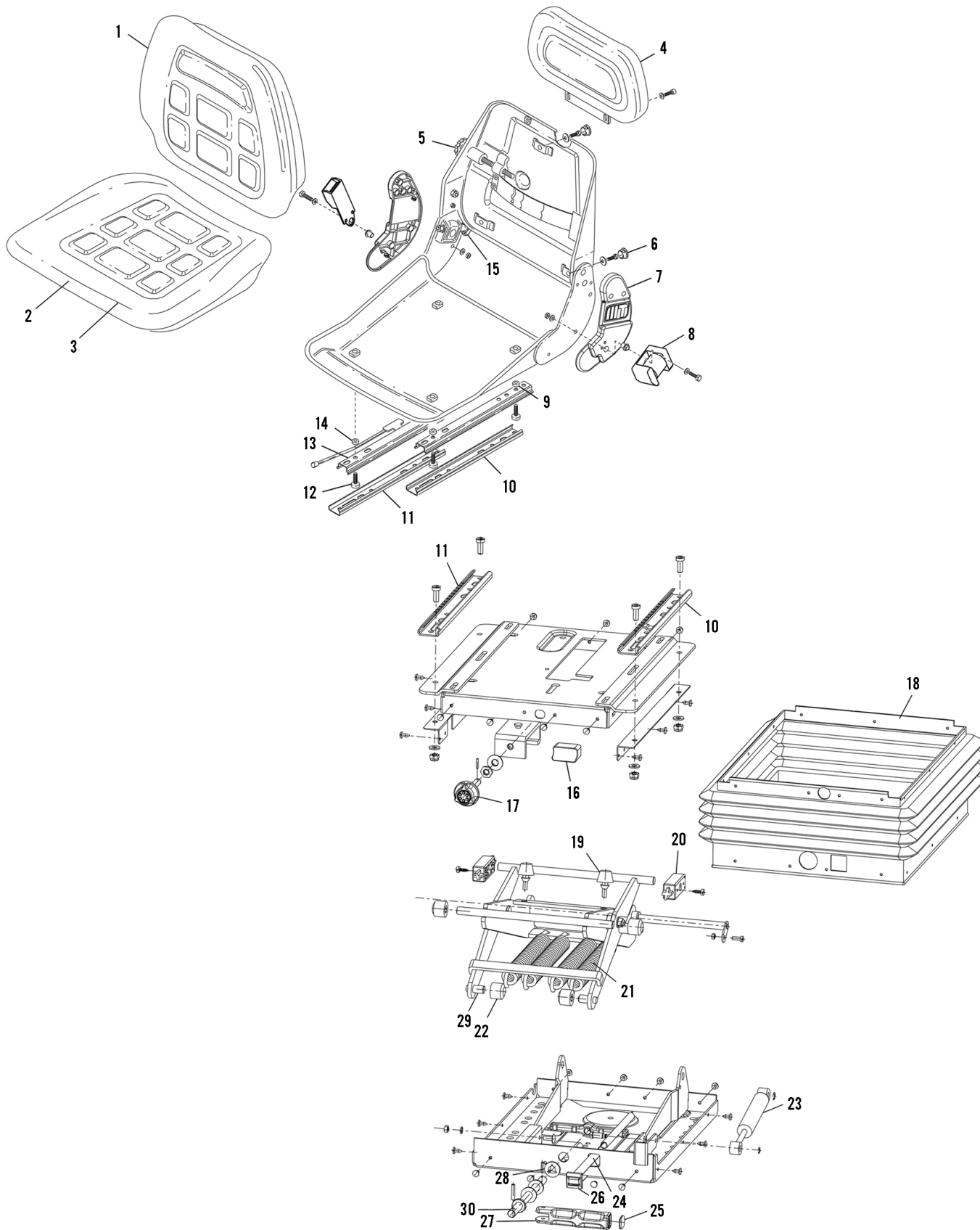




Figure 6-7 Driver Seat

| Item | Part Number | Qty. | Description | Rev. |
|------|-------------|------|------------------------------------|------|
| | 8009667 | 1 | DRIVERS SEAT, (includes all items) | |
| 1 | 7028742 | 1 | BACKREST | |
| 2 | 7028743 | 1 | CUSHION | |
| 3 | 7028744 | 1 | SPRING | |
| 4 | 7028745 | 1 | BACKREST EXTENSION | |
| 5 | 7028746 | 1 | KNOB | |
| 6 | 7028747 | 3 | CAP | |
| 7 | 7028748 | 1 | RIGHT SIDE COVERING | |
| | 7028749 | 1 | LEFT SIDE COVERING | |
| 8 | 7028750 | 1 | RETRACTABLE SEAT BELT | |
| 9 | 7028751 | 1 | INTERNAL SLIDE | |
| 10 | 7028752 | 1 | EXTERNAL SLIDE | |
| 11 | 7028753 | 1 | EXTERNAL SLIDE | |
| 12 | 7028754 | 4 | SCREW | |
| 13 | 7028755 | 1 | SLIDE ASSY | |
| 14 | 7028756 | 4 | SLIDE SPACER | |
| 15 | 7028757 | 1 | TILT ADJUSTER HANDLE | |
| 16 | 7028758 | 1 | HEIGHT ADJUSTING BUMPER | |
| 17 | 7028759 | 1 | HEIGHT ADJUSTING KNOB KIT | |
| 18 | 7028760 | 1 | RUBBER BODY | |
| 19 | 7028761 | 2 | BUMPER STOP | |
| 20 | 7028762 | 2 | SUSPENSION RUNNER | |
| 21 | 7028763 | 4 | SPRING | |
| 22 | 7028764 | 4 | SUSPENSION WHEEL | |
| 23 | 7028765 | 1 | SHOCK ABSORBER | |
| 24 | 7028766 | 1 | WEIGHT ADJUST STRIP | |
| 25 | 7028767 | 1 | WEIGHT INDICATOR DISPLAY | |
| 26 | 7028768 | 1 | HANDLE CAP | |
| 27 | 7028769 | 1 | ADJUSTING HANDLE | |
| 28 | 7028770 | 1 | WASHER | |
| 29 | 7029827 | 1 | SPRING SHAFT | |
| 30 | 7029828 | 1 | SHAFT | |



Figure 6-8 Air Circulation Installation

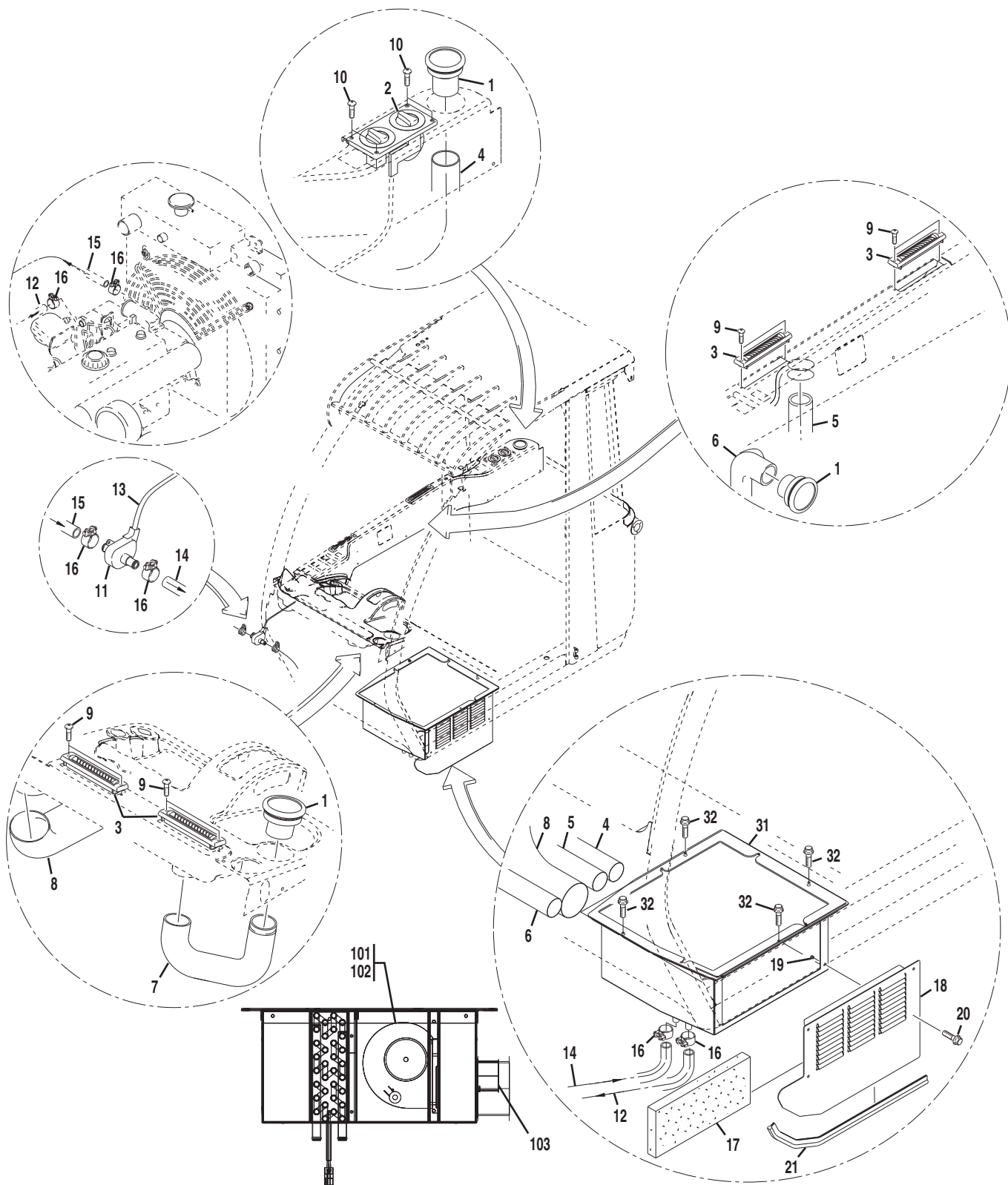




Figure 6-8 Air Circulation Installation

| Item | Part Number | Qty. | Description | Rev. |
|------|-------------|------|--|------|
| | 8002765 | 1 | HEATING/AC UNIT INSTALLATION, (includes all items on Figure 6-8 and 6-9) | 1 |
| | 8003161 | 1 | AIR DIFFUSER, (for heat or ac), (includes items 1 thru 21) | 2 |
| 1 | 8003008 | 3 | NOZZLE | |
| 2 | 8003163 | 1 | CONTROL, HEAT | |
| 3 | 3953973 | 4 | NOZZLE | |
| 4 | 8003171 | AR | HOSE, HEAT DUCT | |
| 5 | 8003171 | AR | HOSE, HEAT DUCT | |
| 6 | 8003171 | AR | HOSE, HEAT DUCT | |
| 7 | 8003171 | AR | HOSE, HEAT DUCT | |
| 8 | 8003172 | AR | HOSE, HEAT DUCT | |
| 9 | 0885236 | 8 | SCREW | |
| 10 | 2686762 | 4 | SCREW | |
| 11 | 8003164 | 1 | WATER VALVE | |
| 12 | 8003173 | AR | HOSE, HEATER | |
| 13 | 8003174 | 1 | CABLE PULL | |
| 14 | 8003173 | AR | HOSE, HEATER | |
| 15 | 8003173 | AR | HOSE, HEATER | |
| 16 | 3759535 | 6 | CLAMP | |
| 17 | 3929100 | 1 | AIR FILTER | |
| 18 | 8001236 | 1 | COVER | |
| 19 | 8003524 | 4 | NUT HOLDER | |
| 20 | 2982534 | 4 | RIPP BOLT, 6-16mm | |
| 21 | 8001565 | AR | TRIM | |
| 31 | 8009295 | 1 | HEATING UNIT ASSY, (includes items 101 thru 103) | B |
| 32 | 5200808 | 4 | RIPP BOLT, 8-48X16mm | |
| 101 | 8008218 | 1 | VENTILATOR | |
| 102 | 70021125 | 1 | RESISTOR | |
| 103 | 1001091537 | 1 | HOSE ADAPTER | |



CAB

Figure 6-9 Air Conditioning Unit Installation

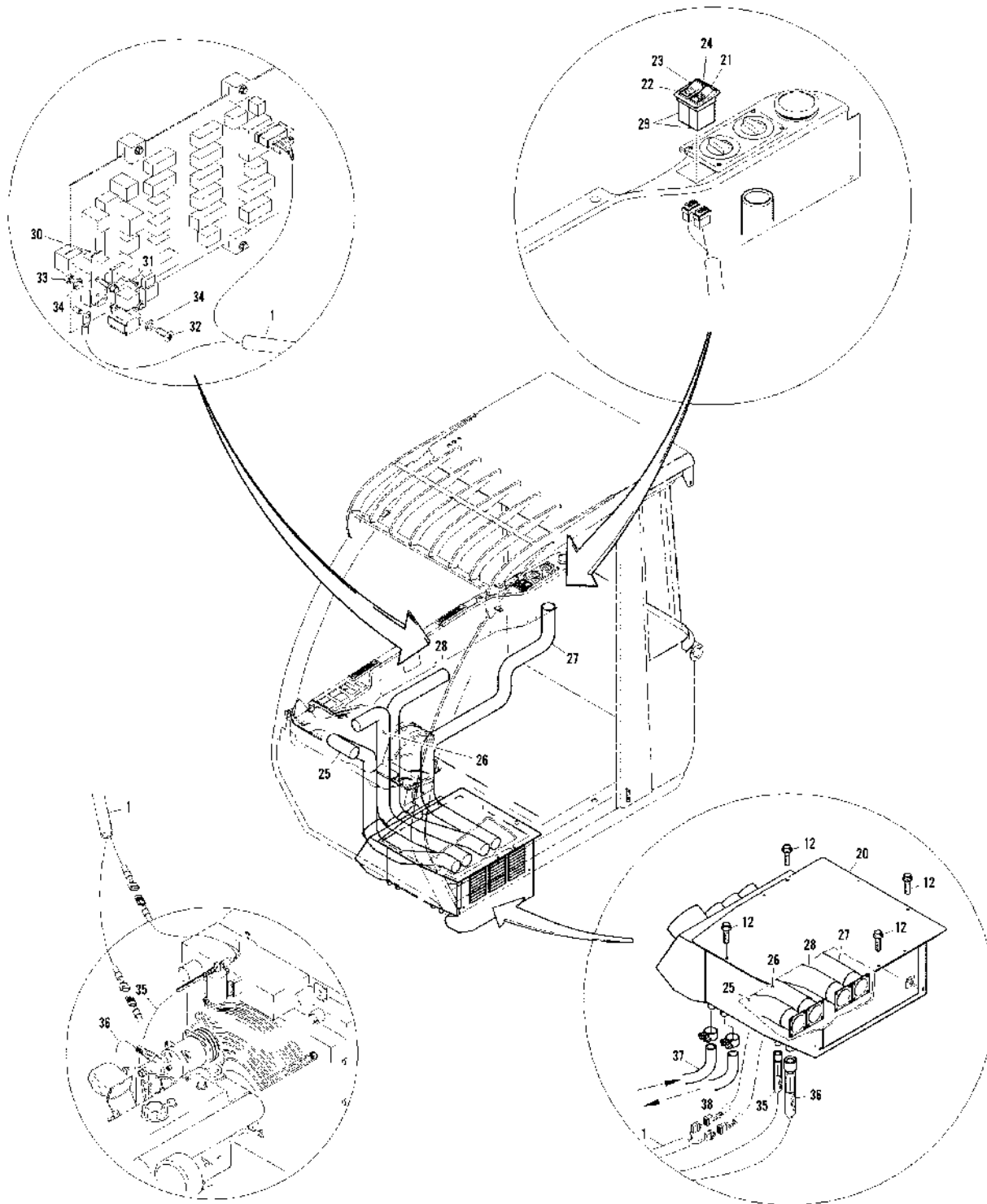




Figure 6-9 Air Conditioning Unit Installation

| Item | Part Number | Qty. | Description | Rev. |
|------|-------------|------|--|------|
| | 8006357 | 1 | AIR CONDITIONING UNIT INSTALLATION, (includes items 1 thru 38) | 3 |
| 1 | 8004600 | 1 | HARNESS | |
| 12 | 5200810 | 4 | RIPP BOLT, 8-20mm | |
| 20 | 8009296 | 1 | AIR CONDITIONING UNIT ASSY | |
| | 8008237 | 1 | HEAT EXCHANGER | |
| | 8008218 | 1 | VENTILATOR | |
| | 8008238 | 1 | EVAPORATING UNIT | |
| | 8008239 | 1 | THERMOSTAT | |
| | 8008236 | 1 | ELECTRIC MOTOR | |
| 21 | 4674353 | 1 | SWITCH | |
| 22 | 3951006 | 1 | DECAL, AC | |
| 23 | 8006599 | 1 | SWITCH | |
| 24 | 8006658 | 1 | DECAL, FRESH AIR | |
| 25 | 8003171 | AR | HOSE, AC DUCT | |
| 26 | 8003171 | AR | HOSE, AC DUCT | |
| 27 | 8003171 | AR | HOSE, AC DUCT | |
| 28 | 8003171 | AR | HOSE, AC DUCT | |
| 29 | 8004763 | 2 | COVER, SWITCH | |
| 30 | 8007985 | 1 | BRACKET | |
| 31 | 876406 | 1 | SCREW, 3.5X13mm | |
| 32 | 4010506 | 1 | POSI-DRIVE MACHINE SCREW, 5X12mm | |
| 33 | 3290501 | 1 | HEX NUT, 5-0.80mm | |
| 34 | 4811600 | 2 | FLAT WASHER, 5mm | |
| 35 | | Ref | HOSE, (see Figure 4-7, item 5 for details) | |
| 36 | | Ref | HOSE, (see Figure 4-7, item 5 for details) | |
| 37 | | Ref | HOSE, (see Figure 6-8, item 14 for details) | |
| 38 | | Ref | HOSE, (see Figure 6-8, item 12 for details) | |



CAB

This Page Intentionally Left Blank

SECTION 7 CONTROLS

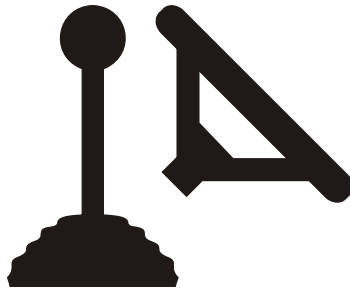
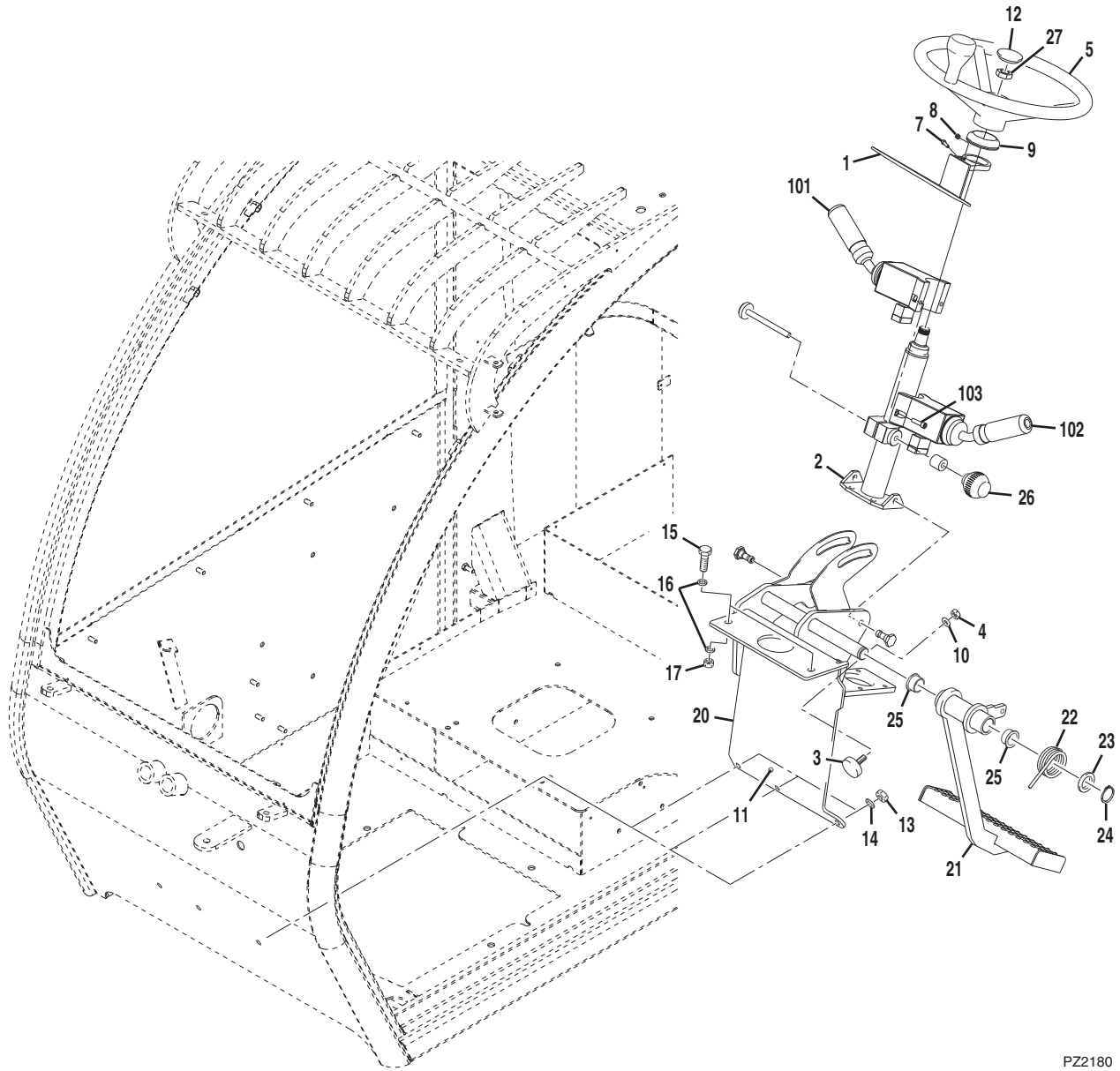




Figure 7-1 Steering Column & Attaching Parts



PZ2180



Figure 7-1 Steering Column & Attaching Parts

| Item | Part Number | Qty. | Description | Rev. |
|------|-------------|------|--|------|
| | 8003739 | 1 | STEERING COLUMN ASSEMBLY, (includes items 1 thru 17) | E |
| 1 | 8008663 | 1 | DISPLAY HOLDER | |
| 2 | 8001885 | 1 | STEERING COLUMN, (includes clamp, hardware, items 26 & 27) | |
| | 7028091 | | SPINNER KNOB | |
| 3 | 1000331 | 1 | RUBBER STOP | |
| 4 | 3290605 | 1 | HEX NUT, NYLON INSERT, 6MM-1.00 | |
| 5 | 8007753 | 1 | STEERING WHEEL | |
| 7 | 4031608 | 1 | SOCKET HD CAPSCREW, 5-.8X20MM | |
| 8 | 3290501 | 1 | HEX NUT, 5MM-0.80 | |
| 9 | 8009046 | 1 | RING COVER | |
| 10 | 5211702 | 1 | RIPP WASHER, 6MM | |
| 11 | 4805534 | 1 | BRACKET ASSY, (includes items 20 thru 25) | |
| 12 | 2912132 | 1 | COVER CAP | |
| 13 | 3290805 | 3 | HEX NUT, NYLON INSERT, 8MM-1.25 | |
| 14 | 5211902 | 3 | RIPP WASHER, 8MM | |
| 15 | 0761014 | 2 | HEX HD CAPSCREW, 10-1.50X30MM | |
| 16 | 4812000 | 4 | FLAT WASHER, 10MM | |
| 17 | 3291005 | 2 | HEX NUT, NYLON INSERT, 10MM-1.50 | |
| 20 | 4805250 | 1 | BRACKET | |
| 21 | 4807321 | 1 | BRAKE PEDAL | |
| 22 | 4160212 | 1 | RESTORING SPRING | |
| 23 | 0899276 | 1 | WASHER, 25MM | |
| 24 | 1398443 | 1 | CIRCLIP | |
| 25 | 3976436 | 2 | BUSHING | |
| 26 | 8007965 | 1 | ROTARY KNOB | |
| 27 | 1630253 | 1 | NUT, (torque to 25 Nm) | |
| 101 | 3749975 | 1 | LEVER | |
| 102 | 91473031 | 1 | LEVER, (includes item 103) | |
| 103 | | 2 | HEX HD CAPSCREW, (torque to 41-47 Nm) | |



Figure 7-2 Joystick Support Assembly

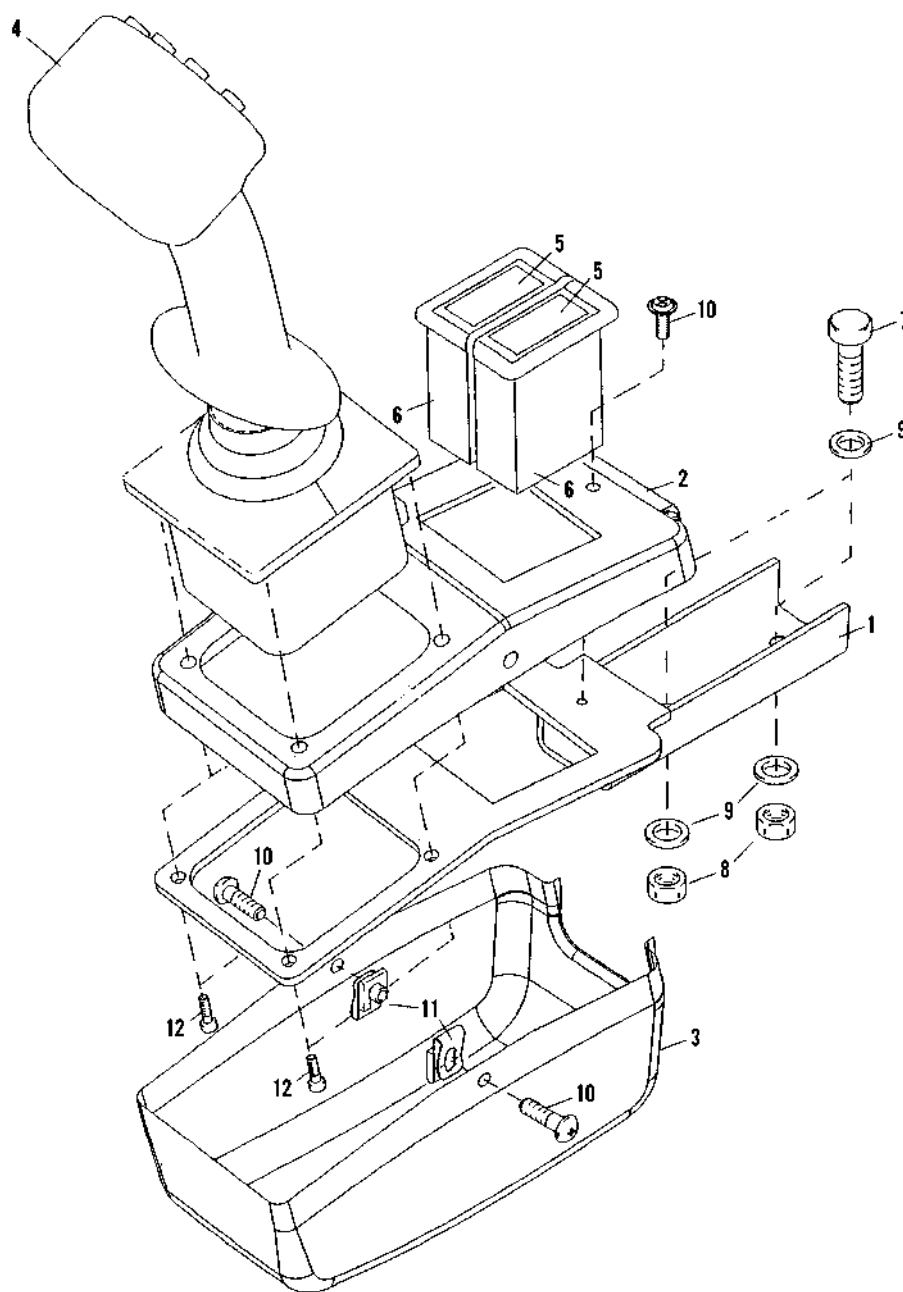


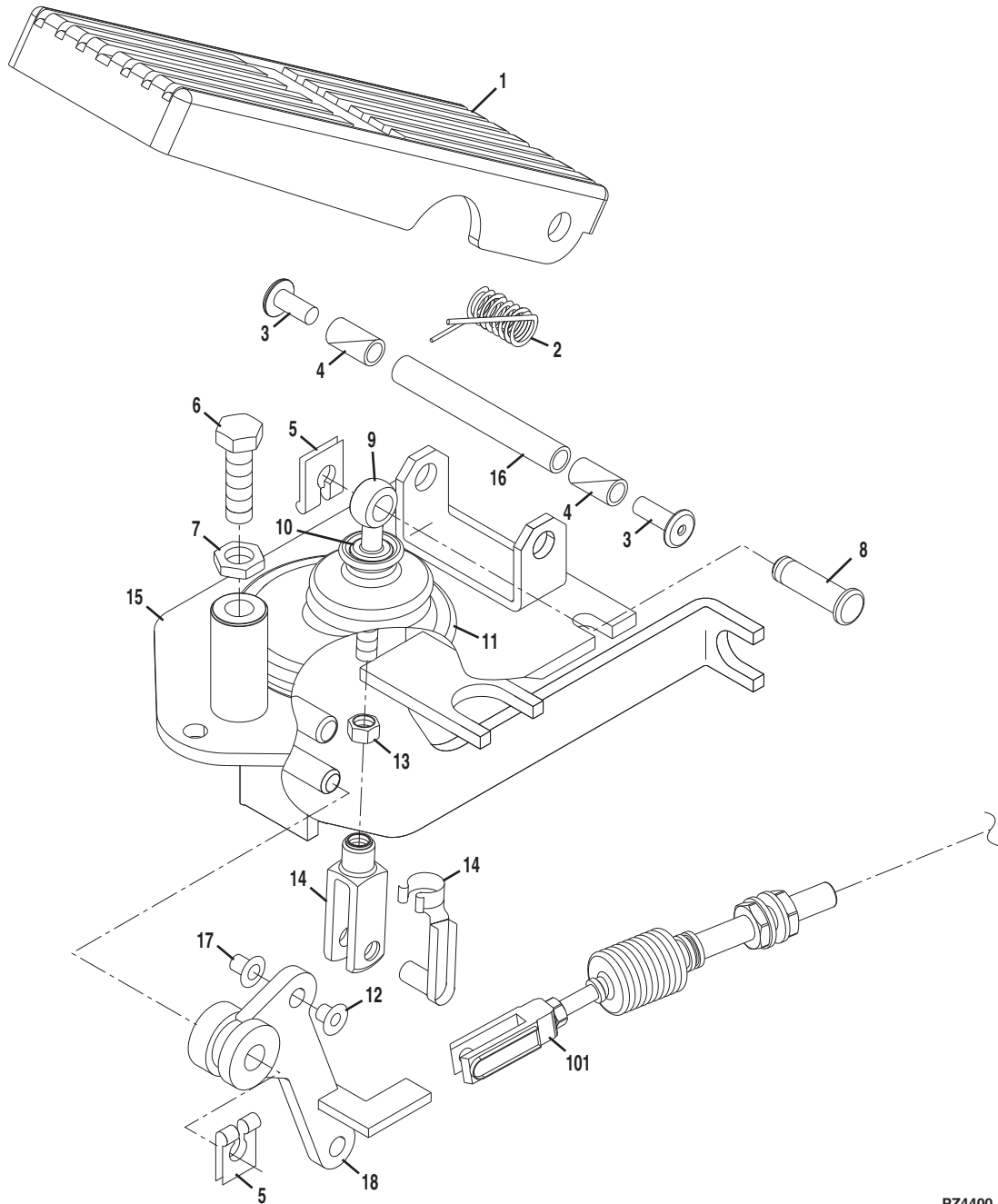


Figure 7-2 Joystick Support Assembly

| Item | Part Number | Qty. | Description | Rev. |
|------|-------------|------|---|------|
| | 8002407 | 1 | JOYSTICK SUPPORT ASSEMBLY, (includes all items except item 4) | 3 |
| 1 | 8000796 | 1 | SUPPORT | |
| 2 | 8004762 | 1 | LID | |
| 3 | 8004672 | 1 | BOX | |
| 4 | 8002822 | 1 | JOYSTICK | |
| 5 | 1359720 | 2 | COVERING | |
| 6 | 8004763 | 2 | END PIECE | |
| 7 | 0760810 | 2 | HEX HD CAPSCREW, 8-1.25X20mm | |
| 8 | 3290801 | 2 | HEX NUT, 8mm-1.25 | |
| 9 | 5211902 | 4 | RIPP WASHER, 8mm | |
| 10 | 3934378 | 3 | LENS HD CAPSCREW, 4.8X16mm | |
| 11 | 3933468 | 2 | CLIP | |
| 12 | 2983091 | 4 | TAPPING SCREW, 5X12mm | |



Figure 7-3 Accelerator Pedal Assembly



PZ4400



Figure 7-3 Accelerator Pedal Assembly

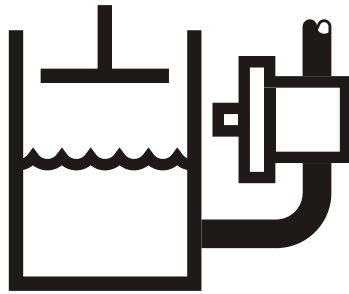
| Item | Part Number | Qty. | Description | Rev. |
|------|-------------|------|--|------|
| | 8000345 | 1 | ACCELERATOR PEDAL ASSEMBLY, (includes items 1 thru 18) | B |
| 1 | 7028526 | 1 | GAS PEDAL | |
| 2 | 7028527 | 1 | SPRING | |
| 3 | 7028528 | 2 | BLIND RIVIT WITH FLAT ROUND HEAD | |
| 4 | 7028529 | 2 | SLIDING BEARING | |
| 5 | 7028530 | 2 | SAFETY DEVICE | |
| 6 | 7028531 | 1 | HEX SCREW | |
| 7 | 7028532 | 1 | HEX NUT | |
| 8 | 7028533 | 1 | PIN | |
| 9 | 7028534 | 1 | EYE BOLT | |
| 10 | 7028535 | 1 | RING | |
| 11 | 7028536 | 1 | BOOT | |
| 12 | 7028537 | 1 | BUSHING | |
| 13 | 7028538 | 1 | HEX NUT | |
| 14 | 7028539 | 1 | FORK LINK & CLIP | |
| 15 | 7029137 | 1 | BRACKET WELDMENT | |
| 16 | 7029138 | 1 | SHAFT | |
| 17 | 7028540 | 1 | FRICTION BEARING | |
| 18 | 7028541 | 1 | LEVER | |
| 101 | | Ref | THROTTLE CABLE, (see Figure 4-1 for details) | |

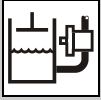


CONTROLS

This Page Intentionally Left Blank

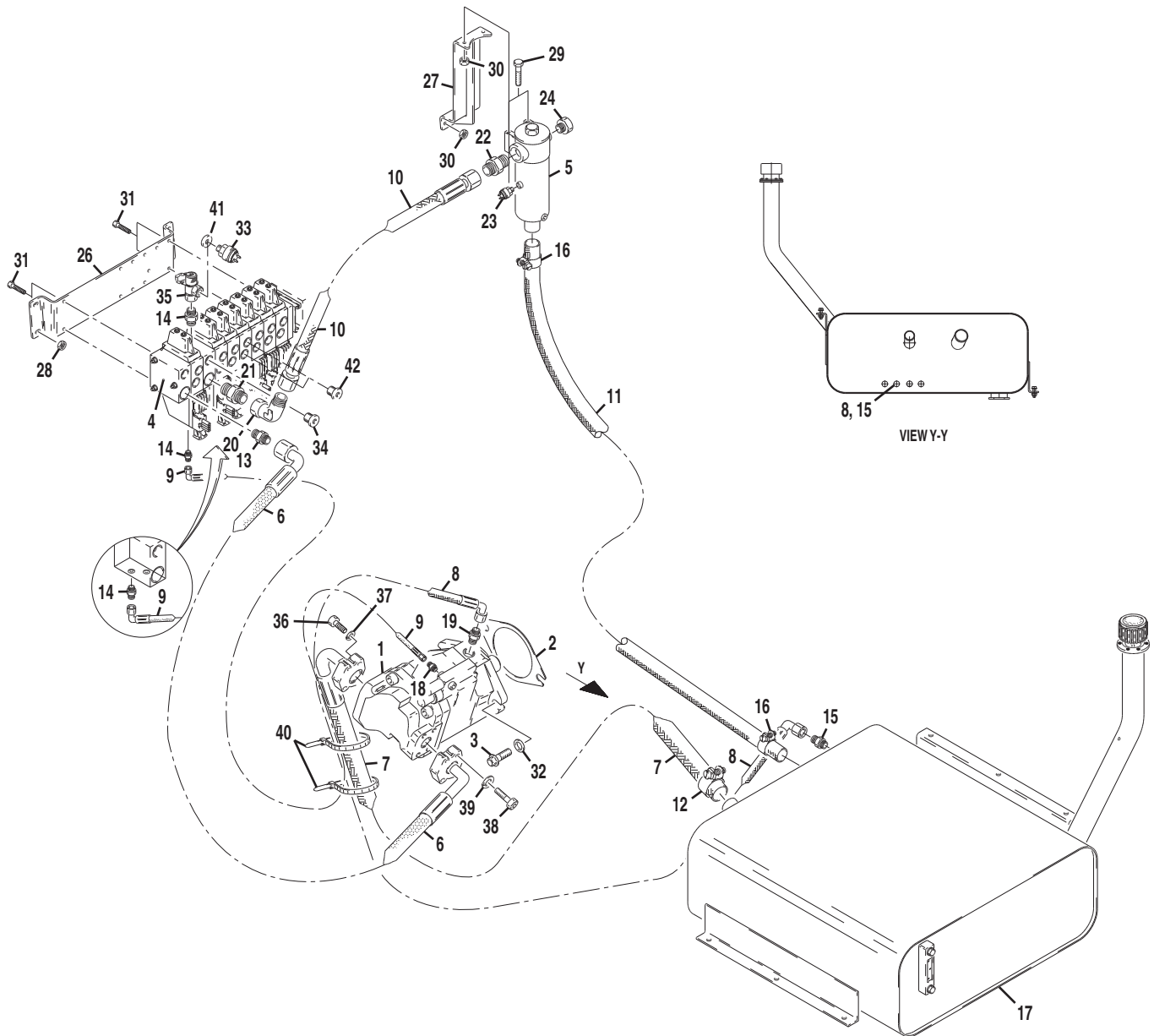
SECTION 8 HYDRAULIC CIRCUITS





HYDRAULIC CIRCUITS

Figure 8-1 Hydraulic System



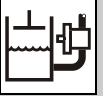
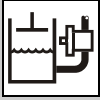


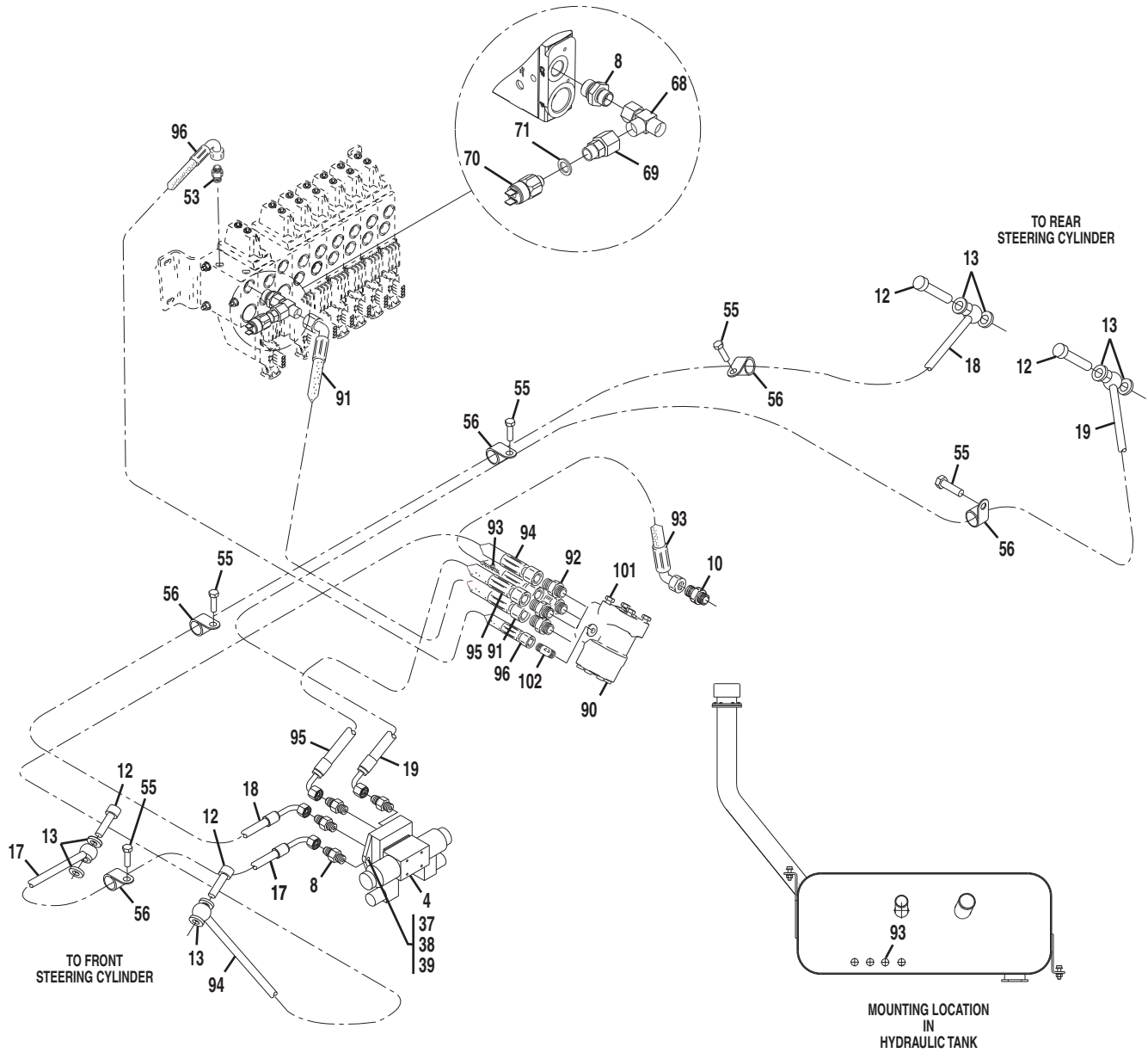
Figure 8-1 Hydraulic System

| Item | Part Number | Qty. | Description | Rev. |
|------|-------------|------|--|------|
| | 8001853 | 1 | HYDRAULIC SYSTEM, (includes items 1 thru 43) | I |
| 1 | | Ref | OPERATING PUMP, (see Figure 9-9 for details) | |
| 2 | 4804306 | 1 | DISTANCE SHEET | |
| 3 | 8001915 | 2 | BOLT | |
| 4 | | Ref | MAIN CONTROL VALVE, (see Figure 9-8 for details) | |
| 5 | | Ref | RETURN FILTER, (see Figure 9-11 for details) | |
| 6 | 8001641 | 1 | HOSE ASSY | |
| 7 | 8001635 | 1 | HOSE ASSY | |
| 8 | 8001642 | 1 | HOSE ASSY | |
| 9 | 2754320 | 1 | HOSE ASSY | |
| 10 | 8001627 | 1 | HOSE ASSY | |
| 11 | 8001628 | 1 | HOSE ASSY | |
| 12 | 3625158 | 1 | CLIP | |
| 13 | 2904676 | 1 | CONNECTOR | |
| 14 | 3970214 | 2 | CONNECTOR | |
| 15 | 2140225 | 1 | CONNECTOR | |
| 16 | 3737879 | 2 | CLIP | |
| 17 | | Ref | HYDRAULIC TANK, (see Figure 9-10 for details) | |
| 18 | 2142755 | 1 | CONNECTOR, (includes o-ring) | |
| 19 | 8001908 | 1 | CONNECTOR, (includes o-ring) | |
| 20 | 2143409 | 1 | ELBOW, 90 DEGREES, (swivel nut) | |
| 21 | 8001905 | 1 | CONNECTOR | |
| 22 | 8001906 | 1 | CONNECTOR | |
| 23 | 8005174 | 1 | PRESSURE SWITCH | |
| 26 | 4805852 | 1 | CONTROL VALVE BRACKET | |
| 27 | 8004631 | 1 | FILTER BRACKET | |
| 29 | 0700826 | 2 | HEX HD CAPSCREW, 8-1.25X90mm, GR 8.8 | |
| 30 | 5220800 | 8 | RIPP NUT, 8mm, (torque to 30 Nm) | |
| 31 | 5200808 | 4 | RIPP BOLT, 8-48X16 | |
| 32 | 4740532 | 2 | WASHER | |
| 33 | 8004908 | 1 | PRESSURE SWITCH, (Before S/N 1160001630), (see Figure 8-2 for S/N 1160001630 & After) | |
| 34 | 2985515 | 1 | PLUG, (Before S/N 1160001630), (see Figure 8-2 for S/N 1160001630 & After) | |
| 35 | 8006090 | 1 | COUPLING, Before S/N 1160001630 | |
| | 2988632 | 1 | COUPLING, S/N 1160001630 & After | |
| 36 | 5201215 | 4 | RIPP BOLT, 12-60X35 | |
| 38 | 5201014 | 4 | RIPP BOLT, 10-48X30 | |
| 40 | 1062255 | 20 | CABLE BAND | |
| 41 | 1074306 | 1 | O-RING, (Before S/N 1160001630), (see Figure 8-2 for S/N 1160001630 & After) | |
| 42 | 1309275 | 2 | PLUG | |
| 43 | 2180840 | 1 | PLUG | |



HYDRAULIC CIRCUITS

Figure 8-2 Steering Supply



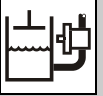


Figure 8-2 Steering Supply

| Item | Part Number | Qty. | Description | Rev. |
|------|-------------|------|--|------|
| 4 | 8001645 | 1 | STEER SELECT VALVE ASSY | |
| | 8007879 | 2 | COIL | |
| | 7024014 | 2 | POLE TUBE | |
| | 8007877 | 2 | SEAL KIT | |
| 8 | 2142713 | 5 | COUPLING | |
| 10 | 2140224 | 1 | CONNECTOR | |
| 12 | 2471354 | 4 | FEMALE SCREW | |
| 13 | 462780 | 8 | USIT RING | |
| 17 | 8001629 | 1 | HOSE ASSY | |
| 18 | 8001631 | 1 | HOSE ASSY | |
| 19 | 8001632 | 1 | HOSE ASSY | |
| 37 | 0760614 | 2 | HEX HD CAPSCREW, 6-1.00X30mm | |
| 38 | 3290601 | 2 | HEX NUT, 6mm-1.00 | |
| 39 | 4811700 | 2 | FLAT WASHER, 6mm | |
| 53 | 3970214 | 1 | CONNECTOR | |
| 55 | | Ref | RIPP BOLT, (see Figure 8-3, item 55 for details) | |
| 56 | 2443576 | 7 | CLIP | |
| 68 | 2142204 | 1 | SWIVEL NUT RUN TEE, (S/N 1160001630 & After), (see Figure 8-1 for Before S/N 1160001630) | |
| 69 | 2131216 | 1 | PRESSURE GAUGE ADAPTER, (S/N 1160001630 & After), (see Figure 8-1 for Before S/N 1160001630) | |
| 70 | 4360585 | 1 | PRESSURE SWITCH, (S/N 1160001630 & After), (see Figure 8-1 for Before S/N 1160001630) | |
| 71 | 1074306 | 1 | O-RING, (S/N 1160001630 & After), (see Figure 8-1 for Before S/N 1160001630) | |
| 90 | 8007258 | 1 | STEERING VALVE | |
| 91 | 8001702 | 1 | HOSE ASSY | |
| 92 | 2142713 | 4 | CONNECTOR | |
| 93 | 8001699 | 1 | HOSE ASSY | |
| 94 | 8001693 | 1 | HOSE ASSY | |
| 95 | 8001694 | 1 | HOSE ASSY | |
| 96 | 8001692 | 1 | HOSE ASSY | |
| 101 | 0761008 | 4 | HEX HD CAPSCREW, M10X16 | |
| 102 | 8004777 | 1 | CONNECTOR | |

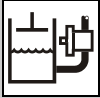
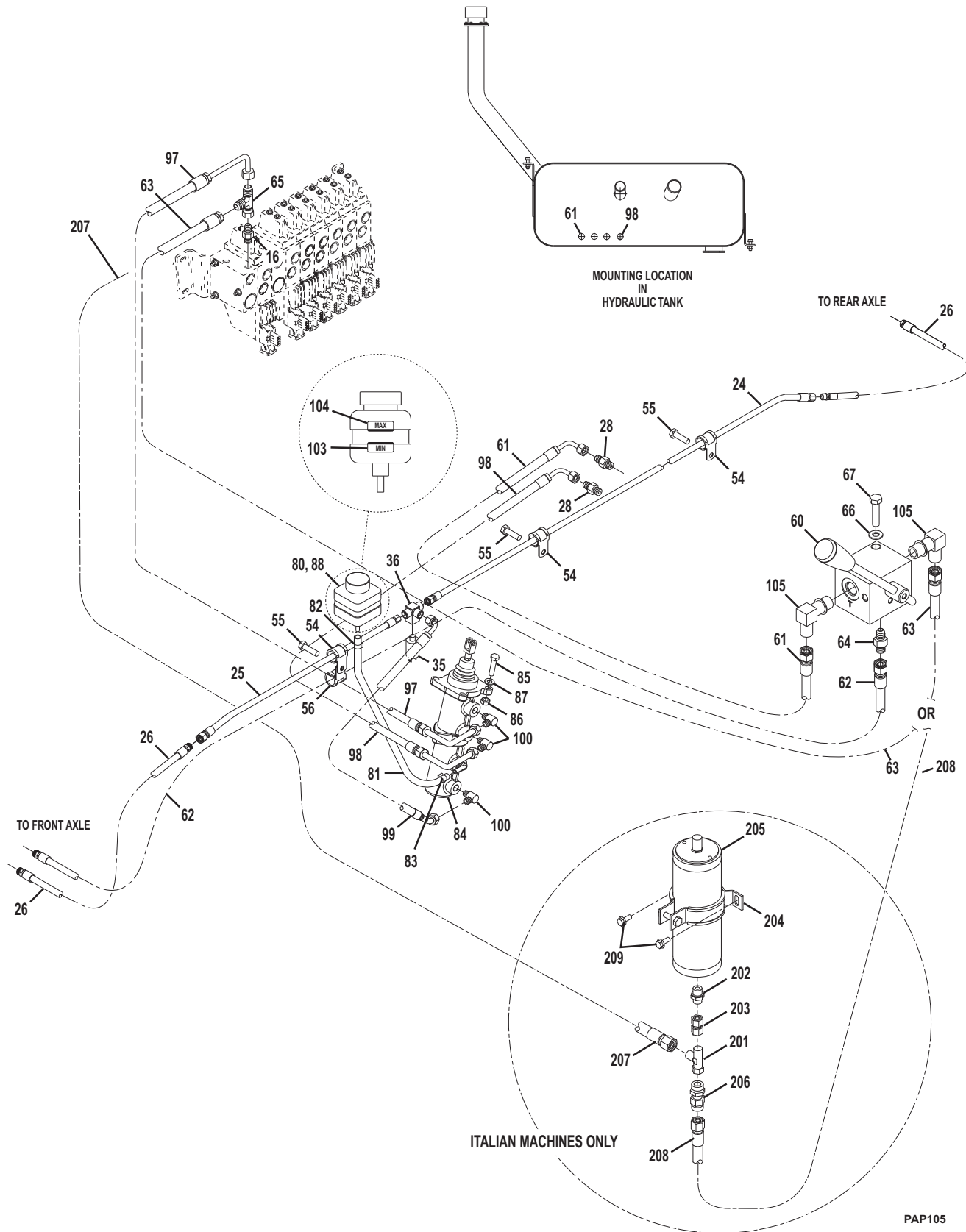


Figure 8-3 Service/Park Brake



PAP105

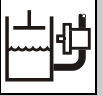


Figure 8-3 Service/Park Brake

| Item | Part Number | Qty. | Description | Rev. |
|------|-------------|------|---|------|
| 16 | 2142708 | 1 | CONNECTOR | |
| 24 | 8002096 | 1 | PIPE ASSY | |
| 25 | 8002097 | 1 | PIPE ASSY | |
| 26 | 2477156 | 2 | HOSE ASSY | |
| 28 | 2140223 | 2 | CONNECTOR | |
| 35 | 8005789 | 1 | PRESSURE SWITCH PLUG | |
| 36 | 8002838 | 1 | DISTRIBUTOR | |
| 54 | 2966454 | 4 | CLIP | |
| 55 | 5200810 | 8 | RIPP BOLT, 8-48X25 | |
| 56 | 2443576 | 1 | CLIP | |
| 60 | 4641401 | 1 | BRAKE VALVE | |
| | 70020800 | 1 | BALL KNOB | |
| 61 | 2754201 | 1 | HOSE ASSY | |
| 62 | 2754203 | 1 | HOSE ASSY | |
| 63 | 2754202 | 1 | HOSE ASSY | |
| 64 | 2142708 | 1 | CONNECTOR | |
| 65 | 2142203 | 1 | SWIVEL NUT RUN TEE | |
| 66 | 4812000 | 2 | FLAT WASHER, 10mm | |
| 67 | 0761012 | 2 | HEX HD CAPSCREW, 10-1.50X25mm | |
| 80 | 8002321 | 1 | COMPENSATOR RESERVOIR | |
| 81 | 8007622 | 1 | BRAKE HOSE | |
| 82 | 2985639 | 1 | CLIP | |
| 83 | 2985617 | 1 | CLIP | |
| 84 | 0920120 | 1 | MAIN BRAKE CYLINDER, (includes the following two parts) | |
| | 7028112 | 1 | BOOSTER | |
| | 7028113 | 1 | MASTER CYLINDER | |
| 85 | 0700816 | 4 | HEX HD CAPSCREW, 8-1.25X40mm | |
| 86 | 3290805 | 4 | LOCKNUT, 8mm-1.25 | |
| 87 | 4811900 | 4 | FLAT WASHER, 8mm | |
| 88 | 2974454 | 1 | CLAMP | |
| 97 | 8001837 | 1 | HOSE ASSY | |
| 98 | 8001838 | 1 | HOSE ASSY | |
| 99 | 8002095 | 1 | HOSE ASSY | |
| 100 | 8003047 | 3 | BANJO ELBOW | |
| 103 | 8006515 | 1 | LABEL, "MIN" | |
| 104 | 8006516 | 1 | LABEL, "MAX" | |
| 105 | 2143005 | 2 | LOCKNUT ELBOW | |
| | 0274608 | Ref | SERVICE/PARK BRAKE, (Italian machines only), (includes all items) | B |
| 201 | 2142203 | 1 | SWIVEL NUT RUN TEE | |
| 202 | 2142709 | 1 | CONNECTOR | |
| 203 | 2143603 | 1 | SWIVEL, UNION | |
| 204 | 4341078 | 1 | HANGER, ACCUMULATOR | |
| 205 | 4400474 | 1 | ACCUMULATOR HYDRAULIC TANK | |
| 206 | 4641397 | 1 | VALVE, CHECK | |
| 207 | 2754496 | 1 | HOSE ASSY | |
| 208 | 2754497 | 1 | HOSE ASSY | |

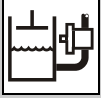


Figure 8-3 Service/Park Brake

| Item | Part Number | Qty. | Description | Rev. |
|------|-------------|------|-------------------|------|
| 209 | 5200810 | 2 | RIPP BOLT, 8X20mm | |

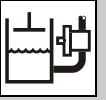


Figure 8-3 Service/Park Brake

| Item | Part Number | Qty. | Description | Rev. |
|------|-------------|------|-------------|------|
| | | | | |

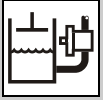
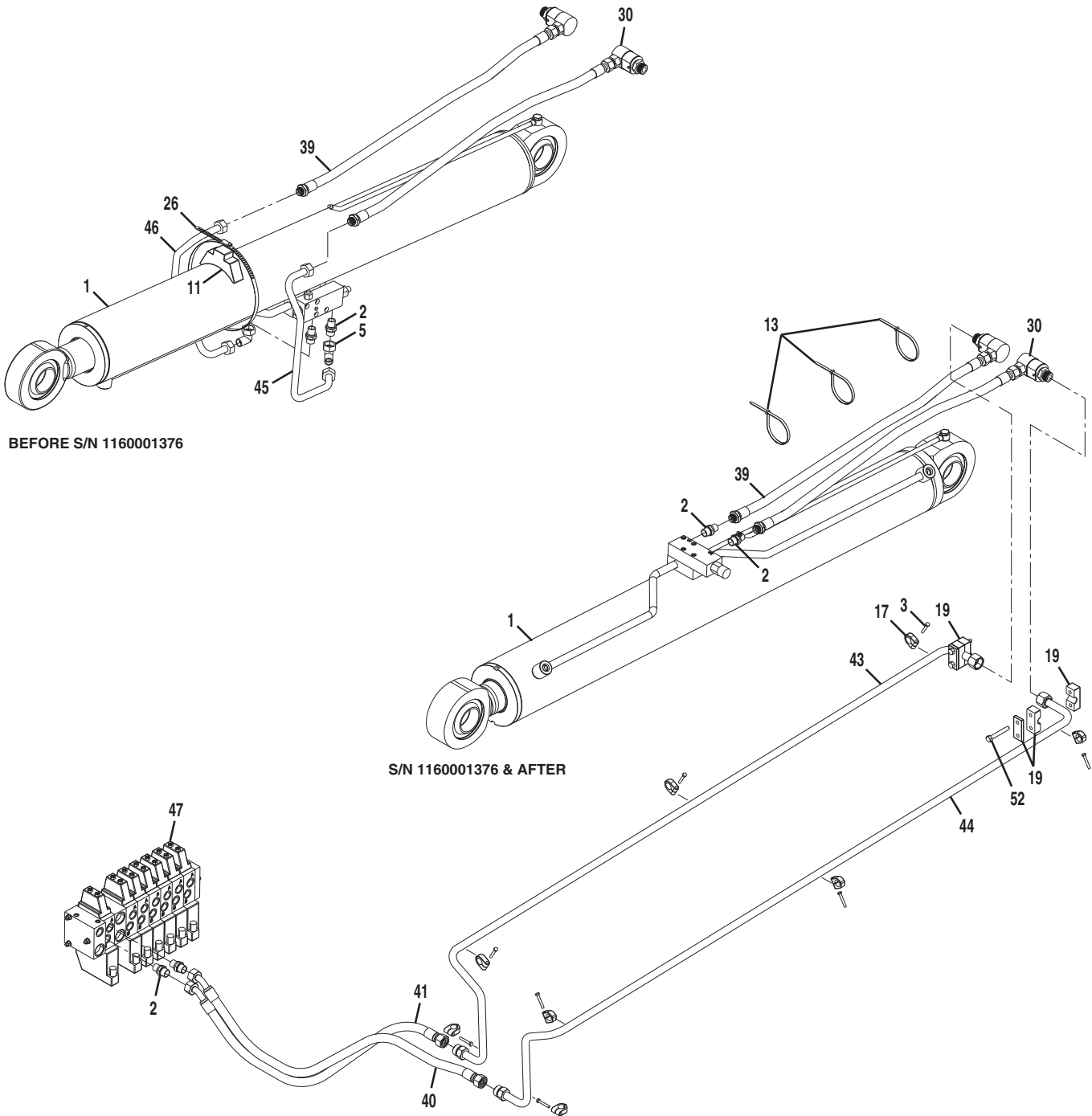


Figure 8-4 Lift Cylinder



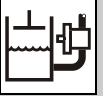


Figure 8-4 Lift Cylinder

| Item | Part Number | Qty. | Description | Rev. |
|------|-------------|------|---|------|
| 1 | | Ref | LIFT CYLINDER, (see Figure 9-1 for details) | J |
| 2 | 1686475 | 4 | CONNECTOR | |
| 3 | 0700616 | 6 | HEX HD CAPSCREW, 6-1.00X40mm | |
| 5 | 2143406 | 2 | ELBOW, 90 DEGREES, (swivel nut), (Before S/N 1160001376) | |
| 11 | 0903097 | 1 | LIFT CYLINDER TUBE BRACKET, (Before S/N 1160001376) | |
| 13 | 1062255 | 3 | TIE STRAP | |
| 17 | 1321264 | 6 | LIGHT DUTY TUBE CLAMP | |
| 19 | 1321284 | 2 | TUBE CLAMP ASSY | |
| 26 | 1321292 | 1 | HOSE CLAMP, (Before S/N 1160001376) | |
| 30 | 2221085 | 2 | FITTING, 90 DEGREES | |
| 39 | 2754272 | 2 | HOSE ASSY, (Before S/N 1160001376) | |
| | 2754623 | 2 | HOSE ASSY, (S/N 1160001376 to S/N 1160003132) | |
| | 2755053 | 2 | HOSE ASSY, (S/N 1160003132 & After) | |
| 40 | 2754275 | 1 | HOSE ASSY | |
| 41 | 2754276 | 1 | HOSE ASSY | |
| 43 | 3460381 | 1 | PIPE ASSY, (right) | |
| 44 | 3460382 | 1 | PIPE ASSY, (left) | |
| 45 | 4569102 | 1 | PIPE ASSY, (Before S/N 1160001376) | |
| 46 | 4569103 | 1 | PIPE ASSY, (Before S/N 1160001376) | |
| 47 | | Ref | MAIN CONTROL VALVE, (see Figure 9-11 for details) | |
| 52 | 0701021 | 4 | HEX HD CAPSCREW, 10X65mm | |

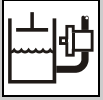
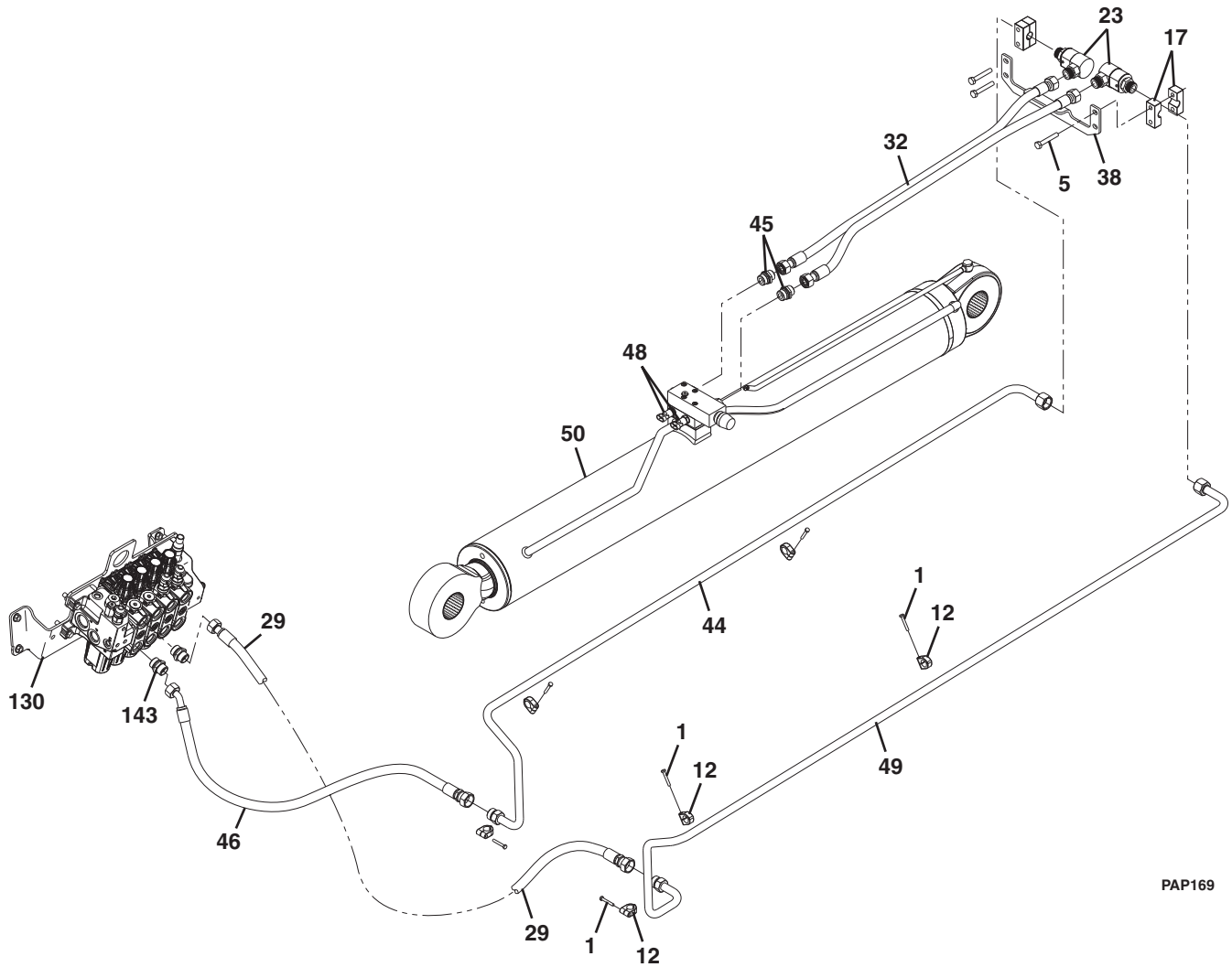


Figure 8-4 Lift Cylinder

IF EQUIPPED W/LMIS



PAP169

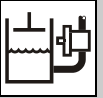


Figure 8-4 Lift Cylinder

| Item | Part Number | Qty. | Description | Rev. |
|------|-------------|------|---|------|
| 1 | 0700616 | 6 | HEX HD CAPSCREW, M6X40, GR8.8 | |
| 5 | 0701021 | 4 | HEX HD CAPSCREW, 6-M10X65, GR8.8 | |
| 12 | 1321264 | 6 | TUBE CLAMP | |
| 17 | 1321704 | 2 | TUBE CLAMP | |
| 23 | 2221085 | 2 | ELBOW, 90 DEGREES | |
| 29 | 2754276 | 1 | HOSE ASSY | |
| 32 | 2755053 | 1 | HOSE ASSY | |
| 38 | 4341384 | 1 | HOSE SUPPORT | |
| 44 | 1001091870 | 1 | PIPE ASSY | |
| 45 | 1001092511 | 4 | CONNECTOR, (includes o-ring) | |
| 46 | 1001093397 | 1 | HOSE ASSY | |
| 48 | 1001101954 | 2 | PRESSURE SENSOR | |
| 49 | 1001104018 | 1 | PIPE ASSY | |
| 50 | | Ref | LIFT CYLINDER, (see Figure 9-1 for details) | |
| 130 | | Ref | MAIN CONTROL VALVE, (see Figure 9-11 for details) | |
| 143 | 1001092511 | 2 | CONNECTOR, (includes o-ring) | |

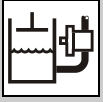
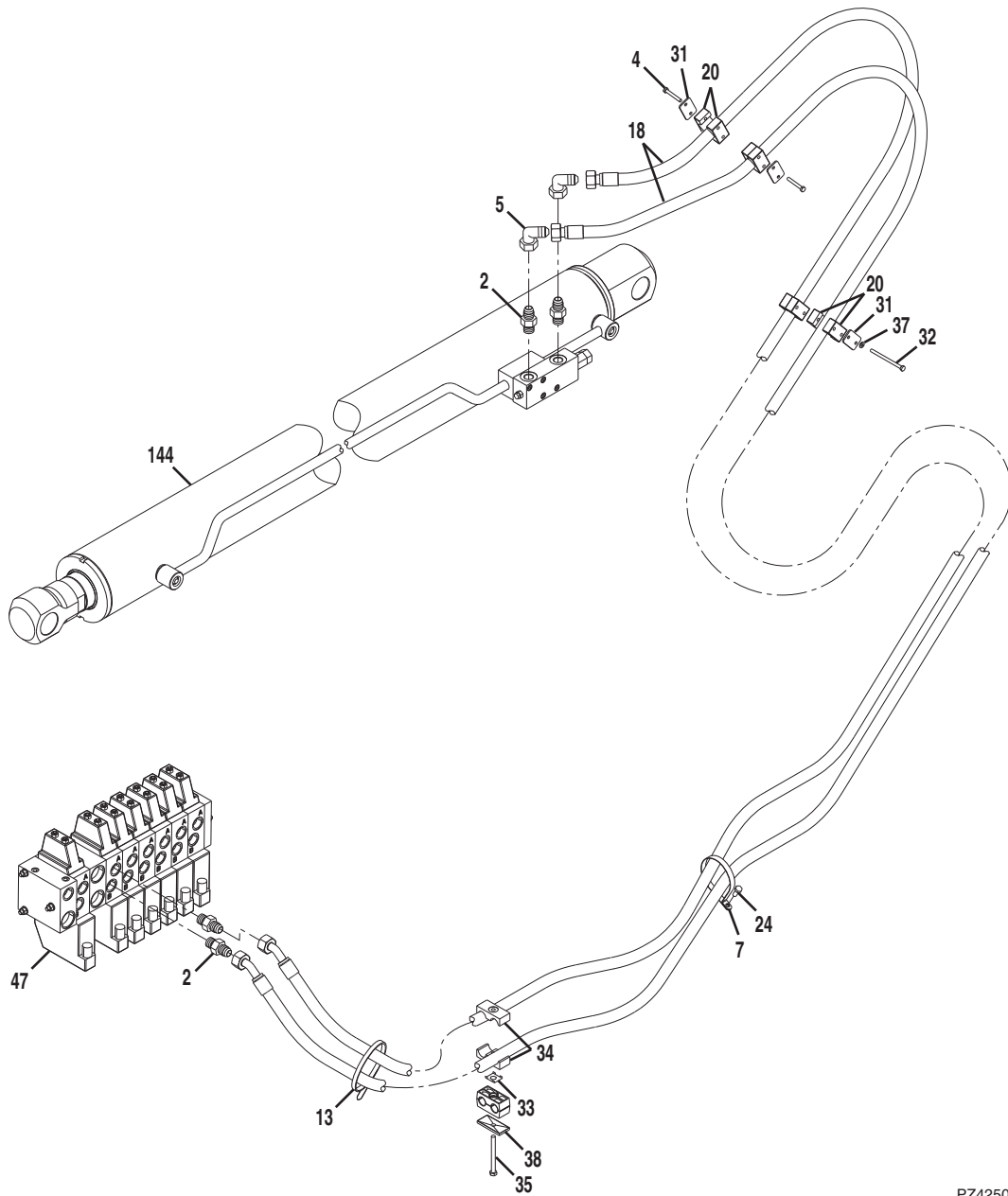


Figure 8-5 Crowd Cylinder



PZ4250

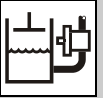


Figure 8-5 Crowd Cylinder

| Item | Part Number | Qty. | Description | Rev. |
|------|-------------|------|--|------|
| 2 | 1686475 | 4 | CONNECTOR | 1 |
| 4 | 0700617 | 4 | HEX HD CAPSCREW, 6-1.00X45mm | |
| 5 | 2143406 | 2 | ELBOW, 90 DEGREES, (swivel nut) | |
| 7 | 3962930 | 1 | CLAMP | |
| 13 | 1062255 | 2 | TIE STRAP | |
| 18 | 2754091 | 2 | HOSE ASSY | |
| 20 | 1321285 | 4 | CLAMP | |
| 24 | 5200812 | 1 | RIPP BOLT, 8X25mm | |
| 31 | 1377299 | 3 | COVER PLATE | |
| 32 | 0700626 | 3 | HEX HD CAPSCREW, 6-1.00X90mm | |
| 33 | 1321329 | 1 | DOUBLE CLAMP | |
| 34 | 1321324 | 1 | CLAMP BODY | |
| 35 | 0760827 | 1 | HEX HD CAPSCREW, 8X100mm | |
| 37 | 4811700 | 3 | FLAT WASHER, 6mm | |
| 38 | 1309435 | 1 | CLAMP COVER PLATE | |
| 47 | | Ref | MAIN CONTROL VALVE, (see Figure 9-8 for details) | |
| 144 | | Ref | CROWD CYLINDER, (see Figure 9-2 for details) | |

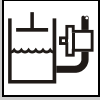
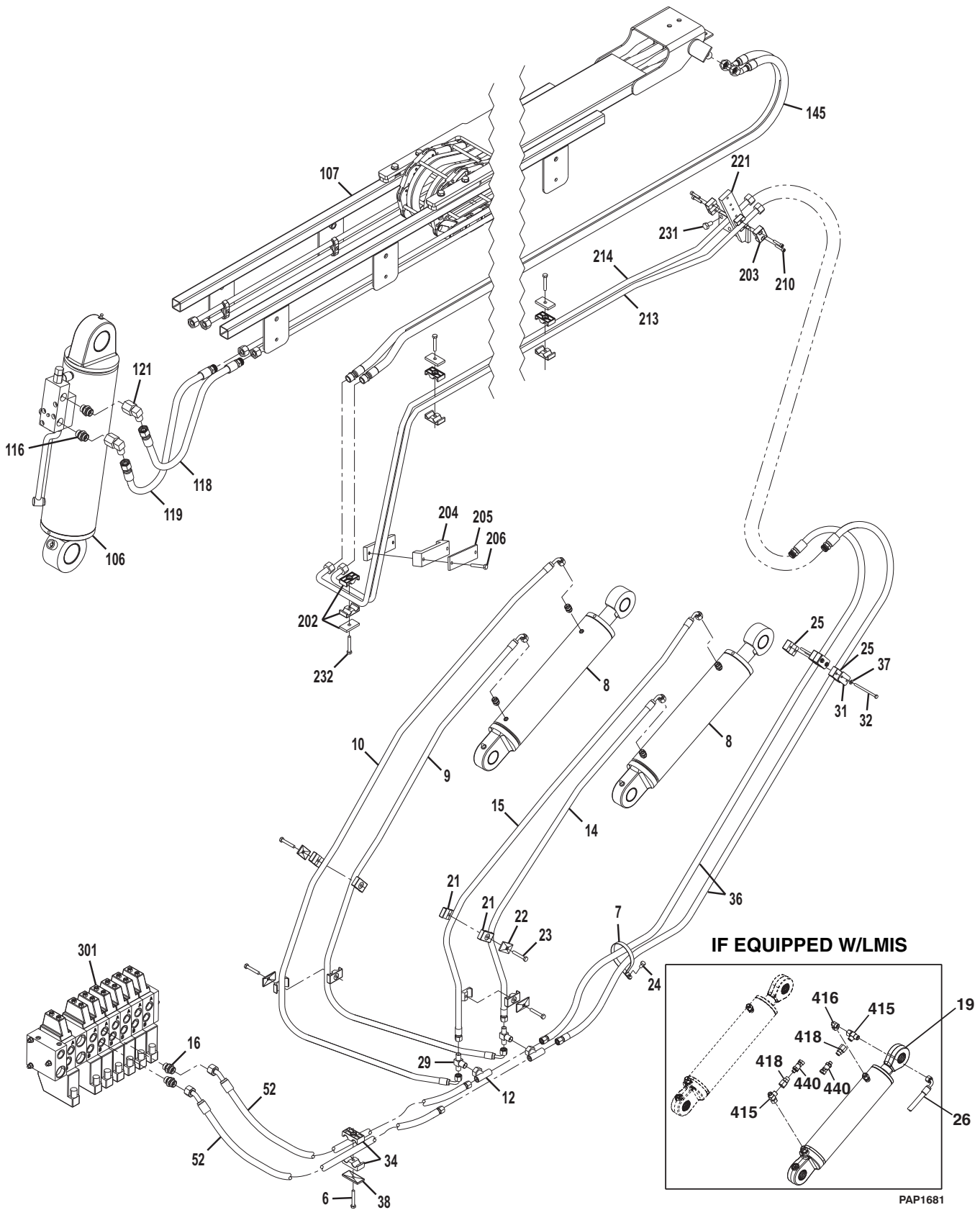


Figure 8-6 Tilt & Tilt Compensating Cylinder



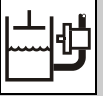


Figure 8-6 Tilt & Tilt Compensating Cylinder

| Item | Part Number | Qty. | Description | Rev. |
|------|-------------|------|--|------|
| 6 | 0760819 | 1 | HEX HD CAPSCREW, M8X55 | |
| 7 | | Ref | CLAMP, (see Figure 8-5 for details) | |
| 8 | | Ref | COMP CYLINDER, (see Figure 9-4 for details) | |
| 9 | 2754144 | 1 | HOSE ASSY | |
| 10 | 2754145 | 1 | HOSE ASSY | |
| 12 | 2980565 | 2 | SWIVEL NUT BRANCH TEE | |
| 14 | 2754142 | 1 | HOSE ASSY | |
| 15 | 2754143 | 1 | HOSE ASSY | |
| 16 | 2481696 | 2 | CONNECTOR | |
| 21 | 2912085 | 4 | CLAMP | |
| 22 | 874960 | 4 | COVER PLATE | |
| 23 | 0700817 | 4 | HEX HD CAPSCREW, M8X45 | |
| 24 | | Ref | RIPP BOLT, M8X25, (see Figure 8-5 for details) | |
| 25 | 1321323 | 2 | CLAMP | |
| 29 | 2904789 | 2 | TEE REDUCER FITTING | |
| 31 | 1377299 | 1 | COVER PLATE | |
| 32 | 0700626 | 2 | HEX HD CAPSCREW, M6X90 | |
| 34 | 1321324 | 1 | CLAMP | |
| 36 | 2754090 | 2 | HOSE ASSY | |
| 37 | 4811700 | 2 | FLAT WASHER, 6mm | |
| 38 | 1309435 | 1 | COVER PLATE | |
| 52 | 8002355 | 2 | HOSE ASSY | |
| 106 | | Ref | TILT CYLINDER, (see Figure 9-3 for details) | |
| 107 | | Ref | BOOM HYDRAULICS ASSY, (see Figure 8-8 for details) | |
| 116 | 2481696 | 2 | CONNECTOR | |
| 118 | 2754157 | 1 | HOSE ASSY | |
| 119 | 2754158 | 1 | HOSE ASSY | |
| 121 | 2903062 | 2 | ELBOW, 90 DEGREES, (swivel nut) | |
| 145 | 2754236 | 1 | HOSE ASSY | |
| 202 | 1320626 | 4 | CLAMP ASSY | |
| 203 | 1321073 | 2 | CLAMP ASSY | |
| 204 | 1321570 | 1 | CLAMP, TUBE SPACER | |
| 205 | 1321590 | 1 | CLAMP, COVER BAR | |
| 206 | 0700817 | 2 | HEX HD CAPSCREW, M8X45 | |
| 210 | 4031710 | 4 | SOCKET HD CAPSCREW, M6X30 | |
| 213 | 4568998 | 1 | TUBE ASSY | |
| 214 | 4568999 | 1 | TUBE ASSY | |
| 221 | | Ref | TUBE ASSY HOLDER, (see Figure 2-1 for details) | |
| 232 | 0700816 | 4 | HEX HD CAPSCREW, 8-1.25X40mm | |
| 301 | | Ref | MAIN CONTROL VALVE, (see Figure 9-11 for details) | |
| 415 | 2142204 | 2 | TEE FITTING, (if equipped with LMIS) | |
| 416 | 2143404 | 1 | ELBOW, 90 DEGREES, (if equipped with LMIS) | |
| 418 | 2180864 | 2 | SWIVEL GAUGE ADAPTER, (if equipped with LMIS) | |
| 440 | 1001101954 | 2 | PRESSURE SENSOR, (if equipped with LMIS) | |

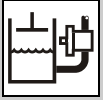
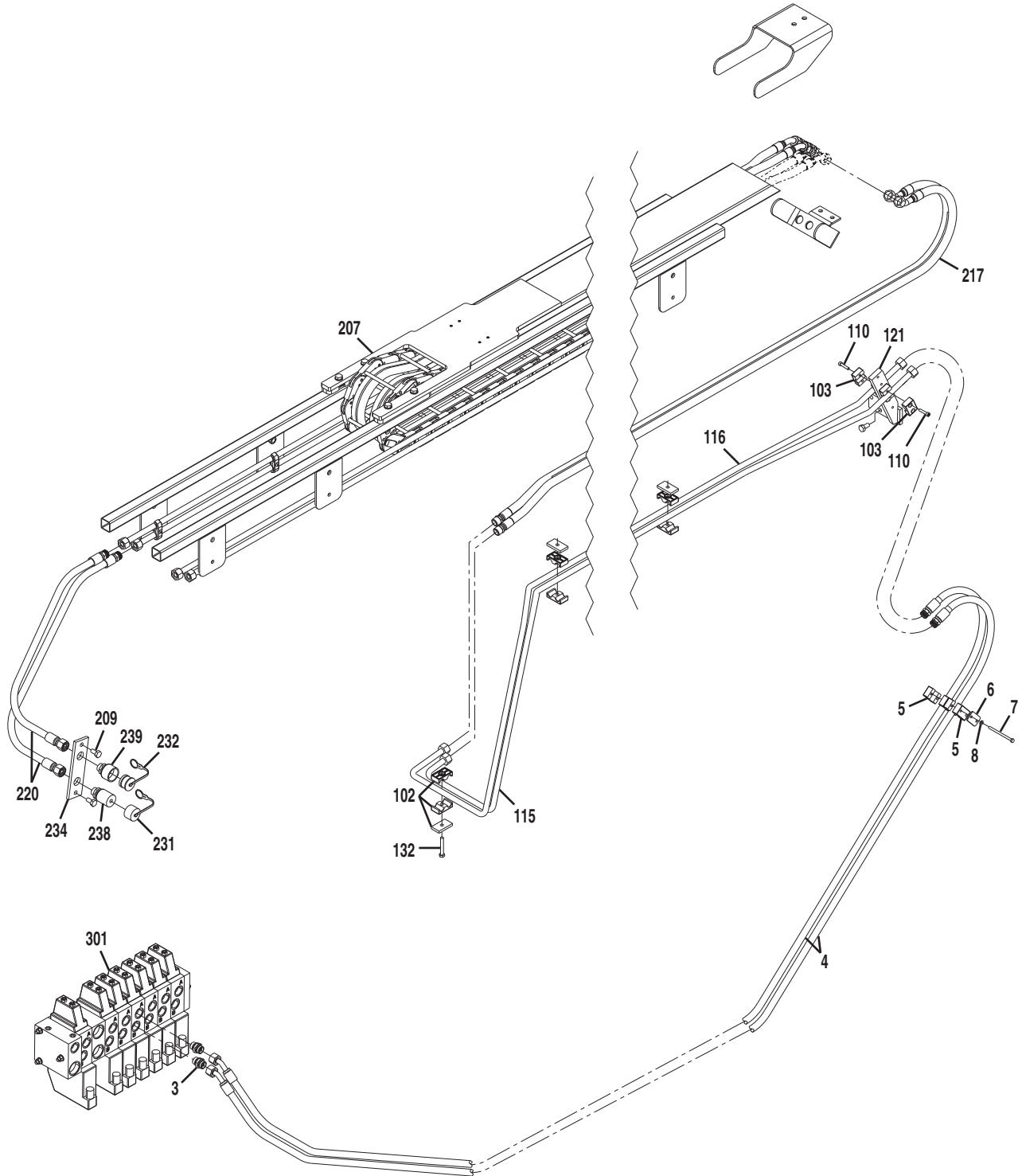


Figure 8-7 Auxiliary Function



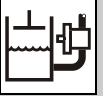


Figure 8-7 Auxiliary Function

| Item | Part Number | Qty. | Description | Rev. |
|------|-------------|------|---|------|
| 3 | 2481696 | 2 | CONNECTOR | |
| 4 | 2754089 | 2 | HOSE ASSY | |
| 5 | 1321323 | 2 | CLAMP ASSY | |
| 6 | 1377299 | 1 | COVER PLATE ASSY | |
| 7 | 0700626 | 2 | HEX HD CAPSCREW, 6-1.00X90mm | |
| 8 | 4811700 | 2 | FLAT WASHER, 6mm | |
| 102 | 1320626 | 4 | CLAMP ASSY | |
| 103 | 1321073 | 2 | CLAMP ASSY | |
| 110 | 4031710 | 4 | SOCKET HD CAPSCREW, M6X30 | |
| 115 | 4569000 | 1 | TUBE ASSY | |
| 116 | 4569001 | 1 | TUBE ASSY | |
| 121 | | Ref | TUBE HOLDER ASSY, (see Figure 2-1 for details) | |
| 132 | 0700816 | 4 | HEX HD CAPSCREW, 8-1.25X40mm | |
| 207 | | Ref | BOOM HYDRAULICS ASSY, (see Figure 8-8 for details) | |
| 209 | 0761010 | 2 | HEX HD CAPSCREW, 10-1.50X20mm | |
| 217 | 2754140 | 1 | HOSE ASSY, RIGHT SIDE | |
| 220 | 2754159 | 2 | HOSE ASSY | |
| 231 | 3977459 | 1 | DUST CAP, (use with male screw type coupling) | |
| | 1001093826 | 1 | DUST CAP, (use with male quick disconnect type coupling) | |
| 232 | 3977460 | 1 | DUST PLUG, (use with female screw type coupling) | |
| | 1001093827 | 1 | DUST PLUG, (use with female quick disconnect type coupling) | |
| 234 | 8001275 | 1 | COVER PLATE | |
| 238 | | 1 | MALE SCREW COUPLING, (no longer available, order 1001097287 kit) | |
| | 1001094556 | 1 | MALE QUICK DISCONNECT FITTING | |
| 239 | | 1 | FEMALE SCREW COUPLING, (no longer available, order 1001097287 kit) | |
| | 1001094555 | 1 | FEMALE QUICK DISCONNECT FITTING | |
| 301 | | Ref | MAIN CONTROL VALVE, (see Figure 9-11 for details) | |
| | 1001097287 | 1 | QUICK DISCONNECT ADAPTER KIT, (includes items 238, 239, dust plug & dust cap) | |

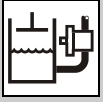
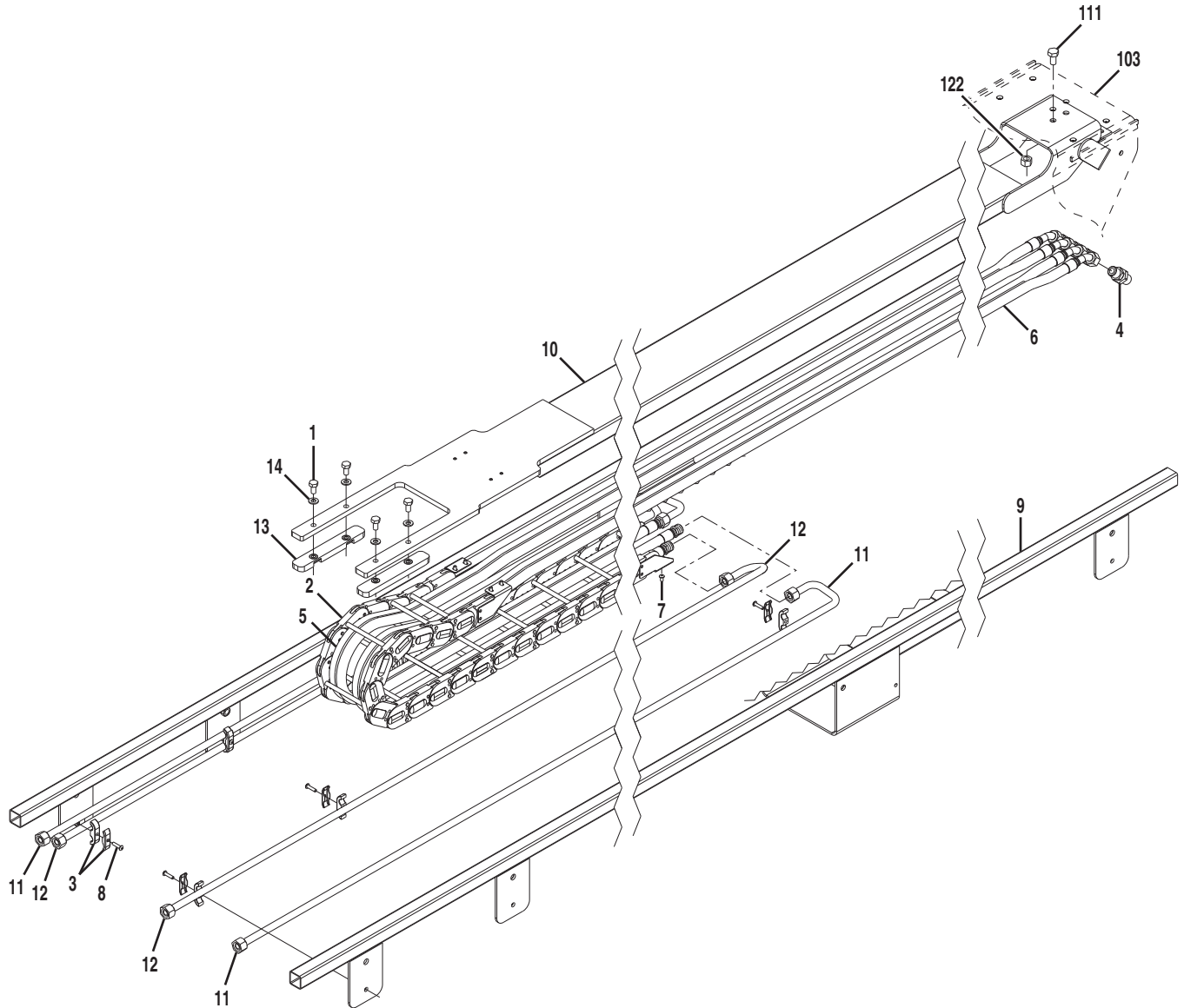


Figure 8-8 Boom Hydraulics Assembly



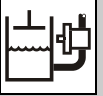


Figure 8-8 Boom Hydraulics Assembly

| Item | Part Number | Qty. | Description | Rev. |
|------|-------------|------|---|------|
| | 4340907 | 1 | HOSE & CABLE SUPPORT ASSY, (includes items 1 thru 14) | B |
| 1 | 0761010 | 4 | HEX HD CAPSCREW, 10-1.50X20mm | |
| 2 | 1260395 | 1 | PROTECTIVE TRACK CHAIN | |
| 3 | 1321132 | 8 | CLAMP | |
| 4 | 2141505 | 4 | BULKHEAD FITTING | |
| 5 | 2754141 | 1 | HOSE ASSY, (right) | |
| 6 | 2754150 | 1 | HOSE ASSY, (left) | |
| 7 | 3900362 | 8 | BUTTON HD CAPSCREW, M6-1.0X12 | |
| 8 | 3900363 | 8 | BUTTON HD CAPSCREW, M6-1X25 | |
| 9 | 4340880 | 1 | HOSE TRACK WELDMENT, (lower) | |
| 10 | 4340890 | 1 | HOSE TRACK WELDMENT, (upper) | |
| 11 | 4569043 | 2 | TUBE ASSY | |
| 12 | 4569044 | 2 | TUBE ASSY | |
| 13 | 4700025 | 2 | PAD | |
| 14 | 4812000 | 4 | FLAT WASHER, 10mm | |
| 103 | | Ref | THIRD BOOM SECTION, (see Figure 2-5 for details) | |
| 111 | 0761215 | 2 | HEX HD CAPSCREW, 12-1.75X35mm | |
| 122 | 3291201 | 2 | HEX NUT, M12X35, (torque to 90 Nm) | |

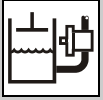
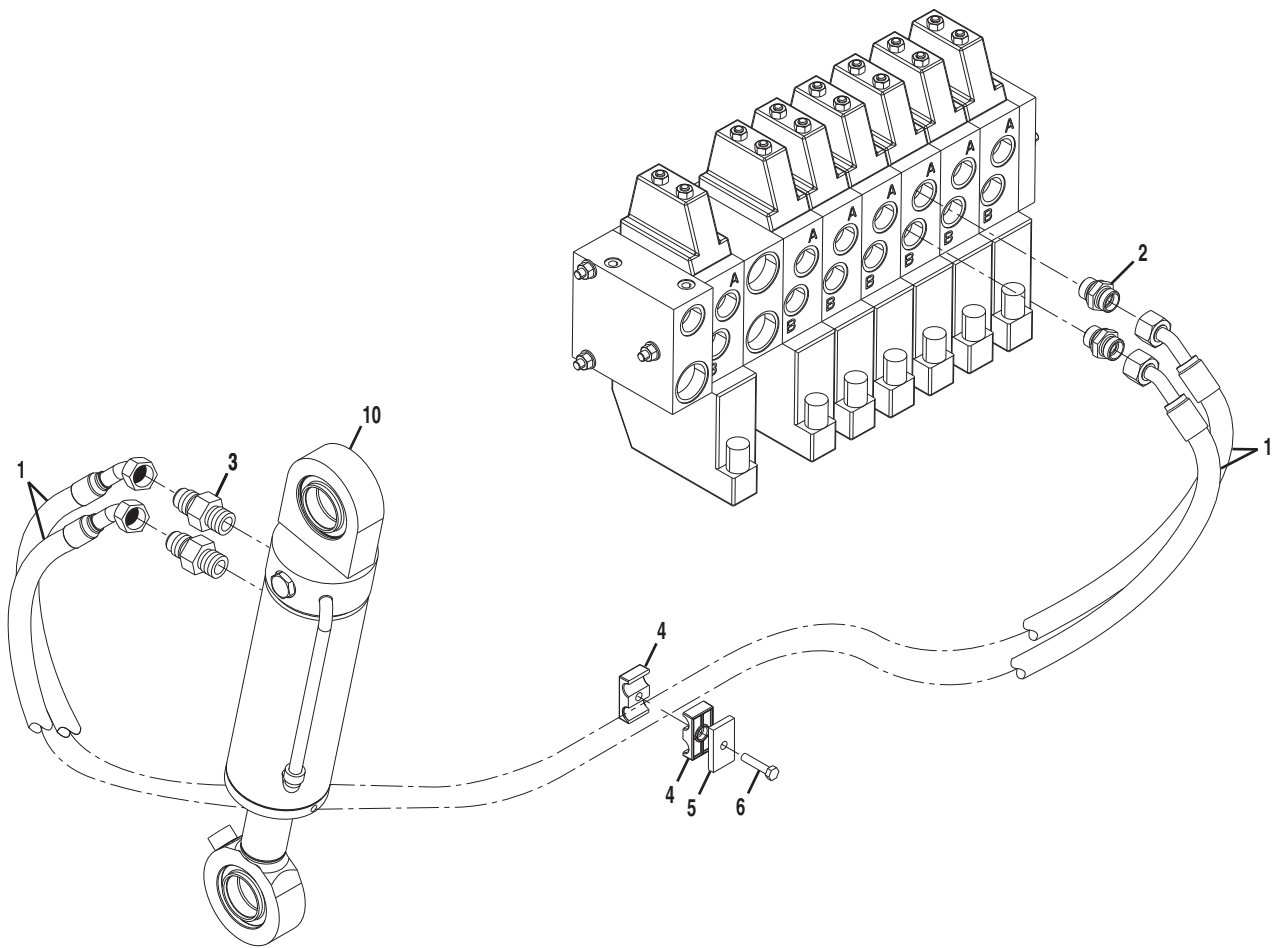


Figure 8-9 Sway Cylinder



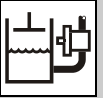


Figure 8-9 Sway Cylinder

| Item | Part Number | Qty. | Description | Rev. |
|------|-------------|------|---|------|
| | 8001854 | 1 | SWAY CYLINDER HYDRAULIC SYSTEM, (includes items 1 thru 6) | A |
| 1 | 8003045 | 2 | HOSE ASSY | |
| 2 | 2142713 | 2 | CONNECTOR | |
| 3 | 1689207 | 2 | CONNECTOR | |
| 4 | 2912085 | 1 | CLIP BODY | |
| 5 | 0874960 | 1 | COVER PLATE | |
| 6 | 0700817 | 1 | HEX HD CAPSCREW, 8-1.25X45mm | |
| 10 | | Ref | SWAY CYLINDER, (see Figure 9-5 for details) | |

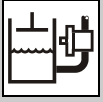
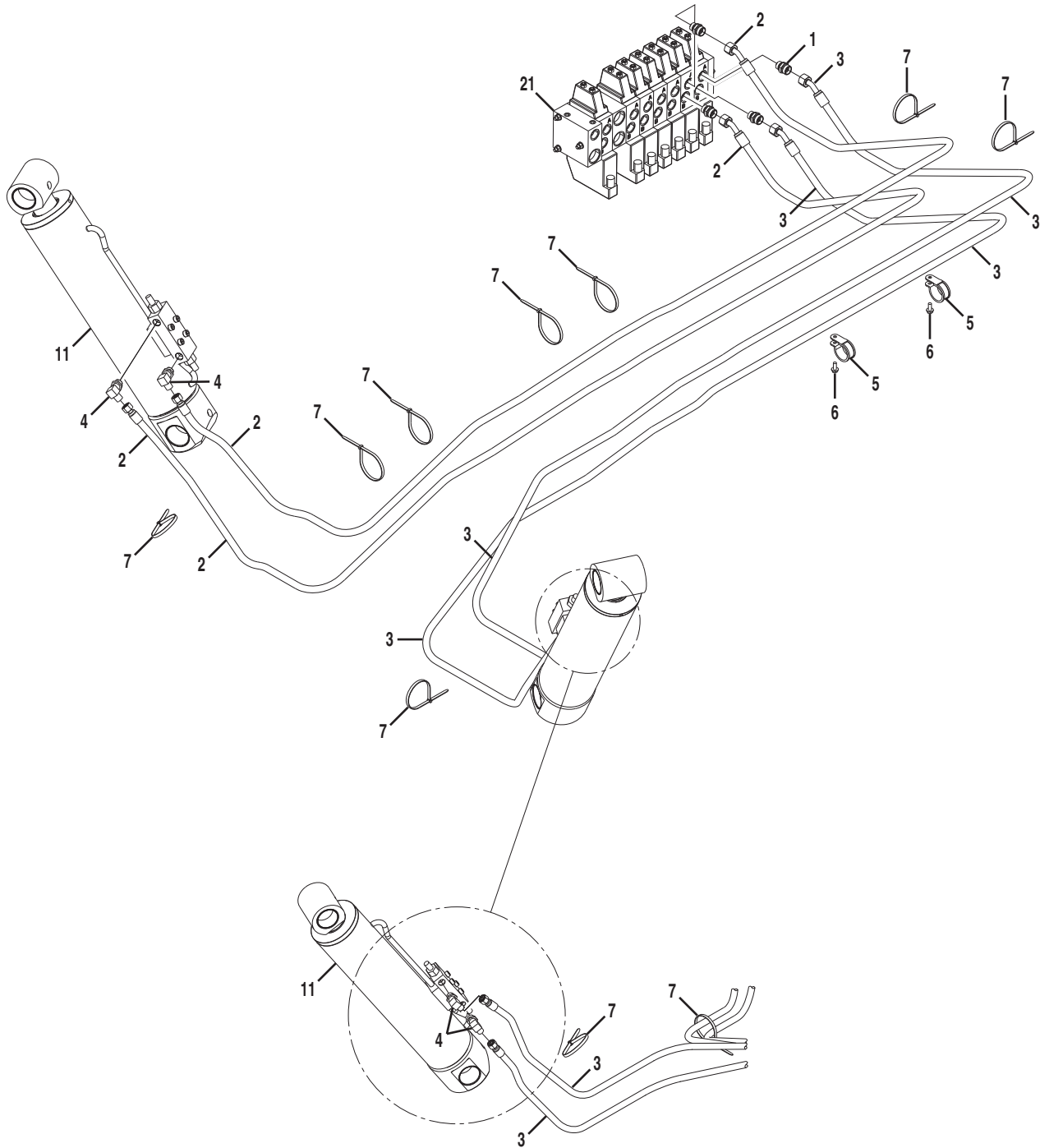


Figure 8-10 Stabilizer Cylinders



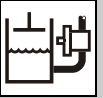


Figure 8-10 Stabilizer Cylinders

| Item | Part Number | Qty. | Description | Rev. |
|------|-------------|------|---|------|
| | 0273863 | 1 | STABILIZER HYDRAULIC INSTALLATION, (includes item 1 thru 7) | B |
| 1 | 2142713 | 4 | CONNECTOR | |
| 2 | 2754115 | 2 | HOSE ASSY | |
| 3 | 2754116 | 2 | HOSE ASSY | |
| 4 | 2143007 | 4 | ELBOW, 90 DEGREES | |
| 5 | 1003721 | 2 | CLIP | |
| 6 | 5200810 | 2 | RIPP BOLT | |
| 7 | 1062255 | 10 | TIE STRAP | |
| 11 | | Ref | STABILIZER CYLINDERS, (see Figure 9-6 for details) | |
| 21 | | Ref | MAIN CONTROL VALVE, (see Figure 9-11 for details) | |

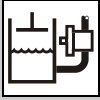
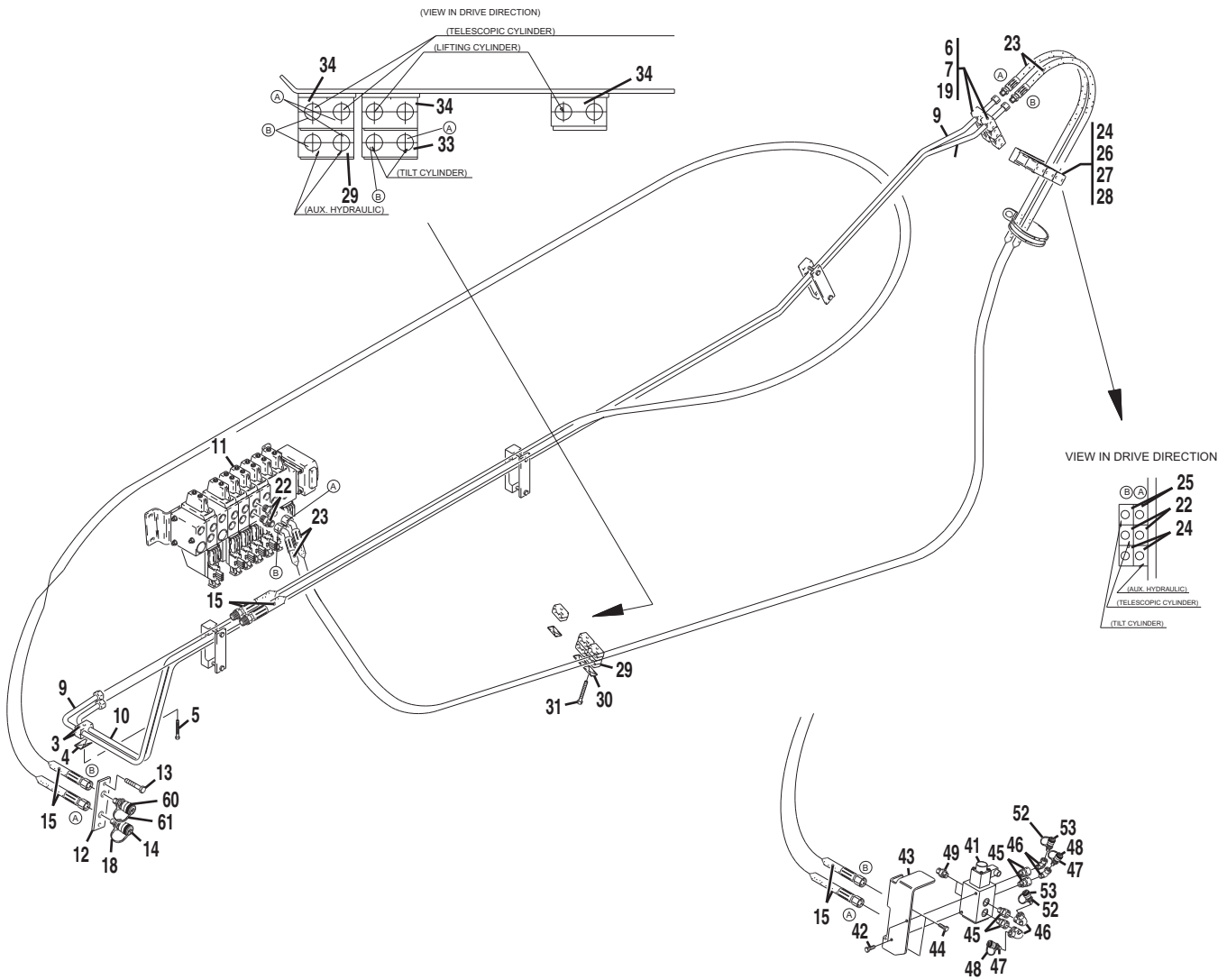


Figure 8-11 Hydraulic Kits



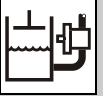
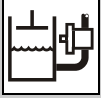


Figure 8-11 Hydraulic Kits

| Item | Part Number | Qty. | Description | Rev. |
|------|-------------|------|---|------|
| | 8002922 | 1 | HYDRAULIC KIT SET, OPTIONAL, (includes items 3 thru 19 and items 60 & 61) | F |
| | 0273534 | 1 | ADDITIONAL HYDRAULICS, (frame), (includes items 20 thru 31) | |
| 3 | 0874993 | 1 | CLIP BODY | |
| 4 | 0874960 | 1 | COVER PLATE | |
| 5 | 0700817 | 1 | BOLT | |
| 6 | 0877203 | 2 | CLIP BODY | |
| 7 | 4010614 | 4 | MACHINE SCREW, 6M-30mm | |
| 9 | 8005621 | 1 | PIPE LINE | |
| 10 | 8005622 | 1 | PIPE LINE | |
| 12 | 8001275 | 1 | HOLDER | |
| 13 | 0761010 | 2 | BOLT | |
| 14 | | 1 | MALE SCREW COUPLING, (no longer available, order 1001097287 kit) | |
| | 1001094556 | 1 | MALE QUICK DISCONNECT FITTING | |
| 15 | 8005849 | 2 | HOSE ASSY | |
| 18 | 3977459 | 1 | DUST CAP, (use with male screw type coupling) | |
| | 1001093826 | 1 | DUST CAP, (use with male quick disconnect type coupling) | |
| 19 | 1302325 | 4 | WASHER | |
| 20 | 8002834 | 1 | SENSOR, (not illustrated) | |
| 21 | 8002832 | 1 | DECAL, (not illustrated) | |
| 22 | 2481696 | 2 | FITTING | |
| 23 | 8008004 | 2 | HOSE ASSY | |
| 24 | 2997586 | 2 | CLIP BODY | |
| 26 | 1377299 | 1 | CLAMP COVER | |
| 27 | 0700626 | 2 | BOLT | |
| 28 | 4811700 | 2 | FLAT WASHER | |
| 29 | 8002781 | 1 | CLIP BODY | |
| 30 | 1309435 | 1 | CLAMP COVER | |
| 31 | 0700826 | 1 | HEX HD CAPSCREW, M8-90 | |
| | 8006211 | 1 | AUX HYDRAULIC KIT SET, (includes items 41 thru 53) | |
| 41 | 3759579 | 1 | FLOW CONTROL VALVE ASSY | |
| 42 | 1614979 | 2 | BOLT | |
| 43 | 8003199 | 1 | BRACKET | |
| 44 | 0761010 | 2 | BOLT | |
| 45 | 8003065 | 4 | FITTING | |
| 46 | 2903062 | 4 | FITTING | |
| 47 | | 2 | MALE SCREW COUPLING, (no longer available, order 1001097287 kit) | |
| | 1001094556 | 2 | MALE QUICK DISCONNECT FITTING | |
| 48 | 3977459 | 2 | DUST CAP, (use with male screw type coupling) | |
| | 1001093826 | 2 | DUST CAP, (use with male quick disconnect type coupling) | |
| 49 | 2481696 | 2 | FITTING | |
| 50 | 4674353 | 1 | SWITCH, 12V, (not illustrated) | |
| 51 | 8002833 | 1 | DECAL, (not illustrated) | |
| 52 | | 2 | FEMALE SCREW COUPLING, (no longer available, order 1001097287 kit) | |
| | 1001094555 | 2 | FEMALE QUICK DISCONNECT FITTING | |
| 53 | 3977460 | 2 | DUST PLUG, (use with female screw type coupling) | |
| | 1001093827 | 2 | DUST PLUG, (use with female quick disconnect type coupling) | |
| 60 | | 1 | FEMALE SCREW COUPLING, (no longer available, order 1001097287 kit) | |
| | 1001094555 | 1 | FEMALE QUICK DISCONNECT FITTING | |



HYDRAULIC CIRCUITS

Figure 8-11 Hydraulic Kits (Continued)

| Item | Part Number | Qty. | Description | Rev. |
|------|-------------|------|---|------|
| 61 | 3977460 | 1 | DUST PLUG, (use with female screw type coupling) | |
| | 1001093827 | 1 | DUST PLUG, (use with female quick disconnect type coupling) | |
| | 1001097287 | 1 | QUICK DISCONNECT ADAPTER KIT, (includes items 14, 60, dust plug & dust cap) | |

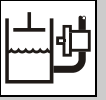


Figure 8-11 Hydraulic Kits (Continued)

| Item | Part Number | Qty. | Description | Rev. |
|------|-------------|------|-------------|------|
| | | | | |

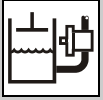
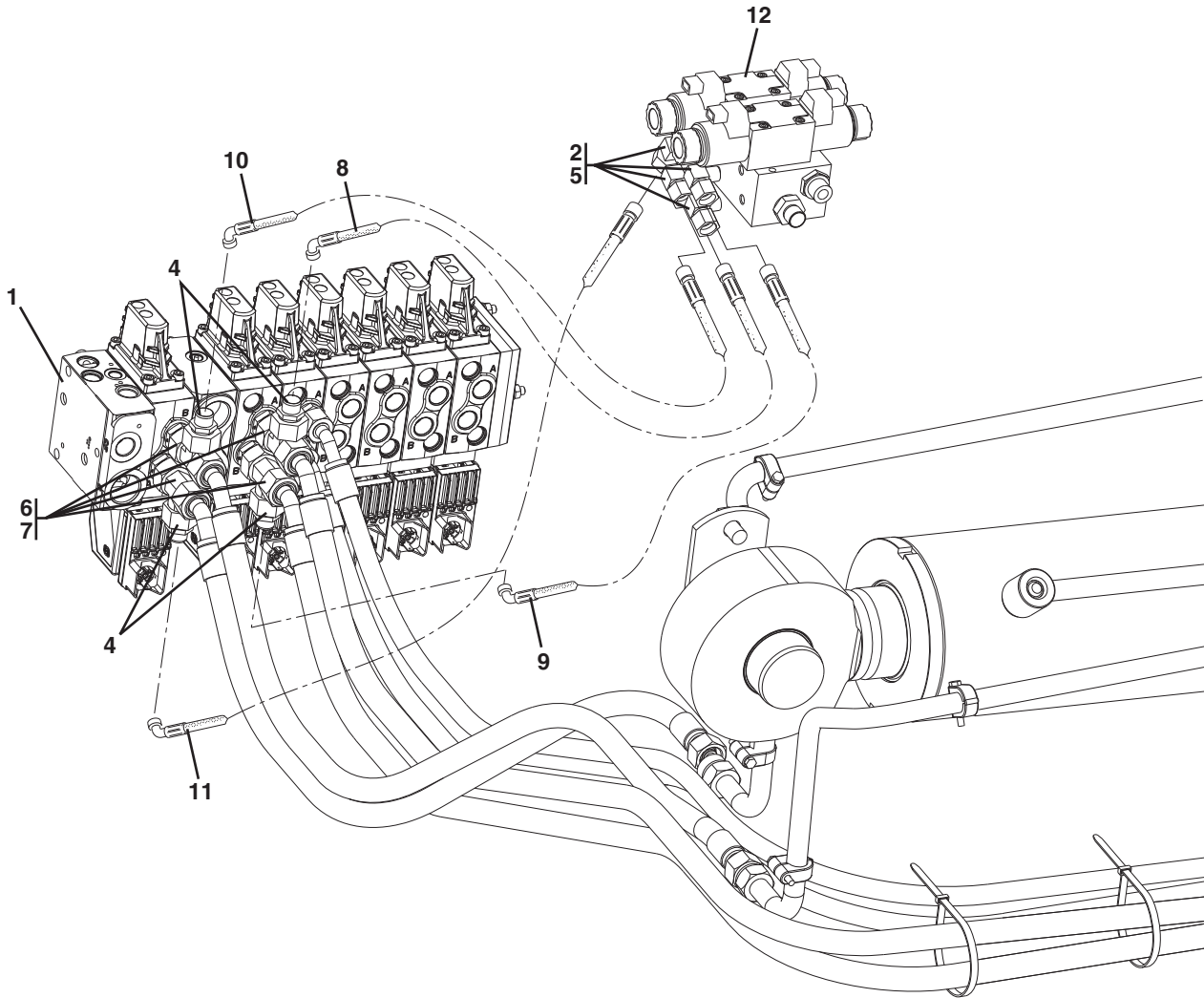


Figure 8-12 Boom Hydraulics with Platform



PZ2270

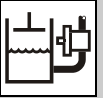
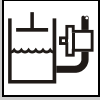


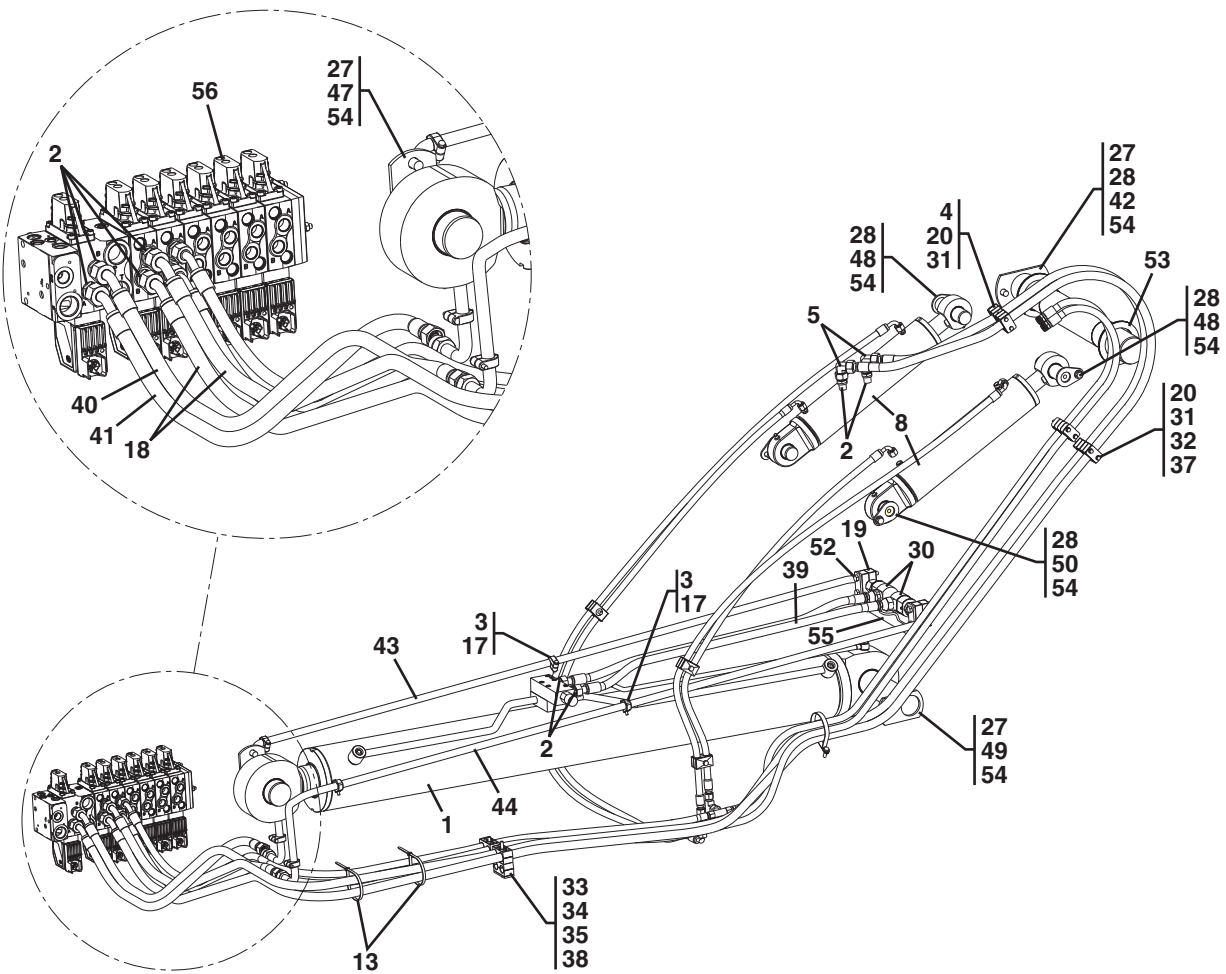
Figure 8-12 Boom Hydraulics with Platform

| Item | Part Number | Qty. | Description | Rev. |
|------|-------------|------|---|------|
| 1 | 0275091 | 1 | BOOM HYDRAULICS, PLATFORM, (includes all items) | B |
| | | Ref | BOOM HYDRAULIC INSTALLATION, PLATFORM, (see Figure 8-13 for details) | L |
| 2 | 2140106 | 4 | FITTING | |
| 4 | 2143514 | 4 | FITTING | |
| 5 | 2141809 | 4 | FITTING, ELBOW | |
| 6 | 2142206 | 4 | FITTING, RUN TEE | |
| 7 | 2142716 | 4 | FITTING, CONNECTOR | |
| 8 | 2754505 | .6m | HOSE AS | |
| 9 | 2754506 | .8m | HOSE AS | |
| 10 | 2754507 | .72m | HOSE AS | |
| 11 | 2754508 | .92m | HOSE AS | |
| 12 | | Ref | ERS VALVE ASSEMBLY, (see Figure 9-13 for details) | |



HYDRAULIC CIRCUITS

Figure 8-13 Boom Hydraulics Installation with Platform



PZ2280

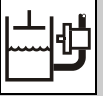
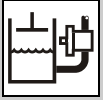


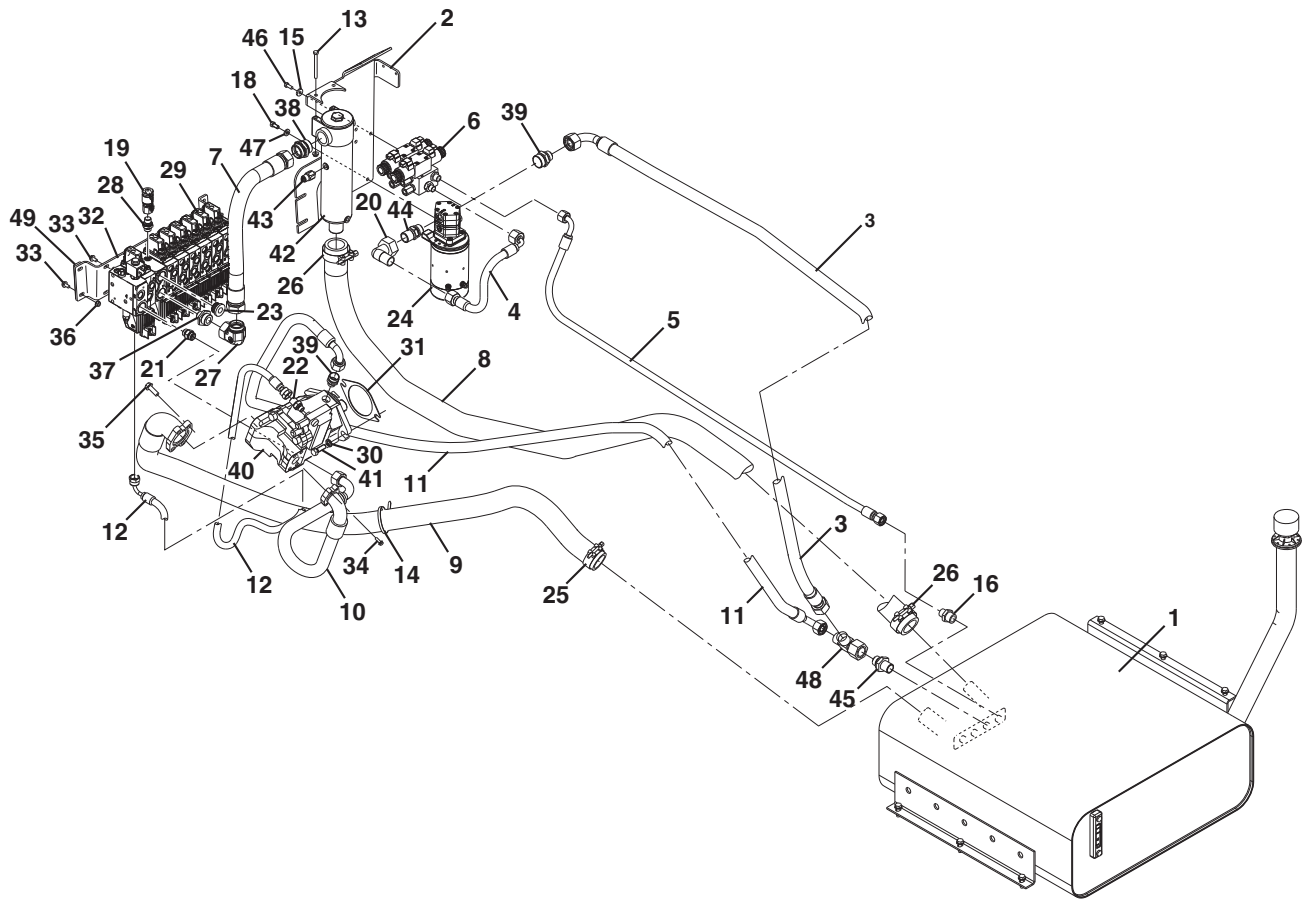
Figure 8-13 Boom Hydraulics Installation with Platform

| Item | Part Number Part Number | Qty. | Description | Rev. |
|------|----------------------------|------|---|------|
| | 0273831 | 1 | BOOM HYDRAULIC INSTALLATION, PLATFORM, (includes all items) | L |
| 1 | | Ref | LIFT CYLINDER, (see Figure 9-1 for details) | |
| 2 | 1686475 | 8 | FITTING | |
| 3 | 0700616 | 6 | HEX HD CAPSCREW, M6X40 | |
| 4 | 0700617 | 4 | HEX HD CAPSCREW, M6X45 | |
| 5 | 2143406 | 2 | FITTING, ELBOW | |
| 8 | | Ref | COMPENSATION CYLINDER, (see Figure 9-4 for details) | |
| 13 | 1062255 | 2 | TIE STRAP | |
| 17 | 1321264 | 6 | CLAMP | |
| 18 | 2754091 | 2 | HOSE, 16X5.3m | |
| 19 | 1321704 | 2 | CLAMP | |
| 20 | 1321285 | 4 | CLAMP | |
| 27 | 5201612 | 4 | RIPP BOLT, M16X25mm | |
| 28 | 5201210 | 4 | RIPP BOLT, M12X20mm | |
| 30 | 2221085 | 2 | O-RING | |
| 31 | 1377299 | 3 | COVER PLATE | |
| 32 | 0700626 | 2 | HEX HD CAPSCREW, M6X90 | |
| 33 | 1321329 | 1 | CLAMP | |
| 34 | 1321324 | 1 | CLAMP | |
| 35 | 0760827 | 1 | HEX HD CAPSCREW, M8X100 | |
| 37 | 4811700 | 2 | WASHER, 6mm | |
| 38 | 1309435 | 1 | COVER PLATE | |
| 39 | 2755053 | 1 | HOSE, 17M | |
| 40 | 2754275 | 1 | HOSE AS | |
| 41 | 2754276 | 1 | HOSE AS | |
| 42 | 3423139 | 1 | PIVOT PIN AS | |
| 43 | 3460381 | 1 | PIPE, RH | |
| 44 | 3460382 | 1 | PIPE, LH | |
| 47 | 4801654 | 1 | PIN | |
| 48 | 4803076 | 2 | PIN AS | |
| 49 | 4803941 | 1 | PIN | |
| 50 | 4804566 | 2 | PIN AS | |
| 52 | 0701021 | 4 | HEX HD CAPSCREW, M10X65 | |
| 53 | 4071103 | A/R | SHIM | |
| 54 | 0100011 | A/R | LOCTITE, #242 | |
| 55 | 4341384 | 1 | HOSE SUPPORT | |
| 56 | | Ref | MAIN CONTROL VALVE, (see Figure 9-8 for details) | |



HYDRAULIC CIRCUITS

Figure 8-14 Drive Pump to Main Valve with Platform



PZ2300

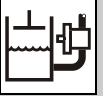


Figure 8-14 Drive Pump to Main Valve with Platform

| Item | Part Number | Qty. | Description | Rev. |
|------|-------------|------|--|------|
| | 0274377 | Ref | PLATFORM HYDRAULIC INSTALLATION with LEVELING & STABILIZER OPTIONS, (includes items 2 thru 49) | E |
| 1 | | Ref | HYDRAULIC TANK | |
| 2 | 0903122 | 1 | WELDMENT BRACKET | |
| 3 | 2754315 | 1 | HOSE ASSY | |
| 4 | 2754316 | 1 | HOSE ASSY | |
| 5 | 2754502 | 1 | HOSE ASSY | |
| 6 | | Ref | ERS CONTROL VALVE ASSY, (see Figure 9-13 for details) | |
| 7 | 8001627 | 1 | HOSE ASSY | |
| 8 | 8001628 | 1 | HOSE ASSY | |
| 9 | 8001635 | 1 | HOSE ASSY | |
| 10 | 8001641 | 1 | HOSE ASSY | |
| 11 | 8001642 | 1 | HOSE ASSY | |
| 12 | 2754320 | 1 | HOSE ASSY | |
| 13 | 0700826 | 2 | HEX HD CAPSCREW, 8X90mm | |
| 14 | 1062255 | 1 | TIE STRAP | |
| 15 | 4740557 | 3 | WASHER, 4X23X4 | |
| 16 | 2140808 | 1 | CONNECTOR, 22X1.5mm | |
| 18 | 0641606 | 2 | HEX HD CAPSCREW, 3/8-16X3/4 | |
| 19 | 2988632 | 1 | FITTING | |
| 20 | 2143404 | 1 | FITTING | |
| 21 | 2904676 | 1 | FITTING | |
| 22 | 2142755 | 1 | MALE CONNECTOR | |
| 23 | 2985515 | 1 | PLUG | |
| 24 | | Ref | AUXILIARY POWER PUMP, (see Figure 9-12 for details) | |
| 25 | 3625158 | 1 | CLIP | |
| 26 | 3737879 | 2 | CLIP | |
| 27 | 2143409 | 1 | SWIVEL NUT ELBOW FITTING | |
| 28 | 3970214 | 2 | METRIC TUBE FITTING | |
| 29 | | Ref | MAIN CONTROL VALVE ASSY, (see Figure 9-8 for details) | |
| 30 | 4740532 | 2 | WASHER, 12mm | |
| 31 | 4804306 | 1 | SPACER | |
| 32 | 4805852 | 1 | BRACKET | |
| 33 | 5200808 | 4 | RIPP BOLT, 8X16mm | |
| 34 | 5201014 | 4 | RIPP BOLT, 10X30mm | |
| 35 | 5201215 | 4 | RIPP BOLT, 12X35mm | |
| 36 | 5220800 | 8 | RIPP NUT, 8mm | |
| 37 | 8001905 | 1 | MALE CONNECTOR | |
| 38 | 8001906 | 1 | METRIC TUBE FITTING | |
| 39 | 8001908 | 2 | MALE CONNECTOR | |
| 40 | | Ref | ENGINE DRIVE PUMP ASSY, (see Figure 9-9 for details) | |
| 41 | 0681812 | 2 | HEX HD CAPSCREW, 1/2-13X1-1/2 | |
| 42 | | Ref | RETURN FILTER, (see Figure 9-11 for details) | |
| 43 | 8005174 | 1 | PRESSURE SWITCH | |
| 44 | 2180855 | 1 | SPECIAL FITTING | |
| 45 | 2140225 | 1 | MALE STUD CONNECTOR, 22X1.5mm | |
| 46 | 0760810 | 3 | HEX HD CAPSCREW, 8X20mm | |
| 47 | 4891600 | 2 | WASHER | |
| 48 | 2142207 | 1 | SWIVEL RUN TEE | |

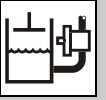


Figure 8-14 Drive Pump to Main Valve with Platform

| Item | Part Number | Qty. | Description | Rev. |
|------|-------------|------|-------------|------|
| 49 | 1001092742 | 1 | SPACER BAR | |

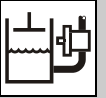
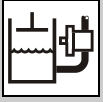


Figure 8-14 Drive Pump to Main Valve with Platform

| Item | Part Number | Qty. | Description | Rev. |
|------|-------------|------|-------------|------|
| | | | | |



This Page Intentionally Left Blank

SECTION 9 HYDRAULIC COMPONENTS

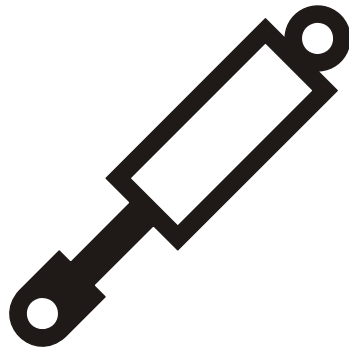
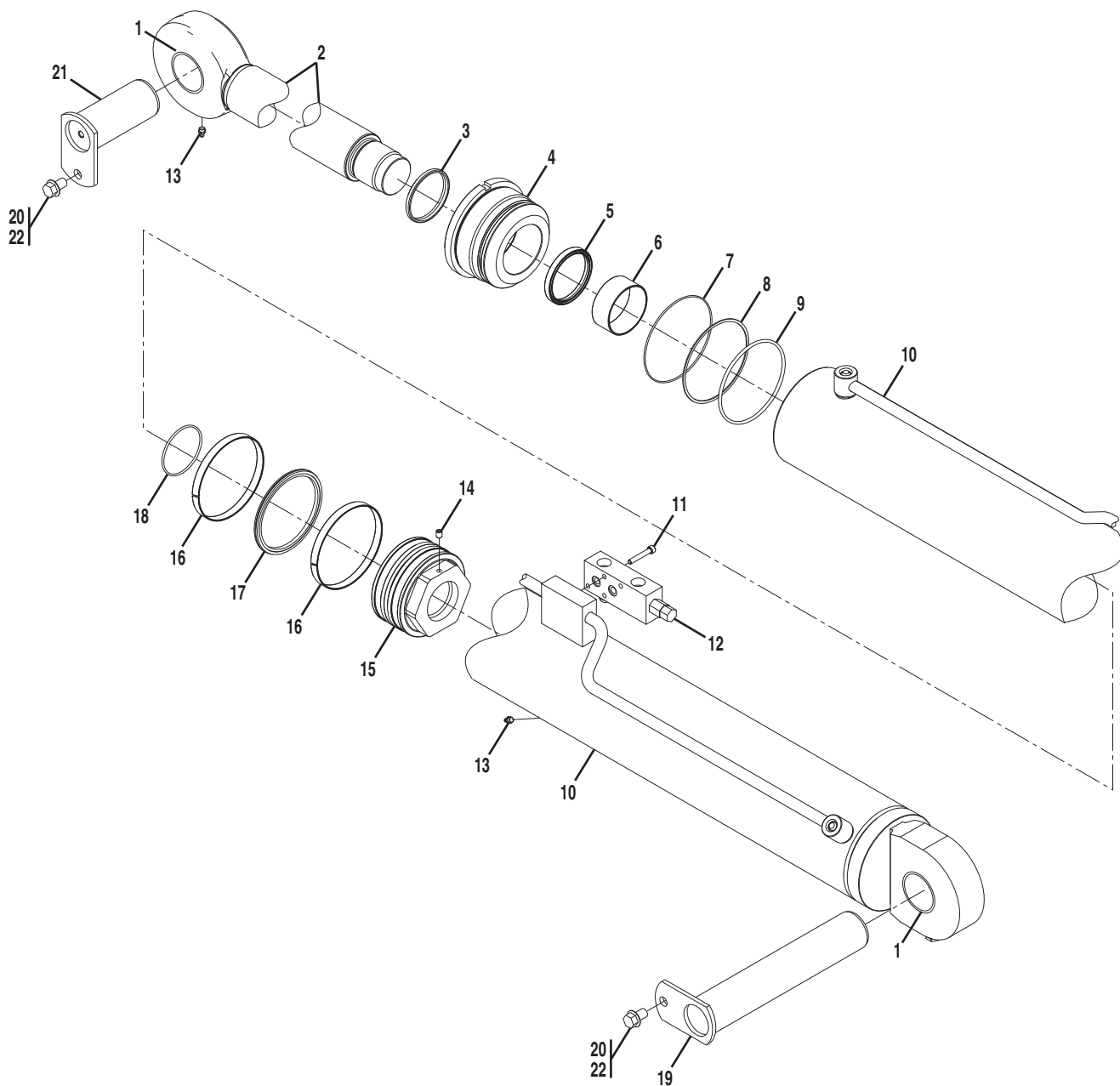




Figure 9-1 Lift Cylinder



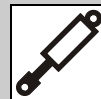


Figure 9-1 Lift Cylinder

| Item | Part Number | Qty. | Description | Rev. |
|------|-------------|------|--|------|
| | 1684410 | 1 | LIFT CYLINDER, (includes items 1 thru 18) | C |
| 1 | 7029231 | 2 | BUSHING | |
| 2 | 7028851 | 1 | PISTON ROD ASSY | |
| 3 | | 1 | WIPER | |
| 4 | 7028548 | 1 | GLAND | |
| 5 | | 1 | ROD SEAL | |
| 6 | 7028550 | 1 | BEARING | |
| 7 | | 1 | O-RING | |
| 8 | | 1 | BACK-UP RING | |
| 9 | | 1 | O-RING | |
| 10 | 7028850 | 1 | CYLINDER HOUSING | |
| 11 | 7028584 | 4 | SOCKET HD CAPSCREW, M8X50 | |
| 12 | 8007707 | 1 | LOAD CONTROL VALVE | |
| 13 | 7028314 | 2 | GREASE NIPPLE | |
| 14 | | 1 | SET SCREW | |
| 15 | 7028549 | 1 | PISTON | |
| 16 | | 2 | PISTON GUIDE RING | |
| 17 | | 1 | PISTON SEAL | |
| 18 | | 1 | O-RING | |
| 19 | 4803941 | 1 | CYLINDER PIN | |
| 20 | 5201612 | 2 | RIPP BOLT | |
| 21 | 4801654 | 1 | CYLINDER PIN | |
| 22 | 0100011 | AR | LOCTITE, #242 | |
| | 7028545 | 1 | SEAL KIT, (includes items 3, 5, 7 thru 9, 14 & 16 thru 18) | |



Figure 9-1 Lift Cylinder

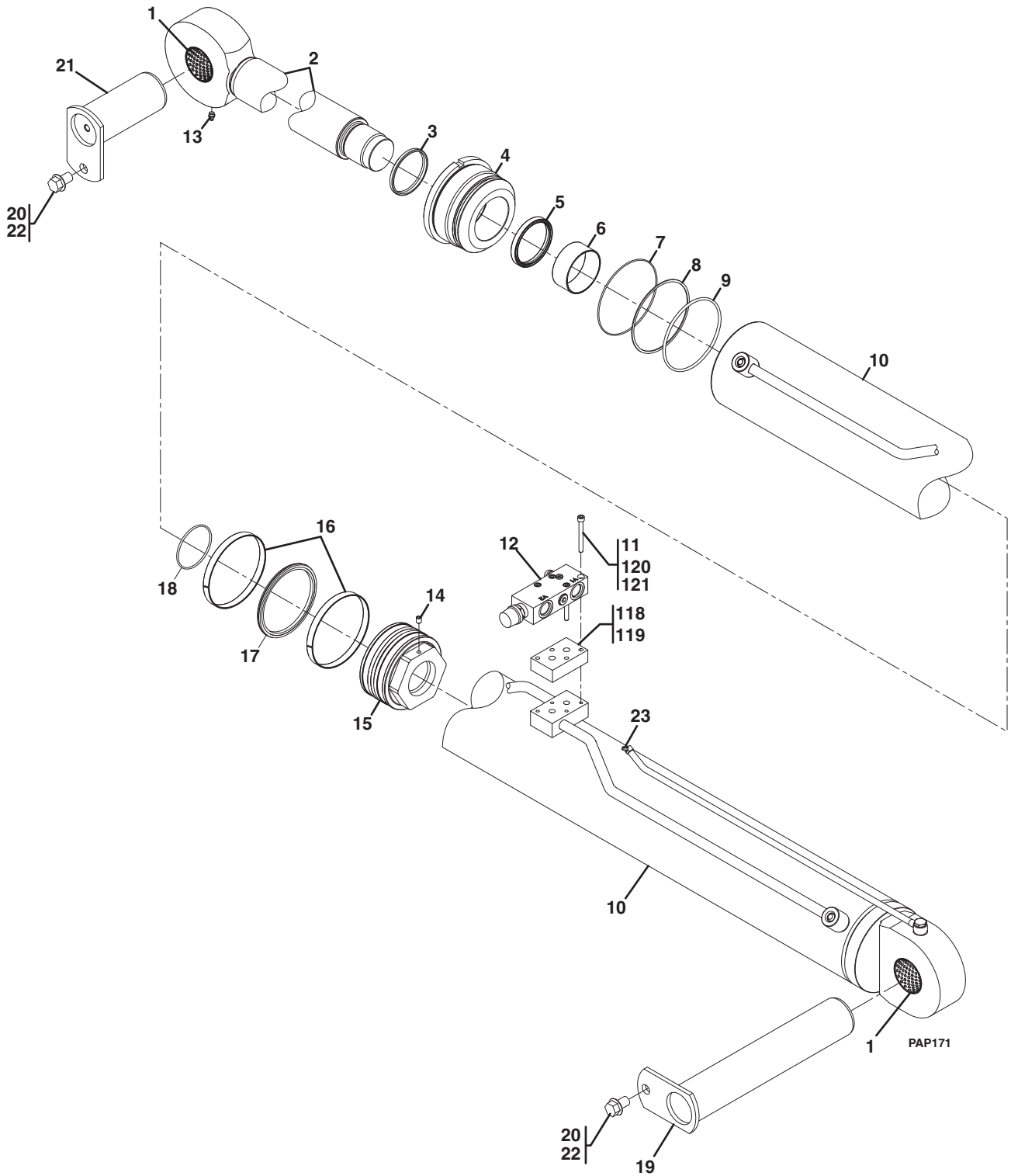




Figure 9-1 Lift Cylinder

| Item | Part Number | Qty. | Description | Rev. |
|------|-------------|------|--|------|
| | 1684485 | 1 | LIFT CYLINDER, (includes items 1 thru 18 & item 23) | A |
| | 1001106978 | 1 | LIFT CYLINDER, (if equipped with LMIS) , (includes all items) | A |
| | 7029443 | 1 | GLAND ASSY, (includes items 4 & 6) | |
| 1 | 7029231 | 2 | BUSHING | |
| 2 | 7028851 | 1 | PISTON ROD ASSY | |
| 3 | | 1 | WIPER | |
| 4 | | 1 | GLAND | |
| 5 | | 1 | ROD SEAL | |
| 6 | | 1 | BEARING | |
| 7 | | 1 | O-RING | |
| 8 | | 1 | BACK-UP RING | |
| 9 | | 1 | O-RING | |
| 10 | 7029454 | 1 | CYLINDER HOUSING | |
| 11 | 7028584 | 4 | SOCKET HD CAPSCREW, M8X50 | |
| 12 | 7028570 | 1 | LOAD CONTROL VALVE | |
| 13 | 7028314 | 1 | GREASE NIPPLE | |
| 14 | | 1 | SET SCREW | |
| 15 | 7028549 | 1 | PISTON | |
| 16 | | 2 | PISTON GUIDE RING | |
| 17 | | 1 | PISTON SEAL | |
| 18 | | 1 | O-RING | |
| 19 | 4803941 | 1 | CYLINDER PIN | |
| 20 | 5201612 | 2 | RIPP BOLT | |
| 21 | 4801654 | 1 | CYLINDER PIN | |
| 22 | 0100011 | AR | LOCTITE, #242 | |
| 23 | 7029455 | 1 | GREASE NIPPLE | |
| 118 | 1001101830 | 1 | LMIS MANIFOLD VALVE, (if equipped with LMIS) | |
| 119 | 1001102080 | 2 | O-RING, (if equipped with LMIS) | |
| 120 | 1001095650 | AR | LOCTITE, #243, (if equipped with LMIS) | |
| 121 | 4031919 | 4 | HEX SOCKET HD SCREW, M8X75, (if equipped with LMIS) | |
| | 7028545 | 1 | SEAL KIT, (includes items 3, 5, 7 thru 9, 14 & 16 thru 18) | |



HYDRAULIC COMPONENTS

Figure 9-2 Crowd Cylinder

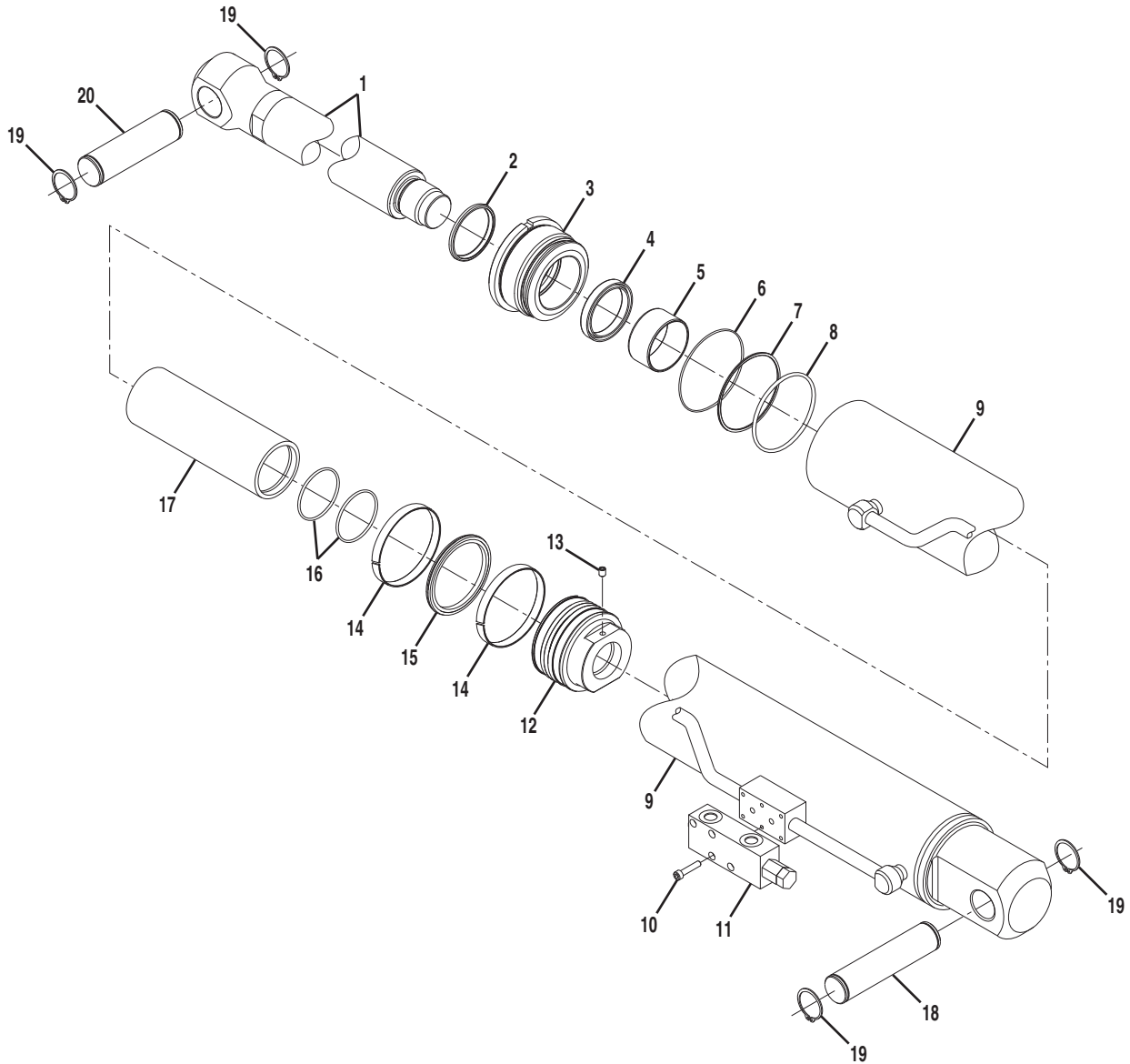




Figure 9-2 Crowd Cylinder

| Item | Part Number | Qty. | Description | Rev. |
|------|-------------|------|--|------|
| | 1684428 | 1 | CROWD CYLINDER, (includes items 1 thru 17) | B |
| | 7029449 | 1 | GLAND ASSY, (includes items 3 & 5) | |
| 1 | 7028560 | 1 | ROD ASSY | |
| 2 | | 1 | WIPER | |
| 3 | | 1 | GLAND | |
| 4 | | 1 | ROD SEAL | |
| 5 | | 1 | BEARING | |
| 6 | | 1 | O-RING | |
| 7 | | 1 | O-RING | |
| 8 | | 1 | BACKRING | |
| 9 | 7028559 | 1 | CYLINDER HOUSING | |
| 10 | 7028584 | 4 | SOCKET HD CAPSCREW, M8X40 | |
| 11 | 7028570 | 1 | LOAD CONTROL VALVE | |
| 12 | 7028562 | 1 | PISTON | |
| 13 | 7028315 | 1 | SET SCREW | |
| 14 | | 2 | GUIDE RING | |
| 15 | | 1 | PISTON SEAL | |
| 16 | | 2 | O-RING | |
| 17 | 7028569 | 1 | SPACER | |
| 18 | 3423140 | 1 | CYLINDER PIN | |
| 19 | 3760493 | 4 | RETAINING RING | |
| 20 | 3423141 | 1 | CYLINDER PIN | |
| | 7029232 | 1 | SEAL KIT, (includes items 2, 4, 6 thru 8 & 14 thru 16) | |



HYDRAULIC COMPONENTS

Figure 9-3 Tilt Cylinder

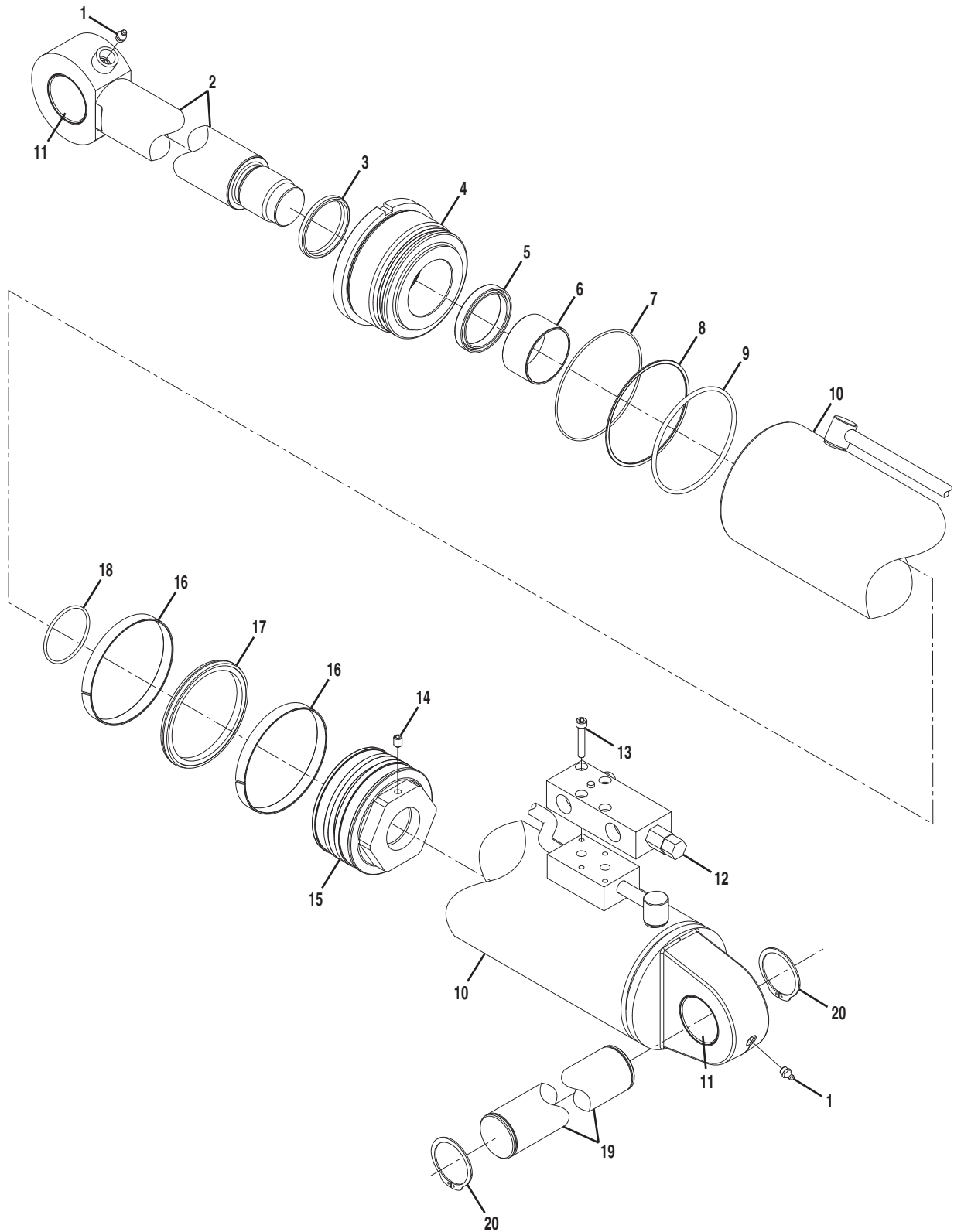




Figure 9-3 Tilt Cylinder

| Item | Part Number | Qty. | Description | Rev. |
|------|-------------|------|--|------|
| | 1684396 | 1 | TILT CYLINDER, (includes items 1 thru 18) | F |
| 1 | 7028314 | 2 | GREASE NIPPLE | |
| 2 | 7028574 | 1 | PISTON ROD ASSY | |
| 3 | | 1 | WIPER RING | |
| 4 | 7028575 | 1 | GLAND | |
| 5 | | 1 | ROD SEAL | |
| 6 | 7028856 | 2 | BEARING | |
| 7 | | 1 | O-RING | |
| 8 | | 1 | BACKRING | |
| 9 | | 1 | O-RING | |
| 10 | 7028573 | 1 | CYLINDER HOUSING | |
| 11 | 7028840 | 2 | BUSHING | |
| 12 | 7028558 | 1 | LOAD CONTROL VALVE | |
| 13 | 7028584 | 4 | HEX HD SOCKET SCREW | |
| 14 | | 1 | SET SCREW | |
| 15 | 7028576 | 1 | PISTON | |
| 16 | | 2 | PISTON GUIDE | |
| 17 | | 1 | PISTON SEAL | |
| 18 | | 1 | O-RING | |
| 19 | 8002640 | 1 | PIN | |
| 20 | 3760463 | 2 | RETAINING RING | |
| | 7028572 | 1 | SEAL KIT, (includes items 3, 5, 7 thru 9, 14 & 16 thru 18) | |



Figure 9-4 Compensation Cylinder

NOTE: CHECK CYLINDER FOR PART NUMBER PRIOR TO ORDERING REPLACEMENT PARTS

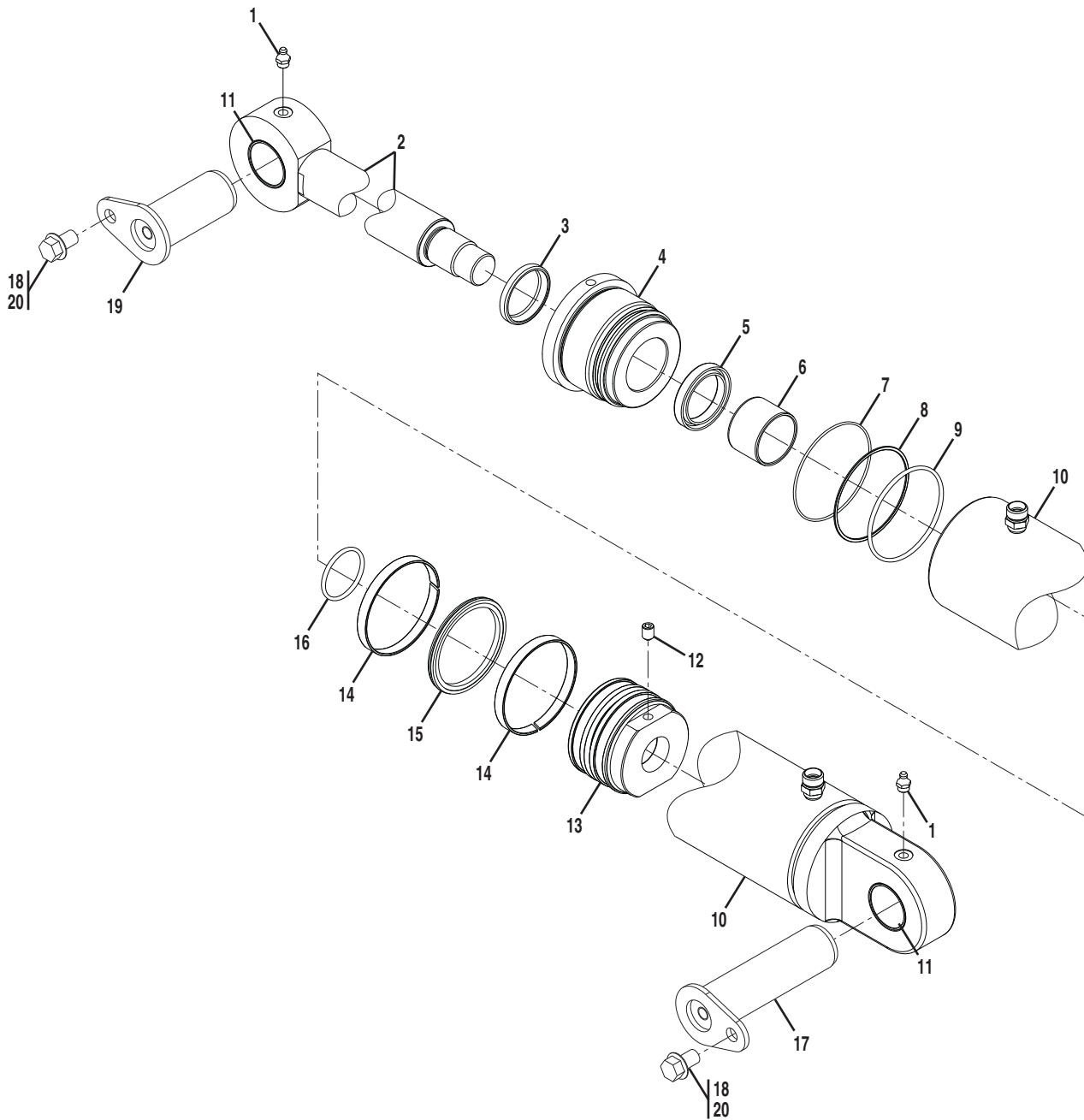


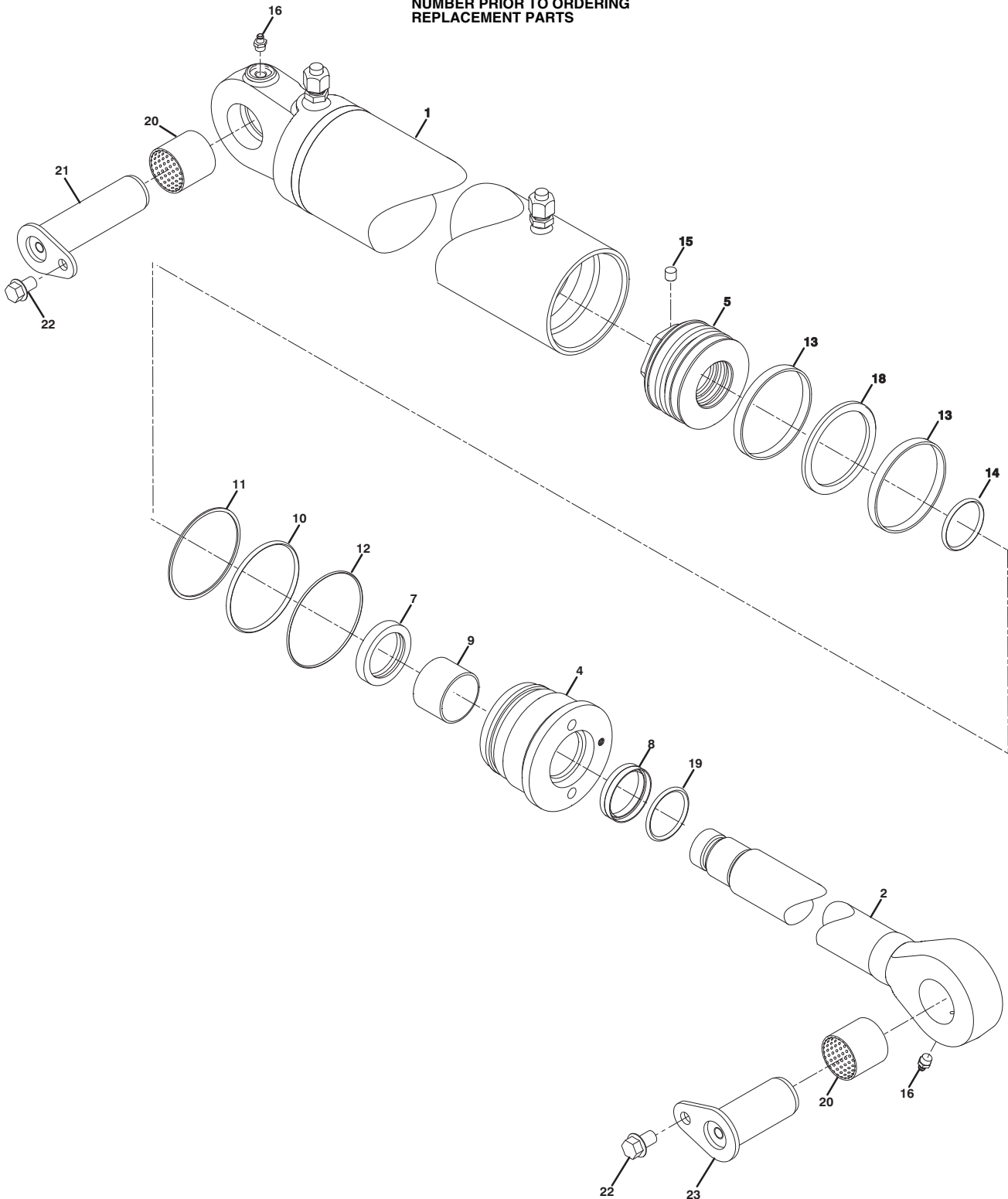
Figure 9-4 Compensation Cylinder

| Item | Part Number | Qty. | Description | Rev. |
|------|-------------|------|---|------|
| | | 2 | COMPENSATION CYLINDER, (includes items 1 thru 16), (1684383 no longer available; order 1001107508 for service replacement) | D |
| | 7029445 | 1 | GLAND ASSY, (includes items 4 & 6) | |
| 1 | 7028314 | 2 | GREASE NIPPLE | |
| 2 | 7029445 | 1 | PISTON ROD ASSY | |
| 3 | | 1 | WIPER RING | |
| 4 | | 1 | GLAND | |
| 5 | | 1 | ROD SEAL | |
| 6 | | 1 | BEARING | |
| 7 | | 1 | O-RING | |
| 8 | | 1 | BACK-UP RING | |
| 9 | | 1 | O-RING | |
| 10 | 7028586 | 1 | CYLINDER HOUSING | |
| 11 | 7028857 | 2 | BUSHING | |
| 12 | | 1 | SET SCREW | |
| 13 | 7028589 | 1 | PISTON | |
| 14 | | 2 | PISTON GUIDE | |
| 15 | | 1 | PISTON SEAL | |
| 16 | | 1 | O-RING | |
| 17 | 4804566 | 2 | PIN | |
| 18 | 5201210 | 4 | RIPP BOLT, 12X20mm | |
| 19 | 4803076 | 2 | PIN | |
| 20 | 0100011 | AR | LOCTITE, #242 | |
| | 7028585 | 1 | SEAL KIT, (includes items 3, 5, 7 thru 9, 12 & 14 thru 16) | |



Figure 9-4 Compensation Cylinder

NOTE: CHECK CYLINDER FOR PART NUMBER PRIOR TO ORDERING REPLACEMENT PARTS



PAP1010



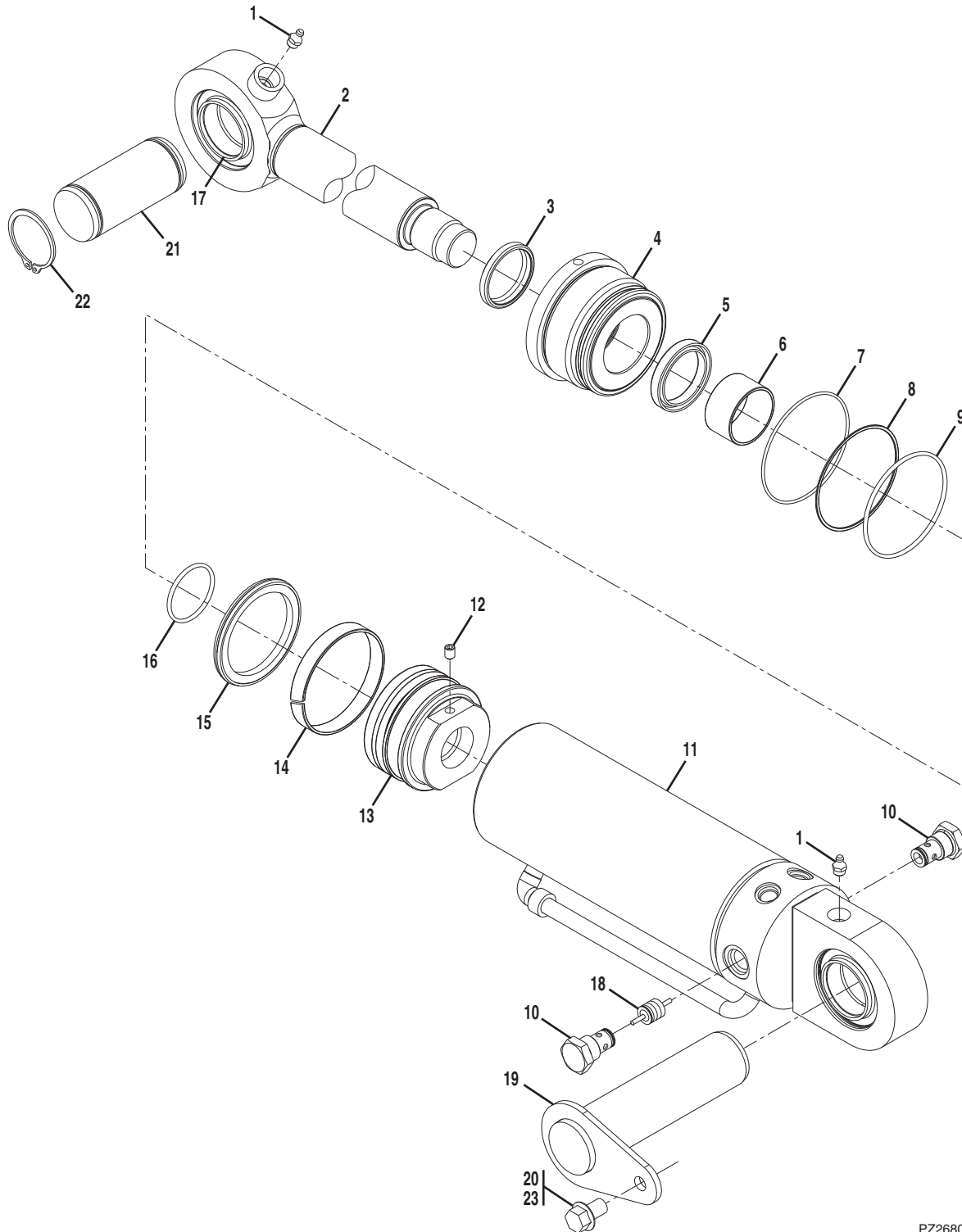
Figure 9-4 Compensation Cylinder

| Item | Part Number | Qty. | Description | Rev. |
|------|-------------|------|---|------|
| | 1001107508 | 2 | COMPENSATION CYLINDER, (includes items 1 thru 20) | A |
| 1 | 70029943 | 1 | CYLINDER HOUSING | |
| 2 | 70029944 | 1 | PISTON ROD ASSY | |
| 4 | 70029937 | 1 | GLAND | |
| 5 | 70029938 | 1 | PISTON | |
| 7 | | 1 | ROD SEAL | |
| 8 | | 1 | WIPER SEAL | |
| 9 | | 1 | BEARING | |
| 10 | | 1 | BACK-UP RING | |
| 11 | | 1 | O-RING | |
| 12 | | 1 | O-RING | |
| 13 | | 2 | PISTON GUIDE | |
| 14 | | 1 | O-RING | |
| 15 | 70029940 | 1 | SET SCREW | |
| 16 | 70029941 | 2 | GREASE NIPPLE | |
| 18 | | 1 | PISTON SEAL | |
| 19 | | 1 | O-RING | |
| 20 | 70029942 | 2 | BUSHING | |
| 21 | | Ref | PIN, (see Figure 1-1 for details) | |
| 22 | | Ref | BOLT, 12X20mm, (see Figure 1-1 for details) | |
| 23 | | Ref | PIN, (see Figure 1-1 for details) | |
| | 70029972 | 1 | SEAL KIT, (includes items 7 thru 14, 18 & 19) | |



Figure 9-5 Sway Cylinder

NOTE: CHECK CYLINDER FOR PART NUMBER PRIOR TO ORDERING REPLACEMENT PARTS



PZ2680



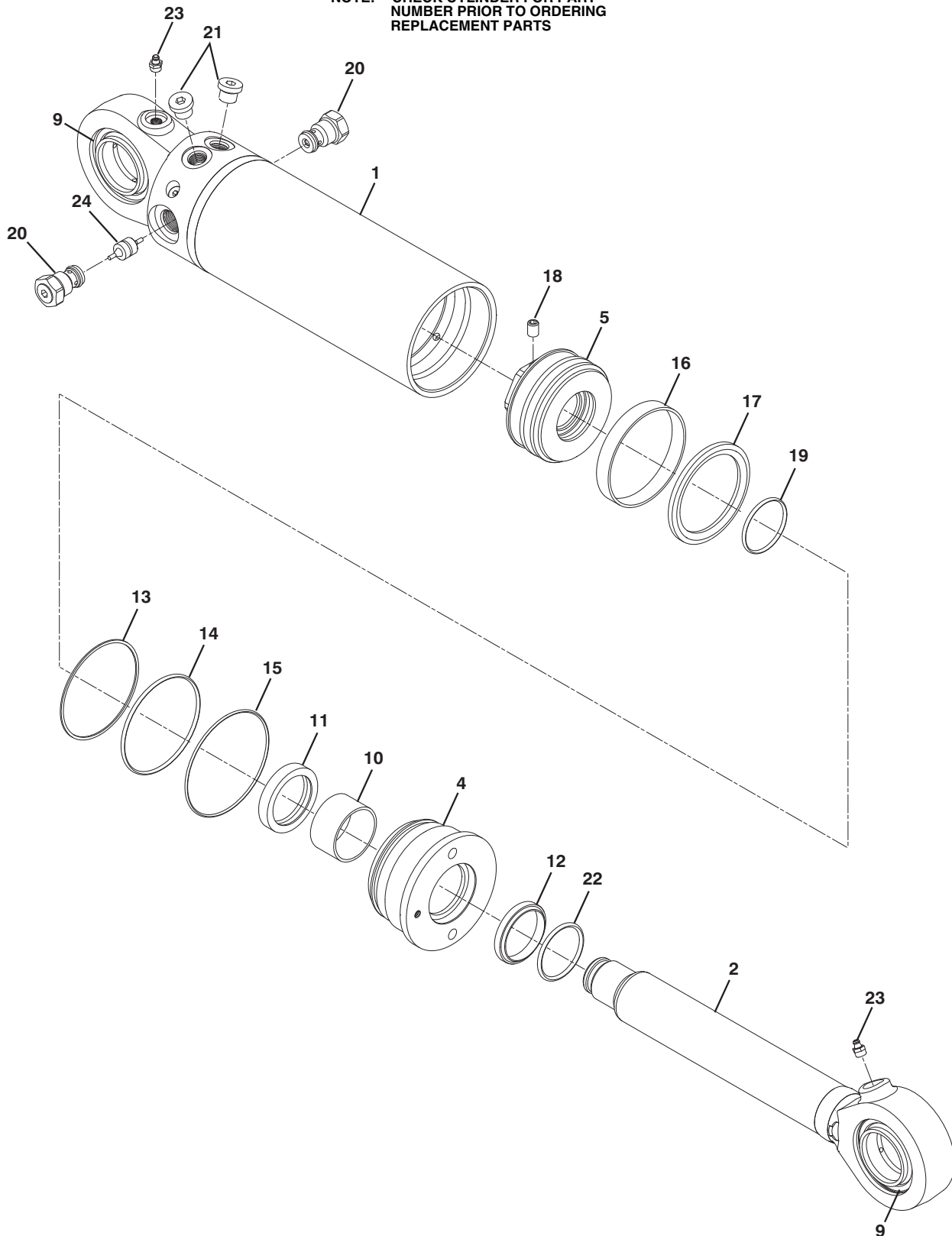
Figure 9-5 Sway Cylinder

| Item | Part Number | Qty. | Description | Rev. |
|------|-------------|------|---|------|
| | | 1 | SWAY CYLINDER, (includes items 1 thru 18), (1684405 no longer available; order 1001107511 for service replacement) | D |
| 1 | 7028314 | 2 | GREASE NIPPLE | |
| 2 | 7028601 | 1 | PISTON ROD | |
| 3 | | 1 | WIPER RING | |
| 4 | | 1 | GLAND | |
| 5 | | 1 | ROD SEAL | |
| 6 | | 1 | BEARING | |
| 7 | | 1 | O-RING | |
| 8 | | 1 | BACK-UP RING | |
| 9 | | 1 | O-RING | |
| 10 | 7028606 | 2 | CHECK VALVE, (use with cylinder 500531M91) | |
| | 7029845 | 2 | CHECK VALVE, (use with cylinder 500531M92) | |
| 11 | 7028600 | 1 | CYLINDER HOUSING | |
| 12 | | 1 | SET SCREW | |
| 13 | 7028858 | 1 | PISTON | |
| 14 | | 1 | WEAR RING | |
| 15 | | 1 | PISTON SEAL | |
| 16 | | 1 | O-RING | |
| 17 | 7028860 | 2 | BUSHING | |
| 18 | 7028605 | 1 | VALVE PISTON, (use with cylinder 500531M91) | |
| | 7029847 | 1 | VALVE PISTON, (use with cylinder 500531M92) | |
| 19 | 4802122 | 1 | CYLINDER PIN | |
| 20 | 5201210 | 1 | RIPP BOLT | |
| 21 | 4802008 | 1 | PIN | |
| 22 | 3760493 | 2 | CIRCLIP | |
| 23 | 0100011 | AR | LOCTITE, #242 | |
| | 7028599 | 1 | SEAL KIT, (includes items 3, 5, 7 thru 9, 12 & 14 thru 16) | |
| | 7028602 | 1 | GLAND ASSY, (includes items 4 & 6) | |



Figure 9-5 Sway Cylinder

NOTE: CHECK CYLINDER FOR PART NUMBER PRIOR TO ORDERING REPLACEMENT PARTS



PAP1020

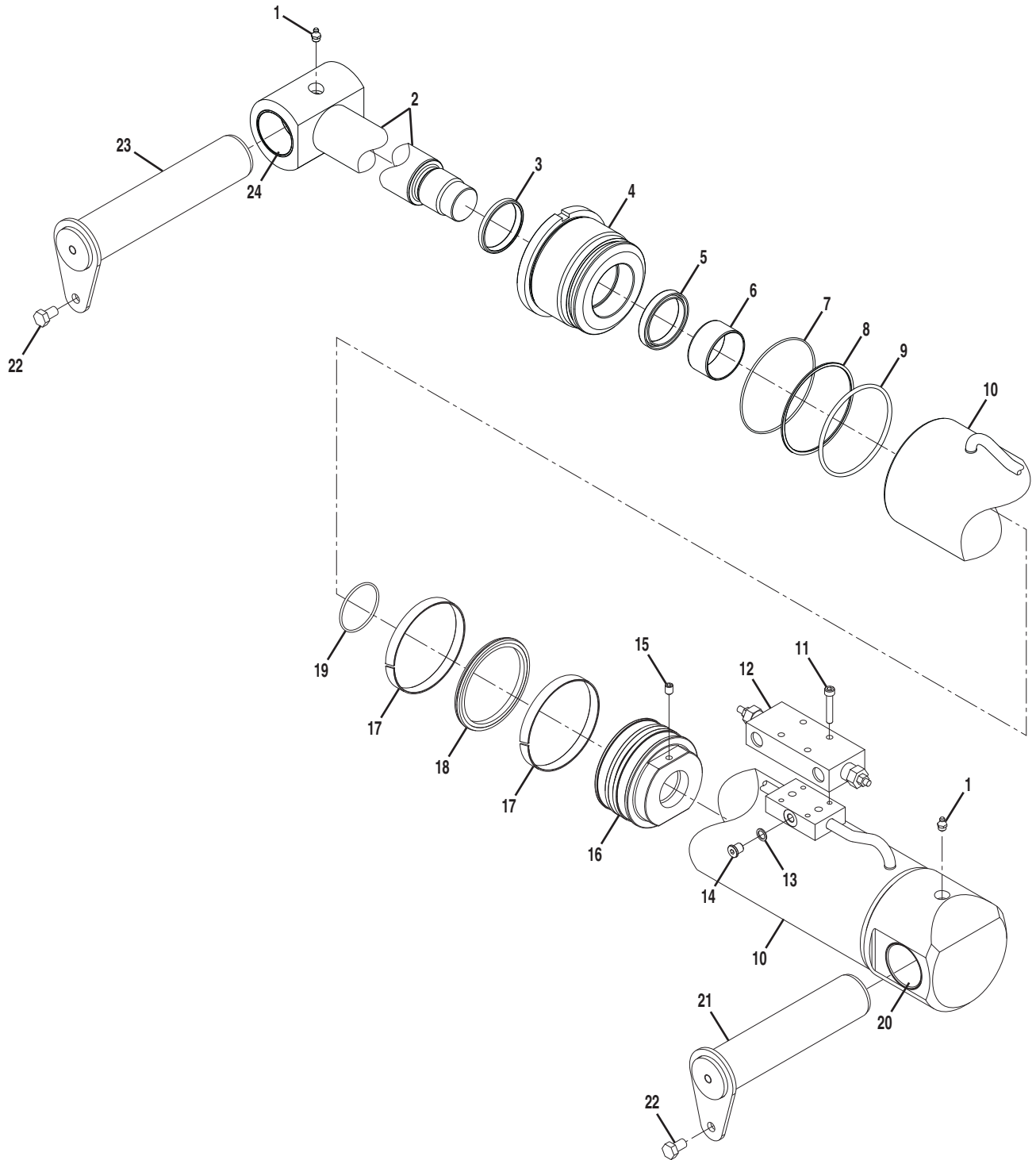


Figure 9-5 Sway Cylinder

| Item | Part Number | Qty. | Description | Rev. |
|------|-------------|------|--|------|
| | 1001107511 | 1 | SWAY CYLINDER, (includes items 1 thru 17) | D |
| 1 | 70029960 | 1 | CYLINDER HOUSING ASSY | |
| 2 | 70029961 | 1 | PISTON ROD ASSY | |
| 4 | 70029956 | 1 | GLAND | |
| 5 | 70029957 | 1 | PISTON | |
| 9 | 70002222 | 4 | SNAP RING | |
| 10 | 70029958 | 1 | BEARING | |
| 11 | | 1 | ROD SEAL | |
| 12 | | 1 | WIPER RING | |
| 13 | | 1 | O-RING | |
| 14 | | 1 | BACK-UP RING | |
| 15 | | 1 | O-RING | |
| 16 | | 1 | WEAR RING | |
| 17 | | 1 | PISTON SEAL | |
| 18 | 70029940 | 1 | SET SCREW | |
| 19 | | 1 | O-RING | |
| 20 | 70029948 | 2 | CHECK VALVE | |
| 21 | | 2 | PLUG | |
| 22 | | 1 | O-RING | |
| 23 | 70029941 | 2 | GREASE NIPPLE | |
| 24 | 70029949 | 1 | VALVE PISTON | |
| | 70029959 | 1 | SEAL KIT, (includes items 11 thru 17, 19 & 22) | |



Figure 9-6 Stabilizer Cylinder



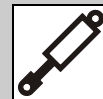


Figure 9-6 Stabilizer Cylinder

| Item | Part Number | Qty. | Description | Rev. |
|---|-------------|------|--|------|
| | 1684395 | 2 | STABILIZER CYLINDER, (includes items 1 thru 20 & 24) | F |
| 1 | 7028314 | 2 | GREASE NIPPLE | |
| 2 | 7028609 | 1 | PISTON ROD | |
| 3 | | 1 | DOUBLE WIPER | |
| 4 | 7028610 | 1 | GLAND | |
| 5 | | 1 | ROD SEAL | |
| 6 | 7028613 | 1 | BEARING | |
| 7 | | 1 | O-RING | |
| 8 | | 1 | BACK RING | |
| 9 | | 1 | O-RING | |
| 10 | 70020654 | 1 | CYLINDER HOUSING | |
| 11 | 7028584 | 4 | SOCKET HD CAPSCREW, M8X45 | |
| 12 | 7028316 | 1 | LOAD CONTROL VALVE | |
| 13 | 7028843 | 1 | SEAL RING | |
| 14 | 7028842 | 1 | SCREW PLUG | |
| 15 | | 1 | SET SCREW | |
| 16 | 7028611 | 1 | PISTON | |
| 17 | | 2 | PISTON GUIDE RING | |
| 18 | | 1 | PISTON SEAL | |
| 19 | | 1 | O-RING | |
| 20 | 7028840 | 2 | BUSHING | |
| 21 | 3423127 | 1 | STABILIZER PIN | |
| 22 | 0761210 | 4 | HEX HD CAPSCREW, 12-1.75X20mm | |
| 23 | 3423129 | 1 | STABILIZER PIN | |
| 24 | 7028841 | 2 | BUSHING | |
| | 7028607 | 1 | SEAL KIT, (includes items 3, 5, 7 thru 9, 15 & 17 thru 19) | |
| NOTE: QUANTITIES SHOWN ARE FOR ONE CYLINDER ONLY | | | | |



Figure 9-6 Stabilizer Cylinder

NOTE: CHECK CYLINDER FOR PART NUMBER PRIOR TO ORDERING REPLACEMENT PARTS

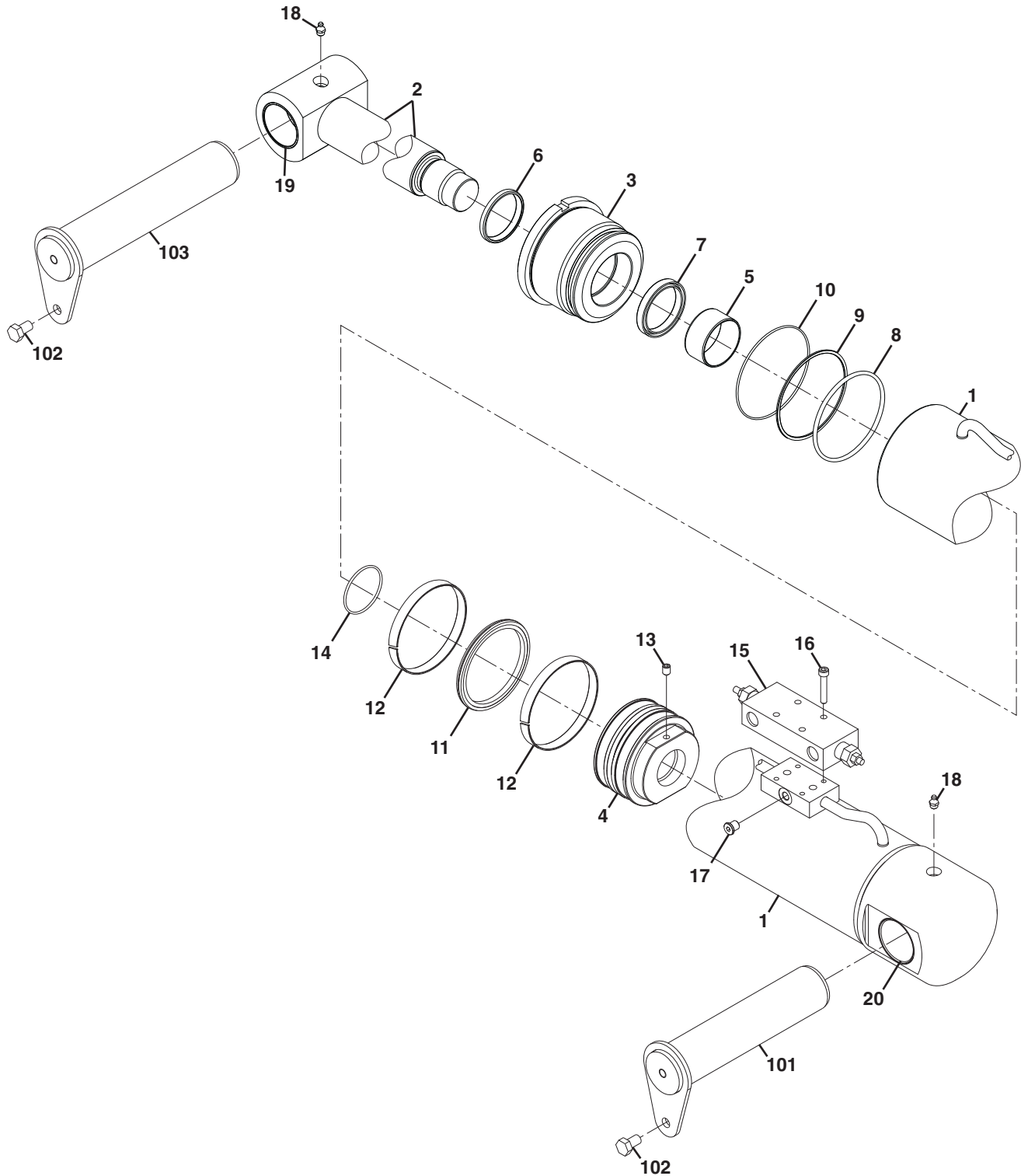




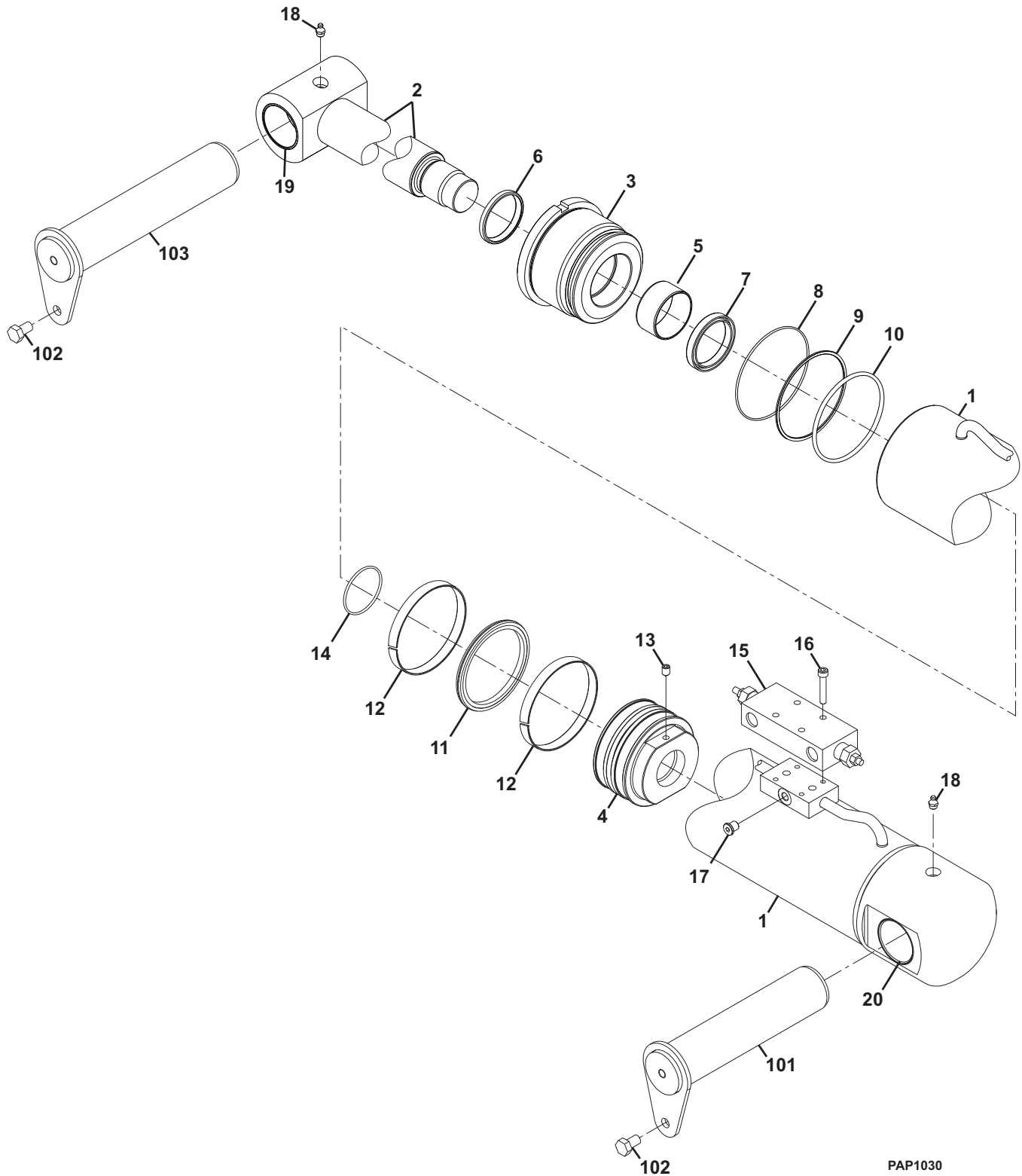
Figure 9-6 Stabilizer Cylinder

| Item | Part Number | Qty. | Description | Rev. |
|------|-------------|------|--|------|
| | 1001098161 | Ref | STABILIZER CYLINDER, (17M), (includes items 1 thru 20), (no longer available; order 1001107512 for service replacement) | A |
| 1 | 70020654 | 1 | CYLINDER HOUSING | |
| 2 | 7028609 | 1 | PISTON ROD | |
| 3 | | 1 | BEARING | |
| 4 | 7028611 | 1 | PISTON | |
| 5 | | 1 | BEARING | |
| 6 | | 1 | WIPER RING | |
| 7 | | 1 | ROD SEAL | |
| 8 | | 1 | O-RING | |
| 9 | | 1 | BACKUP RING | |
| 10 | | 1 | O-RING | |
| 11 | | 1 | PISTON SEAL | |
| 12 | | 2 | PISTON GUIDE RING | |
| 13 | | 1 | SET SCREW | |
| 14 | | 1 | O-RING | |
| 15 | 70021494 | 1 | LOAD CONTROL VALVE | |
| 16 | 7028584 | 4 | HEX SOCKET HD CAPSCREW | |
| 17 | 70020655 | 1 | SCREW PLUG | |
| 18 | 7028314 | 2 | GREASE NIPPLE | |
| 19 | 7028841 | 2 | BUSHING | |
| 20 | 7028840 | 2 | BUSHING | |
| 101 | 3423127 | 1 | STABILIZER PIN | |
| 102 | 0761210 | 4 | HEX HD CAPSCREW, 12-1.75X20mm | |
| 103 | 3423129 | 1 | STABILIZER PIN | |
| | 7028607 | 1 | SEAL KIT, (includes items 6 thru 14) | |
| | 70020657 | 1 | GLAND ASSY, (includes items 3 & 5) | |



Figure 9-6 Stabilizer Cylinder

NOTE: CHECK CYLINDER FOR PART NUMBER PRIOR TO ORDERING REPLACEMENT PARTS



PAP1030



Figure 9-6 Stabilizer Cylinder

| Item | Part Number | Qty. | Description | Rev. |
|------|-------------|------|--|------|
| | 1001107512 | 1 | STABILIZER CYLINDER, (17M), (includes items 1 thru 20) | A |
| 1 | 70029970 | 1 | CYLINDER HOUSING | |
| 2 | 70029971 | 1 | PISTON ROD | |
| 3 | 70029962 | 1 | BEARING | |
| 4 | 70029963 | 1 | PISTON | |
| 5 | 70029965 | 1 | BEARING | |
| 6 | | 1 | WIPER RING | |
| 7 | | 1 | ROD SEAL | |
| 8 | | 1 | O-RING | |
| 9 | | 1 | BACKUP RING | |
| 10 | | 1 | O-RING | |
| 11 | | 1 | PISTON SEAL | |
| 12 | | 2 | PISTON GUIDE RING | |
| 13 | 70029940 | 1 | SET SCREW | |
| 14 | | 1 | O-RING | |
| 15 | 70021494 | 1 | LOAD CONTROL VALVE | |
| 16 | 70029966 | 4 | HEX SOCKET HD CAPSCREW | |
| 17 | | 1 | SCREW PLUG | |
| 18 | 70029941 | 2 | GREASE NIPPLE | |
| 19 | 70029968 | 2 | BUSHING | |
| 20 | 70029967 | 2 | BUSHING | |
| 101 | 3423127 | 1 | STABILIZER PIN | |
| 102 | 0761210 | 4 | HEX HD CAPSCREW, 12-1.75X20mm | |
| 103 | 3423129 | 1 | STABILIZER PIN | |
| | 70029969 | 1 | SEAL KIT, (includes items 6 thru 14) | |



HYDRAULIC COMPONENTS

Figure 9-7 Fork Locking Cylinder

NOTE: CHECK CYLINDER FOR PART NUMBER PRIOR TO ORDERING REPLACEMENT PARTS

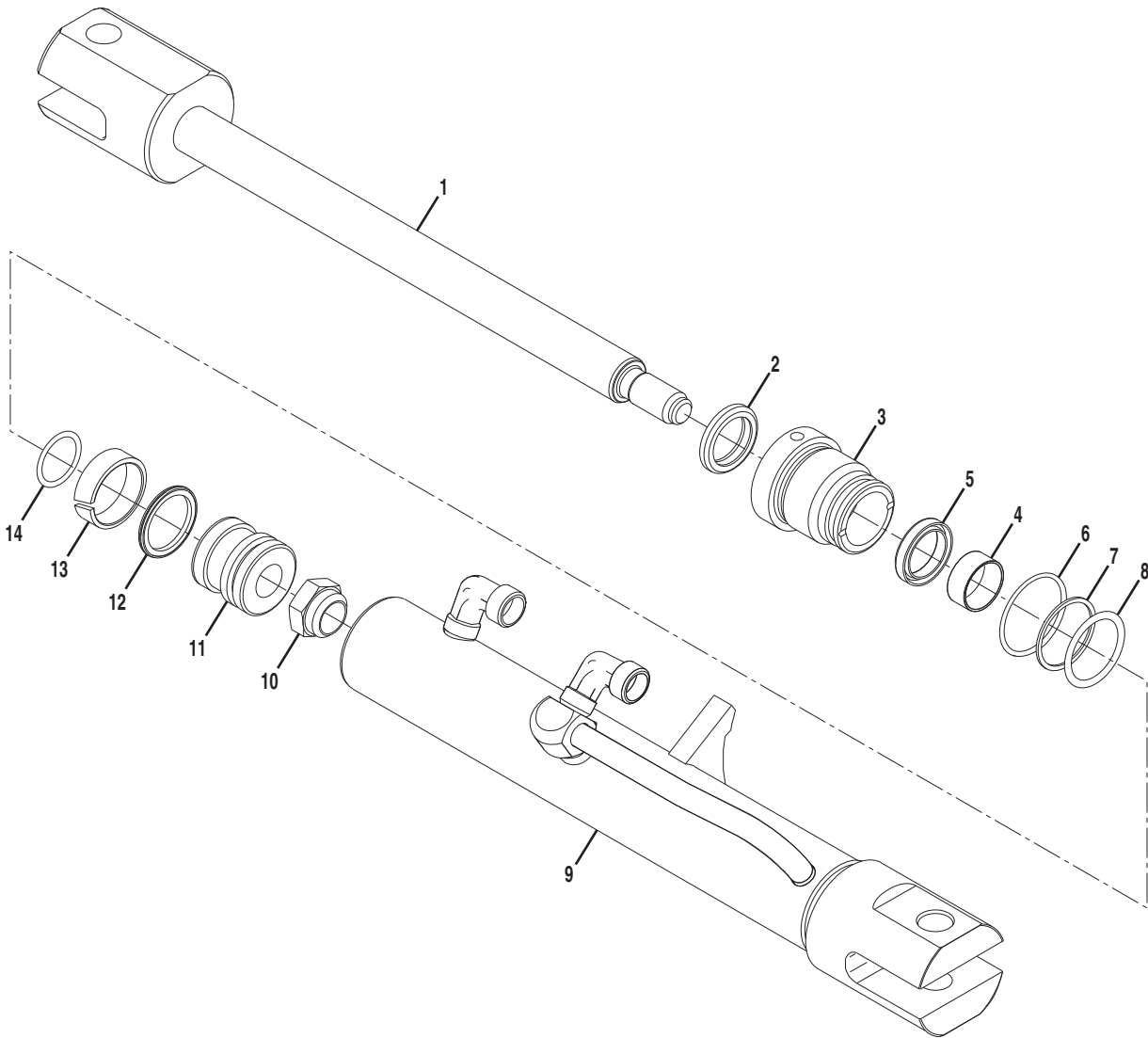


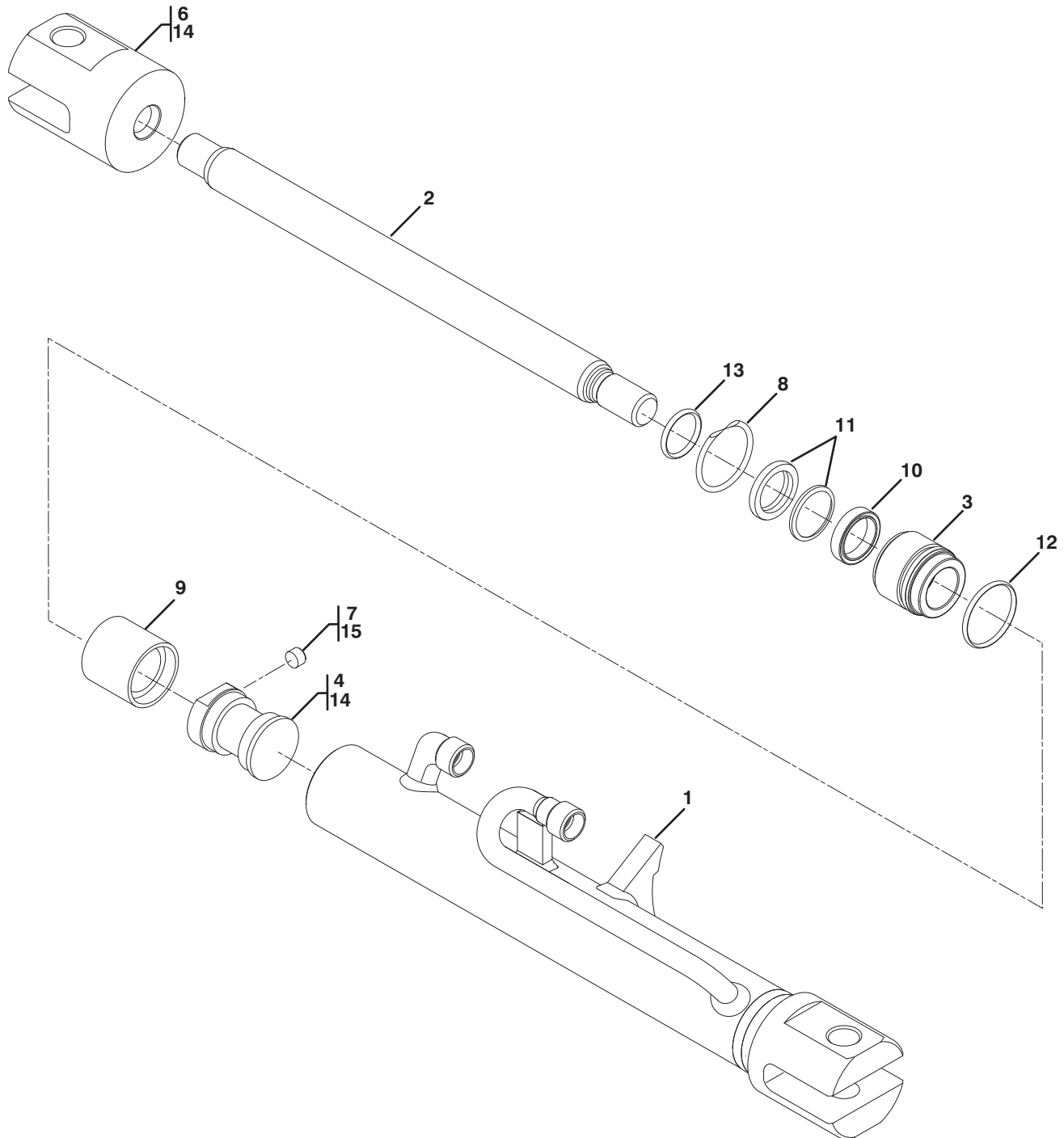
Figure 9-7 Fork Locking Cylinder

| Item | Part Number | Qty. | Description | Rev. |
|------|-------------|------|---|------|
| | 1684404 | Ref | FORK LOCKING CYLINDER, (includes items 1 thru 14), (no longer available; order 1001107513 for service replacement) | E |
| 1 | 7028784 | 1 | PISTON ROD | |
| 2 | | 1 | WIPER | |
| 3 | 7028786 | 1 | GLAND | |
| 4 | 7028787 | 1 | BEARING | |
| 5 | | 1 | ROD SEAL | |
| 6 | | 1 | O-RING | |
| 7 | | 1 | BACK-UP RING | |
| 8 | | 1 | O-RING | |
| 9 | 7028792 | 1 | CYLINDER HOUSING | |
| 10 | | 1 | LOCKNUT | |
| 11 | 7028794 | 1 | PISTON | |
| 12 | | 1 | PISTON SEAL | |
| 13 | | 1 | WEAR RING | |
| 14 | | 1 | O-RING | |
| | 7029225 | 1 | SEAL KIT, (includes items 2, 5 thru 8, 10 & 12 thru 14) | |



Figure 9-7 Fork Locking Cylinder

NOTE: CHECK CYLINDER FOR PART NUMBER PRIOR TO ORDERING REPLACEMENT PARTS



PAP0950

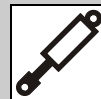


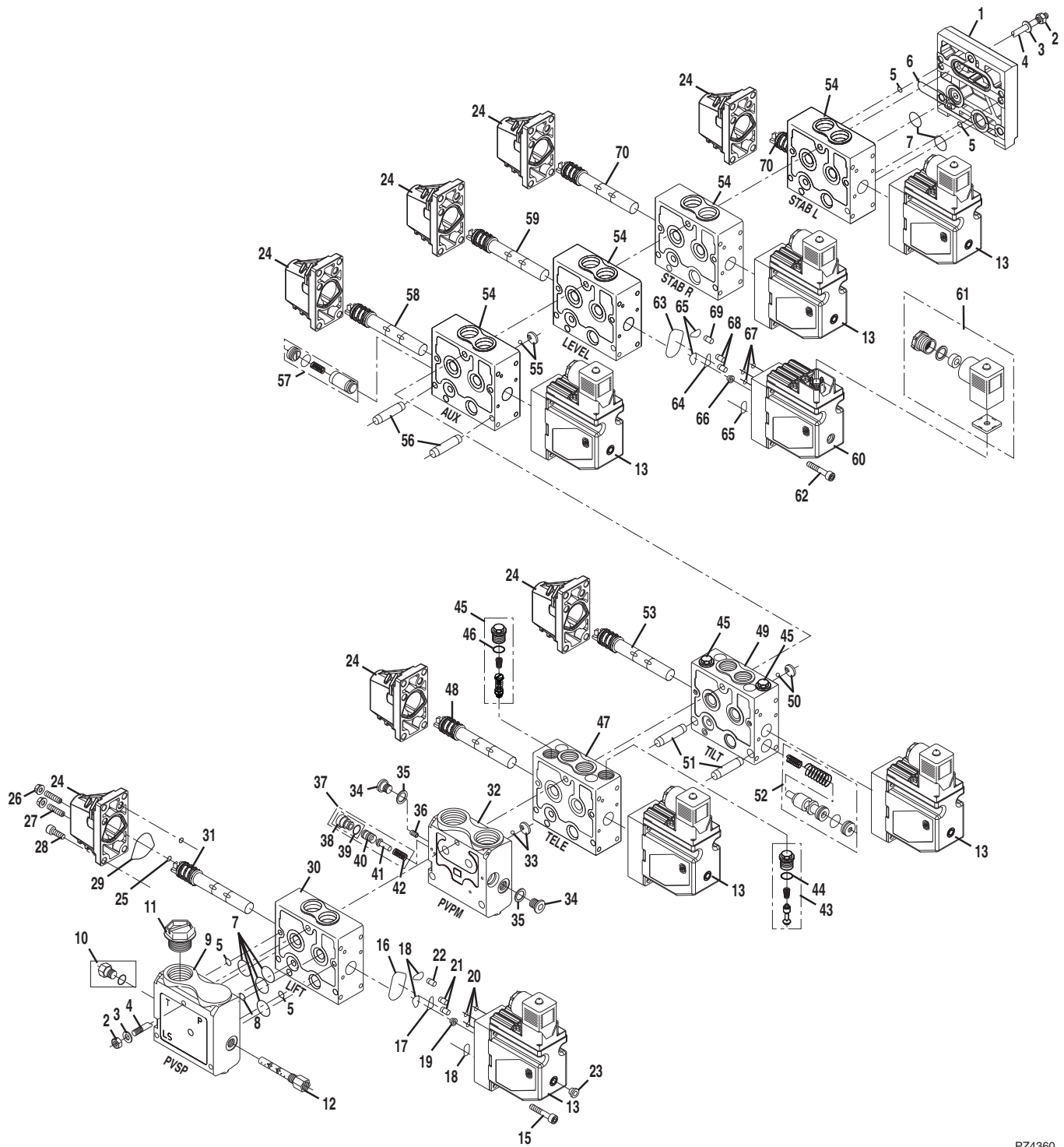
Figure 9-7 Fork Locking Cylinder

| Item | Part Number | Qty. | Description | Rev. |
|------|-------------|------|---|------|
| | 1001107513 | 1 | FORK LOCKING CYLINDER, (includes items 1 thru 13) | A |
| 1 | 70022698 | 1 | CYLINDER HOUSING | |
| 2 | 70022699 | 1 | PISTON ROD | |
| 3 | 70022704 | 1 | GLAND | |
| 4 | 70022703 | 1 | PISTON, (torque to 36Nm) | |
| 6 | 70022701 | 1 | CLEVIS, (torque to 36Nm) | |
| 7 | 70022702 | 1 | SETSCREW, (torque to 20Nm) | |
| 8 | 70022700 | 1 | RETAINER RING | |
| 9 | | 1 | PISTON SEAL | |
| 10 | | 1 | ROD SEAL | |
| 11 | | 1 | 2 PIECE SEAL | |
| 12 | | 1 | O-RING | |
| 13 | | 1 | O-RING | |
| 14 | 0100011 | AR | LOCTITE, #242, (apply to items 4 & 6) | |
| 15 | 0100035 | AR | LOCTITE, #222, (apply to item 7) | |
| | 70022705 | 1 | SEAL KIT, (includes items 9 thru 13) | |



HYDRAULIC COMPONENTS

Figure 9-8 Main Control Valve



PZ4360

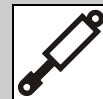


Figure 9-8 Main Control Valve

| Item | Part Number | Qty. | Description | Rev. |
|------|-------------|------|--|------|
| | 4641378 | Ref | MAIN CONTROL VALVE, (not equipped with Platform option), (includes all items) | F |
| | 4641382 | Ref | MAIN CONTROL VALVE, (if equipped with Platform option), (includes all items) | B |
| | 8007925 | Ref | TIE ROD ASSY, (includes section seal kit & items 2 thru 4) | |
| | 7028848 | AR | SECTION SEAL KIT, (includes items 5 thru 8) | |
| 1 | 8007924 | 1 | END SECTION | |
| 2 | 0443549 | 6 | NUT | |
| 3 | 1380625 | 6 | WASHER | |
| 4 | 8007929 | 3 | STAY BOLT | |
| 5 | NSS | 20 | O-RING | |
| 6 | NSS | 1 | O-RING | |
| 7 | NSS | 40 | O-RING | |
| 8 | NSS | 8 | O-RING | |
| | | Ref | PRIORITY INLET SECTION, (PVSP), (includes items 9 & 12) | |
| 9 | 8007959 | 1 | INLET MODULE, (not equipped with Platform option), (includes items 10 & 11) | |
| | 7029531 | 1 | INLET MODULE, (if equipped with Platform option) | |
| | 8007935 | AR | SEAL KIT BETWEEN SECTIONS | |
| 10 | 7028861 | 1 | PLUG | |
| 11 | NSS | 1 | PLUG | |
| 12 | 7028862 | 1 | INLET COMPENSATOR | |
| | | Ref | LIFT SECTION, (includes items 13 thru 31) | |
| 13 | 1001105362 | 1 | PROPORTIONAL SOLENOID MODULE COIL, (not equipped with Platform option), (includes items 16 thru 23) | |
| | 7028629 | Ref | PROPORTIONAL SOLENOID MODULE COIL, (if equipped with Platform option), (no longer available, use valve 4641382 or see items 14 & 15 for service) | |
| | 8007954 | AR | PROPORTIONAL SOLENOID SEAL KIT, (includes items 16, 17, 18 & 20) | |
| 14 | 7028849 | 1 | CONNECTOR | |
| 15 | 7028846 | 4 | MOUNTING SCREW | |
| 16 | NSS | 1 | O-RING | |
| 17 | NSS | 1 | O-RING | |
| 18 | NSS | 3 | O-RING | |
| 19 | NSS | 1 | FILTER | |
| 20 | NSS | 3 | O-RING | |
| 21 | NSS | 2 | CHECK VALVE | |
| 22 | NSS | 1 | ORIFICE | |
| 23 | NSS | 1 | PLUG | |
| 24 | 8007899 | 1 | ACTUATOR MODULE, (includes items 25 thru 29) | |
| | 8007894 | AR | ACTUATOR SEAL KIT, (includes items 25, 26 & 29) | |
| 25 | NSS | 2 | O-RING | |
| 26 | NSS | 2 | SEAL NUT | |
| 27 | 8007915 | 2 | THREADED PIN | |
| 28 | 0318854 | 4 | SCREW | |
| 29 | NSS | 1 | PROFILE O-RING | |
| 30 | 8007917 | 1 | PRESSURE COMPENSATOR VALVE | |
| 31 | 7028894 | 1 | CONTROL SPOOL MODULE | |
| | | Ref | MID-INLET SECTION, (PVPM), (includes items 32 thru 42) | |
| 32 | 8007936 | 1 | VALVE, (includes items 33 thru 42) | |



HYDRAULIC COMPONENTS

Figure 9-8 Main Control Valve

| Item | Part Number | Qty. | Description | Rev. |
|------|-------------|------|---|------|
| | 8007939 | AR | VALVE SEAL KIT | |
| 33 | NSS | 1 | SHUTTLE ASSY | |
| 34 | 7028630 | 2 | PLUG | |
| 35 | 8007941 | 2 | WASHER | |
| 36 | 8007942 | 1 | ORIFICE | |
| 37 | 8007944 | 1 | PILOT SUPPLY, (includes items 38 thru 42) | |
| 38 | 8007943 | 1 | PLUG, (includes item 39) | |
| 39 | NSS | 1 | O-RING | |
| 40 | NSS | 1 | SPOOL | |
| 41 | NSS | 1 | CONE | |
| 42 | NSS | 1 | SPRING | |
| | | Ref | TELESCOPE SECTION, (includes items 13, 24 & 43 thru 48) | |
| 43 | 8007919 | 1 | ANTI-CAVITATION VALVE, (includes item 44) | |
| 44 | NSS | 1 | O-RING | |
| 45 | 8007918 | 1 | SHOCK VALVE, (includes item 46) | |
| 46 | NSS | 1 | O-RING | |
| 47 | 8007920 | 1 | PRESSURE COMPENSATOR VALVE | |
| 48 | 70022769 | 1 | MODIFIED CONTROL SPOOL MODULE | |
| | | Ref | TILT SECTION, (includes items 13, 24, 2 of 45 & 49 thru 53) | |
| 49 | 7028847 | 1 | PRESSURE COMPENSATOR VALVE, (includes items 50, 51 & 52) | |
| 50 | NSS | 1 | SHUTTLE ASSY | |
| 51 | NSS | 2 | PIPE | |
| 52 | NSS | 1 | COMPENSATOR VALVE ASSY | |
| 53 | 8007956 | 1 | CONTROL SPOOL MODULE | |
| | | Ref | AUXILIARY SECTION, (includes items 13, 24 & 54 thru 58) | |
| 54 | 8007922 | 1 | VALVE, (includes items 55, 56 & 57) | |
| 55 | NSS | 1 | SHUTTLE ASSY | |
| 56 | NSS | 2 | PIPE | |
| 57 | NSS | 1 | CHECK VALVE ASSY | |
| 58 | 8007947 | 1 | CONTROL SPOOL MODULE | |
| | | Ref | LEVEL CONTROL SECTION, (includes items 24, 54 & 59 thru 69) | |
| 59 | 8007946 | 1 | CONTROL SPOOL MODULE | |
| 60 | 7028845 | 1 | ON/OFF SOLENOID MODULE VALVE, (includes items 61 thru 69) | |
| | 8007954 | AR | ON/OFF SOLENOID SEAL KIT, (includes items 63, 64, 65 & 67) | |
| 61 | 7028849 | 1 | CONNECTOR | |
| 62 | 7028846 | 4 | MOUNTING SCREW | |
| 63 | NSS | 1 | O-RING | |
| 64 | NSS | 1 | O-RING | |
| 65 | NSS | 3 | O-RING | |
| 66 | NSS | 1 | FILTER | |
| 67 | NSS | 3 | O-RING | |
| 68 | NSS | 2 | CHECK VALVE | |
| 69 | NSS | 1 | ORIFICE | |
| 70 | 8007945 | 1 | CONTROL SPOOL MODULE | |
| 71 | 7029208 | 1 | CONTROL SPOOL MODULE | |
| | | Ref | STABILIZER RIGHT SECTION, (includes items 13, 24, 54 & 70) | |
| | | Ref | STABILIZER LEFT SECTION, (includes items 13, 24, 54 & 70) | |



Figure 9-8 Main Control Valve

| Item | Part Number | Qty. | Description | Rev. |
|------|-------------|------|-------------|------|
| | | | | |



HYDRAULIC COMPONENTS

Figure 9-8 Main Control Valve

| Item | Part Number | Qty. | Description | Rev. |
|------|-------------|------|-------------|------|
| | | | | |



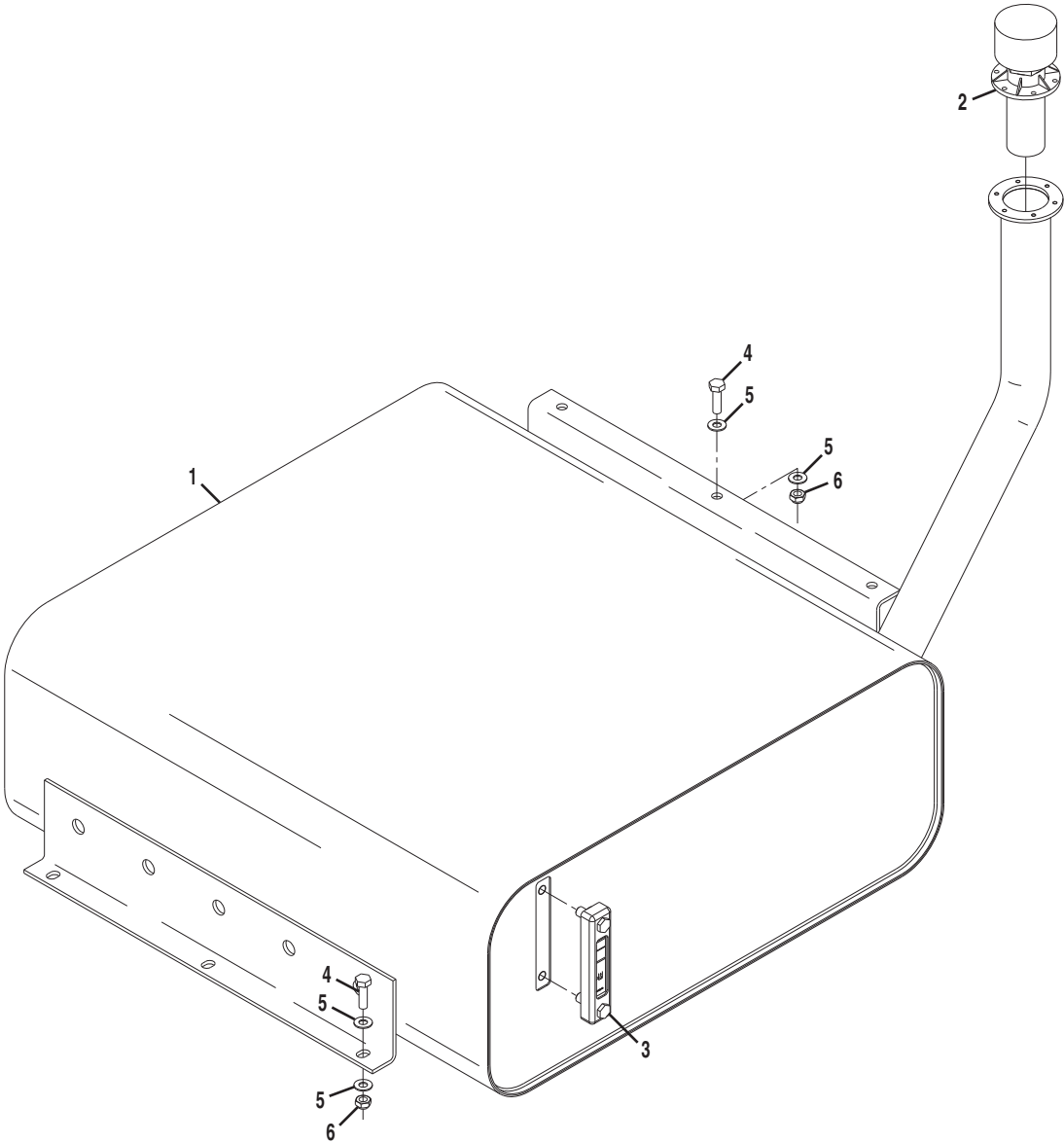
HYDRAULIC COMPONENTS

Figure 9-9 Engine Drive Pump

| Item | Part Number | Qty. | Description | Rev. |
|------|-------------|------|--|------|
| | 8001912 | 1 | ENGINE DRIVE PUMP, (includes all items) | |
| 1 | 8007838 | 1 | PILOT VALVE, (includes items 2, 3 & 4) | |
| 2 | Use Kit K1 | 4 | SOCKET SCREW, M6X30, GR10.9 | |
| 3 | Use Kit K1 | 3 | O-RING | |
| 4 | Use Kit K1 | 1 | PLUG | |
| 5 | 80334277 | 1 | SAFETY RING | |
| 6 | 7024947 | 1 | SHAFT SEAL | |
| 7 | NSS | 1 | PLUG | |
| 8 | 7028647 | 1 | PUMP HOUSING | |
| 9 | 7024935 | 1 | PISTON ROD | |
| 10 | 7024934 | 1 | CONTROL PISTON | |
| 11 | Use Kit K1 | 1 | O-RING | |
| 12 | Use Kit K1 | 1 | SCREW PLUG | |
| 13 | Use Kit K1 | 1 | O-RING | |
| 14 | 7024943 | 1 | TAPERED ROLLER BEARING | |
| 15 | 7028648 | 1 | DRIVE SHAFT | |
| 16 | 7024941 | 1 | SPRING | |
| 17 | 7024945 | 1 | CRADLE SHELL, RH | |
| 18 | 7024946 | 1 | CRADLE SHELL, LH | |
| 19 | 7028649 | 1 | SWASH PLATE | |
| 20 | 7028650 | 1 | ROTARY GROUP | |
| 21 | 7024942 | 1 | SHIM | |
| 22 | 7024944 | 1 | TAPERED ROLLER BEARING | |
| 23 | 7024952 | 1 | DOWEL PIN | |
| 24 | Use Kit K1 | 1 | O-RING | |
| 25 | 7028651 | 1 | PORT PLATE | |
| 26 | 7024951 | 4 | SOCKET SCREW, M14X35, GR10.9 | |
| 27 | 7024953 | 2 | COUNTERSUNK SCREW, M5X16 | |
| K1 | 7029165 | 1 | SEAL KIT, (includes items 2 thru 6, 11, 12, 13 & 24) | |



Figure 9-10 Hydraulic Tank Assembly





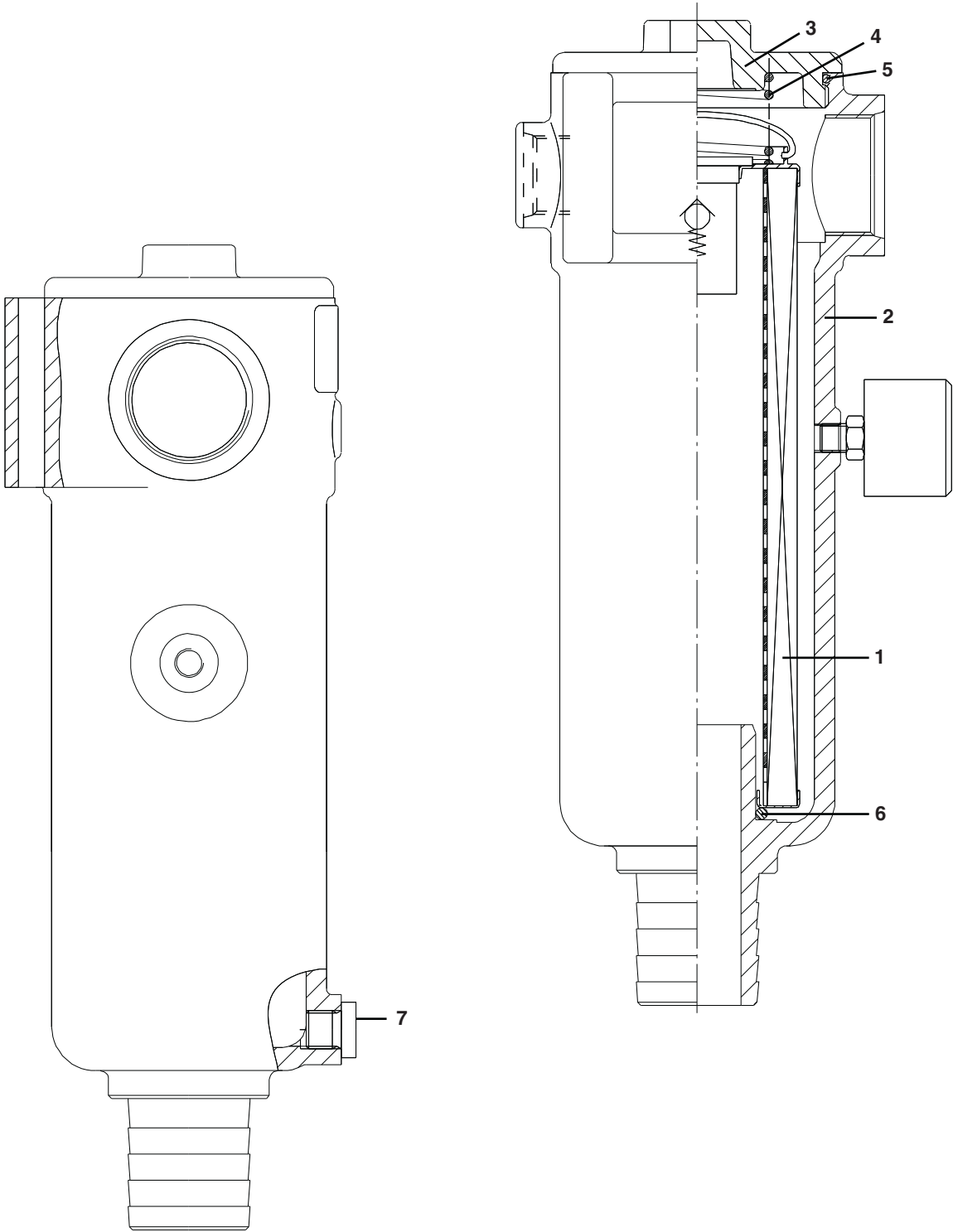
HYDRAULIC COMPONENTS

Figure 9-10 Hydraulic Tank Assembly

| Item | Part Number | Qty. | Description | Rev. |
|------|-------------|------|---|------|
| | 0273825 | 1 | HYDRAULIC TANK ASSEMBLY, (includes all items) | C |
| | 0273826 | 1 | HYDRAULIC TANK ASSEMBLY, WITH TOOL BOX (includes all items) | C |
| 1 | 4400465 | 1 | HYDRAULIC OIL TANK | |
| 2 | 1120586 | 1 | CAP, STANDARD | |
| | 1120587 | 1 | CAP, USED WITH TOOLBOX ASSY | |
| 3 | 8005248 | 1 | LEVEL | |
| 4 | 0761015 | 6 | HEX HD CAPSCREW, 10-1.50X35 | |
| 5 | 5212000 | 12 | RIPP WASHER, 10MM | |
| 6 | 3291005 | 6 | HEX LOCK NUT, M10X1.50 | |



Figure 9-11 Return Filter





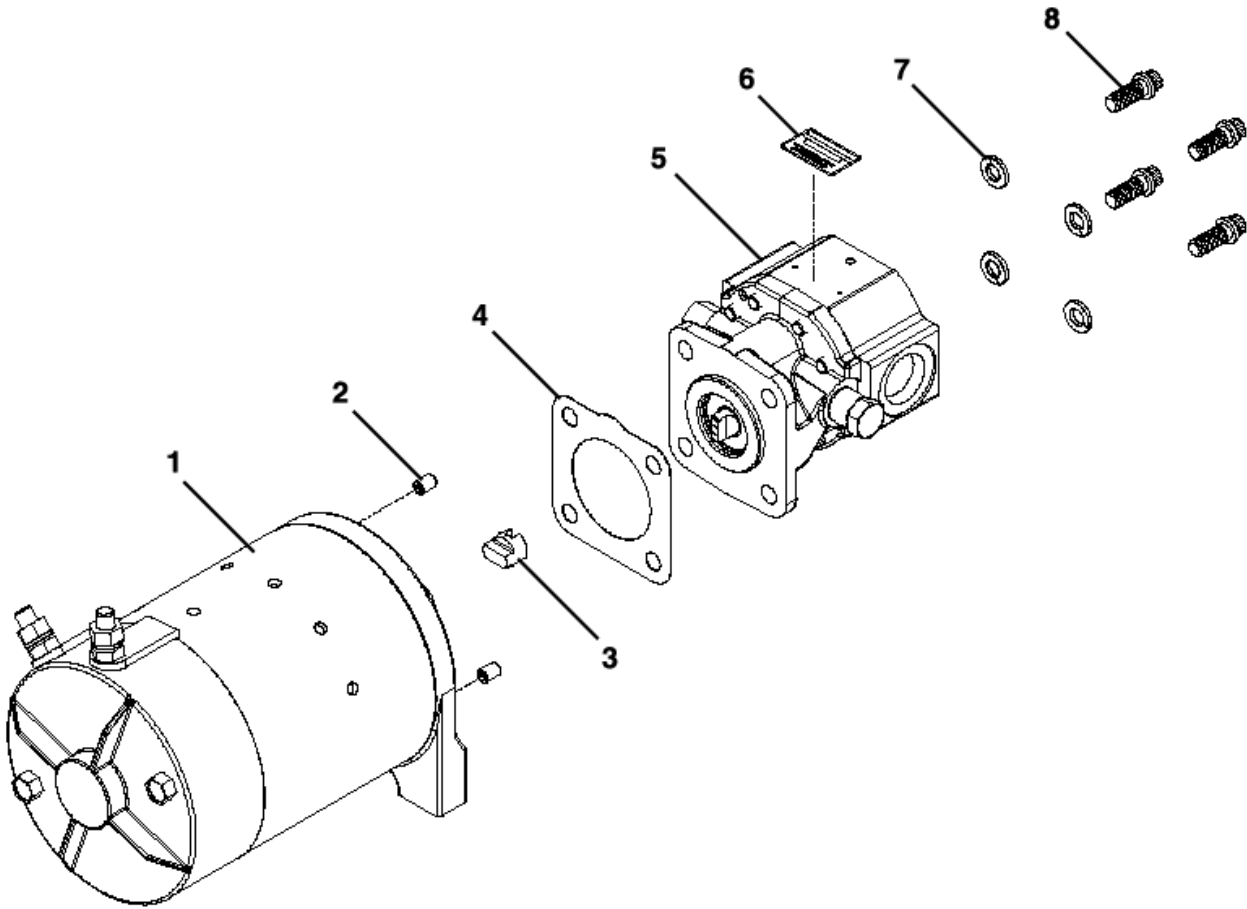
HYDRAULIC COMPONENTS

Figure 9-11 Return Filter

| Item | Part Number | Qty. | Description | Rev. |
|------|-------------|------|-------------------------------------|------|
| | 8004054 | 1 | RETURN FILTER, (includes all items) | B |
| 1 | 8007563 | 1 | FILTER ELEMENT | |
| 2 | 8007554 | 1 | FILTER HOUSING | |
| 3 | 8007564 | 1 | COVER | |
| 4 | 8007555 | 1 | COMPRESSION SPRING | |
| 5 | 8007562 | 1 | O-RING | |
| 6 | 0330101 | 1 | O-RING | |
| 7 | 2904687 | 1 | PLUG | |



Figure 9-12 Auxiliary Power Pump





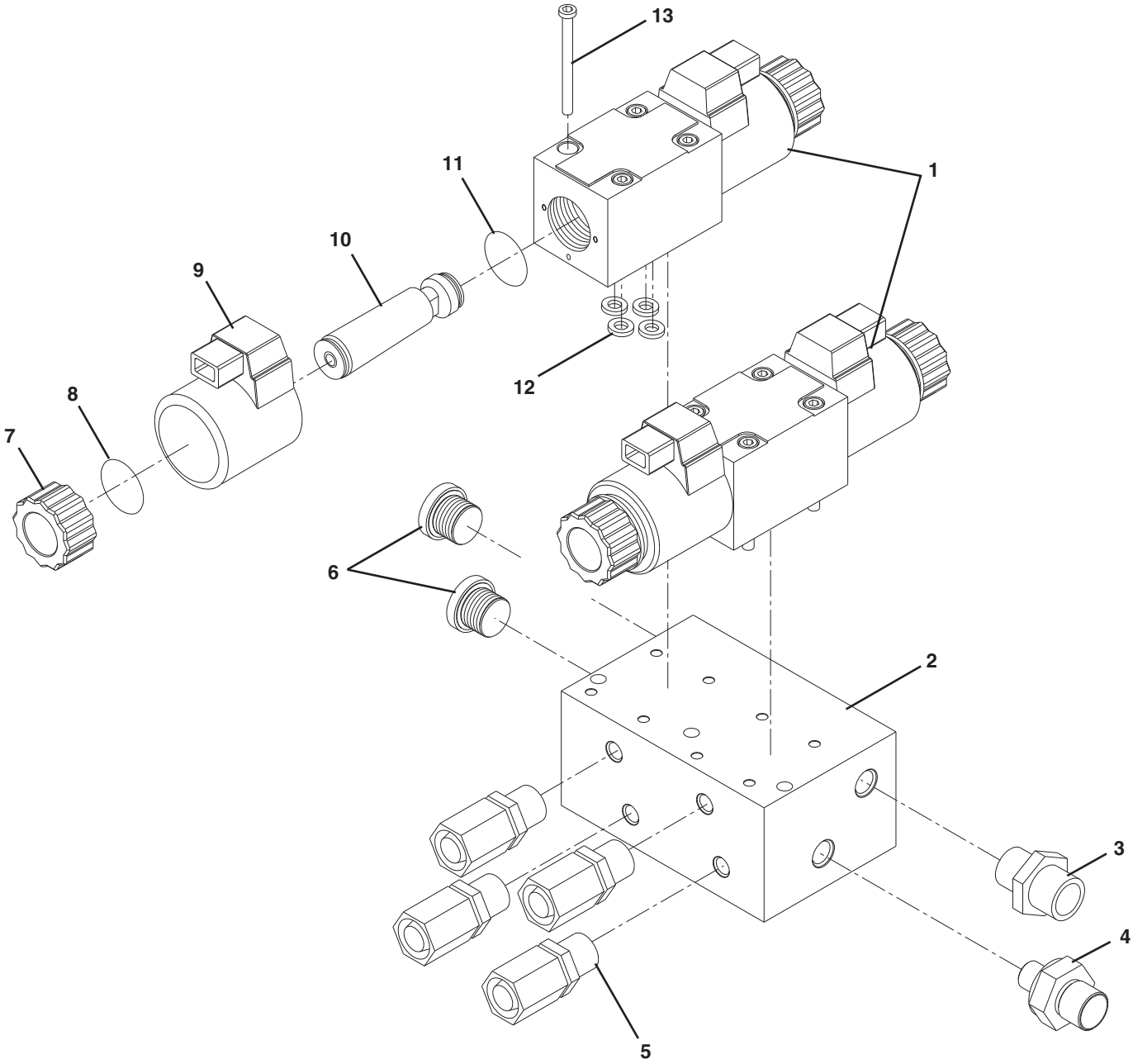
HYDRAULIC COMPONENTS

Figure 9-12 Auxiliary Power Pump

| Item | Part Number | Qty. | Description | Rev. |
|------|-------------|------|--|------|
| | 3600422 | 1 | AUXILIARY POWER PUMP, (includes all items) | C |
| 1 | 7011067 | 1 | MOTOR w/END HEAD | |
| 2 | 7029592 | 2 | SET SCREW | |
| 3 | 7011016 | 1 | COUPLING | |
| 4 | 7011044 | 1 | GASKET | |
| 5 | 7029593 | 1 | PUMP ASSY | |
| 6 | NSS | 1 | LABEL | |
| 7 | 7011048 | 4 | WASHER | |
| 8 | 7011043 | 4 | SCREW | |



Figure 9-13 ERS Control Valve Assembly

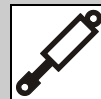




HYDRAULIC COMPONENTS

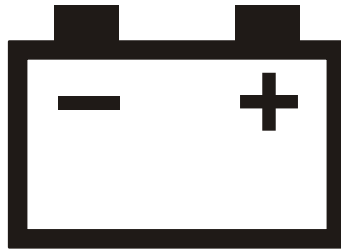
Figure 9-13 ERS Control Valve Assembly

| Item | Part Number | Qty. | Description | Rev. |
|------|-------------|------|--|------|
| | 4641363 | 1 | ERS CONTROL VALVE ASSEMBLY, (includes all items) | D |
| 1 | 7029519 | 2 | DIRECTIONAL VALVE, (includes items 7 thru 12) | |
| 2 | NSS | 1 | MANIFOLD BLOCK | |
| 3 | 2142715 | 1 | MALE CONNECTOR | |
| 4 | 2142713 | 1 | MALE CONNECTOR | |
| 5 | 2142804 | 4 | SWIVEL CONNECTOR | |
| 6 | 1309275 | 2 | PLUG | |
| 7 | 91504035 | 2 | NUT | |
| 8 | NSS | 2 | O-RING | |
| 9 | 7029515 | 2 | COIL, 12V | |
| 10 | 7024014 | 2 | POLE TUBE | |
| 11 | NSS | 2 | O-RING | |
| 12 | NSS | 4 | O-RING | |
| 13 | 4031614 | 4 | SOCKET HD CAPSCREW, M5X50, GR8.8 | |
| | 91504041 | 1 | SEAL KIT, (includes items 8, 11 & 12) | |



This Page Intentionally Left Blank

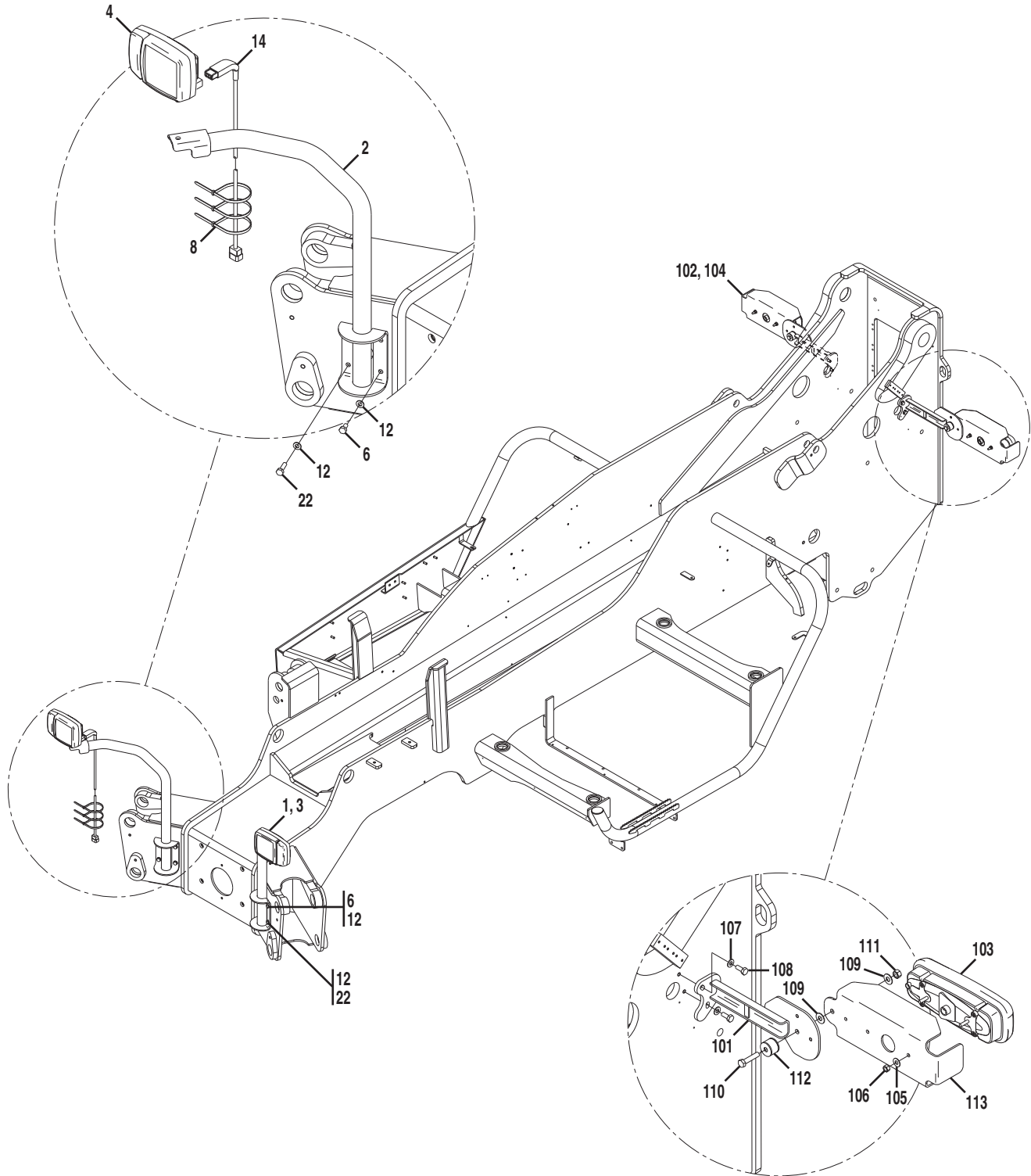
SECTION 10 ELECTRICAL





ELECTRICAL

Figure 10-1 Head Light/Tail Light Assembly



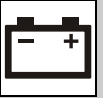



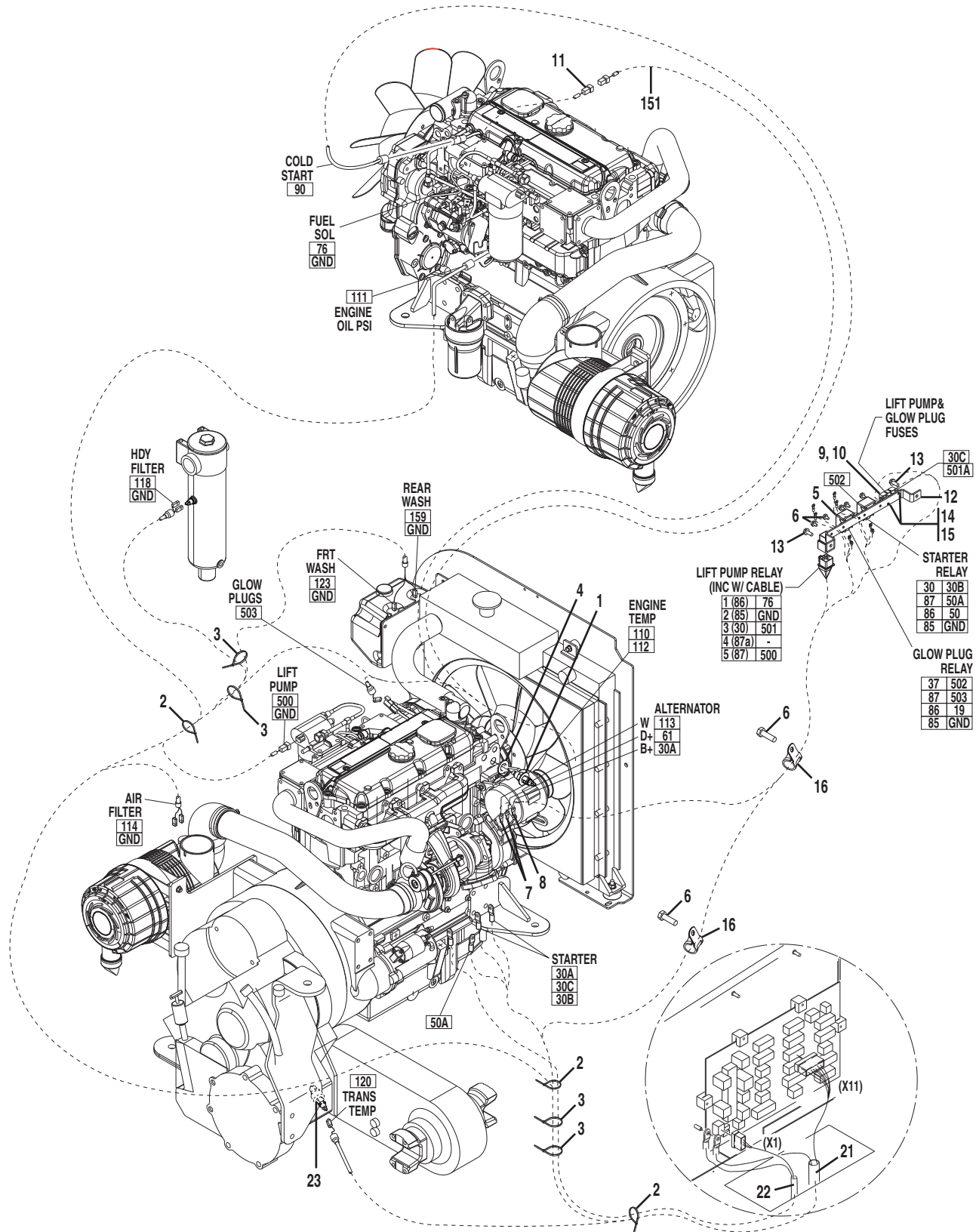
Figure 10-1 Head Light/Tail Light Assembly

| Item | Part Number | Qty. | Description | Rev. |
|------|-------------|------|---|------|
| | 0274097 | 1 | HEADLIGHT INSTALLATION, (includes items 1 thru 22) | I |
| 1 | 4340892 | 1 | HEADLIGHT MOUNTING BRACKET, L.H. | |
| 2 | 4340894 | 1 | HEADLIGHT MOUNTING BRACKET, R.H. | |
| 3 | 3928789 | 1 | HEADLIGHT, LEFT, (includes mounting hardware) | |
| 4 | 3928790 | 1 | HEADLIGHT, RIGHT, (includes mounting hardware) | |
| 6 | 0761010 | 4 | HEX HD CAPSCREW, 10-1.50X20mm | |
| 8 | 1062255 | 3 | TIE STRAP | |
| 12 | 4812000 | 8 | FLAT WASHER, 10mm | |
| 14 | 4923133 | 1 | HEADLIGHT EXTENSION CABLE | |
| 22 | 0761016 | 4 | HEX HD CAPSCREW, 10-1.50X40mm | |
| | | Ref | LAMP BRACKET ASSY, (includes items 101 thru 113) | |
| | 8009366 | Ref | Before S/N 1160002619 | B |
| | 2920210 | Ref | S/N 1160002619 & After | B |
| 101 | 8009228 | 1 | LAMP HOLDER, REAR, (left), (Before S/N 1160002619) | |
| | 0903501 | 1 | LAMP HOLDER, REAR, (left), (S/N 1160002619 & After) | |
| 102 | 8009230 | 1 | LAMP HOLDER, REAR, (right), (Before S/N 1160002619) | |
| | 0903502 | 1 | LAMP HOLDER, REAR, (right), (S/N 1160002619 & After) | |
| 103 | 8001991 | 1 | TAILLIGHT, LEFT | |
| | 0313279 | 2 | REPLACEMENT BULB, 12V-10W | |
| | 0388450 | 4 | REPLACEMENT BULB, 12V-21W | |
| 104 | 8001989 | 1 | TAILLIGHT, RIGHT | |
| | 0313279 | 2 | REPLACEMENT BULB, 12V-10W | |
| | 0388450 | 4 | REPLACEMENT BULB, 12V-21W | |
| 105 | 4811900 | 4 | FLAT WASHER, 8mm | |
| 106 | 3290807 | 4 | HEX NUT, 8mm-1.25 | |
| 107 | 5212000 | 4 | RIPP WASHER | |
| 108 | 0761012 | 4 | HEX HD CAPSCREW, 10-1.50X25mm | |
| 109 | 1356294 | 4 | WASHER | |
| 110 | 0701219 | 2 | HEX HD CAPSCREW, 12-1.75X55mm | |
| 111 | 3291207 | 2 | HEX NUT, 12mm-1.75 | |
| 112 | 8009517 | 2 | RUBBER BUFFER | |
| 113 | 8009226 | 2 | PLATE | |



ELECTRICAL

Figure 10-2 Electrical Installation, Engine



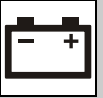
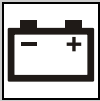


Figure 10-2 Electrical Installation, Engine

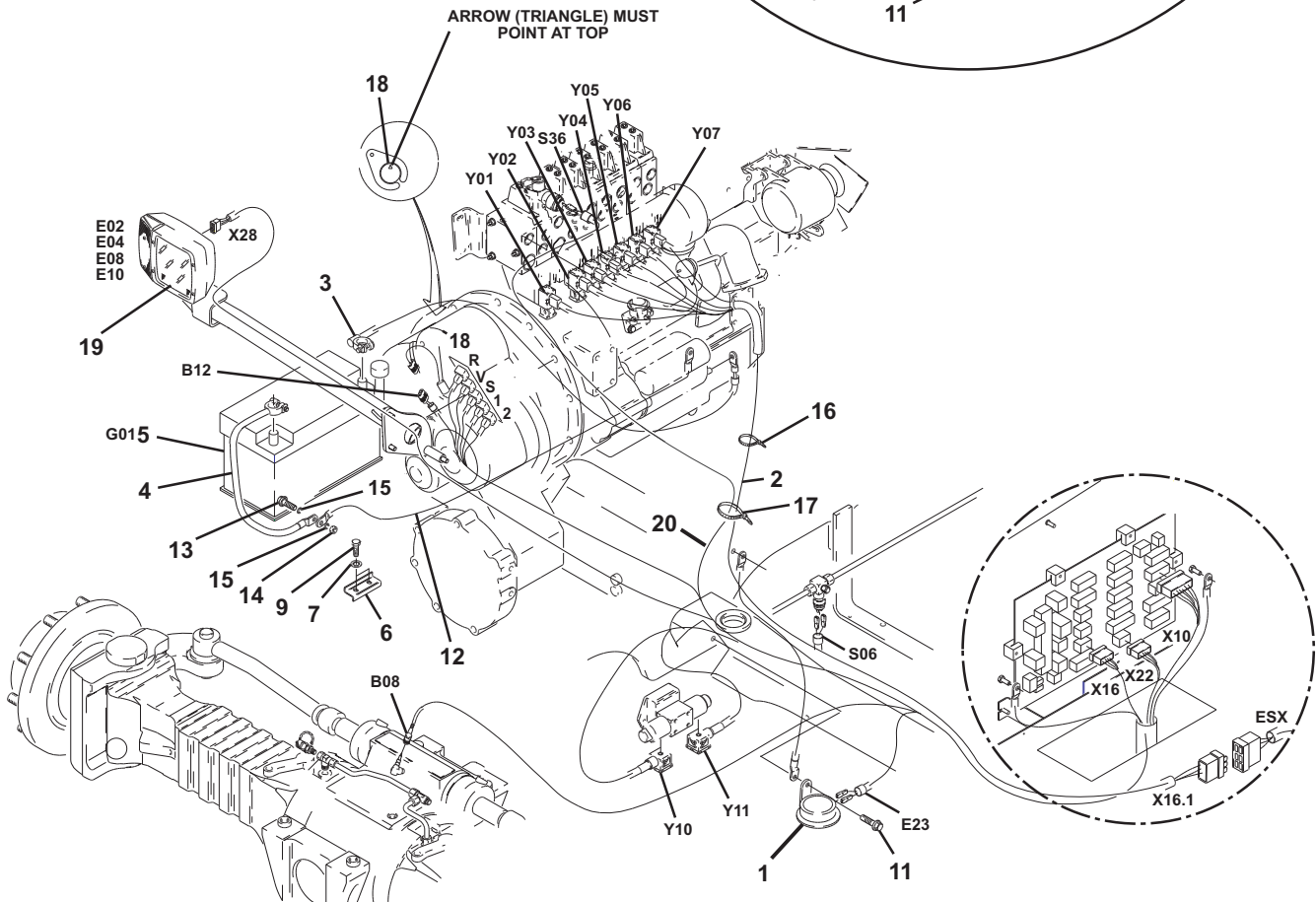
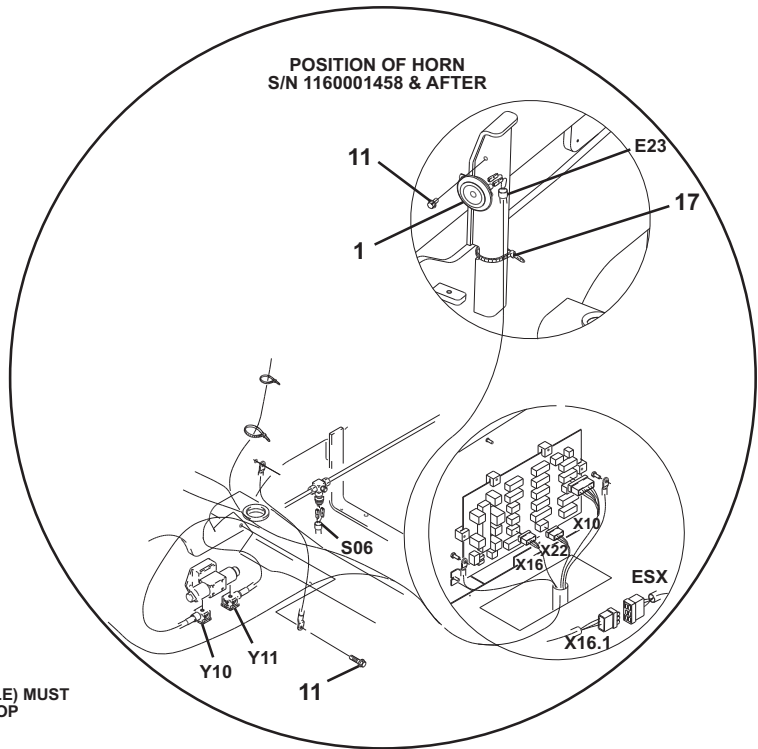
| Item | Part Number | Qty. | Description | Rev. |
|------|-------------|------|---|------|
| | 4923032 | 1 | ELECTRICAL INSTALLATION, ENGINE, (includes items 1 thru 16) | 4 |
| 1 | 4360560 | 1 | TEMPERATURE SENDER SWITCH | |
| 2 | 471678 | 20 | CABLE BAND | |
| 3 | 1062255 | 20 | CABLE BAND | |
| 4 | 4740534 | 1 | COPPER WASHERS | |
| 5 | 3740112 | 2 | BOSCH RELAY | |
| 6 | 5200605 | 7 | RIPP BOLT, 6-36X10mm | |
| 7 | 3300480 | 2 | HEX NUT | |
| 8 | 3300481 | 1 | HEX NUT | |
| 9 | 2400073 | 1 | FUSE HOLDER | |
| 10 | 2400074 | 1 | FUSE, 50 AMP | |
| 11 | 4923003 | 1 | FUEL WIRE | |
| 12 | 0902991 | 1 | ELECTRIC RELAY BRACKET | |
| 13 | 5200810 | 2 | RIPP BOLT, 8-48X20mm | |
| 14 | 4010308 | 2 | POSI-DRIVE MACHINE SCREW, #3-.5X16 | |
| 15 | 3290305 | 2 | LOCK NUT, 3mm-.50 | |
| 16 | 2443576 | 2 | CLAMP, HOSE | |
| 21 | | Ref | ENGINE HARNESS, (see Figure 10-4 for details) | |
| 22 | | Ref | CURRENCABLE, (see Figure 10-4 for details) | |
| 23 | | Ref | TEMPERATURE SWITCH, (see Figure 4-8 for details) | |



ELECTRICAL

Figure 10-3 Electrical Installation, Gear & Valve

| ENGLISH | | GERMAN | |
|---------|------------------------------|--------|-------------------------|
| B08 | ANGLE FRONT AXLE (INDUCTIVE) | B08 | Winkel Vorderachse |
| B12 | TRANSMISSION SPEED | B12 | Getriebedrehza |
| G01 | BATTERY | G01 | Batterie |
| E02 | LOW BEAM LIGHT RIGHT | E02 | Abblendlicht |
| E04 | DRIVING LIGHT RIGHT | E04 | Fernlicht |
| E08 | PARKING LIGHT RIGHT | E08 | Standlicht |
| E10 | INDICATOR FRONT RIGHT | E10 | Blinklicht vorne |
| E23 | SIGNAL HORN | E23 | Hupe |
| S06 | STOP LIGHT SWITCH | S06 | Bremslichtschalt |
| S36 | HYDRAULIC PRESSURE | S36 | Hydraulikdru |
| X10 | CABLE LIGHTING FRONT RIGHT | X10 | Kabel Beleuchtung vorne |
| X16 | CONNECTOR STEERING | X16 | Stecker |
| X16.1 | CONNECTOR HYDRAULIC BLOCK | X16.1 | Stecker |
| X22 | MAGNETS TRANSMISSION | X22 | Magnete Getriebe |
| X28 | CONNECTOR LIGHTING RIGHT | X28 | Stecker Fahrlicht |
| Y01 | LIFTING | Y01 | Heben |
| Y02 | TELESCOPE | Y02 | Teleskopieren |
| Y03 | TILT | Y03 | Kippe |
| Y04 | AUXILIARY HYDRAULIC | Y04 | Zusatzhydraul |
| Y05 | LEVELING | Y05 | Niveaueausgleic |
| Y06 | STABILIZER RIGHT | Y06 | Pratzæ rechts |
| Y07 | STABILIZER LEFT | Y07 | Pratzæ |
| Y10 | CRAB STEER | Y10 | Lenkart |
| Y11 | 4 WHEEL STEER | Y11 | Lenkart |



PAP075

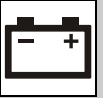


Figure 10-3 Electrical Installation, Gear & Valve

| Item | Part Number | Qty. | Description | Rev. |
|------|-------------|------|---|------|
| | 8006356 | 1 | ELECTRICAL INSTALLATION, GEAR & VALVE, (includes items 1 & 3 thru 18) | G |
| 1 | 8009766 | 1 | SIGNAL HORN | |
| 2 | | Ref | HARNESS, (see Figure 10-4 for details) | |
| 3 | 8003391 | 1 | POSITIVE BATTERY CABLE | |
| 4 | 8003389 | 1 | NEGATIVE BATTERY CABLE | |
| 5 | 8008750 | 1 | BATTERY, 12V | |
| 6 | 1787217 | 1 | BATTERY HOLDING BRACKET | |
| 7 | 4811900 | 2 | FLAT WASHER, 8mm | |
| 9 | 0760814 | 2 | HEX HD CAPSCREW, 8-1.25X30mm | |
| 11 | 5201010 | 2 | RIPP BOLT, 10-48X20mm | |
| 12 | 8003393 | 1 | BATTERY CABLE | |
| 13 | 5201014 | 1 | RIPP BOLT, 10-48X30mm | |
| 14 | 3291001 | 1 | HEX NUT, 10mm-1.50 | |
| 15 | 4812000 | 1 | FLAT WASHER, 10mm | |
| 16 | 471678 | 20 | CABLE BAND | |
| 17 | 1062255 | 21 | CABLE BAND | |
| 18 | | Ref | SPEED SENSOR ASSY, (see Figure 4-9 for details) | |
| 19 | | Ref | LAMP INSTALLATION, (see Figure 10-1 for details) | |
| 20 | | Ref | HARNESS, (see Figure 10-4 for details) | |

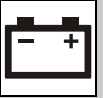


Figure 10-4 Electrical Installation, Cab

| Item | Part Number | Qty. | Description | Rev. |
|------|-------------|------|--|------|
| | 0274124 | Ref | ELECTRIC SYSTEM, (instrument panel assy | I |
| 1 | | Ref | LEVER, (see Figure 7-1 for details) | |
| 2 | 8009328 | 1 | PRINTED CIRCUIT | |
| 3 | 8000924 | 6 | HOLDER | |
| 5 | 8009326 | 1 | CABLE SET | |
| 6 | 8008173 | 1 | CONTROL UNIT, ESX | |
| | 4170090 | 1 | STANDARD COMPATIBLE ESX VERSION | |
| | 7029813 | 1 | HARDWARE PACKET, X-FLASH CORD, (not illustrated) | |
| | 7002845 | 1 | POWERCORD FOR ESX, (not illustrated) | |
| 7 | 1663821 | 3 | MOUNTING FRAME | |
| 8 | 3972909 | 1 | SWITCH | |
| 9 | 1719033 | 1 | SYMBOL, LAMP | |
| 10 | 3933128 | 1 | SWITCH | |
| 11 | 8002820 | 1 | IGNITION LATCH | |
| | 8008049 | 1 | KEY, (also used for cab door, rear cover & engine cover) | |
| 12 | 1719204 | 2 | INDICATOR LIGHT | |
| 13 | 1719088 | 1 | SYMBOL, BATTERY | |
| 14 | 1719113 | 1 | SYMBOL, HIGH BEAM | |
| 15 | 1719124 | 1 | SYMBOL, DIRECTION INDICATOR | |
| 18 | 8005424 | 1 | SWITCH | |
| 19 | 1718985 | 1 | SYMBOL, REAR WINDOW WIPER | |
| 20 | 1359720 | 7 | COVERING | |
| 21 | | Ref | INSERT, (see Figures 12-4 & 12-5 for details) | |
| 22 | 8002819 | 1 | WEIGHT INDICATOR | |
| | 7029105 | 1 | REPLACEMENT SYMBOL PLATE | |
| 23 | 8002954 | 1 | DISPLAY, (see Figure 10-12 for details) | |
| 24 | 8000984 | 1 | PLATE | |
| 25 | 0700836 | 3 | BOLT, 8-1.25X190mm | |
| 28 | 8000340 | 1 | WIPER SYSTEM | |
| 29 | | Ref | FNR SHIFTER, (see Figure 7-1 for details) | |
| 30 | 8005257 | 1 | FUEL GAUGE | |
| 31 | 8005258 | 1 | THERMOMETER | |
| 34 | 8005556 | 1 | CABLE SET | |
| 35 | 8009324 | 1 | CABLE SET, INSTRUMENT PANEL | |
| 36 | 8009327 | 1 | CABLE SET, STEERING GEAR | |
| 38 | 471678 | 30 | CABLE BAND | |
| 39 | 1062255 | 20 | CABLE BAND | |
| 40 | 8002211 | 4 | LENS HD CAPSCREW | |
| 43 | 2686762 | 4 | SCREW | |
| 44 | | Ref | JOYSTICK, (see Figure 7-2 for details) | |
| 45 | 1719419 | 1 | SOCKET | |
| 46 | 4010614 | 6 | MACHINE SCREW | |
| 47 | 3290805 | 4 | NUT | |
| 48 | 5211702 | 7 | RIPP WASHER, 6mm | |
| 49 | 8003385 | 1 | CABLE SET | |
| 50 | 8009329 | 1 | CABLE SET | |
| 51 | 4923002 | 1 | ENGINE HARNESS | |
| 52 | 8003387 | 1 | CURRENT CABLE | |
| 53 | | Ref | SWITCH, (see Figure 10-5 for details) | |

**ELECTRICAL****Figure 10-4 Electrical Installation, Cab (Continued)**

| Item | Part Number | Qty. | Description | Rev. |
|------|-------------|------|--|------|
| 55 | 8003392 | 1 | CABLE SET | |
| 56 | 492935 | 1 | TOOTH LOCK WASHER | |
| 57 | 5212000 | 1 | RIPP WASHER, 10mm | |
| 58 | 3291005 | 1 | LOCK NUT, 10mm-1.50 | |
| 61 | 2906123 | 1 | CLIP | |
| 62 | 8000103 | 1 | CLIP | |
| 63 | 1320324 | 1 | CLAMP | |
| 64 | | Ref | AIR SUSPENSION SEAT HARNESS, (see Figure 12-1 for details) | |
| 65 | 4360580 | 1 | WATER PROOF SWITCH | |
| 66 | 4340970 | 1 | MICRO SWITCH | |
| 67 | 0760405 | 2 | HEX HD CAPSCREW, M4X10 | |
| 68 | 4811400 | 2 | FLAT WASHER | |
| 71 | | Ref | HEATING CONTROL, (see Figure 6-8 for details) | |
| 72 | | Ref | AIR CONDITIONING SWITCH, (see Figure 6-9 for details) | |
| 73 | | Ref | AUXILARY SELECT, (see Figure 8-11 for details) | |
| 74 | 4923262 | 1 | GROUND CABLE | |
| 75 | | Ref | AIR CONDITIONER HARNESS, (see Figure 6-9 for details) | |
| 76 | | Ref | WORK LIGHT KIT SWITCH, (see Figure 10-5 for details) | |
| 78 | 1001105098 | 1 | HARNESS, PVG | |
| 79 | 1001105097 | 1 | MODULE, SD10 | |
| 95 | 8002834 | 1 | SWITCH, 12V | |
| 96 | 8002832 | 1 | SYMBOL | |
| 101 | 1001096653 | 2 | BOLT, 6mm X 70mm | |
| 102 | 3290605 | 2 | LOCKNUT, 6mm | |
| 103 | 4811700 | 2 | WASHER, 6mm | |
| 104 | 4240099 | A/R | CABLE TIE | |
| 114 | 8008007 | 1 | SWITCH | |
| 115 | 8002831 | 1 | SYMBOL, CROSS-SHAFT AXLE | |

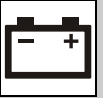


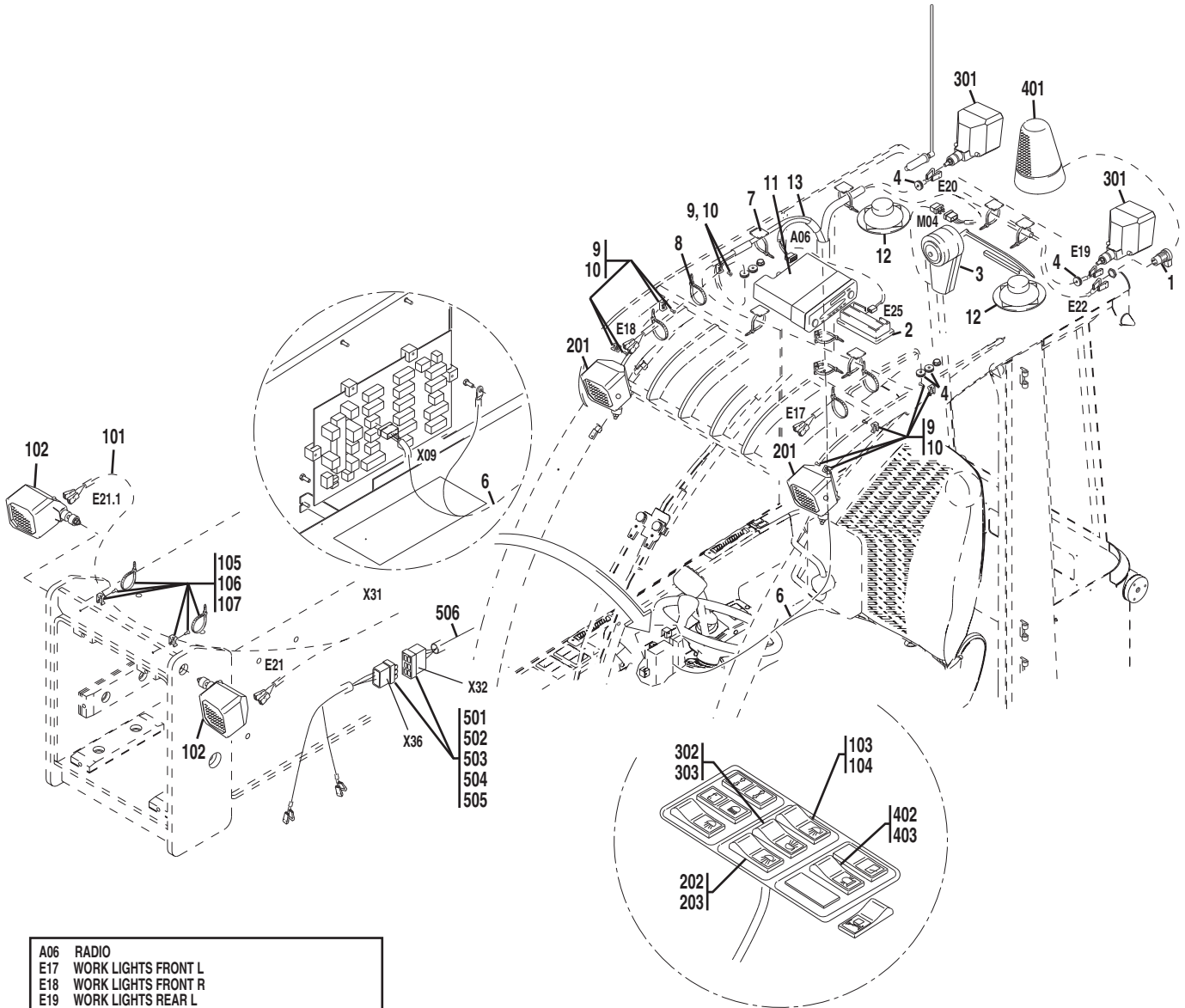
Figure 10-4 Electrical Installation, Cab (Continued)

| Item | Part Number | Qty. | Description | Rev. |
|------|-------------|------|-------------|------|
| | | | | |



ELECTRICAL

Figure 10-5 Electrical Installation, Accessories



| | |
|-------|----------------------------------|
| A06 | RADIO |
| E17 | WORK LIGHTS FRONT L |
| E18 | WORK LIGHTS FRONT R |
| E19 | WORK LIGHTS REAR L |
| E20 | WORK LIGHTS REAR R |
| E21 | WORK LIGHTS BOOM L |
| E21.1 | WORK LIGHTS BOOM R |
| E22 | WARNING LIGHT |
| E25 | COURTESY LIGHT |
| M04 | WIPER REAR |
| X09 | CABLE ROOF |
| X31 | PLUG 2-PIN BOOM |
| X32 | PLUG 6-PIN BOOM |
| X36 | 12V HEAD/2. AUX HYDRAULIC SYSTEM |

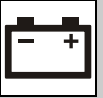
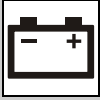


Figure 10-5 Electrical Installation, Accessories

| Item | Part Number | Qty. | Description | Rev. |
|------|-------------|------|--|------|
| | 8006347 | 1 | ELECTRICAL INSTALLATION, ACCESSORIES, (includes items 1 thru 14) | E |
| 1 | 1719419 | 1 | SOCKET | |
| 2 | 3927186 | 1 | INSIDE LIGHT | |
| 3 | | Ref | WIPER SYSTEM, REAR, (see Figure 6-5 for details) | |
| 4 | 8002985 | 6 | DUST SOCKET | |
| 6 | 8003382 | 1 | CABLE SET | |
| 7 | 3977119 | 20 | CABLE BAND | |
| 8 | 471678 | 40 | CABLE BAND | |
| 9 | 8008862 | 6 | BLIND RIVET | |
| 10 | 8007986 | 8 | MOUNTING PLATE | |
| | 8002790 | 1 | RADIO KIT, (includes items 11 thru 14) | |
| 11 | 2913406 | 1 | RADIO STEREO CASSET | |
| 12 | 3938394 | 2 | SPEAKER | |
| 13 | 3938407 | 1 | HARNESS | |
| 14 | 8005901 | 1 | ANTENNA | |
| | 8005251 | 1 | WORKLIGHT KIT, BOOM, (includes items 101 thru 107) | 1 |
| 101 | 8005249 | 1 | CABLE SET | |
| 102 | 8002787 | 2 | WORKING HEADLIGHT | |
| 103 | 4674353 | 1 | SWITCH | |
| 104 | 1718996 | 1 | SYMBOL, HEADLIGHT | |
| 105 | 471678 | 20 | CABLE BAND | |
| 106 | 8008862 | 2 | BLIND RIVIT | |
| 107 | 8007986 | 2 | MOUNTING PLATE | |
| | 8005277 | 1 | WORK LIGHT KIT, FRONT, (includes items 201 thru 203) | 1 |
| 201 | 8002787 | 2 | WORKING HEADLIGHTS | |
| 202 | 4674353 | 1 | SWITCH | |
| 203 | 1718996 | 1 | SYMBOL, HEADLIGHT | |
| | 8005280 | 1 | WORKLIGHT KIT, REAR, (includes items 301 thru 303) | 1 |
| 301 | 8002787 | 2 | WORKING HEADLIGHT | |
| 302 | 4674353 | 1 | SWITCH | |
| 303 | 1719000 | 1 | SYMBOL, REAR HEADLIGHT | |
| | 8100074 | 1 | WARNING LIGHT, YELLOW, (includes items 401 thru 403) | 2 |
| 401 | 3963146 | 1 | BEACON LIGHT, (optional) | |
| 402 | 4674353 | 1 | SWITCH | |
| 403 | 1360585 | 1 | SYMBOL, ROTARY BEACON | |
| | 8005298 | 1 | HYDRAULIC KIT SETS, (includes items 501 thru 506) | 1 |
| 501 | 8005295 | 1 | HYDRAULIC KIT, ADDED, (includes items 504 and 505) | |
| 502 | 8005296 | 1 | KIT SET CABLE | |
| 503 | 8005297 | 1 | HYDRAULIC KIT, (includes items 504 thru 506) | |
| 504 | | Ref | HYDRAULIC KIT SET, (see Figure 8-11 for details) | |
| 505 | 8005293 | 1 | KIT SET CABLE | |
| 506 | 8006212 | 1 | KIT SET | |

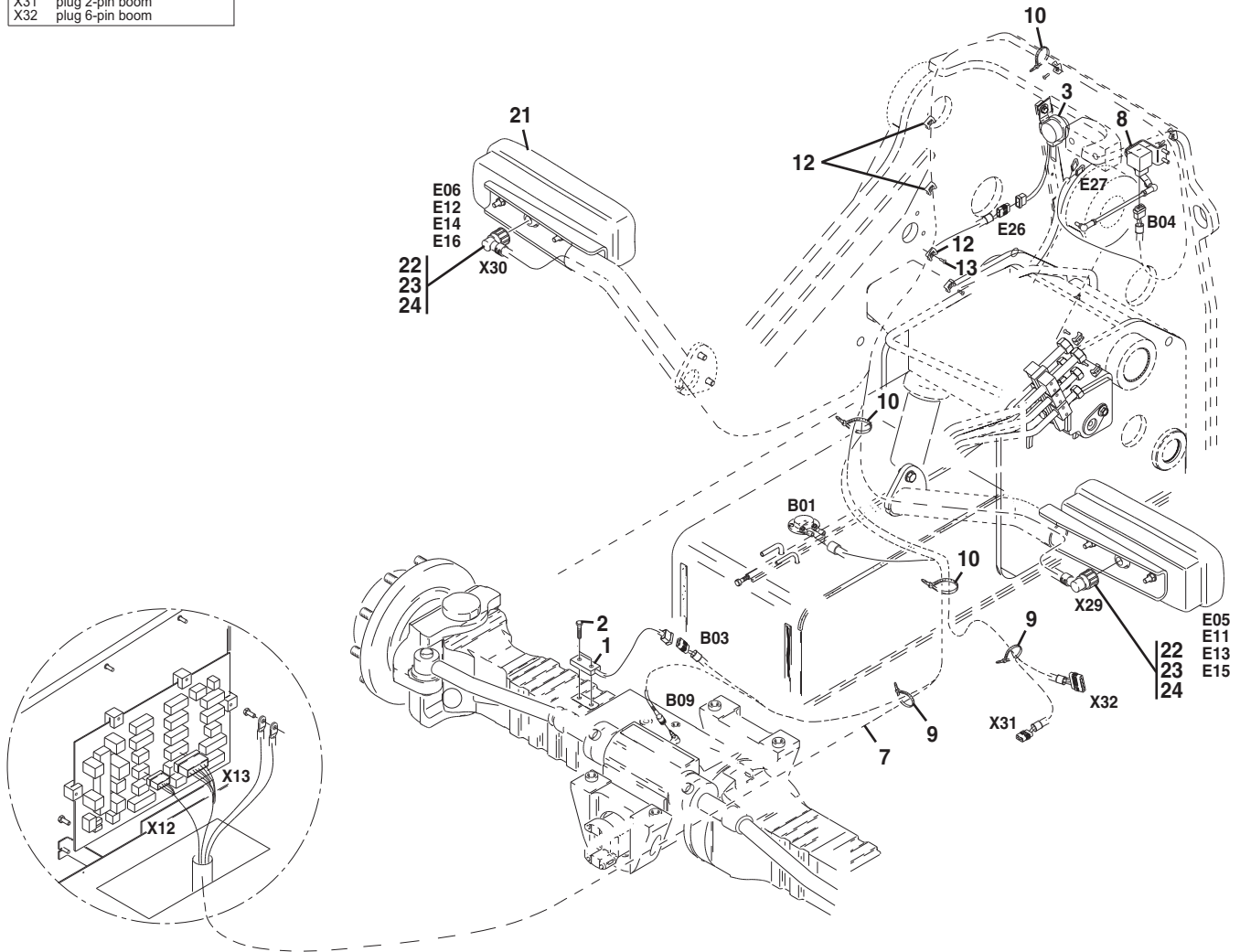
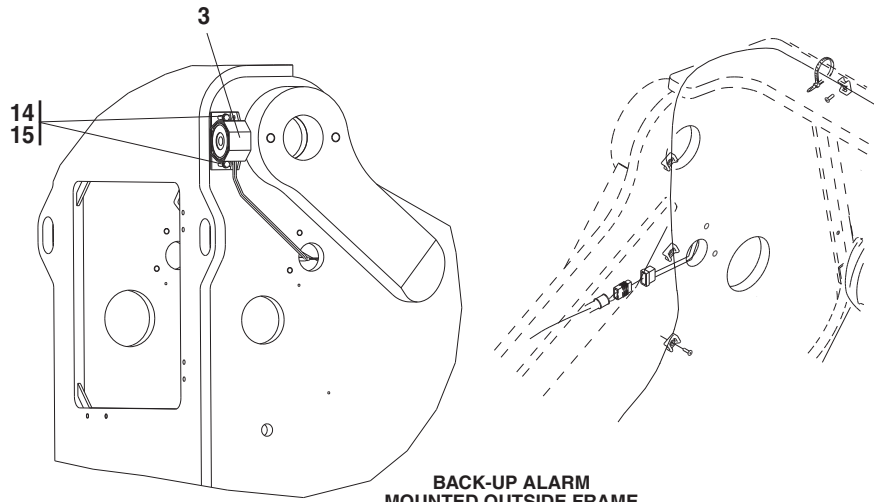


ELECTRICAL

Figure 10-6 Electrical System, Rear of Machine

- B01 Tauchrohrgeber
- B03 Biegesensor
- B04 Winkelsensor Hubarm
- B09 Winkel Hinterachse induktiv
- E05 Rücklicht links
- E06 Rücklicht rechts
- E11 Blinklicht hinten links
- E12 Blinklicht hinten rechts
- E13 Bremslicht links
- E14 Bremslicht rechts
- E15 Rückfahrcheinwerfer links
- E16 Rückfahrcheinwerfer rechts
- E26 Rückfahrsummer
- E27 Kennzeichenbeleuchtung
- X12 Kabel Beleuchtung hinten
- X13 Kabel Teleskop
- X29 Stecker Rücklicht links
- X30 Stecker Rücklicht rechts
- X31 Stecker 2-polig Hubarm
- X32 Stecker 6-polig Hubarm

- B01 immers tube contact
- B03 transducer
- E04 angle-sensor boom
- B09 angle rear-axle inductively
- E05 tail-light left
- E06 tail-light right
- E11 indicator tail left
- E12 indicator tail right
- E13 brake-light left
- E14 brake-light right
- E15 back-up light left
- E16 back-up light right
- E26 back-driving-buzzer
- E27 registration-plate light
- X12 cable lights tail
- X13 cable teleskop
- X29 plug tail-light left
- X30 plug tail-light right
- X31 plug 2-pin boom
- X32 plug 6-pin boom



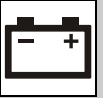


Figure 10-6 Electrical System, Rear of Machine

| Item | Part Number | Qty. | Description | Rev. |
|------|-------------|------|--|------|
| | 8006382 | Ref | ELECTRICAL SYSTEM, REAR OF MACHINE, (includes items 1 thru 15) | H |
| | 1001094566 | Ref | ELECTRICAL SYSTEM, REAR OF MACHINE, W/PLATFORM, (includes items 1 thru 15) | A, 1 |
| 1 | 8002843 | 1 | SENSOR | |
| 2 | 0771016 | 2 | BOLT | |
| 3 | 8002859 | 1 | BACK-UP ALARM, (mounted inside frame) | |
| | 0140047 | 1 | BACK-UP ALARM, (mounted outside frame) | |
| 7 | 8003386 | 1 | HARNESS | |
| 8 | | Ref | SENSOR ASSY, (see Figure 10-7 for details) | |
| | | Ref | SENSOR ASSY, (with platform), (see Figure 10-10 for details) | |
| 9 | 471678 | 20 | TIE STRAP | |
| 10 | 1062255 | 20 | TIE STRAP | |
| 12 | 8007986 | 8 | MOUNTING PLATE | |
| 13 | 845749 | 6 | RIVET | |
| 14 | 0760614 | 2 | HEX HD CAPSCREW, M30X1 | |
| 15 | 4811700 | 2 | FLAT WASHER, 6mm | |
| 21 | | Ref | TAIL LIGHT INSTALLATION, (see Figure 10-1 for details) | |
| 22 | 4461134 | 2 | CONNECTOR | |
| 23 | 4461006 | 10 | SEAL | |
| 24 | 7029636 | 4 | PLUG | |

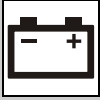
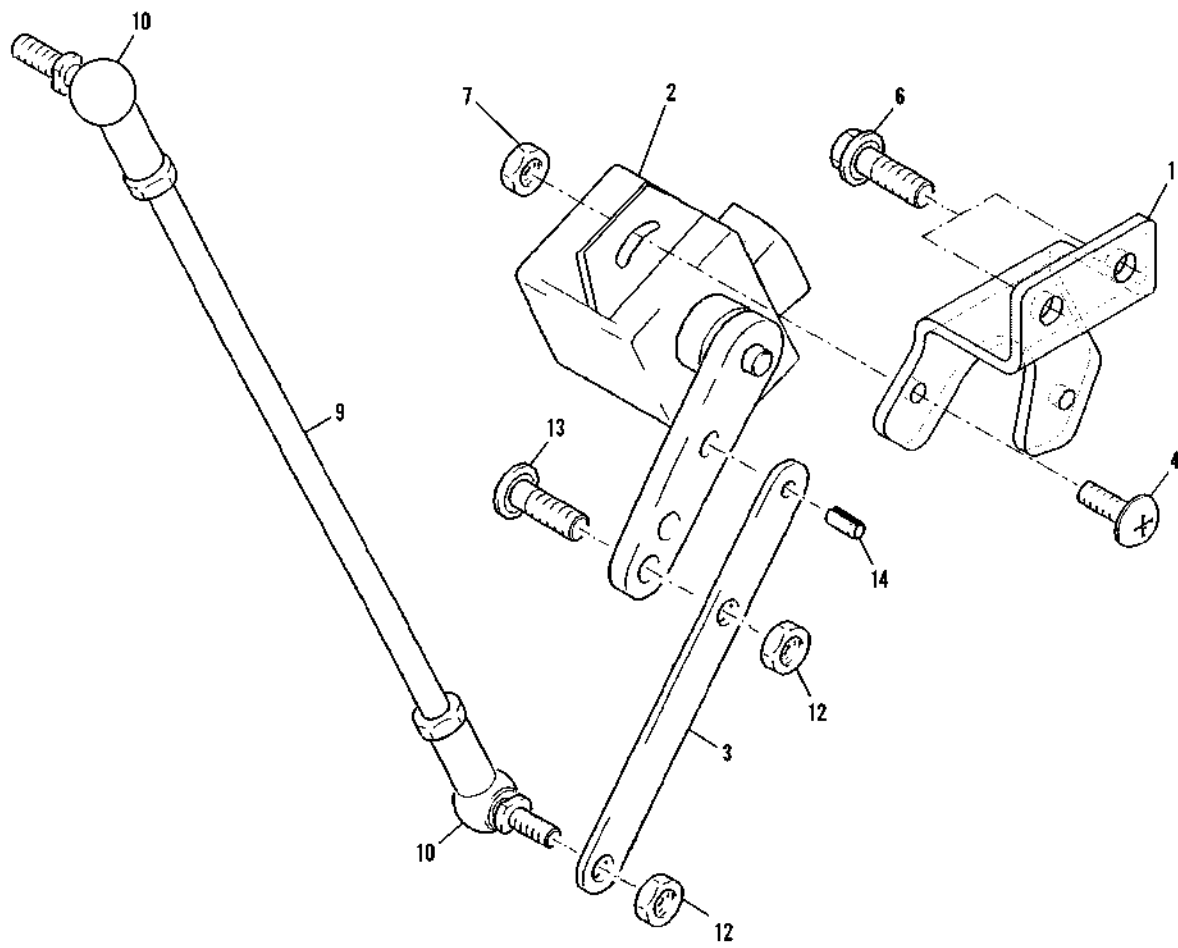


Figure 10-7 Sensor Assembly



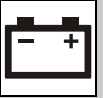



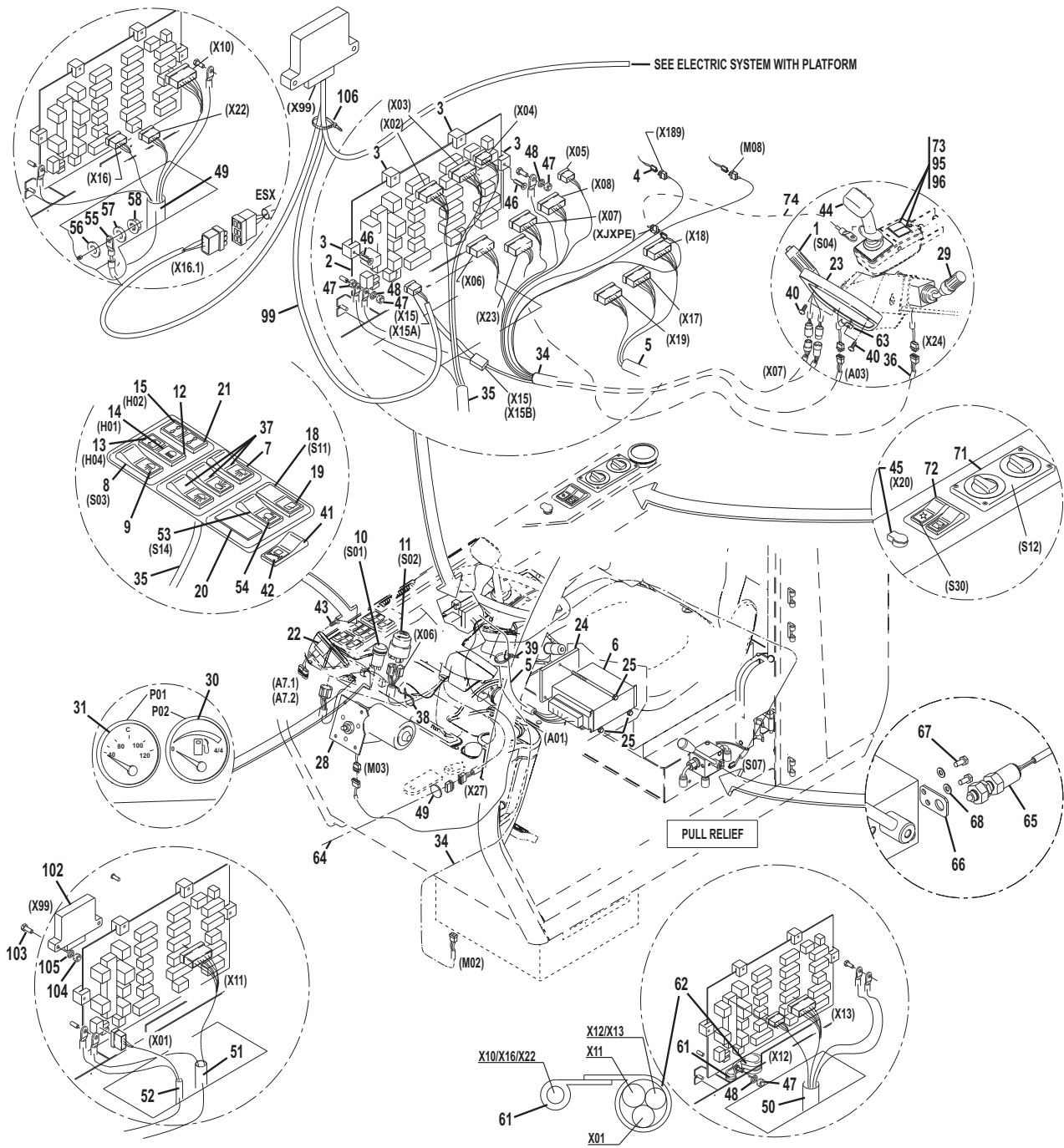
Figure 10-7 Sensor Assembly

| Item | Part Number | Qty. | Description | Rev. |
|------|-------------|------|---------------------------------------|------|
| | 8008863 | 1 | SENSOR ASSEMBLY, (includes all items) | D |
| 1 | 8008890 | 1 | SENSOR SEAT | |
| 2 | 8008893 | 1 | SENSOR | |
| 3 | 8008883 | 1 | EXTENSION BAR | |
| 4 | 4010408 | 2 | LENS HD SCREW | |
| 6 | 5200608 | 2 | BOLT | |
| 7 | 3290405 | 2 | NUT | |
| 9 | 8008885 | 1 | THREADED BOLT | |
| 10 | 466104 | 2 | ANGLE JOINT | |
| 12 | 3290607 | 2 | NUT | |
| 13 | 4010608 | 1 | SCREW | |
| 14 | 3370610 | 1 | PIN | |



ELECTRICAL

Figure 10-8 Electrical Installation, Cab with Platform



- A01----- ESX
- A03----- DISPLAY
- A7.1, 7.2----- LMI
- H01----- HIGH BEAM PILOT LIGHT
- H02----- DIRECTION INDICATOR PILOT LIGHT
- H03----- INDICATOR PILOT LIGHT TRAILER, (in HYDRAULIC HITCH KIT)
- H04----- CHARGING WARNING LIGHT)
- M02----- HEATER FAN, (in UNIT FOR HEAT ONLY; in AIR CONDITIONING UNIT INSTALLATION)
- M03----- WIPER FRONT
- M06----- AIR SUSPENSION SEAT OPTION
- P01----- TEMPERATURE DISPLAY ENGINE
- P02----- FUEL GAUGE
- S01----- SWITCH IGNITION
- S02----- WARNING FLASHER SWITCH
- S03----- DRIVING LIGHTS SWITCH
- S04----- SIGNAL and WIPER CONTROL
- S07----- SWITCH PARKING BRAKE
- S09----- AIR SUSPENSION LIGHTS FRONT, (in WORK LIGHT FRONT KIT)
- S10----- SWITCH WORK LIGHTS REAR, (in WORK LIGHTS REAR KIT)
- S11----- SWITCH WIPER REAR

- S12----- SWITCH HEATER FAN, (in UNIT FOR HEAT ONLY; in AIR CONDITIONING UNIT INSTALLATION)
- S14----- SWITCH WARNING BEACON
- S15----- SWITCH 2.AUXILIARY HYDRAULIC, (in 2. AUXILIARY HYDRAULIC KIT)
- S17----- SWITCH AUXILIARY HYDRAULIC CONTINUOUS OPERATION, (in 1. AUXILIARY HYDRAULIC KIT)
- S19----- SWITCH LEVELING
- S27----- SWITCH WORK FLASHER BOOM (in WORKLIGHT BOOM KIT)
- S30----- SWITCH AIR CONDITIONING (in AIR CONDITIONING KIT)
- X01----- POWER SUPPLY
- X02-04----- CABLE INSTRUMENT PANEL
- X05-08----- CABLE STEAR COLUMN CABIN BOTTOM
- X10,16, 16.1,22----- CABLE FRONT END GEAR UNIT
- X11----- CABLE ENGINE
- X12, 13----- CABLE REAR
- X15----- JOYSTICK
- X15A----- SDIO CAN BUS
- X15B----- TEE'D INTO JOYSTICK CONNECTION
- X16.1, 17-19----- CABLE ESX
- X20----- 12V POWER OUTLET IN CABIN
- X23, 24----- CABLE FNR GEAR SHIFT CONTROL
- X27----- LEFT DRIVING LIGHT
- X99----- SDIO MODULE
- X189----- AIR CONDITIONING OPTION
- XJXPE----- JOYSTICK CASE GROUND

PAP076

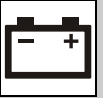
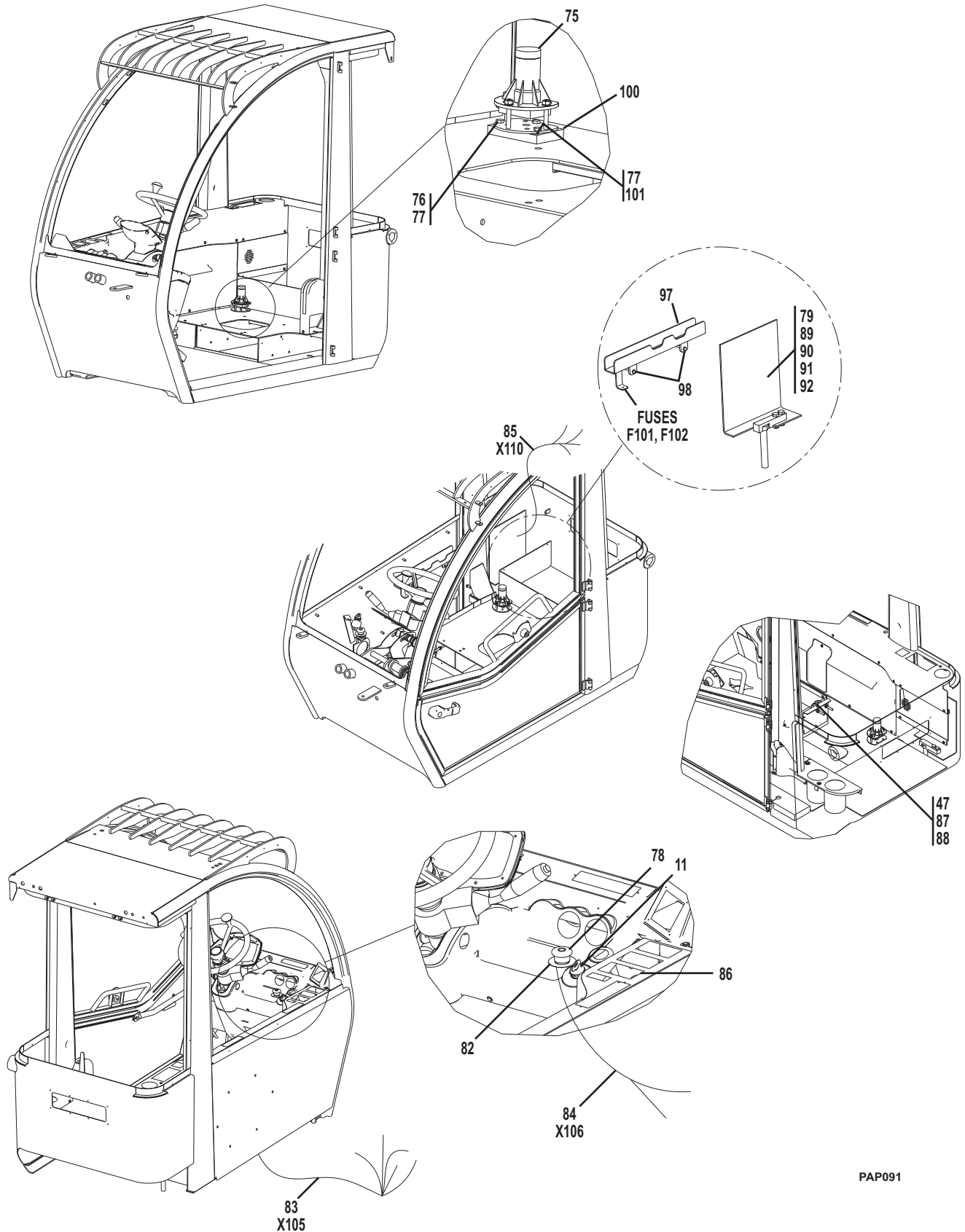
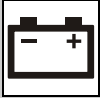


Figure 10-8 Electrical Installation, Cab with Platform (Continued)



PAP091



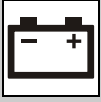
ELECTRICAL

Figure 10-8 Electrical Installation, Cab with Platform

| Item | Part Number | Qty. | Description | Rev. |
|------|-------------|------|---|------|
| | 0275083 | 1 | PLATFORM CAB ELECTRICAL INSTALLATION, (includes items 1 thru 100) | 1,6 |
| 1 | | Ref | LEVER, (see Figure 7-1 for details) | |
| 2 | 0610175 | 1 | PRINTED CIRCUIT | |
| 3 | 8000924 | 6 | HOLDER | |
| 4 | | Ref | AIR CONDITIONER HARNESS, (see Figure 6-9 for details) | |
| 5 | 8009326 | 1 | CABLE SET | |
| 6 | 1600399 | 1 | CONTROL UNIT, ESX | |
| | 4170100 | 1 | PLATFORM EQUIPPED COMPATIBLE ESX VERSION | |
| | 7002844 | 1 | HARDWARE PACKET, X-FLASH CORD, (not illustrated) | |
| | 7002845 | 1 | POWERCORD FOR ESX, (not illustrated) | |
| 7 | 1663821 | 3 | MOUNTING FRAME | |
| 8 | 3972909 | 1 | SWITCH | |
| 9 | 1719033 | 1 | SYMBOL, LAMP | |
| 10 | 3933128 | 1 | SWITCH | |
| 11 | 4360583 | 1 | IGNITION LATCH | |
| | 8008049 | 1 | KEY, (also used for cab door, rear cover & engine cover) | |
| 12 | 1719204 | 2 | INDICATOR LIGHT | |
| 13 | 1719088 | 1 | SYMBOL, BATTERY | |
| 14 | 1719113 | 1 | SYMBOL, HIGH BEAM | |
| 15 | 1719124 | 1 | SYMBOL, DIRECTION INDICATOR | |
| 18 | 8005424 | 1 | SWITCH | |
| 19 | 1718985 | 1 | SYMBOL, REAR WINDOW WIPER | |
| 20 | 1359720 | 6 | COVERING | |
| 21 | | Ref | INSERT, (see Figures 12-4 & 12-5 for details) | |
| 22 | 8002819 | 1 | WEIGHT INDICATOR | |
| | 7029105 | 1 | REPLACEMENT SYMBOL PLATE | |
| 23 | 8002954 | 1 | DISPLAY, (see Figure 10-12 for details) | |
| 24 | 8000984 | 1 | PLATE | |
| 25 | 0700836 | 3 | BOLT, 8-1.25X190mm | |
| 28 | | Ref | WIPER SYSTEM, (see Figure 6-5 for details) | |
| 29 | | Ref | FNR SHIFTER, (see Figure 7-1 for details) | |
| 30 | 8005257 | 1 | FUEL GAUGE | |
| 31 | 8005258 | 1 | THERMOMETER | |
| 34 | 8005556 | 1 | CABLE SET | |
| 35 | 8009324 | 1 | CABLE SET, INSTRUMENT PANEL | |
| 36 | 8009327 | 1 | CABLE SET, STEERING GEAR | |
| 37 | | Ref | WORK LIGHT KIT SWITCH, (see Figure 10-5 for details) | |
| 38 | 471678 | 30 | CABLE BAND | |
| 39 | 1062255 | 20 | CABLE BAND | |
| 40 | 8002211 | 4 | LENS HD CAPSCREW | |
| 41 | 8008007 | 1 | SWITCH, (leveling) | |
| 42 | 8002831 | 1 | DECAL, (leveling) | |
| 43 | 2686762 | 4 | SCREW | |
| 44 | | Ref | JOYSTICK, (see Figure 7-2 for details) | |
| 45 | 1719419 | 1 | SOCKET | |
| 46 | 4010614 | 6 | MACHINE SCREW | |
| 47 | 3290805 | 6 | NUT | |
| 48 | 5211702 | 7 | RIPP WASHER, 6mm | |
| 49 | 8003385 | 1 | CABLE SET | |

**ELECTRICAL****Figure 10-8 Electrical Installation, Cab with Platform (Continued)**

| Item | Part Number | Qty. | Description | Rev. |
|------|-------------|------|---|------|
| 50 | 8009329 | 1 | CABLE SET | |
| 51 | | Ref | ENGINE HARNESS, (see Figure 10-4 for details) | |
| 52 | 8003387 | 1 | CURRENT CABLE | |
| 53 | | Ref | SWITCH, (see Figure 10-5 for details) | |
| 54 | | Ref | SYMBOL, ROTARY BEACON, (see Figure 10-5 for details) | |
| 55 | 8003392 | 1 | CABLE SET | |
| 56 | 492935 | 1 | TOOTH LOCK WASHER | |
| 57 | 5212000 | 1 | RIPP WASHER, 10mm | |
| 58 | 3291005 | 1 | LOCK NUT, 10mm-1.50 | |
| 61 | 2906123 | 1 | CLIP | |
| 62 | 8000103 | 1 | CLIP | |
| 63 | 1320324 | 1 | CLAMP | |
| 64 | 4923134 | 1 | HEAD LIGHT EXTENSION CABLE | |
| 65 | 4360580 | 1 | WATER PROOF SWITCH | |
| 66 | 4340970 | 1 | MICRO SWITCH | |
| 67 | 0760405 | 2 | HEX HD CAPSCREW, M4X10 | |
| 68 | 4811400 | 2 | FLAT WASHER | |
| 71 | | Ref | HEATING CONTROL, (see Figure 6-8 for details) | |
| 72 | | Ref | AIR CONDITIONING SWITCH, (see Figure 6-9 for details) | |
| 73 | | Ref | AUXILARY SELECT, (see Figure 8-11 for details) | |
| 74 | 4923262 | 1 | GROUND CABLE | |
| 75 | 1001107789 | 1 | SWITCH, LEVEL SENSOR | |
| 76 | 0760608 | 4 | HEX HD CAPSCREW, M6X1X16 | |
| 77 | 4831700 | 7 | LOCKWASHER, M6 | |
| 78 | 4360475 | 1 | SWITCH, EMERGENCY STOP | |
| 79 | 1810023 | 1 | ELECTRICAL SCHEMATIC, CAB EQUIPPED WITH PLATFORM | |
| 82 | 1704260 | 1 | DECAL, EMERGENCY STOP | |
| 83 | 4923313 | 1 | HARNESS | |
| 84 | 4923314 | 1 | HARNESS | |
| 85 | 4923312 | 1 | HARNESS | |
| 86 | 2920193 | 1 | INDICATOR, PLATFORM READY LIGHT | |
| 87 | 4811900 | 2 | WASHER, M8 | |
| 88 | 0630605 | 1 | U-BOLT | |
| 89 | 4220298 | 1 | BOLT BLOCK | |
| 90 | 0761016 | 2 | HEX HD CAPSCREW, M10X40 | |
| 91 | 4832000 | 2 | LOCKWASHER, M10 | |
| 92 | 3291001 | 2 | NUT, M10 | |
| 95 | 8002834 | 1 | SWITCH, 12V | |
| 96 | 8002832 | 1 | SYMBOL | |
| 97 | 4341392 | 1 | HARNESS SUPPORT | |
| 98 | 0700615 | 2 | HEX HD CAPSCREW, M6X1X35 | |
| 99 | 1001105098 | 1 | HARNESS, PVG | |
| 100 | 1001093700 | 1 | LEVELING PAD | |
| 101 | 4031707 | 3 | BOLT, M6X1 X 16mm | |
| 102 | 1001105097 | 1 | MODULE, SD10 | |
| 103 | 1001096653 | 2 | BOLT, 6mm X 70mm | |
| 104 | 3290605 | 2 | LOCKNUT, 6mm | |
| 105 | 4811700 | 2 | WASHER, 6mm | |
| 106 | 4240099 | A/R | CABLE TIE | |



ELECTRICAL

Figure 10-8 Electrical Installation, Cab with Platform (Continued)

| Item | Part Number | Qty. | Description | Rev. |
|------|-------------|------|-------------|------|
| | | | | |

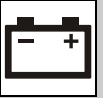
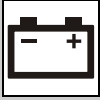


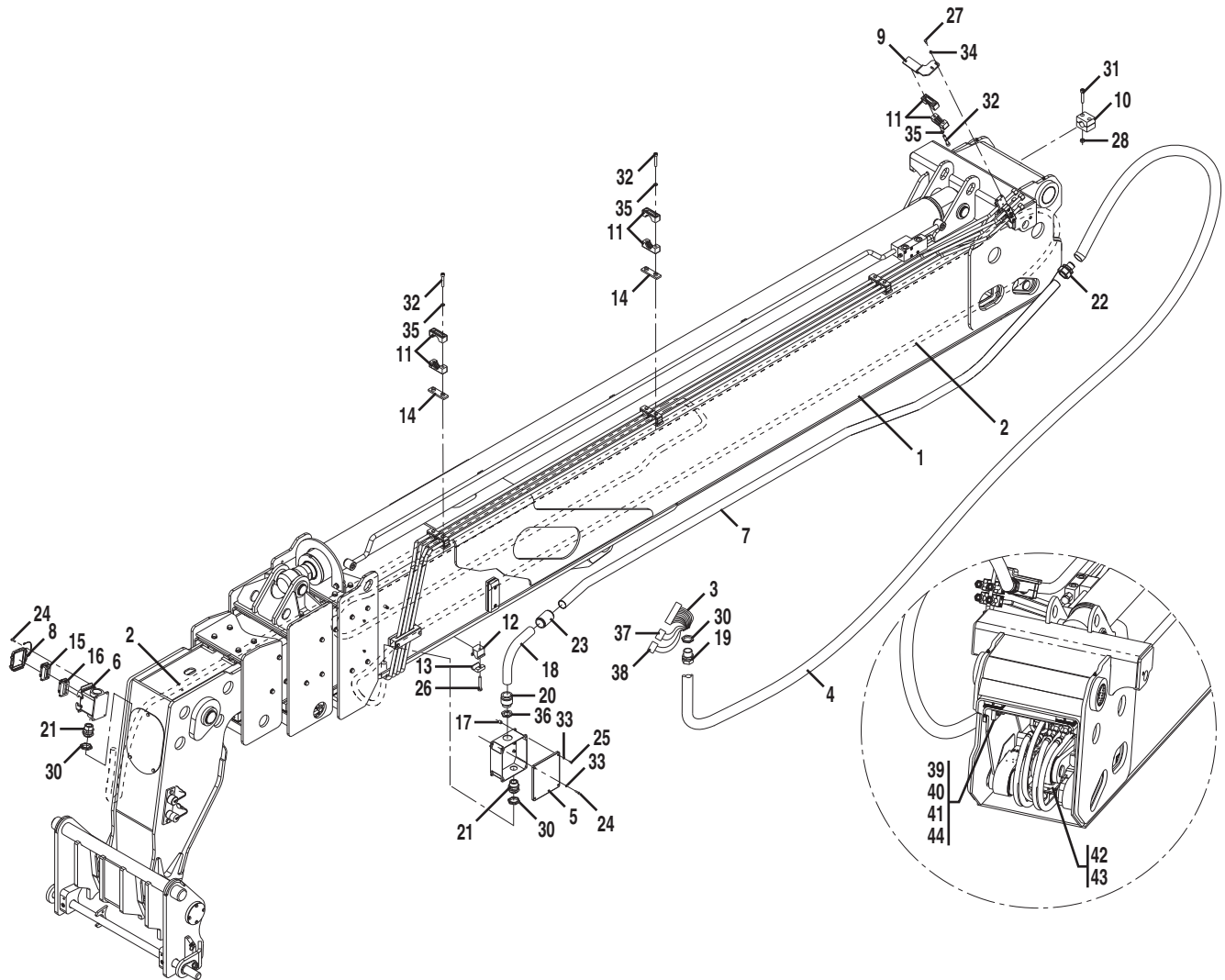
Figure 10-8 Electrical Installation, Cab with Platform (Continued)

| Item | Part Number | Qty. | Description | Rev. |
|------|-------------|------|-------------|------|
| | | | | |



ELECTRICAL

Figure 10-9 Electrical Installation on Boom with Platform



PZ2310

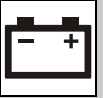


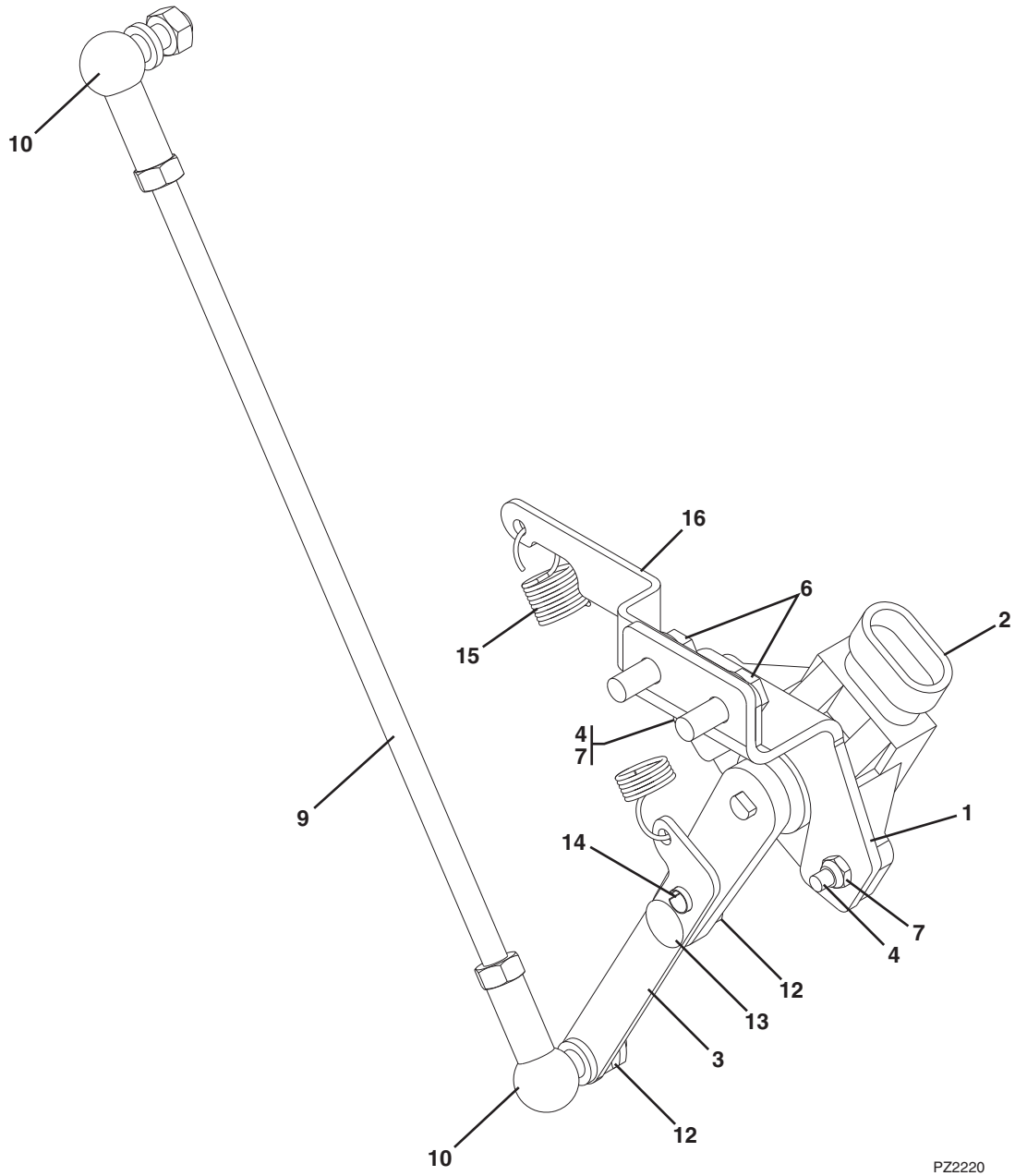
Figure 10-9 Electrical Installation on Boom with Platform

| Item | Part Number | Qty. | Description | Rev. |
|------|-------------|------|---|------|
| | 0275010 | 1 | ELECTRICAL INSTALLATION, BOOM W/PLATFORM, (includes all items) | E, 6 |
| | 0801546 | 1 | ELECTRICAL INSTALLATION ON BOOM W/PLATFORM (includes items 1 thru 44) | E |
| 1 | | Ref | BOOM ASSEMBLY, (see Section 2 for details) | |
| 2 | 4923440 | 1 | CABLE, (inside boom) | |
| 3 | 4923168 | 1 | CABLE, (outside boom) | |
| 4 | 1560029 | 1 | FLEXIBLE SHEATH | |
| 5 | 0861772 | 1 | ELECTRICAL JUNCTION BOX | |
| 6 | 0861794 | 1 | BOOM ELECTRICAL BOX | |
| 7 | 4569337 | 1 | TUBE | |
| 8 | 1671183 | 1 | ELECTRICAL BOX COVER | |
| 9 | 0903404 | 1 | BRACKET, CLAMP MOUNT WELDMENT | |
| 10 | 1321343 | 1 | WIRE CLAMP ASSY | |
| 11 | 1321344 | 6 | PIPE HANGER CLAMP | |
| 12 | 1321593 | 1 | TOP CLAMP | |
| 13 | 1321594 | 1 | BOTTOM CLAMP | |
| 14 | 3576094 | 2 | PLATE | |
| 15 | 4461045 | 1 | BOOM HEAD PLATFORM TERMINAL | |
| 16 | 4461096 | 1 | PLATFORM BOOM TERMINAL, (17 thru 32) | |
| 17 | 4569338 | 2 | SPACER TUBE | |
| 18 | 3460477 | 1 | QUARTER BEND PIPE | |
| 19 | 2132020 | 1 | CONDUIT CONNECTOR | |
| 20 | 2180850 | 1 | PIPE BOX SPECIAL FITTING | |
| 21 | 2180852 | 2 | BOX SPECIAL FITTING | |
| 22 | 2221219 | 1 | SHEATH HYDRAULIC FITTING | |
| 23 | 2180851 | 1 | PIPE FITTING | |
| 24 | 0700510 | 6 | HEX HD CAPSCREW, 5X20mm | |
| 25 | 0700512 | 2 | HEX HD CAPSCREW, 5X25mm | |
| 26 | 0701021 | 1 | HEX HD CAPSCREW, 10X65mm | |
| 27 | 0760608 | 2 | HEX HD CAPSCREW, 6X16mm | |
| 28 | 3290801 | 2 | HEX NUT, M8X1.25 | |
| 30 | 3300499 | 3 | NUT RING | |
| 31 | 4031913 | 2 | SOCKET HD CAPSCREW, 8X45mm | |
| 32 | 4032016 | 6 | SOCKET HD CAPSCREW, 10X60mm | |
| 33 | 4811600 | 4 | WASHER, 5mm | |
| 34 | 4811700 | 2 | WASHER, 6mm | |
| 35 | 4811900 | 6 | WASHER, 8mm | |
| 36 | 3300498 | 1 | NUT RING | |
| 37 | 4923513 | 1 | CABLE, (outside boom) | |
| 38 | 4923514 | 1 | CABLE, (outside boom) | |
| 39 | 0761015 | 2 | HEX HD CAPSCREW, M10X35 | |
| 40 | 4812000 | 2 | WASHER 10mm | |
| 41 | 1001092069 | 1 | CABLE GUIDE BRACKET | |
| 42 | 3900357 | 4 | BUTTON HD CAPSCREW, M6X16 | |
| 43 | 1001092239 | 1 | CABLE GUIDE BRACKET, BOTTOM | |
| 44 | 0761016 | 2 | HEX HD CAPSCREW, M10X40 | |
| 45 | 0275403 | 1 | NOTE: Use item 39 or 44 depending on number of shims on boom assy DECAL INSTALLATION, (not shown), (see Figure 11-1 for details) | |



ELECTRICAL

Figure 10-10 Sensor Assembly with Platform



PZ2220

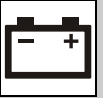


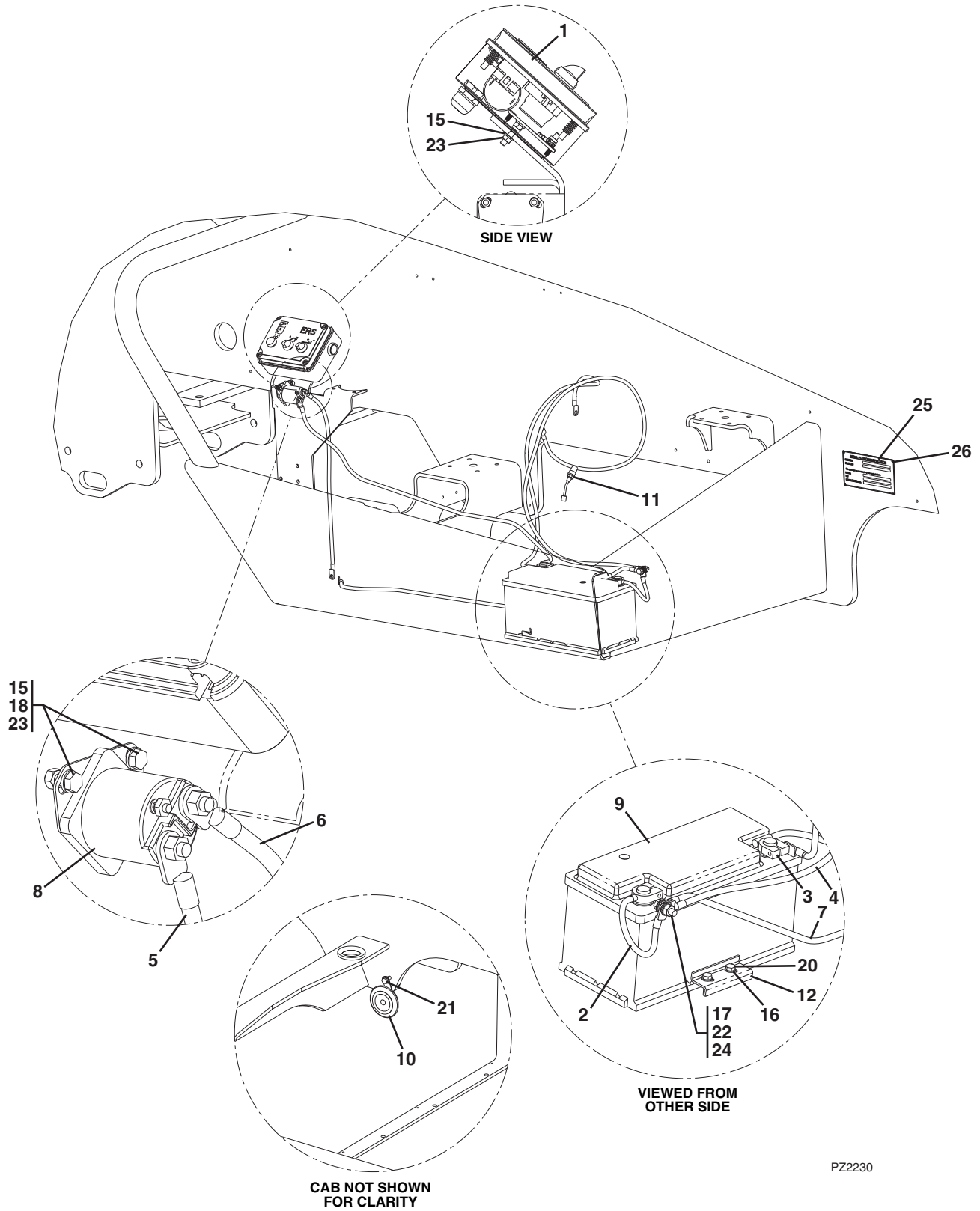
Figure 10-10 Sensor Assembly with Platform

| Item | Part Number | Qty. | Description | Rev. |
|------|-------------|------|--|------|
| | 1001094565 | 1 | SENSOR ASSEMBLY W/PLATFORM, (includes all items) | A |
| 1 | 8008890 | 1 | SENSOR SEAT | |
| 2 | 8008893 | 1 | SENSOR | |
| 3 | 1001093947 | 1 | EXTENSION BAR | |
| 4 | 4010408 | 2 | LENS HD SCREW | |
| 6 | 5200608 | 2 | BOLT | |
| 7 | 3290405 | 2 | NUT | |
| 9 | 8008885 | 1 | THREADED BOLT | |
| 10 | 466104 | 2 | ANGLE JOINT | |
| 12 | 3290607 | 2 | NUT | |
| 13 | 4010608 | 1 | SCREW | |
| 14 | 3370610 | 1 | PIN | |
| 15 | 1001093875 | 1 | SPRING | |
| 16 | 1001093946 | 1 | SPRING SUPPORT BRACKET | |



ELECTRICAL

Figure 10-11 Electric System with Platform



PZ2230

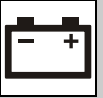
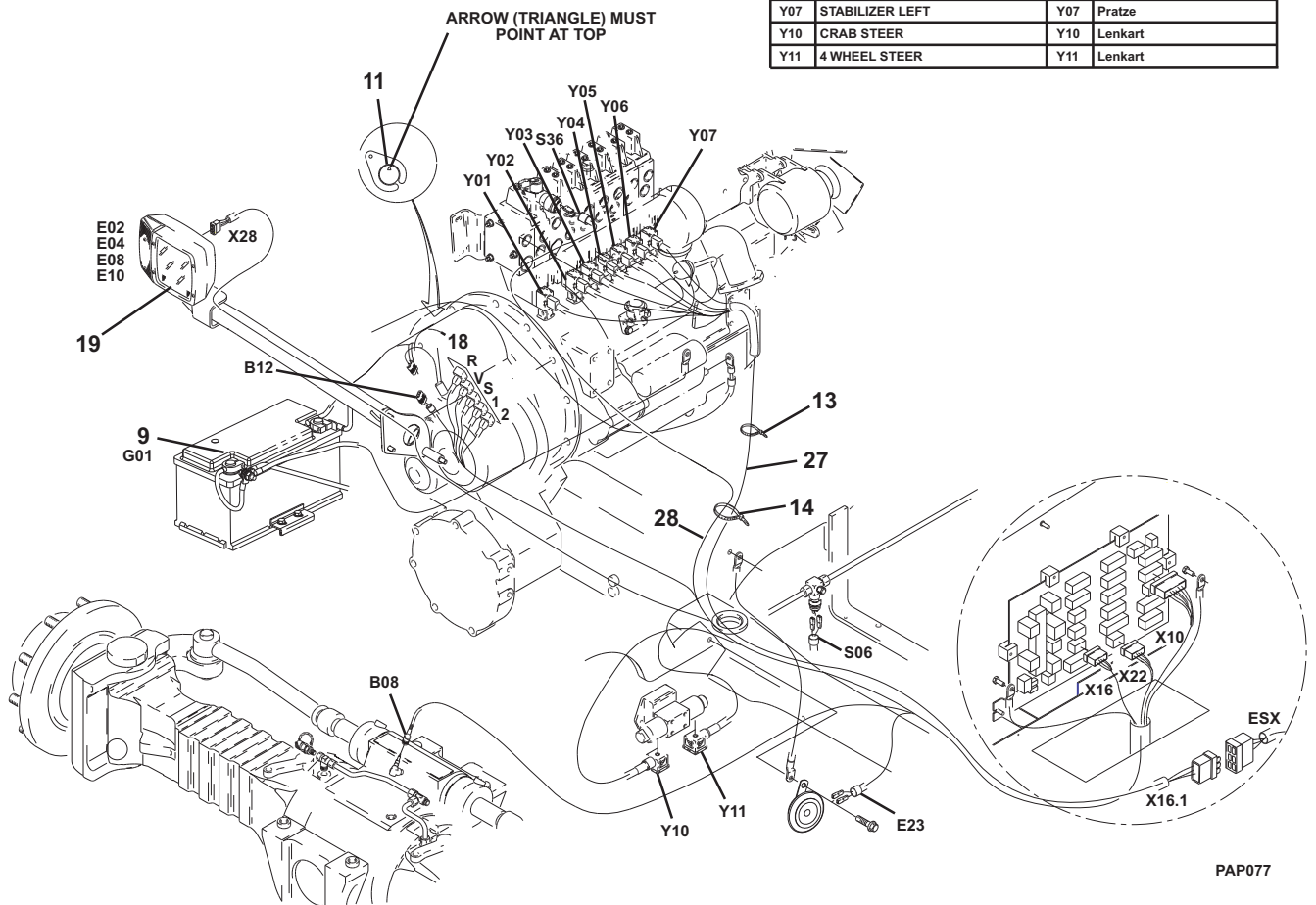


Figure 10-11 Electric System with Platform (Continued)

| ENGLISH | | GERMAN | |
|---------|------------------------------|--------|-------------------------|
| B08 | ANGLE FRONT AXLE (INDUCTIVE) | B08 | Winkel Vorderachse |
| B12 | TRANSMISSION SPEED | B12 | Getriebedrehza |
| G01 | BATTERY | G01 | Batterie |
| E02 | LOW BEAM LIGHT RIGHT | E02 | Abblendlicht |
| E04 | DRIVING LIGHT RIGHT | E04 | Fernlicht |
| E08 | PARKING LIGHT RIGHT | E08 | Standlicht |
| E10 | INDICATOR FRONT RIGHT | E10 | Blinklicht vorne |
| E23 | SIGNAL HORN | E23 | Hupe |
| S06 | STOP LIGHT SWITCH | S06 | Bremslichtschalt |
| S36 | HYDRAULIC PRESSURE | S36 | Hydraulikdru |
| X10 | CABLE LIGHTING FRONT RIGHT | X10 | Kabel Beleuchtung vorne |
| X16 | CONNECTOR STEERING | X16 | Stecker |
| X16.1 | CONNECTOR HYDRAULIC BLOCK | X16.1 | Stecker |
| X22 | MAGNETS TRANSMISSION | X22 | Magnete Getriebe |
| X28 | CONNECTOR LIGHTING RIGHT | X28 | Stecker Fahrlicht |
| Y01 | LIFTING | Y01 | Heben |
| Y02 | TELESCOPE | Y02 | Teleskopieren |
| Y03 | TILT | Y03 | Kippe |
| Y04 | AUXILIARY HYDRAULIC | Y04 | Zusatzhydraul |
| Y05 | LEVELING | Y05 | Niveaueausgleic |
| Y06 | STABILIZER RIGHT | Y06 | Pratze rechts |
| Y07 | STABILIZER LEFT | Y07 | Pratze |
| Y10 | CRAB STEER | Y10 | Lenkart |
| Y11 | 4 WHEEL STEER | Y11 | Lenkart |



PAP077

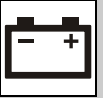


Figure 10-11 Electric System with Platform

| Item | Part Number | Qty. | Description | Rev. |
|------|-------------|------|---|------|
| | 0274304 | 1 | ELECTRIC SYSTEM, (PLATFORM), (includes all items) | E |
| 1 | 1810024 | 1 | ERS SYSTEM AS | |
| 2 | 8003389 | 1 | NEGATIVE BATTERY CABLE | |
| 3 | 8003391 | 1 | POSITIVE BATTERY CABLE | |
| 4 | 8003393 | 1 | BATTERY CABLE | |
| 5 | 4923319 | 1 | POSITIVE BATTERY CABLE, RELAY | |
| 6 | 4923320 | 1 | ERS PUMP CABLE, RELAY | |
| 7 | 4923321 | 1 | NEGATIVE BATTERY CABLE, ERS PUMP | |
| 8 | 3740067 | 1 | SOLENOID AS | |
| 9 | 0400229 | 1 | BATTERY | |
| 10 | 8009766 | 1 | HORN | |
| 11 | | Ref | SPEED SENSOR AS, (see Figure 4-9 for details) | |
| 12 | 1787217 | 1 | CLAMP | |
| 13 | 471678 | 20 | CABLE BAND | |
| 14 | 1062255 | 20 | CABLE BAND | |
| 15 | 4811700 | 4 | WASHER, 6mm | |
| 16 | 4811900 | 2 | WASHER, 8mm | |
| 17 | 4812000 | 2 | WASHER, 10mm | |
| 18 | 0760608 | 2 | HEX HD CAPSCREW, M6X16 | |
| 19 | | Ref | HARNESS, (see Figure 10-4 for details) | |
| 20 | 0760814 | 2 | HEX HD CAPSCREW, M8X30 | |
| 21 | 5201010 | 1 | RIPP BOLT, M10X20mm | |
| 22 | 5201014 | 1 | RIPP BOLT, M10X30mm | |
| 23 | 3290601 | 4 | HEX NUT, M6X1 | |
| 24 | 3291001 | 1 | HEX NUT, M10X1.5 | |
| 25 | 1706628 | 1 | NAMEPLATE, PLATFORM | |
| 26 | 2080057 | 4 | FASTENER | |
| 27 | | Ref | HARNESS, (see Figure 10-8 for details) | |
| 28 | | Ref | HARNESS, (see Figure 10-8 for details) | |

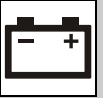
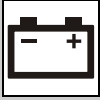


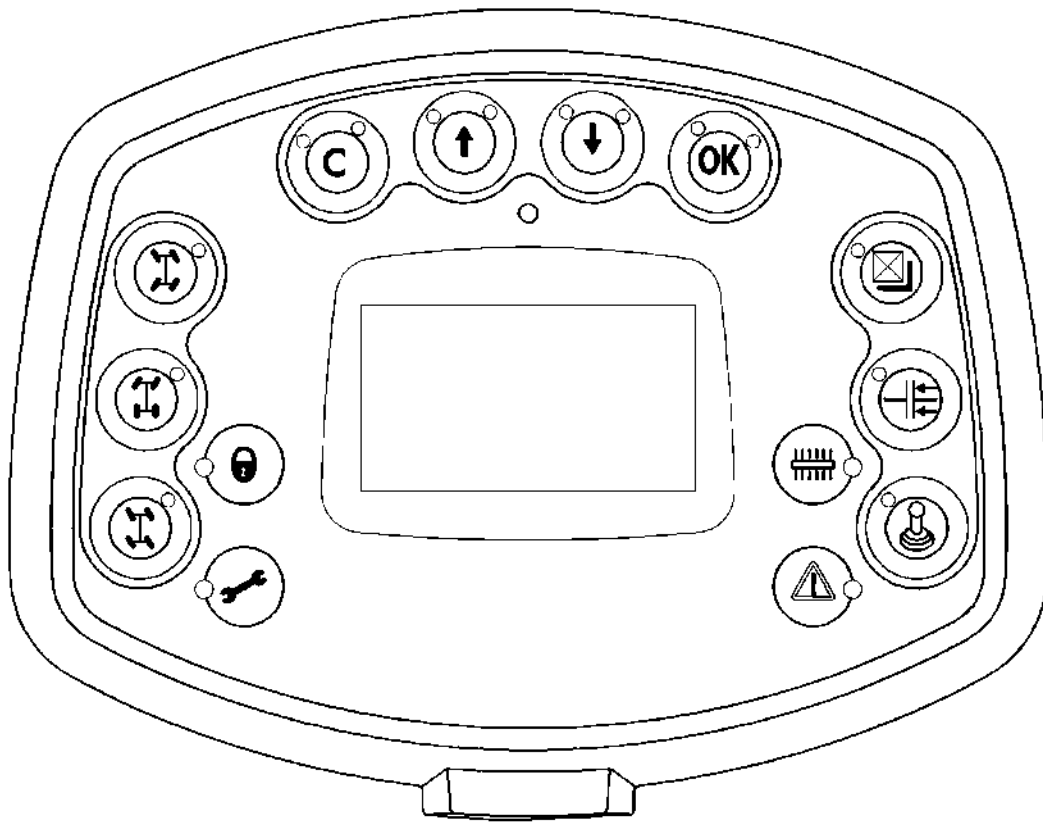
Figure 10-11 Electric System with Platform (Continued)

| Item | Part Number | Qty. | Description | Rev. |
|------|-------------|------|-------------|------|
| | | | | |



ELECTRICAL

Figure 10-12 Display Panel



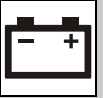
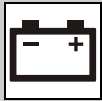


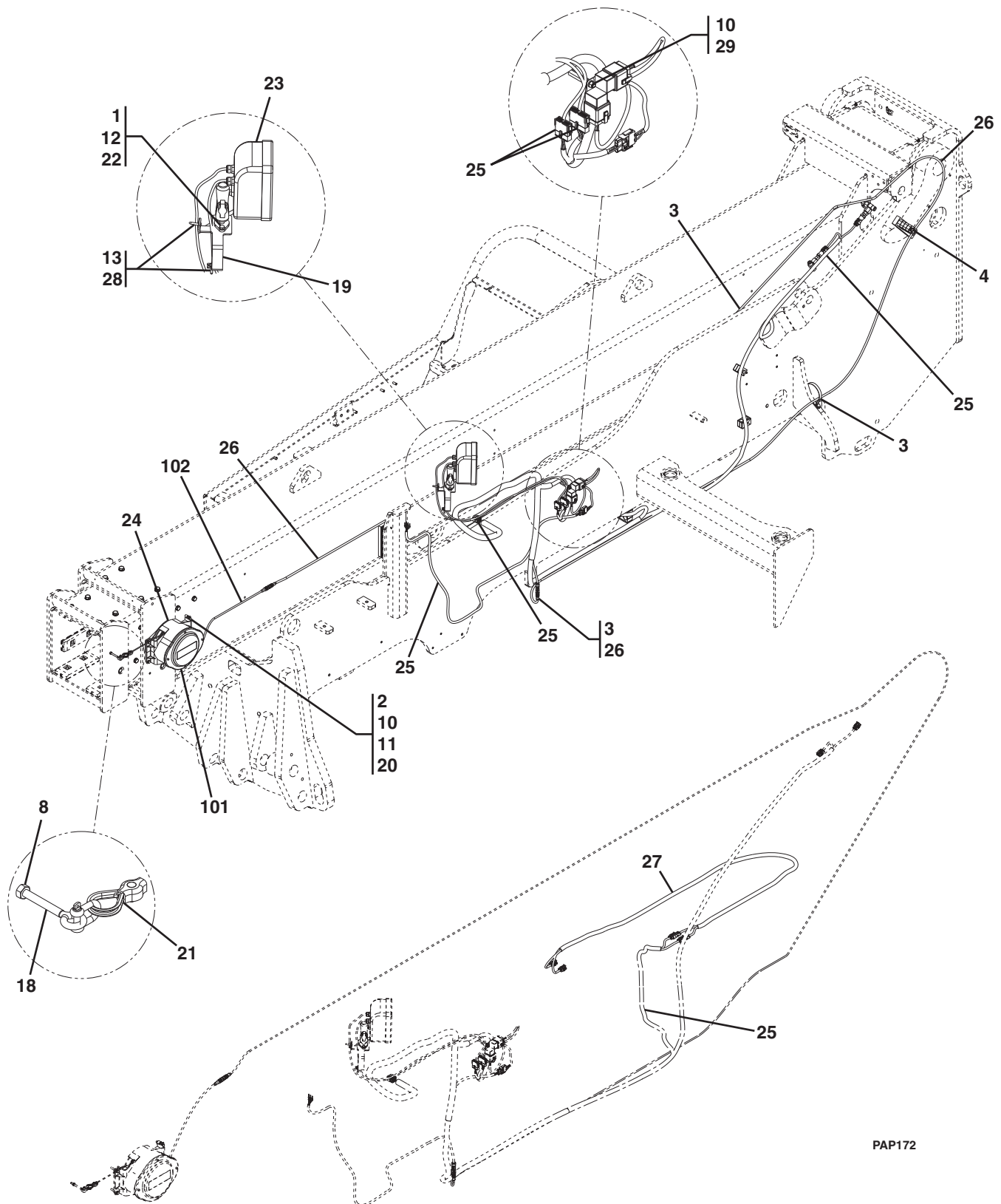
Figure 10-12 Display Panel

| Item | Part Number | Qty. | Description | Rev. |
|------|-------------|------|--|------|
| | 8002954 | Ref | DISPLAY PANEL, (includes standard e-prom) | A, 9 |
| | 1001112126 | 1 | STANDARD E-PROM,NORTH VERSION 17, (includes German, English, Dutch, Swedish, Norwegian, Belgian, & Danish) | |
| | 1001112127 | 1 | OPTIONAL E-PROM, SOUTH VERSION 17, (includes German, English, Dutch, Portuguese, Spanish, French, & Italian) | |
| | 1001112128 | 1 | PLATFORM E-PROM, NORTH VERSION 03-004, (includes German, English, Dutch, Swedish, Norwegian, Belgian, & Danish) | |
| | 1001112129 | 1 | PLATFORM E-PROM, SOUTH VERSION 03-004, (includes German, English, Dutch, Portuguese, Spanish, French, & Italian) | |



ELECTRICAL

Figure 10-13 LMIS Installation



PAP172

NOTE: PORTIONS OF THE FRAME & CAB HIDDEN OR REMOVED FOR CLAIRITY

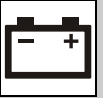
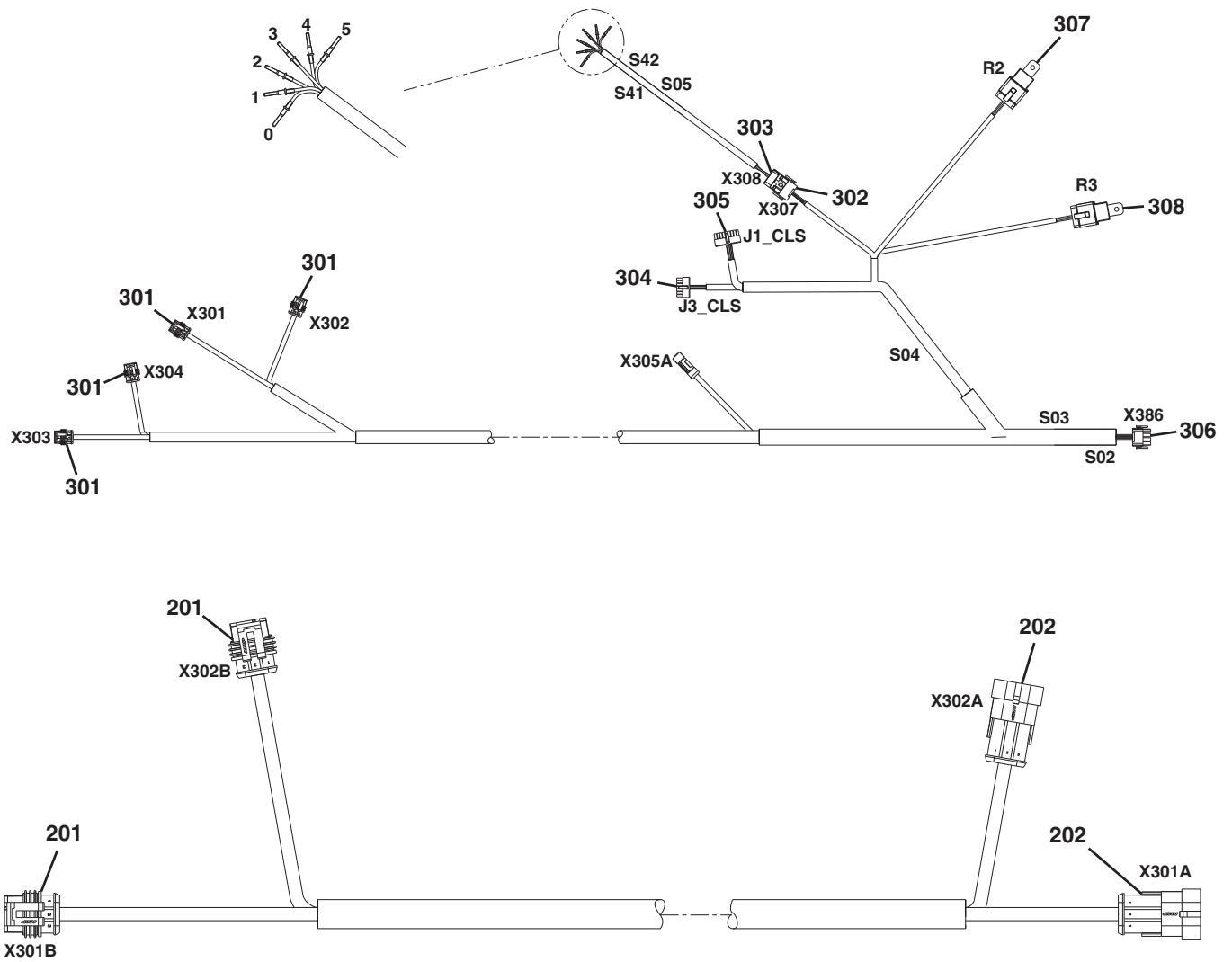


Figure 10-13LMIS Installation (Continued)



PAP173

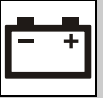


Figure 10-13 LMIS Installation

| Item | Part Number | Qty. | Description | Rev. |
|------|-------------|------|---|------|
| | 1001107647 | Ref | LMIS INSTALLATION, (if equipped), (not available to order, see items 1 thru 29 for service) | B |
| 1 | 0760508 | 2 | BOLT, M5X16 | |
| 2 | 0760615 | 4 | HEX HD CAPSCREW, M6X35, GR8.8 | |
| 3 | 1062255 | AR | TIR STRAP | |
| 4 | 2966454 | 1 | HOSE CLAMP | |
| 8 | 3290601 | 1 | HEX NUT, M6X1 | |
| 10 | 4811700 | 5 | WASHER, 6mm | |
| 11 | 4831700 | 4 | LOCKWASHER, 6mm | |
| 12 | 5220500 | 2 | NUT, 5mm | |
| 13 | 1001095650 | AR | LOCTITE, #243 | |
| 18 | 1001102633 | 1 | SPECIAL SCREW, M6X60 | |
| 19 | 1001103180 | 1 | BRACKET | |
| 20 | 1001103807 | 2 | SPACER | |
| 21 | 1001104341 | 1 | LMIS CABLE REEL KIT | |
| 22 | 1001104344 | 1 | PIVOT ARM SUPPORT | |
| 23 | 1001104415 | 1 | LMIS DISPLAY GUAGE | |
| 24 | 1001106385 | 1 | LMIS CABLE REEL ASSY, (includes items 101 & 102) | A |
| 25 | 1001106805 | 1 | LMIS TRANSDUCER HARNESS, (includes items 301 thru 308) | D |
| 26 | 1001107622 | 1 | LMIS EXTENSION HARNESS | B |
| 27 | 1001107749 | 1 | LMIS LIFT HARNESS, (includes items 201 & 202) | A |
| 28 | 1001107982 | 2 | SCREW, 4.8X25 | |
| 29 | 1001113432 | 1 | STANDOFF, M6 | |
| 101 | 1001104342 | 1 | LMIS BOOM CABLE REEL | |
| 102 | 1001106386 | 1 | LMIS REEL PIGTAIL HARNESS | |
| 201 | 4461262 | 2 | CONNECTOR | |
| 202 | 4641119 | 2 | CONNECTOR | |
| | 1001104499 | 2 | CAVITY PLUG | |
| 301 | 4461262 | 4 | CONNECTOR | |
| 302 | 4460321 | 1 | CONNECTOR | |
| 303 | 4460761 | 1 | CONNECTOR | |
| 304 | 4460920 | 1 | CONNECTOR | |
| 305 | 250216 | 1 | CONNECTOR | |
| 306 | 4460343 | 1 | CONNECTOR | |
| 307 | 1001117057 | 1 | CONNECTOR | |
| 308 | 4460374 | 1 | CONNECTOR | |
| | 3740080 | 1 | RELAY | |
| 401 | | Ref | LMIS BOOM HYDRAULICS, (not shown), (see Figure 8-4 for details) | |
| 402 | | Ref | LMIS AUDIBLE TOWER BEACON, (not shown), (see Figure 10-14 for details) | |

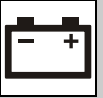
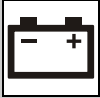


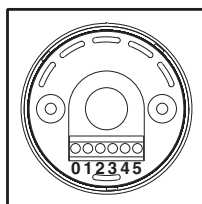
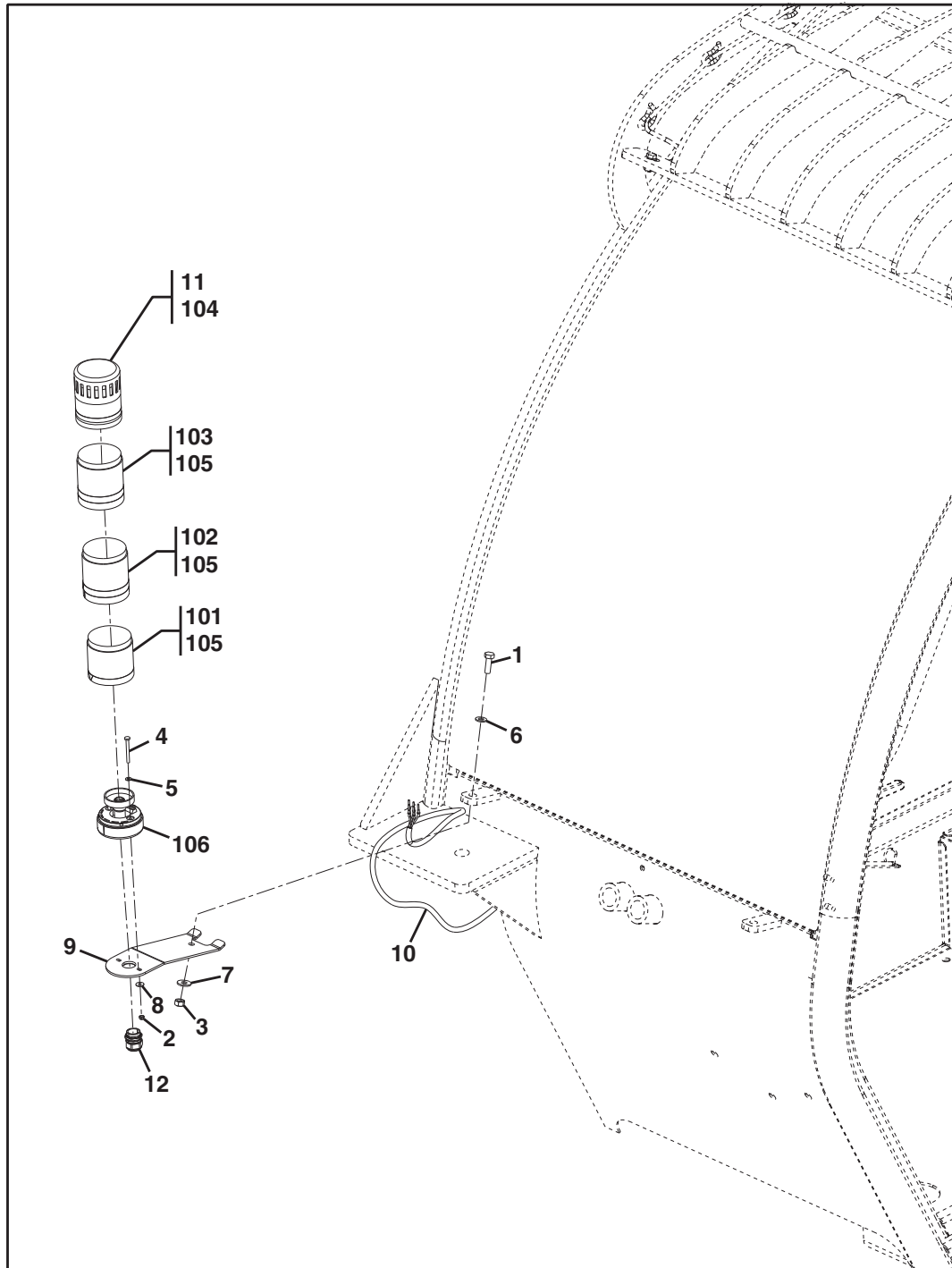
Figure 10-13 LMIS Installation

| Item | Part Number | Qty. | Description | Rev. |
|------|-------------|------|-------------|------|
| | | | | |



ELECTRICAL

Figure 10-14 LMIS Audible Tower/Beacon Installation



PAP176

BEACON ALARM WIRING CONFIGURATION

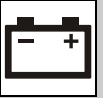


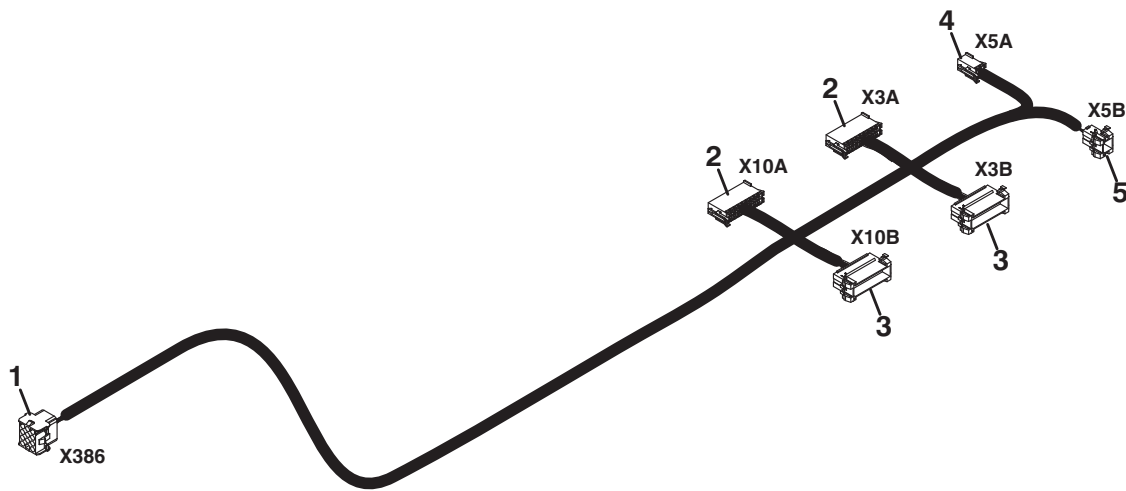
Figure 10-14 LMIS Audible Tower/Beacon Installation

| Item | Part Number | Qty. | Description | Rev. |
|------|-------------|------|---|------|
| | 1001108700 | Ref | LMIS AUDIBLE TOWER/BEACON INSTALLATION, (if equipped), (not available to order, see items 1 thru 12 for service) | B |
| 1 | 0760812 | 1 | HEX HD CAPSCREW, M8X25, GR8.8 | |
| 2 | 3290405 | 2 | HEX LOCKNUT, M4X0.7 | |
| 3 | 3290807 | 1 | HEX LOCKNUT, M8X1.25 | |
| 4 | 4010416 | 2 | PAN HD CAPSCREW, M4X40 | |
| 5 | 4811400 | 2 | WASHER, 4mm | |
| 6 | 4811900 | 1 | WASHER, 8mm | |
| 7 | 4811902 | 1 | WASHER, LG OD, 8mm | |
| 8 | 1001091102 | 2 | WASHER, LG OD, 4mm | |
| 9 | 1001106464 | 1 | BEACON BRACKET | |
| 10 | | Ref | LMIS TRANSDUCER HARNESS, (see Figure 10-13 for details) | |
| 11 | 1001108661 | 1 | LMIS WARNING BEACON ASSY, (includes items 101 thru 106) | A |
| 12 | E000269 | 1 | CABLE GLAND, M20X1.5 | |
| 101 | 1001108683 | 1 | GREEN LIGHT GLOBE SECTION, (includes o-ring) | |
| 102 | 1001108684 | 1 | YELLOW LIGHT GLOBE SECTION, (includes o-ring) | |
| 103 | 1001108685 | 1 | REG LIGHT GLOBE SECTION, (includes o-ring) | |
| 104 | 1001108686 | 1 | BUZZER ALARM | |
| 105 | 1001108687 | 3 | LIGHT BULB, 5W-12V | |
| 106 | 1001108689 | 1 | BUZZER ALARM BASE | |



ELECTRICAL

Figure 10-15 LMIS Harness



PAP177

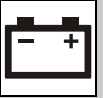


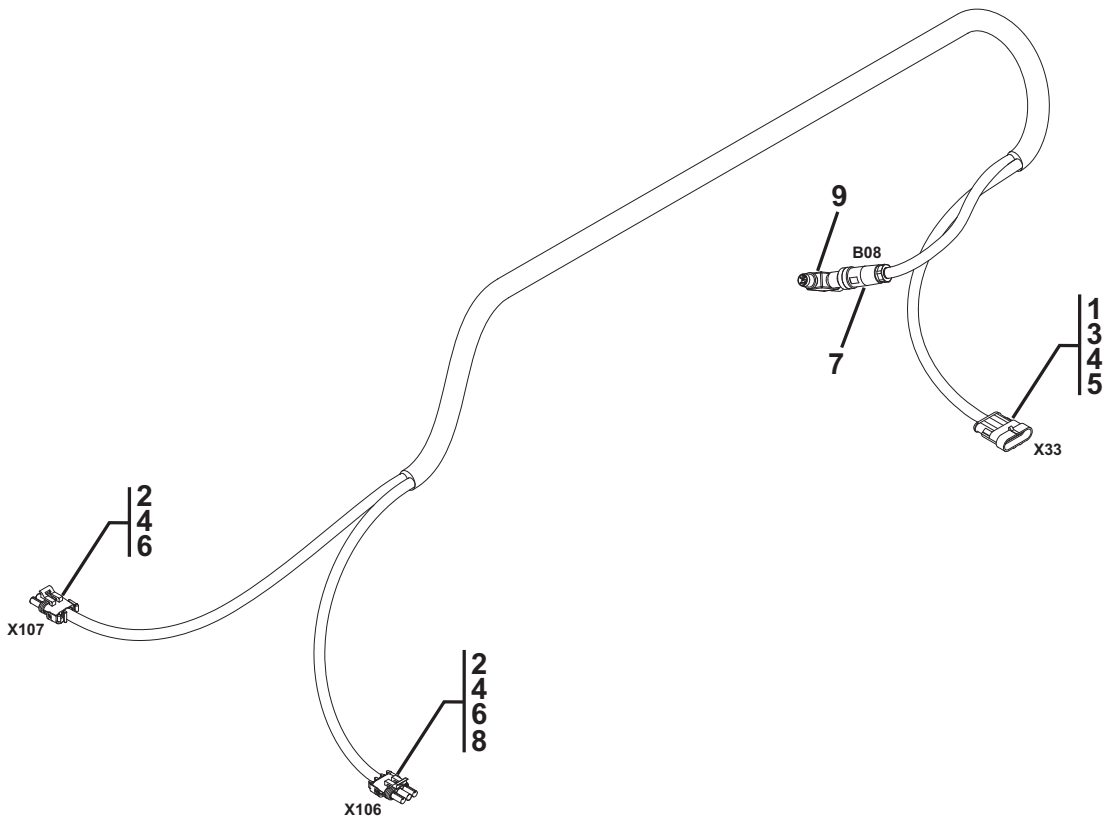
Figure 10-15 LMIS Harness

| Item | Part Number | Qty. | Description | Rev. |
|------|-------------|------|-----------------------------|------|
| | 1001108472 | 1 | LMIS HARNESS, (if equipped) | A |
| 1 | 4460367 | 1 | CONNECTOR - 12 PIN | |
| 2 | | 2 | CONNECTOR - 18 PIN | |
| 3 | 1001117009 | 2 | CONNECTOR - 18 PIN | |
| 4 | | 1 | CONNECTOR - 4 PIN | |
| 5 | | 1 | CONNECTOR - 4 PIN | |



ELECTRICAL

Figure 10-16 Stabilizer Harness Equipped W/LMIS



PAP182

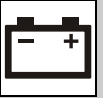
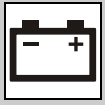


Figure 10-16 Stabilizer Harness Equipped W/LMIS


| Item | Part Number | Qty. | Description | Rev. |
|------|-------------|------|-----------------------------------|------|
| | 1001108690 | 1 | STABILIZER HARNESS, (if equipped) | B |
| 1 | 4461229 | 1 | CONNECTOR - 12 PIN | |
| 2 | 4461262 | 2 | CONNECTOR - 18 PIN | |
| 3 | 1001104497 | 2 | TERMINAL | |
| 4 | 1001104498 | 7 | SEAL | |
| 5 | 1001104499 | 4 | PLUG, CAVITY | |
| 6 | 1001107854 | 6 | TERMINAL | |
| 7 | 1001107894 | 1 | CONNECTOR | |
| 8 | 1001107906 | 1 | RESISTOR, 150 OHM | |
| 9 | 1001108122 | 1 | CONNECTOR, TEE ADAPTER | |



ELECTRICAL

This Page Intentionally Left Blank

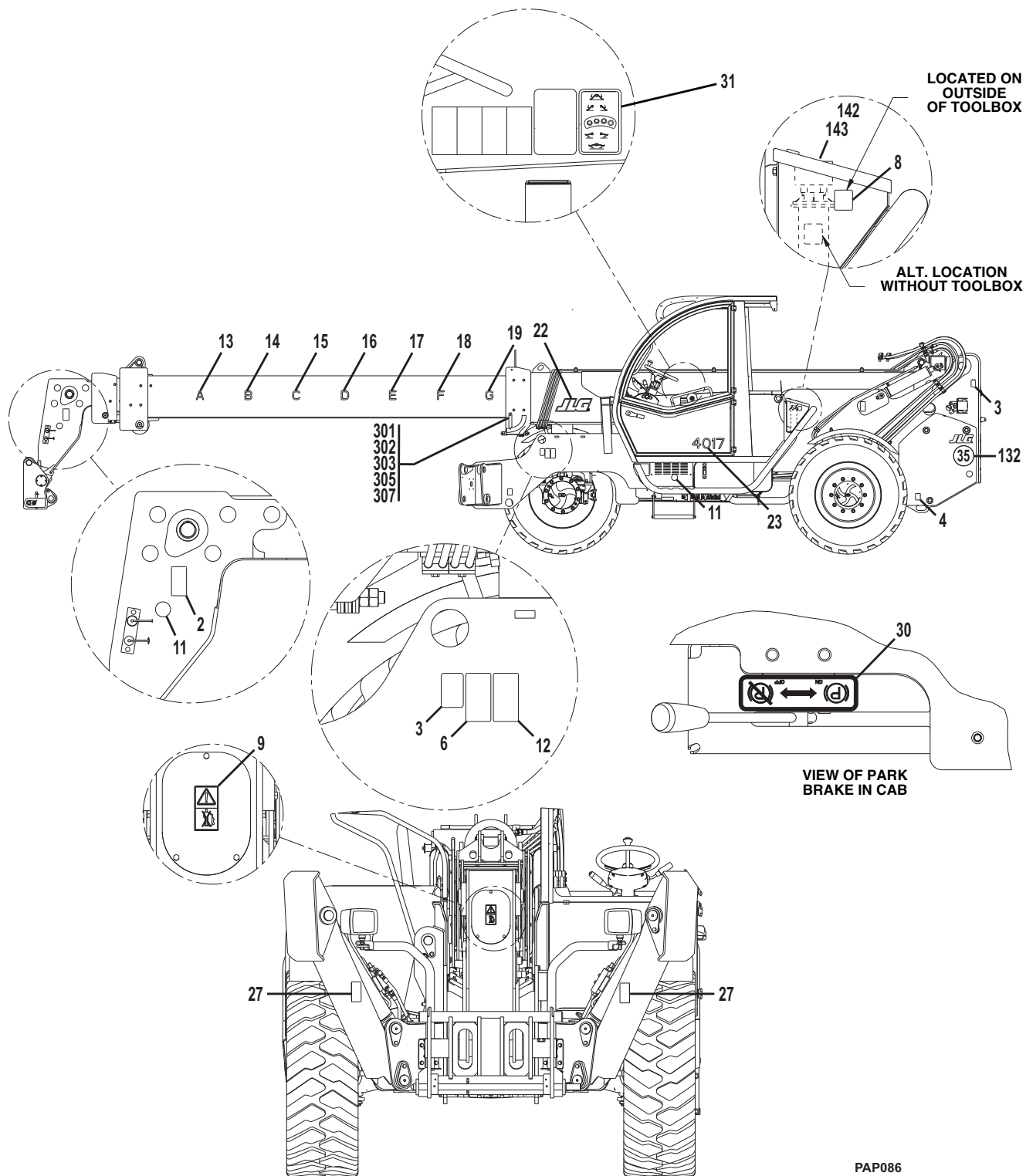
SECTION 11 DECALS





DECALS

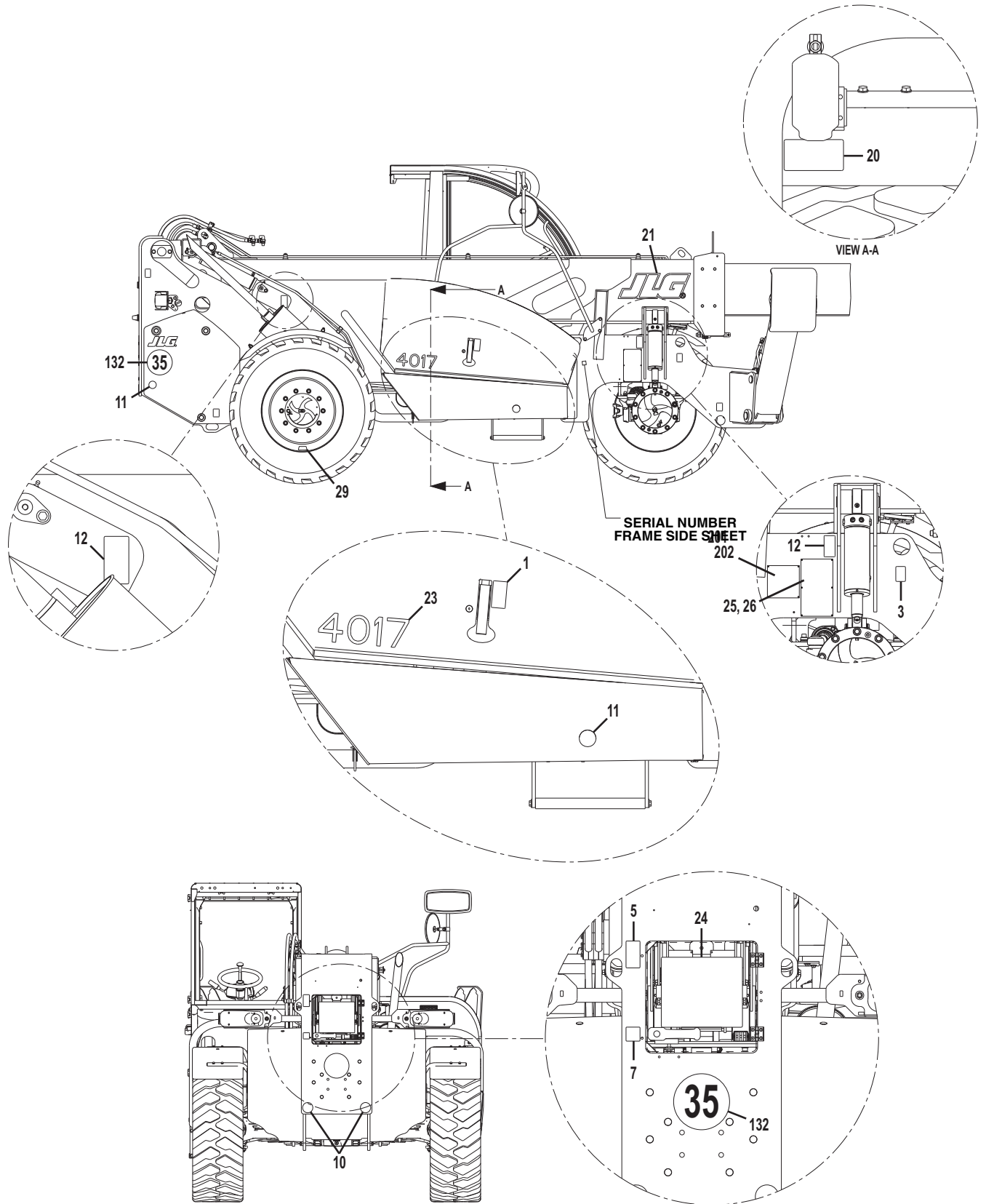
Figure 11-1 Frame & Boom Decals



PAP086



Figure 11-1 Frame & Boom Decals (Continued)



PAP104



DECALS

Figure 11-1 Frame & Boom Decals

| Item | Part Number | Qty. | Description | Rev. |
|------|-------------|------|---|------|
| | 0273829 | 1 | FRAME & BOOM DECALS, (includes items 1 thru 12 & 20 thru 31) | K |
| 1 | 8005670 | 1 | INSTRUCTION & SAFETY DECAL | |
| 2 | 8005675 | 2 | WARNING DECAL | |
| 3 | 8005616 | 4 | LIFTING POINT DECAL | |
| 4 | 8005617 | 4 | TIE DOWN DECAL | |
| 5 | 8006612 | 1 | WARNING DECAL | |
| 6 | 8005671 | 1 | WARNING DECAL | |
| 7 | 8009815 | 1 | DIESEL DECAL | |
| 8 | 8009816 | 1 | HYDRAULIC OIL DECAL | |
| 9 | 8006038 | 1 | WARNING DECAL | |
| 10 | 3931579 | 2 | REAR REFLECTOR | |
| 11 | 8003198 | 6 | SIDE REFLECTOR | |
| 12 | 8008657 | 4 | WARNING DECAL | |
| 13 | 1706753 | 1 | DECAL "A" | |
| 14 | 1706754 | 1 | DECAL "B" | |
| 15 | 1706755 | 1 | DECAL "C" | |
| 16 | 1706756 | 1 | DECAL "D" | |
| 17 | 1706757 | 1 | DECAL "E" | |
| 18 | 1706758 | 1 | DECAL "F" | |
| 19 | 1706759 | 1 | DECAL "G" | |
| 20 | 8005869 | 1 | WARNING DECAL | |
| 21 | 8008629 | 1 | JLG DECAL | |
| 22 | 1702773 | 1 | JLG DECAL | |
| 23 | 1705951 | 2 | 4017 DECAL | |
| 24 | 1706277 | 1 | LUBE CHART DECAL | |
| 25 | 2080057 | 4 | AMTAK FASTENER | |
| 26 | 1706227 | 1 | NAME PLATE | |
| 27 | 8008195 | 2 | WARNING DECAL | |
| 29 | 1706373 | 4 | TIRE PRESSURE DECAL | |
| 30 | 1706209 | 1 | PARK BRAKE DECAL | |
| 31 | 8005609 | 1 | STABILIZER OPERATION DECAL | |
| 132 | 8009377 | 3 | 35 KPH DECAL, (Ireland/UK machines only) | |
| 142 | 4120047 | 1 | SOCKET 14mm O/C WRENCH, (German machines only) | |
| 143 | 4120048 | 1 | SOCKET 19mm O/C WRENCH, (German machines only) | |
| | 0275403 | 1 | DECAL INSTALLATION, (includes items 13 thru 19) | |
| | 1001091697 | Ref. | IDENTIFICATION PLATE INSTALLATION, (German & Italy machines only) | E |
| 201 | 1001009178 | 4 | FASTENER | |
| 202 | 1001003536 | 1 | NAME PLATE | |
| 301 | 4811900 | 2 | WASHER, 8mm, (AUS) | |
| 302 | 1001094171 | 1 | BOOM ANGLE INDICATOR DECAL, (AUS) | |
| 303 | 1001094172 | 1 | BOOM ANGLE PENDULUM, (AUS) | |
| 305 | 063585 | 1 | SHOULDER BOLT, M8X16, (AUS) | |
| 307 | 0100011 | AR | LOCTITE, #242, (AUS) | |



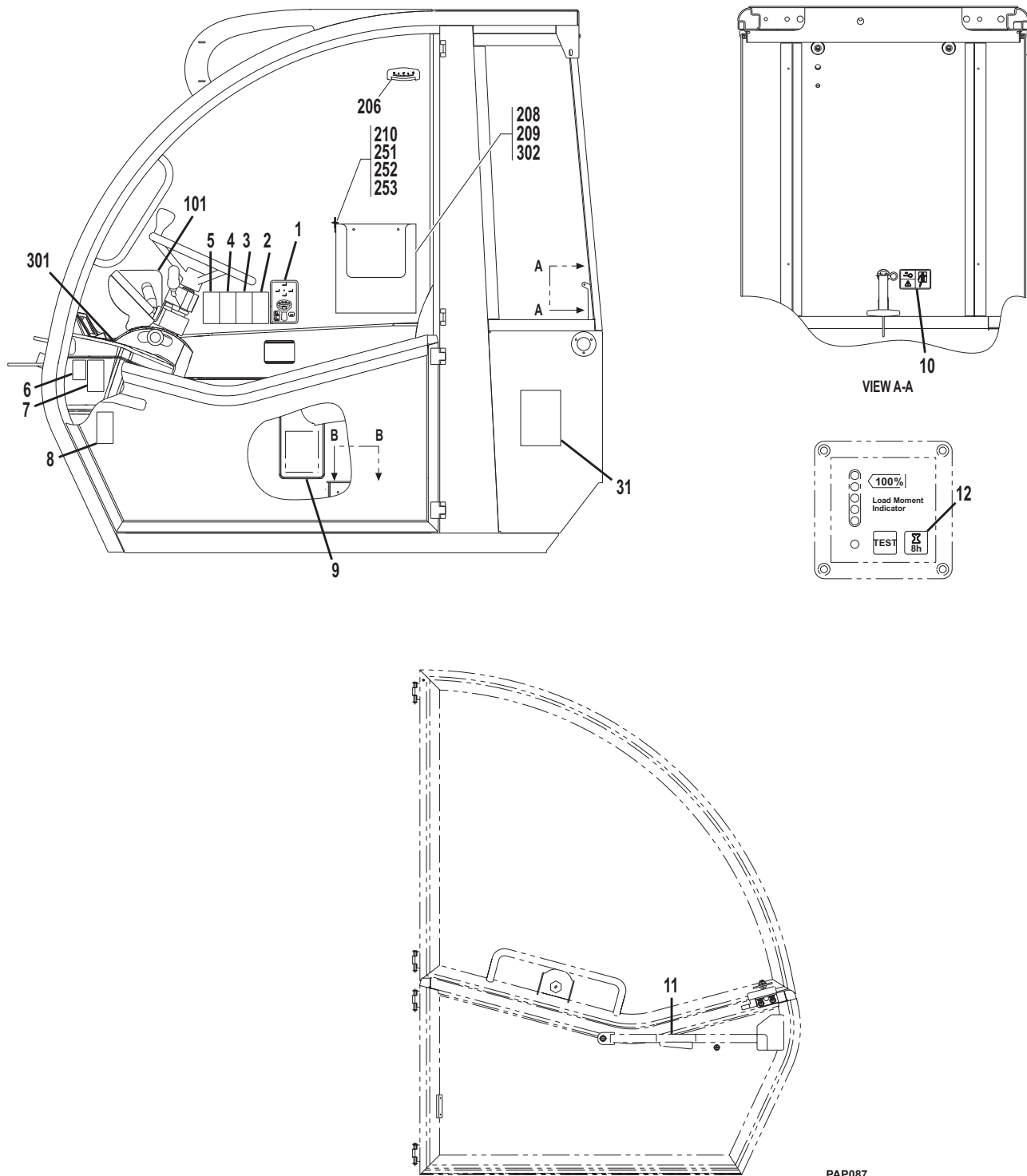
Figure 11-1 Frame & Boom Decals

| Item | Part Number | Qty. | Description | Rev. |
|------|-------------|------|-------------|------|
| | | | | |



DECALS

Figure 11-2 Cab Decals



PAP087



Figure 11-2 Cab Decals


| Item | Part Number | Qty. | Description | Rev. |
|------|-------------|------|--|------|
| | 0274268 | 1 | CAB DECALS INSTALLATION, (includes items 1 thru 12) | C |
| 1 | 8005608 | 1 | JOYSTICK FUNCTION DECAL | |
| 2 | 8005671 | 1 | WARNING DECAL | |
| 3 | 8005672 | 1 | WARNING DECAL | |
| 4 | 8005673 | 1 | WARNING DECAL | |
| 5 | 8005674 | 1 | WARNING DECAL | |
| 6 | 2447967 | 1 | OIL LABEL | |
| 7 | 8005670 | 1 | WARNING DECAL | |
| 8 | 8008651 | 1 | WARNING DECAL | |
| 9 | 8008196 | 1 | FUSE LABEL | |
| 10 | 8005870 | 1 | EMERGENCY EXIT DECAL | |
| 11 | 8008804 | 1 | YELLOW ORACAL DECAL | |
| 12 | 8008805 | 1 | LMI DECAL | |
| 31 | 1705980 | 1 | SOUND DECAL | |
| 101 | 1706618 | | DECAL, DRIVING ON THE ROAD, (GER) | |
| 206 | 8466306 | 1 | LEVEL INDICATOR GAUGE, (AUS) | |
| 208 | 1001095303 | 1 | WALL MOUNT CONTAINER, (AUS) | |
| 209 | 1001104090 | .4m | TAPE, (AUS) | |
| 210 | 1001110729 | 1 | LANYARD ASSEMBLY, (AUS) (includes items 251 thru 253) | |
| 251 | 1001104090 | AR | TAPE, (AUS) | |
| 252 | 1001104541 | 1 | KEY RING, (AUS) | |
| 253 | 1001110722 | 1 | WIRE LANYARD, (AUS) | |
| 301 | 1706352 | 1 | LOAD CHART ASSY, (AUS & CE) | |
| | 1706336 | 1 | FORKS | |
| | 1706379 | 1 | BUCKET, 0.8 ³ | |
| | 1706371 | 1 | BUCKET, 2 ³ | |
| | 1706347 | 1 | FORK HOOK | |
| | 1706348 | 1 | SIDE SHIFT CARRIAGE | |
| | 1706374 | 1 | TRUSS, 3.4M | |
| | 1706375 | 1 | TRUSS, 3.6M | |
| | 1706760 | 1 | PLATFORM | |
| | 1707147 | 1 | CRANE HOOK | |
| | 1706716 | 1 | BOOM ADJUSTABLE | |
| | 1707169 | 1 | BOOM EXTEND | |
| 302 | 1001109272 | 1 | CAPACITY CHART BOOKLET, (AUS - if equipped with LMIS) | 4 |
| | 1001106382 | 1 | TRUSS BOOM CAPACITY CHART | |
| | 1001109966 | 1 | CAPACITY CHART COVER | |



DECALS

This Page Intentionally Left Blank

SECTION 12 OPTIONS





OPTIONS

Figure 12-1 Drivers Seat Installation, Air Suspension

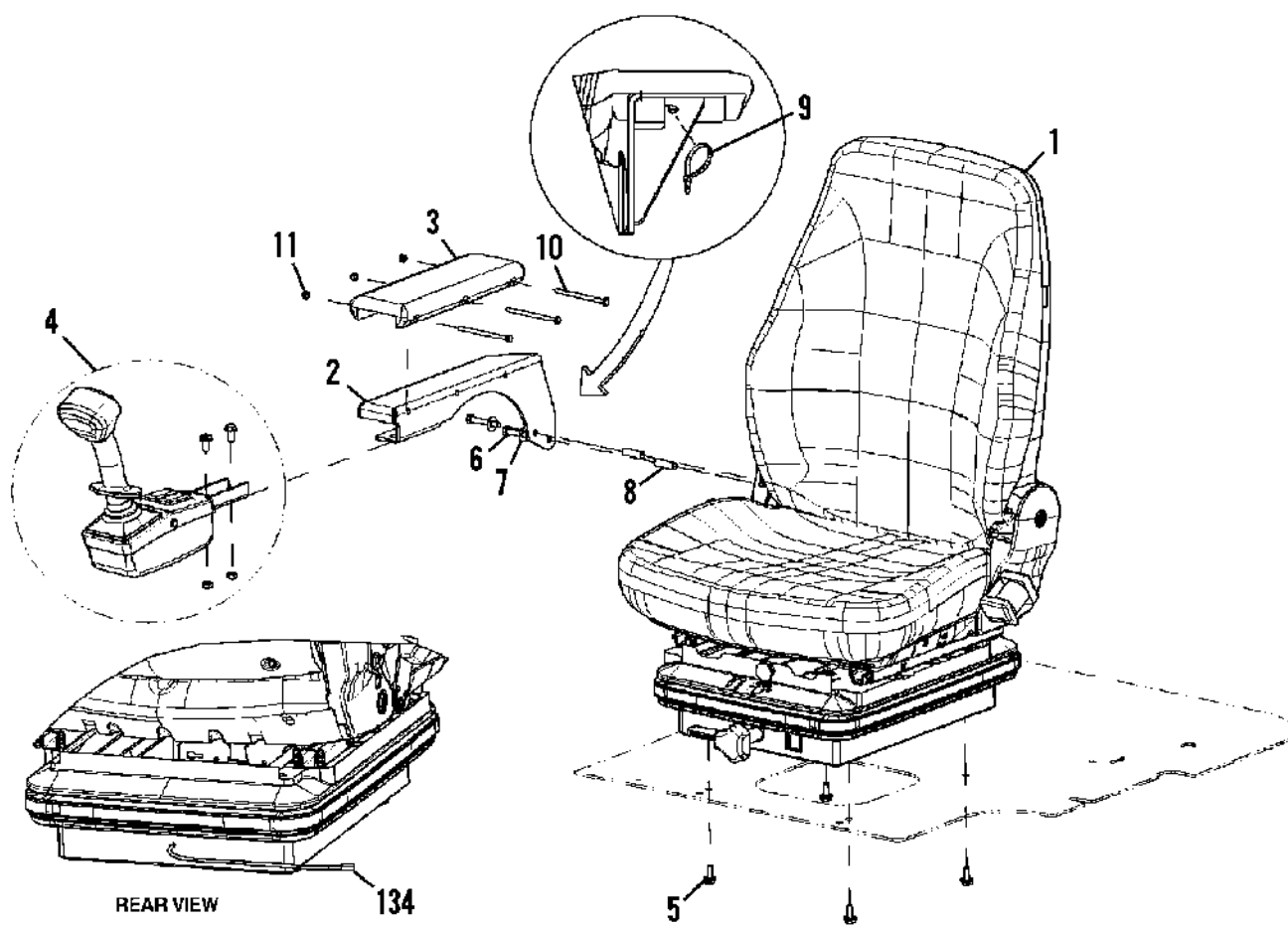




Figure 12-1 Drivers Seat Installation, Air Suspension

| Item | Part Number | Qty. | Description | Rev. |
|------|-------------|------|---|------|
| | 0273519 | 1 | DRIVERS SEAT INSTALLATION, AIR SUSPENSION, (includes items 1 thru 11) | 3 |
| 1 | | Ref | DRIVERS SEAT, AIR SUSPENSION, (see Figure 12-2 for details) | |
| 2 | 3980038 | 1 | BRACKET | |
| 3 | 8010452 | 1 | FOAM PROFILE | |
| 4 | | Ref | JOYSTICK SUPPORT ASSY, (see Figure 7-2 for details) | |
| 5 | 5200810 | 4 | RIPP BOLT, M8-20 | |
| 6 | 0700818 | 2 | HEX HD CAPSCREW, 8-1.25X50mm | |
| 7 | 2481254 | 2 | RIPP WASHER | |
| 8 | 4569078 | 2 | TUBE SPACER | |
| 9 | 471678 | 1 | TIE STRAP | |
| 10 | 0700626 | 3 | HEX HD CAPSCREW, 6-1.00X90mm | |
| 11 | 3290605 | 3 | LOCKNUT, 6M-1.00 | |
| 134 | | Ref | HARNESS, (see Figure 10-4, item 34 for details) | |



OPTIONS

Figure 12-2 Drivers Seat, Air Suspension

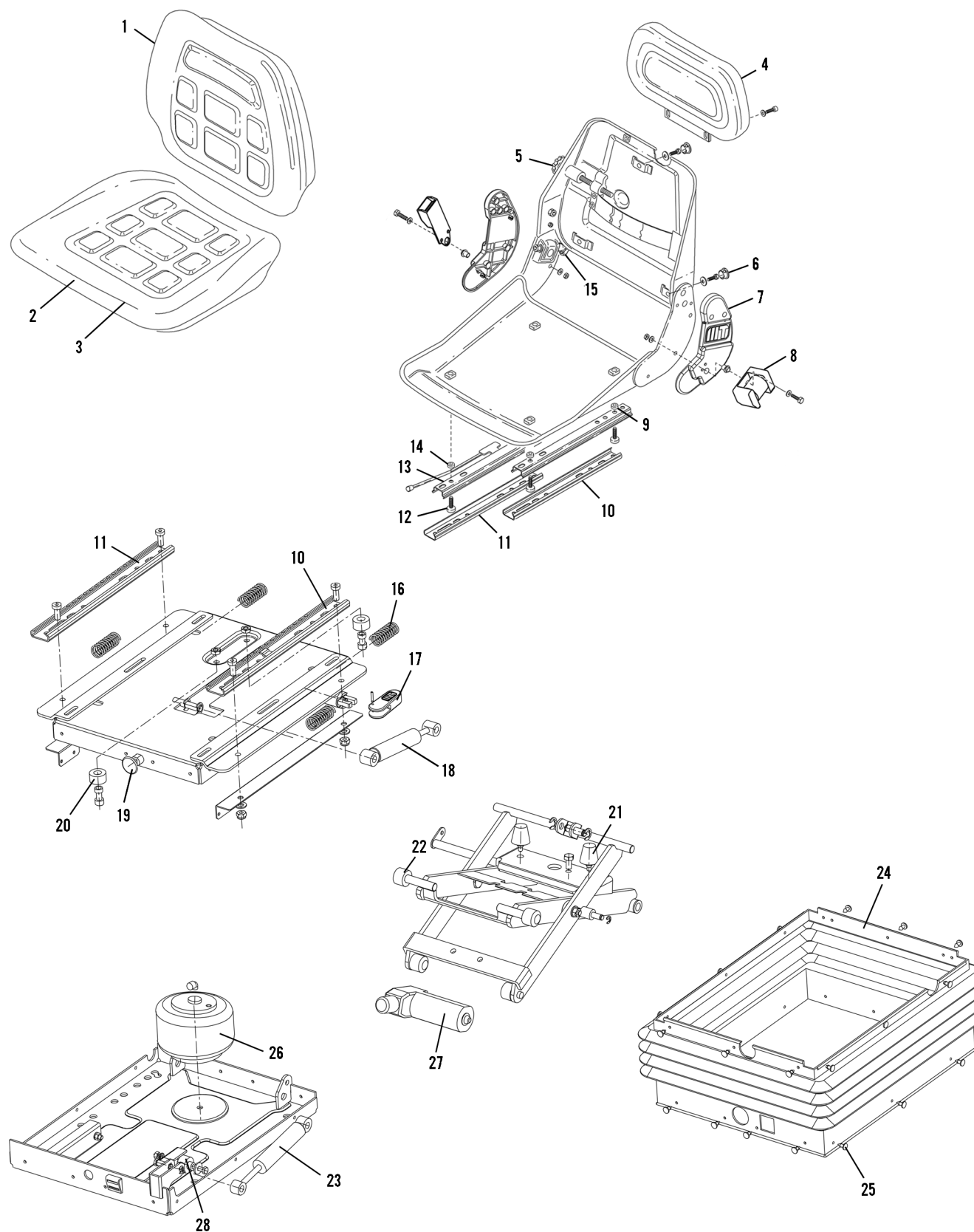




Figure 12-2 Drivers Seat, Air Suspension

| Item | Part Number | Qty. | Description | Rev. |
|------|-------------|------|--|------|
| | 3980036 | 1 | DRIVERS SEAT, AIR SUSPENSION, (includes all items) | |
| 1 | 7028742 | 1 | BACKREST | |
| 2 | 7028743 | 1 | CUSHION | |
| 3 | 7028744 | 1 | SPRING | |
| 4 | 7028745 | 1 | BACKREST EXTENSION, (optional) | |
| 5 | 7028746 | 1 | KNOB | |
| 6 | 7028747 | 3 | CAP | |
| 7 | 7028748 | 1 | COVERING, RIGHT SIDE | |
| | 7028749 | 1 | COVERING, LEFT SIDE | |
| 8 | 7028750 | 1 | RETRACTABLE SEAT BELT | |
| 9 | 7028751 | 1 | INTERNAL SLIDE | |
| 10 | 7028752 | 1 | EXTERNAL SLIDE | |
| 11 | 7028753 | 1 | EXTERNAL SLIDE | |
| 12 | 7028754 | 4 | SCREW | |
| 13 | 7028755 | 1 | SLIDE ASSY | |
| 14 | 7028756 | 4 | SLIDE SPACER | |
| 15 | 7028757 | 1 | TILT ADJUSTER HANDLE | |
| 16 | 7028771 | 4 | SPRING | |
| 17 | 7028772 | 1 | LEVER KIT | |
| 18 | 7028773 | 1 | SHOCK ASBORBER | |
| 19 | 7028774 | 1 | SWITCH | |
| 20 | 7028775 | 2 | BUMPER | |
| 21 | 7028763 | 2 | BUMPER STOP | |
| 22 | 7028764 | 4 | SUSPENSION WHEEL | |
| 23 | 7028765 | 1 | SHOCK ABSORBER | |
| 24 | 7028777 | 1 | RUBBER BODY | |
| 25 | 7028778 | 29 | SNAP FASTENER | |
| 26 | 7028779 | 1 | AIR SPRING | |
| 27 | 7028780 | 1 | COMPRESSOR, 12 VOLT | |
| 28 | 7028781 | 2 | BUMPER | |



OPTIONS

Figure 12-3 Front Cab Glass Shield

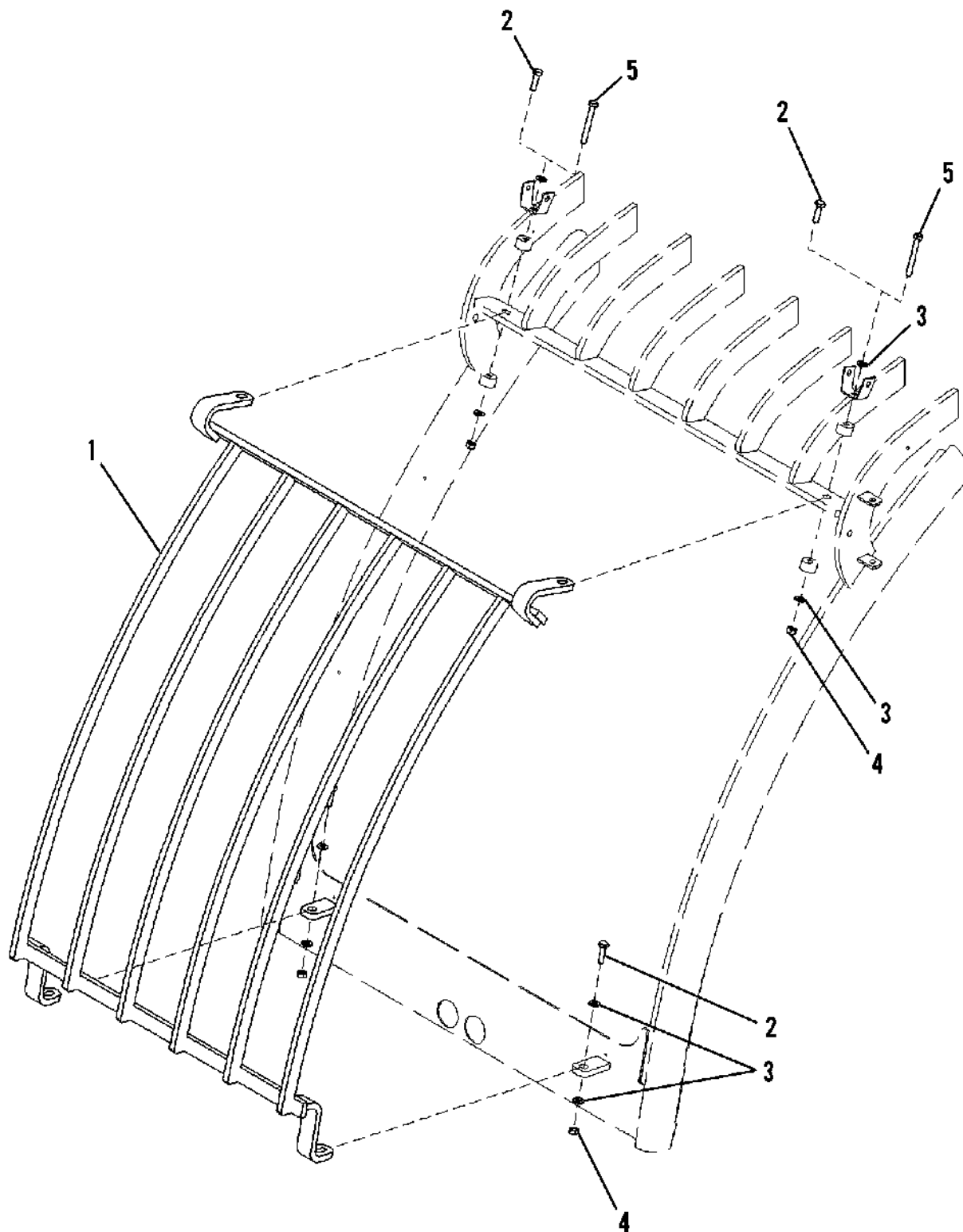




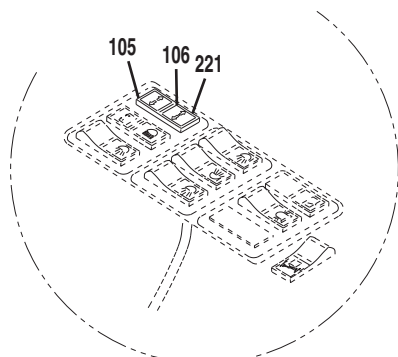
Figure 12-3 Front Cab Glass Shield

| Item | Part Number | Qty. | Description | Rev. |
|------|-------------|------|--|------|
| | 8009532 | 1 | FRONT CAB GLASS SHIELD, (includes all items) | 2 |
| 1 | 8009533 | 1 | SCREEN GRID | |
| 2 | 0700815 | 4 | BOLT, (without work lights) | |
| 3 | 4811900 | 8 | WASHER | |
| 4 | 3290807 | 4 | NUT | |
| 5 | 1391297 | 2 | BOLT, (with work lights) | |



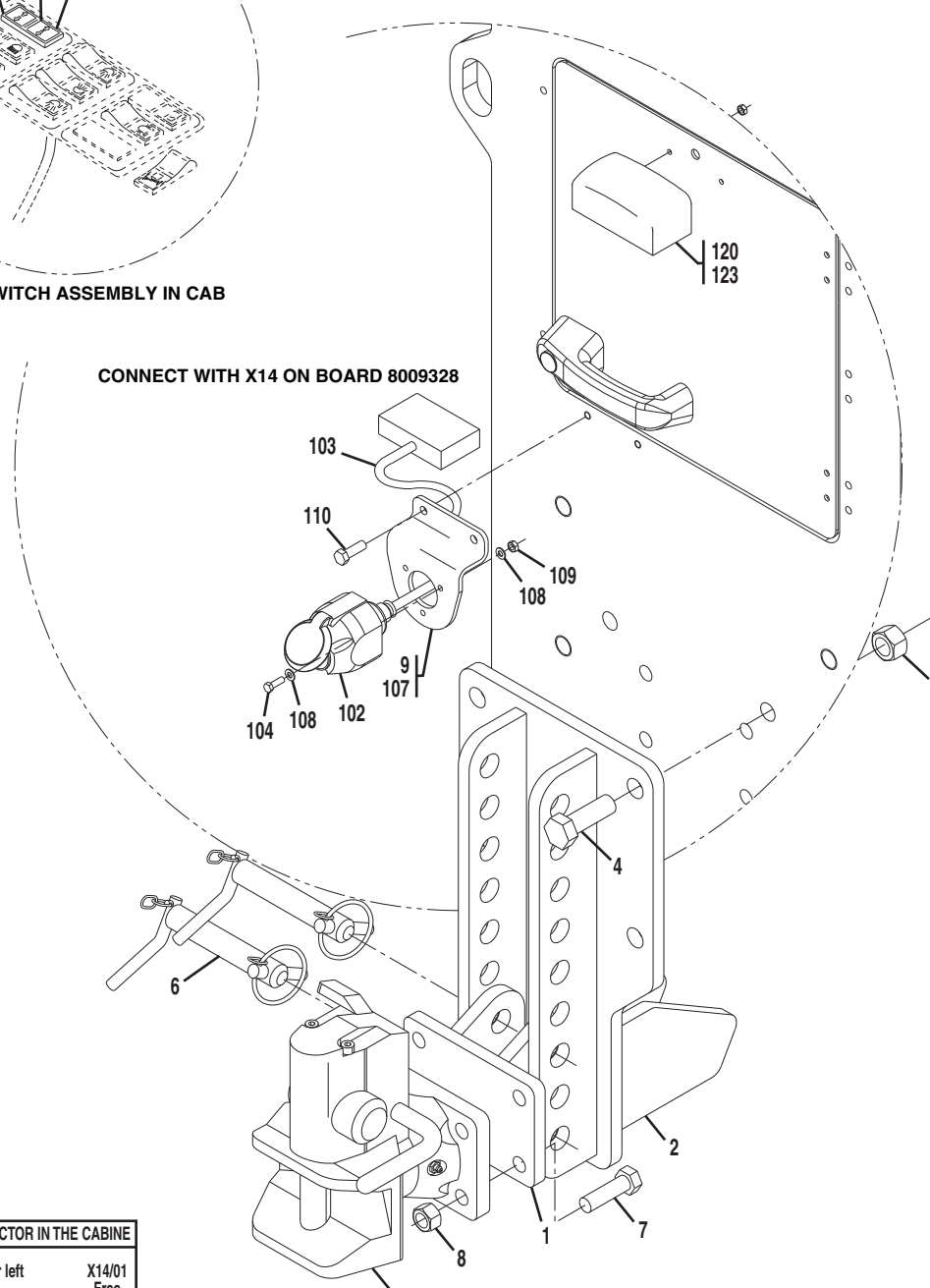
OPTIONS

Figure 12-4 Trailer Coupling Kit



VIEW OF SWITCH ASSEMBLY IN CAB

CONNECT WITH X14 ON BOARD 8009328



| SOCKET 13 PINS | CONNECTOR IN THE CABINE | |
|----------------|-------------------------|--------|
| 1 green | Indicator left | X14/01 |
| 2 Free | Free | Free |
| 3 brown | Ground | X14/03 |
| 4 red | Indicator right | X14/04 |
| 5 grey/black | Parkinglight right | X14/05 |
| 6 black/green | Brake | X14/06 |
| 7 grey | Parkinglight left | X14/07 |
| 8 Free | Backuplight | |
| 9 Free | Free | |



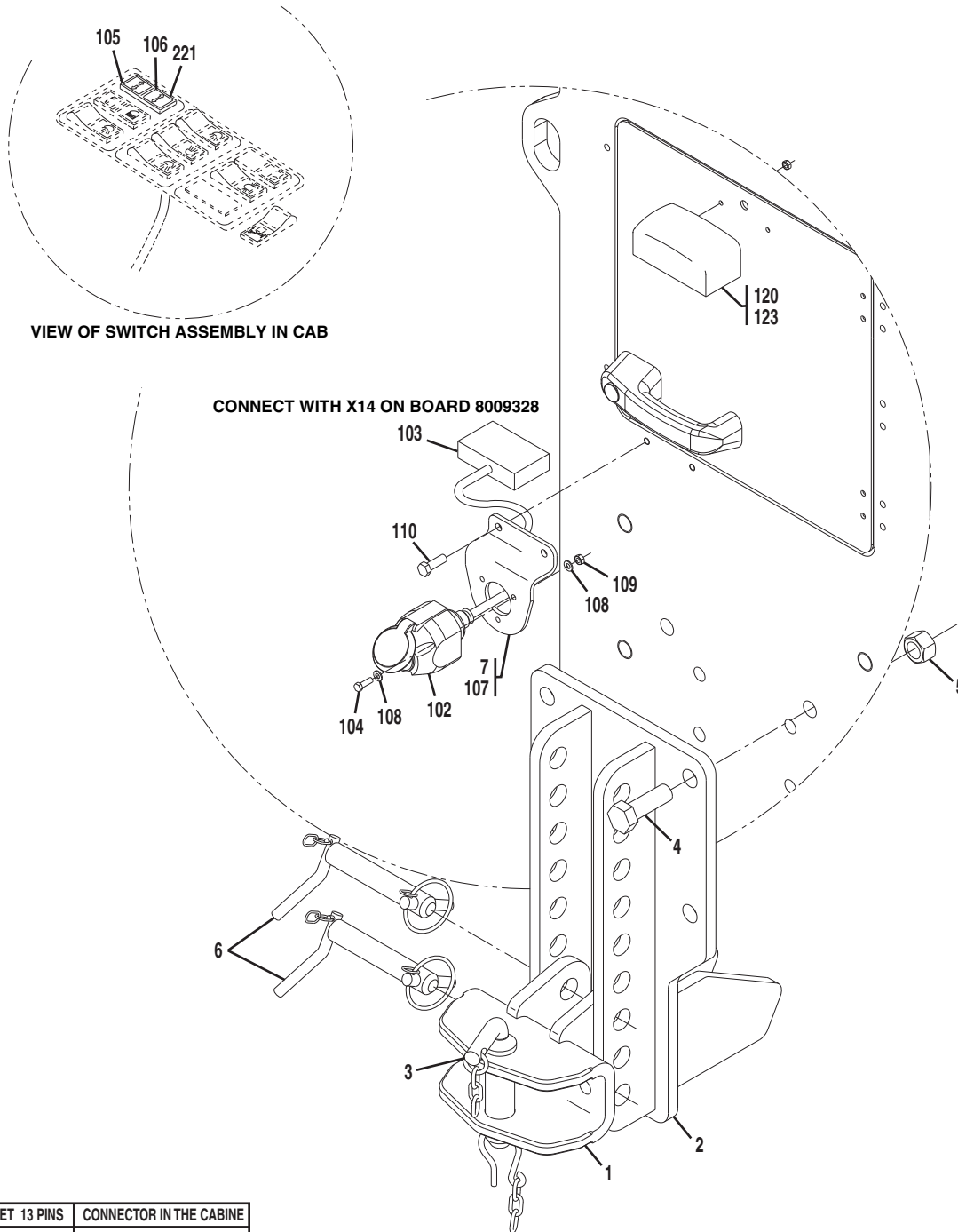
Figure 12-4 Trailer Coupling Kit

| Item | Part Number | Qty. | Description | Rev. |
|------|-------------|------|---|------|
| | 8010198 | 1 | TRAILER COUPLING KIT, (includes items 1 thru 9) | C, 4 |
| 1 | 8010234 | 1 | ADAPTER | |
| 2 | 8010228 | 1 | HOLDER | |
| 3 | 8002789 | 1 | TRAILER COUPLING | |
| 4 | 0712020 | 4 | HEX HD CAPSCREW, 20-2.5X60mm, GR 10.9 | |
| 5 | 3332017 | 4 | NUT, M20-10 | |
| 6 | 8010204 | 2 | FASTENING BOLT | |
| 7 | 0711619 | 4 | HEX HD CAPSCREW, 16-2X55mm, GR 10.9 | |
| 8 | 3331607 | 4 | LOCKNUT, M16-2.00 | |
| 9 | 8005289 | 1 | REAR SOCKET KIT, (includes items 102 thru 110), (Before S/N 1160002707) | |
| | | Ref | 7-PIN TRAILER SOCKET INSTALLATION, (S/N 1160002707 & After) , (see Figure 12-9 for details) | |
| 102 | 3985288 | 1 | TRAILER PLUG SOCKET | |
| 103 | 8005288 | 1 | WIRING HARNESS | |
| 104 | 4031612 | 3 | SOCKET HD CAPSCREW, 5-0.8X40 | |
| 105 | 1719204 | 1 | INDICATOR LIGHT | |
| 106 | 8002826 | 1 | SYMBOL, TRAILER | |
| 107 | 8007433 | 1 | SOCKET BRACKET | |
| 108 | 4811600 | 6 | FLAT WASHER, 5mm | |
| 109 | 3290501 | 3 | HEX NUT, 5mm-0.80 | |
| 110 | 0760806 | 2 | HEX HD CAPSCREW, 8-1.25X12mm, GR 8.8 | |
| | 8006309 | 1 | LICENSE PLATE LIGHT INSTALLATION, (includes items 120 & 123) | |
| 120 | 448920 | 1 | LICENSE PLATE LIGHT | |
| 123 | 2920164 | 1 | LIGHT BULB, 12V | |
| 221 | 1663796 | 1 | INSERT | |



OPTIONS

Figure 12-5 Site Hitch Assembly Kit



| SOCKET 13 PINS | CONNECTOR IN THE CABINE | |
|----------------|-------------------------|--------|
| 1 green | Indicator left | X14/01 |
| 2 Free | Free | Free |
| 3 brown | Ground | X14/03 |
| 4 red | Indicator right | X14/04 |
| 5 grey/black | Parkinglight right | X14/05 |
| 6 black/green | Brake | X14/06 |
| 7 grey | Parkinglight left | X14/07 |
| 8 Free | Backuplight | |
| 9 Free | Free | |



Figure 12-5 Site Hitch Assembly Kit

| Item | Part Number | Qty. | Description | Rev. |
|------|-------------|------|---|------|
| | 8010199 | 1 | SITE HITCH ASSEMBLY KIT, (includes items 1 thru 7) | C, 4 |
| 1 | 8010200 | 1 | TOWING ATTACHMENT | |
| 2 | 8010228 | 1 | HOLDER | |
| 3 | 3944574 | 1 | PIN | |
| 4 | 0712020 | 4 | HEX HD CAPSCREW, 20-2.5X60mm, GR 10.9 | |
| 5 | 3332017 | 4 | NUT, M20-10 | |
| 6 | 8010204 | 2 | FASTENING BOLT | |
| 7 | 8005289 | 1 | REAR SOCKET KIT, (includes items 102 thru 123), (Before S/N 1160002707) | |
| | | Ref | 7-PIN TRAILER SOCKET INSTALLATION, (S/N 1160002707 & After) , (see Figure 12-9 for details) | |
| 102 | 3985288 | 1 | TRAILER PLUG SOCKET | |
| 103 | 8005288 | 1 | WIRING HARNESS | |
| 104 | 4031612 | 3 | SOCKET HD CAPSCREW, 5-0.8X40 | |
| 105 | 1719204 | 1 | INDICATOR LIGHT | |
| 106 | 8002826 | 1 | SYMBOL, TRAILER | |
| 107 | 8007433 | 1 | SOCKET BRACKET | |
| 108 | 4811600 | 6 | FLAT WASHER, 5mm | |
| 109 | 3290501 | 3 | HEX NUT, 5mm-0.80 | |
| 110 | 0760806 | 2 | HEX HD CAPSCREW, 8-1.25X12mm, GR 8.8 | |
| 120 | 448920 | 1 | LICENSE PLATE LIGHT | |
| 123 | 2920164 | 1 | LIGHT BULB, 12V | |
| 221 | 1663796 | 1 | INSERT | |



OPTIONS

Figure 12-6 Draw Bar Coupling

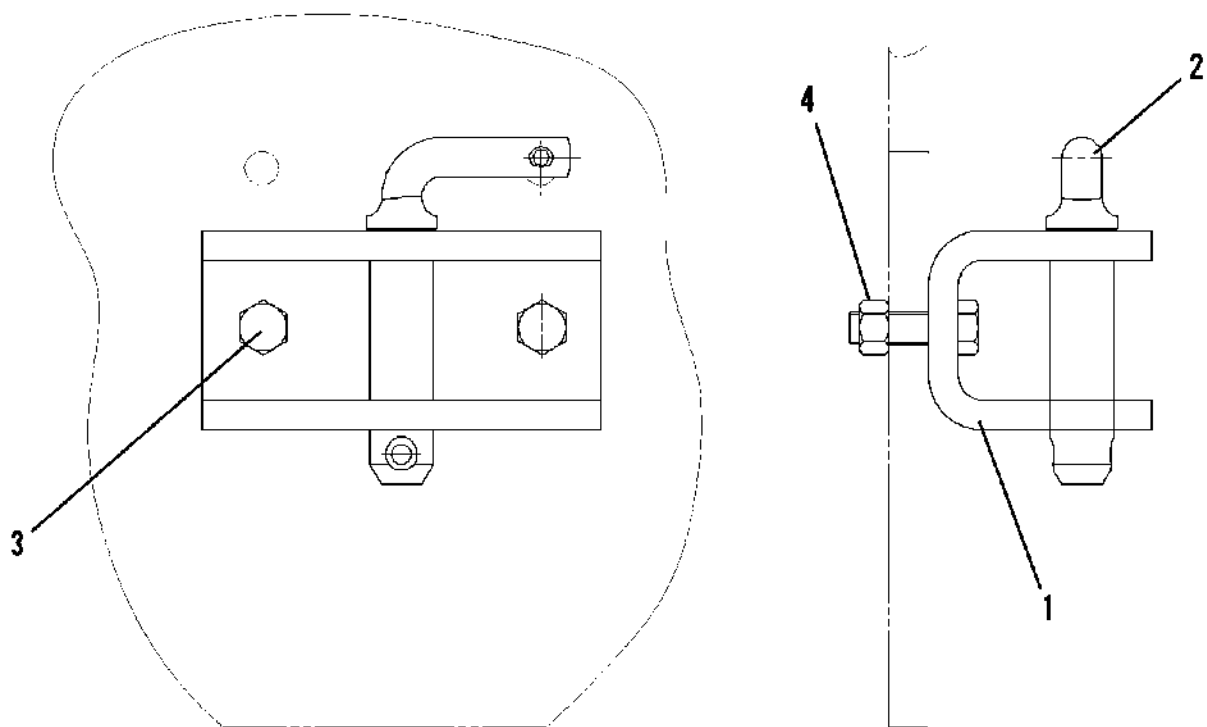




Figure 12-6 Draw Bar Coupling

| Item | Part Number | Qty. | Description | Rev. |
|------|-------------|------|---|------|
| | 4805932 | 1 | DRAW BAR COUPLING, (includes all items) | 2 |
| 1 | 4804533 | 1 | TOWING ATTACHMENT | |
| 2 | 3944574 | 1 | PIN | |
| 3 | 0771619 | 2 | HEX HD CAPSCREW | |
| 4 | 4805921 | 2 | NUT | |



OPTIONS

Figure 12-7 Battery Switch

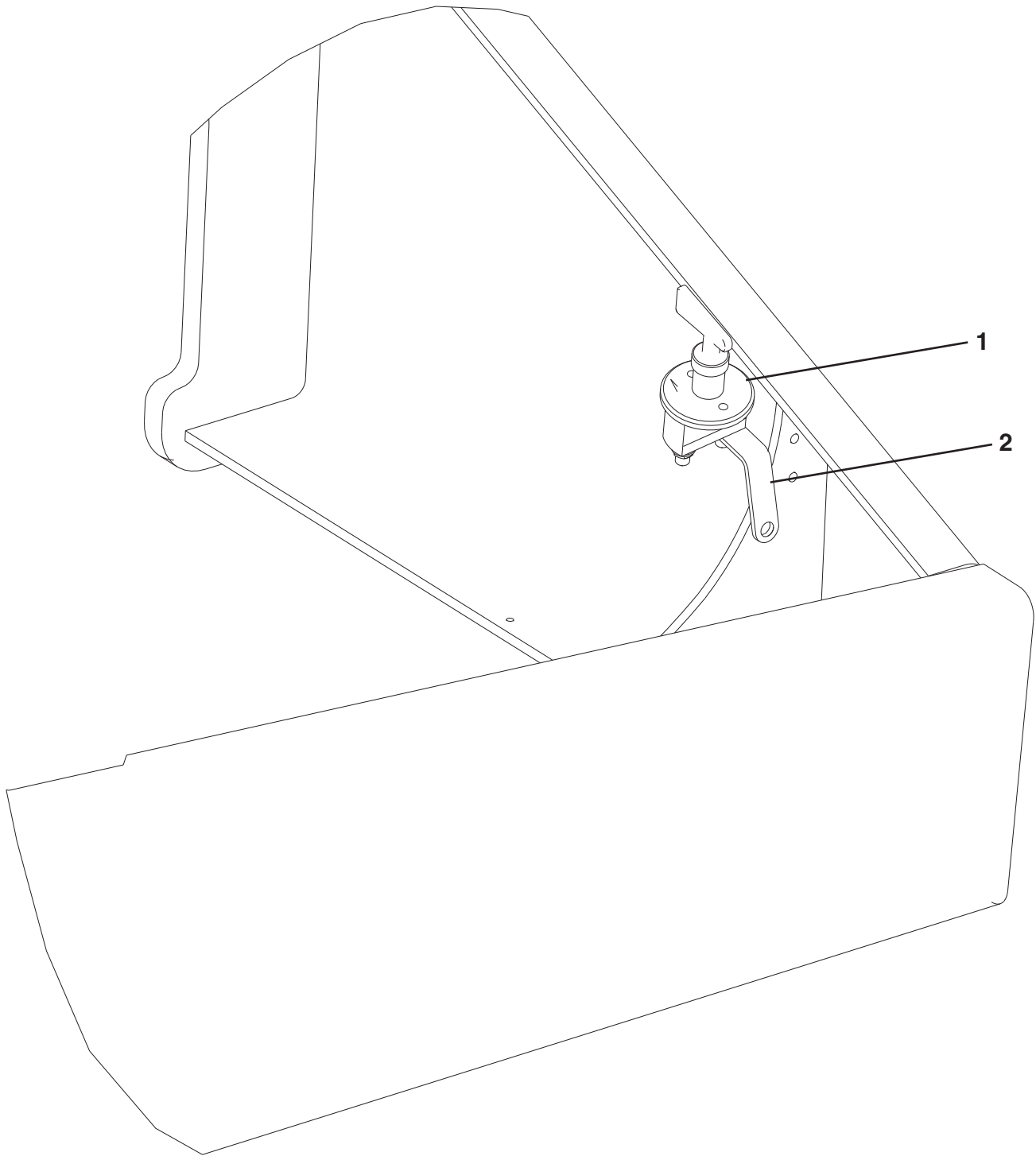




Figure 12-7 Battery Switch

| Item | Part Number | Qty. | Description | Rev. |
|------|-------------|------|-----------------------|------|
| | 8002791 | 1 | BATTERY SWITCH OPTION | |
| 1 | 1786385 | 1 | BATTERY SWITCH | |
| 2 | 8006680 | 1 | PLATE | |



OPTIONS

Figure 12-8 Ground Wire Installation

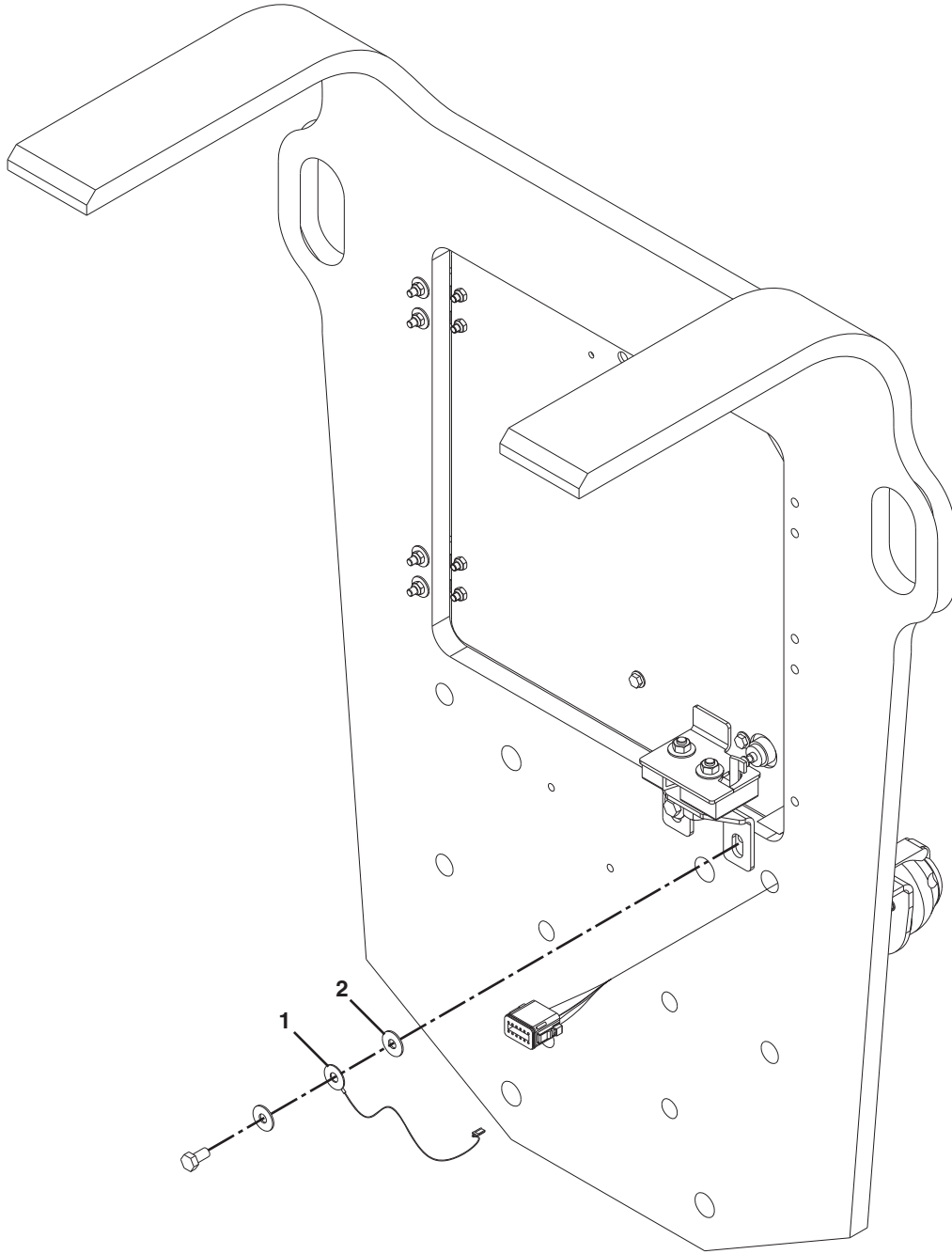




Figure 12-8 Ground Wire Installation

| Item | Part Number | Qty. | Description | Rev. |
|------|-------------|------|--|------|
| | 0275345 | 1 | GROUND WIRE INSTALLATION, (includes all items) | |
| 1 | 4923512 | 1 | GROUND WIRE | |
| 2 | 5211902 | 1 | LOCKWASHER, 8mm | |

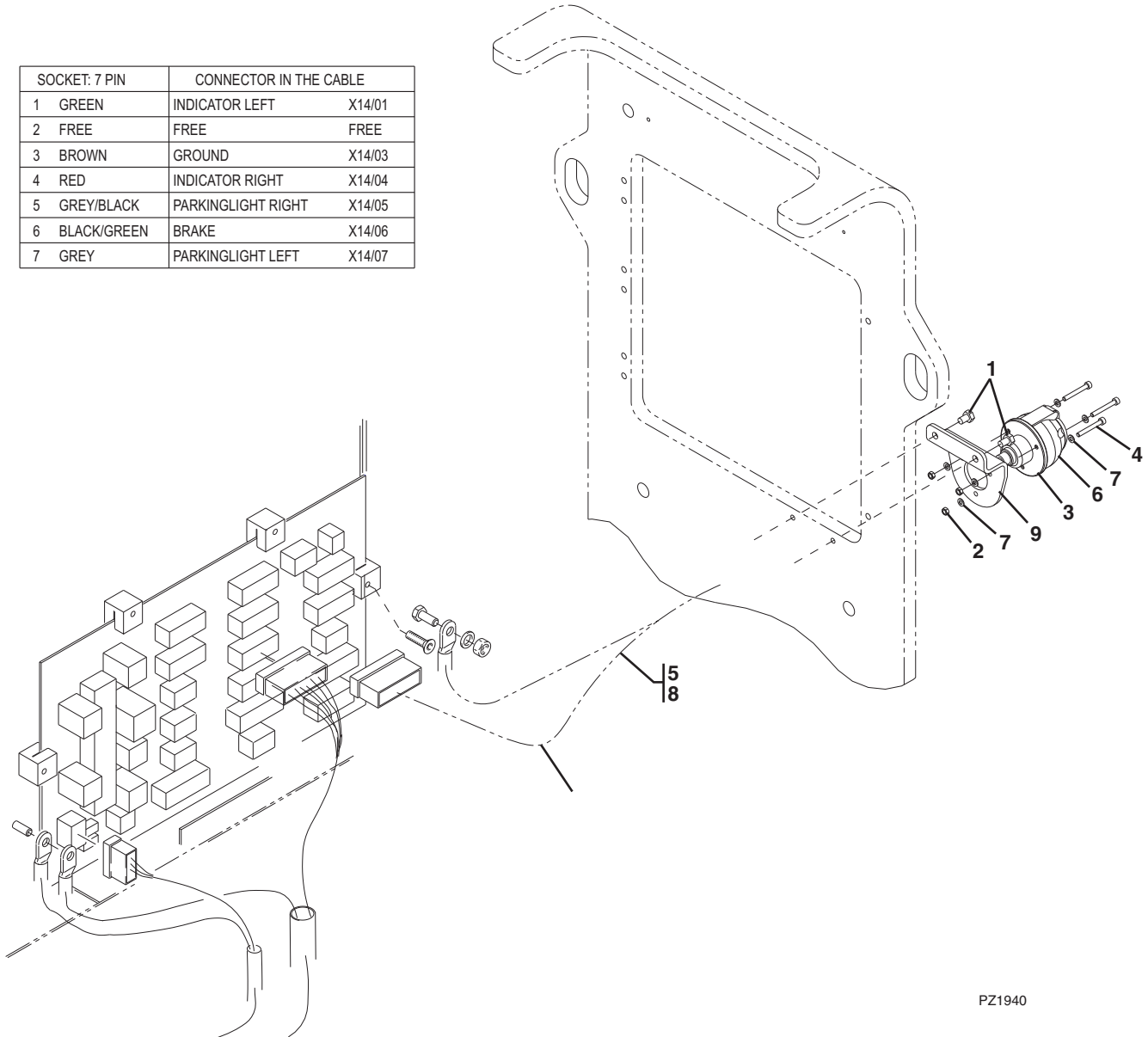


OPTIONS

S/N 1160002707 & After

Figure 12-9 7-Pin Trailer Socket Installation

| SOCKET: 7 PIN | CONNECTOR IN THE CABLE | |
|---------------|------------------------|--------|
| 1 GREEN | INDICATOR LEFT | X14/01 |
| 2 FREE | FREE | FREE |
| 3 BROWN | GROUND | X14/03 |
| 4 RED | INDICATOR RIGHT | X14/04 |
| 5 GREY/BLACK | PARKINGLIGHT RIGHT | X14/05 |
| 6 BLACK/GREEN | BRAKE | X14/06 |
| 7 GREY | PARKINGLIGHT LEFT | X14/07 |



PZ1940



Figure 12-9 7-Pin Trailer Socket Installation

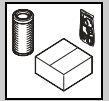
| Item | Part Number | Qty. | Description | Rev. |
|------|-------------|------|---|------|
| | 39453945 | 1 | 7-PIN TRAILER SOCKET INSTALLATION, (Includes all items) | A |
| 1 | 0760806 | 2 | HEX HD CAPSCEW, M8X12 | |
| 2 | 3290501 | 3 | HEX NUT, M5X0.8 | |
| 3 | 3960600 | 1 | GASKET | |
| 4 | 4031612 | 3 | SOCKET HD CAPSCREW, M5X40 | |
| 5 | 4460185 | 6 | TERMINAL | |
| 6 | 4461021 | 1 | PLUG | |
| 7 | 4811600 | 6 | FLAT WASHER, 5mm | |
| 8 | 8005288 | 1 | CABLE | |
| 9 | 8007433 | 1 | BRACKET | |



OPTIONS

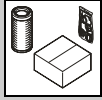
This Page Intentionally Left Blank

RECOMMENDED SPARE PARTS



The following list will service fleets of machines (built to current production per date on the front cover) with repair parts which can be installed in the field. Parts from the list should be replaced when inventory is depleted to keep service parts stock supplied. For further information, contact your JLG dealer or the JLG Industries Parts Department.

| Part Number | Description | Qty./Machine |
|----------------------|---|--------------|
| BOOM ASSEMBLY | | |
| 2754157 | Tilt Cylinder Hoses, (see Figure 8-6) | 1 |
| 2754158 | Tilt Cylinder Hoses, (see Figure 8-6) | 1 |
| 2754141 | Boom Hoses, (right), (see Figure 8-8) | 1 |
| 2754150 | Boom Hoses, (left), (see Figure 8-8) | 1 |
| 2754236 | Boom Hoses, (right), (see Figure 8-6) | 1 |
| 2754140 | Boom Hoses, (left), (see Figure 8-7) | 1 |
| 3580336 | Hose Sheave, (see Figure 2-3) | 2 |
| 4700021 | Bearing Pad, (see Section 2) | 8 |
| 4700030 | Bearing Pad, (see Section 2) | 1 |
| 4700031 | Bearing Pad, (see Section 2) | 1 |
| 4700032 | Bearing Pad, (see Section 2) | 6 |
| 1001093784 | Bearing Pad, (see Section 2) | 4 |
| 8002200 | Bearing Pad, (see Section 2) | 24 |
| 8002201 | Bearing Pad, (see Section 2) | 4 |
| 8010148 | Bearing Pad, (see Section 2) | 2 |
| 4071085 | Shims, 2.0MM, (see Section 2) | AR |
| 4071087 | Shims, 4.0MM, (see Section 2) | AR |
| 4071093 | Shims, 2.0MM, (see Section 2) | AR |
| 4071098 | Shims, 3.0MM, (see Section 2) | AR |
| 4071099 | Shims, 2.0MM, (see Section 2) | AR |
| 8002904 | Shims, 1.0MM, (see Section 2) | AR |
| 8003242 | Shims, 1.0MM, (see Section 2) | AR |
| 8008070 | Shims, 2.0MM, (see Section 2) | AR |
| 8009987 | Shims, 2.0MM, (see Section 2) | AR |
| 3964987 | Quick Release Pin, (see Figure 2-9) | 1 |
| ENGINE | | |
| 8006013 | Oil Filter, (see Figure 4-2) | 1 |
| 7028655 | Fuel Filter, (see Figure 4-2) | 1 |
| 80273010 | Air Filter Element, (see Figure 4-5) | 1 |
| 80273042 | Air Filter Safety Element, (see Figure 4-5) | 1 |
| 3929100 | Air Circulation Filter Element, (see Figure 6-8) | 1 |
| 8003285 | Fuel Tank Cap, (Before S/N 1160000822) , (see Figure 4-3) | 1 |
| 7029215 | Fuel Tank Cap, (S/N 1160000822 & After) , (see Figure 4-3) | 1 |
| 2060033 | Fan, (see Figure 4-1) | 1 |
| 7028686 | Alternator Belt, (see Figure 4-2) | 1 |
| 7028672 | Dipstick, (see Figure 4-2) | 1 |
| DRIVE TRAIN | | |
| 91473031 | FNR Shifter, (see Figure 7-1) | 1 |
| 8002599 | Accelerator Cable, (see Figure 4-1) | 1 |
| 8008101 | Transmission Filter, (see Figure 4-13) | 1 |
| 7028718 | Wheel End Seal, (see Section 5) | 2 |
| 8004468 | Wheel End Bushing, (see Section 5) | 2 |
| 91514111 | Wheel End Bushing, (see Section 5) | 2 |
| 7029430 | Wheel Hub Seal, (see Section 5) | 2 |



RECOMMENDED SPARE PARTS

The following list will service fleets of machines (built to current production per date on the front cover) with repair parts which can be installed in the field. Parts from the list should be replaced when inventory is depleted to keep service parts stock supplied. For further information, contact your JLG dealer or the JLG Industries Parts Department.

| Part Number | Description | Qty./Machine |
|-------------------------|---|--------------|
| 7028721 | Wheel Hub Seal, (see Section 5) | 2 |
| 8005079 | Universal Joint Kit, (see Figure 4-1) | 1 |
| HYDRAULIC SYSTEM | | |
| 7028545 | Lift Cylinder Seal Kit, (see Figure 9-1) | 1 |
| 7029232 | Crowd Cylinder Seal Kit, (see Figure 9-2) | 1 |
| 7028572 | Tilt Cylinder Seal Kit, (see Figure 9-3) | 1 |
| 70029972 | Comp Cylinder Seal Kit, (see Figure 9-4) | 1 |
| 7028599 | Sway Cylinder Seal Kit, (see Figure 9-5) | 1 |
| 70029969 | Stabilizer Cylinder Seal Kit, (see Figure 9-6) | 2 |
| 8007563 | Hydraulic Filter Element, (see Figure 9-11) | 1 |
| 8005248 | Fluid Level Gauge, (see Figure 9-10) | 1 |
| ELECTRICAL | | |
| 8002407 | Boom Joystick, (see Figure 7-2) | 1 |
| 7028141 | Oil Press Switch, (see Figure 4-2) | 1 |
| 8002019 | Fuel Level Sender, (see Figure 4-3) | 1 |
| 3740112 | Bosch Relay, (see Figure 10-2) | 2 |
| 8002859 | Backup Alarm, (see Figure 10-6) | 1 |
| 8002820 | Ignition Switch, (see Figure 10-4) | 1 |
| 1001090078 | Alternator, (see Figure 4-2) | 1 |
| 70021786 | Starter, (see Figure 4-2) | 1 |
| 8009766 | Horn, (see Figure 10-3) | 1 |
| 8006318 | Temperature Switch, (see Figure 4-8) | 1 |
| MISC. | | |
| 8008049 | Ignition Key, (also for cab door, rear cover & engine cover), (see Figure 10-4) | 1 |
| 8008049 | Toolbox Key, (see Figure 1-2) | 1 |
| 80904003 | Hydraulic Test Kit | 1 |
| 3121857 | Operator & Safety Manual | 1 |
| 3121858 | Service Manual | 1 |
| 3121859 | Parts Manual | 1 |



| Part Number | Page | Part Number | Page | Part Number | Page | Part Number | Page |
|-------------|--|-------------|---|-------------|--|---------------|---------------------------------------|
| 0100011 | 2-3, 2-5, 2-7, 2-9, 2-11, 2-13, 2-15, 2-17, 8-33, 9-3, 9-5, 9-11, 9-15, 9-27 | 0630576 | 1-4 | 0761012 | 1-3, 1-19, 2-9, 2-13, 2-17, 8-7, 10-3 | 09523572 | 4-11 |
| 0100035 | 9-27 | 0630582 | 4-13 | 0761014 | 2-5, 2-9, 2-19, 7-3 | 1000331 | 7-3 |
| 0100085 | 4-11 | 0630589 | 5-3 | 0761015 | 2-5, 2-9, 2-13, 9-36, 10-25 | 1001003536 | 11-4 |
| 0120008 | 4-15 | 0641606 | 8-35 | 0761016 | 2-13, 10-3, 10-21, 10-25 | 1001005960 | 6-4 |
| 0140047 | 10-15 | 0681812 | 8-35 | 0761210 | 1-13, 1-15, 2-7, 2-9, 2-11, 2-13, 2-17, 9-19, 9-21, 9-23 | 1001009178 | 11-4 |
| 0240063 | 3-11 | 0700507 | 1-3 | 0761212 | 2-9, 2-13, 2-17 | 1001090078 | 4-5 |
| 0240064 | 1-7 | 0700510 | 10-25 | 0761214 | 2-5, 2-9, 2-13 | 1001091102 | 10-39 |
| 0240110 | 3-11 | 0700512 | 10-25 | 0761215 | 2-13, 8-21 | 1001091313 | 3-15 |
| 0240143 | 3-3 | 0700615 | 10-21 | 0761216 | 3-3 | 1001091537 | 6-19 |
| 0240145 | 3-35 | 0700616 | 8-11, 8-13, 8-33 | 0761218 | 2-3 | 1001091697 | 11-4 |
| 0240158 | 3-31 | 0700617 | 4-15, 8-15, 8-33 | 0761612 | 3-19 | 1001091870 | 8-13 |
| 0273519 | 12-3 | 0700626 | 6-15, 8-15, 8-17, 8-19, 8-27, 8-33, 12-3 | 0771014 | 4-3 | 1001092069 | 10-25 |
| 0273534 | 8-27 | 0700815 | 12-7 | 0771016 | 10-15 | 1001092224 | 1-15 |
| 0273825 | 9-36 | 0700816 | 8-7, 8-17, 8-19 | 0771619 | 12-13 | 1001092239 | 10-25 |
| 0273826 | 9-36 | 0700817 | 8-17, 8-23, 8-27 | 0801445 | 2-7 | 1001092511 | 8-13 |
| 0273827 | 1-11 | 0700818 | 1-11, 6-15, 12-3 | 0801447 | 2-15 | 1001092742 | 8-36 |
| 0273828 | 1-13 | 0700826 | 8-3, 8-27, 8-35 | 0801449 | 2-11 | 1001093344 | 6-4 |
| 0273829 | 11-4 | 0700827 | 3-3 | 0801453 | 2-3 | 1001093397 | 8-13 |
| 0273831 | 8-33 | 0700836 | 10-9, 10-20 | 0801546 | 10-25 | 1001093700 | 10-21 |
| 0273863 | 8-25 | 0701015 | 1-7 | 0801557 | 2-15 | 1001093784 | 2-13, 2-17 |
| 0274097 | 10-3 | 0701021 | 8-11, 8-13, 8-33, 10-25 | 0801559 | 2-3 | 1001093826 | 2-19, 3-15, 8-19, 8-27 |
| 0274108 | 1-4 | 0701024 | 1-3 | 0845749 | 6-4 | 1001093827 | 2-19, 3-15, 8-19, 8-27, 8-28 |
| 0274124 | 10-9 | 0701029 | 3-3, 3-13 | 0860520 | 3-21 | 1001093875 | 10-27 |
| 0274125 | 1-4 | 0701030 | 4-15 | 0861772 | 10-25 | 1001093893 | 6-3 |
| 0274268 | 11-7 | 0701032 | 1-8 | 0861794 | 3-21, 10-25 | 1001093946 | 10-27 |
| 0274304 | 10-30 | 0701219 | 1-19, 10-3 | 0874960 | 8-23, 8-27 | 1001093947 | 10-27 |
| 0274377 | 8-35 | 0701232 | 1-8 | 0874993 | 8-27 | 1001094077 | 6-3 |
| 0274487 | 1-3 | 0702037 | 1-7 | 0877203 | 8-27 | 1001094094 | 6-4 |
| 0274608 | 8-7 | 0711619 | 12-9 | 0879192 | 6-3 | 1001094172 | 2-3 |
| 0274919 | 1-15 | 0712020 | 12-9, 12-11 | 0885236 | 6-19 | 1001094181 | 2-3 |
| 0275010 | 10-25 | 0712030 | 6-4 | 0885849 | 6-3 | 1001094186 | 2-3 |
| 0275083 | 10-20 | 0712242 | 5-3 | 0892976 | 7-3 | 1001094258 | 2-3 |
| 0275091 | 8-31 | 0760405 | 10-10, 10-21 | 0902954 | 4-3 | 1001094555 | 2-19, 2-20, 3-7, 3-15, 8-19, 8-27 |
| 0275101 | 1-19 | 0760508 | 10-36 | 0902957 | 4-3 | 1001094556 | 2-19, 3-7, 3-15, 8-19, 8-27 |
| 0275102 | 1-19 | 0760606 | 1-17 | 0902966 | 4-15 | 1001094565 | 10-27 |
| 0275345 | 12-17 | 07606081-3 | 1-15, 4-3, 10-21, 10-25, 10-30 | 0902991 | 10-5 | 1001094566 | 10-15 |
| 0275403 | 10-25, 11-4 | 0760610 | 6-7 | 0903097 | 8-11 | 1001094612 | 3-5 |
| 0280173 | 5-3 | 0760612 | 1-3 | 0903109 | 2-19 | 1001095650 | 1-17, 9-5, 10-36 |
| 0313279 | 10-3 | 0760614 | 8-5, 10-15 | 0903122 | 8-35 | 1001096653 | 10-10, 10-21 |
| 0314725 | 4-9 | 0760615 | 10-36 | 0903224 | 1-3 | 1001097287 | 2-20, 3-7, 8-19, 8-28 |
| 0318854 | 9-29 | 0760806 | 12-9, 12-11, 12-19 | 0903341 | 1-15, 1-17 | 1001097296 | 1-7 |
| 0321779 | 6-3 | 0760808 | 1-3, 6-3, 6-4 | 0903342 | 1-15, 1-17 | 1001098161 | 9-21 |
| 0330101 | 9-38 | 0760810 | 1-3, 1-7, 2-19, 4-3, 4-7, 7-5, 8-35 | 0903366 | 3-3 | 10010991932-3 | 2-5, 2-7, 2-9, 2-11, 2-13, 2-15, 2-17 |
| 0388450 | 10-3 | 0760812 | 1-3, 1-19, 4-11, 6-3, 10-39 | 0903368 | 1-15, 1-17 | 1001101830 | 9-5 |
| 0400229 | 10-30 | 0760814 | 4-11, 10-7, 10-30 | 0903380 | 1-19 | 1001101954 | 8-13, 8-17 |
| 0440296 | 2-7, 2-11 | 0760819 | 8-17 | 0903404 | 10-25 | 1001102080 | 9-5 |
| 0440298 | 2-7 | 0760827 | 4-7, 8-15, 8-33 | 0903438 | 2-3 | 1001102633 | 10-36 |
| 0440309 | 1-13 | 0761008 | 1-4, 1-7, 6-3, 8-5 | 0903440 | 1-19 | 1001103180 | 10-36 |
| 0443549 | 9-29 | 0761010 | 1-3, 2-3, 2-9, 2-13, 2-17, 8-19, 8-21, 8-27, 10-3 | 0903501 | 10-3 | 1001103180 | 10-36 |
| 0447985 | 6-9 | 0761011 | 2-13 | 0903502 | 1-19, 10-3 | 1001103530 | 3-15 |
| 0480138 | 4-15 | | | 0920120 | 8-7 | 1001103533 | 3-15 |
| 0498748 | 6-3, 6-11 | | | 0930003 | 3-7 | 1001103807 | 10-36 |
| 0610175 | 10-20 | | | 0930015 | 3-5 | 1001104018 | 8-13 |
| 0630571 | 1-11 | | | 0930016 | 3-5 | | |
| 0630574 | 1-11 | | | | | | |



PART NUMBER INDEX

| Part Number | Page | Part Number | Page | Part Number | Page | Part Number | Page |
|-------------|--|-------------------------------|-------------------|-------------|------------------|-------------|--------------------------|
| 1001104341 | 10-36 | 10837060 | 4-31, 4-33, 4-35 | 1380161 | 8-27, 8-33 | 1706716 | 11-7 |
| 1001104342 | 10-36 | 10837072 | 4-21 | 1380625 | 4-11 | 1706753 | 11-4 |
| 1001104344 | 10-36 | 10837074 | 4-19 | 1391297 | 9-29 | 1706754 | 11-4 |
| 1001104415 | 10-36 | 10868235 | 4-21 | 1391297 | 12-7 | 1706755 | 11-4 |
| 1001104497 | 10-43 | 10868243 | 4-25 | 1398374 | 6-9 | 1706756 | 11-4 |
| 1001104498 | 4-19, 10-43 | 10868254 | 4-27 | 1398385 | 1-4, 6-11 | 1706757 | 11-4 |
| 1001104499 | 10-36, 10-43 | 10868277 | 4-31, 4-33, 4-35 | 1398443 | 7-3 | 1706758 | 11-4 |
| 1001105097 | 10-10, 10-21 | 10868284 | 4-33 | 1560029 | 10-25 | 1706759 | 11-4 |
| 1001105098 | 10-10, 10-21 | 10868323 | 4-39 | 1600387 | 3-21 | 1706760 | 11-7 |
| 1001105362 | 9-29 | 1120586 | 9-36 | 1600399 | 10-20 | 1707147 | 11-7 |
| 1001106385 | 10-36 | 1120587 | 9-36 | 1614979 | 8-27 | 1707169 | 11-7 |
| 1001106386 | 10-36 | 1170001 | 3-3 | 1616551 | 5-3, 5-15 | 1718985 | 10-9, 10-20 |
| 1001106403 | 1-17 | 1170002 | 3-13 | 1629567 | 4-9 | 1718996 | 10-13 |
| 1001106464 | 10-39 | 1170028 | 3-3 | 1630253 | 7-3 | 1719000 | 10-13 |
| 1001106805 | 10-36 | 1170029 | 3-3 | 1631629 | 5-15 | 1719033 | 10-9, 10-20 |
| 1001106978 | 9-5 | 1170058 | 3-33 | 1663796 | 12-9, 12-11 | 1719088 | 10-9, 10-20 |
| 1001107508 | 9-13 | 1260391 | 2-11 | 1663821 | 10-9, 10-20 | 1719113 | 10-9, 10-20 |
| 1001107511 | 9-17 | 1260392 | 2-11 | 1671173 | 6-7 | 1719124 | 10-9, 10-20 |
| 1001107512 | 9-23 | 1260393 | 2-15 | 1671183 | 10-25 | 1719204 | 10-9, 10-20, 12-9, 12-11 |
| 1001107513 | 9-27 | 1260394 | 2-15 | 1684395 | 9-19 | 1719419 | 10-9, 10-13, 10-20 |
| 1001107622 | 10-36 | 1260395 | 8-21 | 1684396 | 9-9 | 1749733 | 6-9, 6-11 |
| 1001107647 | 10-36 | 1302325 | 2-19, 8-27 | 1684404 | 9-25 | 1780754 | 6-3 |
| 1001107749 | 10-36 | 1309275 | 8-3, 9-42 | 1684410 | 9-3 | 1781813 | 6-4 |
| 1001107789 | 10-21 | 13094358-15, 8-17, 8-27, 8-33 | | 1684428 | 9-7 | 1784861 | 1-7 |
| 1001107854 | 4-19, 10-43 | 1320324 | 10-10, 10-21 | 1684485 | 9-5 | 1786385 | 12-15 |
| 1001107894 | 10-43 | 1320626 | 8-17, 8-19 | 1686475 | 8-11, 8-15, 8-33 | 1787217 | 10-7, 10-30 |
| 1001107906 | 10-43 | 1321073 | 8-17, 8-19 | 1686997 | 4-13 | 1810023 | 10-21 |
| 1001107982 | 10-36 | 1321132 | 8-21 | 1689207 | 8-23 | 1810024 | 10-30 |
| 1001108122 | 10-43 | 1321140 | 1-3 | 1701509 | 3-29 | 1898686 | 1-3, 1-4, 1-7, 1-19 |
| 1001108472 | 10-41 | 1321141 | 2-19 | 1702773 | 11-4 | 2000200 | 4-5 |
| 1001108661 | 10-39 | 1321264 | 8-11, 8-13, 8-33 | 1704260 | 10-21 | 2000226 | 4-3 |
| 1001108683 | 10-39 | 1321284 | 8-11 | 1704277 | 3-29 | 2014226 | 1-3 |
| 1001108684 | 10-39 | 1321285 | 8-15, 8-33 | 1705828 | 3-29 | 2060033 | 4-3 |
| 1001108685 | 10-39 | 1321292 | 8-11 | 1705951 | 11-4 | 2080057 | 10-30, 11-4 |
| 1001108686 | 10-39 | 1321301 | 4-7 | 1705980 | 11-7 | 2099716 | 6-11 |
| 1001108687 | 10-39 | 1321323 | 8-17, 8-19 | 1706209 | 11-4 | 2120186 | 4-11 |
| 1001108689 | 10-39 | 1321324 | 8-15, 8-17, 8-33 | 1706227 | 11-4 | 2120187 | 4-11 |
| 1001108690 | 10-43 | 1321329 | 8-15, 8-33 | 1706277 | 11-4 | 2131216 | 8-5 |
| 1001108700 | 10-39 | 1321343 | 10-25 | 1706323 | 3-29 | 2132020 | 10-25 |
| 1001112126 | 10-33 | 1321344 | 10-25 | 1706336 | 11-7 | 2140106 | 8-31 |
| 1001112127 | 10-33 | 1321570 | 8-17 | 1706347 | 11-7 | 2140223 | 8-7 |
| 1001112128 | 10-33 | 1321590 | 8-17 | 1706348 | 11-7 | 2140224 | 8-5 |
| 1001112129 | 10-33 | 1321593 | 10-25 | 1706352 | 11-7 | 2140225 | 8-3, 8-35 |
| 1001112559 | 3-17 | 1321594 | 10-25 | 1706371 | 11-7 | 2140808 | 8-35 |
| 1001113432 | 10-36 | 1321620 | 1-19 | 1706373 | 5-27, 11-4 | 2140810 | 4-9 |
| 1001117009 | 10-41 | 1321704 | 8-13, 8-33 | 1706374 | 11-7 | 2141102 | 1-15 |
| 1001117057 | 10-36 | 1349717 | 4-11 | 1706375 | 11-7 | 2141505 | 8-21 |
| 1003721 | 4-7, 4-9, 8-25 | 1356294 | 1-19, 10-3 | 1706379 | 11-7 | 2141809 | 8-31 |
| 1040012 | 6-3 | 1356341 | 4-3, 4-9, 4-15 | 1706595 | 3-29 | 2142103 | 5-3, 5-15 |
| 1040013 | 6-7 | 1356352 | 6-9 | 1706596 | 3-29 | 2142203 | 8-7 |
| 1040030 | 6-7 | 1359720 | 7-5, 10-9, 10-20 | 1706600 | 3-29 | 2142204 | 8-5, 8-17 |
| 1042977 | 6-3 | 1360276 | 2-3, 2-7, 2-15 | 1706601 | 3-29 | 2142206 | 8-31 |
| 1062255 | 4-7, 8-3, 8-11, 8-15, 8-25, 8-33, 8-35, 10-3, 10-5, 10-7, 10-9, 10-15, 10-20, 10-30, 10-36 | 1360277 | 2-11 | 1706602 | 3-29 | 2142207 | 8-35 |
| | | 1360278 | 2-11 | 1706603 | 3-29 | 2142505 | 2-19 |
| | | 1360279 | 2-3 | 1706604 | 3-29 | 2142708 | 8-7 |
| | | 1360282 | 2-7, 2-15 | 1706605 | 3-29 | 2142709 | 8-7 |
| | | 1360585 | 10-13 | 1706618 | 11-7 | 2142713 | 8-5, 8-23, 8-25, 9-42 |
| | | 1366865 | 6-13 | 1706628 | 10-30 | 2142715 | 9-42 |
| 1074306 | 8-3, 8-5 | 1377299 | 8-15, 8-17, 8-19, | 1706702 | 3-3 | | |



| Part Number | Page | Part Number | Page | Part Number | Page | Part Number | Page |
|-------------|----------------------------|-------------|------------------|-------------|--|-------------------------------|----------------------|
| 2142716 | 8-31 | 2754157 | 8-17 | 3290305 | 10-5 | 3423141 | 9-7 |
| 2142755 | 8-3, 8-35 | 2754158 | 8-17 | 3290405 | 1-4, 10-17, 10-27, 10-39 | 3423258 | 3-3 |
| 2142804 | 9-42 | 2754159 | 8-19 | 3290501 | 6-21, 7-3, 12-9, 12-11, 12-19 | 3460346 | 4-13 |
| 2143005 | 8-7 | 2754201 | 8-7 | 32906016-3 | 8-5, 10-30, 10-36 | 3460374 | 5-3 |
| 2143007 | 8-25 | 2754202 | 8-7 | 3290605 | 1-4, 4-3, 4-15, 6-15, 7-3, 10-10, 10-21, 12-3 | 3460380 | 5-3 |
| 2143404 | 8-17, 8-35 | 2754203 | 8-7 | 3290607 | 1-3, 10-17, 10-27 | 3460381 | 8-11, 8-33 |
| 2143406 | 8-11, 8-15, 8-33 | 2754236 | 8-17 | 3290801 | 1-3, 7-5, 10-25 | 3460382 | 8-11, 8-33 |
| 2143409 | 8-3, 8-35 | 2754272 | 8-11 | 3290805 | 3-3, 4-9, 4-15, 6-3, 6-11, 7-3, 8-7, 10-9, 10-20 | 3460477 | 10-25 |
| 2143511 | 2-19 | 2754275 | 8-11, 8-33 | 3290807 | 1-3, 1-19, 10-3, 10-39, 12-7 | 35108713-21, 3-23, 3-25, 3-29 | 3-23, 3-25, 3-29 |
| 2143514 | 8-31 | 2754276 | 8-11, 8-13, 8-33 | 3291001 | 1-15, 1-17, 2-19, 4-15, 10-7, 10-21, 10-30 | 3574617 | 4-11 |
| 2143602 | 1-15 | 2754315 | 8-35 | 3291005 | 1-7, 3-3, 3-13, 4-9, 4-15, 7-3, 9-36, 10-10, 10-21 | 3575424 | 1-7 |
| 2143603 | 8-7 | 2754316 | 8-35 | 3291007 | 1-7 | 3575579 | 1-7 |
| 2160016 | 1-13, 2-3, 2-7, 2-11, 2-15 | 2754320 | 8-3, 8-35 | 3291201 | 8-21 | 3575679 | 6-7 |
| 2160018 | 2-7, 2-11 | 2754496 | 8-7 | 3291205 | 3-3 | 3576026 | 5-3 |
| 2180840 | 8-3 | 2754497 | 8-7 | 3291207 | 1-7, 1-19, 2-3, 10-3 | 3576094 | 10-25 |
| 2180850 | 10-25 | 2754502 | 8-35 | 3292001 | 2-7, 2-11, 2-15 | 3580330 | 2-7 |
| 2180851 | 10-25 | 2754505 | 8-31 | 3292007 | 1-7 | 3580332 | 2-11 |
| 2180852 | 10-25 | 2754506 | 8-31 | 3292401 | 2-3 | 3580336 | 2-7, 2-11 |
| 2180855 | 8-35 | 2754507 | 8-31 | 3300478 | 1-11 | 3600402 | 4-15 |
| 2180864 | 8-17 | 2754508 | 8-31 | 3300479 | 5-3 | 3600422 | 9-40 |
| 2221085 | 8-11, 8-13, 8-33 | 2754508 | 8-31 | 3300480 | 10-5 | 3625158 | 8-3, 8-35 |
| 2221219 | 10-25 | 2754623 | 8-11 | 3300481 | 10-5 | 3737879 | 8-3, 8-35 |
| 2340029 | 3-19 | 2755053 | 8-11, 8-13, 8-33 | 3300486 | 4-13 | 3740067 | 10-30 |
| 2340030 | 3-19 | 2902399 | 2-19 | 3300497 | 1-3, 6-3, 6-9 | 3740080 | 10-36 |
| 2340034 | 3-17 | 2902438 | 2-19 | 3300498 | 10-25 | 3740112 | 10-5 |
| 2340040 | 3-19 | 2902527 | 5-3, 5-15 | 3300499 | 10-25 | 3746392 | 6-13 |
| 2340041 | 3-19 | 2903062 | 8-17, 8-27 | 3300500 | 5-3 | 3746405 | 6-13 |
| 2360693 | 1-3 | 2904676 | 8-3, 8-35 | 3331607 | 12-9 | 3749975 | 7-3 |
| 2400073 | 10-5 | 2904687 | 9-38 | 3332017 | 12-9, 12-11 | 3759535 | 6-19 |
| 2400074 | 10-5 | 2904789 | 8-17 | 3370610 | 10-17, 10-27 | 3759579 | 8-27 |
| 2400600 | 5-21 | 2906123 | 10-10, 10-21 | 3380534 | 1-3 | 3760463 | 9-9 |
| 2401043 | 5-21 | 2912085 | 8-17, 8-23 | 3380538 | 1-3 | 3760488 | 2-3, 2-7, 2-11, 2-15 |
| 2401258 | 5-21 | 2912132 | 7-3 | 3380559 | 1-7 | 3760489 | 2-3, 2-7, 2-11, 2-15 |
| 2420202 | 3-25 | 2913406 | 10-13 | 3380567 | 1-7, 1-19 | 3760490 | 2-3, 2-11 |
| 2443576 | 8-5, 8-7, 10-5 | 2920164 | 12-9, 12-11 | 3391410 | 2-19 | 3760493 | 9-7, 9-15 |
| 2447967 | 11-7 | 2920193 | 10-21 | 3423110 | 2-3, 2-7 | 3760508 | 3-3 |
| 2471354 | 8-5 | 2920210 | 10-3 | 3423116 | 2-3, 2-7, 2-11, 2-15 | 3780202 | 4-15 |
| 2477156 | 8-7 | 2920210 | 10-3 | 3423117 | 2-7, 2-11 | 3820019 | 1-4 |
| 2478782 | 1-11 | 2966421 | 1-3 | 3423118 | 2-7 | 3900357 | 10-25 |
| 2481254 | 12-3 | 2966454 | 8-7, 10-36 | 3423119 | 2-3, 2-11 | 3900362 | 8-21 |
| 2481696 | 8-17, 8-19, 8-27 | 2969548 | 4-9 | 3423120 | 2-11 | 3900363 | 8-21 |
| 250216 | 10-36 | 2973384 | 4-11 | 3423121 | 2-11 | 3927186 | 10-13 |
| 2686762 | 6-19, 10-9, 10-20 | 2974454 | 8-7 | 3423123 | 2-15 | 3928789 | 10-3 |
| 2700118 | 3-9 | 2980565 | 8-17 | 3423125 | 1-13, 1-15 | 3928790 | 10-3 |
| 2720519 | 4-7 | 2982534 | 6-19 | 34231271-13 | 9-19, 9-21, 9-23 | 3929100 | 6-19 |
| 2754089 | 8-19 | 2982603 | 2-19 | 34231291-13 | 9-19, 9-21, 9-23 | 3929780 | 4-11 |
| 2754090 | 8-17 | 2983091 | 6-3, 7-5 | 3423139 | 8-33 | 3931579 | 11-4 |
| 2754091 | 8-15, 8-33 | 2985515 | 8-3, 8-35 | 3423140 | 9-7 | 3933128 | 10-9, 10-20 |
| 2754115 | 8-25 | 2985617 | 8-7 | | | 3933468 | 6-7, 7-5 |
| 2754116 | 8-25 | 2985639 | 8-7 | | | 3934378 | 6-7, 7-5 |
| 2754140 | 8-19 | 2988212 | 4-11 | | | 3935835 | 6-11 |
| 2754141 | 8-21 | 2988632 | 8-3, 8-35 | | | 3938394 | 10-13 |
| 2754142 | 8-17 | 2991568 | 4-11 | | | 3938407 | 10-13 |
| 2754143 | 8-17 | 2995299 | 4-3 | | | 3939475 | 6-3 |
| 2754144 | 8-17 | 2997586 | 8-27 | | | 3939486 | 6-3, 6-9 |
| 2754145 | 8-17 | 3140007 | 1-3 | | | 3942436 | 6-9 |
| 2754150 | 8-21 | 3220137 | 4-13 | | | 3944574 | 12-11, 12-13 |
| 2754151 | 2-19 | 3220138 | 4-13 | | | 39453945 | 12-19 |
| | | 324590 | 2-19 | | | 3945575 | 6-3 |
| | | 3252801 | 3-29 | | | | |
| | | 328027 | 1-11 | | | | |



PART NUMBER INDEX

| Part Number | Page | Part Number | Page | Part Number | Page | Part Number | Page |
|-------------------------------|--------------------|-------------|----------------------|-------------------------------|-------------------|-------------|----------------------|
| 3946123 | 6-9 | 4032016 | 10-25 | 4460321 | 10-36 | | 12-3 |
| 3949091 | 6-3 | 4032110 | 2-5, 2-9 | 4460343 | 10-36 | 4740532 | 1-11, 2-3, 2-5, 2-9, |
| 3951006 | 6-21 | 4032111 | 2-5, 2-9 | 4460367 | 10-41 | | 2-13, 2-17, 8-3, |
| 3953973 | 6-19 | 4032112 | 2-5 | 4460374 | 10-36 | | 8-35 |
| 3960585 | 2-7, 2-11 | 4032123 | 1-19 | 4460761 | 10-36 | 4740534 | 10-5 |
| 3960586 | 4-13 | 4040283 | 3-3 | 4460920 | 10-36 | 4740535 | 2-7, 2-11 |
| 3960600 | 12-19 | 4071085 | 2-9, 2-13, 2-17 | 4461006 | 10-15 | 4740550 | 1-7 |
| 3960927 | 1-4, 1-7, 1-19 | 4071087 | 2-13, 2-17 | 4461021 | 12-19 | 4740555 | 5-3 |
| 3962930 | 8-15 | 4071093 | 2-9 | 4461045 | 10-25 | 4740557 | 8-35 |
| 3963146 | 10-13 | 4071098 | 2-9 | 4461096 | 10-25 | 4800788 | 2-19 |
| 3964987 | 2-19 | 4071099 | 2-9 | 4461118 | 4-19 | 4800948 | 2-19 |
| 3968141 | 5-7, 5-19 | 4071103 | 8-33 | 4461134 | 10-15 | 4800959 | 2-19 |
| 3970214 | 8-3, 8-5, 8-35 | 4071104 | 2-9, 2-13, 2-17 | 4461229 | 10-43 | 4801154 | 4-3 |
| 3971793 | 4-9 | 4071105 | 2-13, 2-17 | 4461262 | 10-36, 10-43 | 4801176 | 4-3 |
| 3972909 | 10-9, 10-20 | 4071106 | 2-13, 2-17 | 448920 | 12-9, 12-11 | 4801654 | 8-33, 9-3, 9-5 |
| 3975833 | 6-3 | 4071107 | 2-9 | 4520324 | 5-27 | 4802008 | 9-15 |
| 3975855 | 6-3 | 4071108 | 2-9 | 4520325 | 5-27 | 4802100 | 3-5 |
| 3975866 | 6-9 | 4071109 | 2-9 | 4520329 | 5-27 | 4802122 | 9-15 |
| 3976436 | 7-3 | 4071110 | 2-5, 2-9, 2-13, 2-17 | 4520330 | 5-27 | 4802837 | 1-4 |
| 3976925 | 6-9 | 4100072 | 4-11 | 4520386 | 5-27 | 4803076 | 8-33, 9-11 |
| 3977119 | 10-13 | 4100083 | 4-11 | 4520387 | 5-27 | 4803178 | 4-9 |
| 3977459 | 2-19, 8-19, 8-27 | 4120047 | 11-4 | 4520388 | 5-27 | 4803361 | 4-17 |
| 39774602-19, 8-19, 8-27, 8-28 | | 4120048 | 11-4 | 4520389 | 5-27 | 4803383 | 5-15 |
| 3978370 | 6-7 | 4160212 | 7-3 | 4520390 | 5-27 | 4803394 | 1-4 |
| 3978381 | 6-3 | 4170090 | 10-9 | 4520391 | 5-27 | 4803941 | 8-33, 9-3, 9-5 |
| 3980036 | 12-5 | 4170100 | 10-20 | 4520392 | 5-27 | 4804135 | 4-3 |
| 3980038 | 6-15, 12-3 | 4210010 | 1-13, 1-15 | 4520393 | 5-27 | 4804306 | 8-3, 8-35 |
| 3983720 | 5-21 | 4210014 | 1-13, 1-15 | 4540016 | 4-17 | 4804511 | 1-11 |
| 3983731 | 5-22 | 4220215 | 2-7, 2-11 | 4568838 | 4-11 | 4804522 | 1-11 |
| 3984301 | 5-21 | 4220216 | 2-3 | 4568860 | 4-11 | 4804533 | 12-13 |
| 3984425 | 5-25 | 4220298 | 10-21 | 4568998 | 8-17 | 4804566 | 8-33, 9-11 |
| 3984436 | 5-25 | 4240099 | 10-10, 10-21 | 4568999 | 8-17 | 4804715 | 4-3 |
| 3984447 | 5-25 | 4240168 | 1-7 | 4569000 | 8-19 | 4805250 | 7-3 |
| 3984458 | 5-25 | 429063 | 4-9 | 4569001 | 8-19 | 4805374 | 4-7 |
| 3984469 | 5-25 | 4340880 | 8-21 | 4569043 | 8-21 | 4805534 | 7-3 |
| 3985288 | 12-9, 12-11 | 4340890 | 8-21 | 4569044 | 8-21 | 4805670 | 3-5 |
| 3986530 | 6-3 | 4340892 | 10-3 | 4569078 | 6-15, 12-3 | 4805794 | 4-11 |
| 398929 | 4-3 | 4340894 | 10-3 | 4569102 | 8-11 | 4805852 | 8-3, 8-35 |
| 4000017 | 1-15, 1-17 | 4340907 | 8-21 | 4569103 | 8-11 | 4805896 | 1-3 |
| 4010308 | 10-5 | 4340970 | 10-10, 10-21 | 4569337 | 10-25 | 4805921 | 12-13 |
| 4010405 | 1-4 | 4340994 | 1-3 | 4569338 | 10-25 | 4805932 | 12-13 |
| 4010408 | 6-3, 10-17, 10-27 | 4341078 | 8-7 | 462780 | 8-5 | 4805954 | 6-11 |
| 4010416 | 10-39 | 4341221 | 5-3 | 463929 | 2-19 | 4805965 | 6-11 |
| 4010506 | 6-21 | 4341384 | 8-13, 8-33 | 4641119 | 10-36 | 4805976 | 6-11 |
| 4010508 | 4-7 | 4341392 | 10-21 | 4641363 | 9-42 | 4805987 | 6-11 |
| 4010510 | 6-9 | 4360031 | 3-29 | 4641378 | 9-29 | 4805998 | 6-11 |
| 4010608 | 6-9, 10-17, 10-27 | 4360475 | 10-21 | 4641382 | 9-29 | 4806024 | 6-11 |
| 4010612 | 6-3 | 4360560 | 10-5 | 4641397 | 8-7 | 4806035 | 6-11 |
| 4010614 | 8-27, 10-9, 10-20 | 4360580 | 10-10, 10-21 | 4641401 | 8-7 | 4806046 | 4-9 |
| 4031608 | 7-3 | 4360583 | 3-25, 10-20 | 466104 | 4-3, 10-17, 10-27 | 4806057 | 4-9 |
| 4031612 | 12-9, 12-11, 12-19 | 4360585 | 8-5 | 4674353 | 6-21, 8-27, 10-13 | 4806386 | 4-3 |
| 4031614 | 9-42 | 4360661 | 1-15 | 4700021 | 2-5, 2-9, 2-13 | 4806397 | 4-3 |
| 4031707 | 10-21 | 4400464 | 4-7 | 4700025 | 8-21 | 4806433 | 1-3 |
| 4031710 | 8-17, 8-19 | 4400465 | 9-36 | 4700030 | 2-9 | 4806477 | 1-4 |
| 4031716 | 2-19 | 4400471 | 4-7 | 4700031 | 2-9 | 4806568 | 1-4 |
| 4031908 | 2-5 | 4400474 | 8-7 | 4700032 | 2-9, 2-13, 2-17 | 4806580 | 4-13 |
| 4031909 | 2-5 | 4420008 | 3-25 | 4716786-15, 10-5, 10-7, 10-9, | | 4806604 | 1-4 |
| 4031913 | 10-25 | 443630 | 1-7 | | 10-13, 10-15, | 4806626 | 6-4 |
| 4031919 | 9-5 | 4460185 | 12-19 | | 10-20, 10-30, | 4807321 | 7-3 |



| Part Number | Page | Part Number | Page | Part Number | Page | Part Number | Page |
|-------------|---|-------------|---|-------------|------------|-------------|------------|
| 4807616 | 6-3 | 4923514 | 10-25 | 70020061 | 3-21 | 70020120 | 3-25 |
| 4807661 | 6-13 | 492935 | 10-10, 10-21 | 70020062 | 3-21 | 70020121 | 3-25 |
| 4807694 | 6-13 | 5200605 | 1-4, 2-19, 10-5 | 70020063 | 3-21 | 70020122 | 3-25 |
| 4807707 | 6-13 | 5200608 | 1-7, 1-19, 6-3, 6-13, 10-17, 10-27 | 70020064 | 3-21 | 70020123 | 3-25 |
| 4807718 | 6-13 | 5200808 | 4-3, 4-9, 4-13, 6-9, 6-19, 8-3, 8-35 | 70020065 | 3-21 | 70020124 | 3-25 |
| 4807729 | 6-13 | 5200810 | 1-4, 4-3, 6-13, 6-15, 6-21, 8-7, 8-8, 8-25, 10-5, 12-3 | 70020066 | 3-21 | 70020125 | 3-25 |
| 4807730 | 6-13 | 5200812 | 8-15 | 70020067 | 3-21 | 70020126 | 3-25 |
| 4807741 | 6-13 | 5201010 | 1-4, 4-15, 10-7, 10-30 | 70020068 | 3-21, 3-29 | 70020128 | 3-25 |
| 4807752 | 6-13 | 5201012 | 1-3, 1-19, 4-15 | 70020069 | 3-21 | 70020129 | 3-25 |
| 4807763 | 6-13 | 5201014 | 4-3, 8-3, 8-35, 10-7, 10-30 | 70020070 | 3-21 | 70020130 | 3-25 |
| 4811400 | 1-4, 10-10, 10-21, 10-39 | 5201210 | 2-19, 4-3, 8-33, 9-11, 9-15 | 70020071 | 3-21 | 70020131 | 3-25 |
| 4811600 | 1-3, 4-7, 6-21, 10-25, 12-9, 12-11, 12-19 | 5201215 | 4-3, 8-3, 8-35 | 70020072 | 3-23 | 70020132 | 3-25 |
| 4811700 | 1-3, 4-15, 6-3, 6-7, 8-5, 8-15, 8-17, 8-19, 8-27, 8-33, 10-10, 10-15, 10-21, 10-25, 10-30, 10-36 | 5201612 | 8-33, 9-3, 9-5 | 70020073 | 3-23 | 70020133 | 3-25, 3-29 |
| 4811900 | 1-3, 1-11, 1-19, 2-3, 4-11, 6-4, 8-7, 10-3, 10-7, 10-21, 10-25, 10-30, 10-39, 12-7 | 5211702 | 1-3, 1-4, 7-3, 10-9, 10-20 | 70020074 | 3-23 | 70020134 | 3-25 |
| 4811902 | 2-19, 10-39 | 5211900 | 1-7 | 70020075 | 3-23 | 70020135 | 3-25 |
| 4812000 | 1-3, 1-7, 1-17, 2-5, 2-9, 2-13, 2-17, 4-9, 4-15, 6-3, 7-3, 8-7, 8-21, 10-3, 10-7, 10-25, 10-30 | 5211902 | 1-3, 6-15, 7-3, 7-5, 12-17 | 70020076 | 3-23 | 70020136 | 3-25 |
| 4812100 | 1-4, 1-7, 6-4, 6-9 | 5212000 | 1-7, 1-19, 4-3, 9-36, 10-3, 10-10, 10-21 | 70020077 | 3-23 | 70020137 | 3-25 |
| 4812300 | 4-3 | 5220500 | 10-36 | 70020078 | 3-23 | 70020138 | 3-25 |
| 4812500 | 1-7 | 5220600 | 1-7 | 70020079 | 3-23 | 70020139 | 3-25 |
| 4821460 | 1-7 | 5220800 | 1-3, 1-7, 1-11, 1-19, 4-3, 4-7, 4-9, 4-11, 4-13, 6-3, 6-7, 6-9, 6-13, 8-3, 8-35 | 70020080 | 3-23 | 70020140 | 3-25 |
| 4821461 | 1-7 | 5221000 | 1-4, 4-3 | 70020081 | 3-23 | 70020141 | 3-25 |
| 4821462 | 1-7 | 5221200 | 1-19, 4-3 | 70020082 | 3-23 | 70020142 | 3-26 |
| 4831700 | 10-21, 10-36 | 70002222 | 9-17 | 70020083 | 3-23 | 70020143 | 3-21 |
| 4832000 | 10-21 | 70020038 | 3-21 | 70020084 | 3-23 | 70020144 | 3-23 |
| 4891600 | 8-35 | 70020039 | 3-21 | 70020085 | 3-23 | 70020145 | 3-23 |
| 4923002 | 10-9 | 70020040 | 3-21 | 70020086 | 3-23 | 70020146 | 3-29 |
| 4923003 | 10-5 | 70020041 | 3-21 | 70020087 | 3-23 | 70020147 | 3-25 |
| 4923032 | 10-5 | 70020042 | 3-21 | 70020088 | 3-23 | 70020148 | 3-29 |
| 4923133 | 10-3 | 70020043 | 3-21 | 70020089 | 3-23 | 70020149 | 3-29 |
| 4923134 | 10-21 | 70020044 | 3-21 | 70020090 | 3-23 | 70020150 | 3-29 |
| 4923168 | 10-25 | 70020045 | 3-21 | 70020091 | 3-23 | 70020151 | 3-29 |
| 4923262 | 10-10, 10-21 | 70020046 | 3-21 | 70020092 | 3-23 | 70020152 | 3-29 |
| 4923312 | 10-21 | 70020047 | 3-21 | 70020093 | 3-23 | 70020153 | 3-29 |
| 4923313 | 10-21 | 70020048 | 3-21 | 70020094 | 3-23 | 70020154 | 3-29 |
| 4923314 | 10-21 | 70020049 | 3-21 | 70020095 | 3-23 | 70020155 | 3-29 |
| 4923319 | 10-30 | 70020050 | 3-21 | 70020096 | 3-23 | 70020156 | 3-29 |
| 4923320 | 10-30 | 70020051 | 3-21 | 70020097 | 3-23 | 70020157 | 3-29 |
| 4923321 | 10-30 | 70020052 | 3-21 | 70020098 | 3-23 | 70020158 | 3-29 |
| 4923440 | 10-25 | 70020053 | 3-21 | 70020099 | 3-23 | 70020159 | 3-29 |
| 4923512 | 12-17 | 70020054 | 3-21, 3-23, 3-25 | 70020100 | 3-23 | 70020160 | 3-29 |
| 4923513 | 10-25 | 70020055 | 3-21 | 70020101 | 3-23 | 70020161 | 3-29 |
| | | 70020057 | 3-21 | 70020102 | 3-23 | 70020162 | 3-29 |
| | | 70020058 | 3-21 | 70020103 | 3-23 | 70020163 | 3-29 |
| | | 70020059 | 3-21 | 70020104 | 3-23 | 70020164 | 3-29 |
| | | 70020060 | 3-21 | 70020105 | 3-23 | 70020165 | 3-29 |
| | | | | 70020106 | 3-23 | 70020166 | 3-29 |
| | | | | 70020107 | 3-23 | 70020167 | 3-29 |
| | | | | 70020108 | 3-23 | 70020168 | 3-29 |
| | | | | 70020109 | 3-23 | 70020169 | 3-29 |
| | | | | 70020110 | 3-25 | 70020173 | 5-21 |
| | | | | 70020111 | 3-25 | 70020201 | 3-9, 3-33 |
| | | | | 70020112 | 3-25 | 70020202 | 3-9 |
| | | | | 70020113 | 3-25 | 70020203 | 3-9, 3-31 |
| | | | | 70020114 | 3-25 | 70020204 | 3-9, 3-31 |
| | | | | 70020115 | 3-25 | 70020205 | 3-9, 3-33 |
| | | | | 70020116 | 3-25 | 70020206 | 3-9, 3-33 |
| | | | | 70020117 | 3-25 | 70020209 | 4-5 |
| | | | | 70020118 | 3-25 | 70020304 | 3-21 |
| | | | | 70020119 | 3-25 | 70020392 | 3-5 |



PART NUMBER INDEX

| Part Number | Page | Part Number | Page | Part Number | Page | Part Number | Page |
|-------------|------------|-------------|------------------|-------------|--|-------------|-----------------------------------|
| 70020402 | 4-19 | 70022703 | 9-27 | 7024943 | 9-34 | 7028530 | 7-7 |
| 70020404 | 4-19 | 70022704 | 9-27 | 7024944 | 9-34 | 7028531 | 7-7 |
| 70020407 | 4-27 | 70022705 | 9-27 | 7024945 | 9-34 | 7028532 | 7-7 |
| 70020417 | 3-33 | 70022769 | 9-30 | 7024946 | 9-34 | 7028533 | 7-7 |
| 70020654 | 9-19, 9-21 | 70022831 | 3-17 | 7024947 | 9-34 | 7028534 | 7-7 |
| 70020655 | 9-21 | 70022906 | 3-15 | 7024951 | 9-34 | 7028535 | 7-7 |
| 70020657 | 9-21 | 70022907 | 3-15 | 7024952 | 9-34 | 7028536 | 7-7 |
| 70020721 | 4-15 | 70022922 | 3-15 | 7024953 | 9-34 | 7028537 | 7-7 |
| 70020723 | 3-31 | 70022923 | 3-15 | 7028035 | 5-21 | 7028538 | 7-7 |
| 70020724 | 3-31 | 70022924 | 3-15 | 7028036 | 5-21 | 7028539 | 7-7 |
| 70020725 | 3-31 | 70022925 | 3-15 | 7028043 | 5-19 | 7028540 | 7-7 |
| 70020726 | 3-31 | 70022927 | 3-15 | 7028048 | 5-21 | 7028541 | 7-7 |
| 70020727 | 3-31 | 70022928 | 3-15 | 7028049 | 5-21 | 7028545 | 9-3, 9-5 |
| 70020728 | 3-31 | 70022929 | 3-15 | 7028052 | 5-25 | 7028548 | 9-3 |
| 70020729 | 3-31 | 70022930 | 3-15 | 7028053 | 5-25 | 7028549 | 9-3, 9-5 |
| 70020730 | 3-15, 3-31 | 70023105 | 5-21 | 7028055 | 4-21 | 7028550 | 9-3 |
| 70020731 | 3-15, 3-31 | 70023276 | 3-15 | 7028056 | 4-39, 4-41 | 7028558 | 9-9 |
| 70020732 | 3-31 | 70023277 | 3-15 | 7028057 | 4-43 | 7028559 | 9-7 |
| 70020733 | 3-31 | 70023278 | 3-15 | 7028058 | 4-19 | 7028560 | 9-7 |
| 70020734 | 3-31 | 7002844 | 10-20 | 7028060 | 4-23 | 7028562 | 9-7 |
| 70020800 | 8-7 | 7002845 | 10-9, 10-20 | 7028061 | 4-23 | 7028569 | 9-7 |
| 70021027 | 3-25 | 70029937 | 9-13 | 7028063 | 4-27 | 7028570 | 9-5, 9-7 |
| 70021125 | 6-19 | 70029938 | 9-13 | 7028067 | 4-39 | 7028572 | 9-9 |
| 70021140 | 5-19 | 70029940 | 9-13, 9-17, 9-23 | 7028069 | 4-45 | 7028573 | 9-9 |
| 70021142 | 4-5 | 70029941 | 9-13, 9-17, 9-23 | 7028070 | 4-45 | 7028574 | 9-9 |
| 70021143 | 4-5 | 70029942 | 9-13 | 7028071 | 4-45 | 7028575 | 9-9 |
| 70021144 | 4-5 | 70029943 | 9-13 | 7028079 | 5-17 | 7028576 | 9-9 |
| 70021145 | 4-5 | 70029944 | 9-13 | 7028080 | 5-17 | 7028584 | 9-3, 9-5, 9-7, 9-9, 9-19, 9-21 |
| 70021241 | 3-15 | 70029948 | 9-17 | 7028081 | 5-17 | 7028585 | 9-11 |
| 70021482 | 4-15 | 70029949 | 9-17 | 7028083 | 5-5, 5-17 | 7028586 | 9-11 |
| 70021483 | 4-15 | 70029956 | 9-17 | 7028084 | 5-5, 5-17 | 7028589 | 9-11 |
| 70021484 | 4-15 | 70029957 | 9-17 | 7028085 | 4-45 | 7028599 | 9-15 |
| 70021487 | 4-5 | 70029958 | 9-17 | 7028086 | 4-45 | 7028600 | 9-15 |
| 70021488 | 4-5 | 70029959 | 9-17 | 7028091 | 7-3 | 7028601 | 9-15 |
| 70021490 | 4-5 | 70029960 | 9-17 | 7028095 | 4-11 | 7028602 | 9-15 |
| 70021494 | 9-21, 9-23 | 70029961 | 9-17 | 7028096 | 4-11 | 7028605 | 9-15 |
| 70021501 | 4-5 | 70029962 | 9-23 | 7028097 | 4-11 | 7028606 | 9-15 |
| 70021558 | 3-13 | 70029963 | 9-23 | 7028109 | 4-45 | 7028607 | 9-19, 9-21 |
| 70021559 | 3-13 | 70029965 | 9-23 | 7028110 | 4-17 | 7028609 | 9-19, 9-21 |
| 70021560 | 3-13 | 70029966 | 9-23 | 7028112 | 8-7 | 7028610 | 9-19 |
| 70021561 | 3-13 | 70029967 | 9-23 | 7028113 | 8-7 | 7028611 | 9-19, 9-21 |
| 70021562 | 3-13 | 70029968 | 9-23 | 7028115 | 5-22 | 7028613 | 9-19 |
| 70021563 | 3-13 | 70029969 | 9-23 | 7028118 | 4-11 | 7028626 | 3-19 |
| 70021576 | 4-3 | 70029970 | 9-23 | 7028121 | 3-9 | 7028628 | 3-19 |
| 70021786 | 4-5 | 70029971 | 9-23 | 7028122 | 3-9 | 7028629 | 9-29 |
| 70021835 | 3-15 | 70029972 | 9-13 | 7028123 | 3-9 | 7028630 | 9-30 |
| 70021836 | 3-15 | 7011016 | 9-40 | 7028124 | 3-9 | 7028647 | 9-34 |
| 70021838 | 3-15 | 7011043 | 9-40 | 7028131 | 3-7 | 7028648 | 9-34 |
| 70021839 | 3-15 | 7011044 | 9-40 | 7028136 | 3-3, 3-13 | 7028649 | 9-34 |
| 70021840 | 3-15 | 7011048 | 9-40 | 7028137 | 3-3, 3-13 | 7028650 | 9-34 |
| 70021841 | 3-15 | 7011067 | 9-40 | 7028141 | 4-5 | 7028651 | 9-34 |
| 70021842 | 3-15 | 7017165 | 3-21 | 7028314 | 9-3, 9-5, 9-9, 9-11, 9-15, 9-19, 9-21 | 7028655 | 4-5 |
| 70021843 | 3-15 | 7017172 | 3-21 | 7028315 | 9-7 | 7028659 | 4-5 |
| 70021898 | 5-10, 5-21 | 7017192 | 3-21 | 7028316 | 9-19 | 7028660 | 4-5 |
| 70022698 | 9-27 | 7024014 | 8-5, 9-42 | 7028526 | 7-7 | 7028663 | 4-5 |
| 70022699 | 9-27 | 7024934 | 9-34 | 7028527 | 7-7 | 7028664 | 4-5 |
| 70022700 | 9-27 | 7024935 | 9-34 | 7028528 | 7-7 | 7028665 | 4-5 |
| 70022701 | 9-27 | 7024941 | 9-34 | 7028529 | 7-7 | 7028666 | 4-5 |
| 70022702 | 9-27 | 7024942 | 9-34 | | | | |



| Part Number | Page | Part Number | Page | Part Number | Page | Part Number | Page |
|-------------|------------|-------------|-----------------|-------------|-------------|-------------|--------------|
| 7028668 | 4-5 | 7028754 | 6-17, 12-5 | 7028916 | 3-7 | 7029787 | 5-13 |
| 7028669 | 4-5 | 7028755 | 6-17, 12-5 | 7028917 | 3-7 | 7029811 | 5-21 |
| 7028672 | 4-5 | 7028756 | 6-17, 12-5 | 7028918 | 3-7 | 7029813 | 10-9 |
| 7028673 | 4-5 | 7028757 | 6-17, 12-5 | 7028919 | 3-7 | 7029827 | 6-17 |
| 7028674 | 4-5 | 7028758 | 6-17 | 7028920 | 3-7 | 7029828 | 6-17 |
| 7028676 | 4-5 | 7028759 | 6-17 | 7028921 | 3-7 | 7029845 | 9-15 |
| 7028677 | 4-5 | 7028760 | 6-17 | 7028922 | 3-7 | 7029847 | 9-15 |
| 7028679 | 4-5 | 7028761 | 6-17 | 7028923 | 3-7 | 7029888 | 3-23 |
| 7028680 | 4-5 | 7028762 | 6-17 | 7028927 | 4-19 | 7029920 | 5-5, 5-17 |
| 7028681 | 4-5 | 7028763 | 6-17, 12-5 | 7028929 | 4-3 | 7029926 | 3-25 |
| 7028682 | 4-5 | 7028764 | 6-17, 12-5 | 7028982 | 3-7 | 7029927 | 3-25 |
| 7028684 | 4-5 | 7028765 | 6-17, 12-5 | 7028983 | 3-7 | 7029928 | 3-25 |
| 7028685 | 4-5 | 7028766 | 6-17 | 7028984 | 3-7 | 7029929 | 3-25 |
| 7028686 | 4-5 | 7028767 | 6-17 | 7028985 | 3-7 | 7029930 | 3-25 |
| 7028687 | 4-5 | 7028768 | 6-17 | 7028990 | 3-7 | 7029931 | 3-25 |
| 7028688 | 4-5 | 7028769 | 6-17 | 7028991 | 3-7 | 7029932 | 3-25 |
| 7028689 | 4-5 | 7028770 | 6-17 | 7029105 | 10-9, 10-20 | 7029933 | 3-25 |
| 7028691 | 4-5 | 7028771 | 12-5 | 7029129 | 5-7 | 7029935 | 3-25 |
| 7028692 | 4-5 | 7028772 | 12-5 | 7029131 | 5-7 | 7029962 | 3-23 |
| 7028706 | 5-9 | 7028773 | 12-5 | 7029137 | 7-7 | 77104007 | 4-43 |
| 7028707 | 5-5, 5-17 | 7028774 | 12-5 | 7029138 | 7-7 | 77104039 | 4-21 |
| 7028708 | 5-5, 5-17 | 7028775 | 12-5 | 7029165 | 9-34 | 77104041 | 4-21 |
| 7028710 | 5-7 | 7028777 | 12-5 | 7029208 | 9-30 | 77104044 | 4-43 |
| 7028711 | 5-9 | 7028778 | 12-5 | 7029215 | 4-7 | 77104056 | 4-19 |
| 7028712 | 5-9 | 7028779 | 12-5 | 7029216 | 4-7 | 77104081 | 4-37 |
| 7028713 | 5-9 | 7028780 | 12-5 | 7029217 | 4-7 | 77104140 | 4-37 |
| 7028714 | 5-9 | 7028781 | 12-5 | 7029218 | 4-7 | 77383126 | 4-11 |
| 7028715 | 5-9 | 7028782 | 4-7 | 7029220 | 4-7 | 8000078 | 6-7 |
| 7028716 | 5-9 | 7028784 | 9-25 | 7029221 | 4-7 | 8000103 | 10-10, 10-21 |
| 7028717 | 5-9 | 7028786 | 9-25 | 7029225 | 9-25 | 8000337 | 6-3 |
| 7028718 | 5-9 | 7028787 | 9-25 | 7029231 | 9-3, 9-5 | 8000339 | 6-9 |
| 7028720 | 5-9 | 7028792 | 9-25 | 7029232 | 9-7 | 8000340 | 6-13, 10-9 |
| 7028721 | 5-9 | 7028794 | 9-25 | 7029286 | 5-21 | 8000341 | 6-13 |
| 7028722 | 5-9 | 7028840 | 9-9, 9-19, 9-21 | 7029426 | 5-5, 5-17 | 8000343 | 6-11 |
| 7028723 | 5-9 | 7028841 | 9-19, 9-21 | 7029427 | 5-7, 5-19 | 8000344 | 6-11 |
| 7028724 | 5-9 | 7028842 | 9-19 | 7029428 | 5-21 | 8000345 | 7-7 |
| 7028725 | 5-9 | 7028843 | 9-19 | 7029429 | 5-21 | 8000382 | 1-3 |
| 7028726 | 5-9 | 7028845 | 9-30 | 7029430 | 5-21 | 8000420 | 1-3 |
| 7028727 | 5-9, 5-10 | 7028846 | 9-29, 9-30 | 7029431 | 5-22 | 8000424 | 6-11 |
| 7028729 | 5-10 | 7028847 | 9-30 | 7029432 | 5-22 | 8000565 | 6-4 |
| 7028730 | 5-10 | 7028848 | 9-29 | 7029433 | 5-25 | 8000567 | 6-4 |
| 7028731 | 5-10 | 7028849 | 9-29, 9-30 | 7029443 | 9-5 | 8000704 | 1-3 |
| 7028732 | 5-10 | 7028850 | 9-3 | 7029445 | 9-11 | 8000759 | 6-11 |
| 7028733 | 5-22 | 7028851 | 9-3, 9-5 | 7029449 | 9-7 | 8000782 | 1-19 |
| 7028734 | 5-13 | 7028856 | 9-9 | 7029454 | 9-5 | 8000796 | 7-5 |
| 7028735 | 5-13 | 7028857 | 9-11 | 7029455 | 9-5 | 8000797 | 6-9, 6-11 |
| 7028736 | 5-13 | 7028858 | 9-15 | 7029515 | 9-42 | 8000798 | 6-11 |
| 7028742 | 6-17, 12-5 | 7028860 | 9-15 | 7029519 | 9-42 | 8000799 | 6-9 |
| 7028743 | 6-17, 12-5 | 7028861 | 9-29 | 7029527 | 5-17 | 8000801 | 1-3 |
| 7028744 | 6-17, 12-5 | 7028862 | 9-29 | 7029531 | 9-29 | 8000802 | 6-9 |
| 7028745 | 6-17, 12-5 | 7028863 | 3-17 | 7029592 | 9-40 | 8000803 | 6-3 |
| 7028746 | 6-17, 12-5 | 7028864 | 3-17 | 7029593 | 9-40 | 8000871 | 6-9 |
| 7028747 | 6-17, 12-5 | 7028894 | 9-29 | 7029636 | 10-15 | 8000877 | 5-9, 5-21 |
| 7028748 | 6-17, 12-5 | 7028910 | 3-7 | 7029717 | 4-5 | 8000924 | 10-9, 10-20 |
| 7028749 | 6-17, 12-5 | 7028911 | 3-7 | 7029722 | 4-9 | 8000984 | 10-9, 10-20 |
| 7028750 | 6-17, 12-5 | 7028912 | 3-7 | 7029723 | 4-9 | 8001143 | 5-27 |
| 7028751 | 6-17, 12-5 | 7028913 | 3-7 | 7029724 | 4-9 | 8001144 | 6-9 |
| 7028752 | 6-17, 12-5 | 7028914 | 3-7 | 7029748 | 3-7 | 8001236 | 6-19 |
| 7028753 | 6-17, 12-5 | 7028915 | 3-7 | 7029786 | 5-25 | 8001275 | 8-19, 8-27 |



PART NUMBER INDEX

| Part Number | Page | Part Number | Page | Part Number | Page | Part Number | Page |
|-------------|----------------------|-------------|----------------------|-------------|--------------------|-------------|-------------|
| 8001330 | 6-3 | 8002407 | 7-5 | 8003295 | 1-4 | 8005376 | 4-9, 4-11 |
| 8001331 | 6-3 | 8002423 | 1-3 | 8003309 | 6-7 | 8005408 | 6-7 |
| 8001332 | 6-3 | 8002584 | 4-3 | 8003320 | 4-3 | 8005424 | 10-9, 10-20 |
| 8001565 | 6-19 | 8002585 | 4-3 | 8003382 | 10-13 | 8005447 | 6-13 |
| 8001626 | 1-3, 1-19 | 8002599 | 4-3 | 8003385 | 10-9, 10-20 | 8005553 | 6-9 |
| 8001627 | 8-3, 8-35 | 8002637 | 2-9, 2-13, 2-17 | 8003386 | 10-15 | 8005556 | 10-9, 10-20 |
| 8001628 | 8-3, 8-35 | 8002640 | 9-9 | 8003387 | 10-9, 10-21 | 8005608 | 11-7 |
| 8001629 | 8-5 | 8002765 | 6-19 | 8003389 | 10-7, 10-30 | 8005609 | 11-4 |
| 8001631 | 8-5 | 8002781 | 8-27 | 8003391 | 10-7, 10-30 | 8005616 | 11-4 |
| 8001632 | 8-5 | 8002787 | 10-13 | 8003392 | 10-10, 10-21 | 8005617 | 11-4 |
| 8001635 | 8-3, 8-35 | 8002789 | 12-9 | 8003393 | 10-7, 10-30 | 8005621 | 8-27 |
| 8001641 | 8-3, 8-35 | 8002790 | 10-13 | 8003524 | 6-19 | 8005622 | 8-27 |
| 8001642 | 8-3, 8-35 | 8002791 | 12-15 | 8003739 | 7-3 | 8005670 | 11-4, 11-7 |
| 8001645 | 8-5 | 8002819 | 10-9, 10-20 | 8004054 | 9-38 | 8005671 | 11-4, 11-7 |
| 8001692 | 8-5 | 8002820 | 10-9 | 8004069 | 4-3 | 8005672 | 11-7 |
| 8001693 | 8-5 | 8002822 | 3-25, 7-5 | 8004070 | 4-3 | 8005673 | 11-7 |
| 8001694 | 8-5 | 8002826 | 12-9, 12-11 | 8004392 | 6-11 | 8005674 | 11-7 |
| 8001699 | 8-5 | 8002831 | 10-10, 10-20 | 8004393 | 6-11 | 8005675 | 11-4 |
| 8001702 | 8-5 | 8002832 | 8-27, 10-10, 10-21 | 8004398 | 6-11 | 8005741 | 4-9 |
| 8001833 | 6-9 | 8002833 | 8-27 | 8004468 | 5-21 | 8005743 | 4-9 |
| 8001837 | 8-7 | 8002834 | 8-27, 10-10, 10-21 | 8004600 | 6-21 | 8005786 | 4-15 |
| 8001838 | 8-7 | 8002838 | 8-7 | 8004603 | 4-9 | 8005787 | 4-15 |
| 8001853 | 8-3 | 8002843 | 10-15 | 8004631 | 8-3 | 8005788 | 4-15 |
| 8001854 | 8-23 | 8002859 | 10-15 | 8004672 | 7-5 | 8005789 | 8-7 |
| 8001885 | 7-3 | 8002904 | 2-5, 2-9, 2-13, 2-17 | 8004762 | 7-5 | 8005792 | 2-3 |
| 8001888 | 2-19 | 8002922 | 8-27 | 8004763 | 6-21, 7-5 | 8005801 | 5-21 |
| 8001905 | 8-3, 8-35 | 8002927 | 4-11 | 8004777 | 8-5 | 8005827 | 5-27 |
| 8001906 | 8-3, 8-35 | 8002954 | 10-9, 10-20, 10-33 | 8004876 | 6-11 | 8005849 | 8-27 |
| 8001908 | 4-9, 8-3, 8-35 | 8002985 | 6-13, 10-13 | 8004879 | 1-3 | 8005869 | 11-4 |
| 8001912 | 9-34 | 8003008 | 6-19 | 8004882 | 1-4 | 8005870 | 11-7 |
| 8001915 | 8-3 | 8003009 | 6-3 | 8004886 | 6-7 | 8005901 | 10-13 |
| 8001918 | 2-19 | 8003026 | 6-7 | 8004887 | 6-7 | 8006013 | 4-5 |
| 8001935 | 1-7 | 8003027 | 6-7 | 8004888 | 1-7 | 8006038 | 11-4 |
| 8001989 | 1-19, 10-3 | 8003028 | 6-7 | 8004908 | 8-3 | 8006090 | 8-3 |
| 8001991 | 1-19, 10-3 | 8003032 | 6-7 | 8004980 | 4-9 | 8006105 | 1-4 |
| 8002005 | 2-19 | 8003033 | 6-7 | 8004981 | 4-11 | 8006211 | 8-27 |
| 8002019 | 4-7 | 8003035 | 6-7 | 8004982 | 4-3 | 8006212 | 10-13 |
| 8002021 | 2-19 | 8003038 | 6-7 | 8004990 | 6-3 | 8006242 | 1-4 |
| 8002022 | 6-9 | 8003045 | 8-23 | 8005079 | 4-3 | 8006261 | 6-7 |
| 8002027 | 2-19 | 8003047 | 8-7 | 8005174 | 8-3, 8-35 | 8006262 | 6-7 |
| 8002045 | 2-19 | 8003065 | 8-27 | 8005197 | 4-9 | 8006309 | 12-9 |
| 8002072 | 2-19 | 8003140 | 6-3 | 8005205 | 6-4 | 8006318 | 4-17 |
| 8002095 | 8-7 | 8003161 | 6-19 | 8005248 | 9-36 | 8006347 | 10-13 |
| 8002096 | 8-7 | 8003163 | 6-19 | 8005249 | 10-13 | 8006356 | 10-7 |
| 8002097 | 8-7 | 8003164 | 6-19 | 8005251 | 10-13 | 8006357 | 6-21 |
| 8002110 | 2-19 | 8003165 | 4-15 | 8005257 | 10-9, 10-20 | 8006382 | 10-15 |
| 8002145 | 2-19 | 8003166 | 4-15 | 8005258 | 10-9, 10-20 | 8006450 | 4-15 |
| 8002200 | 2-5, 2-9, 2-13, 2-17 | 8003167 | 4-15 | 8005276 | 6-3 | 8006452 | 1-4 |
| 8002201 | 2-5, 2-13 | 8003171 | 6-19, 6-21 | 8005277 | 10-13 | 8006491 | 1-4 |
| 8002211 | 10-9, 10-20 | 8003172 | 6-19 | 8005280 | 10-13 | 8006515 | 8-7 |
| 8002263 | 1-3 | 8003173 | 6-19 | 8005288 | 12-9, 12-11, 12-19 | 8006516 | 8-7 |
| 8002319 | 1-7 | 8003174 | 6-19 | 8005289 | 12-9, 12-11 | 8006580 | 1-11 |
| 8002321 | 8-7 | 8003191 | 6-7 | 8005293 | 10-13 | 8006599 | 6-21 |
| 8002323 | 5-15 | 8003198 | 11-4 | 8005295 | 10-13 | 8006603 | 5-21 |
| 8002324 | 5-15 | 8003199 | 8-27 | 8005296 | 10-13 | 8006604 | 5-21 |
| 8002332 | 1-7 | 8003242 | 2-9, 2-13, 2-17 | 8005297 | 10-13 | 8006605 | 5-21 |
| 8002355 | 8-17 | 8003285 | 4-7 | 8005298 | 10-13 | 8006612 | 3-29, 11-4 |
| 8002374 | 4-9 | 8003293 | 1-3, 6-9 | 8005315 | 1-7 | 8006658 | 6-21 |
| 8002375 | 4-9 | 8003294 | 1-4 | 8005316 | 1-7 | 8006680 | 12-15 |



| Part Number | Page | Part Number | Page | Part Number | Page | Part Number | Page |
|-------------|--------------------|-------------|------------------|--|--------------------|-------------|------------------------|
| 8007258 | 8-5 | 8007954 | 9-29, 9-30 | 8009667 | 6-17 | 91474192 | 4-17, 4-19 |
| 8007430 | 1-4 | 8007956 | 9-30 | 8009703 | 6-3 | 91474193 | 4-17 |
| 8007433 | 12-9, 12-11, 12-19 | 8007959 | 9-29 | 8009724 | 6-15 | 91474194 | 4-17 |
| 8007467 | 1-4 | 8007965 | 7-3 | 8009766 | 10-7, 10-30 | 91474195 | 4-17 |
| 8007554 | 9-38 | 8007985 | 6-21 | 8009783 | 6-9 | 91474198 | 4-19 |
| 8007555 | 9-38 | 8007986 | 10-13, 10-15 | 8009784 | 6-9 | 91474199 | 4-19 |
| 8007562 | 9-38 | 8008004 | 8-27 | 8009815 | 11-4 | 91474200 | 4-19, 4-45 |
| 8007563 | 9-38 | 8008007 | 10-10, 10-20 | 8009816 | 11-4 | 91474201 | 4-19 |
| 8007564 | 9-38 | 8008046 | 2-15, 2-19 | 8009883 | 1-7 | 91474204 | 4-19 |
| 8007568 | 6-7 | 8008047 | 2-3 | 8009987 | 2-5 | 91474205 | 4-19 |
| 8007622 | 8-7 | 8008049 | 1-7, 10-9, 10-20 | 8010148 | 2-5 | 91474206 | 4-19 |
| 8007707 | 9-3 | 8008070 | 2-5, 2-9, 2-13 | 8010198 | 12-9 | 91474207 | 4-19 |
| 8007733 | 4-9 | 8008076 | 4-5 | 8010199 | 12-11 | 91474208 | 4-19 |
| 8007734 | 4-13 | 8008101 | 4-27 | 8010200 | 12-11 | 91474209 | 4-19, 4-45 |
| 8007736 | 1-11 | 8008173 | 10-9 | 8010204 | 12-9, 12-11 | 91474210 | 4-19 |
| 8007749 | 5-7 | 8008175 | 5-5, 5-17 | 8010228 | 12-9, 12-11 | 91474211 | 4-19 |
| 8007751 | 5-7 | 8008195 | 11-4 | 8010234 | 12-9 | 91474212 | 4-19 |
| 8007753 | 7-3 | 8008196 | 11-7 | 8010452 | 6-15, 12-3 | 91474213 | 4-19 |
| 8007755 | 5-7 | 8008218 | 6-19, 6-21 | 8010519 | 1-11 | 91474214 | 4-19 |
| 8007770 | 5-21 | 8008236 | 6-21 | 8010524 | 1-11 | 91474216 | 4-21 |
| 8007771 | 5-21 | 8008237 | 6-21 | 8010525 | 1-11 | 91474217 | 4-21 |
| 8007774 | 5-22 | 8008238 | 6-21 | 8010526 | 1-11 | 91474218 | 4-21 |
| 8007775 | 5-21 | 8008239 | 6-21 | 80204002 | 5-21 | 91474219 | 4-21 |
| 8007777 | 5-22 | 8008629 | 11-4 | 80204005 | 5-9, 5-17, 5-22 | 91474220 | 4-21 |
| 8007779 | 5-22 | 8008651 | 11-7 | 80204060 | 5-13 | 91474221 | 4-21 |
| 8007780 | 5-22 | 8008657 | 11-4 | 80204065 | 5-9, 5-22 | 91474224 | 4-21 |
| 8007782 | 5-22 | 8008663 | 7-3 | 80204071 | 5-9, 5-21 | 91474226 | 4-21 |
| 8007803 | 5-5, 5-17 | 8008675 | 5-27 | 80204108 | 5-13 | 91474228 | 4-21 |
| 8007804 | 5-5, 5-17 | 8008701 | 1-7 | 802041175-5, 5-9, 5-13, 5-17, 5-21, 5-25 | | 91474230 | 4-23 |
| 8007811 | 6-7 | 8008721 | 1-3 | 80204281 | 5-13, 5-25 | 91474231 | 4-23 |
| 8007821 | 4-39 | 8008750 | 10-7 | 80273010 | 4-11 | 91474232 | 4-23 |
| 8007822 | 4-45 | 8008804 | 11-7 | 80273042 | 4-11 | 91474236 | 4-23 |
| 8007823 | 4-45 | 8008805 | 11-7 | 80273042 | 4-11 | 91474239 | 4-23 |
| 8007824 | 4-45 | 8008862 | 6-4, 10-13 | 80274006 | 4-11 | 91474241 | 4-25 |
| 8007838 | 9-34 | 8008863 | 10-17 | 8032509 | 4-19 | 91474242 | 4-25 |
| 8007875 | 4-19 | 8008883 | 10-17 | 8032526 | 4-17, 4-19 | 91474243 | 4-25 |
| 8007877 | 8-5 | 8008885 | 10-17, 10-27 | 8032528 | 4-19 | 91474245 | 4-25 |
| 8007879 | 8-5 | 8008890 | 10-17, 10-27 | 80334277 | 9-34 | 91474247 | 4-25 |
| 8007894 | 9-29 | 8008893 | 10-17, 10-27 | 8034940 | 4-19 | 91474248 | 4-25 |
| 8007899 | 9-29 | 8008961 | 1-7 | 8034968 | 4-21 | 91474251 | 4-27 |
| 8007915 | 9-29 | 8008962 | 1-7 | 8035075 | 4-39 | 91474252 | 4-27 |
| 8007917 | 9-29 | 8009046 | 7-3 | 8035092 | 4-17 | 91474253 | 4-27 |
| 8007918 | 9-30 | 8009226 | 1-19, 10-3 | 80383311 | 1-7 | 91474254 | 4-27 |
| 8007919 | 9-30 | 8009228 | 10-3 | 8100074 | 10-13 | 91474255 | 4-27 |
| 8007920 | 9-30 | 8009230 | 10-3 | 816186 | 4-9 | 91474256 | 4-27 |
| 8007922 | 9-30 | 8009295 | 6-19 | 845749 | 10-15 | 91474257 | 4-27 |
| 8007924 | 9-29 | 8009296 | 6-21 | 8466306 | 11-7 | 91474258 | 4-27 |
| 8007925 | 9-29 | 8009324 | 10-9, 10-20 | 874960 | 8-17 | 91474259 | 4-27 |
| 8007929 | 9-29 | 8009326 | 10-9, 10-20 | 876406 | 6-21 | 91474262 | 4-27 |
| 8007935 | 9-29 | 8009327 | 10-9, 10-20 | 90204781 | 4-21 | 91474263 | 4-27 |
| 8007936 | 9-29 | 8009328 | 10-9 | 90204823 | 4-19 | 91474264 | 4-27 |
| 8007939 | 9-30 | 8009329 | 10-9, 10-21 | 909304 | 1-3, 1-7, 4-7, 4-9 | 91474265 | 4-17, 4-19, 4-27, 4-45 |
| 8007941 | 9-30 | 8009366 | 10-3 | 91083129 | 4-11 | 91474266 | 4-27 |
| 8007942 | 9-30 | 8009377 | 11-4 | 914210 | 1-7 | 91474268 | 4-27 |
| 8007943 | 9-30 | 8009464 | 6-4 | 91473031 | 7-3 | 91474273 | 4-27 |
| 8007944 | 9-30 | 8009517 | 1-19, 10-3 | 91474134 | 5-19 | 91474274 | 4-27 |
| 8007945 | 9-30 | 8009532 | 12-7 | 91474186 | 4-17 | 91474275 | 4-29 |
| 8007946 | 9-30 | 8009533 | 12-7 | 91474189 | 4-17, 4-19 | 91474276 | 4-29 |
| 8007947 | 9-30 | 8009666 | 4-9 | 91474191 | 4-17 | | |



PART NUMBER INDEX

| Part Number | Page | Part Number | Page | Part Number | Page | Part Number | Page |
|-------------|------------------|-------------|-----------------|-------------|----------------------|-------------|----------|
| 91474277 | 4-29 | 91474356 | 4-43 | 91474562 | 5-13 | 91514293 | 4-41 |
| 91474278 | 4-29 | 91474362 | 4-45 | 91474563 | 5-13 | 91514294 | 4-41 |
| 91474279 | 4-29 | 91474364 | 4-45 | 91474564 | 5-13 | 933940 | 2-19 |
| 91474280 | 4-29 | 91474365 | 4-45 | 91474565 | 5-13 | 935113 | 1-4, 4-7 |
| 91474281 | 4-29 | 91474366 | 4-45 | 91474568 | 5-13, 5-25 | E000269 | 10-39 |
| 91474282 | 4-29 | 91474367 | 4-45 | 91474569 | 5-13, 5-25 | | |
| 91474284 | 4-31 | 91474369 | 4-45 | 91474570 | 5-13 | | |
| 91474285 | 4-31 | 91474370 | 4-45 | 91474571 | 5-13 | | |
| 91474287 | 4-31 | 91474371 | 4-45 | 91474572 | 5-13 | | |
| 91474288 | 4-31, 4-33, 4-35 | 91474372 | 4-45 | 91474573 | 5-13 | | |
| 91474289 | 4-31, 4-33, 4-35 | 91474373 | 4-45 | 91474576 | 5-9 | | |
| 91474294 | 4-31, 4-33, 4-35 | 91474374 | 4-45 | 91474579 | 5-22 | | |
| 91474295 | 4-31, 4-33, 4-35 | 91474375 | 4-45 | 91474580 | 5-21 | | |
| 91474296 | 4-31, 4-33, 4-35 | 91474376 | 4-45 | 91474582 | 5-9 | | |
| 91474297 | 4-31, 4-33, 4-35 | 91474377 | 4-45 | 91474583 | 5-9, 5-21 | | |
| 91474298 | 4-31, 4-35 | 91474381 | 4-45 | 91474584 | 5-9, 5-22 | | |
| 91474299 | 4-31, 4-35 | 91474382 | 4-45 | 91474585 | 5-21 | | |
| 91474300 | 4-31 | 91474383 | 4-45 | 91474586 | 5-21 | | |
| 91474302 | 4-33 | 91474384 | 4-45 | 91474587 | 5-21 | | |
| 91474303 | 4-33, 4-35 | 91474387 | 4-23 | 91474591 | 5-7, 5-19 | | |
| 91474304 | 4-33 | 91474388 | 4-23 | 91474596 | 5-19 | | |
| 91474306 | 4-33, 4-35 | 91474389 | 4-23 | 91474617 | 4-19 | | |
| 91474307 | 4-33 | 91474390 | 4-23 | 91474618 | 4-19 | | |
| 91474308 | 4-31, 4-33, 4-35 | 91474393 | 4-23 | 91504035 | 9-42 | | |
| 91474309 | 4-31, 4-33, 4-35 | 91474394 | 4-23 | 91504041 | 9-42 | | |
| 91474310 | 4-31, 4-33, 4-35 | 91474395 | 4-23 | 91514081 | 5-9 | | |
| 91474311 | 4-33 | 91474396 | 4-23 | 91514082 | 5-9, 5-21 | | |
| 91474312 | 4-33 | 91474399 | 4-33 | 91514083 | 5-10 | | |
| 91474313 | 4-33, 4-37 | 91474507 | 5-5, 5-9, 5-17 | 91514084 | 5-9, 5-21 | | |
| 91474314 | 4-35 | 91474509 | 5-5, 5-17 | 91514095 | 5-9 | | |
| 91474315 | 4-35 | 91474512 | 5-5, 5-17 | 91514098 | 5-5, 5-17 | | |
| 91474316 | 4-35 | 91474513 | 5-5, 5-17, 5-21 | 91514099 | 5-5, 5-9, 5-17, 5-21 | | |
| 91474317 | 4-35 | 91474515 | 5-5, 5-17 | 91514111 | 5-9 | | |
| 91474318 | 4-35 | 91474516 | 5-5, 5-17 | 91514112 | 5-9 | | |
| 91474319 | 4-35 | 91474522 | 5-5, 5-17 | 91514113 | 5-9 | | |
| 91474320 | 4-37 | 91474524 | 5-9, 5-21 | 91514114 | 5-9 | | |
| 91474321 | 4-37, 4-45 | 91474528 | 5-7, 5-19 | 91514115 | 5-9 | | |
| 91474322 | 4-37 | 91474529 | 5-7, 5-19 | 91514117 | 5-9, 5-22 | | |
| 91474323 | 4-37 | 91474531 | 5-7, 5-19 | 91514123 | 5-7, 5-9, 5-19 | | |
| 91474324 | 4-37 | 91474532 | 5-7, 5-19 | 91514134 | 5-7 | | |
| 91474326 | 4-39 | 91474533 | 5-7, 5-19 | 91514146 | 5-9, 5-21 | | |
| 91474331 | 4-39 | 91474535 | 5-7, 5-19 | 91514147 | 5-9, 5-21 | | |
| 91474334 | 4-39 | 91474536 | 5-7, 5-19 | 91514148 | 5-9, 5-21 | | |
| 91474336 | 4-39 | 91474537 | 5-7, 5-19 | 91514149 | 5-9, 5-21 | | |
| 91474338 | 4-39, 4-41 | 91474538 | 5-7, 5-19 | 91514153 | 5-13 | | |
| 91474339 | 4-39, 4-41 | 91474539 | 5-7, 5-19 | 91514154 | 5-13 | | |
| 91474340 | 4-39, 4-41 | 91474540 | 5-7, 5-19 | 91514155 | 5-13 | | |
| 91474341 | 4-39, 4-41 | 91474541 | 5-7, 5-19 | 91514159 | 5-13 | | |
| 91474342 | 4-39, 4-41 | 91474542 | 5-7, 5-19 | 91514160 | 5-13 | | |
| 91474343 | 4-39, 4-41 | 91474543 | 5-7, 5-19 | 91514165 | 5-13, 5-25 | | |
| 91474344 | 4-39, 4-41 | 91474547 | 5-7, 5-19 | 91514167 | 5-13 | | |
| 91474345 | 4-39, 4-41 | 91474548 | 5-7, 5-19 | 91514175 | 5-9 | | |
| 91474346 | 4-39, 4-41 | 91474549 | 5-7 | 91514176 | 5-9 | | |
| 91474347 | 4-39, 4-41 | 91474550 | 5-7 | 91514181 | 5-9 | | |
| 91474348 | 4-39, 4-41 | 91474551 | 5-7, 5-19 | 91514188 | 5-5, 5-9, 5-17, 5-21 | | |
| 91474349 | 4-39, 4-41 | 91474553 | 5-7 | 91514189 | 5-9, 5-21 | | |
| 91474350 | 4-39, 4-41 | 91474559 | 5-13 | 91514275 | 5-5, 5-17 | | |
| 91474351 | 4-39, 4-41 | 91474560 | 5-13 | 91514287 | 4-41 | | |
| 91474352 | 4-39, 4-41 | 91474561 | 5-13 | 91514292 | 4-41 | | |



3121859



An Oshkosh Corporation Company

JLG Industries, Inc.
1 JLG Drive
McConnellsburg PA. 17233-9533
USA
Phone: +1-717-485-5161
Customer Support Toll Free: 1-877-554-5438
Fax: +1-717-485-6417

JLG Worldwide Locations

JLG Industries (Australia)
P.O. Box 5119
11 Bolwarra Road
Port Macquarie
N.S.W. 2444
Australia
Phone: +61 265 811 111
Fax: +61 265 810 122

JLG Latino Americana Ltda.
Rua Eng. Carlos Stevenson,
80-Suite 71
13092-310 Campinas-SP
Brazil
Phone: +55 193 295 0407
Fax: +55 193 295 1025

JLG Industries (UK) Ltd
Bentley House
Bentley Avenue
Middleton
Greater Manchester
M24 2GP
England
Phone: +44 (0)161 654 1000
Fax: +44 (0)161 654 1001

JLG France SAS
Z.I. de Baulieu
47400 Fauillet
France
Phone: +33 (0)5 53 88 31 70
Fax: +33 (0)5 53 88 31 79

JLG Deutschland GmbH
Max-Planck-Str. 21
D - 27721 Ritterhude-Ihlpohl
Germany
Phone: +49 (0)421 69 350 20
Fax: +49 (0)421 69 350 45

JLG Equipment Services Ltd.
Rm 1107 Landmark North
39 Lung Sum Avenue
Sheung Shui N.T.
Hong Kong
Phone: +852 2639 5783
Fax: +852 2639 5797

JLG Industries (Italia) s.r.l.
Via Po. 22
20010 Pregnana Milanese - MI
Italy
Phone: +39 029 359 5210
Fax: +39 029 359 5845

JLG Europe B.V.
Polaris Avenue 63
2132 JH Hoofddorp
The Netherlands
Phone: +31 (0)23 565 5665
Fax: +31 (0)23 557 2493

JLG Polska
Ul. Krolewska
00-060 Warszawa
Poland
Phone: +48 (0)914 320 245
Fax: +48 (0)914 358 200

Plataformas Elevadoras
JLG Iberica, S.L.
Trapadella, 2
P.I. Castellbisbal Sur
08755Castellbisbal, Barcelona
Spain
Phone: +34 93 772 4 700
Fax: +34 93 771 1762

JLG Sverige AB
Enkopingsvagen 150
Box 704
SE - 176 27 Jarfalla
Sweden
Phone: +46 (0)850 659 500
Fax: +46 (0)850 659 534