

Lull[®]

Illustrated Parts Manual

Model
844B

10709911
December 1998

ANSI

JLG[®]

TABLE OF CONTENTS

Section Quick Reference

Section 1	Drive Train
Section 2	Transmission and Axles
Section 3	Frame and Platform
Section 4	Boom and Transfer Carriage
Section 5	Boom and Transfer Hydraulics
Section 6	Lower Hydraulics
Section 7	Control Hydraulics
Section 8	Steering and Brake Hydraulics
Section 9	Electrical
Section 10	Decals and Accessories
Section 11	Fork Carriages

Section 1 — Drive Train

Drive Train Assembly

Deere - S/N 101 – 530	1.1
Deere - S/N 531 Thru	1.1.1
Cummins	1.2

Radiator and Transmission Oil Cooler Assembly

S/N 101 – 530	1.3
S/N 531 Thru	1.3.1

Throttle Assembly

Deere	1.4
Cummins	1.5

Air Cleaner Assembly

Deere - S/N 101 – 1343	1.6
Deere - S/N 1344 Thru	1.6.1
Cummins	1.7

Exhaust Assembly

Deere - S/N 101 – 558	1.8
Deere - S/N 559 – 1139	1.8.1
Deere - S/N 1140 Thru	1.8.2
Cummins - S/N 101 – 1047	1.9
Cummins - S/N 1048 Thru	1.9.1

Transmission Disconnect Assembly

S/N 101 Thru	1.10
--------------	------

Section 2 — Transmission and Axles

Axle Breakdown

Differential Carrier Assembly (S/N 101 – 530)	2.1
Differential Carrier Assembly (S/N 531 Thru)	2.1.1
Sleer Axle Shafts & Knuckle Assembly (S/N 101 – 530)	2.2
Wheel End Assembly	2.3
Differential Lock Assembly	2.4

TABLE OF CONTENTS

Funk Transmission Breakdown (S/N 101 – 530)

Main Case Assembly	2.5
Output Retainer Assembly	2.6
Output Shaft Assembly	2.7
Clutch Assembly 1st Stage	2.8
Clutch Assembly 2nd Stage	2.9
Clutch Assembly 3rd Stage	2.10
Front Cover Assembly	2.11
Input Shaft Assembly	2.12
Valve Control Assembly	2.13
Pump Assembly	2.14
Drive Plate Assembly	2.15
Converter Assembly	2.16
Parking Brake & Yoke Assembly	2.17

ZF Transmission Breakdown (S/N 531 Thru)

Converter & Flex Plate Assembly	2.18
Gearbox Housing Assembly	2.19
Input Group & Layshaft Assembly	2.20
Clutch Assembly Forward & 1st Gear	2.21
Clutch Assembly Reverse & 2nd Gear	2.22
Clutch Assembly 3rd Gear	2.23
Clutch Assembly 4th Gear	2.24
Output Group Assembly	2.25
Power Take-off & Filter Assembly	2.26
Gearshift System Assembly	2.27
Control Valve Assembly	2.28
Oil Tubes & Dipstick Assembly	2.29
Parking Brake Assembly	2.30

Section 3 — Frame and Platform

Main Frame Assembly (S/N 101 – 1139)	3.1
Main Frame Assembly (S/N 1140 Thru)	3.1.1
Operators Platform Assembly (S/N 101 – 536 & 538)	3.2
Operators Platform Assembly (S/N 537, 539 Thru)	3.2.1

Instrument Panel Assembly (S/N 101–530)	3.3
Instrument Panel Assembly (S/N 531 Thru)	3.3.1

Section 4 — Boom and Transfer Carriage

Telescopic Boom Assembly	4.1
Transfer Carriage Assembly	4.2

Section 5 — Boom and Transfer Hydraulics

Boom Hydraulic Assembly (S/N 101, 192, 194, 266 & 268, 272)	5.1
Boom Hydraulic Assembly (S/N 193, 267 & 273 – 1263)	5.1.1
Boom Hydraulic Assembly (S/N 1284 Thru)	5.1.2
Boom Extension Cylinder Assembly	5.2
Front Carriage Tilt Cylinder Assembly	5.3
Hoist - Transfer Hydraulic Assembly	5.4
Hoist Cylinder Assembly	5.5
Transfer Cylinder Cylinder Assembly	5.6
Rear Carriage Tilt Cylinder Assembly	5.7

Section 6 — Lower Hydraulics

Pump, Suction-Return Hydraulics Assembly	6.1
Hydraulic Return Line Filter Assembly (Original Equipment)	6.2
Hydraulic Return Line Filter Assembly (Service Replacement)	6.2.1
Frame Hydraulic Assembly	6.3
Frame Tilt Cylinder Assembly	6.4
Hydraulic Control Valve Assembly (S/N 101, 536 & 538)	6.5
Valve Section Assembly - Carriage Fork Tilt (S/N 101–536 & 538)	6.6
Valve Section Assembly - Transfer Carriage (S/N 101–536 & 538)	6.7
Valve Section Assembly - Frame Tilt / Auxiliary (S/N 101–536 & 538)	6.8
Hydraulic Control Valve Assembly (S/N 537, 539 Thru)	6.9
Valve Section Assembly - Transfer Carriage / Frame Tilt / Auxiliary (S/N 537, 539 Thru)	6.10
Valve Section Assembly - Carriage Fork Tilt (S/N 537, 539 Thru)	6.11
Test Port Hydraulic Assembly	6.12

TABLE OF CONTENTS

Section 7 — Control Hydraulics

Joystick Control Hydraulics (S/N 101 – 536 & 538)	7.1
Joystick Control Hydraulics (S/N 537, 539 Thru)	7.1.1
Hydraulic (Boom) Control Valve Assembly	7.2
Relief Valve Assembly	7.3
Joystick Control Assembly (S/N 101 – 536 & 538)	7.4
Joystick Control Assembly (S/N 537, 539 Thru)	7.4.1
Frame Tilt Control Assembly (S/N 537, 539 Thru)	7.5
Circuit Selector Valve Assembly (S/N 537, 539 Thru)	7.6
Pressure Filter Assembly	7.7

Section 8 — Brake Assembly

Hydraulic Steering & Differential Lock Assembly	8.1
Hydraulic Service Brake Assembly (S/N 101 – 123)	8.2
Hydraulic Service Brake Assembly (S/N 124 Thru)	8.2.1
Accumulator Assembly	8.3
Parking Brake Assembly (S/N 101 – 530)	8.4
Parking Brake Assembly (S/N 531 Thru)	8.4.1
Parking Brake Valve Assembly (S/N 531 Thru)	8.5

Section 9 — Electrical

Electrical Group - Operator's Compartment	9.1
Electrical Assembly - Deere (S/N 101 – 530)	9.2
Electrical Assembly - Deere (S/N 531 Thru)	9.2.1
Electrical Assembly - Cummins	9.3

Section 10 — Decal and Accessories

Decal Group Assembly	10.1
--------------------------------	------

Accessories

Side Panel Assembly	10.2
2nd Auxiliary Hydraulic Assembly (S/N 101 – 536 & 538)	10.3
2nd Auxiliary Hydraulic Assembly (S/N 537, 539 Thru)	10.3.1
Outrigger Assembly (S/N 101 – 536 & 538)	10.4
Outrigger Assembly (S/N 537, 539 Thru)	10.4.1
Outrigger Extension Cylinder Assembly	10.5
Cab Assembly	10.6
Cab Insulation Group Assembly	10.7
Cab Door Assembly (S/N 101 – 353)	10.8
Cab Door Assembly (S/N 354 Thru)	10.8.1
Cab Heater, Wiper & Defroster Assembly	10.9
Heater Assembly (Optional Cab)	10.10
Roadway Lighting Assembly	10.11
Work Lights Assembly	10.12

Section 11 — Fork Carriages

Standard (Non-Tilt) Fork Carriage Assembly	11.1
Framers (Non-Tilt) Fork Carriage Assembly	11.2
Standard Tilting Fork Carriage Assembly	11.3
Framers Tilting Fork Carriage Assembly	11.4
Tilt Carriage Cylinder Assembly	11.5
Tower Assembly	11.6
Tower Cylinder Assembly	11.7
Standard (Non-Tilt) Tower Carriage Assembly	11.8
Standard Tilting Tower Carriage Assembly	11.9

TABLE OF CONTENTS

Section 1 — Drive Train

Drive Train Assembly

Deere - S/N 101 - 530	1.1
Deere - S/N 531 Thru	1.1.1
Cummins.	1.2

Radiator and Transmission Oil Cooler Assembly

S/N 101 - 530.	1.3
S/N 531 Thru	1.3.1

Throttle Assembly

Deere	1.4
Cummins.	1.5

Air Cleaner Assembly

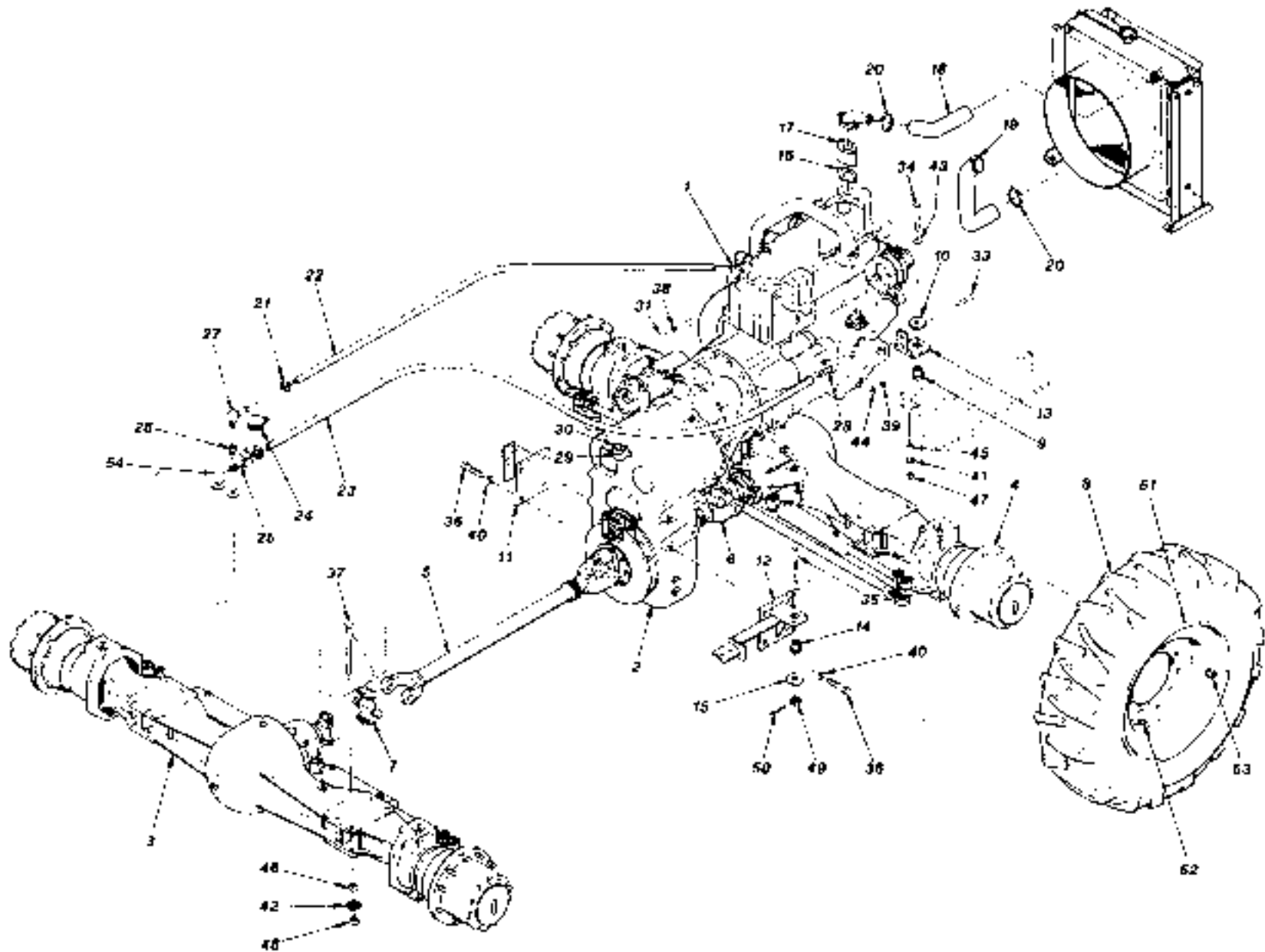
Deere - S/N 101 - 1343	1.6
Deere - S/N 1344 Thru	1.6.1
Cummins.	1.7

Exhaust Assembly

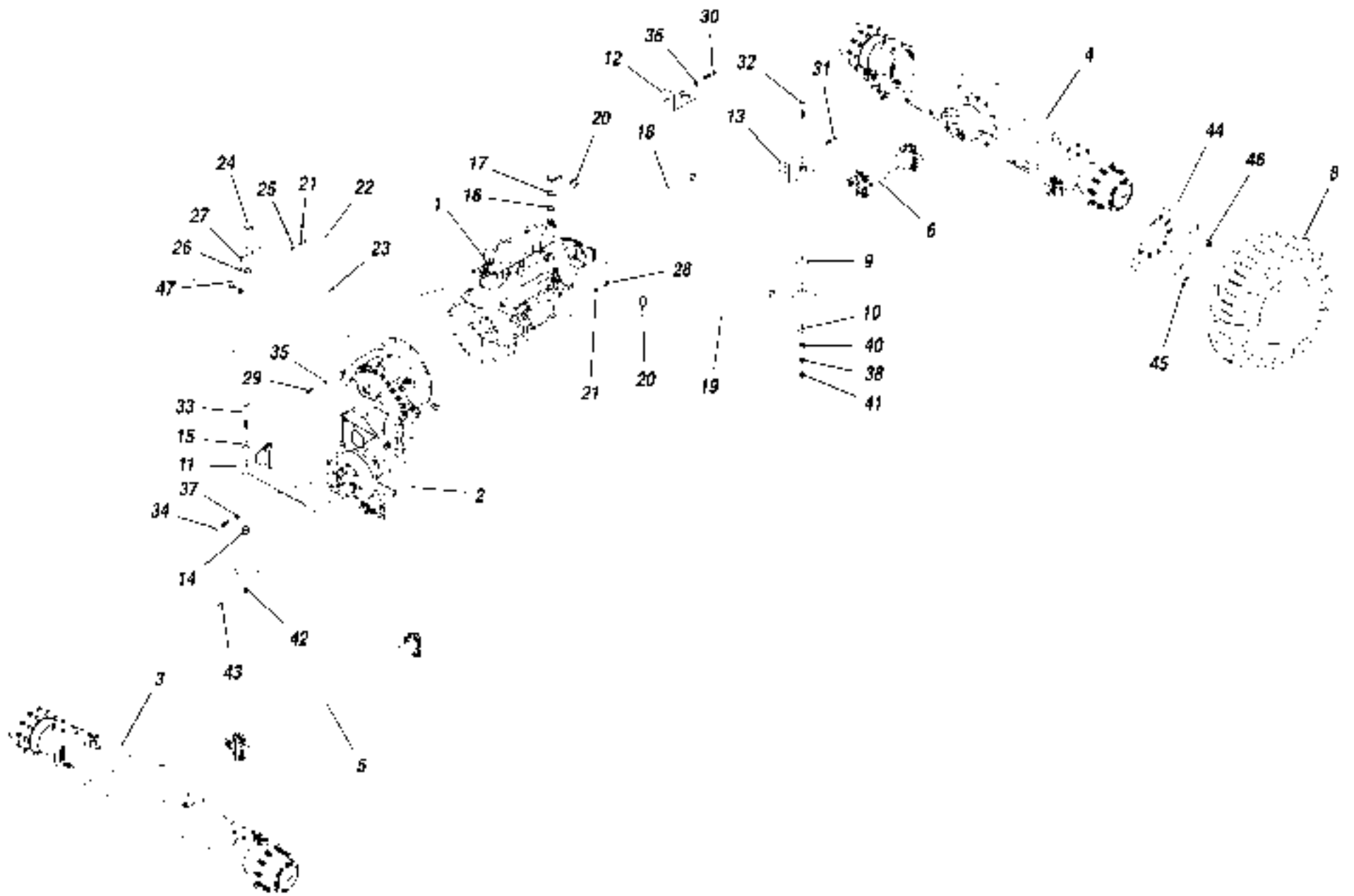
Deere - S/N 101 - 558	1.8
Deere - S/N 559 - 1139	1.8.1
Deere - S/N 1140 Thru	1.8.2
Cummins - S/N 101 - 1047.	1.9
Cummins - S/N 1048 Thru	1.9.1

Transmission Disconnect Assembly

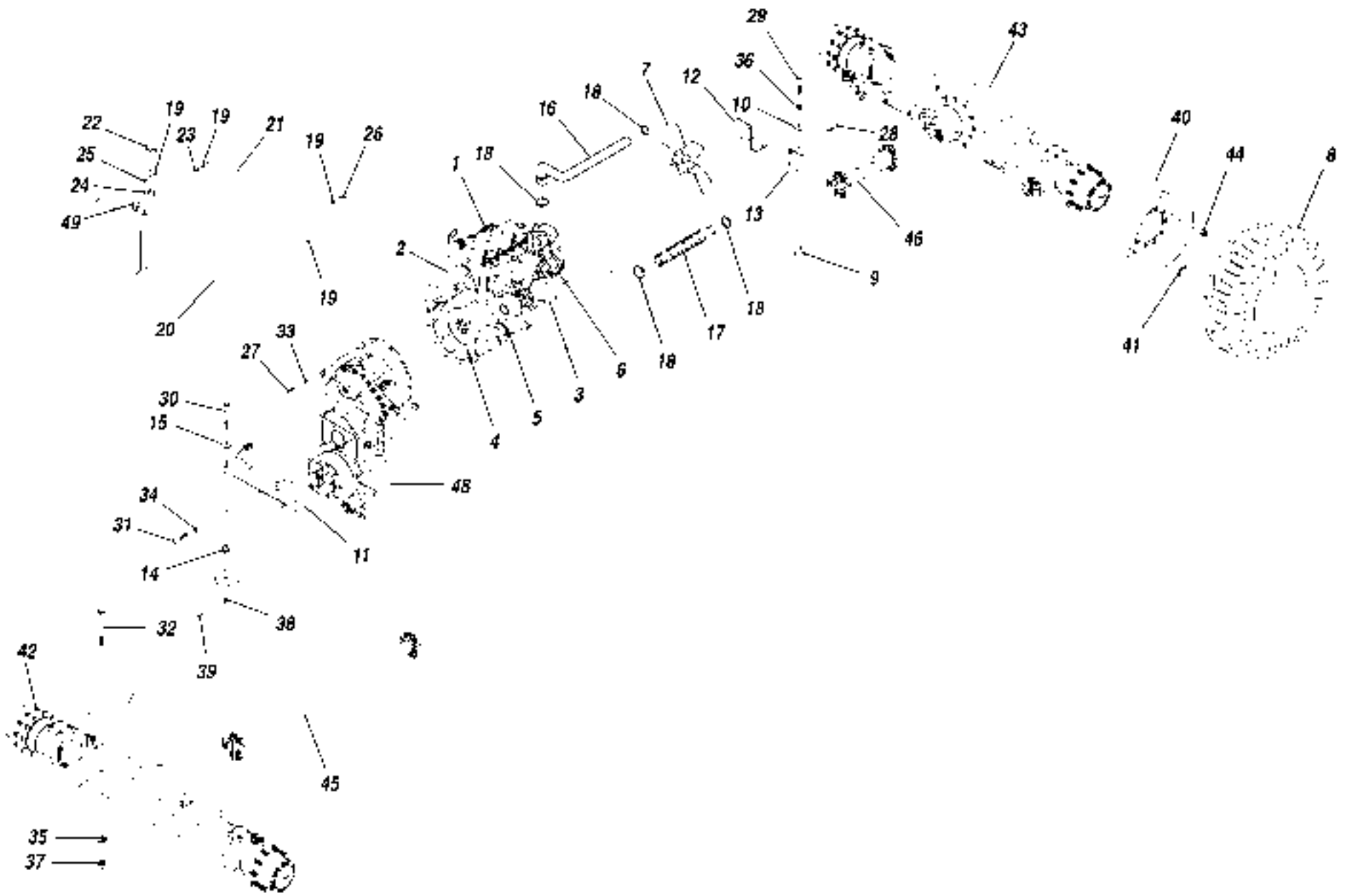
S/N 101 Thru	1.10
------------------------	------



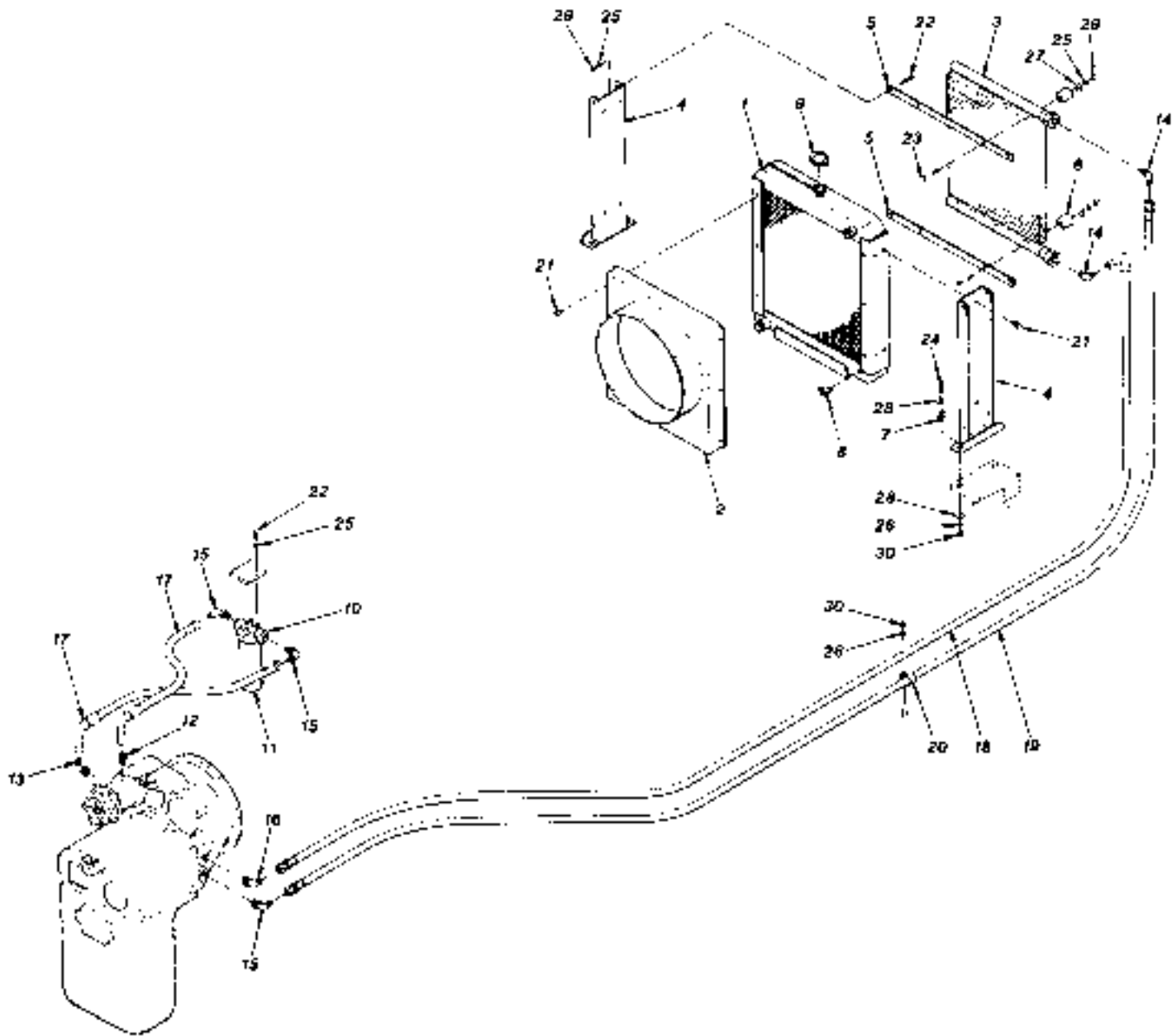
ITEM	PART NUMBER	QTY.	DESCRIPTION	ITEM	PART NUMBER	QTY.	DESCRIPTION	
1	N.S.S.	1	Engine, 4 Cyl, 239 Deere Turbo	36	P00701	8	Bolt, Hx. 3/4"-10 x 1 3/4"	
2	P24804	1	Transmission (Includes Item 30) (See Pages 2.5-2.17 for Breakdown)	37	P00791	16	Bolt, Hx., 3/4"-16 x 7" GR8	
3	P26003	1	Axle, Front (Includes Item 53) (See Pages 2.1-2.4 for Breakdown)	38	P01310	11	Lockwasher, 3/8"	
4	P26004	1	Axle, Rear (Includes Item 53) (See Pages 2.1-2.4 for Breakdown)	39	P01314	4	Lockwasher, 5/8"	
5	P32616	1	Drive Shaft, Front (Includes Item 7)	40	P01315	8	Lockwasher, 3/4"	
6	P24722	1	Drive Shaft, Rear (Includes Item 7)	41	P01363	2	Starwasher, 5/8"	
7	P18749	REF	Cross and Bearing (Includes Hardware)	42	P01364	16	Starwasher, 3/4"	
8	P11688	4	Tire, 13.00 x 24, 8 Ply	43	P01408	1	Flatwasher, 5/8"	
	P16443	-	Tire, 13.00 x 24, 12 Ply Steelguard	44	P01512	2	Nut, Hx., 5/8"-11	
	P19043	-	Tire, 13.00 x 24, 12 Ply	45	P01535	2	Nut, Hx., 5/8"-18	
8A	P21570	REF	Tube, 13.00 x 24	46	P01536	16	Nut, Hx., 3/4"-16	
9	P18180	2	Rubber Mount, Engine	47	P01585	2	Jam Nut, Hx., 5/8"-18	
10	P20396	2	Snubbing Washer	48	P01586	16	Jam Nut, Hx., 3/4"-16	
11	22868C	1	Transmission Mount, R.H.	49	P01635	2	Castle Nut, Hx., 5/8"-18	
12	30338C	1	Transmission Mount, L.H.	50	P03838	2	Cotter Pin, 1/8" x 1"	
13	18668B	2	Engine Mount	51	34680B	4	Wheel, Rim (9 x 24) Single Piece	
14	P18181	2	Rubber Mount, Transmission		12749C	4	Wheel, Rim (8 x 24)	
15	P20395	2	Snubbing Washer, Transmission		30806C	4	Wheel, Rim (10 x 24)	
16	P25386	1	Gasket, Thermostat		34237D	REF	Dual Wheel Rim (10 x 24)	
17	P21785	1	Housing, Extension	51A	P26047		Flange (10 x 24)	
18	P24298	1	Radiator Hose, Upper		P17260		Flange (8 x 24)	
19	P24299	1	Radiator Hose, Lower	51B	P26048	-	Lock Ring (10 x 24)	
20	P10601	4	Hose Clamp		P16439	-	Lock Ring (8 x 24)	
21	P14047	4	Hose Clamp	51C	P16441	-	O-Ring	
22	N11796	1	Return Line, 1/4" I.D. Hose	52	P13673	4	Valve Stem	
23	N11437	1	Fuel Line, 5/16" I.D. Hose	53	P13894	REF	Lug Nut	
24	P12182	1	Fuel Cap (S/N 101-494 & 499)	54	P31249	1	Withdrawal Tube (S/N 101-494 & 499)	
	P92013	1	Fuel Cap (S/N 495-498 & 500-530)		P92017	1	Withdrawal Tube (S/N 495-498 & 500-530)	
25	37557X	1	Adapter, Pipe to Hose	REF	66030C	-	Engine Block Heater Kit (1000 Watts)	
26	P10690	1	Reducer Bushing	REF	21577B	-	Flywheel	
27	P21317	1	90° Elbow, Pipe to Hose	REF	P22635	-	Engine Oil Filter	
28	P21236	1	90° Elbow, Pipe to Hose	REF	P22636	-	Engine Fuel Filter (S/N 101-522, 525)	
29	P10133	1	90° Street Elbow	REF	P32582	-	Engine Fuel Filter (S/N 523, 524, 526 Thru)	
30	P10730	1	Oil Fill Plug, Pipe	REF	P19133	-	Transmission Filter	
31	P00205	11	Bolt, Hx., 3/8"-16 x 1 1/4"	NOTES				
32	P00604	2	Bolt, Hx., 5/8"-11 x 2"	* Not Illustrated				
33	P00607	2	Bolt, Hx., 5/8"-11 x 2 3/4"	N.S.S. - Not Sold Separately				1.1
34	P00689	2	Bolt, Hx., 5/8"-18 x 3 1/2" GR8	844B S/N 101-530				6/98
35	30473A	2	Bolt, Hx., 5/8"-18 x 5" GR8 (w/Hole)	DRIVE TRAIN ASSEMBLY (Deere)				



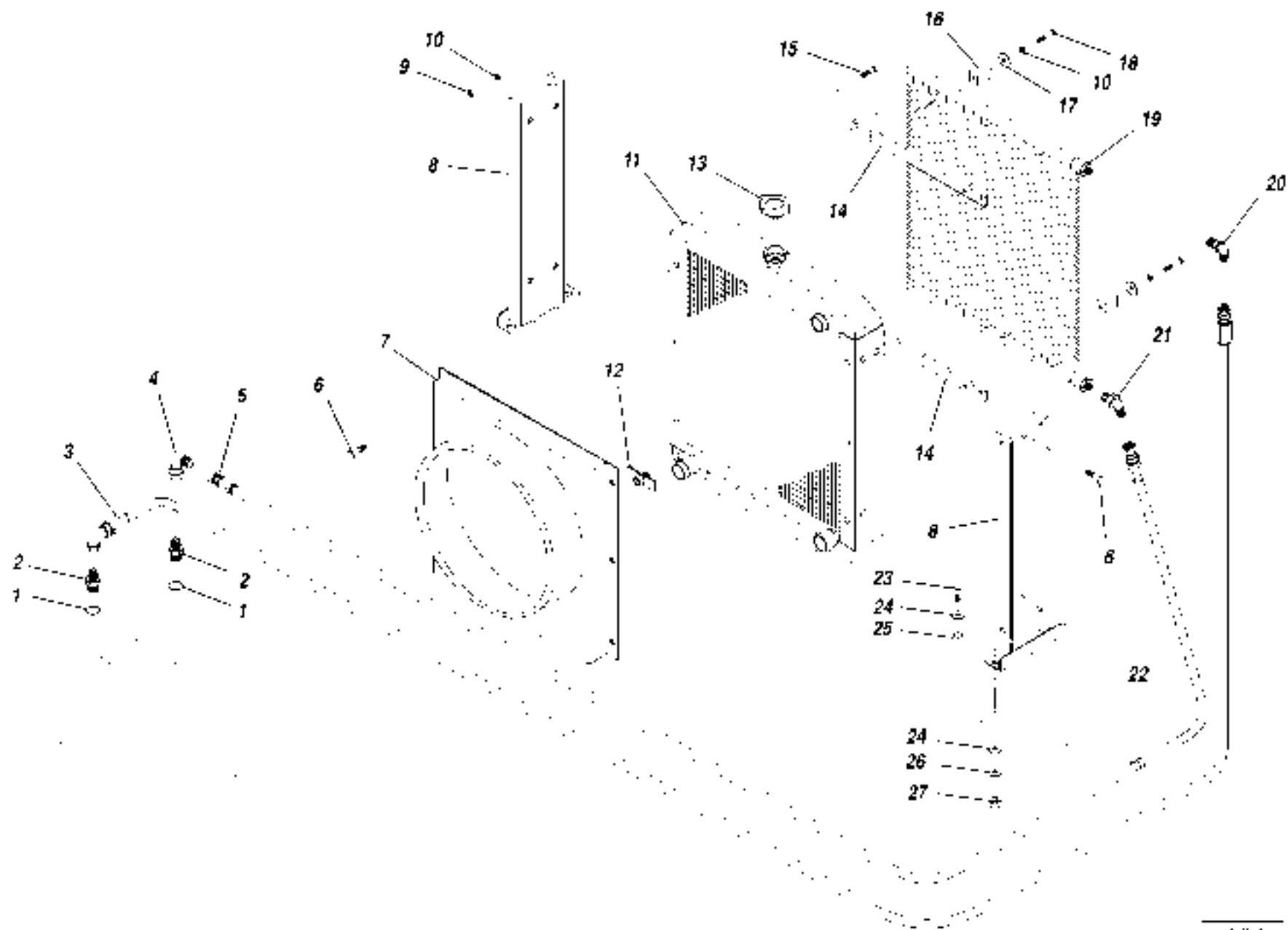
ITEM	PART NUMBER	QTY.	DESCRIPTION	ITEM	PART NUMBER	QTY.	DESCRIPTION
1	N.S.S.	1	Engine, 4 Cyl. 4039 Deere Turbo	33	30260A	2	Bolt, Hx. 5/8"-18 x 4 1/2" GR8 (w.Hole)
REF	P22635	-	Engine Oil Filter	34	P01351	4	Bolt, Hx., M20-2.5 x 50mm
REF	P32582	-	Engine Fuel Filter	35	P01310	12	Lockwasher, 3/8"
2	P31438	1	Transmission (See Pages 2.18-2.30 for Breakdown)	36	P01314	4	Lockwasher, 5/8"
REF	P31926	1	Oil Filter, Transmission	37	P04613	4	Lockwasher, M20
3	35017A	1	Axle, Front w/Diff Lock (Includes Item 45) (See Pages 2.1-2.4 for Breakdown)	38	P01363	2	Starwasher, 5/8"
4	35018A	1	Axle, Rear (Includes Item 46) (See Pages 2.1-2.4 for Breakdown)	39*	P01512	2	Nut, Hx., 5/8"-11
5	35351B	1	Drive Shaft, Front (Includes Item 7)	40	P01535	2	Nut, Hx., 5/8"-18
6	P24722	1	Drive Shaft, Rear (Includes Item 7)	41	P01595	2	Jam Nut, Hx., 5/8"-18
7	P18749	REF	Cross and Bearing (Includes Hardware)	42	P01635	2	Castle Nut, Hx., 5/8"-18
8	P11688	4	Tire, 13.00 x 24, 8 Ply	43	P03838	2	Cotter Pin, 1/8" x 1"
	P16413	-	Tire, 13.00 x 24, 12 Ply Steelguard	44	34680B	4	Wheel, Rim (9 x 24)
	P19013	-	Tire, 13.00 x 24, 12 Ply		34237D	REF	Dual Wheel, Rim (10 x 24)
8A	P21570	REF	Tube, 13.00 x 24	43A	P26047	-	Flange (10 x 24)
9	P18180	2	Rubber Mount, Engine		P17260	-	Flange (8 x 24)
10	15618A	2	Snubbing Washer, Engine	43B	P28048		Lock Ring (10 x 24)
11	35026B	1	Transmission Mount		P18439		Lock Ring (8 x 24)
12	28473B	1	Engine Mount, R.H.	43C	P16441	-	O-Ring
13	28474B	1	Engine Mount, L.H.	45	P13673	4	Valve Stem
14	P18181	2	Rubber Mount, Transmission	46	P13894	REF	Lug Nut
15	15616A	2	Snubbing Washer, Transmission	47	P31249	1	Withdrawal Tube
16	P25386	1	Gasket, Thermostat	REF	68030C	-	Engine Block Heater Kit (1000 Watts)
17	18676B	1	Housing, Extension				
18	21184B	1	Radiator Hose, Upper				
19	18665B	1	Radiator Hose, Lower				
20	P10601	4	Hose Clamp				
21	P14047	4	Hose Clamp, Fuel Line				
22	N11433	1	Return Line, 1/4" I.D. Hose				
23	N11437	1	Fuel Line, 5/16" I.D. Hose				
24	P12182	1	Fuel Cap				
25	P13619	1	Adapter, Pipe to Hose				
26	P10690	1	Reducer Bushing				
27	P21317	1	90° Elbow, Pipe to Hose				
28	P21236	1	90° Elbow, Pipe to Hose				
29	P00205	12	Bolt, Hx., 3/8"-16 x 1 1/4"				
30	P00604	2	Bolt, Hx., 5/8"-11 x 2"				
31	P00607	2	Bolt, Hx., 5/8"-11 x 2 3/4"				
32	P00694	2	Bolt, Hx., 5/8"-18 x 5 1/2" GR8				
				NOTES			
				* Not Illustrated.			
				N.S.S. - Not Sold Separately			
				1.1.1			
				844B S/N 531 THRU			
				DRIVE TRAIN ASSEMBLY (Deere)			
				6/98			



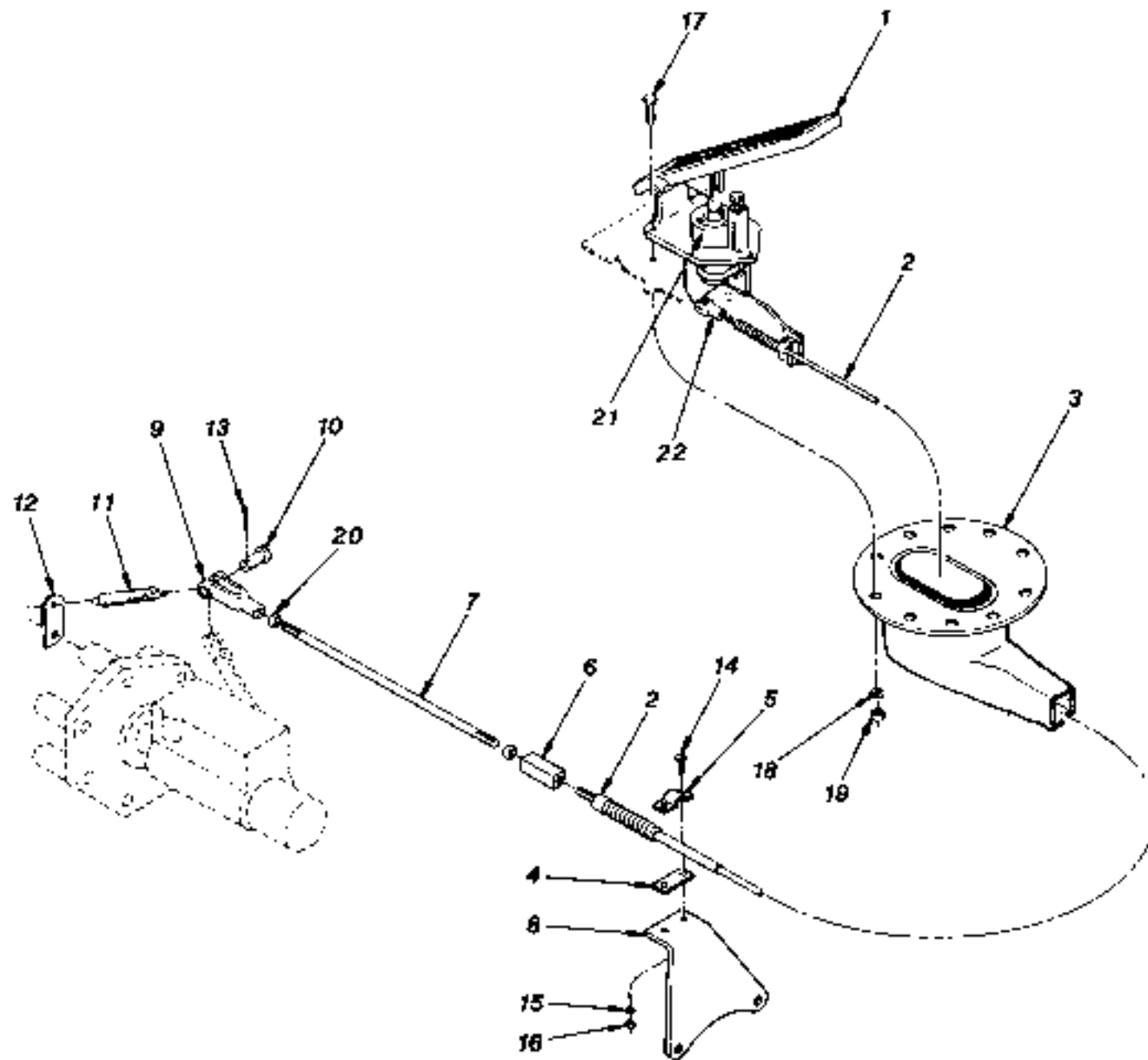
ITEM	PART NUMBER	QTY.	DESCRIPTION	ITEM	PART NUMBER	QTY.	DESCRIPTION
1	N.S.S.	1	Engine, 4 Cyl. 4BT 3.9 Cummins Turbo	39	P03838	2	Cotter Pin, 1/8" x 1"
2	P31296	REF	Fuel Filter, Primary	40	34680B	4	Wheel, Rim (9 x 24)
3	P31295	REF	Oil Filter, Engine		34237D	REF	Dual Wheel Rim (10 x 24)
4	P33110	REF	Flywheel	40A	P26047	-	Flange (10 x 24)
5	P32572	REF	Starter Motor		P17260	-	Flange (8 x 24)
6	P31591	REF	Alternator	40B	P26048	-	Lock Ring (10 x 24)
7	P31418	REF	Fan Blade, 18" Blower		P16439	-	Lock Ring (8 x 24)
8	P11688	4	Tire, 13.00 x 24, 8 Ply	40C	P16441	-	O-Ring
	P16413	-	Tire, 13.00 x 24, 12 Ply Steelguard	41	P13673	4	Valve Stem
	P19013	-	Tire, 13.00 x 24, 12 Ply	42	35017A	1	Axle, Front w/Diff. Lock (Includes Item 44) (See Pages 2.1 2.4 for Breakdown)
8A*	P21570	REF	Tube, 13.00 x 24	43	35018A	1	Axle, Rear (Includes Item 44) (See Pages 2.1 2.4 for Breakdown)
9	P32960	2	Rubber Mount, Engine	44	P13894	REF	Lug Nut
10	15618A	2	Snubbing Washer, Engine	45	25708B	1	Drive Shaft, Front (Includes Item 47)
11	35145B	1	Transmission Mount	46	21402B	1	Drive Shaft, Rear (Includes Item 47)
12	35146B	1	Engine Mount, R.H.	47	P18749	REF	Cross and Bearing (Includes Hardware)
13	35147B	1	Engine Mount, L.H.	48	P31438	1	Transmission (See Pages 2.18 2.30 for Breakdown)
14	P32861	2	Rubber Mount, Transmission	REF	P31926	1	Oil Filter, Transmission
15	15616A	2	Snubbing Washer, Transmission	49	P31249	1	Withdrawal Tube
16	P32870	1	Radiator Hose, Upper				
17	P32962	1	Radiator Hose, Lower	REF	P31320	-	Engine Block Heater
18	P10801	4	Hose Clamp				
19	P14047	4	Hose Clamp, Fuel Line				
20	N11433	1	Return Line, 1/4" I.D. Hose				
21	N11437	1	Fuel Line, 5/16" I.D. Hose				
22	P12182	1	Fuel Cap				
23	37557X	1	Adapter, Pipe to Hose				
24	P10890	1	Reducer Bushing				
25	P21317	1	90° Elbow, Pipe to Hose				
26	P21238	1	90° Elbow, Pipe to Hose				
27	P04155	12	Bolt, Hx., 3/8"-16 x 1 1/4"				
28	P04204	6	Bolt, Hx., 5/8"-11 x 2 3/4"				
29	P00489	2	Bolt, Hx., 5/8"-18 x 5 1/2" GR8				
30	35471A	2	Bolt, Hx., 5/8"-18 x 3" GR8 (w/Hole)				
31	P04354	4	Bolt, Hx., M20-2.5 x 50mm				
32	P00791	16	Bolt, Hx., 3/4"-16 x 7" GR8				
33	P013111	12	Lockwasher, 3/8"				
34	P04613	4	Lockwasher, M20				
35	P01364	16	Starwasher, 3/4"				
36	P01312	2	Lockwasher, 1/2"				
37	P01536	16	Nut, Hx., 3/4"-16				
38	P01635	2	Castle Nut, Hx., 5/8"-18				
				NOTES: * Not Illustrated. N.S.S. = Not Sold Separately			
				844B S/N 101 THRU			
				DRIVE TRAIN ASSEMBLY (Cummins)			



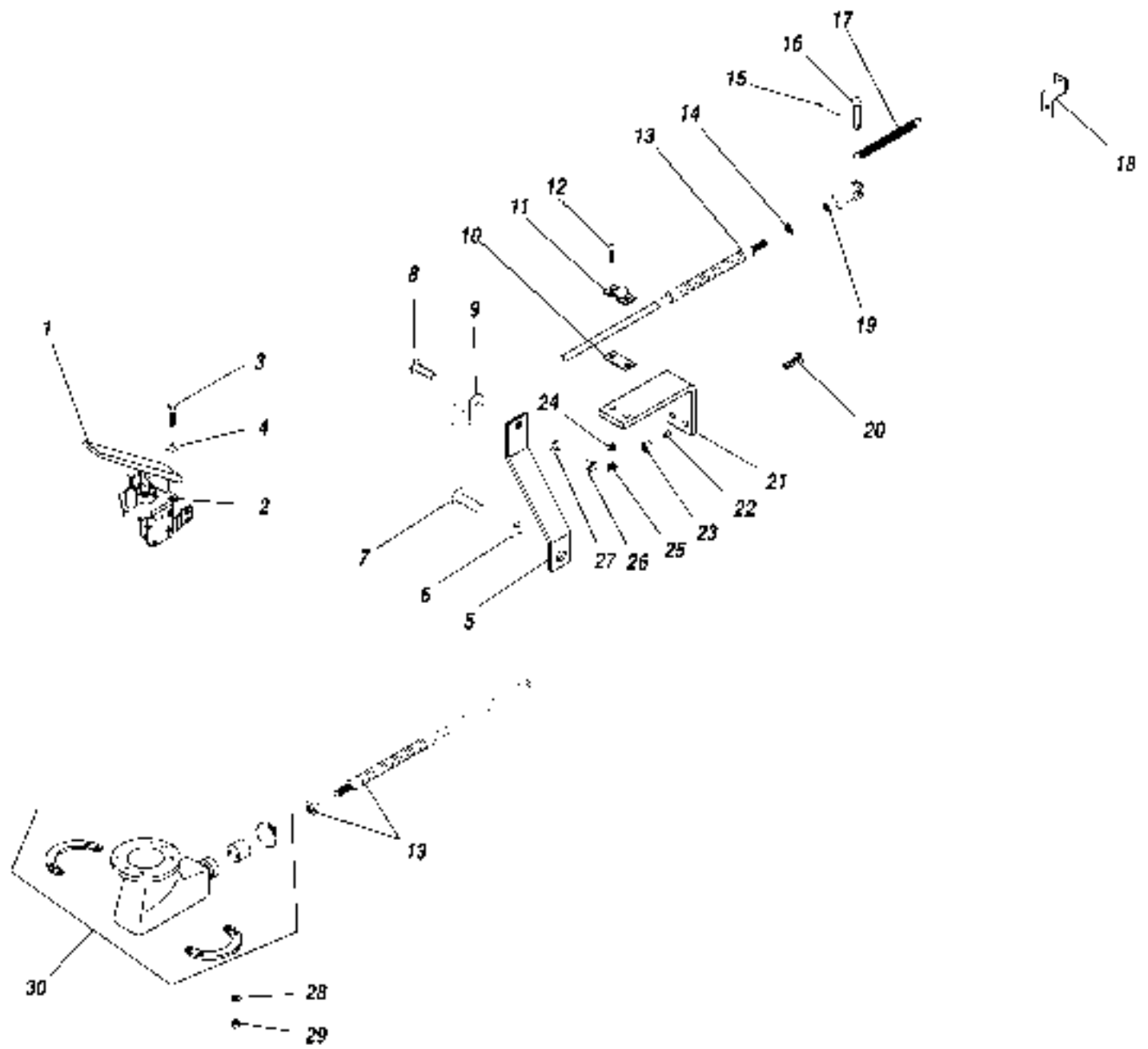
ITEM	PART NUMBER	QTY.	DESCRIPTION	ITEM	PART NUMBER	QTY.	DESCRIPTION
1	P26544	1	Radiator (Includes Items 8 & 9)				
2	P25926	1	Fan Shroud				
3	14251B	1	Transmission Cooler				
4	23189B	2	Support Bracket				
5	24747A	2	Mounting Bar - Cooler				
6	P26312	4	Rubber Mounting Block				
7	P18723	4	Rubber Grommet				
8	P16675	1	Drain Cock				
9	P25365	1	Cap, Radiator				
10	P19132	1	Filter Base (Includes Item 11)				
11	P19133	1	Oil Filter, Transmission				
12	P17805	1	Connector, O-Ring				
13	P17802	1	90° Elbow, O-Ring				
14	P17808	2	90° Elbow, JIC-Pipe				
15	P20358	3	90° Elbow, O-Ring				
16	25685A	1	90° Elbow, Special				
17	P17798	2	Hose, Transmission Filter, 23" Long				
18	P27748	1	Hose, Transmission Cooler, 54" Long				
19	P21953	1	Hose, Transmission Cooler, 79" Long				
20	P17593	3	Clamp, Hydraulic Hose				
21	P24307	14	Bolt, Flange Hd., 5/16"-18 x 1/2"				
22	P00102	7	Bolt, Hx., 5/16"-18 x 3/4"				
23	P00111	4	Bolt, Hx., 5/16"-18 x 2 3/4"				
24	P00205	4	Bolt, Hx., 3/8"-16 x 1 1/4"				
25	P01309	11	Lockwasher, 5/16"				
26	P01310	5	Lockwasher, 3/8"				
27	P01453	4	Flatwasher, 5/16" - Fender				
28	P01404	8	Flatwasher, 3/8"				
29	P01507	8	Nut, Hx., 5/16"-18				
30	P01508	5	Nut, Hx., 3/8"-16				
				1.3			
				844B S/N 101-530 6/98			
RADIATOR & TRANSMISSION OIL COOLER ASSEMBLY							



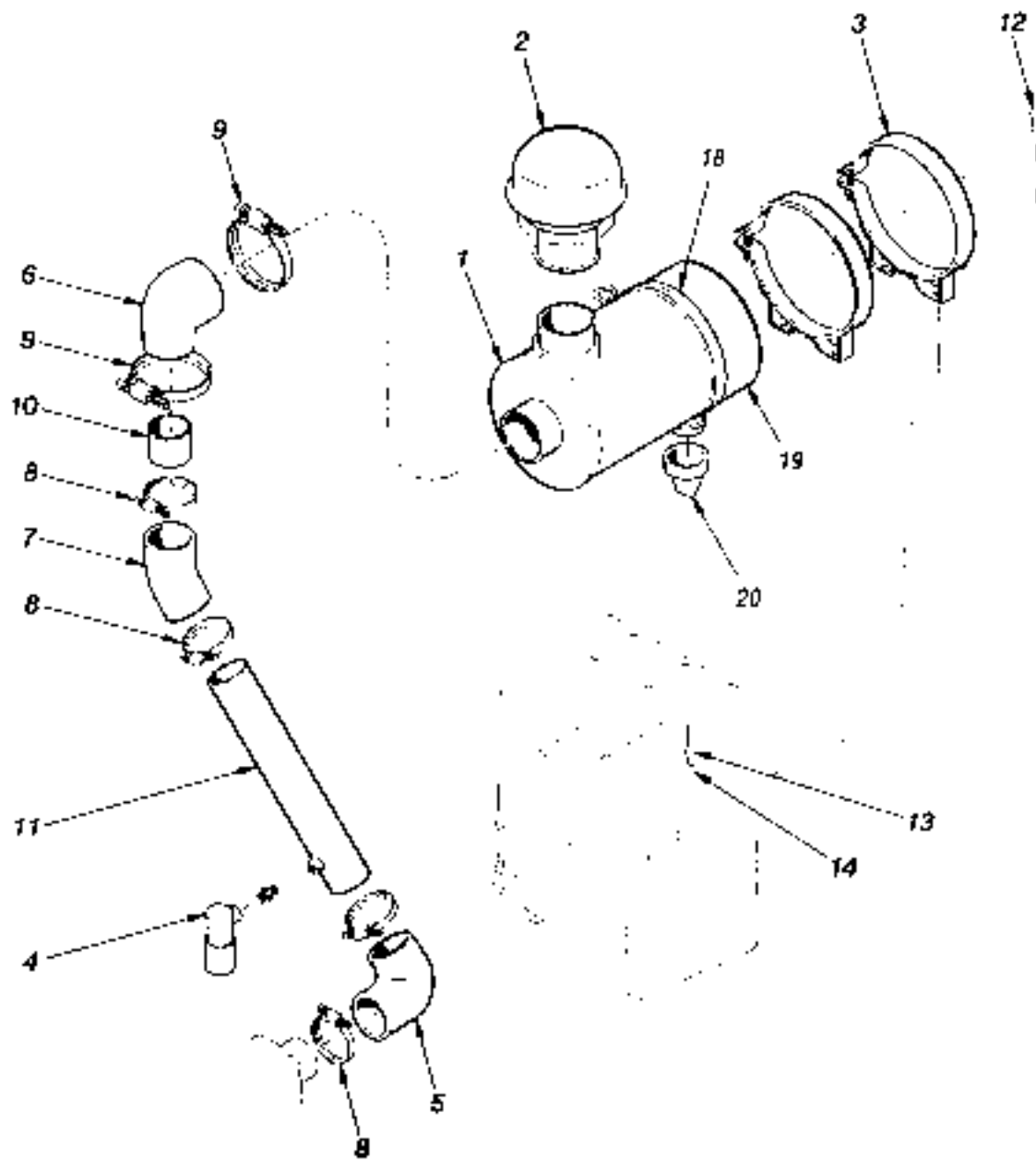
ITEM	PART NUMBER	QTY.	DESCRIPTION	ITEM	PART NUMBER	QTY.	DESCRIPTION
1	P31574	2	O-Ring				
2	P31573	2	Adapter				
3	P31188	1	Hose, Transmission Cooler, 93" Long				
4	P21632	1	90° Elbow, Swivel				
5	P31187	1	Hose, Transmission Cooler, 56" Long				
6	P24307	14	Bolt Flange Hd., 5/16"-18 x 1/2"				
7	35054B	1	Fan Shroud				
8	18751B	2	Support Bracket				
9	P01507	8	Nut, Hx., 5/16"-18				
10	P01309	8	Lockwasher, 5/16"				
11	35019B	1	Radiator (Includes Items 12 & 13)				
12	P16675	1	Drain Cock				
13	P25365	1	Cap, Radiator				
14	P4747A	2	Mounting Bar, Cooler				
15	P00102	4	Bolt, Hx., 5/16"-18 x 3/4"				
16	P26312	4	Rubber Mounting Block				
17	P01453	4	Flatwasher, 5/16" - Fender				
18	P00111	4	Bolt, Hx., 5/16"-18 x 3/4"				
19	14251B	1	Transmission Cooler				
20	P17808	1	90° Elbow, JIC-Pipe				
21	P17792	1	45° Elbow, JIC-Pipe				
22	P17810	3	Clamp, Hydraulic Hose				
23	P00205	4	Bolt, Hx., 3/8"-16 x 1 1/4"				
24	P01404	10	Flatwasher, 3/8"				
25	15845B	4	Rubber Grommet				
26	P01310	4	Lockwasher, 3/8"				
27	P01508	5	Nut, Hx., 3/8"-16				
REF	P31576	-	Radiator Testing Plug, 2 1/4" Cap				
							1.3.1
844B S/N 531 THRU							6/98
RADIATOR & TRANSMISSION OIL COOLER ASSEMBLY							



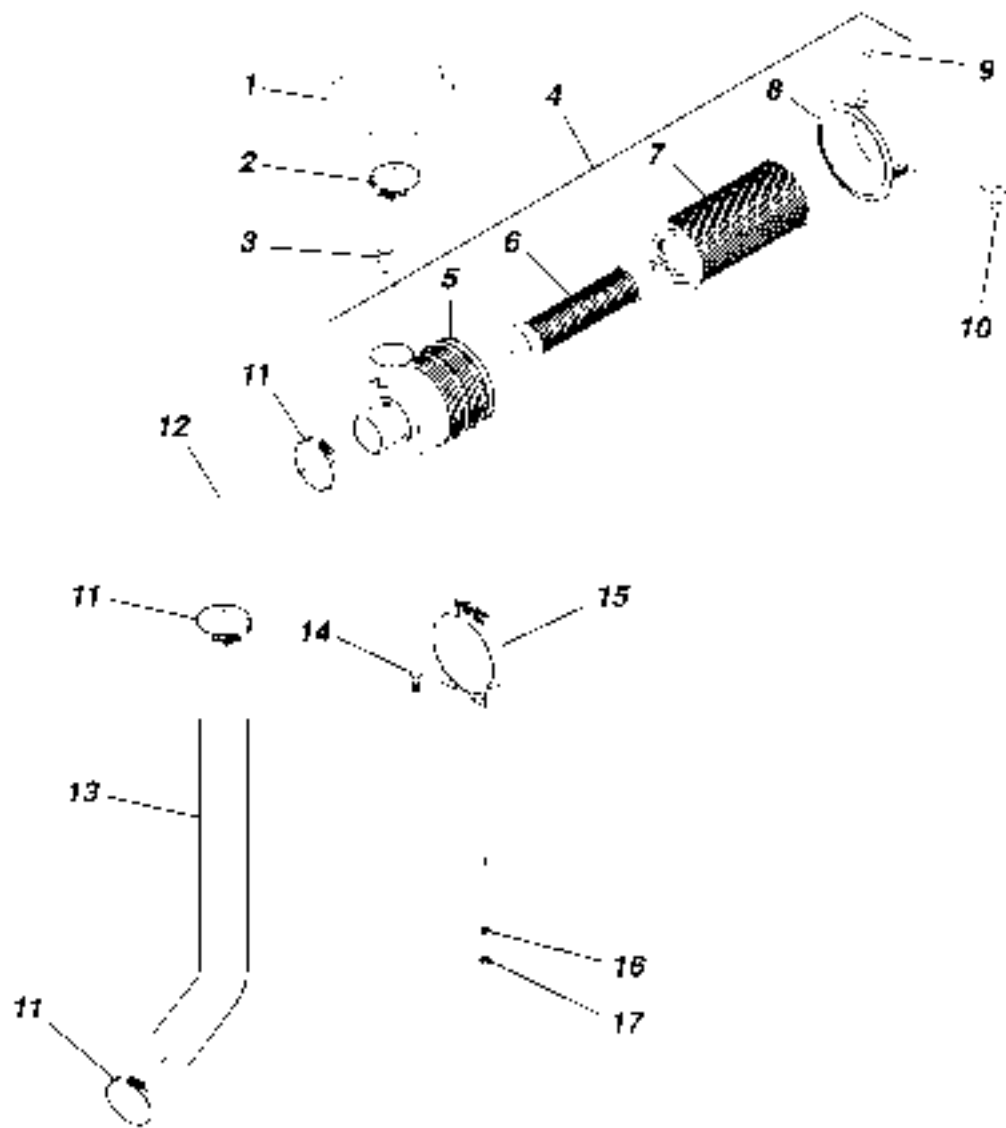
ITEM	PART NUMBER	QTY.	DESCRIPTION	ITEM	PART NUMBER	QTY.	DESCRIPTION
1	16461A	1	Accelerator Pedal (Includes Items 21 and 22)				
2	P19264	1	Cable, Throttle				
3	16466A	1	Boot Guard				
4	16401A	1	Shim, Cable Clamp				
5	14383A	1	Clamp, Cable				
6	P27815	1	Coupling Nut				
7	23084B	1	Extension Rod - Straight (Shown)				
	35419B	1	Extension Rod - Bent				
8	23081C	1	Bracket, Cable				
9	P10508	1	Clevis				
10	P10509	1	Clevis Pin				
11	P21260	1	Spring				
12	17786A	1	Spring Anchor				
13	P03823	1	Cotter Pin, 3/32" x 3/4"				
14	P02057	2	Screw, Round Hd., #10-24 x 3/4"				
15	P01306	2	Lockwasher, #10				
16	P01504	2	Nut, Hx., #10-24				
17	P00005	3	Bolt, Hx., 1/4"-20 x 1"				
18	P01308	3	Lockwasher, 1/4"				
19	P01506	3	Nut, Hx., 1/4"-20				
20	P01529	2	Nut, Hx., 1/4"-28				
21	P20069	1	Bellows, Accelerator				
22	P20072	1	Clevis Kit				
				1.4			
				844B S/N 101 THRU			
				6/98			
				THROTTLE ASSEMBLY (Deere)			



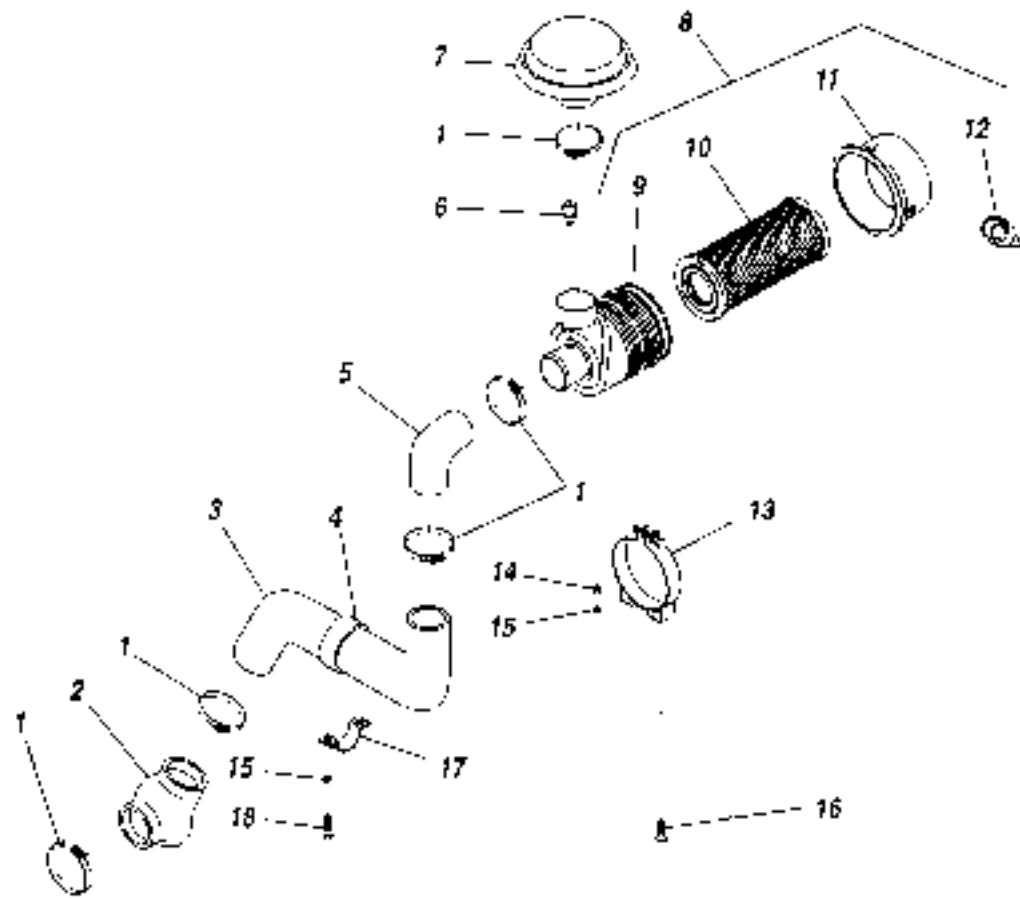
ITEM	PART NUMBER	QTY.	DESCRIPTION	ITEM	PART NUMBER	QTY.	DESCRIPTION
1	16461A	1	Accelerator Pedal (Includes Item 2)				
2	P20069	1	Bellows				
3	P00005	3	Bolt, Hx., 1/4"-20 x 1"				
4	P01402	3	Flatwasher, 1/4"				
5	35522A	1	Support, Throttle Cable				
6	P04609	1	Lockwasher, M12				
7	P04203	1	Capscrew, Hx., M12-1.75 x 30mm				
8	P00105	1	Bolt, Hx., 5/16"-18 x 1 1/4"				
9	P17553	1	Clamp				
10	16401A	1	Shim				
11	14383A	1	Cable Clamp				
12	P02059	2	Screw, Round Hd., #10-24 x 1"				
13	P29629	1	Cable, Throttle				
14	P01529	1	Nut, Hx., 1/4"-20				
15	P03823	1	Cotter Pin, 3/32" x 3/4"				
16	P10509	1	Clevis Pin				
17	P21260	1	Spring				
18	17786A	1	Spring Anchor				
19	P10508	1	Clevis				
20	P00003	2	Capscrew, Hx., 1/4"-20 x 3/4"				
21	35422B	1	Bracket, Cable				
22	P01308	2	Lockwasher, 1/4"				
23	P01506	2	Nut, Hx., 1/4"-20				
24	P01306	2	Lockwasher, #10				
25	P01504	2	Nut, Hx., #10-24				
26	P01309	1	Lockwasher, 5/16"				
27	P01507	1	Nut, Hx., 5/16"-18				
28	P01308	3	Lockwasher, 1/4"				
29	P01506	3	Nut, Hx., 1/4"-20				
30	16466A	1	Boot Guard, Pedal				
							1.5
							844B S/N 101 THRU
							6/98
THROTTLE ASSEMBLY (Cummins)							

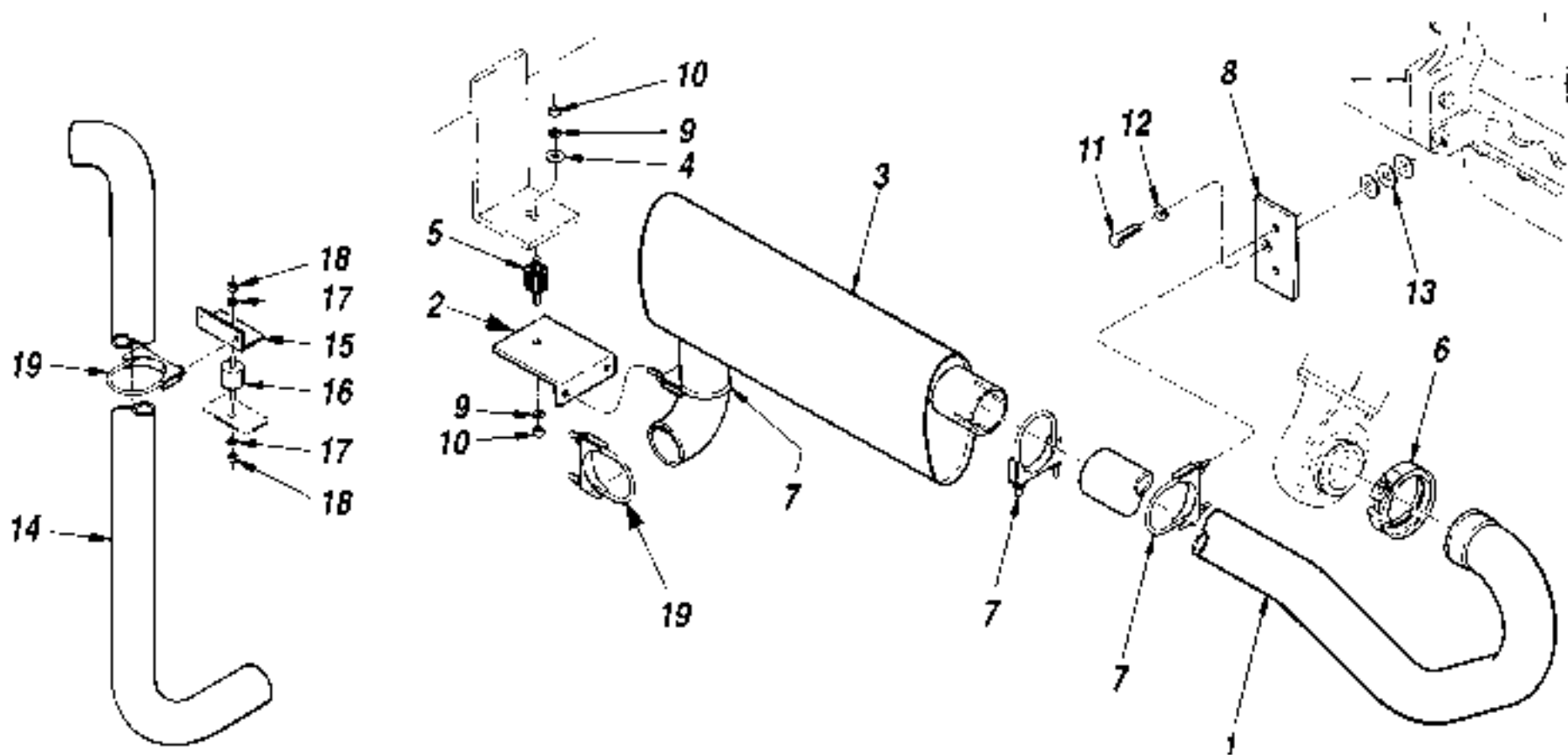


ITEM	PART NUMBER	QTY.	DESCRIPTION	ITEM	PART NUMBER	QTY.	DESCRIPTION
1	P19261	1	Air Cleaner (Includes Items 15 - 20)				
2	P19265	1	Rain Cap				
3	P19268	2	Mounting Band				
4	P21309	1	Service Indicator (Includes Fitting)				
5	30482A	1	90° Elbow, Rubber				
6	P26206	1	90° Reducer Elbow, Rubber				
7	P24312	1	45° Elbow, Rubber				
8	P10553	4	Hose Clamp, #48				
9	P19267	2	Hose Clamp, #64				
10	1R347C-16	1	Tube, Adaptor				
11	23085B	1	Tube, Air Intake				
12	P00204	4	Bolt, Hx., 3/8"-16 x 1"				
13	P01310	4	Lockwasher, 3/8"				
14	P01508	4	Nut, Hx. 3/8"-16				
15*	P19470	1	Filter Element				
16*	P33180	1	Thumb Screw				
17*	P21433	1	Baffle				
18	P21431	1	Clamp, Air Cleaner				
19	P20342	1	Vaculator Valve				
20	P19729	1	Vaculator Cup				
REF*	P21310	1	Pre Cleaner (Optional)				
				1.6			
* Not Illustrated				844B S/N 101-1343			
				6/98			
AIR CLEANER ASSEMBLY (Deere)							

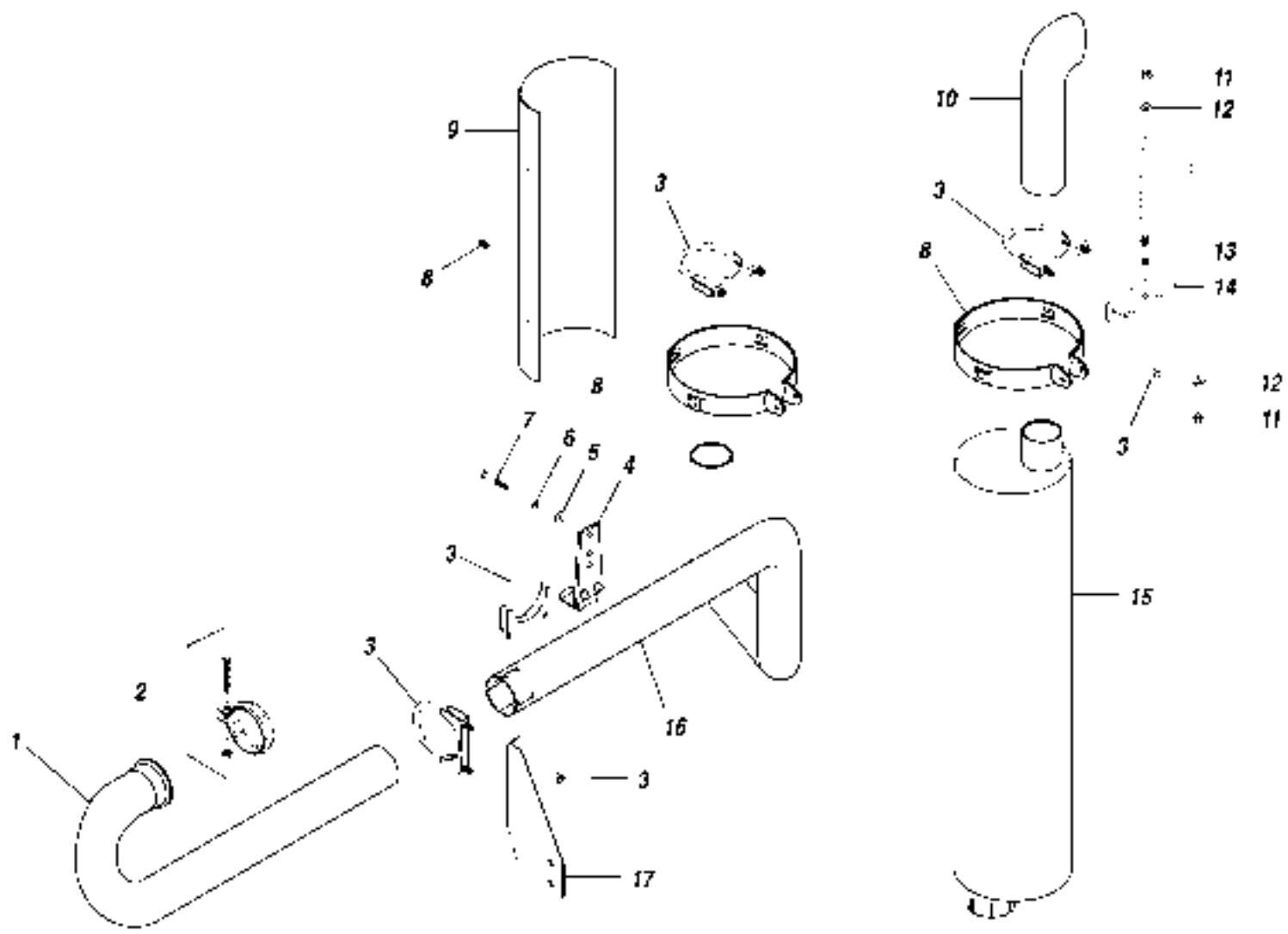


ITEM	PART NUMBER	QTY.	DESCRIPTION	ITEM	PART NUMBER	QTY.	DESCRIPTION
1	P33146	1	Hood, Air Inlet				
2	P19267	1	Hose Clamp, #64				
3	P21485	1	Service Indicator (Includes Fitting)				
4	P33141	1	Air Cleaner (Includes Items 5-10)				
5	N.S.S.	1	Body				
6	P33181	1	Filter Element, Safety				
7	P33180	1	Filter Element, Primary				
8	P33182	1	Cover				
9	P33184	3	Latch				
10	P33183	1	Vaculator Valve				
11	P10553	3	Hose Clamp, #48				
12	P27646	1	90° Reducer Elbow, Rubber				
13	38115A	1	Tube, Air Intake				
14	P00104	2	Roll. Hx., 5/16"-18 x 1"				
15	P33142	1	Mounting Band				
16	P01309	2	Lockwasher, 5/16"				
17	P01507	2	Nut, Hx., 5/16"-18				
				1.6.1			
NOTES: N.S.S. = Not Sold Separately.				844B S/N 1344 THRU AIR CLEANER ASSEMBLY (Deere)			
				6/98			

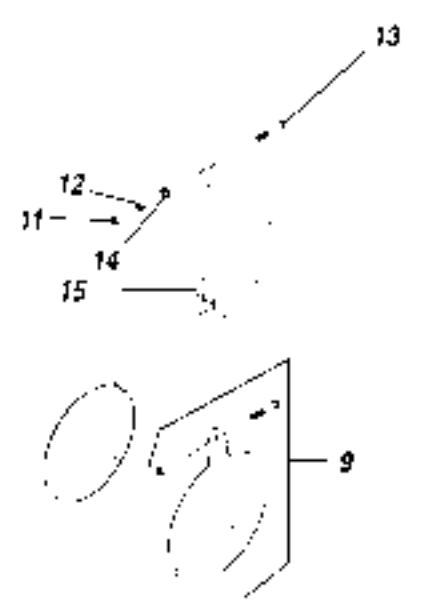
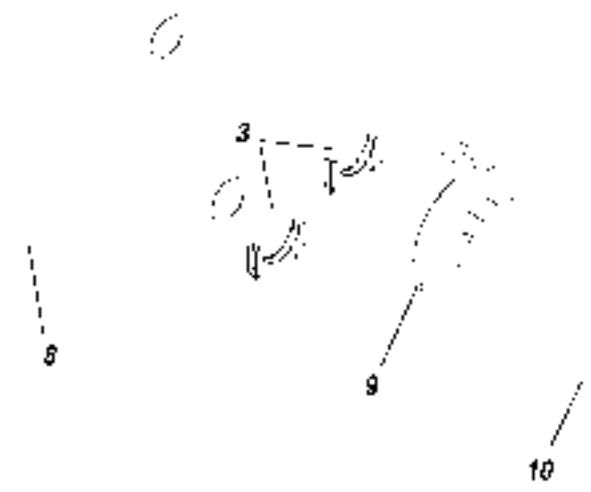
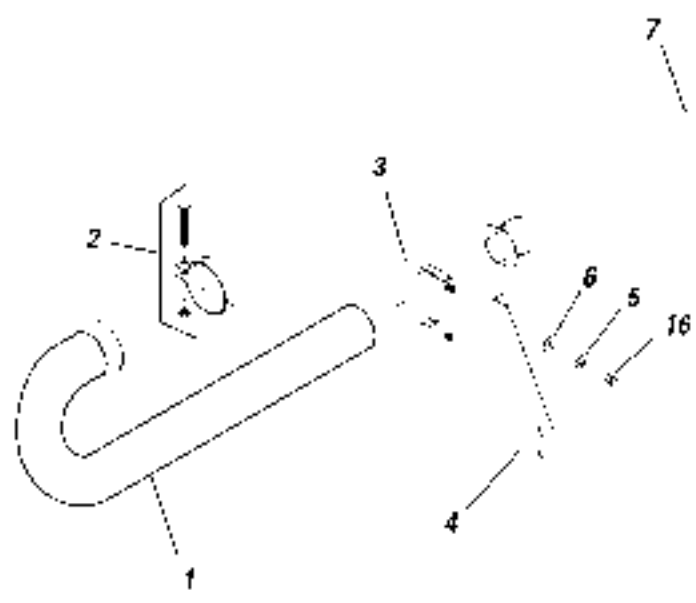




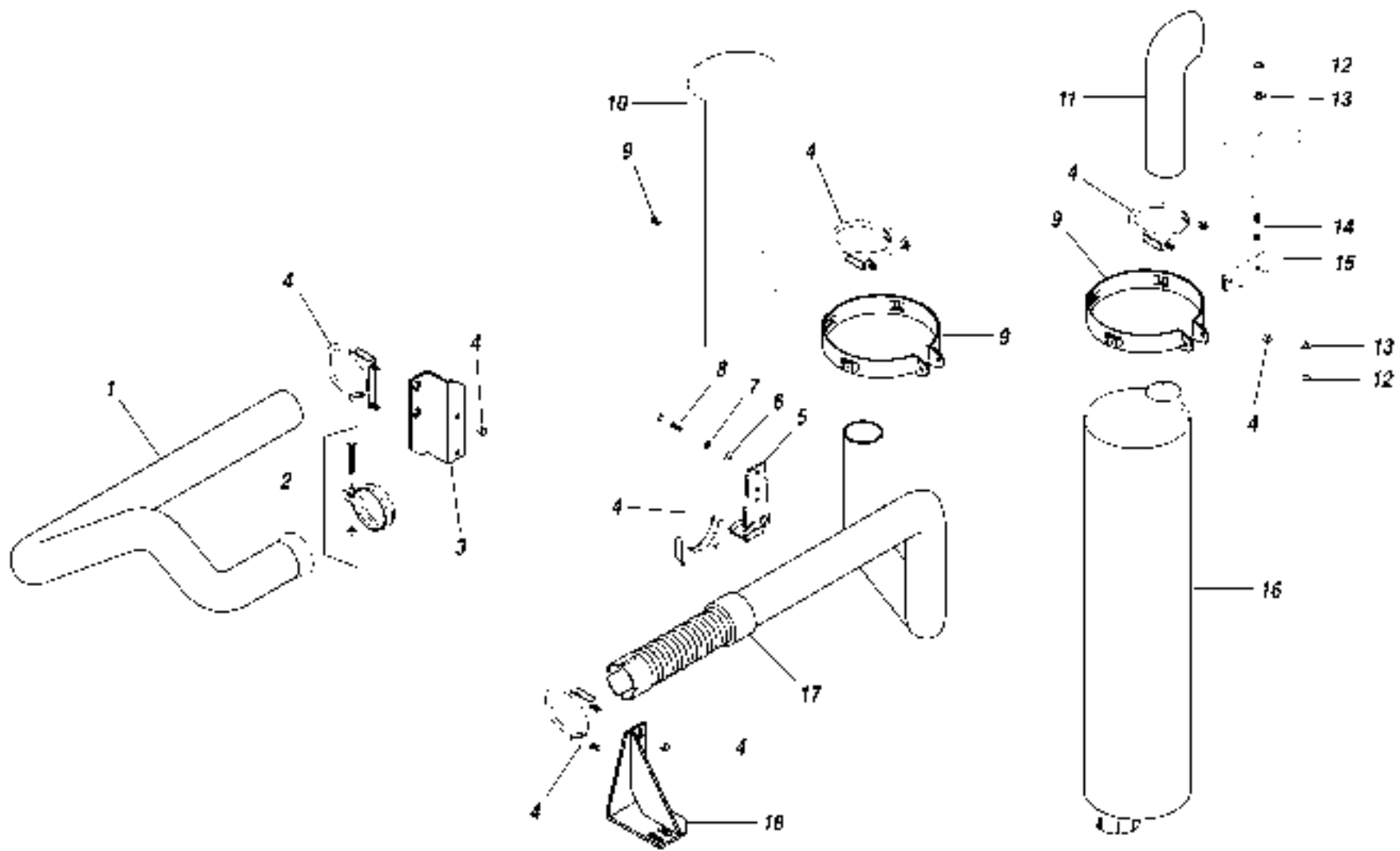
ITEM	PART NUMBER	QTY.	DESCRIPTION	ITEM	PART NUMBER	QTY.	DESCRIPTION
1	24795C	1	Exhaust Pipe (S/N 101-544)				
	35066C	1	Exhaust Pipe (S/N 545-558)				
2	26313A	1	Bracket, Muffler Hanger				
3	P26080	1	Muffler, Exhaust				
4	P01404	1	Flatwasher, 3/8"				
5	P27620	1	Rubber Mount				
6	P26302	1	Clamp, V-Band (Supersedes P19516)				
7	P17169	3	Muffler Clamp				
8	26165A	1	Mount Plate, Exhaust Pipe				
9	P01310	2	Lockwasher, 3/8"				
10	P01508	2	Nut, Hx. 3/8"-16				
11	P00602	1	Bolt, Hx., 5/8"-11 x 1 1/2"				
12	P01314	1	Lockwasher, 5/8"				
13	P01408	A/R	Flatwasher, 5/8"				
14●	31635C	1	Tail Pipe				
15●	32105A	1	Bracket, Tail Pipe				
16●	P27620	1	Rubber Mount				
17●	P01310	2	Lockwasher, 3/8"				
18●	P01508	2	Nut, Hx., 3/8"-16				
19●	P17169	2	Muffler Clamp				
							1.8
NOTES:				844B S/N 101-558			
● Used S/N 545-558 Only.				EXHAUST ASSEMBLY (Deere)			
							6/98



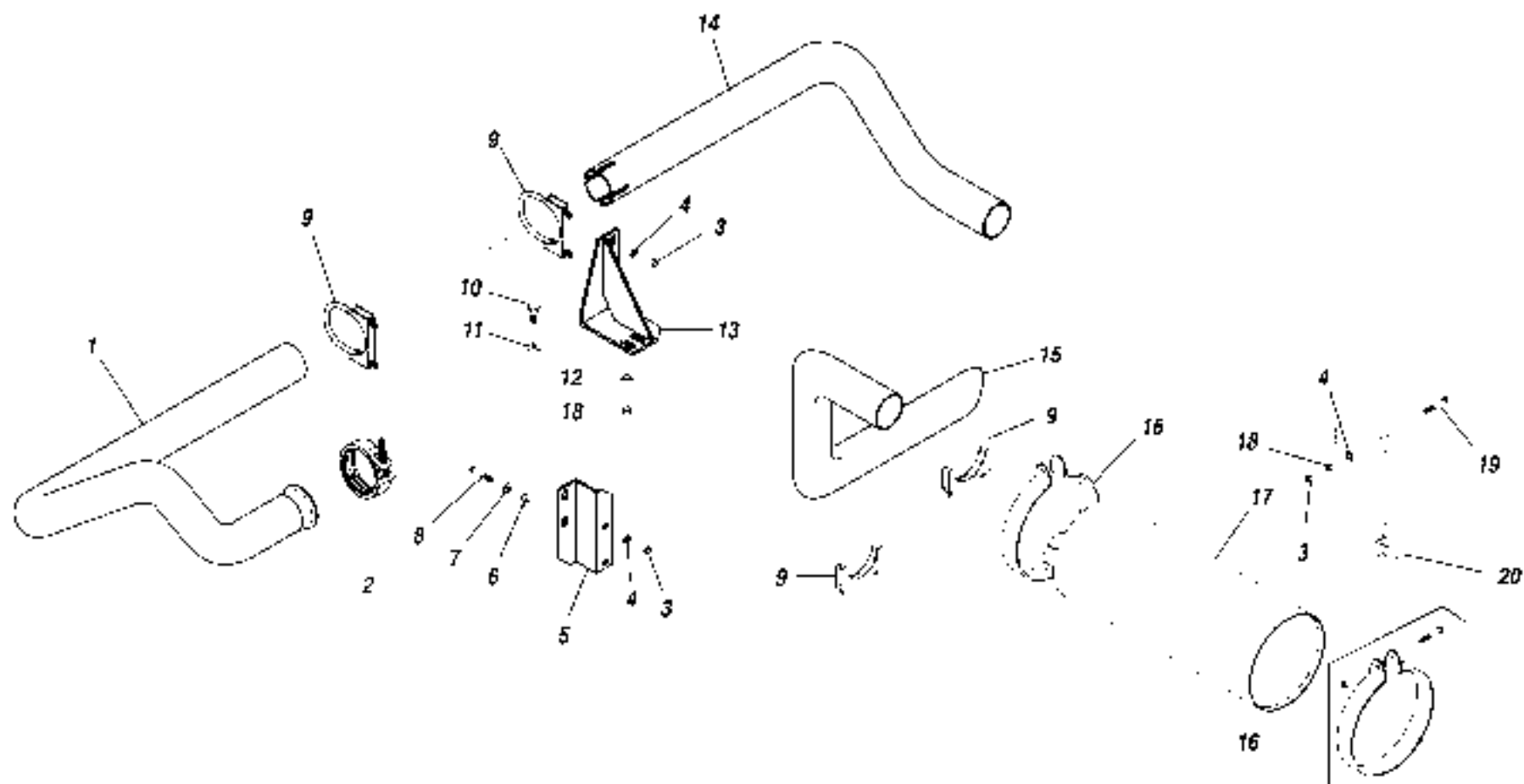
ITEM	PART NUMBER	QTY.	DESCRIPTION	ITEM	PART NUMBER	QTY.	DESCRIPTION
1	35207A	1	Exhaust Pipe				
2	P26302	1	Clamp, V-Band				
3	P17169	4	Muffler Clamp, 3"				
4	P19280	2	Hanger Rubber				
5	P01403	2	Flatwasher, 5/16"				
6	P01309	2	Lockwasher, 5/16"				
7	P00104	2	Bolt, Hx., 5/16"-18 x 1"				
8	P32589	2	Mounting Ring				
9	35339B	1	Heat Shield, Muffler				
10	P19276	1	Tail Pipe				
11	P01508	2	Nut, Hex, 3/8"-16				
12	P01310	2	Lockwasher, 3/8"				
13	P27620	1	Rubber Mount				
14	35211A	1	Mounting Bracket, Muffler				
15	P32580	1	Muffler				
16	P31694	1	Exhaust Pipe				
17	35223A	1	Support Plate, Exhaust Pipe				
							1.8.1
844B S/N 559-1139							6/98
EXHAUST ASSEMBLY (Deere Turbo)							



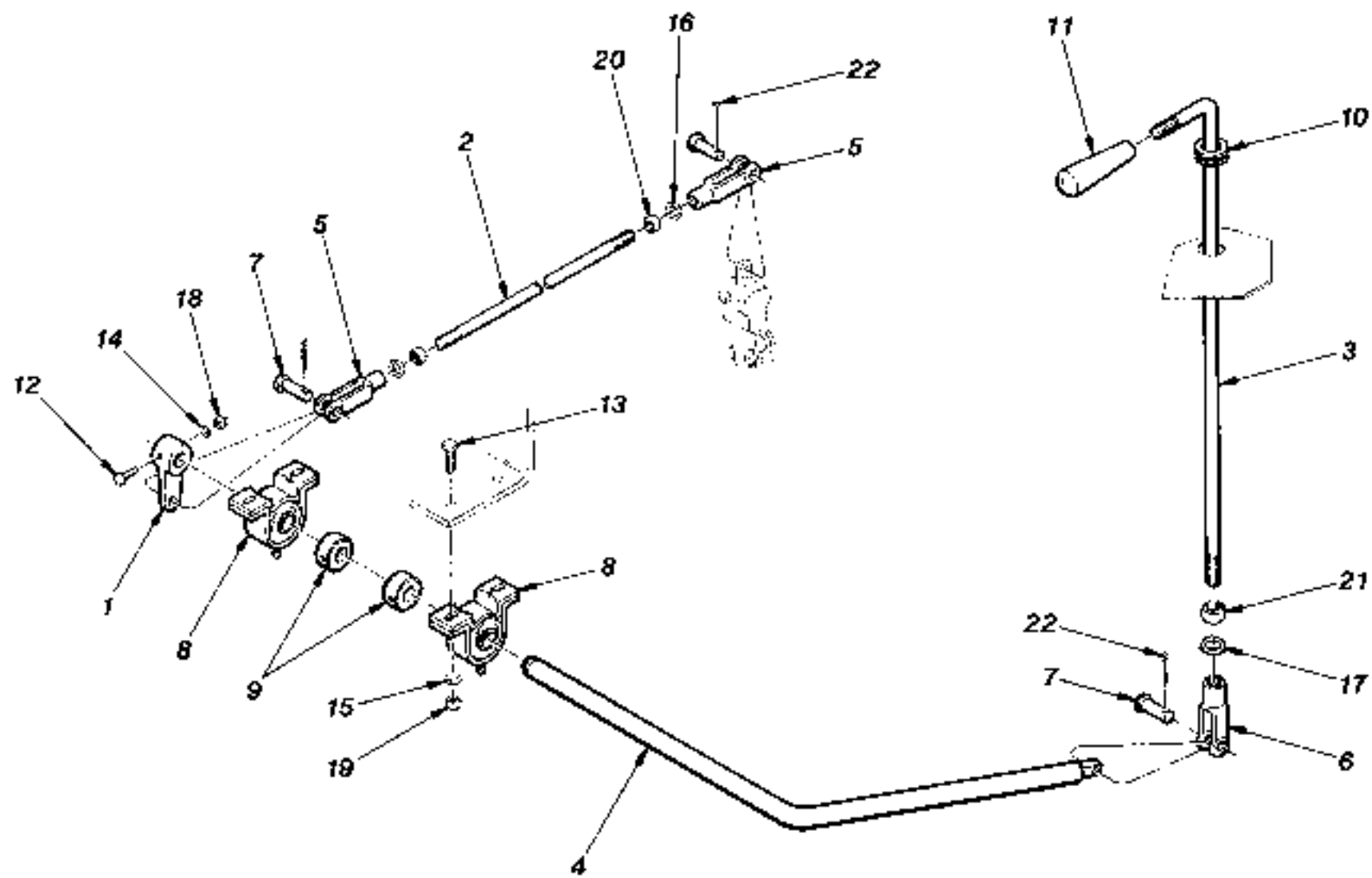
ITEM	PART NUMBER	QTY.	DESCRIPTION	ITEM	PART NUMBER	QTY.	DESCRIPTION
1	35207A	1	Exhaust Pipe, Muffler				
2	P26302	1	Clamp, V-Band				
3	P17169	3	Muffler Clamp, 3"				
4	35223A	1	Support Plate, Exhaust Pipe				
5	P01310	2	Lockwasher, 3/8"				
6	P01404	2	Flatwasher, 3/8"				
7	35519B	1	Exhaust Pipe, Rear				
8	36222A	1	Tail Pipe				
9	39876A	2	Mounting Ring w/ Hardware (Supersedes P32698)				
10	P32697	1	Muffler				
11	P01585	2	Jam Nut, Hx., 5/16"-18				
12	P01657	2	Nut, Hx., 5/16"-18				
13	P00108	2	Bolt, Hx., 5/16"-18 x 2				
14	P01358	2	Starwasher 5/16"				
15	P32982	2	Hanger, Rubber				
16	P01508	2	Nut, Hx. 3/8"-16				
							1.8.2
							6/98
				844B S/N 1140 THRU			
EXHAUST ASSEMBLY (Deere Turbo)							



ITEM	PART NUMBER	QTY.	DESCRIPTION	ITEM	PART NUMBER	QTY.	DESCRIPTION
1	35290B	1	Exhaust Pipe, Engine				
2	P26302	1	Clamp, V-Band				
3	35294A	1	Support Bracket, Front				
4	P17169	5	Muffler Clamp, 3"				
5	P10280	2	Hanger, Muffler				
6	P01403	2	Flatwasher, 5/16"				
7	P01309	2	Lockwasher, 5/16"				
8	P00104	2	Bolt Hk., 5/16-18 x 1"				
9	P32589	2	Mounting Ring, Muffler				
10	35339B	1	Heat Shield, Muffler				
11	P10276	1	Tail Pipe				
12	P01508	2	Nut, 3/8"-16				
13	P01310	2	Lockwasher, 3/8"				
14	P27620	1	Rubber Mount				
15	35211A	1	Mounting Bracket, Muffler				
16	P32586	1	Muffler				
17	35320B	1	Exhaust Pipe, Muffler				
18	35295A	1	Support Bracket, Rear				
							1.9
844B S/N 101-1047							6/98
EXHAUST ASSEMBLY (Cummins)							



ITEM	PART NUMBER	QTY.	DESCRIPTION	ITEM	PART NUMBER	QTY.	DESCRIPTION
1	35290B	1	Exhaust Pipe, Engine				
2	P32986	1	Clamp, Exhaust				
3	P01558	6	Jam Nut, Hx., 3/8"-16				
4	P01359	6	Starwasher, 3/8"				
5	35294A	1	Support Bracket, Front				
6	P04632	2	Flatwasher, M12				
7	P04609	2	Lockwasher, M12				
8	P04203	2	Capscrew, Hx., M12-1.75 x 30mm				
9	P17169	4	Muffler Clamp, 3"				
10	P00206	2	Capscrew, Hx., 3/8"-16 x 1-1/2"				
11	P01404	2	Flatwasher, 3/8"				
12	P01310	2	Lockwasher, 3/8"				
13	35295A	1	Support Bracket, Rear				
14	35519B	1	Exhaust Pipe, Muffler				
15	35521A	1	Tail Pipe				
16	39876A	2	Mounting Ring w/ Hardware				
17	P32697	1	Muffler				
18	P01508	4	Nut, 3/8"-16				
19	P00207	2	Capscrew, Hx., 3/8"-16 x 1 3/4"				
20	P32982	2	Hanger, Muffler				
							1.9.1
844B S/N 1048 THRU							6/98
EXHAUST ASSEMBLY (Cummins)							



ITEM	PART NUMBER	QTY.	DESCRIPTION	ITEM	PART NUMBER	QTY.	DESCRIPTION
1	28415A	1	Link, Connecting				
2	30206A	1	Rod, Connecting				
3	30351B	1	Handle				
4	30414B	1	Arm, Lever				
5	P40174	2	Clevis				
6	P29111	1	Clevis				
7	P10514	3	Clevis Pin				
8	P29100	2	Pillow Block				
9	P27614	2	Collar, Shaft (Includes Setscrew)				
10	P29129	1	Grommet, Rubber				
11	P26020	1	Knob				
12	P00035	1	Capscrew, Hx., 1/4"-20 x 1 3/4"				
13	P00104	4	Capscrew, Hx., 5/16"-18 x 1"				
14	P01308	1	Lockwasher, 1/4"				
15	P01309	4	Lockwasher, 5/16"				
16	P01359	2	Starwasher, 3/8"				
17	P01361	1	Starwasher, 1/2"				
18	P01506	1	Nut, Hx., 1/4"-20				
19	P01507	4	Nut, Hx., 5/16"-18				
20	P01531	2	Nut, Hx., 3/8"-24				
21	P01510	1	Nut, Hx., 1/2"-13				
22	P03838	3	Cotter Pin, 1/8" x 3/4"				
				1.10			
				844B S/N 101 THRU			
				TRANSMISSION DISCONNECT ASSEMBLY			
				6/98			

TABLE OF CONTENTS

Section 2 — Transmission and Axles

Axle Breakdown

Differential Carrier Assembly (S/N 101 – 530)	2.1
Differential Carrier Assembly (S/N 531 Thru)	2.1.1
Steer Axle Shafts & Knuckle Assembly	2.2
Wheel End Assembly	2.3
Differential Lock Assembly	2.4

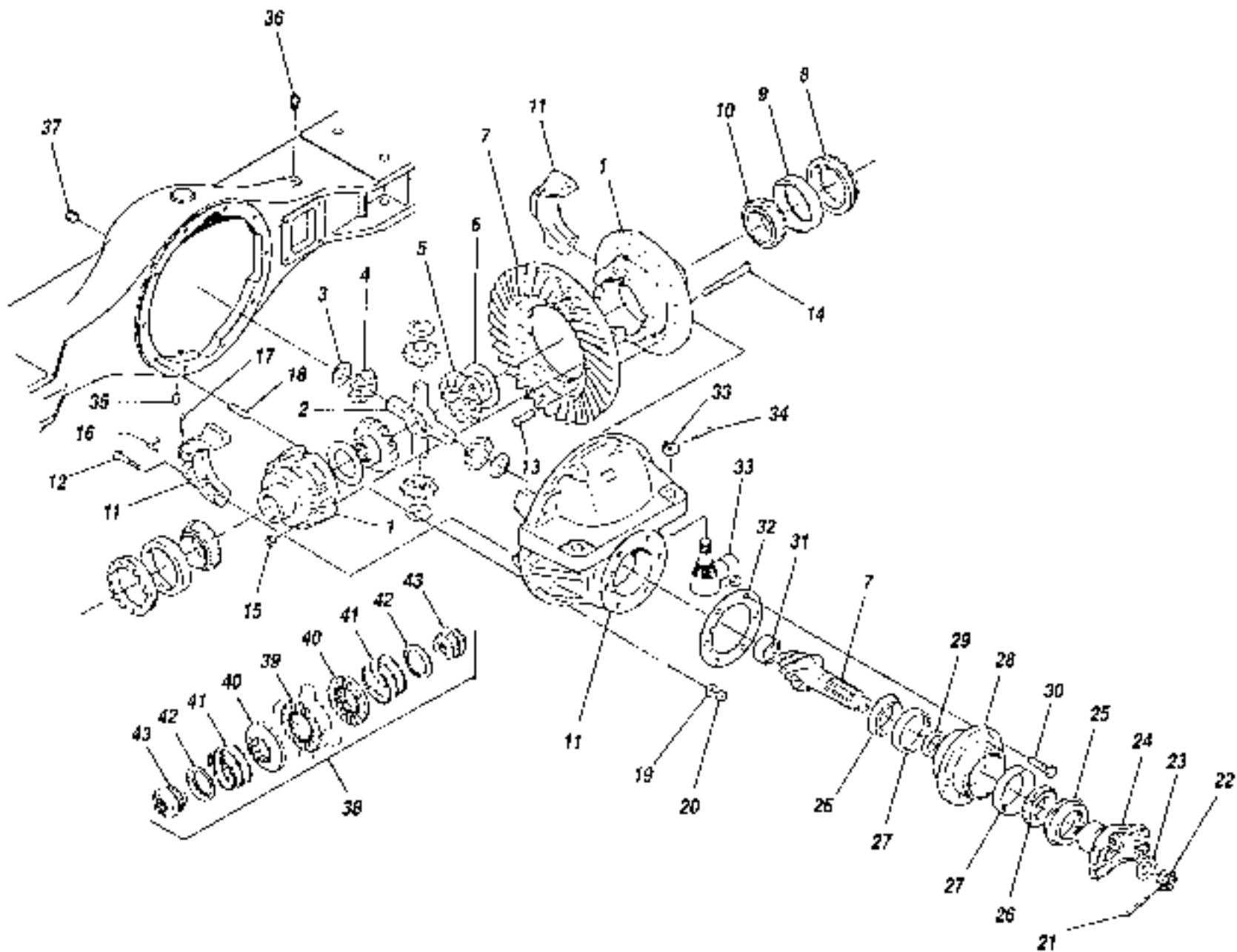
Funk Transmission Breakdown (S/N 101 – 530)

Main Case Assembly	2.5
Output Returner Assembly	2.6
Output Shaft Assembly	2.7
Clutch Assembly, 1st Stage	2.8
Clutch Assembly, 2nd Stage	2.9
Clutch Assembly, 3rd Stage	2.10
Front Cover Assembly	2.11
Input Shaft Assembly	2.12
Valve Control Assembly	2.13
Pump Assembly	2.14
Drive Plate Assembly	2.15
Converter Assembly	2.16
Parking Brake & Yoke Assembly	2.17

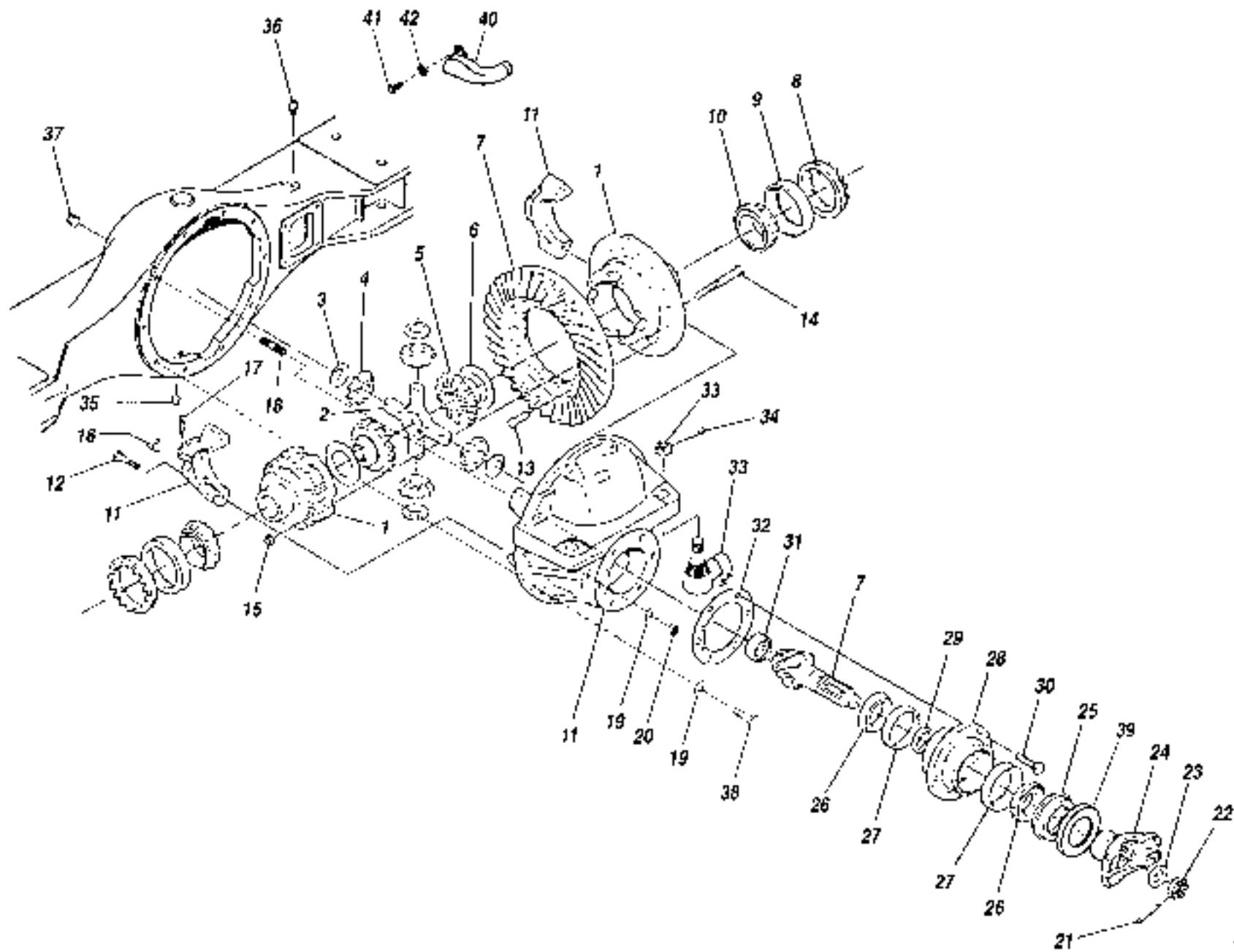
ZF Transmission Breakdown (S/N 531 Thru)

Converter & Flex Plate Assembly	2.18
Gearbox Housing Assembly	2.19
Input Group & Layshaft Assembly	2.20

Clutch Assembly, Forward & 1st Gear	2.21
Clutch Assembly, Reverse & 2nd Gear	2.22
Clutch Assembly, 3rd Gear	2.23
Clutch Assembly, 4th Gear	2.24
Output Group Assembly	2.25
Power Take-off & Filter Assembly	2.26
Gearshift System Assembly	2.27
Control Valve Assembly	2.28
Oil Tubes & Dipstick Assembly	2.29
Parking Brake Assembly	2.30

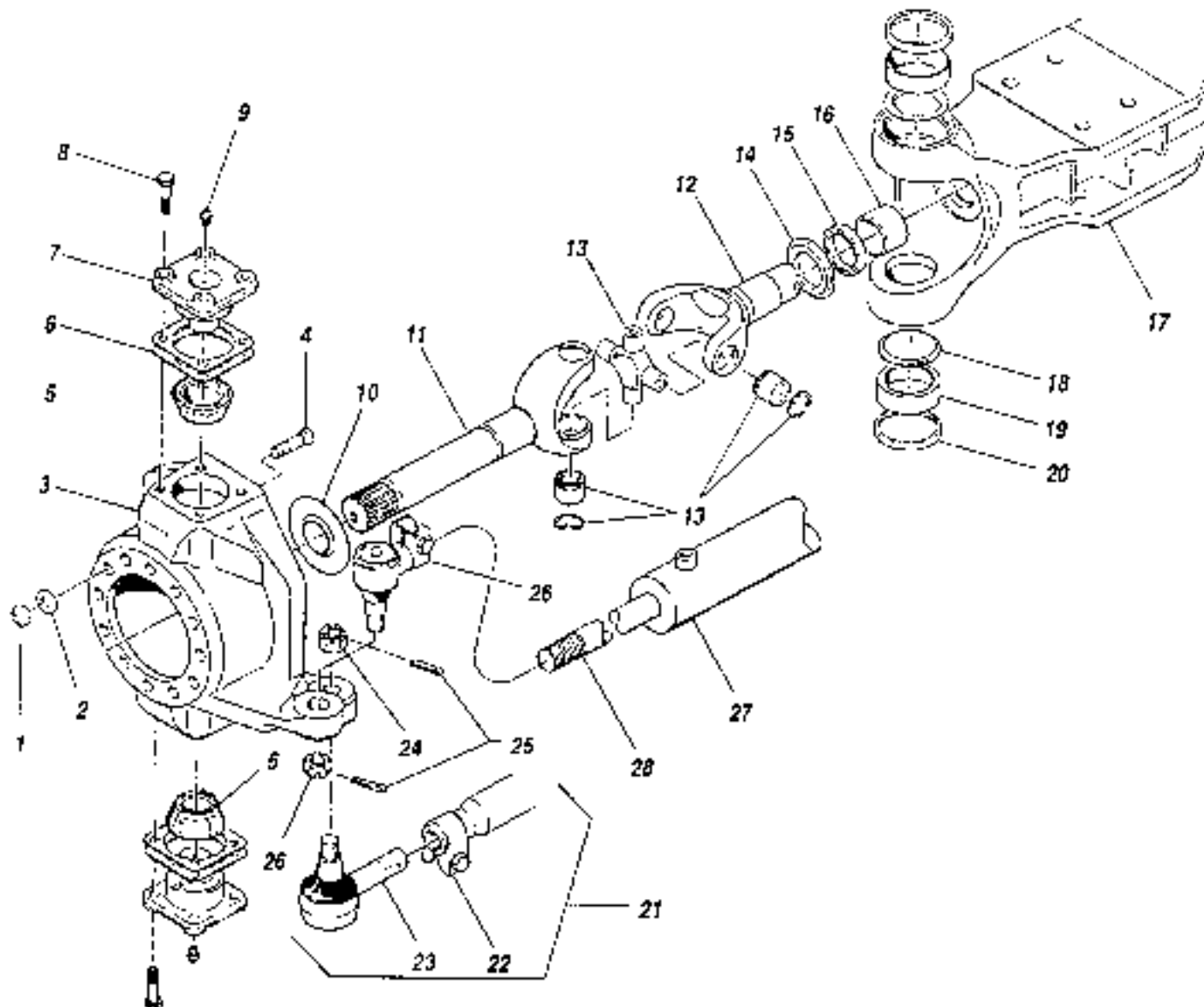


ITEM	PART NUMBER	QTY.	DESCRIPTION	ITEM	PART NUMBER	QTY.	DESCRIPTION
1	P26809	1	Differential Case Assembly, Front Axle		P26860	A/R	Spacer - .5305
	P24840	1	Differential Case Assembly, Rear Axle		P26861	A/R	Spacer - .5315
2	P24836	1	Spider		P26862	A/H	Spacer - .5325
3	P24837	4	Thrustwasher, Pinion		P26863	A/R	Spacer - .5335
4	P26800	4	Pinion, Differential		P26864	A/R	Spacer - .5345
5	P26811	2	Gear, Differential		P26865	A/R	Spacer - .5355
6	P24834	2	Thrustwasher, Gear		P26866	A/R	Spacer - .5375
7	P26160	1	Gear and Pinion Assembly		P26867	A/R	Spacer - .5395
8	P24812	2	Adjusting Ring		P26868	A/R	Spacer - .5405
9	P24831	2	Bearing Cup		P26869	A/R	Spacer - .5435
10	P24832	2	Bearing Cone		P26870	A/R	Spacer - .5485
11	P26810	1	Carrier Housing and Cap (Includes Item 12)	30	P24844	6	Bolt, Hex
12	P24830	4	Bolt, Hex	31	P24814	1	Roller Bearing
13	P24869	14	Rivet	32	P25133	A/R	Shim - .005"
14	P24841	8	Bolt, Hex		P25131	A/R	Shim - .010"
15	P24839	8	Locknut		P25132	A/R	Shim - .030"
16	P24829	2	Lock, Bearing Adjuster	33	P13915	2	Socket, Steering Cylinder (Includes Nut)
17	P24828	2	Cotter Pin	34	P13835	2	Cotter Pin
18	P13833	6	Stud, 7/16"-14 & 7/16"-20 x 2"	35	P13780	1	Drain Plug, Magnetic
	P25162	2	Stud, 7/16"-14 & 7/16"-20 x 2 3/8"	36	P13784	1	Vent
	P25163	2	Stud, 7/16"-14 & 7/16"-20 x 2 13/16"	37	P19300	1	Pipe Plug
19	P21813	10	Flatwasher	38	P26157	1	No-Spin Differential Assembly
20	P17537	10	Locknut	39	P25142	1	Spider
21	P13818	1	Cotter Pin	40	P25143	2	Clutch
22	P21836	1	Nut, Pinion	41	P25144	2	Spring
23	P24827	1	Flatwasher	42	P25145	2	Spring Retainer
24	P26848	1	End Yoke	43	P25146	2	Side Gear
25	P24825	1	Oil Seal				
26	P24816	2	Bearing Cone				
27	P24817	2	Bearing Cup				
28	P25141	1	Bearing Cap Retainer (Includes Item 27)				
29	P26850	A/R	Spacer - .5135				
	P26851	A/R	Spacer - .5165				
	P26852	A/R	Spacer - .5195				
	P26853	A/R	Spacer - .5225				
	P26854	A/R	Spacer - .5245				
	P26855	A/R	Spacer - .5255				
	P26856	A/R	Spacer - .5265				
	P26857	A/R	Spacer - .5275				
	P26858	A/R	Spacer - .5285				
	P26859	A/R	Spacer - .5295				
				NOTES ● Used on Front Axle Only			
				844B S/N 101-530			
				DIFFERENTIAL CARRIER ASSEMBLY			

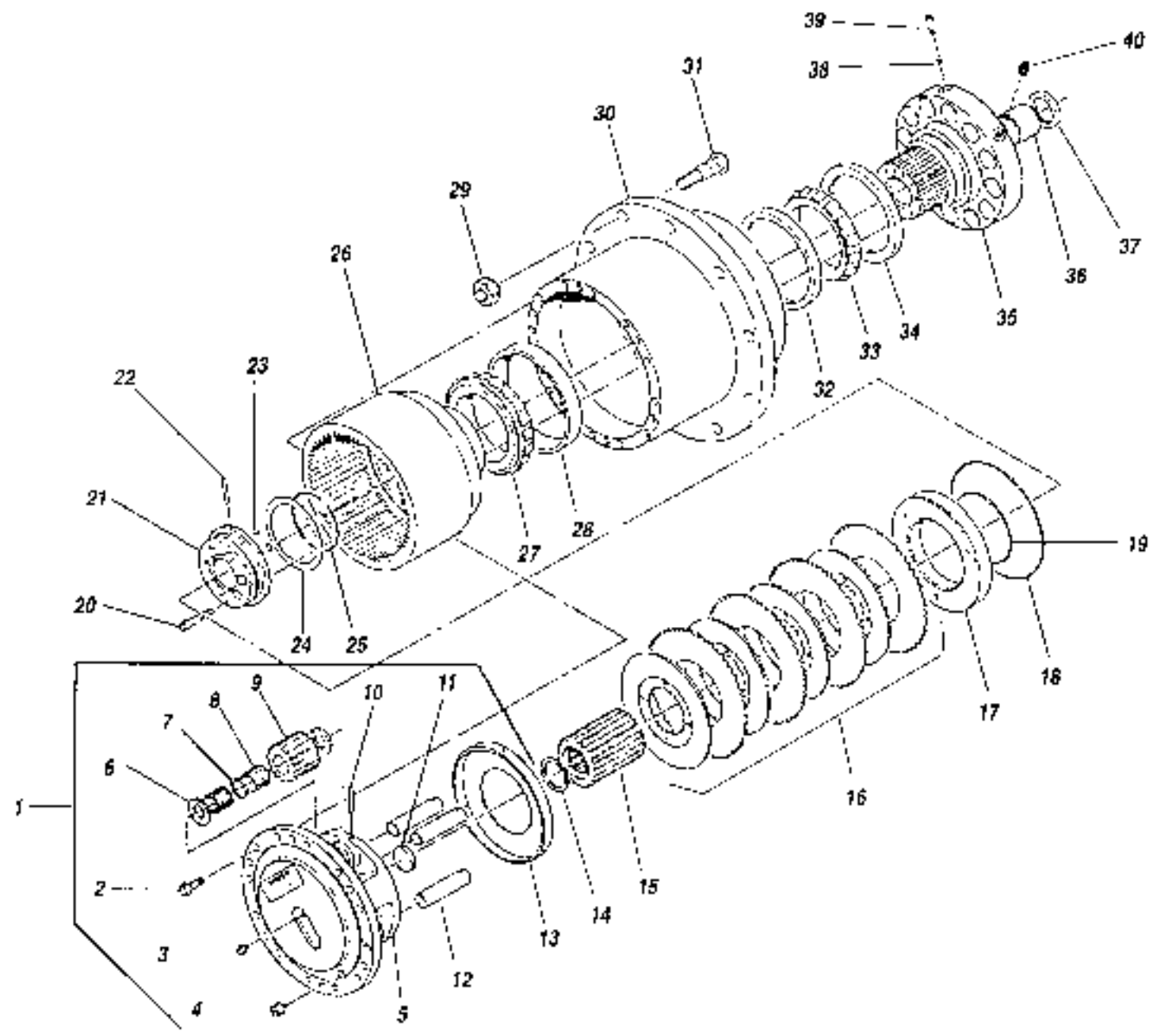


ITEM	PART NUMBER	QTY.	DESCRIPTION	ITEM	PART NUMBER	QTY.	DESCRIPTION
1	36772X	1	Differential Case Assembly, Front Axle		P26859	A/R	Spacer - .5295
	P24840	1	Differential Case Assembly, Rear Axle		P26860	A/R	Spacer - .5305
2	P24836	1	Spider		P26861	A/R	Spacer - .5315
3	P24837	4	Thrustwasher, Pinion		P26862	A/R	Spacer - .5325
4	P26800	4	Pinion, Differential		P26863	A/R	Spacer - .5335
5	P26811	2	Gear, Differential		P26864	A/R	Spacer - .5345
6	P24834	2	Thrustwasher, Gear		P26865	A/R	Spacer - .5355
7	36778X	1	Gear and Pinion Assembly		P26866	A/R	Spacer - .5375
8	P24812	2	Adjusting Ring		P26867	A/R	Spacer - .5395
9	P24831	2	Bearing Cup		P26868	A/R	Spacer - .5405
10	P24832	2	Bearing Cone		P26869	A/R	Spacer - .5435
11	36776X	1	Carrier Housing and Cap (Includes Item 12)		P26870	A/R	Spacer - .5485
12	36777X	4	Bolt, Hex	30	P24844	6	Bolt, Hex
13	P24869	14	Rivet	31	P24814	1	Roller Bearing
14	P24841	8	Bolt, Hex	32	P25133	A/R	Shim - .005"
15	P24839	8	Locknut		P25131	A/R	Shim - .010"
16	36775X	2	Lock, Bearing Adjuster, Front Axle		P25132	A/R	Shim - .030"
	P24829	2	Lock, Bearing Adjuster, Rear Axle	33	P13915	2	Socket, Steering Cylinder (Includes Nut)
17	P24828	2	Cotter Pin	34	P13835	2	Cotter Pin
18	P13833	①	Stud, 7/16"-14 & 7/16"-20 x 2"	35	P13780	1	Drain Plug, Magnetic
	P25162	2	Stud, 7/16"-14 & 7/16"-20 x 2 3/8"	36	P13784	1	Vent
	P25163	2	Stud, 7/16"-14 & 7/16"-20 x 2 13/16"	37	P19300	1	Pipe Plug
19	P21813	10	Flatwasher	38	P19308	1	Bolt, Hx. Hd., 7/16"-20 x 1"
20	P17537	②	Locknut	39	36774X	1	Slinger, Dust
21	P13818	1	Cotter Pin	40	36758X	1	Oil Scoop
22	P21836	1	Nut, Pinion	41	36759X	1	Capscrew
23	P24827	1	Flatwasher	42	P13950	1	Lockwasher
24	P26848	1	End Yoke				
25	P24825	1	Oil Seal				
26	P24816	2	Bearing Cone				
27	P24817	2	Bearing Cup				
28	P25141	1	Bearing Cap Retainer (Includes Item 27)				
29	P26850	A/R	Spacer - .5135				
	P26851	A/R	Spacer - .5165				
	P26852	A/R	Spacer - .5195				
	P26853	A/R	Spacer - .5225				
	P26854	A/R	Spacer - .5245				
	P26855	A/R	Spacer - .5255				
	P26856	A/R	Spacer - .5265				
	P26857	A/R	Spacer - .5275				
	P26858	A/R	Spacer - .5285				
				NOTES ① 5 Req. Front Axle, 6 Req. Rear Axle. ② 9 Req. Front Axle, 10 Req. Rear Axle. ③ Used on Rear Axle Only.			
				844B S/N 531 THRU			
				DIFFERENTIAL CARRIER ASSEMBLY			

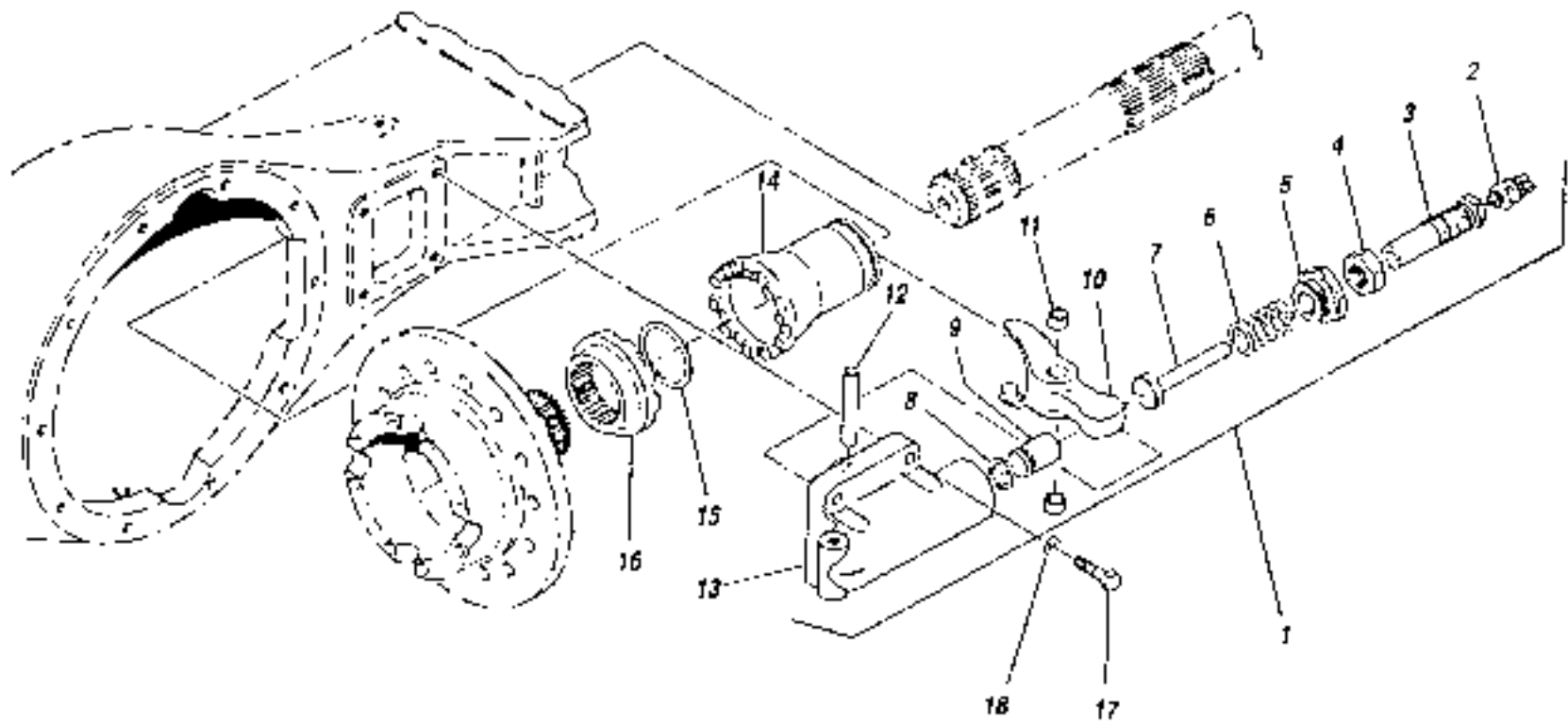
2.1.1



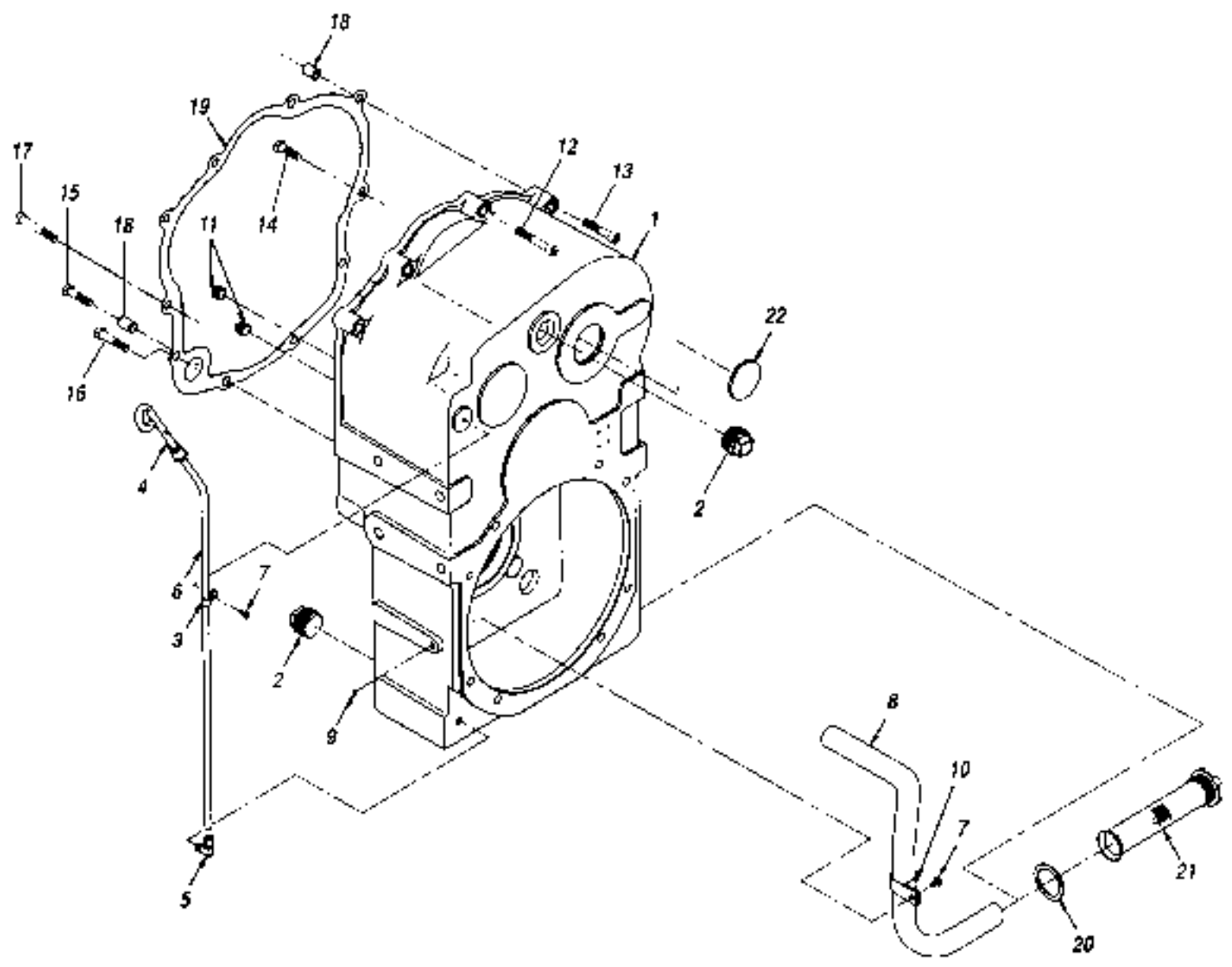
ITEM	PART NUMBER	QTY.	DESCRIPTION	ITEM	PART NUMBER	QTY.	DESCRIPTION
1	P25165	24	Locknut				
2	ⓄP31547	24	Flatwasher				
3	P26824	1	Steer Knuckle, L.H. Front & R.H. Rear				
	P26836	1	Steer Knuckle, R.H. Front & L.H. Rear				
4	ⓄP31514	24	Stud, Spindle				
5	P25119	4	Bearing Cone				
6	P13839	A/R	Shim - .005"				
	P13840	A/R	Shim - .010"				
7	P26804	4	Cap, King Pin				
8	P31376	16	Capscrew				
	ⓄP25160	16	Stud, King Pin				
	ⓄP13842	16	Locknut				
9	P13786	4	Grease Fitting				
10	P26816	2	Dust Slinger, Outer				
11	P26817	2	Outer Yoke Shaft				
12	Ⓞ36754X	1	Inner Yoke Shaft, Front Axle - Right				
	Ⓞ36755X	1	Inner Yoke Shaft, Front Axle - Left				
	Ⓞ36754X	2	Inner Yoke Shaft, Rear Axle - Left & Right				
13	P26175	2	U-Joint				
14	P16847	2	Dust Slinger, Inner				
15	P25156	2	Oil Seal				
16	P26844	2	Bushing				
17	P26158	1	Axle Housing, Rear				
	P26159	1	Axle Housing, Front (with Differential Lock)				
18	P26802	4	Grease Retainer				
19	P25148	4	Bearing Cup				
20	P26801	4	Seal, King Pin				
21	P26843	1	Tie Rod Assembly (Includes Items 22 & 23)				
22	P26193	1	Clamp, Tie Rod				
23	P26190	1	Tie Rod End, 1 1/8"-12 Thread (Incl. Item 24)				
	P26191	1	Tie Rod End, 1 1/8"-16 Thread (Incl. Item 24)				
24	P01637	1	Nut, Castle, 7/8"-14				
25	P13835	1	Cotter Pin				
26	P13915	4	Socket, Steer Cylinder (Includes Nut)				
27	37440X	2	Cylinder, Steer (Includes Item 28) (Supersedes P26161)				
28	P26164	1	Rod, Steer Cylinder (use with P26161)				
	37441X	1	Rod, Steer Cylinder (use with 37440X)				
REF	P29140	1	Seal Kit, Steer Cylinder (use with P26161)				
	37439X	1	Seal Kit, Steer Cylinder (use with 37440X)				
				<p>NOTES</p> <ul style="list-style-type: none"> ① All Quantities are for one complete Axle Assembly. ② Use P25167 for S/N 101-530. ③ Use P25158 for S/N 101-530. ④ Used on S/N 101-530 ⑤ Use P26831 for S/N 101-530. ⑥ Use P26835 for S/N 101-530. ⑦ Right Rear Axle, use P26835 for S/N 101-530. Left Rear Axle, use P26831 for S/N 101-530. 			
						2.2	
				844B S/N 101 THRU			
				STEER AXLE SHAFTS & KNUCKLE ASSEMBLY			
						6/98	



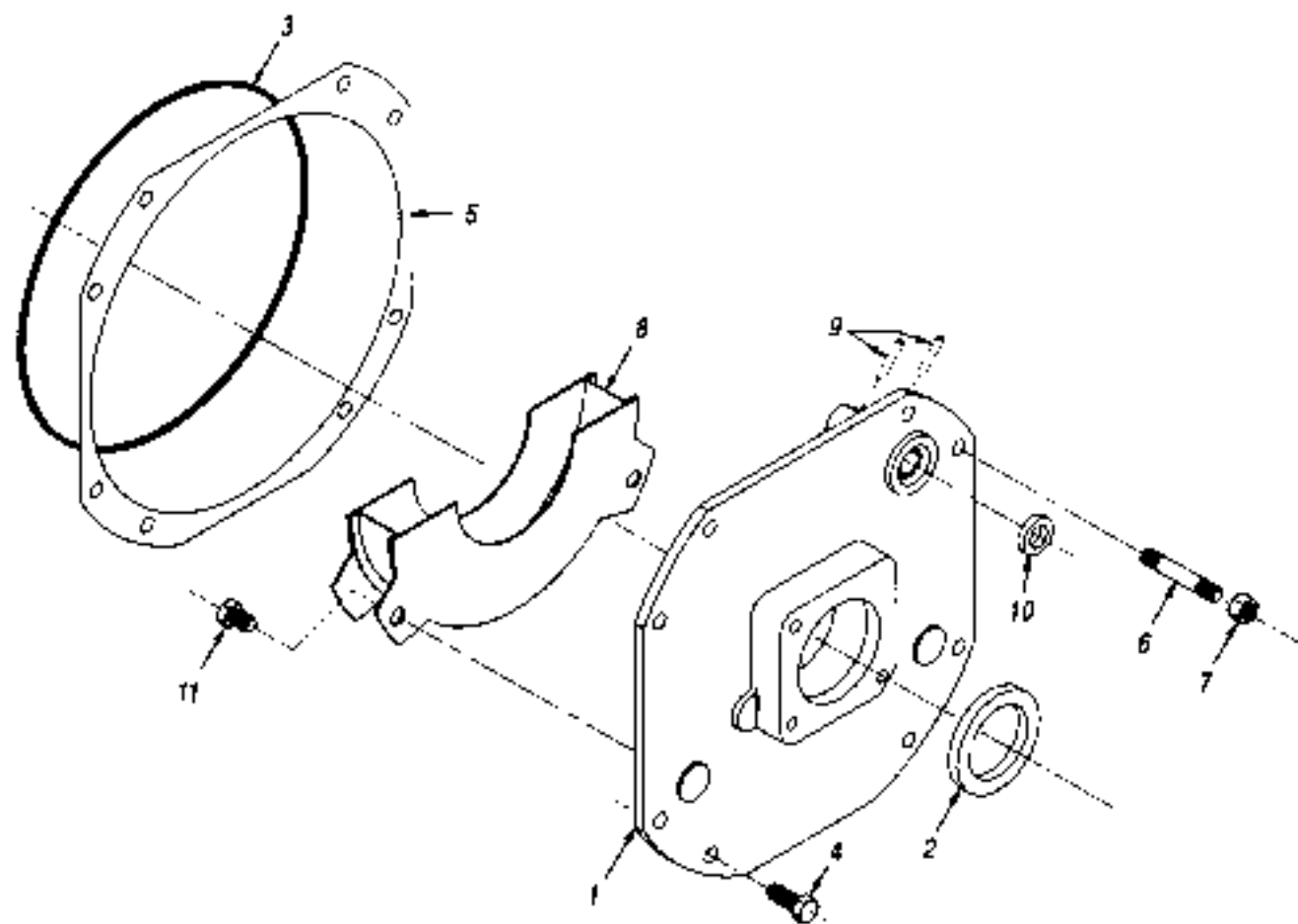
ITEM	PART NUMBER	QTY.	DESCRIPTION	ITEM	PART NUMBER	QTY.	DESCRIPTION
	P31506	2	Wheel End Assembly (Includes Items 1 - 40)	32	P26176	2	Bearing Cup, Inner
1	P26155	2	Planetary Gear Assembly (Includes Items 2 - 12)	33	P26177	2	Bearing Cone, Inner
2	P25159	36	Bolt, Self-Locking	34	P26820	2	Oil Seal
3	P13867	2	Plug	35	P26842	2	Spindle (Includes Items 36 - 38)
4	P13780	2	Drain Plug, Magnetic	36	P13872	2	Bushing
5	P26830	2	Drive Flange	37	P13869	2	Oil Seal
6	P13903	12	Keyed Washer	38	P26826	4	Seat, Insert
7	P13906	6	Washer, Bearing	39	P25111	2	Bleed Screw
8	P13901K	6	Roller Bearing, Needle	40	P24991	2	Hydraulic Fitting, Brake
9	P26812	6	Gear, Spur Planet	REF	P26808	1	O-Ring Kit (Includes Items 18, 19, 23 & 25)
10	P26829	6	Roll Pin	REF	P26720	2	Brake Friction Additive (4 oz. Bottle)
11	P19335	2	Washer, Drive Flange				
12	P26840	6	Shaft, Planet Gear				
13	P26845	2	Plate, Lining Stop				
14	P13783	2	Snap Ring				
15	P26827	2	Gear, Spur				
16	P26807	2	Disc Replacement Kit				
17	P26825	2	Piston				
18	P26828	2	O-Ring, Large				
19	P26834	2	O-Ring, Small				
20	P26821	12	Cap Screw, 12 Pt.				
21	P26839	2	Retainer, Bearing				
22	P26816	2	Tubing, Brake				
23	P26838	4	O-Ring				
24	P26873	A/R	Shim - .010"				
	P26172	A/H	Shim - .011"				
	P26173	A/R	Shim - .012"				
	P26166	A/H	Shim - .013"				
	P26167	A/R	Shim - .014"				
	P26168	A/R	Shim - .015"				
	P26874	A/R	Shim - .020"				
	P26875	A/R	Shim - .030"				
25	P26841	2	O-Ring				
26	P26813	2	Planetary Ring Gear				
27	P26179	2	Bearing Cone, Outer				
28	P26178	2	Bearing Cup, Outer				
29	P13894	20	Lug Nut				
30	P26150	2	Planetary Hub (Includes Items 31 - 33)				
31	P13888	20	Wheel Stud				
				NOTES			
				● All quantities are for one complete Axle Assembly.			
				2.3			
				844B S/N 101 THRU			
				6/98			
				WHEEL END ASSEMBLY			



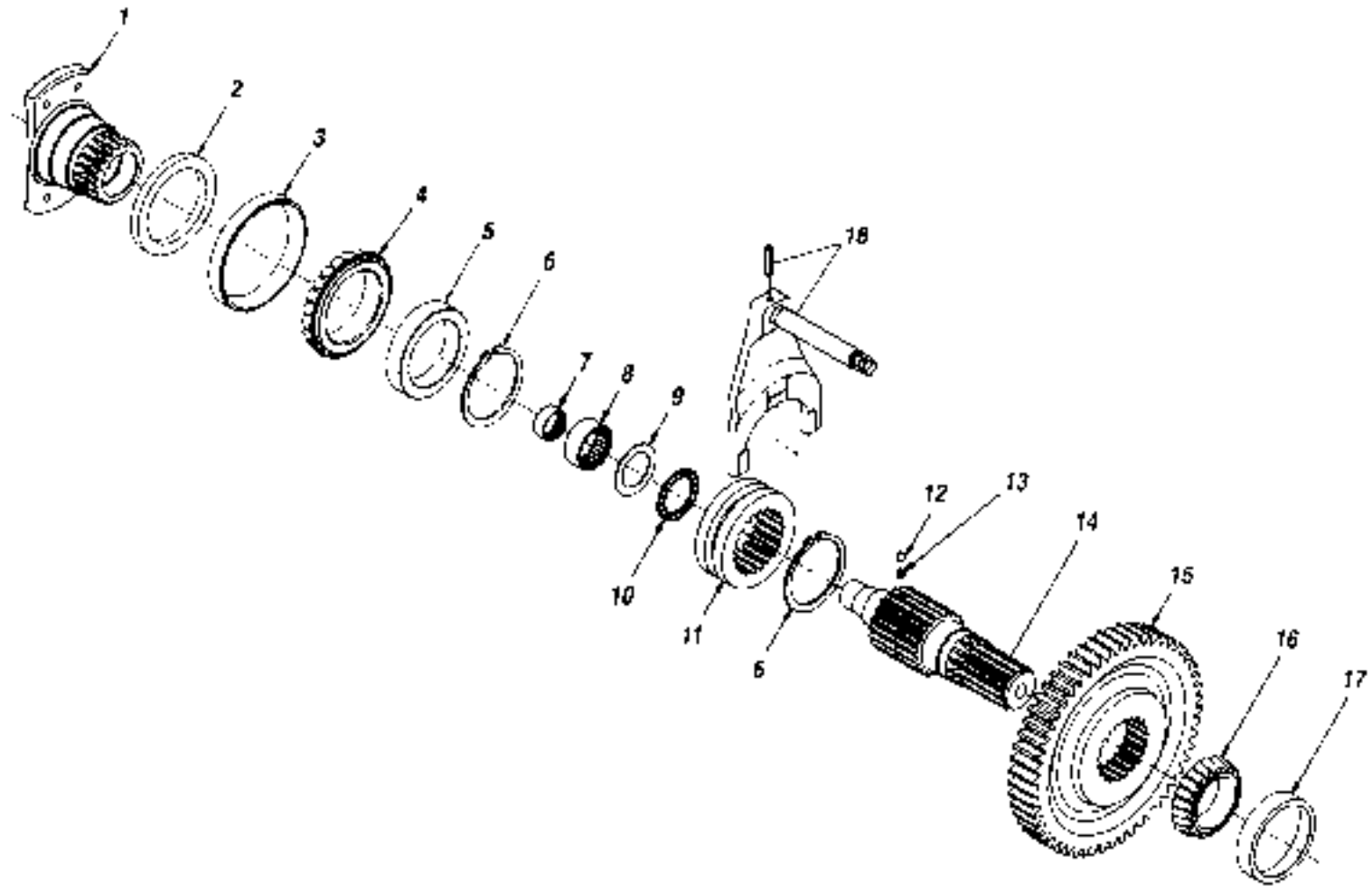
ITEM	PART NUMBER	QTY.	DESCRIPTION	ITEM	PART NUMBER	QTY.	DESCRIPTION	
1	P26806	1	Differential Lock Assembly (Includes Items 2 - 13)					
2	P26180	1	Switch					
3	P26815	1	Locating Bolt					
4	P26803	1	Jam Nut					
5	P26819	1	Retainer Nut, Spring					
6	P26174	1	Spring					
7	P26818	1	Rod					
8	P26814	1	Oil Seal					
9	P26823	1	Piston					
10	P26833	1	Shift Fork					
11	P26849	1	Bushing					
12	P26837	1	Pin, Shift Fork					
13	N S S.	1	Housing, Shifter					
14	P26805	1	Clutch Collar					
15	P26822	1	Retaining Ring					
16	P26832	1	Clutch Collar					
17	P00206	1	Bolt, Hx . 3/8"-16 x 1 1/2"					
18	P01404	1	Flatwasher, 3/8"					
19	●Com'l	A/H	Gasket Sealer					
NOTES: ● Obtain Locally.								2.4
N.S.S. = Not Sold Separately				844B S/N 101 THRU				6/98
DIFFERENTIAL LOCK ASSEMBLY								



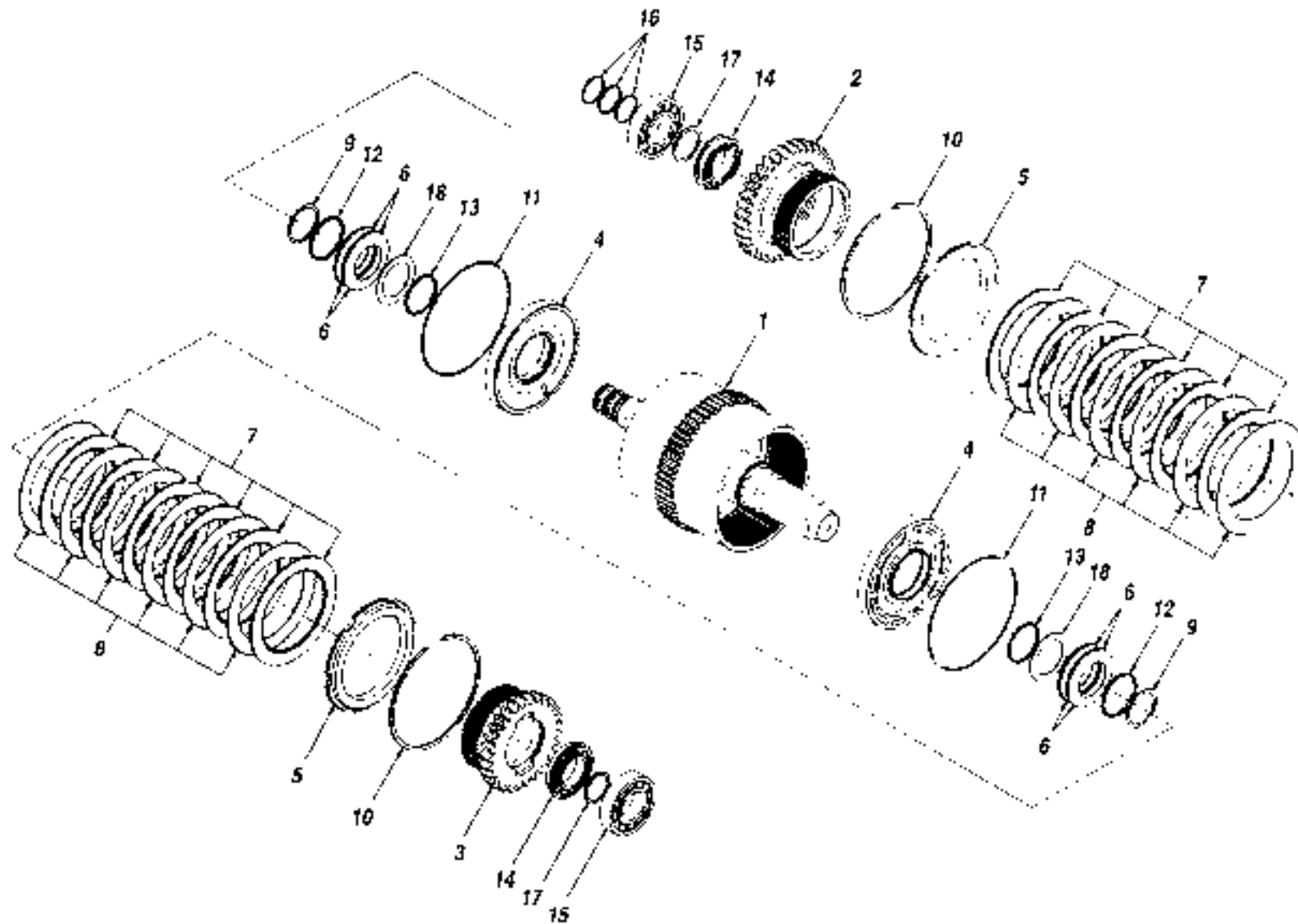
ITEM	PART NUMBER	QTY.	DESCRIPTION	ITEM	PART NUMBER	QTY.	DESCRIPTION
	P24572	1	Main Case Assembly				
1	P24571	1	Main Case				
2	P18565	2	Pipe Plug				
3	P24542	1	Clamp. Dipstick				
4	P24514	1	Dipstick				
5	P24540	1	90° Elbow, Male				
6	P24545	1	Tube, Dipstick				
7	P22788	2	Capscrew				
8	P24568	1	Tube, Suction				
9	P18877	1	Ball, Steel				
10	P24513	1	Clamp. Tube				
11	P18567	2	Pipe Plug				
12	P24595	1	Capscrew. Socket Hd.				
13	P24596	3	Capscrew. Socket Hd.				
14	P18573	3	Capscrew. Hx. Hd.				
15	P18571	1	Capscrew Hx. Hd				
16	P22792	1	Capscrew. Hx. Hd.				
17	P18580	1	Capscrew Hx. Hd				
18	P18570	2	Locating Bushing				
19	P18568	1	Gasket, Main Case				
20	P20863	1	Gasket. Suction Screen				
21	P24534	1	Suction Screen				
22	P91367	1	Expansion Plug				
							2.5
					844B S/N 101-530		6/98
MAIN CASE ASSEMBLY							



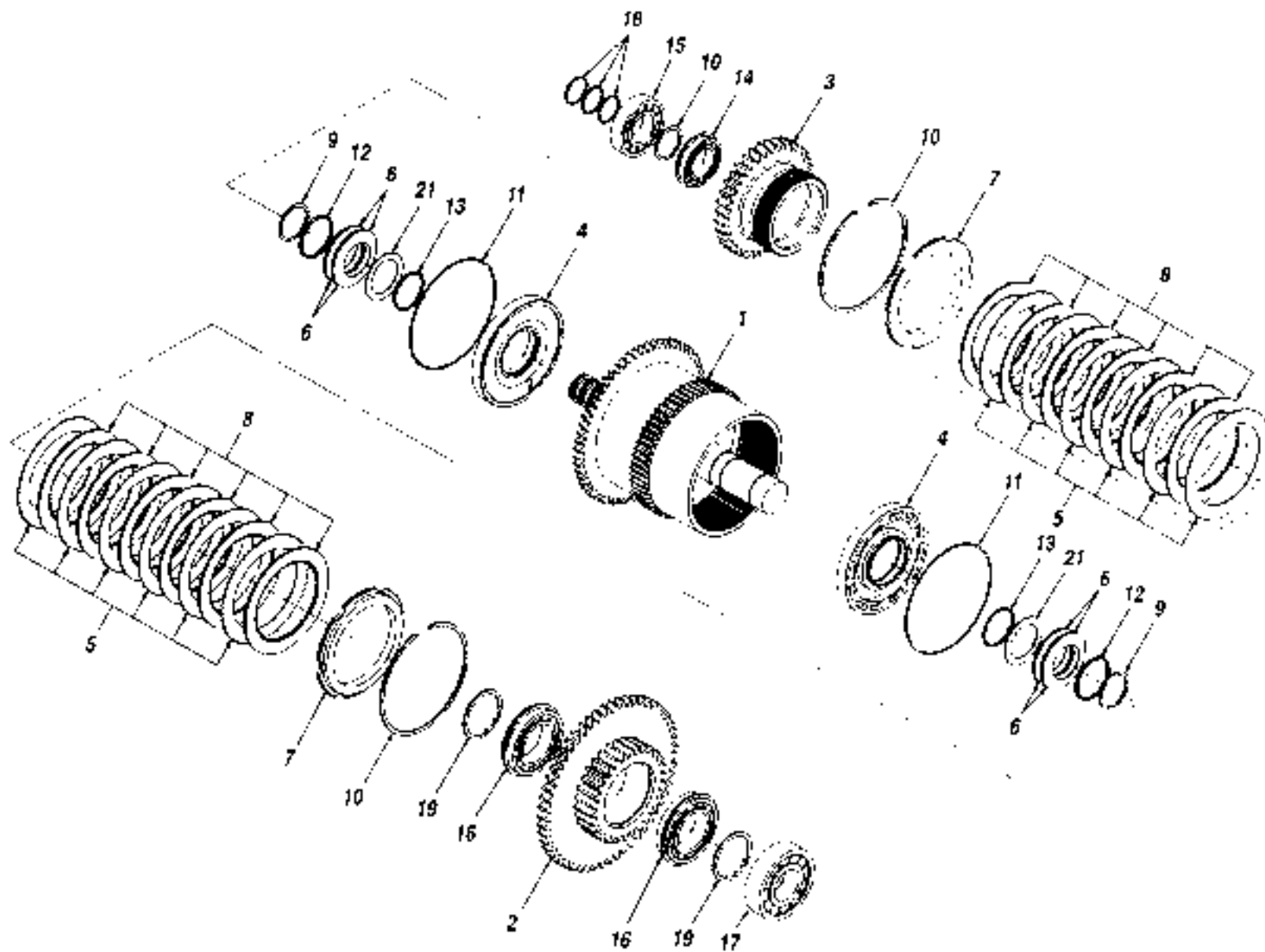
ITEM	PART NUMBER	QTY.	DESCRIPTION	ITEM	PART NUMBER	QTY.	DESCRIPTION
1	P24570	1	Cover, Output Retainer				
2	P18680	1	Oil Seal				
3	P20752	1	O-Ring				
4	P20753	6	Capscrew				
5	P20758	1	Shim Pack				
	N.S.S.	3	Shim - .005"				
	N.S.S.	4	Shim - .007"				
	N.S.S.	4	Shim - .020"				
6	P20767	2	Stud				
7	P20813	2	Nut				
8	P24569	1	Oil Trough				
9	P20423	2	Power Pin				
10	P20424	1	Oil Seal				
11	P24592	2	Capscrew				
				2.6			
N.S.S. = Not Sold Separately.				844B S/N 101-530			
				6/98			
OUTPUT RETAINER ASSEMBLY							



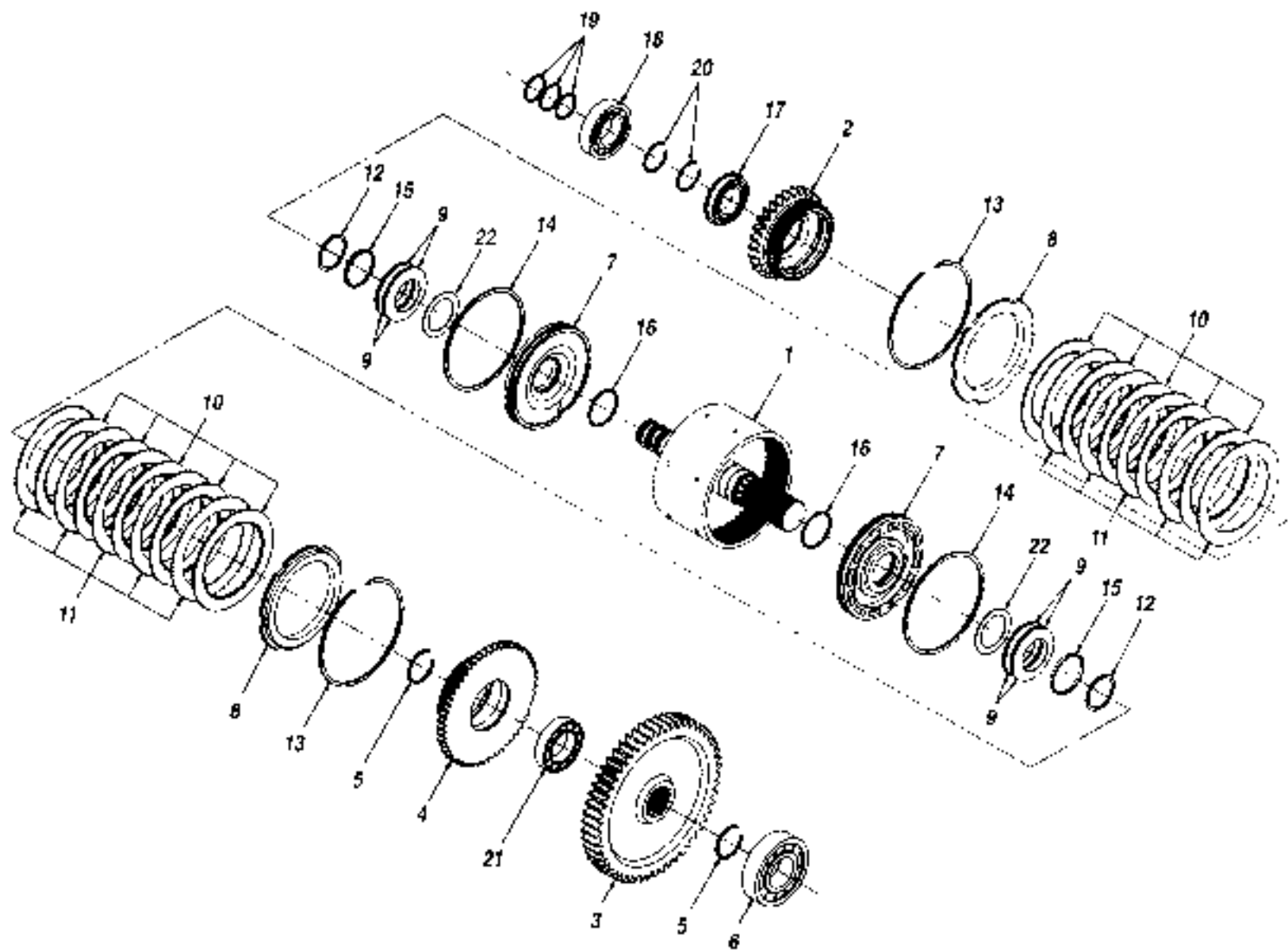
ITEM	PART NUMBER	QTY.	DESCRIPTION	ITEM	PART NUMBER	QTY.	DESCRIPTION
1	P91322	1	Yoke, Output Shaft				
2	P20710	1	Oil Seal				
3	P20667	1	Cup, Bearing				
4	P20668	1	Cone, Bearing				
5	P20690	1	Spacer				
6	P20685	2	Snap Ring				
7	P24457	1	Bearing				
8	P24458	1	Bearing				
9	P20686	1	Thrust Washer				
10	P20688	1	Thrust Bearing				
11	P20658	1	Shift Collar				
12	P20659	3	Ball				
13	P20728	3	Spring				
14	P20656	1	Output Shaft				
15	P20722	1	Output Gear				
16	P20709	1	Cone, Bearing				
17	P20705	1	Cup, Bearing				
18	P25407	1	Fork Shaft				
				2.7			
				844B S/N 101-530			
				6/98			
				OUTPUT SHAFT ASSEMBLY			



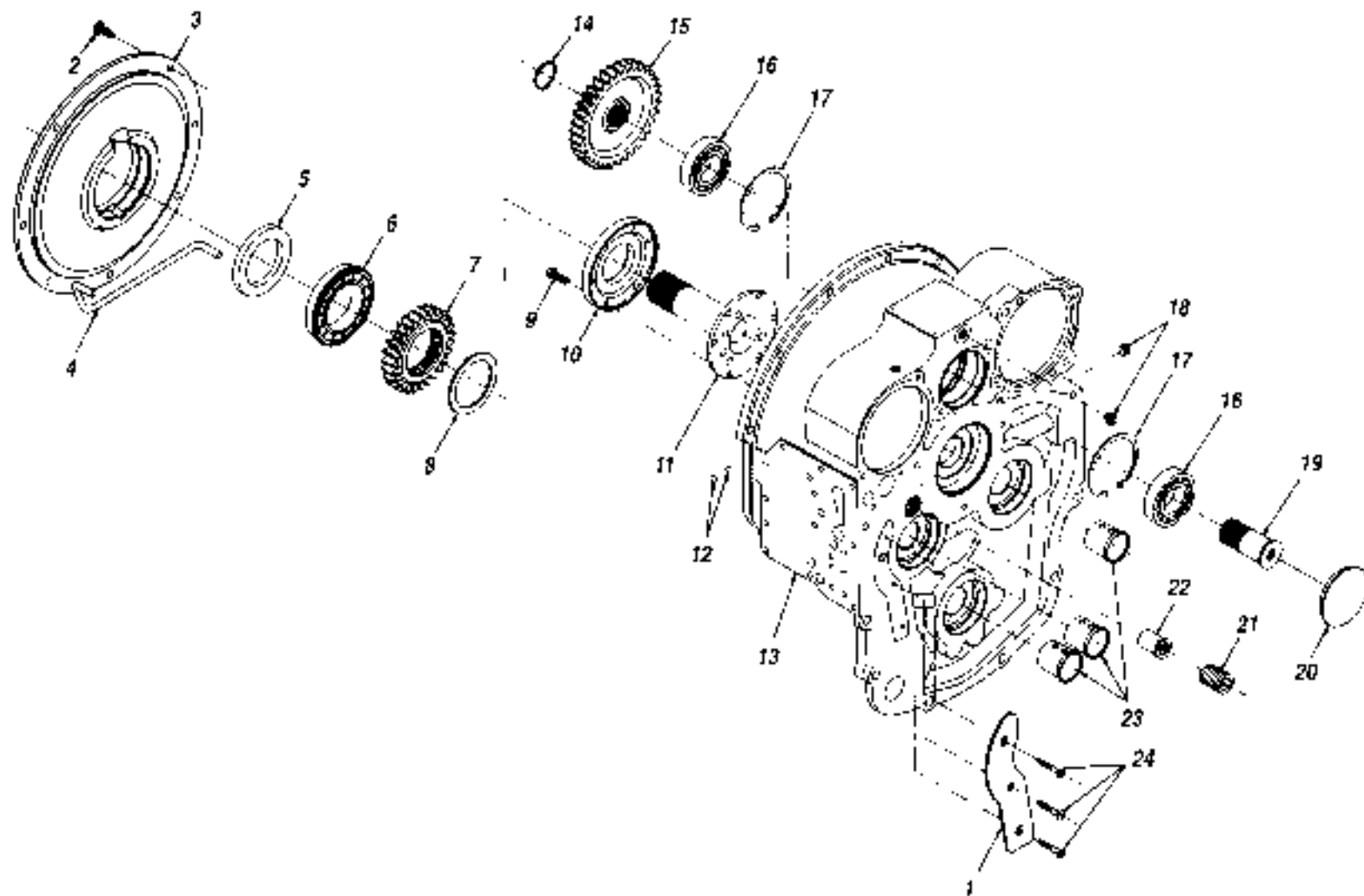
ITEM	PART NUMBER	QTY.	DESCRIPTION	ITEM	PART NUMBER	QTY.	DESCRIPTION
	P26890	1	Clutch Assembly - 1st Stage				
1	P26887	1	Shaft				
2	P20642	1	Gear & Hub				
3	P20579	1	Gear & Hub				
4	P26886	2	Piston, Clutch				
5	P20592	2	Retainer Plate				
6	P20599	8	Spring, Belleville				
7	P18608	12	Clutch Plate				
8	P18609	12	Separator Plate				
9	P20605	2	Retaining Ring				
10	P18611	2	Snap Ring				
11	P26878	2	Seal, Piston				
12	P20625	2	Spring Retainer				
13	P26870	2	O-Ring				
14	P24451	2	Bearing				
15	P24450	2	Roller Bearing				
16	P26882	3	Ring Seal				
17	P18618	2	Retaining Ring				
18	P22661	2	Thrust Washer				
							2.8
					844B S/N 101-530		6/98
CLUTCH ASSEMBLY, 1st Stage							



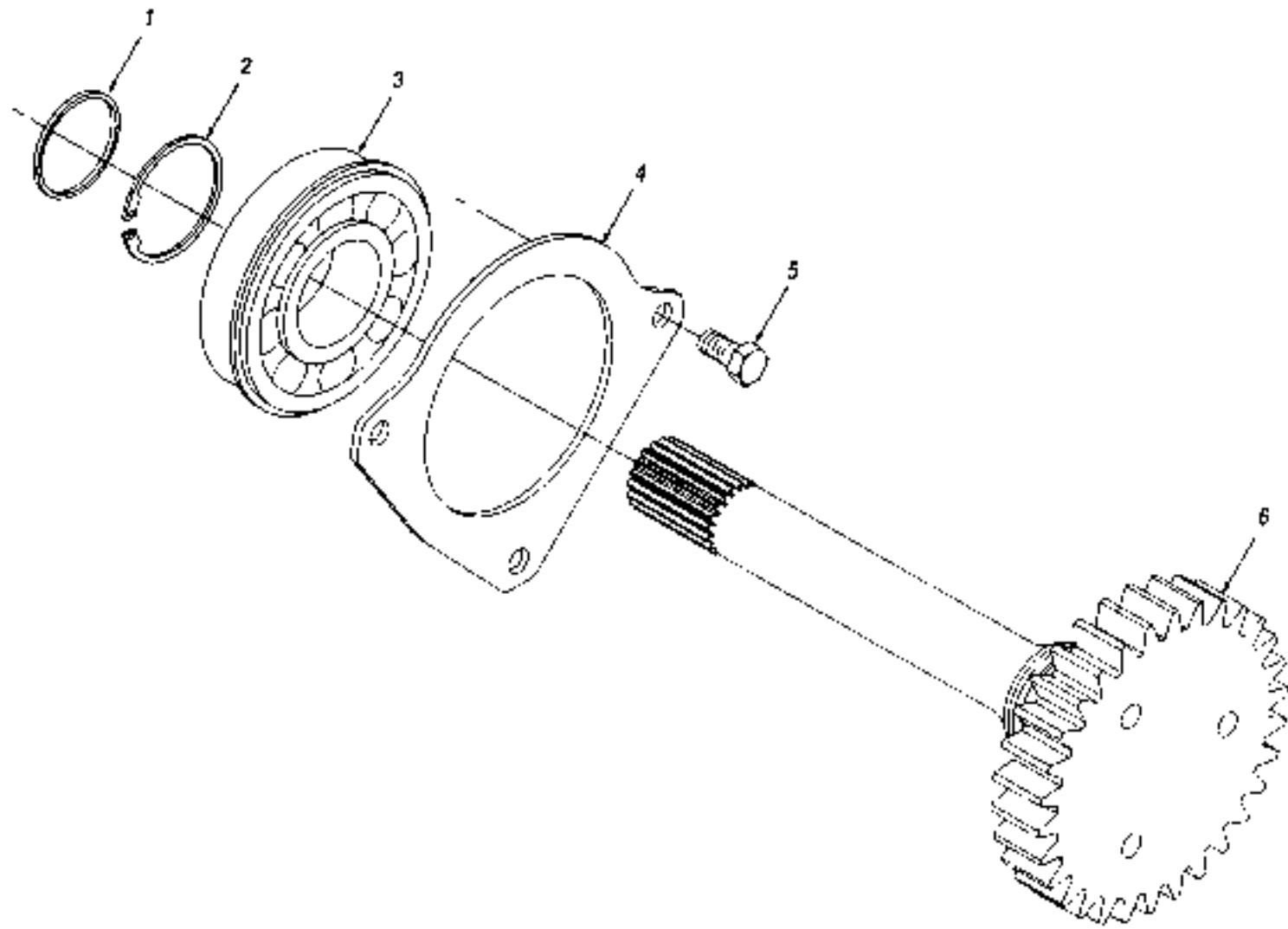
ITEM	PART NUMBER	QTY.	DESCRIPTION	ITEM	PART NUMBER	QTY.	DESCRIPTION
	P26891	1	Clutch Assembly - 2nd Stage				
1	P26889	1	Shaft				
2	P26884	1	Gear & Hub				
3	P26885	1	Gear & Hub				
4	P20591	2	Piston, Clutch				
5	P18609	12	Separator Plate				
6	P20599	8	Spring, Belleville				
7	P20592	2	Retainer Plate, Clutch				
8	P18608	12	Clutch Plate				
9	P20605	2	Retaining Ring				
10	P18611	2	Snap Ring				
11	P26878	2	Seal, Piston				
12	P20625	2	Spring Retainer				
13	P20612	2	O-Ring				
14	P24451	1	Bearing				
15	P24450	1	Bearing				
16	P22741	2	Bearing				
17	P20670	1	Bearing				
18	P18620	3	Ring Seal				
19	P18614	2	Retaining Ring				
20	P18618	1	Retaining Ring				
21	P22661	2	Thrust Washer				
							2.9
					844B S/N 101-530		6/98
CLUTCH ASSEMBLY, 2nd Stage							



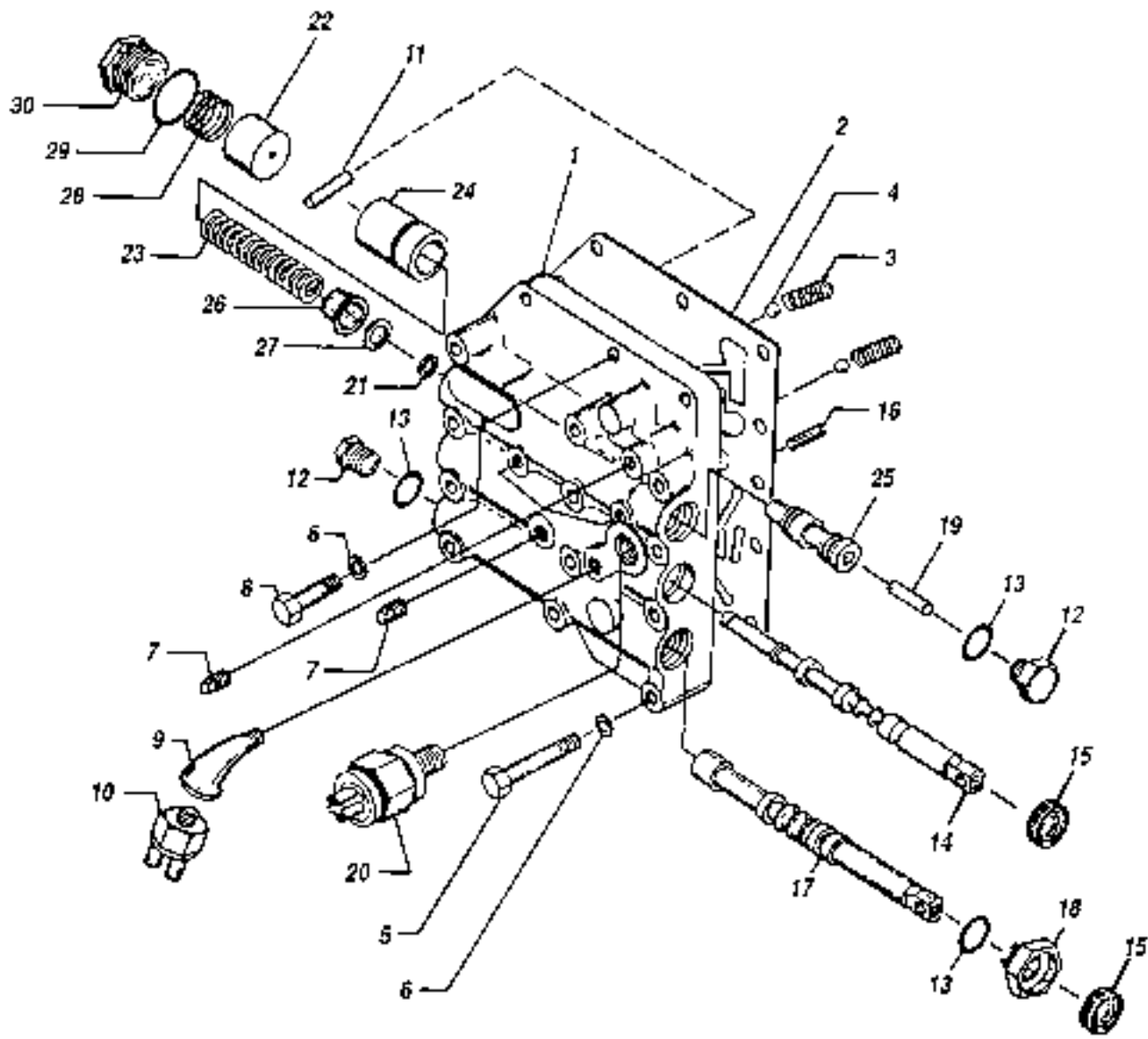
ITEM	PART NUMBER	QTY.	DESCRIPTION	ITEM	PART NUMBER	QTY.	DESCRIPTION
	P26802	1	Clutch Assembly - 3rd Stage				
1	P26889	1	Shaft				
2	P20678	1	Gear & Hub				
3	P20682	1	Gear, High Range				
4	P20683	1	Gear & Hub				
5	P18614	2	Retaining Ring				
6	P20670	1	Bearing				
7	P20591	2	Piston, Clutch				
8	P20592	2	Retainer Plate, Clutch				
9	P20509	8	Spring, Belleville				
10	P18608	10	Clutch Plate				
11	P18609	10	Separator Plate				
12	P20605	2	Retaining Ring				
13	P18011	2	Snap Ring				
14	P26878	2	Seal, Piston				
15	P20625	2	Spring Retainer				
16	P20612	2	O-Ring				
17	P24451	1	Bearing				
18	P24450	1	Bearing				
19	P18620	3	Ring Seal				
20	P18618	2	Retaining Ring				
21	P24452	1	Bearing				
22	P22661	2	Thrust Washer				
							2.10
							844B S/N 101-530
							6/98
CLUTCH ASSEMBLY, 3rd Stage							



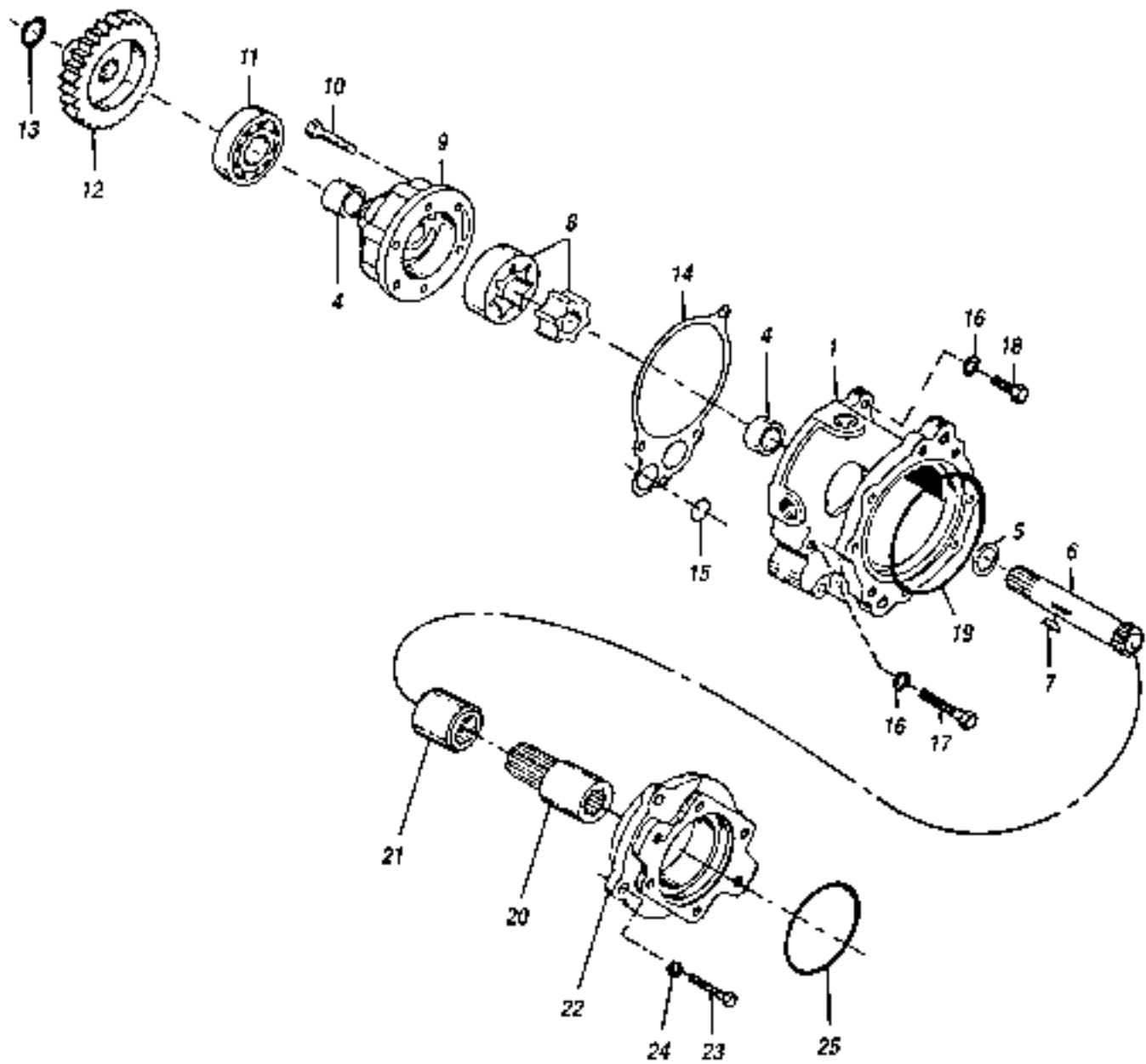
ITEM	PART NUMBER	QTY.	DESCRIPTION	ITEM	PART NUMBER	QTY.	DESCRIPTION
	P91301	1	Front Cover Assembly				
1	P91304	1	Cover, Oil Passage				
2	P18575	7	Capscrew				
3	P18526	1	Bearing Retainer				
4	P91303	1	Tube, Front Cover				
5	P18528	1	Oil Seal				
6	P18527	1	Bearing				
7	P18524	1	Gear, Input Hub				
8	P19444	1	Thrust Washer				
9	P91374	6	Capscrew				
10	P18517	1	Cover Plate				
11	P18516	1	Tube, Stator				
12	P24474	2	Roll				
13	P91302	1	Housing, Front Cover				
14	P18511	1	Retaining Ring				
15	P18507	1	Gear				
16	P18509	2	Bearing				
17	P18510	2	Retaining Ring				
18	P91368	2	Plug, Pipe				
19	P91305	1	Shaft, Aux. Pump				
20	P24563	1	Cover				
21	P19759	1	Plug, Pipe				
22	P19760	1	Regulator Valve				
23	P26443	3	Sleeve				
24	P19758	3	Capscrew				
*25	P26444	1	Breather				
				2.11			
* Not Illustrated.				844B S/N 101-530			
				6/98			
FRONT COVER ASSEMBLY							



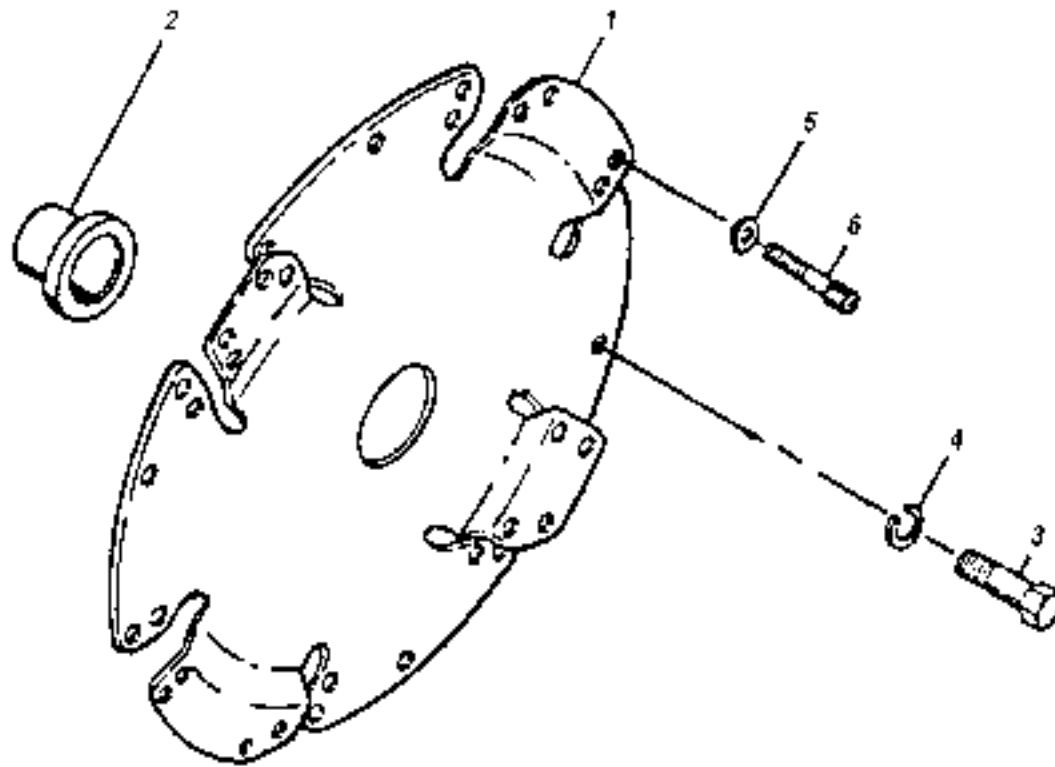
ITEM	PART NUMBER	QTY.	DESCRIPTION	ITEM	PART NUMBER	QTY.	DESCRIPTION
1	P26883	1	Ring Seal				
2	P26877	1	Snap Ring				
3	P26879	1	Bearing				
4	P26881	1	Bearing Retainer				
5	P18538	3	Capscrew				
6	P91316	1	Input Shaft, 24 Teeth				
				2.12			
				844B S/N 101-530			
				6/98			
				INPUT SHAFT ASSEMBLY			



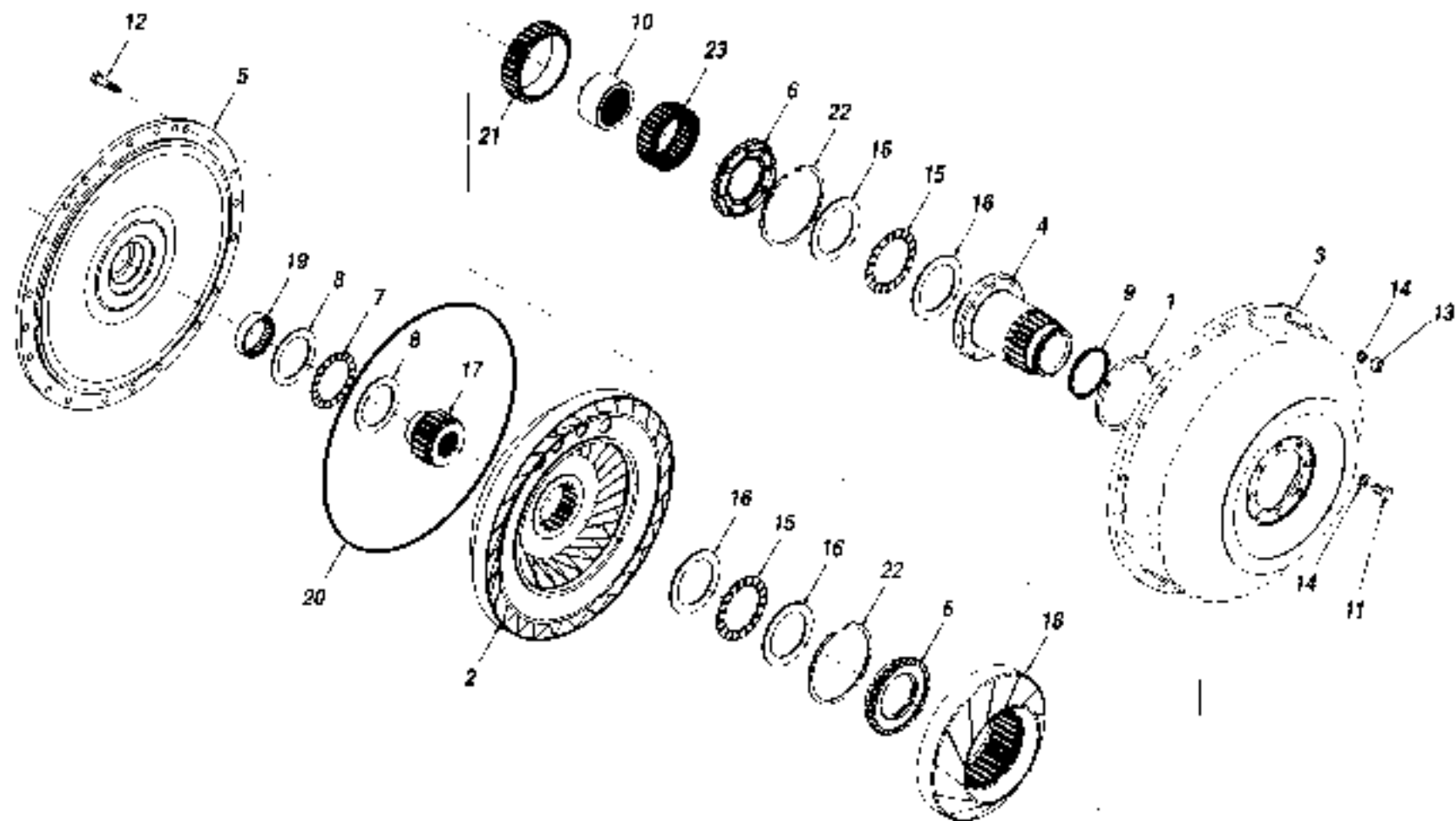
ITEM	PART NUMBER	QTY.	DESCRIPTION	ITEM	PART NUMBER	QTY.	DESCRIPTION
	P24530	1	Valve Control Assembly				
1	N.S.S.	1	Housing				
2	P18675	1	Gasket, Valve Housing				
3	P18676	2	Spring, Detent				
4	P18677	2	Ball				
5	P22790	10	Capscrew				
6	P22799	13	Flatwasher				
7	P18672	4	Plug, Pipe				
8	P18518	3	Capscrew				
9	P10825	1	45° Elbow, Pipe				
10	P19105	1	Switch, Reverse Alarm				
11	P19822	1	Pin				
12	P18665	2	Plug				
13	P18660	3	O-Ring				
14	P19823	1	Stem, Forward - Reverse				
15	P18668	2	Oil Seal				
16	P18669	1	Roll Pin				
17	P24522	1	Stem				
18	P18671	1	Plug				
19	P18664	1	Dowel Pin				
20	P18673	1	Switch, Neutral Safety				
21	P18674	AvR	Spacer, Spring				
22	P18658	1	Valve, Pump				
23	P18656	1	Spring, Accumulator				
24	P24527	1	Modulator, Valve				
25	P24528	1	Regulator, Valve				
26	P24526	1	Cap, Regulator				
27	P24599	1	Washer				
28	P18659	1	Spring, Pump Valve				
29	P18661	1	O-Ring				
30	P18660	1	Plug				
				2.13			
N.S.S. = Not Sold Separately				844B S/N 101-530			
				6/98			
				VALVE CONTROL ASSEMBLY			



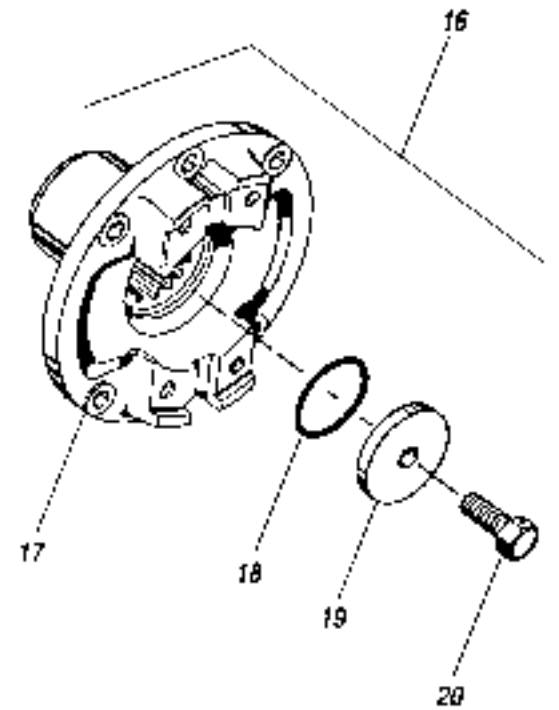
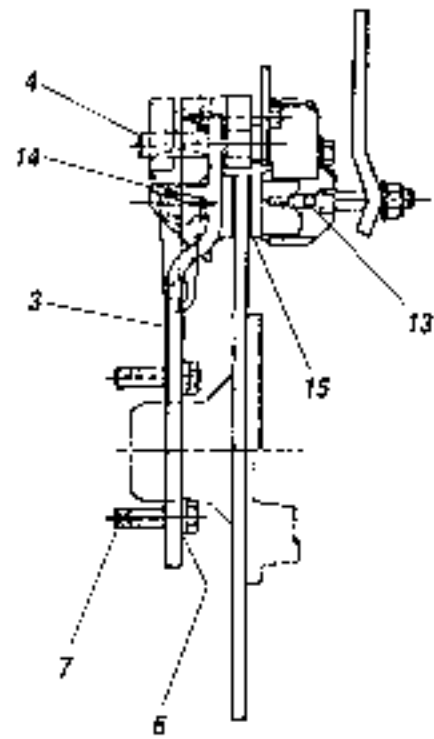
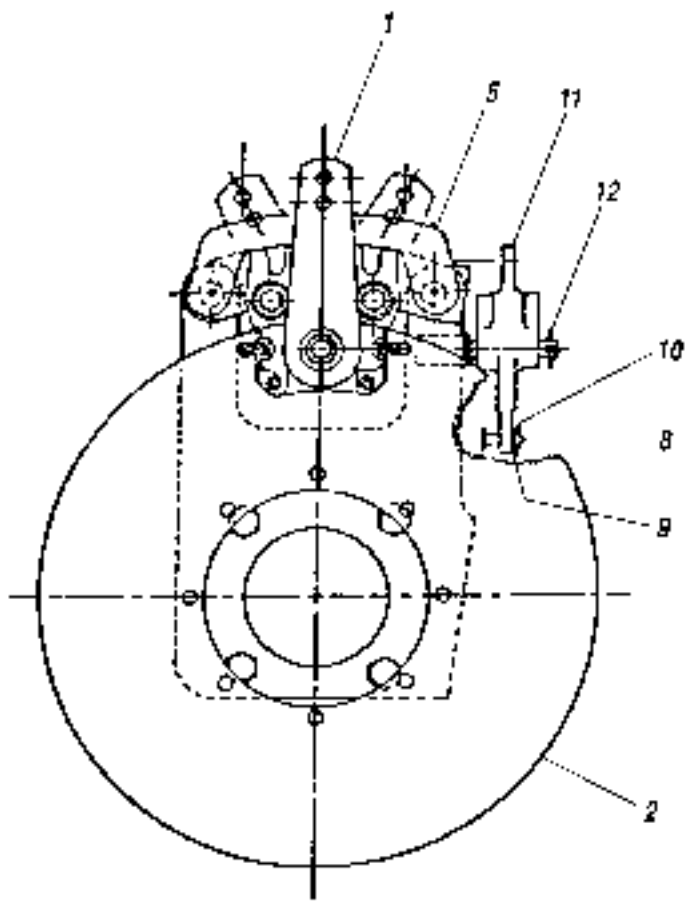
ITEM	PART NUMBER	QTY.	DESCRIPTION	ITEM	PART NUMBER	QTY.	DESCRIPTION
	P91352	1	Pump Assembly (Includes Items 1-13)				
1	P91353	1	Housing				
2*	P12009	1	Expansion Plug				
3*	P24592	1	Capscrew, Hx., 1/2"-13 x 3/4"				
4	P19826	2	Bearing				
5	P18584	1	Thrust Washer				
6	P19827	1	Drive Shaft				
7	P22677	1	Key, Woodruff				
8	P18587	1	Gerotor				
9	P18588	1	Retainer, Pump				
10	P12821	6	Capscrew, Hx., 5/16"-18 x 2"				
11	P18590	1	Bearing				
12	P18591	1	Gear				
13	P18592	1	Retaining Ring				
14	P18593	1	Gasket				
15	P18594	1	O-Ring				
16	P18703	4	Starwasher				
17	P18595	3	Capscrew, Hx., 3/8"-16 x 2 1/2"				
18	P18596	1	Capscrew, Hx., 3/8"-16 x 1 1/4"				
19	P18597	1	O-Ring				
20	P18598	1	Adaptor Sleeve				
21	P18599	1	Spacer, Sleeve				
22	P18600	1	Adaptor Plate				
23	P18573	4	Capscrew, Hx., 1/2"-13 x 1 1/2"				
24	P18572	4	Lockwasher, 1/2"				
25	P18602	1	O-Ring				
				2.14			
* Not Illustrated.				844B S/N 101-530			
				PUMP ASSEMBLY			
				6/98			



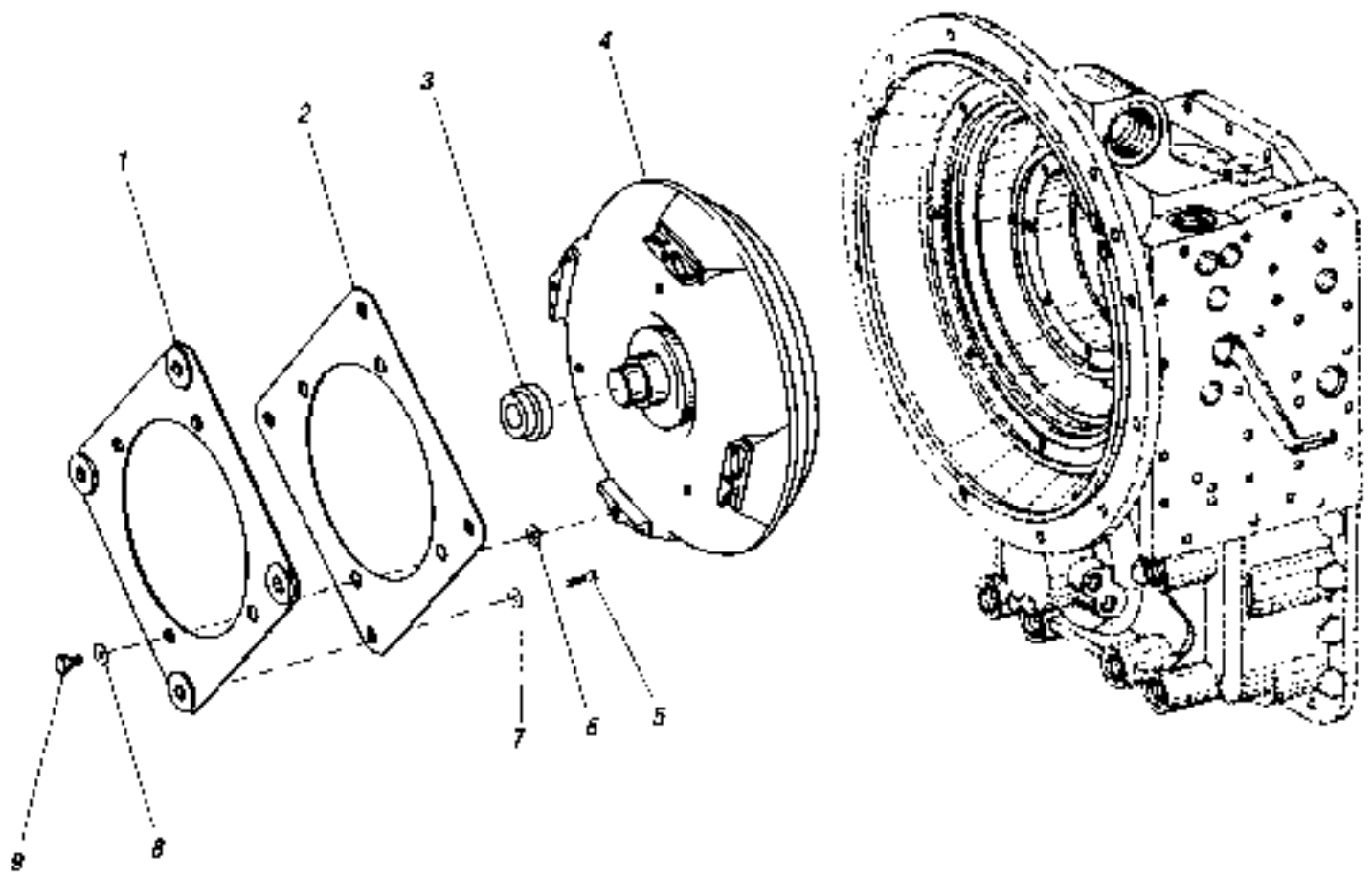
ITEM	PART NUMBER	QTY.	DESCRIPTION	ITEM	PART NUMBER	QTY.	DESCRIPTION
1	P22647	1	Drive Plate (Includes item 2)				
2	P25406	1	Sleeve Hub				
3	P18538	8	Capscrew				
4	P18530	8	Lockwasher				
5	P18537	8	Washer, Half Round				
	P22799	8	Washer, Flat				
6	P19438	8	Capscrew				
				2.15			
NOTES:				844B S/N 101-530			
① Items 3 - 6, mount Drive Plate to Converter.				6/98			
				DRIVE PLATE ASSEMBLY			



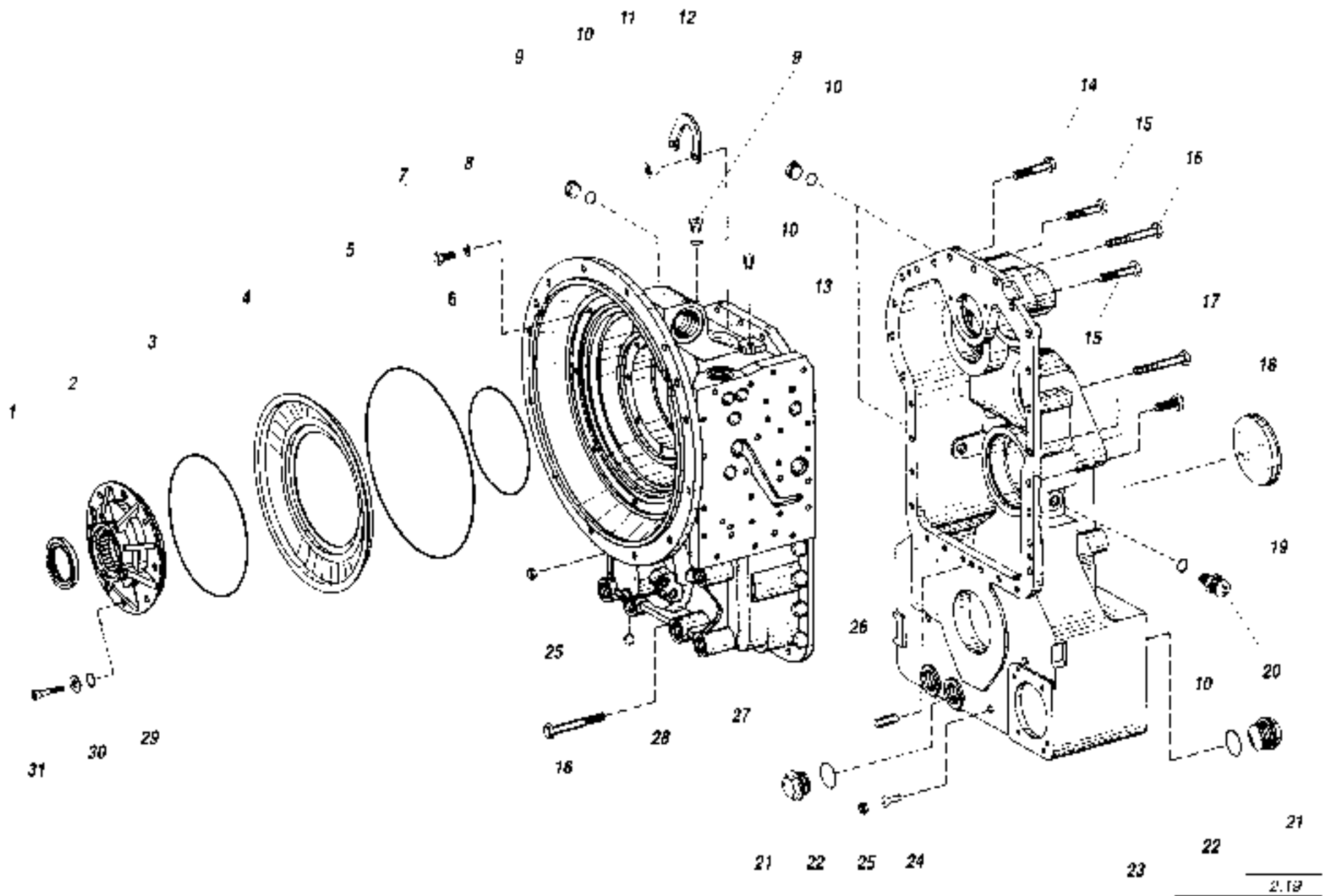
ITEM	PART NUMBER	QTY.	DESCRIPTION	ITEM	PART NUMBER	QTY.	DESCRIPTION
	P22803	1	Converter Assembly				
1	P22762	1	O-Ring				
2	P25414	1	Turbine				
3	P25433	1	Impeller				
4	P25434	1	Hub, Impeller				
5	P22731	1	Cover				
6	P25416	2	Clutch Retainer				
7	P22750	1	Thrust Bearing				
8	P22760	2	Thrust Race				
9	P18561	1	Ring Seal				
10	P24509	1	Race Inner				
11	P22780	8	Capscrew				
12	P18518	12	Capscrew				
13	P25430	12	Nut, Hx.				
14	P22648	211	Flatwasher				
15	P25431	2	Thrust Bearing				
16	P25417	4	Thrust Washer				
17	P25435	1	Hub, Turbine				
18	P25418	1	Stator				
19	P22750	1	Bearing				
20	P22730	1	Seal				
21	P25413	1	Race, Outer				
22	P25408	2	Retainer Ring				
23	P18549	1	Clutch Sprag				
				2.16			
				844B S/N 101-530			
				6/98			
				CONVERTER ASSEMBLY			



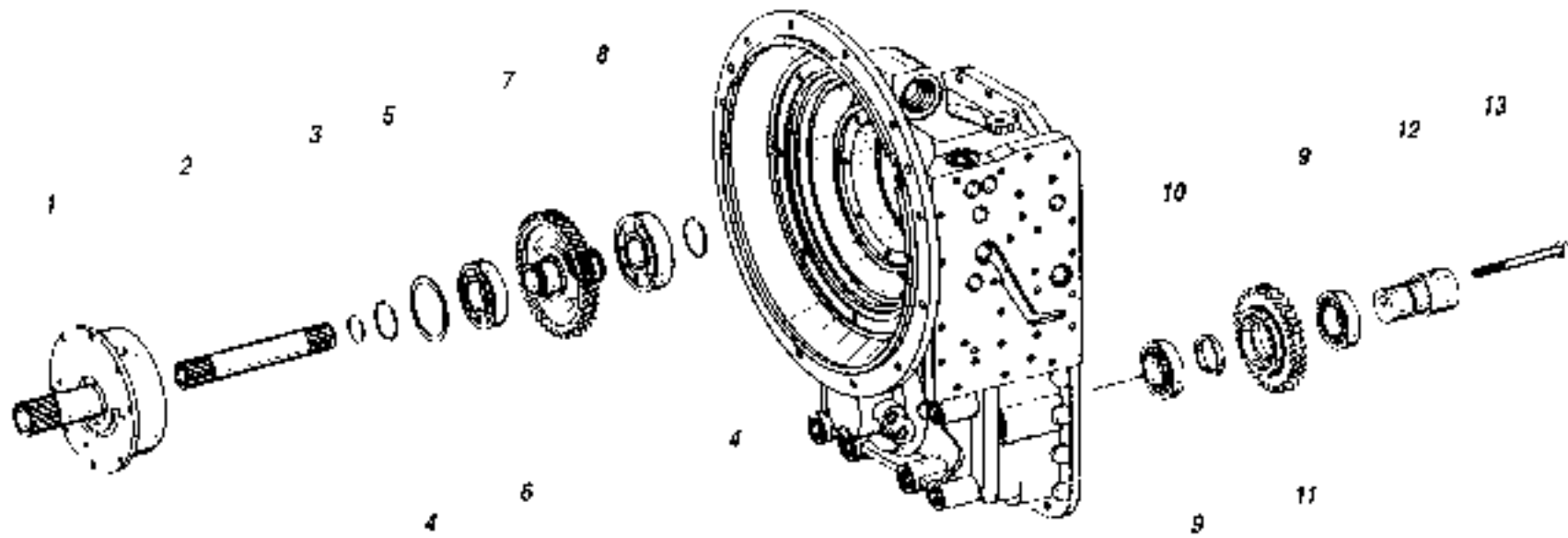
ITEM	PART NUMBER	QTY.	DESCRIPTION	ITEM	PART NUMBER	QTY.	DESCRIPTION
1	P24538	1	Brake Caliper Assembly (Includes Pads)				
2	P25075	1	Disc, Brake				
3	P25402	1	Mounting Bracket				
4	P25424	2	Pin				
5	P25403	1	Retainer, Pin				
6	P18572	4	Lockwasher				
7	P18573	4	Capscrew				
8	P25423	1	Clevis Pin				
9	P25427	1	Flatwasher				
10	P25425	1	Cotter Pin				
11	P25404	1	Lever, Disconnect				
12	P25426	1	Cotter Pin				
13	P24602	2	Spring, Short				
14	P24601	1	Spring, Long				
15	P26210	1	Brake Pad Kit				
16	P25409	1	Yoke Assembly (Includes Items 17-21)				
17	P25410	1	Yoke Flange, Front				
18	P18685	1	O-Ring				
19	P20427	1	Washer				
20	P20428	1	Bolt, Mounting				
							2.17
844B S/N 101-530							6/98
PARKING BRAKE & YOKE ASSEMBLY							



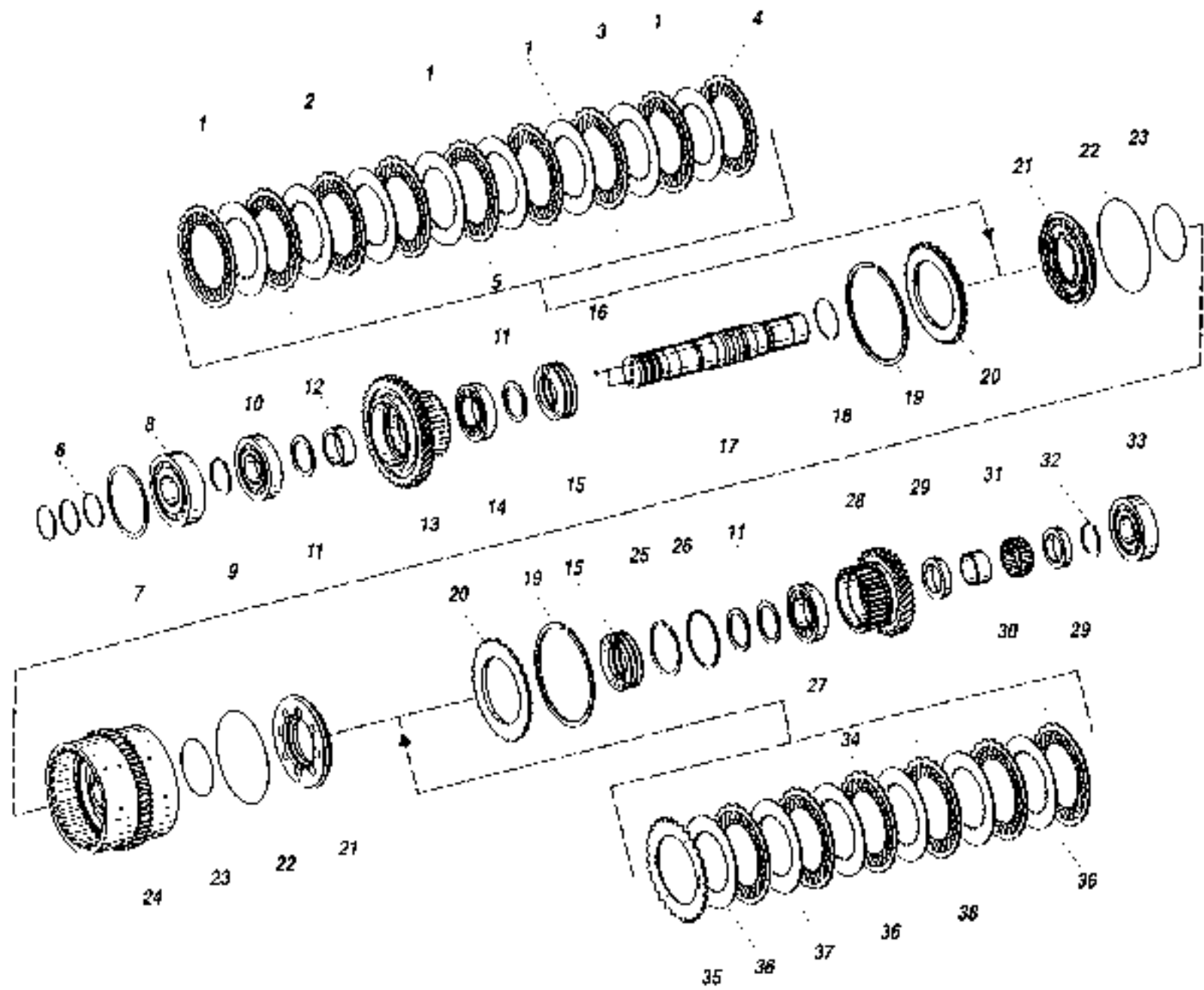
ITEM	PART NUMBER	QTY.	DESCRIPTION	ITEM	PART NUMBER	QTY.	DESCRIPTION
1	①P31701	1	Flex Plate				
	②P32124	1	Flex Plate				
2	①P31700	1	Flex Plate				
	②P32123	1	Flex Plate				
3	①35049A	1	Centering Sleeve				
	②35166A	1	Centering Sleeve				
4	P32102	1	Torque Converter				
5	P04181	4	Bolt, Hex, M10-1.5 x 40mm				
6	①P31703	4	Washer, M10				
	②P32095	4	Flatwasher, M10				
7	P04808	4	Lockwasher, M10				
8	P31703	4	Washer, M10				
9	①P31702	4	Capscrew Hx., M10 x 16mm				
	②P32125	4	Capscrew Hx., M10 x 18mm				
NOTES:				2.18			
① For Daere engines only.				844B S/N 531 THRU			
② For Cummins engines only.				6/98			
CONVERTER & FLEX PLATE ASSEMBLY							



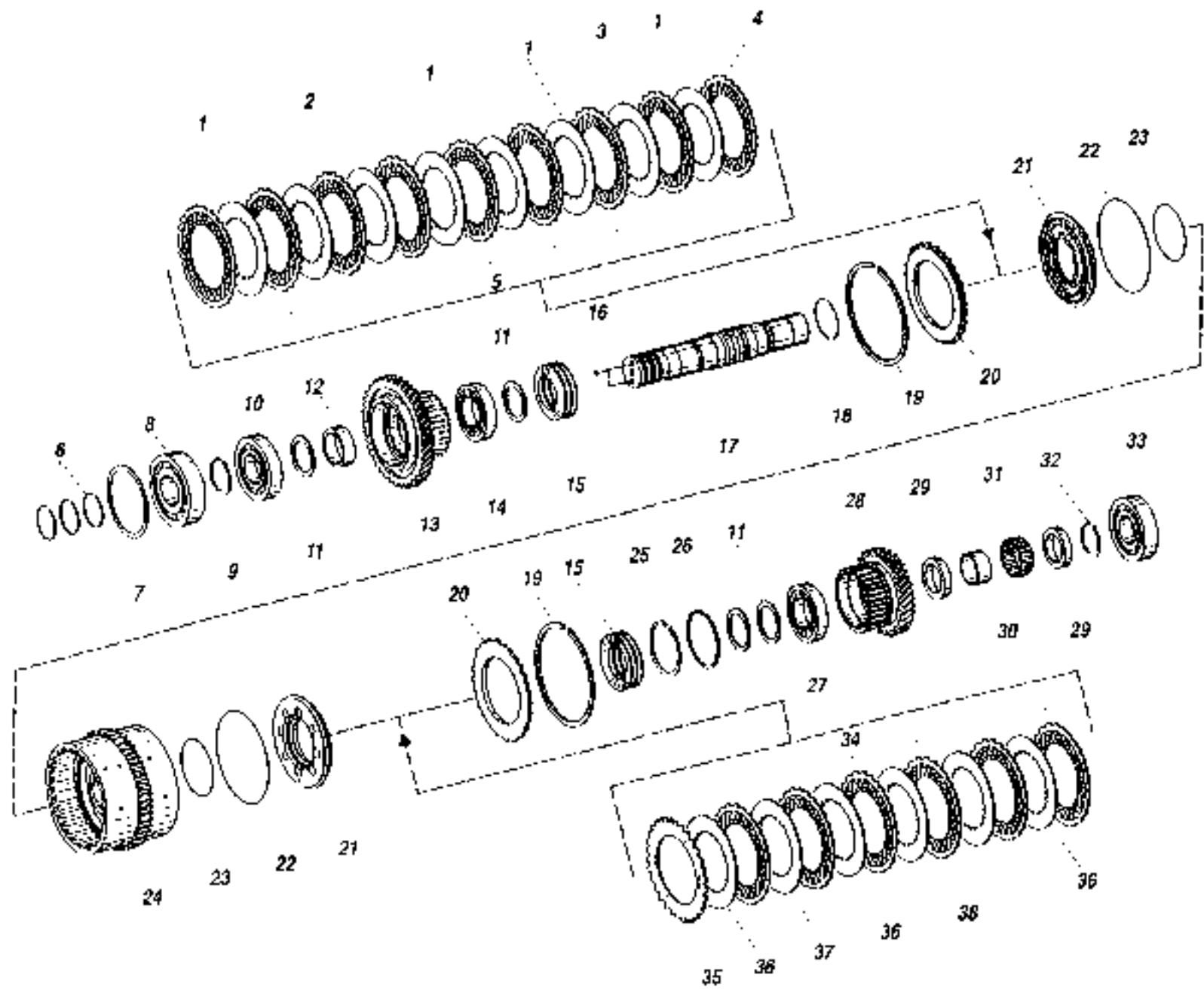
ITEM	PART NUMBER	QTY.	DESCRIPTION	ITEM	PART NUMBER	QTY.	DESCRIPTION
1	P31706	1	Seal Shaft				
2	P31705	1	Pump				
3	P31707	1	O-Ring				
4	P31753	1	Oil Baffle				
5	P31754	1	O-Ring				
6	P31736	1	O-Ring				
7	P31755	8	Capscrew Hx., M8 x 20mm				
8	P31756	8	Washer				
9	P32076	4	Plug, Hollow Hx.				
10	P32018	5	O-Ring				
11	P31751	6	Nut, Hx. M10				
12	P31715	1	Bracket				
13	P31744	1	Breather				
14	P31718	3	Capscrew Hx., M10 x 45mm				
15	P31746	3	Capscrew Hx., M10 x 55mm				
16	P31750	3	Capscrew Hx., M10 x 70mm				
17	P31749	2	Capscrew Hx., M10 x 85mm				
18	P31747	17	Capscrew Hx., M10 x 32mm				
19	P32083	1	Cup, Sealing				
20	P32077	1	Transmitter, Inductive				
21	P31742	2	Plug Drain				
22	P31743	2	O-Ring				
23	P31737	1	Housing, Gearbox				
24	P31740	3	Capscrew Socket Hd., M8 x 35mm				
25	P31741	5	Cap, Sealing				
26	P31752	1	Pin, Dowel				
27	P31735	1	Housing				
28	P31759	1	Ball				
29	P31709	8	O-Ring				
30	P31710	8	Washer				
31	P31708	8	Capscrew Socket Hd., M8 x 40mm				
							2.19
					844B S/N 531 THRU		6/98
GEARBOX HOUSING ASSEMBLY							



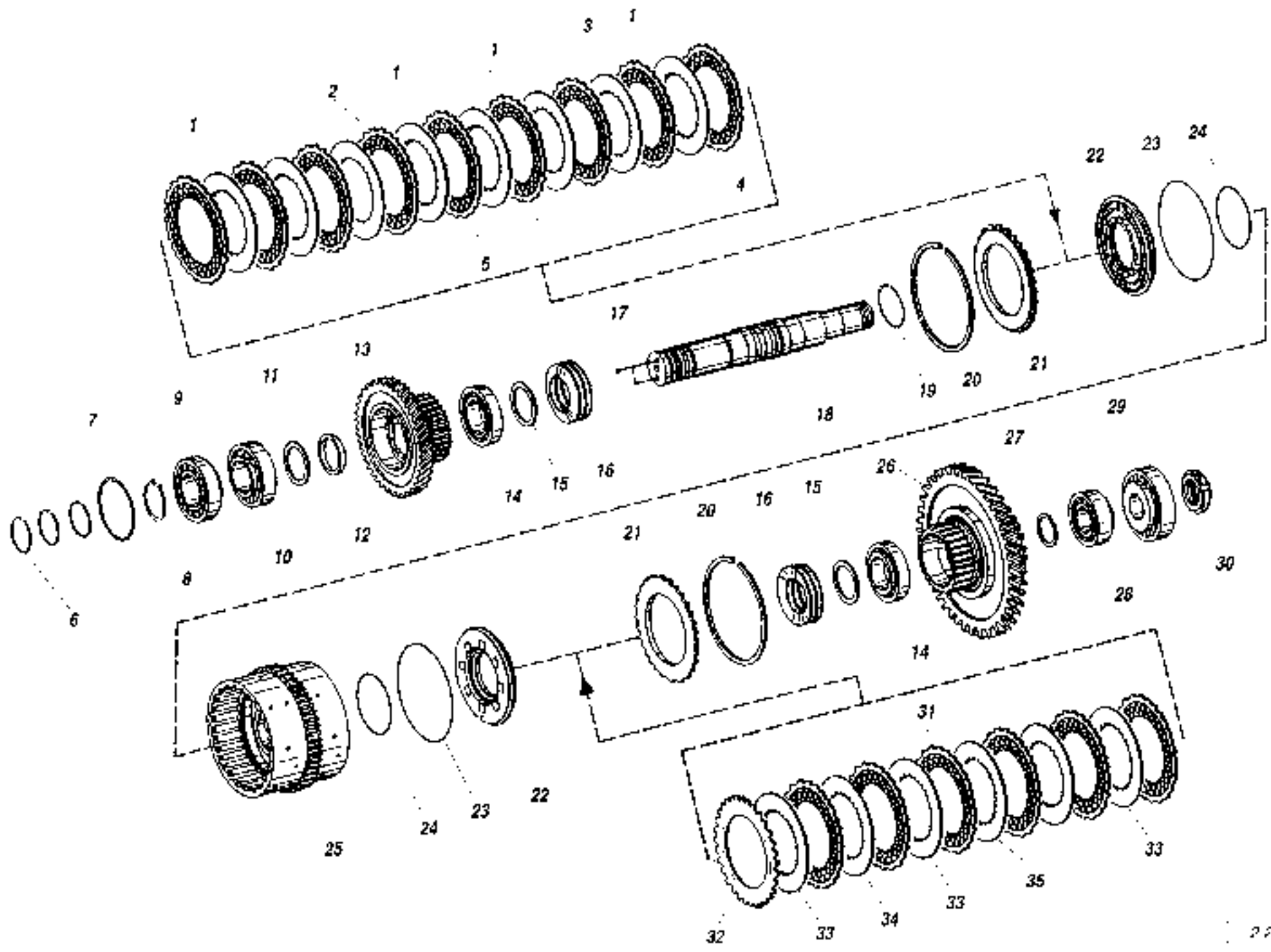
ITEM	PART NUMBER	QTY.	DESCRIPTION	ITEM	PART NUMBER	QTY.	DESCRIPTION
1	P31734	1	Flange, Oil Feed				
2	P31711	1	Shaft, Turbine				
3	P31732	1	Ring, Snap				
4	P31733	2	Ring, Piston				
5	P31715	A/R	Washer, 0.50 mm Thick (.0197 in.)				
	P31717	A/R	Washer, 0.60 mm Thick (.0236 in.)				
	P31725	A/R	Washer, 0.55 mm Thick (.0256 in.)				
	P31718	A/R	Washer, 0.70 mm Thick (.0275 in.)				
	P31727	A/R	Washer, 0.75 mm Thick (.0295 in.)				
	P31719	A/R	Washer, 0.80 mm Thick (.0315 in.)				
	P31728	A/R	Washer, 0.85 mm Thick (.0335 in.)				
	P31720	A/R	Washer, 0.90 mm Thick (.0354 in.)				
	P31729	A/R	Washer, 0.95 mm Thick (.0374 in.)				
	P31721	A/R	Washer, 1.00 mm Thick (.0394 in.)				
	P31730	A/R	Washer, 1.05 mm Thick (.0413 in.)				
	P31722	A/R	Washer, 1.10 mm Thick (.0433 in.)				
	P31731	A/R	Washer, 1.15 mm Thick (.0453 in.)				
	P31715	A/R	Washer, 1.20 mm Thick (.0472 in.)				
	P31723	A/R	Washer, 1.30 mm Thick (.0512 in.)				
	P31724	A/R	Washer, 1.40 mm Thick (.0551 in.)				
	P31725	A/R	Washer, 1.50 mm Thick (.0590 in.)				
6	P31712	1	Bearing, Roller				
7	P31713	1	Gear, Input				
8	P31714	1	Bearing, Roller				
9	P32113	2	Bearing, Roller				
10	P32114	A/R	Bushing, 7.20mm Thick (.2835 in.)				
	P32115	A/R	Bushing, 7.25mm Thick (.2855 in.)				
	P32116	A/R	Bushing, 7.30mm Thick (.2874 in.)				
	P32117	A/R	Bushing, 7.35mm Thick (.2894 in.)				
	P32118	A/R	Bushing, 7.40mm Thick (.2914 in.)				
	P32119	A/R	Bushing, 7.45mm Thick (.2933 in.)				
	P32120	A/R	Bushing, 7.50mm Thick (.2953 in.)				
	P32121	A/R	Bushing, 7.55mm Thick (.2973 in.)				
	P32122	A/R	Bushing, 7.60mm Thick (.2993 in.)				
11	P32111	1	Idler Gear				
12	P32110	1	Axle				
13	P32112	1	Hexagon Screw, M12 x 115mm				
							2.20
844B S/N 531 THRU							
INPUT GROUP & LAYSHAFT ASSEMBLY							
							6/98



ITEM	PART NUMBER	QTY.	DESCRIPTION	ITEM	PART NUMBER	QTY.	DESCRIPTION	
1	P31847	5	Disc, Inner Clutch. 2.0 mm Thick (.0787 in.)		P31796	A/R	Shim. 1.55 mm Thick (.0610 in.)	
2	P31848	2	Disc, Inner Clutch. 1.5 mm Thick (.0590 in.)		P31797	A/R	Shim. 1.60 mm Thick (.0630 in.)	
3	P31847	A/R	Disc, Inner Clutch. 2.0 mm Thick (.0787 in.)		P31798	A/R	Shim. 1.65 mm Thick (.0649 in.)	
	P31848	A/R	Disc, Inner Clutch. 1.5 mm Thick (.0590 in.)		P31799	A/R	Shim. 1.70 mm Thick (.0669 in.)	
	P31849	A/R	Disc, Inner Clutch. 2.5 mm Thick (.0984 in.)		P31800	A/R	Shim. 1.75 mm Thick (.0689 in.)	
	P31851	1	Disc, Outer Clutch		P31801	A/R	Shim. 1.80 mm Thick (.0708 in.)	
4	P31850	8	Disc, Outer Clutch		P31802	A/R	Shim. 1.85 mm Thick (.0728 in.)	
5	P31788	3	Ring, Piston		P31803	A/R	Shim. 1.90 mm Thick (.0748 in.)	
6	P31763	A/R	Shim. 0.90 mm Thick (.0354 in.)		P31804	A/R	Shim. 1.95 mm Thick (.0768 in.)	
7	P31764	A/R	Shim. 0.95 mm Thick (.0374 in.)		P31805	A/R	Shim. 2.00 mm Thick (.0787 in.)	
	P31765	A/R	Shim. 1.00 mm Thick (.0394 in.)		P31806	A/R	Shim. 2.05 mm Thick (.0807 in.)	
	P31766	A/R	Shim. 1.05 mm Thick (.0413 in.)		P31807	A/R	Shim. 2.10 mm Thick (.0827 in.)	
	P31767	A/R	Shim. 1.10 mm Thick (.0433 in.)		P31808	A/R	Shim. 2.15 mm Thick (.0846 in.)	
	P31768	A/R	Shim. 1.15 mm Thick (.0453 in.)		P31809	A/R	Shim. 2.20 mm Thick (.0866 in.)	
	P31769	A/R	Shim. 1.20 mm Thick (.0472 in.)		P31810	A/R	Shim. 2.25 mm Thick (.0886 in.)	
	P31770	A/R	Shim. 1.25 mm Thick (.0492 in.)		P31811	A/R	Shim. 2.30 mm Thick (.0905 in.)	
	P31771	A/R	Shim. 1.30 mm Thick (.0512 in.)		P31812	A/R	Shim. 2.35 mm Thick (.0925 in.)	
	P31772	A/R	Shim. 1.35 mm Thick (.0531 in.)		P31813	A/R	Shim. 2.40 mm Thick (.0945 in.)	
	P31773	A/R	Shim. 1.40 mm Thick (.0551 in.)		P31814	A/R	Shim. 2.45 mm Thick (.0964 in.)	
	P31774	A/R	Shim. 1.45 mm Thick (.0571 in.)		P31815	A/R	Shim. 2.50 mm Thick (.0984 in.)	
	P31775	A/R	Shim. 1.50 mm Thick (.0590 in.)		P31816	A/R	Shim. 2.55 mm Thick (.1004 in.)	
	P31776	A/R	Shim. 1.55 mm Thick (.0610 in.)		P31817	A/R	Shim. 2.60 mm Thick (.1023 in.)	
	P31777	A/R	Shim. 1.60 mm Thick (.0630 in.)		P31818	A/R	Shim. 2.65 mm Thick (.1043 in.)	
	P31778	A/R	Shim. 1.65 mm Thick (.0649 in.)		P31819	A/R	Shim. 2.70 mm Thick (.1063 in.)	
	P31779	A/R	Shim. 1.70 mm Thick (.0669 in.)		P31820	A/R	Shim. 2.75 mm Thick (.1082 in.)	
	P31780	A/R	Shim. 1.75 mm Thick (.0689 in.)		P31821	A/R	Shim. 2.80 mm Thick (.1102 in.)	
	P31781	A/R	Shim. 1.80 mm Thick (.0708 in.)	12	P31822	1	Bushing	
	P31782	A/R	Shim. 1.85 mm Thick (.0728 in.)	13	P31823	1	Gear, Spur	
	P31783	A/R	Shim. 1.90 mm Thick (.0748 in.)	14	P31824	1	Bearing, Ball	
	P31784	A/R	Shim. 1.95 mm Thick (.0768 in.)	15	P31825	10	Spring, Cup	
	P31785	A/R	Shim. 2.00 mm Thick (.0787 in.)	16	P31761	2	Ball	
	P31786	A/R	Shim. 2.05 mm Thick (.0807 in.)	17	P31760	1	Shaft	
	P31787	A/R	Shim. 2.10 mm Thick (.0827 in.)	18	P31832	1	Ring, Snap	
8	P31762	1	Bearing, Ball	19	P31826	2	Ring, Snap	
9	P31789	1	Ring, Retaining	20	P31827	2	Shim, End	
10	P31790	1	Bearing, Ball	21	P31830	2	Piston	
11	P31791	A/R	Shim. 1.30 mm Thick (.0512 in.)	22	P31829	2	O-Ring	
	P31792	A/R	Shim. 1.35 mm Thick (.0531 in.)	23	P31828	2	O-Ring	
	P31793	A/R	Shim. 1.40 mm Thick (.0551 in.)					
	P31794	A/R	Shim. 1.45 mm Thick (.0571 in.)					
	P31795	A/R	Shim. 1.50 mm Thick (.0590 in.)					
					844B S/N 531 THRU			6/98
					CLUTCH ASSEMBLY, FORWARD & 1st GEAR			PAGE 1 of 2
							2.21	



ITEM	PART NUMBER	QTY.	DESCRIPTION	ITEM	PART NUMBER	QTY.	DESCRIPTION
24	P31831	1	Carrier, Disc				
25	P31840	1	Ring, Retaining				
26	P31834	A/R	Shim, 0.8 mm Thick (.0315 in.)				
	P31835	A/R	Shim, 0.9 mm Thick (.0354 in.)				
	P31836	A/R	Shim, 1.0 mm Thick (.0394 in.)				
	P31837	A/R	Shim, 1.1 mm Thick (.0433 in.)				
	P31838	A/R	Shim, 1.2 mm Thick (.0472 in.)				
	P31839	A/R	Shim, 1.3 mm Thick (.0512 in.)				
27	P31833	1	Bearing, Ball				
28	P31843	1	Gear, Spur				
29	P31842	2	Bushing				
30	P31814	1	Ring, Internal				
31	P31841	1	Needle Cage				
32	P31815	1	Ring, Retaining				
33	P31846	1	Bearing, Ball				
34	P31850	6	Outer Clutch				
35	P31851	1	Outer Clutch				
36	P31847	3	Inner Clutch, 2.0 mm Thick (.0787 in.)				
37	P31847	A/R	Inner Clutch, 2.0 mm Thick (.0787 in.)				
	P31848	A/R	Inner Clutch, 1.5 mm Thick (.0590 in.)				
	P31849	A/R	Inner Clutch, 2.5 mm Thick (.0984 in.)				
38	P31848	2	Inner Clutch, 1.5 mm Thick (.0590 in.)				
							2.21
844B S/N 531 THRU							6/98
CLUTCH ASSEMBLY, FORWARD & 1st GEAR							PAGE 2 of 2



ITEM	PART NUMBER	QTY.	DESCRIPTION	ITEM	PART NUMBER	QTY.	DESCRIPTION
1	P31847	5	Disc, Inner Clutch. 2.0 mm Thick (.0787 in.)	8	P31789	1	Ring, Retaining
2	P31848	2	Disc, Inner Clutch. 1.5 mm Thick (.0590 in.)	9	P31853	1	Bearing, Roller
3	P31847	A/R	Disc, Inner Clutch. 2.0 mm Thick (.0787 in.)	10	P31714	1	Bearing, Roller
	P31848	A/R	Disc, Inner Clutch. 1.5 mm Thick (.0590 in.)	11	P31791	A/R	Shim, 1.30 mm Thick (.0512 in.)
	P31849	A/R	Disc, Inner Clutch. 2.5 mm Thick (.0984 in.)		P31792	A/R	Shim, 1.35 mm Thick (.0531 in.)
4	P31851	1	Disc, Outer Clutch		P31793	A/R	Shim, 1.40 mm Thick (.0551 in.)
5	P31850	8	Disc, Outer Clutch		P31794	A/R	Shim, 1.45 mm Thick (.0571 in.)
6	P31788	3	Ring, Piston		P31795	A/R	Shim, 1.50 mm Thick (.0590 in.)
7	P31854	A/R	Washer, 0.80 mm Thick (.0315 in.)		P31796	A/R	Shim, 1.55 mm Thick (.0610 in.)
	P31855	A/R	Washer, 0.85 mm Thick (.0335 in.)		P31797	A/R	Shim, 1.60 mm Thick (.0630 in.)
	P31856	A/R	Washer, 0.90 mm Thick (.0354 in.)		P31798	A/R	Shim, 1.65 mm Thick (.0649 in.)
	P31857	A/R	Washer, 0.95 mm Thick (.0374 in.)		P31799	A/R	Shim, 1.70 mm Thick (.0669 in.)
	P31858	A/R	Washer, 1.00 mm Thick (.0394 in.)		P31800	A/R	Shim, 1.75 mm Thick (.0689 in.)
	P31859	A/R	Washer, 1.05 mm Thick (.0413 in.)		P31801	A/R	Shim, 1.80 mm Thick (.0708 in.)
	P31860	A/R	Washer, 1.10 mm Thick (.0433 in.)		P31802	A/R	Shim, 1.85 mm Thick (.0728 in.)
	P31861	A/R	Washer, 1.15 mm Thick (.0453 in.)		P31803	A/R	Shim, 1.90 mm Thick (.0748 in.)
	P31862	A/R	Washer, 1.20 mm Thick (.0472 in.)		P31804	A/R	Shim, 1.95 mm Thick (.0768 in.)
	P31863	A/R	Washer, 1.25 mm Thick (.0492 in.)		P31805	A/R	Shim, 2.00 mm Thick (.0787 in.)
	P31864	A/R	Washer, 1.30 mm Thick (.0512 in.)		P31806	A/R	Shim, 2.05 mm Thick (.0807 in.)
	P31865	A/R	Washer, 1.35 mm Thick (.0531 in.)		P31807	A/R	Shim, 2.10 mm Thick (.0827 in.)
	P31866	A/R	Washer, 1.40 mm Thick (.0551 in.)		P31808	A/R	Shim, 2.15 mm Thick (.0846 in.)
	P31867	A/R	Washer, 1.45 mm Thick (.0571 in.)		P31809	A/R	Shim, 2.20 mm Thick (.0866 in.)
	P31868	A/R	Washer, 1.50 mm Thick (.0590 in.)		P31810	A/R	Shim, 2.25 mm Thick (.0886 in.)
	P31869	A/R	Washer, 1.55 mm Thick (.0610 in.)		P31811	A/R	Shim, 2.30 mm Thick (.0905 in.)
	P31870	A/R	Washer, 1.60 mm Thick (.0630 in.)		P31812	A/R	Shim, 2.35 mm Thick (.0925 in.)
	P31871	A/R	Washer, 1.65 mm Thick (.0649 in.)		P31813	A/R	Shim, 2.40 mm Thick (.0945 in.)
	P31872	A/R	Washer, 1.70 mm Thick (.0669 in.)		P31814	A/R	Shim, 2.45 mm Thick (.0964 in.)
	P31873	A/R	Washer, 1.75 mm Thick (.0689 in.)		P31815	A/R	Shim, 2.50 mm Thick (.0984 in.)
	P31874	A/R	Washer, 1.80 mm Thick (.0708 in.)		P31816	A/R	Shim, 2.55 mm Thick (.1004 in.)
	P31875	A/R	Washer, 1.85 mm Thick (.0728 in.)		P31817	A/R	Shim, 2.60 mm Thick (.1023 in.)
	P31876	A/R	Washer, 1.90 mm Thick (.0748 in.)		P31818	A/R	Shim, 2.65 mm Thick (.1043 in.)
	P31877	A/R	Washer, 1.95 mm Thick (.0768 in.)		P31819	A/R	Shim, 2.70 mm Thick (.1063 in.)
	P31878	A/R	Washer, 2.00 mm Thick (.0787 in.)		P31820	A/R	Shim, 2.75 mm Thick (.1082 in.)
	P31879	A/R	Washer, 2.05 mm Thick (.0807 in.)		P31821	A/R	Shim, 2.80 mm Thick (.1102 in.)
	P31880	A/R	Washer, 2.10 mm Thick (.0827 in.)	12	P31887	1	Bushing
	P31881	A/R	Washer, 2.15 mm Thick (.0846 in.)	13	P31889	1	Gear, Spur
	P31882	A/R	Washer, 2.20 mm Thick (.0866 in.)	14	P31888	2	Bearing, Roller
	P31883	A/R	Washer, 2.25 mm Thick (.0886 in.)	15	P31805	2	Shim
	P31884	A/R	Washer, 2.30 mm Thick (.0905 in.)				
	P31885	A/R	Washer, 2.35 mm Thick (.0925 in.)				
	P31880	A/R	Washer, 2.40 mm Thick (.0945 in.)				

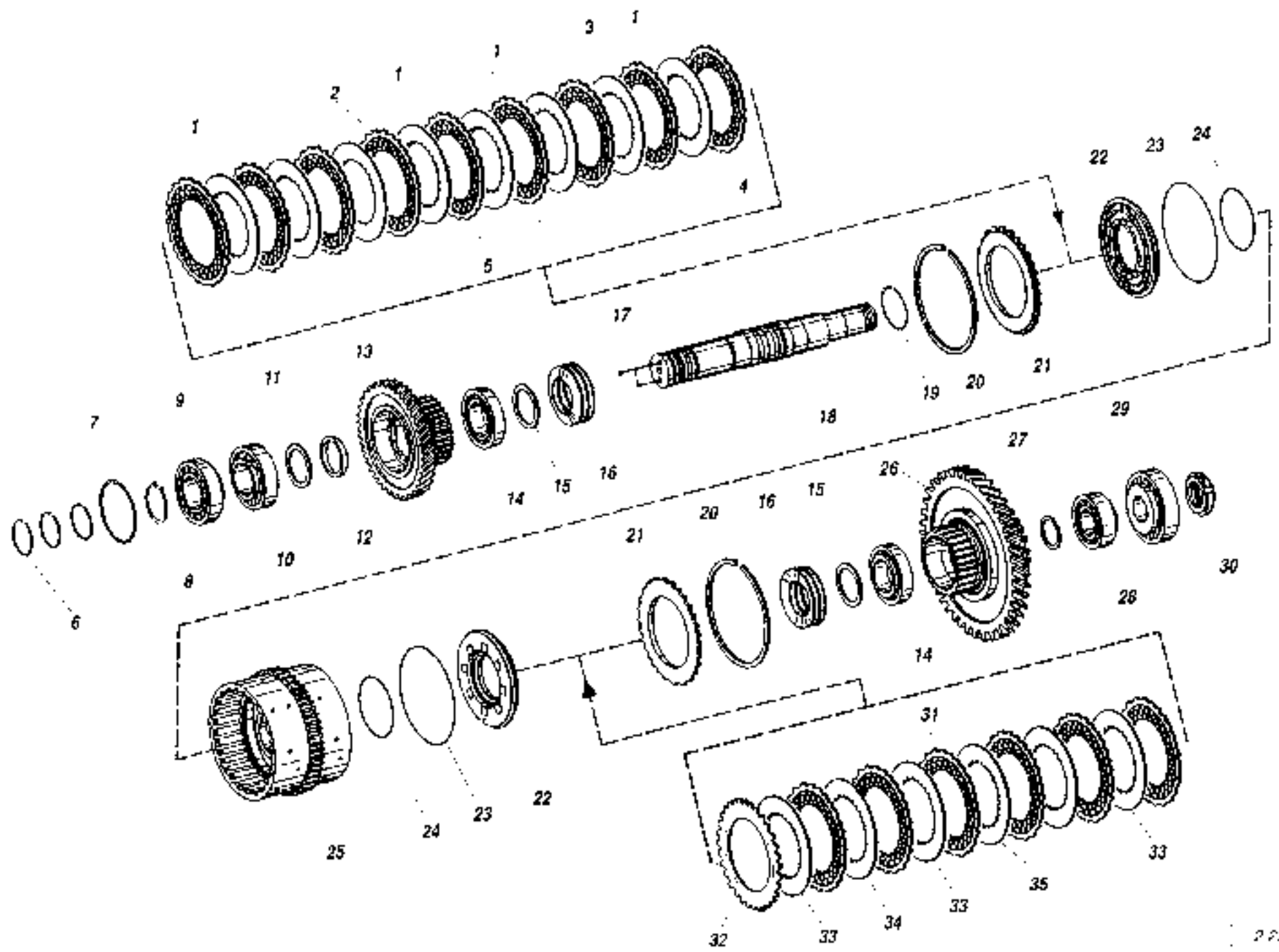
2.22

844B S/N 531 THRU

6/98

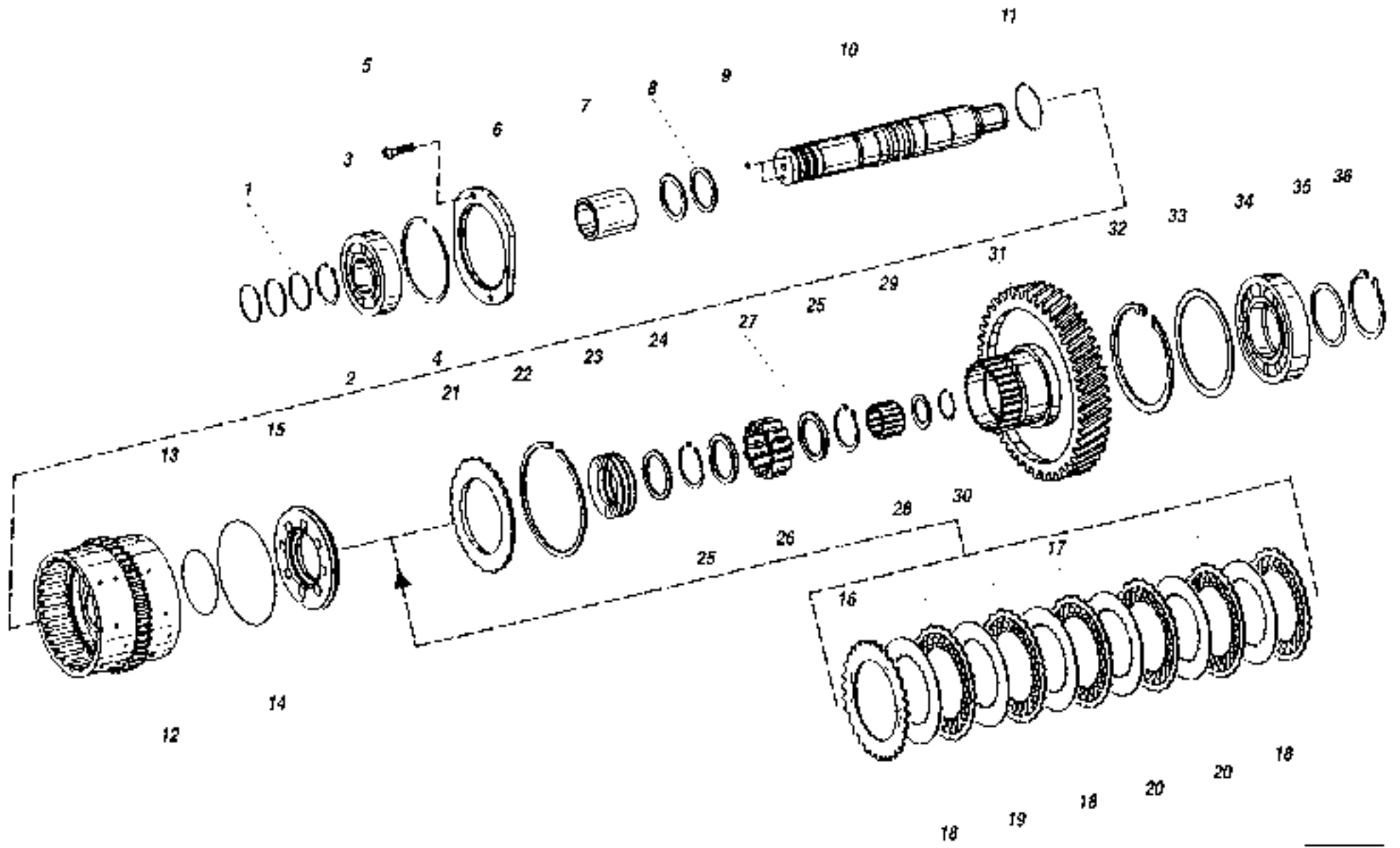
CLUTCH ASSEMBLY, REVERSE & 2nd GEAR

PAGE 1 of 2



ITEM	PART NUMBER	QTY.	DESCRIPTION	ITEM	PART NUMBER	QTY.	DESCRIPTION	
16	P31825	10	Spring Cup					
17	P31761	2	Ball					
18	P31852	1	Shaft					
19	P31832	1	Ring, Snap					
20	P31826	2	Ring, Snap					
21	P31827	2	Shim, End					
22	P31830	2	Piston					
23	P31829	2	O-Ring					
24	P31828	2	O-Ring					
25	P31831	1	Carrier, Disc					
26	P31890	1	Gear, Spur					
27	P31893	A/R	Shim, 1.00 mm Thick (.0394 in.)					
	P31894	A/R	Shim, 1.05 mm Thick (.0413 in.)					
	P31895	A/R	Shim, 1.10 mm Thick (.0433 in.)					
	P31896	A/R	Shim, 1.15 mm Thick (.0453 in.)					
	P31897	A/R	Shim, 1.20 mm Thick (.0472 in.)					
	P31898	A/R	Shim, 1.25 mm Thick (.0492 in.)					
	P31899	A/R	Shim, 1.30 mm Thick (.0512 in.)					
	P31900	A/R	Shim, 1.35 mm Thick (.0531 in.)					
	P31901	A/R	Shim, 1.40 mm Thick (.0551 in.)					
	P31902	A/R	Shim, 1.45 mm Thick (.0571 in.)					
	P31903	A/R	Shim, 1.50 mm Thick (.0590 in.)					
	P31904	A/R	Shim, 1.55 mm Thick (.0610 in.)					
	P31905	A/R	Shim, 1.60 mm Thick (.0630 in.)					
	P31906	A/R	Shim, 1.65 mm Thick (.0649 in.)					
	P31907	A/R	Shim, 1.70 mm Thick (.0669 in.)					
	P31908	A/R	Shim, 1.75 mm Thick (.0689 in.)					
	P31909	A/R	Shim, 1.80 mm Thick (.0708 in.)					
28	P31891	1	Bearing, Roller					
29	P31892	1	Bearing, Roller					
30	P31010	1	Nut, Slotted					
31	P31850	6	Disc, Outer Clutch					
32	P31851	1	Disc, Outer Clutch					
33	P31847	3	Disc, Inner Clutch, 2.0 mm Thick (.0787 in.)					
34	P31847	A/R	Disc, Inner Clutch, 2.0 mm Thick (.0787 in.)					
	P31848	A/R	Disc, Inner Clutch, 1.5 mm Thick (.0590 in.)					
	P31849	A/R	Disc, Inner Clutch, 2.5 mm Thick (.0984 in.)					
35	P31848	2	Disc, Inner Clutch, 1.5 mm Thick (.0590 in.)					
				844B S/N 531 THRU				6/98
				CLUTCH ASSEMBLY, REVERSE & 2nd GEAR				PAGE 2 of 2

2.22



ITEM	PART NUMBER	QTY.	DESCRIPTION	ITEM	PART NUMBER	QTY.	DESCRIPTION
1	P31788	3	Ring, Piston	12	P31916	1	Carrier, Disc
2	P31789	1	Ring, Retaining	13	P31828	1	O-Ring
3	P31912	1	Bearing, Ball	14	P31829	1	O-Ring
4	P31913	1	Ring, Snap	15	P31830	1	Piston
5	P31740	2	Capscrew, Socket Hd., M8 x 35mm	16	P31651	1	Disc, Outer Clutch
6	P31914	1	Washer	17	P31850	6	Disc, Outer Clutch
7	P31915	1	Bushing	18	P31847	3	Disc, Inner Clutch, 2.0 mm Thick (.0787 in.)
8	P31791	A/R	Shim, 1.30 mm Thick (.0512 in.)	19	P31847	A/R	Disc, Inner Clutch, 2.0 mm Thick (.0787 in.)
	P31792	A/R	Shim, 1.35 mm Thick (.0531 in.)		P31648	A/R	Disc, Inner Clutch, 1.5 mm Thick (.0590 in.)
	P31793	A/R	Shim, 1.40 mm Thick (.0551 in.)		P31849	A/R	Disc, Inner Clutch, 2.5 mm Thick (.0984 in.)
	P31794	A/R	Shim, 1.45 mm Thick (.0571 in.)	20	P31848	2	Disc, Inner Clutch, 1.5 mm Thick (.0590 in.)
	P31795	A/R	Shim, 1.50 mm Thick (.0590 in.)	21	P31827	1	Shim, End
	P31796	A/R	Shim, 1.55 mm Thick (.0610 in.)	22	P31826	1	Ring, Snap
	P31797	A/R	Shim, 1.60 mm Thick (.0630 in.)	23	P31825	5	Spring, Cup
	P31798	A/R	Shim, 1.65 mm Thick (.0649 in.)	24	P31919	A/R	Shim, 3.40 mm Thick (1.338 in.)
	P31799	A/R	Shim, 1.70 mm Thick (.0669 in.)		P31920	A/R	Shim, 1.60 mm Thick (.0630 in.)
	P31800	A/R	Shim, 1.75 mm Thick (.0689 in.)	25	P31921	2	Ring, Retaining
	P31801	A/R	Shim, 1.80 mm Thick (.0708 in.)	26	P31918	1	Cage, Roller
	P31802	A/R	Shim, 1.85 mm Thick (.0728 in.)	27	P31922	2	Washer, Thrust
	P31803	A/R	Shim, 1.90 mm Thick (.0748 in.)	28	P31950	1	Cage, Needle
	P31804	A/H	Shim, 1.95 mm Thick (.0768 in.)	29	P31951	1	Shim
	P31805	A/R	Shim, 2.00 mm Thick (.0787 in.)	30	P31952	1	Ring, Retaining
	P31806	A/H	Shim, 2.05 mm Thick (.0807 in.)	31	P31917	1	Gear, Spur
	P31807	A/R	Shim, 2.10 mm Thick (.0827 in.)	32	P31928	1	Ring, Retaining
	P31808	A/R	Shim, 2.15 mm Thick (.0846 in.)	33	P31929	A/R	Washer, 1.00 mm Thick (.0394 in.)
	P31809	A/R	Shim, 2.20 mm Thick (.0866 in.)		P31930	A/R	Washer, 1.05 mm Thick (.0413 in.)
	P31810	A/R	Shim, 2.25 mm Thick (.0886 in.)		P31931	A/R	Washer, 1.10 mm Thick (.0433 in.)
	P31811	A/R	Shim, 2.30 mm Thick (.0905 in.)		P31932	A/R	Washer, 1.15 mm Thick (.0453 in.)
	P31812	A/H	Shim, 2.35 mm Thick (.0925 in.)		P31933	A/H	Washer, 1.20 mm Thick (.0472 in.)
	P31813	A/R	Shim, 2.40 mm Thick (.0945 in.)		P31934	A/R	Washer, 1.25 mm Thick (.0492 in.)
	P31814	A/H	Shim, 2.45 mm Thick (.0964 in.)		P31935	A/R	Washer, 1.30 mm Thick (.0512 in.)
	P31815	A/R	Shim, 2.50 mm Thick (.0984 in.)		P31936	A/R	Washer, 1.35 mm Thick (.0531 in.)
	P31816	A/R	Shim, 2.55 mm Thick (.1004 in.)		P31937	A/R	Washer, 1.40 mm Thick (.0551 in.)
	P31817	A/R	Shim, 2.60 mm Thick (.1023 in.)	34	P31927	1	Bearing, Roller
	P31818	A/R	Shim, 2.65 mm Thick (.1043 in.)				
	P31819	A/R	Shim, 2.70 mm Thick (.1063 in.)				
	P31820	A/R	Shim, 2.75 mm Thick (.1082 in.)				
	P31821	A/R	Shim, 2.80 mm Thick (.1102 in.)				
9	P31761	2	Ball				
10	P31911	1	Shaft				
11	P31832	1	Ring, Snap				

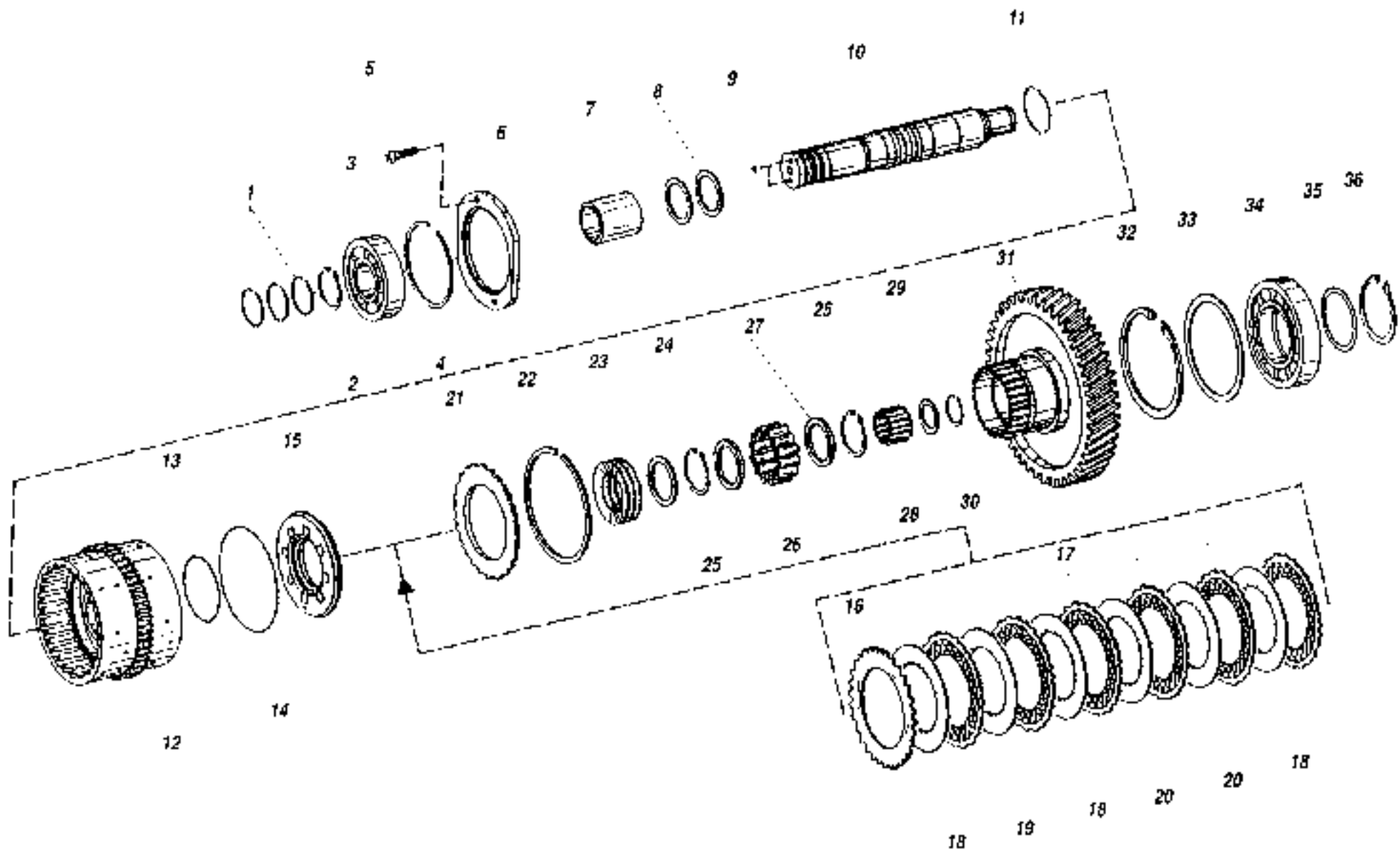
2.23

844B S/N 531 THRU

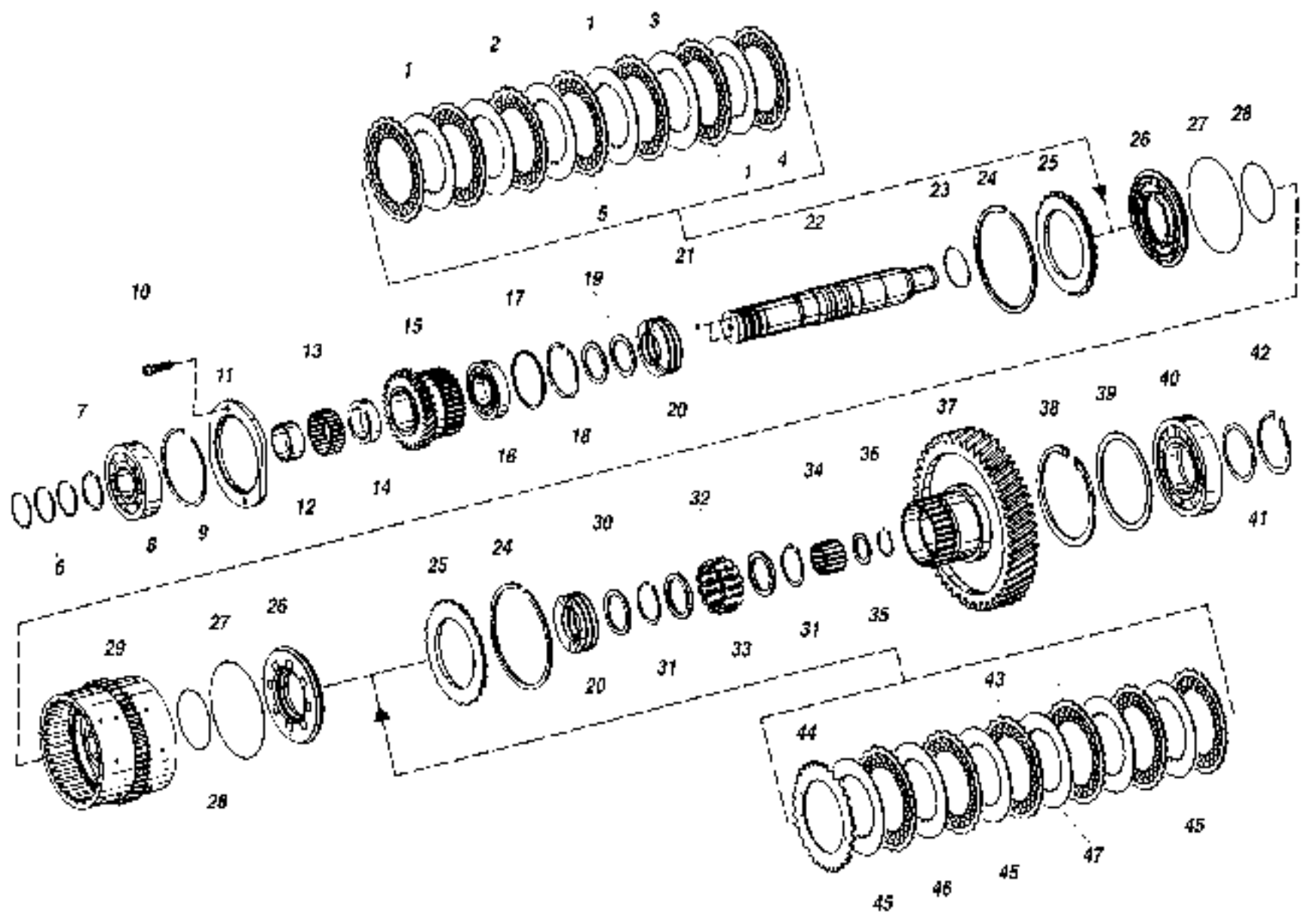
6/98

CLUTCH ASSEMBLY, 3rd GEAR

PAGE 1 of 2



ITEM	PART NUMBER	QTY.	DESCRIPTION	ITEM	PART NUMBER	QTY.	DESCRIPTION
35	P31938	A/R	Shim, 0.80 mm Thick (.0315 in.)				
	P31939	A/R	Shim, 0.85 mm Thick (.0335 in.)				
	P31940	A/R	Shim, 0.90 mm Thick (.0354 in.)				
	P31941	A/R	Shim, 0.95 mm Thick (.0374 in.)				
	P31942	A/R	Shim, 1.00 mm Thick (.0394 in.)				
	P31943	A/R	Shim, 1.05 mm Thick (.0413 in.)				
	P31944	A/R	Shim, 1.10 mm Thick (.0433 in.)				
	P31945	A/R	Shim, 1.15 mm Thick (.0453 in.)				
	P31946	A/R	Shim, 1.20 mm Thick (.0472 in.)				
	P31947	A/R	Shim, 1.25 mm Thick (.0492 in.)				
	P31948	A/R	Shim, 1.30 mm Thick (.0512 in.)				
36	P31949	1	Ring, Retaining				
				2.23			
				844B S/N 531 THRU 6/98			
				CLUTCH ASSEMBLY, 3rd GEAR PAGE 2 of 2			



ITEM	PART NUMBER	QTY.	DESCRIPTION	ITEM	PART NUMBER	QTY.	DESCRIPTION
1	P31847	3	Disc, Inner Clutch. 2.0 mm Thick (.0787 in.)		P31607	A/R	Shim. 2.10 mm Thick (.0827 in.)
2	P31848	2	Disc, Inner Clutch. 1.5 mm Thick (.0590 in.)		P31808	A/R	Shim. 2.15 mm Thick (.0846 in.)
3	P31847	A/R	Disc, Inner Clutch. 2.0 mm Thick (.0787 in.)		P31609	A/R	Shim. 2.20 mm Thick (.0866 in.)
	P31848	A/R	Disc, Inner Clutch. 1.5 mm Thick (.0590 in.)		P31810	A/R	Shim. 2.25 mm Thick (.0886 in.)
	P31849	A/R	Disc, Inner Clutch. 2.5 mm Thick (.0984 in.)		P31811	A/R	Shim. 2.30 mm Thick (.0905 in.)
4	P31851	1	Disc, Outer Clutch		P31812	A/R	Shim. 2.35 mm Thick (.0925 in.)
5	P31850	6	Disc, Outer Clutch		P31613	A/R	Shim. 2.40 mm Thick (.0945 in.)
6	P31788	3	Ring, Piston		P31814	A/R	Shim. 2.45 mm Thick (.0964 in.)
7	P31789	1	Ring, Retaining		P31615	A/R	Shim. 2.50 mm Thick (.0984 in.)
8	P31912	1	Bearing, Ball		P31816	A/R	Shim. 2.55 mm Thick (.1004 in.)
9	P31913	3	Ring, Snap		P31617	A/R	Shim. 2.60 mm Thick (.1023 in.)
10	P31740	2	Capscrew, Socket Hd. M8 x 35mm		P31818	A/R	Shim. 2.65 mm Thick (.1043 in.)
11	P31914	1	Washer		P31819	A/R	Shim. 2.70 mm Thick (.1063 in.)
12	P32105	1	Ring, Internal		P31820	A/R	Shim. 2.75 mm Thick (.1082 in.)
13	P32104	1	Needle Cage		P31821	A/R	Shim. 2.80 mm Thick (.1102 in.)
14	P32106	1	Bushing	20	P31825	10	Spring, Cup
15	P32103	1	Gear, Spur	21	P31761	2	Ball
16	P31824	1	Bearing, Ball	22	P31911	1	Shaft
17	P31834	A/R	Shim. 0.80 mm Thick (.0315 in.)	23	P31832	1	Ring, Snap
	P31835	A/R	Shim. 0.90 mm Thick (.0354 in.)	24	P31826	2	Ring, Snap
	P31836	A/R	Shim. 1.00 mm Thick (.0394 in.)	25	P31827	2	Shim, End
	P31837	A/R	Shim. 1.10 mm Thick (.0433 in.)	26	P31830	2	Piston
	P31838	A/R	Shim. 1.20 mm Thick (.0472 in.)	27	P31829	2	O-Ring
	P31839	A/R	Shim. 1.30 mm Thick (.0512 in.)	28	P31828	2	O-Ring
18	P32107	1	Retaining, Ring	29	P31916	1	Carrier, Disc
19	P31791	A/R	Shim. 1.30 mm Thick (.0512 in.)	30	P31919	A/R	Shim. 3.40 mm Thick (.1339 in.)
	P31792	A/R	Shim. 1.35 mm Thick (.0531 in.)		P31920	A/R	Shim. 1.60 mm Thick (.0630 in.)
	P31793	A/R	Shim. 1.40 mm Thick (.0551 in.)	31	P31921	2	Ring, Retaining
	P31794	A/R	Shim. 1.45 mm Thick (.0571 in.)	32	P31922	2	Washer, Thrust
	P31795	A/R	Shim. 1.50 mm Thick (.0590 in.)				
	P31796	A/R	Shim. 1.55 mm Thick (.0610 in.)				
	P31797	A/R	Shim. 1.60 mm Thick (.0630 in.)				
	P31798	A/R	Shim. 1.65 mm Thick (.0649 in.)				
	P31799	A/R	Shim. 1.70 mm Thick (.0669 in.)				
	P31800	A/R	Shim. 1.75 mm Thick (.0689 in.)				
	P31801	A/R	Shim. 1.80 mm Thick (.0708 in.)				
	P31802	A/R	Shim. 1.85 mm Thick (.0728 in.)				
	P31803	A/R	Shim. 1.90 mm Thick (.0748 in.)				
	P31804	A/R	Shim. 1.95 mm Thick (.0768 in.)				
	P31805	A/R	Shim. 2.00 mm Thick (.0787 in.)				
	P31806	A/R	Shim. 2.05 mm Thick (.0807 in.)				

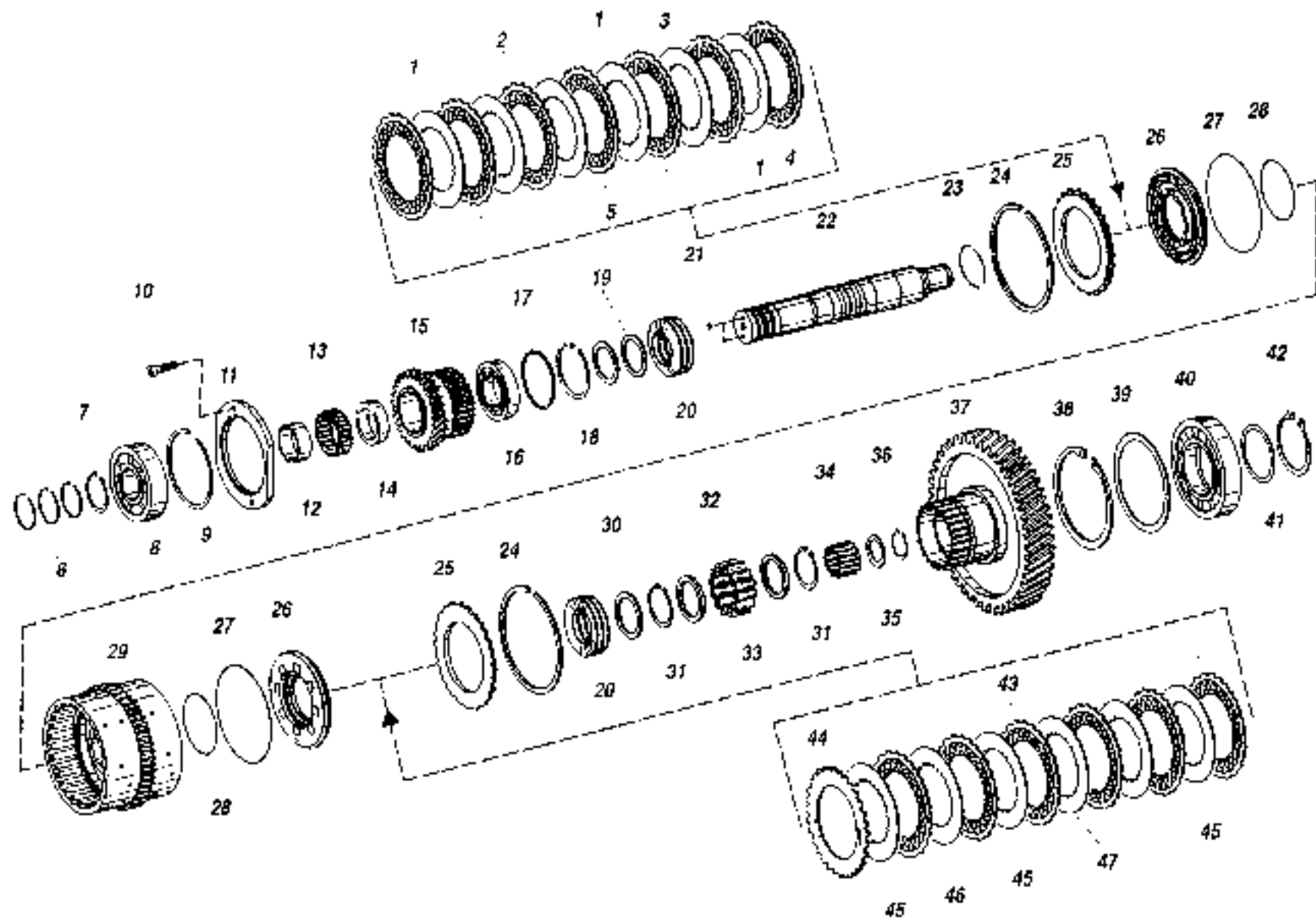
2.24

844B S/N 531 THRU

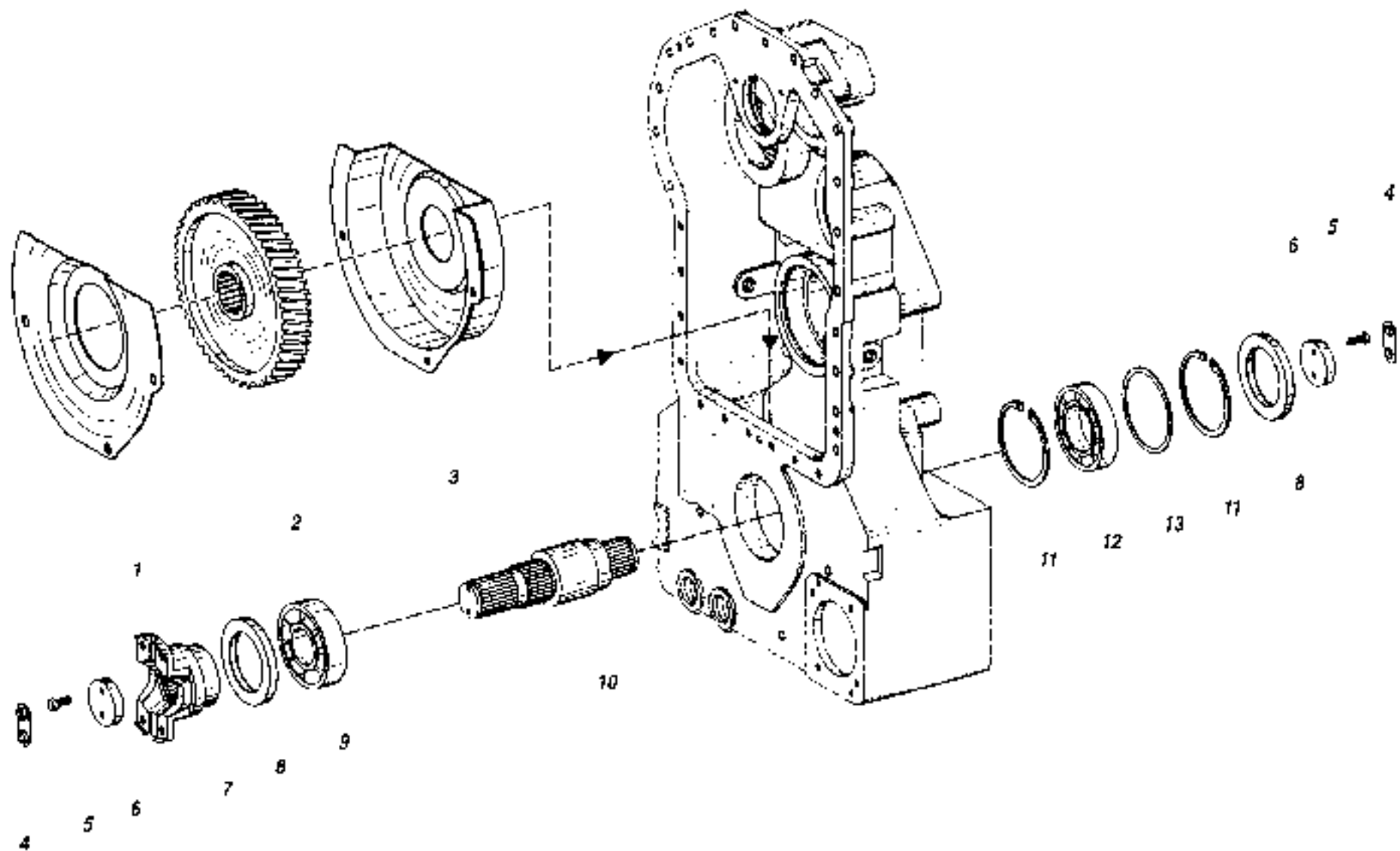
6/98

CLUTCH ASSEMBLY, 4th GEAR

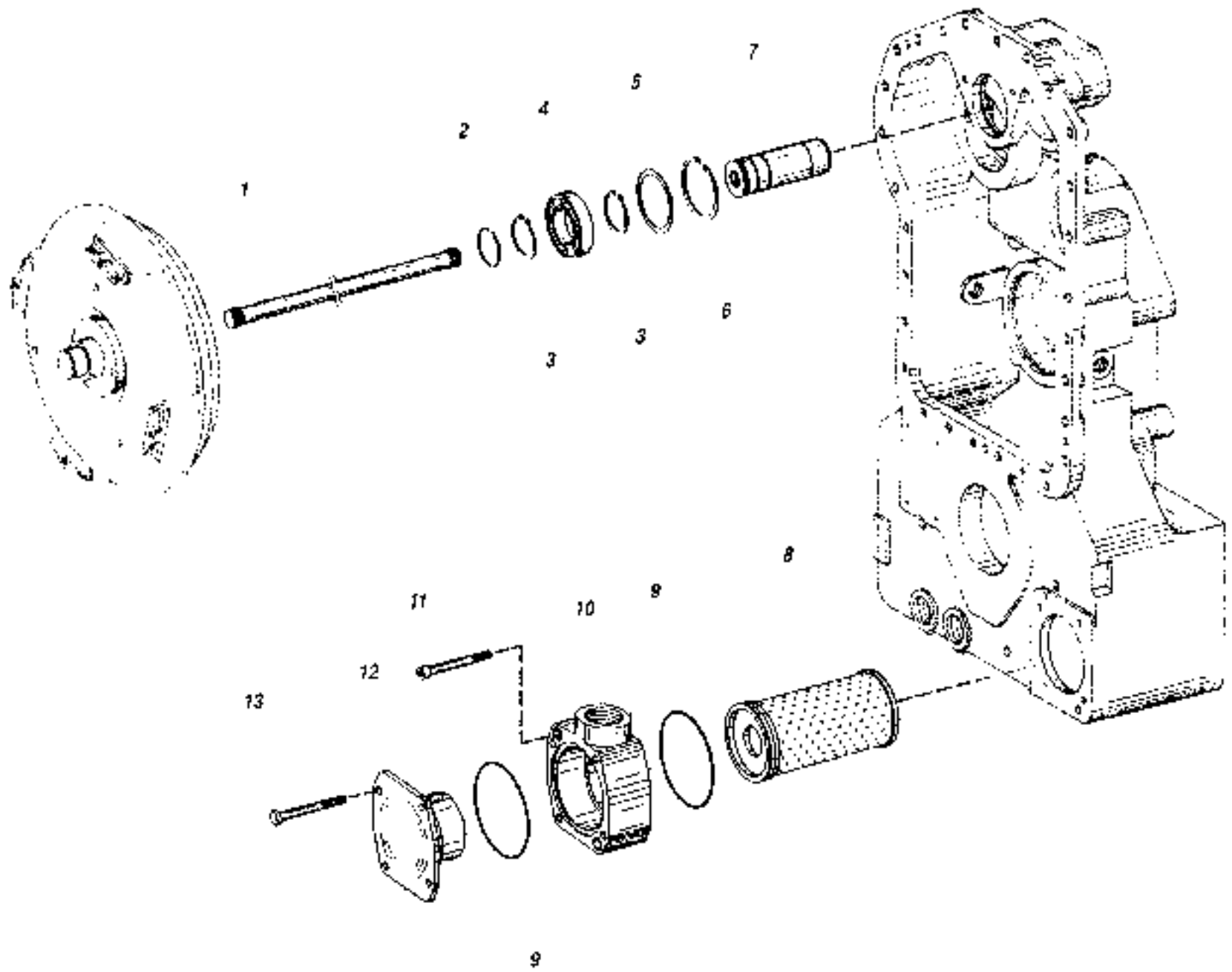
PAGE 1 of 2



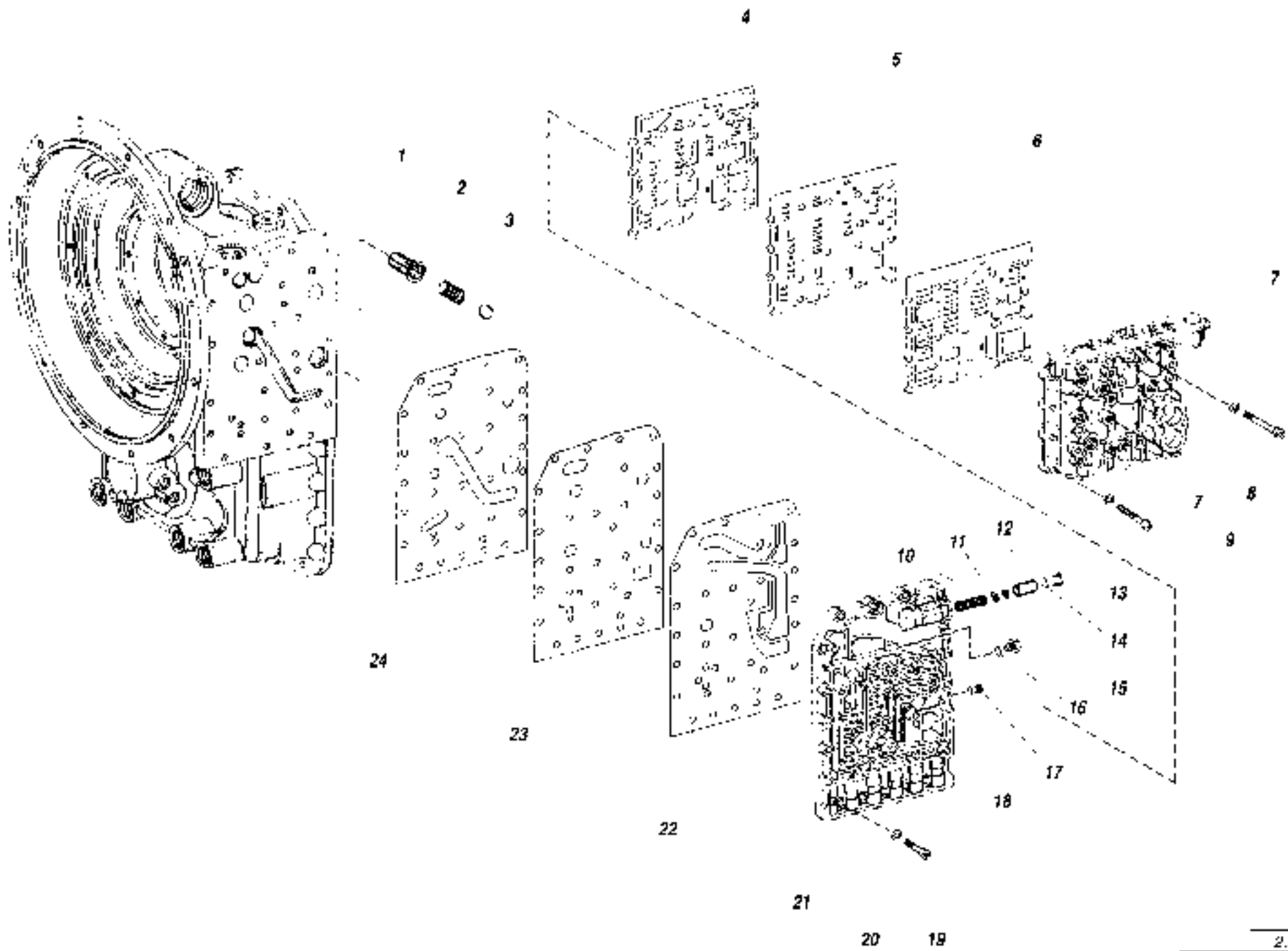
ITEM	PART NUMBER	QTY.	DESCRIPTION	ITEM	PART NUMBER	QTY.	DESCRIPTION
35	P31929	A/R	Washer, 1.00 mm Thick (.0394 in.)				
	P31930	A/R	Washer, 1.05 mm Thick (.0413 in.)				
	P31931	A/R	Washer, 1.10 mm Thick (.0433 in.)				
	P31932	A/R	Washer, 1.15 mm Thick (.0453 in.)				
	P31933	A/R	Washer, 1.20 mm Thick (.0472 in.)				
	P31934	A/R	Washer, 1.25 mm Thick (.0492 in.)				
	P31935	A/R	Washer, 1.30 mm Thick (.0512 in.)				
	P31936	A/R	Washer, 1.35 mm Thick (.0531 in.)				
	P31937	A/R	Washer, 1.40 mm Thick (.0551 in.)				
36	P31927	1	Bearing, Roller				
37	P31938	A/R	Shim, 0.80 mm Thick (.0315 in.)				
	P31939	A/R	Shim, 0.85 mm Thick (.0335 in.)				
	P31940	A/R	Shim, 0.90 mm Thick (.0354 in.)				
	P31911	A/R	Shim, 0.95 mm Thick (.0374 in.)				
	P31942	A/R	Shim, 1.00 mm Thick (.0394 in.)				
	P31943	A/R	Shim, 1.05 mm Thick (.0413 in.)				
	P31944	A/R	Shim, 1.10 mm Thick (.0433 in.)				
	P31945	A/R	Shim, 1.15 mm Thick (.0453 in.)				
	P31946	A/R	Shim, 1.20 mm Thick (.0472 in.)				
	P31947	A/R	Shim, 1.25 mm Thick (.0492 in.)				
	P31948	A/R	Shim, 1.30 mm Thick (.0512 in.)				
38	P31949	1	Ring, Retaining				
39	P31850	8	Disc, Inner Clutch				
40	P31851	1	Disc, Inner Clutch				
41	P31847	3	Disc, Inner Clutch, 2.0 mm Thick (.0787 in.)				
42	P31847	A/R	Disc, Inner Clutch, 2.0 mm Thick (.0787 in.)				
	P31848	A/R	Disc, Inner Clutch, 1.5 mm Thick (.0590 in.)				
	P31849	A/R	Disc, Inner Clutch, 2.5 mm Thick (.0984 in.)				
43	P31848	2	Disc, Inner Clutch, 1.5 mm Thick (.0590 in.)				
2.24							
844B S/N 531 THRU							
CLUTCH ASSEMBLY, 4th GEAR							
6/98							
PAGE 2 of 2							



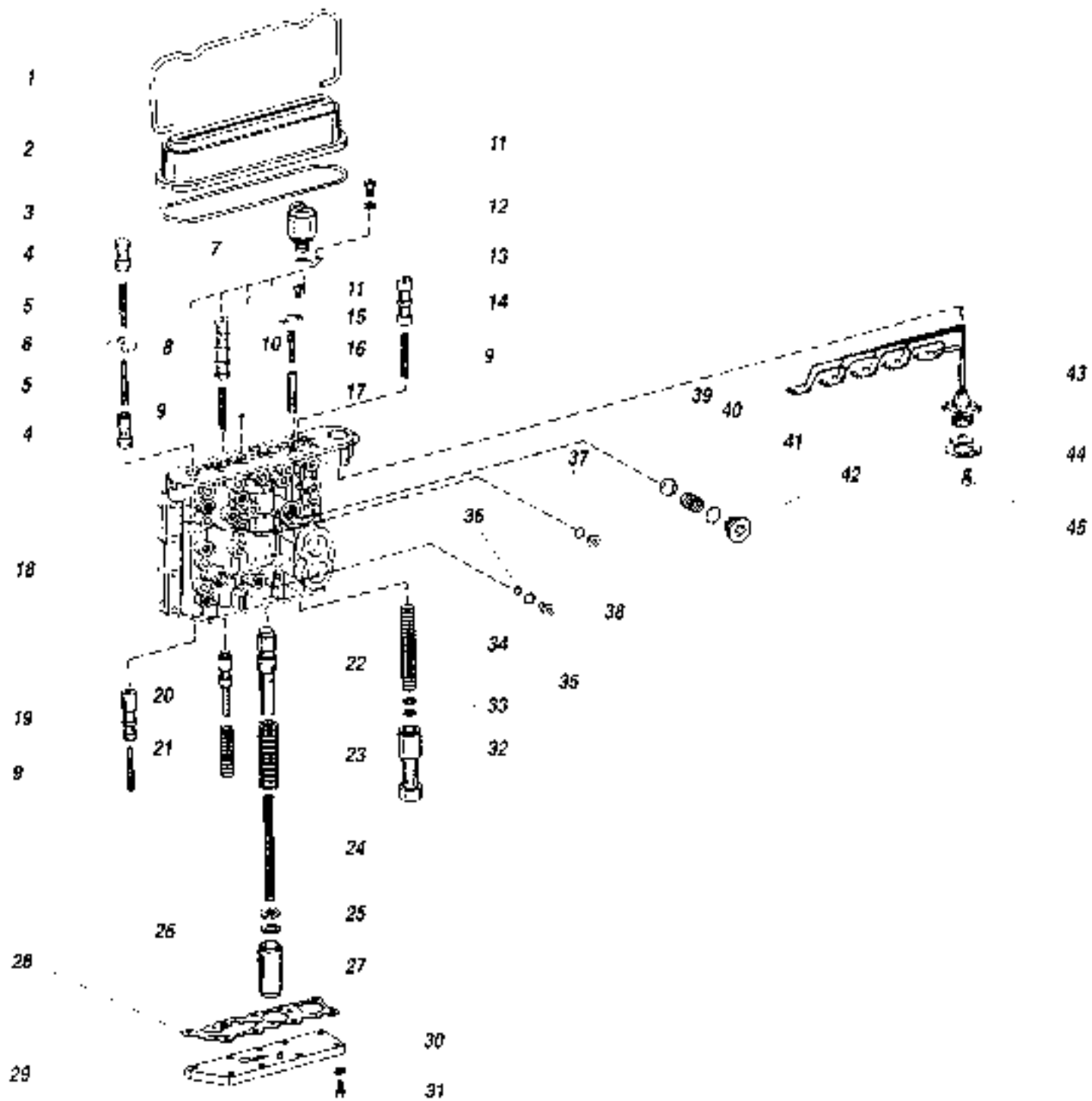
ITEM	PART NUMBER	QTY.	DESCRIPTION	ITEM	PART NUMBER	QTY.	DESCRIPTION
1	P31739	1	Shield, Plate				
2	P31954	1	Gear, Output				
3	P31738	1	Cover, Output Gear				
4	P31958	2	Washer, Tab				
5	P31959	4	Capcrew Hx., M8 x 25mm				
6	P31957	2	Washer				
7	P31956	1	Flange, Input				
8	P31977	2	Seal, Shaft				
9	P31955	1	Bearing, Ball				
10	P31953	1	Shaft, Output				
11	P31961	2	Ring, Retaining				
12	P31960	1	Bearing, Ball				
13	P31962	A/R	Shim, 1.00 mm Thick (.0394 in.)				
	P31963	A/R	Shim, 1.05 mm Thick (.0413 in.)				
	P31964	A/R	Shim, 1.10 mm Thick (.0433 in.)				
	P31965	A/R	Shim, 1.15 mm Thick (.0453 in.)				
	P31966	A/R	Shim, 1.20 mm Thick (.0472 in.)				
	P31967	A/R	Shim, 1.25 mm Thick (.0492 in.)				
	P31968	A/R	Shim, 1.30 mm Thick (.0512 in.)				
	P31969	A/R	Shim, 1.35 mm Thick (.0531 in.)				
	P31970	A/R	Shim, 1.40 mm Thick (.0551 in.)				
	P31971	A/R	Shim, 1.45 mm Thick (.0571 in.)				
	P31972	A/R	Shim, 1.50 mm Thick (.0590 in.)				
	P31973	A/R	Shim, 1.55 mm Thick (.0610 in.)				
	P31974	A/R	Shim, 1.60 mm Thick (.0630 in.)				
	P31975	A/R	Shim, 1.65 mm Thick (.0649 in.)				
	P31976	A/R	Shim, 1.70 mm Thick (.0669 in.)				
							2.25
844B S/N 531 THRU							
OUTPUT GROUP ASSEMBLY							
							6/98



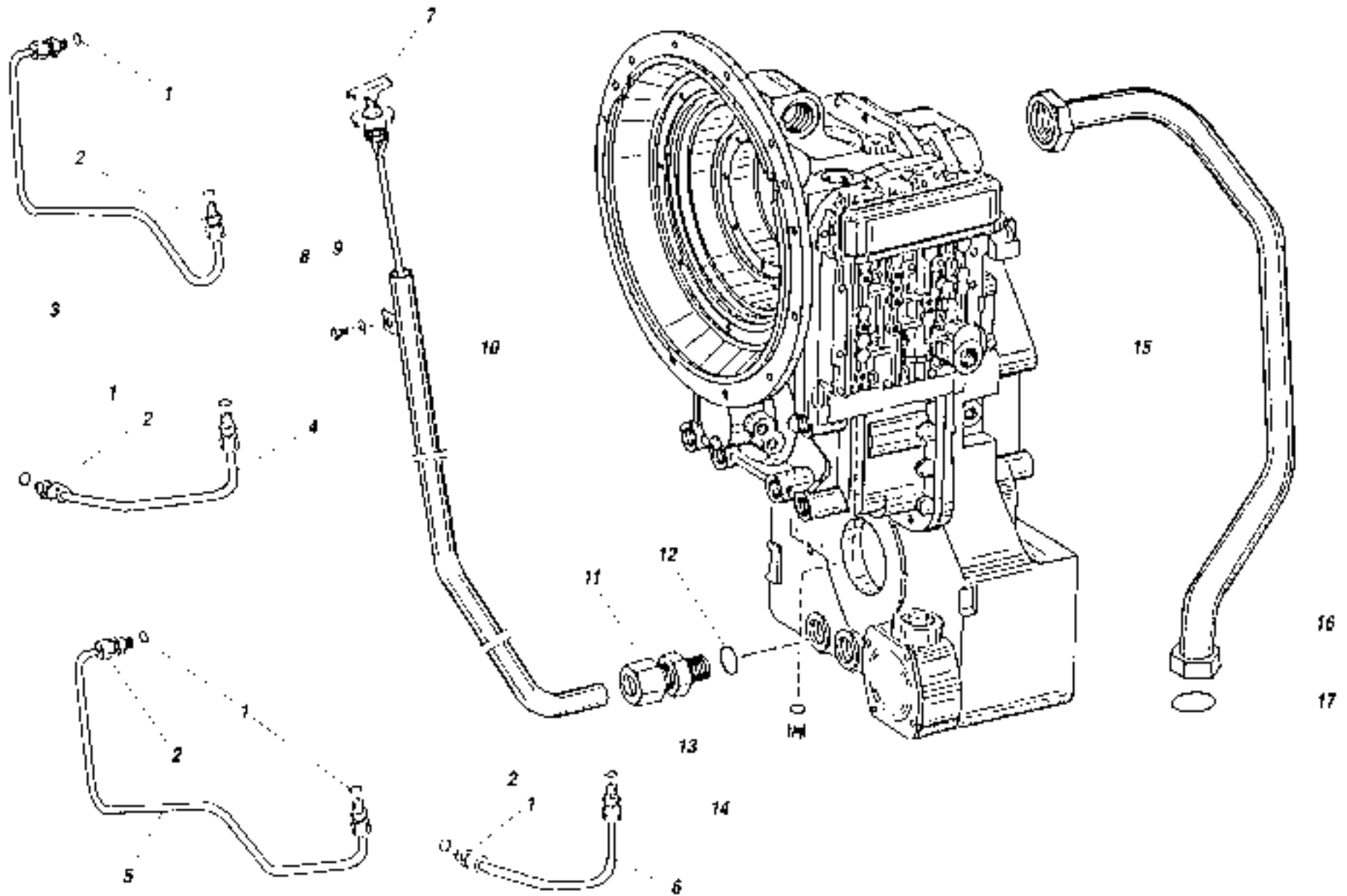
ITEM	PART NUMBER	QTY.	DESCRIPTION	ITEM	PART NUMBER	QTY.	DESCRIPTION
1	P31989	1	Shaft, Central				
2	P31733	1	Ring, Piston				
3	P31845	2	Ring, Retaining				
4	P31991	1	Bearing, Ball				
5	P31992	A/R	Shim, 1.00 mm Thick (.0394 in.)				
	P31993	A/R	Shim, 1.05 mm Thick (.0413 in.)				
	P31994	A/R	Shim, 1.10 mm Thick (.0433 in.)				
	P31995	A/R	Shim, 1.15 mm Thick (.0453 in.)				
	P31996	A/R	Shim, 1.20 mm Thick (.0472 in.)				
	P31997	A/R	Shim, 1.25 mm Thick (.0492 in.)				
	P31998	A/R	Shim, 1.30 mm Thick (.0512 in.)				
	P31999	A/R	Shim, 1.35 mm Thick (.0531 in.)				
	P32000	A/R	Shim, 1.40 mm Thick (.0551 in.)				
	P32001	A/R	Shim, 1.45 mm Thick (.0571 in.)				
	P32002	A/R	Shim, 1.50 mm Thick (.0590 in.)				
	P32003	A/R	Shim, 1.55 mm Thick (.0610 in.)				
	P32004	A/R	Shim, 1.60 mm Thick (.0630 in.)				
6	P32005	1	Ring, Retaining				
7	P31990	1	Bushing				
8	P31926	1	Filter				
9	P31925	2	O-Ring				
10	P31923	1	Fixture, Holding				
11	P04866	2	Capscrew, Socket Hd., M8 x 60mm				
12	P31924	1	Cover				
13	P04114	4	Capscrew Hx., M8 x 75mm				
							2.26
844B S/N 531 THRU							6/98
POWER TAKE-OFF & FILTER ASSEMBLY							



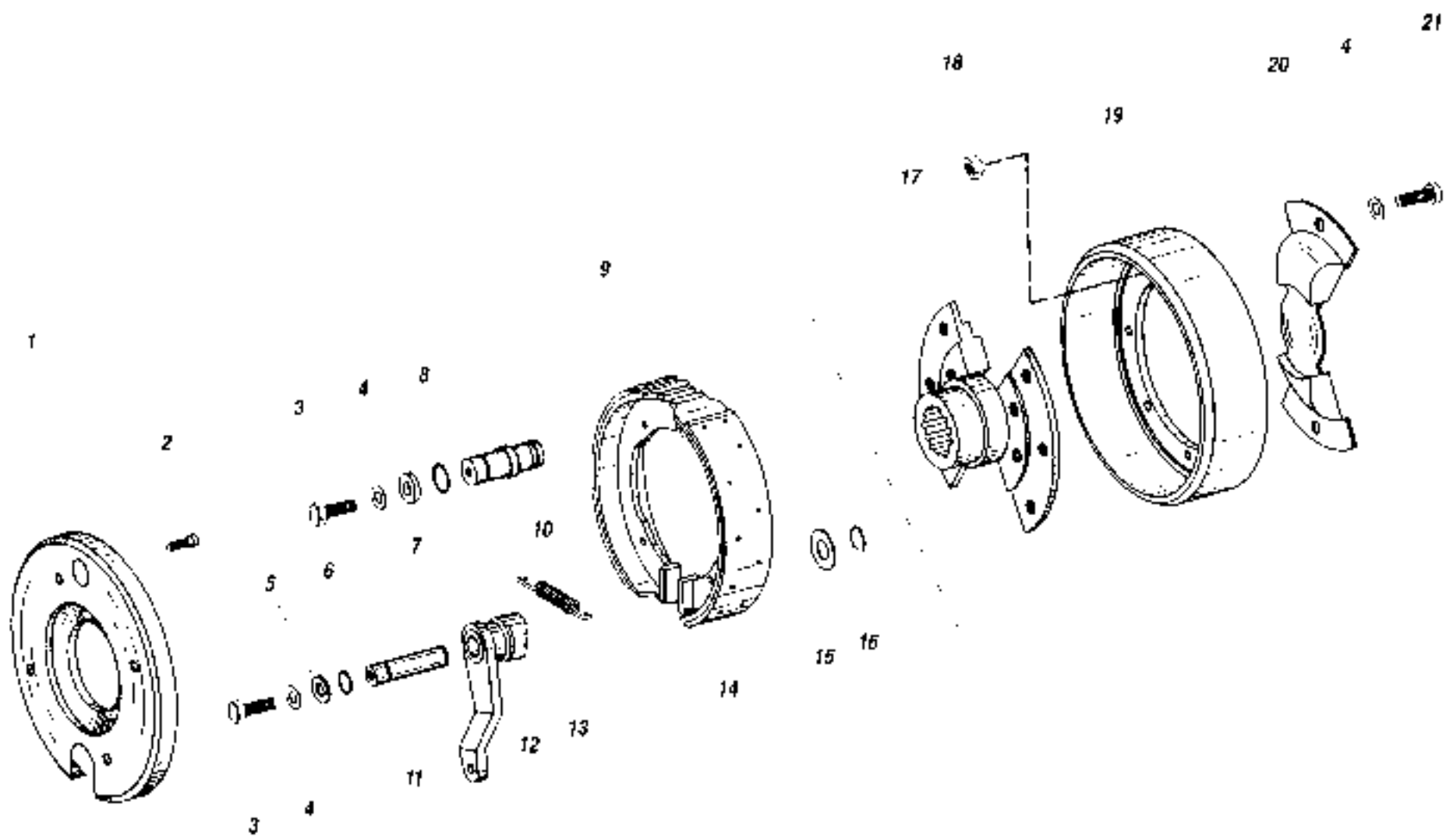
ITEM	PART NUMBER	QTY.	DESCRIPTION	ITEM	PART NUMBER	QTY.	DESCRIPTION
1	P32074	1	Valve Insert				
2	P32075	1	Spring, Compression				
3	P32071	1	Ball				
4	P32011	1	Gasket				
5	P32012	1	Plate, Cover				
6	P32013	1	Gasket				
7	P31710	17	Washer				
8	P32016	1	Capscrew, Socket Hd., M8 x 85mm				
9	P32014	16	Capscrew, Socket Hd., M8 x 65mm				
10	P32023	1	Spring, Compression				
11	P32022	2	Washer				
12	P32021	1	Spool, Valve				
13	P32024	1	Plug Screw				
14	P32025	1	O-Ring				
15	P32019	1	Adapter				
16	P32020	1	O-Ring				
17	P32017	1	Plug Screw				
18	P31709	1	O-Ring				
19	P32010	11	Capscrew, Socket Hd., M8 x 35mm				
20	P31710	11	Washer				
21	P32009	1	Plate, Duct				
22	P32008	1	Gasket				
23	P32007	1	Plate, Cover				
24	P32006	1	Gasket				
							2.27
844B S/N 531 THRU							
GEARSHIFT SYSTEM ASSEMBLY							
							6/98



ITEM	PART NUMBER	QTY.	DESCRIPTION	ITEM	PART NUMBER	QTY.	DESCRIPTION	
	37728X	1	Control Valve Assembly - 4 Speed (Includes Items 1-45)		P32032	A/R	Orifice, 70mm (.0275 in.)	
1	P32070	1	Bracket, Clamp		P32033	A/R	Orifice, .75mm (.0296 in.)	
2	P32068	1	Cover		P32034	A/R	Orifice, 80mm (.0315 in.)	
3	P32069	1	O-Ring		P32035	A/R	Orifice, .85mm (.0335 in.)	
4	P32050	2	Piston		P32036	A/R	Orifice, 90mm (.0354 in.)	
5	P32049	2	Spring, Compression	36	P32037	1	O-Ring	
6	P32048	1	Plate, Stop	37	P31709	9	O-Ring	
7	P32062	5	Valve, Solenoid	38	P32017	8	Plug, Screw	
8	P32055	1	Piston	39	P32071	2	Ball	
9	P32019	3	Spring, Compression	40	P32072	2	Spring, Compression	
10	P32061	10	Ball	41	P32018	2	O-Ring	
11	P32060	7	Capscrew, Socket Hd., M5 x 12mm	42	P32073	2	Plug, Screw	
12	P32064	5	Washer	43	P32065	1	Harness, Wiring	
13	P32063	5	Plate, Fixing	44	P32067	1	Plate, Support	
14	P32056	1	Piston	45	P32066	2	Capscrew, Socket Hd., M6 x 16mm	
15	P32059	1	Plate, Cover					
16	P32058	1	Spring, Compression					
17	P32057	1	Valve, Reduction					
18	P32026	1	Housing, Valve					
19	P32051	1	Piston					
20	P32046	1	Piston					
21	P32047	1	Spring, Compression					
22	P32038	1	Piston					
23	P32039	1	Spring, Compression					
24	P32040	1	Spring, Compression					
25	P32042	1	Washer					
26	P32043	A/R	Shim, 2.00mm (.0787 in.)					
	P32044	A/R	Shim, 1.00mm (.0394 in.)					
	P32045	A/R	Shim, .050mm (.0197 in.)					
27	P32041	1	Piston					
28	P32052	1	Gasket					
29	P32053	1	Cover					
30	P32015	9	Washer					
31	P32054	9	Capscrew, Socket Hd., M6 x 20mm					
32	P32028	1	Piston					
33	P32029	1	Ring, Shim					
34	P32027	1	Spring, Compression					
35	P32030	A/R	Orifice, .60mm (.0236 in.)					
	P32031	A/R	Orifice, .65mm (.0256 in.)					
				844B S/N 531 THRU				6/98
				CONTROL VALVE ASSEMBLY				2.28



ITEM	PART NUMBER	QTY.	DESCRIPTION	ITEM	PART NUMBER	QTY.	DESCRIPTION
1	P32085	8	O-Ring				
2	P32084	8	Pipe Union				
3	P32087	1	Pipe				
4	P32088	1	Pipe				
5	P32085	1	Pipe				
6	P32109	1	Pipe				
7	P32080	1	Oil Dipstick				
8	P32081	1	Capscrew, Hx., M20 x 20mm				
9	P32082	1	Flatwasher				
10	●P32126	1	Oil Level Tube				
11	P32078	1	Pipe Union				
12	P31713	1	O-Ring				
13	P32092	2	Plug Screw				
14	P32085	2	O-Ring				
15	P32089	1	Suction Tube				
16	P32090	2	Pipe Union				
17	P32091	2	O-Ring				
				2.29			
NOTES				844B S/N 531 THRU			
● For S/N 531- 550, use P32079.				6/98			
				OIL TUBES & DIPSTICK ASSEMBLY			

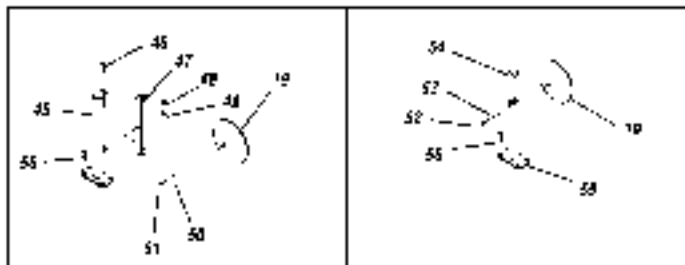


ITEM	PART NUMBER	QTY.	DESCRIPTION	ITEM	PART NUMBER	QTY.	DESCRIPTION
1	P32096	1	Plate, Cover				
2	P31980	4	Capscrew, Socket Hd., M6 x 10mm				
3	P32101	2	Capscrew Hx., M10 x 22mm				
4	P32095	10	Washer				
5	P32100	1	Washer				
6	P31978	1	O-Ring				
7	P32099	1	Washer				
8	P31979	1	O-Ring				
9	P31981	1	Coupling, Brake (Includes Items 10-16)				
10	P31984	1	Pin, Anchor				
11	P31985	1	Pin				
12	P31988	1	Brake Cam				
13	P31983	2	Spring Tension				
14	P31982	2	Coupling, Brake Shoe				
15	P31986	1	Washer				
16	P31987	1	Circlip				
17	P32097	1	Output Flange				
18	P31751	2	Nut, Hx., M10				
19	P32093	1	Drum, Brake				
20	P32098	1	Cover Plate				
21	P32094	8	Capscrew Hx., M10 x 25mm				
							2.30
					844B S/N 531 THRU		6/98
PARKING BRAKE ASSEMBLY							

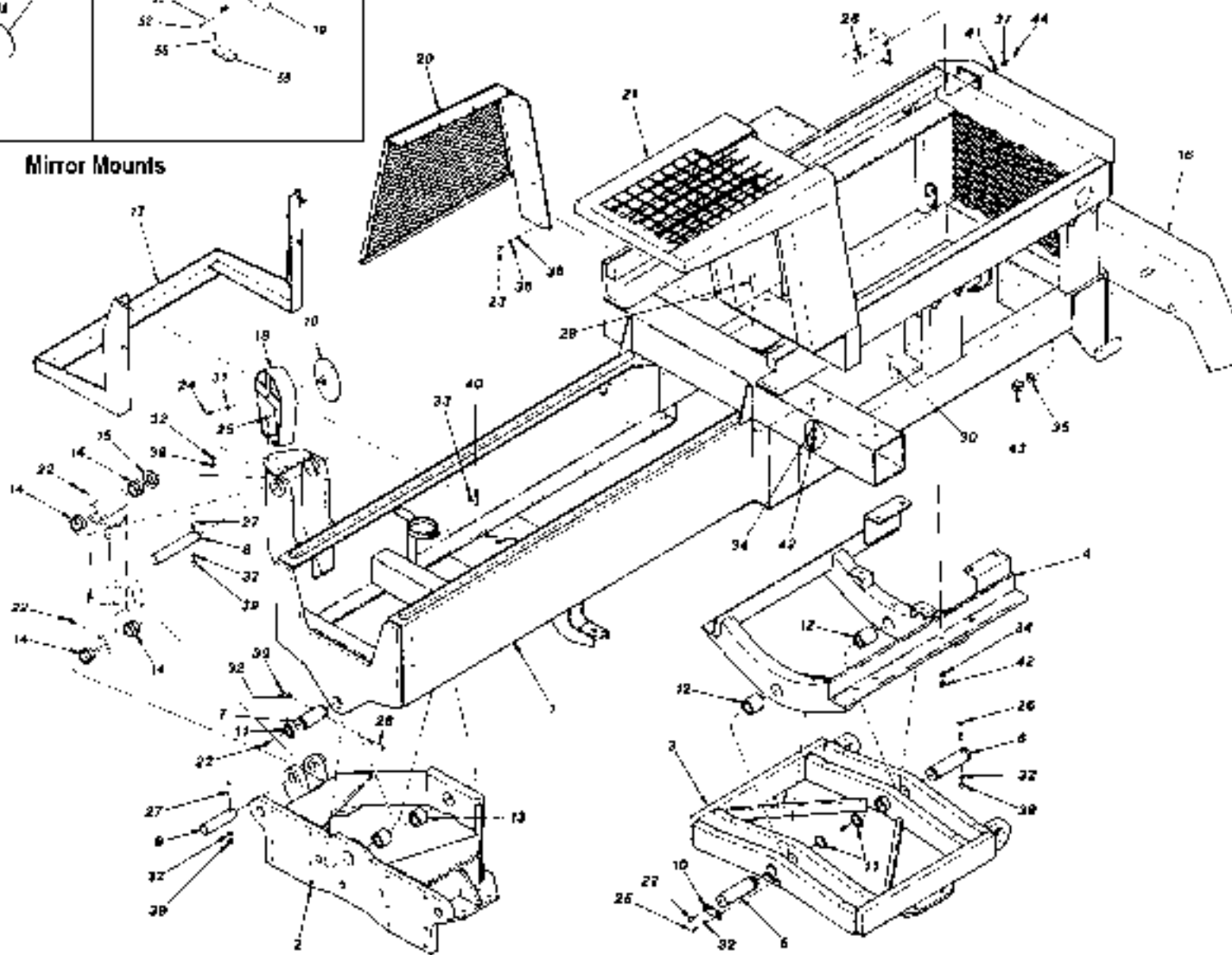
TABLE OF CONTENTS

Section 3 — Frame and Platform

Main Frame Assembly (S/N 101 – 1139)	3.1
Main Frame Assembly (S/N 1140 Thru)	3.1.1
Operators Platform Assembly (S/N 101 – 536 & 538)	3.2
Operators Platform Assembly (S/N 537, 539 Thru)	3.2.1
Instrument Panel Assembly (S/N 101 – 530)	3.3
Instrument Panel Assembly (S/N 531 Thru)	3.3.1



Mirror Mounts



ITEM	PART NUMBER	QTY.	DESCRIPTION	ITEM	PART NUMBER	QTY.	DESCRIPTION
1	ON.S.S	1	Main Frame	38	P01402	8	Flatwasher, 1/4"
2	25980D	1	Oscillation Frame, Front	39	P01508	8	Nut, Hx., 3/8"-16
3	22834D	1	Oscillation Frame, Rear	40	P01510	6	Nut, Hx., 1/2"-13
4	30337D	1	Subframe	41	P01533	4	Nut, Hx., 1/2"-20
5	22864B	1	Pin, Rear Oscillation Frame, Front Pivot	42	P01536	14	Nut, Hx. 3/4"-16
6	22870B	1	Pin, Rear Oscillation Frame, Rear Pivot	43	P01515	2	Nut, Hx., 1"-8
7	23022A	2	Pin, Front Oscillation Frame	44	P01583	4	Jam Nut, Hx. 1/2"-20
8	24732A	1	Pin, Frame Tilt Cylinder - Upper	45	035015B	1	Bracket, Mirror
9	24733A	1	Pin, Frame Tilt Cylinder - Lower	46	P00204	2	Capscrew, Hx., 3/8"-16 x 1"
10	15614A	1	Clip, Pin Holder	47	035200A	1	Adapter Bracket, Mirror
11	P19477	4	Retaining Ring	48	P01310	2	Lockwasher, 3/8"
12	P28790	2	Bushing, Rear Oscillation Frame - Subframe	49	P01508	2	Nut, Hx., 3/8"-16
13	P26493	2	Bushing, Front Oscillation Frame	50	P01308	1	Lockwasher, 1/4"
14	P19106	4	Bushing, Frame Tilt Cylinder	51	P00005	1	Capscrew, Hx., 1/4"-20 x 1"
15	P33162	A/R	Shim, Frame Tilt Cylinder - 10 Gauge	52	P00008	1	Capscrew, Hx., 1/4"-20 x 1 3/4"
	P21586	A/R	Shim, Frame Tilt Cylinder - 14 Gauge	53	P01308	1	Lockwasher, 1/4"
	P33164	A/R	Shim, Frame Tilt Cylinder - 20 Gauge	54	37299X	1	Plug, End Cap
16	30369C	1	Counterweight, 950 lbs	55	38513C	1	Mounting Bracket, Mirror
17	025598C	1	Tank Support Mount	56	P00205	4	Bolt, Hx., 1/4"-20 x 1"
18	17164C	1	Guard, Mirror				
19	P21368	1	Mirror, Convex, 8" Dia. (Used with Item 18)	REF	65607D	1	Rail Kit, Main Frame
	P32579	-	Mirror, Convex, 10" Dia. (Used with Item 45)				
	P30213	-	Mirror, Convex, 12" Dia.	REF	22913A	2	Rail, Rear Transfer
20	30332D	1	Side Screen Guard				
21	30290D	1	Overhead Guard				
22	P16611	6	Grease Fitting				
23	P00003	8	Bolt, Hx., 1/4"-20 x 3/4"				
24	P00005	1	Bolt, Hx., 1/4"-20 x 1"				
25	P00205	6	Bolt, Hx., 3/8"-16 x 1 1/4"				
26	P00212	3	Bolt, Hx., 3/8"-16 x 3"				
27	P00215	2	Bolt, Hx., 3/8"-16 x 3 3/4"				
28	P00484	4	Bolt, Hx., 1/2"-20 x 2 1/4" GR8				
29	P00777	6	Bolt, Hx., 3/4"-16 x 2" GR8				
30	P00788	8	Bolt, Hx., 3/4"-16 x 2 1/4" GR8				
31	P01308	1	Lockwasher, 1/4"				
32	P01310	11	Lockwasher, 3/8"				
33	P01312	6	Lockwasher, 1/2"				
34	P01315	12	Lockwasher, 3/4"				
35	P01317	2	Lockwasher, 1"				
36	P01357	8	Starwasher, 1/4"				
37	P01361	4	Starwasher, 1/2"				

NOTES:

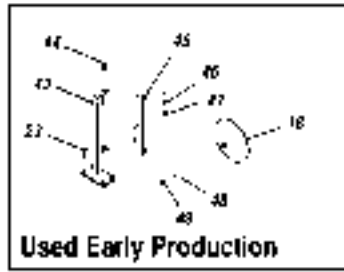
- ① Consult Factory
- ② For S/N 495-498 & 500-530, Use 28284D.
- ③ Use Items 54 & 55 for Replacement.

3.1

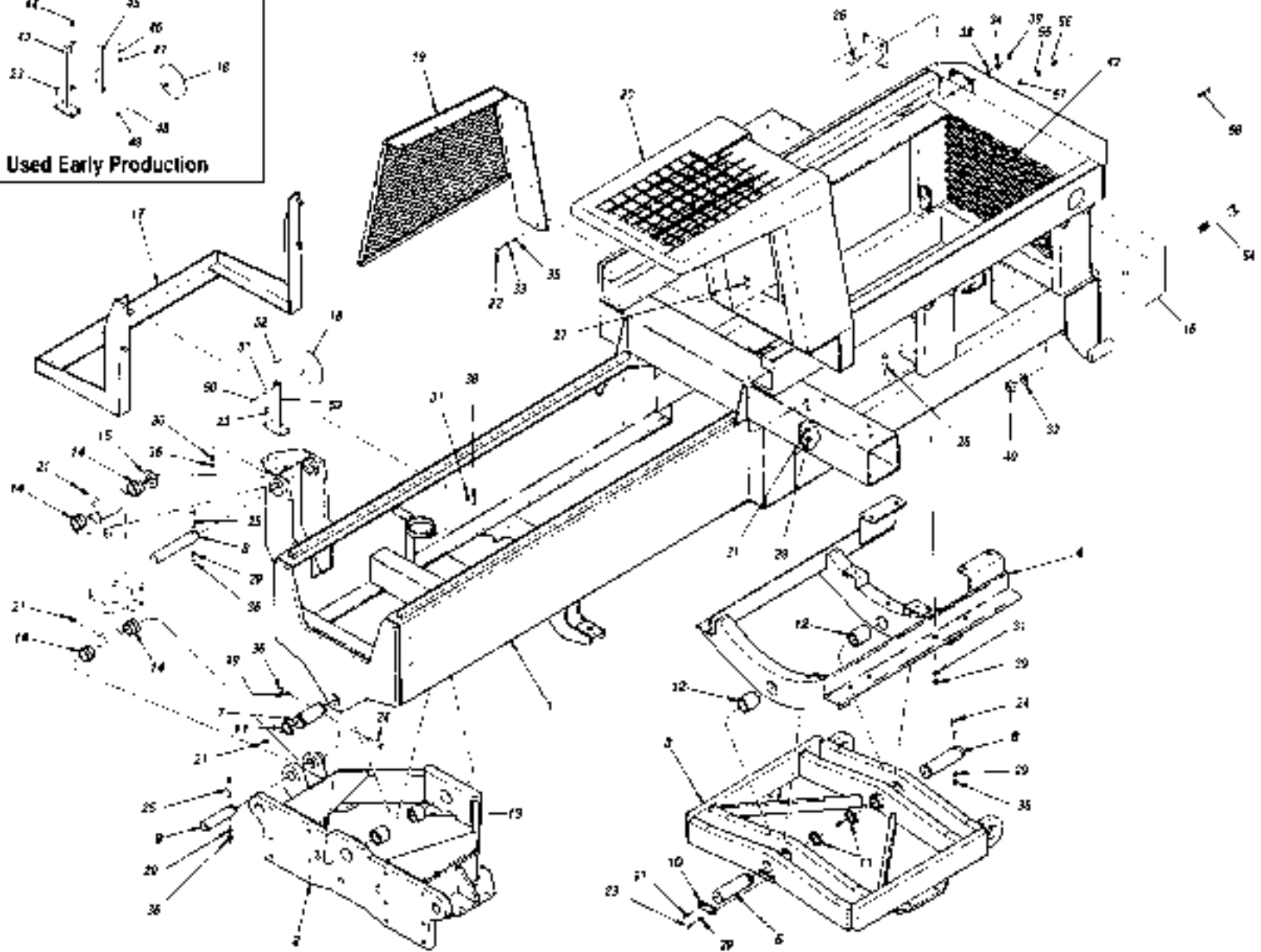
844B S/N 101-1139

6/98

MAIN FRAME ASSEMBLY



Used Early Production



ITEM	PART NUMBER	QTY.	DESCRIPTION	ITEM	PART NUMBER	QTY.	DESCRIPTION
1	① N.S.S	1	Main Frame	40	P01515	2	Nut, Hx., 1"-8
2	2598CD	1	Oscillation Frame, Front	41	P015B3	4	Jam Nut, Hx., 1/2"-20
3	35564D	1	Oscillation Frame, Rear	42	③ 35645B	1	Rear Grille
4	35051D	1	Subframe	43	③ 35015B	1	Bracket, Mirror
5	22870B	1	Pin, Rear Oscillation Frame, Front Pivot	44	P00204	2	Capscrew, Hx., 3/8"-16 x 1"
6	22870B	1	Pin, Rear Oscillation Frame, Rear Pivot	45	③ 35200A	1	Adapter Bracket Mirror
7	23022A	2	Pin, Front Oscillation Frame	46	P01310	2	Lockwasher, 3/8"
8	24732A	1	Pin, Frame Tilt Cylinder - Upper	47	P01508	2	Nut, Hx., 3/8"-16
9	24733A	1	Pin, Frame Tilt Cylinder - Lower	48	P01308	1	Lockwasher, 1/4"
10	15614A	1	Clip, Pin Holder	49	P00005	1	Capscrew, Hx., 1/4"-20 x 1"
11	P19477	4	Retaining Ring	50	P00008	1	Capscrew, Hx., 1/4"-20 x 1 3/4"
12	P28790	2	Bushing, Rear Oscillation Frame - Subframe	51	P01308	1	Lockwasher, 1/4"
13	P26493	2	Bushing, Front Oscillation Frame	52	37299X	1	Plug, End Cap
14	P19106	4	Bushing, Frame Tilt Cylinder	53	38513C	1	Mounting Bracket, Mirror
15	P33162	A/R	Shim, Frame Tilt Cylinder - 10 Gauge	54	P00939	2	Bolt, Hx., 1"-8 x 6" GR8
	P21586	A/R	Shim, Frame Tilt Cylinder - 14 Gauge	55	P01309	6	Lockwasher, 5/16"
	P33164	A/R	Shim, Frame Tilt Cylinder - 20 Gauge	56	P01403	6	Flatwasher, 5/16"
16	③ 34570A	1	Counterweight, 950 lbs.	57	P01507	6	Nut, Hx., 5/16"-18
17	25598C	1	Tank Support Mount	58	P00104	6	Bolt, Hx., 5/16"-18 x 1"
18	P32579	1	Mirror, Convex, 10" Diameter	REF	65607D	1	Rail Kit, Main Frame
19	30332D	1	Side Screen Guard	REF	22913A	2	Rail, Rear Transfer
20	30290D	1	Overhead Guard				
21	P16611	6	Grease Fitting				
22	P00003	8	Bolt, Hx., 1/4"-20 x 3/4"				
23	P00205	6	Bolt, Hx., 3/8"-16 x 1 1/4"				
24	P00214	4	Bolt, Hx., 1/2"-13 x 4"				
25	P00215	2	Bolt, Hx., 3/8"-16 x 3 3/4"				
26	P00484	4	Bolt, Hx., 1/2"-20 x 2 1/4" GR8				
27	P00777	6	Bolt, Hx., 3/4"-16 x 2" GR8				
28	P00783	8	Bolt, Hx., 3/4"-16 x 3 1/2" GR8				
29	P01310	9	Lockwasher, 3/8"				
30	P01312	6	Lockwasher, 1/2"				
31	P01315	12	Lockwasher, 3/4"				
32	P01317	2	Lockwasher, 1"				
33	P01357	8	Starwasher, 1/4"				
34	P01361	4	Starwasher, 1/2"				
35	P01402	8	Flatwasher, 1/4"				
36	P01508	8	Nut, Hx., 3/8"-16				
37	P01510	6	Nut, Hx., 1/2"-13				
38	P01533	4	Nut, Hx., 1/2"-20				
39	P01536	14	Nut, Hx., 3/4"-16				

NOTES:

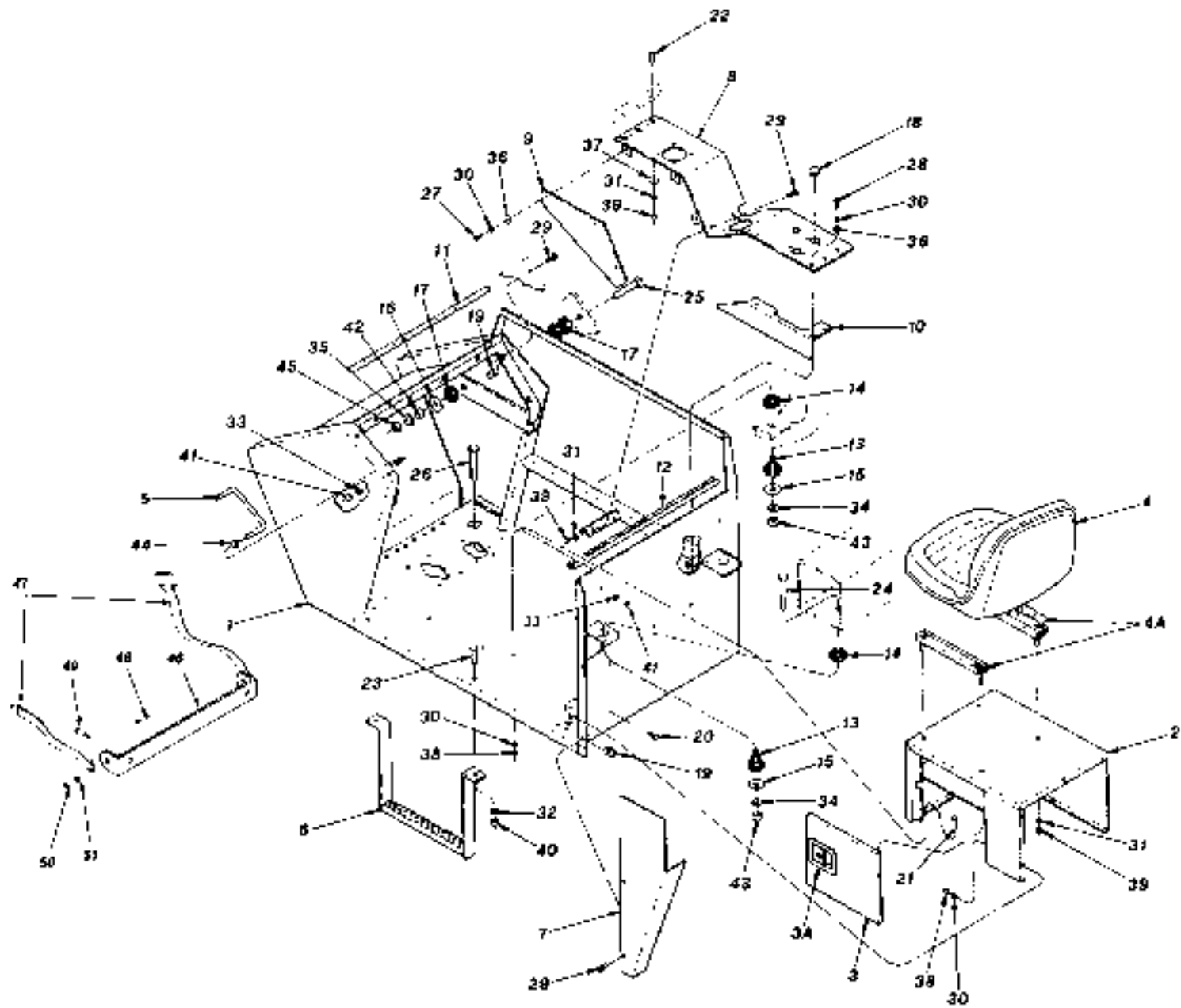
- ① Consult Factory
- ② Late production Counterweights welded to Main Frame.
- ③ Early production Grille welded to Main Frame
- ④ Use Items 52 & 53 for Replacement

3.1.1

844B S/N 1140 THRU

6/98

MAIN FRAME ASSEMBLY



ITEM	PART NUMBER	QTY.	DESCRIPTION	ITEM	PART NUMBER	QTY.	DESCRIPTION
1	ⓐ30262D	1	Operators Platform	38	P01506	5	Nut. Hx., 1/4"-20
2	30254D	1	Seat Box	39	P01507	9	Nut. Hx., 5/16"-18
3	21227C	1	Door, Seat Box	40	P01508	2	Nut. Hx., 3/8"-16
3A	P1908G	REF	Door Latch w/Key	41	P01510	4	Nut. Hx., 1/2"-13
3B	37136X	REF	Key Blank	42	ⓐP01513	1	Nut. Hx., 3/4"-10
3C	37137X	REF	Lock Mechanism	43	P01513	3	Nut. Hx., 3/4"-10
4	P17742	1	Seat, Operators (Includes Rails)	44	P01560	2	Jam Nut, Hx., 1/2"-13
4A	P24773	REF	Rail Set, Seat	45	ⓐP01563	1	Jam Nut, Hx., 3/4"-10
5	15573A	1	Grab Handle	46ⓐ	34580B	1	Seat Belt Mount
6	23133A	1	Step, Platform	47ⓐ	P40132	1	Seat Belt
7	30267B	1	Tube Cover	48ⓐ	P00304	2	Bolt, Hx. . 7/16"-14 x 1 1/4"
8	30432C	1	Control Panel	49ⓐ	P00403	2	Bolt, Hx., 1/2"-13 x 1 1/4"
9	30431C	1	Cover Plate	50ⓐ	P01509	2	Nut. Hx., 7/16"-14
10	30458C	1	Cover	51ⓐ	P01311	2	Lockwasher, 7/16"
11	N12067	1	Edge Trim				
12	N12068	1	Seal Strip				
13	P28725	3	Inscr. Rubber Mount	REF	34576D	1	Seat Belt Kit
14	P29726	3	Doughnut, Rubber Mount				
15	P29727	3	Snubbing Washer				
16	ⓐP28727	1	Snubbing Washer				
17	ⓐ30642A	3	Mounting Pad				
18	P29119	2	Cap Plug				
19	P20459	10	Speed Nut				
20	P00001	6	Bolt, Hx., 1/4"-20 x 1/2"				
21	P00007	2	Bull. Hx. . 1/4"-20 x 1 1/2"				
22	P00102	3	Bolt, Hx., 5/16"-18 x 3/4"				
23	P00208	2	Bolt, Hx., 3/8"-16 x 2"				
24	P00710	2	Bolt, Hx., 3/4"-10 x 4"				
25	ⓐP00710	1	Bolt, Hx. . 3/4"-10 x 4"				
26	P00711	1	Bolt, Hx., 3/4"-10 x 4 1/2"				
27	P03194	5	Bull. Button Hd. Socket, 1/4"-20 x 1/2"				
28	P03196	2	Bolt, Button Hd. Socket, 1/4"-20 x 3/4"				
29	P27829	12	Screw, Phillips Hd., 5/16"-18 x 3/4"				
30	P01308	11	Lockwasher, 1/4"				
31	P01309	9	Lockwasher, 5/16"				
32	P01310	2	Lockwasher, 3/8"				
33	P01312	4	Lockwasher, 1/2"				
34	P01315	3	Lockwasher, 3/4"				
35	P01364	1	Starwasher, 3/4"				
36	P01402	5	Flatwasher, 1/4"				
37	P01403	3	Flatwasher, 5/16"				

NOTES

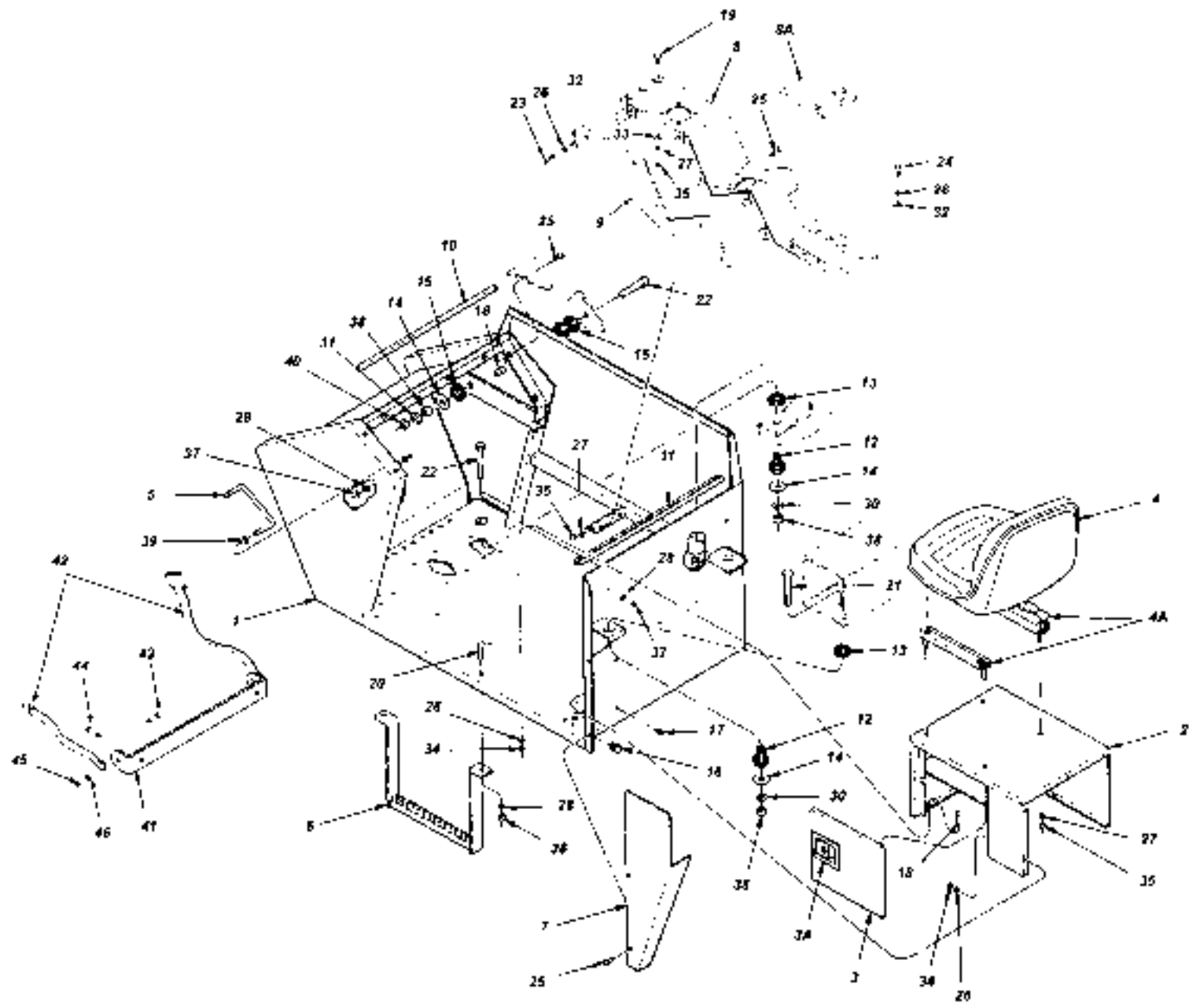
- ⓐ For S/N 531-536 & 538, use 35075D.
- ⓑ For S/N 101-297, use P29113
- ⓒ For S/N 101-297, use P21746.
- ⓓ For S/N 101-297, use P00612.
- ⓔ S/N 101-297, used (5/R") Hardware.
- ⓕ Production initiated S/N 503.

3.2

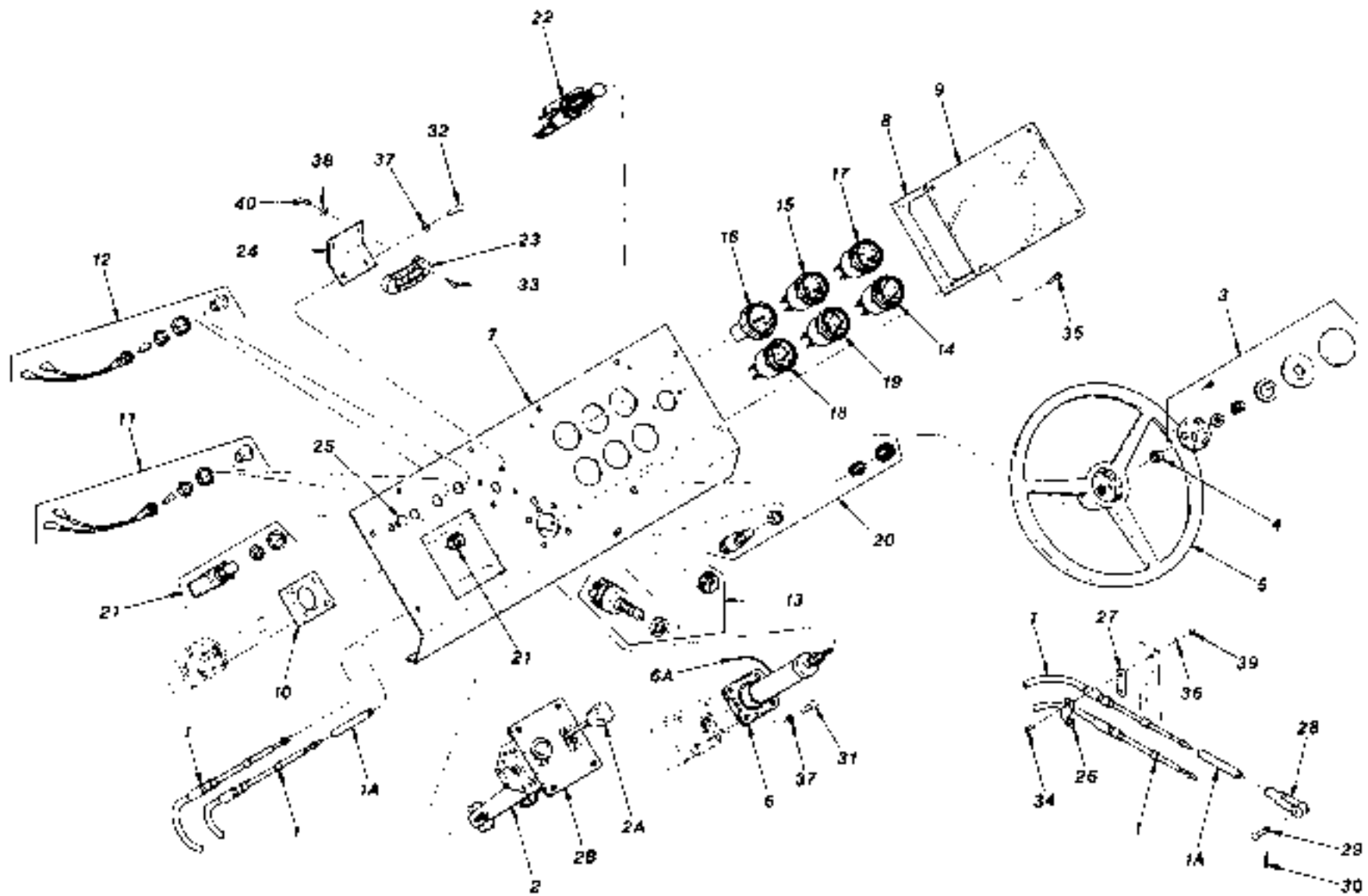
844B S/N 101- 536 & 538

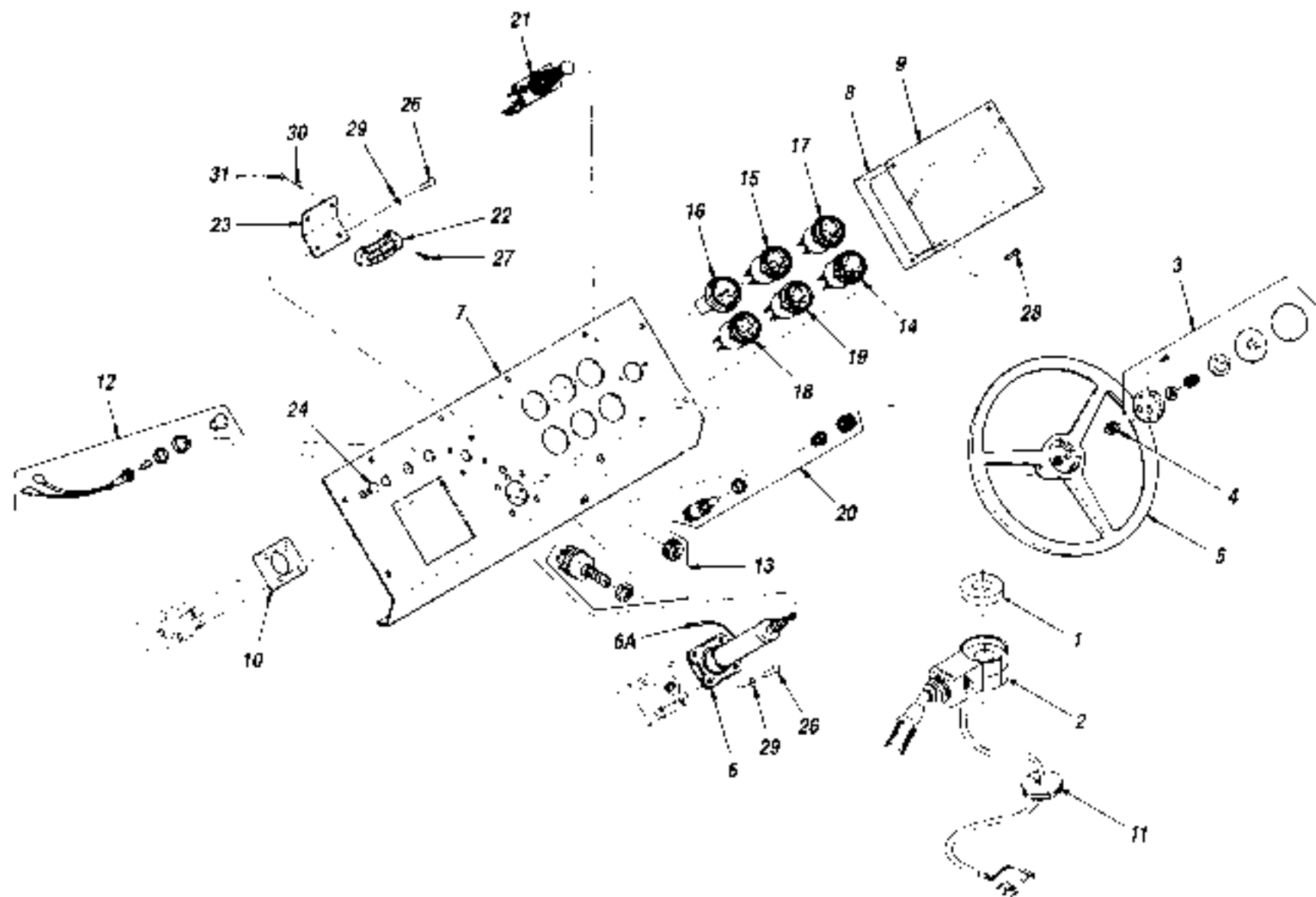
6/98

OPERATORS PLATFORM ASSEMBLY



ITEM	PART NUMBER	QTY.	DESCRIPTION	ITEM	PART NUMBER	QTY.	DESCRIPTION
1	35111D	1	Operators Platform	36	P01508	2	Nut, Hx., 3/8"-16
2	30254D	1	Seat Box	37	P01510	4	Nut, Hx., 1/2"-13
3	21227C	1	Door, Seat Box	38	P01513	4	Nut, Hx., 3/4"-10
3A	P1908G	REF	Door Latch w/Key	39	P01560	2	Jam Nut, Hx., 1/2"-13
3B	37136X	REF	Key Blank	40	P01563	1	Jam Nut, Hx., 3/4"-10
3C	37137X	REF	Lock Mechanism	41	34580B	1	Seat Belt Mount
4	P17742	1	Seat, Operators (Includes Rails)	42	P40132	1	Seat Belt
4A	P24773	REF	Rail Set, Seat	43	P00304	2	Bolt, Hx., 7/16"-14 x 1 1/4"
5	15573A	1	Grab Handle	44	P00403	2	Bolt, Hx., 1/2"-13 x 1 1/4"
6	23133A	1	Step, Platform	45	P01509	2	Nut, Hx., 7/16"-14
7	30267B	1	Tube Cover	46	P01311	2	Lockwasher, 7/16"
8	35107B	1	Control Panel				
	35110B	1	Control Panel with Outriggers				
8A	38045A	1	Cover Plate, Control Panel (Used with 35110B)	REF	34576D	1	Seat Belt Kit
9	35105B	1	Side Cover Plate				
10	N12067	1	Edge Trim				
11	N12066	1	Seal Strip				
12	P28725	3	Insert, Rubber Mount				
13	P29726	3	Doughnut, Rubber Mount				
14	P28727	4	Snubbing Washer				
15	30642A	3	Mounting Pad				
16	P20459	10	Speed Nut				
17	P00001	6	Bull. Hx., 1/4"-20 x 1/2"				
18	P00007	2	Bolt, Hx., 1/4"-20 x 1 1/2"				
19	P00102	3	Bull. Hx., 5/16"-18 x 3/4"				
20	P00208	2	Bolt, Hx., 3/8"-16 x 2"				
21	P00710	3	Bolt, Hx., 3/4"-10 x 4"				
22	P00711	1	Bolt, Hx., 3/4"-10 x 4 1/2"				
23	P03194	5	Bull. Button Hd. Socket, 1/4"-20 x 1/2"				
24	P03196	2	Bolt, Button Hd. Socket, 1/4"-20 x 3/4"				
25	P27820	12	Screw, Phillips Hd., 5/16"-18 x 3/4"				
26	P01308	15	Lockwasher, 1/4"				
27	P01309	9	Lockwasher, 5/16"				
28	P01310	2	Lockwasher, 3/8"				
29	P01312	4	Lockwasher, 1/2"				
30	P01315	3	Lockwasher, 3/4"				
31	P01364	1	Starwasher, 3/4"				
32	P01402	7	Flatwasher, 1/4"				
33	P01403	3	Flatwasher, 5/16"				
34	P01506	10	Nut, Hx., 1/4"-20				
35	P01507	7	Nut, Hx., 5/16"-18				
				844B S/N 537, 539 THRU			
				OPERATORS PLATFORM ASSEMBLY			
							3.2.1
							6/98





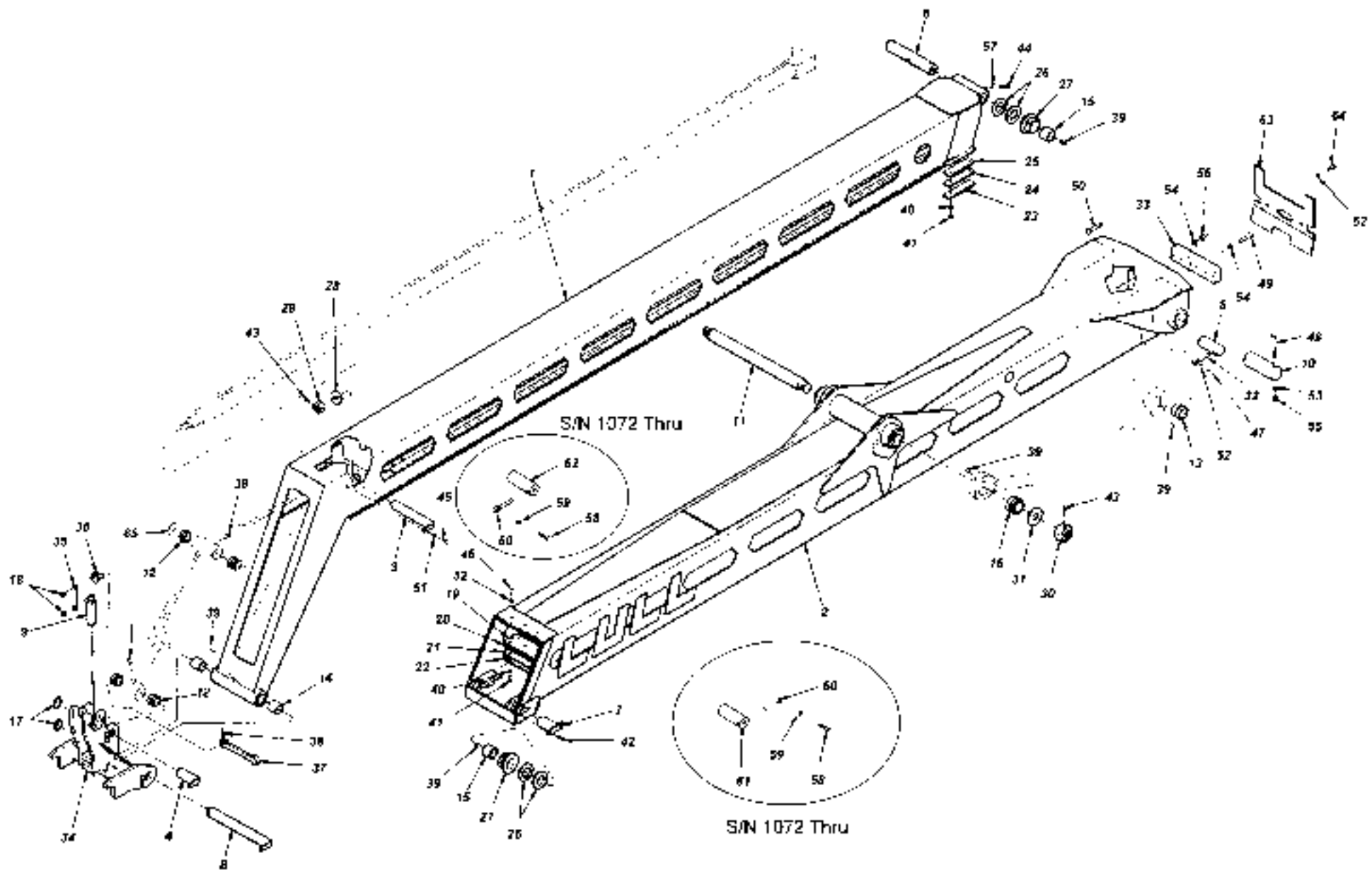
ITEM	PART NUMBER	QTY.	DESCRIPTION	ITEM	PART NUMBER	QTY.	DESCRIPTION
1	34867A	1	Mounting Pad, Rubber				
2	35367A	1	Shift Control				
3	P18141	1	Horn Button Kit				
4	P13009	1	Nut, Steering				
5	P28704	1	Steering Wheel				
6	P33122	1	Steering Column				
6A	P18737	REF	Brush, Horn				
7	35087B	1	Instrument Panel				
8	P26755	1	Gasket, Vandal Cover				
9	24343B	1	Vandal Cover				
10	31860A	1	Spacer Plate				
11	P32575	1	Rubber Grommet				
12	24854A	3	IndicatorLight, Low Brake Pressure, Parking Brake and Transmission Kickdown				
13	P11092	1	Switch, Ignition				
13A	P32920	1	Key, Ignition Switch				
14	ⓈP23214	1	Gauge, Fuel				
15	ⓈP23216	1	Gauge, Oil Pressure				
16	ⓈP23219	1	Gauge, Hour Meter				
17	ⓈP23220	1	Gauge, Transmission Oil Temperature				
18	ⓈP23221	1	Gauge, Water Temperature				
19	ⓈP27820	1	Gauge, Voltmeter				
20	P26323	1	Switch, Quick Start				
21	ⓈP29695	1	Controller, Frame Tilt				
22	P28470	1	Level Indicator				
23	26333A	1	Mounting Bracket, Level Indicator				
24	P19429	2	Plug, Cap				
	P29112	1	Plug, Cap				
25*	ⓈP35472A	4	Spacer, Gauge Cover				
26	P00205	8	Bolt, Hx., 3/8" -16 x 1-1/4"				
27	P02034	2	Screw, Slotted Rd. Hd., #8-32 x 1/2"				
28	ⓈP03192	4	Bolt, Button Hd. Socket, 1/4"-20 x 2"				
29	P01310	8	Lockwasher, 3/8"				
30	P01427	2	Flatwasher, #8				
31	P01653	2	Locknut Hx., #8-32				
				NOTES: ① For S/N 1360 Thru. use 36800X. ② For S/N 1360 Thru. use 36801X. ③ For S/N 1360 Thru. use 36804X. ④ For S/N 1360 Thru. use 36805X. ⑤ For S/N 1360 Thru. use 36802X. ⑥ For S/N 1360 Thru. use 36803X. ⑦ Used S/N 531-536 & 538. ⑧ Used S/N 1129 Thru. ⑨ For S/N 531-1128, use P03198. * Not illustrated.			
				3.3.1			
				844B S/N 531 THRU			
				6/98			
INSTRUMENT PANEL ASSEMBLY							

TABLE OF CONTENTS

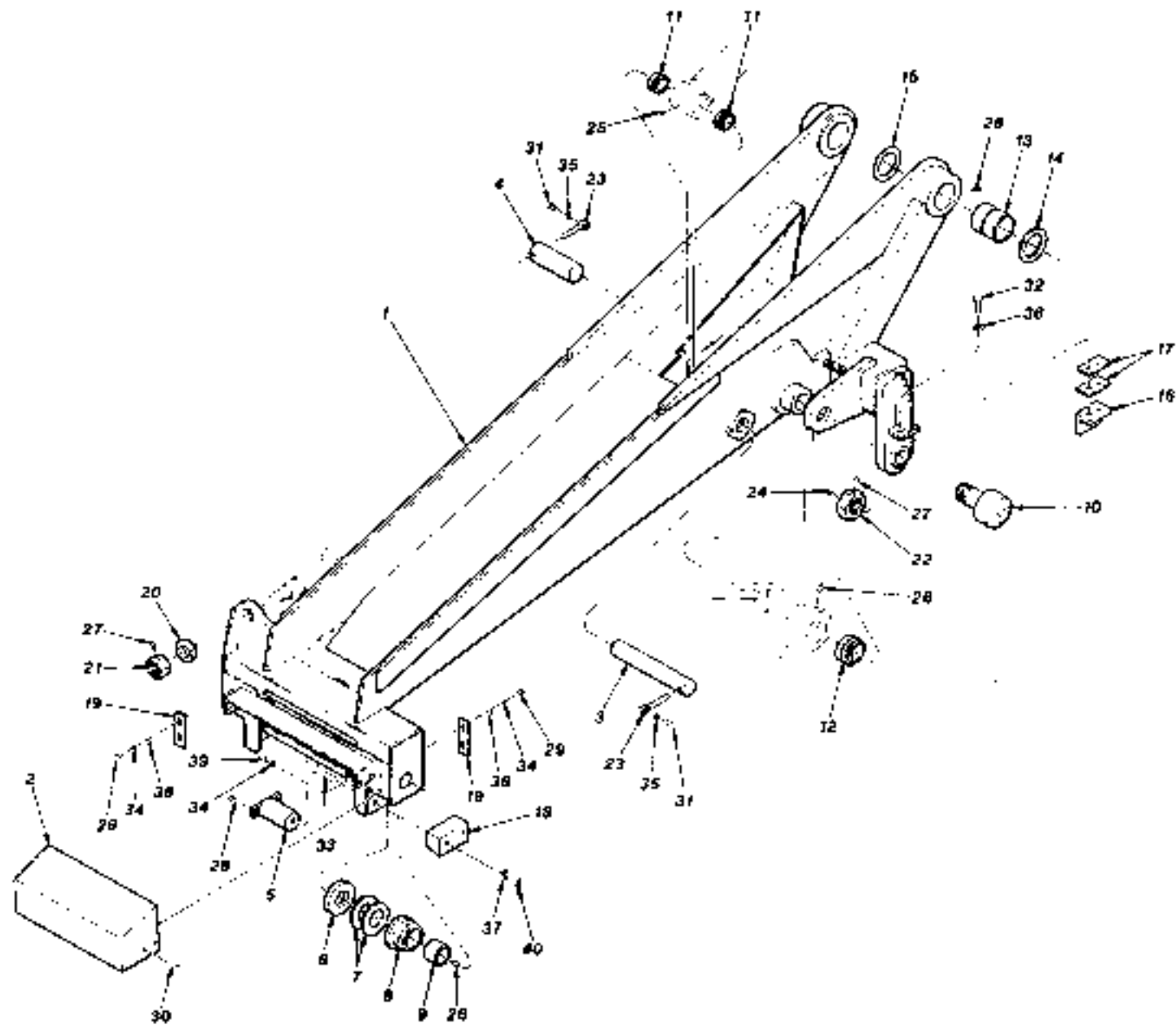
Section 4 — Boom and Transfer Carriage

Telescopic Boom Assembly 4.1

Transfer Carriage Assembly 4.2



ITEM	PART NUMBER	QTY.	DESCRIPTION	ITEM	PART NUMBER	QTY.	DESCRIPTION
1	①38040D	1	Inner Boom	38	P10353	1	Roll Pin
REF	30391B-2	1	Slide Rail Kit	39	P16611	9	Grease Fitting
2	25774R	1	Outer Boom	40	P21477	8	Starwasher, 1/2" 62" External
3	15769A	1	Pin, Front Tilt Cyl. - Base End (S/N 101-1071)	41	P03114	8	Screw, Socket Flat Hd., 1/2"-13 x 3/4"
4	23039B	1	Pin, Front Tilt Cylinder - Rod End	42	P20152	4	Screw, Socket Flat Hd., 3/8"-16 x 1" GR 8
5	②32431B	1	Pin, Rear Tilt Cylinder - Rod End	43	P02612	3	Setscrew, Socket Hd., Cup Pt., 3/8"-16 x 3/8"
6	16678A	1	Pin, Rear Rollers	44	P02755	1	Setscrew, Square Hd., Cup Pt., 1/2"-13 x 1 1/2"
7	17188B	2	Pin, Front Rollers (S/N 101-1071)	45	P00202	1	Bolt, Hx., 3/8"-16 x 3/4"
8	24144B	1	Pin, Quick Attach Pivot	46	P00400	3	Bolt, Hx., 1/2"-13 x 3/4"
9	26447B	1	Pin, Quick Attach	47	P00601	3	Bolt, Hx., 1/2"-13 x 1 1/4"
10	25829A	2	Pin, Boom Pivot	48	P00615	1	Bolt, Hx., 5/8"-11 x 5 1/2"
11	30334A	1	Pin, Hoist Cylinder	49	P00706	2	Bolt, Hx., 3/4"-10 x 3"
12	16228A	4	Bushing, Front Carriage Tilt Cylinder	50	P00710	2	Bolt, Hx., 3/4"-10 x 4"
13	16269A	1	Bushing, Rear Tilt Cylinder - Rod End	51	P01310	1	Lockwasher, 3/8"
14	15771A	2	Bushing, Quick Attach Pivot	52	P01312	6	Lockwasher, 1/2"
15	24257A	4	Bushing, Roller	53	P01314	2	Lockwasher, 5/8"
16	P20484	2	Bushing, Hoist Cylinder	54	P01315	4	Lockwasher, 3/4"
17	P18838	2	Retaining Ring	55	P01512	2	Nut, Hx., 5/8"-11
18	P28700	2	Retaining Ring, Quick Attach Pin	56	P01513	2	Nut, Hx., 3/4"-10
19	15886A	1	Base, Slide Plate	57	P01560	1	Jam Nut, Hx., 1/2"-13
20	16361A	A/H	Shim, .06"	58	③P00403	2	Bolt, Hx., 1/2"-13 x 1 1/4"
21	16362A	A/R	Shim, .12"	59	④P01312	2	Lockwasher, 1/2"
22	15774A	1	Slide Plate, Front	60	⑤28676A	2	Lock Pin
23	15765A	2	Slide Plate, Rear	61	⑥35453A	2	Pin, Front Roller
24	15784A	A/R	Shim, 12 GA.	62	⑦35508A	1	Pin, Front Carriage Tilt
25	17962B	A/R	Shim, 16 GA.	63	⑧25826B	1	Cover Plate
26	17012A	A/R	Shim, Boom Rollers - 14 GA.	64	⑨P00402	2	Bolt, Hx., 1/2"-13 x 1"
	P33163	A/R	Shim, Boom Rollers - 20 GA.	65	P33162	A/R	Shim Washer, 20 GA.
27	15969B	4	Roller, Boom		P33164	A/H	Shim Washer, 10 GA.
28	13599A	1	Boss, Extension Cylinder Rod	NOTES: ① For S/N 101-1283, use 25532R. ② For S/N 101-472, use 25808A. ③ For S/N 101-472, use 25381A. ④ Not used on Early Production Quick Attaches. ⑤ Used S/N 1072 Thru ⑥ Not used on Early Production Machines. * Not illustrated			
29	16369A	1	Nut, Extension Cylinder Rod				
30	16310A	2	Nut, Hoist Cylinder Rod				
31	31364A	2	Retainer Plate				
32	⑩32432B	1	Lock Pin, Rear Tilt Cylinder Pin				
33	25827A	1	Rear Mount Block, Boom Extension Cylinder				
34	26440D	1	Quick Attach, Manual (Items 34A & 34B)				
*34A	⑪33227A	1	Latch, Quick Attach Lever				
*34B	⑫P30411	1	Shoulder Bolt, 3/8" x 3/8"				
35	26450A	1	Link, Quick Attach				
36	26451R	1	Lever Shaft, Quick Attach				
37	26455A	1	Handle, Quick Attach				

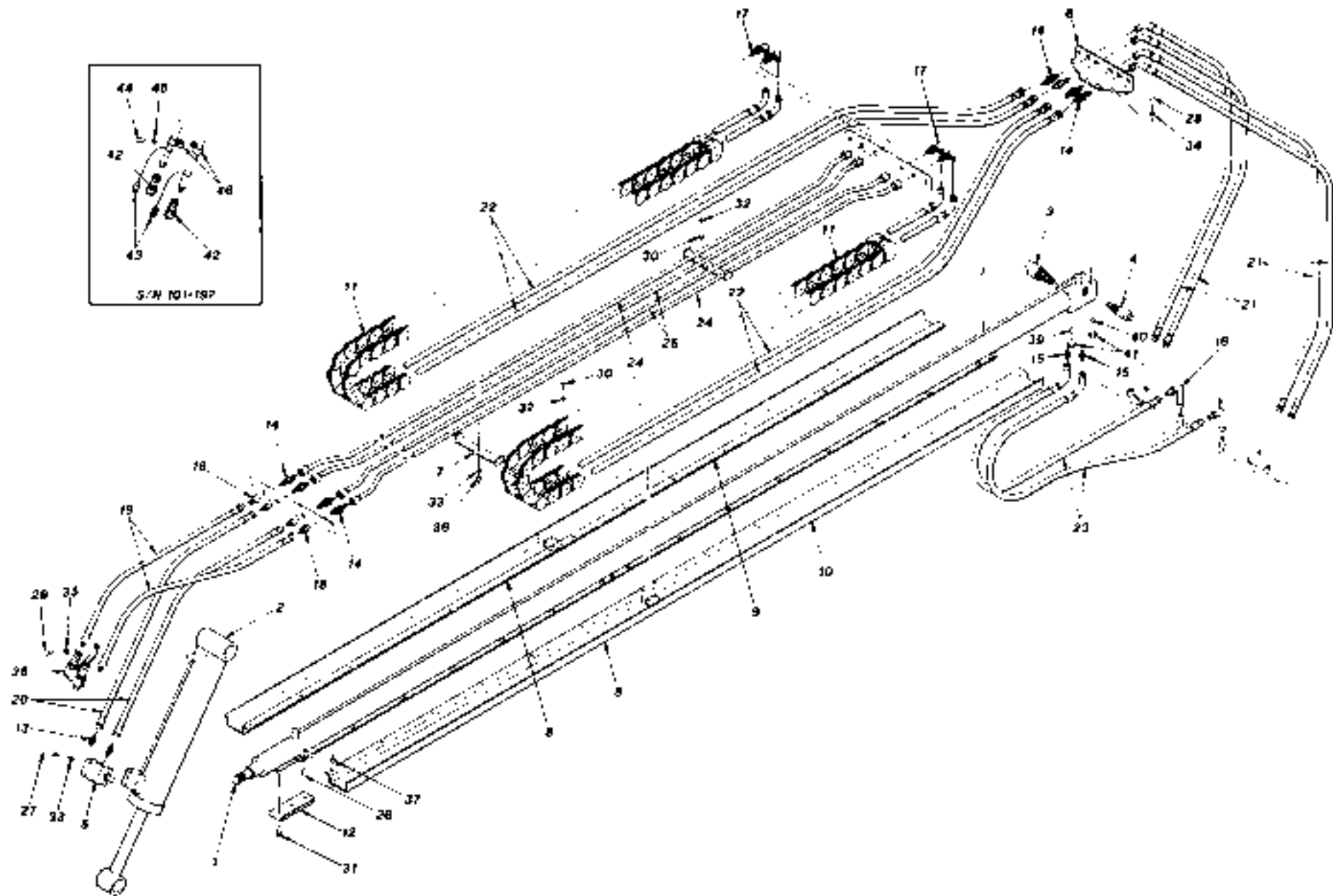


ITEM	PART NUMBER	QTY.	DESCRIPTION	ITEM	PART NUMBER	QTY.	DESCRIPTION
1	24920Π	1	Transfer Carriage	40	P01513	4	Nut, Hx., 3/4"-10
2	25703C	1	Cover, Tube				
3	25807A	1	Pin, Rear Carriage Tilt Cylinder - Lower				
4	25828A	2	Pin, Hoist Cylinder - Lower				
5	●30689A	2	Roller Shaft				
6	17180A	2	Spacer, Roller				
7	17012A	A/R	Shim, Roller - 14 GA				
	P33163	A/R	Shim, Roller - 20 GA				
8	15969B	2	Roller				
9	24257A	2	Bushing, Roller				
10	P18831	2	Cam Roller				
11	16228A	2	Bushing, Rear Carriage Tilt Cylinder				
12	P20434	2	Bushing, Hoist Cylinder - Lower				
13	32366B	2	Bushing, Boom Pivot				
14	25566A	2	Shim, 12 Gauge				
15	26091A	A/R	Shim, 16 Gauge				
16	15953A	2	Slide Shoe, Rear				
17	16342A	A/R	Shim, Rear Slide Shoe - 16 GA				
	38355A	A/R	Shim, Rear Slide Shoe - 22 GA				
18	15972A	2	Slide Shoe, Front				
19	16309A	4	Scraper Plate				
20	15976A	1	Spacer, Cylinder Rod End				
21	16389A	1	Nut, Special				
22	19920A	2	Nut, Special				
23	25391A	3	Lock Pin				
24	P15272	2	Grease Fitting, 1/8" NPT				
25	P15367	1	Grease Fitting, 45°				
26	P16611	6	Grease Fitting				
27	P02614	3	Set Screw, Socket, 3/8"-16 x 1/2"				
28	P03089	4	Cap screw, Socket Flat Hd., 3/8"-16 x 3/4"				
29	P00102	8	Bolt, Hx., 5/16"-18 x 3/4"				
30	P00104	4	Bolt, Hx., 5/16"-18 x 1"				
31	P00402	3	Bolt, Hx., 1/2"-13 x 1"				
32	P00600	4	Bolt, Hx., 5/8"-11 x 1"				
33	P00708	4	Bolt, Hx., 3/4"-10 x 3 1/2"				
34	P01309	12	Lockwasher, 5/16"				
35	P01312	3	Lockwasher, 1/2"				
36	P01314	4	Lockwasher, 5/8"				
37	P01315	4	Lockwasher, 3/4"				
38	P01403	8	Flatwasher, 5/16"				
39	P01507	4	Nut, Hx., 5/16"-18				
				NOTES			
				● For S/N 101-125 & 127-134, use 26278A.			
				4.2			
				844B S/N 101 THRU			
				6/98			
				TRANSFER CARRIAGE ASSEMBLY			

TABLE OF CONTENTS

Section 5 — Boom and Transfer Hydraulics

Boom Hydraulic Assembly (S/N 101-192, 194-266 & 268-272) . . .	5.1
Boom Hydraulic Assembly (S/N 193, 267 & 273 - 1263)	5.1.1
Boom Hydraulic Assembly (S/N 1264 Thru)	5.1.2
Boom Extension Cylinder Assembly	5.2
Front Carriage Tilt Cylinder Assembly	5.3
Hoist - Transfer Hydraulic Assembly	5.4
Hoist Cylinder Assembly	5.5
Transfer Cylinder Assembly	5.6
Rear Carriage Tilt Cylinder Assembly	5.7



ITEM	PART NUMBER	QTY.	DESCRIPTION	ITEM	PART NUMBER	QTY.	DESCRIPTION
1	30724B	1	Cylinder, Boom Extension (See Page 5.2 for Breakdown)	34	P01310	2	Lockwasher, 3/8"
2	P26796	1	Cylinder, Front Carriage Tilt (See Page 5.3 for Breakdown)	35	P01312	1	Lockwasher, 1/2"
3	P19064	1	Counterbalance Valve	36	P01201	2	Nut, Hx., 5/16"-18
3A	P21488	REF	Seal Kit, Counterbalance Valve	37	P01657	34	Locknut, Hx., 5/16"-18
4	P26335	1	Counterbalance Valve	38	P29348	1	Quick Coupler Kit
5	P28052	1	Counterbalance Valve	39	P27283	1	Orifice Plug (.014" Dia.)
5A	P29947	1	Cartridge, Counterbalance Valve	40	P29707	1	Orifice Plug (.009" Dia.)
5B	P40484	REF	Seal Kit, Counterbalance Valve	41	P27937	2	Hollow Hx. Plug, O-Ring
6	26326A	1	Tube Support, Rear	42	ⓈP11354	2	Quick Coupler, Female
7	26329A	2	Tube Clamp	43	ⓈP10326	2	Dust Plug
8	26482A	2	Hose Tray, Front	44	ⓈP00102	1	Bolt, Hx. 5/16"-18 x 3/4"
9	30727A	1	Hose Tray, Rear - R.H.	45	ⓈP01309	1	Lockwasher, 5/16"
10	30728A	1	Hose Tray, Rear - L.H.	46	ⓈP17809	2	Clamp, Hydraulic Hose
11	26327B	2	Gortrac (108" Long)				
11A	38912X	REF	Roller Kit				
12	P28527	1	1/2" Slide Plate, Boom Extension Cylinder				
	35493A	1	3/4" Slide Plate, Boom Extension Cylinder				
13	P15406	2	Connector, O-Ring				
14	P18949	8	Connector, Bulkhead				
15	P23901	2	Connector, O-Ring				
16	P27357	2	90° Elbow, Hose Adapter (Long)				
17	P27394	4	90° Elbow, Bulkhead				
18	P27383	4	Reducer, Swivel				
19	P29469	2	Hydraulic Hose .38" x 38"				
20	P29157	2	Hydraulic Hose .38" x 42"				
21	P29194	4	Hydraulic Hose .50" x 37"				
22	P28638	4	Hydraulic Hose .38" x 235"				
	ⓈP28614	4	Hydraulic Hose .50" x 235"				
23	P29186	2	Hydraulic Hose .75" x 36"				
24	P28751	2	Hydraulic Tube .62" O.D.				
25	P28752	2	Hydraulic Tube .62" O.D.				
26	P00101	34	Bolt, Hx. 5/16"-18 x 5/8"				
27	P00112	3	Bolt, Hx., 5/16"-18 x 3"				
28	P00202	2	Bolt, Hx., 3/8"-16 x 3/4"				
29	P00400	1	Bolt, Hx., 1/2"-13 x 3/4"				
30	P03194	16	Capscrew, Button Hd. Socket, 1/4"-20 x 1/2"				
31	P03114	3	Capscrew, Flat Hd. Socket, 1/2"-13 x 3/4"				
32	P01308	16	Lockwasher, 1/4"				
33	P01309	5	Lockwasher, 5/16"				

NOTES:

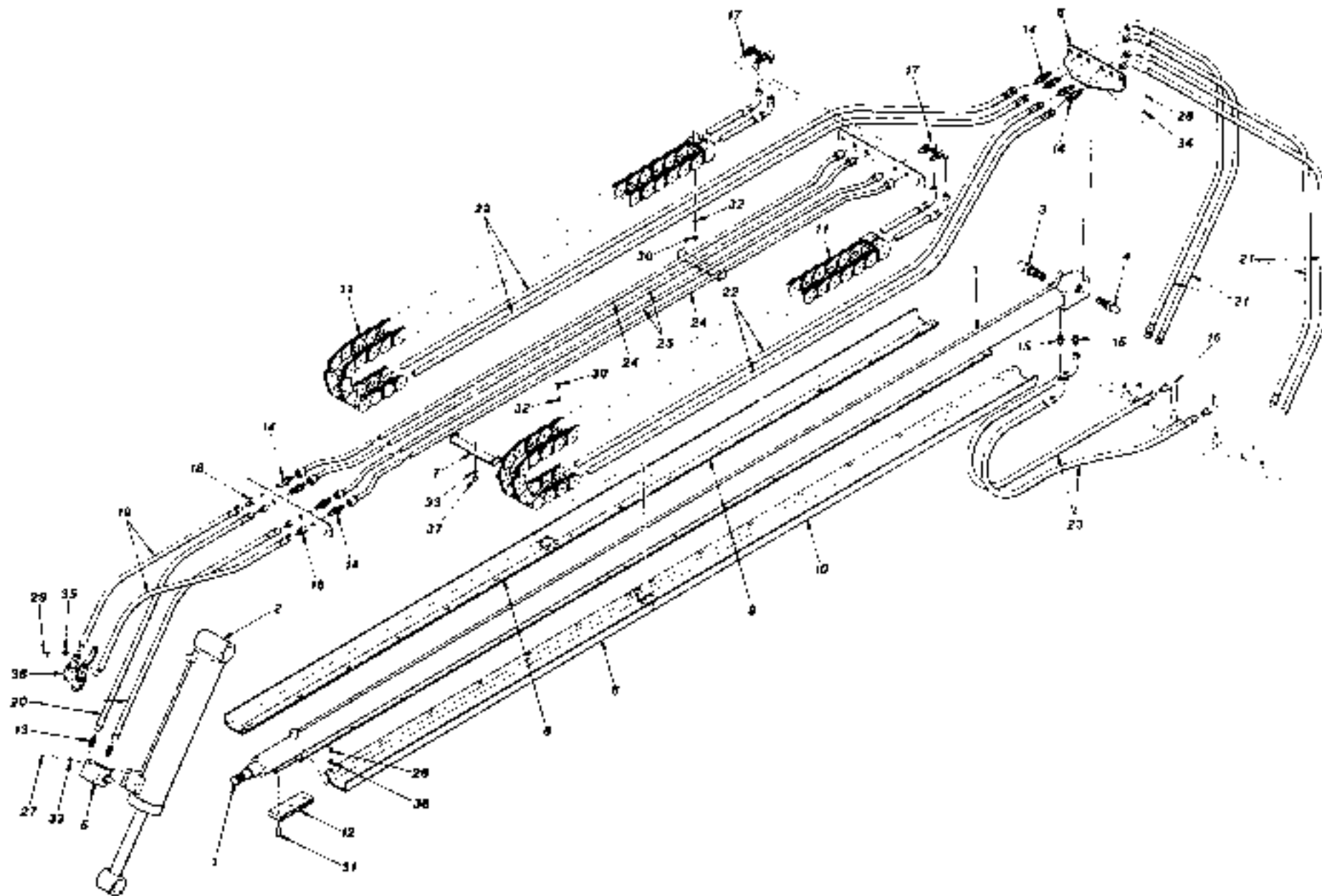
- Ⓢ Used Early Production.
- Ⓢ Used S/N 101-192 Only

5.1

844B S/N 101-192, 194-266 & 268-272

6/98

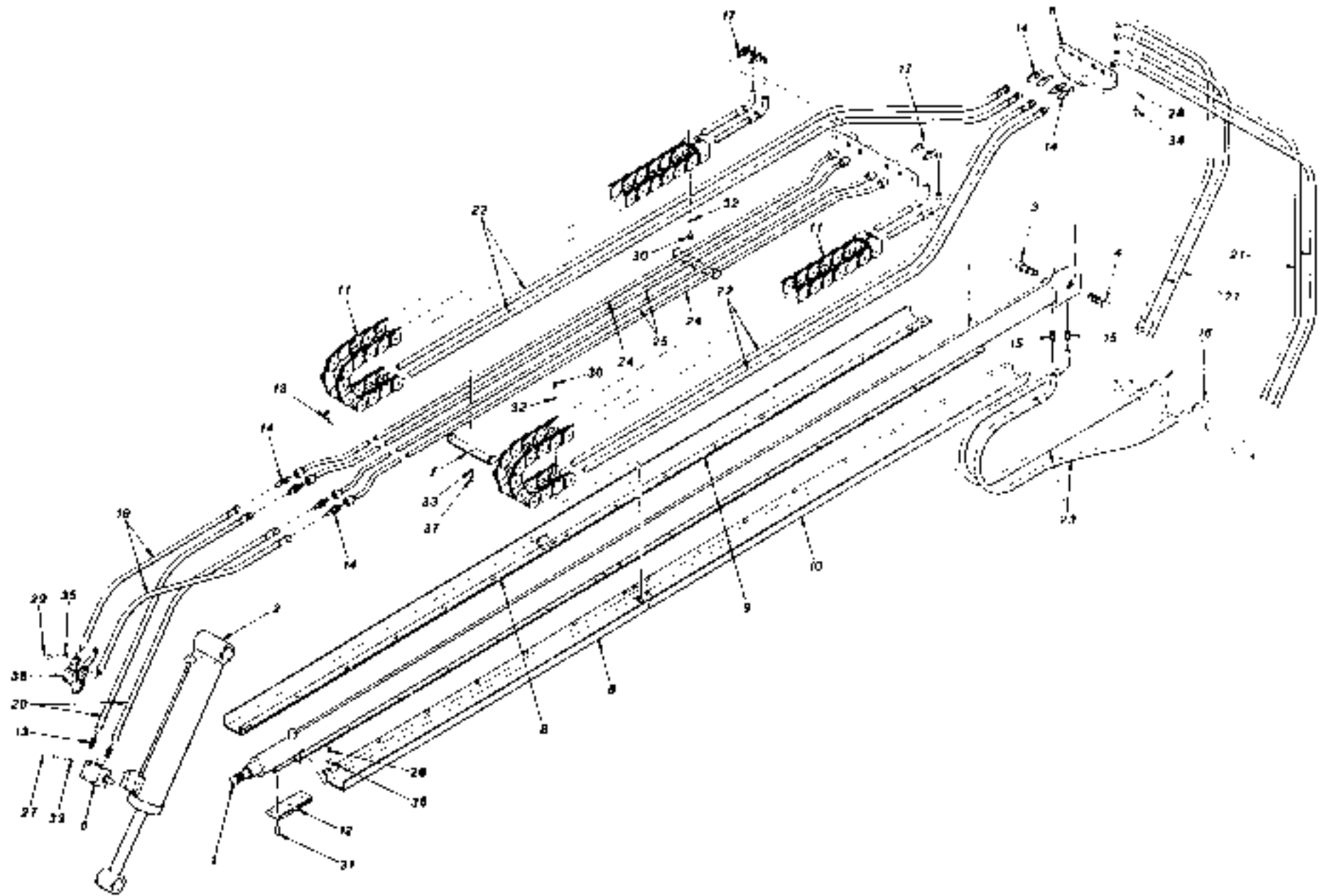
BOOM HYDRAULIC ASSEMBLY



ITEM	PART NUMBER	QTY.	DESCRIPTION	ITEM	PART NUMBER	QTY.	DESCRIPTION
1	P29390	1	Cylinder, Boom Extension (See Page 5.2 for Breakdown)	34	P01310	2	Lockwasher, 3/8"
2	P26796	1	Cylinder, Front Carriage Tilt (See Page 5.3 for Breakdown)	35	P01312	1	Lockwasher, 1/2"
3	P27827	1	Counterbalance Valve	36	P01403	34	Flatwasher, 5/16"
3A	P40491	REF	Seal Kit, Counterbalance Valve	37	P01201	2	Nut, Hx., 5/16"-18
4	P29947	1	Counterbalance Valve (Supersedes P27847)	38	P29348	1	Quick Coupler Kit
4A	P40490	REF	Seal Kit, Counterbalance Valve				
5	P28052	1	Counterbalance Valve				
5A	P29947	1	Cartridge, Counterbalance Valve				
5B	P40484	REF	Seal Kit, Counterbalance Valve				
6	26326A	1	Tube Support, Rear				
7	26329A	2	Tube Clamp				
8	30725B	2	Hose Tray, Front				
9	30727A	1	Hose Tray, Rear - R.H.				
10	30728A	1	Hose Tray, Rear - L.H.				
11	26327B	2	Gortrac (109" Long)				
11A	36912X	REF	Roller Kit				
12	P28527	1	1/2" Slide Plate, Boom Extension Cylinder				
	35483A	1	3/4" Slide Plate, Boom Extension Cylinder				
13	P15406	2	Connector, O-Hing				
14	P18949	8	Connector, Bulkhead				
15	P23901	2	Connector, O-Hing				
16	P27357	2	90° Elbow, Hose Adapter (Long)				
17	P27394	4	90° Elbow, Bulkhead				
18	P27383	4	Reducer, Swivel				
19	P29469	2	Hydraulic Hose .38" x 38"				
20	P29157	2	Hydraulic Hose .38" x 42"				
21	P29194	4	Hydraulic Hose .50" x 37"				
22	P28614	4	Hydraulic Hose .50" x 235'				
23	P29186	2	Hydraulic Hose .75" x 36"				
24	P28751	2	Hydraulic Tube .62" O.D.				
25	P28752	2	Hydraulic Tube .62" O.D.				
26	P00100	34	Bolt, Hx. 5/16"-18 x 5/8"				
27	P00112	3	Bolt, Hx. 5/16"-18 x 3"				
28	P00202	2	Bolt, Hx. 3/8"-16 x 3/4"				
29	P00400	1	Bolt, Hx. 1/2"-13 x 3/4"				
30	P03194	16	Capscrew, Button Hd. Socket, 1/4"-20 x 1/2"				
31	P03114	3	Capscrew, Flat Hd. Socket, 1/2"-13 x 3/4"				
32	P01308	16	Lockwasher, 1/4"				
33	P01309	5	Lockwasher, 5/16"				
				844B S/N 193, 267 & 273 - 1283			
				BOOM HYDRAULIC ASSEMBLY			

5.1.1

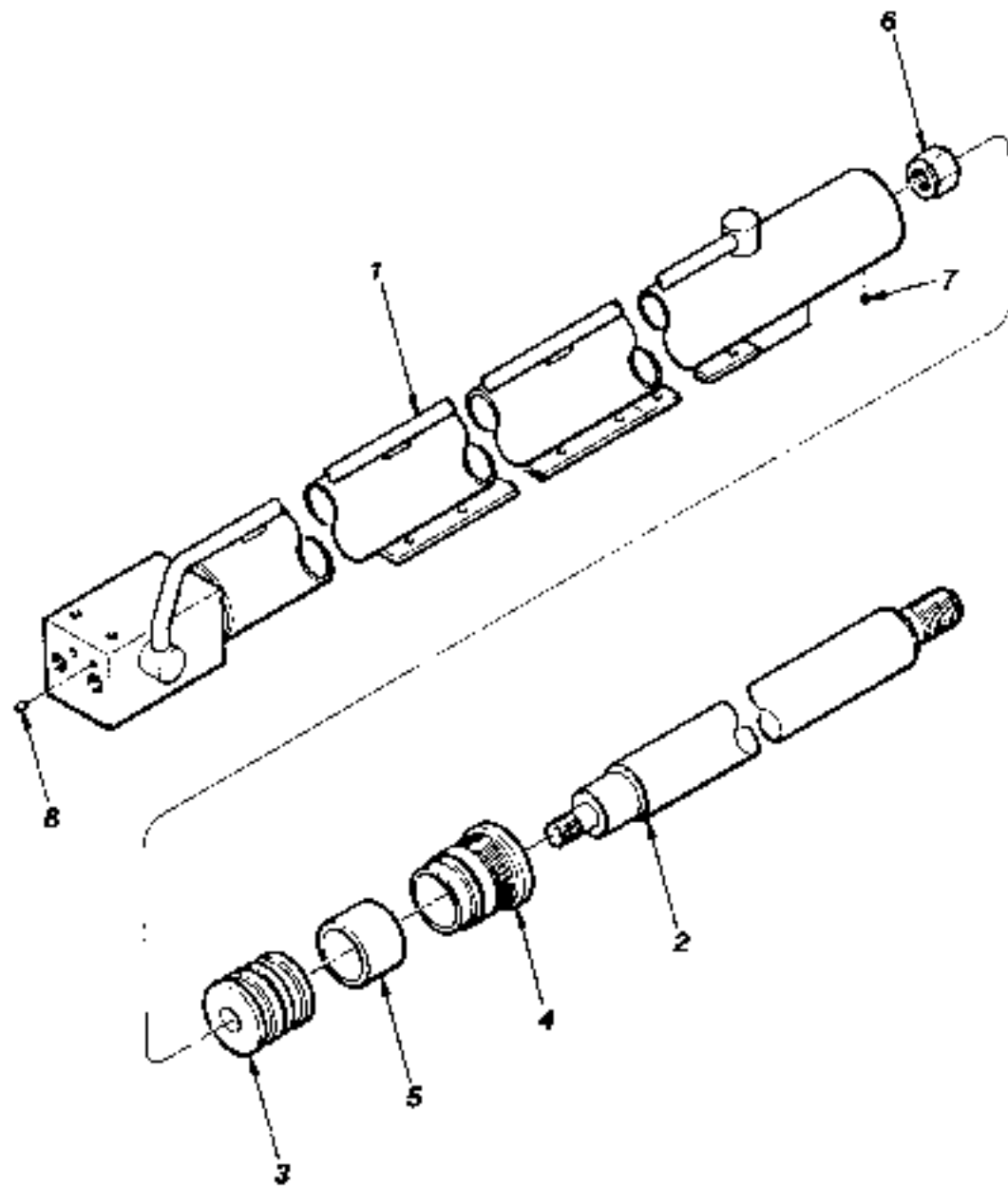
6/98



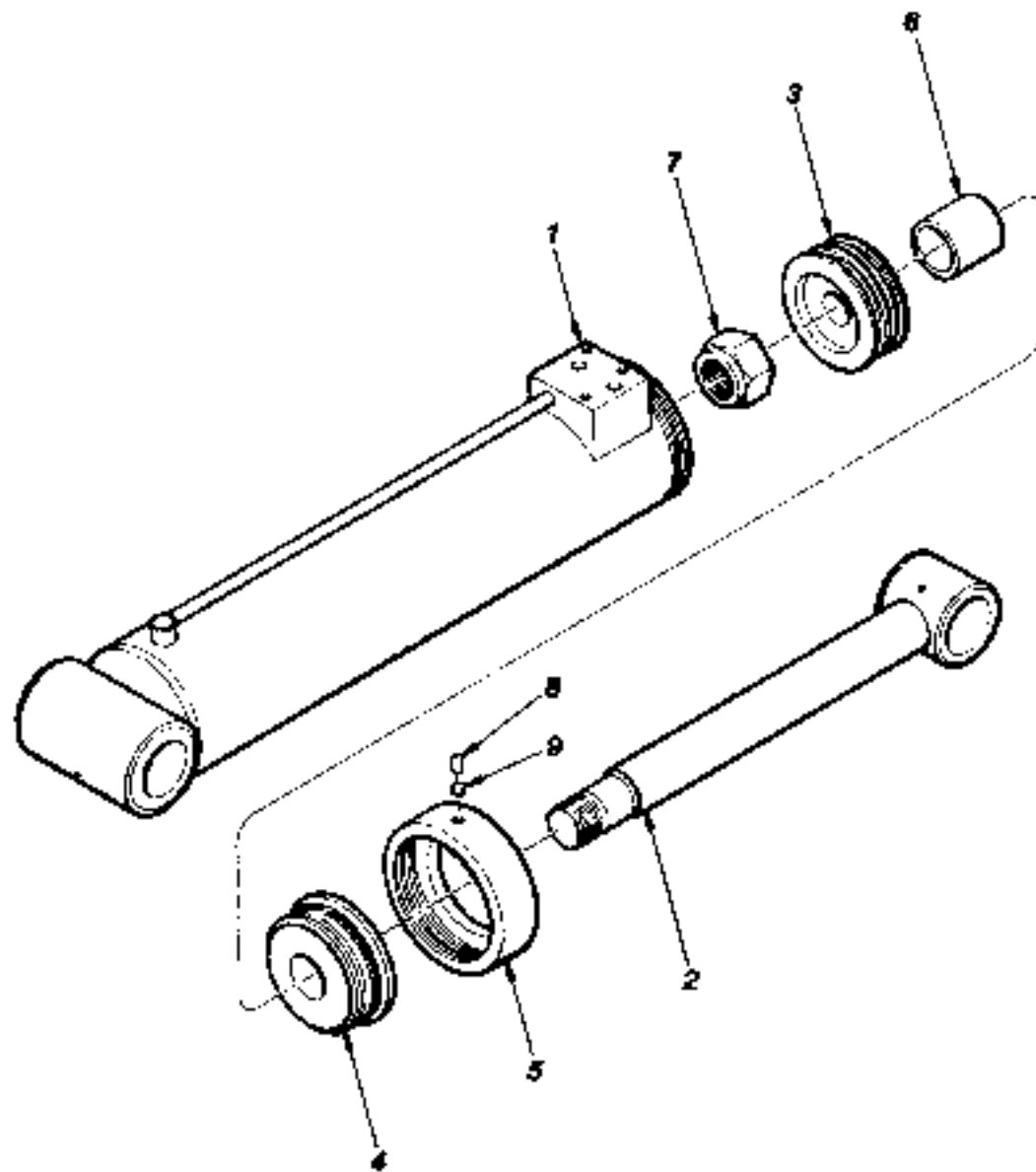
ITEM	PART NUMBER	QTY.	DESCRIPTION	ITEM	PART NUMBER	QTY.	DESCRIPTION
1	P29390	1	Cylinder, Boom Extension (See Page 5.2 for Breakdown)	34	P01310	2	Lockwasher, 3/8"
2	P26796	1	Cylinder, Front Carriage Tilt (See Page 5.3 for Breakdown)	35	P01312	1	Lockwasher, 1/2"
3	P27827	1	Counterbalance Valve	36	P01403	34	Flatwasher, 5/16"
3A	P40491	REF	Seal Kit, Counterbalance Valve	37	P01201	2	Nut, Hx., 5/16"-18
4	P29947	1	Counterbalance Valve	38	P29348	1	Quick Coupler Kit
4A	P40490	REF	Seal Kit, Counterbalance Valve				
5	P28052	1	Counterbalance Valve				
5A	P29947	1	Cartridge, Counterbalance Valve				
5B	P40484	REF	Seal Kit, Counterbalance Valve				
6	26326A	1	Tube Support, Rear				
7	26329A	2	Tube Clamp				
8	30725B	2	Hose Tray, Front				
9	30727A	1	Hose Tray, Rear - R.H.				
10	30728A	1	Hose Tray, Rear - L.H.				
11	26327B	2	Gortrac (109" Long)				
11A	36912X	REF	Roller Kit				
12	P28527	1	1/2" Slide Plate, Boom Extension Cylinder				
	35483A	1	3/4" Slide Plate, Boom Extension Cylinder				
13	P15406	2	Connector, O-Hing				
14	P27389	4	Connector, Union				
15	P23901	2	Connector, O-Hing				
16	P27357	2	90° Elbow, Hose Adapter (Long)				
17	P27394	4	90° Elbow, Bulkhead				
18	P20466	4	Clamp, Cushion				
19	P29469	2	Hydraulic Hose .38" x 38"				
20	P29157	2	Hydraulic Hose .38" x 42"				
21	P29194	4	Hydraulic Hose .50" x 37"				
22	P28614	4	Hydraulic Hose .50" x 235"				
23	P29186	2	Hydraulic Hose .75" x 36"				
24	38034B	2	Hydraulic Tube .62" O.D.				
25	38034B	2	Hydraulic Tube .62" O.D.				
26	P00100	34	Bolt, Hx. 5/16"-18 x 5/8"				
27	P00112	3	Bolt, Hx. 5/16"-18 x 3"				
28	P00202	2	Bolt, Hx. 3/8"-16 x 3/4"				
29	P00400	1	Bolt, Hx. 1/2"-13 x 3/4"				
30	P03194	16	Capscrew, Button Hd. Socket, 1/4"-20 x 1/2"				
31	P03114	3	Capscrew, Flat Hd. Socket, 1/2"-13 x 3/4"				
32	P01308	16	Lockwasher, 1/4"				
33	P01309	5	Lockwasher, 5/16"				
				844B S/N 1284 THRU			
				BOOM HYDRAULIC ASSEMBLY			

5.1.2

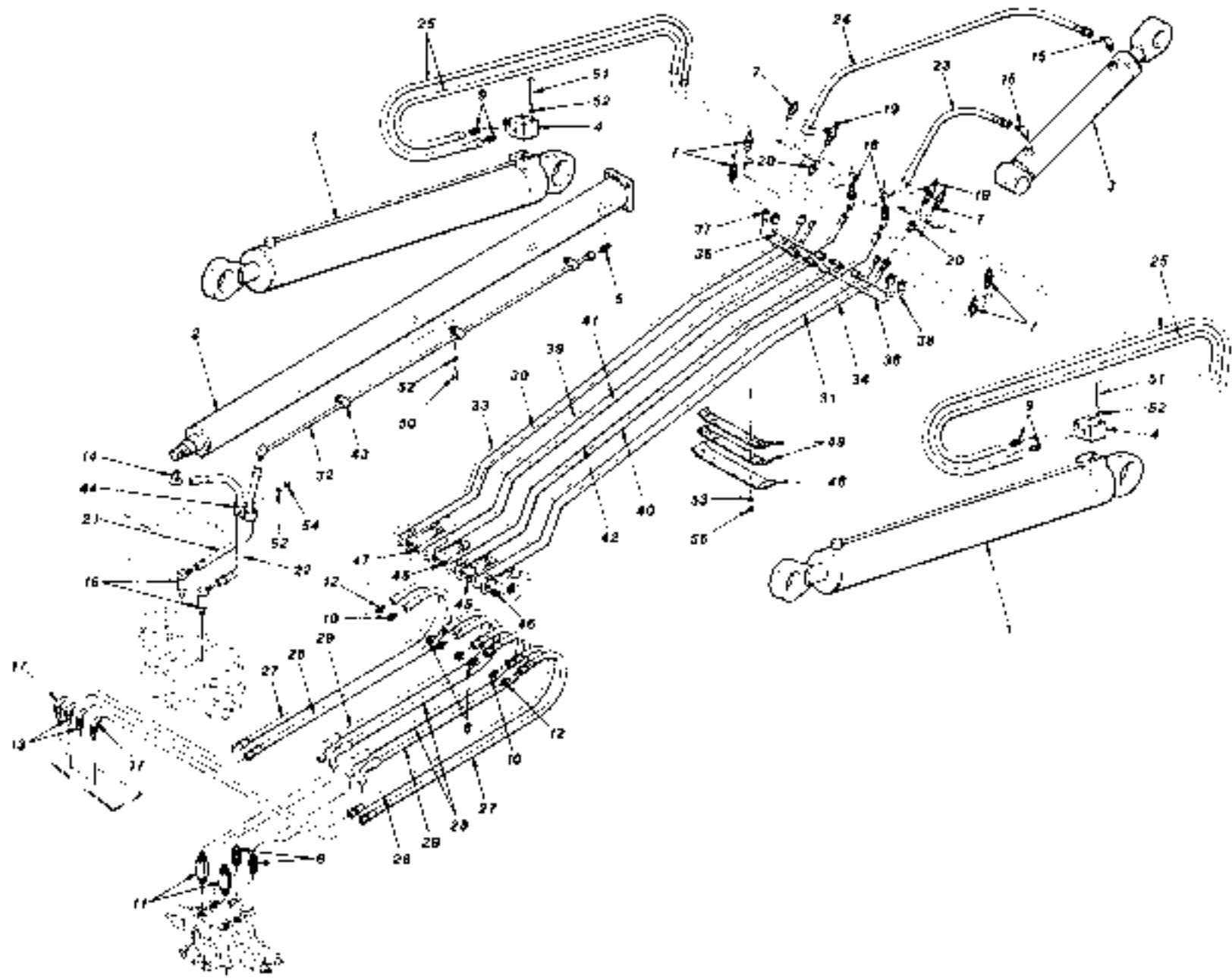
6/98



ITEM	PART NUMBER	QTY.	DESCRIPTION	ITEM	PART NUMBER	QTY.	DESCRIPTION
REF	P29390	-	Cylinder Assembly, Boom Extension (S/N 193, 267 & 273 Thru)				
REF	P27772	-	Cylinder Assembly, Boom Extension (S/N 101-192, 194-266 & 268-272)				
1	ⓈP29822	1	Barrel Weldment				
2	P29864	1	Rod, Cylinder				
3	P24389	1	Piston				
4	P27881	1	Rod Bearing				
5	P27859	1	Stroke Limiter				
6	P27278	1	Nut, Crownlock				
7	P02587	1	Set Screw				
8	P26693	1	Plug, Hollow Hex				
REF	P29900	1	Seal Kit				
				5.2			
NOTES:				844B S/N 101 THRU			
Ⓢ For S/N 101-192, 194-266 & 268-272, use P29802.				6/98			
				BOOM EXTENSION CYLINDER ASSEMBLY			



ITEM	PART NUMBER	QTY.	DESCRIPTION	ITEM	PART NUMBER	QTY.	DESCRIPTION
REF	P28796	-	Cylinder Assembly, Front Carriage Tilt				
1	P29803	1	Barrel Weldment				
2	P20840	1	Rod Weldment				
3	P29878	1	Piston				
4	P24910	1	Rod Bearing				
5	P24402	1	Bearing Retainer				
6	P27862	1	Stroke Limiter				
7	P27279	1	Nut, Crownlock				
8	P27284	1	Plug, Nylon				
9	P02611	1	Set Screw				
REF	P24439	1	Seal Kit				
				5.3			
				844B S/N 101 THRU			
				6/98			
FRONT CARRIAGE TILT CYLINDER ASSEMBLY							



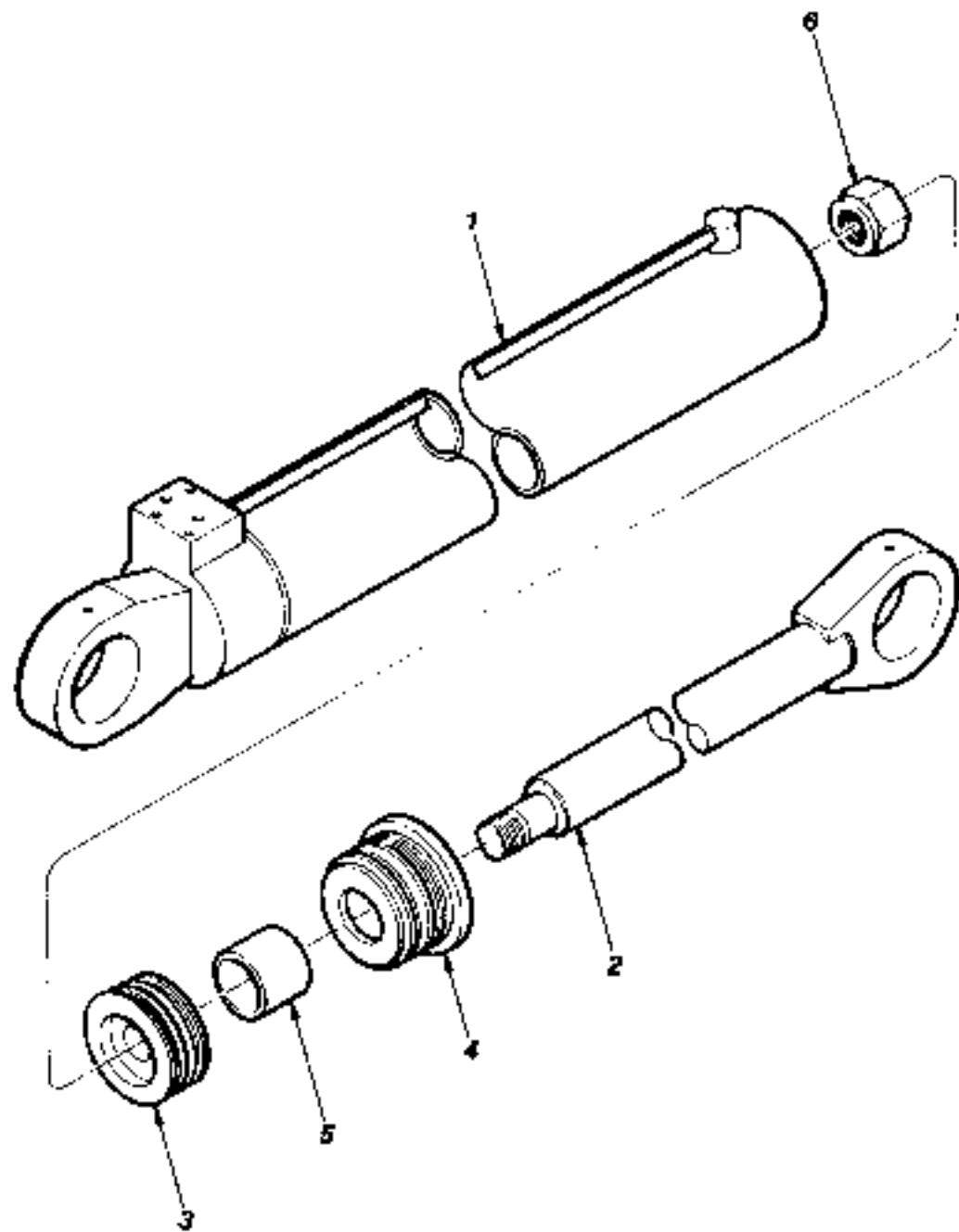
ITEM	PART NUMBER	QTY.	DESCRIPTION	ITEM	PART NUMBER	QTY.	DESCRIPTION
1	P27773	2	Cylinder, Hoist (See Page 5.5 for Breakdown)	35	P28772	1	Hydraulic Tube 62" O.D.
2	P29732	1	Cylinder, Transfer (See Page 5.6 for Breakdown)	36	P28773	1	Hydraulic Tube .62" O.D.
3	P29735	1	Cylinder, Rear Carriage Tilt (See Page 5.7 for Breakdown)	37	P28774	1	Hydraulic Tube 62" O.D.
4	P28052	2	Counterbalance Valve (Includes Items 4A & 4B)	38	P28775	1	Hydraulic Tube .62" O.D.
4A	P29947	1	Cartridge, Counterbalance Valve	39	P28768	1	Hydraulic Tube 75" O.D.
4B	P40484	REF	Seal Kit, Counterbalance Valve	40	P28769	1	Hydraulic Tube .75" O.D.
4C	P20336	2	O-Ring, Counterbalance Valve	41	P28770	1	Hydraulic Tube 75" O.D.
5	P15123	1	Connector, O-Ring	42	P28771	1	Hydraulic Tube .75" O.D.
6	P17805	2	Connector, O-Ring	43	P17553	3	Clamp, Tube
7	P18919	6	Connector, Bulkhead	44	P17809	2	Clamp, Hose
8	P18954	4	Connector, Union	45	P20465	4	Clamp, Cushion
9	P18964	4	Connector, O-Ring	46	P20466	2	Clamp, Cushion
10	P21585	2	Connector, Union	47	P20467	4	Clamp, Cushion
11	P24614	2	Connector, O-Ring (Long)	48	30451A	2	Clamp, Tube
12	P27389	2	Connector, Union	49	N12056	4	Sponge, Self-Stick
13	P18930	2	90° Elbow, Bulkhead	50	P00100	3	Bolt, Hx., 5/16"-18 x 1/2"
14	P18935	1	90° Elbow, O-Ring	51	P00112	8	Bolt, Hx., 5/16"-18 x 3"
15	P21173	2	90° Elbow, O-Ring	52	P01309	10	Lockwasher, 5/16"
16	P27392	2	90° Elbow, O-Ring (Long)	53	P01310	4	Lockwasher, 3/8"
17	P27394	2	90° Elbow, Bulkhead	54	P01507	1	Nut, Hx., 5/16"-18
18	P18950	2	90° Elbow, Bulkhead	55	P01508	4	Nut, Hx., 3/8"-18
19	P21167	2	Tee, Bulkhead				
20	P27383	2	Reducer, Swivel				
21	P29158	1	Hydraulic Hose .38" x 48"				
22	P29150	1	Hydraulic Hose .38" x 54"				
23	P29181	1	Hydraulic Hose .50" x 23"				
24	P29180	1	Hydraulic Hose .50" x 35"				
25	P29161	4	Hydraulic Hose .50" x 42"				
26	P29163	2	Hydraulic Hose .50" x 71"				
27	P29196	2	Hydraulic Hose .50" x 71"				
28	P29182	2	Hydraulic Hose .62" x 69"				
29	P29183	2	Hydraulic Hose .62" x 71"				
30	P28766	1	Hydraulic Tube .50" O.D.				
31	P28767	1	Hydraulic Tube .50" O.D.				
32	P28777	1	Hydraulic Tube .50" O.D.				
33	P28764	1	Hydraulic Tube .62" O.D.				
34	P28765	1	Hydraulic Tube .62" O.D.				

5.4

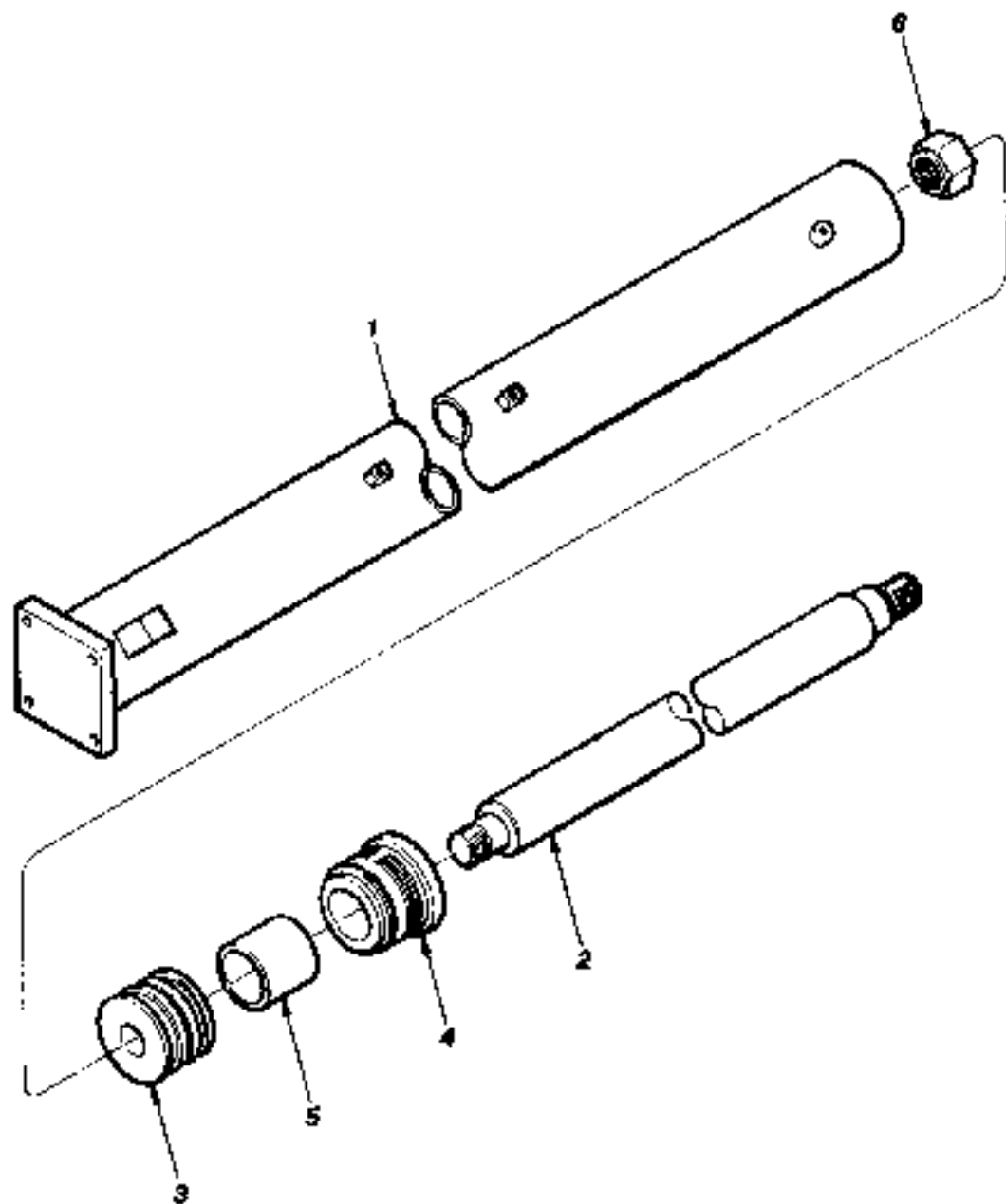
844B S/N 101 THRU

6/98

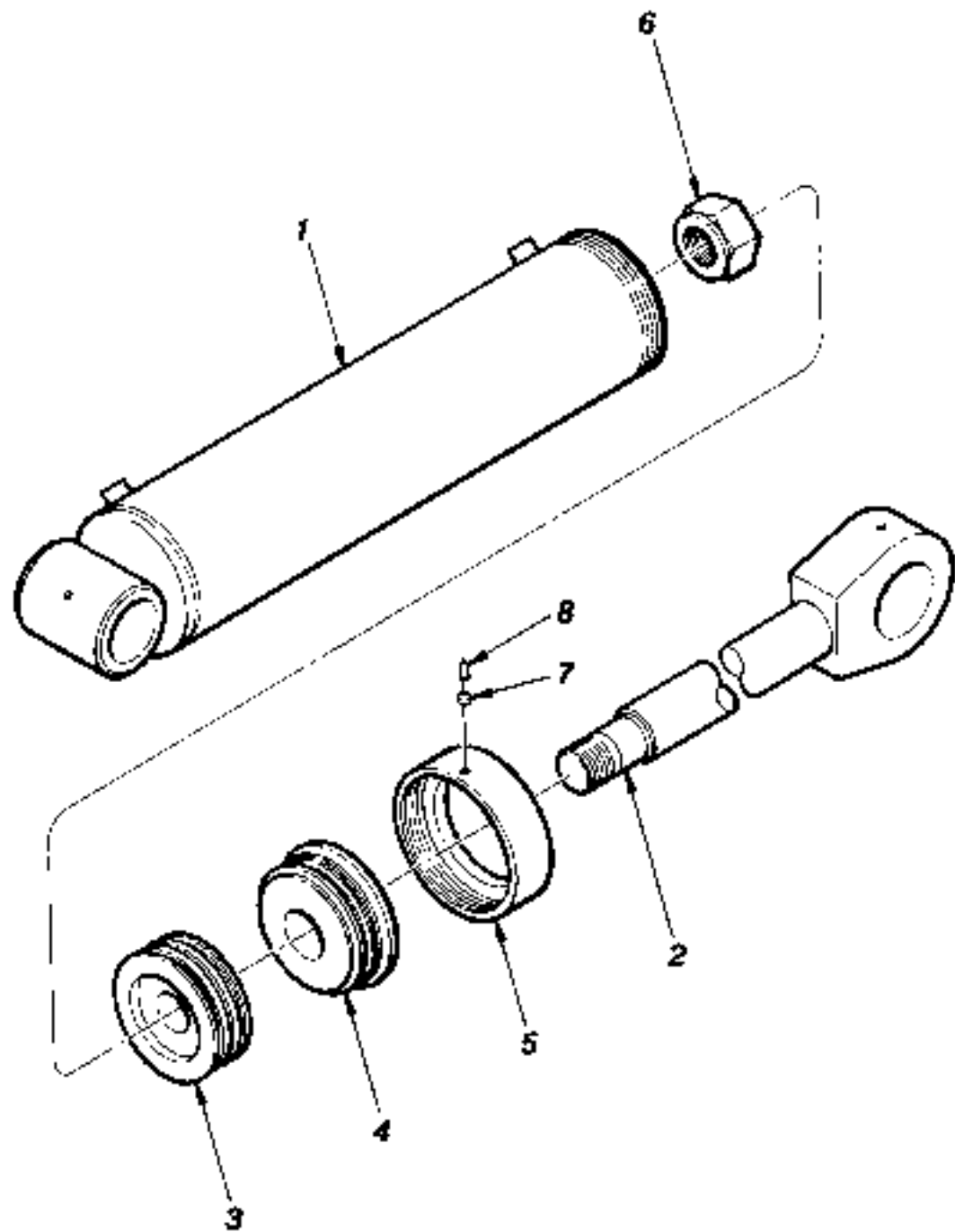
HOIST - TRANSFER HYDRAULIC ASSEMBLY



ITEM	PART NUMBER	QTY.	DESCRIPTION	ITEM	PART NUMBER	QTY.	DESCRIPTION
REF	P27773	-	Cylinder Assembly, Hoist				
1	P29800	1	Barrel Weldment				
2	P20837	1	Rod Weldment				
3	P29878	1	Piston				
4	P27883	1	Rod Bearing				
5	P27861	1	Stroke Limiter				
6	P27279	1	Nut, Crownlock				
REF	P24437	1	Seal Kit				
							5.5
844B S/N 101 THRU							
HOIST CYLINDER ASSEMBLY							
							6/98



ITEM	PART NUMBER	QTY.	DESCRIPTION	ITEM	PART NUMBER	QTY.	DESCRIPTION
REF	P29732	-	Cylinder Assembly, Transfer				
1	P29804	1	Barrel Weldment				
2	P24902	1	Rod, Cylinder				
3	P24378	1	Piston				
4	P27884	1	Rod Bearing				
5	P24408	1	Stroke Limiter				
6	P27277	1	Nut, Crownlock				
REF	P24441	1	Seal Kit				
				5.6			
				844B S/N 101 THRU			
				6/98			
				TRANSFER CYLINDER ASSEMBLY			

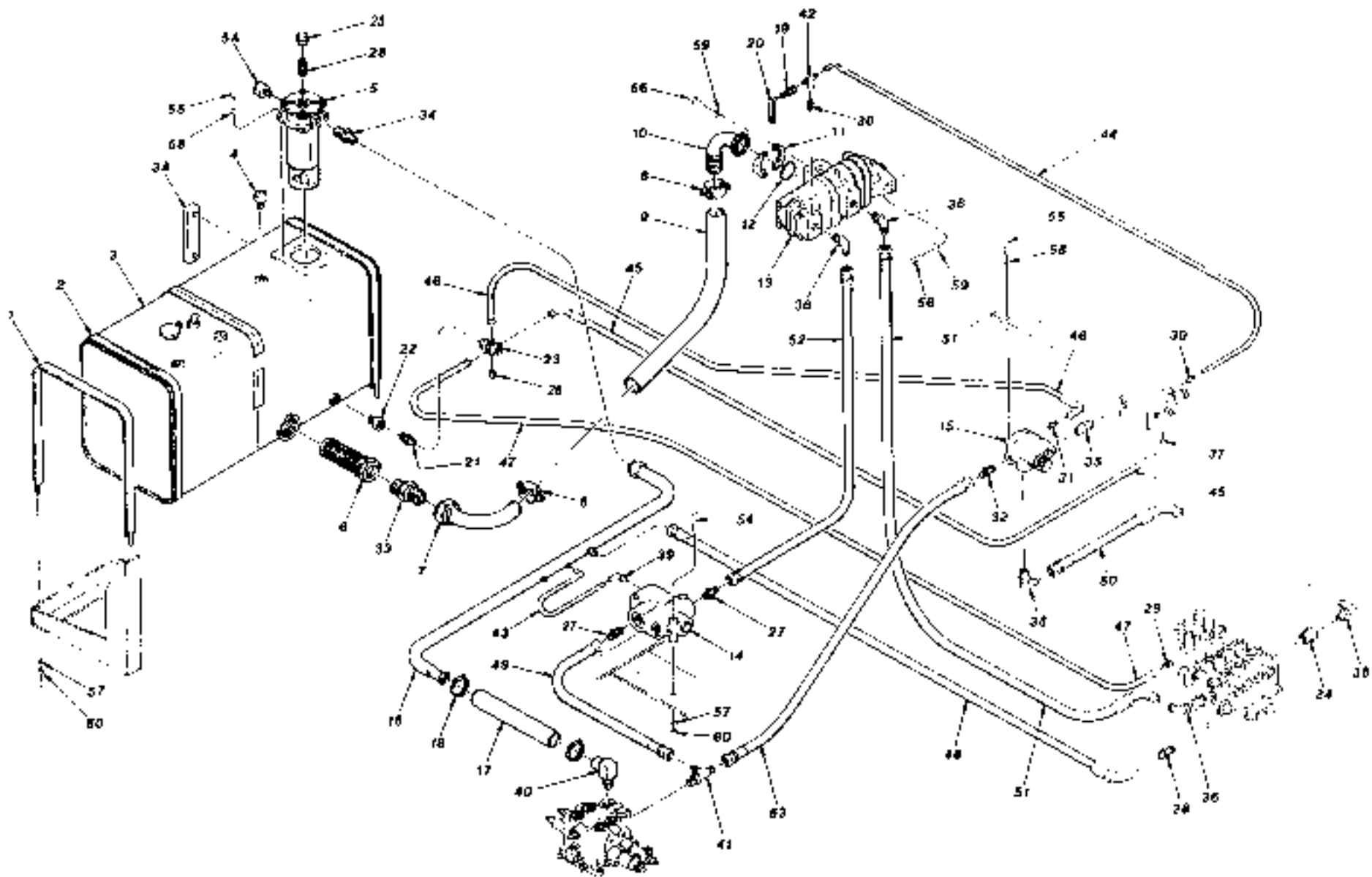


ITEM	PART NUMBER	QTY.	DESCRIPTION	ITEM	PART NUMBER	QTY.	DESCRIPTION
REF	P29736	-	Cylinder Assembly, Rear Carriage Tilt				
1	P24893	1	Barrel Weldment				
2	P20839	1	Rod Weldment				
3	P29878	1	Piston				
4	P24910	1	Rod Bearing				
5	P24402	1	Bearing Retainer				
6	P27279	1	Nut, Crownlock				
7	P27284	1	Plug, Nylon				
8	P02611	1	Set Screw				
REF	P24439	1	Seal Kit				
				5.7			
				844B S/N 101 THRU			
				6/98			
REAR CARRIAGE TILT CYLINDER ASSEMBLY							

TABLE OF CONTENTS

Section 6 — Lower Hydraulics

Pump, Suction - Return Hydraulics Assembly	6.1
Hydraulic Return Line Filter Assembly (Original Equipment)	6.2
Hydraulic Return Line Filter Assembly (Service Replacement)	6.2.1
Frame Hydraulic Assembly	6.3
Frame Tilt Cylinder Assembly	6.4
Hydraulic Control Valve Assembly (S/N 101 - 536 & 538)	6.5
Valve Section Assembly - Carriage Fork Tilt (S/N 101 - 536 & 538)	6.6
Valve Section Assembly - Transfer Carriage (S/N 101 - 536 & 538)	6.7
Valve Section Assembly - Frame Tilt / Auxiliary (S/N 101-536 & 538)	6.8
Hydraulic Control Valve Assembly (S/N 537, 539 Thru)	6.9
Valve Section Assembly - Transfer Carriage / Frame Tilt / Auxiliary (S/N 537, 539 Thru)	6.10
Valve Section Assembly - Carriage Fork Tilt (S/N 537, 539 Thru)	6.11
Test Port Hydraulic Assembly	6.12



ITEM	PART NUMBER	QTY.	DESCRIPTION	ITEM	PART NUMBER	QTY.	DESCRIPTION
1	25600B	2	Strap, Tank Hold Down	36	P17802	3	90° Elbow, O-Ring
	①28322B	2	Strap, Tank Hold Down	37	P18935	1	90° Elbow, O-Ring
2	P26049	2	Beltting, Chemprene	38	P19055	2	90° Elbow, O-Ring
	①28721A	2	Beltting, Chemprene	39	P19248	1	90° Elbow, O-Ring
3	25810D	1	Tank, Fuel/Hydraulic	40	P28387	1	90° Elbow, O-Ring to Hose
	①P40033	1	Tank, Fuel/Hydraulic	41	P28386	1	Tee, O-Ring
3A	P27809	1	Sight Gauge, Hydraulic Oil (Includes Hardware)	42	P28827	1	Tee, Swivel
	①P21482	1	Sight Gauge, Hydraulic Oil (Includes Hardware)	43	P29165	1	Hydraulic Hose .25' x 15'
4	P21674	1	Breather, Hydraulic Tank	44	①P27181	1	Hydraulic Hose .25' x 30'
5	P27808	1	Return Filter, Hydraulic Oil	45	P29176	1	Hydraulic Hose .38' x 12'
			(See Page 6.2 for Breakdown)		①P27670	1	Hydraulic Hose .38' x 15'
6	P19878	1	Strainer, Hydraulic Oil	46	P29177	1	Hydraulic Hose .38' x 12'
7	P27469	1	Elbow, Suction Tube		①P21984	1	Hydraulic Hose .38' x 19'
8	P26026	2	Hose Clamp Bolt Type	47	P18876	1	Hydraulic Hose .38' x 29'
9	N12331	1	Hose, Suction - 2" I.D.		①P27655	1	Hydraulic Hose .38' x 37'
	①N12099	1	Hose, Suction - 2" I.D. x 20" Lg.	48	P29184	1	Hydraulic Hose .75' x 19'
10	P20892	1	Flange Head Connector, 90° Elbow	49	P18921	1	Hydraulic Hose .75' x 23'
11	P17672	2	Flange Half	50	P23895	1	Hydraulic Hose .75' x 23'
12	P12971	1	O-Ring	51	P23896	1	Hydraulic Hose .75' x 27'
13	P21423	1	Pump, Gear	52	P29164	1	Hydraulic Hose .75' x 33'
14	①P19292	1	Priority Valve	53	P20079	1	Hydraulic Hose .75' x 36'
15	P30734	1	Accumulator Charge Valve	54	P00114	2	Bolt, Hx., 5/16"-18 x 3 1/2"
REF	P31572	1	Seal Kit, Charge Valve	55	P00204	7	Bolt, Hx., 3/8"-16 x 1"
16	P28776	1	Return Manifold	56	P00403	6	Bolt, Hx., 1/2"-13 x 1 1/4"
17	P21720	1	Hose, Return - 1 1/4" I.D.	57	P01309	6	Lockwasher, 5/16"
18	P14043	2	Hose Clamp	58	P01310	7	Lockwasher, 3/8"
19	P27374	1	Nipple, Pressure Check	59	P01312	6	Lockwasher, 1/2"
	①P27378	1	Nipple, Pressure Check	60	P01507	6	Nut, Hx., 5/16"-18
20	P27805	1	Dust Cap	*61	①P17810	1	Clamp, Return Tube
21	20212A	1	Check Valve	*62	①34562A	1	Nipple, 1 1/2" x 9 1/4"
22	P28391	1	Adapter, O-Ring - Pipe	*63	①P10232	1	90° Pipe Elbow
23	P40249	1	Adapter, Cross	*64	①P10818	1	Nipple, Hyd. Tank Breather
24	P29919	1	Sleeve, Power Beyond	*65	①P10909	1	Coupling, Hyd. Tank Breather
25	P17805	2	Connector, O-Ring				
26	P17785	1	Cap, Hex				
27	①P28380	1	Cap, Hex				
28	P17805	2	Connector, O-Ring				
29	P18436	1	Connector, O-Ring				
30	P18960	2	Connector, O-Ring				
31	P19415	1	Connector, O-Ring				
32	P23901	1	Connector, O-Ring				
33	P26606	1	Connector, JIC - Pipe				
34	P27397	1	Connector, JIC - Pipe				
35	P28261	1	Connector, O-Ring to O-Ring				

NOTES:

- ① For S/N 101-166, use P29098.
- ② For S/N 101-166, use P13785.
- ③ For S/N 101-123, use P23197.
- ④ Used S/N 495-498 & 500-530 Only.
- * Not Illustrated.

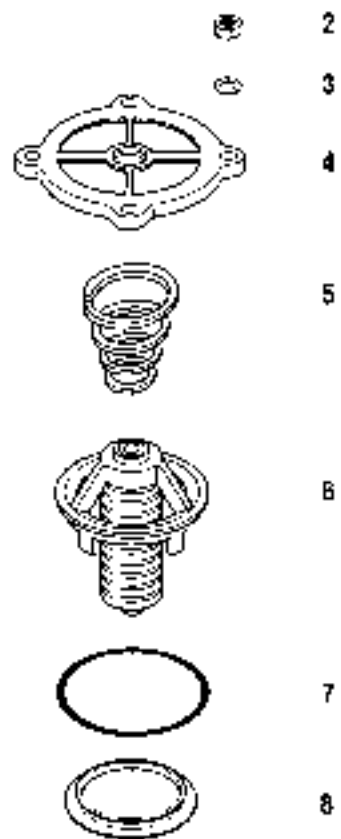
6.1

844B S/N 101 THRU

6/98

PUMP, SUCTION - RETURN HYDRAULICS ASSEMBLY

1



2

3

4

5

6

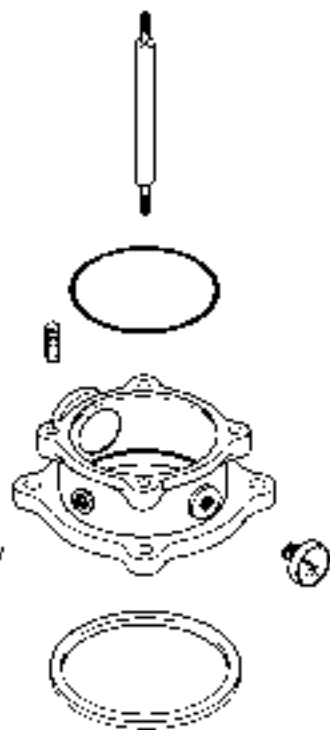
7

8

10

17

13



6

9

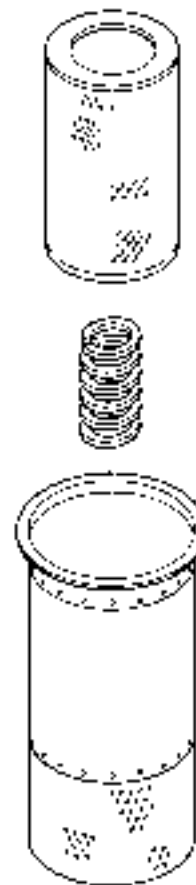
11

12

14

15

16



ITEM	PART NUMBER	QTY.	DESCRIPTION	ITEM	PART NUMBER	QTY.	DESCRIPTION
1	65514B	1	Return Filter Assembly				
2	P04707	4	Nut, Hx., M8-1.25				
3	P04630	1	Flatwasher, M8				
4	N.S.S.	1	Cover				
5	N.S.S.	1	Spring, Cover				
6	N.S.S.	1	Insert Assembly				
7	P26042	1	O-Ring, Insert/Head				
8	P26041	1	O-Ring, Bypass				
9	P26043	1	O-Ring, Cover/Head				
10	P92009	1	Stud, M6 x 20				
11	N.S.S.	1	Head				
12	P24981	1	Gauge, Indicator				
13	P26040	1	Gasket				
14	P27810	1	Element, Filter				
15	N.S.S.	1	Bypass Valve Assembly				
16	N.S.S.	1	Diffuser				
17	P10730	2	Plug, Hex Socket				
				6.2			
NOTES:				844B S/N 101 THRU			
N.S.S. = Not Sold Separately.				6/98			
				HYDRAULIC RETURN LINE FILTER ASSEMBLY			

1



2



3



4



5



6



7

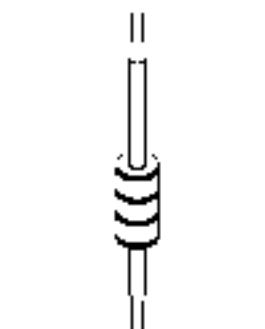


8



9

12



13

11



14

10




15



16



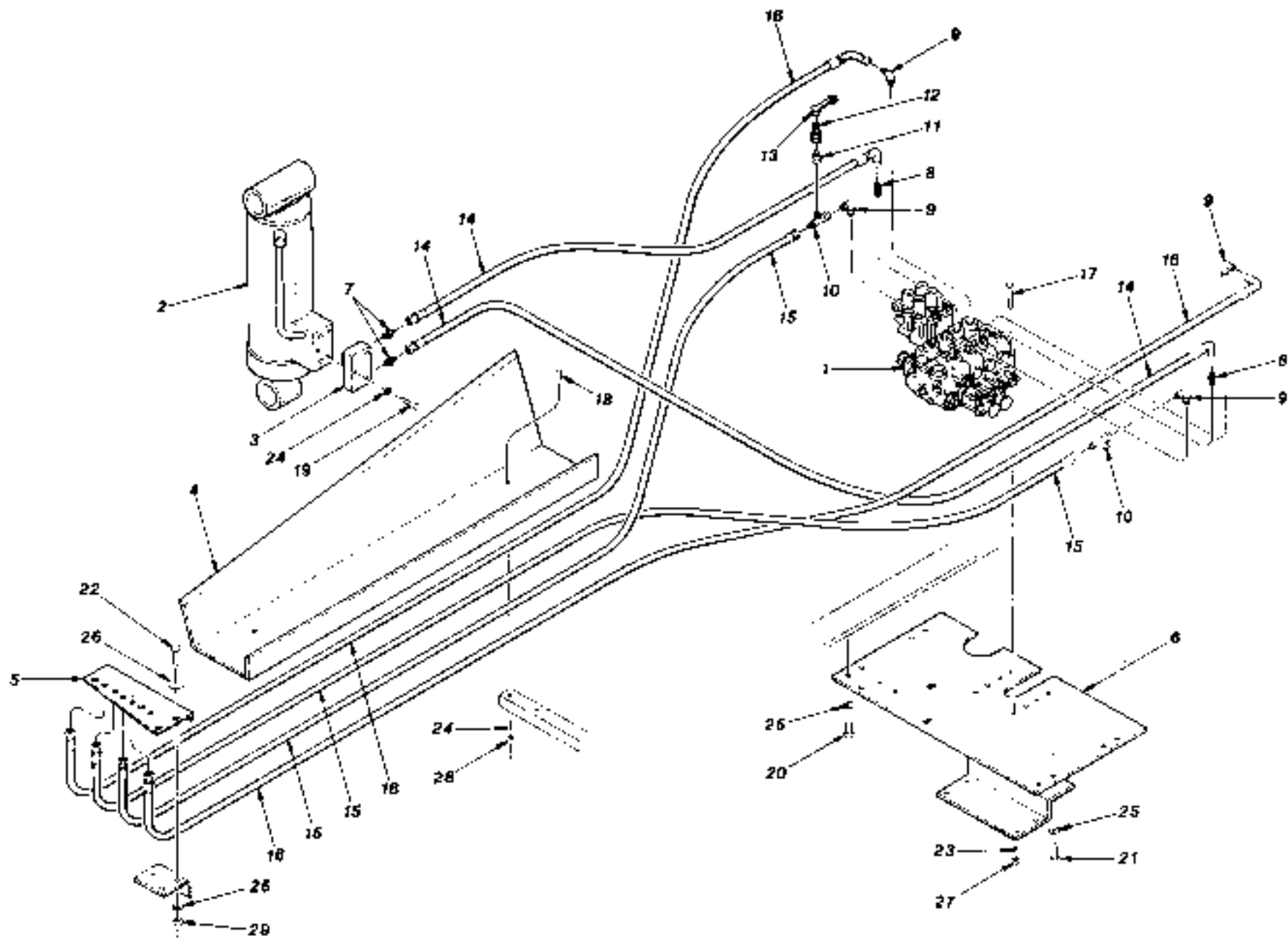
17



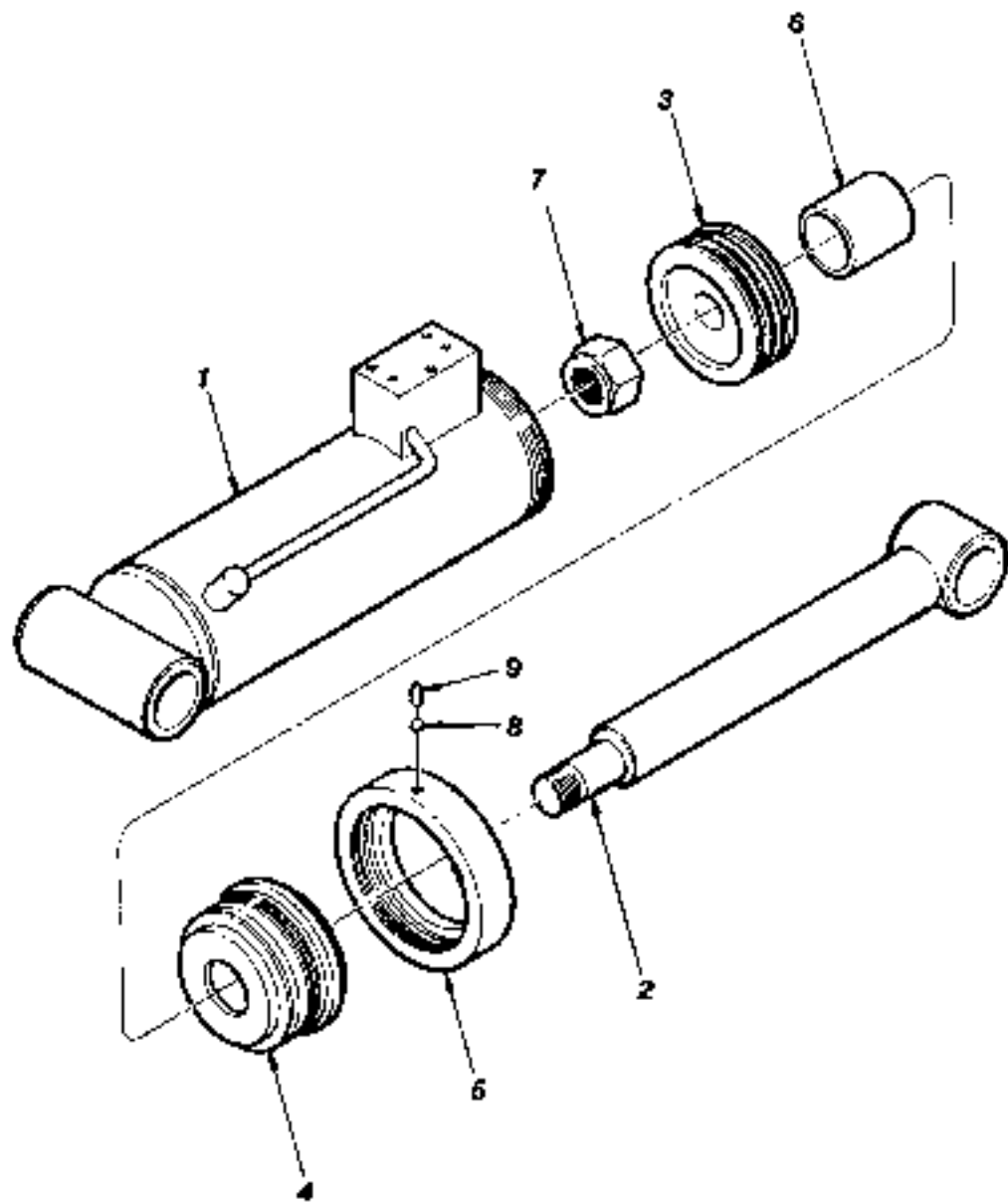
18



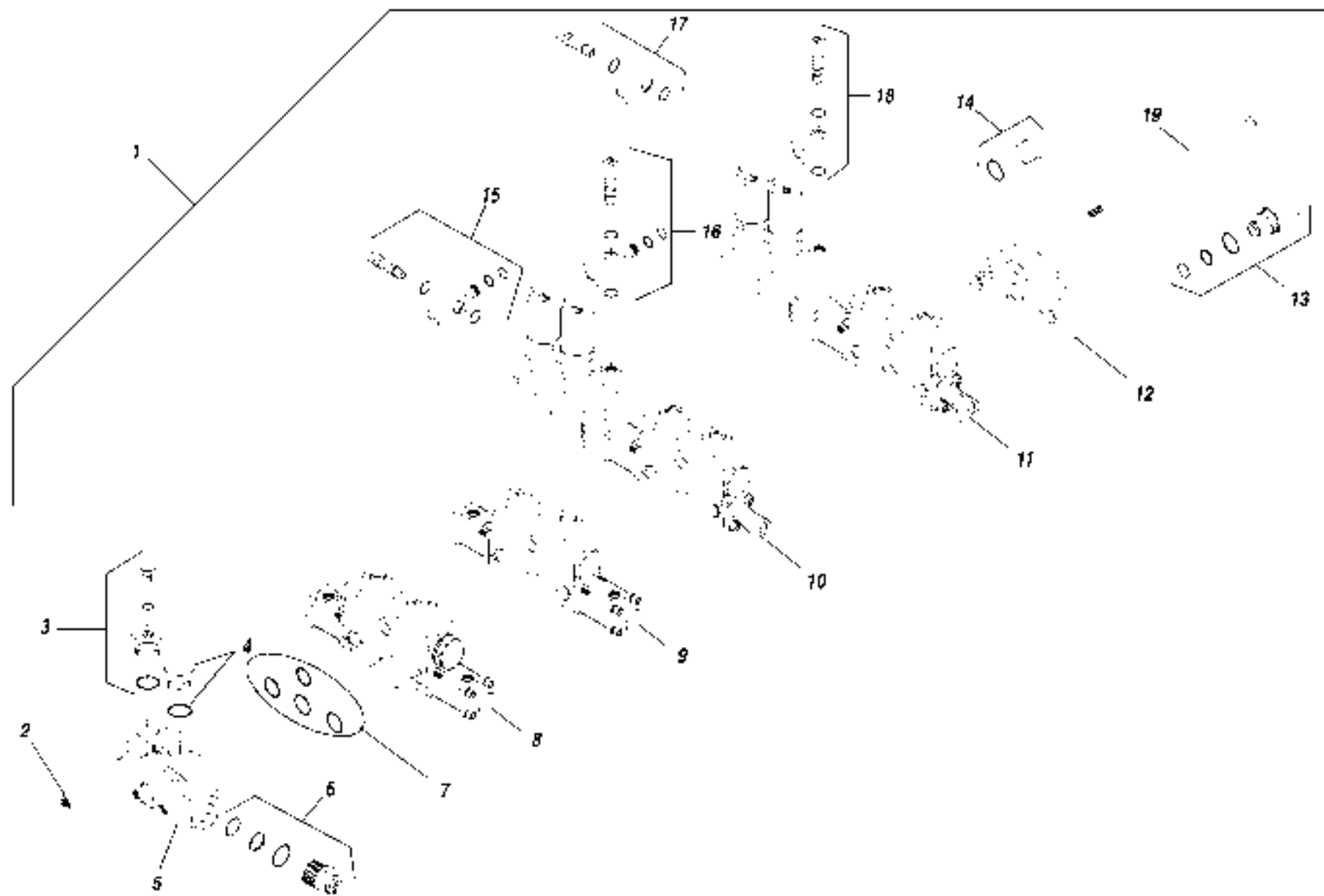
ITEM	PART NUMBER	QTY.	DESCRIPTION	ITEM	PART NUMBER	QTY.	DESCRIPTION
1	P27808	1	Return Filter Assembly				
2	N.S.S.	1	Cover				
3	37117X	1	O-Ring				
4	N.S.S.	1	Spring				
5	P04773	1	Locknut. Hx , M8-1.25				
6	N.S.S.	1	Trestle				
7	P04630	1	Flatwasher, M8				
8	37118X	1	O-Ring				
9	37119X	1	O-Ring				
10	N.S.S.	1	Gasket. Rubber				
11	P24981	1	Gauge. Indicator				
12	P10736	2	Plug. Hex Socket				
13	N.S.S.	1	Tie Rod				
14	N.S.S.	4	Nut, Hx. Flange, M8-1.25				
15	N.S.S.	1	Head				
16	P27810	1	Element, Filter				
17	N.S.S.	1	Bypass Spring				
18	N.S.S.	1	Diffuser				
REF	37120X	1	Gasket & O-Ring Kit (Includes Items 3, 8, 9,10)				
NOTES:				6.2.1			
● Available in Gasket & O-Ring Kit 37120X.				844B SERVICE REPLACEMENT 6/98			
N.S.S. = Not Sold Separately				HYDRAULIC RETURN LINE FILTER ASSEMBLY			



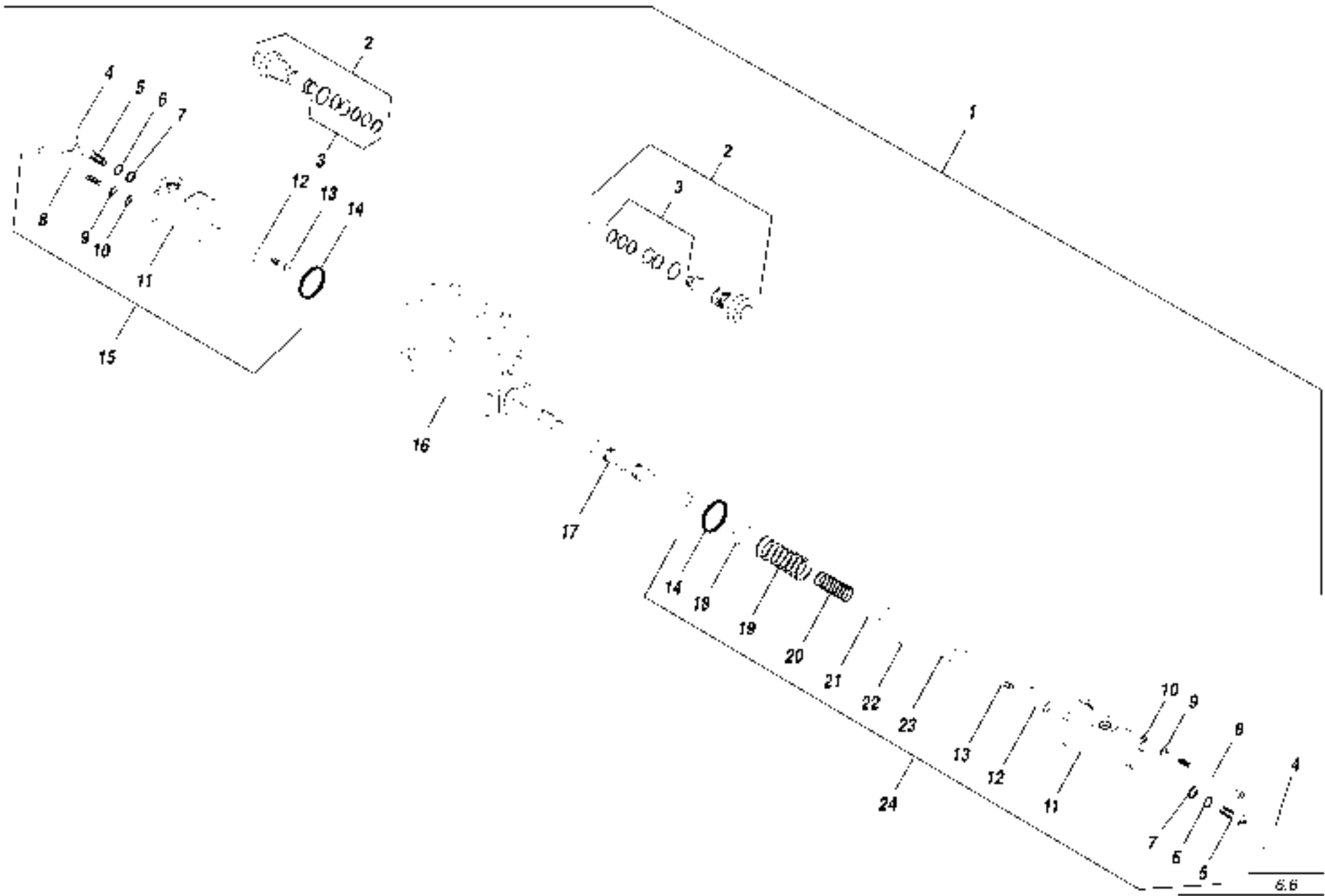
ITEM	PART NUMBER	QTY.	DESCRIPTION	ITEM	PART NUMBER	QTY.	DESCRIPTION
1		1	Control Valve (See Page 6.5 for Breakdown)				
	P28707	-	4 Spool (S/N 101-536 & 538)				
	P28705	-	5 Spool (S/N 101-536 & 538)				
	P28706	-	6 Spool (S/N 101-536 & 538)				
	P28488	-	7 Spool (S/N 101-536 & 538)				
		1	Control Valve (See Page 6.9 for Breakdown)				
	P31557	-	4 Spool (S/N 537 & 539 Thru)				
	P31578	-	6 Spool (S/N 537 & 539 Thru)				
2	25092B	1	Cylinder, Frame Till (See Page 6.4 for Breakdown)				
3	P28054	1	Counterbalance Valve				
	P40487	1	Seal Kit, Counterbalance Valve				
4	●35057B	1	Hose Tray				
5	25795B	1	Bulkhead Bracket				
6	30384C	1	Mounting Plate				
7	P18936	2	Connector, O-Ring				
8	P20852	2	Connector, O-Ring				
9	P18956	4	90° Elbow, O-Ring				
10	P20979	2	Tee, Swivel				
11	P26607	1	Reducer, Swivel				
12	P27374	1	Nipple, Pressure Check				
13	P27805	1	Dust Cap				
14	P29172	2	Hydraulic Hose .25" x 80"				
15	P29162	2	Hydraulic Hose .50" x 55"				
16	P29179	2	Hydraulic Hose .50" x 61"				
17	P00111	3	Bolt, Hx., 5/16"-18 x 2 3/4"				
18	P00204	4	Bolt, Hx., 3/8"-16 x 1"				
19	P00207	3	Bolt, Hx., 3/8"-16 x 1 3/4"				
20	P00402	6	Bolt, Hx., 1/2"-13 x 1"				
21	P00403	2	Bolt, Hx., 1/2"-12 x 1 1/4"				
22	P00404	3	Bolt, Hx., 1/2"-13 x 1 1/2"				
23	P01309	3	Lockwasher, 5/16"				
24	P01310	7	Lockwasher, 3/8"				
25	P01312	11	Lockwasher, 1/2"				
26	P01406	3	Flatwasher, 1/2"				
27	P01507	3	Nut, Hx., 5/16"-18				
28	P01508	4	Nut, Hx., 3/8"-16				
29	P01510	3	Nut, Hx., 1/2"-13				
				NOTES:			
				● For S/N 101-130, use 28497C.			
				6.3			
				844B S/N 101 THRU			
				6/98			
FRAME HYDRAULICS ASSEMBLY							



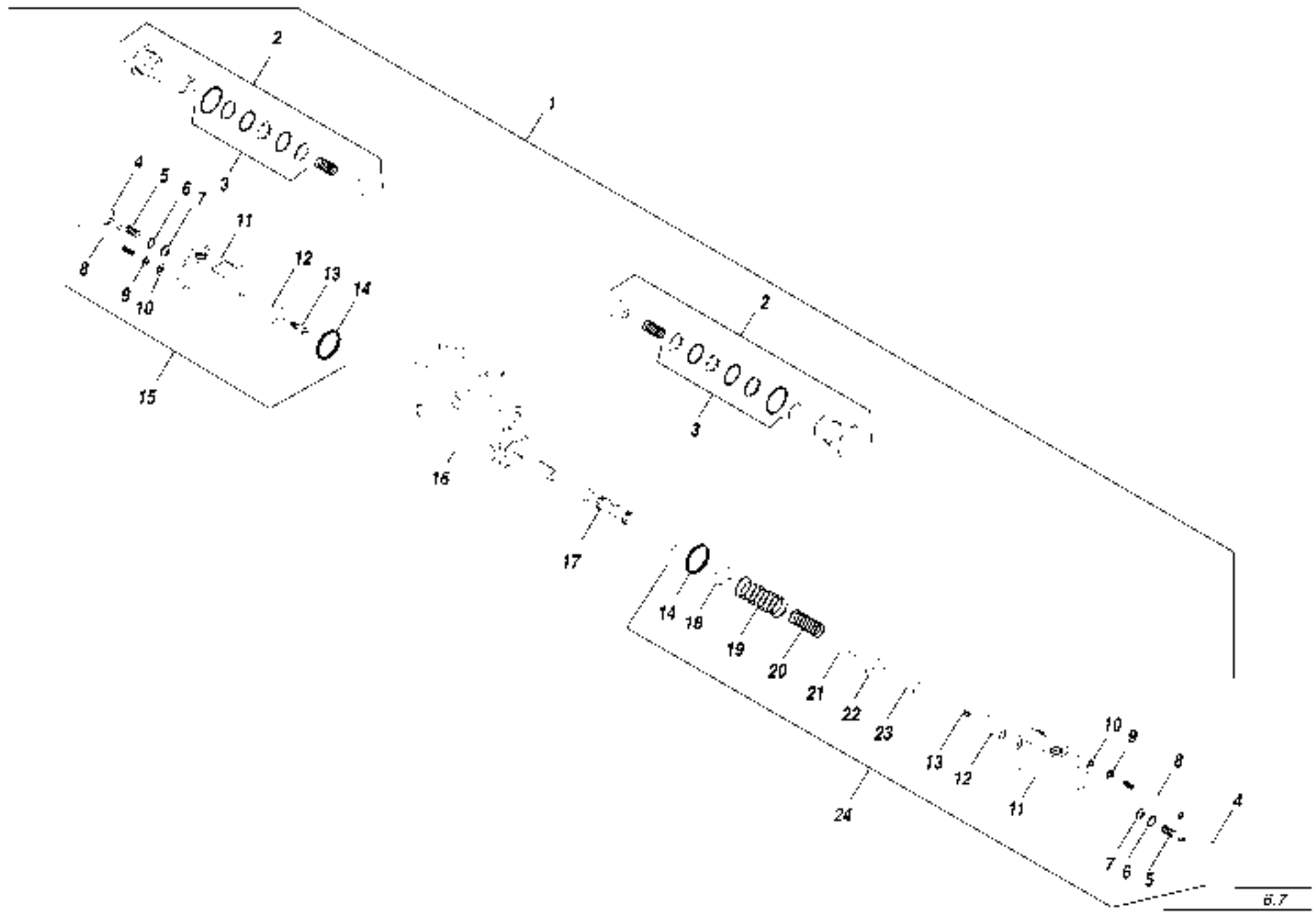
ITEM	PART NUMBER	QTY.	DESCRIPTION	ITEM	PART NUMBER	QTY.	DESCRIPTION
REF	P27552	-	Cylinder Assembly, Frame Tilt				
1	P29801	1	Barrel Weldment				
2	P20838	1	Rod Weldment				
3	P27265	1	Piston				
4	P27882	1	Rod Bearing				
5	P27887	1	Bearing Retainer				
6	P27860	1	Stroke Limiter				
7	P27280	1	Nut, Crownlock				
8	P27284	1	Plug, Nylon				
9	P02611	1	Set Screw				
REF	P27296	1	Seal Kit				
							6.4
							844B S/N 101 THRU
							6/98
FRAME TILT CYLINDER ASSEMBLY							



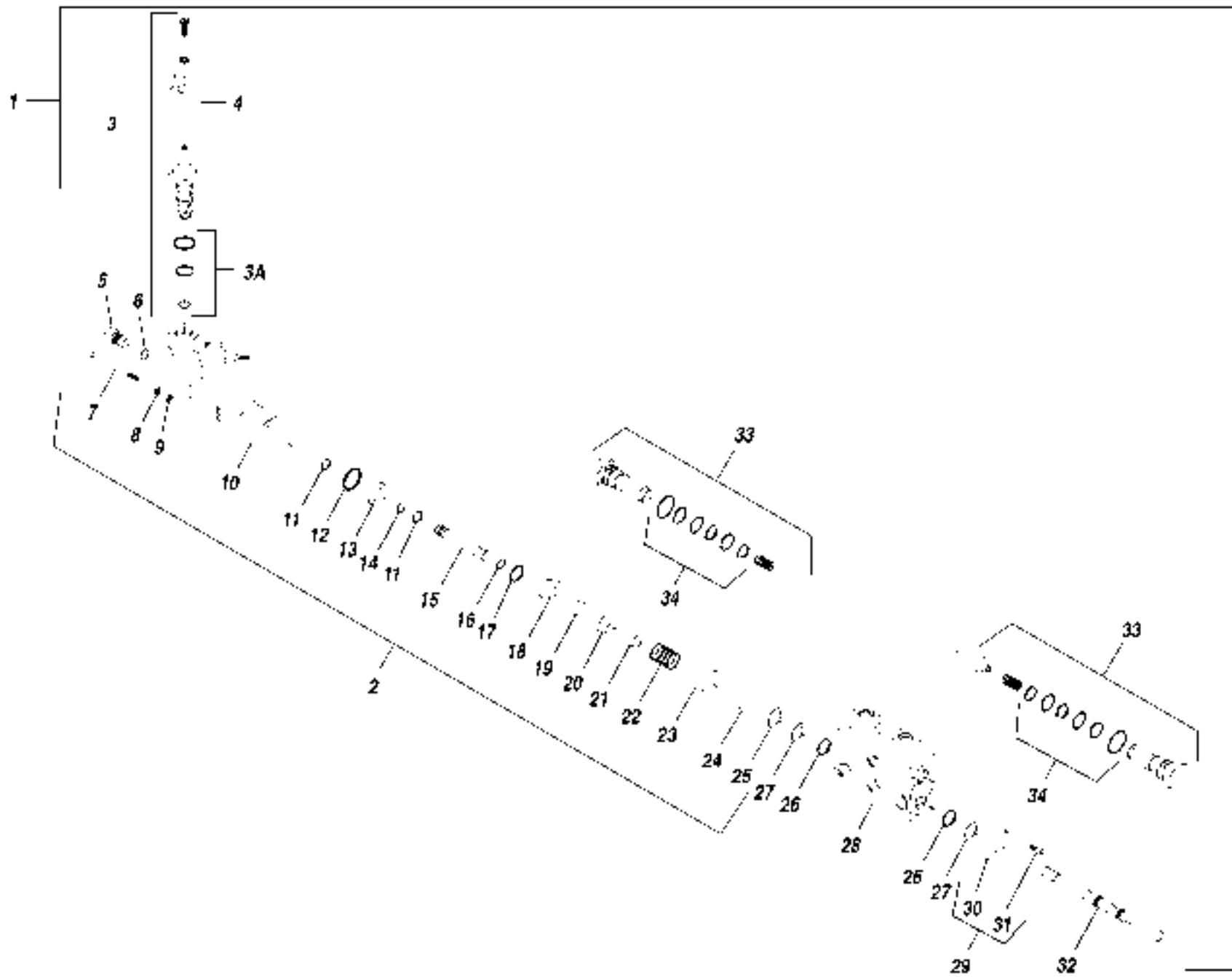
ITEM	PART NUMBER	QTY.	DESCRIPTION	ITEM	PART NUMBER	QTY.	DESCRIPTION
1	P28707	1	Control Valve, 4 Section				
	P28705	-	Control Valve, 5 Section				
	P28706	-	Control Valve, 6 Section				
	P28488	-	Control Valve, 7 Section				
2	P01508	3	Nut, Hx . 3/8"-16				
3	P30933	1	O-Ring Plug, Special				
4	P21535	1	O-Ring Plug, Hex				
5	P30439	1	Inlet Cover Assembly (Includes Items 3, 4 & 6)				
6	P92419	1	Main Relief Cartridge				
7	P27601	①	Seal Kit, Valve Section				
8	P30440	1	Valve Section, Carriage Fork Tilt (See Page 6.6 for Breakdown)				
9	P91694	1	Valve Section, Transfer Carriage (See Page 6.7 for Breakdown)				
10	P30443	1	Valve Section, Frame Tilt & Outrigger (See Page 6.8 for Breakdown)				
11	P28719	1	Valve Section, Auxiliary (See Page 6.8 for Breakdown)				
12	P92437	1	Housing, Cover				
13	P92438	1	Power Beyond Sleeve Assembly				
14	P27938	1	O-Ring Plug, Hollow Hex				
15	P29645	1	Solenoid Fitting-Threaded, Pressure (Non-Ajd)				
16	P30539	1	Solenoid Fitting-Threaded, Tank				
17	P29644	1	Solenoid Fitting, Pressure (Non-Ajd)				
	38780X	②	Solenoid Fitting, Pressure (Non-Ajd)				
18	P29123	1	Solenoid Fitting, Tank				
	P30540	②	Solenoid Fitting, Tank				
19	P30934	3	Capscrew, Hx. Washer Hd., 3/8"-16 x 9 1/2" (For 4 Section Valve)				
	P30935	-	Capscrew, Hx. Washer Hd., 3/8"-16 x 11 1/4" (For 5 Section Valve)				
	P30936	-	Capscrew, Hx. Washer Hd., 3/8"-16 x 13" (For 6 Section Valve)				
	P01705	-	Capscrew, Hx. Washer Hd., 3/8"-16 x 14 3/4" (For 7 Section Valve)				
				<p>NOTES</p> <ul style="list-style-type: none"> ① 5 Required for 4 Section Valve. 6 Required for 5 Section Valve. 7 Required for 6 Section Valve. 8 Required for 7 Section Valve. ② Not Used with 4 Section Valve. 1 Required for 5 Section Valve. 2 Required for 6 Section Valve. 3 Required for 7 Section Valve. 			
							6.5
844B S/N 101-536 & 538							6/98
HYDRAULIC CONTROL VALVE ASSEMBLY							



ITEM	PART NUMBER	QTY.	DESCRIPTION	ITEM	PART NUMBER	QTY.	DESCRIPTION
1	P30440	-	Valve Section, Carriage Fork Tilt				
2	P29408	2	Relief Valve				
3	P92417	1	Seal Kit, Relief Valve				
4	P91716	2	Boot				
5	P91715	2	Adjustable Screw				
6	P91714	2	Back-Up Ring				
7	P91713	2	O-Ring				
8	P01763	8	Capscrew, Socket Hd. 1/4"-20 x 3"				
9	P01308	8	Lockwasher, 1/4"				
10	P91712	8	Bearing Plate				
11	P91711	2	HRO Bonnet				
12	P91710	2	Travel Stop				
13	P91709	2	Screw				
14	P91708	1	O-Ring				
15	P91707	1	Bonnet Assembly (Includes Items 4-14)				
16	N.S.S.	1	Housing				
17	N.S.S.	1	Spool				
18	P91718	1	Stop Collar				
19	P91719	1	Spring, Large				
20	P91720	1	Spring, Small				
21	P91721	1	Stop Sleeve				
22	P91722	1	Washer				
23	P91723	1	Position Spud				
24	P91706	1	Positioner Assembly (Incl Items 4-14 & 18-23)				
				6.6			
NOTES: N.S.S. = Not Sold Separately.				844B S/N 101-536 & 538 VALVE SECTION ASSEMBLY - CARRIAGE FORK TILT			
				6/98			



ITEM	PART NUMBER	QTY.	DESCRIPTION	ITEM	PART NUMBER	QTY.	DESCRIPTION
1	P91604	-	Valve Section, Transfer Carriage				
2	P20301	2	Load Check Plug Assembly				
3	P92417	1	Seal Kit, Load Check				
4	P91716	2	Boot				
5	P91715	2	Adjustable Screw				
6	P91714	2	Back-Up Ring				
7	P91713	2	O-Ring				
8	P01763	8	Capscrew, Socket Hd. 1/4"-20 x 3"				
9	P01308	8	Lockwasher, 1/4"				
10	P91712	8	Bearing Plate				
11	P91711	2	HRO Bonnet				
12	P91710	2	Travel Stop				
13	P91709	2	Screw				
14	P91708	1	O-Ring				
15	P91707	1	Bonnet Assembly (Includes Items 4-14)				
16	N.S.S.	1	Housing				
17	N.S.S.	1	Spool				
18	P91718	1	Collar, Stop				
19	P91719	1	Spring, Large				
20	P91720	1	Spring, Small				
21	P91721	1	Sleeve, Stop				
22	P91722	1	Washer				
23	P91723	1	Position Spud				
24	P91706	1	Positioner Assembly (Incl Items 4-14 & 18-23)				
				6.7			
NOTES: N.S.S. = Not Sold Separately.				844B S/N 101-536 & 538 VALVE SECTION ASSEMBLY - TRANSFER CARRIAGE			
				6/98			



ITEM	PART NUMBER	QTY.	DESCRIPTION	ITEM	PART NUMBER	QTY.	DESCRIPTION
1	P30443	-	Valve Section, Frame Tilt				
	P28719	-	Valve Section, Auxiliary				
2	P26741	1	Solenoid Actuator (Includes Items 3-25)				
3	P29578	2	Solenoid Cartridge, 12V				
3A	P31228	1	Seal Kit, Solenoid Cartridge				
4	P31227	1	Coil, Solenoid, 12V DC				
5	P25691	1	Plug (Includes Item 6)				
6	P28954	1	O-Ring				
7	P01764	4	Screw, Hx. Socket Hd., 1/4"-20 x 3 1/4"				
8	P01308	4	Lockwasher, 1/4"				
9	P91712	4	Bearing Plate				
10	N.S.S.	1	Housing				
11	P91741	2	Retaining Ring				
12	P20303	1	O-Ring				
13	P91740	1	Piston				
14	P91742	1	O-Ring				
15	P91736	1	Piston Rod				
16	P91739	1	O-Ring				
17	P91738	1	O-Ring				
18	P91737	1	Piston Rod Guide				
19	P91735	1	Spool Screw				
20	P91734	1	Spool Centering Collar				
21	N.S.S.	1	Spacer				
22	P91733	1	Spring				
23	P91731	11	Sleeve				
24	P91732	1	Stop Collar				
25	N.S.S.	1	Seal Plate				
26	P20303	2	O-Ring				
27	P20304	2	Washer				
28	N.S.S.	1	Section Housing				
29	P30795	1	Seal Retainer Kit (Includes Items 30 & 31)				
30	N.S.S.	1	Plate, Seal Retainer				
31	P01751	2	Screw, Socket Head, 1/4"-20 x 1/2"				
32	N.S.S.	1	Spool				
33	P20301	2	Load Check Plug Assembly				
34	P92417	1	Seal Kit, Load Check				

6.8


NOTES:

N.S.S. = Not Sold Separately.

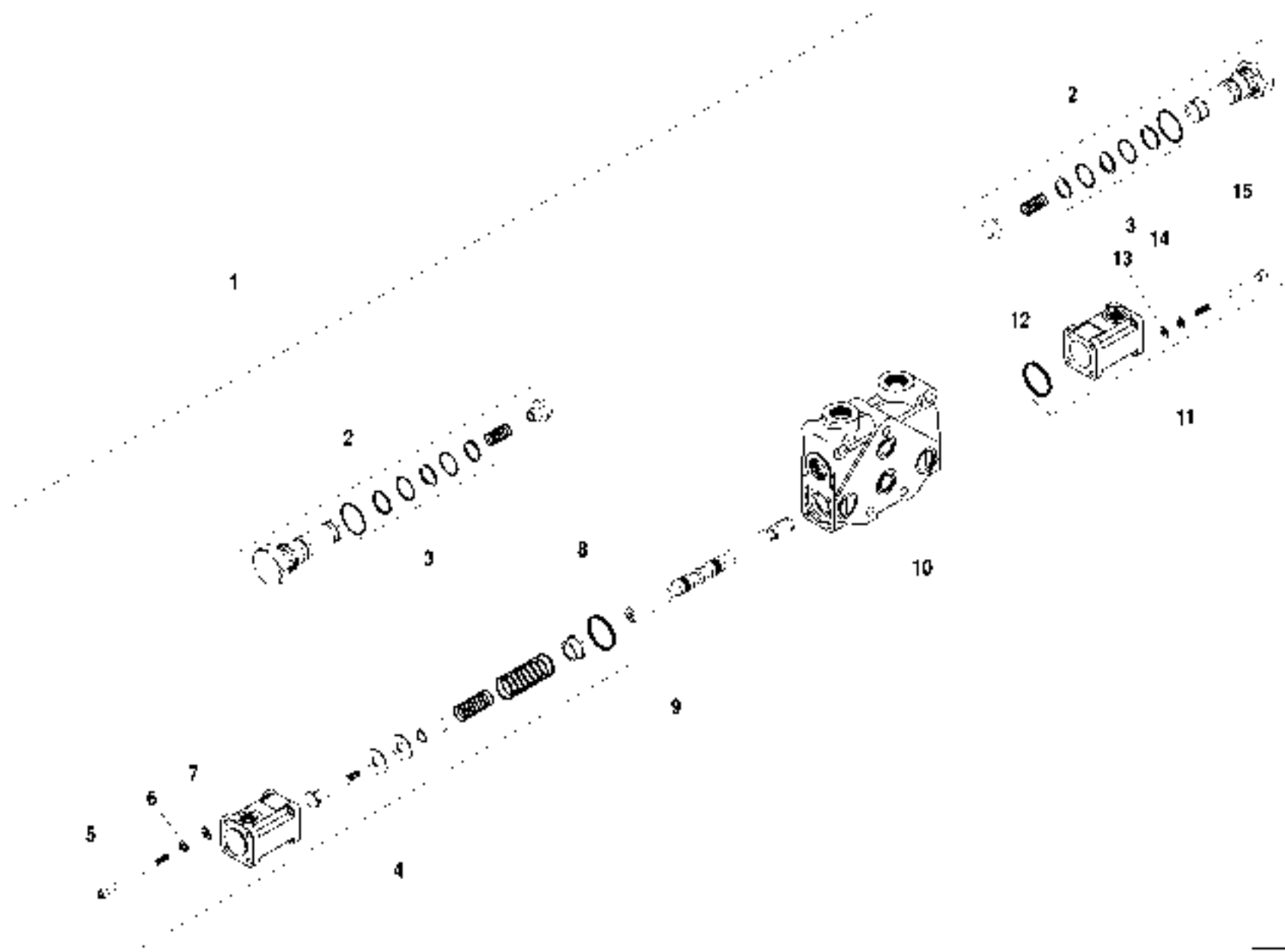
844B S/N 101-536 & 538

6/98

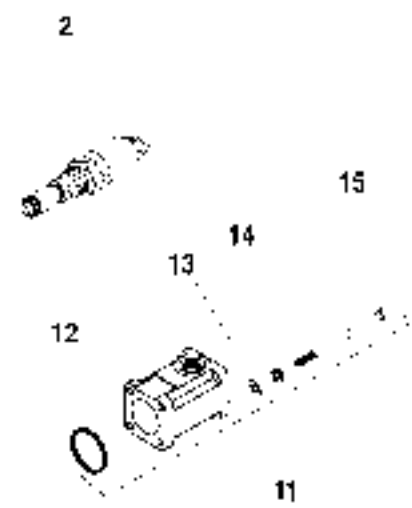
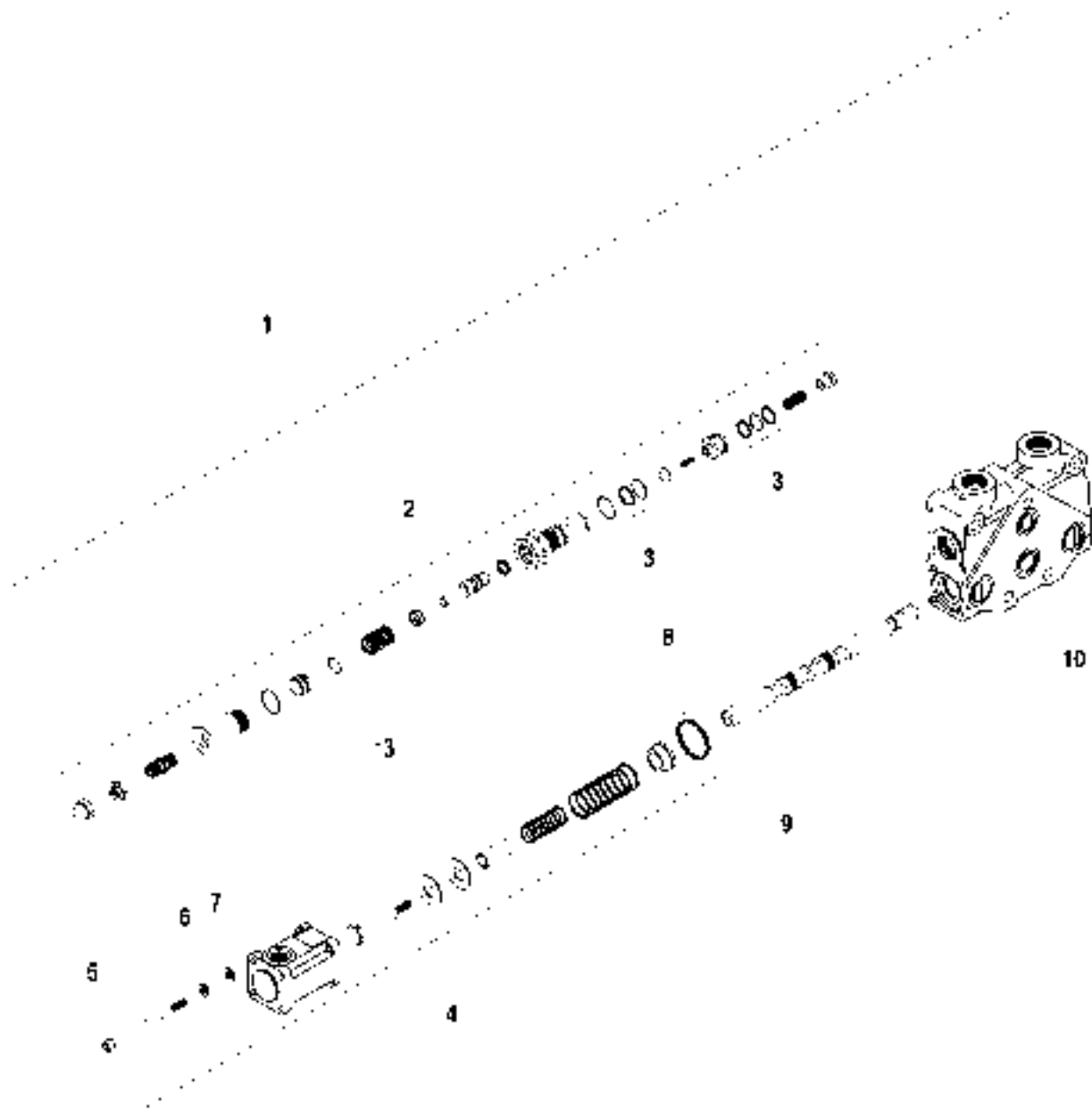
VALVE SECTION ASSEMBLY - FRAME TILT & AUXILIARY



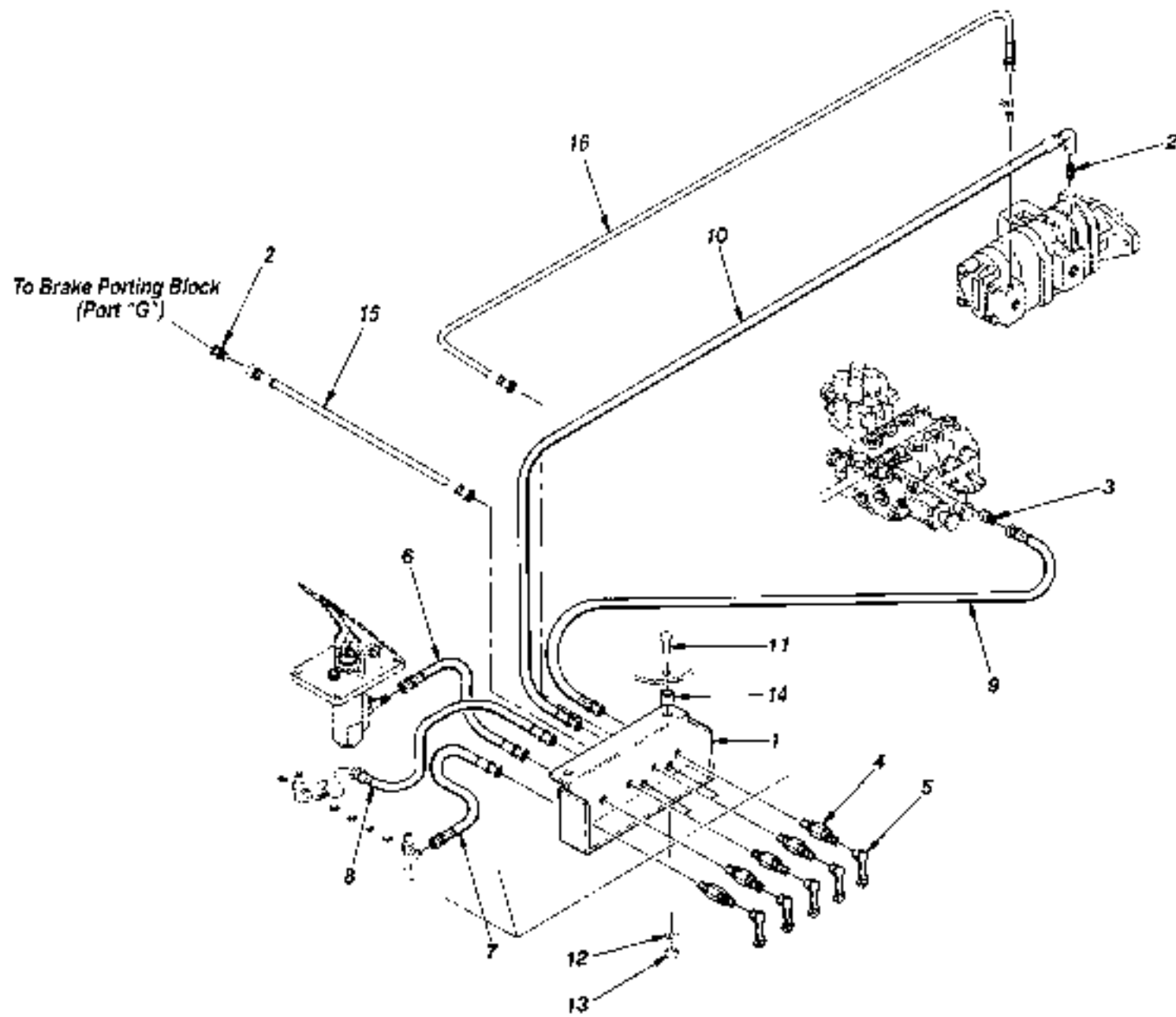
ITEM	PART NUMBER	QTY.	DESCRIPTION	ITEM	PART NUMBER	QTY.	DESCRIPTION
1	P31557	1	4 Spool Control Valve Assembly				
	P31578	-	6 Spool Control Valve Assembly				
2	P30934	3	Capscrew, Hx. Washer Hd., 3/8"-16 x 9 1/2" (For 4 Spool Valve)				
	P30936	-	Capscrew, Hx. Washer Hd., 3/8"-16 x 13" (For 6 Spool Valve)				
3	P27938	1	O-Ring Plug, Hollow Hex				
4	P92438	1	Power- Beyond Sleeve Assembly				
5	P20311	1	Seal, O-Ring				
6	P92425	1	Back-up O-Ring				
7	P20313	1	Seal, O-Ring				
8	36787X	1	Housing, Cover				
9	36794X	2	Valve Section Assembly - Outriggers (Optional) (See Page 6.11 for Breakdown)				
10	36793X	1	Valve Section Assembly - Auxiliary (See Page 6.10 for Breakdown)				
11	36794X	1	Valve Section Assembly - Frame Tilt (See Page 6.10 for Breakdown)				
12	36793X	1	Valve Section Assembly - Transfer (See Page 6.10 for Breakdown)				
13	36796X	1	Valve Section Assembly - Carriage Fork Tilt (See Page 6.11 for Breakdown)				
14	P27601	①	Seal Kit, Valve Section				
15	36791X	1	Cover Assembly (Includes Items 16, 17)				
16	P21835	1	O-Ring Plug, Hex				
17	P92419	1	Pilot Operated Main Relief Assembly				
18	P92448	1	Seal Kit, Main Relief				
19	P30933	1	O-Ring Plug, Special				
20	P01508	3	Nut, Hx., 3/8"-16				
NOTES:				6.9			
① 5 Required for 4 Spool Valve. 7 Required for 6 Spool Valve				844B S/N 537 & 539 THRU			
				6/98			
HYDRAULIC CONTROL VALVE ASSEMBLY							



ITEM	PART NUMBER	QTY.	DESCRIPTION	ITEM	PART NUMBER	QTY.	DESCRIPTION
1	36783X	-	Valve Section Assembly - Auxiliary/ Transfer				
	36784X	-	Valve Section Assembly - Frame Tilt				
2	P20301	2	Load Check Plug Assembly				
3	P92417	1	Seal Kit, Load Check				
4	P30931	1	Positioner Assembly				
5	P01763	4	Capscrew, Socket Hd. 1/4"-20 x 3'				
6	P01308	4	Lockwasher, 1/4'				
7	P91712	4	Washer, Bearing				
8	P91708	1	Seal, Square Cut				
9	N.S.S.	1	Spool				
10	N.S.S.	1	Housing				
11	P30930	1	Bonnet Assembly				
12	P91708	1	Seal, Square Cut				
13	P91712	4	Washer, Bearing				
14	P01308	4	Lockwasher, 1/4'				
15	P01763	4	Capscrew, Socket Hd. 1/4"-20 x 3'				
				6.10			
NOTES: N.S.S. = Not Sold Separately.				844B S/N 537 & 539 THRU 6/98 VALVE SECTION ASSEMBLY- Transfer/ Auxiliary/ Frame Tilt			



ITEM	PART NUMBER	QTY.	DESCRIPTION	ITEM	PART NUMBER	QTY.	DESCRIPTION
1	36786X	-	Valve Section Assembly - Carriage Fork Tilt				
2	P30941	2	CRA Adjustable Relief Valve Assembly				
3	P92417	1	Seal Kit, Relief Valve				
4	P30931	1	Positioner Assembly				
5	P01763	4	Capscrew, Socket Hd., 1/4"-20 x 3'				
6	P01308	4	Lockwasher, 1/4"				
7	P91712	4	Washer, Bearing				
8	P91708	1	Seal, Square Cut				
9	N.S.S.	1	Spool				
10	N.S.S.	1	Housing				
11	P30930	1	Bonnet Assembly				
12	P91708	1	Seal, Square Cut				
13	P91712	4	Washer, Bearing				
14	P01308	4	Lockwasher, 1/4"				
15	P01763	4	Capscrew, Socket Hd., 1/4"-20 x 3'				
				6.11			
NOTES: N.S.S. = Not Sold Separately				844B S/N 537 & 539 THRU VALVE SECTION ASSEMBLY - Carriage Fork Tilt			
				6/98			



ITEM	PART NUMBER	QTY.	DESCRIPTION	ITEM	PART NUMBER	QTY.	DESCRIPTION
1	30217B	1	Housing, Test Port				
2	P18960	2	Connector, O-Ring				
3	P26607	1	Reducer, Swivel				
4	P28496	①7	Diagnostic Nipple, Bulkhead				
5	P27805	①7	Dust Cap				
6	P18868	1	Hydraulic Hose .25' x 15'				
7	P27719	1	Hydraulic Hose .25' x 22'				
8	P29132	1	Hydraulic Hose .25' x 30'				
9	P29153	1	Hydraulic Hose .25' x 41'				
10	P29170	1	Hydraulic Hose .25' x 71'				
11	②P00207	2	Capscrew Hx. 3/8"-16 x 1 3/4"				
12	P01310	2	Lockwasher, 3/8"				
13	P01508	2	Nut, Hx. . 3/8"-16				
14	③30801A	2	Spacer				
15	②P30189	1	Hydraulic Hose .25' x 49'				
16	②P25239	1	Hydraulic Hose .25' x 61'				

NOTES:

- ① Quantity Varies on Early Production Models.
- ② For Machines without Spacer, use P00202: 3/4" Long Capscrew.
- ③ Not used Early Production.

6.12

844B S/N 101 THRU

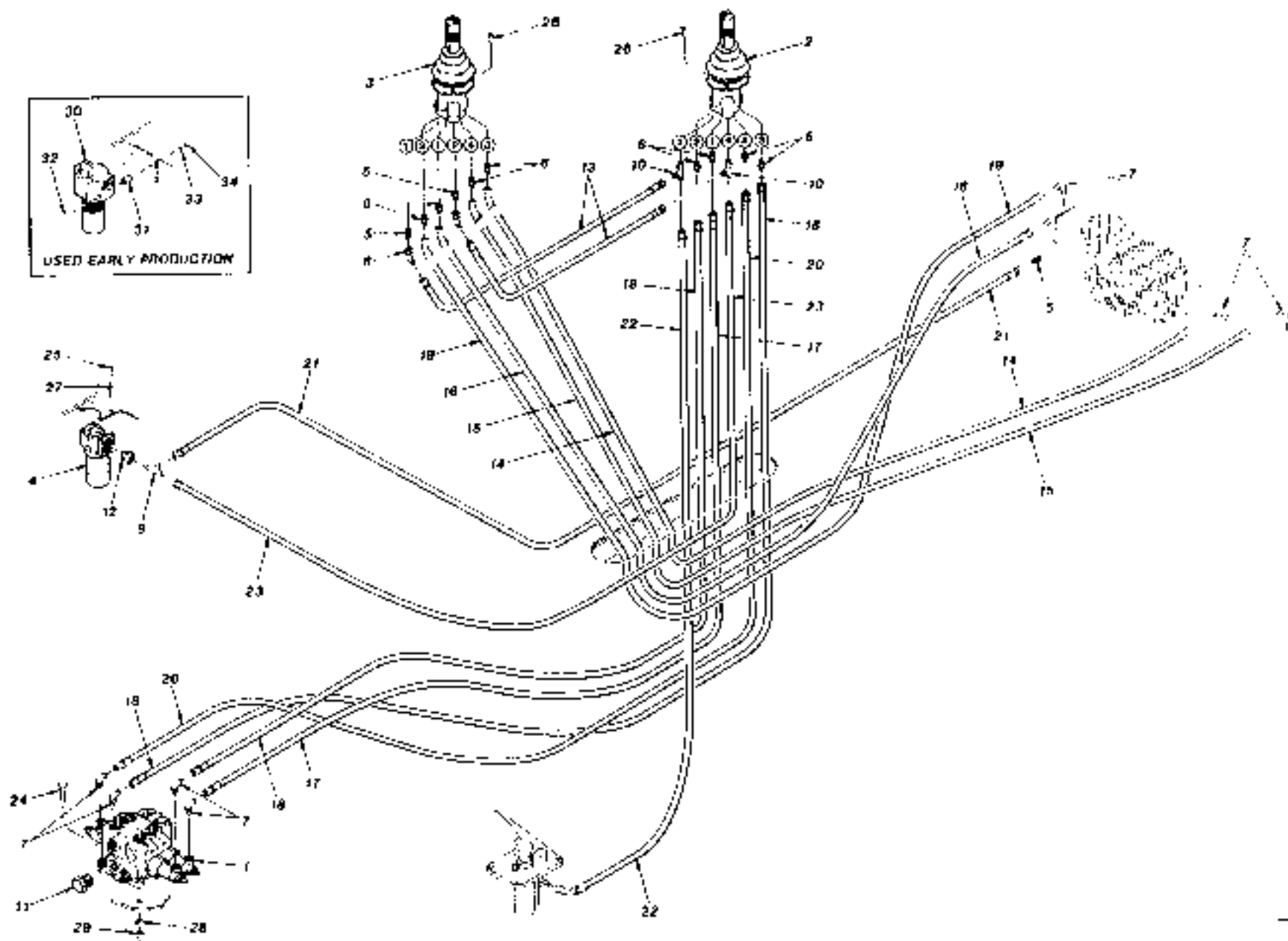
6/98

TEST PORT HYDRAULICS ASSEMBLY

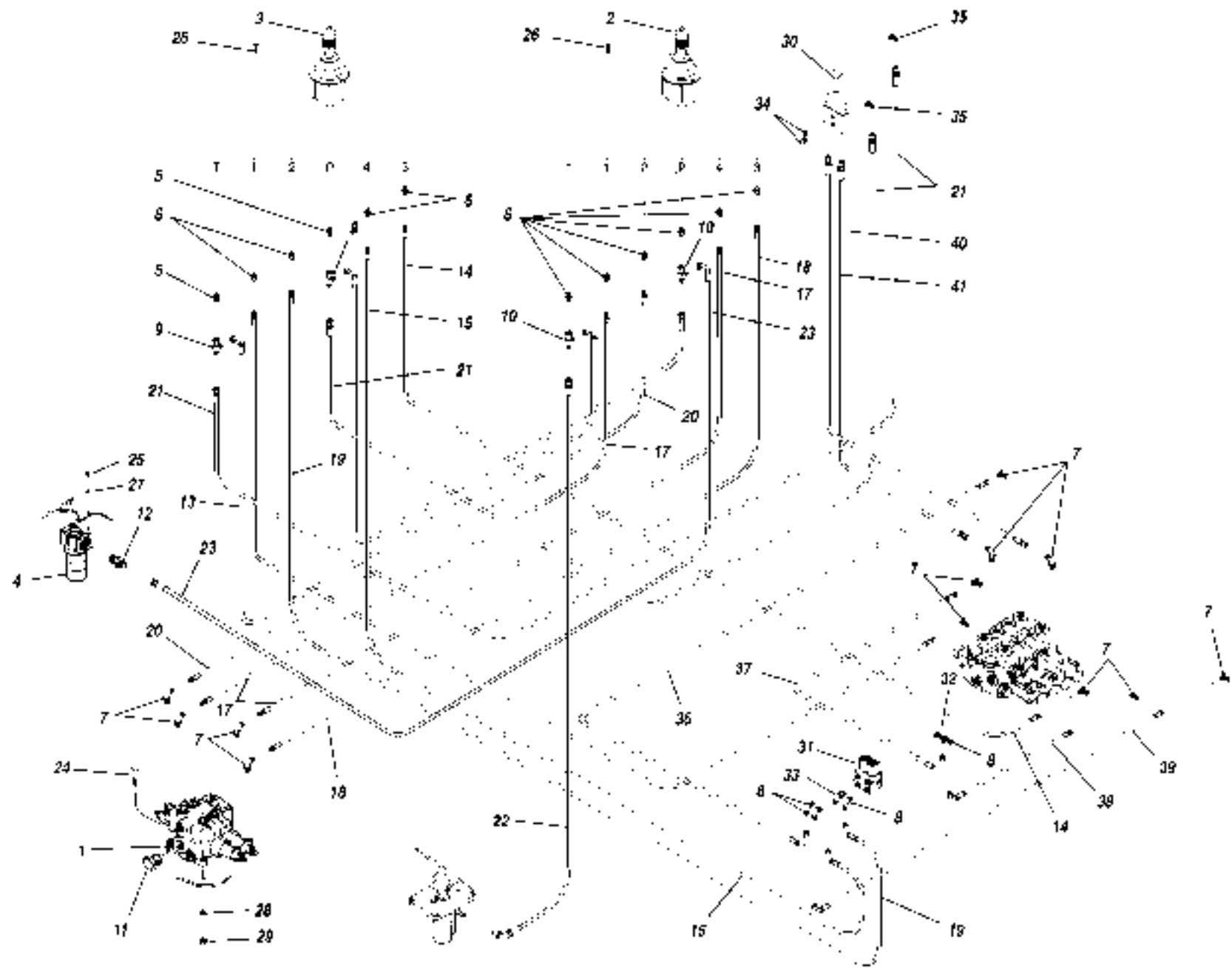
TABLE OF CONTENTS

Section 7 — Control Hydraulics

Joystick Control Hydraulics (S/N 101 – 536 & 538)	7.1
Joystick Control Hydraulics (S/N 537, 539 Thru)	7.1.1
Hydraulic (Boom) Control Valve Assembly	7.2
Relief Valve Assembly	7.3
Joystick Control Assembly (S/N 101 – 536 & 538)	7.4
Joystick Control Assembly (S/N 537, 539 Thru)	7.4.1
Frame Tilt Control Assembly (S/N 537, 539 Thru)	7.5
Circuit Selector Valve Assembly (S/N 537, 539 Thru)	7.6
Pressure Filter Assembly	7.7



ITEM	PART NUMBER	QTY.	DESCRIPTION	ITEM	PART NUMBER	QTY.	DESCRIPTION
1	P28492	1	2 Spool Valve, Boom Control (See Page 7.2 for Breakdown)	34	P01506	2	Nut, Hx., 1/4"-20
REF	P31590	1	Seal Kit, 2 Spool Valve				
2	P28495	1	Joystick Control Valve (Boom Control) (See Page 7.4 for Breakdown)				
REF	P31286	4	Seal Kit, Joystick Control Valve				
3	P40009	1	Joystick Control Valve (Transfer and Fork Tilt) (See Page 7.4 for Breakdown)				
REF	P31286	4	Seal Kit, Joystick Control Valve				
4	P29325	1	Pressure Filter (See Page 7.7 for Breakdown)				
5	P18936	3	Connector, O-Ring				
6	P24812	8	Connector, O-Ring				
7	P18935	8	90° Elbow, O-Ring				
8	P21175	2	45° Elbow, O-Ring				
9	P21219	1	Tee, O-Ring				
10	P21914	2	Tee, O-Ring				
11	P25686	1	Plug, O-Ring				
12	P28382	1	Adaptor, O-Ring				
13	●P27119	1	Hydraulic Hose .25" x 18"				
14	P29187	1	Hydraulic Hose .25" x 44"				
15	P29188	1	Hydraulic Hose .25" x 46"				
16	P29189	1	Hydraulic Hose .25" x 52"				
17	P29154	1	Hydraulic Hose .25" x 58"				
18	P29155	2	Hydraulic Hose .25" x 61"				
19	P28190	1	Hydraulic Hose .25" x 62"				
20	P29156	1	Hydraulic Hose .25" x 64"				
21	P18874	1	Hydraulic Hose .38" x 27"				
22	P29175	1	Hydraulic Hose .38" x 44"				
23	P29160	1	Hydraulic Hose .38" x 53"				
24	P00405	3	Capscrew, Hx., 1/2"-13 x 1 3/4"				
25	P03179	4	Capscrew, Button Hd. Socket, #10-24 x 5/8"				
26	P03196	8	Capscrew, Button Hd. Socket, 1/4"-20 x 3/4"				
27	P01306	4	Lockwasher, #10				
28	P01312	3	Lockwasher, 1/2"				
29	P01510	3	Nut, Hx., 1/2"-13				
30	●N.L.A.	1	Pressure Filter				
REF	P28128	1	Filter Element				
31	N12032	2	Spacer				
32	P00011	2	Capscrew, Hx., 1/4"-20 x 2 1/2"				
33	P01308	2	Lockwasher, 1/4"				
				NOTES: ● Use P29191 for Hoses with 45" Hose ends. ● Use P29325 (Item 4) for Replacement.			
				844B S/N 101-536 & 538			
				JOYSTICK CONTROL HYDRAULICS ASSEMBLY			



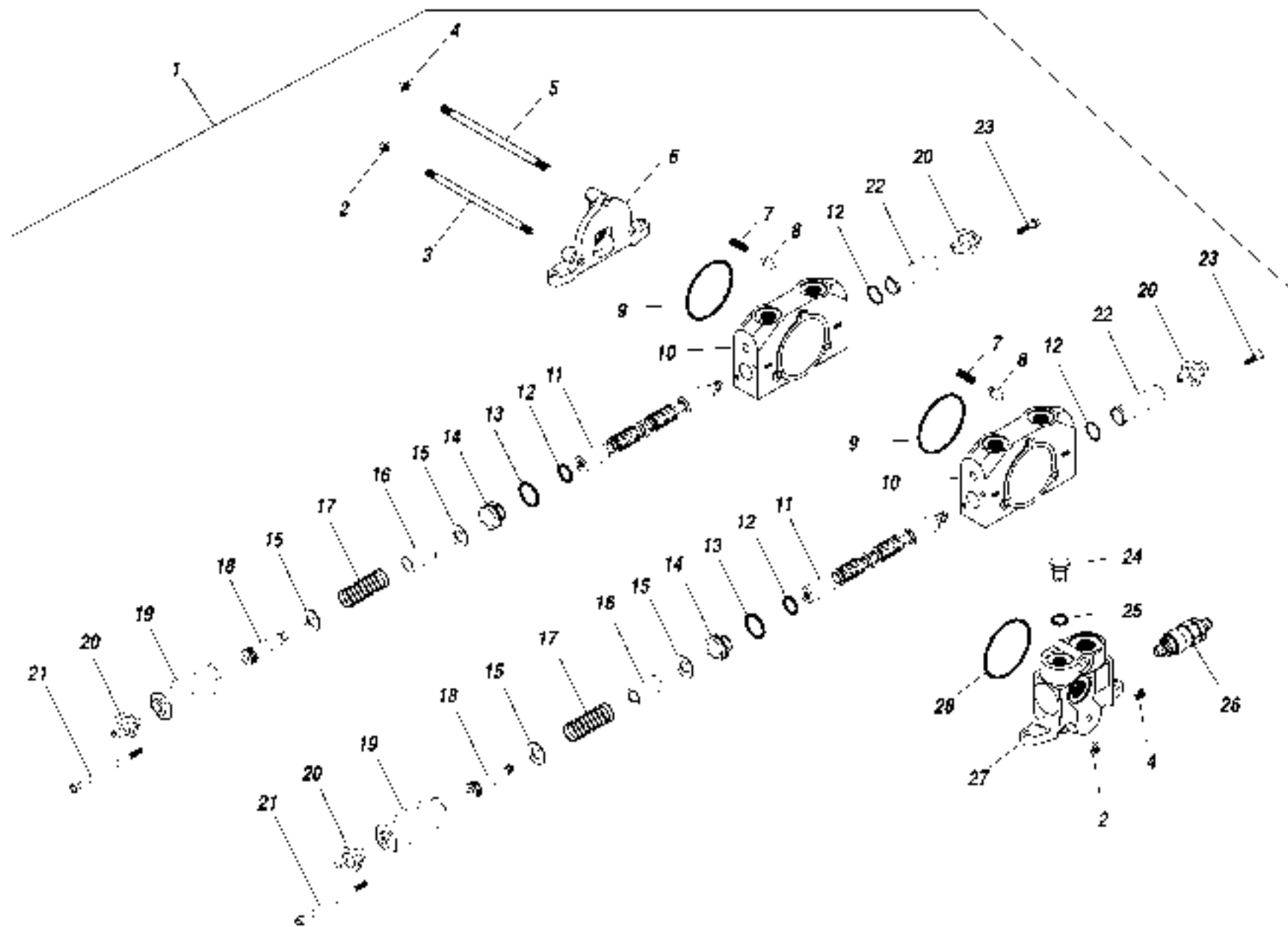
ITEM	PART NUMBER	QTY.	DESCRIPTION	ITEM	PART NUMBER	QTY.	DESCRIPTION
1	P28402	1	2 Spool Valve, Boom Control (See Page 7.2 for Breakdown)	33	P21619	1	45° Elbow, O-Ring
REF	P31590	1	Seal Kit, 2 Spool Valve	34	P25691	2	Plug, O-Ring
2	P31406	1	Joystick Control Valve (Boom Control) (See Page 7.4.1 for Breakdown)	35	P19815	2	45° Elbow, O-Ring
REF	P32578	4	Seal Kit, Joystick Control Valve	36	P19753	1	Hydraulic Hose .25' x 36'
3	P31559	1	Joystick Control Valve (Transfer and Fork Tilt) (See Page 7.4.1 for Breakdown)	37	P27135	1	Hydraulic Hose .25' x 22'
REF	P32579	4	Seal Kit, Joystick Control Valve	38	P19889	1	Hydraulic Hose .25' x 32'
4	P29325	1	Pressure Filter (See Page 7.7 for Breakdown)	39	P30155	1	Hydraulic Hose .25' x 38'
5	P18936	2	Connector, O-Ring	40	P32408	1	Hydraulic Hose .25' x 45'
6	P24612	10	Connector, O-Ring	41	P32407	1	Hydraulic Hose .25' x 61'
7	P18935	12	90° Elbow, O-Ring				
8	P19248	4	90° Elbow, O-Ring				
9	P19412	2	Tee, Swivel				
10	P21914	2	Tee, O-Ring				
11	P25686	1	Plug, O-Ring				
12	P18997	1	Adapter, O-Ring				
13	P29191	1	Hydraulic Hose 25' x 18"				
14	P29187	1	Hydraulic Hose .25' x 44"				
15	P32409	1	Hydraulic Hose 25' x 66"				
16	P29189	1	Hydraulic Hose .25' x 52"				
17	P29155	2	Hydraulic Hose 25' x 61"				
18	P29164	1	Hydraulic Hose .25' x 58"				
19	P32410	1	Hydraulic Hose 25' x 68"				
20	P29166	1	Hydraulic Hose .25' x 64"				
21	P27187	2	Hydraulic Hose 38' x 27"				
22	P29175	1	Hydraulic Hose .38' x 49"				
23	P29160	1	Hydraulic Hose 38' x 53"				
24	P00405	3	Bolt, Hx., 1/2"-13 x 1 3/4"				
25	P03179	4	Capscrew, Button Hd. Socket, #10-24 x 5/8"				
26	P03196	10	Capscrew, Button Hd. Socket, 1/4"-20 x 3/4"				
27	P01306	4	Lockwasher, #10				
28	P01312	3	Lockwasher, 1/2"				
29	P01510	3	Nut, Hx., 1/2"-13				
30	P31443	1	Control Valve, Frame Tilt (See Page 7.5 for Breakdown)				
31	P31560	1	Circuit Selector Valve, 6-Port (See Page 7.6 for Breakdown)				
32	P18960	1	Adapter				

7.1.1

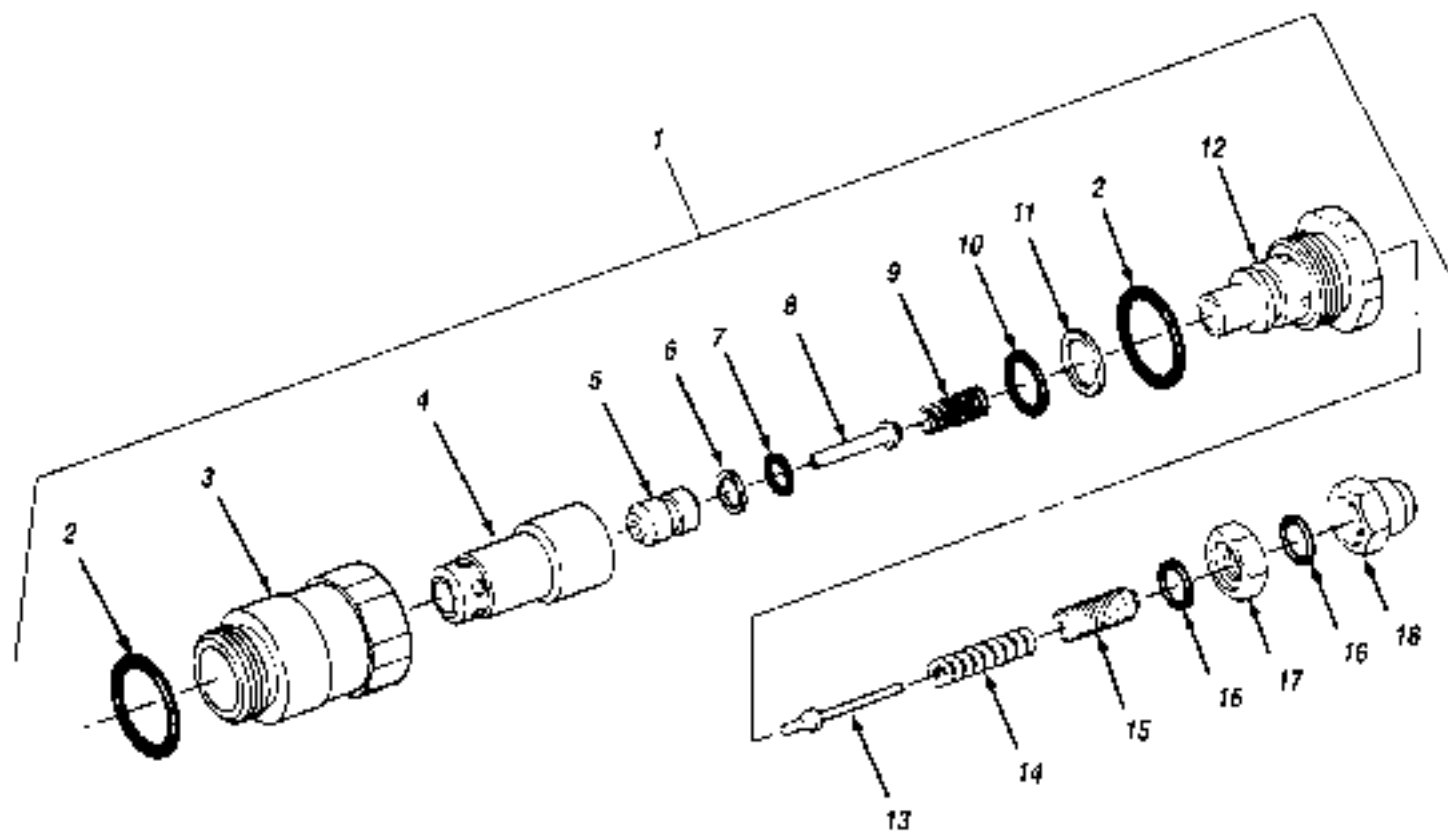
844B S/N 537 & 539 THRU

6/98

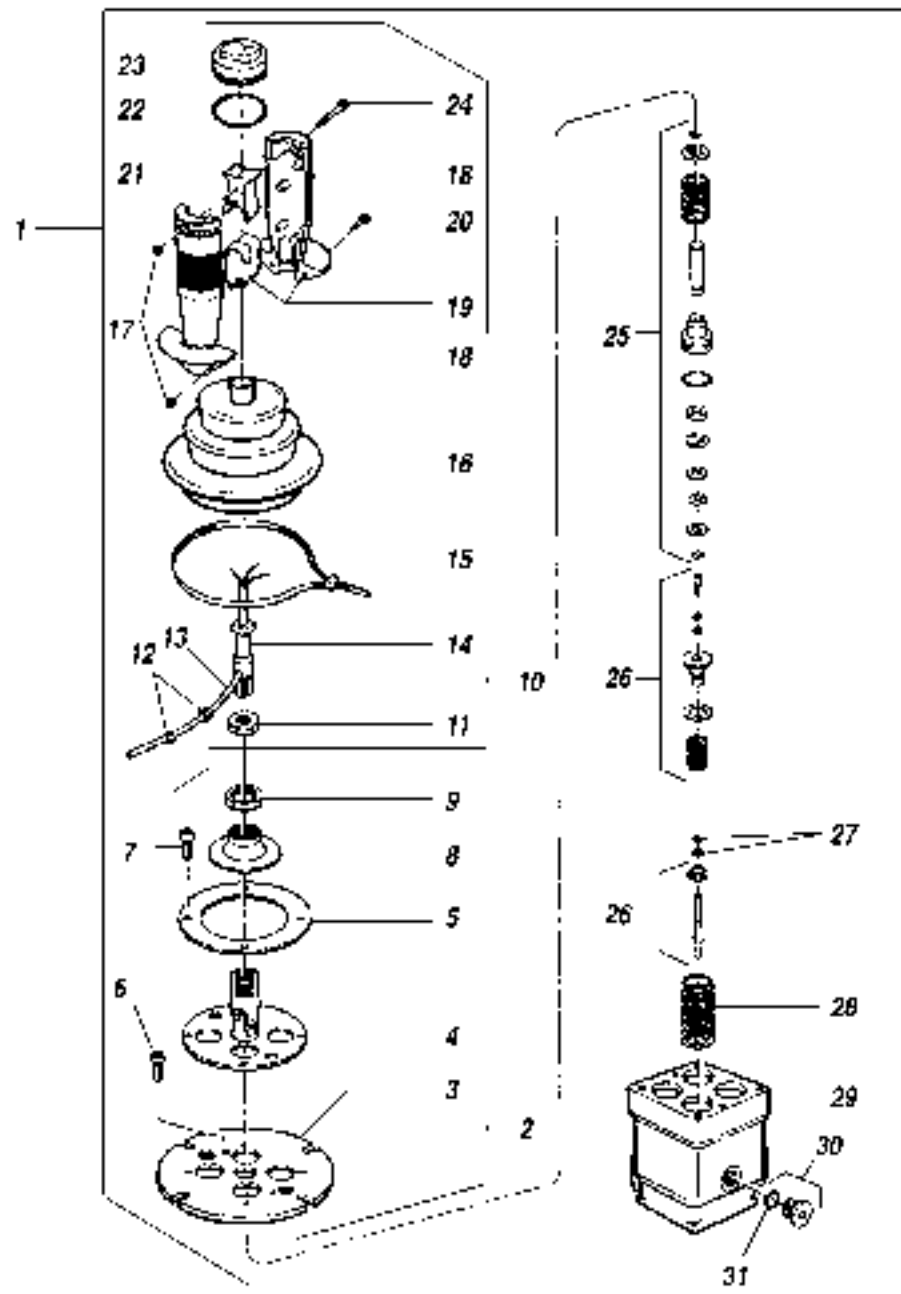
JOYSTICK CONTROL HYDRAULICS ASSEMBLY



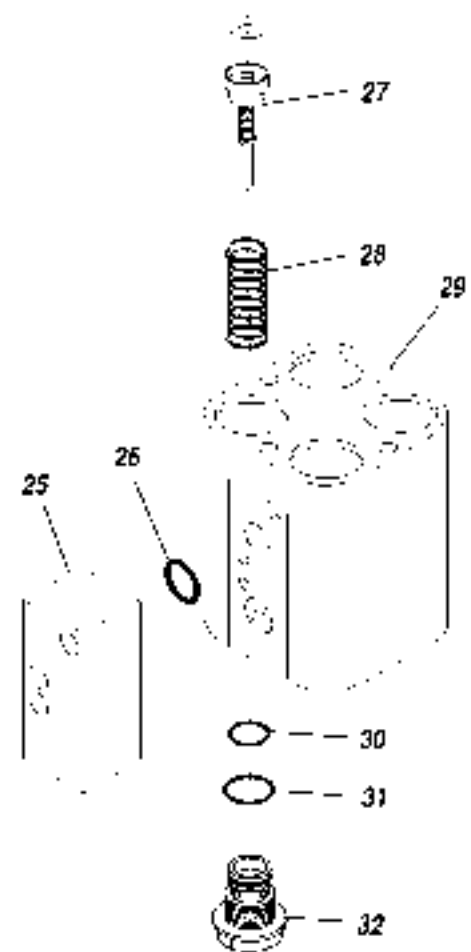
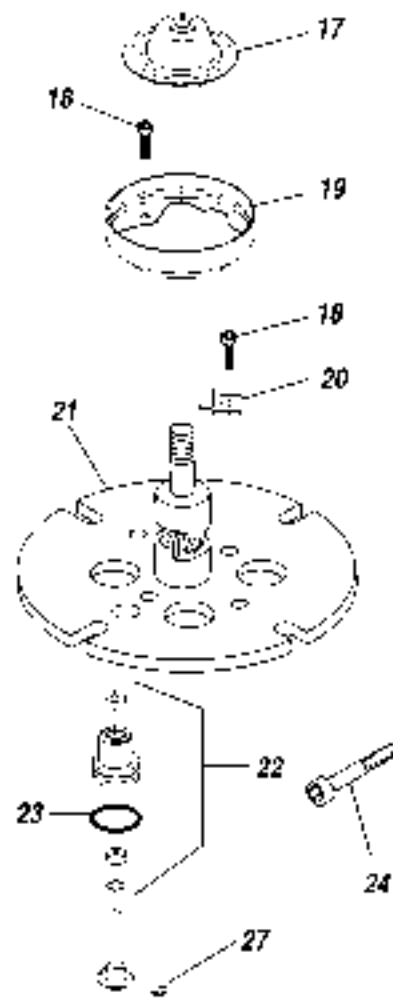
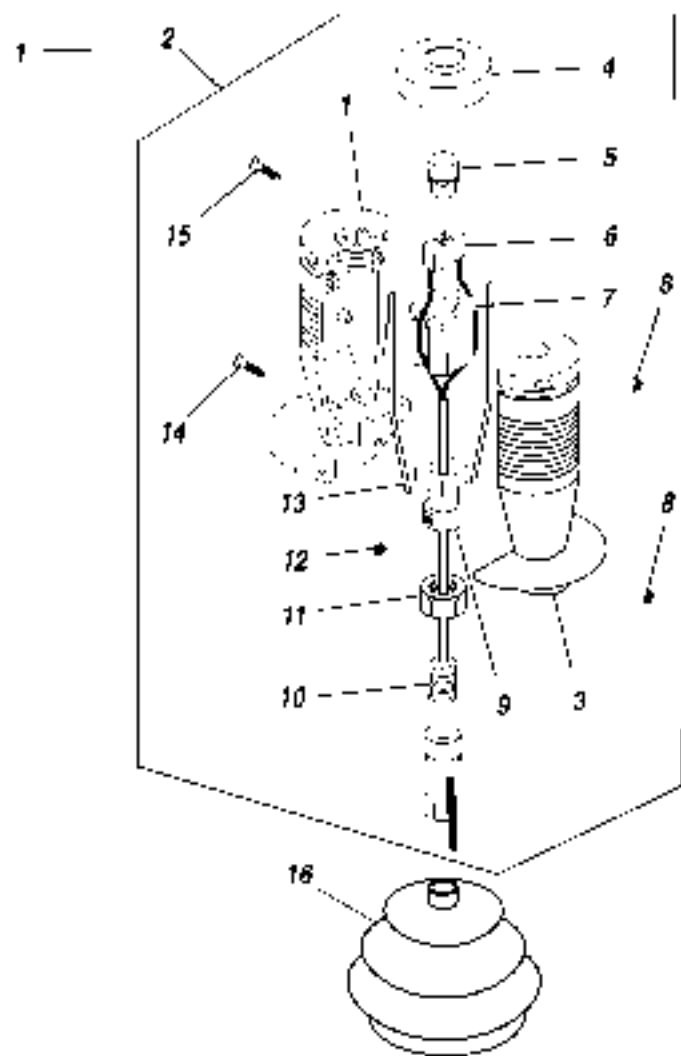
ITEM	PART NUMBER	QTY.	DESCRIPTION	ITEM	PART NUMBER	QTY.	DESCRIPTION	
1	P28402	1	Control Valve Assembly					
2	P91768	4	Nut, Special					
3	P91771	2	Tie Rod, 7/16"-20					
4	P91767	2	Nut, Special					
5	P91770	1	Tie Rod, 1/2"-20					
6	P32677	1	Housing, Outlet Section					
7	P91783	2	Spring					
8	P91784	2	Poppet					
9	P91782	2	O-Ring					
10	N.S.S.	2	Housing, Spool					
11	N.S.S.	2	Spool					
12	P91781	4	O-Ring					
13	P32931	2	O-Ring					
14	P32930	2	Retainer Spool					
15	P91770	4	Washer					
16	P91778	2	Spacer					
17	P91777	2	Spring					
18	P21701	2	Shoulder Bolt, Socket Hd., 1/2" Dia. x 2"					
19	P32929	2	Cap, Spool					
20	P32927	4	Retainer					
21	P01766	4	Capscrew, Socket Hd., 1/4"-20 x 4 1/2"					
22	P32928	2	Cap, Spool					
23	P01755	4	Capscrew, Socket Hd., 1/4"-20 x 1"					
24	P91786	1	Plug					
25	P91787	1	O-Ring					
26	P29659	1	Relief Valve Assembly (See Page 7.3 for Breakdown)					
27	P91788	1	Housing, Inlet Section (Includes Item 28)					
28	P91782	1	O-Ring					
REF	P31590	1	Seal Kit (Includes Items 9, 12, 13, 25, 28, and P91808 - Seal and Spring Kit for Relief Valve)					
							7.2	
NOTES: N.S.S. = Not Sold Separately.				844B S/N 101 THRU				6/98
HYDRAULIC (BOOM) CONTROL VALVE ASSEMBLY, 2-SPOOL								



ITEM	PART NUMBER	QTY.	DESCRIPTION	ITEM	PART NUMBER	QTY.	DESCRIPTION	
1	P20659	1	Relief Valve Assembly					
2	P91791	2	O-Ring					
3	N.S.S.	1	Body					
4	N.S.S.	1	Poppet					
5	P91794	1	Poppet					
6	P91795	1	Back-Up Ring					
7	P91796	1	O-Ring					
8	N.S.S.	1	Piston					
9	P91798	1	Spring					
10	P91799	1	O-Ring					
11	P91800	1	Back-Up Ring					
12	N.S.S.	1	Plug					
13	P91802	1	Poppet					
14	P91803	1	Spring					
15	N.S.S.	1	Screw, Adjust					
16	P91805	2	O-Ring					
17	P91806	1	Nut, Special					
18	P91807	1	Nut, Special					
REF	P91808	1	Seal and Spring Kit (Includes Items 2, 6, 7, 9, 10, 11, 14, 16)					
NOTES: N.S.S. = Not Sold Separately.				844B S/N 101 THRU				7.3
				RELIEF VALVE ASSEMBLY				6/98

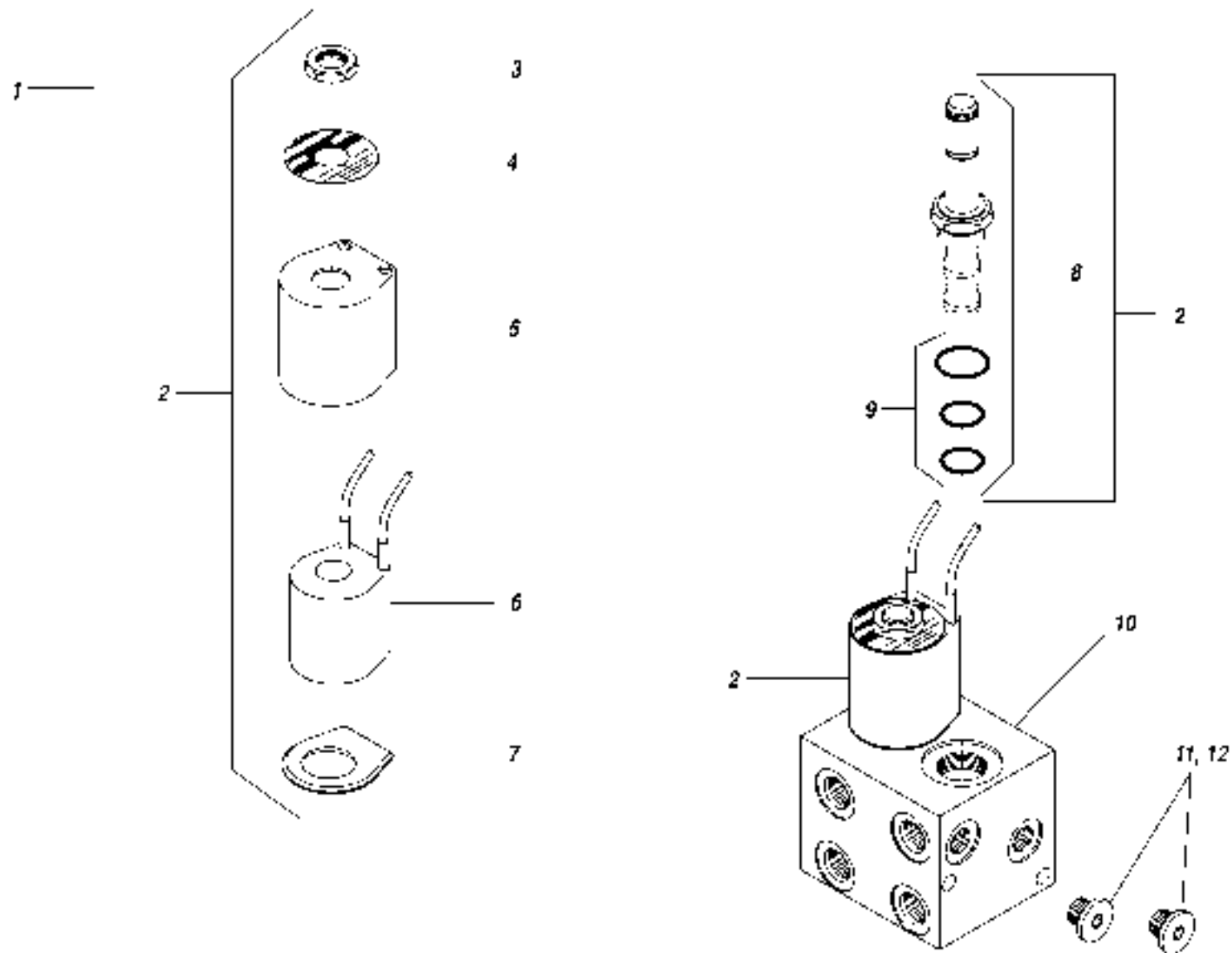


ITEM	PART NUMBER	QTY.	DESCRIPTION	ITEM	PART NUMBER	QTY.	DESCRIPTION
1	P40009	1	Joystick Control Valve - Front				
	P28495	1	Joystick Control Valve - Rear				
2	P91656	1	Mounting Plate Assembly				
3	N.S.S.	1	Plate				
4	N S S.	1	Pivot, Handle				
5	N.S.S.	1	Ring, Mount				
6	P04840	2	Screw, Socket Head				
7	P04844	4	Screw, Socket Head				
8	P91657	1	Pressure Plate				
9	P91658	1	Nut				
10	P29415	1	Hand Lever Assembly				
11	P04758	1	Nut, Jam				
12	P91659	2	Clamp, Wire				
13	P91660	1	Wire				
14	N S S.	1	Shaft				
15	P91661	1	Clamping Ring				
16	P91662	1	Boot				
17	P04704	3	Nut, Hx., M4-7				
18	P91663	1	Handle (Includes Both Halves)				
19	P91664	1	Micro Switch				
20	P04833	2	Capscrew, Socket Hd., M4-7 x 10 mm				
21	P91665	1	Push Button				
22	P91666	1	Lock Ring				
23	P91667	1	Sealing Cap				
24	P04838	1	Capscrew, Socket Hd., M4-7 x 30 mm				
25	P91668	4	Pressure Pin Set (Type C1)				
26	P91679	4	Spring Pack Set				
27	P91687	A/R	Spacer Ring - 0.1 mm				
	P91688	A/H	Spacer Ring - 0.5 mm				
28	P91689	4	Return Spring				
29	N.S.S.	1	Housing				
30	P27935	1	Plug Assembly				
31	P28954	1	O-Ring				
REF	P31286	4	Seal Kit				
				7.4			
NOTES: N.S.S.= Not Sold Separately.				844B S/N 101-536 & 538 JOYSTICK CONTROL VALVE ASSEMBLY			
				6/98			



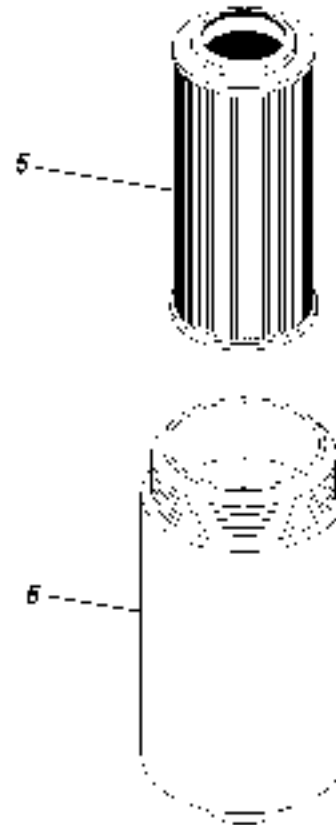
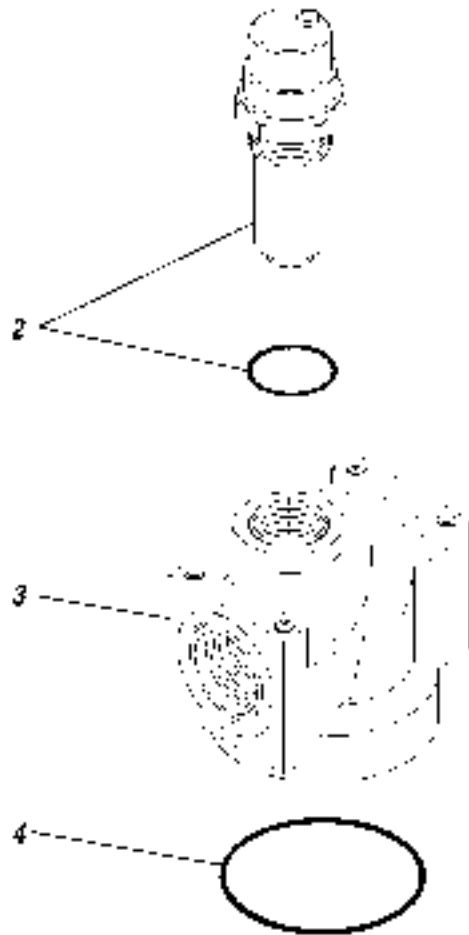
ITEM	PART NUMBER	QTY.	DESCRIPTION	ITEM	PART NUMBER	QTY.	DESCRIPTION	
1	P31558	1	Joystick Control Valve - Front					
	P31406	1	Joystick Control Valve - Rear					
2	P32693	1	Handle Assembly (Includes Items 3-15)					
3	P33095	2	Handle, Half					
4	P31489	1	Cap					
5	P32206	1	Button, Push					
6	P31598	1	Switch					
7	N.S.S.	2	Guide					
8	P31481	4	Nut, Hx. M3					
9	N.S.S.	1	Lever Joint					
10	N.S.S.	1	Stem					
11	P31483	1	Jamnut, Hx. M10 x 1.0					
12	P31486	1	Setscrew, M4 x 4					
13	N.S.S.	2	Seal					
14	P31488	2	Capscrew, Socket Hd., M3 x 10					
15	P31486	2	Capscrew, Socket Hd., M3 x 16					
16	P31477	1	Boot					
17	P33094	1	Cam					
18	P31472	6	Capscrew, Socket Head					
19	P32204	1	Retainer					
20	P32205	4	Clip					
21	P31473	1	Flange					
22	P31462	4	Guide Assembly (Includes Item 23)					
23	●N.S.S.	1	O-Ring					
24	P31475	3	Capscrew, Socket Head					
25	P32203	1	Manifold					
26	●N.S.S.	1	O-Ring					
27	P32201	4	Spring Pack					
28	P31474	1	Spring					
29	N.S.S.	1	Body					
30	●N.S.S.	4	O-Ring					
31	●N.S.S.	4	O-Ring					
32	P32202	4	Ported Guide					
REF	66255A	1	Hardware Kit, Joystick Handle (Supersedes P31487) (Includes Items 8, 11, 12, 14, 15)	NOTES: ● Available in Seal Kit P32578. N.S.S. = Not Sold Separately.				7.4.1
REF	P32578	1	Seal Kit (Includes Items 23, 26, 30, 31)	844B S/N 537 & 539 THRU				
				JOYSTICK CONTROL VALVE ASSEMBLY				6/98

ITEM	PART NUMBER	QTY.	DESCRIPTION	ITEM	PART NUMBER	QTY.	DESCRIPTION
1	P31443	1	Frame Tilt Control Valve Assembly				
2	P32543	1	Knob				
3	P32545	1	Lever Assembly				
4	P32544	1	Boot, Rubber				
5	P32546	1	Cam (Includes Item 6)				
6	P32547	1	Pin				
7	P32548	4	Capscrew				
8	P32549	4	Washer				
9	P31463	1	Pivot Pin (Includes Item 10)				
10	P31464	2	Circlip				
11	N.S.S.	1	Flange				
12	P31462	2	Guide Assembly				
13	N.S.S.	1	O-Ring				
14	N.S.S.	2	Spool				
15	P32203	1	Spring Pack				
16	N.S.S.	1	Body				
17	N.S.S.	2	O-Ring				
18	N.S.S.	2	O-Ring				
19	P32202	2	Ported Guide				
REF	P33168	1	Seal Kit (Includes Items 13, 17, 18)				
NOTES: N.S.S. = Not Sold Separately				7.5			
				844B S/N 537 & 539 THRU			
				6/98			
FRAME TILT CONTROL VALVE ASSEMBLY							



ITEM	PART NUMBER	QTY.	DESCRIPTION	ITEM	PART NUMBER	QTY.	DESCRIPTION
1	P31560	1	Selector Valve Assembly				
2	P31599	2	Solenoid Valve Assembly (Includes Items 3-8)				
3	P40662	1	Nut				
4	N.S.S.	1	Name Plate				
5	P33177	1	Housing, Coil				
6	P33178	1	Coil, Solenoid Valve				
7	P33189	1	Cover Plate				
8	P33186	1	Cartridge Valve (Includes Item 9)				
9	P33187	1	Seal Kit				
10	N.S.S.	1	Body				
11	P27935	2	O-Ring Plug, Hollow Hex				
12	P33185	2	Orifice Plug (Not Illustrated)				
NOTES:							
N.S.S. = Not Sold Separately.							
				7.6			
				844B S/N 537 & 539 THRU			
				6/98			
6-PORT CIRCUIT SELECTOR VALVE ASSEMBLY							

1

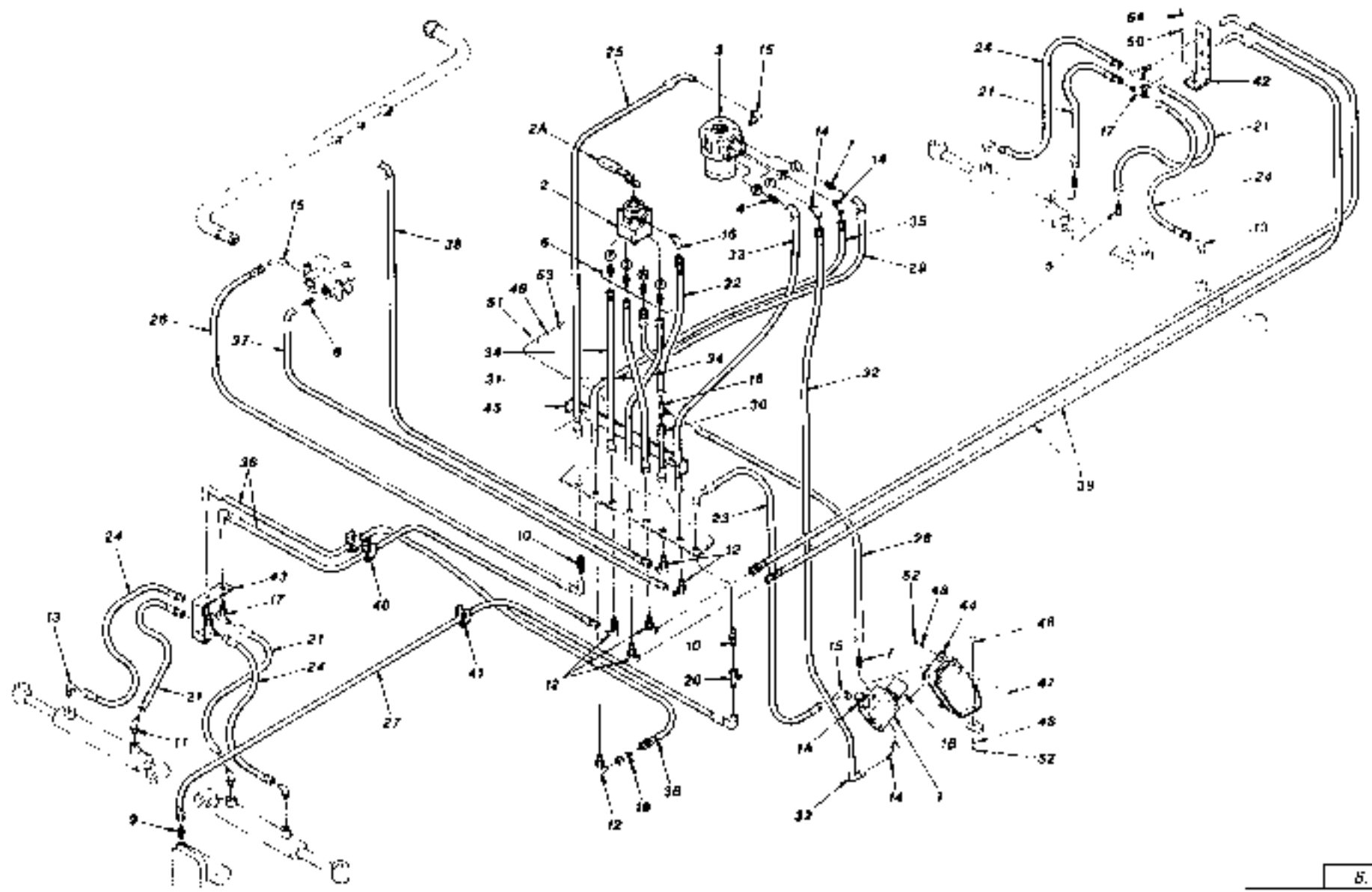


ITEM	PART NUMBER	QTY.	DESCRIPTION	ITEM	PART NUMBER	QTY.	DESCRIPTION
1	●P29325	1	Pressure Filter Assembly				
2	P92410	1	Bypass Indicator				
3	P92411	1	Head. Filter				
4	P92412	1	O-Ring. Bowl				
5	P26128	1	Filter Element				
6	P92413	1	Bowl				
NOTES:				7.7			
● Supersedes P28738, Used on Early Production Machines.				844B S/N 101 THRU			
				6/98			
PRESSURE FILTER ASSEMBLY							

TABLE OF CONTENTS

Section 8 — Brake Assembly

Hydraulic Steering & Differential Lock Assembly	8.1
Hydraulic Service Brake Assembly (S/N 101 – 123)	8.2
Hydraulic Service Brake Assembly (S/N 124 Thru)	8.2.1
Accumulator Assembly	8.3
Parking Brake Assembly (S/N 101 – 530)	8.4
Parking Brake Assembly (S/N 531 Thru)	8.4.1
Parking Brake Valve Assembly (S/N 531 Thru)	8.5



ITEM	PART NUMBER	QTY.	DESCRIPTION	ITEM	PART NUMBER	QTY.	DESCRIPTION
1	P25455	1	Valve, Differential Lock	37	P21325	1	Hydraulic Hose .38" x 52"
1A	P25473	REF	Relief Valve, Differential Lock	38	P29174	1	Hydraulic Hose .38" x 60"
1B	P27995	REF	Steel Cap, Differential Lock Valve	39	P27659	2	Hydraulic Hose .38" x 99"
REF	P31321	1	Seal Kit, Differential Lock Valve	40	P20465	2	Clamp, Cushion
2	❶P31560	1	Valve, Steering Selector	41	P20467	1	Clamp, Cushion
2A	P18085	REF	Handle, Selector	42	21508A	1	Bulkhead Mount, Rear
3	P19293	1	Steer Motor	43	24186A	1	Bulkhead Mount, Front
REF	P31404	1	Seal Kit, Steer Motor (Supersedes P19432)	44	22013C	1	Mount, Differential Lock Valve
4	P19414	1	Check Valve	45	25071A	1	Hose Strap
5	P18936	2	Connector, O-Ring	46	P00001	2	Bolt, Hx., 1/4"-20 x 1/2"
6	❷P18936	4	Connector, O-Ring	47	P00009	4	Bolt, Hx., 1/4"-20 x 2"
7	P18914	2	Connector, O-Ring	48	P01308	6	Lockwasher, 1/4"
8	❸P18944	1	Connector, O-Ring	49	P01309	2	Lockwasher, 5/16"
9	P18960	1	Connector, O-Ring	50	P01310	2	Lockwasher, 3/8"
10	P24556	2	Connector, Bulkhead	51	P01403	2	Flatwasher, 5/16"
11	P19815	2	45° Elbow, O-Ring	52	P01506	6	Nut, Hx., 1/4"-20
12	P18931	6	90° Elbow, Bulkhead	53	P01507	2	Nut, Hx., 5/16"-18
13	P18935	4	90° Elbow, O-Ring	54	P01508	2	Nut, Hx., 3/8"-16
14	P18956	3	90° Elbow, O-Ring				
15	P19248	3	90° Elbow, O-Ring				
16	❹P24609	1	90° Elbow, O-Ring				
17	P18942	4	Tee, Bulkhead				
18	P18995	3	Tee, Union				
19	P19412	3	Tee, Swivel				
20	P27399	1	Tee, Swivel				
21	P27161	4	Hydraulic Hose .25" x 15"				
22	P27162	1	Hydraulic Hose .25" x 16"				
23	P28628	1	Hydraulic Hose .25" x 17"				
24	P27650	4	Hydraulic Hose .25" x 20"				
25	P27663	1	Hydraulic Hose .25" x 38"				
26	P29168	1	Hydraulic Hose .25" x 42"				
27	P29169	1	Hydraulic Hose .25" x 69"				
28	P27166	1	Hydraulic Hose .38" x 15"				
29	P27670	1	Hydraulic Hose .38" x 15"				
30	P27653	1	Hydraulic Hose .38" x 17"				
31	P27172	1	Hydraulic Hose .38" x 31"				
32	P27677	1	Hydraulic Hose .38" x 32"				
33	P27678	1	Hydraulic Hose .38" x 33"				
34	P27173	2	Hydraulic Hose .38" x 35"				
35	P27655	1	Hydraulic Hose .38" x 37"				
36	P27067	2	Hydraulic Hose .38" x 48"				

NOTES:

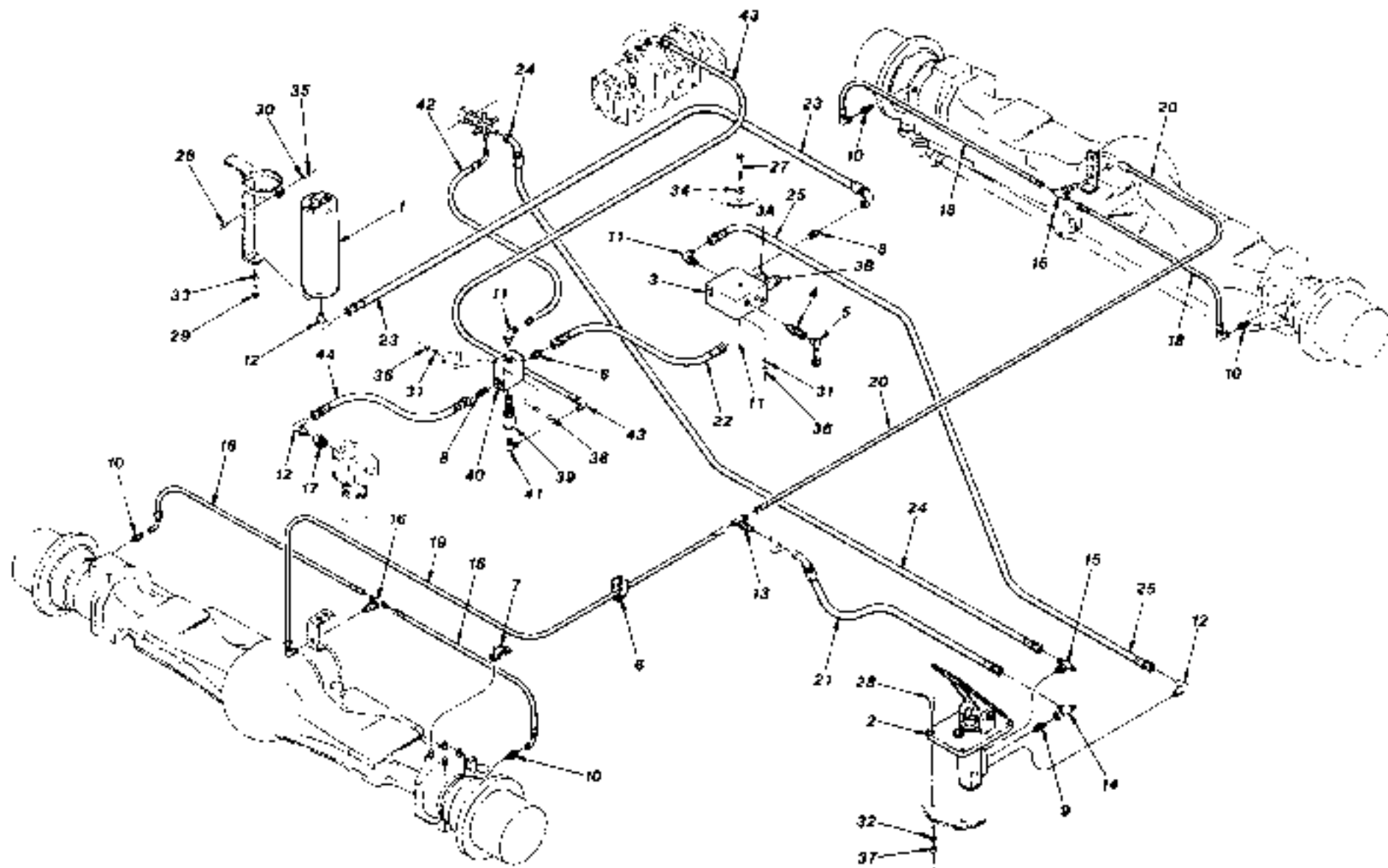
- ❶ Use P13714 for S/N 101-271.
Use P29100 for S/N 272-545.
- ❷ Use P28938 (JIC-Pipe) for S/N 101-271.
- ❸ Use P15406 for S/N 101-166.
- ❹ Use P18945 (JIC-Pipe) for S/N 101-271.

8.1

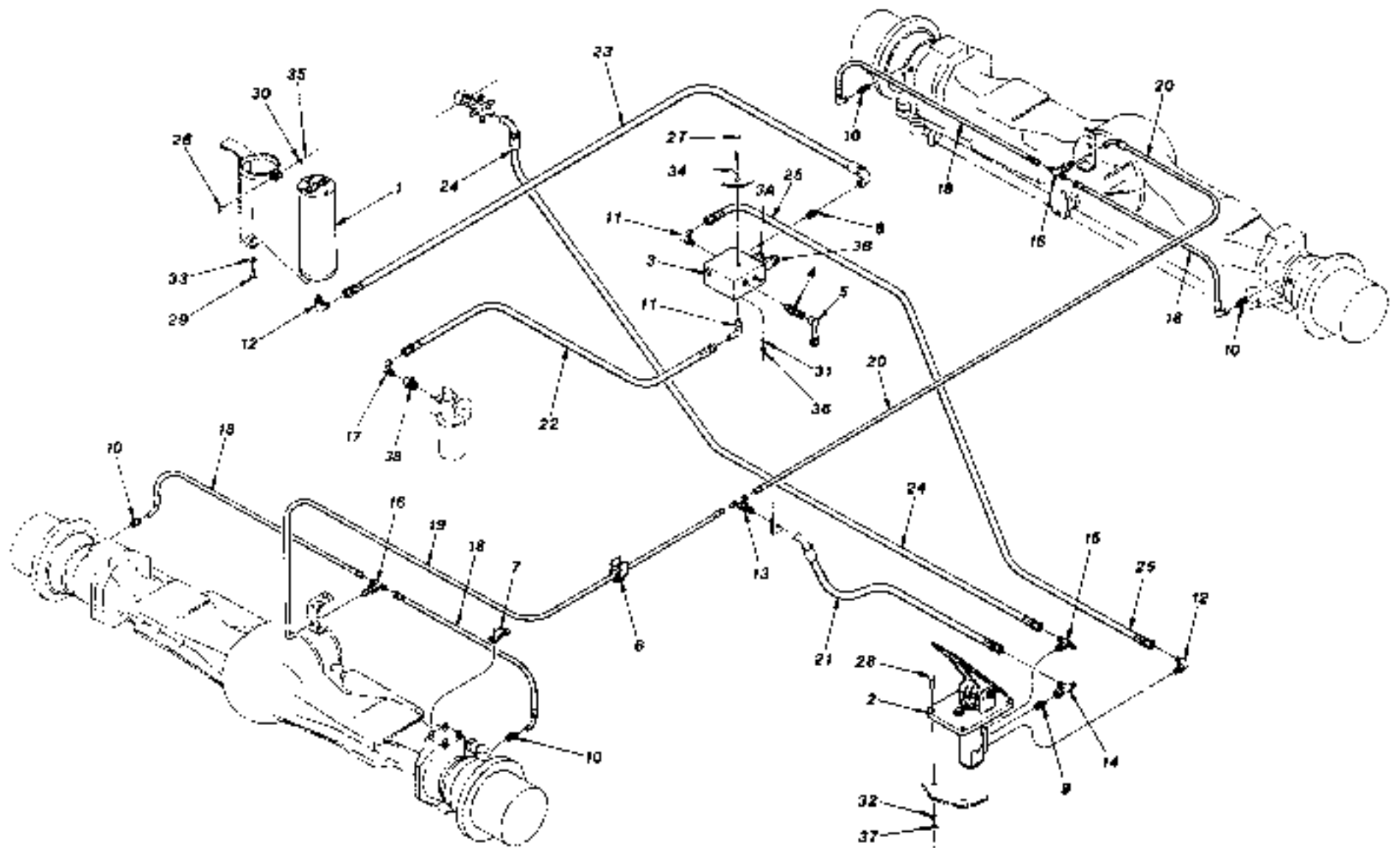
844B S/N 101 THRU

6/98

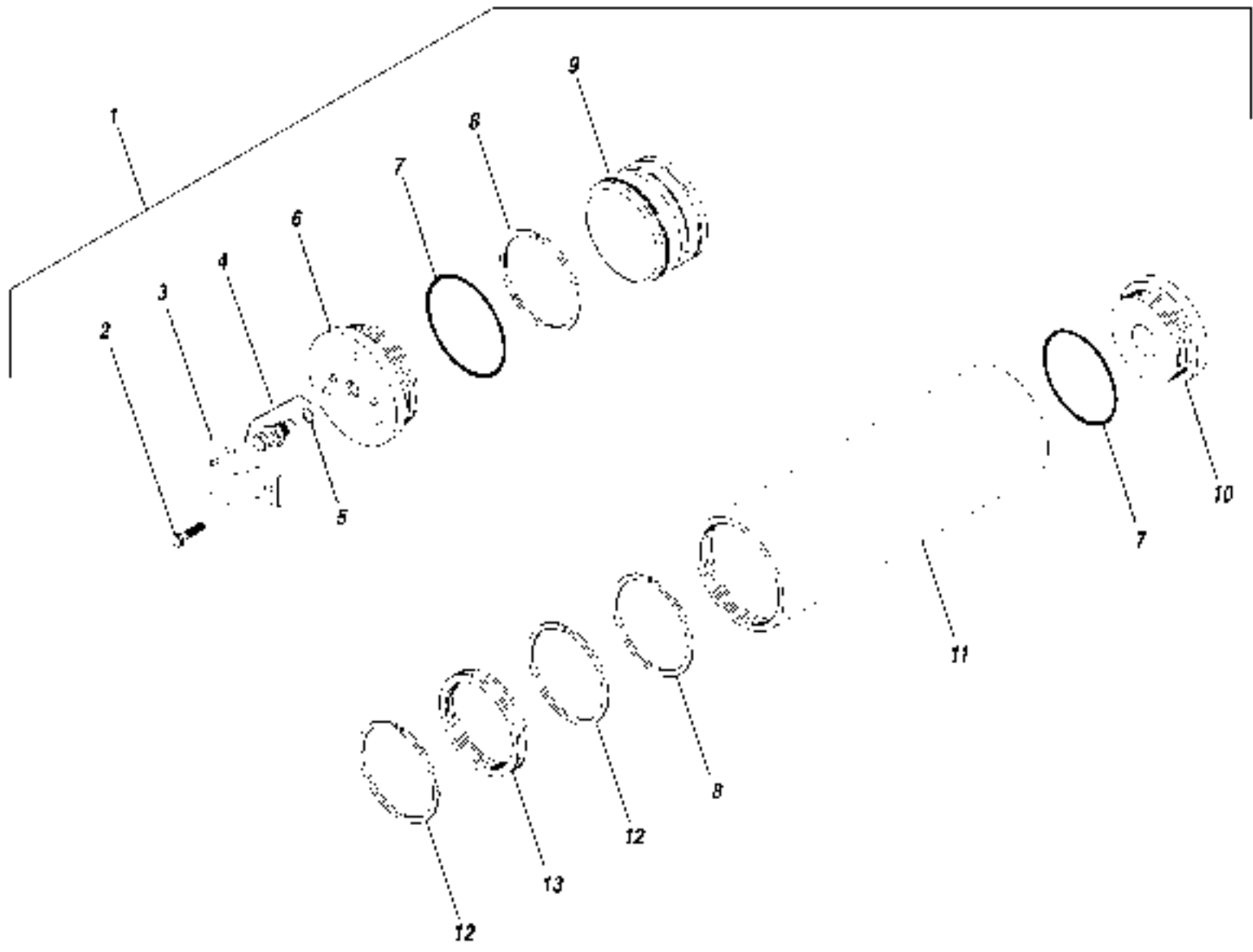
HYDRAULIC STEERING & DIFFERENTIAL LOCK ASSEMBLY



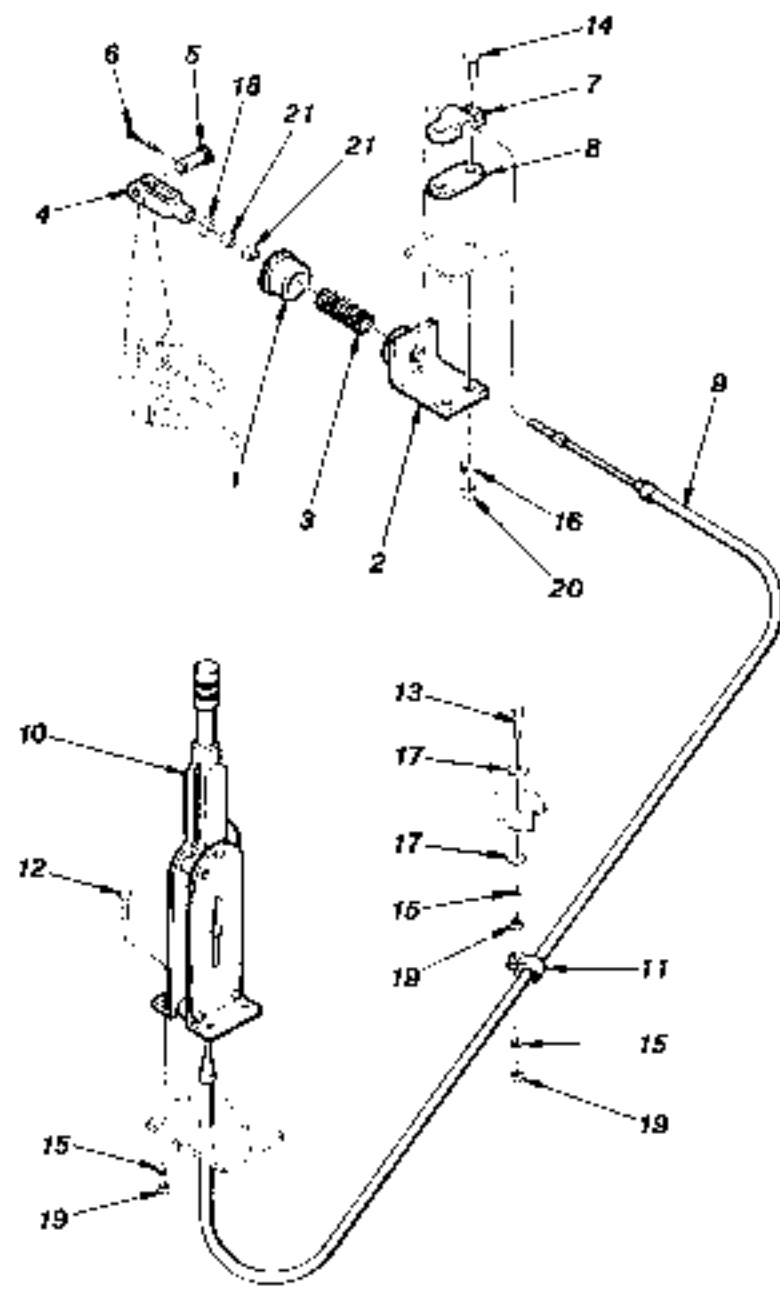
ITEM	PART NUMBER	QTY.	DESCRIPTION	ITEM	PART NUMBER	QTY.	DESCRIPTION
1	P27830	1	Accumulator (See Page 8.3 for Breakdown)	38	P00108	2	Bolt, Hx., 5/16"-18 x 2"
2	P28487	1	Brake Valve Pedal	39	P29109	1	Cartridge Valve
REF	P29920	1	Repair Kit, Brake Valve	40	P20110	1	Valve Block
3	P20101	1	Brake Porting Block	41	P18945	1	90° Elbow, JIC - Pipe
3A	P29109	REF	Cartridge Valve	42	P29166	1	Hydraulic Hose .25' x 20"
3B	P29929	REF	Pressure Reducing Valve	43	P29197	1	Hydraulic Hose .25' x 43"
4	P27378	1	Nipple, Pressure Check	44	P28609	1	Hydraulic Hose .38' x 11"
5	P27805	1	Dust Cap				
6	P20466	1	Clamp, Cushion				
7	P26480	4	Clamp, Hydraulic Hose				
8	P18936	3	Connector, O-Ring				
9	P19415	1	Connector, O-Ring				
10	P24991	4	Clamp, Hydraulic Hose				
11	P18935	3	Connector, O-Ring				
12	P18956	3	Connector, O-Ring				
13	P18942	1	Connector, Special				
14	P19412	1	Tee, Swivel				
15	P25867	1	Tee, O-Ring				
16	P26099	2	Tee, Bulkhead				
17	P28382	1	Reducer, O-Ring to O-Ring				
18	P26617	4	Hydraulic Hose .25' x 45"				
19	P27664	1	Hydraulic Hose .25' x 57"				
20	P29170	1	Hydraulic Hose .25' x 71"				
21	P29165	1	Hydraulic Hose .38' x 22"				
22	P19066	1	Hydraulic Hose .38' x 15"				
23	P29173	1	Hydraulic Hose .38' x 55"				
24	P29178	1	Hydraulic Hose .38' x 56"				
25	P25820	1	Hydraulic Hose .38' x 60"				
26	P00005	1	Bolt, Hx., 1/4"-20 x 1"				
27	P00111	1	Bolt, Hx., 5/16"-18 x 2 3/4"				
28	P00204	4	Bolt, Hx., 3/8"-16 x 1"				
29	P00400	1	Bolt, Hx., 1/2"-13 x 3/4"				
30	P01308	1	Lockwasher, 1/4"				
31	P01309	3	Lockwasher, 5/16"				
32	P01310	4	Lockwasher, 3/8"				
33	P01312	1	Lockwasher, 1/2"				
34	P01403	1	Flatwasher, 5/16"				
35	P01506	1	Nut, Hx., 1/4"-20				
36	P01507	3	Nut, Hx., 5/16"-18				
37	P01508	4	Nut, Hx., 3/8"-16				
				844B S/N 101-123			
				HYDRAULIC SERVICE BRAKE ASSEMBLY			



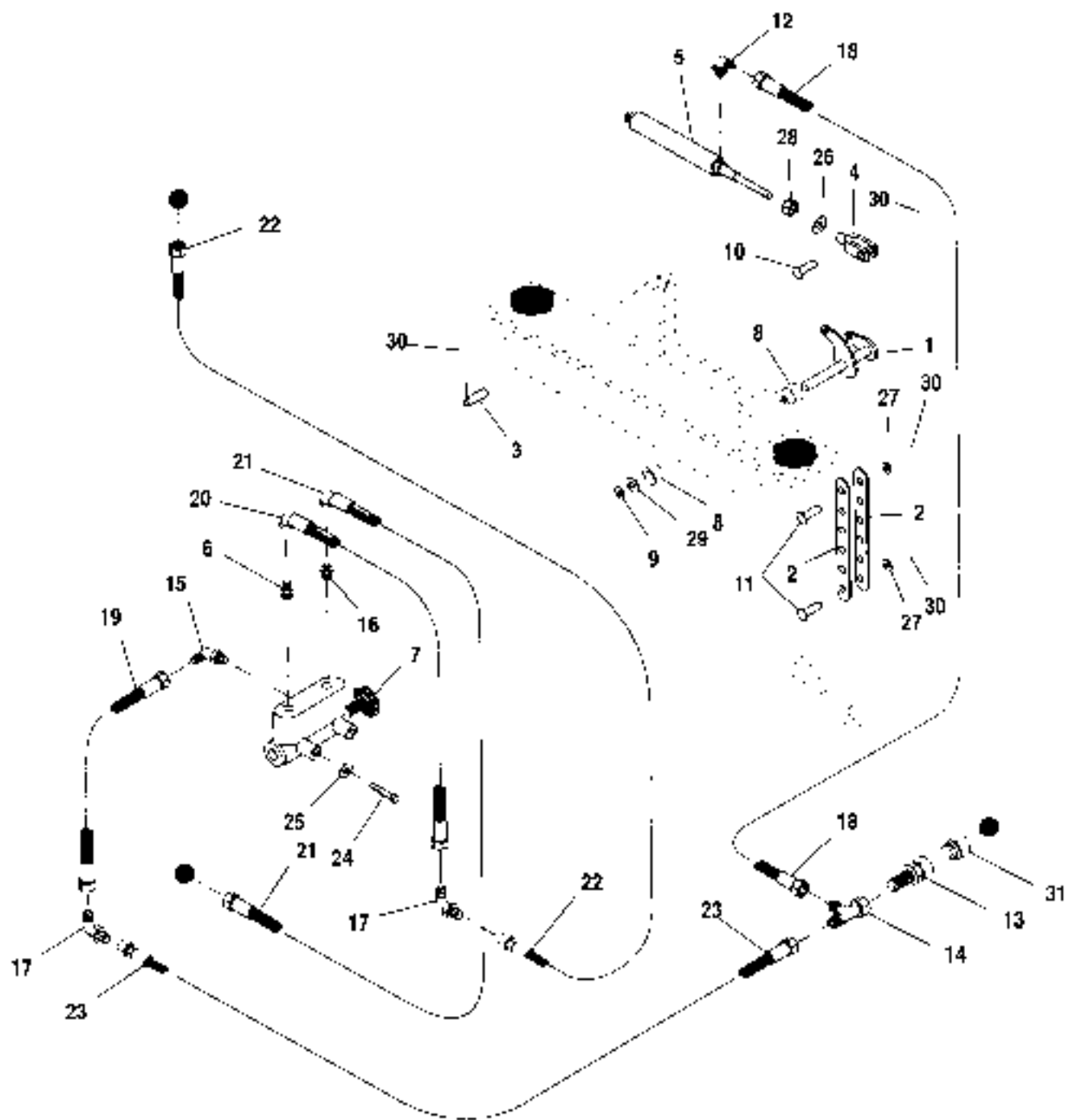
ITEM	PART NUMBER	QTY.	DESCRIPTION	ITEM	PART NUMBER	QTY.	DESCRIPTION
1	P27830	1	Accumulator (See Page 8.3 for Breakdown)	33	OP28382	1	Reducer, O-Ring to O-Ring
2	P28487	1	Brake Valve				
REF	P29920	1	Repair Kit, Brake Valve				
3	P29135	1	Brake Porting Block				
3A	P29109	REF	Cartridge Valve				
3B	P29929	REF	Pressure Reducing Valve				
4	P27378	1	Nipple, Pressure Check				
5	P27805	1	Dust Cap				
6	P20466	1	Clamp, Cushion				
7	P26480	4	Clamp, Hydraulic Hose				
8	P18936	1	Connector, O-Ring				
9	P19415	1	Connector, O-Ring				
10	P21991	1	Connector, O-Ring				
11	P18935	2	90° Elbow, O-Ring				
12	P18956	2	90° Elbow, O-Ring				
13	OP40186	1	Cross, Bulkhead				
14	P19412	1	Tee, Swivel				
15	P25687	1	Tee, O-Ring				
16	P26099	2	Tee, Bulkhead				
17	OP18907	1	90° Elbow, O-Ring				
18	P26617	4	Hydraulic Hose .25" x 45'				
19	P27864	1	Hydraulic Hose .25" x 57'				
20	OP29171	1	Hydraulic Hose .25" x 71'				
21	P20195	1	Hydraulic Hose .38" x 22'				
22	P18874	1	Hydraulic Hose .38" x 27'				
23	P29173	1	Hydraulic Hose .38" x 55'				
24	P29178	1	Hydraulic Hose .38" x 56'				
25	P25820	1	Hydraulic Hose .38" x 60'				
26	P00005	1	Bolt, Hx., 1/4"-20 x 1"				
27	P00111	1	Bolt, Hx., 5/16"-18 x 2 3/4"				
28	P00204	4	Bolt, Hx., 3/8"-16 x 1"				
29	P00400	1	Bolt, Hx., 1/2"-13 x 3/4"				
30	P01308	1	Lockwasher, 1/4"				
31	P01309	1	Lockwasher, 5/16"				
32	P01310	4	Lockwasher, 3/8"				
33	P01312	1	Lockwasher, 1/2"				
34	P01403	1	Flatwasher, 5/16"				
35	P01500	1	Nut, Hx., 1/4"-20				
36	P01507	1	Nut, Hx., 5/16"-18				
37	P01508	4	Nut, Hx., 3/8"-16				
				<p>NOTES</p> <ul style="list-style-type: none"> ① Use P18942 Bulkhead Tee for Early Production Machines. ② Use P18956 for Machines with Reducer Fitting ③ Use P29170 for Machines with Bulkhead Tee Fitting. ④ Used Early Production Only 			
				8.2.1			
				844B S/N 124 THRU			
				HYDRAULIC SERVICE BRAKE ASSEMBLY			
				6/98			



ITEM	PART NUMBER	QTY.	DESCRIPTION	ITEM	PART NUMBER	QTY.	DESCRIPTION
1	P27830	1	Accumulator Assembly				
2	P00229	2	Capscrew, Hx., 3/8"-16 x 3/4" GR 8				
3	P91946	1	Guard, Valve				
4	P91947	1	Gas Valve				
5	P91948	1	O-Ring				
6	N.S.S.	1	End Cap, Gas				
7	N.S.S.	2	O-Ring				
8	N.S.S.	2	Teflon Ring				
9	P91952	1	Piston				
10	N.S.S.	1	End Cap				
11	N.S.S.	1	Body				
12	N.S.S.	2	Back-up Washer				
13	N.S.S.	1	"V" O-Ring				
REF	P29122	1	Repair Kit (Includes Items 5, 7, 8, 12, 13)				
							8.3
NOTES: N.S.S. = Not Sold Separately.				844B S/N 101 THRU			6/98
ACCUMULATOR ASSEMBLY							



ITEM	PART NUMBER	QTY.	DESCRIPTION	ITEM	PART NUMBER	QTY.	DESCRIPTION
1	21065A	1	Spring Retainer				
2	21071A	1	Spring Base Mount				
3	P24302	1	Spring				
4	P10193	1	Clevis				
5	P20833	1	Clevis Pin				
6	P03838	1	Clevis Pin, 1/8" x 1"				
7	P17595	1	Clamp, Cable				
8	P17596	1	Shim, Clamp				
9	P24289	1	Cable, Parking Brake				
10	P28457	1	Hand Brake, Parking				
11	P17553	1	Clamp				
12	P00104	4	Bolt, Hx., 5/16"-18 x 1"				
13	P00105	1	Bolt, Hx., 5/16"-18 x 1 1/4"				
14	P00204	2	Bolt, Hx., 3/8"-16 x 1"				
15	P01309	6	Lockwasher, 5/16"				
16	P01310	2	Lockwasher, 3/8"				
17	P01403	2	Flatwasher, 5/16"				
18	P01359	1	Starwasher, 3/8"				
19	P01507	6	Nut, Hx., 5/16"-18				
20	P01508	2	Nut, Hx., 3/8"-16				
21	P01531	2	Nut, Hx., 3/8"-24				
				8.4			
				844B S/N 101-530			
				6/98			
PARKING BRAKE ASSEMBLY							



ITEM	PART NUMBER	QTY.	DESCRIPTION	ITEM	PART NUMBER	QTY.	DESCRIPTION
1	●36597B	1	Bell Crank				
2	34636B	2	Link, Adjustable				
3	35032A	1	Pin				
4	Ⓞ36599A	1	Clevis, Rod				
5	P30740	1	Cylinder, Parking Brake				
6	P19414	1	Valve, Check				
7	P40135	1	Valve, Parking Brake (See Page 8.5 for Breakdown)				
8	P20368	2	Bushing				
9	P27980	1	Ring, Retaining				
10	ⓄP15335	1	Pin, Clevis (3/8" x 1 1/2")				
11	P20833	2	Pin, Clevis				
12	P20374	1	Connector Pipe - JIC				
13	P28383	1	Bulkhead				
14	P19412	1	Tee, Swivel				
15	P19724	1	90° Elbow				
16	P19415	1	Connector				
17	ⓄP18931	2	90° Elbow, Bulkhead				
18	P21949	1	Hydraulic Hose .38" x 13'				
19	P27171	1	Hydraulic Hose .38" x 29'				
20	P27188	1	Hydraulic Hose .38" x 28'				
21	P31170	1	Hydraulic Hose .38" x 24'				
22	P25867	1	Hydraulic Hose .38" x 58'				
23	P32415	1	Hydraulic Hose .38" x 68'				
24	P00102	2	Bull. Hx . 5/16"-18 x 3/4"				
25	P01309	2	Lockwasher, 5/16"				
26	P01363	1	Starwasher, 5/8"				
27	P01404	2	Flatwasher, 3/8"				
28	P01562	1	Jam Nut, Hx , 5/8"-11				
29	P31325	2	Flatwasher, 5/8"				
30	P03840	4	Pin, Cotter				
31	P28327	1	Bushing, Reducer				

NOTES:

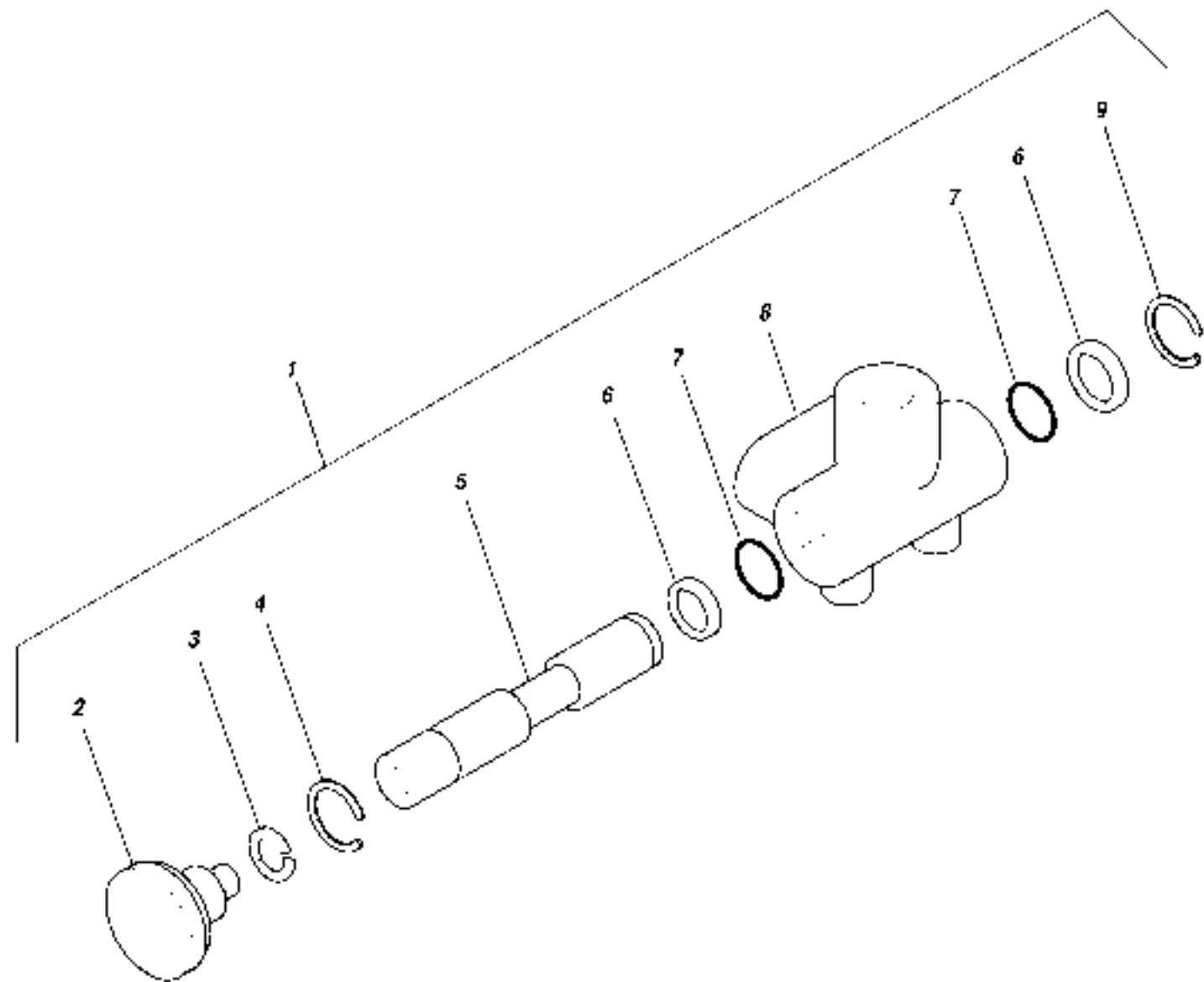
- Use 35039B for S/N 531-1234.
- Ⓞ Use 34669A for S/N 531-1234.
- Ⓞ Use P15331(3/8" x 1 1/4") for S/N 531-1234.
- Ⓞ Use P18947 for 45° Bulkhead Elbow used Early Production.

8.4.1

844B S/N 531 THRU

6/98

PARKING BRAKE ASSEMBLY

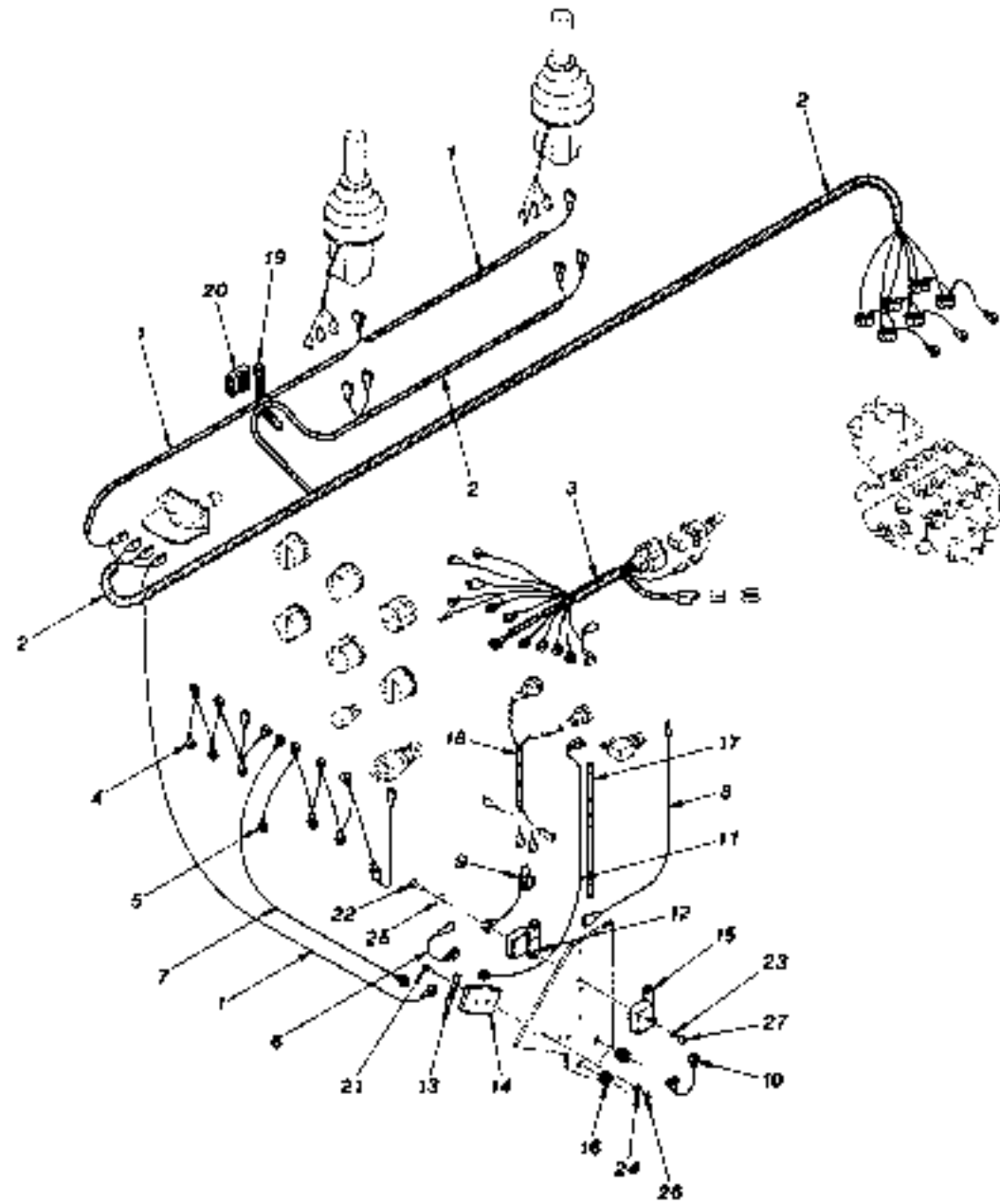


ITEM	PART NUMBER	QTY.	DESCRIPTION	ITEM	PART NUMBER	QTY.	DESCRIPTION
1	P40135	1	Parking Brake Valve Assembly				
2	P91764	1	Control Knob				
3	P01310	1	Lockwasher, 3/8"				
4	P27980	2	Snap Ring				
5	N.S.S.	1	Valve Spool				
6	P91765	2	Back-Up Ring				
7	P91760	2	O-Ring				
8	N.S.S.	1	Housing, Valve				
REF	P40467	1	Repair Kit (Includes Items 4, 6, 7)				
							8.5
NOTES: N.S.S. = Not Sold Separately.				844B S/N 531 THRU			6/98
PARKING BRAKE VALVE ASSEMBLY							

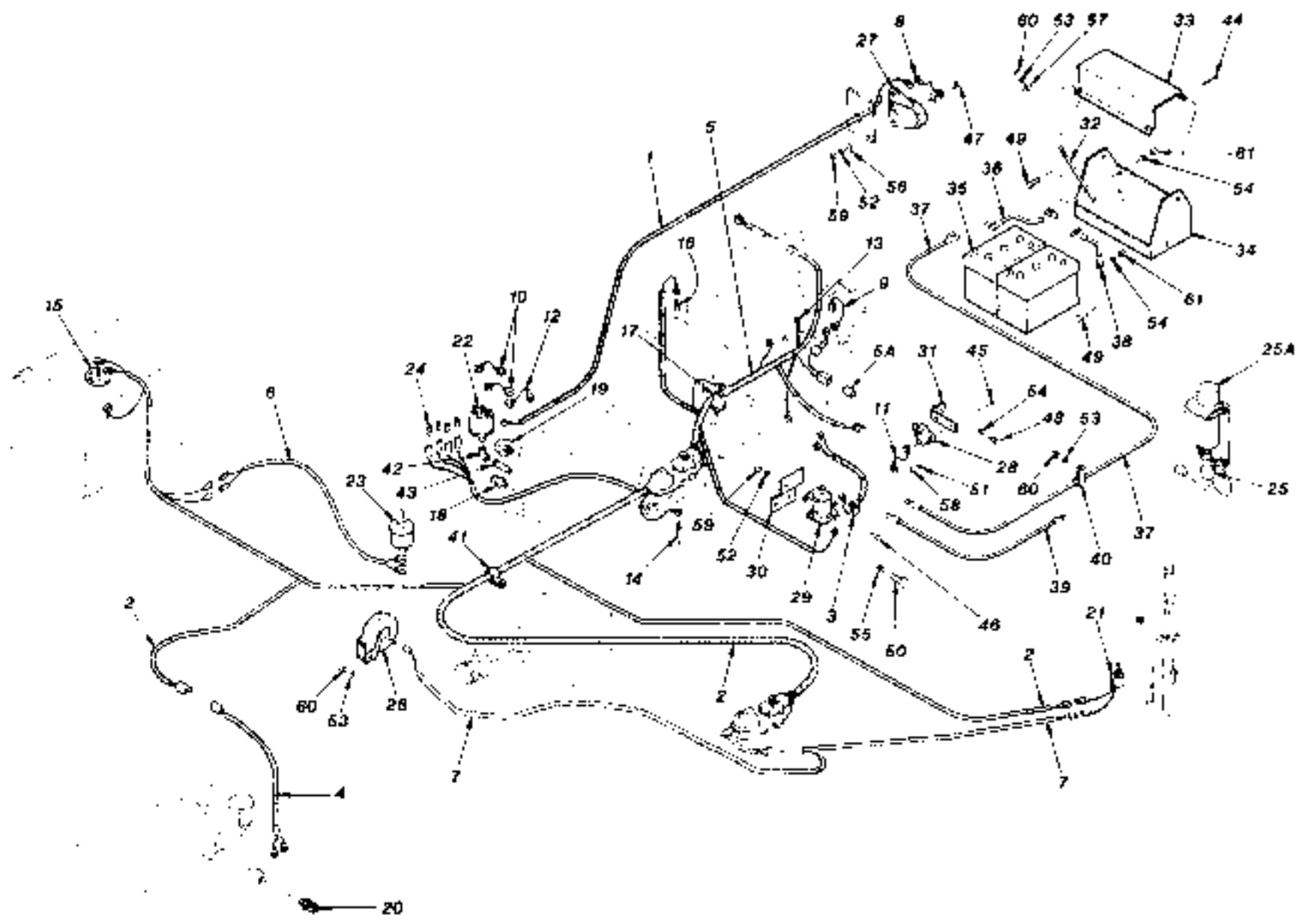
TABLE OF CONTENTS

Section 9 — Electrical

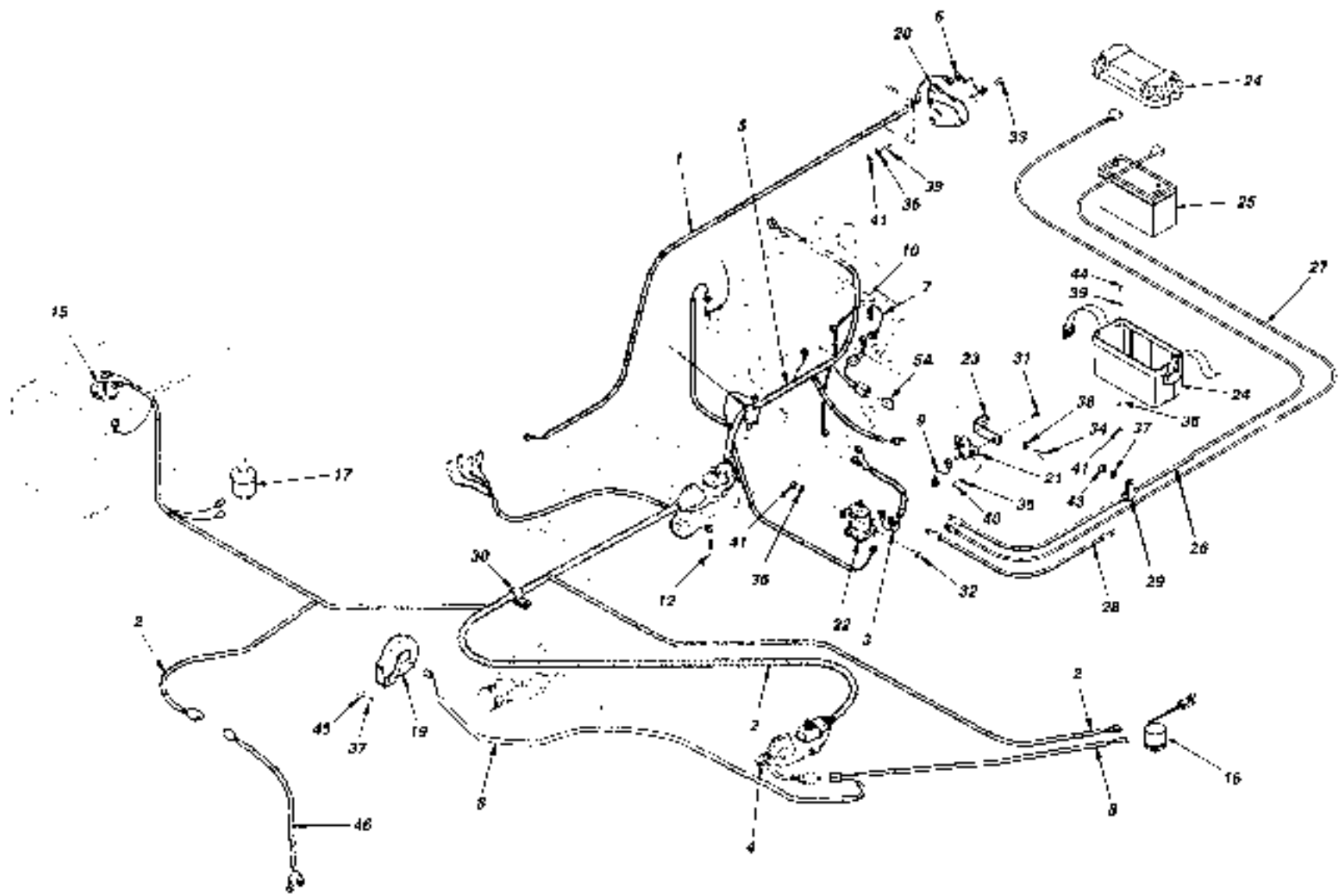
Electrical Group - Operator's Compartment (S/N 101 - 530)	9.1
Electrical Assembly - Deere (S/N 101 - 530)	9.2
Electrical Assembly - Deere (S/N 531 Thru)	9.2.1
Electrical Assembly - Cummins	9.3



ITEM	PART NUMBER	QTY.	DESCRIPTION	ITEM	PART NUMBER	QTY.	DESCRIPTION
1	ⓀP31683	1	Wire Harness, Joystick to Fuse Block				
2	ⓀP31684	1	Wire Harness, Joystick to Solenoid				
3	ⓀP31658	1	Wire Harness, Upper				
4	P19284	1	Wires, Gauges - Ground (Black - 14)				
5	P27919	1	Wires, Gauges - Power (Red - 14)				
6	P27506	1	Wire, Fuse Block to Relay (Red - 14)				
7	P27507	1	Wire, Cold Start to Fuse Block (Blue - 14)				
8	ⓀP28553	1	Wire, Horn Button to Relay (Black - 16)				
9	ⓀP28572	1	Wire, Indicator Light to Ground (Black - 14)				
10	P27514	1	Wire, Brake Buzzer to Ground (Black - 14)				
11	P28550	1	Wire, Buzzer/Light to Fuse Block (Red - 14)				
12	P13709	1	Horn Relay				
13	P19203	3	Fuse, AGC - 30 Amp				
14	P24319	1	Fuse Block				
15	P27307	1	Buzzer, Brake Pressure Warning				
16	P24347	2	Rubber Grammet				
17	N12177	1	Loom, Wire				
18	N12180	1	Loom, Wire				
19	P17989	1	Cable Tie				
20	P27600	1	Mount, Cable Tie				
21	P02016	2	Screw, Slotted Rd. Hd., #6-32 x 1/2"				
22	P02079	2	Screw, Slotted Rd. Hd., #10-32 x 1/2"				
23	P01306	2	Lockwasher, #10				
24	P01353	2	Starwasher, #6				
25	P01400	2	Flatwasher, #10				
26	P01502	2	Nut, Hx., #6-32				
27	P01528	2	Nut, Hx., #10-32				
28*	ⓀP25495	1	Fuse, 8 Amp				
29*	ⓀP21580	1	Fuse Block, Single				
30*	ⓀP31661	1	Wire Harness, Dash to Transmission Harness				
31*	ⓀP31566	1	Wire Harness, ZF Transmission				
32*	ⓀP31565	1	Controller, Transmission				
33*	Ⓚ35322B	1	Cover, Controller				
				<p>NOTES:</p> <p>See Page 3.3 & 3.3.1 (Instrument Panel) for Gages, Switches, Dash Lights etc.</p> <p>Ⓚ Use P29096 for S/N 101-530.</p> <p>Ⓚ Use P29097 for S/N 101-530.</p> <p>Ⓚ Use P29519 for S/N 101-530.</p> <p>Ⓚ Use P27508 for S/N 101-530.</p> <p>Ⓚ Use P27513 for S/N 101-530.</p> <p>Ⓚ Used S/N 531 Thru.</p> <p>* Not illustrated</p>			
				9.1			
				844B S/N 101 THRU			
				6/98			
ELECTRICAL GROUP - OPERATOR'S COMPARTMENT							



ITEM	PART NUMBER	QTY.	DESCRIPTION	ITEM	PART NUMBER	QTY.	DESCRIPTION
1	P19102	1	Wire Harness, Back-Up Alarm	40	P17554	3	Clamp, Battery Cable
2	P27785	1	Wire Harness, Intermediate	41	P17553	1	Clamp, Wire Harness
3	P27779	1	Wire Harness, Solenoid - Starter	42	P10223	1	90° Elbow, Pipe
4	P26483	1	Wire Harness, Differential Lock Switch	43	P10889	1	Nipple, Pipe
5	P27785	1	Wire Harness, Lower	44	P03823	2	Cotter Pin, 3/32" x 3/4"
5A	P21787	1	Diode, Module	45	P02054	2	Screw, Slotted Rd. Hd., #10-24 x 1/2"
6	P29207	1	Wire Harness, Brake Pressure Switch	46	P00001	2	Bolt, Hx., 1/4"-20 x 1/2"
7	P29208	1	Wire Harness, Parking Brake/Horn	47	P00003	2	Bolt, Hx., 1/4"-20 x 3/4"
8	P27504	1	Wire, Alarm to Ground (Black - 16)	48	P00200	1	Bolt, Hx., 3/8"-16 x 1/2"
9	P27509	1	Wire, Alternator to Volt. Regulator (White - 14)	49	P00205	5	Bolt, Hx., 3/8"-16 x 1 1/4"
10	P28555	2	Wire, Pressure Switch to Switch (White - 14)	50	P00402	2	Bolt, Hx., 1/2"-13 x 1"
11	P28568	1	Wire, Breaker to Solenoid (Violet - 12)	51	P01306	2	Lockwasher, #10
12	P28556	1	Wire, Pressure Switch to Ground (White - 14)	52	P01308	4	Lockwasher, 1/4"
13	P28569	1	Wire, Alternator to Solenoid (Red - 6)	53	P01309	6	Lockwasher, 5/16"
14	P19472	1	Sender, Transmission Oil Temperature	54	P01310	6	Lockwasher, 3/8"
15	●P29317	1	Sender, Fuel	55	P01312	2	Lockwasher, 1/2"
16	P23222	1	Sender, Water Temperature	56	P01402	4	Flatwasher, 1/4"
17	P23217	1	Sender, Oil Pressure	57	P01403	2	Flatwasher, 5/16"
18	P18673	1	Switch, Neutral Start	58	P01504	2	Nut, Hx., #10-24
19	P19105	1	Switch, Pressure - S.P.S.T.	59	P01506	4	Nut, Hx., 1/4"-20
20	P26180	1	Switch, Differential Lock	60	P01507	6	Nut, Hx., 5/16"-18
21	P28714	1	Switch, Parking Brake	61	P01508	5	Nut, Hx., 3/8"-16
22	P28721	1	Switch, Pressure - D.P.S.T.				
23	P40136	1	Switch, Brake Pressure	REF	20844B	-	Engine Block Heater Kit (1000 Watts)
24	P27803	6	Terminal Adaptor Tab, Male Push-On				
25	P21422	1	Quick Start (Cylinder Not Included)				
25A	●N.L.A.	1	Starting Fluid Cylinder				
26	P13707	1	Horn				
27	P13774	1	Back-Up Alarm				
28	P27315	1	Circuit Breaker, 30 AMP				
29	P21777	1	Starter Relay				
30	●24749B	1	Mounting Bracket				
31	24880A	1	Bracket, Circuit Breaker				
32	16357A	2	Hold Down Rod				
33	21976B	1	Cover, Battery Box				
34	21977C	1	Battery Box				
35	●N.L.A.	2	Battery, 6 Volt				
36	P18122	1	Battery Cable, Negative to Positive				
37	P29248	1	Battery Cable, Positive				
38	P19834	1	Battery Cable, Negative				
39	P19835	1	Battery Cable, Ground				
				NOTES: ● Use P92016 for S/N 495-498 & 500-530. ● Obtain locally. ● Used with Early Production.			
				844B S/N 101-530			
				ELECTRICAL ASSEMBLY (Deere)			
				9.2			
				6/98			



ITEM	PART NUMBER	QTY.	DESCRIPTION	ITEM	PART NUMBER	QTY.	DESCRIPTION
1	16382A	1	Wire Harness, Back-Up Alarm	41	P01506	4	Nut, Hx., 1/4"-20
2	35077C	1	Wire Harness, Intermediate	42	P01507	4	Nut, Hx., 5/16"-18
3	25918B	1	Wire Harness, Solenoid - Starter	43	P01508	1	Nut, Hx., 3/8"-16
4	35606D	1	Wire Harness, Transmission to Dash	44	P00005	4	Bolt, Hx., 1/4"-20 x 1"
5	35078B	1	Wire Harness, Lower (Includes Item 5A)	45	P13707	1	Horn
5A	P21787	1	Diode, Module	46	P26483	1	Wire Harness, Differential Lock switch
6	P27504	1	Wire, Alarm to Ground (Black - 16)				
7	P27509	1	Wire, Alternator to Volt. Regulator (White - 14)				
8	P27503	1	Wire, Fuse Box to Horn Relay				
9	P28568	1	Wire, Breaker to Solenoid (Violet - 12)				
10	P28569	1	Wire, Alternator to Solenoid (Red - 8)				
11	P27513	1	Wire, Differential Lock Light to Ground				
12	P19472	1	Sender, Transmission Oil Temperature				
13	P23222	1	Sender, Water Temperature				
14	P23217	1	Sender, Oil Pressure				
15	P23215	1	Sender, Fuel				
16	①37107X	1	Switch, Parking Brake				
17	②37105X	1	Switch, Low Brake Pressure				
18*	③37106A	1	Switch, Brake Pressure				
19*	P26323	1	Switch, Quick Start				
20	P13774	1	Back-Up Alarm				
21	P27315	1	Circuit Breaker, 30 AMP				
22	P21777	1	Starter Relay				
23	24880A	1	Bracket, Circuit Breaker				
24	35712B	1	Battery Box				
25	④P40075	1	Battery, 12 Volt				
26	⑤32480B	1	Battery Cable, Positive				
27	35532A	1	Battery Cable, Negative				
28	35647A	1	Battery Cable, Ground				
29	P17554	3	Clamp, Battery Cable				
30	P17553	1	Clamp, Wire Harness				
31	P02054	7	Screw, Slotted Rd. Hd., #10-24 x 1/2"				
32	P00001	2	Bolt, Hx., 1/4"-20 x 1/2"				
33	P00003	2	Bolt, Hx., 1/4"-20 x 3/4"				
34	P00200	1	Bolt, Hx., 3/8"-16 x 1/2"				
35	P01306	11	Lockwasher, #10				
36	P01308	8	Lockwasher, 1/4"				
37	P01309	4	Lockwasher, 5/16"				
38	P01310	2	Lockwasher, 3/8"				
39	P01402	4	Flatwasher, 1/4"				
40	P01504	11	Nut, Hx., #10-24				

NOTES:

- ① For S/N 537 & 539-1213, use P31002.
- ② For S/N 537 & 539-1213, use P40130.
- ③ For S/N 537 & 539-1213, use P40137.
- ④ Obtain locally.
- ⑤ For S/N 531-1139, use 32480B.

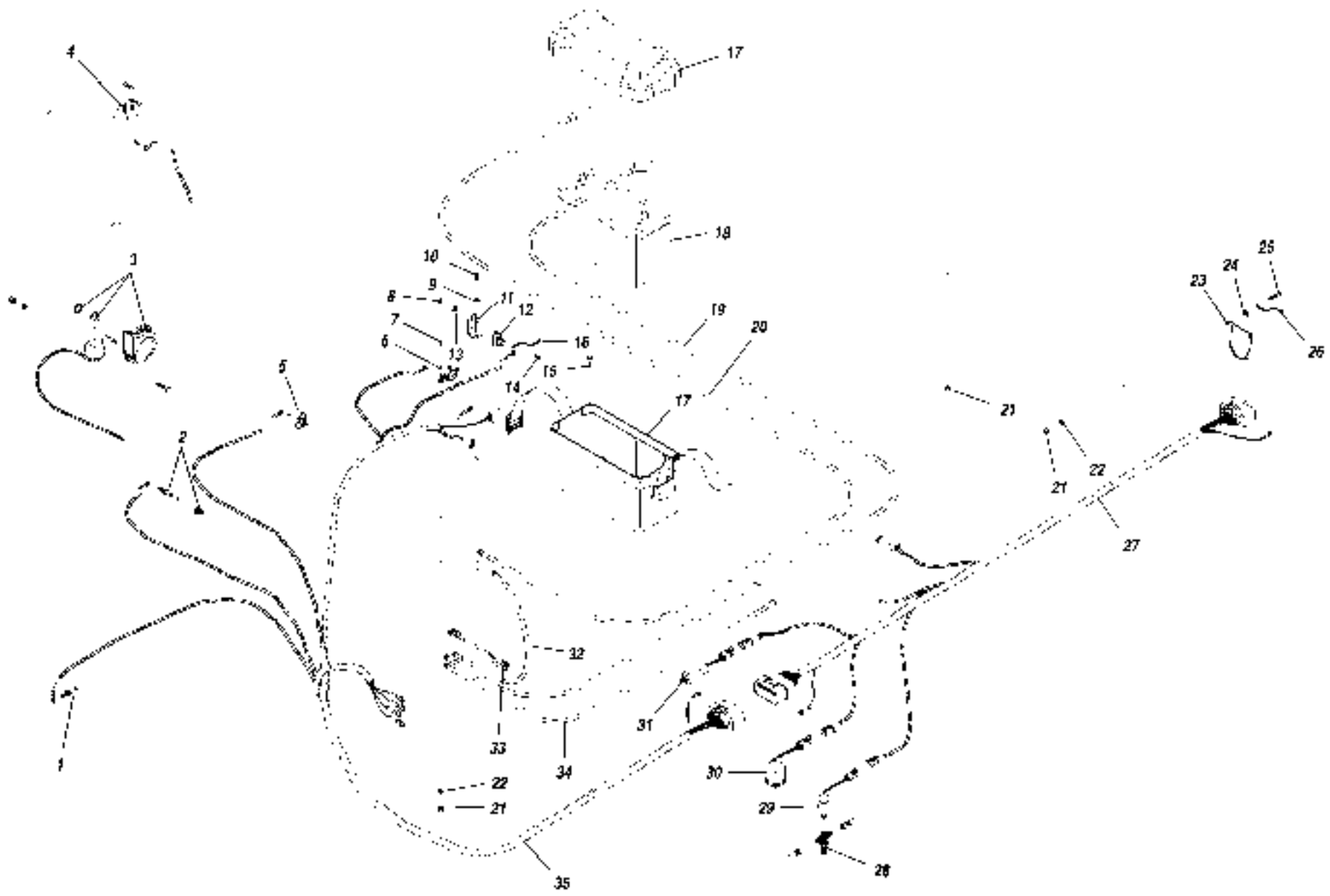
* Not illustrated.

9.2.1

844B S/N 531 THRU

6/98

ELECTRICAL ASSEMBLY (Deere)

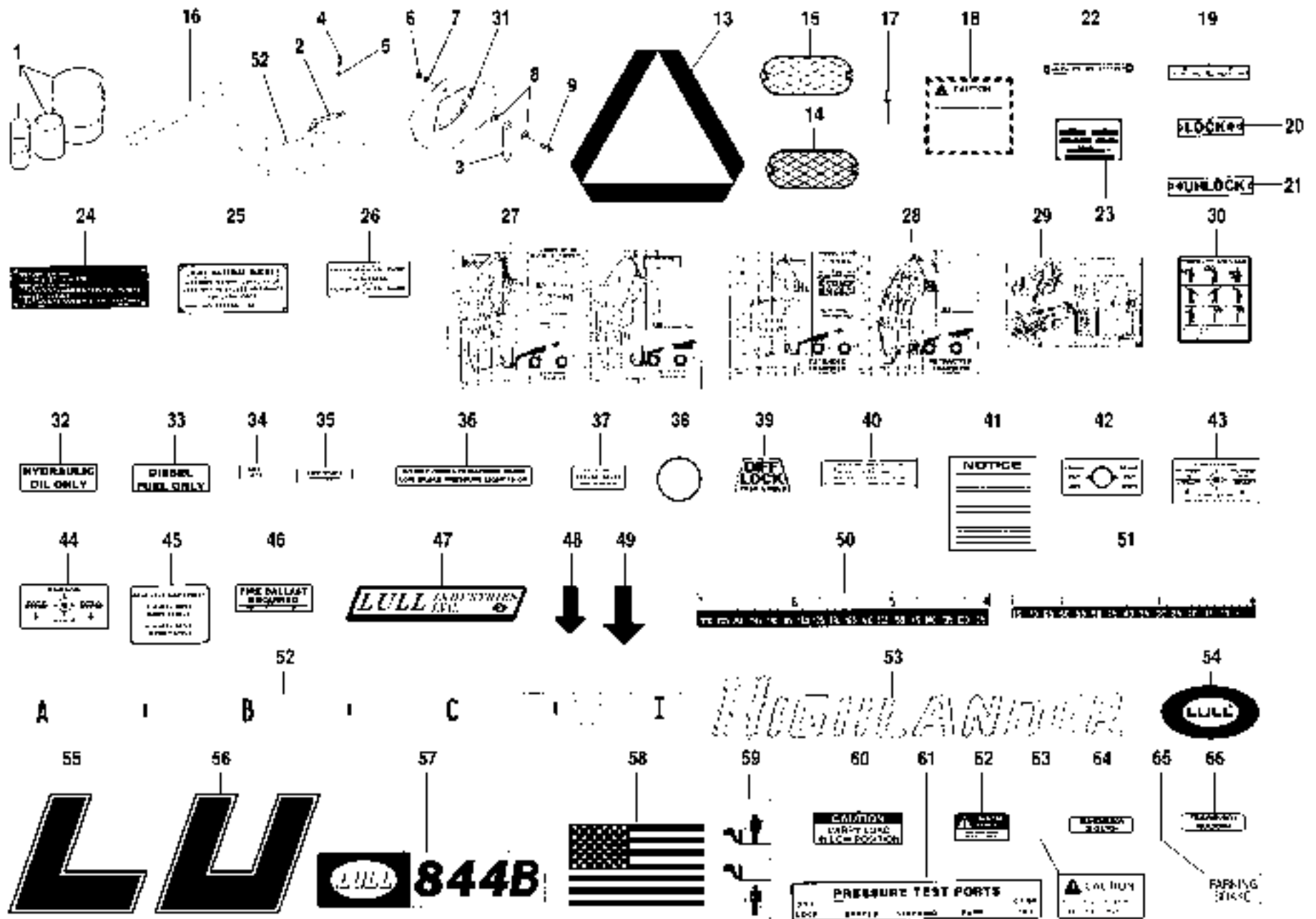


ITEM	PART NUMBER	QTY.	DESCRIPTION	ITEM	PART NUMBER	QTY.	DESCRIPTION
1	P19472	1	Sender, Transmission Oil Temperature				
2	P23222	1	Sender, Water Temperature				
3	P13707	1	Horn				
4	P23215	REF	Sender, Fuel				
5	P23217	1	Sender, Oil Pressure				
6	P21777	1	Starter Relay				
7	P00001	2	Capscrew, Hx., 1/4"-20 x 1/2"				
8	P01504	2	Nut, Hx., #10-24				
9	P01310	1	Lockwasher, 3/8"				
10	P00200	1	Capscrew, Hx., 3/8"-16 x 1/2"				
11	24880A	1	Bracket, Circuit Breaker				
12	P27315	1	Circuit Breaker, 30 AMP				
13	P01306	2	Lockwasher, #10				
14	P02054	2	Screw, Slotted Rd. Hd., #10-24 x 1/2"				
15	P00005	4	Capscrew, Hx., 1/4"-20 x 1"				
16	P28568	1	Wire, Breaker to Solenoid (Violet - 12)				
17	P32981	1	Battery Box				
18	P40075	1	Battery, 12 Volt				
19	35646A	1	Battery Cable, Positive				
20	35532A	1	Battery Cable, Negative				
21	P01506	8	Nut, Hx., 1/4"-20				
22	P01308	4	Lockwasher, 1/4"				
23	P13774	1	Back-Up Alarm				
24	P01402	2	Flatwasher, 1/4"				
25	P00003	2	Capscrew, Hx., 1/4"-20 x 3/4"				
26	P27504	1	Wire, Alarm to Ground (Black - 16)				
27	P31659	1	Wiring Harness, Intermediate				
28	P40186	REF	Cross Bulkhead				
29	37105X	1	Switch, Low Brake Pressure				
30	37107X	1	Switch, Parking Brake				
31	37106A	1	Switch, Brake Lights				
32	P28569	1	Wire, Alternator to Solenoid (Red - 6)				
33	25918B	1	Jumper Harness, Solenoid to Starter				
34	35647A	1	Battery Cable, Ground				
35	38138C	1	Wiring Harness, Lower				
				9.3			
				844B S/N 101 THRU			
				ELECTRICAL ASSEMBLY (Cummins)			
				6/98			

TABLE OF CONTENTS

Section 10 — Decal and Accessories

Decal Group Assembly	10.1
Accessories	
Side Panel Assembly	10.2
2nd Auxiliary Hydraulic Assembly (S/N 101 – 536 & 538)	10.3
2nd Auxiliary Hydraulic Assembly (S/N 537, 539 Thru)	10.3.1
Outrigger Assembly (S/N 101 – 536 & 538)	10.4
Outrigger Assembly (S/N 537, 539 Thru)	10.4.1
Outrigger Extension Cylinder Assembly	10.5
Cab Assembly	10.6
Cab Insulation Group Assembly	10.7
Cab Door Assembly (S/N 101 – 353)	10.8
Cab Door Assembly (S/N 354 Thru)	10.8.1
Cab Heater, Wiper & Defroster Assembly	10.9
Heater Assembly (Optional Cab)	10.10



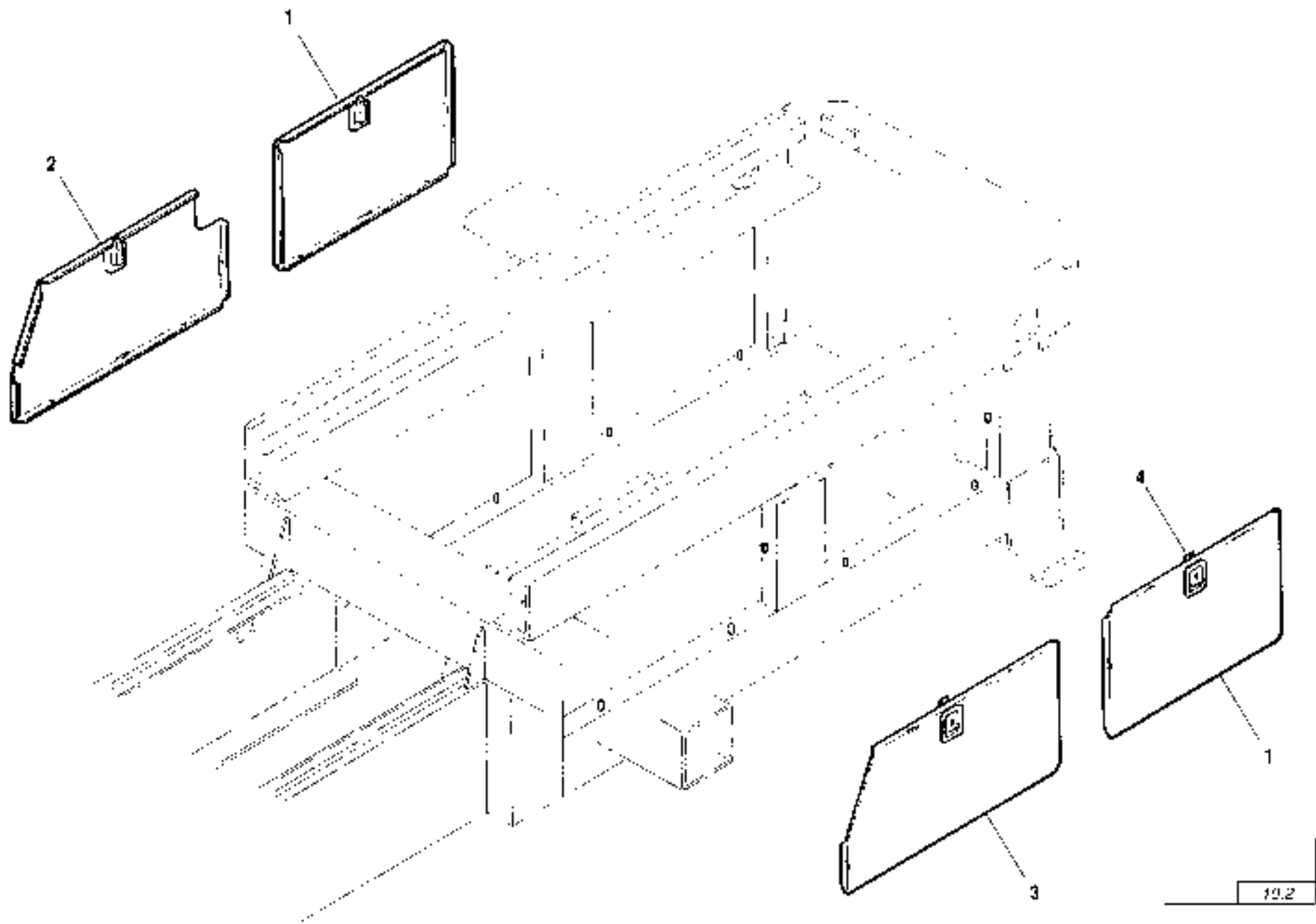
ITEM	PART NUMBER	QTY.	DESCRIPTION	ITEM	PART NUMBER	QTY.	DESCRIPTION
1	N.L.A	①	Paint, Orange Acrylic Enamel	41	20963B	1	Decal, Notice
2	16306A	1	Pointer, Boom Extension	42	30487A	1	Decal, Frame Tilt Control
3	16335A	1	Pointer, Boom Angle Indicator	43	②35091A	1	Decal, Transfer and Fork Tilt Control
4	P00202	1	Bolt, Hx., 3/8"-16 x 3/4"	44	③35090A	1	Decal, Boom Movement Control
5	P01310	1	Lockwasher, 3/8"	45	30490A	1	Decal, Rear Axle Disconnect
6	P01557	1	Jam Nut, Hx., 5/16-18	46	24751A	4	Decal, Tire Ballast Required
7	P01358	1	Starwasher, 5/16" External	47	④35387B	1	Decal, Manufacturer
8	P01403	2	Flatwasher, 5/16"	48	16346A	1	Decal, Arrow - Small
9	P00105	1	Bolt, Hx., 5/16"-18 x 1 1/4"	49	16347A	1	Decal, Arrow - Large
10	⑤P01504	2	Nut, Hx., #10-24	50	16348D	1	Decal, Transfer Extension Indicator, Frame
11	⑥P01306	2	Lockwasher, #10	51	16349D	1	Decal, Transfer Extension Indicator, Cab
12	⑦P27610	2	Screw, Hx., Washer Hd., #10-24 x 1/2"	52	16360R	1	Decal, Boom Extension Indicator (4 Pieces)
13	25252B	1	Slow Moving Vehicle Sign	53	15730R	1	Decal, "Highlander"
14	P18991	2	Reflector, Red	54	14226B	1	Decal, "Lull" Logo
15	P18992	2	Reflector, Yellow	55	15731B	9	Decal, Letter "L"
16	N12334	2	No-Slip Surfacing (2' x 28')	56	15732B	3	Decal, Letter "U"
17	⑧P32958	14	Aluminum Pop Rivet, 1/8" x 3/32" Lg	57	30492C	1	Decal, Model 844B
18	20964B	2	Plate, Caution	58	26431B	2	Decal, American Flag
19	12750A	1	Plate, Steer Selector	59	24752B	2	Decal, Carriage Safety
20	26434A	1	Plate, "Lock" Quick Attach	60	21318A	1	Decal, Caution, Carry Load Low
21	26435A	1	Plate, "Unlock" Quick Attach	61	26429A	1	Decal, Pressure Test Ports
22	16895A	1	Plate, U.S. Patent No.	62	21319A	2	Decal, Don't Be Careless
23	N.S.S.	1	Plate, Serial Number	63	35092A	1	Decal, Disconnect Battery
24	20807A	REF	Plate, Truss Boom Capacity	64	35082A	1	Decal, Transmission Declutch
25	31374A	REF	Plate, Material Bucket Capacity	65	24755A	1	Decal, Parking Brake - Light
26	30491A	REF	Decal, Outrigger Movement	66	35061A	1	Decal, Transmission Kickdown
27	30630C	REF	Decal, Load Chart w/ Tower Capacities	REF	18791A	1	Decal Replacement Package (S/N 101-999) (Incl. Items 14-21 & 28-65)
	35394C	REF	Decal, Load Chart w/ Outriggers Capacities	REF	38081B	1	Decal Replacement Package (S/N 1000 Thru) (Incl. Items 14-21, 28-39, & 41-66)
28	⑨35400C	1	Decal, Load Chart Capacities - Standard	NOTES: ① Obtain all Chemical and Paint supplies locally. ② Used to mount Slow Moving Vehicle Sign (Item 17). Not Illustrated. ③ Early Production used #4 x 1/4" Rd. Hd. Drive Screws, P15355. ④ Use 26428C for S/N 101-999. ⑤ Use 30488A for S/N 101-536 & 538. ⑥ Use 30489A for S/N 101-536 & 538. ⑦ Use 14282B for S/N 101-999.			
29	30493B	1	Decal, Lubrication Schedule				
30	39617B	1	Decal, Forklift Signals				
31	15794B	1	Decal, Boom Angle Indicator				
32	20988A	1	Decal, Hydraulic Oil Only				
33	20989A	1	Decal, Diesel Fuel Only				
34	20997A	1	Decal, Differential Lock - Light				
35	24906A	1	Decal, Low Brake Pressure Warning				
36	24863A	1	Decal, Low Brake Pressure - Light				
37	35193A	1	Decal, Apply Parking Brake (S/N 531 Thru)				
38	30486A	1	Decal, Green Dot, Quick Attach Lever				
39	21443A	1	Decal, Differential Lock - Foot Control				
40	20980A	1	Decal, Cold Start Instructions				

10.1

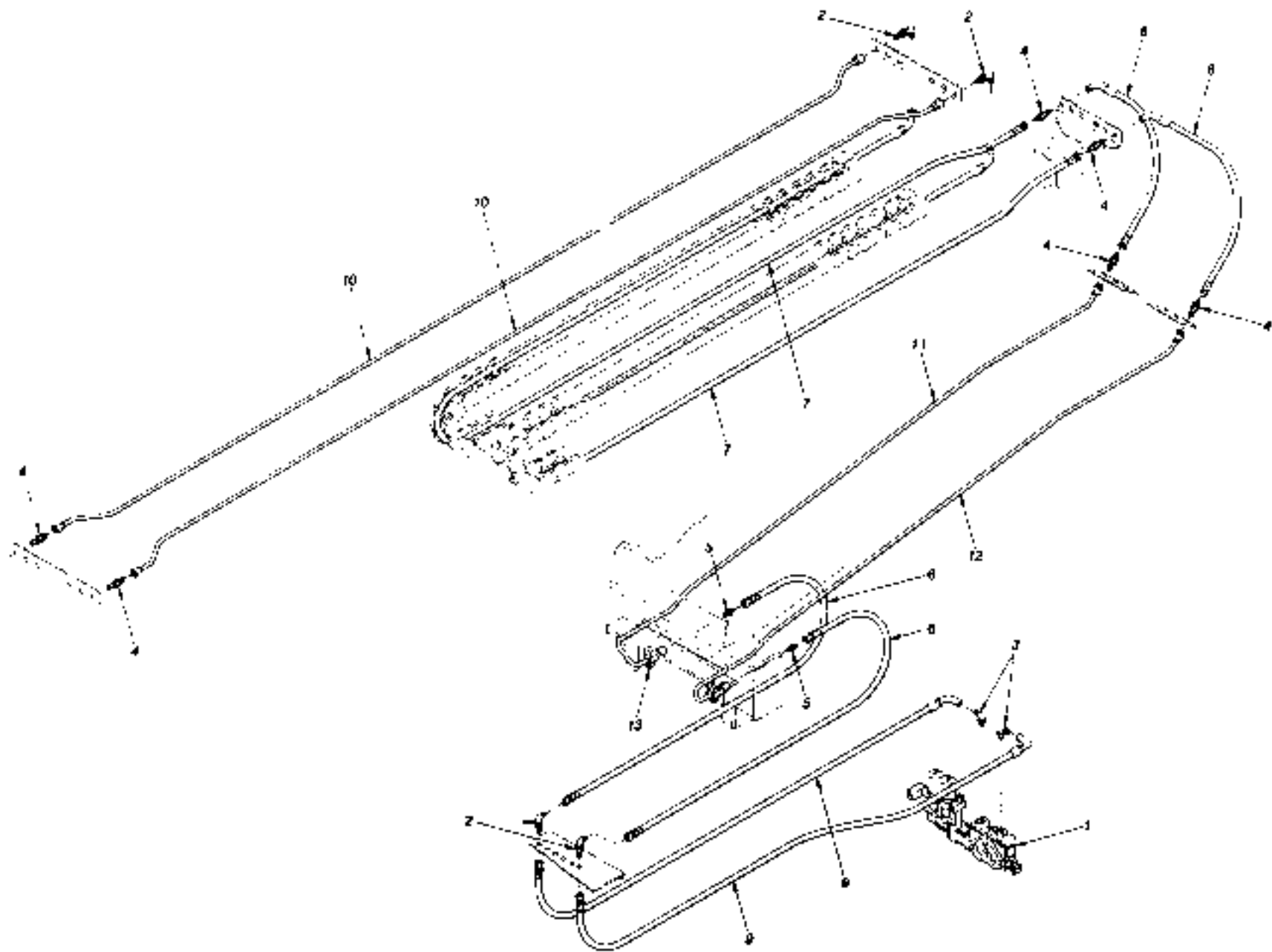
844B S/N 101 THRU

6/98

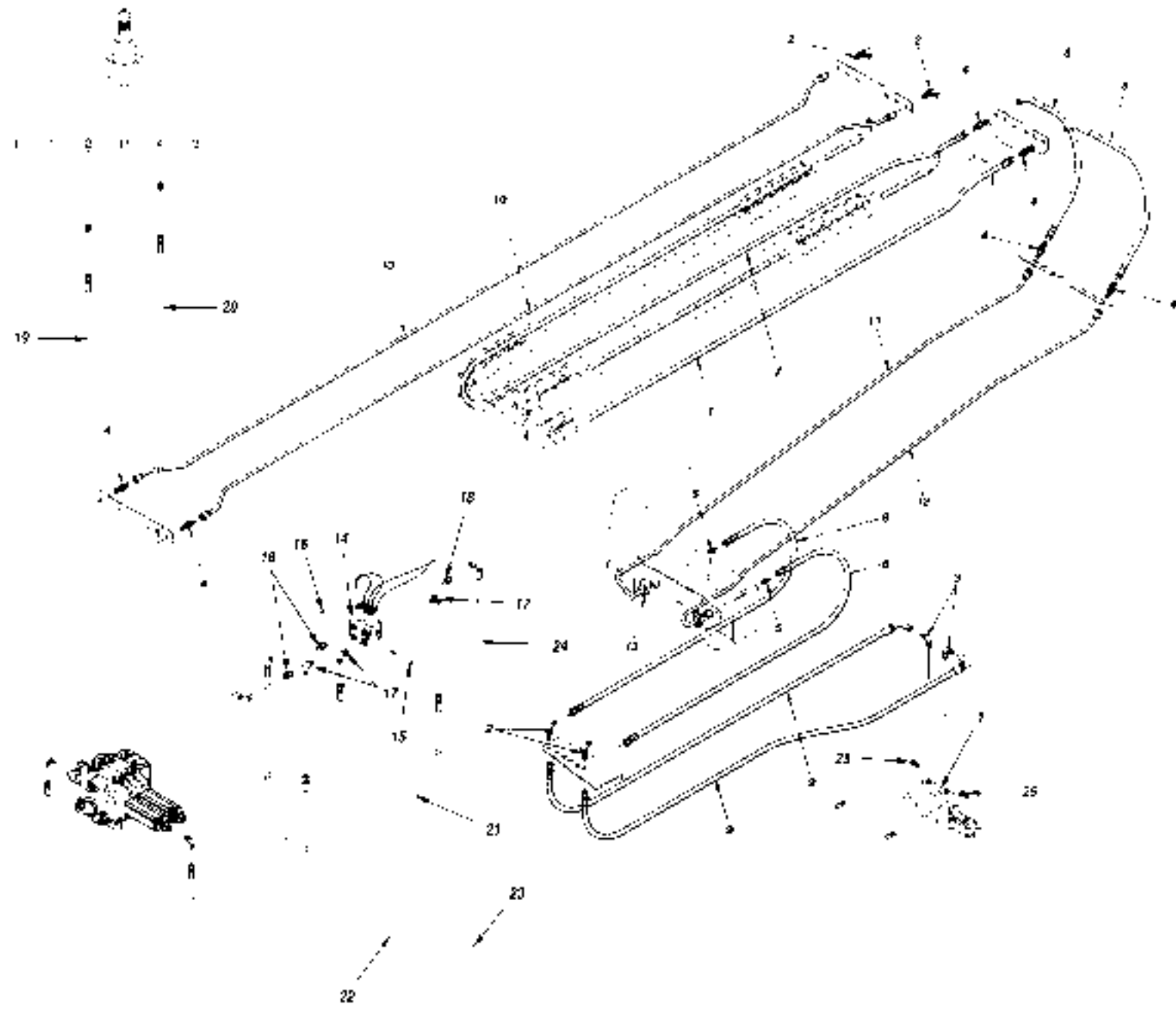
DECAL GROUP ASSEMBLY



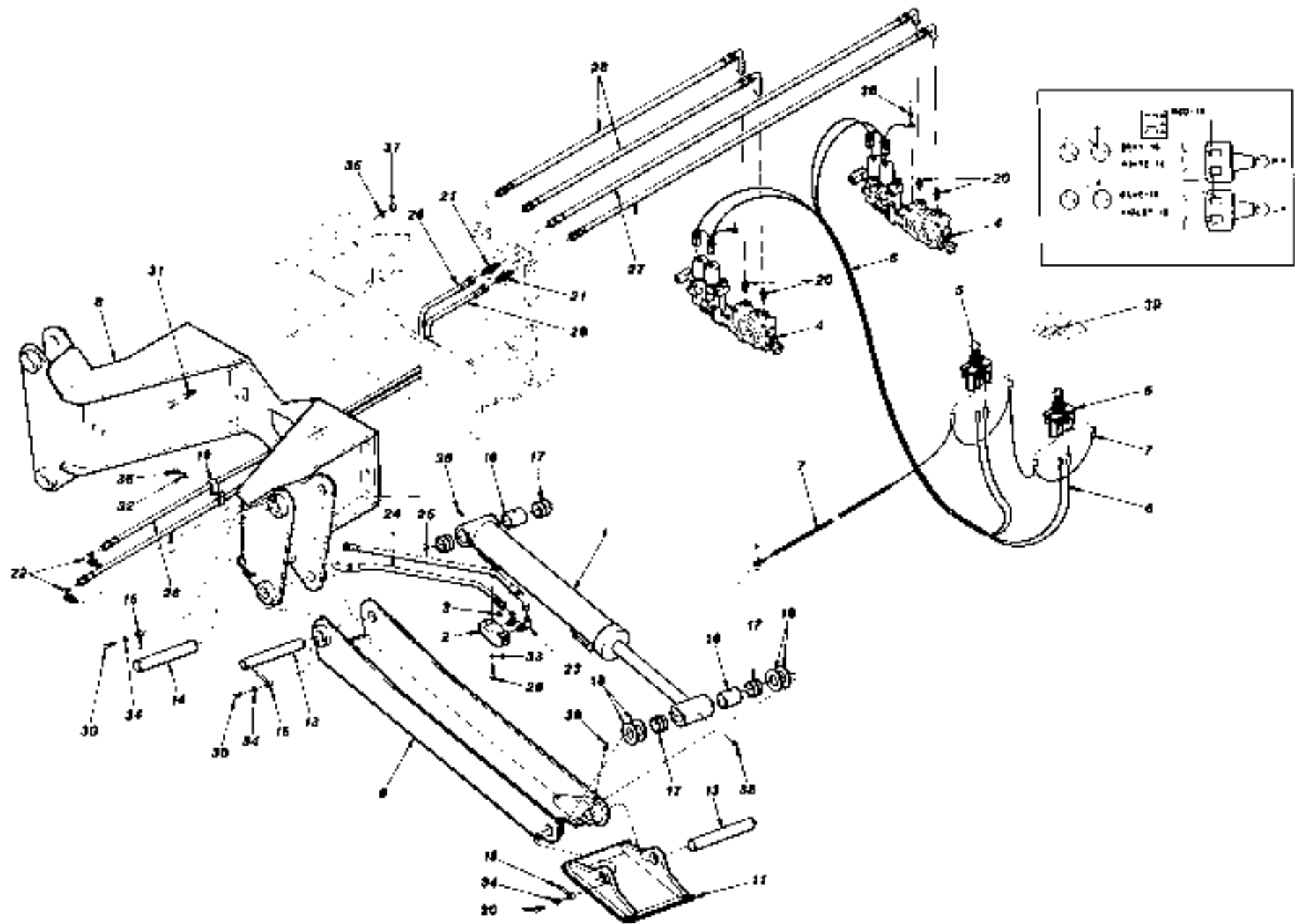
ITEM	PART NUMBER	QTY.	DESCRIPTION	ITEM	PART NUMBER	QTY.	DESCRIPTION
1	30514B	2	Side Panel, Rear				
2	30516B	1	Side Panel, Front Right Side				
3	30518B	1	Side Panel, Front Left Side				
4	P19085	REF	Latch, Paddle Handle				
4A*	37136X	REF	Key Blank				
4B*	37137X	REF	Lock Mechanism				
5	32445B	REF	Side Panel w/ Cut Out for Battery Box				
				10.2			
NOTES:				844B OPTION			
* Not illustrated.				6/98			
				SIDE PANEL ASSEMBLY			



ITEM	PART NUMBER	QTY.	DESCRIPTION	ITEM	PART NUMBER	QTY.	DESCRIPTION
1	P28719	1	Valve Section, 2nd Auxiliary (See Page 6.A for Breakdown)				
2	P18930	4	90° Elbow, Bulkhead				
3	P18956	2	90° Elbow, O-Ring				
4	P21579	6	Connector, Bulkhead				
5	P21585	2	Connector, Union				
6	P30180	2	Hydraulic Hose .38" x 72'				
7	P28638	2	Hydraulic Hose .38" x 235'				
8	P29193	2	Hydraulic Hose .50" x 37' (Supersedes P27154 - 34" Lg.)				
9	P30192	2	Hydraulic Hose .50" x 61'				
10	26400B	2	Hydraulic Tube .50' O.D.				
11	P28762	1	Hydraulic Tube .50' O.D.				
12	P28763	1	Hydraulic Tube .50' O.D.				
13	P20467	2	Clamp Cushion				
							10.3
844B OPTION (S/N 101-536 & 538)							6/98
2nd AUXILIARY HYDRAULIC ASSEMBLY							



ITEM	PART NUMBER	QTY.	DESCRIPTION	ITEM	PART NUMBER	QTY.	DESCRIPTION
1	P31561	1	Valve Section, 2nd Auxiliary w/Hyd. Actuator				
2	P18930	4	90° Elbow, Bulkhead				
3	P18935	2	90° Elbow, O-Ring				
4	P21578	6	Connector, Bulkhead				
5	P21585	2	Connector, Union				
6	P30186	2	Hydraulic Hose .38" x 72'				
7	P28638	2	Hydraulic Hose .38" x 235'				
8	P29193	2	Hydraulic Hose .50" x 34' (Supersedes P27154 - 34" Lg.)				
9	P30192	2	Hydraulic Hose .50" x 61'				
10	26400B	2	Hydraulic Tube .50" O.D.				
11	P28762	1	Hydraulic Tube .50" O.D.				
12	P28763	1	Hydraulic Tube .50" O.D.				
13	P20467	2	Clamp Cushion				
14	P31560	1	Circuit Selector Valve, 6-Port (See Page 7.6 for Breakdown)				
15	P00010	2	Bolt, Hx., 1/4" -20 x 3 3/4"				
16	P01506	2	Nut, Hx., 1/4"-20				
17	P18248	3	90° Elbow, O-Ring				
18	P18960	3	Connector, Straight				
19	P32416	1	Hose, Hydraulic .25 x 73"				
20	P32418	1	Hose, Hydraulic .25 x 73"				
21	P32417	1	Hose, Hydraulic .25 x 20"				
22	P24679	1	Hose, Hydraulic .25 x 53"				
23	P24681	1	Hose, Hydraulic .25 x 53"				
24	P29167	1	Hose, Hydraulic .25 x 32"				
25	P18935	2	90° Elbow, O-Ring				
REF	P19739	1	Stud Kit, 5-Section Valve				
REF	P28718	1	Stud Kit, 7-Section Valve				
							10.3.1
							844B OPTION (S/N 537, 539 THRU) 6/98
2nd AUXILIARY HYDRAULIC ASSEMBLY							



ITEM	PART NUMBER	QTY.	DESCRIPTION	ITEM	PART NUMBER	QTY.	DESCRIPTION
1	P20352	2	Cylinder, Outrigger Extension (See Page 10.5 for Breakdown)	37	P01513	12	Nut, Hx., 3/4"-10
2	P26053	2	Check Valve, Double P.O.	38	P16611	8	Grease Fitting
3	P29334	2	Orifice Disc	REF*	30491A	1	Decal, Outrigger Movement
4	P26720	2	Valve Section, Outrigger (See Page 6.8 for Breakdown)				
5	P29103	2	Controller, Outrigger				
6	P29243	1	Wire Harness, Outrigger - Control				
7	P29249	1	Wire Harness, Outrigger - Power				
8	25952D	1	Frame, Outrigger				
9	25953C	1	Outrigger Leg - L.H.				
10*	25954C	1	Outrigger Leg - R.H.				
11	25955B	1	Foot Pad - L.H.				
12*	25956B	1	Foot Pad - R.H.				
13	25958A	4	Pin, Outrigger Leg (.48" Dia. Hole)				
	36566A	-	Pin, Outrigger Leg (.56" Dia. Hole)				
14	25959A	2	Pin, Cylinder Pivot (.48" Dia. Hole)				
	36567A	-	Pin, Cylinder Pivot (.56" Dia. Hole)				
15	25381A	6	Lock Pin, 7/16" Dia.				
	36565A	-	Lock Pin, 1/2" Dia.				
16	26280A	4	Spacer				
17	16228A	8	Bushing, Outrigger Cylinder				
18	18756A	A/R	Shim				
19	P17553	4	Clamp, Hydraulic Hose				
20	P18944	4	Connector, O-Ring				
21	P21578	4	Connector, Bulkhead				
22	P18931	4	90° Elbow, Bulkhead				
23	P18935	4	90° Elbow, O-Ring				
24	P19078	2	Hydraulic Hose .38" x 21"				
25	P29463	2	Hydraulic Hose .38" x 23"				
26	P25820	4	Hydraulic Hose .38" x 60"				
27	P27144	2	Hydraulic Hose .50" x 54"				
28	P29250	2	Hydraulic Hose .50" x 54"				
29	P00207	6	Bolt, Hx., 3/8"-16 x 1 3/4"				
30	P00403	6	Bolt, Hx., 1/2"-13 x 1 1/4"				
31	P00731	12	Bolt, Hx., 3/4"-10 x 3"				
32	P01309	2	Lockwasher, 5/16"				
33	P01310	6	Lockwasher, 3/8"				
34	P01312	6	Lockwasher, 1/2"				
35	P01315	12	Lockwasher, 3/4"				
36	P01507	3	Nut, Hx., 5/16"-18				

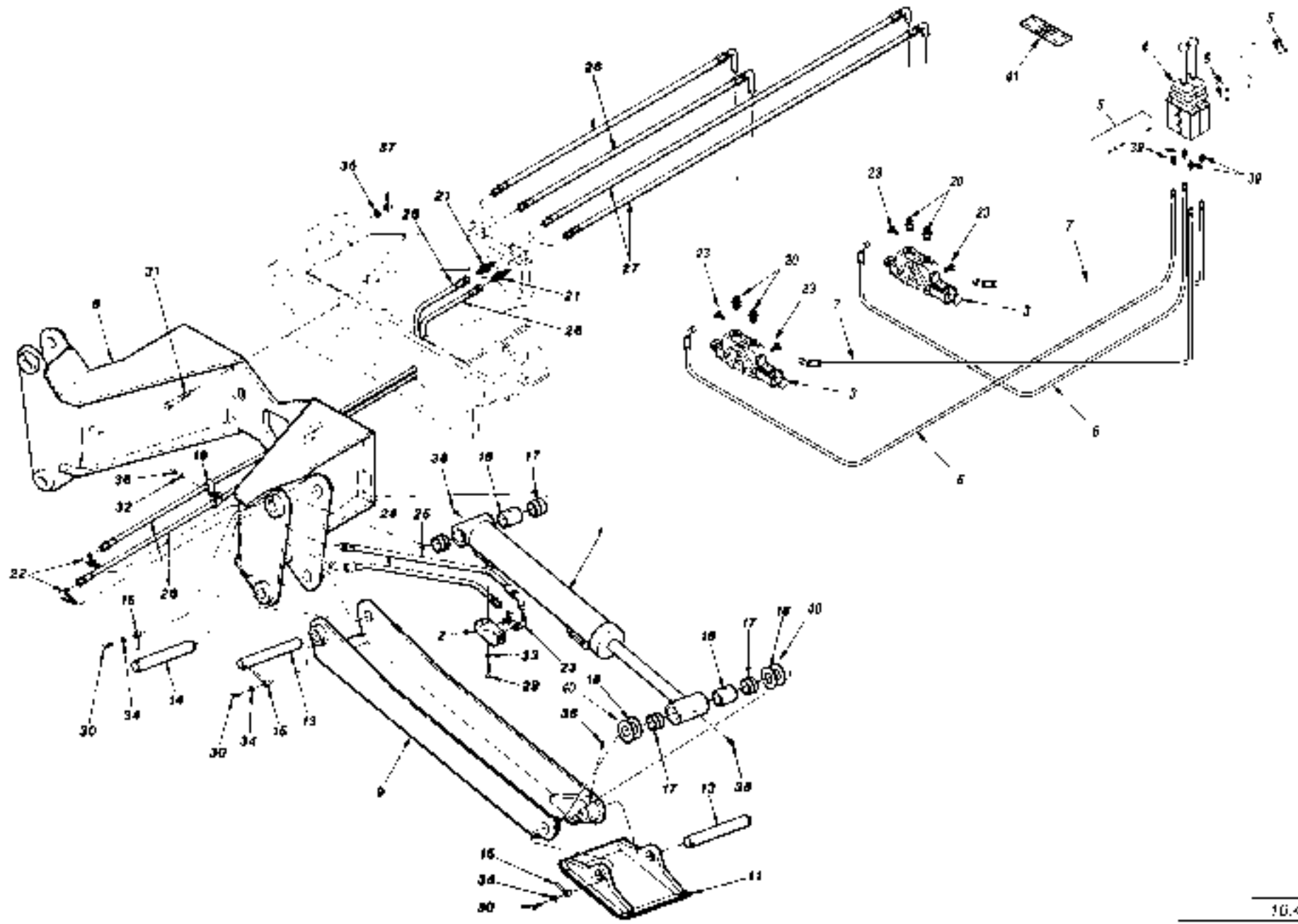
NOTES:
* Not illustrated.

10.4

844B OPTION (S/N 101-536 & 538)

6/98

OUTRIGGER ASSEMBLY



ITEM	PART NUMBER	QTY.	DESCRIPTION	ITEM	PART NUMBER	QTY.	DESCRIPTION
1	P20352	2	Cylinder, Outrigger Extension (See Page 10.5 for Breakdown)	40	31989A	2	Spacer
2	P40292	2	Check Valve, Double P.O.	41	30491A	1	Decal, Outrigger Movement
3	P31561	1	Valve Section, Outrigger (See Page 8.11 for Breakdown)				
4	P31579	2	Controller, Outrigger, Single Axis				
5	P32663	1	Tie Stud Kit (3-Bank Controller)				
6	P32411	2	Hose, Hydraulic .25" x 64'				
7	P32412	2	Hose, Hydraulic .25" x 54'				
8	25952D	1	Frame, Outrigger				
9	25953C	1	Outrigger Leg - L.H.				
10*	25954C	1	Outrigger Leg - R.H.				
11	25955B	1	Foot Pad - L.H.				
12*	25956B	1	Foot Pad - R.H.				
13	36566A	4	Pin, Outrigger Leg				
14	36567A	2	Pin, Cylinder Pivot				
15	36565A	6	Lock Pin, 1/2" Dia.				
16	26280A	4	Spacer				
17	16228A	8	Bushing, Outrigger Cylinder				
18	16756A	A/R	Shim				
19	P17553	4	Clamp, Hydraulic Hose				
20	P18944	4	Connector, O-Ring				
21	P21578	4	Connector, Bulkhead				
22	P18931	4	90° Elbow, Bulkhead				
23	P18935	8	90° Elbow, O-Ring				
24	P19078	2	Hydraulic Hose .38" x 21"				
25	P29463	2	Hydraulic Hose .38" x 23"				
26	P25820	4	Hydraulic Hose .38" x 60"				
27	P27144	2	Hydraulic Hose .50" x 54"				
28	P29250	2	Hydraulic Hose .50" x 54"				
29	P00207	6	Bolt, Hx., 3/8"-16 x 1 3/4"				
30	P00403	6	Bolt, Hx., 1/2"-13 x 1 1/4"				
31	P00731	12	Bolt, Hx., 3/4"-10 x 3"				
32	P01309	2	Lockwasher, 5/16"				
33	P01310	6	Lockwasher, 3/8"				
34	P01312	6	Lockwasher, 1/2"				
35	P25799	12	Lockwasher, 3/4"				
36	P01507	4	Nut, Hx., 5/16"-13				
37	P01513	12	Nut, Hx., 3/4"-10				
38	P16611	8	Grease Fitting				
39	P18936	4	Connector, O-Ring				

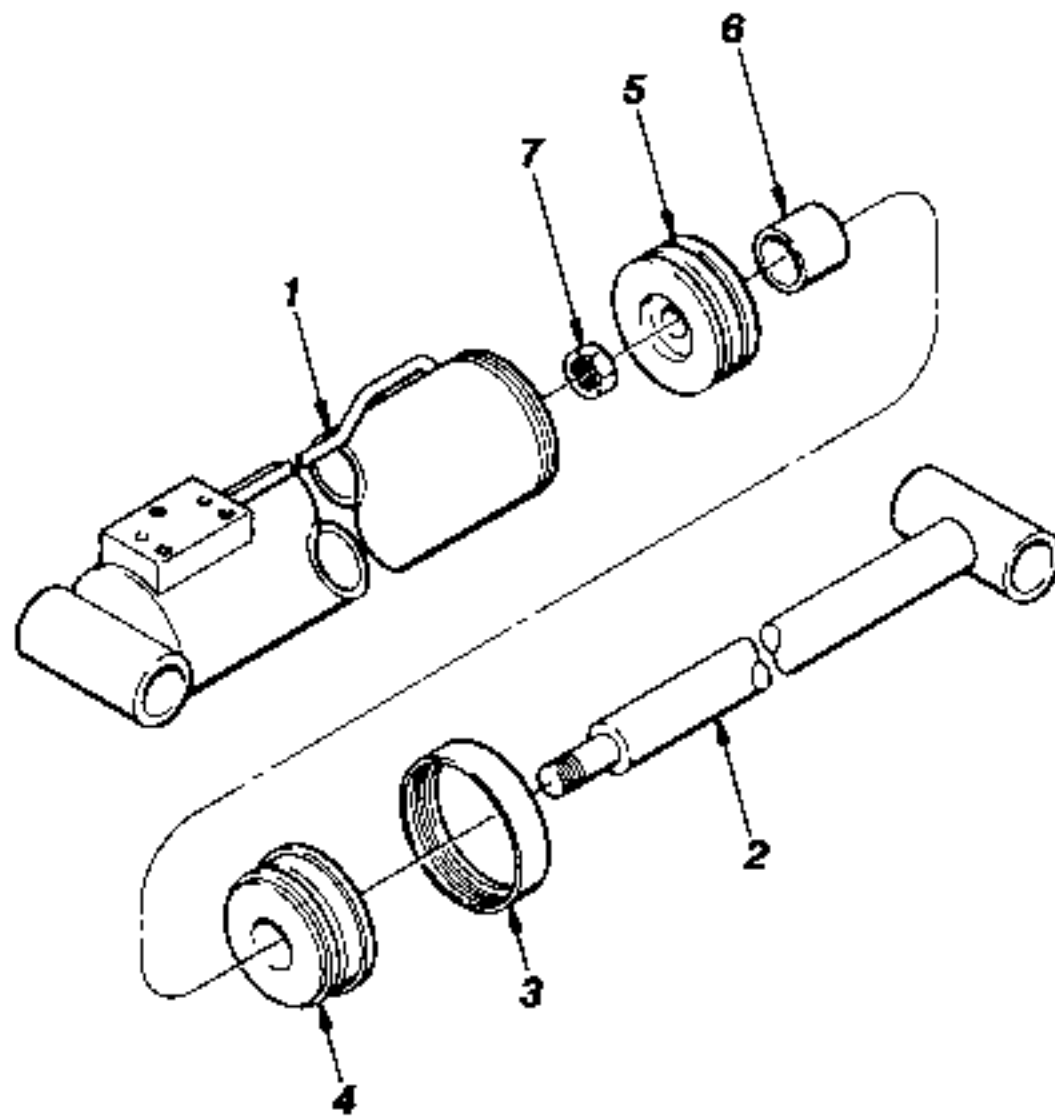
NOTES:
* Not illustrated.

10.4.1

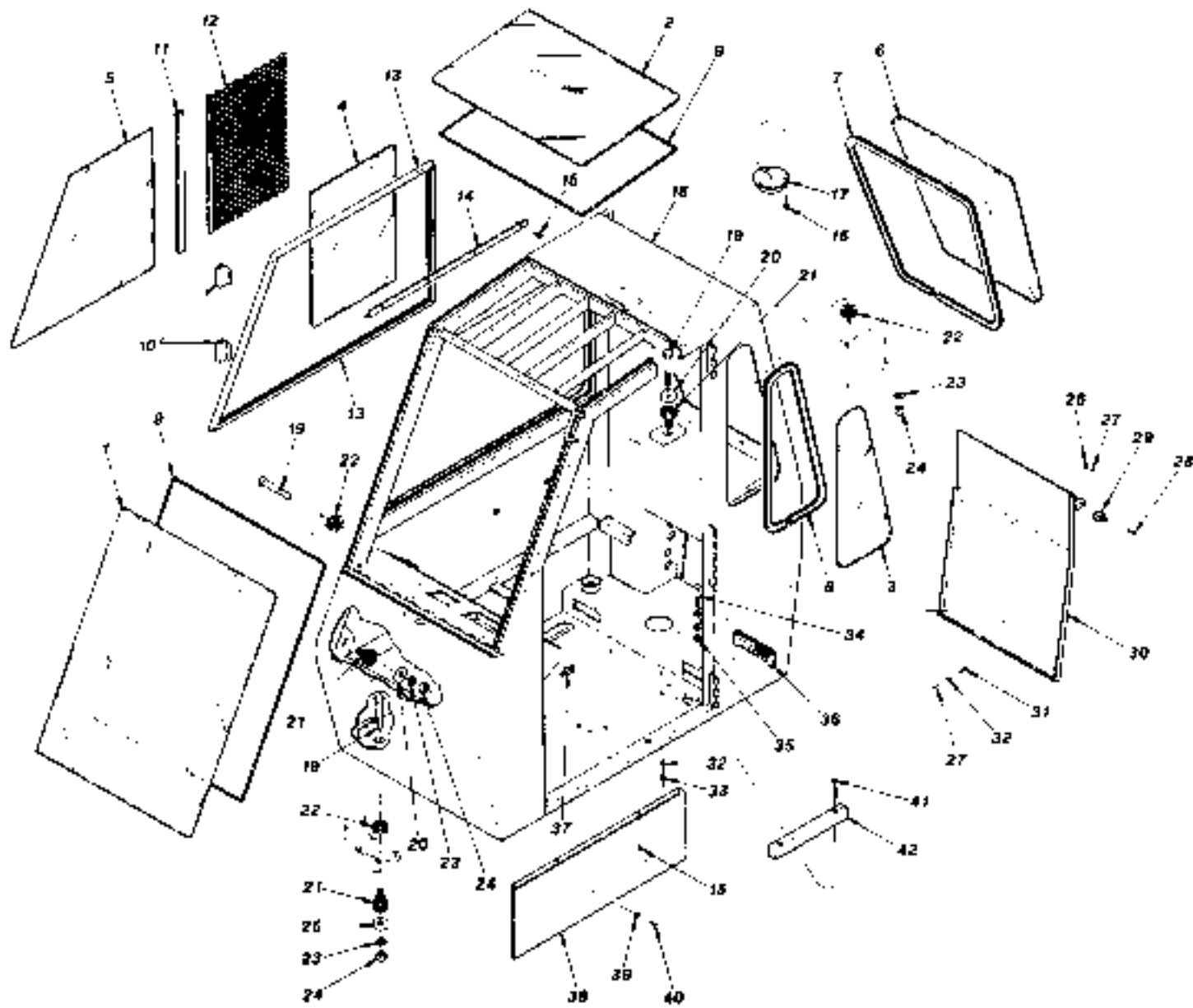
844B OPTION (S/N 537-539 THRU)

6/98

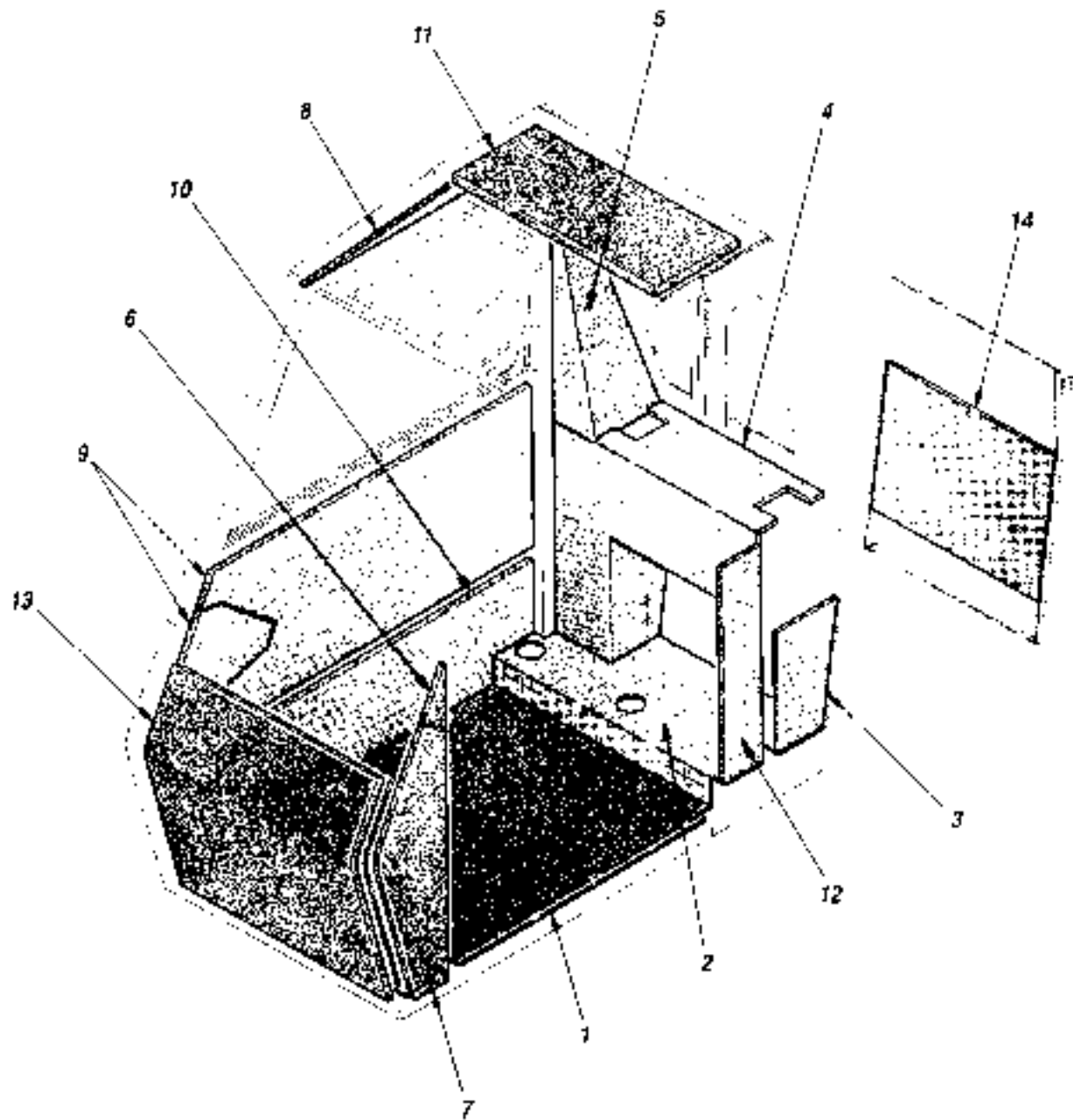
OUTRIGGER ASSEMBLY



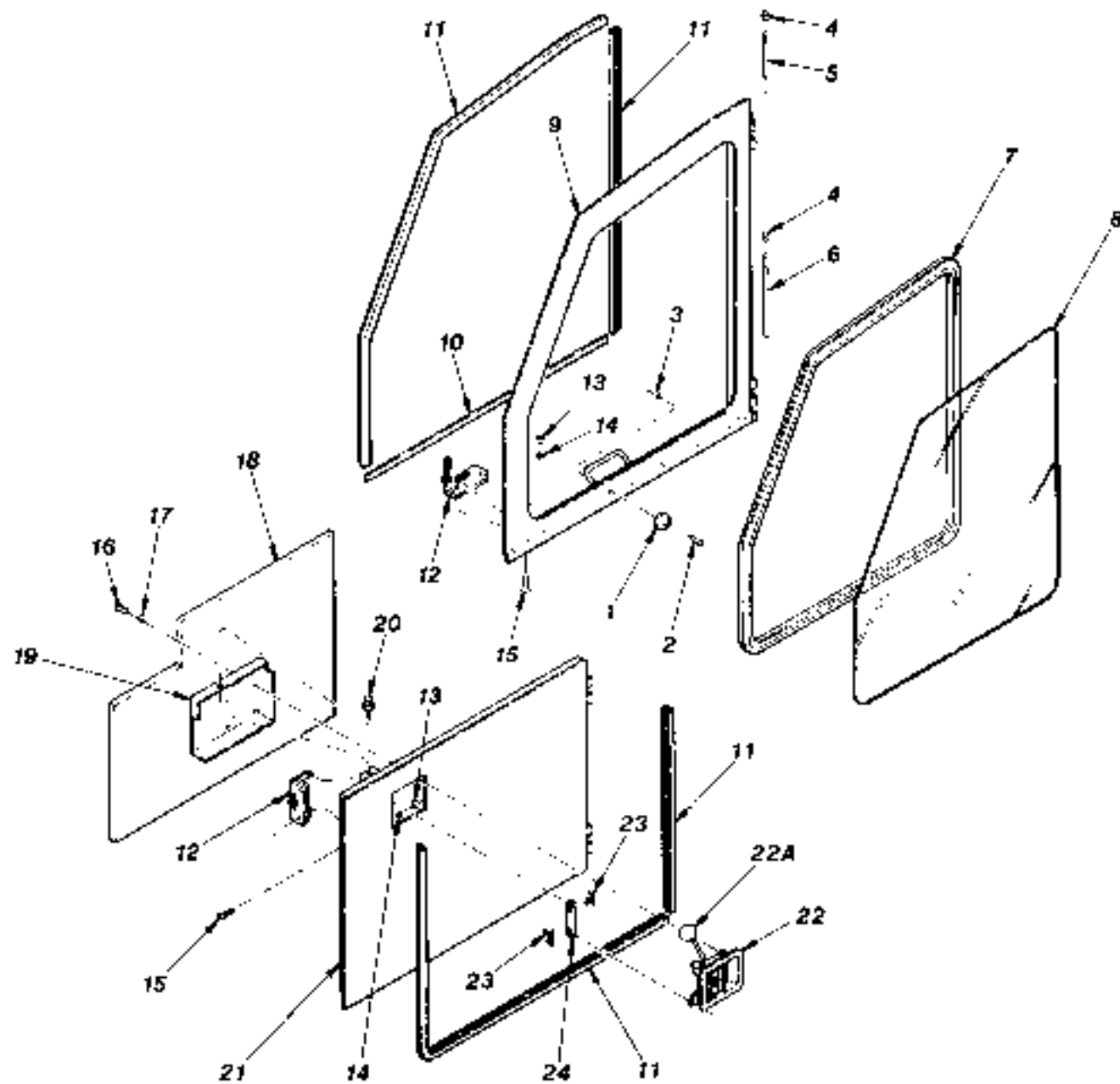
ITEM	PART NUMBER	QTY.	DESCRIPTION	ITEM	PART NUMBER	QTY.	DESCRIPTION
REF	P29352	-	Outrigger Extension Cylinder				
1	P27889	1	Barrel Weldment				
2	P27890	1	Rod Weldment				
3	P19207	1	Rod Bearing Retainer				
4	P20840	1	Rod Bearing				
5	P27892	1	Piston				
6	P27892	1	Stroke Limiter				
7	P19217	1	Locknut				
REF	P27893	1	Seal Kit				
							10.5
844B OPTION							6/98
OUTRIGGER EXTENSION CYLINDER ASSEMBLY							



ITEM	PART NUMBER	QTY.	DESCRIPTION	ITEM	PART NUMBER	QTY.	DESCRIPTION
REF	P28549	-	Cab Assembly	36	P30045	1	Strap, Door Holder
1	P29719	1	Glass Window, Windshield	37	P91536	1	Striker, Door Latch
2	P29720	1	Glass Window, Skylight	38	P30046	1	Plate, Decal Mount
3	P29721	1	Glass Window, Side	39	P01309	2	Lockwasher, 5/16"
4	P29722	1	Glass Window, Slider	40	P00102	2	Bolt, Hx., 5/16"-18 x 3/4"
5	P29723	1	Glass Window, Stationary	41	P03074	2	Capscrew, Flat Hd. Socket 5/16"-18 x 1 1/2"
6	P29724	1	Glass Window, Rear	42	30553B	1	Filler Bar, Tool Box Door
7	●P91512	96'	Rubber Locking Channel				
8	●P91512	63'	Rubber Locking Channel				
9	P91513	2	Butyl Tape (15 Foot Rolls)				
REF	P91515	A/R	Silicone Sealant, Black (10.3 oz. Tube)				
REF	P91516	A/R	Pinchweld Primer				
REF	P91517	A/R	Acrysol Solvent				
10	P24268	>	Handle, Push-Pull				
11	●P29944	23"	Spacer, Rubber				
12	P30043	1	Screen, Safety				
13	●P30004	A/R	Channel, Window				
14	P30044	1	Retainer Channel				
15	P03651	6	Tapping Screw, Indented Hx., 1/4"-20 x 1/2"				
16	P92131	3	Screw, Self-Tapping, #6 x 1/2"				
17	P30003	1	Dome Light				
18	N.S.S.	1	Frame, Cab				
19	P00711	4	Bolt, Hx., 3/4"-10 x 4 1/2"				
20	P91503	3	Mount Washer, 3/8"				
21	P28725	4	Rubber Mount				
22	P28726	4	Mounting Pad				
23	P01315	4	Lockwasher, 3/4"				
24	P01513	4	Nut, Hx., 3/4"-10				
25	P28727	1	Mount Washer, 3/16"				
26	P01656	2	Locknut Hx., 1/4"-20				
27	P01402	8	Flatwasher, 1/4"				
28	P91606	2	Screw, Slotted 82 Oval Hd., 1/4"-20 x 3/4"				
29	P29447	1	Door Shank (Includes Nylon Socket)				
30	P30039	1	Cover, Rear Access				
31	P00003	1	Bolt, Hx., 1/4"-20 x 3/4"				
32	P01308	8	Lockwasher, 1/4"				
33	P01506	2	Nut, Hx., 1/4"-20				
34	P00212	2	Bolt, Hx., 3/8"-16 x 3"				
35	P01658	2	Locknut, 3/8"-16				
				NOTES			
				● Specify length required when ordering			
				N.S.S. = Not Sold Separately			
				10.6			
				844B OPTION			
				6/98			
				CAB ASSEMBLY			



ITEM	PART NUMBER	QTY.	DESCRIPTION	ITEM	PART NUMBER	QTY.	DESCRIPTION
1	32309C	1	Floor Mat, Cab				
2	32311B	1	Insulation, Heater Deck				
3	32312B	1	Insulation, Left Side - Rear				
4	32313B	1	Insulation, Rear				
5	32314B	1	Insulation, Right Side - Rear				
6	32315B	1	Insulation, Left Side - Upper Front				
7	32316B	1	Insulation, Left Side - Lower Front				
8	32317B	1	Insulation, Right Side - Upper				
9	32318B	1	Insulation, Right Side - Middle				
10	32319B	1	Insulation, Right Side - Lower				
11	N12246	1	Insulation, Roof				
12	N12247	1	Insulation, Left Side				
13	N12248	1	Insulation, Lower Front				
14	N12249	1	Insulation, Access Cover				
REF	P91529	A/R	Adhesive				
							10.7
844B OPTION							6/98
CAB INSULATION GROUP ASSEMBLY							



ITEM	PART NUMBER	QTY.	DESCRIPTION	ITEM	PART NUMBER	QTY.	DESCRIPTION
1	P20447	1	Socket, Door Holder (Includes Shank)				
2	P02129	1	Screw, Slotted Rd. Hd., 1/4"-20 x 5/8"				
3	P01658	1	Locknut, Hx., 1/4"-20				
4	P00217	2	Bolt, Hx., 3/8"-16 x 4 1/2"				
5	P01659	2	Locknut, Hx., 3/8"-16				
REF	P30040	1	Upper Door Assembly (Includes Items 6-13)				
6	P91542	1	Latch, Door - Upper				
7	P91512	116'	Weatherstrip, Window				
8	P30030	1	Glass Window, Door				
9	N.S.S.	1	Frame, Upper Door				
10	P91543	38'	Seal Strip				
11	P29139	103"	Edge Trim				
12	P00006	2	Bolt, Hx., 1/4"-20 x 1 1/4"				
13	P91544	2	Nut, Acorn 1/4"-20				
REF	P30041	1	Lower Door Assembly (Includes Items 14-28)				
14	P01506	2	Nut, Hx., 1/4"-20				
15	P01309	4	Lockwasher, 1/4"				
16	P00007	2	Bolt, Hx., 1/4"-20 x 1 1/2"				
17	P02057	4	Screw, Slotted Rd. Hd., #10-24 x 3/4"				
18	P01400	4	Flatwasher, #10				
19	32320B	1	Insulation, Door				
20	P91540	1	Cover, Latch				
21	P91539	1	Mount, Striker				
22	P91536	1	Striker, Latch				
23	P91535	1	Latch, Door - Lower				
24	P91531	1	Packle, Handle (Includes Item 24A)				
24A	P91532	1	Knob				
25	P91533	2	Spring, Pin				
26	P91534	1	Link, Connecting				
27	N.S.S.	1	Frame, Lower Door				
28	P29139	84'	Edge Trim				
29	ⓈP31570	1	Hinge Set, Cab Door				
30	ⓈP31569	1	Hinge Set, Cab Door				

10.8

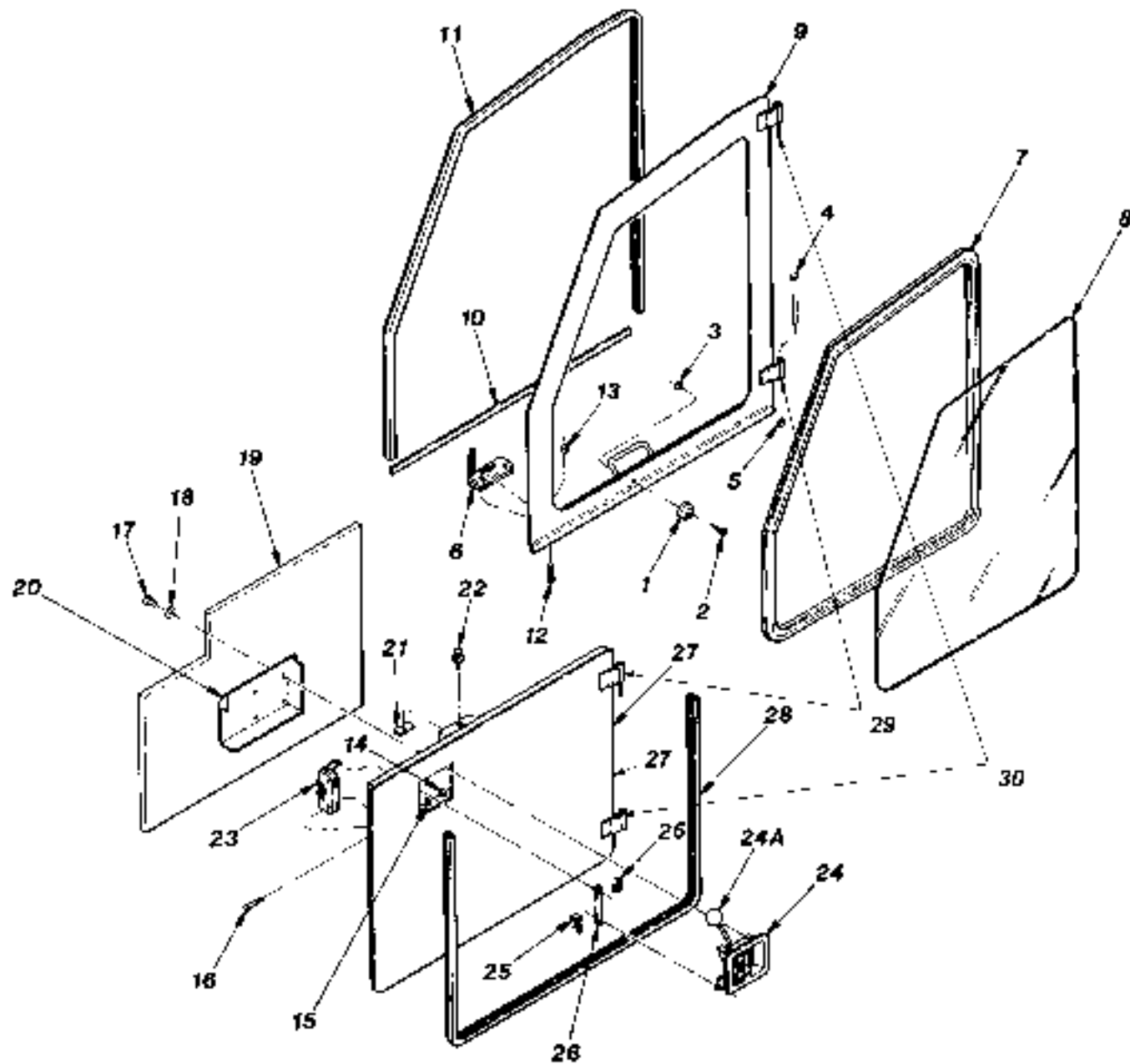
NOTES:

Ⓢ Set includes Half Hinge for Cab (not shown) and Half Hinge for Door
N.S.S. = Not Sold Separately.

844B OPTION (S/N 101-353)

6/98

CAB DOOR ASSEMBLY



ITEM	PART NUMBER	QTY.	DESCRIPTION	ITEM	PART NUMBER	QTY.	DESCRIPTION
1	P20447	1	Socket, Door Holder (Includes Shank)				
2	P02129	1	Screw, Slotted Rd. Hd., 1/4"-20 x 5/8"				
3	P01658	1	Locknut, Hx., 1/4"-20				
4	P00217	2	Bolt, Hx., 3/8"-16 x 4 1/2"				
5	P01659	2	Locknut, Hx., 3/8"-16				
REF	P30040	1	Upper Door Assembly (Includes Items 6-13)				
6	P91542	1	Latch, Door - Upper				
7	P91512	116'	Weatherstrip, Window				
8	P30030	1	Glass Window, Door				
9	N.S.S.	1	Frame, Upper Door				
10	P91543	38'	Seal Strip				
11	P29139	103"	Edge Trim				
12	P00006	2	Bolt, Hx., 1/4"-20 x 1 1/4"				
13	P91544	2	Nut, Acorn 1/4"-20				
REF	P30041	1	Lower Door Assembly (Includes Items 14-28)				
14	P01506	2	Nut, Hx. 1/4"-20				
15	P01309	4	Lockwasher, 1/4"				
16	P00007	2	Bolt, Hx., 1/4"-20 x 1 1/2"				
17	P02057	4	Screw, Slotted Rd. Hd., #10-24 x 3/4"				
18	P01400	4	Flatwasher, #10				
19	32320B	1	Insulation, Door				
20	P91540	1	Cover, Latch				
21	P91539	1	Mount, Striker				
22	P91536	1	Striker, Latch				
23	P91535	1	Latch, Door - Lower				
24	P91531	1	Packle, Handle (Includes Item 24A)				
24A	P91532	1	Knob				
25	P91533	2	Spring, Pin				
26	P91534	1	Link, Connecting				
27	N.S.S.	1	Frame, Lower Door				
28	P29139	84'	Edge Trim				
29	ⓈP31570	1	Hinge Set, Cab Door				
30	ⓈP31569	1	Hinge Set, Cab Door				

NOTES:

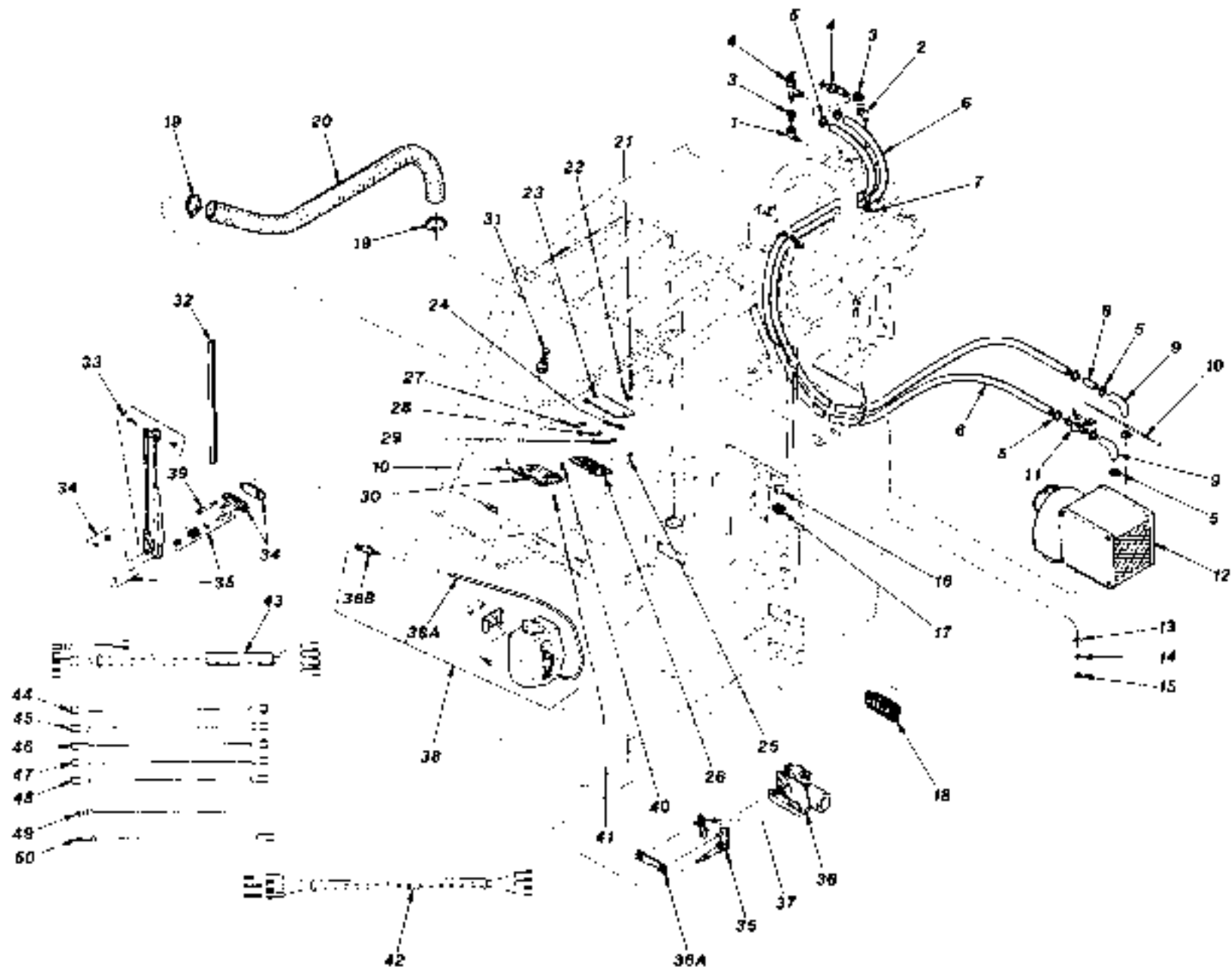
Ⓢ Set includes Half Hinge for Cab (not shown) and Half Hinge for Door
 N.S.S. = Not Sold Separately.

10.8.1

844B OPTION (S/N 354 THRU)

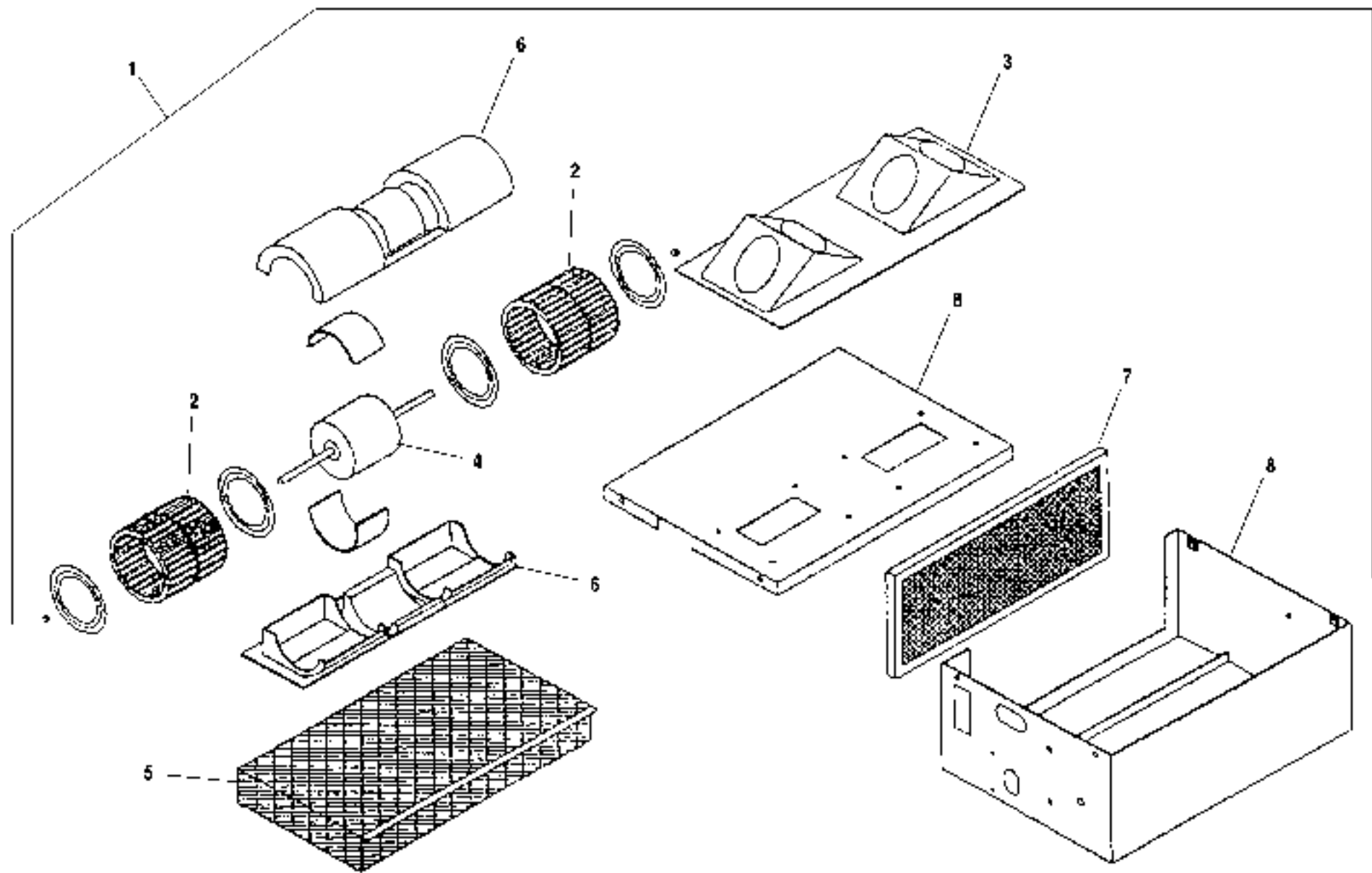
6/98

CAB DOOR ASSEMBLY

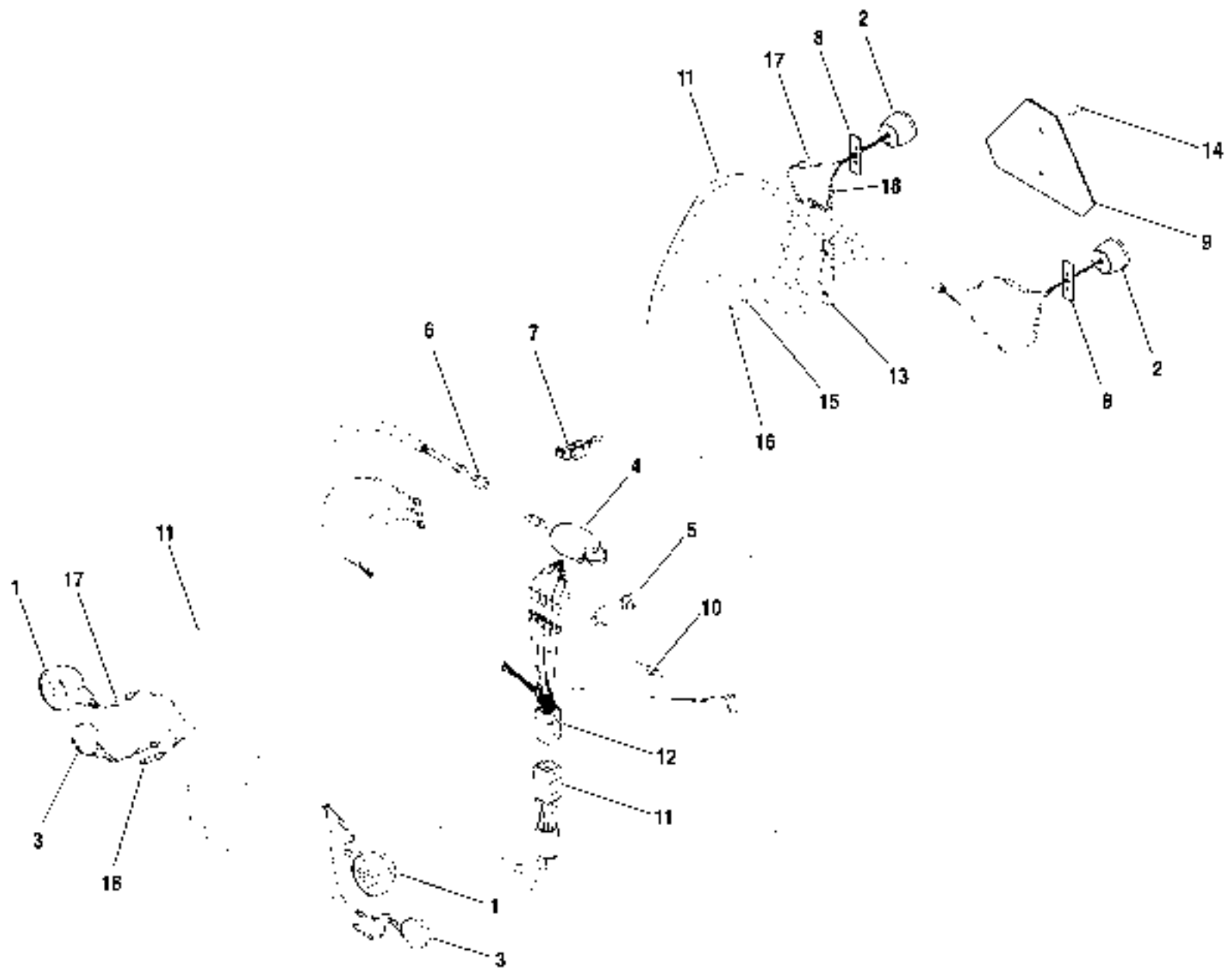


ITEM	PART NUMBER	QTY.	DESCRIPTION	ITEM	PART NUMBER	QTY.	DESCRIPTION
1	P10110	1	90° Elbow, Pipe	34	P91578	1	Pantographic Adapter Kit
2	P10191	1	45° Elbow, Pipe	35	P91582	1	Wiper Shaft Kit
3	P10120	2	Reducer Bushing	REF	36546A	1	Wiper Motor (Includes Items 35, 36A & 37)
4	P23266	2	Shut-Off Valve	36	P25353	1	Wiper Motor Bracket
5	P10185	4	Hose Clamp	36A	P25359	1	Connecting Link
6	N11406	2	Heater Hose, 5/8" x 120"	37	P25357	1	Drive Arm, Wiper (Slotted Hole)
7	P17989	3	Cable Tie		P32555	-	Drive Arm, Wiper (Tapered Round Hole)
8	P30010	1	Adapter, Hose	38	P30030	1	Windshield Washer Kit (Incl. Items 38A & 38B)
9	P29946	2	90° Rubber Elbow	38A	P91608	1	Hose, Washer
10	P29949	1	Control Cable, Heater	38B	P91610	1	Jet
11	P29948	1	Valve, Heater Temperature Control	39	P00061	2	Bolt, Hx. 1/4"-28 x 2 3/4"
12	P29585	1	Heater Unit (Includes Items 12A, 12B & 12C)	40	P02056	4	Screw, Slotted Rd. Hd., #10-24 x 5/8"
12A*	P30006	1	Heater Core	41	P01654	4	Locknut, Hx. #10-24
12B*	P30007	1	Blower Motor	42	P91559	1	Wire Harness, Wiper
12C*	P30008	1	Blower Wheel	43	P30049	1	Wire Harness, Blower
13	P01403	4	Flatwasher, 5/16"	44	P28573	1	Wire, Jumper - Blower Switch to Mode Switch
14	P01309	4	Lockwasher, 5/16"	45	P28574	1	Wire, Jumper - Fuse Block to Blower Switch
15	P01507	4	Nut, Hx., 5/16"-18	46	P28575	1	Wire, Jumper - Fuse Block to Washer Switch
16	P29943	2	Plug, Hole	47	P28576	1	Wire, Jumper - Wiper Switch to Washer Pump
17	P30001	2	Grommet, Hose	48	P28577	1	Wire, Jumper - Fuse Block to Rear Wiper
18	P30002	2	Louver, Heat	49	P28578	1	Wire, Jumper - Battery to Fuse Block
19	P10600	2	Clamp, Hose	50	P28579	1	Wire, Jumper - Fuse Block to Dome light
20	P29588	1	Flex Hose, Defroster (9 Foot)				
21	P28214	1	Fastener Screw				
22	P29945	1	Retainer Washer				
23	P30047	1	Cover, Fuse Panel				
24	P28216	1	Fastener Clip				
25	P92131	2	Screw, Self-Tapping, #8 x 1/2"				
26	P30048	1	Fuse Block				
27	P29930	1	Fuse, AGC 5 Amp				
28	P29031	2	Fuse, AGC 7.5 Amp				
29	P19203	1	Fuse, AGC 30 Amp				
30	P30009	1	Heater Control (Includes Items 30A, 30B, 30C)				
30A*	P29688	1	Toggle Switch, On-Off				
30B*	P29689	1	Switch, Blower Speed				
30C*	P29690	3	Knob, Control				
31	P91604	1	Switch, Wiper and Washer				
32	●P29307	1	Wiper Blade, 22" (Grey)				
	●P32561	-	Wiper Blade, 22" (Black)				
33	●P25366	1	Wiper Arm (Grey)				
	●P32557	-	Wiper Arm (Black)				
				<p>NOTES</p> <ul style="list-style-type: none"> ● Grey and Black colored Wiper Blades and Arms are Not Interchangeable. * Not Illustrated. 			
				844B OPTION		6/98	
CAB HEATER, WIPER & DEFROSTER ASSEMBLY							

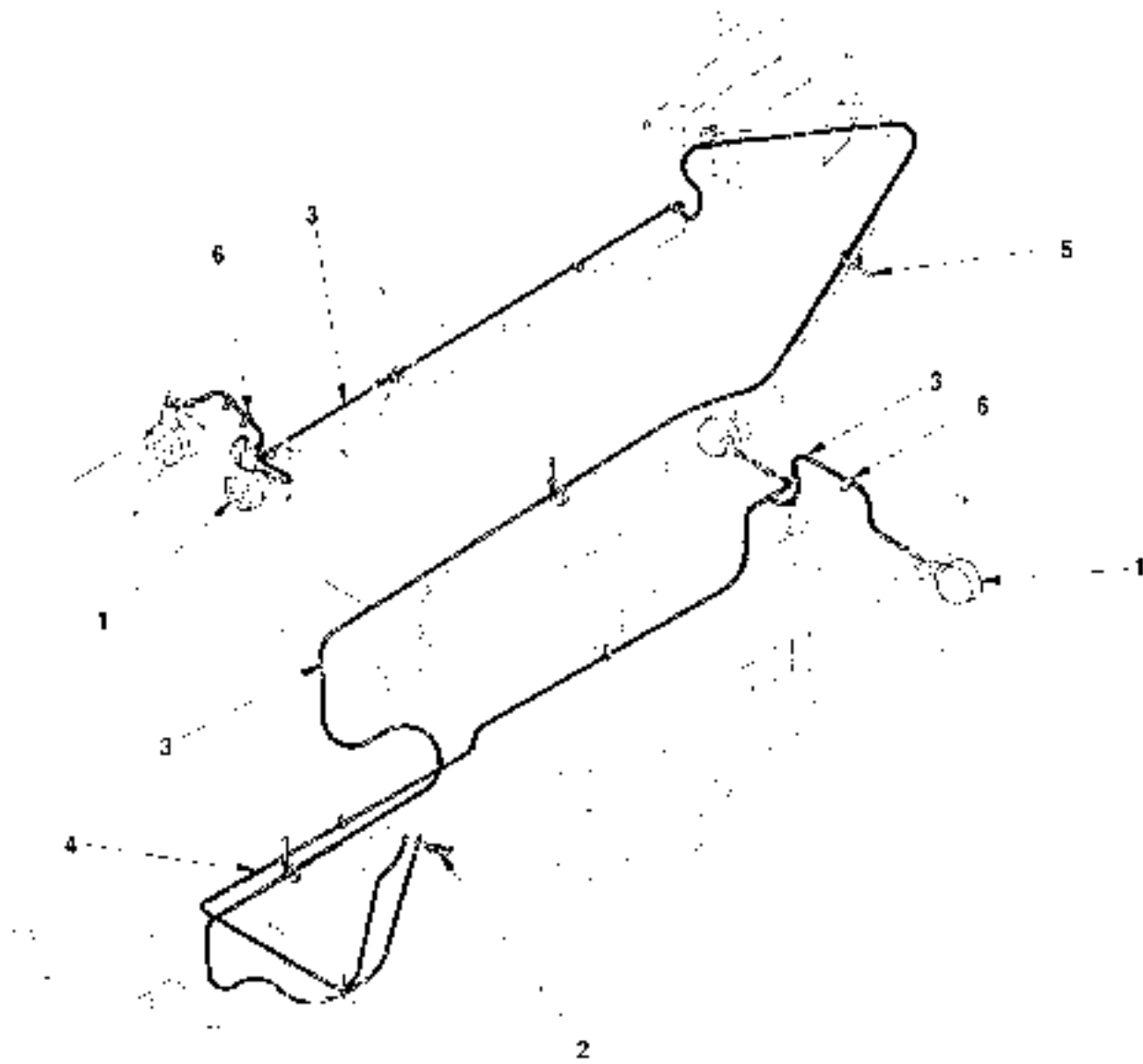
10.9



ITEM	PART NUMBER	QTY.	DESCRIPTION	ITEM	PART NUMBER	QTY.	DESCRIPTION
1	36993X	1	Heater Assembly (Includes Items 2-8)				
2	36995X	2	Blower Wheel				
3	36998X	1	Plenum				
4	36994X	1	Motor, 12V				
5	36996X	1	Heater Coil				
6	36999X	1	Blower				
7	36997X	1	Filter				
8	N.S.S.	1	Housing				
				10.10			
NOTES: N.S.S. = Not Sold Separately.				844B OPTION HEATER ASSEMBLY			
				6/98			



ITEM	PART NUMBER	QTY.	DESCRIPTION	ITEM	PART NUMBER	QTY.	DESCRIPTION
1	P20280	2	Headlight				
2	P19260	2	Light, Rear Indicator				
3	P10189	2	Lght, Front Indicator				
4	P19191	1	Indicator, Turn Signal				
5	P10190	1	Flasher, 3-Prong				
6	P19193	1	Switch, Brake Pressure				
7	P19192	1	Switch, Light On-Off				
8	16593A	2	Mounting Plate, Light				
9	P19841	1	Sign, Slow Moving				
10	P19104	1	Fuse, SFE 20 amp				
11	P10740	1	Harness, Light				
12	P19741	1	Harness, Turn Signal				
13	16594A	1	Mounting Plate, Turn Signal				
14	P02135	2	Capscrew, Rd. Hdr. 1/4"-20 x 1 1/2"				
15	P01309	2	Lockwasher, 1/4"				
16	P01506	2	Nut, Hx. 1/4"-20				
17	P19039	15	Wire Terminal Body, Male				
18	P19869	15	Wire Terminal Body, Female				
							10.11
844B OPTION							6/98
ROADWAY LIGHTING ASSEMBLY							

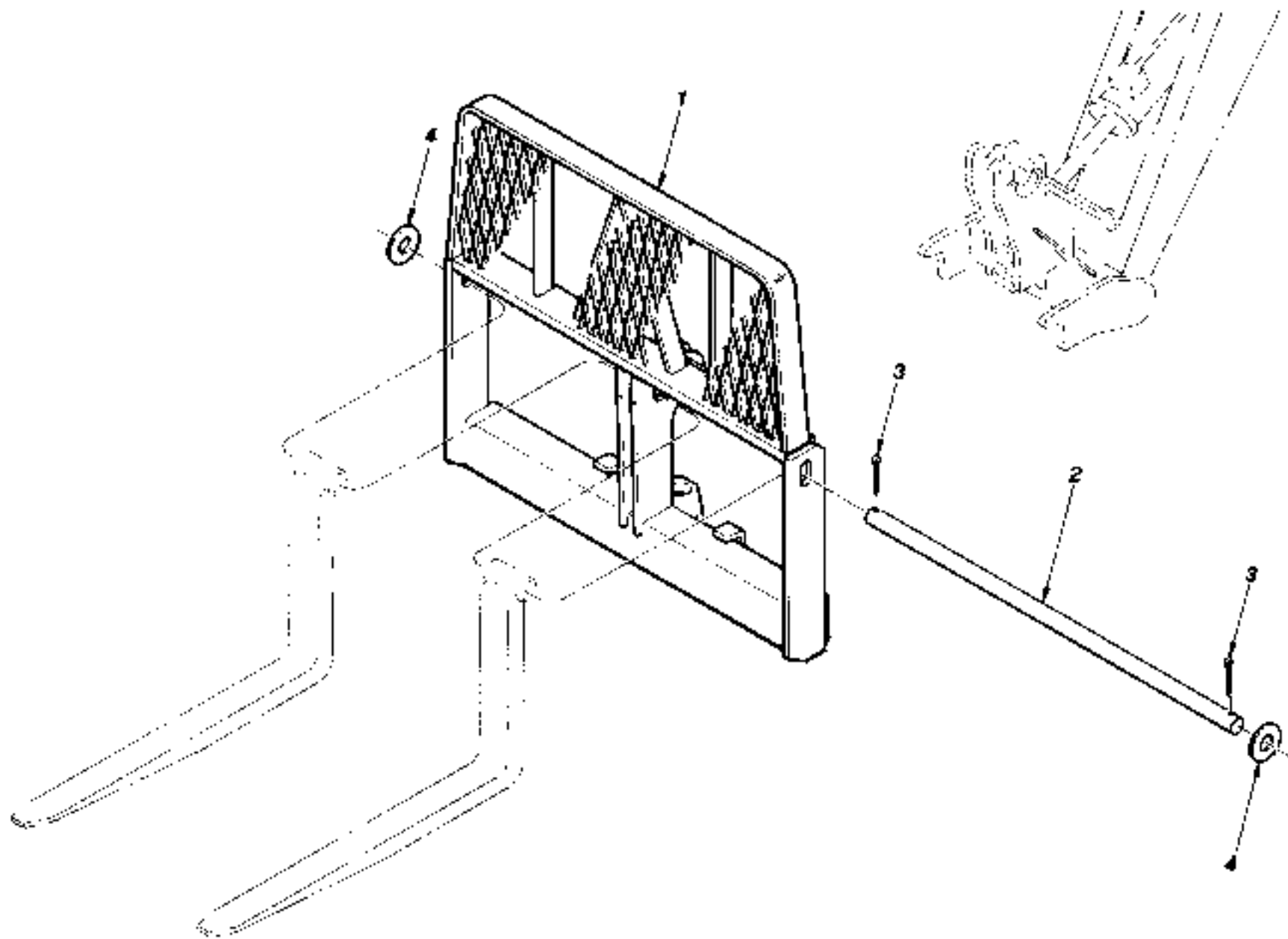


ITEM	PART NUMBER	QTY.	DESCRIPTION	ITEM	PART NUMBER	QTY.	DESCRIPTION
1	P20280	4	Headlight				
2	P19192	1	Light On-Off Switch				
3	17005B	1	Harness, Boom Lights				
4	17006B	1	Harness, Frame Lights				
5	P17989	12	Cable Tie				
6	P16658	22	Clip, Holding (Welded)				
							10.12
844B OPTION							6/98
WORK LIGHT ASSEMBLY							

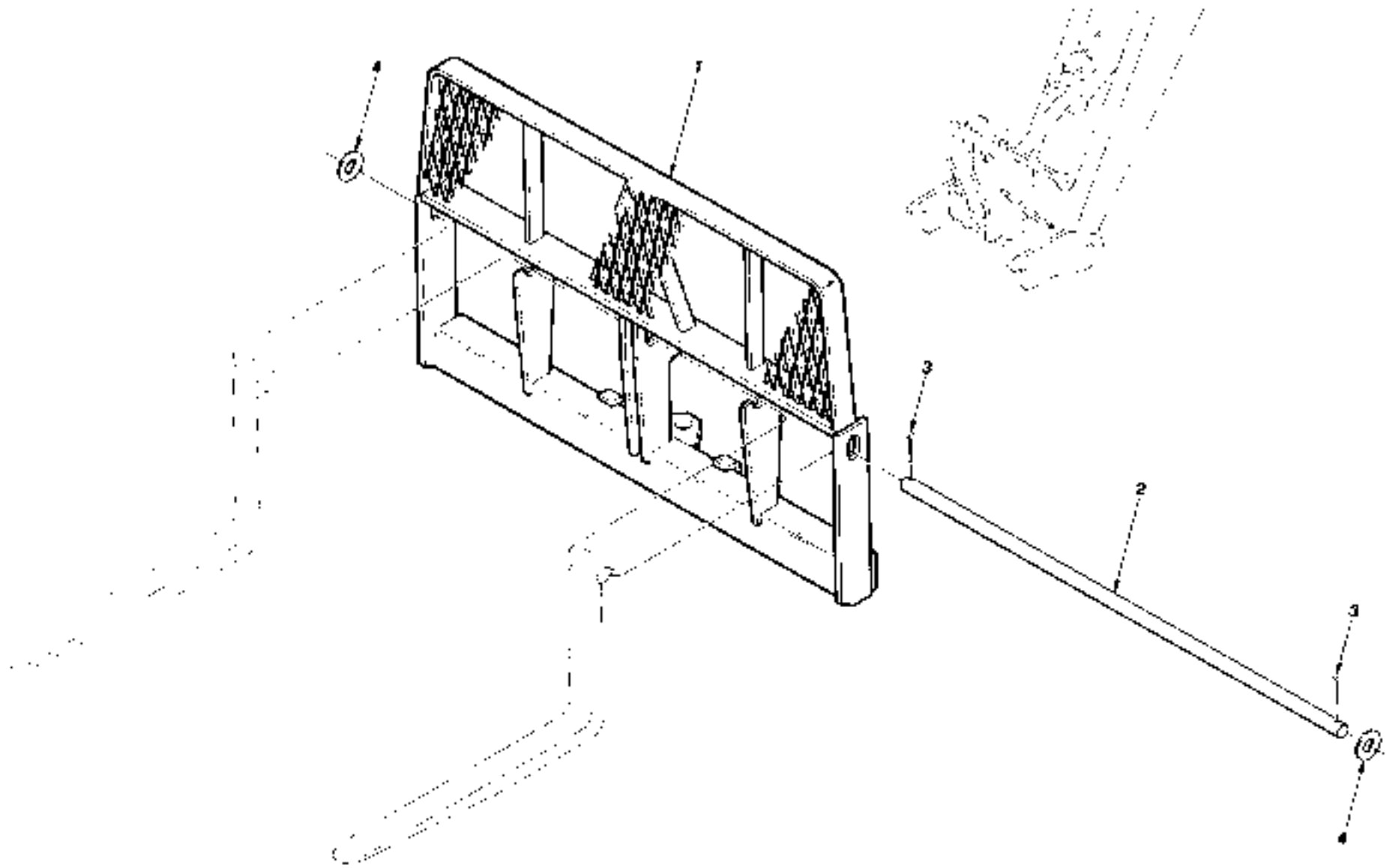
TABLE OF CONTENTS

Section 11 — Fork Carriages

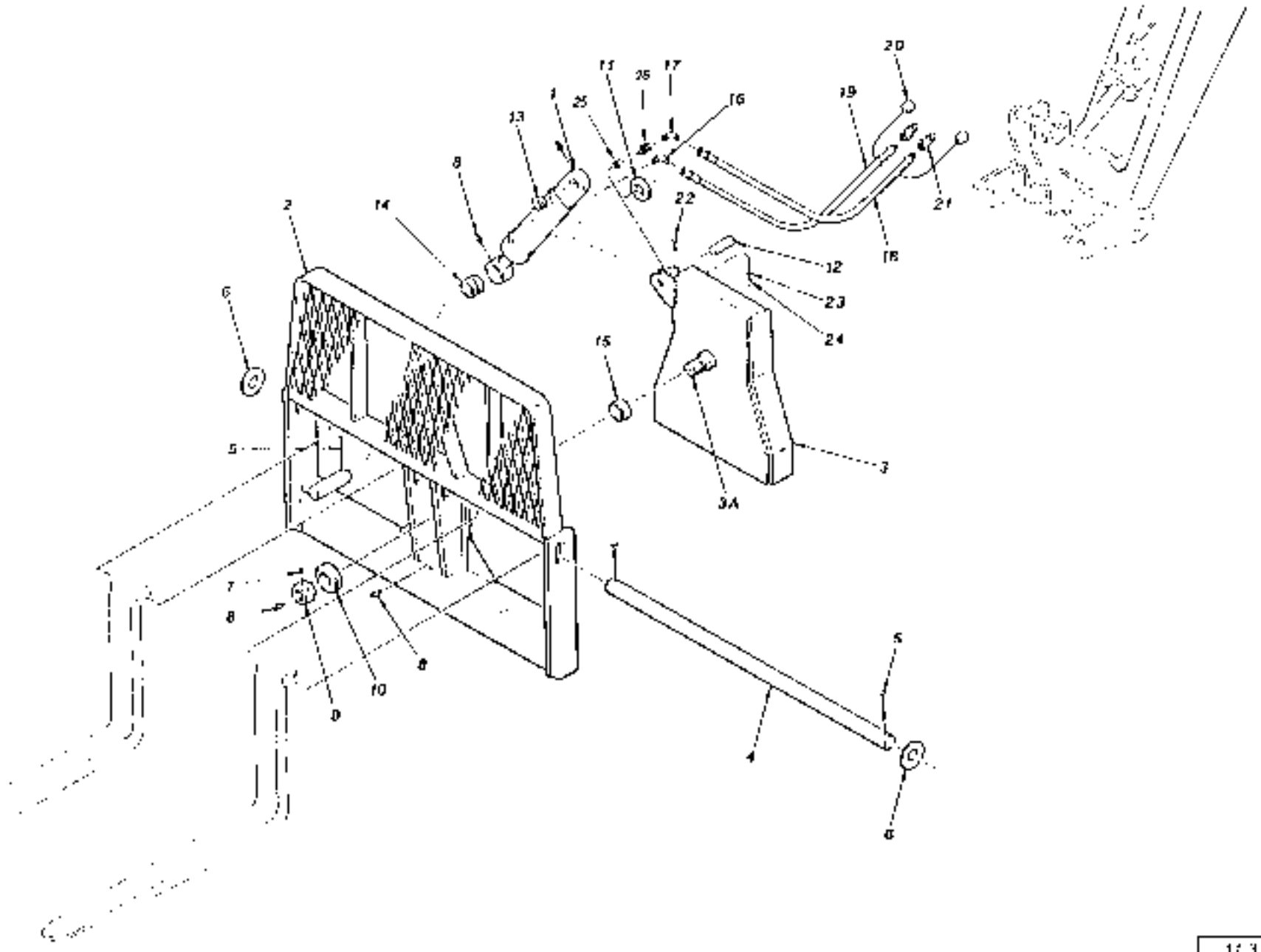
Standard (Non-Tilt) Fork Carriage Assembly11.1
Framers (Non-Tilt) Fork Carriage Assembly11.2
Standard Tilting Fork Carriage Assembly11.3
Framers Tilting Fork Carriage Assembly11.4
Tilt Carriage Cylinder Assembly11.5
Tower Assembly11.6
Tower Cylinder Assembly11.7
Standard (Non-Tilt) Tower Carriage Assembly11.8
Standard Tilting Tower Carriage Assembly11.9



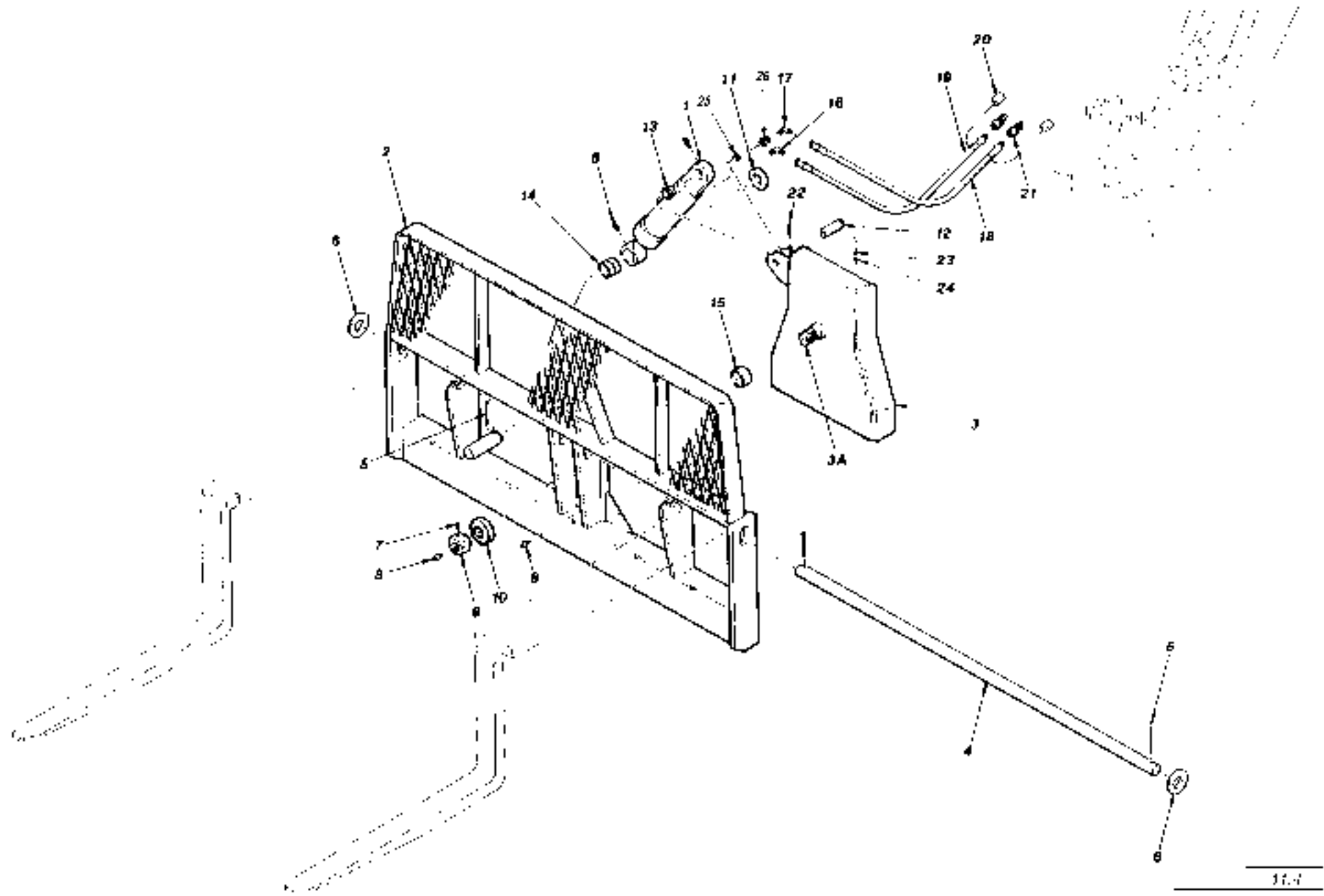
ITEM	PART NUMBER	QTY.	DESCRIPTION	ITEM	PART NUMBER	QTY.	DESCRIPTION
REF	30160	-	Standard (Non-Tilt) Fork Carriage Assembly (Includes Items 1-4)				
1	303730	1	Fork Carriage, Standard (Non-Tilt)				
2	15559A	1	Shaft, Fork				
3	P03900	2	Cotter Pin, 3/8" x 3"				
4	P19926	2	Washer, Fork Shaft				
REF	P19256	-	Pallet Fork, 42" x 4" x 2 1/4"				
REF	P19390	-	Pallet Fork, 48" x 4" x 2 1/4"				
REF	P25519	-	Pallet Fork, 60" x 4" x 2 1/4"				
REF	26085C	-	Cubing Fork, 40 1/2" x 2" x 2"				
REF	P20360	-	Cubing Fork, 48" x 2" x 2"				
REF	17103C	-	Lumber Fork, 48" x 6" x 1 3/4"				
REF	23610C	-	Lumber Fork, 60" x 6" x 1 3/4"				
							11.1
844B OPTION							6/98
STANDARD (NON-TILT) FORK CARRIAGE ASSEMBLY							



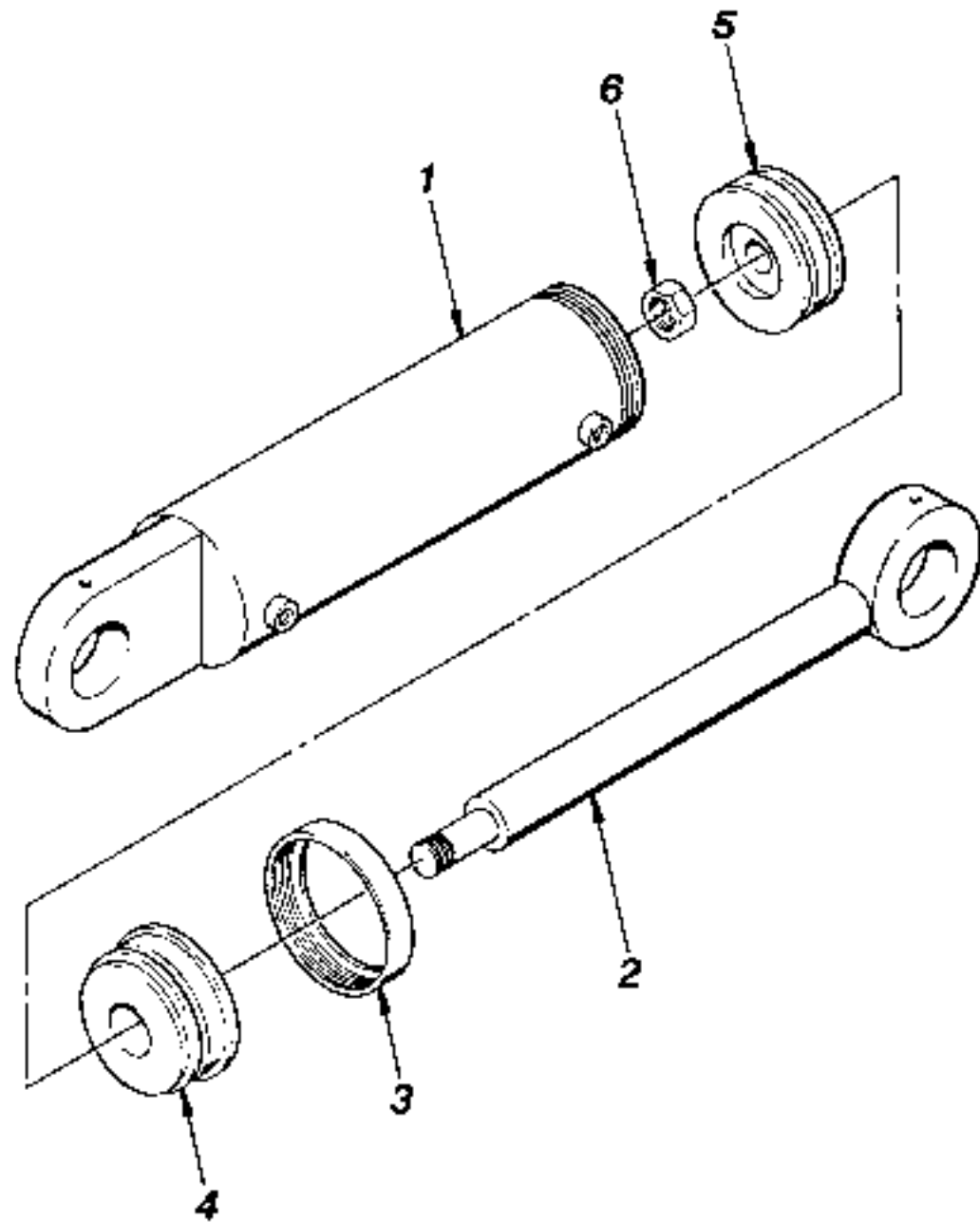
ITEM	PART NUMBER	QTY.	DESCRIPTION	ITEM	PART NUMBER	QTY.	DESCRIPTION
REF	30161	-	Framers (Non-Tilt) Fork Carriage Assembly (Includes items 1-4)				
1	30377D	1	Fork Carriage, Framers (Non-Tilt)				
2	16207A	1	Shaft, Fork				
3	P03900	2	Cotter Pin, 3/8" x 3"				
4	P19926	2	Washer, Fork Shaft				
REF	P19256	-	Pallet Fork, 42" x 4" x 2 1/4"				
REF	P19390	-	Pallet Fork, 48" x 4" x 2 1/4"				
REF	P25519	-	Pallet Fork, 60" x 4" x 2 1/4"				
REF	26085C	-	Cubing Fork, 40 1/2" x 2" x 2"				
REF	P20360	-	Cubing Fork, 48" x 2" x 2"				
REF	17103C	-	Lumber Fork, 48" x 6" x 1 3/4"				
REF	23610C	-	Lumber Fork, 60" x 6" x 1 3/4"				
							11.2
844B OPTION							6/98
FRAMERS (NON-TILT) FORK CARRIAGE ASSEMBLY							



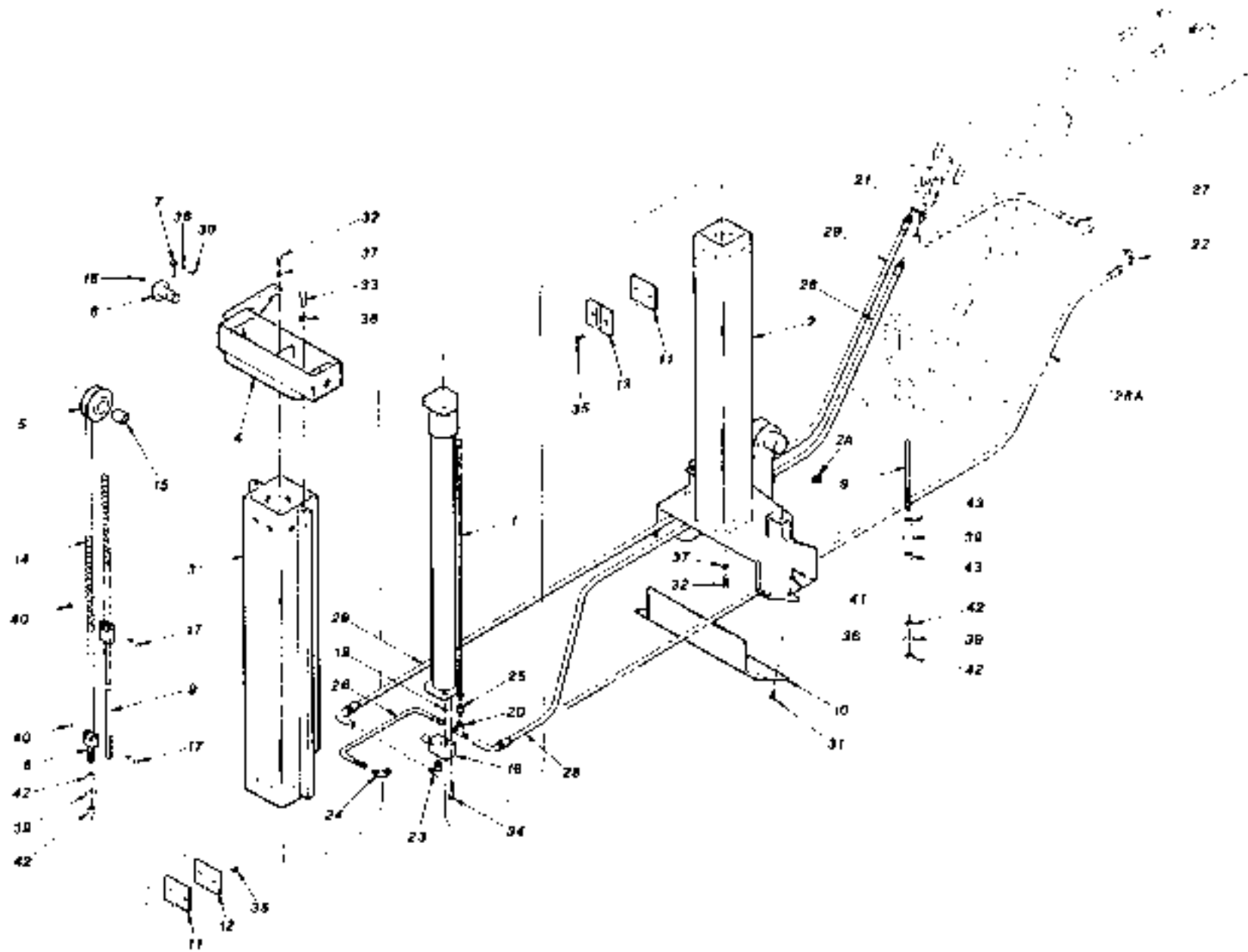
ITEM	PART NUMBER	QTY.	DESCRIPTION	ITEM	PART NUMBER	QTY.	DESCRIPTION
REF	30162	-	Standard Tilting Fork Carriage Assembly	REF	P19256	-	Pallet Fork, 42" x 4" x 2 1/4"
1	P20139	1	Cylinder, Tilting Carriage (See Page 11.5 for Breakdown)	REF	P19390	-	Pallet Fork, 48" x 4" x 2 1/4"
2	●16322D	1	Fork Carriage, Standard Tilting (Factory)	REF	P25519	-	Pallet Fork, 60" x 4" x 2 1/4"
	●35778B	1	Fork Carriage, Standard Tilting (Out-sourced)	REF	26085C	-	Cubing Fork, 40 1/2" x 2" x 2'
3	●26437D	1	Inner Carriage (Factory)	REF	P20360	-	Cubing Fork, 48" x 2" x 2'
	●35777B	1	Inner Carriage (Out-sourced)	REF	17103C	-	Lumber Fork, 48" x 6" x 1 3/4"
3A	30394D	REF	Pivot Shaft, Field Repair (Factory Carriage)	REF	23610C	-	Lumber Fork, 60" x 6" x 1 3/4"
4	15559A	1	Fork Shaft				
5	P03906	3	Cotter Pin, 3/8" x 3"				
6	P19926	2	Washer, Fork Shaft				
7	P02615	2	Setscrew, Cup Pt., 3/8"-16 x 5/8"				
8	P16611	5	Grease Fitting				
9	16224A	1	Nut, Pivot Shaft				
10	16223A	1	Thrust Washer				
11	16226A	1	Washer, Special				
12	16224A	1	Pin, Tilt Cylinder				
13	16227A	1	Bushing, Cylinder - Base End				
14	16228A	1	Bushing, Cylinder - Rod End				
15	P20890	1	Bushing, Pivot Shaft				
16	P18943	1	45° Elbow, JIC-Pipe				
17	●31944A	1	45° Elbow, Special (w / .043" Orifice)				
	P21175	1	45° Elbow, Swivel				
18	●P27444	1	Hydraulic Hose .38" x 28"				
	P29256	1	Hydraulic Hose .38" x 60"				
19	●P27445	1	Hydraulic Hose .38" x 30"				
	P29256	1	Hydraulic Hose .38" x 60"				
20	●P10325	2	Dust Cap				
21	●P10324	2	Quick Couple, Male				
22	P00108	1	Bolt, Hx., 5/16"-18 x 2"				
23	P01309	1	Lockwasher, 5/16"				
24	P01507	1	Nut, Hx., 5/16"-18				
25	38114A	1	Orifice (.085")				
26	35420A	1	Connector, Modified				
				NOTES			
				● Consult Factory for Replacement			
				● Used Early Production.			
							11.3
844B OPTION							6/98
STANDARD TILTING FORK CARRIAGE ASSEMBLY							



ITEM	PART NUMBER	QTY.	DESCRIPTION	ITEM	PART NUMBER	QTY.	DESCRIPTION
REF	30163	-	Framers Tilting Fork Carriage Assembly	REF	P19256	-	Pallet Fork, 42" x 4" x 2 1/4"
1	P20139	1	Cylinder, Tilting Carriage (See Page 11.5 for Breakdown)	REF	P19390	-	Pallet Fork, 48" x 4" x 2 1/4"
2	●16322D	1	Fork Carriage, Framers Tilting (Factory)	REF	P25519	-	Pallet Fork, 60" x 4" x 2 1/4"
	●35778B	1	Fork Carriage, Framers Tilting (Out-sourced)	REF	26085C	-	Cubing Fork, 40 1/2" x 2" x 2'
3	●26437D	1	Inner Carriage (Factory)	REF	P20360	-	Cubing Fork, 48" x 2" x 2'
	●35777B	1	Inner Carriage (Out-sourced)	REF	17103C	-	Lumber Fork, 48" x 6" x 1 3/4"
3A	30394D	REF	Pivot Shaft, Field Repair (Factory Carriage)	REF	23610C	-	Lumber Fork, 60" x 6" x 1 3/4"
4	16207A	1	Fork Shaft				
5	P03906	3	Cotter Pin, 3/8" x 3"				
6	P19926	2	Washer, Fork Shaft				
7	P02615	2	Setscrew, Cup Pt., 3/8"-16 x 5/8"				
8	P16611	5	Grease Fitting				
9	16224A	1	Nut, Pivot Shaft				
10	16223A	1	Thrust Washer				
11	16226A	1	Washer, Special				
12	16224A	1	Pin, Tilt Cylinder				
13	16227A	1	Bushing, Cylinder - Base End				
14	16228A	1	Bushing, Cylinder - Rod End				
15	P20890	1	Bushing, Pivot Shaft				
16	●31944A	1	45° Elbow, Special (w / .043" Orifice)				
17	P21175	1	45° Elbow, Swivel				
	●P27444	1	Hydraulic Hose .38" x 28"				
18	P29256	1	Hydraulic Hose .38" x 60"				
	●P27445	1	Hydraulic Hose .38" x 30"				
19	P29256	1	Hydraulic Hose .38" x 60"				
20	●P10325	2	Dust Cap				
21	●P10324	2	Quick Couple, Male				
22	P00108	1	Bolt, Hx., 5/16"-18 x 2"				
23	P01309	1	Lockwasher, 5/16"				
24	P01507	1	Nut, Hx., 5/16"-18				
25	38114A	1	Orifice (.086")				
26	35420A	1	Connector, Modified				
				NOTES			
				● Consult Factory for Replacement			
				● Used Early Production.			
							11.4
844B OPTION							6/98
FRAMERS TILTING CARRIAGE ASSEMBLY							



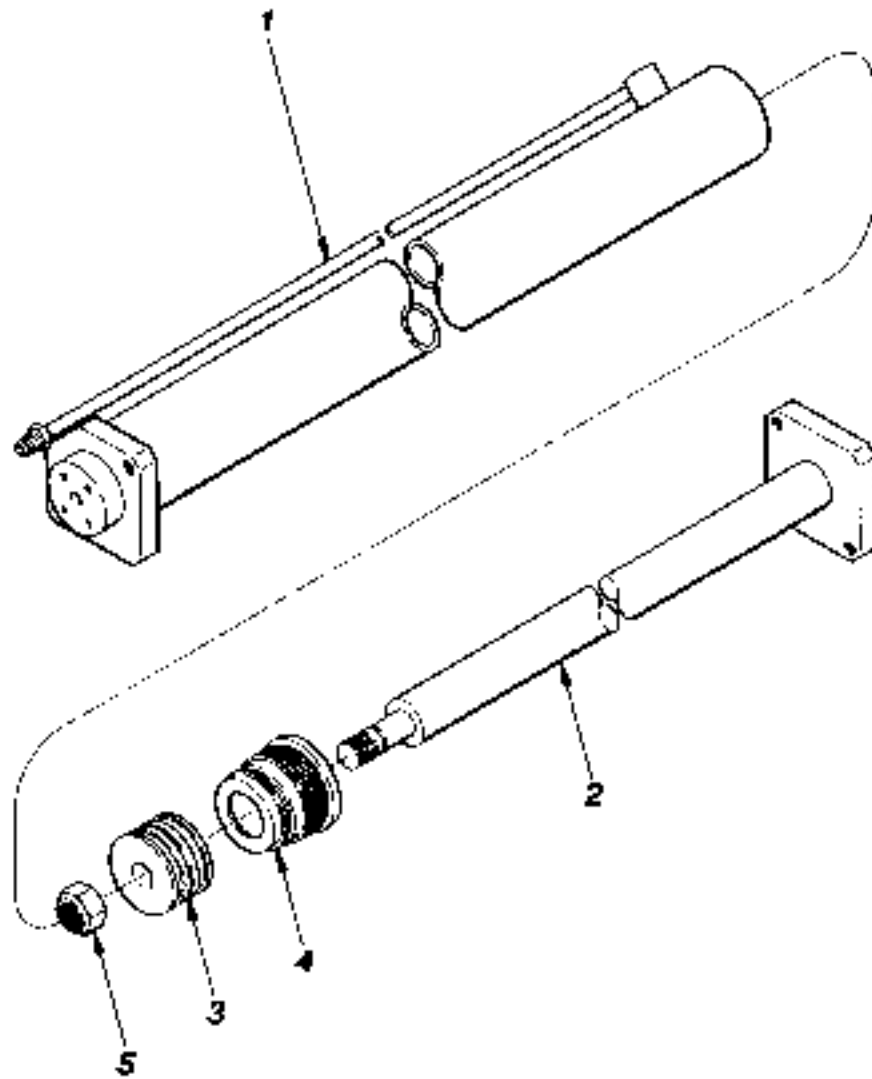
ITEM	PART NUMBER	QTY.	DESCRIPTION	ITEM	PART NUMBER	QTY.	DESCRIPTION
REF	P20139	-	Tilting Fork Carriage Cylinder Assembly				
1	P25293	1	Barrel Weldment				
2	P25297	1	Rod Weldment				
3	P23778	1	Rod Bearing Retainer				
4	P23788	1	Rod Bearing				
5	P19224	1	Piston				
6	P19217	1	Locknut				
REF	P20119	1	Seal Kit				
							11.5
844B OPTION							
BOOM EXTENSION CYLINDER ASSEMBLY							
							6/98



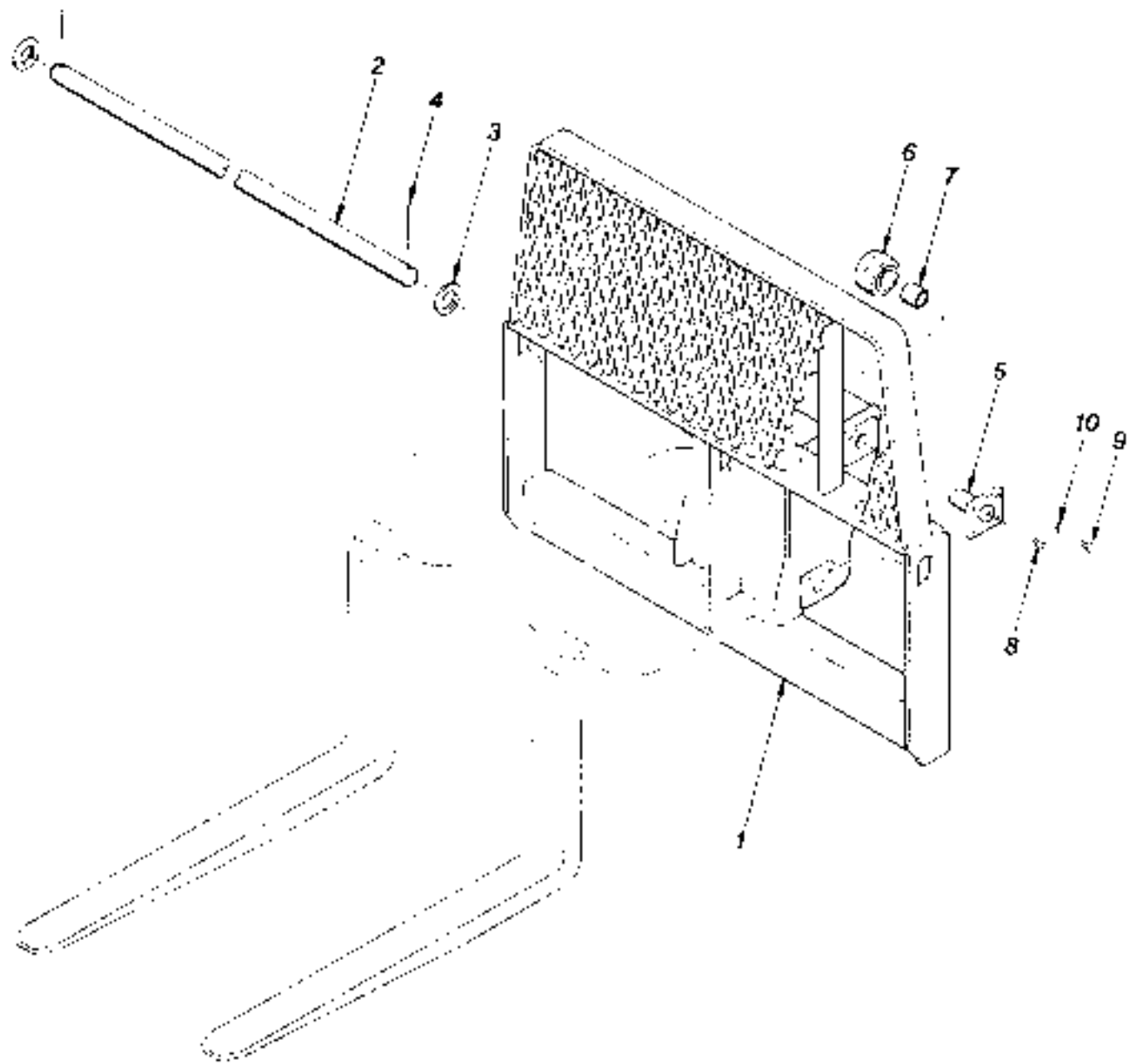
ITEM	PART NUMBER	QTY.	DESCRIPTION	ITEM	PART NUMBER	QTY.	DESCRIPTION
1	P29730	1	Cylinder, Tower (See Page 11.7 for Breakdown)	38	P01314	2	Lockwasher, 5/8"
2	30420U	1	Upright Frame	39	P01363	6	Starwasher, 5/8"
2A	P25960	1	Bushing, Quick Attach Pin	40	P01506	4	Nut, Hx., 1/4"-20
3	30430C	1	Outer Tube	41	P01508	4	Nut, Hx., 3/8"-16
4	26137C	1	Pulley Housing	42	P01535	8	Nut, Hx., 5/8"-18
5	14879B	2	Chain Pulley	43	P01385	4	Jam Nut, Hx. 5/8"-18
6	26143B	2	Pin, Chain Pulley	REF	P29355	1	Decal, Tower Load Chart
7	26161A	2	Lock Pin				
8	15055B	2	Chain Anchor, Short				
9	26141B	2	Chain Anchor, Long				
10	30434B	1	Cover Plate				
11	26152A	A/R	Shim, Slide Pad				
12	P6151B	7	Slide Pad				
13	26218B	1	Slide Pad, Grooved				
14	N11583	>	Chain				
15	P20365	2	Bushing, Chain Pulley				
16	P26324	1	Counterbalance Valve				
REF	P29947	1	Cartridge, Counterbalance Valve				
17	P27971	4	Shoulder Bolt, Self-Locking, 5/16" Dia. x 1"				
18	P16611	2	Grease Fitting				
19	31789A	1	Orifice Disc				
20	P19845	1	Tee, Swivel				
21	OP19875	1	Connector, JIC-Pipe				
22	OP18931	1	90° Elbow, Bulkhead				
23	P19724	1	90° Elbow, O-Ring				
24	P21919	1	90° Elbow, O-Ring				
25	P26605	1	Reducer Swivel				
26	P21617	1	Hydraulic Hose .25" x 14"				
27	P18086	1	Hydraulic Hose .38" x 24"				
28	P29799	1	Hydraulic Hose .38" x 58"				
28A	OP29761	1	Hydraulic Hose .38" x 54"				
29	OP29798	1	Hydraulic Hose .38" x 56"				
30	P00203	2	Bolt, Hx., 3/8"-16 x 7/8"				
31	P00204	4	Bolt, Hx., 3/8"-16 x 1"				
32	P00403	4	Bolt, Hx., 1/2"-13 x 1-1/4"				
33	P00604	2	Bolt, Hx., 5/8"-11 x 2"				
34	P01791	4	Capscrew, Socket Hd., 5/16"-18 x 2 1/4"				
35	P03115	16	Capscrew, Socket Flat Hd., 1/2"-13 x 1"				
36	P01310	6	Lockwasher, 3/8"				
37	P01312	4	Lockwasher, 1/2"				

NOTES:
 ● Used Early Production Only.
 ● For Machines with Individual Quick Couplers, use P29761.

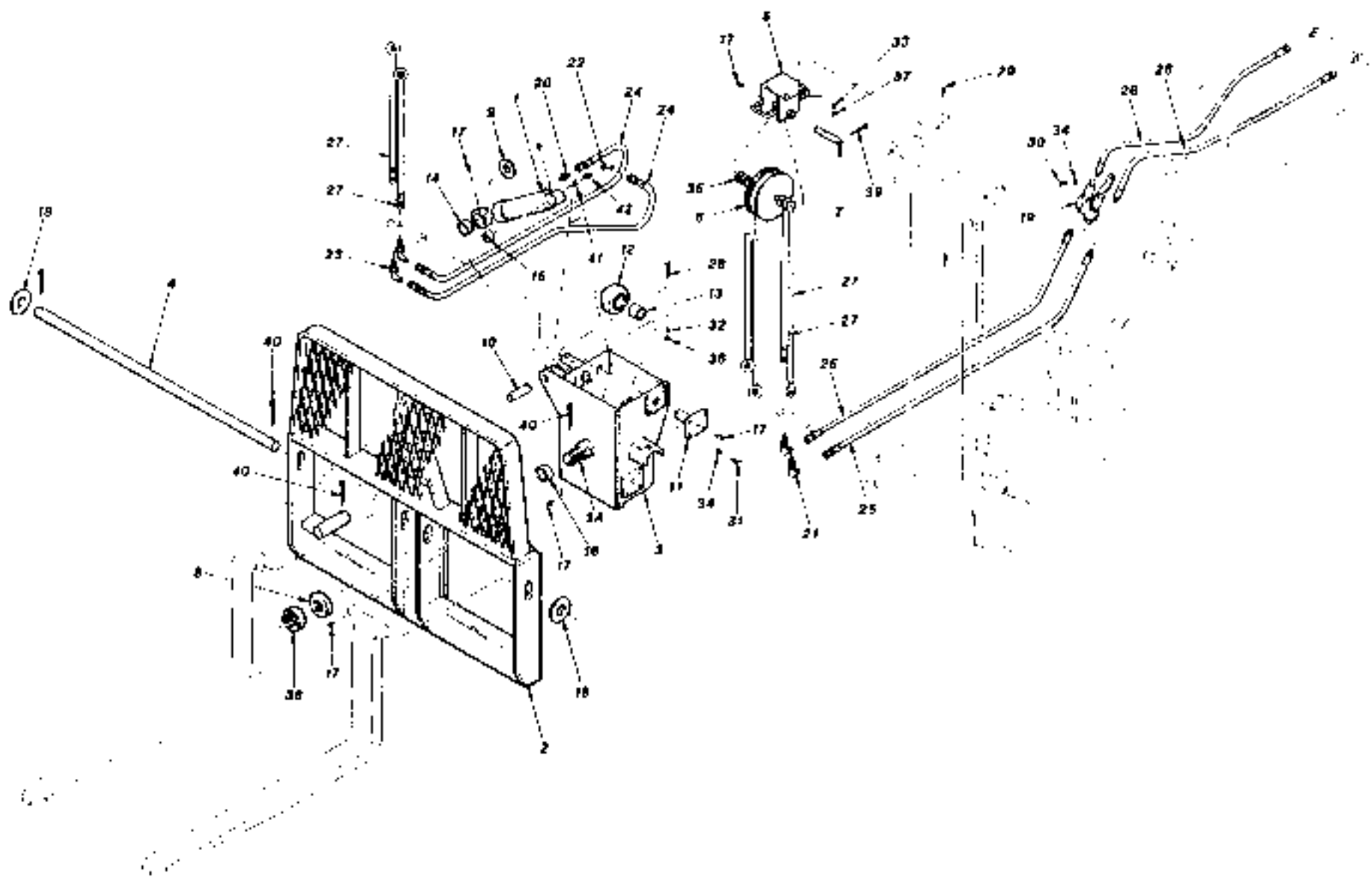
11.6



ITEM	PART NUMBER	QTY.	DESCRIPTION	ITEM	PART NUMBER	QTY.	DESCRIPTION
REF	P29730	-	Tower Cylinder Assembly				
1	P27226	1	Barrel Weldment				
2	P20857	1	Rod Weldment				
3	P29885	1	Piston				
4	P27271	1	Rod Bearing				
5	P27278	1	Locknut				
REF	P27293	1	Seal Kit				
							11.7
844B OPTION							6/98
TOWER CYLINDER ASSEMBLY							



ITEM	PART NUMBER	QTY.	DESCRIPTION	ITEM	PART NUMBER	QTY.	DESCRIPTION
1	30440D	1	Carriage, Tower				
2	18134A	1	Fork Shaft				
3	P10928	2	Washer, Fork Shaft				
4	P03907	2	Cotter Pin, 3/8" x 3 1/2"				
5	26140B	4	Spindle				
6	26150B	4	Roller				
7	P19110	4	Bushing, Roller				
8	P16611	4	Grease Zerk				
9	P00403	16	Bolt, Hx., 1/2" - 13 x 1"				
10	P01312	16	Lockwasher, 1/2"				
REF	P19255	-	Tower Pallet Fork, 42" x 4" x 2"				
REF	P19389	-	Tower Pallet Fork, 48" x 4" x 2"				
							11.8
844B OPTION							6/98
STANDARD (NON-TILT) TOWER CARRIAGE ASSEMBLY							



ITEM	PART NUMBER	QTY.	DESCRIPTION	ITEM	PART NUMBER	QTY.	DESCRIPTION
1	P20139	1	Cylinder, Carriage Tilt (See Page 11.5 for Breakdown)	39	P03840	1	Cotter Pin, 1/8" x 1 1/2"
2	304350	1	Outer Carriage, Tower	40	P03907	4	Cotter Pin, 3/8" x 3 1/2"
3	26301D	1	Inner Carriage, Tower	41	38114A	1	Orifice (.086")
3A	303900	REF	Pivot Shaft Field Repair	42	35420A	1	Connector, Modified
4	18134A	1	Fork Shaft	REF	P19255	-	Tower Pallet Fork, 42" x 4" x 2"
5	16114B	1	Housing, Hose Sheave	REF	P19389	-	Tower Pallet Fork, 48" x 4" x 2"
6	16115B	1	Hose Sheave				
7	16117A	1	Pin, Hose Sheave				
8	16223A	1	Thrust Washer				
9	16226A	1	Washer, Special				
10	30628A	1	Pin, Tilt Cylinder				
11	26146B	4	Spindle				
12	26150B	4	Roller				
13	P19110	4	Bushing, Roller				
14	P19106	1	Bushing, Cylinder - Lower				
15	P25199	1	Bushing, Cylinder - Upper				
16	P20890	1	Bushing, Pivot Pin				
17	P16611	10	Grease Fitting				
18	P19926	2	Washer, Fork Shaft				
19	P2934B	1	Quick Coupler Kit				
20	P18938	1	Connector, JIC-Pipe				
21	P18931	2	90° Elbow, Bulkhead				
22	●31944A	1	45° Elbow, Special (w/.043" Orifice)				
	P21173	1	45° Elbow, Swivel				
23	P18947	2	45° Elbow, Bulkhead				
24	P25212	2	Hydraulic Hose .38" x 19'				
25	P29796	2	Hydraulic Hose .38" x 40'				
26	P29797	2	Hydraulic Hose .38" x 45'				
27	P25317	2	Hydraulic Hose .38" x 109'				
28	P00108	1	Bolt, Hx., 5/16"-18 x 2"				
29	P00204	2	Bolt, Hx., 3/8"-16 x 1"				
30	P00400	1	Bolt, Hx., 1/2"-13 x 3/4"				
31	P00403	16	Bolt, Hx., 1/2"-13 x 1"				
32	P01309	1	Lockwasher, 5/16"				
33	P01310	2	Lockwasher, 3/8"				
34	P01312	17	Lockwasher, 1/2"				
35	P01408	6	Flatwasher, 5/8"				
36	P01507	1	Nut, Hx., 5/16"-18				
37	P01508	2	Nut, Hx., 3/8"-16				
38	P01627	1	Slotted Nut, Hx., 1 3/4"-12				
				NOTES: ● Used Early Production.			
				844B OPTION			
				STANDARD TILTING TOWER CARRIAGE ASSEMBLY			

11.9

6/98

Part Number	Page(s)	Part Number	Page(s)	Part Number	Page(s)	Part Number	Page(s)	Part Number	Page(s)
PC1658	10.8, 10.6, 10.8 1	PC4155	1 2	P10889	9 2	P15355	10 1	P18181	1 1, 1.1 1
PC1751	6 8	PC4181	2 18	P10900	6 1	P15367	4 2	P18307	2 11
PC1755	7 2	PC4203	1 0, 1.9 1	P11002	3 3, 3.3 1	P15406	5 1, 5.1 1, 5.1 2	P18309	2 11
PC1763	0.6, 6 7, 0.10, 6 11	PC4204	1 2	P11354	5 1	P16430	1.1, 1 1.1, 1 2	P18310	2 11
PC1764	6 8	PC4354	1 1.1, 1 2	P11688	1.1, 1 1.1, 1 2	P16441	1.1, 1 1.1, 1 2	P18311	2 11
PC1766	7 2	PC4608	2 18	P12000	2 14	P16443	1.1, 1 1.1, 1 2	P18316	2 11
PC1791	11 6	PC4609	1.5, 1.9 1	P12182	1.1, 1.1.1, 1 2	P16611	3.1, 3.1 1, 4.1, 4.2, 10.4, 10.4 1, 11.3, 11.4, 11.6, 11.8, 11.9	P18317	2 11
PC2016	0 1	PC4613	1.1.1, 1 2	P12821	2 14	P16658	10 12	P18318	2 13, 2 10
PC2034	3.3, 3.3 1	PC4630	6.2, 6.2 1	P12071	6.1	P16675	1 3, 1.3 1	P18324	2 11
PC2054	0.2, 9 2.1, 0 3	PC4632	1 0 1	P13000	3.3, 3.3 1	P16847	2 2	P18326	2 11
PC2056	10 9	PC4704	7 4	P13610	1.1.1	P17137	1 7	P18327	2 11
PC2057	1.4, 10 8, 10.8 1	PC4707	6 2	P13673	1.1, 1.1.1, 1 2	P17160	1 8, 1 8.1, 1.8.2, 1.9, 1.9.1	P18328	2 11
PC2059	1 5	PC4758	7 4	P13707	0.2, 9.2.1, 9 3	P17260	1.1, 1.1.1, 1 2	P18330	2 15
PC2070	9 1	PC4773	6.2 1	P13700	9.1	P17537	2 1, 2.1 1	P18336	2 12, 2 15
PC2082	3 3	PC4833	7 4	P13774	0.2, 9.2.1, 9 3	P17553	1 5, 5.4, 8.4, 9.2, 9.2.1, 10.4, 10.4.1	P18337	2 15
PC2129	10.8, 10.8 1	PC4838	7 4	P13780	2.1, 2.1.1, 2 3	P17554	9 2, 9.2 1	P18340	2 10
PC2135	10 11	PC4840	7 4	P13783	2 3	P17591	3 3	P18361	2 10
PC2587	5 2	PC4844	7 4	P13784	2 1, 2.1 1	P17593	1 3	P18365	2 5
PC2611	5.3, 5.7, 6 4	PC4866	2 26	P13786	2 2	P17595	8 4	P18367	2 5
PC2612	4 1	P10110	10 9	P13818	2 1, 2.1 1	P17596	8 4	P18368	2 5
PC2614	4 2	P10120	10 9	P13833	2 1, 2.1 1	P17672	6 1	P18370	2 5
PC2615	11.2, 11 4	P10133	1 1	P13835	2.1, 2.1.1, 2 2	P17678	3 3	P18371	2 5
PC2755	4 1	P10186	10 9	P13839	2 2	P17742	3 2, 3.2 1	P18372	2.14, 2 17
PC3074	10 6	P10191	10 9	P13840	2 2	P17785	6 1	P18373	2.5, 2.14, 2 17
PC3089	4 2	P10193	8 4	P13842	2 2	P17792	1 3 1	P18375	2 11
PC3114	4.1, 5 1, 5.1.1, 5.1.2	P10223	9 2	P13867	2 3	P17902	1 3 1	P18377	2 14
PC3115	11 6	P10232	6 1	P13869	2 3	P17908	1 3	P18387	2 14
PC3179	7.1, 7.1.1	P10324	11.3, 11.4	P13872	2 3	P17802	1 3, 6 1	P18388	2 14
PC3192	3.3.1	P10325	11.3, 11.4	P13888	2 3	P17805	1 3, 5.4, 6 1	P18392	2 14
PC3194	3.2, 3.2.1, 5.1, 5.1.1, 5.1.2	P10326	5 1	P13894	1.1, 1.1 1, 1.2, 2 3	P17808	1 3, 1.3 1	P18393	2 14
PC3196	3.2, 3 2.1, 7 1, 7.1 1	P10383	4 1	P13901K	2 3	P17800	5.1, 5 4	P18394	2 14
PC3198	3.3, 3.3 1	P10508	1.4, 1.5	P13903	2 3	P17810	1.3.1, 6 1	P18395	2 14
PC3651	10 6	P10509	1.4, 1.5	P13906	2 3	P17980	9 1, 10.9, 10 12	P18396	2 14
PC3823	1 4, 1.5, 9 2	P10514	1 10	P13915	2.1, 2.1.1, 2 2	P18085	8 1	P18397	2 14
PC3838	1.1, 1.1 1, 1.2, 1.10, 3.3, 8 4	P10553	1.5, 1.5.1, 1.7	P13950	2.1.1	P18086	11 6	P18398	2 14
PC3840	2.4.1, 11 9	P10600	10 9	P14043	6 1	P18122	9 2	P18399	2 14
PC3906	11.1, 11.2, 11.3, 11.4	P10601	1.1, 1.1.1, 1 2	P14047	1.1, 1.1.1, 1 2	P18141	3 3, 3.3 1	P18600	2 14
PC3907	11.2, 11 9	P10690	1.1, 1.1.1, 1 2	P15123	5 4	P18180	1 1, 1.1 1	P18602	2 14
PC4114	2 26	P10730	1 1	P15272	4 2				
		P10736	6.2, 6.2.1	P15331	8 4.1				
		P10818	6 1	P15335	8 4.1				

Part Number	Page(s)	Part Number	Page(s)	Part Number	Page(s)	Part Number	Page(s)	Part Number	Page(s)
P186082.B, 2.9, 2 10	P18935	... 5.4, 6.1, 7.1, 7.1.1,	P19192 10.11, 10.12	P197582.11	F20396 1.1
P186092.B, 2.9, 2 10		5.1, 8.2, 8.2.1,	P19193 10.11	P197592.11	F204232.6
P186112.B, 2.9, 2 10		10.3.1, 10.4, 10.4.1	P192039.1, 10.9	P197602.11	F204242.6
P186142.9, 2.10	P18936	... 6.1, 6.3, 7.1, 7.1.1,	P19207 10.5	P197656.1	F204272.17
P186182.B, 2.9, 2 10		5.1, 8.2, 8.2.1, 10.4.1	P19217 10.5, 11.5	P19815 7.1.1, 8.1	F204282.17
P186202.9, 2.10	P18938 11.9	P19224 11.5	P198222.13	F20459 3.2, 3.2.1
P186562.13	P18942 6.1, 8.2, 8.2.1	P19248	6.1, 7.1.1, 8.1, 10.3.1	P198232.13	F20465 5.4, 8.1
P186582.13	P18943 11.3	P19255 11.8, 11.9	P198252.13	F20466	5.1.2, 5.4, 8.2, 8.2.1
P186592.13	P189446.1, 10.4, 10.4.1	P19256	11.1, 11.2, 11.3, 11.4	P198262.14	F20467	5.4, 8.1, 10.3, 10.3.1
P186602.13	P18945 8.2	P19260 10.11	P198272.14	F20484 4.1, 4.2
P186612.13	P18947 8.4.1, 11.9	P19261 1.8	P198349.2	F20578 2.8
P186642.13	P18949 5.1, 5.1.1, 5.4	P19264 1.4	P198359.2	F20591 2.9, 2.10
P186652.13	P18950 5.4	P19265 1.8	P19841 10.11	F20592 2.8, 2.9, 2 10
P186662.13	P18954 5.4	P19266 1.8	P19845 11.8	F20599 2.8, 2.9, 2 10
P186682.13	P18956	... 6.3, 8.1, 8.2, 8.2.1,	P19267 1.6, 1.6.1	P19869 10.11	F20605 2.8, 2.9, 2 10
P186692.13		10.3	P19276 1.6.1, 1.9	P19875 11.8	F20612 2.9, 2.10
P186712.13	P18960	6.1, 6.12, 7.1.1, 8.1,	P19280 1.6.1, 1.9	P198786.1	F20625 2.8, 2.9, 2 10
P18672 2.13		10.3.1	P192849.1	P19889 7.1.1	P20647 2.8
P18673 2.13, 9.2	P18964 5.4	P192926.1	P19926	... , 11.1, 11.2, 11.3,	P20656 2.7
P18674 2.13	P18991 10.1	P192938.1		11.4, 11.8, 11.9	P20658 2.7
P18675 2.13	P18992 10.1	P19300 2.1, 2.1.1	P20669 1.4, 1.5	P20659 2.7
P18676 2.13	P189958.1	P19308 2.1.1	P206721.4	P20667 2.7
P18677	2.5, 2.13	P18997 7.1.1	P19336 2.3	P206796.1	P20668 2.7
P18680	2.6	P19038 10.11	P19389 11.8, 11.9	P20119 11.5	P20670 2.9, 2 10
P18685	2.17	P19043 1.1, 1.1.1, 1.1.2	P19390	11.1, 11.2, 11.3, 11.4	P20139	11.3, 11.4, 11.5, 11.9	P20678 2 10
P18703	2.14	P190558.1	P19412	7.1.1, 8.1, 8.2, 8.2.1,	P201524.1	P20682 2 10
P18723	1.3	P19064 5.1		8.4.1	P201958.2.1	P20683 2 10
P18737	3.3, 3.3.1	P190668.2	P194148.1, 8.4.1	P20280 10.11, 10.12	P20685 2.7
P18749	1.1, 1.1.1, 1.2	P19078 10.4, 10.4.1	P19415	6.1, 8.2, 8.2.1, 8.4.1	P203016.7, 6.8, 6.10	P20686 2.7
P18831	4.2	P19085	... 3.2, 3.2.1, 10.2	P19429 3.3.1	P203036.8	P20689 2.7
P18838	4.1	P191029.2	P194386.15	P203046.8	P20690 2.7
P188686.12	P19104 10.11	P194446.11	P203116.9	P20705 2.7
P18874 7.1, 8.2.1	P19105 2.13, 9.2	P19472	... 9.2, 9.2.1, 9.3	P203136.9	P20709 2.7
P188766.1	P19106	... 3.1, 3.1.1, 11.9	P19476 1.0	P203365.4	P20710 2.7
P189078.2.1	P19110 11.8, 11.9	P19477 3.1, 3.1.1	P203421.8	P20722 2.7
P189216.1	P191283.3	P19724 8.4.1, 11.0	P203591.3	P20728 2.7
P18930	... 5.4, 10.3, 10.3.1	P191321.3	P19729 1.0	P20360	11.1, 11.2, 11.3, 11.4	P20752 2.0
P18931	... 8.1, 8.4.1, 10.4,	P19133 1.1, 1.3	P19739 10.3.1	P20365 11.8	P20753 2.0
	10.4.1, 11.0, 11.9	P19180 10.11	P19740 10.11	P20369 8.4.1	P20758 2.0
		P19190 10.11	P19741 10.11	P20374 8.4.1	P20767 2.0
		P19191 10.11	P19753 7.1.1	P203951.1	P20813 2.0

Part Number	Page(s)	Part Number	Page(s)	Part Number	Page(s)	Part Number	Page(s)	Part Number	Page(s)
P20833	3.3, 8.4, 8.4.1	P21785	1.1	P22901	5.1, 5.1.1, 5.1.2, 8.1	P24572	2.5	P24985	3.3
P20840	10.5	P21787	9.2, 9.2.1	P24268	10.0	P24592	2.6, 2.14	P24991	2.3, 8.2, 8.2.1
P20852	6.3	P21813	2.1, 2.1.1	P24280	8.4	P24595	2.5	P25075	2.17
P20863	2.5	P21836	2.1, 2.1.1	P24208	1.1	P24596	2.5	P25111	2.3
P20890	11.3, 11.4, 11.9	P21914	7.1, 7.1.1	P24200	1.1	P24599	2.13	P25131	2.1, 2.1.1
P20892	6.1	P21919	11.0	P24302	8.4	P24601	2.17	P25132	2.1, 2.1.1
P20970	6.3	P21940	8.4.1	P24307	1.3, 1.3.1	P24602	2.17	P25133	2.1, 2.1.1
P21167	5.4	P21953	1.3	P24312	1.0	P24604	1.1	P25141	2.1, 2.1.1
P21173	5.4	P21984	6.1	P24347	9.1	P24609	8.1	P25142	2.1
P21175	7.1, 11.3, 11.4, 11.9	P22635	1.1, 1.1.1	P24340	9.1	P24612	7.1, 7.1.1	P25143	2.1
P21210	7.1	P22636	1.1	P24378	5.6	P24614	5.4	P25144	2.1
P21236	1.1, 1.1.1, 1.2	P22647	2.15	P24380	5.2	P24656	8.1	P25145	2.1
P21260	1.4, 1.5	P22648	2.16	P24402	5.3, 5.7	P24670	10.3.1	P25146	2.1
P21300	1.6	P22661	2.8, 2.9, 2.10	P24408	5.6	P24681	10.3.1	P25148	2.2
P21310	1.6	P22677	2.14	P24437	5.5	P24722	1.1, 1.1.1	P25149	2.2
P21317	1.1, 1.1.1, 1.2	P22730	2.16	P24439	5.3, 5.7	P24773	3.2, 3.2.1	P25156	2.2
P21325	8.1	P22731	2.16	P24441	5.6	P24812	2.1, 2.1.1	P25158	2.2
P21368	3.1	P22741	2.9	P24450	2.8, 2.9, 2.10	P24814	2.1, 2.1.1	P25159	2.3
P21422	9.2	P22750	2.16	P24451	2.8, 2.9, 2.10	P24816	2.1, 2.1.1	P25160	2.2
P21423	6.1	P22756	2.16	P24452	2.10	P24817	2.1, 2.1.1	P25162	2.1, 2.1.1
P21431	1.6	P22760	2.16	P24457	2.7	P24825	2.1, 2.1.1	P25163	2.1, 2.1.1
P21433	1.6	P22762	2.16	P24458	2.7	P24827	2.1, 2.1.1	P25165	2.2
P21477	4.1	P22788	2.5	P24474	2.11	P24828	2.1, 2.1.1	P25167	2.2
P21482	6.1	P22789	2.16	P24499	2.16	P24829	2.1, 2.1.1	P25190	11.9
P21485	1.6.1	P22792	2.5	P24522	2.13	P24830	2.1	P25212	11.9
P21488	5.1	P22796	2.13	P24526	2.13	P24831	2.1, 2.1.1	P25230	6.12
P21570	1.1, 1.1.1, 1.2	P22799	2.13, 2.15	P24527	2.13	P24832	2.1, 2.1.1	P25293	11.5
P21578	10.3, 10.3.1, 10.4, 10.4.1	P22803	2.16	P24528	2.13	P24834	2.1, 2.1.1	P25297	11.5
P21580	9.1	P23214	3.3, 3.3.1	P24530	2.13	P24836	2.1, 2.1.1	P25317	11.9
P21585	5.4, 10.3, 10.3.1	P23215	9.2.1, 9.3	P24534	2.5	P24837	2.1, 2.1.1	P25353	10.9
P21586	3.1, 3.1.1	P23216	3.3, 3.3.1	P24539	2.17	P24839	2.1, 2.1.1	P25357	10.9
P21617	11.6	P23217	9.2, 9.2.1, 9.3	P24540	2.5	P2484	2.1	P25359	10.9
P21619	7.1.1	P23219	3.3, 3.3.1	P24542	2.5	P24840	2.1, 2.1.1	P25365	1.3, 1.3.1
P21632	1.3.1	P23220	3.3, 3.3.1	P24543	2.5	P24841	2.1, 2.1.1	P25366	10.9
P21635	6.5, 6.9	P23221	3.3, 3.3.1	P24544	2.5	P24844	2.1.1	P25375	3.3
P21674	6.1	P23222	9.2, 9.2.1, 9.3	P24545	2.5	P24869	2.1, 2.1.1	P25386	1.1, 1.1.1
P21701	7.2	P23266	10.9	P24563	2.11	P24893	5.7	P25402	2.17
P21720	6.1	P23778	11.5	P24568	2.5	P24902	5.6	P25403	2.17
P21746	3.2	P23788	11.5	P24569	2.6	P24910	5.3, 5.7	P25404	2.17
P21777	9.2, 9.2.1, 9.3	P23895	6.1	P24570	2.6	P24953	1.7	P25406	2.15
		P23896	6.1	P24571	2.5	P24981	6.2, 6.2.1	P25407	2.7

Part Number	Page(s)	Part Number	Page(s)	Part Number	Page(s)	Part Number	Page(s)	Part Number	Page(s)
P254082.16	P260426.2	P264809.2, 9.2.1	P268012.2	P268742.3
P254092.17	P260436.2	P264903.1, 3.1.1	P268022.4	P268762.8
P254102.17	P260471.1, 1.1.1, 1.2	P265441.3	P268032.4	P268772.12
P254132.16	P260481.1, 1.1.1, 1.2	P2660511.6	P268042.3	P268782.8, 2.9, 2.10
P254142.16	P260496.1	P266066.1	P268052.2	P268792.12
P254162.16	P260801.8	P266076.3, 6.12	P268062.2	P268812.12
P254172.16	P260998.2, 8.2.1	P266178.2, 8.2.1	P268072.4	P268822.8
P254182.16	P261552.3	P266905.2	P268082.3	P268832.12
P254212.17	P261562.3	P267202.3	P268092.3	P268842.9
P254242.17	P261572.1	P267553.3, 3.3.1	P268402.3	P268852.9
P254252.17	P261582.2	P268002.1, 2.1.1	P268412.3	P268862.8
P254262.17	P261592.2	P268012.2	P268422.3	P268872.8
P254272.17	P261602.1	P268022.2	P268432.2	P268882.9
P254302.16	P261642.2	P268032.4	P268442.2	P268892.10
P254312.16	P261662.3	P268042.2	P268452.3	P268902.8
P254332.16	P261672.3	P268052.4	P268462.2	P268912.9
P254342.16	P261682.3	P268062.4	P268482.1, 2.1.1	P268922.10
P254352.16	P261722.3	P268072.3	P268492.4	P271197.1
P254432.11	P261732.3	P268082.3	P268502.1, 2.1.1	P271357.1.1
P254442.11	P261742.4	P268092.1	P268512.1, 2.1.1	P2714410.4, 10.4.1
P254558.1	P261752.2	P268102.1	P268522.1, 2.1.1	P271618.1
P254738.1	P261762.3	P268112.1, 2.1.1	P268532.1, 2.1.1	P271628.1
P254901.7	P261772.3	P268122.3	P268542.1, 2.1.1	P271688.1
P254911.7	P261782.3	P268132.3	P268552.1, 2.1.1	P271718.4.1
P254959.1	P261792.3	P268142.4	P268562.1, 2.1.1	P271728.1
P25519	11.1, 11.2, 11.3, 11.4	P261802.4, 9.2	P268152.4	P268572.1, 2.1.1	P271738.1
P250867.1, 7.1.1	P261002.2	P268162.3	P268582.1, 2.1.1	P271816.1
P250878.2.1	P261012.2	P268172.2	P268592.1, 2.1.1	P271877.1.1
P250016.8, 7.1.1	P261032.2	P268182.4	P26862.1.1	P271898.4.1
P2570910.4.1	P262061.0	P268192.4	P268602.1, 2.1.1	P2722611.7
P25820	8.2.8 2.1, 10.4, 10.4.1	P262102.17	P268202.3	P268612.1, 2.1.1	P272656.4
P25867	8.2.8 4.1	P262201.7	P268212.3	P268622.1, 2.1.1	P2727111.7
P259261.3	P262211.7	P268222.4	P268632.1, 2.1.1	P272775.6
P2596011.0	P262221.7	P268232.4	P268642.1, 2.1.1	P272785.2, 11.7
P260031.1	P262323.3	P268242.2	P268652.1, 2.1.1	P272795.3, 5.5, 5.7
P260041.1	P26302	1.8, 1.8.1, 1.8.2, 1.9	P268252.3	P268662.1, 2.1.1	P272806.4
P260201.10	P263121.3, 1.3.1	P268262.3	P268672.1, 2.1.1	P272835.1
P260269.1	P263233.3, 3.3.1, 9.2.1	P268272.3	P268682.1, 2.1.1	P272845.3, 5.7, 6.4
P260409.2	P2632411.0	P268282.3	P268692.1	P2729311.7
P260416.2	P263355.1	P268292.3	P268702.1, 2.1.1	P272966.4
		P264808.2, 8.2.1	P268302.3	P268732.3	P273079.1

Part Number	Page(s)	Part Number	Page(s)	Part Number	Page(s)	Part Number	Page(s)	Part Number	Page(s)
P27315	9.2, 9.2.1, 9.3	P27773	5.4, 5.5	P28190	7.1	P28705	6.3, 6.5	P29110	3.2
P27357	5.1, 5.1.1, 5.1.2	P27770	9.2	P28214	10.9	P28706	6.3, 6.5	P29111	1.10
P27374	0.1, 6.3	P27785	9.2	P28216	10.9	P28707	6.3, 6.5	P29112	3.3, 3.3.1
P27378	0.1, 8.2, 8.2.1	P27786	9.2	P28261	6.1	P28714	9.2	P29113	3.2
P27383	5.1, 5.1.1, 5.4	P27803	9.2	P28327	8.4.1	P28718	10.3.1	P29119	3.2
P27380	5.1.2, 5.4	P27805	6.1, 6.3, 10.12, 8.2, 8.2.1	P28380	6.1	P28710	6.5, 6.2, 10.3	P29122	8.3
P27302	5.4	P27808	6.1, 6.2.1	P28382	7.1, 8.2, 8.2.1	P28720	10.4	P29123	6.5
P27304	5.1, 5.1.1, 5.1.2, 5.4	P27800	6.1	P28383	8.4.1	P28721	9.2	P29129	1.10
P27307	6.1	P27810	6.2, 6.2.1	P28386	6.1	P28725	3.2, 3.2.1, 10.6	P29136	8.2.1
P27300	8.1	P27815	1.4	P28387	6.1	P28726	10.6	P29139	10.8, 10.8.1
P27444	11.2, 11.4	P27820	3.3, 3.3.1	P28301	6.1	P28727	3.2, 3.2.1, 10.6	P20140	2.2
P27445	11.2, 11.4	P27827	5.1.1, 5.1.2	P28456	3.3	P28741	6.8	P20152	6.12
P27460	6.1	P27820	3.2, 3.2.1	P28457	8.4	P28751	5.1, 5.1.1	P20153	6.12
P27503	9.2.1	P27830	8.2, 8.2.1, 8.3	P28470	3.3, 3.3.1	P28752	5.1, 5.1.1	P20154	7.1, 7.1.1
P27504	9.2, 9.2.1, 9.3	P27850	5.2	P28487	8.2, 8.2.1	P28762	10.3, 10.3.1	P20155	7.1, 7.1.1
P27506	9.1	P27860	6.4	P28488	6.3, 6.5	P28763	10.3, 10.3.1	P20156	7.1, 7.1.1
P27507	9.1	P27861	5.5	P28492	7.1, 7.1.1, 7.2	P28764	5.4	P20157	5.1, 5.1.1, 5.1.2
P27508	9.1	P27862	5.3	P28495	7.1, 7.4	P28765	5.4	P20158	5.4
P27509	9.2, 9.2.1	P27881	5.2	P28496	6.12	P28766	5.4	P20150	5.4
P27513	9.1, 9.2.1	P27882	6.4	P28527	5.1, 5.1.1, 5.1.2	P28767	5.4	P20160	7.1, 7.1.1
P27514	9.1	P27883	5.5	P28549	10.6	P28768	5.4	P20161	5.4
P27552	6.4	P27884	5.6	P28550	9.1	P28760	5.4	P20162	6.3
P27600	9.1	P27887	6.4	P28553	9.1	P28770	5.4	P20163	5.4
P27601	6.5, 6.9	P27889	10.5	P28555	9.2	P28771	5.4	P20164	6.1
P27610	10.1	P27890	10.5	P28556	9.2	P28772	5.4	P20165	6.1, 8.2
P27614	1.10	P27892	10.5	P28558	9.2, 9.2.1, 9.3	P28773	5.4	P20166	8.2
P27620	1.8, 1.8.1, 1.9	P27893	10.5	P28559	9.2, 9.2.1, 9.3	P28774	5.4	P20167	10.3.1
P27646	1.6.1, 1.7	P27919	9.1	P28572	9.1	P28775	5.4	P20168	8.1
P27650	8.1	P27935	7.4, 7.6	P28573	10.9	P28776	6.1	P20160	8.1
P27653	8.1	P27937	6.1	P28574	10.9	P28777	5.4	P29170	6.12, 8.2, 8.2.1
P27655	6.1, 8.1	P27938	6.5, 6.9	P28575	10.9	P28784	3.3	P29171	8.2.1
P27663	8.1	P27971	11.6	P28576	10.9	P28790	3.1, 3.1.1	P29172	6.3
P27664	8.2, 8.2.1	P27979	3.3	P28577	10.9	P28796	5.1, 5.1.1, 5.1.2, 5.3	P29173	8.2, 8.2.1
P27667	8.1	P27980	8.4.1, 2.5	P28578	10.9	P28827	6.1	P29174	8.1
P27669	8.1	P27995	8.1	P28579	10.9	P28954	6.8, 7.4	P29175	7.1, 7.1.1
P27670	6.1, 8.1	P28052	5.1, 5.1.1, 5.1.2, 5.4	P28609	8.2	P29096	9.1	P29176	6.1
P27677	8.1	P28053	10.4	P28614	5.1, 5.1.1, 5.1.2	P29097	9.1	P29177	6.1
P27678	8.1	P28054	6.3	P28628	8.1	P29101	8.2	P29178	8.2, 8.2.1
P27719	6.12	P28098	6.1	P28638	5.1, 10.3, 10.3.1	P29103	3.3, 10.4	P29179	6.3
P27748	1.3	P28128	7.1, 7.7	P28700	4.1	P29105	1.10	P29180	5.4
P27772	5.2			P28704	3.3, 3.3.1	P29109	8.2, 8.2.1	P29181	5.4

Part Number	Page(s)	Part Number	Page(s)	Part Number	Page(s)	Part Number	Page(s)	Part Number	Page(s)
P29182	5.4	P29689	10.9	P29944	10.6	P30795	6.6	P31506	2.3
P29183	5.4	P29690	10.9	P29945	10.9	P30930	6.10, 6.11	P31514	2.2
P29184	6.1	P29695	3.3, 3.3.1	P29946	10.9	P30931	6.10, 6.11	P31547	2.2
P29186	5.1, 5.1.1, 5.1.2	P29707	5.1	P29947	5.1, 5.1.1, 5.1.2, 5.4, 11.6	P30933	6.3, 6.9	P31557	6.3, 6.9
P29187	7.1, 7.1.1	P29719	10.6	P29948	10.9	P30934	6.3, 6.9	P31559	7.1.1, 7.4.1
P29188	7.1	P29720	10.6	P29949	10.9	P30935	6.5	P31560	7.1.1, 7.6, 8.1, 10.3.1
P29189	7.1, 7.1.1	P29721	10.6	P30000	10.9	P30936	6.3, 6.9	P31561	10.3.1, 10.4.1
P29191	7.1.1	P29722	10.6	P30001	10.9	P30941	6.11	P31565	9.1
P29193	10.3, 10.3.1	P29723	10.6	P30002	10.9	P31002	9.2.1	P31566	9.1
P29194	5.1, 5.1.1, 5.1.2	P29724	10.6	P30003	10.6	P31167	1.3.1	P31569	10.B, 10.8.1
P29196	5.4	P29726	3.2, 3.2.1	P30004	10.6	P31168	1.3.1	P31570	10.B, 10.8.1
P29197	6.1, 8.2	P29727	3.2	P30006	10.9	P31170	6.4.1	P31572	6.1
P29207	9.2	P29730	11.6, 11.7	P30007	10.9	P31220	2.23	P31573	1.3.1
P29208	9.2	P29732	5.4, 5.6	P30008	10.9	P31221	2.23	P31574	1.3.1
P29243	10.4	P29736	5.4, 5.7	P30009	10.9	P31227	6.6	P31576	1.3.1
P29248	9.2	P29761	11.6	P3000A	10.9	P31228	6.6	P31578	6.3, 6.9
P29249	10.4	P29796	11.9	P30010	10.9	P31249	1.1, 1.1.1, 1.2	P31579	10.4.1
P29250	10.4, 10.4.1	P29797	11.9	P30036	10.A, 10.3.1	P31286	7.1, 7.4	P31590	7.1, 7.1.1, 7.2
P29256	11.3, 11.4	P29798	11.6	P30039	10.6	P31295	1.2	P31591	1.2
P29307	10.9	P29799	11.6	P30040	10.A, 10.3.1	P31296	1.2	P31594	1.7
P29317	9.2	P29800	5.5	P30041	10.A, 10.3.1	P31320	1.2	P31598	7.4.1
P29325	7.1, 7.1.1, 7.7	P29801	6.4	P30043	10.6	P31321	2.1	P31599	7.6
P29334	10.4	P29802	5.2	P30044	10.6	P31325	6.4.1	P31658	9.1
P29348	5.1, 5.1.1, 5.1.2, 11.9	P29803	5.3	P30045	10.6	P31376	2.2	P31659	9.3
P29352	10.4, 10.4.1, 10.5	P29804	5.0	P30046	10.6	P31404	2.1	P31661	9.1
P29355	11.0	P29822	5.2	P30047	10.9	P31406	7.1.1, 7.4.1	P31683	9.1
P29390	5.1.1, 5.1.2, 5.2	P29837	5.5	P30048	10.9	P31418	1.2	P31684	9.1
P29408	6.0	P29838	6.4	P30049	10.9	P31439	1.1.1, 1.2	P31694	1.3.1
P29415	7.4	P29839	5.7	P30155	7.1.1	P31443	7.1.1, 7.5	P31700	2.18
P29447	10.6, 10.6, 10.8.1	P29840	5.3	P30186	10.3, 10.3.1	P31462	7.4.1, 7.5	P31701	2.18
P29463	10.4, 10.4.1	P29857	11.7	P30189	6.12	P31463	7.5	P31702	2.18
P29469	5.1, 5.1.1, 5.1.2	P29864	5.2	P30192	10.3, 10.3.1	P31472	7.4.1	P31703	2.18
P29519	9.1	P29878	5.3, 5.5, 5.7	P30213	3.1	P31473	7.4.1	P31705	2.19
P29578	6.6	P29885	11.7	P30411	4.1	P31474	7.4.1	P31706	2.19
P29585	10.9	P29900	5.2	P30439	6.0	P31475	7.4.1	P31707	2.19
P29588	10.9	P29919	6.1	P30440	0.5, 6.0	P31477	7.4.1	P31708	2.19
P29620	1.0	P29920	8.2, 8.2.1	P30443	0.5, 6.6	P31481	7.4.1	P31709	2.19, 2.27, 2.28
P29644	6.0	P29929	8.2, 8.2.1	P30539	6.0	P31483	7.4.1	P31710	2.19, 2.27
P29645	6.0	P29930	10.9	P30540	6.0	P31486	7.4.1	P31711	2.20
P29659	7.2, 7.3	P29931	10.9	P30734	6.1	P31488	7.4.1	P31712	2.20
P29688	10.0	P29943	10.0	P30740	8.4.1	P31489	7.4.1	P31713	2.20

Part Number	Page(s)	Part Number	Page(s)	Part Number	Page(s)	Part Number	Page(s)	Part Number	Page(s)
P31714	2.20, 2.22	P31755	2.19	P31798	2.21, 2.22, 2.23, 2.24	P31839	2.21, 2.24	P31875	2.22
P31715	2.20	P31756	2.19	P31799	2.21, 2.22, 2.23, 2.24	P31840	2.21	P31876	2.22
P31716	2.20	P31759	2.19	P31800	2.21, 2.22, 2.23, 2.24	P31841	2.21	P31877	2.22
P31717	2.20	P31760	2.21	P31801	2.21, 2.22, 2.23, 2.24	P31842	2.21	P31878	2.22
P31718	2.20	P31761	2.21, 2.22, 2.23, 2.24	P31802	2.21, 2.22, 2.23, 2.24	P31843	2.21	P31879	2.22
P31719	2.20	P31762	2.21	P31803	2.21, 2.22, 2.23, 2.24	P31844	2.21	P31880	2.22
P31720	2.20	P31763	2.21	P31804	2.21, 2.22, 2.23, 2.24	P31845	2.21, 2.20	P31881	2.22
P31721	2.20	P31764	2.21	P31805	2.21, 2.22, 2.23, 2.24	P31846	2.21	P31882	2.22
P31722	2.20	P31765	2.21	P31806	2.21, 2.22, 2.23, 2.24	P31847	2.21, 2.21, 2.22, 2.22, 2.23, 2.24, 2.24	P31883	2.22
P31723	2.20	P31766	2.21	P31807	2.21, 2.22, 2.23, 2.24	P31848	2.21, 2.21, 2.22, 2.22, 2.23, 2.24, 2.24	P31884	2.22
P31724	2.20	P31767	2.21	P31808	2.21, 2.22, 2.23, 2.24	P31849	2.21, 2.21, 2.22, 2.22, 2.23, 2.24, 2.24	P31885	2.22
P31725	2.20	P31768	2.21	P31809	2.21, 2.22, 2.23, 2.24	P31850	2.21, 2.21, 2.22, 2.22, 2.23, 2.24, 2.24	P31886	2.22
P31726	2.20	P31769	2.21	P31810	2.21, 2.22, 2.23, 2.24	P31851	2.21, 2.21, 2.22, 2.22, 2.23, 2.24, 2.24	P31887	2.22
P31727	2.20	P31770	2.21	P31811	2.21, 2.22, 2.23, 2.24	P31852	2.21, 2.21, 2.22, 2.22, 2.23, 2.24, 2.24	P31888	2.22
P31728	2.20	P31771	2.21	P31812	2.21, 2.22, 2.23, 2.24	P31853	2.22	P31889	2.22
P31729	2.20	P31772	2.21	P31813	2.21, 2.22, 2.23, 2.24	P31854	2.22	P31890	2.22
P31730	2.20	P31773	2.21	P31814	2.21, 2.22, 2.23, 2.24	P31855	2.22	P31891	2.22
P31731	2.20	P31774	2.21	P31815	2.21, 2.22, 2.23, 2.24	P31856	2.22	P31892	2.22
P31732	2.20	P31775	2.21	P31816	2.21, 2.22, 2.23, 2.24	P31857	2.22	P31893	2.22
P31733	2.20, 2.26	P31776	2.21	P31817	2.21, 2.22, 2.23, 2.24	P31858	2.22	P31894	2.22
P31734	2.20	P31777	2.21	P31818	2.21, 2.22, 2.23, 2.24	P31859	2.22	P31895	2.22
P31735	2.19	P31778	2.21	P31819	2.21, 2.22, 2.23, 2.24	P31860	2.22	P31896	2.22
P31736	2.19	P31779	2.21	P31820	2.21, 2.22, 2.23, 2.24	P31861	2.22	P31897	2.22
P31737	2.19	P31780	2.21	P31821	2.21, 2.22, 2.23, 2.24	P31862	2.22	P31898	2.22
P31738	2.25	P31781	2.21	P31822	2.21	P31863	2.22	P31899	2.22
P31739	2.25	P31782	2.21	P31823	2.21	P31864	2.22	P31900	2.22
P31740	2.19, 2.23, 2.24	P31783	2.21	P31824	2.21, 2.24	P31865	2.22	P31901	2.22
P31741	2.19	P31784	2.21	P31825	2.21, 2.22, 2.23, 2.24	P31866	2.22	P31902	2.22
P31742	2.19	P31785	2.21	P31826	2.21, 2.22, 2.23, 2.24	P31867	2.22	P31903	2.22
P31743	2.19, 2.29	P31786	2.21	P31827	2.21, 2.22, 2.23, 2.24	P31868	2.22	P31904	2.22
P31744	2.19	P31787	2.21	P31828	2.21, 2.22, 2.23, 2.24	P31869	2.22	P31905	2.22
P31745	2.19	P31788	2.21, 2.22, 2.23, 2.24	P31829	2.21, 2.22, 2.23, 2.24	P31870	2.22	P31906	2.22
P31746	2.19	P31789	2.21, 2.22, 2.23, 2.24	P31830	2.21, 2.22, 2.23, 2.24	P31871	2.22	P31907	2.22
P31747	2.19	P31790	2.21	P31831	2.21, 2.22	P31872	2.22	P31908	2.22
P31748	2.19	P31791	2.21, 2.22, 2.23, 2.24	P31832	2.21, 2.22, 2.23, 2.24	P31873	2.22	P31909	2.22
P31749	2.19	P31792	2.21, 2.22, 2.23, 2.24	P31833	2.21	P31874	2.22	P31910	2.22
P31750	2.19	P31793	2.21, 2.22, 2.23, 2.24	P31834	2.21, 2.24			P31911	2.23, 2.24
P31751	2.19, 2.30	P31794	2.21, 2.22, 2.23, 2.24	P31835	2.21, 2.24			P31912	2.23, 2.24
P31752	2.19	P31795	2.21, 2.22, 2.23, 2.24	P31836	2.21, 2.24			P31913	2.23, 2.24
P31753	2.19	P31796	2.21, 2.22, 2.23, 2.24	P31837	2.21, 2.24			P31914	2.23, 2.24
P31754	2.19	P31797	2.21, 2.22, 2.23, 2.24	P31838	2.21, 2.24			P31915	2.23

Part Number	Page(s)	Part Number	Page(s)	Part Number	Page(s)	Part Number	Page(s)	Part Number	Page(s)
P31916	2.23, 2.24	P31957	2.25	P31998	2.26	P32039	2.29	P32080	2.29
P31917	2.23	P31958	2.25	P31999	2.26	P32040	2.29	P32081	2.29
P31918	2.23	P31959	2.25	P32000	2.26	P32041	2.29	P32082	2.29
P31919	2.23, 2.24	P31960	2.25	P32001	2.26	P32042	2.29	P32083	2.19
P31920	2.24	P31961	2.25	P32002	2.26	P32043	2.29	P32084	2.29
P31921	2.24	P31962	2.25	P32003	2.26	P32044	2.29	P32085	2.29
P31922	2.23, 2.24	P31963	2.25	P32004	2.26	P32045	2.29	P32086	2.29
P31923	2.26	P31964	2.25	P32005	2.26	P32046	2.29	P32087	2.29
P31924	2.26	P31965	2.25	P32006	2.27	P32047	2.29	P32088	2.29
P31925	2.26	P31966	2.25	P32007	2.27	P32048	2.29	P32089	2.29
P31926	1.1.1, 1.2, 2.26	P31967	2.25	P32008	2.27	P32049	2.29	P32090	2.29
P31927	2.23, 2.24	P31968	2.25	P32009	2.27	P32050	2.29	P32091	2.29
P31928	2.23	P31969	2.25	P32010	2.27	P32051	2.29	P32092	2.29
P31929	2.23, 2.24	P31970	2.25	P32011	2.27	P32052	2.29	P32093	2.30
P31930	2.23, 2.24	P31971	2.25	P32012	2.27	P32053	2.29	P32094	2.30
P31931	2.23, 2.24	P31972	2.25	P32013	2.27	P32054	2.29	P32095	2.18, 2.30
P31932	2.23, 2.24	P31973	2.25	P32014	2.27	P32055	2.29	P32096	2.30
P31933	2.23, 2.24	P31974	2.25	P32015	2.28	P32056	2.29	P32097	2.30
P31934	2.23, 2.24	P31975	2.25	P32016	2.27	P32057	2.29	P32098	2.30
P31935	2.23, 2.24	P31976	2.25	P32017	2.27, 2.28	P32058	2.29	P32099	2.30
P31936	2.23, 2.24	P31977	2.25	P32018	2.19, 2.28	P32059	2.29	P32100	2.30
P31937	2.23, 2.24	P31978	2.30	P32019	2.27	P32060	2.29	P32101	2.30
P31938	2.23, 2.24	P31979	2.30	P32020	2.27	P32061	2.29	P32102	2.18
P31939	2.23, 2.24	P31980	2.30	P32021	2.27	P32062	2.29	P32103	2.24
P31940	2.23, 2.24	P31981	2.30	P32022	2.27	P32063	2.29	P32104	2.24
P31941	2.23, 2.24	P31982	2.30	P32023	2.27	P32064	2.29	P32105	2.24
P31942	2.23, 2.24	P31983	2.30	P32024	2.27	P32065	2.29	P32106	2.24
P31943	2.23, 2.24	P31984	2.30	P32025	2.27	P32066	2.29	P32107	2.24
P31944	2.23, 2.24	P31985	2.30	P32026	2.28	P32067	2.29	P32108	2.29
P31945	2.23, 2.24	P31986	2.30	P32027	2.28	P32068	2.29	P32110	2.20
P31946	2.23, 2.24	P31987	2.30	P32028	2.28	P32069	2.29	P32111	2.20
P31947	2.23, 2.24	P31988	2.30	P32029	2.28	P32070	2.29	P32112	2.20
P31948	2.23, 2.24	P31989	2.20	P32030	2.28	P32071	2.27, 2.29	P32113	2.20
P31949	2.23, 2.24	P31990	2.20	P32031	2.28	P32072	2.26	P32114	2.20
P31950	2.23	P31991	2.20	P32032	2.28	P32073	2.26	P32115	2.20
P31951	2.23	P31992	2.20	P32033	2.28	P32074	2.27	P32116	2.20
P31952	2.23	P31993	2.20	P32034	2.28	P32075	2.27	P32117	2.20
P31953	2.25	P31994	2.20	P32035	2.28	P32076	2.19	P32118	2.20
P31954	2.25	P31995	2.20	P32036	2.28	P32077	2.19	P32119	2.20
P31955	2.25	P31996	2.20	P32037	2.28	P32078	2.29	P32120	2.20
P31956	2.25	P31997	2.26	P32038	2.28	P32079	2.29	P32121	2.20

Part Number	Page(s)	Part Number	Page(s)	Part Number	Page(s)	Part Number	Page(s)	Part Number	Page(s)
P32122	2 20	P32670	1 2	P40033	6 1	P91539	10.8, 10.8 1	P91715	6.6, 6 7
P32123	2 18	P32677	7 2	P40075	9 2.1, 9 3	P91540	10.8, 10.8 1	P91716	6.6, 6 7
P32124	2 18	P32603	7.4 1	P40132	3 2, 3.2 1	P91542	10.8, 10.8 1	P91718	6.6, 6 7
P32125	2 18	P32607	1.8 2, 1.9 1	P40135	8 4.1, 8 5	P91543	10.8, 10.8 1	P91719	6.6, 6 7
P32126	2 29	P32626	3 3, 3.3 1	P40136	9 2, 9.2 1	P91544	10.8, 10.8 1	P91720	6.6, 6 7
P32200	7 5	P32627	7 2	P40137	9.2 1	P91550	10 9	P91721	6.6, 6 7
P32201	7.4 1	P32628	7 2	P40174	1 10	P91578	10 0	P91722	6.6, 6 7
P32202	7.4.1, 7 5	P32629	7 2	P40186	8 2.1, 0 3	P91582	10 0	P91723	6.6, 6 7
P32203	7.4 1	P32630	7 2	P40240	6.1	P91604	10 0	P91731	6 8
P32204	7.4 1	P32631	7 2	P40202	10.4 1	P91606	10 6	P91732	6 8
P32205	7.4 1	P32658	10 1	P40467	8.5	P91608	10 9	P91733	6 8
P32206	7.4 1	P32660	1 2	P40484	5.1, 5 1.1, 5 1.2, 5 4	P91610	10 9	P91734	6 8
P32407	7.1 1	P32661	1 2	P40487	6.3	P91656	7 4	P91735	6 8
P32408	7.1 1	P32662	1 2	P40490	5.1.1, 5.1 2	P91657	7 4	P91736	6 8
P32400	7.1 1	P32981	9 3	P40491	5.1.1, 5.1 2	P91658	7 4	P91737	6 8
P32410	7.1 1	P32982	1.8 2, 1.9 1	P40662	7.6	P91659	7 4	P91738	6 8
P32411	10.4 1	P32986	1.9 1	P91301	2.11	P91660	7 4	P91730	6 8
P32412	10.4 1	P33094	7.4 1	P91302	2.11	P91661	7 4	P91740	6 8
P32415	8.4 1	P33095	7.4 1	P91303	2.11	P91662	7 4	P91741	6 8
P32416	10.3 1	P33122	3.3 1	P91304	2.11	P91663	7 4	P91742	6 8
P32417	10.3 1	P33140	1 2	P91305	2.11	P91664	7 4	P91764	8.5
P32418	10.3 1	P33141	1.6 1	P91316	2.12	P91665	7 4	P91765	8.5
P32543	7 5	P33142	1.6 1	P91322	2.7	P91666	7 4	P91766	8.5
P32544	7 5	P33146	1.6 1	P91352	2.14	P91667	7 4	P91767	7.2
P32545	7 5	P33162	3.1, 3.1.1, 4.1	P91353	2.14	P91668	7 4	P91768	7.2
P32546	7 5	P33163	4.1, 4.2	P91367	2.5	P91670	7 4	P91770	7.2
P32547	7 5	P33164	3.1, 3.1.1, 4.1	P91368	2.11	P91687	7 4	P91771	7.2
P32548	7 5	P33168	7 5	P91374	2.11	P91688	7 4	P91776	7.2
P32549	7 5	P33177	7 6	P91503	10.6	P91690	7 4	P91777	7.2
P32555	10.9	P33178	7 6	P91512	10.6, 10.8, 10.8.1	P91694	6.5, 6 7	P91778	7.2
P32557	10.9	P33180	1.6, 1.6.1	P91513	10.6	P91705	6 5	P91781	7.2
P32561	10.9	P33181	1.6.1	P91515	10.6	P91706	6.6, 6 7	P91782	7.2
P32572	1.2	P33182	1.6.1	P91516	10.6	P91707	6.6, 6 7	P91783	7.2
P32575	3.3.1	P33183	1.6.1	P91517	10.6	P91708	6.6, 6 7, 6.10, 6 11	P91784	7.2
P32578	7.1.1, 7.4.1	P33184	1.6.1	P91529	10.7	P91709	6.6, 6 7	P91786	7.2
P32579	3.1, 3.1.1	P33185	7 6	P91531	10.8, 10.8.1	P91710	6.6, 6 7	P91787	7.2
P32582	1.1, 1.1.1	P33186	7 6	P91532	10.8, 10.8.1	P91711	6.6, 6 7	P91788	7.2
P32586	1.8.1, 1.9	P33187	7 6	P91533	10.8, 10.8.1	P91712	6.6, 6 7, 6.8, 6.10,	P91791	7.3
P32589	1.8.1, 1.9	P33188	7 6	P91534	10.8, 10.8.1		6.11	P91794	7.3
P32616	1.1	P40009	7.1, 7.4	P91535	10.8, 10.8.1	P91713	6.6, 6 7	P91795	7.3
P32663	10.4.1	P40022	1.7	P91536	10.6, 10.8, 10.8.1	P91714	6.6, 6 7	P91796	7.3

Part Number	Page(s)	Part Number	Page(s)	Part Number	Page(s)	Part Number	Page(s)	Part Number	Page(s)
P91798	7.3	15618A	1.1.1, 1.2	16362A	4.1	21318A	10.1	25092B	6.3
P91799	7.3	15730F	10.1	16369A	4.1, 4.2	21319A	10.1	25252B	10.1
P91800	7.3	15731B	10.1	16382A	9.2.1	21402B	1.2	25381A	4.1, 4.2, 10.4
P91802	7.3	15732B	10.1	16401A	1.4, 1.5	21440A	10.1	25532B	4.1
P91803	7.3	15764A	4.1	16461A	1.4, 1.5	21508A	8.1	25542B	3.3
P91805	7.3	15765A	4.1	16466A	1.4, 1.5	21577B	1.1	25566A	4.2
P91806	7.3	15769A	4.1	16593A	10.11	21976B	9.2	25598C	3.1, 3.1.1
P91807	7.3	15771A	4.1	16594A	10.11	21977C	9.2	25600B	6.1
P91808	7.3	15774A	4.1	16678A	4.1	22013C	3.1	25685A	1.3
P91946	8.3	15784B	10.1	16895A	10.1	22834D	3.1	25703C	4.2
P91947	8.3	15845B	1.3.1	17005B	10.12	22864B	3.1	25705B	6.3
P91948	8.3	15886A	4.1	17006B	10.12	22868C	1.1	25708B	1.2
P91952	8.3	15953A	4.2	17012A	4.1, 4.2	22870B	3.1, 3.1.1	25774B	4.1
P92009	6.2	15969B	4.1, 4.2	17103C	11.1, 11.2, 11.3, 11.4	22913A	3.1, 3.1.1	25807A	4.2
P92013	1.1	15972A	4.2	17164C	3.1	23022A	3.1, 3.1.1	25808A	4.1
P92017	1.1	15976A	4.2	17180A	4.2	23039B	4.1	25826B	4.1
P92131	10.6, 10.9	16114B	11.9	17188B	4.1	23081C	1.4	25827A	4.1
P92410	7.7	16115B	11.9	17786A	1.4, 1.5	23084B	1.4	25828A	4.2
P92411	7.7	16117A	11.9	17962B	4.1	23085B	1.6	25829A	4.1
P92412	7.7	16207A	11.2, 11.4	18134A	11.8, 11.9	23133A	3.2, 3.2.1	25840D	6.1
P92413	7.7	16223A	11.3, 11.4, 11.9	18347C	1.6	23188B	1.3	25918B	9.2.1, 9.3
P92417	6.6, 6.7, 6.8, 6.10, 6.11	16224A	11.3, 11.4	18665B	1.1.1	23610C	11.1, 11.2, 11.3, 11.4	25952D	10.4, 10.4.1
P92419	6.5, 6.9	16226A	11.3, 11.4, 11.9	18668B	1.1	24144B	4.1	25953C	10.4, 10.4.1
P92425	6.9	16227A	11.3, 11.4	18676B	1.1.1	24186A	8.1	25954C	10.4, 10.4.1
P92437	6.5	16228A	4.1, 4.2, 10.4, 10.4.1, 11.3, 11.4	18751B	1.3.1	24257A	4.1, 4.2	25955B	10.4, 10.4.1
P92438	6.5, 6.9	16229A	11.3, 11.4	18756A	10.4, 10.4.1	24343B	3.3, 3.3.1	25956B	10.4, 10.4.1
P92448	6.9	16269A	4.1	18791A	10.1	24732A	3.1, 3.1.1	25959A	10.4
12749C	1.1	16306A	10.1	19920A	4.2	24733A	3.1, 3.1.1	25959A	10.4
12750A	10.1	16309A	4.2	20212A	6.1	24747A	1.3, 1.3.1	25980D	3.1, 3.1.1
13599A	4.1	16310A	4.1	20807A	10.1	24749B	9.2	26085C	11.1, 11.2, 11.3, 11.4
14226B	10.1	16322D	11.3, 11.4	20844B	9.2	24751A	10.1	26091A	4.2
14251B	1.3, 1.3.1	16335A	10.1	20963B	10.1	24752B	10.1	26137C	11.6
14282B	10.1	16342A	4.2	20964B	10.1	24755A	10.1	26141B	11.6
14383A	1.4, 1.5	16346A	10.1	20980A	10.1	24795C	1.6	26143B	11.6
14979B	11.6	16347A	10.1	20988A	10.1	24853A	3.3	26146B	11.8, 11.9
15055B	11.6	16348D	10.1	20989A	10.1	24854A	3.3, 3.3.1	26150B	11.8, 11.9
15559A	11.1, 11.3	16349D	10.1	20997A	10.1	24863A	10.1	26151B	11.6
15573A	3.2, 3.2.1	16357A	9.2	21065A	8.4	24880A	9.2, 9.2.1, 9.3	26152A	11.6
15614A	3.1, 3.1.1	16360B	10.1	21071A	8.4	24906A	10.1	26161A	11.6
15616A	1.1.1, 1.2	16361A	4.1	21164B	1.1.1	24920B	4.2	26165A	1.8
				21227C	3.2, 3.2.1	25071A	8.1	26218B	11.6

Part Number	Page(s)	Part Number	Page(s)	Part Number	Page(s)	Part Number	Page(s)	Part Number	Page(s)
26278A	4 2	30334A	4 1	30725B	5.1 1, 5.1 2	35018A	1 1.1, 1.2	35387B	10 1
26280A	10 4, 10.4 1	30337D	3 1	30727A	5 1, 5.1 1, 5.1 2	35019B	1.3 1	35394C	10 1
26301D	11 9	30338C	1 1	30728A	5 1, 5.1 1, 5.1 2	35026B	1.1 1	35400C	10 1
26313A	1 8	30351B	1 10	30801A	6 12	35032A	8.4 1	35419B	1 4
26326A	5 1, 5.1 1, 5.1 2	30368C	3 1	30806C	1 1	35030B	8.4 1	35420A	11 3, 11 4, 11 9
26327B	5 1, 5.1 1, 5.1 2	30373D	11 1	31364A	4 1	35040A	2 18	35422B	1 5
26329A	5 1, 5.1 1, 5.1 2	30377D	11 2	31374A	10 1	35051D	3.1 1	35423A	1 7
26333A	3.3, 3.3 1	30384C	6 3	31635C	1 8	35054B	1.3 1	35453A	4 1
26400B	10 3, 10.3 1	30300D	11 9	31660A	3 3, 3.3 1	35057B	6.3	35471A	1 2
26428C	10 1	30301B-2	4 1	31780A	11 6	35061A	10 1	35472A	3.3 1
26429A	10 1	30304D	11.3, 11 4	31944A	11 3, 11.4, 11 9	35066C	1.8	35483A	5 1, 5.1 1, 5.1 2
26431B	10 1	30414B	1.10	31900A	10.4 1	35075D	3.2	35508A	4 1
26434A	10 1	30420D	11 6	32105A	1 8	35077C	9.2 1	35510B	1.8 2, 1.9 1
26435A	10 1	30430C	11 6	32300C	10 7	35078B	9.2 1	35521A	1.9 1
26437D	11.2, 11 4	30431C	3.2	32311B	10 7	35082A	10 1	35522A	1 5
26440D	4 1	30432C	3.2	32312B	10 7	35087B	3.3 1	35532A	9 2.1, 9 3
26447B	4 1	30434B	11 6	32313B	10 7	35090A	10 1	35564D	3.1 1
26450A	4 1	30435D	11 9	32314B	10 7	35091A	10 1	35566D	9.2 1
26451B	4 1	30440D	11 8	32315B	10 7	35092A	10 1	35565B	3.1 1
26455A	4 1	30451A	5.4	32316B	10 7	35105B	3.2 1	35566A	9 3
26462A	6 1	30458C	3.2	32317B	10 7	35107B	3.2 1	35567A	9 2.1, 9 3
28284D	3 1	30473A	1.1	32318B	10 7	35110B	3.2 1	35712B	0.2 1
28322B	6 1	30482A	1.6	32319B	10 7	35111D	3.2 1	35777B	11.3, 11 4
28415A	1.10	30486A	10 1	32320B	10 8, 10.8 1	35145B	1.2	35778B	11.3, 11 4
28473B	1.1 1	30487A	10.1	32366B	4.2	35146B	1.2	36222A	1.8 2
28474B	1.1 1	30488A	10.1	32431B	4.1	35147B	1.2	36355A	4 2
28676A	4.1	30489A	10.1	32432B	4.1	35154A	1.7	36546A	10 9
28721A	6.1	30490A	10.1	32445B	10.2	35166A	2.18	36565A	10.4, 10.4 1
30160	11.1	30491A	10.1, 10.4, 10.4.1	32480B	9.2.1	35193A	10 1	36566A	10.4, 10.4 1
30161	11.2	30492C	10.1	33227A	4.1	35200A	3 1, 3.1 1	36567A	10.4, 10.4 1
30162	11.3	30493B	10.1	34237D	1.1, 1.1.1, 1.2	35207A	1.8 1, 1.8 2	36597B	8.4 1
30163	11.4	30514B	10.2	34562A	6.1	35211A	1 8.1, 1 9	36599A	8.4 1
30206A	1.10	30516B	10.2	34570A	3.1.1	35223A	1.8 1, 1.8 2	36754X	2 2
30217B	6.12	30518B	10.2	34576D	3.2.1	35290B	1 9, 1.9 1	36755X	2 2
30254D	3.2, 3.2.1	30553B	10.6	34580B	3.2, 3.2.1	35294A	1 9, 1.9 1	36768X	2.1 1
30260A	1.1.1	30615A	3.3	34636B	8.4.1	35295A	1 9, 1.9 1	36769X	2.1 1
30262D	3.2	30628A	11.9	34667A	3.3.1	35320B	1 9	36772X	2.1 1
30267B	3.2, 3.2.1	30630C	10.1	34668A	8.4.1	35322B	9 1	36774X	2.1 1
30290D	3.1, 3.1.1	30642A	3.2, 3.2.1	34680B	1.1, 1.1.1, 1.2	35339B	1.8.1, 1.9	36775X	2.1 1
30291B	3.3	30689A	4.2	35015B	3.1, 3.1.1	35351B	1.1.1	36776X	2.1 1
30332D	3.1, 3.1.1	30724B	6.1	35017A	1.1.1, 1.2	35367A	3.3.1	36777X	2.1 1

Part Number	Page(s)	Part Number	Page(s)	Part Number	Page(s)	Part Number	Page(s)	Part Number	Page(s)
06778X2.1.1	08115A 1.6.1						
06780X6.5	08108C 9.3						
06781X6.9	08510C 3.1, 3.1.1						
06782X6.9, 6.10	09617B 10.1						
06784X6.9, 6.10	09876A 1.8.2, 1.9.1						
06786X6.9, 6.11	65514B 6.2						
06787X6.9	65607D 3.1, 3.1.1						
06800X3.2.1	66000C 1.1, 1.1.1						
06801X3.2.1	66255A 7.4.1						
06802X3.2.1								
06803X3.2.1								
06804X3.2.1								
06805X3.2.1								
06912X5.1, 5.1.1, 5.1.2								
06993X10.10								
06994X10.10								
06995X10.10								
06996X10.10								
06997X10.10								
06998X10.10								
06999X10.10								
07105X9.2.1, 9.3								
07106A9.2.1, 9.3								
07107X9.2.1, 9.3								
07117X6.2.1								
07118X6.2.1								
07119X6.2.1								
07120X6.2.1								
07136X3.2.3, 2.1, 10.2								
07137X3.2.3, 2.1, 10.2								
07209X3.1, 3.1.1								
07430X2.2								
07440X2.2								
07441X2.2								
07557X1.1, 1.2								
07728X2.28								
08034B5.1.2								
08040D4.1								
08045A3.2.1								
08081B10.1								
08114A11.3, 11.4, 11.0								

The parts information in this publication is based on data available at the time it was printed. Because of continual improvement and advancing product design, your vehicle may not be identical to the parts information shown. Whenever there is a question, obtain the latest parts information available from your local dealer. JLG Industries, Inc. continually updates these publications electronically within our *OnLine Services*.



Benefits

- Available 24 hours a day, 7 days a week for your convenience.
- Prices and parts manuals are always current - reduces errors and saves time.
- Improves service to your customers with quick access to valuable information.
- Reduces time required to gather information.
- Reduces processing time for warranty claims.

Program Features

- In a few easy steps you can:
- Look-up prices and availability.
- Identify parts using graphical parts manuals.
- Enter orders using part numbers, or order by selecting from graphical parts manuals.
- Review order status.
- Review invoices and credits.
- Review shipping information.
- Submit warranty claims

Visit Us at

<http://www.jlg.com>

Model No. _____

Serial No. _____



**CORPORATE OFFICE
JLG INDUSTRIES, INC.**

1 JLG Drive
McConnellsburg, PA. USA
17233-9533
Phone: (717) 485-5161
Toll Free: (877) 554-5438
Fax: (717) 485-6417

Service Direct: (717) 485-6657 Service Fax: (717) 485-6488 or (717) 485-6815
Parts Direct: (717) 485-6472 Parts Fax: (800) 733-8939 or (717) 485-6441

JLG Industries (Australia)
P.O. Box 5119
11 Bolwarra Road
Port Macquarie
N.S.W. 2444
Australia
Phone: (61) 2 65 811111
Fax: (61) 2 65 810122

JLG Industries (UK)
Unit 12, Southside
Bredbury Park Industrial
Estate
Bredbury
Stockport
SK6 2sP
England
Phone: (44) 870 200 7700
Fax: (44) 870 200 7711

JLG Deutschland GmbH
Max Planck Strasse 21
D-27721 Ritterhude/Ihlpohl
Bei Bremen
Germany
Phone: (49) 421 693 500
Fax: (49) 421 693 5035

JLG Industries (Italia)
Via Po, 22
20010 Pregnana Milanese-MI
Italy
Phone: (39) 02 9359 5210
Fax: (39) 02 9359 5845

JLG Latino Americana Ltda.
Rua Eng. Carlos Stevenson,
80-Suite71
13092-310 Campinas-SP
Brazil
Phone: (55) 19 3295 0407
Fax: (55) 19 3295 1025

JLG Europe B.V.
Jupiterstraat 234
2132 HJ Hoofddorp
The Netherlands
Phone: (31) 23 565 5665
Fax: (31) 23 557 2493

JLG Industries (Norge AS)
Sofeimyrveien 12
N-1412 Sofienyr
Norway
Phone: (47) 6682 2000
Fax: (47) 6682 2001

JLG Polska
Ul. Krolewska
00-060 Warszawa
Poland
Phone: (48) 91 4320 245
Fax: (48) 91 4358 200

JLG Industries (Europe)
Kilmartin Place,
Tannochside Park
Uddingston G71 5PH
Scotland
Phone: (44) 1 698 811005
Fax: (44) 1 698 811055

JLG Industries (Pty) Ltd.
Unit 1, 24 Industrial Complex
Herman Street
Meadowdale
Germiston
South Africa
Phone: (27) 11 453 1334
Fax: (27) 11 453 1342

Plataformas Elevadoras
JLG Iberica, S.L.
Trapadella, 2
P.I. Castellbisbal Sur
08755Castellbisbal
Spain
Phone: (34) 93 77 24700
Fax: (34) 93 77 11762

JLG Industries (Sweden)
Enkopingsvagen 150
Box 704
SE - 175 27 Jarfalla
Sweden
Phone: (46) 8 506 59500
Fax: (46) 8 506 59534

Visit our Web Site at: <http://www.jlg.com>