

Lull[®]

Illustrated Parts Manual


***Models
644B, 6K, 844C,
8K, 1044C &
10K***

P/N - 1100820

Revised
April 24, 2009



JLG[®]



EFFECTIVITY PAGE

June 23, 2003 - B-009 - Revised Manual

February 25, 2005 - C - Replaced all branding with JLG

April 24, 2009 - D - Revised Manual

EFFECTIVITY PAGE

TABLE OF CONTENTS

Using this book

Serial Number Locations

Section 1 — Drive Train

Drive Train Group Assembly	1.1.1
Drive Train Group Assembly	1.1.2
Front Drive Shaft Assembly	1.2.1
Drive Train Group Assembly	1.1.3
Front Drive Shaft Assembly	1.2.2
Rear Drive Shaft Assembly	1.3.1
Rear Drive Shaft Assembly	1.3.2
Differential Carrier Assembly - Front Axle (PS 7036)	1.4.1
Differential Carrier Assembly - Rear Axle (PS 7036)	1.5.1
Steer Axle Shafts & Knuckle Assembly (PS 7036)	1.6.1
Steer Axle Shafts & Knuckle Assembly (PS 7036)	1.6.2
Wheel End Assembly - With Wet Disc Brakes (PS 7036)	1.7.1
Wheel End Assembly - With Wet Disc Brakes (PS 7036)	1.7.2
Drive Flange Assembly (PS 7036)	1.8.1
Tie Rod & Steer Cylinder Mounting Assembly (PS 7036)	1.9.1
Steer Cylinder Assembly (PS 7036)	1.10.1
Steer Cylinder Assembly (PS 7036)	1.10.1.1
Differential Carrier Assembly - Front Axle (PS 8036)	1.14.1
Differential Carrier Assembly - Rear Axle (PS 8036)	1.15.1
Steer Axle Shafts & Knuckle Assembly (PS 8036)	1.16.1
Wheel End Assembly - With Wet Disc Brakes (PS 8036)	1.17.1
Wheel End Assembly - With DRY Disc Brakes (PS 8036)	1.17.2
Drive Flange Assembly (PS 8036)	1.18.1
Tie Rod & Steer Cylinder Mounting Assembly (PS 8036)	1.19.1
Steer Cylinder Assembly (PS 8036)	1.20.1
Converter & Flex Plate (3WG 100)	1.24.1
Gearbox Housing (3WG 100)	1.25.1
Input Group (3WG 100)	1.26.1
Clutch Pack, Forward, 1st Gear (3WG 100) (1 of 2)	1.27.1

Clutch Pack, Forward, 1st Gear (3WG 100) (2 of 2)	1.27.1
Clutch Pack, Reverse, 2nd Gear (3WG 100) (1 of 2)	1.28.1
Clutch Pack, Reverse, 2nd Gear (3WG 100) (2 of 2)	1.28.1
Clutch Pack, 3rd Gear (3WG 100) (1 of 2)	1.29.1
Clutch Pack, 3rd Gear (3WG 100) (2 of 2)	1.29.1
Output Group (3WG 100)	1.30.1
Power Take-Off & Filter (3WG 100)	1.31.1
Gearshift System (3WG 100)	1.32.1
Control Valve (3WG 100)	1.33.1
Oil Tubes & Dipstick (3WG 100)	1.34.1
Converter & Flex Plate (4WG 100)	1.38.1
Gearbox Housing (4WG 100)	1.39.1
Input Group & Layshaft (4WG 100)	1.40.1
Clutch Pack, Forward, 1st Gear (4WG 100) (1 of 2)	1.41.1
Clutch Pack, Forward, 1st Gear (4WG 100) (2 of 2)	1.41.1
Clutch Pack, Reverse, 2nd Gear (4WG 100) (1 of 2)	1.42.1
Clutch Pack, Reverse, 2nd Gear (4WG 100) (2 of 2)	1.42.1
Clutch Pack, 3rd Gear (4WG 100) (1 of 2)	1.43.1
Clutch Pack, 3rd Gear (4WG 100) (2 of 2)	1.43.1
Clutch Pack, 4th Gear (4WG 100) (1 of 2)	1.44.1
Clutch Pack, 4th Gear (4WG 100) (2 of 2)	1.44.1
Output Group (4WG 100)	1.45.1
Power Take-Off & Filter (4WG 100)	1.46.1
Gearshift System (4WG 100)	1.47.1
Control Valve (4WG 100)	1.48.1
Oil Tubes & Dipstick (4WG 100)	1.49.1
Transmission Oil Cooler Assembly	1.53.1
Transmission Oil Cooler Assembly	1.53.1.1
Park Brake Assembly	1.54.1
Park Brake Cylinder Mounting & Linkage Assembly	1.55.1
Park Brake Cylinder Mounting & Linkage Assembly	1.55.1.1

Section 2 — Power Plant

TABLE OF CONTENTS

Engine Mounting & Fuel Lines (Deere 4039D)	2.1.1
Exhaust Assembly (Deere 4039D)	2.2.1
Air Cleaner Assembly (Deere 4039D)	2.3.1
Radiator Group Assembly (Deere 4039D)	2.4.1
Throttle Group Assembly (Deere 4039D)	2.5.1
Throttle Group Assembly (Deere 4039D)	2.5.1.1
Engine Mounting & Fuel Lines (Deere 4039T)	2.6.1
Exhaust Assembly (Deere 4039T)	2.7.1
Air Cleaner Assembly (Deere 4039T)	2.8.1
Radiator Group Assembly (Deere 4039T)	2.9.1
Throttle Group Assembly (Deere 4039T)	2.10.1
Throttle Group Assembly (Deere 4039T)	2.10.1.1
Engine Mounting & Fuel Lines (Deere 4045T 100 hp)	2.11.1
Exhaust Assembly (Deere 4045T 100 hp)	2.12.1
Air Cleaner Assembly (Deere 4045T 100 hp)	2.13.1
Radiator Group Assembly (Deere 4045T 100 hp)	2.14.1
Throttle Group Assembly (Deere 4045T 100 hp)	2.15.1
Engine Mounting & Fuel Lines (Deere 4045T 115 hp)	2.16.1
Exhaust Assembly (Deere 4045T 115 hp)	2.17.1
Air Cleaner Assembly (Deere 4045T 115 hp)	2.18.1
Radiator Group Assembly (Deere 4045T 115 hp)	2.19.1
Throttle Group Assembly (Deere 4045t 115 hp)	2.20.1
Throttle Group Assembly (Deere 4045T 115 hp)	2.20.1.1
Engine Mounting & Fuel Lines (Deere 6068D)	2.21.1
Exhaust Assembly (Deere 6068D)	2.22.1
Air Cleaner Assembly (Deere 6068D)	2.23.1
Radiator Group Assembly (Deere 6068D)	2.24.1
Throttle Group Assembly (Deere 6068D)	2.25.1
Engine Mounting & Fuel Lines (Cummins 4B3.9)	2.26.1
Engine Mounting & Fuel Lines (Cummins 4B3.9)	2.26.1.1
Exhaust Assembly (Cummins 4B3.9)	2.27.1
Air Cleaner Assembly (Cummins 4B3.9)	2.28.1
Radiator Group Assembly (Cummins 4B3.9)	2.29.1
Radiator Group Assembly (Cummins 4B3.9)	2.29.1.1

Throttle Group Assembly (Cummins 4B3.9)	2.30.1
Throttle Group Assembly (Cummins 4B3.9)	2.30.1.1
Engine Mounting & Fuel Lines (Cummins 4BT3.9)	2.31.1
Engine Mounting & Fuel Lines (Cummins 4BT3.9)	2.31.1.1
Exhaust Assembly (Cummins 4BT3.9)	2.32.1
Air Cleaner Assembly (Cummins 4BT3.9)	2.33.1
Air Cleaner Assembly (Cummins 4BT3.9)	2.33.1.1
Radiator Group Assembly (Cummins 4BT3.9)	2.34.1
Radiator Group Assembly (Cummins 4BT3.9)	2.34.1.1
Throttle Group Assembly (Cummins 4BT3.9)	2.35.1
Throttle Group Assembly (Cummins 4BT3.9)	2.35.1.1
Throttle Group Assembly (Cummins 4BT3.9)	2.35.1.2
Engine Mounting & Fuel Lines (Cummins 6B5.9)	2.36.1
Exhaust Assembly (Cummins 6B5.9)	2.37.1
Air Cleaner Assembly (Cummins 6B5.9)	2.38.1
Radiator Group Assembly (Cummins 6B5.9)	2.39.1
Throttle Group Assembly (Cummins 6b5.9)	2.40.1
Throttle Group Assembly (Cummins 6B5.9)	2.40.1.1
Engine Mounting & Fuel Lines (Deere 4045D)	2.41.1
Exhaust Assembly (Deere 4045D)	2.42.1
Air Cleaner Assembly (Deere 4045D)	2.43.1
Radiator Group Assembly (Deere 4045D)	2.44.1
Throttle Group Assembly (Deere 4045D)	2.45.1

Section 3 — Frame and Operator's Compartment

Main Frame Assembly	3.1.1
Main Frame Assembly	3.1.1.1
Main Frame Assembly	3.1.2
Main Frame Assembly	3.1.3
Main Frame Assembly	3.1.3.1
Main Frame Assembly	3.1.4
Operator's Compartment Assembly	3.2.1
Operator's Compartment Assembly	3.2.1.1

TABLE OF CONTENTS

Operator's Compartment Assembly	3.2.2
Operator's Compartment Assembly	3.2.2.1
Instrument Panel Assembly	3.3.1
Instrument Panel Assembly	3.3.1.1
Instrument Panel Assembly	3.3.1.2
Steer Column Assembly	3.4.1
Outrigger Assembly	3.5.1

Section 4 — Boom and Transfer Carriage

Transfer Carriage/Boom Cradle Assembly	4.1.1
Transfer Carriage/Boom Cradle Assembly	4.1.2
Outer Boom Assembly (2-Section)	4.2.1
Outer Boom Assembly (2-Section)	4.2.1.1
Inner Boom Assembly (2-Section)	4.3.1
Outer Boom Assembly (3-Section)	4.4.1
Outer Boom Assembly (3-Section)	4.4.1.1
Outer Boom Assembly (3-Section)	4.4.1.2
Outer Boom Assembly (3-Section)	4.4.1.3
Middle Boom Assembly (3-Section)	4.5.1
Middle Boom Assembly (3-Section)	4.5.1.1
Middle Boom Assembly (3-Section)	4.5.1.2
Middle Boom Assembly (3-Section)	4.5.1.3
Middle Boom Assembly (3-Section)	4.5.1.4
Middle Boom Assembly (3-Section)	4.5.1.5
Inner Boom Assembly (3-Section)	4.6.1
Inner Boom Assembly (3-Section)	4.6.1.1
Outer Boom Assembly (4-Section)	4.7.1
Outer Boom Assembly (4-Section)	4.7.1.1
Outer Boom Assembly (4-Section)	4.7.1.2
Outer Boom Assembly (4-Section)	4.7.1.3
Rear Middle Boom Assembly (4-Section)	4.8.1
Rear Middle Boom Assembly (4-Section)	4.8.1.1
forward Middle Boom Assembly (4-Section)	4.9.1

Forward Middle Boom Assembly (4-Section)	4.9.1.1
Forward Middle Boom Assembly (4-Section)	4.9.1.2
Inner Boom Assembly (4-Section)	4.10.1
Quick Attach Group Assembly (Weldment Type)	4.11.1
Quick Attach Group Assembly (Cast Type)	4.11.1.1
Quick Attach Group Assembly (Cast Type)	4.11.1.2

Section 5 — Boom and Transfer Hydraulics

Hoist & Rear Carriage Tilt Hydraulic circuit	5.1.1
Hoist & Rear Carriage Tilt Hydraulic circuit	5.1.1.1
Hoist & Rear Carriage Tilt Hydraulic circuit	5.1.2
Hoist & Rear Carriage Tilt Hydraulic circuit	5.1.2.1
Hoist & Rear Carriage Tilt Hydraulic circuit	5.1.3
Hoist & Rear Carriage Tilt Hydraulic circuit	5.1.3.1
Hoist & Rear Carriage Tilt Hydraulic circuit	5.1.4
Hoist & Rear Carriage Tilt Hydraulic circuit	5.1.4.1
Rear Carriage Tilt Cylinder Assembly	5.2.1
Rear Carriage Tilt Cylinder Assembly	5.2.1.1
Rear Carriage Tilt Cylinder Assembly	5.2.2
Hoist Cylinder Assembly	5.3.1
Hoist Cylinder Assembly	5.3.2
Transfer Hydraulic Circuit	5.4.1
Transfer Hydraulic Circuit	5.4.1.1
Transfer Cylinder Assembly	5.5.1
Transfer Cylinder Assembly	5.5.1.1
Boom Hydraulic Circuit (2-Section)	5.6.1
Boom Hydraulic Circuit (2-Section)	5.6.1.1
Boom Hydraulic Circuit (2-Section)	5.6.2
Boom Hydraulic Circuit (2-Section)	5.6.2.1
Boom Extension Cylinder Assembly (2-Section)	5.7.1
Boom Extension Cylinder Assembly (2-Section)	5.7.1.1
Boom Hydraulic Circuit (3-Section)	5.8.1
Boom Hydraulic Circuit (3-Section)	5.8.1.1

TABLE OF CONTENTS

Boom Hydraulic Circuit (3-Section)	5.8.1.2
Boom Hydraulic Circuit (3 Section)	5.8.2
Boom Hydraulic Circuit (3 Section)	5.8.2.1
Boom Hydraulic Circuit (3 Section)	5.8.2.2
Boom Extension Cylinder Assembly (3-Section)	5.9.1
Boom Hydraulic Circuit (4-Section)	5.10.1
Boom Hydraulic Circuit (4-Section)	5.10.1.1
Boom Hydraulic Circuit (4-Section)	5.10.1.2
Boom Hydraulic Circuit (4-Section)	5.10.1.3
Boom Hydraulic circuit (4-Section)	5.10.1.4
Boom Hydraulic Circuit (4-Section)	5.10.2
Boom Hydraulic Circuit (4-Section)	5.10.2.1
Boom Hydraulic Circuit (4-Section)	5.10.2.2
Boom Hydraulic Circuit (4-Section)	5.10.2.3
Boom Extension Cylinder Assembly (4-Section)	5.11.1
Front Carriage Tilt Cylinder Assembly	5.12.1
Front Carriage Tilt Cylinder Assembly	5.12.2

Section 6 — Pump, Suction - Return and Valve Plate Components

Pump, Suction - Return Hydraulic Circuit	6.1.1
Pump, Suction - Return Hydraulic Circuit	6.1.1.1
Pump, Suction - Return Hydraulic Circuit	6.1.2
Valve Plate Components Assembly	6.2.1
Valve Plate Components Assembly	6.2.2
6 - Port Circuit Selector Valve Assembly	6.3.1
Frame Tilt Lockout Valve	6.4.1
Hydraulic boom Control Valve Assembly (2-Spool)	6.5.1
Relief Valve Assembly	6.6.1
Hydraulic Control Valve Assembly	6.7.1
Hydraulic Control Valve Assembly	6.7.2
Valve Section Ass'y - transfer/Auxiliary/Frame Tilt/Outriggers	6.8.1
Valve Section Assembly - Carriage Fork Tilt	6.9.1

Control Manifold Assembly	6.10.1
Pump Unloader Circuit (Natural Engines Only)	6.11.1
Pump unloader Valve Assembly	6.12.1
Pump, Suction - Return Hydraulic Circuit - Mid Inlet	6.15.1
Pump, Suction - Return Hydraulic Circuit - Mid Inlet	6.15.2
Valve Plate Components Assembly (Mid Inlet)	6.16.1
Valve Plate Components Assembly (Mid Inlet)	6.16.1.1
Valve Plate Components Assembly (Mid Inlet)	6.16.2
Valve Plate Components Assembly (Mid Inlet)	6.16.2.1
6 - Port Circuit Selector Valve Assembly	6.17.1
Pump-Valve Sub Assembly	6.18.1
Pump-Valve Sub Assembly	6.18.1.1
Hydraulic Control Valve Assembly - (Mid Inlet)	6.19.1
Hydraulic Control Valve Assembly - (Mid Inlet)	6.19.2
Hydraulic Control Valve Assembly - (Mid Inlet)	6.19.3
Valve Section Assembly - boom	6.20.1
Valve Section Assembly - Fr. Tilt./Transfer/Aux./Outrig./Unloader	6.21.1
Valve Section Assembly - Carriage Fork Tilt	6.22.1
Relief Valve Assembly	6.23.1
Relief Valve Assembly - Mid inlet	6.24.1
Hydraulic Return Line Filter Assembly	6.27.1
Pressure Filter Assembly	6.28.1
Pressure Filter Assembly	6.28.1.1

Section 7 — Control Hydraulics

Joystick Control Hydraulic Circuit	7.1.1
Joystick Control Hydraulic Circuit	7.1.2
Frame Tilt & Rear Oscillation Lock Hydraulic Circuit	7.2.1
Frame Tilt & Rear Oscillation Lock Hydraulic Circuit	7.2.2
Test Port Hydraulics Circuit	7.3.1
Oscillation Control Block Assembly	7.4.1
Joystick Control Hydraulic Circuit (Mid Inlet)	7.7.1
Joystick Control Hydraulic Circuit (Mid Inlet)	7.7.1.1

TABLE OF CONTENTS

Joystick Control Hydraulic Circuit (Mid Inlet)	7.7.2
Joystick Control Hydraulic Circuit (Mid Inlet)	7.7.2.1
Joystick Control Hydraulic Circuit (Mid Inlet)	7.7.3
Joystick Control Hydraulic Circuit (Mid Inlet)	7.7.3.1
Joystick Control Hydraulic Circuit (Mid Inlet)	7.7.4
Joystick Control Hydraulic Circuit (Mid Inlet)	7.7.4.1
Frame Tilt & Rear Oscillation Lock Hydraulic Circuit	7.8.1
Frame Tilt & Rear Oscillation Lock Hydraulic Circuit	7.8.1.1
Frame Tilt & Rear Oscillation Lock Hydraulic Circuit	7.8.1.2
Frame Tilt & Rear Oscillation Lock Hydraulic Circuit	7.8.2
Frame Tilt & Rear Oscillation Lock Hydraulic Circuit	7.8.2.1
Frame Tilt & Rear Oscillation Lock Hydraulic Circuit	7.8.2.2
Rear Axle Stabilizer Control Valve Assembly	7.9.1
Rear Axle Stabilizer Control Valve Assembly	7.9.1.1
Test Port Hydraulics Assembly	7.10.1
Test Port Hydraulics Assembly	7.10.1.1
Oscillation Control Block Assembly	7.11.1
Oscillation Control Block Assembly	7.11.1.1
Inline filter Assembly	7.12.1
Joystick Control Valve Assembly	7.14.1
Frame Tilt Control Valve Assembly	7.15.1
Frame Tilt Cylinder Assembly	7.16.1
Frame Tilt Cylinder Assembly	7.16.1.1
Rear Oscillation Lock Cylinder Assembly	7.17.1
Outrigger Hydraulics Circuit	7.20.1
Outrigger Hydraulics Circuit	7.20.1.1
Outrigger Hydraulics Circuit	7.20.1.2
Outrigger Hydraulics Circuit	7.20.1.3
Outrigger Control valve Assembly	7.21.1
3 Handle Single Axis Control Valve Assembly	7.21.1.1
Outrigger Over-Ride Valve Assembly	7.22.1
Outrigger Cylinder Assembly	7.23.1
Boom Extend Lockout Valve Assembly	7.24.1

Section 8 — Steering and Brake Hydraulics

Steering Hydraulic Circuit	8.1.1
Service Brake Hydraulic Circuit	8.2.1
Service Brake Valve Assembly	8.3.1
Park Brake Hydraulic Circuit	8.4.1
Steering Hydraulic Circuit (Mid Inlet)	8.7.1
Service Brake Hydraulic Circuit (Mid Inlet)	8.8.1
Service Brake Hydraulic Circuit (Mid Inlet)	8.8.1.1
Service Brake Hydraulic Circuit (Mid Inlet)	8.8.2
Service Brake Hydraulic Circuit (Mid Inlet)	8.8.2.1
Service Brake Valve Assembly (Mid Inlet)	8.9.1
Park Brake Hydraulic Circuit (Mid Inlet)	8.10.1
Park Brake Hydraulic Circuit (Mid Inlet)	8.10.1.1
Park Brake Valve Assembly	8.13.1
Accumulator Assembly	8.14.1

Section 9 — Electrical

Electrical Group - Operator's Compartment	9.1.1
Electrical Group - Operator's Compartment	9.1.1.1
Electrical Group - Operator's Compartment	9.1.1.2
Electrical Mounting Panel - Fuses, Relays & Buzzer	9.2.1
Electrical Mounting Panel - Fuses, Relays & Buzzer	9.2.1.1
Electrical Mounting Panel - Fuses, Relays & Buzzer	9.2.1.2
Electrical Group - Transmission Control	9.3.1
Electrical Group - Transmission Control	9.3.1.1
Electrical Group - Transmission Control	9.3.1.2
Electrical Group - Frame (Valve Plate)	9.4.1
Electrical Group - Frame (Valve Plate)	9.4.1.1
Electrical Group - Frame (Valve Plate)	9.4.1.2
Electrical Group - Frame (Valve Plate)	9.4.1.3
Electrical Group - Outrigger/Boom Extend Lockout	9.5.1
Electrical Group - Outrigger/Boom Extend Lockout	9.5.1.1

TABLE OF CONTENTS

Electrical Group - Engine (Deere) 4039D & 4039T	9.6.1
Electrical Group - Engine (Deere) 4045D, 4045T & 6068D	9.6.2
Electrical Group - Engine (Deere) 4045D, 4045T & 6068D	9.6.2.1
Electrical Group - Engine (Cummins) 4BT3.9	9.7.1
Electrical Group - Engine (Cummins) 4BT3.9	9.7.1.1
Electrical Group - Engine (Cummins) 4B3.9	9.7.2
Electrical Group - Engine (Cummins) 4B3.9 EPA	9.7.2.1
Electrical Group - Engine (Cummins) 6BT5.9	9.7.3

Section 10 — Decals

Section 10 — Optional Equipment

Decal Group Common	10.1.1
Decal Group Common	10.1.1.1
Decal Group & Flip Cards	10.2.1
(Optional) Hydraulic Oil Cooler Assembly	10.6.1
(Optional) Hydraulic Oil Cooler Assembly	10.6.1.1
Window Assembly, Enclosed Cab	10.10.1
Door Assembly, Enclosed Cab	10.11.1
Windshield Assembly, Enclosed Cab	10.12.1
Windshield Wiper Assembly, Enclosed Cab	10.13.1
Insulation Assembly, Enclosed Cab	10.14.1
Second Auxiliary Hydraulic Circuit (4-Section)	10.20.1
Second Auxiliary Hydraulic Circuit (4-Section)	10.20.1.1
Second Auxiliary Hydraulic circuit (4-Section)	10.20.1.2
Second Auxiliary Hydraulic circuit (4-Section)	10.20.1.3
(Optional) Drive Lockout Override	10.22.1
(Optional) Transmission Disconnect Override Valve	10.23.1
(Optional) Worklight Assembly	10.25.1
(Optional) Worklight Assembly	10.25.1.1
(Optional) Roadway Lights Assembly	10.26.1
(Optional) Roadway Lights Assembly (Mid Inlet)	10.26.1.1
(Optional) Roadway Lights Dash Harness w/o Circuit Board	10.27.1
(Optional) Roadway Lights Dash Harness w/Circuit Board	10.27.1.1

(Optional) Strobe/ Rotating Beacon Lights	10.28.1
---	---------

Section 11 — Attachments

Standard (Non-Tilt) Fork Carriage Assembly, Model 8 50	11.1.1
Standard (Non-Tilt) Fork Carriage Assembly, Model 10 50	11.1.2
Framers (Non-Tilt) Fork Carriage Assembly, Model 8 74	11.2.1
Framers (Non-Tilt) Fork Carriage Assembly, Model 10 74	11.2.2
Standard Tilting Fork Carriage Assembly, Model 8T50	11.3.1
Standard Tilting Fork Carriage Assembly, Model 10T50	11.3.2
Framers Tilting Fork Carriage Assembly, Model 8T74	11.4.1
Framers Tilting Fork Carriage Assembly, Model 10T74	11.4.2
Tilting Carriage Cylinder Assembly	11.5.1
Tower Assembly	11.10.1
Carriage Assembly, Tower, Tilting	11.11.1
Carriage Assembly Tower (Non-Tilt)	11.12.1
Tower Quick Attach Lock Plate Assembly	11.13.1
Tower Cylinder Assembly	11.14.1
Carriage Assembly Single Fork Positioning	11.16.1
Carriage Assembly Dual Fork Positioning	11.17.1
Fork Positioning Cylinder Assembly	11.18.1
Truss Boom Assembly, Model 2TB10	11.20.1
Truss Boom Assembly With Winch, Model 2TBW10	11.21.1
Utility Bucket 1.25 Cu. Yd.	11.22.1

USING THIS BOOK

644B-37 S/N 101-586
644B-42 S/N 101-156
844C-42 S/N 101-468
1044C-42 S/N 101-113
1044C-54 S/N 101-124
6K-37 S/N 101-274
6K-42 S/N 101-115
8K-42 S/N 101-196
10K-42 S/N 101-106
10K-54 S/N 101
MISSION OIL COOLER ASSEMBLY 1.53.1

644B
6K
844C
8K
1044C
10K
▼

(A) ↓

(B) ↙

(C) ↘

Figure 1

This parts book covers all models, but some pages may only be specific to a few of them. To help you identify the page you're looking for, model numbers are always listed in the lower, far right corner of each parts list page (Figure 1, A).

Specific model and serial number information (B) is located on the lower, right side of each parts list page, above the page title (C).

How to Find What You're Looking For

To start, you must have the model and serial numbers, but you don't need the whole serial number—just the last digits will do. If it's related to the engine, you may need the engine model also.

A "Section Quick Reference" can be found at the beginning of the book as well as a complete table of contents, and each section has its own table of contents. Find the section, then the subject and page concerning the part you're after. Go to the page and see if it lists your machine's model and serial number. If not, it can probably be found on the pages immediately following that one.

For example:

You need a throttle part for an **844C-42**, serial number **302**, with a Cummins **6B5.9** engine.

Section 2, "Power Plant", contains information about engine installations. In the table of contents, you find a listing under "Cummins 6B5.9" for "Throttle Group Assembly" on page 2.40.1.

844C-42 S/N 101-291
1044C-42 S/N 101-106
1044C-54 S/N 101-104
8K-42 S/N 101-171
GROUP ASSEMBLY (Cummins 6B5.9) 2.40.1

644B
6K
844C
8K
1044C
10K
▼

(E) ↙

(D) ↘

(F) ←

(G) ↘

Figure 2

After going to that page, you'll see your model listed on the right-hand side in bold text (Figure 2, D). This means that the model is covered on this page, but the machine serial number (302) is not shown in the specific information (E). (Grayed model numbers (F) means that those models are not covered by that page.) The black arrow (G) tells you that more serial numbers and/or different models can be found on the next page.

844C-42 S/N 292-
1044C-42 S/N 107-
1044C-54 S/N 105-
8K-42 S/N 172-
10K-42 S/N 101-
10K-54 S/N 101-
GROUP ASSEMBLY (Cummins 6B5.9) 2.40.1.1

644B
6K
844C
8K
1044C
10K
▼

(I) ↙

(H) ↘

(J) ↘

Figure 3

The next page (2.40.1.1) shows that it contains the information for your machine model and serial number (Figure 3, H & I). The gray arrow (J) means that's the last page for that particular subject.

Page Numbers

Understanding how the page numbers are structured will help you navigate through the book.

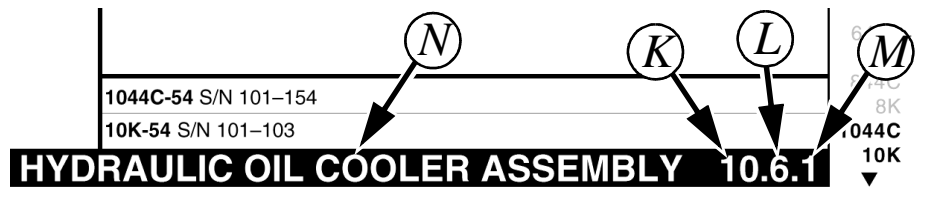


Figure 4

Figure 4 shows a typical page number.

- First number (K): Always matches the section number.
- Second number (L): Represents the subject title (N) in that section only.
- Third number (M): Shows page order for the machine models under that particular subject (N).

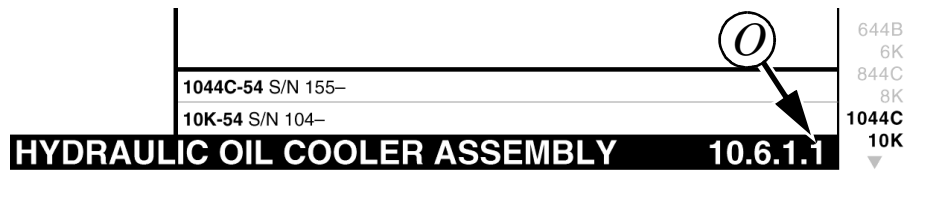


Figure 5

Figure 5 shows a page number with additional serial numbers not covered by the previous page (Figure 4).

- Fourth number (O): First, second, third, etc., page of additional serial numbers for the specified models.

General Information

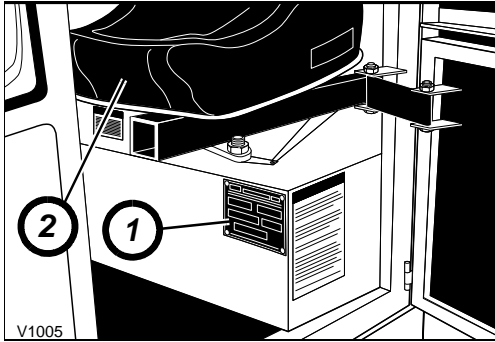
The revision appears in the right hand margin of each page. The quantity shown in the "QTY" column is the number of parts used on that assembly. Where parts are referenced "REF" the part shown is included in another assembly or part of another item. For certain parts such as shims, spacers, etc. "A/R" indicates that the quantity to be used is as required.

Abbreviations

The following abbreviations are commonly used in this manual:

A/R	As Required	N/A	Not Applicable
Amp	Ampere	N.L.A.	No Longer Available
Ass'y	Assembly	N.P.T.	National Pipe Thread
AUX	Auxiliary	N.S.S.	Not Sold Separately
BCI	Battery Council International	O.D.	Outside Diameter
C.....	(Metric) Class	Osc.	Oscillation
CCA ...	Cold Cranking Performance Rating	oz.	Ounce(s)
Cyl.	Cylinder	Pcs.	Pieces
D.P.D.T.	Dual Pole, Dual Throw	P/N	Part Number
D.P.S.T.	Dual Pole, Single Throw	P.S.I.	Pounds Per Square Inch
Dia.	Diameter	Pt.	Point
Diff.	Differential	Rd.	Round
GA	Gauge	REF	Reference
GR	Grade	Req.	Required
Hd.	Head	R.H.	Right Hand
Hx.	Hex	S.P.D.T.	Single Pole, Dual Throw
Hyd.	Hydraulic	S.P.S.T.	Single Pole, Single Throw
I.D.	Inside Diameter	S/N	Serial Number
in.	Inches	SAE ..	Society of Automotive Engineers
Incl.	Includes	STD.	Standard
JIC	Joint Industry Council	Temp.	Temperature
Lg.	Long	Trans.	Transmission
L.H.	Left Hand	w/	With
mm	Millimeter	w/o	Without

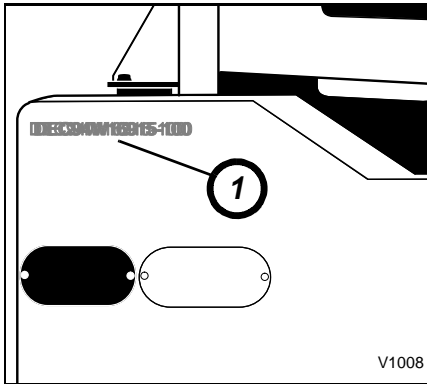
SERIAL NUMBER LOCATIONS



The machine serial number plate (1) is mounted in the cab, below seat (2).

V1005

Machine Serial Number Plate



The machine serial number (1) is also stamped into the frame on the left, rear corner of the machine.

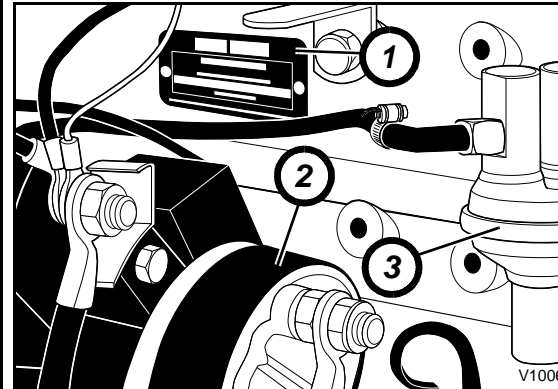
V1008

Stamped Machine Serial Number

SERIAL NUMBER CODES

XX X X X X - 101

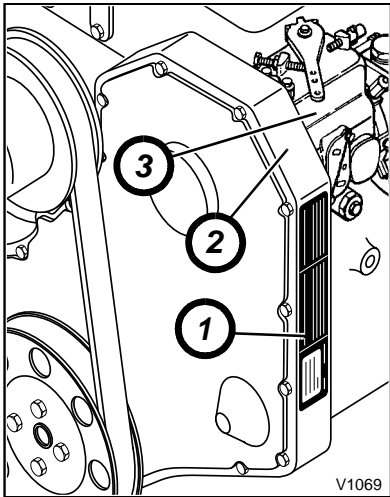
YEAR	MODEL	ENGINE	TRANS.	AXLES	SN
90	V-644B-37	12-DEERE 4039D	N-ZF 3WG 100	15-SPICER 7036-171	STARTING WITH SN 101
91	W-844C-42	13-CUMMINS 4B3.9	P-ZF 4WG 100	16-SPICER 7036-183	
92	X-6K-37	14-CUMMINS 4BT3.9	W-CLARK T12366	17-SPICER 7036-190	
93	Y-8K-42	16-DEERE 4039T		18-SPICER 7036-182	
94	Z-644B-42	17-CUMMINS 6B5.9		19-SPICER 8036-100	
95	AA-1044C-42	18-DEERE 6068D		20-SPICER 8036-101	
96	AB-1044C-54	19-DEERE 4045T (100 hp)		21-SPICER 7036-202	
97	AD-10K-42	20-DEERE 4045T (115 hp)		22-SPICER 7036-209	
98	AE-10K-54	21-CUMMINS 4BT3.9 (EPA)		24-SIGE/ SPICER 420S	
99	AG-6K-42	23-DEERE 4045D			
00	AL-644D-34	24-CUMMINS 4B3.9 (EPA)			
		25-CUMMINS 4BT3.9 (85 hp)			



The engine serial number plate (1) is located on the left side of the engine, near starter (2) and fuel pump (3).

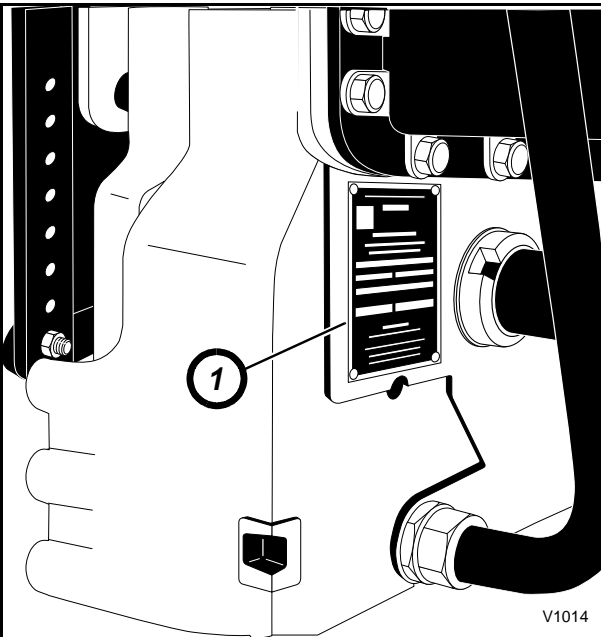
V1006

Engine Serial Number — John Deere



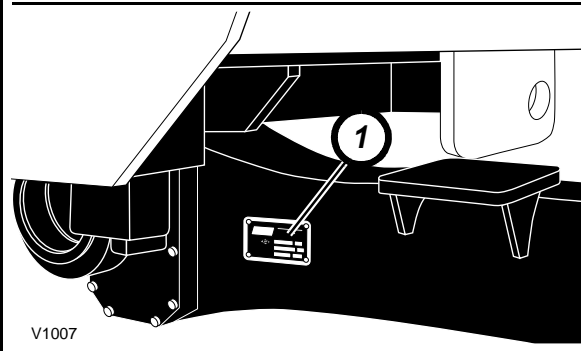
The engine serial number plate (1) is located on the right side of the engine, on gear housing (2) near the injection fuel pump (3).

Engine Serial Number — Cummins



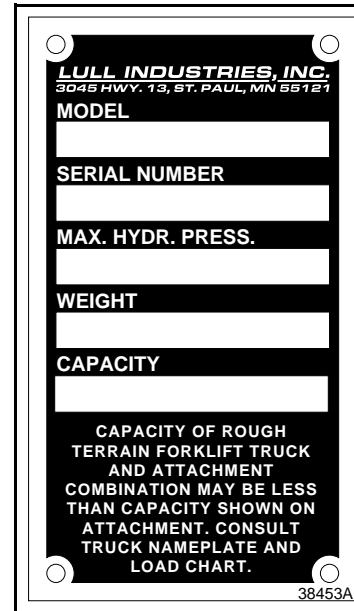
The transmission serial number plate (1) is located on the left, lower rear side of the transmission housing.

Transmission Serial Number



The front axle serial number plate (1) is located on the left, front side of the axle housing. The rear axle serial number plate is located on the right, rear side of the axle housing.

Axle Serial Number



The location of this plate varies with attachment.

Attachment Serial Number Plate

TABLE OF CONTENTS

Section 1 — Drive Train

Drive Train Group Assembly	1.1.1
Front Drive Shaft Assembly	1.2.1
Rear Drive Shaft Assembly	1.3.1

PS7036 Axles

Differential Carrier Assembly - Front Axle (Limited Slip)	1.4.1
Differential Carrier Assembly - Rear Axle (Standard)	1.5.1
Steer Axle Shafts & Knuckle Assembly	1.6.1
Wheel End Assembly -	1.7.1
Drive Flange Assembly	1.8.1
Tie Rod & Steer Cylinder Mounting Assembly	1.9.1
Steer Cylinder Assembly	1.10.1

PS8036 Axles

Differential Carrier Assembly - Front Axle (Limited Slip)	1.14.1
Differential Carrier Assembly - Rear Axle (Standard)	1.15.1
Steer Axle Shafts & Knuckle Assembly	1.16.1
Wheel End Assembly -	1.17.1
Drive Flange Assembly	1.18.1
Tie Rod & Steer Cylinder Mounting Assembly	1.19.1
Steer Cylinder Assembly	1.20.1

Transmission 3WG 100

Converter & Flex Plate	1.24.1
Gearbox Housing	1.25.1
Input Group	1.26.1
Clutch Pack, Forward, 1st Gear	1.27.1
Clutch Pack, Reverse, 2nd Gear	1.28.1
Clutch Pack, 3rd Gear	1.29.1
Output Group	1.30.1

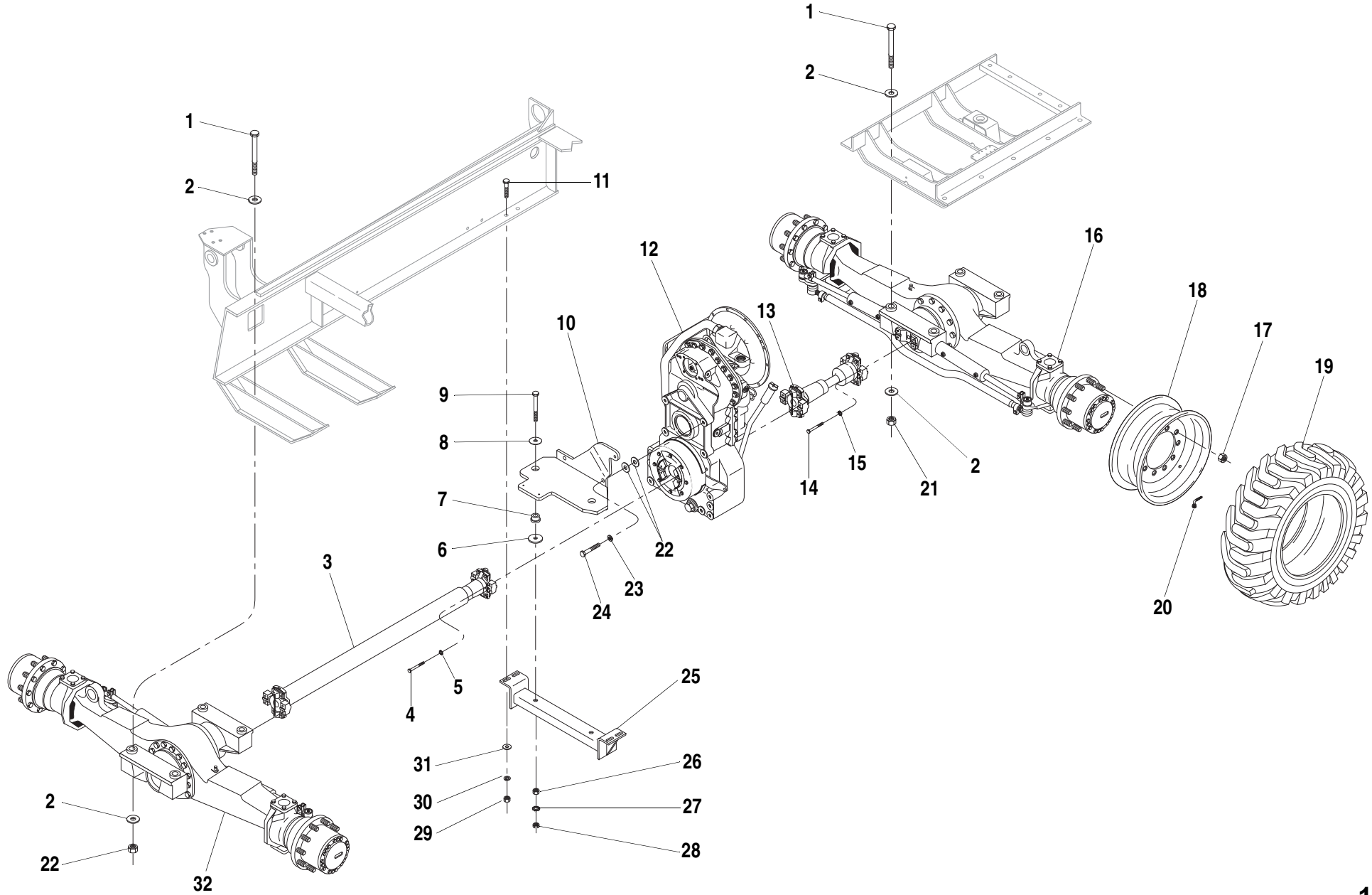
Power Take-Off & Filter	1.31.1
Gearshift System	1.32.1
Control Valve	1.33.1
Oil Tubes & Dipstick	1.34.1

Transmission 4WG 100

Converter & Flex Plate	1.38.1
Gearbox Housing	1.39.1
Input Group and Layshaft	1.40.1
Clutch Pack, Forward, 1st Gear	1.41.1
Clutch Pack, Reverse, 2nd Gear	1.42.1
Clutch Pack, 3rd Gear	1.43.1
Clutch Pack, 4th Gear	1.44.1
Output Group	1.45.1
Power Take-Off & Filter	1.46.1
Gearshift System	1.47.1
Control Valve	1.48.1
Oil Tubes & Dipstick	1.49.1

Common Components

Transmission Oil Cooler Assembly	1.53.1
Park Brake Assembly	1.54.1
Park Brake Cylinder Mounting & Linkage Assembly	1.55.1



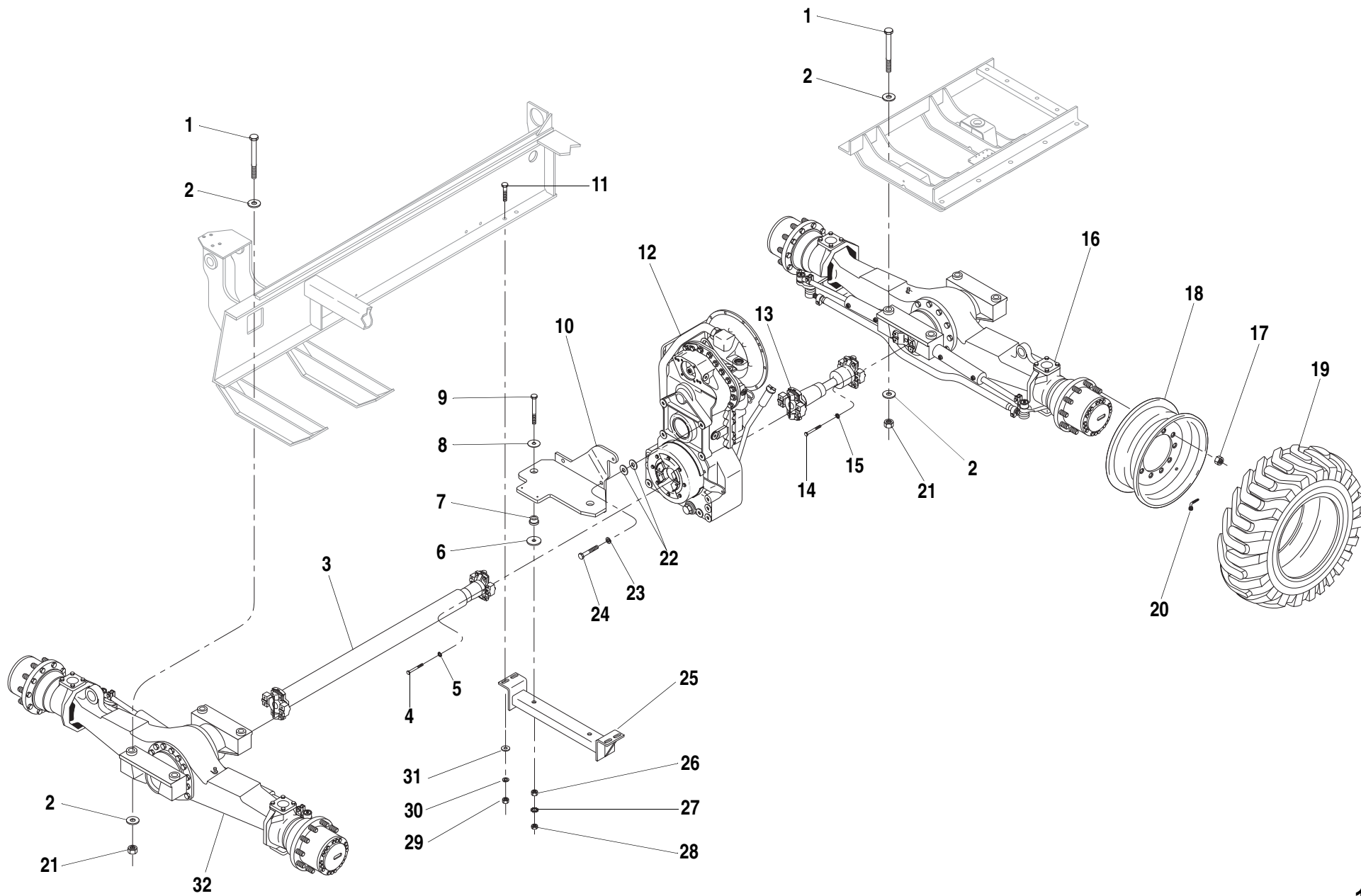
ITEM	PART NO.	QTY.	DESCRIPTION
1	P00941	8	Capscrew, Hx., 1"-8 x 7" GR 8
2	P01259	16	Flatwasher, 1" SAE - Hardened
3	35351B	1	Drive Shaft, Front (Includes Items 4, 5) (See Page 1.2.1 for Breakdown)
4	P00284	8	Capscrew, Hx., 3/8"-24 x 1 3/4" GR 8
5	P01359	8	Starwasher, 3/8"
6	①38112A	2	Spacer
7	P32961	2	Rubber Mount, Transmission
8	15616A	2	Snubbing Washer
9	P00694	2	Capscrew, Hx., 5/8"-18 x 5 1/2" GR 8
10	②38777B	1	Transmission Mount
11	P00605	4	Capscrew, Hx., 5/8"-11 x 2 1/4"
12	38369A	1	Transmission, 3 Speed (See Pages 1.24.1-1.34.1 for Breakdown)
13	36878B	1	Drive Shaft, Rear (Includes Items 14,15) (See Page 1.3.1 for Breakdown)
14	P00284	8	Capscrew, Hx., 3/8"-24 x 1 3/4" GR 8
15	P01359	8	Starwasher, 3/8"
16	③39682A	1	Axle, Rear (Includes Item 17) (Replaces 38541A) (See Pages 1.4.1-1.10.1 for Breakdown)
17	P13894	REF	Lug Nut
18	34680B	4	Wheel, Rim (9 x 24)
19	P11688	4	Tire, 13.00 x 24 10 Ply
	P19043	-	Tire, 13.00 x 24 12 Ply
	P16443	-	Tire, 13.00 x 24 12 Ply Steelguard
20	P13673	4	Valve Stem
21	P01209	8	Nut Hx., 1"-8 GR 8
22	10731325	8	Washer, Flat, 77 I.D. x1.31O.D x .05 THK
23	P04613	4	Lockwasher, M20
24	10704352	4	Capscrew, Hx., M20-2.5 x 40mm C8.8
25	⑤66854A	1	Support Mount, Transmission (Replaces 36935A)
26	P01535	2	Nut Hx., 5/8"-18
27	P01363	2	Starwasher, 5/8"
28	P01585	3	Jam Nut, Hx., 5/8"-18
29	P01512	4	Nut Hx., 5/8"-11
30	P01314	4	Lockwasher, 5/8"

ITEM	PART NO.	QTY.	DESCRIPTION
31	P01408	4	Flatwasher, 5/8"
32	④39681A	1	Axle, Front (Includes Item 17) (Supersedes 38540A) (See Pages 1.4.1-1.10.1 for Breakdown)
NOTES:			
① Not Required with Cummins Engines.			
② Use 36938B for the Following Machines. 644B-37 (S/N 101-383), 644B-42 (S/N 101-119), 6K-37 (S/N 101-211), 6K-42 (S/N 101-105).			
③ Use 35913A for Following Machines. 644B-37 (S/N 101-170), 6K-37 (S/N 101-144).			
④ Use 35912A for Following Machines. 644B-37(S/N 101-170), 6K-37 (S/N 101-144).			
⑤ For the Following Machines order Transmission Support Replacement Kit 66856B. 644B-37 (S/N 101-1213), 644B-42 (S/N 101-354), 6K-37 (S/N 101-488) & 6K-42 (S/N 101-178). Kit Includes: Transmission Support 66854B and Mounting Hardware Items 11 & 28-30			
644B-37 S/N 101-			
644B-42 S/N 101-1261			
6K-37 S/N 101-			
6K-42 S/N 101-226			

644B
6K
844C
8K
1044C
10K

DRIVE TRAIN GROUP ASSEMBLY

1.1.1



ITEM	PART NO.	QTY.	DESCRIPTION
1	P00941	8	Capscrew, Hx., 1"-8 x 7" GR 8
2	P01259	16	Flatwasher, 1" SAE - Hardened
3	35351B	1	Drive Shaft, Front (Includes Items 4, 5) (See Page 1.2.1 for Breakdown)
4	P00284	8	Capscrew, Hx., 3/8"-24 x 1 3/4" GR 8
5	P01359	8	Starwasher, 3/8"
6	①38112A	2	Spacer
7	P32961	2	Rubber Mount, Transmission
8	15616A	2	Snubbing Washer
9	P00694	2	Capscrew, Hx., 5/8"-18 x 5 1/2" GR 8
10	②38777B	1	Transmission Mount
11	P00605	4	Capscrew, Hx., 5/8"-11 x 2 1/4"
12	38370A	1	Transmission, 4 Speed (See Pages 1.38.1-1.49.1 for Breakdown)
13	36878B	1	Drive Shaft, Rear (Includes Items 14,15) (See Page 1.3.1 for Breakdown)
14	P00284	8	Capscrew, Hx., 3/8"-24 x 1 3/4" GR 8
15	P01359	8	Starwasher, 3/8"
16	③39684A	1	Axle, Rear (Includes Item 17) (Replaces 38440A) (See Pages 1.4.1-1.10.1 for Breakdown)
17	P13894	REF	Lug Nut
18	34680B	4	Wheel, Rim (9 x 24)
19	P11688	4	Tire, 13.00 x 24 10 Ply
	P19043	-	Tire, 13.00 x 24 12 Ply
	P16443	-	Tire, 13.00 x 24 12 Ply Steelguard
20	P13673	4	Valve Stem
21	P01209	8	Nut Hx., 1"-8 GR 8
22	10731325	8	Washer, Flat, 77 I.D. x1.31O.D x .05 THK
23	P04613	4	Lockwasher, M20
24	10704352	4	Capscrew, Hx., M20-2.5 x 40mm C8.8
25	⑤66854A	1	Support Mount, Transmission (Replaces 36935A)
26	P01535	2	Nut Hx., 5/8"-18
27	P01363	2	Starwasher, 5/8"
28	P01585	3	Jam Nut, Hx., 5/8"-18
29	P01512	4	Nut Hx., 5/8"-11

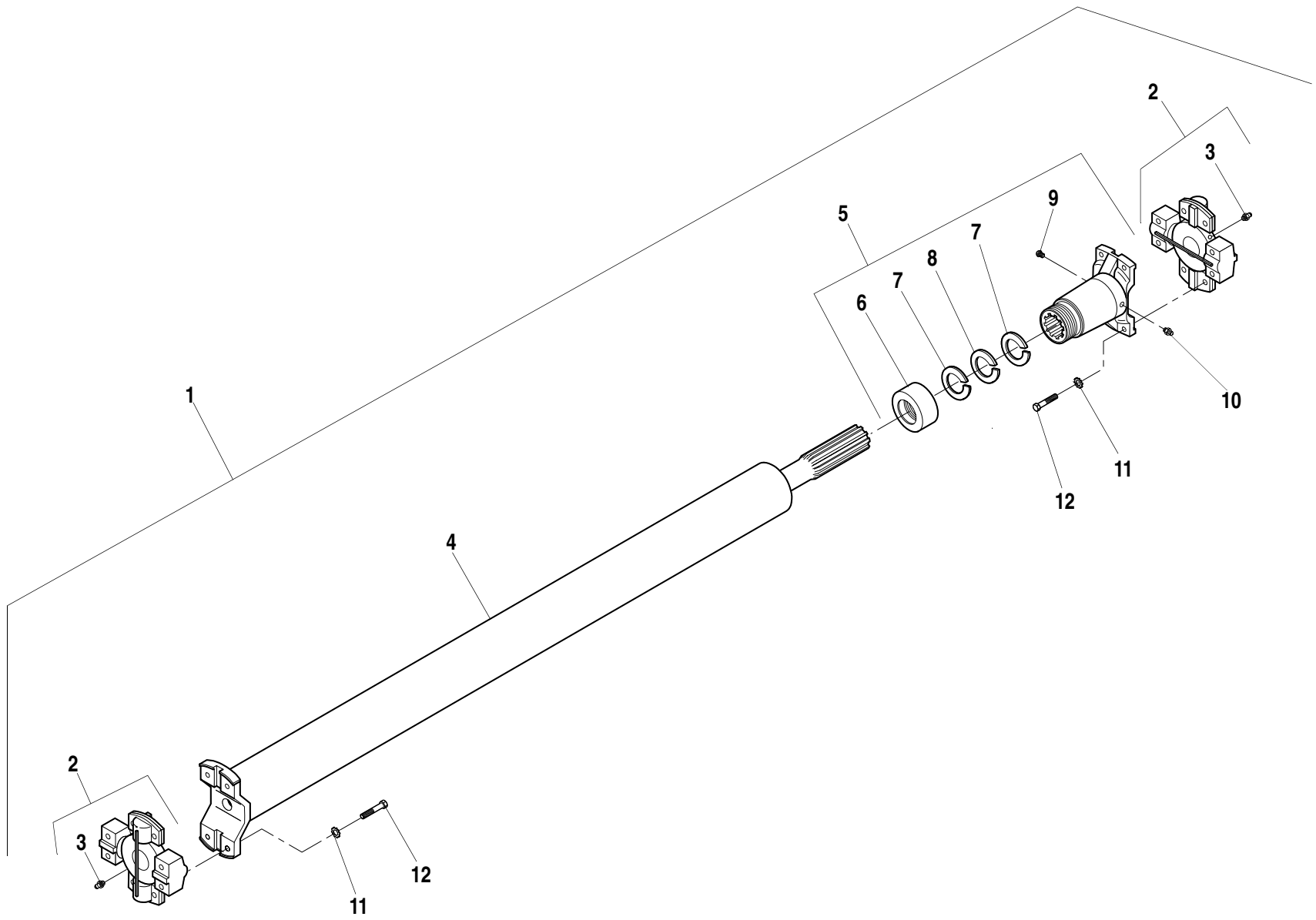
ITEM	PART NO.	QTY.	DESCRIPTION
30	P01314	4	Lockwasher, 5/8"
31	P01408	4	Flatwasher, 5/8"
32	④39683A	1	Axle, Front (Includes Item 17) (Replaces 38439A) (See Pages 1.4.1-1.10.1 for Breakdown)
<p>NOTES:</p> <p>① Not Required with Cummins Engines.</p> <p>② Use 36938B for the Following Machines. 844C-42 (S/N 101-281), 8K-42 (S/N 101-162,165).</p> <p>③ Use 38184A for Following Machines. 844C-42 (S/N 101-164), 8K-42 (S/N 101-124).</p> <p>④ Use 38183A for Following Machines. 844C-42 (S/N 101-164), 8K-42 (S/N 101-124).</p> <p>⑤ For the Following Machines order Transmission Support Replacement Kit 66856B. 844C-42 (S/N 101-1283) & 8K-42 (S/N 101-331). Kit Includes: Transmission Support 66854B (Item 24) and Mounting Hardware Items (11 & 28-30)</p>			
644B-42 S/N 1262-			
844C-42 S/N 101-			
6K-42 S/N 227-			
8K-42 S/N 101-			

644B
6K
844C
8K
1044C
10K

DRIVE TRAIN GROUP ASSEMBLY

1.1.2





ITEM	PART NO.	QTY.	DESCRIPTION
1	35351B	1	Drive Shaft Assembly, Front
2	P18749	2	Universal Joint Kit (Includes Item 3)
3	P16611	1	Grease Fitting
4	N.S.S.	1	Tube Weldment
5	P92020	1	Yoke, Slip (Includes Items 6-10)
6	P18743	1	Cap, Dust
7	P18742	2	Washer, Steel
8	P18741	1	Washer, Felt
9	P92019	1	Relief Valve
10	P15272	1	Grease Fitting, 1/8" NPT
11	P01359	8	Starwasher, 3/8"
12	P00281	8	Capscrew, Hx., 3/8"-24 x 1" GR 8

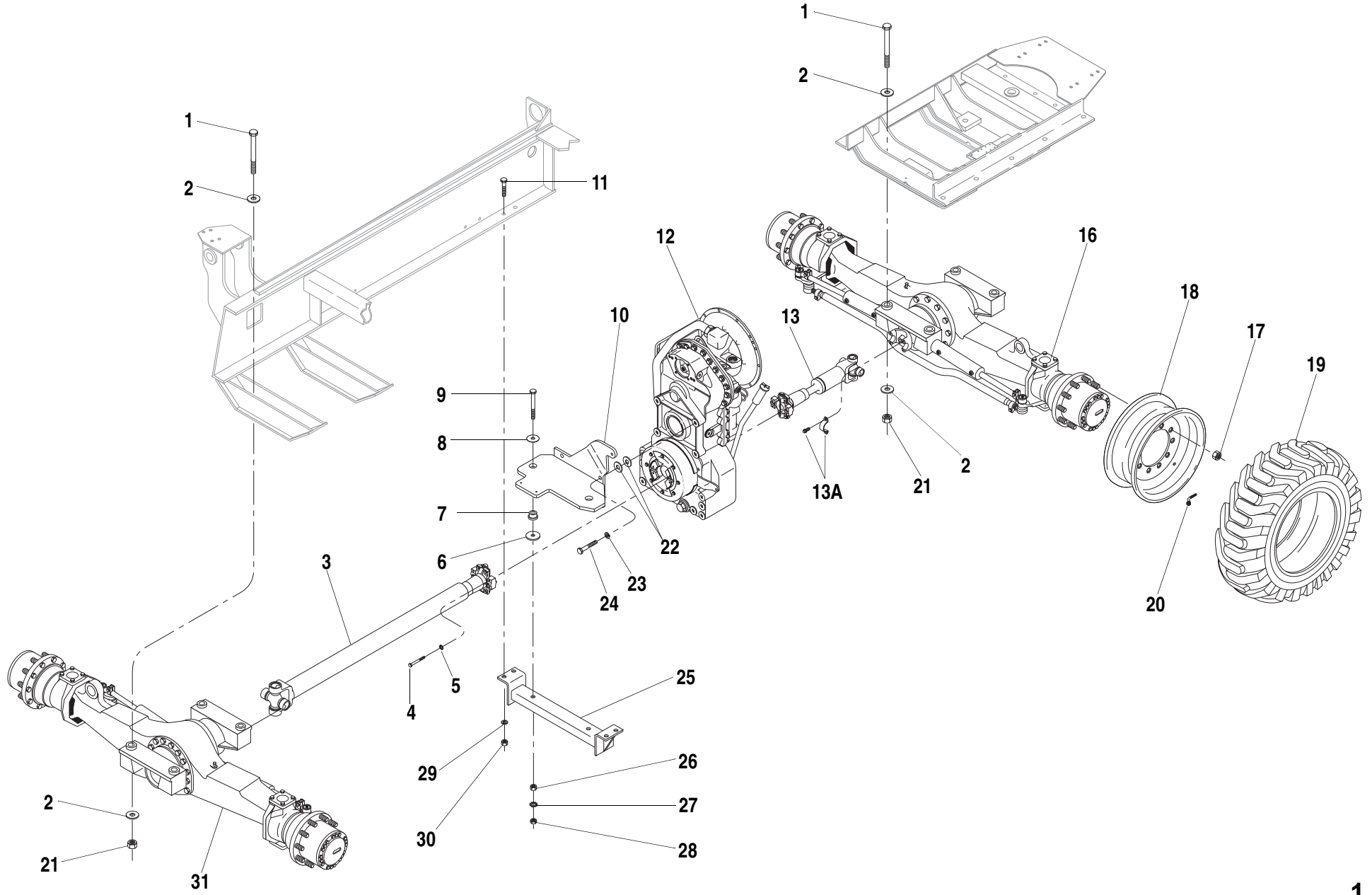
N.S.S. = Not Sold Separately

644B-37 S/N 101-
644B-42 S/N 101-
844C-42 S/N 101-
1044C-42 S/N 101-107
6K-37 S/N 101-
6K-42 S/N 101-
8K-42 S/N 101-
10K-42 S/N 101-106

644B
6K
844C
8K
1044C

10K
▼

FRONT DRIVE SHAFT ASSEMBLY 1.2.1



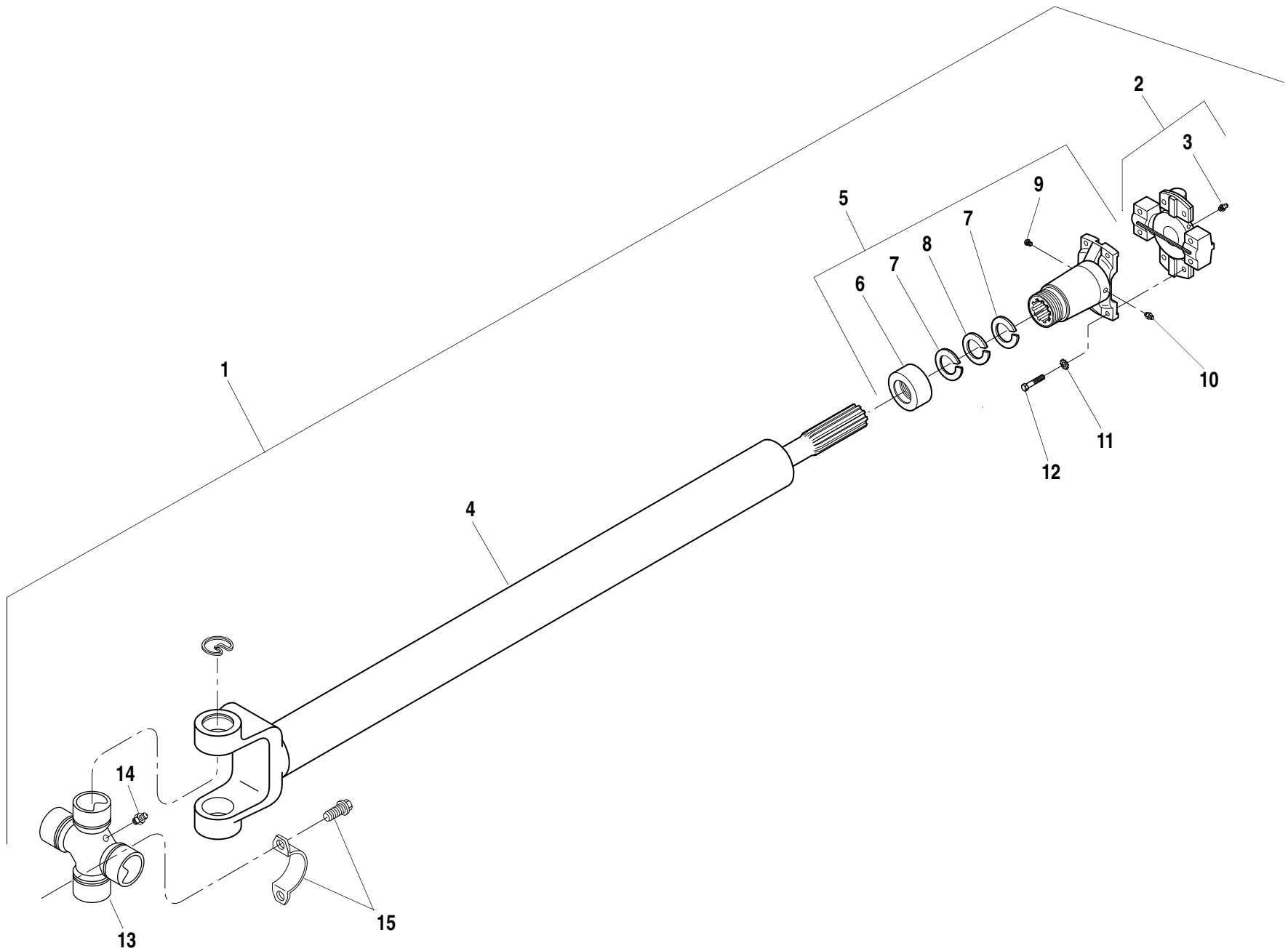
ITEM	PART NO.	QTY.	DESCRIPTION
1	P00941	8	Capscrew, Hx., 1"-8 x 7" GR 8
2	P01259	16	Flatwasher, 1" SAE - Hardened
3	②38863B	1	Drive Shaft, Front (Includes Items 3A, 4, 5) (See Page 1.2.1 for Breakdown)
3A	①37442X	1	Strap Kit
4	P00284	4	Capscrew, Hx., 3/8"-24 x 1 3/4" GR 8
5	P01359	4	Starwasher, 3/8"
6	③38112A	2	Spacer
7	P32961	2	Rubber Mount, Transmission
8	15616A	2	Snubbing Washer
9	P00694	2	Capscrew, Hx., 5/8"-18 x 5 1/2" GR 8
10	④38777B	1	Transmission Mount
11	P00604	4	Capscrew, Hx., 5/8"-11 x 2"
12	66029A	1	Transmission, 4 Speed (Replaces 38370A) (See Pages 1.38.1-1.49.1 for Breakdown)
13	⑤38864B	1	Drive Shaft, Rear (Includes Items 13A,14,15) (See Page 1.3.1 for Breakdown)
13A	37442X	1	Strap Kit
14	①P00284	4	Capscrew, Hx., 3/8"-24 x 1 3/4" GR 8
15	①P01359	4	Starwasher, 3/8"
16	⑥38845A	1	Axle, Rear (Includes Item 17) (See Pages 1.14.1-1.20.1 for Breakdown)
17	P13894	REF	Lug Nut
18	65717B	4	Wheel, (9 x 24) Rim
18	39538B	-	Wheel, (10 x 24) Rim (Includes Items 18A-18C) (Replaces 36544B)
18A	①P26047	4	Flange (10 x 24)
18B	①P26048	4	Lock Ring (10 x 24)
18C	①P16441	4	O-Ring
19	P31218	4	Tire, 14.00 x 24 12 Ply
	P27330	-	Tire, 14.00 x 24 12 Ply Steel Belted Radial
	P29147	-	Tire, 14.00 x 24 12 Ply Steelguard
	P31229	-	Tire, 14.00 x 24 16 Ply
20	P13673	4	Valve Stem
21	P01209	8	Nut Hx., 1"-8 GR 8
22	10731325	8	Washer, Flat, 77 I.D. x1.31O.D x .05 THK
23	P04613	4	Lockwasher, M20

ITEM	PART NO.	QTY.	DESCRIPTION
24	10704352	4	Capscrew, Hx., M20-2.5 x 40mm C8.8
25	66854A	1	Support Mount, Transmission (Replaces 36935A)
26	P01535	2	Nut Hx., 5/8"-18
27	P01363	2	Starwasher, 5/8"
28	P01585	3	Jam Nut, Hx., 5/8"-18
29	P01314	4	Lockwasher, 5/8"
30	P01512	4	Nut Hx., 5/8"-11
31	⑦38844A	1	Axle, Front (Includes Item 17) (See Pages 1.14.1-1.20.1 for Breakdown)
<u>For Models (1044C-54SP) Equipped with Dry Disc Brakes.</u>			
<u>Use the Following Items:</u>			
16	①39331A	1	Axle, Rear (Includes Item 17) (See Pages 1.14.1-1.20.1 for Breakdown)
18	39480B	4	Wheel, Rim (14 x 25)
18A	①P21118	4	Band, Bead Seat
18B	①P21119	4	Side Ring
18C	①P21120	4	Lock Ring
18D	①P21121	4	O-Ring
19	P31218	4	Tire, 14.00 x 24 12 Ply
20	P13673	4	Valve Stem
30	①38439A	1	Axle, Front (Includes Item 17) (See Pages 1.14.1-1.20.1 for Breakdown)
NOTES:			
① Not Illustrated.			
② Use 35351B for 1044C-42 (S/N 101-107) and 10K-42 (S/N 101-106).			
③ Not Required with Cummins Engines.			
④ Use 36938B for 1044C-42 (S/N 101-106),1044C-54 (S/N 101-102) and10K-42 (S/N 101-106).			
⑤ Use 36878B for 1044C-42 (S/N 101-107) & 10K-42 (S/N 101-106).			
⑥ Use 38440A for 1044C-42 (S/N 101-107) & 10K-42 (S/N 101-106).			
⑦ Use 38439A for 1044C-42 (S/N 101-107) & 10K-42 (S/N 101-106).			
1044C-42 S/N 101-			
1044C-54 S/N 101-			
10K-42 S/N 101-			
10K-54 S/N 101-			

DRIVE TRAIN GROUP ASSEMBLY

1.1.3

644B
6K
844C
8K
1044C
10K



ITEM	PART NO.	QTY.	DESCRIPTION
1	38863B	1	Drive Shaft Assembly, Front
2	P18749	1	Universal Joint Kit (Includes Item 3)
3	P16611	1	Grease Fitting
4	N.S.S.	1	Tube Weldment
5	P92020	1	Yoke, Slip (Includes Items 6-10)
6	P18743	1	Cap, Dust
7	P18742	2	Washer, Steel
8	P18741	1	Washer, Felt
9	P92019	1	Relief Valve
10	P15272	1	Grease Fitting, 1/8" NPT
11	P01359	4	Starwasher, 3/8"
12	P00281	4	Capscrew, Hx., 3/8"-24 x 1" GR 8
13	P11694	1	Universal Joint Kit (Includes Item 14)
14	P16611	1	Grease Fitting
15	37442X	1	Strap Kit

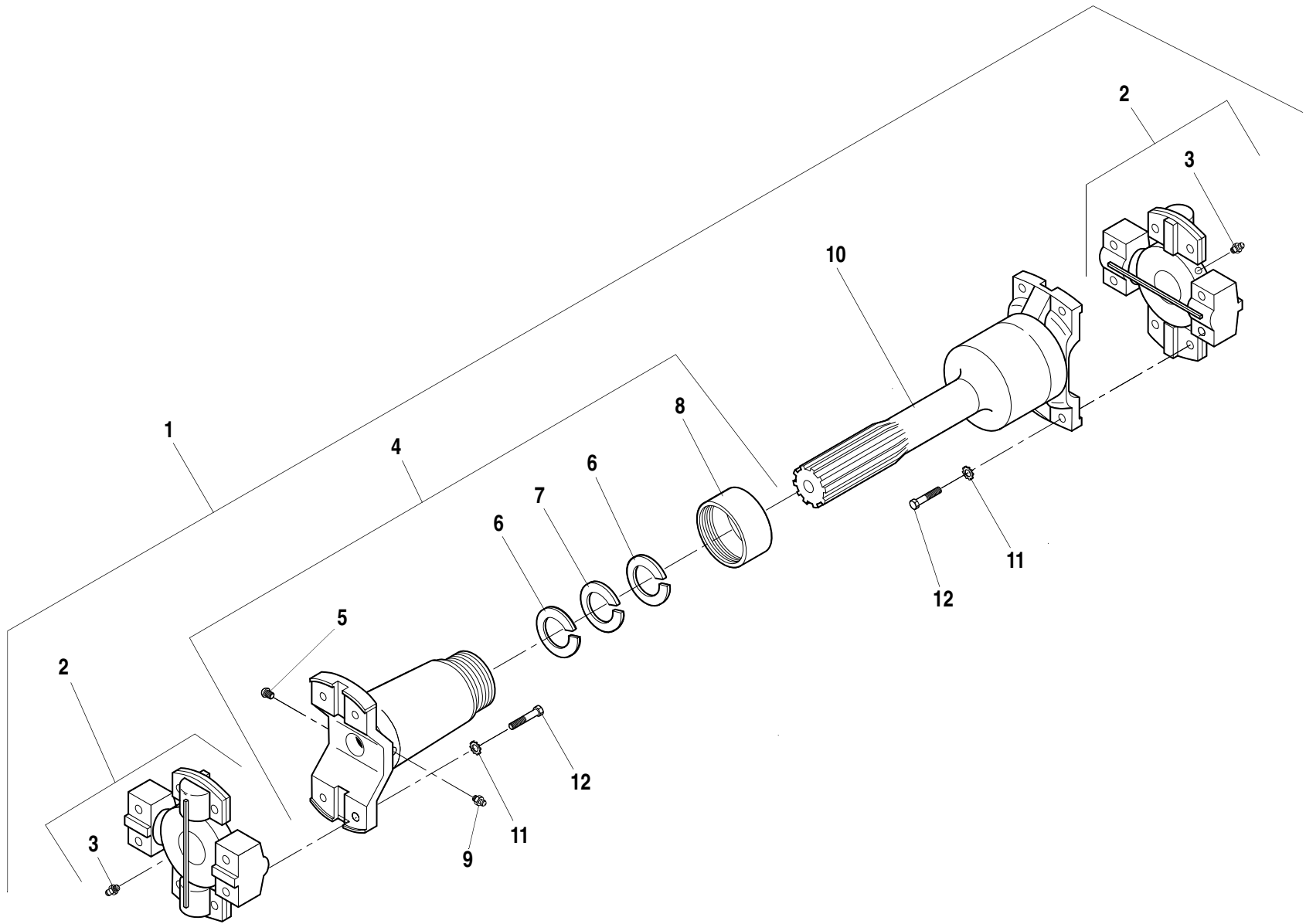
N.S.S. = Not Sold Separately

1044C-42 S/N 108-
1044C-54 S/N 101-
10K-42 S/N 107-
10K-54 S/N 101-

644B
6K
844C
8K
1044C
10K

FRONT DRIVE SHAFT ASSEMBLY

1.2.2



ITEM	PART NO.	QTY.	DESCRIPTION
1	36878B	1	Drive Shaft Assembly, Rear
2	P18749	2	Universal Joint Kit (Includes Item 3)
3	P16611	1	Grease Fitting
4	P92020	1	Yoke, Slip (Includes Items 5-9)
5	P92019	1	Relief Valve
6	P18742	2	Washer, Steel
7	P18741	1	Washer, Felt
8	P18743	1	Cap, Dust
9	P15272	1	Grease Fitting, 1/8" NPT
10	N.S.S.	1	Tube Weldment
11	P01359	8	Starwasher, 3/8"
12	P00281	8	Capscrew, Hx., 3/8"-24 x 1" GR 8

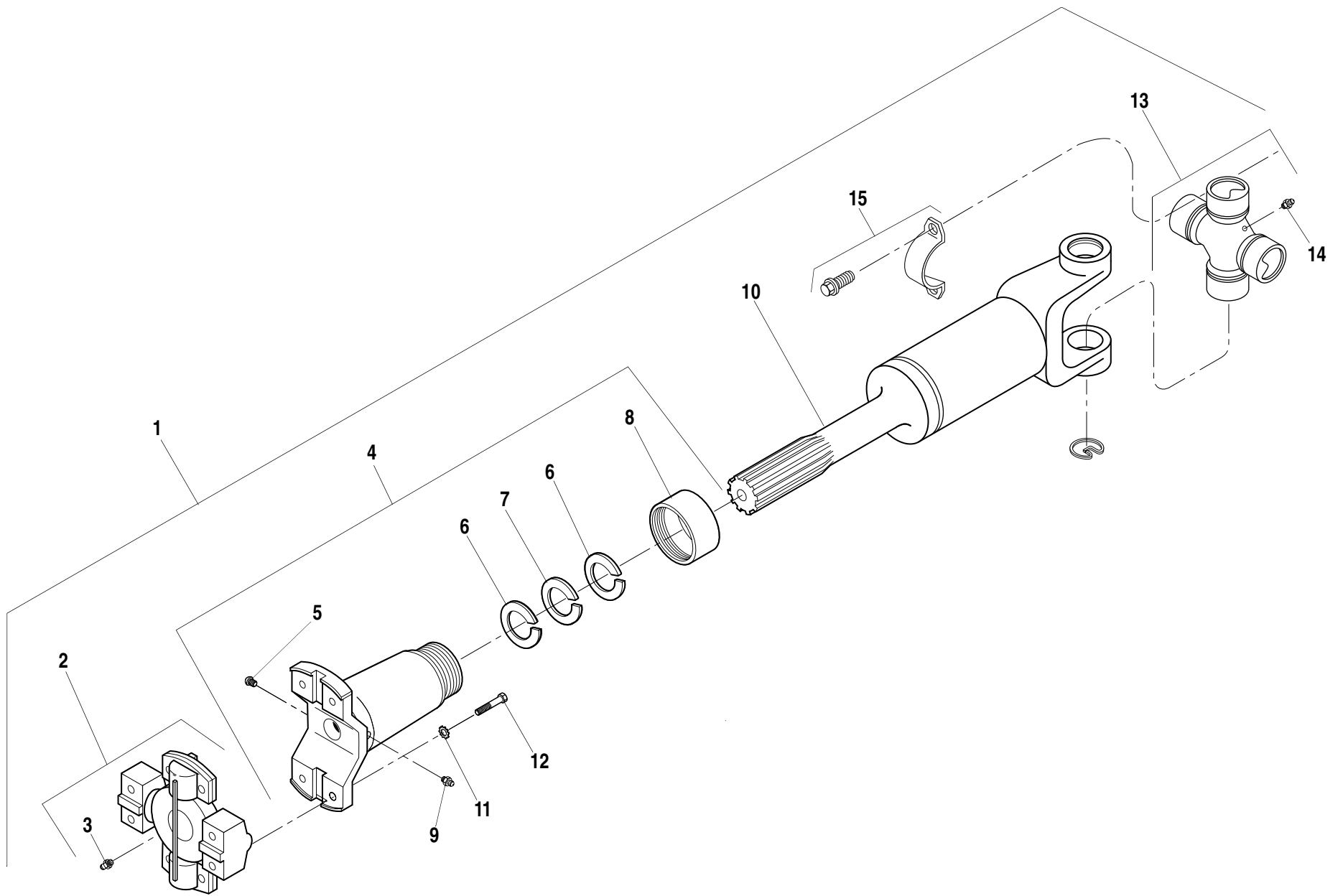
N.S.S. = Not Sold Separately

644B-37 S/N 101-
644B-42 S/N 101-
844C-42 S/N 101-
1044C-42 S/N 101-107
6K-37 S/N 101-
6K-42 S/N 101-
8K-42 S/N 101-
10K-42 S/N 101-106

644B
6K
844C
8K
1044C
10K

REAR DRIVE SHAFT ASSEMBLY

1.3.1



ITEM	PART NO.	QTY.	DESCRIPTION
1	38864B	1	Drive Shaft Assembly, Rear
2	P18749	1	Universal Joint Kit (Includes Item 3)
3	P16611	1	Grease Fitting
4	P92020	1	Yoke, Slip (Includes Items 5-9)
5	P92019	1	Relief Valve
6	P18742	2	Washer, Steel
7	P18741	1	Washer, Felt
8	P18743	1	Cap, Dust
9	P15272	1	Grease Fitting, 1/8" NPT
10	N.S.S.	1	Tube Weldment
11	P01359	4	Starwasher, 3/8"
12	P00281	4	Capscrew, Hx., 3/8"-24 x 1" GR 8
13	P11694	1	Universal Joint Kit (Includes Item 14)
14	P16611	1	Grease Fitting
15	37442X	1	Strap Kit

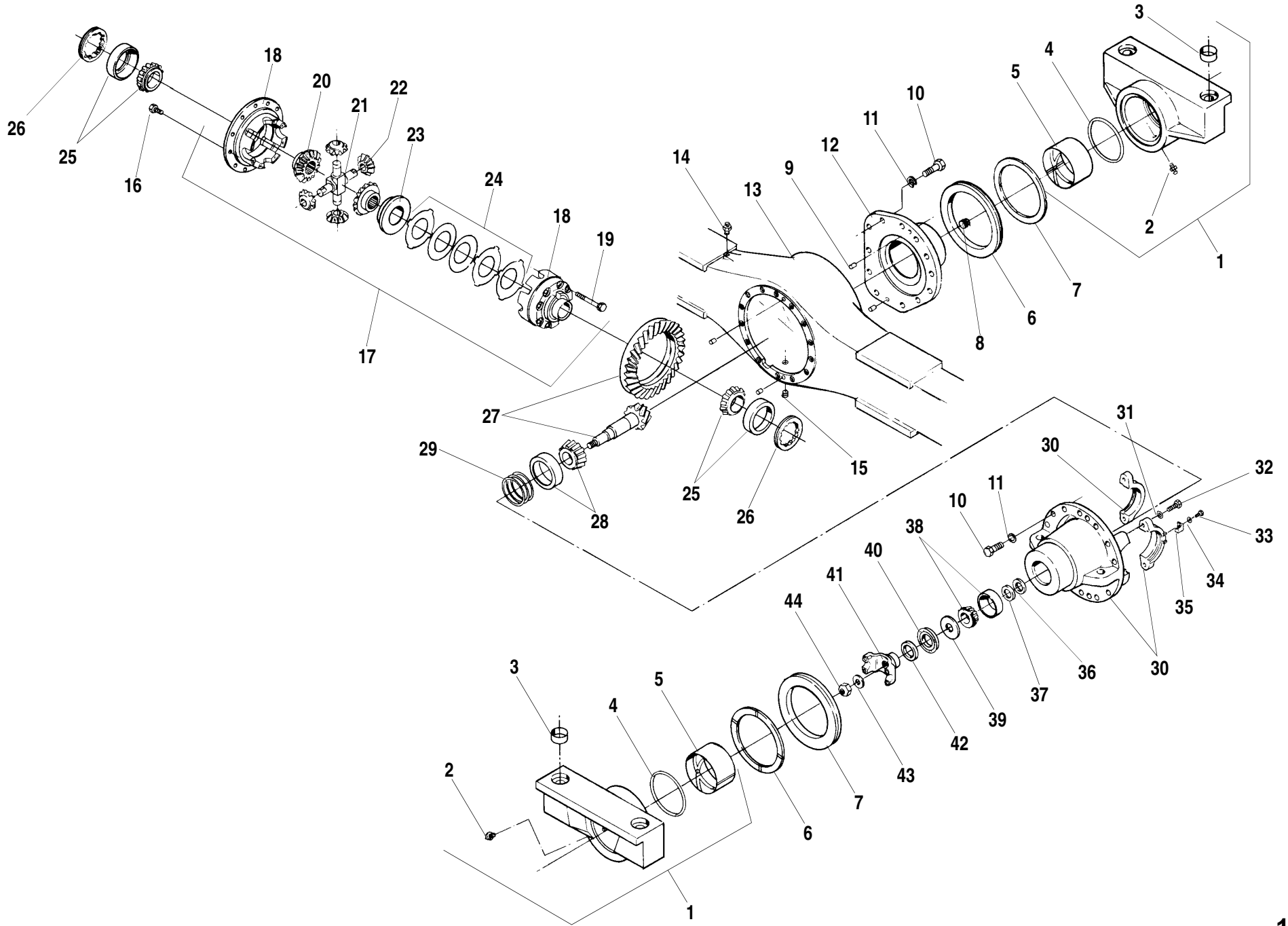
N.S.S. = Not Sold Separately

1044C-42 S/N 108-
1044C-54 S/N 101-
10K-42 S/N 107-
10K-54 S/N 101-

644B
6K
844C
8K
1044C
10K
▼

REAR DRIVE SHAFT ASSEMBLY

1.3.2

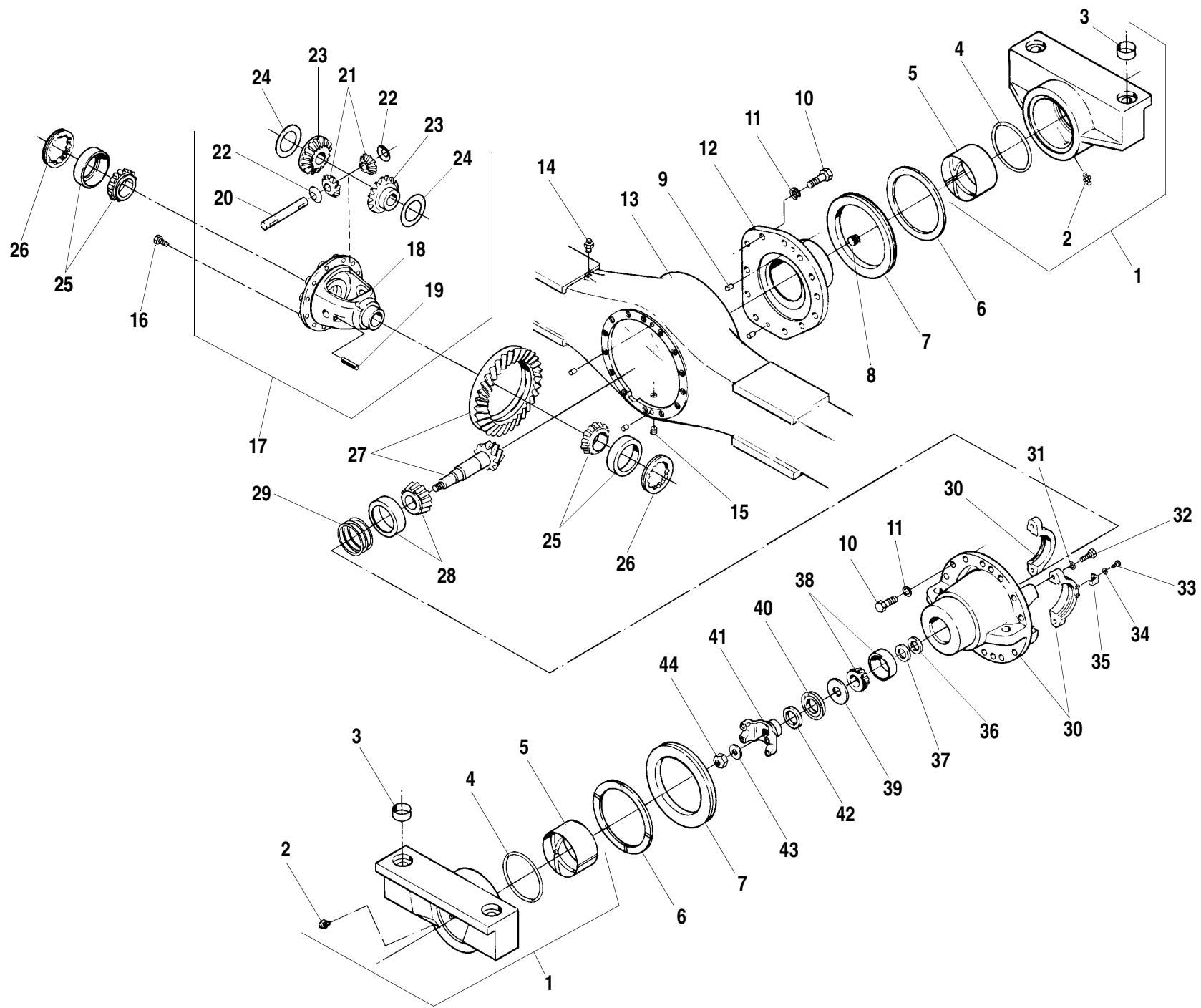


ITEM	PART NO.	QTY.	DESCRIPTION
1	P31521	2	Trunnion Bracket (Includes Items 2-5)
2	P13786	1	Grease Fitting
3	P31524	2	Locating Pin
4	P31498	1	O-Ring
5	P31495	1	Bushing
6	P31496	2	Thrustwasher
7	P31497	2	Oil Seal
8	P19300	1	Plug, Pipe (Fill/Level)
9	P31394	4	Dowel Pin
10	P31376	26	Capscrew
11	P31377	26	Flatwasher
12	①P32138	1	Cover, Trunnion
13	②P32137	1	Housing, Axle
14	P13784	1	Vent
15	P13780	1	Drain Plug
16	P31393	12	Capscrew
	③P32136	1	Carrier Ass'y - Limited Slip (Includes Items 17-44)
17	P31542	1	Differential Case (Includes Items 18-24)
18	P31538	1	Housing, Case (Includes Item 19)
19	P31545	8	Capscrew, Flange Hd.
20	P31398	2	Gear, Differential
21	P31396	2	Cross Shaft
22	P31397	4	Gear, Pinion
23	P31539	2	Clutch Ring
24	P31540	1	Disc & Friction Plate Kit
25	P31385	2	Bearing
26	P31386	2	Adjusting Ring
27	P31536	1	Ring Gear & Pinion
28	P31384	1	Bearing
29	P31383	1	Shim Kit, Pinion Position
30	④P32976	1	Carrier Housing & Cap (Includes Items 31, 32)
31	P19306	4	Flatwasher
32	P31379	4	Capscrew
33	P19313	2	Capscrew
34	P31381	2	Washer
35	P31380	2	Clip, Adjusting Ring

ITEM	PART NO.	QTY.	DESCRIPTION
36	P31375	1	Spacer
37	P31374	1	Shim Kit, Pinion Bearing Preload
38	P31373	1	Bearing
39	P31534	1	Thrustwasher
40	P31372	1	Oil Seal
41	P31041	1	End Yoke
42	P31369	1	Deflector
43	P31367	1	Washer, Pinion Nut
44	P31366	1	Nut, Pinion
NOTES: For Models 644B-37(S/N 101-170), 6K-37 (S/N 101-144), 844C-42 (S/N 101-164), 8K-42 (S/N 101-124), Use the Following: ①P31523 ②P31522 ③P31519 ④P31520			
644B-37 S/N 101-			
644B-42 S/N 101-			
844C-42 S/N 101-			
1044C-42 S/N 101-107			
6K-37 S/N 101-			
6K-42 S/N 101-			
8K-42 S/N 101-			
10K-42 S/N 101-106			

DIFFERENTIAL CARRIER ASSEMBLY - FRONT AXLE (PS 7036) 1.4.1

644B
6K
844C
8K
1044C
10K
▼

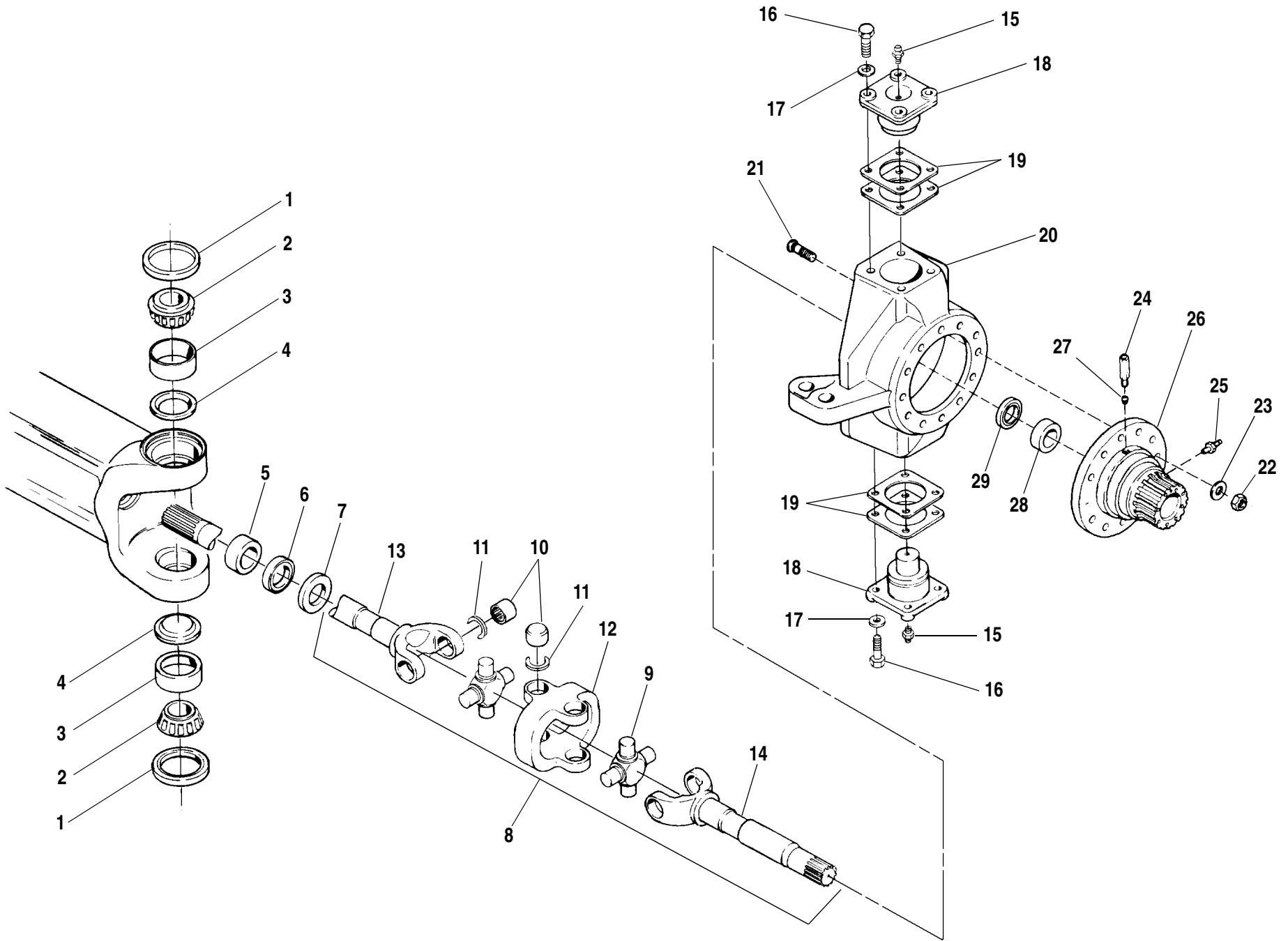


ITEM	PART NO.	QTY.	DESCRIPTION
1	P31521	2	Trunnion Bracket (Includes Items 2-5)
2	P13786	1	Grease Fitting
3	P31524	2	Locating Pin
4	P31498	1	O-Ring
5	P31495	1	Bushing
6	P31496	2	Thrustwasher
7	P31497	2	Oil Seal
8	P19300	1	Plug, Pipe (Fill/Level)
9	P31394	4	Dowel Pin
10	P31376	26	Capscrew
11	P31377	26	Flatwasher
12	①P32969	1	Cover, Trunnion
13	②P32939	1	Housing, Axle
14	P13784	1	Vent
15	P13780	1	Drain Plug
16	P31393	12	Capscrew
	③P32135	1	Carrier Ass'y - Standard (Includes Items 17-44)
17	P31546	1	Differential Case (Includes Items 18-24)
18	P31537	1	Housing, Case
19	P31392	1	Roll Pin
20	P31387	1	Cross Pin
21	P31388	2	Gear, Pinion
22	P31389	2	Thrustwasher, Pinion
23	P31390	2	Gear, Differential
24	P31391	2	Thrustwasher, Gear
25	P31385	2	Bearing
26	P31386	2	Adjusting Ring
27	P31536	1	Ring Gear & Pinion
28	P31384	1	Bearing
29	P31383	1	Shim Kit, Pinion Position
30	④P32976	1	Carrier Housing & Cap (Includes Items 31, 32)
31	P19306	4	Flatwasher
32	P31379	4	Capscrew
33	P19313	2	Capscrew
34	P31381	2	Washer
35	P31380	2	Clip, Adjusting Ring

ITEM	PART NO.	QTY.	DESCRIPTION
36	P31375	1	Spacer
37	P31374	1	Shim Kit, Pinion Bearing Preload
38	P31373	1	Bearing
39	P31534	1	Thrustwasher
40	P31372	1	Oil Seal
41	P31041	1	End Yoke
42	P31369	1	Deflector
43	P31367	1	Washer, Pinion Nut
44	P31366	1	Nut, Pinion
<p>NOTES: For Models 644B-37 (S/N 101-170), 6K-37 (S/N 101-144), 844C-42 (S/N 101-164), 8K-42 (S/N 101-124), Use the Following:</p> <p>①P31523 ②P31522 ③P31518 ④P31520</p>			
644B-37 S/N 101-			
644B-42 S/N 101-			
844C-42 S/N 101-			
1044C-42 S/N 101-107			
6K-37 S/N 101-			
6K-42 S/N 101-			
8K-42 S/N 101-			
10K-42 S/N 101-106			

DIFFERENTIAL CARRIER ASSEMBLY - REAR AXLE (PS 7036) 1.5.1

644B
 6K
 844C
 8K
 1044C
 10K
 ▼

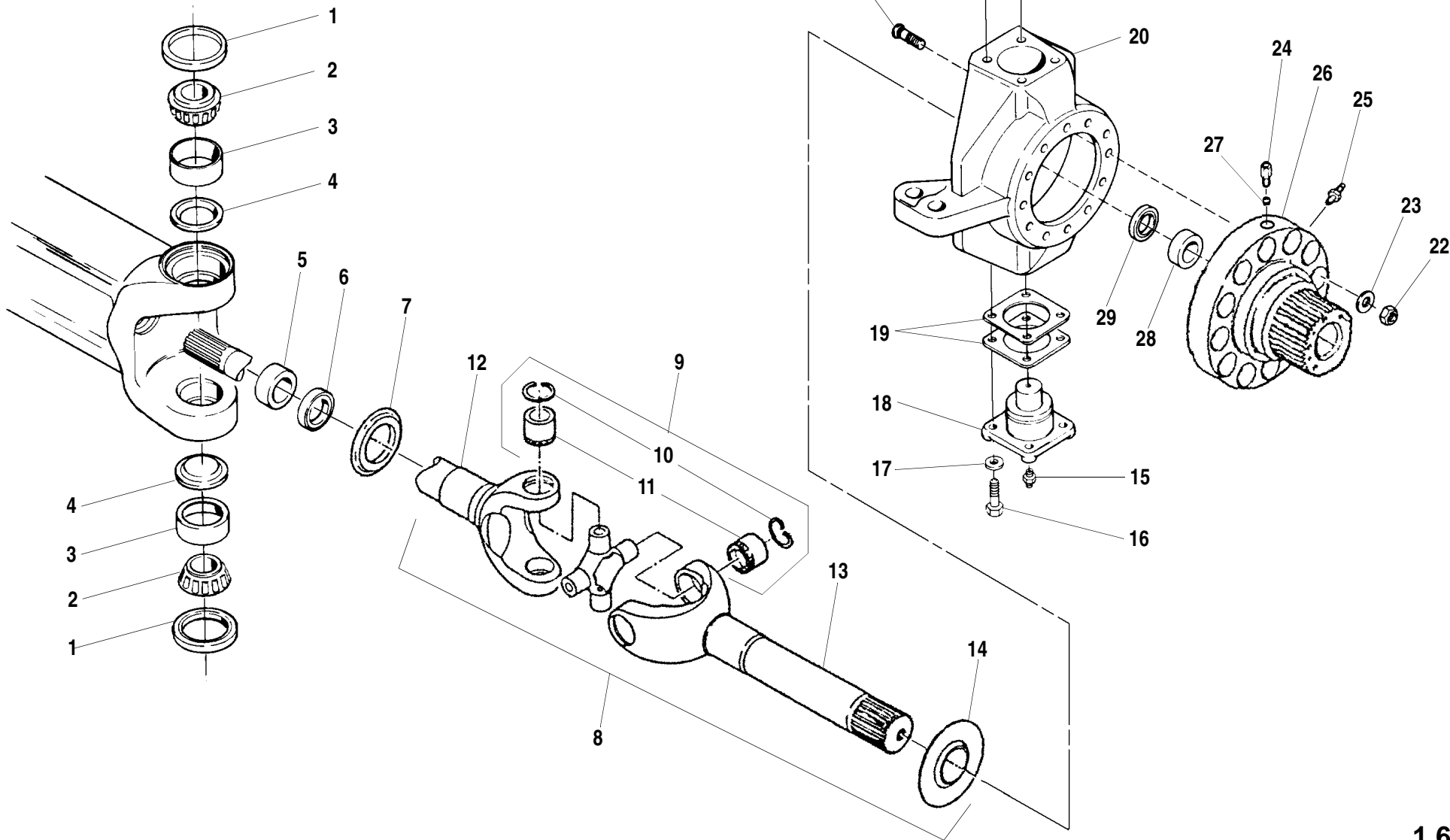


ITEM	PART NO.	QTY.	DESCRIPTION
1	P26801	4	Seal, Grease
2	P25149	4	Bearing Cone
3	P25148	4	Bearing Cup
4	P26802	4	Retainer, Grease
5	P31342	2	Bushing, Inner Shaft
6	P31341	2	Seal, Inner Housing
7	P31544	2	Seal, Outer Housing
8	P31344	1	Axle Shaft Assembly - Right Front, Left Rear 45.96" (116.7 cm) Long (Includes Items 9-14)
②	P31343	1	Axle Shaft Assembly - Left Front, Right Rear 44.79" (113.8 cm) Long (Includes Items 9-14)
9	P31508	4	Cross and Bearing (Includes Items 10, 11)
10	P31509	16	Bearing Race
11	P31510	16	Snap Ring
12	P31511	2	Yoke, Center
13	P31513	1	Shaft, Inner - Right Front, Left Rear 29.51" (75.0 cm) Long
②	P31512	1	Shaft, Inner - Left Front, Right Rear 28.34" (72.0 cm) Long
14	P31507	2	Shaft, Outer
15	P15272	4	Grease Zerk
16	P31376	16	Capscrew
17	P31377	16	Flatwasher
18	P26804	4	Cap, King Pin
19	P13838	A/R	Shim -.002" (.05 mm)
	P13839	A/R	Shim -.005" (.13 mm)
	P13840	A/R	Shim -.010" (.25 mm)
20	P31532	1	Knuckle Assembly - Right Front, Left Rear (Includes Item 21)
②	P31531	1	Knuckle Assembly - Left Front, Right Rear (Includes Item 21)
21	P31514	24	Stud, Spindle Mounting
22	P25165	24	Locknut
23	P31547	24	Flatwasher
24	P31339	2	Bleed Screw (Long Hex)
25	P31338	2	Hydraulic Fitting, Brake (Long Hex)

ITEM	PART NO.	QTY.	DESCRIPTION
26	ⓉP32143	2	Spindle Assembly (Includes Items 27, 28)
27	P26826	4	Seat, Insert
28	P31364	2	Bushing, Spindle
29	P31345	2	Seal, Spindle
NOTES:			
① All quantities are for one complete Axle Assembly.			
② Not Illustrated.			
③ Use P31529 for the following Machine(s): 644B-37 (S/N 101-462), 644B-42 (S/N 101-133), 6K-37 (S/N 101-236), 6K-42 (S/N 101-109).			
644B-37 S/N 101-1261			
644B-42 S/N 101-			
6K-37 S/N 101-			
6K-42 S/N 101-226			

644B
6K
844C
8K
1044C
10K
▼

STEER AXLE SHAFTS & KNUCKLE ASSEMBLY (PS 7036) 1.6.1



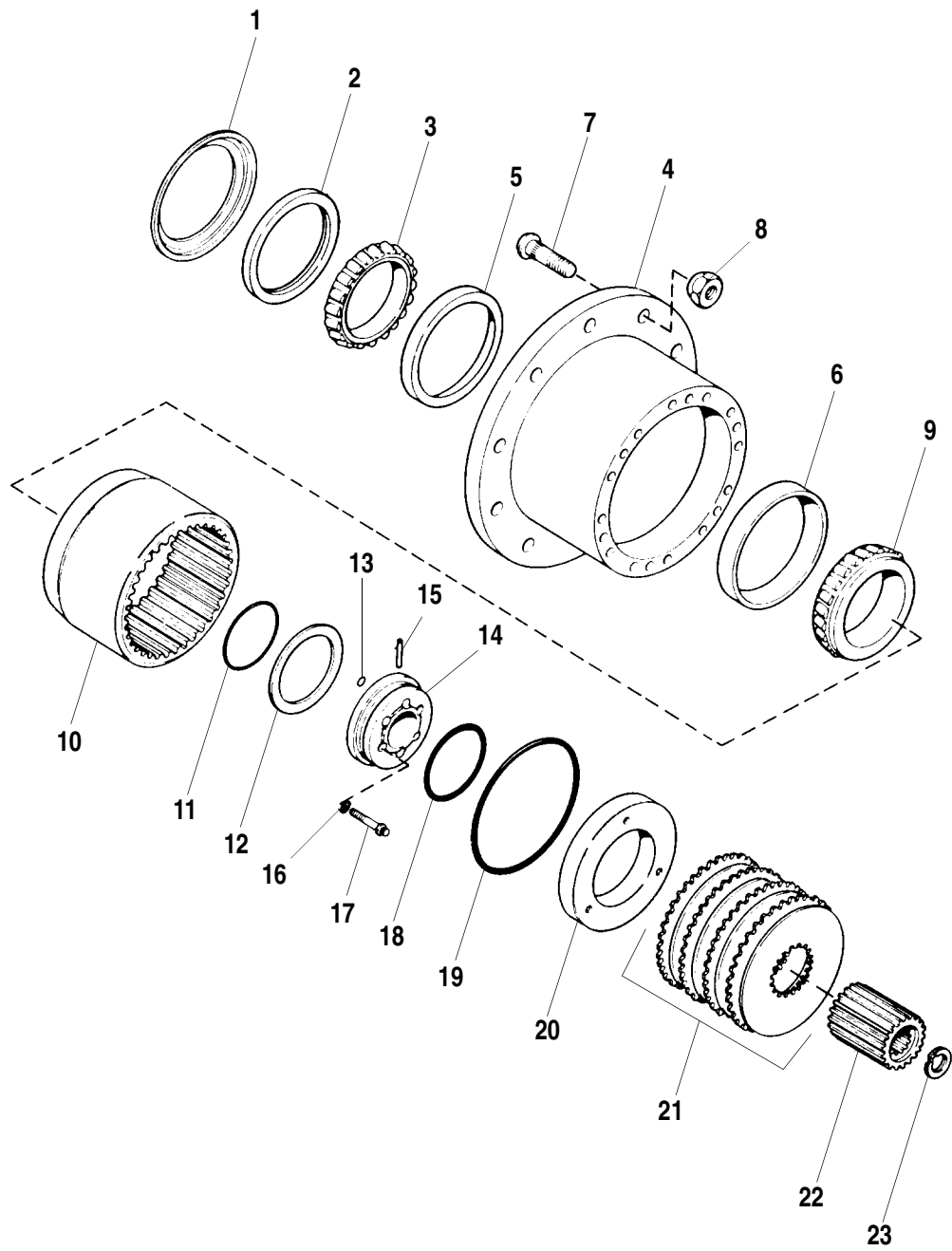
ITEM	PART NO.	QTY.	DESCRIPTION
1	P26801	4	Seal, Grease
2	P25149	4	Bearing Cone
3	P25148	4	Bearing Cup
4	P26802	4	Retainer, Grease
5	P32968	2	Bushing, Inner Shaft
6	P32965	2	Oil Seal
7	P26847	2	Dust Slinger, Inner
8	P32946	1	Axle Shaft Assembly - Right Front, Left Rear 46.18" (117.3 cm) Long (Includes Items 9-14)
②	P32945	1	Axle Shaft Assembly - Left Front, Right Rear 44.93" (114.1 cm) Long (Includes Items 9-14)
9	P26175	2	Cross and Bearing (Includes Items 10, 11)
10	P32973	8	Snap Ring
11	P32972	8	Bearing Race
12	P32948	1	Shaft, Inner - Right Front, Left Rear 31.50" (80.0 cm) Long
②	P32947	1	Shaft, Inner - Left Front, Right Rear 30.25" (76.8 cm) Long
13	P32967	2	Shaft, Outer
14	P26846	2	Dust Slinger, Outer
15	P15272	4	Grease Zerk
16	P31376	16	Capscrew
17	P31377	16	Flatwasher
18	P26804	4	Cap, King Pin
19	P13838	A/R	Shim -.002" (.05 mm)
	P13839	A/R	Shim -.005" (.13 mm)
	P13840	A/R	Shim -.010" (.25 mm)
20	P31532	1	Knuckle Assembly - Right Front, Left Rear (Includes Item 21)
②	P31531	1	Knuckle Assembly - Left Front, Right Rear (Includes Item 21)
21	P31514	24	Stud, Spindle Mounting
22	P25165	24	Locknut
23	P31547	24	Flatwasher
24	P25111	2	Bleed Screw
25	P24991	2	Hydraulic Fitting, Brake

ITEM	PART NO.	QTY.	DESCRIPTION
26	P32937	2	Spindle Assembly (Includes Items 27, 28)
27	P26826	4	Seat, Insert
28	P13872	2	Bushing, Spindle
29	P13869	2	Seal, Spindle
<p>NOTES:</p> <ul style="list-style-type: none"> ① All quantities are for one complete Axle Assembly. ② Not Illustrated. 			
644B-42 S/N 1262-			
844C-42 S/N 101-			
1044C-42 S/N 101-107			
6K-42 S/N 227-			
8K-42 S/N 101-			
10K-42 S/N 101-106			

644B
6K
844C
8K
1044C
10K

STEER AXLE SHAFTS & KNUCKLE ASSEMBLY (PS 7036)

1.6.2

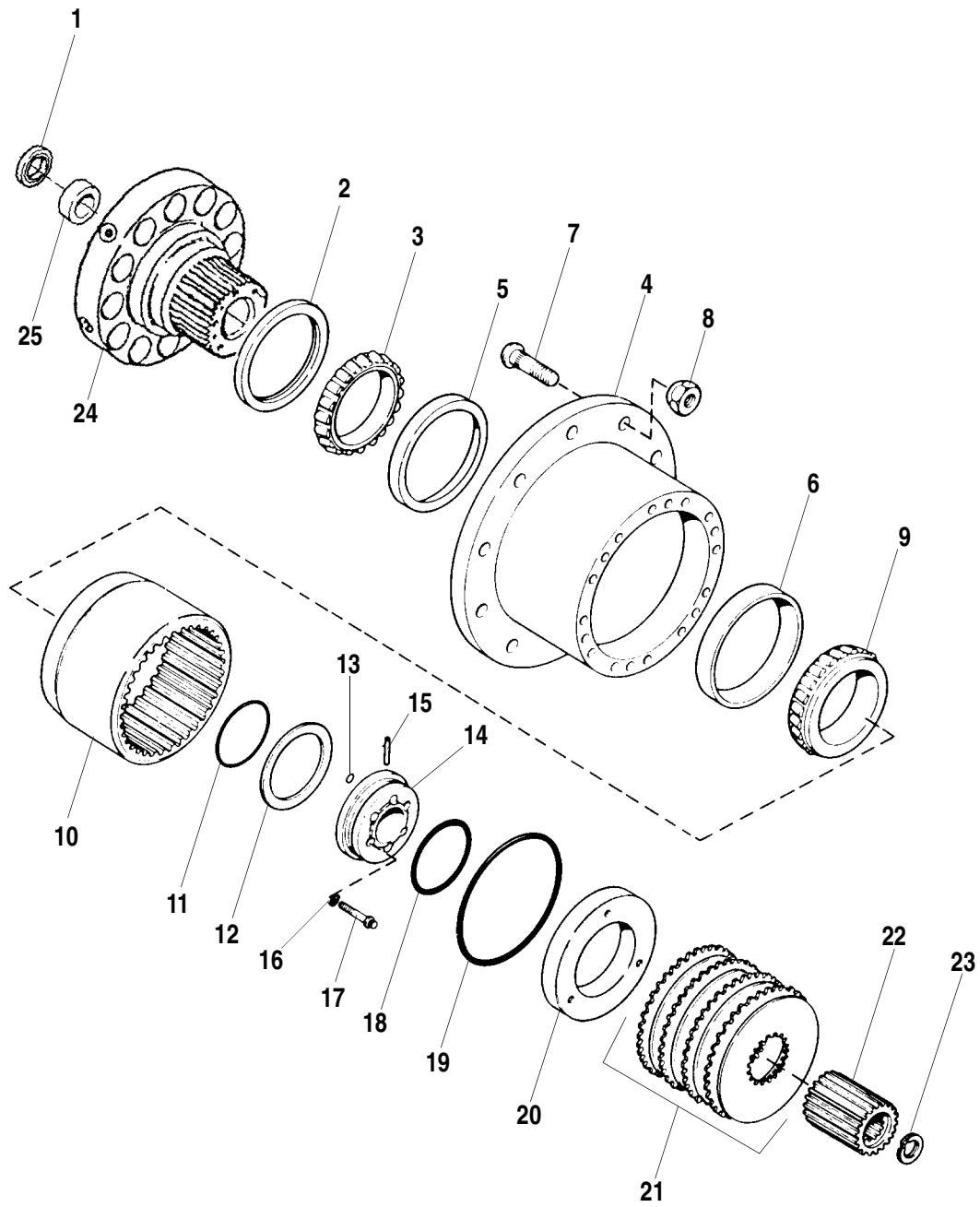


ITEM	PART NO.	QTY.	DESCRIPTION
	P32142	2	Wheel End Assembly (Replaces P31500) (Includes Items 1–23, P26155 Drive Flange Ass'y/ See Page 1.8.1 - Item 2 & P32143 Spindle Ass'y/ See Page 1.6.1 - Item 26)
1	P31357	2	Deflector, Seal
2	P31356	2	Oil Seal
3	P26177	2	Bearing Cone
4	P31528	2	Hub Assembly (Includes Items 5–7)
5	P26176	2	Bearing Cup
6	P26178	2	Bearing Cup
7	P13888	20	Stud, Wheel
8	P13894	20	Nut, Wheel
9	P26179	2	Bearing Cone
10	P26813	2	Ring Gear, Planetary
11	P26841	2	O-Ring
12	P26873	A/R	Shim -.010" (.25 mm)
	P26172	A/R	Shim -.011" (.28 mm)
	P26173	A/R	Shim -.012" (.30 mm)
	P26166	A/R	Shim -.013" (.33 mm)
	P26167	A/R	Shim -.014" (.36 mm)
	P26168	A/R	Shim -.015" (.38 mm)
	P26874	A/R	Shim -.020" (.51 mm)
	P26875	A/R	Shim -.030" (.76 mm)
13	P26838	4	O-Ring
14	②P32970	2	Breather Assembly (Includes Item 15)
15	P26816	2	Tube, Breather
16	④P32964	12	Flatwasher, 1/2"
17	③P32963	12	Capscrew, 12 Point Hd., 1/2" Dia.
18	P26834	2	O-Ring
19	P26828	2	O-Ring
20	P26825	2	Piston
21	P32974	2	Friction Disc & Stationary Plate Kit
22	P31358	2	Sun Gear
23	P31363	2	Snap Ring
REF	P26808	2	Seal Kit (Includes Items 11, 13, 18, 19)

ITEM	PART NO.	QTY.	DESCRIPTION
REF	P26720	2	Brake Friction Additive - 4 oz. Bottle
<p>NOTES:</p> <p>❶ All quantities are for one complete Axle Assembly.</p> <p>For Models 644B-37 (S/N 101–462), 644B-42 (S/N 101–133), 6K-37 (S/N 101–236), 6K-42 (S/N 101–109) Use the Following:</p> <p>❷ P32975 ❸ P26821 ❹ Not Required</p>			
644B-37 S/N 101–			
644B-42 S/N 101–1261			
6K-37 S/N 101–			
6K-42 S/N 101–226			

644B
 6K
 844C
 8K
 1044C
 10K

WHEEL END ASSEMBLY - WITH WET DISC BRAKES (PS 7036) 1.7.1

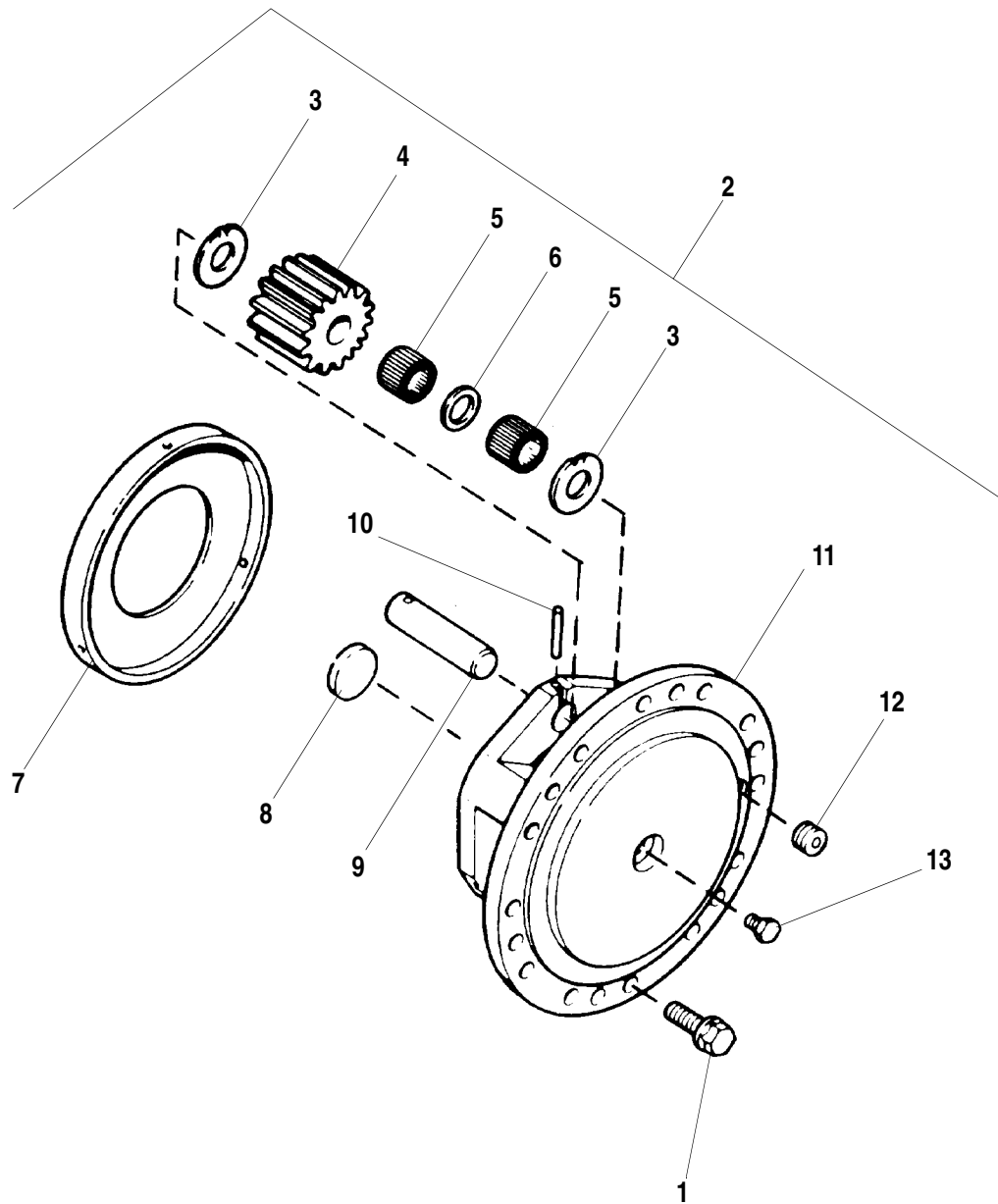


ITEM	PART NO.	QTY.	DESCRIPTION
	P32938	2	Wheel End Assembly (Includes Items 1–26, & P26155 Drive Flange Ass'y/See Page 1.8.1)
1	P13869	2	Oil Seal, Spindle
2	P26820	2	Oil Seal, Hub
3	P26177	2	Bearing Cone
4	P26156	2	Hub Assembly (Includes Items 5–7)
5	P26176	2	Bearing Cup
6	P26178	2	Bearing Cup
7	P13888	20	Stud, Wheel
8	P13894	20	Nut, Wheel
9	P26179	2	Bearing Cone
10	P26813	2	Ring Gear, Planetary
11	P26841	2	O-Ring
12	P26873	A/R	Shim -.010"
	P26172	A/R	Shim -.011"
	P26173	A/R	Shim -.012"
	P26166	A/R	Shim -.013"
	P26167	A/R	Shim -.014"
	P26168	A/R	Shim -.015"
	P26874	A/R	Shim -.020"
	P26875	A/R	Shim -.030"
13	P26838	4	O-Ring
14	P32970	2	Breather Assembly (Includes Item 15)
15	P26816	2	Tube, Breather
16	P32964	12	Flatwasher
17	P32963	12	Capscrew, 12 Point Hd.
18	P26834	2	O-Ring
19	P26828	2	O-Ring
20	P26825	2	Piston
21	P32974	2	Friction Disc & Stationary Plate Kit
22	P26827	2	Sun Gear
23	P13783	2	Snap Ring
24	P32937	2	Spindle Assembly (Includes Items 25, 26)
25	P13872	2	Bushing, Spindle
26	ⓉP26826	4	Seat, Insert
REF	P26808	2	Seal Kit (Includes Items 11, 13, 18, 19)

ITEM	PART NO.	QTY.	DESCRIPTION
REF	P26720	2	Brake Friction Additive - 4 oz. Bottle
<p>NOTES:</p> <p>❶ All quantities are for one complete Axle Assembly.</p> <p>❷ Not Illustrated.</p>			
644B-42 S/N 1262–			
844C-42 S/N 101–			
1044C-42 S/N 101–107			
6K-42 S/N 227–			
8K-42 S/N 101–			
10K-42 S/N 101–106			

644B
6K
844C
8K
1044C
10K
▼

WHEEL END ASSEMBLY - with WET DISC BRAKES (PS 7036) 1.7.2



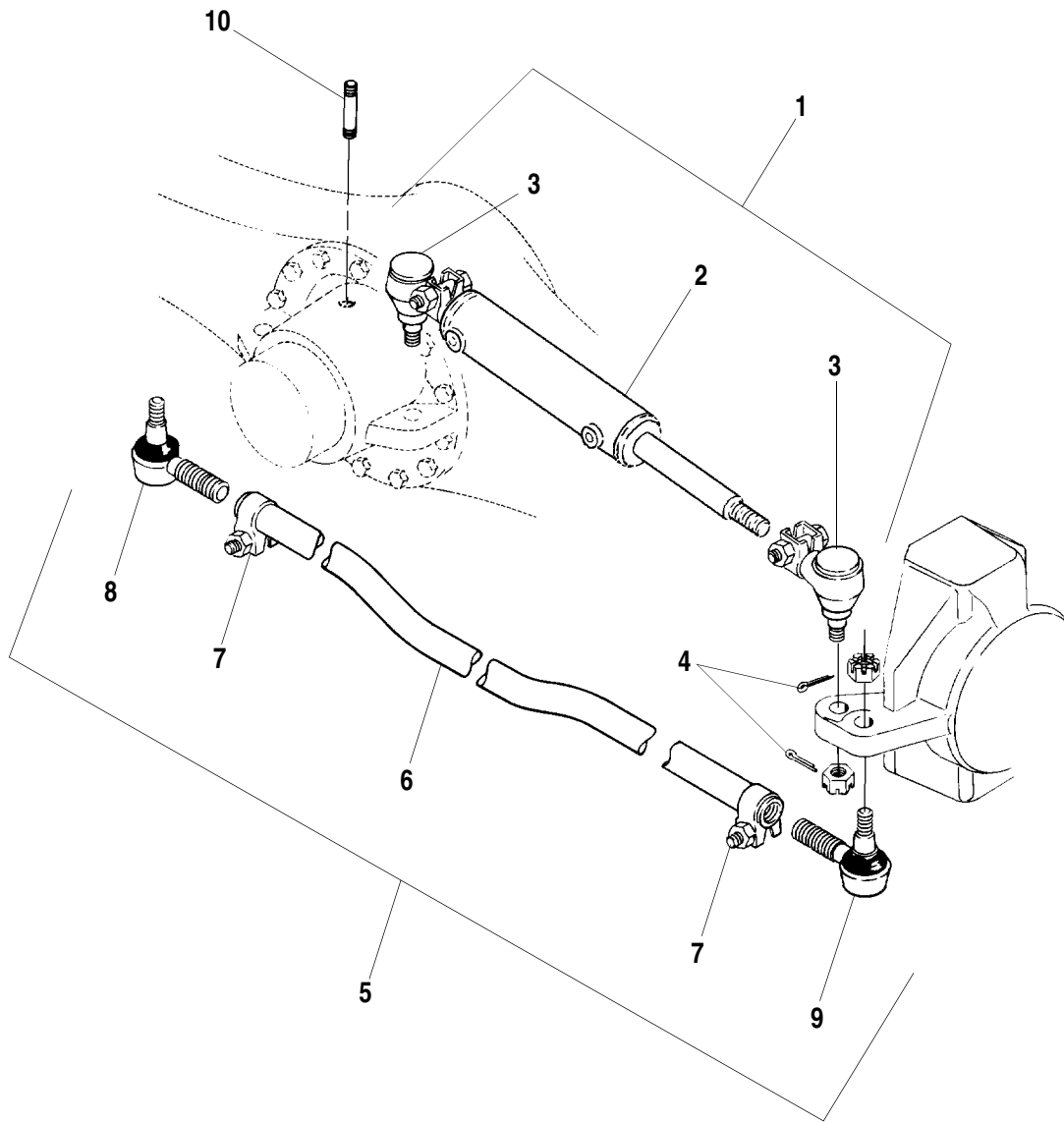
ITEM	PART NO.	QTY.	DESCRIPTION
1	P25159	36	Capscrew, Flange Head
2	P26155	2	Drive Flange Assembly (Includes Items 3-13)
3	P13903	12	Thrustwasher
4	P26812	6	Gear, Planetary Spur
5	8032898	300	Needle Bearing (50 Per Gear)
6	P13906	6	Spacer
7	P26845	2	Plate, Lining Stop
8	P19336	2	Thrust Button
9	P26840	6	Shaft, Planetary Gear
10	P26829	6	Roll Pin
11	P26830	2	Drive Flange
12	P13780	2	Plug
13	P31530	2	Plug

NOTES:

- ① All quantities are for one complete Axle Assembly.

644B-37 S/N 101-
644B-42 S/N 101-
844C-42 S/N 101-
1044C-42 S/N 101-107
6K-37 S/N 101-
6K-42 S/N 101-
8K-42 S/N 101-
10K-42 S/N 101-106

644B
6K
844C
8K
1044C
10K



ITEM	PART NO.	QTY.	DESCRIPTION
1	37431X	1	Steer Cylinder & Socket Assembly (Replaces P31335) Right Front, Left Rear (Includes Items 2, 3)
②	37430X	1	Steer Cylinder and Socket Assembly (Replaces P31333) Left Front, Right Rear (Includes Items 2, 3)
2	③37434X	1	Steer Cylinder - Right Front, Left Rear (Replaces P31347④) 19.61" (49.8 cm) Long Retracted
②	③37433X	1	Steer Cylinder - Left Front, Right Rear (Replaces P31346④) 18.61" (47.3 cm) Long Retracted
3	P13915	4	Socket, Steer Cylinder (Includes Nut)
4	P13835	6	Cotter Pin
5	P31331	1	Tie Rod Assembly (Includes Items 6–9)
6	P31332	1	Tube, Tie Rod
7	P26193	2	Clamp, Tie Rod
8	P31526	1	Tie Rod End - Coarse Thread (Includes Nut)
9	P31527	1	Tie Rod End - Fine Thread (Includes Nut)
10	P17535	1	Stud, Dowel

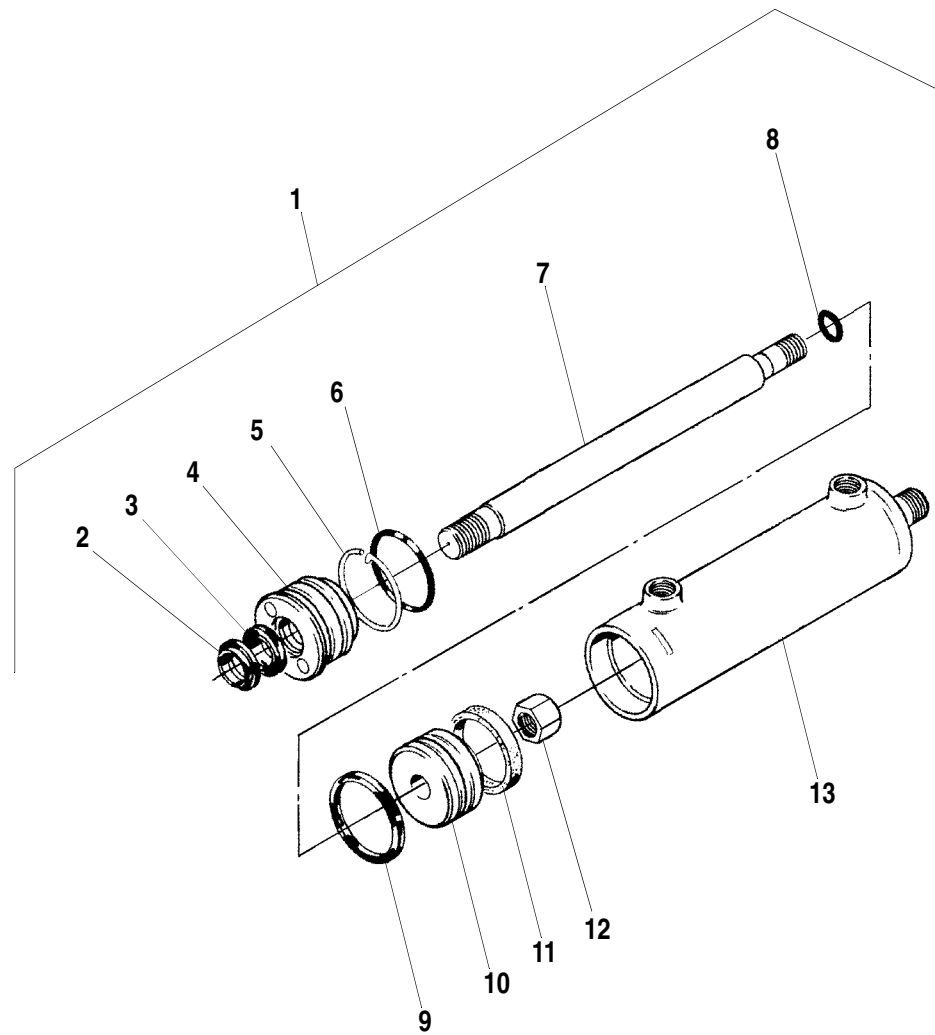
NOTES:

- ① All quantities are for one complete Axle Assembly.
- ② Not Illustrated.
- ③ See Page 1.10.1
- ④ See Page 1.10.1.1

644B-37 S/N 101–
644B-42 S/N 101–
844C-42 S/N 101–
1044C-42 S/N 101–107
6K-37 S/N 101–
6K-42 S/N 101–
8K-42 S/N 101–
10K-42 S/N 101–106

644B
6K
844C
8K
1044C
10K

TIE ROD & STEER CYLINDER MOUNTING ASSEMBLY (PS 7036) 1.9.1



ITEM	PART NO.	QTY.	DESCRIPTION
1	①P31346 N.L.A.	2	Steer Cylinder Assembly - Left Front, Right Rear 18.61" (47.3mm) Long Retracted (Includes Items 2-13)
	②P31347 N.L.A.	2	Steer Cylinder Assembly - Right Front, Left Rear 19.61" (49.8mm) Long Retracted (Includes Items 2-13)
2	N.S.S.	1	Rod Wiper
3	N.S.S.	1	Rod Seal, U-Cup
4	P31548	1	Gland
5	N.S.S.	1	Lock Ring
6	N.S.S.	1	Gland Seal
7	P31348	1	Rod, Cylinder - 16.12" (40.9mm) Long (for P31346)
	P31349	1	Rod, Cylinder - 17.12" (43.5mm) Long (for P31347)
8	N.S.S.	1	O-Ring
9	N.S.S.	1	Seal, Piston
10	P31549	1	Piston
11	N.S.S.	1	Wear Ring
12	N.S.S.	1	Nut
13	N.S.S.	1	Barrel
REF	P31334	-	Seal Kit (Includes Items 2, 3, 5, 6, 8, 9, 11)

NOTES:

- ① Service with 37433X. P31346 is No Longer Available. See Page 1.10.1.1.
- ② Service with 37434X. P31347 is No Longer Available. See Page 1.10.1.1.

N.S.S. = Not Sold Separately

644B-37 S/N 101-462

644B-42 S/N 101-133

844C-42 S/N 101-356, 425 & 426

1044C-42 S/N 101-107

6K-37 S/N 101-236

6K-42 S/N 101-109

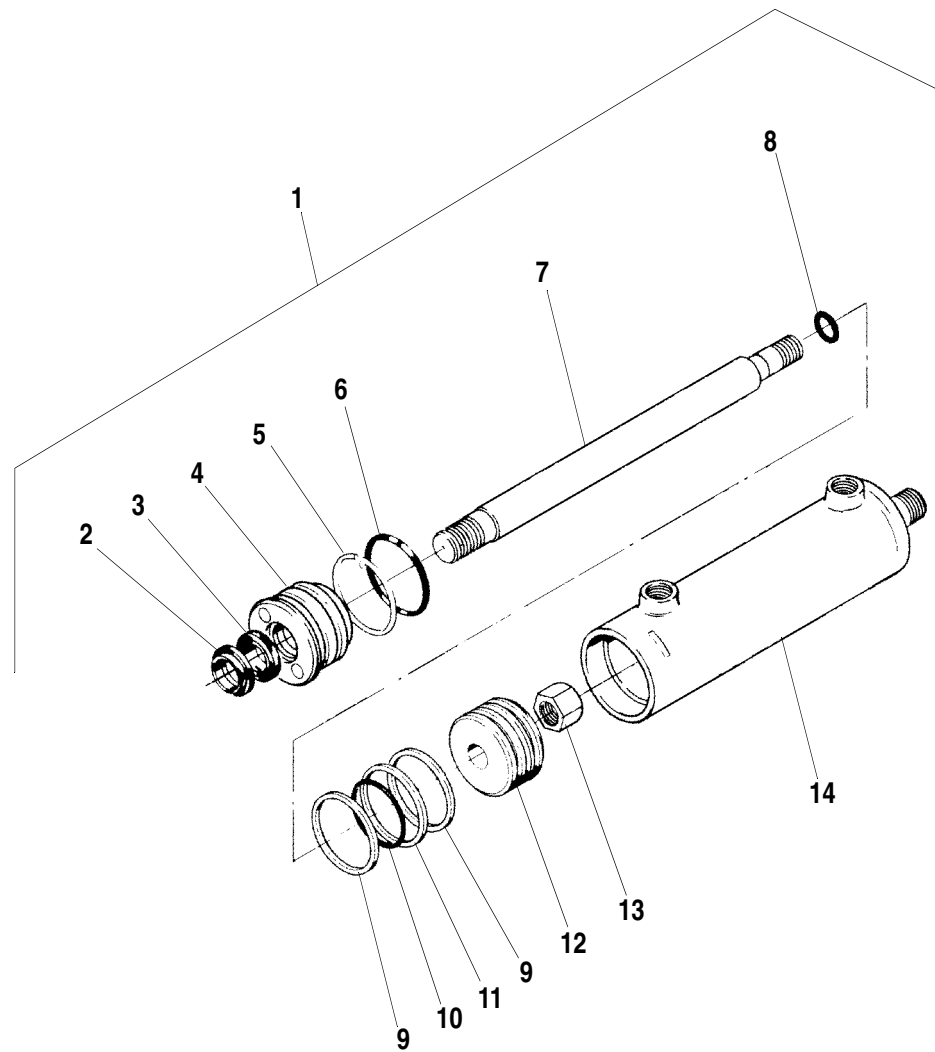
8K-42 S/N 101-182

10K-42 S/N 101-106

644B
6K
844C
8K
1044C
10K
▼

STEER CYLINDER ASSEMBLY (PS 7036)

1.10.1



ITEM	PART NO.	QTY.	DESCRIPTION
1	37433X	2	Steer Cylinder Assembly - Left Front, Right Rear 18.61" (47.3 cm) Long Retracted (Includes Items 2-13)
	37434X	2	Steer Cylinder Assembly - Right Front, Left Rear 19.61" (49.8 cm) Long Retracted (Includes Items 2-13)
2	N.S.S.	1	Rod Wiper
3	N.S.S.	1	Rod Seal, U-Cup
4	N.S.S.	1	Gland
5	N.S.S.	1	Lock Ring
6	N.S.S.	1	O-Ring and Back-up Ring
7	37436X	1	Rod, Cylinder - 16.12" (40.9 mm) Long (For 37433X Steer Cylinder)
	37437X	1	Rod, Cylinder - 17.12" (43.5 mm) Long (For Steer 37434X Cylinder)
8	N.S.S.	1	O-Ring
9	N.S.S.	2	Wear Ring
10	N.S.S.	1	Expander
11	N.S.S.	1	Seal, Piston
12	N.S.S.	1	Piston
13	N.S.S.	1	Nut
14	N.S.S.	1	Barrel
REF	37438X	-	Seal Kit (Includes Items 2, 3, 5, 6, 8, 9, 11)

N.S.S. = Not Sold Separately

644B-37 S/N 463-

644B-42 S/N 134-

844C-42 S/N 357-424, 427-

6K-37 S/N 237-

6K-42 S/N 110-

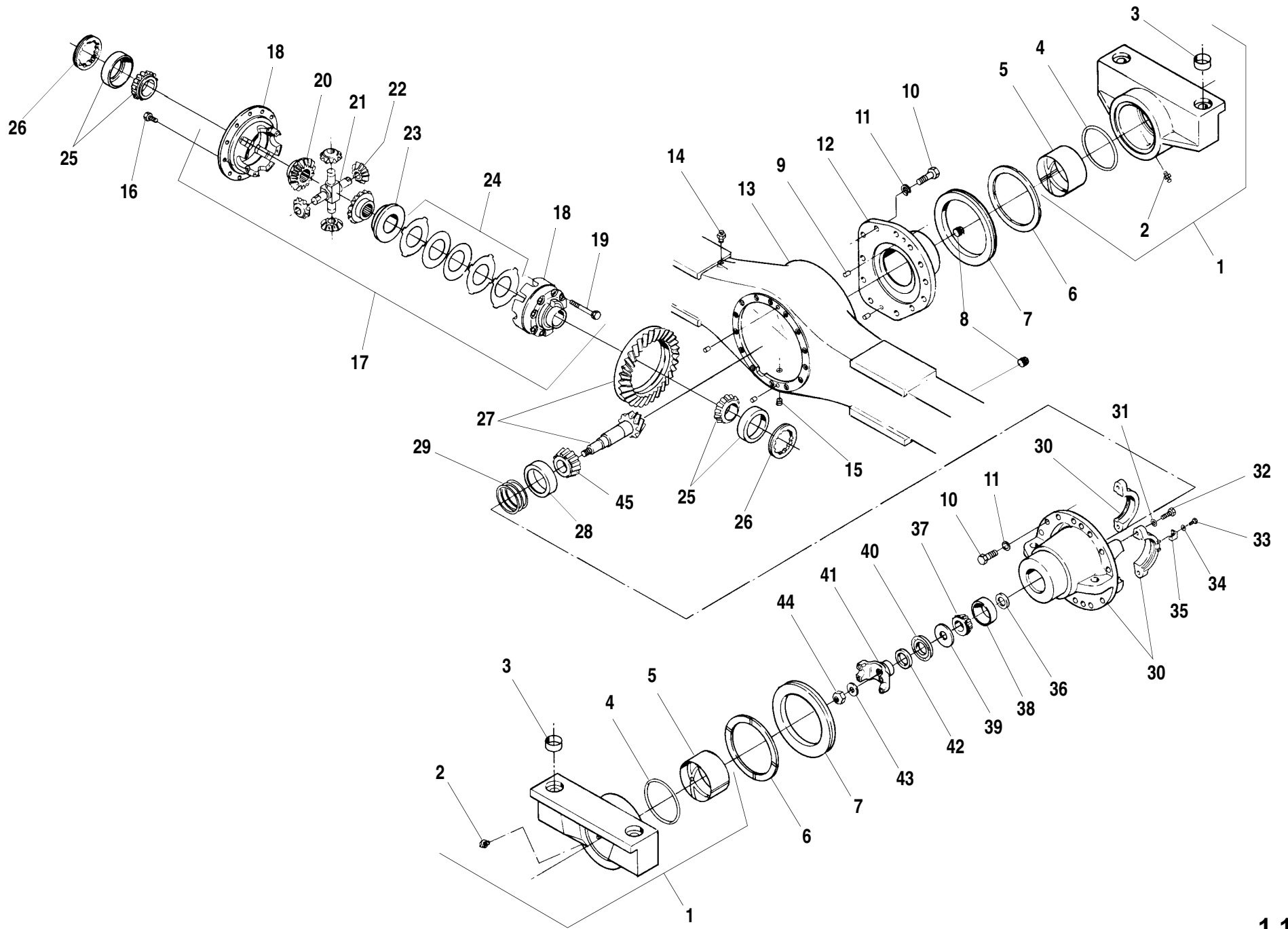
8K-42 S/N 183-

644B
6K
844C
8K
1044C

10K
▼

STEER CYLINDER ASSEMBLY (PS 7036)

1.10.1.1



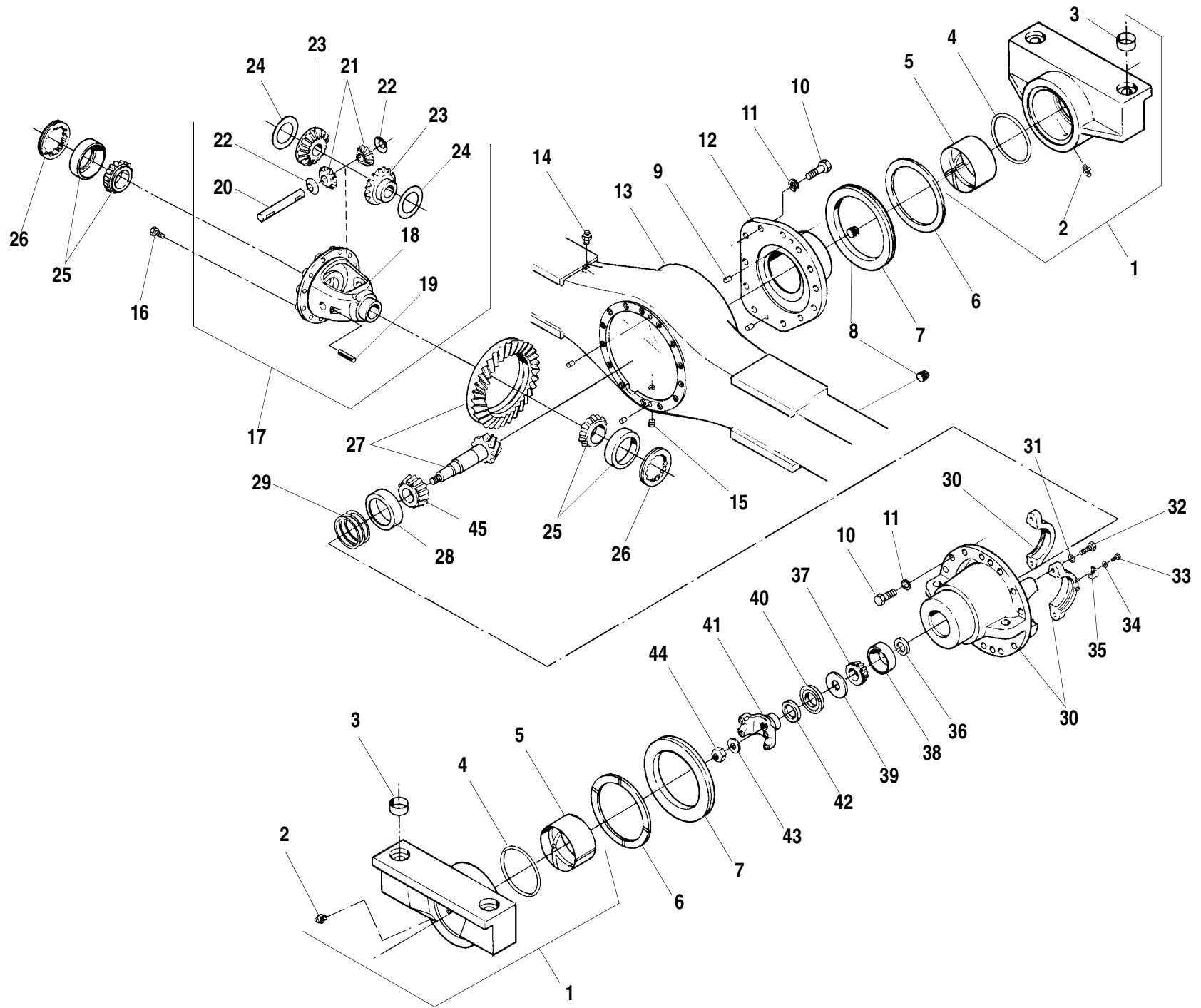
ITEM	PART NO.	QTY.	DESCRIPTION
1	P31521	2	Trunnion Bracket (Includes Items 2-5)
2	P13786	1	Grease Fitting
3	P31524	2	Locating Pin
4	P31498	1	O-Ring
5	P31495	1	Bushing
6	P31496	2	Thrustwasher
7	P31497	2	Oil Seal
8	P19300	2	Plug, Pipe (Fill/Level)
9	P31394	4	Dowel Pin
10	37032X	26	Capscrew
11	P19306	26	Flatwasher
12	37026X	1	Cover, Trunnion
13	37025X	1	Housing, Axle
14	P13784	1	Vent
15	P13780	1	Drain Plug
16	37045X	12	Capscrew
17	37785X	1	Carrier Ass'y - Limited Slip (Includes Items 17-43)
18	37028X	1	Differential Case (Includes Items 18-24)
19	37033X	1	Housing, Case (Includes Item 19)
20	P31545	8	Capscrew, Flange Hd.
21	37027X	2	Gear, Differential
22	P31396	2	Cross Shaft
23	P31397	4	Gear, Pinion
24	P31539	2	Clutch Ring
25	P31540	1	Disc & Friction Plate Kit
26	P31385	2	Bearing
27	P31386	2	Adjusting Ring
28	37038X	1	Ring Gear & Pinion
29	36769X	1	Cup, Bearing
30	37046X	A/R	Shim, Pinion -.003"
31	37047X	A/R	Shim, Pinion -.005"
32	37048X	A/R	Shim, Pinion -.010"
	37049X	A/R	Shim, Pinion -.030"
30	37019X	1	Carrier Housing & Cap (Includes Items 31, 32)
31	P19306	4	Flatwasher
32	P31379	4	Capscrew

ITEM	PART NO.	QTY.	DESCRIPTION
33	P19313	2	Capscrew
34	P31381	2	Washer
35	P31380	2	Clip, Adjusting Ring
36	36760X	A/R	Shim, Pinion Bearing Preload -.014"
	36761X	A/R	Shim, Pinion Bearing Preload -.015"
	36762X	A/R	Shim, Pinion Bearing Preload -.016"
	36763X	A/R	Shim, Pinion Bearing Preload -.018"
	36764X	A/R	Shim, Pinion Bearing Preload -.020"
	36765X	A/R	Shim, Pinion Bearing Preload -.021"
	36766X	A/R	Shim, Pinion Bearing Preload -.022"
	36767X	A/R	Shim, Pinion Bearing Preload -.023"
	36768X	A/R	Shim, Pinion Bearing Preload -.030"
37	37016X	1	Bearing
38	37017X	1	Cup, Bearing
39	37044X	1	Thrustwasher
40	37043X	1	Oil Seal
41	37041X	1	End Yoke
42	37042X	1	Deflector
43	37040X	1	Washer, Pinion Nut
44	37039X	1	Nut, Pinion
45	36770X	1	Cone, Bearing

1044C-42 S/N 108-
1044C-54 S/N 101-
10K-42 S/N 107-
10K-54 S/N 101-

644B
6K
844C
8K
1044C
10K

DIFFERENTIAL CARRIER ASSEMBLY - FRONT AXLE (PS 8036) 1.14.1

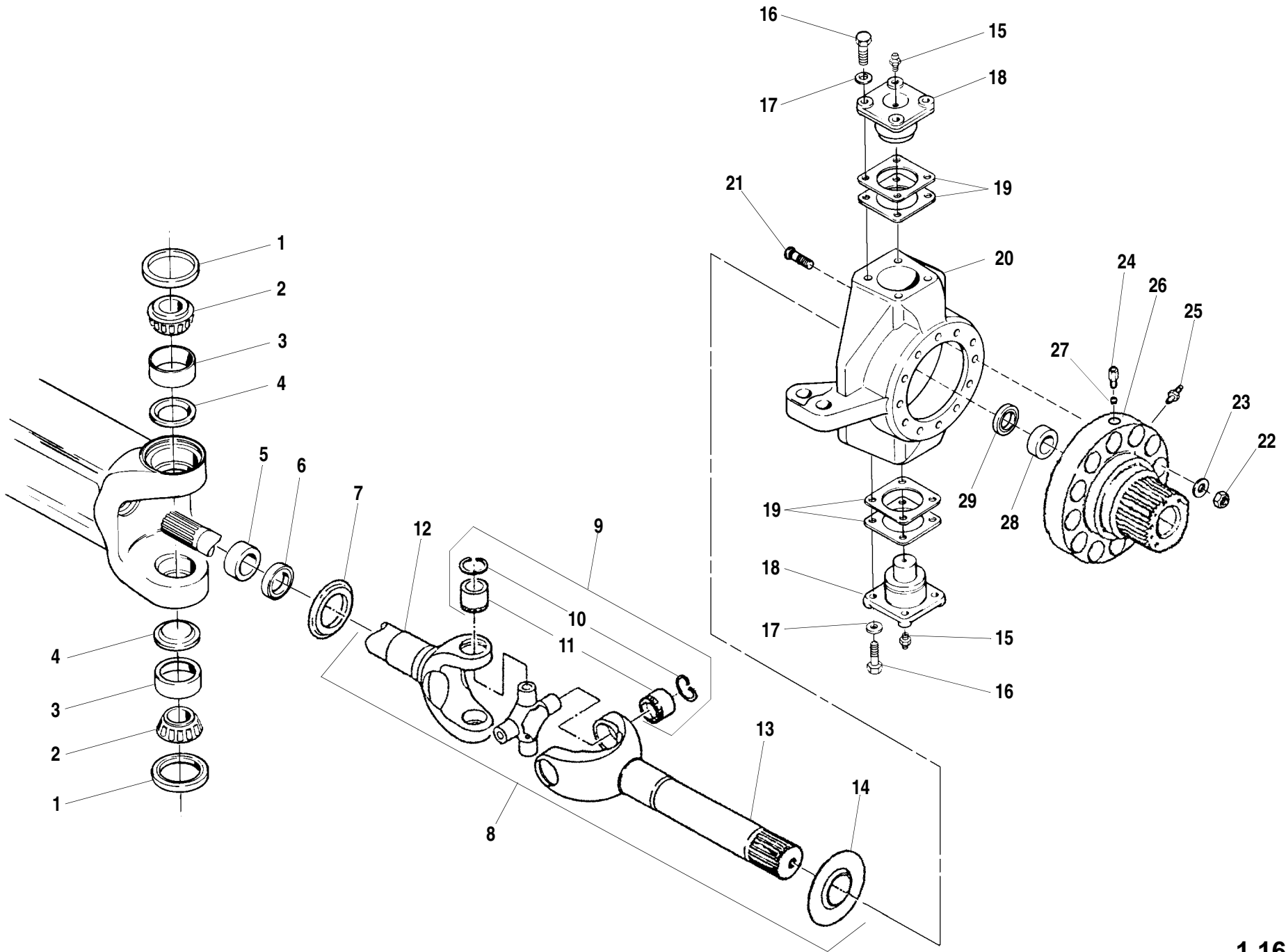


ITEM	PART NO.	QTY.	DESCRIPTION	ITEM	PART NO.	QTY.	DESCRIPTION
1	P31521	2	Trunnion Bracket (Includes Items 2-5)	33	P19313	2	Capscrew
2	P13786	1	Grease Fitting	34	P31381	2	Washer
3	P31524	2	Locating Pin	35	P31380	2	Clip, Adjusting Ring
4	P31498	1	O-Ring	36	36760X	A/R	Shim, Pinion Bearing Preload -.014"
5	P31495	1	Bushing		36761X	A/R	Shim, Pinion Bearing Preload -.015"
6	P31496	2	Thrustwasher		36762X	A/R	Shim, Pinion Bearing Preload -.016"
7	P31497	2	Oil Seal		36763X	A/R	Shim, Pinion Bearing Preload -.018"
8	P19300	2	Plug, Pipe (Fill/Level)		36764X	A/R	Shim, Pinion Bearing Preload -.020"
9	P31394	4	Dowel Pin		36765X	A/R	Shim, Pinion Bearing Preload -.021"
10	37032X	26	Capscrew		36766X	A/R	Shim, Pinion Bearing Preload -.022"
11	P19306	26	Flatwasher		36767X	A/R	Shim, Pinion Bearing Preload -.023"
12	37026X	1	Cover, Trunnion		36768X	A/R	Shim, Pinion Bearing Preload -.030"
13	37024X	1	Housing, Axle	37	37016X	1	Bearing
14	P13784	1	Vent	38	37017X	1	Cup, Bearing
15	P13780	1	Drain Plug	39	37044X	1	Thrustwasher
16	37045X	12	Capscrew	40	37043X	1	Oil Seal
	37786X	1	Carrier Ass'y - Standard (Includes Items 17-43)	41	37041X	1	End Yoke
17	37034X	1	Differential Case (Includes Items 18-24)	42	37042X	1	Deflector
18	37035X	1	Housing, Case	43	37040X	1	Washer, Pinion Nut
19	P31392	1	Roll Pin	44	37039X	1	Nut, Pinion
20	P31387	1	Cross Pin	45	36770X	1	Cone, Bearing
21	37037X	2	Gear, Pinion				
22	P31389	2	Thrustwasher, Pinion				
23	37036X	2	Gear, Differential				
24	P31391	2	Thrustwasher, Gear				
25	P31385	2	Bearing				
26	P31386	2	Adjusting Ring				
27	37038X	1	Ring Gear & Pinion				
28	36769X	1	Cup, Bearing				
29	37046X	A/R	Shim, Pinion-.003"				
	37047X	A/R	Shim, Pinion-.005"				
	37048X	A/R	Shim, Pinion-.010"				
	37049X	A/R	Shim, Pinion-.030"				
30	37019X	1	Carrier Housing & Cap (Includes Items 31, 32)				
31	P19306	4	Flatwasher				
32	P31379	4	Capscrew				

1044C-42 S/N 108-
1044C-54 S/N 101-
10K-42 S/N 107-
10K-54 S/N 101-

644B
6K
844C
8K
1044C
10K

DIFFERENTIAL CARRIER ASSEMBLY - REAR AXLE (PS 8036) 1.15.1



ITEM	PART NO.	QTY.	DESCRIPTION
1	P26801	4	Seal, Grease
2	P25149	4	Bearing Cone
3	P25148	4	Bearing Cup
4	P26802	4	Retainer, Grease
5	P32968	2	Bushing, Inner Shaft
6	8033804	2	Oil Seal
7	P26847	2	Dust Slinger, Inner
8	37021X	1	Axle Shaft Assembly - Right Front, Left Rear (Includes Items 9-14)
②	37020X	1	Axle Shaft Assembly - Left Front, Right Rear (Includes Items 9-14)
9	P26175	2	Cross and Bearing (Includes Items 10, 11)
10	P32973	8	Snap Ring
11	P32972	8	Bearing Race
12	37023X	1	Shaft, Inner - Right Front, Left Rear
②	37022X	1	Shaft, Inner - Left Front, Right Rear
13	P32967	2	Shaft, Outer
14	P26846	2	Dust Slinger, Outer
15	P13786	4	Grease Zerk
16	P31376	16	Capscrew
17	P31377	16	Flatwasher
18	P26804	4	Cap, King Pin
19	P13838	A/R	Shim -.002"
	P13839	A/R	Shim -.005"
	P13840	A/R	Shim -.010"
20	P31532	1	Knuckle Assembly - Right Front, Left Rear (Includes Item 21)
②	P31531	1	Knuckle Assembly - Left Front, Right Rear (Includes Item 21)
②	③P32141	1	Knuckle Assembly - Right Front, Left Rear (Includes Item 21)
②	③P32140	1	Knuckle Assembly - Left Front, Right Rear (Includes Item 21)
21	P31514	24	Stud, Spindle Mounting
	③P32139	24	Stud, Spindle Mounting
22	P25165	24	Locknut

ITEM	PART NO.	QTY.	DESCRIPTION
23	P31547	24	Flatwasher
24	P25111	2	Bleed Screw
25	P24991	2	Hydraulic Fitting, Brake
26	P32937	2	Spindle Assembly (Includes Items 27, 28)
②	③P25154	2	Spindle Assembly (Includes Item 28)
27	P26826	4	Seat, Insert
28	P13872	2	Bushing, Spindle
29	8033803	2	Seal, Spindle

NOTES:

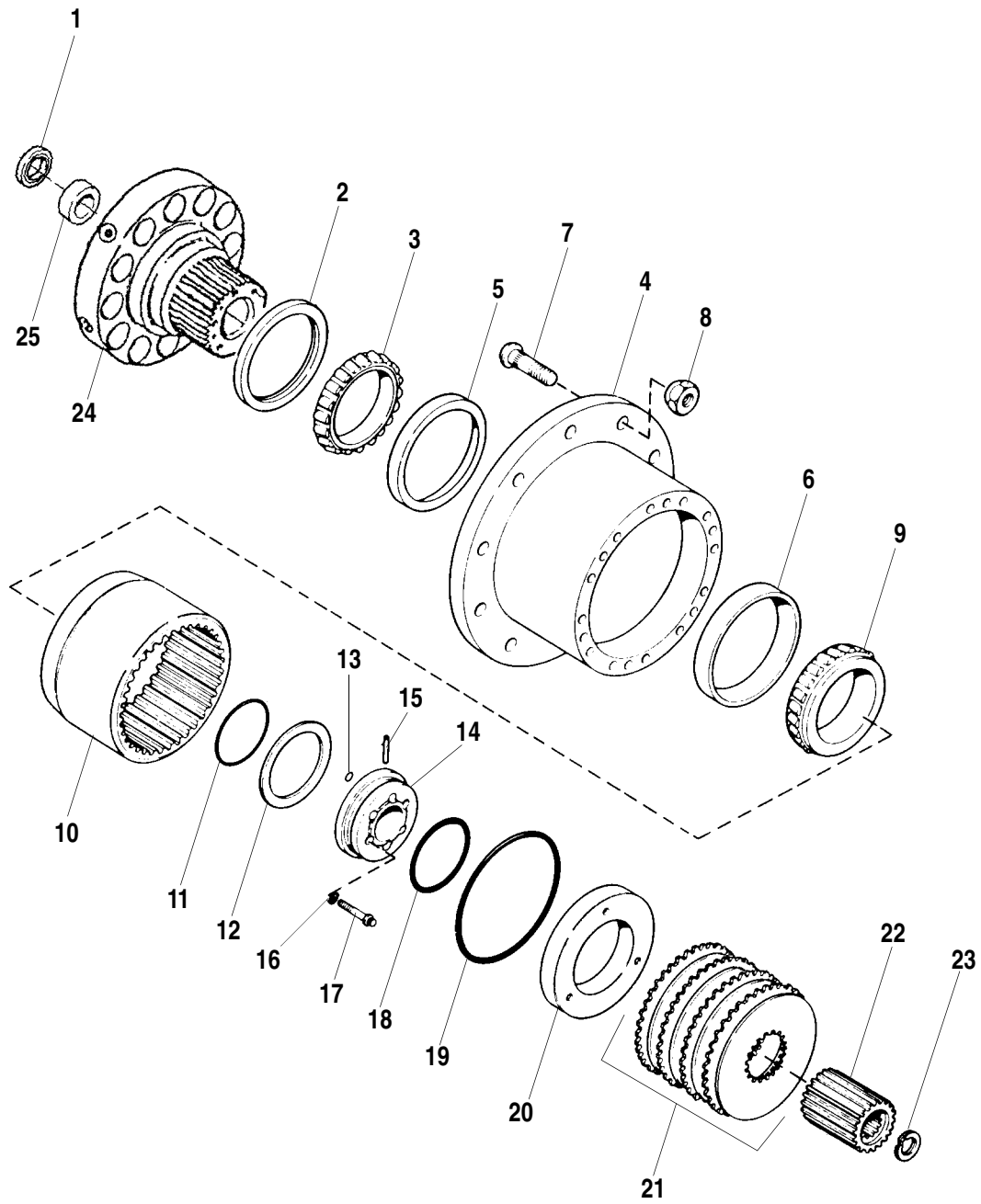
- ① All quantities are for one complete Axle Assembly.
- ② Not Illustrated.
- ③ Used with Optional Dry Disc Brake Axles.

1044C-42 S/N 108-
1044C-54 S/N 101-
10K-42 S/N 107-
10K-54 S/N 101-

644B
6K
844C
8K
1044C
10K
▼

STEER AXLE SHAFTS & KNUCKLE ASSEMBLY (PS 8036)

1.16.1



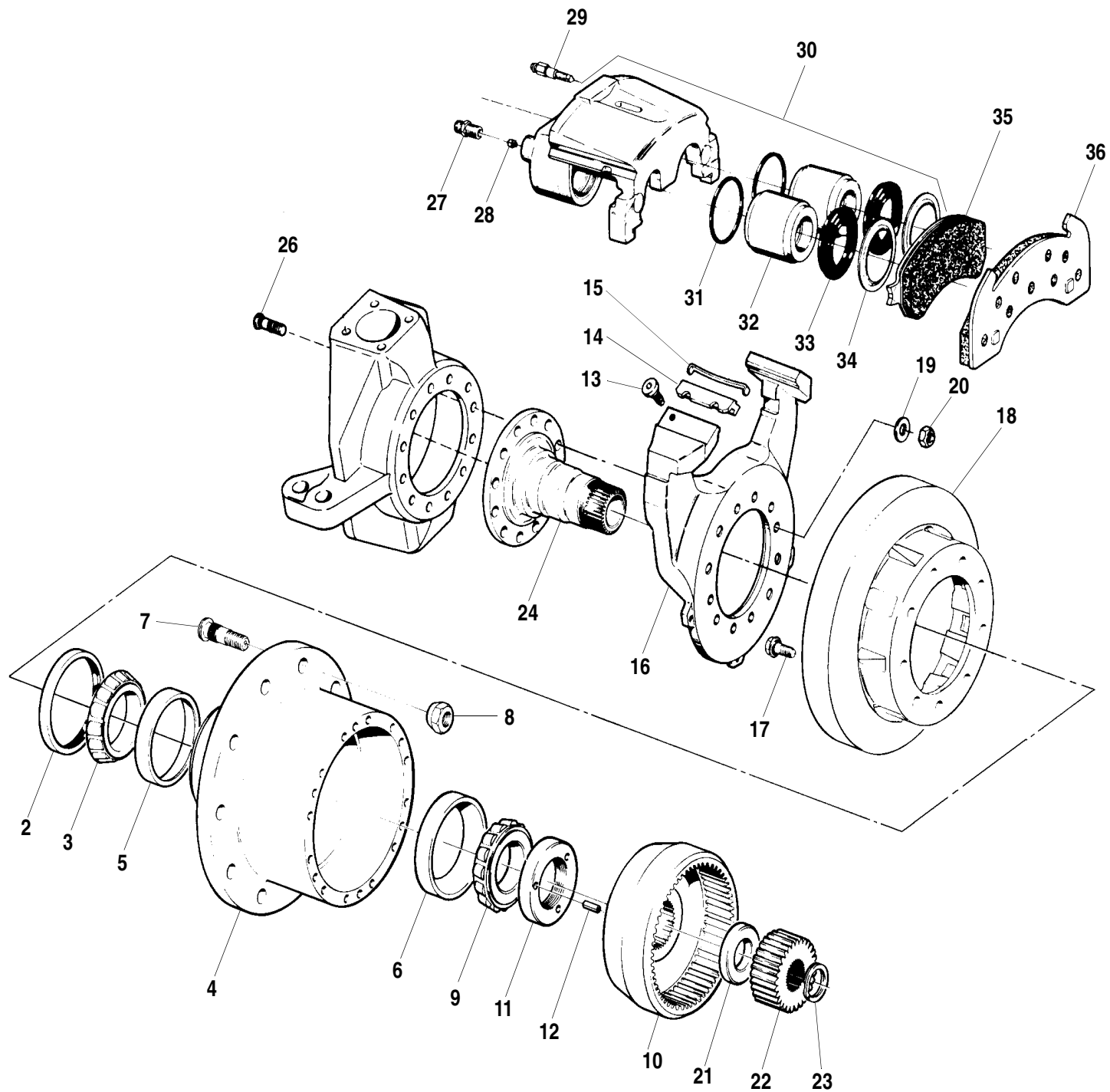
ITEM	PART NO.	QTY.	DESCRIPTION
	P32938	2	Wheel End Assembly (Includes Items 1–26, & P26155 Drive Flange Ass'y/)
1	P13869	2	Oil Seal, Spindle
2	P26820	2	Oil Seal, Hub
3	P26177	2	Bearing Cone
4	P26156	2	Hub Assembly (Includes Items 5–7)
5	P26176	2	Bearing Cup
6	P26178	2	Bearing Cup
7	P13888	20	Stud, Wheel
8	P13894	20	Nut, Wheel
9	P26179	2	Bearing Cone
10	P26813	2	Ring Gear, Planetary
11	P26841	2	O-Ring
12	P26873	A/R	Shim -.010"
	P26172	A/R	Shim -.011"
	P26173	A/R	Shim -.012"
	P26166	A/R	Shim -.013"
	P26167	A/R	Shim -.014"
	P26168	A/R	Shim -.015"
	P26874	A/R	Shim -.020"
	P26875	A/R	Shim -.030"
13	P26838	4	O-Ring
14	P32970	2	Breather Assembly (Includes Item 15)
15	P26816	2	Tube, Breather
16	P32964	12	Flatwasher
17	P32963	12	Capscrew, 12 Point Hd.
18	P26834	2	O-Ring
19	P26828	2	O-Ring
20	P26825	2	Piston
21	P32974	2	Friction Disc & Stationary Plate Kit
22	P26827	2	Sun Gear
23	P13783	2	Snap Ring
24	P32937	2	Spindle Assembly (Includes Items 25, 26)
25	P13872	2	Bushing, Spindle
26	ⓉP26826	4	Seat, Insert
REF	P26808	2	Seal Kit (Includes Items 11, 13, 18, 19)

ITEM	PART NO.	QTY.	DESCRIPTION
REF	P26720	2	Brake Friction Additive - 4 oz. Bottle
<p>NOTES:</p> <p>❶ All quantities are for one complete Axle Assembly.</p> <p>❷ Not Illustrated.</p>			
1044C-42 S/N 108–			
1044C-54 S/N 101–			
10K-42 S/N 107–			
10K-54 S/N 101–			

Rev. 002

644B
6K
844C
8K
1044C
10K
▼

WHEEL END ASSEMBLY - with WET DISC BRAKES (PS 8036) 1.17.1



ITEM	PART NO.	QTY.	DESCRIPTION
	37029X	2	Wheel End Assembly (Includes Items 1–26, & 37030X Drive Flange Ass'y/See Page 1.18.1)
	P25171	2	Hub & Rotor Assembly (Includes Items 4-7, 17,18)
1	②P13869	2	Oil Seal, Spindle
2	P25118	2	Oil Seal, Hub
3	P25116	2	Bearing Cone
4	37031X	2	Hub
5	37018X	2	Bearing Cup
6	P25117	2	Bearing Cup
7	P13888	20	Stud, Wheel
8	P13894	20	Nut, Wheel
9	P25115	2	Bearing Cone
10	37428X	2	Ring Gear, Planetary
11	P21818	2	Nut, Special
12	P21817	2	Roll Pin
13	P25166	2	Screw
14	P25110	2	Key
15	P25109	2	Spring
16	37425X	1	Bracket (Right Front/ Left Rear)
	②37424X	1	Bracket (Left Front/ Right Rear)
17	P25164	18	Capscrew
18	P25106	2	Rotor
19	P31547	24	Flatwasher
20	P25165	24	Locknut
21	37427X	2	Thrustwasher
22	37426X	2	Sun Gear
23	P13783	2	Snap Ring
24	P25154	2	Spindle Assembly (Includes Item 25)
25	②P13872	2	Bushing, Spindle
26	P32139	24	Stud, Serrated
27	P24991	2	Fitting, Inlet
28	37423X	4	Seat
29	P25111	2	Bleed Screw
30	37420X	2	Brake Caliper Assembly (Includes Items 31-34)
31	P25105	4	O-Ring

ITEM	PART NO.	QTY.	DESCRIPTION
32	37422X	4	Piston
33	37421X	4	Dust Boot
34	P25174	4	Shield
35	37419X	2	Brake Pad, Inner
36	37417X	1	Brake Pad, Outer Vehicle Right Side
	37418X	1	Brake Pad, Outer Vehicle Left Side

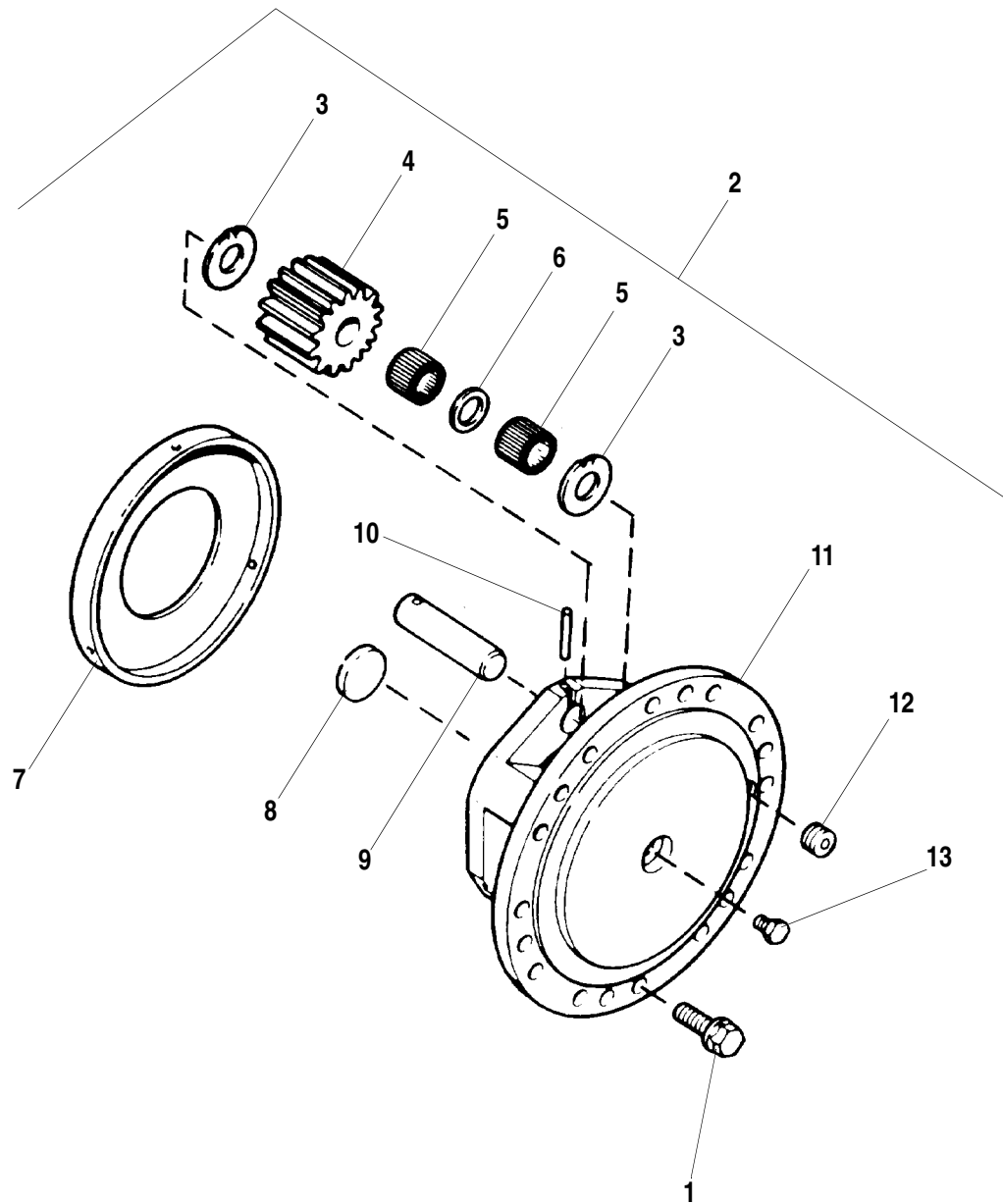
NOTES:

- ① All quantities are for one complete Axle Assembly.
- ② Not Illustrated.

1044C-42 S/N 108–
1044C-54 S/N 101–
10K-42 S/N 107–
10K-54 S/N 101–

644B
6K
844C
8K
1044C
10K
▼

WHEEL END ASSEMBLY - with DRY DISC BRAKES (PS 8036) 1.17.2



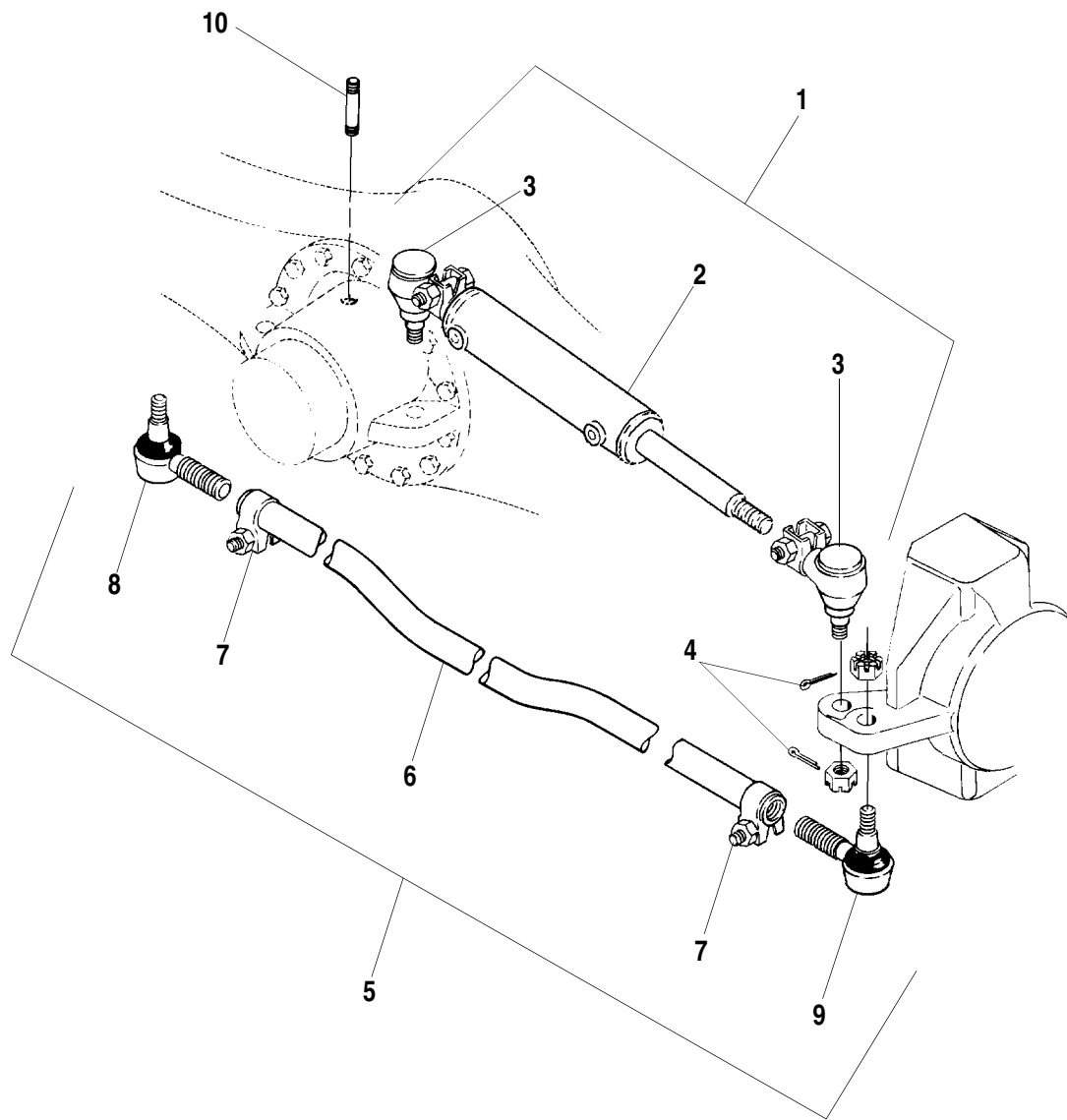
ITEM	PART NO.	QTY.	DESCRIPTION
1	P25159	36	Capscrew, Flange Head
2	P26155	2	Drive Flange Assembly (Includes Items 3–13)
	②37030X	2	Drive Flange Assembly (Includes Items 3–13)
3	P13903	12	Thrustwasher
4	P26812	6	Gear, Planetary Spur
5	8032898	300	Needle Bearing (50 Per Gear)
6	P13906	6	Spacer
7	P26845	2	Plate, Lining Stop
8	P19336	2	Thrust Button
9	P26840	6	Shaft, Planetary Gear
10	P26829	6	Roll Pin
	②P19335	6	Roll Pin
11	P26830	2	Drive Flange
12	P13780	2	Plug
13	P31530	2	Plug

NOTES:

- ① All quantities are for one complete Axle Assembly.
- ② Used with Optional Dry Disc Brake Axles.

1044C-42 S/N 108–
1044C-54 S/N 101–
10K-42 S/N 107–
10K-54 S/N 101–

644B
6K
844C
8K
1044C
10K
▼



ITEM	PART NO.	QTY.	DESCRIPTION
1	37432X	2	Steer Cylinder & Socket Assembly (Includes Items 2, 3)
2	37435X	2	Steer Cylinder
3	P13915	4	Socket, Steer Cylinder (Includes Nut)
4	P13835	6	Cotter Pin
5	P31331	1	Tie Rod Assembly (Includes Items 6–9)
6	P31332	1	Tube, Tie Rod
7	P26193	2	Clamp, Tie Rod
8	P31526	1	Tie Rod End - Coarse Thread (Includes Nut)
9	P31527	1	Tie Rod End - Fine Thread (Includes Nut)
10	P17535	1	Stud, Dowel

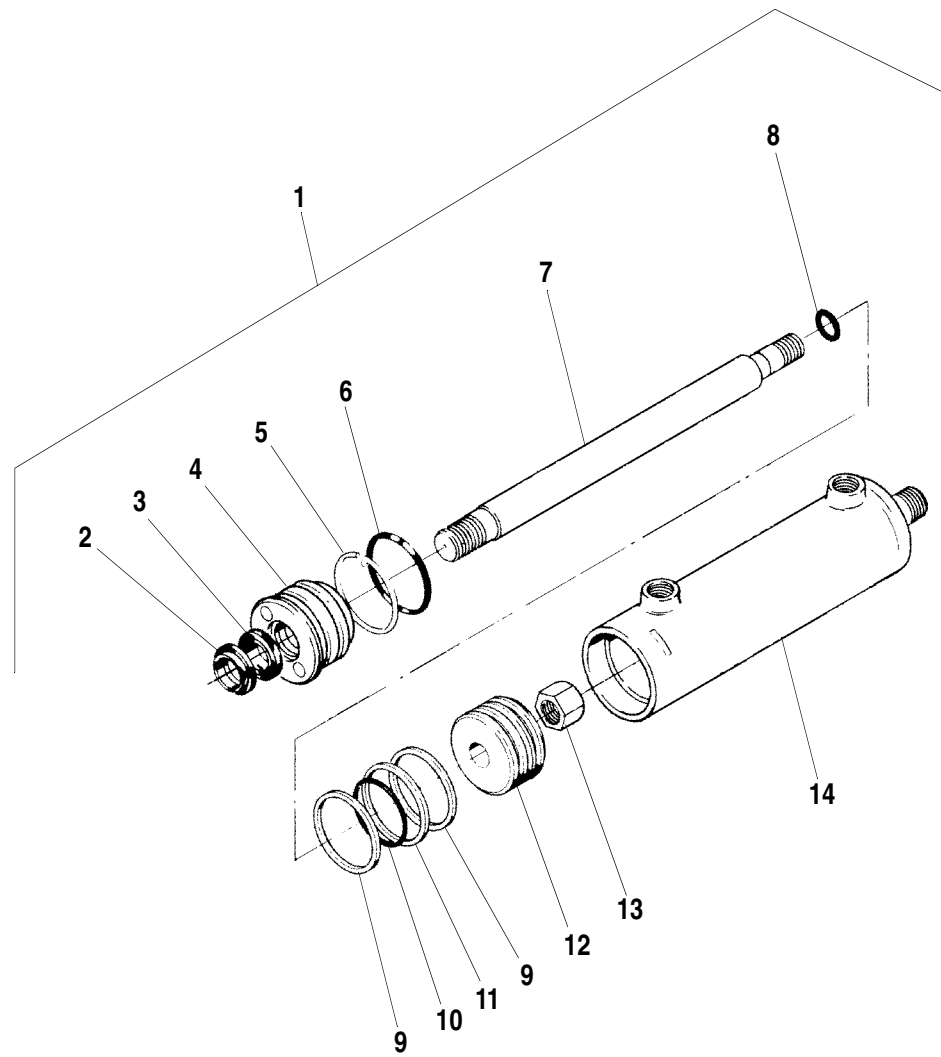
NOTES:

- ① All quantities are for one complete Axle Assembly.

1044C-42 S/N 108–
1044C-54 S/N 101–
10K-42 S/N 107–
10K-54 S/N 101–

644B
6K
844C
8K
1044C
10K
▼

TIE ROD & STEER CYLINDER MOUNTING ASSEMBLY (PS 8036) 1.19.1

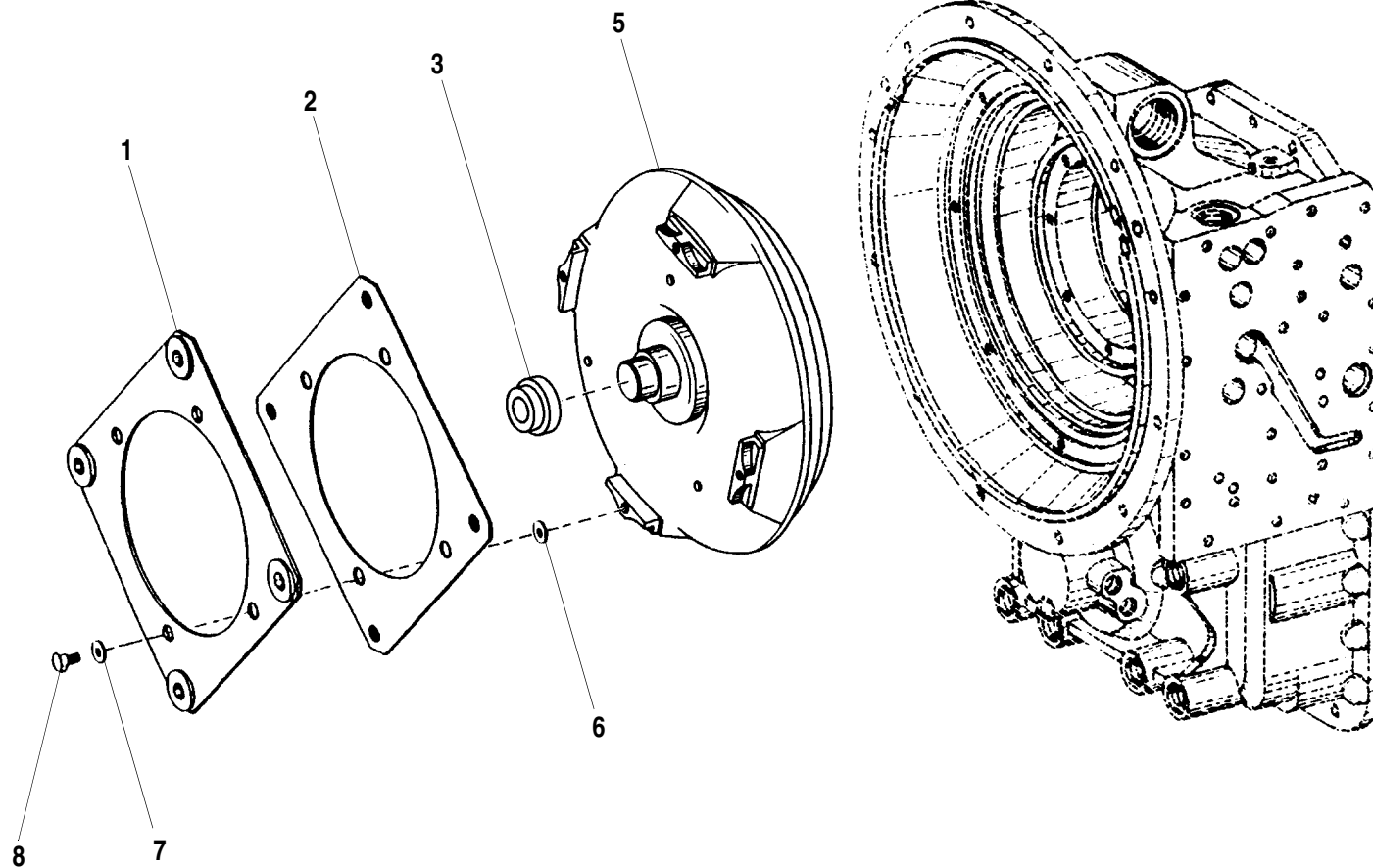


ITEM	PART NO.	QTY.	DESCRIPTION
1	37435X	4	Steer Cylinder Assembly (Includes Items 2-13)
2	N.S.S.	1	Rod Wiper
3	N.S.S.	1	Rod Seal, U-Cup
4	N.S.S.	1	Gland
5	N.S.S.	1	Lock Ring
6	N.S.S.	1	O-Ring and Back-up Ring
7	37436X	1	Rod, Cylinder - 16.17" (41.07 mm) Long
8	N.S.S.	1	O-Ring
9	N.S.S.	2	Wear Ring
10	N.S.S.	1	Expander
11	N.S.S.	1	Seal, Piston
12	N.S.S.	1	Piston
13	N.S.S.	1	Nut
14	N.S.S.	1	Barrel
REF	37439X	-	Seal Kit (Includes Items 2, 3, 5, 6, 8, 9, 11)

N.S.S. = Not Sold Separately

1044C-42 S/N 108-
1044C-54 S/N 101-
10K-42 S/N 107-
10K-54 S/N 101-

644B
6K
844C
8K
1044C
10K
▼



ITEM	PART NO.	QTY.	DESCRIPTION
1	①P31701	1	Flex Plate
	②P32124	1	Flex Plate
2	①P31700	1	Flex Plate
	②P32123	1	Flex Plate
3	①35049A	REF	Bushing, Pilot (JD Option Code 1518)
4	①37566X	REF	Bushing, Pilot (JD Option Code 1525)
	②35166A	REF	Bushing, Pilot
5	P31704	1	Torque Converter
6	①7026745	4	Washer, M10
	②P32095	4	Flatwasher, M10
7	7026745	4	Washer, M10
8	①P31702	4	Capscrew, Hx., M10 x 16mm
	②P32125	4	Capscrew, Hx., M10 x 18mm

NOTES:

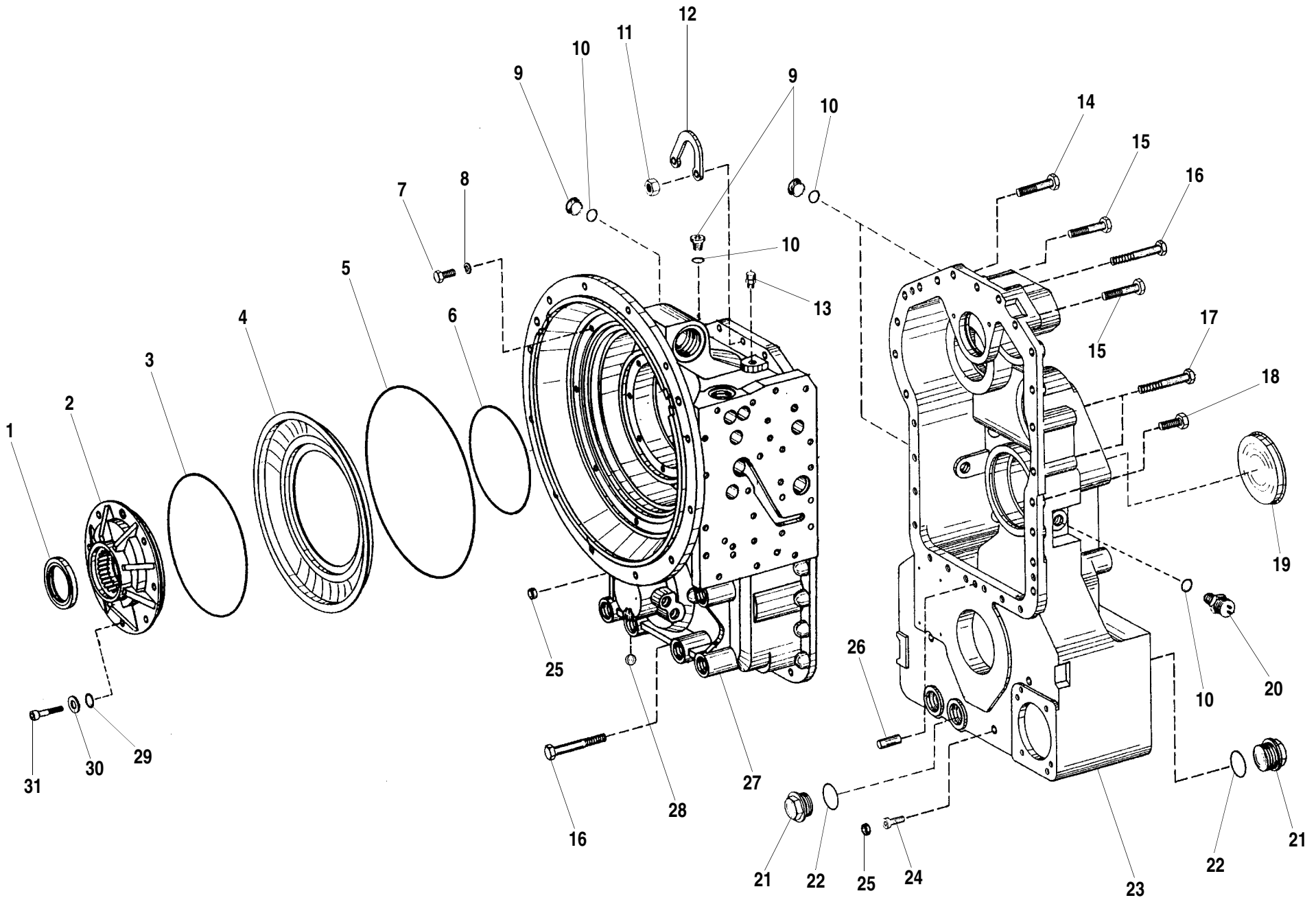
- ① For Deere Engines only.
- ② For Cummins Engines only.

644B-37 S/N 101-
644B-42 S/N 101-
6K-37 S/N 101-
6K-42 S/N 101-

644B
6K
844C
8K
1044C
10K
▼

CONVERTER & FLEX PLATE (3WG 100)

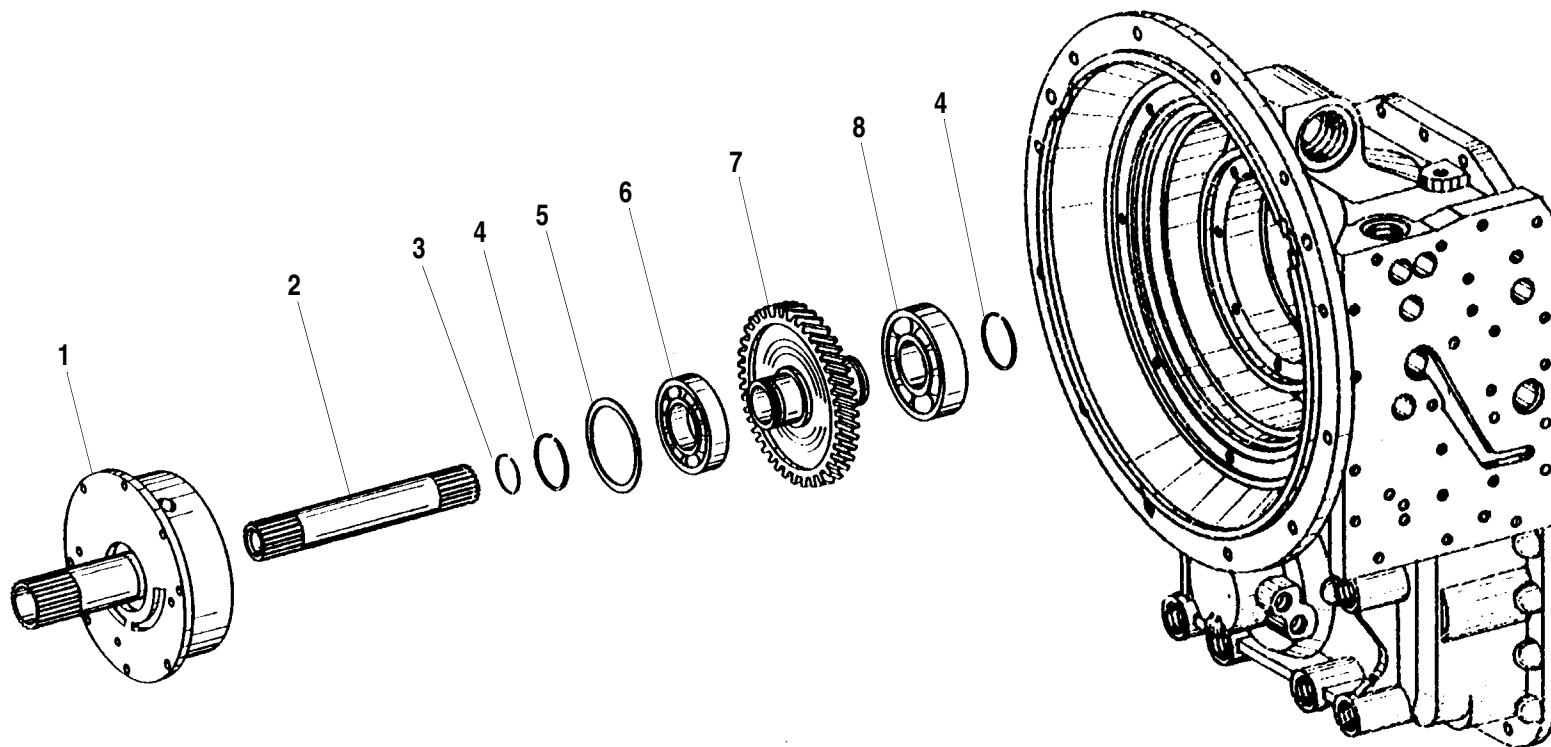
1.24.1



ITEM	PART NO.	QTY.	DESCRIPTION
1	P31706	1	Seal, Shaft
2	P31705	1	Pump
3	P31707	1	O-Ring
4	P31753	1	Oil Baffle
5	P31754	1	O-Ring
6	P31736	1	O-Ring
7	P31755	8	Capscrew, Hx., M8 x 20mm
8	P31756	8	Washer
9	P32076	4	Plug, Hollow Hx.
10	P32018	5	O-Ring
11	P31751	6	Nut, Hx. M10
12	P31745	1	Bracket
13	P31744	1	Breather
14	P31748	3	Capscrew, Hx., M10 x 45mm
15	P31746	3	Capscrew, Hx., M10 x 55mm
16	P31750	3	Capscrew, Hx., M10 x 70mm
17	P31749	2	Capscrew, Hx., M10 x 85mm
18	P31747	17	Capscrew, Hx., M10 x 32mm
19	P32083	1	Cup, Sealing
20	P32077	1	Transmitter, Inductive
21	P31742	2	Plug, Drain
22	P31743	2	O-Ring
23	P31737	1	Housing, Gearbox
24	P31740	3	Capscrew, Socket Hd., M8 x 35mm
25	P31741	5	Cap, Sealing
26	P31752	1	Pin, Dowel
27	P31735	1	Housing
28	P31759	1	Ball
29	P31709	8	O-Ring
30	P31710	8	Washer
31	P31708	8	Capscrew, Socket Hd., M8 x 40mm

644B-37 S/N 101-
644B-42 S/N 101-
6K-37 S/N 101-
6K-42 S/N 101-

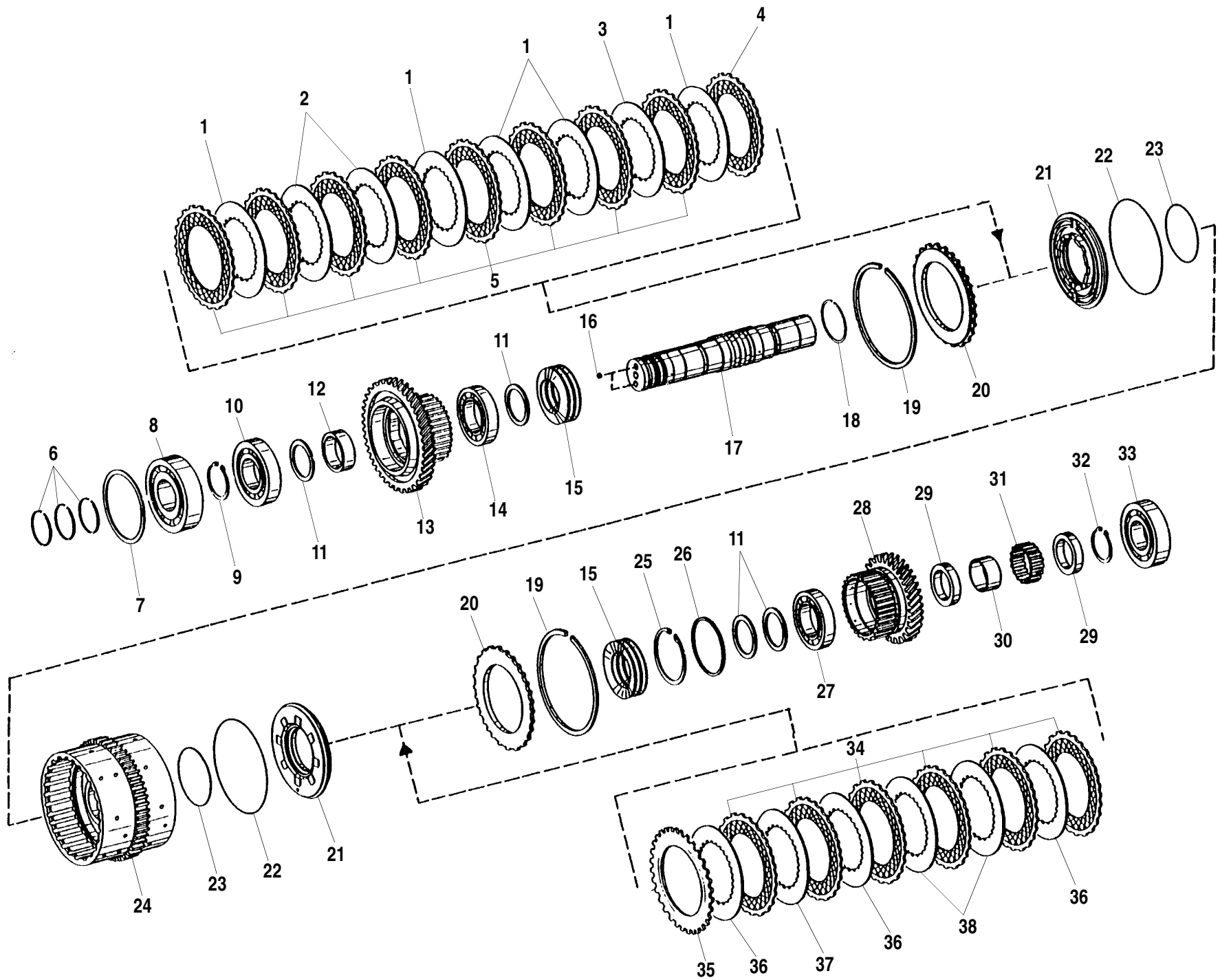
644B
6K
844C
8K
1044C
10K
▼



ITEM	PART NO.	QTY.	DESCRIPTION
1	P31734	1	Flange, Oil Feed
2	P31711	1	Shaft, Turbine
3	P31732	1	Ring, Snap
4	P31733	2	Ring, Piston
5	P31716	A/R	Washer, 0.50 mm Thick(.0197 in.)
	P31717	A/R	Washer, 0.60 mm Thick(.0236 in.)
	P31726	A/R	Washer, 0.65 mm Thick(.0256 in.)
	P31718	A/R	Washer, 0.70 mm Thick(.0275 in.)
	P31727	A/R	Washer, 0.75 mm Thick(.0295 in.)
	P31719	A/R	Washer, 0.80 mm Thick(.0315 in.)
	P31728	A/R	Washer, 0.85 mm Thick(.0335 in.)
	P31720	A/R	Washer, 0.90 mm Thick(.0354 in.)
	P31729	A/R	Washer, 0.95 mm Thick(.0374 in.)
	P31721	A/R	Washer, 1.00 mm Thick(.0394 in.)
	P31730	A/R	Washer, 1.05 mm Thick(.0413 in.)
	P31722	A/R	Washer, 1.10 mm Thick(.0433 in.)
	P31731	A/R	Washer, 1.15 mm Thick(.0453 in.)
	P31715	A/R	Washer, 1.20 mm Thick(.0472 in.)
	P31723	A/R	Washer, 1.30 mm Thick(.0512 in.)
P31724	A/R	Washer, 1.40 mm Thick(.0551 in.)	
P31725	A/R	Washer, 1.50 mm Thick(.0590 in.)	
6	P31712	1	Bearing, Roller
7	P31713	1	Gear, Input
8	P31714	1	Bearing, Roller

644B-37 S/N 101-
644B-42 S/N 101-
6K-37 S/N 101-
6K-42 S/N 101-

644B
 6K
 844C
 8K
 1044C
 10K
 ▼

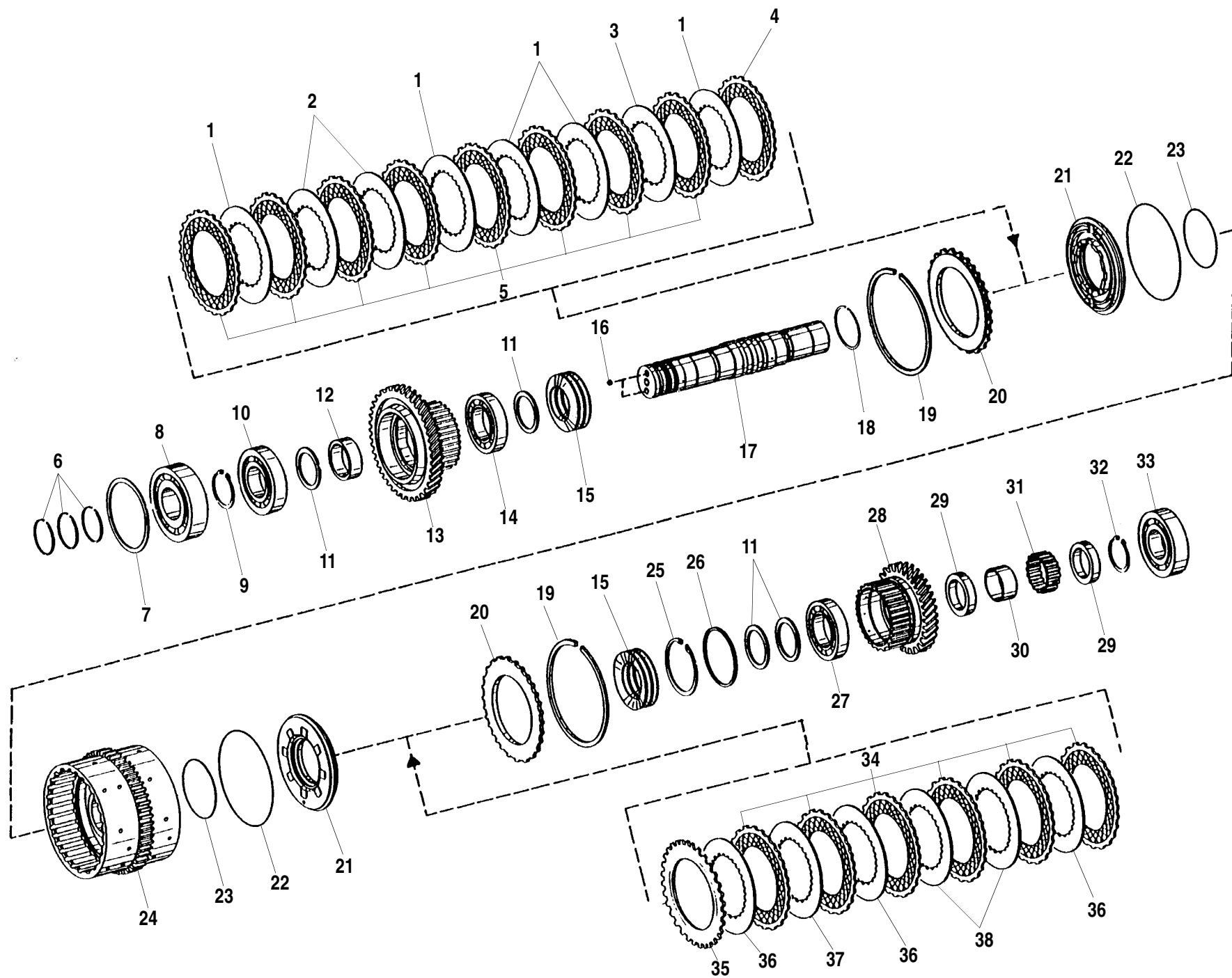


ITEM	PART NO.	QTY.	DESCRIPTION
1	P31847	5	Disc, Inner Clutch, 2.0 mm Thick (.0787 in.)
2	P31848	2	Disc, Inner Clutch, 1.5 mm Thick (.0590 in.)
3	P31847	A/R	Disc, Inner Clutch, 2.0 mm Thick (.0787 in.)
	P31848	A/R	Disc, Inner Clutch, 1.5 mm Thick (.0590 in.)
	P31849	A/R	Disc, Inner Clutch, 2.5 mm Thick (.0984 in.)
4	P31851	1	Disc, Outer Clutch
5	P31850	8	Disc, Outer Clutch
6	P31788	3	Ring, Piston
7	P31763	A/R	Shim, 0.90 mm Thick (.0354 in.)
	P31764	A/R	Shim, 0.95 mm Thick (.0374 in.)
	P31765	A/R	Shim, 1.00 mm Thick (.0394 in.)
	P31766	A/R	Shim, 1.05 mm Thick (.0413 in.)
	P31767	A/R	Shim, 1.10 mm Thick (.0433 in.)
	P31768	A/R	Shim, 1.15 mm Thick (.0453 in.)
	P31769	A/R	Shim, 1.20 mm Thick (.0472 in.)
	P31770	A/R	Shim, 1.25 mm Thick (.0492 in.)
	P31771	A/R	Shim, 1.30 mm Thick (.0512 in.)
	P31772	A/R	Shim, 1.35 mm Thick (.0531 in.)
	P31773	A/R	Shim, 1.40 mm Thick (.0551 in.)
	P31774	A/R	Shim, 1.45 mm Thick (.0571 in.)
	P31775	A/R	Shim, 1.50 mm Thick (.0590 in.)
	P31776	A/R	Shim, 1.55 mm Thick (.0610 in.)
	P31777	A/R	Shim, 1.60 mm Thick (.0630 in.)
	P31778	A/R	Shim, 1.65 mm Thick (.0649 in.)
	P31779	A/R	Shim, 1.70 mm Thick (.0669 in.)
	P31780	A/R	Shim, 1.75 mm Thick (.0689 in.)
	P31781	A/R	Shim, 1.80 mm Thick (.0708 in.)
	P31782	A/R	Shim, 1.85 mm Thick (.0728 in.)
	P31783	A/R	Shim, 1.90 mm Thick (.0748 in.)
	P31784	A/R	Shim, 1.95 mm Thick (.0768 in.)
	P31785	A/R	Shim, 2.00 mm Thick (.0787 in.)
	P31786	A/R	Shim, 2.05 mm Thick (.0807 in.)
	P31787	A/R	Shim, 2.10 mm Thick (.0827 in.)
8	P31762	1	Bearing, Ball
9	P31789	1	Ring, Retaining
10	P31790	1	Bearing, Ball

ITEM	PART NO.	QTY.	DESCRIPTION
11	P31791	A/R	Shim, 1.30 mm Thick (.0512 in.)
	P31792	A/R	Shim, 1.35 mm Thick (.0531 in.)
	P31793	A/R	Shim, 1.40 mm Thick (.0551 in.)
	P31794	A/R	Shim, 1.45 mm Thick (.0571 in.)
	P31795	A/R	Shim, 1.50 mm Thick (.0590 in.)
	P31796	A/R	Shim, 1.55 mm Thick (.0610 in.)
	P31797	A/R	Shim, 1.60 mm Thick (.0630 in.)
	P31798	A/R	Shim, 1.65 mm Thick (.0649 in.)
	P31799	A/R	Shim, 1.70 mm Thick (.0669 in.)
	P31800	A/R	Shim, 1.75 mm Thick (.0689 in.)
	P31801	A/R	Shim, 1.80 mm Thick (.0708 in.)
	P31802	A/R	Shim, 1.85 mm Thick (.0728 in.)
	P31803	A/R	Shim, 1.90 mm Thick (.0748 in.)
	P31804	A/R	Shim, 1.95 mm Thick (.0768 in.)
	P31805	A/R	Shim, 2.00 mm Thick (.0787 in.)
	P31806	A/R	Shim, 2.05 mm Thick (.0807 in.)
	P31807	A/R	Shim, 2.10 mm Thick (.0827 in.)
	P31808	A/R	Shim, 2.15 mm Thick (.0846 in.)
	P31809	A/R	Shim, 2.20 mm Thick (.0866 in.)
	P31810	A/R	Shim, 2.25 mm Thick (.0886 in.)
	P31811	A/R	Shim, 2.30 mm Thick (.0905 in.)
	P31812	A/R	Shim, 2.35 mm Thick (.0925 in.)
	P31813	A/R	Shim, 2.40 mm Thick (.0945 in.)
	P31814	A/R	Shim, 2.45 mm Thick (.0964 in.)
	P31815	A/R	Shim, 2.50 mm Thick (.0984 in.)
	P31816	A/R	Shim, 2.55 mm Thick (.1004 in.)
	P31817	A/R	Shim, 2.60 mm Thick (.1023 in.)
	P31818	A/R	Shim, 2.65 mm Thick (.1043 in.)
	P31819	A/R	Shim, 2.70 mm Thick (.1063 in.)
	P31820	A/R	Shim, 2.75 mm Thick (.1082 in.)
	P31821	A/R	Shim, 2.80 mm Thick (.1102 in.)
644B-37 S/N 101-			
644B-42 S/N 101-			
6K-37 S/N 101-			
6K-42 S/N 101-			

CLUTCH PACK, FORWARD, 1st GEAR (3WG 100) (1 of 2) 1.27.1

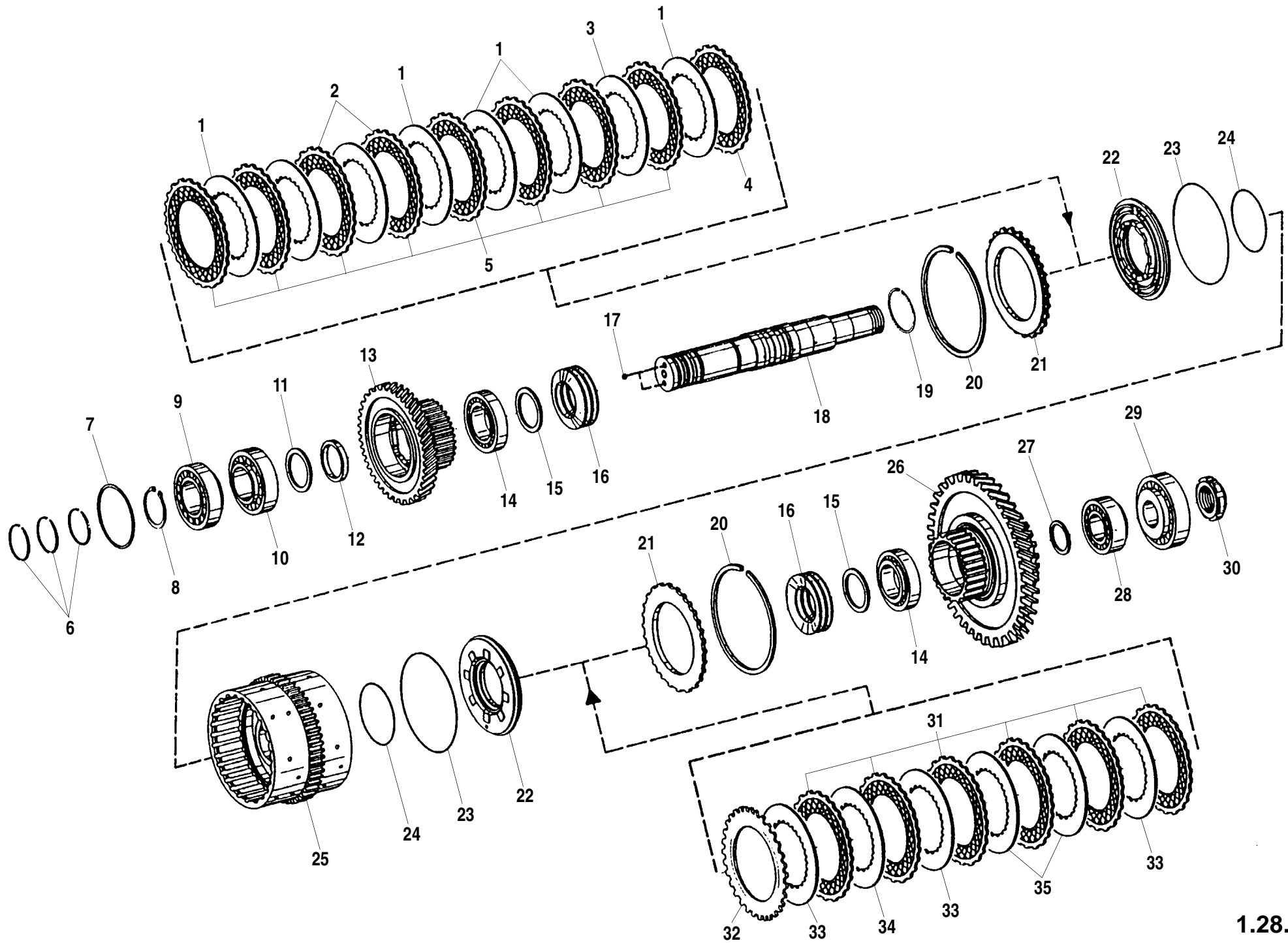
644B
6K
 844C
 8K
 1044C
 10K
 ▼



ITEM	PART NO.	QTY.	DESCRIPTION
12	P31822	1	Bushing
13	P31823	1	Gear, Spur
14	P31824	1	Bearing, Ball
15	P31825	10	Spring, Cup
16	P31761	2	Ball
17	P31760	1	Shaft
18	P31832	1	Ring, Snap
19	P31826	2	Ring, Snap
20	P31827	2	Shim, End
21	P31830	2	Piston
22	P31829	2	O-Ring
23	P31828	2	O-Ring
24	P31831	1	Carrier, Disc
25	P31840	1	Ring, Retaining
26	P31834	A/R	Shim, 0.8 mm Thick (.0315 in.)
	P31835	A/R	Shim, 0.9 mm Thick (.0354 in.)
	P31836	A/R	Shim, 1.0 mm Thick (.0394 in.)
	P31837	A/R	Shim, 1.1 mm Thick (.0433 in.)
	P31838	A/R	Shim, 1.2 mm Thick (.0472 in.)
	P31839	A/R	Shim, 1.3 mm Thick (.0512 in.)
27	P31833	1	Bearing, Ball
28	P31843	1	Gear, Spur
29	P31842	2	Bushing
30	P31844	1	Ring, Internal
31	P31841	1	Needle Cage
32	P31845	1	Ring, Retaining
33	P31846	1	Bearing, Ball
34	P31850	6	Outer Clutch
35	P31851	1	Outer Clutch
36	P31847	3	Inner Clutch, 2.0 mm Thick (.0787 in.)
37	P31847	A/R	Inner Clutch, 2.0 mm Thick (.0787 in.)
	P31848	A/R	Inner Clutch, 1.5 mm Thick (.0590 in.)
	P31849	A/R	Inner Clutch, 2.5 mm Thick (.0984 in.)
38	P31848	2	Inner Clutch, 1.5 mm Thick (.0590 in.)

644B-37 S/N 101-
644B-42 S/N 101-
6K-37 S/N 101-
6K-42 S/N 101-

644B
6K
844C
8K
1044C
10K
▼

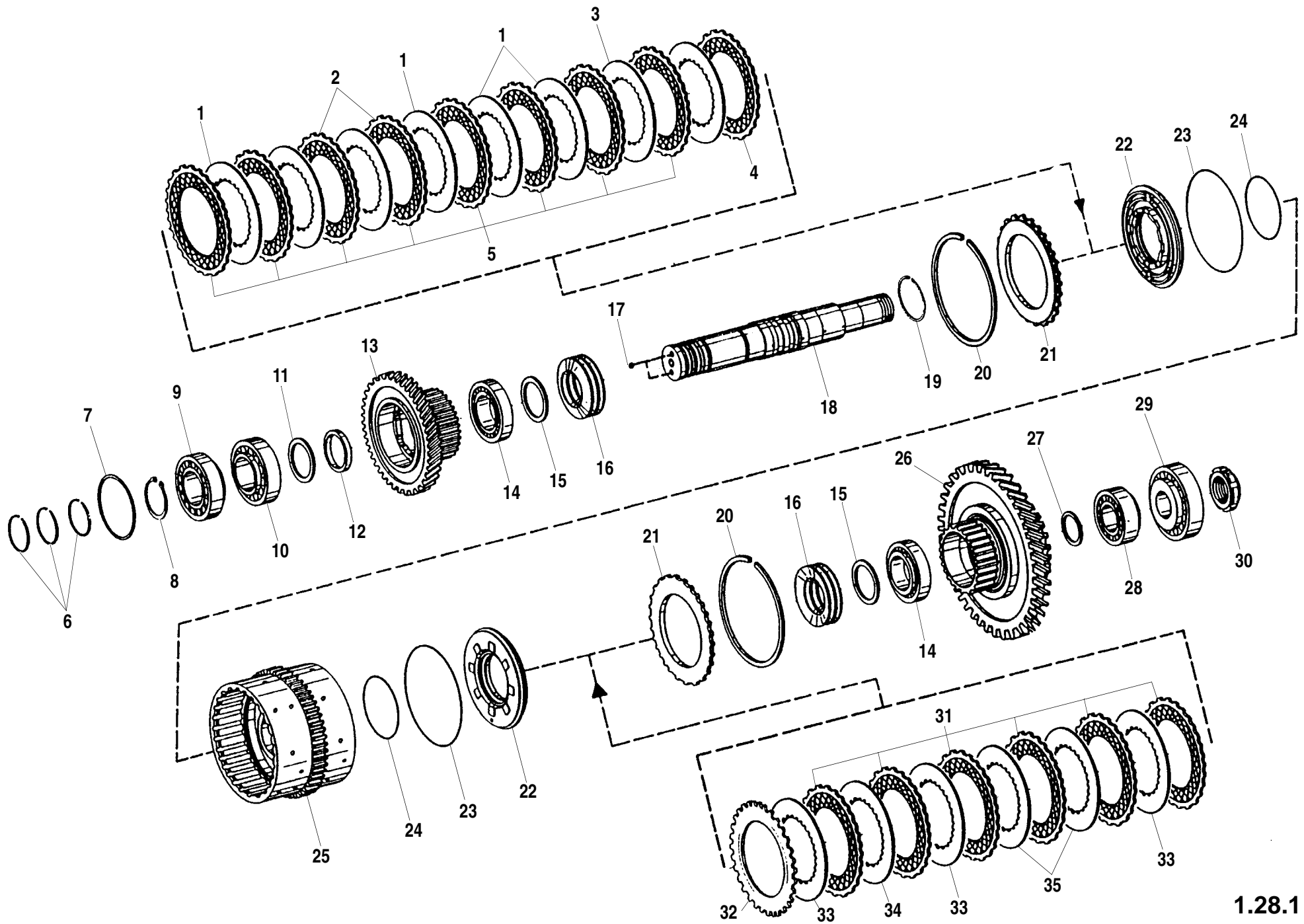


ITEM	PART NO.	QTY.	DESCRIPTION
1	P31847	5	Disc, Inner Clutch, 2.0 mm Thick (.0787 in.)
2	P31848	2	Disc, Inner Clutch, 1.5 mm Thick (.0590 in.)
3	P31847	A/R	Disc, Inner Clutch, 2.0 mm Thick (.0787 in.)
	P31848	A/R	Disc, Inner Clutch, 1.5 mm Thick (.0590 in.)
	P31849	A/R	Disc, Inner Clutch, 2.5 mm Thick (.0984 in.)
4	P31851	1	Disc, Outer Clutch
5	P31850	8	Disc, Outer Clutch
6	P31788	3	Ring, Piston
7	P31854	A/R	Washer, 0.80 mm Thick (.0315 in.)
	P31855	A/R	Washer, 0.85 mm Thick (.0335 in.)
	P31856	A/R	Washer, 0.90 mm Thick (.0354 in.)
	P31857	A/R	Washer, 0.95 mm Thick (.0374 in.)
	P31858	A/R	Washer, 1.00 mm Thick (.0394 in.)
	P31859	A/R	Washer, 1.05 mm Thick (.0413 in.)
	P31860	A/R	Washer, 1.10 mm Thick (.0433 in.)
	P31861	A/R	Washer, 1.15 mm Thick (.0453 in.)
	P31862	A/R	Washer, 1.20 mm Thick (.0472 in.)
	P31863	A/R	Washer, 1.25 mm Thick (.0492 in.)
	P31864	A/R	Washer, 1.30 mm Thick (.0512 in.)
	P31865	A/R	Washer, 1.35 mm Thick (.0531 in.)
	P31866	A/R	Washer, 1.40 mm Thick (.0551 in.)
	P31867	A/R	Washer, 1.45 mm Thick (.0571 in.)
	P31868	A/R	Washer, 1.50 mm Thick (.0590 in.)
	P31869	A/R	Washer, 1.55 mm Thick (.0610 in.)
	P31870	A/R	Washer, 1.60 mm Thick (.0630 in.)
	P31871	A/R	Washer, 1.65 mm Thick (.0649 in.)
	P31872	A/R	Washer, 1.70 mm Thick (.0669 in.)
	P31873	A/R	Washer, 1.75 mm Thick (.0689 in.)
	P31874	A/R	Washer, 1.80 mm Thick (.0708 in.)
	P31875	A/R	Washer, 1.85 mm Thick (.0728 in.)
	P31876	A/R	Washer, 1.90 mm Thick (.0748 in.)
	P31877	A/R	Washer, 1.95 mm Thick (.0768 in.)
	P31878	A/R	Washer, 2.00 mm Thick (.0787 in.)
	P31879	A/R	Washer, 2.05 mm Thick (.0807 in.)
	P31880	A/R	Washer, 2.10 mm Thick (.0827 in.)
	P31881	A/R	Washer, 2.15 mm Thick (.0846 in.)

ITEM	PART NO.	QTY.	DESCRIPTION
	P31882	A/R	Washer, 2.20 mm Thick (.0866 in.)
	P31883	A/R	Washer, 2.25 mm Thick (.0886 in.)
	P31884	A/R	Washer, 2.30 mm Thick (.0905 in.)
	P31885	A/R	Washer, 2.35 mm Thick (.0925 in.)
	P31886	A/R	Washer, 2.40 mm Thick (.0945 in.)
8	P31789	1	Ring, Retaining
9	P31853	1	Bearing, Roller
10	P31714	1	Bearing, Roller
11	P31791	A/R	Shim, 1.30 mm Thick (.0512 in.)
	P31792	A/R	Shim, 1.35 mm Thick (.0531 in.)
	P31793	A/R	Shim, 1.40 mm Thick (.0551 in.)
	P31794	A/R	Shim, 1.45 mm Thick (.0571 in.)
	P31795	A/R	Shim, 1.50 mm Thick (.0590 in.)
	P31796	A/R	Shim, 1.55 mm Thick (.0610 in.)
	P31797	A/R	Shim, 1.60 mm Thick (.0630 in.)
	P31798	A/R	Shim, 1.65 mm Thick (.0649 in.)
	P31799	A/R	Shim, 1.70 mm Thick (.0669 in.)
	P31800	A/R	Shim, 1.75 mm Thick (.0689 in.)
	P31801	A/R	Shim, 1.80 mm Thick (.0708 in.)
	P31802	A/R	Shim, 1.85 mm Thick (.0728 in.)
	P31803	A/R	Shim, 1.90 mm Thick (.0748 in.)
	P31804	A/R	Shim, 1.95 mm Thick (.0768 in.)
	P31805	A/R	Shim, 2.00 mm Thick (.0787 in.)
	P31806	A/R	Shim, 2.05 mm Thick (.0807 in.)
	P31807	A/R	Shim, 2.10 mm Thick (.0827 in.)
	P31808	A/R	Shim, 2.15 mm Thick (.0846 in.)
	P31809	A/R	Shim, 2.20 mm Thick (.0866 in.)
	P31810	A/R	Shim, 2.25 mm Thick (.0886 in.)
	P31811	A/R	Shim, 2.30 mm Thick (.0905 in.)
	P31812	A/R	Shim, 2.35 mm Thick (.0925 in.)

- 644B-37 S/N 101-
- 644B-42 S/N 101-
- 6K-37 S/N 101-
- 6K-42 S/N 101-

644B
6K
844C
8K
1044C
10K
▼



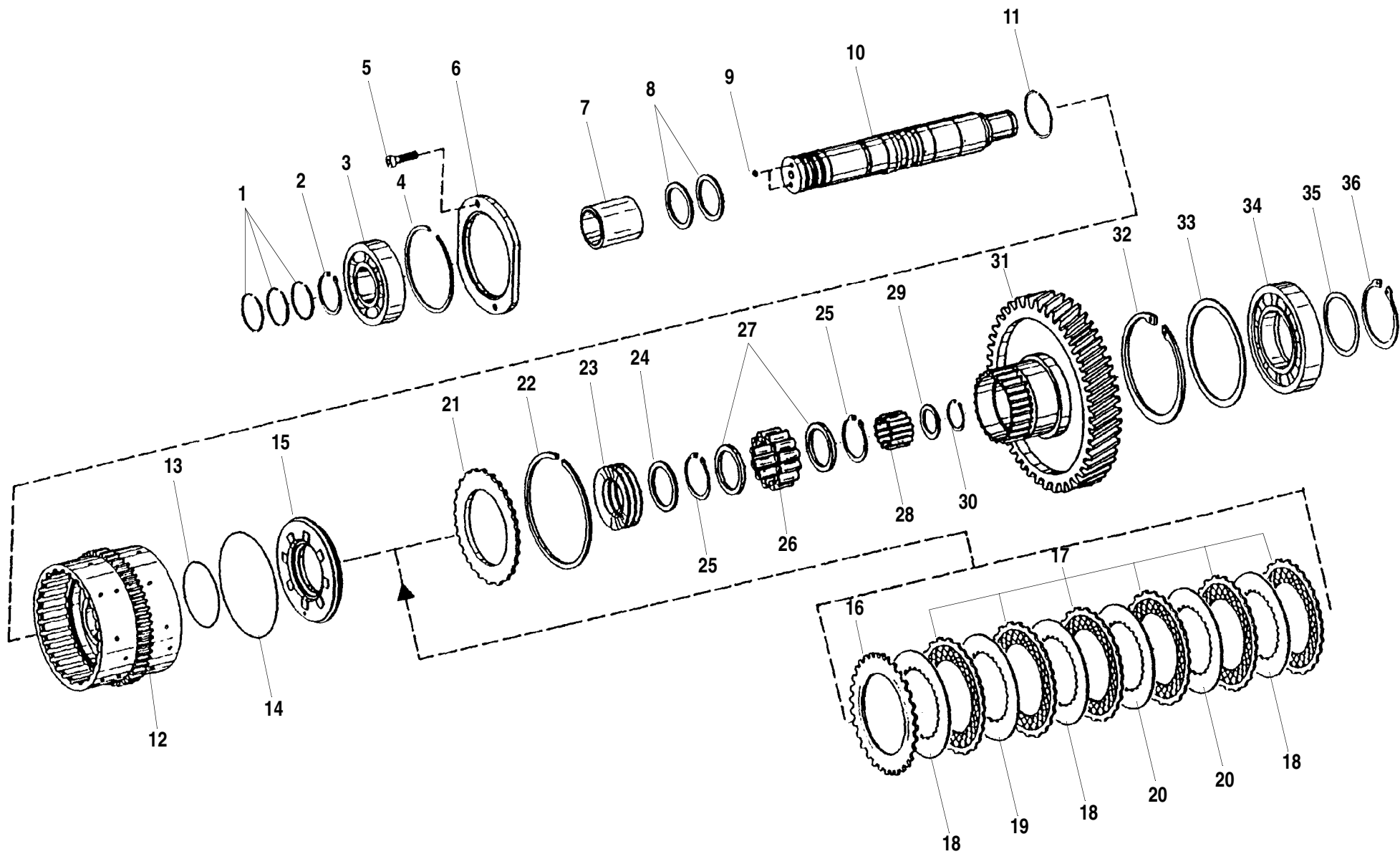
1.28.1

ITEM	PART NO.	QTY.	DESCRIPTION
11	P31813	A/R	Shim, 2.40 mm Thick (.0945 in.)
	P31814	A/R	Shim, 2.45 mm Thick (.0964 in.)
	P31815	A/R	Shim, 2.50 mm Thick (.0984 in.)
	P31816	A/R	Shim, 2.55 mm Thick (.1004 in.)
	P31817	A/R	Shim, 2.60 mm Thick (.1023 in.)
	P31818	A/R	Shim, 2.65 mm Thick (.1043 in.)
	P31819	A/R	Shim, 2.70 mm Thick (.1063 in.)
	P31820	A/R	Shim, 2.75 mm Thick (.1082 in.)
	P31821	A/R	Shim, 2.80 mm Thick (.1102 in.)
12	P31887	1	Bushing
13	P31889	1	Gear, Spur
14	P31888	2	Bearing, Roller
15	P31805	2	Shim
16	P31825	10	Spring, Cup
17	P31761	2	Ball
18	P31852	1	Shaft
19	P31832	1	Ring, Snap
20	P31826	2	Ring, Snap
21	P31827	2	Shim, End
22	P31830	2	Piston
23	P31829	2	O-Ring
24	P31828	2	O-Ring
25	P31831	1	Carrier, Disc
26	P31890	1	Gear, Spur
27	P31893	A/R	Shim, 1.00 mm Thick (.0394 in.)
	P31894	A/R	Shim, 1.05 mm Thick (.0413 in.)
	P31895	A/R	Shim, 1.10 mm Thick (.0433 in.)
	P31896	A/R	Shim, 1.15 mm Thick (.0453 in.)
	P31897	A/R	Shim, 1.20 mm Thick (.0472 in.)
	P31898	A/R	Shim, 1.25 mm Thick (.0492 in.)
	P31899	A/R	Shim, 1.30 mm Thick (.0512 in.)
	P31900	A/R	Shim, 1.35 mm Thick (.0531 in.)
	P31901	A/R	Shim, 1.40 mm Thick (.0551 in.)
	P31902	A/R	Shim, 1.45 mm Thick (.0571 in.)
	P31903	A/R	Shim, 1.50 mm Thick (.0590 in.)
	P31904	A/R	Shim, 1.55 mm Thick (.0610 in.)
	P31905	A/R	Shim, 1.60 mm Thick (.0630 in.)

ITEM	PART NO.	QTY.	DESCRIPTION
	P31906	A/R	Shim, 1.65 mm Thick (.0649 in.)
	P31907	A/R	Shim, 1.70 mm Thick (.0669 in.)
	P31908	A/R	Shim, 1.75 mm Thick (.0689 in.)
	P31909	A/R	Shim, 1.80 mm Thick (.0708 in.)
28	P31891	1	Bearing, Roller
29	P31892	1	Bearing, Roller
30	P31910	1	Nut, Slotted
31	P31850	6	Disc, Outer Clutch
32	P31851	1	Disc, Outer Clutch
33	P31847	3	Disc, Inner Clutch, 2.0 mm Thick (.0787 in.)
34	P31847	A/R	Disc, Inner Clutch, 2.0 mm Thick (.0787 in.)
	P31848	A/R	Disc, Inner Clutch, 1.5 mm Thick (.0590 in.)
	P31849	A/R	Disc, Inner Clutch, 2.5 mm Thick (.0984 in.)
35	P31848	2	Disc, Inner Clutch, 1.5 mm Thick (.0590 in.)

- 644B-37 S/N 101-
- 644B-42 S/N 101-
- 6K-37 S/N 101-
- 6K-42 S/N 101-

644B
6K
844C
8K
1044C
10K



ITEM	PART NO.	QTY.	DESCRIPTION
1	P31788	3	Ring, Piston
2	P31789	1	Ring, Retaining
3	P31912	1	Bearing, Ball
4	P31913	1	Ring, Snap
5	P31740	2	Capscrew, Socket Hd., M8 x 35mm
6	P31914	1	Washer
7	P31915	1	Bushing
8	P31791	A/R	Shim, 1.30 mm Thick (.0512 in.)
	P31792	A/R	Shim, 1.35 mm Thick (.0531 in.)
	P31793	A/R	Shim, 1.40 mm Thick (.0551 in.)
	P31794	A/R	Shim, 1.45 mm Thick (.0571 in.)
	P31795	A/R	Shim, 1.50 mm Thick (.0590 in.)
	P31796	A/R	Shim, 1.55 mm Thick (.0610 in.)
	P31797	A/R	Shim, 1.60 mm Thick (.0630 in.)
	P31798	A/R	Shim, 1.65 mm Thick (.0649 in.)
	P31799	A/R	Shim, 1.70 mm Thick (.0669 in.)
	P31800	A/R	Shim, 1.75 mm Thick (.0689 in.)
	P31801	A/R	Shim, 1.80 mm Thick (.0708 in.)
	P31802	A/R	Shim, 1.85 mm Thick (.0728 in.)
	P31803	A/R	Shim, 1.90 mm Thick (.0748 in.)
	P31804	A/R	Shim, 1.95 mm Thick (.0768 in.)
	P31805	A/R	Shim, 2.00 mm Thick (.0787 in.)
	P31806	A/R	Shim, 2.05 mm Thick (.0807 in.)
	P31807	A/R	Shim, 2.10 mm Thick (.0827 in.)
	P31808	A/R	Shim, 2.15 mm Thick (.0846 in.)
	P31809	A/R	Shim, 2.20 mm Thick (.0866 in.)
	P31810	A/R	Shim, 2.25 mm Thick (.0886 in.)
	P31811	A/R	Shim, 2.30 mm Thick (.0905 in.)
	P31812	A/R	Shim, 2.35 mm Thick (.0925 in.)
	P31813	A/R	Shim, 2.40 mm Thick (.0945 in.)
	P31814	A/R	Shim, 2.45 mm Thick (.0964 in.)
	P31815	A/R	Shim, 2.50 mm Thick (.0984 in.)
	P31816	A/R	Shim, 2.55 mm Thick (.1004 in.)
	P31817	A/R	Shim, 2.60 mm Thick (.1023 in.)
	P31818	A/R	Shim, 2.65 mm Thick (.1043 in.)
	P31819	A/R	Shim, 2.70 mm Thick (.1063 in.)

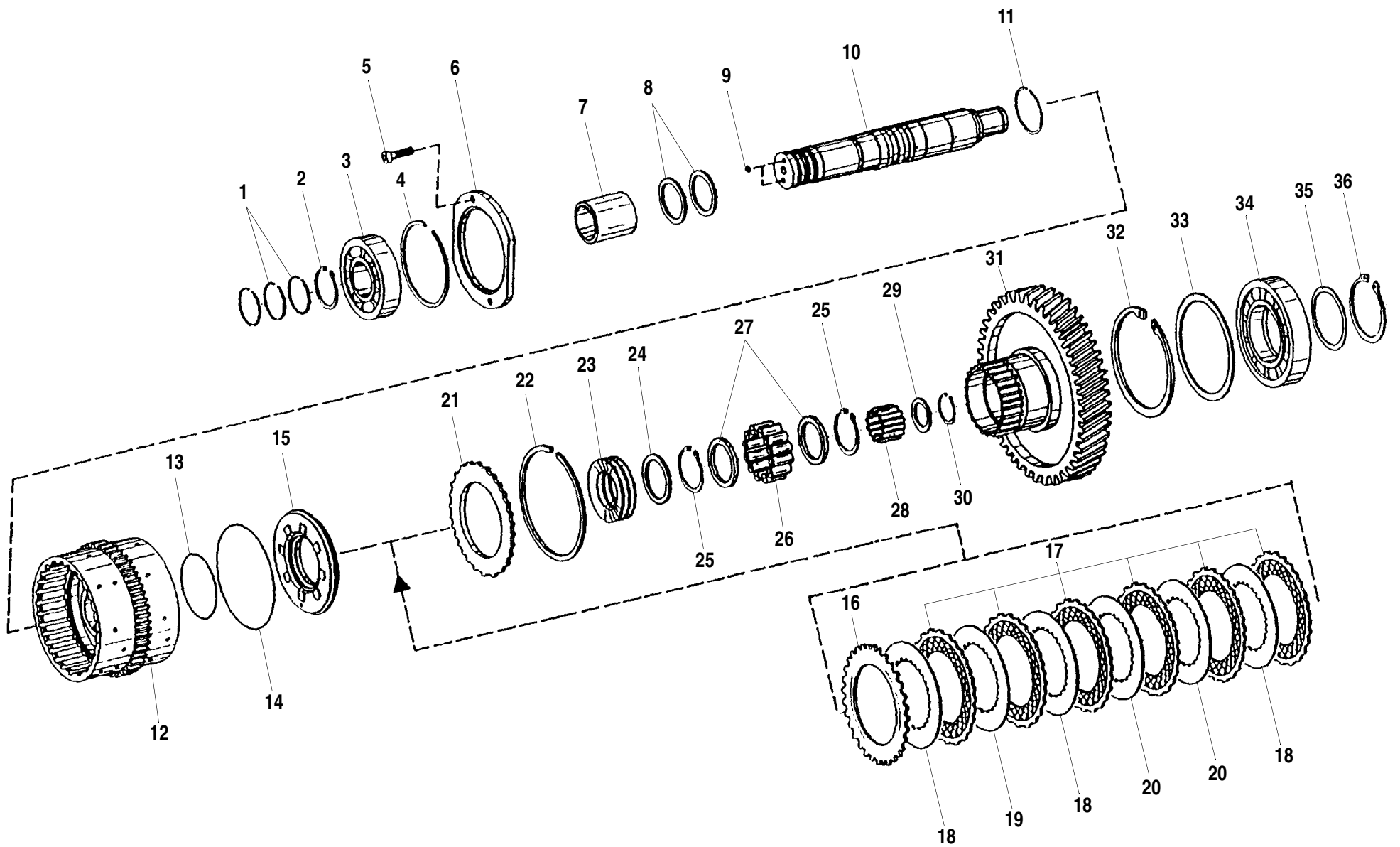
ITEM	PART NO.	QTY.	DESCRIPTION
	P31820	A/R	Shim, 2.75 mm Thick (.1082 in.)
	P31821	A/R	Shim, 2.80 mm Thick (.1102 in.)
9	P31761	2	Ball
10	P31911	1	Shaft
11	P31832	1	Ring, Snap
12	P31916	1	Carrier, Disc
13	P31828	1	O-Ring
14	P31829	1	O-Ring
15	P31830	1	Piston
16	P31851	1	Disc, Outer Clutch
17	P31850	6	Disc, Outer Clutch
18	P31847	3	Disc, Inner Clutch, 2.0 mm Thick (.0787 in.)
19	P31847	A/R	Disc, Inner Clutch, 2.0 mm Thick (.0787 in.)
	P31848	A/R	Disc, Inner Clutch, 1.5 mm Thick (.0590 in.)
	P31849	A/R	Disc, Inner Clutch, 2.5 mm Thick (.0984 in.)
20	P31848	2	Disc, Inner Clutch, 1.5 mm Thick (.0590 in.)
21	P31827	1	Shim, End
22	P31826	1	Ring, Snap
23	P31825	5	Spring, Cup
24	P31919	A/R	Shim, 3.40 mm Thick (1.338 in.)
	P31920	A/R	Shim, 1.60 mm Thick (.0630 in.)
25	P31921	2	Ring, Retaining
26	P31918	1	Cage, Roller
27	P31922	2	Washer, Thrust
28	P31950	1	Cage, Needle
29	P31951	1	Shim
30	P31952	1	Ring, Retaining
31	P31917	1	Gear, Spur
32	P31928	1	Ring, Retaining
644B-37 S/N 101-			
644B-42 S/N 101-			
6K-37 S/N 101-			
6K-42 S/N 101-			

Rev. 001

CLUTCH PACK, 3rd GEAR (3WG 100) (1 of 2)

1.29.1

644B
6K
844C
8K
1044C
10K
▼



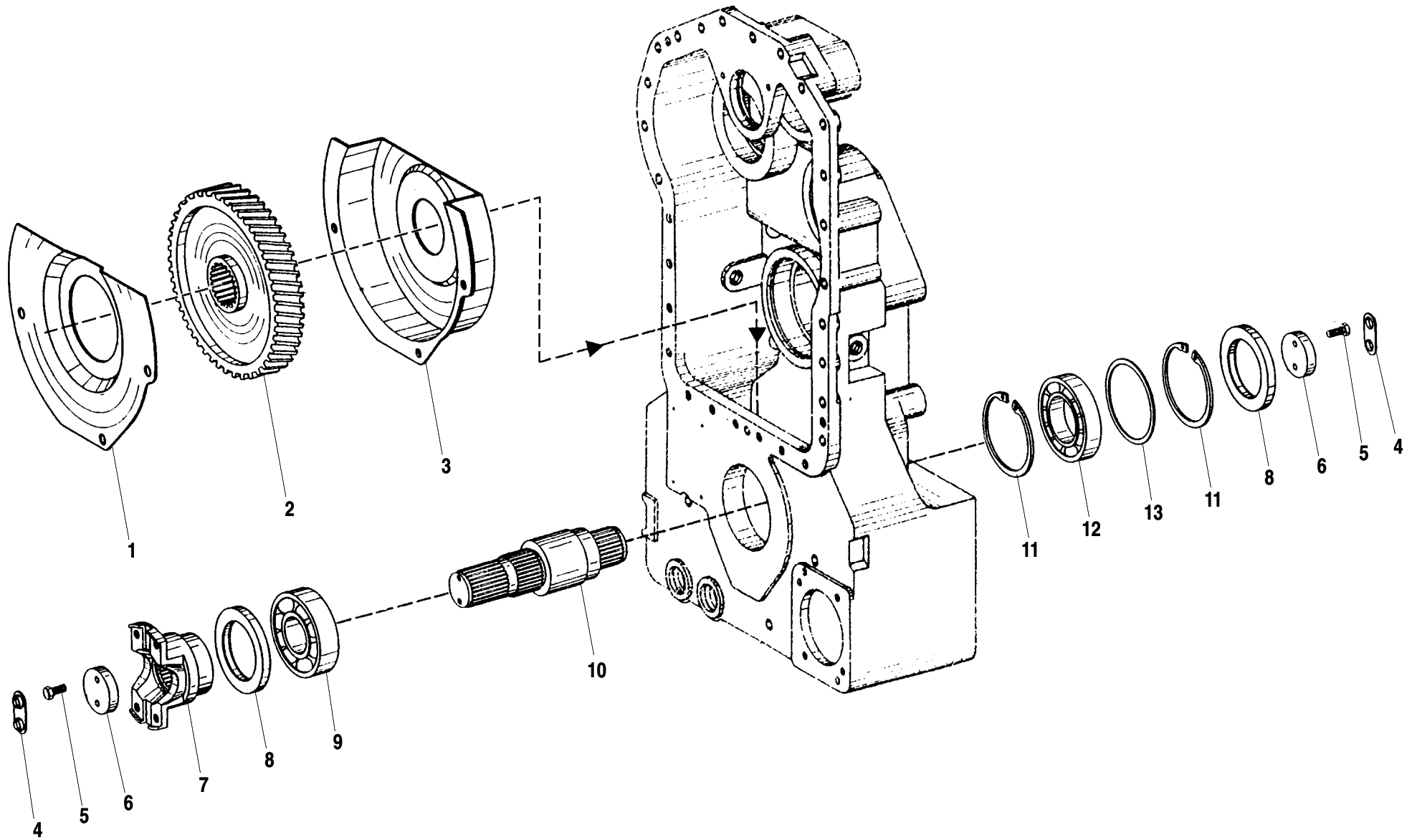
ITEM	PART NO.	QTY.	DESCRIPTION	
33	P31929	A/R	Washer, 1.00 mm Thick (.0394 in.)	
	P31930	A/R	Washer, 1.05 mm Thick (.0413 in.)	
	P31931	A/R	Washer, 1.10 mm Thick (.0433 in.)	
	P31932	A/R	Washer, 1.15 mm Thick (.0453 in.)	
	P31933	A/R	Washer, 1.20 mm Thick (.0472 in.)	
	P31934	A/R	Washer, 1.25 mm Thick (.0492 in.)	
	P31935	A/R	Washer, 1.30 mm Thick (.0512 in.)	
	P31936	A/R	Washer, 1.35 mm Thick (.0531 in.)	
34	P31937	A/R	Washer, 1.40 mm Thick (.0551 in.)	
	P31927	1	Bearing, Roller	
35	P31938	A/R	Shim, 0.80 mm Thick (.0315 in.)	
	P31939	A/R	Shim, 0.85 mm Thick (.0335 in.)	
	P31940	A/R	Shim, 0.90 mm Thick (.0354 in.)	
	P31941	A/R	Shim, 0.95 mm Thick (.0374 in.)	
	P31942	A/R	Shim, 1.00 mm Thick (.0394 in.)	
	P31943	A/R	Shim, 1.05 mm Thick (.0413 in.)	
	P31944	A/R	Shim, 1.10 mm Thick (.0433 in.)	
	P31945	A/R	Shim, 1.15 mm Thick (.0453 in.)	
	P31946	A/R	Shim, 1.20 mm Thick (.0472 in.)	
	P31947	A/R	Shim, 1.25 mm Thick (.0492 in.)	
	P31948	A/R	Shim, 1.30 mm Thick (.0512 in.)	
	36	P31949	1	Ring, Retaining

644B-37 S/N 101-
644B-42 S/N 101-
6K-37 S/N 101-
6K-42 S/N 101-

644B
 6K
 844C
 8K
 1044C
 10K
 ▼

CLUTCH PACK, 3rd GEAR (3WG 100) (2 of 2)

1.29.1

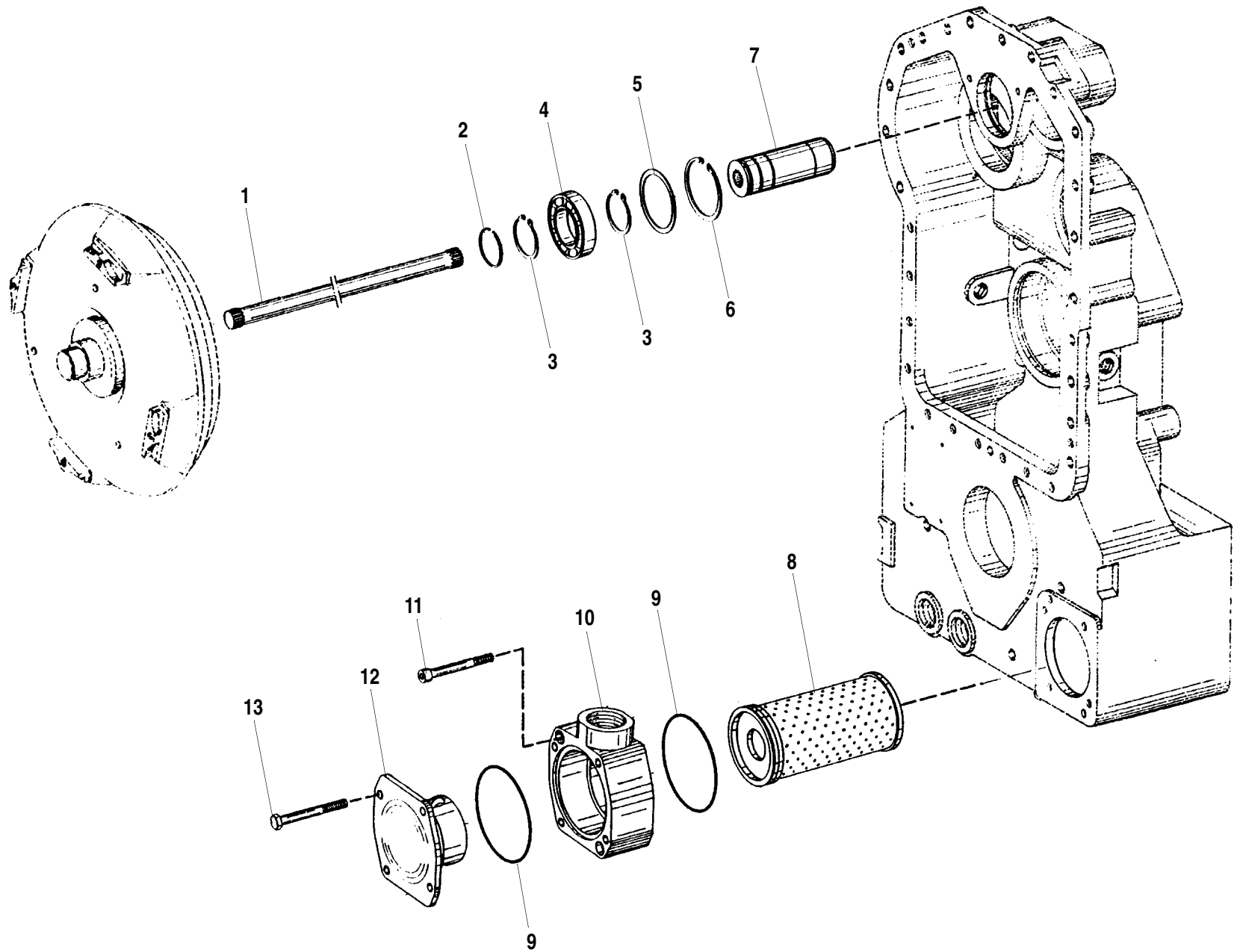


ITEM	PART NO.	QTY.	DESCRIPTION
1	P31739	1	Shield, Plate
2	P31954	1	Gear, Output
3	P31738	1	Cover, Output Gear
4	P31958	2	Washer, Tab
5	P31959	4	Capscrew, Hx., M8 x 25mm
6	P31957	2	Washer
7	P31956	1	Flange, Input
8	P31977	2	Seal, Shaft
9	P31955	1	Bearing, Ball
10	P31953	1	Shaft, Output
11	P31961	2	Ring, Retaining
12	P31960	1	Bearing, Ball
13	P31962	A/R	Shim, 1.00 mm Thick (.0394 in.)
	P31963	A/R	Shim, 1.05 mm Thick (.0413 in.)
	P31964	A/R	Shim, 1.10 mm Thick (.0433 in.)
	P31965	A/R	Shim, 1.15 mm Thick (.0453 in.)
	P31966	A/R	Shim, 1.20 mm Thick (.0472 in.)
	P31967	A/R	Shim, 1.25 mm Thick (.0492 in.)
	P31968	A/R	Shim, 1.30 mm Thick (.0512 in.)
	P31969	A/R	Shim, 1.35 mm Thick (.0531 in.)
	P31970	A/R	Shim, 1.40 mm Thick (.0551 in.)
	P31971	A/R	Shim, 1.45 mm Thick (.0571 in.)
	P31972	A/R	Shim, 1.50 mm Thick (.0590 in.)
	P31973	A/R	Shim, 1.55 mm Thick (.0610 in.)
	P31974	A/R	Shim, 1.60 mm Thick (.0630 in.)
	P31975	A/R	Shim, 1.65 mm Thick (.0649 in.)
	P31976	A/R	Shim, 1.70 mm Thick (.0669 in.)

644B-37 S/N 101-
644B-42 S/N 101-
6K-37 S/N 101-
6K-42 S/N 101-

644B
6K
844C
8K
1044C
10K
▼

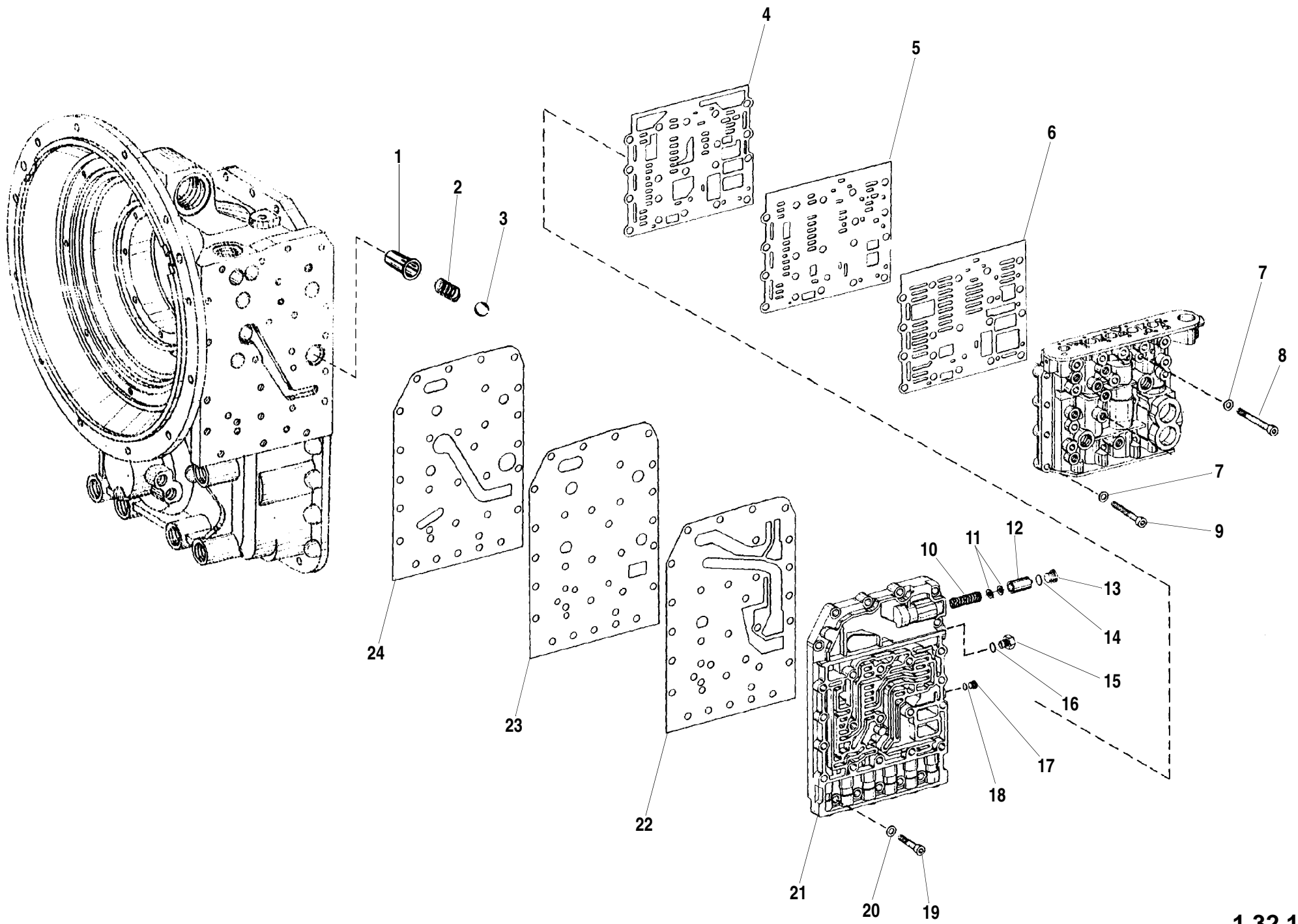
OUTPUT GROUP (3WG 100) 1.30.1



ITEM	PART NO.	QTY.	DESCRIPTION
1	P31989	1	Shaft, Central
2	P31733	1	Ring, Piston
3	P31845	2	Ring, Retaining
4	P31991	1	Bearing, Ball
5	P31992	A/R	Shim, 1.00 mm Thick (.0394 in.)
	P31993	A/R	Shim, 1.05 mm Thick (.0413 in.)
	P31994	A/R	Shim, 1.10 mm Thick (.0433 in.)
	P31995	A/R	Shim, 1.15 mm Thick (.0453 in.)
	P31996	A/R	Shim, 1.20 mm Thick (.0472 in.)
	P31997	A/R	Shim, 1.25 mm Thick (.0492 in.)
	P31998	A/R	Shim, 1.30 mm Thick (.0512 in.)
	P31999	A/R	Shim, 1.35 mm Thick (.0531 in.)
	P32000	A/R	Shim, 1.40 mm Thick (.0551 in.)
	P32001	A/R	Shim, 1.45 mm Thick (.0571 in.)
	P32002	A/R	Shim, 1.50 mm Thick (.0590 in.)
	P32003	A/R	Shim, 1.55 mm Thick (.0610 in.)
	P32004	A/R	Shim, 1.60 mm Thick (.0630 in.)
6	P32005	1	Ring, Retaining
7	P31990	1	Bushing
8	P31926	1	Filter
9	P31925	2	O-Ring
10	P31923	1	Fixture, Holding
11	P04866	2	Capscrew, Socket Hd., M8 x 60mm
12	P31924	1	Cover
13	P04114	4	Capscrew, Hx., M8 x 75mm

644B-37 S/N 101-
644B-42 S/N 101-
6K-37 S/N 101-
6K-42 S/N 101-

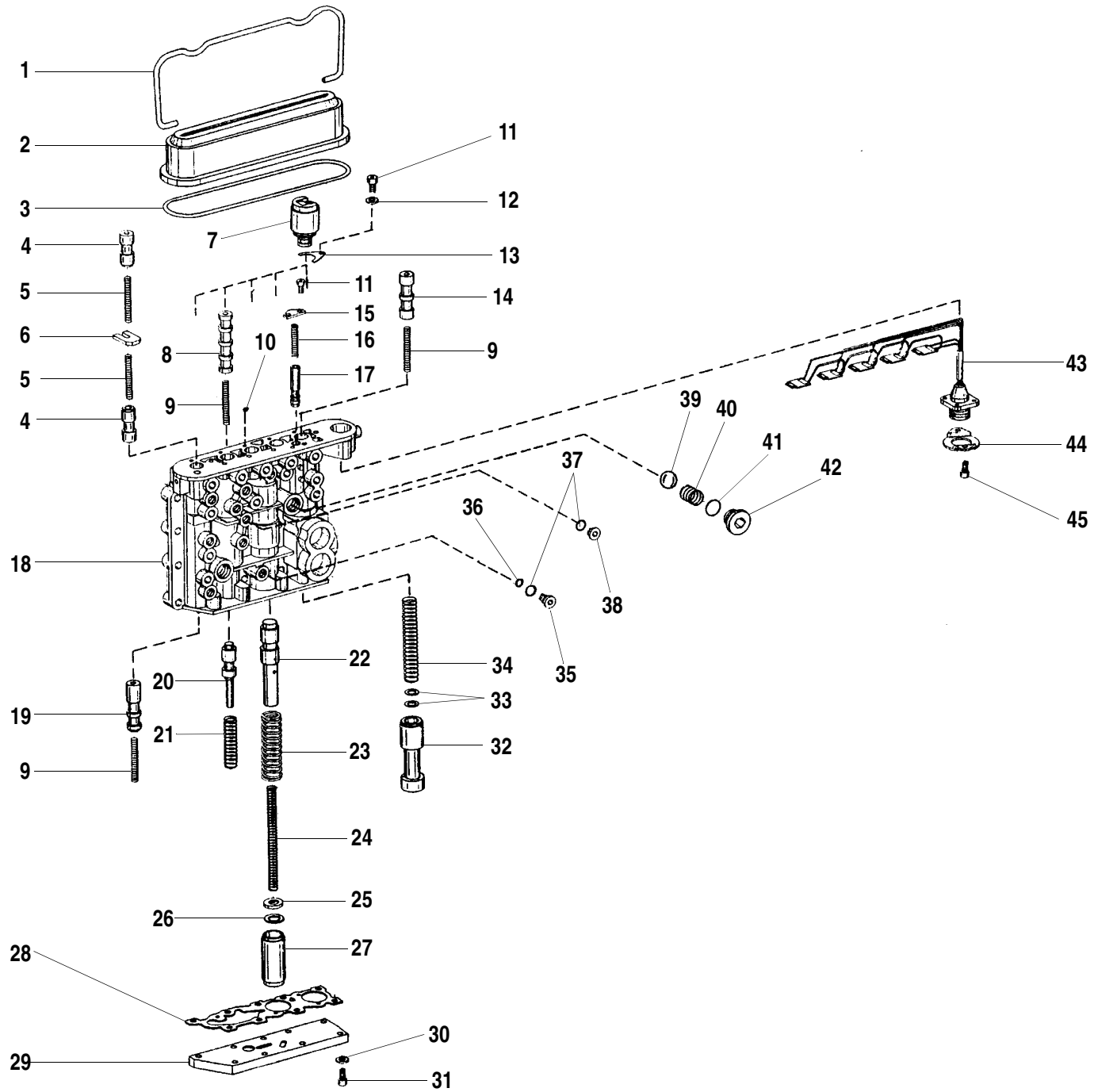
644B
 6K
 844C
 8K
 1044C
 10K
 ▼



ITEM	PART NO.	QTY.	DESCRIPTION
1	P32074	1	Valve Insert
2	P32075	1	Spring, Compression
3	P32071	1	Ball
4	P32011	1	Gasket
5	P32012	1	Plate, Cover
6	P32013	1	Gasket
7	P31710	17	Washer
8	P32016	1	Capscrew, Socket Hd., M8 x 85mm
9	P32014	16	Capscrew, Socket Hd., M8 x 65mm
10	P32023	1	Spring, Compression
11	P32022	2	Washer
12	P32021	1	Spool, Valve
13	P32024	1	Plug, Screw
14	P32025	1	O-Ring
15	P32019	1	Adapter
16	P32020	1	O-Ring
17	P32017	1	Plug, Screw
18	P31709	1	O-Ring
19	P32010	11	Capscrew, Socket Hd., M8 x 35mm
20	P31710	11	Washer
21	P32009	1	Plate, Duct
22	P32008	1	Gasket
23	P32007	1	Plate, Cover
24	P32006	1	Gasket

644B-37 S/N 101-
644B-42 S/N 101-
6K-37 S/N 101-
6K-42 S/N 101-

644B
 6K
 844C
 8K
 1044C
 10K
 ▼



ITEM	PART NO.	QTY.	DESCRIPTION
1	P32070	1	Bracket, Clamp
2	P32068	1	Cover
3	P32069	1	O-Ring
4	P32050	2	Piston
5	P32049	2	Spring, Compression
6	P32048	1	Plate, Stop
7	P32062	5	Valve, Solenoid
8	P32055	1	Piston
9	P32049	3	Spring, Compression
10	P32061	10	Ball
11	P32060	7	Capscrew, Socket Hd., M5 x 12mm
12	P32064	5	Washer
13	P32063	5	Plate, Fixing
14	P32056	1	Piston
15	P32059	1	Plate, Cover
16	P32058	1	Spring, Compression
17	P32057	1	Valve, Reduction
18	❶P32026	1	Housing, Valve
19	P32051	1	Piston
20	P32046	1	Piston
21	P32047	1	Spring, Compression
22	P32038	1	Piston
23	P32039	1	Spring, Compression
24	P32040	1	Spring, Compression
25	P32042	1	Washer
26	P32043	A/R	Shim, 2.00mm (.0787 in.)
	P32044	A/R	Shim, 1.00mm (.0394 in.)
	P32045	A/R	Shim, .050mm (.0197 in.)
27	P32041	1	Piston
28	P32052	1	Gasket
29	P32053	1	Cover
30	P32015	9	Washer
31	P32054	9	Capscrew, Socket Hd., M6 x 20mm
32	P32028	1	Piston
33	P32029	1	Ring, Shim
34	P32027	1	Spring, Compression

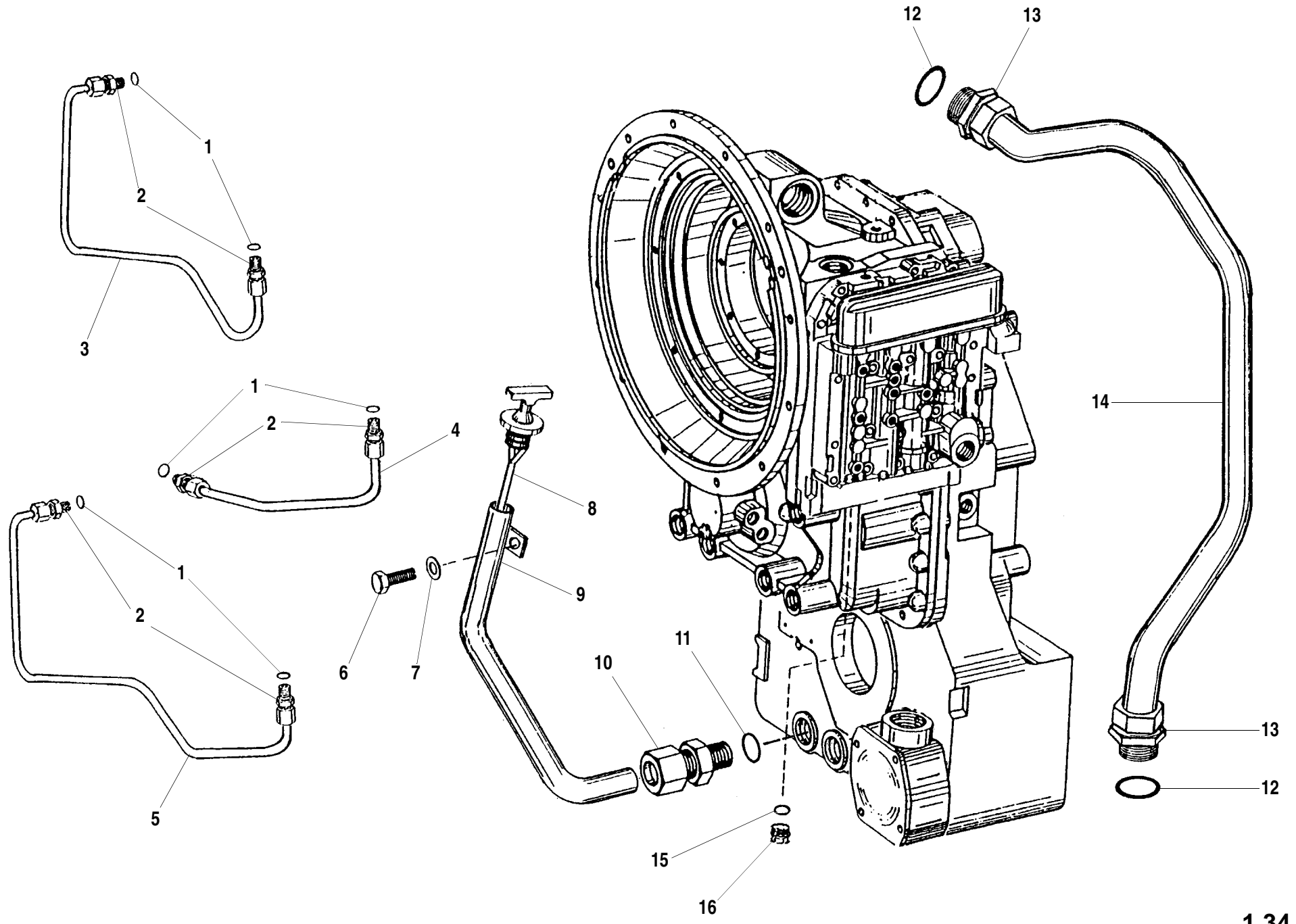
ITEM	PART NO.	QTY.	DESCRIPTION
35	P32030	A/R	Orifice, .60mm (.0236 in.)
	P32031	A/R	Orifice, .65mm (.0256 in.)
	P32032	A/R	Orifice, .70mm (.0275 in.)
	P32033	A/R	Orifice, .75mm (.0296 in.)
	P32034	A/R	Orifice, .80mm (.0315 in.)
	P32035	A/R	Orifice, .85mm (.0335 in.)
	P32036	A/R	Orifice, .90mm (.0354 in.)
36	P32037	1	O-Ring
37	P31709	9	O-Ring
38	P32017	8	Plug, Screw
39	P32071	2	Ball
40	P32072	2	Spring, Compression
41	P32018	2	O-Ring
42	P32073	2	Plug, Screw
43	P32065	1	Harness, Wiring
44	P32067	1	Plate, Support
45	P32066	2	Capscrew, Socket Hd., M6 x 16mm

NOTES:

❶ Ten each of item 10, Ball are required when replacing item 18, Valve Body.

644B-37 S/N 101-
644B-42 S/N 101-
6K-37 S/N 101-
6K-42 S/N 101-

644B
6K
844C
8K
1044C
10K
▼



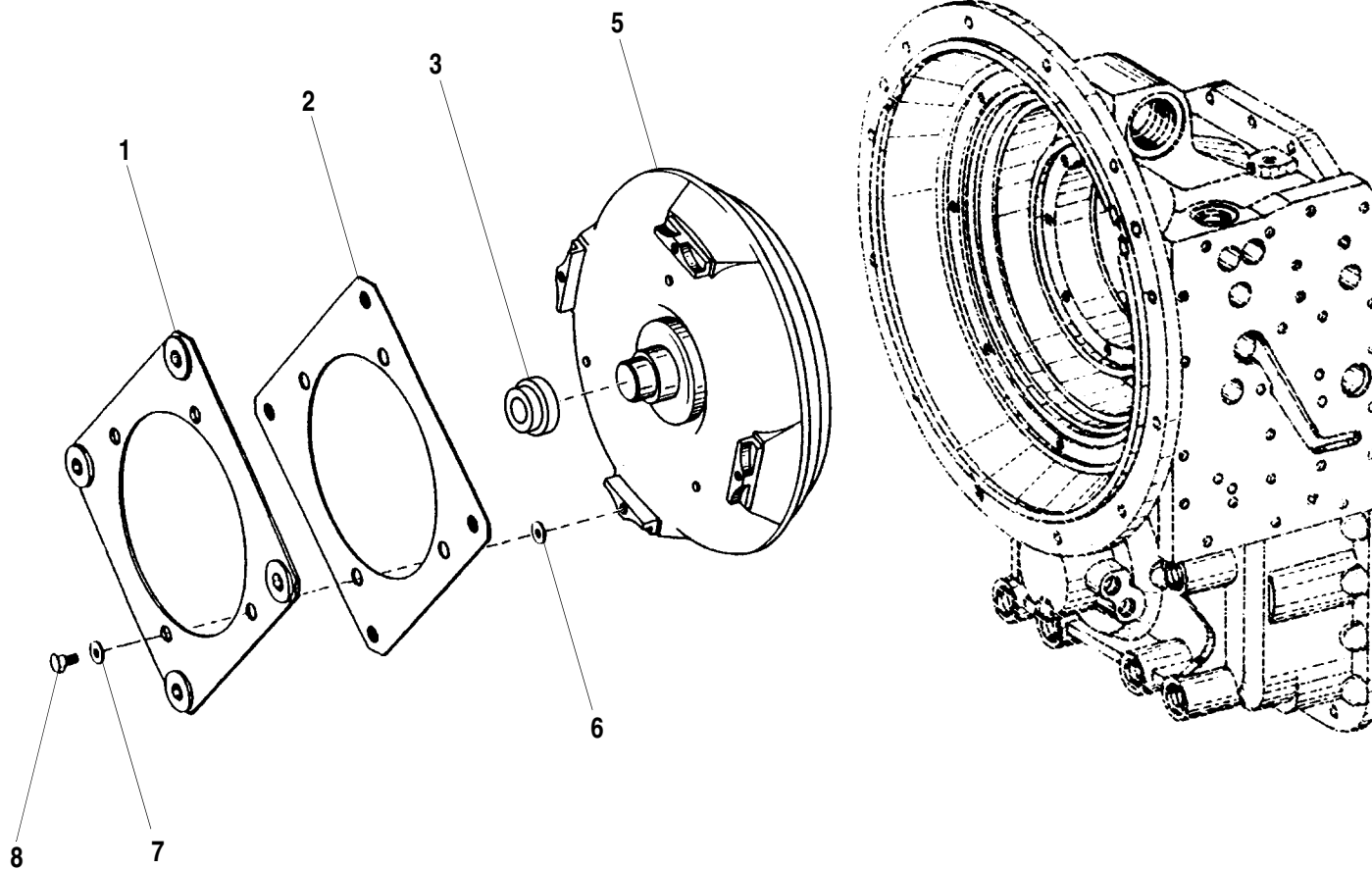
ITEM	PART NO.	QTY.	DESCRIPTION
1	P32085	6	O-Ring
2	P32084	6	Union, Pipe
3	P32087	1	Tube
4	P32088	1	Tube
5	P32086	1	Tube
6	P32081	1	Capscrew, Hx., M20 x 20mm
7	P32082	1	Washer
8	P32080	1	Dipstick, Oil
9	10837796	1	Tube, Oil Level
10	P32078	1	Union, Pipe
11	P31743	1	O-Ring
12	P32091	2	O-Ring
13	P32090	2	Union, Pipe
14	P32089	1	Tube, Suction
15	P32085	4	O-Ring
16	P32092	4	Plug, Screw

644B-37 S/N 101-
644B-42 S/N 101-
6K-37 S/N 101-
6K-42 S/N 101-

644B
 6K
 844C
 8K
 1044C
 10K
 ▼

OIL TUBES & DIPSTICK (3WG 100)

1.34.1



ITEM	PART NO.	QTY.	DESCRIPTION
1	❶P31701	1	Flex Plate
	❷P32124	1	Flex Plate
2	❶P31700	1	Flex Plate
	❷P32123	1	Flex Plate
3	❶35049A	REF	Bushing, Pilot (JD Option Code 1518)
4	❶37566X	REF	Bushing, Pilot (JD Option Code 1525)
	❷35166A	REF	Bushing, Pilot
5	P32102	1	Torque Converter
6	❶7026745	4	Washer, M10
	❷P32095	4	Flatwasher, M10
7	7026745	4	Washer, M10
8	❶P31702	4	Capscrew, Hx., M10 x 16mm
	❷P32125	4	Capscrew, Hx., M10 x 18mm

NOTES:

- ❶ For Deere Engines only.
- ❷ For Cummins Engines only.

844C-42 S/N 101-

1044C-42 S/N 101-

1044C-54 S/N 101-

8K-42 S/N 101-

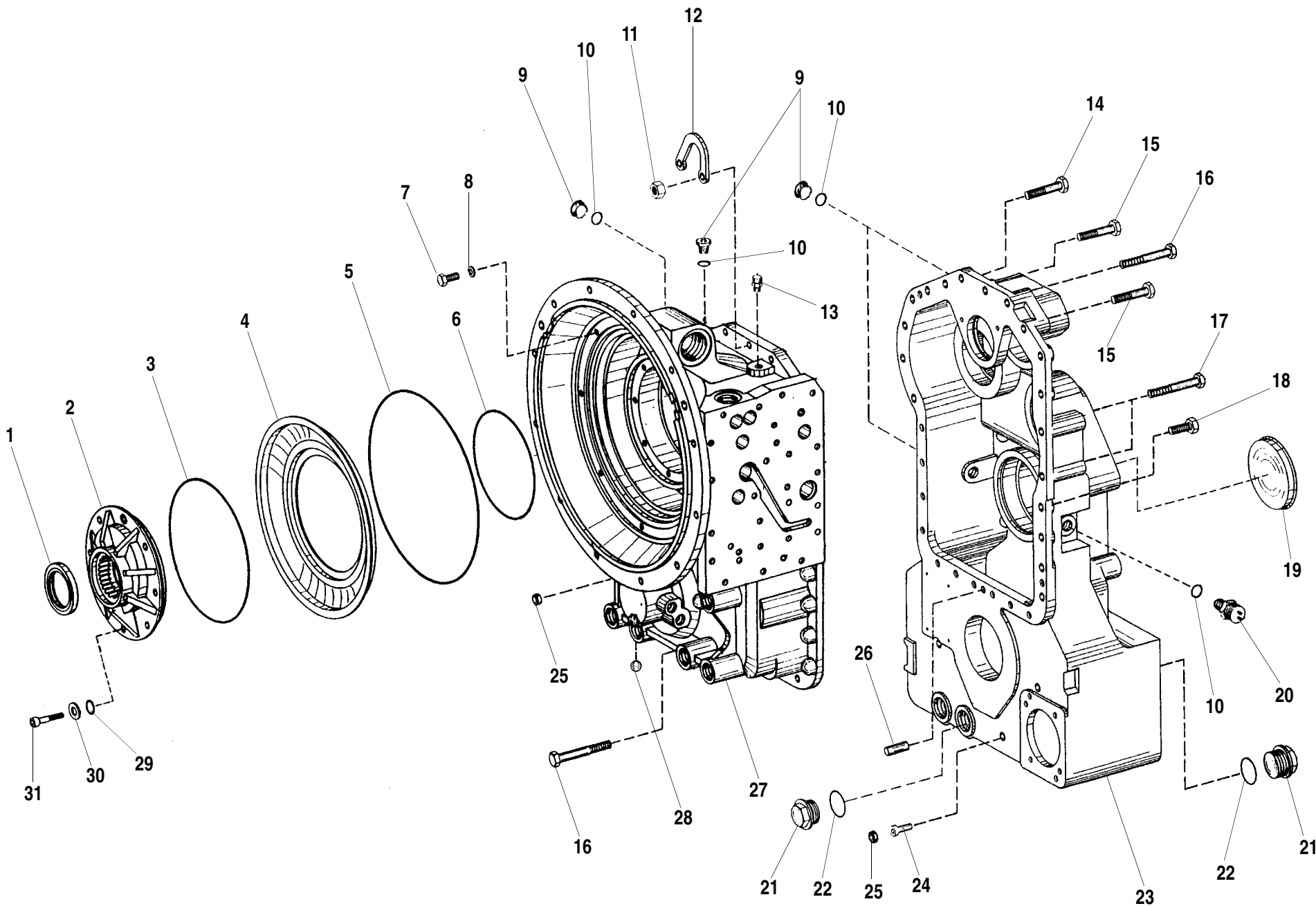
10K-42 S/N 101-

10K-54 S/N 101-


644B
6K
844C
8K
1044C
10K

CONVERTER & FLEX PLATE (4WG 100)

1.38.1

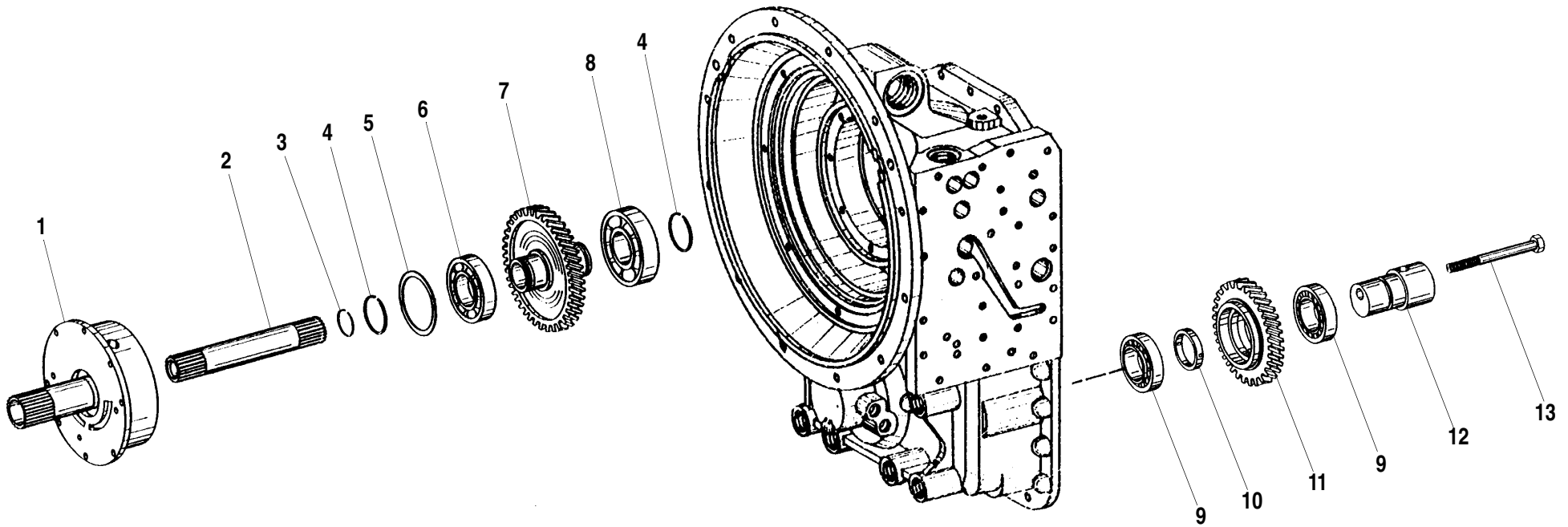


ITEM	PART NO.	QTY.	DESCRIPTION
1	P31706	1	Seal, Shaft
2	P31705	1	Pump
3	P31707	1	O-Ring
4	P31753	1	Oil Baffle
5	P31754	1	O-Ring
6	P31736	1	O-Ring
7	P31755	8	Capscrew, Hx., M8 x 20mm
8	P31756	8	Washer
9	P32076	4	Plug, Hollow Hx.
10	P32018	5	O-Ring
11	P31751	6	Nut, Hx. M10
12	P31745	1	Bracket
13	P31744	1	Breather
14	P31748	3	Capscrew, Hx., M10 x 45mm
15	P31746	3	Capscrew, Hx., M10 x 55mm
16	P31750	3	Capscrew, Hx., M10 x 70mm
17	P31749	2	Capscrew, Hx., M10 x 85mm
18	P31747	17	Capscrew, Hx., M10 x 32mm
19	P32083	1	Cup, Sealing
20	P32077	1	Transmitter, Inductive
21	P31742	2	Plug, Drain
22	P31743	2	O-Ring
23	P31737	1	Housing, Gearbox
24	P31740	3	Capscrew, Socket Hd., M8 x 35mm
25	P31741	5	Cap, Sealing
26	P31752	1	Pin, Dowel
27	P31735	1	Housing
28	P31759	1	Ball
29	P31709	8	O-Ring
30	P31710	8	Washer
31	P31708	8	Capscrew, Socket Hd., M8 x 40mm




844C-42 S/N 101-
1044C-42 S/N 101-
1044C-54 S/N 101-
8K-42 S/N 101-
10K-42 S/N 101-
10K-54 S/N 101-

644B
6K
844C
8K
1044C
10K
▼

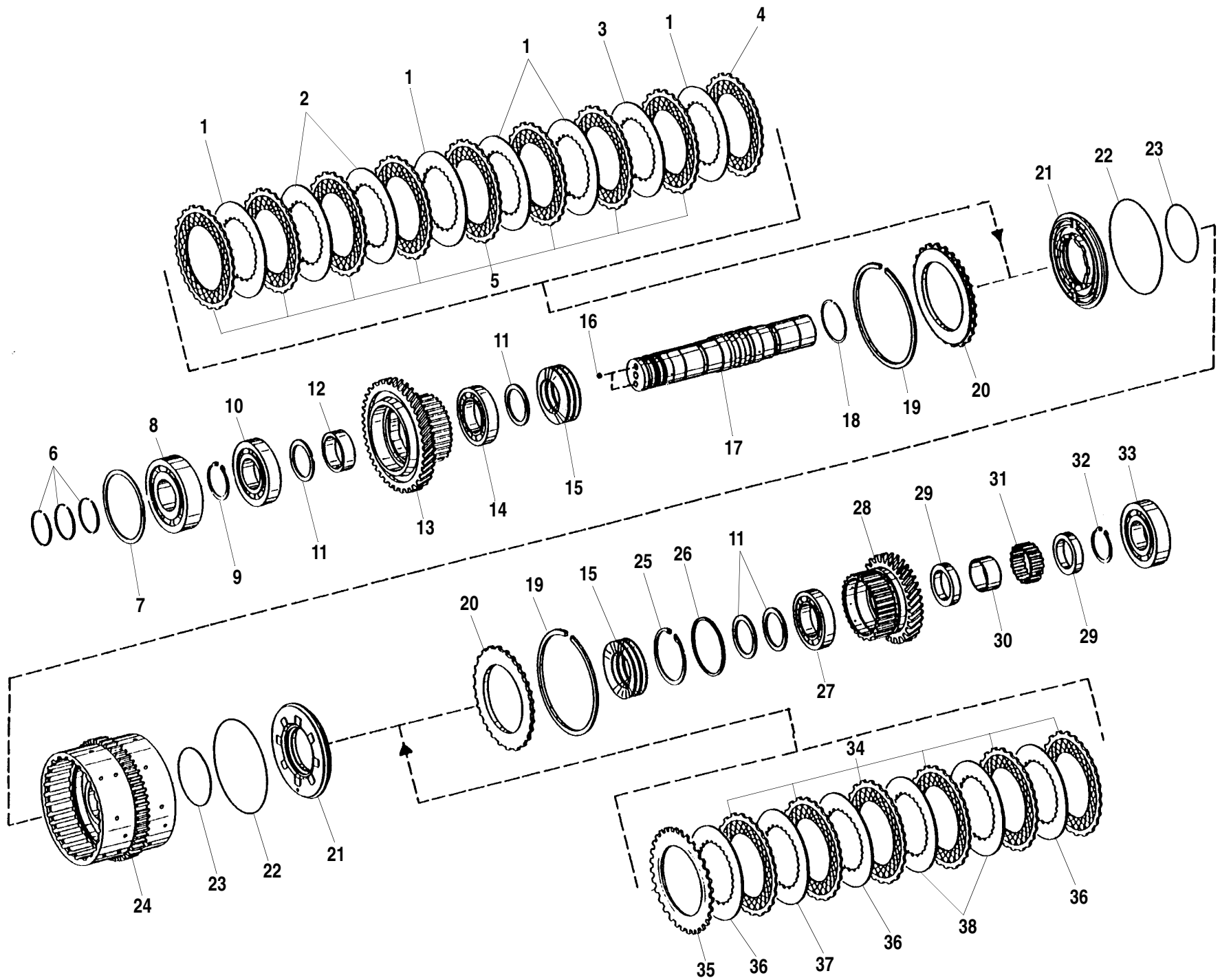


ITEM	PART NO.	QTY.	DESCRIPTION
1	P31734	1	Flange, Oil Feed
2	P31711	1	Shaft, Turbine
3	P31732	1	Ring, Snap
4	P31733	2	Ring, Piston
5	P31716	A/R	Washer, 0.50 mm Thick(.0197 in.)
	P31717	A/R	Washer, 0.60 mm Thick(.0236 in.)
	P31726	A/R	Washer, 0.65 mm Thick(.0256 in.)
	P31718	A/R	Washer, 0.70 mm Thick(.0275 in.)
	P31727	A/R	Washer, 0.75 mm Thick(.0295 in.)
	P31719	A/R	Washer, 0.80 mm Thick(.0315 in.)
	P31728	A/R	Washer, 0.85 mm Thick(.0335 in.)
	P31720	A/R	Washer, 0.90 mm Thick(.0354 in.)
	P31729	A/R	Washer, 0.95 mm Thick(.0374 in.)
	P31721	A/R	Washer, 1.00 mm Thick(.0394 in.)
	P31730	A/R	Washer, 1.05 mm Thick(.0413 in.)
	P31722	A/R	Washer, 1.10 mm Thick(.0433 in.)
	P31731	A/R	Washer, 1.15 mm Thick(.0453 in.)
	P31715	A/R	Washer, 1.20 mm Thick(.0472 in.)
	P31723	A/R	Washer, 1.30 mm Thick(.0512 in.)
	P31724	A/R	Washer, 1.40 mm Thick(.0551 in.)
	P31725	A/R	Washer, 1.50 mm Thick(.0590 in.)
6	P31712	1	Bearing, Roller
7	P31713	1	Gear, Input
8	P31714	2	Bearing, Roller
9	P32113	2	Bearing, Roller
10	P32114	A/R	Bushing, 7.20 mm Thick (.2835 in.)
	P32115	A/R	Bushing, 7.25 mm Thick (.2855 in.)
	P32116	A/R	Bushing, 7.30 mm Thick (.2874 in.)
	P32117	A/R	Bushing, 7.35 mm Thick (.2894 in.)
	P32118	A/R	Bushing, 7.40 mm Thick (.2914 in.)
	P32119	A/R	Bushing, 7.45 mm Thick (.2933 in.)
	P32120	A/R	Bushing, 7.50 mm Thick (.2953 in.)
	P32121	A/R	Bushing, 7.55 mm Thick (.2973 in.)
	P32122	A/R	Bushing, 7.60 mm Thick (.2993 in.)
11	P32111	1	Gear, Idler
12	P32110	1	Axle
13	P32112	1	Capscrew, Hx., M12 x 115mm



844C-42 S/N 101-
1044C-42 S/N 101-
1044C-54 S/N 101-
8K-42 S/N 101-
10K-42 S/N 101-
10K-54 S/N 101-

644B
6K
844C
8K
1044C
10K
▼



ITEM	PART NO.	QTY.	DESCRIPTION
1	P31847	5	Disc, Inner Clutch, 2.0 mm Thick (.0787 in.)
2	P31848	2	Disc, Inner Clutch, 1.5 mm Thick (.0590 in.)
3	P31847	A/R	Disc, Inner Clutch, 2.0 mm Thick (.0787 in.)
	P31848	A/R	Disc, Inner Clutch, 1.5 mm Thick (.0590 in.)
	P31849	A/R	Disc, Inner Clutch, 2.5 mm Thick (.0984 in.)
4	P31851	1	Disc, Outer Clutch
5	P31850	8	Disc, Outer Clutch
6	P31788	3	Ring, Piston
7	P31763	A/R	Shim, 0.90 mm Thick (.0354 in.)
	P31764	A/R	Shim, 0.95 mm Thick (.0374 in.)
	P31765	A/R	Shim, 1.00 mm Thick (.0394 in.)
	P31766	A/R	Shim, 1.05 mm Thick (.0413 in.)
	P31767	A/R	Shim, 1.10 mm Thick (.0433 in.)
	P31768	A/R	Shim, 1.15 mm Thick (.0453 in.)
	P31769	A/R	Shim, 1.20 mm Thick (.0472 in.)
	P31770	A/R	Shim, 1.25 mm Thick (.0492 in.)
	P31771	A/R	Shim, 1.30 mm Thick (.0512 in.)
	P31772	A/R	Shim, 1.35 mm Thick (.0531 in.)
	P31773	A/R	Shim, 1.40 mm Thick (.0551 in.)
	P31774	A/R	Shim, 1.45 mm Thick (.0571 in.)
	P31775	A/R	Shim, 1.50 mm Thick (.0590 in.)
	P31776	A/R	Shim, 1.55 mm Thick (.0610 in.)
	P31777	A/R	Shim, 1.60 mm Thick (.0630 in.)
	P31778	A/R	Shim, 1.65 mm Thick (.0649 in.)
	P31779	A/R	Shim, 1.70 mm Thick (.0669 in.)
	P31780	A/R	Shim, 1.75 mm Thick (.0689 in.)
	P31781	A/R	Shim, 1.80 mm Thick (.0708 in.)
	P31782	A/R	Shim, 1.85 mm Thick (.0728 in.)
	P31783	A/R	Shim, 1.90 mm Thick (.0748 in.)
	P31784	A/R	Shim, 1.95 mm Thick (.0768 in.)
	P31785	A/R	Shim, 2.00 mm Thick (.0787 in.)
	P31786	A/R	Shim, 2.05 mm Thick (.0807 in.)
	P31787	A/R	Shim, 2.10 mm Thick (.0827 in.)
8	P31762	1	Bearing, Ball
9	P31789	1	Ring, Retaining
10	P31790	1	Bearing, Ball

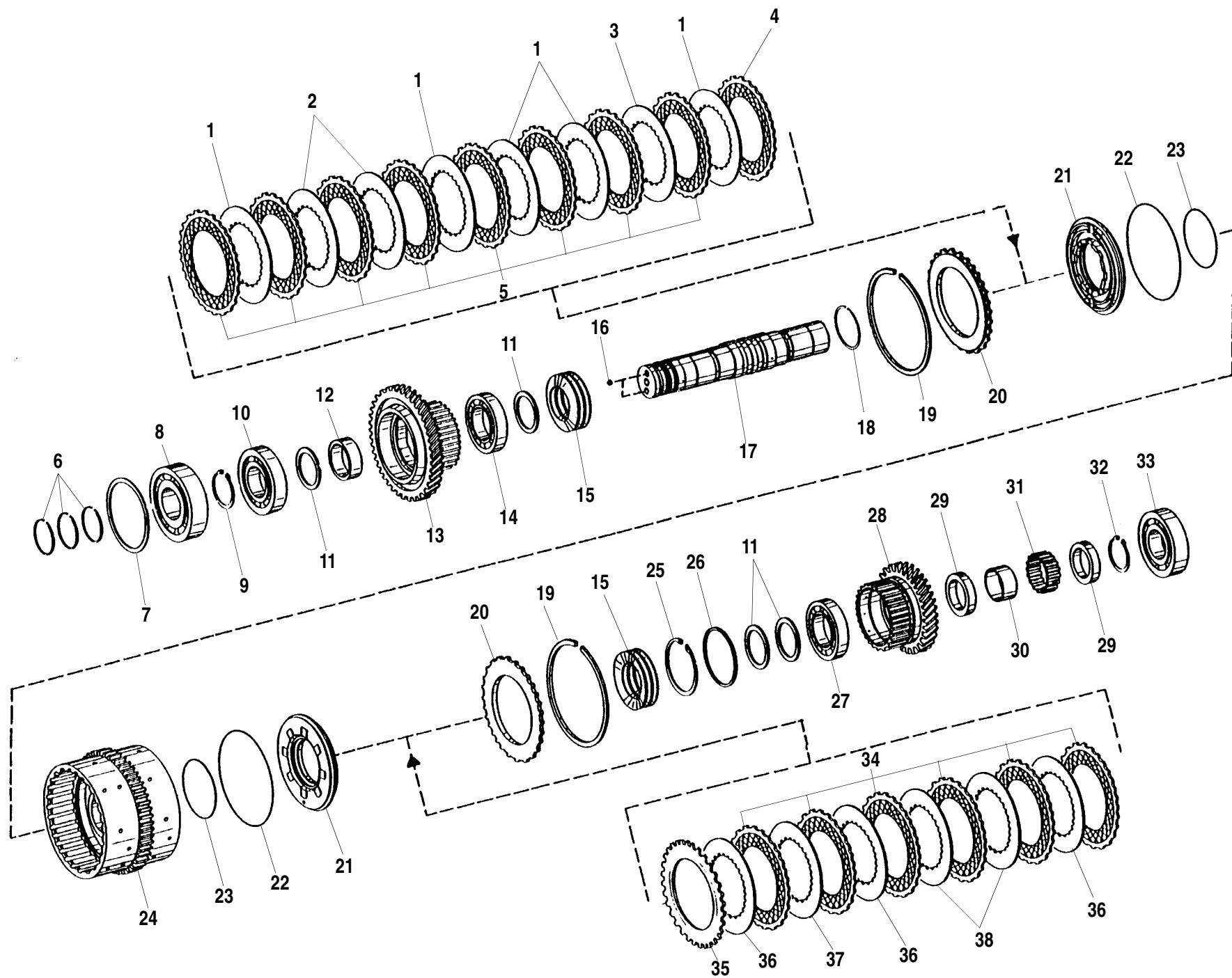
ITEM	PART NO.	QTY.	DESCRIPTION
11	P31791	A/R	Shim, 1.30 mm Thick (.0512 in.)
	P31792	A/R	Shim, 1.35 mm Thick (.0531 in.)
	P31793	A/R	Shim, 1.40 mm Thick (.0551 in.)
	P31794	A/R	Shim, 1.45 mm Thick (.0571 in.)
	P31795	A/R	Shim, 1.50 mm Thick (.0590 in.)
	P31796	A/R	Shim, 1.55 mm Thick (.0610 in.)
	P31797	A/R	Shim, 1.60 mm Thick (.0630 in.)
	P31798	A/R	Shim, 1.65 mm Thick (.0649 in.)
	P31799	A/R	Shim, 1.70 mm Thick (.0669 in.)
	P31800	A/R	Shim, 1.75 mm Thick (.0689 in.)
	P31801	A/R	Shim, 1.80 mm Thick (.0708 in.)
	P31802	A/R	Shim, 1.85 mm Thick (.0728 in.)
	P31803	A/R	Shim, 1.90 mm Thick (.0748 in.)
	P31804	A/R	Shim, 1.95 mm Thick (.0768 in.)
	P31805	A/R	Shim, 2.00 mm Thick (.0787 in.)
	P31806	A/R	Shim, 2.05 mm Thick (.0807 in.)
	P31807	A/R	Shim, 2.10 mm Thick (.0827 in.)
	P31808	A/R	Shim, 2.15 mm Thick (.0846 in.)
	P31809	A/R	Shim, 2.20 mm Thick (.0866 in.)
	P31810	A/R	Shim, 2.25 mm Thick (.0886 in.)
	P31811	A/R	Shim, 2.30 mm Thick (.0905 in.)
	P31812	A/R	Shim, 2.35 mm Thick (.0925 in.)
	P31813	A/R	Shim, 2.40 mm Thick (.0945 in.)
	P31814	A/R	Shim, 2.45 mm Thick (.0964 in.)
	P31815	A/R	Shim, 2.50 mm Thick (.0984 in.)
	P31816	A/R	Shim, 2.55 mm Thick (.1004 in.)
	P31817	A/R	Shim, 2.60 mm Thick (.1023 in.)
	P31818	A/R	Shim, 2.65 mm Thick (.1043 in.)
844C-42 S/N 101-			
1044C-42 S/N 101-			
1044C-54 S/N 101-			
8K-42 S/N 101-			
10K-42 S/N 101-			
10K-54 S/N 101-			

Rev. 001

CLUTCH PACK, FORWARD, 1st GEAR (4WG 100) (1 of 2)

1.41.1

644B
6K
844C
8K
1044C
10K
▼

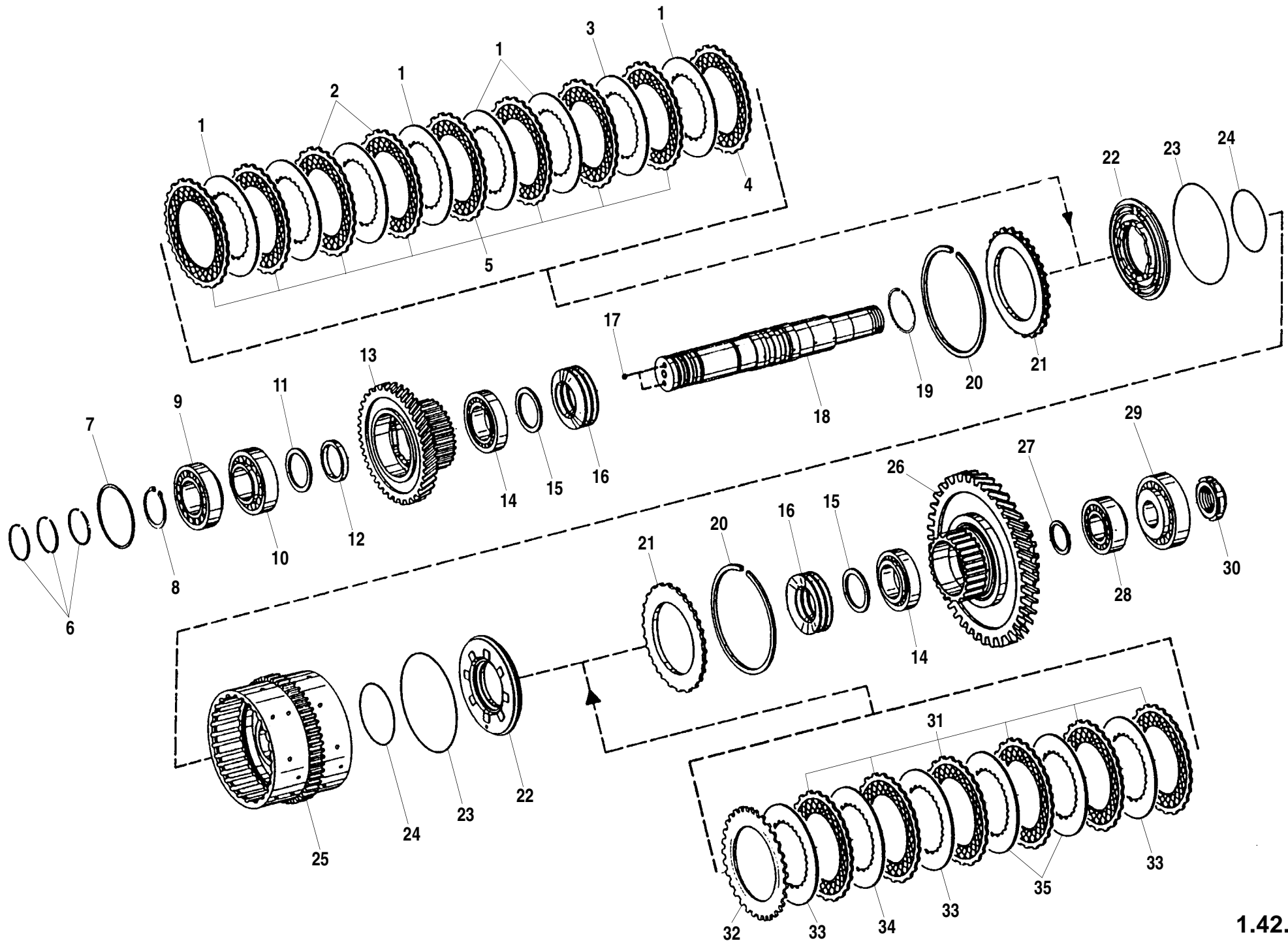


ITEM	PART NO.	QTY.	DESCRIPTION
11	P31819	A/R	Shim, 2.70 mm Thick (.1063 in.)
	P31820	A/R	Shim, 2.75 mm Thick (.1082 in.)
	P31821	A/R	Shim, 2.80 mm Thick (.1102 in.)
12	P31822	1	Bushing
13	P31823	1	Gear, Spur
14	P31824	1	Bearing, Ball
15	P31825	10	Spring, Cup
16	P31761	2	Ball
17	P31760	1	Shaft
18	P31832	1	Ring, Snap
19	P31826	2	Ring, Snap
20	P31827	2	Shim, End
21	P31830	2	Piston
22	P31829	2	O-Ring
23	P31828	2	O-Ring
24	P31831	1	Carrier, Disc
25	P31840	1	Ring, Retaining
26	P31834	A/R	Shim, 0.8 mm Thick (.0315 in.)
	P31835	A/R	Shim, 0.9 mm Thick (.0354 in.)
	P31836	A/R	Shim, 1.0 mm Thick (.0394 in.)
	P31837	A/R	Shim, 1.1 mm Thick (.0433 in.)
	P31838	A/R	Shim, 1.2 mm Thick (.0472 in.)
	P31839	A/R	Shim, 1.3 mm Thick (.0512 in.)
27	P31833	1	Bearing, Ball
28	P31843	1	Gear, Spur
29	P31842	2	Bushing
30	P31844	1	Ring, Internal
31	P31841	1	Needle Cage
32	P31845	1	Ring, Retaining
33	P31846	1	Bearing, Ball
34	P31850	6	Outer Clutch
35	P31851	1	Outer Clutch
36	P31847	3	Inner Clutch, 2.0 mm Thick (.0787 in.)
37	P31847	A/R	Inner Clutch, 2.0 mm Thick (.0787 in.)
	P31848	A/R	Inner Clutch, 1.5 mm Thick (.0590 in.)
	P31849	A/R	Inner Clutch, 2.5 mm Thick (.0984 in.)
38	P31848	2	Inner Clutch, 1.5 mm Thick (.0590 in.)

844C-42 S/N 101-
1044C-42 S/N 101-
1044C-54 S/N 101-
8K-42 S/N 101-
10K-42 S/N 101-
10K-54 S/N 101-

644B
6K
844C
8K
1044C
10K

CLUTCH PACK, FORWARD, 1st GEAR (4WG 100) (2 of 2) 1.41.1

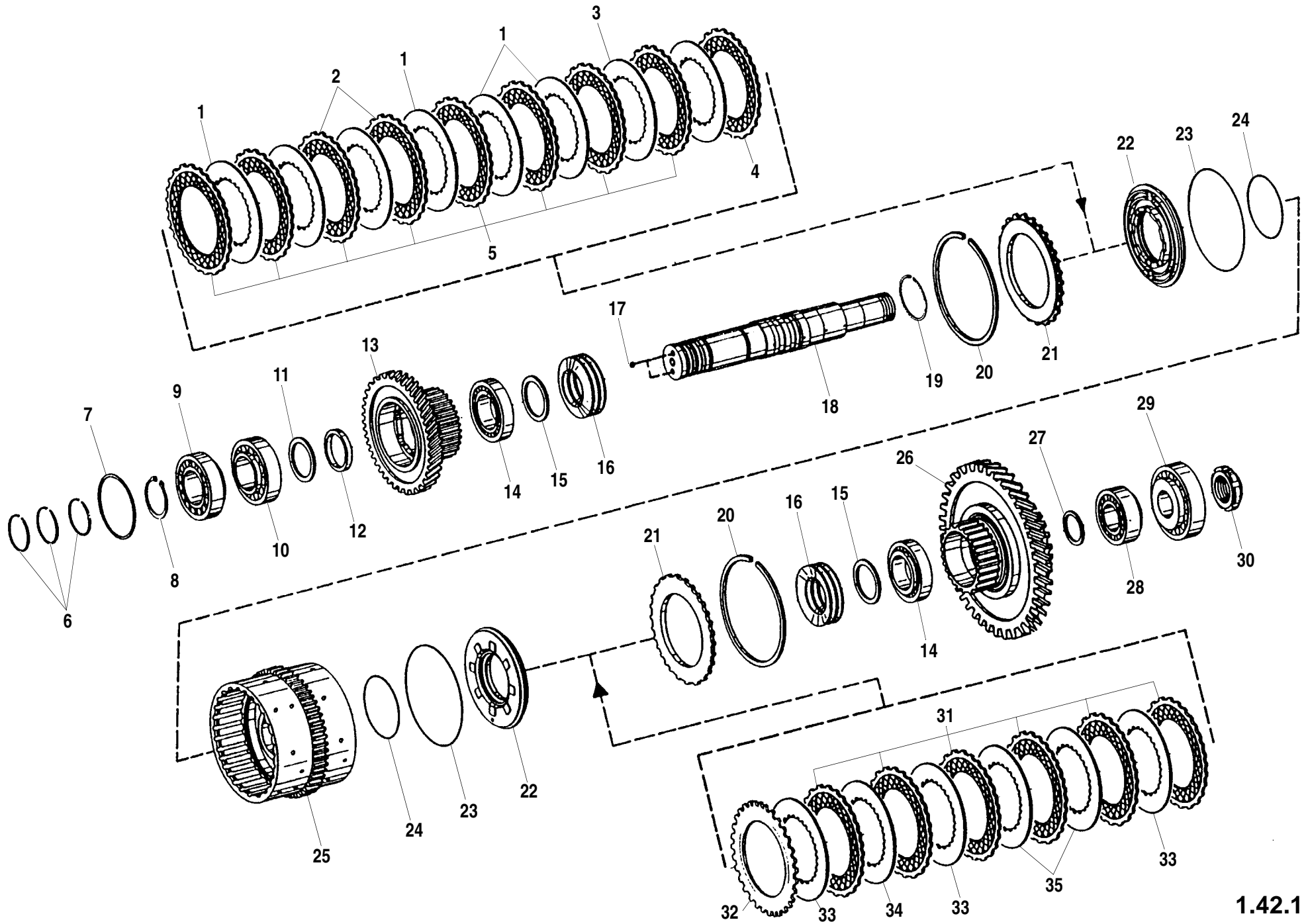


ITEM	PART NO.	QTY.	DESCRIPTION
1	P31847	5	Disc, Inner Clutch, 2.0 mm Thick (.0787 in.)
2	P31848	2	Disc, Inner Clutch, 1.5 mm Thick (.0590 in.)
3	P31847	A/R	Disc, Inner Clutch, 2.0 mm Thick (.0787 in.)
	P31848	A/R	Disc, Inner Clutch, 1.5 mm Thick (.0590 in.)
	P31849	A/R	Disc, Inner Clutch, 2.5 mm Thick (.0984 in.)
4	P31851	1	Disc, Outer Clutch
5	P31850	8	Disc, Outer Clutch
6	P31788	3	Ring, Piston
7	P31854	A/R	Washer, 0.80 mm Thick (.0315 in.)
	P31855	A/R	Washer, 0.85 mm Thick (.0335 in.)
	P31856	A/R	Washer, 0.90 mm Thick (.0354 in.)
	P31857	A/R	Washer, 0.95 mm Thick (.0374 in.)
	P31858	A/R	Washer, 1.00 mm Thick (.0394 in.)
	P31859	A/R	Washer, 1.05 mm Thick (.0413 in.)
	P31860	A/R	Washer, 1.10 mm Thick (.0433 in.)
	P31861	A/R	Washer, 1.15 mm Thick (.0453 in.)
	P31862	A/R	Washer, 1.20 mm Thick (.0472 in.)
	P31863	A/R	Washer, 1.25 mm Thick (.0492 in.)
	P31864	A/R	Washer, 1.30 mm Thick (.0512 in.)
	P31865	A/R	Washer, 1.35 mm Thick (.0531 in.)
	P31866	A/R	Washer, 1.40 mm Thick (.0551 in.)
	P31867	A/R	Washer, 1.45 mm Thick (.0571 in.)
	P31868	A/R	Washer, 1.50 mm Thick (.0590 in.)
	P31869	A/R	Washer, 1.55 mm Thick (.0610 in.)
	P31870	A/R	Washer, 1.60 mm Thick (.0630 in.)
	P31871	A/R	Washer, 1.65 mm Thick (.0649 in.)
	P31872	A/R	Washer, 1.70 mm Thick (.0669 in.)
	P31873	A/R	Washer, 1.75 mm Thick (.0689 in.)
	P31874	A/R	Washer, 1.80 mm Thick (.0708 in.)
	P31875	A/R	Washer, 1.85 mm Thick (.0728 in.)
	P31876	A/R	Washer, 1.90 mm Thick (.0748 in.)
	P31877	A/R	Washer, 1.95 mm Thick (.0768 in.)
	P31878	A/R	Washer, 2.00 mm Thick (.0787 in.)
	P31879	A/R	Washer, 2.05 mm Thick (.0807 in.)
	P31880	A/R	Washer, 2.10 mm Thick (.0827 in.)
	P31881	A/R	Washer, 2.15 mm Thick (.0846 in.)

ITEM	PART NO.	QTY.	DESCRIPTION
	P31882	A/R	Washer, 2.20 mm Thick (.0866 in.)
	P31883	A/R	Washer, 2.25 mm Thick (.0886 in.)
	P31884	A/R	Washer, 2.30 mm Thick (.0905 in.)
	P31885	A/R	Washer, 2.35 mm Thick (.0925 in.)
	P31886	A/R	Washer, 2.40 mm Thick (.0945 in.)
8	P31789	1	Ring, Retaining
9	P31853	1	Bearing, Roller
10	P31714	1	Bearing, Roller
11	P31791	A/R	Shim, 1.30 mm Thick (.0512 in.)
	P31792	A/R	Shim, 1.35 mm Thick (.0531 in.)
	P31793	A/R	Shim, 1.40 mm Thick (.0551 in.)
	P31794	A/R	Shim, 1.45 mm Thick (.0571 in.)
	P31795	A/R	Shim, 1.50 mm Thick (.0590 in.)
	P31796	A/R	Shim, 1.55 mm Thick (.0610 in.)
	P31797	A/R	Shim, 1.60 mm Thick (.0630 in.)
	P31798	A/R	Shim, 1.65 mm Thick (.0649 in.)
	P31799	A/R	Shim, 1.70 mm Thick (.0669 in.)
	P31800	A/R	Shim, 1.75 mm Thick (.0689 in.)
	P31801	A/R	Shim, 1.80 mm Thick (.0708 in.)
	P31802	A/R	Shim, 1.85 mm Thick (.0728 in.)
	P31803	A/R	Shim, 1.90 mm Thick (.0748 in.)
	P31804	A/R	Shim, 1.95 mm Thick (.0768 in.)
	P31805	A/R	Shim, 2.00 mm Thick (.0787 in.)
	P31806	A/R	Shim, 2.05 mm Thick (.0807 in.)
	P31807	A/R	Shim, 2.10 mm Thick (.0827 in.)
	P31808	A/R	Shim, 2.15 mm Thick (.0846 in.)

- 844C-42 S/N 101-
- 1044C-42 S/N 101-
- 1044C-54 S/N 101-
- 8K-42 S/N 101-
- 10K-42 S/N 101-
- 10K-54 S/N 101-

644B
6K
844C
8K
1044C
10K



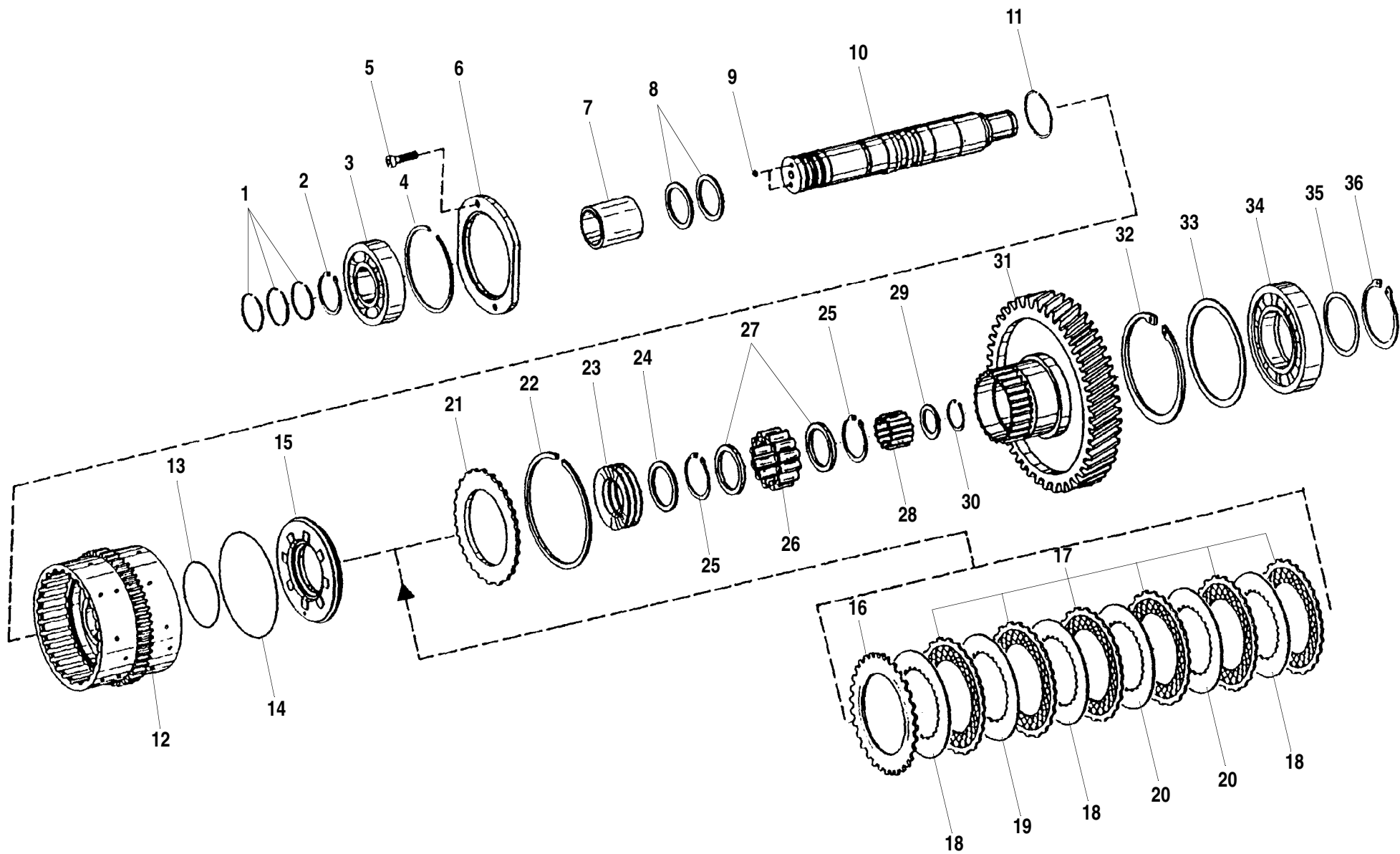
ITEM	PART NO.	QTY.	DESCRIPTION
11	P31809	A/R	Shim, 2.20 mm Thick (.0866 in.)
	P31810	A/R	Shim, 2.25 mm Thick (.0886 in.)
	P31811	A/R	Shim, 2.30 mm Thick (.0905 in.)
	P31812	A/R	Shim, 2.35 mm Thick (.0925 in.)
	P31813	A/R	Shim, 2.40 mm Thick (.0945 in.)
	P31814	A/R	Shim, 2.45 mm Thick (.0964 in.)
	P31815	A/R	Shim, 2.50 mm Thick (.0984 in.)
	P31816	A/R	Shim, 2.55 mm Thick (.1004 in.)
	P31817	A/R	Shim, 2.60 mm Thick (.1023 in.)
	P31818	A/R	Shim, 2.65 mm Thick (.1043 in.)
	P31819	A/R	Shim, 2.70 mm Thick (.1063 in.)
	P31820	A/R	Shim, 2.75 mm Thick (.1082 in.)
	P31821	A/R	Shim, 2.80 mm Thick (.1102 in.)
12	P31887	1	Bushing
13	P31889	1	Gear, Spur
14	P31888	2	Bearing, Roller
15	P31805	2	Shim
16	P31825	10	Spring, Cup
17	P31761	2	Ball
18	P31852	1	Shaft
19	P31832	1	Ring, Snap
20	P31826	2	Ring, Snap
21	P31827	2	Shim, End
22	P31830	2	Piston
23	P31829	2	O-Ring
24	P31828	2	O-Ring
25	P31831	1	Carrier, Disc
26	P31890	1	Gear, Spur
27	P31893	A/R	Shim, 1.00 mm Thick (.0394 in.)
	P31894	A/R	Shim, 1.05 mm Thick (.0413 in.)
	P31895	A/R	Shim, 1.10 mm Thick (.0433 in.)
	P31896	A/R	Shim, 1.15 mm Thick (.0453 in.)
	P31897	A/R	Shim, 1.20 mm Thick (.0472 in.)
	P31898	A/R	Shim, 1.25 mm Thick (.0492 in.)
	P31899	A/R	Shim, 1.30 mm Thick (.0512 in.)
	P31900	A/R	Shim, 1.35 mm Thick (.0531 in.)
	P31901	A/R	Shim, 1.40 mm Thick (.0551 in.)

ITEM	PART NO.	QTY.	DESCRIPTION
	P31902	A/R	Shim, 1.45 mm Thick (.0571 in.)
	P31903	A/R	Shim, 1.50 mm Thick (.0590 in.)
	P31904	A/R	Shim, 1.55 mm Thick (.0610 in.)
	P31905	A/R	Shim, 1.60 mm Thick (.0630 in.)
	P31906	A/R	Shim, 1.65 mm Thick (.0649 in.)
	P31907	A/R	Shim, 1.70 mm Thick (.0669 in.)
	P31908	A/R	Shim, 1.75 mm Thick (.0689 in.)
	P31909	A/R	Shim, 1.80 mm Thick (.0708 in.)
28	P31891	1	Bearing, Roller
29	P31892	1	Bearing, Roller
30	P31910	1	Nut, Slotted
31	P31850	6	Disc, Outer Clutch
32	P31851	1	Disc, Outer Clutch
33	P31847	3	Disc, Inner Clutch, 2.0 mm Thick (.0787 in.)
34	P31847	A/R	Disc, Inner Clutch, 2.0 mm Thick (.0787 in.)
	P31848	A/R	Disc, Inner Clutch, 1.5 mm Thick (.0590 in.)
	P31849	A/R	Disc, Inner Clutch, 2.5 mm Thick (.0984 in.)
35	P31848	2	Disc, Inner Clutch, 1.5 mm Thick (.0590 in.)
844C-42 S/N 101-			
1044C-42 S/N 101-			
1044C-54 S/N 101-			
8K-42 S/N 101-			
10K-42 S/N 101-			
10K-54 S/N 101-			

CLUTCH PACK, REVERSE, 2nd GEAR (4WG 100) (2 of 2)

1.42.1

644B
6K
844C
8K
1044C
10K

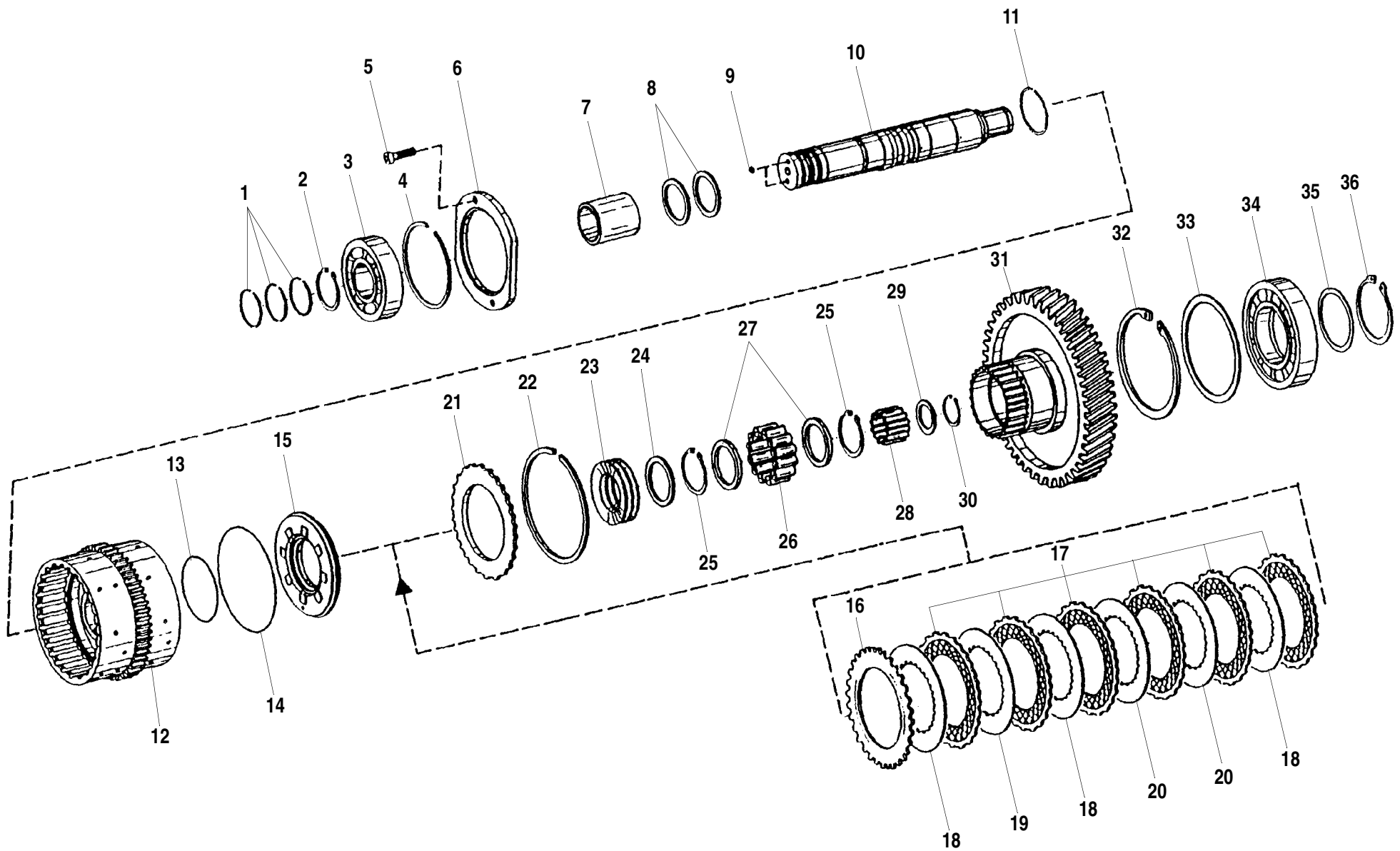


ITEM	PART NO.	QTY.	DESCRIPTION	ITEM	PART NO.	QTY.	DESCRIPTION
1	P31788	3	Ring, Piston		P31820	A/R	Shim, 2.75 mm Thick (.1082 in.)
2	P31789	1	Ring, Retaining		P31821	A/R	Shim, 2.80 mm Thick (.1102 in.)
3	P31912	1	Bearing, Ball	9	P31761	2	Ball
4	P31913	1	Ring, Snap	10	P31911	1	Shaft
5	P31740	2	Capscrew, Socket Hd., M8 x 35mm	11	P31832	1	Ring, Snap
6	P31914	1	Washer	12	P31916	1	Carrier, Disc
7	P31915	1	Bushing	13	P31828	1	O-Ring
8	P31791	A/R	Shim, 1.30 mm Thick (.0512 in.)	14	P31829	1	O-Ring
	P31792	A/R	Shim, 1.35 mm Thick (.0531 in.)	15	P31830	1	Piston
	P31793	A/R	Shim, 1.40 mm Thick (.0551 in.)	16	P31851	1	Disc, Outer Clutch
	P31794	A/R	Shim, 1.45 mm Thick (.0571 in.)	17	P31850	6	Disc, Outer Clutch
	P31795	A/R	Shim, 1.50 mm Thick (.0590 in.)	18	P31847	3	Disc, Inner Clutch, 2.0 mm Thick (.0787 in.)
	P31796	A/R	Shim, 1.55 mm Thick (.0610 in.)	19	P31847	A/R	Disc, Inner Clutch, 2.0 mm Thick (.0787 in.)
	P31797	A/R	Shim, 1.60 mm Thick (.0630 in.)		P31848	A/R	Disc, Inner Clutch, 1.5 mm Thick (.0590 in.)
	P31798	A/R	Shim, 1.65 mm Thick (.0649 in.)		P31849	A/R	Disc, Inner Clutch, 2.5 mm Thick (.0984 in.)
	P31799	A/R	Shim, 1.70 mm Thick (.0669 in.)	20	P31848	2	Disc, Inner Clutch, 1.5 mm Thick (.0590 in.)
	P31800	A/R	Shim, 1.75 mm Thick (.0689 in.)	21	P31827	1	Shim, End
	P31801	A/R	Shim, 1.80 mm Thick (.0708 in.)	22	P31826	1	Ring, Snap
	P31802	A/R	Shim, 1.85 mm Thick (.0728 in.)	23	P31825	5	Spring, Cup
	P31803	A/R	Shim, 1.90 mm Thick (.0748 in.)	24	P31919	A/R	Shim, 3.40 mm Thick (1.338 in.)
	P31804	A/R	Shim, 1.95 mm Thick (.0768 in.)		P31920	A/R	Shim, 1.60 mm Thick (.0630 in.)
	P31805	A/R	Shim, 2.00 mm Thick (.0787 in.)	25	P31921	2	Ring, Retaining
	P31806	A/R	Shim, 2.05 mm Thick (.0807 in.)	26	P31918	1	Cage, Roller
	P31807	A/R	Shim, 2.10 mm Thick (.0827 in.)	27	P31922	2	Washer, Thrust
	P31808	A/R	Shim, 2.15 mm Thick (.0846 in.)	28	P31950	1	Cage, Needle
	P31809	A/R	Shim, 2.20 mm Thick (.0866 in.)	29	P31951	1	Shim
	P31810	A/R	Shim, 2.25 mm Thick (.0886 in.)	30	P31952	1	Ring, Retaining
	P31811	A/R	Shim, 2.30 mm Thick (.0905 in.)	31	P31917	1	Gear, Spur
	P31812	A/R	Shim, 2.35 mm Thick (.0925 in.)	32	P31928	1	Ring, Retaining
	P31813	A/R	Shim, 2.40 mm Thick (.0945 in.)				844C-42 S/N 101-
	P31814	A/R	Shim, 2.45 mm Thick (.0964 in.)				1044C-42 S/N 101-
	P31815	A/R	Shim, 2.50 mm Thick (.0984 in.)				1044C-54 S/N 101-
	P31816	A/R	Shim, 2.55 mm Thick (.1004 in.)				8K-42 S/N 101-
	P31817	A/R	Shim, 2.60 mm Thick (.1023 in.)				10K-42 S/N 101-
	P31818	A/R	Shim, 2.65 mm Thick (.1043 in.)				10K-54 S/N 101-
	P31819	A/R	Shim, 2.70 mm Thick (.1063 in.)				

CLUTCH PACK, 3rd GEAR (4WG 100) (1 of 2)

1.43.1

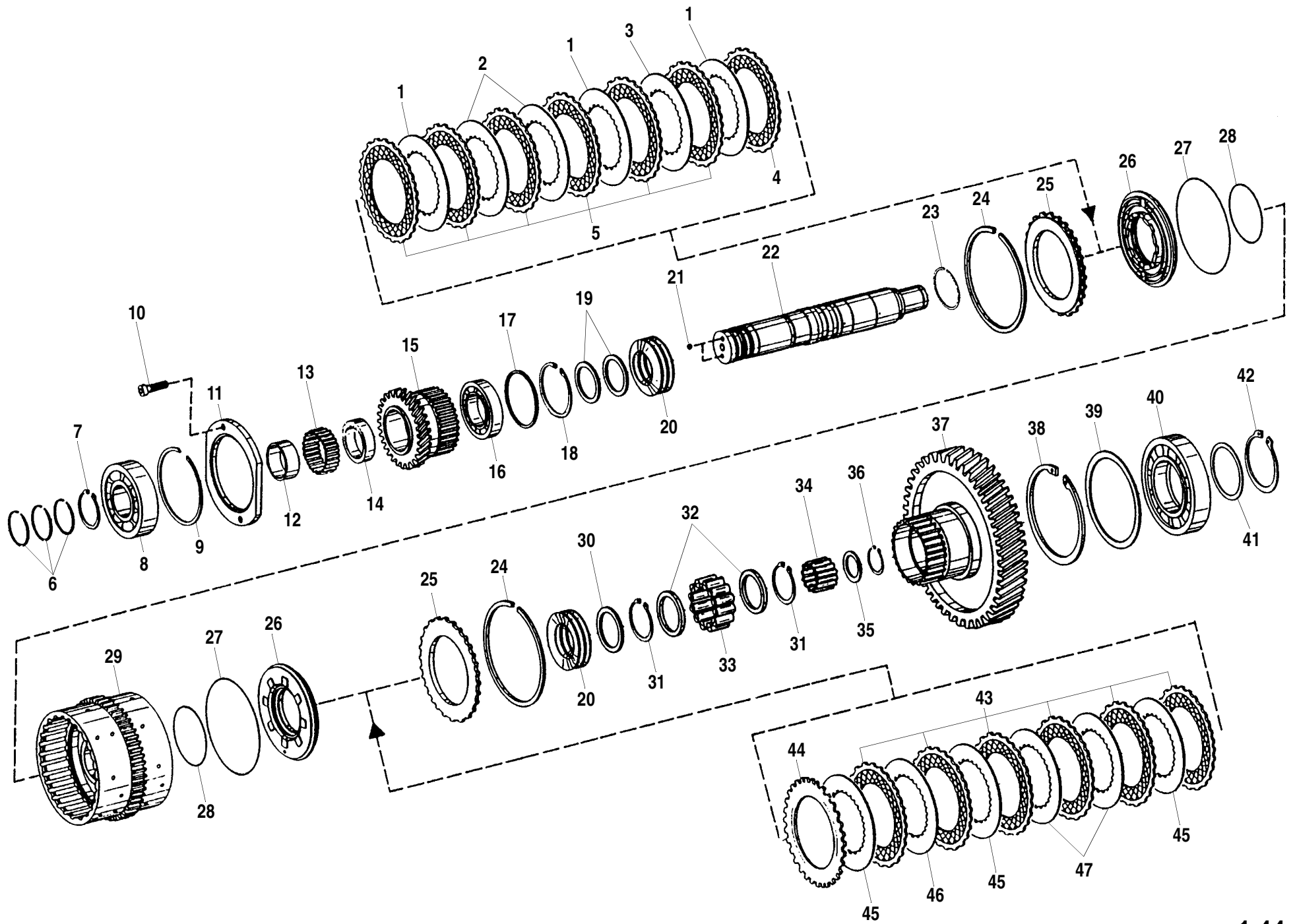
644B
6K
844C
8K
1044C
10K



ITEM	PART NO.	QTY.	DESCRIPTION
33	P31929	A/R	Washer, 1.00 mm Thick (.0394 in.)
	P31930	A/R	Washer, 1.05 mm Thick (.0413 in.)
	P31931	A/R	Washer, 1.10 mm Thick (.0433 in.)
	P31932	A/R	Washer, 1.15 mm Thick (.0453 in.)
	P31933	A/R	Washer, 1.20 mm Thick (.0472 in.)
	P31934	A/R	Washer, 1.25 mm Thick (.0492 in.)
	P31935	A/R	Washer, 1.30 mm Thick (.0512 in.)
	P31936	A/R	Washer, 1.35 mm Thick (.0531 in.)
34	P31927	1	Bearing, Roller
35	P31938	A/R	Shim, 0.80 mm Thick (.0315 in.)
	P31939	A/R	Shim, 0.85 mm Thick (.0335 in.)
	P31940	A/R	Shim, 0.90 mm Thick (.0354 in.)
	P31941	A/R	Shim, 0.95 mm Thick (.0374 in.)
	P31942	A/R	Shim, 1.00 mm Thick (.0394 in.)
	P31943	A/R	Shim, 1.05 mm Thick (.0413 in.)
	P31944	A/R	Shim, 1.10 mm Thick (.0433 in.)
	P31945	A/R	Shim, 1.15 mm Thick (.0453 in.)
	P31946	A/R	Shim, 1.20 mm Thick (.0472 in.)
	P31947	A/R	Shim, 1.25 mm Thick (.0492 in.)
36	P31948	A/R	Shim, 1.30 mm Thick (.0512 in.)
	P31949	1	Ring, Retaining

844C-42 S/N 101-
1044C-42 S/N 101-
1044C-54 S/N 101-
8K-42 S/N 101-
10K-42 S/N 101-
10K-54 S/N 101-

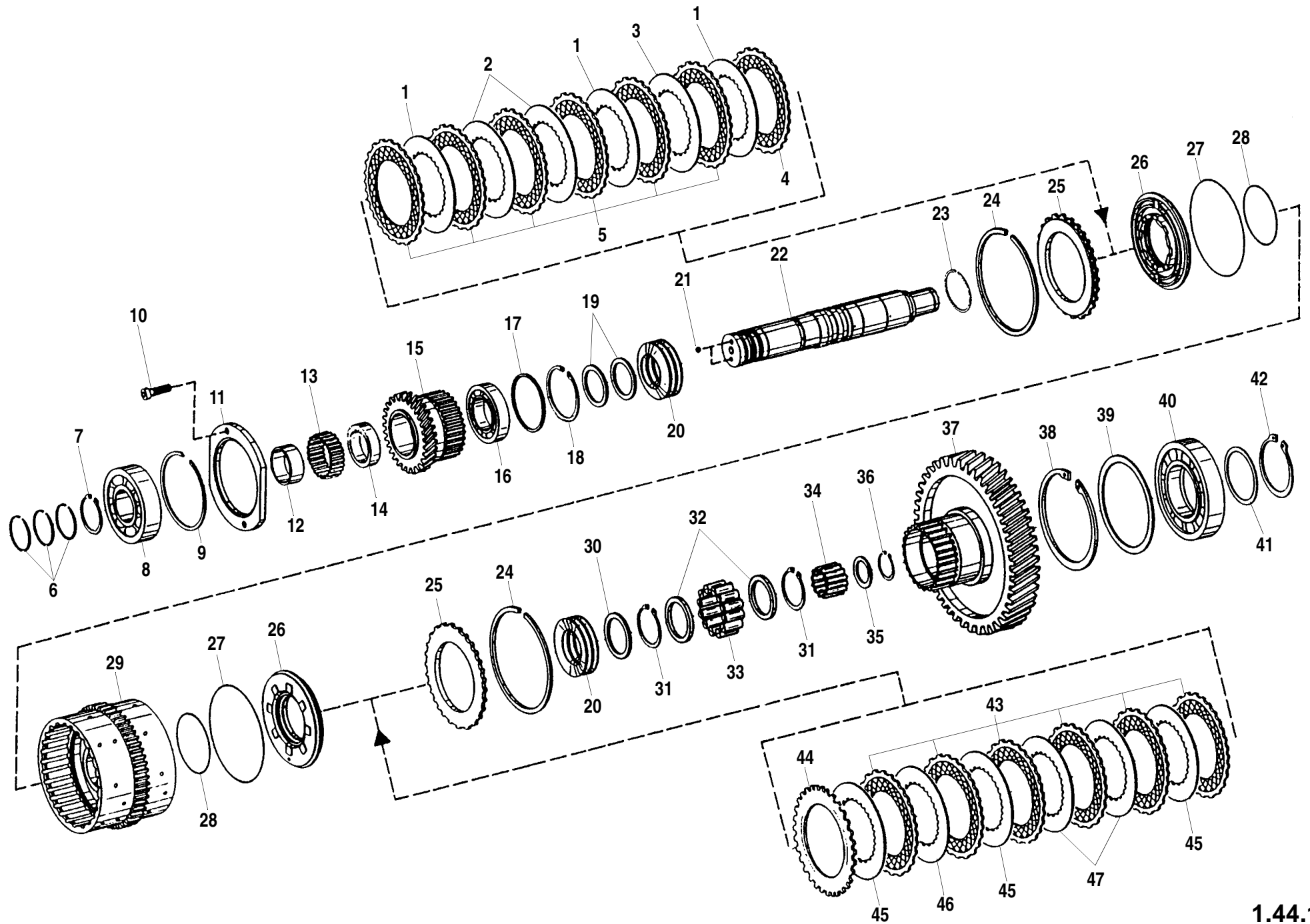
644B
6K
844C
8K
1044C
10K
▼



ITEM	PART NO.	QTY.	DESCRIPTION
1	P31847	3	Disc, Inner Clutch, 2.0 mm Thick (.0787 in.)
2	P31848	2	Disc, Inner Clutch, 1.5 mm Thick (.0590 in.)
3	P31847	A/R	Disc, Inner Clutch, 2.0 mm Thick (.0787 in.)
	P31848	A/R	Disc, Inner Clutch, 1.5 mm Thick (.0590 in.)
	P31849	A/R	Disc, Inner Clutch, 2.5 mm Thick (.0984 in.)
4	P31851	1	Disc, Outer Clutch
5	P31850	6	Disc, Outer Clutch
6	P31788	3	Ring, Piston
7	P31789	1	Ring, Retaining
8	P31912	1	Bearing, Ball
9	P31913	3	Ring, Snap
10	P31740	2	Capscrew, Socket Hd. M8 x 35mm
11	P31914	1	Washer
12	P32105	1	Ring, Internal
13	P32104	1	Needle Cage
14	P32106	1	Bushing
15	P32103	1	Gear, Spur
16	P31824	1	Bearing, Ball
17	P31834	A/R	Shim, 0.80 mm Thick (.0315 in.)
	P31835	A/R	Shim, 0.90 mm Thick (.0354 in.)
	P31836	A/R	Shim, 1.00 mm Thick (.0394 in.)
	P31837	A/R	Shim, 1.10 mm Thick (.0433 in.)
	P31838	A/R	Shim, 1.20 mm Thick (.0472 in.)
	P31839	A/R	Shim, 1.30 mm Thick (.0512 in.)
18	P32107	1	Retaining, Ring
19	P31791	A/R	Shim, 1.30 mm Thick (.0512 in.)
	P31792	A/R	Shim, 1.35 mm Thick (.0531 in.)
	P31793	A/R	Shim, 1.40 mm Thick (.0551 in.)
	P31794	A/R	Shim, 1.45 mm Thick (.0571 in.)
	P31795	A/R	Shim, 1.50 mm Thick (.0590 in.)
	P31796	A/R	Shim, 1.55 mm Thick (.0610 in.)
	P31797	A/R	Shim, 1.60 mm Thick (.0630 in.)
	P31798	A/R	Shim, 1.65 mm Thick (.0649 in.)
	P31799	A/R	Shim, 1.70 mm Thick (.0669 in.)
	P31800	A/R	Shim, 1.75 mm Thick (.0689 in.)
	P31801	A/R	Shim, 1.80 mm Thick (.0708 in.)

ITEM	PART NO.	QTY.	DESCRIPTION
	P31802	A/R	Shim, 1.85 mm Thick (.0728 in.)
	P31803	A/R	Shim, 1.90 mm Thick (.0748 in.)
	P31804	A/R	Shim, 1.95 mm Thick (.0768 in.)
	P31805	A/R	Shim, 2.00 mm Thick (.0787 in.)
	P31806	A/R	Shim, 2.05 mm Thick (.0807 in.)
	P31807	A/R	Shim, 2.10 mm Thick (.0827 in.)
	P31808	A/R	Shim, 2.15 mm Thick (.0846 in.)
	P31809	A/R	Shim, 2.20 mm Thick (.0866 in.)
	P31810	A/R	Shim, 2.25 mm Thick (.0886 in.)
	P31811	A/R	Shim, 2.30 mm Thick (.0905 in.)
	P31812	A/R	Shim, 2.35 mm Thick (.0925 in.)
	P31813	A/R	Shim, 2.40 mm Thick (.0945 in.)
	P31814	A/R	Shim, 2.45 mm Thick (.0964 in.)
	P31815	A/R	Shim, 2.50 mm Thick (.0984 in.)
	P31816	A/R	Shim, 2.55 mm Thick (.1004 in.)
	P31817	A/R	Shim, 2.60 mm Thick (.1023 in.)
	P31818	A/R	Shim, 2.65 mm Thick (.1043 in.)
	P31819	A/R	Shim, 2.70 mm Thick (.1063 in.)
	P31820	A/R	Shim, 2.75 mm Thick (.1082 in.)
	P31821	A/R	Shim, 2.80 mm Thick (.1102 in.)
20	P31825	10	Spring, Cup
21	P31761	2	Ball
22	P31911	1	Shaft
23	P31832	1	Ring, Snap
24	P31826	2	Ring, Snap
25	P31827	2	Shim, End
26	P31830	2	Piston

- 844C-42 S/N 101-**
- 1044C-42 S/N 101-**
- 1044C-54 S/N 101-**
- 8K-42 S/N 101-**
- 10K-42 S/N 101-**
- 10K-54 S/N 101-**



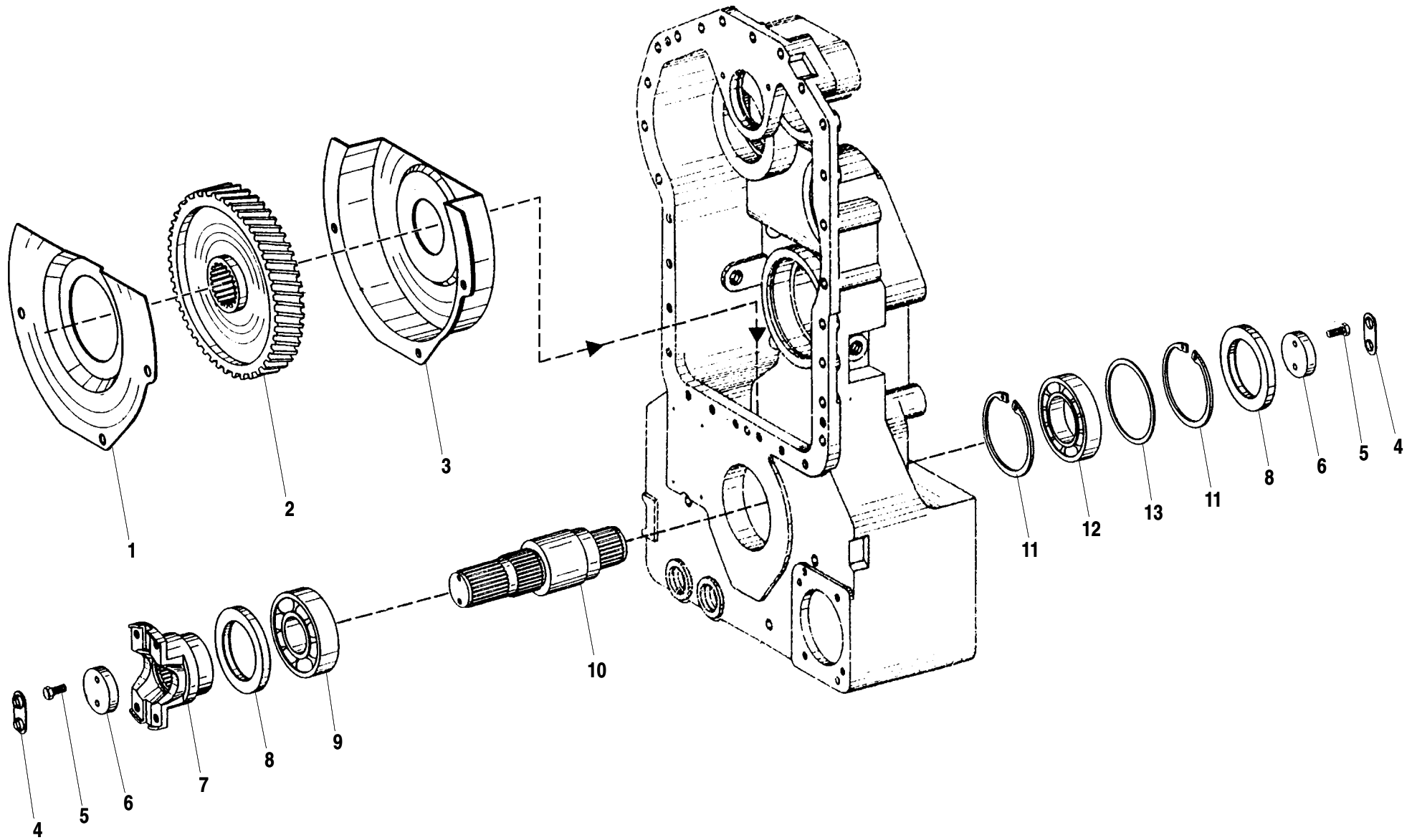
ITEM	PART NO.	QTY.	DESCRIPTION
27	P31829	2	O-Ring
28	P31828	2	O-Ring
29	P31916	1	Carrier, Disc
30	P31919	A/R	Shim, 3.40 mm Thick (.1339 in.)
	P31920	A/R	Shim, 1.60 mm Thick (.0630 in.)
31	P31921	2	Ring, Retaining
32	P31922	2	Washer, Thrust
33	P31918	1	Cage, Roller
34	P31950	1	Cage, Needle
35	P31951	1	Shim
36	P31952	1	Ring, Retaining
37	P31917	1	Gear, Spur
38	P31928	1	Ring, Retaining
39	P31929	A/R	Washer, 1.00 mm Thick (.0394 in.)
	P31930	A/R	Washer, 1.05 mm Thick (.0413 in.)
	P31931	A/R	Washer, 1.10 mm Thick (.0433 in.)
	P31932	A/R	Washer, 1.15 mm Thick (.0453 in.)
	P31933	A/R	Washer, 1.20 mm Thick (.0472 in.)
	P31934	A/R	Washer, 1.25 mm Thick (.0492 in.)
	P31935	A/R	Washer, 1.30 mm Thick (.0512 in.)
	P31936	A/R	Washer, 1.35 mm Thick (.0531 in.)
	P31937	A/R	Washer, 1.40 mm Thick (.0551 in.)
40	P31927	1	Bearing, Roller
41	P31938	A/R	Shim, 0.80 mm Thick (.0315 in.)
	P31939	A/R	Shim, 0.85 mm Thick (.0335 in.)
	P31940	A/R	Shim, 0.90 mm Thick (.0354 in.)
	P31941	A/R	Shim, 0.95 mm Thick (.0374 in.)
	P31942	A/R	Shim, 1.00 mm Thick (.0394 in.)
	P31943	A/R	Shim, 1.05 mm Thick (.0413 in.)
	P31944	A/R	Shim, 1.10 mm Thick (.0433 in.)
	P31945	A/R	Shim, 1.15 mm Thick (.0453 in.)
	P31946	A/R	Shim, 1.20 mm Thick (.0472 in.)
	P31947	A/R	Shim, 1.25 mm Thick (.0492 in.)
	P31948	A/R	Shim, 1.30 mm Thick (.0512 in.)
42	P31949	1	Ring, Retaining
43	P31850	6	Disc, Inner Clutch
44	P31851	1	Disc, Inner Clutch

ITEM	PART NO.	QTY.	DESCRIPTION
45	P31847	3	Disc, Inner Clutch, 2.0 mm Thick (.0787 in.)
46	P31847	A/R	Disc, Inner Clutch, 2.0 mm Thick (.0787 in.)
	P31848	A/R	Disc, Inner Clutch, 1.5 mm Thick (.0590 in.)
	P31849	A/R	Disc, Inner Clutch, 2.5 mm Thick (.0984 in.)
47	P31848	2	Disc, Inner Clutch, 1.5 mm Thick (.0590 in.)
844C-42 S/N 101-			
1044C-42 S/N 101-			
1044C-54 S/N 101-			
8K-42 S/N 101-			
10K-42 S/N 101-			
10K-54 S/N 101-			

CLUTCH PACK, 4th GEAR (4WG 100) (2 OF 2)

1.44.1

644B
6K
844C
8K
1044C
10K
▼

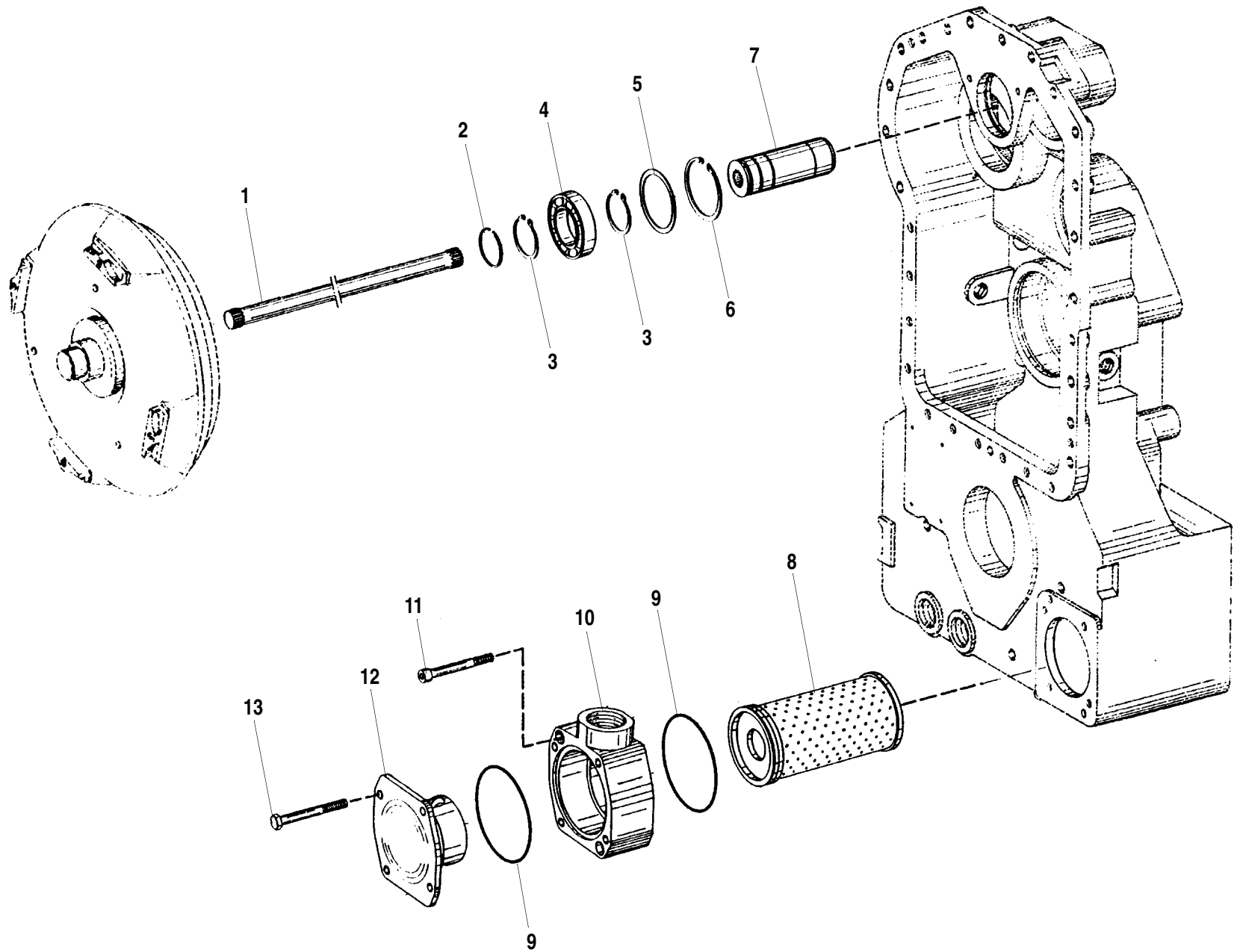


ITEM	PART NO.	QTY.	DESCRIPTION
1	P31739	1	Shield, Plate
2	P31954	1	Gear, Output
3	P31738	1	Cover, Output Gear
4	P31958	2	Washer, Tab
5	P31959	4	Capscrew, Hx., M8 x 25mm
6	P31957	2	Washer
7	P31956	1	Flange, Input
8	P31977	2	Seal, Shaft
9	P31955	1	Bearing, Ball
10	P31953	1	Shaft, Output
11	P31961	2	Ring, Retaining
12	P31960	1	Bearing, Ball
13	P31962	A/R	Shim, 1.00 mm Thick (.0394 in.)
	P31963	A/R	Shim, 1.05 mm Thick (.0413 in.)
	P31964	A/R	Shim, 1.10 mm Thick (.0433 in.)
	P31965	A/R	Shim, 1.15 mm Thick (.0453 in.)
	P31966	A/R	Shim, 1.20 mm Thick (.0472 in.)
	P31967	A/R	Shim, 1.25 mm Thick (.0492 in.)
	P31968	A/R	Shim, 1.30 mm Thick (.0512 in.)
	P31969	A/R	Shim, 1.35 mm Thick (.0531 in.)
	P31970	A/R	Shim, 1.40 mm Thick (.0551 in.)
	P31971	A/R	Shim, 1.45 mm Thick (.0571 in.)
	P31972	A/R	Shim, 1.50 mm Thick (.0590 in.)
	P31973	A/R	Shim, 1.55 mm Thick (.0610 in.)
	P31974	A/R	Shim, 1.60 mm Thick (.0630 in.)
	P31975	A/R	Shim, 1.65 mm Thick (.0649 in.)
	P31976	A/R	Shim, 1.70 mm Thick (.0669 in.)

844C-42 S/N 101-
1044C-42 S/N 101-
1044C-54 S/N 101-
8K-42 S/N 101-
10K-42 S/N 101-
10K-54 S/N 101-

644B
6K
844C
8K
1044C
10K
▼

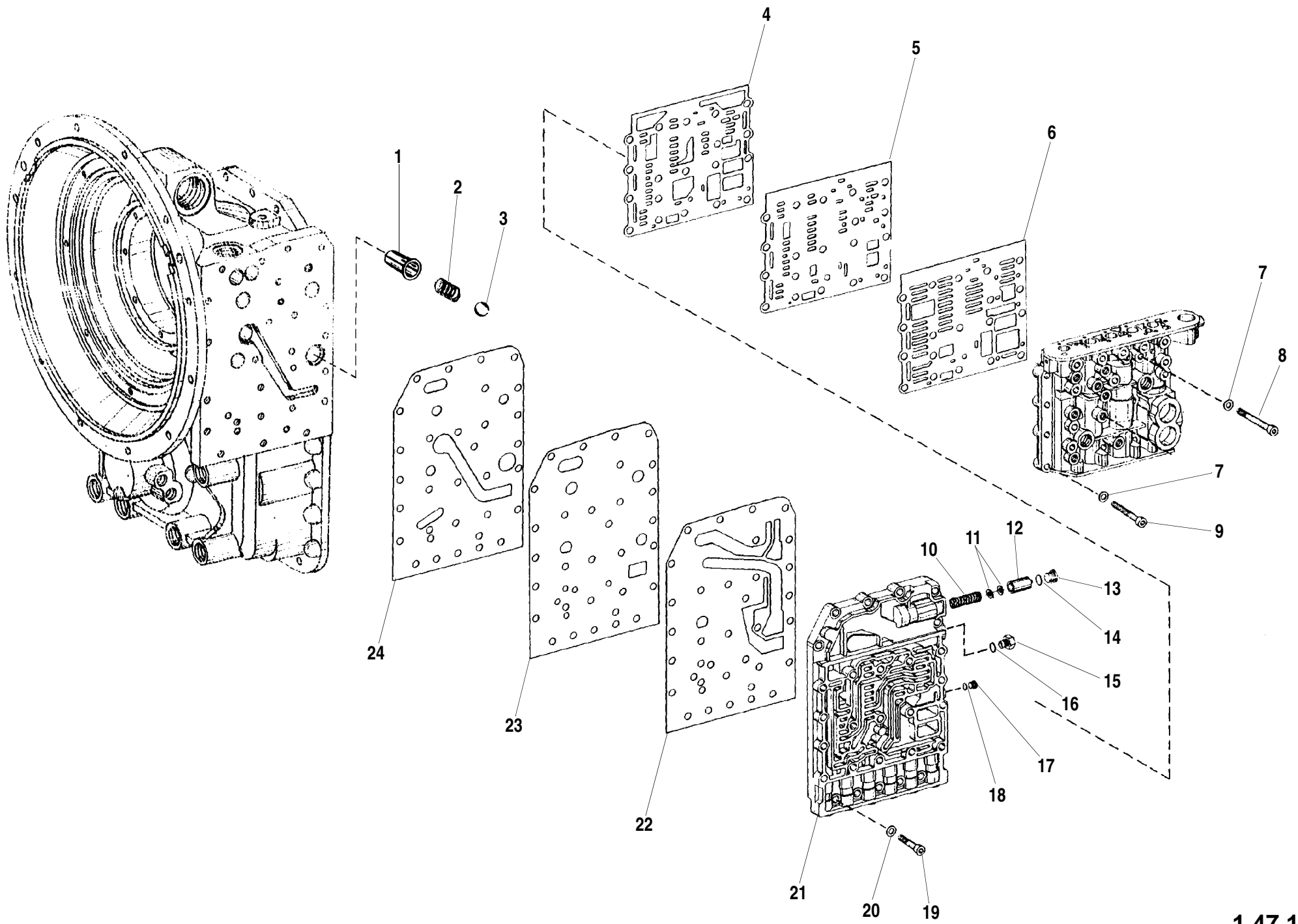
OUTPUT GROUP (4WG 100) 1.45.1



ITEM	PART NO.	QTY.	DESCRIPTION
1	P31989	1	Shaft, Central
2	P31733	1	Ring, Piston
3	P31845	2	Ring, Retaining
4	P31991	1	Bearing, Ball
5	P31992	A/R	Shim, 1.00 mm Thick (.0394 in.)
	P31993	A/R	Shim, 1.05 mm Thick (.0413 in.)
	P31994	A/R	Shim, 1.10 mm Thick (.0433 in.)
	P31995	A/R	Shim, 1.15 mm Thick (.0453 in.)
	P31996	A/R	Shim, 1.20 mm Thick (.0472 in.)
	P31997	A/R	Shim, 1.25 mm Thick (.0492 in.)
	P31998	A/R	Shim, 1.30 mm Thick (.0512 in.)
	P31999	A/R	Shim, 1.35 mm Thick (.0531 in.)
	P32000	A/R	Shim, 1.40 mm Thick (.0551 in.)
	P32001	A/R	Shim, 1.45 mm Thick (.0571 in.)
	P32002	A/R	Shim, 1.50 mm Thick (.0590 in.)
	P32003	A/R	Shim, 1.55 mm Thick (.0610 in.)
	P32004	A/R	Shim, 1.60 mm Thick (.0630 in.)
6	P32005	1	Ring, Retaining
7	P31990	1	Bushing
8	P31926	1	Filter
9	P31925	2	O-Ring
10	P31923	1	Fixture, Holding
11	P04866	2	Capscrew, Socket Hd., M8 x 60mm
12	P31924	1	Cover
13	P04114	4	Capscrew, Hx., M8 x 75mm

844C-42 S/N 101-
1044C-42 S/N 101-
1044C-54 S/N 101-
8K-42 S/N 101-
10K-42 S/N 101-
10K-54 S/N 101-

644B
6K
844C
8K
1044C
10K



ITEM	PART NO.	QTY.	DESCRIPTION
1	P32074	1	Valve Insert
2	P32075	1	Spring, Compression
3	P32071	1	Ball
4	P32011	1	Gasket
5	P32012	1	Plate, Cover
6	P32013	1	Gasket
7	P31710	17	Washer
8	P32016	1	Capscrew, Socket Hd., M8 x 85mm
9	P32014	16	Capscrew, Socket Hd., M8 x 65mm
10	P32023	1	Spring, Compression
11	P32022	2	Washer
12	P32021	1	Spool, Valve
13	P32024	1	Plug, Screw
14	P32025	1	O-Ring
15	P32019	1	Adapter
16	P32020	1	O-Ring
17	P32017	1	Plug, Screw
18	P31709	1	O-Ring
19	P32010	11	Capscrew, Socket Hd., M8 x 35mm
20	P31710	11	Washer
21	P32009	1	Plate, Duct
22	P32008	1	Gasket
23	P32007	1	Plate, Cover
24	P32006	1	Gasket

844C-42 S/N 101-

1044C-42 S/N 101-

1044C-54 S/N 101-

8K-42 S/N 101-

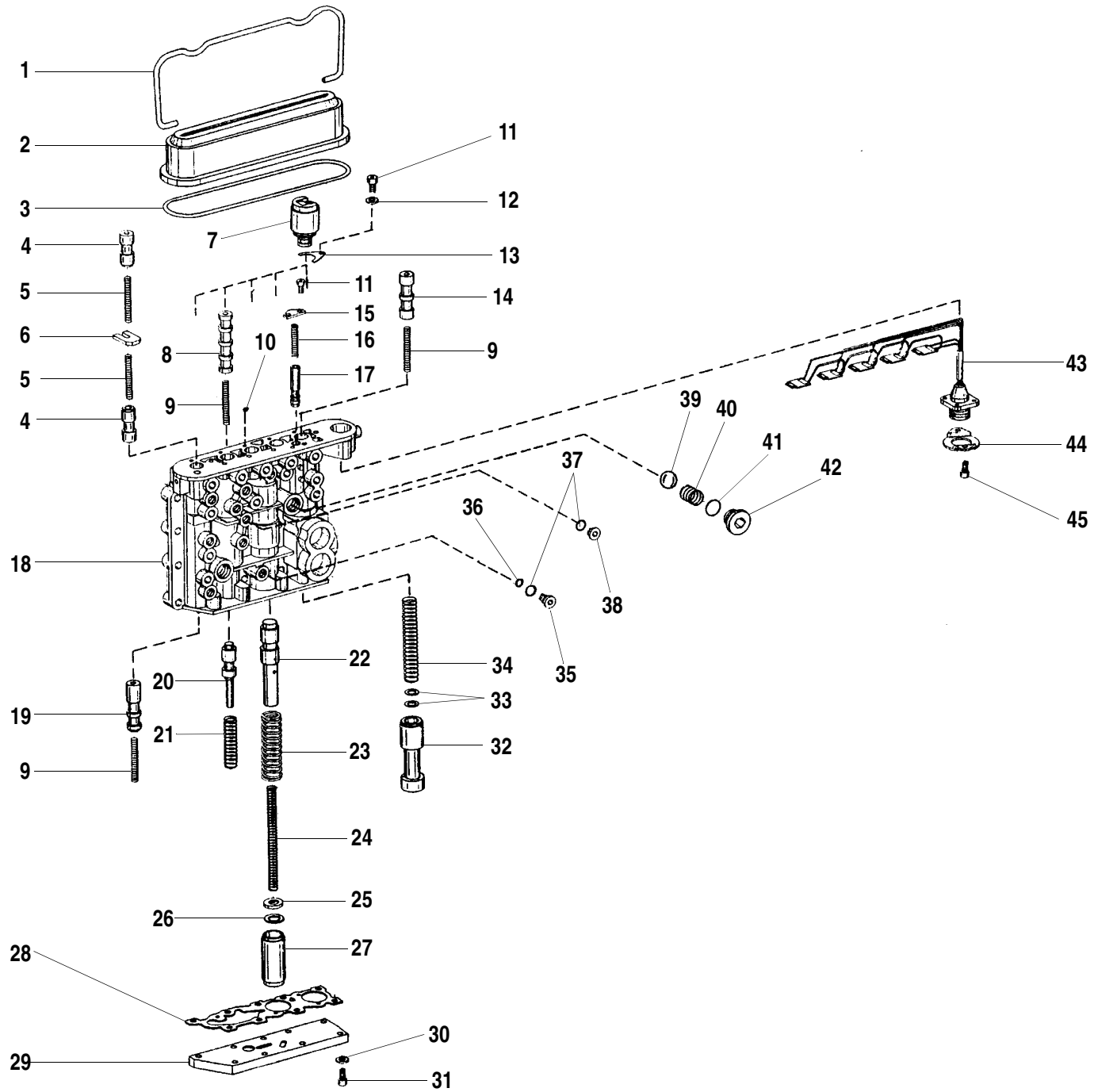
10K-42 S/N 101-

10K-54 S/N 101-

644B
6K
844C
8K
1044C
10K

GEARSHIFT SYSTEM (4WG 100)

1.47.1

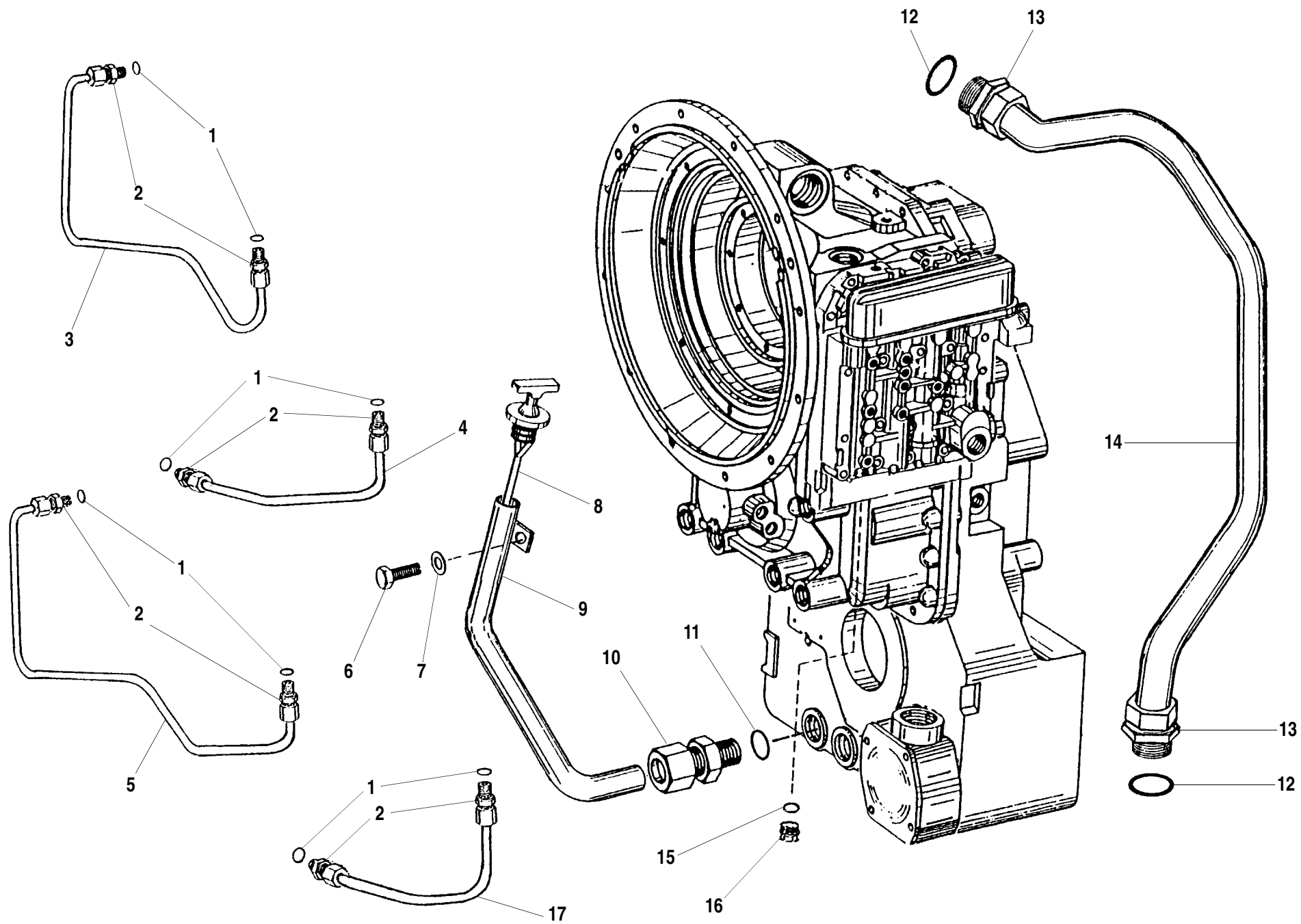


ITEM	PART NO.	QTY.	DESCRIPTION
	37728X	1	Control Valve Assembly - 4 Speed (Includes Items 1-45)
1	P32070	1	Bracket, Clamp
2	P32068	1	Cover
3	P32069	1	O-Ring
4	P32050	2	Piston
5	P32049	2	Spring, Compression
6	P32048	1	Plate, Stop
7	P32062	5	Valve, Solenoid
8	P32055	1	Piston
9	P32049	3	Spring, Compression
10	P32061	10	Ball
11	P32060	7	Capscrew, Socket Hd., M5 x 12mm
12	P32064	5	Washer
13	P32063	5	Plate, Fixing
14	P32056	1	Piston
15	P32059	1	Plate, Cover
16	P32058	1	Spring, Compression
17	P32057	1	Valve, Reduction
18	①P32026	1	Housing, Valve
19	P32051	1	Piston
20	P32046	1	Piston
21	P32047	1	Spring, Compression
22	P32038	1	Piston
23	P32039	1	Spring, Compression
24	P32040	1	Spring, Compression
25	P32042	1	Washer
26	P32043	A/R	Shim, 2.00mm (.0787 in.)
	P32044	A/R	Shim, 1.00mm (.0394 in.)
	P32045	A/R	Shim,.050mm (.0197 in.)
27	P32041	1	Piston
28	P32052	1	Gasket
29	P32053	1	Cover
30	P32015	9	Washer
31	P32054	9	Capscrew, Socket Hd., M6 x 20mm
32	P32028	1	Piston

ITEM	PART NO.	QTY.	DESCRIPTION
33	P32029	1	Ring, Shim
34	P32027	1	Spring, Compression
35	P32030	A/R	Orifice,.60mm (.0236 in.)
	P32031	A/R	Orifice,.65mm (.0256 in.)
	P32032	A/R	Orifice,.70mm (.0275 in.)
	P32033	A/R	Orifice,.75mm (.0296 in.)
	P32034	A/R	Orifice,.80mm (.0315 in.)
	P32035	A/R	Orifice,.85mm (.0335 in.)
	P32036	A/R	Orifice,.90mm (.0354 in.)
36	P32037	1	O-Ring
37	P31709	9	O-Ring
38	P32017	8	Plug, Screw
39	P32071	2	Ball
40	P32072	2	Spring, Compression
41	P32018	2	O-Ring
42	P32073	2	Plug, Screw
43	P32065	1	Harness, Wiring
44	P32067	1	Plate, Support
45	P32066	2	Capscrew, Socket Hd., M6 x 16mm
NOTES:			
① Ten each of item 10, Ball are required when replacing item 18, Valve Body.			
844C-42 S/N 101-			
1044C-42 S/N 101-			
1044C-54 S/N 101-			
8K-42 S/N 101-			
10K-42 S/N 101-			
10K-54 S/N 101-			

CONTROL VALVE (4WG 100) 1.48.1

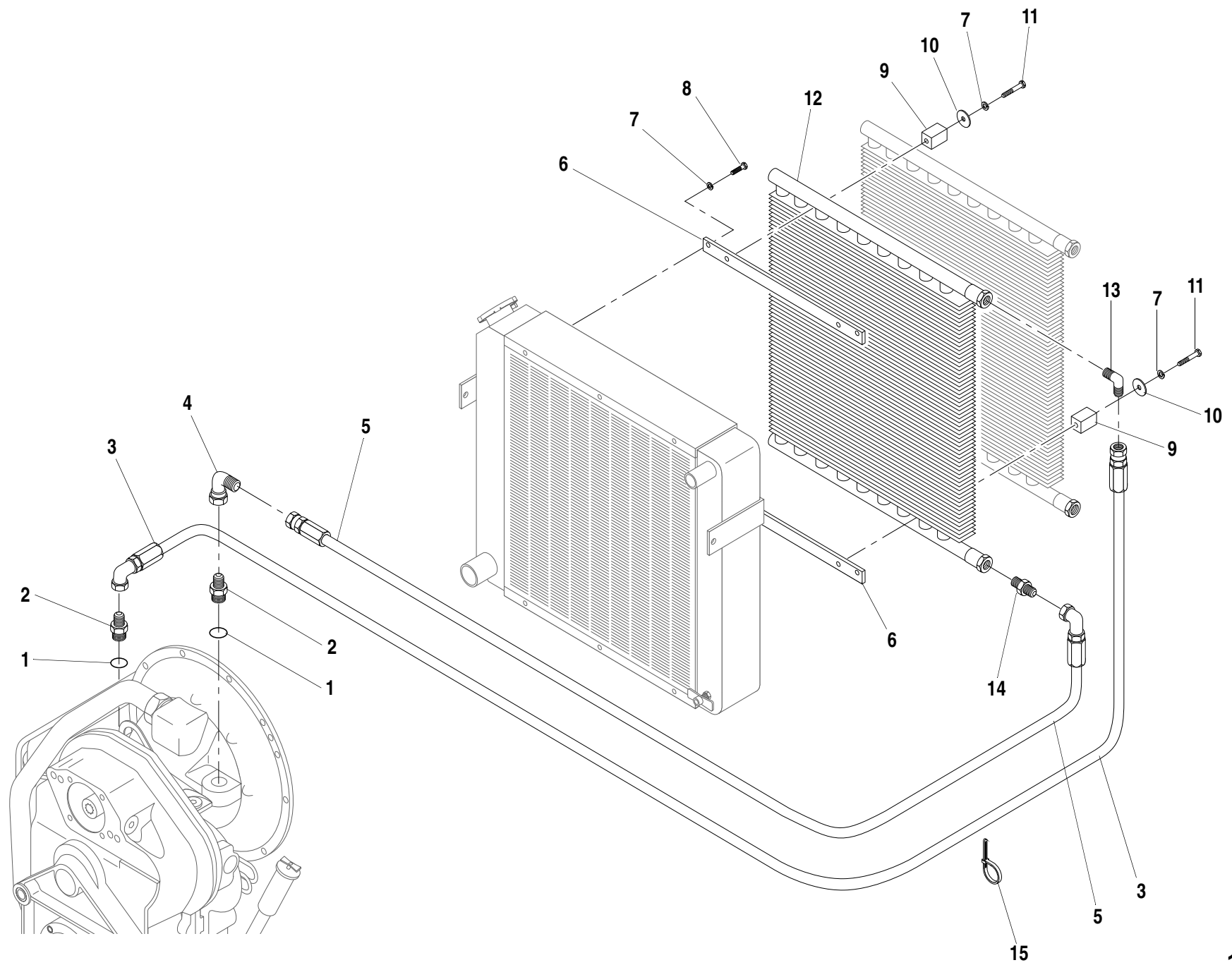
644B
6K
844C
8K
1044C
10K
▼



ITEM	PART NO.	QTY.	DESCRIPTION
1	P32085	6	O-Ring
2	P32084	6	Union, Pipe
3	P32087	1	Tube
4	P32088	1	Tube
5	P32086	1	Tube
6	P32081	1	Capscrew, Hx., M20 x 20mm
7	P32082	1	Washer
8	P32080	1	Dipstick, Oil
9	37796X	1	Tube, Oil Level
10	P32078	1	Union, Pipe
11	P31743	1	O-Ring
12	P32091	2	O-Ring
13	P32090	2	Union, Pipe
14	P32089	1	Tube, Suction
15	P32085	4	O-Ring
16	P32092	4	Plug, Screw
17	P32109	1	Tube

844C-42 S/N 101-
1044C-42 S/N 101-
1044C-54 S/N 101-
8K-42 S/N 101-
10K-42 S/N 101-
10K-54 S/N 101-

644B
 6K
844C
 8K
1044C
 10K
 ▼



ITEM	PART NO.	QTY.	DESCRIPTION
1	P31574	2	Sealing Washer, 26mm
2	P31573	2	Adapter, O-Ring
3	P32420	1	Hose, Transmission Cooler
4	P21632	1	90° Elbow, Swivel
5	36573X	1	Hose, Transmission Cooler
6	36429A	2	Mounting Strap, Oil Cooler
7	P01309	8	Lockwasher, 5/16"
8	P00102	4	Capscrew, Hx., 5/16"-18 x 3/4"
9	P26312	4	Mounting Block, Rubber
10	P01453	4	Fender Washer, 5/16"
11	P00110	4	Capscrew, Hx., 5/16"-18 x 2 1/2"
12	●N.L.A.	1	Oil Cooler, Transmission w/ Pipe Thread Ports
13	P17808	1	90° Elbow, JIC-Pipe
14	P17804	1	Adapter, JIC-Pipe
15	P20496	3	Cable Tie

NOTES:

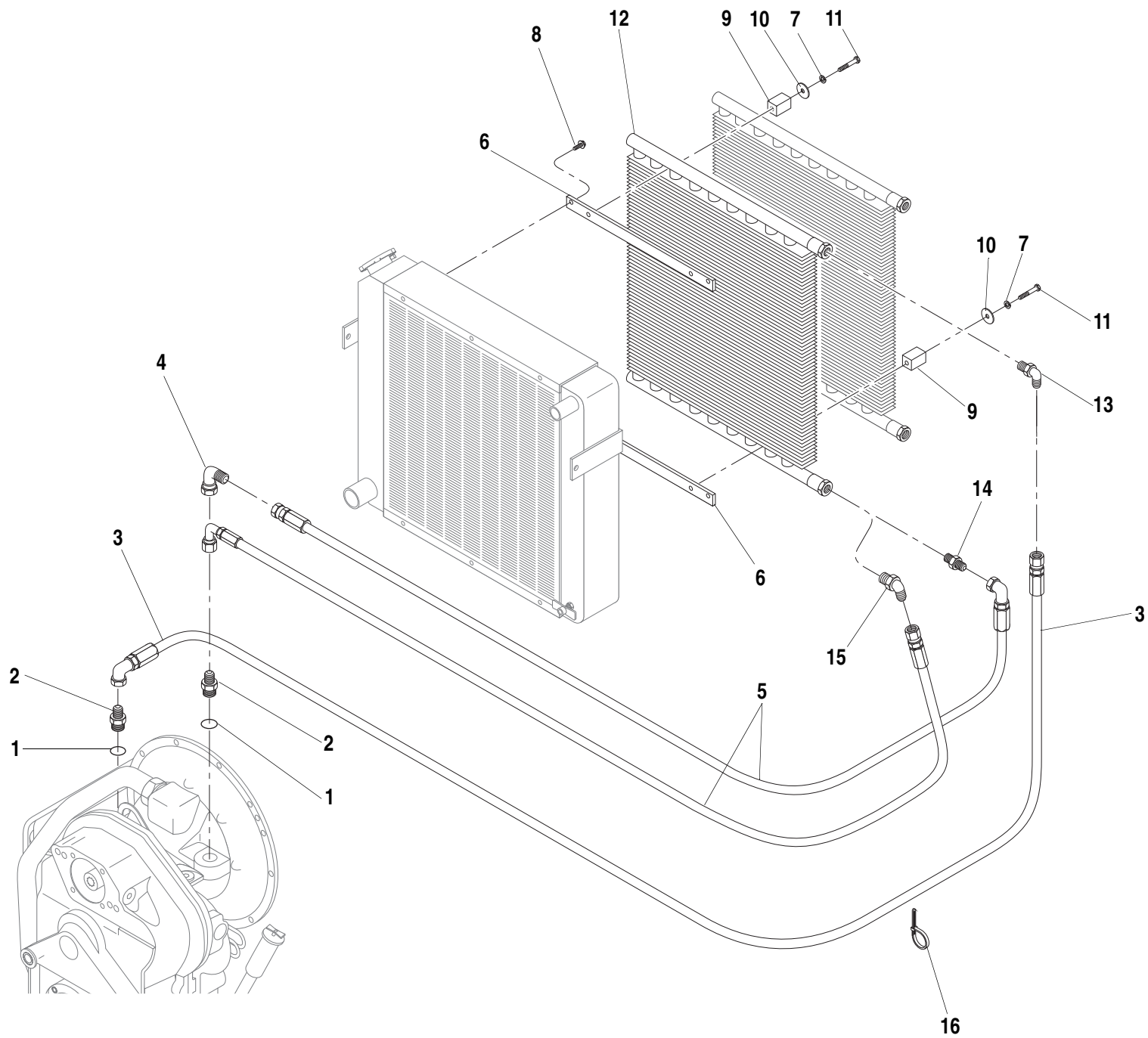
- For Replacement, Order Oil Cooler Kit 65021B.
Kit Includes:
8180315, Oil Cooler w/O-Ring Ports (Replaces 14251B)
P17802, 90° Elbow, O-Ring (Replaces Item 13).
P19147, Adapter, O-Ring (Replaces Item 14).
(See 1.53.1.1 for Breakdown)

644B-37 S/N 101-586
644B-42 S/N 101-156
844C-42 S/N 101-468
1044C-42 S/N 101-113
1044C-54 S/N 101-124
6K-37 S/N 101-274
6K-42 S/N 101-115
8K-42 S/N 101-196
10K-42 S/N 101-106
10K-54 S/N 101

644B
6K
844C
8K
1044C
10K
▼

TRANSMISSION OIL COOLER ASSEMBLY

1.53.1



ITEM	PART NO.	QTY.	DESCRIPTION
1	P31574	2	Sealing Washer, 26mm
2	P31573	2	Adapter, O-Ring
3	❶P32420	1	Hose, Transmission Cooler
4	P21632	1	90° Elbow, Swivel
5	❷10837604	1	Hose, Transmission Cooler
6	36429A	2	Mounting Strap, Oil Cooler
7	P01309	4	Lockwasher, 5/16"
8	P05322	4	Capscrew, Flg Hd., 5/16"-18 x 3/4"
9	P26312	4	Mounting Block, Rubber
10	P01453	4	Fender Washer, 5/16"
11	P00110	4	Capscrew, Hx., 5/16"-18 x 2 1/2"
12	8180315	1	Oil Cooler, Transmission
13	P17802	1	90° Elbow, O-Ring
14	P17805	1	Connector, O-Ring
15	P19147	1	45° Elbow, O-Ring
16	P20496	3	Cable Tie

NOTES:

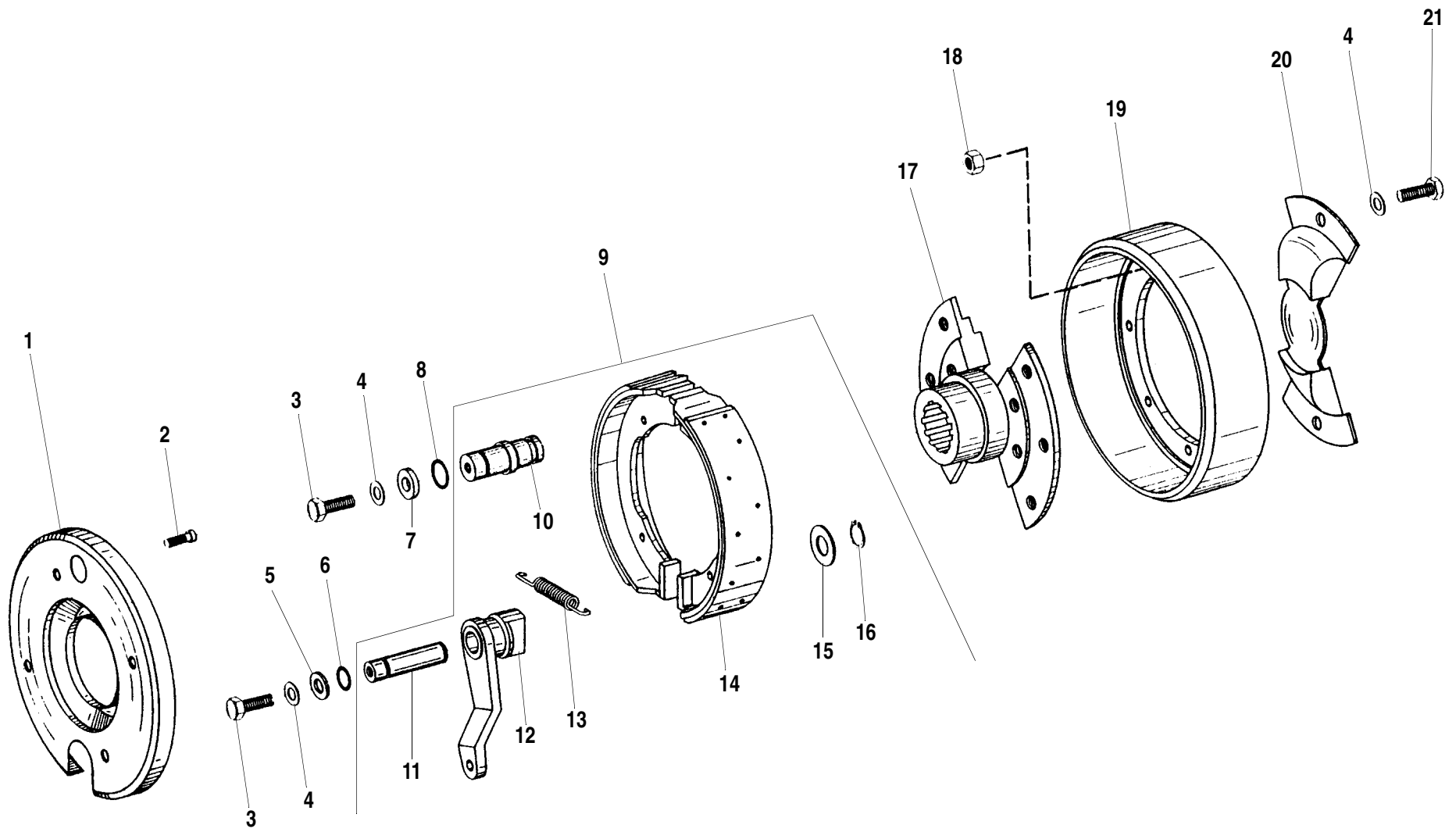
- ❶ For Machines with John Deere 6 cylinder use 10837526.
- ❷ For Machines with John Deere 6 cylinder use 10866755.

644B-37 S/N 587-
644B-42 S/N 157-
844C-42 S/N 469-
1044C-42 S/N 114-
1044C-54 S/N 125-
6K-37 S/N 275-
6K-42 S/N 116-
8K-42 S/N 197-
10K-42 S/N 107-
10K-54 S/N 102-

644B
6K
844C
8K
1044C
10K

TRANSMISSION OIL COOLER ASSEMBLY

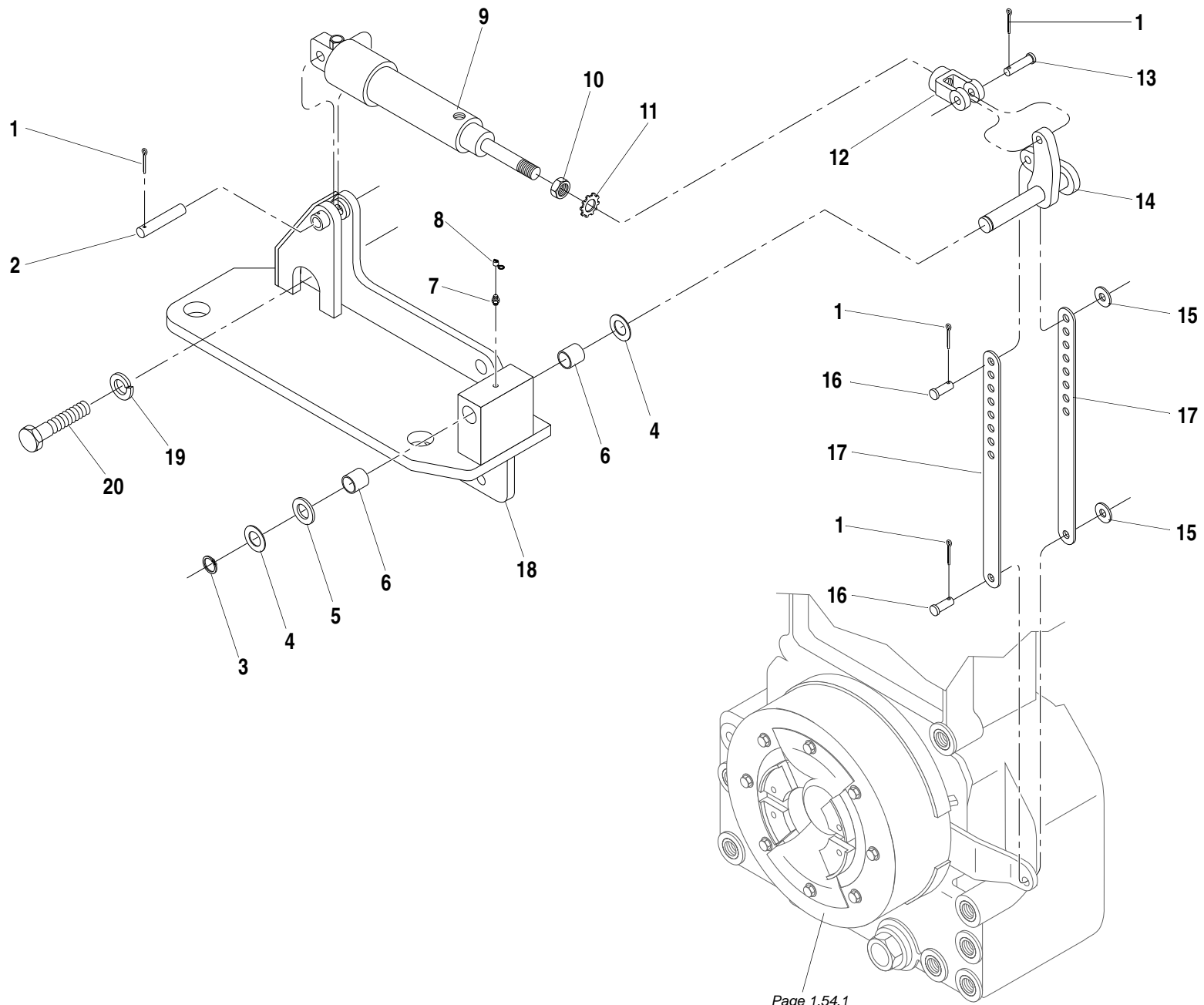
1.53.1.1



ITEM	PART NO.	QTY.	DESCRIPTION
1	P32096	1	Plate, Cover
2	P31980	4	Capscrew, Socket Hd., M6 x 10mm
3	P32101	2	Capscrew, Hx., M10 x 22mm
4	P32095	10	Washer
5	P32100	1	Washer
6	P31978	1	O-Ring
7	P32099	1	Washer
8	P31979	1	O-Ring
9	P31981	1	Coupling, Brake (Includes Items 10–16)
10	P31984	1	Pin, Anchor
11	P31985	1	Pin
12	P31988	1	Brake Cam
13	P31983	2	Spring, Tension
14	P31982	2	Coupling, Brake Shoe
15	P31986	1	Washer
16	P31987	1	Circlip
17	P32097	1	Output Flange
18	P31751	2	Nut, Hx., M10
19	P32093	1	Drum, Brake
20	P32098	1	Cover Plate
21	P32094	8	Capscrew, Hx., M10 x 25mm

644B-37 S/N 101-
644B-42 S/N 101-
844C-42 S/N 101-
1044C-42 S/N 101-
1044C-54 S/N 101-
6K-37 S/N 101-
6K-42 S/N 101-
8K-42 S/N 101-
10K-42 S/N 101-
10K-54 S/N 101-

644B
6K
844C
8K
1044C
10K



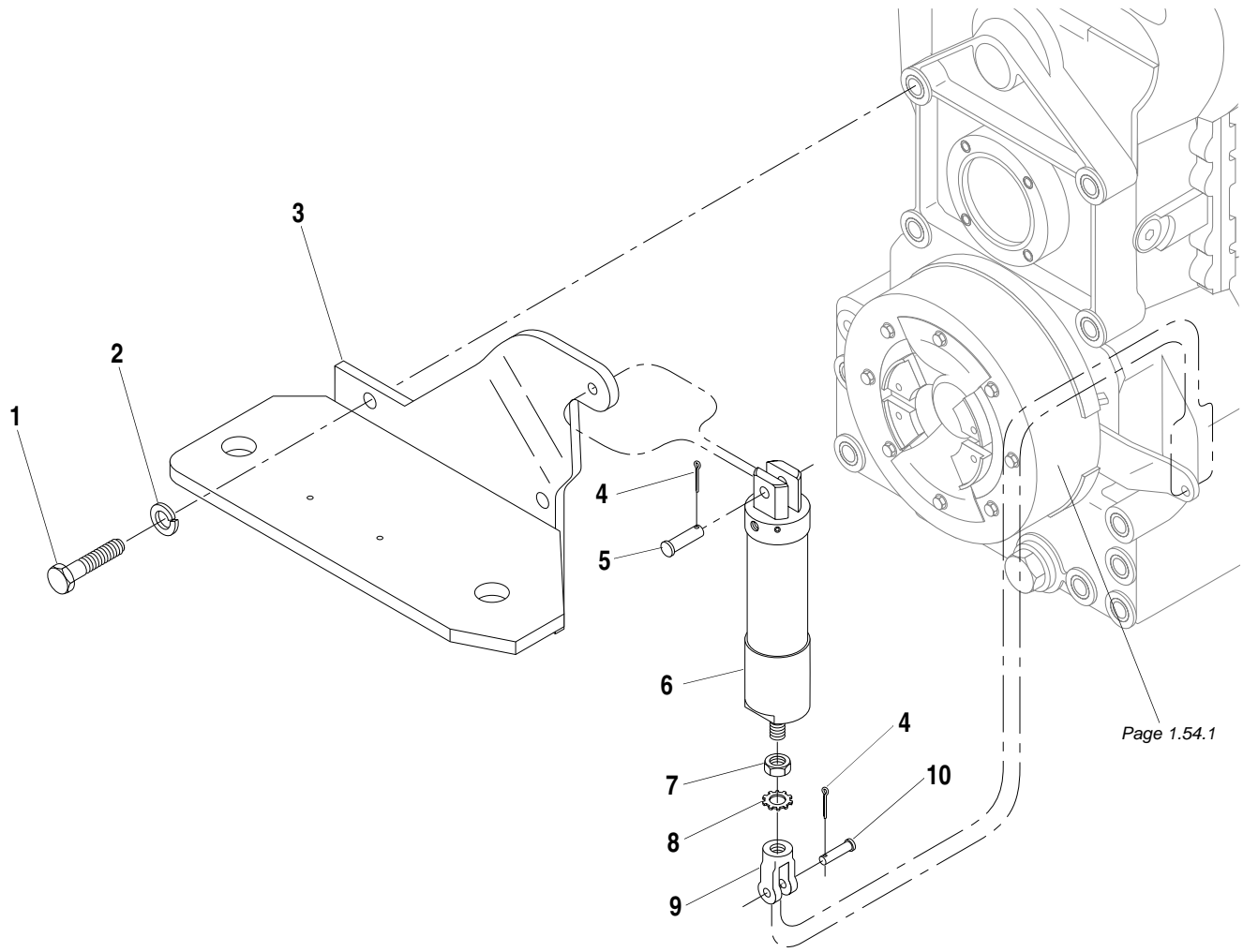
Page 1.54.1

ITEM	PART NO.	QTY.	DESCRIPTION
1	P03838	4	Cotter Pin, 1/8" x 1"
2	35032A	1	Pin, Brake Cylinder
3	P27980	1	Retaining Ring
4	P31325	A/R	Shim, 18 GA
5	P01440	1	Flatwasher, 3/4" SAE
6	09325A	2	Bushing
7	P16611	1	Grease Fitting
8	P32689	1	Cover, Grease Fitting
9	33349B	1	Cylinder, Park Brake
10	P01562	1	Jam Nut, Hx., 5/8"-11
11	P01363	1	Starwasher, 5/8" External
12	36599A	1	Clevis
13	P15335	1	Clevis Pin, 3/8" x 1 1/2"
14	36597B	1	Bell Crank
15	P01404	2	Flatwasher, 3/8"
16	P20833	2	Clevis Pin, 3/8" x 1"
17	34636B	2	Link, Adjustable
18	36938B	2	Mount, Park Brake Cylinder
19	P04613	4	Lockwasher, M20
20	P04354	4	Capscrew, Hx., M20-2.5 x 50mm C8.8

644B-37 S/N 101-383
644B-42 S/N 101-119
844C-42 S/N 101-281
1044C-42 S/N 101-106
1044C-54 S/N 101-102
6K-37 S/N 101-211
6K-42 S/N 101-105
8K-42 S/N 101-162, 165
10K-42 S/N 101-106

644B
6K
844C
8K
1044C
10K
▼

PARK BRAKE CYLINDER MOUNTING & LINKAGE ASSEMBLY 1.55.1



Page 1.54.1

ITEM	PART NO.	QTY.	DESCRIPTION
1	P04354	4	Capscrew, Hx., M20-2.5 x 50mm C8.8
2	P04613	4	Lockwasher, M20
3	38777B	1	Mount, Park Brake Cylinder
4	10703838	2	Cotter Pin, 1/8" x 1"
5	38907A	1	Clevis Pin, 1/2" x 1 3/4"
6	38805B	1	Cylinder, Park Brake
7	P01562	1	Jam Nut, Hx., 5/8"-11
8	P01363	1	Starwasher, 5/8" External
9	36599A	1	Clevis
10	P15335	1	Clevis Pin, 3/8" x 1 1/2"

644B-37 S/N 384-
644B-42 S/N 120-
844C-42 S/N 282-
1044C-42 S/N 107-
1044C-54 S/N 103-
6K-37 S/N 212-
6K-42 S/N 106-
8K-42 S/N 163,164 &166-
10K-42 S/N 107-
10K-54 S/N 101-

644B
6K
844C
8K
1044C
10K

PARK BRAKE CYLINDER MOUNTING & LINKAGE ASSEMBLY 1.55.1.1

TABLE OF CONTENTS

Section 2 — Power Plant

Deere 4039D

Engine Mounting & Fuel Lines	2.1.1
Exhaust Assembly	2.2.1
Air Cleaner Assembly	2.3.1
Radiator Group Assembly	2.4.1
Throttle Group Assembly.	2.5.1

Deere 4039T

Engine Mounting & Fuel Lines	2.6.1
Exhaust Assembly	2.7.1
Air Cleaner Assembly	2.8.1
Radiator Group Assembly	2.9.1
Throttle Group Assembly.	2.10.1

Deere 4045T (100 hp)

Engine Mounting & Fuel Lines	2.11.1
Exhaust Assembly	2.12.1
Air Cleaner Assembly	2.13.1
Radiator Group Assembly	2.14.1
Throttle Group Assembly.	2.15.1

Deere 4045T (115 hp)

Engine Mounting & Fuel Lines	2.16.1
Exhaust Assembly	2.17.1
Air Cleaner Assembly	2.18.1
Radiator Group Assembly	2.19.1
Throttle Group Assembly.	2.20.1

Deere 6068D

Engine Mounting & Fuel Lines	2.21.1
Exhaust Assembly	2.22.1
Air Cleaner Assembly.	2.23.1
Radiator Group Assembly	2.24.1
Throttle Group Assembly	2.25.1

Cummins 4B3.9

Engine Mounting & Fuel Lines	2.26.1
Exhaust Assembly	2.27.1
Air Cleaner Assembly.	2.28.1
Radiator Group Assembly	2.29.1
Throttle Group Assembly	2.30.1

Cummins 4BT3.9

Engine Mounting & Fuel Lines	2.31.1
Exhaust Assembly	2.32.1
Air Cleaner Assembly.	2.33.1
Radiator Group Assembly	2.34.1
Throttle Group Assembly	2.35.1

Cummins 6B5.9

Engine Mounting & Fuel Lines	2.36.1
Exhaust Assembly	2.37.1
Air Cleaner Assembly.	2.38.1
Radiator Group Assembly	2.39.1
Throttle Group Assembly	2.40.1

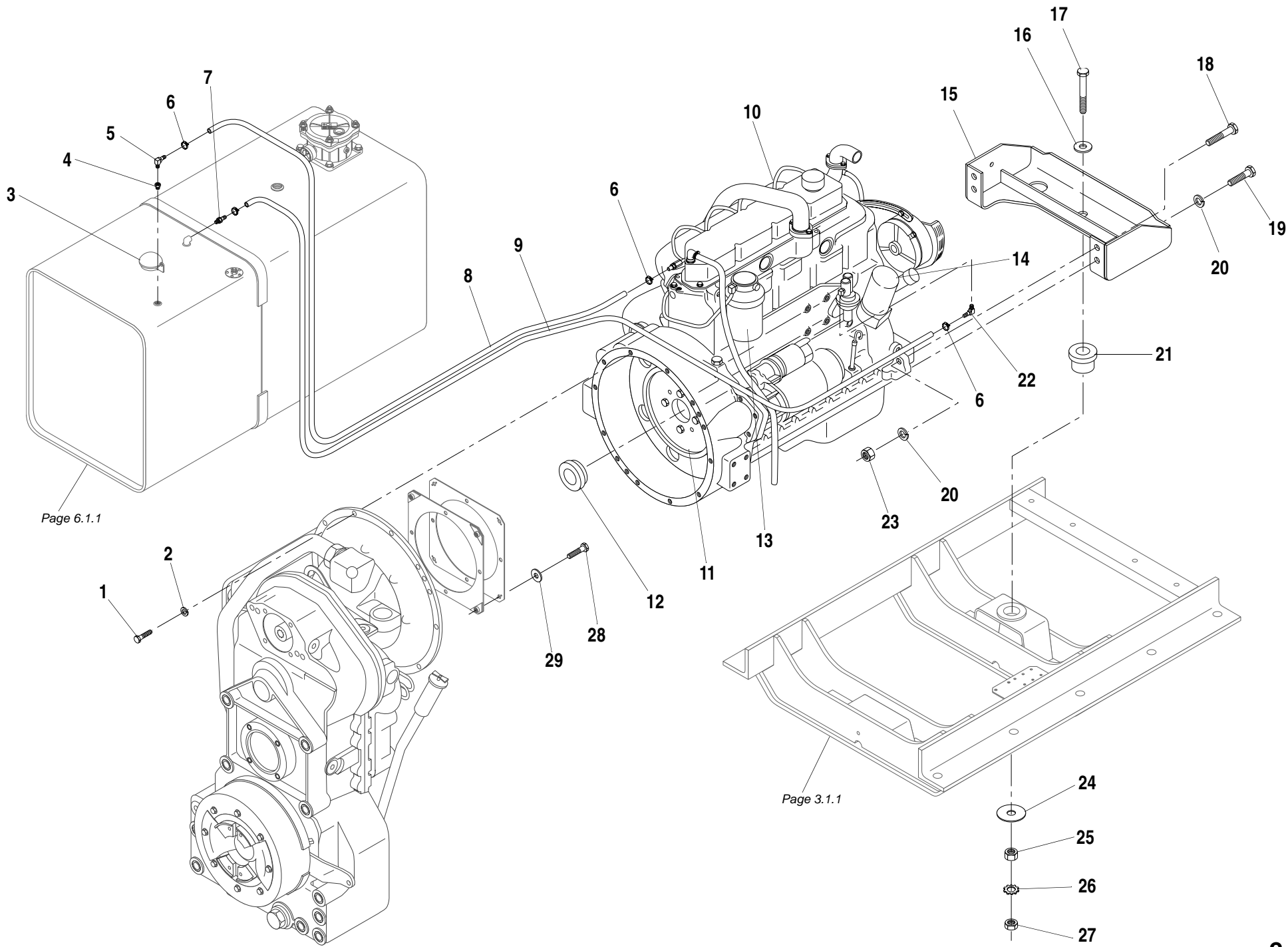
TABLE OF CONTENTS

Deere 4045D

Engine Mounting & Fuel Lines 2.41.1
Exhaust Assembly 2.42.1
Air Cleaner Assembly 2.43.1
Radiator Group Assembly 2.44.1
Throttle Group Assembly 2.45.1

TABLE OF CONTENTS

--	--



Page 6.1.1

Page 3.1.1

ITEM	PART NO.	QTY.	DESCRIPTION
1	P00205	11	Capscrew, Hx., 3/8"-16 x 1 1/4"
	P00204	1	Capscrew, Hx., 3/8"-16 x 1"
2	P01310	12	Lockwasher, 3/8"
3	P12182	REF	Fuel Cap
4	P10690	1	Reducer Bushing
5	P21317	1	90° Elbow, Pipe to Hose
6	P14047	4	Hose Clamp, Fuel Line
7	37557X	1	Adapter, Pipe to Hose (Replaces P13619)
8	N12346	1	Hose, Fuel Return - 1/4" I.D.
9	N11437	1	Hose, Fuel Supply - 5/16" I.D.
10	N.S.S.	1	Engine, 4 Cyl. Diesel - Deere Natural (Shown)
11	37563X	REF	Flywheel (Includes Ring Gear & Item 12) (Replaces 35048B)
12	❶35049A	REF	Centering Sleeve (Option Code 1518)
	37566X	REF	Centering Sleeve (Option Code 1525)
13	P32582	REF	Fuel Filter, Engine
14	P22635	REF	Oil Filter, Engine
15	38402B	1	Mounting Bracket, Engine (Replaces 36143A)
16	P01408	1	Flatwasher, 5/8"
17	P00690	1	Capscrew, Hx., 5/8"-18 x 3 3/4" GR 8
18	P00607	2	Capscrew, Hx., 5/8"-11 x 2 3/4"
19	P00602	2	Capscrew, Hx., 5/8"-11 x 1 1/2"
20	P01314	4	Lockwasher, 5/8"
21	P18181	1	Rubber Mount, Engine
22	P21236	1	90° Elbow, Pipe to Hose
23	P01512	2	Nut Hx., 5/8"-11
24	15618A	1	Snubbing Washer
25	P01535	1	Nut, Hx., 5/8"-18
26	P01363	1	Starwasher, 5/8"
27	P01585	1	Jam Nut, Hx., 5/8"-18
28	P04181	4	Capscrew, Hx., M10-1.5 x 40mm C10.9
29	P04631	4	Flatwasher, M10
REF	66030C	1	Engine Block Heater Kit - 1000 Watts (Optional)
REF	66564B	-	Engine Oil Drain Valve (Optional)

NOTES:

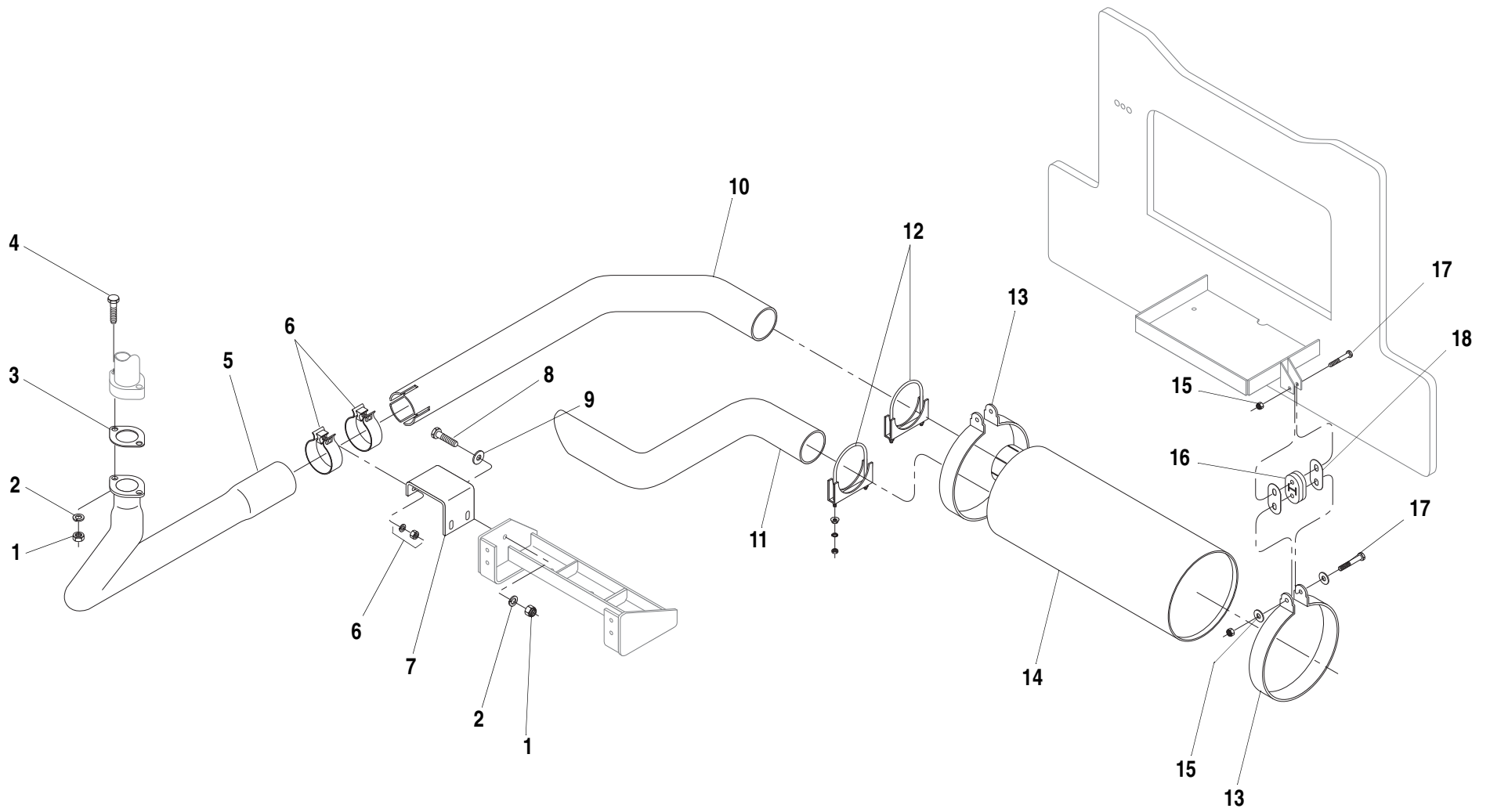
- ❶ Used For the Following
644B-37 (S/N 101-374), 644B-42 (S/N 101-120),
844C-42 (S/N 101-139), 8K-42 (S/N 101-139),
6K-37 (S/N 101-211), 6K-42 (S/N 101-105).

DEERE 4039D

ENGINE MOUNTING & FUEL LINES (Deere 4039D)

2.1.1

644B
6K
844C
8K
1044C
10K
▼



ITEM	PART NO.	QTY.	DESCRIPTION
1	P01508	4	Nut Hx., 3/8"-16
2	P01310	4	Lockwasher, 3/8"
3	P91168	1	Gasket, Exhaust Pipe
4	P00207	2	Capscrew, Hx., 3/8"-16 x 1 3/4"
5	36462B	1	Pipe, Exhaust Manifold
6	37475X	2	Seal Clamp, Exhaust (Supersedes P33144)
7	36405A	1	Bracket, Exhaust Clamp
8	P00205	2	Capscrew, Hx., 3/8"-16 x 1 1/4"
9	P01404	2	Flatwasher, 3/8"
10	36402A	1	Pipe, Exhaust
11	36412A	1	Pipe, Tail
12	P17169	2	Muffler Clamp
13	39876A	2	Mounting Ring, Muffler (Includes 1 each of Items 15 & 17)
14	P32697	1	Muffler
15	P01680	4	Locknut, Hx., 5/16"-24
16	P32982	2	Exhaust Hanger, Rubber
17	P00158	4	Capscrew, Hx., 5/16"-24 x 2"
18	❶39922A	4	Link, Hanger Support

NOTES:

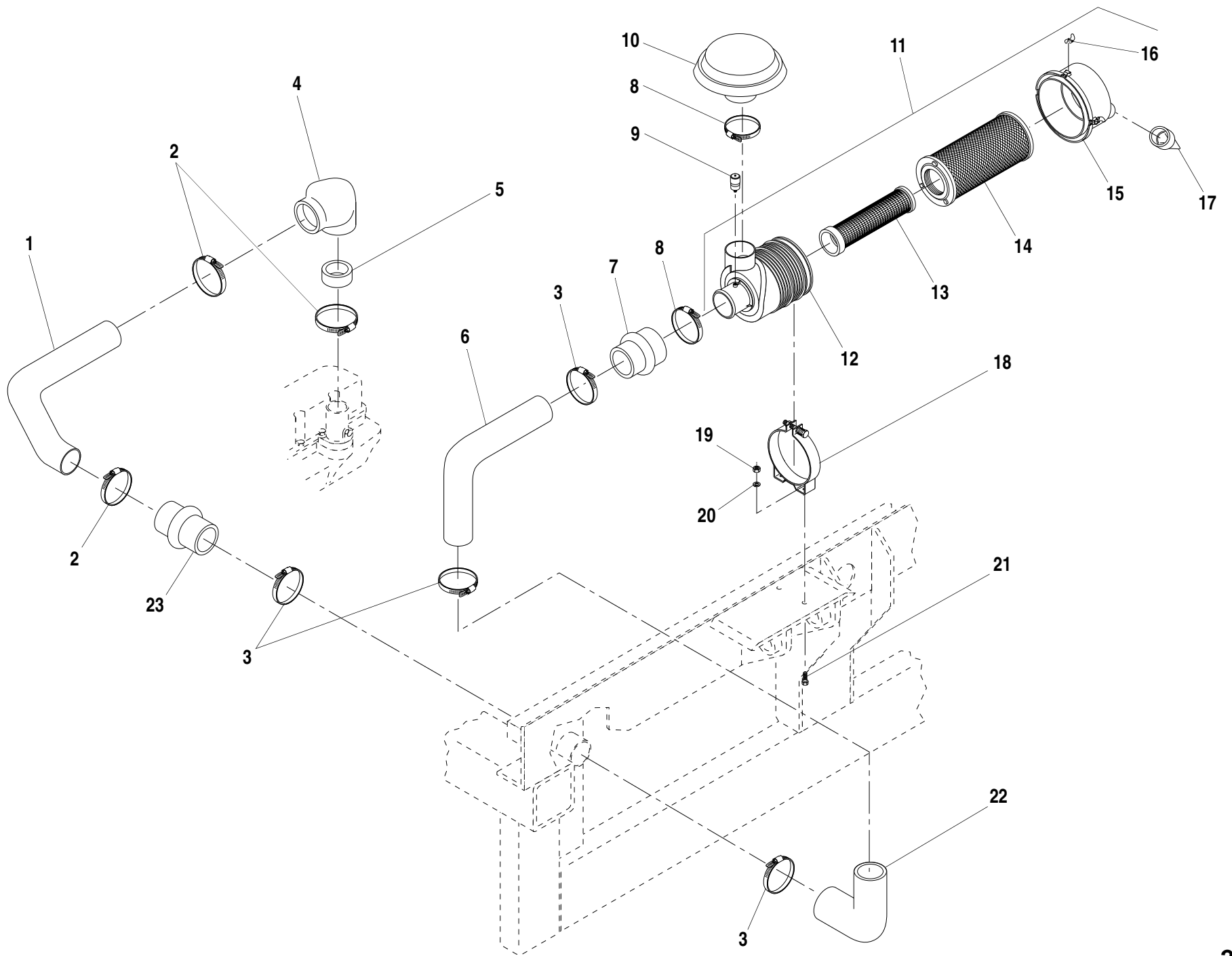
- ❶ Not Factory Installed on Early Production Models.

DEERE 4039D

EXHAUST ASSEMBLY (Deere 4039D)

2.2.1

644B
6K
844C
8K
1044C
10K
▼



ITEM	PART NO.	QTY.	DESCRIPTION
1	36461B	1	Tube, Intake to Frame
2	10710600	3	Hose Clamp, 2 1/2"
3	P10553	4	Hose Clamp, #48
4	P31594	1	Elbow, Intake
5	36569X	1	Reducer, Adapter
6	36399B	1	Tube, Frame to Air Cleaner
7	P33143	1	Hump Reducer
8	P19267	2	Hose Clamp, #64
9	P21485	1	Service Indicator (Includes Fitting)
10	P33146	1	Hood, Air Inlet
11	P33141	1	Air Cleaner (Includes Items 11-16)
12	N.S.S.	1	Body
13	P33181	1	Filter Element, Safety
14	P33180	1	Filter Element, Primary
15	P33182	1	Cover
16	P33184	3	Latch
17	P33183	1	Vacuator Valve
18	P33142	1	Mounting Band
19	P01507	2	Nut, Hx., 5/16"-18
20	P01309	2	Lockwasher, 5/16"
21	P00102	2	Capscrew, Hx., 5/16"-18 x 3/4"
22	P20854	1	90° Elbow, Rubber
23	36982X	1	Hump Adapter

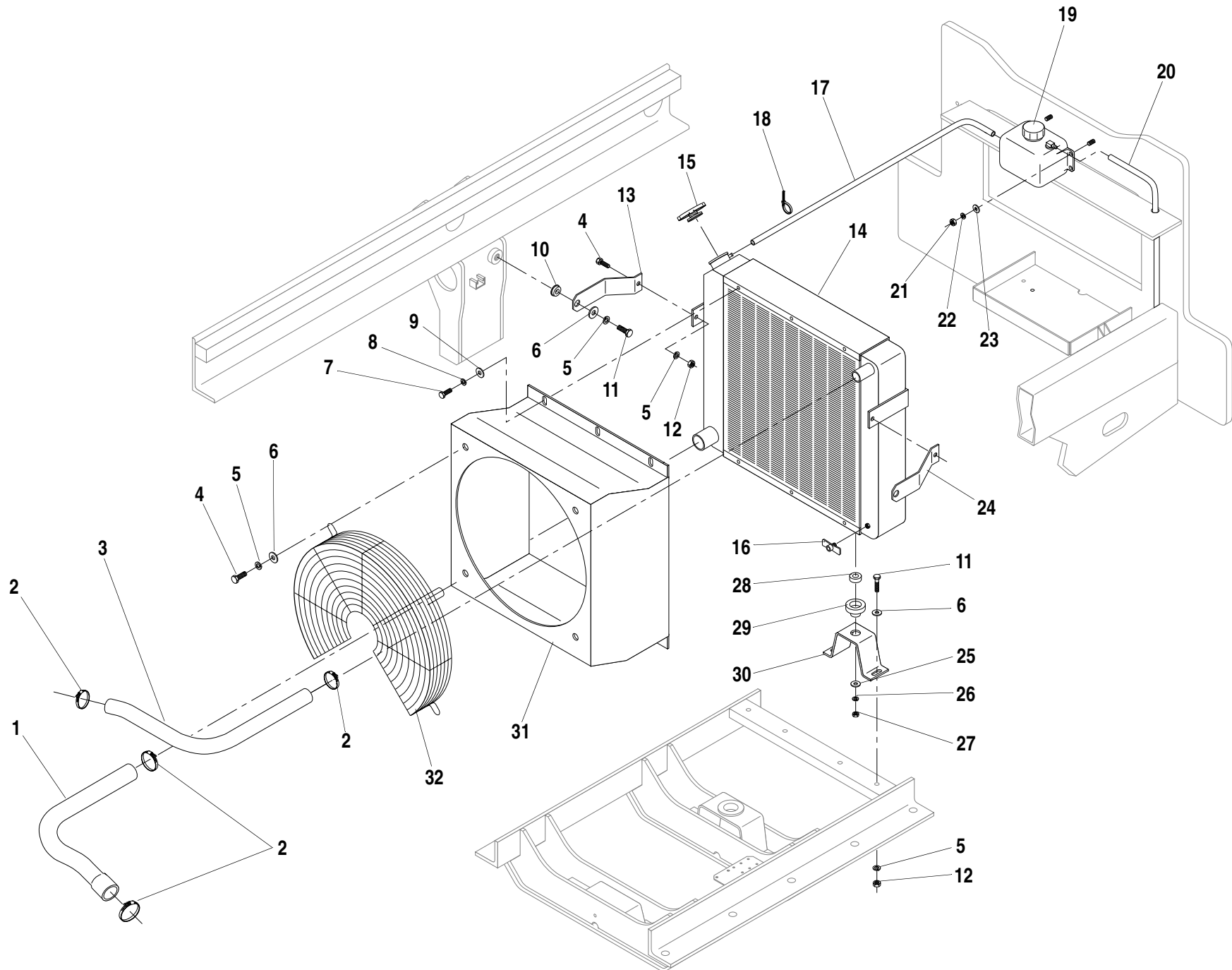
N.S.S. = Not Sold Separately

DEERE 4039D

644B
 6K
 844C
 8K
 1044C
 10K
 ▼

AIR CLEANER ASSEMBLY (Deere 4039D)

2.3.1



ITEM	PART NO.	QTY.	DESCRIPTION
1	36472A	1	Radiator Hose, Lower
2	P10601	4	Hose Clamp
3	36471A	1	Radiator Hose, Upper
4	P00202	6	Capscrew, Hx., 3/8"-16 x 3/4"
5	P01310	12	Lockwasher, 3/8"
6	P01404	10	Flatwasher, 3/8"
7	P00102	6	Capscrew, Hx., 5/16"-18 x 3/4"
8	P01309	6	Lockwasher, 5/16"
9	P01403	6	Flatwasher, 5/16"
10	15845B	2	Rubber Grommet
11	P00204	6	Capscrew, Hx., 3/8"-16 x 1"
12	P01508	6	Nut, Hx., 3/8"-16
13	36991A	1	Support Bracket, R.H.
14	36043C	1	Radiator, Crossflow (Includes Items 15, 16 & 17)
15	P25365	1	Cap, Radiator
16	P16675	1	Drain Cock
17	N12347	1	Hose, Recovery Tank
18	❶P17989	3	Cable Tie
19	36491B	1	Recovery Tank, Coolant
20	N12348	1	Hose, Drain
21	P01506	2	Nut, Hx., 1/4"-20
22	P01308	2	Lockwasher, 1/4"
23	P01402	2	Flatwasher, 1/4"
24	36992A	1	Support Bracket, L.H.
25	P01406	2	Flatwasher, 1/2"
26	P01312	2	Lockwasher, 1/2"
27	P01510	2	Nut, Hx., 1/2"-13
28	P24305	2	Bushing
29	P24306	2	Grommet
30	36288B	2	Support, Radiator
31	65024D	1	Fan Shroud, Plastic (Supersedes 36207B)
32	38470B	1	Fan Guard

NOTES:

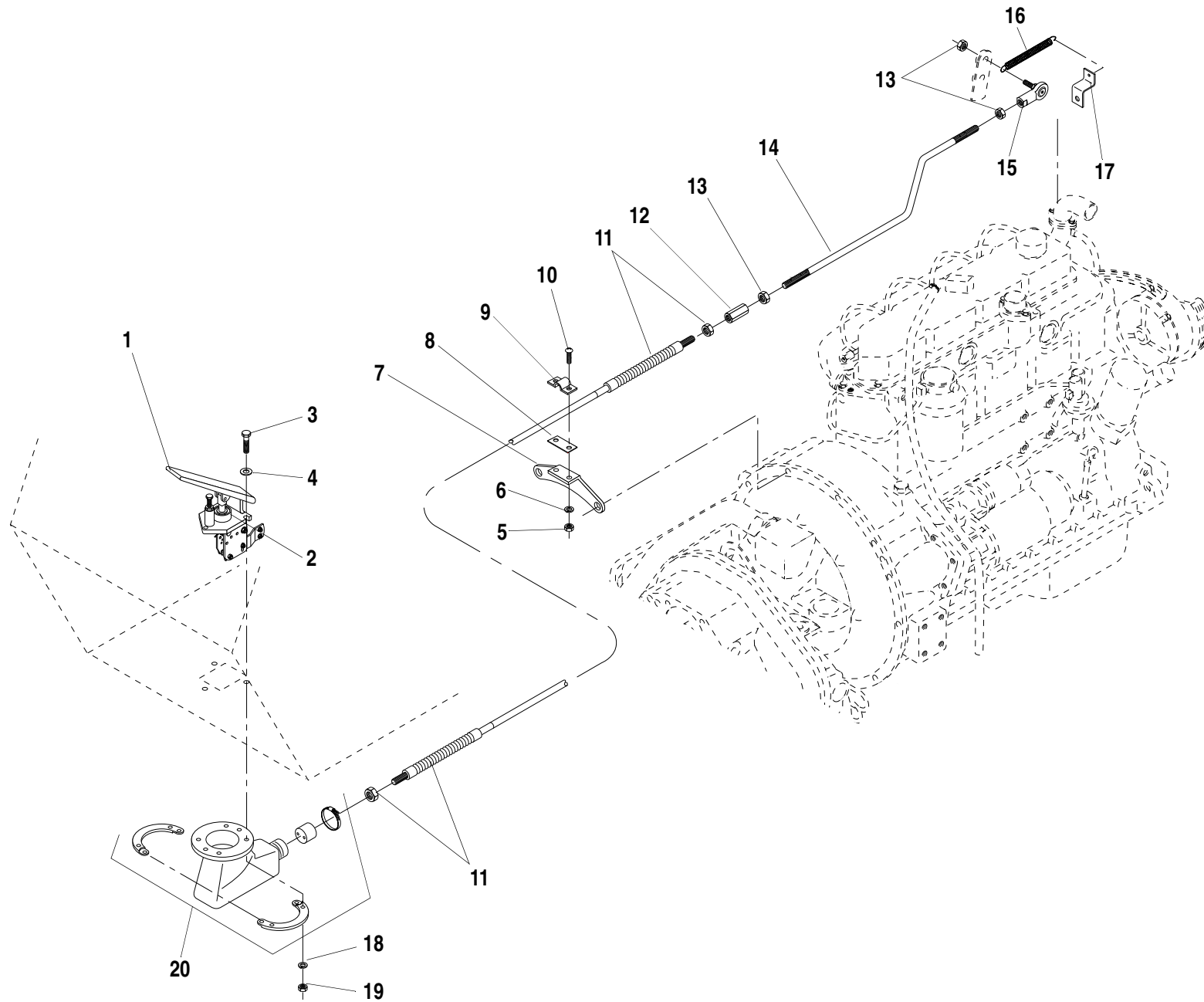
❶ Used 644B-37, Early Production Only.

DEERE 4039D

RADIATOR GROUP ASSEMBLY (Deere 4039D)

2.4.1

644B
6K
844C
8K
1044C
10K
▼



ITEM	PART NO.	QTY.	DESCRIPTION
1	16461A	1	Accelerator Pedal (Includes Item 2)
2	P20069	1	Bellows
3	P00006	3	Capscrew, Hx., 1/4"-20 x 1 1/4"
4	P01402	2	Flatwasher, 1/4"
5	P01504	2	Nut, Hx., #10-24
6	P01306	2	Lockwasher, #10
7	36423A	1	Bracket, Throttle Cable
8	16401A	1	Shim, Cable Clamp
9	14383A	1	Clamp, Cable
10	P02057	2	Screw, Slotted Rd. Hd., #10-24 x 3/4"
11	16462A	1	Cable, Throttle
12	P27815	1	Coupling, Nut
13	P01529	3	Nut, Hx., 1/4"-28
14	35419B	1	Extension Rod, Throttle
15	P10505	1	Ball Joint, Rod End
16	P21260	1	Spring
17	17786A	1	Anchor, Spring
18	P01308	3	Lockwasher, 1/4"
19	P01506	3	Nut, Hx., 1/4"-20
20	16466A	1	Boot Guard, Pedal

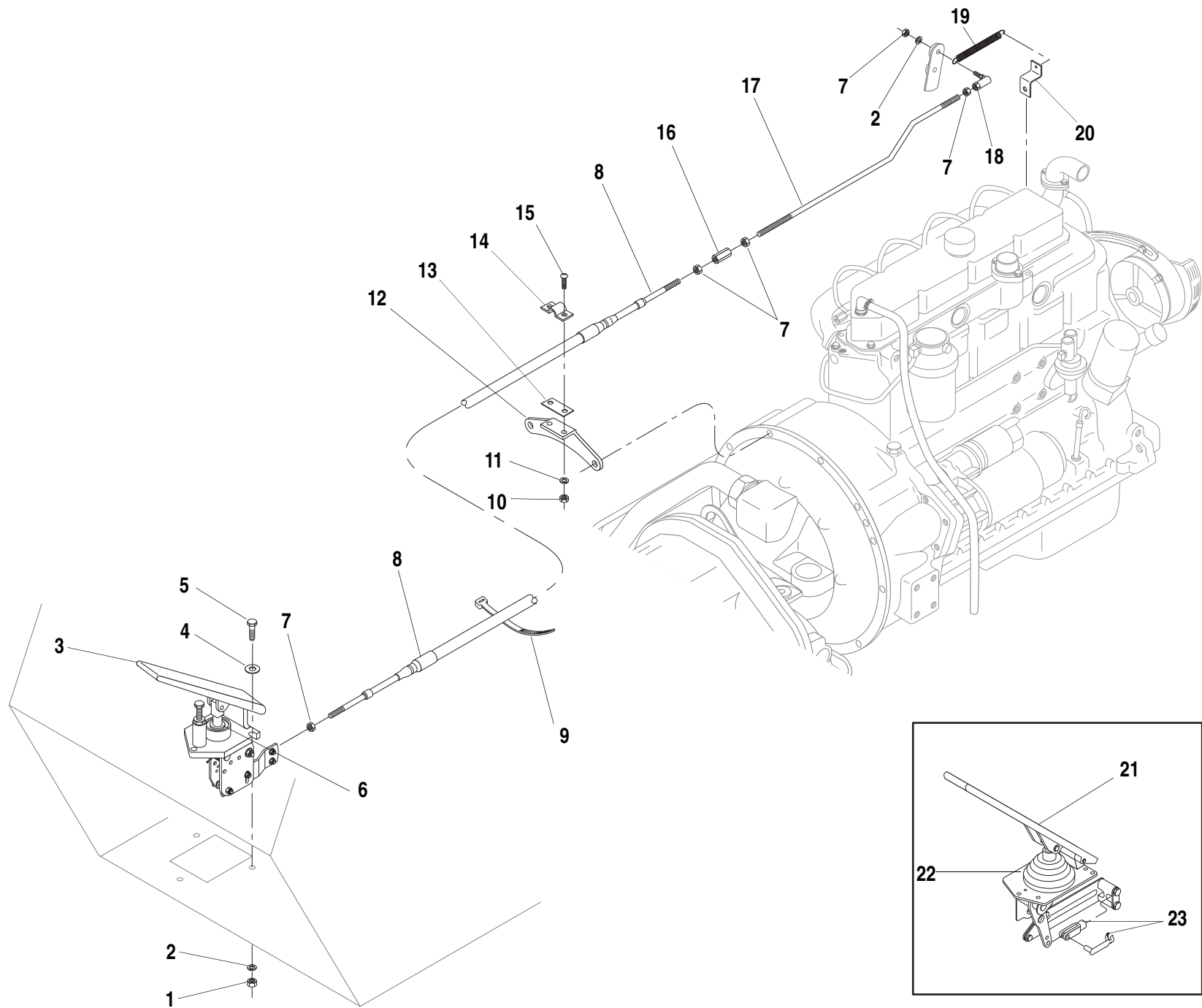
Rev. 004

644B-37 S/N 101-402
644B-42 S/N 101-124
6K-37 S/N 101-215
6K-42 S/N 101-106

644B
6K
844C
8K
1044C
10K
▼

THROTTLE GROUP ASSEMBLY (Deere 4039D)

2.5.1



ITEM	PART NO.	QTY.	DESCRIPTION
1	P01506	3	Nut, Hx., 1/4"-20
2	P01308	4	Lockwasher, 1/4"
3	P19263	1	Accelerator Pedal (Includes Item 6) (Replaces 37378X)
4	P01402	3	Flatwasher, 1/4"
5	P00003	3	Capscrew, Hx., 1/4"-20 x 3/4"
6	P20069		Bellows
7	P01529	5	Nut, Hx., 1/4"-28
8	37379X	1	Cable, Throttle - 96" Long
9	P20496	4	Cable Tie
10	P01504	2	Nut, Hx., #10-24
11	P01306	2	Lockwasher, #10
12	36423A	1	Bracket, Throttle Cable
13	16401A	1	Shim, Cable Clamp
14	14383A	1	Clamp, Cable
15	P02057	2	Screw, Slotted Rd. Hd., #10-24 x 3/4"
16	P27815	1	Coupling, Nut
17	35419B	1	Extension Rod, Throttle
18	38978A	1	Ball Joint, Rod End
19	P21260	1	Spring
20	17786A	1	Anchor, Spring
21	●N.L.A.	-	Accelerator Pedal
22	37567X	1	Bellows
23	38818A	1	Yoke end w/ Spring Pin

NOTES:

- Order Item 3 for a Replacement.

644B-37 S/N 403-

644B-42 S/N 125-

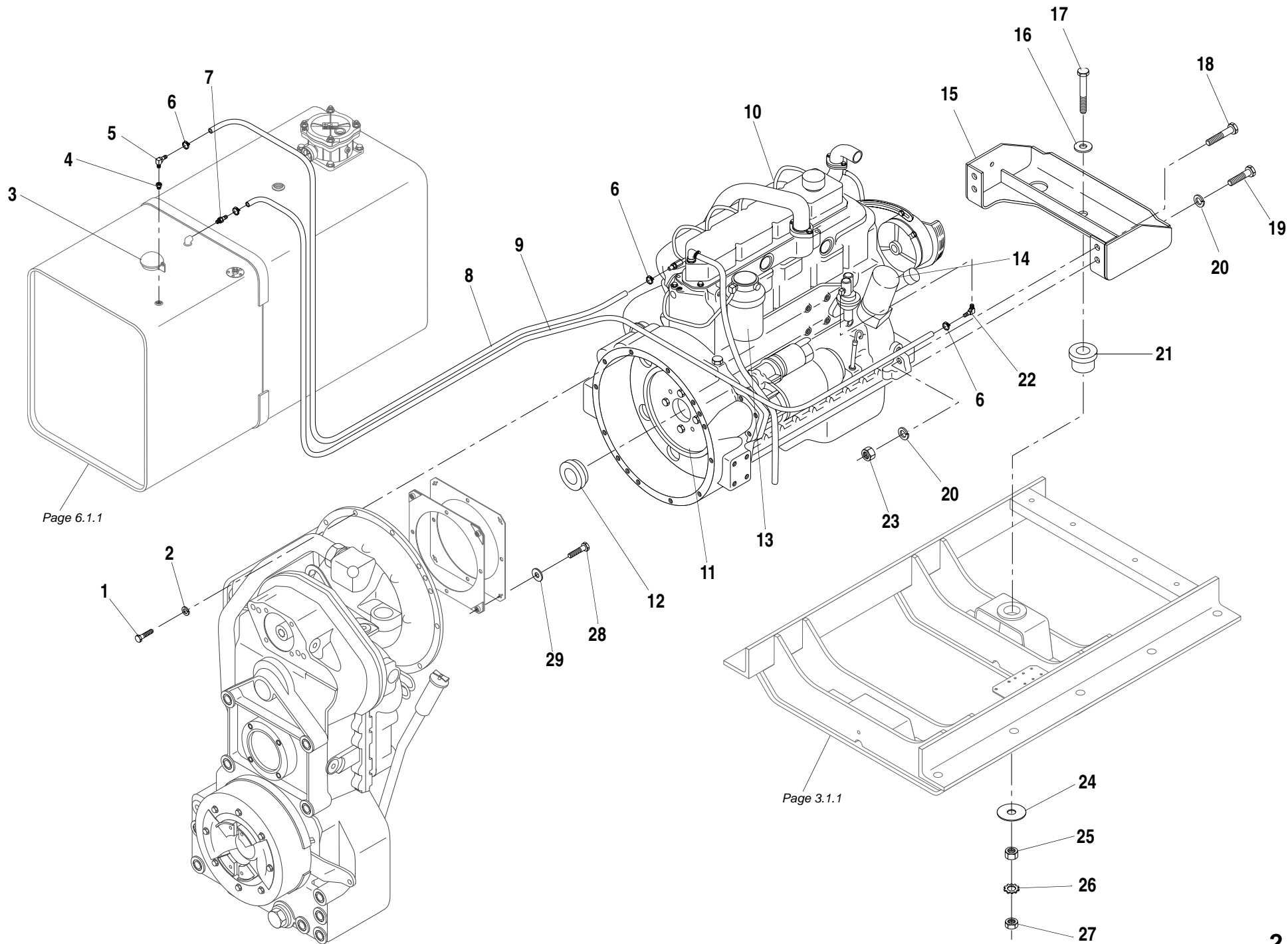
6K-37 S/N 216-

6K-42 S/N 107-

644B
6K
844C
8K
1044C
10K
▼

THROTTLE GROUP ASSEMBLY (Deere 4039D)

2.5.1.1



Page 6.1.1

Page 3.1.1

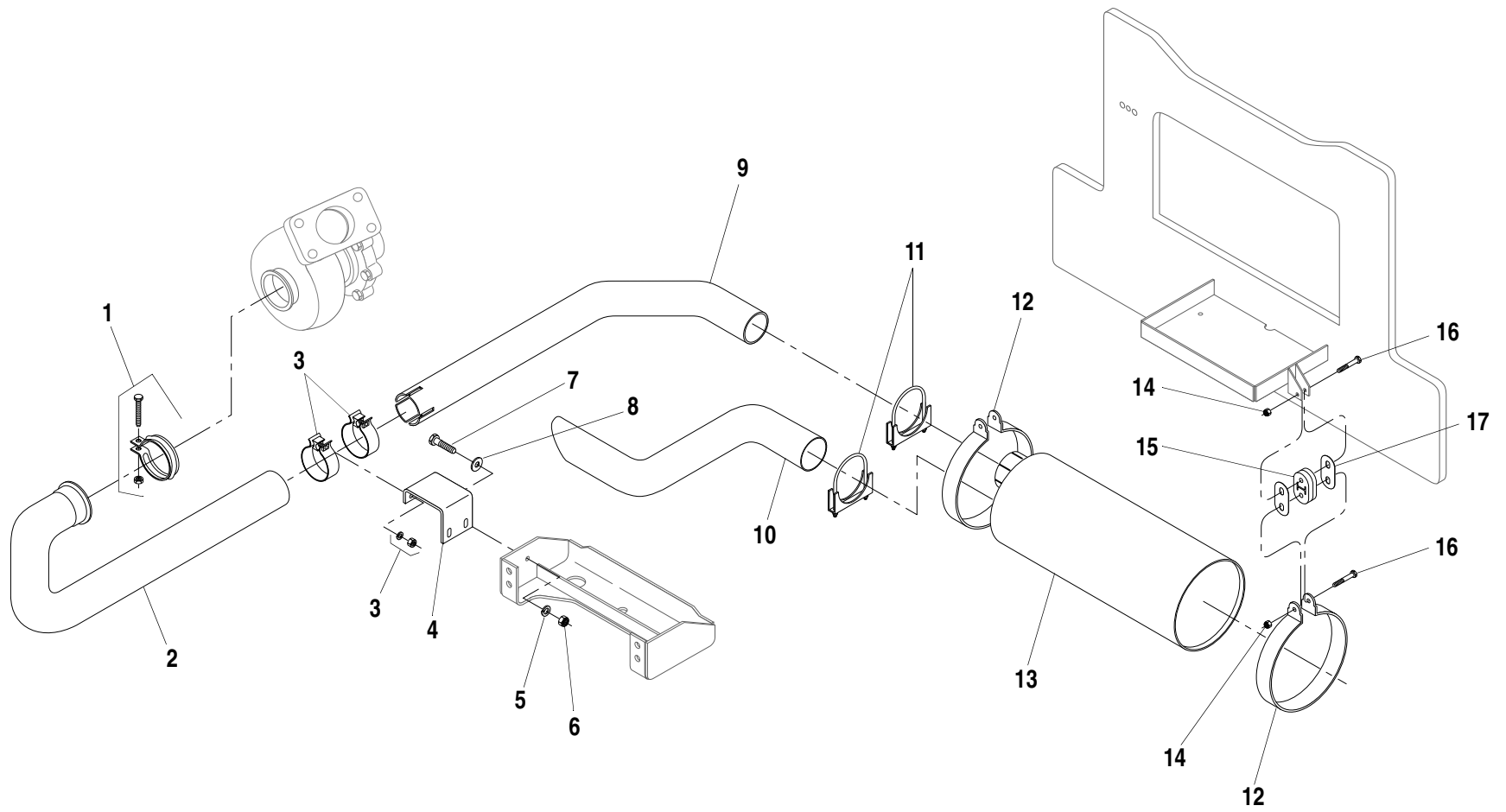
ITEM	PART NO.	QTY.	DESCRIPTION
1	P00205	11	Capscrew, Hx., 3/8"-16 x 1 1/4"
	P00204	1	Capscrew, Hx., 3/8"-16 x 1"
2	P01310	12	Lockwasher, 3/8"
3	P12182	REF	Fuel Cap
4	P10690	1	Reducer Bushing
5	P21317	1	90° Elbow, Pipe to Hose
6	P14047	4	Hose Clamp, Fuel Line
7	37557X	1	Adapter, Pipe to Hose (Replaces P13619)
8	N12346	1	Hose, Fuel Return - 1/4" I.D.
9	N11437	1	Hose, Fuel Supply - 5/16" I.D.
10	N.S.S.	1	Engine, 4 Cyl. Diesel - Deere Turbo
11	37563X	REF	Flywheel (Includes Ring Gear & Item 12) (Replaces 35048B)
12	①35049A	REF	Centering Sleeve (Option Code 1518)
	37566X	REF	Centering Sleeve (Option Code 1525)
13	P32582	REF	Fuel Filter, Engine
14	P22635	REF	Oil Filter, Engine
15	38402B	1	Mounting Bracket, Engine (Replaces 36143A)
16	P01408	1	Flatwasher, 5/8"
17	P00690	1	Capscrew, Hx., 5/8"-18 x 3 3/4" GR 8
18	P00607	2	Capscrew, Hx., 5/8"-11 x 2 3/4"
19	P00602	2	Capscrew, Hx., 5/8"-11 x 1 1/2"
20	P01314	4	Lockwasher, 5/8"
21	P18181	1	Rubber Mount, Engine
22	P21236	1	90° Elbow, Pipe to Hose
23	P01512	2	Nut Hx., 5/8"-11
24	15618A	1	Snubbing Washer
25	P01535	1	Nut, Hx., 5/8"-18
26	P01363	1	Starwasher, 5/8"
27	P01585	1	Jam Nut, Hx., 5/8"-18
28	P04181	4	Capscrew, Hx., M10-1.5 x 40mm C10.9
29	P04631	4	Flatwasher, M10
REF	66030C	1	Engine Block Heater Kit - 1000 Watts (Optional)
REF	66564B		Engine Oil Drain Valve (Optional)

ITEM	PART NO.	QTY.	DESCRIPTION
<p>NOTES:</p> <p>① Used For the Following 644B-37 (S/N 101-374), 644B-42 (S/N 101-120), 844C-42 (S/N 101-139), 8K-42 (S/N 101-139), 6K-37 (S/N 101-211), 6K-42 (S/N 101-105).</p>			

DEERE 4039T

644B
 6K
 844C
 8K
 1044C
 10K
 ▼

ENGINE MOUNTING & FUEL LINES (Deere 4039T) 2.6.1



ITEM	PART NO.	QTY.	DESCRIPTION
1	P26302	1	Clamp, Exhaust Pipe
2	36400A	1	Pipe, Exhaust Manifold
3	37475X	2	Seal Clamp, Exhaust (Supersedes P33144)
4	36405A	1	Bracket, Exhaust Clamp
5	P01310	4	Lockwasher, 3/8"
6	P01508	4	Nut Hx., 3/8"-16
7	P00205	2	Capscrew, Hx., 3/8"-16 x 1 1/4"
8	P01404	2	Flatwasher, 3/8"
9	36402A	1	Pipe, Exhaust
10	36412A	1	Pipe, Tail
11	P17169	2	Muffler Clamp
12	39876A	2	Mounting Ring, Muffler
			(Includes 1 each of Items 14 & 15)
13	P32697	1	Muffler
14	P01680	4	Locknut, Hx., 5/16"-24
15	P32982	2	Exhaust Hanger, Rubber
16	P00158	4	Capscrew, Hx., 5/16"-24 x 2"
17	❶39922A	4	Link, Hanger Support

NOTES:

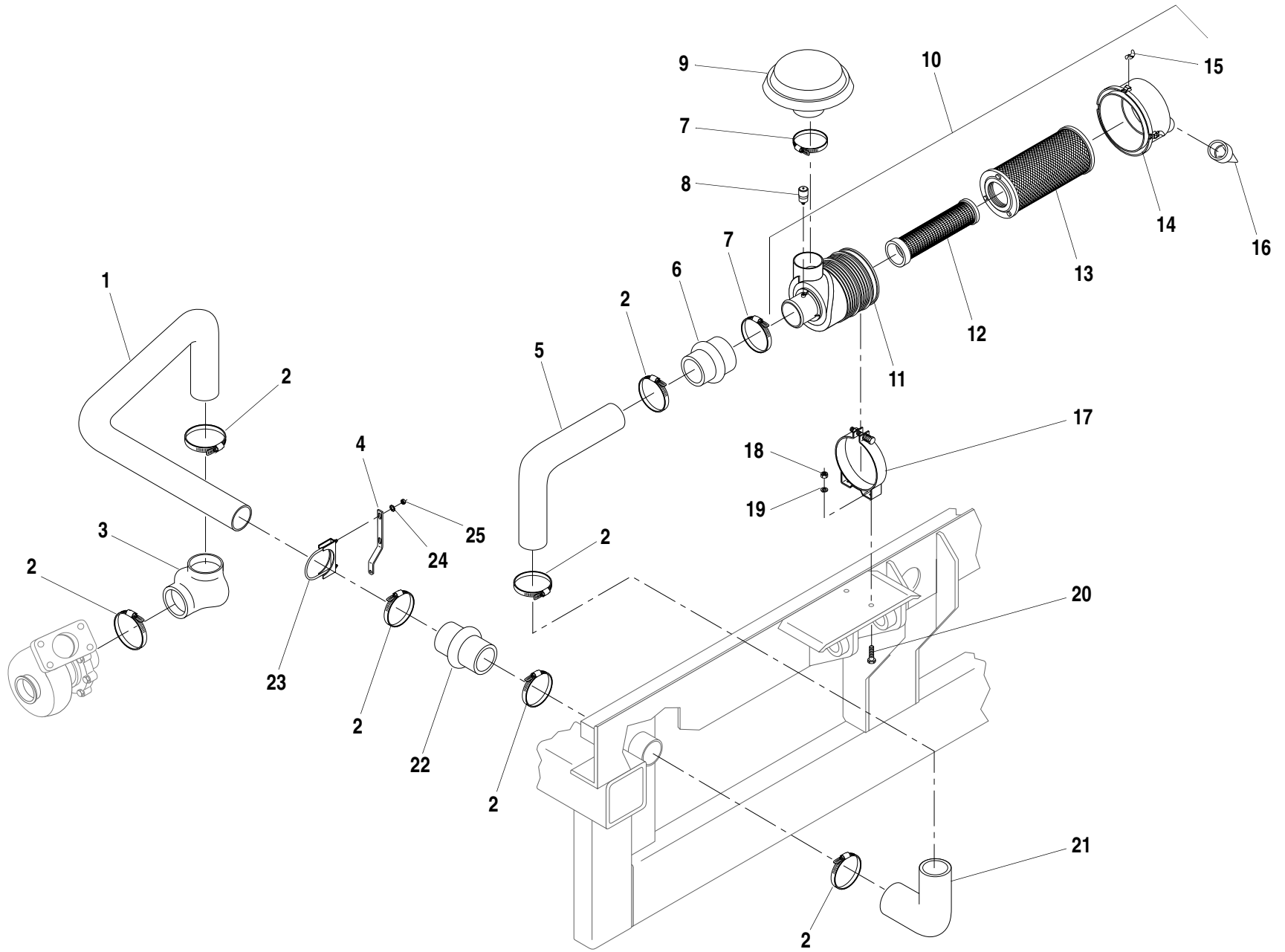
❶ Not Factory Installed on Early Production Models.

DEERE 4039T

EXHAUST ASSEMBLY (Deere 4039T)

2.7.1

644B
6K
844C
8K
1044C
10K



ITEM	PART NO.	QTY.	DESCRIPTION
1	36398B	1	Tube, Intake to Frame
2	P10553	7	Hose Clamp, #48
3	P31594	1	Elbow, Intake
4	38095A	1	Support Bracket, Intake Tube
5	36399B	1	Tube, Frame to Air Cleaner
6	P33143	1	Hump Reducer
7	P19267	2	Hose Clamp, #64
8	P21485	1	Service Indicator (Includes Fitting)
9	P33146	1	Hood, Air Inlet
10	P33141	1	Air Cleaner (Includes Items 11-16)
11	N.S.S.	1	Body
12	P33181	1	Filter Element, Safety
13	P33180	1	Filter Element, Primary
14	P33182	1	Cover
15	P33184	3	Latch
16	P33183	1	Vacuator Valve
17	P33142	1	Mounting Band
18	P01507	2	Nut, Hx., 5/16"-18
19	P01309	2	Lockwasher 5/16"
20	P00102	2	Capscrew, Hx., 5/16"-18 x 3/4"
21	P20854	1	90° Elbow, Rubber
22	36982X	1	Hump Adapter
23	P17169	1	Clamp, Intake Tube
24	P01359	2	Starwasher, 3/8" External
25	P01558	2	Jam, Nut, Hx., 3/8"-16

N.S.S. = Not Sold Separately

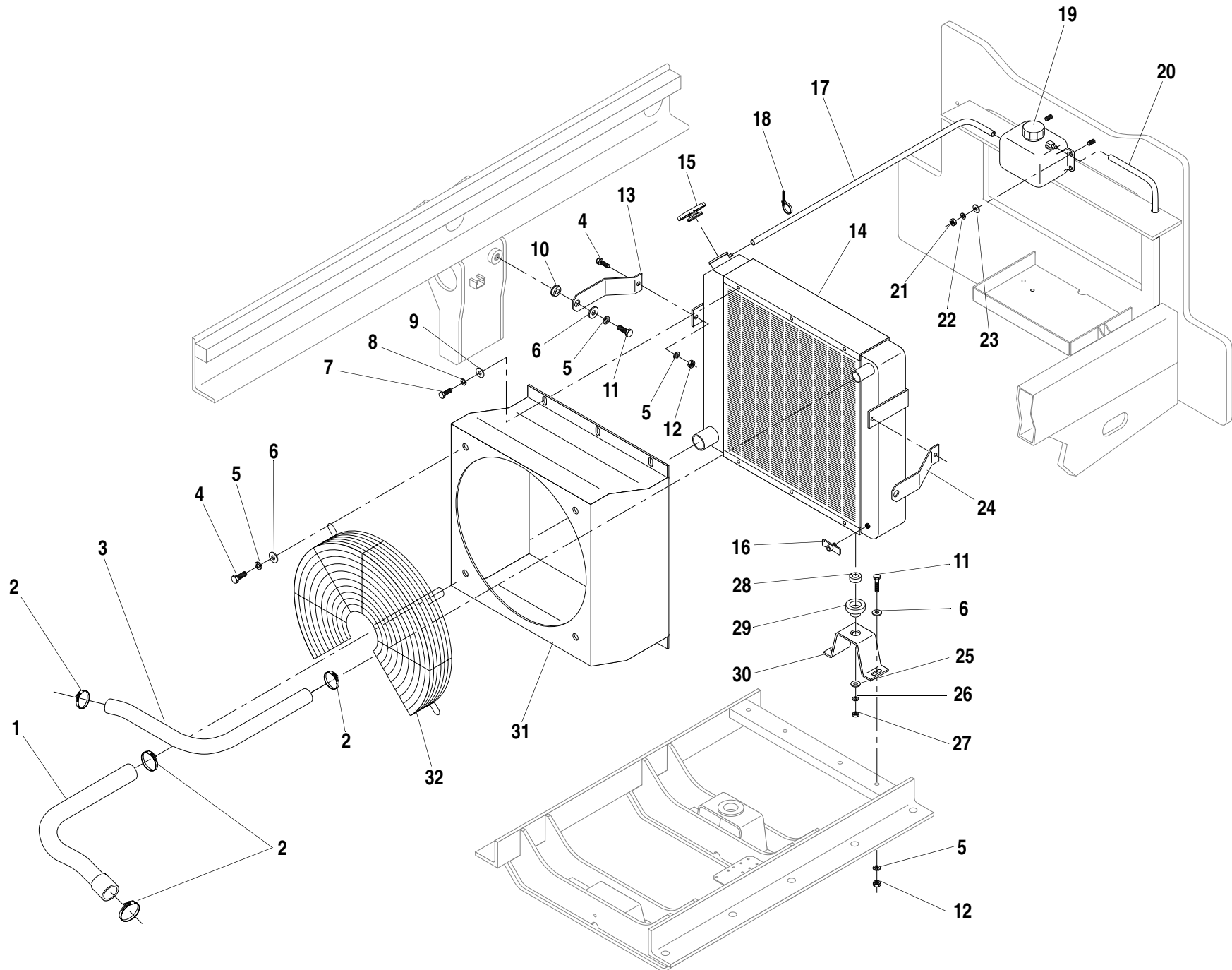
DEERE 4039T

644B
6K
844C
8K
1044C
10K

AIR CLEANER ASSEMBLY (Deere 4039T)

2.8.1





ITEM	PART NO.	QTY.	DESCRIPTION
1	36472A	1	Radiator Hose, Lower
2	P10601	4	Hose Clamp
3	36471A	1	Radiator Hose, Upper
4	P00202	6	Capscrew, Hx., 3/8"-16 x 3/4"
5	P01310	12	Lockwasher, 3/8"
6	P01404	10	Flatwasher, 3/8"
7	P00102	6	Capscrew, Hx., 5/16"-18 x 3/4"
8	P01309	6	Lockwasher, 5/16"
9	P01403	6	Flatwasher, 5/16"
10	15845B	2	Rubber Grommet
11	P00204	6	Capscrew, Hx., 3/8"-16 x 1"
12	P01508	6	Nut, Hx., 3/8"-16
13	36991A	1	Support Bracket, R.H.
14	36043C	1	Radiator, Crossflow (Includes Items 15, 16 & 17)
15	P25365	1	Cap, Radiator
16	P16675	1	Drain Cock
17	N12347	1	Hose, Recovery Tank
18	❶P17989	3	Cable Tie
19	36491B	1	Recovery Tank, Coolant
20	N12348	1	Hose, Drain
21	P01506	2	Nut, Hx., 1/4"-20
22	P01308	2	Lockwasher, 1/4"
23	P01402	2	Flatwasher, 1/4"
24	36992A	1	Support Bracket, L.H.
25	P01406	2	Flatwasher, 1/2"
26	P01312	2	Lockwasher, 1/2"
27	P01510	2	Nut, Hx., 1/2"-13
28	P24305	2	Bushing
29	P24306	2	Grommet
30	36288B	2	Support, Radiator
31	65024D	1	Fan Shroud, Plastic (Supersedes 36207B)
32	38470B	1	Fan Guard

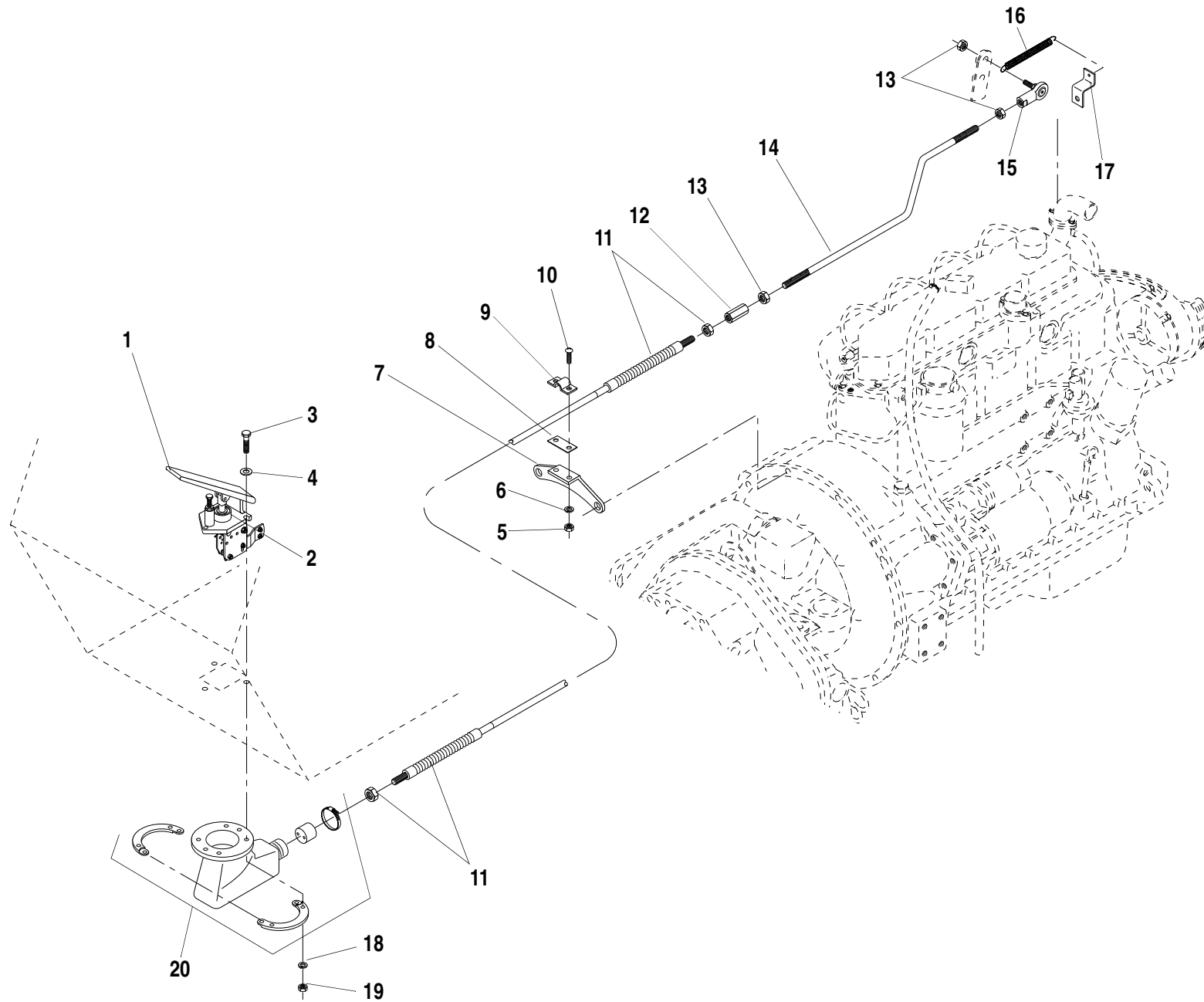
NOTES:
 ❶ Used Early Production Only.

DEERE 4039T


RADIATOR GROUP ASSEMBLY (Deere 4039T)

2.9.1

644B
 6K
 844C
 8K
 1044C
 10K
 ▼



ITEM	PART NO.	QTY.	DESCRIPTION
1	16461A	1	Accelerator Pedal (Includes Item 2)
2	P20069	1	Bellows
3	P00006	3	Capscrew, Hx., 1/4"-20 x 1 1/4"
4	P01402	2	Flatwasher, 1/4"
5	P01504	2	Nut, Hx., #10-24
6	P01306	2	Lockwasher, #10
7	36423A	1	Bracket, Throttle Cable
8	16401A	1	Shim, Cable Clamp
9	14383A	1	Clamp, Cable
10	P02057	2	Screw, Slotted Rd. Hd., #10-24 x 3/4"
11	16462A	1	Cable, Throttle
12	P27815	1	Coupling, Nut
13	P01529	3	Nut, Hx., 1/4"-28
14	35419B	1	Extension Rod, Throttle
15	P10505	1	Ball Joint, Rod End
16	P21260	1	Spring
17	17786A	1	Anchor, Spring
18	P01308	3	Lockwasher, 1/4"
19	P01506	3	Nut, Hx., 1/4"-20
20	16466A	1	Boot Guard, Pedal

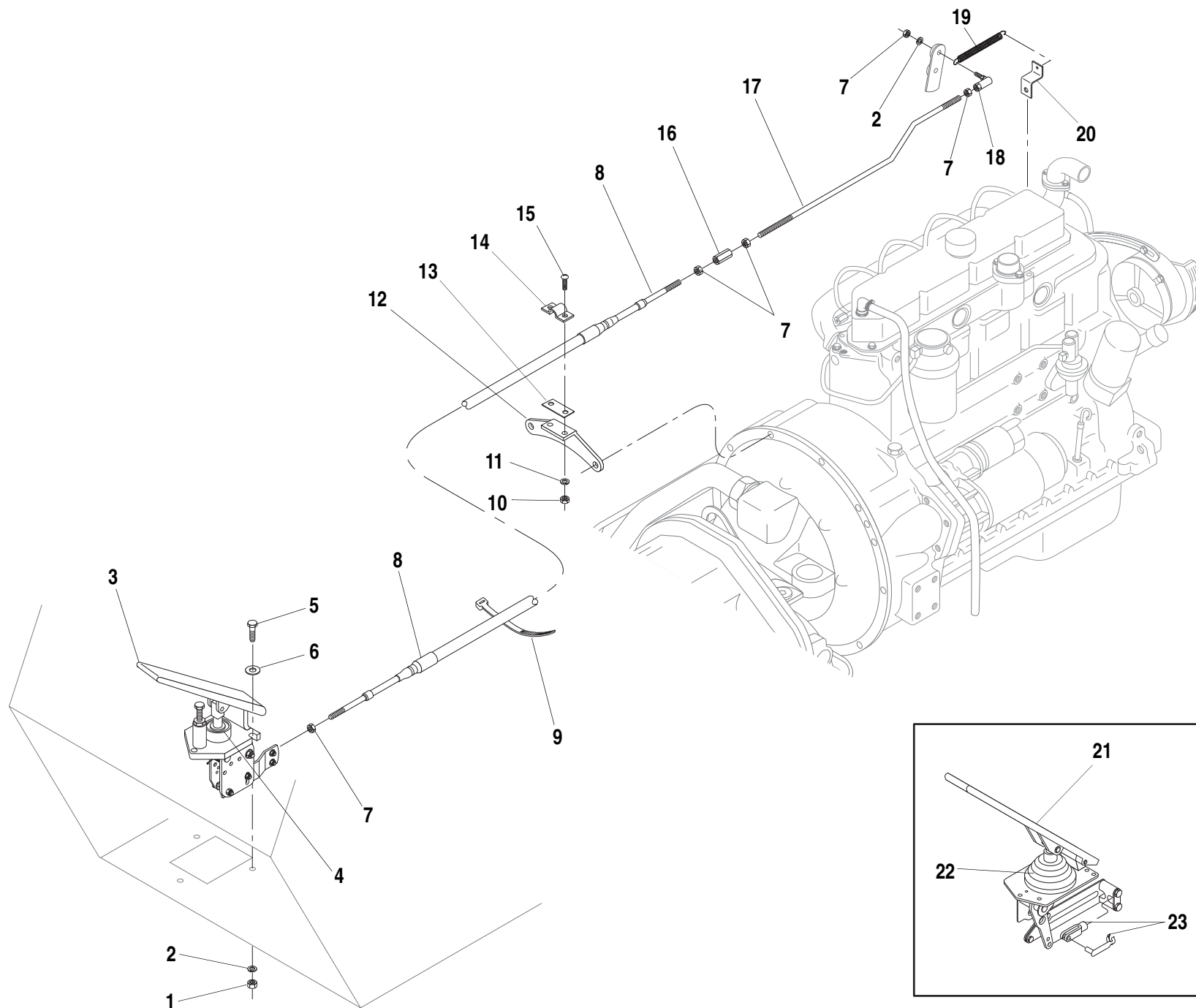


644B-37 S/N 101-402
644B-42 S/N 101-124
844C-42 S/N 101-291
1044C-42 S/N 101-106
1044C-54 S/N 101-104
6K-37 S/N 101-215
6K-42 S/N 101-106
8K-42 S/N 101-171

644B
6K
844C
8K
1044C

THROTTLE GROUP ASSEMBLY (Deere 4039T)

2.10.1



ITEM	PART NO.	QTY.	DESCRIPTION
1	P01506	3	Nut, Hx., 1/4"-20
2	P01308	4	Lockwasher, 1/4"
3	16461A	1	Accelerator Pedal (Includes Item 4) (Replaces 37378X)
4	P20069	1	Bellows
5	P00003	3	Capscrew, Hx., 1/4"-20 x 3/4"
6	P01402	3	Flatwasher, 1/4"
7	P01529	5	Nut, Hx., 1/4"-28
8	37379X	1	Cable, Throttle - 96" Long
9	P20496	4	Cable Tie
10	P01504	2	Nut, Hx., #10-24
11	P01306	2	Lockwasher, #10
12	36423A	1	Bracket, Throttle Cable
13	16401A	1	Shim, Cable Clamp
14	14383A	1	Clamp, Cable
15	P02057	2	Screw, Slotted Rd. Hd., #10-24 x 3/4"
16	P27815	1	Coupling, Nut
17	35419B	1	Extension Rod, Throttle
18	38978A	1	Ball Joint, Rod End
19	P21260	1	Spring
20	17786A	1	Anchor, Spring
21	●N.L.A.		Accelerator Pedal
22	37567X	1	Bellows
23	38818A	1	Yoke end w/ Spring Pin

NOTES:

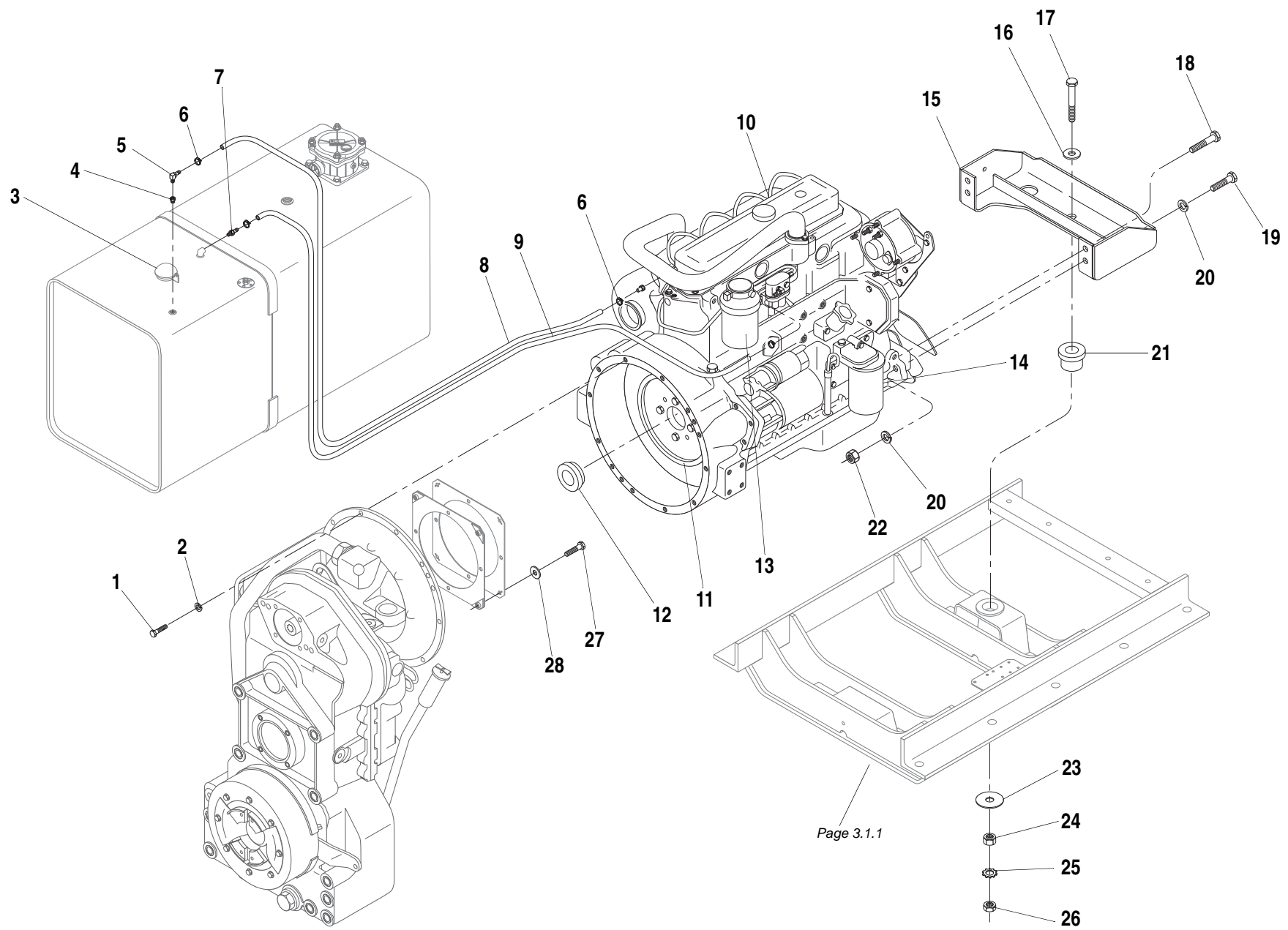
- Order Item 3 for a Replacement.

644B-37 S/N 403-
644B-42 S/N 125-
844C-42 S/N 292-
1044C-42 S/N 107-
1044C-54 S/N 105-
6K-37 S/N 216-
6K-42 S/N 107-
8K-42 S/N 172-
10K-42 S/N 101-
10K-54 S/N 101-

644B
6K
844C
8K
1044C
10K
▼

THROTTLE GROUP ASSEMBLY (Deere 4039T)

2.10.1.1



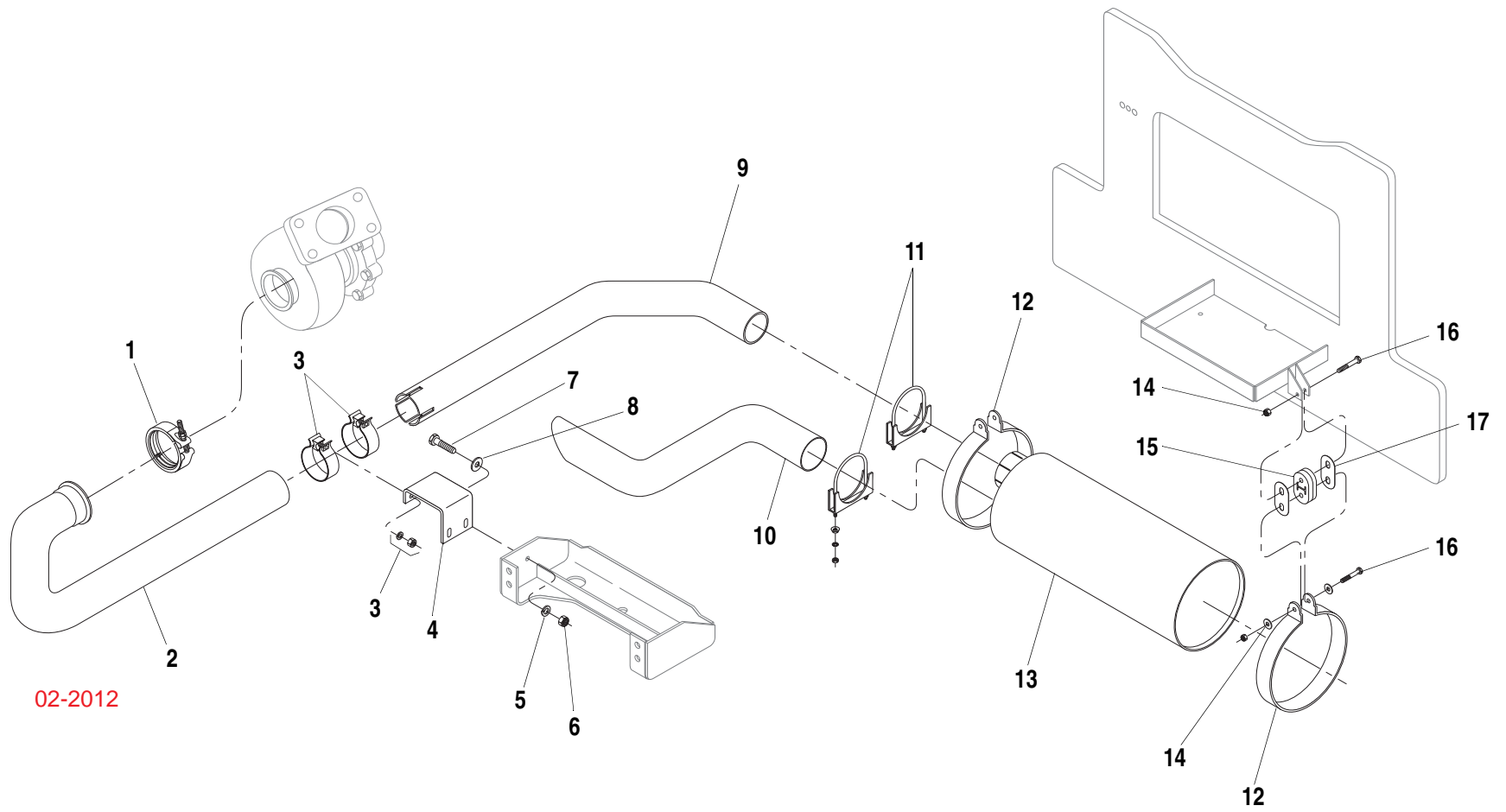
Page 3.1.1

ITEM	PART NO.	QTY.	DESCRIPTION
1	P00205	11	Capscrew, Hx., 3/8"-16 x 1 1/4"
	P00204	1	Capscrew, Hx., 3/8"-16 x 1"
2	P01310	12	Lockwasher, 3/8"
3	P12182	REF	Fuel Cap
4	P10690	1	Reducer Bushing
5	P21317	1	90° Elbow, Pipe to Hose
6	P14047	4	Hose Clamp, Fuel Line
7	37557X	1	Adapter, Pipe to Hose (Replaces P13619)
8	N12346	1	Hose, Fuel Return - 1/4" I.D.
9	N11437	1	Hose, Fuel Supply - 5/16" I.D.
10	N.S.S.	1	Engine, 4 Cyl. Diesel - Deere Turbo
11	37563X	REF	Flywheel (Includes Ring Gear & Item 12) (Replaces 35048B)
12	37566X	REF	Centering Sleeve
13	37056X	REF	Fuel Filter, Engine
14	37055X	REF	Oil Filter, Engine
15	65156B	1	Mounting Bracket, Engine
16	P01408	1	Flatwasher, 5/8"
17	P00690	1	Capscrew, Hx., 5/8"-18 x 3 3/4" GR 8
18	P00607	2	Capscrew, Hx., 5/8"-11 x 2 3/4"
19	P00602	2	Capscrew, Hx., 5/8"-11 x 1 1/2"
20	P01314	4	Lockwasher, 5/8"
21	P18181	1	Rubber Mount, Engine
22	P01512	2	Nut Hx., 5/8"-11
23	15618A	1	Snubbing Washer
24	P01535	1	Nut, Hx., 5/8"-18
25	P01363	1	Starwasher, 5/8"
26	P01585	1	Jam Nut, Hx., 5/8"-18
27	P04181	4	Capscrew, Hx., M10-1.5 x 40mm C10.9
28	P04631	4	Flatwasher, M10
REF	66303C	1	Engine Block Heater Kit - 1000 Watts (Optional)
REF	66565B	-	Engine Oil Drain Valve (Optional)

DEERE 4045T (100 HP)

ENGINE MOUNTING & FUEL LINES (Deere 4045T 100 HP)**2.11.1**

644B
6K
844C
8K
1044C
10K



02-2012

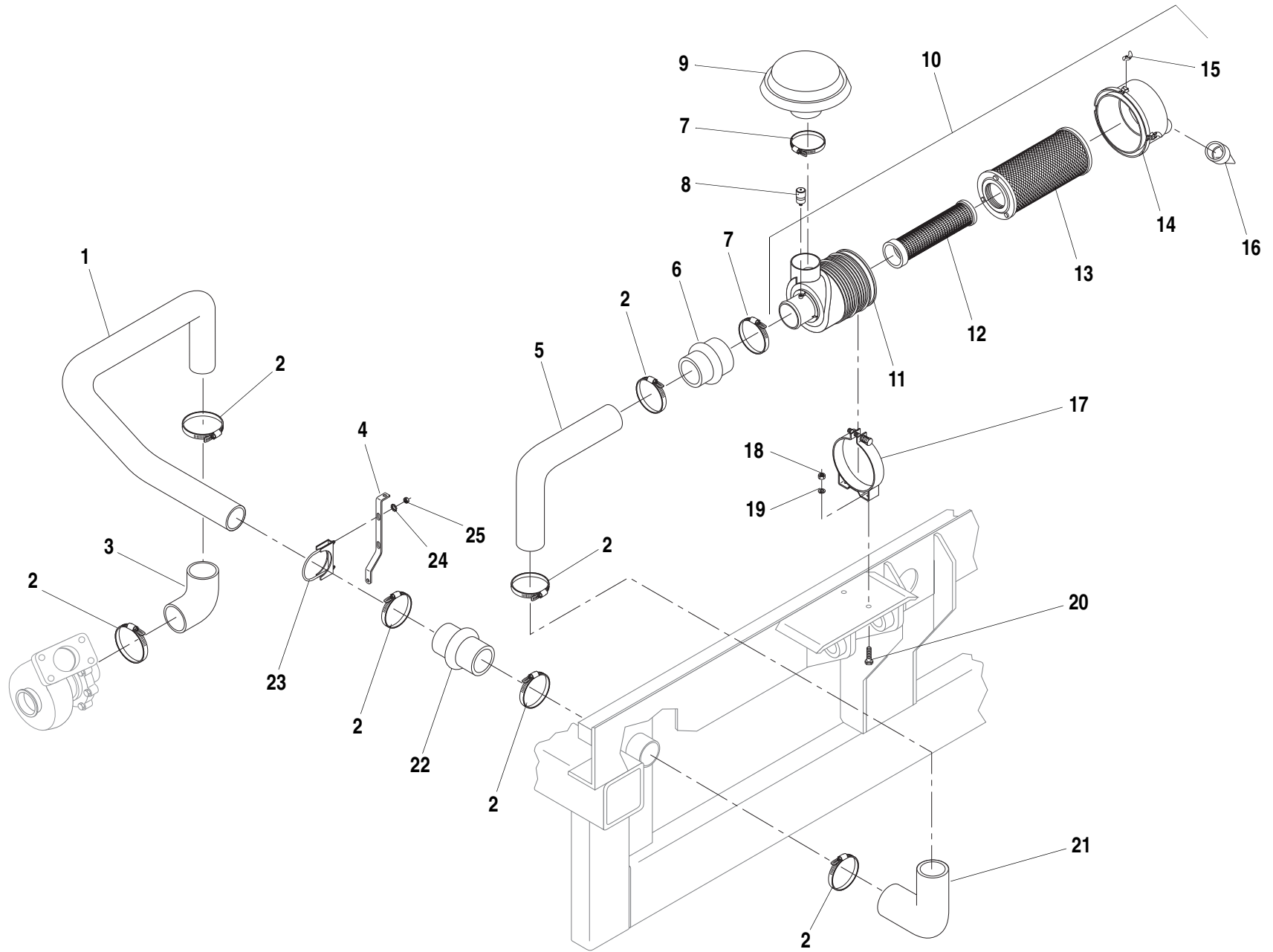
ITEM	PART NO.	QTY.	DESCRIPTION
1	37750X	1	Clamp, Exhaust Pipe
2	65161A	1	Pipe, Exhaust Manifold
3	37475X	2	Seal Clamp, Exhaust (Supersedes P33144)
4	36405A	1	Bracket, Exhaust Clamp
5	P01310	4	Lockwasher, 3/8"
6	P01508	4	Nut Hx., 3/8"-16
7	P00205	2	Capscrew, Hx., 3/8"-16 x 1 1/4"
8	P01404	2	Flatwasher, 3/8"
9	36402A	1	Pipe, Exhaust
10	36412A	1	Pipe, Tail
11	P17169	2	Muffler Clamp
12	39876A	2	Mounting Ring, Muffler
			(Includes 1 each of Items 14 & 15)
13	P32697	1	Muffler
14	P01680	4	Locknut, Hx., 5/16"-24
15	P32982	2	Exhaust Hanger, Rubber
16	P00158	4	Capscrew, Hx., 5/16"-24 x 2"
17	39922A	4	Link, Hanger Support

DEERE 4045T (100 HP)

EXHAUST ASSEMBLY (Deere 4045T 100 HP)

2.12.1

644B
6K
844C
8K
1044C
10K



ITEM	PART NO.	QTY.	DESCRIPTION
1	65259B	1	Tube, Intake to Frame
2	P10553	7	Hose Clamp, #48
3	P31594	1	Elbow, Intake
4	65262A	1	Support Bracket, Intake Tube
5	36399B	1	Tube, Frame to Air Cleaner
6	P33143	1	Hump Reducer
7	P19267	2	Hose Clamp, #64
8	P21485	1	Service Indicator (Includes Fitting)
9	P33146	1	Hood, Air Inlet
10	P33141	1	Air Cleaner (Includes Items 11-16)
11	N.S.S.	1	Body
12	P33181	1	Filter Element, Safety
13	P33180	1	Filter Element, Primary
14	P33182	1	Cover
15	P33184	3	Latch
16	P33183	1	Vacuator Valve
17	P33142	1	Mounting Band
18	P01507	2	Nut, Hx., 5/16"-18
19	P01309	2	Lockwasher 5/16"
20	P00102	2	Capscrew, Hx., 5/16"-18 x 3/4"
21	P20854	1	90° Elbow, Rubber
22	36982X	1	Hump Adapter
23	P17169	1	Clamp, Intake Tube
24	P01359	2	Starwasher, 3/8" External
25	P01558	2	Jam, Nut, Hx., 3/8"-16

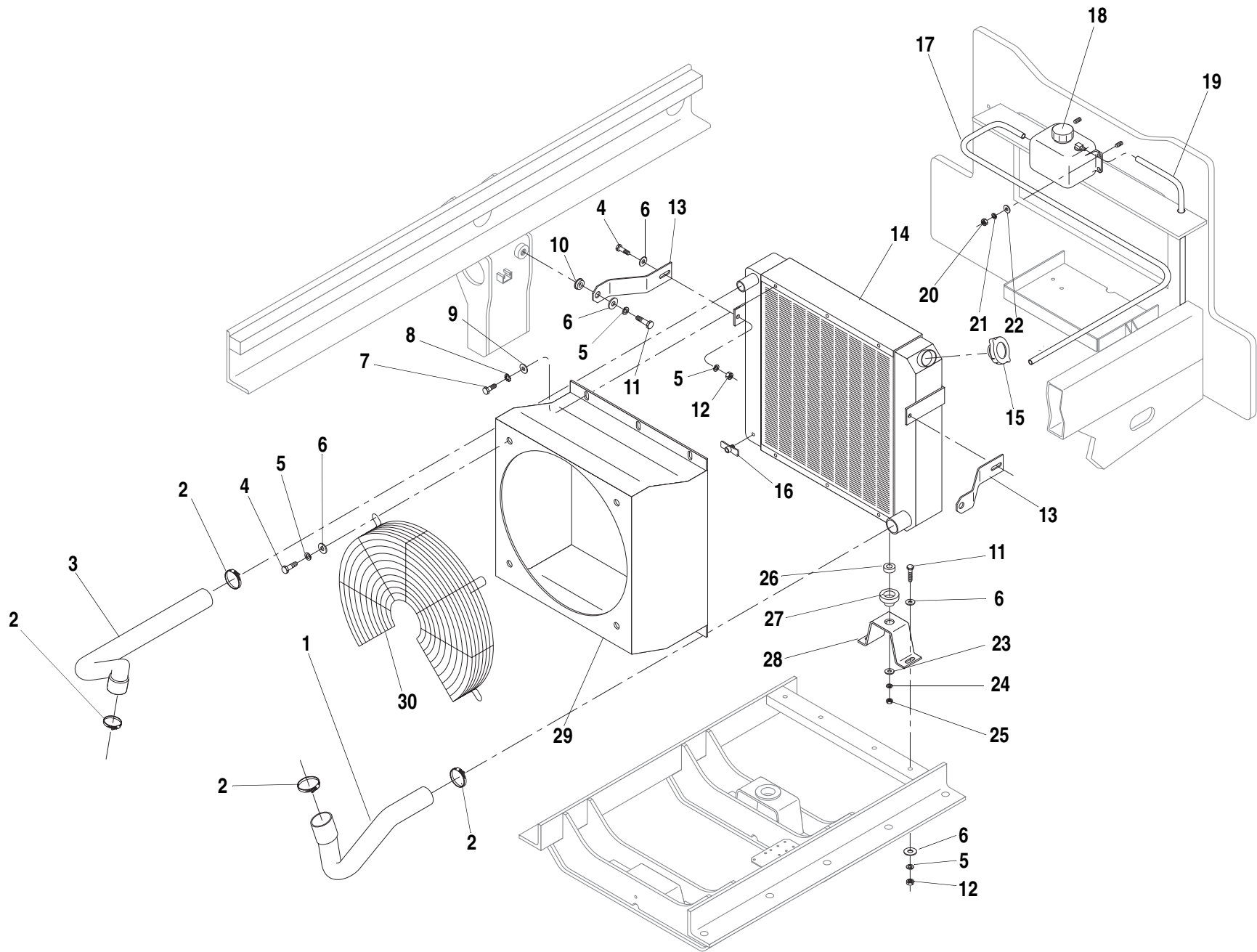
N.S.S. = Not Sold Separately

DEERE 4045T (100 HP)

644B
6K
844C
8K
1044C
10K

AIR CLEANER ASSEMBLY (Deere 4045T 100 HP)

2.13.1

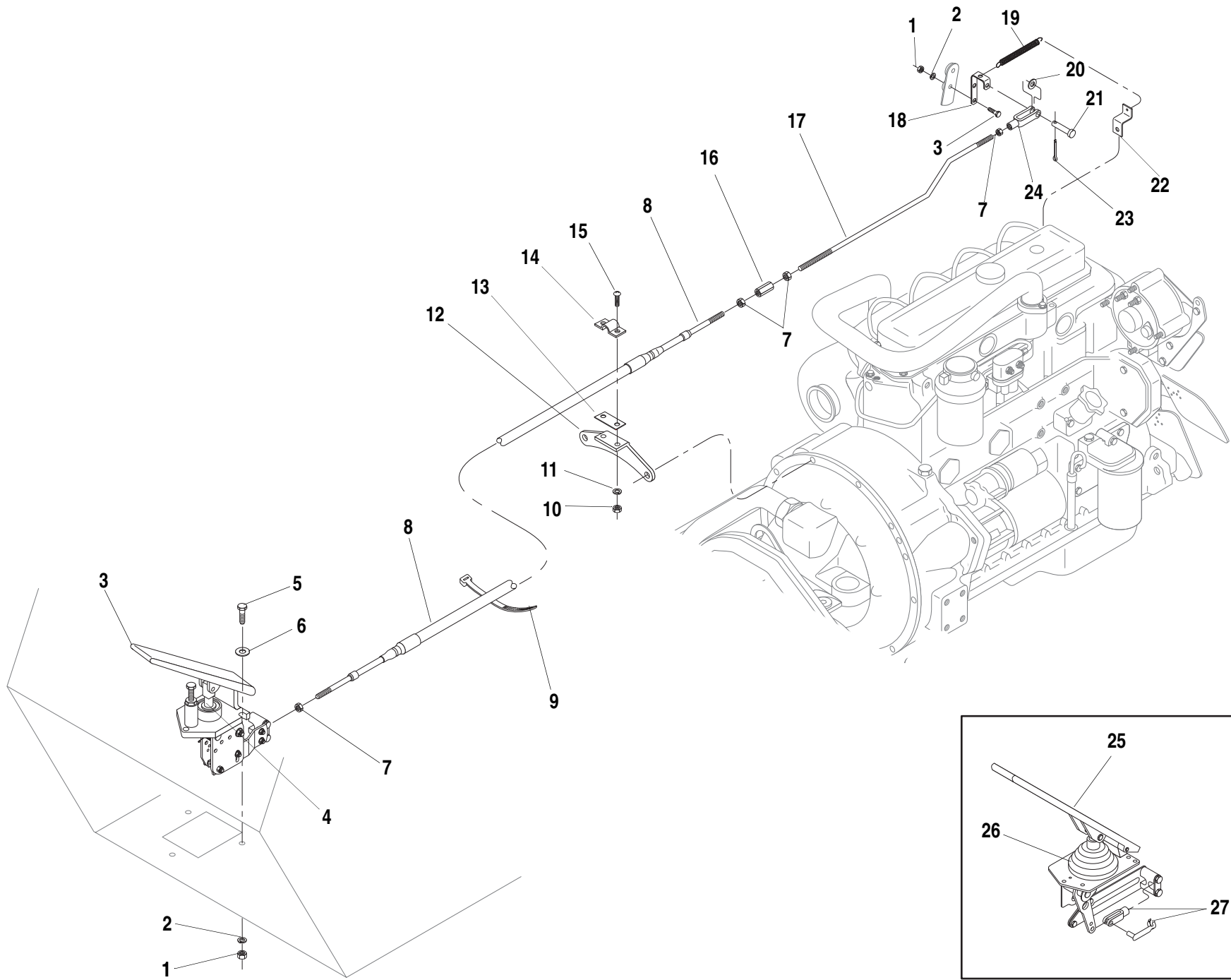


ITEM	PART NO.	QTY.	DESCRIPTION
1	39500B	1	Radiator Hose, Lower
2	P10601	4	Hose Clamp
3	39499B	1	Radiator Hose, Upper
4	P00202	6	Capscrew, Hx., 3/8"-16 x 3/4"
5	P01310	12	Lockwasher, 3/8"
6	P01404	16	Flatwasher, 3/8"
7	P00102	6	Capscrew, Hx., 5/16"-18 x 3/4"
8	P01358	6	Starwasher, 5/16"
9	P01403	6	Flatwasher, 5/16"
10	15845B	2	Rubber Grommet
11	P00204	6	Capscrew, Hx., 3/8"-16 x 1"
12	P01508	6	Nut, Hx., 3/8"-16
13	65160A	1	Support Bracket
14	39460C	1	Radiator, Crossflow (Includes Items 15, 16 & 17)
15	37768X	1	Cap, Radiator
16	P16675	1	Drain Cock
17	N12347	1	Hose, Recovery Tank
18	36491B	1	Recovery Tank, Coolant
19	N12348	1	Hose, Drain
20	P01506	2	Nut, Hx., 1/4"-20
21	P01308	2	Lockwasher, 1/4"
22	P01402	2	Flatwasher, 1/4"
23	P01406	2	Flatwasher, 1/2"
24	P01312	2	Lockwasher, 1/2"
25	P01510	2	Nut, Hx., 1/2"-13
26	P24305	2	Bushing
27	P24306	2	Grommet
28	65701B	2	Support, Radiator
29	65024D	1	Fan Shroud, Plastic (Supersedes 36207B)
30	38470B	1	Fan Guard

DEERE 4045T (100 HP)

RADIATOR GROUP ASSEMBLY (Deere 4045T 100 HP)**2.14.1**

644B
6K
844C
8K
1044C
10K



ITEM	PART NO.	QTY.	DESCRIPTION
1	P01506	3	Nut, Hx., 1/4"-20
2	P01308	4	Lockwasher, 1/4"
3	16461A	1	Accelerator Pedal (Includes Item 4) (Replaces 37378X)
4	P20069	1	Bellows
5	P00003	3	Capscrew, Hx., 1/4"-20 x 3/4"
6	P01402	3	Flatwasher, 1/4"
7	P01529	5	Nut, Hx., 1/4"-28
8	37379X	1	Cable, Throttle - 96" Long
9	P20496	4	Cable Tie
10	P01504	2	Nut, Hx., #10-24
11	P01306	2	Lockwasher, #10
12	36423A	1	Bracket, Throttle Cable
13	16401A	1	Shim, Cable Clamp
14	14383A	1	Clamp, Cable
15	P02057	2	Screw, Slotted Rd. Hd., #10-24 x 3/4"
16	P27815	1	Coupling, Nut
17	65913B	1	Extension Rod, Throttle
18	65917A	1	Extension Lever, Throttle
19	P21260	1	Spring
20	65906A	1	Spacer
21	P01512	1	Pin, Clevis
22	17786A	1	Anchor, Spring
23	P03810	1	Cotter Pin, 1/16" x 1"
24	P10508	1	Clevis
25	●N.L.A.	1	Accelerator Pedal
26	37567X	1	Bellows
27	38818A	1	Yoke end w/ Spring Pin

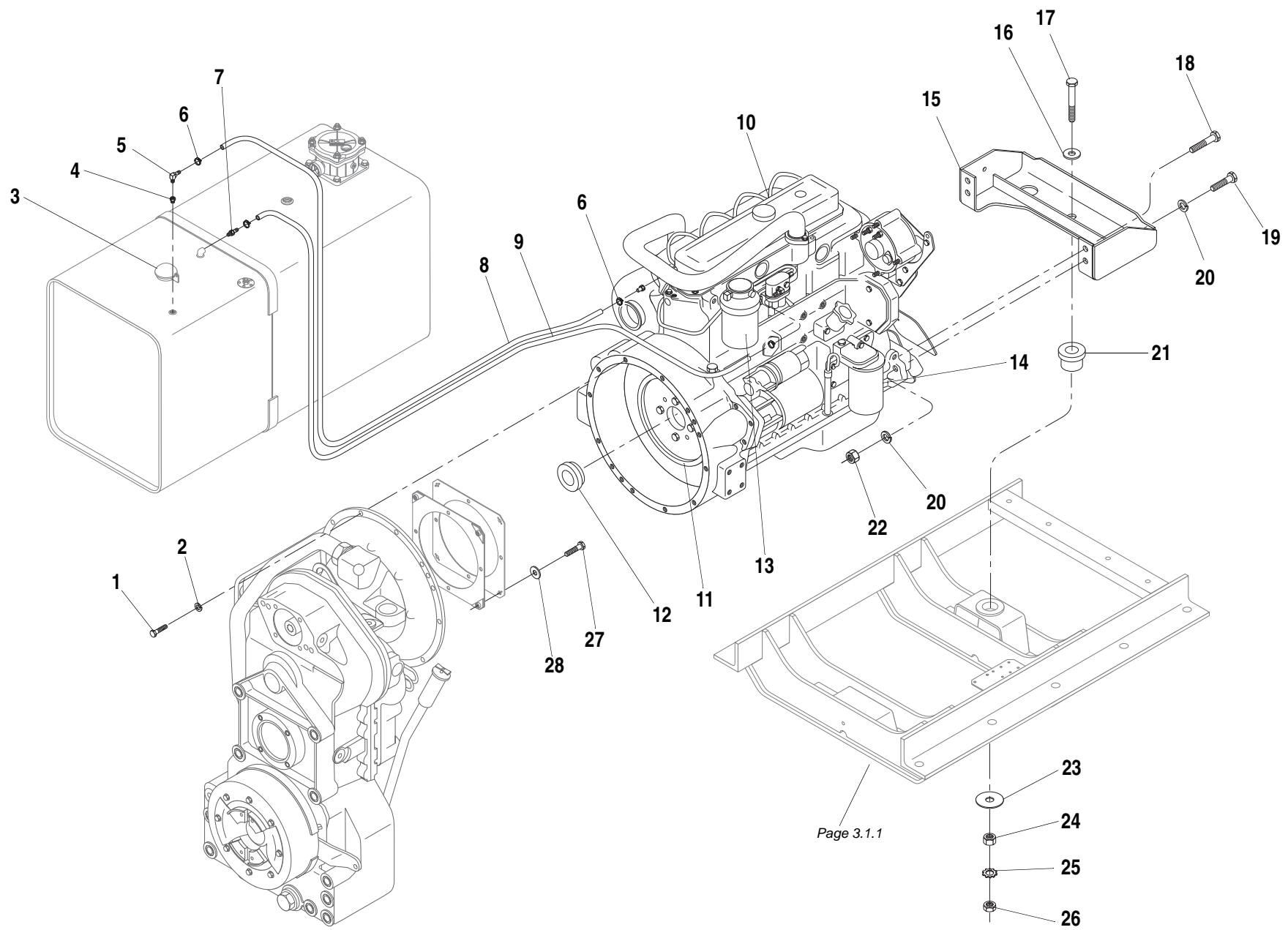
NOTES:

- Order Item 3 for a Replacement.

DEERE 4045T (100 HP)

THROTTLE GROUP ASSEMBLY (Deere 4045T 100 HP)**2.15.1**

644B
6K
844C
8K
1044C
10K



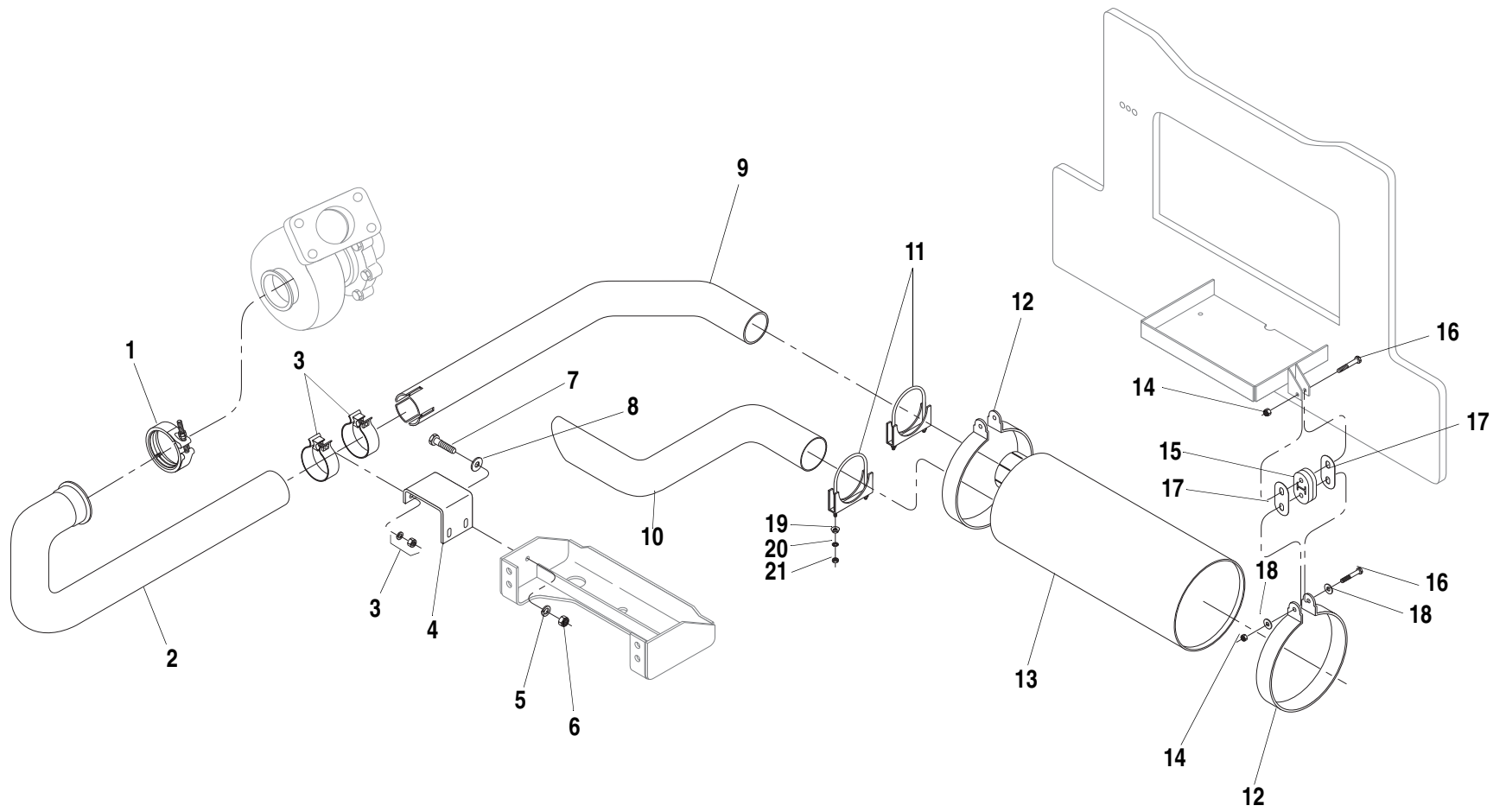
Page 3.1.1

ITEM	PART NO.	QTY.	DESCRIPTION
1	P00205	11	Capscrew, Hx., 3/8"-16 x 1 1/4"
	P00204	1	Capscrew, Hx., 3/8"-16 x 1"
2	P01310	12	Lockwasher, 3/8"
3	P12182	REF	Fuel Cap
4	P10690	1	Reducer Bushing
5	P21317	1	90° Elbow, Pipe to Hose
6	P14047	4	Hose Clamp, Fuel Line
7	37557X	1	Adapter, Pipe to Hose (Replaces P13619)
8	N12346	1	Hose, Fuel Return - 1/4" I.D.
9	N11437	1	Hose, Fuel Supply - 5/16" I.D.
10	N.S.S.	1	Engine, 4 Cyl. Diesel - Deere Turbo
11	37563X	REF	Flywheel (Includes Ring Gear & Item 12) (Replaces 35048B)
12	37566X	REF	Centering Sleeve
13	37056X	REF	Fuel Filter, Engine
14	37055X	REF	Oil Filter, Engine
15	65156B	1	Mounting Bracket, Engine
16	P01408	1	Flatwasher, 5/8"
17	P00690	1	Capscrew, Hx., 5/8"-18 x 3 3/4" GR 8
18	P00607	2	Capscrew, Hx., 5/8"-11 x 2 3/4"
19	P00602	2	Capscrew, Hx., 5/8"-11 x 1 1/2"
20	P01314	4	Lockwasher, 5/8"
21	P18181	1	Rubber Mount, Engine
22	P01512	2	Nut Hx., 5/8"-11
23	15618A	1	Snubbing Washer
24	P01535	1	Nut, Hx., 5/8"-18
25	P01363	1	Starwasher, 5/8"
26	P01585	1	Jam Nut, Hx., 5/8"-18
27	P04181	4	Capscrew, Hx., M10-1.5 x 40mm C10.9
28	P04631	4	Flatwasher, M10
REF	66030C	1	Engine Block Heater Kit - 1000 Watts (Optional)
REF	66565B	-	Engine Drain Valve (Optional)

DEERE 4045T (115 HP)

ENGINE MOUNTING & FUEL LINES (Deere 4045T 115 HP)**2.16.1**

644B
6K
844C
8K
1044C
10K



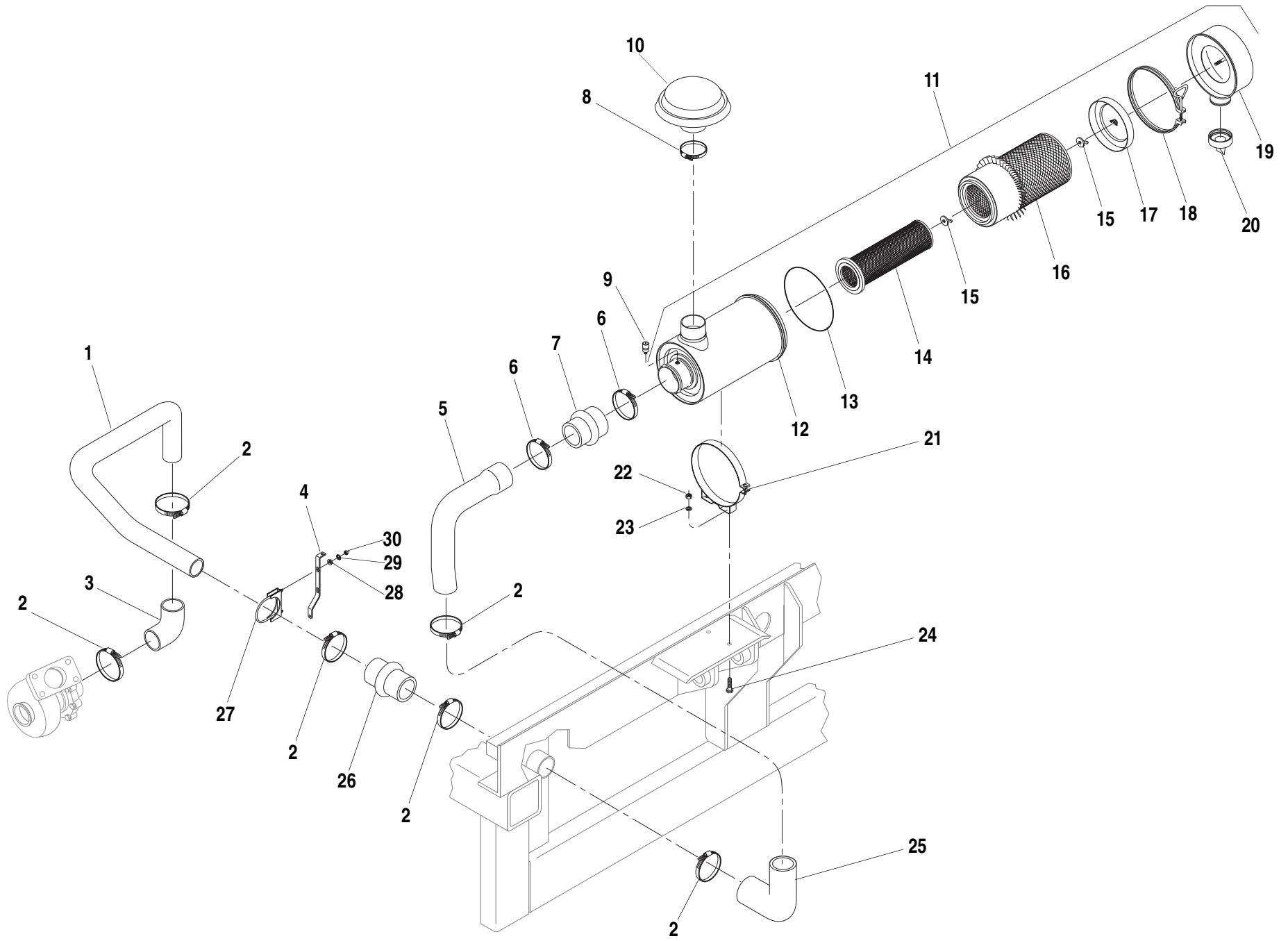
ITEM	PART NO.	QTY.	DESCRIPTION
1	37750X	1	Clamp, Exhaust Pipe
2	65161A	1	Pipe, Exhaust Manifold
3	37475X	2	Seal Clamp, Exhaust (Supersedes P33144)
4	36405A	1	Bracket, Exhaust Clamp
5	P01310	4	Lockwasher, 3/8"
6	P01508	4	Nut Hx., 3/8"-16
7	P00205	2	Capscrew, Hx., 3/8"-16 x 1 1/4"
8	P01404	2	Flatwasher, 3/8"
9	36402A	1	Pipe, Exhaust
10	36412A	1	Pipe, Tail
11	P17169	2	Muffler Clamp
12	39876A	2	Mounting Ring, Muffler
			(Includes 1 each of Items 14 & 15)
13	P32697	1	Muffler
14	P01680	4	Locknut, Hx., 5/16"-24
15	P32982	2	Exhaust Hanger, Rubber
16	P00158	4	Capscrew, Hx., 5/16"-24 x 2"
17	39922A	4	Link, Hanger Support
18	10701276	4	Washer, Flat, 5/16" Hardened
19	10705108	4	Nut, flg., 3/8"-16
20	10701359	4	Starwasher, Ext, 3/8"
21	10701558	4	JamNut, Hx., 3/8"-16

DEERE 4045T (115 HP)

EXHAUST ASSEMBLY (Deere 4045T 115 HP)

2.17.1

644B
 6K
 844C
 8K
 1044C
 10K
 ▼



ITEM	PART NO.	QTY.	DESCRIPTION
1	65259B	1	Tube, Intake to Frame
2	P10553	6	Hose Clamp, #48
3	P20854	1	Elbow, Intake
4	65262A	1	Support Bracket, Intake Tube
5	66180B	1	Tube, Frame to Air Cleaner
6	10719267	2	Hose Clamp 4 1/2"
7	66110X	1	Hump Reducer
8	P27815	1	Hose Clamp, #64
9	P21485	1	Service Indicator (Includes Fitting)
10	66445X	1	Hood, Air Inlet
11	66107X	1	Air Cleaner (Includes Items 11-18)
12	N.S.S.	1	Body
13	36795X	1	O-Ring
14	36792X	1	Filter Element, Safety
15	P40295	2	Wing Nut
16	36791X	1	Filter Element, Primary
17	P21433	1	Baffle Assembly
18	36793X	1	Clamp Assembly
19	36794X	1	Cover
20	P40299	1	Vacuator Valve
21	P19266	2	Mounting Band
22	P01507	4	Nut, Hx., 5/16"-18
23	P01309	4	Lockwasher 5/16"
24	P00104	4	Capscrew, Hx., 5/16"-18 x 1"
25	P27646	1	90° Elbow, Rubber
26	36982X	1	Hump Adapter
27	P17169	1	Clamp, Intake Tube
28	10705108	4	Nut, flg., 3/8"-16
29	P01359	2	Starwasher, 3/8" External
30	P01558	2	Jam, Nut, Hx., 3/8"-16

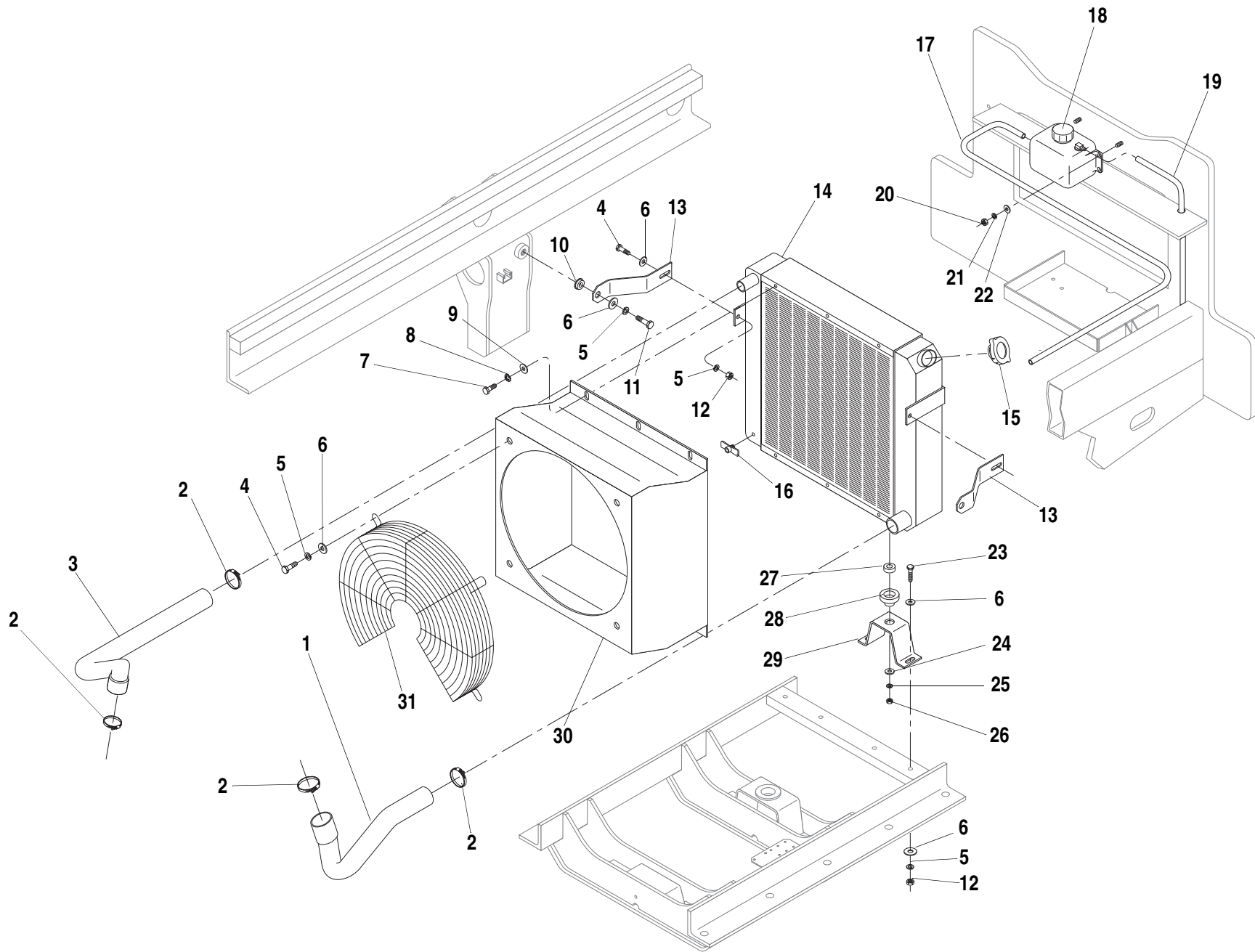
N.S.S. = Not Sold Separately

DEERE 4045T (115 HP)

AIR CLEANER ASSEMBLY (Deere 4045T 115 HP)

2.18.1

644B
 6K
 844C
 8K
 1044C
 10K
 ▼



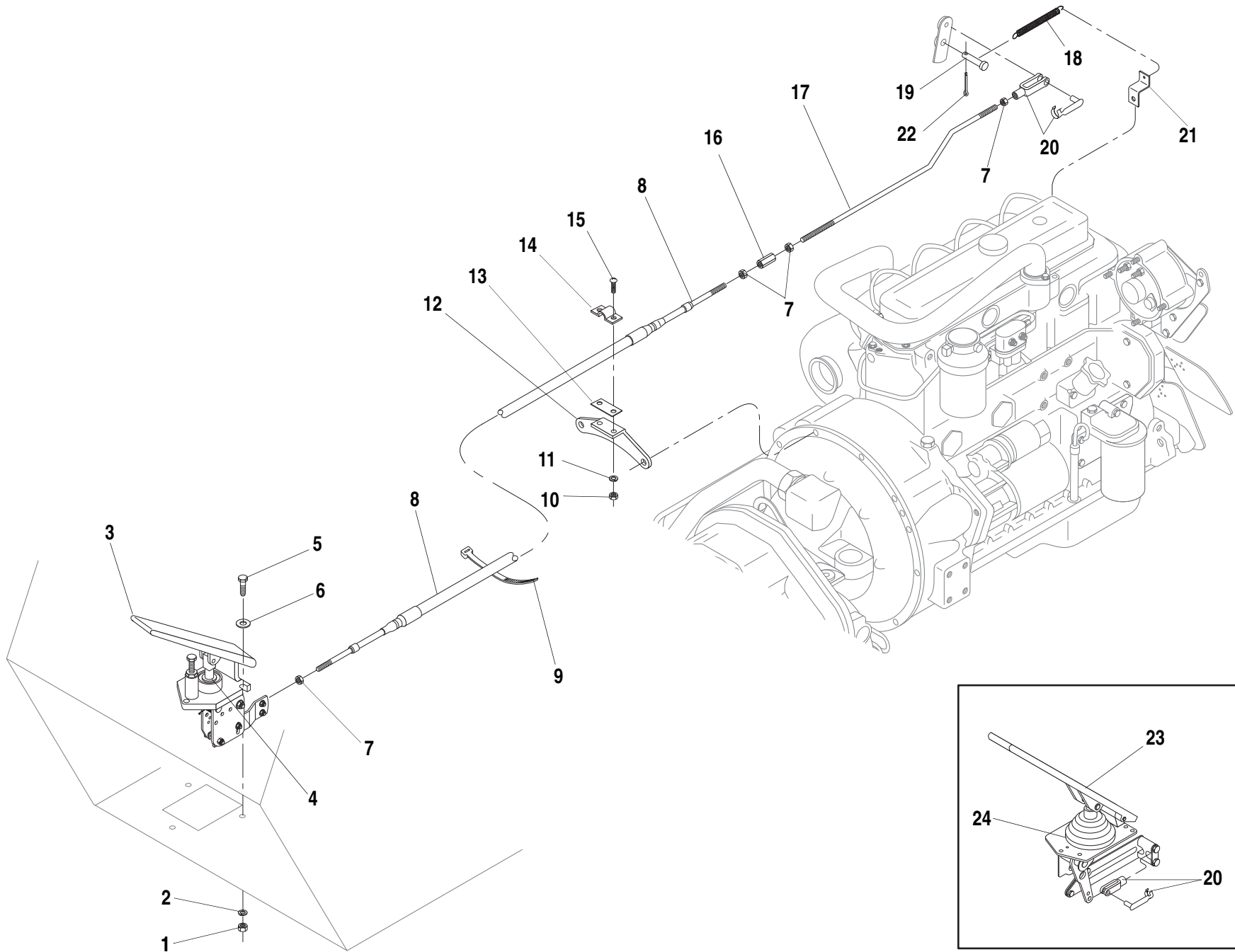
ITEM	PART NO.	QTY.	DESCRIPTION
1	39500B	1	Radiator Hose, Lower
2	P10601	4	Hose Clamp
3	39499B	1	Radiator Hose, Upper
4	P00202	6	Capscrew, Hx., 3/8"-16 x 3/4"
5	P01310	12	Lockwasher, 3/8"
6	P01404	14	Flatwasher, 3/8"
7	P00102	6	Capscrew, Hx., 5/16"-18 x 3/4"
8	P01358	6	Starwasher, 5/16"
9	P01403	6	Flatwasher, 5/16"
10	15845B	2	Rubber Grommet
11	P00204	2	Capscrew, Hx., 3/8"-16 x 1"
12	P01508	6	Nut, Hx., 3/8"-16
13	65160A	1	Support Bracket
14	39460C	1	Radiator, Crossflow (Includes Items 15, 16 & 17)
15	37768X	1	Cap, Radiator
16	P16675	1	Drain Cock
17	N12347	1	Hose, Recovery Tank
18	36491B	1	Recovery Tank, Coolant
19	N12348	1	Hose, Drain
20	P01506	2	Nut, Hx., 1/4"-20
21	P01308	2	Lockwasher, 1/4"
22	P01402	2	Flatwasher, 1/4"
23	10700205	4	Capscrew, Hx., 3/8"-16 x 1 1/4"
24	P01406	2	Flatwasher, 1/2"
25	P01312	2	Lockwasher, 1/2"
26	P01510	2	Nut, Hx., 1/2"-13
27	P24305	2	Bushing
28	P24306	2	Grommet
29	65701B	2	Support, Radiator
30	65024D	1	Fan Shroud, Plastic (Replaces 36207B)
31	38470B	1	Fan Guard

DEERE 4045T (115 HP)

RADIATOR GROUP ASSEMBLY (Deere 4045T 115 HP)

2.19.1

644B
 6K
 844C
 8K
 1044C
 10K
 ▼



ITEM	PART NO.	QTY.	DESCRIPTION
1	P01506	3	Nut, Hx., 1/4"-20
2	P01308	4	Lockwasher, 1/4"
3	16146A	1	Accelerator Pedal (Includes Item 5) (Replaces 37378X)
4	P20069	1	Bellows
5	P00003	3	Capscrew, Hx., 1/4"-20 x 3/4"
6	P01402	3	Flatwasher, 1/4"
7	P01529	5	Nut, Hx., 1/4"-28
8	37379X	1	Cable, Throttle - 96" Long
9	P20496	4	Cable Tie
10	P01504	2	Nut, Hx., #10-24
11	P01306	2	Lockwasher, #10
12	36423A	1	Bracket, Throttle Cable
13	16401A	1	Shim, Cable Clamp
14	14383A	1	Clamp, Cable
15	P02057	2	Screw, Slotted Rd. Hd., #10-24 x 3/4"
16	P27815	1	Coupling, Nut
17	35419B	1	Extension Rod, Throttle
18	P21260	1	Spring
19	P01512	1	Pin, Clevis
20	38818A	1	Yoke end w/ Spring Pin
21	17786A	1	Anchor, Spring
22	P03810	1	Cotter Pin, 1/16" x 1"
23	●N.L.A.	1	Accelerator Pedal (Includes Item 5)
24	37567X	1	Bellows

NOTES:

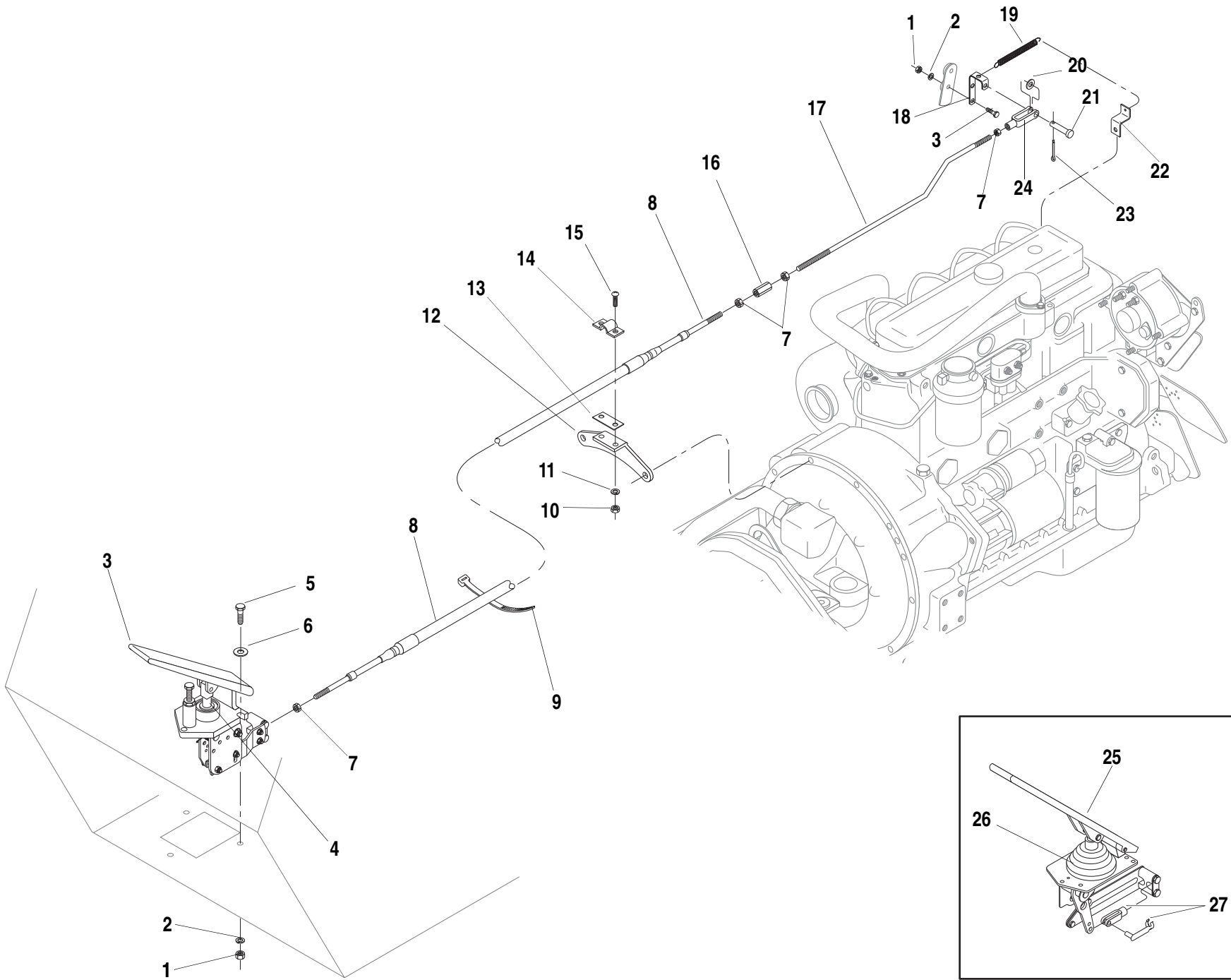
- Order Item 3 for a Replacement.

644B-37 S/N 101-1196
644B-42 S/N 101-333
844C-42 S/N 101-1165
1044C-42 S/N 101-126
1044C-54 S/N 101-288
6K-37 S/N 101-487
6K-42 S/N 101-176
8K-42 S/N 101-321
10K-42 S/N 101-110
10K-54 S/N 101-110

644B
6K
844C
8K
1044C
10K
▼

THROTTLE GROUP ASSEMBLY (Deere 4045T 115 HP)

2.20.1



ITEM	PART NO.	QTY.	DESCRIPTION
1	P01506	3	Nut, Hx., 1/4"-20
2	P01308	4	Lockwasher, 1/4"
3	16461A	1	Accelerator Pedal (Includes Item 4) (Replaces 37378X)
4	P20069	1	Bellows
5	P00003	3	Capscrew, Hx., 1/4"-20 x 3/4"
6	P01402	3	Flatwasher, 1/4"
7	P01529	5	Nut, Hx., 1/4"-28
8	37379X	1	Cable, Throttle - 96" Long
9	P20496	4	Cable Tie
10	P01504	2	Nut, Hx., #10-24
11	P01306	2	Lockwasher, #10
12	36423A	1	Bracket, Throttle Cable
13	16401A	1	Shim, Cable Clamp
14	14383A	1	Clamp, Cable
15	P02057	2	Screw, Slotted Rd. Hd., #10-24 x 3/4"
16	P27815	1	Coupling, Nut
17	65913B	1	Extension Rod, Throttle
18	65917A	1	Extension Lever, Throttle
19	P21260	1	Spring
20	65906A	1	Spacer
21	P01512	1	Pin, Clevis
22	17786A	1	Anchor, Spring
23	P03810	1	Cotter Pin, 1/16" x 1"
24	P10508	1	Clevis
25	●N.L.A.	1	Accelerator Pedal (Includes Item 5)
26	37567X	1	Bellows
27	38818A	1	Yoke end w/ Spring Pin

NOTES:

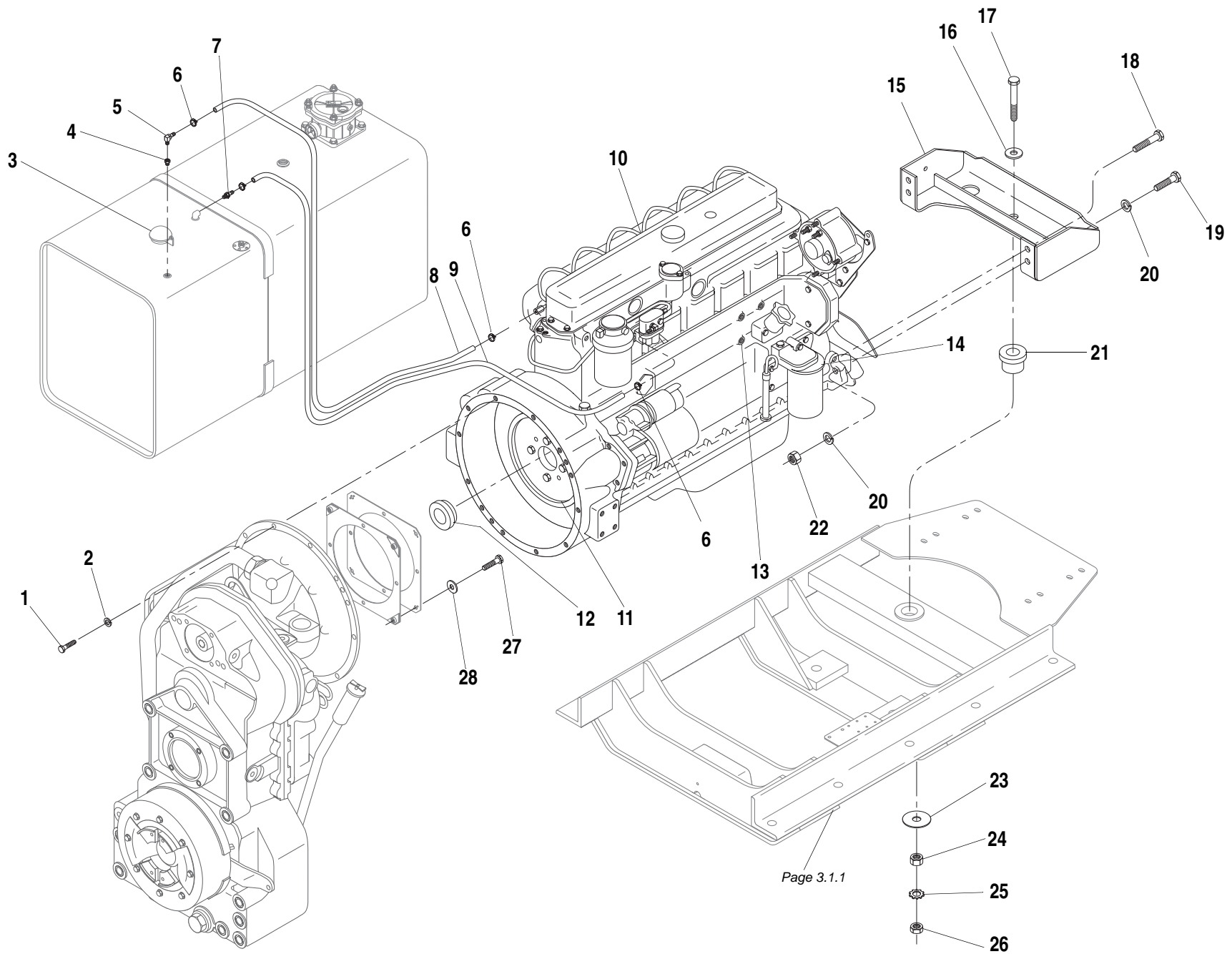
- Order Item 3 for a Replacement.

644B-37 S/N 1197-
644B-42 S/N 334-
844C-42 S/N 1166-
1044C-42 S/N 127-
1044C-54 S/N 289-
6K-37 S/N 488-
6K-42 S/N 177-
8K-42 S/N 322-
10K-42 S/N 111-
10K-54 S/N 111-

644B
6K
844C
8K
1044C
10K

THROTTLE GROUP ASSEMBLY (Deere 4045T 115 HP)

2.20.1.1



Page 3.1.1

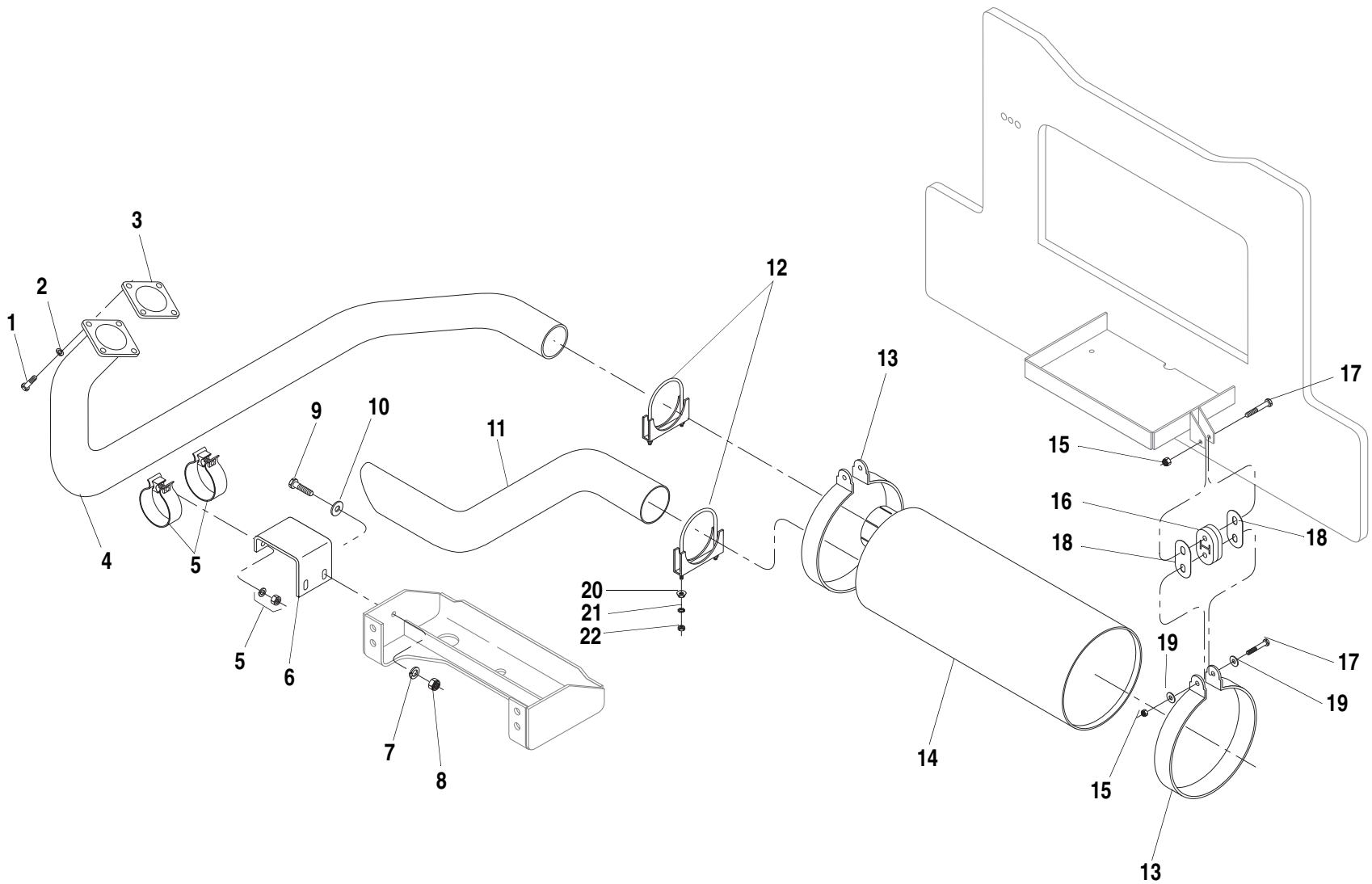
ITEM	PART NO.	QTY.	DESCRIPTION
1	P00205	11	Capscrew, Hx., 3/8"-16 x 1 1/4"
	P00204	1	Capscrew, Hx., 3/8"-16 x 1"
2	P01310	12	Lockwasher, 3/8"
3	P12182	REF	Fuel Cap
4	P10690	1	Reducer Bushing
5	P21317	1	90° Elbow, Pipe to Hose
6	P14047	4	Hose Clamp, Fuel Line
7	37557X	1	Adapter, Pipe to Hose (Replaces P13619)
8	N12346	1	Hose, Fuel Return - 1/4" I.D.
9	N11437	1	Hose, Fuel Supply - 5/16" I.D.
10	N.S.S.	1	Engine, 6 Cyl. Diesel - Deere Natural
11	37563X	REF	Flywheel (Includes Ring Gear & Item 12) (Replaces 35048B)
12	37566X	REF	Centering Sleeve
13	37056X	REF	Fuel Filter, Engine
14	37055X	REF	Oil Filter, Engine
15	39548B	1	Mounting Bracket, Engine
16	P01408	1	Flatwasher, 5/8"
17	P00690	1	Capscrew, Hx., 5/8"-18 x 3 3/4" GR 8
18	P00607	2	Capscrew, Hx., 5/8"-11 x 2 3/4"
19	P00602	2	Capscrew, Hx., 5/8"-11 x 1 1/2"
20	P01314	4	Lockwasher, 5/8"
21	P18181	1	Rubber Mount, Engine
22	P01512	2	Nut Hx., 5/8"-11
23	15618A	1	Snubbing Washer
24	P01535	1	Nut, Hx., 5/8"-18
25	P01363	1	Starwasher, 5/8"
26	P01585	1	Jam Nut, Hx., 5/8"-18
27	P04181	4	Capscrew, Hx., M10-1.5 x 40mm C10.9
28	P04631	4	Flatwasher, M10
REF	66303C	1	Engine Block Heater Kit - 1000 Watts (Optional)

DEERE 6068D

ENGINE MOUNTING & FUEL LINES (Deere 6068D)

2.21.1

644B
6K
844C
8K
1044C
10K
▼



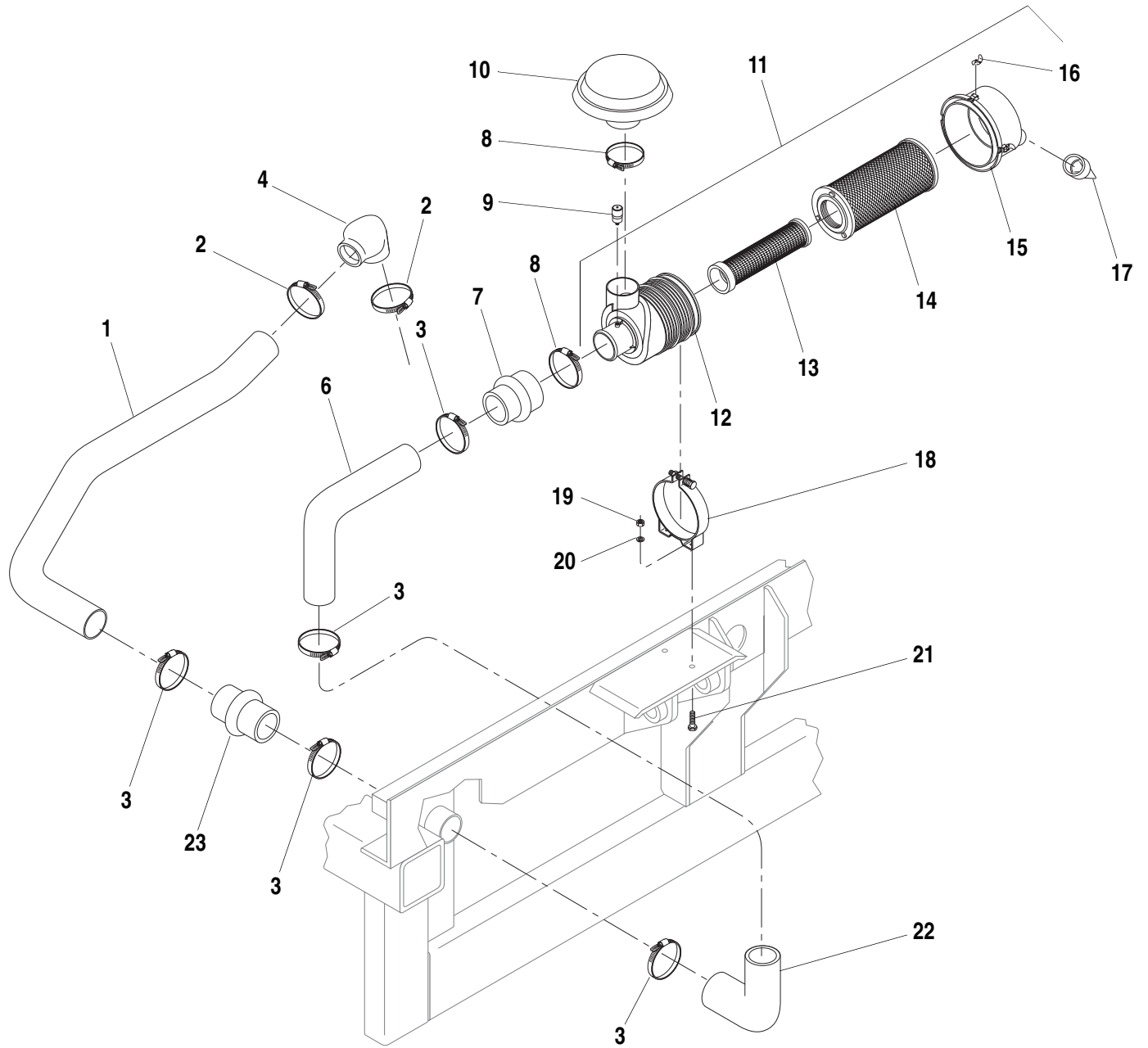
ITEM	PART NO.	QTY.	DESCRIPTION
1	P04154	4	Capscrew, Hx., 10-1.5 x 30mm C8.8
2	P04608	4	Lockwasher, M10
3	37468X	1	Gasket, Exhaust Flange
4	39445B	1	Pipe, Exhaust Manifold
5	37475X	2	Seal Clamp, Exhaust (Supersedes P33144)
6	36405A	1	Bracket, Exhaust Clamp
7	P01310	4	Lockwasher, 3/8"
8	P01508	4	Nut Hx., 3/8"-16
9	P00205	2	Capscrew, Hx., 3/8"-16 x 1 1/4"
10	P01404	2	Flatwasher, 3/8"
11	36412A	1	Pipe, Tail
12	P17169	2	Muffler Clamp
13	39876A	2	Mounting Ring, Muffler (Includes 1 each of Items 14 & 15)
14	P32697	1	Muffler
15	P01680	4	Locknut, Hx., 5/16"-24
16	P32982	2	Exhaust Hanger, Rubber
17	P00158	4	Capscrew, Hx., 5/16"-24 x 2"
18	39922A	4	Link, Hanger Support
19	10701276	4	Washer, Flat, 5/16" Hardened
20	10705108	4	Nut, flg., 3/8"-16
21	10701359	4	Starwasher, Ext, 3/8"
22	10701558	4	JamNut, Hx., 3/8"-16

DEERE 6068

644B
6K
844C
8K
1044C
10K

EXHAUST ASSEMBLY (Deere 6068D)

2.22.1



ITEM	PART NO.	QTY.	DESCRIPTION
1	39455B	1	Tube, Intake to Frame
2	10710600	2	Hose Clamp, 2 1/2"
3	P10553	5	Hose Clamp, #48
4	37651X	1	Elbow, Intake
5	38095A	1	Support Bracket, Intake Tube
6	36399B	1	Tube, Frame to Air Cleaner
7	P33143	1	Hump Reducer
8	P19267	2	Hose Clamp, #64
9	P21485	1	Service Indicator (Includes Fitting)
10	P33146	1	Hood, Air Inlet
11	P33141	1	Air Cleaner (Includes Items 11-16)
12	N.S.S.	1	Body
13	P33181	1	Filter Element, Safety
14	P33180	1	Filter Element, Primary
15	P33182	1	Cover
16	P33184	3	Latch
17	P33183	1	Vacuator Valve
18	P33142	1	Mounting Band
19	P01507	2	Nut, Hx., 5/16"-18
20	P01309	2	Lockwasher 5/16"
21	P00102	2	Capscrew, Hx., 5/16"-18 x 3/4"
22	P20854	1	90° Elbow, Rubber
23	P24313	1	Hump Adapter

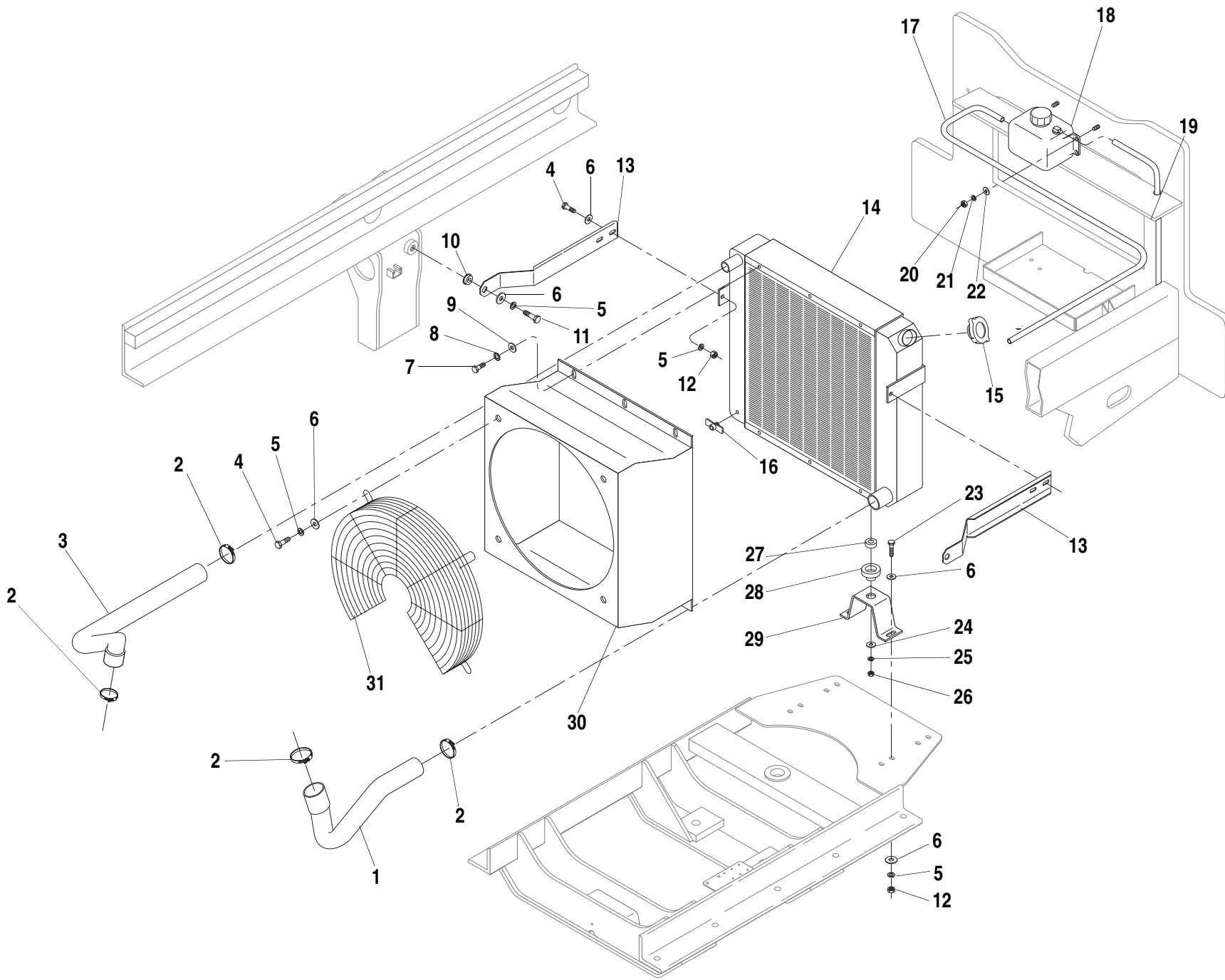
N.S.S. = Not Sold Separately

DEERE 6068D

644B
6K
844C
8K
1044C
10K
▼

AIR CLEANER ASSEMBLY (Deere 6068D)

2.23.1

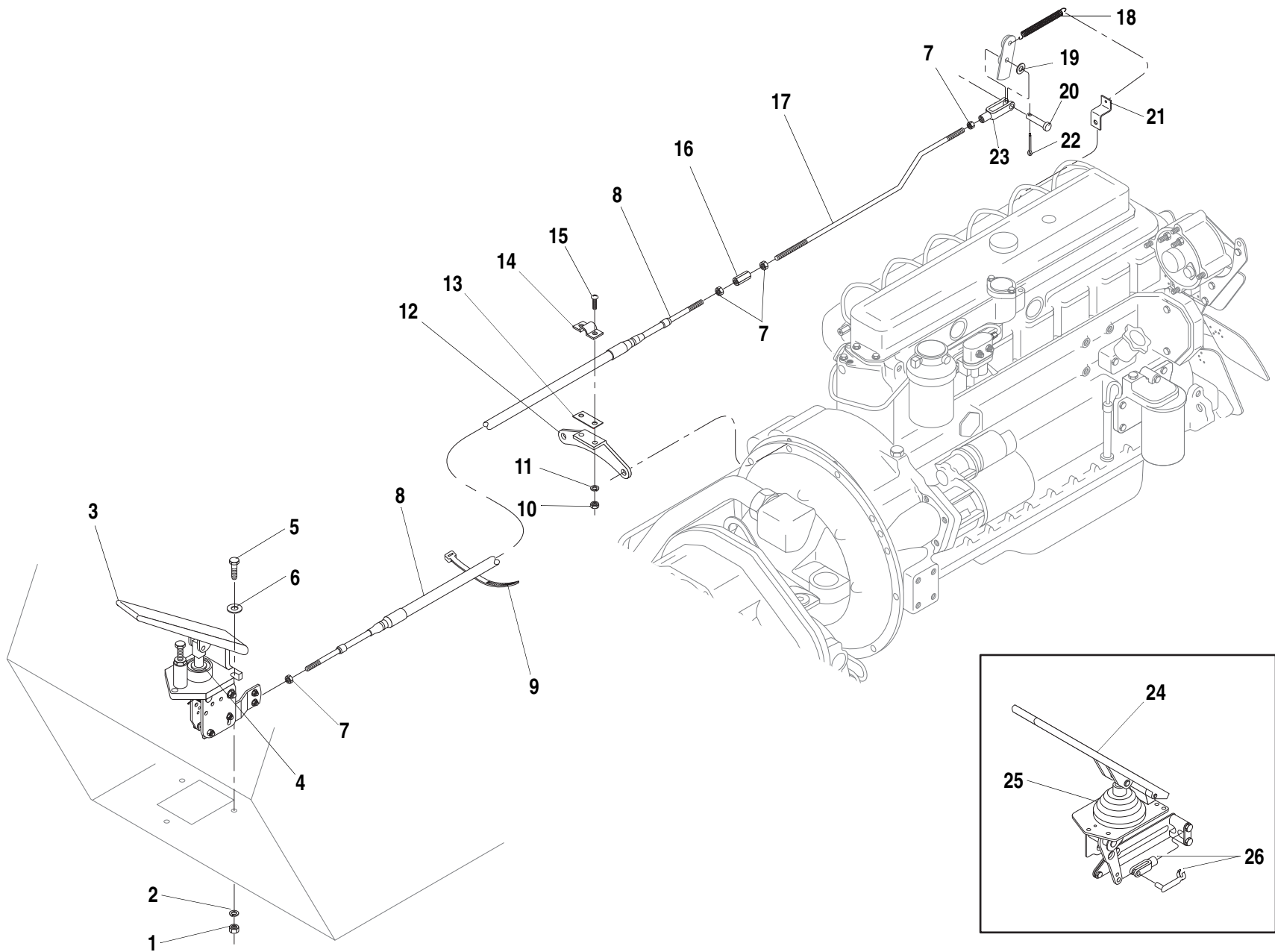


ITEM	PART NO.	QTY.	DESCRIPTION
1	39500B	1	Radiator Hose, Lower
2	P10601	4	Hose Clamp
3	39499B	1	Radiator Hose, Upper
4	P00202	6	Capscrew, Hx., 3/8"-16 x 3/4"
5	P01310	12	Lockwasher, 3/8"
6	P01404	14	Flatwasher, 3/8"
7	P00102	6	Capscrew, Hx., 5/16"-18 x 3/4"
8	P01358	6	Starwasher, 5/16"
9	P01403	6	Flatwasher, 5/16"
10	15845B	2	Rubber Grommet
11	P00204	2	Capscrew, Hx., 3/8"-16 x 1"
12	P01508	6	Nut, Hx., 3/8"-16
13	39921B	1	Support Bracket
14	39460C	1	Radiator, Crossflow (Includes Items 15, 16 & 17)
15	37768X	1	Cap, Radiator
16	P16675	1	Drain Cock
17	N12347	1	Hose, Recovery Tank
18	36491B	1	Recovery Tank, Coolant
19	N12348	1	Hose, Drain
20	P01506	2	Nut, Hx., 1/4"-20
21	P01308	2	Lockwasher, 1/4"
22	P01402	2	Flatwasher, 1/4"
23	10700205	4	Capscrew, Hx., 3/8"-16 x 1 1/4"
24	P01406	2	Flatwasher, 1/2"
25	P01312	2	Lockwasher, 1/2"
26	P01510	2	Nut, Hx., 1/2"-13
27	P24305	2	Bushing
28	P24306	2	Grommet
29	65701B	2	Support, Radiator
30	65024D	1	Fan Shroud, Plastic (Supersedes 36207B)
31	38470B	1	Fan Guard

DEERE 6068D

RADIATOR GROUP ASSEMBLY (Deere 6068D)**2.24.1**

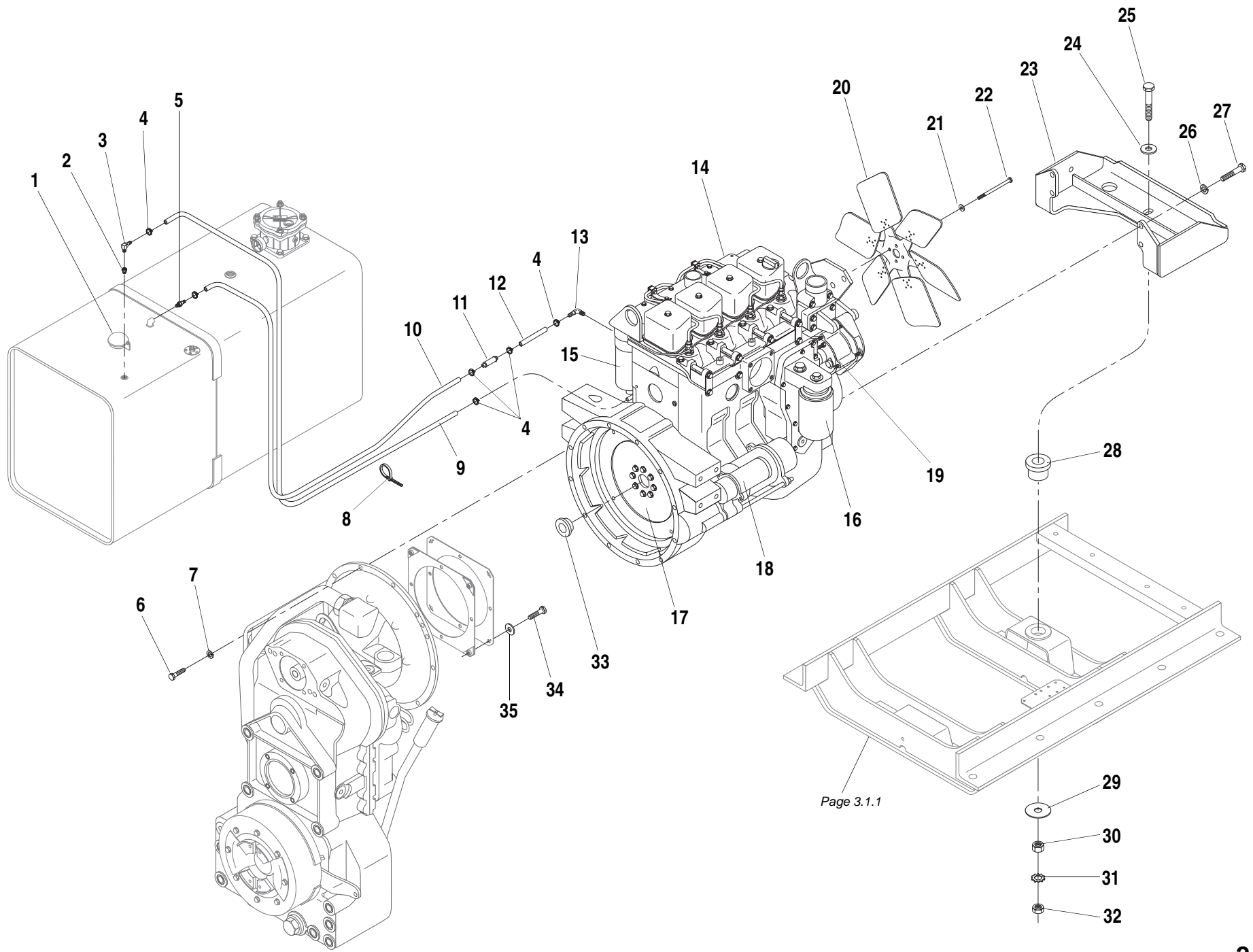
644B
6K
844C
8K
1044C
10K



ITEM	PART NO.	QTY.	DESCRIPTION
1	P01506	3	Nut, Hx., 1/4"-20
2	P01308	4	Lockwasher, 1/4"
3	16461A	1	Accelerator Pedal (Includes Item 4) (Replaces 37378X)
4	P20069	1	Bellows
5	P00003	3	Capscrew, Hx., 1/4"-20 x 3/4"
6	P01402		flatwasher, 1/4"
7	P01529	5	Nut, Hx., 1/4"-28
8	37379X	1	Cable, Throttle - 96" Long
9	P20496	4	Cable Tie
10	P01504	2	Nut, Hx., #10-24
11	P01306	2	Lockwasher, #10
12	36423A	1	Bracket, Throttle Cable
13	16401A	1	Shim, Cable Clamp
14	14383A	1	Clamp, Cable
15	P02057	2	Screw, Slotted Rd. Hd., #10-24 x 3/4"
16	P27815	1	Coupling, Nut
17	65913B	1	Extension Rod, Throttle
18	P21260	1	Spring
19	65906A	1	Spacer
20	P01512	1	Pin, Clevis
21	17786A	1	Anchor, Spring
22	P03810	1	Cotter Pin, 1/16" x 1"
23	P10508	1	Clevis
24	①N.L.A.	-	Accelerator Pedal
25	37567X	1	Bellows
26	38818A	1	Yoke end w/ Spring Pin

NOTES:
 ① Order Item 3 for Replacement.

DEERE 6068D

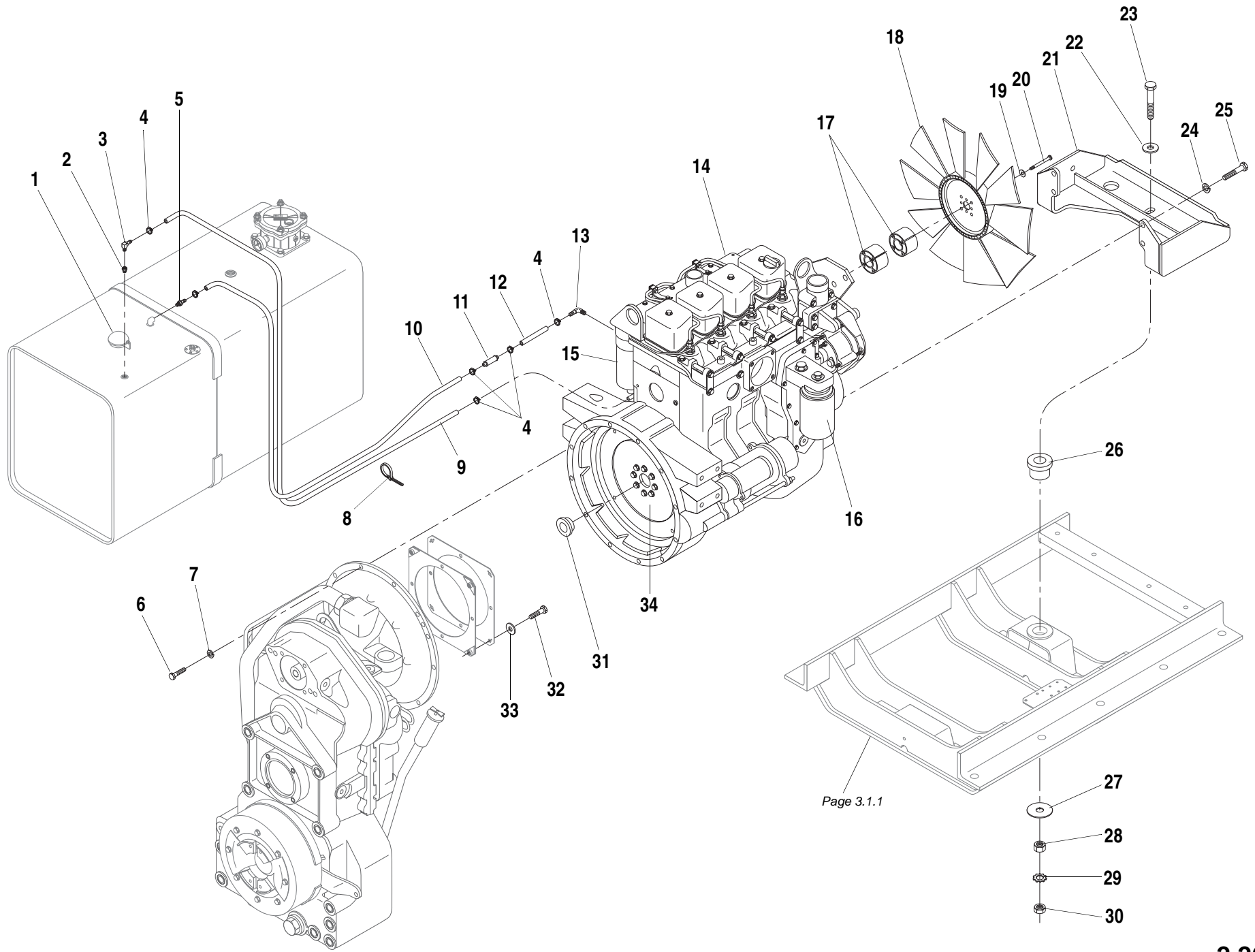


Page 3.1.1

ITEM	PART NO.	QTY.	DESCRIPTION	ITEM	PART NO.	QTY.	DESCRIPTION
1	P12182	REF	Fuel Cap	33	35166A	1	Centering Sleeve
2	P10690	1	Reducer Bushing	34	P04874	4	Capscrew, Socket Hd., M10-1.5 x 40mm
3	P20830	1	90° Elbow, Pipe to Hose (Replaces P21317)	35	P32150	4	Flatwasher, M10 - Small O.D.
4	P14047	6	Hose Clamp, Fuel Line				
5	37557X	1	Adapter, Pipe to Hose (Replaces P13619)	REF	P31320	1	Block Heater
6	P04155	9	Capscrew, Hx., M10-1.5 x 35mm				
	P04154	3	Capscrew, Hx., M10-1.5 x 30mm				
7	P04608	12	Lockwasher, M10				
8	P17989	2	Cable Tie				
9	39353A	1	Hose, Return - 3/16" I.D. (Replaces N12346)				
10	N11437	1	Hose, Fuel Supply - 5/16" I.D.				
11	P32691	1	Fuel Filter, Inline				
12	N11441	1	Hose, Fuel				
13	P21236	1	90° Elbow, Pipe to Hose				
14	N.S.S.	1	Engine, 4 Cyl. Diesel - Cummins Natural				
15	P31296	REF	Fuel Filter, Primary				
16	P31295	REF	Oil Filter, Engine				
17	P33140	REF	Flywheel				
18	P32572	REF	Starting Motor				
19	P31591	REF	Alternator				
20	37114X	1	Fan Blade, Blower				
21	P04630	4	Flatwasher, M8				
22	P04118	4	Capscrew, Hx., M8-1.25 x 110mm				
23	38426B	1	Mounting Bracket, Engine (Replaces 38053B)				
24	P01408	1	Flatwasher, 5/8"				
25	P00690	1	Capscrew, Hx., 5/8"-18 x 3 3/4"				
26	P04609	4	Lockwasher, M12				
27	P04205	4	Capscrew, Hx., M12-1.75 x 40mm				
28	P18181	1	Rubber Mount, Engine				
29	15618A	1	Snubbing Washer				
30	P01535	1	Nut, Hx., 5/8"-18				
31	P01363	1	Starwasher, 5/8"				
32	P01585	1	Jam Nut, Hx., 5/8"-18				
				644B-37 S/N 101-1359			
				644B-42 S/N 101-399			
				6K-37 S/N 101-518			
				6K-42 S/N 101-180			

644B
6K
844C
8K
1044C
10K
▼

ENGINE MOUNTING & FUEL LINES (Cummins 4B3.9) 2.26.1

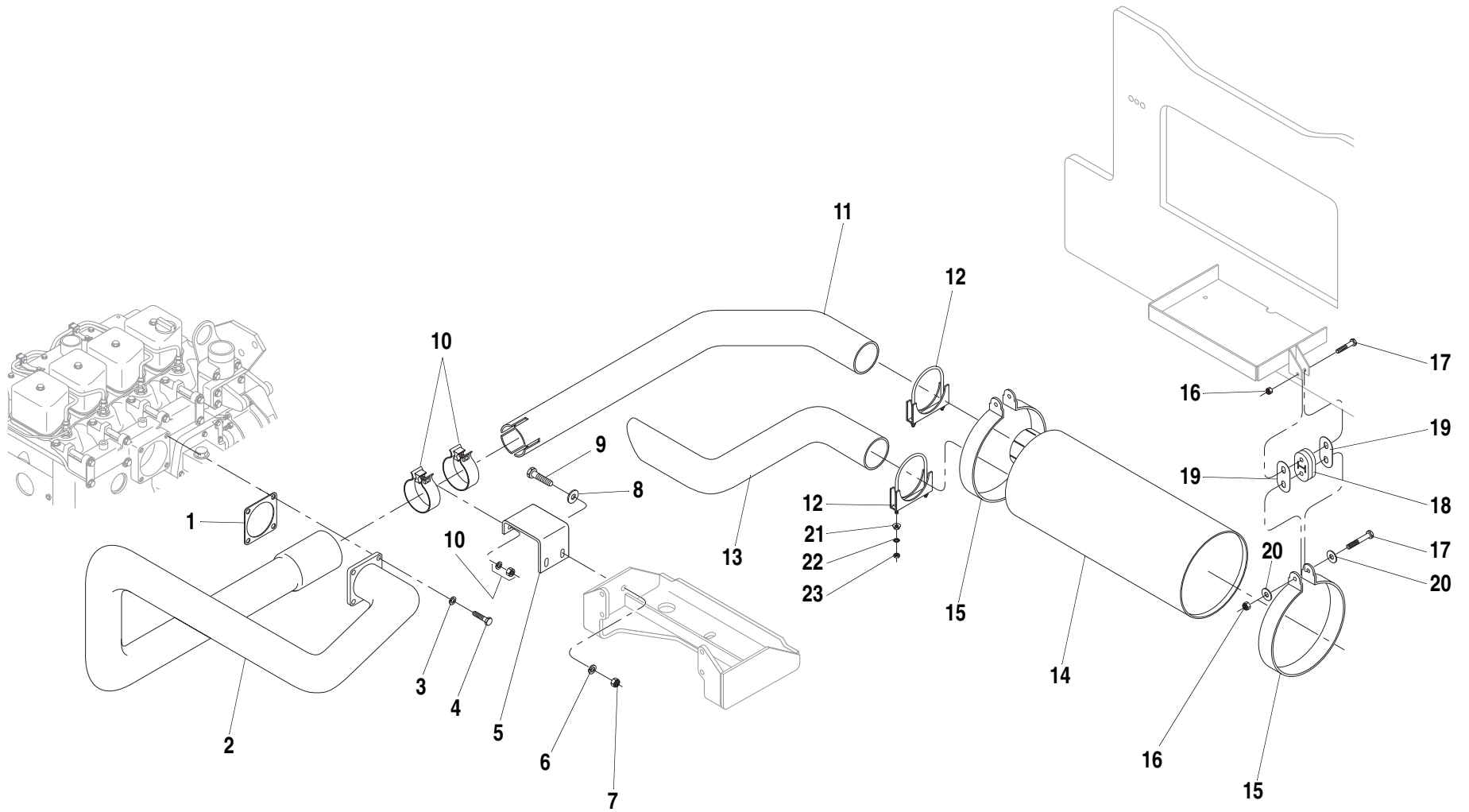


ITEM	PART NO.	QTY.	DESCRIPTION
1	P12182	REF	Fuel Cap
2	P10690	1	Reducer Bushing
3	P20830	1	90° Elbow, Pipe to Hose (Replaces P21317)
4	P14047	6	Hose Clamp, Fuel Line
5	37557X	1	Adapter, Pipe to Hose (Replaces P13619)
6	P04155	9	Capscrew, Hx., M10-1.5 x 35mm
	P04154	3	Capscrew, Hx., M10-1.5 x 30mm
7	P04608	12	Lockwasher, M10
8	P17989	2	Cable Tie
9	39353A	1	Hose, Return - 3/16" I.D. (Replaces N12346)
10	N11437	1	Hose, Fuel Supply - 5/16" I.D.
11	P32691	1	Fuel Filter, Inline
12	N11441	1	Hose, Fuel
13	P21236	1	90° Elbow, Pipe to Hose
14	N.S.S.	REF	Engine, 4 Cyl. Diesel - Cummins Natural
15	P31296	REF	Fuel Filter, Primary
16	P31295	REF	Oil Filter, Engine
17	68093X	1	Spacer, Fan 1 1/2"
18	66113X	1	Fan Blade, Suction
19	P04630	4	Flatwasher, M8
20	P04117	4	Capscrew, Hx., M8-1.25 x 100mm
21	38426B	1	Mounting Bracket, Engine (Replaces 38053B)
22	P01408	1	Flatwasher, 5/8"
23	P00690	1	Capscrew, Hx., 5/8"-18 x 3 3/4"
24	P04609	4	Lockwasher, M12
25	P04205	4	Capscrew, Hx., M12-1.75 x 40mm
26	P18181	1	Rubber Mount, Engine
27	15618A	1	Snubbing Washer
28	P01535	1	Nut, Hx., 5/8"-18
29	P01363	1	Starwasher, 5/8"
30	P01585	1	Jam Nut, Hx., 5/8"-18
31	35166A	1	Centering Sleeve
32	P04874	4	Capscrew, Socket Hd., M10-1.5 x 40mm
33	P32150	4	Flatwasher, M10 - Small O.D.
34	P33140	REF	Flywheel
REF	P31320	1	Block Heater

644B-37 S/N 1360-
644B-42 S/N 400-
6K-37 S/N 519-
6K-42 S/N 181-

644B
6K
844C
8K
1044C
10K
▼

ENGINE MOUNTING & FUEL LINES (Cummins 4B3.9) 2.26.1.1



ITEM	PART NO.	QTY.	DESCRIPTION
1	P32997	1	Gasket, Exhaust Pipe
2	38051B	1	Pipe, Exhaust Manifold
3	P04608	4	Lockwasher, M10
4	P04154	4	Capscrew, Hx., M10-1.5 x 30mm
5	36405A	1	Bracket, Exhaust Clamp
6	P01310	2	Lockwasher, 3/8"
7	P01508	2	Nut, Hx., 3/8"-16
8	P01404	2	Flatwasher, 3/8"
9	P00205	2	Capscrew, Hx., 3/8"-16 x 1 1/4"
10	37475X	2	Seal Clamp, Exhaust (Supersedes P33144)
11	36402A	1	Pipe, Exhaust (Supersedes 38041A)
12	P17169	2	Muffler Clamp
13	36412A	1	Pipe, Tail
14	P32697	1	Muffler
15	39876A	2	Mounting Ring, Muffler (Includes 1 each of Items 16 & 17)
16	P01680	4	Locknut, Hx., 5/16"-24
17	P00158	4	Capscrew, Hx., 5/16"-24 x 2"
18	P32982	2	Exhaust Hanger, Rubber
19	❶39922A	4	Link, Hanger Support
20	10701276	4	Washer, Flat, 5/16" Hardened
21	10705108	4	Nut, flg., 3/8"
22	10701359	4	Starwasher, Ext, 3/8"
23	10701558	4	JamNut, Hx., 3/8-16"

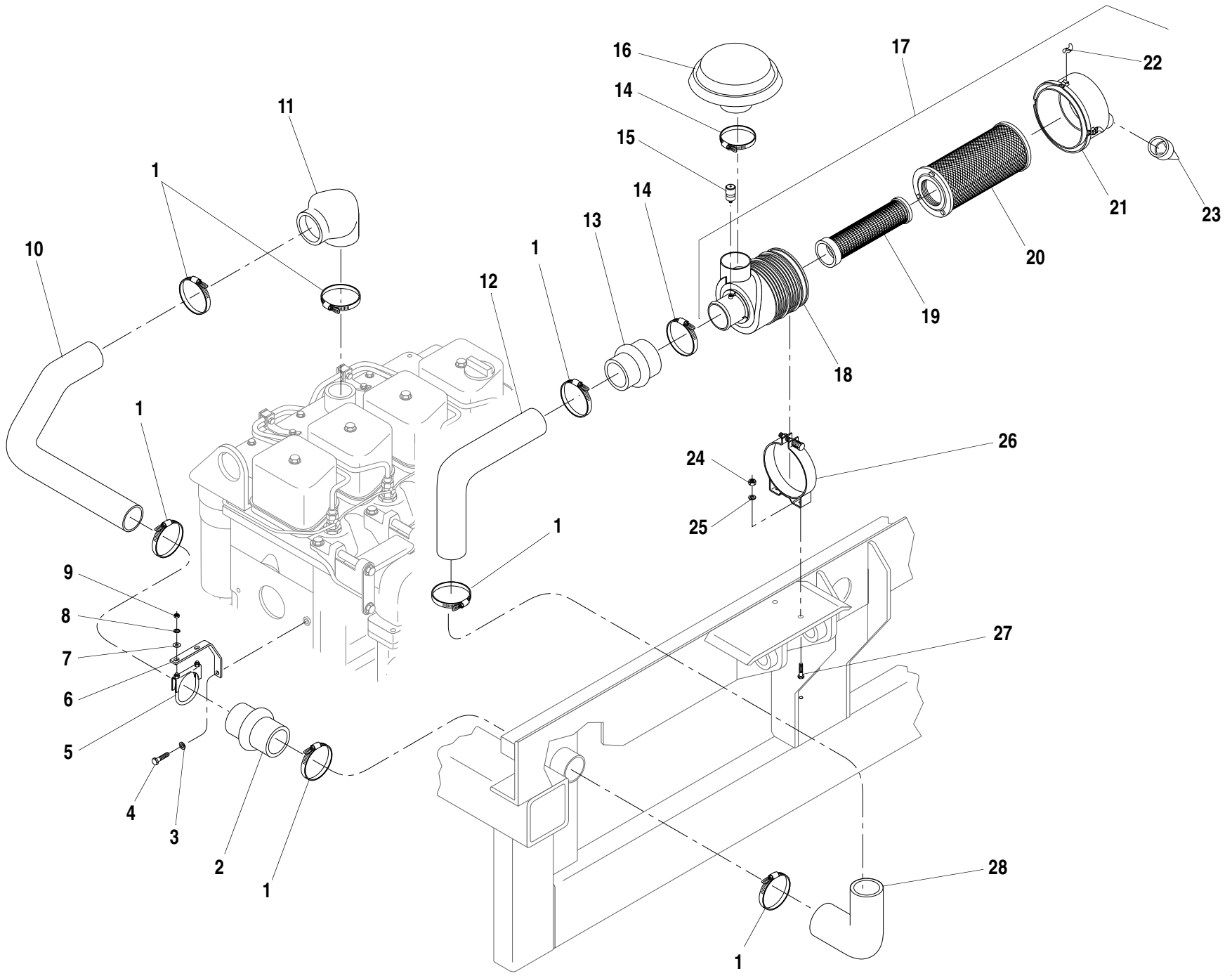
NOTES:

- ❶ Not Factory Installed on Early Production Models.

Cummins 4B3.9

EXHAUST ASSEMBLY (Cummins 4B3.9)**2.27.1**

644B
6K
844C
8K
1044C
10K
▼



ITEM	PART NO.	QTY.	DESCRIPTION
1	P10553	7	Hose Clamp, #48
2	36982X	1	Hump Adapter
3	P04609	1	Lockwasher, M12
4	P04202	1	Capscrew, Hx., M12-1.75 x 25mm
5	❶P17169	1	Clamp, Intake Tube
6	❶38895A	1	Hanger, Intake Tube
7	P01404	2	Flatwasher, 3/8"
8	P01359	2	Starwasher, 3/8"
9	P01558	2	Jam Nut, Hx., 3/8"-16
10	38050B	1	Tube, Intake to Frame
11	P31594	1	Elbow, Intake
12	36399B	1	Tube, Frame to Air Cleaner
13	P33143	1	Hump Reducer
14	P19267	2	Hose Clamp, #64
15	P21485	1	Service Indicator (Includes Fitting)
16	P33146	1	Hood, Air Inlet
17	P33141	1	Air Cleaner (Includes Items 18-23)
18	N.S.S.	1	Body
19	P33181	1	Filter Element, Safety
20	P33180	1	Filter Element, Primary
21	P33182	1	Cover
22	P33184	3	Latch
23	P33183	1	Vacuator Valve
24	P01507	2	Nut, Hx., 5/16"-18
25	P01309	2	Lockwasher, 5/16"
26	P33142	1	Mounting Band
27	P00102	2	Capscrew, Hx., 5/16"-18 x 3/4"
28	P20854	1	90° Elbow, Rubber

NOTES:
 ❶ Not Factory Installed on Early Production Models.

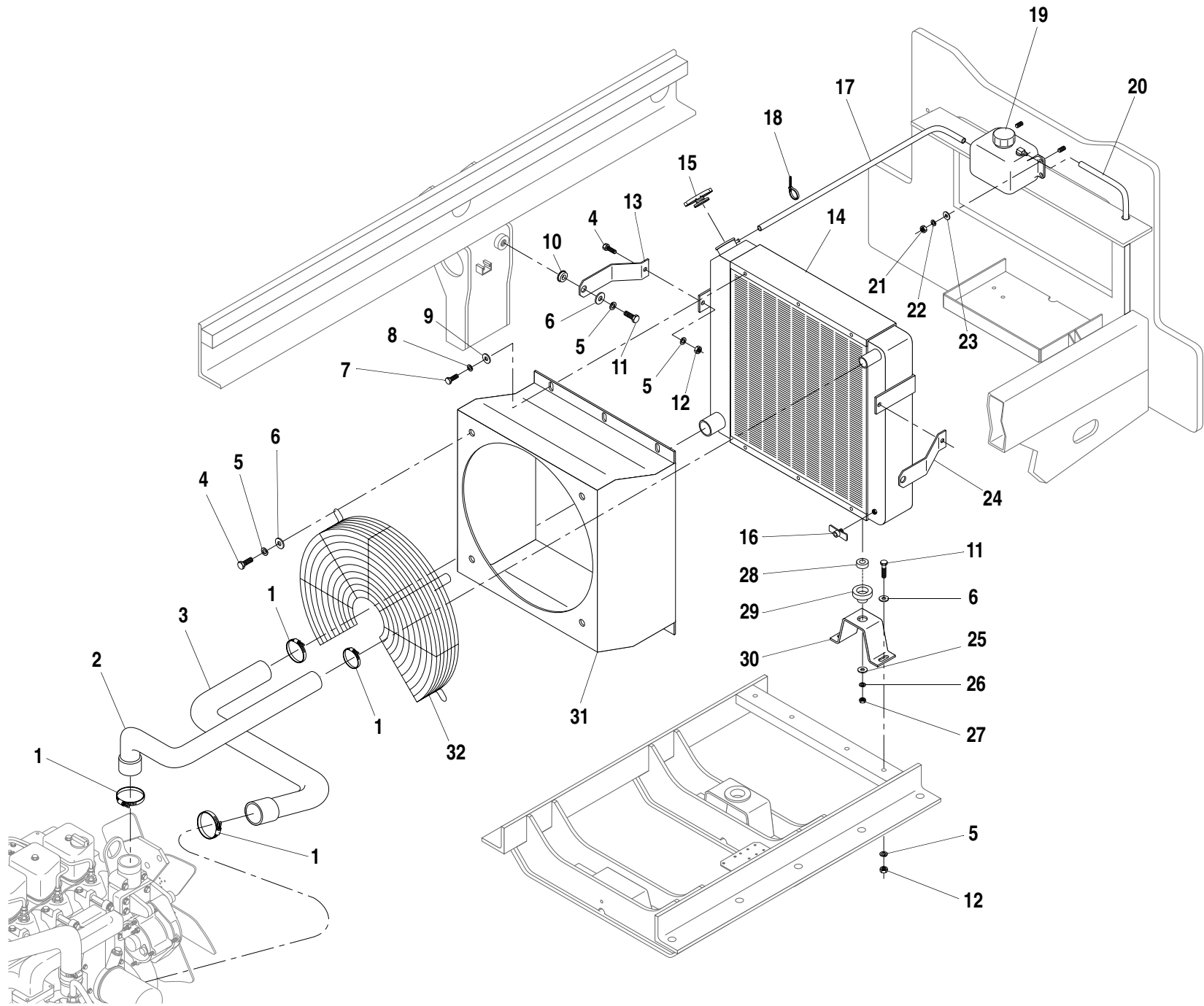
N.S.S.= Not Sold Separately

Cummins 4B3.9

AIR CLEANER ASSEMBLY (Cummins 4B3.9)

2.28.1

644B
 6K
 844C
 8K
 1044C
 10K
 ▼

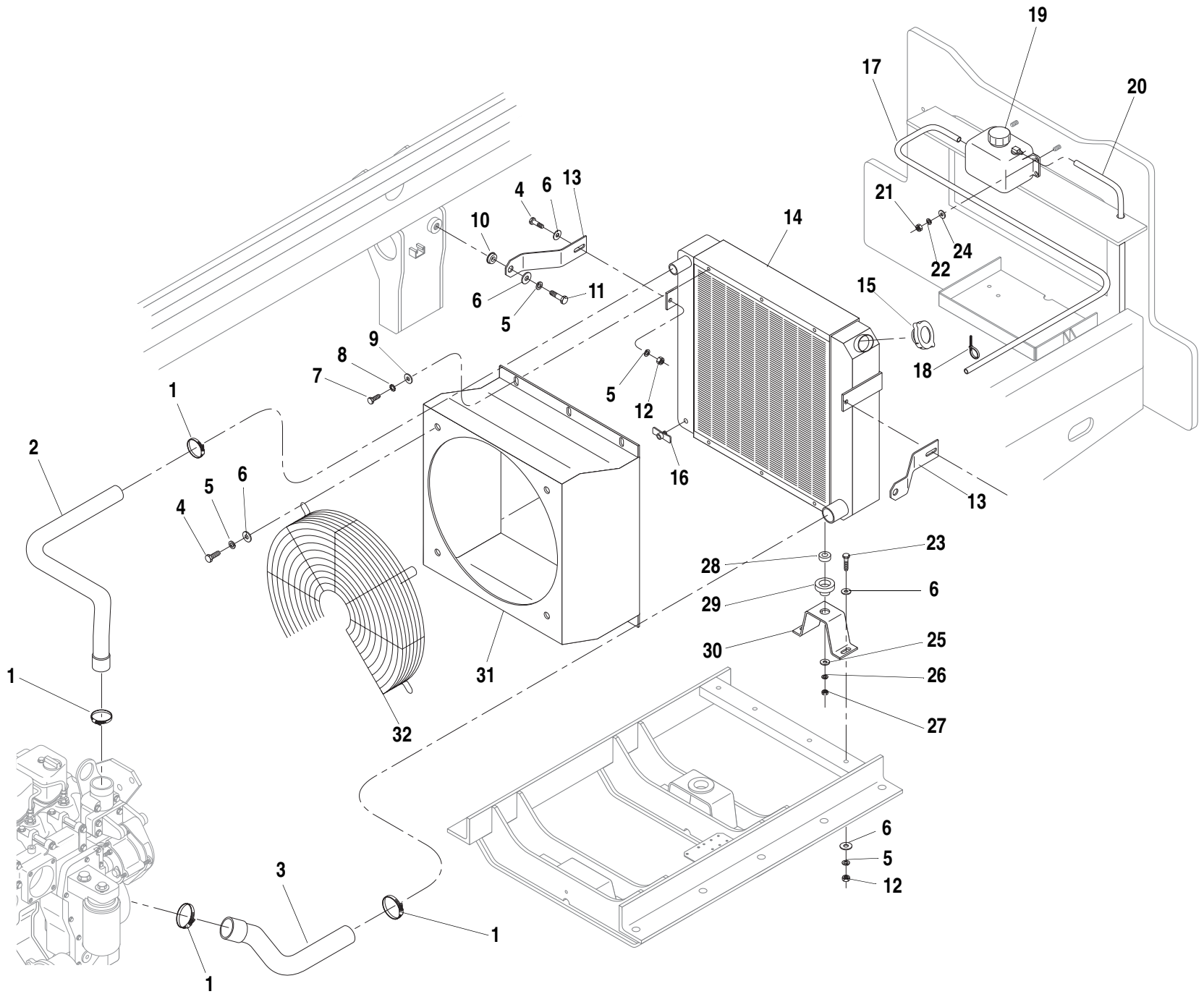


ITEM	PART NO.	QTY.	DESCRIPTION
1	P10601	4	Hose Clamp
2	38061B	1	Radiator Hose, Upper
3	38060B	1	Radiator Hose, Lower
4	P00202	6	Capscrew, Hx., 3/8"-16 x 3/4"
5	P01310	12	Lockwasher, 3/8"
6	P01404	10	Flatwasher, 3/8"
7	P00102	6	Capscrew, Hx., 5/16"-18 x 3/4"
8	P01309	6	Lockwasher, 5/16"
9	P01403	6	Flatwasher, 5/16"
10	15845B	2	Rubber Grommet
11	P00204	6	Capscrew, Hx., 3/8"-16 x 1"
12	P01508	6	Nut, Hx., 3/8"-16
13	36991A	1	Support Bracket, R.H.
14	36043C	1	Radiator, Crossflow (Includes Items 15, 16 & 17)
15	P25365	1	Cap, Radiator
16	P16675	1	Drain Cock
17	N12347	1	Hose, Recovery Tank
18	P17989	3	Cable Tie
19	36491B	1	Recovery Tank, Coolant
20	N12348	1	Hose, Drain
21	P01506	2	Nut, Hx., 1/4"-20
22	P01308	2	Lockwasher, 1/4"
23	P01402	2	Flatwasher, 1/4"
24	36992A	1	Support Bracket, L.H.
25	P01406	2	Flatwasher, 1/2"
26	P01312	2	Lockwasher, 1/2"
27	P01510	2	Nut, Hx., 1/2"-13
28	P24305	2	Bushing
29	P24306	2	Grommet
30	36288B	2	Support, Radiator
31	65024D	1	Fan Shroud, Plastic (Supersedes 36207B)
32	38470B	1	Fan Guard

644B-37 S/N 101-1349
644B-42 S/N 101-395
6K-37 S/N 101-514
6K-42 S/N 101-179

644B
6K
844C
8K
1044C
10K
▼

RADIATOR GROUP ASSEMBLY (Cummins 4B3.9) 2.29.1

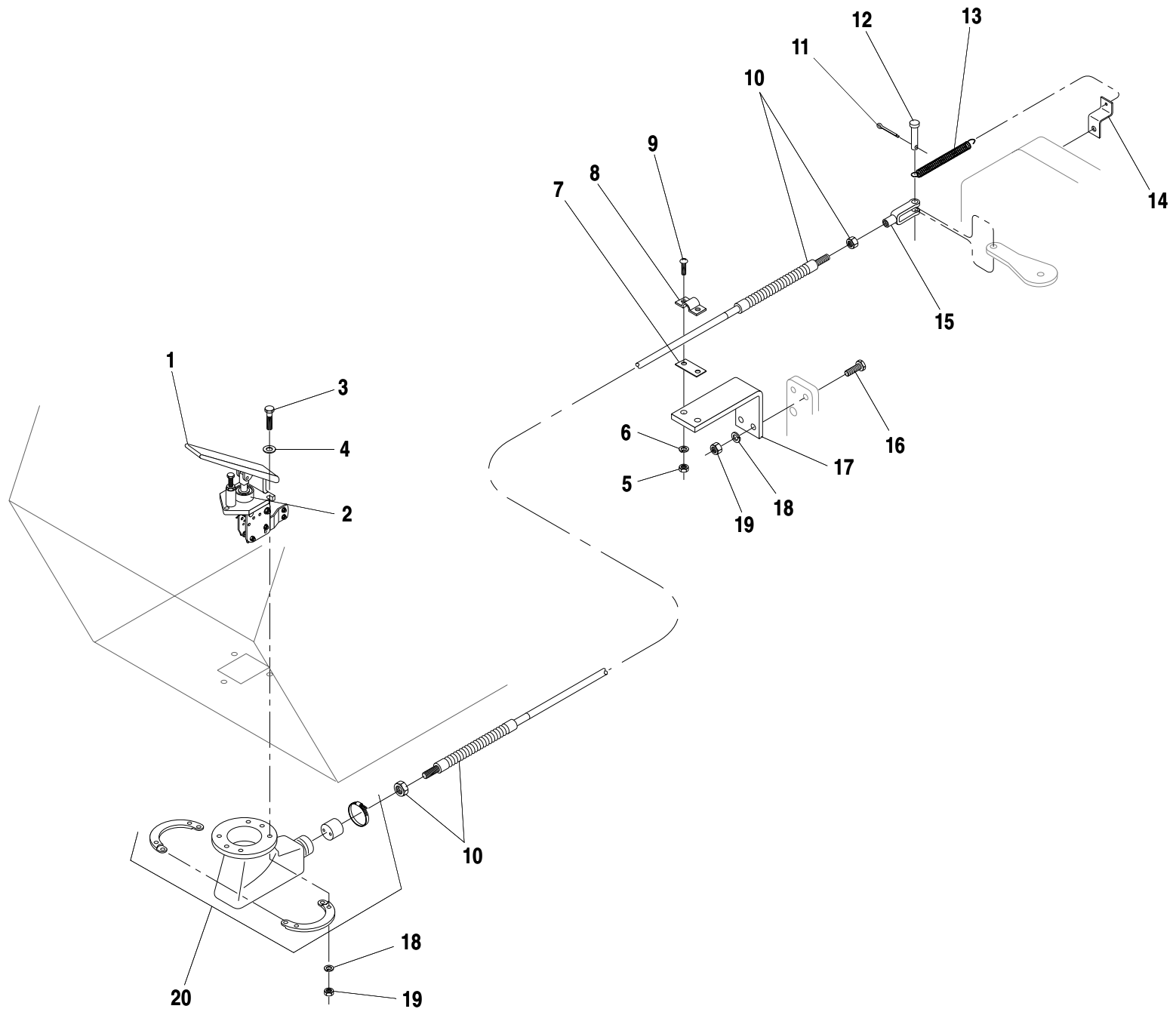


ITEM	PART NO.	QTY.	DESCRIPTION
1	P10601	4	Hose Clamp
2	66907B	1	Radiator Hose, Upper
3	66908B	1	Radiator Hose, Lower
4	P00202	6	Capscrew, Hx., 3/8"-16 x 3/4"
5	P01310	12	Lockwasher, 3/8"
6	P01404	14	Flatwasher, 3/8"
7	P00102	6	Capscrew, Hx., 5/16"-18 x 3/4"
8	P01358	6	Starwasher, 5/16"
9	P01403	6	Flatwasher, 5/16"
10	15845B	2	Rubber Grommet
11	P00204	2	Capscrew, Hx., 3/8"-16 x 1"
12	P01508	6	Nut, Hx., 3/8"-16
13	36991A	1	Support Bracket, R.H.
14	39460C	1	Radiator, Crossflow (Includes Items 15,16)
15	37768X	1	Cap, Radiator
16	P16675	1	Drain Cock
17	67128A-47	1	Hose, Recovery Tank
18	P17989	3	Cable Tie
19	36491B	1	Recovery Tank, Coolant
20	67128A-35	1	Hose, Drain
21	P01506	2	Nut, Hx., 1/4"-20
22	P01308	2	Lockwasher, 1/4"
23	10700205	4	Capscrew, Hx., 3/8"-16 x 1 1/4"
24	P01402	2	Flatwasher, 1/4"
25	P01406	2	Flatwasher, 1/2"
26	P01312	2	Lockwasher, 1/2"
27	P01510	2	Nut, Hx., 1/2"-13
28	P24305	2	Bushing
29	P24306	2	Grommet
30	36288B	2	Support, Radiator
31	65024D	1	Fan Shroud, Plastic
32	38470B	1	Fan Guard


644B-37 S/N 1350-
644B-42 S/N 396-
6K-37 S/N 515-
6K-42 S/N 180-

644B
6K
844C
8K
1044C
10K
▼

RADIATOR GROUP ASSEMBLY (Cummins 4B3.9) 2.29.1.1

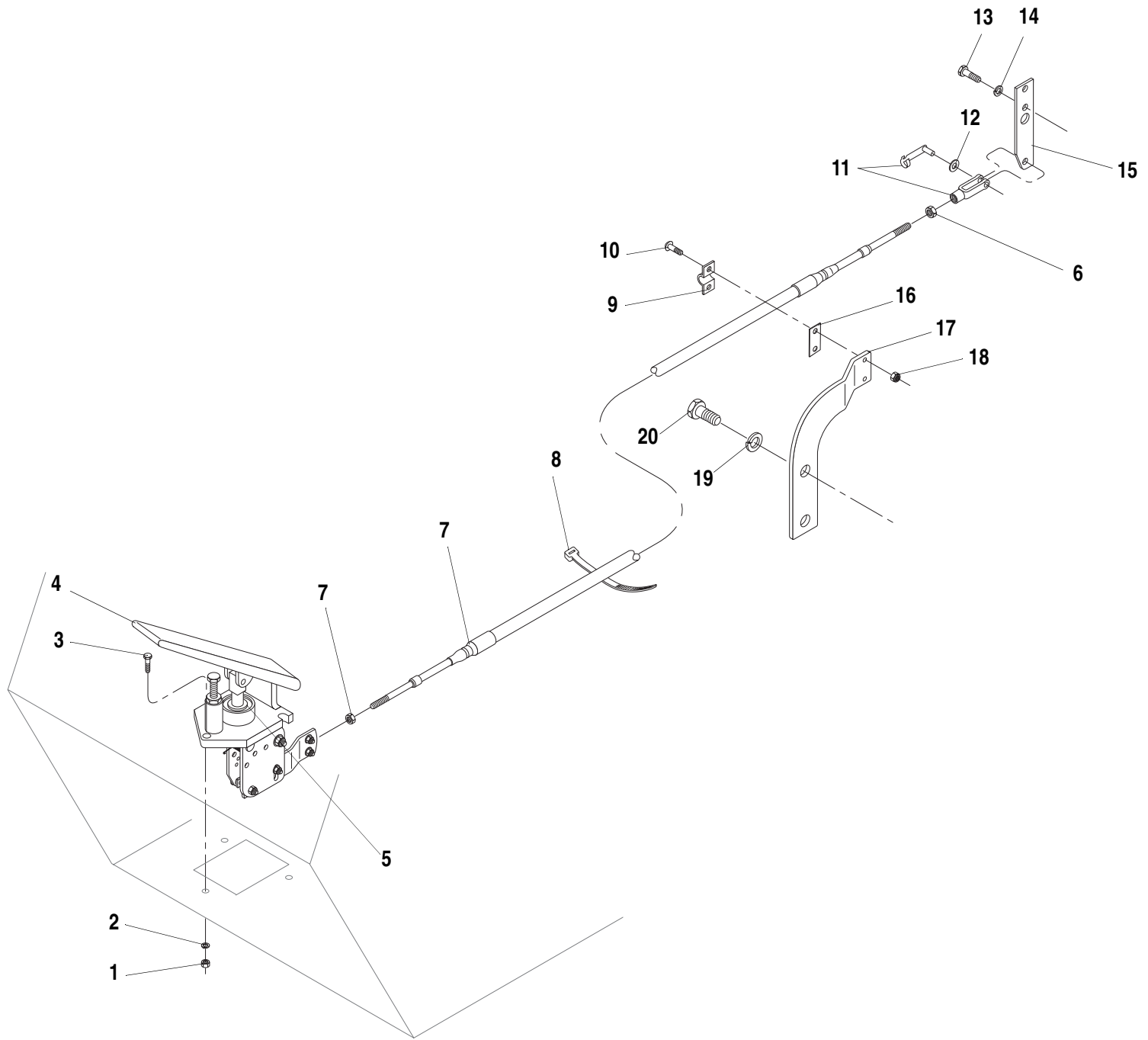


ITEM	PART NO.	QTY.	DESCRIPTION
1	16461A	1	Accelerator Pedal (Includes Item 2)
2	P20069	1	Bellows
3	P00006	3	Capscrew, Hx., 1/4"-20 x 1 1/4"
4	P01402	2	Flatwasher, 1/4"
5	P01504	2	Nut, Hx., #10-24
6	P01306	2	Lockwasher, #10
7	16401A	1	Shim, Cable Clamp
8	14383A	1	Clamp, Cable
9	P02057	2	Screw, Slotted Rd. Hd., #10-24 x 3/4"
10	P29629	1	Cable, Throttle - 114" Long (Supersedes 16462A - P19264 / 96" Long)
11	P03823	1	Cotter Pin, 3/32" x 3/4"
12	P10512	1	Clevis Pin, 1/4" x 1"
13	P21260	1	Spring
14	66261A	1	Anchor, Spring (Offset)
	17786A	-	Anchor, Spring (Straight)
15	P10508	1	Clevis
16	P00003	2	Capscrew, Hx., 1/4"-20 x 3/4"
17	35422B	1	Bracket, Throttle Cable - Turbo (Shown)
	38934B	-	Bracket, Throttle Cable - Natural (Supersedes 34224B)
18	P01308	5	Lockwasher, 1/4"
19	P01506	5	Nut, Hx., 1/4"-20
20	16466A	1	Boot Guard, Pedal



644B-37 S/N 101-374 & 376-402
644B-42 S/N 101-124
6K-37 S/N 101-215
6K-42 S/N 101-106

644B
6K
844C
8K
1044C
10K
▼

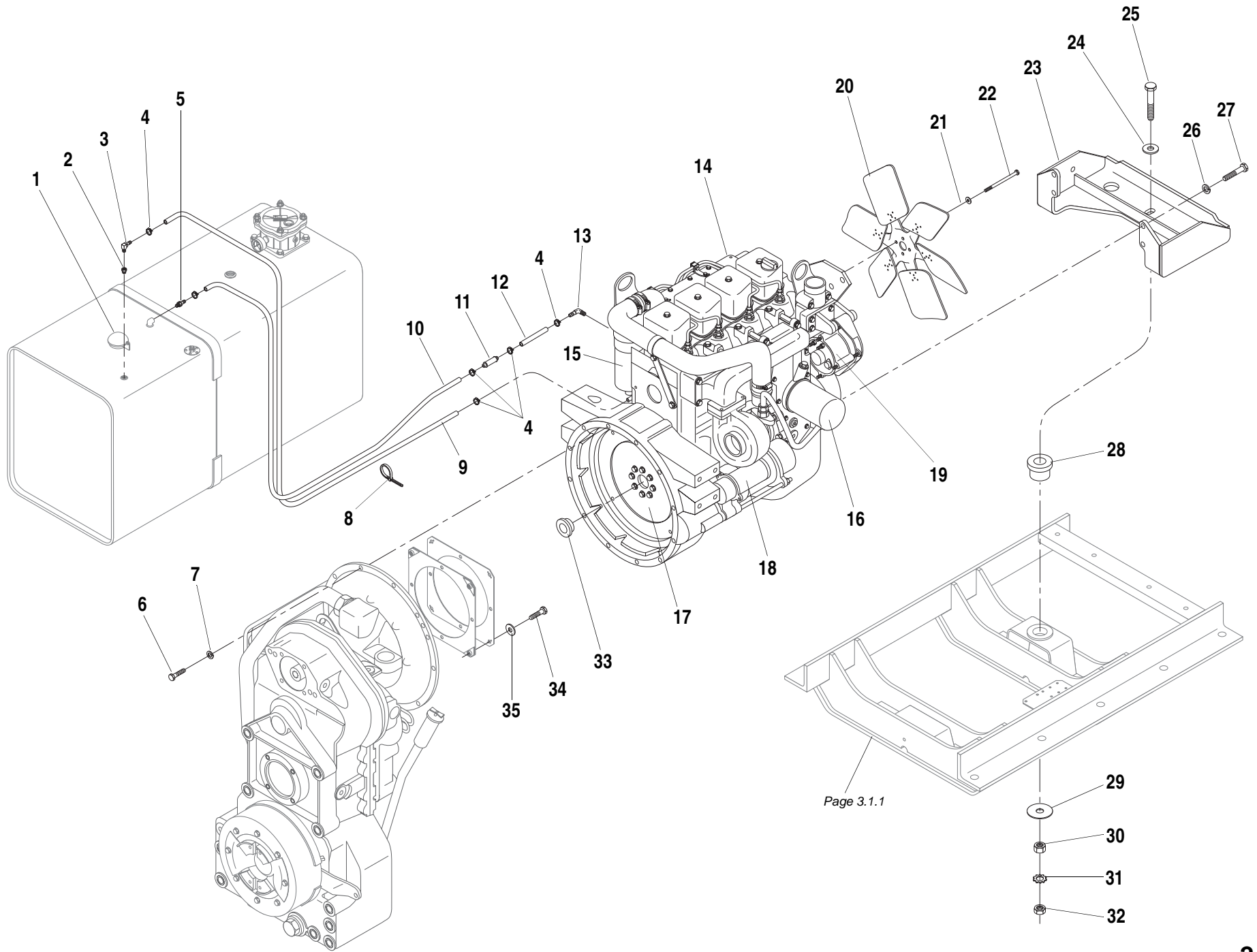


ITEM	PART NO.	QTY.	DESCRIPTION
1	P01506	5	Nut, Hx., 1/4"-20
2	P01308	5	Lockwasher, 1/4"
3	P00003	5	Capscrew, Hx., 1/4"-20 x 3/4"
4	P19263	1	Accelerator Pedal (Includes Item 5)
5	P20069	1	Bellows
6	P01529	2	Nut, Hx., 1/4"-28
7	37380X	1	Cable, Throttle - 114" Long
8	P20496	4	Cable Tie
9	14383A	1	Clamp, Cable
10	10703038	2	Screw, Slotted Rd. Hd., #10-24 x 3/4"
11	38818A	1	Yoke end w/ Spring Pin
12	65906A	1	Spacer
13	P04053	2	Capscrew, Hx., M6-1 x 16mm
14	P04606	2	Lockwasher, M6
15	65925A	1	Extension, Throttle Lever
16	16401A	1	Shim, Cable Clamp
17	10165928	1	Bracket, Throttle Cable
18	10701654	2	Nut, Hx., #10-24
19	P04609	2	Lockwasher, M12
20	P04201	2	Capscrew, Hx., M12-1.75 x 20mm 8.8

644B-37 S/N 375, 403-
644B-42 S/N 125-
6K-37 S/N 216-
6K-42 S/N 107-

644B
 6K
 844C
 8K
 1044C
 10K
 ▼

THROTTLE GROUP ASSEMBLY (Cummins 4B3.9) 2.30.1.1



Page 3.1.1

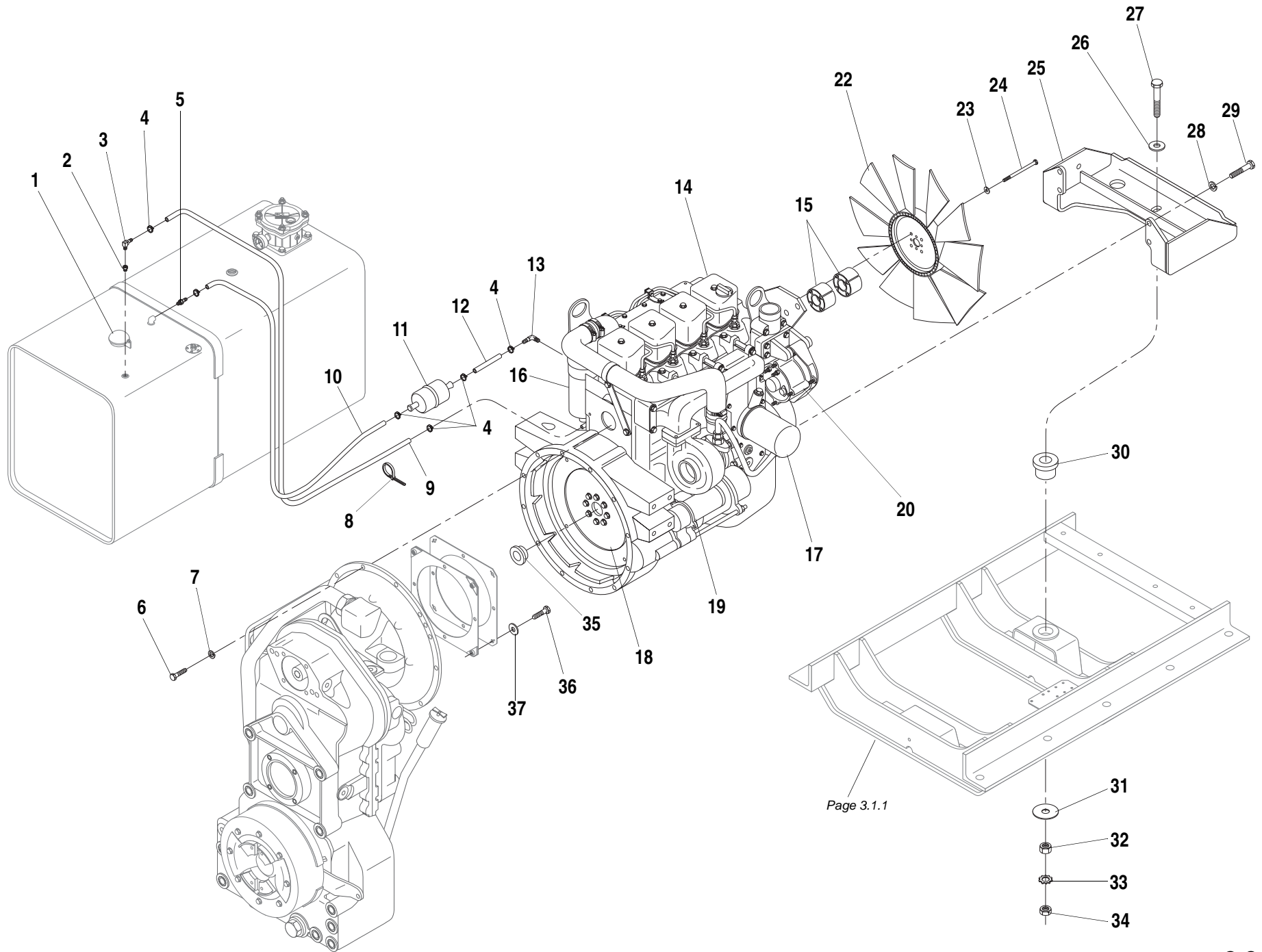
ITEM	PART NO.	QTY.	DESCRIPTION
1	P12182	REF	Fuel Cap
2	P10690	1	Reducer Bushing
3	P20830	1	90° Elbow, Pipe to Hose (Replaces P21317)
4	P14047	6	Hose Clamp, Fuel Line
5	37557X	1	Adapter, Pipe to Hose (Replaces P13619)
6	P04155	9	Capscrew, Hx., M10-1.5 x 35mm
	P04154	3	Capscrew, Hx., M10-1.5 x 30mm
7	P04608	12	Lockwasher, M10
8	P17989	2	Cable Tie
9	39353A	1	Hose, Return - 3/16" I.D. (Replaces N12346)
10	N11437	1	Hose, Fuel Supply - 5/16" I.D.
11	P32691	1	Fuel Filter, Inline
12	N11441	1	Hose, Fuel
13	P21236	1	90° Elbow, Pipe to Hose
14	N.S.S.	1	Engine, 4 Cyl. Diesel - Cummins Turbo
15	P31296	REF	Fuel Filter, Primary
16	P31295	REF	Oil Filter, Engine
17	P33140	REF	Flywheel
18	P32572	REF	Starting Motor
19	P31591	REF	Alternator
20	37114X	1	Fan Blade, Blower
21	P04630	4	Flatwasher, M8
22	P04118	4	Capscrew, Hx., M8-1.25 x 110mm
23	38426B	1	Mounting Bracket, Engine (Replaces 38053B)
24	P01408	1	Flatwasher, 5/8"
25	P00690	1	Capscrew, Hx., 5/8"-18 x 3 3/4"
26	P04609	4	Lockwasher, M12
27	P04205	4	Capscrew, Hx., M12-1.75 x 40mm
28	P18181	1	Rubber Mount, Engine
29	15618A	1	Snubbing Washer
30	P01535	1	Nut, Hx., 5/8"-18
31	P01363	1	Starwasher, 5/8"
32	P01585	1	Jam Nut, Hx., 5/8"-18
33	35166A	1	Centering Sleeve
34	P04874	4	Capscrew, Socket Hd., M10-1.5 x 40mm
35	P32150	4	Flatwasher, M10 - Small O.D.

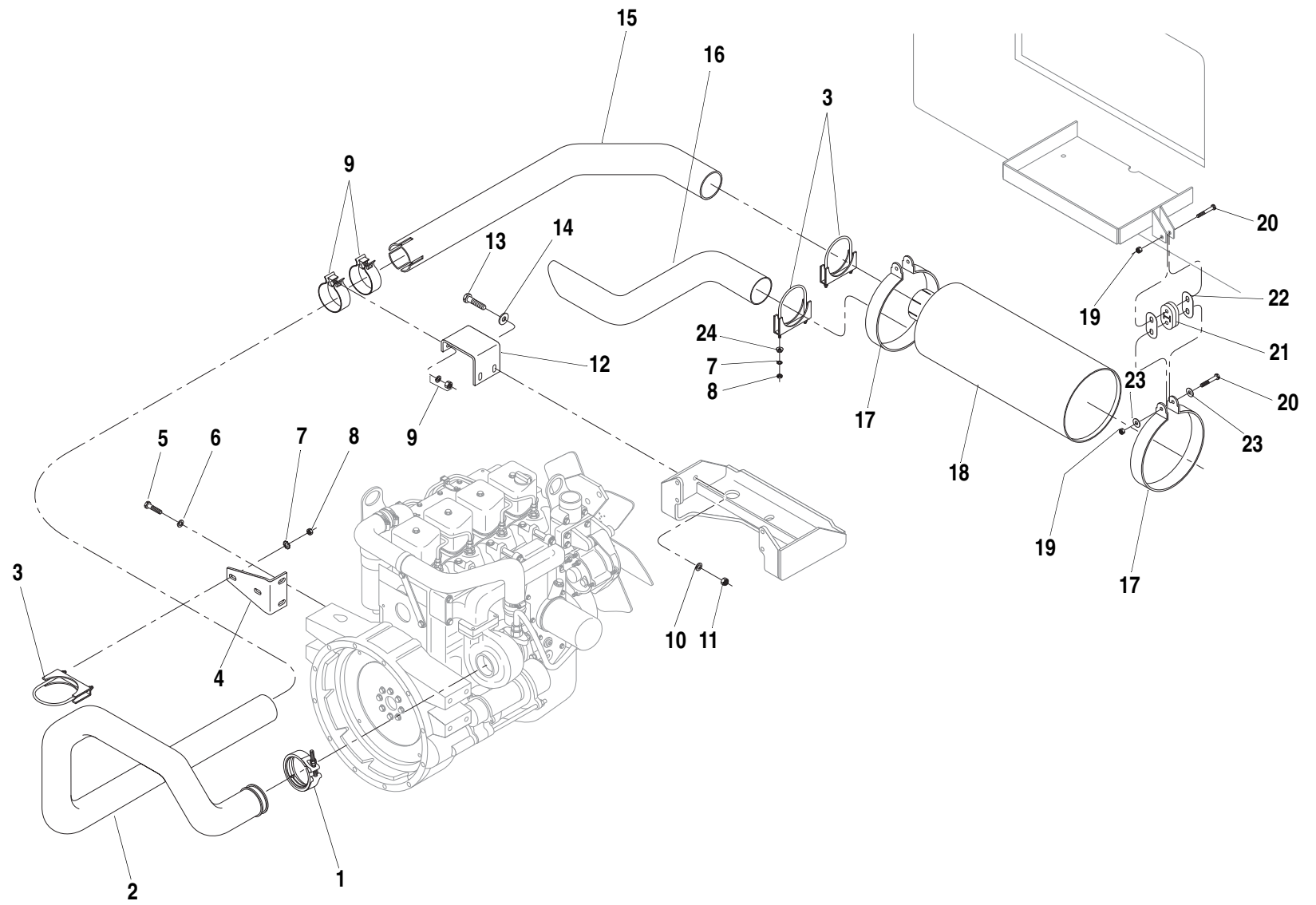
ITEM	PART NO.	QTY.	DESCRIPTION
REF	P31320	1	Block Heater

644B-37 S/N 101-968
644B-42 S/N 101-363
844C-42 S/N 101-818
1044C-42 S/N 101-122
1044C-54 S/N 101-268
6K-37 S/N 101-531
6K-42 S/N 101-192
8K-42 S/N 101-258
10K-42 S/N 101-108
10K-54 S/N 101-108

ENGINE MOUNTING & FUEL LINES (Cummins 4BT3.9) 2.31.1

644B
6K
844C
8K
1044C
10K
▼





ITEM	PART NO.	QTY.	DESCRIPTION
1	P32986	1	Clamp, V-band
2	10265683	1	Exhaust Pipe, Turbo
3	P17169	3	Muffler Clamp
4	38313B	1	Support Bracket, Exhaust
5	P04201	2	Capscrew, Hx., M12-1.75 x 20mm
6	P04609	2	Lockwasher, M12
7	P01359	2	Starwasher, 3/8" External
8	P01558	2	Jam Nut, Hx., 3/8"-16
9	37475X	2	Seal Clamp, Exhaust (Supersedes P33144)
10	P01310	2	Lockwasher, 3/8"
11	P01508	2	Nut, Hx., 3/8"-16
12	36405A	1	Bracket, Exhaust Clamp
13	P00205	2	Capscrew, Hx., 3/8"-16 x 1 1/4"
14	P01404	2	Flatwasher, 3/8"
15	36402A	1	Pipe, Exhaust (Supersedes 38041A)
16	36412A	1	Pipe, Tail
17	39876A	2	Mounting Ring, Muffler (Includes 1 each of Items 20 & 21)
18	P32697	1	Muffler
19	P01680	4	Locknut, Hx., 5/16"-24
20	P00158	4	Capscrew, Hx., 5/16"-24 x 2"
21	P32982	2	Exhaust Hanger, Rubber
22	❶39922A	4	Link, Hanger Support
23	10701276	4	Washer, Flat, 5/16" Hardened
24	10705108	4	Nut, flg., 3/8"-16

NOTES:

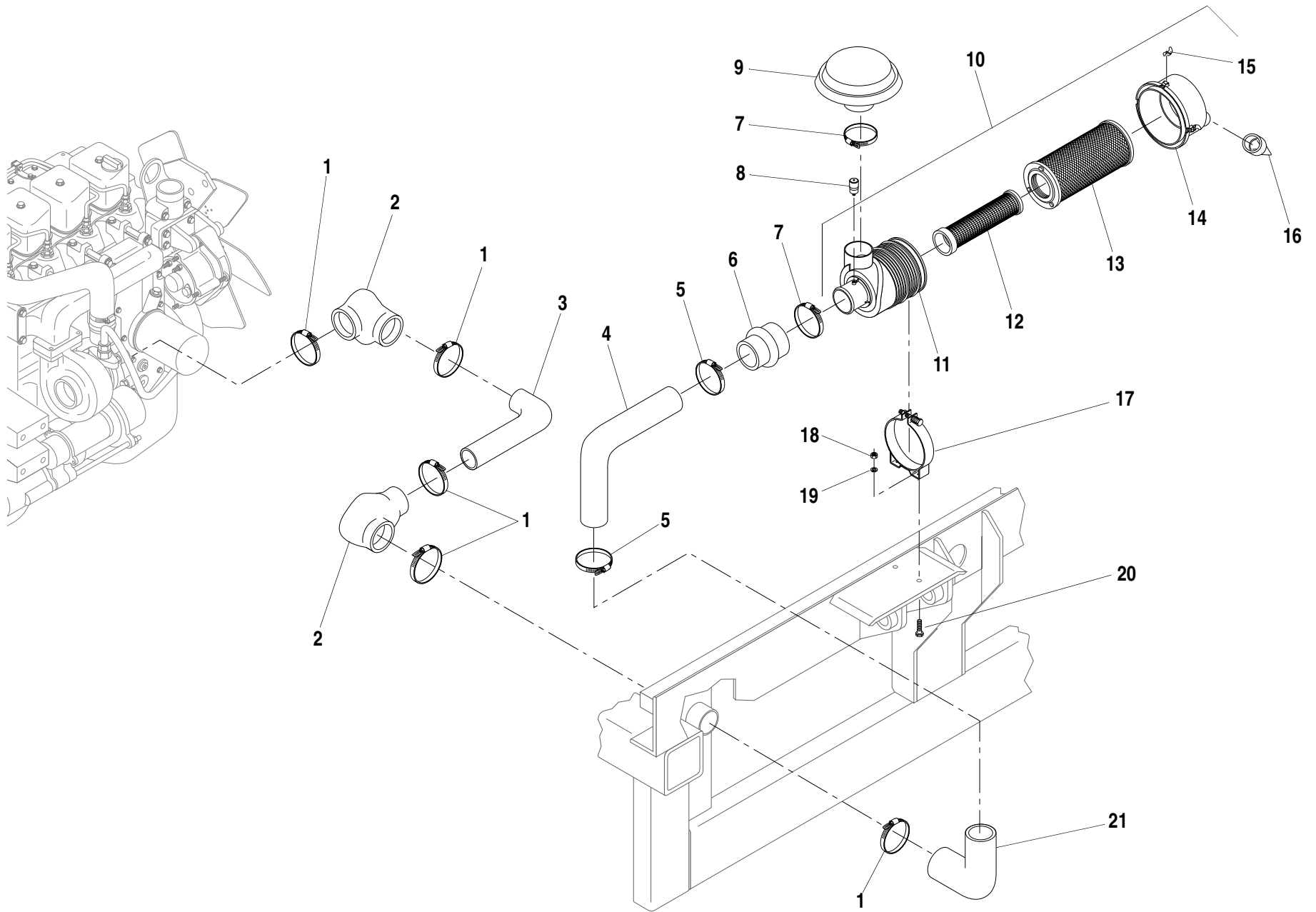
❶ Not Factory Installed on Early Production Models.

Cummins 4BT3.9

EXHAUST ASSEMBLY (Cummins 4BT3.9)

2.32.1

644B
6K
844C
8K
1044C
10K
▼



ITEM	PART NO.	QTY.	DESCRIPTION
1	P10553	5	Hose Clamp, #48
2	P31594	2	Elbow, Intake
3	38052A	1	Tube, Intake to Frame
4	36399B	1	Tube, Frame to Air Cleaner
5	10719267	2	Hose Clamp, 4 1/2"
6	P33143	1	Hump Reducer
7	10721148	2	Clamp, Air Cleaner
8	P21485	1	Service Indicator (Includes Fitting)
9	P33146	1	Hood, Air Inlet
10	P33141	1	Air Cleaner (Includes Items 10-15)
11	N.S.S.	1	Body
12	P33181	1	Filter Element, Safety
13	P33180	1	Filter Element, Primary
14	P33182	1	Cover
15	P33184	3	Latch
16	P33183	1	Vacuator Valve
17	P33142	1	Mounting Band
18	P01507	2	Nut, Hx., 5/16"-18
19	P01309	2	Lockwasher 5/16"
20	P00102	2	Capscrew, Hx., 5/16"-18 x 3/4"
21	P20854	1	90° Elbow, Rubber

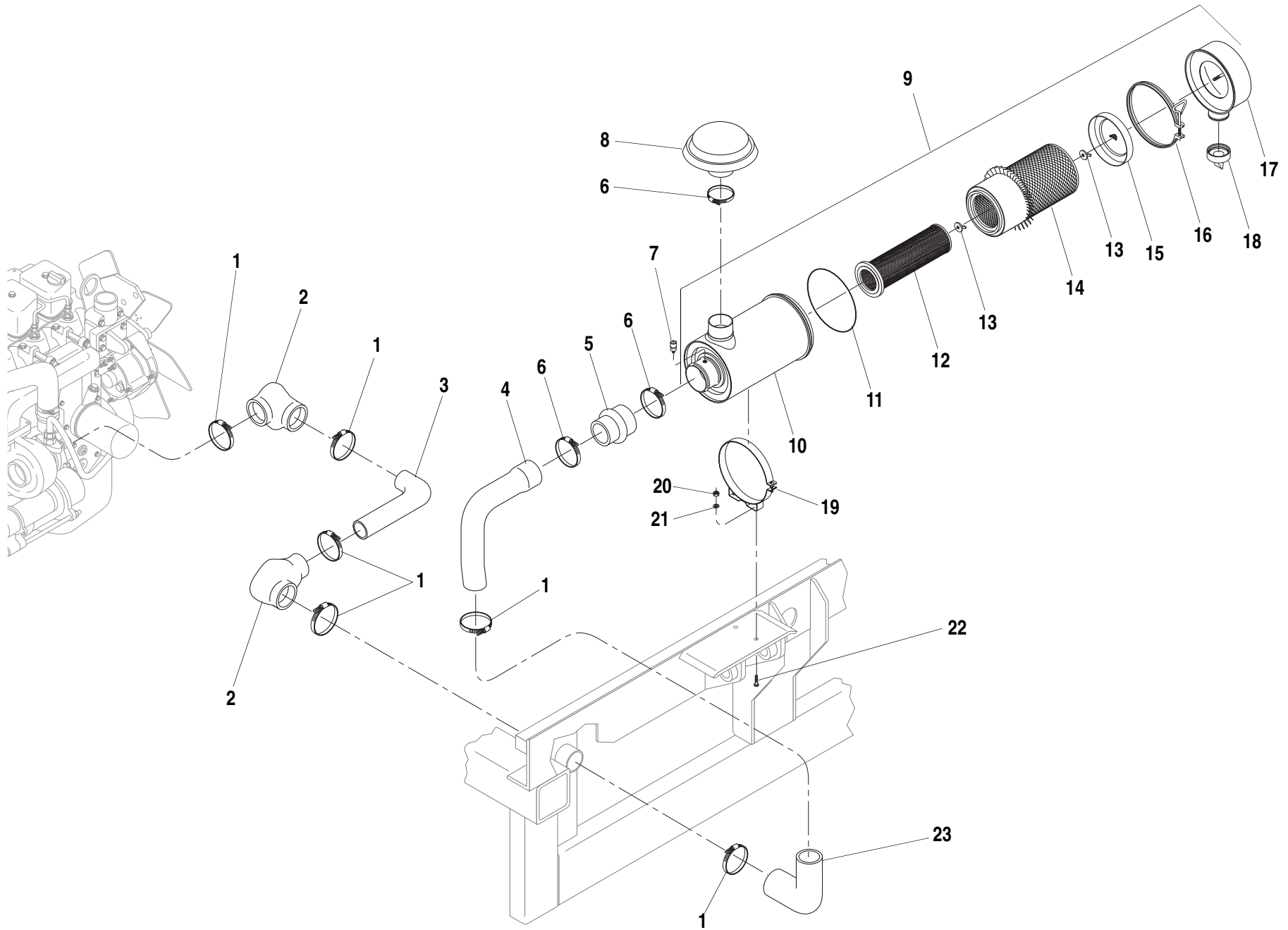
N.S.S. = Not Sold Separately

Cummins 4BT3.9

AIR CLEANER ASSEMBLY (Cummins 4BT3.9)

2.33.1

644B
 6K
 844C
 8K
 1044C
 10K
 ▼



ITEM	PART NO.	QTY.	DESCRIPTION
1	P10553	7	Hose Clamp, #48
2	P31594	2	Elbow, Intake
3	38052A	1	Tube, Intake to Frame
4	66180B	1	Tube, Frame to Air Cleaner
5	66110X	1	Hump Reducer
6	P21815	2	Hose Clamp, #64
7	P21485	1	Service Indicator (Includes Fitting)
8	66445X	1	Hood, Air Inlet
9	10866107	1	Air Cleaner (Includes Items 10-17)
10	N.S.S.	1	Body
11	36795X	1	O-Ring
12	36792X	1	Filter Element, Safety
13	P40295	2	Wing Nut
14	36791X	1	Filter Element, Primary
15	P21433	1	Baffle Assembly
16	36793X	1	Clamp Assembly
17	36794X	1	Cover
18	P40299	1	Vacuator Valve
19	P19266	2	Mounting Band
20	P01507	4	Nut, Hx., 5/16"-18
21	P01309	4	Lockwasher 5/16"
22	P00102	4	Capscrew, Hx., 5/16"-18 x 3/4"
23	P27646	1	90° Elbow, Rubber

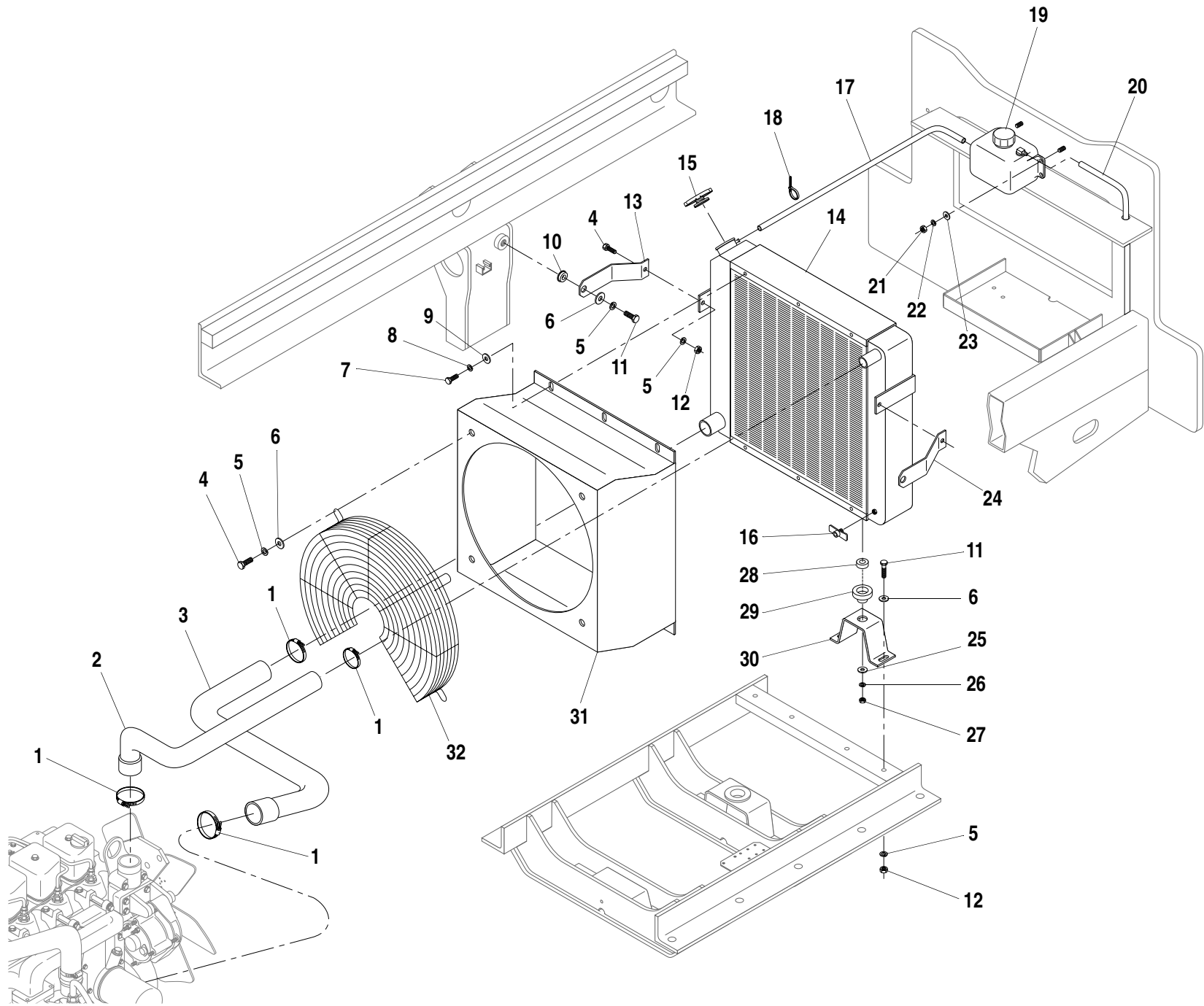
N.S.S. = Not Sold Separately

Cummins 4BT3.9


644B
6K
844C
8K
1044C
10K

AIR CLEANER ASSEMBLY (Cummins 4BT3.9)

2.33.1.1



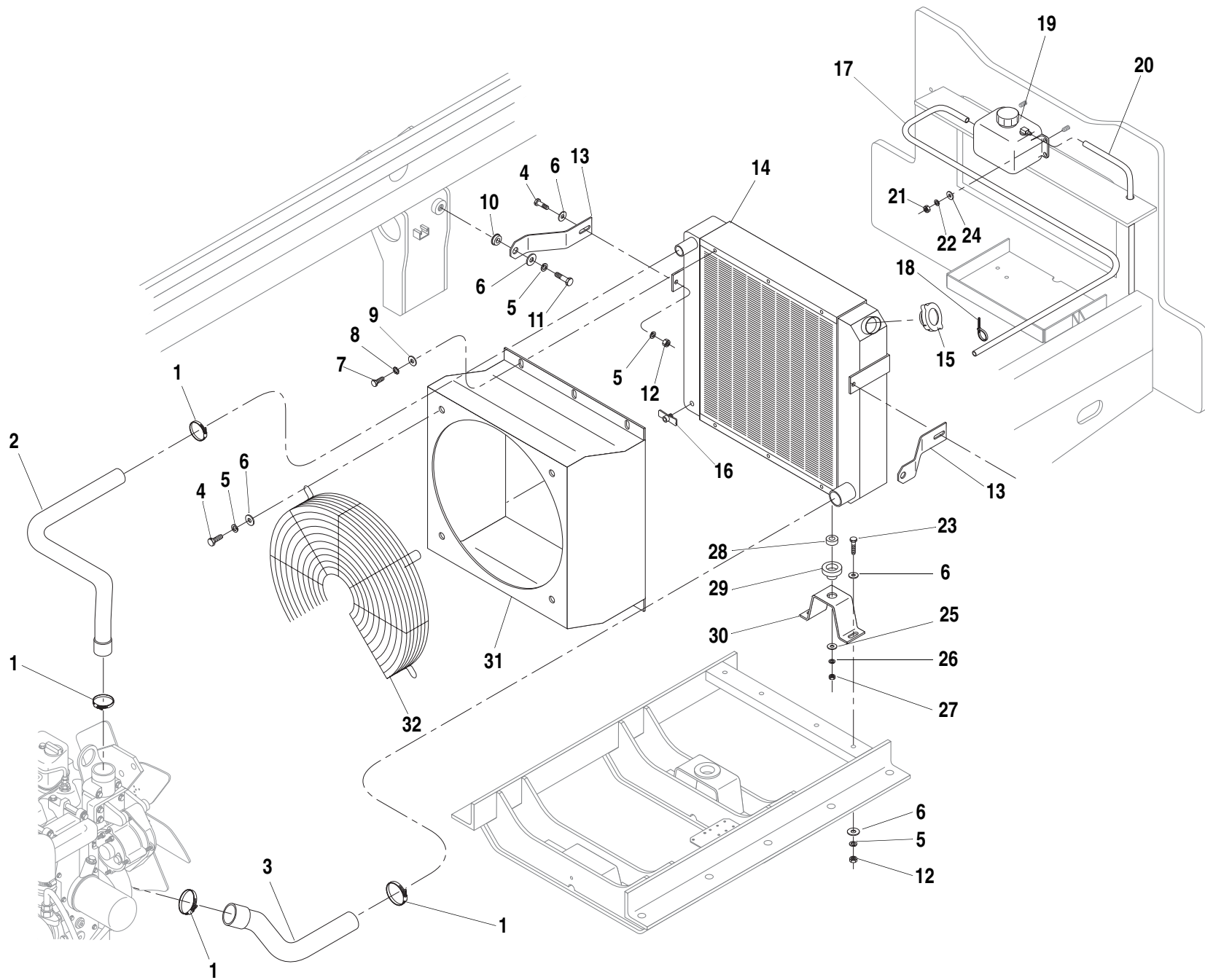
ITEM	PART NO.	QTY.	DESCRIPTION
1	P10601	4	Hose Clamp
2	38061B	1	Radiator Hose, Upper
3	38060B	1	Radiator Hose, Lower
4	P00202	6	Capscrew, Hx., 3/8"-16 x 3/4"
5	P01310	12	Lockwasher, 3/8"
6	P01404	10	Flatwasher, 3/8"
7	P00102	6	Capscrew, Hx., 5/16"-18 x 3/4"
8	P01309	6	Lockwasher, 5/16"
9	P01403	6	Flatwasher, 5/16"
10	15845B	2	Rubber Grommet
11	P00204	6	Capscrew, Hx., 3/8"-16 x 1"
12	P01508	6	Nut, Hx., 3/8"-16
13	36991A	1	Support Bracket, R.H.
14	36043C	1	Radiator, Crossflow (Includes Items 15, 16 & 17)
15	P25365	1	Cap, Radiator
16	P16675	1	Drain Cock
17	N12347	1	Hose, Recovery Tank
18	P17989	3	Cable Tie
19	36491B	1	Recovery Tank, Coolant
20	N12348	1	Hose, Drain
21	P01506	2	Nut, Hx., 1/4"-20
22	P01308	2	Lockwasher, 1/4"
23	P01402	2	Flatwasher, 1/4"
24	36992A	1	Support Bracket, L.H.
25	P01406	2	Flatwasher, 1/2"
26	P01312	2	Lockwasher, 1/2"
27	P01510	2	Nut, Hx., 1/2"-13
28	P24305	2	Bushing
29	P24306	2	Grommet
30	36288B	2	Support, Radiator
31	65024D	1	Fan Shroud, Plastic (Replaces 36207B)
32	38470B	1	Fan Guard



644B-37 S/N 101-1349
644B-42 S/N 101-395
844C-42 S/N 101-1412
1044C-42 S/N 101-126
1044C-54 S/N 101-326
6K-37 S/N 101-514
6K-42 S/N 101-179
8K-42 S/N 101-337
10K-42 S/N 101-108
10K-54 S/N 101-114

644B
6K
844C
8K
1044C
10K
▼

RADIATOR GROUP ASSEMBLY (Cummins 4BT3.9) 2.34.1



ITEM	PART NO.	QTY.	DESCRIPTION
1	P10601	4	Hose Clamp
2	66907B	1	Radiator Hose, Upper
3	66908B	1	Radiator Hose, Lower
4	P00202	6	Capscrew, Hx., 3/8"-16 x 3/4"
5	P01310	12	Lockwasher, 3/8"
6	P01404	14	Flatwasher, 3/8"
7	P00102	6	Capscrew, Hx., 5/16"-18 x 3/4"
8	P01358	6	Starwasher, 5/16"
9	P01403	6	Flatwasher, 5/16"
10	15845B	2	Rubber Grommet
11	P00204	2	Capscrew, Hx., 3/8"-16 x 1"
12	P01508	6	Nut, Hx., 3/8"-16
13	65160A	1	Support Bracket
14	39460C	1	Radiator, Crossflow (Includes Items 15, 16 & 17)
15	37768X	1	Cap, Radiator
16	P16675	1	Drain Cock
17	67128A-47	1	Hose, Recovery Tank
18	P17989	3	Cable Tie
19	36491B	1	Recovery Tank, Coolant
20	67128A-35	1	Hose, Drain
21	P01506	2	Nut, Hx., 1/4"-20
22	P01308	2	Lockwasher, 1/4"
23	10700205	4	Capscrew, Hx., 3/8"-16 x 1 1/4"
24	P01402	2	Flatwasher, 1/4"
25	P01406	2	Flatwasher, 1/2"
26	P01312	2	Lockwasher, 1/2"
27	P01510	2	Nut, Hx., 1/2"-13
28	P24305	2	Bushing
29	P24306	2	Grommet
30	36288B	2	Support, Radiator
31	65024D	1	Fan Shroud, Plastic
32	38470B	1	Fan Guard

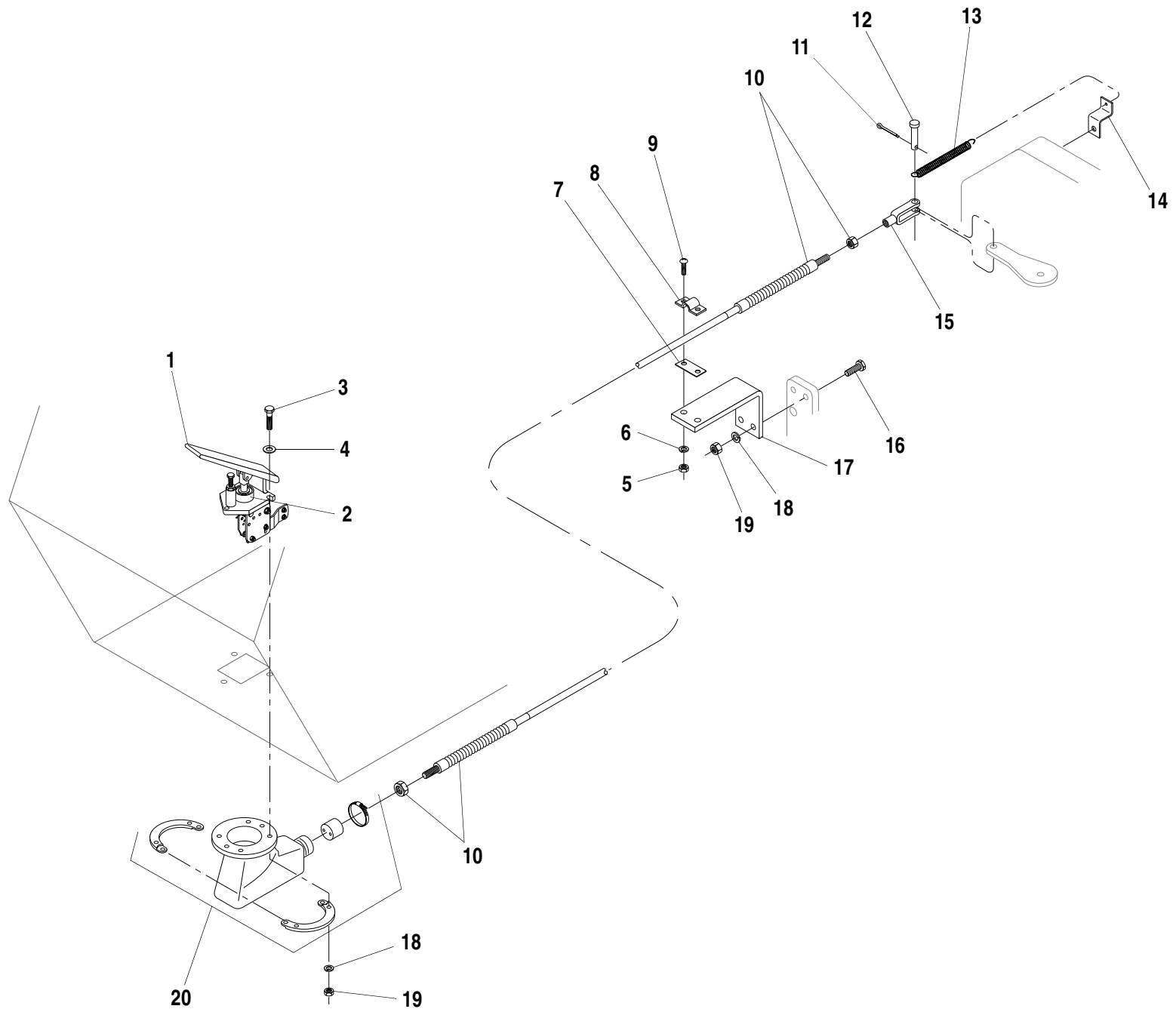


644B-37 S/N 1350-
644B-42 S/N 396-
844C-42 S/N 1413-
1044C-42 S/N 127-
1044C-54 S/N 327-
6K-37 S/N 515-
6K-42 S/N 180-
8K-42 S/N 338-
10K-42 S/N 109-
10K-54 S/N 115-


644B
6K
844C
8K
1044C
10K

RADIATOR GROUP ASSEMBLY (Cummins 4BT3.9)

2.34.1.1

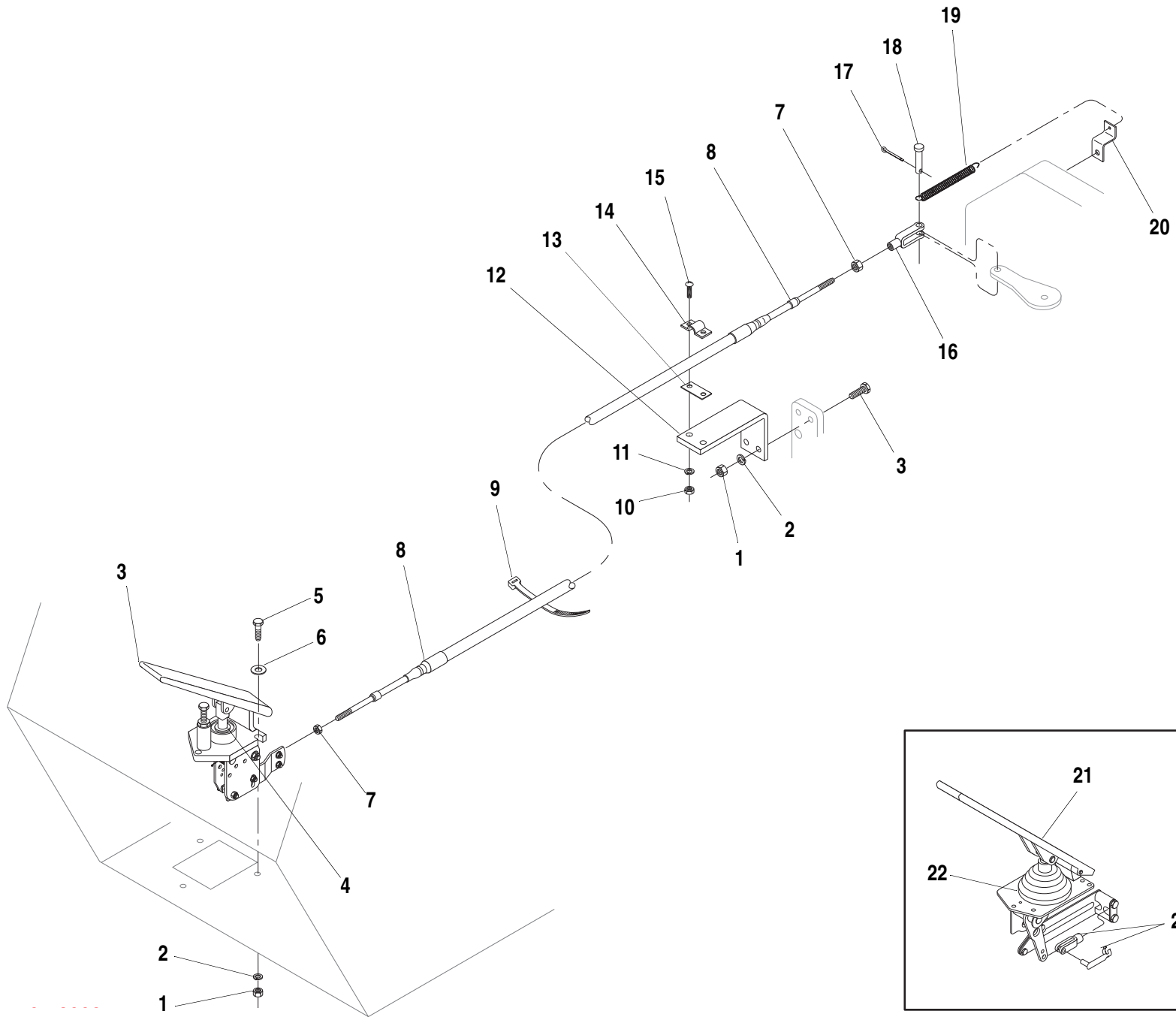


ITEM	PART NO.	QTY.	DESCRIPTION
1	16461A	1	Accelerator Pedal (Includes Item 2)
2	P20069	1	Bellows
3	P00006	3	Capscrew, Hx., 1/4"-20 x 1 1/4"
4	P01402	2	Flatwasher, 1/4"
5	P01504	2	Nut, Hx., #10-24
6	P01306	2	Lockwasher, #10
7	16401A	1	Shim, Cable Clamp
8	14383A	1	Clamp, Cable
9	P02057	2	Screw, Slotted Rd. Hd., #10-24 x 3/4"
10	P29629	1	Cable, Throttle - 114" Long (Supersedes 16462A - P19264 / 96" Long)
11	P03823	1	Cotter Pin, 3/32" x 3/4"
12	P10512	1	Clevis Pin, 1/4" x 1"
13	P21260	1	Spring
14	66261A	1	Anchor, Spring (Offset)
	17786A	-	Anchor, Spring (Straight)
15	P10508	1	Clevis
16	P00003	2	Capscrew, Hx., 1/4"-20 x 3/4"
17	35422B	1	Bracket, Throttle Cable - Turbo (Shown)
	38934B	-	Bracket, Throttle Cable - Natural (Supersedes 34224B)
18	P01308	5	Lockwasher, 1/4"
19	P01506	5	Nut, Hx., 1/4"-20
20	16466A	1	Boot Guard, Pedal



- 644B-37 S/N 101-374 & 376-402
- 644B-42 S/N 101-124
- 844C-42 S/N 101-291
- 1044C-42 S/N 101-106
- 1044C-54 S/N 101-104
- 6K-37 S/N 101-215
- 6K-42 S/N 101-106
- 8K-42 S/N 101-171

644B
6K
844C
8K
1044C
10K
▼



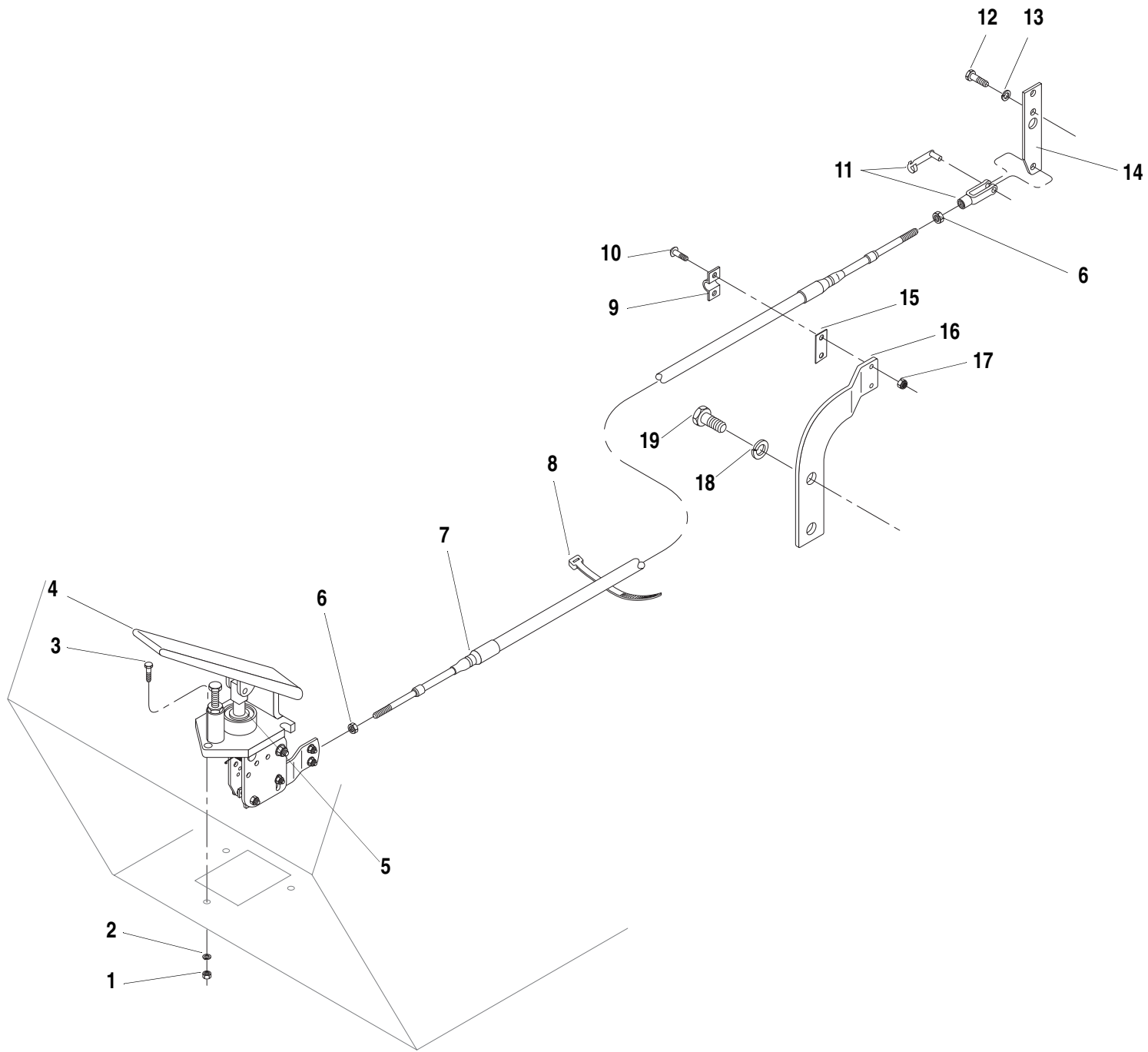
ITEM	PART NO.	QTY.	DESCRIPTION
1	P01506	5	Nut, Hx., 1/4"-20
2	P01308	5	Lockwasher, 1/4"
3	16461A	1	Accelerator Pedal (Includes Item 4) (Replaces 37378X)
4	P20069	1	Bellows
5	P00003	5	Capscrew, Hx., 1/4"-20 x 3/4"
6	P01402		Flatwasher, 1/4"
7	P01529	2	Nut, Hx., 1/4"-28
8	37380X	1	Cable, Throttle - 114" Long
9	P20496	4	Cable Tie
10	P01504	2	Nut, Hx., #10-24
11	P01306	2	Lockwasher, #10
12	35422B	1	Bracket, Throttle Cable - Turbo
13	16401A	1	Shim, Cable Clamp
14	14383A	1	Clamp, Cable
15	P02057	2	Screw, Slotted Rd. Hd., #10-24 x 3/4"
16	P10508	1	Clevis
17	P03823	1	Cotter Pin, 3/32" x 3/4"
18	P10512	1	Clevis Pin, 1/4" x 1"
19	P21260	1	Spring
20	66261A	1	Anchor, Spring (Offset)
	17786A	-	Anchor, Spring (Straight)
21	●N.L.A.		Accelerator Pedal
22	37567X	1	Bellows
23	38818A	1	Yoke end w/ Spring Pin

NOTES:

- Order Item 3 for Replacement.

644B-37 S/N 375, 403-968
644B-42 S/N 125-362
844C-42 S/N 292-818
1044C-42 S/N 107-122
1044C-54 S/N 105-268
6K-37 S/N 216-531
6K-42 S/N 107-192
8K-42 S/N 172-258
10K-42 S/N 101-108
10K-54 S/N 101-108

644B
6K
844C
8K
1044C
10K
▼



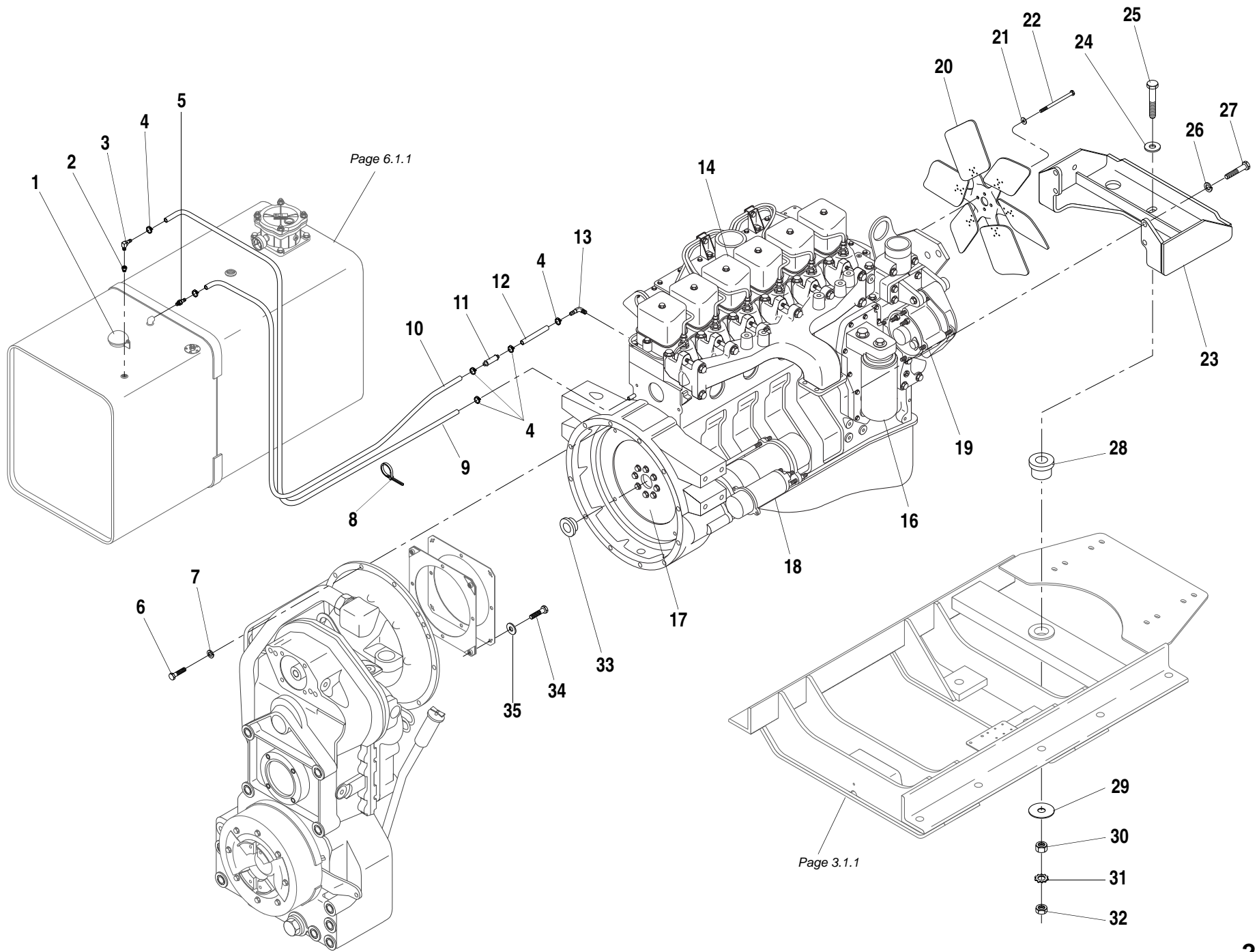
ITEM	PART NO.	QTY.	DESCRIPTION
1	P01506	5	Nut, Hx., 1/4"-20
2	P01308	5	Lockwasher, 1/4"
3	P00003	5	Capscrew, Hx., 1/4"-20 x 3/4"
4	P19263	1	Accelerator Pedal (Includes Item 5)
5	P20069	1	Bellows
6	P01529	2	Nut, Hx., 1/4"-28
7	37380X	1	Cable, Throttle - 114" Long
8	P20496	4	Cable Tie
9	14383A	1	Clamp, Cable
10	10703038	2	Screw, Slotted Rd. Hd., #10-24 x 3/4"
11	38818A	1	Yoke end w/ Spring Pin
12	P04053	2	Capscrew, Hx., M6-1 x 16mm
13	P04606	2	Lockwasher, M6
14	65925A	1	Extension, Throttle Lever
15	16401A	1	Shim, Cable Clamp
16	10165928	1	Bracket, Throttle Cable
17	10701654	2	Nut, Hx., #10-24
18	P04609	2	Lockwasher, M12
19	P04201	2	Capscrew, Hx., M12-1.75 x 20mm 8.8

644B-37 S/N 969-
644B-42 S/N 363-
844C-42 S/N 819-
1044C-42 S/N 123-
1044C-54 S/N 269-
6K-37 S/N 532-
6K-42 S/N 193-
8K-42 S/N 259-
10K-42 S/N 109-
10K-54 S/N 109-

644B
6K
844C
8K
1044C
10K
▼

THROTTLE GROUP ASSEMBLY (Cummins 4BT3.9)

2.35.1.2



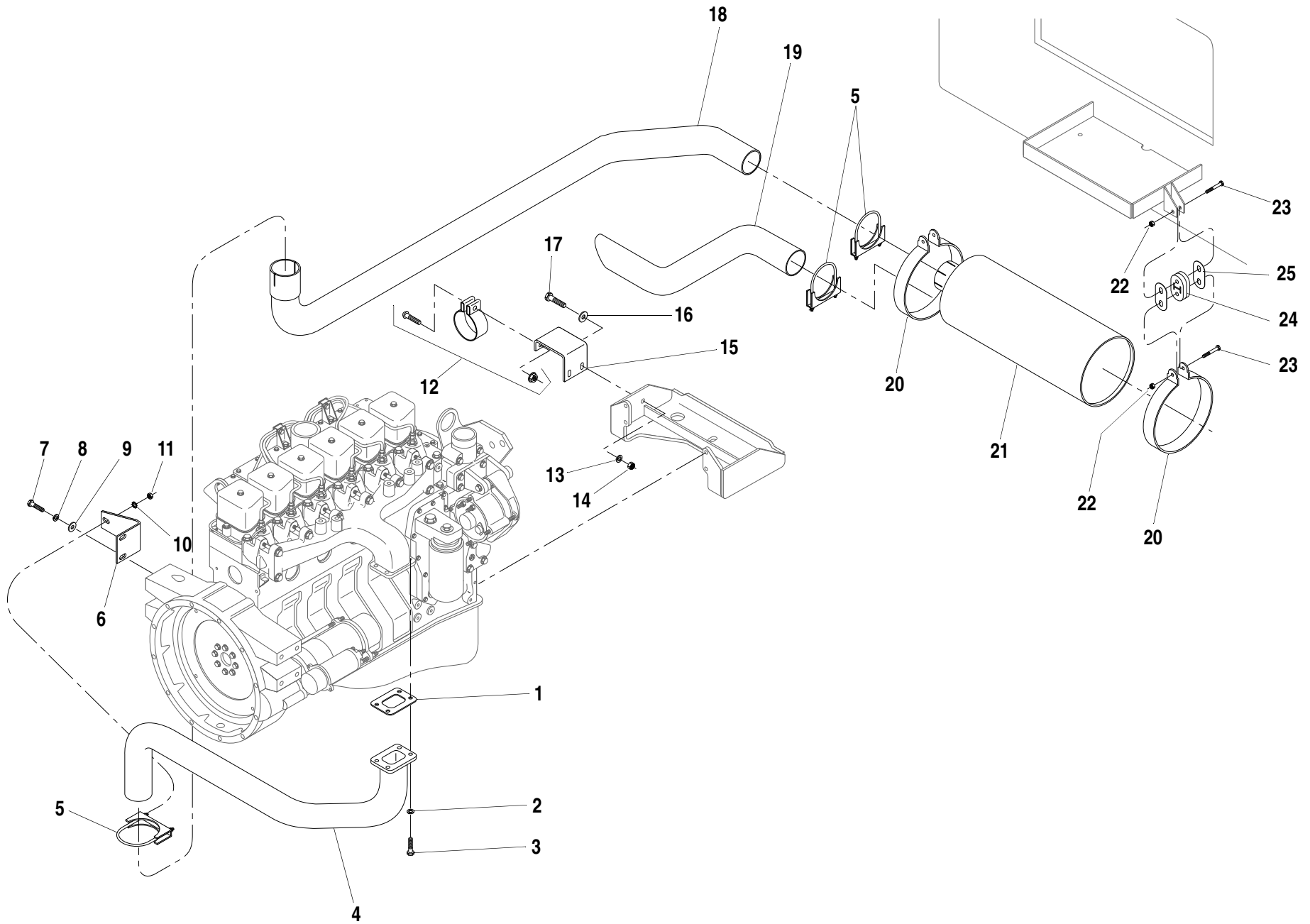
ITEM	PART NO.	QTY.	DESCRIPTION
1	P12182	REF	Fuel Cap
2	P10690	1	Reducer Bushing
3	P20830	1	90° Elbow, Pipe to Hose
4	P14047	6	Hose Clamp, Fuel Line
5	37557X	1	Adapter, Pipe to Hose (Replaces P13619)
6	P04155	9	Capscrew, Hx., M10-1.5 x 35mm
	P04154	3	Capscrew, Hx., M10-1.5 x 30mm
7	P04608	12	Lockwasher, M10
8	P17989	2	Cable Tie
9	39353A	1	Hose, Fuel Return - 3/16" I.D.
10	N11437	1	Hose, Fuel Supply - 5/16" I.D.
11	P32691	1	Fuel Filter, Inline
12	N11441	1	Hose, Fuel
13	P21236	1	90° Elbow, Pipe to Hose
14	N.S.S.	-	Engine, 6 Cylinder Diesel - Cummins Natural
15	❶37971X	REF	Fuel Filter, Water Separator
	❶37972X	REF	Fuel Filter, Secondary
16	37966X	REF	Oil Filter
17	P33140	REF	Flywheel
18	P32572	REF	Starting Motor
19	P31591	REF	Alternator
20	37114X	1	Fan Blade, Blower
21	P04630	4	Flatwasher, M8
22	P04118	4	Capscrew, Hx., M8-1.25 x 110mm
23	38426B	1	Mounting Bracket, Engine
24	P01408	1	Flatwasher, 5/8"
25	P00690	1	Capscrew, Hx., 5/8"-18 x 3 3/4"
26	P04609	4	Lockwasher, M12
27	P04205	4	Capscrew, Hx., M12-1.75 x 40mm
28	P18181	1	Rubber Mount, Engine
29	15618A	1	Snubbing Washer
30	P01535	1	Nut, Hx., 5/8"-18
31	P01363	1	Starwasher, 5/8"
32	P01585	1	Jam Nut, Hx., 5/8"-18
33	35166A	1	Centering Sleeve
34	P04874	4	Capscrew, Socket Hd., M10-1.5 x 40mm

ITEM	PART NO.	QTY.	DESCRIPTION
35	P32150	4	Flatwasher, M10 - Small O.D.
<p>NOTES:</p> <p>❶ Not Illustrated.</p>			

Cummins 6B5.9

ENGINE MOUNTING & FUEL LINES (Cummins 6B5.9) 2.36.1

644B
6K
844C
8K
1044C
10K
▼

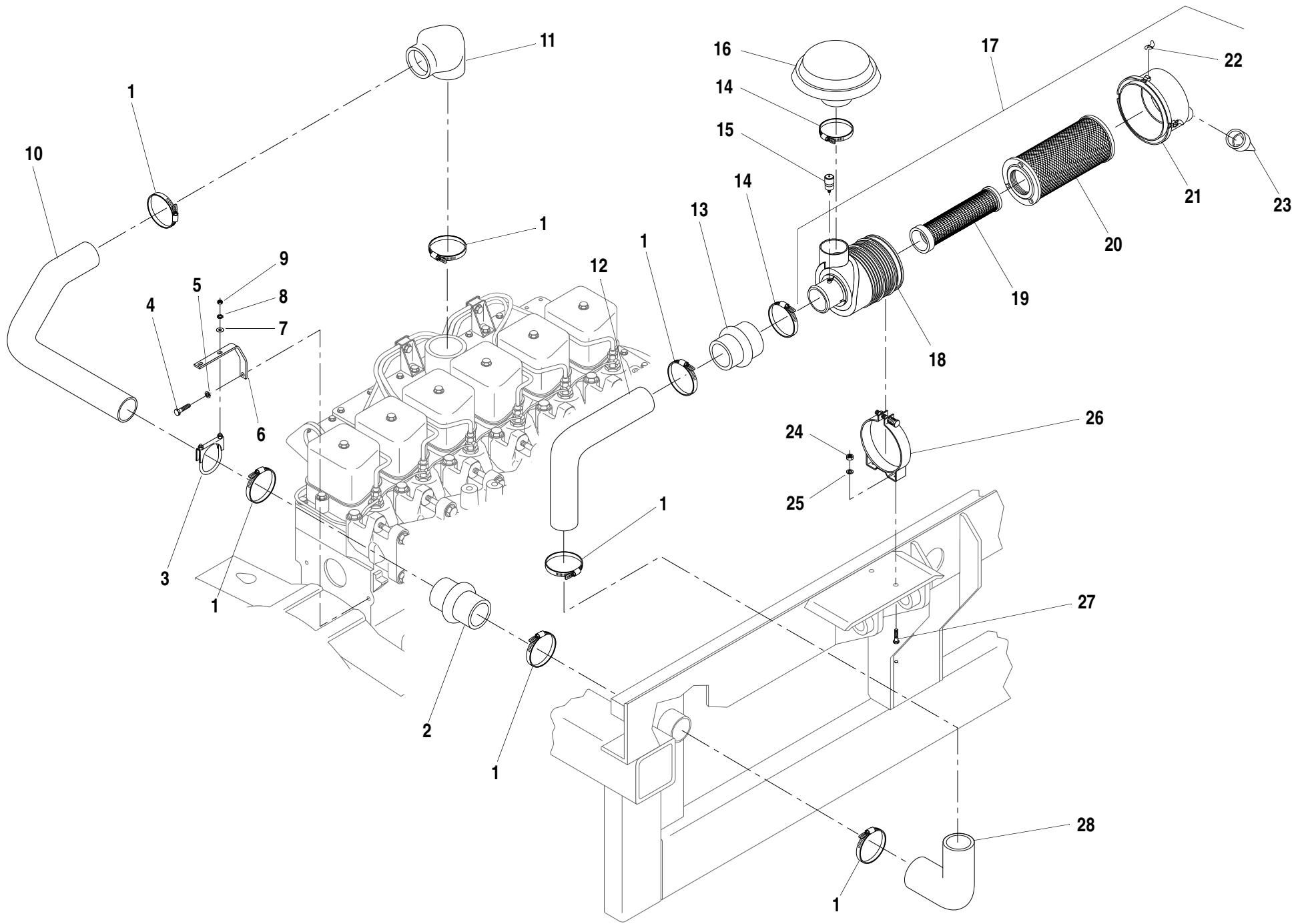


ITEM	PART NO.	QTY.	DESCRIPTION
1	37381X	1	Gasket, Exhaust Flange
2	P04608	4	Lockwasher, M10
3	P04154	4	Capscrew, Hx., M10-1.5 x 30mm C8.8
4	38897B	1	Exhaust Pipe, Manifold
5	P17169	3	Muffler Clamp
6	39093A	1	Support Bracket, Exhaust
7	P04201	2	Capscrew, Hx., M12-1.75 x 20mm
8	P04609	2	Lockwasher, M12
9	P04632	2	Flatwasher, M12
10	P01359	2	Starwasher, 3/8" External
11	P01558	2	Jam Nut, Hx., 3/8"-16
12	37475X	1	Seal Clamp, Exhaust
13	P01310	2	Lockwasher, 3/8"
14	P01508	2	Nut, Hx., 3/8"-16
15	36405A	1	Bracket, Exhaust Clamp
16	P01404	2	Flatwasher, 3/8"
17	P00205	2	Capscrew, Hx., 3/8"-16 x 1 1/4"
18	39092B	1	Pipe, Exhaust
19	36412A	1	Pipe, Tail
20	39876A	2	Mounting Ring, Muffler
			(Includes 1 each of Items 22 & 23)
21	P32697	1	Muffler
22	P01680	4	Locknut, Hx., 5/16"-24
23	P00158	4	Capscrew, Hx., 5/16"-24 x 2"
24	P32982	2	Exhaust Hanger, Rubber
25	39922A	4	Link, Hanger Support

Cummins 6B5.9

EXHAUST ASSEMBLY (Cummins 6B5.9)**2.37.1**

644B
6K
844C
8K
1044C
10K



ITEM	PART NO.	QTY.	DESCRIPTION
1	P10553	7	Hose Clamp, #48
2	36982X	1	Hump Adapter
3	P17169	1	Clamp, Intake Tube
4	P04202	1	Capscrew, Hx., M12-1.75 x 25mm
5	P04609	1	Lockwasher, M12
6	38895A	1	Hanger, Intake Tube
7	P01404	2	Flatwasher, 3/8"
8	P01359	2	Starwasher, 3/8"
9	P01558	2	Jam Nut, Hx., 3/8"-16
10	38050B	1	Tube, Intake to Frame
11	P31594	1	Elbow, Intake
12	36399B	1	Tube, Frame to Air Cleaner
13	P33143	1	Hump Reducer
14	P19267	2	Hose Clamp, #64
15	P21485	1	Service Indicator (Includes Fitting)
16	P33146	1	Hood, Air Inlet
17	P33141	1	Air Cleaner (Includes Items 18-23)
18	N.S.S.	1	Body
19	P33181	1	Filter Element, Safety
20	P33180	1	Filter Element, Primary
21	P33182	1	Cover
22	P33184	3	Latch
23	P33183	1	Vacuator Valve
24	P01507	2	Nut, Hx., 5/16"-18
25	P01309	2	Lockwasher, 5/16"
26	P33142	1	Mounting Band
27	P00102	2	Capscrew, Hx., 5/16"-18 x 3/4"
28	P20854	1	90° Elbow, Rubber

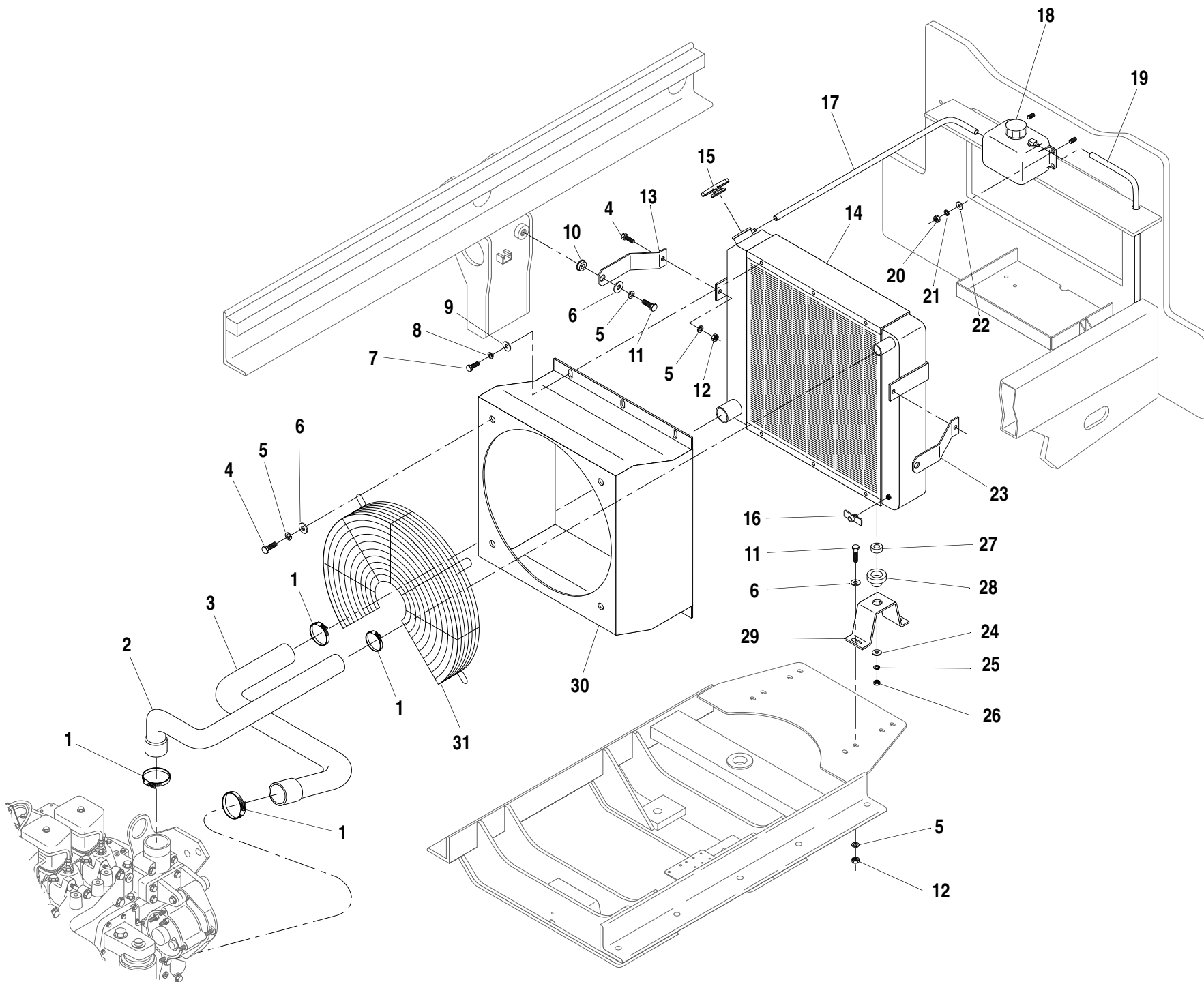
N.S.S.= Not Sold Separately

Cummins 6B5.9

AIR CLEANER ASSEMBLY (Cummins 6B5.9)

2.38.1

644B
 6K
 844C
 8K
 1044C
 10K
 ▼



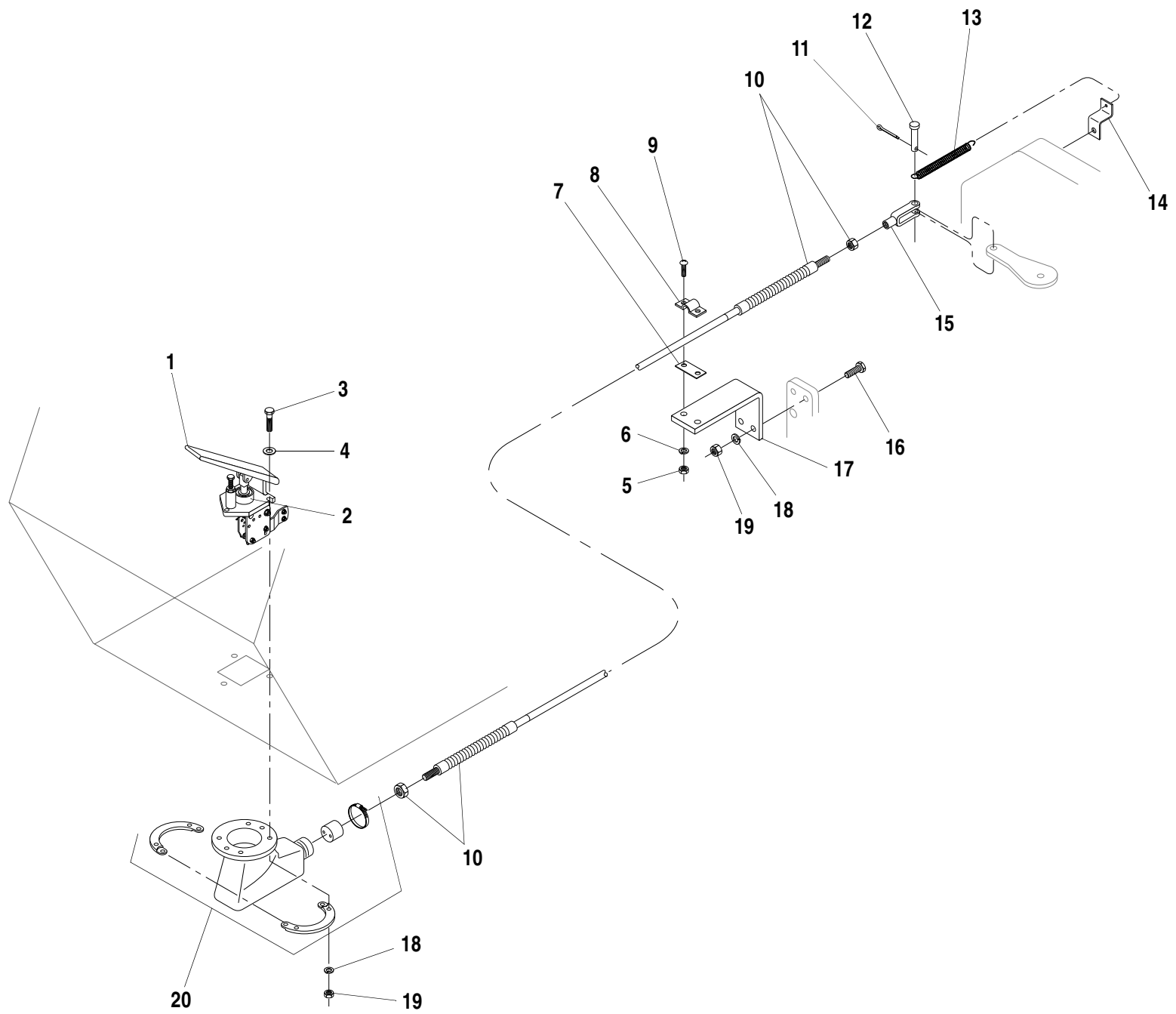
ITEM	PART NO.	QTY.	DESCRIPTION
1	P10601	4	Hose Clamp
2	38061B	1	Radiator Hose, Upper
3	38060B	1	Radiator Hose, Lower
4	P00202	4	Capscrew, Hx., 3/8"-16 x 3/4"
5	P01310	14	Lockwasher, 3/8"
6	P01404	10	Flatwasher, 3/8"
7	P00102	6	Capscrew, Hx., 5/16"-18 x 3/4"
8	P01309	6	Lockwasher, 5/16"
9	P01403	6	Flatwasher, 5/16"
10	15845B	2	Rubber Grommet
11	P00204	4	Capscrew, Hx., 3/8"-16 x 1"
12	P01508	6	Nut, Hx., 3/8"-16
13	38910B	1	Support Bracket, R.H.
14	36043C	1	Radiator, Crossflow (Includes Items 15, 16 & 17)
15	P25365	1	Cap, Radiator
16	P16675	1	Drain Cock
17	N12347	1	Hose, Recovery Tank
18	36491B	1	Recovery Tank, Coolant
19	N12348	1	Hose, Drain
20	P01506	2	Nut, Hx., 1/4"-20
21	P01308	2	Lockwasher, 1/4"
22	P01402	2	Flatwasher, 1/4"
23	38911B	1	Support Bracket, L.H.
24	P01406	2	Flatwasher, 1/2"
25	P01312	2	Lockwasher, 1/2"
26	P01510	2	Nut, Hx., 1/2"-13
27	P24306	2	Grommet
28	P24305	2	Bushing
29	36288B	2	Support, Radiator
30	65024D	1	Fan Shroud, Plastic (Supersedes 36207B)
31	38470B	1	Fan Guard
32	P00205		Capscrew, Hx., 3/8"-16 x 1 1/4"

Cummins 6B5.9

644B
6K
844C
8K
1044C
10K
▼

RADIATOR GROUP ASSEMBLY (Cummins 6B5.9)

2.39.1

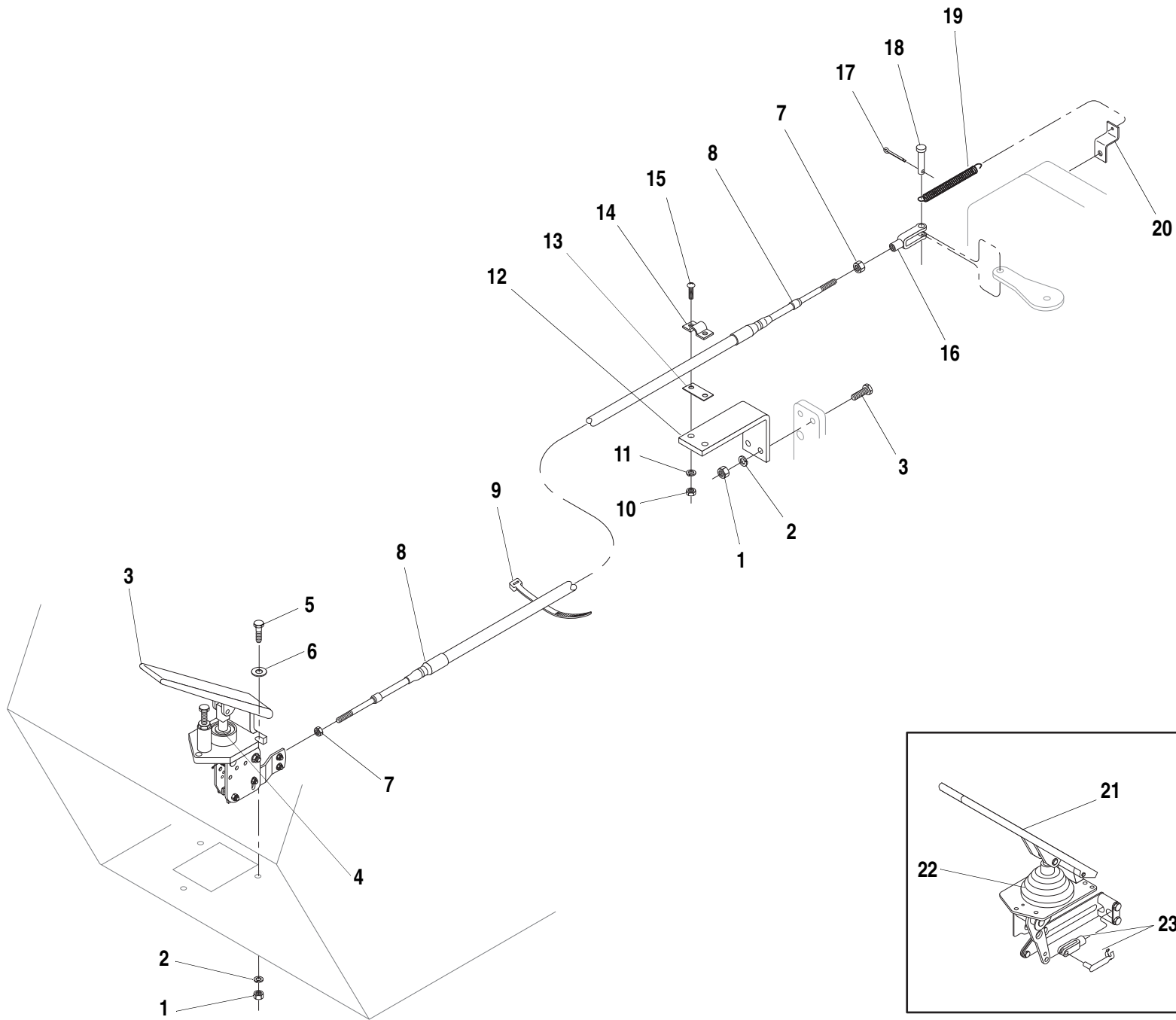


ITEM	PART NO.	QTY.	DESCRIPTION
1	16461A	1	Accelerator Pedal (Includes Item 2)
2	P20069	1	Bellows
3	P00006	3	Capscrew, Hx., 1/4"-20 x 1 1/4"
4	P01402	2	Flatwasher, 1/4"
5	P01504	2	Nut, Hx., #10-24
6	P01306	2	Lockwasher, #10
7	16401A	1	Shim, Cable Clamp
8	14383A	1	Clamp, Cable
9	P02057	2	Screw, Slotted Rd. Hd., #10-24 x 3/4"
10	P29629	1	Cable, Throttle - 114" Long (Supersedes 16462A - P19264 / 96" Long)
11	P03823	1	Cotter Pin, 3/32" x 3/4"
12	P10512	1	Clevis Pin, 1/4" x 1"
13	P21260	1	Spring
14	66261A	1	Anchor, Spring (Offset)
	17786A	-	Anchor, Spring (Straight)
15	P10508	1	Clevis
16	P00003	2	Capscrew, Hx., 1/4"-20 x 3/4"
17	35422B	1	Bracket, Throttle Cable - Turbo (Shown)
	38934B	-	Bracket, Throttle Cable - Natural (Supersedes 34224B)
18	P01308	5	Lockwasher, 1/4"
19	P01506	5	Nut, Hx., 1/4"-20
20	16466A	1	Boot Guard, Pedal

844C-42 S/N 101-291
1044C-42 S/N 101-106
1044C-54 S/N 101-104
8K-42 S/N 101-171

644B
6K
844C
8K
1044C
10K
▼

THROTTLE GROUP ASSEMBLY (Cummins 6B5.9) 2.40.1



ITEM	PART NO.	QTY.	DESCRIPTION
1	P01506	5	Nut, Hx., 1/4"-20
2	P01308	5	Lockwasher, 1/4"
3	16461A	1	Accelerator Pedal (Includes Item 4) (Replaces 37378X)
4	P20069	1	Bellows
5	P00003	5	Capscrew, Hx., 1/4"-20 x 3/4"
6	P01402	3	Flatwasher, 1/4"
7	P01529	2	Nut, Hx., 1/4"-28
8	37380X	1	Cable, Throttle - 114" Long
9	P20496	4	Cable Tie
10	P01504	2	Nut, Hx., #10-24
11	P01306	2	Lockwasher, #10
12	35422B	1	Bracket, Throttle Cable - Turbo (Shown)
	38934B	-	Bracket, Throttle Cable - Natural
13	16401A	1	Shim, Cable Clamp
14	14383A	1	Clamp, Cable
15	P02057	2	Screw, Slotted Rd. Hd., #10-24 x 3/4"
16	P10508	1	Clevis
17	P03823	1	Cotter Pin, 3/32" x 3/4"
18	P10512	1	Clevis Pin, 1/4" x 1"
19	P21260	1	Spring
20	66261A	1	Anchor, Spring (Offset)
	17786A	-	Anchor, Spring (Straight)
21	●N.L.A.	-	Accelerator Pedal
22	37567X	1	Bellows
23	38818A	1	Yoke end w/ Spring Pin

NOTES:

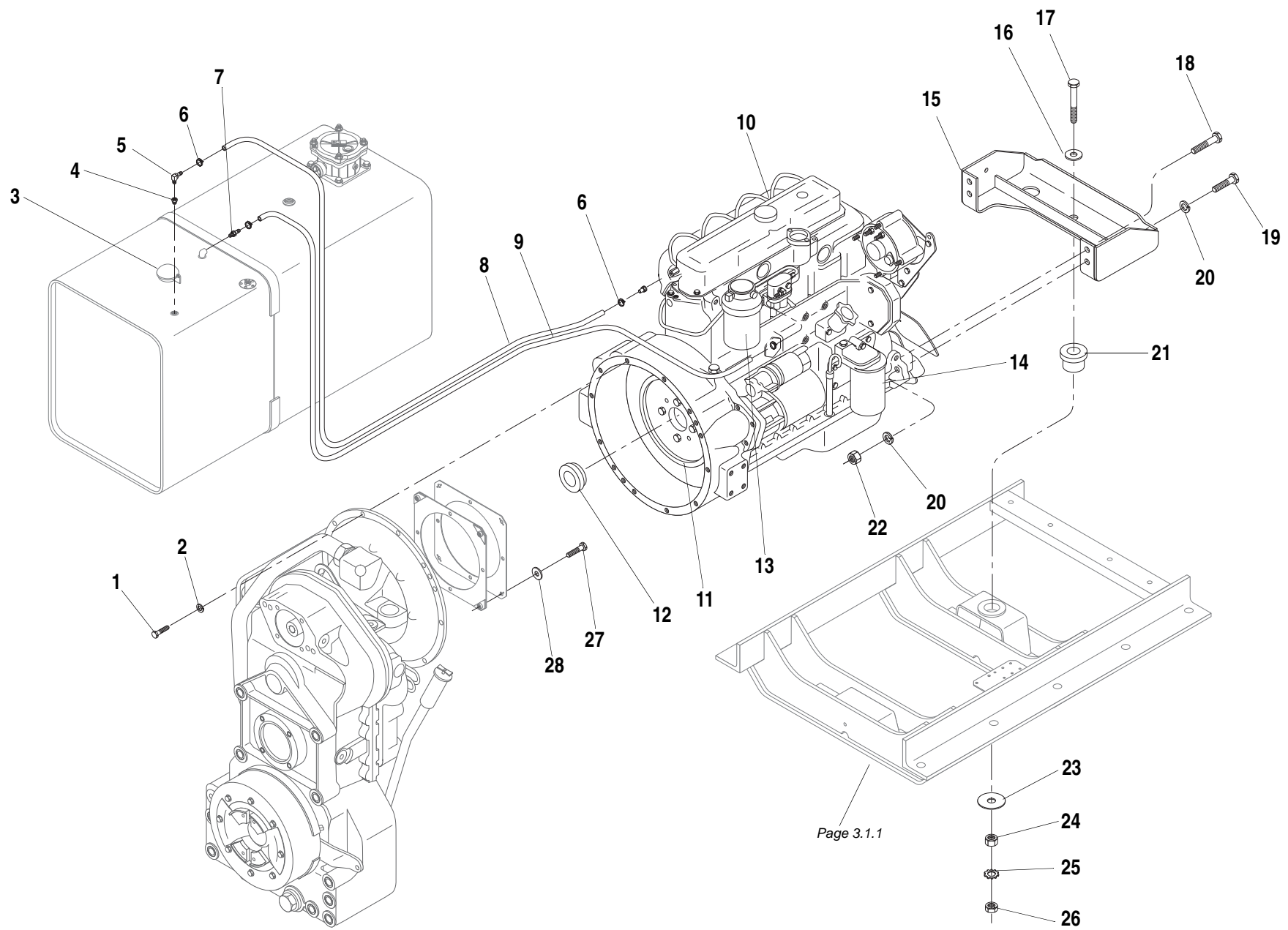
- Order Item 3 for Replacement.

844C-42 S/N 292-
1044C-42 S/N 107-
1044C-54 S/N 105-
8K-42 S/N 172-
10K-42 S/N 101-
10K-54 S/N 101-

644B
6K
844C
8K
1044C
10K

THROTTLE GROUP ASSEMBLY (Cummins 6B5.9)

2.40.1.1



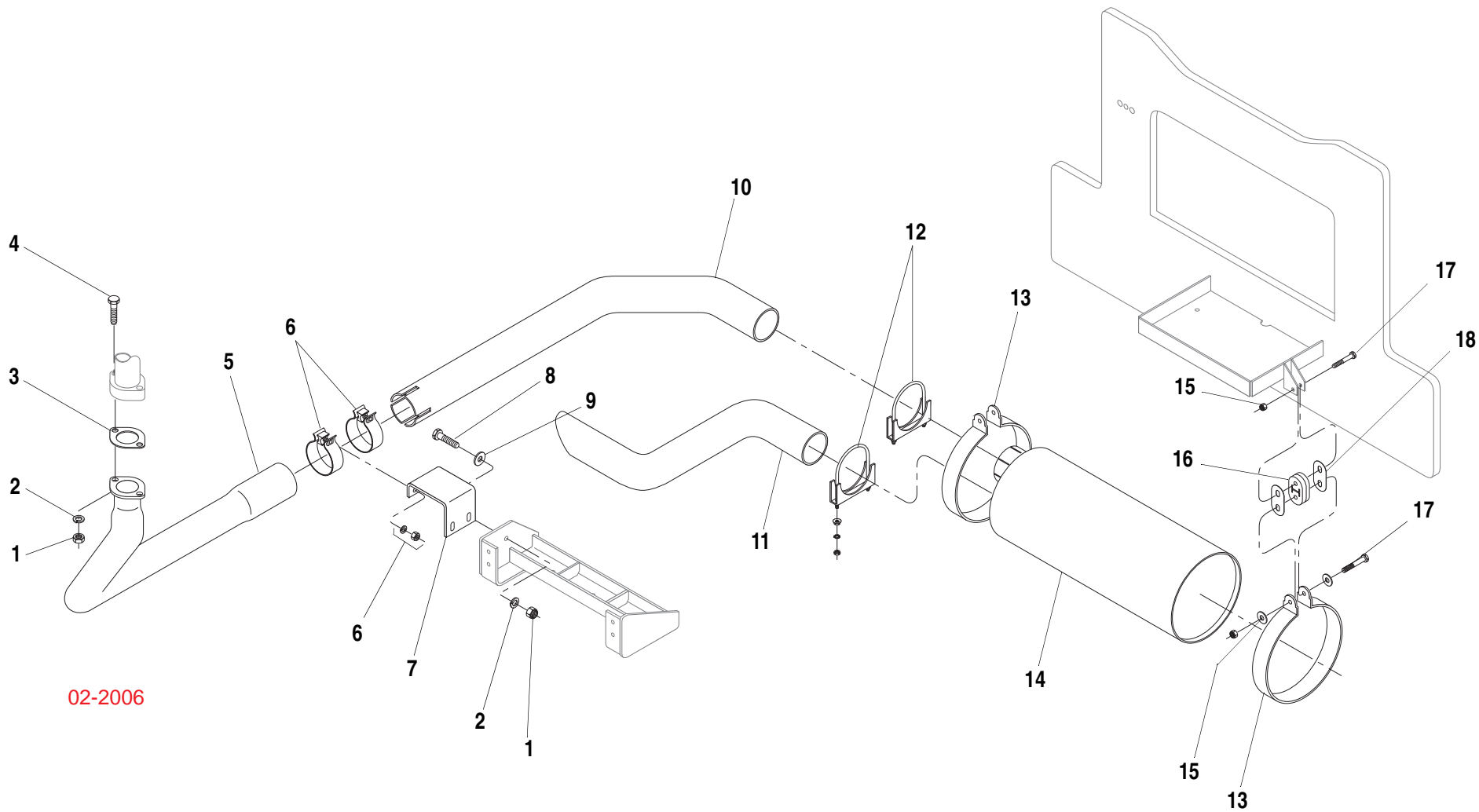
Page 3.1.1

ITEM	PART NO.	QTY.	DESCRIPTION
1	P00205	11	Capscrew, Hx., 3/8"-16 x 1 1/4"
	P00204	1	Capscrew, Hx., 3/8"-16 x 1"
2	P01310	12	Lockwasher, 3/8"
3	P12182	REF	Fuel Cap
4	P10690	1	Reducer Bushing
5	P21317	1	90° Elbow, Pipe to Hose
6	P14047	4	Hose Clamp, Fuel Line
7	37557X	1	Adapter, Pipe to Hose
8	N12346	1	Hose, Fuel Return - 1/4" I.D.
9	N11437	1	Hose, Fuel Supply - 5/16" I.D.
10	N.S.S.	1	Engine, 4 Cyl. Diesel - Deere Turbo
11	37563X	REF	Flywheel (Includes Ring Gear & Item 12)
12	37566X	REF	Centering Sleeve
13	37056X	REF	Fuel Filter, Engine
14	37055X	REF	Oil Filter, Engine
15	65156B	1	Mounting Bracket, Engine
16	P01408	1	Flatwasher, 5/8"
17	P00690	1	Capscrew, Hx., 5/8"-18 x 3 3/4" GR 8
18	P00607	2	Capscrew, Hx., 5/8"-11 x 2 3/4"
19	P00602	2	Capscrew, Hx., 5/8"-11 x 1 1/2"
20	P01314	4	Lockwasher, 5/8"
21	P18181	1	Rubber Mount, Engine
22	P01512	2	Nut Hx., 5/8"-11
23	15618A	1	Snubbing Washer
24	P01535	1	Nut, Hx., 5/8"-18
25	P01363	1	Starwasher, 5/8"
26	P01585	1	Jam Nut, Hx., 5/8"-18
27	P04181	4	Capscrew, Hx., M10-1.5 x 40mm C10.9
28	P04631	4	Flatwasher, M10
REF	66030C	1	Engine Block Heater Kit - 1000 Watts (Optional)
REF	66565B	-	Engine Drain Valve (Optional)

644B-37 S/N 1197-
644B-42 S/N 334-
6K-37 S/N 488-
6K-42 S/N 177-

644B
6K
844C
8K
1044C
10K
▼

ENGINE MOUNTING & FUEL LINES (Deere 4045D) 2.41.1



02-2006

ITEM	PART NO.	QTY.	DESCRIPTION
1	P01508	4	Nut Hx., 3/8"-16
2	P01310	4	Lockwasher, 3/8"
3	P91168	1	Gasket, Exhaust Pipe
4	P00207	2	Capscrew, Hx., 3/8"-16 x 1 3/4"
5	66674B	1	Pipe, Exhaust Manifold
6	37475X	2	Seal Clamp, Exhaust
7	36405A	1	Bracket, Exhaust Clamp
8	P00205	2	Capscrew, Hx., 3/8"-16 x 1 1/4"
9	P01404	2	Flatwasher, 3/8"
10	36402A	1	Pipe, Exhaust
11	36412A	1	Pipe, Tail
12	P17169	2	Muffler Clamp
13	39876A	2	Mounting Ring, Muffler (Includes 1 each of Items 15 & 17)
14	P32697	1	Muffler
15	P01680	4	Locknut, Hx., 5/16"-24
16	P32982	2	Exhaust Hanger, Rubber
17	P00158	4	Capscrew, Hx., 5/16"-24 x 2"
18	39922A	4	Link, Hanger Support

644B-37 S/N 1197-

644B-42 S/N 334-

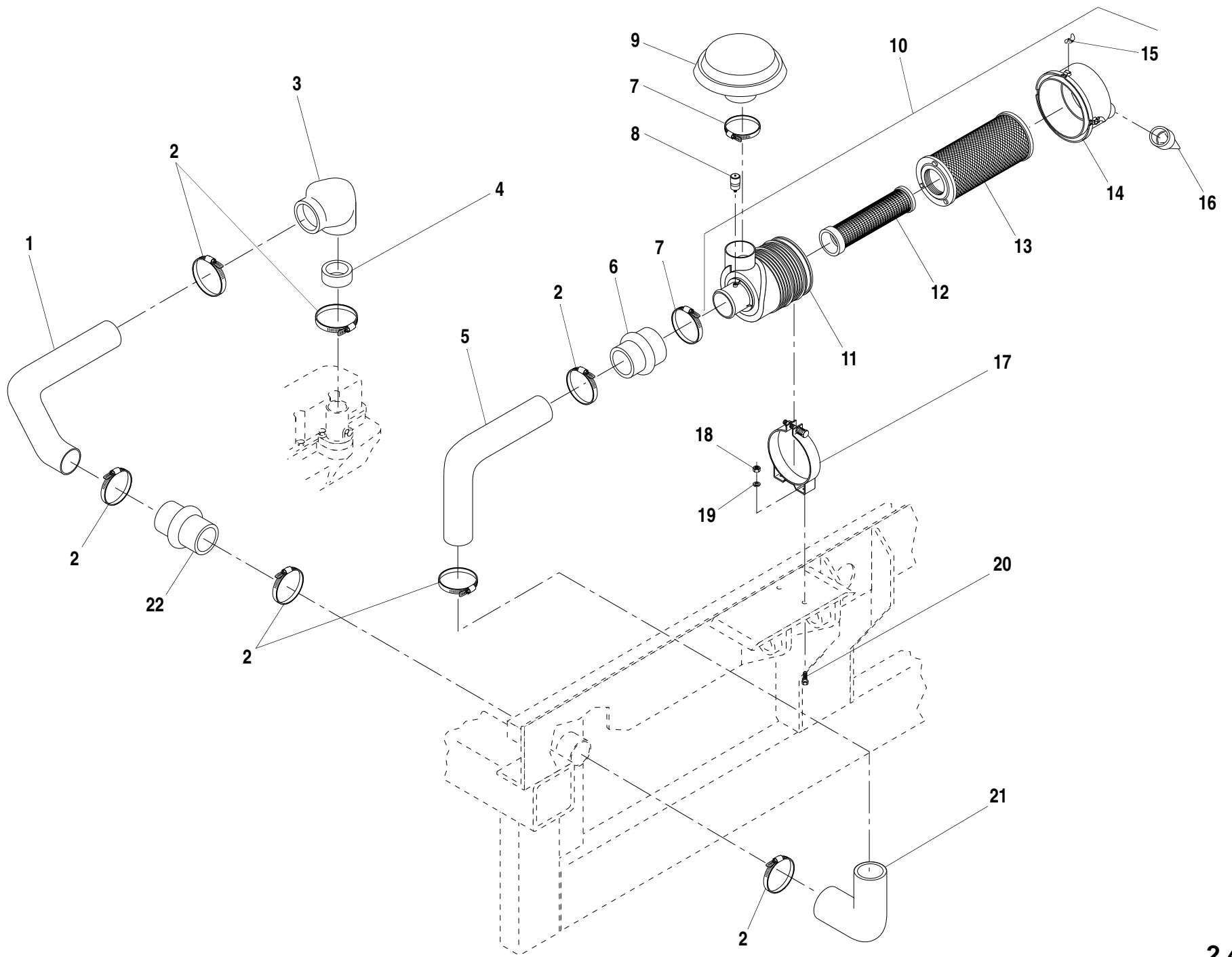
6K-37 S/N 488-

6K-42 S/N 177-

644B
6K
844C
8K
1044C
10K
▼

EXHAUST ASSEMBLY (Deere 4045D)

2.42.1



ITEM	PART NO.	QTY.	DESCRIPTION
1	66675B	1	Tube, Intake to Frame
2	P10553	7	Hose Clamp, #48
3	37651X	1	Elbow, Intake
4	36569X	1	Reducer, Adapter
5	36399B	1	Tube, Frame to Air Cleaner
6	P33143	1	Hump Reducer
7	P19267	2	Hose Clamp, #64
8	P21485	1	Service Indicator (Includes Fitting)
9	P33146	1	Hood, Air Inlet
10	P33141	1	Air Cleaner (Includes Items 11-16)
11	N.S.S.	1	Body
12	P33181	1	Filter Element, Safety
13	P33180	1	Filter Element, Primary
14	P33182	1	Cover
15	P33184	3	Latch
16	P33183	1	Vacuator Valve
17	P33142	1	Mounting Band
18	P01507	2	Nut, Hx., 5/16"-18
19	P01309	2	Lockwasher, 5/16"
20	P00102	2	Capscrew, Hx., 5/16"-18 x 3/4"
21	P20854	1	90° Elbow, Rubber
22	P24313	1	Hump Adapter

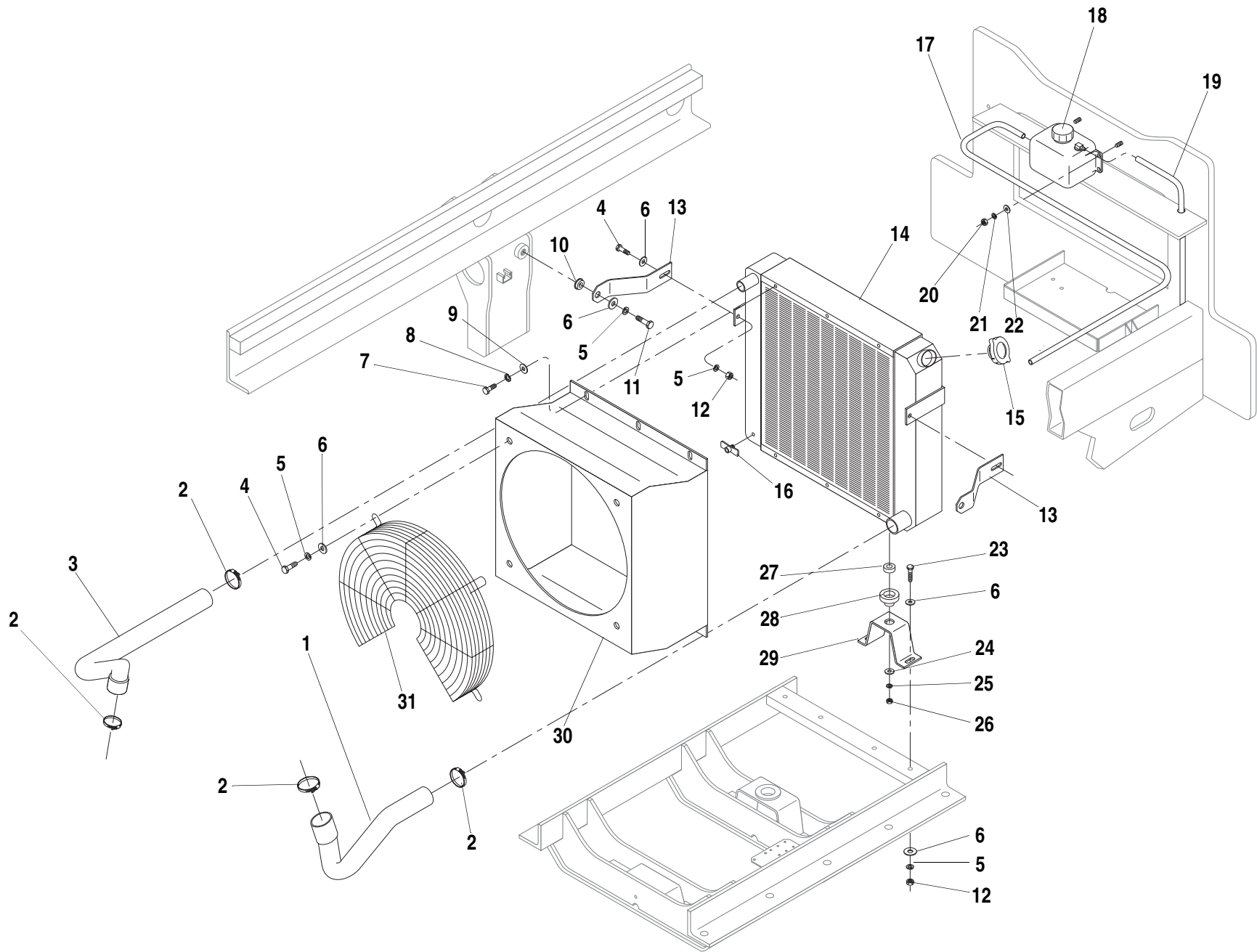
N.S.S. = Not Sold Separately

644B-37 S/N 1197-
644B-42 S/N 334-
6K-37 S/N 488-
6K-42 S/N 177-


644B
6K
844C
8K
1044C
10K
▼

AIR CLEANER ASSEMBLY (Deere 4045D)

2.43.1

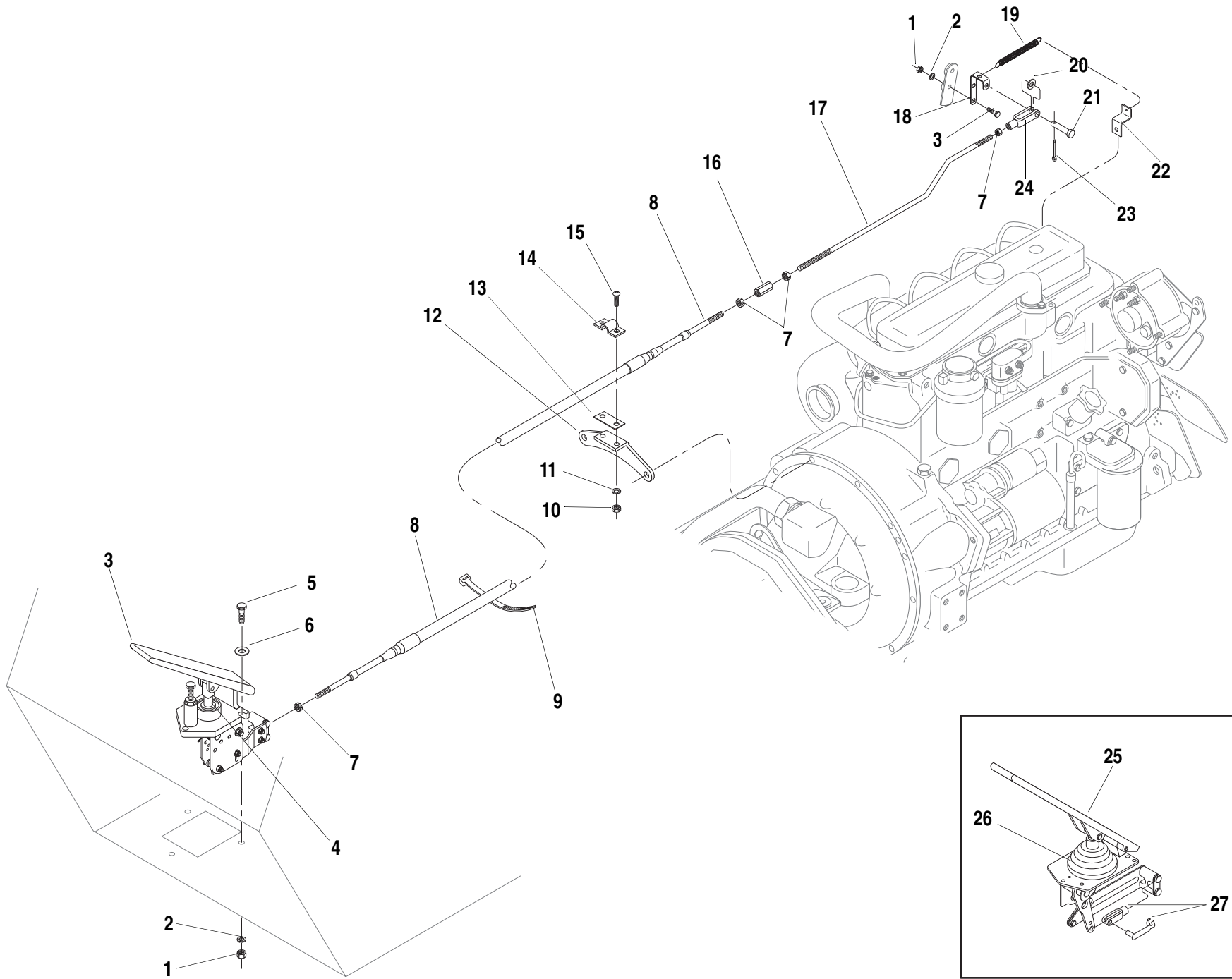


ITEM	PART NO.	QTY.	DESCRIPTION
1	39500B	1	Radiator Hose, Lower
2	P10601	4	Hose Clamp
3	39499B	1	Radiator Hose, Upper
4	P00202	6	Capscrew, Hx., 3/8"-16 x 3/4"
5	P01310	12	Lockwasher, 3/8"
6	P01404	14	Flatwasher, 3/8"
7	P00102	6	Capscrew, Hx., 5/16"-18 x 3/4"
8	P01358	6	Starwasher, 5/16"
9	P01403	6	Flatwasher, 5/16"
10	15845B	2	Rubber Grommet
11	P00204	2	Capscrew, Hx., 3/8"-16 x 1"
12	P01508	6	Nut, Hx., 3/8"-16
13	65160A	1	Support Bracket
14	39460C	1	Radiator, Crossflow (Includes Items 15, 16 & 17)
15	37768X	1	Cap, Radiator
16	P16675	1	Drain Cock
17	N12347	1	Hose, Recovery Tank
18	36491B	1	Recovery Tank, Coolant
19	N12348	1	Hose, Drain
20	P01506	2	Nut, Hx., 1/4"-20
21	P01308	2	Lockwasher, 1/4"
22	P01402	2	Flatwasher, 1/4"
23	10700205	4	Capscrew, Hx., 3/8"-16 x 1 1/4"
24	P01406	2	Flatwasher, 1/2"
25	P01312	2	Lockwasher, 1/2"
26	P01510	2	Nut, Hx., 1/2"-13
27	P24305	2	Bushing
28	P24306	2	Grommet
29	65701B	2	Support, Radiator
30	65024D	1	Fan Shroud, Plastic
31	38470B	1	Fan Guard



644B-37 S/N 1197-
644B-42 S/N 334-
6K-37 S/N 488-
6K-42 S/N 177-

644B
6K
844C
8K
1044C
10K
▼



ITEM	PART NO.	QTY.	DESCRIPTION
1	P01506	3	Nut, Hx., 1/4"-20
2	P01308	4	Lockwasher, 1/4"
3	16461A	1	Accelerator Pedal (Includes Item 4) (Replaces 37378X)
4	P20069	1	Bellows
5	P00003	3	Capscrew, Hx., 1/4"-20 x 3/4"
6	P01402	3	Flatwasher, 1/4"
7	P01529	5	Nut, Hx., 1/4"-28
8	37379X	1	Cable, Throttle - 96" Long
9	P20496	4	Cable Tie
10	P01504	2	Nut, Hx., #10-24
11	P01306	2	Lockwasher, #10
12	36423A	1	Bracket, Throttle Cable
13	16401A	1	Shim, Cable Clamp
14	14383A	1	Clamp, Cable
15	P02057	2	Screw, Slotted Rd. Hd., #10-24 x 3/4"
16	P27815	1	Coupling, Nut
17	65913B	1	Extension Rod, Throttle
18	65917A	1	Extension Lever, Throttle
19	P21260	1	Spring
20	65906A	1	Spacer
21	P01512	1	Pin, Clevis
22	17786A	1	Anchor, Spring
23	P03810	1	Cotter Pin, 1/16" x 1"
24	P10508	1	Clevis
25	●N.L.A.	1	Accelerator Pedal (Includes Item 5)
26	37567X	1	Bellows
27	38818A	1	Yoke end w/ Spring Pin

NOTES:

- Order Item 3 for a Replacement.

644B-37 S/N 1197-

644B-42 S/N 334-

6K-37 S/N 488-

6K-42 S/N 177-

644B
6K
844C
8K
1044C
10K
▼

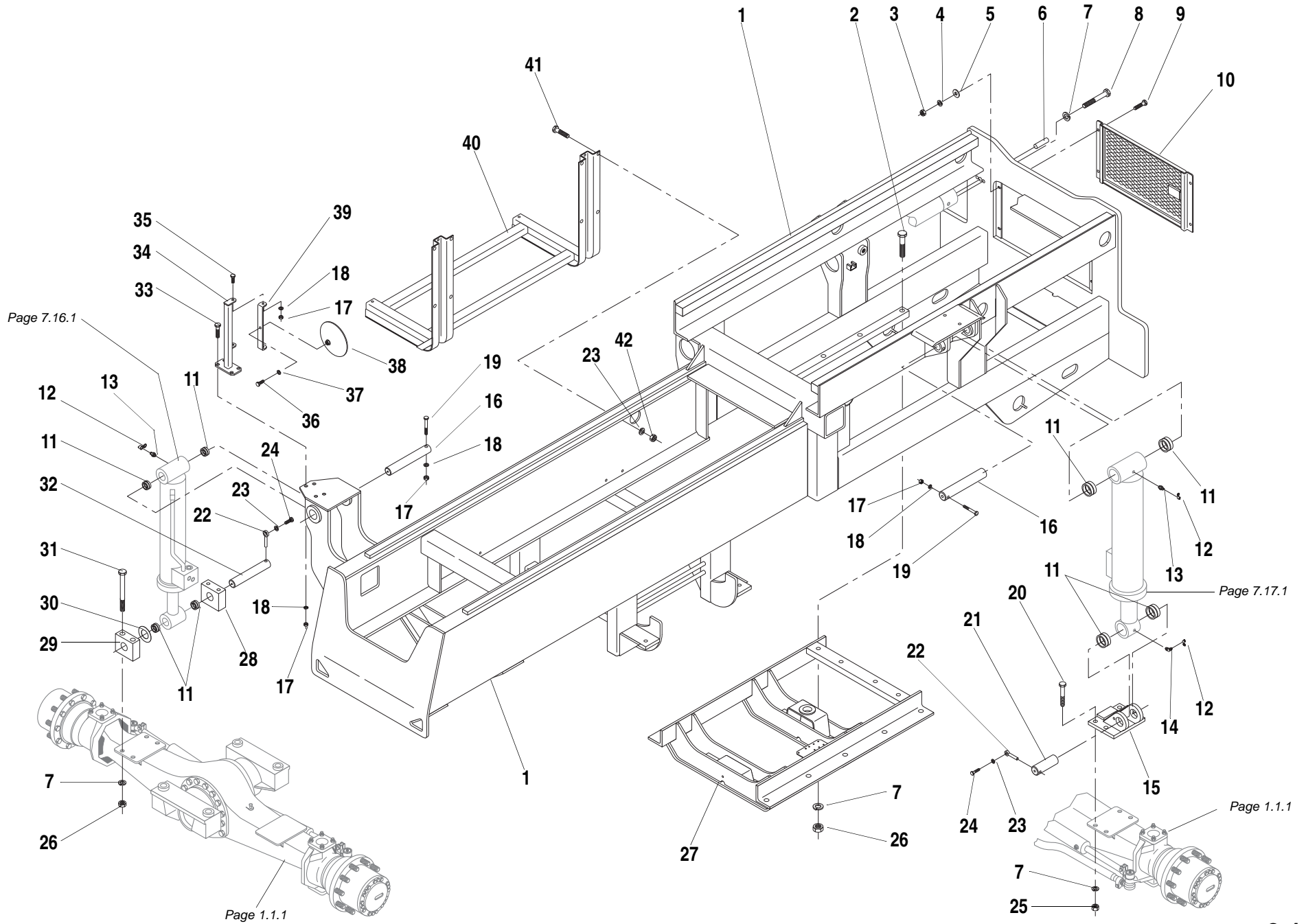
THROTTLE GROUP ASSEMBLY (Deere 4045D)

2.45.1

TABLE OF CONTENTS

Section 3 — Frame and Operator’s Compartment

Main Frame Assembly 3.1.1
Operator’s Compartment Assembly 3.2.1
Instrument Panel Assembly 3.3.1
Steer Column Assembly 3.4.1
Outrigger Assembly (Optional Equipment) 3.5.1



ITEM	PART NO.	QTY.	DESCRIPTION
1	①N.S.S.	1	Main Frame
2	P00784	10	Capscrew, Hx., 3/4"-16 x 3 3/4" GR 8
3	P01507	4	Nut Hx., 5/16"-18
4	P01309	4	Lockwasher, 5/16"
5	P01403	4	Flatwasher, 5/16"
6	37143X	1	Dowel Pin, 3/4" x 2"
7	P01315	20	Lockwasher, 3/4"
8	P00753	2	Capscrew, Hx., 3/4"-16 x 2 1/4"
9	P00104	4	Capscrew, Hx., 5/16"-18 x 1"
10	36818B	1	Grille
REF	②P40171	1	Paddle Handle Latch
REF	②P19085	-	Paddle Handle Latch, Locking
11	16228A	8	Bushing, Cylinder
12	P32689	4	Cover, Grease Fitting
13	P16611	3	Grease Fitting
14	P15367	1	Grease Fitting, 45°
15	36987A	1	Mounting Base, Rear Oscillation Lock Cylinder
16	24732A	2	Pin, Frame Tilt & Oscillation Lock Cylinder - Upper
17	P01508	8	Nut Hx., 3/8"-16
18	P01310	8	Lockwasher, 3/8"
19	③P00215	2	Capscrew, Hx., 3/8"-16 x 3 3/4"
20	P00729	4	Capscrew, Hx., 3/4"-10 x 2 1/2" GR 8
21	36907A	1	Pin, Oscillation Lock Cylinder - Lower
22	34178A	2	Lock Pin
23	P01312	10	Lockwasher, 1/2"
24	P00403	2	Capscrew, Hx., 1/2"-13 x 1 1/4"
25	P05007	4	Nut, Hx., 3/4"-10 GR C
26	P01536	14	Nut Hx., 3/4"-16
27	36872D	1	Subframe
28	36219B	1	Mounting Block (with Lock Pin Hole)
29	36220B	1	Mounting Block, Frame Tilt Cylinder
30	P21586	3	Shim, 14 GA
31	P00790	4	Capscrew, Hx., 3/4"-16 x 6 1/2" GR 8
32	36210A	1	Pin, Frame Tilt Cylinder - Lower
33	P00205	4	Capscrew, Hx., 3/8"-16 x 1 1/4"
34	35015B	1	Bracket, Mirror

ITEM	PART NO.	QTY.	DESCRIPTION
35	P00204	2	Capscrew, Hx., 3/8"-16 x 1"
36	P00005	1	Capscrew, Hx., 1/4"-20 x 1"
37	P01308	1	Lockwasher, 1/4"
38	P32579	1	Mirror, Convex
39	35200A	1	Mount, Mirror
40	36167D	1	Tank Support Mount
41	P00404	8	Capscrew, Hx., 1/2"-13 x 1 1/2"
42	P01510	8	Nut Hx., 1/2"-13

NOTES:

- ① Consult Factory.
- ② Welding Required for Replacement.
- ③ Machines with 1/2"-13 x 4" Capscrew, use P00414.

644B-37 S/N 101-170

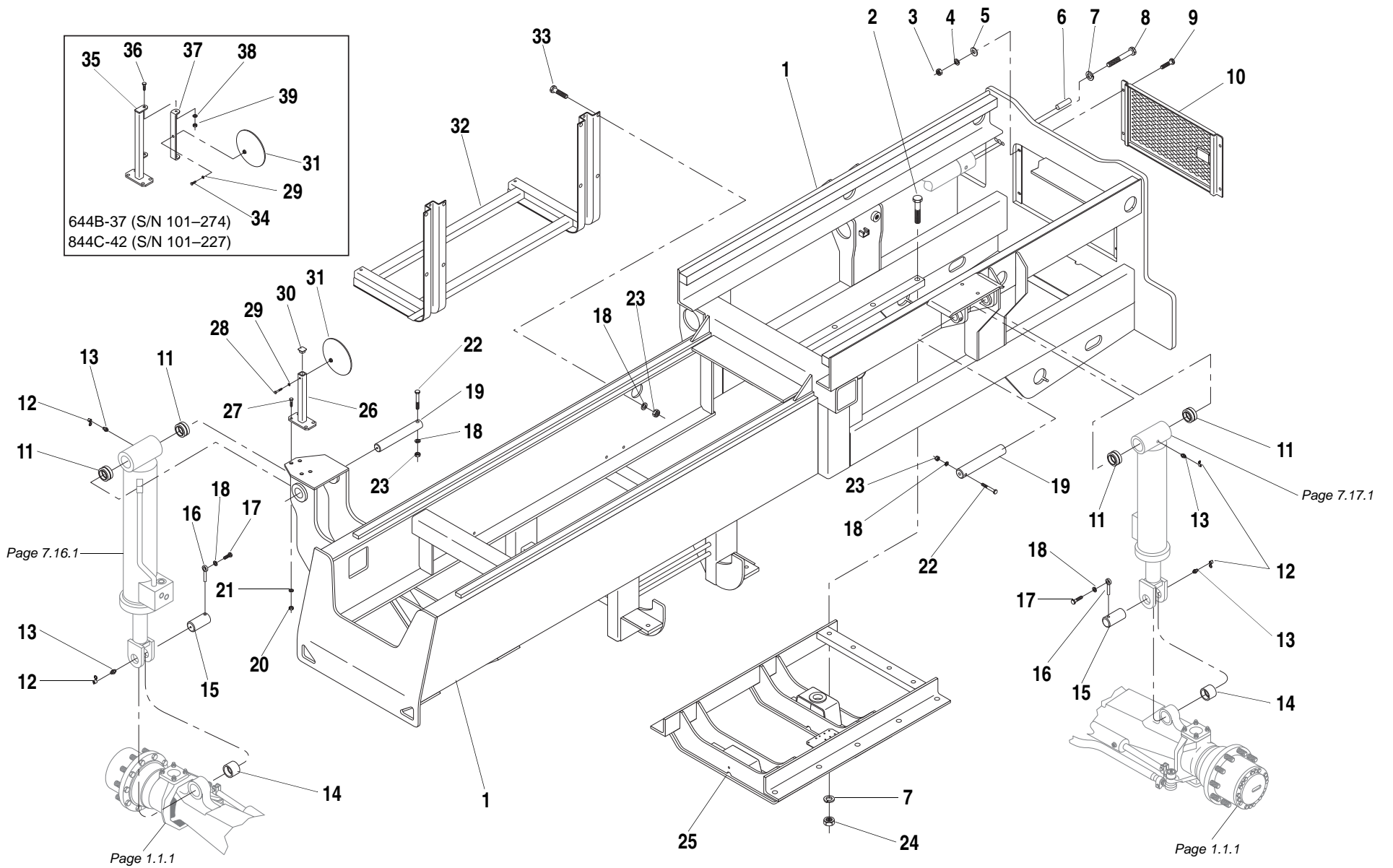
844C-42 S/N 101-164

644B
6K
844C
8K
1044C
10K

MAIN FRAME ASSEMBLY

3.1.1





ITEM	PART NO.	QTY.	DESCRIPTION
1	①N.S.S.	1	Main Frame
2	P00784	10	Capscrew, Hx., 3/4"-16 x 3 3/4" GR 8
3	P01507	4	Nut Hx., 5/16"-18
4	P01309	4	Lockwasher, 5/16"
5	P01403	4	Flatwasher, 5/16"
6	37143X	1	Dowel Pin, 3/4" x 2"
7	P01315	12	Lockwasher, 3/4"
8	P00753	2	Capscrew, Hx., 3/4"-16 x 2 1/4"
9	P00104	4	Capscrew, Hx., 5/16"-18 x 1"
10	36818B	1	Grille
REF	②P40171	1	Paddle Handle Latch
REF	②P19085	-	Paddle Handle Latch, Locking
11	16228A	4	Bushing, Cylinder
12	P32689	4	Cover, Grease Fitting
13	P16611	4	Grease Fitting
14	38562A	2	Bushing, Axle
15	38423A	2	Pin, Frame Tilt & Oscillation Lock Cylinder - Lower
16	34178A	2	Lock Pin
17	P00403	2	Capscrew, Hx., 1/2"-13 x 1 1/4"
18	P01312	12	Lockwasher, 1/2"
19	24732A	2	Pin, Frame Tilt & Oscillation Lock Cylinder - Upper
20	P01508	4	Nut Hx., 3/8"-16
21	P01310	4	Lockwasher, 3/8"
22	P00414	2	Capscrew, Hx., 1/2"-13 x 4"
23	P01510	10	Nut Hx., 1/2"-13
24	P01536	10	Nut Hx., 3/4"-16
25	38424D	1	Subframe
26	38513C	1	Mounting Bracket, Mirror
27	P00205	4	Capscrew, Hx., 3/8"-16 x 1 1/4"
28	P00008	1	Capscrew, Hx., 1/4"-20 x 1 3/4"
	P00107	-	Capscrew, Hx., 5/16"-16 x 1 3/4"
29	P01308	1	Lockwasher, 1/4"
	P01309	-	Lockwasher, 5/16"
30	37299X	1	Plug, End Cap
31	P32579	1	Mirror, Convex
32	36167D	1	Tank Support Mount

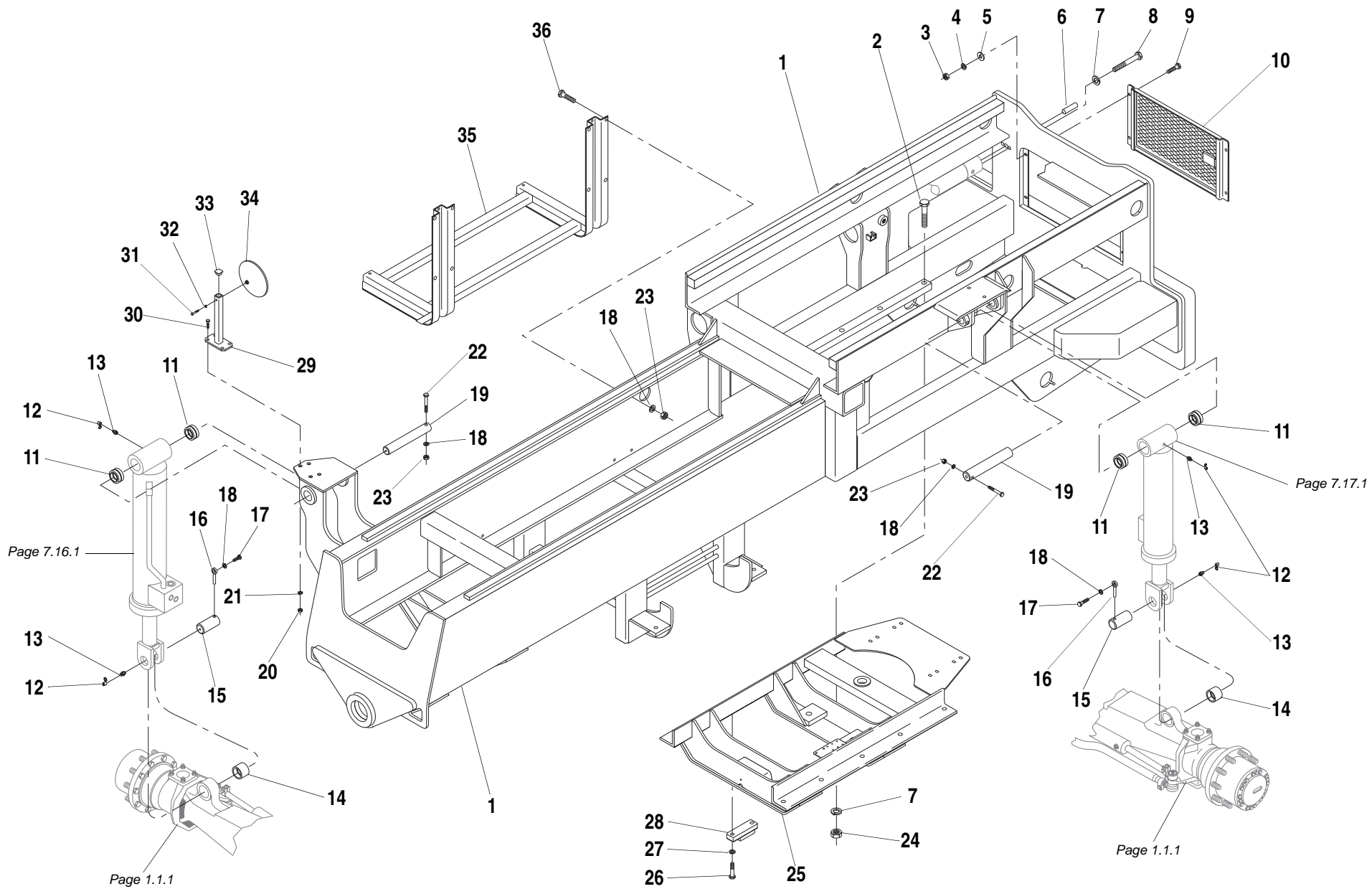
ITEM	PART NO.	QTY.	DESCRIPTION
33	P00404	8	Capscrew, Hx., 1/2"-13 x 1 1/2"
34	③P00005	1	Capscrew, Hx., 1/4"-20 x 1"
35	③35015B	1	Bracket, Mirror
36	③P00204	2	Capscrew, Hx., 3/8"-16 x 1"
37	③35200A	1	Mount, Mirror
38	③P01310	2	Lockwasher, 3/8"
39	③P01508	2	Nut Hx., 3/8"-16
NOTES:			
① Consult Factory.			
② Welding Required for Replacement.			
③ Used 644B-37 (S/N 101-274), 844C-42 (S/N 101-227) Only.			
644B-37 S/N 171-			
644B-42 S/N 101-			
844C-42 S/N 165-			
1044C-42 S/N 101-			

Rev. 001

644B
6K
844C
8K
1044C
10K
▼

MAIN FRAME ASSEMBLY

3.1.1.1



ITEM	PART NO.	QTY.	DESCRIPTION
1	①N.S.S.	1	Main Frame
2	P00784	10	Capscrew, Hx., 3/4"-16 x 3 3/4" GR 8
3	P01507	4	Nut, Hx., 5/16"-18
4	P01309	4	Lockwasher, 5/16"
5	P01403	4	Flatwasher, 5/16"
6	37143X	1	Dowel Pin, 3/4" x 2"
7	P01315	12	Lockwasher, 3/4"
8	P00753	2	Capscrew, Hx., 3/4"-16 x 2 1/4"
9	P00104	4	Capscrew, Hx., 5/16"-18 x 1"
10	36818B	1	Grille
REF	②P40171	1	Paddle Handle Latch
REF	②P19085	-	Paddle Handle Latch, Locking
11	16228A	4	Bushing, Cylinder
12	P32689	4	Cover, Grease Fitting
13	P16611	4	Grease Fitting
14	38562A	2	Bushing, Axle
15	38423A	2	Pin, Frame Tilt & Oscillation Lock Cylinder - Lower
16	34178A	2	Lock Pin
17	P00403	2	Capscrew, Hx., 1/2"-13 x 1 1/4"
18	P01312	12	Lockwasher, 1/2"
19	24732A	2	Pin, Frame Tilt & Oscillation Lock Cylinder - Upper
20	P01508	4	Nut, Hx., 3/8"-16
21	P01310	4	Lockwasher, 3/8"
22	P00414	2	Capscrew, Hx., 1/2"-13 x 4"
23	P01510	10	Nut, Hx., 1/2"-13
24	P01536	10	Nut, Hx., 3/4"-16
25	38424D	1	Subframe - All 4 Cylinder Engines
	39544D	1	Subframe - Deere 6 Cylinder
	38871D	1	Subframe - Cummins 6 Cylinder
	③39666B	1	Subframe - Cummins 6 Cylinder w/17.5 x 25 Tires (Includes Items 26, 27 & 28)
26	③P00403	4	Capscrew, Hx., 1/2"-13 x 1 1/4"
27	③P01312	4	Lockwasher, 1/2"
28	③P28009	2	Jounce Stop
29	38513C	1	Bracket, Mirror
30	P00205	4	Capscrew, Hx., 3/8"-16 x 1 1/4"

31	P00008	1	Capscrew, Hx., 1/4"-20 x 1 3/4"
	P00107	-	Capscrew, Hx., 5/16"-16 x 1 3/4"
32	P01308	1	Lockwasher, 1/4"
	P01309	-	Lockwasher, 5/16"
33	37299X	1	Plug, End Cap
34	P32579	1	Mirror, Convex
35	36167D	1	Tank Support Mount
36	P00404	8	Capscrew, Hx., 1/2"-13 x 1 1/2"

NOTES:

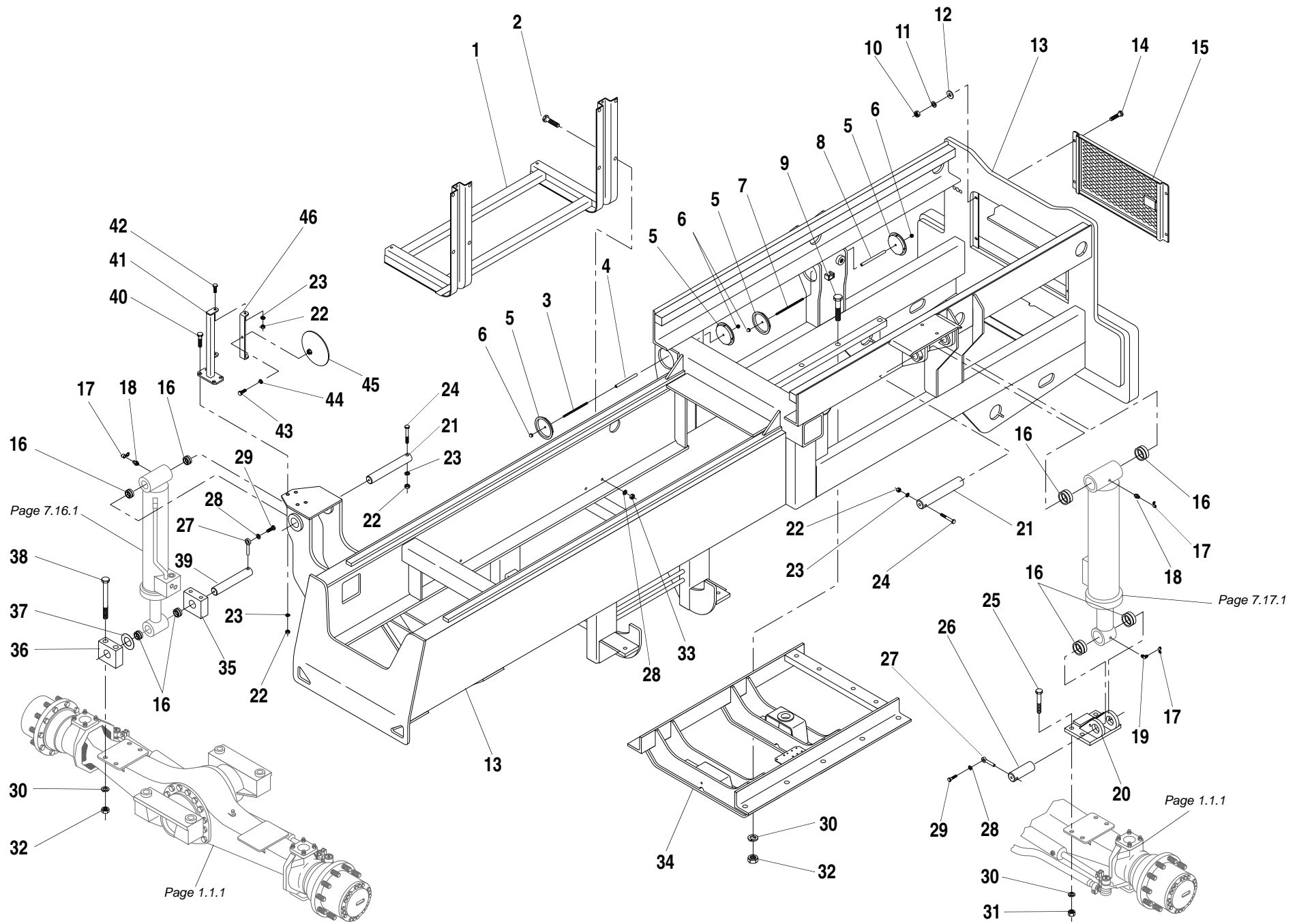
- ① Consult Factory.
- ② Welding Required for Replacement.
- ③ Used with 17.5 x 25 Tires Only.

1044C-54 S/N 101-

MAIN FRAME ASSEMBLY

3.1.2

644B
6K
844C
8K
1044C
10K
▼



ITEM	PART NO.	QTY.	DESCRIPTION
1	36167D	1	Tank Support Mount
2	P00404	8	Capscrew, Hx., 1/2"-13 x 1 1/2"
3	38389A	1	Threaded Rod, Front (6.75" Lg.)
4	38372A	1	Spacer, Front (5.94"Lg.)
5	38318A	4	Hole Plug
6	P05056	4	Acorn Nut, 3/8"-16 (Chrome Plated)
7	38390A	1	Threaded Rod, Rear (7.75" Lg.)
8	38373A	1	Spacer, Rear (6.94" Lg.)
9	P00784	10	Capscrew, Hx., 3/4"-16 x 3 3/4" GR 8
10	P01507	4	Nut, Hx., 5/16"-18
11	P01309	4	Lockwasher, 5/16"
12	P01403	4	Flatwasher, 5/16"
13	②N.S.S.	1	Main Frame
14	P00104	4	Capscrew, Hx., 5/16"-18 x 1"
15	36818B	1	Grille
REF	③P40171	1	Paddle Handle Latch
REF	③P19085	-	Paddle Handle Latch, Locking
16	16228A	8	Bushing, Cylinder
17	P32689	4	Cover, Grease Fitting
18	P16611	3	Grease Fitting
19	P15367	1	Grease Fitting, 45°
20	36987A	1	Mounting Base, Rear Oscillation Lock Cylinder
21	24732A	2	Pin, Frame Tilt & Oscillation Lock Cylinder - Upper
22	P01508	8	Nut, Hx., 3/8"-16
23	P01310	8	Lockwasher, 3/8"
24	①P00215	2	Capscrew, Hx., 3/8"-16 x 3 3/4"
25	P00729	4	Capscrew, Hx., 3/4"-10 x 2 1/2" GR 8
26	36907A	1	Pin, Oscillation Lock Cylinder - Lower
27	34178A	2	Lock Pin
28	P01312	10	Lockwasher, 1/2"
29	P00403	2	Capscrew, Hx., 1/2"-13 x 1 1/4"
30	P01315	18	Lockwasher, 3/4"
31	P05007	4	Nut, Hx., 3/4"-10 GR C
32	P01536	14	Nut, Hx., 3/4"-16
33	P01510	8	Nut, Hx., 1/2"-13
34	36872D	1	Subframe

ITEM	PART NO.	QTY.	DESCRIPTION
35	36219B	1	Mounting Block (with Lock Pin Hole)
36	36220B	1	Mounting Block, Frame Tilt Cylinder
37	P21586	3	Shim, 14 GA
38	P00790	4	Capscrew, Hx., 3/4"-16 x 6 1/2" GR 8
39	36210A	1	Pin, Frame Tilt Cylinder - Lower
40	P00205	4	Capscrew, Hx., 3/8"-16 x 1 1/4"
41	35015B	1	Bracket, Mirror
42	P00204	2	Capscrew, Hx., 3/8"-16 x 1"
43	P00005	1	Capscrew, Hx., 1/4"-20 x 1"
44	P01308	1	Lockwasher, 1/4"
45	P32579	1	Mirror, Convex
46	35200A	1	Mount, Mirror

NOTES:

- ① Machines with 1/2"-13 x 4" Capscrew, use P00414.
- ② Consult Factory.
- ③ Welding Required for Replacement.

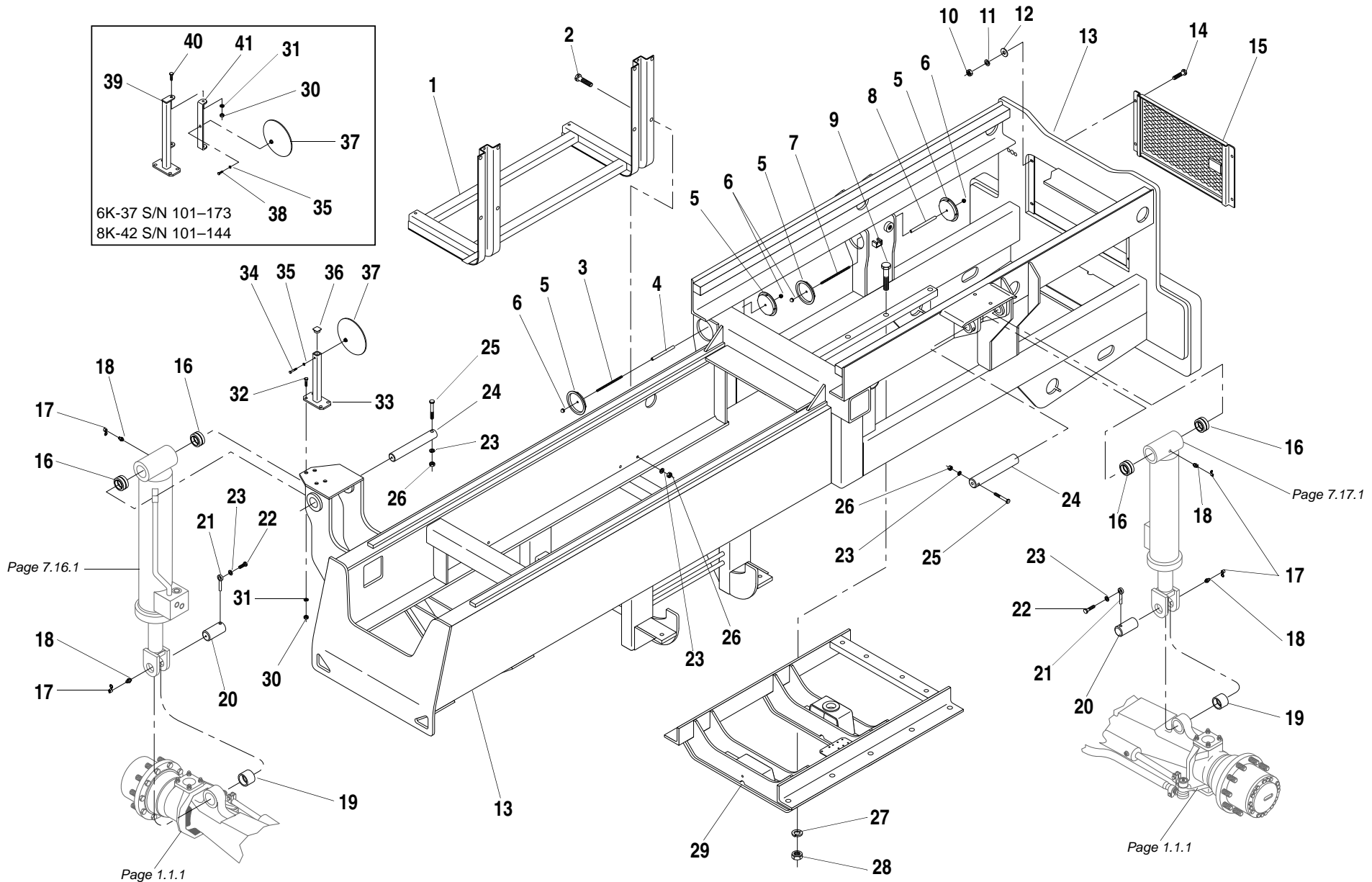
N.S.S. = Not Sold Separately

6K-37 S/N 101-144

8K-42 S/N 101-124

MAIN FRAME ASSEMBLY 3.1.3

644B
6K
844C
8K
1044C
10K
▼



ITEM	PART NO.	QTY.	DESCRIPTION
1	④36167D	1	Tank Support Mount
2	P00404	8	Capscrew, Hx., 1/2"-13 x 1 1/2"
3	38389A	1	Threaded Rod, Front (6.75" Lg.)
4	38372A	1	Spacer, Front (5.94" Lg.)
5	38318A	4	Hole Plug
6	P05056	4	Acorn Nut, 3/8"-16 (Chrome Plated)
7	38390A	1	Threaded Rod, Rear (7.75" Lg.)
8	38373A	1	Spacer, Rear (6.94" Lg.)
9	P00784	10	Capscrew, Hx., 3/4"-16 x 3 3/4" GR 8
10	P01507	4	Nut, Hx. 5/16"-18
11	P01309	4	Lockwasher, 5/16"
12	P01403	4	Flatwasher, 5/16"
13	②N.S.S.	1	Main Frame
14	P00104	4	Capscrew, Hx., 5/16"-18 x 1"
15	36818B	1	Grille
REF	③P40171	1	Paddle Handle Latch
REF	③P19085	-	Paddle Handle Latch, Locking
16	16228A	4	Bushing, Cylinder
17	P32689	4	Cover, Grease Fitting
18	P16611	4	Grease Fitting
19	38562A	2	Bushing, Axle
20	38423A	2	Pin, Frame Tilt & Oscillation Lock Cylinder - Lower
21	34178A	2	Lock Pin
22	P00403	2	Capscrew, Hx., 1/2"-13 x 1 1/4"
23	P01312	12	Lockwasher, 1/2"
24	24732A	2	Pin, Frame Tilt & Oscillation Lock Cylinder - Upper
25	P00414	2	Capscrew, Hx., 1/2"-13 x 4"
26	P01510	10	Nut, Hx., 1/2"-13
27	P01315	10	Lockwasher, 3/4"
28	P01536	10	Nut, Hx., 3/4"-16
29	38424D	1	Subframe
30	P01508	4	Nut, Hx., 3/8"-16
31	P01310	4	Lockwasher, 3/8"
32	P00205	4	Capscrew, Hx., 3/8"-16 x 1 1/4"
33	38513C	1	Mounting Bracket, Mirror

ITEM	PART NO.	QTY.	DESCRIPTION
34	P00008	1	Capscrew, Hx., 1/4"-20 x 1 3/4"
	P00107	-	Capscrew, Hx., 5/16"-16 x 1 3/4"
35	P01308	1	Lockwasher, 1/4"
	P01309	-	Lockwasher, 5/16"
36	37299X	1	Plug, End Cap
37	P32579	1	Mirror, Convex
38	①P00005	1	Capscrew, Hx., 1/4"-20 x 1"
39	①35015B	1	Bracket, Mirror
40	①P00204	2	Capscrew, Hx., 3/8"-16 x 1"
41	①35200A	1	Mount, Mirror

NOTES:

- ① Used 8K-42 (S/N 101-144), 6K-37 (S/N 101-173) only.
- ② Consult Factory.
- ③ Welding Required for Replacement.
- ④ For 6K-37 (212-280) use 39470B.

N.S.S. = Not Sold Separately

6K-37 S/N 145-

6K-42 S/N 101-

8K-42 S/N 125-

10K-42 S/N 101-

644B

6K

844C

8K

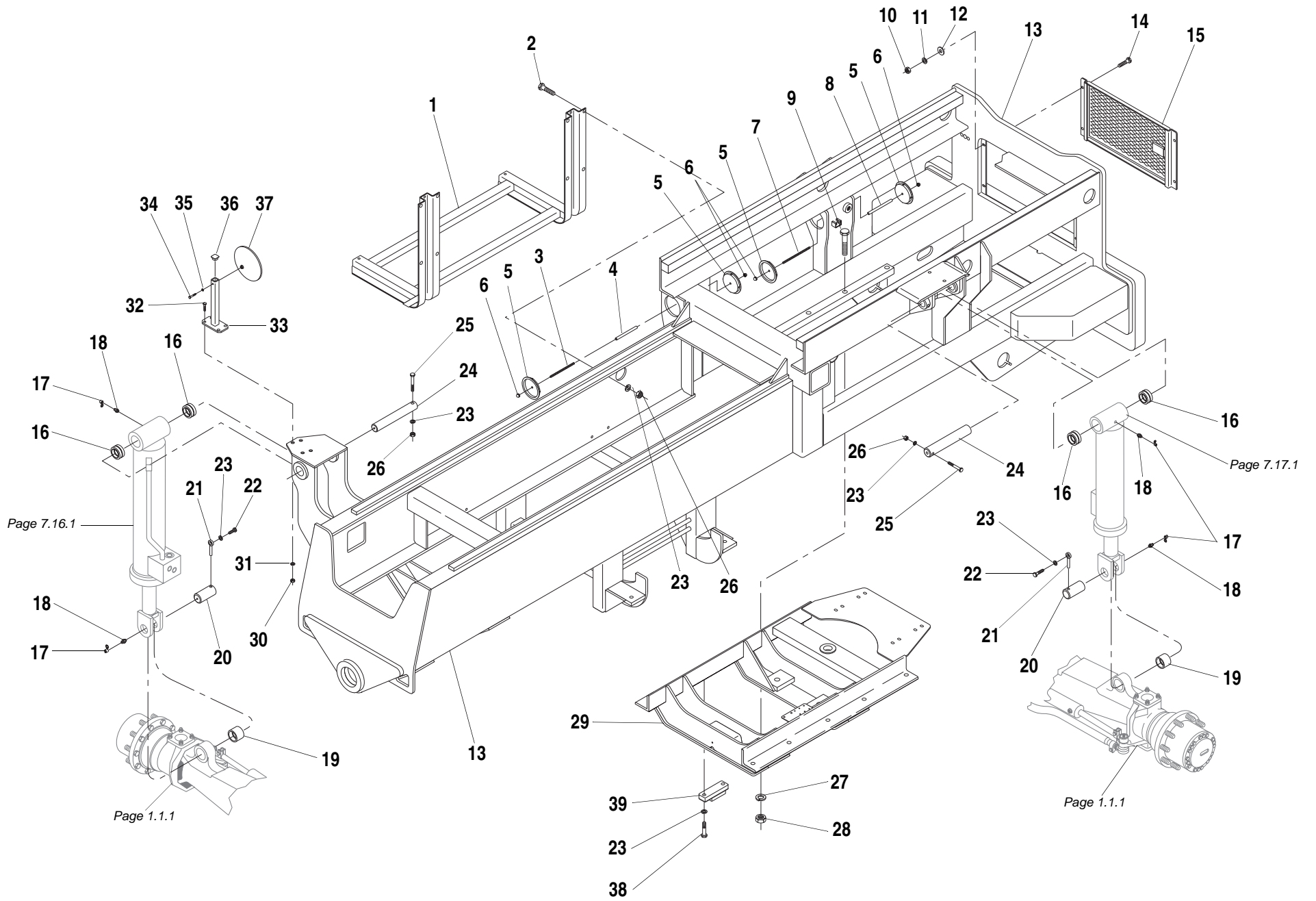
1044C

10K



MAIN FRAME ASSEMBLY

3.1.3.1



ITEM	PART NO.	QTY.	DESCRIPTION
1	36167D	1	Tank Support Mount
2	P00404	8	Capscrew, Hx., 1/2"-13 x 1 1/2"
3	38389A	1	Threaded Rod, Front (6.75" Lg.)
4	38372A	1	Spacer, Front (5.94" Lg.)
5	38318A	4	Hole Plug
6	P05056	4	Acorn Nut, 3/8"-16 (Chrome Plated)
7	38390A	1	Threaded Rod, Rear (7.75" Lg.)
8	38373A	1	Spacer, Rear (6.94" Lg.)
9	P00784	10	Capscrew, Hx., 3/4"-16 x 3 3/4" GR 8
10	P01507	4	Nut, Hx. 5/16"-18
11	P01309	4	Lockwasher, 5/16"
12	P01403	4	Flatwasher, 5/16"
13	①N.S.S.	1	Main Frame
14	P00104	4	Capscrew, Hx., 5/16"-18 x 1"
15	36818B	1	Grille
REF	②P40171	1	Paddle Handle Latch
REF	②P19085	-	Paddle Handle Latch, Locking
16	16228A	4	Bushing, Cylinder
17	P32689	4	Cover, Grease Fitting
18	P16611	4	Grease Fitting
19	38562A	2	Bushing, Axle
20	38423A	2	Pin, Frame Tilt & Oscillation Lock Cylinder - Lower
21	34178A	2	Lock Pin
22	P00403	2	Capscrew, Hx., 1/2"-13 x 1 1/4"
23	P01312	12	Lockwasher, 1/2"
24	24732A	2	Pin, Frame Tilt & Oscillation Lock Cylinder - Upper
25	P00414	2	Capscrew, Hx., 1/2"-13 x 4"
26	P01510	10	Nut, Hx., 1/2"-13
27	P01315	10	Lockwasher, 3/4"
28	P01536	10	Nut, Hx., 3/4"-16
29	38424D	1	Subframe - All 4 Cylinder Engines
	38871D	1	Subframe - Cummins 6 Cylinder
	③39666B	1	Subframe - Cummins 6 Cylinder w/17.5 x 25 Tires (Includes Items 23, 38 & 39)
30	P01508	4	Nut, Hx., 3/8"-16
31	P01310	4	Lockwasher, 3/8"

ITEM	PART NO.	QTY.	DESCRIPTION
32	P00205	4	Capscrew, Hx., 3/8"-16 x 1 1/4"
33	38513C	1	Mounting Bracket, Mirror
34	P00008	1	Capscrew, Hx., 1/4"-20 x 1 3/4"
	P00107	-	Capscrew, Hx., 5/16"-16 x 1 3/4"
35	P01308	1	Lockwasher, 1/4"
	P01309	-	Lockwasher, 5/16"
36	37299X	1	Plug, End Cap
37	P32579	1	Mirror, Convex
38	P00403	4	Capscrew, Hx., 1/2"-13 x 1 1/4"
39	P28009	2	Jounce Stop

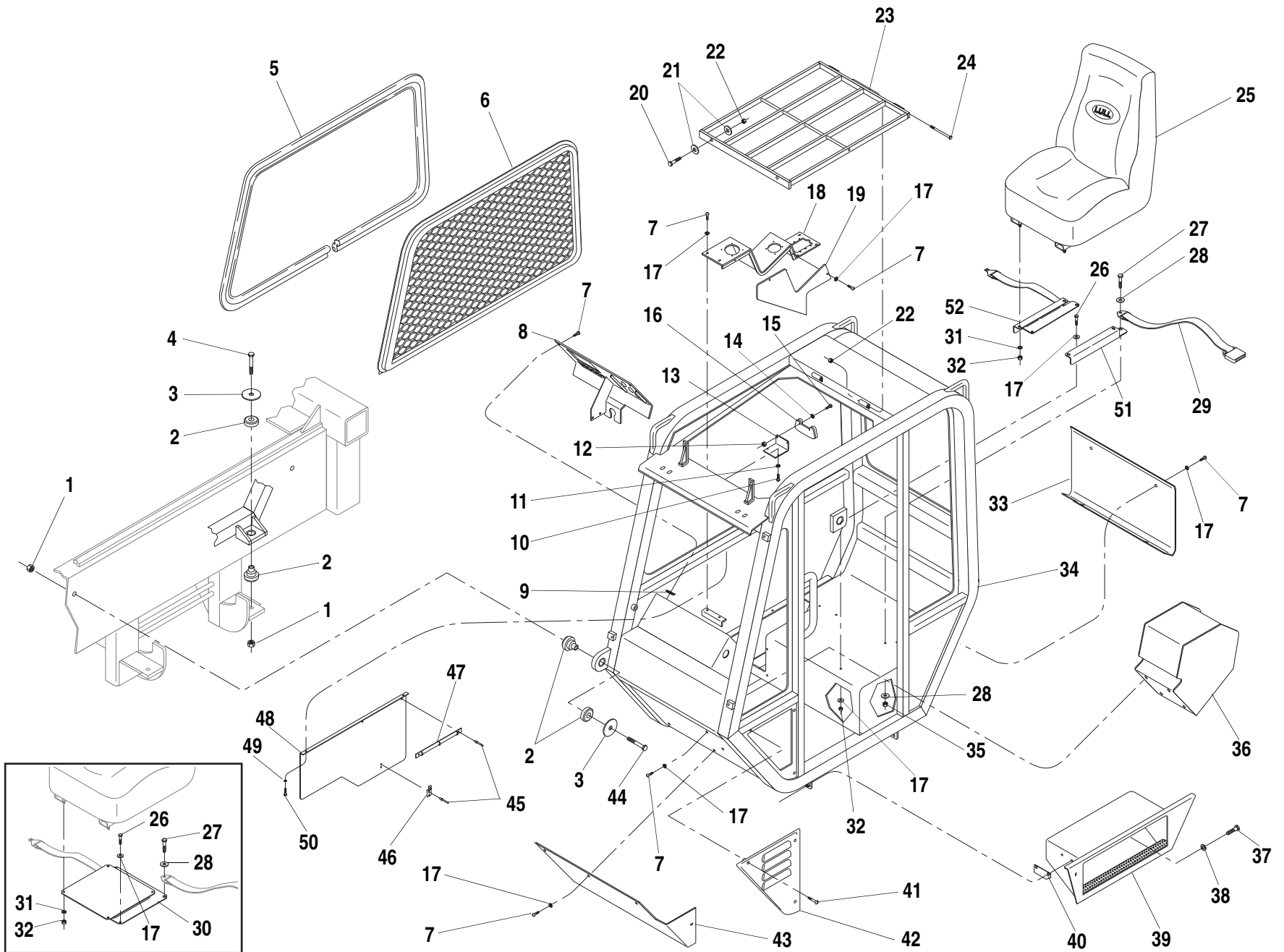
NOTES:
 ① Consult Factory.
 ② Welding Required for Replacement.

N.S.S. = Not Sold Separately

10K-54 S/N 101-

MAIN FRAME ASSEMBLY 3.1.4

644B
 6K
 844C
 8K
 1044C
 10K
 ▼

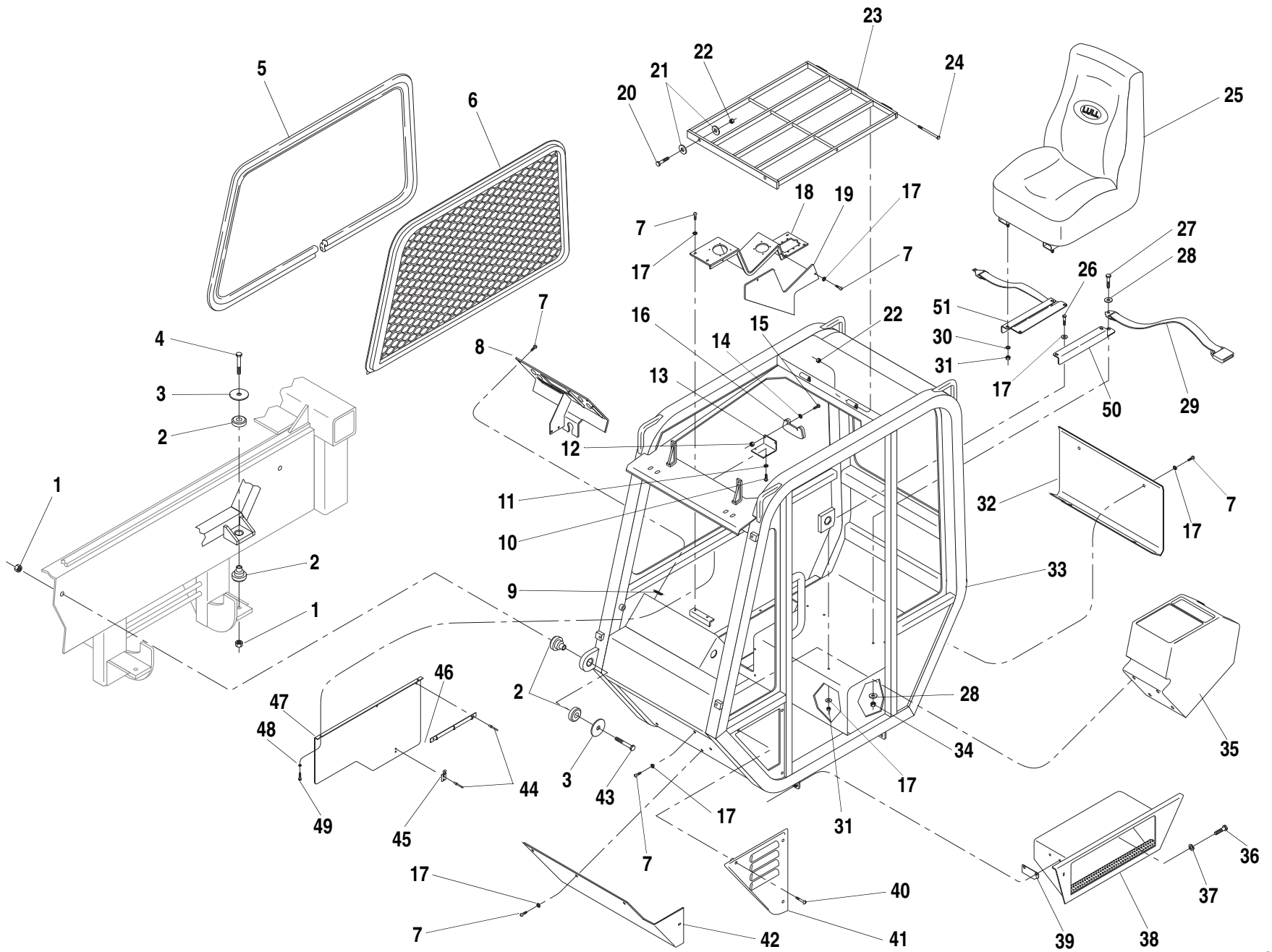


ITEM	PART NO.	QTY.	DESCRIPTION
1	36479X	4	Crownlock Nut, Hx., 5/8"-11
2	P33152	4	Rubber Mount, Two Piece
3	36262A	4	Snubbing Washer
4	P00642	2	Capscrew, Hx., 5/8"-11 x 4 1/2" GR 8
5	N12354	1	Rubber Locking Channel
6	39390C	1	Screen, Slide (Replaces 38172C)
7	P27829	24	Screw, Phillips Truss Hd., 5/16"-18 x 3/4"
8	36393B	1	Instrument Panel
9	P20459	4	Speed Nut
10	P02054	2	Screw, Slotted Rd. Hd., #10-24 x 1/2"
11	P01306	2	Lockwasher, #10
12	P01653	2	Locknut, Hx., #8-32
13	32775B	1	Mounting Bracket, Level Indicator
14	P01427	2	Flatwasher, #8 SAE
15	P02034	2	Screw, Slotted Rd. Hd., #8-32 x 1/2"
16	P28470	1	Level Indicator
17	P01403	20	Flatwasher, 5/16"
18	36383C	1	Control Panel with Outriggers
	①36396C	-	Control Panel
19	36436B	1	Side Cover, Control Panel
20	P00234	2	Capscrew, Hx., 3/8"-16 x 1 3/4" GR 8
21	P01404	4	Flatwasher, 3/8"
22	P01658	4	Locknut, Hx., 3/8"-16
23	36887C	1	Overhead Guard
24	P00245	2	Capscrew, Hx., 3/8"-16 x 5" GR 8
25	36478C	1	Seat, Operator's
	38380C	-	Suspension Seat, Operator's (Optional)
26	P00102	2	Capscrew, Hx., 5/16"-18 x 3/4"
27	P00303	2	Capscrew, Hx., 7/16"-14 x 1 1/4"
28	P01405	4	Flatwasher, 7/16"
29	39367B	1	Seat Belt - 2" Wide
	②P25464	-	Seat Belt - 3" Wide
30	③36439C	1	Seat Stand
31	P01309	4	Lockwasher
32	P01507	6	Nut, Hx., 5/16"-18
33	36381B	1	Cover, Rear

ITEM	PART NO.	QTY.	DESCRIPTION
34	36006E	1	Operator's Compartment
	39443D	-	Operator's Compartment - 1044C-54 only
35	P05003	2	Locknut, Hx., 7/16"-14
36	38246B	1	Storage Box
37	P00202	4	Capscrew, Hx., 3/8"-16 x 3/4"
38	P01310	4	Lockwasher 3/8"
39	36955B	1	Step, Operator's
40	66491A	A/R	Shim, Step, 14 GA (.075")
	66492A	A/R	Shim, Step, 12 GA (.105")
41	37113X	3	Screw, Phillips Truss Hd., 5/16"-18 x 1 1/2"
42	36849B	1	Cover, Side
43	36958B	1	Cover, Front
44	P00641	2	Capscrew, Hx., 5/8"-11 x 4" GR 8
45	P32958	4	Pop-Rivet, Aluminum, 1/8" Dia. x.337" Long
46	37364X	1	Holder, Flip Card
47	38718A	1	3-Ring Hanger, Flip Card
48	④36542B	1	Mounting Plate, Decal
49	④P01308	2	Lockwasher, 1/4"
50	④P00001	2	Capscrew, Hx., 1/4"-20 x 1/2"
51	⑥65862B	1	Seat Mount, Left
52	⑥65863B	1	Seat Mount, Right
REF	①55000D	-	Kit, Cab Enclosure, Field Installed
NOTES:			
① Not Illustrated.			
② Required in California.			
③ Not Used with Optional Suspension Seat.			
④ Used with Optional Enclosed Cab Only.			
644B-37 S/N 101-970			
644B-42 S/N 101-262			
844C-42 S/N 101-850			
1044C-42 S/N 101-121			
1044C-54 S/N 101-254			

OPERATOR'S COMPARTMENT ASSEMBLY 3.2.1

644B
6K
844C
8K
1044C
10K
▼



ITEM	PART NO.	QTY.	DESCRIPTION	ITEM	PART NO.	QTY.	DESCRIPTION
1	36479X	4	Crownlock Nut, Hx., 5/8"-11		39443D	-	Operator's Compartment – 1044C-54 only
2	P33152	4	Rubber Mount, Two Piece	34	P05003	2	Locknut, Hx., 7/16"-14
3	36262A	4	Snubbing Washer	35	38246B	1	Storage Box
4	P00642	2	Capscrew, Hx., 5/8"-11 x 4 1/2" GR 8	36	P00202	4	Capscrew, Hx., 3/8"-16 x 3/4"
5	N12354	1	Rubber Locking Channel	37	P01310	4	Lockwasher 3/8"
6	39390C	1	Screen, Slide (Replaces 38172C)	38	36955B	1	Step, Operator's
7	P27829	24	Screw, Phillips Truss Hd., 5/16"-18 x 3/4"	39	66491A	A/R	Shim, Step, 14 GA (.075")
8	65545B	1	Instrument Panel		66492A	A/R	Shim, Step, 12 GA (.105")
9	P20459	4	Speed Nut	40	37113X	3	Screw, Phillips Truss Hd., 5/16"-18 x 1 1/2"
10	P02054	2	Screw, Slotted Rd. Hd., #10-24 x 1/2"	41	36849B	1	Cover, Side
11	P01306	2	Lockwasher, #10	42	36958B	1	Cover, Front
12	P01653	2	Locknut, Hx., #8-32	43	P00641	2	Capscrew, Hx., 5/8"-11 x 4" GR 8
13	32775B	1	Mounting Bracket, Level Indicator	44	P32958	4	Pop-Rivet, Aluminum, 1/8" Dia. x.337" Long
14	P01427	2	Flatwasher, #8 SAE	45	37364X	1	Holder, Flip Card
15	P02034	2	Screw, Slotted Rd. Hd., #8-32 x 1/2"	46	38718A	1	3-Ring Hanger, Flip Card
16	P28470	1	Level Indicator	47	④36542B	1	Mounting Plate, Decal
17	P01403	20	Flatwasher, 5/16"	48	④P01308	2	Lockwasher, 1/4"
18	36383C	1	Control Panel with Outriggers	49	④P00001	2	Capscrew, Hx., 1/4"-20 x 1/2"
	①36396C	-	Control Panel	50	⑥65862B	1	Seat Mount, Left
19	36436B	1	Side Cover, Control Panel	51	⑥65863B	1	Seat Mount, Right
20	P00234	2	Capscrew, Hx., 3/8"-16 x 1 3/4" GR 8	REF	①55000D	-	Kit, Cab Enclosure, Field Installed
21	P01404	4	Flatwasher, 3/8"				
22	P01658	4	Locknut, Hx., 3/8"-16				
23	36887C	1	Overhead Guard				
24	P00245	2	Capscrew, Hx., 3/8"-16 x 5" GR 8				
25	36478C	1	Seat, Operator's				
	38380C	-	Suspension Seat, Operator's (Optional)				
26	P00102	2	Capscrew, Hx., 5/16"-18 x 3/4"				
27	P00303	2	Capscrew, Hx., 7/16"-14 x 1 1/4"				
28	P01405	4	Flatwasher, 7/16"				
29	39367B	1	Seat Belt - 2" Wide				
	②P25464	-	Seat Belt - 3" Wide				
30	P01309	4	Lockwasher				
31	P01507	6	Nut, Hx., 5/16"-18				
32	36381B	1	Cover, Rear				
33	36006E	1	Operator's Compartment				

NOTES:

- ① Not Illustrated.
- ② Required in California.
- ③ Not Used with Optional Suspension Seat.
- ④ Used with Optional Enclosed Cab Only.

644B-37 S/N 971-

644B-42 S/N 263-

844C-42 S/N 851-

1044C-42 S/N 122-

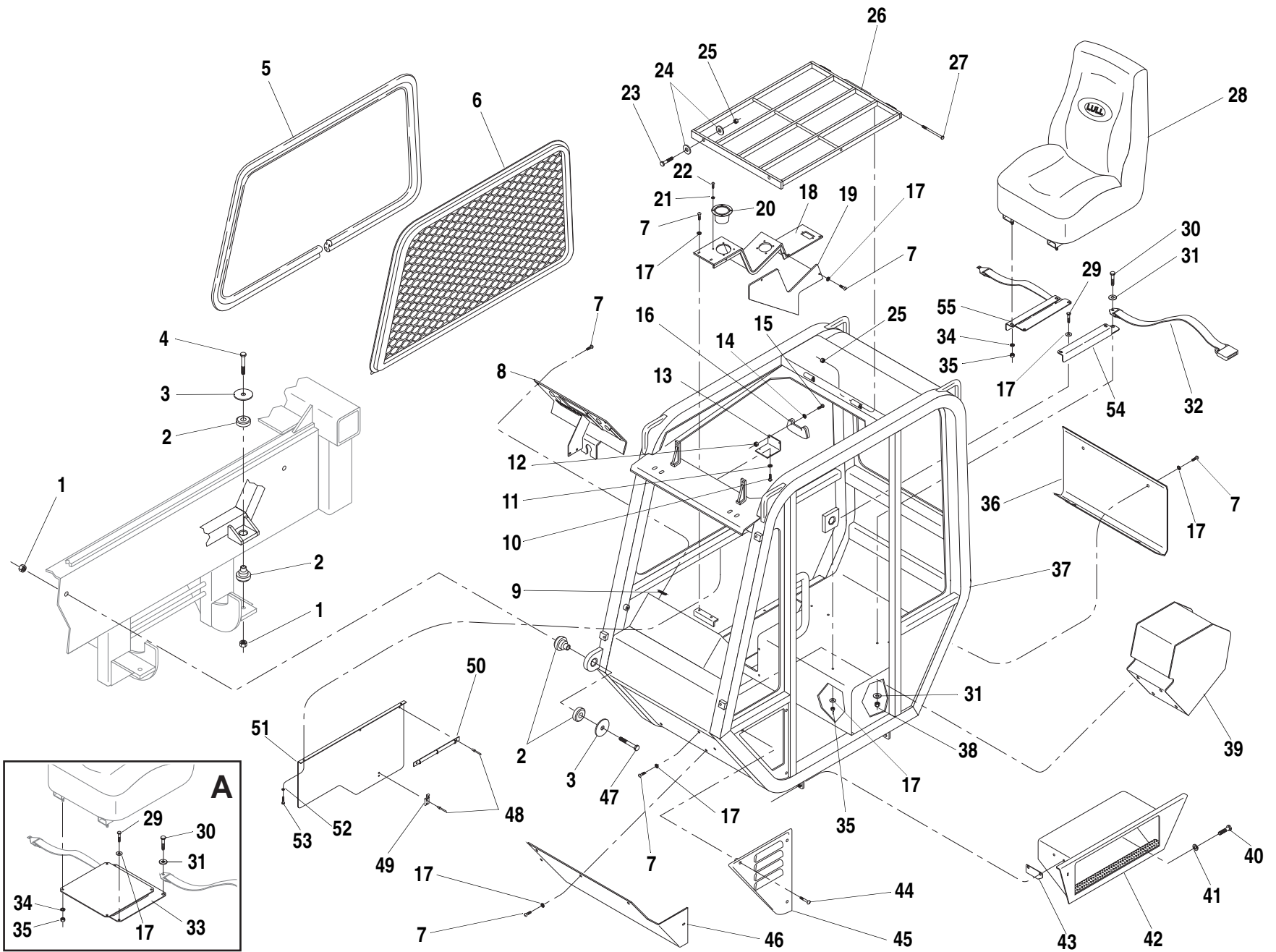
1044C-54 S/N 255-

644B
6K
844C
8K
1044C
10K

OPERATOR'S COMPARTMENT ASSEMBLY

3.2.1.1





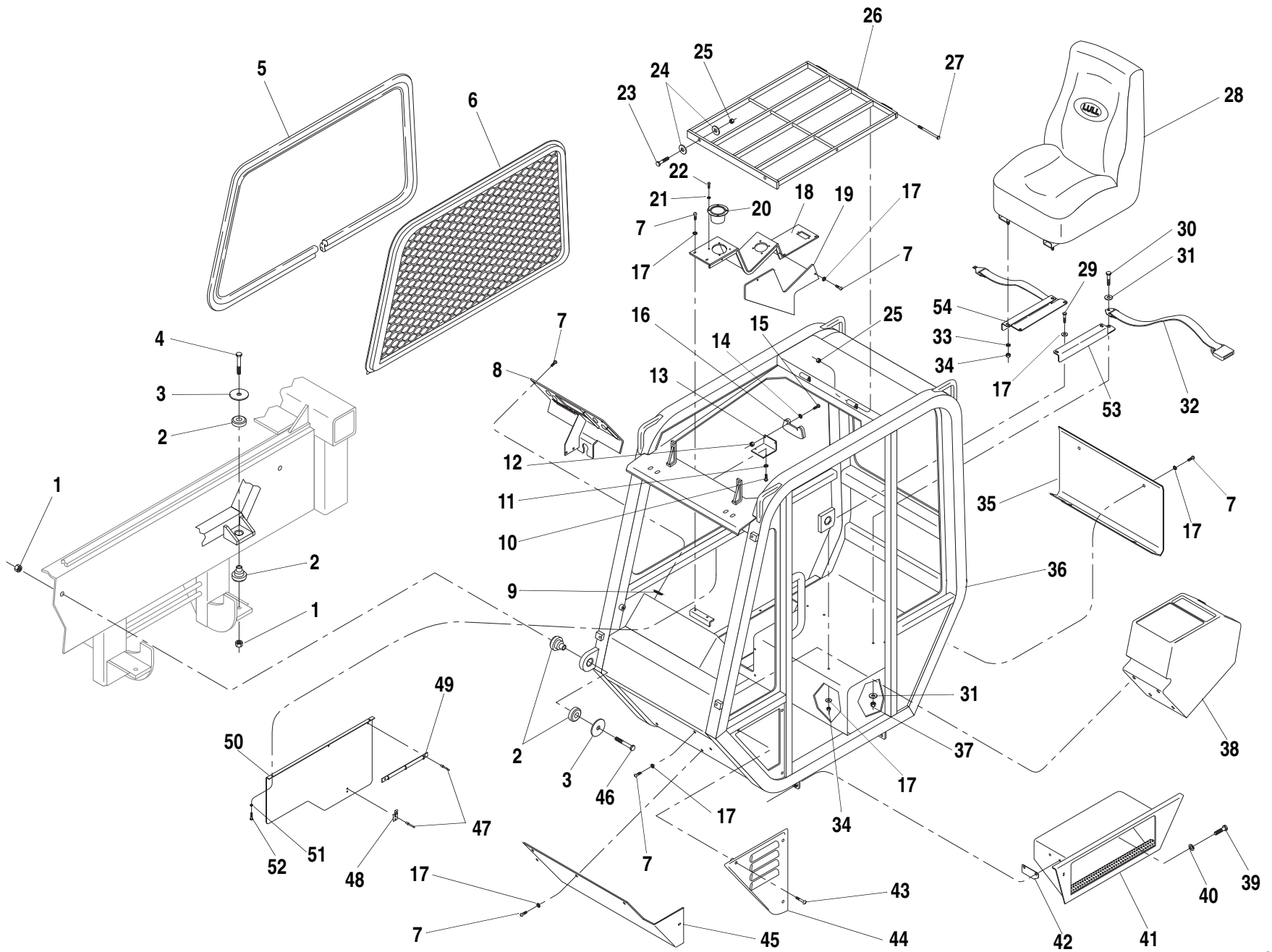
ITEM	PART NO.	QTY.	DESCRIPTION
1	36479X	4	Crownlock Nut, Hx., 5/8"-11
2	P33152	4	Rubber Mount, Two Piece
3	36262A	4	Snubbing Washer
4	P00642	2	Capscrew, Hx., 5/8"-11 x 4 1/2" GR 8
5	N12354	1	Rubber Locking Channel
6	39390C	1	Screen, Slide (Replaces 38172C)
7	P27829	24	Screw, Phillips Truss Hd., 5/16"-18 x 3/4"
8	36393B	1	Instrument Panel
9	P20459	4	Speed Nut
10	P02054	2	Screw, Slotted Rd. Hd., #10-24 x 1/2"
11	P01306	2	Lockwasher, #10
12	P01653	2	Locknut, Hx., #8-32
13	32775B	1	Mounting Bracket, Level Indicator
14	P01427	2	Flatwasher, #8 SAE
15	P02034	2	Screw, Slotted Rd. Hd., #8-32 x 1/2"
16	P28470	1	Level Indicator
17	P01403	20	Flatwasher, 5/16"
18	36383C	1	Control Panel with Outriggers
	①36396C	-	Control Panel
19	36436B	1	Side Cover, Control Panel
20	38316A	1	Cup Holder
21	P01357	4	Starwasher, 1/4" External
22	P03196	4	Capscrew, Button Hd. Socket, 1/4"-20 x 3/4"
23	P00234	2	Capscrew, Hx., 3/8"-16 x 1 3/4" GR 8
24	P01404	4	Flatwasher, 3/8"
25	P01658	4	Locknut, Hx., 3/8"-16
26	36887C	1	Overhead Guard
27	P00245	2	Capscrew, Hx., 3/8"-16 x 5" GR 8
28	36478C	1	Seat, Operator's
	38380C	-	Suspension Seat, Operator's (Optional)
29	P00102	2	Capscrew, Hx., 5/16"-18 x 3/4"
30	P00303	2	Capscrew, Hx., 7/16"-14 x 1 1/4"
31	P01405	4	Flatwasher, 7/16"
32	39367B	1	Seat Belt - 2" Wide
	②P25464	-	Seat Belt - 3" Wide
33	③36439C	1	Seat Stand

ITEM	PART NO.	QTY.	DESCRIPTION
34	P01309	4	Lockwasher
35	P01507	6	Nut, Hx., 5/16"-18
36	36381B	1	Cover, Rear
37	36006E	1	Operator's Compartment
	39443D	-	Operator's Compartment - 1044C-54 only
38	P05003	2	Locknut, Hx., 7/16"-14
39	38246B	1	Storage Box
40	P00202	4	Capscrew, Hx., 3/8"-16 x 3/4"
41	P01310	4	Lockwasher 3/8"
42	36955B	1	Step, Operator's
43	66491A	A/R	Shim, Step, 14 GA (.075")
	66492A	A/R	Shim, Step, 12 GA (.105")
44	37113X	3	Screw, Phillips Truss Hd., 5/16"-18 x 1 1/2"
45	36849B	1	Cover, Side
46	36958B	1	Cover, Front
47	P00641	2	Capscrew, Hx., 5/8"-11 x 4" GR 8
48	P32958	4	Pop-Rivet, Aluminum, 1/8" Dia. x.337" Long
49	37364X	1	Holder, Flip Card
50	38718A	1	3-Ring Hanger, Flip Card
51	④36542B	1	Mounting Plate, Decal
52	④P01308	2	Lockwasher, 1/4"
53	④P00001	2	Capscrew, Hx., 1/4"-20 x 1/2"
54	⑥65862B	1	Seat Mount, Left
55	⑥65863B	1	Seat Mount, Right
REF	①55000D	-	Kit, Cab Enclosure, Field Installed
NOTES:			
① Not Illustrated.			
② Required in California.			
③ Not Used with Optional Suspension Seat.			
④ Used with Optional Enclosed Cab Only.			
6K-37 S/N 101-420			
6K-42 S/N 101-137			
8K-42 S/N 101-273			
10K-42 S/N 101-108			
10K-54 S/N 101-109			

OPERATOR'S COMPARTMENT ASSEMBLY

3.2.2

644B
6K
 844C
8K
 1044C
10K
 ▼

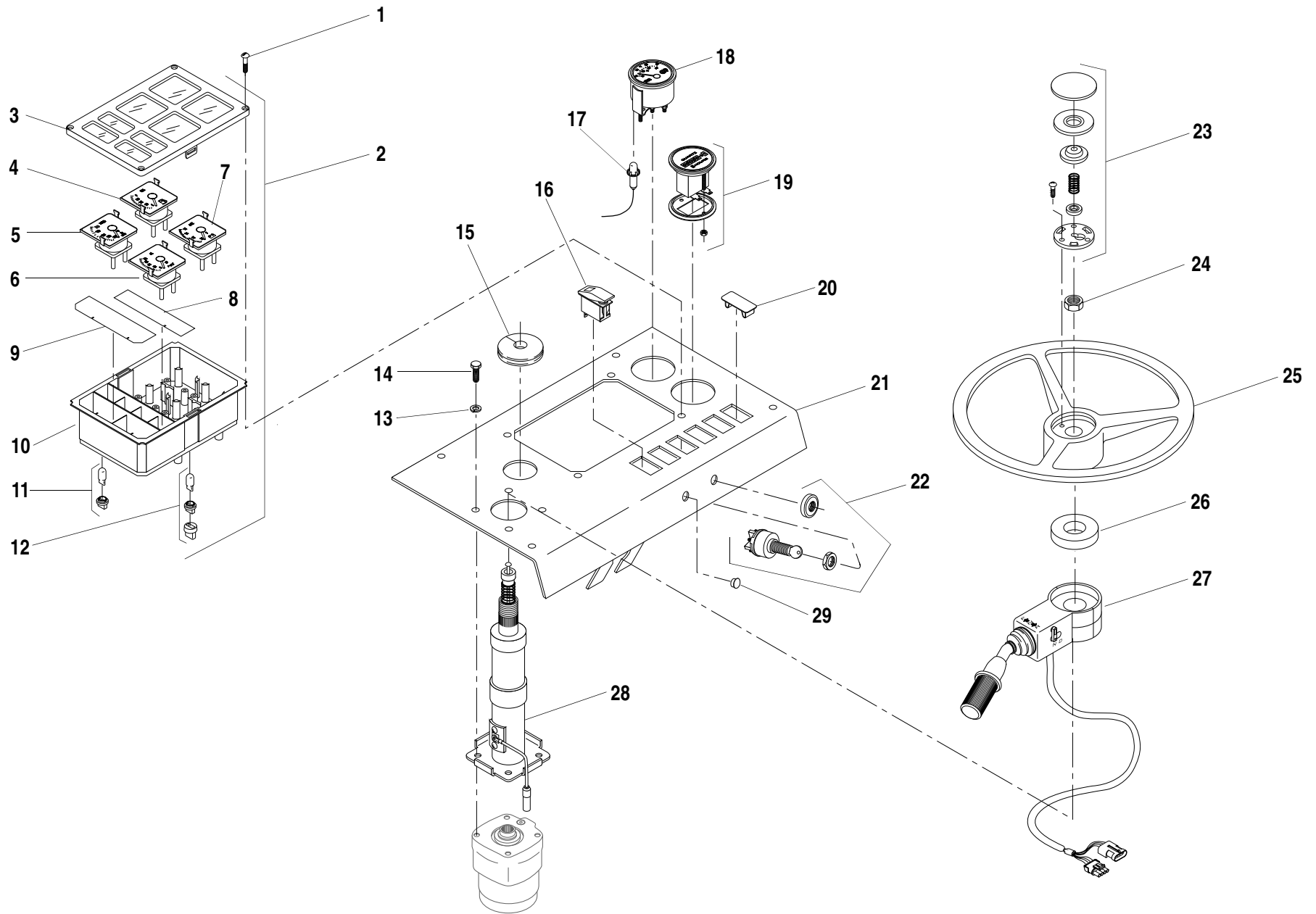


ITEM	PART NO.	QTY.	DESCRIPTION	ITEM	PART NO.	QTY.	DESCRIPTION
1	36479X	4	Crownlock Nut, Hx., 5/8"-11	34	P01507	6	Nut, Hx., 5/16"-18
2	P33152	4	Rubber Mount, Two Piece	35	36381B	1	Cover, Rear
3	36262A	4	Snubbing Washer	36	36006E	1	Operator's Compartment
4	P00642	2	Capscrew, Hx., 5/8"-11 x 4 1/2" GR 8	39443D	-	-	Operator's Compartment – 1044C-54 only
5	N12354	1	Rubber Locking Channel	37	P05003	2	Locknut, Hx., 7/16"-14
6	39390C	1	Screen, Side (Replaces 38172C)	38	38246B	1	Storage Box
7	P27829	24	Screw, Phillips Truss Hd., 5/16"-18 x 3/4"	39	P00202	4	Capscrew, Hx., 3/8"-16 x 3/4"
8	65545B	1	Instrument Panel	40	P01310	4	Lockwasher 3/8"
9	P20459	4	Speed Nut	41	36955B	1	Step, Operator's
10	P02054	2	Screw, Slotted Rd. Hd., #10-24 x 1/2"	42	66491A	A/R	Shim, Step, 14 GA (.075")
11	P01306	2	Lockwasher, #10	66492A	A/R	Shim, Step, 12 GA (.105")	
12	P01653	2	Locknut, Hx., #8-32	43	37113X	3	Screw, Phillips Truss Hd., 5/16"-18 x 1 1/2"
13	32775B	1	Mounting Bracket, Level Indicator	44	36849B	1	Cover, Side
14	P01427	2	Flatwasher, #8 SAE	45	36958B	1	Cover, Front
15	P02034	2	Screw, Slotted Rd. Hd., #8-32 x 1/2"	46	P00641	2	Capscrew, Hx., 5/8"-11 x 4" GR 8
16	P28470	1	Level Indicator	47	P32958	4	Pop-Rivet, Aluminum, 1/8" Dia. x.337" Long
17	P01403	20	Flatwasher, 5/16"	48	37364X	1	Holder, Flip Card
18	36383C	1	Control Panel with Outriggers	49	38718A	1	3-Ring Hanger, Flip Card
	①36396C	-	Control Panel	50	④36542B	1	Mounting Plate, Decal
19	36436B	1	Side Cover, Control Panel	51	④P01308	2	Lockwasher, 1/4"
20	38316A	1	Cup Holder	52	④P00001	2	Capscrew, Hx., 1/4"-20 x 1/2"
21	P01357	4	Starwasher, 1/4" External	53	⑥5862B	1	Seat Mount, Left
22	P03196	4	Capscrew, Button Hd. Socket, 1/4"-20 x 3/4"	54	⑥5863B	1	Seat Mount, Right
23	P00234	2	Capscrew, Hx., 3/8"-16 x 1 3/4" GR 8	REF	①55000D	-	Kit, Cab Enclosure, Field Installed
24	P01404	4	Flatwasher, 3/8"	NOTES:			
25	P01658	4	Locknut, Hx., 3/8"-16	① Not Illustrated.			
26	36887C	1	Overhead Guard	② Required in California.			
27	P00245	2	Capscrew, Hx., 3/8"-16 x 5" GR 8	③ Not Used with Optional Suspension Seat.			
28	36478C	1	Seat, Operator's	④ Used with Optional Enclosed Cab Only.			
	38380C	-	Suspension Seat, Operator's (Optional)	6K-37 S/N 421-			
29	P00102	2	Capscrew, Hx., 5/16"-18 x 3/4"	6K-42 S/N 138-			
30	P00303	2	Capscrew, Hx., 7/16"-14 x 1 1/4"	8K-42 S/N 274-			
31	P01405	4	Flatwasher, 7/16"	10K-42 S/N 109-			
32	39367B	1	Seat Belt - 2" Wide	10K-54 S/N 110-			
	②P25464	-	Seat Belt - 3" Wide				
33	P01309	4	Lockwasher				

OPERATOR'S COMPARTMENT ASSEMBLY

3.2.2.1

644B
6K
 844C
8K
 1044C
10K



ITEM	PART NO.	QTY.	DESCRIPTION
1	P02057	4	Screw, Slotted Rd. Hd., #10-24 x 3/4"
2	36830B	1	Cluster, Gauge (Includes Items 3-12)
3	37330X	1	Bezel
4	37331X	1	Gauge, Fuel
5	37332X	1	Gauge, Water Temperature
6	37333X	1	Gauge, Oil Pressure
7	37334X	1	Gauge, Voltmeter
8	38222B	1	Lens, "Transmission Disconnect", "Brake" and "Park Brake"
9	38221B	1	Lens, "Rear Osc Lock" and "Boom/Transfer Extend Lock Out"
10	N.S.S.	1	Body, Cluster Gauge
11	37328X	6	Light Socket (with G.E. #194 Lamp)
12	37329X	2	Light Socket (with G.E. #168 Lamp)
13	P01310	4	Lockwasher, 3/8"
14	P00205	4	Capscrew, Hx., 3/8"-16 x 1 1/4"
15	P32575	1	Grommet
16	38094A	1	Switch, Rocker (Transmission Declutch)
17	38462A	1	Light Source
18	36805X	1	Gauge, Transmission Oil Temp
19	36804X	1	Gauge, Hourmeter
20	36512X	5	Plug, Hole
21	36393B	1	Instrument Panel
22	P11092	1	Switch, Ignition
REF	P32926	-	Key
23	P18141	1	Horn Button
24	P13009	1	Nut, Steering
25	P28704	1	Steering Wheel
26	34667A	1	Mounting Pad, Rubber
27	①65014B	1	Shift Control, Electric
28	P33122	1	Steering Column (See Page 3.4.1 for Breakdown)
29	P19430	1	Hole Plug, Cap

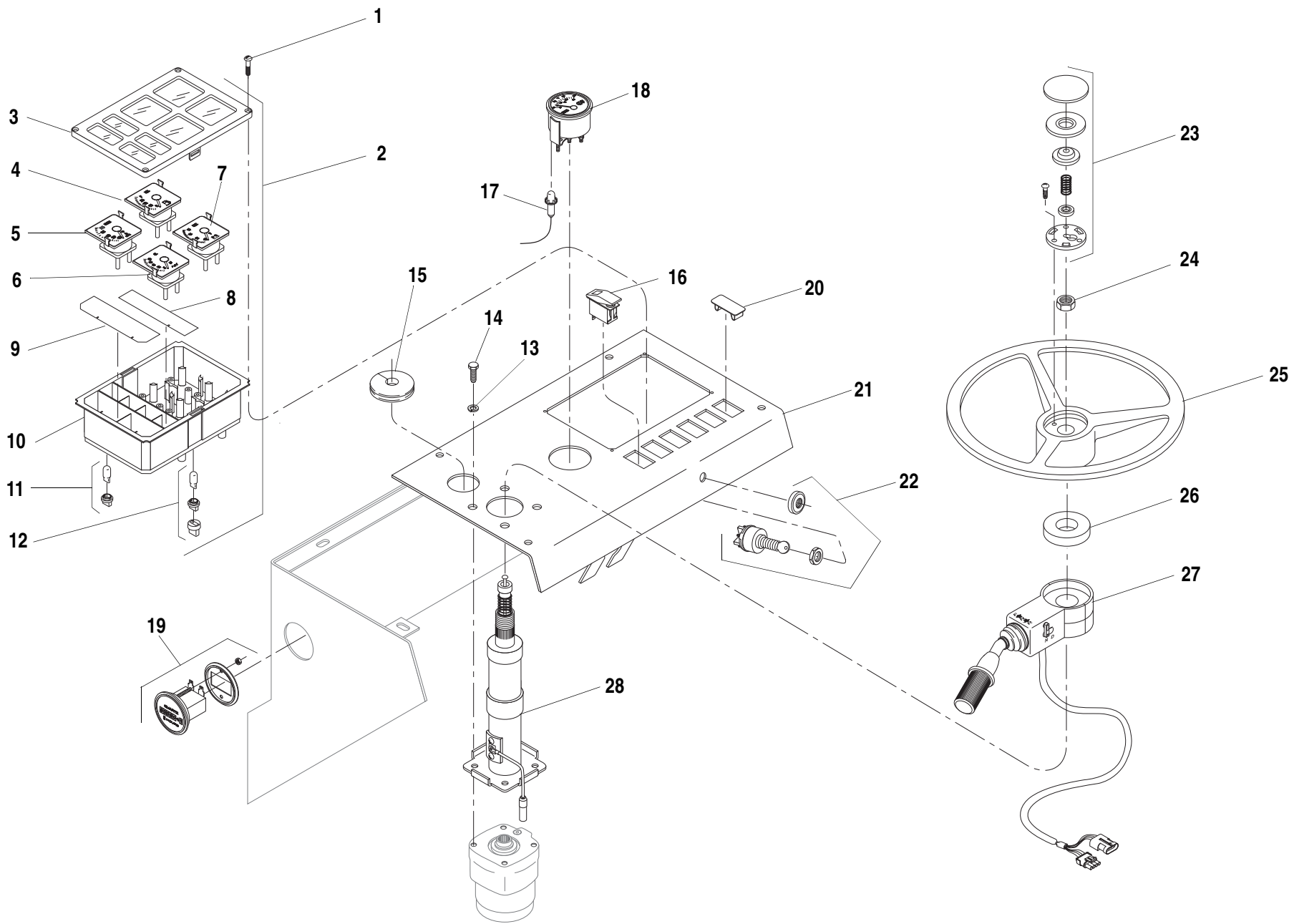
N.S.S. = Not Sold Separately

NOTES:

① Use 35367A for the Following Machine(s)
 644B-37 (S/N 101- 880), 644B-42 (S/N 101-241)
 844C-42 (S/N 101-783),
 1044C-42 (S/N 101-121), 1044C-54 (S/N 101-215),
 6K-37 (S/N 101-397), 6K-42 (S/N 101-131)
 8K-42 (S/N 101-261),
 10K-42 (S/N 101-107), 10K-54 (S/N 101-108,110).

- 644B-37** S/N 101-970
- 644B-42** S/N 101-262
- 844C-42** S/N 101-850
- 1044C-42** S/N 101-121
- 1044C-54** S/N 101-254
- 6K-37** S/N 101-420
- 6K-42** S/N 101-137
- 8K-42** S/N 101-273
- 10K-42** S/N 101-108
- 10K-54** S/N 101-109

644B
 6K
 844C
 8K
 1044C
 10K
 ▼



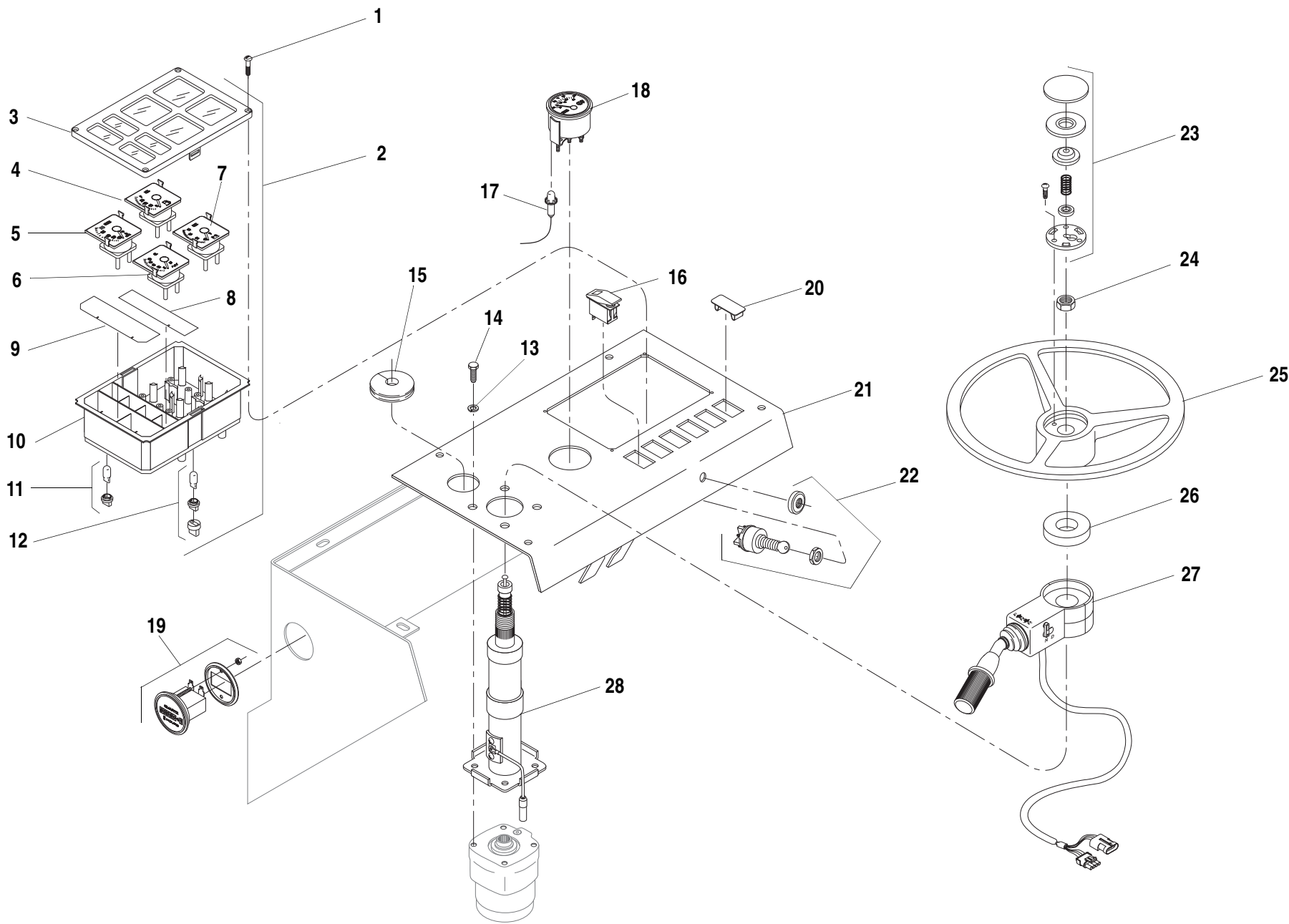
ITEM	PART NO.	QTY.	DESCRIPTION
1	P02057	4	Screw, Slotted Rd. Hd., #10-24 x 3/4"
2	36830B	1	Cluster, Gauge (Includes Items 3-12)
3	37330X	1	Bezel
4	37331X	1	Gauge, Fuel
5	37332X	1	Gauge, Water Temperature
6	37333X	1	Gauge, Oil Pressure
7	37334X	1	Gauge, Voltmeter
8	38222B	1	Lens, "Transmission Disconnect", "Brake" and "Park Brake"
9	38221B	1	Lens, "Rear Osc Lock" and "Boom/Transfer Extend Lock Out"
10	N.S.S.	1	Body, Cluster Gauge
11	37328X	6	Light Socket (with G.E. #194 Lamp)
12	37329X	2	Light Socket (with G.E. #168 Lamp)
13	P01310	4	Lockwasher, 3/8"
14	P00205	4	Capscrew, Hx., 3/8"-16 x 1 1/4"
15	P32575	1	Grommet
16	38094A	1	Switch, Rocker (Transmission Declutch)
17	38462A	1	Light Source
18	36805X	1	Gauge, Transmission Oil Temp
19	36804X	1	Gauge, Hourmeter
20	36512X	5	Plug, Hole
21	65545B	1	Instrument Panel
22	P11092	1	Switch, Ignition
REF	P32926	-	Key
23	P18141	1	Horn Button
24	P13009	1	Nut, Steering
25	P28704	1	Steering Wheel
26	34667A	1	Mounting Pad, Rubber
27	65014B	1	Shift Control, Electric
28	P33122	1	Steering Column (See Page 3.4.1 for Breakdown)

N.S.S. = Not Sold Separately

644B-37 S/N 971-
644B-42 S/N 263-1176
844C-42 S/N 851-3049
1044C-42 S/N 122-126
1044C-54 S/N 255-881
6K-37 S/N 421-
6K-42 S/N 138-226
8K-42 S/N 274-427
10K-42 S/N 109-114
10K-54 S/N 110-113

644B
6K
844C
8K
1044C
10K
▼

INSTRUMENT PANEL ASSEMBLY 3.3.1.1



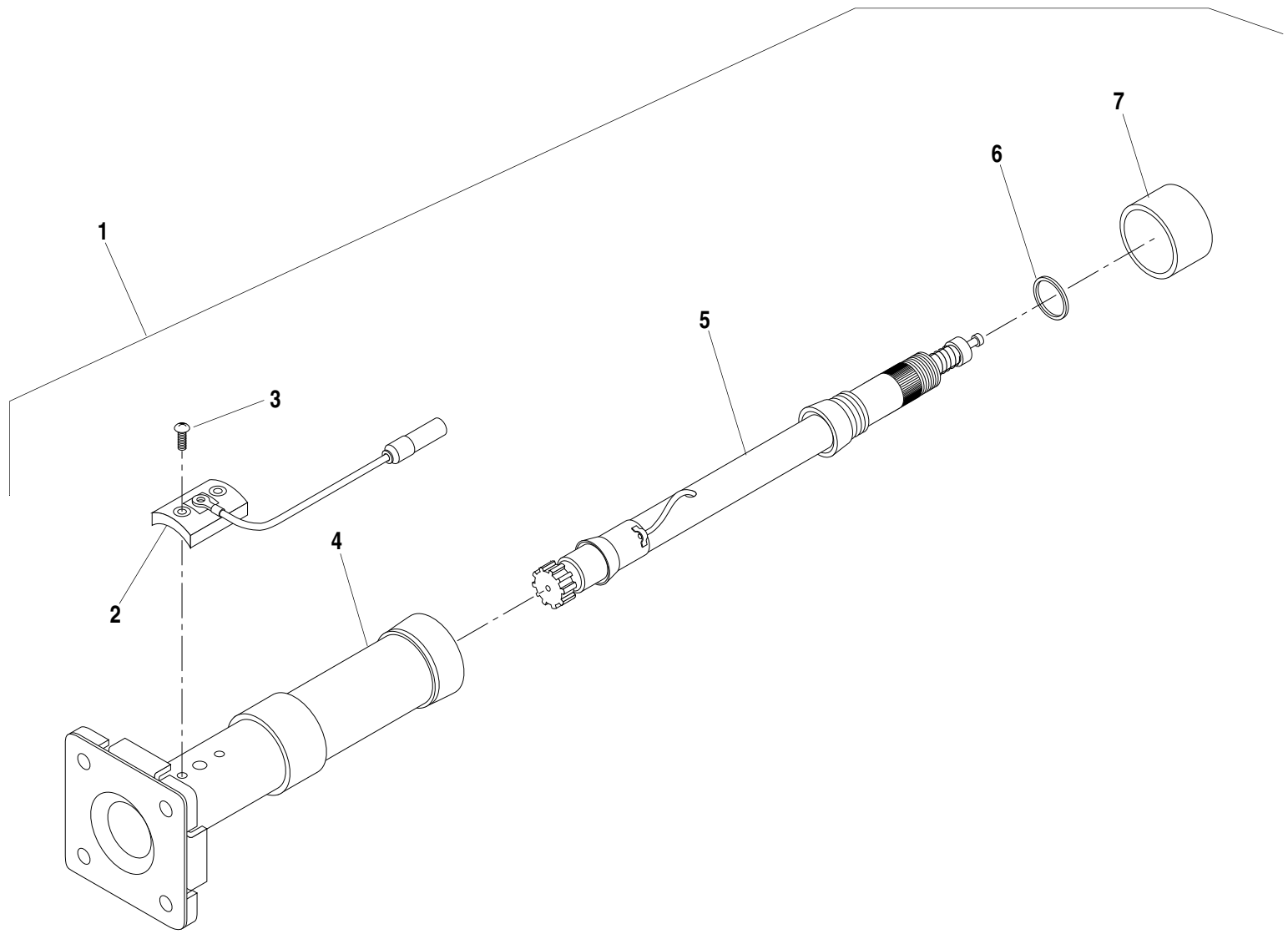
ITEM	PART NO.	QTY.	DESCRIPTION
1	P02057	4	Screw, Slotted Rd. Hd., #10-24 x 3/4"
2	36830B	1	Cluster, Gauge (Includes Items 3-12)
3	37330X	1	Bezel
4	37331X	1	Gauge, Fuel
5	37332X	1	Gauge, Water Temperature
6	37333X	1	Gauge, Oil Pressure
7	37334X	1	Gauge, Voltmeter
8	38222B	1	Lens, "Transmission Disconnect", "Brake" and "Park Brake"
9	38221B	1	Lens, "Rear Osc Lock" and "Boom/Transfer Extend Lock Out"
10	N.S.S.	1	Body, Cluster Gauge
11	37328X	6	Light Socket (with G.E. #194 Lamp)
12	37329X	2	Light Socket (with G.E. #168 Lamp)
13	P01310	4	Lockwasher, 3/8"
14	P00205	4	Capscrew, Hx., 3/8"-16 x 1 1/4"
15	P32575	1	Grommet
16	38094A	1	Switch, Rocker (Transmission Declutch)
17	38462A	1	Light Source
18	36805X	1	Gauge, Transmission Oil Temp
19	36804X	1	Gauge, Hourmeter
20	36512X	5	Plug, Hole
21	65545B	1	Instrument Panel
22	1101202	1	Switch, Ignition (includes 2ea keys)
REF	1101203	-	Key
23	P18141	1	Horn Button
24	P13009	1	Nut, Steering
25	P28704	1	Steering Wheel
26	34667A	1	Mounting Pad, Rubber
27	65014B	1	Shift Control, Electric
28	P33122	1	Steering Column (See Page 3.4.1 for Breakdown)

N.S.S. = Not Sold Separately

- 644B-42 S/N 1177-
- 844C-42 S/N 3050-
- 1044C-42 S/N 126-
- 1044C-54 S/N 882-
- 6K-42 S/N 227-
- 8K-42 S/N 428-
- 10K-42 S/N 115-
- 10K-54 S/N 113-

644B
6K
844C
8K
1044C
10K

INSTRUMENT PANEL ASSEMBLY 3.3.1.2



ITEM	PART NO.	QTY.	DESCRIPTION
1	P33122	1	Steer Column Assembly
2	P18740	1	Brush Assembly (Includes Item 3)
3	N.S.S.	2	Screw
4	N.S.S.	1	Tube Assembly
5	N.S.S.	1	Shaft Assembly
6	N.S.S.	1	Retainer, Shaft
7	P18738	1	Cap, Tube

N.S.S. = Not Sold Separately

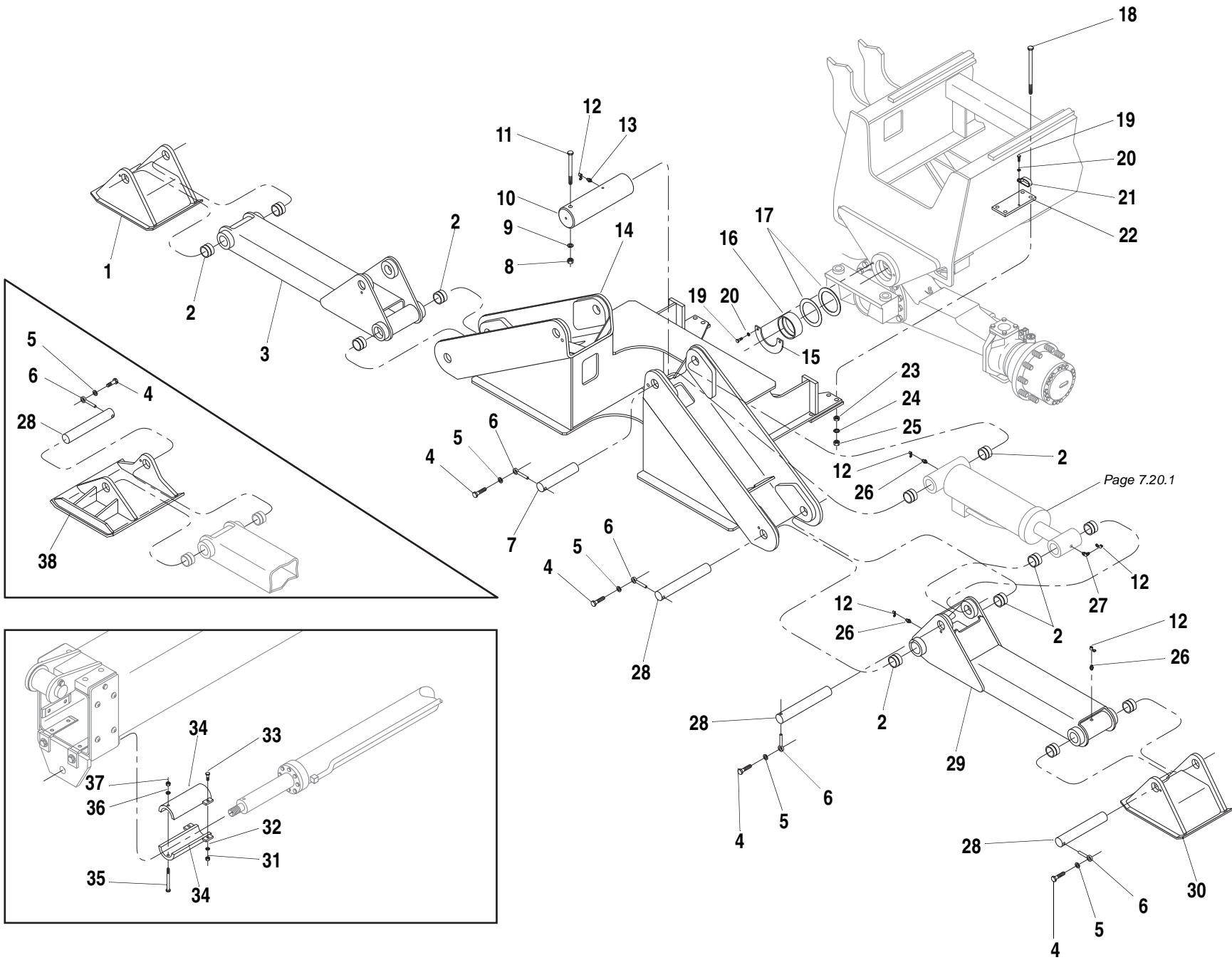
644B-37 S/N 101-
644B-42 S/N 101-
844C-42 S/N 101-
1044C-42 S/N 101-
1044C-54 S/N 101-
6K-37 S/N 101-
6K-42 S/N 101-
8K-42 S/N 101-
10K-42 S/N 101-
10K-54 S/N 101-

644B
6K
844C
8K
1044C
10K

STEER COLUMN ASSEMBLY

3.4.1





ITEM	PART NO.	QTY.	DESCRIPTION
1	65362B	1	Foot Pad, R.H.
2	16228A	16	Bushing
3	39253B	1	Outrigger Leg, R.H. (Includes Item 2)
4	P00602	8	Capscrew, Hx., 5/8"-11 x 1 1/2"
5	P01314	8	Lockwasher, 5/8"
6	32432B	8	Lock Pin
7	65360A	2	Pin, Outrigger Cylinder - Base End
8	P01513	1	Nut, Hx., 3/4"-10
9	P01315	1	Lockwasher, 3/4"
10	38749A	1	Shaft, Center
11	P00716	1	Capscrew, Hx., 3/4"-10 x 7"
12	P32689	9	Cover, Grease Fitting
13	P15272	1	Grease Fitting - 1/8" N.P.T.
14	39060D	1	Frame, Outrigger
15	10167750	1	Retainer, Bushing
16	38739A	1	Bushing
17	39945A	A/R	Shim, 16 GA.
	39946A	A/R	Shim, 20 GA.
	39947A	A/R	Shim, 24 GA.
18	P00798	8	Capscrew, Hx., 3/4"-16 x 12" GR 8
19	P00202	4	Capscrew, Hx., 3/8"-16 x 3/4"
20	P01310	4	Lockwasher, 3/8"
21	37368X	2	Clamp, Double Hose
22	38733A	2	Mounting Plate, Axle
23	P01232	8	Nut, Hx., 3/4"-16 GR 8
24	P01364	8	Starwasher, 3/4"
25	P01586	8	Jam Nut, Hx., 3/4"-16
26	P16611	6	Grease Fitting
27	P12339	2	Grease Fitting, 45°
28	65359A	6	Pin, Outrigger Leg & Cylinder - Rod End
29	39254B	1	Outrigger Leg, L.H. (Includes Item 2)
30	65363B	1	Foot Pad, L.H.
31	10700304	2	Capscrew, Hx., 7/16"-14 x 1 1/2"
32	10701311	2	Lockwasher, 7/16"
33	10701509	2	Nut, Hx., 7/16"-14
34	●1100255	2	Stop Tube (Replaces 38782A)

ITEM	PART NO.	QTY.	DESCRIPTION
35	●P00218	1	Capscrew, Hx., 3/8"-16 x 5"
36	●P01310	1	Lockwasher, 3/8"
37	●P01508	1	Nut, Hx., 3/8"-16
38	●66235B	1	Foot Pad, Extended R.H. (20")
	●66234B	1	Foot Pad, Extended L.H. (20")
	●66325B	1	Foot Pad, Slanted R.H. (24")
	●66324B	1	Foot Pad, Slanted L.H. (24")

NOTES:
 ● Used 1044C-42 and 10K-42 Only.
 ● Use with 8 ft. Tower.

1044C-42 S/N 101-
1044C-54 S/N 101-
10K-42 S/N 101-
10K-54 S/N 101-

644B
 6K
 844C
 8K
1044C
10K

OUTRIGGER ASSEMBLY

3.5.1



TABLE OF CONTENTS

Section 4 — Boom and Transfer Carriage

Transfer Carriage Assembly/Boom Cradle Assembly 4.1.1

Outer Boom Assembly, 2-Section 4.2.1

Inner Boom Assembly, 2-Section 4.3.1

Outer Boom Assembly, 3-Section 4.4.1

Middle Boom Assembly, 3-Section 4.5.1

Inner Boom Assembly, 3-Section 4.6.1

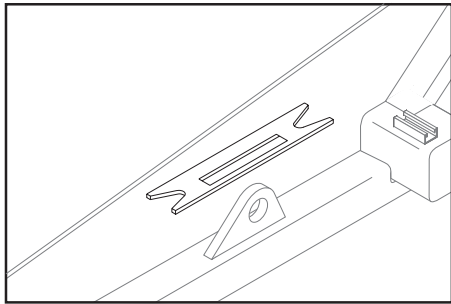
Outer Boom Assembly, 4-Section 4.7.1

Rear Middle Boom Assembly, 4-Section. 4.8.1

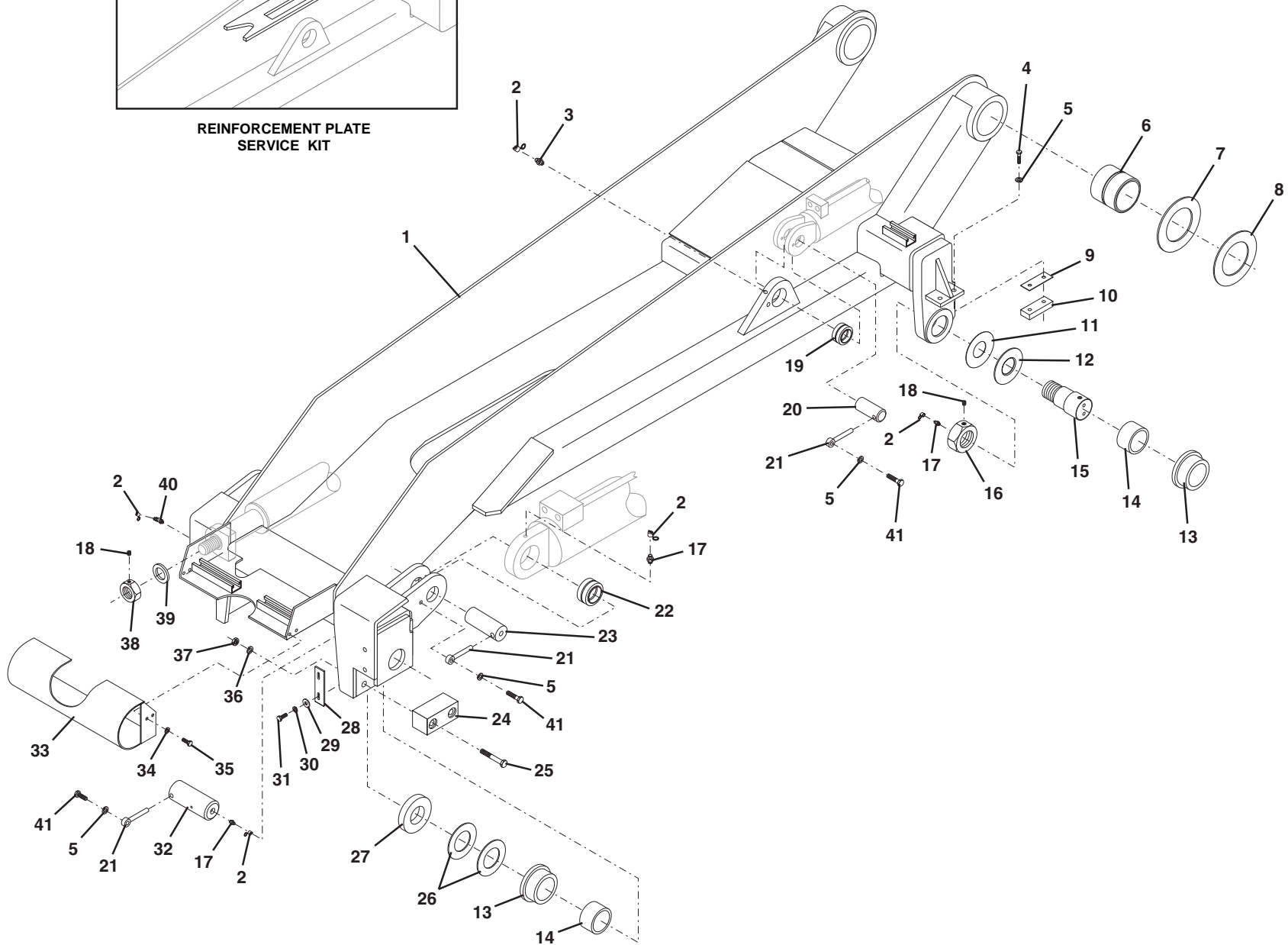
Forward Middle Boom Assembly, 4-Section 4.9.1

Inner Boom Assembly, 4-Section 4.10.1

Quick Attach Group Assembly 4.11.1



REINFORCEMENT PLATE
SERVICE KIT

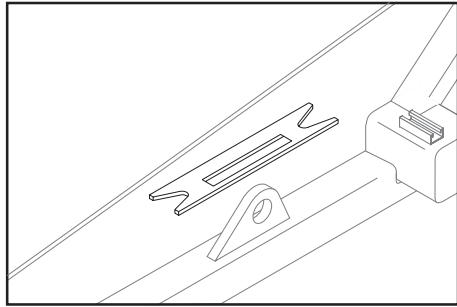


ITEM	PART NO.	QTY.	DESCRIPTION
1	38244C	1	Transfer Carriage
2	P32689	8	Cover, Grease Fitting
3	P15272	2	Grease Fitting, 1/8" N.P.T.
4	P00453	4	Capscrew, Hx., 1/2"-20 x 1 1/4"
	①P00403	-	Capscrew, Hx., 1/2"-13 x 1 1/4"
5	P01312	10	Lockwasher, 1/2"
6	32366B	2	Bushing, Boom Pivot
7	38394A	A/R	Shim - .06" (1.52mm)
8	38395A	A/R	Shim - .12" (3.05mm)
9	65110A	A/R	Shim, Slide Block, 11 GA (.1196")
	18167A	A/R	Shim, Slide Block, 22 GA (.0299")
10	65950A	2	Slide Block, Rear (Supersedes 18165A)
11	18329A	A/R	Washer, Spacer
12	18328A	2	Thrust Washer
13	15969B	4	Roller, Transfer
14	24257A	4	Bushing, Roller
15	18331B	2	Spindle, Rear Roller
16	19920A	2	Nut, Rear Roller Spindle (Supersedes 16310A)
17	P16611	5	Grease Fitting
18	P02614	3	Setscrew, Socket Cup Pt., 3/8"-16 x 1/2"
19	P13449	2	Bushing, Rear Carriage Tilt Cylinder Mount
20	36464A	2	Pin, Rear Carriage Tilt Cylinder, Lower
21	34178A	6	Lock Pin
22	P18830	2	Bushing, Hoist Cylinder - Base End
23	36487A	2	Pin, Hoist Cylinder - Base End
24	15972A	2	Slide Block, Front
25	P00708	4	Capscrew, Hx., 3/4"-10 x 3 1/2"
26	17012A	A/R	Shim, Roller
27	17180A	2	Spacer, Roller
28	16309A	2	Scraper Plate
29	P01403	4	Flatwasher, 5/16"
30	P01309	4	Lockwasher, 5/16"
31	P00102	4	Capscrew, Hx., 5/16"-18 x 3/4"
32	38090A	2	Pin, Front Roller
33	65025B	1	Hose Cover, Plastic (Supersedes 36539B)
34	P01308	4	Lockwasher, 1/4"

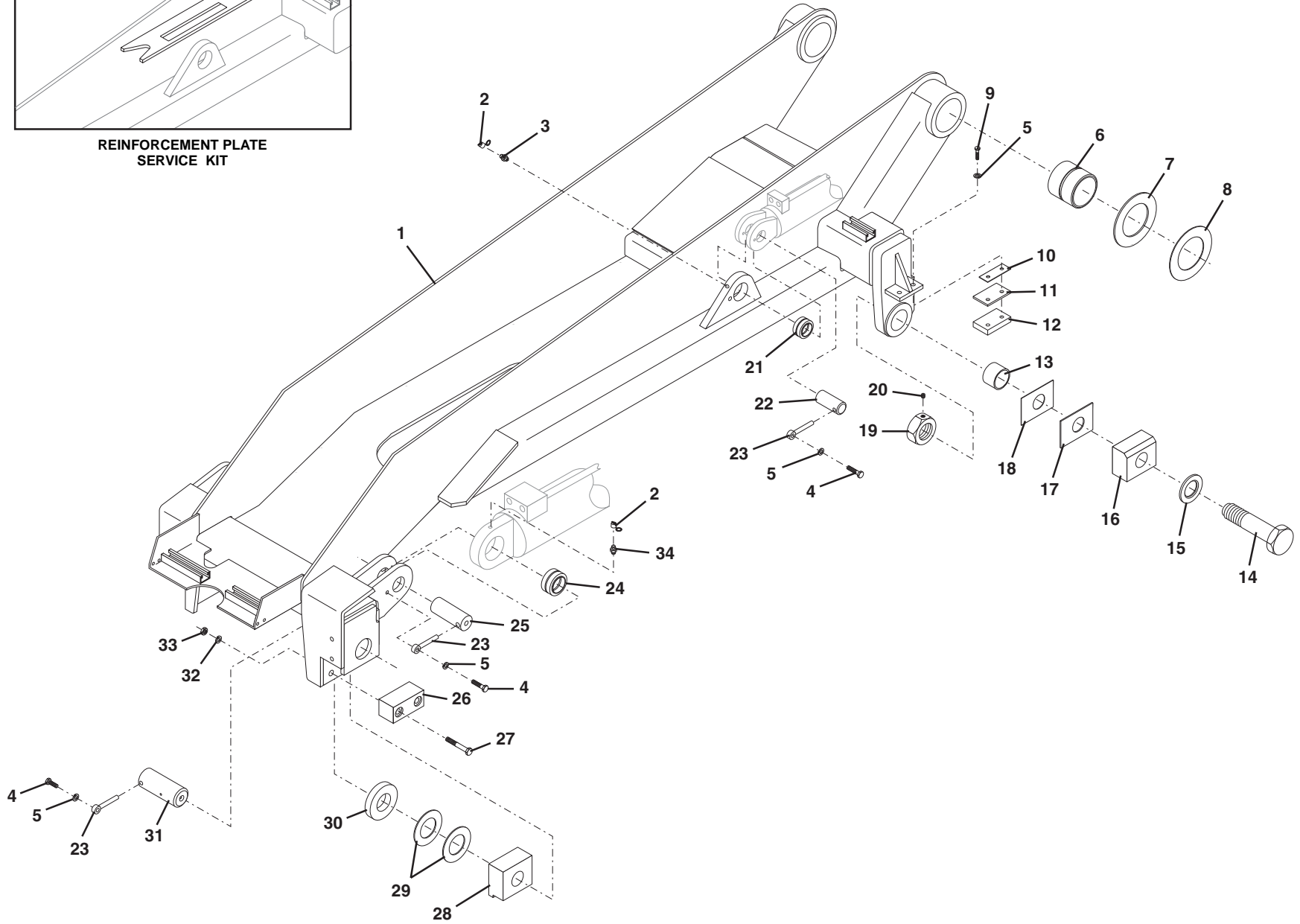
ITEM	PART NO.	QTY.	DESCRIPTION
35	P00004	4	Capscrew, Hx., 1/4"-20 x 3/4"
36	P01315	4	Lockwasher, 3/4"
37	P01513	4	Nut, Hx., 3/4"-10
38	16369A	1	Nut, Transfer Cylinder
39	15976A	1	Boss, Cylinder Rod
40	P15367	1	Grease Fitting, 45°
41	P00403	10	Capscrew, Hx., 1/2"-13 x 1 1/4"
	2915018	1	Reinforcement Plate Service Kit, (includes reinforcement plate), (Before S/N 0160005337)
NOTES: ① Use with Aluminum Slide Blocks.			
644B-37 S/N 101-1619			
644B-42 S/N 101-1619 & 16152 thru 18321			
844C-42 S/N 101-3969 & 16038 thru 18950			
1044C-42 S/N 101-126			
1044C-54 S/N 101-1389, 16038 thru 20176 & 0160003111 & After			

TRANSFER CARRIAGE/BOOM CRADLE ASSEMBLY 4.1.1

644B
6K
844C
8K
1044C
10K
▼



REINFORCEMENT PLATE
SERVICE KIT



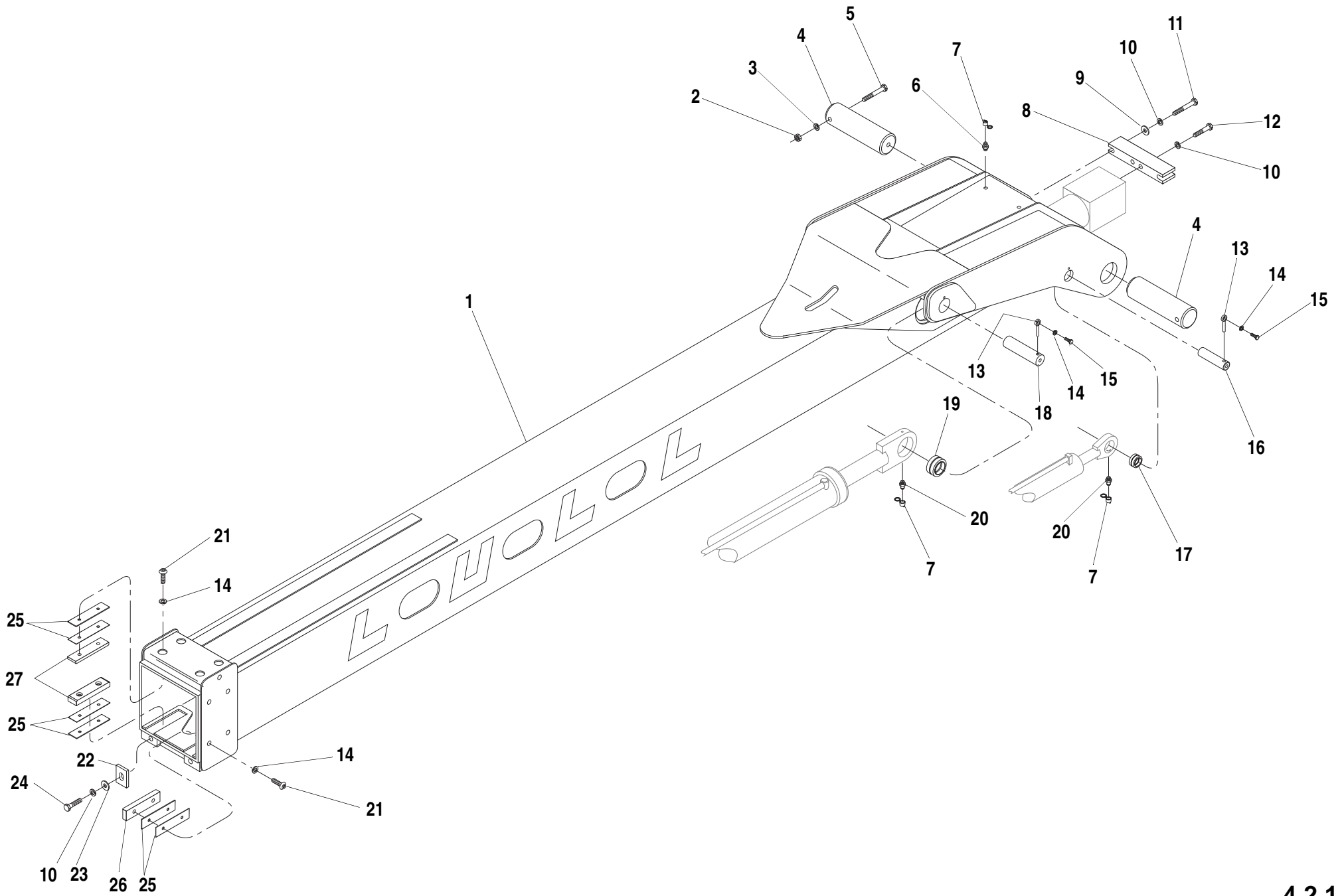
ITEM	PART NO.	QTY.	DESCRIPTION
1	38244C	1	Transfer Carriage
2	P32689	4	Cover, Grease Fitting
3	P15272	2	Grease Fitting, 1/4"-28
	①P16611	2	Grease Fitting, 1/8" N.P.T.
4	P00403	8	Capscrew, Hx., 1/2"-13 x 1 1/4"
5	P01302	10	Lockwasher, 1/2"
6	32366B	2	Bushing, Boom Pivot
7	38394A	A/R	Shim - .06"
8	38395A	A/R	Shim - .12"
9	P00453	4	Capscrew, Hx., 1/2"-20 x 1 1/4"
10	38379A	2	Shim, Support Block, 1/4"
	18167A	A/R	Shim, Support Block, 22 GA (.0288")
	65110A	A/R	Shim, Support Block, 11 GA (.1196")
11	38379A	A/R	Spacer, Rear Support Block
12	65950A	2	Support Block, Rear (Replaces 38093A)
13	38136A	2	Sleeve
14	P05160	2	Capscrew, Hx., 2"-12 x 7 1/2"
15	38066A	2	Washer, Flat
16	38091A	2	Spacer Block
17	38332A	2	Shim - 10 GA
18	38331A	A/R	Shim - 16 GA
19	16310A	2	Nut, Rear Roller Spindle
20	P02614	2	Setscrew, Socket Cup Pt., 3/8"-16 x 1/2"
21	P13449	2	Bushing, Rear Carriage Tilt Cylinder Mount
22	36464A	2	Pin, Rear Carriage Tilt Cylinder, Lower
23	34178A	6	Lock Pin
24	P18830	2	Bushing, Hoist Cylinder - Base End
25	36487A	2	Pin, Hoist Cylinder - Base End
26	15972A	2	Slide Block, Front
27	P00708	4	Capscrew, Hx., 3/4"-10 x 3 1/2"
28	38092A	2	Support Block, Front
29	17012A	A/R	Shim, Support Block
30	17180A	2	Spacer, Support Block
31	38090A	2	Pin, Front Roller
32	P01315	4	Lockwasher, 3/4"
33	P01513	4	Nut, Hx., 3/4"-10

ITEM	PART NO.	QTY.	DESCRIPTION
34	P16611	2	Grease Fitting
	2915018	1	Reinforcement Plate Service Kit, (includes reinforcement plate)
<p>NOTES:</p> <p>① Used Early Production.</p>			
6K-37 S/N 101-226			
6K-42 S/N 101-226			
8K-42 S/N 101-469			
10K-42 S/N 101-114			
10K-54 S/N 101-124			

TRANSFER CARRIAGE/BOOM CRADLE ASSEMBLY

4.1.2

644B
6K
 844C
8K
 1044C
10K
 ▼



ITEM	PART NO.	QTY.	DESCRIPTION
1	①N.L.A.	1	Outer Boom
2	P01512	2	Nut, Hx., 5/8"-11
3	P01314	2	Lockwasher, 5/8"
4	36238B	2	Pin, Boom Pivot
5	P00618	2	Capscrew, Hx., 5/8"-11 x 7"
6	P11678	2	Grease Fitting, Drive
7	P32689	6	Cover, Grease Fitting
8	36459A	1	Rear Mount Support, Boom Extension Cylinder
9	P01257	2	Flatwasher, 3/4" SAE - Hardened
10	P01315	6	Lockwasher, 3/4"
11	P00711	2	Capscrew, Hx., 3/4"-10 x 4 1/2"
12	P00710	2	Capscrew, Hx., 3/4"-10 x 4"
13	34178A	4	Lock Pin
14	P01312	16	Lockwasher, 1/2"
15	P00403	4	Capscrew, Hx., 1/2"-13 x 1 1/4"
16	36240A	2	Pin, Rear Carriage Tilt - Rod End
17	P13449	2	Bushing, Rear Carriage Tilt Cylinder
18	36907A	2	Pin, Hoist Cylinder - Rod End
19	P18830	2	Bushing, Hoist Cylinder
20	P16611	4	Grease Fitting
21	②P03236	-	Capscrew, Button Hd. Socket, 1/2"-20 x 3/4"
	②P03237	12	Capscrew, Button Hd. Socket, 1/2"-20 x 1"
	②P03242	-	Capscrew, Button Hd. Socket, 1/2"-20 x 1 1/4"
22	39809A	2	Pad Retainer, Aluminum (Replaces 36857A)
23	P01440	2	Flatwasher, 3/4" SAE
24	P00701	2	Capscrew, Hx., 3/4"-10 x 1 3/4"
25	36328A	A/R	Shim, 10 GA (.135" x 2" wide)
	36329A	A/R	Shim, 16 GA (.060" x 2" wide)
26	39023A	4	Slide Pad, Boom (9/16" x 2" wide) (Replaces 36854A)
27	③39024A	2	Slide Pad, Boom (3/4" x 2" wide) (Replaces 36854A)

NOTES:

- ① Order Outer Boom Replacement Kit 68537A.
- ② Capscrew length will vary with shimming requirements.
- ③ For 644B-37 (S/N 101-403) and 6K-37 (S/N 101-215) Use the Following:
39604A, Slide Pad, Upper Boom (7/16" x 2" wide)
39023A, Slide Pad, Lower Boom (9/16" x 2" wide).

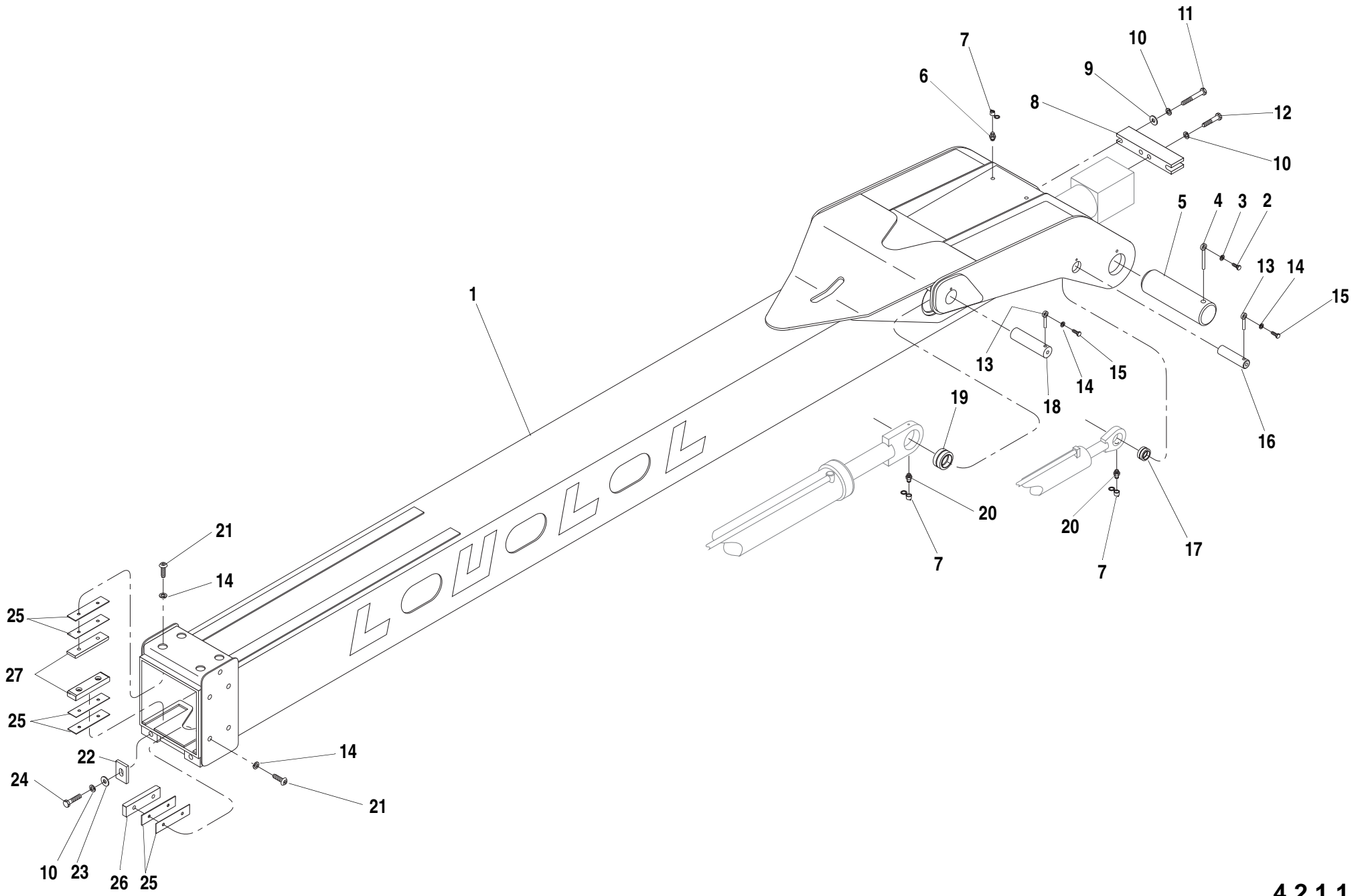
644B-37 S/N 101-1422

6K-37 S/N 101-534

644B
6K
844C
8K
1044C
10K
▼

OUTER BOOM ASSEMBLY (2-Section)

4.2.1



4.2.1.1

Rev. 003

ITEM	PART NO.	QTY.	DESCRIPTION
1	36953D	1	Outer Boom
2	P00605	2	Capscrew, Hx., 5/8"-11 x 2 1/4"
3	P01314	2	Lockwasher, 5/8"
4	38806A	2	Lock Pin
5	67799B	2	Pin, Boom Pivot
6	P11678	2	Grease Fitting, Drive
7	P32689	6	Cover, Grease Fitting
8	36459A	1	Rear Mount Support, Boom Extension Cylinder
9	P01257	2	Flatwasher, 3/4" SAE - Hardened
10	P01315	6	Lockwasher, 3/4"
11	P00711	2	Capscrew, Hx., 3/4"-10 x 4 1/2"
12	P00710	2	Capscrew, Hx., 3/4"-10 x 4"
13	34178A	4	Lock Pin
14	P01312	16	Lockwasher, 1/2"
15	P00403	4	Capscrew, Hx., 1/2"-13 x 1 1/4"
16	36240A	2	Pin, Rear Carriage Tilt - Rod End
17	P13449	2	Bushing, Rear Carriage Tilt Cylinder
18	36907A	2	Pin, Hoist Cylinder - Rod End
19	P18830	2	Bushing, Hoist Cylinder
20	P16611	4	Grease Fitting
21	①P03236	-	Capscrew, Button Hd. Socket, 1/2"-20 x 3/4"
	①P03237	12	Capscrew, Button Hd. Socket, 1/2"-20 x 1"
	①P03242	-	Capscrew, Button Hd. Socket, 1/2"-20 x 1 1/4"
22	39809A	2	Pad Retainer, Aluminum (Replaces 36857A)
23	P01440	2	Flatwasher, 3/4" SAE
24	P00701	2	Capscrew, Hx., 3/4"-10 x 1 3/4"
25	36328A	A/R	Shim, 10 GA (.135" x 2" wide)
	36329A	A/R	Shim, 16 GA (.060" x 2" wide)
26	39023A	4	Slide Pad, Boom (9/16" x 2" wide) (Replaces 36854A)
27	39024A	2	Slide Pad, Boom (3/4" x 2" wide) (Replaces 36854A)

NOTES:

- ① Capscrew length will vary with shimming requirements.

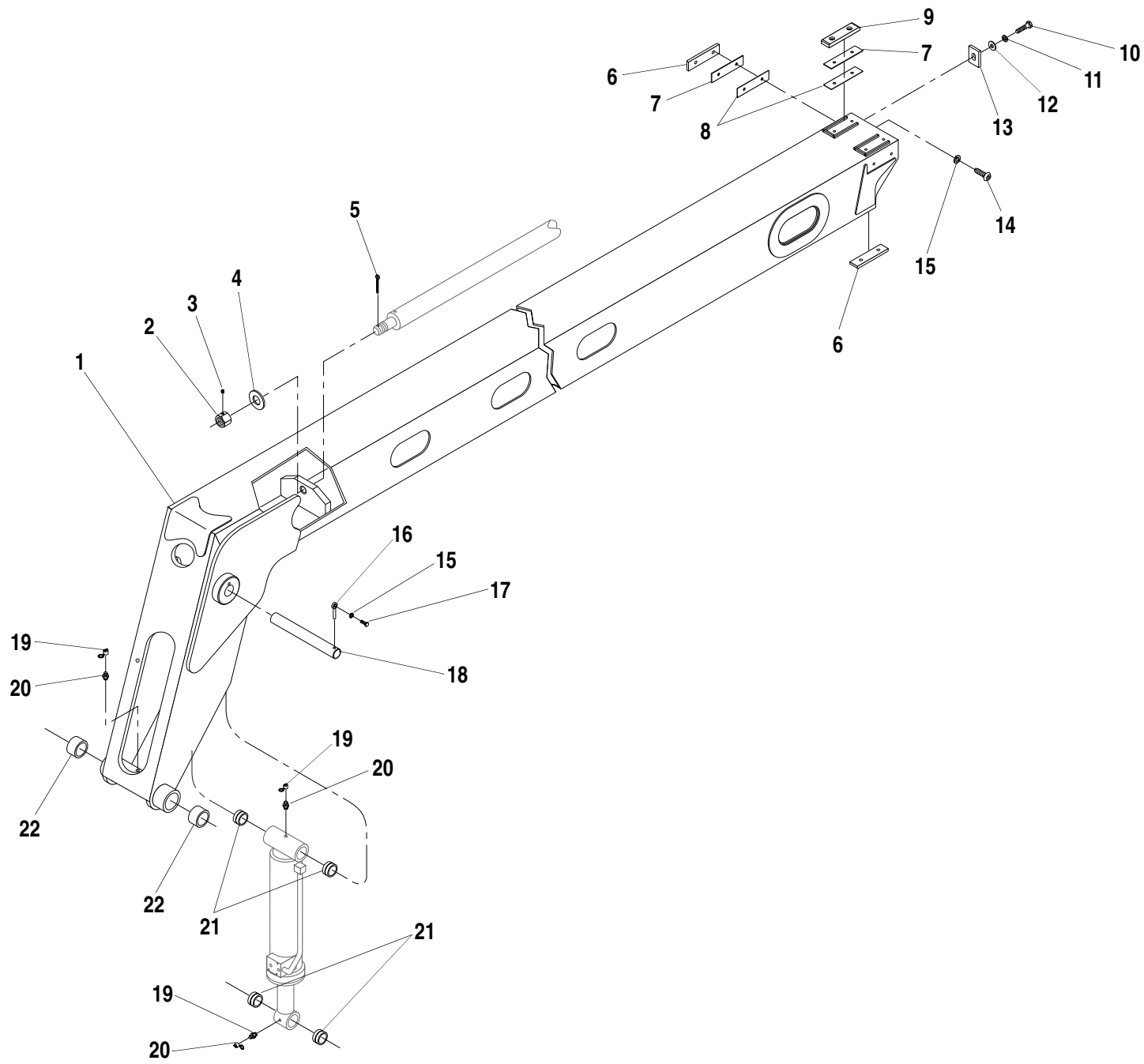
644B-37 S/N 1423-

6K-37 S/N 535-

644B
6K
844C
8K
1044C
10K

OUTER BOOM ASSEMBLY (2-Section)

4.2.1.1



ITEM	PART NO.	QTY.	DESCRIPTION
1	36917D	1	Inner Boom
2	16369A	1	Nut, Extension Cylinder Rod
3	P02612	1	Setscrew, Socket-Cup Pt., 3/8"-16 x 3/8"
4	13599A	1	Washer, Extension Cylinder Rod
5	①P03893	1	Cotter Pin, 5/16" x 2 1/2"
6	39023A	4	Slide Pad, Boom (9/16" x 2" wide) (Supersedes 36854A)
7	36328A	A/R	Shim, 10 GA (.135" x 2" wide)
8	36329A	A/R	Shim, 16 GA (.060" x 2" wide)
9	39024A	2	Slide Pad, Boom (3/4" x 2" wide) (Supersedes 36854A)
10	P00701	2	Capscrew, Hx., 3/4"-10 x 1 3/4"
11	P01315	2	Lockwasher, 3/4"
12	P01440	2	Flatwasher, 3/4" SAE
13	39809A	2	Pad Retainer, Aluminum (Supersedes 36857A)
14	②P03236	-	Capscrew, Button Hd. Socket, 1/2"-20 x 3/4"
	②P03237	12	Capscrew, Button Hd. Socket, 1/2"-20 x 1"
	②P03242	-	Capscrew, Button Hd. Socket, 1/2"-20 x 1 1/4"
15	P01312	13	Lockwasher, 1/2"
16	34178A	1	Lock Pin
17	P00403	1	Capscrew, Hx., 1/2"-13 x 1 1/4"
18	36541A	1	Pin, Front Carriage Tilt Cylinder - Base End
19	P32689	3	Cover, Grease Fitting
20	P16611	3	Grease Fitting
21	16228A	4	Bushing, Front Carriage Tilt Cylinder
22	24257A	2	Bushing, Boom-Quick Attach Pivot

NOTES:

- ① Not Used (Early Production) With 2.25" Dia. Cylinder Rod.
- ② Capscrew length will vary with shimming requirements.

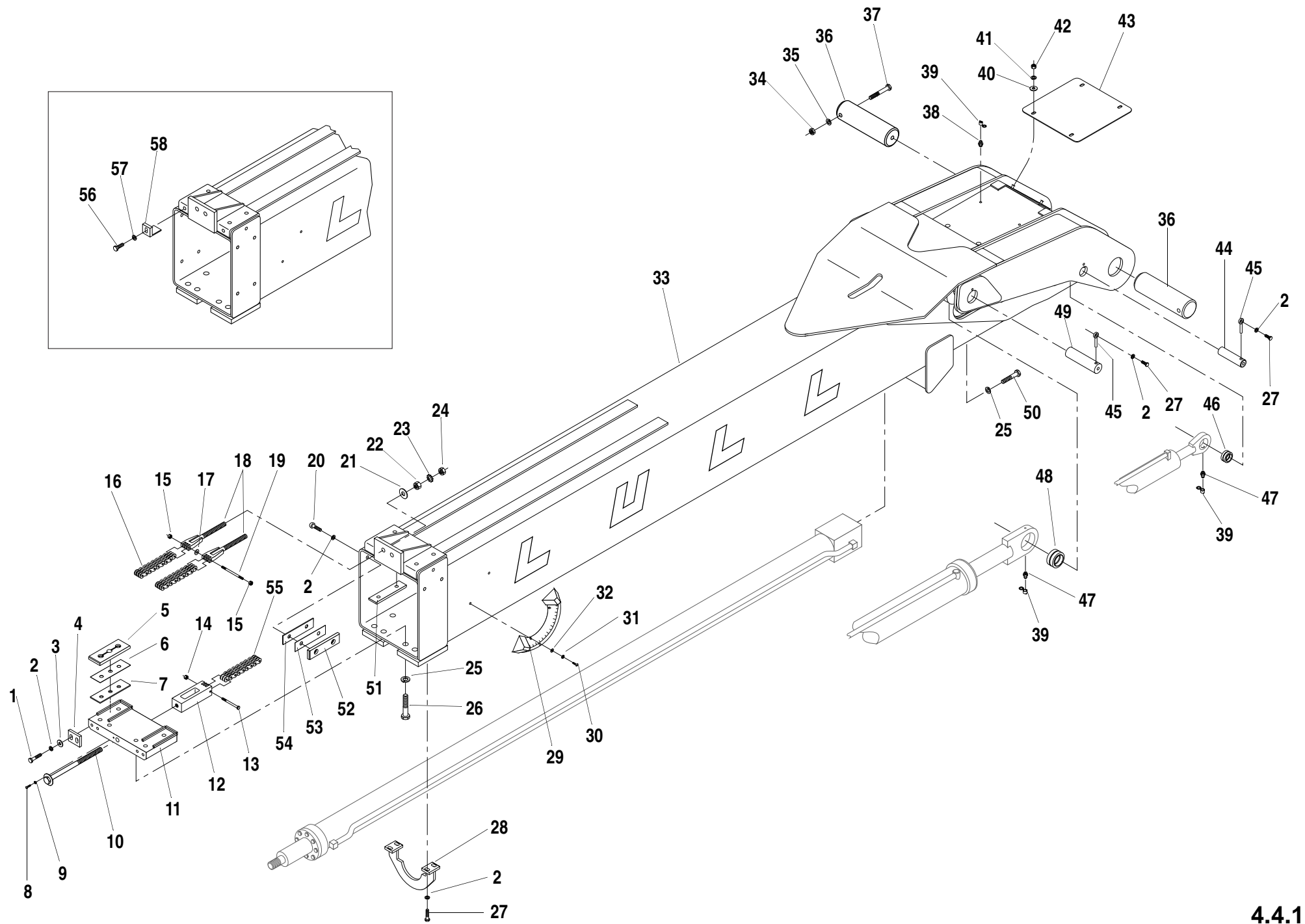
644B-37 S/N 101-

6K-37 S/N 101-

644B
6K
844C
8K
1044C
10K

INNER BOOM ASSEMBLY (2-section)

4.3.1



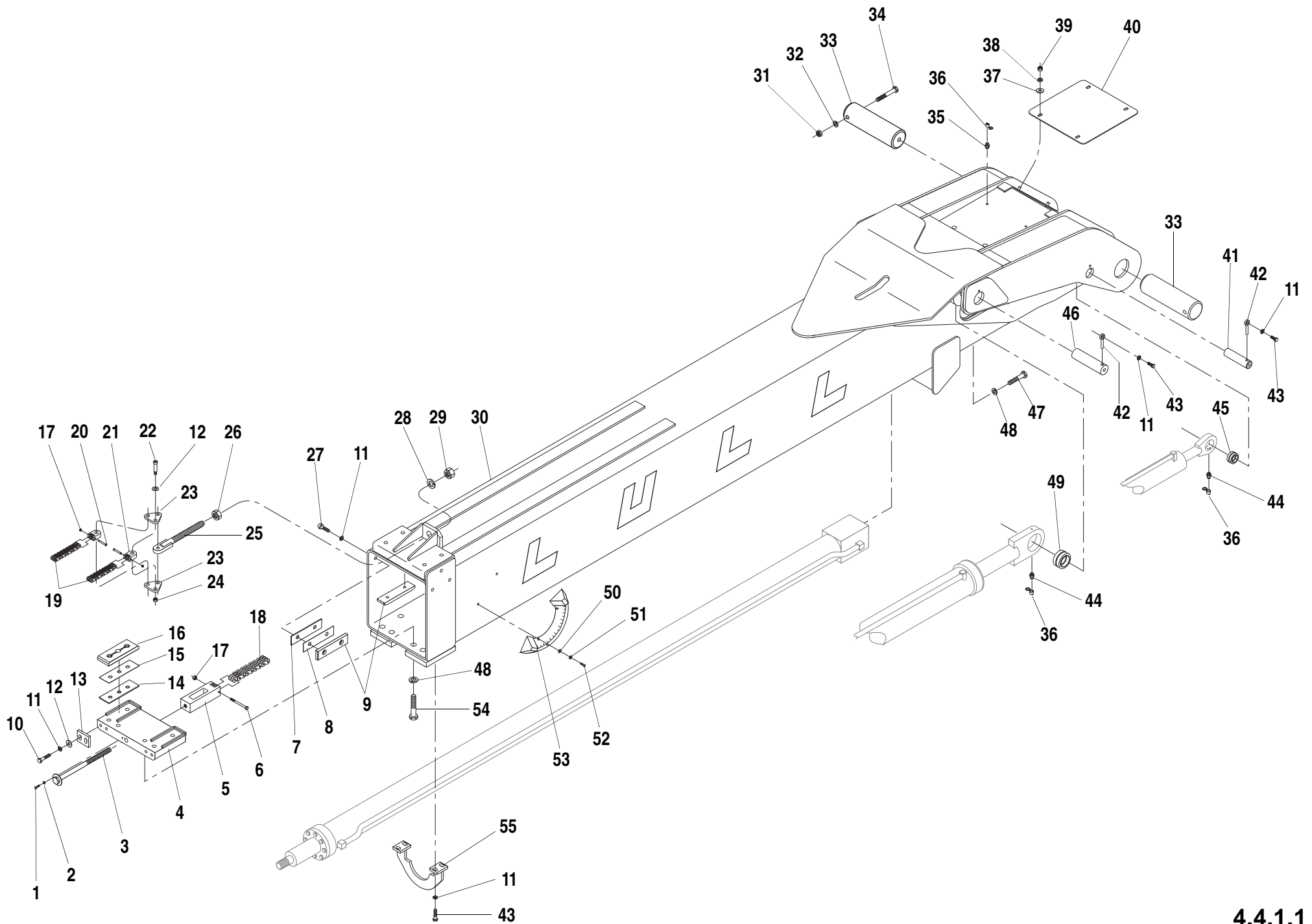
ITEM	PART NO.	QTY.	DESCRIPTION
1	P00404	4	Capscrew, Hx., 1/2"-13 x 1 1/2"
2	P01312	24	Lockwasher, 1/2"
3	P01279	4	Flatwasher, 1/2" - Hardened
4	37100A	2	Pad Retainer, Aluminum
5	38742A	2	Slide Pad, Boom (5/8" x 3" wide)
6	38770A	A/R	Shim, 16 GA (.060" x 3" wide)
7	38769A	A/R	Shim, 10 GA (.135" x 3" wide)
8	P03196	1	Capscrew, Button Hd. Socket, 1/4"-20 x 3/4"
9	P01308	1	Lockwasher, 1/4"
10	38374A	1	Adjustment Rod, Chain
11	39011B	1	Anchor Base
12	39013B	1	Adjustment Block, Chain
13	37456X	1	Shoulder Bolt, 5/16" Dia. x 2 1/2"
14	P05000	1	Locknut, Hx., 1/4"-20
15	P05001	2	Locknut, Hx., 5/16"-18
16	36225A	2	Chain, Upper (186.75" Long)
17	P01403	2	Flatwasher, 5/16"
18	36227A	2	Anchor, Chain Adjustment
19	39379A	1	Rod, Chain Anchor
20	①P03236	-	Capscrew, Button Hd. Socket, 1/2"-20 x 3/4"
	①P03237	12	Capscrew, Button Hd. Socket, 1/2"-20 x 1"
	①P03242	-	Capscrew, Button Hd. Socket, 1/2"-20 x 1 1/4"
21	P01440	2	Flatwasher, 3/4" SAE
22	P01513	2	Nut, Hx., 3/4"-10
23	P01364	2	Starwasher, 3/4" External
24	P01563	2	Jam Nut, Hx., 3/4"-10
25	P01315	8	Lockwasher, 3/4"
26	P00706	5	Capscrew, Hx., 3/4"-10 x 3"
	P00278	1	Capscrew, Hx., 3/4" -10 x 2 1/4" GR 8
27	P00403	4	Capscrew, Hx., 1/2"-13 x 1 1/4"
28	36325B	1	Support Bracket, Cylinder
29	38252B	1	Inclinometer, Boom Angle
30	P02034	2	Screw, Slotted Rd. Hd., #8-32 x 1/2"
31	P01354	2	Starwasher, #8 External
32	P01427	2	Flatwasher, #8
33	②N.L.A.	1	Outer Boom

ITEM	PART NO.	QTY.	DESCRIPTION
34	P01512	2	Nut, Hx., 5/8"-11
35	P01314	2	Lockwasher, 5/8"
36	36238B	2	Pin, Boom Pivot
37	P00618	2	Capscrew, Hx., 5/8"-11 x 7"
38	P11678	2	Grease Fitting, Drive
39	P32689	6	Cover, Grease Fitting
40	P01404	4	Flatwasher, 3/8"
41	P01310	4	Lockwasher, 3/8"
42	P01508	4	Nut, Hx., 3/8"-16
43	36528A	1	Cover, Boom
44	36240A	2	Pin, Rear Carriage Tilt Cylinder - Rod End
45	34178A	4	Lock Pin
46	P13449	2	Bushing, Rear Carriage Tilt Cylinder - Rod End
47	P16611	4	Grease Fitting
48	P18830	2	Bushing, Hoist Cylinder - Rod End
49	36907A	2	Pin, Hoist Cylinder - Rod End
50	P00728	2	Capscrew, Hx., 3/4"-10 x 2 1/4" GR 8
51	39604A	2	Slide Pad, Boom (7/16" x 2" wide)
52	39023A	2	Slide Pad, Boom (9/16" x 2" wide)
53	36329A	A/R	Shim, 16 GA (.060" x 2" wide)
54	36328A	A/R	Shim, 10 GA (.135" x 2" wide)
55	36226A	1	Chain, Lower (165.75" Long)
56	P00430	2	Capscrew, Hx., 1/2"-13 x 1 1/4"
57	P01312	2	Lockwasher, 1/2"
58	39608B	2	Slide Pad, Aluminum
NOTES: ① Capscrew length will vary with shimming requirements. ② Order Outer Boom Replacement Kit 68540A.			
644B-42 S/N 101-141			
844C-42 S/N 101-433			
1044C-42 S/N 101-110			
6K-42 S/N 101-113			
8K-42 S/N 101-192			

644B
6K
844C
8K
1044C
10K
▼

OUTER BOOM ASSEMBLY (3-Section)

4.4.1



ITEM	PART NO.	QTY.	DESCRIPTION
1	P03196	1	Capscrew, Button Hd. Socket, 1/4"-20 x 3/4"
2	P01308	1	Lockwasher, 1/4"
3	38374A	1	Adjustment Rod, Chain
4	39011B	1	Anchor Base
5	39013B	1	Adjustment Block, Chain
6	37456X	1	Shoulder Bolt, 5/16" Dia. x 2 1/2"
7	36328A	A/R	Shim, 10 GA (.135" x 2" wide)
8	36329A	A/R	Shim, 16 GA (.060" x 2" wide)
9	39023A	2	Slide Pad, Boom (9/16" x 2" wide)
10	P00404	4	Capscrew, Hx., 1/2"-13 x 1 1/2"
11	P01312	24	Lockwasher, 1/2"
12	P01279	7	Flatwasher, 1/2" - Hardened
13	37100A	2	Pad Retainer, Aluminum
14	38769A	A/R	Shim, 10 GA (.135" x 3" wide)
15	38770A	A/R	Shim, 16 GA (.060" x 3" wide)
16	39594A	2	Slide Pad, Boom (3/4" x 3" wide)
17	P05000	3	Locknut, Hx., 1/4"-20
18	36226A	1	Chain, Lower (165.75" Long)
19	36225A	2	Chain, Upper (186.75" Long)
20	P27310	1	Shoulder Bolt, 5/16" Dia. x 2"
21	38725B	2	Chain Anchor
22	P21439	3	Shoulder Bolt, 3/4" Dia. x 2"
23	38732B	2	Equalizer, Chain
24	P01662	3	Locknut, Hx., 5/8"-11
25	68548A	1	Anchor, Chain Adjustment
26	P01567	1	Jam Nut, Hx., 1 1/4"-7
27	①P03236	-	Capscrew, Button Hd. Socket, 1/2"-20 x 3/4"
	①P03237	12	Capscrew, Button Hd. Socket, 1/2"-20 x 1"
	①P03242	-	Capscrew, Button Hd. Socket, 1/2"-20 x 1 1/4"
28	P01319	1	Lockwasher, 1 1/4"
29	P01517	1	Nut, Hx., 1 1/4"-7
30	36550D	1	Outer Boom
31	P01512	2	Nut, Hx., 5/8"-11
32	P01314	2	Lockwasher, 5/8"
33	36238B	2	Pin, Boom Pivot
34	P00618	2	Capscrew, Hx., 5/8"-11 x 7"

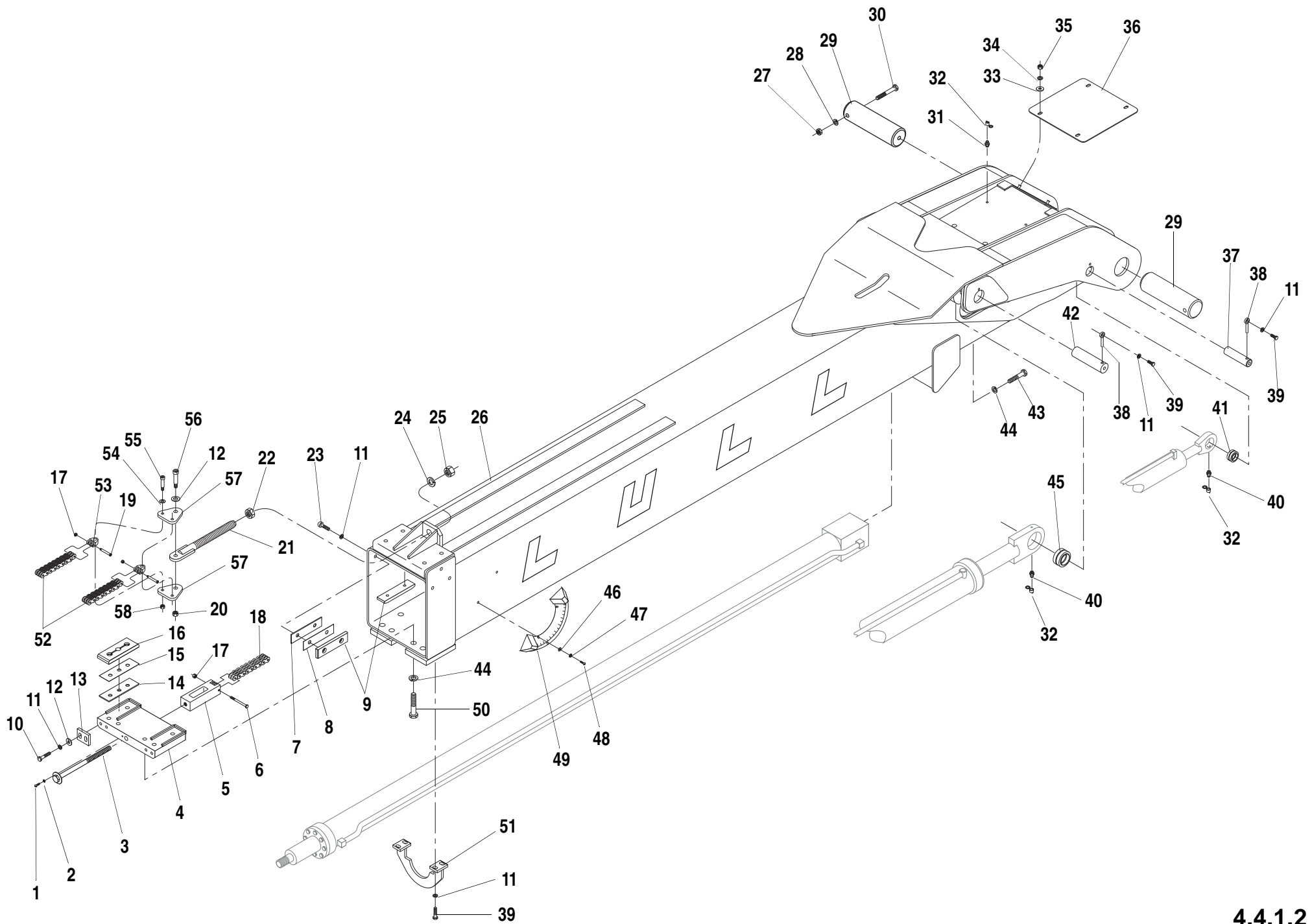
ITEM	PART NO.	QTY.	DESCRIPTION
35	P11678	2	Grease Fitting, Drive
36	P32689	6	Cover, Grease Fitting
37	P01404	4	Flatwasher, 3/8"
38	P01310	4	Lockwasher, 3/8"
39	P01508	4	Nut, Hx., 3/8"-16
40	36528A	1	Cover, Boom
41	36240A	2	Pin, Rear Carriage Tilt Cylinder - Rod End
42	34178A	4	Lock Pin
43	P00403	4	Capscrew, Hx., 1/2"-13 x 1 1/4"
44	P16611	4	Grease Fitting
45	P13449	2	Bushing, Rear Carriage Tilt Cylinder - Rod End
46	36907A	2	Pin, Hoist Cylinder - Rod End
47	P00728	2	Capscrew, Hx., 3/4"-10 x 2 1/4" GR 8
48	P01315	8	Lockwasher, 3/4"
49	P18830	2	Bushing, Hoist Cylinder - Rod End
50	P01427	2	Flatwasher, #8
51	P01354	2	Starwasher, #8 External
52	P02034	2	Screw, Slotted Rd. Hd., #8-32 x 1/2"
53	38252B	1	Inclinometer, Boom Angle
54	P00706	5	Capscrew, Hx., 3/4"-10 x 3"
	P00278	1	Capscrew, Hx., 3/4" -10 x 2 1/4" GR 8
55	36325B	1	Support Bracket, Cylinder

NOTES:
 ① Capscrew length will vary with shimming requirements.

644B-42 S/N 142-264
844C-42 S/N 434-858
1044C-42 S/N 111-120
6K-42 S/N 114-137
8K-42 S/N 193-273
10K-42 S/N 101-108

644B
 6K
 844C
 8K
 1044C
 10K
 ▼

OUTER BOOM ASSEMBLY (3-Section) 4.4.1.1

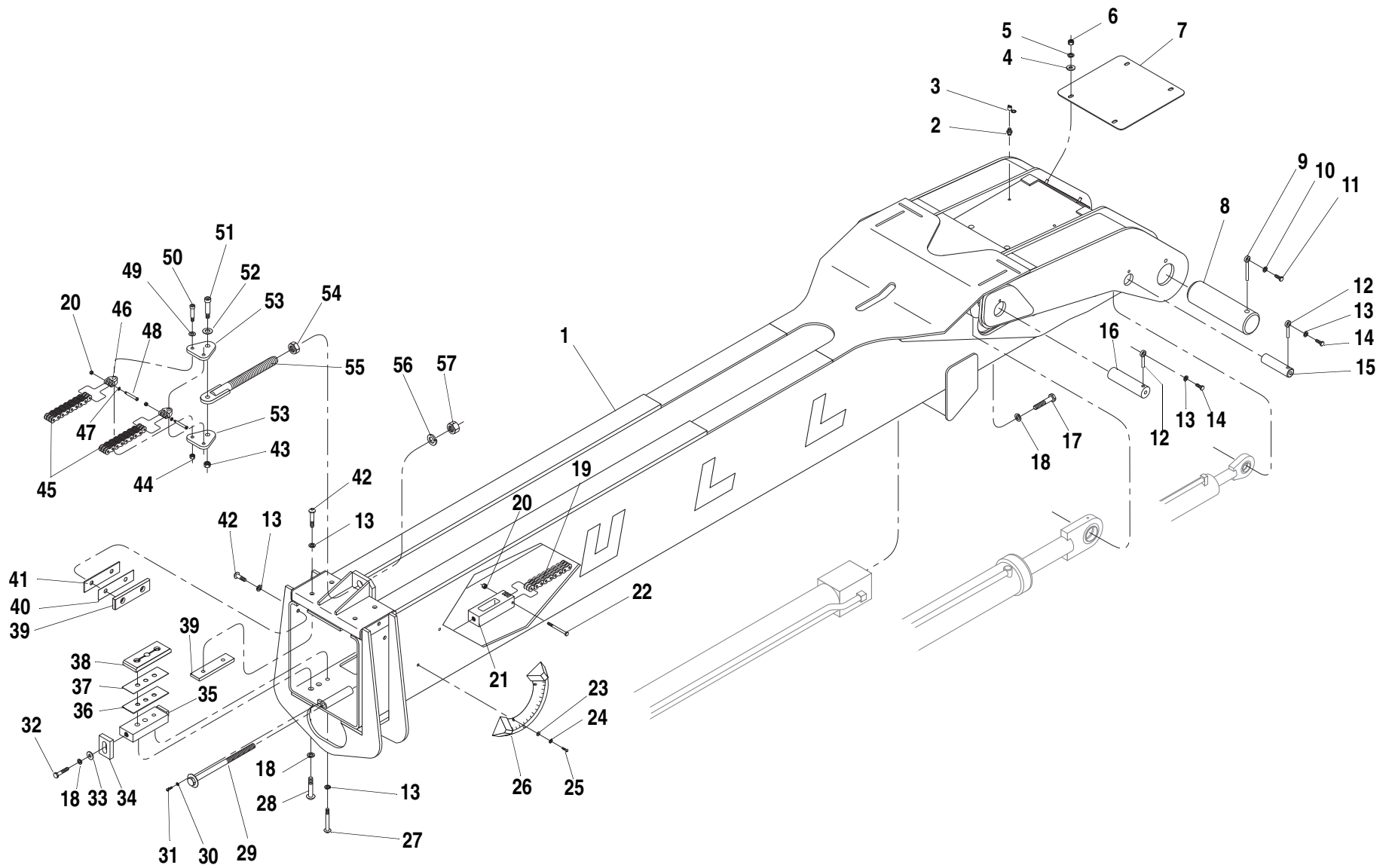


ITEM	PART NO.	QTY.	DESCRIPTION	ITEM	PART NO.	QTY.	DESCRIPTION
1	P03196	1	Capscrew, Button Hd. Socket, 1/4"-20 x 3/4"	35	P01508	4	Nut, Hx., 3/8"-16
2	P01308	1	Lockwasher, 1/4"	36	36528A	1	Cover, Boom
3	38374A	1	Adjustment Rod, Chain	37	36240A	2	Pin, Rear Carriage Tilt Cylinder - Rod End
4	39011B	1	Anchor Base	38	34178A	4	Lock Pin
5	39013B	1	Adjustment Block, Chain	39	P00403	4	Capscrew, Hx., 1/2"-13 x 1 1/4"
6	37456X	1	Shoulder Bolt, 5/16" Dia. x 2 1/2"	40	P16611	4	Grease Fitting
7	36328A	A/R	Shim, 10 GA (.135" x 2" wide)	41	P13449	2	Bushing, Rear Carriage Tilt Cylinder - Rod End
8	36329A	A/R	Shim, 16 GA (.060" x 2" wide)	42	36907A	2	Pin, Hoist Cylinder - Rod End
9	39023A	4	Slide Pad, Boom (9/16" x 2" wide)	43	P00728	2	Capscrew, Hx., 3/4"-10 x 2 1/4" GR 8
10	P00404	4	Capscrew, Hx., 1/2"-13 x 1 1/2"	44	P01315	8	Lockwasher, 3/4"
11	P01312	24	Lockwasher, 1/2"	45	P18830	2	Bushing, Hoist Cylinder - Rod End
12	P01279	7	Flatwasher, 1/2" - Hardened	46	P01427	2	Flatwasher, #8
13	37100A	2	Pad Retainer, Aluminum	47	P01354	2	Starwasher, #8 External
14	38769A	A/R	Shim, 10 GA (.135" x 3" wide)	48	P02034	2	Screw, Slotted Rd. Hd., #8-32 x 1/2"
15	38770A	A/R	Shim, 16 GA (.060" x 3" wide)	49	38252B	1	Inclinometer, Boom Angle
16	39594A	2	Slide Pad, Boom (3/4" x 3" wide)	50	P00706	5	Capscrew, Hx., 3/4"-10 x 3"
17	P05000	3	Locknut, Hx., 1/4"-20		P00278	1	Capscrew, Hx., 3/4" -10 x 2 1/4" GR 8
18	36226A	1	Chain, Lower (165.75" Long)	51	36325B	1	Support Bracket, Cylinder
19	67160X	2	Shoulder Bolt, 5/16" Dia. x 1 3/4"	52	65728A	2	Chain Upper (188.25" Long)
20	P01662	1	Locknut, Hx., 5/8"-11	53	7119372	2	Chain Anchor
21	65731B	1	Anchor, Chain Adjustment	54	P01406	1	Flatwasher, 1/2"
22	P01567	1	Jam Nut, Hx., 1 1/4"-7	55	37753X	2	Shoulder Bolt, 1/2" Dia. X 2"
23	①P03236	-	Capscrew, Button Hd. Socket, 1/2"-20 x 3/4"	56	P21439	1	Shoulder Bolt, 3/4" Dia. X 2"
	①P03237	12	Capscrew, Button Hd. Socket, 1/2"-20 x 1"	57	65729B	2	Equalizer, Chain
	①P03242	-	Capscrew, Button Hd. Socket, 1/2"-20 x 1 1/4"	58	P01658	2	Locknut, Hx, 3/8"-16
24	P01319	1	Lockwasher, 1 1/4"	NOTES:			
25	P01517	1	Nut, Hx., 1 1/4"-7	① Capscrew length will vary with shimming requirements.			
26	36550D	1	Outer Boom				
27	P01512	2	Nut, Hx., 5/8"-11				
28	P01314	2	Lockwasher, 5/8"				
29	36238B	2	Pin, Boom Pivot				
30	P00618	2	Capscrew, Hx., 5/8"-11 x 7"				
31	P11678	2	Grease Fitting, Drive				
32	P32689	6	Cover, Grease Fitting				
33	P01404	4	Flatwasher, 3/8"				
34	P01310	4	Lockwasher, 3/8"				
				644B-42 S/N 265-518			
				844C-42 S/N 859-1480 & 1482-1512			
				1044C-42 S/N 120-125			
				6K-42 S/N 138-188			
				8K-42 S/N 274-349			
				10K-42 S/N 109-114			

OUTER BOOM ASSEMBLY (3-Section)

4.4.1.2

644B
6K
844C
8K
1044C
10K
▼



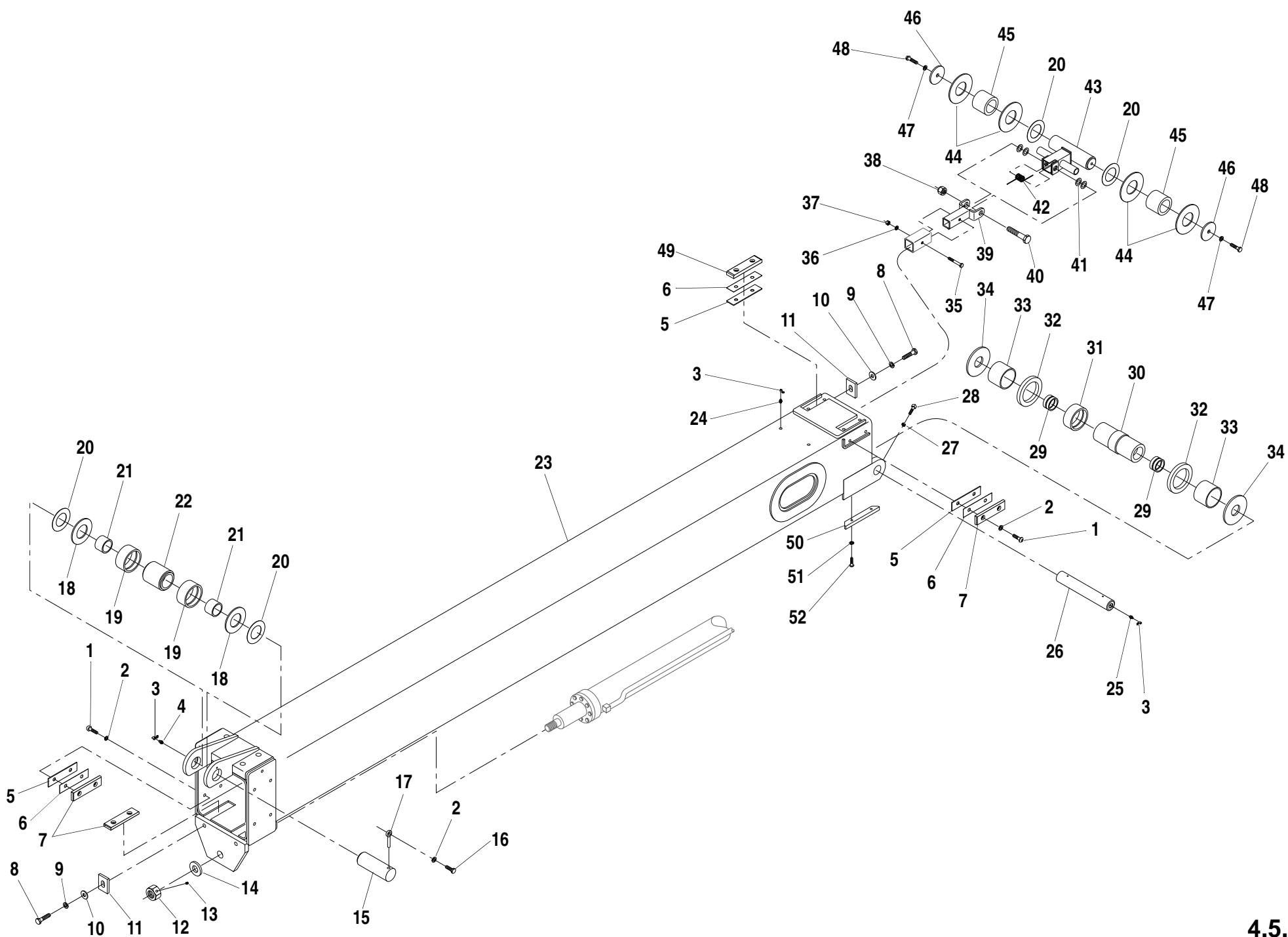
ITEM	PART NO.	QTY.	DESCRIPTION
1	66874D	1	Outer Boom
2	P11678	2	Geaser Fitting, Drive
3	P32689	2	Cover, Grease Fitting
4	P01404	4	Flatwasher, 3/8"
5	P01310	4	Lockwasher, 3/8"
6	P01508	4	Nut, Hx., 3/8"-16
7	36528A	1	Cover, Boom
8	67799B	2	Pin, Boom Pivot
9	38806A	2	Lock Pin, 3/4"
10	P01314	2	Lockwasher 5/8"
11	P00602	2	Capscrew, Hx., 5/8"-11 x 1 1/2"
12	34178A	4	Lock Pin, 1/2"
13	P01312	24	Lockwasher, 1/2"
14	P00403	4	Capscrew, Hx., 1/2"-13 x 1 1/4"
15	36240A	2	Pin, Rear Carriage Tilt Cylinder - Rod End
16	36907A	2	Pin, Hoist Cylinder - Rod End
17	P00728	2	Capscrew, Hx., 3/4"-10 x 2 1/4" GR 8
18	P01315	8	Lockwasher, 3/4"
19	36226A	1	Chain, Lower (165.75" Long)
20	P05000	3	Locknut, Hx., 1/4"-20
21	38723B	1	Adjustment Block, Chain
22	37456X	1	Shoulder Bolt, 5/16" Dia. x 2 1/2"
23	P01427	2	Flatwasher, #8
24	P01354	2	Starwasher, #8 External
25	P02034	2	Screw, Slotted Rd. Hd., #8-32 x 1/2"
26	38252B	1	Inclinometer, Boom Angle
27	P00462	2	Capscrew, Hx., 1/2"-13 x 3 1/2"
28	P00728	4	Capscrew, Hx., 3/4"-10 x 2 1/4" GD 8
29	38374A	1	Adjustment Rod, Chain
30	P01308	1	Lockwasher, 1/4"
31	P03196	1	Capscrew, Button Hd. Socket, 1/4"-20 x 3/4"
32	P00701	2	Capscrew, Hx., 3/4"-10 x 2 1/4"
33	P01257		Flatwasher, 3/4"
34	39809A	2	Retainer, Pad
35	66868B	2	Spacer Block

ITEM	PART NO.	QTY.	DESCRIPTION
36	38770A	A/R	Shim, 16 GA (.060" x 3" wide)
37	38769A	A/R	Shim, 10 GA (.135" x 3" wide)
38	39530A	2	Silde Pad, Boom, (1" x 3" Wide)
39	39023A	4	Slide Pad, Boom (9/16" x 2" wide)
40	36328A	A/R	Shim, 10 GA (.135" x 2" wide)
41	36329A	A/R	Shim, 16 GA (.060" x 2" wide)
42	①P03237	12	Capscrew, Button Hd. Socket, 1/2"-20 x 1"
	①P03242	-	Capscrew, Button Hd. Socket, 1/2"-20 x 1 1/4"
	①P03236	-	Capscrew, Button Hd. Socket, 1/2"-20 x 3/4"
43	P01662	1	Locknut, Hx, 1/2"-13
44	P01658	2	Locknut, Hx, 3/8"-16
45	65728A	2	Chain Upper (188.25" Long)
46	7119372	2	Chain Anchor
47	P01250	4	Flatwasher, 1/4"
48	67160X	2	Shoulder Bolt, 5/16" Dia. x 1 3/4"
49	P01406	1	Flatwasher, 1/2"
50	37753X	2	Shoulder Bolt, 1/2" Dia. x 2"
51	P21439	1	Shoulder Bolt, 3/4" Dia. x 2"
52	P01279	1	Flatwasher, 1/2- Hardened
53	65729B	2	Equalizer Plate, Chain
54	P01567	1	Jam Nut, Hx., 1 1/4"-7
55	38726B	1	Anchor, Chain Adjustment
56	P01319	1	Lockwasher, 1 1/4"
57	P01517	1	Nut, Hx., 1 1/4"-7
NOTES: ① Capscrew length will vary with shimming requirements.			
644B-42 S/N 519-			
844C-42 S/N 1481, 1513-			
1044C-42 S/N 126-			
6K-42 S/N 189-			
8K-42 S/N 350-			
10K-42 S/N 115-			

644B
6K
844C
8K
1044C
10K
▼

OUTER BOOM ASSEMBLY (3-Section)

4.4.1.3



ITEM	PART NO.	QTY.	DESCRIPTION
1	①P03236	-	Capscrew, Button Hd. Socket, 1/2"-20 x 3/4"
	①P03237	16	Capscrew, Button Hd. Socket, 1/2"-20 x 1"
	①P03242	-	Capscrew, Button Hd. Socket, 1/2"-20 x 1 1/4"
2	P01312	17	Lockwasher, 1/2"
3	P32689	4	Cover, Grease Fitting
4	P15272	1	Grease Fitting - 1/8" N.P.T.
5	36328A	A/R	Shim, 10 GA (.135" x 2" wide)
6	36329A	A/R	Shim, 16 GA (.060" x 2" wide)
7	39023A	10	Slide Pad, Boom (9/16" x 2" wide)
8	P00701	4	Capscrew, Hx., 3/4"-10 x 1 3/4"
9	P01315	4	Lockwasher, 3/4"
10	P01440	4	Flatwasher, 3/4" SAE
11	39809A	4	Pad Retainer, Aluminum (Replaces 36857A)
12	16369A	1	Nut, Extension Cylinder Rod
13	P02612	1	Setscrew, Socket - Cup Pt., 3/8"-16 x 3/8"
14	13599A	1	Boss, Extension Cylinder Rod
15	65263A	1	Pin, Chain Roller (Replaces 36128A)
16	P00403	1	Capscrew, Hx., 1/2"-13 x 1 1/4"
17	34178A	1	Lock Pin, 5/8" (Replaces 34178A)
18	38194A	2	Washer, Chain Guide
19	38193A	2	Bushing, Hardened
20	17012A	A/R	Shim, 14 GA (.075")
21	65692A	2	Bushing, Chain Roller (Replaces 24257A)
22	36125B	1	Roller, Chain
23	39042D	1	Boom, Middle
24	P11678	2	Grease Fitting, Drive
25	P16611	1	Grease Fitting
26	36174A	1	Shaft, Chain and Hose Roller
27	P01560	1	Jam Nut, Hx., 1/2"-13
28	P02757	1	Setscrew, Square Hd., Cup Pt., 1/2"-13 x 1 3/4"
29	65723A	2	Bushing, Chain and Hose Roller
30	36186B	1	Roller, Chain and Hose
31	38191A	1	Bushing, Hardened
32	38188A	2	Washer, Inner
33	38190A	2	Spacer, Hose
34	38189A	2	Washer, Outer

ITEM	PART NO.	QTY.	DESCRIPTION
35	P00212	1	Capscrew, Hx., 3/8"-16 x 3"
36	P01310	1	Lockwasher, 3/8"
37	P01508	1	Nut, Hx., 3/8"-16
38	P01665	1	Locknut, Hx., 1"-8
39	38385B	1	Mounting Bracket, Hose Tensioner
40	P00913	1	Capscrew, Hx., 1"-8 x 5 1/2"
41	P01442	4	Flatwasher, 1" SAE
42	36199A	1	Spring, Tension
43	36175B	1	Hose Tensioner
44	38187A	4	Washer, Hose Guide
45	36179A	2	Spacer, Hose Tensioner
46	15616A	2	Flatwasher, Special
47	P01314	2	Lockwasher, 5/8"
48	P00606	2	Capscrew, Hx., 5/8"-11 x 2 1/2"
49	39024A	2	Slide Pad, Boom (3/4" x 2" wide)
50	②39863A	2	Slide Pad, Bottom
51	②P01310	4	Lockwasher, 3/8"
52	②P03225	4	Capscrew, Button Hd. Socket, 3/8"-16 x 3/4"

NOTES:

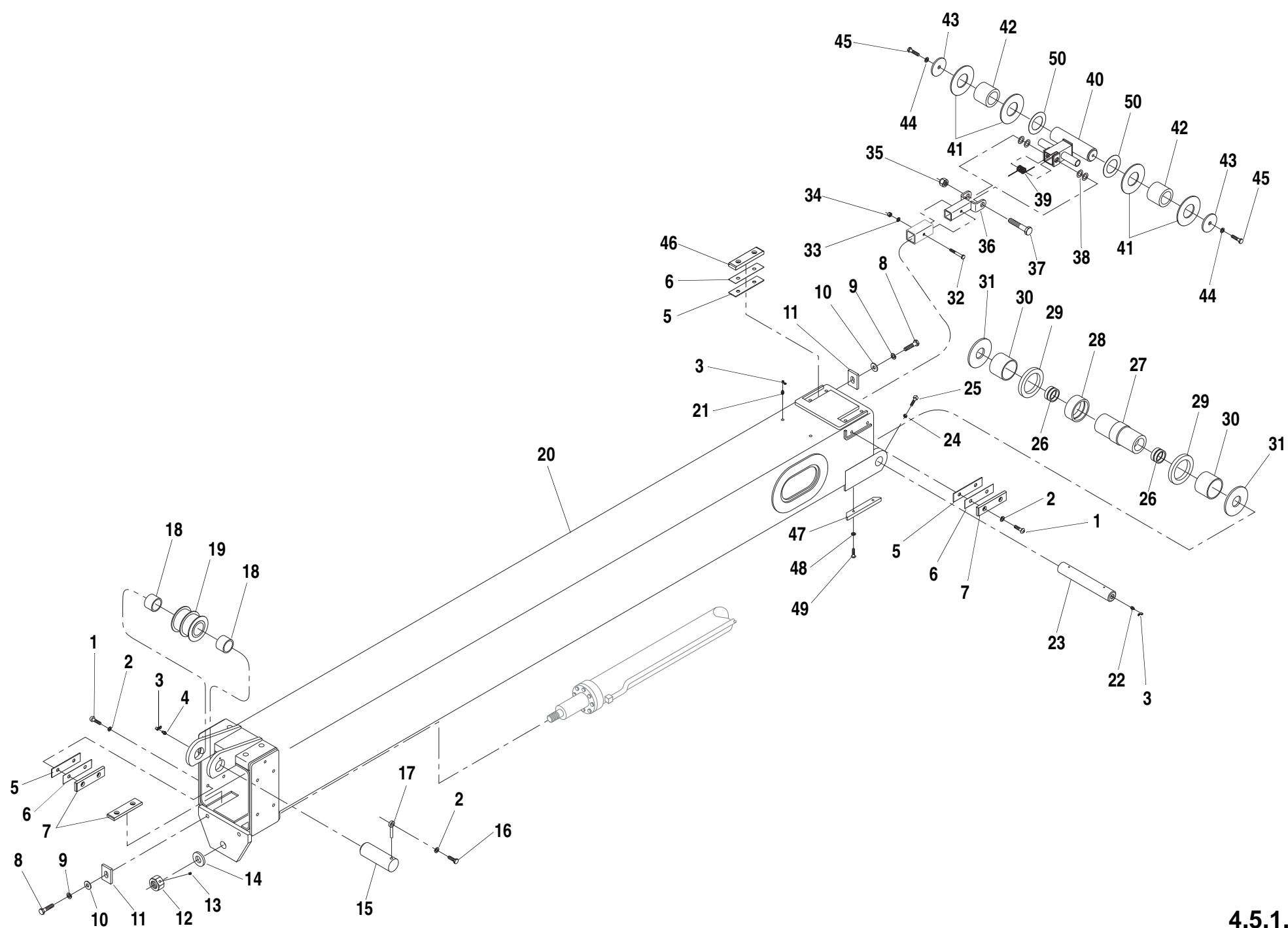
- ① Capscrew length will vary with shimming requirements.
- ② Not used in early production.

644B-42 S/N 101-282
844C-42 S/N 101-1026
1044C-42 S/N 101-120
6K-42 S/N 101-148
8K-42 S/N 101-291
10K-42 S/N 101-110

644B
6K
844C
8K
1044C
10K
▼

MIDDLE BOOM ASSEMBLY (3-Section)

4.5.1



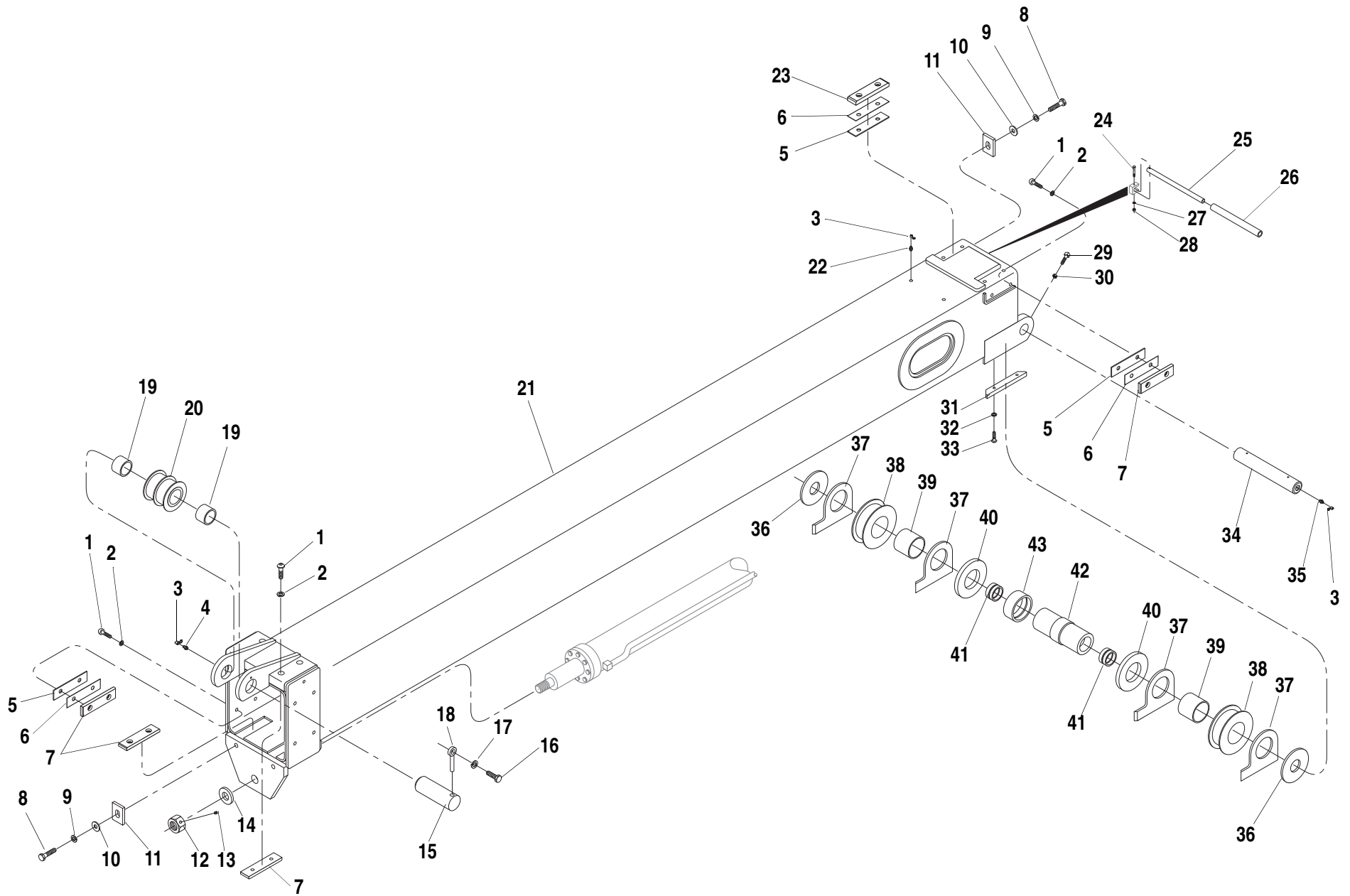
ITEM	PART NO.	QTY.	DESCRIPTION
1	①P03236	-	Capscrew, Button Hd. Socket, 1/2"-20 x 3/4"
	①P03237	16	Capscrew, Button Hd. Socket, 1/2"-20 x 1"
	①P03242	-	Capscrew, Button Hd. Socket, 1/2"-20 x 1 1/4"
2	P01312	17	Lockwasher, 1/2"
3	P32689	4	Cover, Grease Fitting
4	P15272	1	Grease Fitting - 1/8" N.P.T.
5	36328A	A/R	Shim, 10 GA (.135" x 2" wide)
6	36329A	A/R	Shim, 16 GA (.060" x 2" wide)
7	39023A	10	Slide Pad, Boom (9/16" x 2" wide)
8	P00701	4	Capscrew, Hx., 3/4"-10 x 1 3/4"
9	P01315	4	Lockwasher, 3/4"
10	P01440	4	Flatwasher, 3/4" SAE
11	39809A	4	Pad Retainer, Aluminum (Replaces 36857A)
12	16369A	1	Nut, Extension Cylinder Rod
13	P02612	1	Setscrew, Socket - Cup Pt., 3/8"-16 x 3/8"
14	13599A	1	Boss, Extension Cylinder Rod
15	65263A	1	Pin, Chain Roller (Replaces 36128A)
16	P00403	1	Capscrew, Hx., 1/2"-13 x 1/4"
17	32432B	1	Lock Pin, 5/8" (Replaces 34178A)
18	65692A	2	Bushing, Chain Roller (Replaces 24257A)
19	65755B	1	Sheave, Chain
20	39042D	1	Boom, Middle
21	P11678	2	Grease Fitting, Drive
22	P16611	1	Grease Fitting
23	36174A	1	Shaft, Chain and Hose Roller
24	P01560	1	Jam Nut, Hx., 1/2"-13
25	P02757	1	Setscrew, Square Hd., Cup Pt., 1/2"-13 x 1 3/4"
26	65723A	2	Bushing, Chain and Hose Roller
27	36186B	1	Roller, Chain and Hose
28	38191A	1	Bushing, Hardened
29	38188A	2	Washer, Inner
30	38190A	2	Spacer, Hose
31	38189A	2	Washer, Outer
32	P00212	1	Capscrew, Hx., 3/8"-16 x 3"
33	P01310	1	Lockwasher, 3/8"
34	P01508	1	Nut, Hx., 3/8"-16

ITEM	PART NO.	QTY.	DESCRIPTION
35	P01665	1	Locknut, Hx., 1"-8
36	38385B	1	Mounting Bracket, Hose Tensioner
37	P00913	1	Capscrew, Hx., 1"-8 x 5 1/2"
38	P01442	4	Flatwasher, 1" SAE
39	36199A	1	Spring, Tension
40	36175B	1	Hose Tensioner
41	38187A	4	Washer, Hose Guide
42	36179A	2	Spacer, Hose Tensioner
43	15616A	2	Flatwasher, Special
44	P01314	2	Lockwasher, 5/8"
45	P00606	2	Capscrew, Hx., 5/8"-11 x 2 1/2"
46	39024A	2	Slide Pad, Boom (3/4" x 2" wide)
47	②39863A	2	Slide Pad, Bottom
48	②P01310	4	Lockwasher, 3/8"
49	②P03225	4	Capscrew, Button Hd. Socket, 3/8"-16 x 3/4"
50	17012A	A/R	Shim, 14 GA (.075")
<p>NOTES:</p> <ul style="list-style-type: none"> ① Capscrew length will vary with shimming requirements. ② Not Used Early Production. 			
644B-42 S/N 283-518			
844C-42 S/N 1027-1480 & 1482-1512			
1044C-42 S/N 122, 122			
6K-42 S/N 149-188			
8K-42 S/N 292-349			
10K-42 S/N 111-114			

644B
6K
844C
8K
1044C
10K
▼

MIDDLE BOOM ASSEMBLY (3-Section)

4.5.1.1



ITEM	PART NO.	QTY.	DESCRIPTION
1	①P03236	-	Capscrew, Button Hd. Socket, 1/2"-20 x 3/4"
	①P03237	18	Capscrew, Button Hd. Socket, 1/2"-20 x 1"
	①P03242	-	Capscrew, Button Hd. Socket, 1/2"-20 x 1 1/4"
	①P00450	-	Capscrew, Hx., 1/2"-20 x 3/4"
	①P00452	-	Capscrew, Hx., 1/2"-20 x 1"
	①P00453	-	Capscrew, Hx., 1/2"-20 x 1 1/4"
2	②P01312	16	Lockwasher, 1/2"
	②P01361	-	Starwasher, 1/2"
	②P01406	-	Flatwasher, 1/2"
3	P32689	4	Cover, Grease Fitting
4	P15272	1	Grease Fitting - 1/8" N.P.T.
5	36328A	A/R	Shim, 10 GA (.135" x 2" wide)
6	36329A	A/R	Shim, 16 GA (.060" x 2" wide)
7	39023A	10	Slide Pad, Boom (9/16" x 2" wide)
8	P00701	4	Capscrew, Hx., 3/4"-10 x 1 3/4"
9	P01315	4	Lockwasher, 3/4"
10	P01440	4	Flatwasher, 3/4" SAE
11	39809A	4	Pad Retainer, Aluminum
12	16369A	1	Nut, Extension Cylinder Rod
13	P02612	1	Setscrew, Socket - Cup Pt., 3/8"-16 x 3/8"
14	13599A	1	Boss, Extension Cylinder Rod
15	65263A	1	Pin, Chain Roller
16	P00602	1	Capscrew, Hx., 5/8"-11 x 1 1/2"
17	P01314	1	Lockwasher, 5/8"
18	32432B	1	Lock Pin, 5/8"
19	65692A	2	Bushing, Chain Roller
20	65755B	1	Sheave, Chain
21	66151D	1	Boom, Middle
22	P11678	2	Grease Fitting, Drive
23	39024A	2	Slide Pad, Boom (3/4" x 2" wide)
24	P00009	1	Capscrew, Hx., 1/4"-20 x 2"
25	66155A	1	Shaft, Hose Follower Mounting
26	66156A	1	Hose, Follower
27	P01308	1	Lockwasher, 1/4"
28	P01506	1	Nut, Hx., 1/4"-20
29	P02757	1	Setscrew, Square Hd., Cup Pt., 1/2"-13 x 1 3/4"

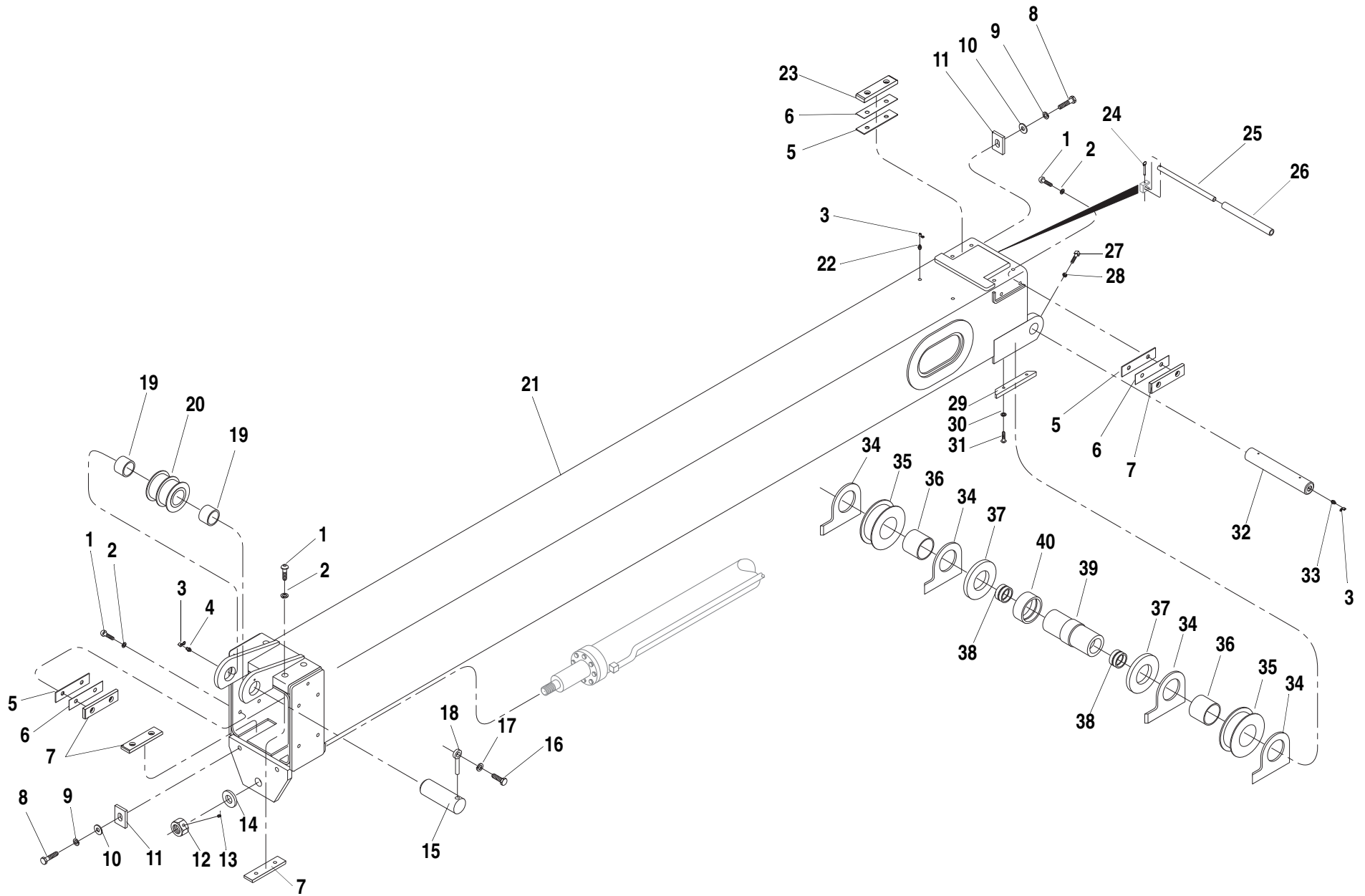
ITEM	PART NO.	QTY.	DESCRIPTION
30	P01560	1	Jam Nut, Hx., 1/2"-13
31	39863A	2	Slide Pad, Bottom
32	P01359	4	Starwasher, 3/8"
33	P03225	4	Capscrew, Button Hd. Socket, 3/8"-16 x 3/4"
34	36174A	1	Shaft, Chain and Hose Roller
35	P16611	1	Grease Fitting
36	38189A	2	Washer, Outer
37	66879A	2	Hose Guide
38	65270B	2	Hose Sheave
39	67385A	2	Spacer, Hose
40	67375A	2	Washer, Inner
41	65723A	2	Bushing, Chain and Hose Roller
42	36186B	1	Roller, Chain and Hose
43	38191A	1	Bushing, Hardened

NOTES:

- ① Capscrew length will vary with shimming requirements.
- ② Washers will vary with shimming requirements.

644B-42 S/N 519-658
844C-42 S/N 1481, 1513-1608, 1610-1699 & 1701-1702
6K-42 S/N 189-201
8K-42 S/N 350-360

644B
6K
844C
8K
1044C
10K
▼

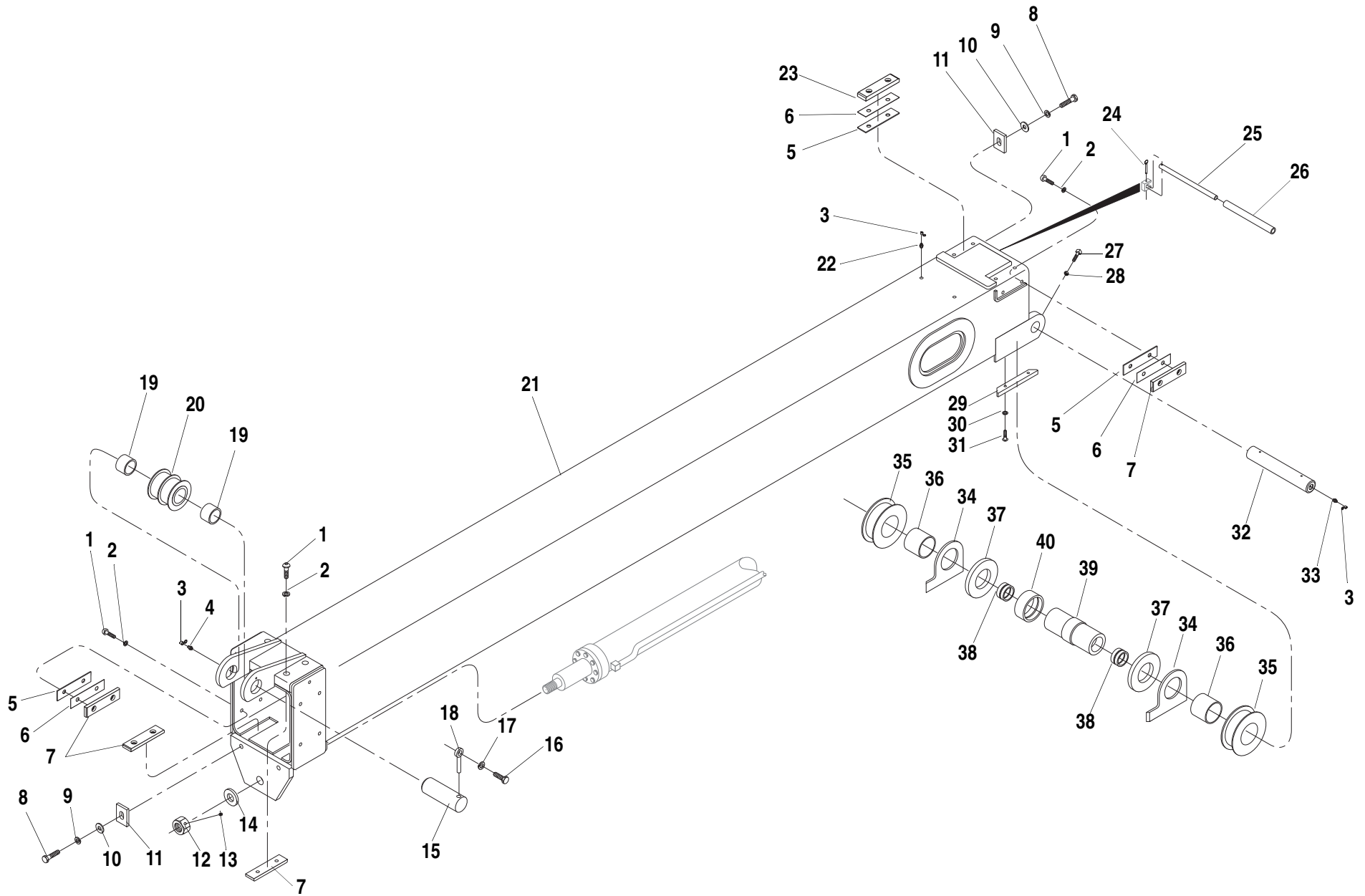


ITEM	PART NO.	QTY.	DESCRIPTION
1	①P03236	-	Capscrew, Button Hd. Socket, 1/2"-20 x 3/4"
	①P03237	18	Capscrew, Button Hd. Socket, 1/2"-20 x 1"
	①P03242	-	Capscrew, Button Hd. Socket, 1/2"-20 x 1 1/4"
	①P00450	-	Capscrew, Hx., 1/2"-20 x 3/4"
	①P00452	-	Capscrew, Hx., 1/2"-20 x 1"
	①P00453	-	Capscrew, Hx., 1/2"-20 x 1 1/4"
2	②P01312	16	Lockwasher, 1/2"
	②P01361	-	Starwasher, 1/2"
	②P01406	-	Flatwasher, 1/2"
3	P32689	4	Cover, Grease Fitting
4	P15272	1	Grease Fitting - 1/8" N.P.T.
5	36328A	A/R	Shim, 10 GA (.135" x 2" wide)
6	36329A	A/R	Shim, 16 GA (.060" x 2" wide)
7	39023A	10	Slide Pad, Boom (9/16" x 2" wide)
8	P00701	4	Capscrew, Hx., 3/4"-10 x 1 3/4"
9	P01315	4	Lockwasher, 3/4"
10	P01440	4	Flatwasher, 3/4" SAE
11	39809A	4	Pad Retainer, Aluminum
12	16369A	1	Nut, Extension Cylinder Rod
13	P02612	1	Setscrew, Socket - Cup Pt., 3/8"-16 x 3/8"
14	13599A	1	Boss, Extension Cylinder Rod
15	65263A	1	Pin, Chain Roller
16	P00602	1	Capscrew, Hx., 5/8"-11 x 1 1/2"
17	P01314	1	Lockwasher, 5/8"
18	32432B	1	Lock Pin, 5/8"
19	65692A	2	Bushing, Chain Roller
20	65755B	1	Sheave, Chain
21	66151D	1	Boom, Middle
22	P11678	2	Grease Fitting, Drive
23	39024A	2	Slide Pad, Boom (3/4" x 2" wide)
24	10169065	1	Pin, Hitch
25	66155A	1	Shaft, Hose Follower Mounting
26	66156A	1	Hose, Follower
27	P02757	1	Setscrew, Square Hd., Cup Pt., 1/2"-13 x 1 3/4"
28	P01560	1	Jam Nut, Hx., 1/2"-13
29	39863A	2	Slide Pad, Bottom

ITEM	PART NO.	QTY.	DESCRIPTION
30	P01359	4	Starwasher, 3/8"
31	P03225	4	Capscrew, Button Hd. Socket, 3/8"-16 x 3/4"
32	36174A	1	Shaft, Chain and Hose Roller
33	P16611	1	Grease Fitting
34	66879A	2	Hose Guide
35	68427B	2	Hose Sheave
36	68428A	2	Spacer, Hose
37	67375A	2	Washer, Inner
38	65723A	2	Bushing, Chain and Hose Roller
39	36186B	1	Roller, Chain and Hose
40	38191A	1	Bushing, Hardened
<p>NOTES:</p> <ul style="list-style-type: none"> ① Capscrew length will vary with shimming requirements. ② Washers will vary with shimming requirements. 			
644B-42 S/N 659-935			
844C-42 S/N 1609, 1700 & 1703-2264			
1044C-42 S/N 123-127			
6K-42 S/N 202-226			
8K-42 S/N 361-427			

644B
6K
844C
8K
1044C
10K
▼

MIDDLE BOOM ASSEMBLY (3-Section) 4.5.1.3



ITEM	PART NO.	QTY.	DESCRIPTION
1	①P03236	-	Capscrew, Button Hd. Socket, 1/2"-20 x 3/4"
	①P03237	18	Capscrew, Button Hd. Socket, 1/2"-20 x 1"
	①P03242	-	Capscrew, Button Hd. Socket, 1/2"-20 x 1 1/4"
	①P00450	-	Capscrew, Hx., 1/2"-20 x 3/4"
	①P00452	-	Capscrew, Hx., 1/2"-20 x 1"
	①P00453	-	Capscrew, Hx., 1/2"-20 x 1 1/4"
2	②P01312	16	Lockwasher, 1/2"
	②P01361	-	Starwasher, 1/2"
	②P01406	-	Flatwasher, 1/2"
3	P32689	4	Cover, Grease Fitting
4	P15272	1	Grease Fitting - 1/8" N.P.T.
5	36328A	A/R	Shim, 10 GA (.135" x 2" wide)
6	36329A	A/R	Shim, 16 GA (.060" x 2" wide)
7	39023A	10	Slide Pad, Boom (9/16" x 2" wide)
8	P00701	4	Capscrew, Hx., 3/4"-10 x 1 3/4"
9	P01315	4	Lockwasher, 3/4"
10	P01440	4	Flatwasher, 3/4" SAE
11	39809A	4	Pad Retainer, Aluminum
12	16369A	1	Nut, Extension Cylinder Rod
13	P02612	1	Setscrew, Socket - Cup Pt., 3/8"-16 x 3/8"
14	13599A	1	Boss, Extension Cylinder Rod
15	65263A	1	Pin, Chain Roller
16	P00602	1	Capscrew, Hx., 5/8"-11 x 1 1/2"
17	P01314	1	Lockwasher, 5/8"
18	32432B	1	Lock Pin, 5/8"
19	65692A	2	Bushing, Chain Roller
20	65755B	1	Sheave, Chain
21	66151D	1	Boom, Middle
22	P11678	2	Grease Fitting, Drive
23	39024A	2	Slide Pad, Boom (3/4" x 2" wide)
24	10169065	1	Pin, Hitch
25	66155A	1	Shaft, Hose Follower Mounting
26	66156A	1	Hose, Follower
27	P02757	1	Setscrew, Square Hd., Cup Pt., 1/2"-13 x 1 3/4"
28	P01560	1	Jam Nut, Hx., 1/2"-13
29	39863A	2	Slide Pad, Bottom

ITEM	PART NO.	QTY.	DESCRIPTION
30	P01359	4	Starwasher, 3/8"
31	P03225	4	Capscrew, Button Hd. Socket, 3/8"-16 x 3/4"
32	36174A	1	Shaft, Chain and Hose Roller
33	P16611	1	Grease Fitting
34	66879A	2	Hose Guide
35	68427B	2	Hose Sheave
36	68428A	2	Spacer, Hose
37	67375A	2	Washer, Inner
38	65723A	2	Bushing, Chain and Hose Roller
39	36186B	1	Roller, Chain and Hose
40	38191A	1	Bushing, Hardened

NOTES:

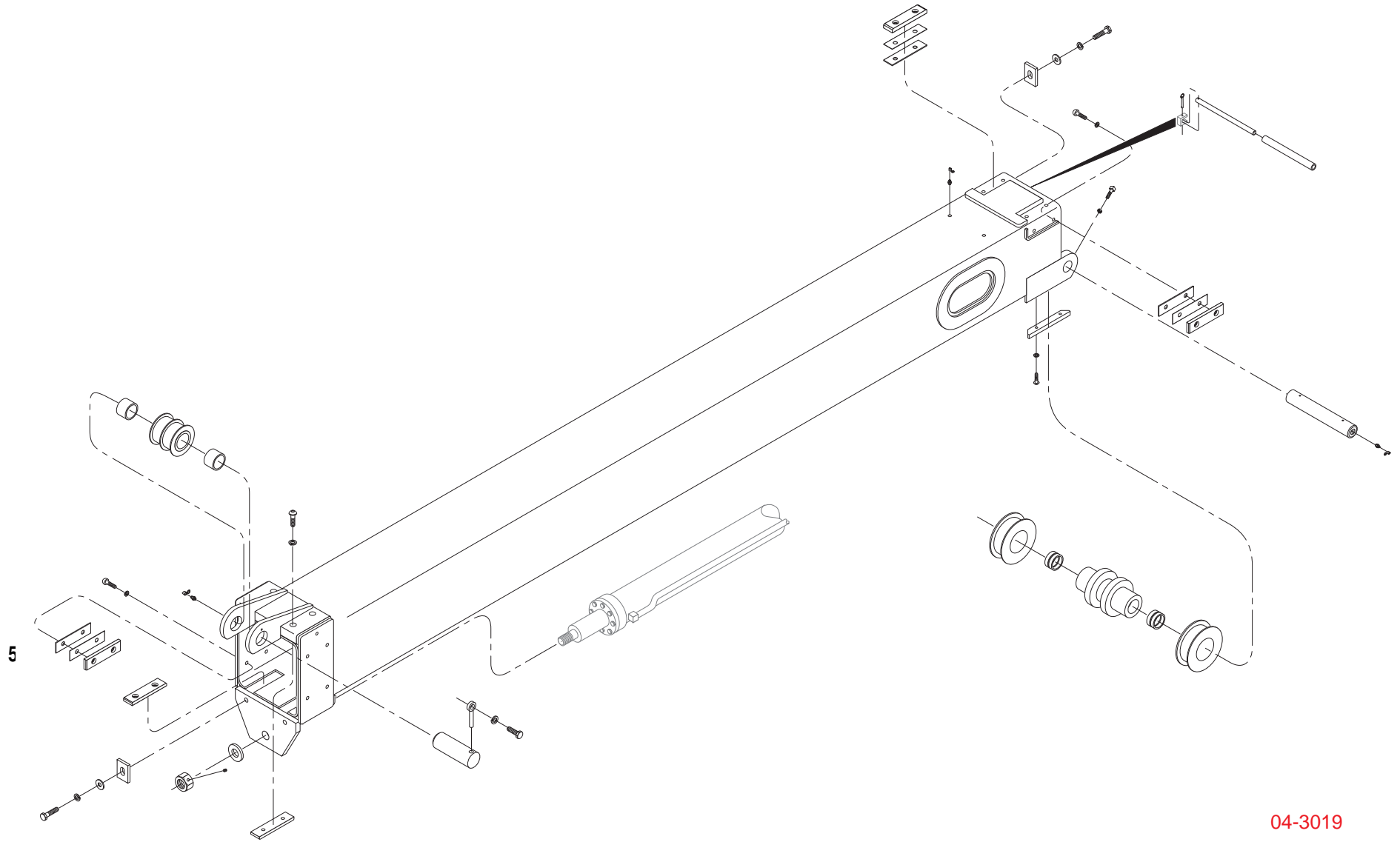
- ① Capscrew length will vary with shimming requirements.
- ② Washers will vary with shimming requirements.

644B-42 S/N 936-1083

844C-42 S/N 2265-2854

MIDDLE BOOM ASSEMBLY (3-Section) 4.5.1.4

644B
6K
844C
8K
1044C
10K
▼



04-3019

ITEM	PART NO.	QTY.	DESCRIPTION
1	①P03236	-	Capscrew, Button Hd. Socket, 1/2"-20 x 3/4"
	①P03237	18	Capscrew, Button Hd. Socket, 1/2"-20 x 1"
	①P03242	-	Capscrew, Button Hd. Socket, 1/2"-20 x 1 1/4"
	①P00450	-	Capscrew, Hx., 1/2"-20 x 3/4"
	①P00452	-	Capscrew, Hx., 1/2"-20 x 1"
	①P00453	-	Capscrew, Hx., 1/2"-20 x 1 1/4"
2	②P01312	16	Lockwasher, 1/2"
	②P01361	-	Starwasher, 1/2"
	②P01406	-	Flatwasher, 1/2"
3	P32689	4	Cover, Grease Fitting
4	P15272	1	Grease Fitting - 1/8" N.P.T.
5	36328A	A/R	Shim, 10 GA (.135" x 2" wide)
6	36329A	A/R	Shim, 16 GA (.060" x 2" wide)
7	39023A	10	Slide Pad, Boom (9/16" x 2" wide)
8	P00701	4	Capscrew, Hx., 3/4"-10 x 1 3/4"
9	P01315	4	Lockwasher, 3/4"
10	P01440	4	Flatwasher, 3/4" SAE
11	39809A	4	Pad Retainer, Aluminum
12	16369A	1	Nut, Extension Cylinder Rod
13	P02612	1	Setscrew, Socket - Cup Pt., 3/8"-16 x 3/8"
14	13599A	1	Boss, Extension Cylinder Rod
15	65263A	1	Pin, Chain Roller
16	P00602	1	Capscrew, Hx., 5/8"-11 x 1 1/2"
17	P01314	1	Lockwasher, 5/8"
18	32432B	1	Lock Pin, 5/8"
19	65692A	2	Bushing, Chain Roller
20	65755B	1	Sheave, Chain
21	66151D	1	Boom, Middle
22	P11678	2	Grease Fitting, Drive
23	39024A	2	Slide Pad, Boom (3/4" x 2" wide)
24	10169065	1	Pin, Hitch
25	66155A	1	Shaft, Hose Follower Mounting
26	66156A	1	Hose, Follower
27	P02757	1	Setscrew, Square Hd., Cup Pt., 1/2"-13 x 1 3/4"
28	P01560	1	Jam Nut, Hx., 1/2"-13
29	39863A	2	Slide Pad, Bottom

ITEM	PART NO.	QTY.	DESCRIPTION
30	P01359	4	Starwasher, 3/8"
31	P03225	4	Capscrew, Button Hd. Socket, 3/8"-16 x 3/4"
32	36174A	1	Shaft, Chain and Hose Roller
33	P16611	1	Grease Fitting
34	68427B	2	Hose Sheave
35	65723A	2	Bushing, Chain and Hose Roller
36	1100227	1	Roller, Chain and Hose

NOTES:

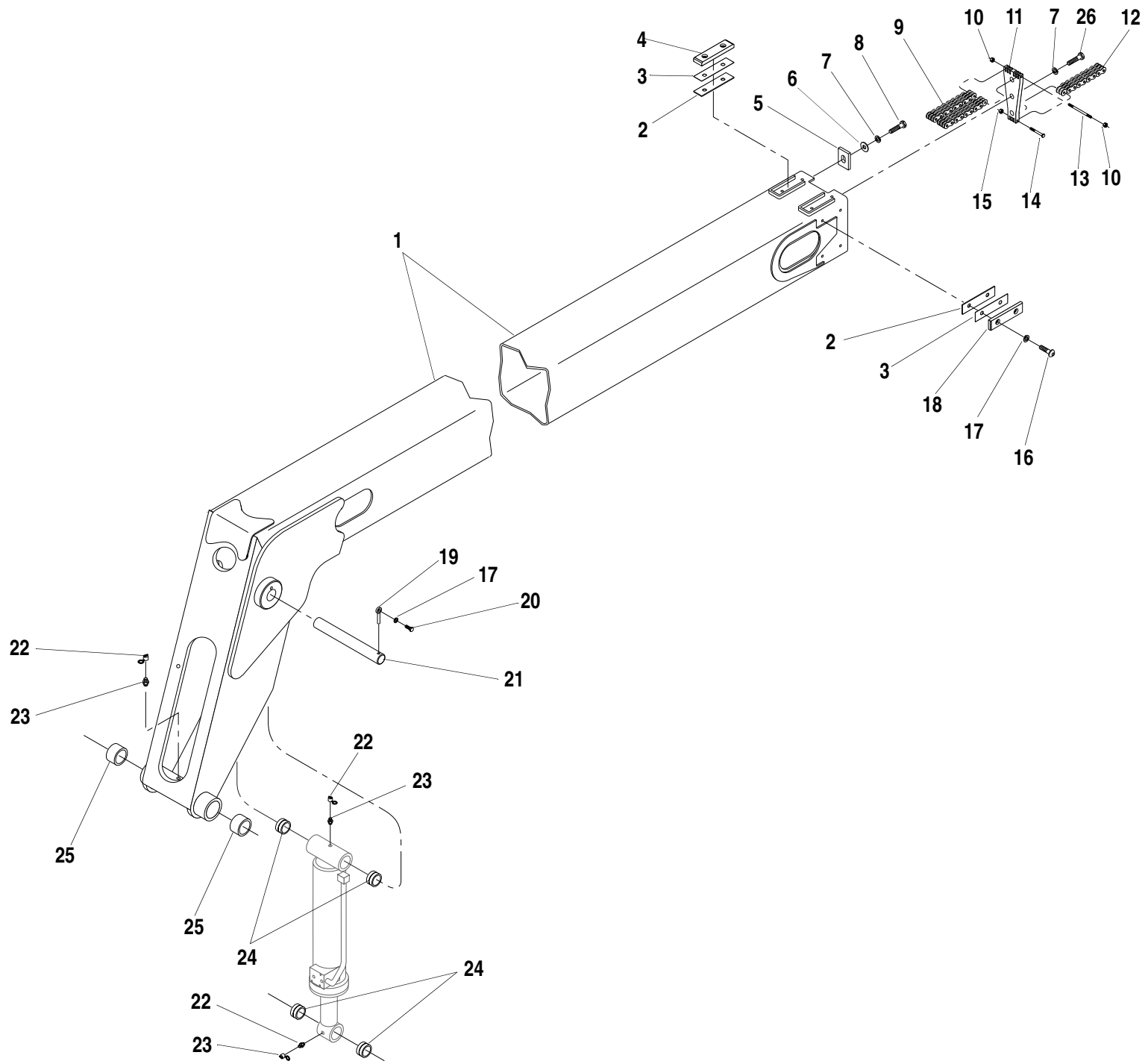
- ① Capscrew length will vary with shimming requirements.
- ② Washers will vary with shimming requirements.

644B-42 S/N 1084-
844C-42 S/N 2855-
1044C-42 S/N 128-
6K-42 S/N 227-
8K-42 S/N 428-
10K-42 S/N 115-

644B
6K
844C
8K
1044C
10K
▼

MIDDLE BOOM ASSEMBLY (3-Section)

4.5.1.5



ITEM	PART NO.	QTY.	DESCRIPTION
1	36815D	1	Inner Boom
2	36328A	A/R	Shim, 10 GA (.135" x 2" wide)
3	36329A	A/R	Shim, 16 GA (.060" x 2" wide)
4	39024A	2	Slide Pad, Boom (3/4" x 2" wide)
5	39809A	2	Pad Retainer, Aluminum (Supersedes 36857A)
6	P01440	2	Flatwasher, 3/4" SAE
7	P01315	5	Lockwasher, 3/4"
8	P00701	2	Capscrew, Hx., 3/4"-10 x 1 3/4"
9	36225A	2	Chain, Upper
10	P05001	2	Locknut, Hx., 5/16"-18
11	36852B	1	Chain Anchor, Rear
12	36226A	1	Chain, Lower
13	39379A	1	Rod, Chain Anchor
14	P27310	1	Shoulder Bolt, 5/16" Dia. x 2"
15	P05000	1	Locknut, Hx., 1/4"-20
16	❶P03236	-	Capscrew, Button Hd. Socket, 1/2"-20 x 3/4"
	❶P03237	12	Capscrew, Button Hd. Socket, 1/2"-20 x 1"
	❶P03242	-	Capscrew, Button Hd. Socket, 1/2"-20 x 1 1/4"
17	P01312	13	Lockwasher, 1/2"
18	39023A	6	Slide Pad, Boom (9/16" x 2" wide)
19	34178A	1	Lock Pin
20	P00403	1	Capscrew, Hx., 1/2"-13 x 1 1/4"
21	36541A	1	Pin, Front Carriage Tilt Cylinder - Base End
22	P32689	3	Cover, Grease Fitting
23	P16611	3	Grease Fitting
24	16228A	4	Bushing, Front Carriage Tilt Cylinder
25	24257A	2	Bushing, Boom - Quick Attach Pivot
26	P00704	3	Capscrew, Hx., 3/4"-10 x 2 1/2"

NOTES:

- ❶ Capscrew length will vary with shimming requirements.

644B-42 S/N 101-264

844C-42 S/N 101-858

1044C-42 S/N 101-120

6K-42 S/N 101-137

8K-42 S/N 101-273

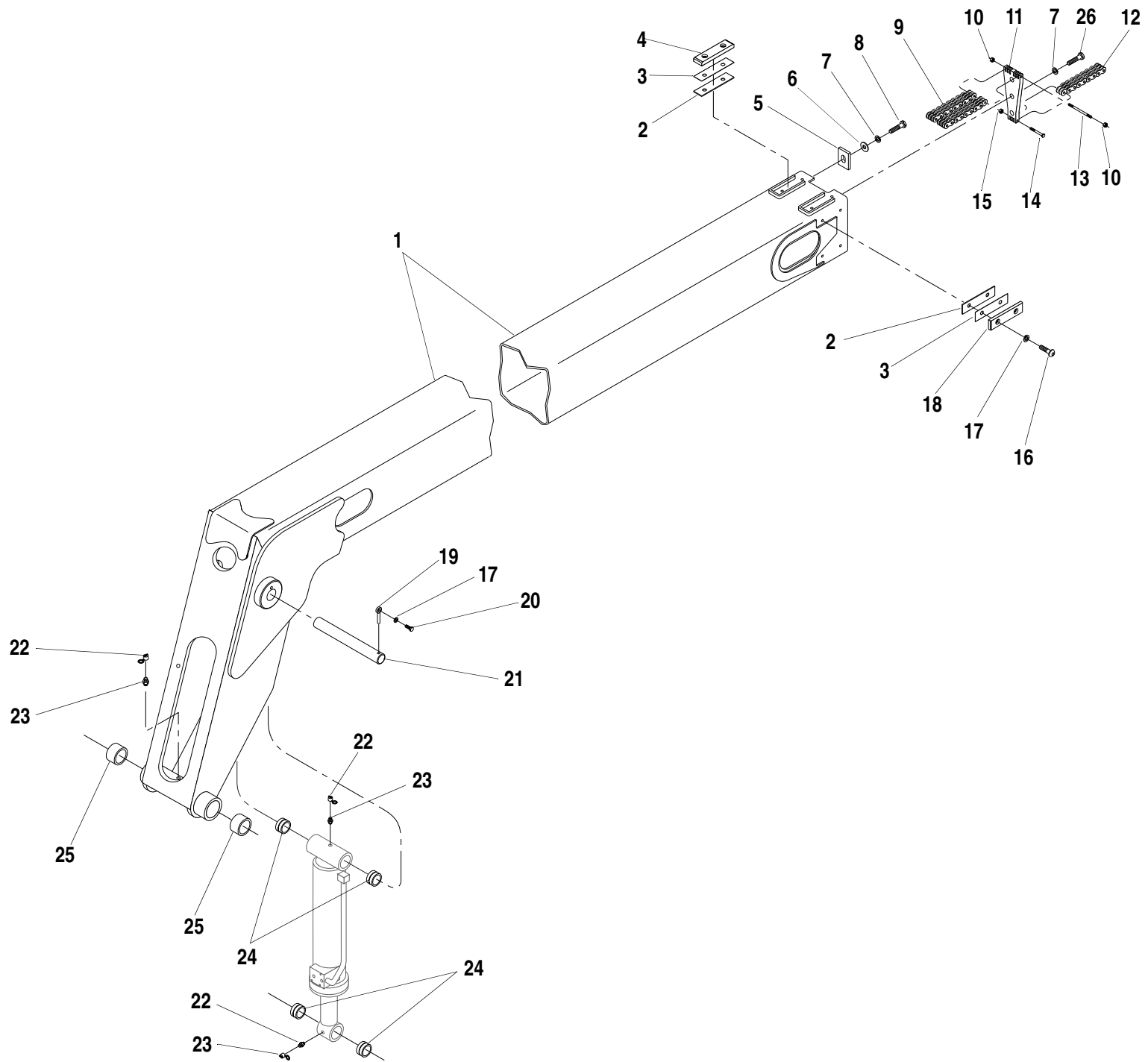
10K-42 S/N 101-108

644B
6K
844C
8K
1044C
10K

INNER BOOM ASSEMBLY (3-Section)

4.6.1





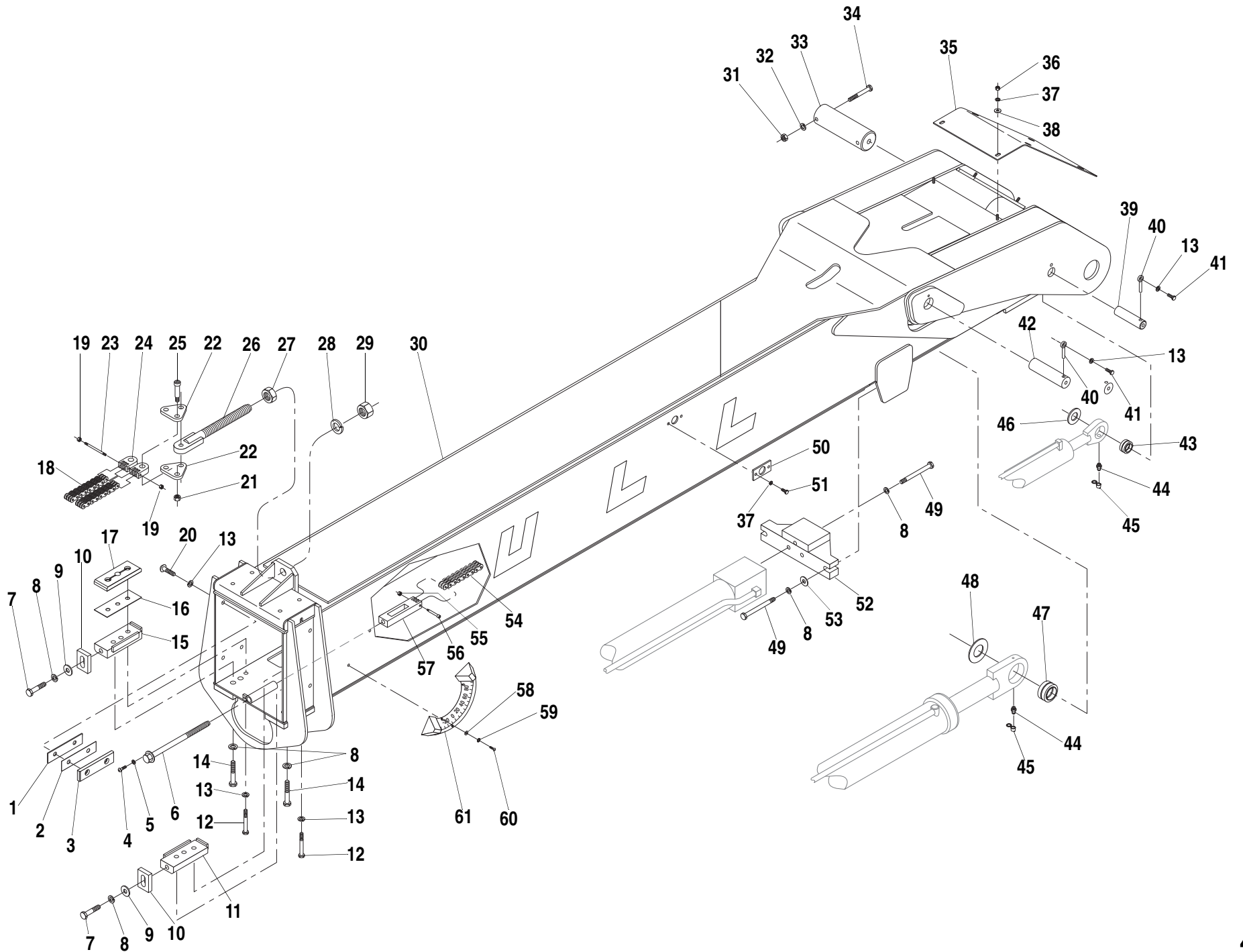
ITEM	PART NO.	QTY.	DESCRIPTION
1	36815D	1	Inner Boom
2	36328A	A/R	Shim, 10 GA (.135" x 2" wide)
3	36329A	A/R	Shim, 16 GA (.060" x 2" wide)
4	39024A	2	Slide Pad, Boom (3/4" x 2" wide)
5	39809A	2	Pad Retainer, Aluminum (Supersedes 36857A)
6	P01440	2	Flatwasher, 3/4" SAE
7	P01315	5	Lockwasher, 3/4"
8	P00701	2	Capscrew, Hx., 3/4"-10 x 1 3/4"
9	65728A	2	Chain, Upper
10	P05001	2	Locknut, Hx., 5/16"-18
11	36852B	1	Chain Anchor, Rear
12	36226A	1	Chain, Lower
13	39379A	1	Rod, Chain Anchor
14	P27310	1	Shoulder Bolt, 5/16" Dia. x 2"
15	P05000	1	Locknut, Hx., 1/4"-20
16	❶P03236	-	Capscrew, Button Hd. Socket, 1/2"-20 x 3/4"
	❶P03237	12	Capscrew, Button Hd. Socket, 1/2"-20 x 1"
	❶P03242	-	Capscrew, Button Hd. Socket, 1/2"-20 x 1 1/4"
17	P01312	13	Lockwasher, 1/2"
18	39023A	6	Slide Pad, Boom (9/16" x 2" wide)
19	34178A	1	Lock Pin
20	P00403	1	Capscrew, Hx., 1/2"-13 x 1 1/4"
21	36541A	1	Pin, Front Carriage Tilt Cylinder - Base End
22	P32689	3	Cover, Grease Fitting
23	P16611	3	Grease Fitting
24	16228A	4	Bushing, Front Carriage Tilt Cylinder
25	24257A	2	Bushing, Boom - Quick Attach Pivot
26	P00704	3	Capscrew, Hx., 3/4"-10 x 2 1/2"

NOTES:
 ❶ Capscrew length will vary with shimming requirements.

644B-42 S/N 265-
844C-42 S/N 859-
1044C-42 S/N 121-
6K-42 S/N 138-
8K-42 S/N 274-
10K-42 S/N 109-

644B
 6K
 844C
 8K
 1044C
 10K
 ▼

INNER BOOM ASSEMBLY (3-Section) 4.6.1.1



ITEM	PART NO.	QTY.	DESCRIPTION
1	36328A	A/R	Shim, 10 GA (.135" x 2" wide)
2	36329A	A/R	Shim, 16 GA (.060" x 2" wide)
3	39023A	4	Slide Pad, Boom (9/16" x 2" wide)
4	P03194	1	Capscrew, Button Hd. Socket, 1/4"-20 x 1/2"
5	P01308	1	Lockwasher, 1/4"
6	38374A	1	Adjustment Rod, Chain
7	P00700	2	Capscrew, Hx., 3/4"-10 x 1 1/2"
8	P01315	23	Lockwasher, 3/4"
9	P01440	2	Flatwasher, 3/4" SAE
10	38773A	2	Pad Retainer, Aluminum (Replaces 39809A)
11	38721A	1	Retainer Block - L.H., Pad
12	P00489	4	Capscrew, Hx., 1/2"-20 x 3 1/2" GR 8
13	P01312	18	Lockwasher, 1/2"
14	P00705	4	Capscrew, Hx., 3/4"-10 x 2 3/4"
15	38615A	1	Retainer Block - R.H., Pad
16	38770A	A/R	Shim, 16 GA (.060" x 3" wide)
17	39530A	2	Slide Pad, Boom (1" x 3" wide)
18	38746A	2	Chain, Upper (188.25" Long)
19	P05001	3	Locknut, Hx., 5/16"-18
20	ⓉP03236	12	Capscrew, Button Hd. Socket, 1/2"-20 x 3/4"
	ⓉP03237	-	Capscrew, Button Hd. Socket, 1/2"-20 x 1"
21	P01662	3	Locknut, Hx., 5/8"-11
22	38732B	2	Equalizer, Chain
23	39379A	1	Rod, Chain Anchor
24	38725B	2	Chain Anchor
25	37685X	3	Shoulder Bolt, 3/4" Dia. x 2 1/4"
26	68548A	1	Anchor, Chain Adjustment
27	P01567	1	Jam Nut, Hx., 1 1/4"-7
28	P01319	1	Lockwasher, 1 1/4"
29	P01517	1	Nut, Hx., 1 1/4"-7
30	①N.L.A.	1	Outer Boom
31	P01512	2	Nut, Hx., 5/8"-11
32	P01314	2	Lockwasher, 5/8"
33	36238B	2	Pin, Boom Pivot
34	P00618	2	Capscrew, Hx., 5/8"-11 x 7"
35	39098B	1	Cover, Boom

ITEM	PART NO.	QTY.	DESCRIPTION
36	P01508	6	Nut, Hx., 3/8"-16
37	P01310	8	Lockwasher, 3/8"
38	P01404	6	Flatwasher, 3/8"
39	36240A	2	Pin, Rear Carriage Tilt Cylinder - Rod End
40	34178A	4	Lock Pin
41	P00403	4	Capscrew, Hx., 1/2"-13 x 1 1/4"
42	36907A	2	Pin, Hoist Cylinder - Rod End
43	P13449	2	Bushing, Rear Carriage Tilt Cylinder - Rod End
44	P16611	4	Grease Fitting
45	P32689	6	Cover, Grease Fitting
46	P01446	A/R	Shim, Rear Carriage Tilt Cylinder
47	P18830	2	Bushing, Hoist Cylinder - Rod End
48	P21586	A/R	Shim, Hoist Cylinder
49	P00715	5	Capscrew, Hx., 3/4"-10 x 6 1/2"
50	39068A	1	Mounting Plate, Proximity
51	P00201	2	Capscrew, Hx., 3/8"-16 x 5/8"
52	38512B	1	Base Mount, Extension Cylinder
53	P01409	2	Flatwasher, 3/4"
54	38745A	1	Chain, Lower (167.25" Long)
55	P05000	1	Locknut, Hx., 1/4"-20
56	P27310	1	Shoulder Bolt, 5/16" Dia. x 2"
57	38723B	1	Adjustment Block, Chain
58	P01427	2	Flatwasher, #8
59	P01354	2	Starwasher, #8 External
60	P02034	2	Screw, Slotted Rd. Hd., #8-32 x 1/2"
61	38252B	1	Inclinometer, Boom Angle

NOTES:

- ① Order Outer Boom Replacment Kit 68538A.
- ② Capscrew length will vary with shimming requirements.

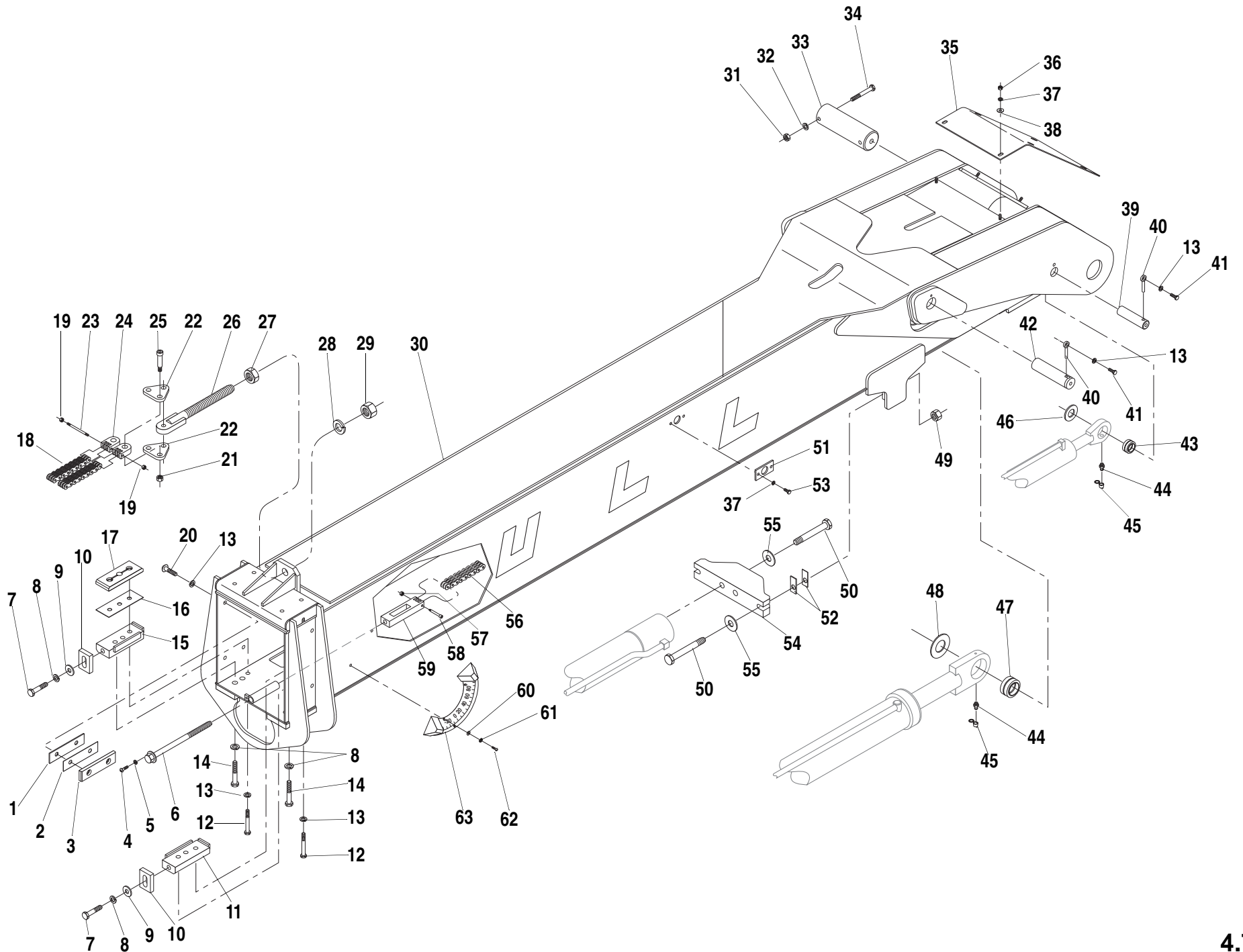
1044C-54 S/N 101-143

10K-54 S/N 101-103

OUTER BOOM ASSEMBLY (4-Section)

4.7.1

644B
6K
844C
8K
1044C
10K
▼



ITEM	PART NO.	QTY.	DESCRIPTION
1	36328A	A/R	Shim, 10 GA (.135" x 2" wide)
2	36329A	A/R	Shim, 16 GA (.060" x 2" wide)
3	39023A	4	Slide Pad, Boom (9/16" x 2" wide)
4	P03194	1	Capscrew, Button Hd. Socket, 1/4"-20 x 1/2"
5	P01308	1	Lockwasher, 1/4"
6	38374A	1	Adjustment Rod, Chain
7	P00700	2	Capscrew, Hx., 3/4"-10 x 1 1/2"
8	P01315	23	Lockwasher, 3/4"
9	P01440	2	Flatwasher, 3/4" SAE
10	38773A	2	Pad Retainer, Aluminum (Replaces 39809A)
11	38721A	1	Retainer Block - L.H., Pad
12	P00489	4	Capscrew, Hx., 1/2"-20 x 3 1/2" GR 8
13	P01312	18	Lockwasher, 1/2"
14	P00705	4	Capscrew, Hx., 3/4"-10 x 2 3/4"
15	38615A	1	Retainer Block - R.H., Pad
16	38770A	A/R	Shim, 16 GA (.060" x 3" wide)
17	39530A	2	Slide Pad, Boom (1" x 3" wide)
18	38746A	2	Chain, Upper (188.25" Long)
19	P05001	3	Locknut, Hx., 5/16"-18
20	①P03236	12	Capscrew, Button Hd. Socket, 1/2"-20 x 3/4"
	①P03237	-	Capscrew, Button Hd. Socket, 1/2"-20 x 1"
21	P01662	3	Locknut, Hx., 5/8"-11
22	38732B	2	Equalizer, Chain
23	39379A	1	Rod, Chain Anchor
24	38725B	2	Chain Anchor
25	37685X	3	Shoulder Bolt, 3/4" Dia. x 2 1/4"
26	68548A	1	Anchor, Chain Adjustment Kit
27	P01567	1	Jam Nut, Hx., 1 1/4"-7
28	P01319	1	Lockwasher, 1 1/4"
29	P01517	1	Nut, Hx., 1 1/4"-7
30	②N.L.A.	1	Outer Boom
31	P01512	2	Nut, Hx., 5/8"-11
32	P01314	2	Lockwasher, 5/8"
33	36238B	2	Pin, Boom Pivot
34	P00618	2	Capscrew, Hx., 5/8"-11 x 7"
35	39098B	1	Cover, Boom

ITEM	PART NO.	QTY.	DESCRIPTION
36	P01508	6	Nut, Hx., 3/8"-16
37	P01310	8	Lockwasher, 3/8"
38	P01404	6	Flatwasher, 3/8"
39	36240A	2	Pin, Rear Carriage Tilt Cylinder - Rod End
40	34178A	4	Lock Pin
41	P00403	4	Capscrew, Hx., 1/2"-13 x 1 1/4"
42	36907A	2	Pin, Hoist Cylinder - Rod End
43	P13449	2	Bushing, Rear Carriage Tilt Cylinder - Rod End
44	P16611	4	Grease Fitting
45	P32689	6	Cover, Grease Fitting
46	P01446	A/R	Shim, Rear Carriage Tilt Cylinder
47	P18830	2	Bushing, Hoist Cylinder - Rod End
48	P21586	A/R	Shim, Hoist Cylinder
49	39068A	2	Nut, Hx., 1"-8 GR8
50	P00940	4	Capscrew, Hx., 1"-8 x 6 1/2" GR 8
51	39068A	1	Mounting Plate, Proximity
52	39687A	A/R	Shim, 1/8"
	39688A	A/R	Shim, 1/16"
53	P00201	2	Capscrew, Hx., 3/8"-16 x 5/8"
54	38512B	1	Base Mount, Extension Cylinder
55	P01259	2	Flatwasher, 1" SAE - Hardened
56	38745A	1	Chain, Lower (167.25" Long)
57	P05000	1	Locknut, Hx., 1/4"-20
58	P27310	1	Shoulder Bolt, 5/16" Dia. x 2"
59	38723B	1	Adjustment Block, Chain
60	P01427	2	Flatwasher, #8
61	P01354	2	Starwasher, #8 External
62	P02034	2	Screw, Slotted Rd. Hd., #8-32 x 1/2"
63	38252B	1	Inclinometer, Boom Angle

NOTES:

- ① Capscrew length will vary with shimming requirements.
- ② Order Outer Boom Replacement Kit 68538A.

1044C-54 S/N 144-192

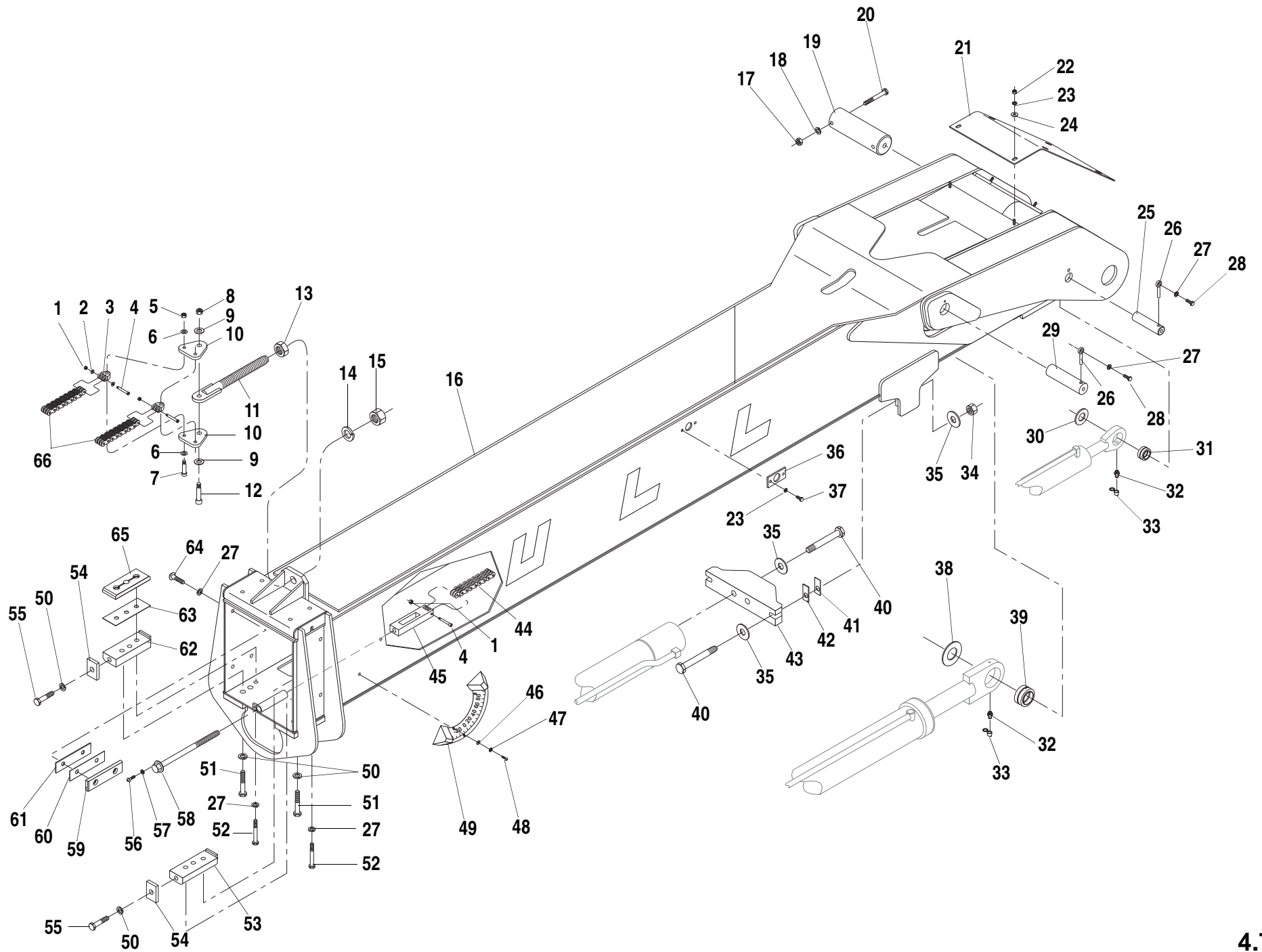
10K-54 S/N 104-107

644B
6K
844C
8K
1044C
10K

OUTER BOOM ASSEMBLY (4-Section)

4.7.1.1





ITEM	PART NO.	QTY.	DESCRIPTION
1	P05000	3	Locknut, Hx., 1/4"-20
2	P01276	6	Flatwasher, 5/16"
3	7119372	2	Chain Anchor
4	67160X	3	Shoulder Bolt, 5/16" Dia. x 1 3/4"
5	P01658	2	Locknut, Hx, 3/8"-16
6	P01406	4	Flatwasher, 1/2"
7	37753X	2	Shoulder Bolt, 1/2" Dia. x 2"
8	P01662	1	Locknut, Hx., 5/8"-11
9	P01440	3	Flatwasher, 3/4" SAE
10	65729B	2	Equalizer, Chain
11	38726B	1	Anchor, Chain Adjustment
12	P21439	1	Shoulder Bolt, 3/4" Dia. x 2"
13	P01567	1	Jam Nut, Hx., 1 1/4"-7
14	P01319	1	Lockwasher, 1 1/4"
15	P01517	1	Nut, Hx., 1 1/4"-7
16	ⓂN.L.A.	1	Outer Boom
17	P01512	2	Nut, Hx., 5/8"-11
18	P01314	2	Lockwasher, 5/8"
19	36238B	2	Pin, Boom Pivot
20	P00618	2	Capscrew, Hx., 5/8"-11 x 7"
21	39098B	1	Cover, Boom
22	P01508	6	Nut, Hx., 3/8"-16
23	P01310	8	Lockwasher, 3/8"
24	P01404	6	Flatwasher, 3/8"
25	36240A	2	Pin, Rear Carriage Tilt Cylinder - Rod End
26	34178A	4	Lock Pin
27	P01312	18	Lockwasher, 1/2"
28	P00403	4	Capscrew, Hx., 1/2"-13 x 1 1/4"
29	36907A	2	Pin, Hoist Cylinder - Rod End
30	P01446	A/R	Shim, Rear Carriage Tilt Cylinder
31	P13449	2	Bushing, Rear Carriage Tilt Cylinder - Rod End
32	P16611	4	Grease Fitting
33	P32689	6	Cover, Grease Fitting
34	P01209	2	Nut, Hx., 1"-8 GR8
35	P01259	4	Flatwasher, 1" SAE - Hardened
36	39068A	1	Mounting Plate, Proximity

ITEM	PART NO.	QTY.	DESCRIPTION
37	P00201	2	Capscrew, Hx., 3/8"-16 x 5/8"
38	P21586	A/R	Shim, Hoist Cylinder
39	P18830	2	Bushing, Hoist Cylinder - Rod End
40	P00940	4	Capscrew, Hx., 1"-8 x 6 1/2" GR 8
41	39688A	A/R	Shim, 1/16"
42	39687A	A/R	Shim, 1/8"
43	38512B	1	Base Mount, Extension Cylinder
44	38745A	1	Chain, Lower (167.25" Long)
45	38723B	1	Adjustment Block, Chain
46	P01427	2	Flatwasher, #8
47	P01354	2	Starwasher, #8 External
48	P02034	2	Screw, Slotted Rd. Hd., #8-32 x 1/2"
49	38252B	1	Inclinometer, Boom Angle
50	P01315	23	Lockwasher, 3/4"
51	P00730	4	Capscrew, Hx., 3/4"-10 x 2 3/4"
52	P00489	4	Capscrew, Hx., 1/2"-20 x 3 1/2" GR 8
53	38721A	1	Retainer Block - L.H., Pad
54	38773A	2	Pad Retainer, Aluminum (Replaces 39809A)
55	P00700	2	Capscrew, Hx., 3/4"-10 x 1 1/2"
56	P03194	1	Capscrew, Button Hd. Socket, 1/4"-20 x 1/2"
57	P01308	1	Lockwasher, 1/4"
58	38374A	1	Adjustment Rod, Chain
59	39023A	4	Slide Pad, Boom (9/16" x 2" wide)
60	36329A	A/R	Shim, 16 GA (.060" x 2" wide)
61	36328A	A/R	Shim, 10 GA (.135" x 2" wide)
62	38615A	1	Retainer Block - R.H., Pad
63	38770A	A/R	Shim, 16 GA (.060" x 3" wide)
64	ⓁP03236	12	Capscrew, Button Hd. Socket, 1/2"-20 x 3/4"
	ⓁP03237	-	Capscrew, Button Hd. Socket, 1/2"-20 x 1"
65	39530A	2	Slide Pad, Boom (1" x 3" wide)
66	65727A	2	Chain Upper (196.50" Long)

NOTES:
 Ⓛ Capscrew length will vary with shimming requirements.
 Ⓜ Order Outer Boom Replacment Kit 68538A.

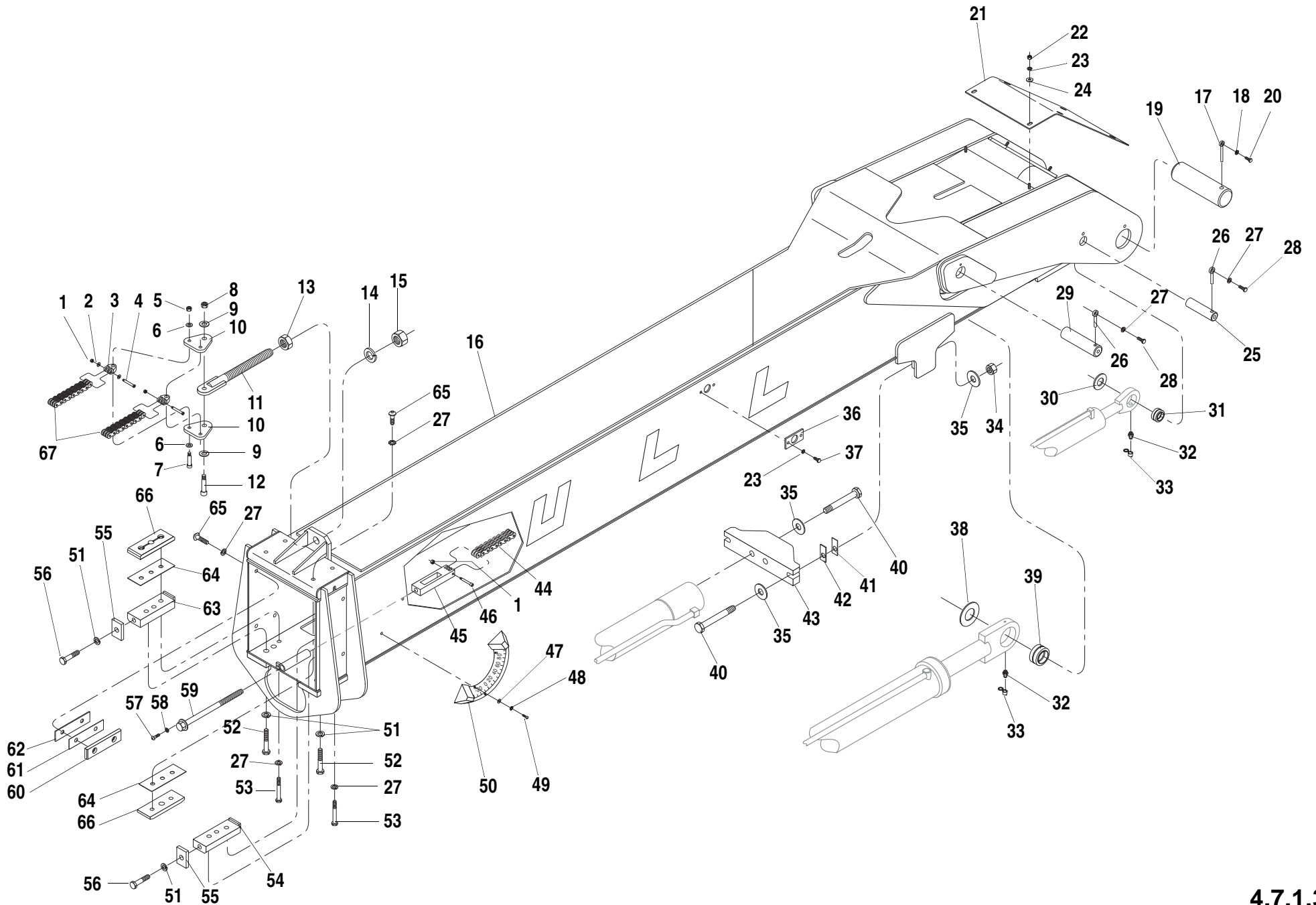
1044C-54 S/N 193-384

10K-54 S/N 108-119

644B
 6K
 844C
 8K
1044C
 10K
 ▼

OUTER BOOM ASSEMBLY (4-Section)

4.7.1.2

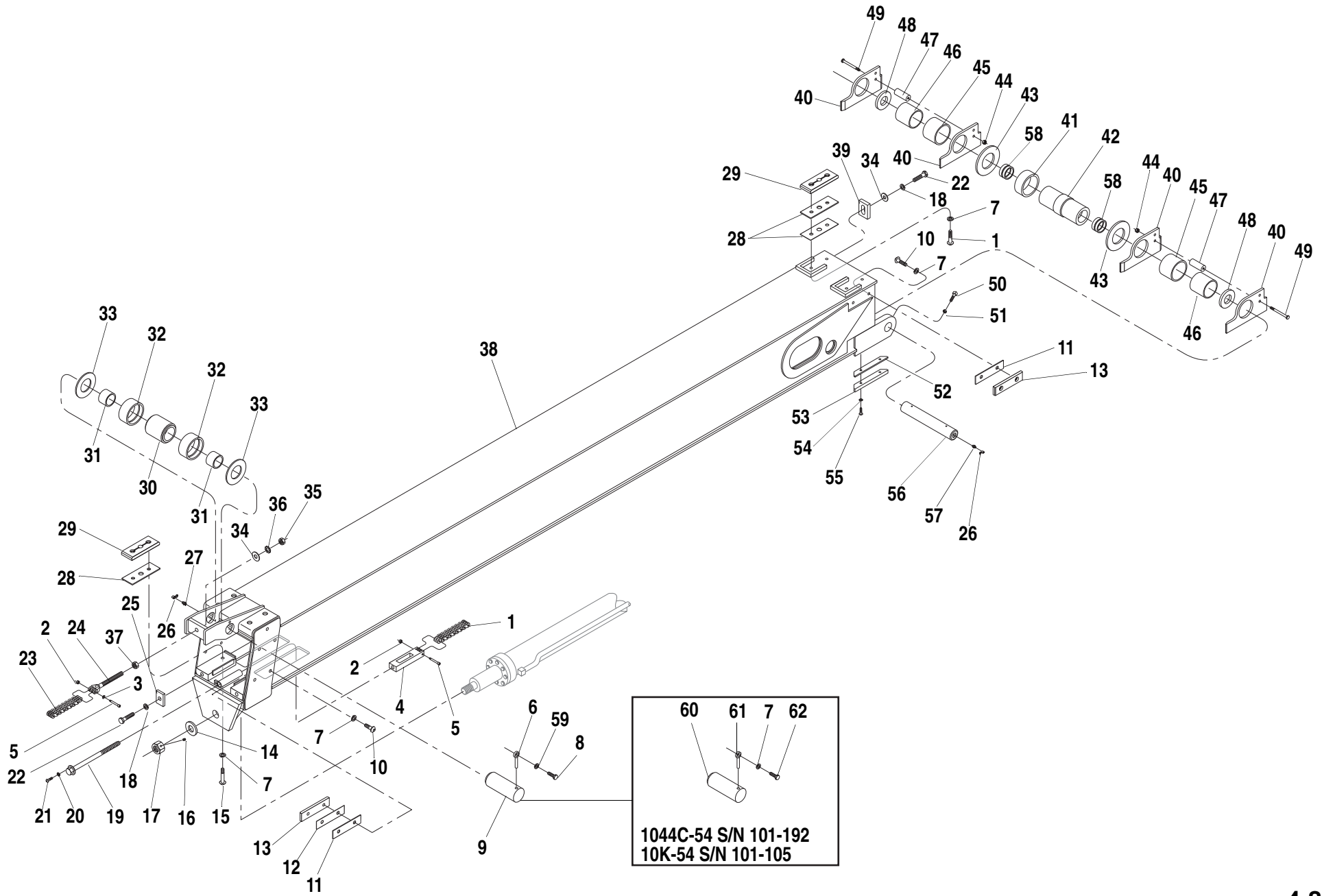


ITEM	PART NO.	QTY.	DESCRIPTION	ITEM	PART NO.	QTY.	DESCRIPTION
1	10705000	3	Locknut, Hx., 1/4"-20	37	10700202	2	Capscrew, Hx., 3/8"-16 x 3/4"
2	10701275	6	Flatwasher, 1/4"	38	10721586	A/R	Shim, Hoist Cylinder
3	7119372	2	Chain Anchor	39	10718830	2	Bushing, Hoist Cylinder - Rod End
4	10867160	2	Shoulder Bolt, 5/16" Dia. x 1 3/4"	40	10700940	4	Capscrew, Hx., 1"-8 x 6 1/2" GR 8
5	10701658	2	Locknut, Hx, 3/8"-16	41	10139688	A/R	Shim, 1/16"
6	10701254	4	Flatwasher, 1/2" (Hardened)	42	10139687	A/R	Shim, 1/8"
7	10837753	2	Shoulder Bolt, 1/2" Dia. x 1 3/4"	43	10238512	1	Base Mount, Extension Cylinder
8	10701662	1	Locknut, Hx., 5/8"-11	44	10138745	1	Chain, Lower (167.25" Long)
9	10701440	2	Flatwasher, 3/4" SAE	45	10238723	1	Adjustment Block, Chain
10	10265729	2	Equalizer, Chain	46	10727310	1	Shoulder Bolt, 1/2" Dia. x 2"
11	10238726	1	Anchor, Chain Adjustment	47	10701427	2	Flatwasher, #8
12	10721439	1	Shoulder Bolt, 3/4" Dia. x 2"	48	10701354	2	Starwasher, #8 External
13	10701567	1	Jam Nut, Hx., 1 1/4"-7	49	10702034	2	Screw, Slotted Rd. Hd., #8-32 x 1/2"
14	10701319	1	Lockwasher, 1 1/4"	50	10238252	1	Inclinometer, Boom Angle
15	10701517	1	Nut, Hx., 1 1/4"-7	51	10701315	6	Lockwasher, 3/4"
16	10438566	1	Outer Boom	52	10700730	2	Capscrew, Hx., 3/4"-10 x 2 3/4"
17	10138806	2	Lock Pin	53	10700489	4	Capscrew, Hx., 1/2"-20 x 3 1/2" GR 8
18	10701314	2	Lockwasher, 5/8"	54	10138721	1	Retainer Block - L.H., Pad
19	10267799	2	Pin, Boom Pivot	55	10138773	2	Pad Retainer, Aluminum (Replaces 39809A)
20	10700605	2	Capscrew, Hx., 5/8"-11 x 2 1/4"	56	10700700	2	Capscrew, Hx., 3/4"-10 x 1 1/2"
21	10239098	1	Cover, Boom	57	10703194	1	Capscrew, Button Hd. Socket, 1/4"-20 x 1/2"
22	10701508	6	Nut, Hx., 3/8"-16	58	10701308	1	Lockwasher, 1/4"
23	10701310	8	Lockwasher, 3/8"	59	10138374	1	Adjustment Rod, Chain
24	10701404	6	Flatwasher, 3/8"	60	10139023	4	Slide Pad, Boom (9/16" x 2" wide)
25	10136240	2	Pin, Rear Carriage Tilt Cylinder - Rod End	61	10136329	A/R	Shim, 16 GA (.060" x 2" wide)
26	10134178	4	Lock Pin	62	10136328	A/R	Shim, 10 GA (.135" x 2" wide)
27	10701312	18	Lockwasher, 1/2"	63	10138615	1	Retainer Block - R.H., Pad
28	10700403	4	Capscrew, Hx., 1/2"-13 x 1 1/4"	64	10138770	A/R	Shim, 16 GA (.060" x 3" wide)
29	10136907	2	Pin, Hoist Cylinder - Rod End	65	①10703236	-	Capscrew, Button Hd. Socket, 1/2"-20 x 3/4"
30	10701446	A/R	Shim, Rear Carriage Tilt Cylinder		①10703237	-	Capscrew, Button Hd. Socket, 1/2"-20 x 1"
31	10713449	2	Bushing, Rear Carriage Tilt Cylinder - Rod End	66	10139530	2	Slide Pad, Boom (1" x 3" wide)
32	10716611	4	Grease Fitting	67	10165727	2	Chain Upper (196.50" Long)
33	10732689	4	Cover, Grease Fitting	NOTES:			
34	10701209	2	Nut, Hx., 1"-8 GR8	① Capscrew length will vary with shimming requirements.			
35	10701259	4	Flatwasher, 1" SAE - Hardened	1044C-54 S/N 385-			
36	10139068	1	Mounting Plate, Proximity	10K-54 S/N 120-			

OUTER BOOM ASSEMBLY (4-Section)

4.7.1.3

644B
6K
844C
8K
1044C
10K
▼



ITEM	PART NO.	QTY.	DESCRIPTION
1	36226A	1	Chain, Leaf (165.75" Long)
2	P05000	2	Locknut, Hx., 1/4"-20
3	P01275	4	Flatwasher, 1/4"
4	38723B	1	Adjustment Block, Chain
5	P27310	2	Shoulder Bolt, 5/16" Dia. x 2"
6	32432B	1	Lock Pin 5/8"
7	P01312	23	Lockwasher, 1/2"
8	P00601	1	Capscrew, Hx., 5/8"-13 x 1 1/4"
9	65263A	1	Pin, Chain Roller
10	pP03236	4	Capscrew, Button Hd. Socket, 1/2"-20 x 3/4"
	pP03237	16	Capscrew, Button Hd. Socket, 1/2"-20 x 1"
11	36328A	A/R	Shim, 10 GA (.135" x 2" wide)
12	36329A	A/R	Shim, 16 GA (.060" x 2" wide)
13	39023A	8	Slide Pad, Boom (9/16" x 2" wide)
14	13599A	1	Boss, Extension Cylinder Rod
15	P00485	2	Capscrew, Hx., 1/2"-20 x 2 1/2" GR 8
16	P02612	1	Setscrew, Socket - Cup Pt., 3/8"-16 x 3/8"
17	16369A	1	Nut, Extension Cylinder Rod
18	P01315	4	Lockwasher, 3/4"
19	38374A	1	Adjustment Rod, Chain
20	P01308	1	Lockwasher, 1/4"
21	P03194	1	Capscrew, Button Hd. Socket, 1/4"-20 x 1/2"
22	P00700	4	Capscrew, Hx., 3/4"-10 x 1 1/2"
23	⑥65712A	1	Chain, Leaf (195" Long)
24	④37752X	1	Anchor, Chain Adjustment
25	38773A	2	Pad Retainer
26	P32689	2	Cover, Grease Fitting
27	P15272	1	Grease Fitting - 1/8" N.P.T.
28	38769A	A/R	Shim, 10 GA (.135" x 3" wide)
	38770A	A/R	Shim, 16 GA (.060" x 3" wide)
29	39530A	4	Slide Pad, Boom (1" x 3" wide)
30	36125B	1	Roller, Chain
31	24257A	2	Bushing, Chain Roller
32	38193A	2	Bushing, Hardened
33	38194A	2	Washer, Chain Guide
34	P01440	3	Flatwasher, 3/4" SAE

ITEM	PART NO.	QTY.	DESCRIPTION
35	P01513	1	Nut, Hx., 3/4"-10
36	P01364	1	Starwasher, 3/4"
37	P01563	1	Jam Nut, 3/4"-10
38	38565D	1	Boom, Middle (Rear)
39	39809A	2	Pad Retainer, Aluminum
40	39832B	2	Hose Guide, L.H.
41	38191A	1	Bushing, Hardened
42	36186B	1	Roller, Chain and Hose
43	39835A	2	Washer, Chain Roller
44	P05002	2	Locknut, Hx., 3/8"-16
45	39838A	2	Bushing, Plastic
46	39836A	2	Spacer, Hose
47	39849A	2	Spacer, Hose Guide
48	39837A	2	Washer, Special
49	P00218	2	Capscrew, Hx., 3/8"-16 x 5"
50	P02757	1	Setscrew, Square Hd., Cup Pt., 1/2"-13 x 1 3/4"
51	P01560	1	Jam Nut, Hx., 1/2"-13
52	65243A	A/R	Shim, Slide
53	②39863A	2	Slide Pad, Bottom
54	②P01310	4	Lockwasher, 3/8"
55	②P03225	4	Capscrew, Button Hd. Socket, 3/8"-16 x 3/4"
56	36174A	1	Shaft, Chain and Hose Roller
57	P16611	1	Grease Fitting
58	65723A	2	Bushing, Chain and Hose Roller
59	P01314	1	Lockwasher 5/8"
60	36128A	1	Pin, Chain Roller
61	34178A	1	Lock Pin, 1/2"
62	P00403	1	Capscrew, Hx., 1/2"-13 x 1 1/4"

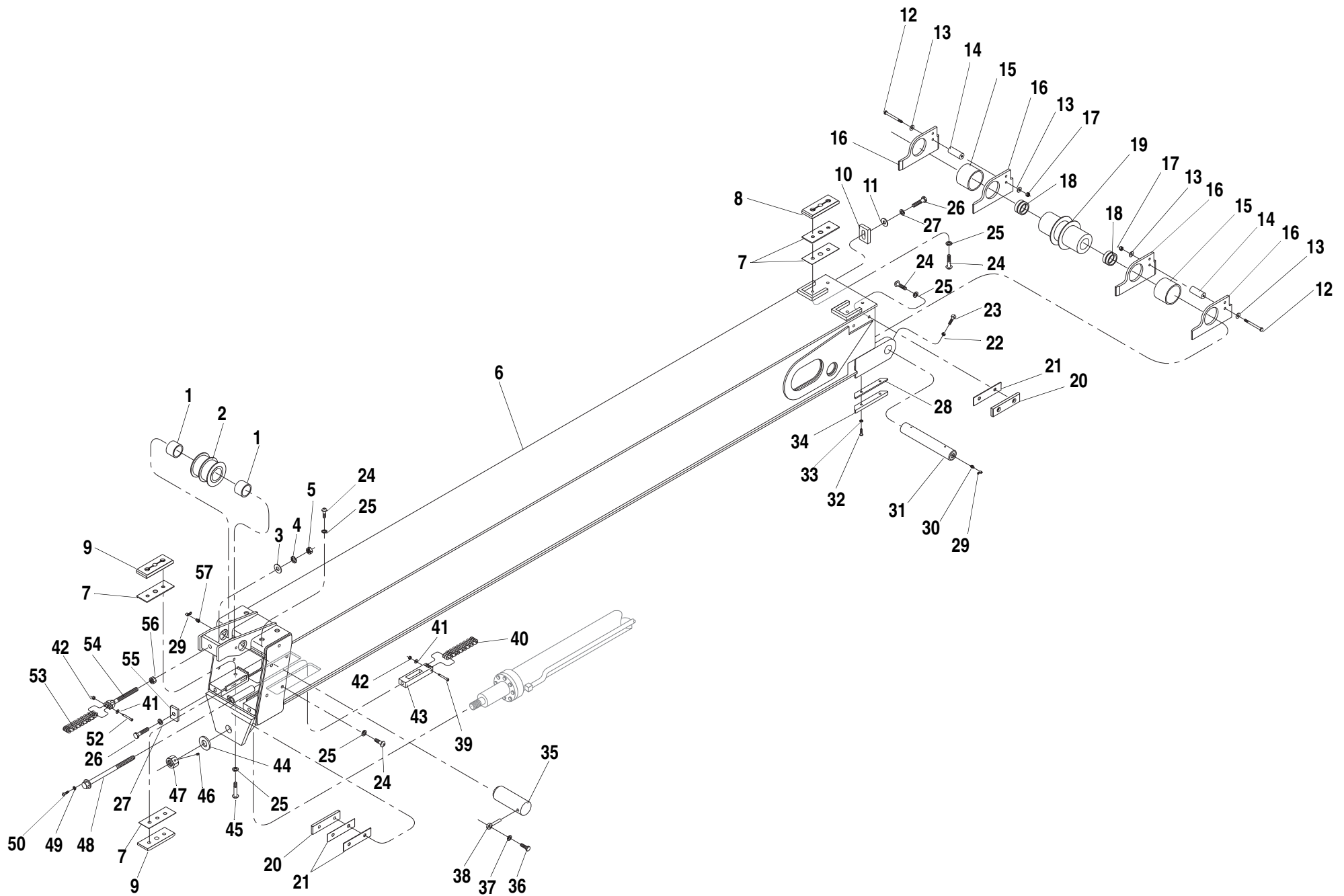
NOTES:
 ① Capscrew length will vary with shimming requirements.
 ② Not Used 1044C-54 (S/N 101-116) and 10K-54 (S/N 101-103).
 ③ Used 38746A for 1044C-54 (S/N 101-192), 10K-54 (S/N 101-105).
 ④ Used 38935A for 1044C-54 (S/N 101-192), 10K-54 (S/N 101-105).

1044C-54 S/N 101-287

10K-54 S/N 101-114

REAR MIDDLE BOOM ASSEMBLY (4-Section) 4.8.1

644B
 6K
 844C
 8K
1044C
10K
 ▼



ITEM	PART NO.	QTY.	DESCRIPTION
1	10165692	2	Bushing, Chain Roller, Garlock
2	10265755	1	Roller, Chain
3	10701440	1	Flatwasher, 3/4" SAE
4	10701364	1	Starwasher, 3/4"
5	10701232	1	Nut, Hx., 3/4"-16
6	10438565	1	Boom, Middle (Rear)
7	10138769	A/R	Shim, 10 GA (.135" x 3" wide)
	10138770	A/R	Shim, 16 GA (.060" x 3" wide)
8	10139594	2	Slide Pad, Boom (3/4" x 3" wide)
9	10139530	2	Slide Pad, Boom (1" x 3" wide)
10	10139809	2	Pad Retainer, Aluminum
11	10701257	3	Flatwasher, 3/4" SAE
12	10700218	2	Capscrew, Hx., 3/8"-16 x 5"
13	10701404	4	Flatwasher, 3/8"
14	10139849	2	Roller
15	10139838	2	Bushing, Plastic
16	10239832	4	Hose Guide
17	10705002	2	Locknut, Hx., 3/8"-16
18	10165723	2	Bushing, Chain and Hose Roller, Garlock
19	1101674	1	Roller, Chain and Hose (Includes Item 18)
20	10139023	8	Slide Pad, Boom (9/16" x 2" wide)
21	10136328	A/R	Shim, 10 GA (.135" x 2" wide)
	10136329	A/R	Shim, 16 GA (.060" x 2" wide)
22	10701560	1	Jam Nut, Hx., 1/2"-13
23	10702757	1	Setscrew, Square Hd., Cup Pt., 1/2"-13 x 1 3/4"
24	p10703236	4	Capscrew, Button Hd. Socket, 1/2"-20 x 3/4"
	p10703237	16	Capscrew, Button Hd. Socket, 1/2"-20 x 1"
25	10701361	23	Starwasher, 1/2"
26	10700701	2	Capscrew, Hx., 3/4"-10 x 1 3/4"
27	10701315	4	Lockwasher, 3/4"
28	10165243	A/R	Shim, Slide
29	10732689	5	Cover, Grease Fitting
30	10716611	2	Grease Fitting - 1/8" N.P.T.
31	10136174	1	Shaft, Chain and Hose Roller
32	10703227	4	Capscrew, Button Hd. Socket, 3/8"-16 x 1"
33	10701359	4	Starwasher, 3/8"

ITEM	PART NO.	QTY.	DESCRIPTION
34	10139863	2	Slide Pad, Bottom
35	10165263	1	Pin, Chain Roller
36	10700601	1	Capscrew, Hx., 5/8"-13 x 1 1/4"
37	10701363	1	Starwasher 5/8"
38	10232432	1	Lock Pin 5/8"
39	10727310	1	Shoulder Bolt, 5/16" Dia. x 2"
40	10136226	1	Chain, Leaf (165.75" Long)
41	10701275	4	Flatwasher 1/4"
42	10705000	2	Locknut, Hx., 1/4"-20
43	10238723	1	Adjustment Block, Chain
44	10113599	1	Boss, Extension Cylinder Rod
45	10700489	2	Capscrew, Hx., 1/2"-20 x 3" GR 8
46	10702612	1	Setscrew, Socket - Cup Pt., 3/8"-16 x 3/8"
47	10116369	1	Nut, Extension Cylinder Rod
48	10138374	1	Adjustment Rod, Chain
49	10701308	1	Lockwasher, 1/4"
50	10703194	1	Capscrew, Button Hd. Socket, 1/4"-20 x 1/2"
51	10700700	2	Capscrew, Hx., 3/4"-10 x 1 1/2"
52	10867160	1	Shoulder Bolt, 5/16" Dia. x 1 3/4"
53	10165712	1	Chain, Leaf (195" Long)
54	10266345	1	Anchor, Chain Adjustment (Replaces 38935A)
55	10138773	2	Pad Retainer
56	10701586	1	Jam Nut, 3/4"-16
57	10715272	1	Grease Fitting - 1/8" N.P.T.

NOTES:

- ① Capscrew length will vary with shimming requirements.

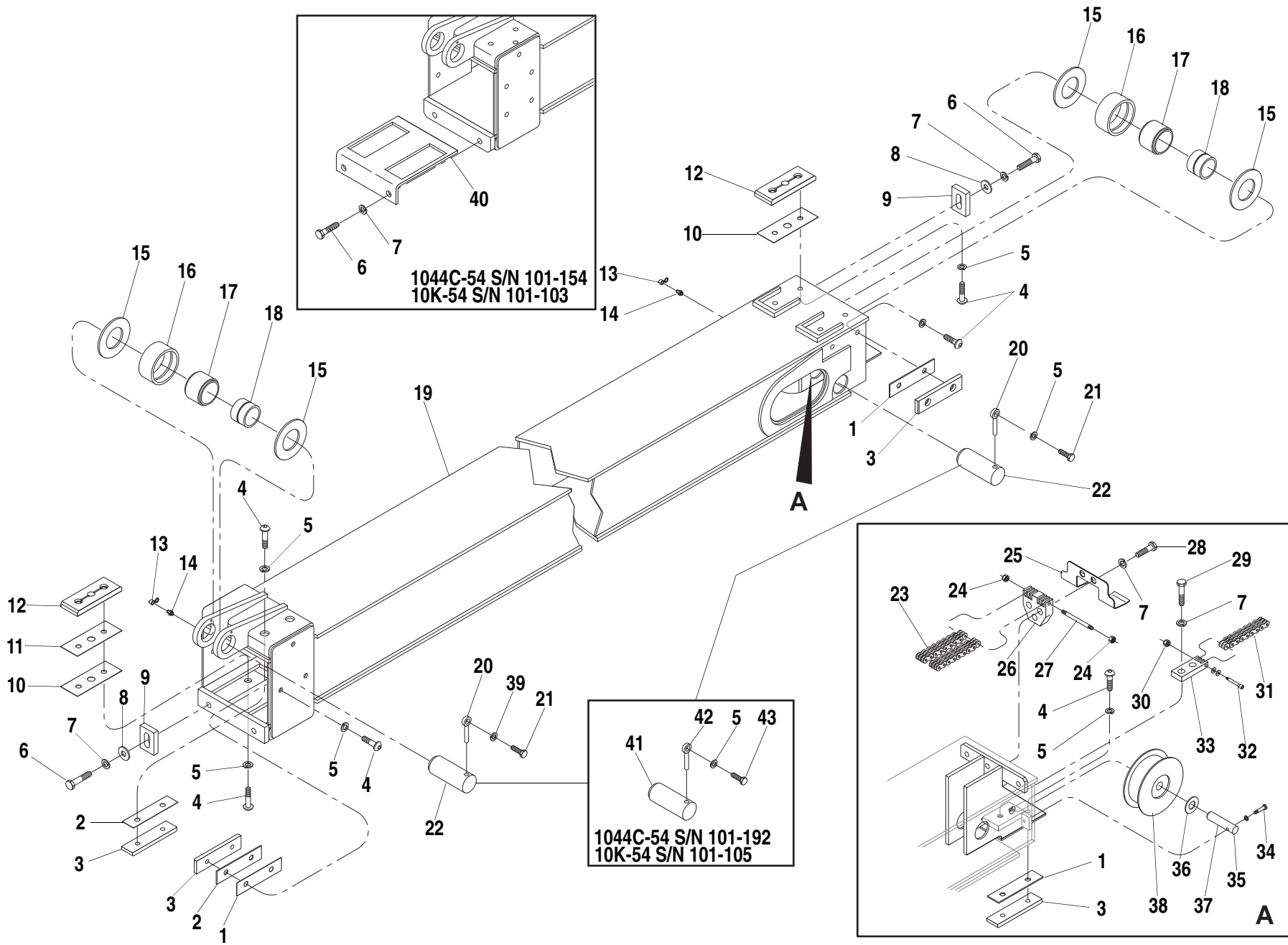
1044C-54 S/N 288-

10K-54 S/N 115-

REAR MIDDLE BOOM ASSEMBLY (4-Section)

4.8.1.1

644B
6K
844C
8K
1044C
10K
▼



ITEM	PART NO.	QTY.	DESCRIPTION
1	36328A	A/R	Shim, 10 GA (.135" x 2" wide)
2	36329A	A/R	Shim, 16 GA (.060" x 2" wide)
3	39023A	8	Slide Pad, Boom (9/16" x 2" wide)
4	①P03236	6	Capscrew, Button Hd. Socket, 1/2"-20 x 3/4"
	①P03237	4	Capscrew, Button Hd. Socket, 1/2"-20 x 1"
	①P03242	10	Capscrew, Button Hd. Socket, 1/2"-20 x 1 1/4"
5	P01312	22	Lockwasher, 1/2"
6	P00700	4	Capscrew, Hx., 3/4"-10 x 1 1/2"
7	P01315	9	Lockwasher, 3/4"
8	P01440	4	Flatwasher, 3/4" SAE
9	39809A	4	Pad Retainer, Aluminum
10	38769A	A/R	Shim, 10 GA (.135" x 3" wide)
11	38770A	A/R	Shim, 16 GA (.060" x 3" wide)
12	39530A	4	Slide Pad, Boom (1" x 3" wide)
13	P32689	2	Cover, Grease Fitting
14	P15272	2	Grease Fitting - 1/8" N.P.T.
15	38194A	4	Washer, Chain Guide
16	38193A	2	Bushing, Hardened
17	38774B	2	Roller, Chain
18	32672A	2	Bushing, Chain Roller
19	38564D	1	Boom, Middle (Forward)
20	32432B	2	Lock Pin 5/8"
21	P00601	2	Capscrew, Hx., 5/8"-13 x 1 1/4"
22	65735A	2	Pin, Chain Roller
23	③65727A	2	Chain, Upper (195.50" Long)
24	P05001	2	Locknut, Hx., 5/16"-18
25	39370C	1	Hose Guard
26	38661B	1	Chain Anchor, Upper
27	39379A	1	Rod, Chain Anchor
28	P00728	3	Capscrew, Hx., 3/4"-10 x 2 1/4" GR 8
29	P00726	2	Capscrew, Hx., 3/4"-10 x 1 3/4" GR 8
30	P05000	1	Locknut, Hx., 1/4"-20
31	38745A	1	Chain, Lower (167.25" Long)
32	P27310	1	Shoulder Bolt, 5/16" Dia. x 2"

ITEM	PART NO.	QTY.	DESCRIPTION
33	38724B	1	Chain Anchor, Lower
34	P00133	2	Capscrew, Hx., 5/16"-18 x 1 1/2" GR 8
35	P01309	2	Lockwasher, 5/16"
36	P01259	2	Flatwasher, 1" SAE
37	39287A	2	Pin, Hose Reel
38	39306C	2	Hose Reel
39	P01314	2	Lockwasher 5/8"
40	②38680B	1	Pad Retainer
41	④38775A	2	Pin, Chain Roller
42	④34178A	2	Lock Pin, 1/2"
43	④P00403	2	Capscrew, Hx., 1/2"-13 x 1 1/4"

NOTES:

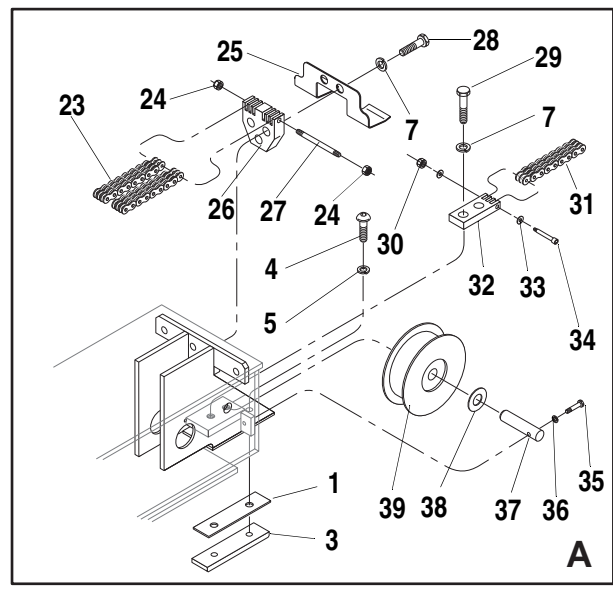
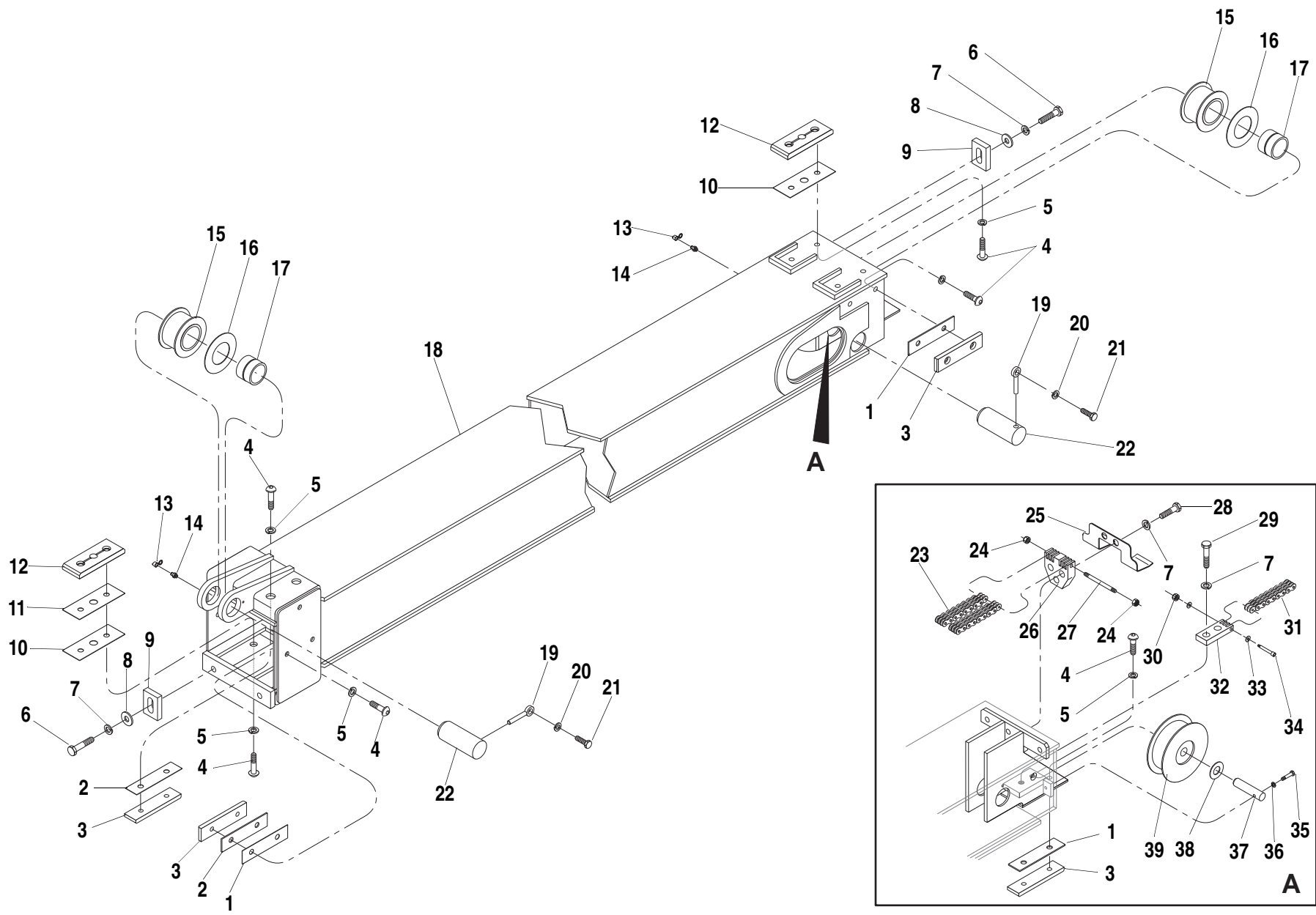
- ① Capscrew length will vary with shimming requirements.
- ② Used 1044C-54 (S/N 101-154) & 10K-54 (S/N 101-103).
- ③ Used 38746A for 1044C-54 (S/N 101-192) & 10K-54 (S/N 101-105).
- ④ Used on 1044C-54 (S/N 101-192) & 10K-54 (S/N 101-105).

1044C-54 S/N 101-287

10K-54 S/N 101-114

644B
6K
844C
8K
1044C
10K
▼

FORWARD MIDDLE BOOM ASSEMBLY (4-Section) 4.9.1



ITEM	PART NO.	QTY.	DESCRIPTION
1	36328A	A/R	Shim, 10 GA (.135" x 2" wide)
2	36329A	A/R	Shim, 16 GA (.060" x 2" wide)
3	39023A	8	Slide Pad, Boom (9/16" x 2" wide)
4	①P03236	6	Capscrew, Button Hd. Socket, 1/2"-20 x 3/4"
	①P03237	4	Capscrew, Button Hd. Socket, 1/2"-20 x 1"
	①P03242	10	Capscrew, Button Hd. Socket, 1/2"-20 x 1 1/4"
5	P01312	22	Lockwasher, 1/2"
6	P00700	4	Capscrew, Hx., 3/4"-10 x 1 1/2"
7	P01315	9	Lockwasher, 3/4"
8	P01440	4	Flatwasher, 3/4" SAE
9	39809A	4	Pad Retainer, Aluminum
10	38769A	A/R	Shim, 10 GA (.135" x 3" wide)
11	38770A	A/R	Shim, 16 GA (.060" x 3" wide)
12	39530A	4	Slide Pad, Boom (1" x 3" wide)
13	P32689	2	Cover, Grease Fitting
14	P15272	2	Grease Fitting - 1/8" N.P.T.
15	65833B	2	Roller, Chain
16	10720431	A/R	Shim, Chain Roller
17	65715A	2	Bushing, Chain Roller (Replaces 32672A)
18	38564D	1	Boom, Middle (Forward)
19	32432B	2	Lock Pin 5/8"
20	P01314	2	Lockwasher 5/8"
21	P00601	2	Capscrew, Hx., 5/8"-13 x 1 1/4"
22	65735A	2	Pin, Chain Roller
23	65727A	2	Chain, Upper (196.50" Long)
24	P05001	2	Locknut, Hx., 5/16"-18
25	39370C	1	Hose Guard
26	38661B	1	Chain Anchor, Upper
27	39379A	1	Rod, Chain Anchor
28	P00728	3	Capscrew, Hx., 3/4"-10 x 2 1/4" GR 8
29	P00726	2	Capscrew, Hx., 3/4"-10 x 1 3/4" GR 8
30	P05000	1	Locknut, Hx., 1/4"-20
31	38745A	1	Chain, Lower (167.25" Long)
32	38724B	1	Chain Anchor, Lower
33	P01276	2	Flatwasher, 5/16"
34	P27310	1	Shoulder Bolt, 5/16" Dia. x 2"

ITEM	PART NO.	QTY.	DESCRIPTION
35	P00133	2	Capscrew, Hx., 5/16"-18 x 1 1/2" GR 8
36	P01309	2	Lockwasher, 5/16"
37	39287A	2	Pin, Hose Reel
38	P01259	2	Flatwasher, 1"
39	39306C	2	Hose Reel

NOTES:

- ① Capscrew length will vary with shimming requirements.

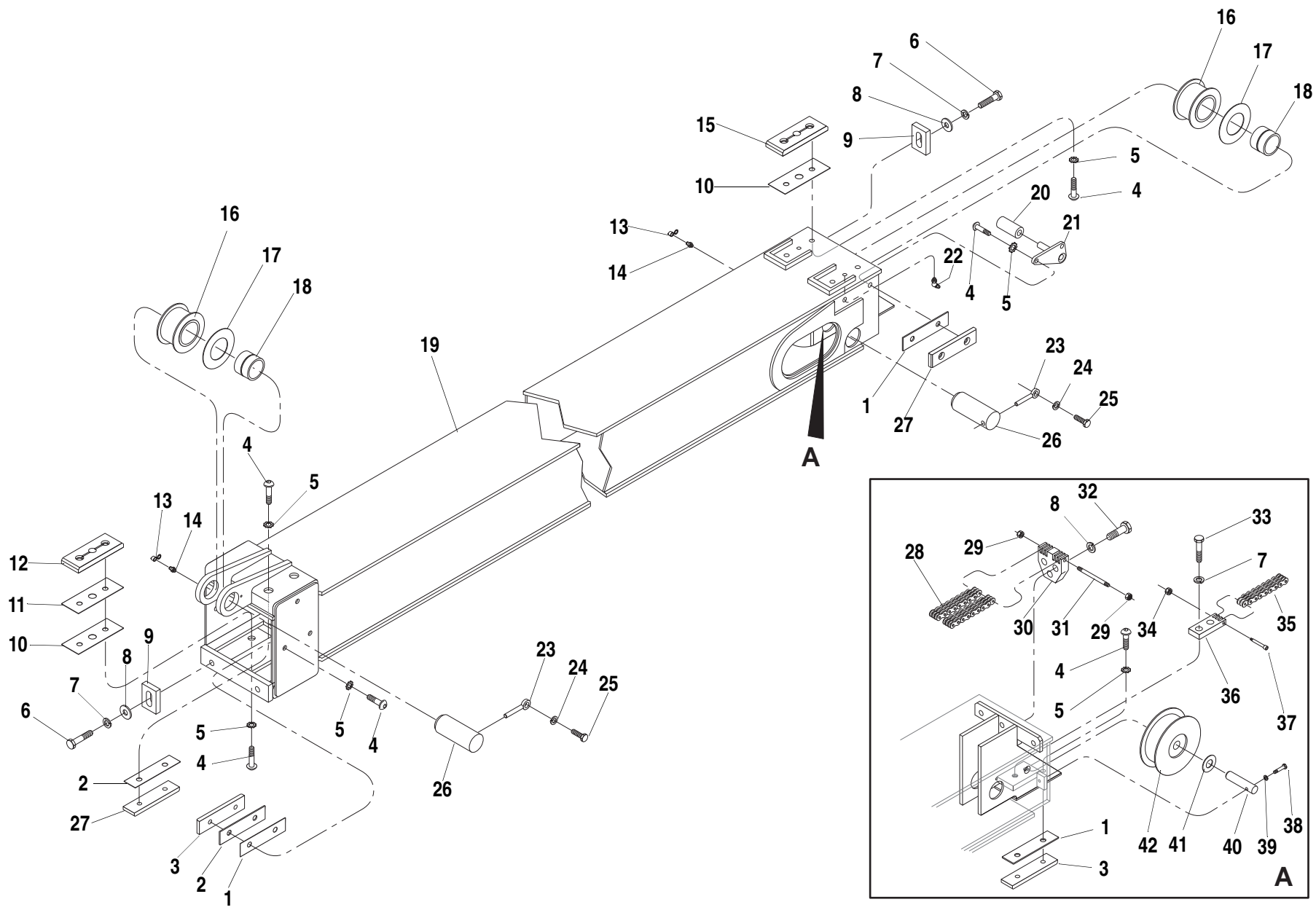
1044C-54 S/N 288-371

10K-54 S/N 115-116

Rev. 004

644B
6K
844C
8K
1044C
10K
▼

FORWARD MIDDLE BOOM ASSEMBLY (4-Section) 4.9.1.1



ITEM	PART NO.	QTY.	DESCRIPTION
1	10136328	A/R	Shim, 10 GA (.135" x 2" wide)
2	10136329	A/R	Shim, 16 GA (.060" x 2" wide)
3	10139604	2	Slide Pad, Boom (7/16" x 2" wide)
4	①10703236	6	Capscrew, Button Hd. Socket, 1/2"-20 x 3/4"
	①10703237	4	Capscrew, Button Hd. Socket, 1/2"-20 x 1"
	①10703242	10	Capscrew, Button Hd. Socket, 1/2"-20 x 1 1/4"
5	10701361	22	Starwasher, 1/2"
6	10700701	4	Capscrew, Hx., 3/4"-10 x 1 3/4"
7	10701315	9	Lockwasher, 3/4"
8	10701257	4	Flatwasher, 3/4" SAE
9	10139809	4	Pad Retainer, Aluminum
10	10138769	A/R	Shim, 10 GA (.135" x 3" wide)
11	10138770	A/R	Shim, 16 GA (.060" x 3" wide)
12	10139530	2	Slide Pad, Boom (1" x 3" wide)
13	10732689	4	Cover, Grease Fitting
14	10715272	2	Grease Fitting - 1/8" N.P.T.
15	10139594	2	Slide Pad, Boom (3/4" x 3" wide)
16	10265833	2	Roller, Chain
17	10720431	A/R	Shim, Chain Roller
18	10165715	2	Bushing, Chain Roller (Replaces 32672A)
19	10438564	1	Boom, Middle (Forward)
20	10167073	2	Roller, Hose Follower
21	10267068	1	Weldment, Hose Roller, Left Hand
	②10267069	1	Weldment, Hose Roller, Right Hand
22	10715367	2	Grease Fitting 1/4"x 45°
23	10232432	2	Lock Pin 5/8"
24	10701363	2	Lockwasher 5/8"
25	10700601	2	Capscrew, Hx., 5/8"-13 x 1 1/4"
26	10165735	2	Pin, Chain Roller
27	10139023	4	Slide Pad, Boom (9/16" x 2" wide)
28	10165727	2	Chain, Upper (196.50" Long)
29	10705001	2	Locknut, Hx., 5/16"-18
30	10238661	1	Chain Anchor, Upper
31	10139379	1	Rod, Chain Anchor
32	10700730	3	Capscrew, Hx., 3/4"-10 x 2 3/4" GR 8
33	10700726	2	Capscrew, Hx., 3/4"-10 x 1 3/4" GR 8

ITEM	PART NO.	QTY.	DESCRIPTION
34	10705000	1	Locknut, Hx., 1/4"-20
35	10138745	1	Chain, Lower (167.25" Long)
36	10238724	1	Chain Anchor, Lower
37	10727310	1	Shoulder Bolt, 5/16" Dia. x 2"
38	10700133	2	Capscrew, Hx., 5/16"-18 x 1 1/2" GR 8
39	10701309	2	Lockwasher, 5/16"
40	10139287	2	Pin, Hose Reel
41	10701259	2	Flatwasher, 1"
42	10339306	2	Hose Reel

NOTES:

- ① Capscrew length will vary with shimming requirements.
- ② Not Illustrated.

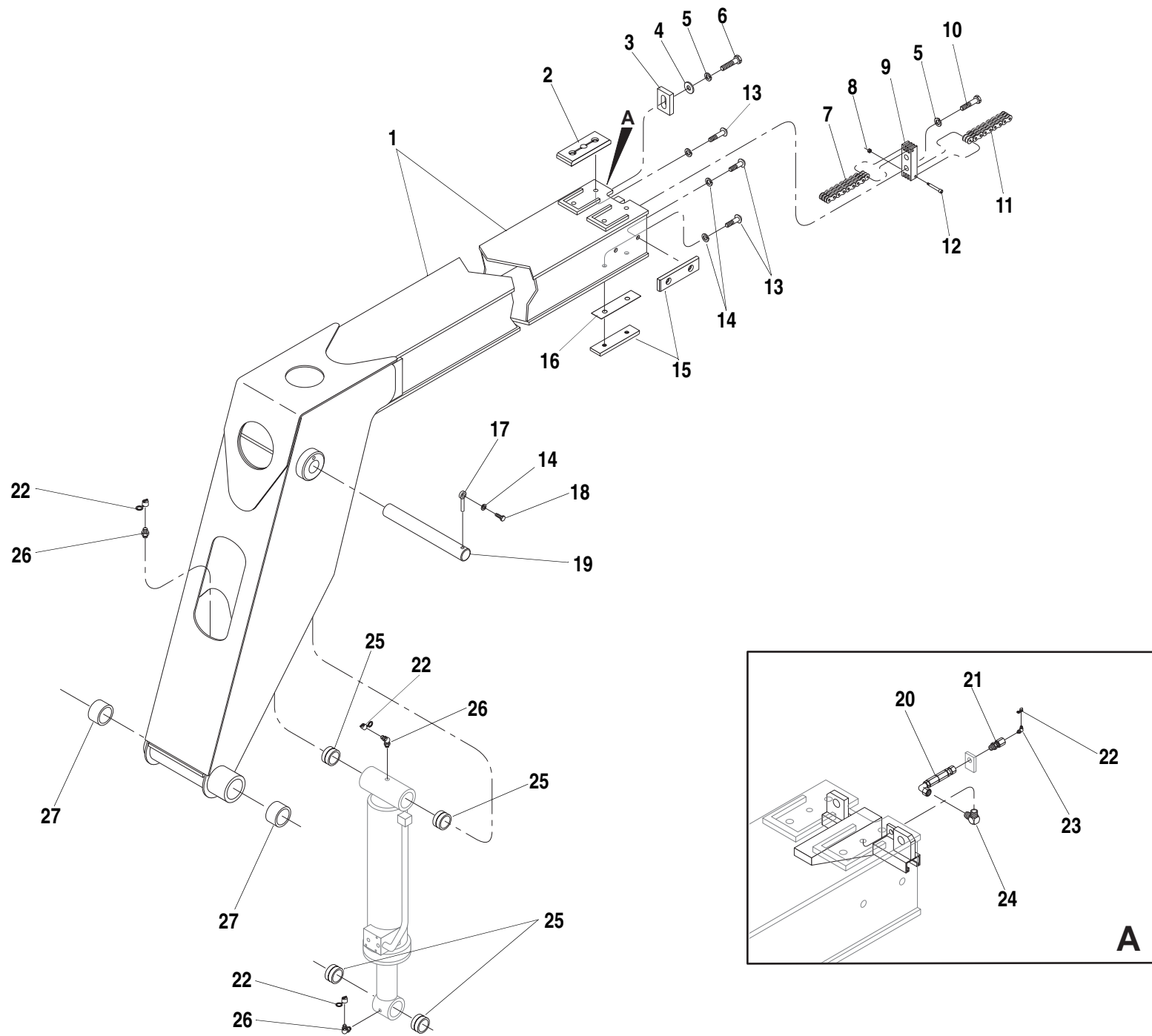
1044C-54 S/N 372-

10K-54 S/N 118-

FORWARD MIDDLE BOOM ASSEMBLY (4-Section)

4.9.1.2

644B
6K
844C
8K
1044C
10K
▼



ITEM	PART NO.	QTY.	DESCRIPTION
1	10438563	1	Inner Boom
2	10139594	2	Slide Pad, Boom (3/4" x 3" wide)
3	10139809	2	Pad Retainer, Aluminum
4	10701440	2	Flatwasher, 3/4" SAE
5	10701315	4	Lockwasher, 3/4"
6	10700701	2	Capscrew, Hx., 3/4"-10 x 1 3/4"
7	②10165712	1	Chain, Leaf (195" Long)
8	10705000	1	Locknut, Hx., 1/4"-20
9	10238628	1	Chain Anchor, Rear
10	10700728	2	Capscrew, Hx., 3/4"-10 x 2 1/4" GR 8
11	10136226	1	Chain, Leaf (165.75" Long)
12	10727310	2	Shoulder Bolt, 5/16" Dia. x 2"
13	①10703236	8	Capscrew, Button Hd. Socket, 1/2"-20 x 3/4"
	①10703237	4	Capscrew, Button Hd. Socket, 1/2"-20 x 1"
14	10701312	13	Lockwasher, 1/2"
15	10139023	4	Slide Pad, Boom (9/16" x 2" wide)
16	10136329	2	Shim, Slide Pad
17	10134178	1	Lock Pin
18	10700403	1	Capscrew, Hx., 1/2"-13 x 1 1/4"
19	10136541	1	Pin, Front Carriage Tilt Cylinder - Base End
20	10165115	2	Hose, Grease
21	10725713	2	Adapter, Bulkhead
22	10732689	5	Cover, Grease Fitting
23	10715277	2	Grease Fitting, 1/8" x 90°
24	10726600	2	90° Elbow, JIC - Pipe
25	10116228	4	Bushing, Front Carriage Tilt Cylinder
26	10716611	2	Grease Fitting
	10715367	1	Grease Fitting, 1/4" x 45°
27	10124257	2	Bushing, Boom - Quick Attach Pivot

NOTES:

- ① Capscrew length will vary with shimming requirements.
- ② Used 38746A for 1044C-54 (S/N 101-192) and 10K-54 (S/N 101-105).

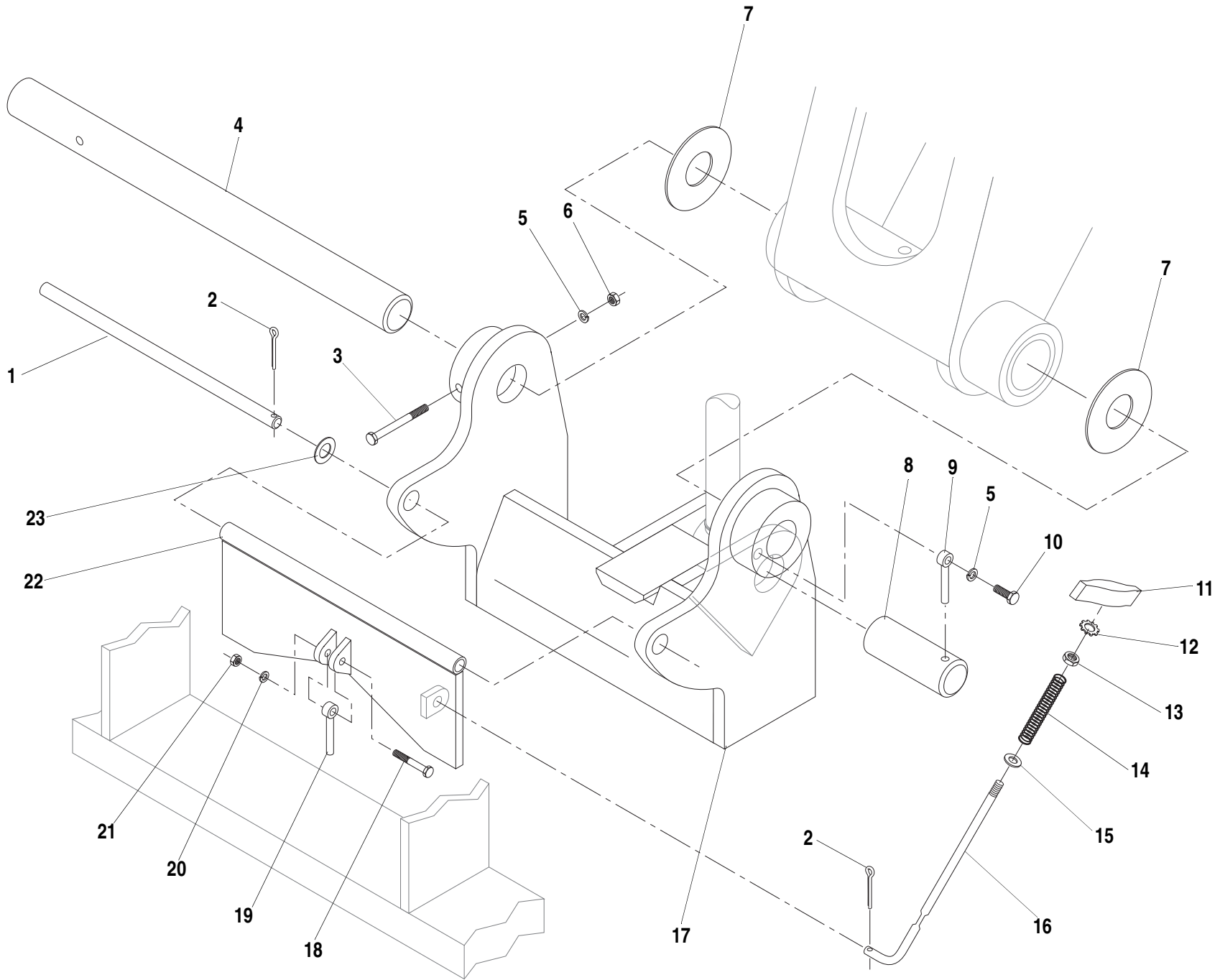
1044C-54 S/N 101-

10K-54 S/N 101-

644B
6K
844C
8K
1044C
10K

INNER BOOM ASSEMBLY (4-Section)

4.10.1



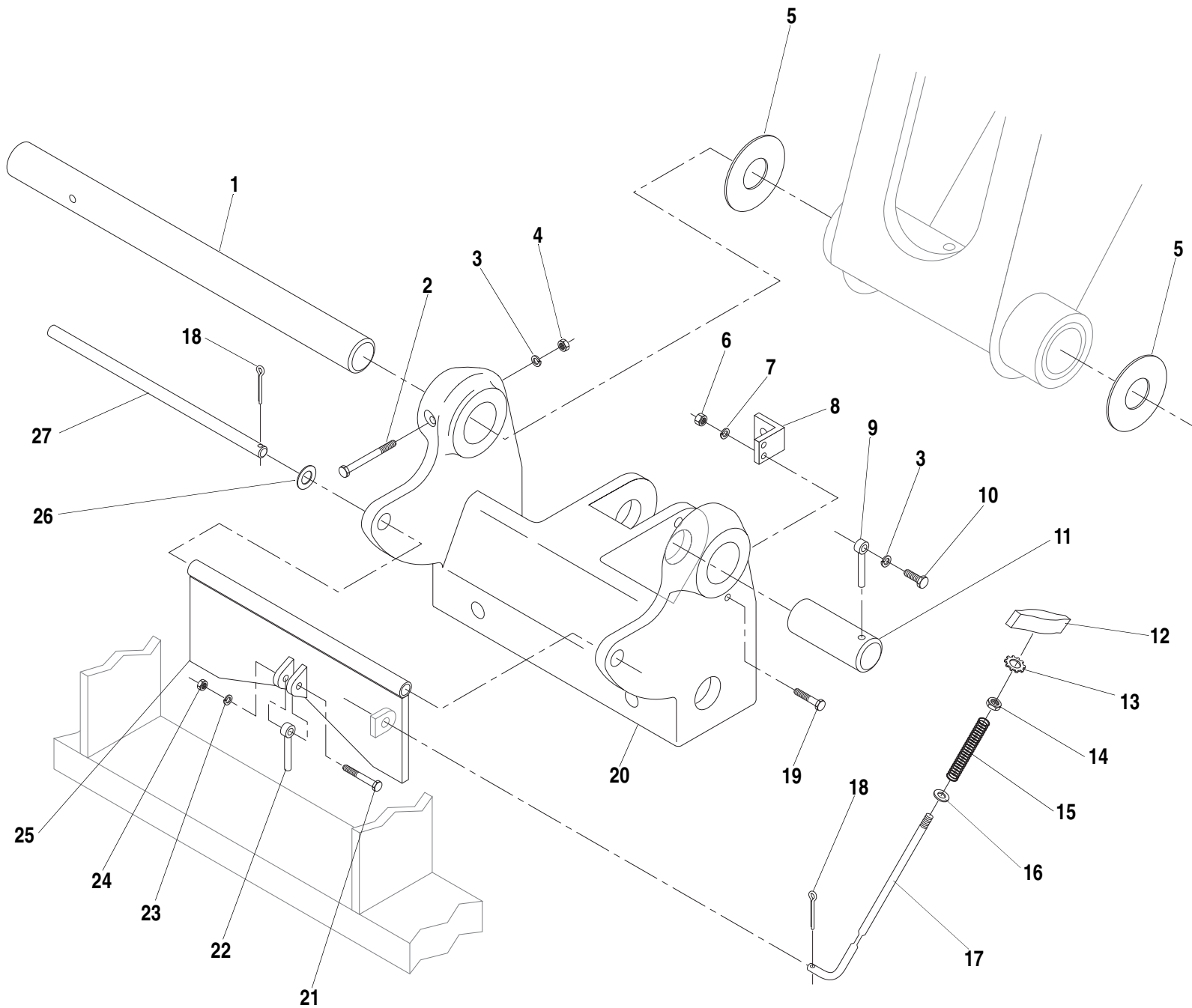
ITEM	PART NO.	QTY.	DESCRIPTION
1	65668A	1	Pin, Lock Pivot Plate
2	P03865	3	Cotter Pin, 3/16" x 1 1/2"
3	P00420	1	Capscrew, Hx., 1/2"-13 x 7"
4	36863A	1	Pin, Quick Attach Pivot
5	P01312	2	Lockwasher, 1/2"
6	P01510	1	Nut, Hx., 1/2"-13
7	36013A	A/R	Shim -.036" (.91mm)
	17012A	A/R	Shim -.075" (1.90mm)
8	65667A	1	Pin, Front Carriage Tilt - Rod End
9	34178A	1	Lock Pin
10	P00403	1	Capscrew, Hx., 1/2"-13 x 1 1/4"
11	37103X	1	Handle, Release
12	P01361	1	Starwasher, 1/2"
13	P01560	1	Jam Nut, Hx., 1/2"-13
14	37140X	1	Spring, Release
15	P01254	1	Flatwasher, 1/2" SAE - Hardened
16	⓪N.L.A.	1	Rod, Quick Attach Release
17	ⓁN.L.A.	1	Quick Attach (Weldment Style)
18	P00209	1	Capscrew, Hx., 3/8"-16 x 2 1/4"
19	32493A	1	Lock Pin
20	P01310	1	Lockwasher, 3/8"
21	P01508	1	Nut, Hx., 3/8"-16
22	10236900	1	Lock Plate
23	P01411	2	Flatwasher, 1"

NOTES:

- ① For Replacement Order Quick Attach Conversion Kit 67487A.
Kit Includes: Cast Style Quick Attach, Release Rod & Spring, Rod Bracket and Bracket Mounting Hardware. (See Page 4.11.1.2 for Breakdown)
- ② Order Rod Replacement Kit 67060A (Includes items 14&16).
(See Page 4.11.1.2 for Breakdown)

644B-37 S/N 101-866
644B-42 S/N 101-240
844C-42 S/N 101-679 & 681-782
1044C-42 S/N 101-121
1044C-54 S/N 101-214
6K-37 S/N 101-391
6K-42 S/N 101-131
8K-42 S/N 101-261
10K-42 S/N 101-107
10K-54 S/N 101-107 & 109

644B
6K
844C
8K
1044C
10K
▼



4.11.1.1

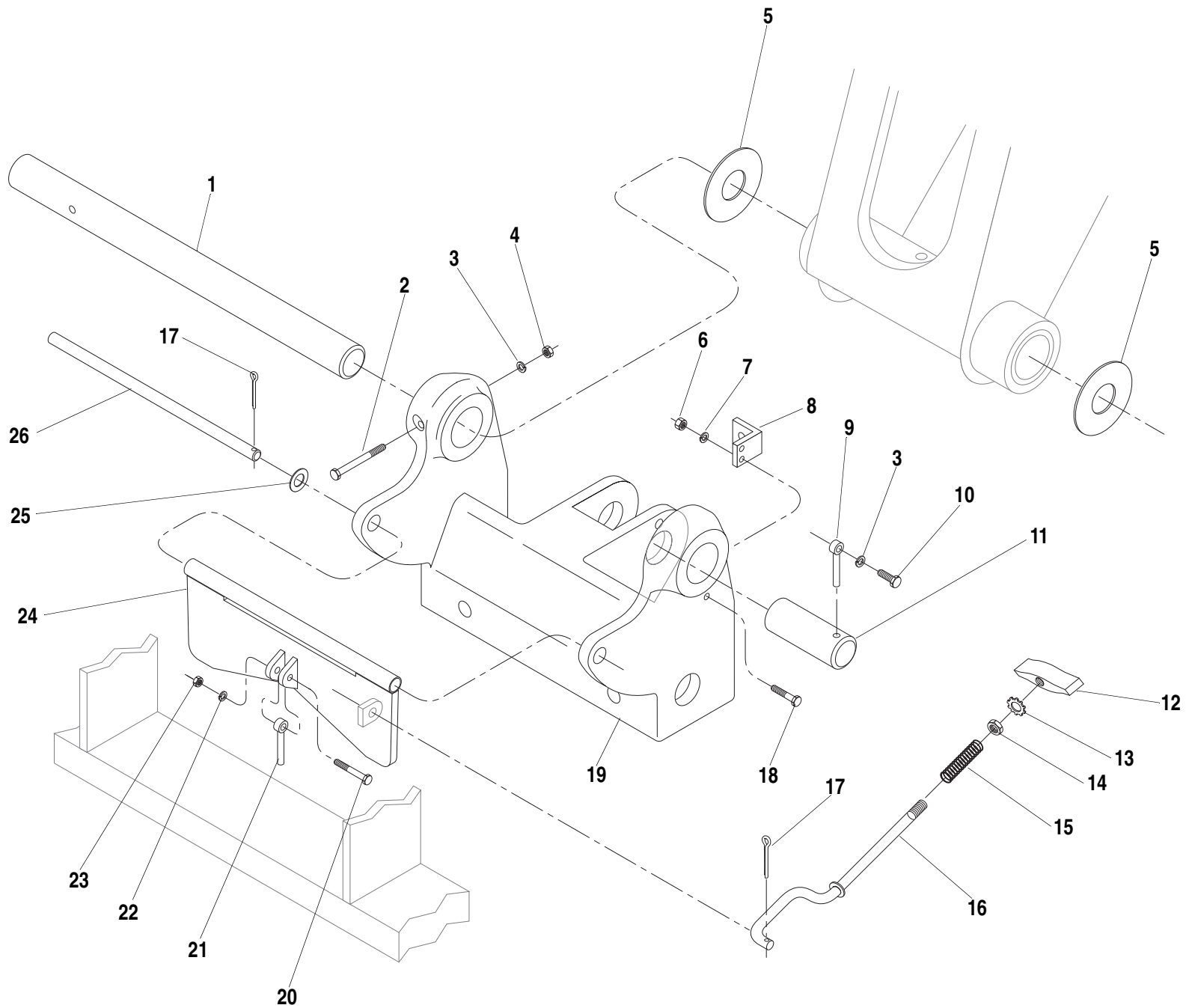
ITEM	PART NO.	QTY.	DESCRIPTION
1	36863A	1	Pin, Quick Attach Pivot
2	P00420	1	Capscrew, Hx., 1/2"-13 x 7"
3	P01312	2	Lockwasher, 1/2"
4	P01510	1	Nut, Hx., 1/2"-13
5	36013A	A/R	Shim -.036" (.91mm)
	17012A	A/R	Shim -.075" (1.90mm)
6	P01200	2	Nut, Hx., 1/4"-20
7	P01308	2	Lockwasher, 1/4"
8	10167213	1	Bracket, Rod Support
9	34178A	1	Lock Pin
10	P00403	1	Capscrew, Hx., 1/2"-13 x 1 1/4"
11	65667A	1	Pin, Front Carriage Tilt - Rod End
12	37103X	1	Handle, Release
13	P01361	1	Starwasher, 1/2"
14	P01560	1	Jam Nut, Hx., 1/2"-13
15	37140X	1	Spring, Release
16	P01254	1	Flatwasher, 1/2" SAE - Hardened
17	●N.L.A.	1	Rod, Quick Attach Release
18	P03865	3	Cotter Pin, 3/16" x 1 1/2"
19	P00008	2	Capscrew, Hx., 1/4"-20 x 1 3/4"
20	38176D	1	Quick Attach Casting
21	P00209	1	Capscrew, Hx., 3/8"-16 x 2 1/4"
22	32493A	1	Lock Pin
23	P01310	1	Lockwasher, 3/8"
24	P01508	1	Nut, Hx., 3/8"-16
25	65671B	1	Lock Plate
26	P01411	2	Flatwasher, 1"
27	65668A	1	Pin, Lock Pivot Plate

NOTES:

- Order Rod Replacement Kit 67060A (Includes items 14&16).
(See Page 4.11.1.2 for Breakdown)

644B-37 S/N 867-1186
644B-42 S/N 241-353
844C-42 S/N 680, 783-1260
1044C-42 S/N 122-126
1044C-54 S/N 215-293
6K-37 S/N 392-848
6K-42 S/N 132-178
8K-42 S/N 262-330
10K-42 S/N 108
10K-54 S/N 108, 110-114

644B
6K
844C
8K
1044C
10K
▼



ITEM	PART NO.	QTY.	DESCRIPTION
1	36863A	1	Pin, Quick Attach Pivot
2	P00420	1	Capscrew, Hx., 1/2"-13 x 7"
3	P01312	2	Lockwasher, 1/2"
4	P01510	1	Nut, Hx., 1/2"-13
5	36013A	A/R	Shim -.036" (.91mm)
	17012A	A/R	Shim -.075" (1.90mm)
6	P01200	2	Nut, Hx., 1/4"-20
7	P01308	2	Lockwasher, 1/4"
8	10167213	1	Bracket, Rod Support
9	34178A	1	Lock Pin
10	P00403	1	Capscrew, Hx., 1/2"-13 x 1 1/4"
11	65667A	1	Pin, Front Carriage Tilt - Rod End
12	37103X	1	Handle, Release
13	P01361	1	Starwasher, 1/2"
14	P01560	1	Jam Nut, Hx., 1/2"-13
15	66835X	1	Spring, Release
16	67059A	1	Rod, Quick Attach Release
17	P03865	3	Cotter Pin, 3/16" x 1 1/2"
18	P00008	2	Capscrew, Hx., 1/4"-20 x 1 3/4"
19	38176D	1	Quick Attach Casting
20	P00209	1	Capscrew, Hx., 3/8"-16 x 2 1/4"
21	32493A	1	Lock Pin
22	P01310	1	Lockwasher, 3/8"
23	P01508	1	Nut, Hx., 3/8"-16
24	65671B	1	Lock Plate
25	P01411	2	Flatwasher, 1"
26	65668A	1	Pin, Lock Pivot Plate

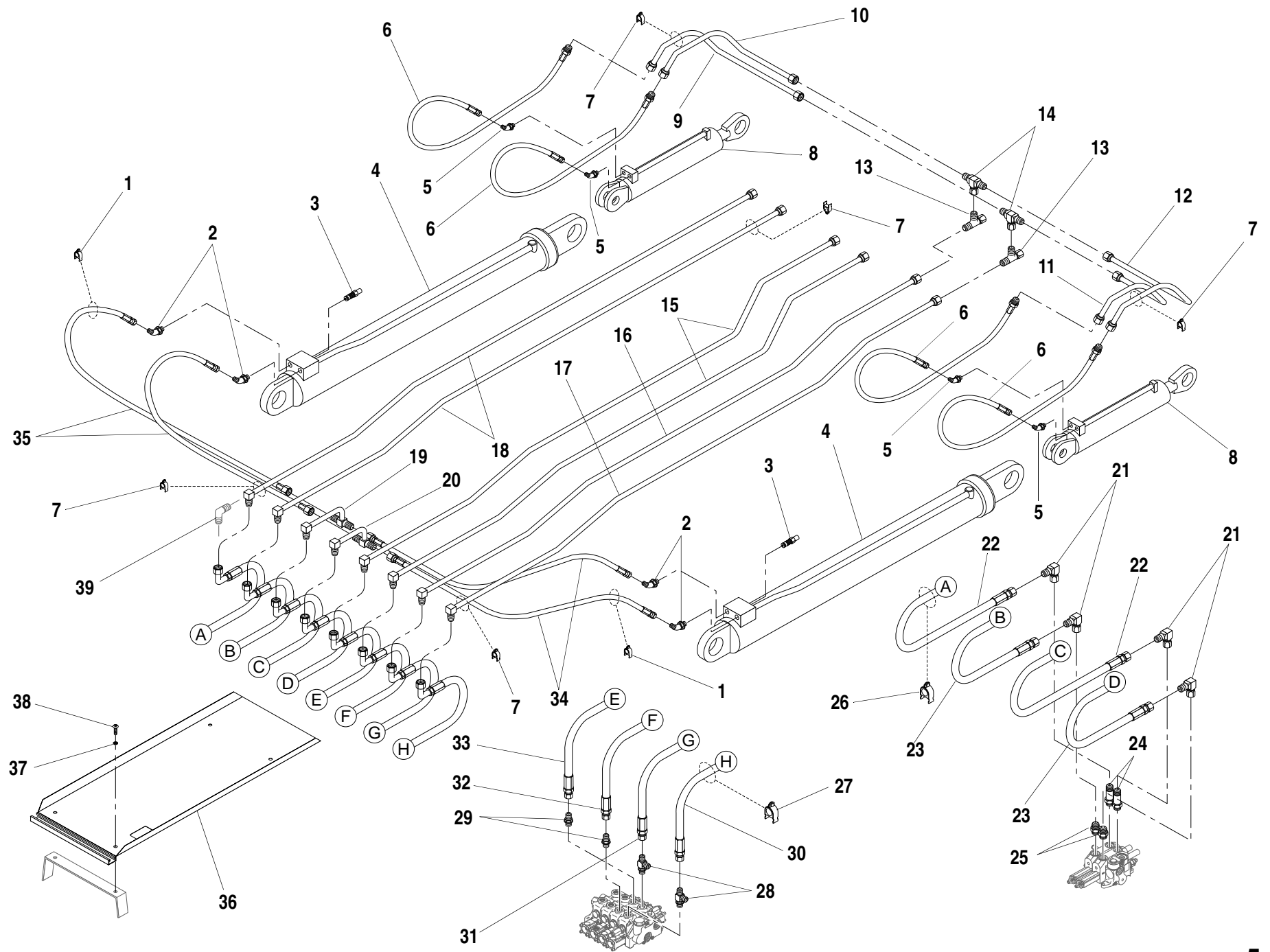
644B-37 S/N 1187-
644B-42 S/N 354-
844C-42 S/N 1261-
1044C-42 S/N 127-
1044C-54 S/N 294-
6K-37 S/N 849-
6K-42 S/N 179-
8K-42 S/N 331-
10K-42 S/N 109-
10K-54 S/N 109, 115-

644B
6K
844C
8K
1044C
10K
▼

TABLE OF CONTENTS

Section 5 — Boom and Transfer Hydraulics

Hoist & Rear Carriage Tilt Hydraulic Circuit	5.1.1
Rear Carriage Tilt Cylinder	5.2.1
Hoist Cylinder Assembly	5.3.1
Transfer Hydraulic Circuit	5.4.1
Transfer Cylinder Assembly	5.5.1
Boom Hydraulic Circuit, 2-Section.	5.6.1
Boom Extension Cylinder Assembly, 2-Section	5.7.1
Boom Hydraulic Circuit, 3-Section.	5.8.1
Boom Extension Cylinder Assembly, 3-Section	5.9.1
Boom Hydraulic Circuit, 4-Section.	5.10.1
Boom Extension Cylinder Assembly, 4-Section	5.11.1
Front Carriage Tilt Cylinder Assembly.	5.12.1

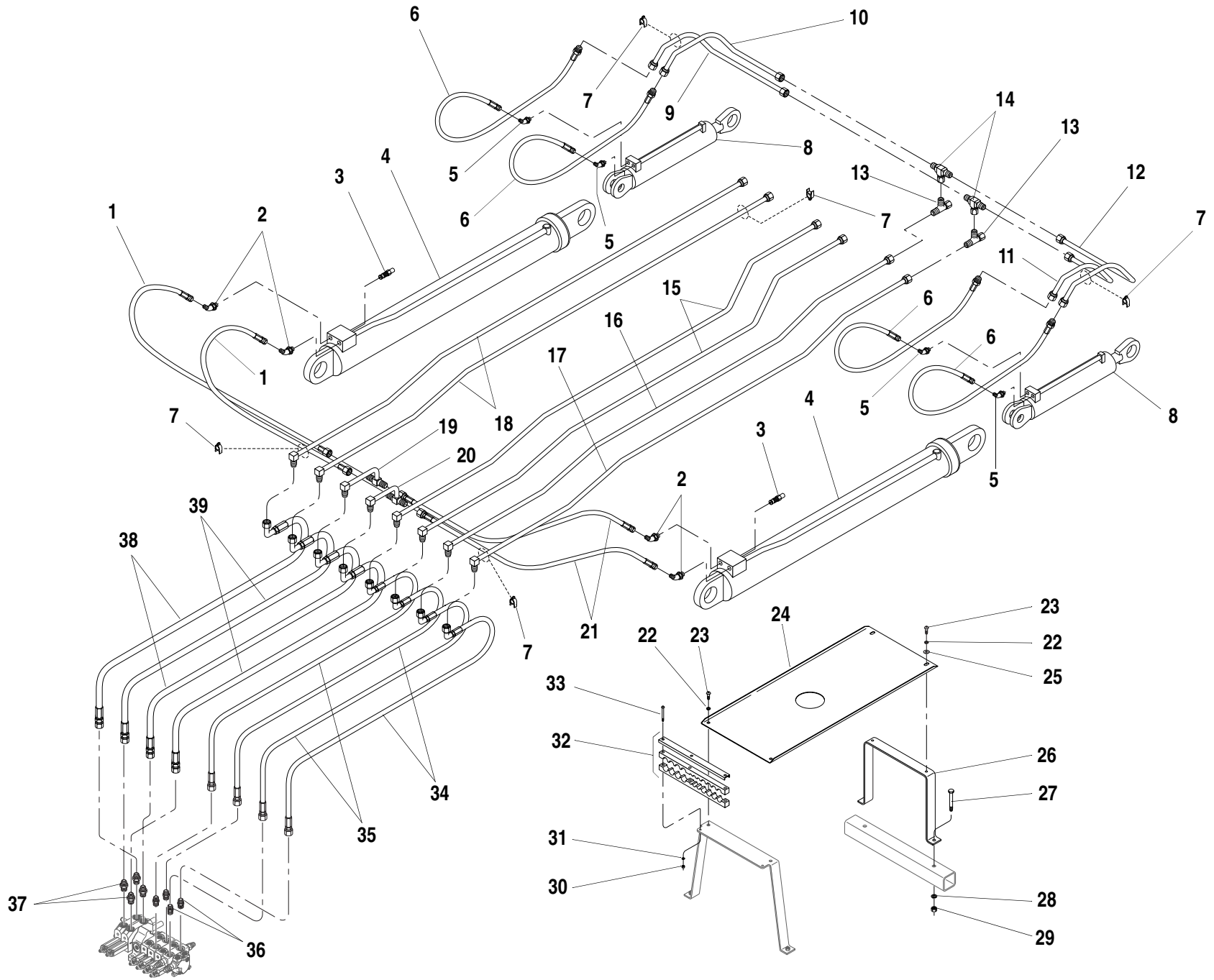


ITEM	PART NO.	QTY.	DESCRIPTION
1	①90207463	4	Clamp, Cushion
2	P21230	4	45° Elbow, O-Ring
3	P29947	2	Cartridge, Counterbalance Valve
REF	P40490	1	Seal Kit for Item 3
4	34812B	2	Cylinder, Hoist (See Page 5.3.1 for Breakdown)
5	P21229	4	45° Elbow, O-Ring
6	37151X	4	Hyd. Hose, 1/2"
7	90207463	18	Clamp, Cushion
8	34828B	2	Cylinder, Rear Carriage Tilt (Replaces 34817B) (See Page 5.2.1.1 for Breakdown)②
9	36295B	1	Hyd. Tube, 3/4" O.D.
10	36294B	1	Hyd. Tube, 3/4" O.D.
11	36293B	1	Hyd. Tube, 3/4" O.D.
12	36292B	1	Hyd. Tube, 3/4" O.D.
13	P19804	2	Tee, Swivel
14	P24651	2	Tee, Swivel Branch
15	39736B	2	Hyd. Tube, 3/4" O.D. (Replaces 36265B)
16	39734B	1	Hyd. Tube, 3/4" O.D. (Replaces 36290B)
17	39735B	1	Hyd. Tube, 3/4" O.D. (Replaces 36291B)
18	39733B	2	Hyd. Tube, 3/4" O.D. (Replaces 36264B)
19	39731A	1	Hyd. Tube, 3/4" O.D. (Replaces 36274A)
20	39732A	1	Hyd. Tube, 3/4" O.D. (Replaces 36275A)
21	P21632	4	90° Elbow, Swivel
22	37193X	2	Hyd. Hose, 3/4"
23	37192X	2	Hyd. Hose, 3/4"
24	P24614	2	Connector, O-Ring (Long)
25	P17805	2	Connector, O-Ring
26	37000X	4	Clamp, Cushion (Replaces P20486)
27	P28200	4	Clamp, Cushion
28	P28364	2	Tee, O-Ring
29	P18964	2	Connector, O-Ring
30	37195X	1	Hyd. Hose, 5/8"
31	37194X	1	Hyd. Hose, 5/8"
32	37197X	1	Hyd. Hose, 5/8"
33	37196X	1	Hyd. Hose, 5/8"

ITEM	PART NO.	QTY.	DESCRIPTION
34	37150X	2	Hyd. Hose, 1/2"
35	P23866	2	Hyd. Hose, 1/2"
36	36420B	1	Hose Tray, Roll-Back
37	P01310	4	Lockwasher, 3/8"
38	P03227	4	Capscrew, Button Hd. Socket, 3/8"-16 x 1"
39	①P19031	8	90° Elbow, Union
<p>NOTES:</p> <p>① Used Early Production Only.</p> <p>② For the Following (See Page 5.2.1 for Breakdown) (644B-37; S/N 101-434) , (644B-42; S/N 101-130) (844C-42; S/N 101-319)</p>			
644B-37 S/N 101-590, 592-666			
644B-42 S/N 101-207			
844C-42 S/N 101-621			

644B
6K
844C
8K
1044C
10K
▼

HOIST & REAR CARRIAGE TILT HYDRAULIC CIRCUIT 5.1.1



ITEM	PART NO.	QTY.	DESCRIPTION
1	P23866	2	Hyd. Hose, 1/2"
2	P21230	4	45° Elbow, O-Ring
3	P29947	2	Cartridge, Counterbalance Valve
REF	2900770	1	Seal Kit for Item 3
4	34812B	2	Cylinder, Hoist (See Page 5.3.1 for Breakdown)
5	P21229	4	45° Elbow, O-Ring
6	37151X	4	Hyd. Hose, 1/2"
7	90207463	18	Clamp, Cushion
8	34828B	2	Cylinder, Rear Carriage Tilt (See Page 5.2.1.1 for Breakdown)
9	36295B	1	Hyd. Tube, 3/4" O.D.
10	36294B	1	Hyd. Tube, 3/4" O.D.
11	36293B	1	Hyd. Tube, 3/4" O.D.
12	36292B	1	Hyd. Tube, 3/4" O.D.
13	P19804	2	Tee, Swivel
14	P24651	2	Tee, Swivel Branch
15	39736B	2	Hyd. Tube, 3/4" O.D.
16	39734B	1	Hyd. Tube, 3/4" O.D.
17	39735B	1	Hyd. Tube, 3/4" O.D.
18	39733B	2	Hyd. Tube, 3/4" O.D.
19	39731A	1	Hyd. Tube, 3/4" O.D.
20	39732A	1	Hyd. Tube, 3/4" O.D.
21	37150X	2	Hyd. Hose, 1/2"
22	P01310	4	Lockwasher, 3/8"
23	P03227	4	Capscrew, Button Hd. Socket, 3/8"-16 x 1"
24	38559A	1	Hose Tray, Roll-Back
25	P01404	2	Flatwasher, 3/8"
26	38556B	1	Support Bracket, Hose Tray
27	P00414	2	Capscrew, Hx., 1/2"-13 x 4"
28	P01312	2	Lockwasher, 1/2"
29	P01510	2	Nut, Hx., 1/2"-13
30	P01506	3	Nut, Hx., 1/4"-20
31	P01308	3	Lockwasher, 1/4"
32	38560B	1	Hose Mount
33	37574X	3	Capscrew, Button Hd. Socket, 1/4"-20 x 3"

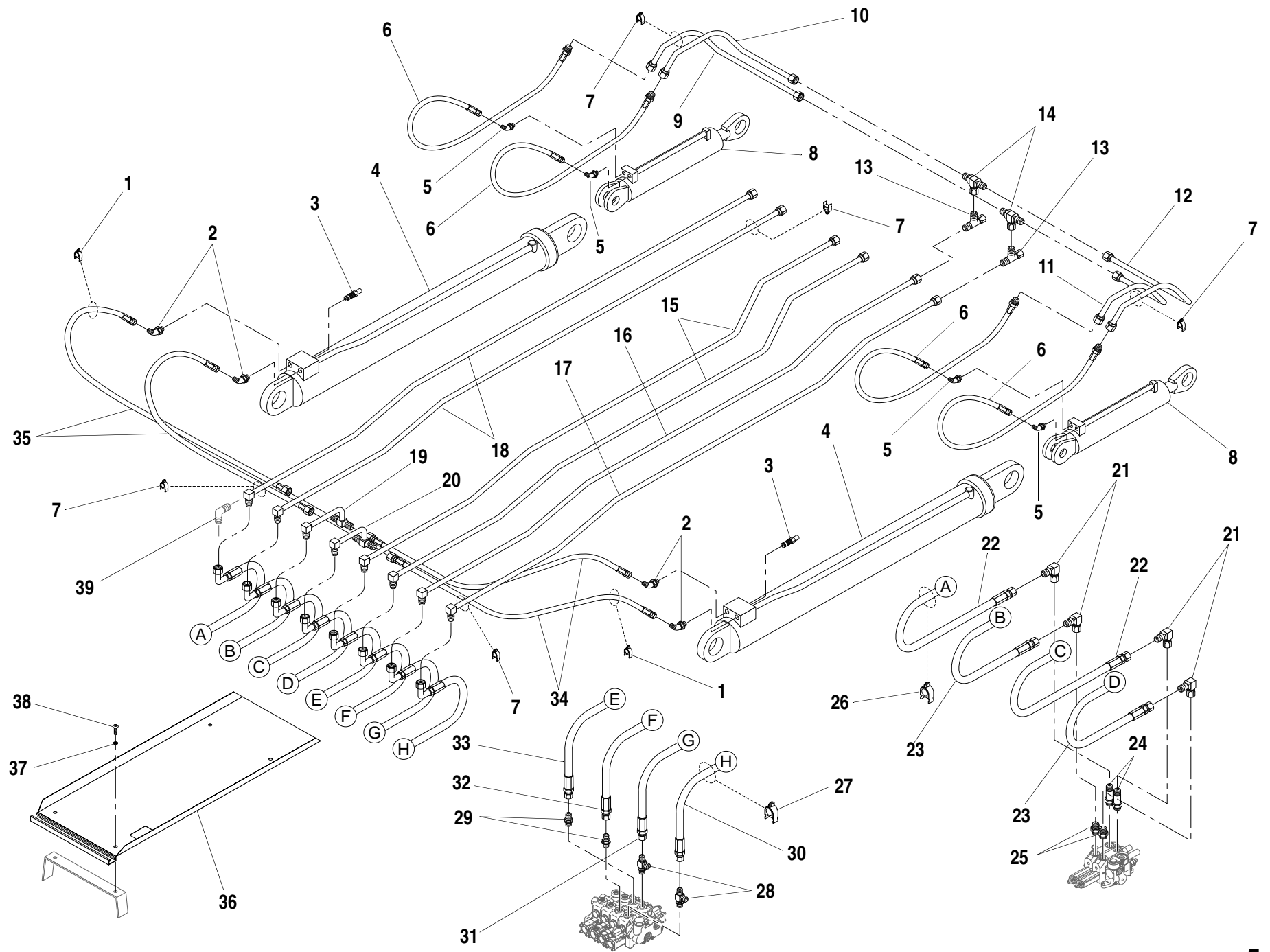
ITEM	PART NO.	QTY.	DESCRIPTION
34	37194X	2	Hyd. Hose, 5/8"
35	37195X	2	Hyd. Hose, 5/8"
36	P27384	4	Connector, O-Ring (Long)
37	P17805	4	Connector, O-Ring
38	37513X	2	Hyd. Hose, 5/8"
39	P31059	2	Hyd. Hose, 5/8"

644B-37 S/N 591, 667–
644B-42 S/N 208–1619 & 16152–16439
844C-42 S/N 622–3639 & 16038–16439

Rev. 009

644B
6K
844C
8K
1044C
10K
▼

HOIST & REAR CARRIAGE TILT HYDRAULIC CIRCUIT 5.1.1.1



ITEM	PART NO.	QTY.	DESCRIPTION
1	①N/A	0	Clamp, Cushion
2	P21230	4	45° Elbow, O-Ring
3	P29947	2	Cartridge, Counterbalance Valve
REF	2900770	1	Seal Kit for Item 3
4	②34841B	2	Cylinder, Hoist (See Page 5.3.2 for Breakdown)
5	P21229	4	45° Elbow, O-Ring
6	37151X	4	Hyd. Hose, 1/2"
7	90207463	18	Clamp, Cushion
8	③34825B	2	Cylinder, Rear Carriage Tilt (See Page 5.2.2 for Breakdown)
9	36295B	1	Hyd. Tube, 3/4" O.D.
10	36294B	1	Hyd. Tube, 3/4" O.D.
11	36293B	1	Hyd. Tube, 3/4" O.D.
12	36292B	1	Hyd. Tube, 3/4" O.D.
13	P19804	2	Tee, Swivel
14	P24651	2	Tee, Swivel Branch
15	39736B	2	Hyd. Tube, 3/4" O.D. (Replaces 36265B)
16	39734B	1	Hyd. Tube, 3/4" O.D. (Replaces 36290B)
17	39735B	1	Hyd. Tube, 3/4" O.D. (Replaces 36291B)
18	39733B	2	Hyd. Tube, 3/4" O.D. (Replaces 36264B)
19	39731A	1	Hyd. Tube, 3/4" O.D. (Replaces 36274A)
20	39732A	1	Hyd. Tube, 3/4" O.D. (Replaces 36275A)
21	P21632	4	90° Elbow, Swivel
22	37193X	2	Hyd. Hose, 3/4"
23	37192X	2	Hyd. Hose, 3/4"
24	P24614	2	Connector, O-Ring (Long)
25	P17805	2	Connector, O-Ring
26	37000X	4	Clamp, Cushion (Replaces P20486)
27	P28200	4	Clamp, Cushion
28	P28364	2	Tee, O-Ring
29	P18964	2	Connector, O-Ring
30	37195X	1	Hyd. Hose, 5/8"
31	37194X	1	Hyd. Hose, 5/8"
32	37197X	1	Hyd. Hose, 5/8"
33	37196X	1	Hyd. Hose, 5/8"

ITEM	PART NO.	QTY.	DESCRIPTION
34	37150X	2	Hyd. Hose, 1/2"
35	P23866	2	Hyd. Hose, 1/2"
36	36420B	1	Hose Tray, Roll-Back
37	P01310	4	Lockwasher, 3/8"
38	P03227	4	Capscrew, Button Hd. Socket, 3/8"-16 x 1"
39	④P19031	8	90° Elbow, Union

NOTES:

- ① Not Used on this Model.
- ② Use 34826B for (1044C-42; S/N 101-113) and (1044C-54; S/N 101-131). 34841B can be used if Replaced as a Set for Both Sides.
- ③ 65750B can be used if Replaced as a Set for Both Sides.
- ④ Used Early Production Only.

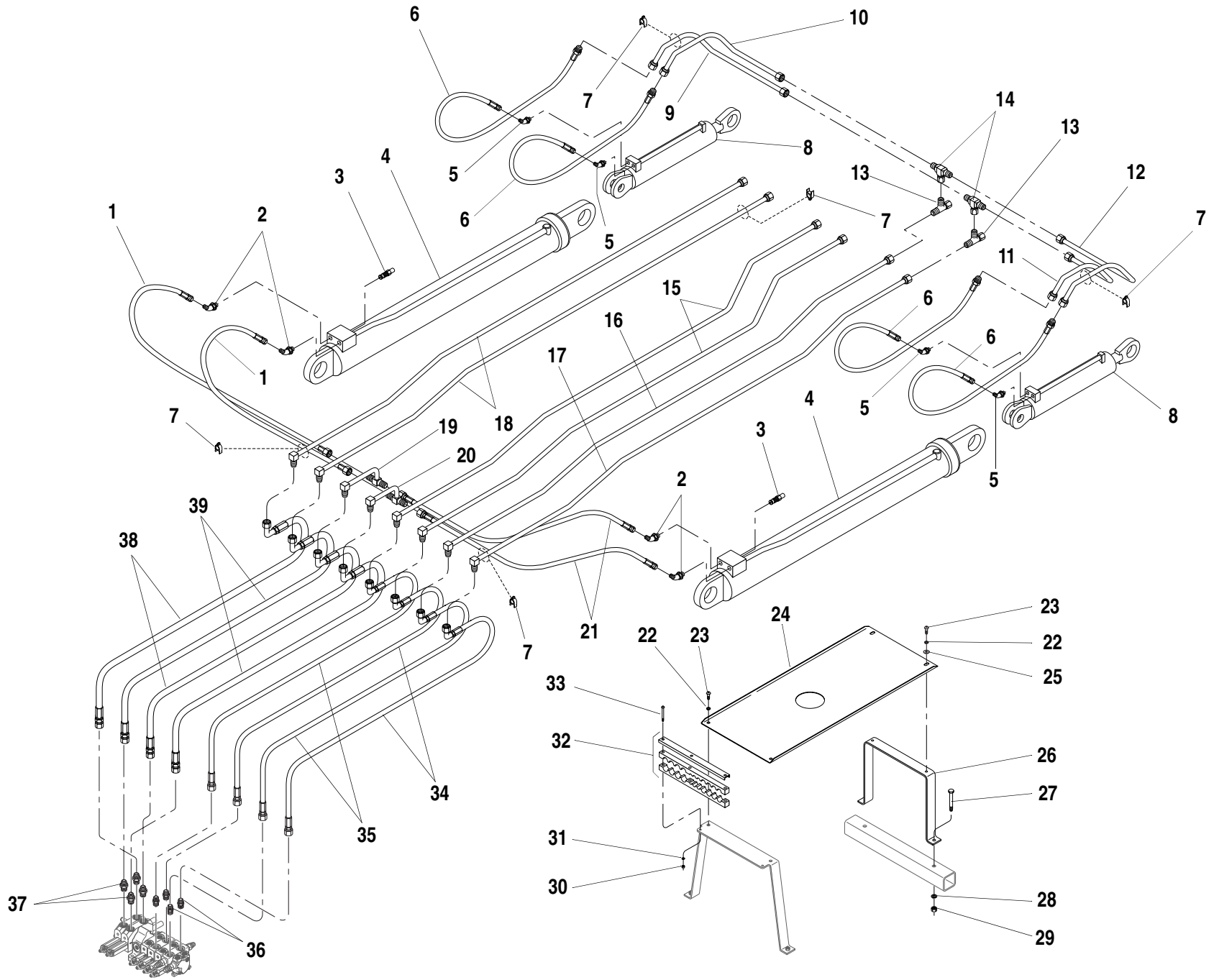
1044C-42 S/N 101-116

1044C-54 S/N 101-154

644B
6K
844C
8K
1044C
10K
▼

HOIST & REAR CARRIAGE TILT HYDRAULIC CIRCUIT

5.1.2



ITEM	PART NO.	QTY.	DESCRIPTION
1	P23866	2	Hyd. Hose, 1/2"
2	P21230	4	45° Elbow, O-Ring
3	P29947	2	Cartridge, Counterbalance Valve
REF	2900770	1	Seal Kit for Item 3
4	34841B	2	Cylinder, Hoist (See Page 5.3.2 for Breakdown)
5	P21229	4	45° Elbow, O-Ring
6	37151X	4	Hyd. Hose, 1/2"
7	90207463	18	Clamp, Cushion
8	①65750B	2	Cylinder, Rear Carriage Tilt (See Page 5.2.2 for Breakdown)
9	36295B	1	Hyd. Tube, 3/4" O.D.
10	36294B	1	Hyd. Tube, 3/4" O.D.
11	36293B	1	Hyd. Tube, 3/4" O.D.
12	36292B	1	Hyd. Tube, 3/4" O.D.
13	P19804	2	Tee, Swivel
14	P24651	2	Tee, Swivel Branch
15	39736B	2	Hyd. Tube, 3/4" O.D.
16	39734B	1	Hyd. Tube, 3/4" O.D.
17	39735B	1	Hyd. Tube, 3/4" O.D.
18	39733B	2	Hyd. Tube, 3/4" O.D.
19	39731A	1	Hyd. Tube, 3/4" O.D.
20	39732A	1	Hyd. Tube, 3/4" O.D.
21	37150X	2	Hyd. Hose, 1/2"
22	P01310	4	Lockwasher, 3/8"
23	P03227	4	Capscrew, Button Hd. Socket, 3/8"-16 x 1"
24	38559A	1	Hose Tray, Roll-Back
25	P01404	2	Flatwasher, 3/8"
26	38556B	1	Support Bracket, Hose Tray
27	P00414	2	Capscrew, Hx., 1/2"-13 x 4"
28	P01312	2	Lockwasher, 1/2"
29	P01510	2	Nut, Hx., 1/2"-13
30	P01506	3	Nut, Hx., 1/4"-20
31	P01308	3	Lockwasher, 1/4"
32	38560B	1	Hose Mount
33	37574X	3	Capscrew, Button Hd. Socket, 1/4"-20 x 3"

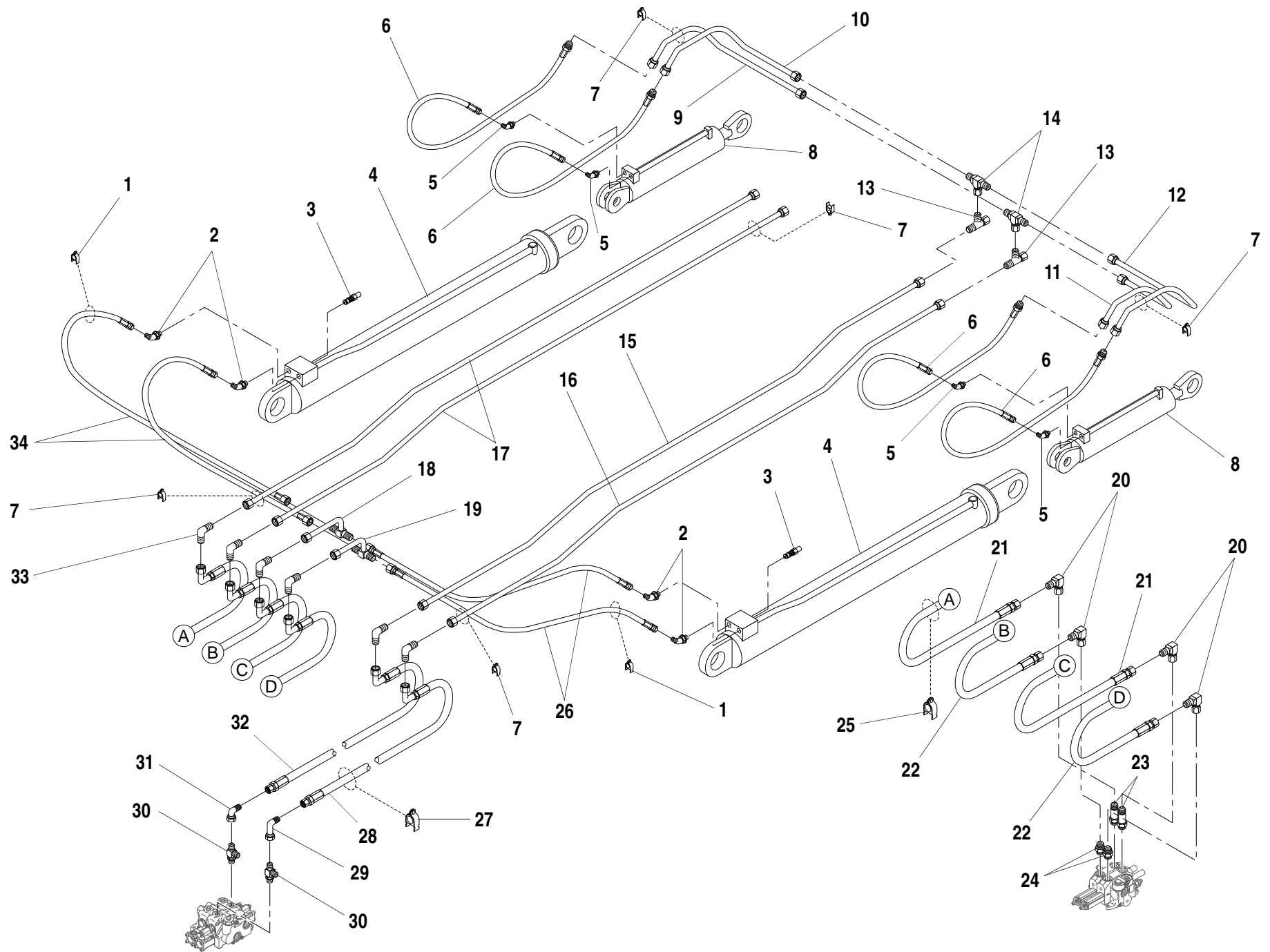
ITEM	PART NO.	QTY.	DESCRIPTION
34	37194X	2	Hyd. Hose, 5/8"
35	37195X	2	Hyd. Hose, 5/8"
36	P27384	4	Connector, O-Ring (Long)
37	P17805	4	Connector, O-Ring
38	37513X	2	Hyd. Hose, 5/8"
39	P31059	2	Hyd. Hose, 5/8"
<p>① Use 34825B for (1044C-42; S/N 101–120) and (1044C-54; S/N 101–211). 65750B can be used if Replaced as a Set for Both Sides.</p>			

1044C-42 S/N 117–

1044C-54 S/N 155–1389, 16039–16418 & 16420–16456

HOIST & REAR CARRIAGE TILT HYDRAULIC CIRCUIT 5.1.2.1

644B
6K
844C
8K
1044C
10K
▼



ITEM	PART NO.	QTY.	DESCRIPTION
1	①90207463	4	Clamp, Cushion
2	P21230	4	45° Elbow, O-Ring
3	P29947	2	Cartridge, Counterbalance Valve
REF	2900770	1	Seal Kit for Item 3
4	34812B	2	Cylinder, Hoist (See Page 5.3.1 for Breakdown)
5	P21229	4	45° Elbow, O-Ring
6	37151X	4	Hyd. Hose, 1/2"
7	90207463	14	Clamp, Cushion
8	34828B	2	Cylinder, Rear Carriage Tilt (Replaces 34817B) (See Page 5.2.1.1 for Breakdown)②
9	36295B	1	Hyd. Tube, 3/4" O.D.
10	36294B	1	Hyd. Tube, 3/4" O.D.
11	36293B	1	Hyd. Tube, 3/4" O.D.
12	36292B	1	Hyd. Tube, 3/4" O.D.
13	P19804	2	Tee, Swivel
14	P24651	2	Tee, Swivel Branch
15	39734B	1	Hyd. Tube, 3/4" O.D. (Replaces 36290B)
16	39735B	1	Hyd. Tube, 3/4" O.D. (Replaces 36291B)
17	39733B	2	Hyd. Tube, 3/4" O.D. (Replaces 36264B)
18	39731A	1	Hyd. Tube, 3/4" O.D. (Replaces 36274A)
19	39732A	1	Hyd. Tube, 3/4" O.D. (Replaces 36275A)
20	P21632	4	90° Elbow, Swivel
21	P25229	2	Hyd. Hose, 3/4"
22	P27152	2	Hyd. Hose, 3/4"
23	P24614	2	Connector, O-Ring (Long)
24	P17805	2	Connector, O-Ring
25	37000X	4	Clamp, Cushion (Replaces P20486)
26	37150X	2	Hyd. Hose, 1/2"
27	P28200	2	Clamp, Cushion
28	37267X	1	Hyd. Hose, 5/8"
29	P29004	1	90° Elbow, Swivel (Long)
30	P28364	2	Tee, O-Ring
31	P28140	1	90° Elbow, Swivel

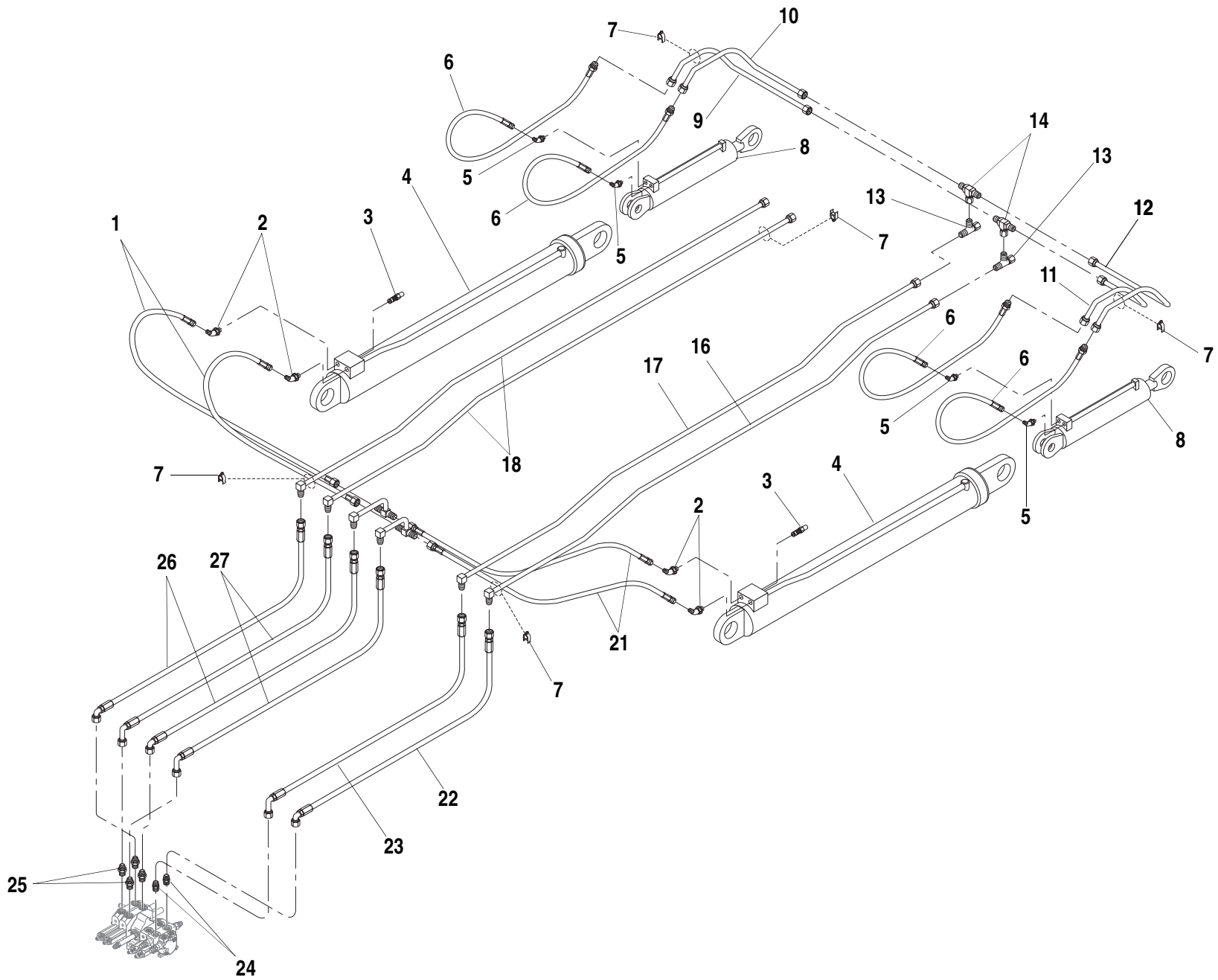
ITEM	PART NO.	QTY.	DESCRIPTION
32	37268X	1	Hyd. Hose, 5/8"
33	①P19031	6	90° Elbow, Union
34	P23866	2	Hyd. Hose, 1/2"

NOTES:
 ① Used Early Production Only.
 ② For the Following (See Page 5.2.1 for Breakdown)
 (6K-37; S/N 101-229) , (6K-42; S/N 101-109) and (8K-42; 101-319)

6K-37 S/N 101-317
6K-42 S/N 101-119
8K-42 S/N 101-220

644B
 6K
 844C
 8K
 1044C
 10K
 ▼

HOIST & REAR CARRIAGE TILT HYDRAULIC CIRCUIT 5.1.3



ITEM	PART NO.	QTY.	DESCRIPTION
1	P23866	2	Hyd. Hose, 1/2"
2	P21230	4	45° Elbow, O-Ring
3	P29947	2	Cartridge, Counterbalance Valve
REF	2900770	1	Seal Kit for Item 3
4	34812B	2	Cylinder, Hoist (See Page 5.3.1 for Breakdown)
5	P21229	4	45° Elbow, O-Ring
6	37151X	4	Hyd. Hose, 1/2"
7	90207463	14	Clamp, Cushion
8	34828B	2	Cylinder, Rear Carriage Tilt (See Page 5.2.1.1 for Breakdown)
9	36295B	1	Hyd. Tube, 3/4" O.D.
10	36294B	1	Hyd. Tube, 3/4" O.D.
11	36293B	1	Hyd. Tube, 3/4" O.D.
12	36292B	1	Hyd. Tube, 3/4" O.D.
13	P19804	2	Tee, Swivel
14	P24651	2	Tee, Swivel Branch
15	39736B	2	Hyd. Tube, 3/4" O.D.
16	39734B	1	Hyd. Tube, 3/4" O.D.
17	39735B	1	Hyd. Tube, 3/4" O.D.
18	39733B	2	Hyd. Tube, 3/4" O.D.
19	39731A	1	Hyd. Tube, 3/4" O.D.
20	39732A	1	Hyd. Tube, 3/4" O.D.
21	37150X	2	Hyd. Hose, 1/2"
22	37630X	1	Hyd. Hose, 5/8"
23	37631X	1	Hyd. Hose, 5/8"
24	P18964	2	Connector, O-Ring
25	P17805	4	Connector, O-Ring
26	37634X	2	Hyd. Hose, 5/8"
27	37633X	2	Hyd. Hose, 5/8"

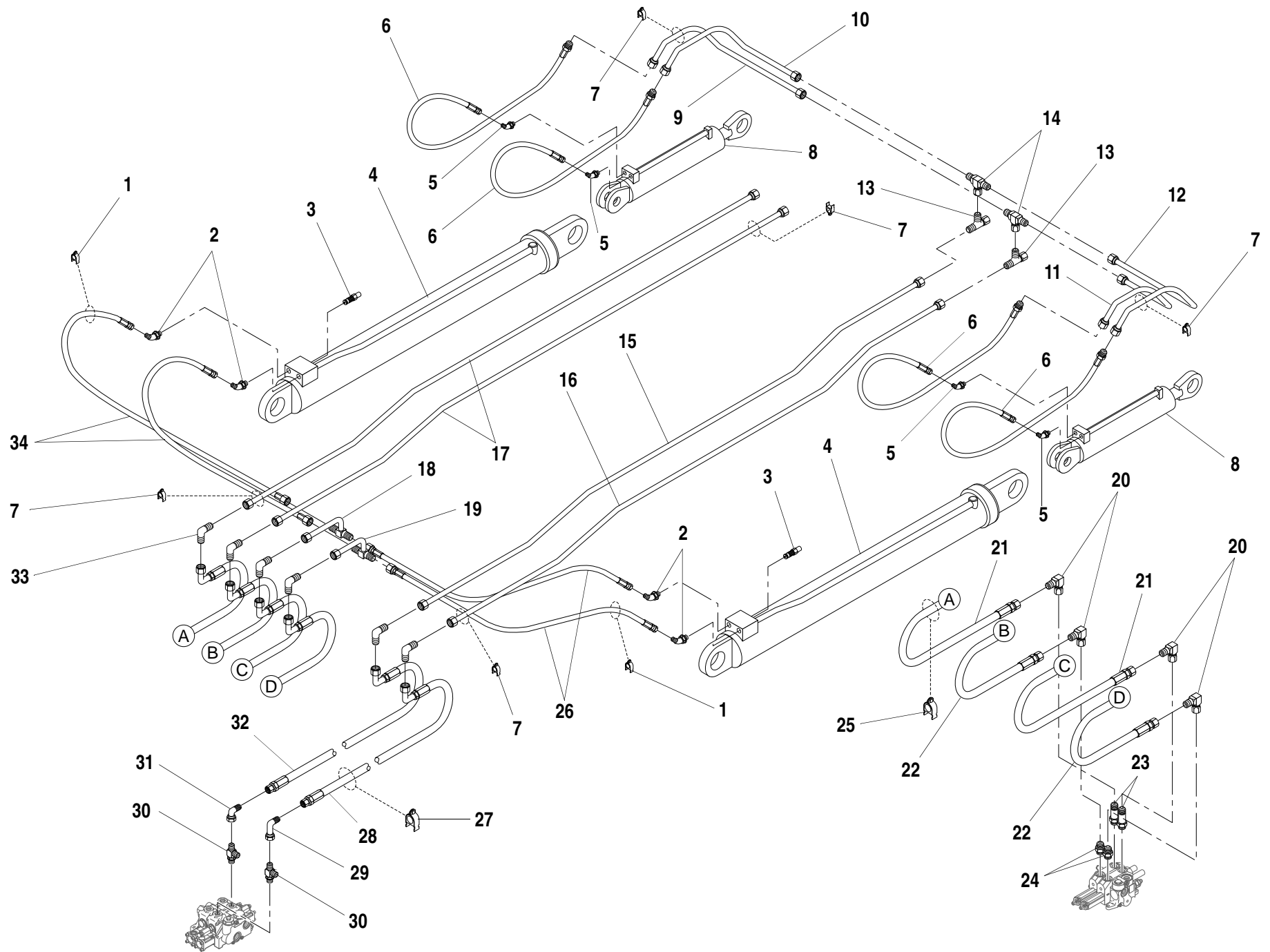
6K-37 S/N 318

6K-42 S/N 120-

8K-42 S/N 221-

644B
6K
844C
8K
1044C
10K
▼

HOIST & REAR CARRIAGE TILT HYDRAULIC CIRCUIT 5.1.3.1



ITEM	PART NO.	QTY.	DESCRIPTION
1	①90207463	4	Clamp, Cushion
2	P21230	4	45° Elbow, O-Ring
3	P29947	2	Cartridge, Counterbalance Valve
REF	2900770	1	Seal Kit for Item 3
4	②34841B	2	Cylinder, Hoist (See Page 5.3.2 for Breakdown)
5	P21229	4	45° Elbow, O-Ring
6	37151X	4	Hyd. Hose, 1/2"
7	90207463	14	Clamp, Cushion
8	③34825B	2	Cylinder, Rear Carriage Tilt (See Page 5.2.2 for Breakdown)
9	36295B	1	Hyd. Tube, 3/4" O.D.
10	36294B	1	Hyd. Tube, 3/4" O.D.
11	36293B	1	Hyd. Tube, 3/4" O.D.
12	36292B	1	Hyd. Tube, 3/4" O.D.
13	P19804	2	Tee, Swivel
14	P24651	2	Tee, Swivel Branch
15	39734B	1	Hyd. Tube, 3/4" O.D. (Replaces 36290B)
16	39735B	1	Hyd. Tube, 3/4" O.D. (Replaces 36291B)
17	39733B	2	Hyd. Tube, 3/4" O.D. (Replaces 36264B)
18	39731A	1	Hyd. Tube, 3/4" O.D. (Replaces 36274A)
19	39732A	1	Hyd. Tube, 3/4" O.D. (Replaces 36275A)
20	P21632	4	90° Elbow, Swivel
21	P25229	2	Hyd. Hose, 3/4"
22	P27152	2	Hyd. Hose, 3/4"
23	P24614	2	Connector, O-Ring (Long)
24	P17805	2	Connector, O-Ring
25	37000X	4	Clamp, Cushion (Replaces P20486)
26	37150X	2	Hyd. Hose, 1/2"
27	P28200	2	Clamp, Cushion
28	37267X	1	Hyd. Hose, 5/8"
29	P29004	1	90° Elbow, Swivel (Long)
30	P28364	2	Tee, O-Ring
31	P28140	1	90° Elbow, Swivel

ITEM	PART NO.	QTY.	DESCRIPTION
32	37268X	1	Hyd. Hose, 5/8"
33	①P19031	6	90° Elbow, Union
34	P23866	2	Hyd. Hose, 1/2"

NOTES:

- ① Used Early Production Only.
- ② Use 34826B for (10K-42; S/N 101–106) and (10K-54; S/N 101–102). 34841B can be used if Replaced as a Set for Both Sides.
- ③ 65750B can be used if Replaced as a Set for Both Sides.

10K-42 S/N 101–106

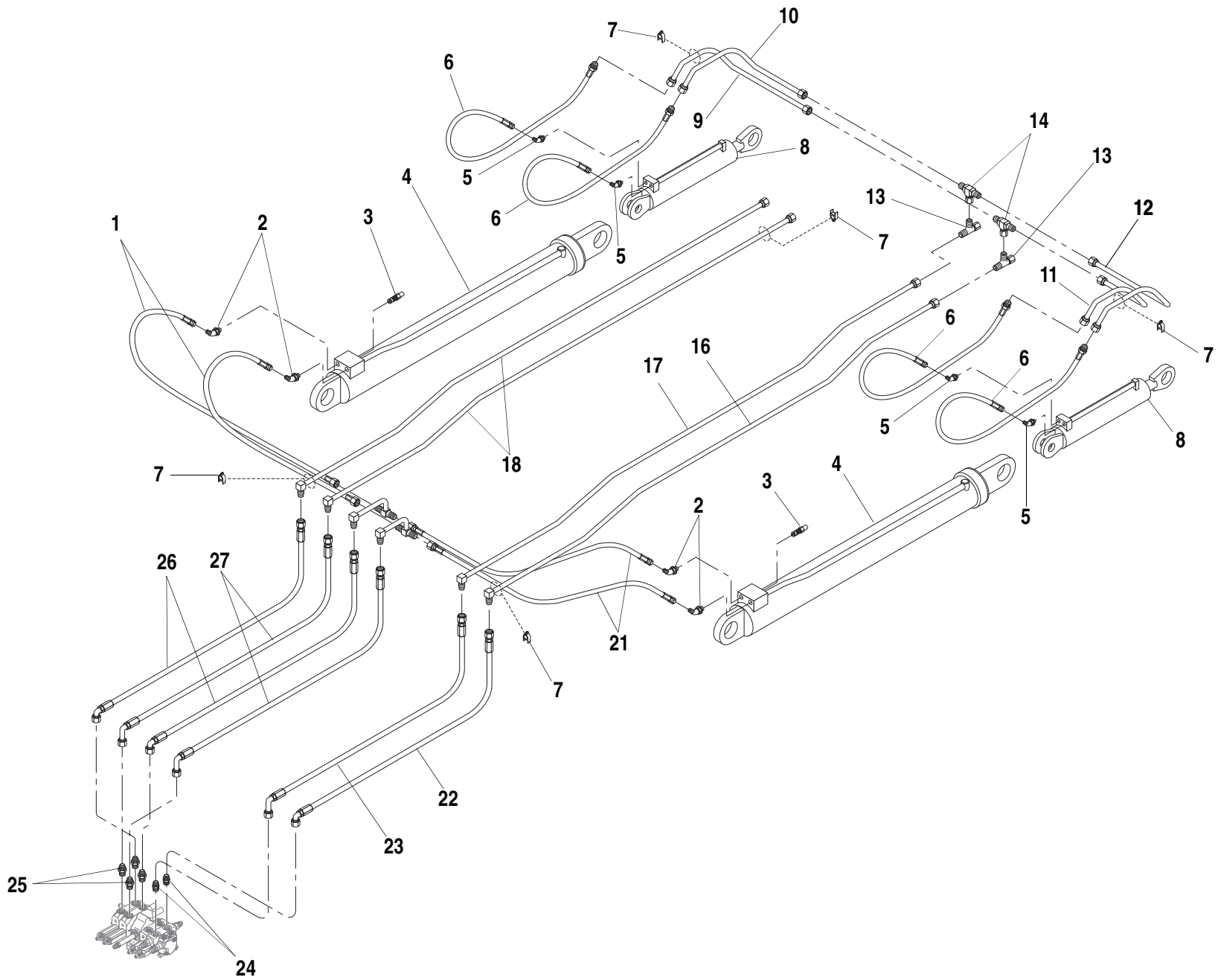
10K-54 S/N 101–103

644B
6K
844C
8K
1044C
10K

HOIST & REAR CARRIAGE TILT HYDRAULIC CIRCUIT

5.1.4





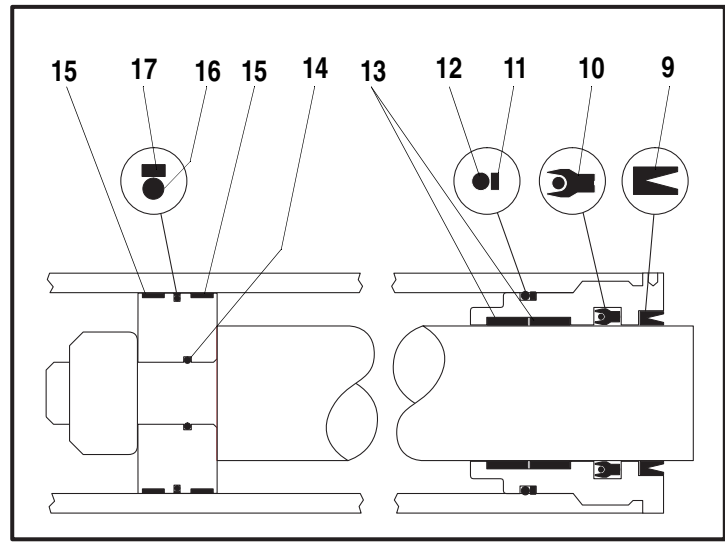
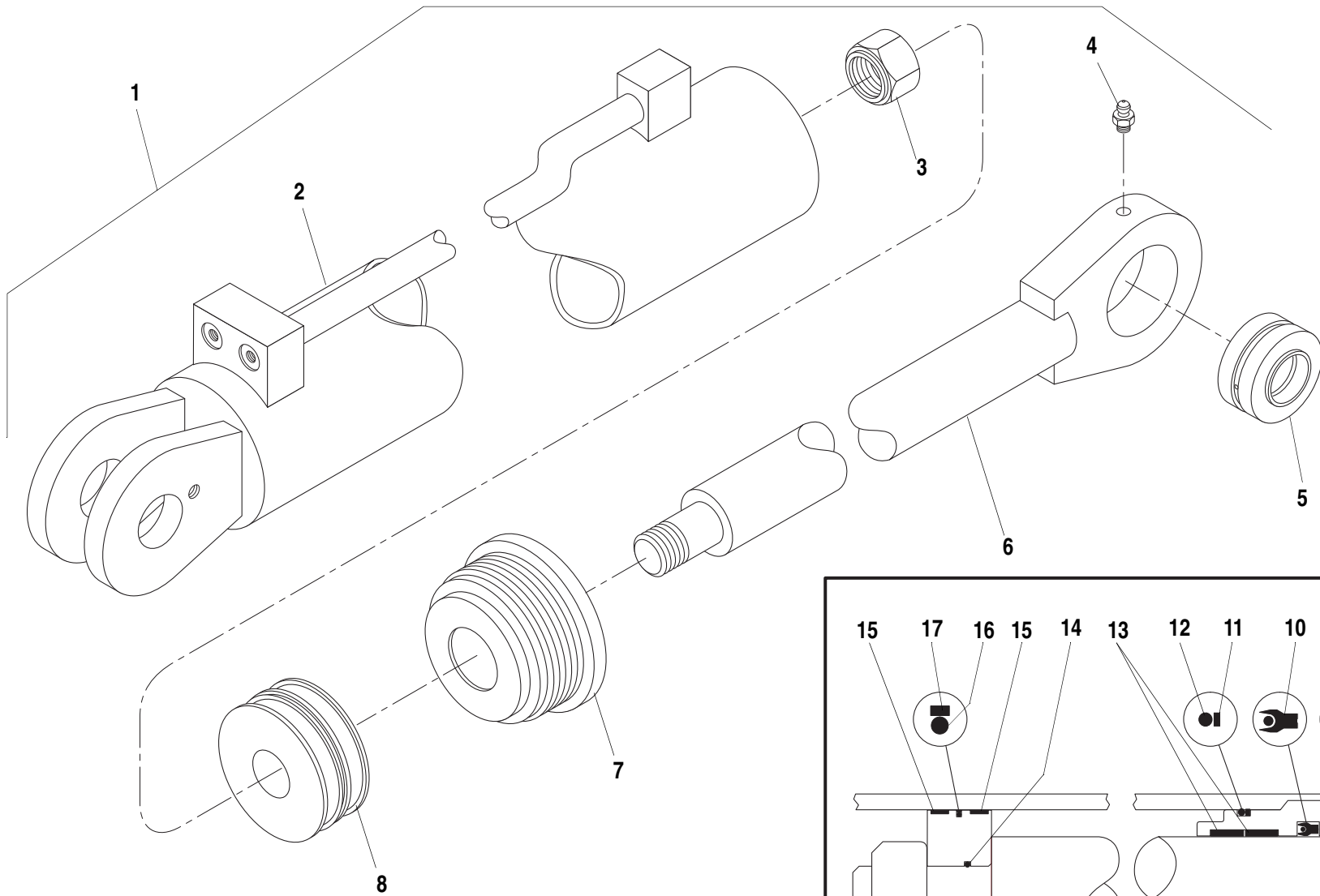
ITEM	PART NO.	QTY.	DESCRIPTION
1	P23866	2	Hyd. Hose, 1/2"
2	P21230	4	45° Elbow, O-Ring
3	P29947	2	Cartridge, Counterbalance Valve
REF	2900770	1	Seal Kit for Item 3
4	34841B	2	Cylinder, Hoist (See Page 5.3.2 for Breakdown)
5	P21229	4	45° Elbow, O-Ring
6	37151X	4	Hyd. Hose, 1/2"
7	90207463	14	Clamp, Cushion
8	65750B	2	Cylinder, Rear Carriage Tilt (See Page 5.2.2 for Breakdown)
9	36295B	1	Hyd. Tube, 3/4" O.D.
10	36294B	1	Hyd. Tube, 3/4" O.D.
11	36293B	1	Hyd. Tube, 3/4" O.D.
12	36292B	1	Hyd. Tube, 3/4" O.D.
13	P19804	2	Tee, Swivel
14	P24651	2	Tee, Swivel Branch
15	39736B	2	Hyd. Tube, 3/4" O.D.
16	39734B	1	Hyd. Tube, 3/4" O.D.
17	39735B	1	Hyd. Tube, 3/4" O.D.
18	39733B	2	Hyd. Tube, 3/4" O.D.
19	39731A	1	Hyd. Tube, 3/4" O.D.
20	39732A	1	Hyd. Tube, 3/4" O.D.
21	37150X	2	Hyd. Hose, 1/2"
22	37630X	1	Hyd. Hose, 5/8"
23	37631X	1	Hyd. Hose, 5/8"
24	P18964	2	Connector, O-Ring
25	P17805	4	Connector, O-Ring
26	37634X	2	Hyd. Hose, 5/8"
27	37633X	2	Hyd. Hose, 5/8"

10K-42 S/N 107-

10K-54 S/N 104-

644B
 6K
 844C
 8K
 1044C
 10K
 ▼

HOIST & REAR CARRIAGE TILT HYDRAULIC CIRCUIT 5.1.4.1



ITEM	PART NO.	QTY.	DESCRIPTION
1	34817B	-	Cylinder Assembly, Rear Carriage Tilt
2	P30617	1	Barrel Weldment
3	P40459	1	Nut, Crownlock
4	P16611	1	Grease Fitting
5	P13449	1	Bushing, Self-Aligned
6	P30636	1	Rod Weldment
7	P30672	1	Rod Bearing
8	P30649	1	Piston
9	*N.S.S.	1	Wiper
10	*N.S.S.	1	Seal
11	*N.S.S.	1	Back-Up Ring
12	*N.S.S.	1	O-Ring
13	*N.S.S.	2	Wear Ring
14	*N.S.S.	1	O-Ring
15	*N.S.S.	2	Wear Ring
16	*N.S.S.	1	O-Ring
17	*N.S.S.	1	Piston Seal
REF	P30654	1	Seal Kit

NOTES:

* Items Included in Seal Kit.

N.S.S. = Not Sold Separately.

644B-37 S/N 101-434

644B-42 S/N 101-130

6K-37 S/N 101-229

6K-42 S/N 101-109

844C-42 S/N 101-319

8K-42 S/N 101-180

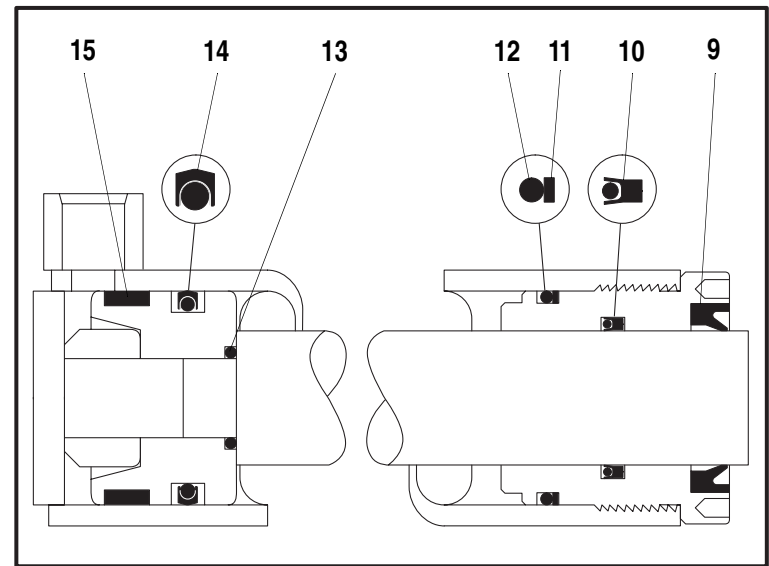
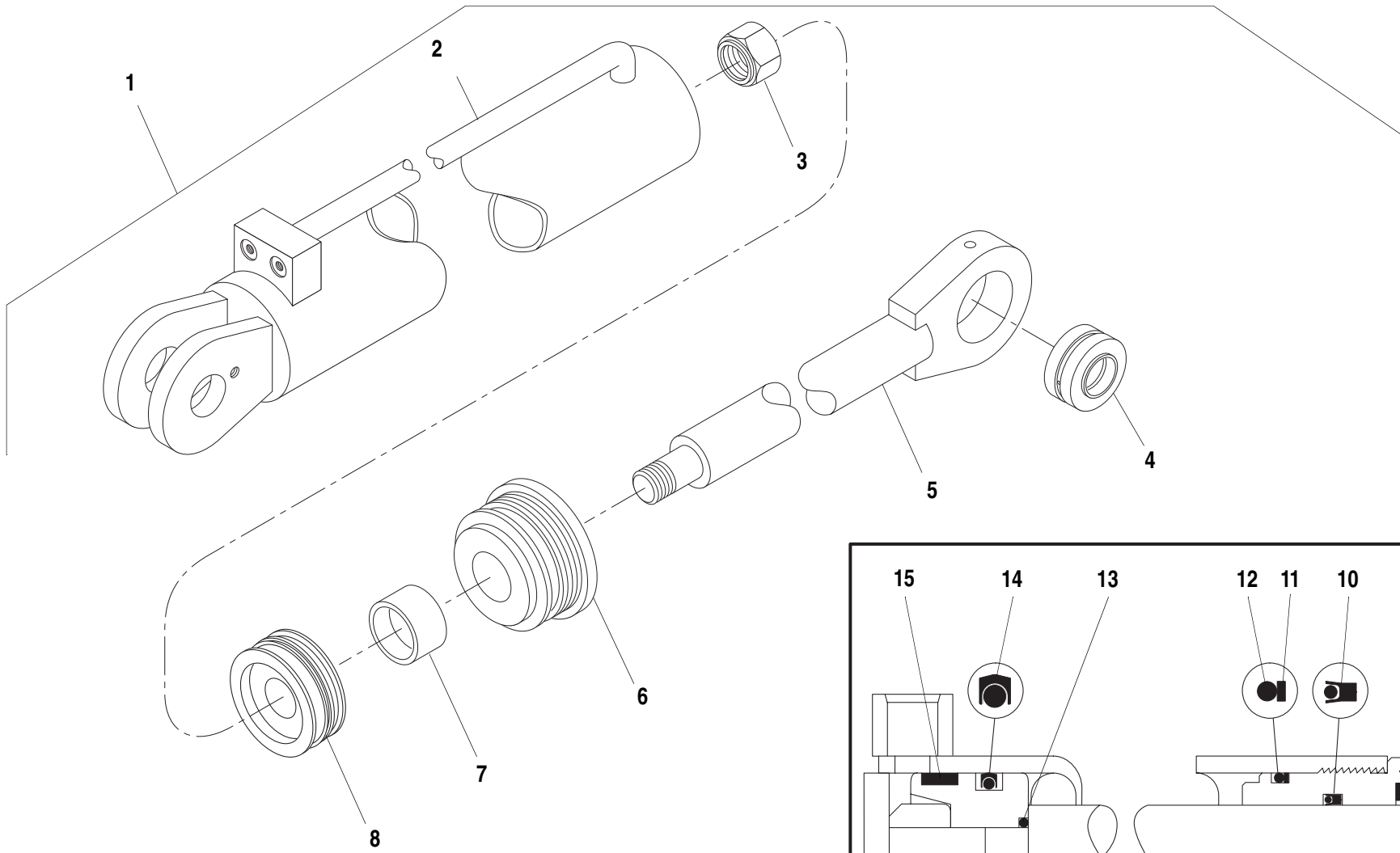
644B
6K
844C
8K

1044C
10K

REAR CARRIAGE TILT CYLINDER ASSEMBLY

5.2.1





ITEM	PART NO.	QTY.	DESCRIPTION
1	34828B	-	Cylinder Assembly, Rear Carriage Tilt
2	P32239	1	Barrel Weldment
3	P19217	1	Nut, Crownlock
4	P13449	1	Bushing, Self-Aligned
5	P32319	1	Rod Weldment
6	P32331	1	Rod Bearing
7	P32342	1	Stroke Limiter
8	P23799	1	Piston
9	*N.S.S.	1	Wiper
10	*N.S.S.	1	Seal
11	*N.S.S.	1	Back-Up Ring
12	*N.S.S.	1	O-Ring
13	*N.S.S.	1	O-Ring
14	*N.S.S.	1	Piston Seal
15	*N.S.S.	1	Wear Ring
REF	P32314	1	Seal Kit

NOTES:

- * Items Included in Seal Kit.

N.S.S. = Not Sold Separately.

644B-37 S/N 435-

644B-42 S/N 131-

844C-42 S/N 320-

6K-37 S/N 230-

6K-42 S/N 110-

8K-42 S/N 181-

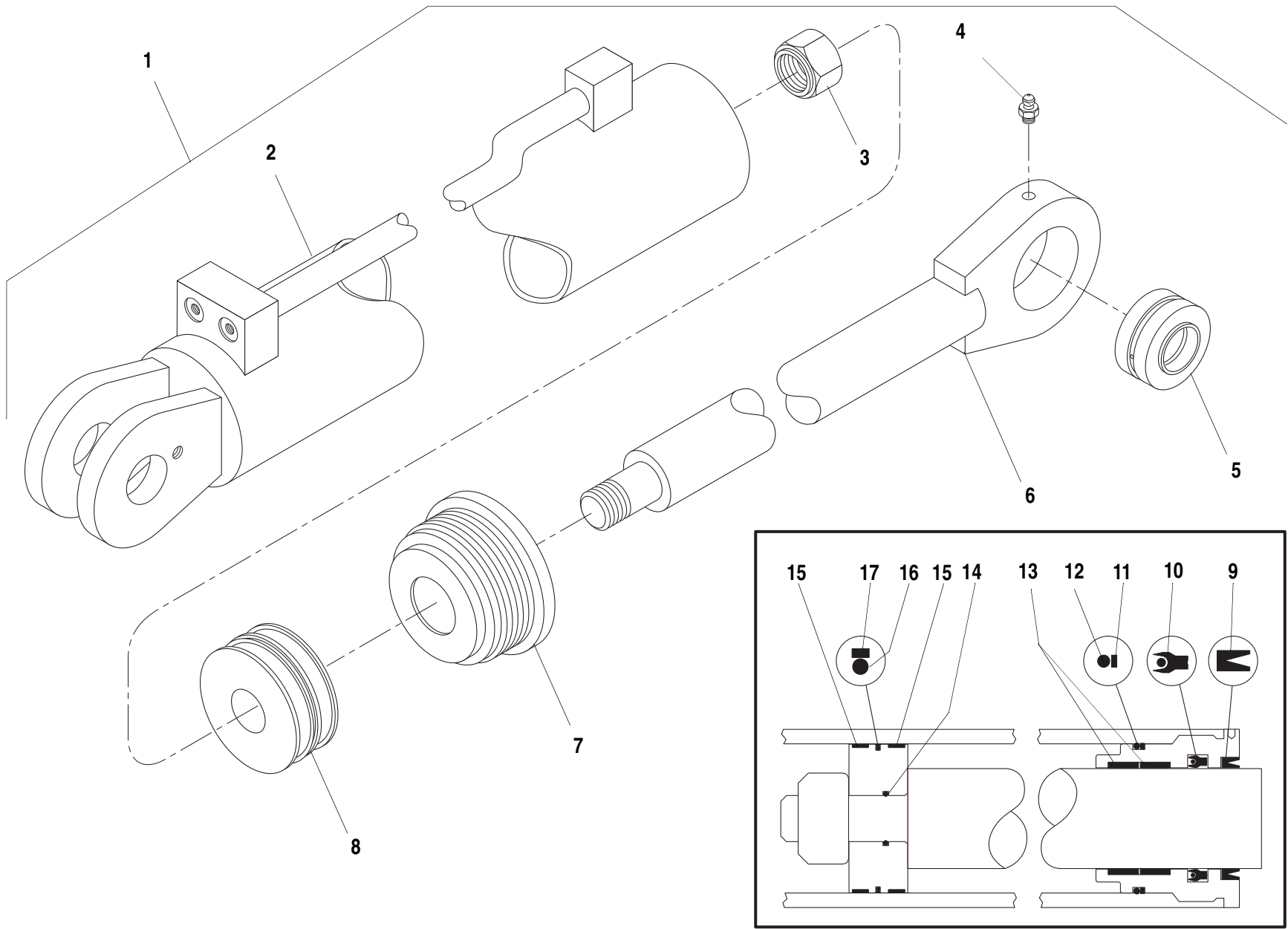
644B
6K
844C
8K

1044C
10K

REAR CARRIAGE TILT CYLINDER ASSEMBLY

5.2.1.1





ITEM	PART NO.	QTY.	DESCRIPTION
1	65750B	-	Cylinder Assembly, Rear Carriage Tilt
1	①34825B	-	Cylinder Assembly, Rear Carriage Tilt
2	36750X	1	Barrel Weldment (for 65750B cylinder)
	②P30622	-	Barrel Weldment (for 34825B cylinder)
3	P30677	1	Nut, Crownlock
4	P16611	1	Grease Fitting
5	P13449	1	Bushing, Self-Aligned
6	36751X	1	Rod Weldment (for 65750B cylinder)
	②P32262	-	Rod Weldment (for 34825B cylinder)
7	P32281	1	Rod Bearing
8	P32274	1	Piston
9	*N.S.S.	1	Wiper
10	*N.S.S.	1	Seal
11	*N.S.S.	1	Back-Up Ring
12	*N.S.S.	1	O-Ring
13	*N.S.S.	2	Wear Ring
14	*N.S.S.	1	O-Ring
15	*N.S.S.	2	Wear Ring
16	*N.S.S.	1	O-Ring
17	*N.S.S.	1	Piston Seal
REF	P32300	1	Seal Kit

NOTES:

- ① Used for (1044C-42; S/N 101-120), (1044C-54; S/N 101-211), (10K-42; S/N 101-107) and (10K-54; S/N 101-109).
65750B can be used for Replacement, if Replaced (as a Pair) on each Side.
- ② Used for (1044C-42; S/N 101-120), (1044C-54; S/N 101-211) (10K-42; S/N 101-107) and (10K-54; S/N 101-109).
- * Items Included in Seal Kit.

N.S.S. = Not Sold Separately.

1044C-42 S/N 101-

1044C-54 S/N 101-

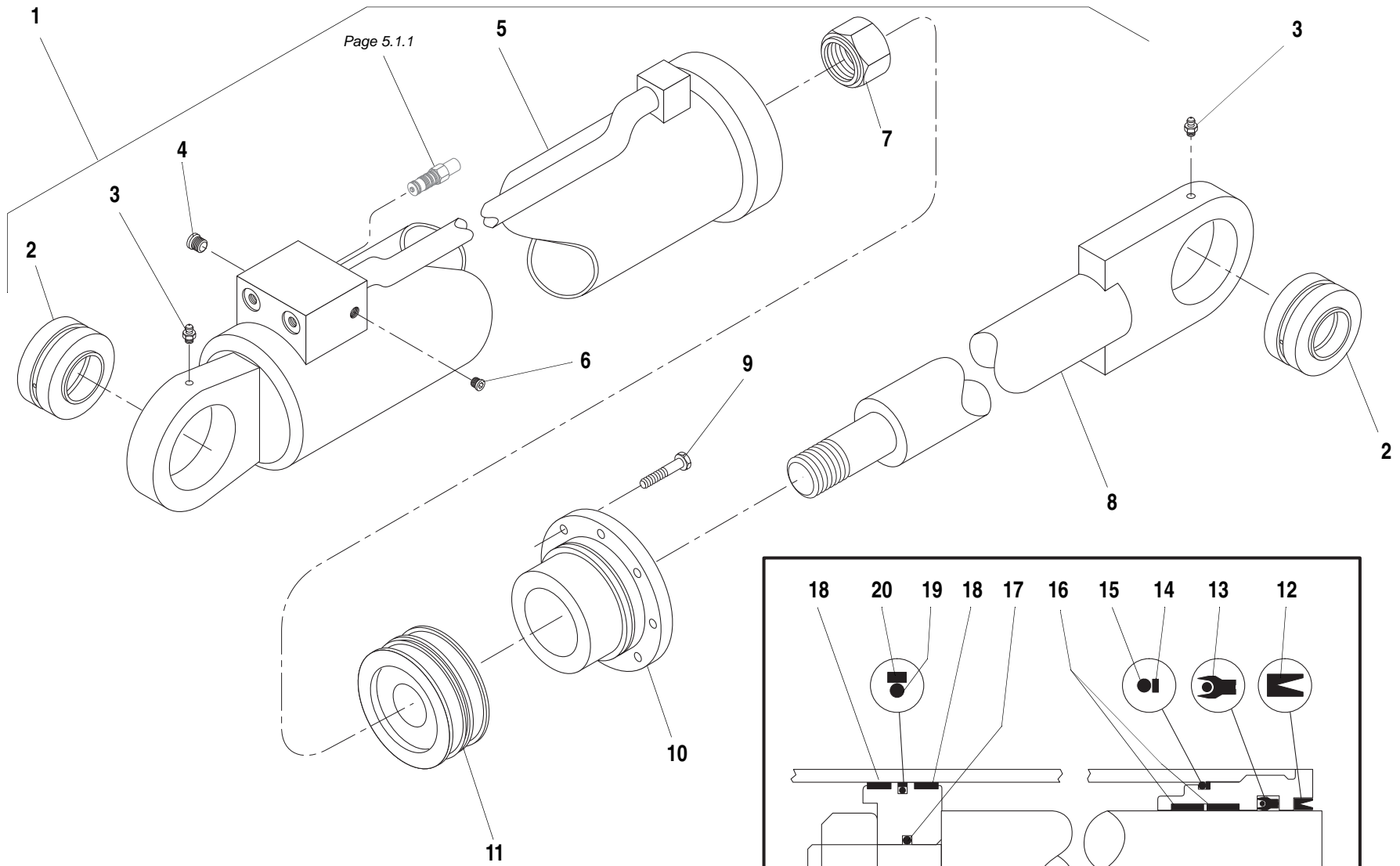
10K-42 S/N 101-

10K-54 S/N 101-

644B
6K
844C
8K
1044C
10K
▼

REAR CARRIAGE TILT CYLINDER ASSEMBLY

5.2.2



ITEM	PART NO.	QTY.	DESCRIPTION
1	34812B	-	Cylinder Assembly, Hoist
2	P18830	2	Bushing, Self-Aligned
3	P16611	2	Grease Fitting
4	P27937	1	O-Ring Plug, Hollow Hex
5	P30616	1	Barrel Weldment
6	P27933	1	O-Ring Plug, Hollow Hex
7	P40460	1	Nut, Crownlock
8	P30637	1	Rod Weldment
9	P00481	8	Capscrew, Hx., 1/2"-20 x 1 1/2" GR 8
10	P30673	1	Head, Rod Bearing
11	P29878	1	Piston
12	*N.S.S.	1	Wiper
13	*N.S.S.	1	Seal
14	*N.S.S.	1	Back-Up Ring
15	*N.S.S.	1	O-Ring
16	*N.S.S.	2	Wear Ring
17	*N.S.S.	1	O-Ring
18	*N.S.S.	2	Wear Ring
19	*N.S.S.	1	O-Ring
20	*N.S.S.	1	Piston Seal
REF	P30652	1	Seal Kit

NOTES:

* Items Included in Seal Kit.

N.S.S. = Not Sold Separately.

644B-37 S/N 101-

644B-42 S/N 101-1619 & 16152-16439

844C-42 S/N 101-3969 & 16038-16439

6K-37 S/N 101-

6K-42 S/N 101-

8K-42 S/N 101-

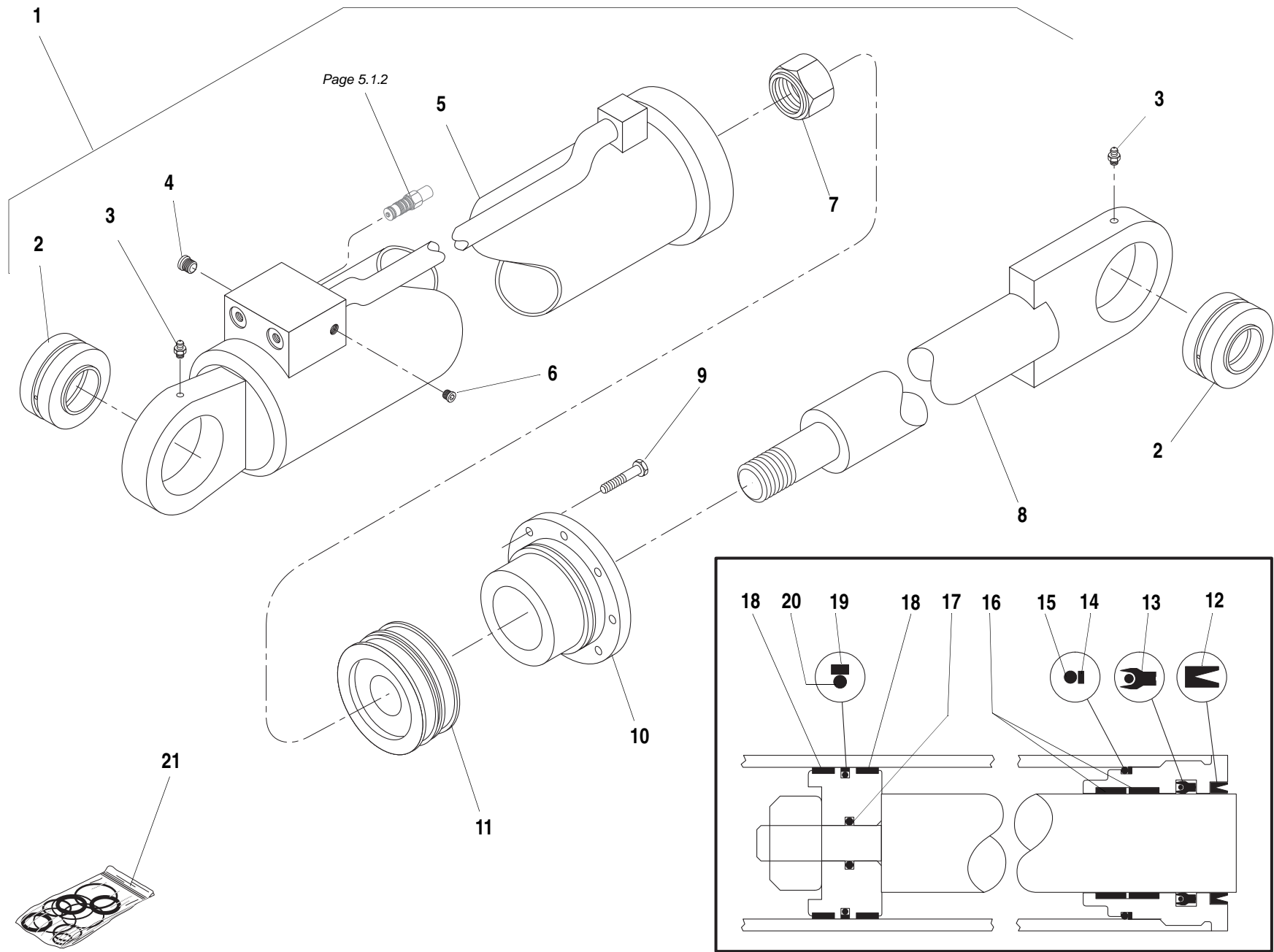
644B
6K
844C
8K

1044C
10K

HOIST CYLINDER ASSEMBLY

5.3.1





ITEM	PART NO.	QTY.	DESCRIPTION
1	N.L.A	-	Cylinder Assembly, Hoist (Was 34841B Replaced by 1102042 (See Page 5.3.2.1) Must Be Replace as a Set.
	N.L.A	-	Cylinder Assembly, Hoist ①34826B
2	P18830	2	Bushing, Self-Aligned
3	P16611	2	Grease Fitting
4	P27937	1	O-Ring Plug, Hollow Hex
5	P32250	1	Barrel Weldment
6	P27933	1	O-Ring Plug, Hollow Hex
7	P40461	1	Nut, Crownlock
8	P32266	1	Rod Weldment (for 34841B cylinder)
	②P32263	-	Rod Weldment (for 34826B cylinder)
9	P00432	12	Capscrew, Hx., 1/2"-13 x 1 3/4" GR 8
10	P32282	1	Head, Rod Bearing
11	P29877	1	Piston
12	*N.S.S.	1	Wiper
13	*N.S.S.	1	Seal
14	*N.S.S.	1	Back-Up Ring
15	*N.S.S.	1	O-Ring
16	*N.S.S.	2	Wear Ring
17	*N.S.S.	1	O-Ring
18	*N.S.S.	2	Wear Ring
19	*N.S.S.	1	Piston Seal
20	*N.S.S.	1	O-Ring
21	P32301	1	Seal Kit

NOTES:

* Items Included in Seal Kit.

N.S.S. = Not Sold Separately.

NOTES:

- ① Used for (1044C-42; S/N 101-113), (1044C-54; S/N 101-131), (10K-42; S/N 101-106) and (10K-54; S/N 101-102). 34841B can be used for Replacement, if Replaced (as a Pair) on each Side.
- ② Used for (1044C-42; S/N 101-113), (1044C-54; S/N 101-131), (10K-42; S/N 101-106) and (10K-54; S/N 101-102).

1044C-42 S/N 101-

1044C-54 S/N 101-

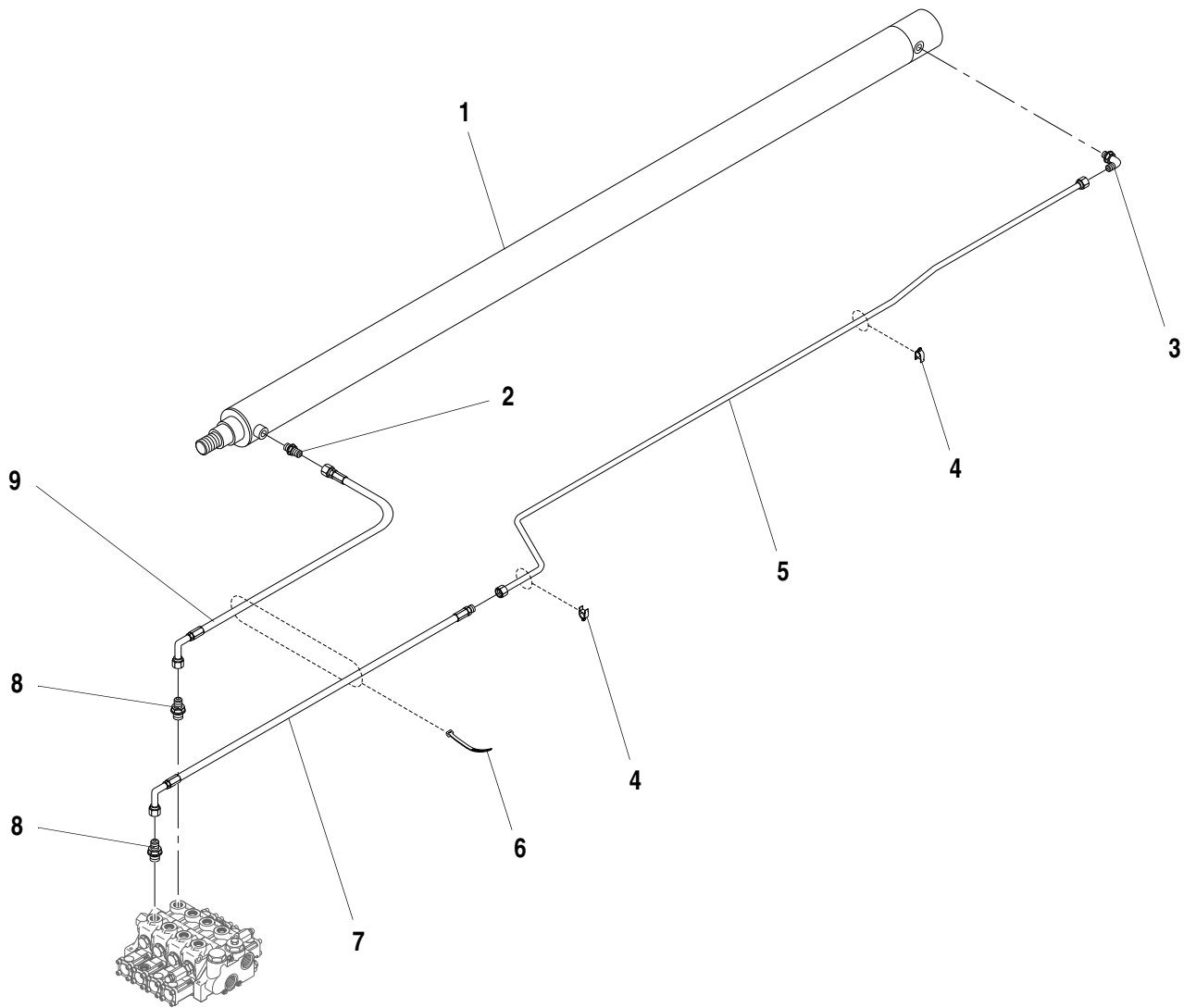
10K-42 S/N 101-

10K-54 S/N 101-

644B
6K
844C
8K
1044C
10K

HOIST CYLINDER ASSEMBLY

5.3.2



ITEM	PART NO.	QTY.	DESCRIPTION
1	34829B	1	Cylinder, Transfer (Replaces 34814B) (See Page 5.5.1.1 for Breakdown)❶
2	P18944	1	Connector, O-Ring
3	P18956	1	90° Elbow, O-Ring
4	P20467	2	Clamp, Cushion
5	36322B	1	Hyd. Tube, 1/2" O.D.
6	P20496	2	Cable Tie
7	37264X	1	Hyd. Hose, 3/8" x 78"
8	P15406	2	Connector, O-Ring
9	37265X	1	Hyd. Hose, 3/8" x 78"

NOTES:

- ❶ For the Following Machine(s) See Page 5.5.1 for Breakdown.
 (644B-37; S/N 101-433) and (644B-42; S/N 101-130)
 (844C-42; S/N 101-323 & 326- 328)
 (1044C-42; S/N 101-109) and (1044C-54; S/N 101-108)

644B-37 S/N 101-590, 592-666

644B-42 S/N 101-207

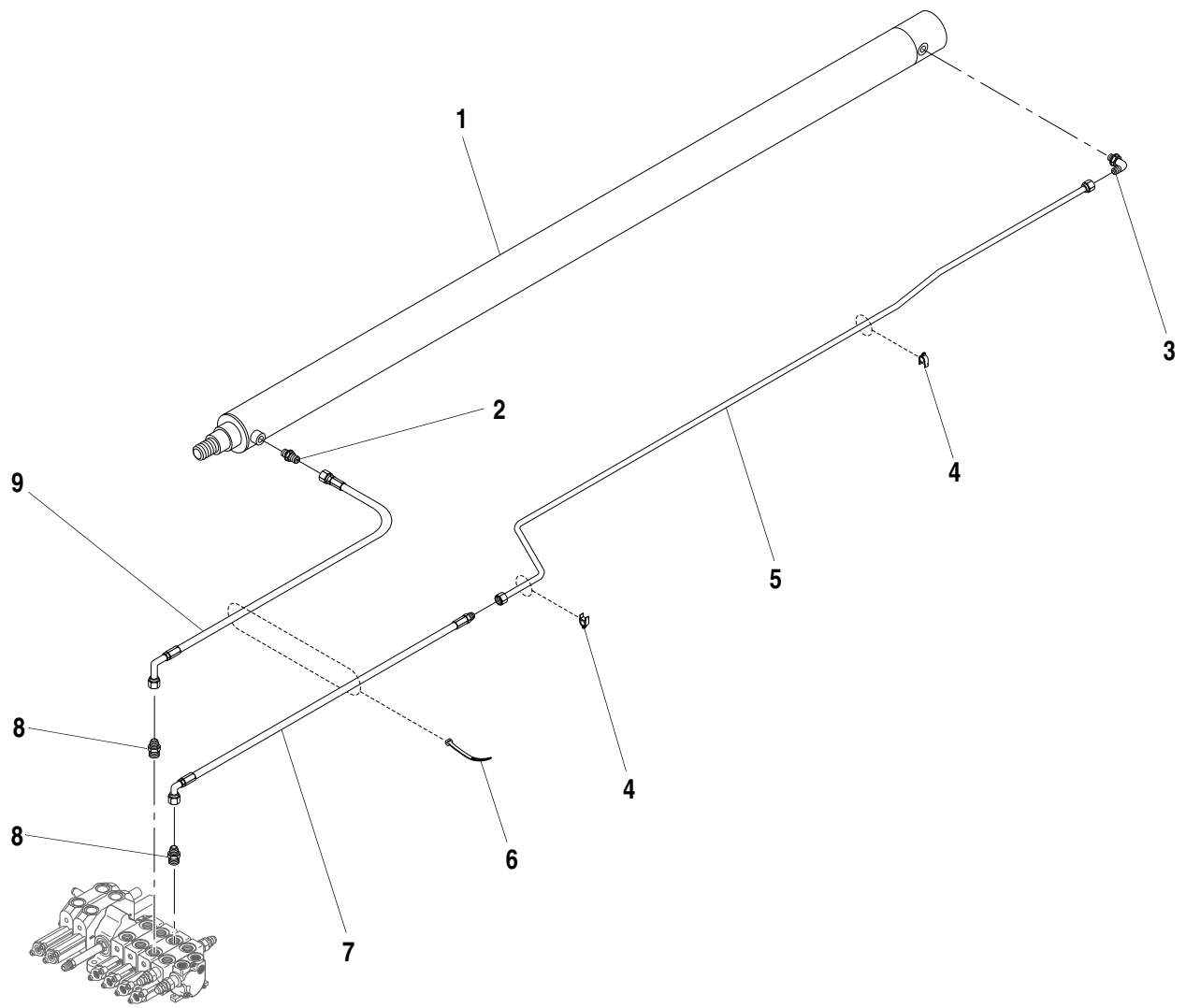
844C-42 S/N 101-621

1044C-42 S/N 101-116

1044C-54 S/N 101-154

644B
 6K
 844C
 8K
 1044C
 10K

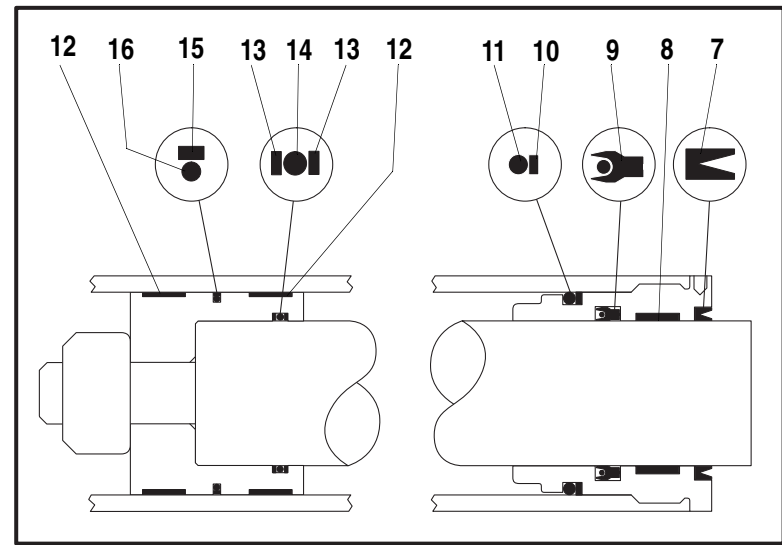
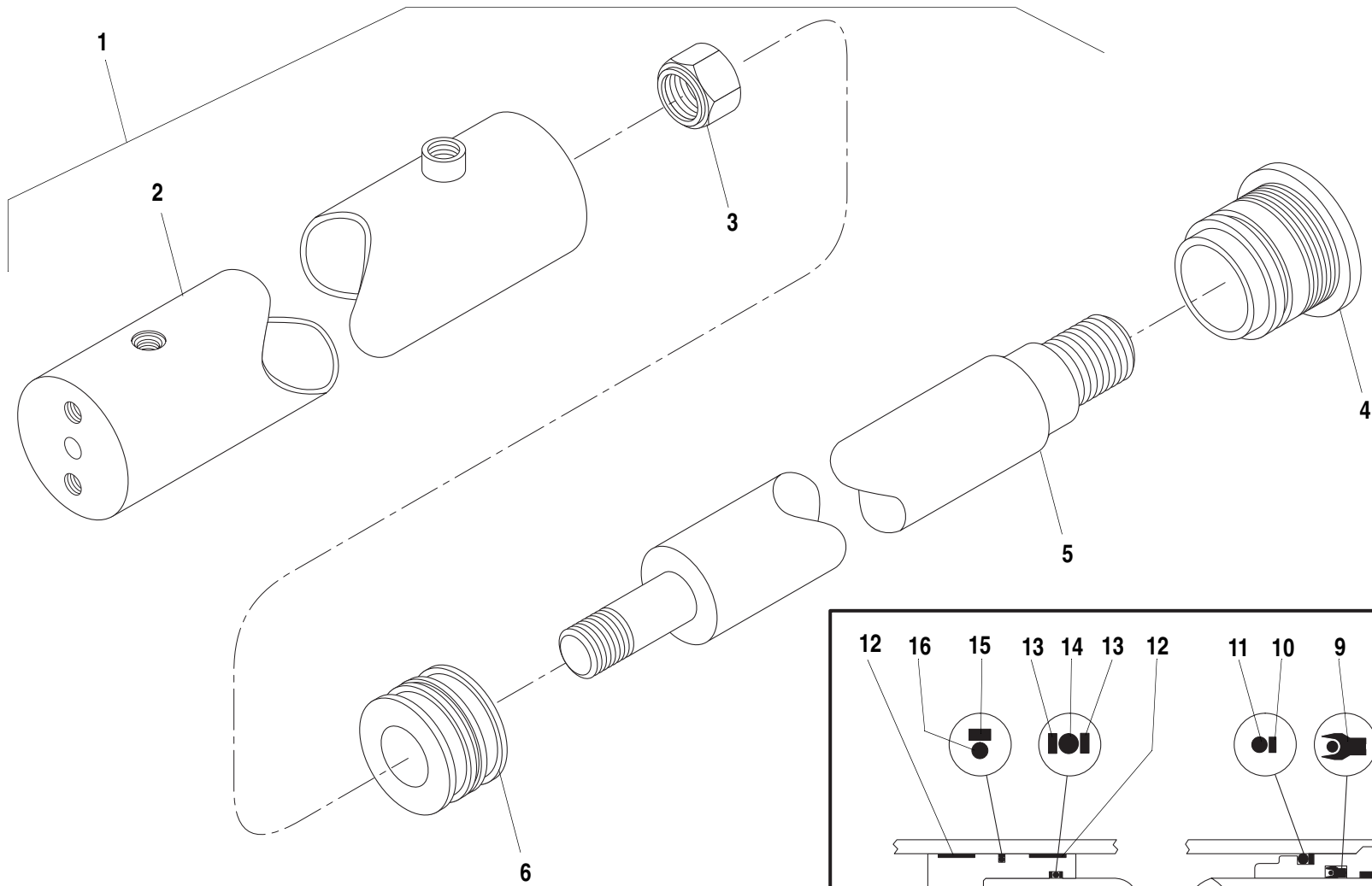




ITEM	PART NO.	QTY.	DESCRIPTION
1	34829B	1	Cylinder, Transfer (See Page 5.5.1.1 for Breakdown)
2	P18944	1	Connector, O-Ring
3	P18956	1	90° Elbow, O-Ring
4	P20467	2	Clamp, Cushion
5	36322B	1	Hyd. Tube, 1/2" O.D.
6	P20496	2	Cable Tie
7	37264X	1	Hyd. Hose, 3/8" x 78"
8	P15406	2	Connector, O-Ring
9	37629X	1	Hyd. Hose, 3/8" x 81"

644B-37 S/N 591,667-
644B-42 S/N 208-
844C-42 S/N 622-
1044C-42 S/N 117-
1044C-54 S/N 155-

644B
6K
844C
8K
1044C
10K
▼



ITEM	PART NO.	QTY.	DESCRIPTION
1	①N.L.A.	-	Cylinder Assembly, Transfer
2	P30612	1	Barrel Weldment
3	P40459	1	Nut, Crownlock
4	P30671	1	Head, Rod Bearing
5	P30643	1	Rod
6	P30648	1	Piston
7	*N.S.S.	1	Wiper
8	*N.S.S.	1	Wear-Ring
9	*N.S.S.	1	Seal
10	*N.S.S.	1	Back-Up Ring
11	*N.S.S.	1	O-Ring
12	*N.S.S.	2	Wear Ring
13	*N.S.S.	2	Wear Ring
14	*N.S.S.	1	O-Ring
15	*N.S.S.	1	Piston Seal
16	*N.S.S.	1	O-Ring
REF	P30655	1	Seal Kit

NOTES:

- ① Use 34829B For Replacment (See Page 5.5.1.1 for Breakdown).
- * Items Included in Seal Kit.

N.S.S. = Not Sold Separately.

644B-37 S/N 101-433

644B-42 S/N 101-130

844C-42 S/N 101-323 & 326-328

1044C-42 S/N 101-109

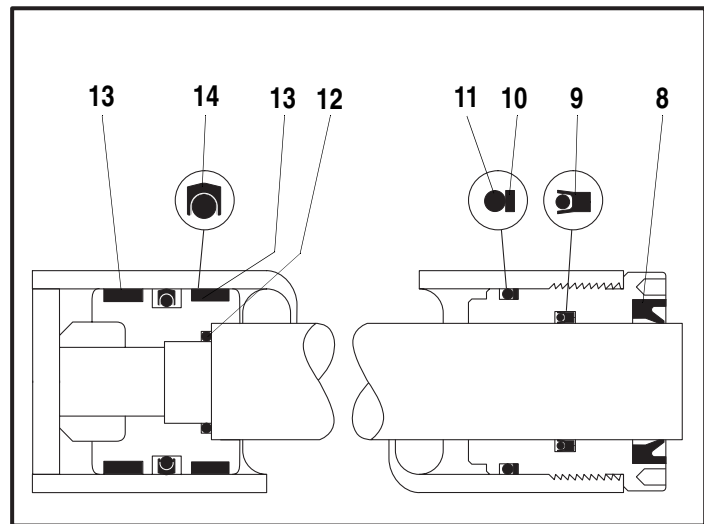
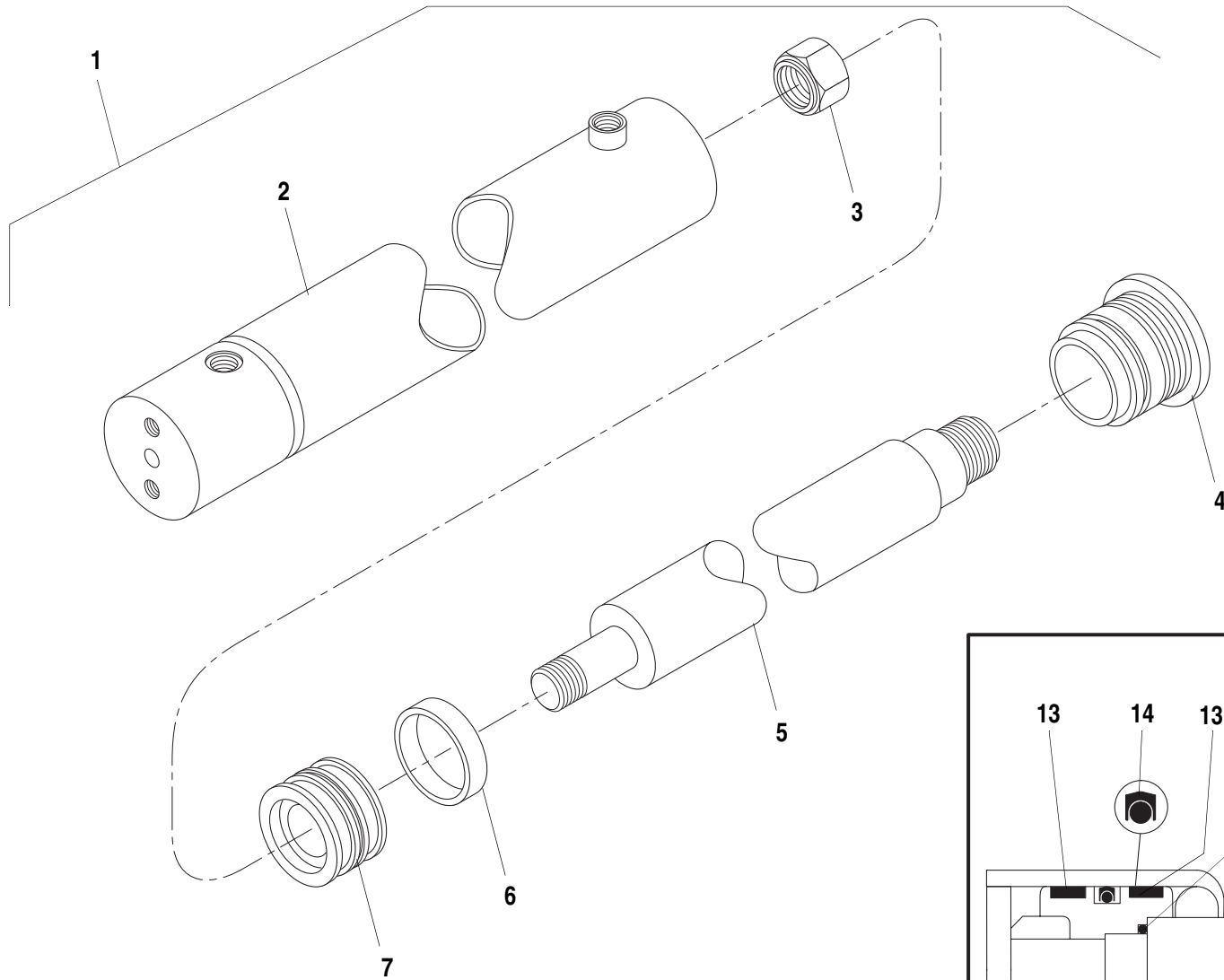
1044C-54 S/N 101-108

644B
6K
844C
8K
1044C
10K



TRANSFER CYLINDER ASSEMBLY

5.5.1



ITEM	PART NO.	QTY.	DESCRIPTION
1	1102022	-	Cylinder Assembly, Transfer
2	P32240	1	Barrel Weldment
3	P19217	1	Nut, Crownlock
4	P32333	1	Head, Rod Bearing
5	P32318	1	Rod
6	P32341	1	Stroke Limiter
7	P32336	1	Piston
8	*N.S.S.	1	Wiper
9	*N.S.S.	1	Seal
10	*N.S.S.	1	Back-Up Ring
11	*N.S.S.	1	O-Ring
12	*N.S.S.	1	O-Ring
13	*N.S.S.	1	Wear Ring
14	*N.S.S.	1	Piston Seal
REF	1102019	1	Seal Kit

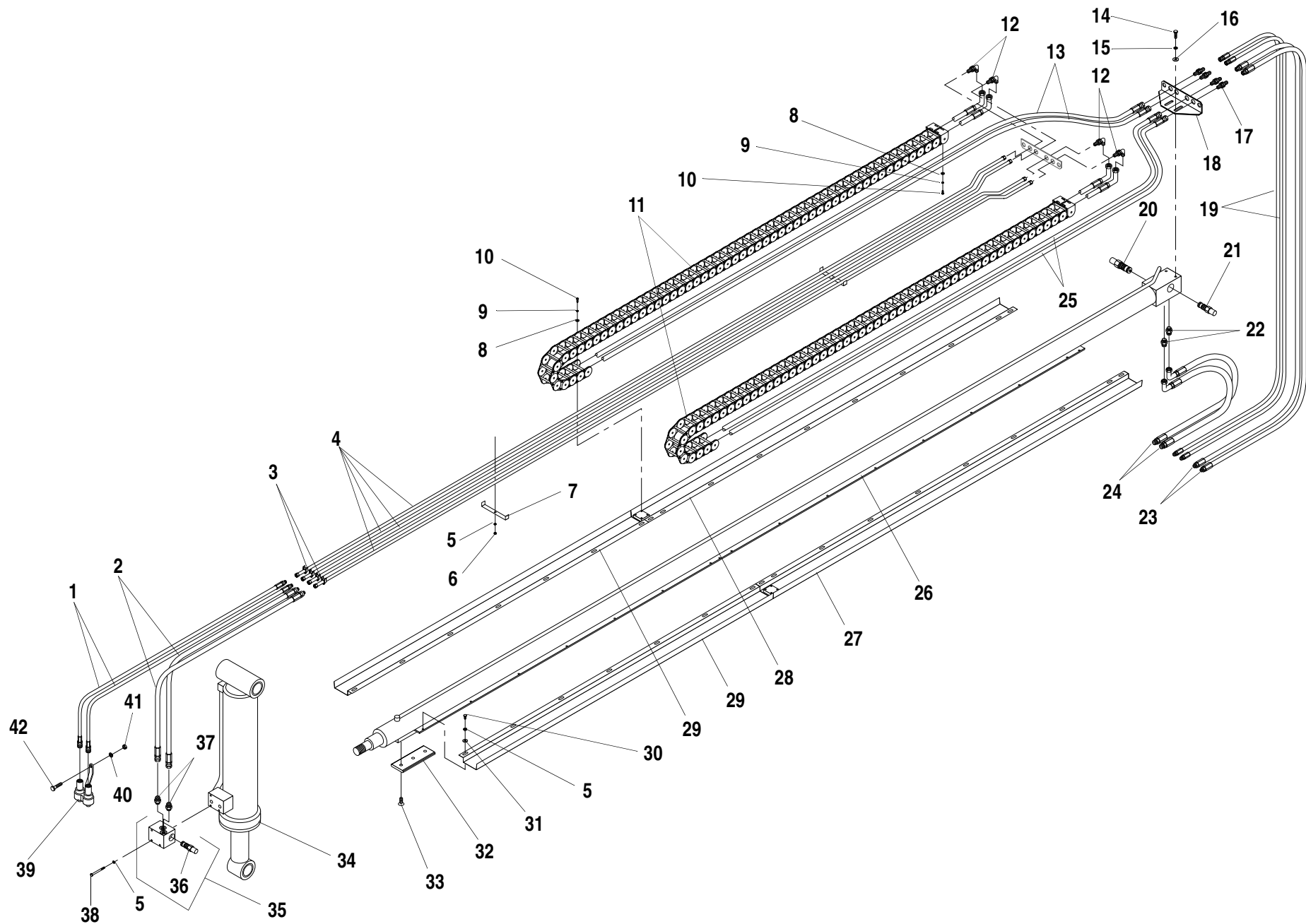
NOTES:
 * Items Included in Seal Kit.

N.S.S. = Not Sold Separately.

644B-37 S/N 434-
644B-42 S/N 131-
844C-42 S/N 324,325 & 329-
1044C-42 S/N 110-
1044C-54 S/N 109-

644B
 6K
 844C
 8K
 1044C
 10K
 ▼

TRANSFER CYLINDER ASSEMBLY 5.5.1.1



ITEM	PART NO.	QTY.	DESCRIPTION
1	37180X	2	Hyd. Hose, 1/2"
2	37179X	2	Hyd. Hose, 5/8"
3	91083217	4	Clamp, Cushion
4	38034B	4	Hyd. Tube, 5/8" O.D.
5	P01309	39	Lockwasher, 5/16"
6	P01507	2	Nut, Hx., 5/16"-18
7	26329A	2	Tube Clamp
8	P01402	16	Flatwasher, 1/4"
9	P01308	16	Lockwasher, 1/4"
10	P03194	16	Capscrew, Button Hd. Socket, 1/4"-20 x 1/2"
11	P28526	2	Hose Carrier
REF	37756X	1	Repair Kit, Hose Carrier
REF	36912X	1	Roller Replacement Kit
12	P27394	4	90° Elbow, Bulkhead
13	37600X	2	Hyd. Hose, 1/2" (Replaces P28614)
14	P00202	2	Capscrew, Hx., 3/8"-16 x 3/4"
15	P01310	2	Lockwasher, 3/8"
16	P01404	2	Flatwasher, 3/8"
17	P18949	4	Connector, Bulkhead
18	26326A	1	Bracket, Tube Mount
19	37198X	2	Hyd. Hose, 1/2"
20	P27827	1	Cartridge, Counterbalance Valve
REF	P40491	1	Seal Kit
21	P29947	1	Cartridge, Counterbalance Valve
REF	2900770	1	Seal Kit
22	P23901	2	Connector, O-Ring
23	37190X	2	Hyd. Hose, 5/8"
24	37168X	2	Hyd. Hose, 3/4"
25	37549X	2	Hyd. Hose, 5/8" (Replaces 37199X)
26	34832B	1	Cylinder, Boom Extension (Replaces 34819B) (See Page 5.7.1.1 for Breakdown)❶
27	30728A	1	Hose Tray, Rear - L.H.
28	30727A	1	Hose Tray, Rear - R.H.
29	30725B	2	Hose Tray, Front
30	P00101	34	Capscrew, Hx., 5/16"-18 x 5/8"
31	P01403	34	Flatwasher, 5/16"

ITEM	PART NO.	QTY.	DESCRIPTION
32	❷35483A	1	Slide Plate, Boom Extension Cylinder
33	P03114	3	Screw, Flat Hd. Socket, 1/2"-13 x 3/4"
34	34835B	1	Cylinder, Front Carriage Tilt (Replaces 34820B) (See Page 5.12.1 for Breakdown)
35		1	Counterbalance Valve
36	P29947	1	Cartridge, Counterbalance Valve
REF	P40484	1	Seal Kit for Items 35 and 36
37	P15406	2	Connector, O-Ring
38	P00112	3	Capscrew, Hx., 5/16"-18 x 3"
39	P29348	1	Quick Coupler (Incl. dust caps & male connectors)
40	P01312	1	Lockwasher, 1/2"
41	P01510	1	Nut, Hx., 1/2"-13
42	P00404	1	Capscrew, Hx., 1/2"-13 x 1 1/2"

NOTES:

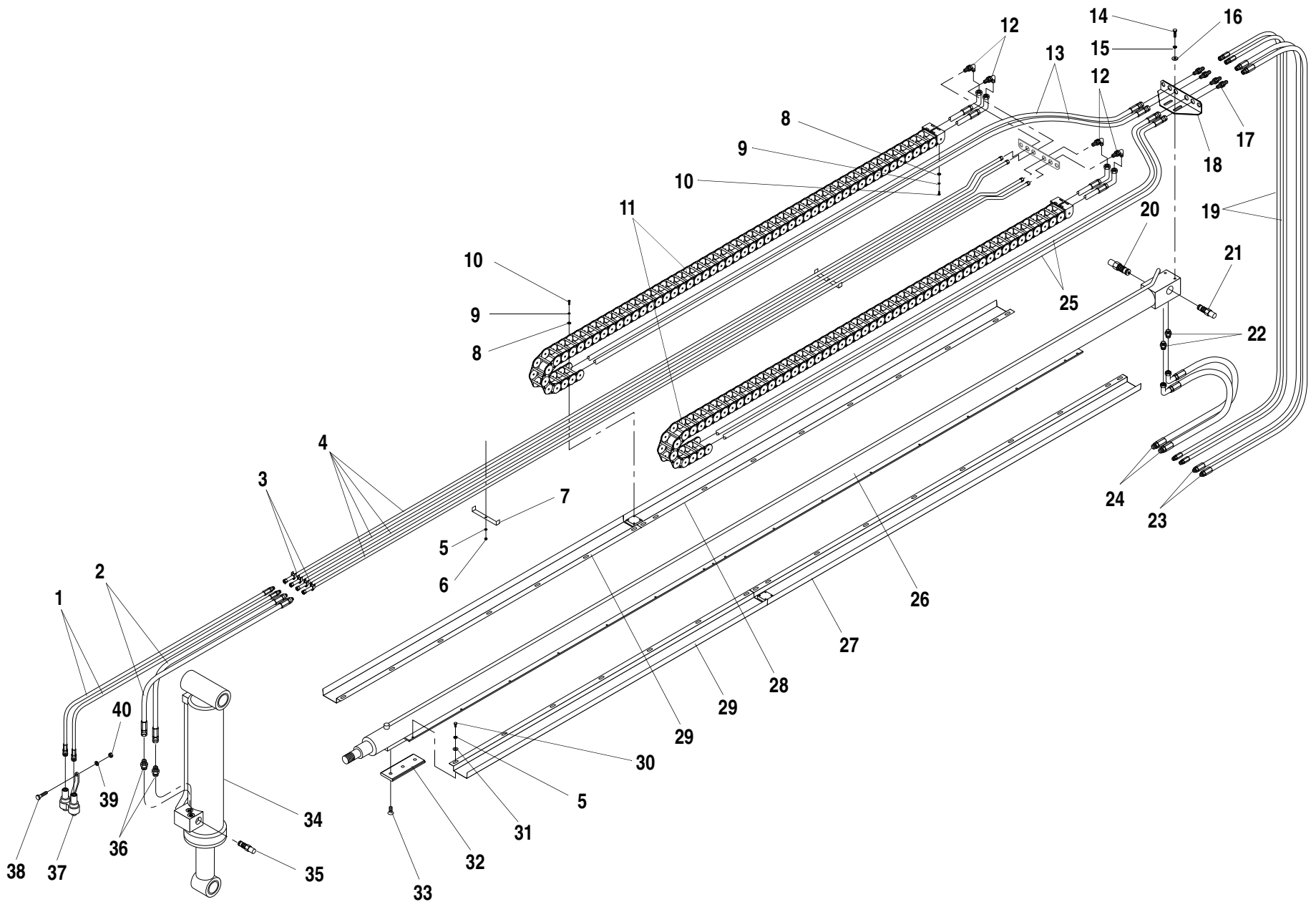
- ❶ For S/N 101–257, .(See Page 5.7.1 for Breakdown)
- ❷ Use 26320A for S/N 137–159.

644B-37 S/N 101–353

BOOM HYDRAULIC CIRCUIT (2-Section)

5.6.1

644B
6K
844C
8K
1044C
10K
▼



ITEM	PART NO.	QTY.	DESCRIPTION
1	①37859X	2	Hyd. Hose, 1/2"
2	37179X	2	Hyd. Hose, 5/8"
3	91083217	4	Clamp, Cushion
4	38034B	4	Hyd. Tube, 5/8" O.D.
5	P01309	36	Lockwasher, 5/16"
6	P01507	2	Nut, Hx., 5/16"-18
7	26329A	2	Tube Clamp
8	P01402	16	Flatwasher, 1/4"
9	P01308	16	Lockwasher, 1/4"
10	P03194	16	Capscrew, Button Hd. Socket, 1/4"-20 x 1/2"
11	P28526	2	Hose Carrier
REF	37756X	1	Repair Kit, Hose Carrier
REF	36912X	1	Roller Replacement Kit
12	P27394	4	90° Elbow, Bulkhead
13	37600X	2	Hyd. Hose, 1/2" (Replaces P28614)
14	P00202	2	Capscrew, Hx., 3/8"-16 x 3/4"
15	P01310	2	Lockwasher, 3/8"
16	P01404	2	Flatwasher, 3/8"
17	P18949	4	Connector, Bulkhead
18	26326A	1	Bracket, Tube Mount
19	37198X	2	Hyd. Hose, 1/2"
20	P27827	1	Cartridge, Counterbalance Valve
REF	P40491	1	Seal Kit for Item 20
21	P29947	1	Cartridge, Counterbalance Valve
REF	2900770	1	Seal Kit for Item 21
22	P23901	2	Connector, O-Ring
23	37190X	2	Hyd. Hose, 5/8"
24	37168X	2	Hyd. Hose, 3/4"
25	37549X	2	Hyd. Hose, 5/8" (Replaces 37199X)
26	34832B	1	Cylinder, Boom Extension (See Page 5.7.1.1 for Breakdown)
27	30728A	1	Hose Tray, Rear - L.H.
28	30727A	1	Hose Tray, Rear - R.H.
29	30725B	2	Hose Tray, Front
30	P00101	34	Capscrew, Hx., 5/16"-18 x 5/8"
31	P01403	34	Flatwasher, 5/16"

ITEM	PART NO.	QTY.	DESCRIPTION
32	35483A	1	Slide Plate, Boom Extension Cylinder
33	P03114	3	Screw, Flat Hd. Socket, 1/2"-13 x 3/4"
34	34835B	1	Cylinder, Front Carriage Tilt (See Page 5.12.1 for Breakdown)
35	P29947	1	Cartridge, Counterbalance Valve
REF	2900770	1	Seal Kit for Item 35
36	P15406	2	Connector, O-Ring
37	②66347B	1	Quick Coupler (Incl. dust caps & male connectors)
38	P00404	1	Capscrew, Hx., 1/2"-13 x 1 1/2"
39	P01312	1	Lockwasher, 1/2"
40	P01510	1	Nut, Hx., 1/2"-13

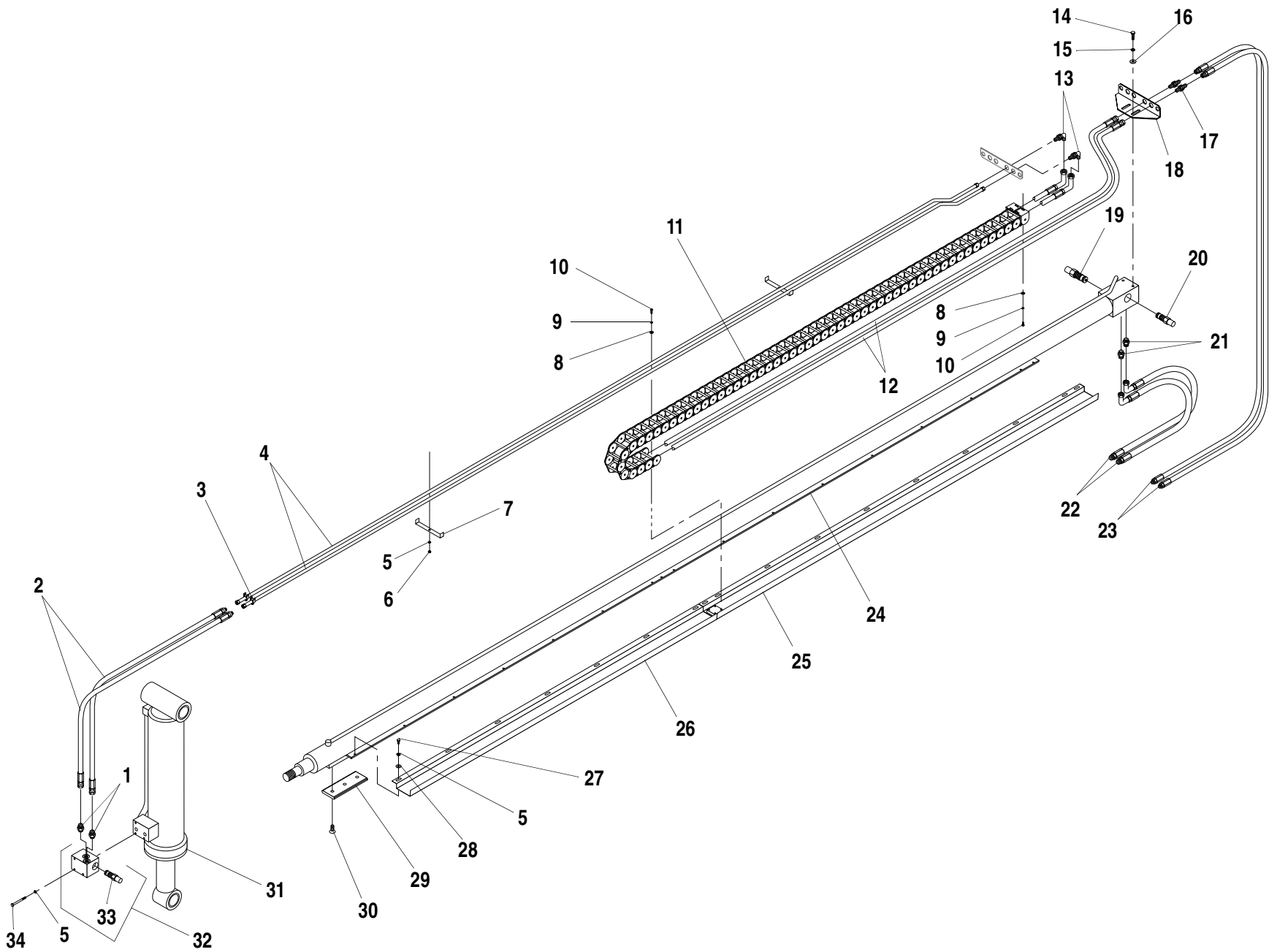
NOTES:

- ① For S/N 101-1107 Use 37180X.
- ② For S/N 101-1107 Use P29348.

644B-37 S/N 354-

BOOM HYDRAULIC CIRCUIT (2-Section) 5.6.1.1

644B
6K
844C
8K
1044C
10K
▼



ITEM	PART NO.	QTY.	DESCRIPTION
1	P15406	2	Connector, O-Ring
2	37179X	2	Hyd. Hose, 5/8"
3	91083217	2	Clamp, Cushion
4	38034B	2	Hyd. Tube, 5/8"
5	P01309	22	Lockwasher, 5/16"
6	P01507	2	Nut, Hx., 5/16"-18
7	26329A	2	Tube Clamp
8	P01402	8	Flatwasher, 1/4"
9	P01308	8	Lockwasher, 1/4"
10	P03194	8	Capscrew, Button Hd. Socket, 1/4"-20 x 1/2"
11	P28526	1	Hose Carrier
REF	37756X	1	Repair Kit, Hose Carrier
REF	36912X	1	Roller Replacement Kit
12	37549X	2	Hyd. Hose, 5/8" (Replaces 37199X)
13	P27394	2	90° Elbow, Bulkhead
14	P00202	2	Capscrew, Hx., 3/8"-16 x 3/4"
15	P01310	2	Lockwasher, 3/8"
16	P01404	2	Flatwasher, 3/8"
17	P18949	2	Connector, Bulkhead
18	26326A	1	Bracket, Tube Mount
19	P27827	1	Cartridge, Counterbalance Valve
REF	P40491	1	Seal Kit for Item 19
20	P29947	1	Cartridge, Counterbalance Valve
REF	2900770	1	Seal Kit for Item 20
21	P23901	2	Connector, O-Ring
22	37168X	2	Hyd. Hose, 3/4"
23	37190X	2	Hyd. Hose, 5/8"
24	①34819B	1	Cylinder, Boom Extension (2.25" Dia. Rod)
			(See Page 5.7.1 for Breakdown)
	34832B	1	Cylinder, Boom Extension (2.00" Dia. Rod)
			(See Page 5.7.1.1 for Breakdown)
25	30728A	1	Hose Tray, Rear - L.H.
26	30725B	1	Hose Tray, Front
27	P00101	17	Capscrew, Hx., 5/16"-18 x 5/8"
28	P01403	17	Flatwasher, 5/16"
29	②35483A	1	Slide Plate, Boom Extension Cylinder

ITEM	PART NO.	QTY.	DESCRIPTION
30	P03114	3	Screw, Flat Hd. Socket, 1/2"-13 x 3/4"
31	34820B	1	Cylinder, Front Carriage Tilt (See Page 5.12.1 for Breakdown)
32	P28052	1	Counterbalance Valve
33	P29947	1	Cartridge, Counterbalance Valve
REF	2900770	1	Seal Kit for Item 32 and 33
34	P00112	3	Capscrew, Hx., 5/16"-18 x 3"

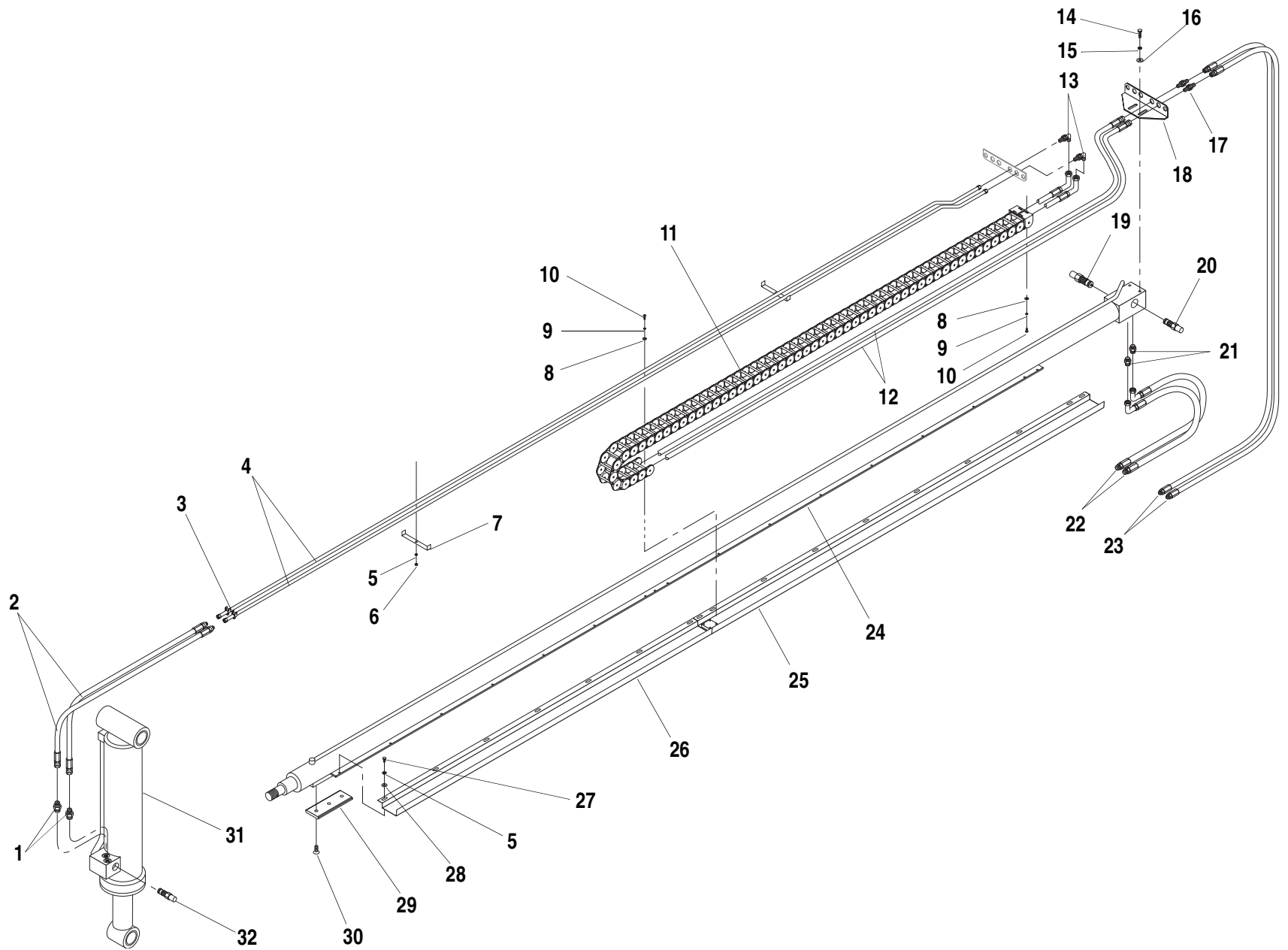
NOTES:

- ① Used Early Production.
- ② For S/N 126-131, use 26320A.

6K S/N 101-204

BOOM HYDRAULIC CIRCUIT (2-Section) 5.6.2

644B
6K
844C
8K
1044C
10K
▼



ITEM	PART NO.	QTY.	DESCRIPTION
1	P15406	2	Connector, O-Ring
2	37179X	2	Hyd. Hose, 5/8"
3	91083217	2	Clamp, Cushion
4	38034B	2	Hyd. Tube, 5/8"
5	P01309	22	Lockwasher, 5/16"
6	P01507	2	Nut, Hx., 5/16"-18
7	26329A	2	Tube Clamp
8	P01402	8	Flatwasher, 1/4"
9	P01308	8	Lockwasher, 1/4"
10	P03194	8	Capscrew, Button Hd. Socket, 1/4"-20 x 1/2"
11	P28526	1	Hose Carrier
REF	37756X	1	Repair Kit, Hose Carrier
REF	36912X	1	Roller Replacement Kit
12	37549X	2	Hyd. Hose, 5/8"
13	P27394	2	90° Elbow, Bulkhead
14	P00202	2	Capscrew, Hx., 3/8"-16 x 3/4"
15	P01310	2	Lockwasher, 3/8"
16	P01404	2	Flatwasher, 3/8"
17	P18949	2	Connector, Bulkhead
18	26326A	1	Bracket, Tube Mount
19	P27827	1	Cartridge, Counterbalance Valve
REF	P40491	1	Seal Kit for Item 19
20	P29947	1	Cartridge, Counterbalance Valve
REF	2900770	1	Seal Kit for Item 20
21	P23901	2	Connector, O-Ring
22	37168X	2	Hyd. Hose, 3/4"
23	37190X	2	Hyd. Hose, 5/8"
24	34832B	1	Cylinder, Boom Extension (2.00" Dia. Rod) (See Page 5.7.1.1 for Breakdown)
25	30728A	1	Hose Tray, Rear - L.H.
26	30725B	1	Hose Tray, Front
27	P00101	17	Capscrew, Hx., 5/16"-18 x 5/8"
28	P01403	17	Flatwasher, 5/16"
29	②35483A	1	Slide Plate, Boom Extension Cylinder
30	P03114	3	Screw, Flat Hd. Socket, 1/2"-13 x 3/4"

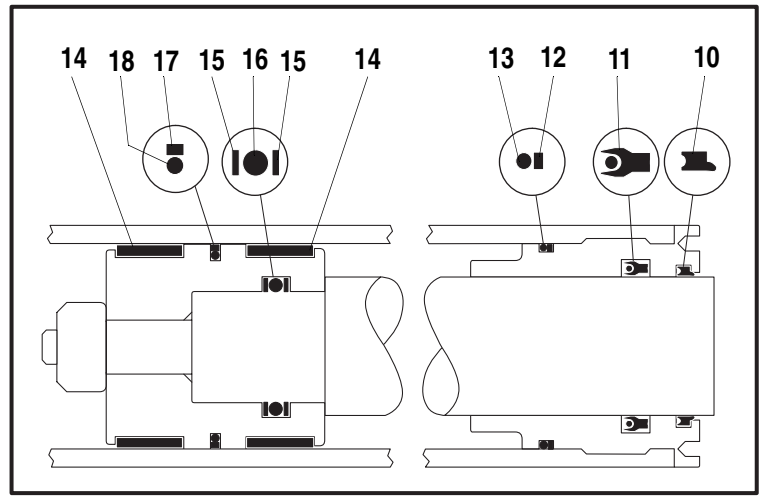
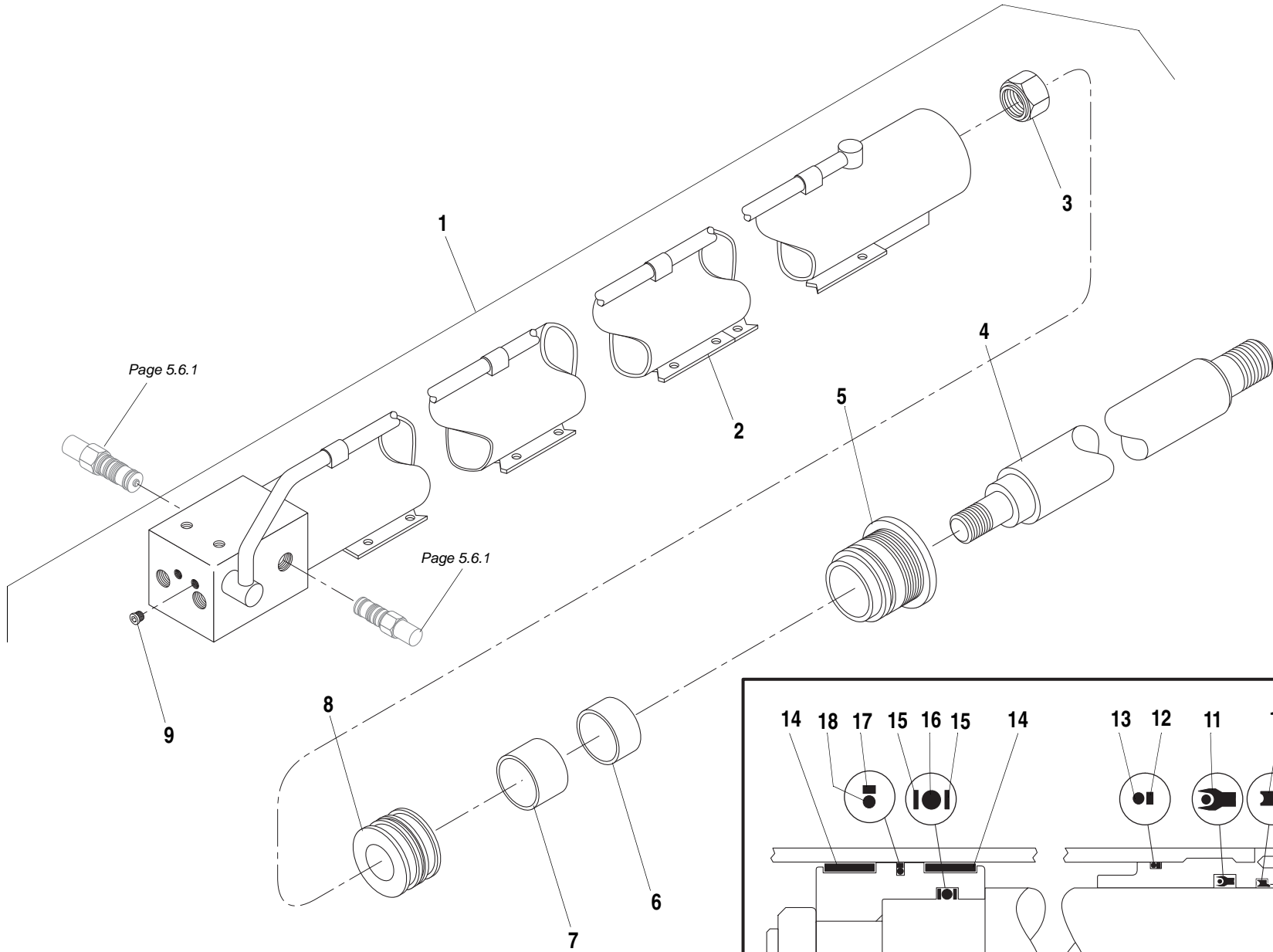
ITEM	PART NO.	QTY.	DESCRIPTION
31	34820B	1	Cylinder, Front Carriage Tilt (See Page 5.12.1 for Breakdown)
32	P29947	1	Cartridge, Counterbalance Valve
REF	2900770	1	Seal Kit for Item 32

Rev. 003

6K S/N 205-

644B
6K
844C
8K
1044C
10K
▼

BOOM HYDRAULIC CIRCUIT (2-Section) 5.6.2.1




ITEM	PART NO.	QTY.	DESCRIPTION
1	34819B	-	Cylinder Assembly, Boom Extension
2	P29822	1	Barrel Weldment
3	P40459	1	Nut, Crownlock
4	P29864	1	Rod (2.25" Dia.)
5	P27881	1	Head, Rod Bearing
6	P30687	1	Stroke Limiter
7	P27859	1	Stroke Limiter
8	P32273	1	Piston
9	P27931	1	O-Ring Plug, Hollow Hex
10	*N.S.S.	1	Wiper
11	*N.S.S.	1	Seal
12	*N.S.S.	1	Back-Up Ring
13	*N.S.S.	1	O-Ring
14	*N.S.S.	2	Wear Ring
15	*N.S.S.	2	Back-Up Ring
16	*N.S.S.	1	O-Ring
17	*N.S.S.	1	Piston Seal
18	*N.S.S.	1	O-Ring
REF	P29900	1	Seal Kit

NOTES:

* Items Included in Seal Kit.

N.S.S. = Not Sold Separately.

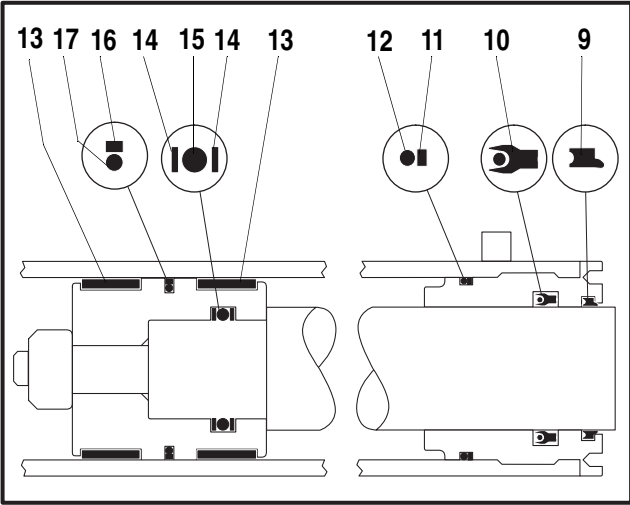
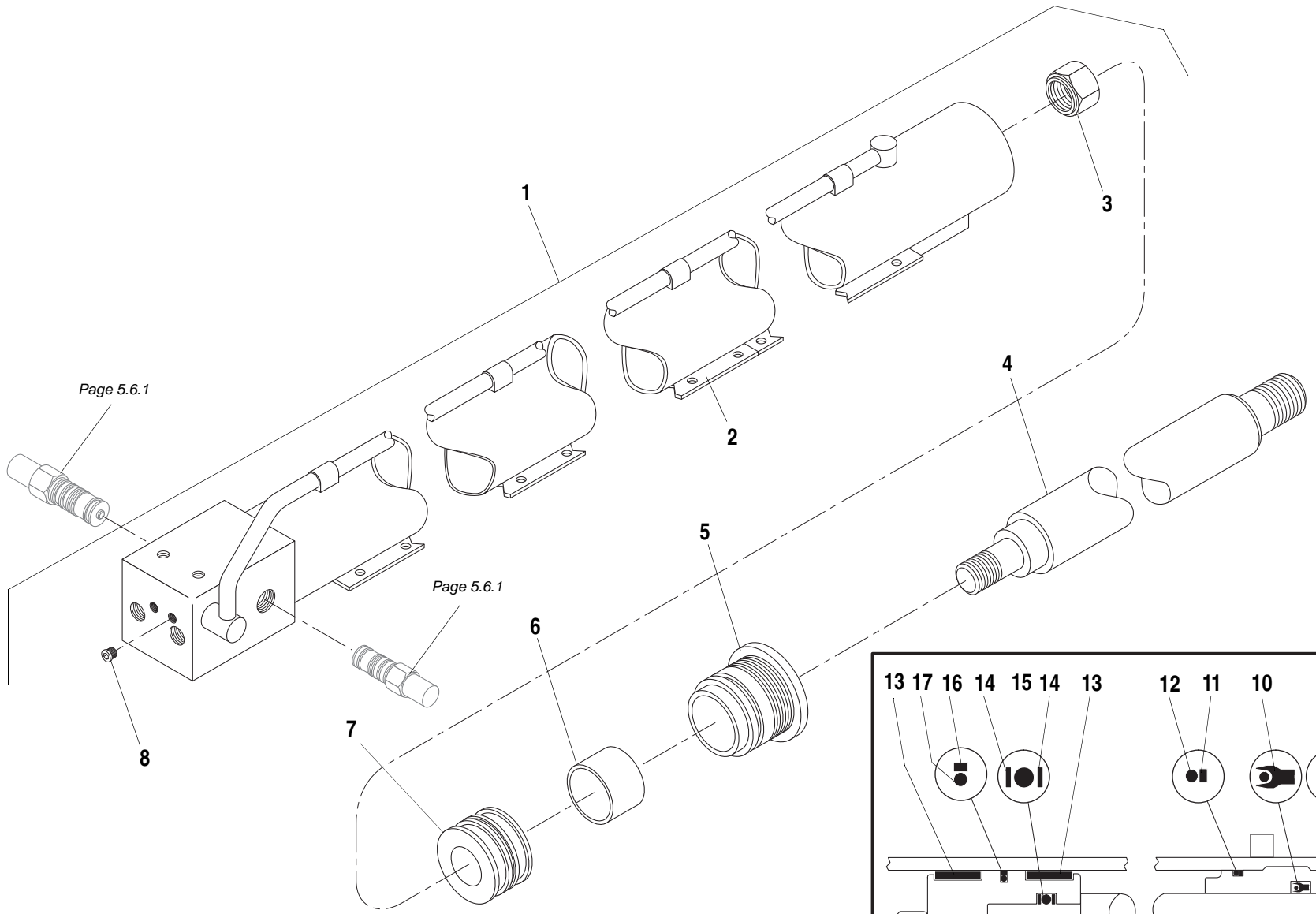


644B-37 S/N 101-257

6K-37 S/N 101-169

BOOM EXTENSION CYLINDER ASSEMBLY (2-Section) 5.7.1

644B
6K
844C
8K
1044C
10K
▼



ITEM	PART NO.	QTY.	DESCRIPTION
1	34832B	-	Cylinder Assembly, Boom Extension
2	P29822	1	Barrel Weldment
3	P40459	1	Nut, Crownlock
4	P32265	1	Rod (2.00" Dia.)
5	P32279	1	Head, Rod Bearing
6	P32293	1	Stroke Limiter
7	P32273	1	Piston
8	P27931	1	O-Ring Plug, Hollow Hex
9	*N.S.S.	1	Wiper
10	*N.S.S.	1	Seal
11	*N.S.S.	1	Back-Up Ring
12	*N.S.S.	1	O-Ring
13	*N.S.S.	2	Wear Ring
14	*N.S.S.	2	Back-Up Ring
15	*N.S.S.	1	O-Ring
16	*N.S.S.	1	Piston Seal
17	*N.S.S.	1	O-Ring
REF	P30656	1	Seal Kit

NOTES:

* Items Included in Seal Kit.

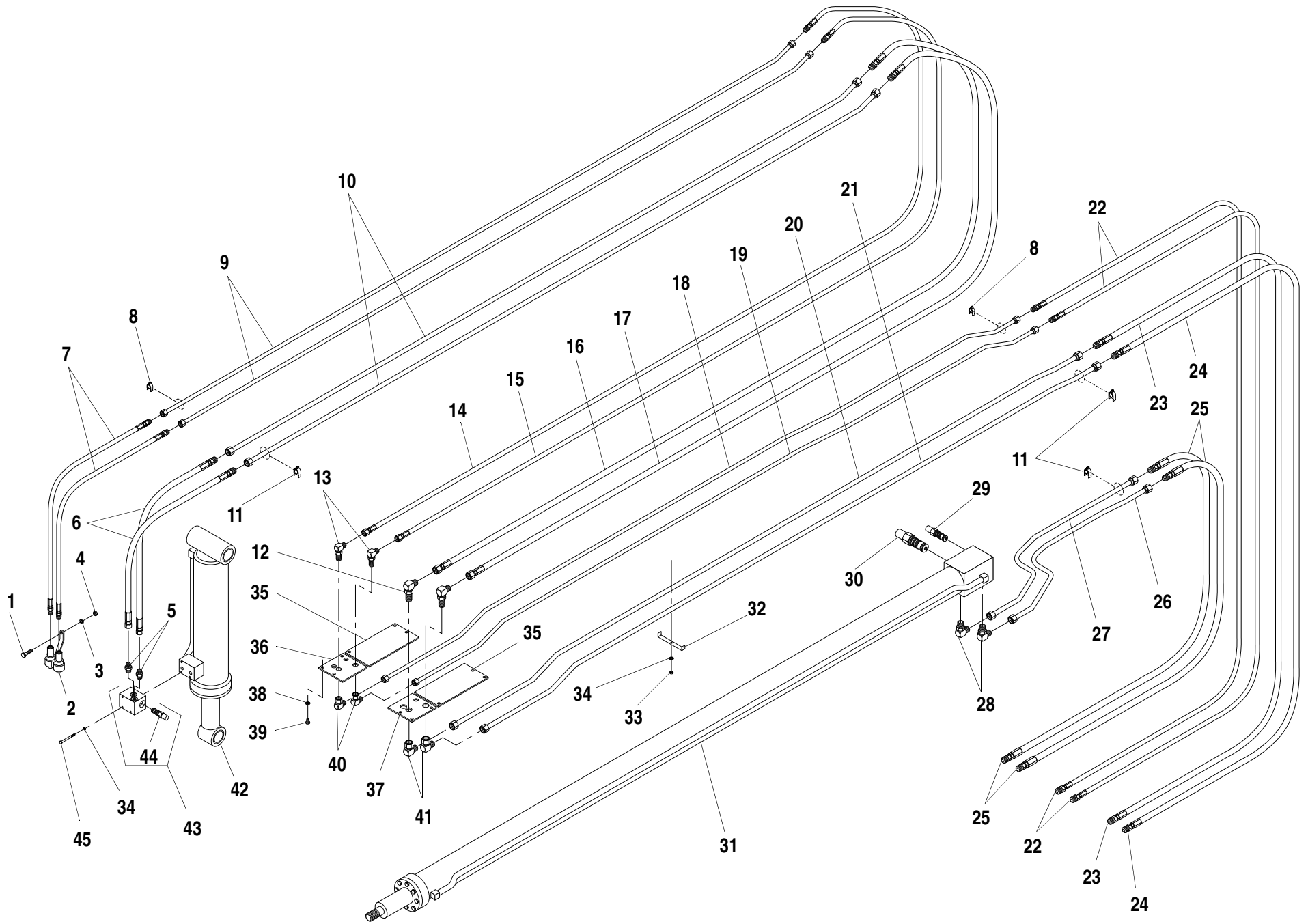
N.S.S. = Not Sold Separately.

644B-37 S/N 258-

6K-37 S/N 170-

BOOM EXTENSION CYLINDER ASSEMBLY (2-Section) 5.7.1.1

644B
6K
844C
8K
1044C
10K
▼



ITEM	PART NO.	QTY.	DESCRIPTION
1	P00404	1	Capscrew, Hx., 1/2"-13 x 1 1/2"
2	P29348	1	Quick Coupler (Incl. dust caps & male connectors)
3	P01312	1	Lockwasher, 1/2"
4	P01510	1	Nut, Hx., 1/2"-13
5	P18964	2	Connector, O-Ring
6	37185X	2	Hyd. Hose
7	37191X	2	Hyd. Hose
8	91083217	8	Clamp, Cushion
9	36123B	2	Hyd. Tube, 5/8" O.D.
10	36122B	2	Hyd. Tube, 3/4" O.D.
11	90207463	10	Clamp, Cushion
12	P21916	2	90° Elbow, Bulkhead
13	P27394	2	90° Elbow, Bulkhead
14	37183X	1	Hyd. Hose
15	37184X	1	Hyd. Hose
16	37181X	1	Hyd. Hose
17	37182X	1	Hyd. Hose
18	36269B	1	Hyd. Tube, 5/8" O.D.
19	36268B	1	Hyd. Tube, 5/8" O.D.
20	36273B	1	Hyd. Tube, 3/4" O.D.
21	36272B	1	Hyd. Tube, 3/4" O.D.
22	37186X	2	Hyd. Hose
23	37187X	1	Hyd. Hose
24	37188X	1	Hyd. Hose
25	37189X	2	Hyd. Hose
26	38133B	1	Hyd. Tube, 3/4" O.D.
27	38132B	1	Hyd. Tube, 3/4" O.D.
28	P17802	2	90° Elbow, O-Ring
29	P27827	1	Cartridge, Counterbalance Valve
REF	P40491	1	Seal Kit for Item 29
30	P30444	1	Cartridge, Counterbalance Valve
REF	P30927	1	Seal Kit for Item 30
31	34816B	1	Cylinder, Boom Extension (See Page 5.9.1 for Breakdown)
32	26329A	4	Tube Clamp
33	P01507	4	Nut, Hx., 5/16"-18

ITEM	PART NO.	QTY.	DESCRIPTION
34	P01309	7	Lockwasher, 5/16"
35	38436A	2	Access Cover
36	38434A	1	Bulkhead Plate, Right Hand
37	38435A	1	Bulkhead Plate, Left Hand
38	P01310	12	Lockwasher, 3/8"
39	P00201	12	Capscrew, Hx., 3/8"-16 x 5/8"
40	P28140	2	90° Elbow, Swivel
41	P21632	2	90° Elbow, Swivel
42	①34820B	1	Cylinder, Front Carriage Tilt (See Page 5.12.1 for Breakdown)
	②34824B	1	Cylinder, Front Carriage Tilt (See Page 5.12.2 for Breakdown)
43	P28052	1	Counterbalance Valve
44	P29947	1	Cartridge, Counterbalance Valve
REF	P40484	1	Seal Kit for Items 43 and 44
45	P00112	3	Capscrew, Hx., 5/16"-18 x 3"

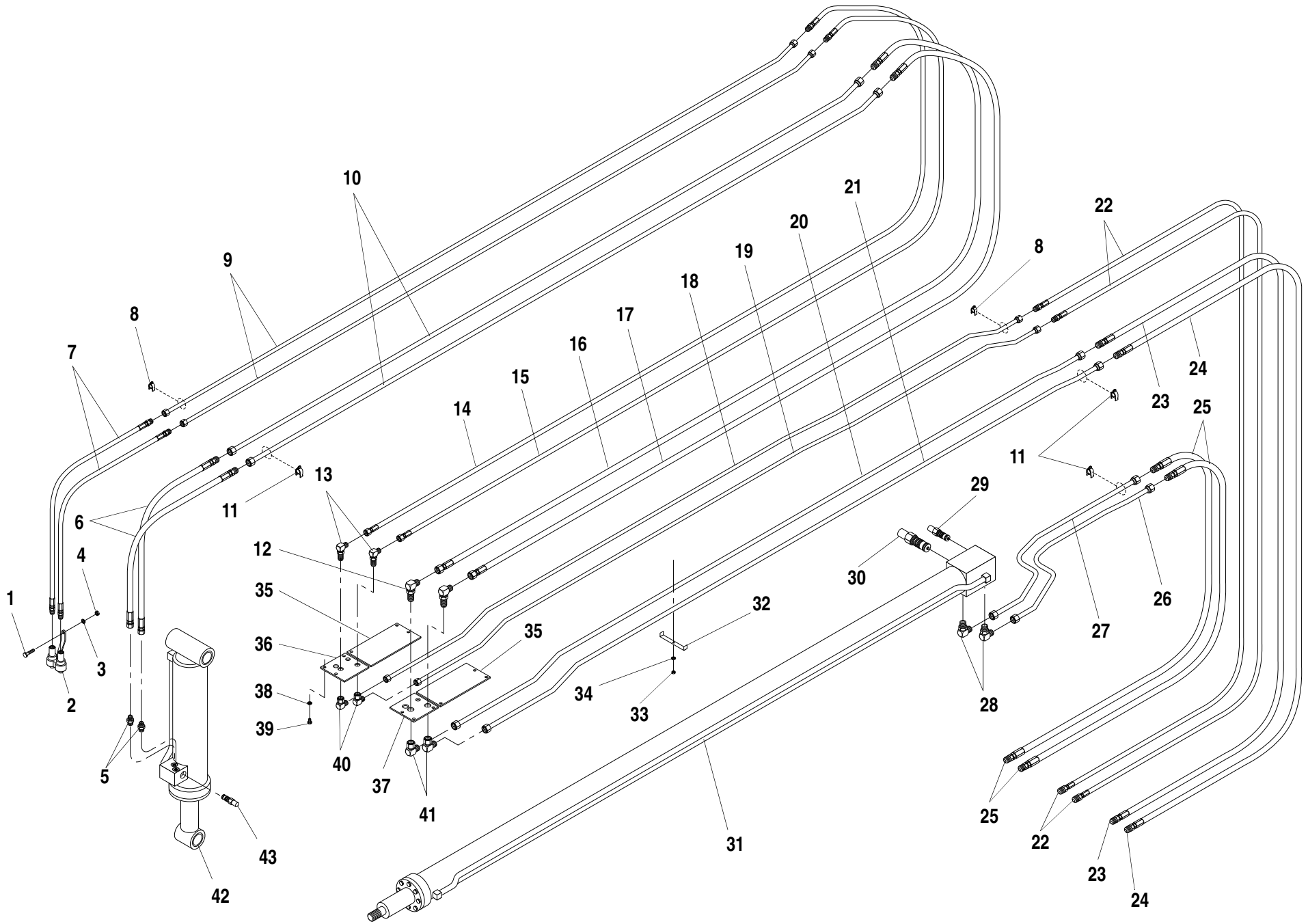
NOTES:
 ① For 644B-42 & 844C-42.
 ② For 1044C-42.

644B-42 S/N 101-115
844C-42 S/N 101-263
1044C-42 S/N 101-104

644B
 6K
 844C
 8K
 1044C
 10K
 ▼

BOOM HYDRAULIC CIRCUIT (3-Section)

5.8.1



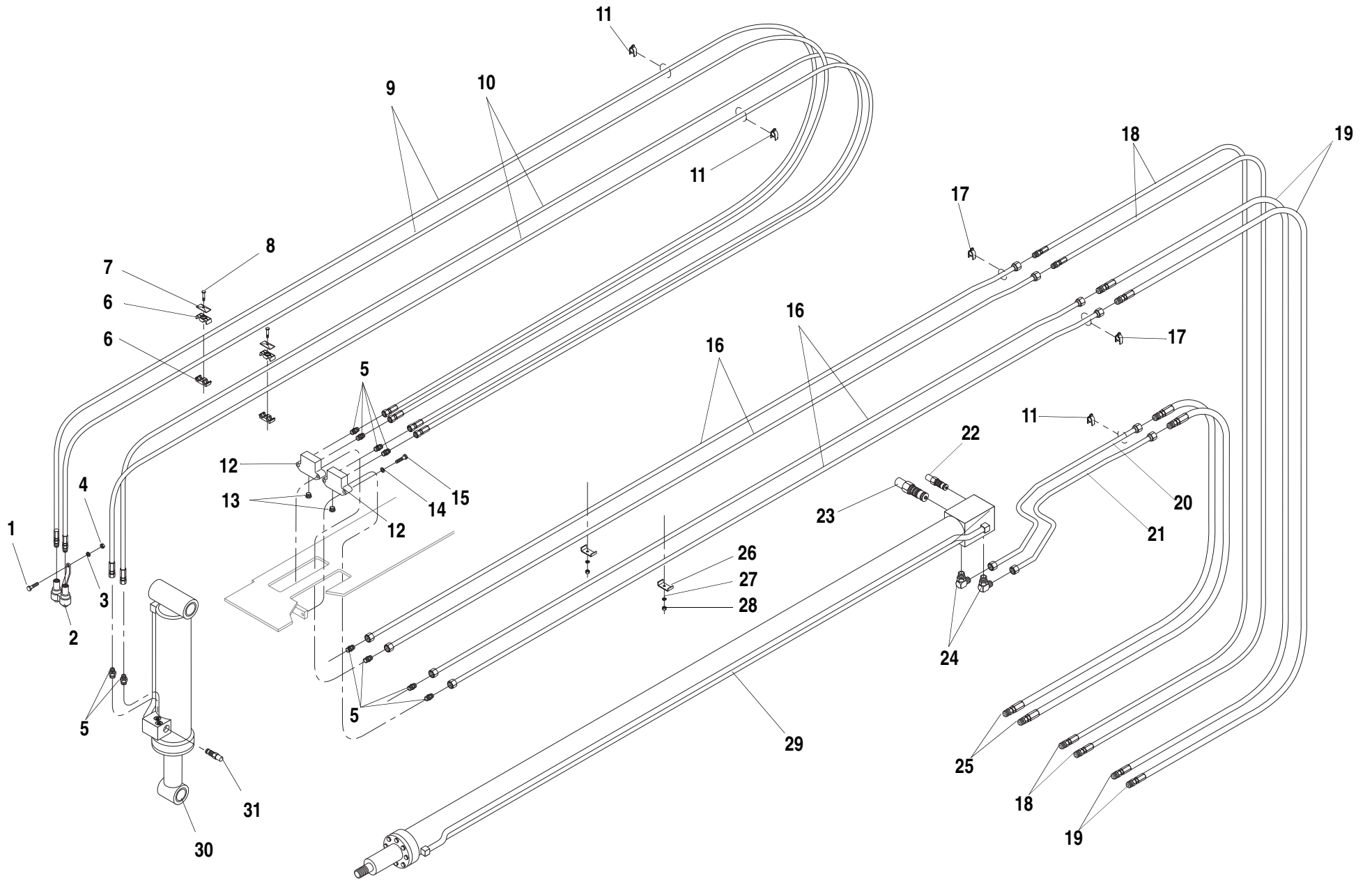
ITEM	PART NO.	QTY.	DESCRIPTION
1	P00404	1	Capscrew, Hx., 1/2"-13 x 1 1/2"
2	①66347B	1	Quick Coupler (Incl. dust caps & male connectors)
3	P01312	1	Lockwasher, 1/2"
4	P01510	1	Nut, Hx., 1/2"-13
5	P18964	2	Connector, O-Ring
6	37185X	2	Hyd. Hose
7	②37861X	2	Hyd. Hose
8	91083217	8	Clamp, Cushion
9	36123B	2	Hyd. Tube, 5/8" O.D.
10	36122B	2	Hyd. Tube, 3/4" O.D.
11	90207463	10	Clamp, Cushion
12	P21916	2	90° Elbow, Bulkhead
13	P27394	2	90° Elbow, Bulkhead
14	37183X	1	Hyd. Hose
15	37184X	1	Hyd. Hose
16	37181X	1	Hyd. Hose
17	37182X	1	Hyd. Hose
18	36269B	1	Hyd. Tube, 5/8" O.D.
19	36268B	1	Hyd. Tube, 5/8" O.D.
20	36273B	1	Hyd. Tube, 3/4" O.D.
21	36272B	1	Hyd. Tube, 3/4" O.D.
22	37186X	2	Hyd. Hose
23	37187X	1	Hyd. Hose
24	37188X	1	Hyd. Hose
25	37189X	2	Hyd. Hose
26	38133B	1	Hyd. Tube, 3/4" O.D.
27	38132B	1	Hyd. Tube, 3/4" O.D.
28	P17802	2	90° Elbow, O-Ring
29	P27827	1	Cartridge, Counterbalance Valve
REF	P40491	1	Seal Kit for Item 29
30	P30444	1	Cartridge, Counterbalance Valve
REF	P30927	1	Seal Kit for Item 30
31	34816B	1	Cylinder, Boom Extension (See Page 5.9.1 for Breakdown)
32	26329A	4	Tube Clamp
33	P01507	4	Nut, Hx., 5/16"-18

ITEM	PART NO.	QTY.	DESCRIPTION
34	P01309	4	Lockwasher, 5/16"
35	38436A	2	Access Cover
36	38434A	1	Bulkhead Plate, Right Hand
37	38435A	1	Bulkhead Plate, Left Hand
38	P01310	12	Lockwasher, 3/8"
39	P00201	12	Capscrew, Hx., 3/8"-16 x 5/8"
40	P28140	2	90° Elbow, Swivel
41	P21632	2	90° Elbow, Swivel
42	③34835B	1	Cylinder, Front Carriage Tilt (See Page 5.12.1 for Breakdown)
	④34836B	1	Cylinder, Front Carriage Tilt (See Page 5.12.2 for Breakdown)
43	P29947	1	Cartridge, Counterbalance Valve
REF	2900770	1	Seal Kit for Item 43
<p>NOTES:</p> <p>① For 644B-42 (101-284), 844C-42 (101-1062) & 1044C-42 (101-123) Use P29348.</p> <p>② For 644B-42 (101-284), 844C-42 (101-1062) & 1044C-42 (101-123) Use 37191X</p> <p>③ Use on 644B-42 & 844C-42.</p> <p>④ Use on 1044C-42.</p>			
644B-42 S/N 116-518			
844C-42 S/N 264-1480 & 1482-1512			
1044C-42 S/N 105-122			

644B
6K
844C
8K
1044C
10K
▼

BOOM HYDRAULIC CIRCUIT (3-Section)

5.8.1.1



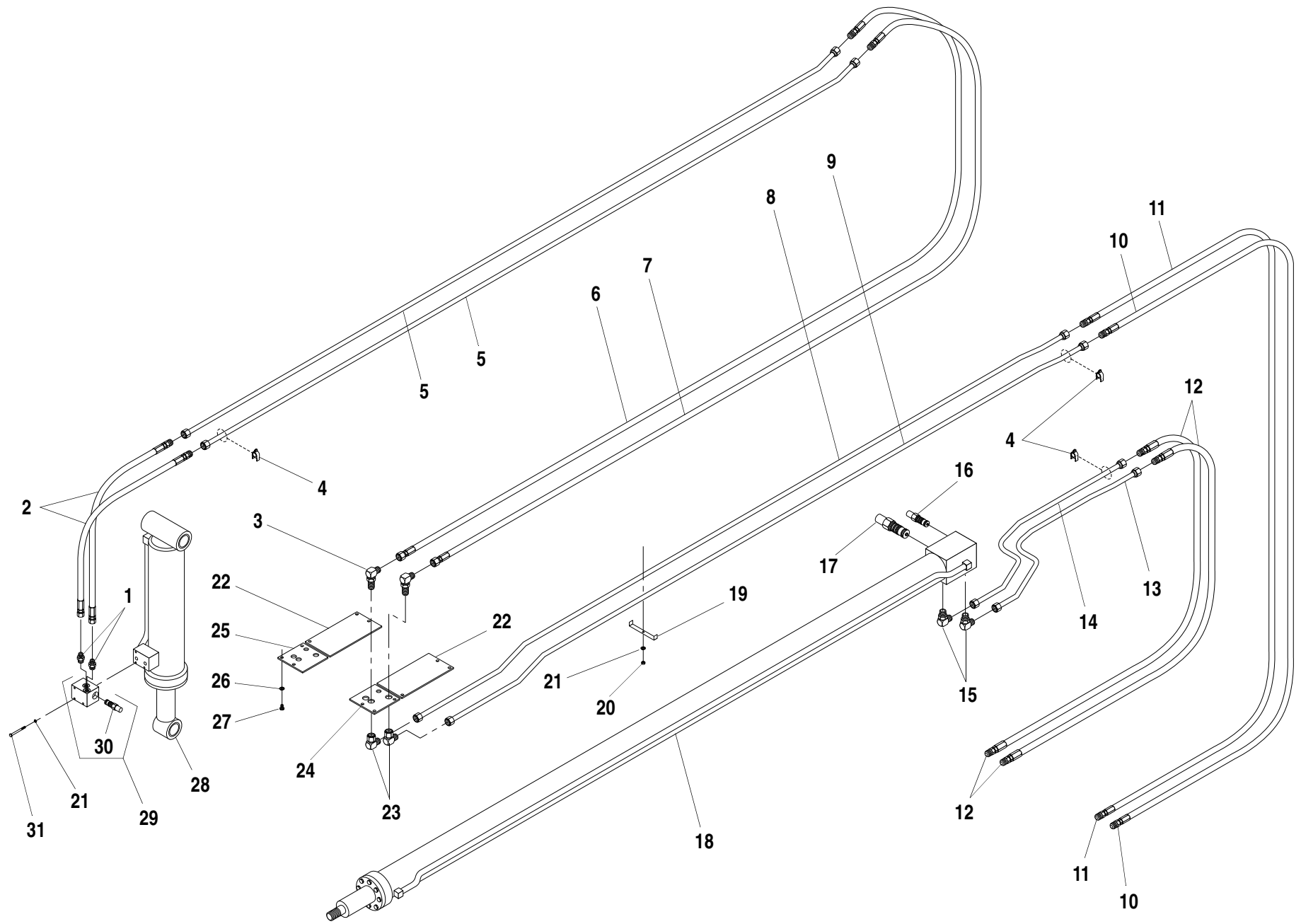
ITEM	PART NO.	QTY.	DESCRIPTION
1	P00404	1	Capscrew, Hx., 1/2"-13 x 1 1/2"
2	66347B	1	Quick Coupler (Incl. dust caps & male connectors)
3	P01312	1	Lockwasher, 1/2"
4	P01510	1	Nut, Hx., 1/2"-13
5	P18964	10	Connector, O-Ring
6	37732X	2	Clamp Body, 3/4"
7	37734X	2	Clamp Cover
8	37735X	2	Capscrew, Hx., 5/16"-18 x 1 3/4"
9	66727X	2	Hyd. Hose
10	66726X	2	Hyd. Hose
11	90207463	6	Clamp, Cushion, 3/4"
12	65944A	2	Manifold
13	P27937	4	Plug, O-Ring
14	P01312	4	Lockwasher, 1/2"
15	P00407	4	Capscrew, Hx., 1/2"-13 x 2 1/4"
16	66880B	4	Hyd. Tube, 5/8" O.D.
17	91083217	4	Clamp, Cushion, 5/8"
18	37186X	2	Hyd. Hose
19	66728X	4	Hyd. Hose
20	38132B	1	Hyd. Tube, 3/4" O.D.
21	38133B	1	Hyd. Tube, 3/4" O.D.
22	P27827	1	Cartridge, Counterbalance Valve
REF	P40491	1	Seal Kit for Item 22
23	P30444	1	Cartridge, Counterbalance Valve
REF	P30927	1	Seal Kit for Item 23
24	P17802	2	90° Elbow, O-Ring
25	37189X	2	Hyd. Hose
26	26329A	4	Tube Clamp
27	P01309	4	Lockwasher, 5/16"
28	P01507	4	Nut, Hx., 5/16"-18
29	34816B	1	Cylinder, Boom Extension (See Page 5.9.1 for Breakdown)

ITEM	PART NO.	QTY.	DESCRIPTION
30	①34835B	1	Cylinder, Front Carriage Tilt (See Page 5.12.1 for Breakdown)
	②34836B	1	Cylinder, Front Carriage Tilt (See Page 5.12.2 for Breakdown)
31	P29947	1	Cartridge, Counterbalance Valve
REF	2900770	1	Seal Kit for Item 31
<p>NOTES:</p> <p>① For 644B-42 & 844C-42.</p> <p>② For 1044C-42.</p>			

644B-42 S/N 519-
844C-42 S/N 1481 & 1513-
1044C-42 S/N 123-

644B
6K
844C
8K
1044C
10K
▼

BOOM HYDRAULIC CIRCUIT (3-Section) 5.8.1.2



5.8.2

ITEM	PART NO.	QTY.	DESCRIPTION
1	P15406	2	Connector, O-Ring
2	37185X	2	Hyd. Hose
3	P21916	2	90° Elbow, Bulkhead
4	90207463	10	Clamp, Cushion
5	36122B	2	Hyd. Tube, 3/4" O.D.
6	37181X	1	Hyd. Hose
7	37182X	1	Hyd. Hose
8	36273B	1	Hyd. Tube, 3/4" O.D.
9	36272B	1	Hyd. Tube, 3/4" O.D.
10	37188X	1	Hyd. Hose
11	37187X	1	Hyd. Hose
12	37189X	2	Hyd. Hose
13	38133B	1	Hyd. Tube, 3/4" O.D.
14	38132B	1	Hyd. Tube, 3/4" O.D.
15	P17802	2	90° Elbow, O-Ring
16	P27827	1	Cartridge, Counterbalance Valve
REF	P40491	1	Seal Kit for Item 16
17	P30444	1	Cartridge, Counterbalance Valve
REF	P30927	1	Seal Kit for Item 17
18	34816B	1	Cylinder, Boom Extension (See Page 5.9.1 for Breakdown)
19	26329A	4	Tube Clamp
20	P01507	4	Nut, Hx., 5/16"-18
21	P01309	7	Lockwasher, 5/16"
22	38436A	2	Access Cover
23	P21632	2	90° Elbow, Swivel
24	38435A	1	Bulkhead Plate, Left Hand
25	38434A	1	Bulkhead Plate, Right Hand
26	P01310	12	Lockwasher, 3/8"
27	P00201	12	Capscrew, Hx., 3/8"-16 x 5/8"

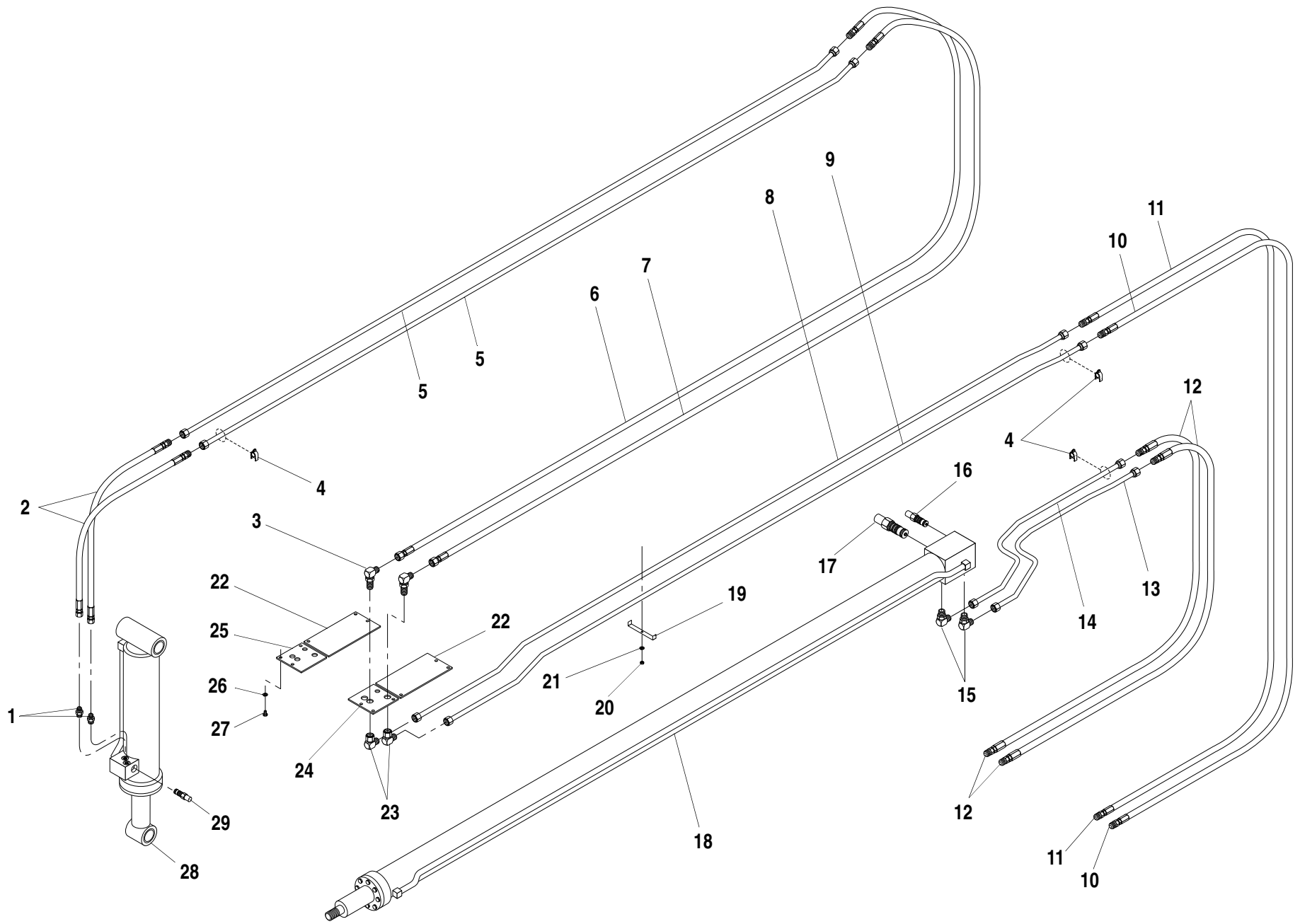
ITEM	PART NO.	QTY.	DESCRIPTION
28	①34820B	1	Cylinder, Front Carriage Tilt (See Page 5.12.1 for Breakdown)
	②34836B	1	Cylinder, Front Carriage Tilt (Replaces 34824B) (See Page 5.12.2 for Breakdown)
29	P28052	1	Counterbalance Valve
30	p29947	1	Cartridge, Counterbalance Valve
REF	P40484	1	Seal Kit for Items 29 and 30
31	P00112	3	Capscrew, Hx., 5/16"-18 x 3"

NOTES:
 ① For 6K-42 & 8K-42.
 ② For 10K-42.

6K-42 S/N 101 Only
8K-42 S/N 101-160
10K-42 S/N 101-106

BOOM HYDRAULIC CIRCUIT (3 Section) 5.8.2

644B
 6K
 844C
 8K
 1044C
 10K
 ▼



5.8.2.1

ITEM	PART NO.	QTY.	DESCRIPTION
1	P15406	2	Connector, O-Ring
2	37185X	2	Hyd. Hose
3	P21916	2	90° Elbow, Bulkhead
4	90207463	10	Clamp, Cushion
5	36122B	2	Hyd. Tube, 3/4" O.D.
6	37181X	1	Hyd. Hose
7	37182X	1	Hyd. Hose
8	36273B	1	Hyd. Tube, 3/4" O.D.
9	36272B	1	Hyd. Tube, 3/4" O.D.
10	37188X	1	Hyd. Hose
11	37187X	1	Hyd. Hose
12	37189X	2	Hyd. Hose
13	38133B	1	Hyd. Tube, 3/4" O.D.
14	38132B	1	Hyd. Tube, 3/4" O.D.
15	P17802	2	90° Elbow, O-Ring
16	P27827	1	Cartridge, Counterbalance Valve
REF	P40491	1	Seal Kit for Item 16
17	P30444	1	Cartridge, Counterbalance Valve
REF	P30927	1	Seal Kit for Item 17
18	34816B	1	Cylinder, Boom Extension (See Page 5.9.1 for Breakdown)
19	26329A	4	Tube Clamp
20	P01507	4	Nut, Hx., 5/16"-18
21	P01309	7	Lockwasher, 5/16"
22	38436A	2	Access Cover
23	P21632	2	90° Elbow, Swivel
24	38435A	1	Bulkhead Plate, Left Hand
25	38434A	1	Bulkhead Plate, Right Hand
26	P01310	12	Lockwasher, 3/8"
27	P00201	12	Capscrew, Hx., 3/8"-16 x 5/8"

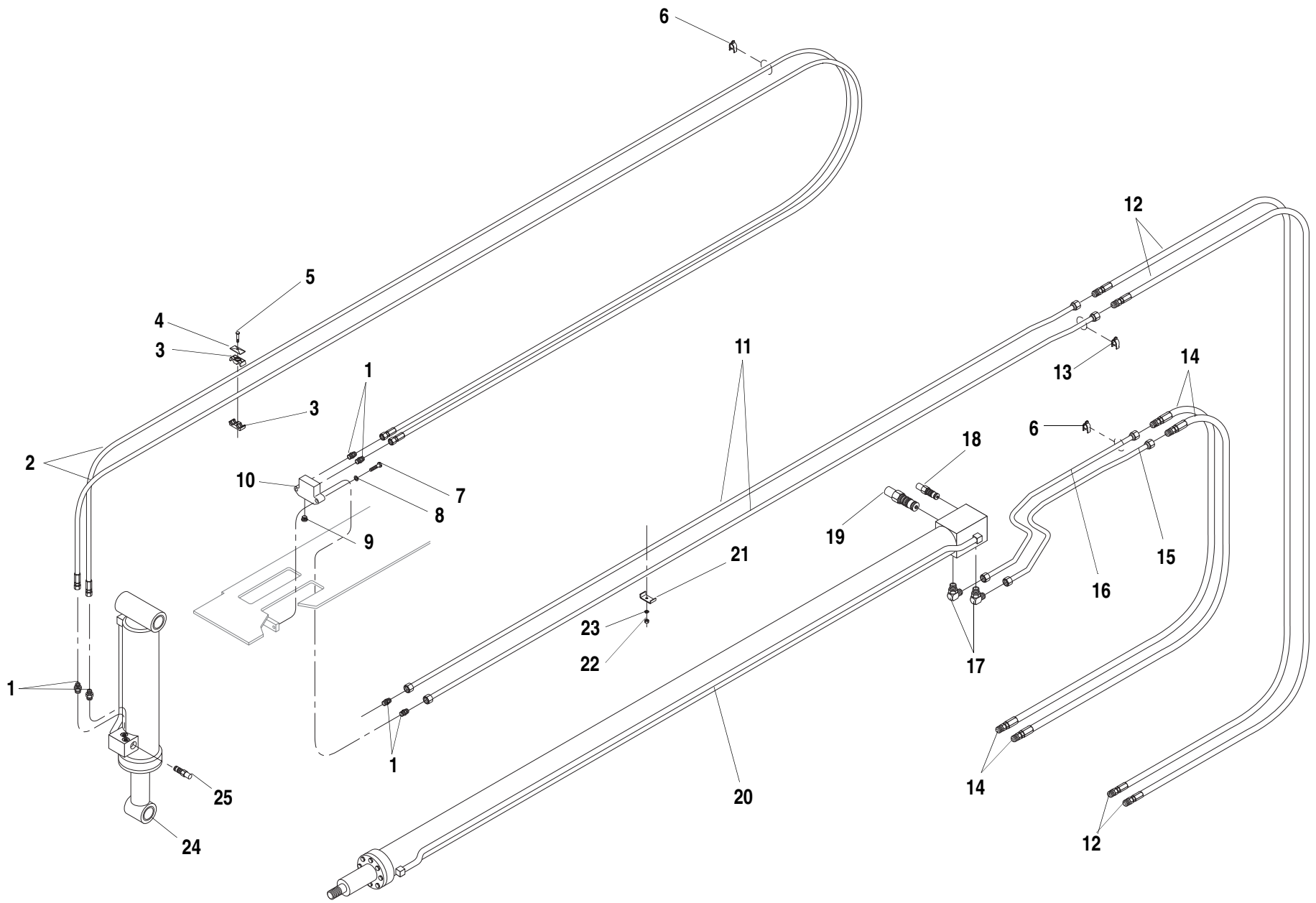
ITEM	PART NO.	QTY.	DESCRIPTION
28	①34835B	1	Cylinder, Front Carriage Tilt (See Page 5.12.1 for Breakdown)
	②34836B	1	Cylinder, Front Carriage Tilt (See Page 5.12.2 for Breakdown)
29	P29947	1	Cartridge, Counterbalance Valve
REF	2900770	1	Seal Kit for Item 29

NOTES:
 ① For 6K-42 & 8K-42.
 ② For 10K-42.

6K-42 S/N 102-188
8K-42 S/N 161-349
10K-42 S/N 107-114

644B
 6K
 844C
 8K
 1044C
 10K
 ▼

BOOM HYDRAULIC CIRCUIT (3 Section) 5.8.2.1



5.8.2.2

ITEM	PART NO.	QTY.	DESCRIPTION
1	P15406	6	Connector, O-Ring
2	66726X	2	Hyd. Hose
3	37732X	1	Clamp Body, 3/4"
4	37734X	1	Clamp Cover
5	37735X	1	Capscrew, Hx., 5/16"-18 x 1 3/4"
6	90207463	6	Clamp, Cushion, 3/4"
7	P00407	2	Capscrew, Hx., 1/2"-13 x 2 1/4"
8	P01312	2	Lockwasher, 1/2"
9	P27937	2	Plug, O-Ring
10	65944A	1	Manifold
11	66880B	2	Hyd. Tube, 5/8" O.D.
12	66728X	2	Hyd. Hose
13	91083217	2	Clamp, Cushion, 5/8"
14	37189X	2	Hyd. Hose
15	38133B	1	Hyd. Tube, 3/4" O.D.
16	38132B	1	Hyd. Tube, 3/4" O.D.
17	P17802	2	90° Elbow, O-Ring
18	P27827	1	Cartridge, Counterbalance Valve
REF	P40491	1	Seal Kit for Item 18
19	P30444	1	Cartridge, Counterbalance Valve
REF	P30927	1	Seal Kit for Item 19
20	34816B	1	Cylinder, Boom Extension (See Page 5.9.1 for Breakdown)
21	26329A	4	Tube Clamp
22	P01507	4	Nut, Hx., 5/16"-18
23	P01309	7	Lockwasher, 5/16"
24	①34835B	1	Cylinder, Front Carriage Tilt (See Page 5.12.1 for Breakdown)
	②34836B	1	Cylinder, Front Carriage Tilt (See Page 5.12.2 for Breakdown)
25	P29947	1	Cartridge, Counterbalance Valve
REF	2900770	1	Seal Kit for Item 25

NOTES:

- ① For 6K-42 & 8K-42.
- ② For 10K-42.

6K-42 S/N 189-

8K-42 S/N 350-

10K-42 S/N 115-

644B

6K

844C

8K

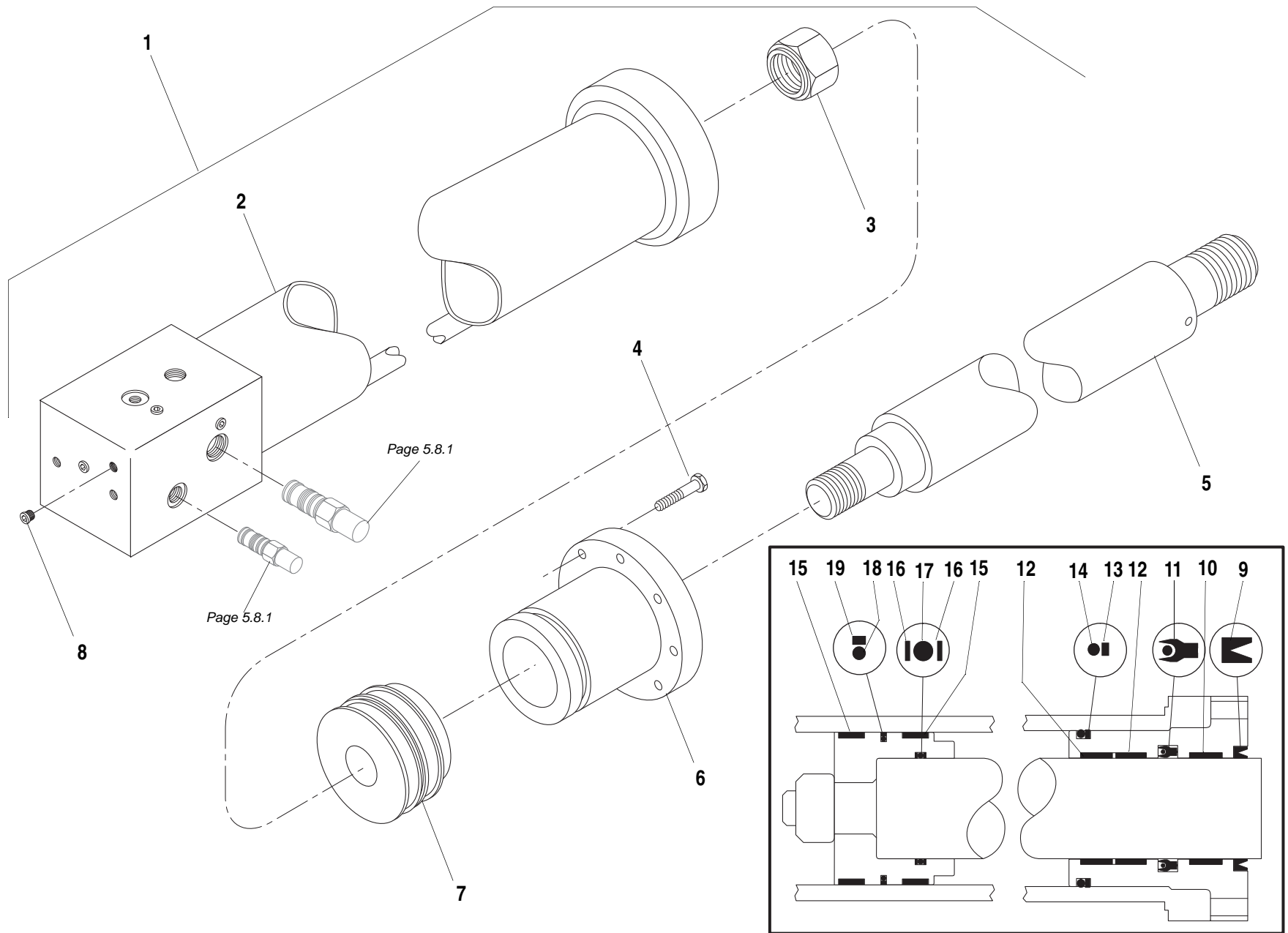
1044C

10K

BOOM HYDRAULIC CIRCUIT (3 Section)

5.8.2.2





ITEM	PART NO.	QTY.	DESCRIPTION
1	34816B	-	Cylinder Assembly, Boom Extension
2	P30613	1	Barrel Weldment
3	P30677	1	Nut, Crownlock
4	P00481	8	Capscrew, Hx., 1/2"-20 x 1 1/2" GR 8
5	P30644	1	Rod
6	P30675	1	Head, Rod Bearing
7	P30647	1	Piston
8	P27933	4	O-Ring Plug, Hollow Hex
9	*N.S.S.	1	Wiper
10	*N.S.S.	1	Wear Ring
11	*N.S.S.	1	Seal
12	*N.S.S.	2	Wear Ring
13	*N.S.S.	1	Back-Up Ring
14	*N.S.S.	1	O-Ring
15	*N.S.S.	2	Wear Ring
16	*N.S.S.	2	Back-Up Ring
17	*N.S.S.	1	O-Ring
18	*N.S.S.	1	O-Ring
19	*N.S.S.	1	Piston Seal
REF	P30680	1	Seal Kit

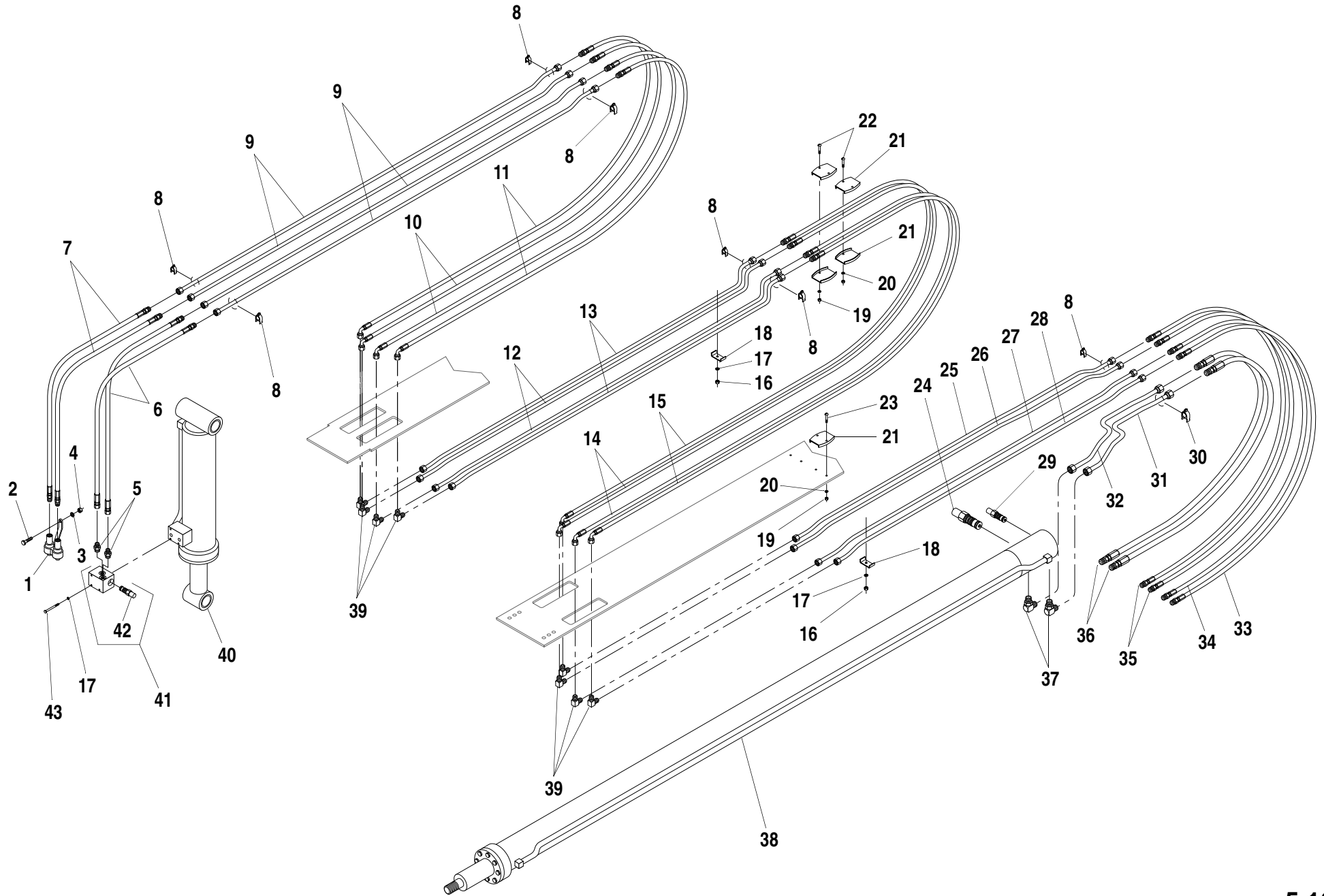
NOTES:
 * Items Included in Seal Kit.

N.S.S. = Not Sold Separately.

644B-42 S/N 101-
844C-42 S/N 101-
1044C-42 S/N 101-
6K-42 S/N 101-
8K-42 S/N 101-
10K-42 S/N 101-

644B
 6K
 844C
 8K
 1044C
 10K

BOOM EXTENSION CYLINDER ASSEMBLY (3-Section) 5.9.1



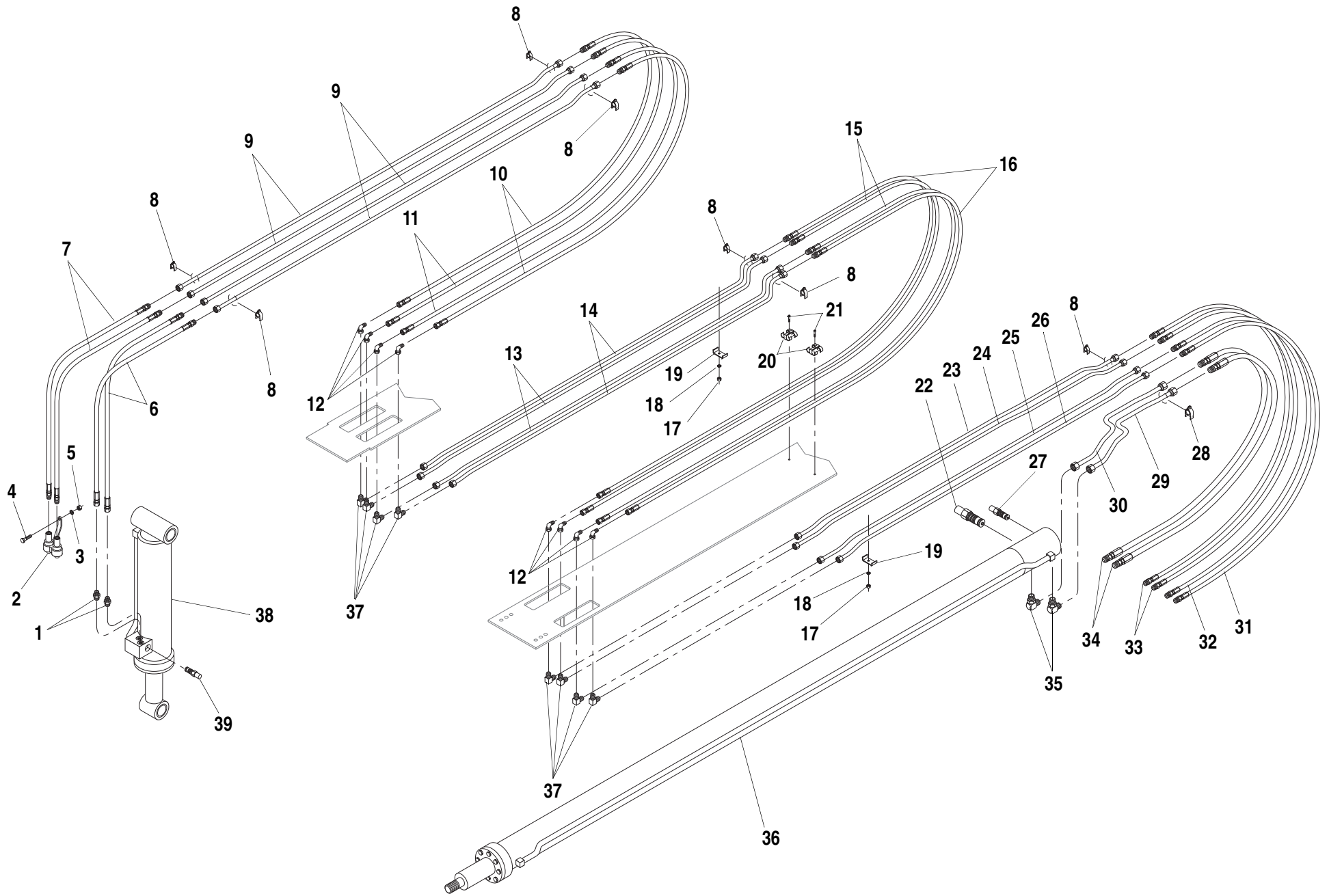
ITEM	PART NO.	QTY.	DESCRIPTION
1	P29348	1	Quick Coupler (Incl. dust caps & male connectors)
2	P00404	1	Capscrew, Hx., 1/2"-13 x 1 1/2"
3	P01312	1	Lockwasher, 1/2"
4	P01510	1	Nut, Hx., 1/2"-13
5	P18964	2	Connector, O-Ring
6	37289X	2	Hyd. Hose, 1/2"
7	37290X	2	Hyd. Hose, 1/2"
8	91083217	16	Clamp, Cushion
9	38747B	4	Hyd. Tube, 5/8" O.D.
10	37292X	1	Hyd. Hose, 1/2"
11	37291X	1	Hyd. Hose, 1/2"
12	38757B	1	Hyd. Tube, 5/8" O.D.
13	38756B	1	Hyd. Tube, 5/8" O.D.
14	37294X	1	Hyd. Hose, 1/2"
15	37293X	1	Hyd. Hose, 1/2"
16	P01507	10	Nut, Hx., 5/16"-18
17	P01309	10	Lockwasher, 5/16"
18	38930A	10	Tube Clamp
19	P01506	6	Nut, Hx., 1/4"-20
20	P01308	6	Lockwasher, 1/4"
21	39865B	6	Half Clamp, Plastic
22	P02136	4	Screw, Slotted Rd. Hd., 1/4"-20 x 1 3/4"
23	P02131	2	Screw, Slotted Rd. Hd., 1/4"-20 x 7/8"
24	P30444	1	Cartridge, Counterbalance Valve
REF	P30927	1	Seal Kit for Item 24
25	38752B	1	Hyd. Tube, 5/8" O.D.
26	38753B	1	Hyd. Tube, 5/8" O.D.
27	38751B	1	Hyd. Tube, 5/8" O.D.
28	38750B	1	Hyd. Tube, 5/8" O.D.
29	P27827	1	Cartridge, Counterbalance Valve
REF	P40491	1	Seal Kit for Item 29
30	90207463	10	Clamp, Cushion
31	38133B	1	Hyd. Tube, 3/4" O.D.
32	38132B	1	Hyd. Tube, 3/4" O.D.
33	37522X	1	Hyd. Hose, 1/2"
34	37521X	1	Hyd. Hose, 1/2"

ITEM	PART NO.	QTY.	DESCRIPTION
35	37186X	2	Hyd. Hose, 1/2"
36	37189X	2	Hyd. Hose, 3/4"
37	P17802	2	90° Elbow, O-Ring
38	34843B	1	Cylinder, Boom Extension (Replaces 34816B) (See Page 5.11.1 for Breakdown)
39	P18961	8	90° Elbow, Union
40	34820B	1	Cylinder, Front Carriage Tilt (See Page 5.12.2 for Breakdown)
41	P28052	1	Counterbalance Valve
42	p29947	1	Cartridge, Counterbalance Valve
REF	P40484	1	Seal Kit for Items 41 and 42
43	P00112	3	Capscrew, Hx., 5/16"-18 x 3"

1044C-54 S/N 101-106

BOOM HYDRAULIC CIRCUIT (4-Section) 5.10.1

644B
6K
844C
8K
1044C
10K
▼



ITEM	PART NO.	QTY.	DESCRIPTION
1	P18964	2	Connector, O-Ring
2	P29348	1	Quick Coupler (Incl. dust caps & male connectors)
3	P01312	1	Lockwasher, 1/2"
4	P00404	1	Capscrew, Hx., 1/2"-13 x 1 1/2"
5	P01510	1	Nut, Hx., 1/2"-13
6	37289X	2	Hyd. Hose, 1/2"
7	37290X	2	Hyd. Hose, 1/2"
8	91083217	16	Clamp, Cushion
9	38747B	4	Hyd. Tube, 5/8" O.D.
10	37548X	2	Hyd. Hose, 1/2"
11	37547X	2	Hyd. Hose, 1/2"
12	P21632	8	90° Elbow, Swivel
13	38757B	1	Hyd. Tube, 5/8" O.D.
14	38756B	1	Hyd. Tube, 5/8" O.D.
15	37545X	2	Hyd. Hose, 1/2"
16	37546X	2	Hyd. Hose, 1/2"
17	P01507	10	Nut, Hx., 5/16"-18
18	P01309	10	Lockwasher, 5/16"
19	38930A	10	Tube Clamp
20	P40074	2	Tee-Clip 5/8" - 3/4"
21	P03038	2	Screw, Flathead, #10-24 x 1"
22	P30444	1	Cartridge, Counterbalance Valve
REF	P30927	1	Seal Kit for Item 22
23	38752B	1	Hyd. Tube, 5/8" O.D.
24	38753B	1	Hyd. Tube, 5/8" O.D.
25	38751B	1	Hyd. Tube, 5/8" O.D.
26	38750B	1	Hyd. Tube, 5/8" O.D.
27	P27827	1	Cartridge, Counterbalance Valve
REF	P40491	1	Seal Kit for Item 27
28	90207463	10	Clamp, Cushion
29	38133B	1	Hyd. Tube, 3/4" O.D.
30	38132B	1	Hyd. Tube, 3/4" O.D.
31	37522X	1	Hyd. Hose, 1/2"
32	37521X	1	Hyd. Hose, 1/2"
33	37186X	2	Hyd. Hose, 1/2"
34	37189X	2	Hyd. Hose, 3/4"

ITEM	PART NO.	QTY.	DESCRIPTION
35	P17802	2	90° Elbow, O-Ring
36	34843B	1	Cylinder, Boom Extension (Replaces 34816B) (See Page 5.11.1 for Breakdown)
37	P18961	8	90° Elbow, Union
38	34820B	1	Cylinder, Front Carriage Tilt (See Page 5.12.2 for Breakdown)
39	P29947	1	Cartridge, Counterbalance Valve
REF	P40484	1	Seal Kit for Item 39

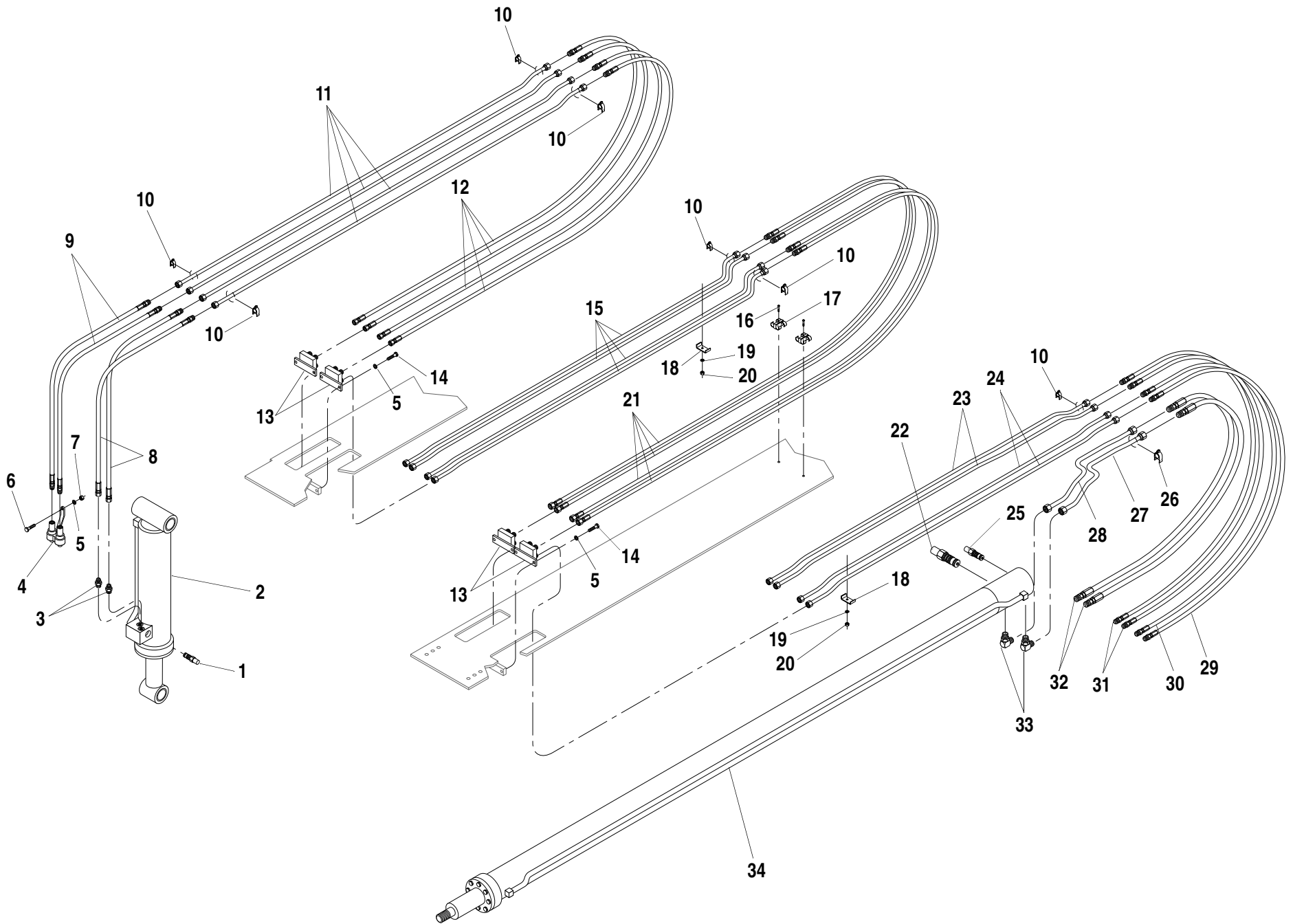
Rev. 002

1044C-54 S/N 107-144,148

BOOM HYDRAULIC CIRCUIT (4-Section)

5.10.1.1

644B
6K
844C
8K
1044C
10K
▼



5.10.1.2

ITEM	PART NO.	QTY.	DESCRIPTION
1	P29947	1	Cartridge, Counterbalance Valve
REF	P40484	1	Seal Kit for Item 1
2	34836B	1	Cylinder, Front Carriage Tilt (See Page 5.12.2 for Breakdown)
3	P18964	2	Connector, O-Ring
4	①66347B	1	Quick Coupler (Incl. dust caps & male connectors)
5	P01312	9	Lockwasher, 1/2"
6	P00404	1	Capscrew, Hx., 1/2"-13 x 1 1/2"
7	P01510	1	Nut, Hx., 1/2"-13
8	37289X	2	Hyd. Hose, 1/2"
9	②10868104	2	Hyd. Hose, 1/2"
10	91083217	16	Clamp, Cushion
11	38747B	4	Hyd. Tube, 5/8" O.D.
12	10868104	4	Hyd. Hose, 1/2"
13	65081B	4	Hyd Manifold
14	P00402	8	Capscrew, Hx., 1/2"-13 x 1"
15	38757B	4	Hyd. Tube, 5/8" O.D.
16	P03038	2	Screw, Flathead, #10-24 x 1"
17	P40074	2	Tee-Clip 5/8" - 3/4"
18	38930A	10	Tube Clamp
19	P01309	10	Lockwasher, 5/16"
20	P01507	10	Nut, Hx., 5/16"-18
21	1100990	4	Hyd. Hose, 1/2" x 176"
22	P30444	1	Cartridge, Counterbalance Valve
REF	P40491	1	Seal Kit for Item 22
23	65086B	2	Hyd. Tube, 5/8" O.D.
24	65087B	2	Hyd. Tube, 5/8" O.D.
25	P27827	1	Cartridge, Counterbalance Valve
REF	P30927	1	Seal Kit for Item 25
26	90207463	10	Clamp, Cushion
27	38133B	1	Hyd. Tube, 3/4" O.D.
28	38132B	1	Hyd. Tube, 3/4" O.D.
29	37522X	1	Hyd. Hose, 1/2"
30	37521X	1	Hyd. Hose, 1/2"
31	37186X	2	Hyd. Hose, 1/2"
32	37189X	2	Hyd. Hose, 3/4"

ITEM	PART NO.	QTY.	DESCRIPTION
33	P17802	2	90° Elbow, O-Ring
34	34843B	1	Cylinder, Boom Extension (Replaces 34816B) (See Page 5.11.1 for Breakdown)

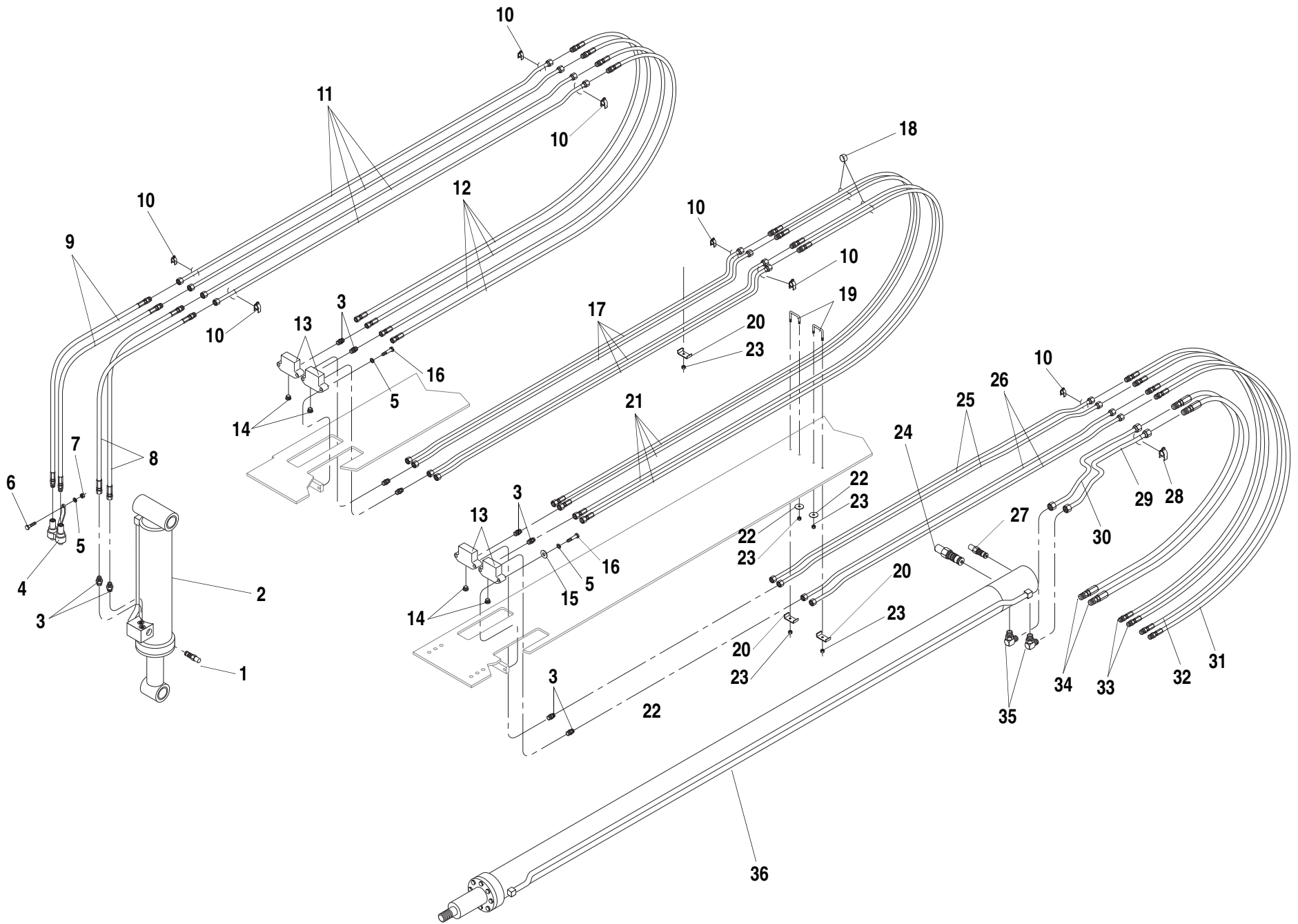
NOTES:
 ① For S/N 101-274 Use P29348.
 ② For S/N 101-274 Use 37290X.

1044C-54 S/N 145-147,149-210, 212-240, 242-249, 251-287

BOOM HYDRAULIC CIRCUIT (4-Section)

5.10.1.2

644B
 6K
 844C
 8K
1044C
 10K
 ▼



ITEM	PART NO.	QTY.	DESCRIPTION
1	10729947	1	Cartridge, Counterbalance Valve
REF	2900770	1	Seal Kit for Item 1
2	10234836	1	Cylinder, Front Carriage Tilt (See Page 5.12.2 for Breakdown)
3	10718964	18	Connector, O-Ring
4	10266347	1	Quick Coupler (Incl. dust caps & male connectors)
5	10701312	9	Lockwasher, 1/2"
6	10700404	1	Capscrew, Hx., 1/2"-13 x 1 1/2"
7	10701510	1	Nut, Hx., 1/2"-13
8	10837289	2	Hyd. Hose, 1/2"
9	10868104	2	Hyd. Hose, 1/2"
10	91083217	16	Clamp, Cushion
11	10238747	4	Hyd. Tube, 5/8" O.D.
12	10868105	4	Hyd. Hose, 1/2"
13	10165944	4	Hyd Manifold
14	10727937	8	Plug, O-Ring
15	10701406	4	Flatwasher, 1/2"
16	10700407	8	Capscrew, Hx., 1/2"-13 x 2 1/4"
17	10238757	4	Hyd. Tube, 5/8" O.D.
18	10837726	2	Clamp, Power Grip
19	10167485	2	Hold Down, Hose (Replaces T-Clip P40074)
20	10138930	8	Tube Clamp
21	1100990	4	Hyd. Hose, 1/2"
22	10701452	2	Washer, Fender., 1/4" x 1-1/4"
23	10705000	2	Locknut., 1/4"-20
24	10730444	1	Cartridge, Counterbalance Valve
REF	10740491	1	Seal Kit for Item 24
25	10265086	2	Hyd. Tube, 5/8" O.D.
26	10265087	2	Hyd. Tube, 5/8" O.D.
27	10727827	1	Cartridge, Counterbalance Valve
REF	10730927	1	Seal Kit for Item 27
28	90207463	2	Clamp, Cushion
29	10238133	1	Hyd. Tube, 3/4" O.D.
30	10238132	1	Hyd. Tube, 3/4" O.D.
31	10837522	1	Hyd. Hose, 1/2"

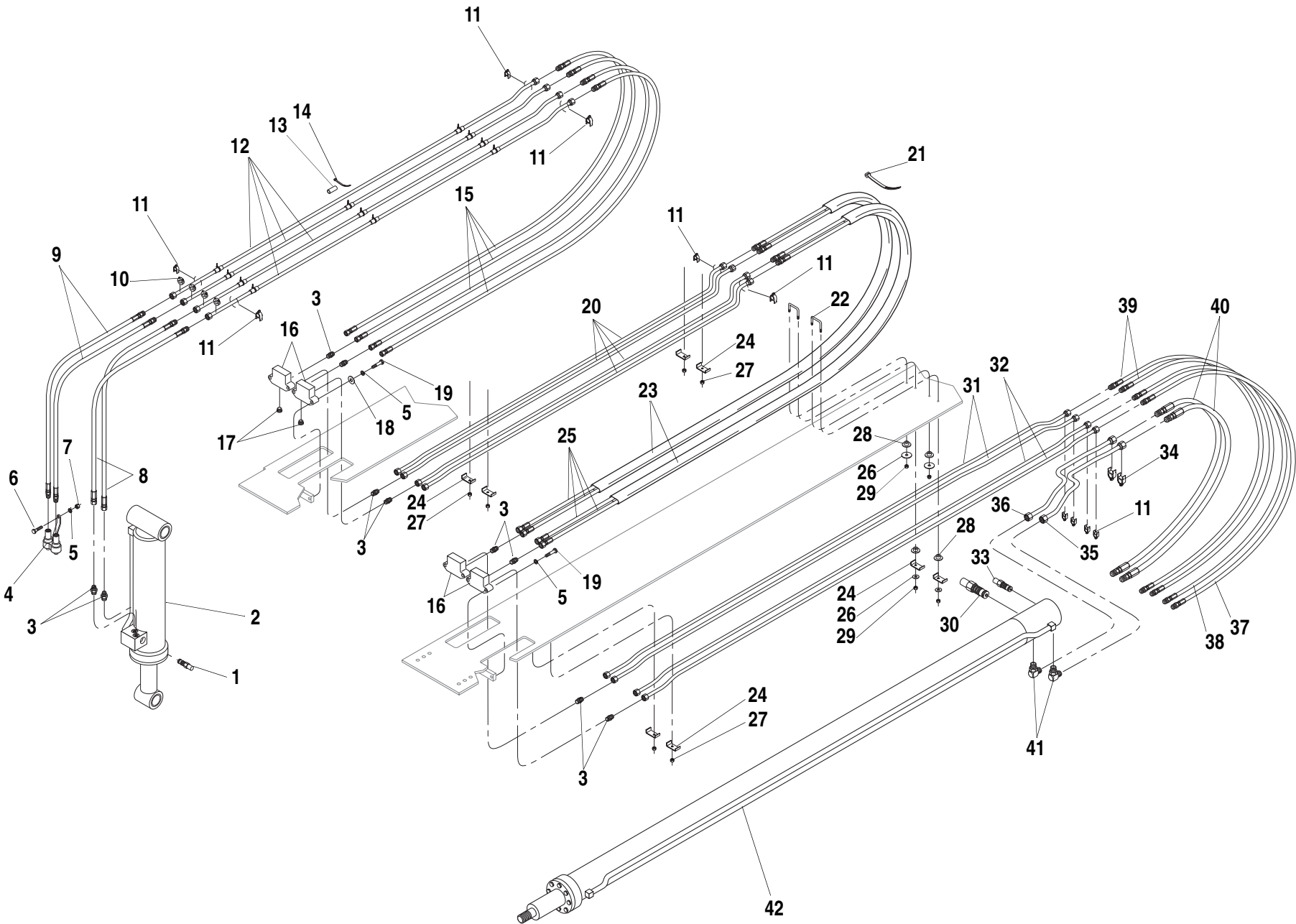
ITEM	PART NO.	QTY.	DESCRIPTION
32	10837521	1	Hyd. Hose, 1/2"
33	10837186	2	Hyd. Hose, 1/2"
34	10837189	2	Hyd. Hose, 3/4"
35	10717802	2	90° Elbow, O-Ring
36	10234843	1	Cylinder, Boom Extension (Replaces 34816B) (See Page 5.11.1 for Breakdown)

1044C-54 S/N 211, 213, 241, 250, 288-921, 923-929, 931

BOOM HYDRAULIC CIRCUIT (4-Section)

5.10.1.3

644B
6K
844C
8K
1044C
10K
▼



ITEM	PART NO.	QTY.	DESCRIPTION
1	10729947	1	Cartridge, Counterbalance Valve
REF	2900770	1	Seal Kit for Item 1
2	10234836	1	Cylinder, Front Carriage Tilt (See Page 5.12.2 for Breakdown)
3	10718964	18	Connector, O-Ring
4	10266347	1	Quick Coupler (Incl. dust caps & male connectors)
5	10701312	9	Lockwasher, 1/2"
6	10700404	1	Capscrew, Hx., 1/2"-13 x 1 1/2"
7	10701510	1	Nut, Hx., 1/2"-13
8	10837289	2	Hyd. Hose, 1/2"
9	10868104	2	Hyd. Hose, 1/2"
10	1101513	4	Shaft Collar, Split
11	91083217	16	Clamp, Cushion
12	10238747	4	Hyd. Tube, 5/8" O.D.
13	1100379	18	Hose, Heater, 3"
14	10717989	18	Cable Tie
15	10868105	4	Hyd. Hose, 1/2"
16	10165944	4	Hyd Manifold
17	10727937	8	Plug, O-Ring
18	10701406	4	Flatwasher, 1/2"
19	10700407	8	Capscrew, Hx., 1/2"-13 x 2 1/4"
20	10238757	4	Hyd. Tube, 5/8" O.D.
21	10720496	A/R	Cable Tie
22	10167485	2	Hold Down, Hose
23	1101511	2	Sleeve, Nylon (2 Hose)
24	10138930	8	Tube Clamp
25	1100990	4	Hyd. Hose, 1/2"
26	10701452	4	Washer, Fender., 1/4" x 1-1/4"
27	10705002	2	Locknut., 3/8"-16
28	1101518	4	Spacer, Hose Clamp
29	10705000	4	Locknut., 1/4"-20
30	10730444	1	Cartridge, Counterbalance Valve
REF	10740491	1	Seal Kit for Item 30
31	10265086	2	Hyd. Tube, 5/8" O.D.
32	10265087	2	Hyd. Tube, 5/8" O.D.
33	10727827	1	Cartridge, Counterbalance Valve

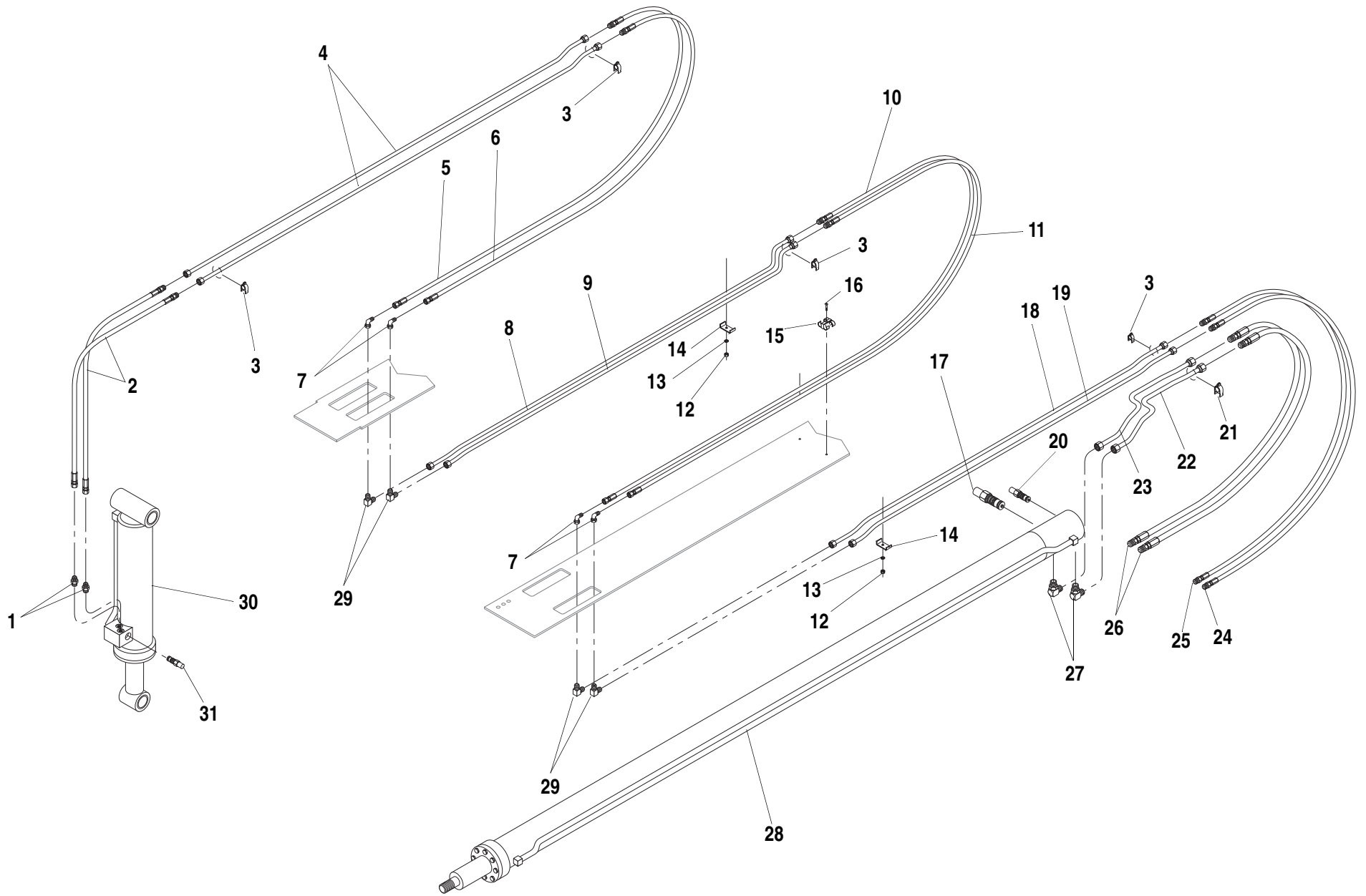
ITEM	PART NO.	QTY.	DESCRIPTION
REF	10730927	1	Seal Kit for Item 33
34	90207463	2	Clamp, Cushion
35	10238133	1	Hyd. Tube, 3/4" O.D.
36	10238132	1	Hyd. Tube, 3/4" O.D.
37	10837522	1	Hyd. Hose, 1/2"
38	10837521	1	Hyd. Hose, 1/2"
39	10837186	2	Hyd. Hose, 1/2"
40	10837189	2	Hyd. Hose, 3/4"
41	10717802	2	90° Elbow, O-Ring
42	10234843	1	Cylinder, Boom Extension (Replaces 34816B) (See Page 5.11.1 for Breakdown)

1044C-54 S/N 922, 930 & 932-

BOOM HYDRAULIC CIRCUIT (4-Section)

5.10.1.4

644B
6K
844C
8K
1044C
10K
▼



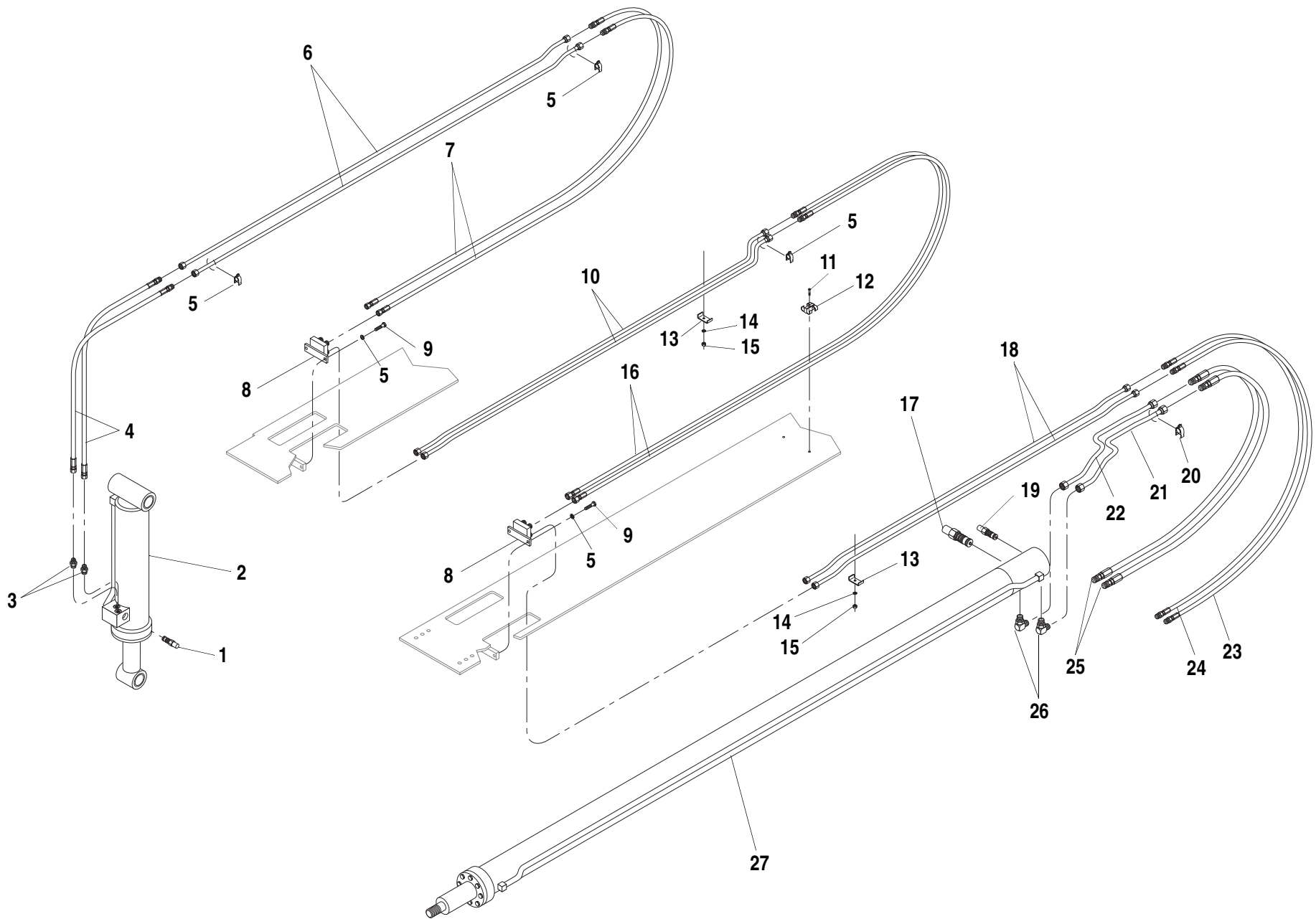
ITEM	PART NO.	QTY.	DESCRIPTION
1	P18964	2	Connector, O-Ring
2	37289X	2	Hyd. Hose, 1/2"
3	91083217	16	Clamp, Cushion
4	38747B	2	Hyd. Tube, 5/8" O.D.
5	37547X	1	Hyd. Hose, 1/2"
6	37548X	1	Hyd. Hose, 1/2"
7	P21632	4	90° Elbow, Swivel
8	38757B	1	Hyd. Tube, 5/8" O.D.
9	38756B	1	Hyd. Tube, 5/8" O.D.
10	37545X	1	Hyd. Hose, 1/2"
11	37546X	1	Hyd. Hose, 1/2"
12	P01507	5	Nut, Hx., 5/16"-18
13	P01309	5	Lockwasher, 5/16"
14	38930A	5	Tube Clamp
15	P40074	2	Tee-Clip 5/8" - 3/4"
16	P03038	2	Screw, Flathead, #10-24 x 1"
17	P30444	1	Cartridge, Counterbalance Valve
REF	P30927	1	Seal Kit for Item 17
18	38751B	1	Hyd. Tube, 5/8" O.D.
19	38750B	1	Hyd. Tube, 5/8" O.D.
20	P27827	1	Cartridge, Counterbalance Valve
REF	P40491	1	Seal Kit for Item 20
21	90207463	6	Clamp, Cushion
22	38133B	1	Hyd. Tube, 3/4" O.D.
23	38132B	1	Hyd. Tube, 3/4" O.D.
24	37522X	1	Hyd. Hose, 1/2"
25	37521X	1	Hyd. Hose, 1/2"
26	37189X	2	Hyd. Hose, 3/4"
27	P17802	2	90° Elbow, O-Ring
28	34843B	1	Cylinder, Boom Extension (Replaces 34816B) (See Page 5.11.1 for Breakdown)
29	P18961	8	90° Elbow, Union
30	34820B	1	Cylinder, Front Carriage Tilt (See Page 5.12.2 for Breakdown)
31	P29947	1	Cartridge, Counterbalance Valve
REF	P40484	1	Seal Kit for Item 31

10K-54 S/N 101-102

644B
6K
844C
8K
1044C
10K

BOOM HYDRAULIC CIRCUIT (4-Section)

5.10.2



5.10.2.1

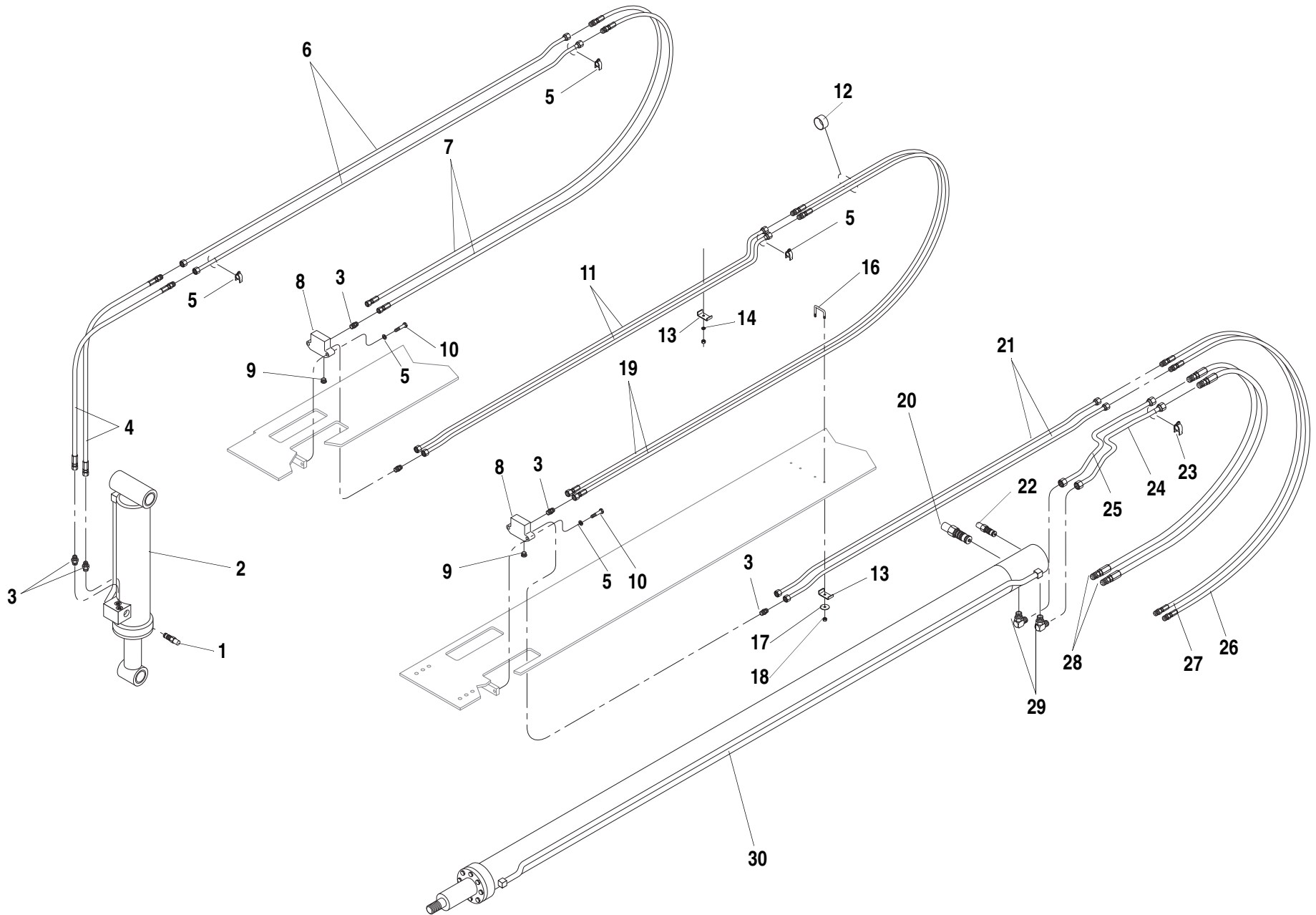
ITEM	PART NO.	QTY.	DESCRIPTION
1	P29947	1	Cartridge, Counterbalance Valve
REF	P40484	1	Seal Kit for Item 1
2	34836B	1	Cylinder, Front Carriage Tilt (See Page 5.12.2 for Breakdown)
3	P18964	2	Connector, O-Ring
4	37289X	2	Hyd. Hose, 1/2"
5	91083217	8	Clamp, Cushion
6	38747B	2	Hyd. Tube, 5/8" O.D.
7	10868105	2	Hyd. Hose, 1/2"
8	65081B	2	Hyd Manifold
9	P00402	8	Capscrew, Hx., 1/2"-13 x 1"
10	38757B	2	Hyd. Tube, 5/8" O.D.
11	P03038	2	Screw, Flathead, #10-24 x 1"
12	P40074	2	Tee-Clip 5/8" - 3/4"
13	38930A	5	Tube Clamp
14	P01309	5	Lockwasher, 5/16"
15	P01507	5	Nut, Hx., 5/16"-18
16	1100990	2	Hyd. Hose, 1/2"
17	P30444	1	Cartridge, Counterbalance Valve
REF	P40491	1	Seal Kit for Item 17
18	65087B	2	Hyd. Tube, 5/8" O.D.
19	P27827	1	Cartridge, Counterbalance Valve
REF	P30927	1	Seal Kit for Item 19
20	90207463	8	Clamp, Cushion
21	38133B	1	Hyd. Tube, 3/4" O.D.
22	38132B	1	Hyd. Tube, 3/4" O.D.
23	37522X	1	Hyd. Hose, 1/2"
24	37521X	1	Hyd. Hose, 1/2"
25	37189X	2	Hyd. Hose, 3/4"
26	P17802	2	90° Elbow, O-Ring
27	34843B	1	Cylinder, Boom Extension (Replaces 34816B) (See Page 5.11.1 for Breakdown)

10K-54 S/N 103-111,114

BOOM HYDRAULIC CIRCUIT (4-Section)

5.10.2.1

644B
6K
844C
8K
1044C
10K
▼



5.10.2.2

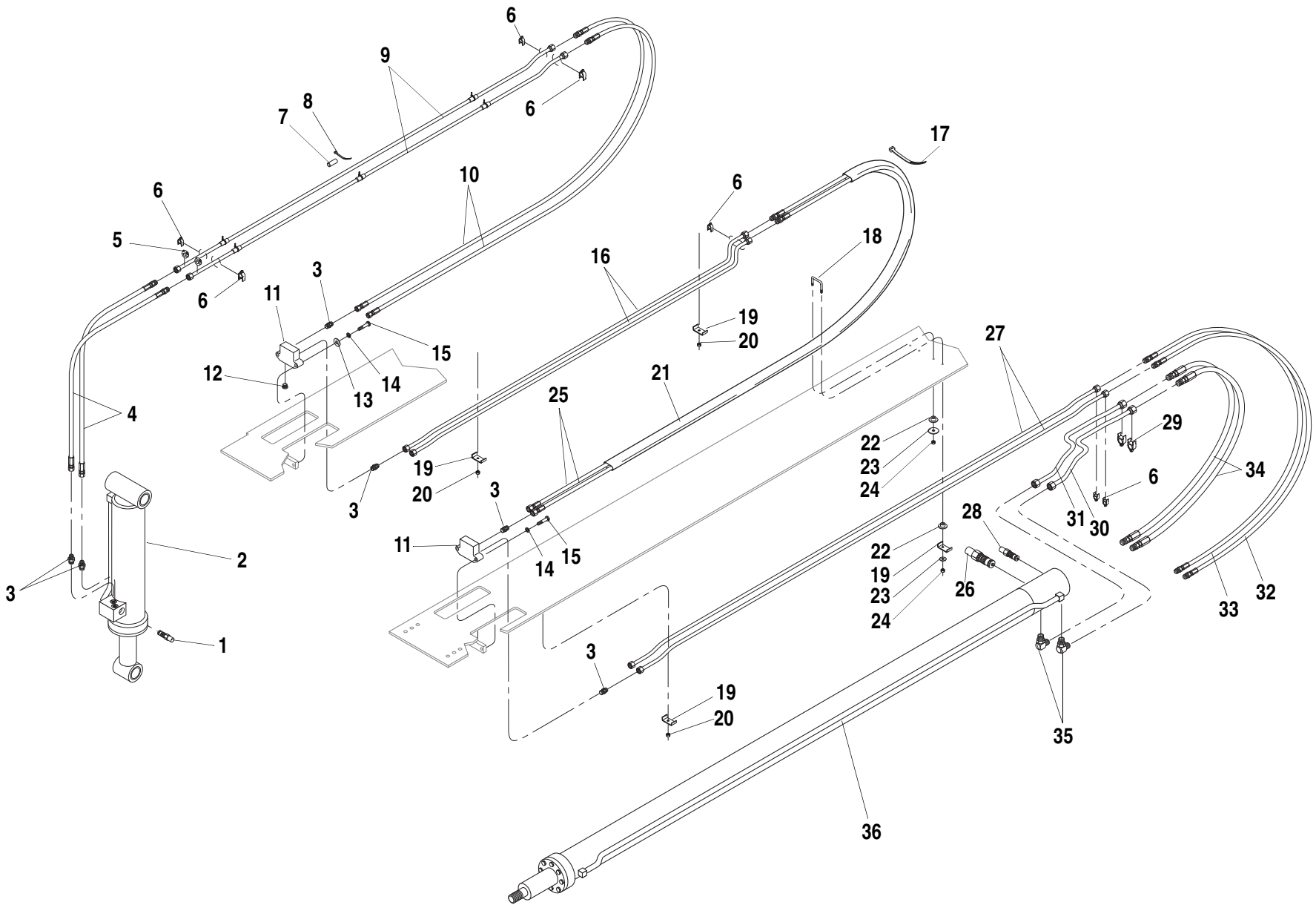
ITEM	PART NO.	QTY.	DESCRIPTION
1	P29947	1	Cartridge, Counterbalance Valve
REF	P40484	1	Seal Kit for Item 1
2	34836B	1	Cylinder, Front Carriage Tilt (See Page 5.12.2 for Breakdown)
3	P18964	10	Connector, O-Ring
4	37289X	2	Hyd. Hose, 1/2"
5	91083217	8	Clamp, Cushion
6	38747B	2	Hyd. Tube, 5/8" O.D.
7	10868105	2	Hyd. Hose, 1/2"
8	65944A	2	Hyd Manifold
9	P27937	4	Plug, O-Ring
10	P00402	8	Capscrew, Hx., 1/2"-13 x 1"
11	38757B	2	Hyd. Tube, 5/8" O.D.
12	37727X	1	Clamp, Power Grip
13	38930A	5	Tube Clamp
14	P01309	5	Lockwasher, 5/16"
15	P01507	5	Nut, Hx., 5/16"-18
16	67485A	1	Hose Hold Down Rod
17	P01454	1	Washer, Fender., 1/4" x 1-1/2"
18	P05000	1	Locknut, Hx., 1/4"-20
19	1100990	2	Hyd. Hose, 1/2"
20	P30444	1	Cartridge, Counterbalance Valve
REF	P40491	1	Seal Kit for Item 20
21	65087B	2	Hyd. Tube, 5/8" O.D.
22	P27827	1	Cartridge, Counterbalance Valve
REF	P30927	1	Seal Kit for Item 22
23	90207463	8	Clamp, Cushion
24	38133B	1	Hyd. Tube, 3/4" O.D.
25	38132B	1	Hyd. Tube, 3/4" O.D.
26	37522X	1	Hyd. Hose, 1/2"
27	37521X	1	Hyd. Hose, 1/2"
28	37189X	2	Hyd. Hose, 3/4"
29	P17802	2	90° Elbow, O-Ring
30	34843B	1	Cylinder, Boom Extension (Replaces 34816B) (See Page 5.11.1 for Breakdown)

10K-54 S/N 112,113,115-133

644B
6K
844C
8K
1044C
10K
▼

BOOM HYDRAULIC CIRCUIT (4-Section)

5.10.2.2



5.10.2.3

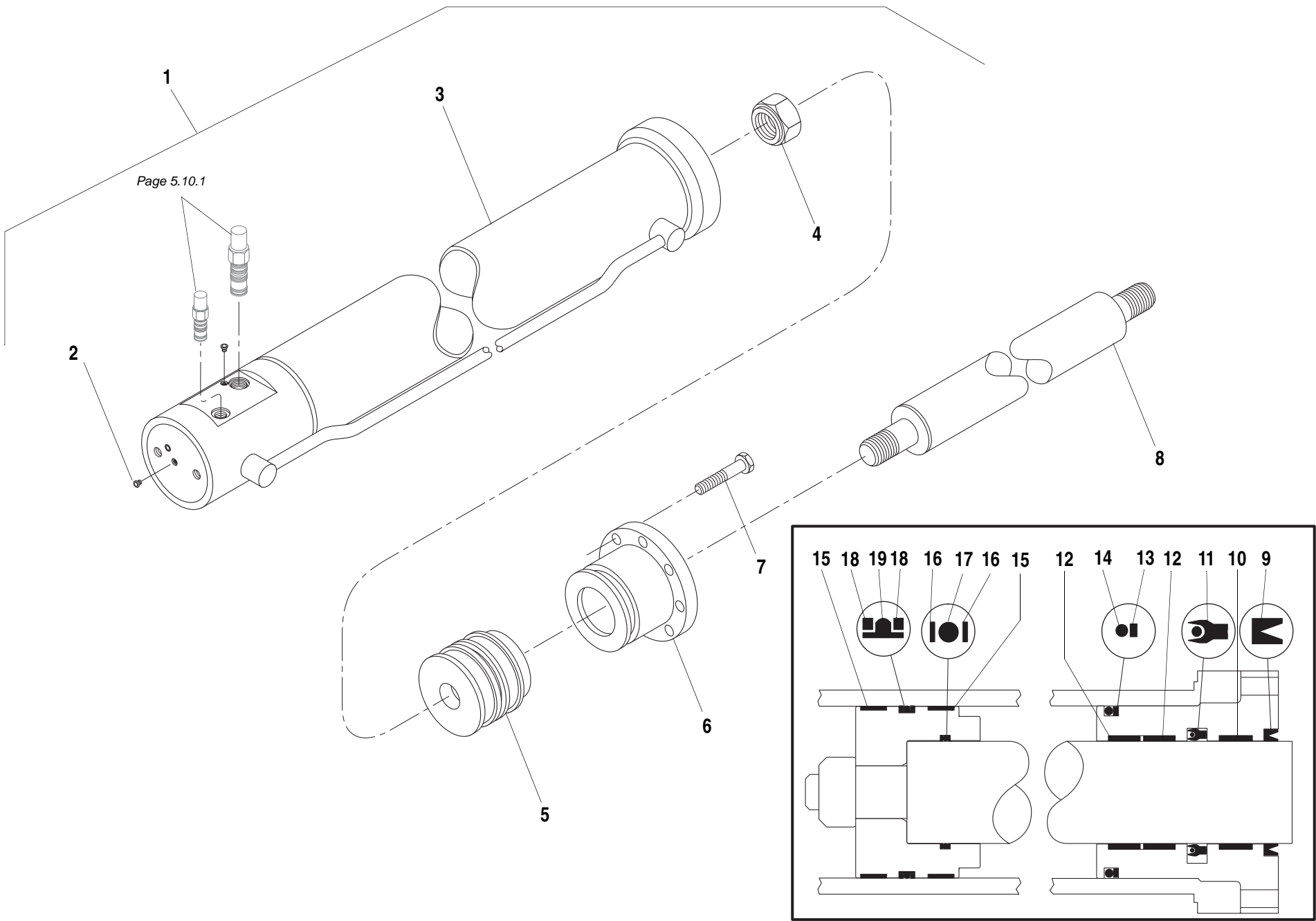
ITEM	PART NO.	QTY.	DESCRIPTION
1	10729947	1	Cartridge, Counterbalance Valve
REF	2900770	1	Seal Kit for Item 1
2	10234836	1	Cylinder, Front Carriage Tilt (See Page 5.12.2 for Breakdown)
3	10718964	10	Connector, O-Ring
4	10837289	2	Hyd. Hose, 1/2"
5	1101513	2	Shaft Collar, Split
6	91083217	8	Clamp, Cushion
7	1100379	6	Hose, Heater, 3"
8	10717989	6	Cable Tie, 6"
9	10238747	2	Hyd. Tube, 5/8" O.D.
10	10868105	2	Hyd. Hose, 1/2"
11	10165944	2	Hyd Manifold
12	10727937	4	Plug, O-Ring
13	10701437	2	Washer, Flat, 1/2"
14	10701312	4	Washer, Lock, 1/2"
15	10700407	4	Capscrew, Hx., 1/2"-13 x 2 1/4"
16	10238757	2	Hyd. Tube, 5/8" O.D.
17	10720469	A/R	Cable Tie, 12"
18	10167485	1	Rod, Hose Hold Down
19	10138930	4	Clamp, Tube
20	10705002	4	Nut, Top Lock, 3/8"-16
21	1101511	1	Sleeve, Nylon (2 Hose)
22	1101518	4	Spacer, Hose Clamp
23	10701454	2	Washer, Fender., 1/4" x 1-1/2"
24	10705000	2	Locknut, Hx., 1/4"-20
25	1100990	2	Hyd. Hose, 1/2"
26	10730444	1	Cartridge, Counterbalance Valve
REF	10740491	1	Seal Kit for Item 26
27	10265087	2	Hyd. Tube, 5/8" O.D.
28	10727827	1	Cartridge, Counterbalance Valve
REF	10730927	1	Seal Kit for Item 28
29	90207463	2	Clamp, Cushion
30	10238133	1	Hyd. Tube, 3/4" O.D.
31	10238132	1	Hyd. Tube, 3/4" O.D.
32	10837522	1	Hyd. Hose, 1/2"
33	10837521	1	Hyd. Hose, 1/2"
34	10837189	2	Hyd. Hose, 3/4"
35	10717802	2	90° Elbow, O-Ring
36	10234843	1	Cylinder, Boom Extension (Replaces 34816B) (See Page 5.11.1 for Breakdown)

10K-54 S/N 134-

BOOM HYDRAULIC CIRCUIT (4-Section)

5.10.2.3

644B
6K
844C
8K
1044C
10K
▼



ITEM	PART NO.	QTY.	DESCRIPTION
1	34843B	-	Cylinder Assembly, Boom Extension
2	P27933	4	O-Ring Plug, Hollow Hex
3	❶P32255	1	Barrel Weldment
4	P40460	1	Nut, Crownlock
5	P32275	1	Piston
6	P32283	1	Head, Rod Bearing
7	P00481	8	Capscrew, Hx., 1/2"-20 x 1 1/2" GR 8
8	P32267	1	Rod
9	*N.S.S	1	Wiper
10	*N.S.S	1	Wear Ring
11	*N.S.S	1	Seal
12	*N.S.S	2	Wear Ring
13	*N.S.S	1	Back-Up Ring
14	*N.S.S	1	O-Ring
15	*N.S.S	2	Wear Ring
16	*N.S.S	2	Back-Up Ring
17	*N.S.S	1	O-Ring
18	*N.S.S	2	Back-Up Ring
19	*N.S.S	1	Piston Seal
REF	P32303	1	Seal Kit

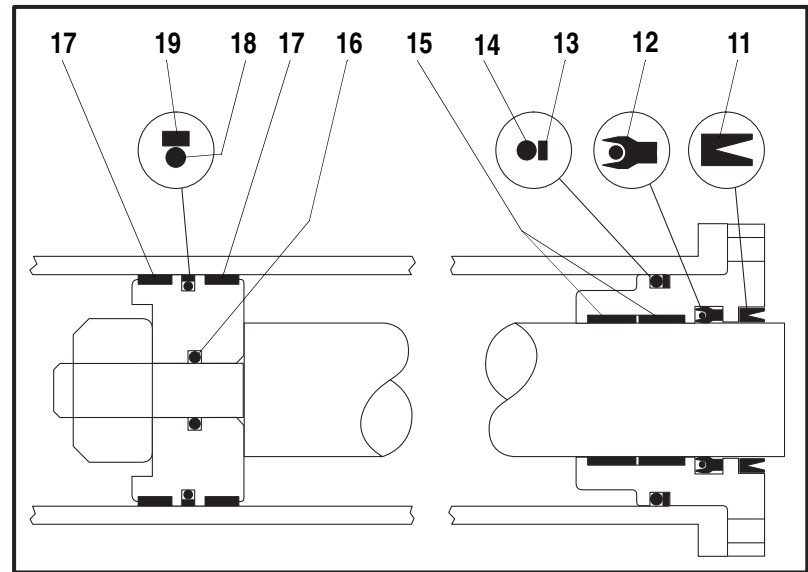
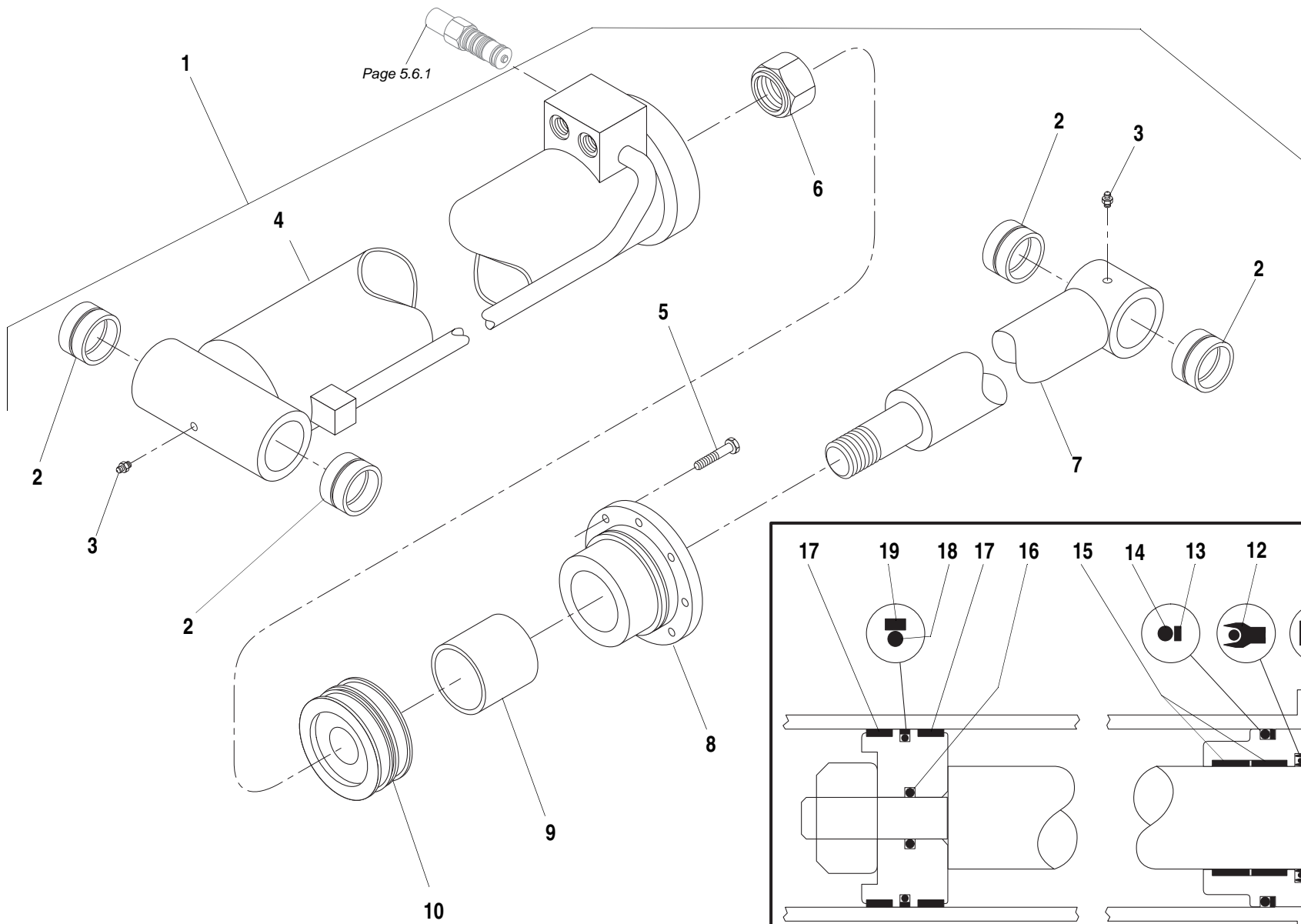
NOTES:
 ❶ Use P32254 for 1044C-54 (101-143).
 * Items Included in Seal Kit.

N.S.S. = Not Sold Separately.

1044C-54 S/N 101-1389 & 16039-16470
 10K-54 S/N 101-

BOOM EXTENSION CYLINDER ASSEMBLY (4-Section) 5.11.1

644B
 6K
 844C
 8K
1044C
 10K
 ▼



ITEM	PART NO.	QTY.	DESCRIPTION
1	34835B	-	Cylinder Assembly, Front Carriage Tilt (Replaces 34820B)
2	P19106	4	Bushing
3	P16611	2	Grease Fitting
4	P32252	1	Barrel Weldment (Replaces P30618)
5	P00481	8	Capscrew, Hx., 1/2"-20 x 1 1/2" GR 8
6	P40460	1	Nut, Crownlock
7	P30639	1	Rod Weldment
8	P30674	1	Head, Rod Bearing
9	P30688	1	Stroke Limiter
10	P29878	1	Piston
11	*N.S.S	1	Wiper
12	*N.S.S	1	Seal
13	*N.S.S	1	Back-Up Ring
14	*N.S.S	1	O-Ring
15	*N.S.S	2	Wear Ring
16	*N.S.S	1	O-Ring
17	*N.S.S	2	Wear Ring
18	*N.S.S	1	O-Ring
19	*N.S.S	1	Piston Seal
REF	P30653	1	Seal Kit

NOTES:

* Items Included in Seal Kit.

N.S.S. = Not Sold Separately.

644B-37 S/N 101-

644B-42 S/N 101-

844C-42 S/N 101-

6K-37 S/N 101-

6K-42 S/N 101-

8K-42 S/N 101-

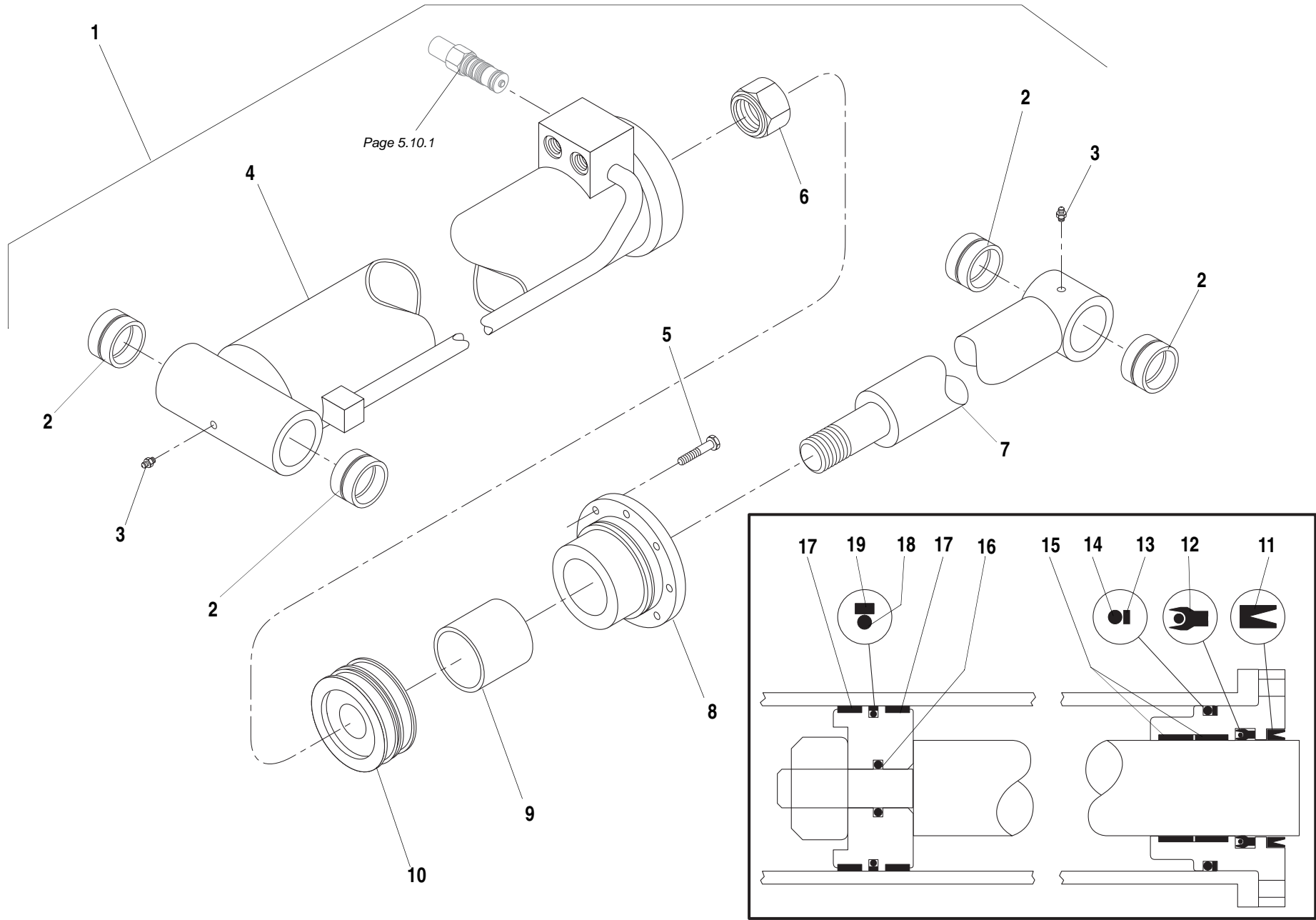
644B
6K
844C
8K

1044C
10K

FRONT CARRIAGE TILT CYLINDER ASSEMBLY

5.12.1





5.12.2

ITEM	PART NO.	QTY.	DESCRIPTION
1	34836B	-	Cylinder Assembly, Front Carriage Tilt (Replaces 34824B)
2	P19106	4	Bushing
3	P16611	2	Grease Fitting
	P15367	-	Grease Fitting 45°
4	P32253	1	Barrel Weldment (Replaces P32251)
5	P00432	12	Capscrew, Hx., 1/2"-13 x 1 3/4" GR 8
6	P40461	1	Nut, Crownlock
7	P32264	1	Rod Weldment
8	P32280	1	Head, Rod Bearing
9	P32292	1	Stroke Limiter
10	P29877	1	Piston
11	*N.S.S.	1	Wiper
12	*N.S.S.	1	Seal
13	*N.S.S.	1	Back-Up Ring
14	*N.S.S.	1	O-Ring
15	*N.S.S.	2	Wear Ring
16	*N.S.S.	1	O-Ring
17	*N.S.S.	2	Wear ring
18	*N.S.S.	1	O-Ring
19	*N.S.S.	1	Piston Seal
REF	P32302	1	Seal Kit

NOTES:

* Items Included in Seal Kit.

N.S.S. = Not Sold Separately.

1044C-42 S/N 101-

1044C-54 S/N 101-

10K-42 S/N 101-

10K-54 S/N 101-

644B
6K
844C
8K
1044C
10K

FRONT CARRIAGE TILT CYLINDER ASSEMBLY

5.12.2

TABLE OF CONTENTS

Section 6 — Pump, Suction - Return and Valve Plate Components

Control Manifold System

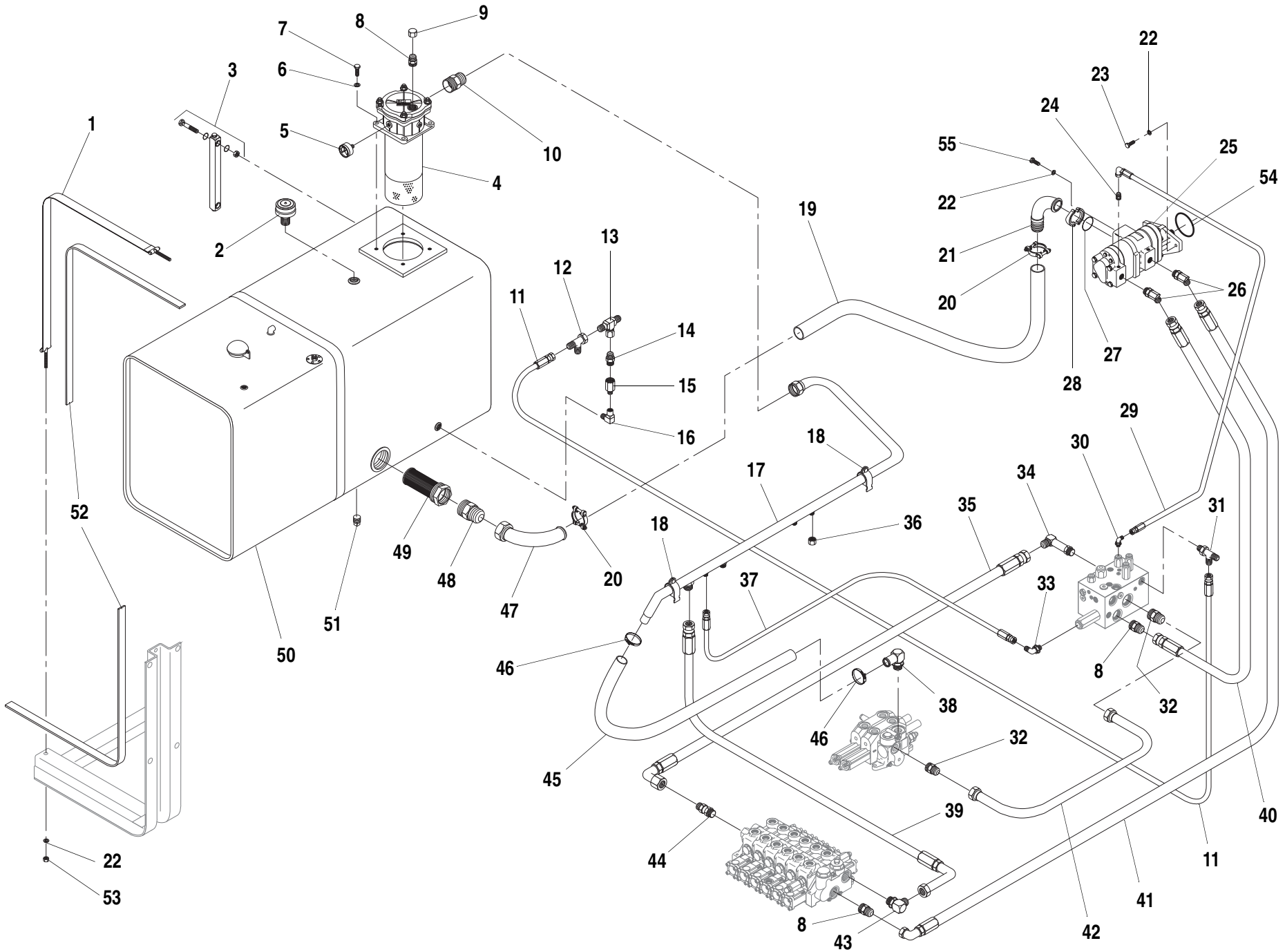
Pump, Suction - Return Hydraulic Circuit	6.1.1
Valve Plate Components Assembly	6.2.1
6-Port Circuit Selector Valve Assembly.	6.3.1
Frame Tilt Lockout Valve Assembly	6.4.1
Hydraulic (Boom) Control Valve Assembly, 2-Spool.	6.5.1
Relief Valve Assembly.	6.6.1
Hydraulic Control Valve Assembly	6.7.1
Valve Section Assembly - Transfer/Auxiliary/Frame Tilt.	6.8.1
Valve Section Assembly - Carriage Fork Tilt.	6.9.1
Control Manifold Assembly	6.10.1
Pump Unloader Hydraulic Circuit	6.11.1
Pump Unloader Valve Assembly.	6.12.1

Mid Inlet System

Pump, Suction - Return Hydraulic Circuit	6.15.1
Valve Plate Components Assembly	6.16.1
6-Port Circuit Selector Valve Assembly.	6.17.1
Pump-Valve Sub Assembly.	6.18.1
Hydraulic Control Valve Assembly - Mid Inlet	6.19.1
Valve Section Assembly - Boom	6.20.1
Valve Section Assembly - Transfer/ Auxiliary/ Frame Tilt/ Unloader.	6.21.1
Valve Section Assembly - Carriage Fork Tilt.	6.22.1
Relief Valve Assembly.	6.23.1
Relief Valve Assembly - Mid Inlet	6.24.1

Common Components

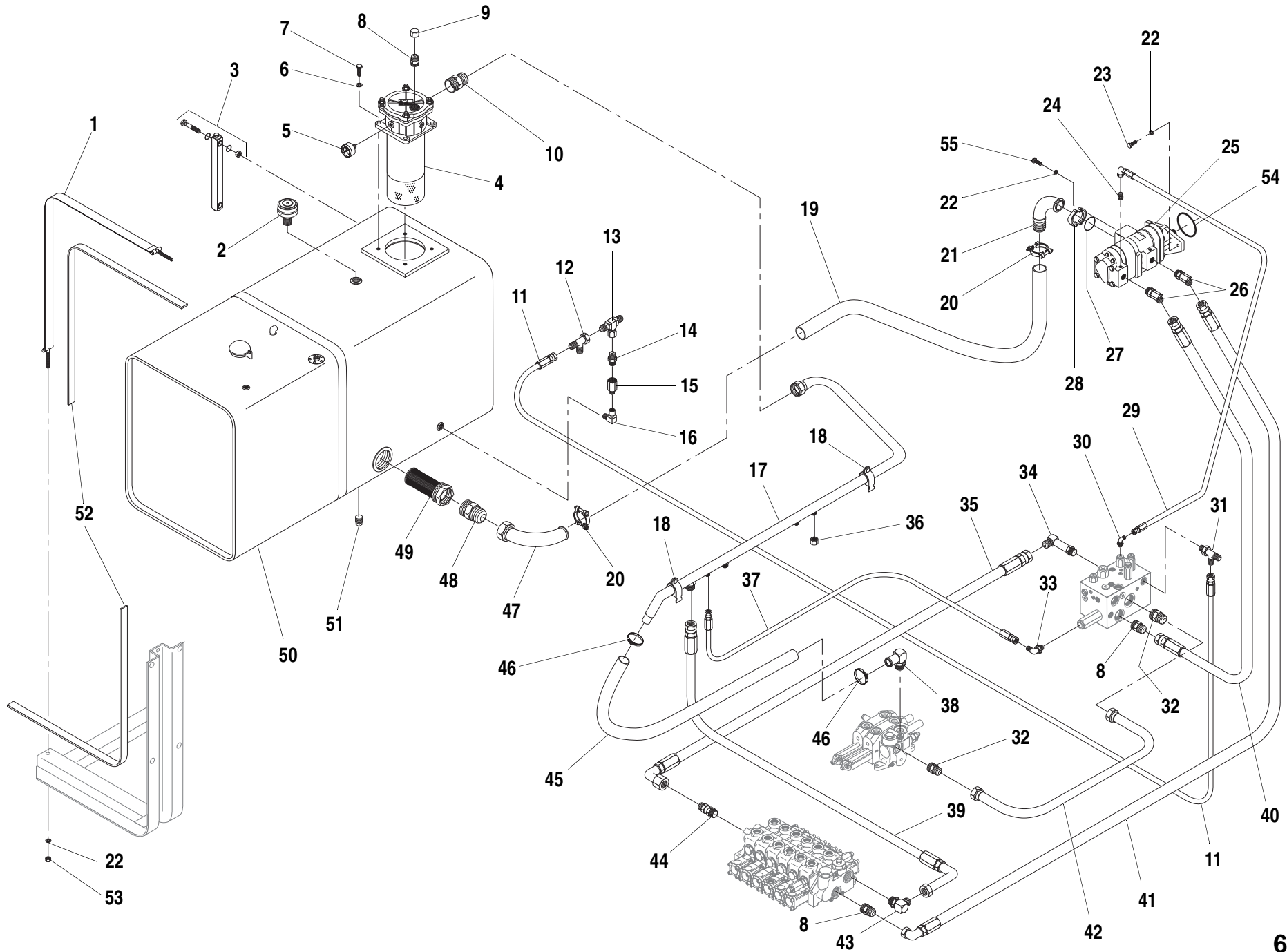
Hydraulic Return Line Filter Assembly.	6.27.1
Pressure Filter Assembly.	6.28.1



ITEM	PART NO.	QTY.	DESCRIPTION	ITEM	PART NO.	QTY.	DESCRIPTION
1	36181B	2	Strap, Tank Hold Down	35	37266X	1	Hyd. Hose, 3/4" x 40" 2 & 3 Section Valves
2	P21674	1	Breather, Hydraulic Tank		37158X	-	Hyd. Hose, 3/4" x 34" 4 & 5 Section Valves
3	P27809	1	Sight Gauge, Hydraulic Oil		P29755		Hyd. Hose, 3/4" x 33" 6 Section Valves
4	①66328B	1	Return Filter, Hydraulic Oil (Includes Item 5) (See Page 6.27.1 for Breakdown)		P29164		Hyd. Hose, 3/4" x 33" 7 Section Valves
5	P24981	1	Gauge, Pressure	36	P18929	1	Cap, Hex
6	P01310	4	Lockwasher, 3/8"	37	P27163	1	Hyd. Hose, 1/4" x 17"
7	P00204	4	Capscrew, Hx., 3/8"-16 x 1"	38	P28387	1	90° Elbow, O-Ring - Hose
8	P17805	3	Connector, O-Ring	39	37256X	1	Hyd. Hose, 3/4" x 44"
9	P17785	1	Cap, Hex	40	37258X	1	Hyd. Hose, 3/4" x 29"
10	P27397	1	Connector, JIC - Pipe	41	37257X	1	Hyd. Hose, 3/4" x 61"
11	P23885	1	Hyd. Hose, 3/8" x 30"	42	36356B	1	Hyd. Tube 1" O.D.
12	P20979	1	Tee, Swivel	43	P17802	1	90° Elbow, O-Ring
13	P18934	1	Tee, Swivel Branch	44	P24614	1	Connector, O-Ring (Long) 4 Section Valves
14	20212A	1	Check Valve		P17805	-	Connector, O-Ring 2, 3 & 5 Section Valves
15	P28391	1	Adapter, O-Ring - Pipe		P17802	-	90° Elbow, O-Ring 7 Section Valves
16	P28877	1	90° Elbow, Street	45	N12345	1	Hose, Return - 1 1/4" I.D.
17	65485B	1	Return Manifold (Replaces 36473B)	46	P14043	4	Hose Clamp
18	P20485	2	Clamp, Cushion	47	P27469	1	Elbow, Suction Tube
19	N12349	1	Hose, Suction - 2" I.D.	48	P26606	1	Connector, JIC - Pipe
20	P26026	2	Hose Clamp, Bolt Type	49	P19878	1	Strainer, Hydraulic Oil
21	P20892	1	Flange Hd. Connector, 90° Elbow	50	25840D	1	Tank, Fuel/Hydraulic (Includes Item 51)
22	P01312	16	Lockwasher, 1/2"	51	P10279	2	Drain Plug, Pipe
23	P00403	2	Capscrew, Hx., 1/2"-13 x 1 1/4"	52	67139A	4	Belting, Hyd/Fuel Tank (Replaces N12344)
24	P18960	1	Connector, O-Ring	53	P01510	4	Nut, Hx., 1/2"-13
25	P21423	1	Pump, Gear (Used w/Turbo Engines)	54	P18602	1	O-Ring
	P31449	-	Pump, Gear (Used w/Natural Engines)	55	P00404	4	Capscrew, Hx., 1/2"-13 x 1 1/2"
26	P19147	2	45° Elbow, O-Ring	NOTES: ① Replaces P27808. Includes P28819; Connector O-Ring (Replaces Item 10; P27397).			
27	P12971	1	O-Ring				
28	14315A	2	Flange Half				
29	P27181	1	Hyd. Hose, 1/4" x 30"				
30	P19248	1	90° Elbow, O-Ring				
31	P21914	1	Tee, O-Ring				
32	P25693	2	Connector, O-Ring				
33	P18935	1	90° Elbow, O-Ring				
34	P33165	1	90° Elbow, O-Ring (Long)				
				644B-42 S/N 101-207			
				6K-37 S/N 101-211, 281-317			
				6K-42 S/N 101-119			

644B
 6K
 844C
 8K
 1044C
 10K
 ▼

PUMP, SUCTION - RETURN HYDRAULIC CIRCUIT 6.1.1



ITEM	PART NO.	QTY.	DESCRIPTION
1	39442B	2	Strap, Tank Hold Down
2	P21674	1	Breather, Hydraulic Tank
3	P21482	1	Sight Gauge, Hydraulic Oil
4	①66328B	1	Return Filter, Hydraulic Oil (Includes Item 5) (See Page 6.27.1 for Breakdown)
5	P24981	1	Gauge, Pressure
6	P01310	4	Lockwasher, 3/8"
7	P00204	4	Capscrew, Hx., 3/8"-16 x 1"
8	P17805	3	Connector, O-Ring
9	P17785	1	Cap, Hex
10	P27397	1	Connector, JIC - Pipe
11	P23885	1	Hyd. Hose, 3/8" x 30"
12	P20979	1	Tee, Swivel
13	P18934	1	Tee, Swivel Branch
14	20212A	1	Check Valve
15	P28391	1	Adapter, O-Ring - Pipe
16	P28877	1	90° Elbow, Street
17	65485B	1	Return Manifold (Replaces 36473B)
18	P20485	2	Clamp, Cushion
19	N12349	1	Hose, Suction - 2" I.D.
20	P26026	2	Hose Clamp, Bolt Type
21	P20892	1	Flange Hd. Connector, 90° Elbow
22	P01312	16	Lockwasher, 1/2"
23	P00403	2	Capscrew, Hx., 1/2"-13 x 1 1/4"
24	P18960	1	Connector, O-Ring
25	P21423	1	Pump, Gear (Used w/Turbo Engines)
	P31449	-	Pump, Gear (Used w/Natural Engines)
26	P19147	2	45° Elbow, O-Ring
27	P12971	1	O-Ring
28	14315A	2	Flange Half
29	P27181	1	Hyd. Hose, 1/4" x 30"
30	P19248	1	90° Elbow, O-Ring
31	P21914	1	Tee, O-Ring
32	P25693	2	Connector, O-Ring
33	P18935	1	90° Elbow, O-Ring
34	P33165	1	90° Elbow, O-Ring (Long)

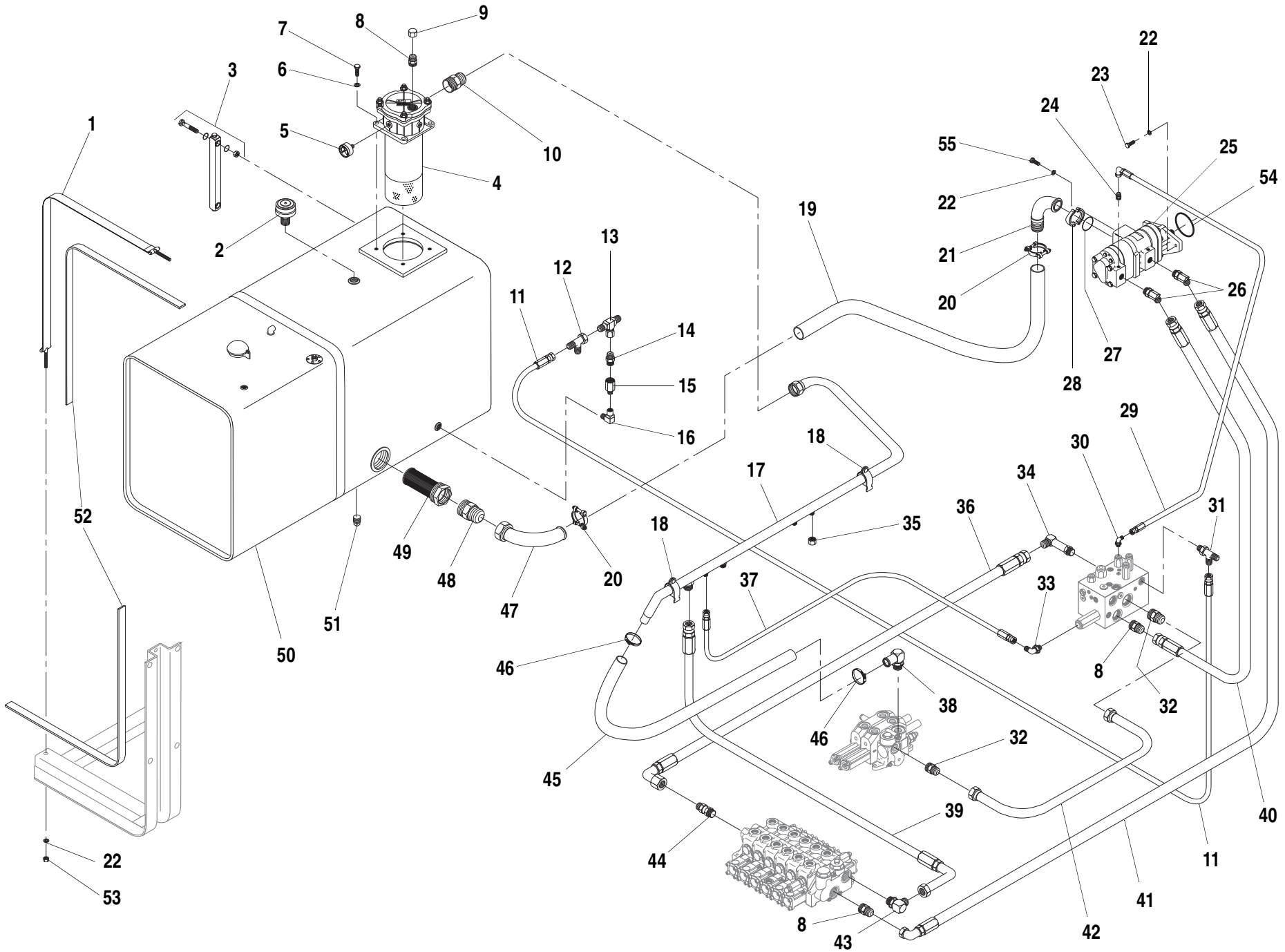
ITEM	PART NO.	QTY.	DESCRIPTION
35	37266X	1	Hyd. Hose, 3/4" x 40" 2 & 3 Section Valves
	37158X	-	Hyd. Hose, 3/4" x 34" 4 & 5 Section Valves
	P29755		Hyd. Hose, 3/4" x 33" 6 Section Valves
	P29164		Hyd. Hose, 3/4" x 33" 7 Section Valves
36	P18929	1	Cap, Hex
37	P27163	1	Hyd. Hose, 1/4" x 17"
38	P28387	1	90° Elbow, O-Ring - Hose
39	37256X	1	Hyd. Hose, 3/4" x 44"
40	37258X	1	Hyd. Hose, 3/4" x 29"
41	37257X	1	Hyd. Hose, 3/4" x 61"
42	36356B	1	Hyd. Tube 1" O.D.
43	P17802	1	90° Elbow, O-Ring
44	P24614	1	Connector, O-Ring (Long) 4 Section Valves
	P17805	-	Connector, O-Ring 2, 3 & 5 Section Valves
	P17802	-	90° Elbow, O-Ring 7 Section Valves
45	N12345	1	Hose, Return - 1 1/4" I.D.
46	P14043	4	Hose Clamp
47	P27469	1	Elbow, Suction Tube
48	P26606	1	Connector, JIC - Pipe
49	P19878	1	Strainer, Hydraulic Oil
50	17100D	1	Tank, Fuel/Hydraulic (Includes Item 51)
51	P10279	2	Drain Plug, Pipe
52	67139A	4	Belting, Hyd/Fuel Tank (Replaces N12359)
53	P01510	4	Nut, Hx., 1/2"-13
54	P18602	1	O-Ring
55	P00404	4	Capscrew, Hx., 1/2"-13 x 1 1/2"

NOTES:
 ① Replaces P27808. Includes P28819; Connector O-Ring (Replaces Item 10; P27397).

6K-37 S/N 212-280

PUMP, SUCTION - RETURN HYDRAULIC CIRCUIT 6.1.1.1

644B
 6K
 844C
 8K
 1044C
 10K
 ▼

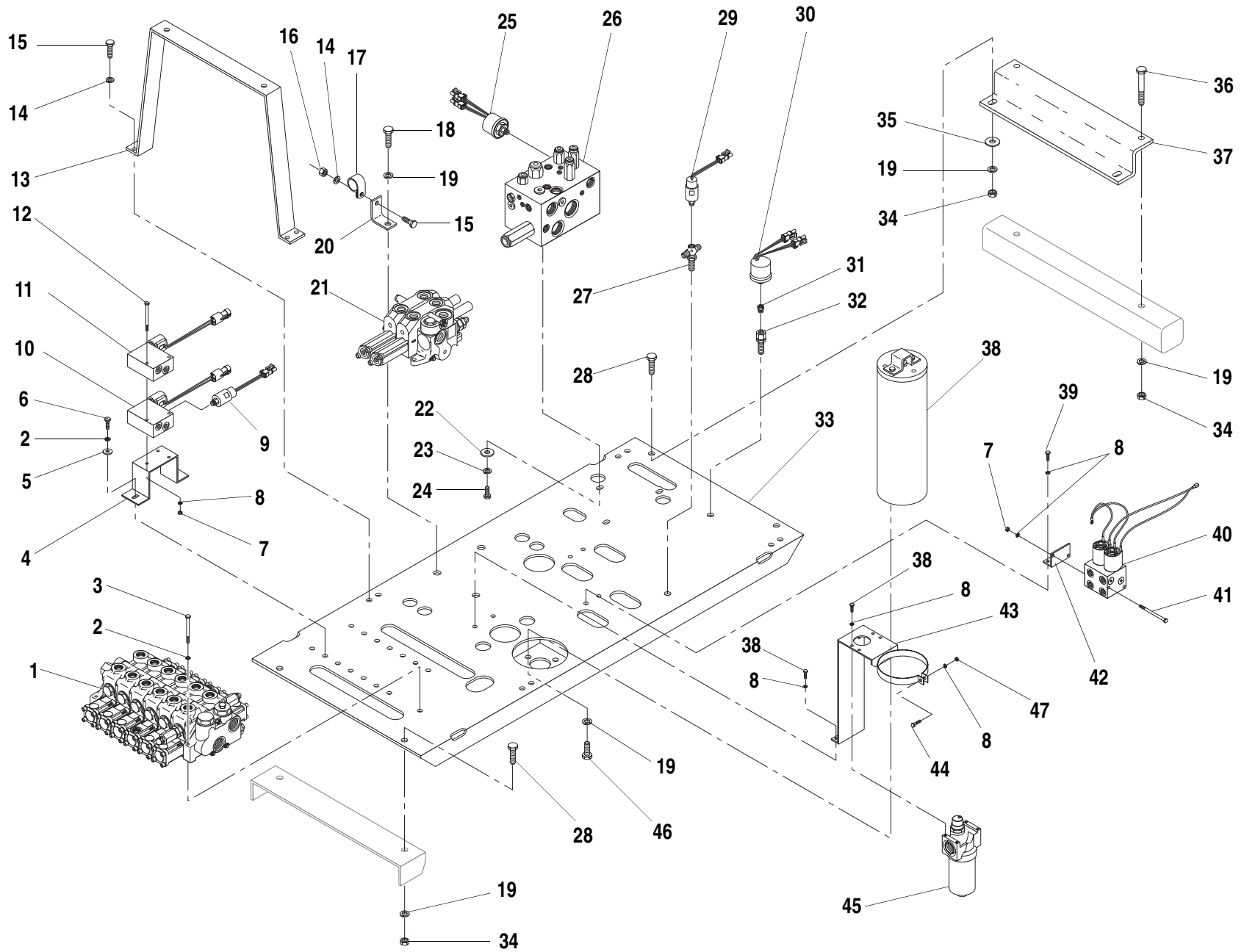


ITEM	PART NO.	QTY.	DESCRIPTION	ITEM	PART NO.	QTY.	DESCRIPTION
1	36181B	2	Strap, Tank Hold Down	36	37266X	1	Hyd. Hose, 3/4" x 40" 2 & 3 Section Valves
2	P21674	1	Breather, Hydraulic Tank		37158X	-	Hyd. Hose, 3/4" x 34" 4 & 5 Section Valves
3	P27809	1	Sight Gauge, Hydraulic Oil		P29755	-	Hyd. Hose, 3/4" x 33" 6 Section Valves
4	①66328B	1	Return Filter, Hydraulic Oil (Includes Item 5) (See Page 6.27.1 for Breakdown)		P29164	-	Hyd. Hose, 3/4" x 33" 7 Section Valves
5	P24981	1	Gauge, Pressure	37	P27163	1	Hyd. Hose, 1/4" x 17"
6	P01310	4	Lockwasher, 3/8"	38	P28387	1	90° Elbow, O-Ring - Hose
7	P00204	4	Capscrew, Hx., 3/8"-16 x 1"	39	37256X	1	Hyd. Hose, 3/4" x 44"
8	P17805	3	Connector, O-Ring	40	37258X	1	Hyd. Hose, 3/4" x 29"
9	P17785	1	Cap, Hex	41	37257X	1	Hyd. Hose, 3/4" x 61"
10	P27397	1	Connector, JIC - Pipe	42	36356B	1	Hyd. Tube 1" O.D.
11	P23885	1	Hyd. Hose, 3/8" x 30"	43	P17802	1	90° Elbow, O-Ring
12	P20979	1	Tee, Swivel	44	P24614	1	Connector, O-Ring (Long) 4 Section Valves
13	P18934	1	Tee, Swivel Branch		P17805	-	Connector, O-Ring 5 & 6 Section Valves
14	20212A	1	Check Valve		P17802	-	90° Elbow, O-Ring 7 Section Valves
15	P28391	1	Adapter, O-Ring - Pipe	45	N12345	1	Hose, Return - 1 1/4" I.D.
16	P28877	1	90° Elbow, Street	46	P14043	4	Hose Clamp
17	65485B	1	Return Manifold (Replaces 36473B)	47	P27469	1	Elbow, Suction Tube
18	P20485	2	Clamp, Cushion	48	P26606	1	Connector, JIC - Pipe
19	N12349	1	Hose, Suction - 2" I.D.	49	P19878	1	Strainer, Hydraulic Oil
20	P26026	2	Hose Clamp, Bolt Type	50	25840D	1	Tank, Fuel/Hydraulic (Includes Item 51)
21	P20892	1	Flange Hd. Connector, 90° Elbow	51	P10279	2	Drain Plug, Pipe
22	P01312	16	Lockwasher, 1/2"	52	67139A	4	Belting, Hyd/Fuel Tank (Replaces N12359)
23	P00403	2	Capscrew, Hx., 1/2"-13 x 1 1/4"	53	P01510	4	Nut, Hx., 1/2"-13
24	P18960	1	Connector, O-Ring	54	P18602	1	O-Ring
25	P21423	1	Pump, Gear	55	P00404	4	Capscrew, Hx., 1/2"-13 x 1 1/2"
26	P19147	2	45° Elbow, O-Ring	NOTES: ① Replaces P27808. Includes P28819; Connector O-Ring (Replaces Item 10; P27397).			
27	P12971	1	O-Ring				
28	14315A	2	Flange Half	844C-42 S/N 101-621 1044C-42 S/N 101-116 1044C-54 S/N 101-154 8K-42 S/N 101-220 10K-42 S/N 101-106 10K-54 S/N 101-103			
29	P27181	1	Hyd. Hose, 1/4" x 30"				
30	P19248	1	90° Elbow, O-Ring				
31	P21914	1	Tee, O-Ring				
32	P25693	2	Connector, O-Ring				
33	P18935	1	90° Elbow, O-Ring				
34	P33165	1	90° Elbow, O-Ring (Long)				
35	P18929	1	Cap, Hex				

PUMP, SUCTION - RETURN HYDRAULIC CIRCUIT

6.1.2

644B
6K
844C
8K
1044C
10K
▼



ITEM	PART NO.	QTY.	DESCRIPTION
1	36547B	1	Control Valve - 4 Spool (See Page 6.7.1 for Breakdown)
	36562B	-	Control Valve - 5 Spool
	36548B	-	Control Valve - 6 Spool
	36568B	-	Control Valve - 7 Spool
2	P01309	5	Lockwasher, 5/16"
3	P00112	3	Capscrew, Hx., 5/16"-18 x 3"
4	38303B	1	Mounting Bracket, Lockout Valve
5	P01403	2	Flatwasher, 5/16"
6	P00104	2	Capscrew, Hx., 5/16"-18 x 1"
7	P01506	4	Nut, Hx., 1/4"-20
8	P01308	13	Lockwasher, 1/4"
9	37106A	1	Pressure Switch, Oscillation Lock
10	38299A	1	Frame Tilt Lockout Valve (See Page 6.4.1 for Breakdown)
11	❶39949A	1	Boom Extend Lockout Valve (Replaces 38655A) (See Page 7.24.1 for Breakdown)
12	P00009	2	Capscrew, Hx., 1/4"-20 x 2"
	❶P00015	2	Capscrew, Hx., 1/4"-20 x 3 1/2"
13	38131B	2	Support Bracket, Hose Tray
14	P01310	8	Lockwasher, 3/8"
15	P00204	8	Capscrew, Hx., 3/8"-16 x 1"
16	❷P01508	1	Nut, HX., 3/8"-16
17	❷P17593	1	Clamp, Hose
18	P00405	3	Capscrew, Hx., 1/2"-13 x 1 3/4"
19	P01312	12	Lockwasher, 1/2"
20	❷39918A	1	Bracket, Hose Mount
21	P28492	1	Control Valve - 2 Spool (See Page 6.5.1 for Breakdown)
22	P01405	3	Flatwasher, 7/16"
23	P01311	3	Lockwasher, 7/16"
24	P00300	3	Capscrew, Hx., 7/16"-14 x 3/4"
25	38271A	1	Pressure Switch, Low Brake
26	36255D	1	Control Manifold (See Page 6.10.1 for Breakdown)
27	28470A	1	Adapter Fitting, Bulkhead

ITEM	PART NO.	QTY.	DESCRIPTION
28	P00404	4	Capscrew, Hx., 1/2"-13 x 1 1/2"
29	39505A	1	Pressure Switch, Brake (Replaces 37106A) (Use with Wet Disc Brakes)
	39339A	-	Pressure Switch, Brake (Use w/Dry Disc Brakes)
30	37139A	1	Pressure Switch, Parking Brake
31	P28327	1	Reducer Bushing
32	P28383	1	Adapter, Bulkhead
33	36418C	1	Valve Plate
34	P01510	6	Nut, Hx., 1/2"-13
35	P01406	2	Flatwasher, 1/2"
36	P00414	2	Capscrew, Hx., 1/2"-13 x 4"
37	36951B	1	Support Bracket, Valve Plate
38	P31556	1	Accumulator (Use with Wet Disc Brakes)
	P40147	-	Accumulator (Use with Dry Disc Brakes) (See Page 8.14.1 for Breakdown)
39	P00003	8	Capscrew, Hx., 1/4"-20 x 3/4"
40	35406A	1	Circuit Selector Valve (See Page 6.3.1 for Breakdown)
41	P00015	2	Capscrew, Hx., 1/4"-20 x 3 1/2"
42	36432A	1	Mounting Bracket, Directional Control Valve
43	36438A	1	Mounting Bracket, Accumulator & Pressure Filter
44	P00006	1	Capscrew, Hx., 1/4"-20 x 1 1/4"
45	66450X	1	Pressure Filter (Replaces P29325)
46	P00452	3	Capscrew, Hx., 1/2"-20 x 1"
47	P05000	1	Locknut, Hx., 1/4"-20 Grade C

NOTES:

- ❶ Used on 1044C-54 only.
- ❷ Not used in early production.

644B-37 S/N 101-590, 592-666

644B-42 S/N 101-207

844C-42 S/N 101-621

1044C-42 S/N 101-116

1044C-54 S/N 101-154

644B

6K

844C

8K

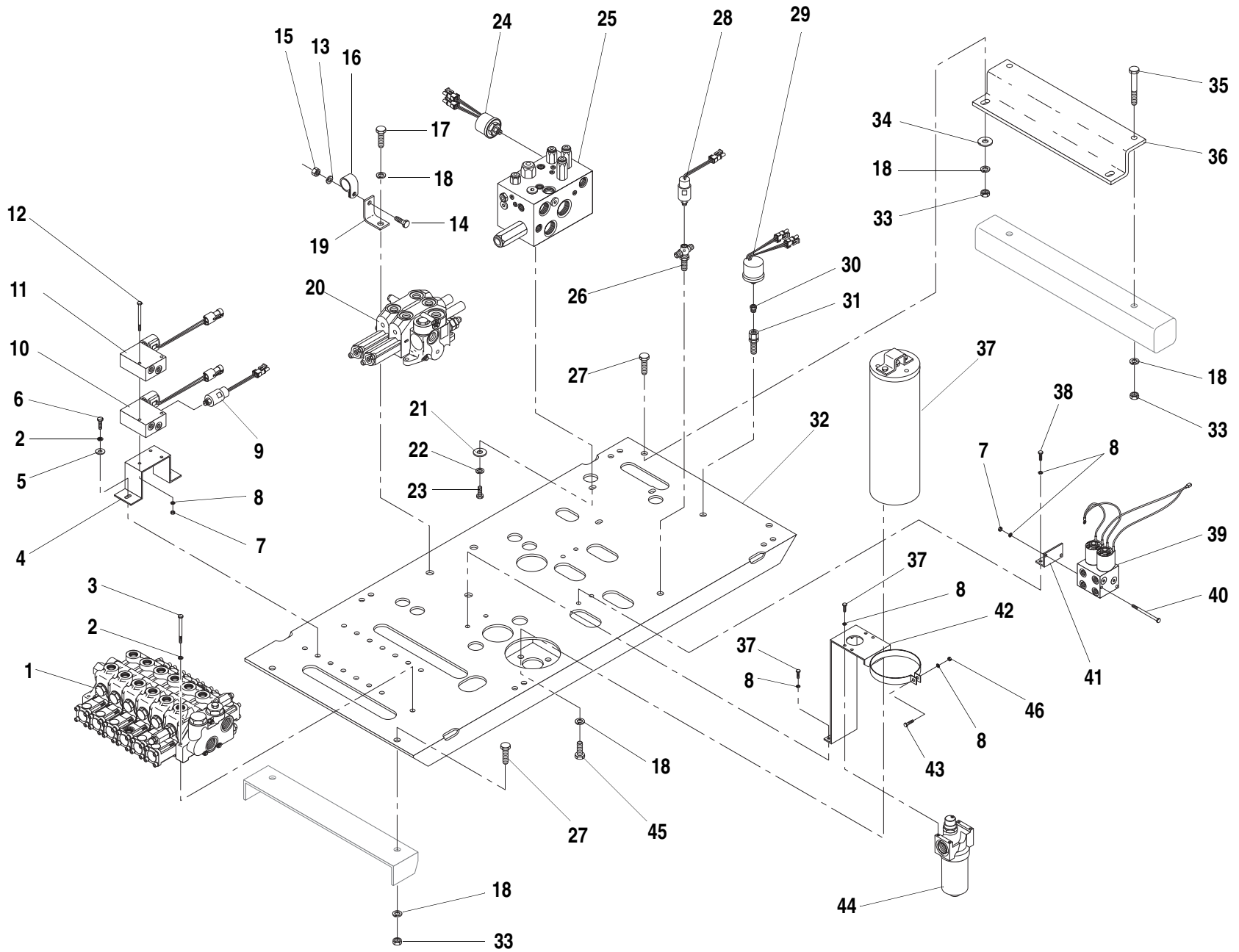
1044C

10K

VALVE PLATE COMPONENTS ASSEMBLY

6.2.1



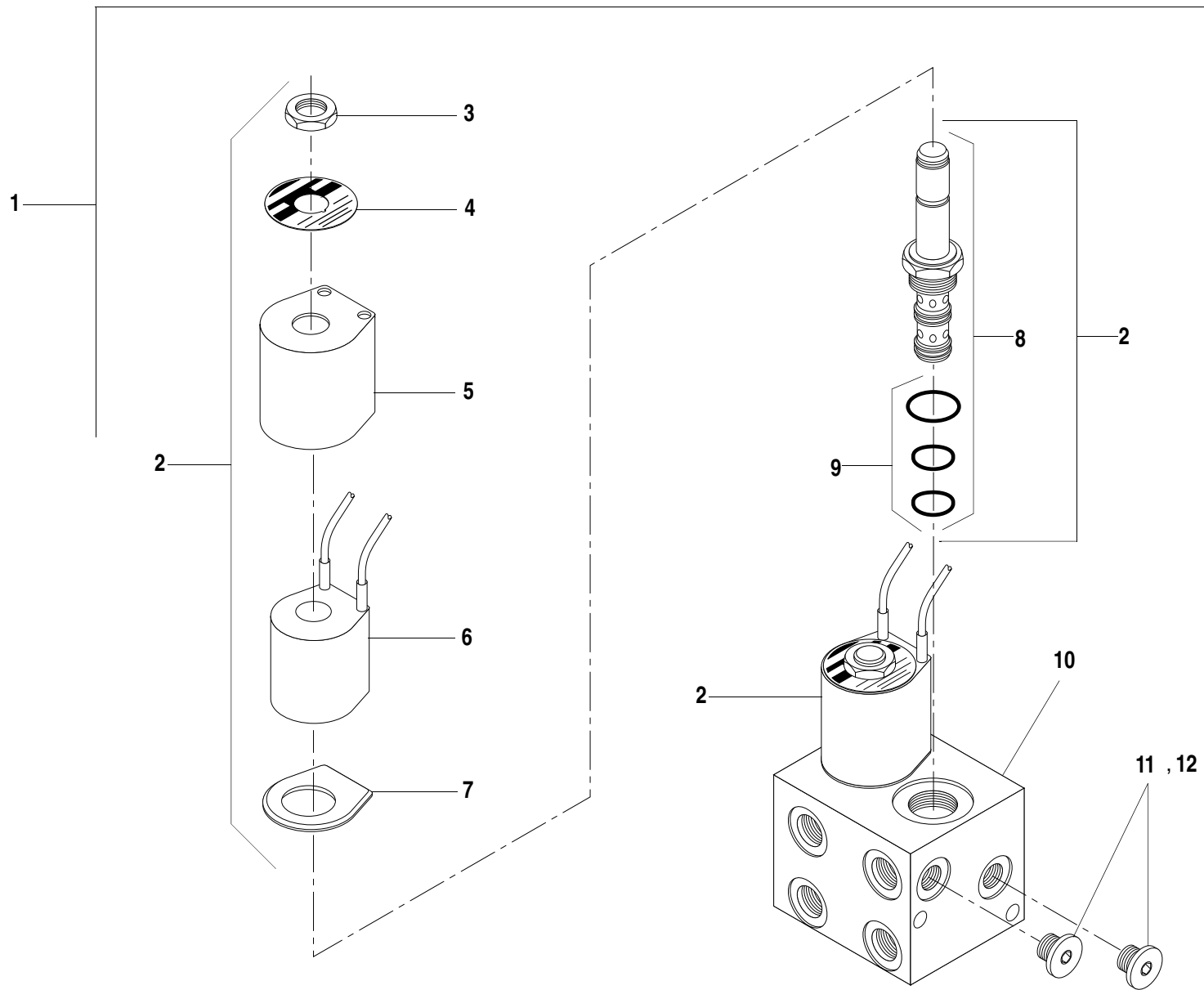


ITEM	PART NO.	QTY.	DESCRIPTION
1	36547B	1	Control Valve - 4 Spool (See Page 6.7.1 for Breakdown)
	36562B	-	Control Valve - 5 Spool
	36548B	-	Control Valve - 6 Spool
	36568B	-	Control Valve - 7 Spool
2	P01309	5	Lockwasher, 5/16"
3	P00112	3	Capscrew, Hx., 5/16"-18 x 3"
4	38303B	1	Mounting Bracket, Lockout Valve
5	P01403	2	Flatwasher, 5/16"
6	P00104	2	Capscrew, Hx., 5/16"-18 x 1"
7	P01506	4	Nut, Hx., 1/4"-20
8	P01308	13	Lockwasher, 1/4"
9	37106A	2	Pressure Switch, Oscillation Lock
10	38299A	1	Frame Tilt Lockout Valve (See Page 6.4.1 for Breakdown)
11	①39949A	1	Boom Extend Lockout Valve (Replaces 38655A) (See Page 7.24.1 for Breakdown)
12	P00009	2	Capscrew, Hx., 1/4"-20 x 2"
	①P00015	2	Capscrew, Hx., 1/4"-20 x 3 1/2"
13	P01310	8	Lockwasher, 3/8"
14	P00204	8	Capscrew, Hx., 3/8"-16 x 1"
15	②P01508	1	Nut, HX., 3/8"-16
16	②P17593	1	Clamp, Hose
17	P00405	3	Capscrew, Hx., 1/2"-13 x 1 3/4"
18	P01312	12	Lockwasher, 1/2"
19	②39918A	1	Bracket, Hose Mount
20	P28492	1	Control Valve - 2 Spool (See Page 6.5.1 for Breakdown)
21	P01405	3	Flatwasher, 7/16"
22	P01311	3	Lockwasher, 7/16"
23	P00300	3	Capscrew, Hx., 7/16"-14 x 3/4"
24	38271A	1	Pressure Switch, Low Brake
25	36255D	1	Control Manifold (See Page 6.10.1 for Breakdown)
26	28470A	1	Adapter Fitting, Bulkhead
27	P00404	4	Capscrew, Hx., 1/2"-13 x 1 1/2"

ITEM	PART NO.	QTY.	DESCRIPTION
28	39505A	1	Pressure Switch, Brake (Replaces 37106A) (Use with Wet Disc Brakes)
	39339A	-	Pressure Switch, Brake (Use w/Dry Disc Brakes)
29	37139A	1	Pressure Switch, Parking Brake
30	P28327	1	Reducer Bushing
31	P28383	1	Adapter, Bulkhead
32	36418C	1	Valve Plate
33	P01510	6	Nut, Hx., 1/2"-13
34	P01406	2	Flatwasher, 1/2"
35	P00414	2	Capscrew, Hx., 1/2"-13 x 4"
36	36951B	1	Support Bracket, Valve Plate
37	P31556	1	Accumulator (Use with Wet Disc Brakes)
	P40147	-	Accumulator (Use with Dry Disc Brakes) (See Page 8.14.1 for Breakdown)
38	P00003	8	Capscrew, Hx., 1/4"-20 x 3/4"
39	35406A	1	Circuit Selector Valve (See Page 6.3.1 for Breakdown)
40	P00015	2	Capscrew, Hx., 1/4"-20 x 3 1/2"
41	36432A	1	Mounting Bracket, Directional Control Valve
42	36438A	1	Mounting Bracket, Accumulator & Pressure Filter
43	P00006	1	Capscrew, Hx., 1/4"-20 x 1 1/4"
44	66450X	1	Pressure Filter (Replaces P29325)
45	P00452	3	Capscrew, Hx., 1/2"-20 x 1"
46	P05000	1	Locknut, Hx., 1/4"-20 Grade C
NOTES: ① Used on 10K-54 only. ② Not used in early production.			
6K-37 S/N 101-317			
6K-42 S/N 101-119			
8K-42 S/N 101-220			
10K-42 S/N 101-106			
10K-54 S/N 101-103			

VALVE PLATE COMPONENTS ASSEMBLY 6.2.2

644B
6K
 844C
8K
 1044C
10K
 ▼



ITEM	PART NO.	QTY.	DESCRIPTION
1	35406A	1	6- Port Circuit Selector Valve Assembly
2	P31599	2	Solenoid Valve Assembly (Includes Items 3–8)
3	P40662	1	Nut
4	N.S.S.	1	Name Plate
5	P33177	1	Housing, Coil
6	P33178	1	Solenoid Coil
7	P33188	1	Cover Plate
8	P33186	1	Solenoid Cartridge (Includes Item 9)
9	P33187	1	O-Ring Kit
10	N.S.S.	1	Body
11	P27935	2	O-Ring Plug, Hollow Hex
12	P33185	2	Orifice Plug (Not Illustrated)

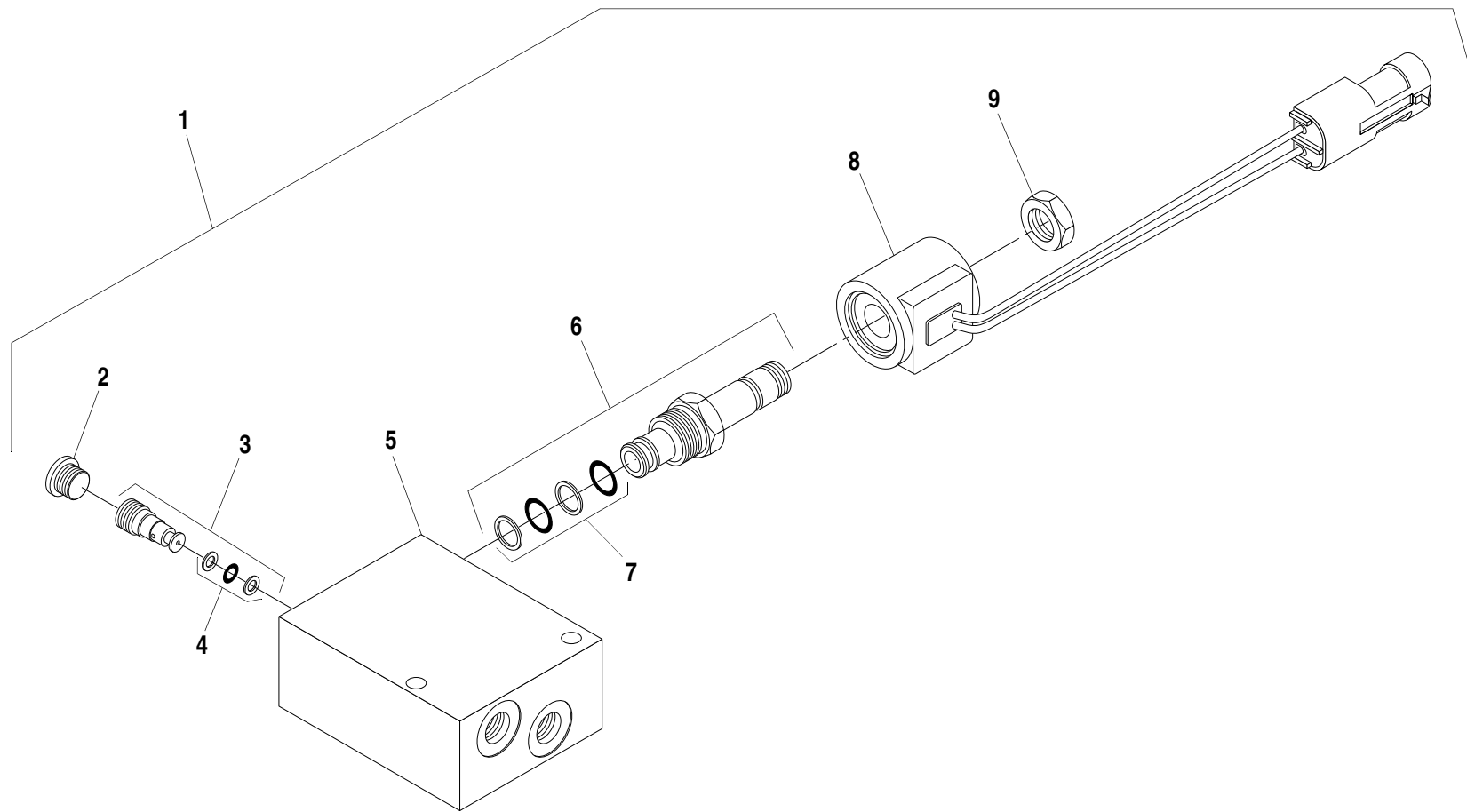
N.S.S. = Not Sold Separately

644B-37 S/N 101–590, 592–666
644B-42 S/N 101–207
844C-42 S/N 101–621
1044C-42 S/N 101–116
1044C-54 S/N 101–154
6K-37 S/N 101–317
6K-42 S/N 101–119
8K-42 S/N 101–220
10K-42 S/N 101–106
10K-54 S/N 101–103

644B
6K
844C
8K
1044C
10K

6 - PORT CIRCUIT SELECTOR VALVE ASSEMBLY

6.3.1



ITEM	PART NO.	QTY.	DESCRIPTION
1	38299A	1	Valve, Frame Tilt Lockout
2	P27933	1	O-Ring Plug, Hollow Hex
3	37247X	1	Shuttle Valve
4	37245X	1	Seal Kit
5	N.S.S.	1	Body
6	37248X	1	Solenoid Valve
7	37246X	1	Seal Kit
8	38329A	1	Coil
9	P40662	1	Nut

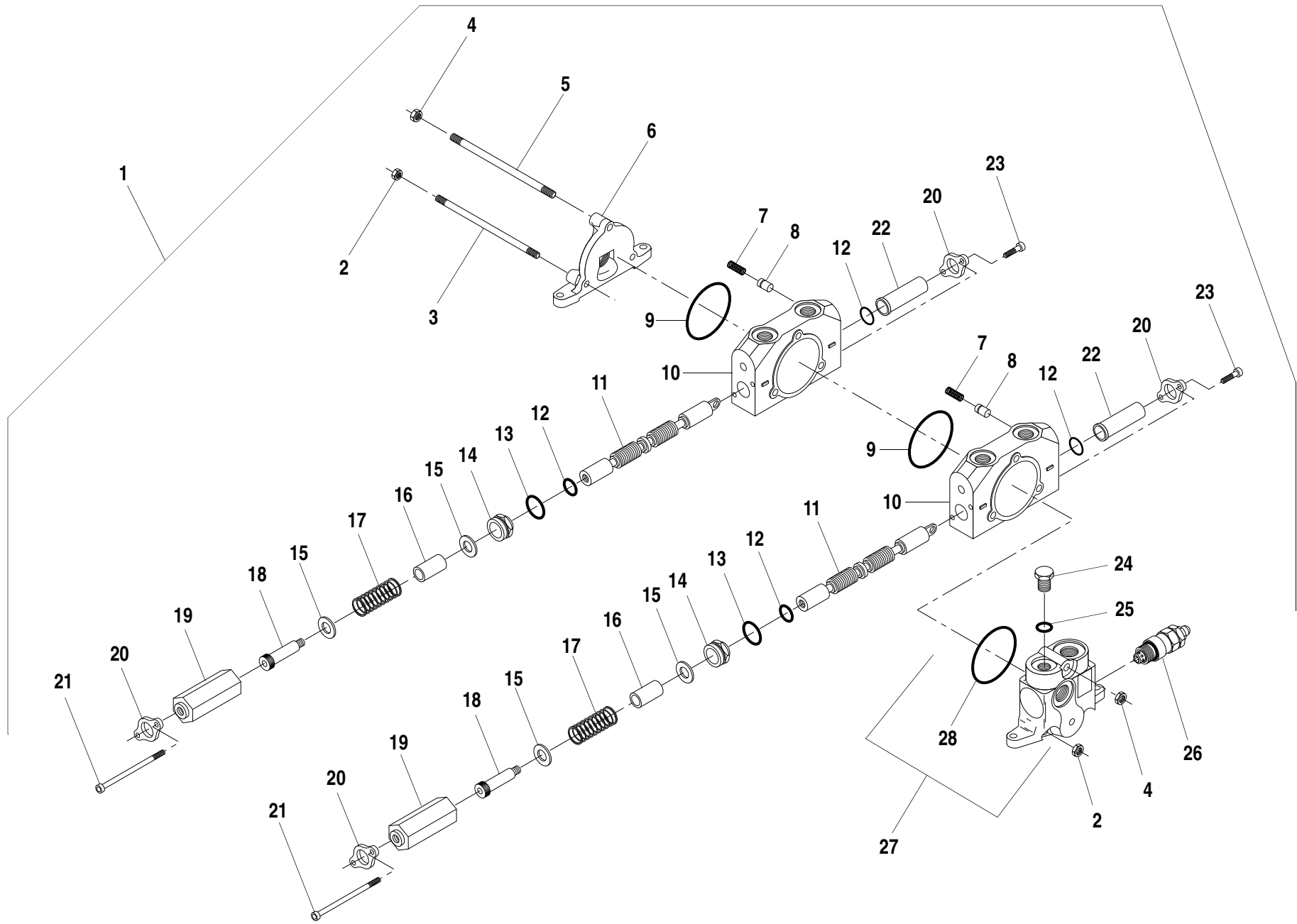
N.S.S. = Not Sold Separately

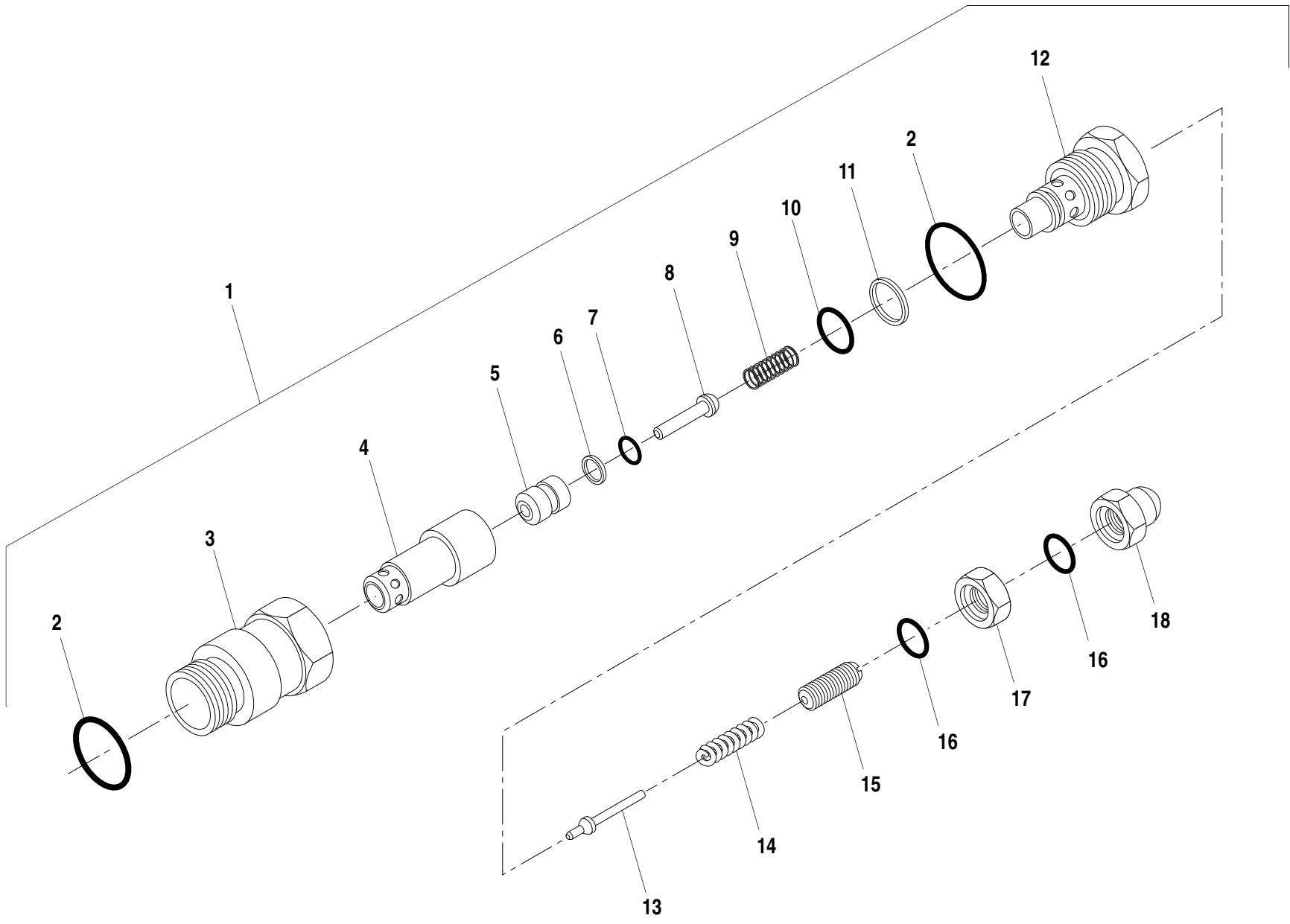
644B-37 S/N 101-590, 592-666
644B-42 S/N 101-207
844C-42 S/N 101-621
1044C-42 S/N 101-116
1044C-54 S/N 101-154
6K-37 S/N 101-317
6K-42 S/N 101-119
8K-42 S/N 101-220
10K-42 S/N 101-106
10K-54 S/N 101-103

644B
6K
844C
8K
1044C
10K

FRAME TILT LOCKOUT VALVE

6.4.1





ITEM	PART NO.	QTY.	DESCRIPTION
1	P91790	1	Relief Valve Assembly
2	P91791	2	O-Ring
3	N.S.S.	1	Body
4	N.S.S.	1	Poppet
5	P91794	1	Poppet
6	P91795	1	Back-up Ring
7	P91796	1	O-Ring
8	N.S.S.	1	Piston
9	P91798	1	Spring
10	P91799	1	O-Ring
11	P91800	1	Back-up Ring
12	N.S.S.	1	Plug
13	P91802	1	Poppet
14	P91803	1	Spring
15	N.S.S.	1	Screw, Adjust
16	P91805	2	O-Ring
17	P91806	1	Nut, Special
18	P91807	1	Nut, Special
REF	P91808	1	Seal and Spring Kit (Includes Items 2, 6, 7, 9, 10, 11, 14, 16)

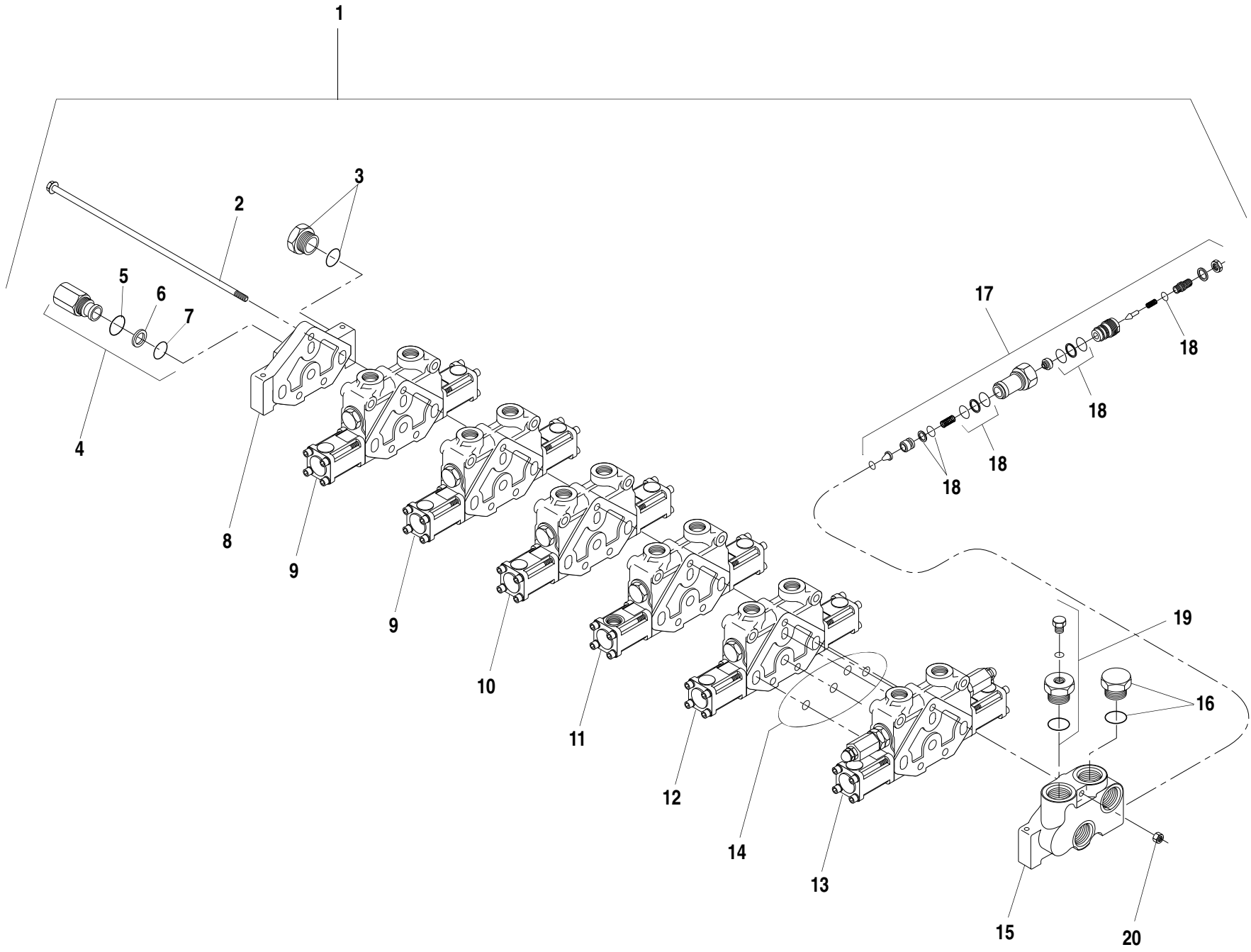
N.S.S. = Not Sold Separately

644B-37 S/N 101-590, 592-666
644B-42 S/N 101-207
844C-42 S/N 101-621
1044C-42 S/N 101-116
1044C-54 S/N 101-154
6K-37 S/N 101-317
6K-42 S/N 101-119
8K-42 S/N 101-220
10K-42 S/N 101-106
10K-54 S/N 101-103

644B
6K
844C
8K
1044C
10K

RELIEF VALVE ASSEMBLY

6.6.1



ITEM	PART NO.	QTY.	DESCRIPTION
1	36547B	1	4 Spool Control Valve Assembly
	36562B	-	5 Spool Control Valve Assembly
	36548B	-	6 Spool Control Valve Assembly
	36568B	-	7 Spool Control Valve Assembly
2	P30934	3	Capscrew, Hx. Washer Hd., 3/8"-16 x 9 1/2" (For 4 Spool Valve)
	P30935	-	Capscrew, Hx. Washer Hd., 3/8"-16 x 11 1/4" (For 5 Spool Valve)
	P30936	3	Capscrew, Hx. Washer Hd., 3/8"-16 x 13" (For 6 Spool Valve)
	P91705	-	Capscrew, Hx. Washer Hd., 3/8"-16 x 14 3/4" (For 7 Spool Valve)
3	P27938	1	O-Ring Plug, Hollow Hex
4	P92438	1	Power- Beyond Sleeve Assembly
5	P20311	1	Seal, O-Ring
6	P92425	1	Back-up O-Ring
7	P20313	1	Seal, O-Ring
8	P92437	1	Housing, Cover
9	P30940	2	Valve Section Assembly - Outriggers (See Page 6.8.1 for Breakdown)
10	P30937	1	Valve Section Assembly - Transfer (See Page 6.8.1 for Breakdown)
11	P30938	1	Valve Section Assembly - Frame Tilt (See Page 6.8.1 for Breakdown)
12	36549X	1	Valve Section Assembly - Auxilliary (See Page 6.8.1 for Breakdown)
13	P30939	1	Valve Section Assembly - Carriage Fork Tilt (See Page 6.9.1 for Breakdown)
14	P27601	①	Seal Kit, Valve Section
15	P92418	1	Cover Assembly (Includes Items 16, 17)
16	P21635	1	O-Ring Plug, Hex
17	P92419	1	Pilot Operated Main Relief Assembly
18	P92448	1	Seal Kit, Main Relief
19	P30933	1	O-Ring Plug, Special
20	P01508	3	Nut, Hx., 3/8"-16

NOTES:

- ① 5 Required for 4 Spool Valve.
- 6 Required for 5 Spool Valve.
- 7 Required for 6 Spool Valve.
- 8 Required for 7 Spool Valve.

644B-37 S/N 101-590, 592-666

644B-42 S/N 101-207

844C-42 S/N 101-621

1044C-42 S/N 101-116

1044C-54 S/N 101-154

644B

6K

844C

8K

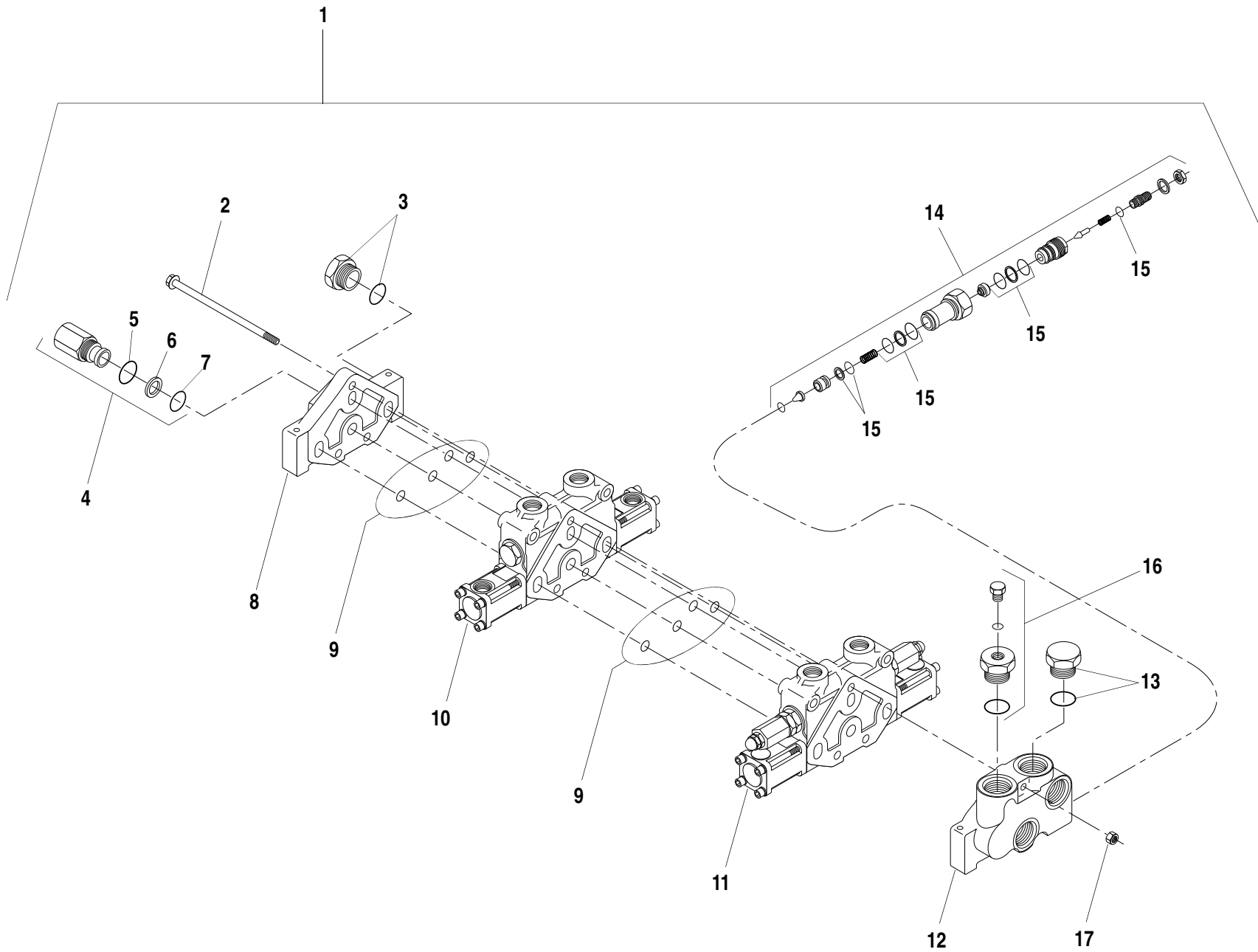
1044C

10K



HYDRAULIC CONTROL VALVE ASSEMBLY

6.7.1



ITEM	PART NO.	QTY.	DESCRIPTION
1	37122B	1	2 Spool Control Valve Assembly
	36443B	-	3 Spool Control Valve Assembly
	38776B	-	4 Spool Control Valve Assembly
	39255B	-	5 Spool Control Valve Assembly
2	P00220	3	Capscrew, Hx. Washer Hd., 3/8"-16 x 6" (For 2 Spool Valve)
	P00224	-	Capscrew, Hx. Washer Hd., 3/8"-16 x 8" (For 3 Spool Valve)
	P30934	-	Capscrew, Hx. Washer Hd., 3/8"-16 x 9 1/2" (For 4 Spool Valve)
	P30935	-	Capscrew, Hx. Washer Hd., 3/8"-16 x 11 1/4" (For 5 Spool Valve)
3	P27938	1	O-Ring Plug, Hollow Hex
4	P92438	1	Power Beyond Sleeve Assembly
5	P20311	1	Seal, O-Ring
6	P92425	1	Back-up O-Ring
7	P20313	1	Seal, O-Ring
8	P92437	1	Housing, Cover
9	P27601	①	Seal Kit, Valve Section
10	P30938	1	Valve Section Assembly - Frame Tilt (See Page 6.8.1 for Breakdown)
REF	36549X	1	Valve Section Assembly - Auxilliary (See Page 6.8.1 for Breakdown)
REF	P30940	2	Valve Section Assembly - Outriggers (See Page 6.8.1 for Breakdown)
11	P30939	1	Valve Section Assembly - Carriage Fork Tilt (See Page 6.9.1 for Breakdown)
12	P92418	1	Cover Assembly (Includes Items 13, 14)
13	P21635	1	O-Ring Plug, Hex
14	P92419	1	Pilot Operated Main Relief Assembly
15	P92448	1	Seal Kit, Main Relief
16	P30933	1	O-Ring Plug, Special
17	P01508	3	Nut, Hx., 3/8"-16

NOTES:

- ① 3 Required for 2 Spool Valve.
- 4 Required for 3 Spool Valve.
- 5 Required for 4 Spool Valve.
- 6 Required for 5 Spool Valve.

6K-37 S/N 101-317

6K-42 S/N 101-119

8K-42 S/N 101-220

10K-42 S/N 101-106

10K-54 S/N 101-103

644B

6K

844C

8K

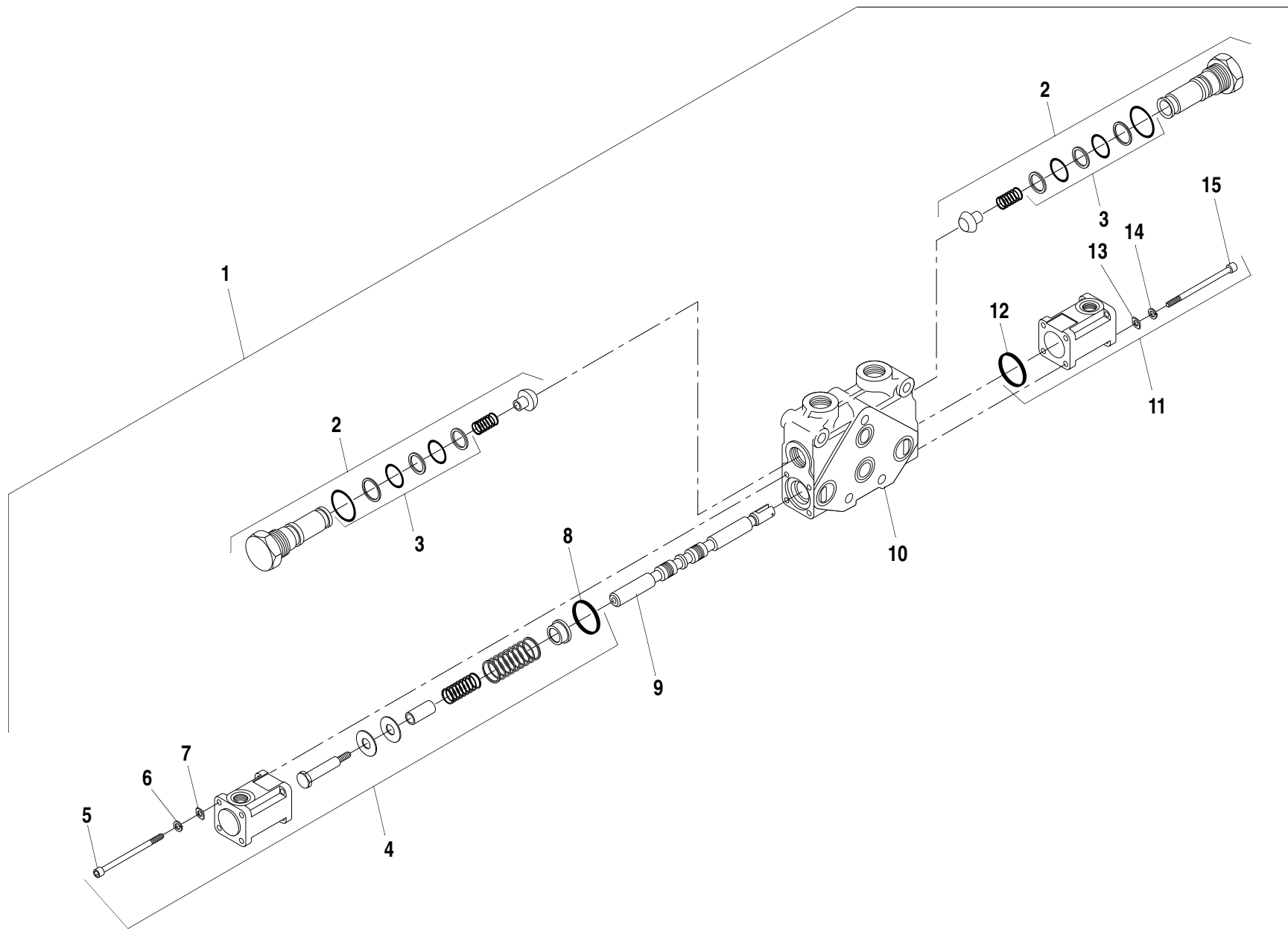
1044C

10K

HYDRAULIC CONTROL VALVE ASSEMBLY

6.7.2





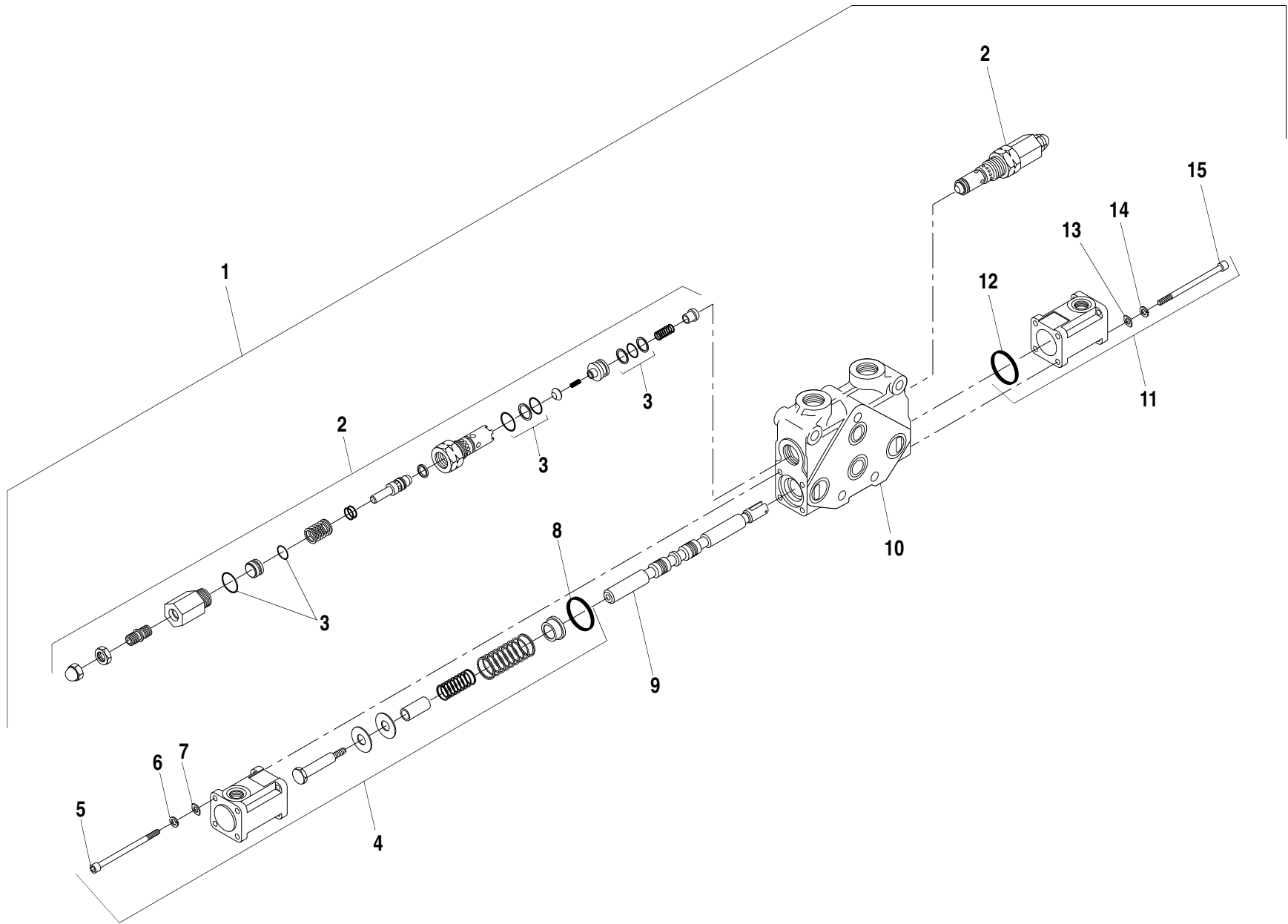
ITEM	PART NO.	QTY.	DESCRIPTION
1	36549X	-	Valve Section Assembly - Auxiliary
	P30938	-	Valve Section Assembly - Frame Tilt
	P30937	-	Valve Section Assembly - Transfer
	P30940	-	Valve Section Assembly - Outriggers
2	P20301	2	Load Check Plug Assembly
3	P92417	1	Seal Kit, Load Check
4	P30931	1	Positioner Assembly - Single Port (Transfer/Auxiliary/Outriggers)
	P30932	1	Positioner Assembly - Dual Ports (Shown) (Frame Tilt)
5	P01763	4	Capscrew, Socket Hd., 1/4"-20 x 3"
6	P01308	4	Lockwasher, 1/4"
7	P91712	4	Washer, Bearing
8	91084233	1	Seal, Square Cut
9	N.S.S.	1	Spool
10	N.S.S.	1	Housing
11	P30930	1	Bonnet Assembly - Single Port (Transfer/Auxiliary/Outriggers)
	P30932	1	Bonnet Assembly - Dual Ports (Shown) (Frame Tilt)
12	91084233	1	Seal, Square Cut
13	P91712	4	Washer, Bearing
14	P01308	4	Lockwasher, 1/4"
15	P01763	4	Capscrew, Socket Hd., 1/4"-20 x 3"

N.S.S. = Not Sold Separately

644B-37 S/N 101-590, 592-666
644B-42 S/N 101-207
844C-42 S/N 101-621
1044C-42 S/N 101-116
1044C-54 S/N 101-154
6K-37 S/N 101-317
6K-42 S/N 101-119
8K-42 S/N 101-220
10K-42 S/N 101-106
10K-54 S/N 101-103

644B
6K
844C
8K
1044C
10K
▼

VALVE SECTION ASS'Y - Transfer/Auxiliary/Frame Tilt/Outriggers 6.8.1



ITEM	PART NO.	QTY.	DESCRIPTION
1	P30939	-	Valve Section Assembly - Carriage Fork Tilt
2	P30941	2	CRA Adjustable Relief Valve Assembly
3	P92417	1	Seal Kit, Relief Valve
4	P30931	1	Positioner Assembly
5	P01763	4	Capscrew, Socket Hd., 1/4"-20 x 3"
6	P01308	4	Lockwasher, 1/4"
7	P91712	4	Washer, Bearing
8	91084233	1	Seal, Square Cut
9	N.S.S.	1	Spool
10	N.S.S.	1	Housing
11	P30930	1	Bonnet Assembly
12	91084233	1	Seal, Square Cut
13	P91712	4	Washer, Bearing
14	P01308	4	Lockwasher, 1/4"
15	P01763	4	Capscrew, Socket Hd., 1/4"-20 x 3"

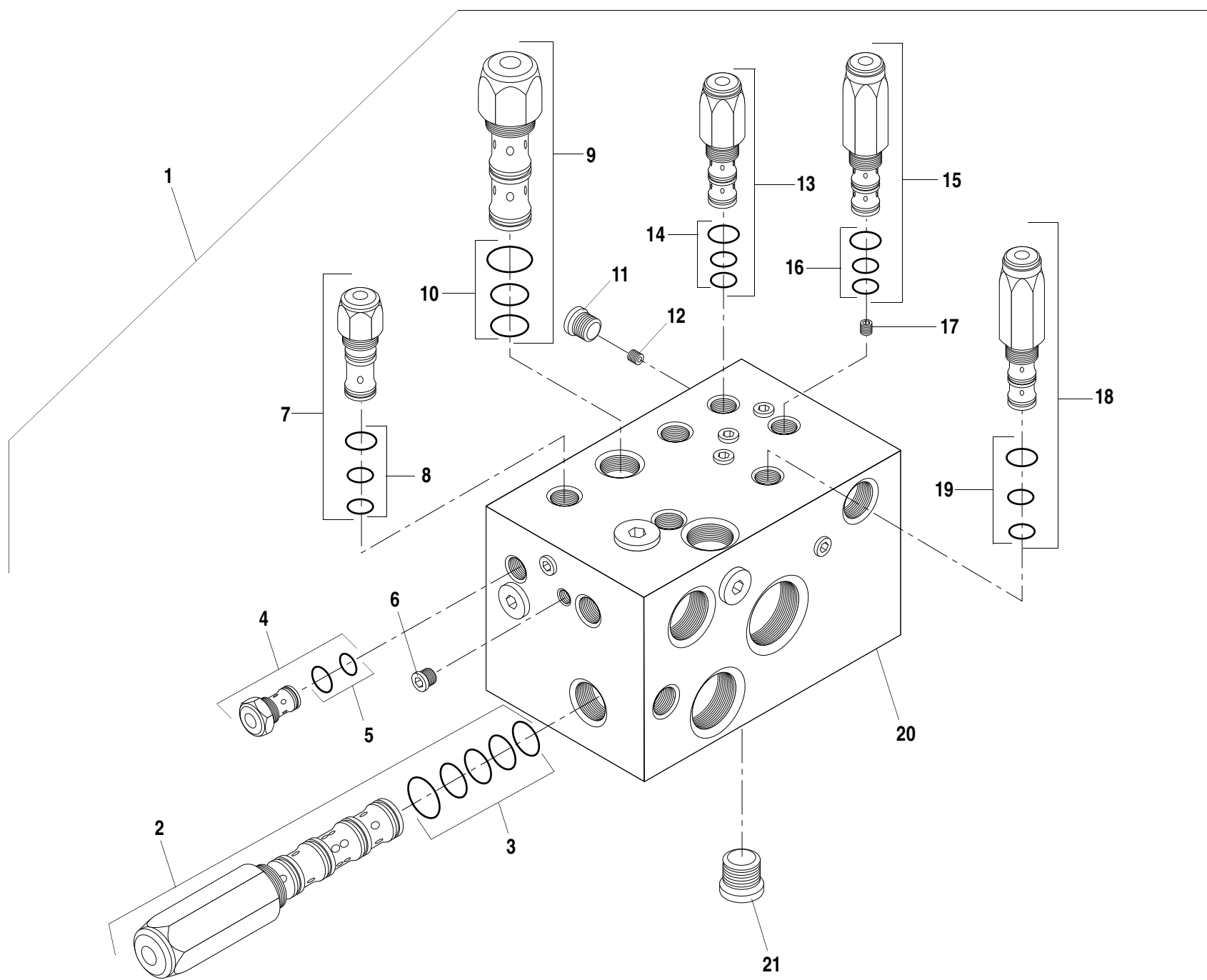
N.S.S. = Not Sold Separately

644B-37 S/N 101-590, 592-666
644B-42 S/N 101-207
844C-42 S/N 101-621
1044C-42 S/N 101-116
1044C-54 S/N 101-154
6K-37 S/N 101-317
6K-42 S/N 101-119
8K-42 S/N 101-220
10K-42 S/N 101-106
10K-54 S/N 101-103

644B
6K
844C
8K
1044C
10K

VALVE SECTION ASSEMBLY - CARRIAGE FORK TILT

6.9.1



ITEM	PART NO.	QTY.	DESCRIPTION
1	36255D	1	Control Manifold Assembly
2	P33193	1	Cartridge, Compensator Valve
3	P33199	1	O-Ring Kit
4	P33194	1	Cartridge, Check Valve
5	P33195	1	O-Ring Kit
6	P27931	12	O-Ring Plug, Hollow Hex
7	①37363X	1	Cartridge, Poppet Type Logic Valve
8	P33197	1	O-Ring Kit
9	P33192	1	Cartridge, Priority Flow Control
10	P33198	1	O-Ring Kit
11	P27933	3	O-Ring Plug, Hollow Hex
12	P40483	1	Orifice Plug
13	P33189	1	Cartridge, Pilot Directional Valve
14	P33196	1	O-Ring Kit
15	P29929	1	Cartridge, Pressure Reducing Valve
16	P33196	1	O-Ring Kit
17	②P40483	1	Orifice Plug
18	①37362X	1	Cartridge, Pilot Unloading Valve
19	P33196	1	O-Ring Kit
20	N.S.S.	1	Body
21	P27935	3	O-Ring Plug, Hollow Hex

NOTES:

① Items 7 and 18 (if silver colored) must be replaced together for repair on the following Machine(s)
 (644B-37; S/N 101-190), (844C-42; S/N 101-179)
 (6K-37; S/N 101-146) & (8K-42; S/N 101-131).
 For service, replacement cartridges are black.

② Orifice not used on the following Machine(s) without "OR2" stamped on manifold body.
 (644B-37; S/N 101-194), (844C-42; S/N 101-183)
 (6K-37; S/N 101-149) & (8K-42; S/N 101-131).

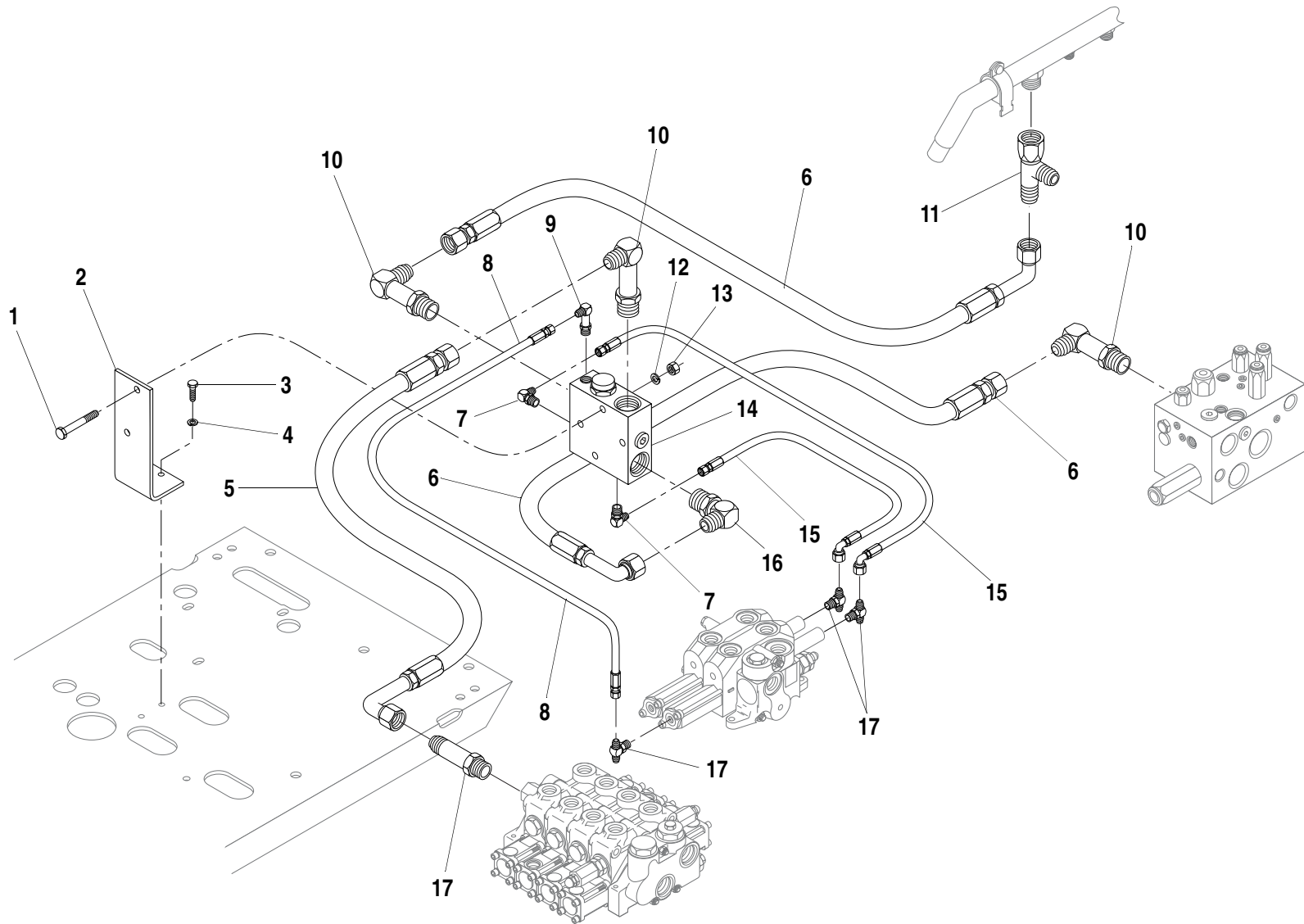
N.S.S. = Not Sold Separately

644B-37 S/N 101-590, 592-666
644B-42 S/N 101-207
844C-42 S/N 101-621
1044C-42 S/N 101-116
1044C-54 S/N 101-154
6K-37 S/N 101-317
6K-42 S/N 101-119
8K-42 S/N 101-220
10K-42 S/N 101-106
10K-54 S/N 101-103

644B
 6K
 844C
 8K
 1044C
 10K
 ▼

CONTROL MANIFOLD ASSEMBLY

6.10.1



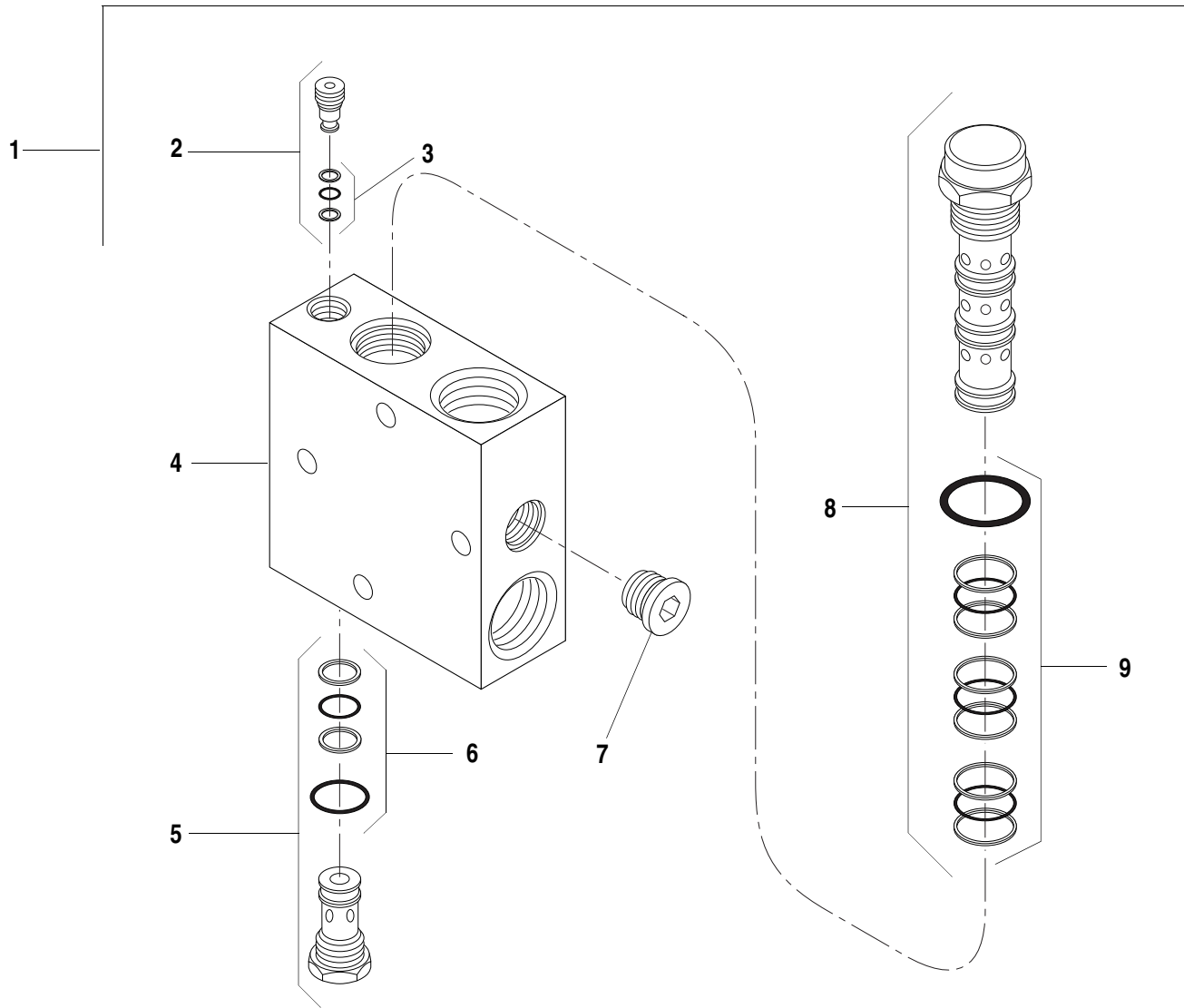
ITEM	PART NO.	QTY.	DESCRIPTION
1	P00111	2	Capscrew, Hx., 5/16"-18 x 2 3/4"
2	39625B	1	Mounting Bracket, Unloader Valve
3	P00005	2	Capscrew, Hx., 1/4"-20 x 1"
4	P01308	2	Lockwasher, 1/4"
5	37158X	1	Hyd. Hose, 3/4" 4 & 5 Section Valves
	P29755	-	Hyd. Hose, 3/4" 6 Section Valves
	P29164	-	Hyd. Hose, 3/4" 7 Section Valves
6	P26101	2	Hyd. Hose, 3/4"
7	P19248	2	90° Elbow, O-Ring
8	37525X	1	Hyd. Hose, 1/4"
9	P33166	1	90° Long Elbow, O-Ring
10	P33165	2	90° Long Elbow, O-Ring
11	P19804	1	Tee, Swivel Run
12	P01309	2	Lockwasher, 5/16"
13	P01201	2	Nut, Hx., 5/16"-18
14	39615B	1	Valve, Pump Unloader (See Page 6.12.1 for Breakdown)
15	37524X	2	Hyd. Hose, 1/4"
16	P17802	1	90° Elbow, O-Ring
17	P18958	3	Tee, O-Ring Branch
18	P24614	1	Connector, O-Ring (Long) 4 Section Valves
	P17805	-	Connector, O-Ring 5 & 6 Section Valves
	P17802	-	90° Elbow, O-Ring 7 Section Valves

NOTES:

- ❶ For 644B-37; S/N 101-427, 430-484 and 644B-42; S/N 101-136, Pump Unloader Valve Was Not Factory Installed. Use 39630C for Field Installation Kit.

644B-37 ❶ S/N 101-590, 592-666
644B-42 ❶ S/N 101-207
6K-37 S/N 101-317
6K-42 S/N 101-119

644B
6K
844C
8K
1044C
10K
▼



ITEM	PART NO.	QTY.	DESCRIPTION
1	39615B	1	Pump Unloader Valve Assembly
2	37247X	1	Cartridge, Shuttle Valve
3	37245X	1	Seal Kit
4	N.S.S.	1	Body
5	37489X	1	Cartridge, Check Valve
6	37007X	1	Seal Kit
7	P27936	1	O-Ring Plug, Hollow Hex
8	37488X	1	Cartridge, Piloted Valve
9	37006X	1	Seal Kit

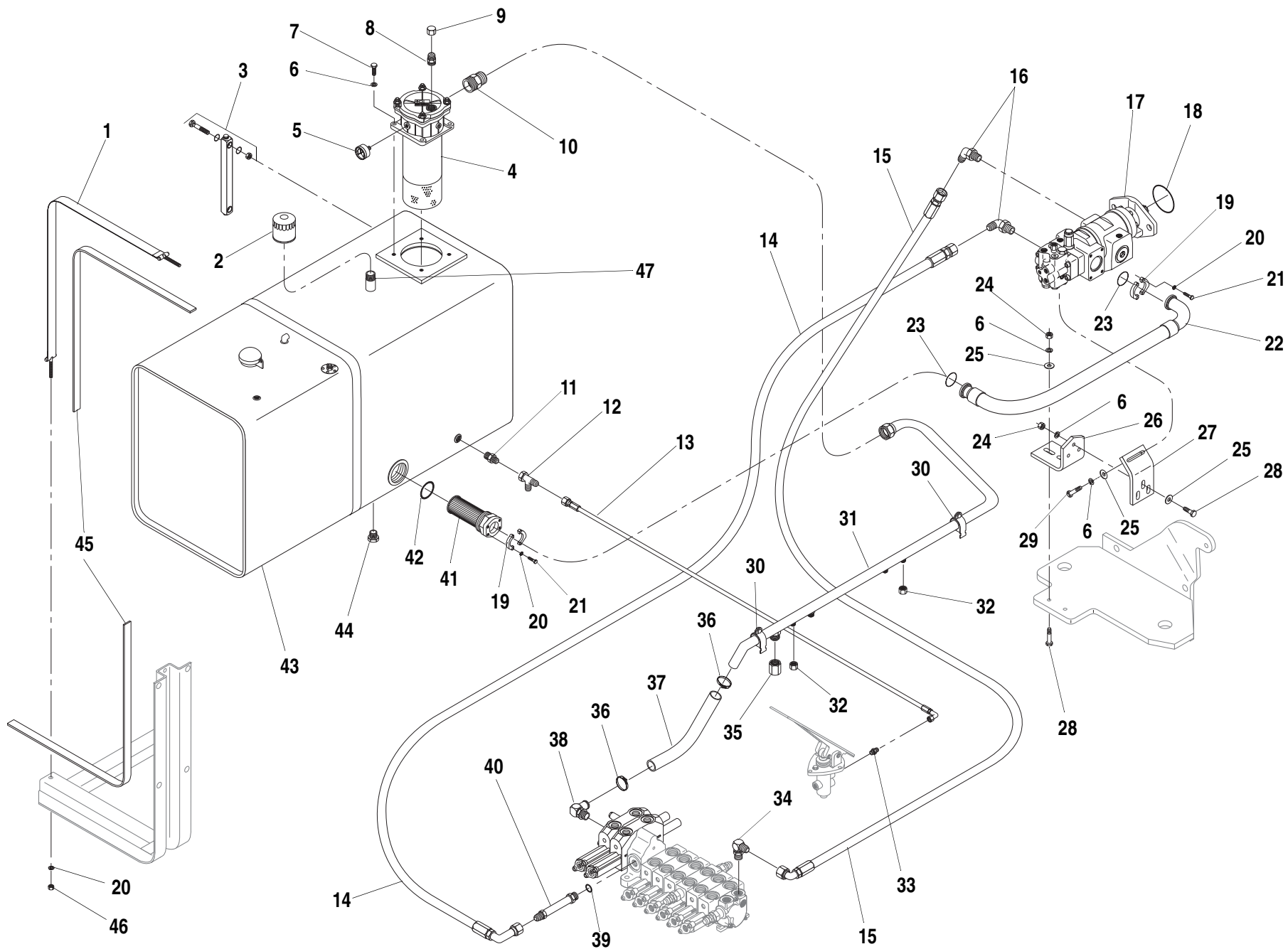
N.S.S. = Not Sold Separately

644B-37 S/N 101-590, 592-666
644B-42 S/N 101-207
6K-37 S/N 101-317
6K-42 S/N 101-119

644B
6K
844C
8K
1044C
10K
▼

PUMP UNLOADER VALVE ASSEMBLY

6.12.1

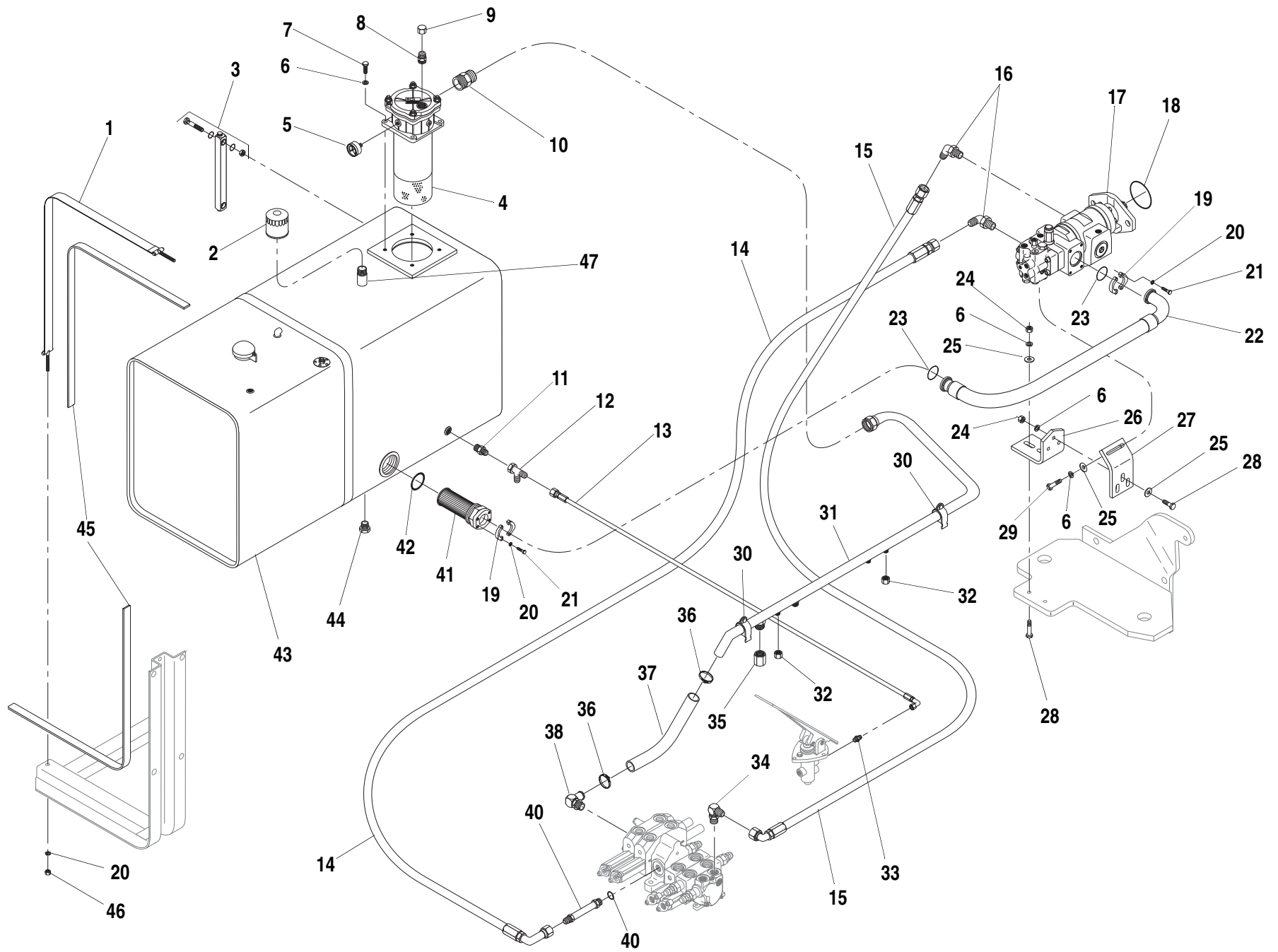


ITEM	PART NO.	QTY.	DESCRIPTION
1	36181B	2	Strap, Tank Hold Down
2	39022A	1	Breather, Hydraulic Tank
3	P27809	1	Sight Gauge, Hydraulic Oil
4	①65514B	1	Return Filter, Hydraulic Oil (Includes Item 5) (See Page 6.27.1 for Breakdown)
5	P24981	1	Gauge, Pressure
6	P01310	11	Lockwasher, 3/8"
7	P00204	4	Capscrew, Hx., 3/8"-16 x 1"
8	P17805	1	Connector, O-Ring
9	P17785	1	Cap, Hex
10	②P28819	1	Connector, O-Ring
11	20212A	1	Check Valve
12	P20979	1	Tee, Swivel
13	P30177	1	Hyd. Hose, 3/8" x 73"
14	37606X	1	Hyd. Hose, 3/4" x 71"
15	37605X	1	Hyd. Hose, 3/4" x 65"
16	P17802	2	90° Elbow, O-Ring
17		1	Pump-Valve (See Page 6.18.1 for Breakdown)
18	P18602	1	O-Ring
19	14315A	4	Flange Half
20	P01312	12	Lockwasher, 1/2"
21	P00404	8	Capscrew, Hx., 1/2"-13 x 1 1/2"
22	37603X	1	Hyd. Suction Hose, 2" x 34"
23	P12971	2	O-Ring
24	P01508	5	Nut, Hx., 3/8"-16
25	P01277	7	Flatwasher, 3/8" Hardened
26	39839B	1	Bracket, Lower Pump Support
27	39843B	1	Bracket, Upper Pump Support
28	P00207	5	Capscrew, Hx., 3/8"-16 x 1 3/4"
29	P00205	2	Capscrew, Hx., 3/8"-16 x 1 1/4"
30	P20485	2	Clamp, Cushion
31	65485B	1	Return Manifold (Replaces 36473B)
32	P18929	2	Cap, Hex
33	P18936	1	Connector, O-Ring
34	P19055	1	90° Elbow, O-Ring

ITEM	PART NO.	QTY.	DESCRIPTION
35	P17785	1	Cap, Hex
36	P14043	4	Hose Clamp
37	N12358	1	Hose, Return - 1 1/4" I.D.
38	38985A	1	90° Elbow, O-Ring - Hose
39	10728957	1	O-Ring
40	39537A	1	Connector, O-Ring (Long)
41	38912B	1	Strainer, Hydraulic Oil (Includes Item 41)
42	37689X	1	O-Ring
43	38944D	1	Tank, Fuel/Hydraulic (Includes Item 43)
44	P10279	2	Drain Plug, O-Ring
45	67139A	4	Belting, Hyd/Fuel Tank (Replaces N12344)
46	P01510	4	Nut, Hx., 1/2"-13
47	10718933	1	Adapter
<p>NOTES:</p> <p>① Use 66328B for the Following: (Includes item 10). 644B-37 (S/N 101-909, 911-915, 917-931), 644B-42 (S/N 101-232), 844C-42 (S/N 101-818), 1044C-42 (S/N 101-121) & 1044C-54 (S/N 101-232) Replaces P27808.</p> <p>② Use P27397 for the Following: 644B-37 (S/N 101-909, 911-915, 917-931), 644B-42 (S/N 101-232), 844C-42 (S/N 101-818), 1044C-42 (S/N 101-121) & 1044C-54 (S/N 101-232).</p>			
644B-37 S/N 591,667-			
644B-42 S/N 208-			
844C-42 S/N 622-			
1044C-42 S/N 117-			
1044C-54 S/N 155-			

644B
 6K
844C
 8K
1044C
 10K
 ▼

PUMP, SUCTION - RETURN HYDRAULIC CIRCUIT - Mid Inlet 6.15.1

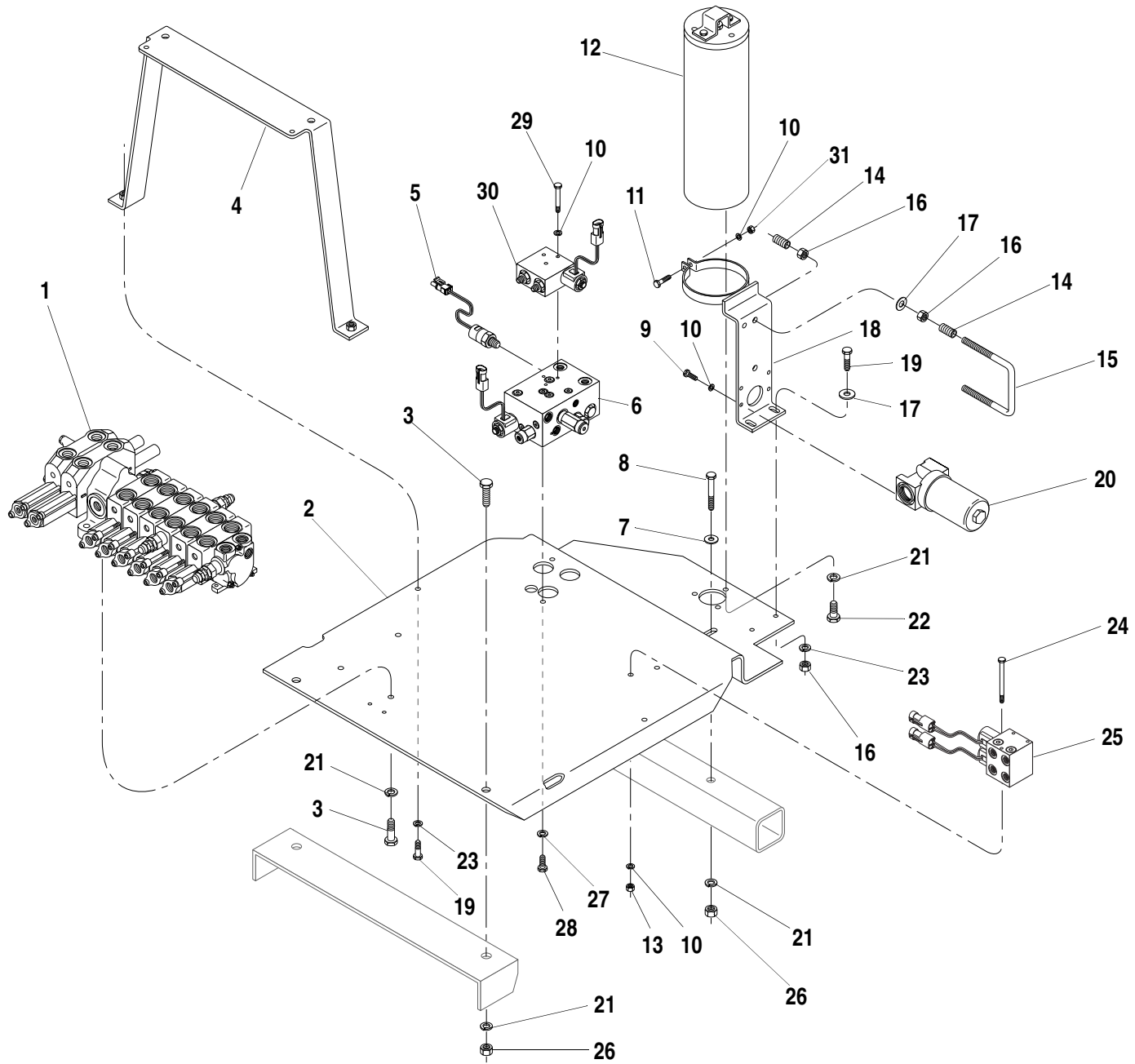


ITEM	PART NO.	QTY.	DESCRIPTION
1	36181B	2	Strap, Tank Hold Down
2	39022A	1	Breather, Hydraulic Tank
3	P27809	1	Sight Gauge, Hydraulic Oil
4	①65514B	1	Return Filter, Hydraulic Oil (Includes Item 5) (See Page 6.27.1 for Breakdown)
5	P24981	1	Gauge, Pressure
6	P01310	11	Lockwasher, 3/8"
7	P00204	4	Capscrew, Hx., 3/8"-16 x 1"
8	P17805	1	Connector, O-Ring
9	P17785	1	Cap, Hex
10	②P28819	1	Connector, O-Ring
11	20212A	1	Check Valve
12	P20979	1	Tee, Swivel
13	P30177	1	Hyd. Hose, 3/8" x 73"
14	37606X	1	Hyd. Hose, 3/4" x 71"
15	37605X	1	Hyd. Hose, 3/4" x 65"
16	P17802	2	90° Elbow, O-Ring
17		1	Pump-Valve (See Page 6.18.1 for Breakdown)
18	P18602	1	O-Ring
19	14315A	4	Flange Half
20	P01312	12	Lockwasher, 1/2"
21	P00404	8	Capscrew, Hx., 1/2"-13 x 1 1/2"
22	37603X	1	Hyd. Suction Hose, 2" x 34"
23	P12971	2	O-Ring
24	P01508	5	Nut, Hx., 3/8"-16
25	P01277	7	Flatwasher, 3/8" Hardened
26	39839B	1	Bracket, Lower Pump Support
27	39843B	1	Bracket, Upper Pump Support
28	P00207	5	Capscrew, Hx., 3/8"-16 x 1 3/4"
29	P00205	2	Capscrew, Hx., 3/8"-16 x 1 1/4"
30	P20485	2	Clamp, Cushion
31	65485B	1	Return Manifold (Replaces 36473B)
32	P18929	2	Cap, Hex
33	P18936	1	Connector, O-Ring
34	P19055	1	90° Elbow, O-Ring

ITEM	PART NO.	QTY.	DESCRIPTION
35	P17785	1	Cap, Hex
36	P14043	4	Hose Clamp
37	N12358	1	Hose, Return - 1 1/4" I.D.
38	38985A	1	90° Elbow, O-Ring - Hose
39	10728957	1	O-Ring
40	39537A	1	Connector, O-Ring (Long)
41	38912B	1	Strainer, Hydraulic Oil (Includes Item 41)
42	37689X	1	O-Ring
43	38944D	1	Tank, Fuel/Hydraulic (Includes Item 43)
44	P10279	2	Drain Plug, O-Ring
45	67139A	4	Belting, Hyd/Fuel Tank (Replaces N12344)
46	P01510	4	Nut, Hx., 1/2"-13
47	10718933	1	Adapter
<p>NOTES:</p> <p>① Use 66328B for the Following: (Includes item 10). 6K-37 (S/N 101-412), (6K-42 (S/N 101-132), 8K-42 (S/N 101-270), 10K-42 (S/N 101-109), (10K-54; S/N 101-109) Replaces P27808.</p> <p>② Use P27397 for the Following: 6K-37 (S/N 101-412), 6K-42 (S/N 101-132), 8K-42 (S/N 101-270), 10K-42 (S/N 101-109), 10K-54 (S/N 101-109).</p>			
6K-37 S/N 318-			
6K-42 S/N 120-			
8K-42 S/N 221-			
10K-42 S/N 107-			
10K-54 S/N 104-			

PUMP, SUCTION - RETURN HYDRAULIC CIRCUIT - Mid Inlet 6.15.2

644B
6K
 844C
8K
 1044C
10K
 ▼



6.16.1

ITEM	PART NO.	QTY.	DESCRIPTION
1	①39051B	1	Valve, Mid-Inlet – 6 Section (See Page 6.19.1 for Breakdown)
	②39720B	1	Valve, Mid-Inlet – 7 Section
	③39053B	1	Valve, Mid-Inlet – 8 Section
2	38545D	1	Valve Plate
3	P00403	2	Capscrew, Hx., 1/2"-13 x 1 1/4"
4	38557B	1	Support Bracket, Hose Tray, Front
5	39505A	1	Pressure Switch, Brake(Use with Wet Disc Brake)
	39339A	-	Pressure Switch, Brake(Use with Dry Disc Brake)
6	39948B	1	Control Valve, Rear Axle Stabilizer (See Page 7.9.1 for Breakdown)
7	P01254	1	Flatwasher, 1/2" Hardened
8	P00411	1	Capscrew, Hx., 1/2"-13 x 3 1/4"
9	P00001	4	Capscrew, Hx., 1/4"-20 x 1/2"
10	P01308	9	Lockwasher, 1/4"
11	P00006	1	Capscrew, Hx., 1/4"-20 x 1 1/4"
12	P31556	1	Accumulator (Use with Wet Disc Brakes)
	P40147	-	Accumulator (Use with Dry Disc Brakes) (See Page 8.14.1 for Breakdown)
13	P01506	4	Nut, Hx., 1/4"-20
14	N12363	4	Hose Guard
15	39360A	1	Hose Guide (Includes 1 each Items 16 & 17)
16	P01508	4	Nut, Hx., 3/8"-16
17	P01404	2	Flatwasher, 3/8"
18	38549B	1	Mounting Bracket, Accumulator & Pressure Filter
19	P00204	2	Capscrew, Hx., 3/8"-16 x 1"
20	66450X	1	Pressure Filter (Replaces P29325) (See Page 6.28.1 for Breakdown)
21	P01312	9	Lockwasher, 1/2"
22	P00452	3	Capscrew, Hx., 1/2"-20 x 1"
23	P01310	9	Lockwasher, 3/8"
24	P00015	2	Capscrew, Hx., 1/4"-20 x 3 1/2"
25	39076C	1	Circuit Selector Valve (See Page 6.17.1 for Breakdown)
26	P01510	3	Nut, Hx., 1/4"-20

ITEM	PART NO.	QTY.	DESCRIPTION
27	P01309	2	Lockwasher, 5/16"
28	P00103	2	Capscrew, Hx., 5/16"-18 x 7/8"
29	④P00009	3	Capscrew, Hx., 1/4"-20 x 2"
30	④39949A	1	Boom Extend Lockout Valve (See Page 7.24.1 for Breakdown)
31	P05000	1	Locknut, Hx., 1/4"-20

NOTES:

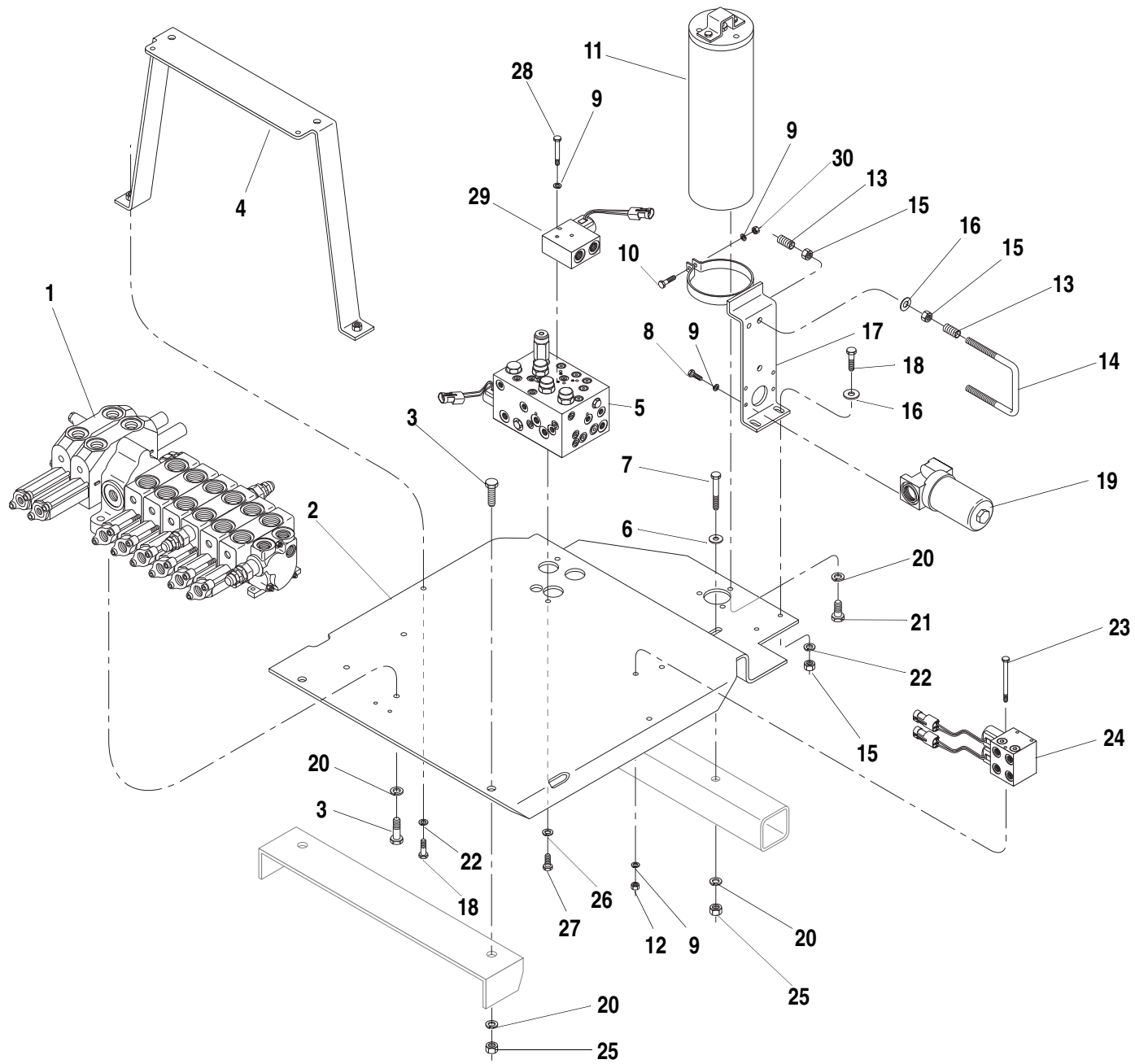
- ① Use on 644B w/Turbo Engine, 844C & 1044C.
- ② Use on 644B with Natural Engine Only.
- ③ Use on 644B, 844C & 1044C with Outriggers.
- ④ Used on 1044C-54 only.

644B-37	S/N 591, 667– 1289 & 1293–1303
644B-42	S/N 208–341 & 344–362
844C-42	S/N 622–1198, 1200–1254, 1256–1309, 1311–1329, 1331–1340 & 1343–1352
1044C-42	S/N 117–126
1044C-54	S/N 155–286, 288–290, 292–304 & 307–313

644B
6K
844C
8K
1044C
10K
▼

VALVE PLATE COMPONENTS ASSEMBLY (Mid Inlet)

6.16.1



6.16.1.1

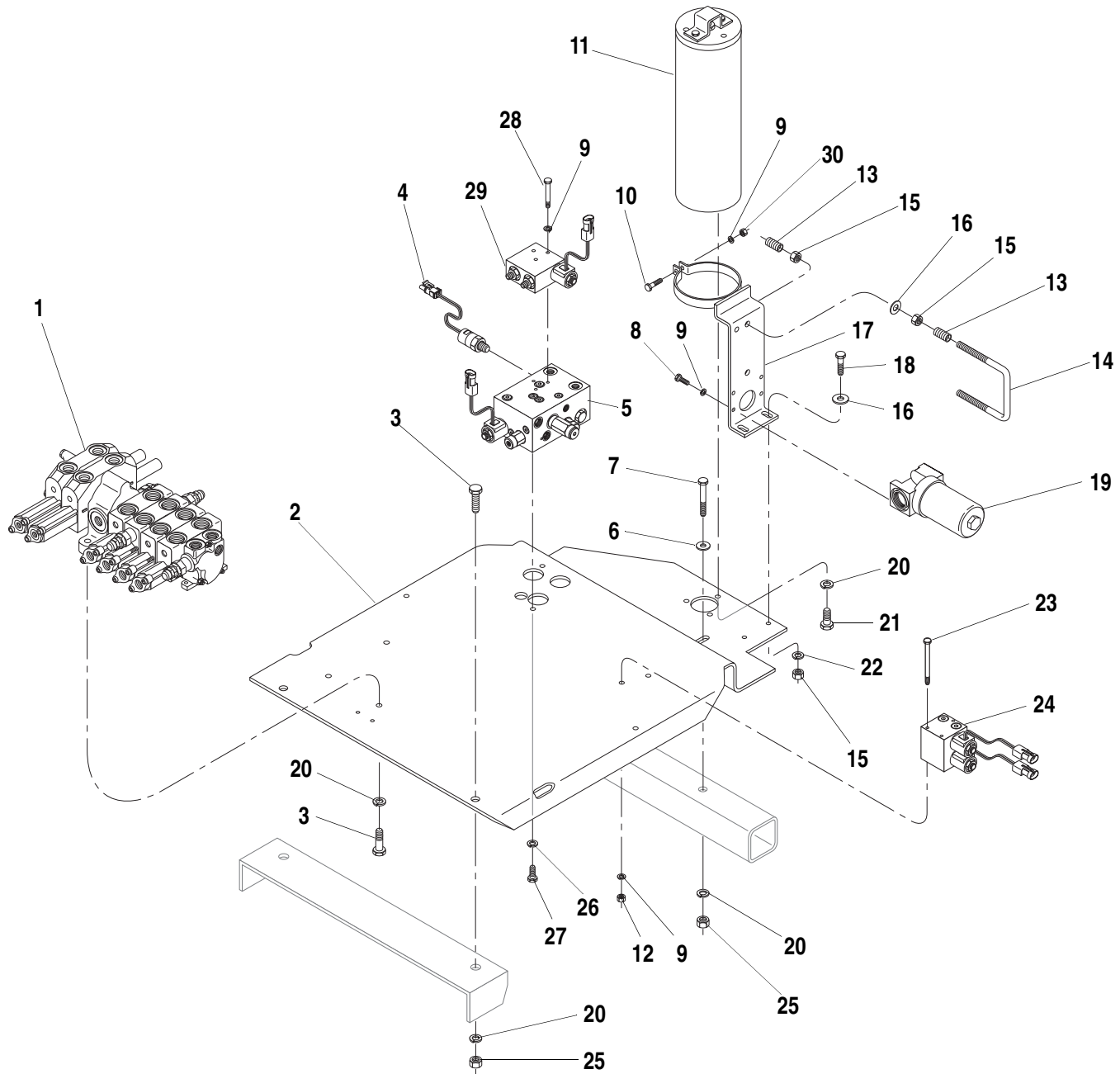
ITEM	PART NO.	QTY.	DESCRIPTION
1	①39051B	1	Valve, Mid-Inlet – 6 Section (See Page 6.19.1 for Breakdown)
	②39720B	1	Valve, Mid-Inlet – 7 Section
	③39053B	1	Valve, Mid-Inlet – 8 Section
2	38545D	1	Valve Plate
3	P00403	2	Capscrew, Hx., 1/2"-13 x 1 1/4"
4	38557B	1	Support Bracket, Hose Tray, Front
5	66195C	1	Control Valve, Rear Axle Stabilizer (See Page 7.9.1.1 for Breakdown)
6	P01254	1	Flatwasher, 1/2" Hardened
7	P00411	1	Capscrew, Hx., 1/2"-13 x 3 1/4"
8	P00001	4	Capscrew, Hx., 1/4"-20 x 1/2"
9	P01308	9	Lockwasher, 1/4"
10	P00006	1	Capscrew, Hx., 1/4"-20 x 1 1/4"
11	P31556	1	Accumulator (Use with Wet Disc Brakes)
	P40147	-	Accumulator (Use with Dry Disc Brakes) (See Page 8.14.1 for Breakdown)
12	P01506	4	Nut, Hx., 1/4"-20
13	N12363	4	Hose Guard
14	39360A	1	Hose Guide (Includes 1 each Items 16 & 17)
15	P01508	4	Nut, Hx., 3/8"-16
16	P01404	2	Flatwasher, 3/8"
17	38549B	1	Mounting Bracket, Accumulator & Pressure Filter
18	P00204	2	Capscrew, Hx., 3/8"-16 x 1"
19	66450X	1	Pressure Filter (Replaces P29325) (See Page 6.28.1 for Breakdown)
20	P01312	9	Lockwasher, 1/2"
21	P00452	3	Capscrew, Hx., 1/2"-20 x 1"
22	P01310	9	Lockwasher, 3/8"
23	P00015	2	Capscrew, Hx., 1/4"-20 x 3 1/2"
24	39076C	1	Circuit Selector Valve (See Page 6.17.1 for Breakdown)
25	P01510	3	Nut, Hx., 1/4"-20
26	P01309	2	Lockwasher, 5/16"
27	P00103	2	Capscrew, Hx., 5/16"-18 x 7/8"

ITEM	PART NO.	QTY.	DESCRIPTION
28	④P00009	3	Capscrew, Hx., 1/4"-20 x 2"
29	④39949A	1	Boom Extend Lockout Valve (See Page 7.24.1 for Breakdown)
30	P05000	1	Locknut, Hx., 1/4"-20
<p>NOTES:</p> <ul style="list-style-type: none"> ① Use on 644B w/Turbo Engine, 844C & 1044C. ② Use on 644B with Natural Engine Only. ③ Use on 644B, 844C & 1044C with Outriggers. ④ Used on 1044C-54 only. 			
644B-37 S/N 1290–1292 & 1304–			
644B-42 S/N 342, 343 & 363–			
844C-42 S/N 1199, 1255, 1310,1330,1341,1342 & 1353–			
1044C-42 S/N 127–			
1044C-54 S/N 287, 291, 305, 306 & 314–			

Rev. 003

644B
6K
844C
8K
1044C
10K
▼

VALVE PLATE COMPONENTS ASSEMBLY (Mid Inlet) 6.16.1.1



6.16.2

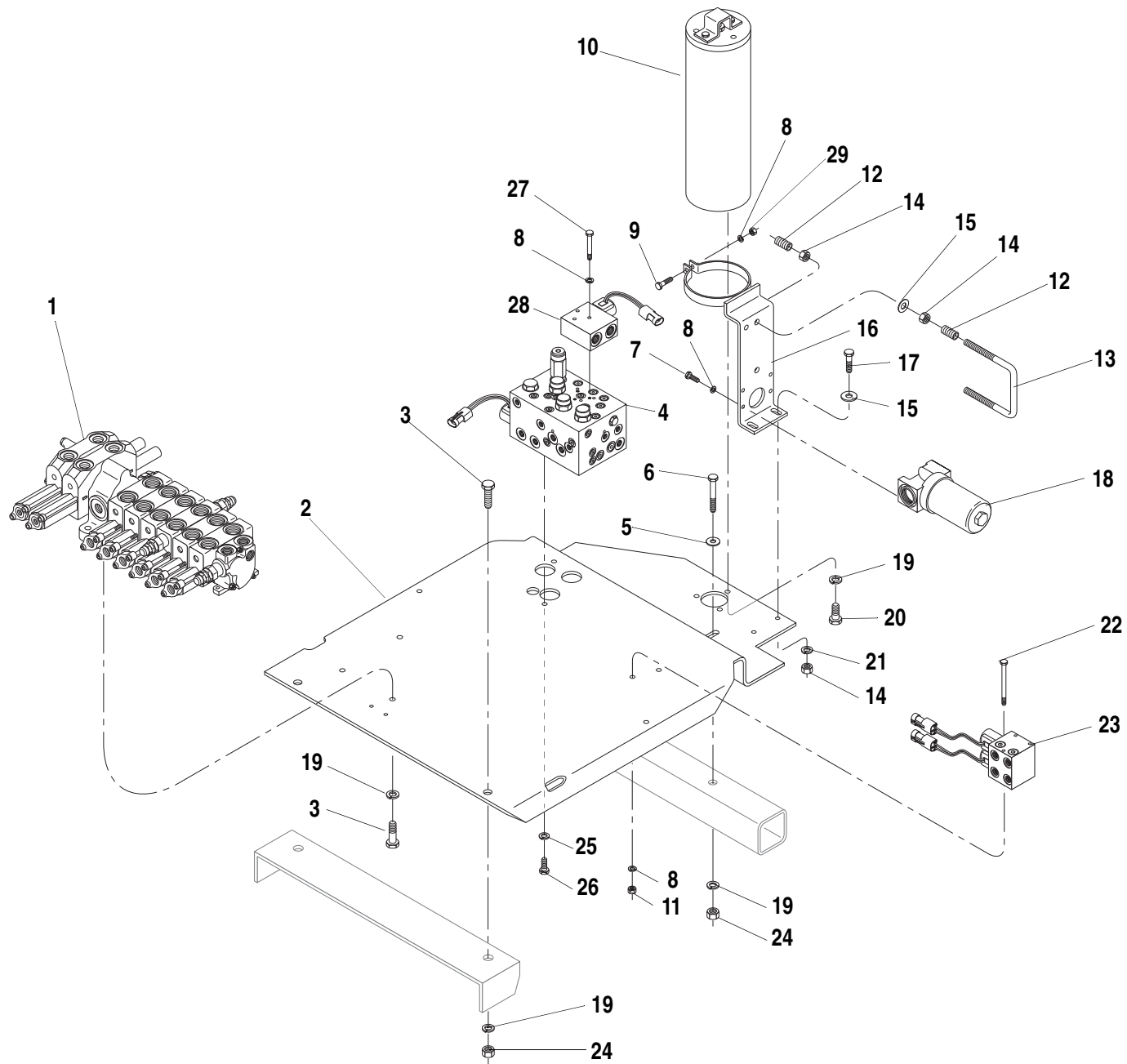
ITEM	PART NO.	QTY.	DESCRIPTION
1	①39050B	1	Valve, Mid-Inlet – 4 Section (See Page 6.19.1 for Breakdown)
	②39719B	1	Valve, Mid-Inlet – 5 Section
	③39052B	1	Valve, Mid-Inlet – 6 Section
2	38545D	1	Valve Plate
3	P00403	2	Capscrew, Hx., 1/2"-13 x 1 1/4"
4	39505A	1	Pressure Switch, Brake(Use with Wet Disc Brake)
	39339A	-	Pressure Switch, Brake(Use with Dry Disc Brake)
5	39948B	1	Control Valve, Rear Axle Stabilizer (See Page 7.9.1 for Breakdown)
6	P01254	1	Flatwasher, 1/2" Hardened
7	P00411	1	Capscrew, Hx., 1/2"-13 x 3 1/4"
8	P00001	4	Capscrew, Hx., 1/4"-20 x 1/2"
9	P01308	9	Lockwasher, 1/4"
10	P00006	1	Capscrew, Hx., 1/4"-20 x 1 1/4"
11	P31556	1	Accumulator (Use with Wet Disc Brakes)
	P40147	-	Accumulator (Use with Dry Disc Brakes) (See Page 8.14.1 for Breakdown)
12	P01506	4	Nut, Hx., 1/4"-20
13	N12363	4	Hose Guard
14	39360A	1	Hose Guide (Includes 1 each Items 15 & 16)
15	P01508	4	Nut, Hx., 3/8"-16
16	P01404	2	Flatwasher, 3/8"
17	38549B	1	Mounting Bracket, Accumulator & Pressure Filter
18	P00204	2	Capscrew, Hx., 3/8"-16 x 1"
19	66450X	1	Pressure Filter (Replaces P29325) (See Page 6.28.1 for Breakdown)
20	P01312	9	Lockwasher, 1/2"
21	P00452	3	Capscrew, Hx., 1/2"-20 x 1"
22	P01310	9	Lockwasher, 3/8"
23	P00015	2	Capscrew, Hx., 1/4"-20 x 3 1/2"
24	39076C	1	6 Port Circuit Selector Valve (See Page 6.17.1 for Breakdown)
25	P01510	3	Nut, Hx., 1/4"-20
26	P01309	2	Lockwasher, 5/16"

ITEM	PART NO.	QTY.	DESCRIPTION
27	P00103	2	Capscrew, Hx., 5/16"-18 x 7/8"
28	④P00009	3	Capscrew, Hx., 1/4"-20 x 2"
29	④39949A	1	Boom Extend Lockout Valve (See Page 7.24.1 for Breakdown)
30	P05000	1	Locknut, Hx., 1/4"-20
<p>NOTES:</p> <ul style="list-style-type: none"> ① Use on 6K w/Turbo Engine, 8K & 10K. ② Use on 6K w/Natural Engine. ③ Use on 8K &10K w/Outriggers . ④ Used on 10K-54 Only. 			
6K-37		S/N 318–494	
6K-42		S/N 120–178	
8K-42		S/N 221–327, 329,330 & 332,333	
10K-42		S/N 107 & 108	
10K-54		S/N 104–113	

VALVE PLATE COMPONENTS ASSEMBLY (Mid Inlet)

6.16.2

644B
6K
 844C
8K
 1044C
10K
 ▼



6.16.2.1

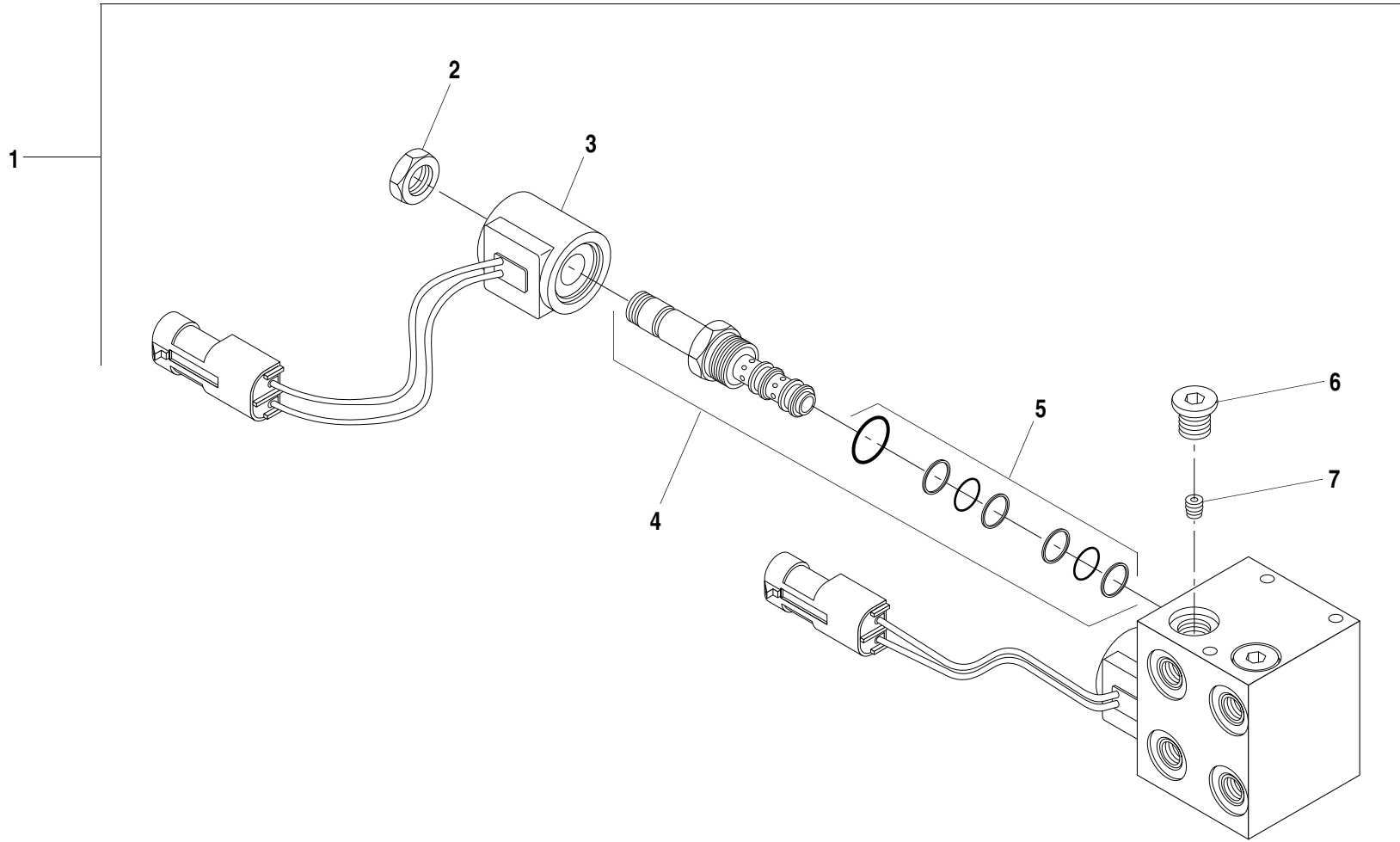
ITEM	PART NO.	QTY.	DESCRIPTION
1	①39050B	1	Valve, Mid-Inlet – 4 Section (See Page 6.19.1 for Breakdown)
	②39719B	-	Valve, Mid-Inlet – 5 Section
	③39052B	-	Valve, Mid-Inlet – 6 Section
2	38545D	1	Valve Plate
3	P00403	2	Capscrew, Hx., 1/2"-13 x 1 1/4"
4	66195C	1	Control Valve, Rear Axle Stabilizer (See Page 7.9.1.1 for Breakdown)
5	P01254	1	Flatwasher, 1/2" Hardened
6	P00411	1	Capscrew, Hx., 1/2"-13 x 3 1/4"
7	P00001	4	Capscrew, Hx., 1/4"-20 x 1/2"
8	P01308	9	Lockwasher, 1/4"
9	P00006	1	Capscrew, Hx., 1/4"-20 x 1 1/4"
10	P31556	1	Accumulator (Use with Wet Disc Brakes)
	P40147	-	Accumulator (Use with Dry Disc Brakes) (See Page 8.14.1 for Breakdown)
11	P01506	4	Nut, Hx., 1/4"-20
12	N12363	4	Hose Guard
13	39360A	1	Hose Guide (Includes 1 each Items 15 & 16)
14	P01508	4	Nut, Hx., 3/8"-16
15	P01404	2	Flatwasher, 3/8"
16	38549B	1	Mounting Bracket, Accumulator & Pressure Filter
17	P00204	2	Capscrew, Hx., 3/8"-16 x 1"
18	66450X	1	Pressure Filter (Replaces P29325) (See Page 6.28.1 for Breakdown)
19	P01312	9	Lockwasher, 1/2"
20	P00452	3	Capscrew, Hx., 1/2"-20 x 1"
21	P01310	9	Lockwasher, 3/8"
22	P00015	2	Capscrew, Hx., 1/4"-20 x 3 1/2"
23	39076C	1	6 Port Circuit Selector Valve (See Page 6.17.1 for Breakdown)
24	P01510	3	Nut, Hx., 1/4"-20
25	P01309	2	Lockwasher, 5/16"
26	P00103	2	Capscrew, Hx., 5/16"-18 x 7/8"

ITEM	PART NO.	QTY.	DESCRIPTION
27	④P00009	3	Capscrew, Hx., 1/4"-20 x 2"
28	④39949A	1	Boom Extend Lockout Valve (See Page 7.24.1 for Breakdown)
29	P05000	1	Locknut, Hx., 1/4"-20
<p>NOTES:</p> <ul style="list-style-type: none"> ① Use on 6K-42, 8K-42 & 10K-42. ② Use on 6K-37 & 6K-42 with Natrual Engines Only. ③ Use on 8K-42, 10K-42 & 10K-54 with Outriggers. ④ Use on 10K-54 Only. 			
6K-37	S/N 495-		
6K-42	S/N 179-		
8K-42	S/N 328, 331 & 334-		
10K-42	S/N 109-		
10K-54	S/N 114-		

Rev. 003

VALVE PLATE COMPONENTS ASSEMBLY (Mid Inlet) 6.16.2.1

644B
6K
844C
8K
1044C
10K
▼



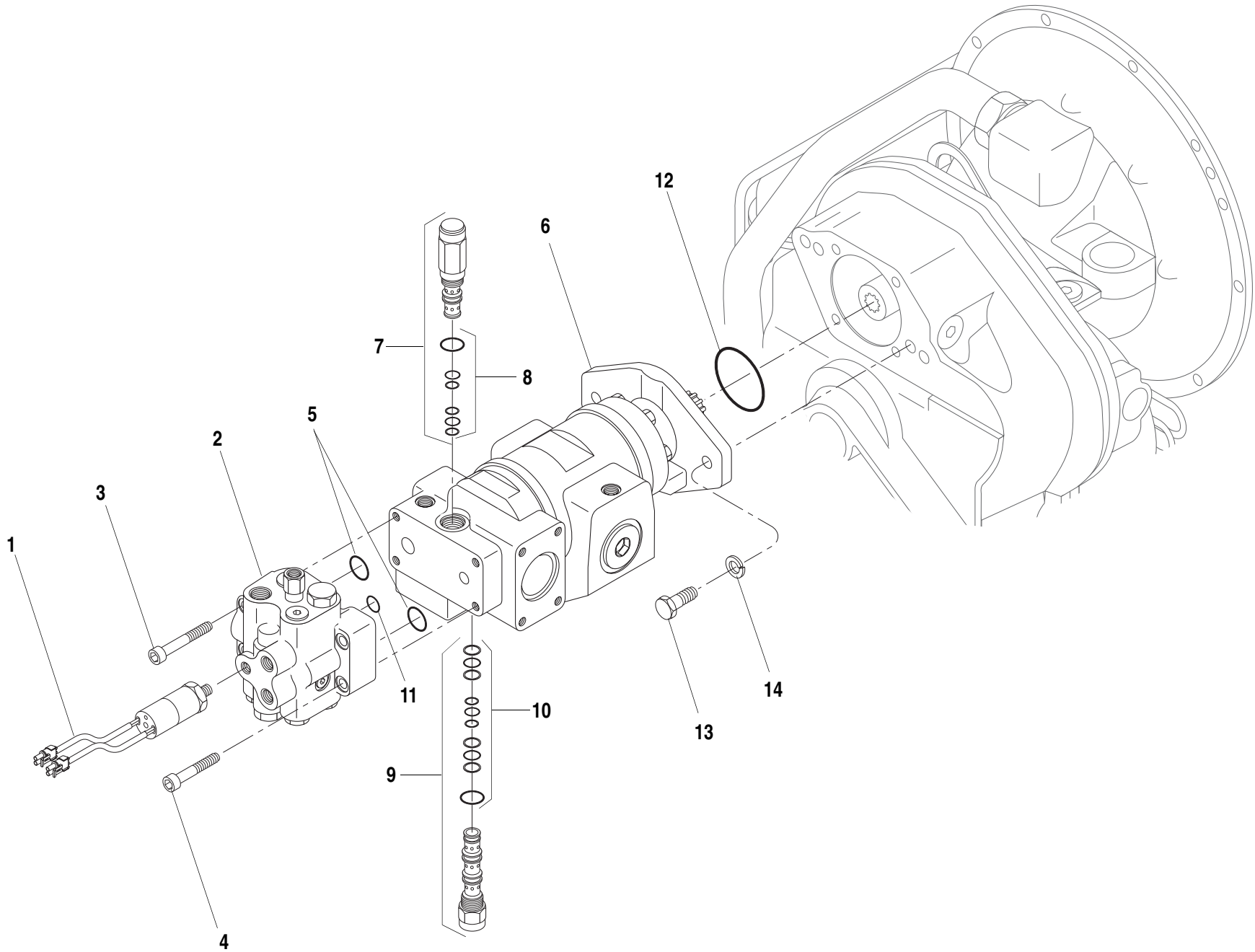
ITEM	PART NO.	QTY.	DESCRIPTION
1	39076C	1	6- Port Circuit Selector Valve Assembly
2	P40662	1	Nut
3	38329A	1	Coil
4	37352X	1	Solenoid Valve
5	37355X	1	Seal Kit
6	P27933	2	O-Ring Plug, Hollow Hex
7	37571X	2	Orifice Plug

644B-37 S/N 591, 667-
644B-42 S/N 208-
844C-42 S/N 622-
1044C-42 S/N 117-
1044C-54 S/N 155-
6K-37 S/N 318-
6K-42 S/N 120-
8K-42 S/N 221-
10K-42 S/N 107-
10K-54 S/N 104-

644B
6K
844C
8K
1044C
10K

6 - PORT CIRCUIT SELECTOR VALVE ASSEMBLY

6.17.1



ITEM	PART NO.	QTY.	DESCRIPTION
	❶39811C	1	Pump-Valve Assembly (Includes Items 2-11)
	39812C	1	Pump-Valve Assembly (Includes Items 2-11)
	39813C	1	Pump-Valve Assembly (Includes Items 2-11) (Use with Dry Disc Brakes)
1	38271A	1	Pressure Switch, Low Brake (Use with Wet Disc)
	38403A	-	Pressure Switch, Low Brake (Use with Dry Disc)
2	66924A	1	Valve, Priority - Charge (Includes Items 3 & 4) (Use with Wet Disc Brakes)
	66925A	-	Valve, Priority - Charge (Includes Items 3 & 4) (Use with Dry Disc Brakes)
	37083X	1	Repair Kit, Priority - Charge Valve
3	P01826	2	Capscrew, Socket Hd., 3/8"-16 x 3"
4	P01822	2	Capscrew, Socket Hd., 3/8"-16 x 2"
5	P10547	2	O-Ring
6	❶39692D	1	Pump, Hydraulic (Includes Items 7 & 9)
	39693D	-	Pump, Hydraulic (Includes Items 7 & 9)
7	37002X	1	Cartridge, Pressure Reducing Valve
8	37003X	1	Seal Kit
9	37004X	1	Cartridge, Directional Valve
10	37005X	1	Seal Kit
11	P26838	1	O-Ring
12	P18602	1	O-Ring
13	P00403	2	Capscrew, Hx., 1/2"-13 x 1 1/4"
14	P01312	2	Lockwasher, 1/2"

NOTES:

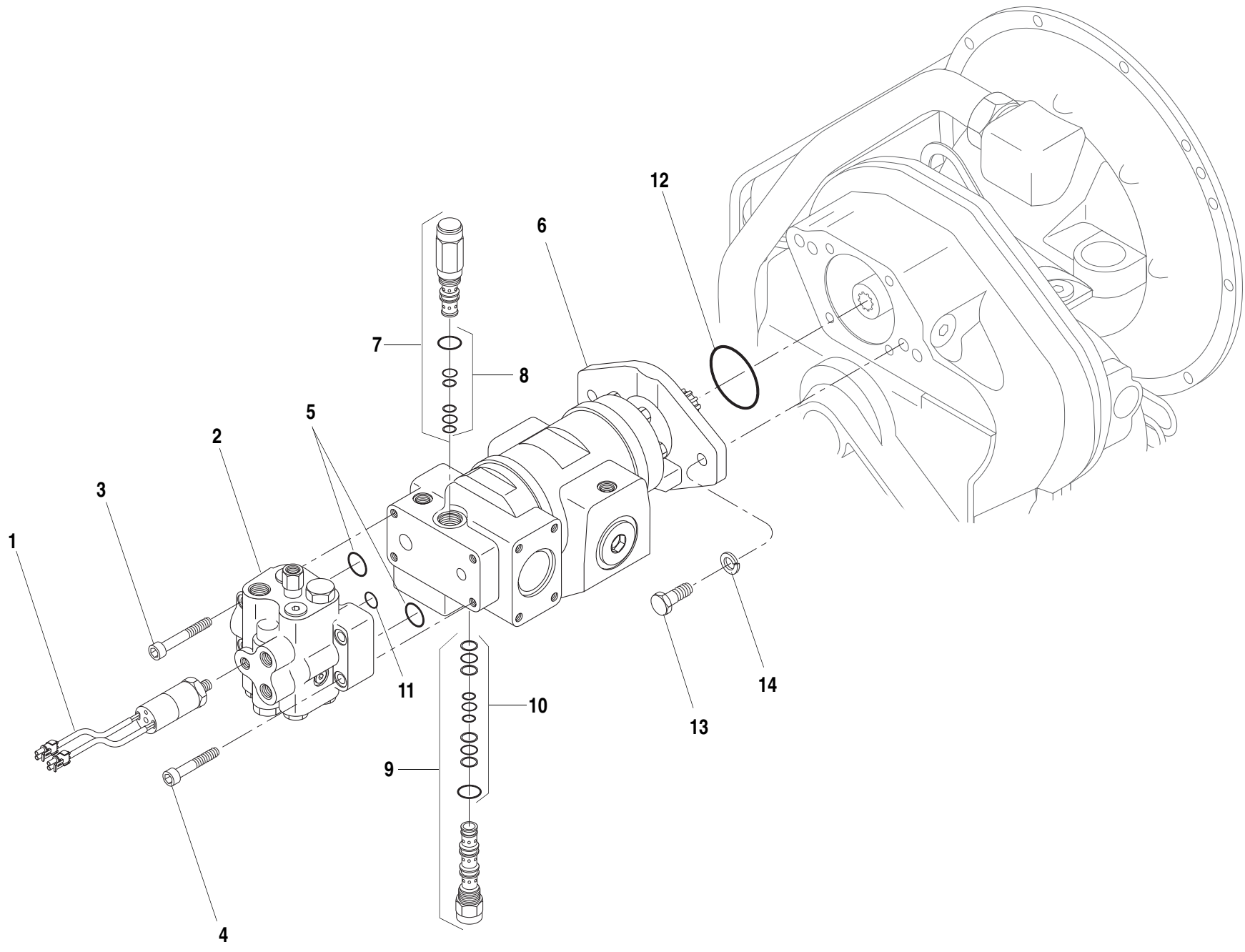
❶ Used on 644B-37, 644B-42, 6K-37, & 6K-42 with Natural Engines only.

644B-37 S/N 591, 667-1178
644B-42 S/N 208-341
844C-42 S/N 622-1241
1044C-42 S/N 117-125
1044C-54 S/N 155-293
6K-37 S/N 318-487
6K-42 S/N 120-178
8K-42 S/N 221-330
10K-42 S/N 107-108
10K-54 S/N 104-113

644B
6K
844C
8K
1044C
10K
▼

PUMP-VALVE SUB ASSEMBLY

6.18.1



ITEM	PART NO.	QTY.	DESCRIPTION
	❶39811C	1	Pump-Valve Assembly (Includes Items 2-11)
	39812C	1	Pump-Valve Assembly (Includes Items 2-11)
	39813C	1	Pump-Valve Assembly (Includes Items 2-11) (Use with Dry Disc Brakes)
1	38271A	1	Pressure Switch, Low Brake (Use with Wet Disc)
	38403A	-	Pressure Switch, Low Brake (Use with Dry Disc)
2	66922C	1	Valve, Priority - Charge (Includes Items 3 & 4) (Use/w Wet Disc Brakes) (Replaces 39694C)
	66923C	-	Valve, Priority - Charge (Includes Items 3 & 4) (Use/w Dry Disc Brakes) (Replaces 39695C)
	37083X	1	Repair Kit, Priority - Charge Valve
3	P01826	2	Capscrew, Socket Hd., 3/8"-16 x 3"
4	P01822	2	Capscrew, Socket Hd., 3/8"-16 x 2"
5	P10547	2	O-Ring
6	❶39692D	1	Pump, Hydraulic (Includes Items 7 & 9)
	39693D	-	Pump, Hydraulic (Includes Items 7 & 9)
7	37002X	1	Cartridge, Pressure Reducing Valve
8	37003X	1	Seal Kit
9	37004X	1	Cartridge, Directional Valve
10	37005X	1	Seal Kit
11	P26838	1	O-Ring
12	P18602	1	O-Ring
13	10704254	2	Capscrew, Hx., M14-2.00 x 40mm Cl 8.8
14	10704610	2	Lockwasher, M14

NOTES:

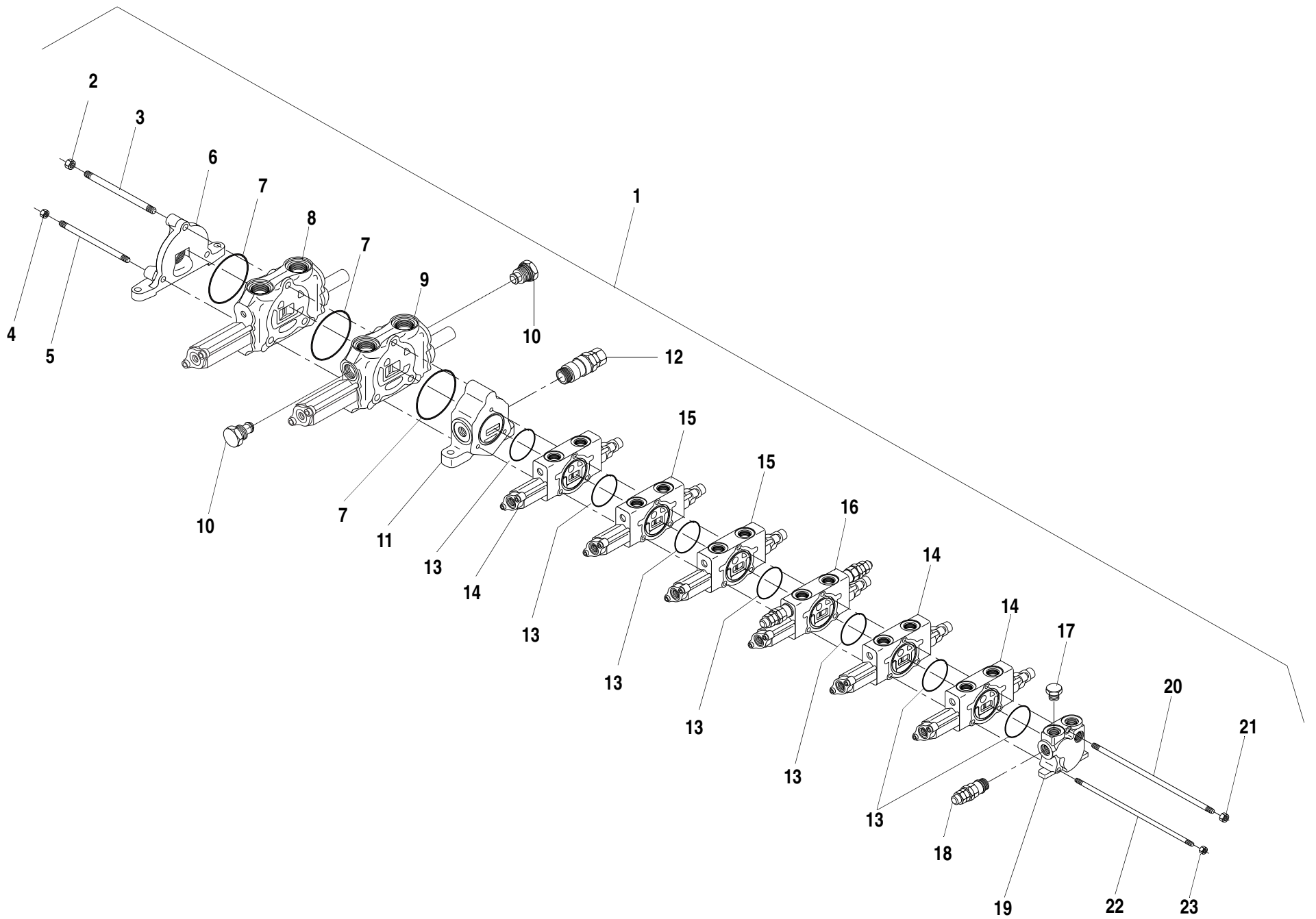
❶ Used on 644B-37, 644B-42, 6K-37, & 6K-42 with Natural Engines only.

644B-37 S/N 1179-
644B-42 S/N 342-
844C-42 S/N 1242-
1044C-42 S/N 126-
1044C-54 S/N 294-
6K-37 S/N 488-
6K-42 S/N 179-
8K-42 S/N 331-
10K-42 S/N 109-
10K-54 S/N 114-

644B
6K
844C
8K
1044C
10K
▼

PUMP-VALVE SUB ASSEMBLY

6.18.1.1



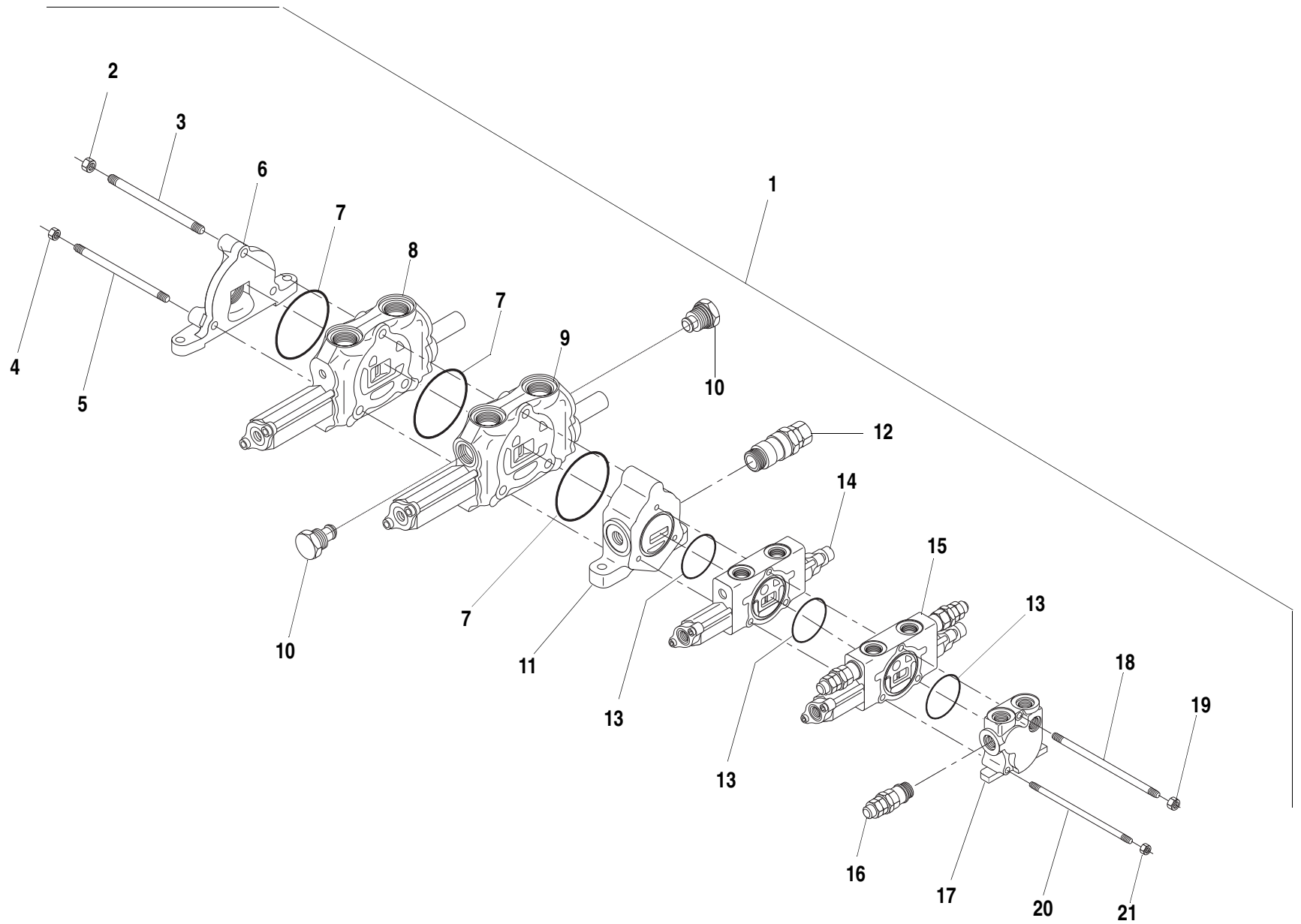
6.19.1

ITEM	PART NO.	QTY.	DESCRIPTION
1	39051B	1	6 Section Mid-Inlet Valve Assembly
	39720B	-	7 Section Mid-Inlet Valve Assembly
	39053B	-	8 Section Mid-Inlet Valve Assembly
	39054B	-	9 Section Mid-Inlet Valve Assembly
2	P05029	1	Locknut, Hx., 1/2"-20 Grade C
3	37909X	1	Tie Rod, 1/2"-20
4	P05028	2	Locknut, Hx., 7/16"-20 Grade C
5	37910X	2	Tie Rod, 7/16"-20
6	37902X	1	Outlet Section
7	P91782	3	O-Ring
8	36546X	1	Valve Section Assembly - Boom Extension (See Page 6.20.1 for Breakdown)
9	37907X	1	Valve Section Assembly - Boom Hoist (See Page 6.20.1 for Breakdown)
10	37953X	2	Shut-Off Plug
11	37901X	1	Mid-Inlet Section
12	37952X	1	Relief Valve Assembly (See Page 6.24.1 for Breakdown)
13	37923X	❶	O-Ring
14	37904X	3	Valve Section Assembly - Frame Tilt/Outriggers (See Page 6.21.1 for Breakdown)
15	37905X	2	Valve Section Assembly - Transfer/Auxilliary (See Page 6.21.1 for Breakdown)
16	37906X	1	Valve Section Assembly - Carriage Fork Tilt (See Page 6.22.1 for Breakdown)
17	P15447	1	O-Ring Plug, Hex
18	37951X	1	Relief Valve Assembly (See Page 6.23.1 for Breakdown)
19	37900X	1	Inlet Section
20	37919X	1	Tie Rod, 3/8"-24 (For 6 Section Valve)
	37920X	-	Tie Rod, 3/8"-24 (For 7 Section Valve)
	37921X	-	Tie Rod, 3/8"-24 (For 8 Section Valve)
	37922X	-	Tie Rod, 3/8"-24 (For 9 Section Valve)
21	P05027	1	Locknut, Hx., 3/8"-24 Grade C

ITEM	PART NO.	QTY.	DESCRIPTION
22	37913X	2	Tie Rod, 5/16"-18 (For 6 Section Valve)
	37914X	-	Tie Rod, 5/16"-18 (For 7 Section Valve)
	37915X	-	Tie Rod, 5/16"-18 (For 8 Section Valve)
	37916X	-	Tie Rod, 5/16"-18 (For 9 Section Valve)
23	P05001	2	Locknut, Hx., 5/16"-18 Grade C
<p>NOTES:</p> <ul style="list-style-type: none"> ❶ 5 Required for 6 Section Valve. 6 Required for 7 Section Valve. 7 Required for 8 Section Valve. 8 Required for 9 Section Valve. 			
<p>844C-42 S/N 622-</p>			
<p>1044C-42 S/N 117-</p>			
<p>1044C-54 S/N 155-</p>			

644B
6K
844C
8K
1044C
10K
▼

HYDRAULIC CONTROL VALVE ASSEMBLY - (Mid Inlet) 6.19.1

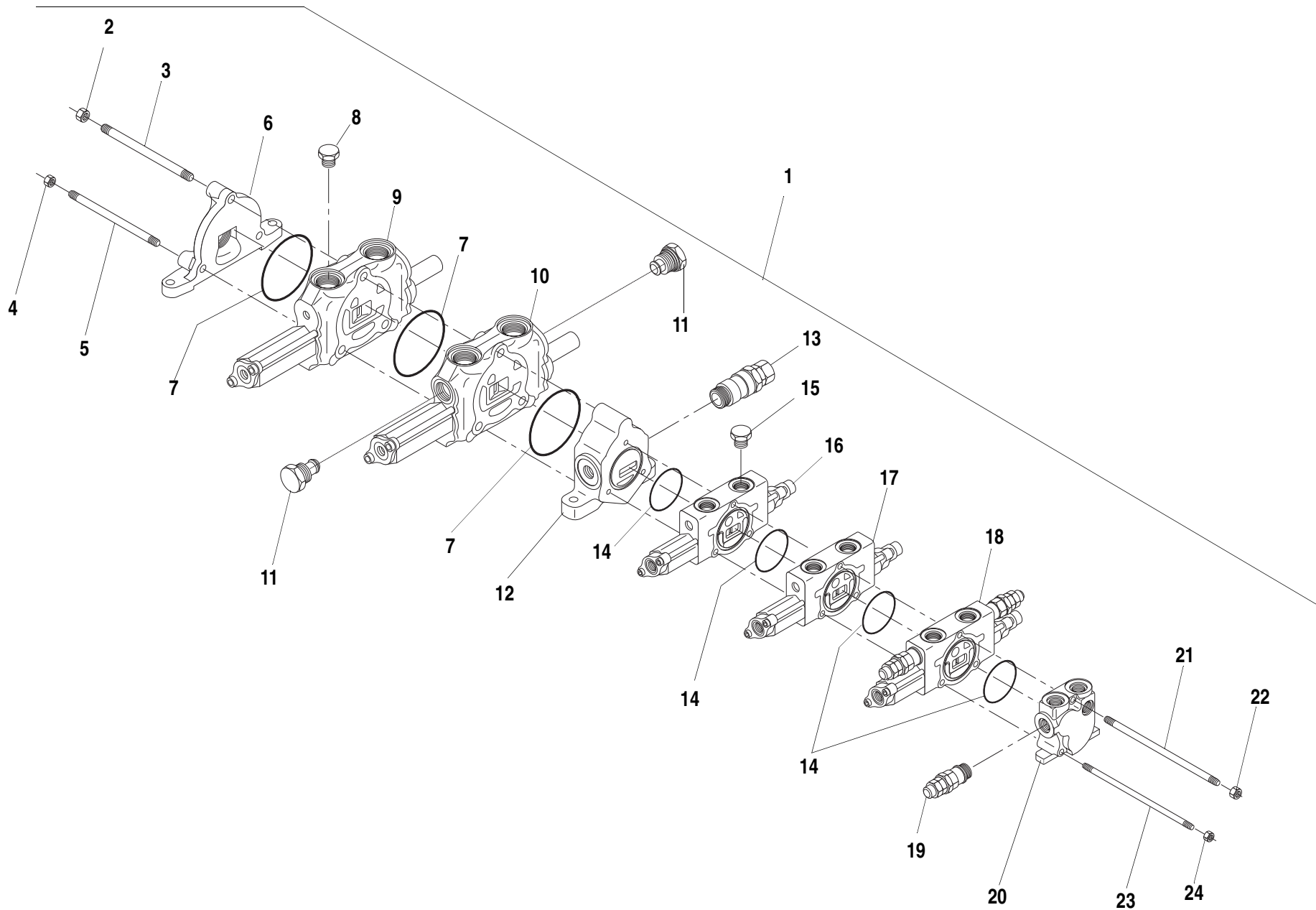


ITEM	PART NO.	QTY.	DESCRIPTION
1	39050B	1	4 Section Mid-Inlet Valve Assembly
	65204B	-	5 Section Mid-Inlet Valve Assembly
	39052B	-	6 Section Mid-Inlet Valve Assembly
	39983B	-	7 Section Mid-Inlet Valve Assembly
2	P05029	1	Locknut, Hx., 1/2"-20 Grade C
3	37909X	1	Tie Rod, 1/2"-20
4	P05028	2	Locknut, Hx., 7/16"-20 Grade C
5	37910X	2	Tie Rod, 7/16"-20
6	37902X	1	Outlet Section
7	P91782	3	O-Ring
8	36546X	1	Valve Section Assembly - Boom Extension (See Page 6.20.1 for Breakdown)
9	37907X	1	Valve Section Assembly - Boom Hoist (See Page 6.20.1 for Breakdown)
10	37953X	2	Shut-Off Plug
11	37901X	1	Mid-Inlet Section
12	37952X	1	Relief Valve Assembly (See Page 6.24.1 for Breakdown)
13	37923X	①	O-Ring
14	37904X	1	Valve Section Assembly - Frame Tilt/Outriggers (See Page 6.21.1 for Breakdown)
15	37906X	1	Valve Section Assembly - Carriage Fork Tilt (See Page 6.22.1 for Breakdown)
②	37905X	-	Valve Section Assembly - Transfer/Auxilliary (See Page 6.21.1 for Breakdown)
16	37951X	1	Relief Valve Assembly (See Page 6.23.1 for Breakdown)
17	37900X	1	Inlet Section
18	37917X	1	Tie Rod, 3/8"-24 (For 4 Section Valve)
	37918X	-	Tie Rod, 3/8"-24 (For 5 Section Valve)
	37919X	-	Tie Rod, 3/8"-24 (For 6 Section Valve)
	37920X	-	Tie Rod, 3/8"-24 (For 7 Section Valve)
	37921X	-	Tie Rod, 3/8"-24 (For 8 Section Valve)
	37922X	-	Tie Rod, 3/8"-24 (For 9 Section Valve)
19	P05027	1	Locknut, Hx., 3/8"-24 Grade C

ITEM	PART NO.	QTY.	DESCRIPTION
20	37911X	2	Tie Rod, 5/16"-18 (For 4 Section Valve)
	37912X	-	Tie Rod, 5/16"-18 (For 5 Section Valve)
	37913X	-	Tie Rod, 5/16"-18 (For 6 Section Valve)
	37914X	-	Tie Rod, 5/16"-18 (For 7 Section Valve)
	37915X	-	Tie Rod, 5/16"-18 (For 8 Section Valve)
	37916X	-	Tie Rod, 5/16"-18 (For 9 Section Valve)
21	P05001	2	Locknut, Hx., 5/16"-18 Grade C
<p>NOTES:</p> <ul style="list-style-type: none"> ① 3 Required for 4 Section Valve. 4 Required for 5 Section Valve. 5 Required for 6 Section Valve. 6 Required for 7 Section Valve. 7 Required for 8 Section Valve. 8 Required for 9 Section Valve. ② Not Illustrated. 			
<p>8K-42 S/N 221-</p>			
<p>10K-42 S/N 107-</p>			
<p>10K-54 S/N 104-</p>			

HYDRAULIC CONTROL VALVE ASSEMBLY - (Mid Inlet) 6.19.2

644B
6K
844C
8K
1044C
10K
▼



ITEM	PART NO.	QTY.	DESCRIPTION
1	39050B	1	4 Section Mid-Inlet Valve Assembly
	65204B	-	5 Section Mid-Inlet Valve Assembly
	39052B	-	6 Section Mid-Inlet Valve Assembly
	39983B	-	7 Section Mid-Inlet Valve Assembly
	②39719B	-	5 Section Mid-Inlet Valve Assembly
	②39720B	-	7 Section Mid-Inlet Valve Assembly
2	P05029	1	Locknut, Hx., 1/2"-20 Grade C
3	37909X	1	Tie Rod, 1/2"-20
4	P05028	2	Locknut, Hx., 7/16"-20 Grade C
5	37910X	2	Tie Rod, 7/16"-20
6	37902X	1	Outlet Section
7	P91782	3	O-Ring
8	P91786	1	O-Ring Plug, Hex
9	36546X	1	Valve Section Assembly - Boom Extension (See Page 6.20.1 for Breakdown)
10	37907X	1	Valve Section Assembly - Boom Hoist
11	37953X	2	Shut-Off Plug
12	37901X	1	Mid-Inlet Section
13	37952X	1	Relief Valve Assembly (See Page 6.24.1 for Breakdown)
14	37923X	①	O-Ring
15	P15447	1	O-Ring Plug, Hex
16	②37903X	1	Valve Section Assembly - Unloader (See Page 6.21.1 for Breakdown)
17	37904X	1	Valve Section Assembly - Frame Tilt/Outriggers (See Page 6.21.1 for Breakdown)
18	37906X	1	Valve Section Assembly - Carriage Fork Tilt (See Page 6.22.1 for Breakdown)
19	37951X	1	Relief Valve Assembly (See Page 6.23.1 for Breakdown)
20	37900X	1	Inlet Section
21	37917X	-	Tie Rod, 3/8"-24 (For 4 Section Valve)
	37918X	1	Tie Rod, 3/8"-24 (For 5 Section Valve)
	37919X		Tie Rod, 3/8"-24 (For 6 Section Valve)
	37920X	-	Tie Rod, 3/8"-24 (For 7 Section Valve)

ITEM	PART NO.	QTY.	DESCRIPTION
	37921X	-	Tie Rod, 3/8"-24 (For 8 Section Valve)
	37922X	-	Tie Rod, 3/8"-24 (For 9 Section Valve)
22	P05027	1	Locknut, Hx., 3/8"-24 Grade C
23	37911X		Tie Rod, 5/16"-18 (For 4 Section Valve)
	37912X		Tie Rod, 5/16"-18 (For 5 Section Valve)
	37913X	2	Tie Rod, 5/16"-18 (For 6 Section Valve)
	37914X	-	Tie Rod, 5/16"-18 (For 7 Section Valve)
	37915X	-	Tie Rod, 5/16"-18 (For 8 Section Valve)
	37916X	-	Tie Rod, 5/16"-18 (For 9 Section Valve)
24	P05001	2	Locknut, Hx., 5/16"-18 Grade C

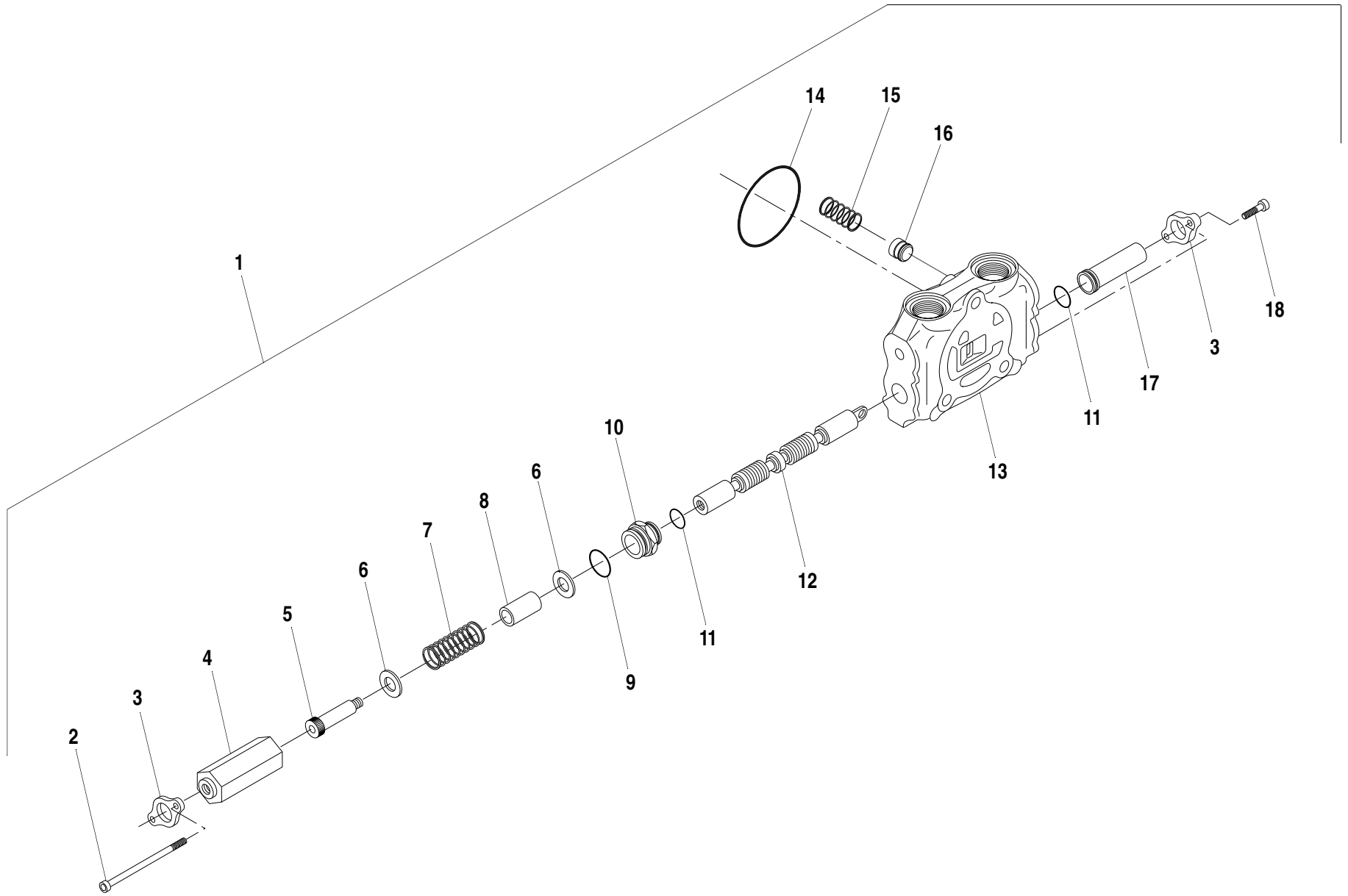
NOTES:

- ① 5 Required for 6 Section Valve.
6 Required for 7 Section Valve.
7 Required for 8 Section Valve.
8 Required for 9 Section Valve.
- ② Used with Natural Engines Only.

644B-37 S/N 591, 667-
644B-42 S/N 208-
6K-37 S/N 318-
6K-42 S/N 120-

644B
6K
844C
8K
1044C
10K
▼

HYDRAULIC CONTROL VALVE ASSEMBLY - (Mid Inlet) 6.19.3



6.20.1

ITEM	PART NO.	QTY.	DESCRIPTION
1	37907X	-	Valve Section Assembly - Boom Hoist
	36546X	-	Valve Section Assembly - Boom Extension
2	P01766	2	Capscrew, Socket Hd., 1/4"-20 x 4 1/2"
3	P32927	2	Retainer
4	P32929	1	Cap, Spool
5	P21701	1	Shoulder Bolt, Socket Hd., 1/2" Dia. x 2"
6	P91776	2	Washer, Flat
7	P91777	1	Spring
8	P91778	1	Spacer
9	P32931	1	O-Ring
10	P32930	1	Retainer, Spool Cap
11	P91781	2	O-Ring
12	N.S.S.	1	Spool
13	N.S.S.	1	Housing
14	P91782	1	O-Ring
15	P91783	1	Spring
16	P91784	1	Poppet
17	P32928	1	Cap, Spool
18	P01755	2	Capscrew, Socket Hd., 1/4"-20 x 1"

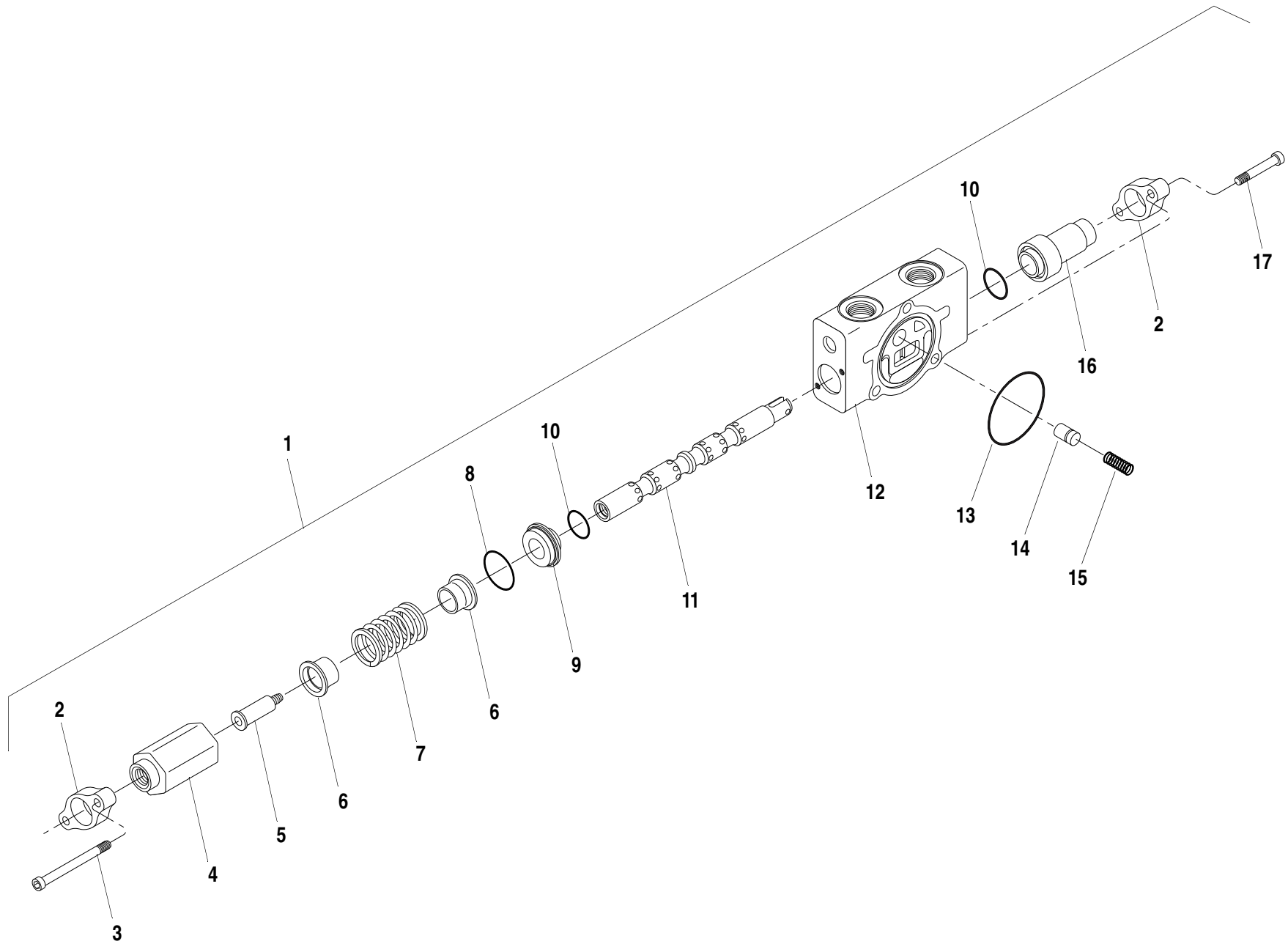
N.S.S. = Not Sold Separately

644B-37 S/N 591, 667-
644B-42 S/N 208-
844C-42 S/N 622-
1044C-42 S/N 117-
1044C-54 S/N 155-
6K-37 S/N 318-
6K-42 S/N 120-
8K-42 S/N 221-
10K-42 S/N 107-
10K-54 S/N 104-

644B
6K
844C
8K
1044C
10K

VALVE SECTION ASSEMBLY - Boom

6.20.1



ITEM	PART NO.	QTY.	DESCRIPTION
1	37905X	-	Valve Section Assembly - Transfer/Auxiliary
	37904X	-	Valve Section Assembly - Frame Tilt/Outriggers
	37903X	-	Valve Section Assembly - Unloader
2	37962X	2	Plate, Seal
3	P01763	2	Capscrew, Socket Hd., 1/4"-20 x 3"
4	37960X	1	Cap, Spool
5	37964X	1	Spool End
6	37965X	2	Seat, Spring
7	37941X	1	Spring
8	37924X	1	O-Ring
9	37963X	1	Retainer, Spool Cap
10	37925X	2	O-Ring
11	N.S.S.	1	Spool
12	N.S.S.	1	Housing
13	37923X	1	O-Ring
14	37929X	1	Poppet
15	37937X	1	Spring
16	37961X	1	Cap, Spool
17	P01757	2	Capscrew, Socket Hd., 1/4"-20 x 1 1/2"

N.S.S. = Not Sold Separately

644B-37 S/N 591, 667-

644B-42 S/N 208-

844C-42 S/N 622-

1044C-42 S/N 117-

1044C-54 S/N 155-

6K-37 S/N 318-

6K-42 S/N 120-

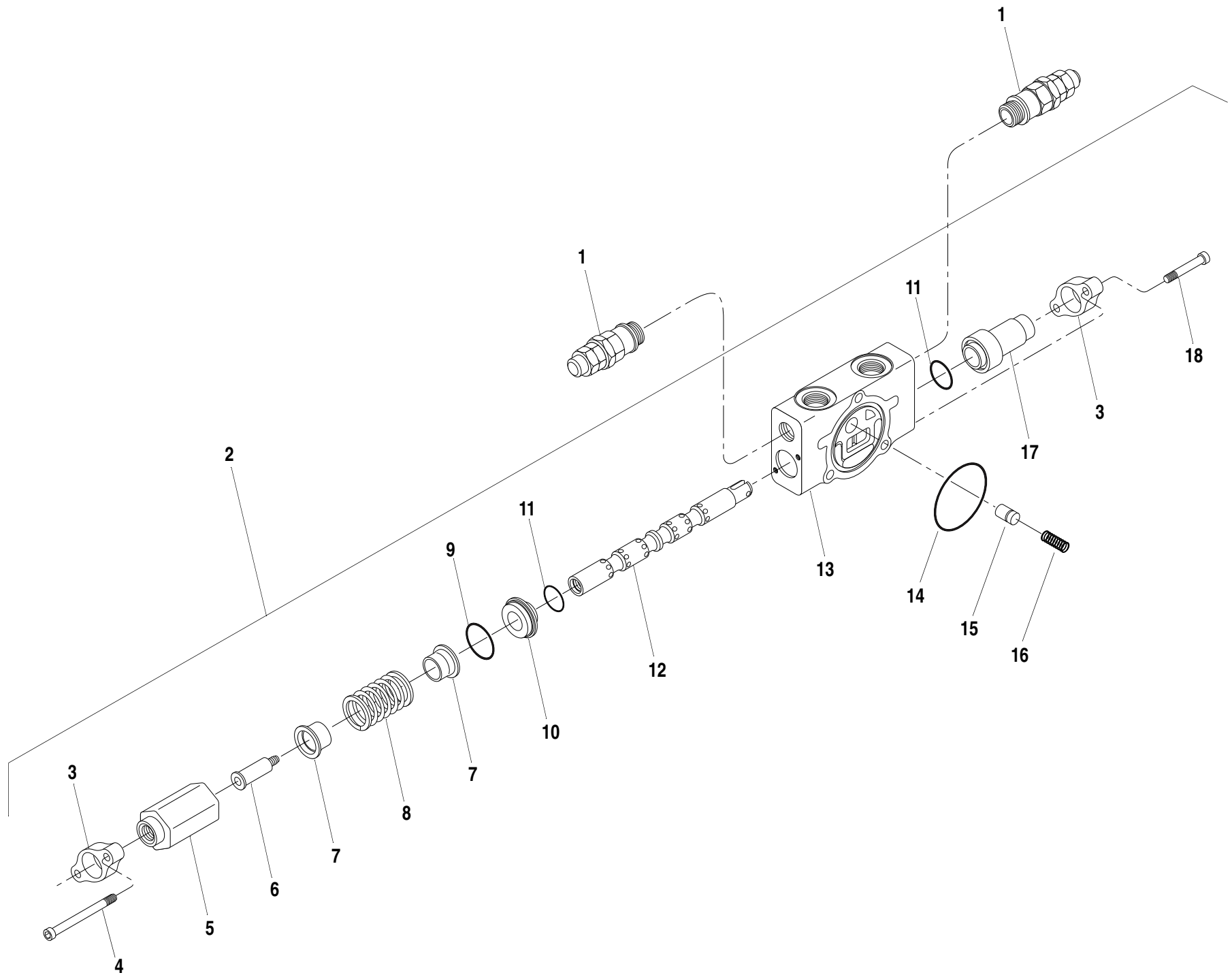
8K-42 S/N 221-

10K-42 S/N 107-

10K-54 S/N 104-

644B
6K
844C
8K
1044C
10K





ITEM	PART NO.	QTY.	DESCRIPTION
1	37950X	2	Relief Valve Assembly (See Page 6.23.1 for Breakdown)
2	37906X	-	Valve Section Assembly - Carriage Fork Tilt (Includes Items 3 - 18)
3	37962X	2	Plate, Seal
4	P01763	2	Capscrew, Socket Hd., 1/4"-20 x 3"
5	37960X	1	Cap, Spool
6	37964X	1	Spool End
7	37965X	2	Seat, Spring
8	37941X	1	Spring
9	37924X	1	O-Ring
10	37963X	1	Retainer, Spool Cap
11	37925X	2	O-Ring
12	N.S.S.	1	Spool
13	N.S.S.	1	Housing
14	37923X	1	O-Ring
15	37929X	1	Poppet
16	37937X	1	Spring
17	37961X	1	Cap, Spool
18	P01757	2	Capscrew, Socket Hd., 1/4"-20 x 1 1/2"

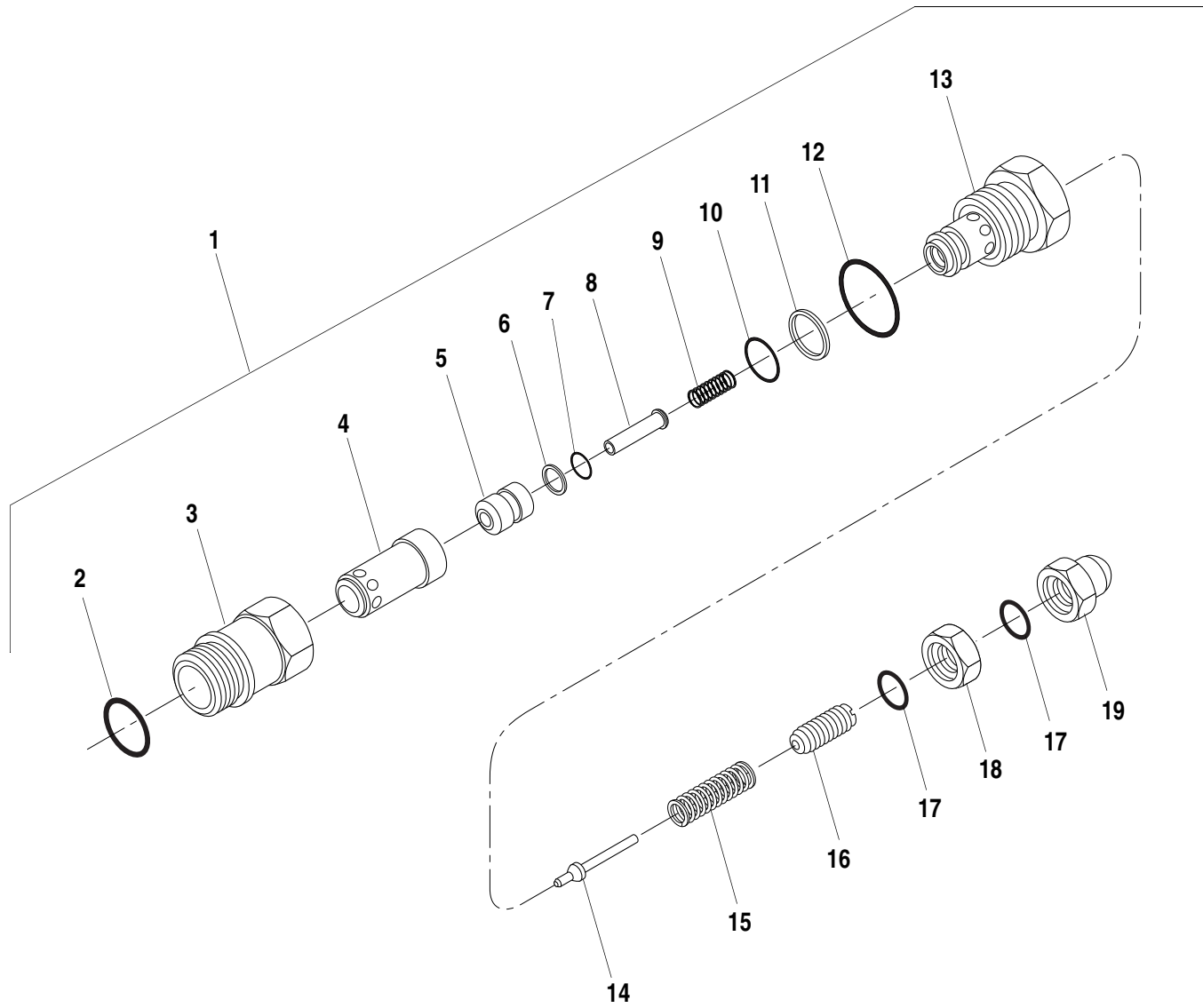
N.S.S. = Not Sold Separately

644B-37 S/N 591, 667-
644B-42 S/N 208-
844C-42 S/N 622-
1044C-42 S/N 117-
1044C-54 S/N 155-
6K-37 S/N 318-
6K-42 S/N 120-
8K-42 S/N 221-
10K-42 S/N 107-
10K-54 S/N 104-

644B
6K
844C
8K
1044C
10K

VALVE SECTION ASSEMBLY - Carriage Fork Tilt

6.22.1



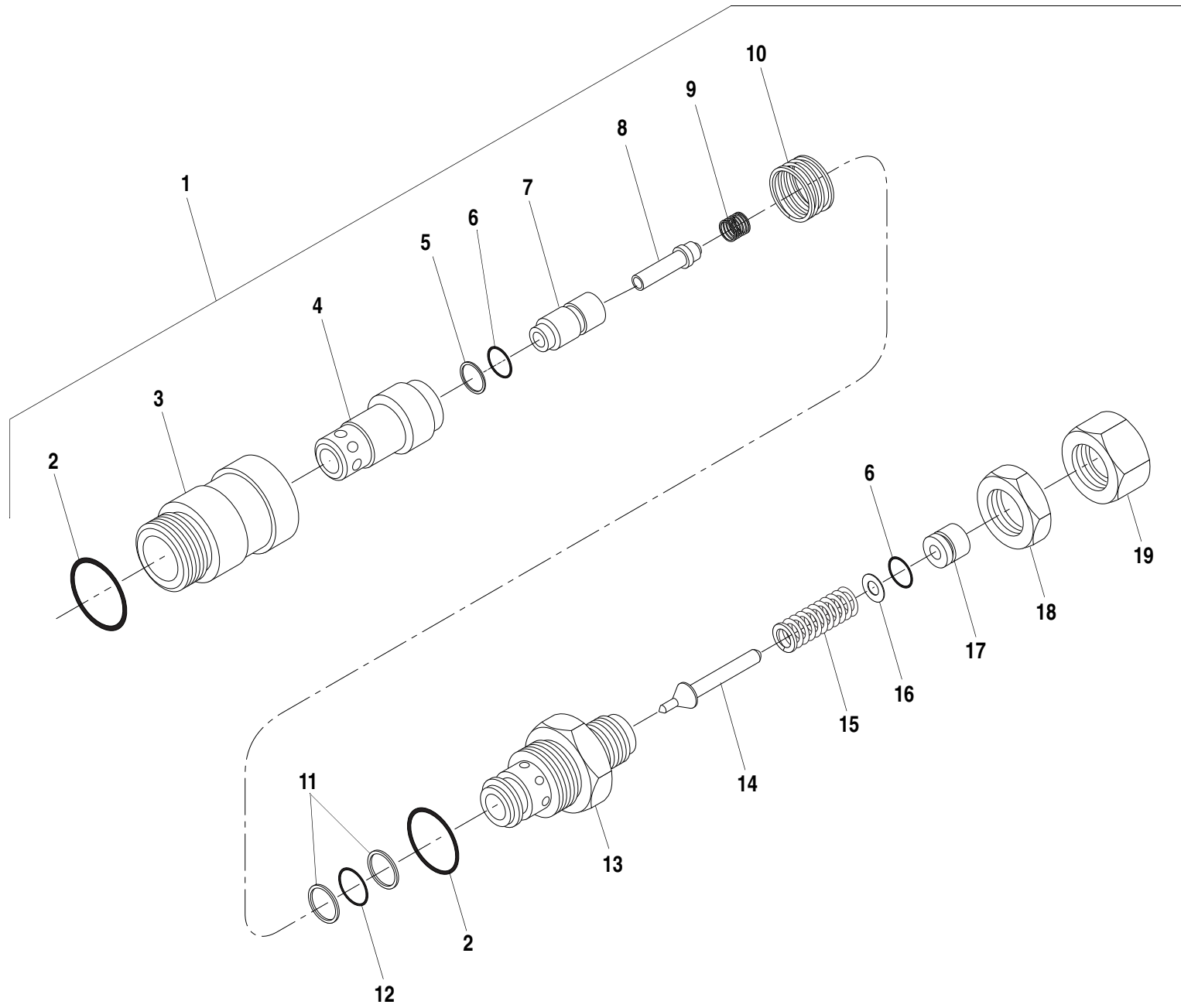
ITEM	PART NO.	QTY.	DESCRIPTION
1	37950X	2	Relief Valve Assembly - 2800 P.S.I.
	37951X	1	Relief Valve Assembly - 3150 P.S.I.
2	37928X	1	O-Ring
3	37946X	1	Body
4	37932X	1	Poppet
5	37931X	1	Poppet
6	37944X	1	Back-up Ring
7	37926X	1	O-Ring
8	37947X	1	Piston
9	37938X	1	Spring
10	P91796	1	O-Ring
11	37943X	1	Back-up Ring
12	37927X	1	O-Ring
13	37945X	1	Plug
14	37930X	1	Poppet
15	37936X	1	Spring
16	37942X	1	Screw, Adjustment
17	P91805	2	O-Ring
18	P91806	1	Nut, Special
19	P91807	1	Nut, Special
REF	37948X	1	Seal and Spring Kit (Includes Items 2, 6, 7, 9, 10, 11, 12, 15, 17)

644B-37 S/N 591, 667-
644B-42 S/N 208-
844C-42 S/N 622-
1044C-42 S/N 117-
1044C-54 S/N 155-
6K-37 S/N 318-
6K-42 S/N 120-
8K-42 S/N 221-
10K-42 S/N 107-
10K-54 S/N 104-

644B
6K
844C
8K
1044C
10K

RELIEF VALVE ASSEMBLY

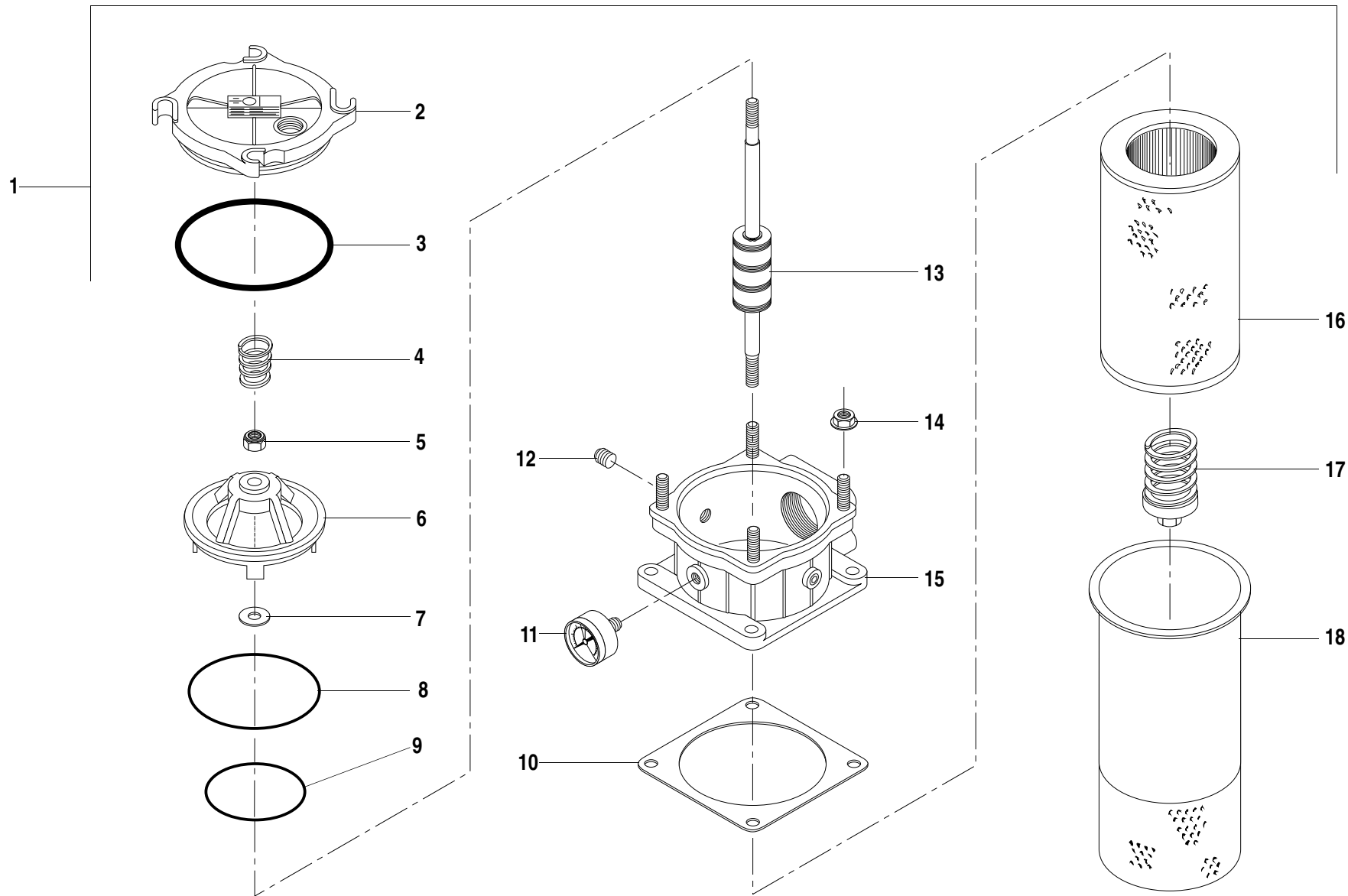
6.23.1



ITEM	PART NO.	QTY.	DESCRIPTION
1	37952X	1	Relief Valve Assembly
2	P91791	2	O-Ring
3	P91792	1	Body
4	37935X	1	Poppet
5	P91795	1	Back-up Ring
6	P91796	2	O-Ring
7	37933X	1	Poppet
8	37957X	1	Piston
9	P91798	1	Spring
10	37940X	1	Spring
11	P91800	1	Back-up Ring
12	P91799	1	O-Ring
13	37958X	1	Plug
14	37934X	1	Poppet
15	37939X	1	Spring
16	37959X	A/R	Shim
17	37954X	1	Plug, Adjustment
18	37956X	1	Nut, Special
19	37955X	1	Nut, Special
REF	37949X	1	Seal and Spring Kit (Includes Items 2, 5, 6, 9, 10, 11, 12, 15)

644B-37 S/N 591, 667-
644B-42 S/N 208-
844C-42 S/N 622-
1044C-42 S/N 117-
1044C-54 S/N 155-
6K-37 S/N 318-
6K-42 S/N 120-
8K-42 S/N 221-
10K-42 S/N 107-
10K-54 S/N 104-

644B
6K
844C
8K
1044C
10K
▼



ITEM	PART NO.	QTY.	DESCRIPTION
1	65514B	1	Return Filter Assembly (Superseds P27808)
2	N.S.S.	1	Cover
3	37117X	1	O-Ring
4	N.S.S.	1	Spring
5	P04773	1	Locknut, Hx., M8 - 1.25
6	N.S.S.	1	Trestle
7	P04630	1	Flatwasher, M8
8	37118X	1	O-Ring
9	1100778	1	O-Ring
10	●N.S.S	1	Gasket, Rubber
11	P24981	1	Gauge, Indicator
12	P10736	2	Plug, Hex Socket
13	N.S.S.	1	Tie Rod
14	N.S.S.	4	Nut, Hx. Flange, M8 - 1.25
15	N.S.S.	1	Head
16	P27810	1	Element, Filter
17	N.S.S.	1	Bypass Spring
18	N.S.S.	1	Diffuser
REF	37120X	1	Gasket & O-Ring Kit (Includes Items 3,8,10)

NOTES:

- Available In Gasket & O-Ring Kit 37120X.

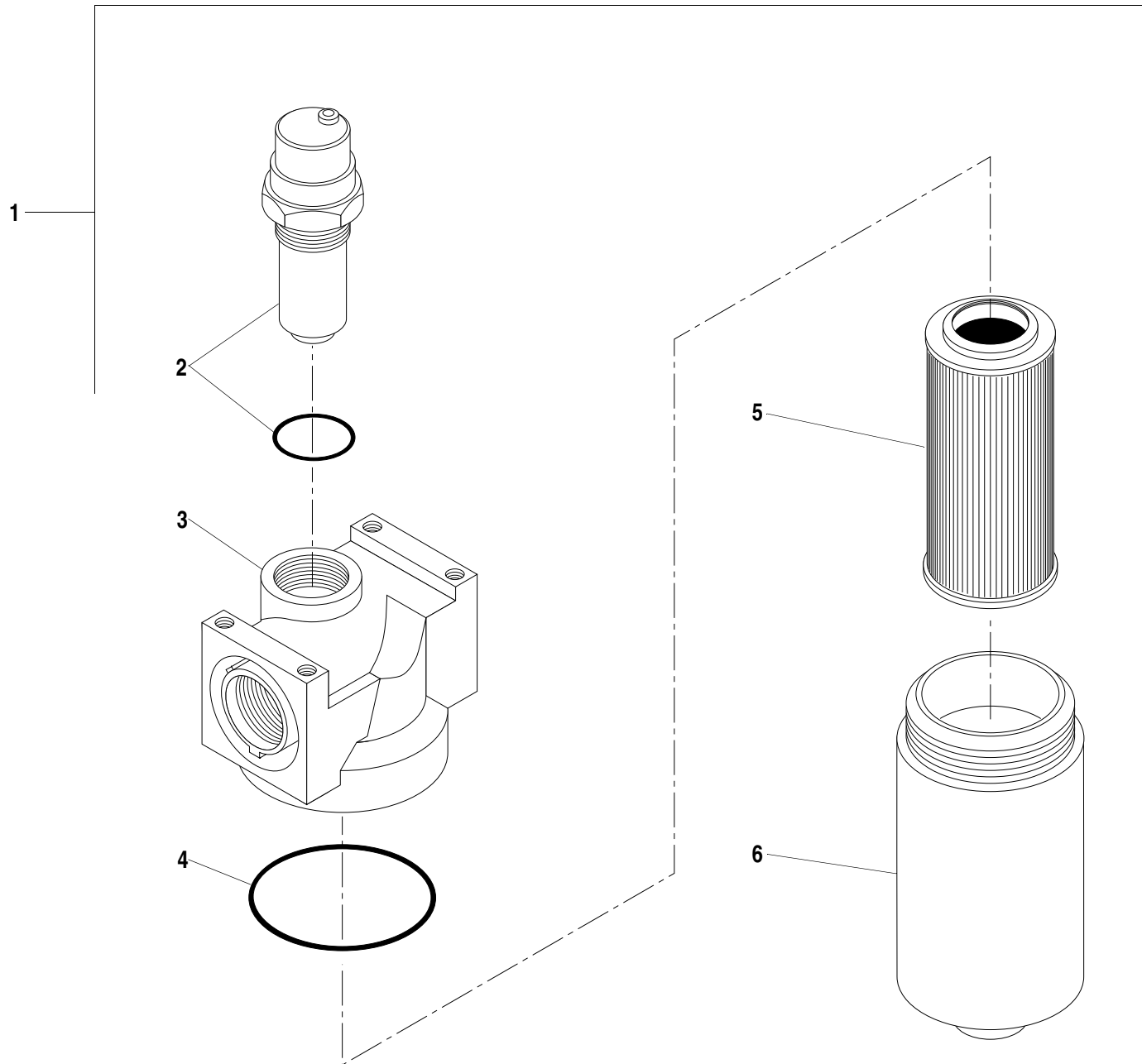
N.S.S. = Not Sold Separately

644B-37 S/N 101-
644B-42 S/N 101-
844C-42 S/N 101-
1044C-42 S/N 101-
1044C-54 S/N 101-
6K-37 S/N 101-
6K-42 S/N 101-
8K-42 S/N 101-
10K-42 S/N 101-
10K-54 S/N 101-

644B
6K
844C
8K
1044C
10K

HYDRAULIC RETURN LINE FILTER ASSEMBLY

6.27.1



ITEM	PART NO.	QTY.	DESCRIPTION
1	①N.L.A.	1	Pressure Filter Assembly (Replaces P29325)
2	36790X	1	Bypass
	②P92410	-	Bypass w/Indicator
3	P92411	1	Head, Filter
	39184X	1	Head, Filter No Bypass,
4	P92412	1	O-Ring, Bowl
5	66416X	1	Filter Element (Replaces P28128)
6	P92413	1	Bowl

NOTES:

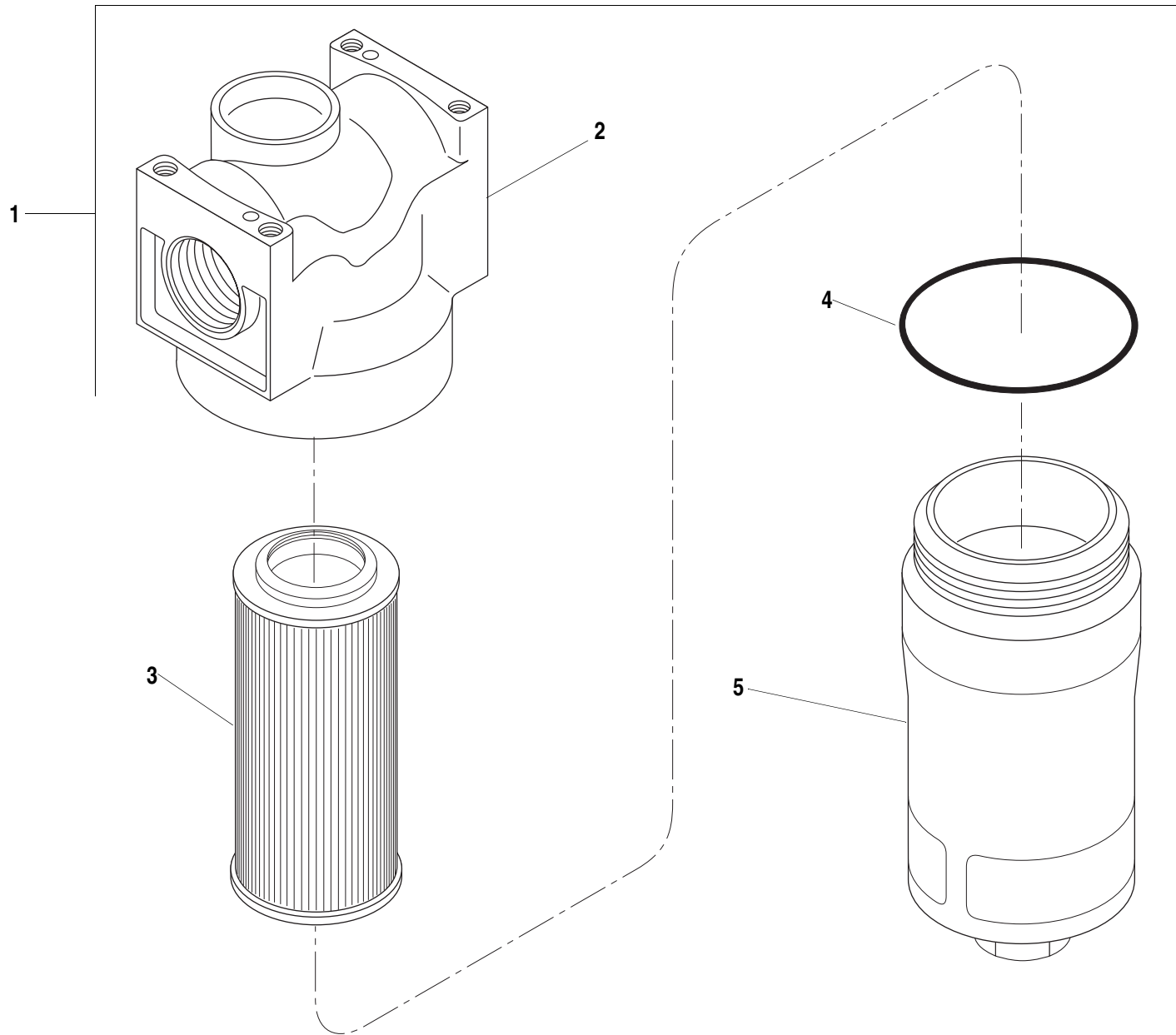
- ① No Longer Available. Order 10266450 for replacement, See page 6.28.1.1 for parts break down.
- ② Used Early Production.

644B-37 S/N 101-1244
644B-42 S/N 101-354
844C-42 S/N 101-1304
1044C-42 S/N 101-125
1044C-54 S/N 101-305
6K-37 S/N 101-488
6K-42 S/N 101-178
8K-42 S/N 101-331
10K-42 S/N 101-108
10K-54 S/N 101-113

644B
6K
844C
8K
1044C
10K
▼

PRESSURE FILTER ASSEMBLY

6.28.1



ITEM PART NO. QTY. DESCRIPTION

1	10266450	-	Pressure Filter Assembly (Replaces P29325)
2	1100341	1	Head, Filter, 12 Pitch Thread, No Bypass
3	10866416	1	Filter
4	1100343	1	Seal, Bowl
5	1100342	1	Bowl, 12 Pitch Thread

Rev. 007

644B-37 S/N 1245-
644B-42 S/N 354-
844C-42 S/N 1305-
1044C-42 S/N 126-
1044C-54 S/N 306-
6K-37 S/N 489-
6K-42 S/N 179-
8K-42 S/N 332-
10K-42 S/N 109-
10K-54 S/N 114-

644B
6K
844C
8K
1044C
10K
▼

PRESSURE FILTER ASSEMBLY 6.28.1.1

TABLE OF CONTENTS

Section 7 — Control Hydraulics

Control Manifold System

Joystick Control Hydraulic Circuit 7.1.1
Frame Tilt & Rear Oscillation Lock Hydraulic Circuit. 7.2.1
Test Port Hydraulics Circuit. 7.3.1
Oscillation Control Block Assembly. 7.4.1

Mid Inlet System

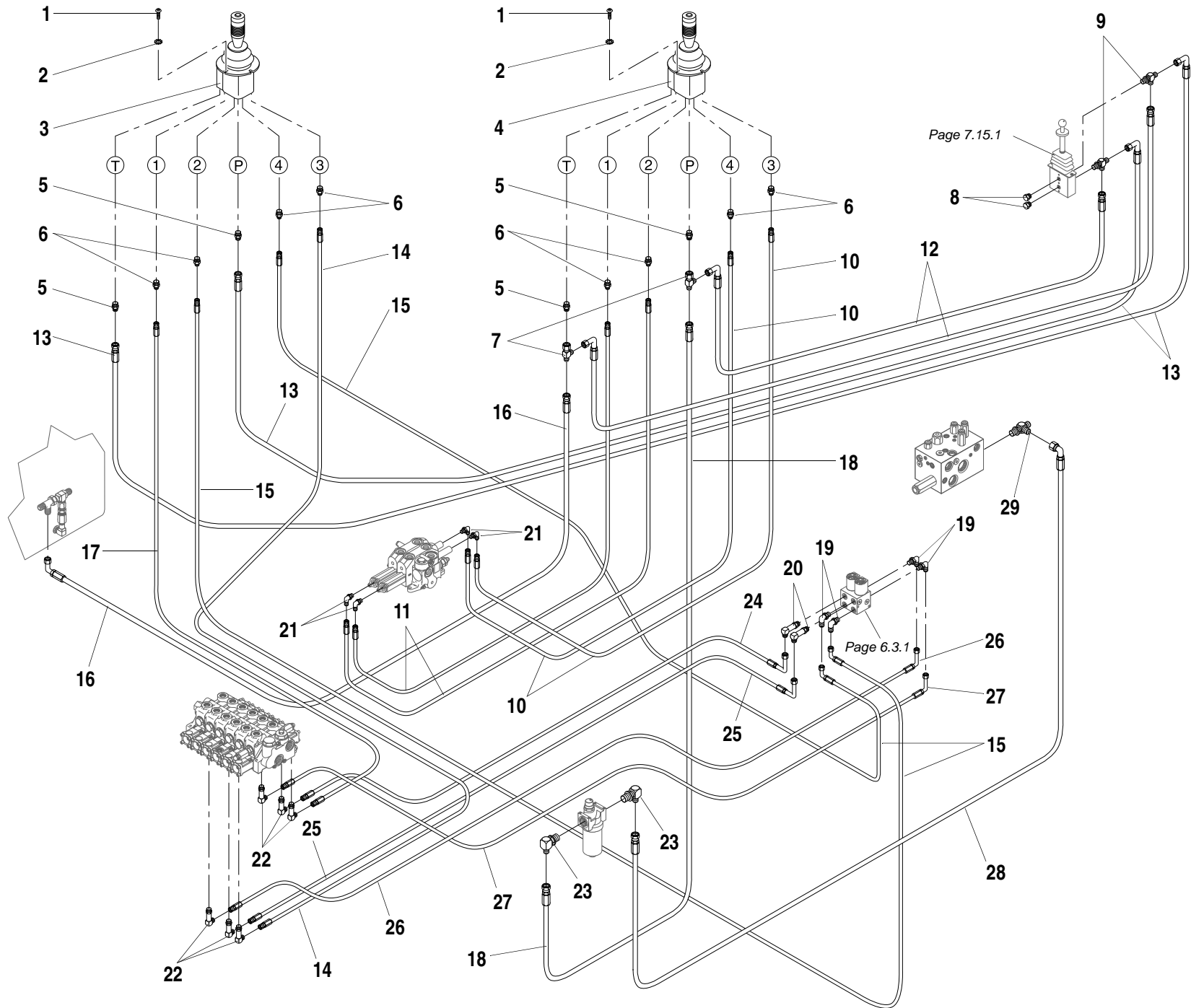
Joystick Control Hydraulic Circuit 7.7.1
Frame Tilt & Rear Oscillation Lock Hydraulic Circuit. 7.8.1
Rear Axle Stabilizer Control Valve Assembly 7.9.1
Test Port Hydraulics Circuit. 7.10.1
Oscillation Control Block Assembly. 7.11.1
Inline Fliter Assembly 7.12.1

Common Compoments

Joystick Control Valve Assembly 7.14.1
Frame Tilt Control Valve Assembly. 7.15.1
Frame Tilt Cylinder Assembly 7.16.1
Rear Oscillation Lock Cylinder Assembly 7.17.1

Outrigger Hydraulics Assembly

Outrigger Hydraulics Circuit 7.20.1
Outrigger Control Valve Assembly 7.21.1
Outrigger Over-Ride Valve Assembly 7.22.1
Outrigger Cylinder Assembly. 7.23.1
Boom Extend Lockout Valve Assembly. 7.24.1



ITEM	PART NO.	QTY.	DESCRIPTION
1	P03196	8	Capscrew, Button Hd. Socket, 1/4"-20 x 3/4"
2	P01357	8	Starwasher, 1/4" External
3	P31559	1	Joystick Control Valve - Front (See Page 7.14.1 for Breakdown)
4	P31406	1	Joystick Control Valve - Rear (See Page 7.14.1 for Breakdown)
5	P18936	4	Connector, O-Ring
6	P24612	8	Connector, O-Ring
7	P19412	2	Tee, Swivel
8	P25691	2	Plug, O-Ring
9	P21914	2	Tee, O-Ring
10	37159X	2	Hyd. Hose, 1/4"
11	P24630	2	Hyd. Hose, 1/4"
12	P20460	2	Hyd. Hose, 3/8"
13	P24641	2	Hyd. Hose, 3/8"
14	P29783	1	Hyd. Hose, 1/4"
15	P25332	2	Hyd. Hose, 1/4"
16	P29752	1	Hyd. Hose, 3/8"
17	37166X	1	Hyd. Hose, 1/4"
18	P21639	1	Hyd. Hose, 3/8"
19	P19248	4	90° Elbow, O-Ring
20	P33166	2	90° Elbow, O-Ring (Long)
21	P18935	4	90° Elbow, O-Ring
22	P29013	6	90° Elbow, O-Ring (Long)
23	P19810	2	90° Elbow, O-Ring
24	37162X	1	Hyd. Hose, 1/4"
25	37163X	1	Hyd. Hose, 1/4"
26	37160X	1	Hyd. Hose, 1/4"
27	37161X	1	Hyd. Hose, 1/4"
28	P21329	1	Hyd. Hose, 3/8"
29	① P21914	1	Tee, O-Ring

NOTES:

- ① For 644B-37; S/N 101-194 and 844C-42; S/N 101-183
Use 38314A (Modified fitting with orifice)

644B-37 S/N 101-590, 592-666

644B-42 S/N 101-207

844C-42 S/N 101-621

1044C-42 S/N 101-116

1044C-54 S/N 101-154

644B

6K

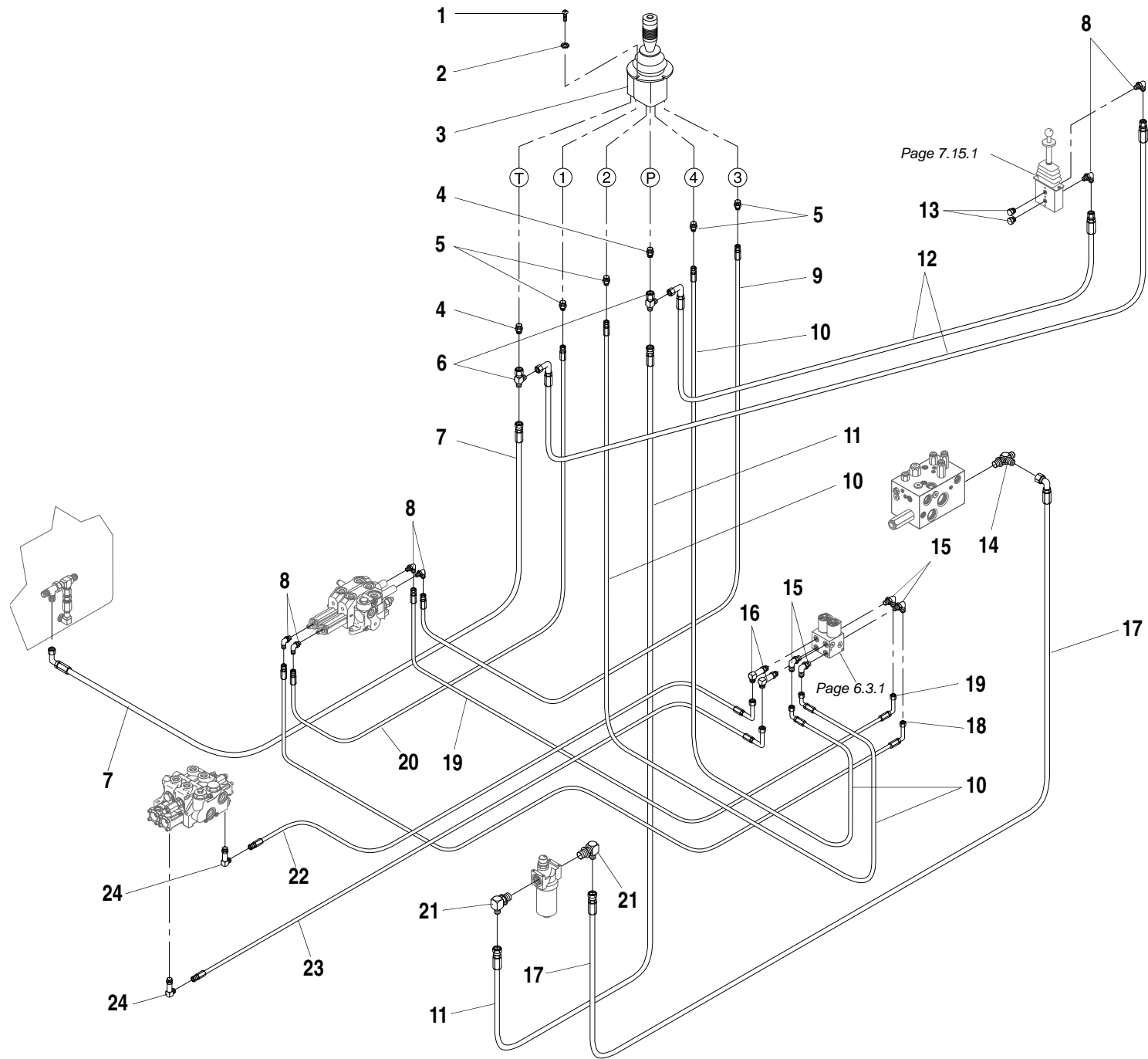
844C

8K

1044C

10K





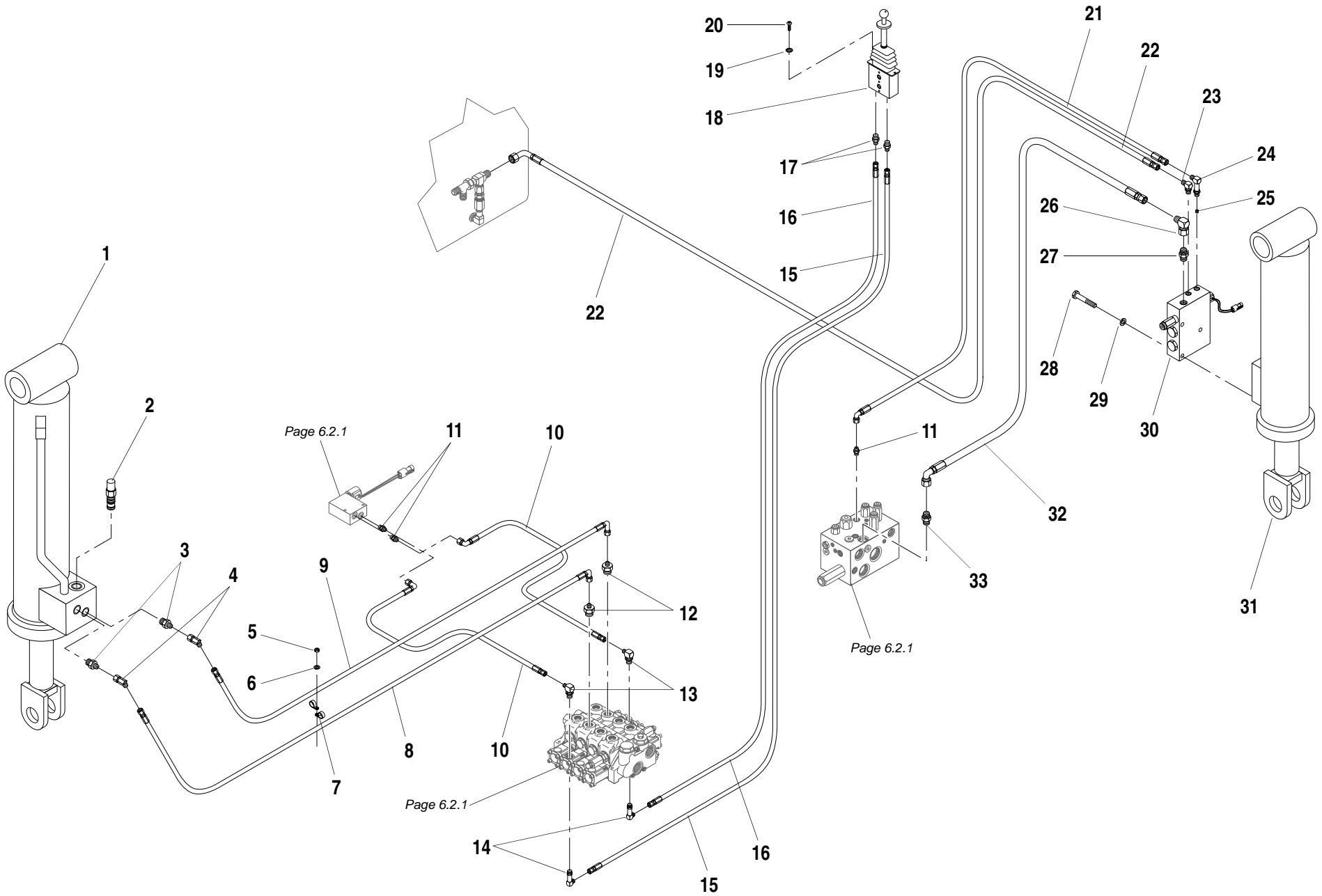
ITEM	PART NO.	QTY.	DESCRIPTION
1	P03196	4	Capscrew, Button Hd. Socket, 1/4"-20 x 3/4"
2	P01357	4	Starwasher, 1/4" External
3	P31406	1	Joystick Control Valve - Rear (See Page 7.14.1 for Breakdown)
4	P18936	2	Connector, O-Ring
5	P24612	4	Connector, O-Ring
6	P19412	2	Tee, Swivel
7	P29752	1	Hyd. Hose, 3/8"
8	P18935	6	90° Elbow, O-Ring
9	37159X	1	Hyd. Hose, 1/4"
10	P27663	2	Hyd. Hose, 1/4"
11	P21639	1	Hyd. Hose, 3/8"
12	P20460	2	Hyd. Hose, 3/8"
13	P25691	2	Plug, O-Ring
14	①P21914	1	Tee, O-Ring
15	P19248	4	90° Elbow, O-Ring
16	P33166	2	90° Elbow, O-Ring (Long)
17	P21329	1	Hyd. Hose, 3/8"
18	37269X	1	Hyd. Hose, 1/4"
19	37162X	1	Hyd. Hose, 1/4"
20	P24630	1	Hyd. Hose, 1/4"
21	P19810	2	90° Elbow, O-Ring
22	37271X	1	Hyd. Hose, 1/4"
23	37270X	1	Hyd. Hose, 1/4"
24	P29013	2	90° Elbow, O-Ring (Long)

NOTES:

- ① For 8K-42 (S/N 101-131) and 6K-37 (S/N 101-149)
Use 38314A. (Modified fitting with orifice)

6K-37 S/N 101-317
6K-42 S/N 101-119
8K-42 S/N 101-220
10K-42 S/N 101-106
10K-54 S/N 101-103

644B
6K
 844C
8K
 1044C
10K
 ▼

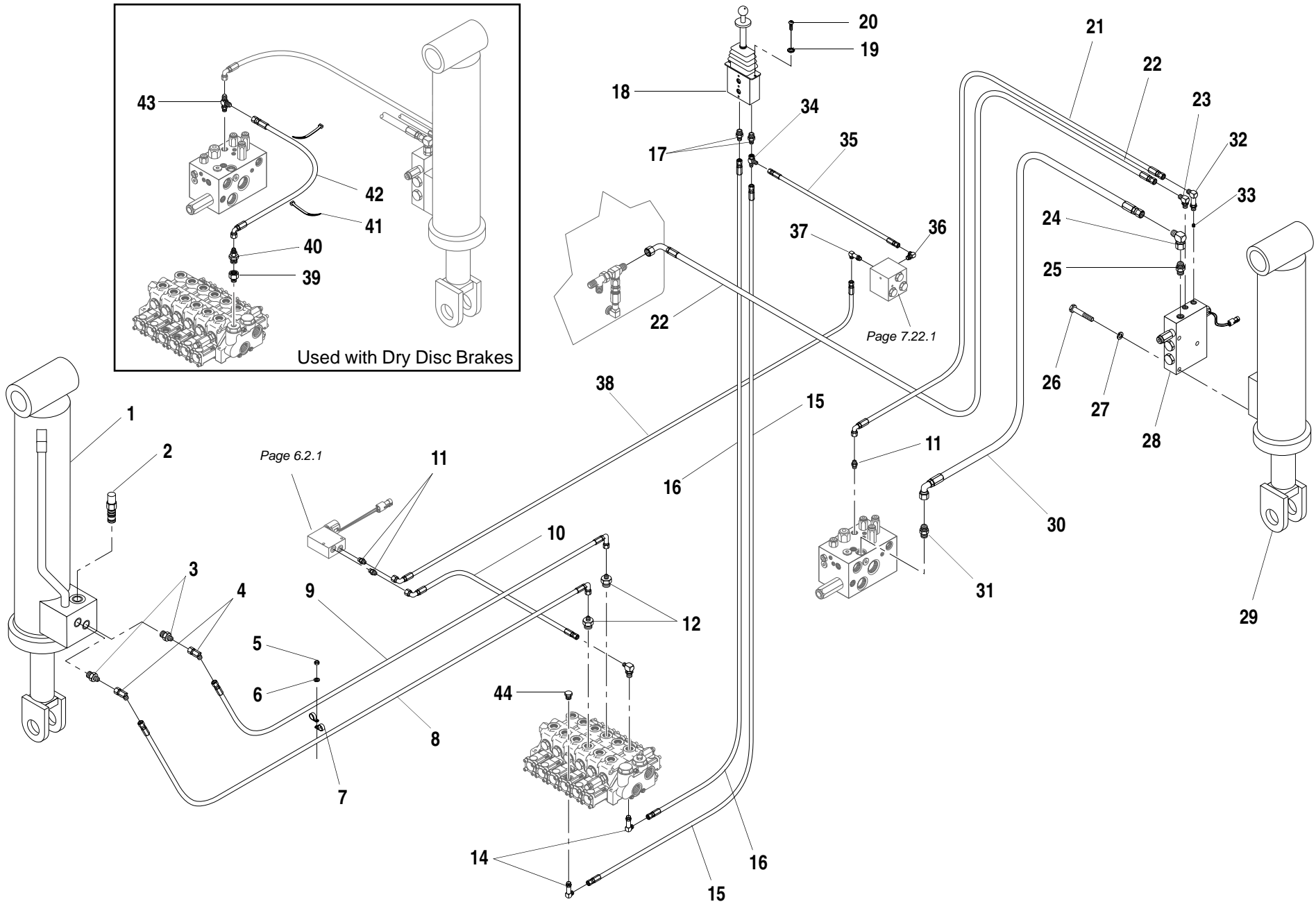


ITEM	PART NO.	QTY.	DESCRIPTION
1		1	Cylinder, Frame Tilt (See Pages 7.16.1 –7.16.1.2 for Breakdown)
2	P29947	2	Cartridge, Counterbalance Valve
REF	2900770	1	Seal Kit
3	P19415	2	Connector, O-Ring
4	P21175	2	45° Elbow, Swivel
5	P01508	1	Nut, Hx., 3/8"-16
6	P01310	1	Lockwasher, 3/8"
7	P17553	2	Clamp, Hose
8	37169X	1	Hyd. Hose, 1/4"
9	37170X	1	Hyd. Hose, 1/4"
10	P20408	2	Hyd. Hose, 1/4"
11	P18960	3	Connector, O-Ring
12	P25697	2	Connector, O-Ring
13	P24609	2	90° Elbow, O-Ring
14	P29013	2	90° Elbow, O-Ring (Long)
15	P29782	1	Hyd. Hose, 1/4"
16	37164X	1	Hyd. Hose, 1/4"
17	P24612	2	Connector, O-Ring
18	P31443	1	Control Valve, Frame Tilt (See Page 7.15.1 for Breakdown)
19	P01357	2	Starwasher, 1/4" External
20	P03196	2	Capscrew, Button Hd. Socket, 1/4"-20 x 3/4"
21	37254X	1	Hyd. Hose, 1/4"
22	37255X	1	Hyd. Hose, 3/8"
23	P18935	1	90° Elbow, O-Ring
24	39879A	1	90° Long Elbow, Special (Includes Item 25) (Replaces P18935)
25	②31807A	1	Orifice
26	P21579	1	90° Elbow, Swivel
27	P23848	1	Check Valve
28	P00439	3	Capscrew, Hx., 1/2"-13 x 3 1/2" GR 8
29	P01312	3	Lockwasher, 1/2"
30	36540C	1	Control Block, Rear Oscillation Lock (See Page 7.4.1 for Breakdown)

ITEM	PART NO.	QTY.	DESCRIPTION
31		1	Cylinder, Rear Oscillation Lock (See Pages 7.17.1 –7.17.1.3 for Breakdown)
32	P27679	1	Hyd. Hose, 1/2"
33	P18944	1	Connector, O-Ring
<p>NOTES:</p> <p>② Production Initiated 644B-37 (S/N 535) and 644B-42 (S/N 138).</p>			
644B-37 S/N 101–590, 592–666			
644B-42 S/N 101–207			
844C-42 S/N 101–621			
1044C-42 S/N 101–116			
6K-37 S/N 101–317			
6K-42 S/N 101–119			
8K-42 S/N 101–220			
10K-42 S/N 101–106			

FRAME TILT & REAR OSCILLATION LOCK HYDRAULIC CIRCUIT 7.2.1

644B
6K
844C
8K
1044C
10K
▼



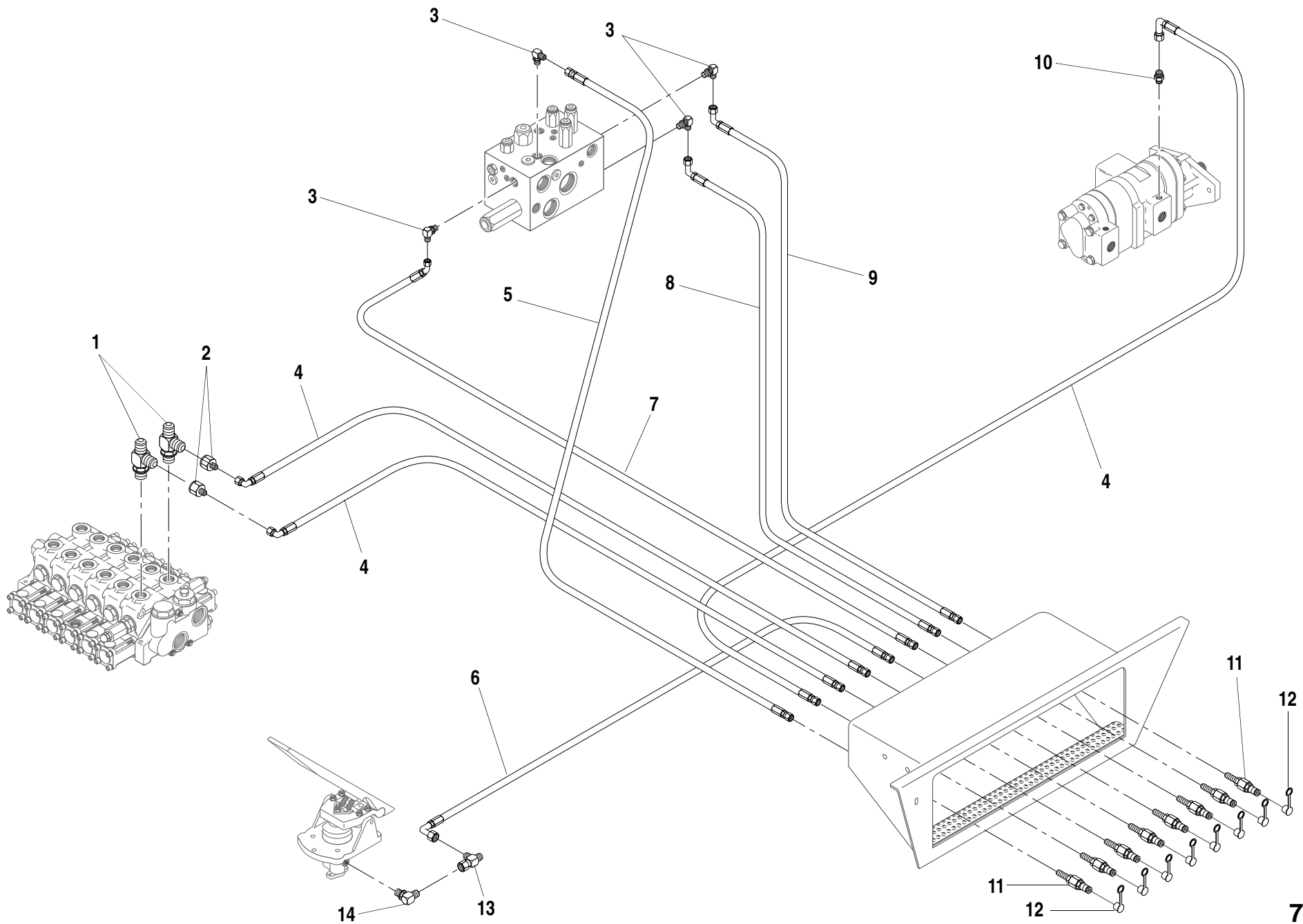
ITEM	PART NO.	QTY.	DESCRIPTION
1		1	Cylinder, Frame Tilt (See Pages 7.16.1 –7.16.1.2 for Breakdown)
2	P29947	2	Cartridge, Counterbalance Valve
REF	2900770	1	Seal Kit
3	P19415	2	Connector, O-Ring
4	P21175	2	45° Elbow, Swivel
5	P01508	1	Nut, Hx., 3/8"-16
6	P01310	1	Lockwasher, 3/8"
7	P17553	2	Clamp, Hose
8	37169X	1	Hyd. Hose, 1/4"
9	37170X	1	Hyd. Hose, 1/4"
10	P20408	2	Hyd. Hose, 1/4"
11	P18960	3	Connector, O-Ring
12	P25697	2	Connector, O-Ring
13	P24609	2	90° Elbow, O-Ring
14	P29013	2	90° Elbow, O-Ring (Long)
15	P29782	1	Hyd. Hose, 1/4"
16	37164X	1	Hyd. Hose, 1/4"
17	P24612	2	Connector, O-Ring
18	P31443	1	Control Valve, Frame Tilt (See Page 7.15.1 for Breakdown)
19	P01357	2	Starwasher, 1/4" External
20	P03196	2	Capscrew, Button Hd. Socket, 1/4"-20 x 3/4"
21	37254X	1	Hyd. Hose, 1/4"
22	37255X	1	Hyd. Hose, 3/8"
23	P18935	1	90° Elbow, O-Ring
24	P21579	1	90° Elbow, Swivel
25	20212A	1	Check Valve
26	P00439	3	Capscrew, Hx., 1/2"-13 x 3 1/2" GR 8
27	P01312	3	Lockwasher, 1/2"
28	36540C	1	Control Block, Rear Oscillation Lock (See Page 7.4.1 for Breakdown)
29		1	Cylinder, Rear Oscillation Lock (See Pages 7.17.1 –7.17.1.3 for Breakdown)
30	P27679	1	Hyd. Hose, 1/2"

ITEM	PART NO.	QTY.	DESCRIPTION
31	P18944	1	Connector, O-Ring
32	39879A	1	90° Elbow (Long), Special (Includes item 33) (Supersedes P18935)
33	❶31807A	1	Orifice
34	P27399	1	Tee, Swivel
35	37858X	1	Hyd. Hose, 1/4"
36	P19248	1	90° Elbow, O-Ring
37	P33166	1	90° Elbow, O-Ring (Long)
38	P32418	1	Hyd. Hose, 1/4"
39	P28987	1	O-Ring Reducer
40	37052X	1	Check Valve
41	P17989	2	Cable tie
42	37514X	1	Hyd. Hose, 1/4"
43	P26604	1	Tee Run, O-Ring
44	P25691	1	Plug, O-Ring
NOTES: ❶ Production Initiated 1044C-54; S/N 101-103 & S/N 113.			
1044C-54 S/N 101-154			
10K-54 S/N 101-103			

Rev. 009

FRAME TILT & REAR OSCILLATION LOCK HYDRAULIC CIRCUIT 7.2.2

644B
6K
844C
8K
1044C
10K
▼



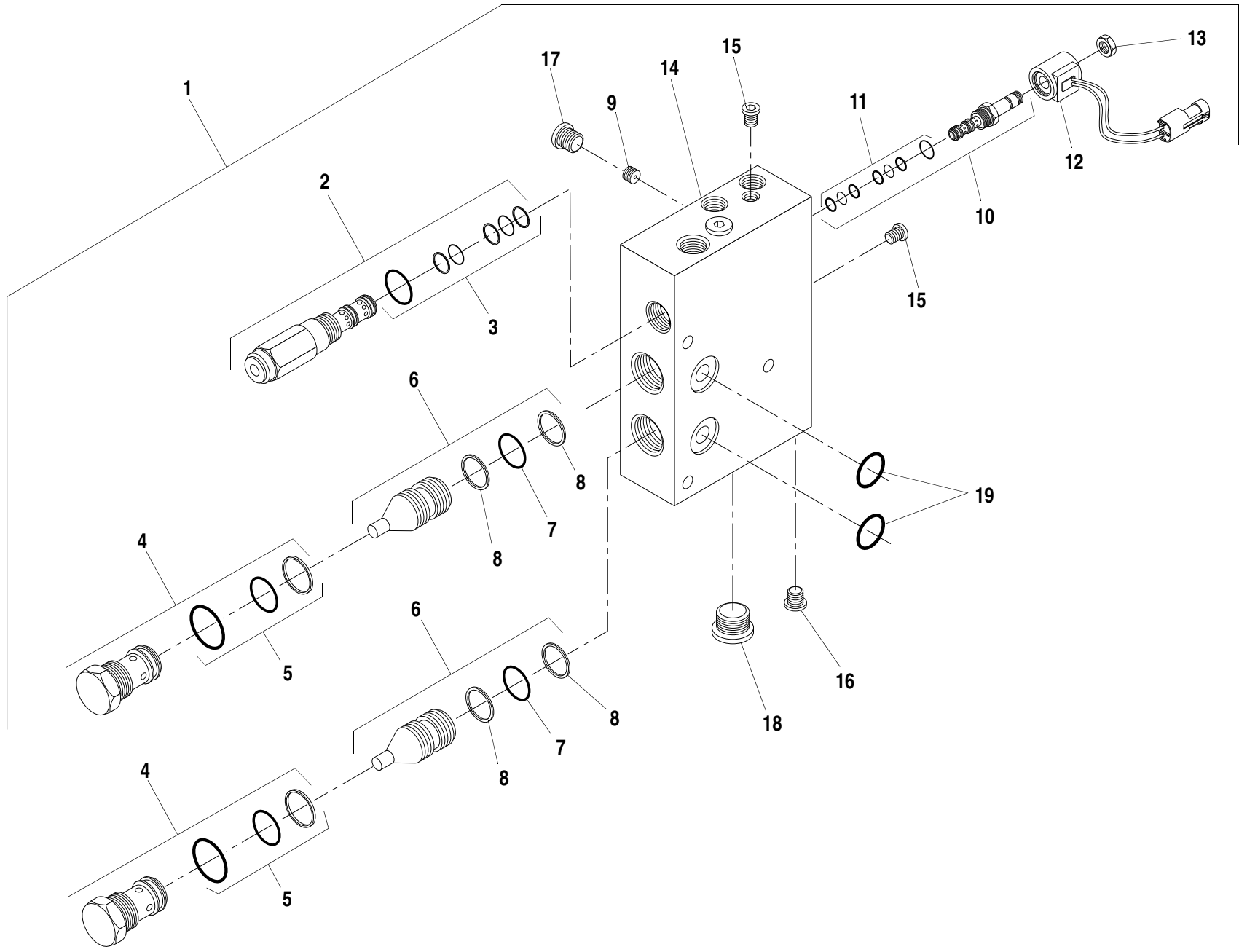
ITEM	PART NO.	QTY.	DESCRIPTION
1	39703A	2	Tee Adapter, O-Ring (Supersedes P28364)
2	❶P33128	2	Reducer, Swivel
3	P19248	4	90° Elbow, O-Ring
4	P25242	3	Hyd. Hose, 1/4"
5	37171X	1	Hyd. Hose, 1/4"
6	37173X	1	Hyd. Hose, 1/4"
7	37253X	1	Hyd. Hose, 1/4"
8	P26617	1	Hyd. Hose, 1/4"
9	37176X	1	Hyd. Hose, 1/4"
10	P18960	1	Connector, O-Ring
11	P28496	8	Diagnostic Nipple, Bulkhead
12	P27805	8	Dust Cap
13	P19412	1	Tee, Swivel
14	P18935	1	90° Elbow, O-Ring

NOTES:

- ❶ Used on Early Production Models only.
Not Required with the use of 39703A, O-Ring Tee Adapter.

644B-37 S/N 101-590, 592-666
644B-42 S/N 101-207
844C-42 S/N 101-621
1044C-42 S/N 101-116
1044C-54 S/N 101-154
6K-37 S/N 101-317
6K-42 S/N 101-119
8K-42 S/N 101-220
10K-42 S/N 101-106
10K-54 S/N 101-103

644B
6K
844C
8K
1044C
10K
▼



ITEM	PART NO.	QTY.	DESCRIPTION
1	36540C	1	Oscillation Control Block Assembly
2	37353X	1	Cartridge, Pressure Reducing Valve
3	37356X	1	Seal Kit
4	37354X	2	Cartridge, Check Valve
5	37357X	1	Seal Kit
6	37360X	2	Piston Assembly
7	37359X	1	O-Ring
8	37358X	2	Backup Ring
9	37361X	1	Orifice Plug
10	37352X	1	Solenoid Valve
11	37355X	1	Seal Kit
12	38329A	1	Coil
13	P40662	1	Nut
14	N.S.S.	1	Body
15	P27931	2	O-Ring Plug, Hollow Hex
16	P27933	1	O-Ring Plug, Hollow Hex
17	P27935	2	O-Ring Plug, Hollow Hex
18	P27937	1	O-Ring Plug, Hollow Hex
19	P10547	2	O-Ring

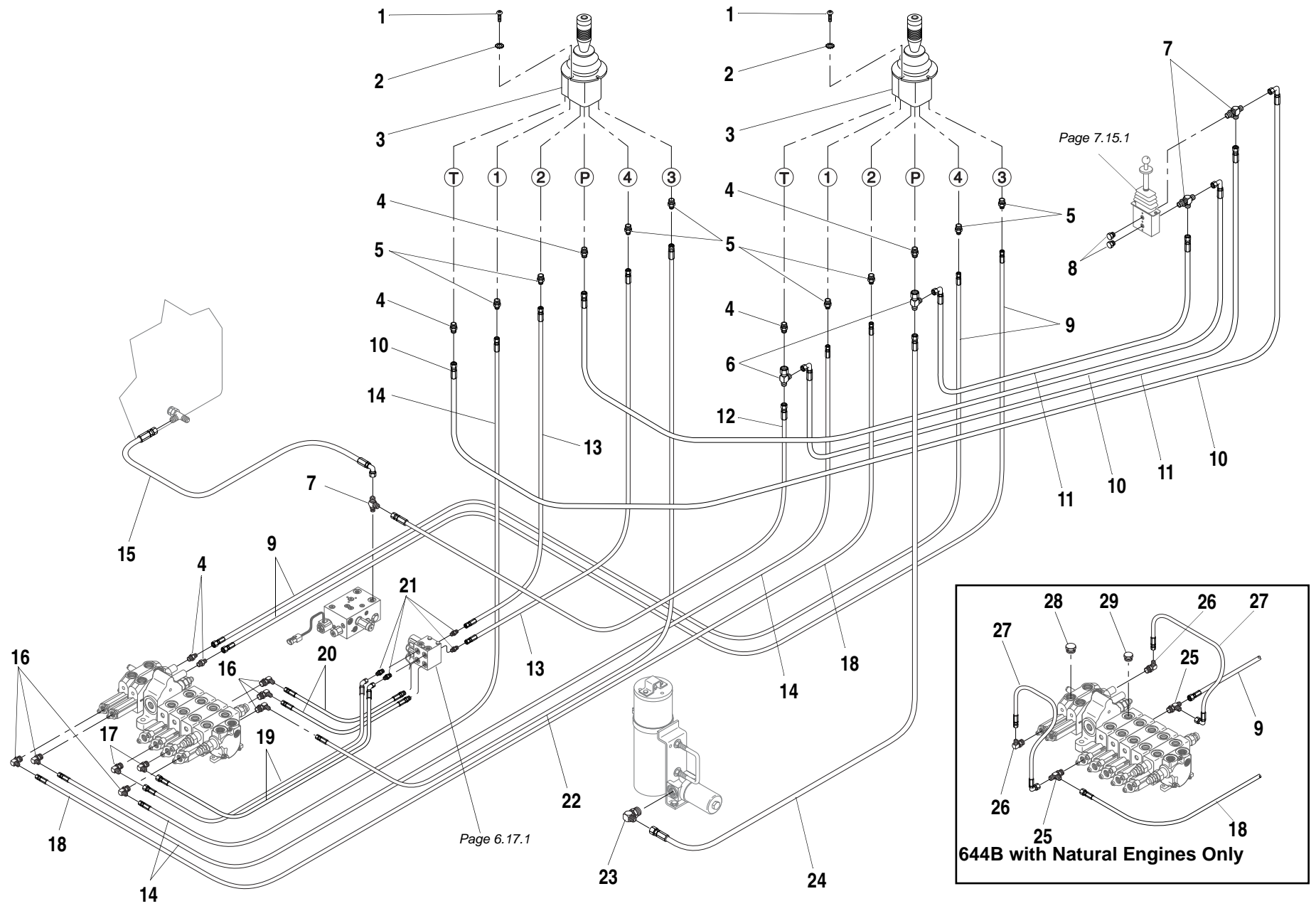
N.S.S. = Not Sold Separately

644B-37 S/N 101-590, 592-666
644B-42 S/N 101-207
844C-42 S/N 101-621
1044C-42 S/N 101-116
1044C-54 S/N 101-154
6K-37 S/N 101-317
6K-42 S/N 101-119
8K-42 S/N 101-220
10K-42 S/N 101-106
10K-54 S/N 101-103

644B
6K
844C
8K
1044C
10K

OSCILLATION CONTROL BLOCK ASSEMBLY

7.4.1



ITEM	PART NO.	QTY.	DESCRIPTION
1	P03196	8	Capscrew, Button Hd. Socket, 1/4"-20 x 3/4"
2	P01357	8	Starwasher, 1/4" External
3	65474B	2	Joystick Control Valve - Front (See Page 7.14.1 for Breakdown)
4	P18936	6	Connector, O-Ring
5	P24612	8	Connector, O-Ring
6	P19412	2	Tee, Swivel
7	P21914	3	Tee, O-Ring
8	P25691	2	Plug, O-Ring
9	P29155	2	Hyd. Hose, 1/4"
10	P24641	2	Hyd. Hose, 3/8"
11	P20460	2	Hyd. Hose, 3/8"
12	P18856	1	Hyd. Hose, 3/8"
13	37505X	2	Hyd. Hose, 1/4"
14	P33052	2	Hyd. Hose, 1/4"
15	37608X	1	Hyd. Hose, 3/8"
16	P24609	6	90° Elbow, O-Ring
17	P18935	2	90° Elbow, O-Ring
18	37607X	1	Hyd. Hose, 3/8"
19	37536X	2	Hyd. Hose, 1/4"
20	37295X	2	Hyd. Hose, 1/4"
21	P18960	4	Connector, O-Ring
22	P32416	1	Hyd. Hose, 1/4"
23	P19810	2	90° Elbow, O-Ring
24	P23862	1	Hyd. Hose, 3/8"
25	①P21914	2	Tee, O-Ring
26	①P24609	2	90° Elbow, O-Ring
27	①37524X	2	Hyd. Hose, 1/4"
28	①P21635	1	O-Ring Plug, Hex
29	①P15447	1	O-Ring Plug, Hex

NOTES:

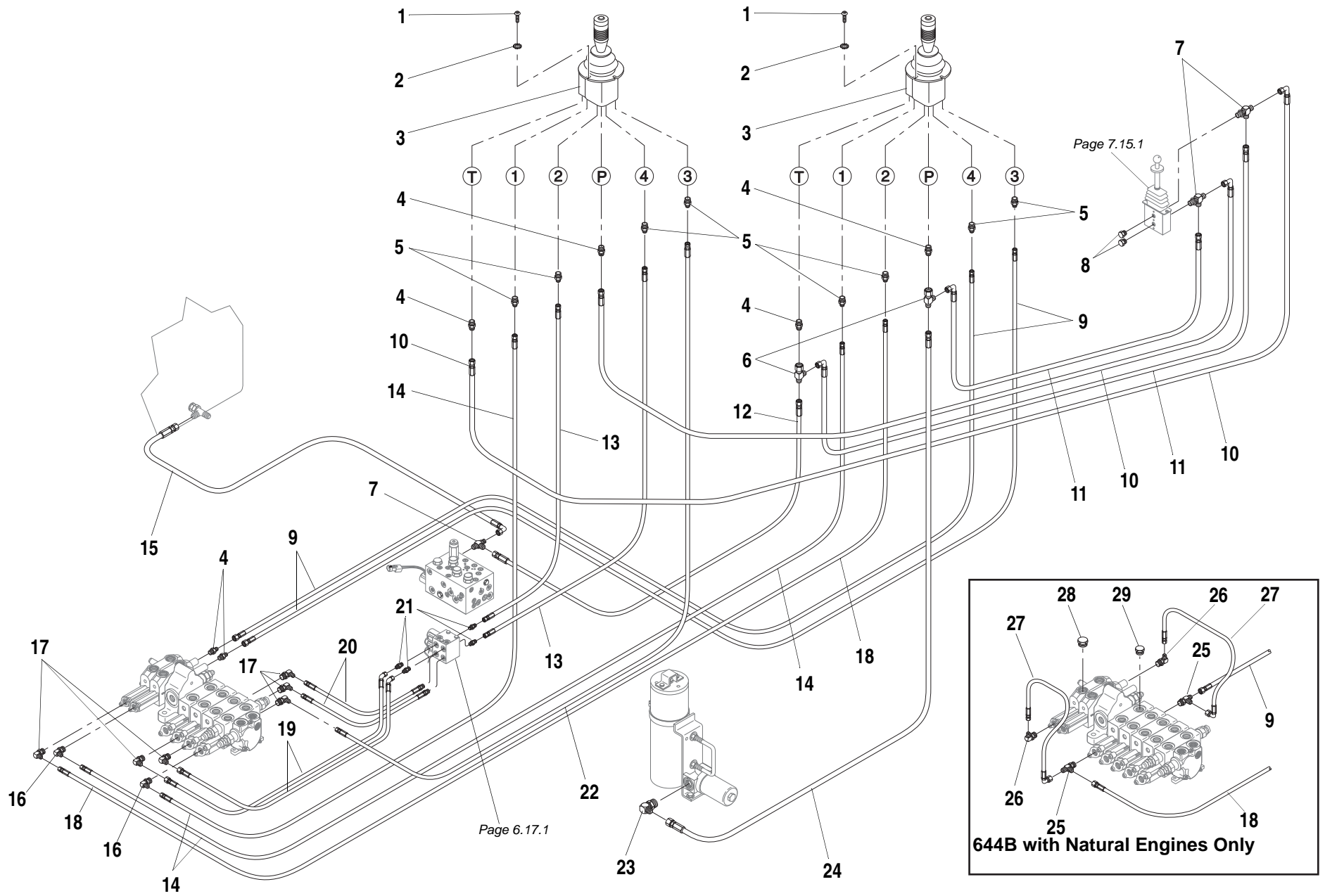
① Used on 644B Equipped with Natural Engines Only.

644B-37	S/N 591, 667-1289 & 1293-1303
644B-42	S/N 208-341 & 344-362
844C-42	S/N 622-1198, 1200-1254, 1256-1309, 1311-1329, 1331-1340 & 1343-1352
1044C-42	S/N 117-126

644B
6K
844C
8K
1044C
10K
▼

JOYSTICK CONTROL HYDRAULIC CIRCUIT (Mid Inlet)

7.7.1



ITEM	PART NO.	QTY.	DESCRIPTION
1	P03196	8	Capscrew, Button Hd. Socket, 1/4"-20 x 3/4"
2	P01357	8	Starwasher, 1/4" External
3	65474B	2	Joystick Control Valve - Front (See Page 7.14.1 for Breakdown)
4	P18936	6	Connector, O-Ring
5	P24612	8	Connector, O-Ring
6	P19412	2	Tee, Swivel
7	P21914	3	Tee, O-Ring
8	P25691	2	Plug, O-Ring
9	P29155	2	Hyd. Hose, 1/4"
10	P24641	2	Hyd. Hose, 3/8"
11	P20460	2	Hyd. Hose, 3/8"
12	P18856	1	Hyd. Hose, 3/8"
13	37505X	2	Hyd. Hose, 1/4"
14	P33052	2	Hyd. Hose, 1/4"
15	37608X	1	Hyd. Hose, 3/8"
16	P24609	6	90° Elbow, O-Ring
17	P18935	2	90° Elbow, O-Ring
18	37607X	1	Hyd. Hose, 3/8"
19	37536X	2	Hyd. Hose, 1/4"
20	37295X	2	Hyd. Hose, 1/4"
21	P18960	4	Connector, O-Ring
22	P32416	1	Hyd. Hose, 1/4"
23	P19810	2	90° Elbow, O-Ring
24	P23862	1	Hyd. Hose, 3/8"
25	①P21914	2	Tee, O-Ring
26	①P24609	2	90° Elbow, O-Ring
27	①37524X	2	Hyd. Hose, 1/4"
28	①P21635	1	O-Ring Plug, Hex
29	①P15447	1	O-Ring Plug, Hex

NOTES:

① Used on 644B Equipped with Natural Engines Only.

644B-37	S/N 1290–1292 & 1304–
644B-42	S/N 342, 343 & 363–
844C-42	S/N 1199, 1255, 1310,1330,1341,1342 & 1353–
1044C-42	S/N 127–

644B
6K
844C
8K
1044C
10K

JOYSTICK CONTROL HYDRAULIC CIRCUIT (Mid Inlet) 7.7.1.1



ITEM	PART NO.	QTY.	DESCRIPTION
1	P03196	8	Capscrew, Button Hd. Socket, 1/4"-20 x 3/4"
2	P01357	8	Starwasher, 1/4" External
3	65474B	2	Joystick Control Valve (See Page 7.14.1 for Breakdown)
4	P18936	6	Connector, O-Ring
5	P24612	8	Connector, O-Ring
6	P19412	2	Tee, Swivel
7	P21914	3	Tee, O-Ring
8	P25691	2	Plug, O-Ring
9	P29155	2	Hyd. Hose, 1/4"
10	P24641	2	Hyd. Hose, 3/8"
11	P20460	2	Hyd. Hose, 3/8"
12	P18856	1	Hyd. Hose, 3/8"
13	37505X	2	Hyd. Hose, 1/4"
14	P33052	2	Hyd. Hose, 1/4"
15	37608X	1	Hyd. Hose, 3/8"
16	P24609	6	90° Elbow, O-Ring
17	P18935	2	90° Elbow, O-Ring
18	37607X	1	Hyd. Hose, 3/8"
19	37536X	2	Hyd. Hose, 1/4"
20	37295X	2	Hyd. Hose, 1/4"
21	P18960	4	Connector, O-Ring
22	P32416	1	Hyd. Hose, 1/4"
23	P19810	2	90° Elbow, O-Ring
24	P23862	1	Hyd. Hose, 3/8"
25	37639X	1	Hyd. Hose, 3/8"
26	P19414	1	Check Valve
27	P27399	1	Swivel Run Tee
28	37524X	1	Hyd. Hose, 3/8"

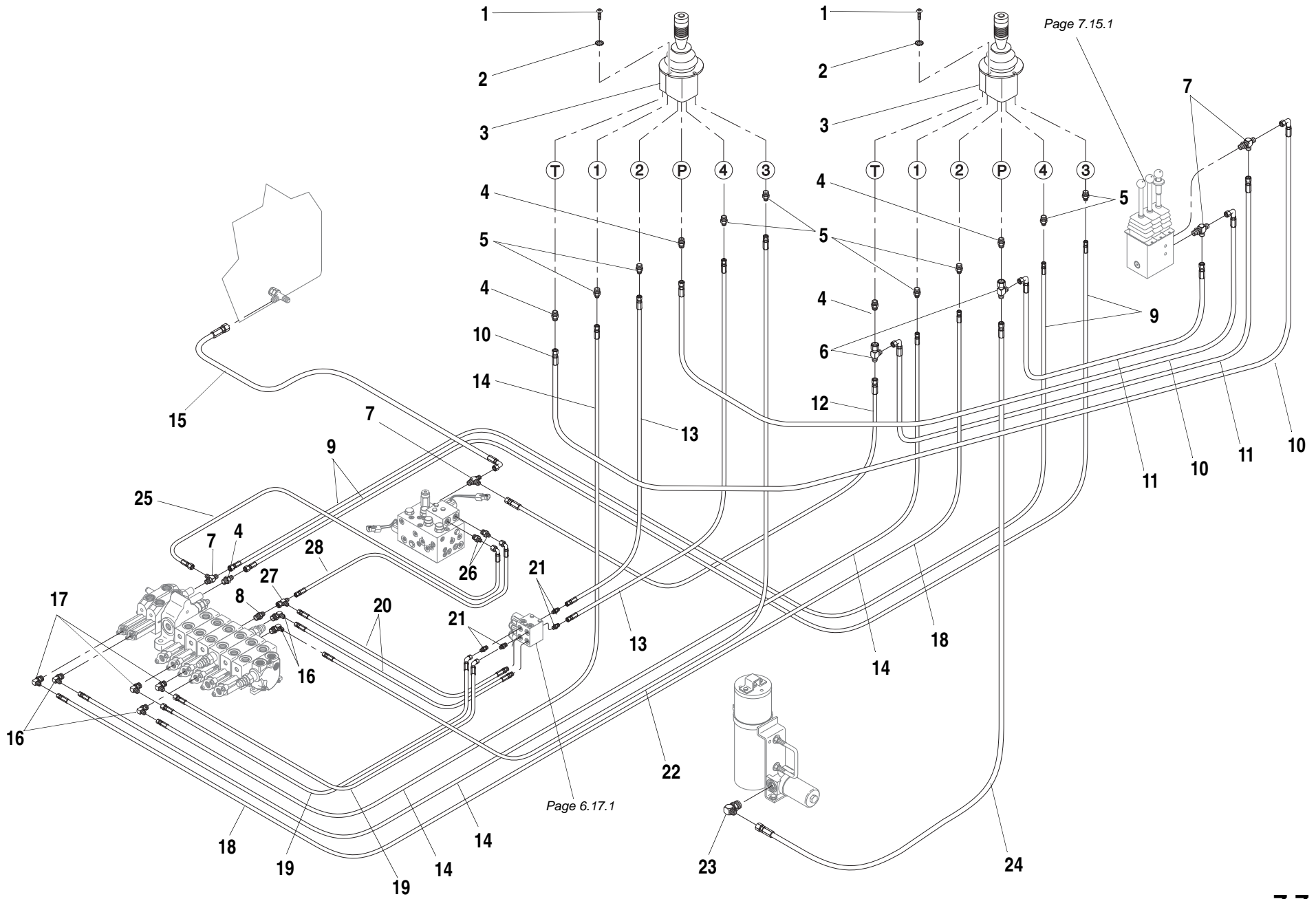
1044C-54 S/N 155-286, 288-290, 292-304 & 307-313

644B
6K
844C
8K
1044C
10K

JOYSTICK CONTROL HYDRAULIC CIRCUIT (Mid Inlet)

7.7.2





Page 7.15.1

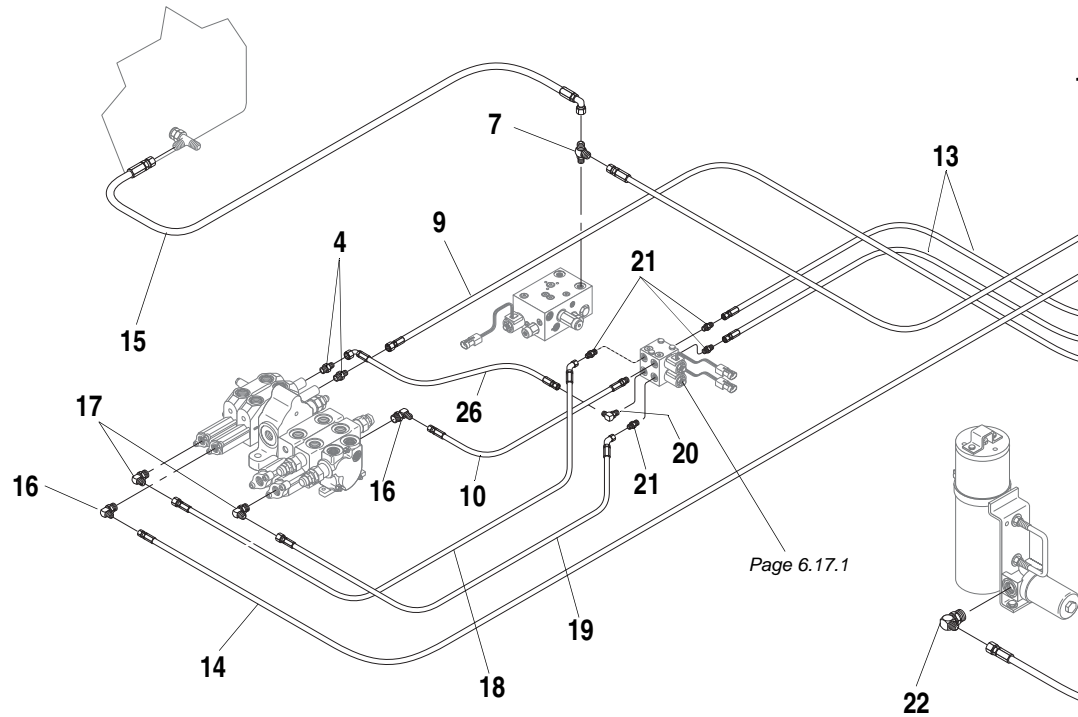
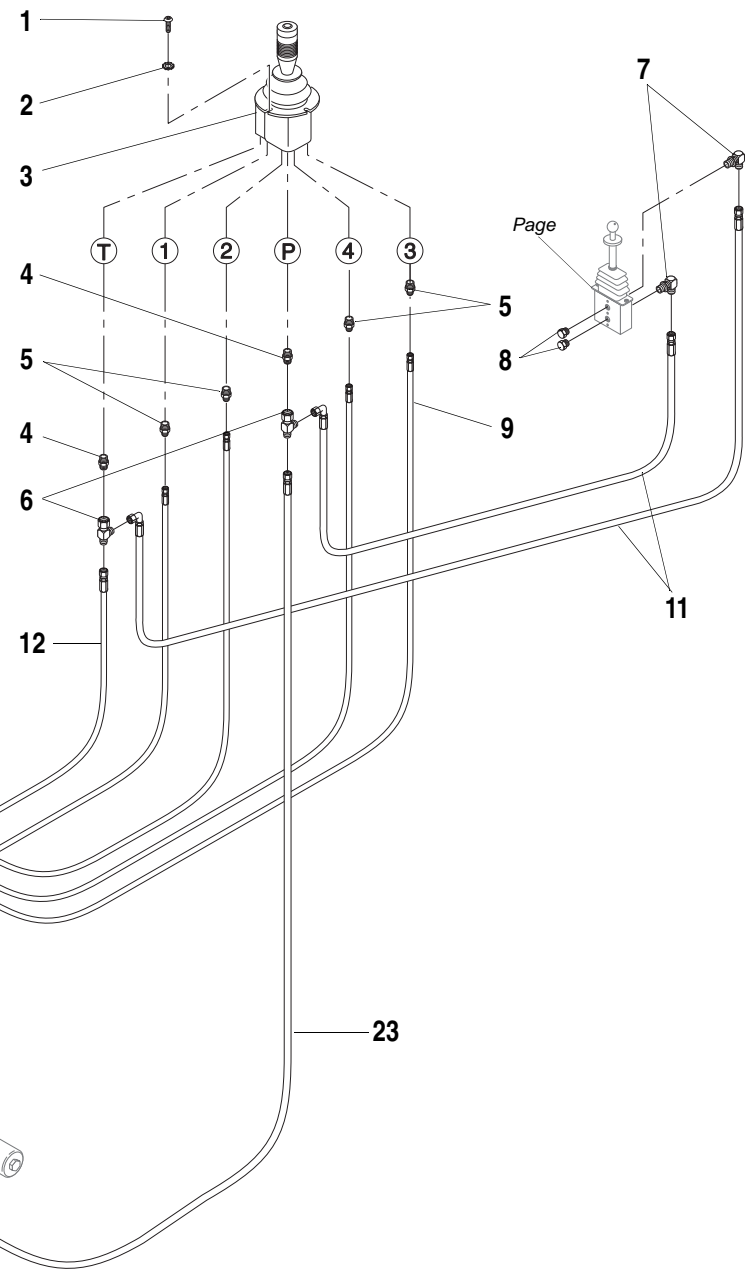
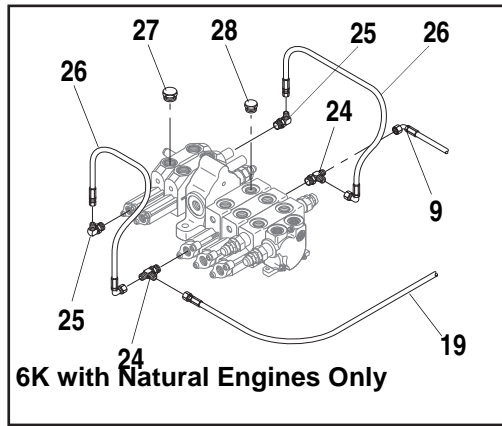
Page 6.17.1

7.7.2.1

ITEM	PART NO.	QTY.	DESCRIPTION
1	P03196	8	Capscrew, Button Hd. Socket, 1/4"-20 x 3/4"
2	P01357	8	Starwasher, 1/4" External
3	65474B	2	Joystick Control Valve (See Page 7.14.1 for Breakdown)
4	P18936	6	Connector, O-Ring
5	P24612	8	Connector, O-Ring
6	P19412	2	Tee, Swivel
7	P21914	3	Tee, O-Ring
8	P18936	1	Connector, O-Ring
9	P29155	2	Hyd. Hose, 1/4"
10	P24641	2	Hyd. Hose, 3/8"
11	P20460	2	Hyd. Hose, 3/8"
12	P18856	1	Hyd. Hose, 3/8"
13	37505X	2	Hyd. Hose, 1/4"
14	P33052	2	Hyd. Hose, 1/4"
15	37608X	1	Hyd. Hose, 3/8"
16	P24609	6	90° Elbow, O-Ring
17	P18935	2	90° Elbow, O-Ring
18	37607X	1	Hyd. Hose, 3/8"
19	37536X	2	Hyd. Hose, 1/4"
20	37295X	2	Hyd. Hose, 1/4"
21	P18960	4	Connector, O-Ring
22	P32416	1	Hyd. Hose, 1/4"
23	P19810	2	90° Elbow, O-Ring
24	P23862	1	Hyd. Hose, 3/8"
25	37639X	1	Hyd. Hose, 3/8"
26	P19414	1	Check Valve
27	P27399	1	Swivel Run Tee
28	37524X	1	Hyd. Hose, 3/8"

1044C-54 S/N 287, 291, 305, 306 & 314-

JOYSTICK CONTROL HYDRAULIC CIRCUIT (Mid Inlet)**7.7.2.1**644B
6K
844C
8K
1044C
10K
▼



ITEM	PART NO.	QTY.	DESCRIPTION
1	P03196	4	Capscrew, Button Hd. Socket, 1/4"-20 x 3/4"
2	P01357	4	Starwasher, 1/4" External
3	65474B	2	Joystick Control Valve - Front (See Page 7.14.1 for Breakdown)
4	P18936	6	Connector, O-Ring
5	P24612	4	Connector, O-Ring
6	P19412	2	Tee, Swivel
7	P21914	3	Tee, O-Ring
8	P25691	2	Plug, O-Ring
9	P29155	1	Hyd. Hose, 1/4"
10	37295X	1	Hyd. Hose, 1/4"
11	P20460	2	Hyd. Hose, 3/8"
12	P18856	1	Hyd. Hose, 3/8"
13	37505X	2	Hyd. Hose, 1/4"
14	P33052	1	Hyd. Hose, 1/4"
15	37608X	1	Hyd. Hose, 3/8"
16	P24609	2	90° Elbow, O-Ring
17	P18935	2	90° Elbow, O-Ring
18	37537X	1	Hyd. Hose, 1/4"
19	37536X	2	Hyd. Hose, 1/4"
20	P19248	1	90° Elbow, O-Ring
21	P18960	4	Connector, O-Ring
22	P19810	1	90° Elbow, O-Ring
23	P23862	1	Hyd. Hose, 3/8"
24	①P21914	2	Tee, O-Ring
25	①P24609	2	90° Elbow, O-Ring
26	①37524X	2	Hyd. Hose, 1/4"
27	①P21635	1	O-Ring Plug, Hex
28	①P15447	1	O-Ring Plug, Hex

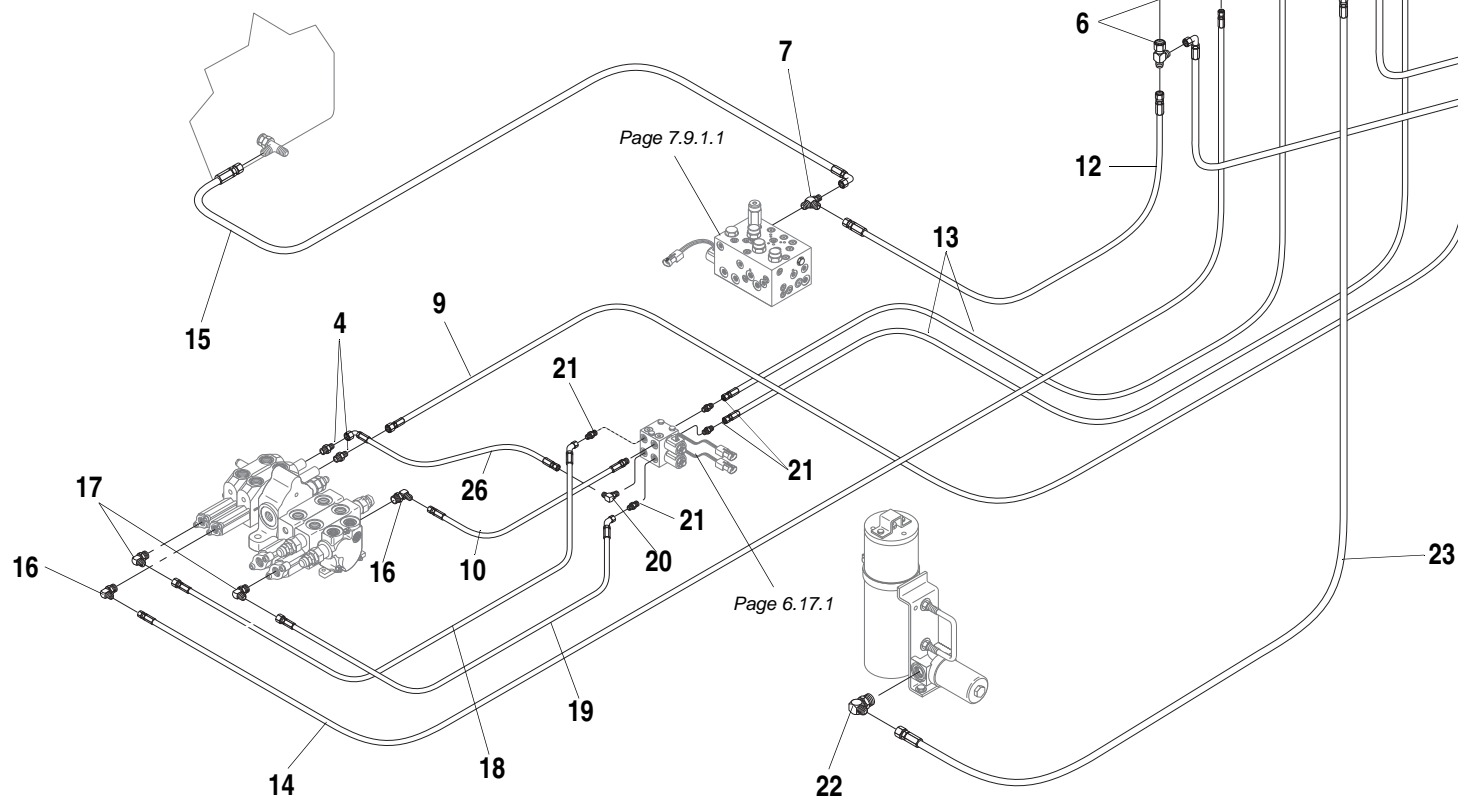
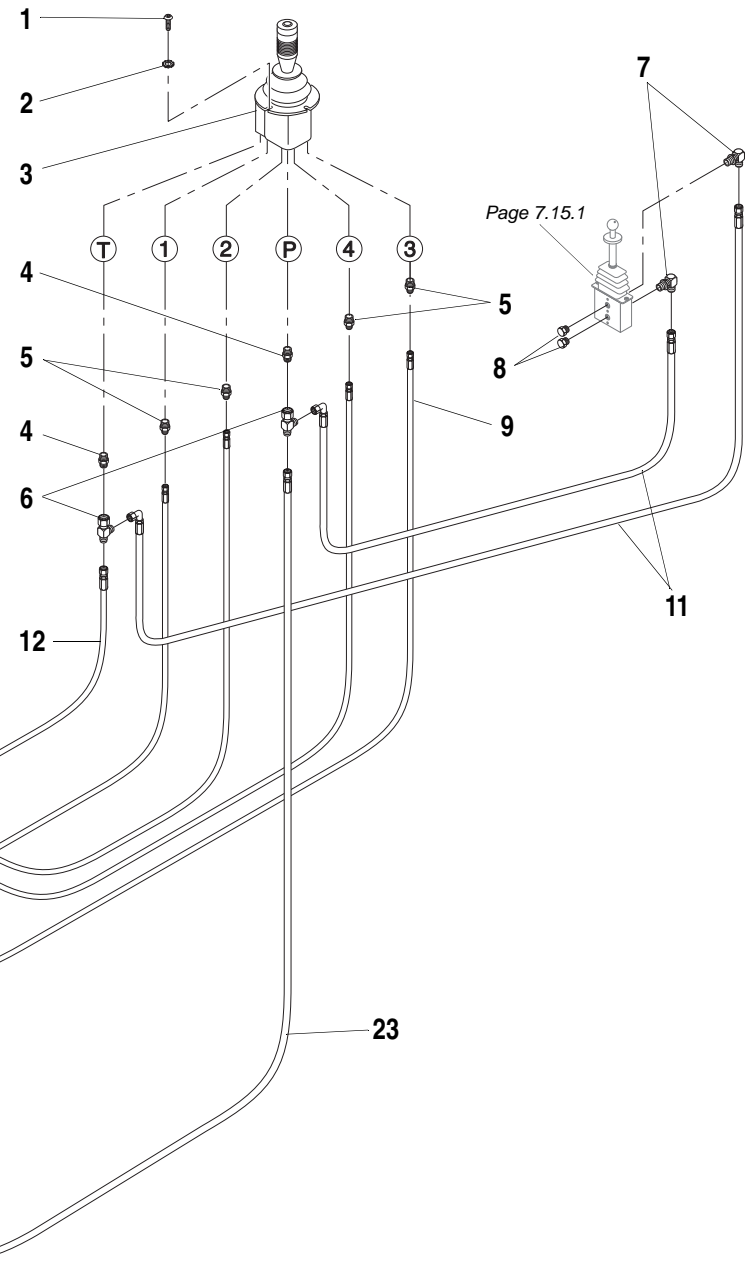
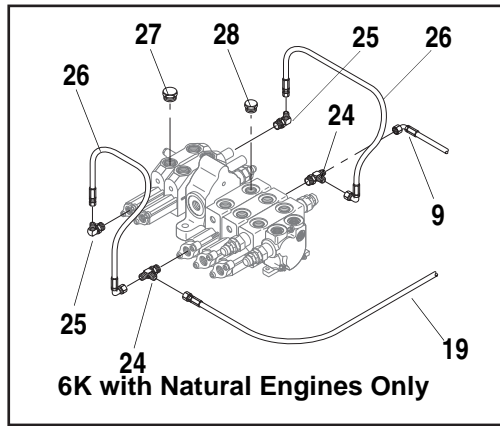
NOTES:

- ① Used on 6K's Equipped with Natural Engines Only.

6K-37 S/N 318-494
6K-42 S/N 120-178
8K-42 S/N 221-327, 329,330,332 & 333
10K-42 S/N 107 & 108

644B
6K
 844C
8K
 1044C
10K
 ▼

JOYSTICK CONTROL HYDRAULIC CIRCUIT (Mid Inlet) 7.7.3



7.7.3.1

ITEM	PART NO.	QTY.	DESCRIPTION
1	P03196	4	Capscrew, Button Hd. Socket, 1/4"-20 x 3/4"
2	P01357	4	Starwasher, 1/4" External
3	65474B	2	Joystick Control Valve - Front (See Page 7.14.1 for Breakdown)
4	P18936	6	Connector, O-Ring
5	P24612	4	Connector, O-Ring
6	P19412	2	Tee, Swivel
7	P21914	3	Tee, O-Ring
8	P25691	2	Plug, O-Ring
9	P29155	1	Hyd. Hose, 1/4"
10	37295X	1	Hyd. Hose, 1/4"
11	P20460	2	Hyd. Hose, 3/8"
12	P18856	1	Hyd. Hose, 3/8"
13	37505X	2	Hyd. Hose, 1/4"
14	P33052	1	Hyd. Hose, 1/4"
15	37608X	1	Hyd. Hose, 3/8"
16	P24609	2	90° Elbow, O-Ring
17	P18935	2	90° Elbow, O-Ring
18	37537X	1	Hyd. Hose, 1/4"
19	37536X	2	Hyd. Hose, 1/4"
20	P19248	1	90° Elbow, O-Ring
21	P18960	4	Connector, O-Ring
22	P19810	1	90° Elbow, O-Ring
23	P23862	1	Hyd. Hose, 3/8"
24	①P21914	2	Tee, O-Ring
25	①P24609	2	90° Elbow, O-Ring
26	①37524X	2	Hyd. Hose, 1/4"
27	①P21635	1	O-Ring Plug, Hex
28	①P15447	1	O-Ring Plug, Hex

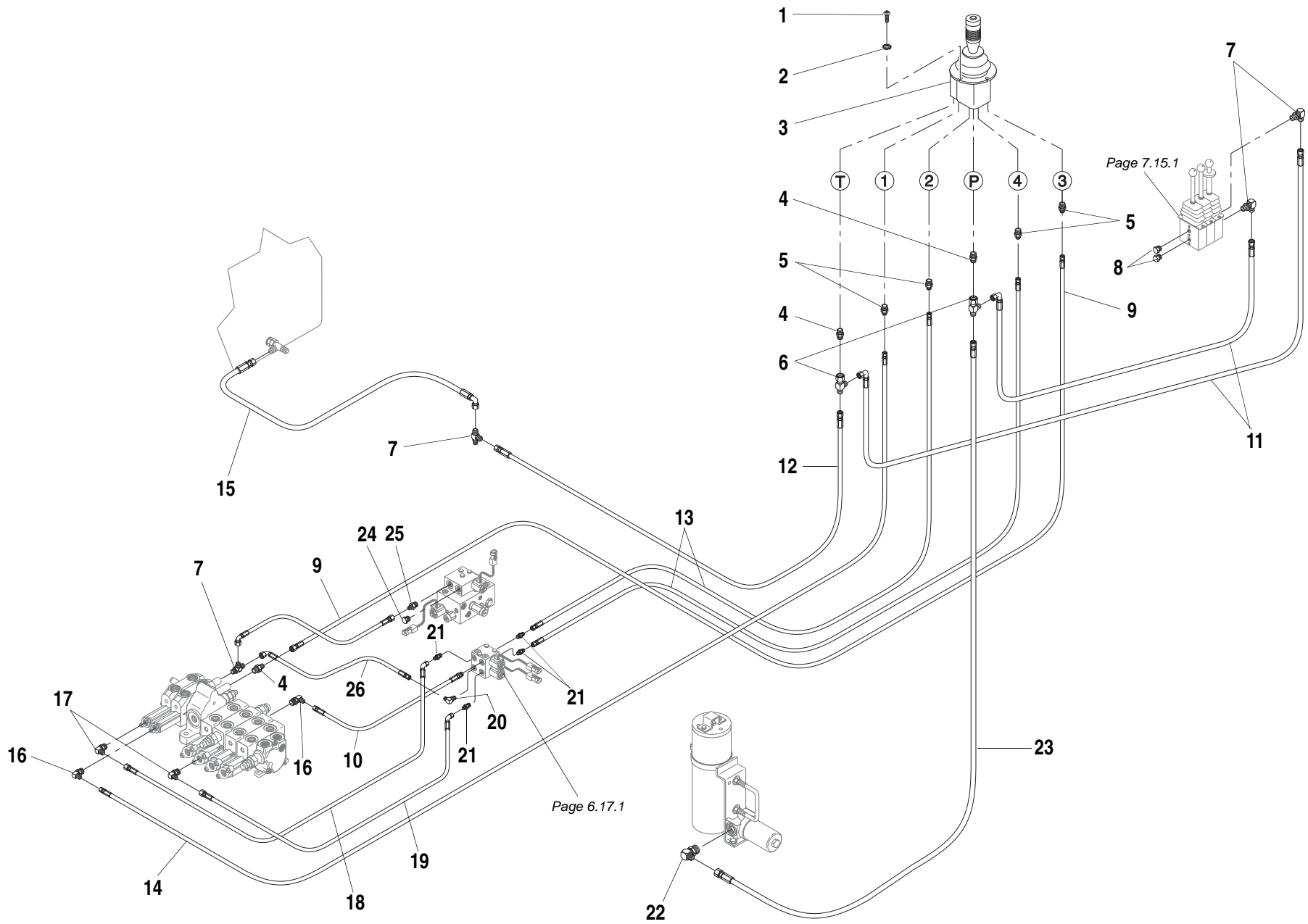
NOTES:

① Used on 6K's Equipped with Natural Engines Only.

6K-37 S/N 495-
6K-42 S/N 179-
8K-42 S/N 328, 331 & 334-
10K-42 S/N 109-

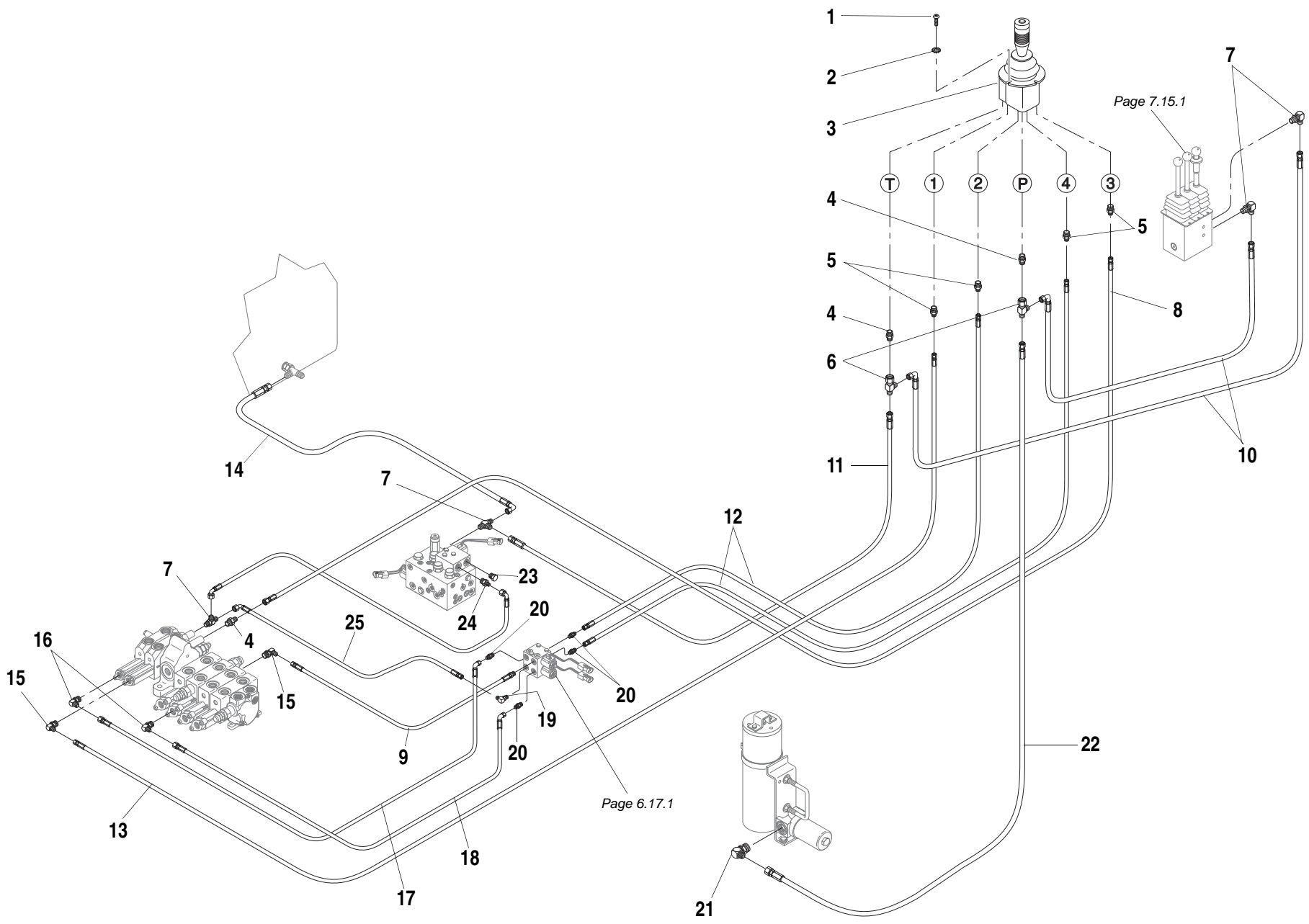
644B
6K
 844C
8K
 1044C
10K
 ▼

JOYSTICK CONTROL HYDRAULIC CIRCUIT (Mid Inlet) 7.7.3.1



ITEM	PART NO.	QTY.	DESCRIPTION
1	P03196	4	Capscrew, Button Hd. Socket, 1/4"-20 x 3/4"
2	P01357	4	Starwasher, 1/4" External
3	65474B	2	Joystick Control Valve - Front (See Page 7.14.1 for Breakdown)
4	P18936	6	Connector, O-Ring
5	P24612	4	Connector, O-Ring
6	P19412	2	Tee, Swivel
7	P21914	3	Tee, O-Ring
8	P25691	2	Plug, O-Ring
9	P29155	1	Hyd. Hose, 1/4"
10	37295X	1	Hyd. Hose, 1/4"
11	P20460	2	Hyd. Hose, 3/8"
12	P18856	1	Hyd. Hose, 3/8"
13	37505X	2	Hyd. Hose, 1/4"
14	P33052	1	Hyd. Hose, 1/4"
15	37608X	1	Hyd. Hose, 3/8"
16	P24609	2	90° Elbow, O-Ring
17	P18935	2	90° Elbow, O-Ring
18	37537X	1	Hyd. Hose, 1/4"
19	37536X	2	Hyd. Hose, 1/4"
20	P19248	1	90° Elbow, O-Ring
21	P18960	4	Connector, O-Ring
22	P19810	1	90° Elbow, O-Ring
23	P23862	1	Hyd. Hose, 3/8"
24	P15446	1	O-Ring Plug, Hex
25	P19414	1	Check Vavle
26	37524X	1	Hyd. Hose, 1/4"

10K-54 S/N 104-113

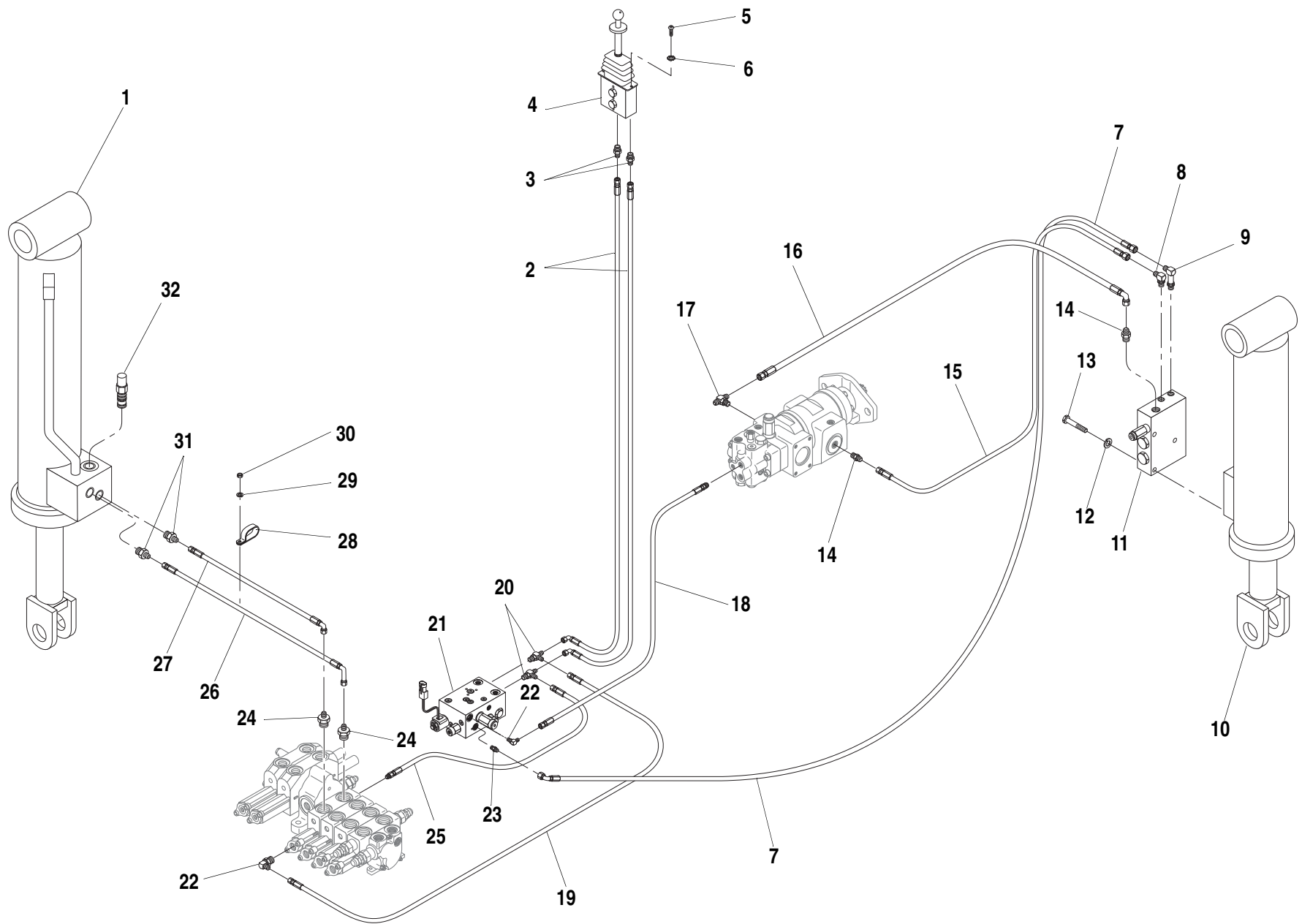


ITEM	PART NO.	QTY.	DESCRIPTION
1	P03196	4	Capscrew, Button Hd. Socket, 1/4"-20 x 3/4"
2	P01357	4	Starwasher, 1/4" External
3	65474B	2	Joystick Control Valve - Front (See Page 7.14.1 for Breakdown)
4	P18936	6	Connector, O-Ring
5	P24612	4	Connector, O-Ring
6	P19412	2	Tee, Swivel
7	P21914	3	Tee, O-Ring
8	P29155	1	Hyd. Hose, 1/4"
9	37295X	1	Hyd. Hose, 1/4"
10	P20460	2	Hyd. Hose, 3/8"
11	P18856	1	Hyd. Hose, 3/8"
12	37505X	2	Hyd. Hose, 1/4"
13	P33052	1	Hyd. Hose, 1/4"
14	37608X	1	Hyd. Hose, 3/8"
15	P24609	2	90° Elbow, O-Ring
16	P18935	2	90° Elbow, O-Ring
17	37537X	1	Hyd. Hose, 1/4"
18	37536X	2	Hyd. Hose, 1/4"
19	P19248	1	90° Elbow, O-Ring
20	P18960	4	Connector, O-Ring
21	P19810	1	90° Elbow, O-Ring
22	P23862	1	Hyd. Hose, 3/8"
23	P15446	1	O-Ring Plug, Hex
24	P19414	1	Check Vavle
25	37524X	1	Hyd. Hose, 1/4"

10K-54 S/N 114-

JOYSTICK CONTROL HYDRAULIC CIRCUIT (Mid Inlet) 7.7.4.1

644B
6K
844C
8K
1044C
10K
▼

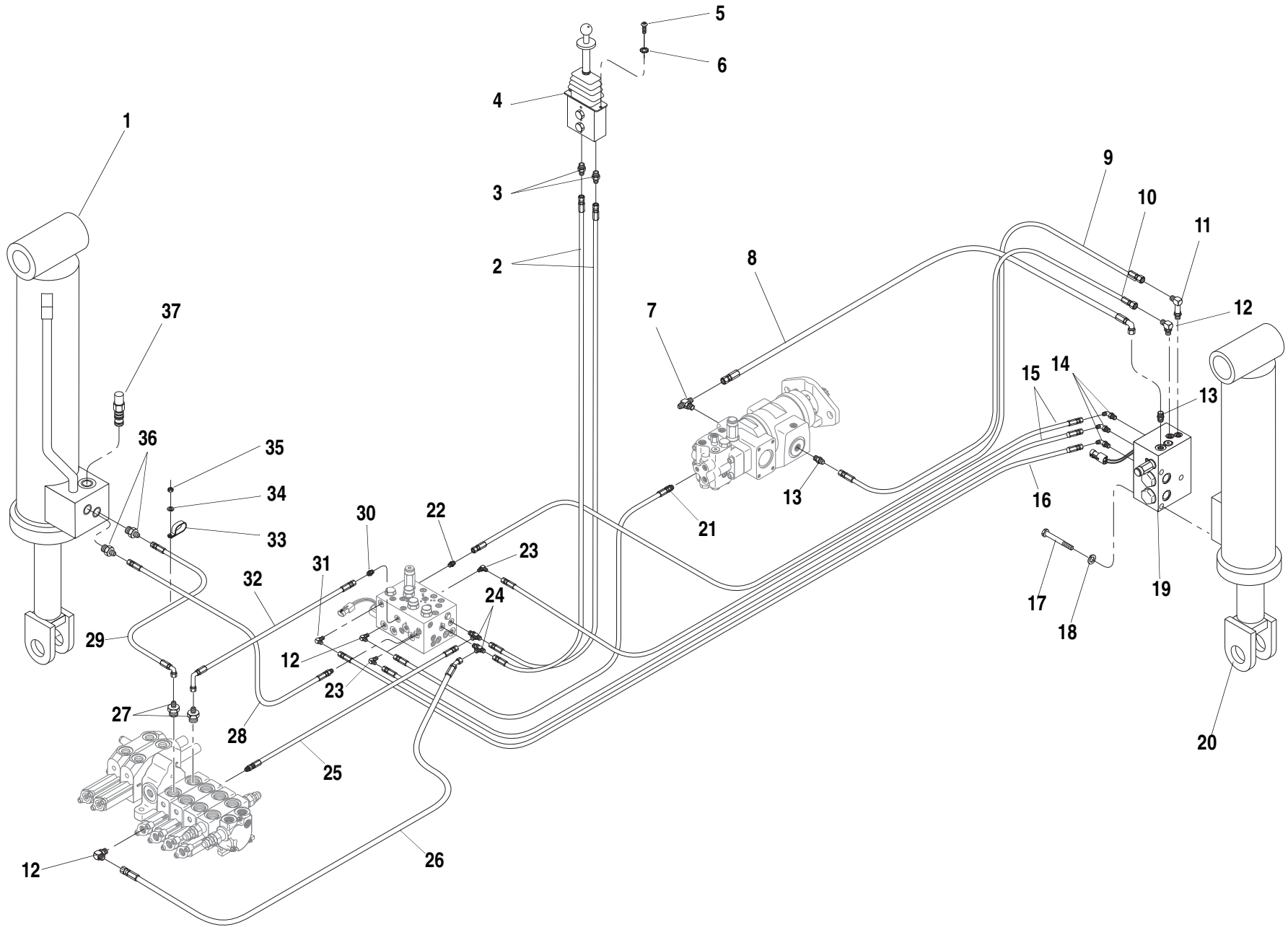


ITEM	PART NO.	QTY.	DESCRIPTION
1	34821B	1	Cylinder, Frame Tilt (See Page 7.16.1 for Breakdown)
2	37610X	2	Hyd. Hose, 1/4"
3	P24612	2	Connector, O-Ring
4	P31407	1	Control Valve, Frame Tilt (See Page 7.15.1 for Breakdown)
5	P03196	2	Capscrew, Button Hd. Socket, 1/4"-20 x 3/4"
6	P01357	2	Starwasher, 1/4" External
7	37614X	1	Hyd. Hose, 1/4"
8	P18935	1	90° Elbow, O-Ring
9	P29013	2	90° Elbow, O-Ring (Long)
10	34822B	1	Cylinder, Rear Oscillation Lock (See Page 7.17.1 for Breakdown)
11	39950B	1	Control Block, Rear Oscillation Lock (See Page 7.11.1 for Breakdown)
12	P01312	3	Lockwasher, 1/2"
13	P00439	3	Capscrew, Hx., 1/2"-13 x 3 1/2" GR 8
14	P23848	1	Check Valve
15	37615X	1	Hyd. Hose, 3/8"
16	37613X	1	Hyd. Hose, 1/2"
17	P25687	1	Tee, Branch O-Ring
18	37612X	1	Hyd. Hose, 1/4"
19	37628X	1	Hyd. Hose, 1/4"
20	P26604	2	Tee, Run O-Ring
21	39948B	1	Control Valve, Rear Axle Stabilizer (See Page 7.9.1 for Breakdown)
22	P24609	2	90° Elbow, O-Ring
23	P18960	1	Connector, O-Ring
24	P25697	2	Connector, O-Ring
25	37627X	1	Hyd. Hose, 1/4"
26	37170X	1	Hyd. Hose, 1/4"
27	37516X	1	Hyd. Hose, 1/4"
28	37368X	1	Clamp, Hose
29	P01310	1	Lockwasher, 3/8"
30	P01508	1	Nut, Hx., 3/8"-16

ITEM	PART NO.	QTY.	DESCRIPTION
31	P19415	2	Connector, O-Ring
32	P29947	2	Cartridge, Counterbalance Valve
REF	2900770	1	Seal Kit
644B-37 S/N 591, 667-1289 & 1293-1303			
644B-42 S/N 208-341 & 344-362			
844C-42 S/N 622-1198, 1200-1254, 1256-1309, 1311-1329, 1331-1340 & 1343-1352			
1044C-42 S/N 117-126			
6K-37 S/N 318-494			
6K-42 S/N 120-178			
10K-42 S/N 107,108			

644B
6K
844C
8K
1044C
10K
▼

FRAME TILT & REAR OSCILLATION LOCK HYDRAULIC CIRCUIT 7.8.1

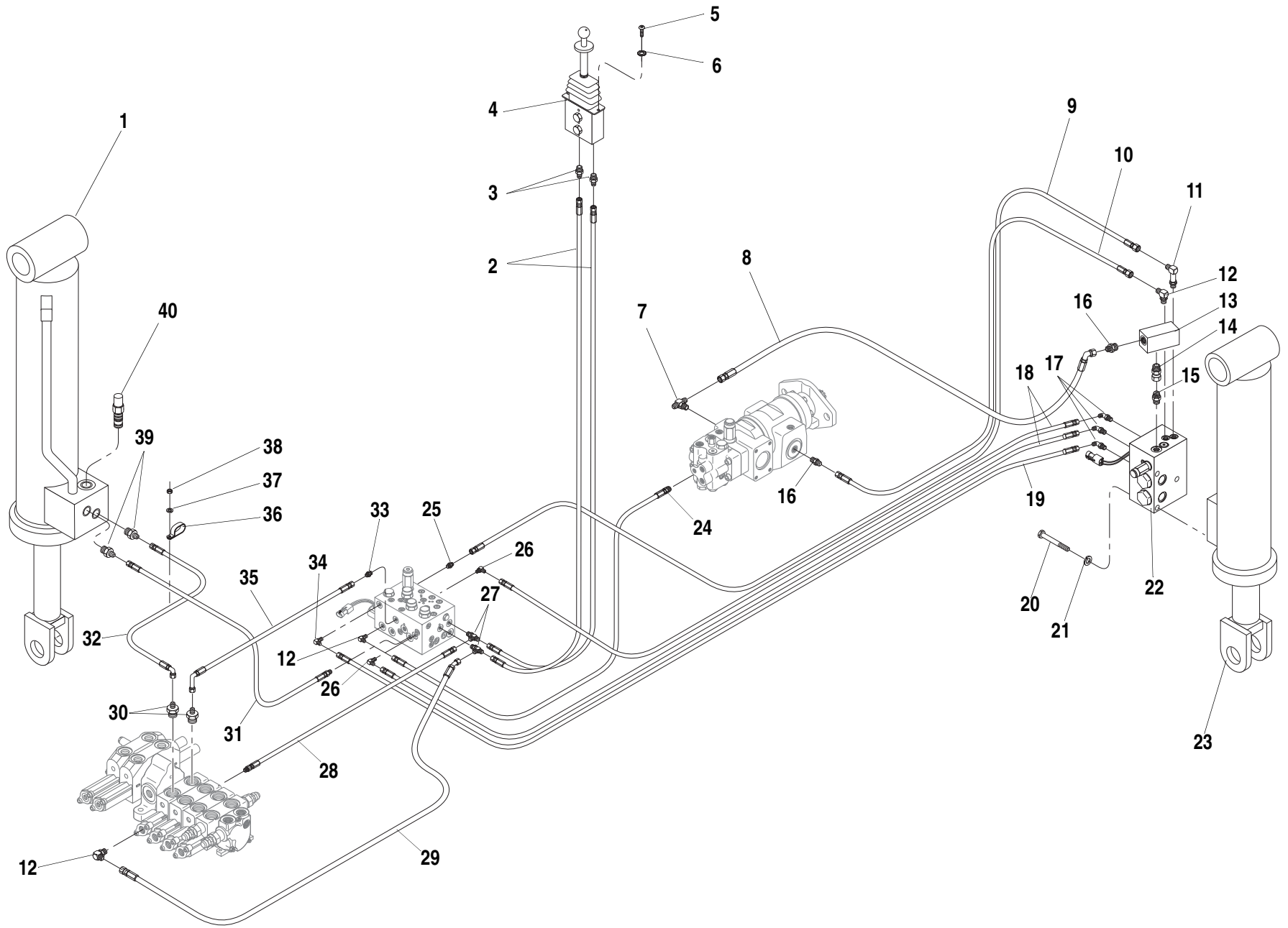


ITEM	PART NO.	QTY.	DESCRIPTION
1		1	Cylinder, Frame Tilt (See Pages 7.16.1 –7.16.1.2 for Breakdown)
2	37610X	2	Hyd. Hose, 1/4"
3	P24612	2	Connector, O-Ring
4	P31407	1	Control Valve, Frame Tilt (See Page 7.15.1 for Breakdown)
5	P03196	2	Capscrew, Button Hd. Socket, 1/4"-20 x 3/4"
6	P01357	2	Starwasher, 1/4" External
7	P25687	1	Tee, Branch O-Ring
8	37613X	1	Hyd. Hose, 1/2"
9	37614X	1	Hyd. Hose, 1/4"
10	37615X	1	Hyd. Hose, 3/8"
11	P29013	2	90° Elbow, O-Ring (Long)
12	P18935	3	90° Elbow, O-Ring
13	P23848	1	Check Valve
14	P21619	3	45° Elbow, O-Ring
15	P29956	2	Hyd. Hose, 1/4"
16	P30584	1	Hyd. Hose, 1/4"
17	P00442	3	Capscrew, Hx., 1/2"-13 x 1 1/2"
18	P01406	1	Flatwasher, 1/2"
19	66194C	1	Control Valve, Rear Axle Stabilizer (See Page 7.11.1.1 for Breakdown)
20		1	Cylinder, Rear Oscillation Lock (See Pages 7.17.1 –7.17.1.3 for Breakdown)
21	66708X	1	Hyd. Hose, 1/4"
22	P18960	1	Connector, O-Ring
23	P19248	2	90° Elbow, O-Ring
24	P26604	2	Tee, Run O-Ring
25	37296X	1	Hyd. Hose, 1/4"
26	37537X	1	Hyd. Hose, 1/4"
27	P25697	2	Connector, O-Ring
28	66706X	1	Hyd. Hose, 1/4"
29	10837616	1	Hyd. Hose, 1/4"
30	37516X	1	Hyd. Hose, 1/4"
31	P18936	1	Connector, O-Ring

ITEM	PART NO.	QTY.	DESCRIPTION
32	66716X	1	Hyd. Hose, 1/4"
33	37368X	1	Clamp, Hose
34	P01310	1	Lockwasher, 3/8"
35	P01508	1	Nut, Hx., 3/8"-16
36	P19415	2	Connector, O-Ring
37	P29947	2	Cartridge, Counterbalance Valve
REF	2900770	1	Seal Kit for Item 1
644B-37 S/N 1290–1292 & 1304–			
644B-42 S/N 342, 343 & 363–1294			
844C-42 S/N 1199, 1255, 1310,1330,1341,1342 & 1353–3371			
1044C-42 S/N 127			
6K-37 S/N 495–			
6K-42 S/N 179–226			
8K-42 S/N 328, 331 & 334–468			
10K-42 S/N 109–114			

644B
6K
844C
8K
1044C
10K
▼

FRAME TILT & REAR OSCILLATION LOCK HYDRAULIC CIRCUIT 7.8.1.1

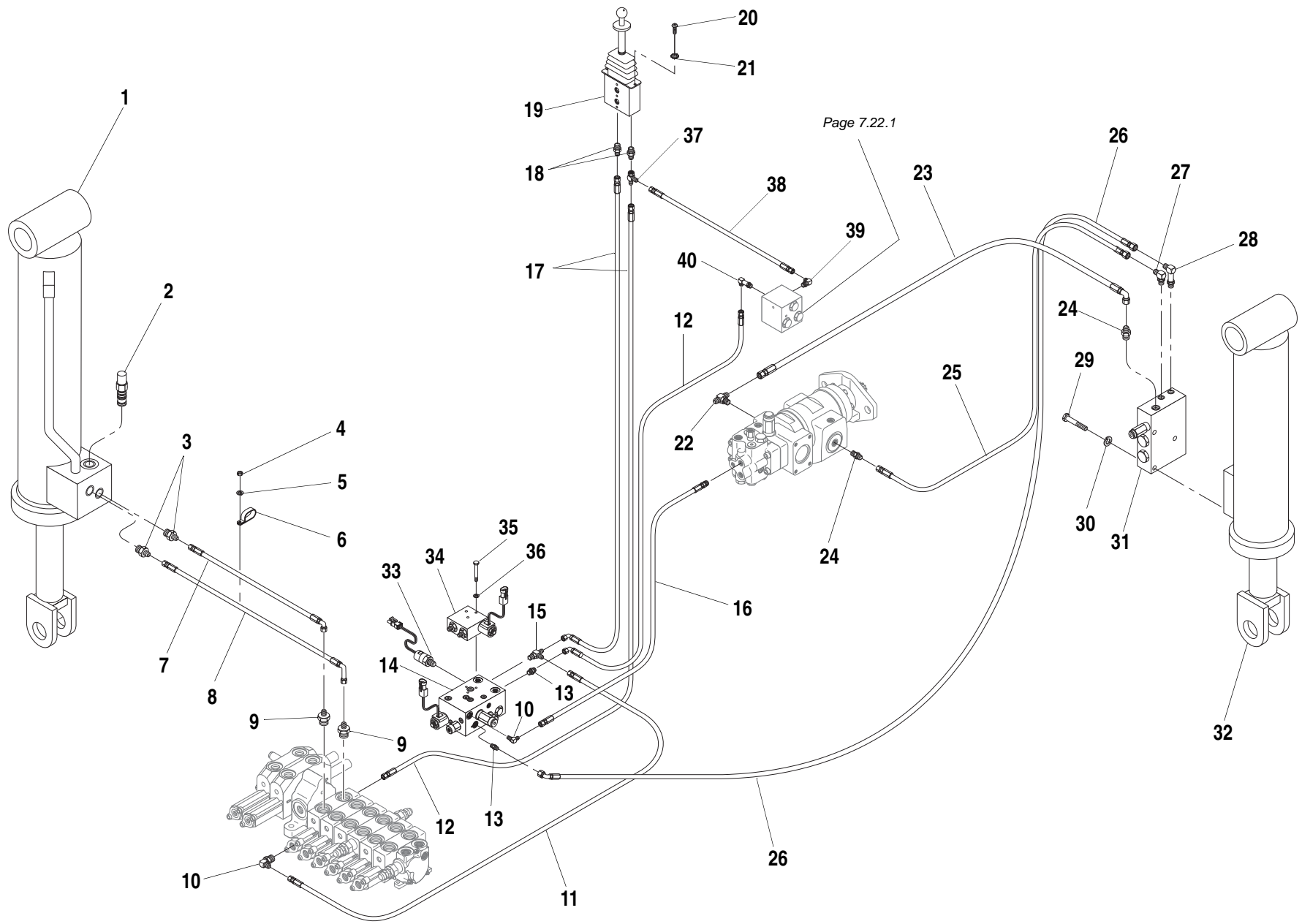


7.8.1.2

ITEM	PART NO.	QTY.	DESCRIPTION	ITEM	PART NO.	QTY.	DESCRIPTION
1		1	Cylinder, Frame Tilt (See Pages 7.16.1 –7.16.1.2 for Breakdown)	33	37516X	1	Hyd. Hose, 1/4"
2	37610X	2	Hyd. Hose, 1/4"	34	P18936	1	Connector, O-Ring
3	P24612	2	Connector, O-Ring	35	66716X	1	Hyd. Hose, 1/4"
4	P31407	1	Control Valve, Frame Tilt (See Page 7.15.1 for Breakdown)	36	37368X	1	Clamp, Hose
5	P03196	2	Capscrew, Button Hd. Socket, 1/4"-20 x 3/4"	37	P01310	1	Lockwasher, 3/8"
6	P01357	2	Starwasher, 1/4" External	38	P01508	1	Nut, Hx., 3/8"-16
7	P25687	1	Tee, Branch O-Ring	39	P19415	2	Connector, O-Ring
8	37613X	1	Hyd. Hose, 1/2"	40	P29947	2	Cartridge, Counterbalance Valve
9	37614X	1	Hyd. Hose, 1/4"	REF	2900770	1	Seal Kit for Item 1
10	37615X	1	Hyd. Hose, 3/8"				
11	P29013	2	90° Elbow, O-Ring (Long)				
12	P18935	3	90° Elbow, O-Ring				
13	1100963	1	Filter, Inline (See Page 7.12.1 for Breakdown)				
14	8760142	1	Connector, Swivel				
15	P23848	1	Check Valve				
16	10718944	1	Adapter, Str				
17	P21619	3	45° Elbow, O-Ring				
18	P29956	2	Hyd. Hose, 1/4"				
19	P30584	1	Hyd. Hose, 1/4"				
20	P00442	3	Capscrew, Hx., 1/2"-13 x 1 1/2"				
21	P01406	1	Flatwasher, 1/2"				
22	66194C	1	Control Valve, Rear Axle Stabilizer (See Page 7.11.1.1 for Breakdown)				
23		1	Cylinder, Rear Oscillation Lock (See Pages 7.17.1 –7.17.1.3 for Breakdown)				
24	66708X	1	Hyd. Hose, 1/4"				
25	P18960	1	Connector, O-Ring				
26	P19248	2	90° Elbow, O-Ring				
27	P26604	2	Tee, Run O-Ring				
28	37296X	1	Hyd. Hose, 1/4"				
29	37537X	1	Hyd. Hose, 1/4"				
30	P25697	2	Connector, O-Ring				
31	66706X	1	Hyd. Hose, 1/4"				
32	10837616	1	Hyd. Hose, 1/4"				
				644B-42	S/N 1295-		
				844C-42	S/N 3372-		
				1044C-42	S/N 127-		
				6K-42	S/N 227-		
				8K-42	S/N 469-		
				10K-42	S/N 115-		

FRAME TILT & REAR OSCILLATION LOCK HYDRAULIC CIRCUIT 7.8.1.2

644B
6K
844C
8K
1044C
10K
▼



Page 7.22.1

ITEM	PART NO.	QTY.	DESCRIPTION
1		1	Cylinder, Frame Tilt (See Pages 7.16.1 –7.16.1.2 for Breakdown)
2	P29947	2	Cartridge, Counterbalance Valve
REF	2900770	1	Seal Kit
3	P19415	2	Connector, O-Ring
4	P01508	1	Nut, Hx., 3/8"-16
5	P01310	1	Lockwasher, 3/8"
6	37368X	1	Clamp, Hose (Replaces P17553)
7	37516X	1	Hyd. Hose, 1/4"
8	37170X	1	Hyd. Hose, 1/4"
9	P25697	2	Connector, O-Ring
10	P24609	3	90° Elbow, O-Ring
11	37628X	1	Hyd. Hose, 1/4"
12	37627X	1	Hyd. Hose, 1/4"
13	P18960	2	Connector, O-Ring
14	39948B	1	Control Valve, Rear Axle Stabilizer (See Page 7.9.1 for Breakdown)
15	P26604	2	Tee, Run O-Ring
16	37612X	1	Hyd. Hose, 1/4"
17	37610X	2	Hyd. Hose, 1/4"
18	P24612	2	Connector, O-Ring
19	P31407	1	Control Valve, Frame Tilt (See Page 7.15.1 for Breakdown)
20	P03196	2	Capscrew, Button Hd. Socket, 1/4"-20 x 3/4"
21	P01357	2	Starwasher, 1/4" External
22	P25687	1	Tee, Branch O-Ring
23	37613X	1	Hyd. Hose, 1/2"
24	P23848	1	Check Valve
25	37615X	1	Hyd. Hose, 3/8"
26	37614X	1	Hyd. Hose, 1/4"
27	P18935	1	90° Elbow, O-Ring
28	P29013	2	90° Elbow, O-Ring (Long)
29	P00439	3	Capscrew, Hx., 1/2"-13 x 3 1/2" GR 8
30	P01312	3	Lockwasher, 1/2"

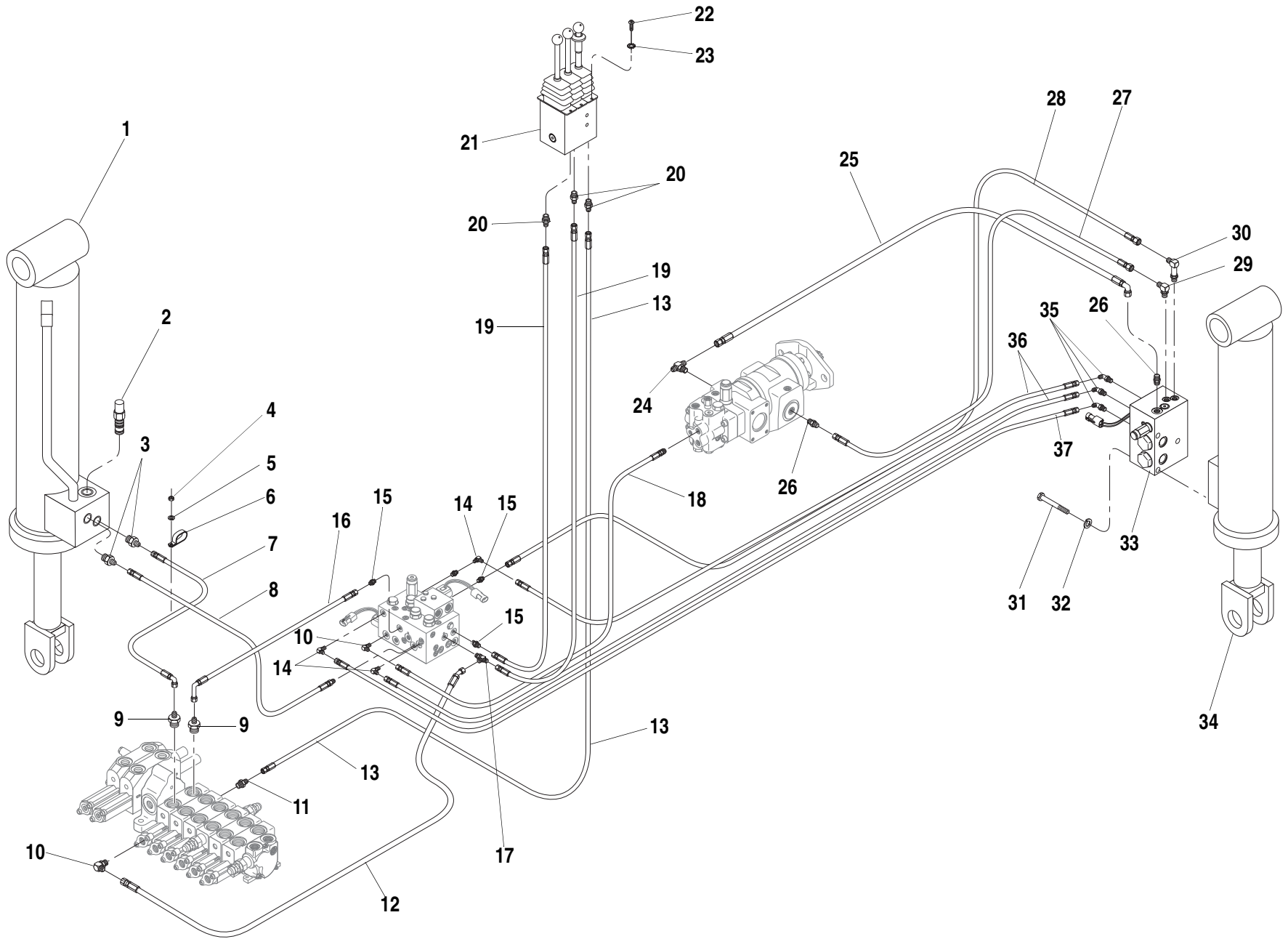
ITEM	PART NO.	QTY.	DESCRIPTION
31	39950C	1	Control Block, Rear Oscillation Lock (See Page 7.11.1 for Breakdown)
32		1	Cylinder, Rear Oscillation Lock (See Pages 7.17.1 –7.17.1.3 for Breakdown)
33	39505A	1	Pressure Switch, Brake(Use with Wet Disc Brake)
	39339A	-	Pressure Switch, Brake(Use with Dry Disc Brake)
34	39949A	1	Boom Extend Lockout Valve (See 7.24.1 for Breakdown)
35	P00009	3	Capscrew, Hx., 1/4"-20 x 2"
36	P01308	9	Lockwasher, 1/4"
37	P27399	1	Tee, Swivel
38	37858X	1	Hyd. Hose, 1/4"
39	P19248	1	90° Elbow, O-Ring
40	P33166	1	90° Elbow, O-Ring (Long)

1044C-54 S/N 155–286, 288–290, 292–304 & 307–313

10K-54 S/N 104–113

644B
6K
844C
8K
1044C
10K
▼

FRAME TILT & REAR OSCILLATION LOCK HYDRAULIC CIRCUIT 7.8.2



ITEM	PART NO.	QTY.	DESCRIPTION
1		1	Cylinder, Frame Tilt (See Pages 7.16.1 –7.16.1.2 for Breakdown)
2	P29947	2	Cartridge, Counterbalance Valve
REF	2900770	1	Seal Kit
3	P19415	2	Connector, O-Ring
4	P01508	1	Nut, Hx., 3/8"-16
5	P01310	1	Lockwasher, 3/8"
6	37368X	1	Clamp, Hose (Replaces P17553)
7	37516X	1	Hyd. Hose, 1/4"
8	66706X	1	Hyd. Hose, 1/4"
9	P25697	2	Connector, O-Ring
10	P18935	3	90° Elbow, O-Ring
11	P18936	1	Connector, O-Ring
12	37537X	1	Hyd. Hose, 1/4"
13	P29156	1	Hyd. Hose, 1/4"
14	P19248	3	90° Elbow, O-Ring
15	P18960	1	Connector, O-Ring
16	66716X	1	Hyd. Hose, 1/4"
17	P26604	1	Tee, Run O-Ring
18	66708X	1	Hyd. Hose, 1/4"
19	37610X	2	Hyd. Hose, 1/4"
20	P24612	2	Connector, O-Ring
21		1	Control Valve, (See Page 7.15.1 for Breakdown)
22	P03196	2	Capscrew, Button Hd. Socket, 1/4"-20 x 3/4"
23	P01357	2	Starwasher, 1/4" External
24	P25687	1	Tee, Branch O-Ring
25	37613X	1	Hyd. Hose, 1/2"
26	P23848	1	Check Valve
27	37615X	1	Hyd. Hose, 3/8"
28	37614X	1	Hyd. Hose, 1/4"
29	P18935	1	90° Elbow, O-Ring
30	P29013	2	90° Elbow, O-Ring (Long)
31	P00442	3	Capscrew, Hx., 1/2"-13 x 4 1/2" GR 8
32	P01406	3	Faltwasher, 1/2"

ITEM	PART NO.	QTY.	DESCRIPTION
33	66194C	1	Control Block, Rear Oscillation Lock (See Pages 7.17.1 –7.17.1.3 for Breakdown)
34	34822B	1	Cylinder, Rear Oscillation Lock (See Page 7.17.1.2 for Breakdown)
35	P21619	3	Connector, O-Ring, 45°
36	P29956	2	Hyd. Hose, 1/4"
37	P30584	1	Hyd. Hose, 1/4"

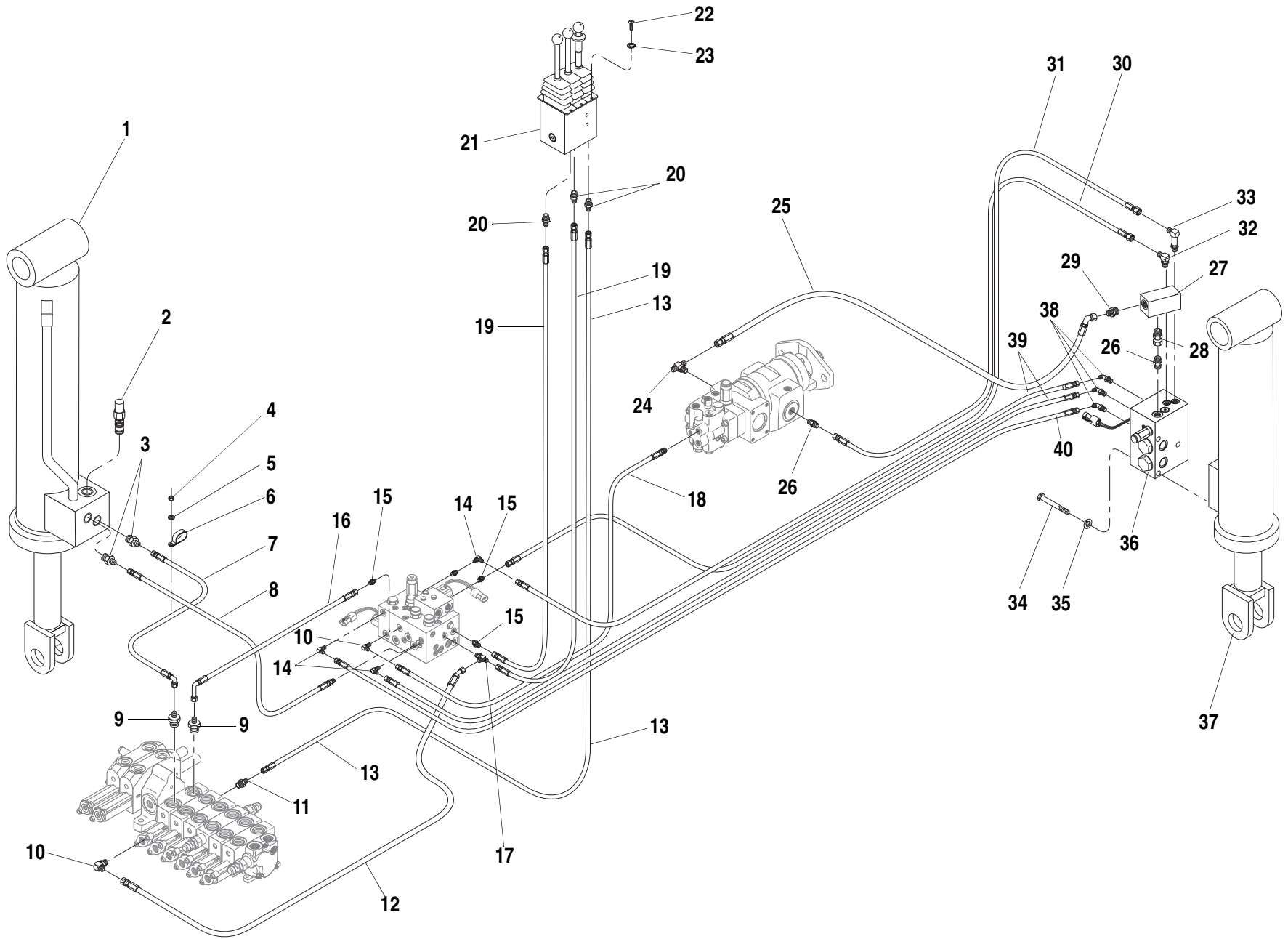
1044C-54 S/N 287, 291, 305, 306 & 314–974

10K-54 S/N 114–134

Rev. 009

644B
6K
844C
8K
1044C
10K
▼

FRAME TILT & REAR OSCILLATION LOCK HYDRAULIC CIRCUIT 7.8.2.1



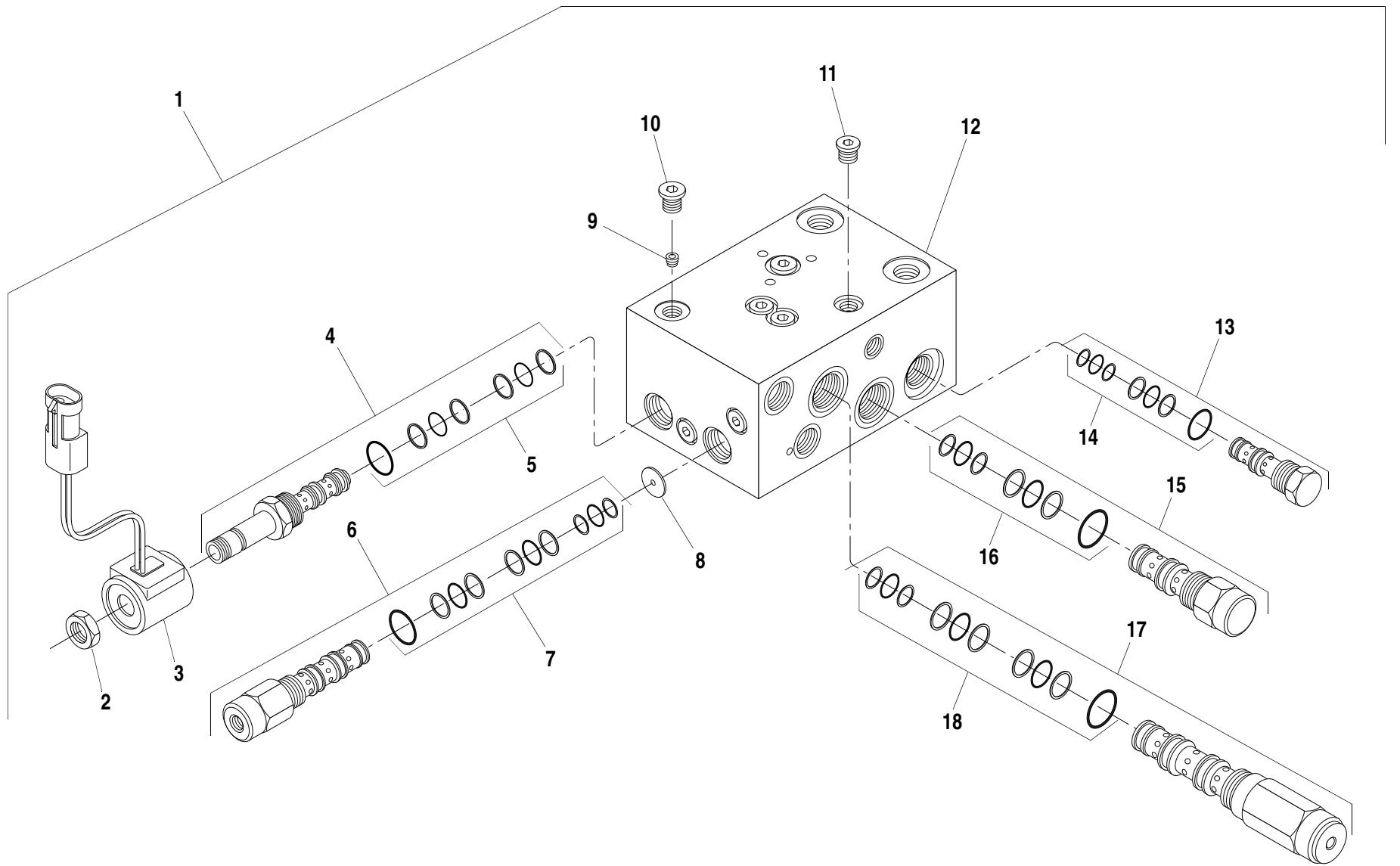
ITEM	PART NO.	QTY.	DESCRIPTION
1		1	Cylinder, Frame Tilt (See Pages 7.16.1 –7.16.1.2 for Breakdown)
2	P29947	2	Cartridge, Counterbalance Valve
REF	2900770	1	Seal Kit
3	P19415	2	Connector, O-Ring
4	P01508	1	Nut, Hx., 3/8"-16
5	P01310	1	Lockwasher, 3/8"
6	37368X	1	Clamp, Hose (Replaces P17553)
7	37516X	1	Hyd. Hose, 1/4"
8	66706X	1	Hyd. Hose, 1/4"
9	P25697	2	Connector, O-Ring
10	P18935	3	90° Elbow, O-Ring
11	P18936	1	Connector, O-Ring
12	37537X	1	Hyd. Hose, 1/4"
13	P29156	1	Hyd. Hose, 1/4"
14	P19248	3	90° Elbow, O-Ring
15	P18960	1	Connector, O-Ring
16	66716X	1	Hyd. Hose, 1/4"
17	P26604	1	Tee, Run O-Ring
18	66708X	1	Hyd. Hose, 1/4"
19	37610X	2	Hyd. Hose, 1/4"
20	P24612	2	Connector, O-Ring
21		1	Control Valve, (See Page 7.15.1 for Breakdown)
22	P03196	2	Capscrew, Button Hd. Socket, 1/4"-20 x 3/4"
23	P01357	2	Starwasher, 1/4" External
24	P25687	1	Tee, Branch O-Ring
25	37613X	1	Hyd. Hose, 1/2"
26	P23848	2	Check Valve
27	1100963	1	Filter, Inline (See Page 7.12.1 for Breakdown)
28	8760142	1	Connector, Swivel
29	10718944	1	Adapter, Str
30	37615X	1	Hyd. Hose, 3/8"
31	37614X	1	Hyd. Hose, 1/4"
32	P18935	1	90° Elbow, O-Ring
33	P29013	2	90° Elbow, O-Ring (Long)

ITEM	PART NO.	QTY.	DESCRIPTION
34	P00442	3	Capscrew, Hx., 1/2"-13 x 4 1/2" GR 8
35	P01406	3	Faltwasher, 1/2"
36	66194C	1	Control Block, Rear Oscillation Lock (See Page 7.11.1 for Breakdown)
37		1	Cylinder, Rear Oscillation Lock (See Pages 7.17.1 –7.17.1.3 for Breakdown)
38	P21619	3	Connector, O-Ring, 45°
39	P29956	2	Hyd. Hose, 1/4"
40	P30584	1	Hyd. Hose, 1/4"
1044C-54 S/N 975-			
10K-54 S/N 135-			

Rev. 009

644B
6K
844C
8K
1044C
10K
▼

FRAME TILT & REAR OSCILLATION LOCK HYDRAULIC CIRCUIT 7.8.2.2



ITEM	PART NO.	QTY.	DESCRIPTION
1	39948B	1	Control Valve, Rear Oscillation
2	P40662	1	Nut
3	38329A	1	Coil
4	37352X	1	Solenoid Valve
5	37355X	1	Seal Kit
6	37578X	1	Cartridge Valve, Piloted (3-Way)
7	37013X	1	Seal Kit
8	37010X	1	Orifice Disc
9	37579X	2	Orifice Plug
10	P27933	2	O-Ring Plug, Hollow Hex
11	P27931	7	O-Ring Plug, Hollow Hex
12	N.S.S.	1	Body
13	37580X	1	Cartridge Valve, Shuttle
14	37014X	1	Seal Kit
15	37577X	1	Cartridge Valve, Piloted (2-Way)
16	37012X	1	Seal Kit
17	37575X	1	Cartridge Valve, Sequence (Use with Wet Disc)
	37576X	-	Cartridge Valve, Sequence (Use with Dry Disc)
18	37011X	1	Seal Kit

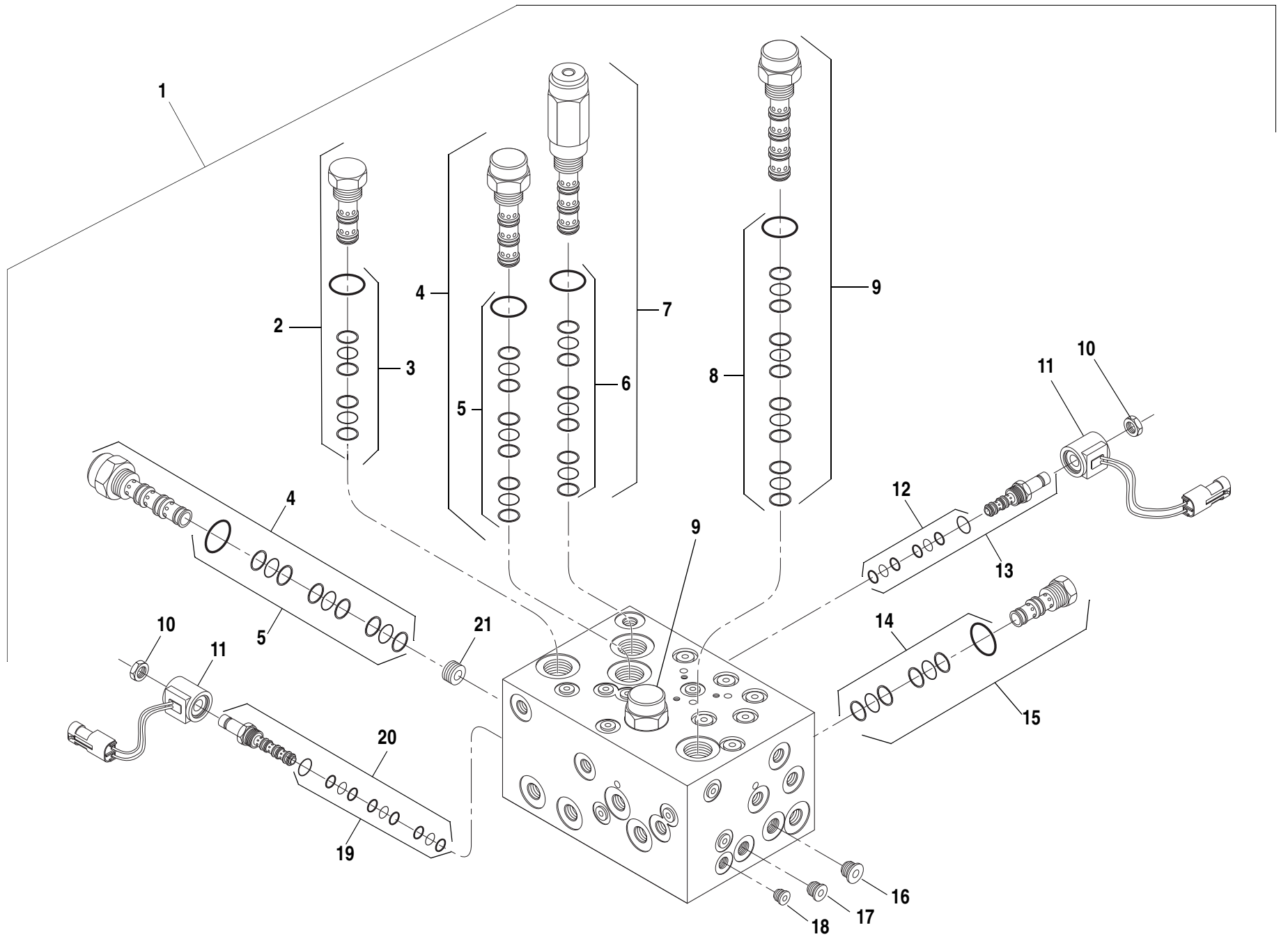
N.S.S. = Not Sold Separately

644B-37	S/N 591, 667-1289 & 1293-1303
644B-42	S/N 208-341 & 344-362
844C-42	S/N 622-1198, 1200-1254, 1256-1309, 1311-1329, 1331-1340 & 1343-1352
1044C-42	S/N 117-126
1044C-54	S/N 155-286, 288-290, 292-304 & 307-313
6K-37	S/N 318-494
6K-42	S/N 120-178
8K-42	S/N 221-327, 329,330,332 & 333
10K-42	S/N 107 & 108
10K-54	S/N 104-113

644B
6K
844C
8K
1044C
10K
▼

REAR AXLE STABILIZER CONTROL VALVE ASSEMBLY

7.9.1



7.9.1.1

ITEM	PART NO.	QTY.	DESCRIPTION
1	66195C	1	Control Valve, Rear Axle
2	67163X	1	Cartridge Valve (PC 3)
3	1100034	1	Seal Kit for Item 2
4	67164X	2	Cartridge Valve, Piloted (3-Way) (PD 1&4)
5	37005X	1	Seal Kit for Item 4
6	37011X	1	Seal Kit for Item 7
7	37575X	1	Cartridge Valve, Sequence (Use with Wet Disc)
	37576X	-	Cartridge Valve, Sequence (Use with Dry Disc)
8	1100035	1	Seal Kit for Item 9
9	67162X	2	Cartridge Valve, Piloted (2-Way) (PD 2&3)
10	P40662	1	Nut
11	38329A	1	Coil
12	37355X	1	Seal Kit for Item 13
13	37352X	1	Solenoid Valve (SV 2) (2 Position - 3 way)
14	37014X	1	Seal Kit for Item 15
15	37580X	1	Cartridge Valve, Shuttle (S 1&2)
16	P27935	1	O-Ring Plug, Hollow Hex, #6
17	P27933	1	O-Ring Plug, Hollow Hex, #4
18	P27931	28	O-Ring Plug, Hollow Hex, #2
19	68902X	1	Seal Kit for Item 20
20	67165X	1	Solenoid Valve (SV 1) (2 Position - 4 way)
21	37010X	1	Orifice Disc,.040"

N.S.S. = Not Sold Separately

644B-37 S/N 1290-1292 & 1304-

644B-42 S/N 342, 343 & 363-

844C-42 S/N 1199, 1255, 1310,1330,1341,1342 & 1353-

1044C-42 S/N 127-

1044C-54 S/N 287, 291, 305, 306 & 314-

6K-37 S/N 495-

6K-42 S/N 179-

8K-42 S/N 328, 331 & 334-

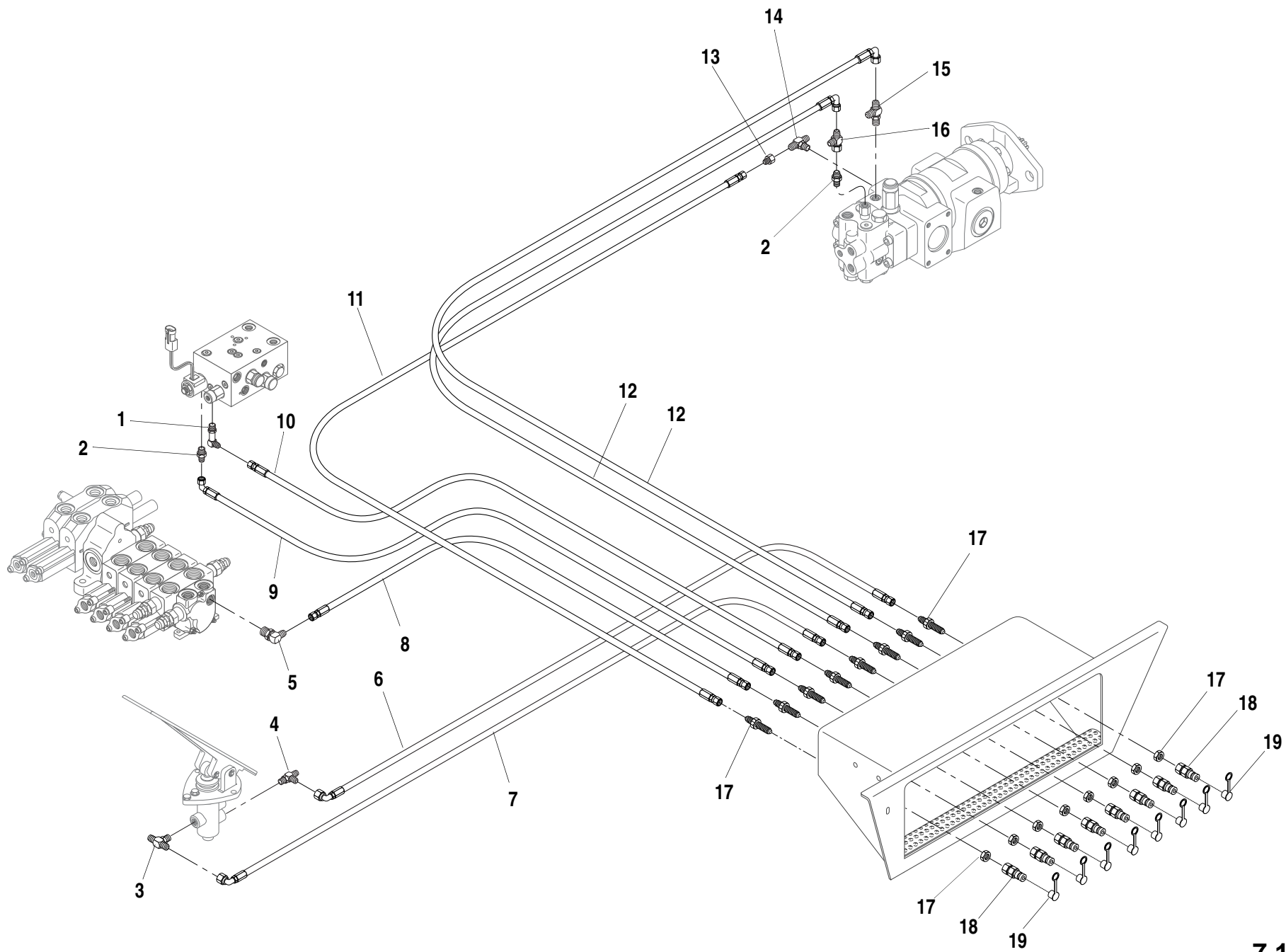
10K-42 S/N 109-

10K-54 S/N 114-

644B
6K
844C
8K
1044C
10K

REAR AXLE STABILIZER CONTROL VALVE ASSEMBLY

7.9.1.1



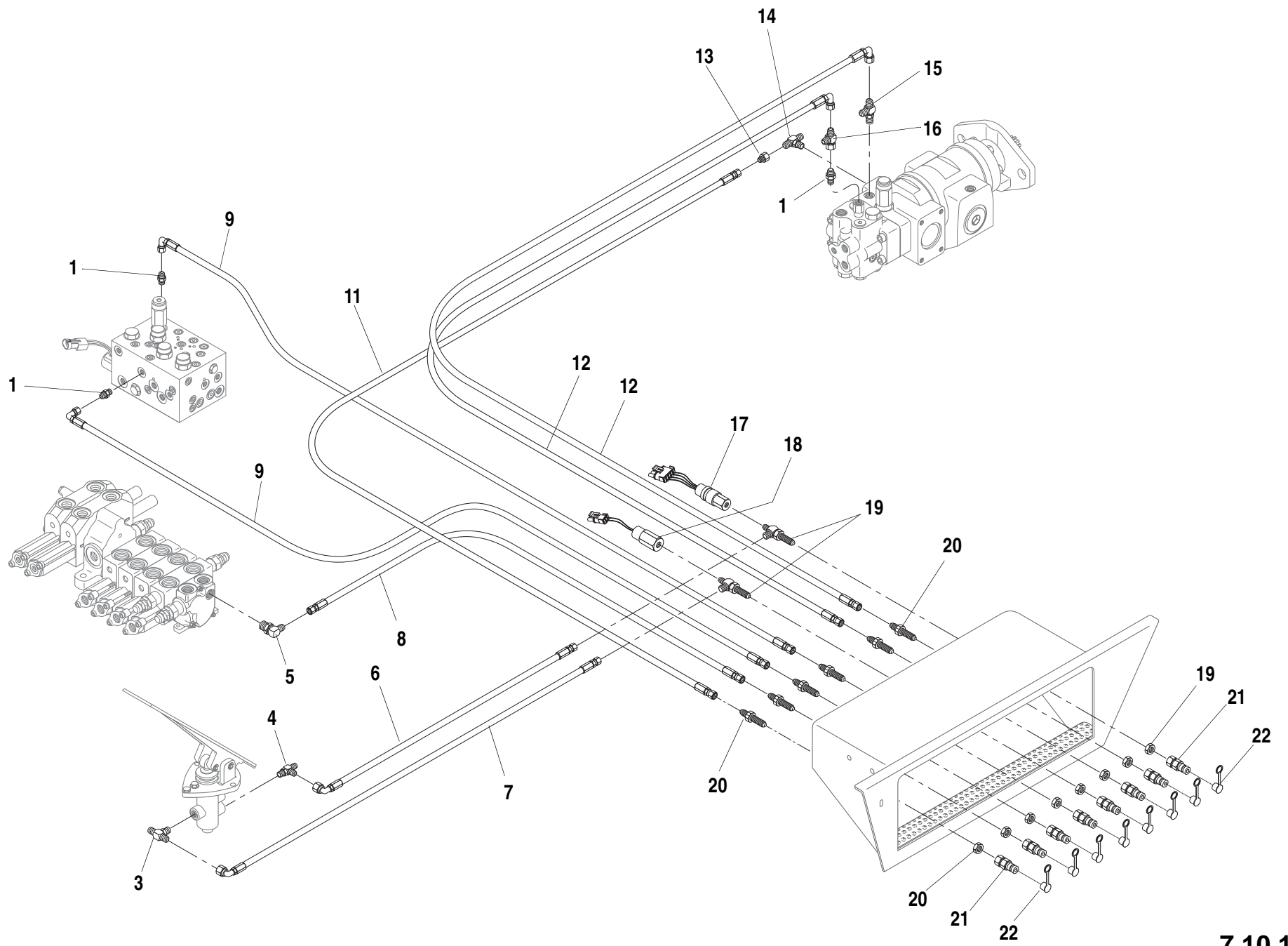
ITEM	PART NO.	QTY.	DESCRIPTION
1	P33166	1	90° Elbow, O-Ring (Long)
2	P18960	2	Connector, O-Ring
3	P18958	1	Tee, Branch O-Ring
4	P21914	1	Tee, Run O-Ring
5	P24609	1	90° Elbow, O-Ring
6	37620X	1	Hyd. Hose, 1/4"
7	37509X	1	Hyd. Hose, 1/4"
8	37616X	1	Hyd. Hose, 1/4"
9	P27151	1	Hyd. Hose, 1/4"
10	37618X	1	Hyd. Hose, 1/4"
11	37510X	1	Hyd. Hose, 1/4"
12	37619X	2	Hyd. Hose, 1/4"
13	P26607	1	Reducer Adapter, JIC
14	P25687	1	Tee, Branch O-Ring
15	P26604	1	Tee, Run O-Ring
16	P27399	1	Tee, Swivel Run
17	❶P24656	8	Connector, Bulkhead
18	❶P27374	8	End Tube, Nipple
19	P27805	8	Dust Cap

NOTES:

- ❶ Use P28496 For the Following Machines:
 644B-37 (S/N 101-809), 644B-42 (S/N 101-234),
 844C-42 (S/N 101-744),
 1044C-42 (S/N 101-120), 1044C-54 (S/N 101-197),
 6K-37 (S/N 101-369), 6K-42 (S/N 101-131)
 8K-42 (S/N 101-120),
 10K-42 (S/N 101-107) and 10K-54 (S/N 101-107).

644B-37	S/N 591, 667-1289 & 1293-1303
644B-42	S/N 208-341 & 344-362
844C-42	S/N 622-1198, 1200-1254, 1256-1309, 1311-1329, 1331-1340 & 1343-1352
1044C-42	S/N 117-126
1044C-54	S/N 155-286, 288-290, 292-304 & 307-313
6K-37	S/N 318-494
6K-42	S/N 120-178
8K-42	S/N 221-327, 329,330,332 &333
10K-42	S/N 107 &108
10K-54	S/N 104-113

644B
 6K
 844C
 8K
 1044C
 10K
 ▼

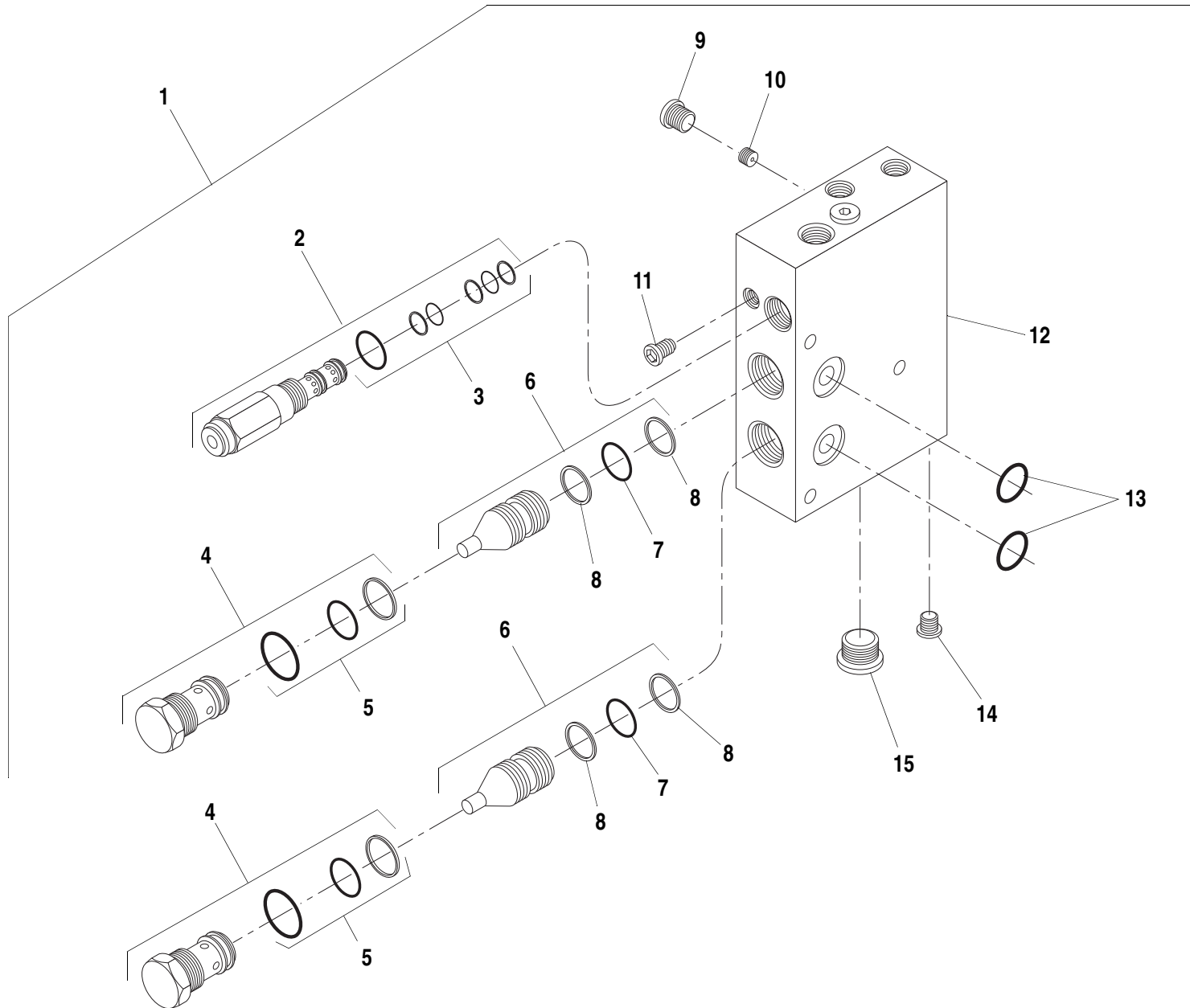


ITEM	PART NO.	QTY.	DESCRIPTION
1	P18960	1	Connector, O-Ring
2	P18935	1	90° Elbow, O-Ring
3	P18958	1	Tee, Branch O-Ring
4	P21914	1	Tee, Run O-Ring
5	P24609	1	90° Elbow, O-Ring
6	37821X	1	Hyd. Hose, 1/4"
7	37173X	1	Hyd. Hose, 1/4"
8	P25239	1	Hyd. Hose, 1/4"
9	P27151	2	Hyd. Hose, 1/4"
10	37618X	1	Hyd. Hose, 1/4"
11	37166X	1	Hyd. Hose, 1/4"
12	37619X	2	Hyd. Hose, 1/4"
13	P26605	1	Reducer Adapter, JIC
14	P25687	1	Tee, Branch O-Ring
15	P26604	1	Tee, Run O-Ring
16	P27399	1	Tee, Swivel Run
17	66680A	1	Switch, Pressure- D.P.S.T Normally Closed, Low Brake Pressure (850 psi) Wet Disc Brakes
	67065A	-	Switch, Pressure- D.P.S.T Normally Closed, Low Brake Pressure (1800 psi) Dry Disc Brakes
18	①66679A	1	Switch, Pressure- S.P.S.T Normally Open, Service Brake (250 psi) Wet Disc Brakes
	②67063A	-	Switch, Pressure- S.P.S.T Normally Open, Service Brake (1000 psi) Dry Disc Brakes
19	P28823	2	Connector, Bulkhead, Tee
20	P24656	8	Connector, Bulkhead
21	P27374	8	End Tube, Nipple
22	P27805	8	Dust Cap

644B-37	S/N 1290–1292 & 1304–
644B-42	S/N 342, 343 & 363–
844C-42	S/N 1199, 1255, 1310,1330,1341,1342 & 1353–
1044C-42	S/N 127–
1044C-54	S/N 287, 291, 305, 306 & 314–
6K-37	S/N 495–
6K-42	S/N 179–
8K-42	S/N 328, 331 & 334–
10K-42	S/N 109–
10K-54	S/N 114–

NOTES:
 ① Use 67062A for Machines with Wet Disc Brakes and Roadway Lights.
 ② Use 67064A for Machines with Dry Disc Brakes and Roadway Lights.

644B
 6K
 844C
 8K
 1044C
 10K



ITEM	PART NO.	QTY.	DESCRIPTION
1	39950C	1	Oscillation Control Block Assembly
2	37353X	1	Cartridge, Pressure Reducing Valve
3	37356X	1	Seal Kit
4	37354X	2	Cartridge, Check Valve
5	37357X	1	Seal Kit
6	37360X	2	Piston Assembly
7	37359X	1	O-Ring
8	37358X	2	Backup Ring
9	P27935	2	O-Ring Plug, Hollow Hex
10	37361X	1	Orifice Plug
11	P27931	1	O-Ring Plug, Hollow Hex
12	N.S.S.	1	Body
13	P10547	2	O-Ring
14	P27933	1	O-Ring Plug, Hollow Hex
15	P27937	1	O-Ring Plug, Hollow Hex

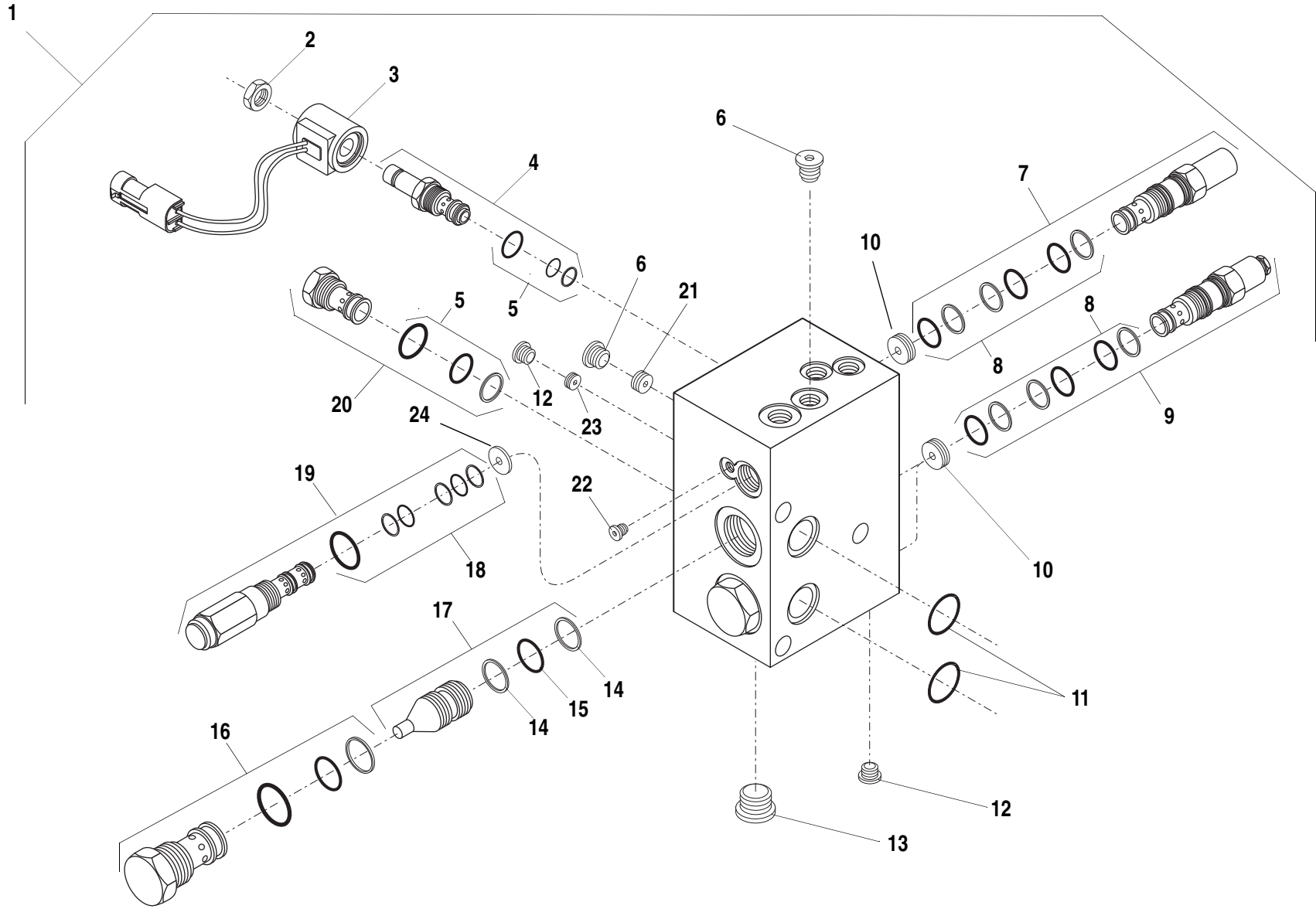
N.S.S. = Not Sold Separately

644B-37	S/N 591, 667-1289 & 1293-1303
644B-42	S/N 208-341 & 344-362
844C-42	S/N 622-1198, 1200-1254, 1256-1309, 1311-1329, 1331-1340 & 1343-1352
1044C-42	S/N 117-126
1044C-54	S/N 155-286, 288-290, 292-304 & 307-313
6K-37	S/N 318-494
6K-42	S/N 120-178
8K-42	S/N 221-327, 329,330,332 & 333
10K-42	S/N 107 &108
10K-54	S/N 104-113

644B
6K
844C
8K
1044C
10K
▼

OSCILLATION CONTROL BLOCK ASSEMBLY

7.11.1



ITEM	PART NO.	QTY.	DESCRIPTION
1	66194C	1	Stabilizer Valve, Rear Axle
2	7022390	1	Nut
3	38329A	1	Coil
4	67167X	1	Solenoid Valve
5	68086X	1	Seal Kit
6	P27935	2	O-Ring Plug, Hollow Hex, #6
7	67168X	1	Cartridge, Counter balance Valve
8	2900770	3	Seal Kit
9	67169X	2	Valve, PO Check
10	67170X	3	Orifice Plug .040"
11	P10547	2	O-Ring
12	P27933	2	O-Ring Plug, Hollow Hex, #4
13	P27937	1	O-Ring Plug, Hollow Hex, #10
14	37358X	2	Backup Ring
15	37359X	1	O-Ring
16	37354X	2	Cartridge, Check Valve
17	37360X	2	Piston Assembly
18	37356X	1	Seal Kit
19	37353X	1	Cartridge, Pressure Reducing Valve
20	67166X	2	Check Valve
21	37361X	1	Orifice Plug .030"
22	P27931	1	O-Ring Plug, Hollow Hex, #2
23	67171X	1	Orifice Plug .080"
24	1102025	1	Orifice Disc .130"

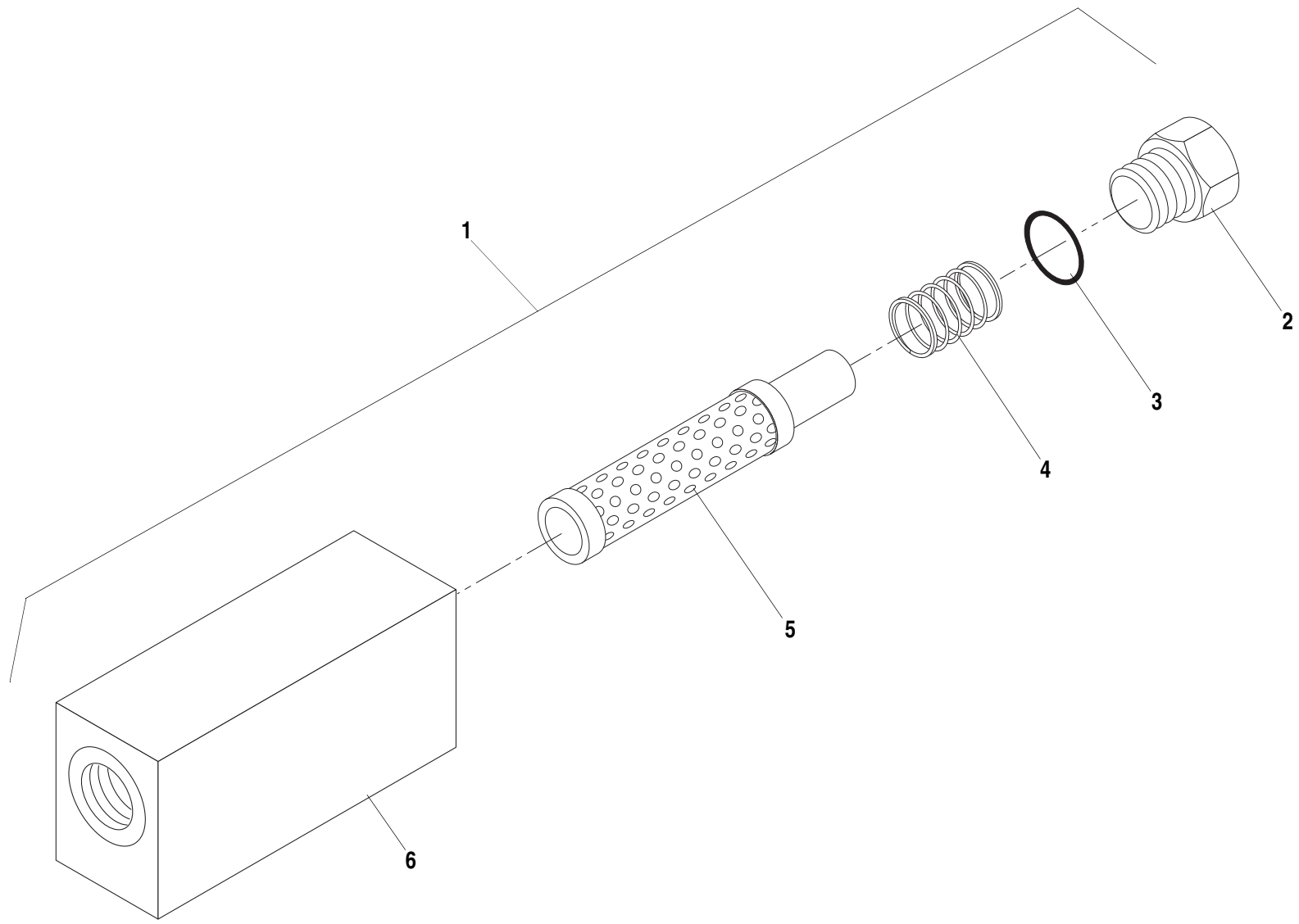
N.S.S. = Not Sold Separately

644B-37 S/N 1290-1292 & 1304-
644B-42 S/N 342, 343 & 363-
844C-42 S/N 1199, 1255, 1310,1330,1341,1342 & 1353-
1044C-42 S/N 127-
1044C-54 S/N 287, 291, 305, 306 & 314-
6K-37 S/N 495-
6K-42 S/N 179-
8K-42 S/N 328, 331 & 334-
10K-42 S/N 109-
10K-54 S/N 114-

644B
6K
844C
8K
1044C
10K

OSCILLATION CONTROL BLOCK ASSEMBLY

7.11.1.1



ITEM	PART NO.	QTY.	DESCRIPTION
1	1100963	-	Filter Assembly, Inline
2	1100988	1	Plug, Hex, Spring Guide
3	10728957	1	O-Ring, SAE #12
4	1100989	1	Spring, Bypass, 50 P.S.I.
5	1100987	1	Filter Element
6	N.N.S.	1	Body, Filter

N.S.S. = Not Sold Separately

644B-42 S/N 1295-

844C-42 S/N 3372-

1044C-42 S/N 127-

1044C-54 S/N 975-

6K-42 S/N 227-

8K-42 S/N 469-

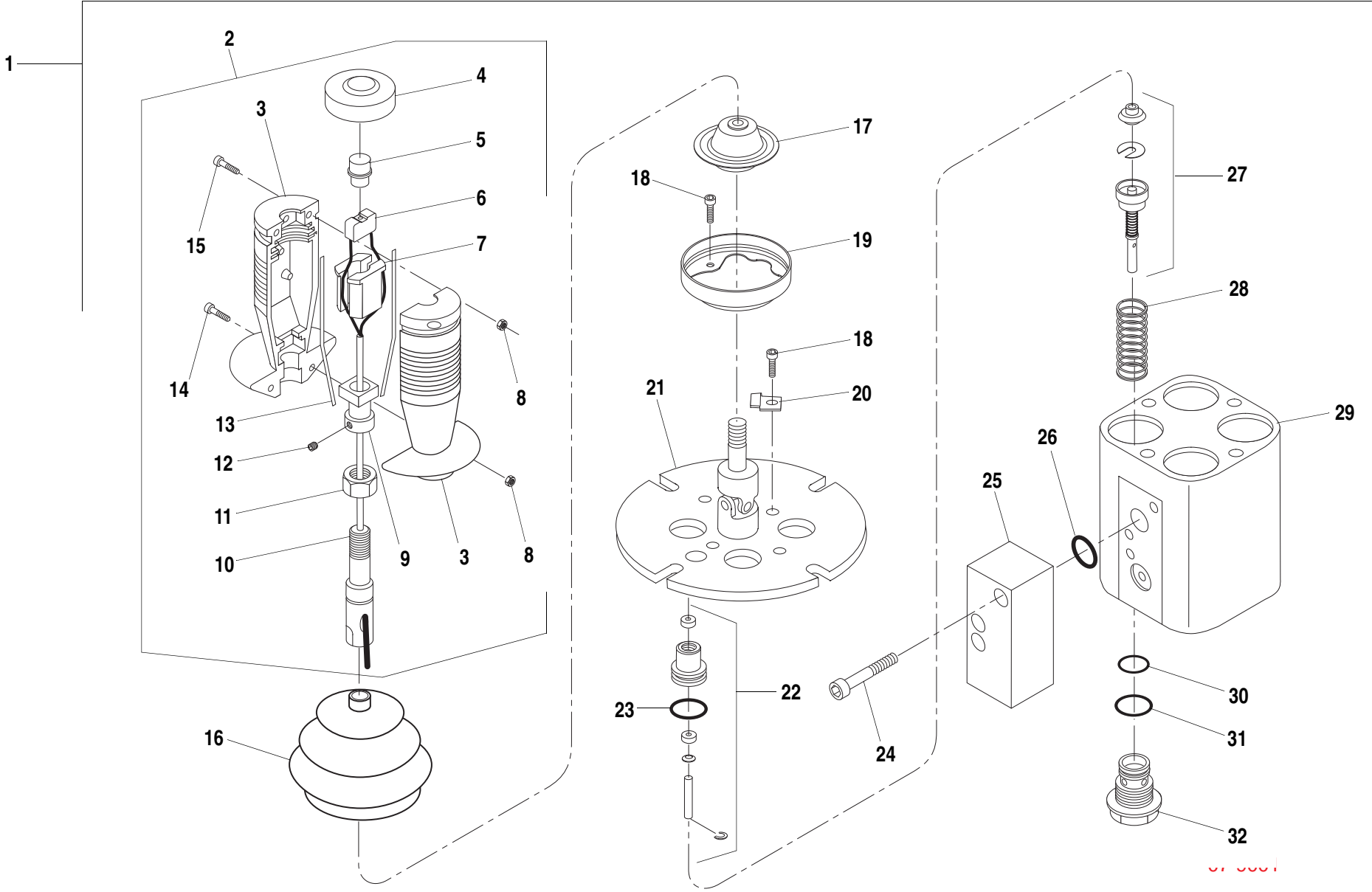
10K-42 S/N 115-

10K-54 S/N 1135-

644B
6K
844C
8K
1044C
10K

INLINE FLITER ASSEMBLY

7.12.1



ITEM	PART NO.	QTY.	DESCRIPTION
1	P31406	1	Joystick Control Valve
2	P32693	1	Handle Assembly (Includes Items 3–15)
3	P33095	2	Handle, Half
4	P31489	1	Cap
5	P32206	1	Button, Push
6	P31598	1	Switch
7	N.S.S.	2	Guide
8	P31481	4	Nut, Hex., M3
9	N.S.S.	1	Lever Joint
10	N.S.S.	1	Stem
11	P31483	1	Jamnut, Hx., M10 x 1.0
12	P31482	1	Setscrew, M4 x 4
13	N.S.S.	2	Seal
14	P31488	2	Capscrew, Socket Hd., M3 x 10
15	P31486	2	Capscrew, Socket Hd., M3 x 16
16	P31477	1	Boot
17	P33094	1	Cam
18	P31472	6	Capscrew, Socket Hd.
19	P32204	1	Retainer
20	P32205	4	Clip
21	P31473	1	Flange
22	P31462	4	Guide Assembly
23	①N.S.S.	1	O-Ring
24	P31475	3	Capscrew, Socket Hd.
25	P32203	1	Manifold
26	①N.S.S.	1	O-Ring
27	P32201	4	Spring Pack
28	P31474	4	Spring
29	N.S.S.	1	Body
30	①N.S.S.	4	O-Ring
31	①N.S.S.	4	O-Ring
32	P32202	4	Ported Guide

ITEM	PART NO.	QTY.	DESCRIPTION
REF	66255A	1	Hardware Kit, Joystick Handle (Supersedes P31487) (Includes items 8, 11, 12, 14, 15)
REF	P32578	1	Seal Kit (Includes Items 23, 26, 30, 31)

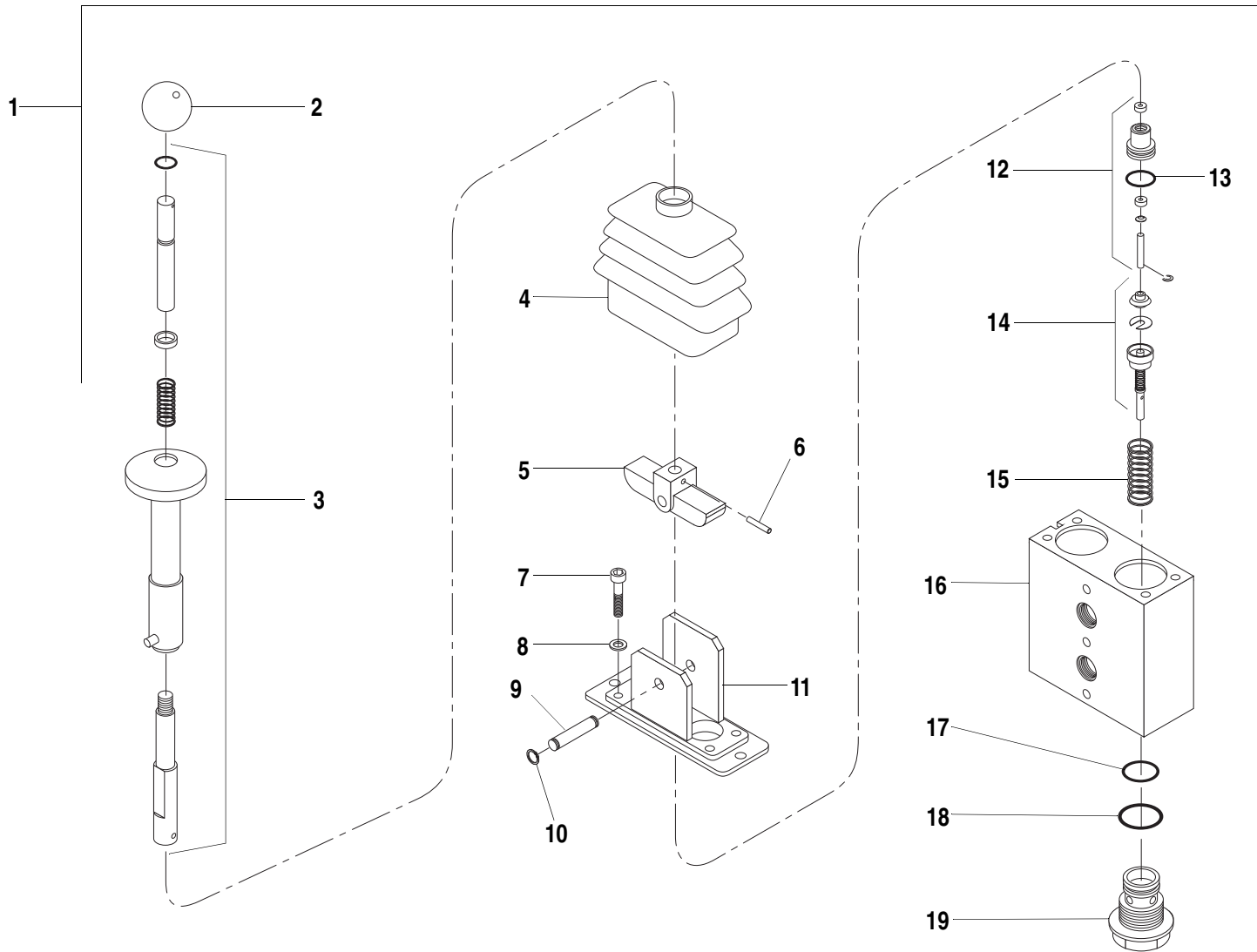
NOTES:
 ① Available in Seal Kit P32578.

N.S.S. = Not Sold Separately

644B-37 S/N 101-
644B-42 S/N 101-
844C-42 S/N 101-
1044C-42 S/N 101-
1044C-54 S/N 101-
6K-37 S/N 101-
6K-42 S/N 101-
8K-42 S/N 101-
10K-42 S/N 101-
10K-54 S/N 101-

644B
 6K
 844C
 8K
 1044C
 10K
 ▼

JOYSTICK CONTROL VALVE ASSEMBLY 7.14.1



ITEM	PART NO.	QTY.	DESCRIPTION
1	P31407	1	Frame Tilt Control Valve Assembly
2	P32543	1	Knob
3	P32545	1	Lever Assembly
4	P32544	1	Boot, Rubber
5	P32546	1	Cam (Includes Item 6)
6	P32547	1	Pin
7	P32548	4	Capscrew
8	P32549	4	Washer
9	P31463	1	Pivot Pin (Includes Item 10)
10	P31464	2	Circlip
11	N.S.S.	1	Flange
12	P31462	2	Guide Assembly
13	N.S.S.	1	O-Ring
14	P32201	2	Spring Pack
15	P32215	1	Spring
16	N.S.S.	1	Body
17	N.S.S.	2	O-Ring
18	N.S.S.	2	O-Ring
19	P32202	2	Ported Guide
REF	P33168	1	Seal Kit (Includes Items 13, 17, 18)

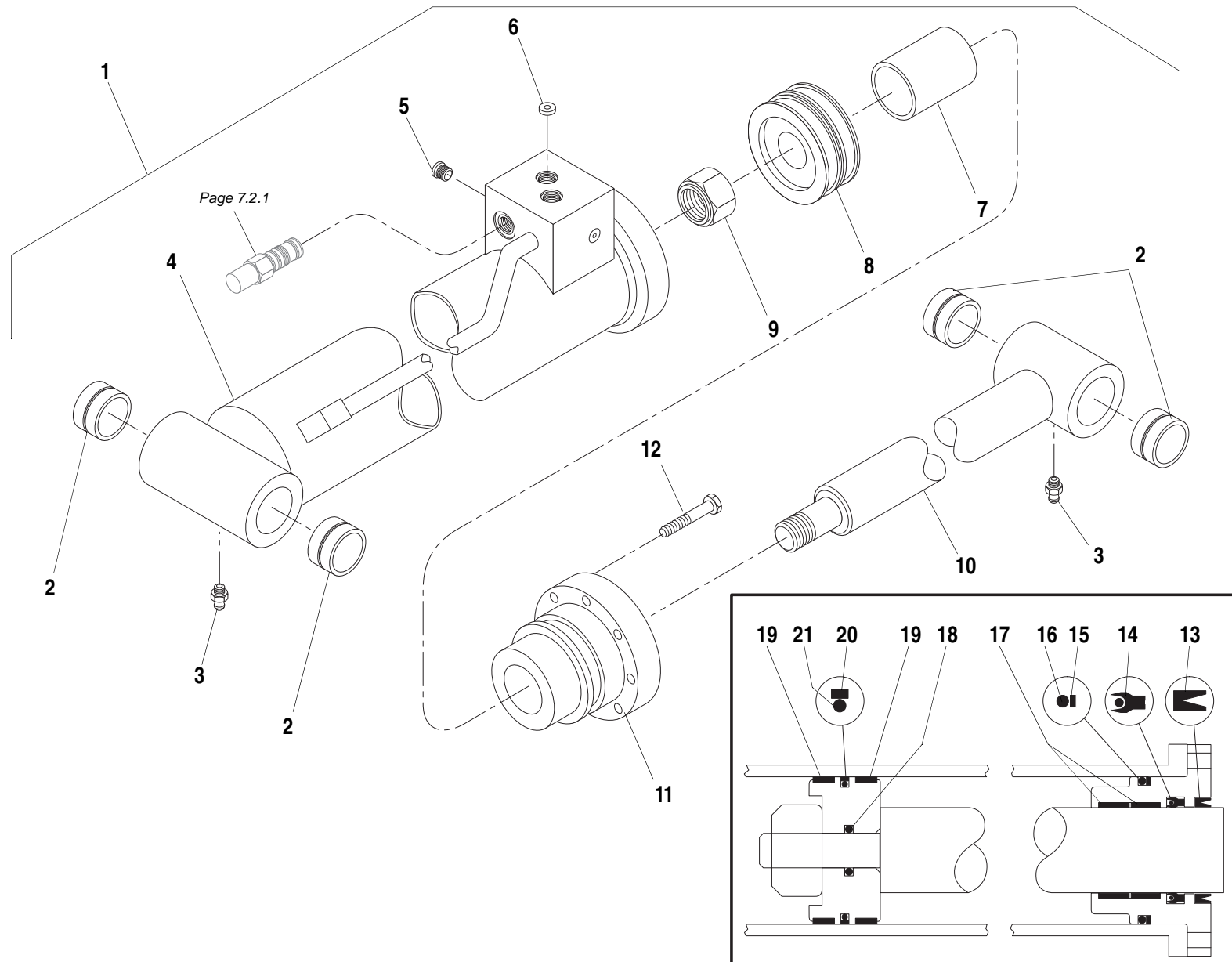
N.S.S. = Not Sold Separately

644B-37 S/N 101-
644B-42 S/N 101-
844C-42 S/N 101-
1044C-42 S/N 101-
1044C-54 S/N 101-303
6K-37 S/N 101-
6K-42 S/N 101-
8K-42 S/N 101-
10K-42 S/N 101-
10K-54 S/N 101-113

644B
6K
844C
8K
1044C
10K

FRAME TILT CONTROL VALVE ASSEMBLY

7.15.1



7.16.1

ITEM	PART NO.	QTY.	DESCRIPTION
1	34813B	-	Cylinder Assembly, Frame Tilt
2	P19106	4	Bushing
3	P16611	2	Grease Fitting
4	P30615	1	Barrel Weldment
5	P27933	2	O-Ring Plug, Hollow Hex
6	P30546	2	Orifice Plug
7	P30689	1	Stroke Limiter
8	P29878	1	Piston
9	P40460	1	Nut, Crownlock
10	P30638	1	Rod Weldment
11	P30674	1	Head, Rod Bearing
12	P00481	8	Capscrew, Hx., 1/2"-20 x 1 1/2" GR 8
13	*N.S.S	1	Wiper
14	*N.S.S	1	Seal
15	*N.S.S	2	Back-Up Ring
16	*N.S.S	1	O-Ring
17	*N.S.S	2	Wear Ring
18	*N.S.S	1	O-Ring
19	*N.S.S	1	Wear Ring
20	*N.S.S	1	Piston Seal
21	*N.S.S	1	O-Ring
REF	P30653	1	Seal Kit

NOTES:

* Items Included in Seal Kit.

N.S.S. = Not Sold Separately.

644B-37 S/N 101-170

844C-42 S/N 101-164

6K-37 S/N 101-144

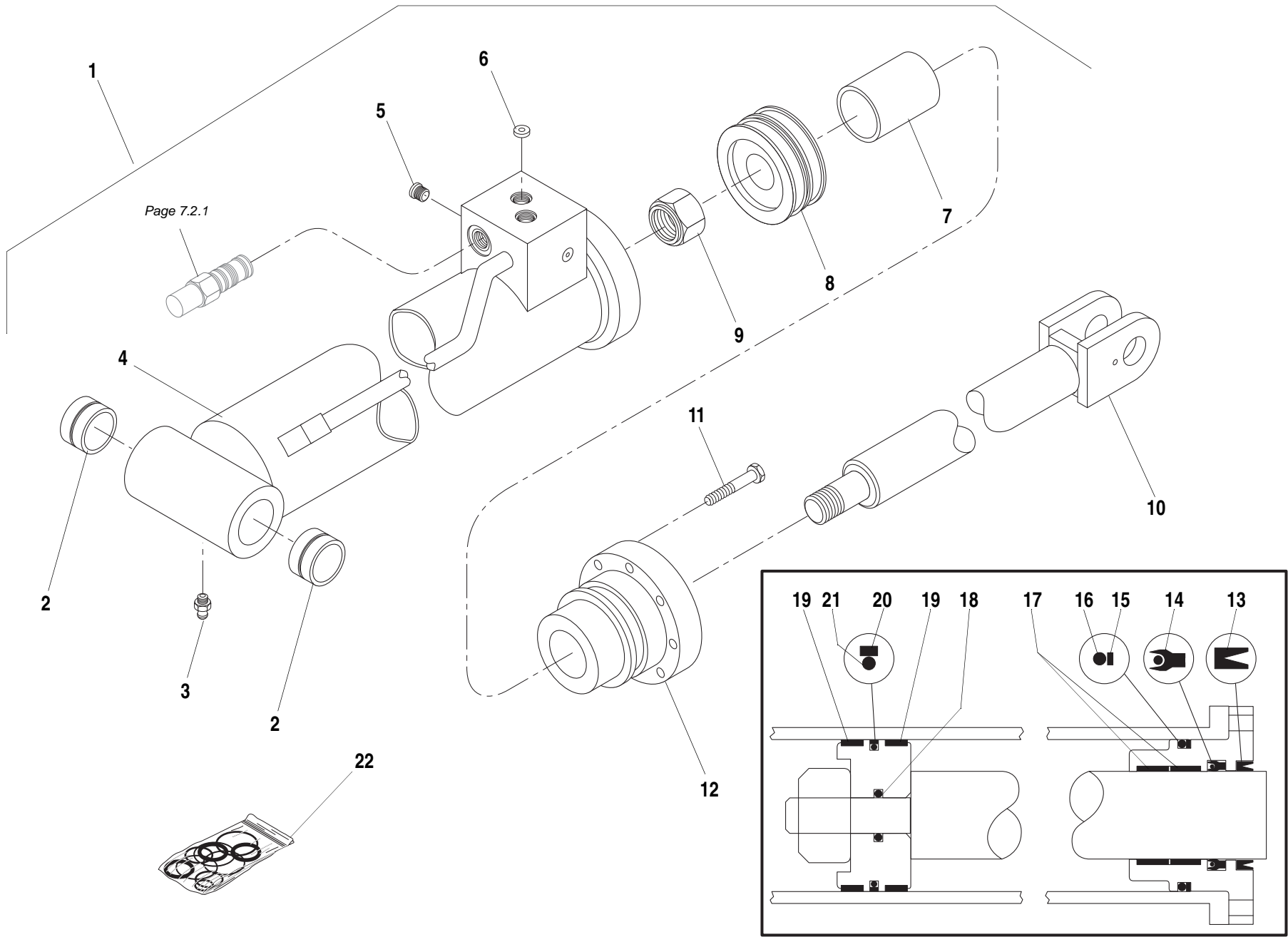
8K-42 S/N 101-124

644B
6K
844C
8K
1044C
10K

FRAME TILT CYLINDER ASSEMBLY

7.16.1





Page 7.2.1

ITEM	PART NO.	QTY.	DESCRIPTION
1	34821B	-	Cylinder Assembly, Frame Tilt
2	P19106	2	Bushing
3	P16611	1	Grease Fitting
4	P30620	1	Barrel Weldment
5	P27933	2	O-Ring Plug, Hollow Hex
6	P30546	2	Orifice Plug
7	P30682	1	Stroke Limiter
8	P29878	1	Piston
9	P40460	1	Nut, Crownlock
10	P30641	1	Rod Weldment
11	P30674	1	Head, Rod Bearing
12	P00481	8	Capscrew, Hx., 1/2"-20 x 1 1/2" GR 8
13	*N.S.S	1	Wiper
14	*N.S.S	1	Seal
15	*N.S.S	2	Back-Up Ring
16	*N.S.S	1	O-Ring
17	*N.S.S	2	Wear Ring
18	*N.S.S	1	O-Ring
19	*N.S.S	1	Wear Ring
20	*N.S.S	1	Piston Seal
21	*N.S.S	1	O-Ring
22	P30653	1	Seal Kit

* Items Included in Seal Kit.

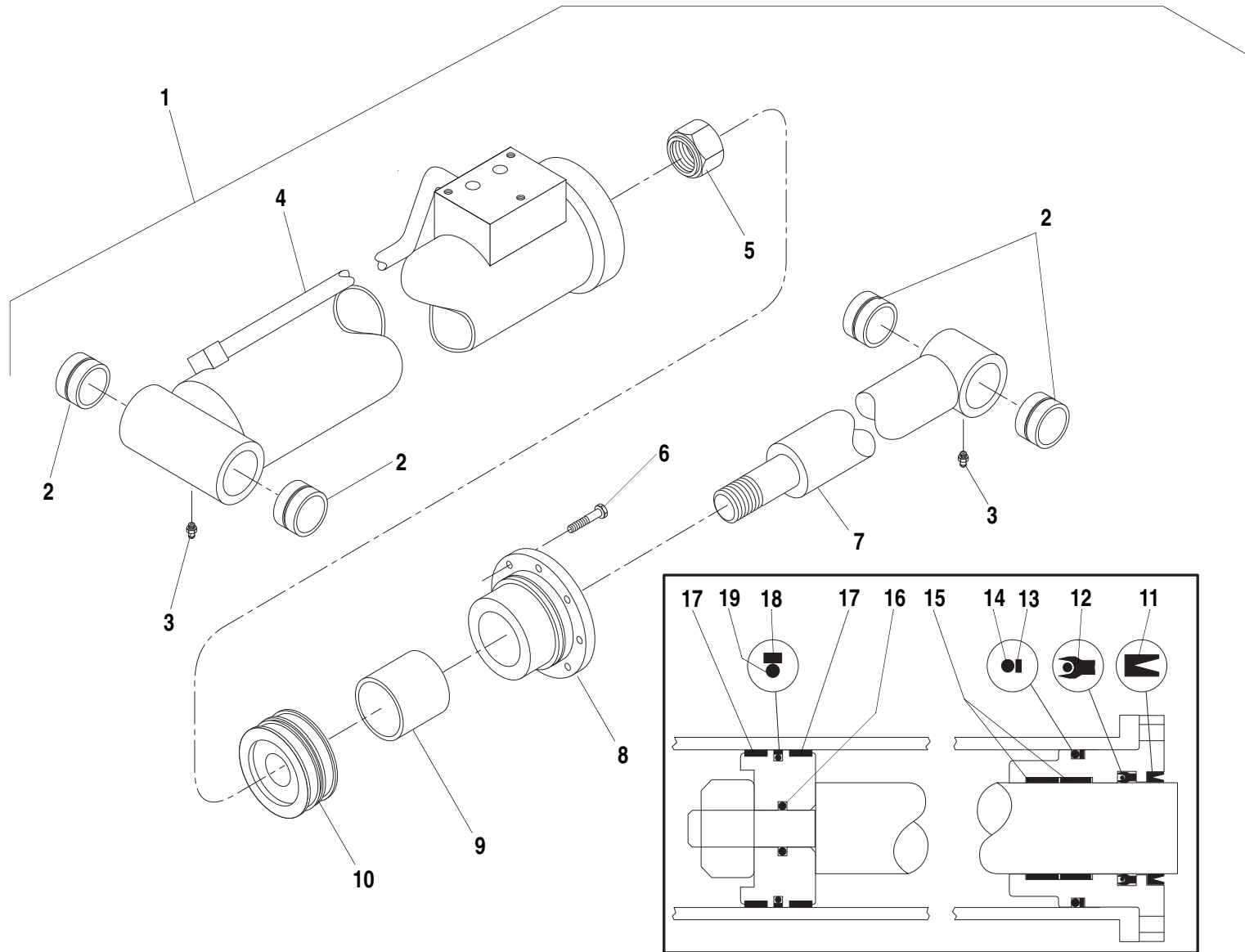
N.S.S. = Not Sold Separately.

644B-37 S/N 171-
644B-42 S/N 101-1619 & 16152-16454
844C-42 S/N 165-3969 & 16038-16454
1044C-42 S/N 101-
1044C-54 S/N 101-1389 & 16039-16454
6K-37 S/N 145-
6K-42 S/N 101-
8K-42 S/N 125-
10K-42 S/N 101-
10K-54 S/N 101-

644B
6K
844C
8K
1044C
10K

FRAME TILT CYLINDER ASSEMBLY

7.16.1.1



ITEM	PART NO.	QTY.	DESCRIPTION
1	34818B	–	Cylinder Assembly, Rear Oscillation Lock
2	P19106	4	Bushing
3	P16611	2	Grease Fitting
4	P30619	1	Barrel Weldment
5	P40460	1	Nut, Crownlock
6	P00481	8	Capscrew, Hx., 1/2"-20 x 1 1/2" GR 8
7	P30640	1	Rod Weldment
8	P30676	1	Head, Rod Bearing
9	P30684	1	Stroke Limiter
10	P29878	1	Piston
11	*N.S.S	1	Wiper
12	*N.S.S	1	Seal
13	*N.S.S	2	Back-Up Ring
14	*N.S.S	1	O-Ring
15	*N.S.S	2	Wear Ring
16	*N.S.S	1	O-Ring
17	*N.S.S	1	Wear Ring
18	*N.S.S	1	Piston Seal
19	*N.S.S	1	O-Ring
REF	P30681	1	Seal Kit

* Items Included in Seal Kit.

N.S.S. = Not Sold Separately.

644B-37 S/N 101-170

844C-42 S/N 101-164

6K-37 S/N 101-144

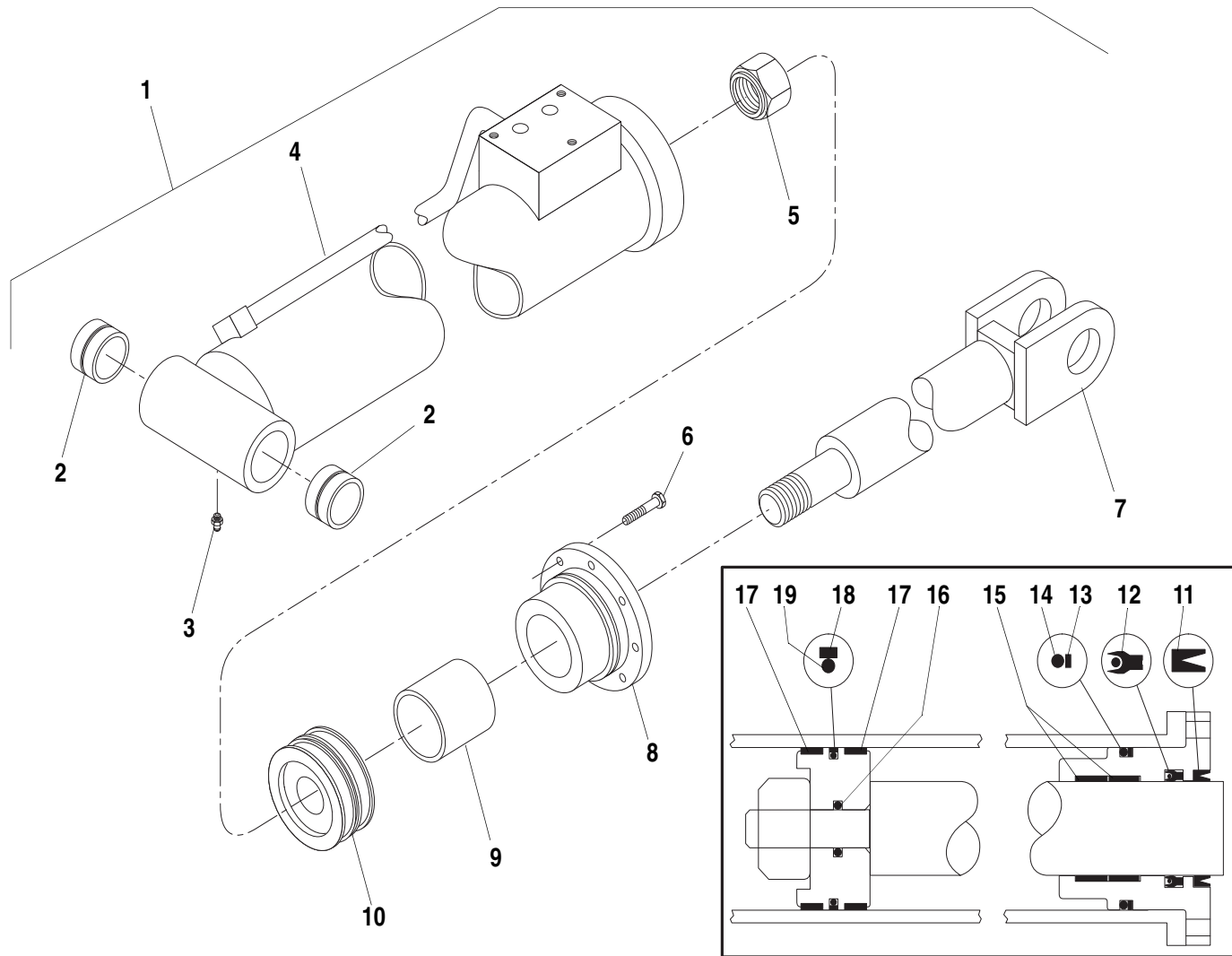
8K-42 S/N 101-124

644B
6K
844C
8K
1044C
10K

REAR OSCILLATION LOCK CYLINDER ASSEMBLY

7.17.1





ITEM	PART NO.	QTY.	DESCRIPTION
1	34822B	–	Cylinder Assembly, Rear Oscillation Lock
2	P19106	2	Bushing
3	P16611	1	Grease Fitting
4	P30621	1	Barrel Weldment
5	P40460	1	Nut, Crownlock
6	P00481	8	Capscrew, Hx., 1/2"-20 x 1 1/2" GR 8
7	P30642	1	Rod Weldment
8	P30676	1	Head, Rod Bearing
9	P30683	1	Stroke Limiter
10	P29878	1	Piston
11	*N.S.S	1	Wiper
12	*N.S.S	1	Seal
13	*N.S.S	2	Back-Up Ring
14	*N.S.S	1	O-Ring
15	*N.S.S	2	Wear Ring
16	*N.S.S	1	O-Ring
17	*N.S.S	1	Wear Ring
18	*N.S.S	1	Piston Seal
19	*N.S.S	1	O-Ring
REF	P30681	1	Seal Kit



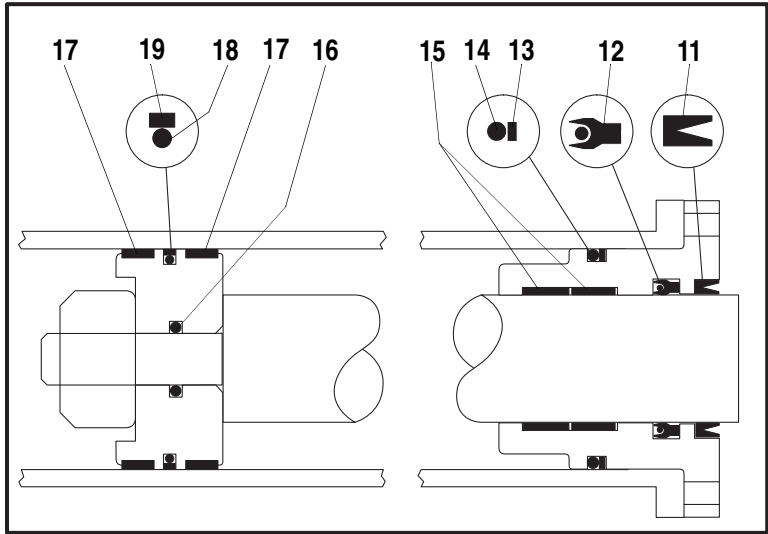
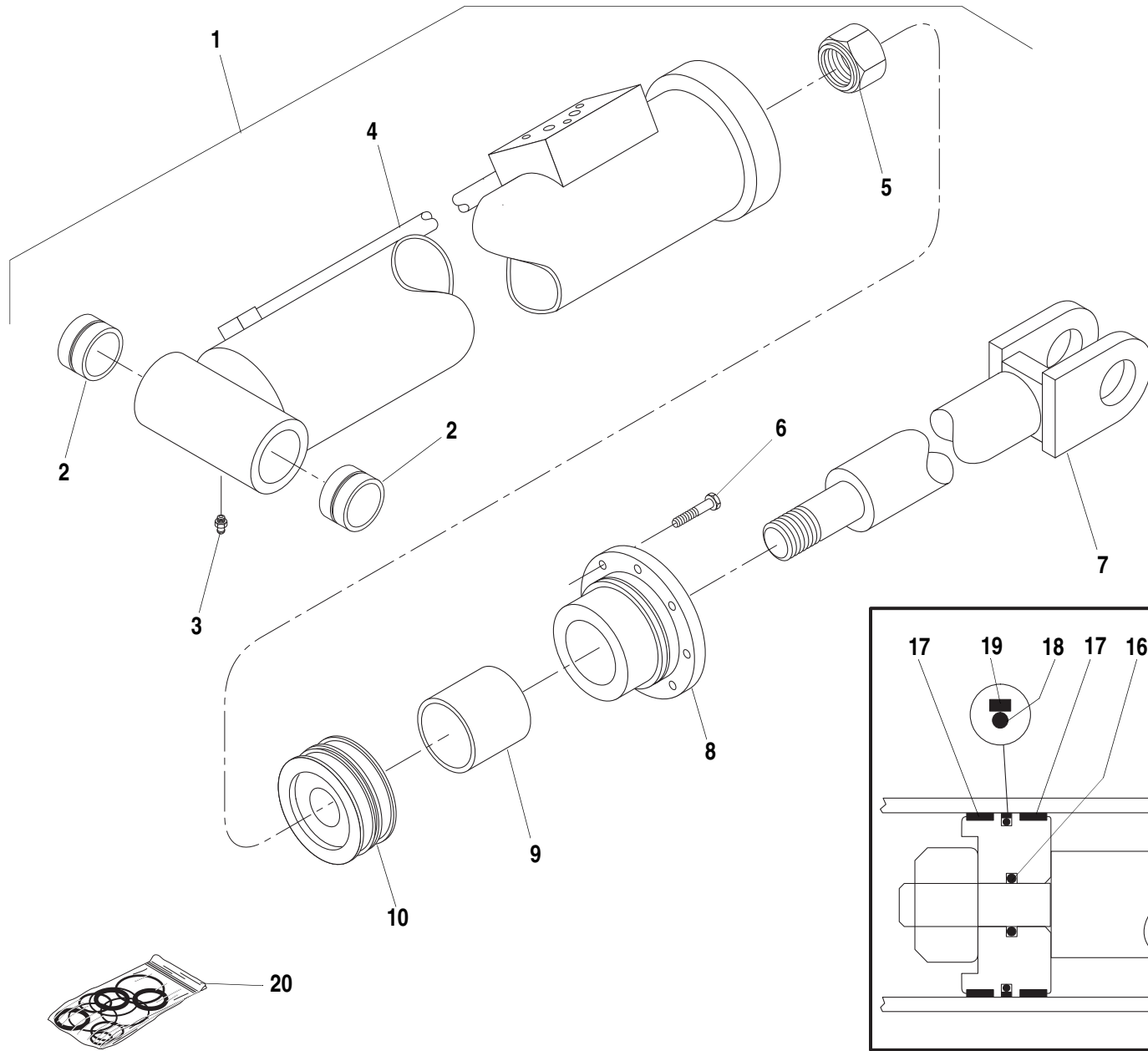
644B-37	S/N 171–591, 667–1289 & 1293–1303
644B-42	S/N 101–341 & 344–362
844C-42	S/N 164–1198, 1200–1254, 1256–1309, 1311–1329, 1331–1340 & 1343–1352
1044C-42	S/N 101–126
1044C-54	S/N 101–286, 288–290, 292–304 & 307–313
6K-37	S/N 145–494
6K-42	S/N 101–178
8K-42	S/N 125–327,329,330,332 & 333
10K-42	S/N 101–108
10K-54	S/N 101–113

* Items Included in Seal Kit.

N.S.S. = Not Sold Separately.

644B
6K
844C
8K
1044C
10K
▼

REAR OSCILLATION LOCK CYLINDER ASSEMBLY 7.17.1.1



ITEM	PART NO.	QTY.	DESCRIPTION
1	66665B	–	Cylinder Assembly, Rear Oscillation Lock
2	P19106	2	Bushing
3	P16611	1	Grease Fitting
4	39183X	1	Barrel Weldment
5	P40460	1	Nut, Crownlock
6	P00481	8	Capscrew, Hx., 1/2"-20 x 1 1/2" GR 8
7	39181X	1	Rod Weldment
8	P30674	1	Head, Rod Bearing
9	39182X	1	Stroke Limiter
10	P29878	1	Piston
11	*N.S.S.	1	Wiper
12	*N.S.S.	1	Seal
13	*N.S.S.	1	Back-Up Ring
14	*N.S.S.	1	O-Ring
15	*N.S.S.	1	Wear Ring
16	*N.S.S.	1	O-Ring
17	*N.S.S.	2	Wear Ring
18	*N.S.S.	1	O-Ring
19	*N.S.S.	1	Piston Seal
20	P30653	1	Seal Kit

* Items Included in Seal Kit.

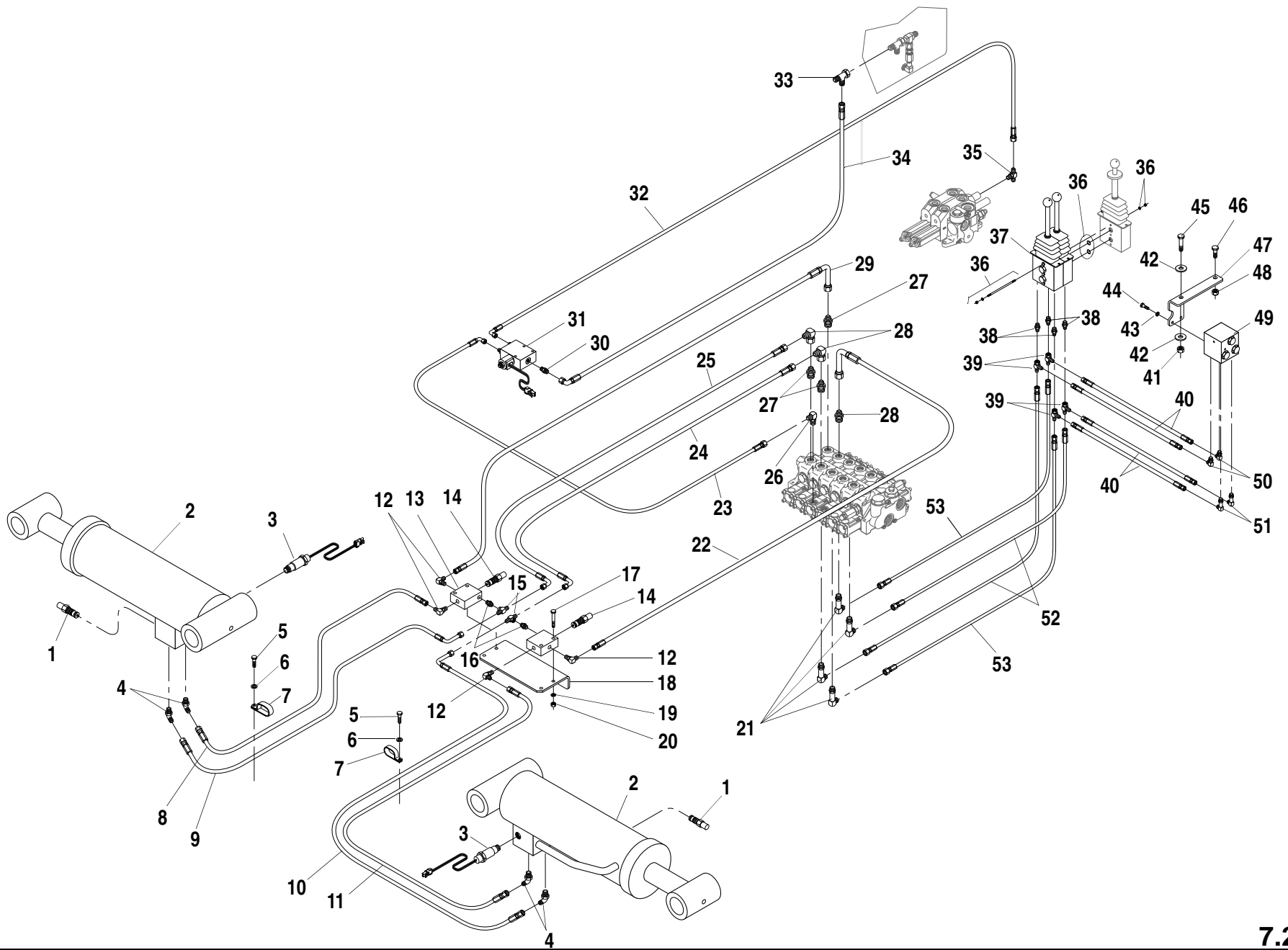
N.S.S. = Not Sold Separately.

644B-37	S/N 1290–1292 & 1304–
644B-42	S/N 342, 343 & 363–1619 & 16152–16439
844C-42	S/N 1199, 1255, 1310,1330,1341,1342 & 1353–3969 & 16038
1044C-42	S/N 127–
1044C-54	S/N 287, 291, 305, 306 & 314–1389 & 16039–16439
6K-37	S/N 495–
6K-42	S/N 179–
8K-42	S/N 328, 331 & 334–
10K-42	S/N 109–
10K-54	S/N 114–

644B
6K
844C
8K
1044C
10K
▼

REAR OSCILLATION LOCK CYLINDER ASSEMBLY

7.17.1.2



ITEM	PART NO.	QTY.	DESCRIPTION
1	37450X	2	Cartridge, Counterbalance Valve
REF	2900770	-	Seal Kit for Item 1
2	34827B	2	Cylinder, Outrigger (See Page 7.23.1 for Breakdown)
3	68441A	2	Pressure Switch, Differential (Replaces 39321A)
4	P21299	4	45° Elbow, O-Ring
5	P00202	2	Capscrew, Hx., 3/8"- 16 x 3/4"
6	P01310	2	Lockwasher, 3/8"
7	37368X	2	Clamp, Hose
8	P21207	1	Hyd. Hose, 1/2"
9	37530X	1	Hyd. Hose, 1/2"
10	37529X	1	Hyd. Hose, 1/2"
11	37533X	1	Hyd. Hose, 1/2"
12	P21173	4	90° Elbow, O-Ring
13	37491X	2	Valve Body, Single Counterbalance
14	P29947	2	Cartridge, Counterbalance Valve
15	P18934	2	Tee, Swivel Branch
16	P15123	2	Connector, O-Ring
17	P00108	4	Capscrew, Hx., 5/16"- 18 x 2"
18	39640B	1	Bracket, Counterbalance Valve
19	P01309	4	Lockwasher, 5/16"
20	P01507	4	Nut, Hx., 5/16"-18
21	P29013	4	90° Elbow, O-Ring (Long)
22	P24633	1	Hyd. Hose, 1/2"
23	37218x	1	Hyd. Hose, 1/4"
24	37532X	1	Hyd. Hose, 1/2"
25	37531X	1	Hyd. Hose, 1/2"
26	P21579	1	90°, Elbow O-Ring
27	P15406	4	Connector, O-Ring
28	P21579	2	90° Elbow, Swivel
29	37528X	1	Hyd. Hose, 1/2"
30	P19414	1	Check Valve
31	38655A	1	Boom Extend Lockout Valve (See Page 7.24.1 for Breakdown)
32	P29279	1	Hyd. Hose, 3/8"
33	P20979	1	Tee, O-Ring
34	P27688	1	Hyd. Hose, 1/2"
35	P18958	1	Tee, O-Ring
36	P32663	1	Bolt Kit
37	P31579	1	Outrigger Control Valve (Dual) (See Page 7.21.1 for Breakdown)
38	P18936	4	Connector, O-Ring
39	P27399	4	Tee, Swivel Run
40	37858X	4	Hyd. Hose, 1/4"
41	P01507	2	Nut, Hx., 5/16"-18
42	P01403	2	Flatwasher, 5/16"
43	P01309	1	Lockwasher, 5/16"
44	P00102	2	Capscrew, Hx., 5/16"- 18 x 3/4"
45	P00104	1	Capscrew, Hx., 5/16"- 18 x 1"
46	P00303	1	Capscrew, Hx., 7/16"- 14 x 1 1/4"
47	66222B	1	Mount Plate, Valve
48	P05003	1	Lock Nut 7/16" - 14
49	66220B	1	Valve, Outrigger Over-Ride (See Page 7.22.1 for Breakdown)
50	P19248	2	90° Elbow, O-Ring
51	P33166	2	90° Elbow, O-Ring (Long)
52	P29155	2	Hyd. Hose, 1/4"
53	37285X	2	Hyd. Hose, 1/4"

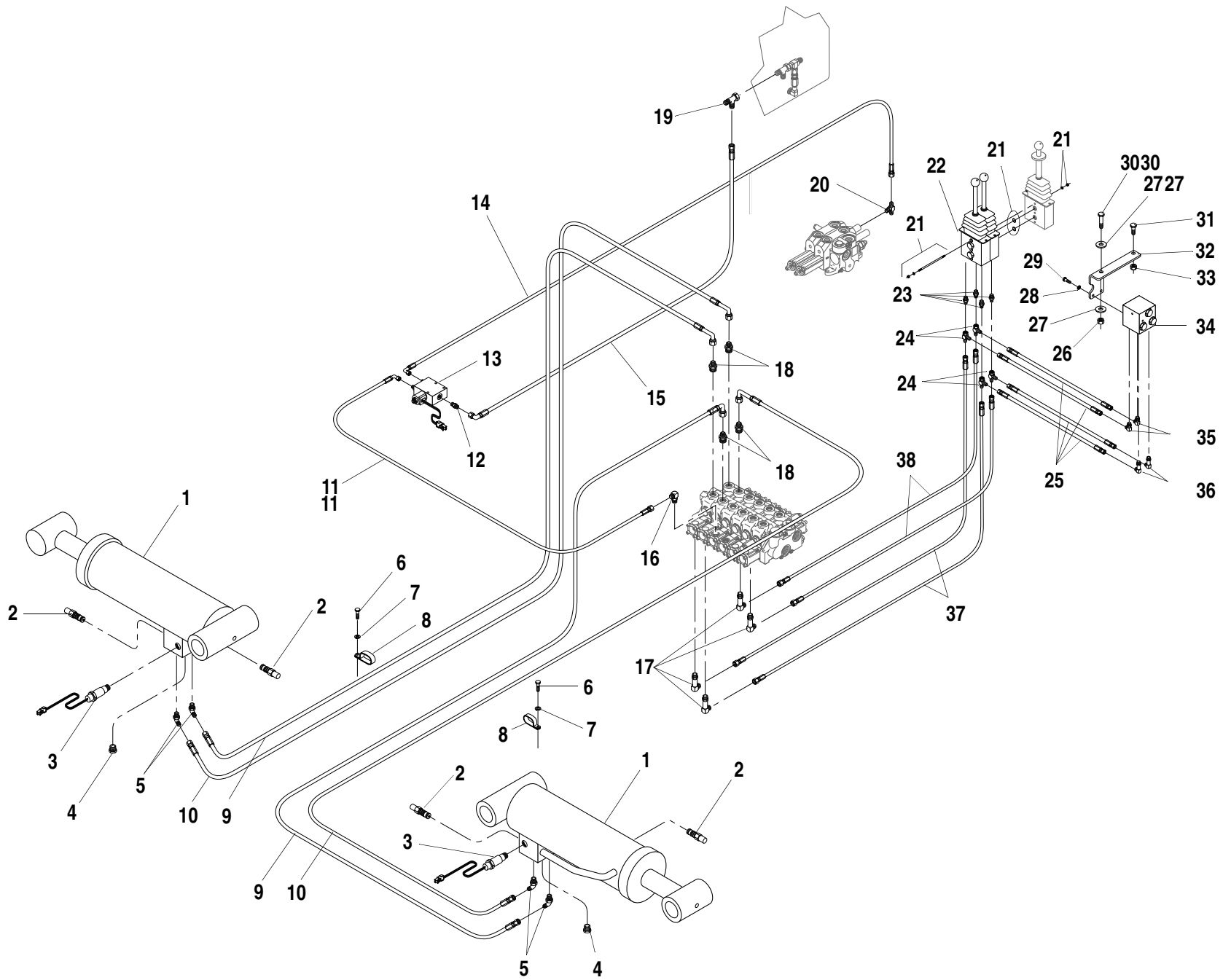
1044C-54 S/N 101-132

644B
6K
844C
8K
1044C
10K

OUTRIGGER HYDRAULICS CIRCUIT

7.20.1





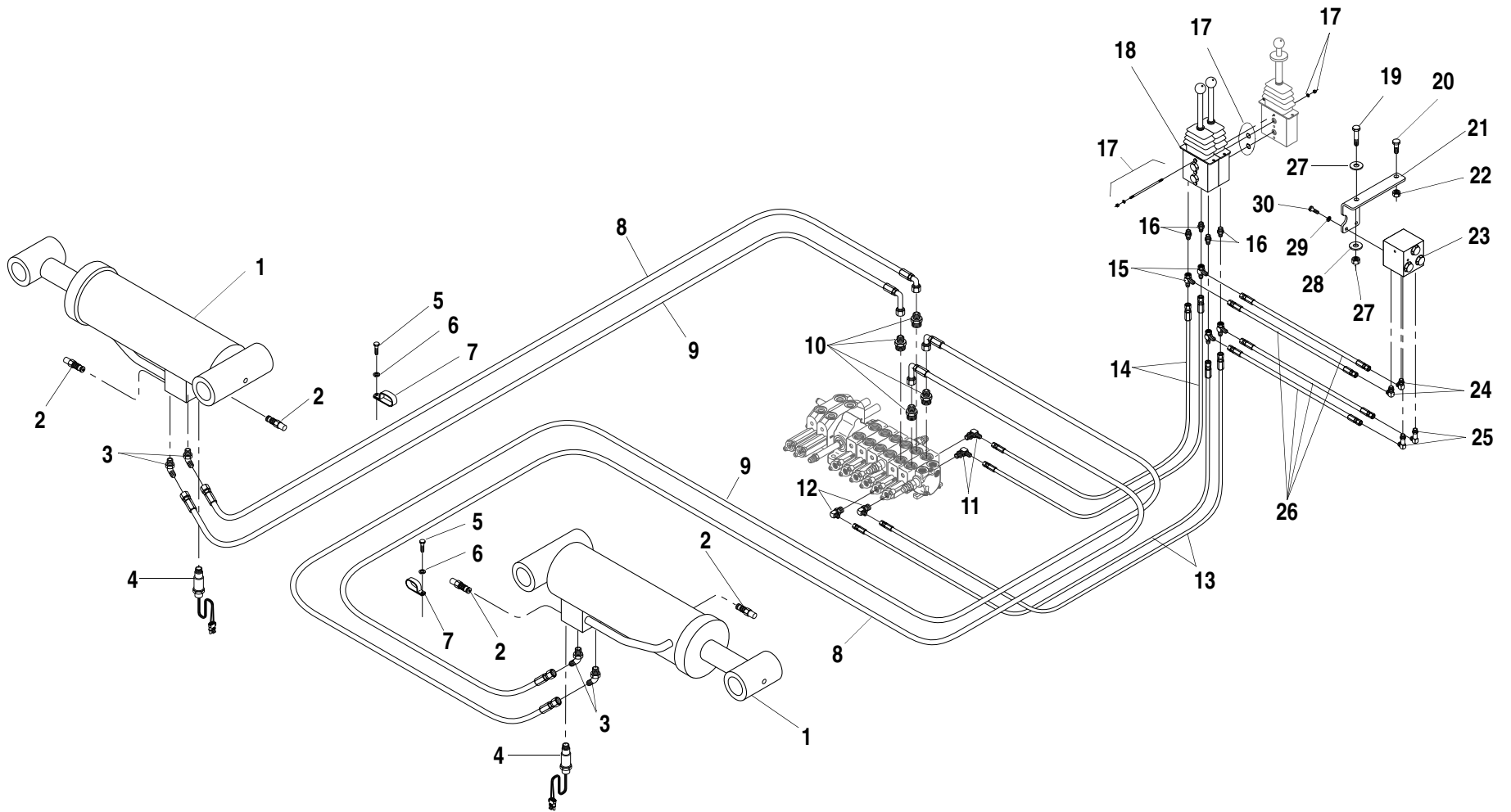
ITEM	PART NO.	QTY.	DESCRIPTION
1	34842B	2	Cylinder, Outrigger (See Page 7.23.1 for Breakdown)
2	37450X	4	Cartridge, Counterbalance Valve
REF	2900770	-	Seal Kit for Item 2
3	68441A	2	Pressure Switch, Differential (Replaces 39321A)
4	P15447	2	Plug, O-Ring
5	P21229	4	45° Elbow, O-Ring
6	P00202	2	Capscrew, Hx., 3/8" - 16 x 3/4
7	P01310	2	Lockwasher, 3/8"
8	37368X	2	Clamp, Hose
9	37287X	1	Hyd. Hose, 1/2"
10	37288X	2	Hyd. Hose, 1/2"
11	37298X	1	Hyd. Hose, 1/4"
12	P19414	1	Check Valve
13	38655A	1	Boom Extend Lockout Valve (See Page 7.24.1 for Breakdown)
14	P29279	1	Hyd. Hose, 1/4"
15	P27668	1	Hyd. Hose, 3/8"
16	P21579	1	90° Elbow, O-Ring
17	P29013	4	90° Elbow, O-Ring (Long)
18	P15406	4	Connector, O-Ring
19	P18936	4	Connector, O-Ring
20	P18958	1	Tee, O-Ring
21	P32663	1	Bolt Kit
22	P31579	1	Outrigger Control Valve Assembly (Dual) (See Page 7.21.1 for Breakdown)
23	P18936	1	Connector, O-Ring
24	P27399	4	Tee, Swivel Run
25	37858X	4	Hyd. Hose, 1/4"
26	P01507	2	Nut, Hx., 5/16"-18
27	P01403	2	Flatwasher, 5/16"
28	P01309	1	Lockwasher, 5/16"
29	P00102	2	Capscrew, Hx., 5/16"- 18 x 3/4"
30	P00104	1	Capscrew, Hx., 5/16"- 18 x 1"
31	P00303	1	Capscrew, Hx., 7/16"- 14 x 1 1/4"
32	66222B	1	Mount Plate, Valve

ITEM	PART NO.	QTY.	DESCRIPTION
33	P05003	1	Lock Nut, 7/16"- 14
34	66220B	1	Valve, Outrigger Over-Ride (See Page 7.22.1 for Breakdown)
35	P19248	2	90° Elbow, O-Ring
36	P33166	2	90° Elbow, O-Ring (Long)
37	P29155	2	Hyd. Hose, 1/4"
38	37285X	2	Hyd. Hose, 1/4"
1044C-54 S/N 133-154			
10K-54 S/N 101-103			

644B
6K
844C
8K
1044C
10K
▼

OUTRIGGER HYDRAULICS CIRCUIT

7.20.1.1



ITEM	PART NO.	QTY.	DESCRIPTION
1	34842B	2	Cylinder, Outrigger (See Page 7.23.1 for Breakdown)
2	37450X	4	Cartridge, Counterbalance Valve
REF	2900770	-	Seal Kit for Item 2
3	P21229	4	45° Elbow, O-Ring
4	68441A	2	Pressure Switch, Differential
5	P00202	2	Capscrew, Hx., 3/8" - 16 x 3/4"
6	P01310	2	Lockwasher, 3/8"
7	37368X	2	Clamp, Hose
8	37287X	2	Hyd. Hose, 1/2"
9	37288X	2	Hyd. Hose, 1/2"
10	P15406	4	Connector, O-Ring
11	P18935	2	90° Elbow, O-Ring
12	P24609	2	90° Elbow, O-Ring
13	37616X	2	Hyd. Hose, 1/4"
14	37617X	2	Hyd. Hose, 1/4"
15	P27399	4	Tee, Swivel Run
16	P18936	4	Connector, O-Ring
17	P32663	1	Bolt Kit
18	P31579	1	Outrigger Control Valve Assembly (Dual) (See Page 7.21.1 for Breakdown)
19	P00104	1	Capscrew, Hx., 5/16"- 18 x 1"
20	P00303	1	Capscrew, Hx., 7/16"- 14 x 1 1/4"
21	66222B	1	Mount Plate, Valve
22	P05003	1	Lock Nut, 7/16" - 14
23	66220B	1	Valve, Outrigger Over-Ride (See Page 7.22.1 for Breakdown)
24	P19248	2	90° Elbow, O-Ring
25	P33166	2	90° Elbow, O-Ring(Long)
26	37858X	4	Hyd. Hose, 1/4"
27	P01507	2	Nut, Hx., 5/16"- 18
28	P01403	2	Flatwasher, 5/16"
29	P01309	1	Lockwasher, 5/16"
30	P00102	2	Capscrew, Hx., 5/16"- 18 x 3/4"

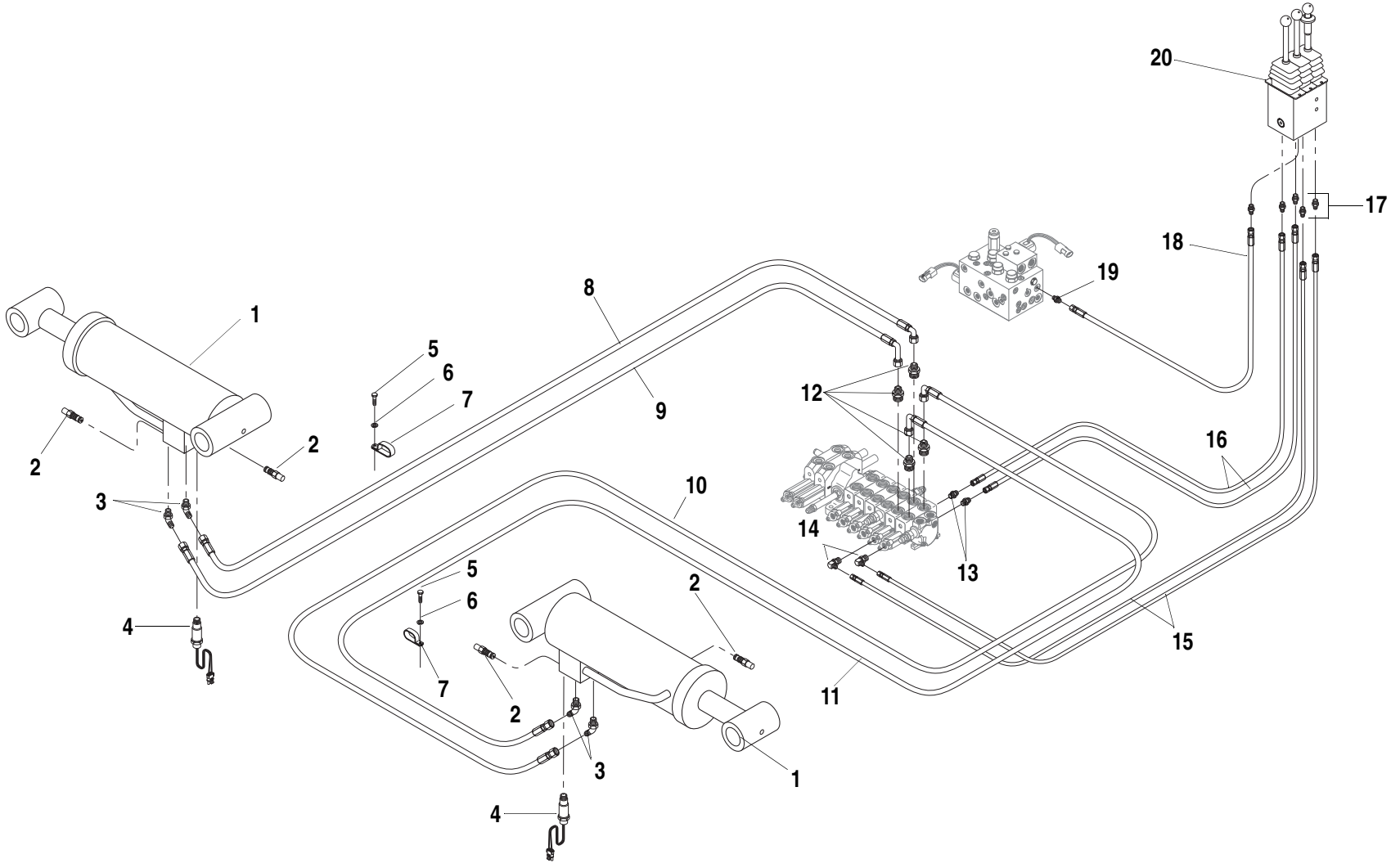
1044C-54 S/N 155-303

10K-54 S/N 104-113

644B
6K
844C
8K
1044C
10K
▼

OUTRIGGER HYDRAULICS CIRCUIT

7.20.1.2



ITEM	PART NO.	QTY.	DESCRIPTION
1	34842B	2	Cylinder, Outrigger (See Page 7.23.1 for Breakdown)
2	37450X	4	Cartridge, Counterbalance Valve
REF	2900770	-	Seal Kit for Item 2
3	P21229	4	45° Elbow, O-Ring
4	68441A	2	Pressure Switch, Differential
5	P00202	2	Capscrew, Hx., 3/8" - 16 x 3/4"
6	P01310	2	Lockwasher, 3/8"
7	37368X	2	Clamp, Hose
8	37648X	1	Hyd. Hose, 1/2"
9	P27740	1	Hyd. Hose, 1/2"
10	37647X	1	Hyd. Hose, 1/2"
11	P27405	1	Hyd. Hose, 1/2"
12	P15406	4	Connector, O-Ring
13	P24612	2	Connector, O-Ring
14	P24609	2	90° Elbow, O-Ring
15	37646X	2	Hyd. Hose, 1/4"
16	37645X	2	Hyd. Hose, 1/4"
17	P18936	5	Connector, O-Ring
18	37610X	1	Hyd. Hose, 1/4"
19	P18960	1	Connector, O-Ring
20	66929B	1	Control Valve Assembly, 3 Handle, Single Axis (See Page 7.21.1.1 for Breakdown)

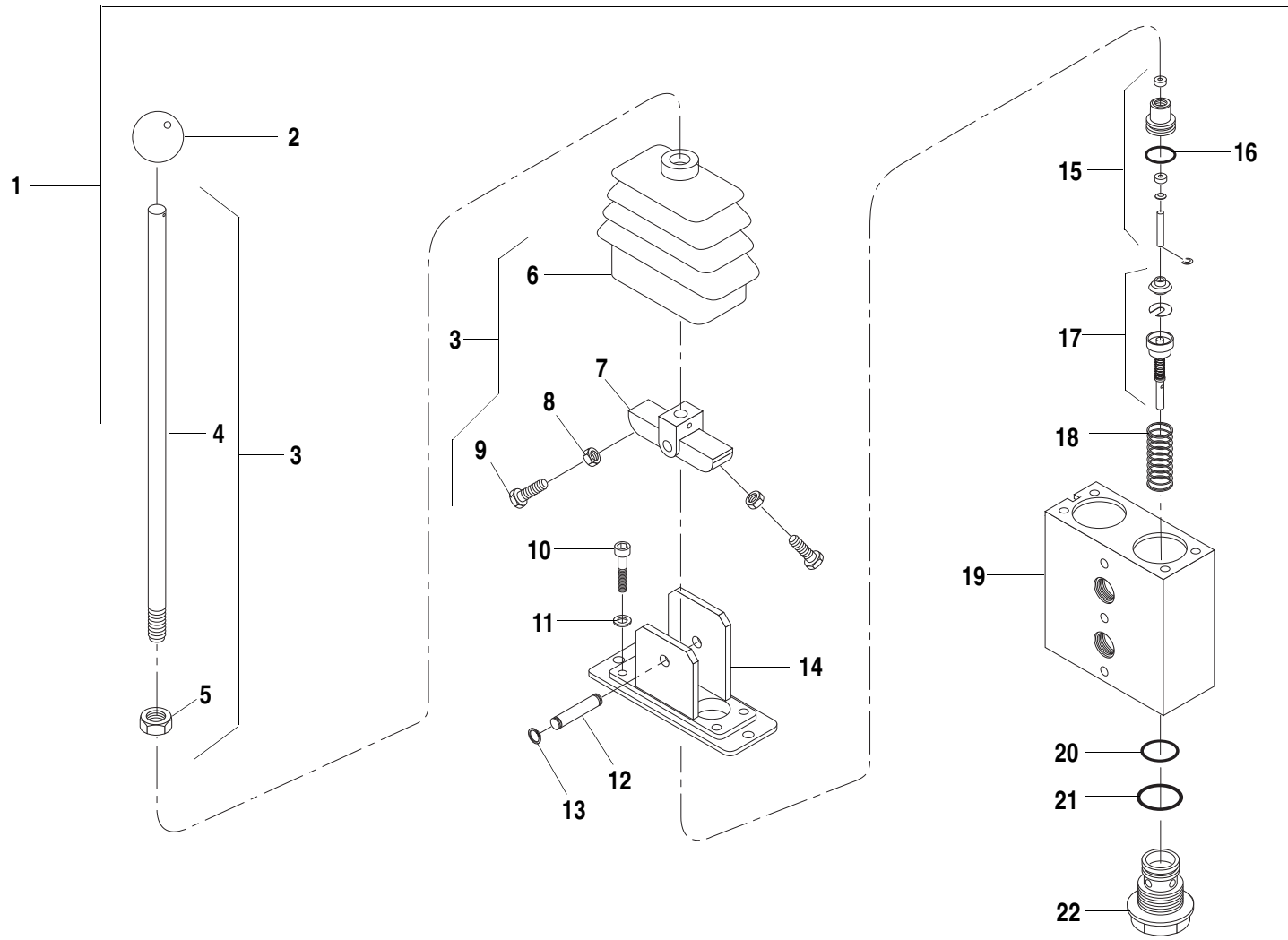
1044C-54 S/N 304-

10K-54 S/N 114-

644B
6K
844C
8K
1044C
10K
▼

OUTRIGGER HYDRAULICS CIRCUIT

7.20.1.3



ITEM	PART NO.	QTY.	DESCRIPTION
	P31579	-	Outrigger Control Valve Assembly (Dual Section)
1	P31444	2	Outrigger Control Valve Assembly (Single Section)
2	P32543	1	Knob
3	P32207	1	Lever Kit (Includes Items 4-9)
4	P32211	1	Lever
5	P32212	1	Nut, Metric
6	P32544	1	Boot, Rubber
7	P32208	1	Cam
8	P32213	2	Jam Nut, Metric
9	P32214	2	Capscrew
10	P32548	4	Capscrew, Socket Hd.
11	P32549	4	Washer
12	P31463	1	Pivot Pin (Includes Item 10)
13	P31464	2	Circlip
14	P32210	1	Flange
15	P31462	1	Guide Assembly
16	N.S.S.	1	O-Ring
17	P32201	1	Spring Pack
18	P32215	1	Spring
19	N.S.S.	1	Body
20	N.S.S.	1	O-Ring
21	N.S.S.	1	O-Ring
22	P32202	1	Ported Guide
REF	P33168		Seal Kit (Includes Items 16, 20 & 21)

N.S.S. = Not Sold Separately

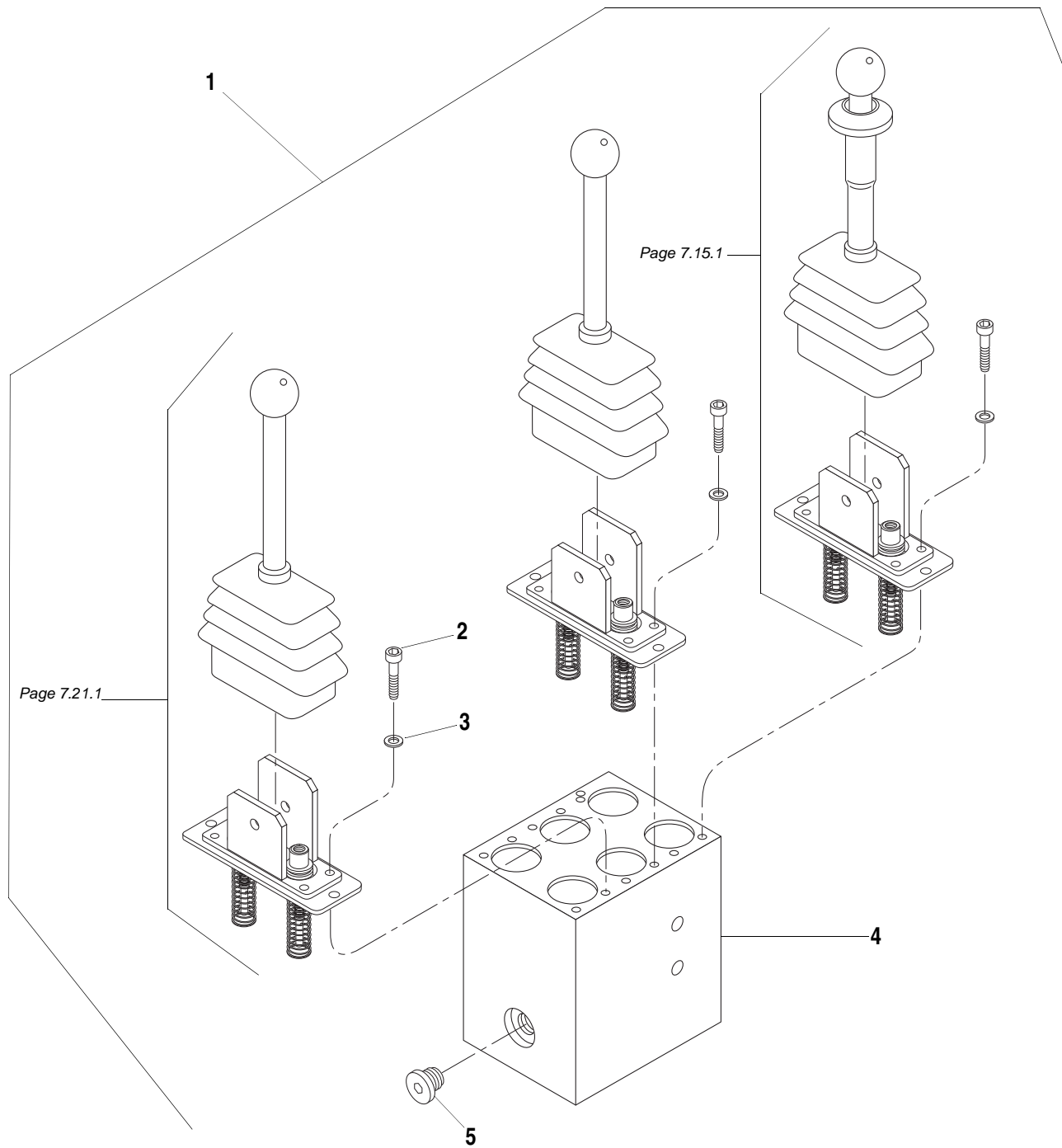
1044C-54 S/N 101-303

10K-54 S/N 101-113

644B
6K
844C
8K
1044C
10K
▼

OUTRIGGER CONTROL VALVE ASSEMBLY

7.21.1



ITEM PART NO. QTY. DESCRIPTION

1	66929B	1	Control Valve, 3 Handle, Single Axis
2	P32548	12	Capscrew
3	P32549	12	Washer
4	N.S.S.	1	Body
5	P25691		Plug

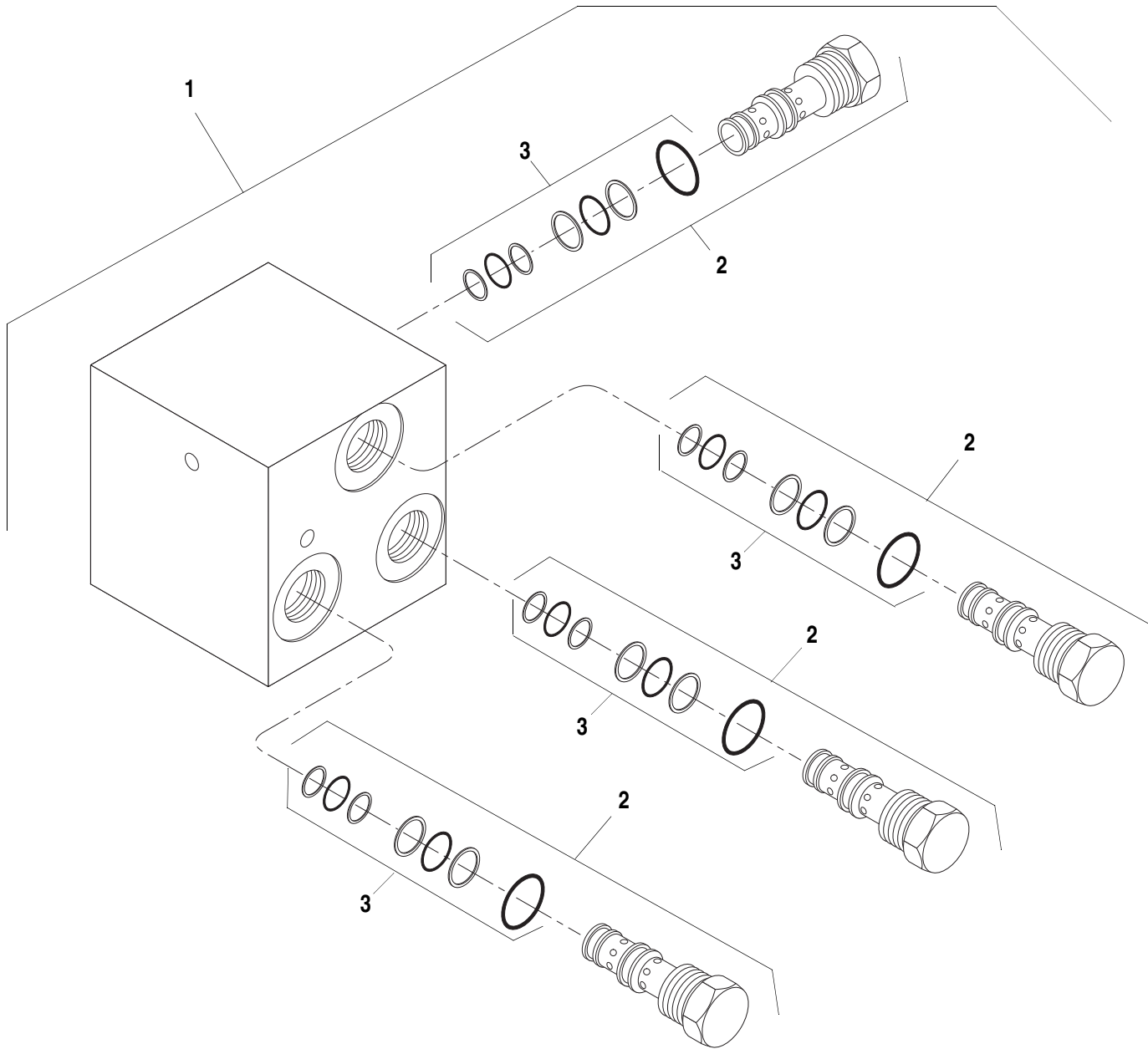
N.S.S. = Not Sold Separately

Rev. 003

1044C-54 S/N 304-
 10K-54 S/N 114-

644B
 6K
 844C
 8K
1044C
 10K
 ▼

3 HANDLE SINGLE AXIS CONTROL VALVE ASSEMBLY 7.21.1.1



ITEM	PART NO.	QTY.	DESCRIPTION
1	66220B	-	Outrigger Over-Ride Valve Assembly
2	37580X	4	Cartridge Valve, Shuttle
3	37014X	1	Seal Kit

Rev. 001

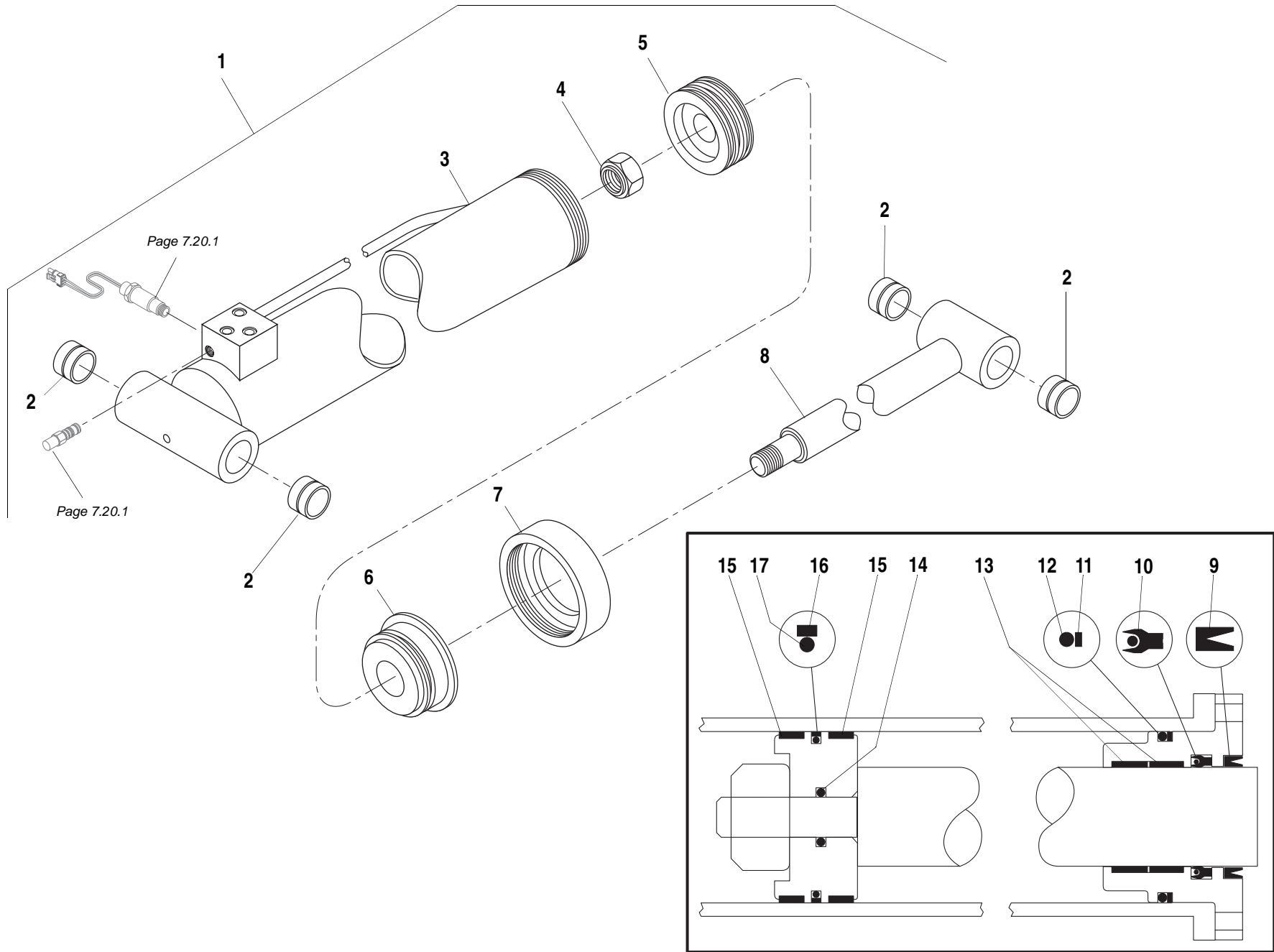
1044C-54 S/N 101-

10K-54 S/N 101-

644B
6K
844C
8K
1044C
10K

OUTRIGGER OVER-RIDE VALVE ASSEMBLY

7.22.1



7.23.1

ITEM	PART NO.	QTY.	DESCRIPTION
1	34842B	-	Cylinder Assembly, Outrigger
1	❶34827B	-	Cylinder Assembly, Outrigger
2	16228A	4	Bushing
3	P32244	1	Barrel Weldment (for 34842B Cylinder)
	P32241		Barrel Weldment (for 34827B Cylinder)
4	P23801	1	Nut, Crownlock
5	P32335	1	Piston
6	P32330	1	Rod Bearing
7	P23779	1	Retainer, Rod Bearing
8	P32322	1	Rod Weldment
9	*N.S.S	1	Wiper
10	*N.S.S	1	Seal
11	*N.S.S	2	Back-Up Ring
12	*N.S.S	1	O-Ring
13	*N.S.S	2	Wear Ring
14	*N.S.S	1	O-Ring
15	*N.S.S	1	Wear Ring
16	*N.S.S	1	Piston Seal
17	*N.S.S	1	O-Ring
		1	
REF	P32313	1	Seal Kit

NOTES:

- ❶ Used 1044C-54 (S/N 101 - 132).
- * Items Included in Seal Kit.

N.S.S. = Not Sold Separately.

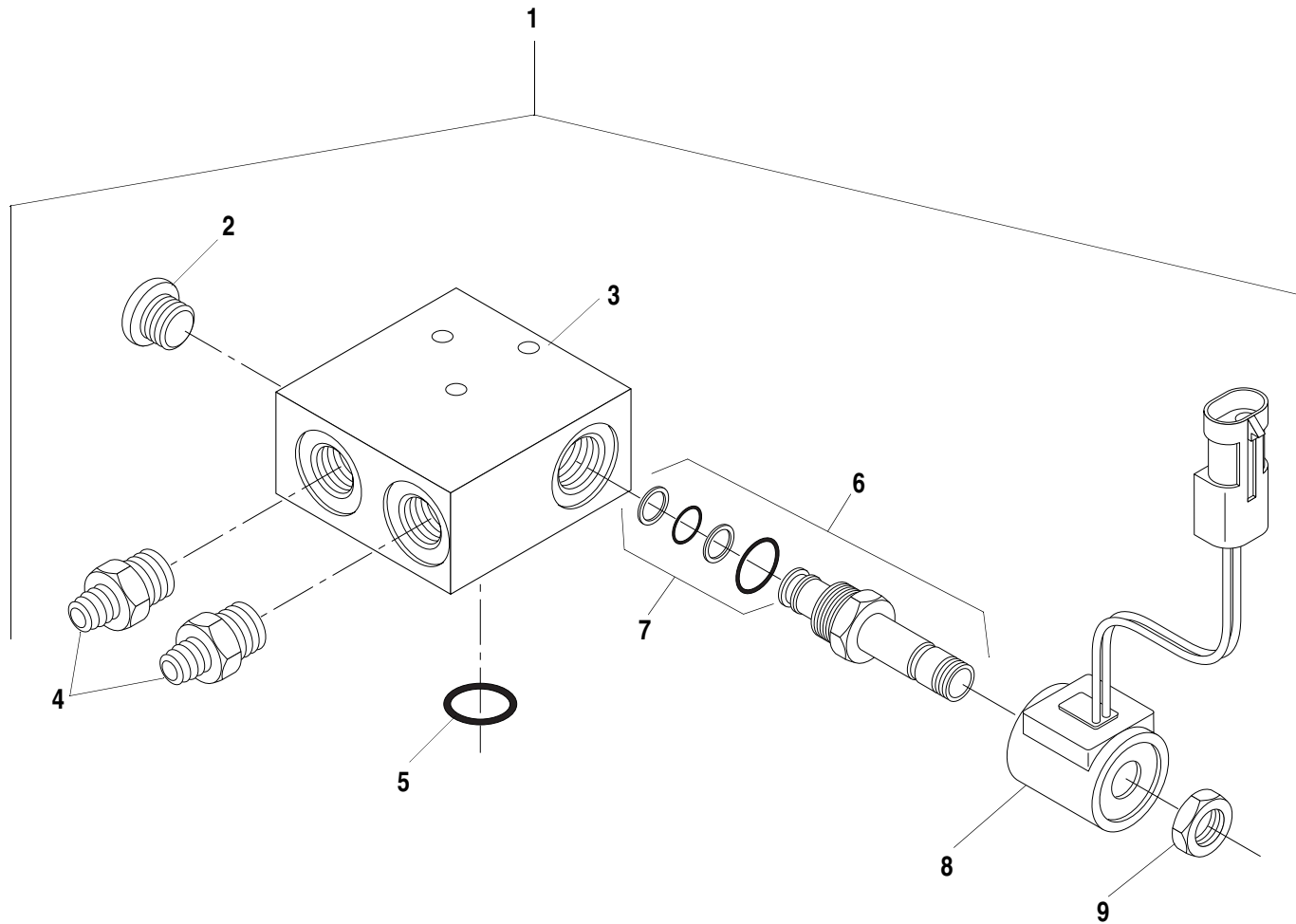
1044C-54 S/N 101-

10K-54 S/N 101-

644B
6K
844C
8K
1044C
10K
▼

OUTRIGGER CYLINDER ASSEMBLY

7.23.1



ITEM	PART NO.	QTY.	DESCRIPTION
1	39949A	-	Boom Extend Lockout Valve Assembly (Replaces 38655A)
2	P27936	1	O-Ring Plug, Hollow Hex
3	N.S.S.	1	Body
4	P19414	2	Check Valve
5	37684X	1	O-Ring
6	37248X	1	Solenoid Valve
7	37246X	1	Seal Kit
8	38329A	1	Coil
9	P40662	1	Nut

N.S.S. = Not Sold Separately

1044C-54 S/N 101-

10K-54 S/N 101-

644B
6K
844C
8K
1044C
10K
▼

BOOM EXTEND LOCKOUT VALVE ASSEMBLY

7.24.1

TABLE OF CONTENTS

Section 8 — Steering and Brake Hydraulics

Control Manifold System

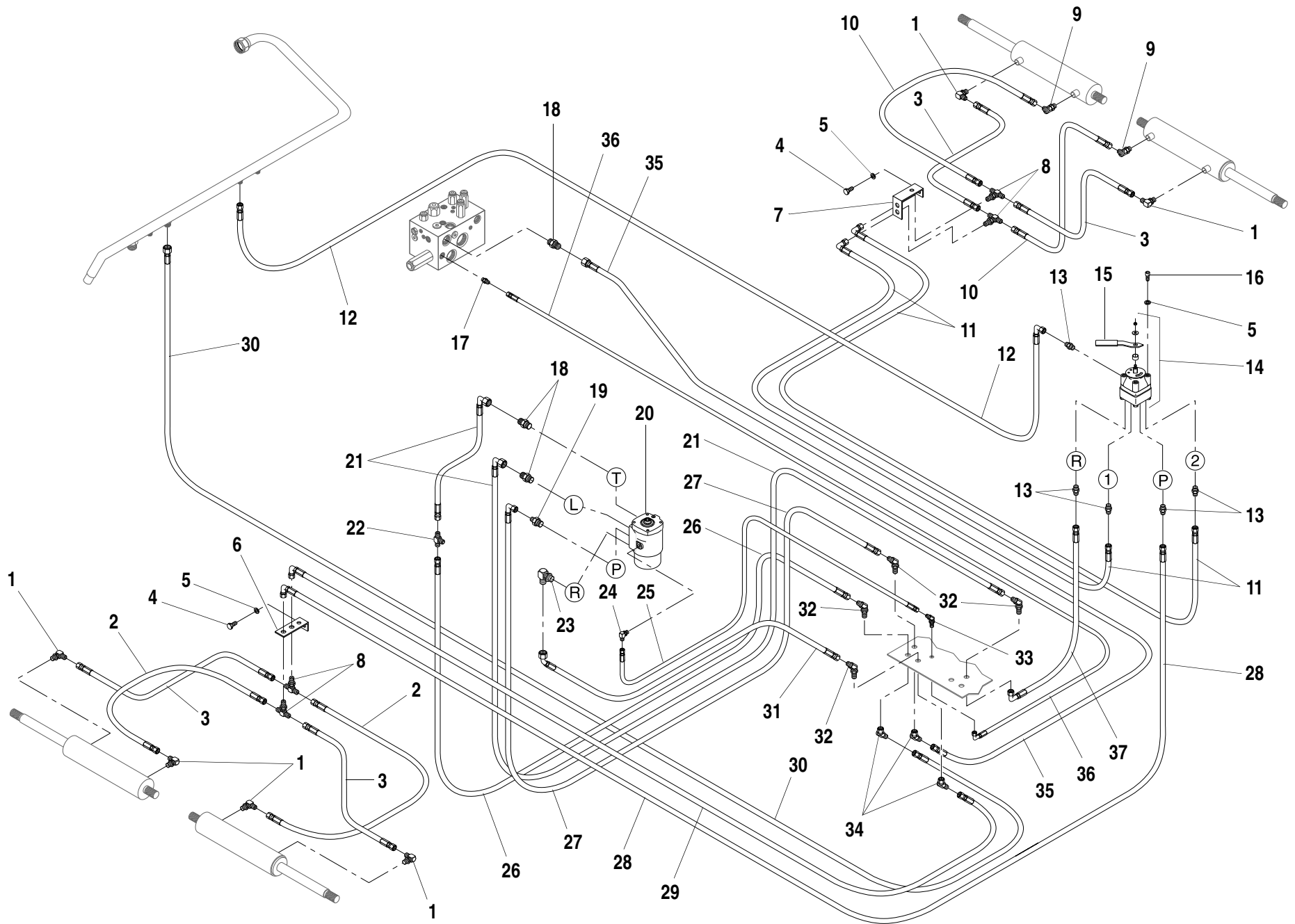
Steering Hydraulic Circuit 8.1.1
Service Brake Hydraulic Circuit. 8.2.1
Service Brake Valve Assembly 8.3.1
Park Brake Hydraulic Circuit 8.4.1

Mid Inlet System

Steering Hydraulic Circuit 8.7.1
Service Brake Hydraulic Circuit. 8.8.1
Service Brake Valve Assembly 8.9.1
Park Brake Hydraulic Circuit 8.10.1

Common Components

Park Brake Valve Assembly 8.13.1
Accumulator Assembly 8.14.1



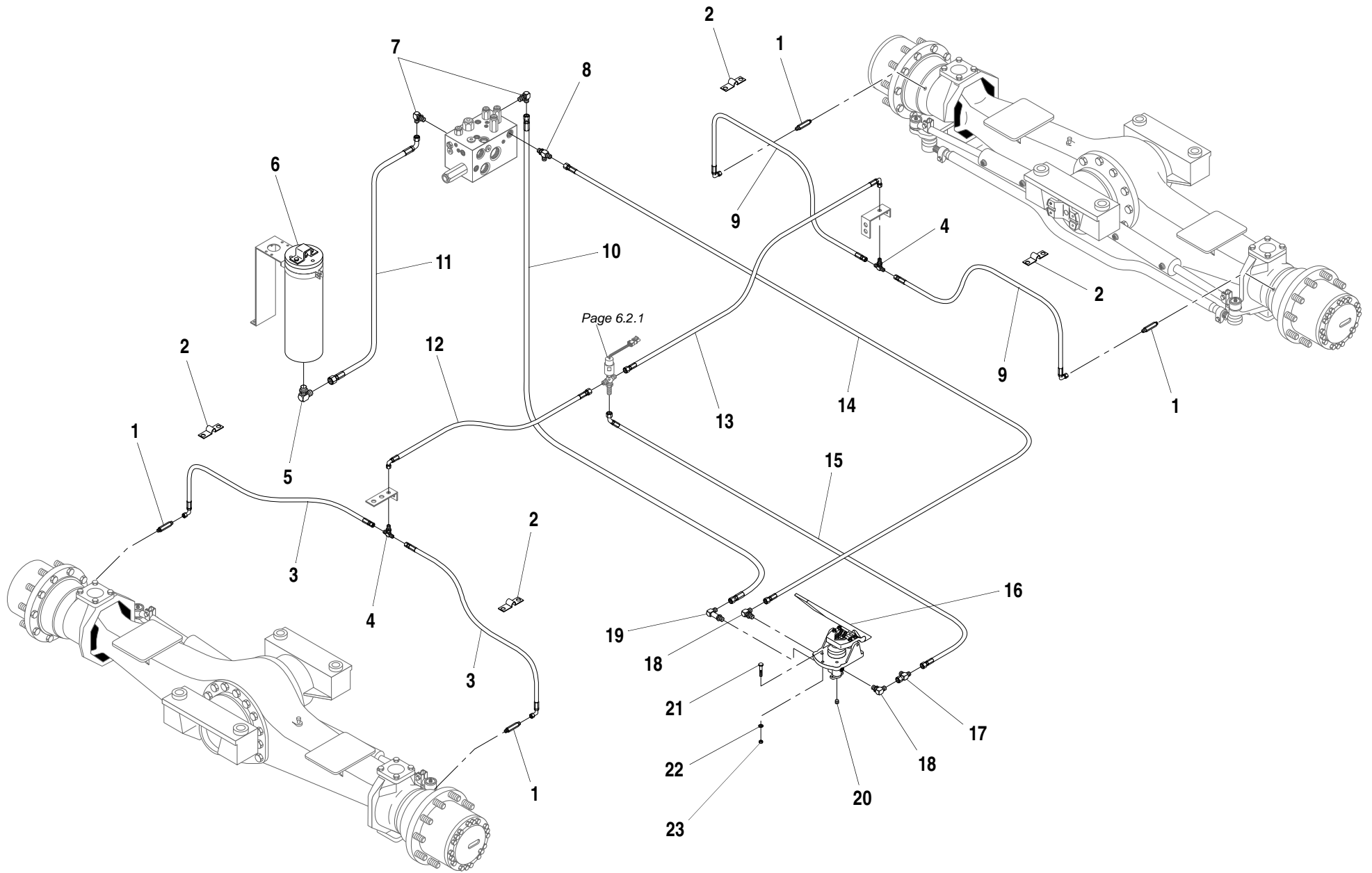
ITEM	PART NO.	QTY.	DESCRIPTION
1	P18935	6	90° Elbow, O-Ring
2	P19891	2	Hyd. Hose, 3/8" x 24"
3	P27169	4	Hyd. Hose, 3/8" x 27"
4	P00202	2	Capscrew, Hx., 3/8"-16 x 3/4"
5	P01310	6	Lockwasher, 3/8"
6	21508A	1	Bulkhead Mount, Front
7	24186A	1	Bulkhead Mount, Rear
8	P18942	4	Tee, Bulkhead
9	P19815	2	45° Elbow, O-Ring
10	36590X	2	Hyd. Hose, 3/8" x 21"
11	36591X	2	Hyd. Hose, 3/8" x 89"
12	P24620	1	Hyd. Hose, 3/8" x 78"
13	P18936	5	Connector, O-Ring
14	P29100	1	Valve, Steering Selector
15	P18085	1	Handle, Steering Selector
16	P01816	4	Capscrew, Socket Hd., 3/8"-16 x 3/4"
17	P18960	1	Connector, O-Ring
18	P18944	3	Connector, O-Ring
19	P19414	1	Check Valve
20	39751B	1	Steer Motor (Replaces P19293)
REF	P92396	1	Seal Kit
21	P28616	2	Hyd. Hose, 3/8" x 30"
22	P18995	1	Tee, Union
23	P18956	1	90° Elbow, O-Ring
24	P19248	1	90° Elbow, O-Ring
25	P25201	1	Hyd. Hose, 1/4" x 34"
26	P19473	1	Hyd. Hose, 3/8" x 12"
27	37259X	1	Hyd. Hose, 3/8" x 30"
28	37175X	1	Hyd. Hose, 3/8" x 102"
29	P24624	1	Hyd. Hose, 3/8" x 81"
30	P27656	1	Hyd. Hose, 3/8" x 59"
31	36594X	1	Hyd. Hose, 3/8" x 35"
32	P18947	4	45° Elbow, Bulkhead
33	P25684	1	45° Elbow, Bulkhead
34	P21175	3	45° Elbow, Swivel

ITEM	PART NO.	QTY.	DESCRIPTION
35	P30160	1	Hyd. Hose, 3/8" x 42"
36	P25208	1	Hyd. Hose, 1/4" x 41"
37	P27123	1	Hyd. Hose, 3/8" x 44"
644B-37 S/N 101-590, 592-666			
644B-42 S/N 101-207			
844C-42 S/N 101-621			
1044C-42 S/N 101-116			
1044C-54 S/N 101-154			
6K-37 S/N 101-317			
6K-42 S/N 101-119			
8K-42 S/N 101-220			
10K-42 S/N 101-106			
10K-54 S/N 101-103			

644B
6K
844C
8K
1044C
10K

STEERING HYDRAULIC CIRCUIT

8.1.1

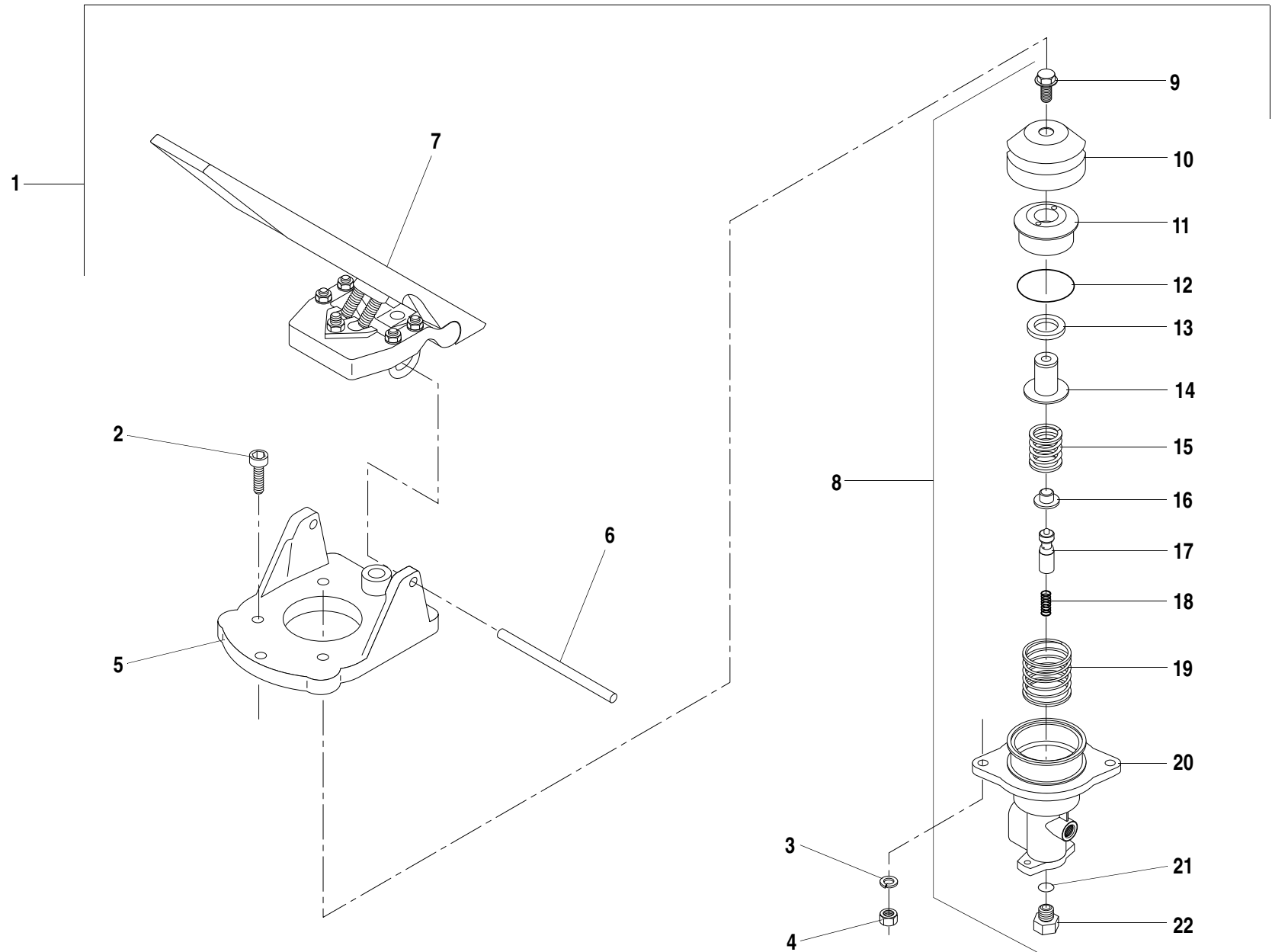


ITEM	PART NO.	QTY.	DESCRIPTION
1	P24991	4	Connector, Special
2	24190A	4	Clamp, Hyd. Hose
3	37176X	2	Hyd. Hose, 1/4" x 47" (Use with Wet Disc Brakes)
	37520X	2	Hyd. Hose, 1/4" x 60" (Use with Dry Disc Brakes)
4	P26099	2	Tee, Bulkhead
5	P18956	1	90° Elbow, O-Ring
6	P31556	1	Accumulator (Use with Wet Disc Brakes)
	P40147	-	Accumulator (Use with Dry Disc Brakes)
(See Page 8.14.1 for Breakdown)			
7	P18935	2	90° Elbow, O-Ring
8	P21914	1	Tee, O-Ring
9	37263X	2	Hyd. Hose, 1/4" x 52" (Use with Wet Disc Brakes)
	37520X	2	Hyd. Hose, 1/4" x 60" (Use with Dry Disc Brakes)
10	P19788	1	Hyd. Hose, 3/8" x 51"
11	36595X	1	Hyd. Hose, 3/8" x 41"
12	37261X	1	Hyd. Hose, 1/4" x 51"
13	P21640	1	Hyd. Hose, 1/4" x 62"
14	37251X	1	Hyd. Hose, 1/4" x 49"
15	37262X	1	Hyd. Hose, 1/4" x 35"
16	P33151	1	Valve, Brake
(See Page 8.3.1 for Breakdown)			
17	P19412	1	Tee, Swivel
18	P18935	2	90° Elbow, O-Ring
19	P29013	1	90° Elbow, O-Ring (Long)
20	P10736	1	Pipe Plug, Countersunk
21	P00107	3	Capscrew, Hx., 5/16"-18 x 1 3/4"
22	P01309	3	Lockwasher, 5/16"
23	P01507	3	Nut, Hx., 5/16"-18

644B-37 S/N 101-590, 592-666
644B-42 S/N 101-207
844C-42 S/N 101-621
1044C-42 S/N 101-116
1044C-54 S/N 101-154
6K-37 S/N 101-317
6K-42 S/N 101-119
8K-42 S/N 101-220
10K-42 S/N 101-106
10K-54 S/N 101-103

644B
6K
844C
8K
1044C
10K

SERVICE BRAKE HYDRAULIC CIRCUIT 8.2.1



ITEM	PART NO.	QTY.	DESCRIPTION
1	P33151	1	Brake Valve Assembly
2	P01786	2	Capscrew, Socket Hd., 5/16"-18 x 1"
3	P01309	2	Lockwasher, 5/16"
4	P01557	2	Jam Nut, Hx., 5/16"-18
5	37337X	1	Base, Actuator
6	37338X	1	Pin, Pedal Mounting
7	37339X	1	Pedal Assembly
8	37340X	1	Valve Assembly (Includes Items 9-22)
9	37341X	1	Capscrew, Hx. Flange Hd., 3/8"-16 x 1"
10	N.S.S.	1	Boot, Rubber
11	37342X	1	Guide, Piston
12	N.S.S.	1	O-Ring
13	N.S.S.	1	Seal, Polypak
14	37343X	1	Piston
15	37344X	1	Spring, Regulator
16	37345X	1	Seat, Spring
17	N.S.S.	1	Spool
18	37346X	1	Spring, Spool Return
19	37347X	1	Spring, Piston Return
20	N.S.S.	1	Body
21	37348X	1	O-Ring
22	37349X	1	Port Adapter
REF	37350X	1	Seal Kit (Includes Items 10, 12, 13 & 21)

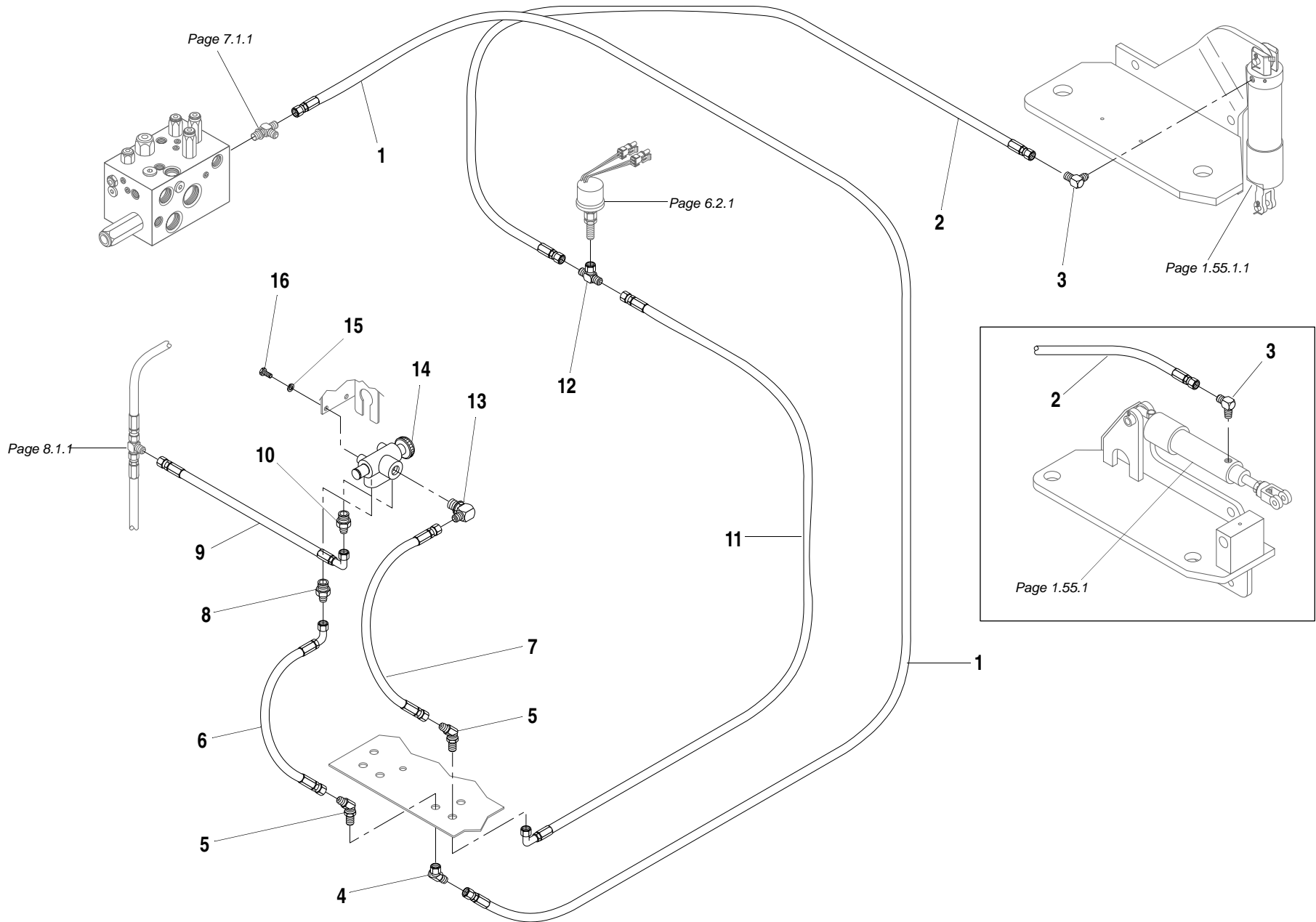
N.S.S. = Not Sold Separately

644B-37 S/N 101-590, 592-666
644B-42 S/N 101-207
844C-42 S/N 101-621
1044C-42 S/N 101-116
1044C-54 S/N 101-154
6K-37 S/N 101-317
6K-42 S/N 101-119
8K-42 S/N 101-220
10K-42 S/N 101-106
10K-54 S/N 101-103

644B
6K
844C
8K
1044C
10K

SERVICE BRAKE VALVE ASSEMBLY

8.3.1



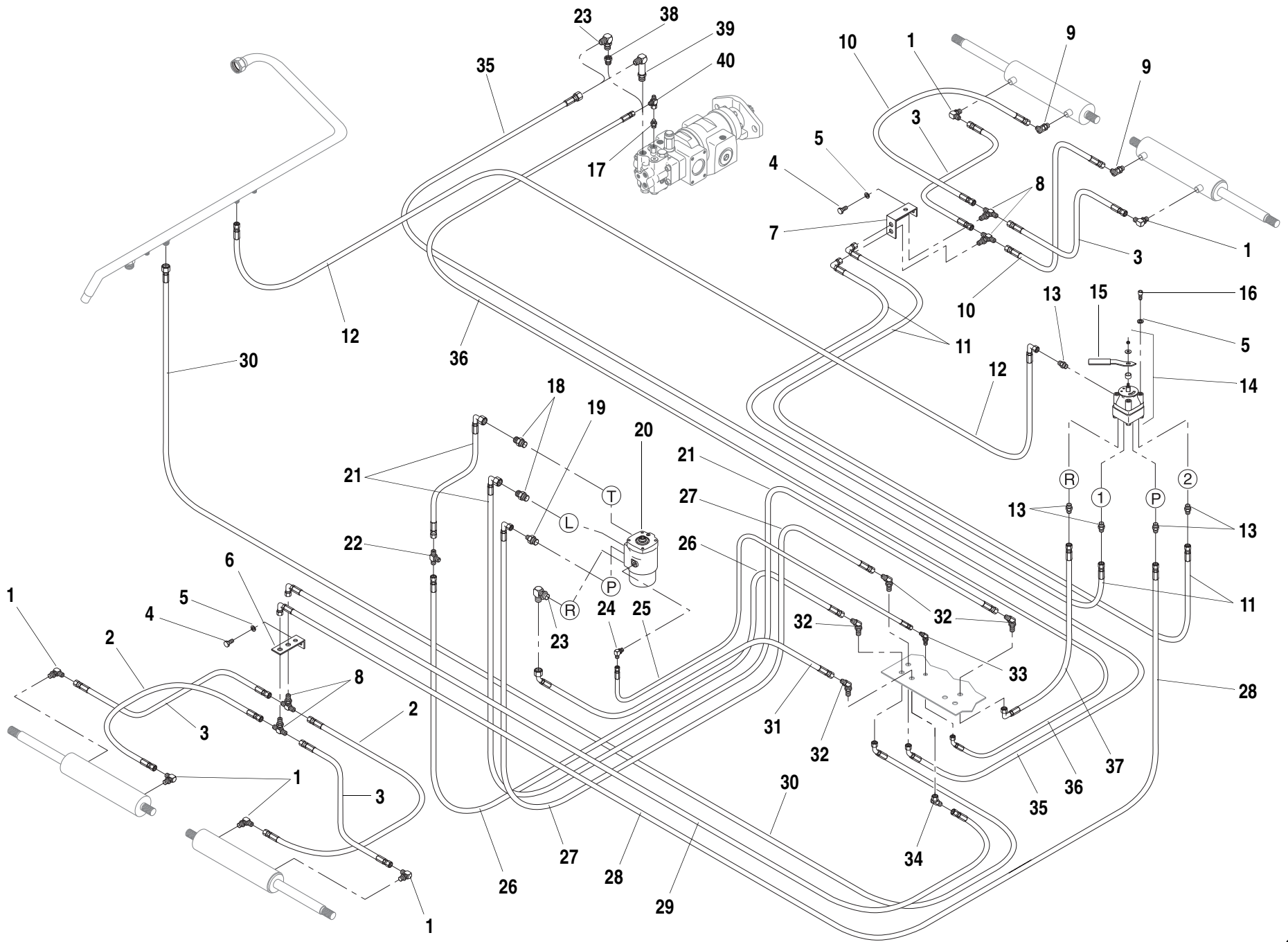
ITEM	PART NO.	QTY.	DESCRIPTION
1	37177X	1	Hyd. Hose, 3/8" x 55"
2	P19497	1	Hyd. Hose, 3/8" x 32"
3	P20374	1	90° Elbow, JIC - Pipe
4	P21175	1	45° Elbow, Swivel
5	P18947	2	45° Elbow, Bulkhead
6	P27185	1	Hyd. Hose, 3/8" x 23"
7	P19891	1	Hyd. Hose, 3/8" x 24"
8	P19414	1	Check Valve
9	P20857	1	Hyd. Hose, 3/8" x 15"
10	65649A	1	Check Valve (Replaces P19415)
11	P30569	1	Hyd. Hose, 3/8" x 52"
12	P19845	1	Tee, Swivel Branch
13	P19724	1	90° Elbow, O-Ring
14	P40135	1	Valve, Park Brake (See Page 8.13.1 for Breakdown)
15	P01309	2	Lockwasher, 5/16"
16	P00102	2	Capscrew, Hx., 5/16"-18 x 3/4"

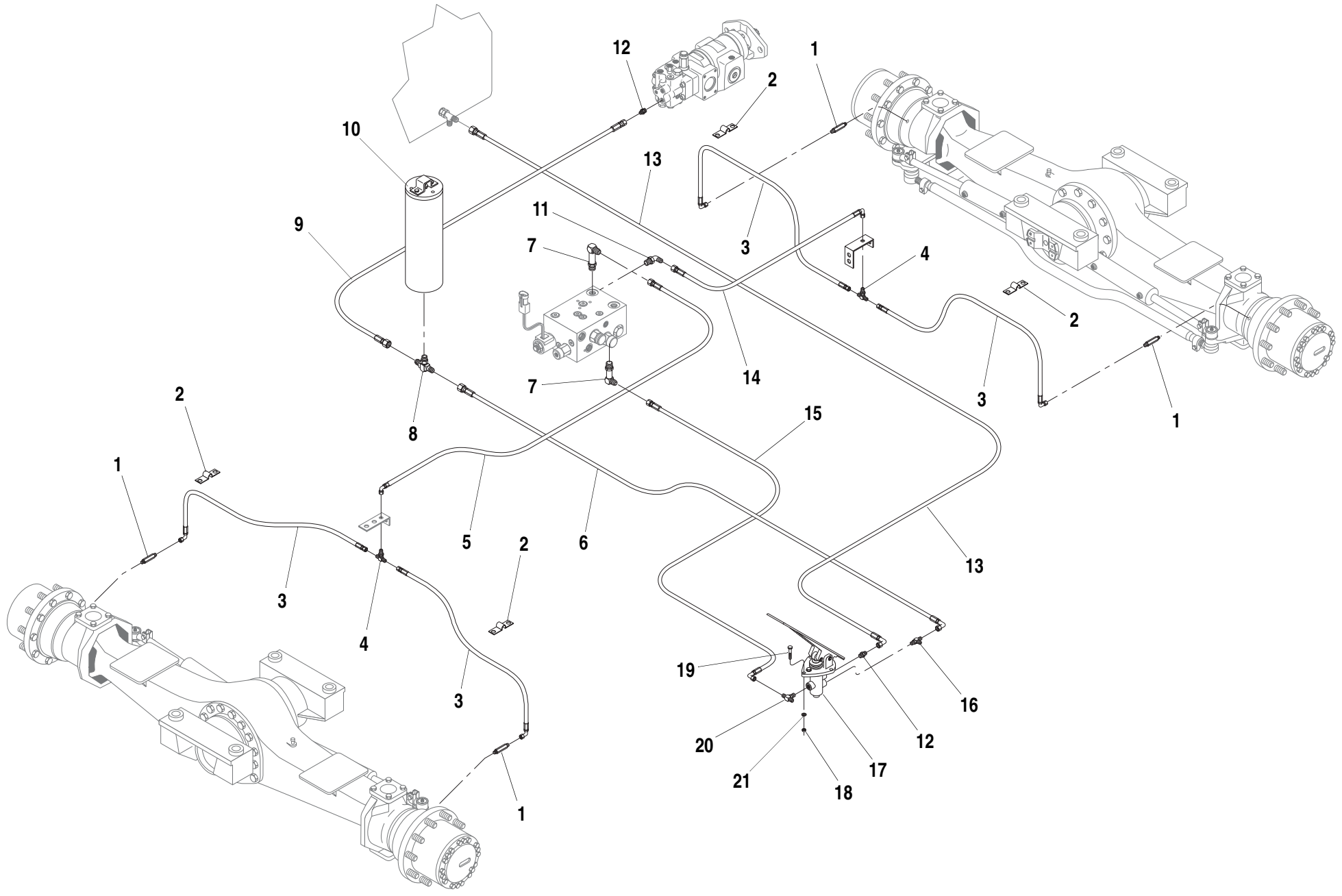
644B-37 S/N 101-590, 592-666
644B-42 S/N 101-207
844C-42 S/N 101-621
1044C-42 S/N 101-116
1044C-54 S/N 101-154
6K-37 S/N 101-317
6K-42 S/N 101-119
8K-42 S/N 101-220
10K-42 S/N 101-106
10K-54 S/N 101-103

644B
6K
844C
8K
1044C
10K

PARK BRAKE HYDRAULIC CIRCUIT

8.4.1



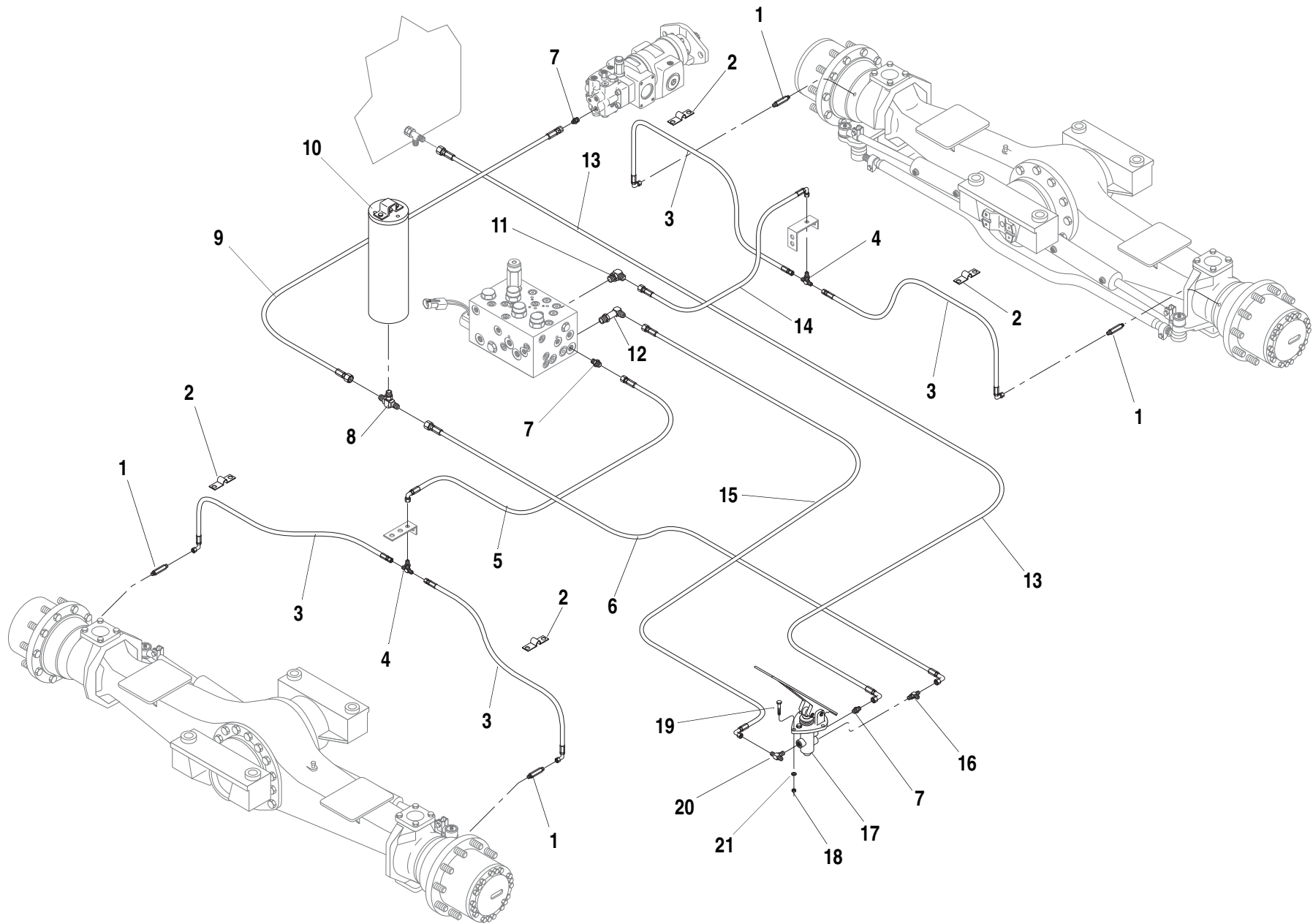


ITEM	PART NO.	QTY.	DESCRIPTION
1	P31338	4	Connector, Special
2	24190A	4	Clamp, Hyd. Hose
3	37263X	4	Hyd. Hose, 1/4" x 52" (Use with Wet Disc Brakes)
	37520X	2	Hyd. Hose, 1/4" x 60" (Use with Dry Disc Brakes)
4	P26099	2	Tee, Bulkhead
5	37625X	1	Hyd. Hose, 1/4" x 59"
6	37515X	1	Hyd. Hose, 3/8" x 34"
7	P29013	2	90° Elbow, O-Ring (Long)
8	65644A	1	Tee, O-Ring
9	P19065	1	Hyd. Hose, 3/8" x 27"
10	P31556	1	Accumulator (Use with Wet Disc Brakes)
	P40147	-	Accumulator (Use with Dry Disc Brakes)
			(See Page 8.14.1 for Breakdown)
11	P18935	1	90° Elbow, O-Ring
12	P18936	1	Connector, O-Ring
13	P30177	1	Hyd. Hose, 3/8" x 73"
14	37624X	1	Hyd. Hose, 1/4" x 89"
15	P25867	1	Hyd. Hose, 3/8" x 58"
16	P21914	1	Tee, O-Ring
17	39696B	1	Valve, Brake 325 P.S.I (Use w/Wet Disc Brakes)
			(See Page 8.9.1 for Breakdown)
	39332B		Valve, Brake (Use with Dry Disc Brakes)
			(See Page 8.9.1 for Breakdown)
18	P01508	3	Nut, Hx., 3/8"-16
19	P00207	3	Capscrew, Hx., 3/8"-16 x 1 3/4"
20	P18958	1	Tee, Branch O-Ring
21	P01310	3	Lockwasher, 3/8"


644B-37	S/N 591, 667-1289 & 1293-1303
644B-42	S/N 208-341 & 344-362
844C-42	S/N 622-1198, 1200-1254, 1256-1309, 1311-1329, 1331-1340 & 1343-1352
1044C-42	S/N 117-126
1044C-54	S/N 155-286, 288-290, 292-304 & 307-313
6K-37	S/N 318-494
6K-42	S/N 120-178
8K-42	S/N 221-327, 329,330,332 & 333
10K-42	S/N 107 &108
10K-54	S/N 104-113

644B
6K
844C
8K
1044C
10K
▼

SERVICE BRAKE HYDRAULIC CIRCUIT (Mid Inlet) 8.8.1

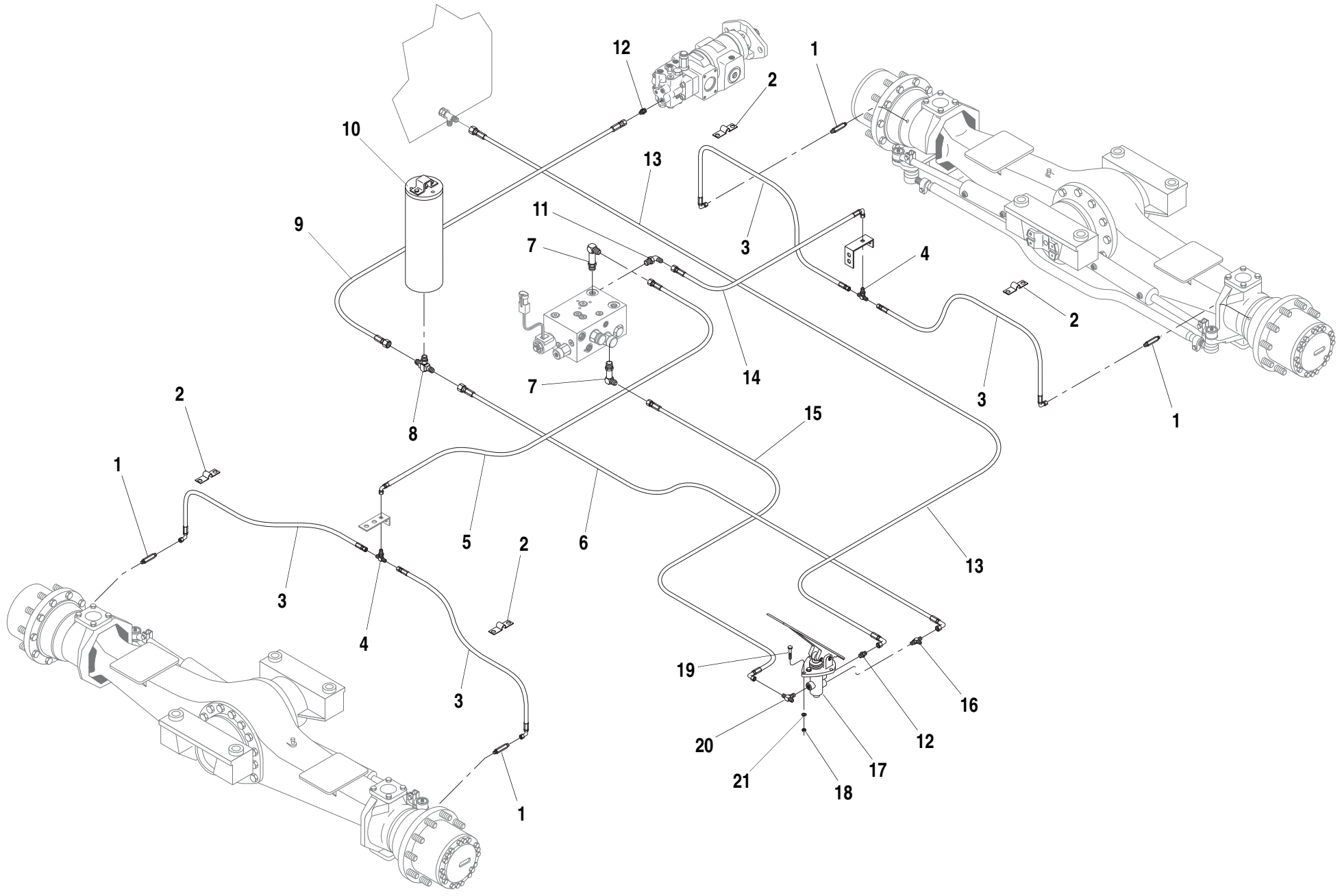


ITEM	PART NO.	QTY.	DESCRIPTION
1	P31338	4	Connector, Special
2	24190A	4	Clamp, Hyd. Hose
3	37263X	4	Hyd. Hose, 1/4" x 52" (Use with Wet Disc Brakes)
	37520X	2	Hyd. Hose, 1/4" x 60" (Use with Dry Disc Brakes)
4	P26099	2	Tee, Bulkhead
5	37261X	1	Hyd. Hose, 1/4" x 51"
6	37515X	1	Hyd. Hose, 3/8" x 34"
7	P18936	3	Connector, O-Ring
8	65644A	1	Tee, O-Ring
9	P19065	1	Hyd. Hose, 3/8" x 27"
10	P31556	1	Accumulator (Use with Wet Disc Brakes)
	P40147	-	Accumulator (Use with Dry Disc Brakes)
			(See Page 8.14.1 for Breakdown)
11	P18935	1	90° Elbow, O-Ring
12	P29013	1	90° Elbow, O-Ring (Long)
13	P30177	1	Hyd. Hose, 3/8" x 73"
14	37252X	1	Hyd. Hose, 1/4" x 78"
15	P27667	1	Hyd. Hose, 3/8" x 48"
16	P21914	1	Tee, O-Ring
17	39696B	1	Valve, Brake 325 P.S.I (Use w/Wet Disc Brakes)
			(See Page 8.9.1 for Breakdown)
	39332B		Valve, Brake (Use With Dry Disc Brakes)
			(See Page 8.9.1 for Breakdown)
18	P01508	3	Nut, Hx., 3/8"-16
19	P00207	3	Capscrew, Hx., 3/8"-16 x 1 3/4"
20	P18958	1	Tee, Branch O-Ring
21	P01310	3	Lockwasher, 3/8"



644B-37	S/N 1290-1292 & 1304-
644B-42	S/N 342, 343 & 363-
844C-42	S/N 1199, 1255, 1310,1330,1341,1342 & 1353-
1044C-42	S/N 127-
6K-37	S/N 495-
6K-42	S/N 179-
8K-42	S/N 328, 331 & 334-
10K-42	S/N 109-

644B
6K
844C
8K
1044C
10K
▼



ITEM	PART NO.	QTY.	DESCRIPTION
1	P31338	4	Connector, Special
2	24190A	4	Clamp, Hyd. Hose
3	37263X	4	Hyd. Hose, 1/4" x 52" (Use with Wet Disc Brakes)
	37520X	2	Hyd. Hose, 1/4" x 60" (Use with Dry Disc Brakes)
4	P26099	2	Tee, Bulkhead
5	37625X	1	Hyd. Hose, 1/4" x 59"
6	37515X	1	Hyd. Hose, 3/8" x 34"
7	P29013	2	90° Elbow, O-Ring (Long)
8	65644A	1	Tee, O-Ring
9	P19065	1	Hyd. Hose, 3/8" x 27"
10	P31556	1	Accumulator (Use with Wet Disc Brakes)
	P40147	-	Accumulator (Use with Dry Disc Brakes)
			(See Page 8.14.1 for Breakdown)
11	P18935	1	90° Elbow, O-Ring
12	P18936	1	Connector, O-Ring
13	P30177	1	Hyd. Hose, 3/8" x 73"
14	37624X	1	Hyd. Hose, 1/4" x 89"
15	P25867	1	Hyd. Hose, 3/8" x 58"
16	P21914	1	Tee, O-Ring
17	39696B	1	Valve, Brake 325 P.S.I (Use w/Wet Disc Brakes)
			(See Page 8.9.1 for Breakdown)
	39332B		Valve, Brake (Use with Dry Disc Brakes)
			(See Page 8.9.1 for Breakdown)
18	P01508	3	Nut, Hx., 3/8"-16
19	P00207	3	Capscrew, Hx., 3/8"-16 x 1 3/4"
20	P18958	1	Tee, Branch O-Ring
21	P01310	3	Lockwasher, 3/8"

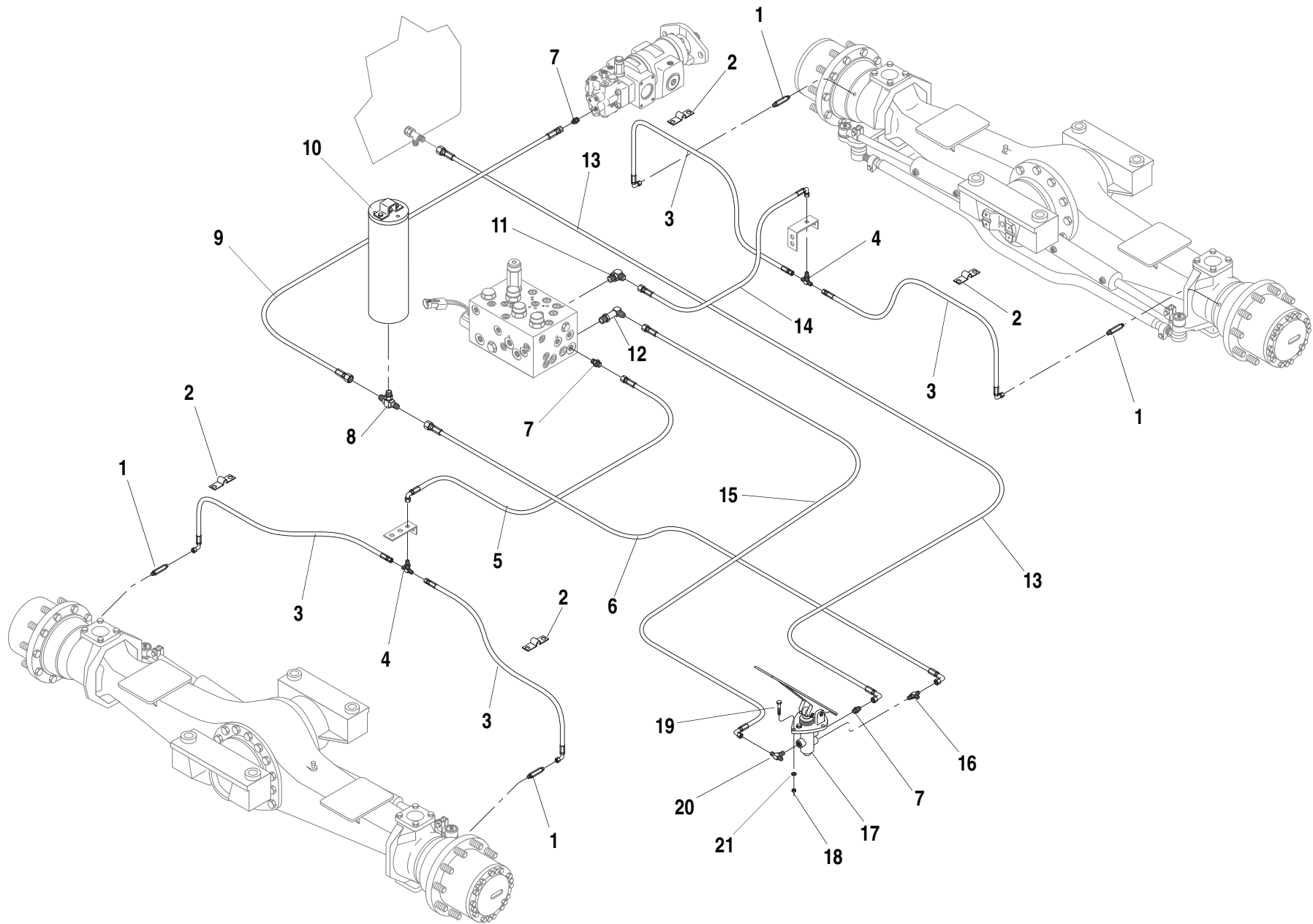
1044C-54 S/N 155-286, 288-290, 292-304 & 307-313

10K-54 S/N 104-113

644B
6K
844C
8K
1044C
10K
▼

SERVICE BRAKE HYDRAULIC CIRCUIT (Mid Inlet)

8.8.2



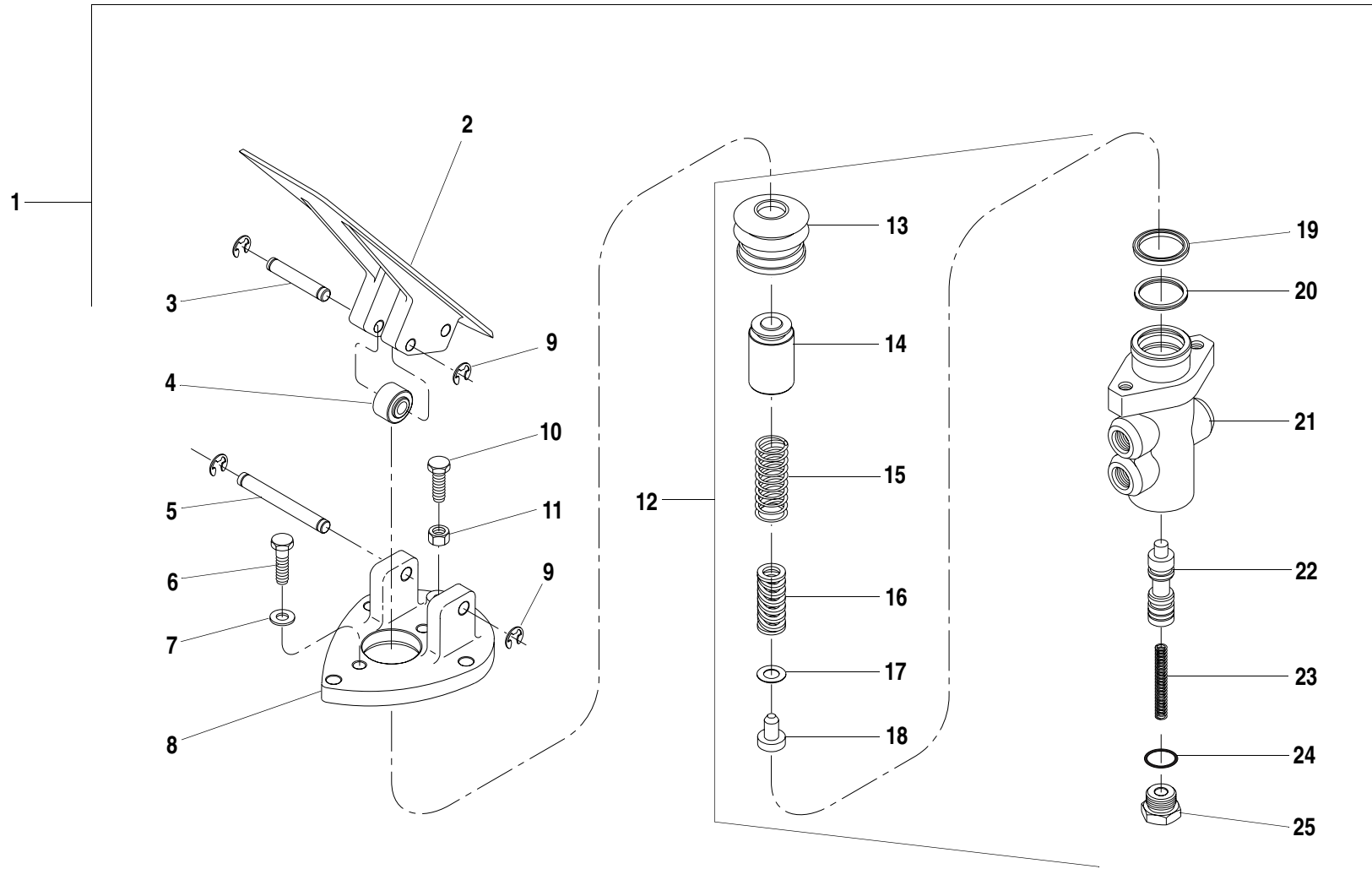
ITEM	PART NO.	QTY.	DESCRIPTION
1	P31338	4	Connector, Special
2	24190A	4	Clamp, Hyd. Hose
3	37263X	4	Hyd. Hose, 1/4" x 52" (Use with Wet Disc Brakes)
	37520X	2	Hyd. Hose, 1/4" x 60" (Use with Dry Disc Brakes)
4	P26099	2	Tee, Bulkhead
5	37261X	1	Hyd. Hose, 1/4" x 51"
6	37515X	1	Hyd. Hose, 3/8" x 34"
7	P18936	3	Connector, O-Ring
8	65644A	1	Tee, O-Ring
9	P19065	1	Hyd. Hose, 3/8" x 27"
10	P31556	1	Accumulator (Use with Wet Disc Brakes)
	P40147	-	Accumulator (Use with Dry Disc Brakes)
			(See Page 8.14.1 for Breakdown)
11	P18935	1	90° Elbow, O-Ring
12	P29013	1	90° Elbow, O-Ring (Long)
13	P30177	1	Hyd. Hose, 3/8" x 73"
14	37252X	1	Hyd. Hose, 1/4" x 78"
15	P27667	1	Hyd. Hose, 3/8" x 48"
16	P21914	1	Tee, O-Ring
17	66988B	1	Valve, Brake 425 P.S.I (Use w/Wet Disc Brakes)
			(See Page 8.9.1 for Breakdown)
	39332B		Valve, Brake (Use with Dry Disc Brakes)
			(See Page 8.9.1 for Breakdown)
18	P01508	3	Nut, Hx., 3/8"-16
19	P00207	3	Capscrew, Hx., 3/8"-16 x 1 3/4"
20	P18958	1	Tee, Branch O-Ring
21	P01310	3	Lockwasher, 3/8"

1044C-54 S/N 287, 291, 305, 306, 314-

10K-54 S/N 114-

644B
6K
844C
8K
1044C
10K

SERVICE BRAKE HYDRAULIC CIRCUIT (Mid Inlet) 8.8.2.1



ITEM	PART NO.	QTY.	DESCRIPTION
1	39696B	1	Brake Valve Assembly (Use w/Wet Disc Brakes)
	②66988B	-	Brake Valve Assembly (Use w/Wet Disc Brakes)
	39332B	-	Brake Valve Assembly (Use w/Dry Disc Brakes)
2	N.S.S.	1	Pedal, Brake
3	N.S.S.	1	Pin, Cam
4	N.S.S.	1	Cam
5	N.S.S.	1	Pin, Pedal Mounting
6	P00132	2	Capscrew, Hx. Hd., 5/16"-18 x 1 1/4" GR 8
7	P01434	2	Flatwasher, 5/16" SAE
8	N.S.S.	1	Base, Actuator
9	N.S.S.	4	C-Clip
10	P00104	1	Capscrew, Hx. Hd., 5/16"-18 x 1"
11	P01507	1	Nut, Hx., 5/16"-18
12	37081X	1	Valve Assembly (Includes Items 13-25)
13	N.S.S.	1	Boot, Rubber
14	N.S.S.	1	Piston
15	N.S.S.	1	Spring
16	N.S.S.	1	Spring
17	N.S.S.	A/R	Shim
18	N.S.S.	1	Seat, Spring
19	N.S.S.	1	Cup
20	N.S.S.	1	Seal
21	N.S.S.	1	Body
22	N.S.S.	1	Spool
23	①N.S.S.	1	Spring, Spool Return
24	N.S.S.	1	O-Ring
25	N.S.S.	1	Plug
REF	37080X	1	Repair Kit (Includes Items 6, 13, 19, 20, 24)

N.S.S. = Not Sold Separately

NOTES:

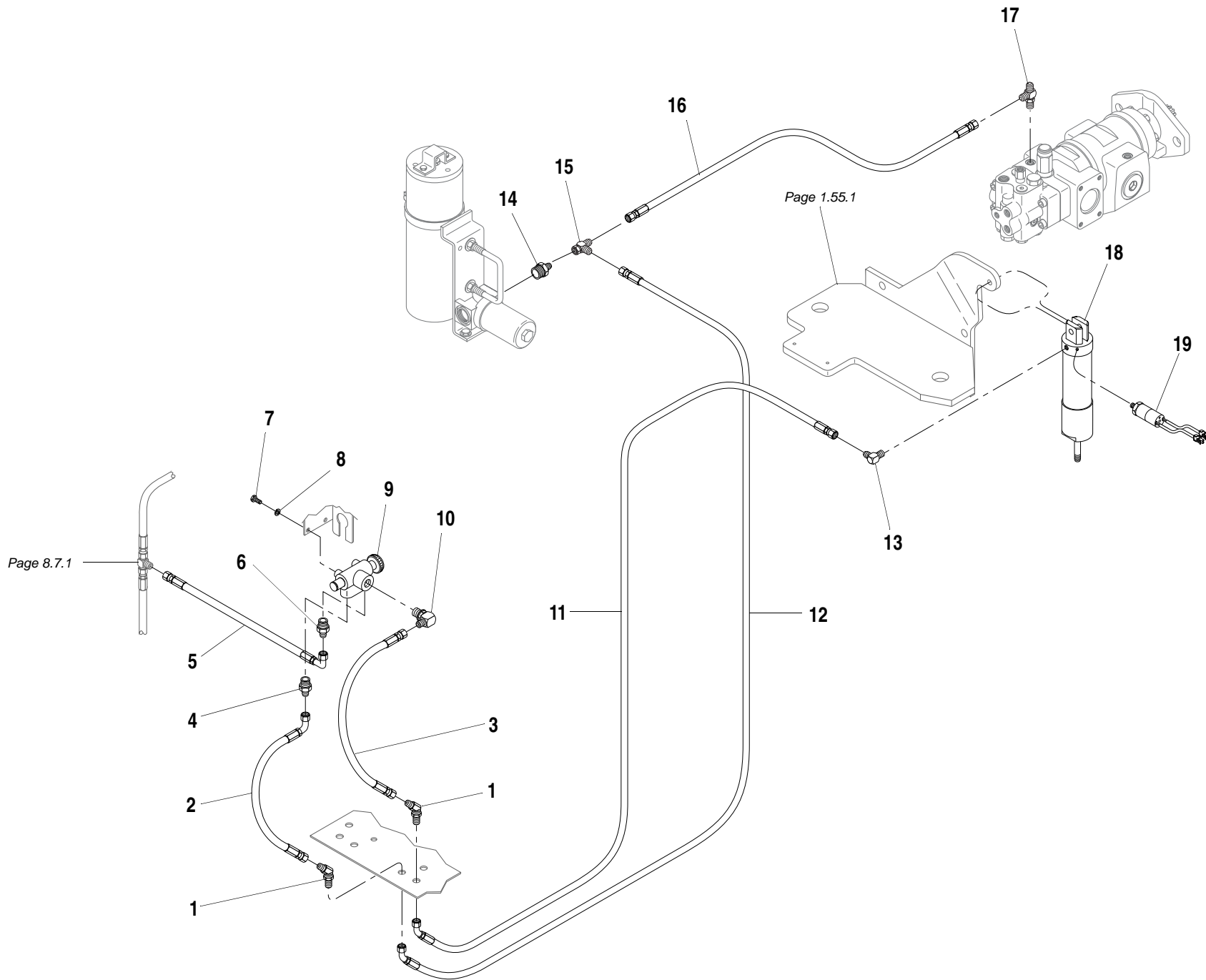
- ① Not used with 39332B Brake Valve.
- ② Used with 1044C-54 (S/N 302 Thru) & 10K-54 (S/N 114 Thru).

- 644B-37 S/N 591, 667-
- 644B-42 S/N 208-
- 844C-42 S/N 622-
- 1044C-42 S/N 117-
- 1044C-54 S/N 155-
- 6K-37 S/N 318-
- 6K-42 S/N 120-
- 8K-42 S/N 221-
- 10K-42 S/N 107-
- 10K-54 S/N 104-

- 644B
- 6K
- 844C
- 8K
- 1044C
- 10K

SERVICE BRAKE VALVE ASSEMBLY (Mid Inlet)

8.9.1

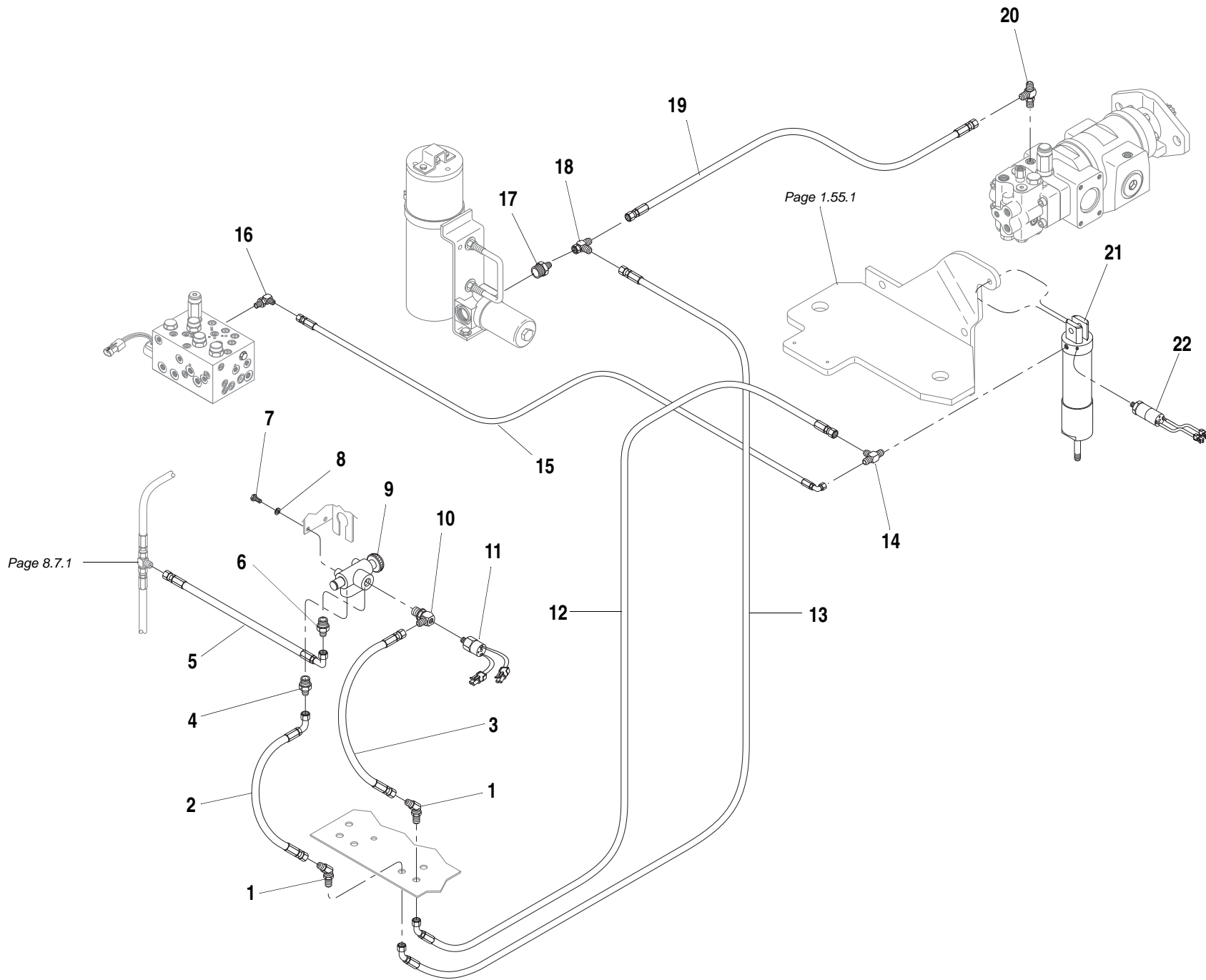


ITEM	PART NO.	QTY.	DESCRIPTION
1	P18947	2	45° Elbow, Bulkhead
2	P27185	1	Hyd. Hose, 3/8" x 23"
3	P19891	1	Hyd. Hose, 3/8" x 24"
4	P19414	1	Check Valve
5	P20857	1	Hyd. Hose, 3/8" x 15"
6	65649A	1	Check Valve (Repalces P19415)
7	P00102	2	Capscrew, Hx., 5/16"-18 x 3/4"
8	P01309	2	Lockwasher, 5/16"
9	P40135	1	Valve, Parking Brake
		1	(See Page 8.13.1 for Breakdown)
10	P19724	1	90° Elbow, O-Ring
11	37626X	1	Hyd. Hose, 1/4" x 52"
12	37508X	1	Hyd. Hose, 3/8" x 46"
13	P20374	1	90° Elbow, JIC - Pipe
14	P21906	1	Adapter, O-Ring
15	P19412	1	Tee, Swivel
16	37609X	1	Hyd. Hose, 1/4" x 30"
17	P26604	1	Tee, O-Ring
18	38805B	1	Cylinder, Park Brake
19	37139A	1	Pressure Switch, Park Brake

644B-37	S/N 591, 667-1289 & 1293-1303
644B-42	S/N 208-341 & 344-362
844C-42	S/N 622-1198, 1200-1254, 1256-1309, 1311-1329, 1331-1340 & 1343-1352
1044C-42	S/N 117-126
1044C-54	S/N 155-286, 288-290, 292-304 & 307-313
6K-37	S/N 318-494
6K-42	S/N 120-178
8K-42	S/N 221-327, 329,330,332 & 333
10K-42	S/N 107 &108
10K-54	S/N 104-113

644B
6K
844C
8K
1044C
10K
▼

PARK BRAKE HYDRAULIC CIRCUIT (Mid Inlet) 8.10.1



8.10.1.1

ITEM	PART NO.	QTY.	DESCRIPTION
1	P18947	2	45° Elbow, Bulkhead
2	P27185	1	Hyd. Hose, 3/8" x 23"
3	P19891	1	Hyd. Hose, 3/8" x 24"
4	P19414	1	Check Valve
5	P20857	1	Hyd. Hose, 3/8" x 15"
6	65649A	1	Check Valve (Replaces P19415)
7	P00102	2	Capscrew, Hx., 5/16"-18 x 3/4"
8	P01309	2	Lockwasher, 5/16"
9	P40135	1	Valve, Parking Brake
		1	(See Page 8.13.1 for Breakdown)
10	10166940	1	90° Elbow, O-Ring
11	66941A	1	Pressure Switch
12	37626X	1	Hyd. Hose, 1/4" x 52"
13	37508X	1	Hyd. Hose, 3/8" x 46"
14	P20374	1	90° Elbow, JIC - Pipe
15	66711X		Hyd. Hose, 1/4" x 56"
16	P18960	1	Adaptor, O-ring
17	P21906	1	Adapter, O-Ring
18	P19412	1	Tee, Swivel
19	37609X	1	Hyd. Hose, 1/4" x 30"
20	P26604	1	Tee, O-Ring
21	38805B	1	Cylinder, Park Brake
22	37139A	1	Pressure Switch, Park Brake

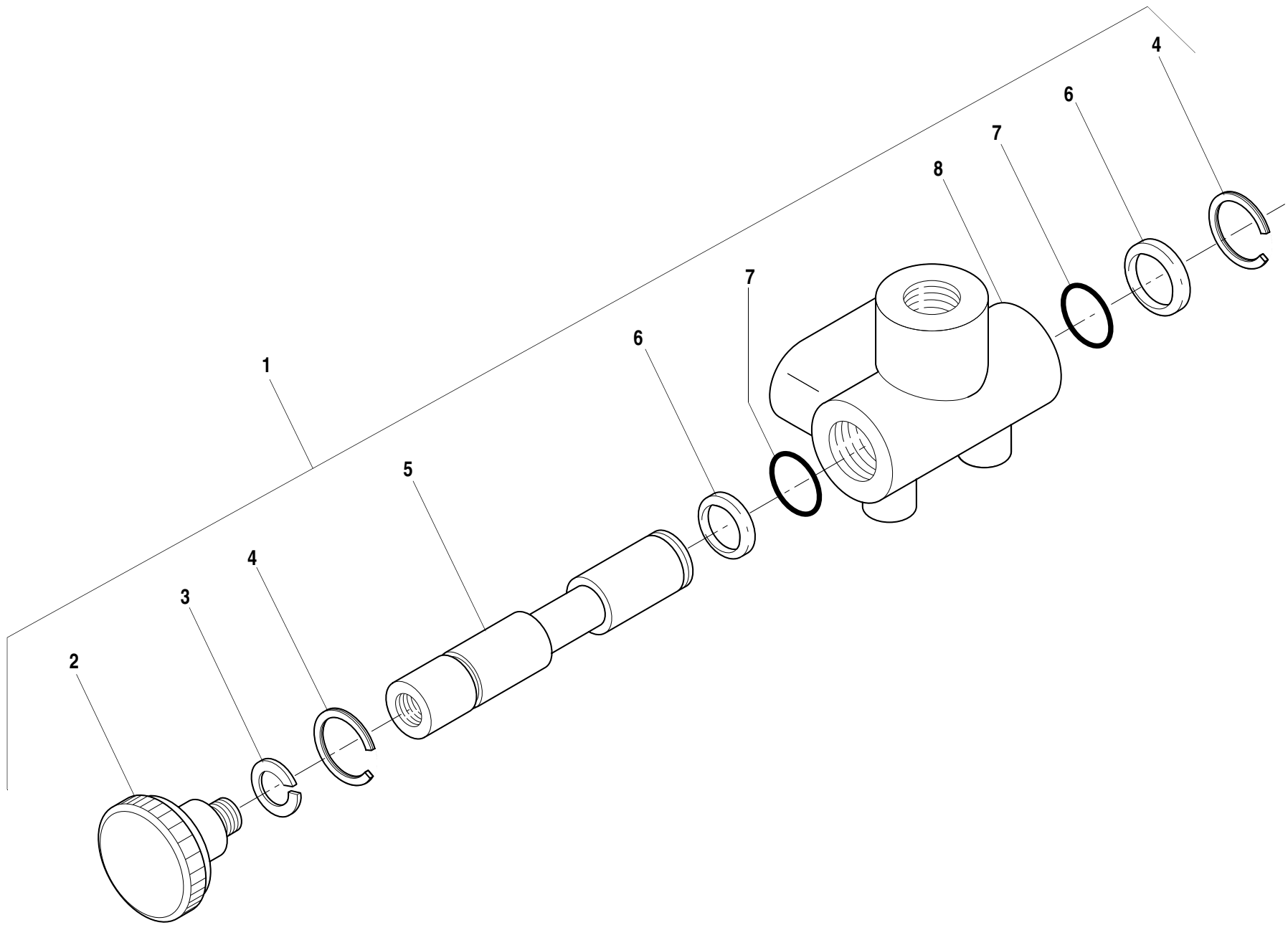
644B-37	S/N 1290-1292 & 1304-
644B-42	S/N 342, 343 & 363-
844C-42	S/N 1199, 1255, 1310,1330,1341,1342 & 1353-
1044C-42	S/N 127-
1044C-54	S/N 287, 291, 305, 306 & 314-
6K-37	S/N 495-
6K-42	S/N 179-
8K-42	S/N 328, 331 & 334-
10K-42	S/N 109-
10K-54	S/N 114-

644B
6K
844C
8K
1044C
10K

PARK BRAKE HYDRAULIC CIRCUIT (Mid Inlet)

8.10.1.1





ITEM	PART NO.	QTY.	DESCRIPTION
1	P40135	1	Park Brake Valve Assembly
2	P91764	1	Control Knob
3	P01310	1	Lockwasher, 3/8"
4	P27980	2	Snap Ring
5	N.S.S.	1	Valve Spool
6	P91765	2	Back-Up Ring (Teflon)
7	P91766	2	O-Ring
8	N.S.S.	1	Valve Housing
REF	P40467	1	Seal Kit (Includes Items 4, 6, 7)

N.S.S. = Not Sold Separately

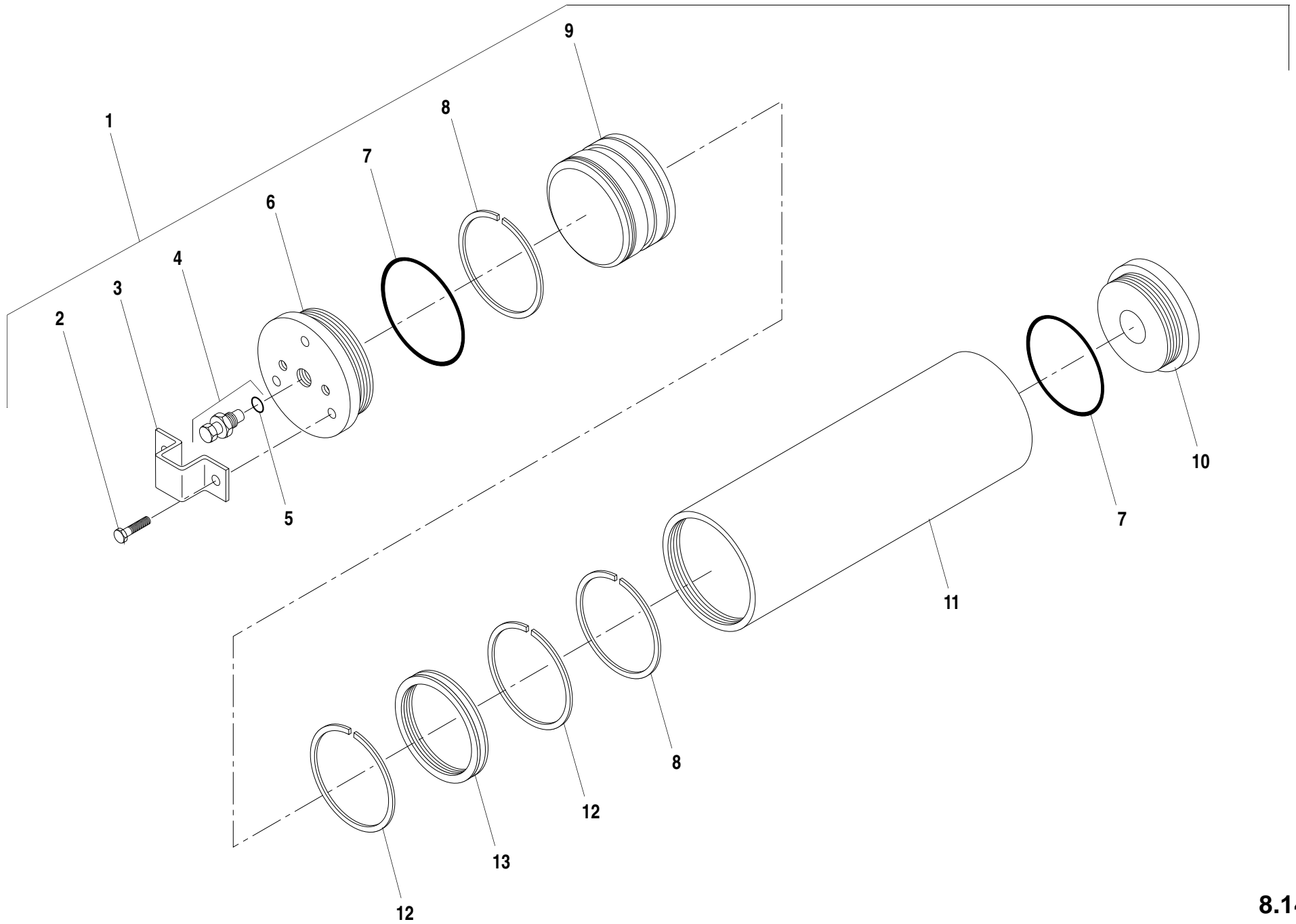
644B-37 S/N 101-
644B-42 S/N 101-
844C-42 S/N 101-
1044C-42 S/N 101-
1044C-54 S/N 101-
6K-37 S/N 101-
6K-42 S/N 101-
8K-42 S/N 101-
10K-42 S/N 101-
10K-54 S/N 101-

644B
6K
844C
8K
1044C
10K

PARK BRAKE VALVE ASSEMBLY

8.13.1





ITEM	PART NO.	QTY.	DESCRIPTION
1	P31556	1	Accumulator Assembly (Use w/Wet Disc Brakes)
	P40147	-	Accumulator Assembly (Use w/Dry Disc Brakes)
2	P00229	2	Capscrew, Hx., 3/8"-16 x 3/4" GR 8
3	P91946	1	Guard, Valve
4	P91947	1	Gas Valve
5	N.S.S.	1	O-Ring
6	N.S.S.	1	End Cap, Gas
7	N.S.S.	2	O-Ring
8	N.S.S.	2	Teflon Ring
9	P91952	1	Piston
10	N.S.S.	1	End Cap
11	N.S.S.	1	Body, Accumulator
12	N.S.S.	2	Back-Up Washer
13	N.S.S.	1	"V" O-Ring
REF	P29122	1	Repair Kit (Includes Items 5, 7, 8,12,13)

N.S.S. = Not Sold Separately

644B-37 S/N 101-
644B-42 S/N 101-
844C-42 S/N 101-
1044C-42 S/N 101-
1044C-54 S/N 101-
6K-37 S/N 101-
6K-42 S/N 101-
8K-42 S/N 101-
10K-42 S/N 101-
10K-54 S/N 101-

644B
6K
844C
8K
1044C
10K

ACCUMULATOR ASSEMBLY

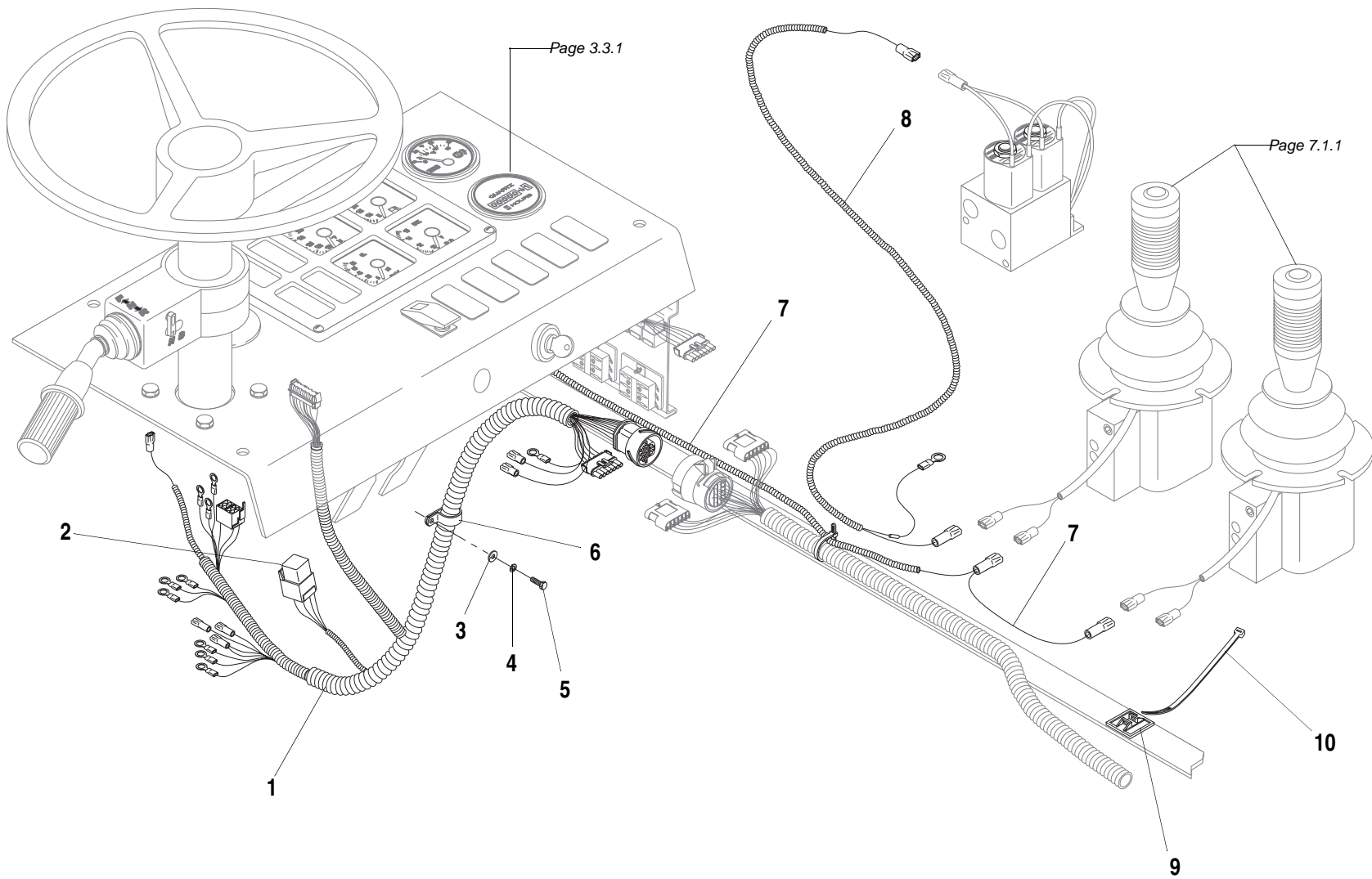
8.14.1



TABLE OF CONTENTS

Section 9 — Electrical

Electrical Group - Operator's Compartment 9.1.1
Electrical Mounting Panel - Fuses, Relays & Buzzer 9.2.1
Electrical Group - Transmission Control 9.3.1
Electrical Group - Frame (Valve Plate) 9.4.1
Electrical Group - Outrigger/Boom Extend Lockout 9.5.1
Electrical Group - Engine (Deere) 9.6.1
Electrical Group - Engine (Cummins) 9.7.1

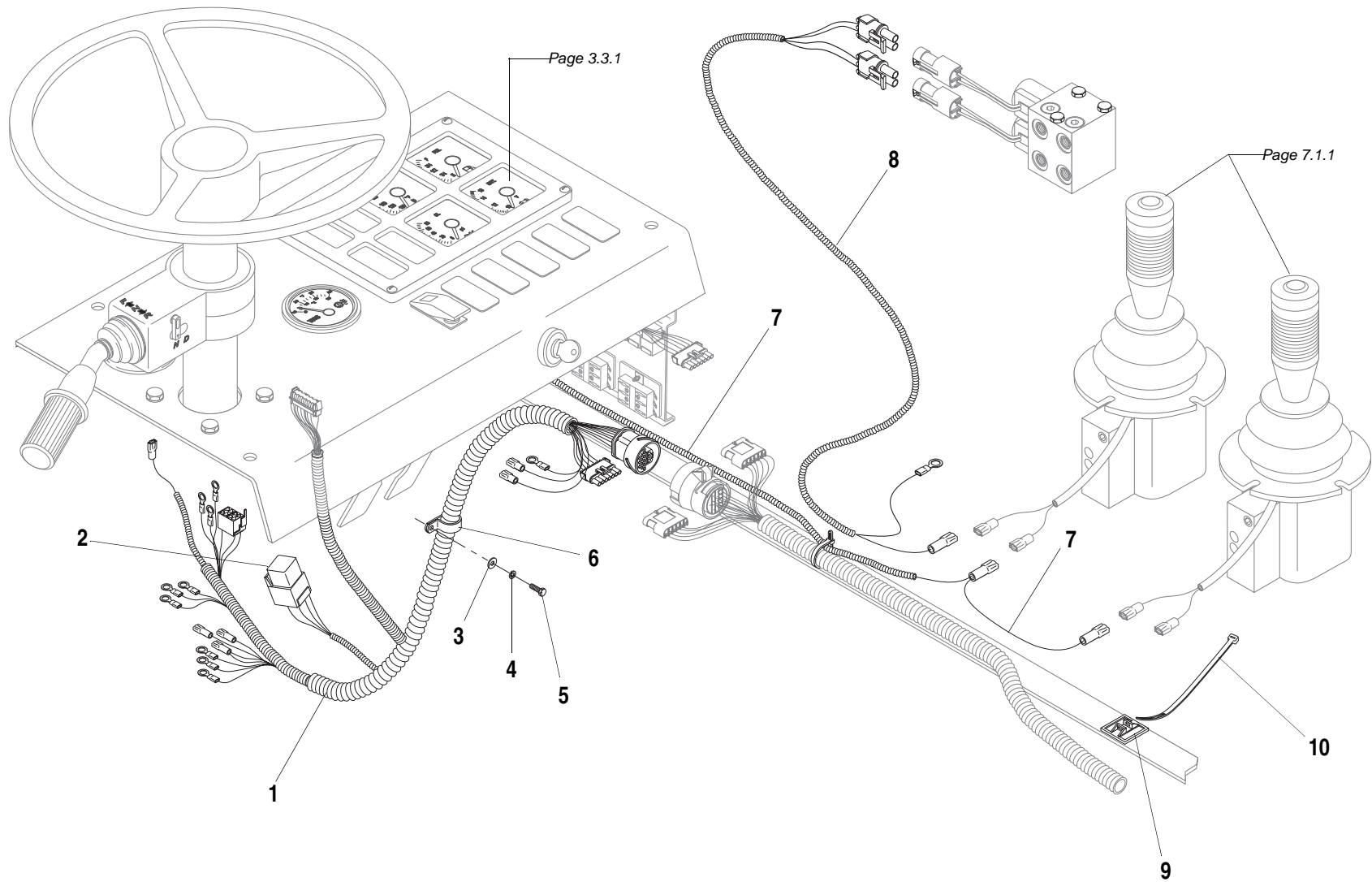


ITEM	PART NO.	QTY.	DESCRIPTION
1	65356D	1	Wire Harness, Upper (Replaces 38072D)
2	37383X	1	Relay, Ignition Switch
3	P01403	1	Flatwasher, 5/16"
4	P01309	1	Lockwasher, 5/16"
5	P00102	1	Capscrew, Hx., 5/16"-18 x 3/4"
6	P17593	1	Clamp, Wire Harness
7	38471A	1	Wire Harness, Joystick - Power
8	35197A	1	Wire Harness, Joystick - Solenoid
9	P27600	2	Mount, Cable Tie
10	P17989	2	Cable Tie

644B-37 S/N 101-590 & 592-666
644B-42 S/N 101-207
844C-42 S/N 101-621
1044C-42 S/N 101-116
1044C-54 S/N 101-154
6K-37 S/N 101-317
6K-42 S/N 101-119
8K-42 S/N 101-220
10K-42 S/N 101-106
10K-54 S/N 101-103

644B
6K
844C
8K
1044C
10K
▼

ELECTRICAL GROUP - OPERATOR'S COMPARTMENT 9.1.1



Page 3.3.1

Page 7.1.1

2

1

3

4

5

6

7

8

7

9

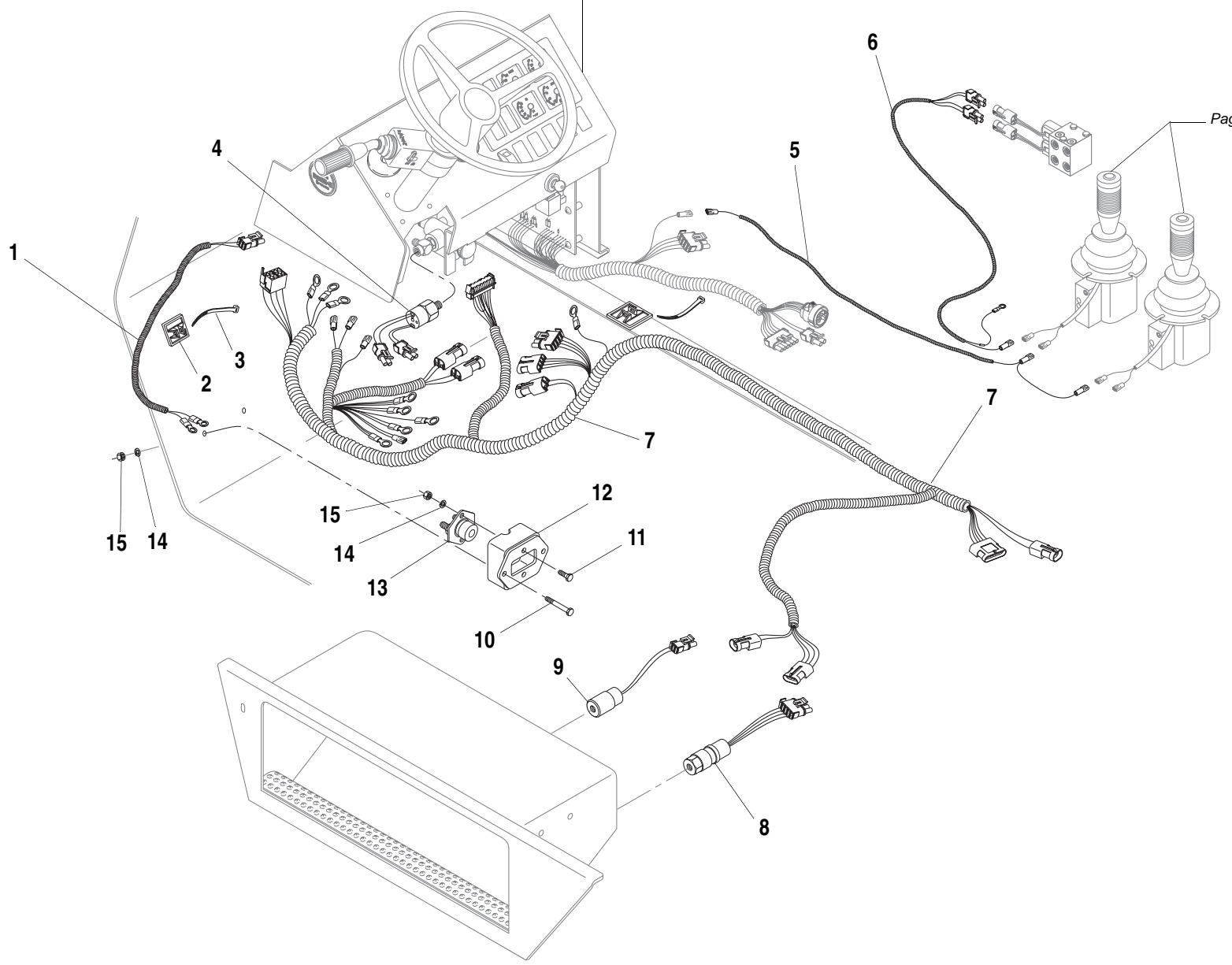
10

ITEM	PART NO.	QTY.	DESCRIPTION
1	39980D	1	Wire Harness, Upper
2	37383X	1	Relay, Ignition Switch
3	P01403	1	Flatwasher, 5/16"
4	P01309	1	Lockwasher, 5/16"
5	P00102	1	Capscrew, Hx., 5/16"-18 x 3/4"
6	P17593	1	Clamp, Wire Harness
7	38471A	1	Wire Harness, Joystick - Power
8	39510B	1	Wire Harness, Joystick - Solenoid
9	P27600	2	Mount, Cable Tie
10	P17989	2	Cable Tie

644B-37	S/N 591, 667-1289 & 1293-1303
644B-42	S/N 208-341 & 344-362
844C-42	S/N 622-1198, 1200-1254, 1256-1309, 1311-1329, 1331-1340 & 1343-1352
1044C-42	S/N 117-126
1044C-54	S/N 155-286, 288-290, 292-304 & 307-313
6K-37	S/N 318-494
6K-42	S/N 120-178
8K-42	S/N 221-327, 329-330 & 332-333
10K-42	S/N 107 & 108
10K-54	S/N 104-113

644B
6K
844C
8K
1044C
10K
▼

ELECTRICAL GROUP - OPERATOR'S COMPARTMENT 9.1.1.1



ITEM	PART NO.	QTY.	DESCRIPTION
1	66906A	1	Harness, Foot Switch, DLO
2	P27600	3	Mount, Cable Tie
3	P27600	3	Cable Tie
4	66941A	1	Switch, Pressure- D.P.S.T Normally Closed, Park Brake
5	38471A	1	Wire Harness, Joystick - Power
6	39510B	1	Wire Harness, Joystick - Solenoid
7	66944D	1	Wire Harness, Upper
8	66680A	1	Switch, Pressure- D.P.S.T Normally Closed, Low Brake Pressure (850 psi) Wet Disc Brakes
	67065A	-	Switch, Pressure- D.P.S.T Normally Closed, Low Brake Pressure (1800 psi) Dry Disc Brakes
9	①66679A	1	Switch, Pressure- S.P.S.T Normally Open, Service Brake (250 psi) Wet Disc Brakes
	②67063A	-	Switch, Pressure- S.P.S.T Normally Open, Service Brake (1000 psi) Dry Disc Brakes
10	P00010	2	Capscrew, Hx., 1/4"-20 x 2 1/4"
11	P00003	2	Capscrew, Hx., 1/4"-20 x 3/4"
12	10266543	1	Weldment, Foot Switch
13	10866446	1	Switch, Foot, DLO
14	P01308	4	Lockwasher, 1/4"
15	P01506	4	Nut, Hx., 1/4"-20

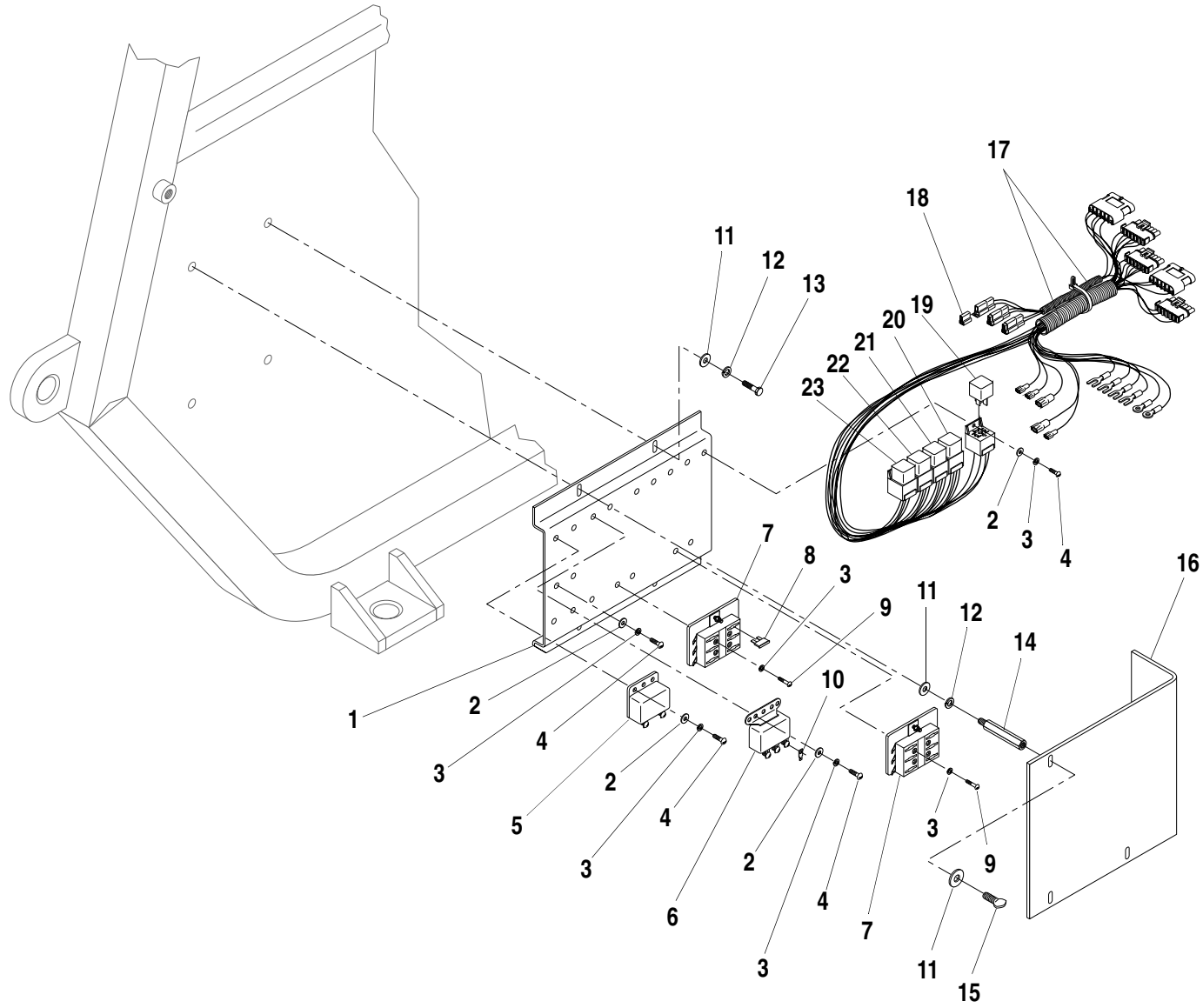
NOTES:

- ① Use 67062A For Machines with Roadway Lights and Wet Disc Brakes.
- ② Use 67064A For Machines with Roadway Lights and Dry Disc Brakes.

644B-37	S/N 1290-1292 & 1304-
644B-42	S/N 342, 343 & 363-
844C-42	S/N 1199, 1255, 1310,1330,1341,1342 & 1353-
1044C-42	S/N 127-
1044C-54	S/N 287, 291, 305, 306 & 314-
6K-37	S/N 495-
6K-42	S/N 179-
8K-42	S/N 328, 331 & 334-
10K-42	S/N 109-
10K-54	S/N 114-

644B
6K
844C
8K
1044C
10K

ELECTRICAL GROUP - OPERATOR'S COMPARTMENT 9.1.1.2

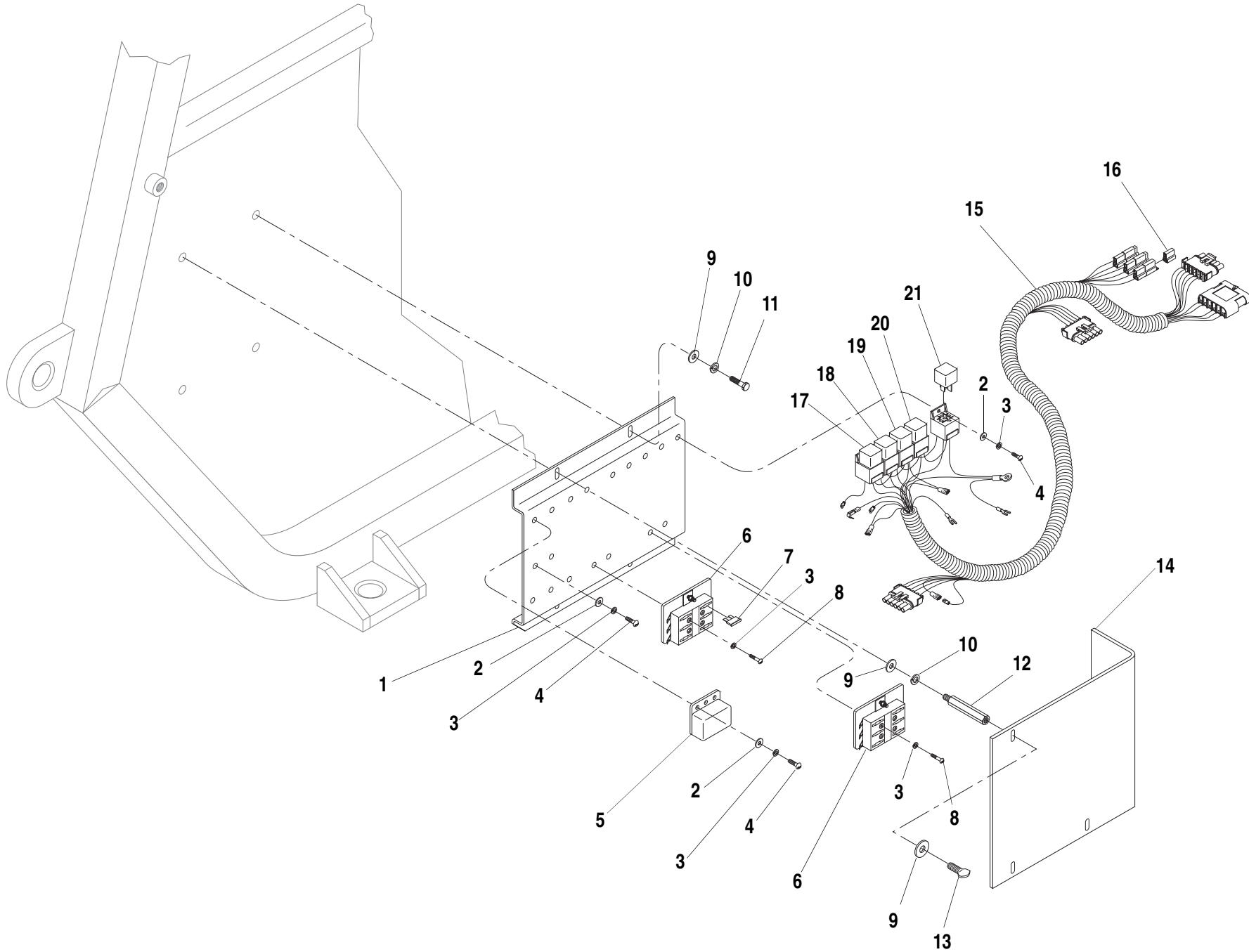


ITEM	PART NO.	QTY.	DESCRIPTION
1	38212B	1	Mounting Panel, Electrical Components
2	P01400	11	Flatwasher, #10
3	P01306	15	Lockwasher, #10
4	P02054	11	Screw, Slotted Rd. Hd., #10-24 x 1/2"
5	P27307	1	Buzzer, Brake Pressure Warning
6	P13709	1	Relay, Horn
7	36445A	2	Fuse Panel, 6 Circuit
8	36496A	1	Fuse, Blade Type - 7.5 Amp
	P30797	3	Fuse, Blade Type - 10 Amp
	P30798	1	Fuse, Blade Type - 15 Amp
	P30799	1	Fuse, Blade Type - 20 Amp
9	P02059	4	Screw, Slotted Rd. Hd., #10-24 x 1"
10	P27803	1	Terminal Adapter Tab, Male Push-on
11	P01402	7	Flatwasher, 1/4"
12	P01308	4	Lockwasher, 1/4"
13	P00003	1	Capscrew, Hx., 1/4"-20 x 3/4"
14	38327A	3	Stand-off, 3 1/4" Long Hex
	38328A	-	Stand-off, 2 3/4" Long Hex
15	38251A	3	Thumb Screw, 1/4"-20
16	38319B	1	Cover, Electrical Panel
17	38071D	1	Wire Harness, Relay (Includes Items 18-23)
18	P21787	3	Diode Module
19	P30796	1	Relay, S.P.D.T., Oscillation Lock Lamp
20	P30796	1	Relay, S.P.D.T., Oscillation Lock
21	P30796	1	Relay, S.P.D.T., Oscillation Lock
22	P30423	1	Relay, S.P.S.T., Back-Up Alarm
23	P30423	1	Relay, S.P.S.T., Neutral Start

644B-37 S/N 101-590 & 592-666
644B-42 S/N 101-207
844C-42 S/N 101-621
1044C-42 S/N 101-116
1044C-54 S/N 101-154
6K-37 S/N 101-317
6K-42 S/N 101-119
8K-42 S/N 101-220
10K-42 S/N 101-106
10K-54 S/N 101-103

644B
6K
844C
8K
1044C
10K
▼

ELECTRICAL MOUNTING PANEL - FUSES, RELAYS & BUZZER 9.2.1

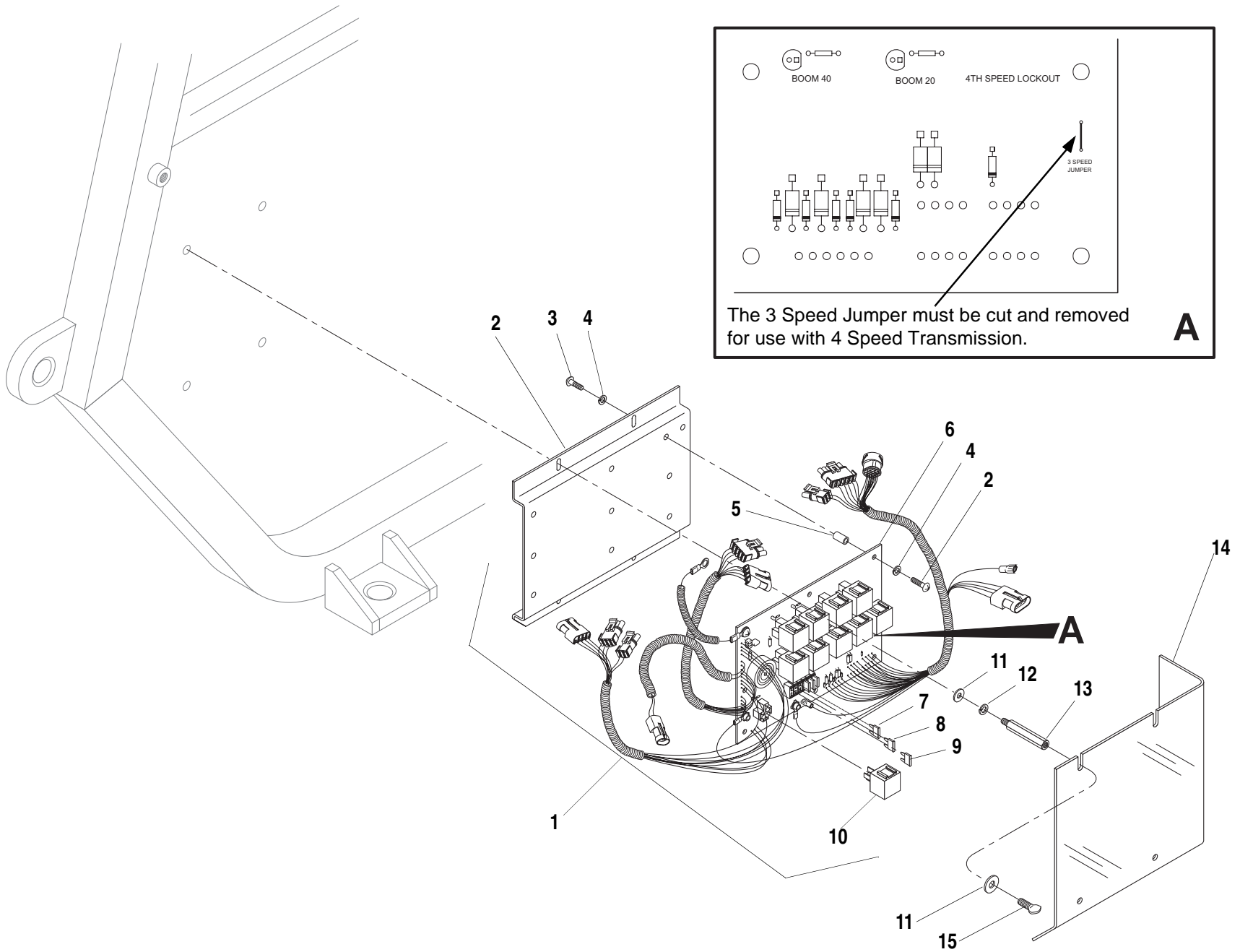


ITEM	PART NO.	QTY.	DESCRIPTION
1	38212B	1	Mounting Panel, Electrical Components
2	P01400	9	Flatwasher, #10
3	P01306	13	Lockwasher, #10
4	P02054	9	Screw, Slotted Rd. Hd., #10-24 x 1/2"
5	P27307	1	Buzzer, Brake Pressure Warning
6	36445A	2	Fuse Panel, 6 Circuit
7	36496A	1	Fuse, Blade Type - 7.5 Amp
	P30797	3	Fuse, Blade Type - 10 Amp
	P30798	1	Fuse, Blade Type - 15 Amp
	P30799	1	Fuse, Blade Type - 20 Amp
8	P02059	4	Screw, Slotted Rd. Hd., #10-24 x 1"
9	P01402	7	Flatwasher, 1/4"
10	P01308	4	Lockwasher, 1/4"
11	P00003	1	Capscrew, Hx., 1/4"-20 x 3/4"
12	38327A	3	Stand-off, 3 1/4" Long Hex
13	38251A	3	Thumb Screw, 1/4"-20
14	38319B	1	Cover, Electrical Panel
15	39979D	1	Wire Harness, Relay (Includes Items 16-21)
16	P21787	3	Diode Module
17	P30423	1	Relay, S.P.D.T., Horn
18	P30423	1	Relay, S.P.D.T., Neutral Start
19	P30423	1	Relay, S.P.D.T., Back-Up Alarm
20	P30796	1	Relay, S.P.S.T., Oscillation Lock
21	P30796	1	Relay, S.P.S.T., Oscillation Lock Lamp

644B-37	S/N 591, 667-1289 & 1293-1303
644B-42	S/N 208-341 & 344-362
844C-42	S/N 622-1198, 1200-1254, 1256-1309, 1311-1329, 1331-1340 & 1343-1352
1044C-42	S/N 117-126
1044C-54	S/N 155-286, 288-290, 292-304 & 307-313
6K-37	S/N 318-494
6K-42	S/N 120-178
8K-42	S/N 221-327, 329,330,332 & 333
10K-42	S/N 107 & 108
10K-54	S/N 104-113

644B
6K
844C
8K
1044C
10K
▼

ELECTRICAL MOUNTING PANEL - FUSES, RELAYS & BUZZER 9.2.1.1



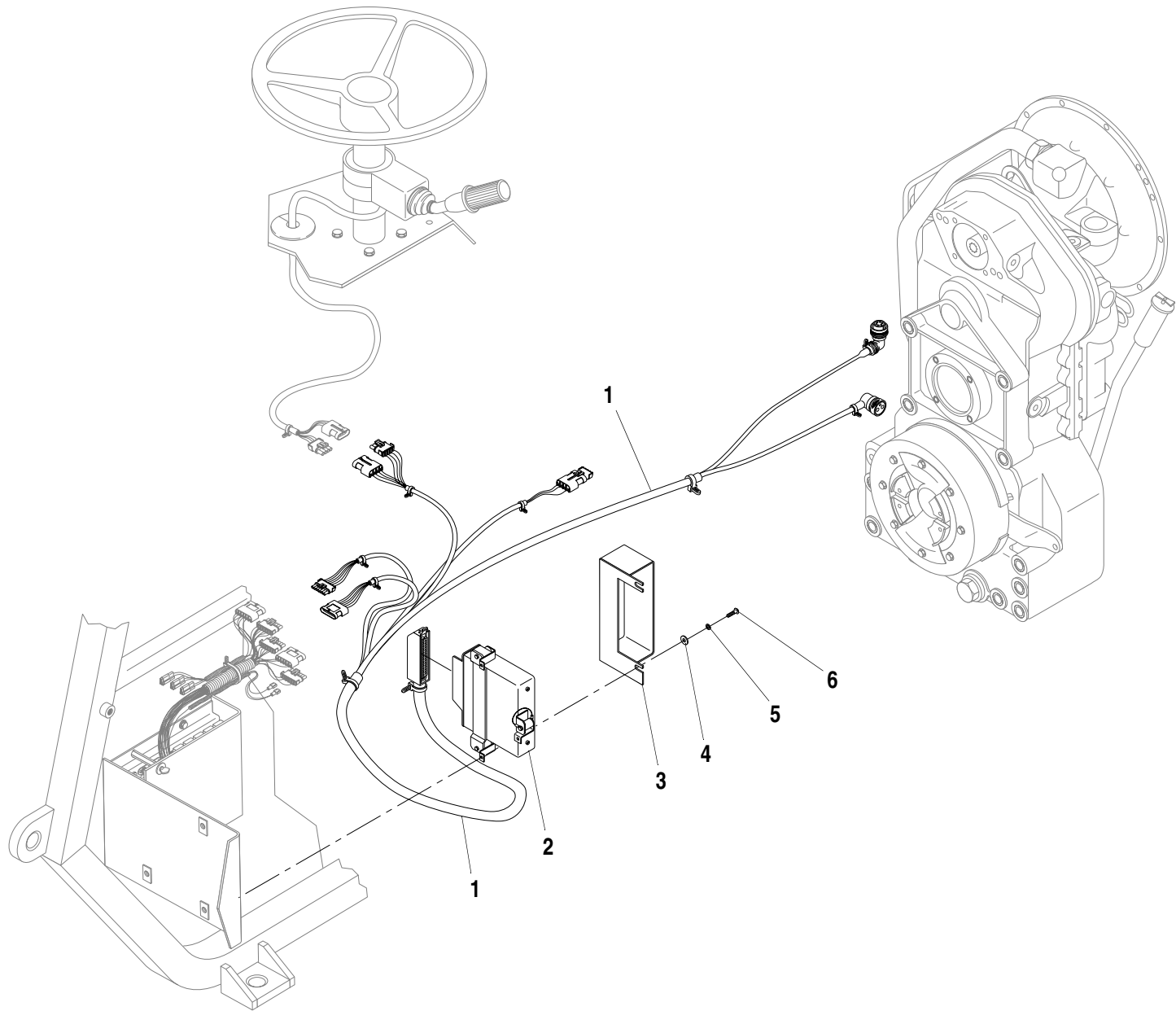
ITEM	PART NO.	QTY.	DESCRIPTION
1	①	-	Circuit Board Assembly (Includes Items 2-10)
2	66950B	1	Mounting Panel, Circuit Board
3	67173X	18	Screw, Slotted Rd. Hd., #8-32 x 1/4"
4	P01305	18	Lockwasher, #8
5	67159X	18	Stand-off, Female Rd., #8-32 x 1/2"
6	N.S.S.	1	Circuit Board
7	66827X	1	Fuse, Blade Type - 7.5 Amp (Brown)
8	66828X	3	Fuse, Blade Type - 10 Amp (Red)
9	66829X	2	Fuse, Blade Type - 15 Amp (Blue)
10	66820X	②	Relay
11	P01402	4	Flatwasher, 1/4"
12	P01308	4	Lockwasher 1/4"
13	38327A	4	Stand-off, 3 1/4" Long Hex
14	38319B	1	Cover, Electrical Panel, Plastic
15	38251A	3	Thumb Screw, 1/4"-20

NOTES:

- ① For 644B-37, 644B42, 6K-37 & 6K-42 Order 67066C.
For 844C-42, 8K-42, 1044C-42 & 10K-42 Order 67204C.
For 1044C-54 & 10K-54 Order 67205C.
- ② 9 Required for 644B-37, 644B-42, 844C-42, 1044C-42, 6K-37, 6K-42, 8K-42 & 10K-42.
10 Required for 1044C-54 & 10K-54.

644B-37	S/N 1290-1292 & 1304-
644B-42	S/N 342, 343 & 363-
844C-42	S/N 1199, 1255, 1310, 1330, 1341, 1342 & 1353-
1044C-42	S/N 127-
1044C-54	S/N 287, 291, 305, 306 & 314-
6K-37	S/N 495-
6K-42	S/N 179-
8K-42	S/N 328, 331 & 334-
10K-42	S/N 109-
10K-54	S/N 114-

644B
6K
844C
8K
1044C
10K



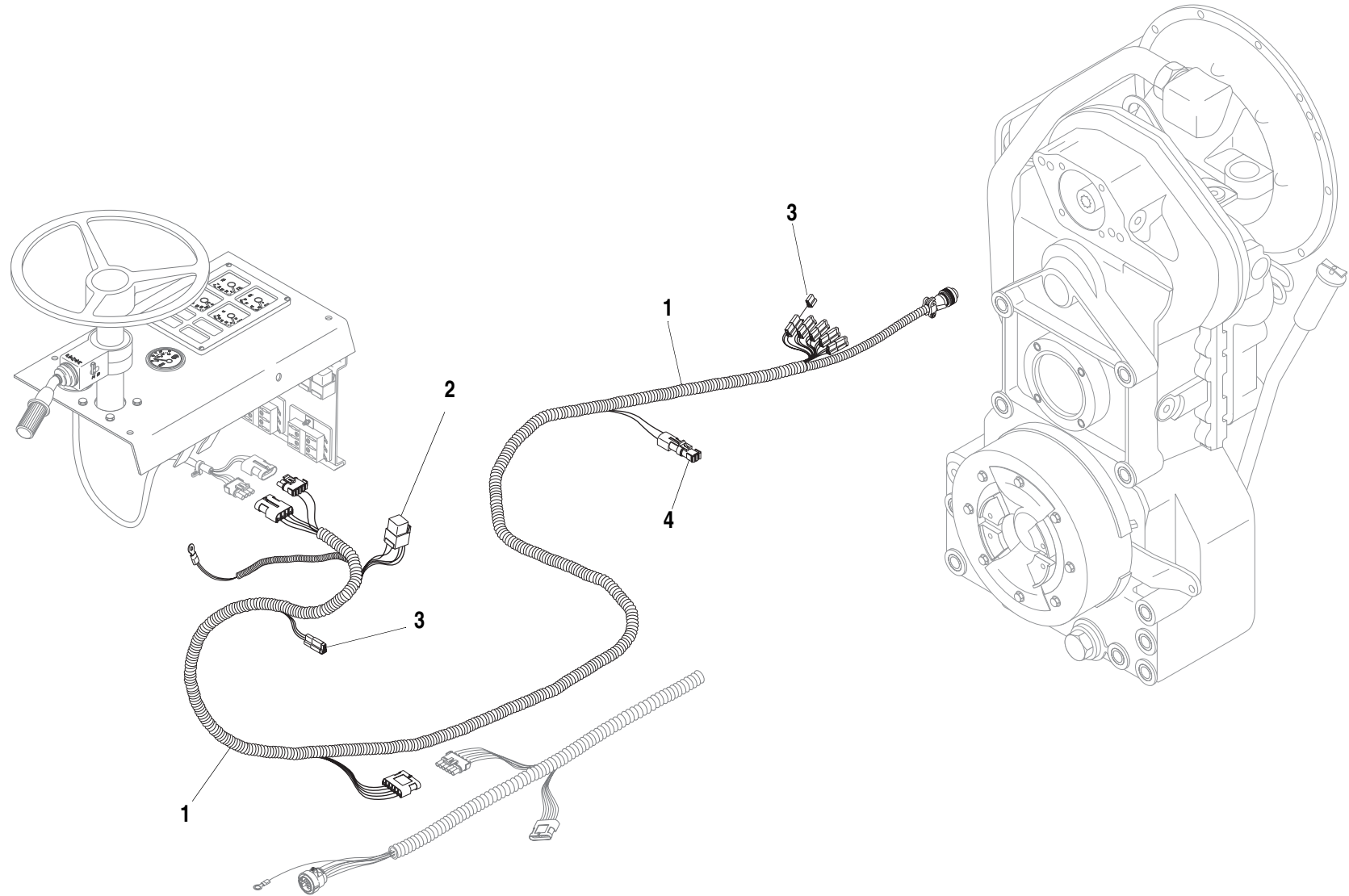
ITEM	PART NO.	QTY.	DESCRIPTION
1	P31566	1	Wire Harness, Transmission
2	37494X	1	Controller, Transmission - 3 Speed (Replaces P31564)
	37495X	1	Controller, Transmission - 4 Speed
3	35322B	1	Cover, Transmission Controller
4	P01400	2	Flatwasher, #10
5	P01306	2	Lockwasher, #10
6	P02054	2	Screw, Slotted Rd. Hd., #10-24 x 1/2"

644B-37 S/N 101-880
644B-42 S/N 101-241
844C-42 S/N 101-783
1044C-42 S/N 101-121
1044C-54 S/N 101-215
6K-37 S/N 101-397
6K-42 S/N 101-131
8K-42 S/N 101-261
10K-42 S/N 101-107
10K-54 S/N 101-107, 109

644B
6K
844C
8K
1044C
10K
▼

ELECTRICAL GROUP - TRANSMISSION CONTROL

9.3.1



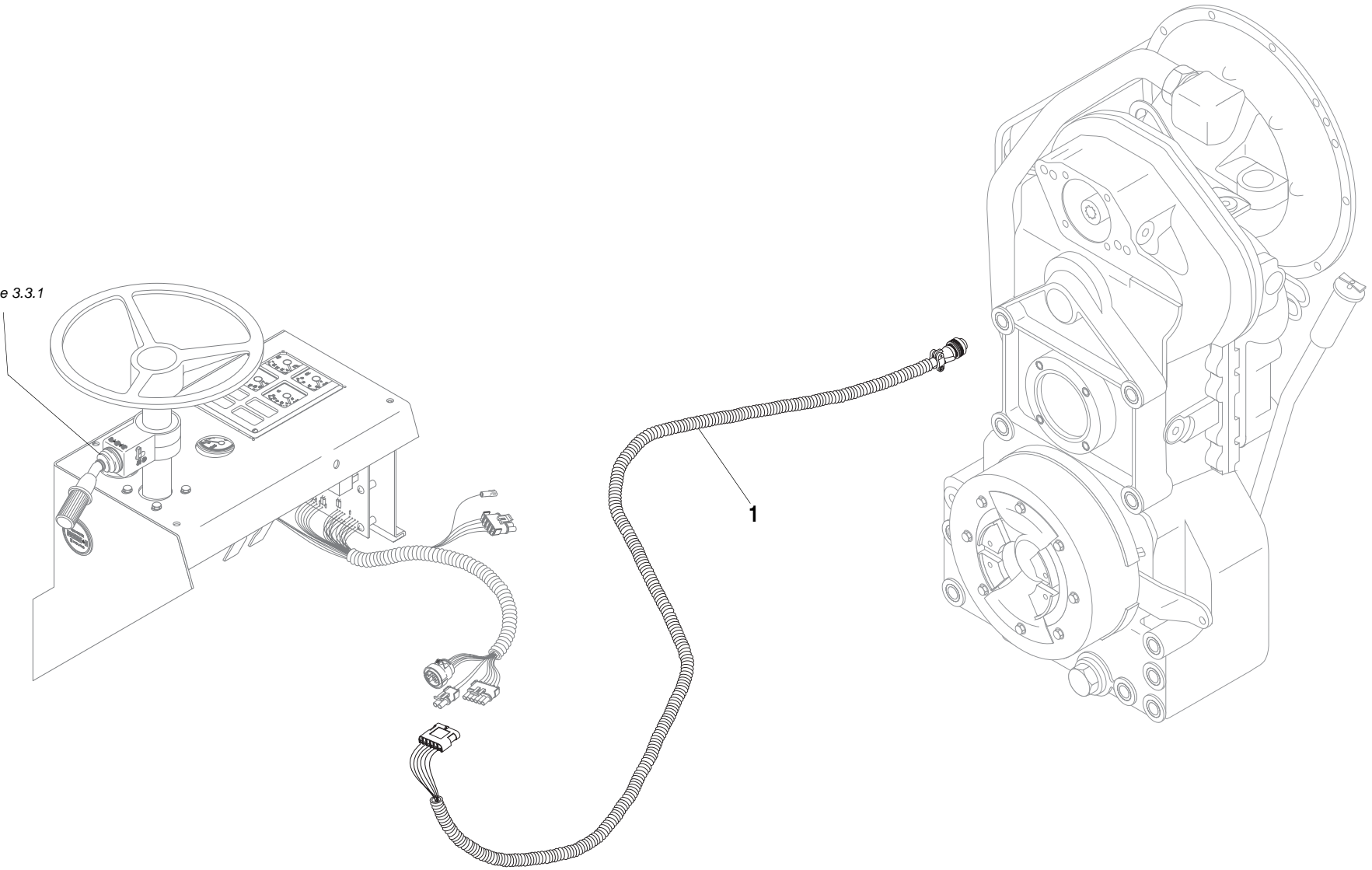
ITEM	PART NO.	QTY.	DESCRIPTION
1	65011D	1	Wire Harness, Transmission
2	37657X	1	Relay, Transmission Declutch
3	P21787	6	Diode Module
4	①37134X	1	Connector, Tower Half w/Plugs
	②65589A		Connector, Tower Half w/Jumper

NOTES:

- ① Use with 4 Speed Transmission.
- ② Use with 3 Speed Transmission.

644B-37	S/N 881-1289 & 1293-1303
644B-42	S/N 242-341 & 344-362
844C-42	S/N 784-1198, 1200-1254, 1256-1309, 1311-1329, 1331-1340 & 1343-1352
1044C-42	S/N 122-126
1044C-54	S/N 216-286, 288-290, 292-304 & 307-313
6K-37	S/N 398-494
6K-42	S/N 132-178
8K-42	S/N 262-327, 329,330,332 & 333
10K-42	S/N 108
10K-54	S/N 108, 110-113

644B
6K
844C
8K
1044C
10K
▼



ITEM PART NO. QTY. DESCRIPTION

1 66939B 1 Wire Harness, Transmission Control

Rev. 003

644B-37 S/N 1290-1292 & 1304-

644B-42 S/N 342, 343 & 363-

844C-42 S/N 1199, 1255, 1310,1330,1341,1342 & 1353-

1044C-42 S/N 127-

1044C-54 S/N 287, 291, 305, 306 & 314-

6K-37 S/N 495-

6K-42 S/N 179-

8K-42 S/N 328, 331 & 334-

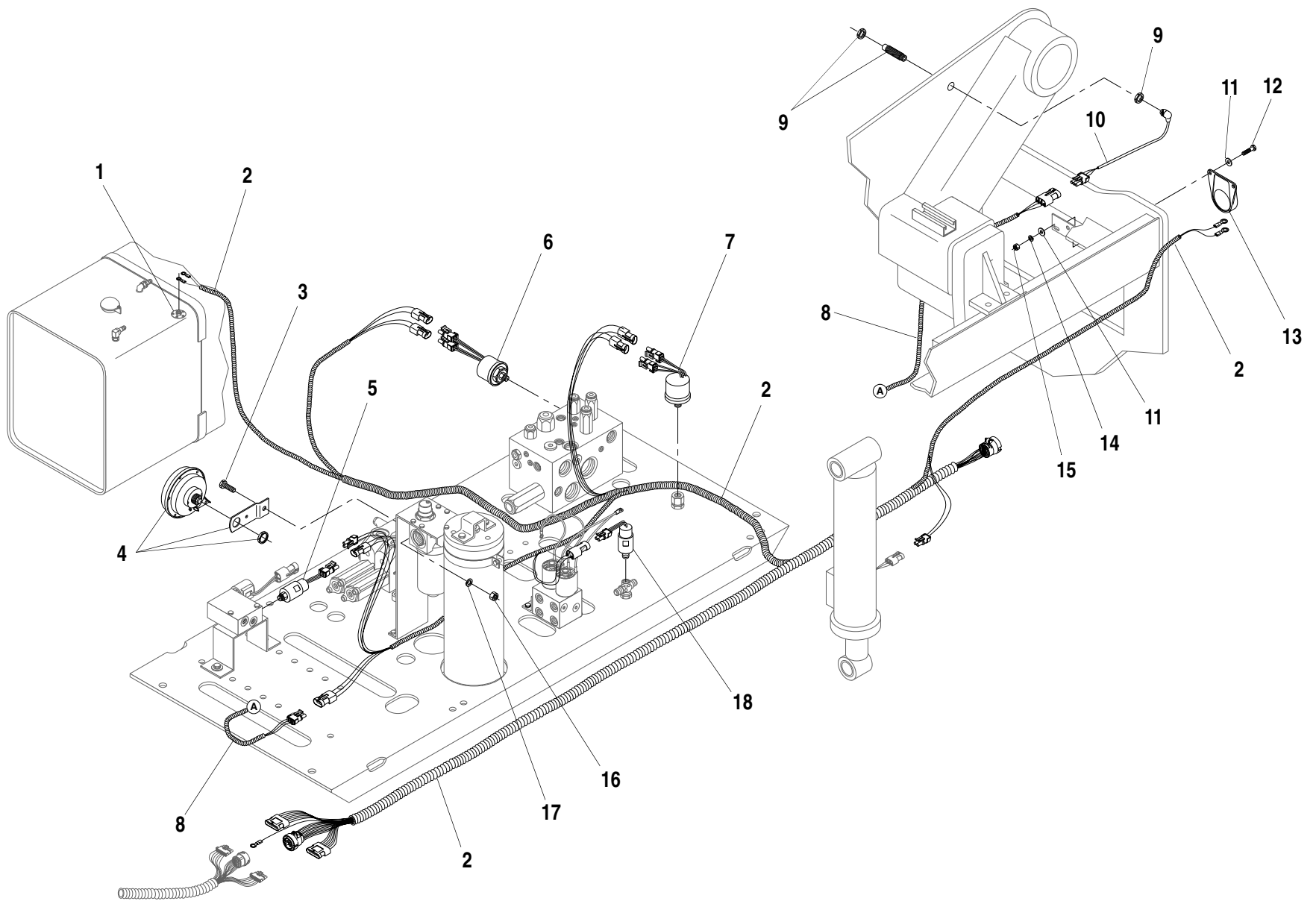
10K-42 S/N 109-

10K-54 S/N 114-

644B
6K
844C
8K
1044C
10K

ELECTRICAL GROUP - TRANSMISSION CONTROL

9.3.1.2



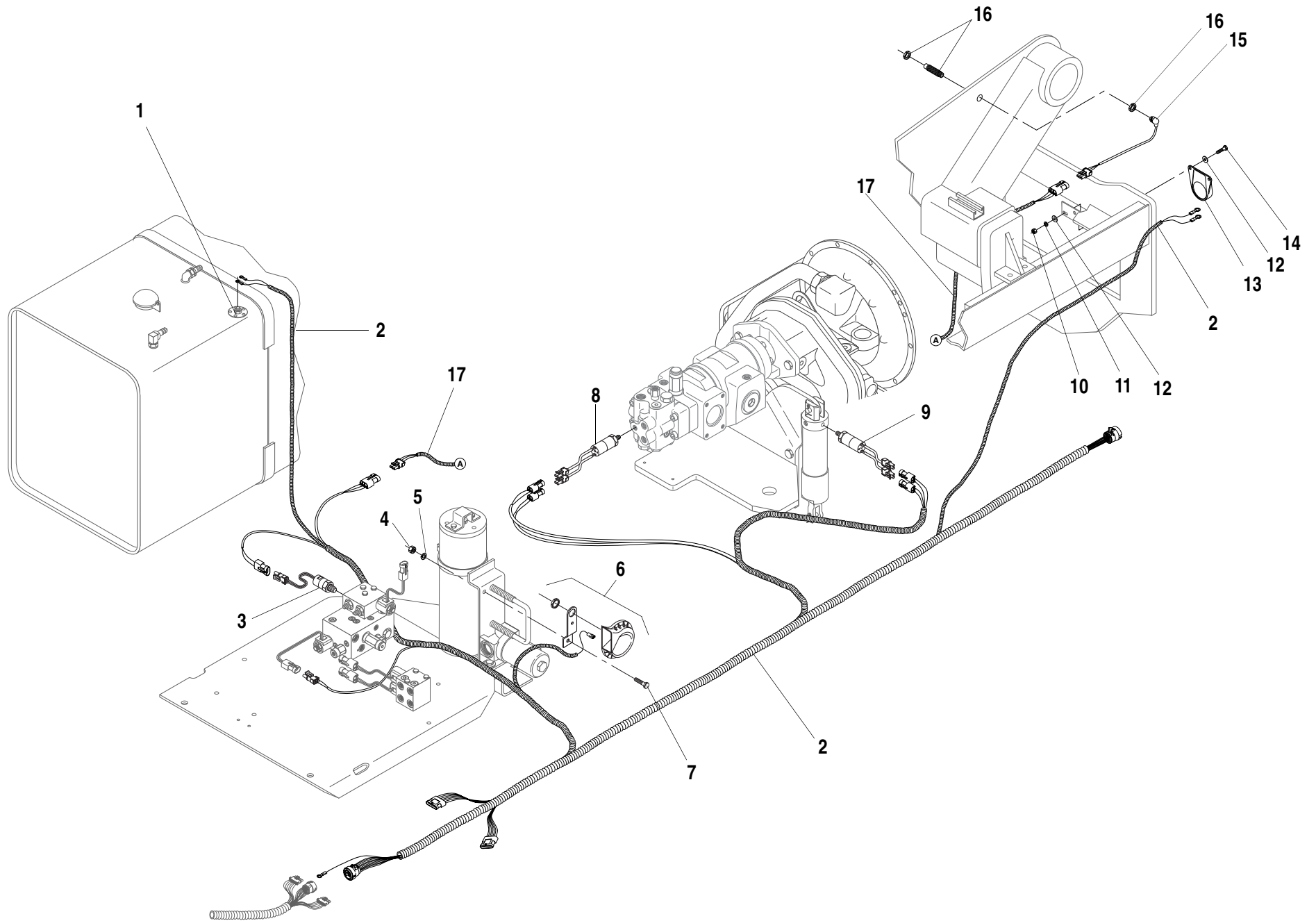
ITEM	PART NO.	QTY.	DESCRIPTION
1	①P29317	1	Sender, Fuel
2	38073D	1	Wire Harness, Intermediate
3	P00102	1	Capscrew, Hx., 5/16"-18 x 3/4"
4	P13707	1	Horn
5	37106A	1	Switch, Pressure - S.P.S.T. Normally Open, Frame Tilt Over-Ride
6	38271A	1	Switch, Pressure - D.P.S.T. Normally Closed, Low Brake (Use with Wet Disc Brakes)
	38403A	-	Switch, Pressure - D.P.S.T. Normally Closed, Low Brake (Use with Dry Disc Brakes)
7	37139A	1	Switch, Pressure - D.P.S.T. Normally Closed, Park Brake
8	38233A	1	Wire Harness, Proximity Switch
9	37115X	1	Switch, Proximity
10	38231A	1	Wire, Proximity Switch Connection
11	P01402	4	Flatwasher, 1/4"
12	P00003	2	Capscrew, Hx., 1/4" -20 x 3/4"
13	P13774	1	Alarm, Back-Up (Reverse)
14	P01308	2	Lockwasher, 1/4"
15	P01506	2	Nut, Hx., 1/4"-20
16	P01507	1	Nut, Hx., 5/16" -18
17	P01309	1	Lockwasher, 5/16"
18	②39505A	1	Switch, Pressure - S.P.S.T. Normally Open, Service Brakes (Use with Wet Disc Brakes)
	39339A	-	Switch, Pressure - S.P.S.T. Normally Open, Service Brakes (Use with Dry Disc Brakes)

NOTES:

- ① For 6K-37 S/N (212-280) Use P23215
- ② Replaces 37106A (100 P.S.I.).

644B-37 S/N 101-590 & 592-666
644B-42 S/N 101-207
844C-42 S/N 101-621
1044C-42 S/N 101-116
1044C-54 S/N 101-154
6K-37 S/N 101-317
6K-42 S/N 101-119
8K-42 S/N 101-220
10K-42 S/N 101-106
10K-54 S/N 101-103

644B
6K
844C
8K
1044C
10K
▼



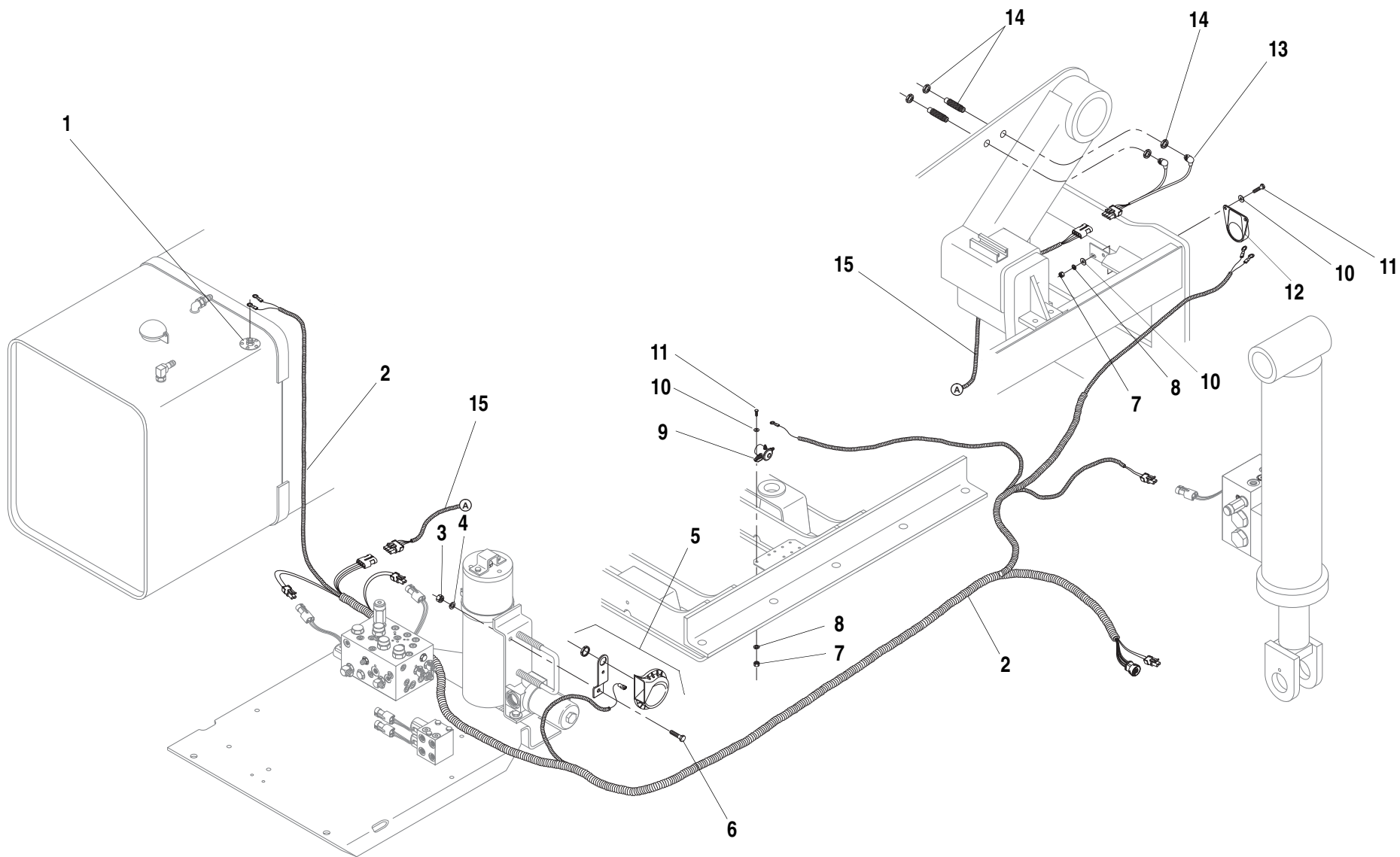
ITEM	PART NO.	QTY.	DESCRIPTION
1	P29317	1	Sender, Fuel
2	39978D	1	Wire Harness, Intermediate
3	39505A	1	Switch, Pressure - S.P.S.T. Normally Open, Service Brakes (Use with Wet Disc Brake)
	39339A	-	Switch, Pressure - S.P.S.T. Normally Open, Service Brakes (Use with Dry Disc Brake)
4	P01507	1	Nut, Hx., 5/16" -18
5	P01309	1	Lockwasher, 5/16"
6	P13707	1	Horn
7	P00102	1	Capscrew, Hx., 5/16"-18 x 3/4"
8	38271A	1	Switch, Pressure - D.P.S.T Normally Closed, Low Brake (Use with Wet Disc Brake)
	38403A	-	Switch, Pressure - D.P.S.T Normally Closed, Low Brake (Use with Dry Disc Brake)
9	37139A	1	Switch, Pressure, Park Brake
10	P01506	2	Nut, Hx., 1/4"-20
11	P01308	2	Lockwasher, 1/4"
12	P01402	4	Flatwasher, 1/4"
13	P13774	1	Alarm, Back-Up (Reverse)
14	P00003	2	Capscrew, Hx., 1/4" -20 x 3/4"
15	38231A	1	Wire, Proximity Switch Connection
16	37115X	1	Switch, Proximity
17	38233A	1	Wire Harness, Proximity Switch

644B-37	S/N 591, 667-1289 & 1293-1303
644B-42	S/N 208-341 & 344-362
844C-42	S/N 622-1198, 1200-1254, 1256-1309, 1311-1329, 1331-1340 & 1343-1352
1044C-42	S/N 117-126
1044C-54	S/N 155-286, 288-290, 292-304 & 307-313
6K-37	S/N 318-494
6K-42	S/N 120-178
8K-42	S/N 221-327, 329,330,332 & 333
10K-42	S/N 107 &108
10K-54	S/N 104-113

644B
6K
844C
8K
1044C
10K
▼

ELECTRICAL GROUP - FRAME (Valve Plate)

9.4.1.1

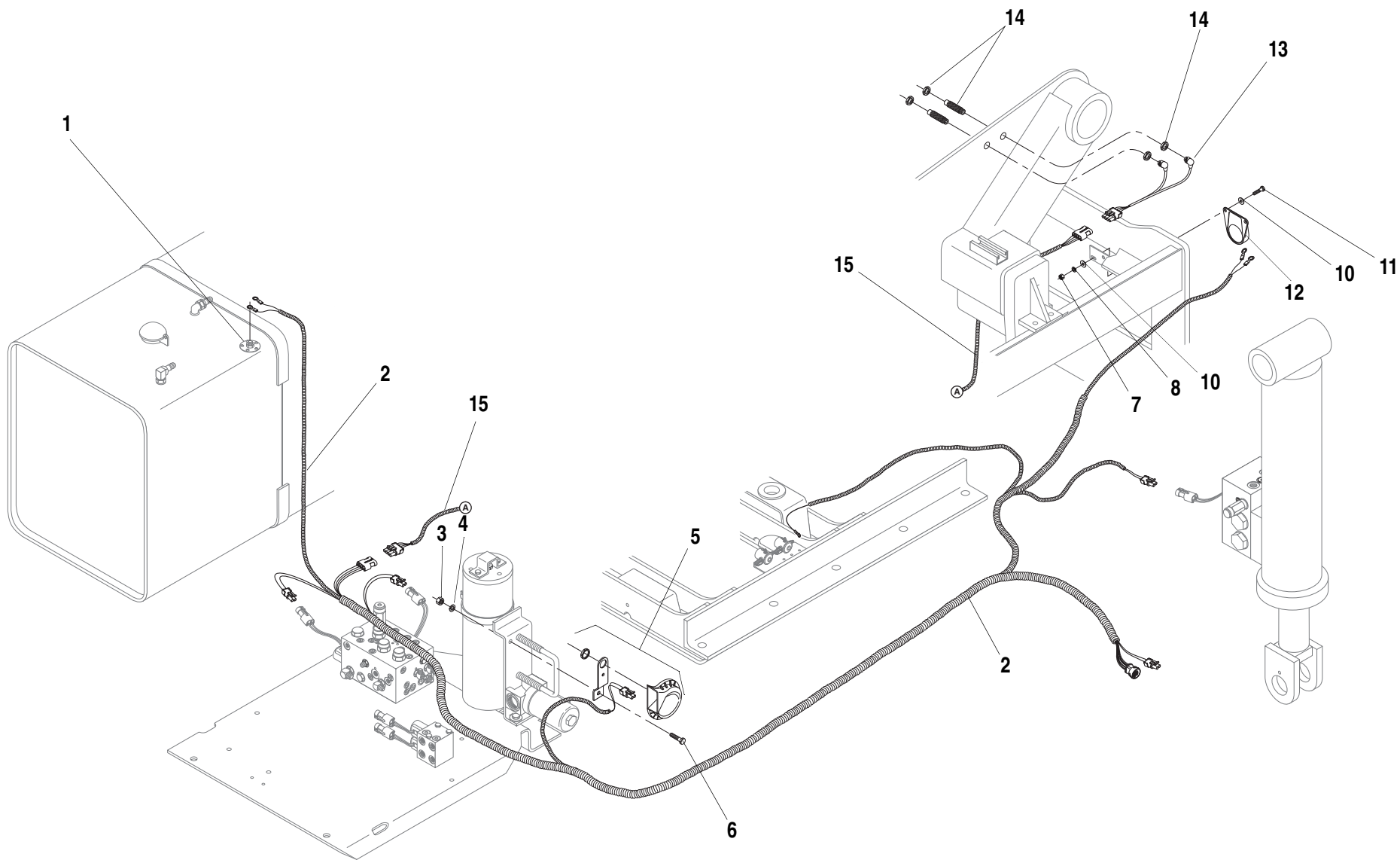


ITEM	PART NO.	QTY.	DESCRIPTION
1	P29317	1	Sender, Fuel
2	66961D	1	Wire Harness, Intermediate Circuit Board
3	P01507	1	Nut, Hx., 5/16" -18
4	P01309	1	Lockwasher, 5/16"
5	P13707	1	Horn
6	P00102	1	Capscrew, Hx., 5/16"-18 x 3/4"
7	P01506	4	Nut, Hx., 1/4"-20
8	P01308	4	Lockwasher, 1/4"
9	P21777	1	Starter Relay
10	P01402	6	Flatwasher, 1/4"
11	P00003	4	Capscrew Hx., 1/4"-20 x 3/4"
12	P13774	1	Alarm, Back-Up (Reverse)
13	65924A	1	Wire, Proximity Switch Connection
14	37115X	2	Switch, Proximity
15	65923A	1	Wire Harness, Proximity Switch

644B-37	S/N 1290-1292 & 1304-
644B-42	S/N 342, 343 & 363-747
844C-42	S/N 1199, 1255, 1310,1330,1341,1342 & 1353-1855
1044C-54	S/N 287, 291, 305, 306 & 314-496
6K-37	S/N 495-
6K-42	S/N 179-208
8K-42	S/N 328, 331 & 334-402
10K-42	S/N 109-114
10K-54	S/N 114-130

644B
6K
844C
8K
1044C
10K
▼

ELECTRICAL GROUP - FRAME (Valve Plate) 9.4.1.2



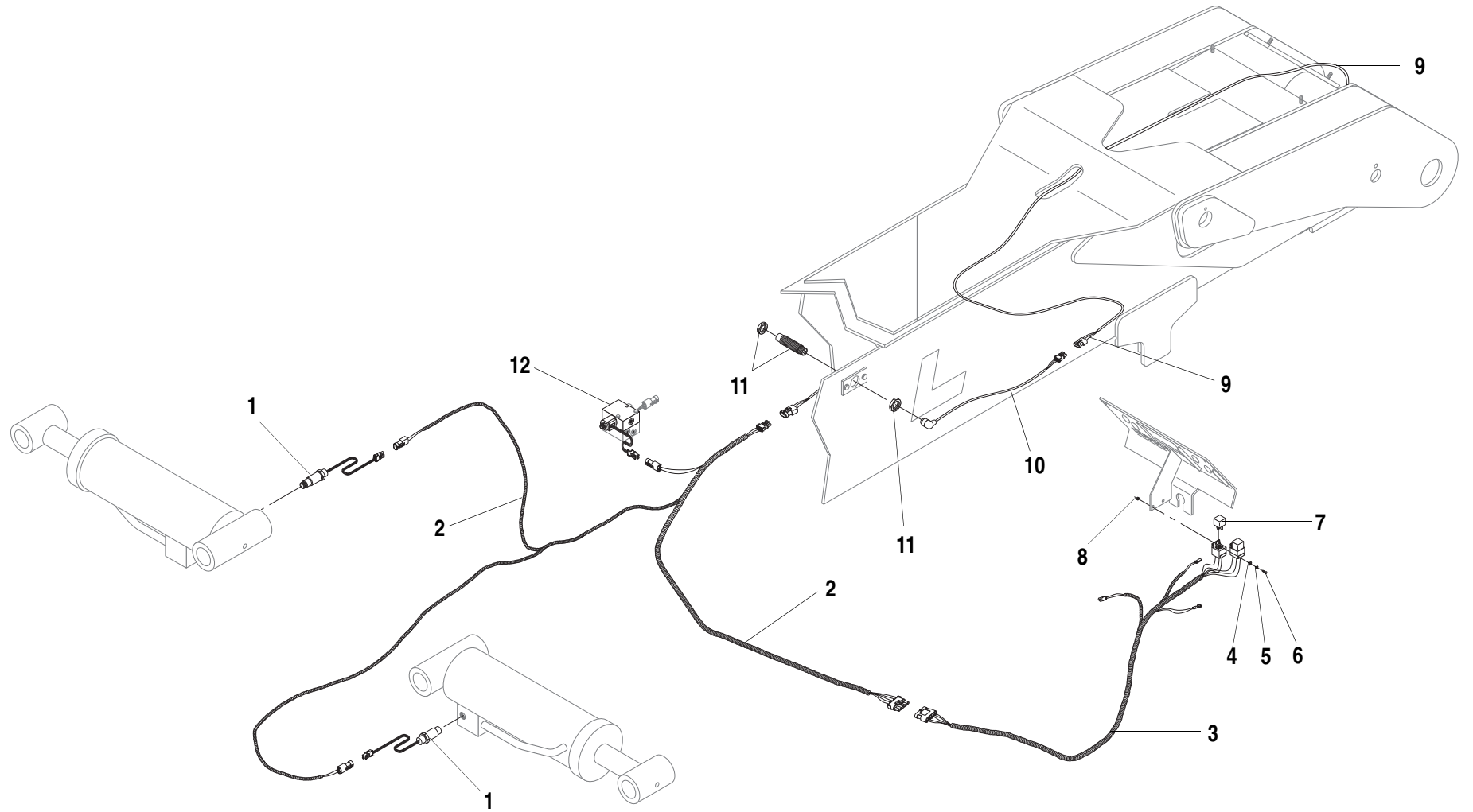
ITEM	PART NO.	QTY.	DESCRIPTION
1	P29317	1	Sender, Fuel
2	68666D	1	Wire Harness, Intermediate Circuit Board
3	P01507	1	Nut, Hx., 5/16" -18
4	P01309	1	Lockwasher, 5/16"
5	68663B	1	Horn
6	P00102	1	Capscrew, Hx., 5/16"-18 x 3/4"
7	P01506	4	Nut, Hx., 1/4"-20
8	P01308	4	Lockwasher, 1/4"
9	P21777	1	Starter Relay
10	P01402	6	Flatwasher, 1/4"
11	P00003	4	Capscrew Hx., 1/4"-20 x 3/4"
12	P13774	1	Alarm, Back-Up (Reverse)
13	65924A	1	Wire, Proximity Switch Connection
14	37115X	2	Switch, Proximity
15	65923A	1	Wire Harness, Proximity Switch

644B-42	S/N 748-
844C-42	S/N 1856-
1044C-42	S/N 127-
1044C-54	S/N 497-
6K-42	S/N 209-
8K-42	S/N 403-
10K-42	S/N 115-
10K-54	S/N 131-

644B
6K
844C
8K
1044C
10K
▼

ELECTRICAL GROUP - FRAME (Valve Plate)

9.4.1.3



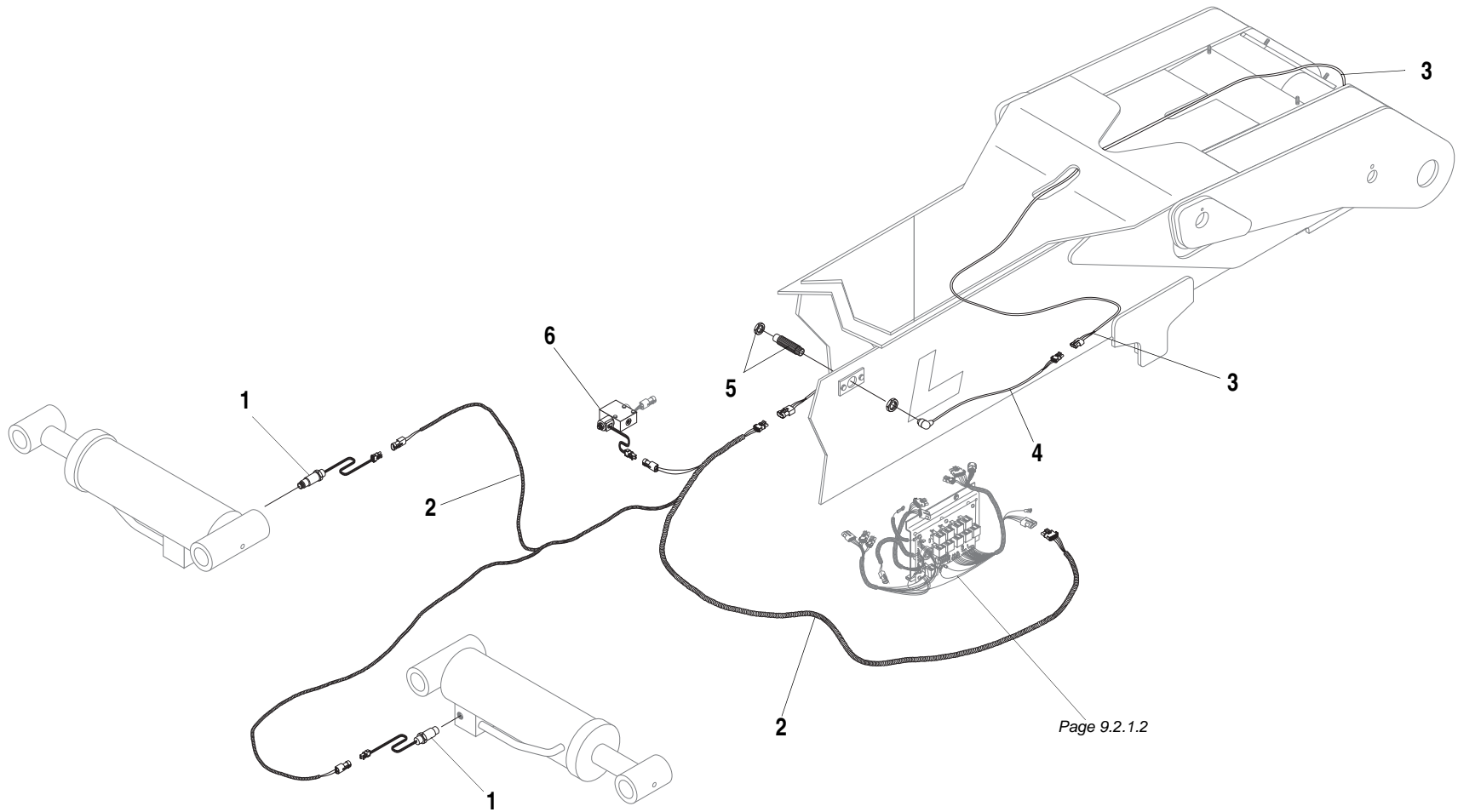
ITEM	PART NO.	QTY.	DESCRIPTION
1	68441A	2	Pressure Switch, Differential (Replaces I39321A)
2	39100C	1	Wire Harness, Boom Extend, Lower
3	39099C	1	Wire Harness, Boom Extend, Upper
4	P01400	1	Flatwasher, 3/16"
5	P01306	1	Lockwasher, #10
6	P02054	1	Screw, Slotted Rd. Hd., #10-24 x 1/2"
7	P30796	2	Relay, Boom Extend Lockout
8	P01504	1	Nut Hx., #10-24
9	39351A	1	Wire Harness, Boom Extend Proximity Switch
10	38231A	1	Wire, Proximity Switch Connection
11	37115X	1	Switch, Proximity
12	38655A	1	Boom Extend Lockout Valve
			(See Page 7.24.1 for Breakdown)

1044C-54 S/N 101-286, 288-290, 292-304 & 307-313

10K-54 S/N 101-113

644B
6K
844C
8K
1044C
10K
▼

ELECTRICAL GROUP - OUTRIGGER/BOOM EXTEND LOCKOUT 9.5.1



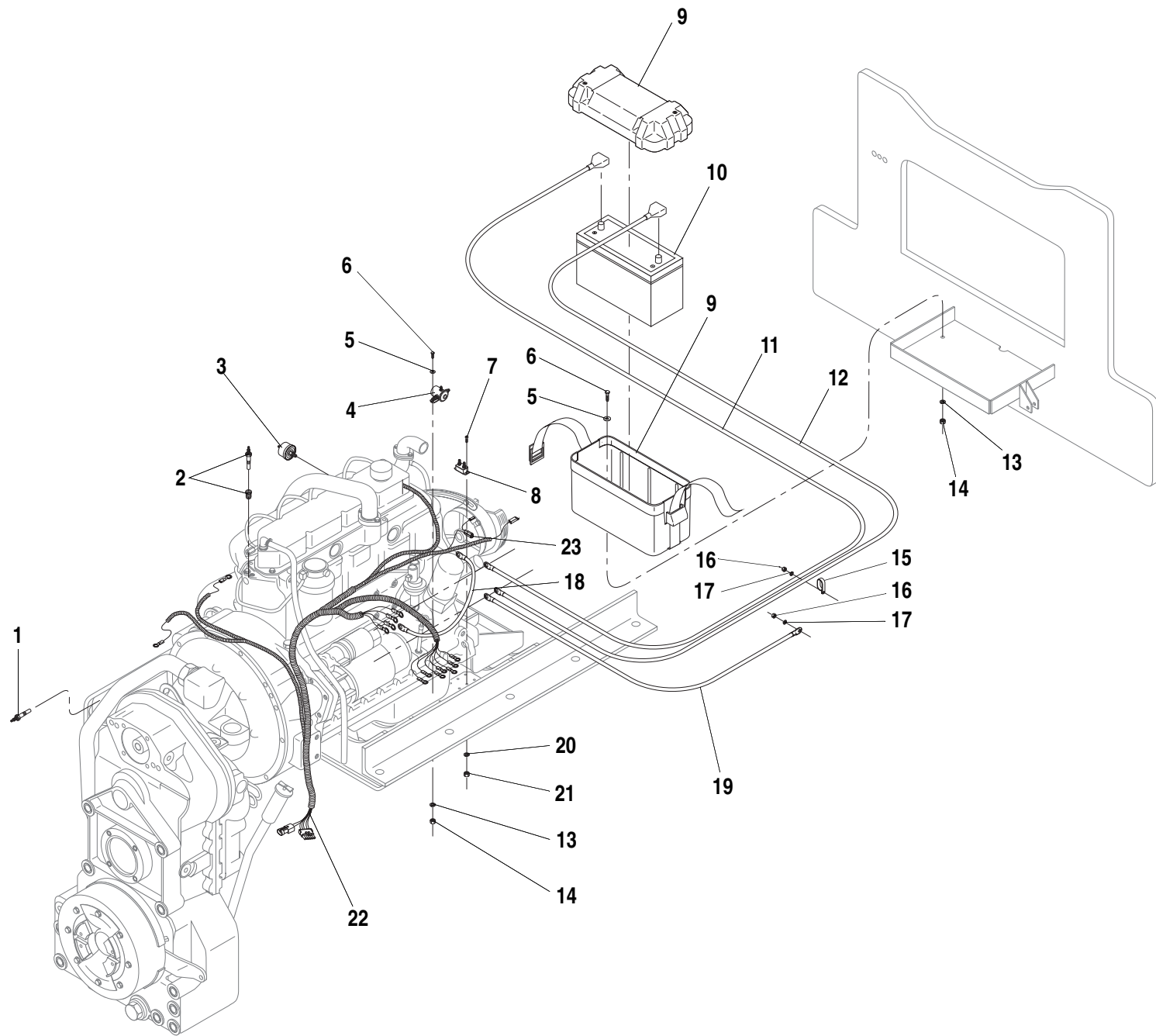
ITEM	PART NO.	QTY.	DESCRIPTION
1	68441A	2	Pressure Switch, Differential (Replaces 39321A)
2	66809C	1	Wire Harness, Boom Extend, Lower
3	39351A	1	Wire Harness, Boom Extend Proximity Switch
4	38231A	1	Wire, Proximity Switch Connection
5	37115X	1	Switch, Proximity
6	38655A	1	Boom Extend Lockout Valve (See Page 7.24.1 for Breakdown)

1044C-54 S/N 287, 291, 305, 306, 314-

10K-54 S/N 114-

644B
6K
844C
8K
1044C
10K
▼

ELECTRICAL GROUP - OUTRIGGER/BOOM EXTEND LOCKOUT 9.5.1.1

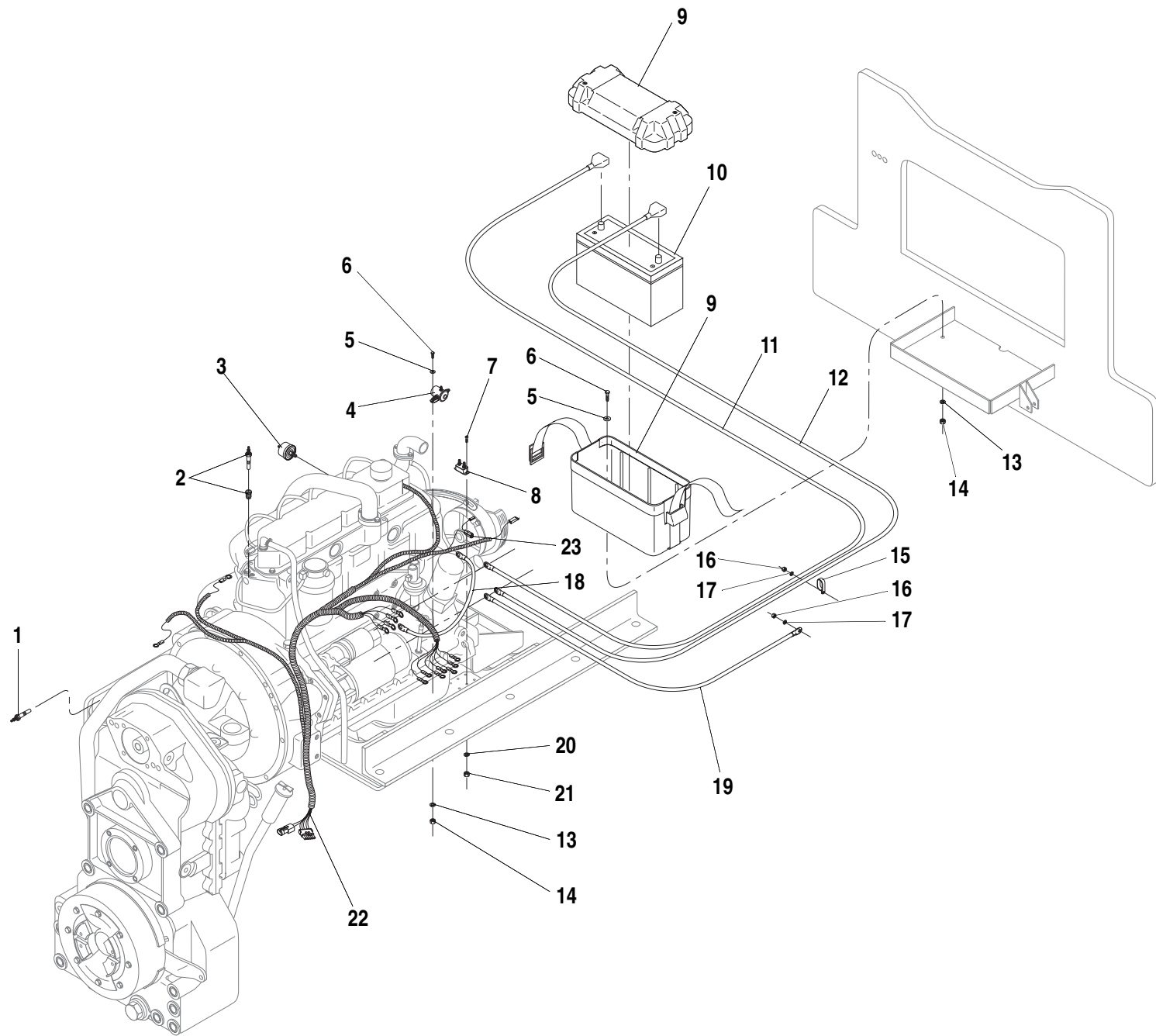


ITEM	PART NO.	QTY.	DESCRIPTION
1	P19472	1	Sender, Transmission Oil Temperature
2	P23222	1	Sender, Water Temperature
3	P23217	1	Sender, Oil Pressure
4	P21777	1	Starter Relay
5	P01402	6	Flatwasher, 1/4"
6	P00003	6	Capscrew Hx., 1/4"-20 x 3/4"
7	P02054	4	Screw, Slotted Rd. Hd., #10-24 x 1/2"
8	P29694	2	Circuit Breaker
9	66935B	1	Battery Box (Includes Cover and Strap) (8.25" x 5.88" Bolt Pattern)
	②N.L.A.		Battery Box (Includes Cover and Strap) (14.44" x 6.25" Bolt Pattern)
	②N.L.A.		Battery Box (Includes Cover and Strap) (8.25" x 5" Bolt Pattern)
10	①P40075	1	Battery, 12 Volt, BCI Group 31, 925 CCA
11	35646A	1	Battery Cable, Positive
12	35532A	1	Battery Cable, Negative
13	P01308	6	Lockwasher, 1/4"
14	P01506	6	Nut, Hx., 1/4"-20
15	37368X	2	Clamp, Battery Cable (Replaces P17553)
16	P01508	3	Nut, Hx., 3/8"-16
17	P01310	3	Lockwasher, 3/8"
18	P28569	1	Wire, Alternator to Starter Solenoid
19	35647A	1	Battery Cable, Ground
20	P01306	4	Lockwasher, #10
21	P01504	4	Nut, Hx., #10-24
22	38074C	1	Wire Harness, Lower (Includes Item 23)
23	P21787	1	Diode Module

NOTES:

- ① Obtain Locally.
- ② Order Battery Box Replacement Kit 66936B.

644B
6K
844C
8K
1044C
10K
▼

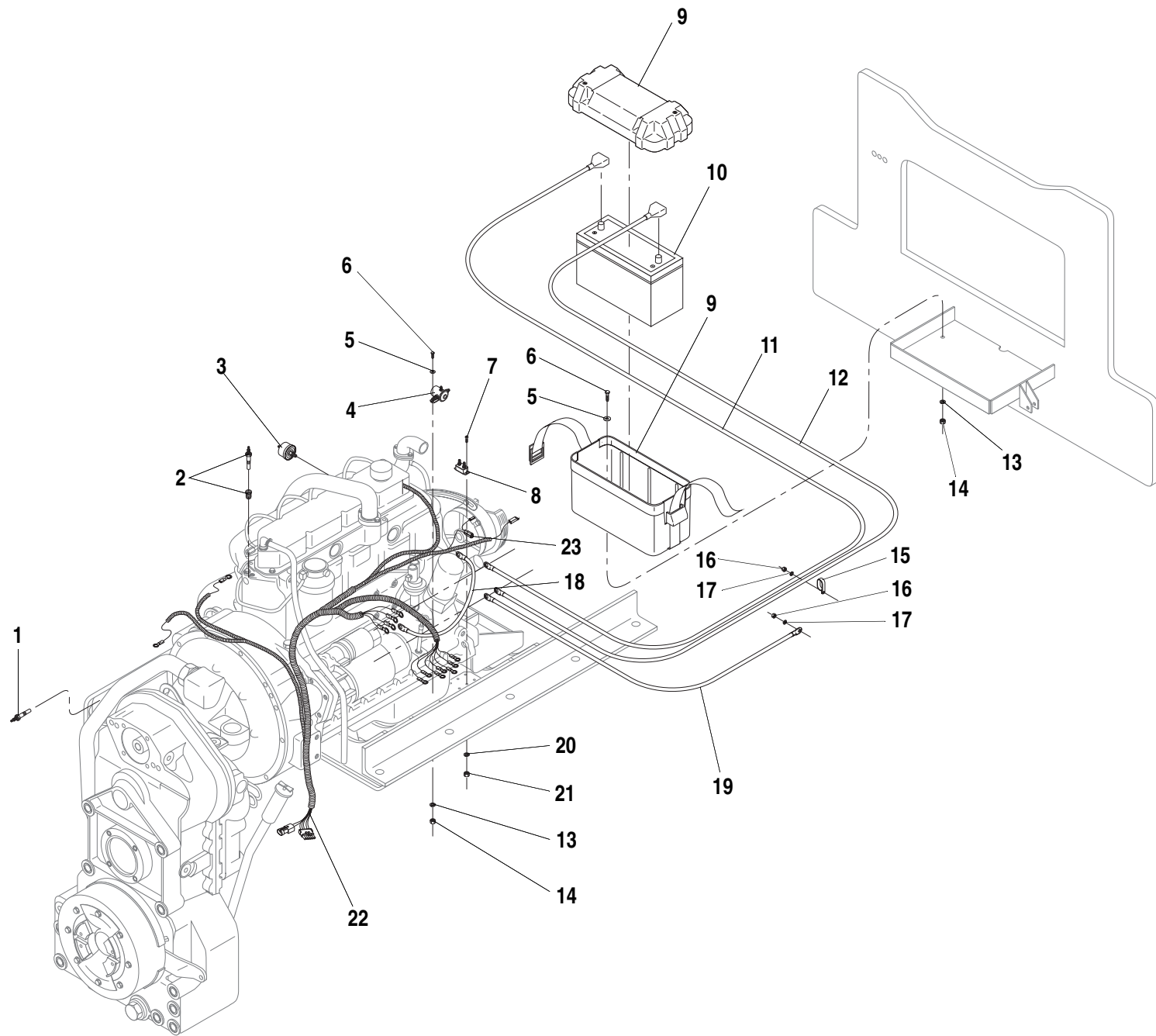


ITEM	PART NO.	QTY.	DESCRIPTION
1	P19472	1	Sender, Transmission Oil Temperature
2	P23222	1	Sender, Water Temperature
3	P23217	1	Sender, Oil Pressure
4	P21777	1	Starter Relay
5	P01402	6	Flatwasher, 1/4"
6	P00003	6	Capscrew Hx., 1/4"-20 x 3/4"
7	P02054	4	Screw, Slotted Rd. Hd., #10-24 x 1/2"
8	P29694	2	Circuit Breaker
9	66935B	1	Battery Box (Includes Cover and Strap) (8.25" x 5.88" Bolt Pattern)
	②N.L.A.		Battery Box (Includes Cover and Strap) (14.44" x 6.25" Bolt Pattern)
	②N.L.A.		Battery Box (Includes Cover and Strap) (8.25" x 5" Bolt Pattern)
10	①P40075	1	Battery, 12 Volt, BCI Group 31, 925 CCA
11	35646A	1	Battery Cable, Positive
12	65724A	1	Battery Cable, Negative
13	P01308	6	Lockwasher, 1/4"
14	P01506	6	Nut, Hx., 1/4"-20
15	37368X	2	Clamp, Battery Cable (Replaces P17553)
16	P01508	3	Nut, Hx., 3/8"-16
17	P01310	3	Lockwasher, 3/8"
18	P28569	1	Wire, Alternator to Starter Solenoid
19	35647A	1	Battery Cable, Ground
20	P01306	4	Lockwasher, #10
21	P01504	4	Nut, Hx., #10-24
22	65666C	1	Wire Harness, Lower (Includes Item 23)
23	P21787	1	Diode Module

NOTES:
 ① Obtain Locally.
 ② Order Battery Box Replacement Kit 66936B.

644B-37	S/N 591, 667-1289 & 1293-1303
644B-42	S/N 208-341 & 344-362
844C-42	S/N 622-1198, 1200-1254, 1256-1309, 1311-1329, 1331-1340 & 1343-1352
1044C-42	S/N 117-126
1044C-54	S/N 155-286, 288-290, 292-304 & 307-313
6K-37	S/N 318-494
6K-42	S/N 120-178
8K-42	S/N 221-327, 329,330,332 & 333
10K-42	S/N 107 &108
10K-54	S/N 104-113

644B
6K
844C
8K
1044C
10K
 ▼

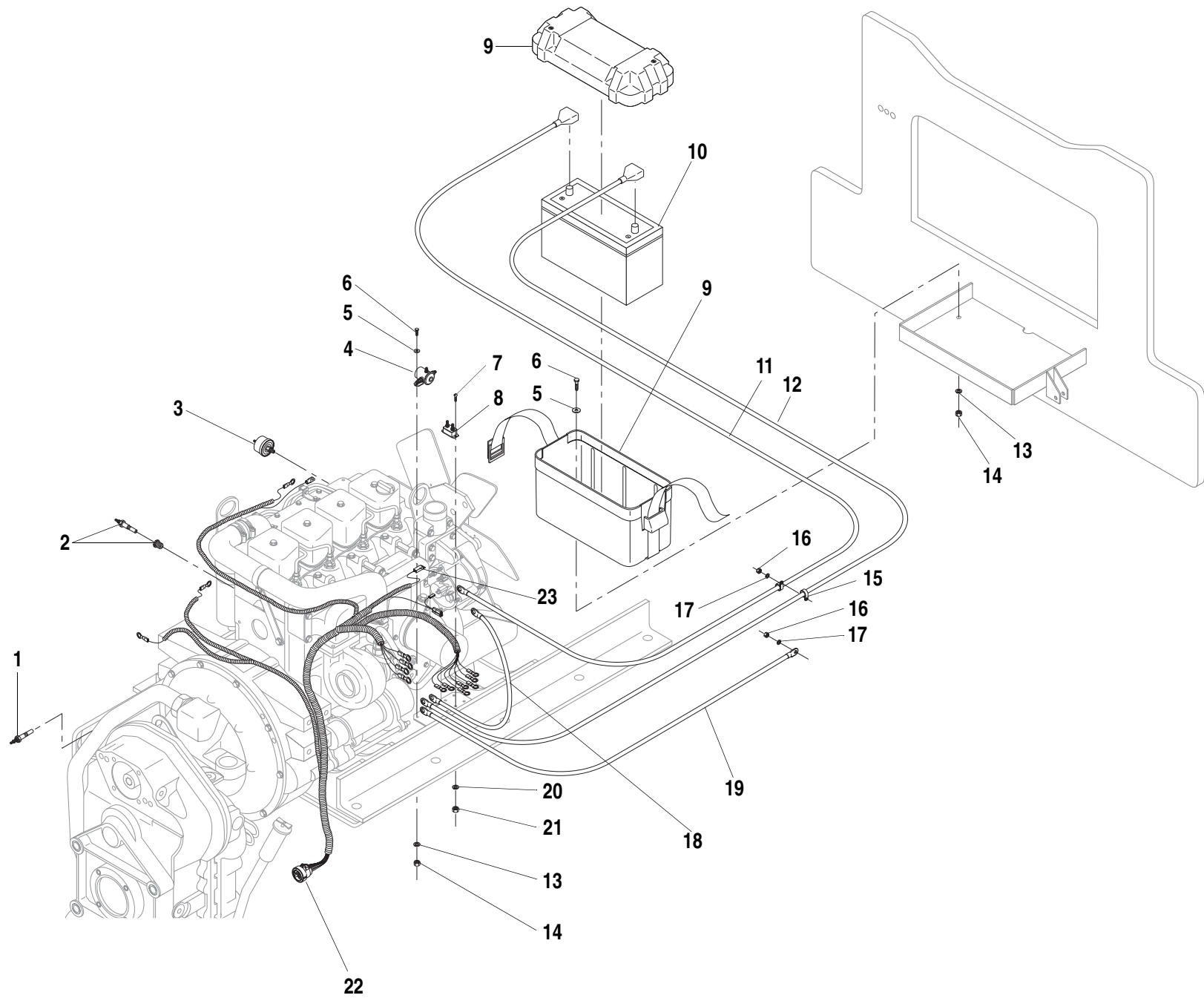


ITEM	PART NO.	QTY.	DESCRIPTION
1	P19472	1	Sender, Transmission Oil Temperature
2	P23222	1	Sender, Water Temperature
3	P23217	1	Sender, Oil Pressure
4	P21777	1	Starter Relay
5	P01402	6	Flatwasher, 1/4"
6	P00003	6	Capscrew Hx., 1/4"-20 x 3/4"
7	P02054	4	Screw, Slotted Rd. Hd., #10-24 x 1/2"
8	P29694	2	Circuit Breaker
9	66935B	1	Battery Box (Includes Cover and Strap)
10	❶P40075	1	Battery, 12 Volt, BCI Group 31, 925 CCA
11	35646A	1	Battery Cable, Positive
12	65724A	1	Battery Cable, Negative
13	P01308	6	Lockwasher, 1/4"
14	P01506	6	Nut, Hx., 1/4"-20
15	37368X	2	Clamp, Battery Cable
16	P01508	3	Nut, Hx., 3/8"-16
17	P01310	3	Lockwasher, 3/8"
18	P28569	1	Wire, Alternator to Starter Solenoid
19	35647A	1	Battery Cable, Ground
20	P01306	4	Lockwasher, #10
21	P01504	4	Nut, Hx., #10-24
22	66930C	1	Wire Harness, Lower (Includes Item 23)
23	P21787	1	Diode Module

NOTES:
 ❶ Obtain Locally.

644B-37 S/N 1290-1292 & 1304-
644B-42 S/N 342, 343 & 363-
844C-42 S/N 1199, 1255, 1310,1330,1341,1342 & 1353-
1044C-42 S/N 127-
1044C-54 S/N 287, 291, 305, 306 & 314-
6K-37 S/N 495-
6K-42 S/N 179-
8K-42 S/N 328, 331 & 334-
10K-42 S/N 109-
10K-54 S/N 114-

644B
 6K
 844C
 8K
 1044C
 10K
 ▼

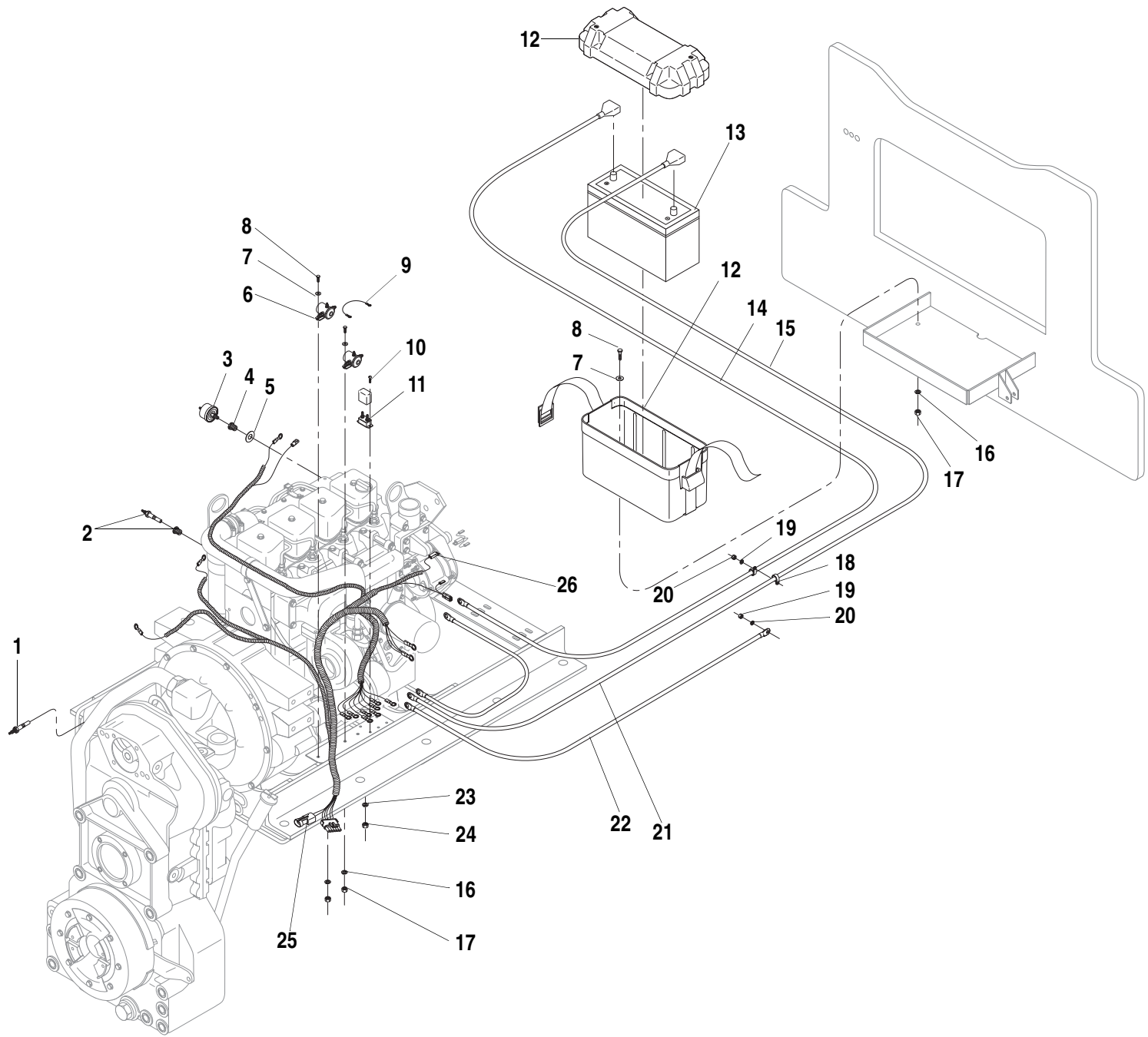


ITEM	PART NO.	QTY.	DESCRIPTION
1	P19472	1	Sender, Transmission Oil Temperature
2	P23222	1	Sender, Water Temperature
3	P23217	1	Sender, Oil Pressure
4	P21777	1	Starter Relay
5	P01402	6	Flatwasher, 1/4"
6	P00003	6	Capscrew Hx., 1/4"-20 x 3/4"
7	P02054	4	Screw, Slotted Rd. Hd., #10-24 x 1/2"
8	P29694	2	Circuit Breaker
9	66935B	1	Battery Box (Includes Cover and Strap) (8.25" x 5.88" Bolt Pattern)
	②N.L.A.		Battery Box (Includes Cover and Strap) (14.44" x 6.25" Bolt Pattern)
	②N.L.A.		Battery Box (Includes Cover and Strap) (8.25" x 5" Bolt Pattern)
10	①P40075	1	Battery, 12 Volt, BCI Group 31, 925 CCA
11	35646A	1	Battery Cable, Positive
12	65724A	1	Battery Cable, Negative (Replaces 35532A)
13	P01308	6	Lockwasher, 1/4"
14	P01506	6	Nut, Hx., 1/4"-20
15	37368X	2	Clamp, Battery Cable (Replaces P17553)
16	P01508	3	Nut, Hx., 3/8"-16
17	P01310	3	Lockwasher, 3/8"
18	P28569	1	Wire, Alternator to Starter Solenoid
19	35647A	1	Battery Cable, Ground
20	P01306	4	Lockwasher, #10
21	P01504	4	Nut, Hx., #10-24
22	38074C	1	Wire Harness, Lower (Includes Item 23)
23	P21787	1	Diode Module

NOTES:
 ① Obtain Locally.
 ② Order Battery Box Replacement Kit 66936B.

644B-37	S/N 101-1044
644B-42	S/N 101-319
844C-42	S/N 101-818
1044C-42	S/N 101-122
1044C-54	S/N 101-268
6K-37	S/N 101-289
6K-42	S/N 101-127
8K-42	S/N 101-258
10K-42	S/N 101-108
10K-54	S/N 101-110

644B
 6K
 844C
 8K
 1044C
 10K
 ▼



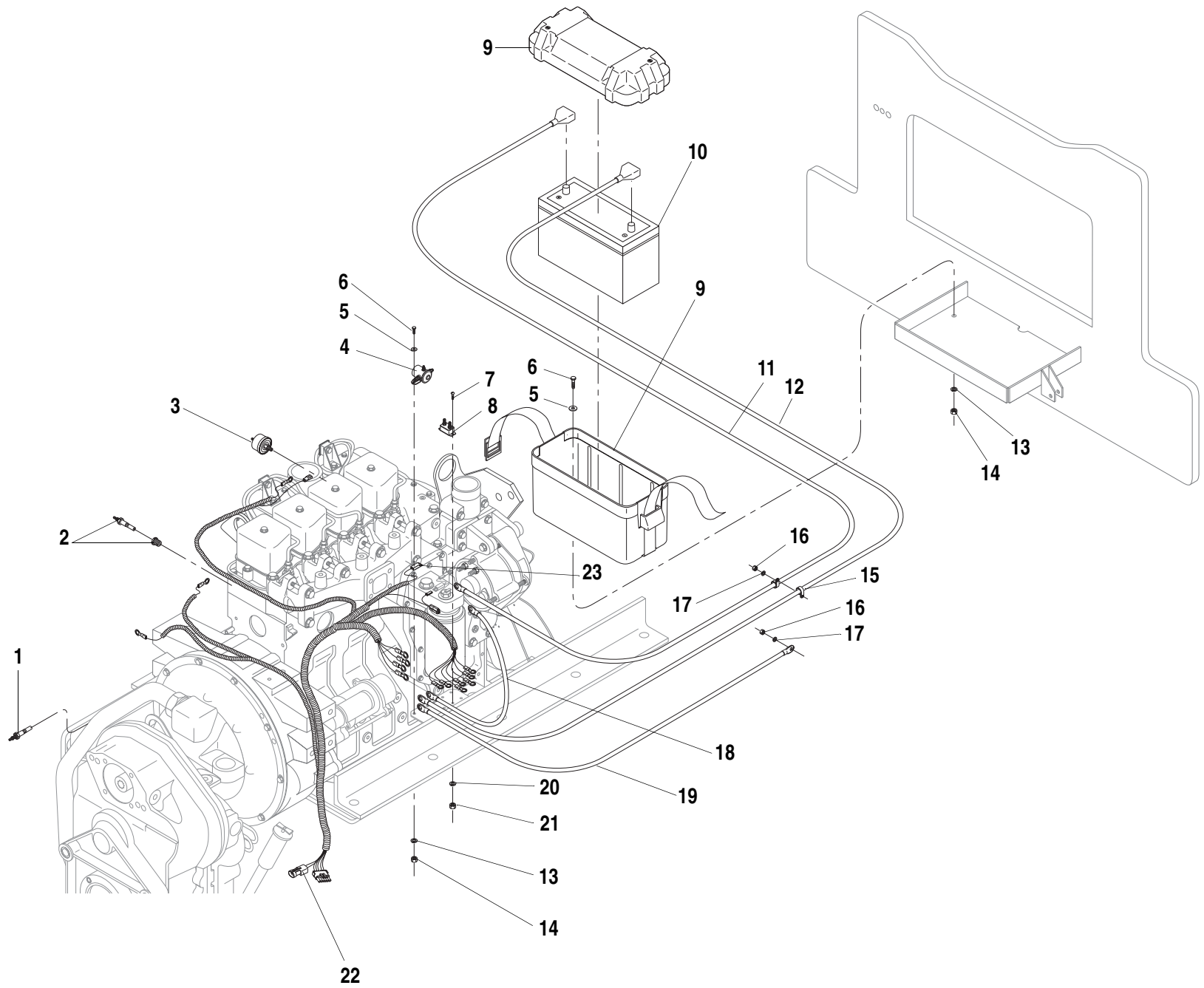
ITEM	PART NO.	QTY.	DESCRIPTION
1	P19472	1	Sender, Transmission Oil Temperature
2	P23222	1	Sender, Water Temperature
3	P23217	1	Sender, Oil Pressure
4	66115X	1	Adapter, Metric Male M10 x Female 1/8" N.P.T.
5	66114X	1	Seal, Bonded, O-Ring
6	P21777	1	Starter Relay
7	P01402	8	Flatwasher, 1/4"
8	P00003	8	Capscrew Hx., 1/4"-20 x 3/4"
9	P28569	1	Jumper Wire
10	P02054	4	Screw, Slotted Rd. Hd., #10-24 x 1/2"
11	P29694	2	Circuit Breaker
12	66935B	1	Battery Box (Includes Cover and Strap) (8.25" x 5.88" Bolt Pattern)
13	①P40075	1	Battery, 12 Volt, BCI Group 31, 925 CCA
14	35646A	1	Battery Cable, Positive
15	65724A	1	Battery Cable, Negative
16	P01308	8	Lockwasher, 1/4"
17	P01506	8	Nut, Hx., 1/4"-20
18	37368X	2	Clamp, Battery Cable
19	P01508	3	Nut, Hx., 3/8"-16
20	P01310	3	Lockwasher, 3/8"
21	P28569	1	Wire, Alternator to Starter Solenoid
22	35647A	1	Battery Cable, Ground
23	P01306	4	Lockwasher, #10
24	P01504	4	Nut, Hx., #10-24
25	②67024C	1	Wire Harness, Lower (Includes Item 26)
26	P21787	1	Diode Module
REF	66138X	-	Block Heater

NOTES:

- ① Obtain Locally.
- ② Use 65951C for the following Machines,
 644B-37 (S/N 1045-1289 & 1292-1303),
 644B-42 (S/N 320-341 & 343-635),
 844C-42 (S/N 819-1198, 1200-1254, 1256-1309, 1311-1329, 1331-1339 & 1343-1352),
 1044C-54 (S/N 269-286, 288-290, 292-304 & 307-313),
 6K-37 (S/N 290-494),
 6K-42 (S/N 128-178),
 8K-42 (S/N 259-327, 329, 330, 332 & 333).

644B-37	S/N 1045-
644B-42	S/N 320-
844C-42	S/N 819-
1044C-42	S/N 123-
1044C-54	S/N 269-
6K-37	S/N 290-
6K-42	S/N 128-
8K-42	S/N 259-
10K-42	S/N 109-
10K-54	S/N 111-

644B
6K
844C
8K
1044C
10K



ITEM	PART NO.	QTY.	DESCRIPTION
1	P19472	1	Sender, Transmission Oil Temperature
2	P23222	1	Sender, Water Temperature
3	P23217	1	Sender, Oil Pressure
4	P21777	1	Starter Relay
5	P01402	6	Flatwasher, 1/4"
6	P00003	6	Capscrew Hx., 1/4"-20 x 3/4"
7	P02054	4	Screw, Slotted Rd. Hd., #10-24 x 1/2"
8	P29694	2	Circuit Breaker
9	66935B	1	Battery Box (Includes Cover and Strap) (8.25" x 5.88" Bolt Pattern)
	②N.L.A.		Battery Box (Includes Cover and Strap) (14.44" x 6.25" Bolt Pattern)
	②N.L.A.		Battery Box (Includes Cover and Strap)
10	①P40075	1	Battery, 12 Volt, BCI Group 31, 925 CCA
11	35646A	1	Battery Cable, Positive
12	65724A	1	Battery Cable, Negative
13	P01308	6	Lockwasher, 1/4"
14	P01506	6	Nut, Hx., 1/4"-20
15	37368X	2	Clamp, Battery Cable
16	P01508	3	Nut, Hx., 3/8"-16
17	P01310	3	Lockwasher, 3/8"
18	P28569	1	Wire, Alternator to Starter Solenoid
19	35647A	1	Battery Cable, Ground
20	P01306	4	Lockwasher, #10
21	P01504	4	Nut, Hx., #10-24
22	38074C	1	Wire Harness, Lower (Includes Item 23)
23	P21787	1	Diode Module

NOTES:

- ① Obtain Locally.
- ② Order Battery Box Replacement Kit 66936B.

644B-37 S/N 101-1359

644B-42 S/N 101-398

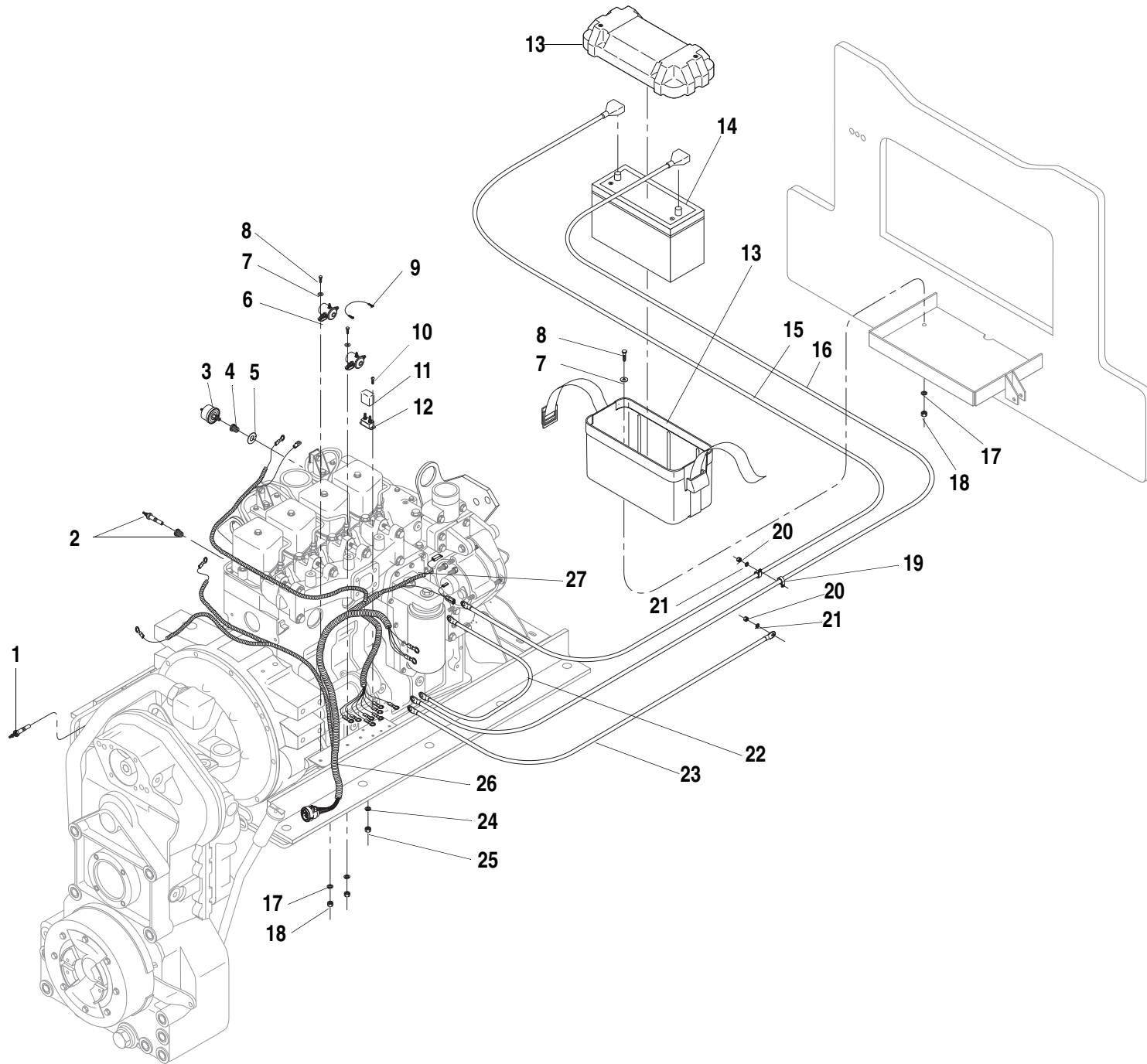
6K-37 S/N 101-518

6K-42 S/N 101-180

644B
6K
844C
8K
1044C
10K
▼

ELECTRICAL GROUP - ENGINE (Cummins) 4B3.9

9.7.2

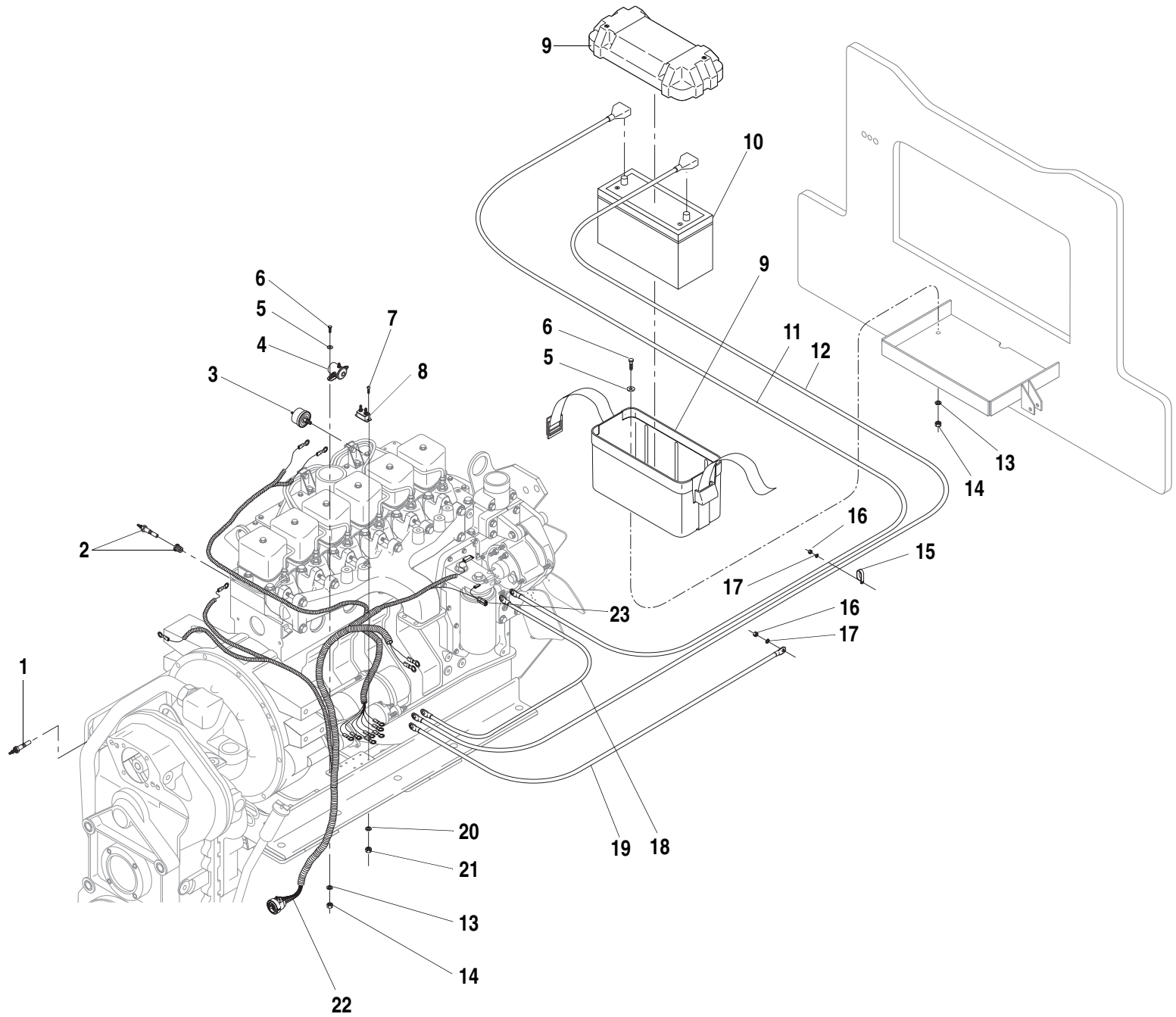


ITEM	PART NO.	QTY.	DESCRIPTION
1	P19472	1	Sender, Transmission Oil Temperature
2	P23222	1	Sender, Water Temperature
3	P23217	1	Sender, Oil Pressure
4	66115X	1	Adapter, Metric Male M10 x Female 1/8" N.P.T.
5	66114X	1	Seal, Bonded, O-Ring
6	P21777	2	Starter Relay
7	P01402	8	Flatwasher, 1/4"
8	P00003	8	Capscrew Hx., 1/4"-20 x 3/4"
9	P28569	1	Jumper Wire
10	P02054	4	Screw, Slotted Rd. Hd., #10-24 x 1/2"
11	67571X	2	Cover, Circuit Breaker
12	P29694	2	Circuit Breaker
13	66935B	1	Battery Box (Includes Cover and Strap)
14	❶P40075	1	Battery, 12 Volt, BCI Group 31, 925 CCA
15	35646A	1	Battery Cable, Positive
16	65724A	1	Battery Cable, Negative
17	P01308	8	Lockwasher, 1/4"
18	P01506	8	Nut, Hx., 1/4"-20
19	37368X	2	Clamp, Battery Cable
20	P01508	3	Nut, Hx., 3/8"-16
21	P01310	3	Lockwasher, 3/8"
22	P28569	1	Wire, Alternator to Starter Solenoid
23	35647A	1	Battery Cable, Ground
24	P01306	4	Lockwasher, #10
25	P01504	4	Nut, Hx., #10-24
26	67024C	1	Wire Harness, Lower (Includes Item 27)
27	P21787	1	Diode Module

NOTES:
 ❶ Obtain Locally.

644B-37	S/N 1360-
644B-42	S/N 399-
6K-37	S/N 519-
6K-42	S/N 181-

644B
 6K
 844C
 8K
 1044C
 10K
 ▼



ITEM	PART NO.	QTY.	DESCRIPTION
1	P19472	1	Sender, Transmission Oil Temperature
2	P23222	1	Sender, Water Temperature
3	P23217	1	Sender, Oil Pressure
4	P21777	1	Starter Relay
5	P01402	6	Flatwasher, 1/4"
6	P00003	6	Capscrew Hx., 1/4"-20 x 3/4"
7	P02054	4	Screw, Slotted Rd. Hd., #10-24 x 1/2"
8	P29694	2	Circuit Breaker
9	66935B	1	Battery Box (Includes Cover and Strap)
10	❶P40075	1	Battery, 12 Volt, BCI Group 31, 925 CCA
11	35646A	1	Battery Cable, Positive
12	65724A	1	Battery Cable, Negative
13	P01308	6	Lockwasher, 1/4"
14	P01506	6	Nut, Hx., 1/4"-20
15	37368X	2	Clamp, Battery Cable
16	P01508	3	Nut, Hx., 3/8"-16
17	P01310	3	Lockwasher, 3/8"
18	P28569	1	Wire, Alternator to Starter Solenoid
19	35647A	1	Battery Cable, Ground
20	P01306	4	Lockwasher, #10
21	P01504	4	Nut, Hx., #10-24
22	38074C	1	Wire Harness, Lower (Includes Item 23)
23	P21787	1	Diode Module

NOTES:
 ❶ Obtain Locally.

844C-42 S/N 101-

1044C-42 S/N 101-

1044C-54 S/N 101-

10K-42 S/N 101-

10K-54 S/N 101-

644B
 6K
 844C
 8K
 1044C
 10K
 ▼

TABLE OF CONTENTS

Section 10 — Decals

Decal Group Common	10.1.1
Decal Group and Flip Cards	10.2.1

Section 10 — Optional Equipment

Hydraulic Oil Cooler	10.6.1
Window Assembly Enclosed Cab	10.10.1
Door Assembly Enclosed Cab	10.11.1
Windshield Assembly	10.12.1
Windshield Wiper Assembly.	10.13.1
Insulation Assembly Enclosed Cab	10.14.1
Second Auxiliary Option 1044C-54	10.20.1
Transmission Disconnect Override Assembly	10.22.1
Transmission Disconnect Override Valve	10.23.1
Work Light Assembly	10.25.1
Roadway Light Assembly.	10.26.1
Roadway Light Dash Harness Assembly.	10.27.1
Strobe/ Rotating Beacon Light Assembly.	10.28.1



1



2

DO NOT OPERATE MACHINE WHEN
LOW BRAKE PRESSURE LIGHT IS ON

3

TRANSMISSION
DECLUTCH

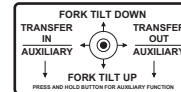
4

REAR OSCILLATION
LOCK

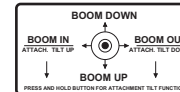
5



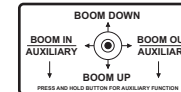
6



7



8



9

PULL TO APPLY
PARKING BRAKE
PUSH TO RELEASE

10

**TIRE BALLAST
REQUIRED**
REFER TO LUBRICATION SCHEDULE

11

**DIESEL
FUEL ONLY**
CHECK & FILL ON LEVEL GROUND

12

**HYDRAULIC
OIL ONLY**

13

HYDRAULIC BREATHER
DO NOT FILL

14

**CAUTION
CARRY LOAD
IN LOW POSITION**

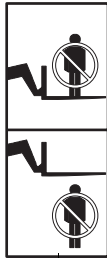
15

**! DON'T BE
CARELESS**
SHUT DOWN ENGINE
BEFORE ANY SERVICE

16

! CAUTION
DISCONNECT BATTERY
BEFORE SERVICING

17



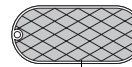
18



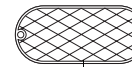
19



20



21



22



23



24



25



26



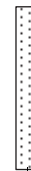
27




28

PRESSURE TEST PORTS
PUMP 1 PUMP 2 REAR OSC. LOCK (G1) REAR OSC. LOCK (G2) BRAKES STEERING PILOT ACCUM.


29



30



31



32



33

ITEM	PART NO.	QTY.	DESCRIPTION
1	20963B	1	*Decal, Notice
2	39617B	1	*Decal, Forklift Signals
3	24906A	1	*Decal, Low Brake Pressure Warning
4	35082A	1	*Decal, Transmission Declutch
5	38237A	1	*Decal, Rear Oscillation Lock
6	30487A	1	*Decal, Frame Tilt Control
7	35091A	1	*Decal, Transfer & Fork Tilt Control
8	38180A	1	*Decal, Transfer & Fork Tilt Control (K Models)
9	35090A	1	*Decal, Boom Movement Control
10	35193A	1	*Decal, Parking Brake, Pull to Apply
11	24751A	4	*Decal, Tire Ballast Required
12	20989A	1	*Decal, Diesel Fuel Only
13	20988A	1	*Decal, Hydraulic Oil Only
14	39619A	1	*Decal, Hydraulic Breather
15	21318A	1	*Decal, Caution, Carry Load in Low Position
16	21319A	2	*Decal, Don't Be Careless
17	35092A	1	*Decal, Disconnect Battery
18	24752B	2	*Decal, Carriage Safety
19	15731B	9	*Decal, Letter "L"
20	15732B	3	*Decal, Letter "U"
21	P18991	2	*Reflector, Red
22	P18992	2	*Reflector, Yellow
23	39376C	1	*Decal, "Lull" Logo - Large (18")
	38843B	2	*Decal, "Lull" Logo - Small (8")
24	26431B	2	*Decal, American Flag
25	20964B	1	Plate, Caution
26	N.S.S.	1	Plate, Serial Number
27	12750A	1	Plate, Steer Selector
28	P32958	14	Pop-Rivet, Aluminum, 1/8" dia. x.337" long
29	②39962C	1	Decal, Pressure Test Ports
30	N12350	1	*No-Slip Surfacing (2" x 14" Adhesive Strip)
31	39087A	1	*Foot Mat, No-Slip Adhesive Surfacing
32	25252B	1	Slow Moving Vehicle Sign
33	25253A	1	Mounting Bar, Slow Moving Vehicle Sign
①	P01504	2	Nut, Hx., #10-24
①	P02059	2	Screw, Slotted Rd. Hd., #10-24 x 1"

ITEM	PART NO.	QTY.	DESCRIPTION
①	P01400	2	Flatwasher, #10
①	P01306	2	Lockwasher, #10
NOTES:			
* Items Included in Decal Replacement Kit 38265B.			
① Not Illustrated. Mounts Items 32 & 33.			
② Use 38178C For the Following Machines: 644B-37 (101-590 & 592-666), 644B-42 (101-207), 844C-42 (101-621), 1044C-42 (101-116), 1044C-54 (101-154), 6K-37 (101-317), 6K-42 (101-119), 8K (101-220), 10K-42 (101-106), 10K-54 (101-103).			
N.S.S. = Not Sold Separately			
644B-37 S/N 101-1289 & 1293-1303			
644B-42 S/N 101-341 & 344-362			
844C-42 S/N 101-1198, 1200-1254, 1256-1309, 1311-1329, 1331-1340 & 1343-1352			
1044C-42 S/N 101-126			
1044C-54 S/N 101-286, 288-290, 292-304 & 307-313			
6K-37 S/N 101-494			
6K-42 S/N 101-178			
8K-42 S/N 101-327, 329,330,332 & 333			
10K-42 S/N 101-108			
10K-54 S/N 101-113			

644B
6K
844C
8K
1044C
10K
▼

DECAL GROUP COMMON

10.1.1



1



2

DO NOT OPERATE MACHINE WHEN
LOW BRAKE PRESSURE LIGHT IS ON

3

TRANSMISSION
DECLUTCH

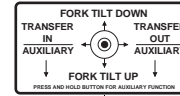
4

REAR OSCILLATION
LOCK

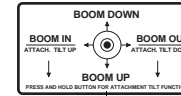
5



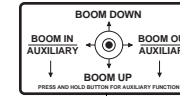
6



7



8



9

PULL TO APPLY
PARKING BRAKE
PUSH TO RELEASE

10

TIRE BALLAST
REQUIRED
REFER TO LUBRICATION SCHEDULE

11

DIESEL
FUEL ONLY
CHECK & FILL ON LEVEL GROUND

12

HYDRAULIC
OIL ONLY

13

Stabilizer System Operation
With boom below 20°, rear axle oscillates freely.
With boom between 20° and 40°:
Transmission is limited to first or second gear.
Rear axle is in restricted oscillation mode.
Frame lift function operates at reduced speed at any boom angle above 20°.
With boom above 40°:
Transmission is locked out and rear axle oscillation is locked to frame.
Frame lift function still operates at reduced speed.
With boom above 40° and foot switch depressed:
Transmission is limited to first gear.
Rear axle is in very restricted oscillation mode.

14

HYDRAULIC BREATHER
DO NOT FILL

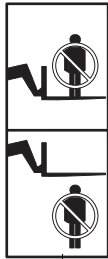
15

CAUTION
Carry load in low position

16

DON'T BE CARELESS
SHUT DOWN ENGINE
BEFORE ANY SERVICE

17



19

CAUTION
DISCONNECT BATTERY
BEFORE SERVICING

WARNING
Do not disconnect or bypass proximity switches.
Bypassing proximity switches may result in serious personal injury or death!
See operator's manual for

20



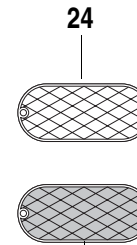
21



22




23



25



26



27



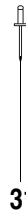
28



29



30



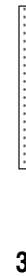
31

WARNING Consult operator's manual before
using drive lockout override switch


33

PRESSURE TEST PORTS
PUMP 1 PUMP 2 REAR OSC. LOCK (G1) REAR OSC. LOCK (G2) BRAKES STEERING PILOT ACCUM.


32



34



35



36




37

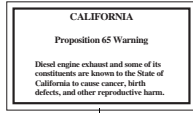
ITEM	PART NO.	QTY.	DESCRIPTION
1	20963B	1	*Decal, Notice
2	39617B	1	*Decal, Forklift Signals
3	24906A	1	*Decal, Low Brake Pressure Warning
4	35082A	1	*Decal, Transmission Declutch
5	38237A	1	*Decal, Rear Oscillation Lock
6	30487A	1	*Decal, Frame Tilt Control
7	35091A	1	*Decal, Transfer & Fork Tilt Control
8	38180A	1	*Decal, Transfer & Fork Tilt Control (K Models)
9	35090A	1	*Decal, Boom Movement Control
10	35193A	1	*Decal, Parking Brake, Pull to Apply
11	24751A	4	*Decal, Tire Ballast Required
12	20989A	1	*Decal, Diesel Fuel Only
13	20988A	1	*Decal, Hydraulic Oil Only
14	67808A	1	Decal, Stabilizer System Operation
15	39619A	1	*Decal, Hydraulic Breather
16	67809A	1	*Decal, Caution, Carry Load in Low Position
17	21319A	2	*Decal, Don't Be Careless
18	35092A	1	*Decal, Disconnect Battery
19	24752B	2	*Decal, Carriage Safety
20	67807B	1	Decal, Warning, Proximity Switches
21	66044B	1	Decal, OmniQuip
22	15731B	9	*Decal, Letter "L"
23	15732B	3	*Decal, Letter "U"
24	P18991	2	*Reflector, Red
25	P18992	2	*Reflector, Yellow
26	39376C	1	*Decal, "Lull" Logo - Large (18")
	38843B	2	*Decal, "Lull" Logo - Small (8")
27	26431B	2	*Decal, American Flag
28	20964B	1	Plate, Caution
29	N.S.S.	1	Plate, Serial Number
30	12750A	1	Plate, Steer Selector
31	P32958	14	Pop-Rivet, Aluminum, 1/8" dia. x.337" long
32	39962C	1	Decal, Pressure Test Ports
33	67810A	1	Decal, Warning, Consult Owners Manual

ITEM	PART NO.	QTY.	DESCRIPTION
34	N12350	1	*No-Slip Surfacing (2" x 14" Adhesive Strip)
35	39087A	1	*Foot Mat, No-Slip Adhesive Surfacing
36	25252B	1	Slow Moving Vehicle Sign
37	25253A	1	Mounting Bar, Slow Moving Vehicle Sign
❶	P01504	2	Nut, Hx., #10-24
❶	P02059	2	Screw, Slotted Rd. Hd., #10-24 x 1"
❶	P01400	2	Flatwasher, #10
❶	P01306	2	Lockwasher, #10
NOTES:			
* Items Included in Decal Replacement Kit 38265B.			
❶ Not Illustrated. Mounts Items 32 & 33.			
N.S.S. = Not Sold Separately			
644B-37 S/N 1290-1292 & 1304-			
644B-42 S/N 342, 343 & 363-			
844C-42 S/N 1199, 1255, 1310,1330,1341,1342 & 1353-			
1044C-42 S/N 127-			
1044C-54 S/N 287, 291, 305, 306 & 314-			
6K-37 S/N 495-			
6K-42 S/N 179-			
8K-42 S/N 328, 331 & 334-			
10K-42 S/N 109-			
10K-54 S/N 114-			

644B
6K
844C
8K
1044C
10K



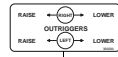
1



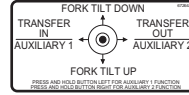
2



3



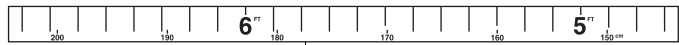
4



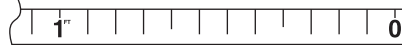
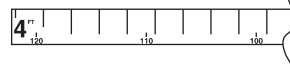
5



6



7



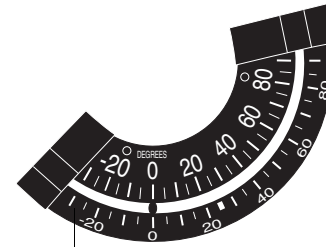
8




9

644B-42

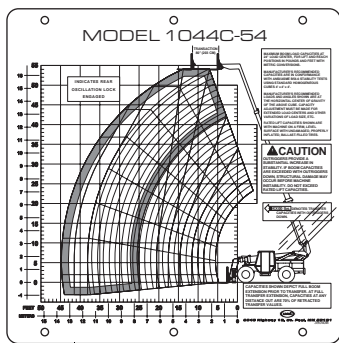
10




11



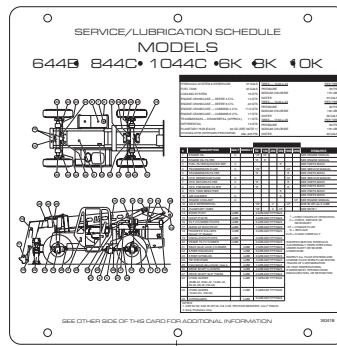
12



13



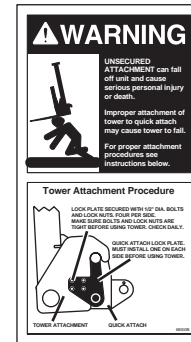
14



15

+8 FT

16



17

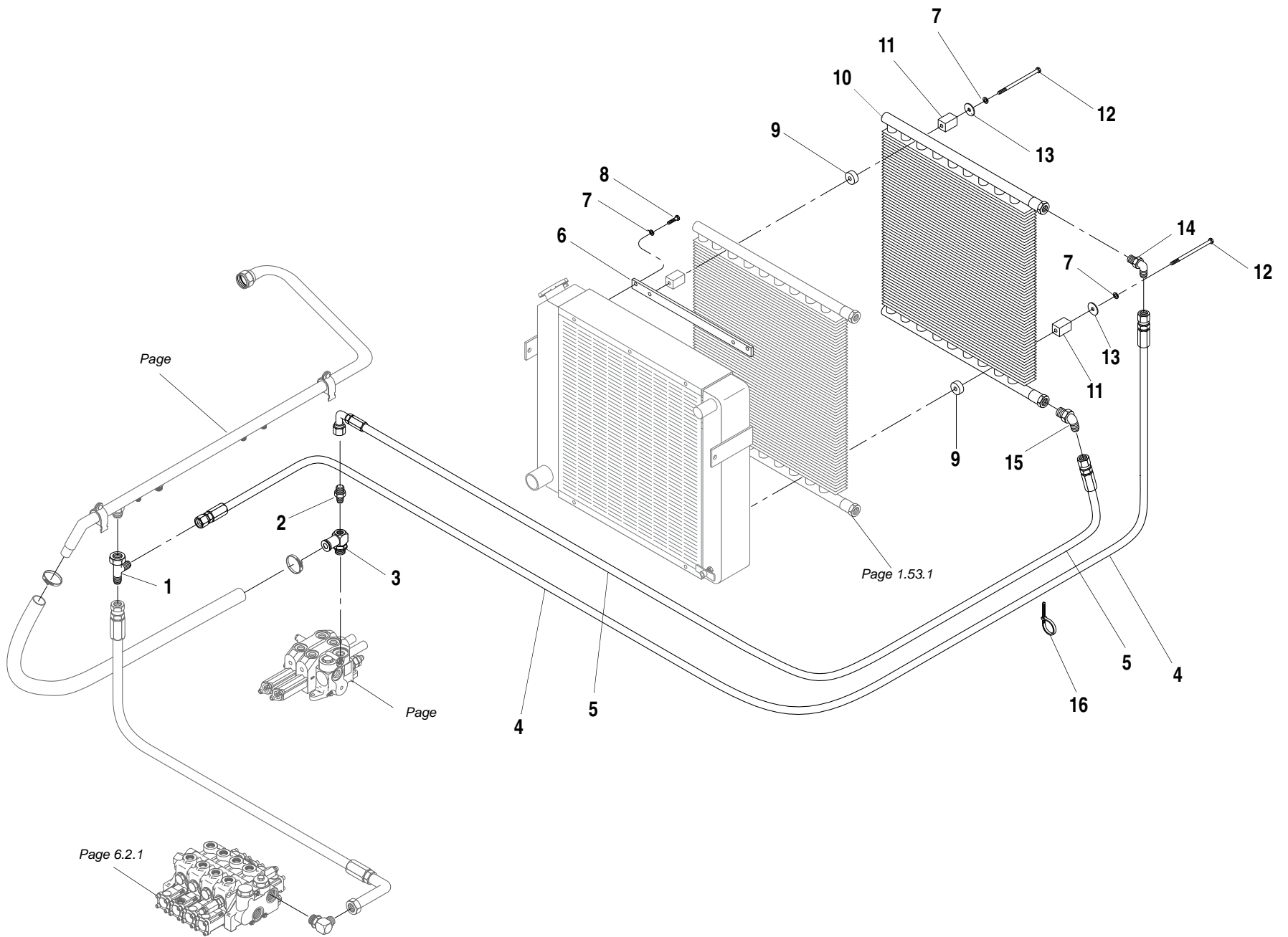
ITEM	PART NO.	QTY.	DESCRIPTION
1	N.S.S.	REF	Plate, Attachment Capacity
2	①39369A	1	Decal, California Proposition 65 Warning
3	39033A	1	Decal, Outrigger Caution Decal
4	38929A	1	Decal, Outrigger Control
5	67264A	1	Decal, Pitch Control with Dual Auxiliary
6	16360D	1	Decal, Boom Extension Indicator - 37 ft. Boom
	38335C	1	Decal, Boom Extension Indicator - 42 ft. Boom
	39784B	1	Decal, Boom Extension Indicator - 54 ft. Boom
7	38305D	1	Decal, Transfer Extension Indicator, Frame
8	38304D	1	Decal, Transfer Extension Indicator, Cab
9	16346A	2	Decal, Arrow
10	38306C	2	Decal, Model 644B-37
	38837C	2	Decal, Model 644B-42
	38303C	2	Decal, Model 844C-42
	38839C	2	Decal, Model 1044C-42
	38841C	2	Decal, Model 1044C-54
	38307C	2	Decal, Model 6K-37
	38838C	2	Decal, Model 6K-42
	38309C	2	Decal, Model 8K-42
	38840C	2	Decal, Model 10K-42
	38842C	2	Decal, Model 10K-54
11	38252B	1	Boom Angle Inclinometer
	② P02034	2	Screw, Slotted Rd. Hd., #8-32 x 1/2"
	② P01354	2	Starwasher, #8 External
	② P01427	2	Flatwasher, #8
12	38718A	1	3-Ring Hanger, Flip Card
13	38201B	1	Flip Card, Load Chart Capacities 644B-37
	38967B	-	Flip Card, Load Chart w/ Truss Boom 644B-37
	39039B	1	Flip Card, Load Chart Capacities 644B-42
	39399B	-	Flip Card, Load Chart w/ Truss Boom 644B-42
	38203B	1	Flip Card, Load Chart Capacities 844C-42
	38458B	-	Flip Card, Load Chart w/ Truss Boom 844C-42
	39025B	-	Flip Card, Load Chart w/ Outriggers 844C-42
	39391B	-	Flip Card, Load Chart w/ Outriggers & w/ Truss Boom 844C-42
	38998B	1	Flip Card, Load Chart Capacities 1044C-42

ITEM	PART NO.	QTY.	DESCRIPTION
	39395B	-	Flip Card, Load Chart w/ Truss Boom 1044C-42
	39393B	-	Flip Card, Load Chart w/ Outriders & w/ Truss Boom 1044C-42
	39031B	-	Flip Card, Load Chart w/ Outriggers 1044C-42
	39040B	1	Flip Card, Load Chart Capacities 1044C-54
	65042B	-	Flip Card, Load Chart w/ Winch 1044C-54
	39397B	-	Flip Card, Load Chart w/ Truss Boom 1044C-54
	39041B	-	Flip Card, Load Chart w/ Tower 1044C-54
	39982B	-	Flip Card, Load Chart w/ Swing Carriage 1044C-54
	38202B	1	Flip Card, Load Chart Capacities 6K-37
	38968B	-	Flip Card, Load Chart w/ Truss Boom 6K-37
	39291B	-	Flip Card, Load Chart Capacities 6K-42
	39400B	-	Flip Card, Load Chart w/ Truss Boom 6K-42
	38204B	1	Flip Card, Load Chart Capacities 8K-42
	38969B	-	Flip Card, Load Chart w/ Truss Boom 8K-42
	39026B	-	Flip Card, Load Chart w/ Outriggers 8K-42
	39392B	-	Flip Card, Load Chart w/ Outriggers & w/ Truss Boom 8K-42
	38999B	1	Flip Card, Load Chart Capacities 10K-42
	39396B	-	Flip Card, Load Chart w/ Truss Boom 10K-42
	39032B	-	Flip Card, Load Chart w/ Outriggers 10K-42
	39394B	-	Flip Card, Load Chart w/ Outriggers & w/ Truss Boom 10K-42
	39292B	1	Flip Card, Load Chart Capacities 10K-54
14	37364X	1	Holder, Flip Card
15	39241B		Flip Card, Lube Schedule (Replaces 38214B)
16	39382B	1	Decal, 8 FT. Tower
17	68500B	1	Decal, Tower/Quick Attach Warning
NOTES:			
① California Machines Only.			
② Not Illustrated. Mounts Item 10.			
N.S.S. = Not Sold Separately			

644B
6K
844C
8K
1044C
10K
▼

DECAL GROUP & FLIP CARDS

10.2.1



ITEM	PART NO.	QTY.	DESCRIPTION
1	P19804	1	Tee, Swivel Run
2	P17804	1	Adapter, Pipe to JIC
3	65053B	1	Adapter, Modified
4	37602X	1	Hose, Oil Cooler
5	P29269	1	Hose, Oil Cooler
6	36429A	2	Mounting Strap
7	P01309	8	Lockwasher, 5/16"
8	P00201	4	Capscrew, Hx., 5/16"-18 x 3/4"
9	33344A	4	Spacer
10	●N.L.A.	1	Oil Cooler, w/ Pipe Thread Ports
11	P26312	4	Mounting Block, Rubber
12	P00119	4	Capscrew, Hx., 5/16"-18 x 5 1/2"
13	P01453	4	Fender Washer
14	P17808	1	90° Elbow, JIC-Pipe
15	P19147	1	45° Elbow, O-Ring
16	P20496	3	Cable Tie

NOTES:

- For Replacement, Order Oil Cooler Kit 65021B.
 Kit Includes:
 38981B, Oil Cooler w/O-Ring Ports (Replaces 14251B)
 P17802, 90° Elbow, O-Ring (Replaces Item 14).
 P19147, Adapter, O-Ring (Replaces Item 15).
 (See 10.6.1.1 for Breakdown)

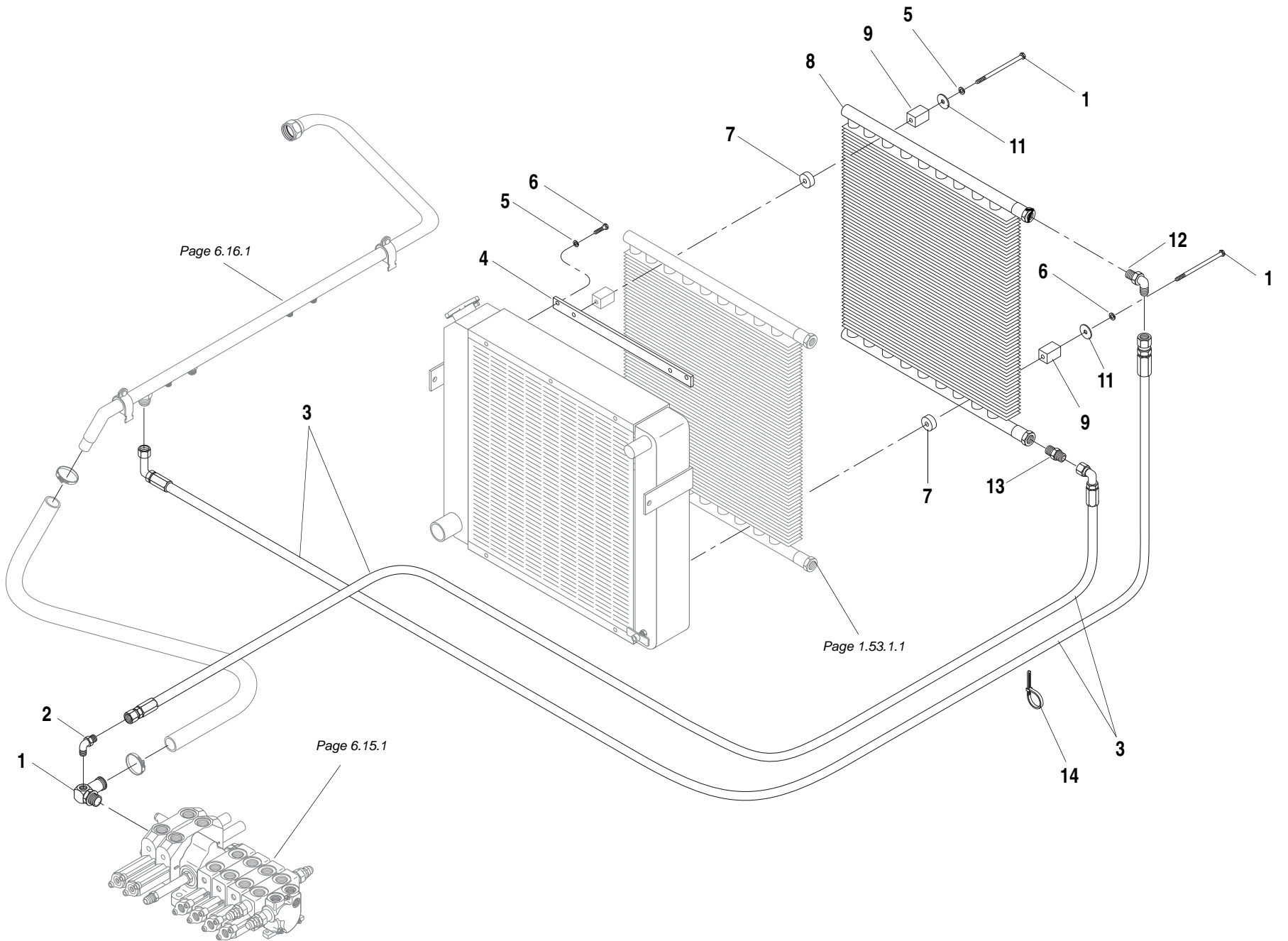
1044C-54 S/N 101-154

10K-54 S/N 101-103

644B
 6K
 844C
 8K
1044C
 10K
 ▼

(Optional) HYDRAULIC OIL COOLER ASSEMBLY

10.6.1



10.6.1.1

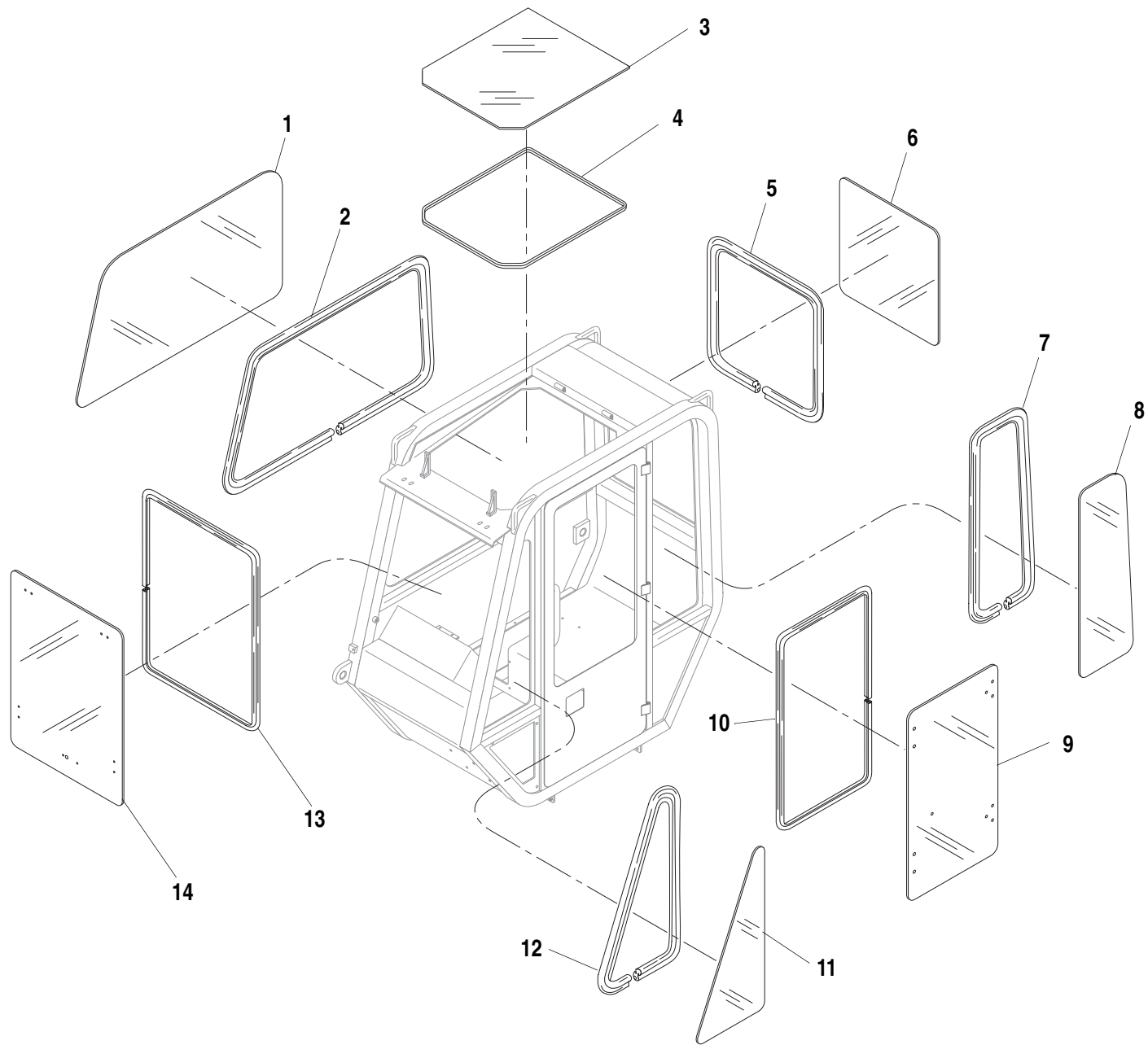
ITEM	PART NO.	QTY.	DESCRIPTION
1	P17808	1	Adapter, Modified
2	65275B	1	90° Elbow, Pipe to JIC
3	37649X	2	Hose, Oil Cooler
4	36429A	2	Mounting Strap
5	P01309	8	Lockwasher, 5/16"
6	P00201	4	Capscrew, Hx., 5/16"-18 x 3/4"
7	33344A	4	Spacer
8	65021B	1	Oil Cooler, Hydraulic
9	P26312	4	Mounting Block, Rubber
10	P00119	4	Capscrew, Hx., 5/16"-18 x 5 1/2"
11	P01453	4	Fender Washer
12	P19147	1	45° Elbow, O-Ring
13	P17805	1	Adapter, O-Ring
14	P20496	3	Cable Tie

1044C-54 S/N 155-

10K-54 S/N 104-

644B
6K
844C
8K
1044C
10K
▼

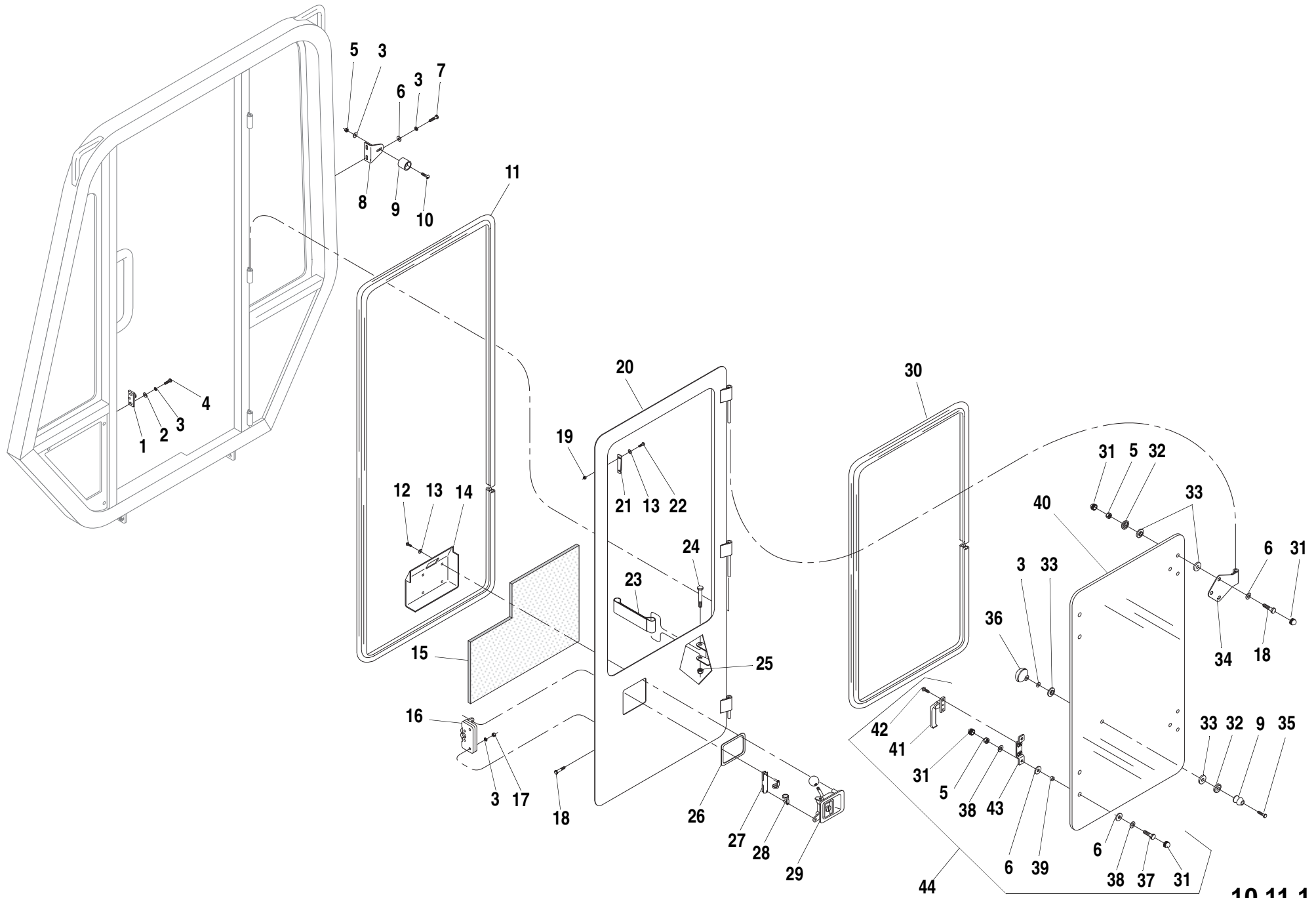
(Optional) HYDRAULIC OIL COOLER ASSEMBLY 10.6.1.1



10.10.1

ITEM	PART NO.	QTY.	DESCRIPTION
1	36314C	1	Glass, Right Side
2	N12354	1	Seal, Right Side
3	36318B	1	Glass, Skylight
4	67150X	1	Seal, Roof, Self Stick
5	N12362	1	Seal, Rear
6	39478B	1	Glass, Rear, Fixed
7	N12361	1	Seal, Left Side, Rear
8	36500B	1	Glass, Left Side, Rear
9	38872B	1	Glass, Door, Hinged
	39176X	-	Glass, Door, Non Hinged
10	N12364	1	Seal, Door Glass, Hinged
	39177X	-	Seal, Door Glass, Non Hinged
11	36499B	1	Glass, Left Side, Front
12	N12360	1	Seal, Left Side, Front
13	N12356	1	Seal, Windshield
14	36317C	1	Glass, Windshield, Hinged

644B
 6K
 844C
 8K
 1044C
 10K



10.11.1

ITEM	PART NO.	QTY.	DESCRIPTION
1	37413X	1	Striker Mount
2	P01402	2	Flatwasher, 1/4"
3	P01308	2	Lockwasher, 1/4"
4	P00005	2	Capscrew, Hx., 1/4"- 20 x 1"
5	37394X	11	Locknut, Hx., 1/4" x 20
6	37398X	14	Flatwasher, 1/4"
7	P00003	1	Capscrew, Hx., 1/4"- 20 x 3/4"
8	39799A	1	Bracket, Door Holder
9	37407X	1	Door Holder, Plunger & Socket
10	37391X	1	Screw Slotted Rd, Hd., 1/4"-20 x 3/4"
11	N12365	1	Seal, Door
12	P02057	4	Screw Slotted Rd, Hd., #10-24 x 3/4"
13	P01400	4	Flatwasher, #10
14	37414X	1	Cover, Latch
15	38870B	1	Ins, door
16	37412X	1	Latch, Rotary
17	P01656	2	Locknut, Hx., 1/4"-20
18	P00007	2	Capscrew, Hx., 1/4"- 20 x 1 1/2"
19	P01654	4	Locknut, Hx., #10-24
20	38913C	1	Door
21	37415X	2	Bracket, Latch, Window
22	P02059	4	Screw Slotted Rd, Hd., #10-24 x 1"
23	37416X	1	Strap
24	P00110	1	Capscrew, Hx., 5/16" -18 x 2 1/2"
25	P16057	1	Locknut, Hx., 5/16" x 18
26	37411X	1	Seal, Latch
27	P91534	1	Link, Connecting
28	P91533	2	Pin, Spring
29	P91531	1	Handle, Paddle Assembly
30	N12364	1	Seal, Door Glass
31	37406X	10	Cap, Acorn
32	37410X	12	Glass Mount
33	37409X	12	Washer, Shoulder, Glass Mount
34	39790B	2	Hinge
35	P04060	1	Capscrew, Hx., M6.1 x 50mm GR 8.8
36	37408X	1	Knob

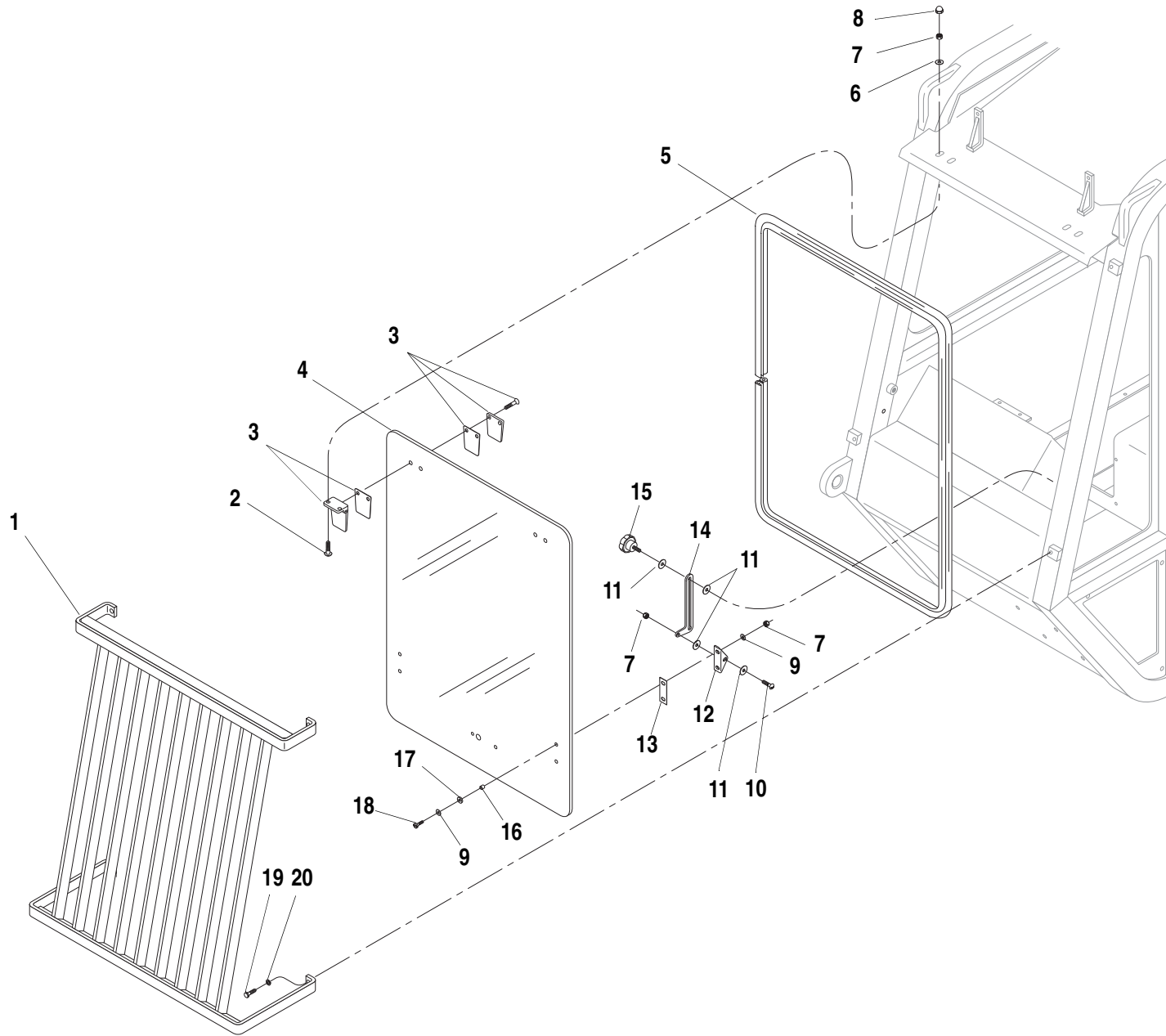
ITEM	PART NO.	QTY.	DESCRIPTION
37	P00006	4	Capscrew, Hx., 1/4"- 20 x 1 1/4"
38	37392X	2	Washer, Fiber
39	39222A	4	Spacer, Window
40	38872B	1	Glass, Door, Hinged
41	37405X	2	Latch
42	37391X	2	Screw, Slotted Rd. Hd., 1/4"-20 x 3/4"
43	67596X	2	Mount, Handle
44	37403X	2	Kit, Handle Mounting (Glass Not Included)

Rev. 005

DOOR ASSEMBLY, ENCLOSED CAB

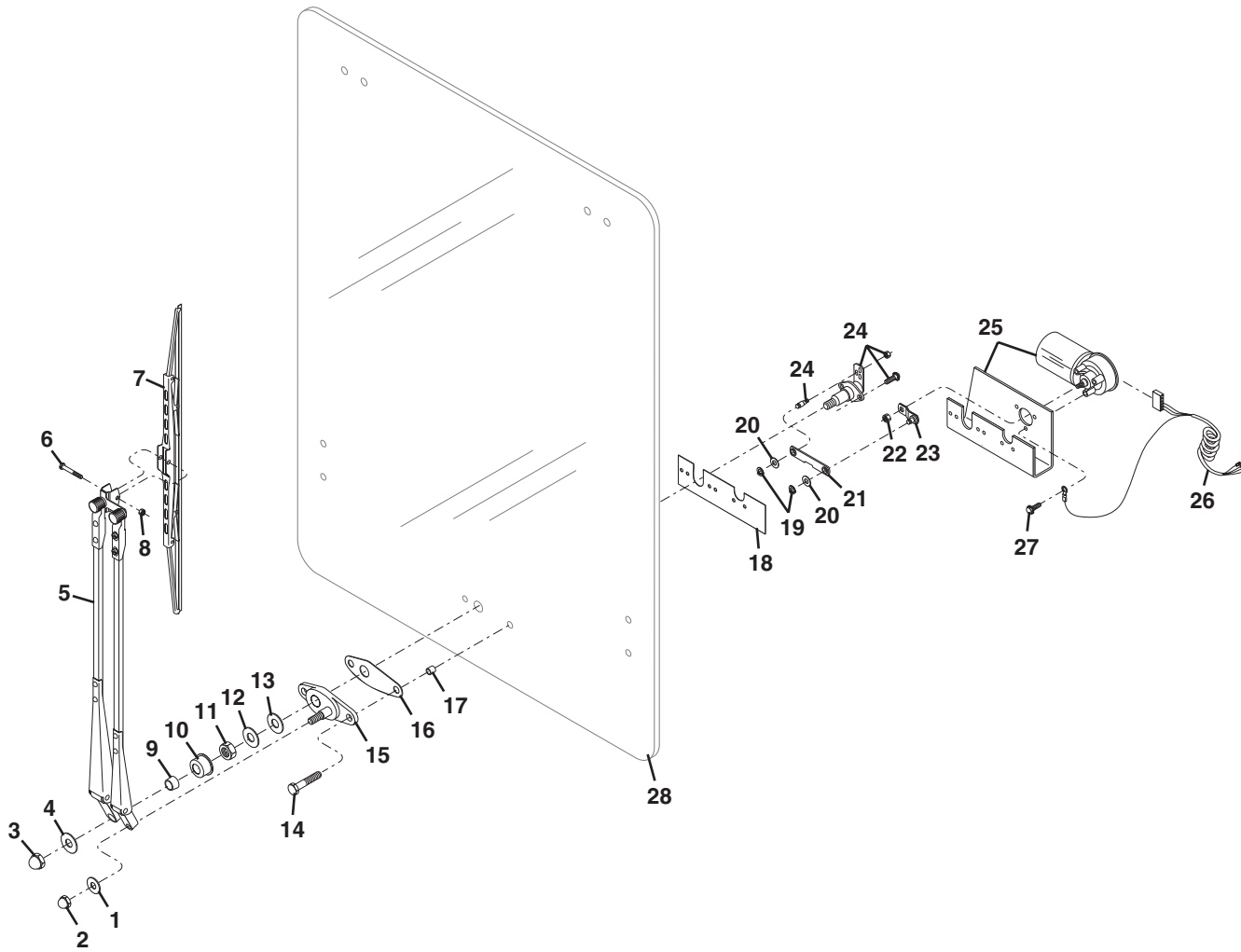
10.11.1

644B
6K
844C
8K
1044C
10K
▼



ITEM	PART NO.	QTY.	DESCRIPTION
1	36520D	1	Guard Assembly, Front Windshield
2	37397X	4	Screw, Slotted Rd. Hd., 1/4"-20 x 1"
3	37389X	2	Hinge, Flat
4	36317C	1	Glass, Windshield, Hinged
5	N12356	1	Seal, Windshield
6	37398X	4	Flatwasher, 1/4
7	37394X	4	Locknut, Hx., 1/4"-20
8	36408A	4	Cap, Acorn
9	37395X	5	Flatwasher 3/16"
10	37391X	2	Screw, Slotted Rd. Hd., 1/4"-20 x 3/4"
11	37392X	2	Flatwasher, Fiber
12	38848B	2	Bracket, Window Stay
13	39225A	2	Gasket, Rubber
14	38849B	2	Window Stay
15	37396X	2	Knob
16	39222A	4	Sleeve, Window
17	39224A	4	Washer, Rubber
18	37393X	4	Screw, Slotted Rd. Hd., 1/4"-20 x 1"
19	P01310	4	Lockwasher, 3/8
20	P00204	4	Capscrew, Hx., 3/8"-16 x 1"

644B
6K
844C
8K
1044C
10K

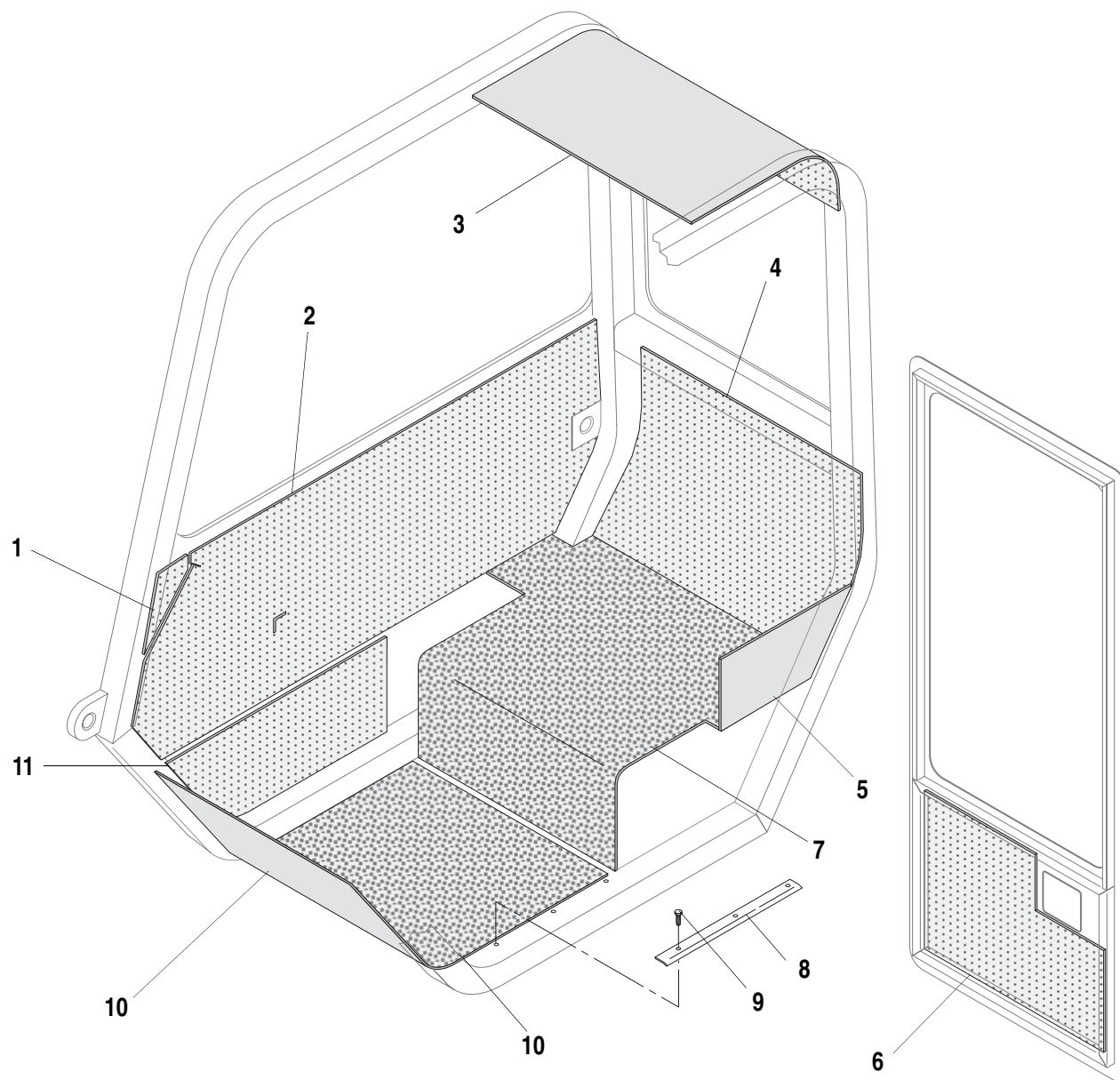


ITEM	PART NO.	QTY.	DESCRIPTION
1	P01400	1	Flatwasher,
2	P91581	1	Nut, Acorn #10-24
3	P91583	1	Nut, Acorn
4	P91584	1	Flatwasher
5	37390X	1	Wiper Arm, Dual
6	P91577	1	Screw, Slotted, #4-40 x 7/8"
7	P32558	1	Blade, Wiper
8	P01650		Locknut, Hx., 4-40
9	P91585	1	Driver
10	P91586	1	Cap, Rubber
11	P91587	1	Nut, Hx
12	P91588	1	Washer, Steel
13	P91589	1	Washer, Plastic
14	37399X	2	Capscrew, Hx., 1/4"-28 x 3/4"
15	P32556	1	Adapter, Pantographic
16	P91579	1	Gasket
17	39222A	2	Sleeve, Plastic
18	39223A	1	Gasket, Wiper Motor
19	P91601	2	Spring Clip
20	P91600	2	Flatwasher
21	P91599	1	Link
22	P01531	1	Nut, Hx., 3/8"-24
23	P32555	1	Driver Arm
24	P32554	1	Shaft, Pivot
25	P32551	1	Wiper Motor (Includes Bracket)
26	38366B	1	Cable, Wiper Motor
27	P91598	3	Screw
28		REF	Windshield, (See Page 10.12.1)

644B
 6K
 844C
 8K
 1044C
 10K
 ▼


WINDSHIELD WIPER ASSEMBLY, ENCLOSED CAB

10.13.1



10.14.1

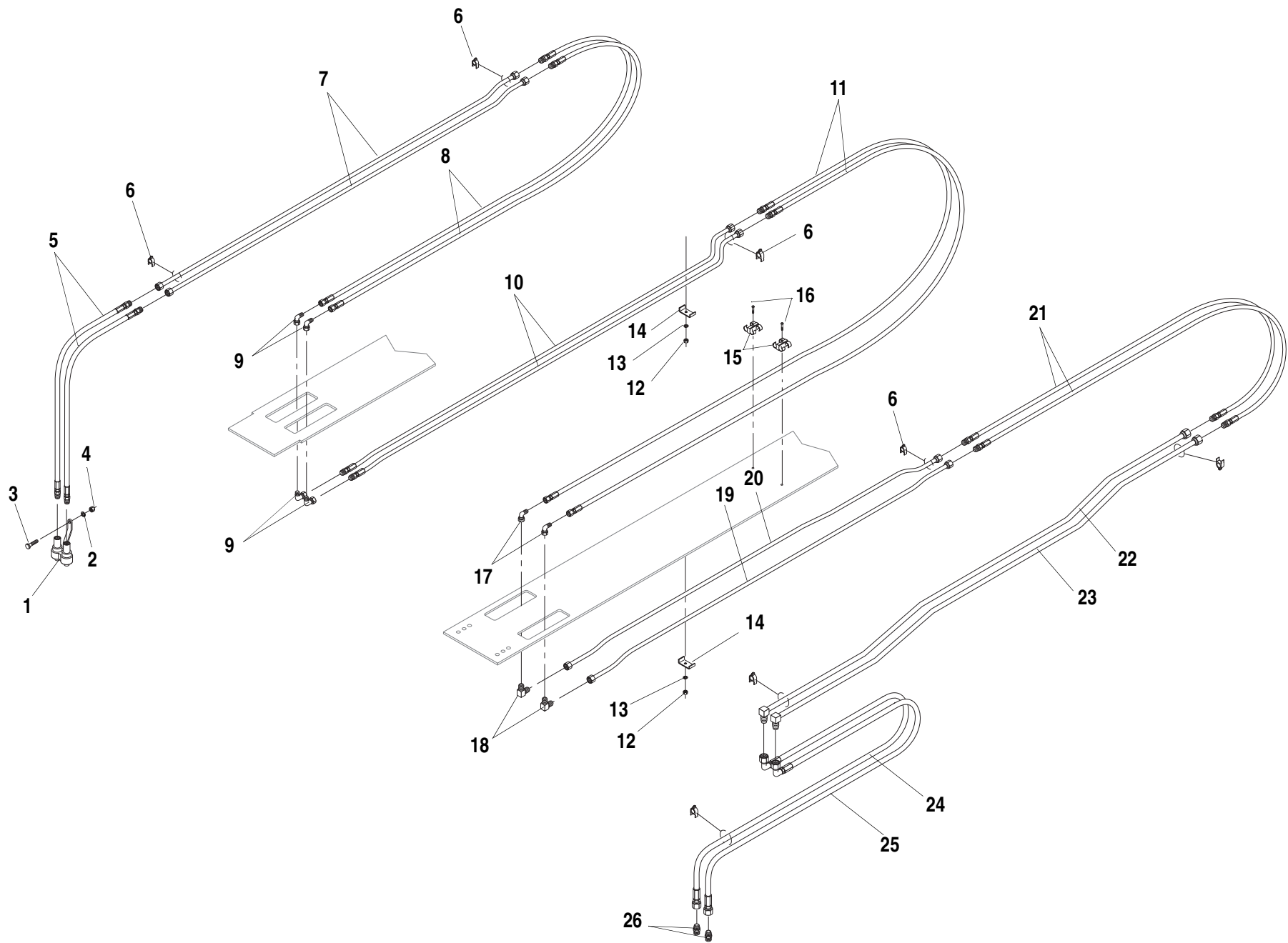
ITEM	PART NO.	QTY.	DESCRIPTION
1	38766B	1	Insulation, Right Front
2	38767B	1	Insulation, Right Side
3	38764B	1	Insulation, Roof
4	38771B	1	Insulation, Rear
5	38765B	1	Insulation, Lower Left Rear
6	38870B	1	Insulation, Lower Door
7	38772B	1	Insulation, Seat Deck
8	36477B	1	Threshold, Floor Mat
9	P00005	3	Capscrew, Hx., 1/4"-20x1"
10	36323C	1	Mat, Floor
11	38768B	1	Insulation, Lower Right Front



644B
6K
844C
8K
1044C
10K
▼

INSULATION ASSEMBLY, ENCLOSED CAB

10.14.1

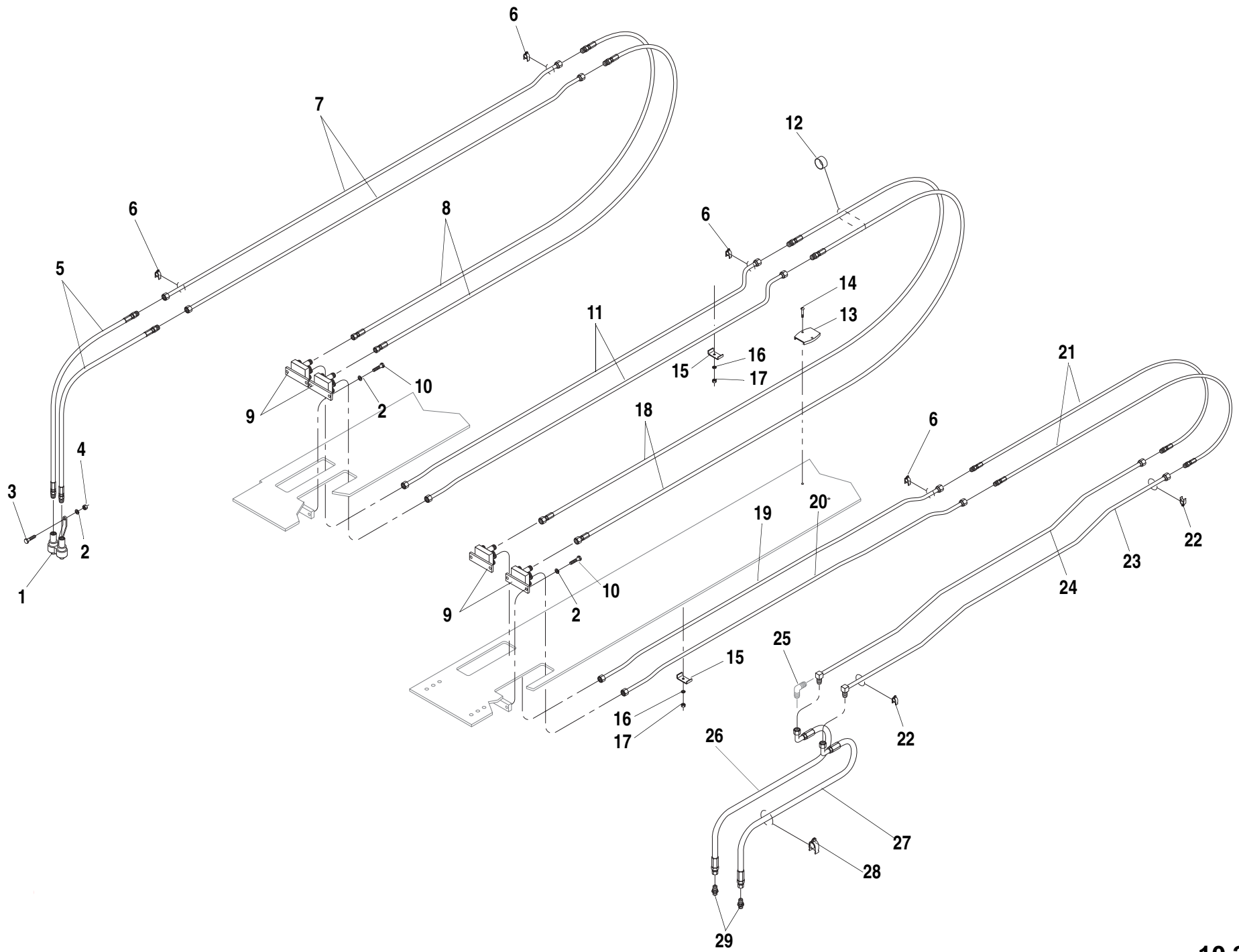


ITEM	PART NO.	QTY.	DESCRIPTION
1	P29348	1	Quick Coupler (Incl. dust caps & male connectors)
2	P01312	1	Lockwasher, 1/2"
3	P00404	1	Capscrew, Hx., 1/2"-13 x 1 1/2"
4	P01510	1	Nut, Hx., 1/2"-13
5	37290X	2	Hyd. Hose, 1/2" x 39"
6	91083217	4	Clamp, Cushion, 5/8"
7	38747B	2	Hyd. Tube, 5/8" O.D.
8	37635X	2	Hyd. Hose, 1/2" x 181"
9	P28140	2	90° Elbow, Swivel
10	38756B	1	Hyd. Tube, 5/8" O.D.
11	37636X	1	Hyd. Hose, 1/2" x 170"
12	P01507	10	Nut, Hx., 5/16"-18
13	P01309	10	Lockwasher, 5/16"
14	38930A	10	Tube Clamp
15	P40074	2	Tee-Clip 5/8" - 3/4"
16	P03038	2	Screw, Flathead, #10-24 x 1"
17	P21579	2	90° Elbow, Swivel
18	P17907	2	90° Elbow
19	38754B	1	Hyd. Tube, 5/8" O.D.
20	38755B	1	Hyd. Tube, 5/8" O.D.
21	66171X	2	Hyd. Hose, 1/2" x 31"
22	39738B	1	Hyd. Tube, 1/2" O.D.
23	39739B	1	Hyd. Tube, 1/2" O.D.
24	P21981	1	Hyd. Hose, 1/2" x 77"
25	P27404	1	Hyd. Hose, 1/2" x 80"
26	P27384	2	Connector, O-Ring

1044C-54 S/N 107-144,148

SECOND AUXILIARY HYDRAULIC CIRCUIT (4-Section) 10.20.1

644B
 6K
 844C
 8K
1044C
 10K
 ▼



ITEM	PART NO.	QTY.	DESCRIPTION
1	❶66347B	1	Quick Coupler (Incl. dust caps & male connectors)
2	P01312	9	Lockwasher, 1/2"
3	P00404	1	Capscrew, Hx., 1/2"-13 x 1 1/2"
4	P01510	1	Nut, Hx., 1/2"-13
5	❷37860X	2	Hyd. Hose, 1/2" x 39"
6	91083217	8	Clamp, Cushion, 5/8"
7	38747B	2	Hyd. Tube, 5/8" O.D.
8	37643X	2	Hyd. Hose, 1/2" x 184"
9	39858B	4	Hyd Manifold
10	P00402	8	Capscrew, Hx., 1/2"-13 x 1"
11	65416B	2	Hyd. Tube, 5/8" O.D.
12	37727X	1	Clamp, Power Grip
13	39865B	1	Half Clamp, Plastic
14	P02136	2	Screw, Slotted Rd. Hd., 1/4"-20 x 7/8"
15	38930A	2	Tube Clamp
16	P01309	10	Lockwasher, 5/16"
17	P01507	10	Nut, Hx., 5/16"-18
18	37644X	2	Hyd. Hose, 1/2" x 174"
19	65413B	1	Hyd. Tube, 1/2" O.D.
20	65412B	1	Hyd. Tube, 1/2" O.D.
21	66717X	2	Hyd. Hose, 1/2" x 31"
22	P20467	4	Clamp, Cushion, 1/2"
23	39739B	1	Hyd. Tube, 1/2" O.D.
24	39738B	1	Hyd. Tube, 1/2" O.D.
25	❸P19031	2	90° Elbow, Union
26	P21981	1	Hyd. Hose, 1/2" x 77"
27	P27404	1	Hyd. Hose, 1/2" x 80"
28	37000X	2	Clamp, Cushion 3/4"
29	P27384	2	Connector, O-Ring

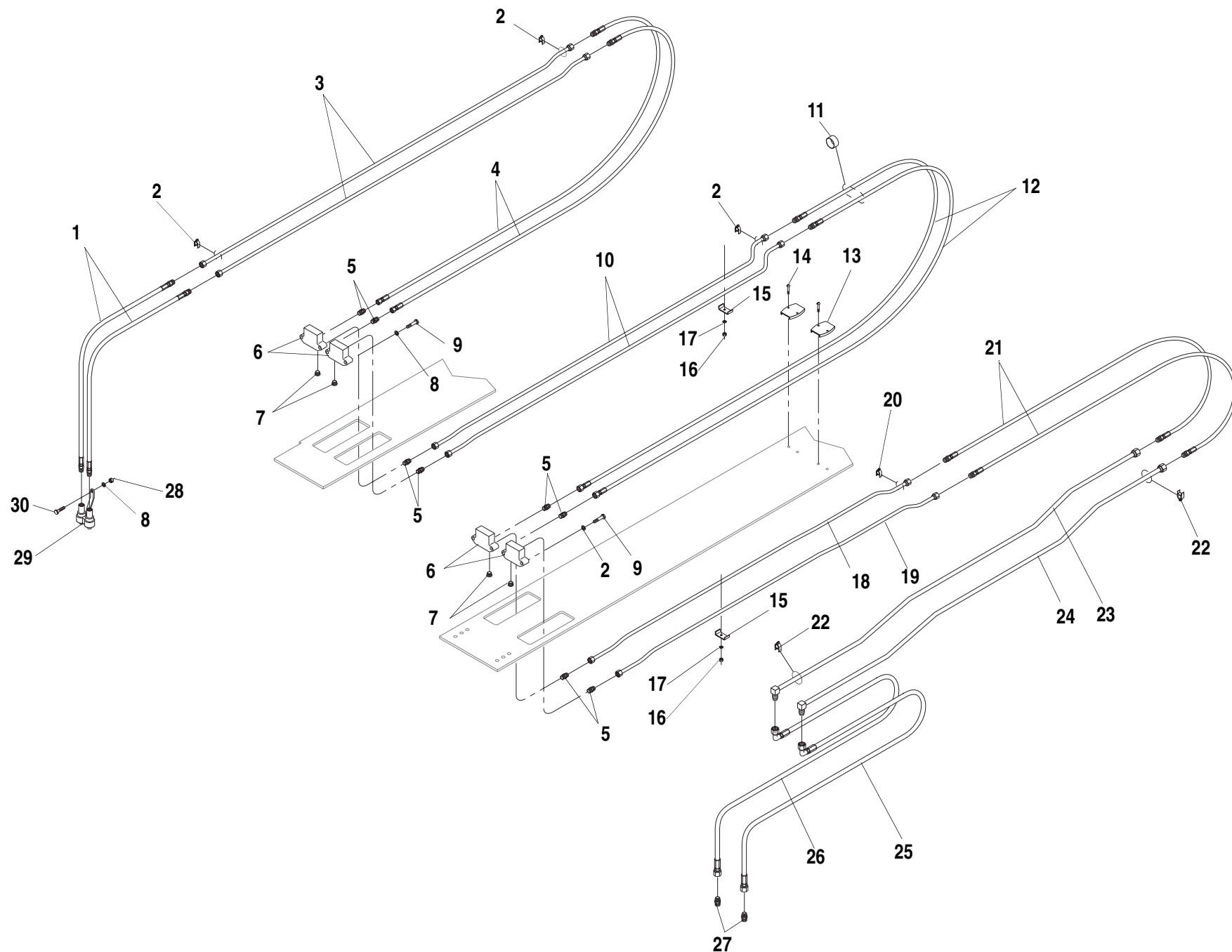
NOTES:

- ❶ For S/N 101-274 Use P29348.
- ❷ For S/N 101-274 Use 37290X.
- ❸ Used Early Production Only.

1044C-54 S/N 145-147, 149-210, 212, 214-240, 242-249, 251-287

SECOND AUXILIARY HYDRAULIC CIRCUIT (4-Section) 10.20.1.1

644B
6K
844C
8K
1044C
10K
▼

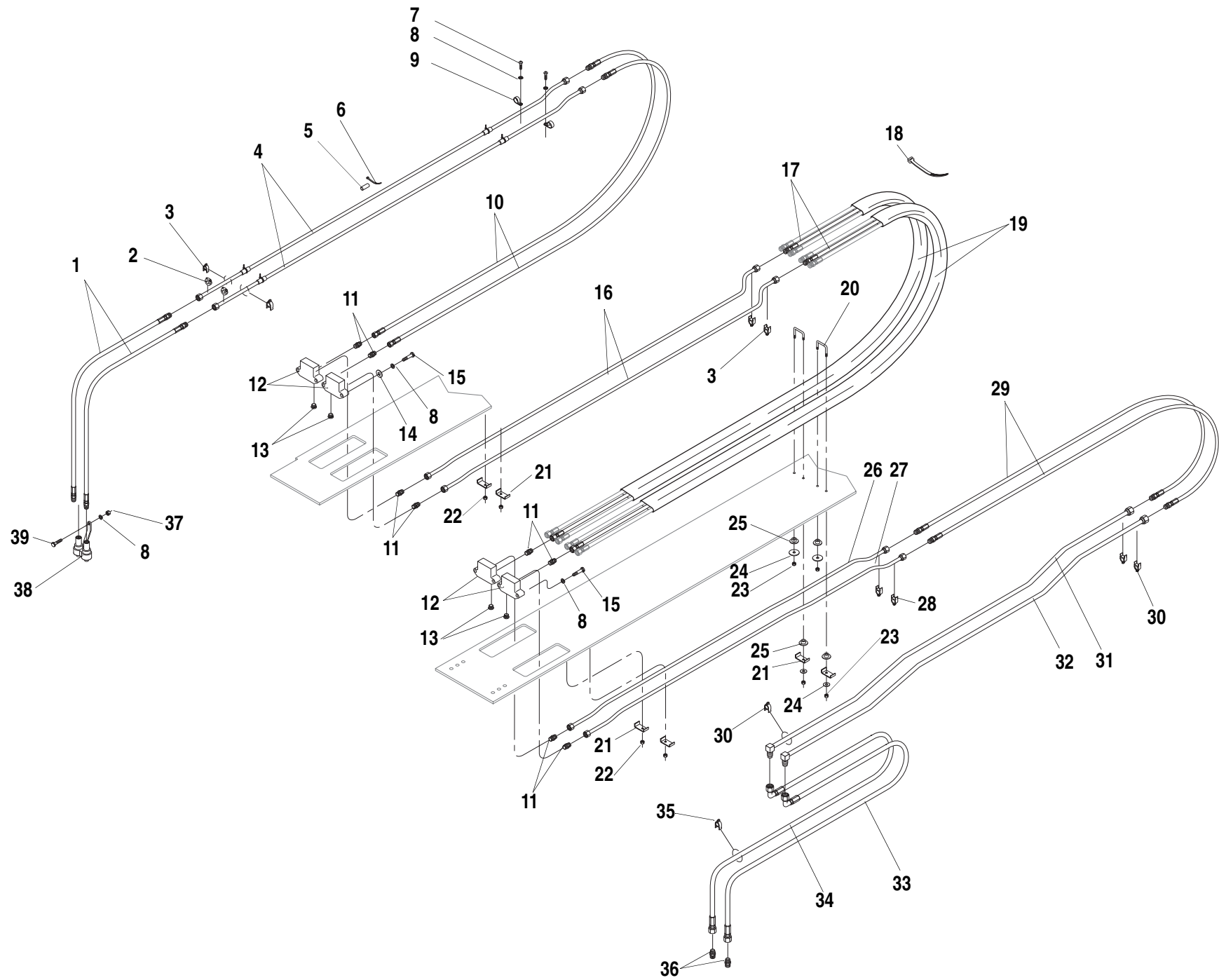


ITEM	PART NO.	QTY.	DESCRIPTION
1	10868104	2	Hyd. Hose, 1/2" x 37"
2	91083217	8	Clamp, Cushion
3	38747B	2	Hyd. Tube, 5/8" O.D.
4	10868105	2	Hyd. Hose, 1/2" x 186"
5	P18964	8	Connector, O-Ring
6	65945A	2	Hyd Manifold (Six Port)
7	P27937	4	Plug, O-Ring
8	P01312	9	Lockwasher, 1/2"
9	P00407	8	Capscrew, Hx., 1/2"-13 x 2 1/4"
10	38757B	2	Hyd. Tube, 5/8" O.D.
11	37727X	1	Clamp, Power Grip
12	1100990	2	Hyd. Hose, 1/2" x 176"
13	39865B	2	Half Clamp, Plastic
14	P02136	4	Screw, Slotted Rd. Hd., 1/4"-20 x 7/8"
15	38930A	2	Tube Clamp
16	P01309	2	Lockwasher, 5/16"
17	P01507	5	Nut, Hx., 5/16"-18
18	65086B	1	Hyd. Tube, 5/8" O.D.
19	65087B	1	Hyd. Tube, 5/8" O.D.
20	P20467	4	Clamp, Cushion
21	66717X	2	Hyd. Hose, 1/2" x 31"
22	90207463	4	Clamp, Cushion
23	39738B	1	Hyd. Tube, 1/2" O.D.
24	39739B	1	Hyd. Tube, 1/2" O.D.
25	P27404	1	Hyd. Hose, 1/2" x 80"
26	P21981	1	Hyd. Hose, 1/2" x 77"
27	P27384	2	Connector, O-Ring
28	P01510	1	Nut, Hx., 1/2"-13
29	66347B	1	Quick Coupler (Incl. dust caps & male connectors)
30	P00404	1	Capscrew, Hx., 1/2"-13 x 1 1/2"

1044C-54 S/N 211, 213, 241, 250, 288-921, 923-929, 931

SECOND AUXILIARY HYDRAULIC CIRCUIT (4-Section)10.20.1.2

644B
6K
844C
8K
1044C
10K
▼



ITEM	PART NO.	QTY.	DESCRIPTION
1	10868104	2	Hyd. Hose, 1/2" x 37"
2	1101513	2	Shaft Collar, Split
3	91083217	4	Clamp, Cushion, 5/8"
4	10238747	2	Hyd. Tube, 5/8" O.D.
5	1100379	6	Hose, Heater, 3"
6	10717989	6	Cable Tie, 6"
7	10703237	2	Capscrew, Button Hd.Socket, 1/2"-20 x1"
8	10701312	11	Washer, Lock, 1/2"
9	8406105	2	Clamp, 5/8"
10	10868105	2	Hyd. Hose, 1/2" x 186"
11	10718964	8	Connector, O-Ring
12	10165945	2	Hyd Manifold (Six Port)
13	10727937	4	Plug, O-Ring
14	10701437	4	Washer, Flat, 1/2"
15	10700407	8	Capscrew, Hx., 1/2"-13 x 2 1/4"
16	10238757	2	Hyd. Tube, 5/8" O.D.
17	1100990	2	Hyd. Hose, 1/2" x 176"
18	10720469	A/R	Cable Tie, 12"
19	1101510	2	Sleeve, Nylon (3 Hose)
20	10167485	2	Rod, Hose Hold Down
21	10138930	6	Tube Clamp
22	10705002	4	Nut, Top Lock, 3/8"-16
23	10705000	4	Locknut, Hx., 1/4"-20
24	10701454	4	Washer, Fender., 1/4" x 1-1/2"
25	1101518	4	Spacer, Hose Clamp
26	10265086	1	Hyd. Tube, 5/8" O.D.
27	10265087	1	Hyd. Tube, 5/8" O.D.
28	10720467	2	Clamp, Cushion, 1/2"
29	10866717	2	Hyd. Hose, 1/2" x 31"
30	90207463	2	Clamp, Cushion, 3/4"
31	10239738	1	Hyd. Tube, 1/2" O.D.
32	10239739	1	Hyd. Tube, 1/2" O.D.
33	10727404	1	Hyd. Hose, 1/2" x 80"
34	10721981	1	Hyd. Hose, 1/2" x 77"
35	10728200	2	Clamp, Cushion, 1"
36	10727384	2	Connector, O-Ring
37	10701510	1	Nut, Hx., 1/2"-13
38	1066347B	1	Quick Coupler (Incl. dust caps & male connectors)
39	10700404	1	Capscrew, Hx., 1/2"-13 x 1 1/2"

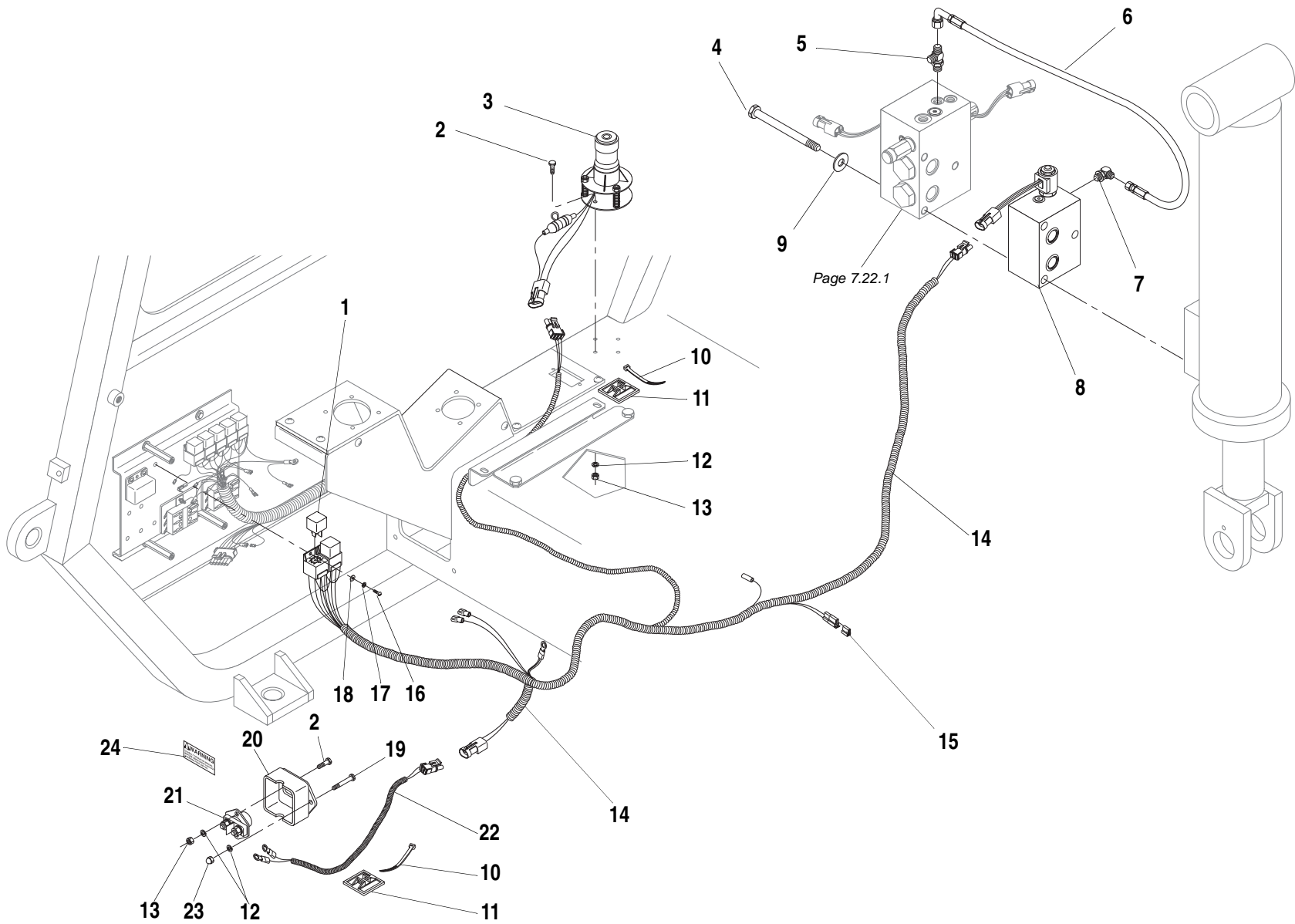
Rev. 008

1044C-54 S/N 922, 930 & 932-

644B
6K
844C
8K
1044C
10K

SECOND AUXILIARY HYDRAULIC CIRCUIT (4-Section)

10.20.1.3



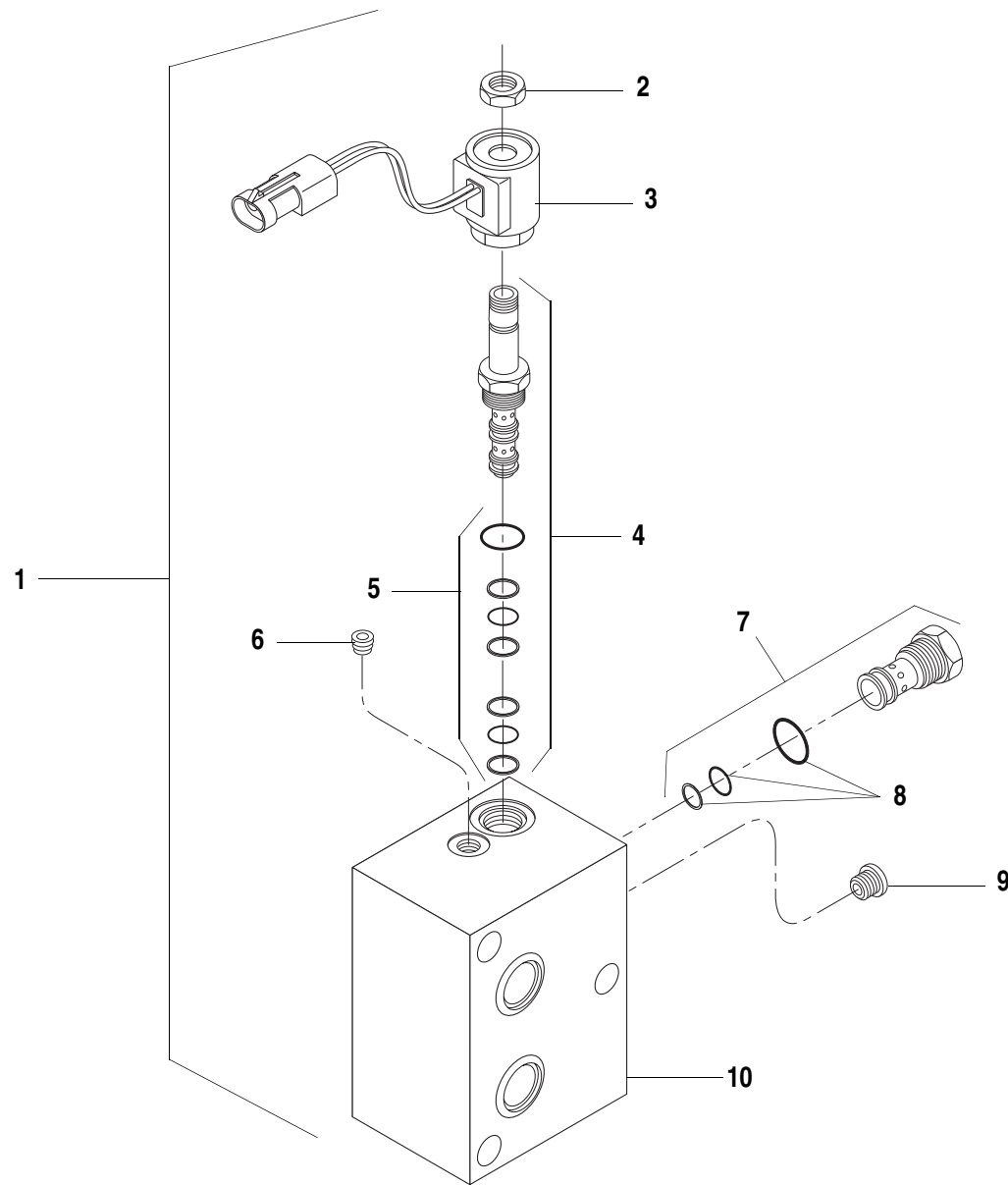
10.22.1

ITEM	PART NO.	QTY.	DESCRIPTION
REF	10167810	-	Kit, Drive Lock Override (Includes Items 1-22)
1	37657X	2	Relay
2	P00003	6	Capscrew, Hx., 1/4"-20 x 3/4"
3	66592B	1	Switch Assembly, Level Sensor
4	P00445	3	Capscrew, Hx., 1/2"-13 x 6" GRD8
5	P21914	1	Tee, O-Ring
6	37524X	1	Hyd. Hose, 1/4" x 12"
7	P19348	1	90° Elbow, O-Ring
8	65101B	1	Valve, Transmission Disconnect Override
9	P01254	3	Flatwasher, 1/2"
10	P17989	2	Cable Tie
11	P27600	2	Mount, Cable Tie
12	P01308	8	Lockwasher, 1/4"
13	P01506	6	Nut, Hx., 1/4"-20
14	66963C	1	Wire Harens, Intermediate
15	P21787	1	Diode Module
16	P02054	2	Screw, Slotted Rd. Hd., #10-24 x 1/2"
17	P01306	2	Lockwasher, #10
18	P01400	2	Flatwasher #10
19	P00010	2	Capscrew, Hx., 1/4"-20 x 2 1/4"
20	10266543	1	Weltment, Foot Switch
21	10866446	1	Switch, Foot
22	66906A	1	Wire Harness, Foot Switch
23	66830X	2	Nut, Acorn 1/4"-20
24	66959A	1	Decal, Drive Lockout Override

644B
6K
844C
8K
1044C
10K

(OPTIONAL) DRIVE LOCKOUT OVERRIDE

10.22.1

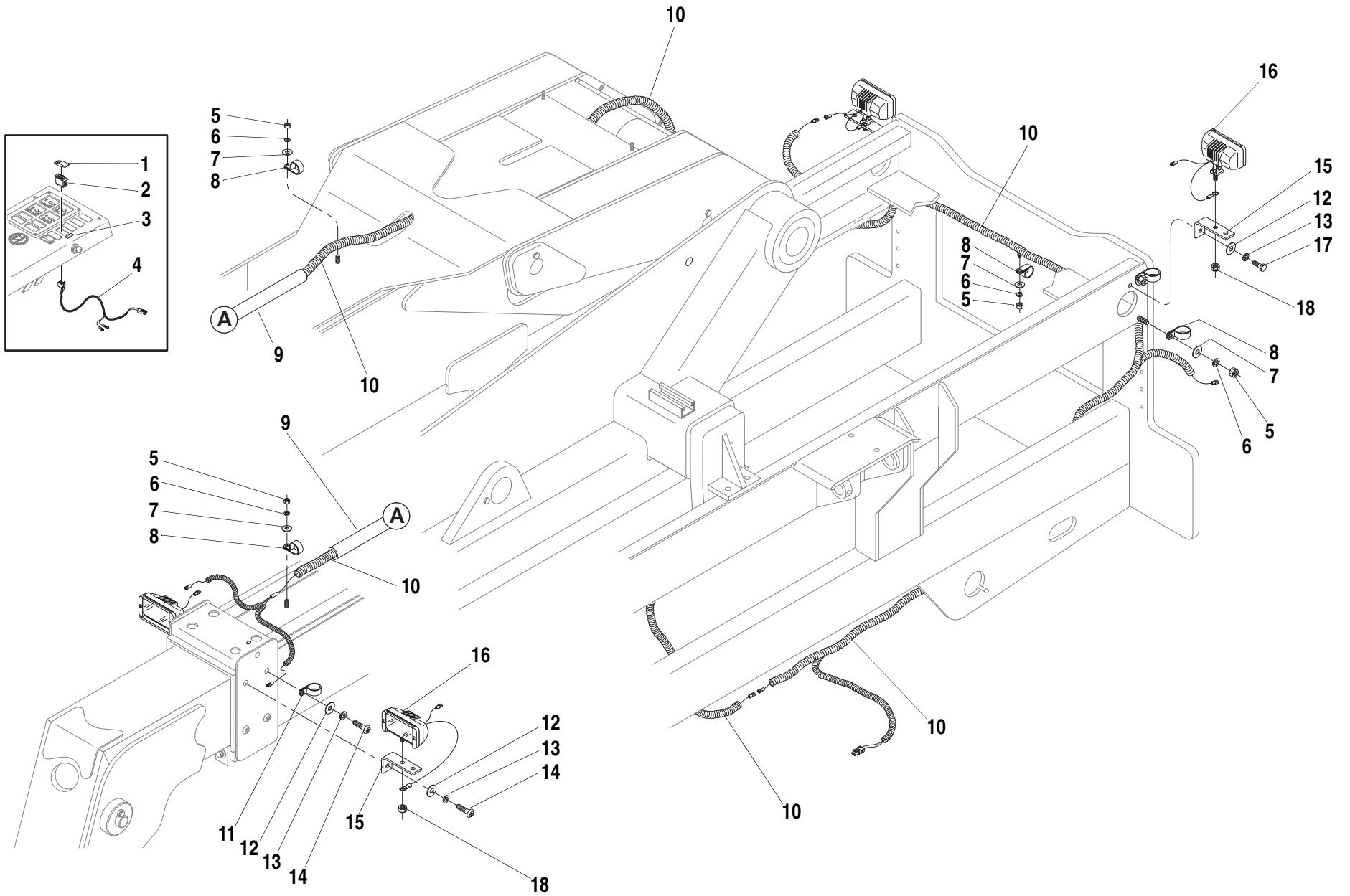


ITEM	PART NO.	QTY.	DESCRIPTION
1	65101B	1	Valve, Transmission Disconnect Override
2	P40662	1	Nut
3	38329A	1	Coil
4	67538X	1	Solenoid Valve
5	1100037	1	Seal Kit for Item 5
6	37361X	1	Orifice Plug 1/16" NPT, .030"
7	67539X	2	Valve, Check
8	1100036	1	Seal Kit for Item 7
9	P27933	1	Plug, O-Ring #4
10	N.S.S.	-	Body

Rev. 003

644B
6K
844C
8K
1044C
10K

(OPTIONAL) TRANSMISSION DISCONNECT OVERRIDE VALVE 10.23.1



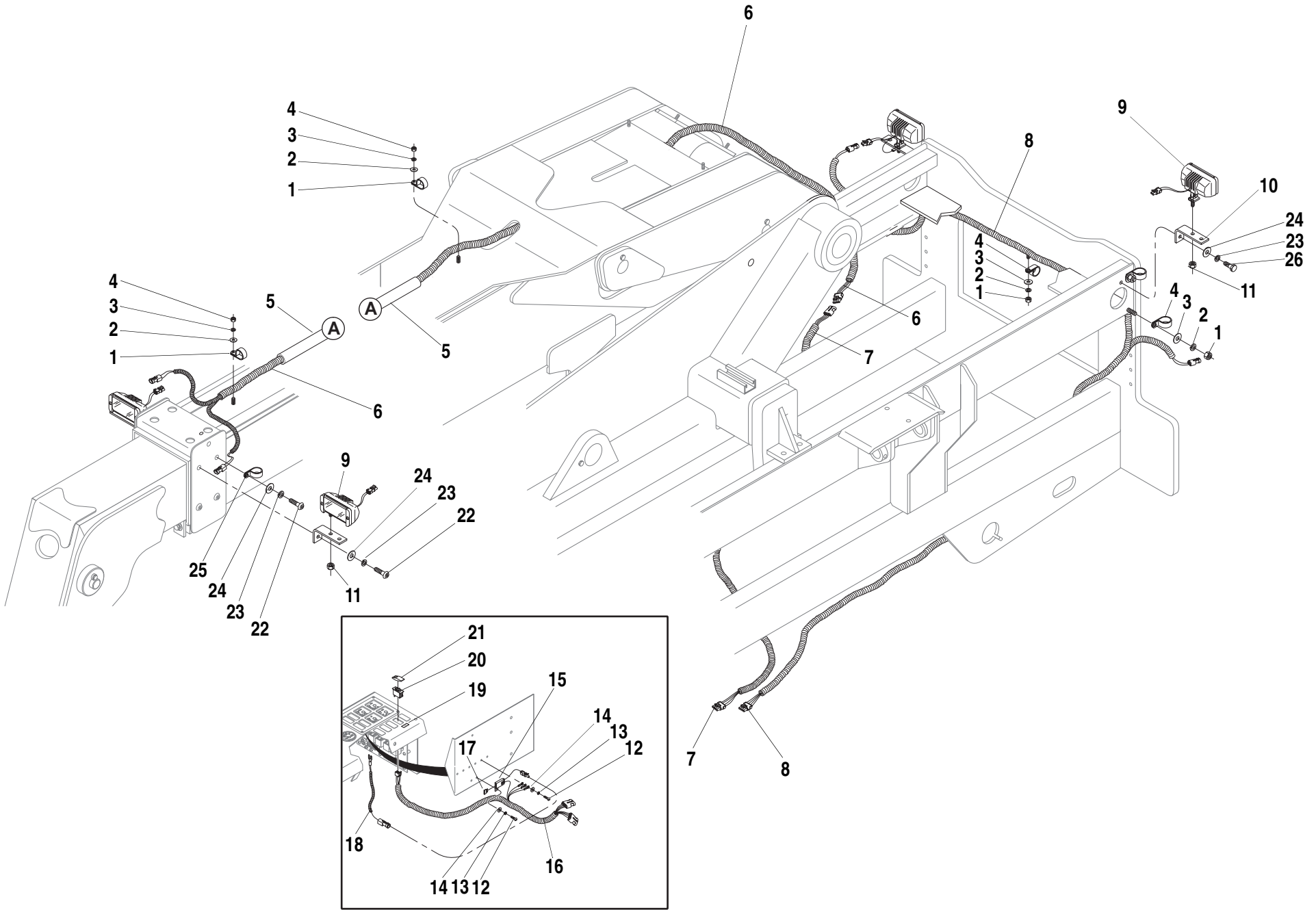
ITEM	PART NO.	QTY.	DESCRIPTION
REF	55015E	-	Kit, Work Light (Boom only)
REF	10538392	-	Kit, Work Light (Boom & Rear)
1	10836511	1	Actuator, Switch
2	10837308	1	Switch, Off-On-On (Work Lights)
3	10138409	1	Decal, Work Lights
4	10238396	1	Wire Harness, Under Dash
5	10701508	7	Nut, Hx., 3/8"-16
6	10701310	7	Lockwasher, 3/8"
7	10701404	7	Flatwasher, 3/8"
8	10717554	7	Clamp, 3/8"
9	10138431	1	Tube, Electric Wiring
10	10238397	1	Wire Harness, Boom and Rear
11	10837318	4	Clamp, 1/2"
12	10701406	4	Flatwasher, 1/2"
13	10701312	4	Lockwasher 1/2"
14	10703242	4	Capscrew, Button Hd.Socket, 1/2"-20 x 1 1/4"
15	10236518	4	Mount, Light
16	10134157	4	Light, Flood
17	10701312	2	Capscrew, Hx., 1/2"-13 x 1"
18	10701507	2	Nut, Hx., 5/16"-18

644B-37	S/N 101-591, 667-1289 & 1293-1303
644B-42	S/N 101-208-341 & 344-362
844C-42	S/N 101-622-1198, 1200-1254, 1256-1309, 1311-1329, 1331-1340 & 1343-1352
1044C-42	S/N 101-117-126
1044C-54	S/N 101-155-286, 288-290, 292-304 & 307-313
6K-37	S/N 101-494
6K-42	S/N 101-178
8K-42	S/N 101-327, 329,330,332 & 333
10K-42	S/N 101-108
10K-54	S/N 101-113

644B
6K
844C
8K
1044C
10K
▼

(Optional) WORKLIGHT ASSEMBLY

10.25.1



10.25.1.1

ITEM	PART NO.	QTY.	DESCRIPTION
REF	10567873	-	Kit Work Light (Boom only)
REF	10567238	-	Kit Work Light (Boom & Rear)
1	10717554	7	Clamp, 3/8"
2	10701404	7	Flatwasher, 3/8"
3	10701310	7	Lockwasher, 3/8"
4	10701508	7	Nut, Hx., 3/8"-16
5	10138431	1	Tube, Electric Wiring
6	10265500	1	Wire Harness, Boom
7	10165550	1	Wire Harness, Transfer Carriage
8	10265501	1	Wire Harness, Rear
9	10134157	4	Light, Flood
10	10236518	4	Mount, Light
11	10701507	4	Nut, Hx., 5/16"-18
12	10702054	6	Ms Screw #10
13	10701306	6	Lockwasher, #10
14	10701400	6	Flatwasher, #10
15	10167871	4	Fuse Holder Assembly
16	10238396	1	Wire Harness, Under Dash
17	10730800	1	Fuse, 30 amp (Green)
18	10167013	1	Wire Harness, Aux
19	10138409	1	Decal, Work Lights
20	10837308	1	Switch, Off-On-On (Work Lights)
21	10836511	1	Actuator, Switch
22	10703242	4	Capscrew, Button Hd.Socket, 1/2"-20 x 1 1/4"
23	10701312	4	Lockwasher 1/2"
24	10701406	4	Flatwasher, 1/2"
25	10837318	4	Clamp, 1/2"
26	10701312	2	Capscrew, Hx., 1/2"-13 x 1"

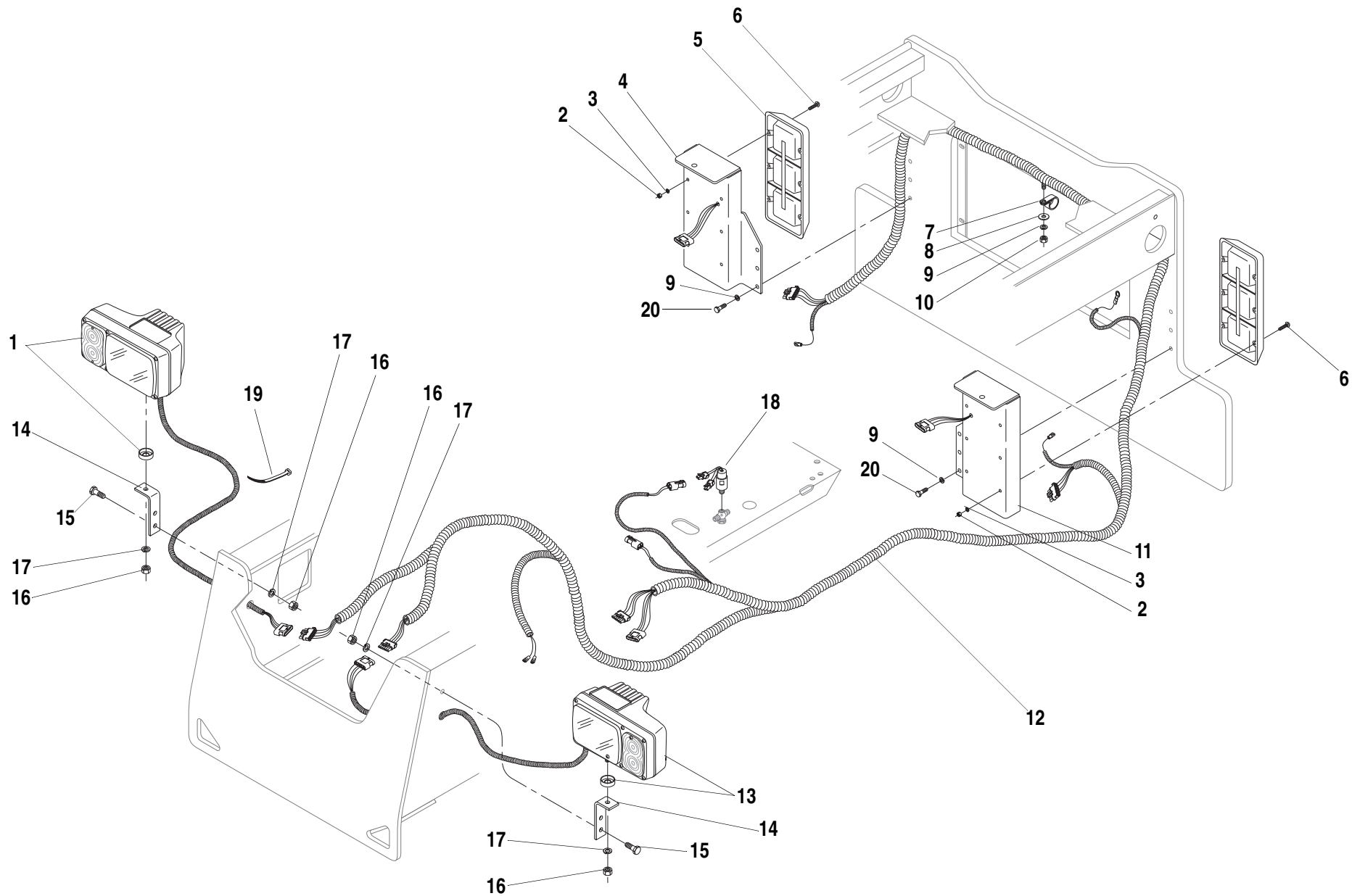
644B-37	S/N 1290-1292 & 1304-
644B-42	S/N 342, 343 & 363-
844C-42	S/N 1199, 1255, 1310,1330,1341,1342 & 1353-
1044C-42	S/N 127-
1044C-54	S/N 287, 291, 305, 306 & 314-
6K-37	S/N 495-
6K-42	S/N 179-
8K-42	S/N 328, 331 & 334-
10K-42	S/N 109-
10K-54	S/N 114-

644B
6K
844C
8K
1044C
10K

(Optional) WORKLIGHT ASSEMBLY

10.25.1.1





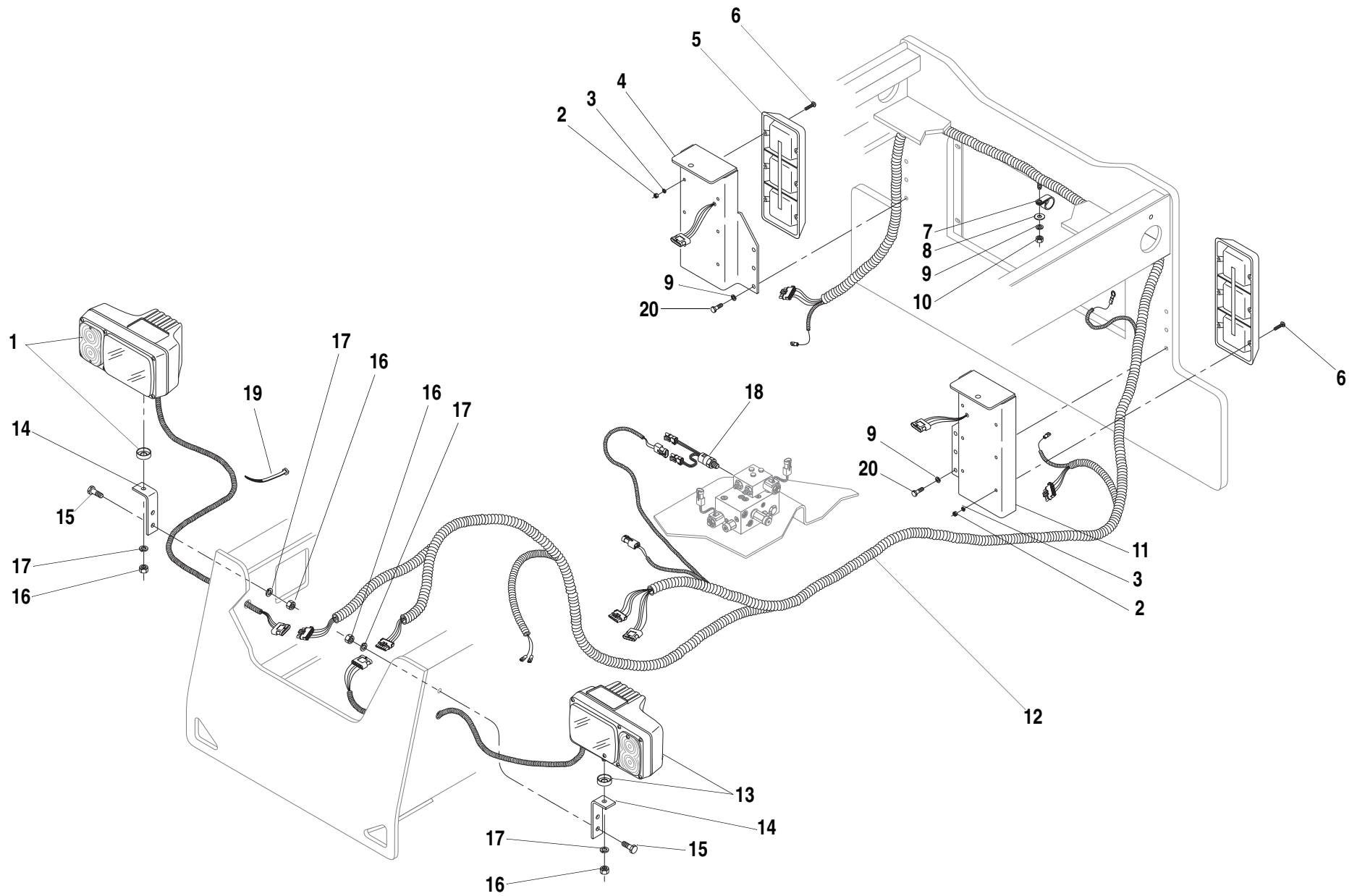
ITEM	PART NO.	QTY.	DESCRIPTION
REF	10538441	-	Kit, Roadway Light
1	10238452	1	Head Light/Turn Signal, Right
2	10701506	12	Nut, Hx., 1/4"-20
3	10701308	12	Lockwasher, 1/4"
4	10239088	1	Mount, Taillight, R/S
5	10338454	1	Brake Light/Turn Signal, R/S
6	10702130	12	Screw, Slotted, Rd. Hd., 1/4"-20 x 3/4"
7	10717554	7	Clamp, 3/8"
8	10701404	7	Flatwasher, 3/8"
9	10701310	7	Lockwasher, 3/8"
10	10701508	7	Nut, Hx., 3/8"-16
11	10239083	1	Mount, Taillight, L/S
12	10439627	1	Wire Harness, Lights
13	10238443	1	Head Light/Turn Signal, Left
14	10236518	2	Mount, Light
15	10700402	4	Capscrew, Hx., 1/2"-13 x 1 1/2"
16	10701510	6	Nut, Hx., 1/2"-13
17	10701312	6	Lockwasher 1/2"
18	10139536	1	Pressure Switch, Wet Disc Brake
	10139477	-	Pressure Switch, Dry Disc Brake
19	10717989	A/R	Cable Tie
20	10700202	6	Capscrew, Hx., 3/8"-16 x 3/4"

644B-37	S/N 101-591, 667-1289 & 1293-1303
644B-42	S/N 101-208-341 & 344-362
844C-42	S/N 101-622-1198, 1200-1254, 1256-1309, 1311-1329, 1331-1340 & 1343-1352
1044C-42	S/N 101-117-126
1044C-54	S/N 101-155-286, 288-290, 292-304 & 307-313
6K-37	S/N 101-494
6K-42	S/N 101-178
8K-42	S/N 101-327, 329,330,332 & 333
10K-42	S/N 101-108
10K-54	S/N 101-113

644B
6K
844C
8K
1044C
10K
▼

(Optional) ROADWAY LIGHTS ASSEMBLY

10.26.1



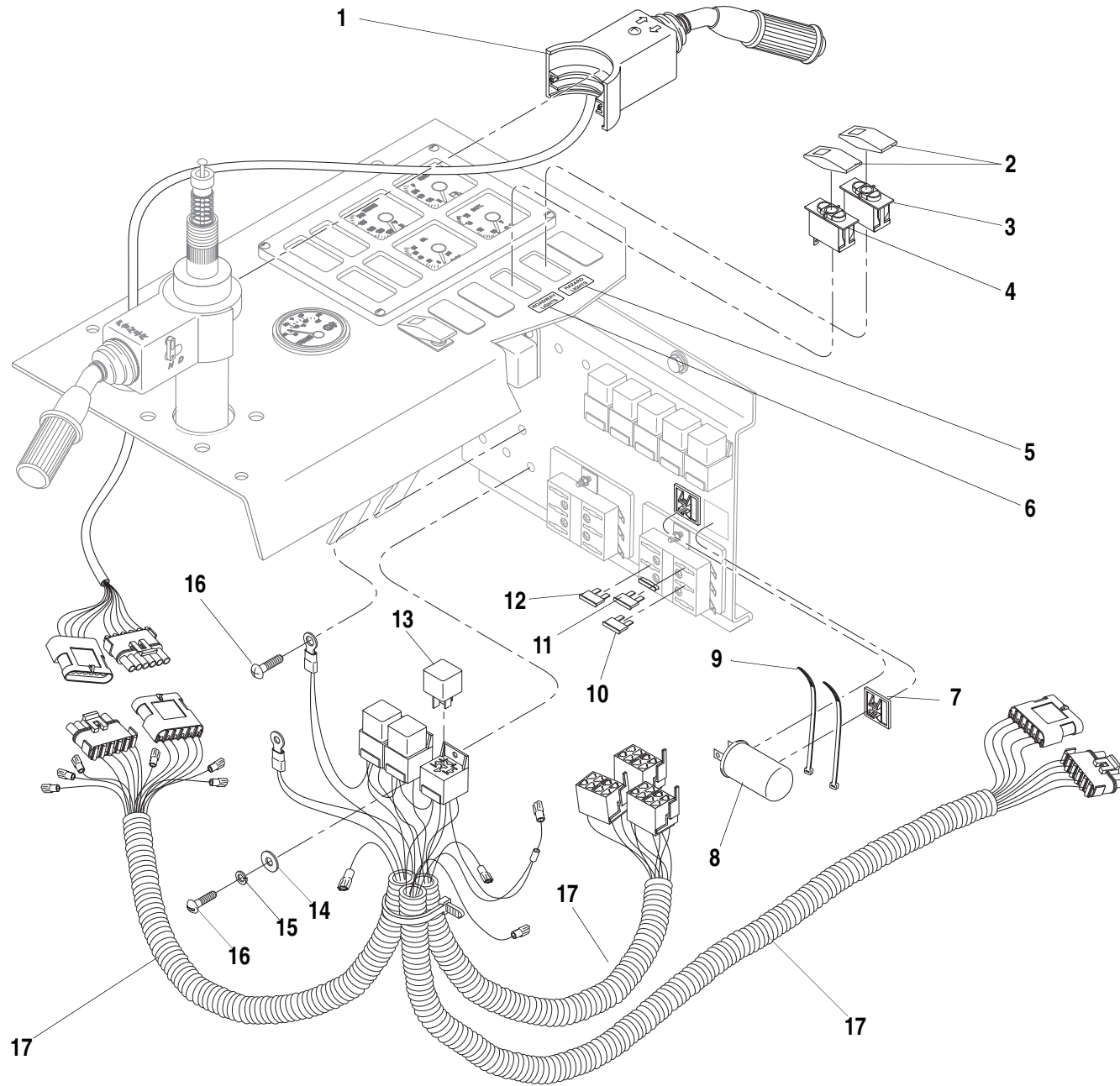
10.26.1.1

ITEM	PART NO.	QTY.	DESCRIPTION
REF	10568715	-	Kit, Roadway Lights
1	10238452	1	Head Light/Turn Signal, Right
2	10701506	12	Nut, Hx., 1/4"-20
3	10701308	12	Lockwasher, 1/4"
4	10239088	1	Mount, Taillight, R/S
5	10338454	1	Brake Light/Turn Signal, R/S
6	10702130	12	Screw, Slotted, Rd. Hd., 1/4"-20 x 3/4"
7	10717554	7	Clamp, 3/8"
8	10701404	7	Flatwasher, 3/8"
9	10701310	7	Lockwasher, 3/8"
10	10701508	7	Nut, Hx., 3/8"-16
11	10239083	1	Mount, Taillight, L/S
12	10439627	1	Wire Harness, Lights
13	10238443	1	Head Light/Turn Signal, Left
14	10236518	2	Mount, Light
15	10700402	4	Capscrew, Hx., 1/2"-13 x 1 1/2"
16	10701510	6	Nut, Hx., 1/2"-13
17	10701312	6	Lockwasher 1/2"
18	10167062	1	Pressure Switch, Wet Disc Brake
	10167064	-	Pressure Switch, Dry Disc Brake
19	10717989	A/R	Cable Tie
20	10700202	6	Capscrew, Hx., 3/8"-16 x 3/4"

644B-37	S/N 1290-1292 & 1304-
644B-42	S/N 342, 343 & 363-
844C-42	S/N 1199, 1255, 1310,1330,1341,1342 & 1353-
1044C-42	S/N 127-
1044C-54	S/N 287, 291, 305, 306 & 314-
6K-37	S/N 495-
6K-42	S/N 179-
8K-42	S/N 328, 331 & 334-
10K-42	S/N 109-
10K-54	S/N 114-

644B
6K
844C
8K
1044C
10K
▼

(Optional) ROADWAY LIGHTS ASSEMBLY (Mid Inlet) 10.26.1.1

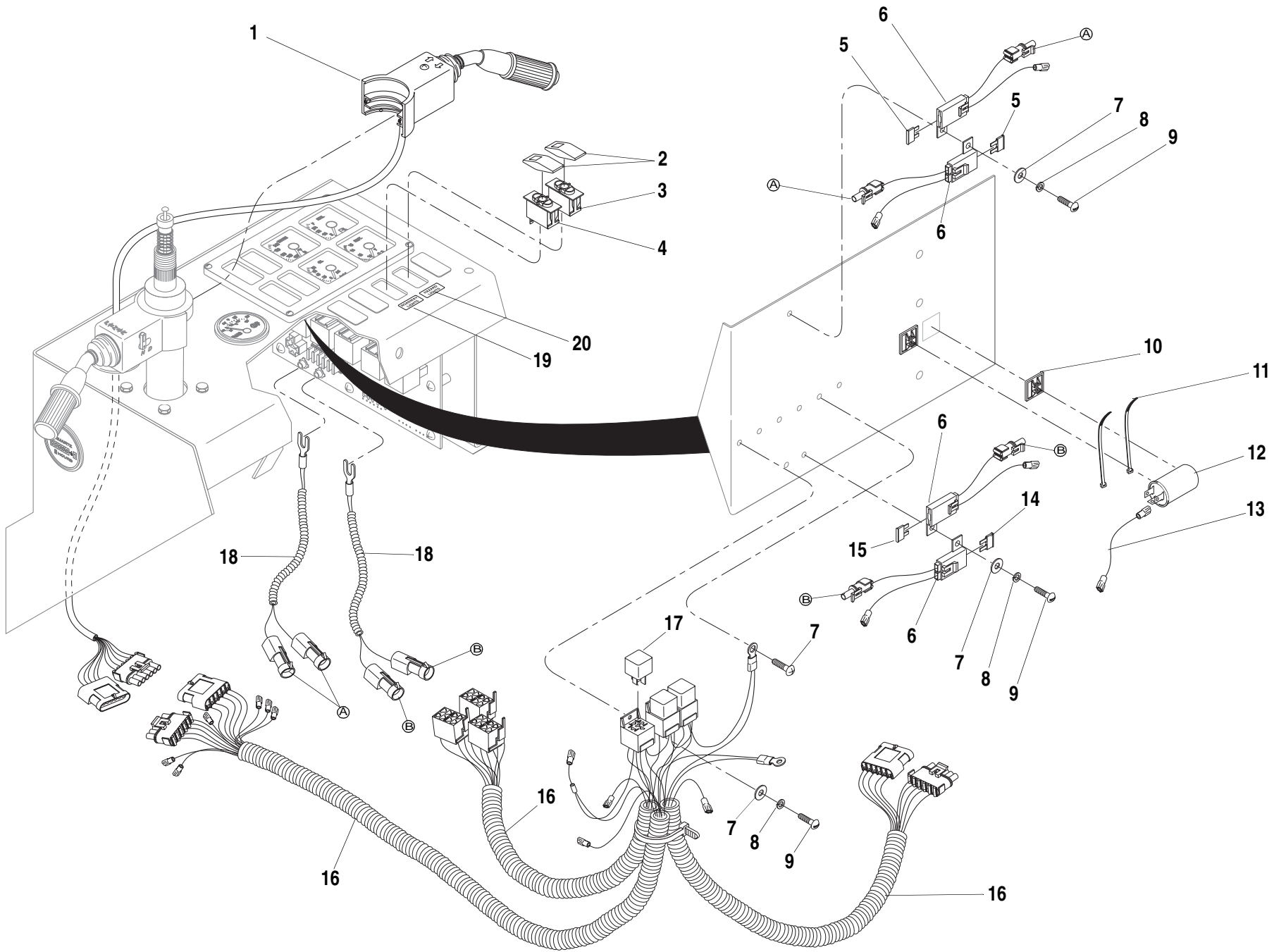


ITEM	PART NO.	QTY.	DESCRIPTION
1	10238463	1	Turn Signal Switch, Modified
2	10837309	2	Switch Actuator
3	10836509	1	Switch, On-Off (Hazard Lights)
4	10837308	1	Switch, Off-On-On (Roadway Lights)
5	10138460	1	Decal, Hazard Lights
6	10138459	1	Decal, Roadway Light
7	10727600	2	Mount, Cable Tie
8	10719790	1	Flasher, 12V
9	10717989	2	Cable Tie
10	10730800	1	Fuse, 30 amp (Green)
11	10730798	1	Fuse, 15 amp (Blue)
12	10730799	2	Fuse, 20 amp (Yellow)
13	10866820	3	Relay
14	10701400	6	Flatwasher, #10
15	10701306	6	Lockwasher, #10
16	10702054	6	Screw
17	10467704	1	Wire Harness, Under Dash
18	10167871	2	Wire Harness, Dual, Aux Power

644B-37	S/N 101-591, 667-1289 & 1293-1303
644B-42	S/N 101-208-341 & 344-362
844C-42	S/N 101-622-1198, 1200-1254, 1256-1309, 1311-1329, 1331-1340 & 1343-1352
1044C-42	S/N 101-117-126
1044C-54	S/N 101-155-286, 288-290, 292-304 & 307-313
6K-37	S/N 101-494
6K-42	S/N 101-178
8K-42	S/N 101-327, 329,330,332 & 333
10K-42	S/N 101-108
10K-54	S/N 101-113

644B
6K
844C
8K
1044C
10K
▼

(Optional) ROADWAY LIGHTS DASH HARNESS W/O CIRCUIT BOARD 10.27.1

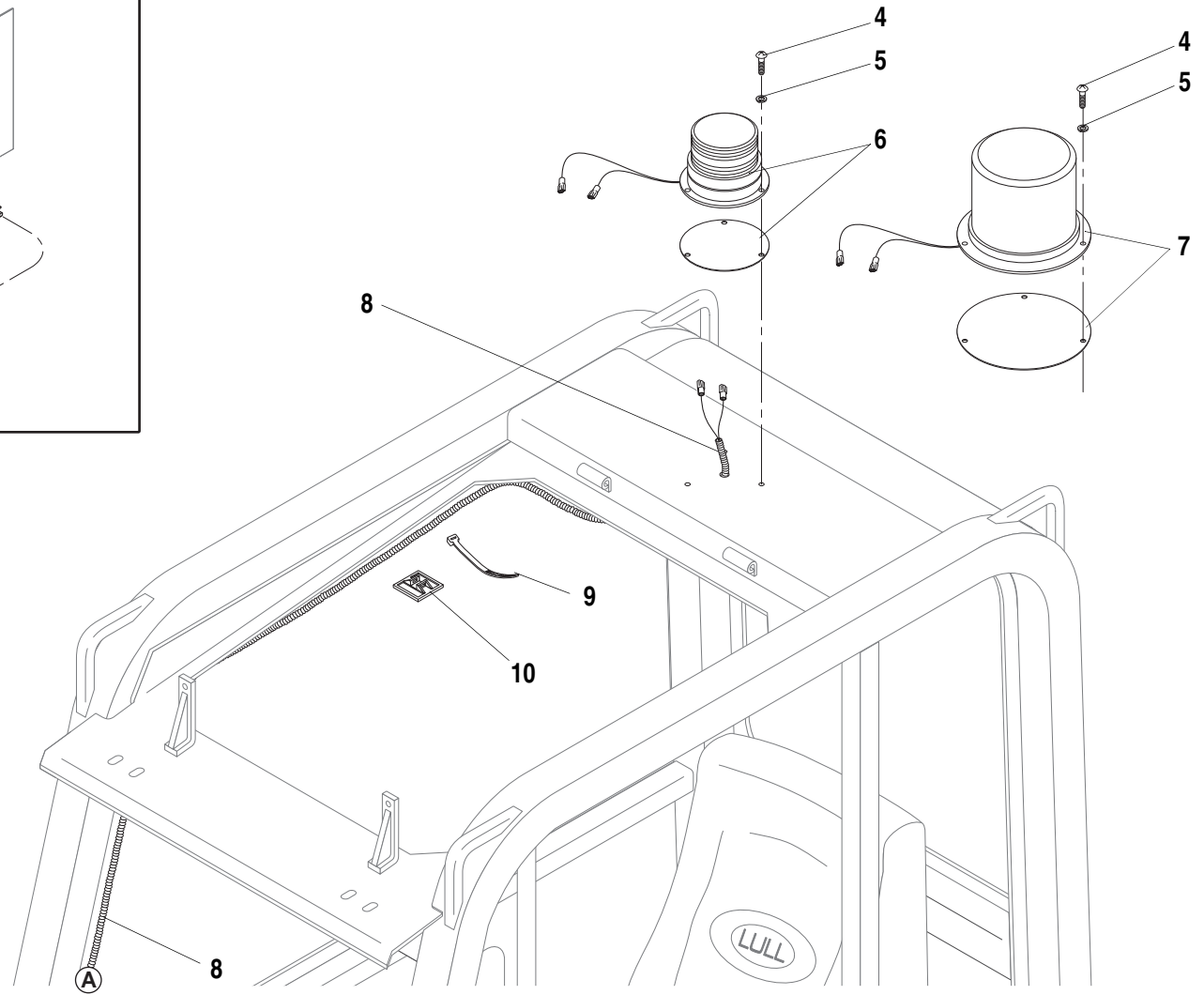
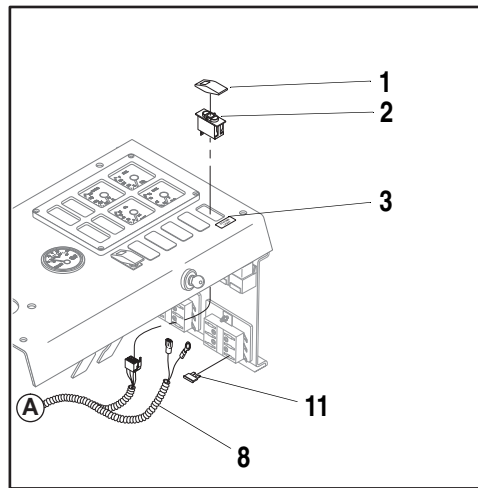
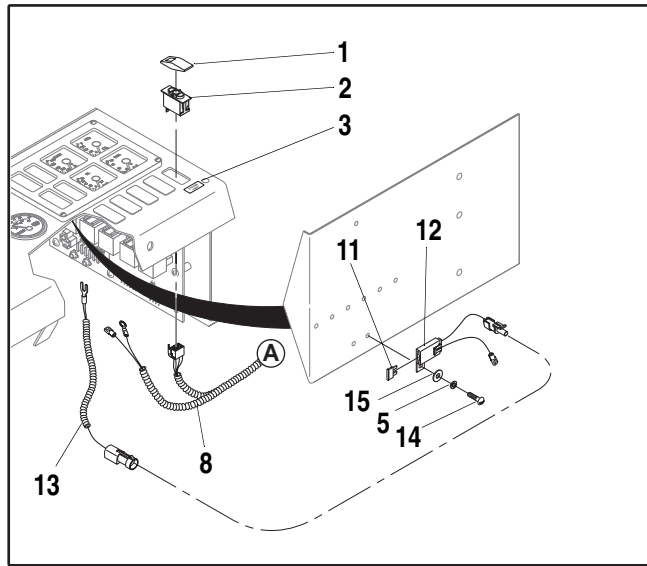


ITEM	PART NO.	QTY.	DESCRIPTION
1	10238463	1	Turn Signal Switch, Modified
2	10837309	2	Switch Actuator
3	10836509	1	Switch, On-Off (Hazard Lights)
4	10837308	1	Switch, Off-On-On (Roadway Lights)
5	10730799	2	Fuse, 20 amp (Yellow)
6	10167871	4	Fuse Holder Assembly
7	10701400	6	Flatwasher, #10
8	10701306	6	Lockwasher, #10
9	10702054	6	Screw
10	10727600	2	Mount, Cable Tie
11	10717989	2	Cable Tie
12	10719790	1	Flasher, 12V
13	103382001	1	Jumper Wire
14	10730800	1	Fuse, 30 amp (Green)
15	10730798	1	Fuse, 15 amp (Blue)
16	10467704	1	Wire Harness, Under Dash
17	10866820	3	Relay
18	10167871	2	Wire Harness, Dual, Aux Power
19	10138459	1	Decal, Roadway Light
20	10138460	1	Decal, Hazard Lights

644B-37	S/N 1290-1292 & 1304-
644B-42	S/N 342, 343 & 363-
844C-42	S/N 1199, 1255, 1310,1330,1341,1342 & 1353-
1044C-42	S/N 127-
1044C-54	S/N 287, 291, 305, 306 & 314-
6K-37	S/N 495-
6K-42	S/N 179-
8K-42	S/N 328, 331 & 334-
10K-42	S/N 109-
10K-54	S/N 114-

644B
6K
844C
8K
1044C
10K

(Optional) ROADWAY LIGHTS DASH HARNESS W/CIRCUIT BOARD 10.27.1.1



ITEM	PART NO.	QTY.	DESCRIPTION
1	10837309	1	Switch Actuator
2	10836509	1	Switch, On-Off (Beacon/Strobe Light)
3	10136648	1	Decal, Beacon Light
	10138377	1	Decal, Strobe Light
4	10702082	3	Screw Slotted Rd. Hd., #10-32 x 3/4"
5	10701306	6	Lockwasher, #10
6	10238353	1	Light, Strobe, Amber
7	10239647	1	Light, Rotating Beacon, Amber
8	10238356	1	Wire Harness
9	10717989	4	Cable Tie
10	10727600	4	Mount, Cable Tie
11	10730797	1	Fuse, 10 amp (Red) (Use with Strobe Light)
	10730798	1	Fuse, 15 amp (Blue) (Use with Rotating Beacon)
12	10167871	1	Fuse Holder Assembly
13	10167013	1	Wire Harness, Auxiliary Power
14	10702054	2	Screw Slotted Rd. Hd., #10-24 x 1/2"
15	10701400	2	Flatwasher, #10

644B
 6K
 844C
 8K
 1044C
 10K

(Optional) STROBE/ ROTATING BEACON LIGHTS

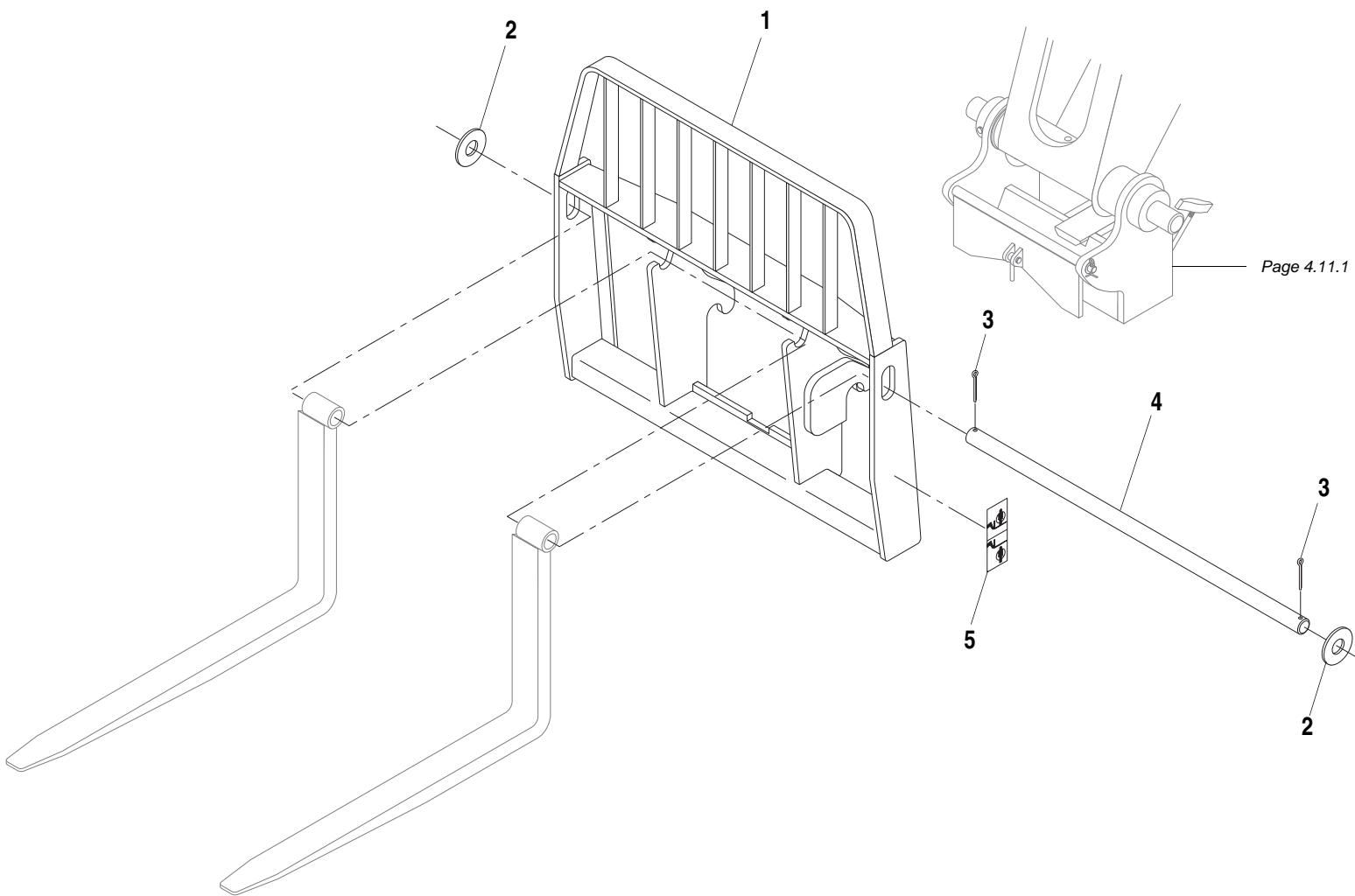
10.28.1



TABLE OF CONTENTS

Section 11 — Attachments

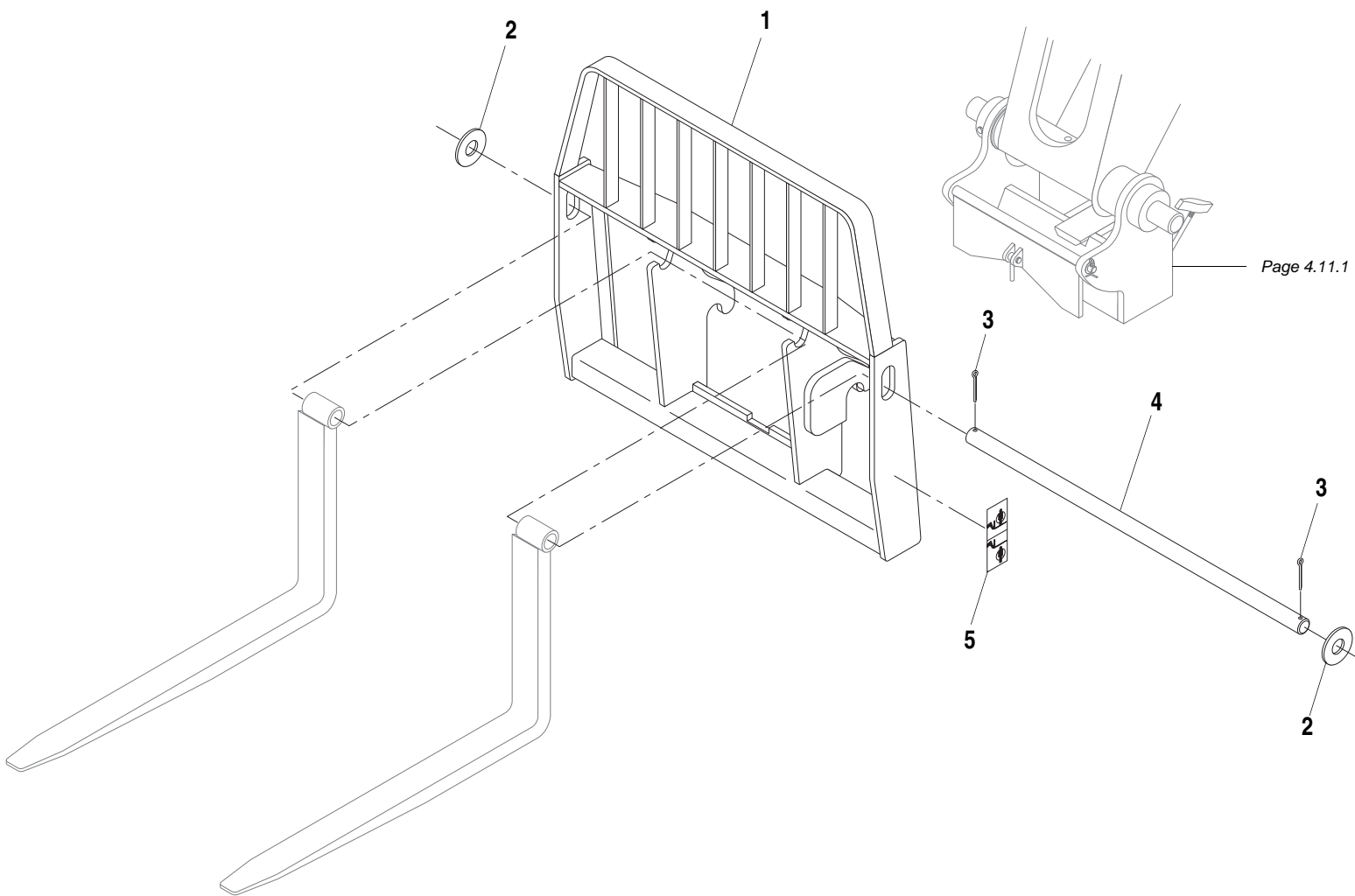
Standard (Non-Tilt) Fork Carriage Assembly 11.1.1
Framers (Non-Tilt) Fork Carriage Assembly, 11.2.1
Standard Tilting Fork Carriage Assembly 11.3.1
Framers Tilting Fork Carriage Assembly. 11.4.1
Tilt Carriage Cylinder Assembly 11.5.1
Tower Assembly 11.10.1
Carriage Assembly Tower Tilting 11.11.1
Carriage Assembly Tower (Non- Tilt) 11.12.1
Tower Quick Attach Lockout Assembly. 11.13.1
Tower Cylinder Assembly 11.14.1
Single Positioning Fork Carriage Assembly 11.16.1
Dual Positioning Fork Carriage Assembly. 11.17.1
Fork Positioning Cylinder Assembly 11.18.1
Truss Boom Assembly 11.20.1
Truss Boom with Winch Assembly 11.21.1
Utility Bucket 1.25 CU. YD. 11.22.1



ITEM	PART NO.	QTY.	DESCRIPTION
REF	48000	-	Standard (Non-Tilt) Fork Carriage Assembly (Includes items 1-5)
1	38000D	1	Carriage, Standard (Non-Tilt)
2	18129A	2	Washer, Fork Shaft
3	P03906	2	Cotter Pin, 3/8" x 3"
4	38064A	1	Fork Shaft
5	24752B	2	Decal, Carriage Safety
REF	38026B	-	Pallet Fork, 42" x 4" x 2"
REF	38025B	-	Pallet Fork, 48" x 4" x 2"
REF	38117B	-	Pallet Fork, 60" x 4" x 2"
REF	38118B	-	Cubing Fork, 48" x 2" x 2"
REF	17103B	-	Lumber Fork, 48" x 6" x 1 1/2"

644B-37 S/N 101-
644B-42 S/N 101-
844C-42 S/N 101-
6K-37 S/N 101-
6K-42 S/N 101-
8K-42 S/N 101-

644B
6K
844C
8K
1044C
10K

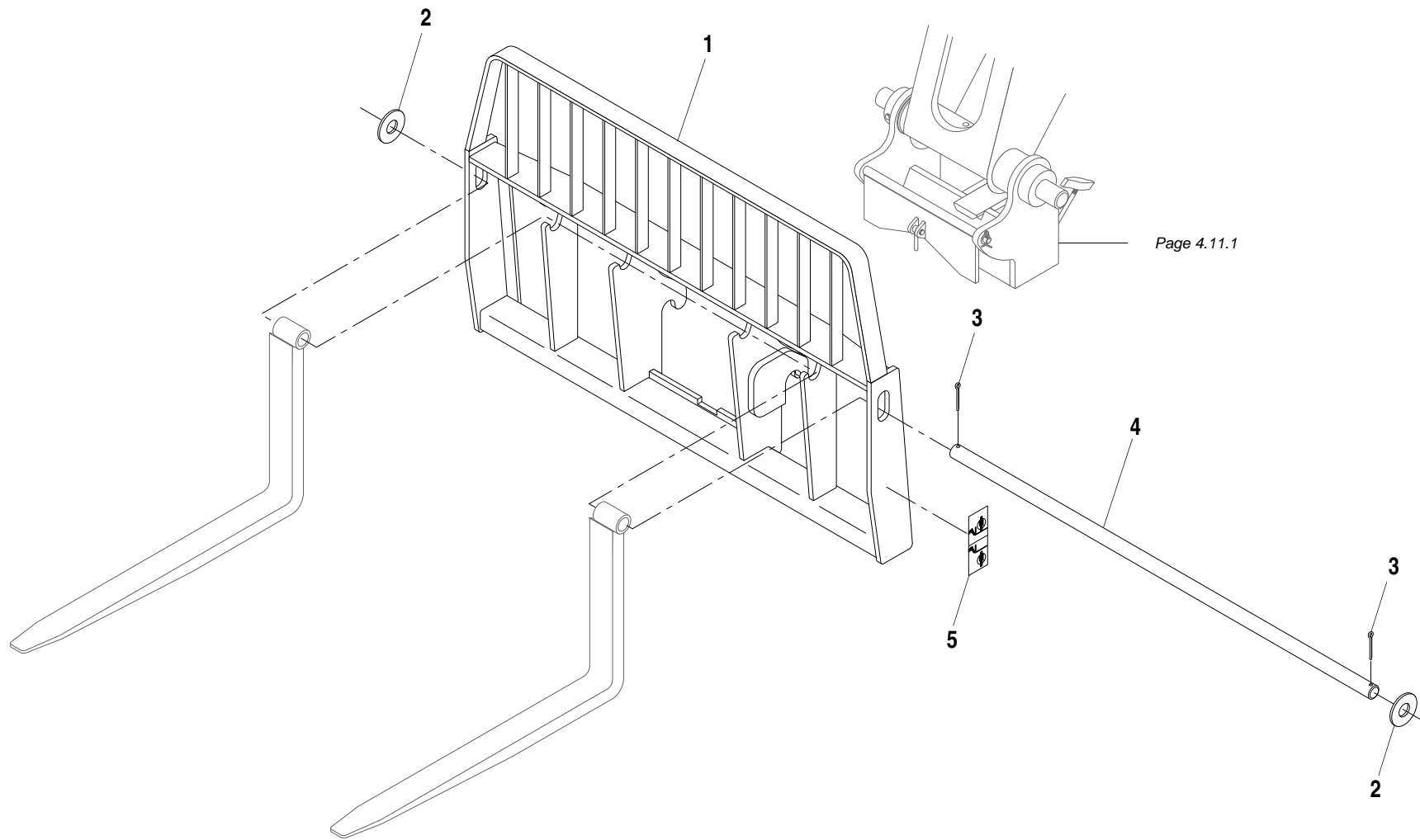


ITEM	PART NO.	QTY.	DESCRIPTION
REF	48040	-	Standard (Non-Tilt) Fork Carriage Assembly (Includes items 1-5)
1	38000D	1	Carriage, Standard (Non-Tilt)
2	18129A	2	Washer, Fork Shaft
3	P03906	2	Cotter Pin, 3/8" x 3"
4	23049B	1	Fork Shaft
5	24752B	2	Decal, Carriage Safety
REF	38568B	-	Pallet Fork, 42" x 5" x 2"
REF	39893B	-	Pallet Fork, 42" x 4" x 2 1/4"
REF	38569B	-	Pallet Fork, 48" x 5" x 2"
REF	39894B	-	Pallet Fork, 48" x 4" x 2 1/4"
REF	38570B	-	Pallet Fork, 60" x 5" x 2"
REF	39895B	-	Pallet Fork, 60" x 4" x 2 1/4"
REF	38118B	-	Cubing Fork, 48" x 2" x 2"
REF	39094B	-	Lumber Fork, 48" x 7" x 1 3/4"
REF	39095B	-	Lumber Fork, 60" x 7" x 1 3/4"

1044C-42 S/N 101-
1044C-54 S/N 101-
10K-42 S/N 101-
10K-54 S/N 101-

644B
6K
844C
8K
1044C
10K
▼

STANDARD (NON-TILT) FORK CARRIAGE ASSEMBLY, MODEL 10 50 11.1.2

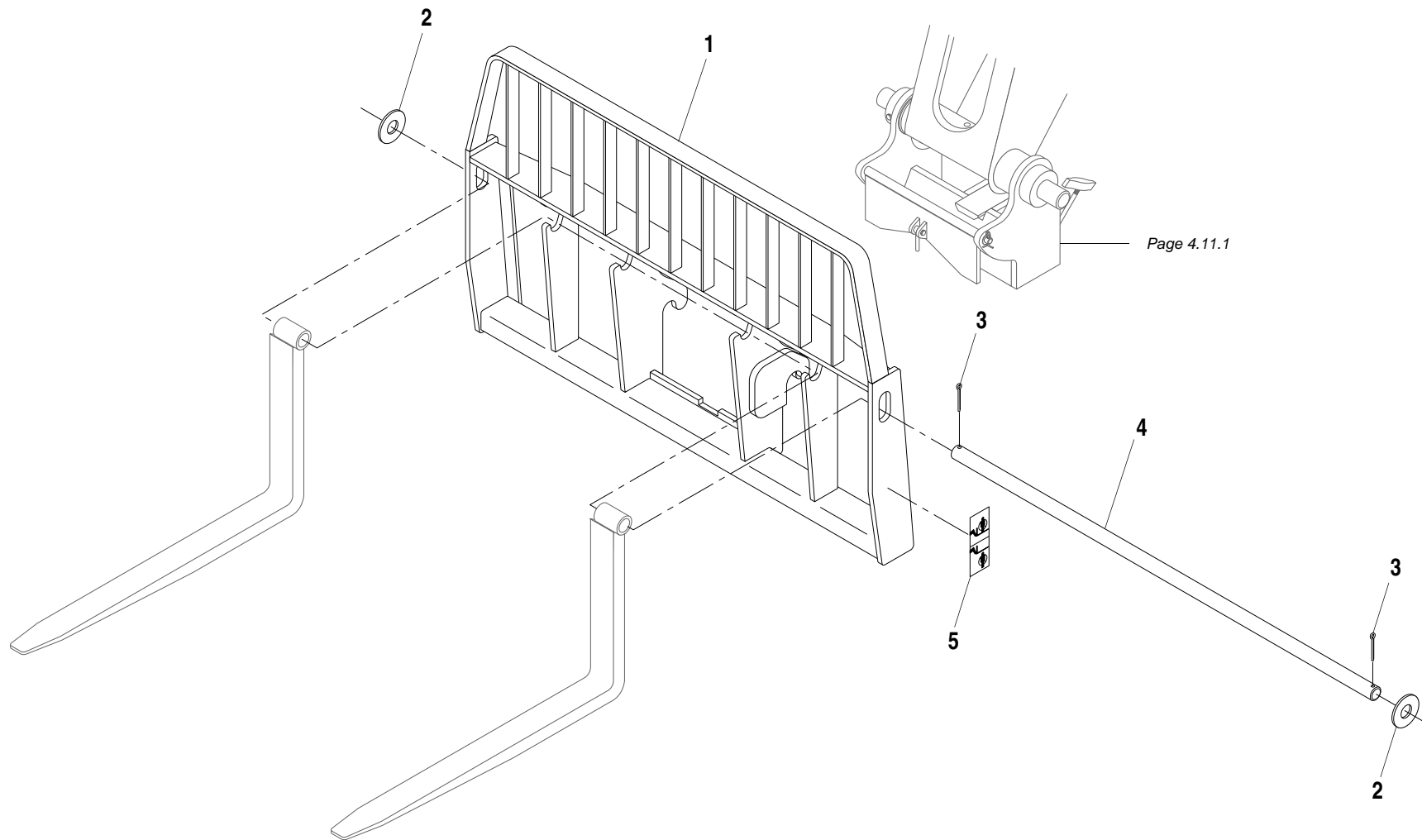


ITEM	PART NO.	QTY.	DESCRIPTION
REF	48002	-	Framers (Non-Tilt) Fork Carriage Assembly (Includes items 1-5)
1	38001D	1	Carriage, Framers (Non-Tilt)
2	18129A	2	Washer, Fork Shaft
3	P03906	2	Cotter Pin, 3/8" x 3"
4	16207A	1	Fork Shaft
5	24752B	2	Decal, Carriage Safety
REF	38026B	-	Pallet Fork, 42" x 4" x 2"
REF	38025B	-	Pallet Fork, 48" x 4" x 2"
REF	38117B	-	Pallet Fork, 60" x 4" x 2"
REF	38118B	-	Cubing Fork, 48" x 2" x 2"
REF	17103B	-	Lumber Fork, 48" x 6" x 1 1/2"
REF	23610B	-	Lumber Fork, 60" x 6" x 1 1/2"

644B-37 S/N 101-
644B-42 S/N 101-
844C-42 S/N 101-
6K-37 S/N 101-
6K-42 S/N 101-
8K-42 S/N 101-

644B
6K
844C
8K
1044C
10K
▼

FRAMERS (NON-TILT) FORK CARRIAGE ASSEMBLY, MODEL 8 74 11.2.1

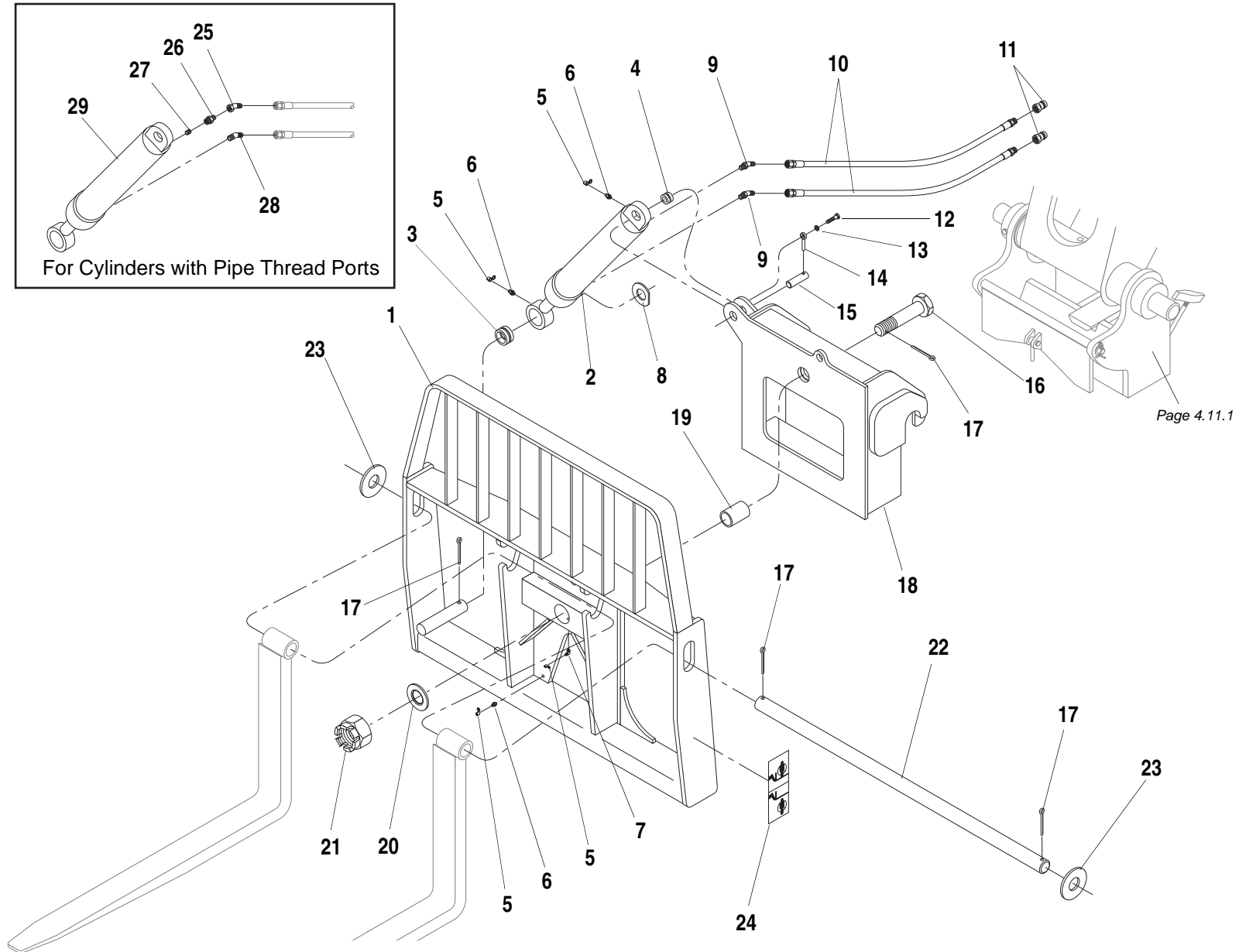
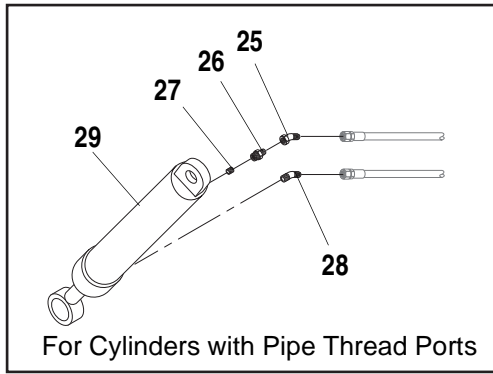


ITEM	PART NO.	QTY.	DESCRIPTION
REF	48042	-	Framers (Non-Tilt) Fork Carriage Assembly (Includes items 1-5)
1	38001D	1	Carriage, Framers (Non-Tilt)
2	18129A	2	Washer, Fork Shaft
3	P03906	2	Cotter Pin, 3/8" x 3"
4	24495A	1	Fork Shaft
5	24752B	2	Decal, Carriage Safety
REF	38568B	-	Pallet Fork, 42" x 5" x 2"
REF	39893B	-	Pallet Fork, 42" x 4" x 2 1/4"
REF	38569B	-	Pallet Fork, 48" x 5" x 2"
REF	39894B	-	Pallet Fork, 48" x 4" x 2 1/4"
REF	38570B	-	Pallet Fork, 60" x 5" x 2"
REF	39895B	-	Pallet Fork, 60" x 4" x 2 1/4"
REF	38118B	-	Cubing Fork, 48" x 2" x 2"
REF	39094B	-	Lumber Fork, 48" x 7" x 1 3/4"
REF	39095B	-	Lumber Fork, 60" x 7" x 1 3/4"

1044C-42 S/N 101-
1044C-54 S/N 101-
10K-42 S/N 101-
10K-54 S/N 101-

644B
6K
844C
8K
1044C
10K
▼

FRAMERS (NON-TILT) FORK CARRIAGE ASSEMBLY, MODEL 10 74 11.2.2

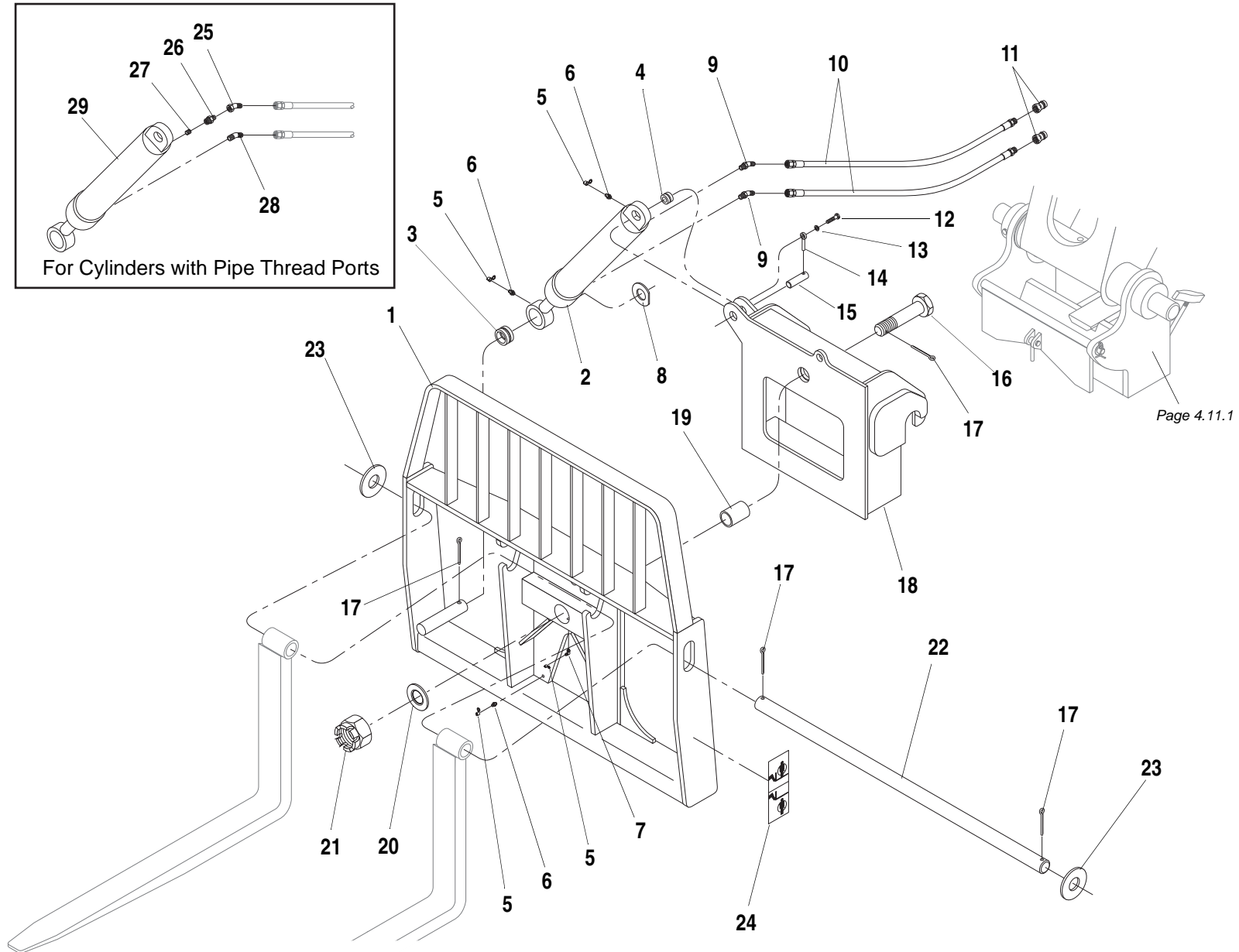
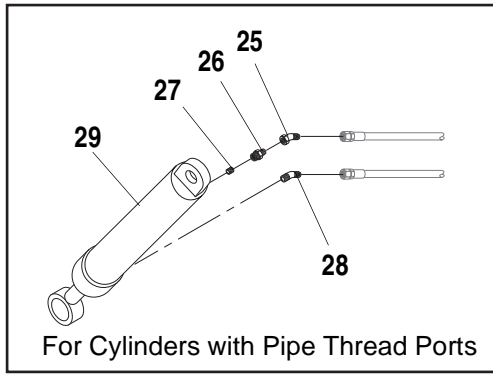


ITEM	PART NO.	QTY.	DESCRIPTION
REF	48001	-	Standard Tilting Fork Carriage Assembly (Includes items 1-23)
1	38002D	1	Carriage, Standard Tilting
2	66218B	1	Cylinder, Tilting Carriage w/O-Ring Ports (Replaces Item 28, 34844B) (Includes Items 3 & 4) (See Page 11.5.1 for Breakdown)
3	16228A	1	Bushing, Cylinder - Rod End
4	16227A	1	Bushing, Cylinder - Base End
5	P32689	5	Cover, Grease Fitting
6	P16611	4	Grease Fitting
7	P15337	1	Grease Fitting, 90°
8	16323A	1	Washer, Special
9	P19815	2	45° Elbow, O-Ring
10	①37863X	2	Hyd. Hose, 3/8" x 40" (O-Ring Ends)
11	P30015	2	Male, Quick Coupler
	66136X	-	Male, Quick Coupler, O-Ring
12	P00403	1	Capscrew, Hx., 1/2"-13 x 1 1/4"
13	P01312	1	Lockwasher, 1/2"
14	35707A	1	Lock Pin
15	38014A	1	Pin, Tilt Cylinder
16	38065A	1	Pivot Shaft
17	P03906	4	Cotter Pin, 3/8" x 3"
18	38004C	1	Inner Carriage
19	38013A	1	Sleeve, Pivot
20	38066A	1	Washer, Pivot
21	37794X	1	Castle Nut, Hx., 2"-12
22	38064A	1	Fork Shaft
23	38066A	2	Washer, Fork Shaft
24	24752B	2	Decal, Carriage Safety
25	P21175	1	45° Elbow, Swivel
26	35420A	1	Adapter, Special
27	38114A	1	Orifice
28	P18943	1	45° Elbow, JIC - Pipe

ITEM	PART NO.	QTY.	DESCRIPTION
29	②N.L.A	1	Cylinder, Tilting Carriage w/Pipe Thread Ports (See Page 11.5.1 for Breakdown)
REF	38026B	-	Pallet Fork, 42" x 4" x 2"
REF	38025B	-	Pallet Fork, 48" x 4" x 2"
REF	38117B	-	Pallet Fork, 60" x 4" x 2"
REF	38118B	-	Cubing Fork, 48" x 2" x 2"
REF	17103B	-	Lumber Fork, 48" x 6" x 1 1/2"
REF	23610B	-	Lumber Fork, 60" x 6" x 1 1/2"
<p>NOTES:</p> <ul style="list-style-type: none"> ① For 644B-37 (S/N 101-1107), 644B-42 (101-284) & 844C-42 (101-1062) Use Hyd Hose P29796 (Pipe Thread Ends)(Replaces 60" P29256). ② For Replacement, Order Cylinder Replacement Kit 66336B (Includes Items 2-4, 9). 			
644B-37 S/N 101-			
644B-42 S/N 101-			
844C-42 S/N 101-			

644B
6K
844C
8K
1044C
10K
▼

STANDARD TILTING FORK CARRIAGE ASSEMBLY, MODEL 8T50 11.3.1



Page 4.11.1

ITEM	PART NO.	QTY.	DESCRIPTION
REF	48041	-	Standard Tilting Fork Carriage Assembly (Includes items 1-23)
1	38002D	1	Carriage, Standard Tilting
2	66218B	1	Cylinder, Tilting Carriage w/O-Ring Ports (Replaces Item 28, 34844B) (Includes Items 3 & 4) (See Page 11.5.1 for Breakdown)
3	16228A	1	Bushing, Cylinder - Rod End
4	16227A	1	Bushing, Cylinder - Base End
5	P32689	5	Cover, Grease Fitting
6	P16611	4	Grease Fitting
7	P15337	1	Grease Fitting, 90°
8	16323A	1	Washer, Special
9	P19815	2	45° Elbow, O-Ring
10	①37863X	2	Hyd. Hose, 3/8" x 40" (O-Rings Ends)
11	P30015	2	Male, Quick Coupler
	66136X	-	Male, Quick Coupler, O-Ring
12	P00403	1	Capscrew, Hx., 1/2"-13 x 1 1/4"
13	P01312	1	Lockwasher, 1/2"
14	35707A	1	Lock Pin
15	38014A	1	Pin, Tilt Cylinder
16	38065A	1	Pivot Shaft
17	P03906	4	Cotter Pin, 3/8" x 3"
18	38004C	1	Inner Carriage
19	38013A	1	Sleeve, Pivot
20	38066A	1	Washer, Pivot
21	37794X	1	Castle Nut, Hx., 2"-12
22	23049B	1	Fork Shaft
23	38066A	2	Washer, Fork Shaft
24	24752B	2	Decal, Carriage Safety
25	P21175	1	45° Elbow, Swivel
26	35420A	1	Adapter, Special
27	38114A	1	Orifice
28	P18943	1	45° Elbow, JIC - Pipe

ITEM	PART NO.	QTY.	DESCRIPTION
29	②N.L.A	1	Cylinder, Tilting Carriage w/Pipe Thread Ports (See Page 11.5.1 for Breakdown)
REF	38568B	-	Pallet Fork, 42" x 5" x 2"
REF	39893B	-	Pallet Fork, 42" x 4" x 2 1/4"
REF	38569B	-	Pallet Fork, 48" x 5" x 2"
REF	39894B	-	Pallet Fork, 48" x 4" x 2 1/4"
REF	38570B	-	Pallet Fork, 60" x 5" x 2"
REF	39895B	-	Pallet Fork, 60" x 4" x 2 1/4"
REF	38118B	-	Cubing Fork, 48" x 2" x 2"
REF	39094B	-	Lumber Fork, 48" x 7" x 1 3/4"
REF	39095B	-	Lumber Fork, 60" x 7" x 1 3/4"

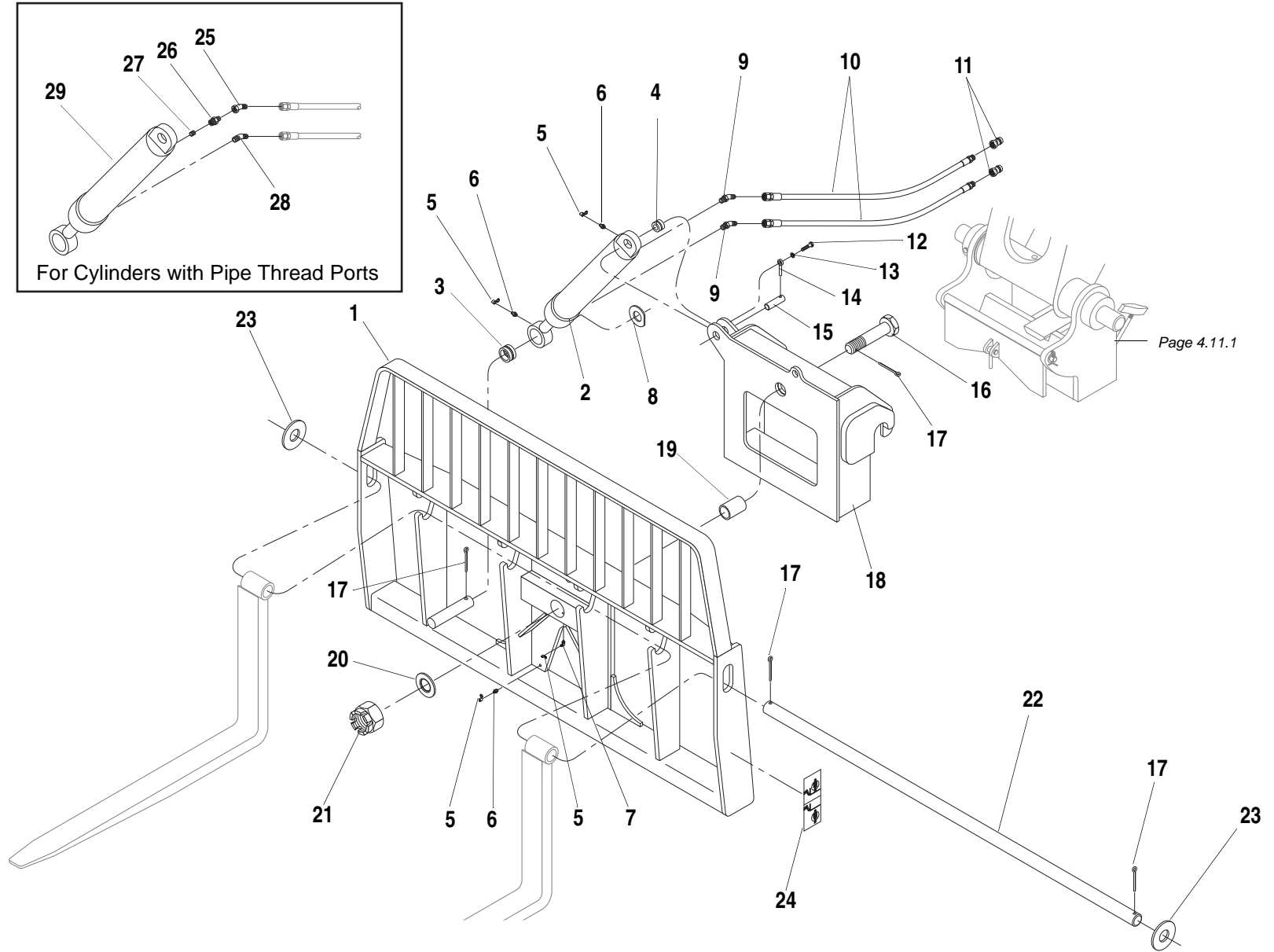
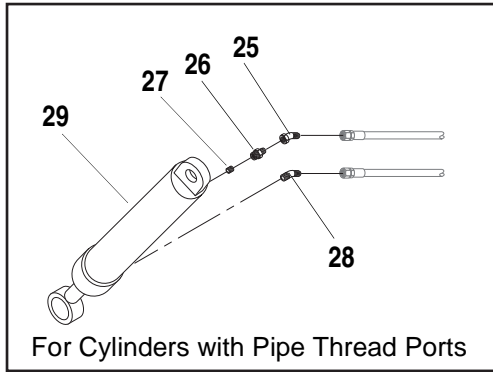
NOTES:

- ① For 1044C-42 (101-123) & 1044C-54 (101-274)
Use Hyd Hose P29796 (Pipe Thread Ends)(Replaces 60" P29256).
- ② For Replacement, Order Cylinder Replacement Kit 66336B
(Includes Items 2-4, 9).

1044C-42 S/N 101-

1044C-54 S/N 101-

644B
6K
844C
8K
1044C
10K
▼



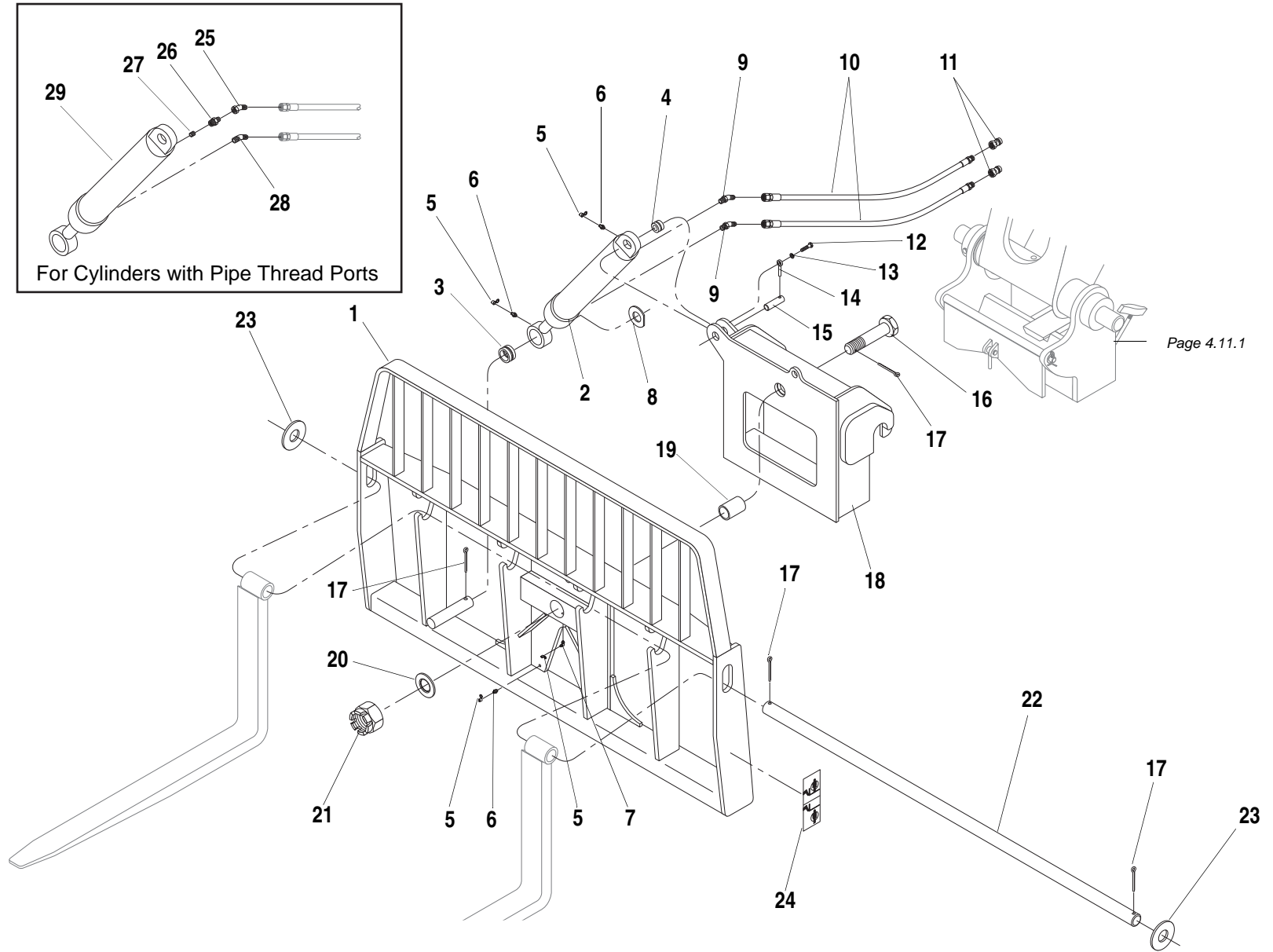
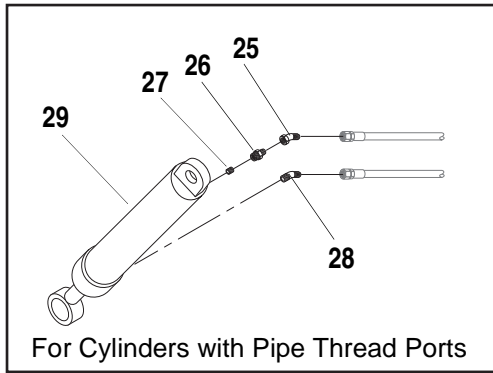
Page 4.11.1

ITEM	PART NO.	QTY.	DESCRIPTION
REF	48003	-	Framers Tilting Fork Carriage Assembly (Includes items 1-23)
1	38003D	1	Carriage, Framers Tilting
2	66218B	1	Cylinder, Tilting Carriage w/O-Ring Ports (Replaces Item 28, 34844B) (Includes Items 3 & 4) (See Page 11.5.1 for Breakdown)
3	16228A	1	Bushing, Cylinder - Rod End
4	16227A	1	Bushing, Cylinder - Base End
5	P32689	5	Cover, Grease Fitting
6	P16611	4	Grease Fitting
7	P15337	1	Grease Fitting, 90°
8	16323A	1	Washer, Special
9	P19815	2	45° Elbow, O-Ring
10	①37863X	2	Hyd. Hose, 3/8" x 40" (O-Ring Ends)
11	P30015	2	Male, Quick Coupler
	66136X	-	Male, Quick Coupler, O-Ring
12	P00403	1	Capscrew, Hx., 1/2"-13 x 1 1/4"
13	P01312	1	Lockwasher, 1/2"
14	35707A	1	Lock Pin
15	38014A	1	Pin, Tilt Cylinder
16	38065A	1	Pivot Shaft
17	P03906	4	Cotter Pin, 3/8" x 3"
18	38004C	1	Inner Carriage
19	38013A	1	Sleeve, Pivot
20	38066A	1	Washer, Pivot
21	37794X	1	Castle Nut, Hx., 2"-12
22	16207A	1	Fork Shaft
23	18129A	2	Washer, Fork Shaft
24	24752B	2	Decal, Carriage Safety
25	P21175	1	45° Elbow, Swivel
26	35420A	1	Adapter, Special
27	38114A	1	Orifice
28	P18943	1	45° Elbow, JIC - Pipe

ITEM	PART NO.	QTY.	DESCRIPTION
29	②N.L.A	1	Cylinder, Tilting Carriage w/Pipe Thread Ports (See Page 11.5.1 for Breakdown)
REF	38026B	-	Pallet Fork, 42" x 4" x 2"
REF	38025B	-	Pallet Fork, 48" x 4" x 2"
REF	38117B	-	Pallet Fork, 60" x 4" x 2"
REF	38118B	-	Cubing Fork, 48" x 2" x 2"
REF	17103B	-	Lumber Fork, 48" x 6" x 1 1/2"
REF	23610B	-	Lumber Fork, 60" x 6" x 1 1/2"
NOTES:			
① For 644B-37 (S/N 101-1107), 644B-42 (101-284) & 844C-42 (101-1062) Use Hyd Hose P29796 (Pipe Thread Ends)(Replaces 60" P29256).			
② For Replacement, Order Cylinder Replacement Kit 66336B (Includes Items 2-4, 9).			
644B-37 S/N 101-			
644B-42 S/N 101-			
844C-42 S/N 101-			

644B
6K
844C
8K
1044C
10K
▼

FRAMERS TILTING FORK CARRIAGE ASSEMBLY, MODEL 8T74 11.4.1



Page 4.11.1

ITEM	PART NO.	QTY.	DESCRIPTION
REF	48043	-	Framers Tilting Fork Carriage Assembly (Includes items 1–23)
1	38003D	1	Carriage, Framers Tilting
2	66218B	1	Cylinder, Tilting Carriage w/O-Ring Ports (Replaces Item 28, 34844B) (Includes Items 3 & 4) (See Page 11.5.1 for Breakdown)
3	16228A	1	Bushing, Cylinder - Rod End
4	16227A	1	Bushing, Cylinder - Base End
5	P32689	5	Cover, Grease Fitting
6	P16611	4	Grease Fitting
7	P15337	1	Grease Fitting, 90°
8	16323A	1	Washer, Special
9	P19815	2	45° Elbow, O-Ring
10	①37863X	2	Hyd. Hose, 3/8" x 40" (O-Ring Ends)
11	P30015	2	Male, Quick Coupler
	66136X	-	Male, Quick Coupler, O-Ring
12	P00403	1	Capscrew, Hx., 1/2"-13 x 1 1/4"
13	P01312	1	Lockwasher, 1/2"
14	35707A	1	Lock Pin
15	38014A	1	Pin, Tilt Cylinder
16	38065A	1	Pivot Shaft
17	P03906	4	Cotter Pin, 3/8" x 3"
18	38004C	1	Inner Carriage
19	38013A	1	Sleeve, Pivot
20	38066A	1	Washer, Pivot
21	37794X	1	Castle Nut, Hx., 2"-12
22	24495A	1	Fork Shaft
23	18129A	2	Washer, Fork Shaft
24	24752B	2	Decal, Carriage Safety
25	P21175	1	45° Elbow, Swivel
26	35420A	1	Adapter, Special
27	38114A	1	Orifice
28	P18943	1	45° Elbow, JIC - Pipe

ITEM	PART NO.	QTY.	DESCRIPTION
29	②N.L.A	1	Cylinder, Tilting Carriage w/Pipe Thread Ports (See Page 11.5.1 for Breakdown)
REF	38568B	-	Pallet Fork, 42" x 5" x 2"
REF	39893B	-	Pallet Fork, 42" x 4" x 2 1/4"
REF	38569B	-	Pallet Fork, 48" x 5" x 2"
REF	39894B	-	Pallet Fork, 48" x 4" x 2 1/4"
REF	38570B	-	Pallet Fork, 60" x 5" x 2"
REF	39895B	-	Pallet Fork, 60" x 4" x 2 1/4"
REF	38118B	-	Cubing Fork, 48" x 2" x 2"
REF	39094B	-	Lumber Fork, 48" x 7" x 1 3/4"
REF	39095B	-	Lumber Fork, 60" x 7" x 1 3/4"

NOTES:

- ① For 1044C-42 (101–123) & 1044C-54 (101–274)
Use Hyd Hose P29796 (Pipe Thread Ends)(Replaces 60" P29256)
- ② For Replacement, Order Cylinder Replacement Kit 66336B
(Includes Items 2-4, 9).

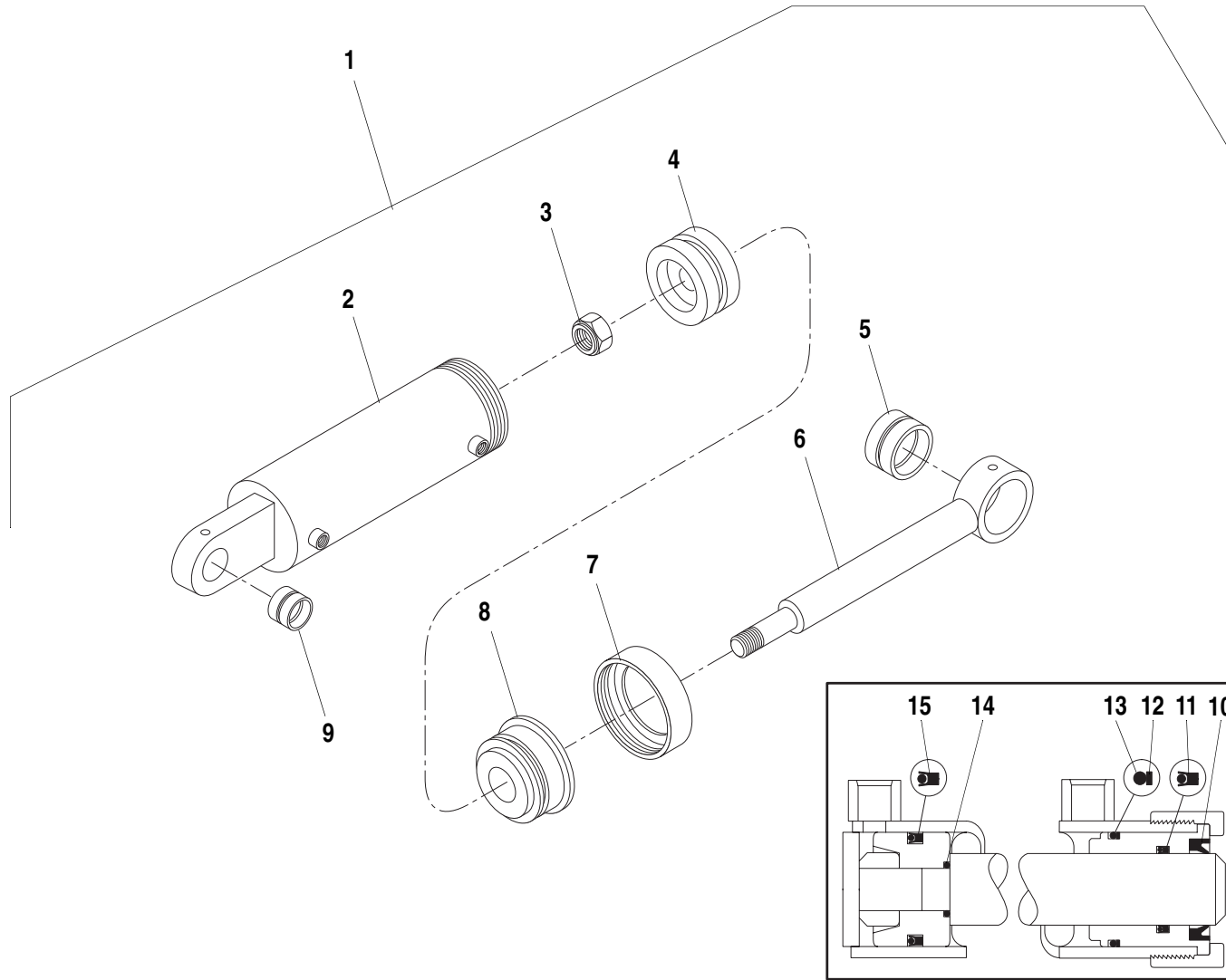
1044C-42 S/N 101–

1044C-54 S/N 101–

Rev. 003

644B
6K
844C
8K
1044C
10K
▼

FRAMERS TILTING FORK CARRIAGE ASSEMBLY, MODEL 10T74 11.4.2



ITEM	PART NO.	QTY.	DESCRIPTION
1	66218B	-	Cylinder Assembly, Tilting Carriage
	N.L.A	-	Cylinder Assembly, Tilting Carriage (34844B) (Pipe Thread Ports)
2	37652X	1	Barrel Weldment (for 66218B tilt cylinder)
	P25293	-	Barrel Weldment (for 34844B tilt cylinder)
3	P19217	1	Locknut
4	37051X	1	Piston (Replaces P19224)
5	16228A	1	Bushing
6	P25297	1	Rod Weldment
7	P23778	1	Retainer, Rod Bearing
8	P23788	1	Rod Bearing
9	16227A	1	Bushing
10	*N.S.S.	1	Wiper
11	*N.S.S.	1	Seal
12	*N.S.S.	1	Back Up Ring
13	*N.S.S.	1	O-Ring
14	*N.S.S.	1	O-Ring
15	*N.S.S.	1	Piston Seal
REF	37050X	1	Seal Kit (Replaces P20119)

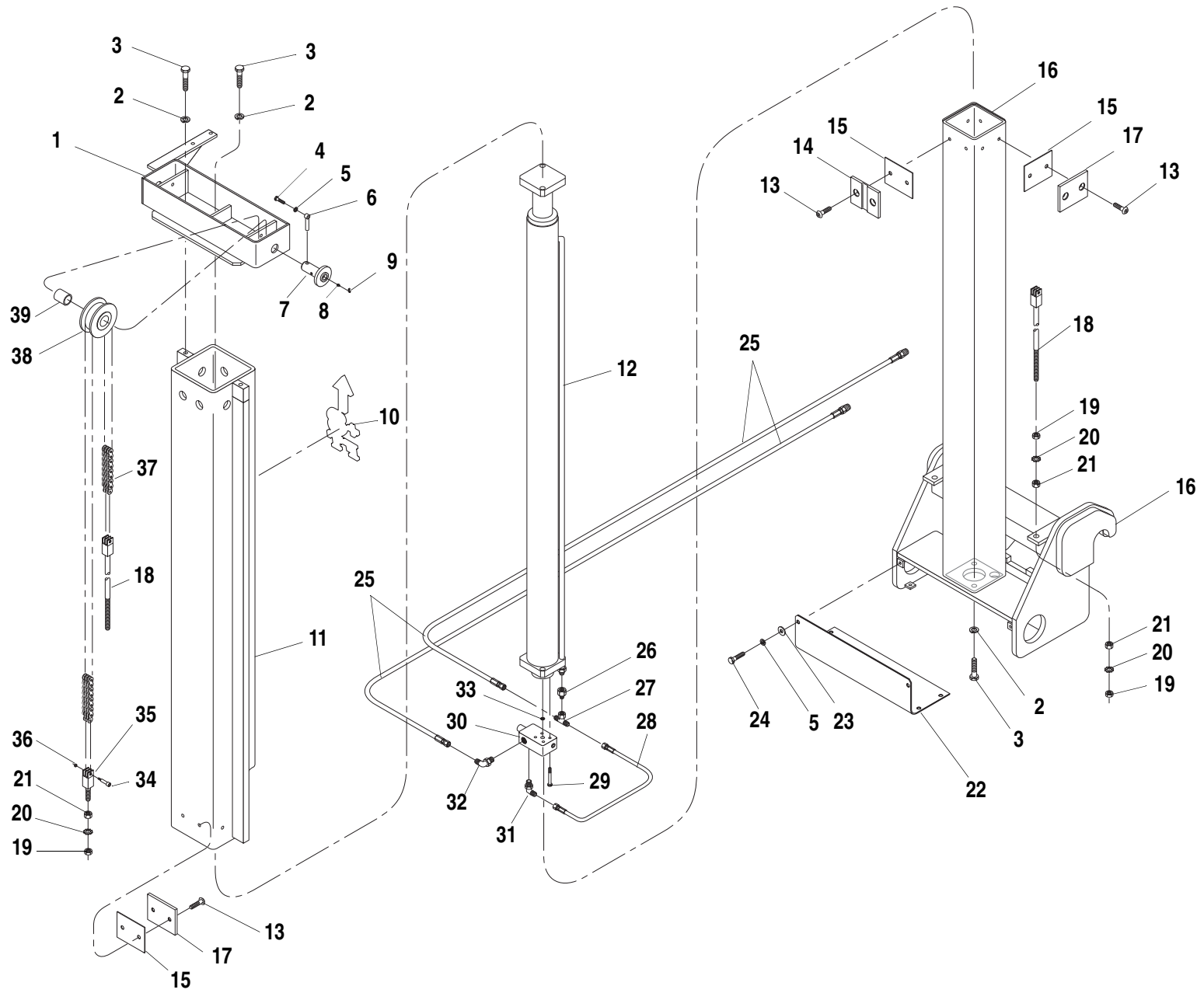
NOTES:

* Items Included in Seal Kit.

N.S.S. = Not Sold Separately.

644B-37 S/N 101-
644B-42 S/N 101-
844C-42 S/N 101-
1044C-42 S/N 101-
1044C-54 S/N 101-

644B
6K
844C
8K
1044C
10K
▼

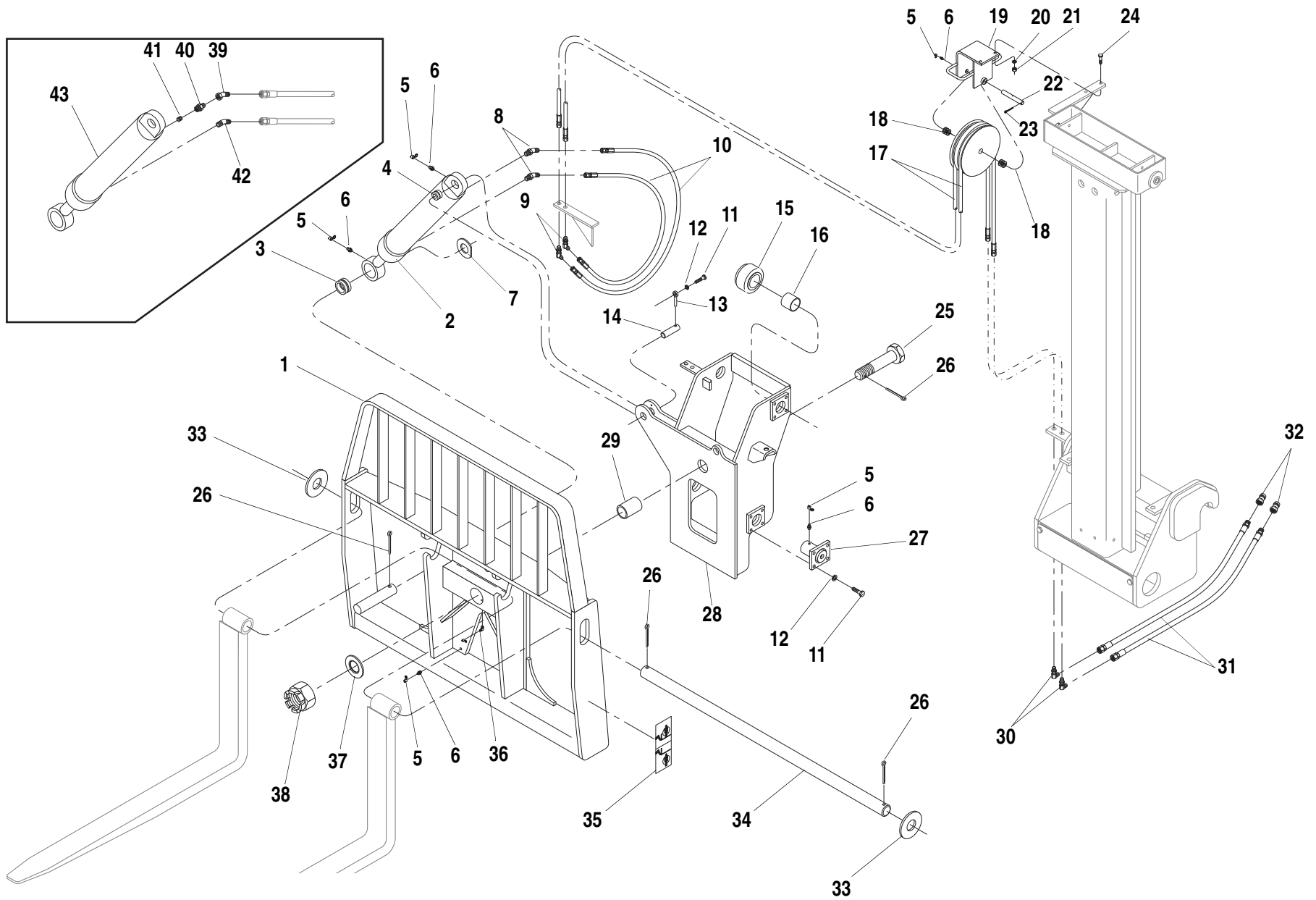


ITEM	PART NO.	QTY.	DESCRIPTION
1	26137C	1	Housing, Pulley
2	P01314	6	Lockwasher, 5/8"
3	P00603	6	Capscrew, Hx., 5/8"-11 x 1 3/4"
4	P00203	2	Capscrew, Hx., 3/8"-16 x 7/8"
5	P01310	8	Lockwasher, 3/8"
6	26161A	2	Lock Pin
7	26134A	2	Weldment, Pin, Chain Pulley
8	P16611	2	Grease Fitting 1/4"-28 Str
9	P32689	2	Cover, Grease Fitting
10	39382B	1	Decal, 8 FT. Tower
11	38860D	1	Weldment, Outer Tube
12	34833B	1	Cylinder, Tower
(See Page 11.13.1 for Breakdown)			
13	P03115	16	Capscrew, Flat Hd. Socket, 1/2-13 x 1"
14	P28504	1	Slide Pad, Grooved, Tower
15	26152A-001	A/R	Shim, Tower, 10 GA
	26152A-002	A/R	Shim, Tower, 14 GA
	26152A-003	A/R	Shim, Tower, 20 GA
16	38852D	1	Frame, Upright Assembly
17	P28503	7	Slide Pad, Tower
18	26141B	2	Chain Anchor
19	P01585	6	Jam Nut, Hx., 5/8"-18
20	P01363	6	Starwasher, 5/8"
21	P01535	6	Nut Hx., 5/8"-18
22	39047B	1	Plate, Cover
23	P01404	6	Flatwasher, 3/8"
24	P00204	6	Capscrew, Hx., 3/8"-16 x 1"
25	37866X	2	Hyd. Hose, 3/8" x 60"
26	P26605	1	Swivel Reducer
27	P19845	1	Adaptor, Swivel Tee, Branch
28	P21617	1	Hyd. Hose, 1/4" x 14"
29	P01790	4	Capscrew, Hx., 5/16"-18 x 2"
30	P26324	1	Valve, Counter Balance with By-Pass
31	P19724	1	90°Elbow, O-Ring to JIC
32	P21919	1	90°Elbow, O-Ring
33	①P29927	1	Disc, Orifice

ITEM	PART NO.	QTY.	DESCRIPTION
34	P27971	4	Shoulder Bolt, 5/16"-20 x 1"
35	15055B	2	Anchor, Chain
36	P01506	4	Locknut, Hx., 1/4"-20
37	38898A	2	Lift Chain, 8Ft. Tower
38	14979B	2	Pulley
39	P20365	2	Bushing
NOTES:			
① Used in Early Production.			

Rev. 004

644B
6K
844C
8K
1044C
10K
▼



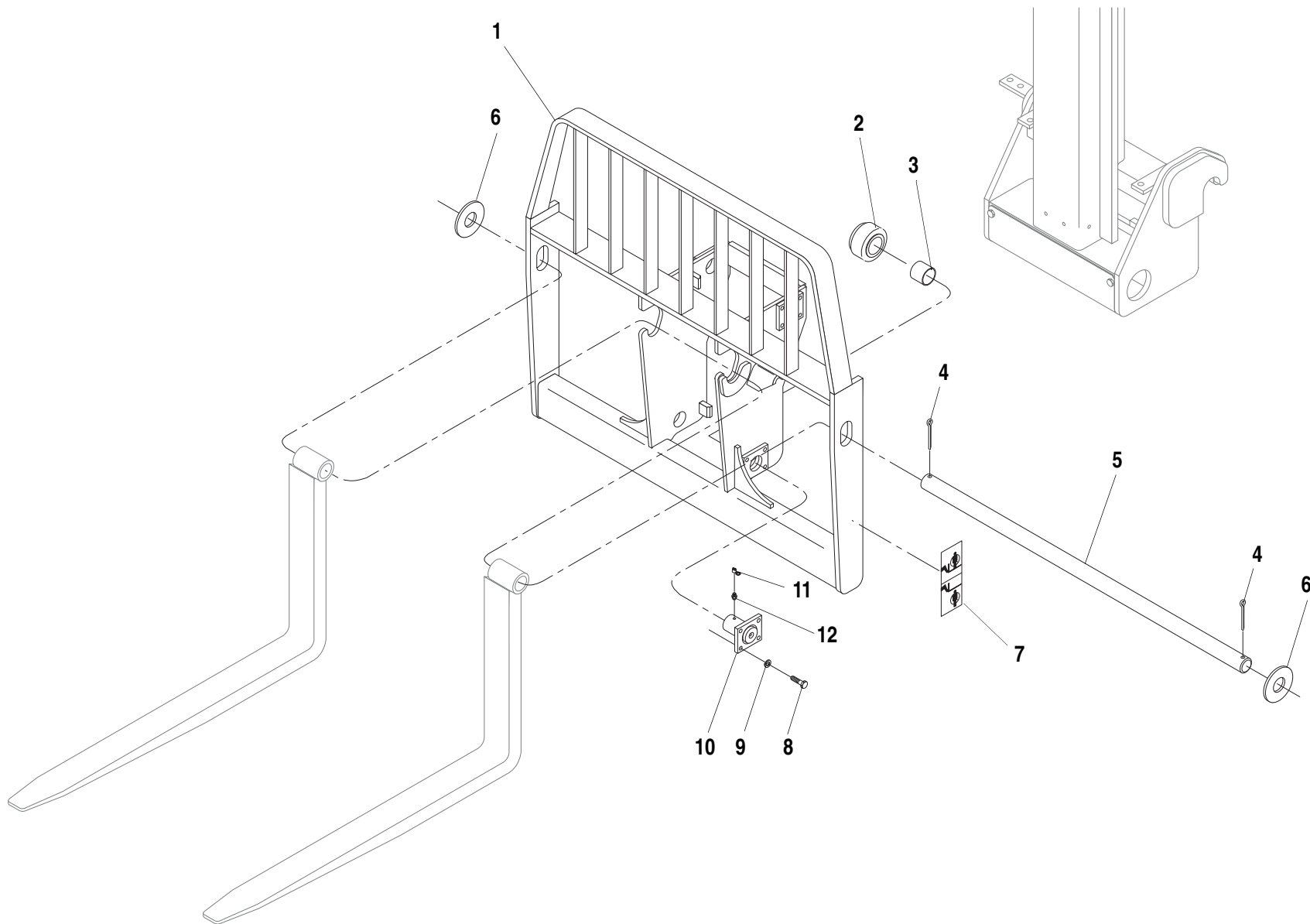
ITEM	PART NO.	QTY.	DESCRIPTION
1	38002D	1	Carriage, Standard Tilting
2	66218B	1	Cylinder, Tilting Carriage (Replaces 34844B) (Includes Items 3 & 4) (See Page 11.5.1 for Breakdown)
3	16228A	1	Bushing, Cylinder - Rod End
4	16227A	1	Bushing, Cylinder - Base End
5	P32689	9	Cover, Grease Fitting
6	P16611	8	Grease Fitting
7	16323A	1	Washer, Special
8	P19815	2	45° Elbow, O-Ring
9	P18947	2	45° Elbow, Bulkhead
10	36590X	2	Hyd. Hose, 3/8" x 21
11	P00403	17	Capscrew, Hx., 1/2"-13 x 1 1/4"
12	P01312	17	Lockwasher, 1/2"
13	35707A	1	Lock Pin
14	38014A	1	Pin, Tilt Cylinder
15	26150B	4	Roller, Tower
16	P19110	4	Bushing, Tower Roller
17	37535X	2	Hyd. Hose, 3/8" x 125
18	P01408	6	Flatwasher, 5/16"
19	16114B	1	Support, Sheave
20	P01310	2	Lockwasher, 3/8"
21	P01508	2	Nut, Hx., 3/8"-16
22	16117A	1	Shaft, Sheave
23	P03840	1	Pin, Cotter 1/8" x 1-1/2"
24	P00204	2	Capscrew, Hx., 3/8"-16 x 1"
25	38065A	1	Pivot Shaft
26	P03906	4	Cotter Pin, 3/8" x 3"
27	26146B	4	Pin, Tower Roller
28	38873D	1	Carriage, Inner
29	38013A	1	Sleeve, Pivot
30	P18931	2	90° Elbow, Bulkhead
31	37534X	2	Hyd. Hose, 3/8" x 27
32	P30015	2	Male, Quick Coupler, N.P.T.
	66136X	-	Male, Quick Coupler, O-Ring
33	18129A	2	Washer, Fork Shaft

ITEM	PART NO.	QTY.	DESCRIPTION
34	38064A	1	Fork Shaft
35	24752B	1	Decal, Carriage Safety
36	P15337	1	Grease Fitting, 90°
37	38066A	1	Washer, Pivot
38	37794X	1	Castle Nut, Hx., 2"-12
39	P21175	1	45° Elbow, Swivel
40	35420A	1	Adapter, Special
41	38114A	1	Orifice
42	P18943	1	45° Elbow, JIC - Pipe
43	66336B	1	Cylinder Replacement kit (Includes Items 2-4, 9)
REF	38026B	-	Pallet Fork, 42" x 4" x 2"
REF	38025B	-	Pallet Fork, 48" x 4" x 2"
REF	38117B	-	Pallet Fork, 60" x 4" x 2"
REF	38118B	-	Cubing Fork, 48" x 2" x 2"
REF	17103B	-	Lumber Fork, 48" x 6" x 1 1/2"

Rev. 004

644B
6K
844C
8K
1044C
10K
▼

CARRIAGE ASSEMBLY, TOWER, TILTING 11.11.1



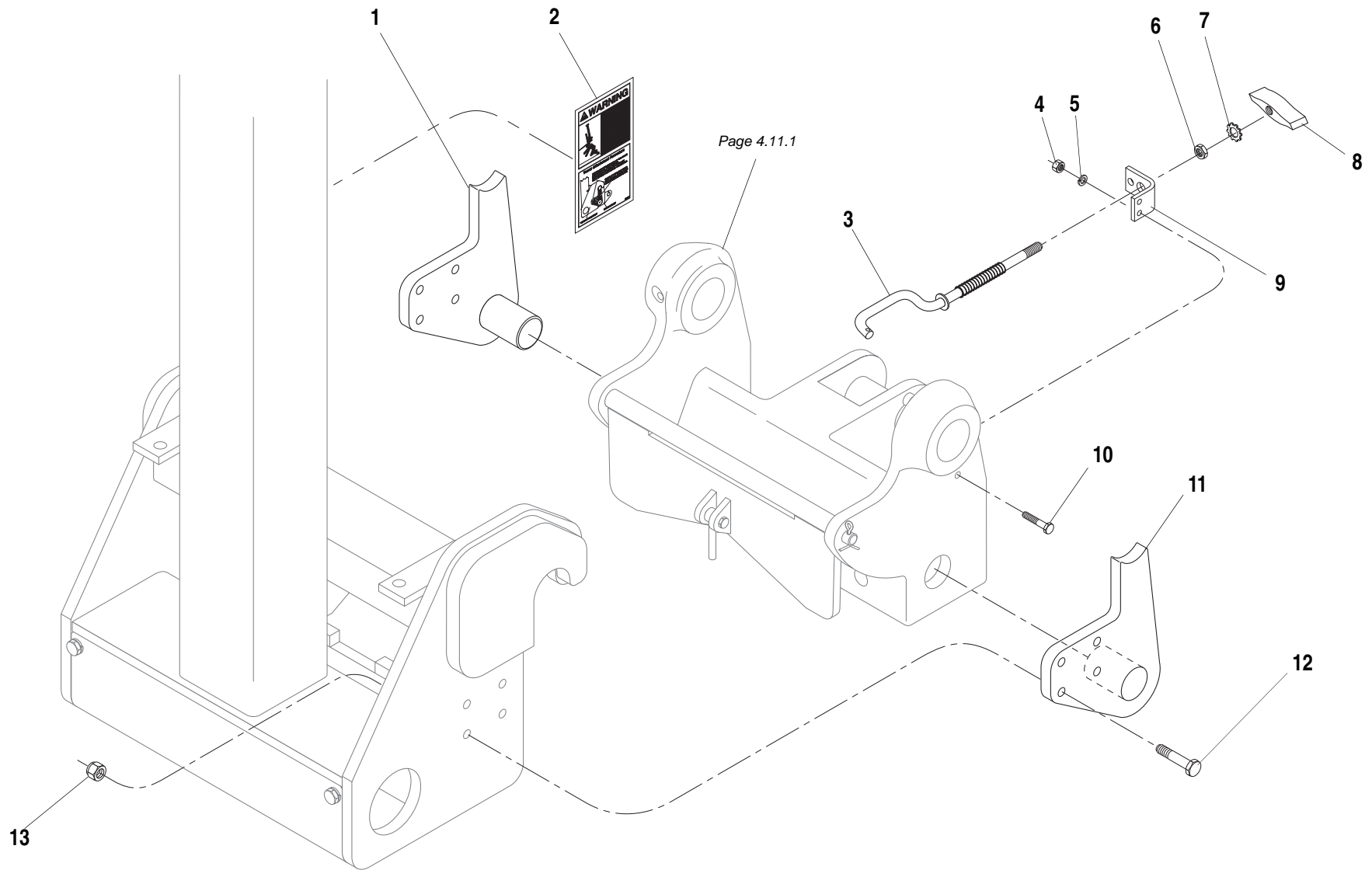
11.12.1

ITEM	PART NO.	QTY.	DESCRIPTION
1	38899D	1	Carriage, Tower, Standard (Non Tilting)
2	26150B	4	Roller, Tower
3	P19110	4	Bushing, Tower Roller
4	P03906	2	Cotter Pin, 3/8" x 3"
5	38064A	1	Fork Shaft
6	18129A	2	Washer, Fork Shaft
7	24752B	1	Decal, Carriage Safety
8	P00403	17	Capscrew, Hx., 1/2"-13 x 1 1/4"
9	P01312	17	Lockwasher, 1/2"
10	26146B	4	Pin, Tower Roller
11	P32689	9	Cover, Grease Fitting
12	P16611	8	Grease Fitting
REF	38026B	-	Pallet Fork, 42" x 4" x 2"
REF	38025B	-	Pallet Fork, 48" x 4" x 2"
REF	38117B	-	Pallet Fork, 60" x 4" x 2"
REF	38118B	-	Cubing Fork, 48" x 2" x 2"
REF	17103B	-	Lumber Fork, 48" x 6" x 1 1/2"

644B
 6K
 844C
 8K
1044C
 10K
 ▼

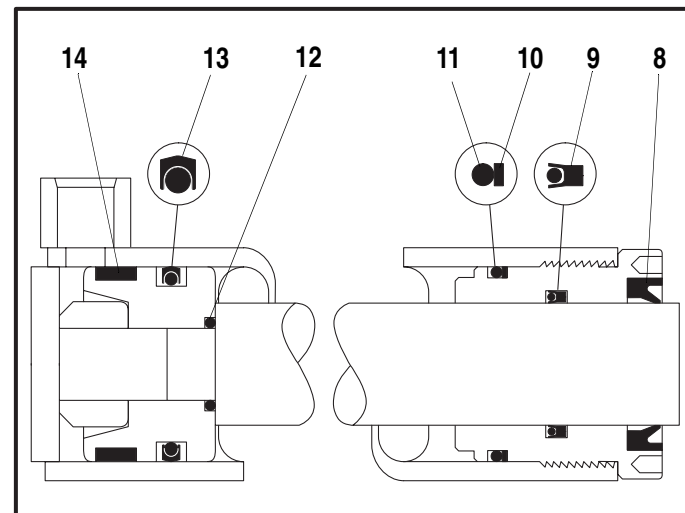
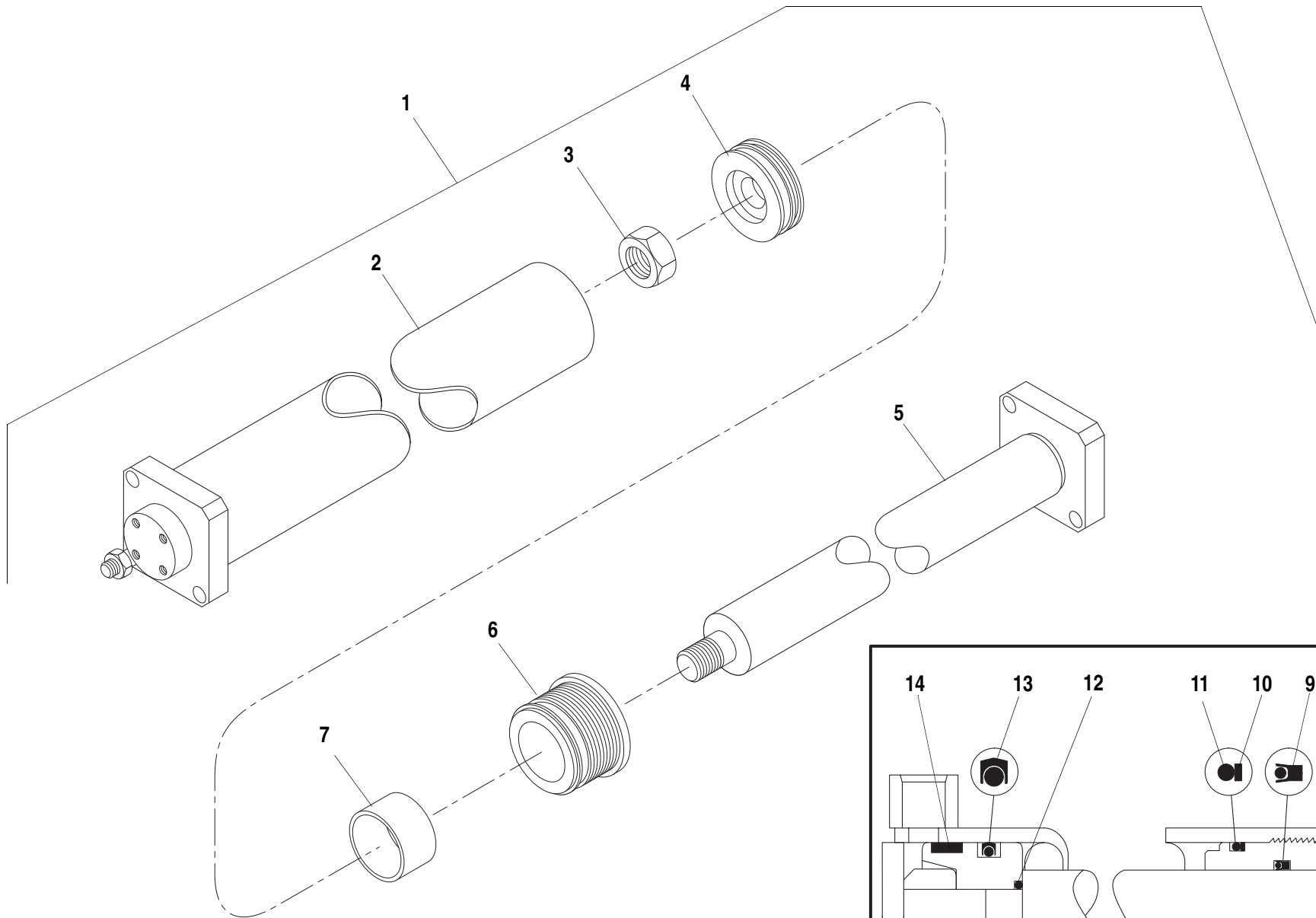
CARRIAGE ASSEMBLY TOWER (NON-TILT)

11.12.1



ITEM	PART NO.	QTY.	DESCRIPTION
1	68446B	1	Weldment, Lock Plate, R.H.
2	68500B	1	Decal, Tower/Quick Attach Warning
3	67060A	1	Release Rod with Spring
4	P01200	2	Nut, Hx., 1/4"-20
5	P01308	2	Lockwasher, 1/4"
6	P01560	1	Jam Nut, Hx., 1/2"-13
7	P01361	2	Starwasher, 1/2"
8	37103X	1	Handle, Release
9	10167213	1	Rod Support
10	P00008	2	Capscrew, Hx., 1/4"-20 x 1 3/4"
11	68442B	1	Weldment, Lock Plate, L.H.
12	P00408	8	Capscrew, Hx., 1/2"-13 x 1 1/2"
13	67572X	8	Locknut, Flex, Hx., 1/2"-13

644B
 6K
 844C
 8K
1044C
 10K
 ▼



11.14.1

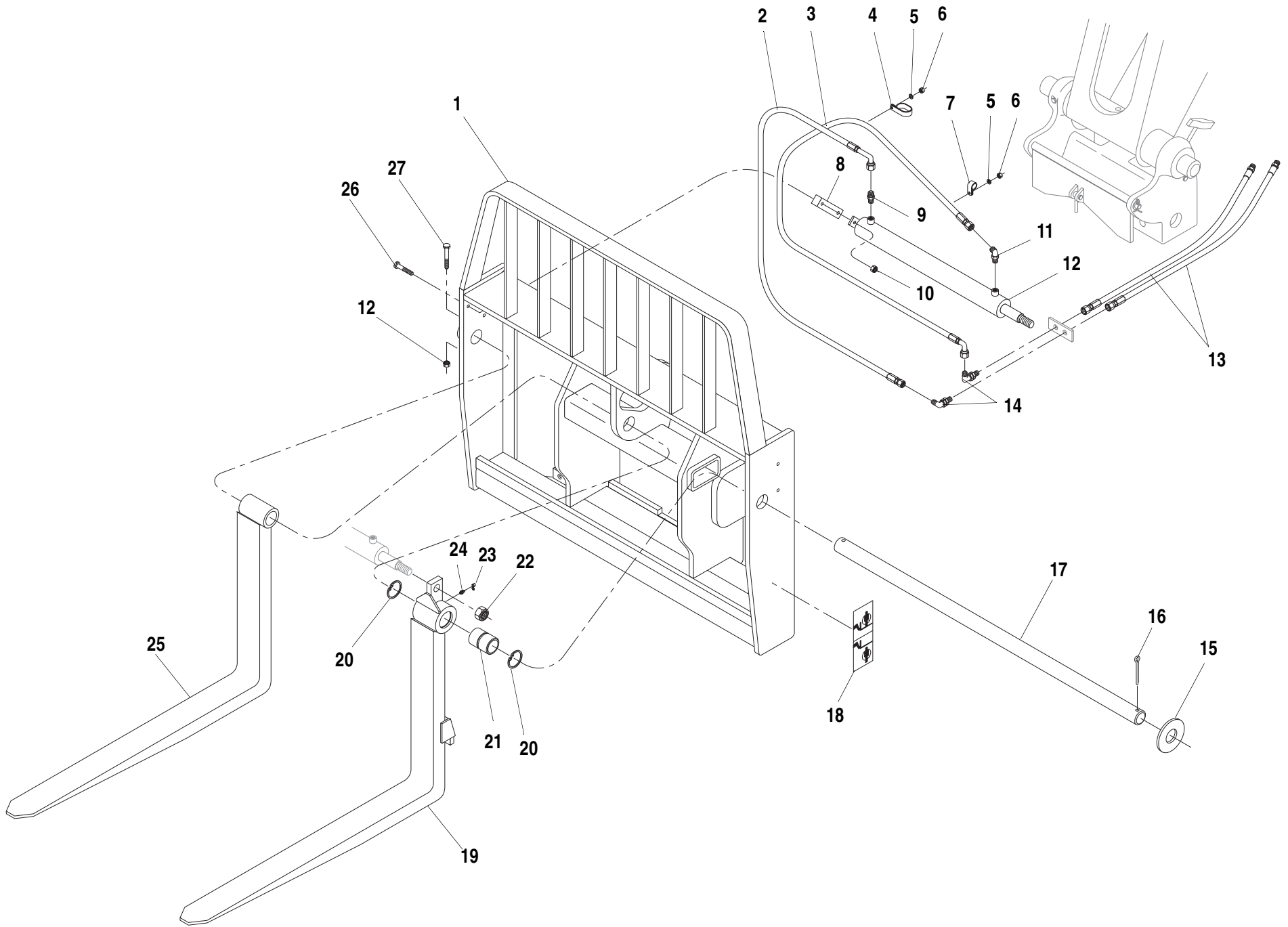
ITEM	PART NO.	QTY.	DESCRIPTION
1	34833B	-	Cylinder Assembly, Tower
2	P32242	1	Barrel Weldment
3	P19217	1	Locknut
4	P33799	1	Piston
5	P32321	1	Rod Weldment
6	P32332	1	End Gland
7	P23343	1	Stroke Block
8	*N.S.S.	1	Wiper
9	*N.S.S.	1	Seal
10	*N.S.S.	1	Back-Up Ring
11	*N.S.S.	1	O-Ring
12	*N.S.S.	1	O-Ring
13	*N.S.S.	1	Piston Seal
14	*N.S.S.	1	Wear Ring
REF	P32311	1	Seal Kit

NOTES:

* Items Included in Seal Kit.

N.S.S. = Not Sold Separately.

644B
 6K
 844C
 8K
1044C
 10K
 ▼



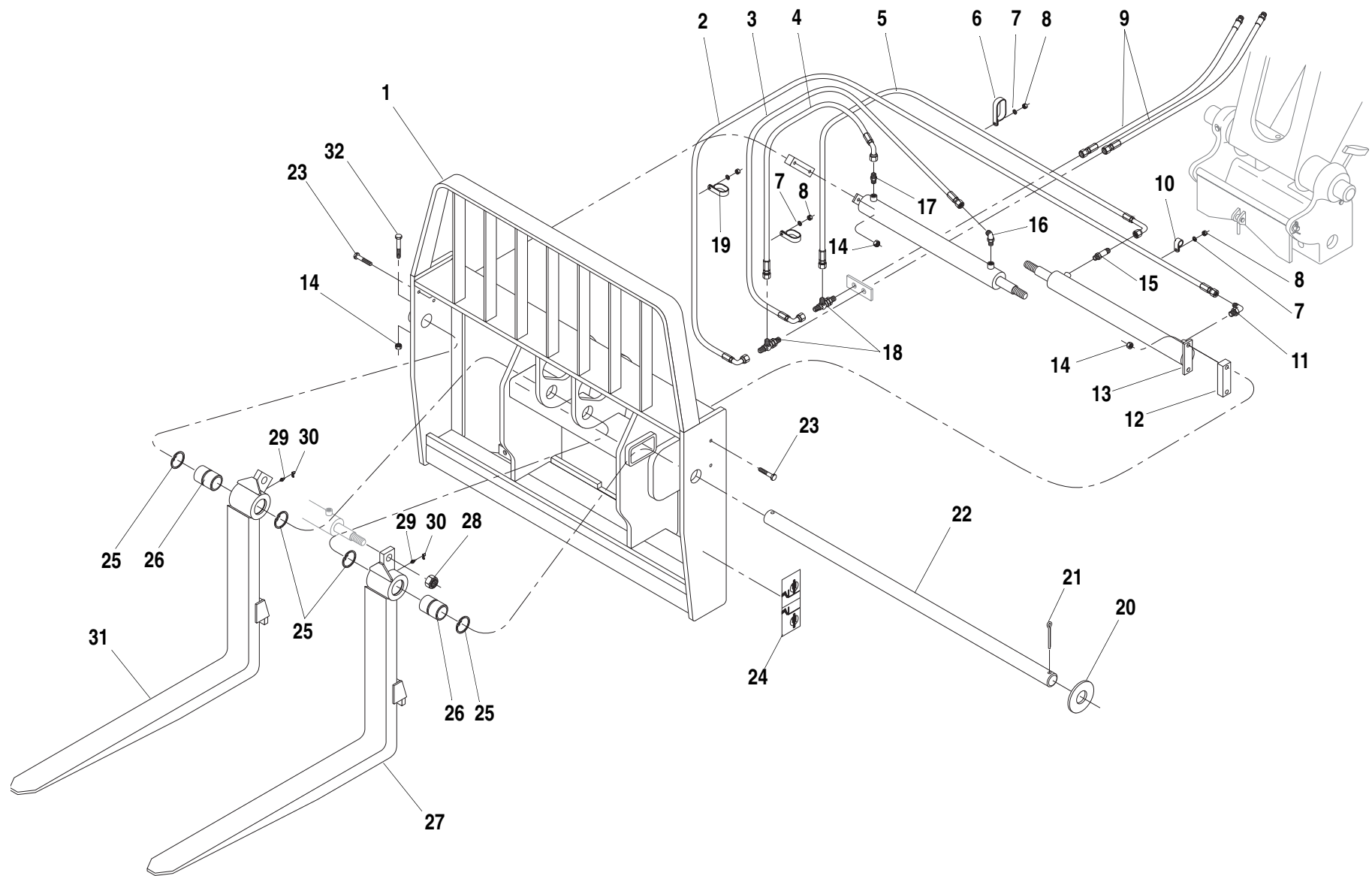
11.16.1

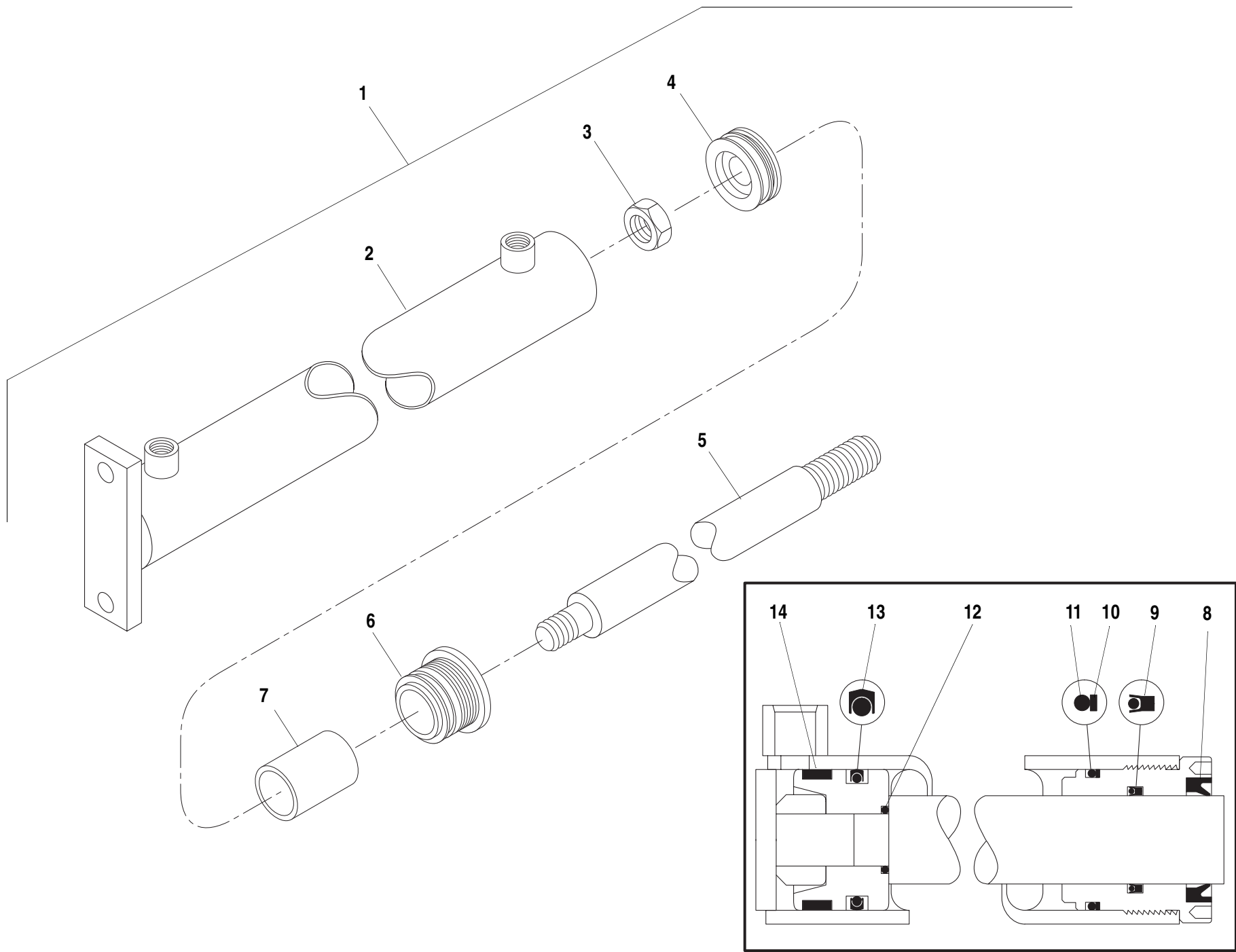
ITEM	PART NO.	QTY.	DESCRIPTION
1	38484D	1	Carriage Assembly
2	37518X	1	Hyd. Hose, 3/8" x 34"
3	P30590	1	Hyd. Hose, 3/8" x 56"
4	P17810	1	Hose Clamp
5	P01309	4	Lockwasher, 5/16"
6	P01201	4	Nut, Hx., 5/16"-18 GR8
7	P17553	1	Hose Clamp
8	38493A	2	Spacer
9	P18936	1	Connector, O-Ring
10	P05004	4	Locknut Hx., 1/2"-13 GR C
11	P19815	1	45° Elbow, O-Ring
12	38500B	2	Cylinder
			(See Page 11.18.1 for Breakdown)
13	P29796	2	Hyd. Hose, 3/8" x 40" (Replaces P29256 60"Hose)
14	P18931	1	90° Elbow, O-Ring
15	18129A	2	Washer, Fork Shaft
16	P03906	2	Pin, Cotter, 3/8" x 3"
17	38499A	1	Fork Shaft
18	24752B	2	Decal, Carriage Safety
19	38502C	1	Pallet Fork, 42" L.H.
	39345C	1	Pallet Fork, 48" L.H.
20	P27322	4	Snapping, Internal
21	31998A	2	Bushing
22	P05034	2	Locknut, Hx., 1 1/4" GR C
23	P32689	2	Cover, Grease Fitting
24	P16611	2	Grease Fitting
25	38026B	1	Pallet Fork, 42" R.H.
	38025B	1	Pallet Fork, 48" R.H.
26	P00409	4	Capscrew, Hx., 1/2"-13 x 2 3/4"
27	P00410	4	Capscrew, Hx., 1/2"-13 x 3"

644B
 6K
 844C
 8K
 1044C
 10K
 ▼

CARRIAGE ASSEMBLY SINGLE FORK POSITIONING

11.16.1





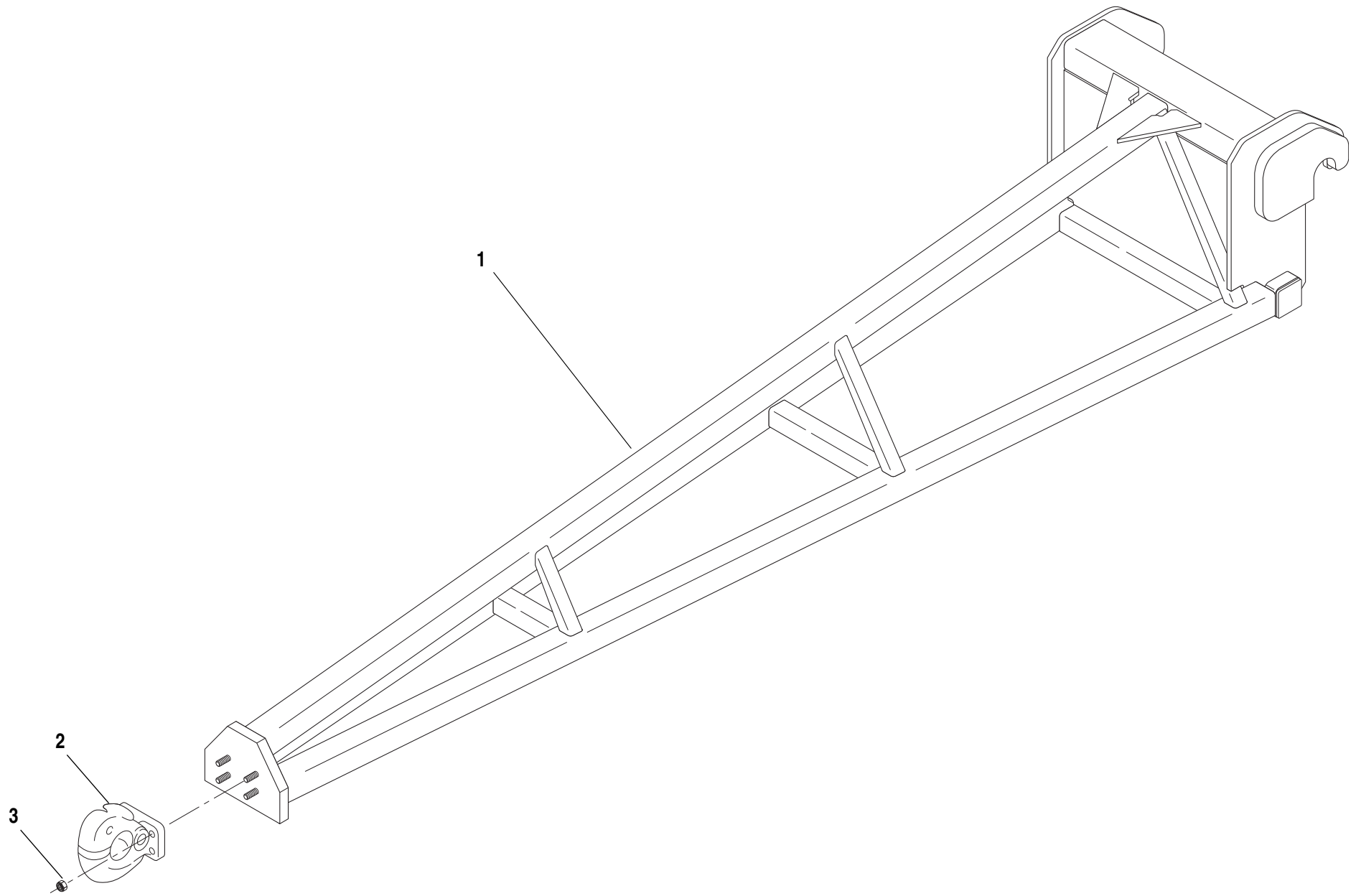
ITEM	PART NO.	QTY.	DESCRIPTION
1	38500B	-	Cylinder Assembly, Fork Positioning
2	P32238	1	Barrel Weldment
3	P25290	1	Locknut
4	P32360	1	Piston
5	P32355	1	Rod Weldment
6	P32356	1	End Gland
7	P32340	1	Stroke Block
8	*N.S.S.	1	Wiper
9	*N.S.S.	1	Seal
10	*N.S.S.	1	Back-Up Ring
11	*N.S.S.	1	O-Ring
12	*N.S.S.	1	O-Ring
13	*N.S.S.	1	Piston Seal
14	*N.S.S.	1	Wear Ring
REF	P32371	1	Seal Kit

NOTES:

* Items Included in Seal Kit.

N.S.S. = Not Sold Separately.

644B
 6K
 844C
 8K
 1044C
 10K
 ▼



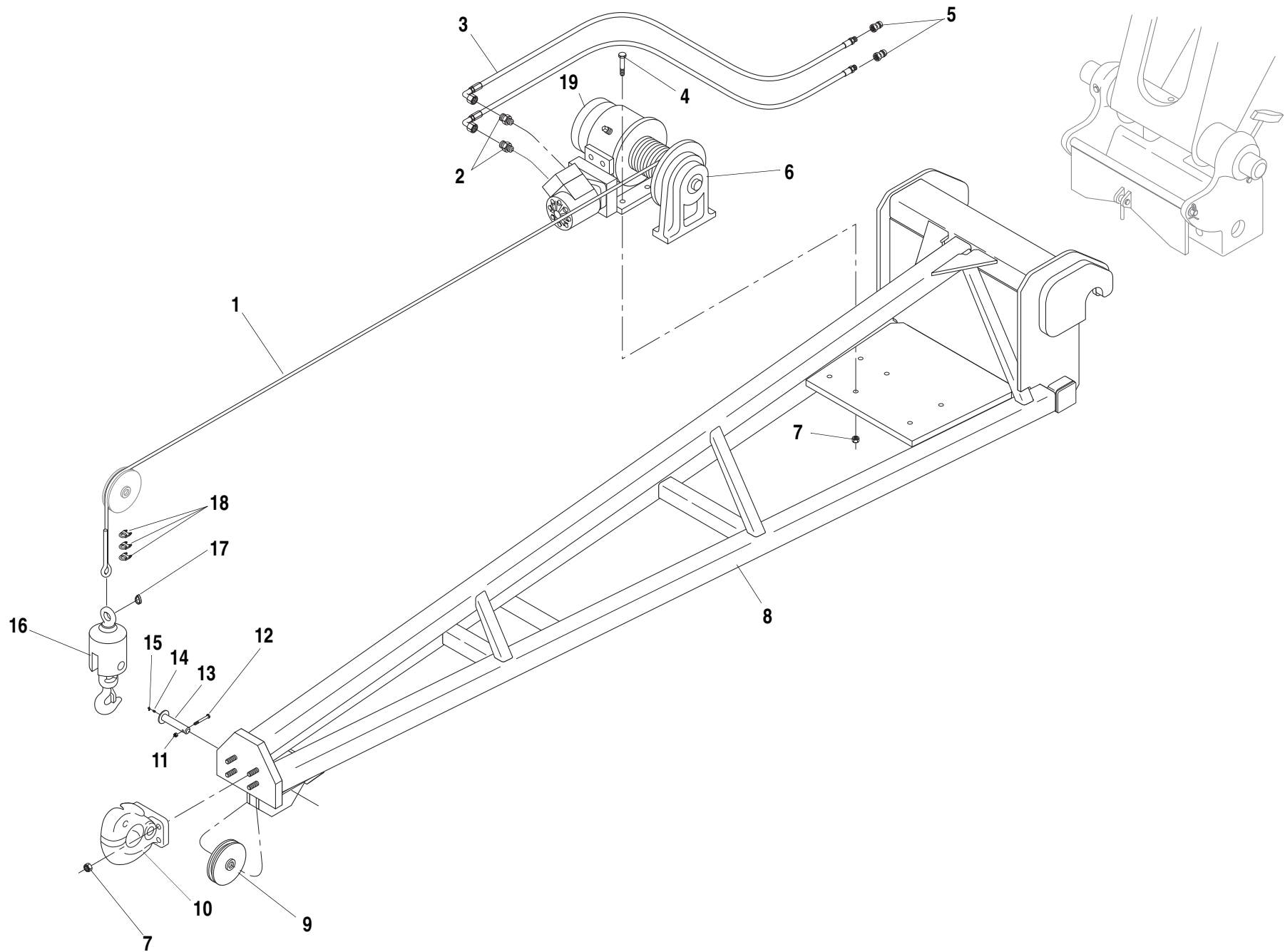
ITEM	PART NO.	QTY.	DESCRIPTION
1	10338932	1	Truss Boom Assy, (includes items 2 & 3)
2	10720906	1	Hook, Pintle
3	10705029	4	Locknut, Hx., 1/2-20

Rev. 004

644B
6K
844C
8K
1044C
10K
▼

TRUSS BOOM ASSEMBLY, MODEL 2TB10

11.20.1



11.21.1

ITEM	PART NO.	QTY.	DESCRIPTION
1	1012355	1	Wire Rope Assembly 3/8" x 75 ft Long
2	10715406	2	Adapter Str 10MB – 8MJ
3	10837865	2	Hyd. Hose 1/2" x 60" (O-Ring Ends)
4	10700484	6	Capscrew Hx., 1/2"-20 x 2 1/4" GR8
5	10730015	2	Male, Quick Coupler
	10866136	-	Male, Quick Coupler, O-Ring
6	10727770	1	Winch, Truss Boom
7	10705029	10	Locknut, Hx., 1/2-20
8	10438942	1	Weldment, Truss Boom with Winch
9	10727327	1	Sheave, Cable
10	10720906	1	Hook, Pintle
11	10705000	1	Nut, Hx., 1/4"-20
12	10700009	1	Capscrew Hx., 1/4"-20 x 2"
13	10125085	1	Pin
14	10716611	1	Grease Fitting 1/4"-28, Str
15	10732689	1	Cover, Grease Fitting
16	10867585	1	Hook Assembly
17	10721556	1	Thimble, 3/8"
18	10721557	3	Wire, Clip, 3/8
19	70021573	1	Winch Motor

644B

6K

844C

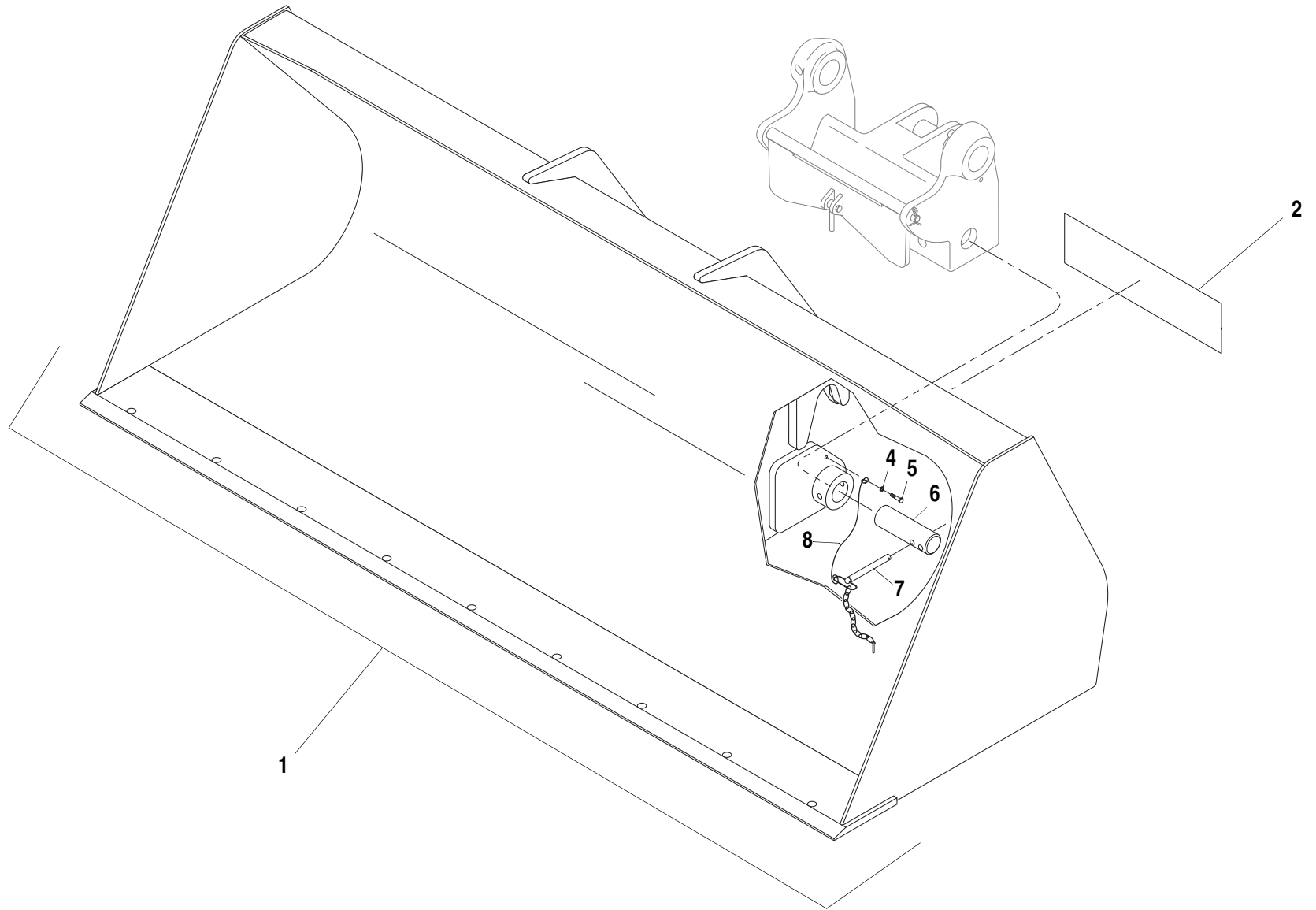
8K

1044C

10K

▼

TRUSS BOOM ASSEMBLY WITH WINCH, MODEL 2TBW10**11.21.1**



ITEM	PART NO.	QTY.	DESCRIPTION
1	1101435	1	Utility Bucket Assembly 1.25 CU. YD. (Includes Items 2-8)
2	10339972	1	Decal, Bucket Caution (Apply to bucket)
3	❶10239973	1	Decal, Caution (Apply to inside back cover of operators manual)
4	10701404	2	Flatwasher, 3/8"
5	10700202	2	Capscrew, Hx., 3/8-16 x 3/4"
6	10168505	2	Pin
7	10867583	2	Pin, Hitch
8	10867584	2	Cable, Pin Attachment

NOTES:

- ❶ Not Shown

644B
6K
844C
8K
1044C
10K
▼

Part Number	Page(s)	Part Number	Page(s)	Part Number	Page(s)	Part Number	Page(s)	Part Number	Page(s)																																																		
	5.8.2.1, 6.1.1, 6.1.1.1, 6.1.2, 6.2.1, 6.2.2, 6.15.1, 6.15.2, 6.16.1, 6.16.1.1, 6.16.2, 6.16.2.1, 7.2.1, 7.2.2, 7.8.1, 7.8.1.1, 7.8.2, 7.8.2.1, 7.20.1, 7.20.1.1, 7.20.1.2, 7.20.1.3, 8.1.1, 8.7.1, 8.8.1, 8.8.1.1, 8.2.2, 8.8.2.1, 8.13.1, 9.6.1, 9.6.2, 9.6.2.1, 9.7.1, 9.7.1.1, 9.7.2, 9.7.2.1, 9.7.3, 10.12.1, 11.10.1, 11.11.1	P013116.2.1, 6.2.2		6.16.2.1, 6.18.1, 7.2.1, 7.2.2, 7.8.1, 7.8.2, 10.20.1, 10.20.1.1, 10.20.1.2, 11.3.1, 11.3.2, 11.4.1, 11.4.2, 11.11.1, 11.12.1	P01314 1.1.1, 1.1.2, 1.1.3, 2.1.1, 2.6.1, 2.11.1, 2.16.1, 2.21.1, 2.41.1, 3.5.1, 4.2.1, 4.2.1.1, 4.4.1, 4.4.1.1, 4.4.1.2, 4.4.1.3, 4.5.1, 4.5.1.1, 4.5.1.2, 4.5.1.3, 4.5.1.4, 4.5.1.5, 4.7.1, 4.7.1.1, 4.7.1.2, 4.8.1, 4.9.1, 4.9.1.1, 11.10.1	P01315	. 3.1.1, 3.1.1.1, 3.1.2, 3.1.3, 3.1.3.1, 3.1.4, 3.5.1, 4.1.1, 4.1.2, 4.2.1, 4.2.1.1, 4.3.1, 4.4.1, 4.4.1.1, 4.4.1.2, 4.4.1.3, 4.5.1, 4.5.1.1, 4.5.1.2, 4.5.1.3, 4.5.1.4, 4.5.1.5, 4.6.1, 4.6.1.1, 4.7.1, 4.7.1.1, 4.7.1.2, 4.8.1, 4.9.1, 4.9.1.1	P01319 4.4.1.1, 4.4.1.2, 4.4.1.3, 4.7.1, 4.7.1.1, 4.7.1.2	P01354 4.4.1, 4.4.1.1, 4.4.1.2, 4.4.1.3, 4.7.1, 4.7.1.1, 4.7.1.2, 10.2.1	P01357	. 3.2.2, 3.2.2.1, 7.1.1, 7.1.2, 7.2.1, 7.2.2, 7.7.1, 7.7.1.1, 7.7.2, 7.7.2.1, 7.7.3, 7.7.3.1, 7.7.4,	P01358	7.7.4.1, 7.8.1, 7.8.1.1, 7.8.2, 7.8.2.12.14.1, 2.19.1, 2.24.1, 2.29.1.1, 2.34.1.1, 2.44.1	P01359 1.1.1, 1.1.2, 1.2.1, 1.1.3, 1.2.2, 1.3.1, 1.3.2, 2.8.1, 2.13.1, 2.18.1, 2.28.1, 2.32.1, 2.37.1, 2.38.1, 4.5.1.2, 4.5.1.3, 4.5.1.4, 4.5.1.5	P01361 4.5.1.2, 4.5.1.3, 4.5.1.4, 4.5.1.5, 4.11.1, 4.11.1.1, 4.11.1.2, 11.13.1	P01363 1.1.1, 1.1.2, 1.1.3, 1.55.1, 1.55.1.1, 2.1.1, 2.6.1, 2.11.1, 2.16.1, 2.21.1, 2.26.1, 2.26.1.1, 2.31.1, 2.31.1.1, 2.36.1, 2.41.1, 11.10.1	P01364 3.5.1, 4.4.1, 4.8.1	P01400	. 9.2.1, 9.2.1.1, 9.3.1, 9.5.1, 10.1.1, 10.1.1.1, 10.11.1, 10.13.1, 10.22.1	P01402 2.4.1, 2.5.1, 2.9.1, 2.10.1, 2.10.1.1, 2.14.1, 2.19.1, 2.20.1, 2.24.1, 2.25.1, 2.29.1, 2.29.1.1, 2.30.1, 2.34.1, 2.34.1.1, 2.35.1, 2.39.1, 2.40.1, 2.40.1.1, 2.44.1, 5.6.1, 5.6.1.1, 5.6.2, 5.6.2.1, 9.2.1, 9.2.1.1, 9.2.1.2, 9.4.1, 9.4.1.1, 9.4.1.2, 9.4.1.3,	P01403	9.6.1, 9.6.2, 9.6.2.1, 9.7.1, 9.7.1.1, 9.7.2, 9.7.2.1, 9.7.3, 10.11.1 ..2.4.1, 2.9.1, 2.14.1, 2.19.1, 2.24.1, 2.29.1, 2.29.1.1, 2.34.1, 2.34.1.1, 2.39.1, 2.44.1, 3.1.1, 3.1.1.1, 3.1.2, 3.1.3, 3.1.3.1, 3.1.4, 3.2.1, 3.2.1.1, 3.2.2, 3.2.2.1, 4.1.1, 4.4.1, 5.6.1, 5.6.1.1, 5.6.2, 5.6.2.1, 6.2.1, 6.2.2, 7.20.1, 7.20.1.1, 7.20.1.2, 9.1.1, 9.1.1.1	P01404	..1.55.1, 2.2.1, 2.4.1, 2.7.1, 2.9.1, 2.12.1, 2.14.1, 2.17.1, 2.19.1, 2.22.1, 2.24.1, 2.27.1, 2.28.1, 2.29.1, 2.29.1.1, 2.32.1, 2.34.1, 2.34.1.1, 2.37.1, 2.38.1, 2.39.1, 2.42.1, 2.44.1, 3.2.1, 3.2.1.1, 3.2.2, 3.2.2.1, 4.4.1, 4.4.1.1, 4.4.1.2, 4.4.1.3, 4.7.1, 4.7.1.1, 4.7.1.2, 4.7.1.1, 4.7.1.2, 5.1.1.1, 5.1.2.1, 5.6.1, 5.6.1.1, 5.6.2, 5.6.2.1, 6.16.1, 6.16.1.1, 6.16.2, 6.16.2.1, 11.10.1	P01405	. 3.2.1, 3.2.1.1, 3.2.2, 3.2.2.1, 6.2.1, 6.2.2	P01406	..2.4.1, 2.9.1, 2.14.1, 2.19.1, 2.24.1, 2.29.1, 2.29.1.1, 2.34.1, 2.34.1.1,		2.39.1, 2.44.1, 4.4.1.2, 4.4.1.3, 4.5.1.2, 4.5.1.3, 4.5.1.4, 4.5.1.5, 4.7.1.2, 6.2.1, 6.2.2, 7.8.1.1, 7.8.2.1	P01408 1.1.1, 1.1.2, 2.1.1, 2.6.1, 2.11.1, 2.16.1, 2.21.1, 2.26.1, 2.26.1.1, 2.31.1, 2.31.1.1, 2.36.1, 2.41.1, 11.11.1	P01409 4.7.1	P01411 4.11.1, 4.11.1.1, 4.11.1.2	P01427	. 3.2.1, 3.2.1.1, 3.2.2, 3.2.2.1, 4.4.1, 4.4.1.1, 4.4.1.2, 4.4.1.3, 4.7.1, 4.7.1.1, 4.7.1.2, 10.2.1	P01440	1.55.1, 4.2.1, 4.2.1.1, 4.3.1, 4.4.1, 4.5.1, 4.5.1.1, 4.5.1.2, 4.5.1.3, 4.5.1.4, 4.5.1.5, 4.6.1, 4.6.1.1, 4.7.1, 4.7.1.1, 4.7.1.2, 4.8.1, 4.9.1, 4.9.1.1	P01442 4.5.1, 4.5.1.1	P01446	4.7.1, 4.7.1.1, 4.7.1.2	P01453 1.53.1, 1.53.1.1, 10.6.1, 10.6.1.1	P01454 5.10.2.2	P01504	2.5.1, 2.5.1.1, 2.10.1, 2.10.1.1, 2.15.1, 2.20.1, 2.20.1.1, 2.25.1, 2.30.1, 2.35.1, 2.35.1.1, 2.40.1, 2.40.1.1, 2.45.1, 9.5.1, 9.6.1, 9.6.2, 9.6.2.1, 9.7.1, 9.7.1.1, 9.7.2,

Part Number	Page(s)	Part Number	Page(s)	Part Number	Page(s)	Part Number	Page(s)	Part Number	Page(s)																																																																																						
P01506	9.7.2.1, 9.7.3, 10.1.1, 10.1.1.1 ..2.4.1, 2.5.1, 2.5.1.1, 2.9.1, 2.10.1, 2.10.1.1, 2.14.1, 2.15.1, 2.19.1, 2.20.1, 2.20.1.1, 2.24.1, 2.25.1, 2.29.1, 2.29.1.1, 2.30.1, 2.31.1, 2.34.1, 2.34.1.1, 2.35.1, 2.35.1.1, 2.35.1.2, 2.39.1, 2.40.1, 2.40.1.1, 2.44.1, 2.45.1, 4.5.1.2, 5.1.1.1, 5.1.2.1, 5.10.1, 6.2.1, 6.2.2, 6.16.1, 6.16.1.1, 6.16.2, 6.16.2.1, 9.1.1.2, 9.4.1, 9.4.1.1, 9.4.1.2, 9.4.1.3, 9.6.1, 9.6.2, 9.6.2.1, 9.7.1, 9.7.1.1, 9.7.2, 9.7.2.1, 9.7.3, 10.22.1, 11.10.1	P01508	9.4.1.3, 10.20.1, 10.20.1.1, 10.20.1.2 2.2.1, 2.4.1, 2.7.1, 2.9.1, 2.12.1, 2.14.1, 2.17.1, 2.19.1, 2.22.1, 2.24.1, 2.27.1, 2.29.1, 2.29.1.1, 2.32.1, 2.34.1, 2.34.1.1, 2.37.1, 2.39.1, 2.42.1, 2.44.1, 3.1.1, 3.1.1.1, 3.1.2, 3.1.3, 3.1.3.1, 3.1.4, 3.5.1, 4.4.1, 4.4.1.1, 4.4.1.2, 4.4.1.3, 4.5.1, 4.5.1.1, 4.7.1, 4.7.1.1, 4.7.1.2, 4.7.1.1, 4.7.1.2, 4.11.1, 4.11.1.1, 4.11.1.2, 6.2.1, 6.2.2, 6.7.1, 6.7.2, 6.15.1, 6.15.2, 6.16.1, 6.16.2, 6.16.2.1, 7.2.1, 7.2.2, 7.8.1, 7.8.1.1, 7.8.2, 7.8.2.1, 8.8.1, 8.8.1.1, 8.2.2, 8.8.2.1, 9.6.1, 9.6.2, 9.6.2.1, 9.7.1, 9.7.1.1, 9.7.2, 9.7.2.1, 9.7.3, 11.11.1	P01512	6.2.2, 6.15.1, 6.15.2, 6.16.1, 6.16.1.1, 6.16.2, 6.16.2.1, 10.20.1, 10.20.1.1, 10.20.1.2 1.1.1, 1.1.2, 1.1.3, 2.1.1, 2.6.1, 2.11.1, 2.15.1, 2.16.1, 2.20.1, 2.20.1.1, 2.21.1, 2.25.1, 2.41.1, 2.45.1, 4.2.1, 4.4.1, 4.4.1.1, 4.4.1.2, 4.7.1, 4.7.1.1, 4.7.1.2	P01513 3.5.1, 4.1.1, 4.1.2, 4.4.1, 4.8.1	P01517 4.4.1.1, 4.4.1.2, 4.4.1.3, 4.7.1, 4.7.1.1, 4.7.1.2	P01529	2.5.1, 2.5.1.1, 2.10.1, 2.10.1.1, 2.15.1, 2.20.1, 2.20.1.1, 2.25.1, 2.31.1, 2.35.1.1, 2.35.1.2, 2.40.1.1, 2.45.1	P01531 10.13.1	P01535 1.1.1, 1.1.2, 1.1.3, 2.1.1, 2.6.1, 2.11.1, 2.16.1, 2.21.1, 2.26.1, 2.26.1.1, 2.31.1, 2.31.1.1, 2.36.1, 2.41.1, 11.10.1	P01536	. 3.1.1, 3.1.1.1, 3.1.2, 3.1.3, 3.1.3.1, 3.1.4	P01557 8.3.1	P01558	2.8.1, 2.13.1, 2.18.1, 2.28.1, 2.32.1, 2.37.1, 2.38.1	P01560 4.5.1, 4.5.1.1, 4.5.1.2, 4.5.1.3, 4.5.1.4, 4.5.1.5, 4.8.1, 4.11.1, 4.11.1.1, 4.11.1.2, 4.11.1.3, 4.4.1.3, 4.7.1, 4.7.1.1, 4.7.1.2, 4.7.1.1, 4.7.1.2, 11.10.1	P01562	4.11.1.1, 4.11.1.2, 11.13.1 1.55.1, 1.55.1.1	P01563 4.4.1, 4.8.1	P01567 4.4.1.1, 4.4.1.2, 4.4.1.3, 4.7.1, 4.7.1.1, 4.7.1.2	P01585 1.1.1, 1.1.2, 1.1.3, 2.1.1, 2.6.1, 2.11.1, 2.16.1, 2.21.1, 2.25.1, 2.26.1, 2.26.1.1, 2.31.1, 2.31.1.1, 2.36.1, 2.41.1, 11.10.1	P01586 3.5.1	P01650 10.13.1	P01653	. 3.2.1, 3.2.1.1, 3.2.2, 3.2.2.1	P01654 10.11.1	P01656 10.11.1	P01658	. 3.2.1, 3.2.1.1, 3.2.2, 3.2.2.1, 4.4.1.2, 4.4.1.3, 4.7.1.2	P01662 4.4.1.1, 4.4.1.2, 4.7.1, 4.7.1.1, 4.7.1.2	P01665 4.5.1, 4.5.1.1	P01680	. 2.2.1, 2.7.1, 2.12.1, 2.17.1, 2.22.1, 2.27.1, 2.32.1, 2.37.1, 2.42.1	P01755 6.5.1, 6.20.1	P01757 6.21.1, 6.22.1	P01763	. 6.8.1, 6.9.1, 6.21.1, 6.22.1	P01766 6.5.1, 6.20.1	P01786 8.3.1	P01790 11.10.1	P01816 8.1.1, 8.7.1	P01822 6.18.1, 6.18.1.1	P01826 6.18.1, 6.18.1.1	P02034	. 3.2.1, 3.2.1.1, 3.2.2, 3.2.2.1, 4.4.1, 4.4.1.1, 4.4.1.2,	P02054	. 3.2.1, 3.2.1.1, 3.2.2, 3.2.2.1, 9.2.1, 9.2.1.1, 9.3.1, 9.5.1, 9.6.1, 9.6.2, 9.6.2.1, 9.7.1, 9.7.1.1, 9.7.2, 9.7.2.1, 9.7.3, 10.22.1	P02057	2.5.1, 2.5.1.1, 2.10.1, 2.10.1.1, 2.15.1, 2.20.1, 2.20.1.1, 2.25.1, 2.30.1, 2.35.1, 2.35.1.1, 2.40.1, 2.40.1.1, 2.45.1, 3.3.1, 3.3.1.1, 3.3.1.2, 10.11.1	P02059	9.2.1, 9.2.1.1, 10.1.1, 10.1.1.1, 10.11.1	P02131 5.10.1	P02136 5.10.1, 10.20.1.1, 10.20.1.2	P02612	. 4.3.1, 4.5.1, 4.5.1.1, 4.5.1.2, 4.5.1.3, 4.5.1.4, 4.5.1.5, 4.8.1	P02614 4.1.1, 4.1.2	P02757 4.5.1, 4.5.1.1, 4.5.1.2, 4.5.1.3, 4.5.1.4, 4.5.1.5, 4.8.1	P03038 5.10.1.1, 5.10.1.2, 5.10.2, 5.10.2.1, 10.20.1	P03114	. 5.6.1, 5.6.1.1, 5.6.2, 5.6.2.1	P03115 11.10.1	P03194 4.7.1, 4.7.1.1, 4.7.1.2, 4.8.1, 5.6.1, 5.6.1.1, 5.6.2, 5.6.2.1	P03196	. 3.2.2, 3.2.2.1, 4.4.1, 4.4.1.1, 4.4.1.2, 4.4.1.3, 7.1.1, 7.1.2, 7.2.1, 7.2.2, 7.7.1, 7.7.1.1, 7.7.2,

Part Number	Page(s)	Part Number	Page(s)	Part Number	Page(s)	Part Number	Page(s)	Part Number	Page(s)				
P03225	7.7.2.1, 7.7.3, 7.7.3.1, 7.7.4, 7.7.4.1, 7.8.1, 7.8.1.1, 7.8.2, 7.8.2.14.5.1, 4.5.1.1, 4.5.1.2, 4.5.1.3, 4.5.1.4, 4.5.1.5, 4.8.1	P03865 4.11.1, 4.11.1.1, 4.11.1.2 P03893 4.3.1 P03906 11.1.1, 11.1.2, 11.2.1, 11.2.2, 11.3.1, 11.3.2, 11.4.1, 11.4.2, 11.11.1, 11.12.1, 11.16.1, 11.17.1	P046302.26.1, 2.26.1.1, 2.31.1, 2.31.1.1, 2.36.1, 6.27.1 P04631 ..2.1.1, 2.6.1, 2.11.1, 2.16.1, 2.21.1, 2.41.1 P046322.37.1 P047736.27.1 P04866 1.31.1, 1.46.1 P04874 2.26.1, 2.26.1.1, 2.31.1, 2.31.1.1, 2.36.1	P105122.30.1, 2.35.1, 2.35.1.1, 2.40.1, 2.40.1.1 P105476.18.1, 6.18.1.1, 7.4.1, 7.11.1, 7.11.1.1 P10553 ..2.3.1, 2.8.1, 2.13.1, 2.18.1, 2.23.1, 2.28.1, 2.33.1, 2.33.1.1, 2.38.1, 2.43.1	P13449 4.1.1, 4.1.2, 4.2.1, 4.2.1.1, 4.4.1, 4.4.1.1, 4.4.1.2, 4.7.1, 4.7.1.1, 4.7.1.2, 5.2.1, 5.2.1.1, 5.2.2 P13619 .. 2.1.1, 2.6.1, 2.11.1, 2.16.1, 2.21.1, 2.26.1, 2.26.1.1, 2.31.1, 2.36.1 P13673 1.1.1, 1.1.2, 1.1.3 P13707 9.4.1, 9.4.1.1, 9.4.1.2 P13709 9.2.1 P13774 9.4.1, 9.4.1.1, 9.4.1.2, 9.4.1.3	P04053 2.31.1, 2.35.1.2 P04060 10.11.1 P04114 1.31.1, 1.46.1 P04117 2.26.1.1, 2.31.1.1 P04118 2.26.1, 2.31.1, 2.36.1 P04154 2.22.1, 2.26.1, 2.26.1.1, 2.27.1, 2.31.1, 2.31.1.1, 2.36.1, 2.37.1	P05000 4.4.1, 4.4.1.1, 4.4.1.2, 4.4.1.3, 4.6.1, 4.6.1.1, 4.7.1, 4.7.1.1, 4.7.1.2, 4.8.1, 4.9.1, 4.9.1.1, 5.10.2.2, 6.2.1, 6.2.2, 6.16.1, 6.16.1.1, 6.16.2, 6.16.2.1 P05001 .4.4.1, 4.6.1, 4.6.1.1, 4.7.1, 4.7.1.1, 4.9.1, 4.9.1.1, 6.19.1, 6.19.2, 6.19.3 P05002 4.8.1 P05003 .3.2.1, 3.2.1.1, 3.2.2, 3.2.2.1, 7.20.1, 7.20.1.1, 7.20.1.2	P10601 ..2.4.1, 2.9.1, 2.14.1, 2.19.1, 2.24.1, 2.29.1, 2.29.1.1, 2.34.1, 2.34.1.1, 2.39.1, 2.44.1 P10690 ..2.1.1, 2.6.1, 2.11.1, 2.16.1, 2.21.1, 2.26.1, 2.26.1.1, 2.31.1, 2.31.1.1, 2.36.1, 2.41.1 P107366.27.1, 8.2.1 P110923.3.1, 3.3.1.1 P11678 .4.2.1, 4.2.1.1, 4.4.1, 4.4.1.1, 4.4.1.2, 4.4.1.3, 4.5.1, 4.5.1.1, 4.5.1.2, 4.5.1.3, 4.5.1.4, 4.5.1.5	P13780 1.4.1, 1.5.1, 1.8.1, 1.14.1, 1.15.1, 1.18.1 P13783 .1.7.2, 1.17.1, 1.17.2 P13784 .. 1.4.1, 1.5.1, 1.14.1, 1.15.1 P13786 .. 1.4.1, 1.5.1, 1.14.1, 1.15.1, 1.16.1 P13835 1.9.1, 1.19.1 P13838 ... 1.6.1, 1.6.2, 1.16.1 P13839 ... 1.6.1, 1.6.2, 1.16.1 P13840 ... 1.6.1, 1.6.2, 1.16.1 P13869 .. 1.6.2, 1.7.2, 1.16.1, 1.17.1, 1.17.2 P13872 .. 1.6.2, 1.7.2, 1.16.1, 1.17.1, 1.17.2 P13888 .. 1.7.1, 1.7.2, 1.17.1, 1.17.2 P13894 1.1.1, 1.1.2, 1.1.3, 1.7.1, 1.7.2, 1.17.1, 1.17.2	P04155 2.26.1, 2.26.1.1, 2.31.1, 2.31.1.1, 2.36.1 P04181 .. 2.1.1, 2.6.1, 2.11.1, 2.16.1, 2.21.1, 2.41.1 P04201 2.31.1, 2.32.1, 2.35.1.2, 2.37.1 P04202 2.28.1, 2.38.1 P04205 2.26.1, 2.26.1.1, 2.31.1, 2.31.1.1, 2.36.1 P04354 1.55.1.1 P04606 2.31.1, 2.35.1.2 P04608 2.22.1, 2.26.1, 2.26.1.1, 2.27.1, 2.31.1, 2.31.1.1, 2.36.1, 2.37.1	P05004 11.16.1, 11.17.1 P05007 3.1.1, 3.1.3 P05027 6.19.1, 6.19.2, 6.19.3 P05028 6.19.1, 6.19.2, 6.19.3 P05029 6.19.1, 6.19.2, 6.19.3 P05034 11.16.1, 11.17.1 P05056 ..3.1.3, 3.1.3.1, 3.1.4 P05160 4.1.2 P05322 1.53.1.1 P10279 .6.1.1, 6.1.1.1, 6.1.2, 6.15.1, 6.15.2 P10505 2.5.1, 2.10.1 P10508 2.15.1, 2.20.1.1, 2.25.1, 2.30.1, 2.35.1, 2.35.1.1,	P116881.1.1, 1.1.2 P116941.2.2, 1.3.2 P12182 ..2.1.1, 2.6.1, 2.11.1, 2.16.1, 2.21.1, 2.26.1, 2.26.1.1, 2.31.1, 2.31.1.1, 2.36.1, 2.41.1 P123393.5.1 P12971 .6.1.1, 6.1.1.1, 6.1.2, 6.15.1, 6.15.2 P13009 3.3.1, 3.3.1.1, 3.3.1.2	P13872 .. 1.6.2, 1.7.2, 1.16.1, 1.17.1, 1.17.2 P13888 .. 1.7.1, 1.7.2, 1.17.1, 1.17.2 P13894 1.1.1, 1.1.2, 1.1.3, 1.7.1, 1.7.2, 1.17.1, 1.17.2 P13903 1.8.1, 1.18.1 P13906 1.8.1, 1.18.1 P13915 1.9.1, 1.19.1 P14043 .6.1.1, 6.1.1.1, 6.1.2, 6.15.1, 6.15.2 P14047 .. 2.1.1, 2.6.1, 2.11.1, 2.16.1, 2.21.1, 2.26.1, 2.26.1.1,
P03227	..5.1.1, 5.1.1.1, 5.1.2, 5.1.2.1												
P03236	..4.2.1, 4.2.1.1, 4.3.1, 4.4.1, 4.4.1.1, 4.4.1.2, 4.4.1.3, 4.5.1, 4.5.1.1, 4.5.1.2, 4.5.1.3, 4.5.1.4, 4.5.1.5, 4.6.1, 4.6.1.1, 4.7.1, 4.7.1.1, 4.7.1.2, 4.8.1, 4.9.1, 4.9.1.1												
P03237	..4.2.1, 4.2.1.1, 4.3.1, 4.4.1, 4.4.1.1, 4.4.1.2, 4.4.1.3, 4.5.1, 4.5.1.1, 4.5.1.2, 4.5.1.3, 4.5.1.4, 4.5.1.5, 4.6.1, 4.6.1.1, 4.7.1, 4.7.1.1, 4.7.1.2, 4.8.1, 4.9.1, 4.9.1.1												
P03242	..4.2.1, 4.2.1.1, 4.3.1, 4.4.1, 4.4.1.1, 4.4.1.2, 4.4.1.3, 4.5.1, 4.5.1.1, 4.5.1.2, 4.5.1.3, 4.5.1.4, 4.5.1.5, 4.6.1, 4.6.1.1, 4.9.1, 4.9.1.1												
P038102.15.1, 2.20.1, 2.20.1.1, 2.25.1, 2.45.1												
P038232.30.1, 2.35.1, 2.35.1.1, 2.40.1, 2.40.1.1												
P038381.55.1												
P0384011.11.1												

Part Number	Page(s)	Part Number	Page(s)	Part Number	Page(s)	Part Number	Page(s)	Part Number	Page(s)		
P15123	2.31.1, 2.31.1.1, 2.36.1, 2.41.17.20.1		7.16.1.1, 7.17.1, 7.17.1.1, 7.17.1.2, 11.3.1, 11.3.2, 11.4.1, 11.4.2, 11.10.1, 11.11.1, 11.12.1, 11.16.1, 11.17.1	P17808	6.15.1, 6.15.2, 10.6.1.1 1.53.1, 10.6.1, 10.6.1.1	P1893111.11.1, 11.16.1	P18960	. 6.1.1, 6.1.1.1, 6.1.2, 7.2.1, 7.2.2, 7.3.1, 7.7.1, 7.7.1.1, 7.7.2, 7.7.2.1, 7.7.3, 7.7.3.1, 7.7.4, 7.7.4.1, 7.8.1, 7.8.1.1, 7.8.2, 7.10.1, 7.10.1.1, 7.20.1.3, 8.1.1, 8.7.1, 8.10.1.1		
P152721.2.1, 1.2.2, 1.3.1, 1.3.2, 1.6.1, 1.6.2, 3.5.1, 4.1.1, 4.1.2, 4.5.1, 4.5.1.1, 4.5.1.2, 4.5.1.3, 4.5.1.4, 4.5.1.5, 4.8.1, 4.9.1, 4.9.1.1	P16675	.. 2.4.1, 2.9.1, 2.14.1, 2.19.1, 2.24.1, 2.29.1, 2.29.1.1, 2.34.1, 2.34.1.1, 2.39.1, 2.44.1	P17810 11.16.1, 11.17.1	P18934	.6.1.1, 6.1.1.1, 6.1.2, 7.20.1	P18935	. 6.1.1, 6.1.1.1, 6.1.2, 7.1.1, 7.1.2, 7.2.1, 7.2.2, 7.3.1, 7.7.1, 7.7.1.1, 7.7.2, 7.7.2.1, 7.7.3, 7.7.3.1, 7.7.4, 7.7.4.1, 7.8.1, 7.8.1.1, 7.8.2, 7.8.2.1, 7.10.1.1, 7.20.1.2, 8.1.1, 8.2.1, 8.7.1, 8.8.1, 8.8.1.1, 8.2.2, 8.8.2.1, 11.17.1	P18961 5.10.1, 5.10.1.1, 5.10.2
P153351.55.1, 1.55.1.1	 2.2.1, 2.7.1, 2.8.1, 2.12.1, 2.13.1, 2.17.1, 2.18.1, 2.22.1, 2.27.1, 2.28.1, 2.32.1, 2.37.1, 2.38.1, 2.42.1	P17907 10.20.1			P18964	. 5.1.1, 5.1.2, 5.1.3.1, 5.1.4.1, 5.8.1, 5.8.1.1, 5.8.1.2, 5.10.1, 5.10.1.1, 5.10.1.2, 5.10.2, 5.10.2.1, 5.10.2.2, 10.20.1.2		
P1533711.3.1, 11.3.2, 11.4.1, 11.4.2, 11.11.1	P17169 1.9.1, 1.19.1	P180858.1.1, 8.7.1	P18936	6.15.1, 6.15.2, 7.1.1, 7.1.2, 7.7.1, 7.7.1.1, 7.7.2, 7.7.2.1, 7.7.3, 7.7.3.1, 7.7.4, 7.7.4.1, 7.8.1.1, 7.20.1, 7.20.1.1, 7.20.1.2, 7.20.1.3, 8.1.1, 8.7.1, 8.8.1, 8.8.1.1, 8.2.2, 8.8.2.1, 11.16.1, 11.17.1	P18991 10.1.1, 10.1.1.1		
P153673.1.1, 3.1.3, 4.1.1, 5.12.2	P17535 7.2.1, 7.2.2, 9.6.1, 9.6.2, 9.7.1, 11.16.1, 11.17.1	P18141	3.3.1, 3.3.1.1, 3.3.1.2			P18992 10.1.1, 10.1.1.1		
P15406	..5.4.1, 5.4.1.1, 5.6.1, 5.6.1.1, 5.6.2, 5.6.2.1, 5.8.2, 5.8.2.1, 5.8.2.2, 7.20.1, 7.20.1.1, 7.20.1.2, 7.20.1.3	P17553 6.2.1, 6.2.2, 9.1.1, 9.1.1.1	P18181	.. 2.1.1, 2.6.1, 2.11.1, 2.16.1, 2.21.1, 2.26.1, 2.26.1.1, 2.31.1, 2.31.1.1, 2.36.1, 2.41.1			P18995 8.1.1, 8.7.1		
P154467.7.4, 7.7.4.1	P17593 6.1.1, 6.1.1.1, 6.1.2, 6.15.1, 6.15.2	P18602	. 6.1.1, 6.1.1.1, 6.1.2, 6.15.1, 6.15.2, 6.18.1, 6.18.1.1			P19031 5.1.1, 5.1.2, 5.1.3, 5.4.1		
P15447	.6.19.1, 6.19.3, 7.7.1, 7.7.1.1, 7.7.3, 7.7.3.1, 7.20.1.1	P17785 1.53.1, 1.53.1.1, 5.8.1, 5.8.1.1, 5.8.1.2, 5.8.2, 5.8.2.1, 5.8.2.2, 5.10.1, 5.10.1.1, 5.10.1.2, 5.10.2, 5.10.2.1, 5.10.2.2, 6.1.1, 6.1.1.1, 6.1.2, 6.11.1, 6.15.1, 6.15.2, 10.6.1	P187383.4.1			P19043 1.1.1, 1.1.2		
P1605710.11.1	P17802 1.53.1.1, 5.1.1, 5.1.1.1, 5.1.2, 5.1.2.1, 5.1.3, 5.1.3.1, 5.4.1, 5.1.4.1, 6.1.1, 6.1.1.1, 6.1.2, 6.11.1,	P187403.4.1			P19055 6.15.1, 6.15.2		
P164411.1.3	 1.53.1, 10.6.1	P18741 1.2.1, 1.2.2, 1.3.1, 1.3.2	P189428.1.1, 8.7.1	P19065	. 8.8.1, 8.8.1.1, 8.2.2, 8.8.2.1		
P164431.1.1, 1.1.2	P17804 1.53.1.1, 5.1.1, 5.1.1.1, 5.1.2, 5.1.2.1, 5.1.3, 5.1.3.1, 5.4.1, 5.1.4.1, 6.1.1, 6.1.1.1, 6.1.2, 6.11.1,	P18742 1.2.1, 1.2.2, 1.3.1, 1.3.2	P18943 11.3.1, 11.3.2, 11.4.1, 11.4.2, 11.11.1	P19085	. 3.1.1, 3.1.1.1, 3.1.2, 3.1.3, 3.1.3.1, 3.1.4		
P166111.2.1, 1.2.2, 1.3.1, 1.3.2, 1.55.1, 3.1.1, 3.1.1.1, 3.1.2, 3.1.3, 3.1.3.1, 3.1.4, 3.5.1, 4.1.1, 4.1.2, 4.2.1, 4.2.1.1, 4.3.1, 4.4.1, 4.4.1.1, 4.4.1.2, 4.5.1, 4.5.1.1, 4.5.1.2, 4.5.1.3, 4.5.1.4, 4.5.1.5, 4.6.1, 4.6.1.1, 4.7.1, 4.7.1.1, 4.7.1.2, 4.8.1, 5.2.1, 5.2.2, 5.3.1, 5.3.2, 5.12.1, 5.12.2, 7.16.1,	P17805 1.53.1.1, 5.1.1, 5.1.1.1, 5.1.2, 5.1.2.1, 5.1.3, 5.1.3.1, 5.4.1, 5.1.4.1, 6.1.1, 6.1.1.1, 6.1.2, 6.11.1,		P18743 1.2.1, 1.2.2, 1.3.1, 1.3.2	P18944	.5.4.1, 5.4.1.1, 7.2.1, 7.2.2, 8.1.1, 8.7.1	P19106 5.12.1, 5.12.2, 7.16.1, 7.16.1.1, 7.17.1, 7.17.1.1, 7.17.1.2	
					P18749 1.2.1, 1.2.2, 1.3.1, 1.3.2	P189478.1.1, 8.4.1, 8.7.1, 8.10.1, 8.10.1.1, 11.11.1	P19110 11.11.1, 11.12.1	
					P18830 4.1.1, 4.1.2, 4.2.1, 4.2.1.1, 4.4.1, 4.4.1.1, 4.4.1.2, 4.7.1, 4.7.1.1, 4.7.1.2, 5.3.1, 5.3.2	P18949	.5.6.1, 5.6.1.1, 5.6.2, 5.6.2.1	P19147 1.53.1, 1.53.1.1, 6.1.1, 6.1.1.1, 6.1.2, 10.6.1, 10.6.1.1	
					P18856	. 7.7.1, 7.7.1.1, 7.7.2, 7.7.2.1, 7.7.3, 7.7.3.1, 7.7.4, 7.7.4.1	P18956	.5.4.1, 5.4.1.1, 8.1.1, 8.2.1, 8.7.1	P19217 5.2.1.1, 5.5.1.1, 11.5.1	
					P18929	. 6.1.1, 6.1.1.1, 6.1.2, 6.15.1, 6.15.2	P189586.11.1, 7.10.1, 7.10.1.1, 7.20.1, 7.20.1.1, 8.8.1, 8.8.1.1, 8.2.2, 8.8.2.1	P19248	. 6.1.1, 6.1.1.1, 6.1.2, 6.11.1, 7.1.1, 7.1.2, 7.2.2, 7.7.3, 7.7.3.1, 7.7.4, 7.7.4.1,	

Part Number	Page(s)	Part Number	Page(s)	Part Number	Page(s)	Part Number	Page(s)	Part Number	Page(s)
P19263	7.8.1.1, 7.8.2, 7.8.2.1, 7.20.1, 7.20.1.1, 7.20.1.2, 8.1.1, 8.7.12.5.1.1, 2.31.1, 2.35.1.2	P19810	5.1.4.1, 6.11.1, 10.6.1 7.1.1, 7.1.2, 7.7.1, 7.7.1.1, 7.7.2, 7.7.2.1, 7.7.3, 7.7.3.1, 7.7.4, 7.7.4.1	P20466	5.10.2, 5.10.2.1, 5.10.2.2, 10.20.1.2 .5.6.1, 5.6.1.1, 5.6.2, 5.6.2.1, 5.8.1, 5.8.1.1, 5.8.1.2, 5.8.2.2, 5.10.1, 5.10.1.1, 5.10.1.2, 5.10.2, 5.10.2.1, 5.10.2.2, 10.20.1, 10.20.1.1, 10.20.1.2	P21207	11.3.2, 11.4.1, 11.4.2, 11.11.17.20.1	P21635	5.4.1, 5.8.1, 5.8.1.1, 5.8.2, 5.8.2.1, 5.10.1.1, 5.10.2 6.7.1, 6.7.2, 7.7.1, 7.7.1.1, 7.7.3, 7.7.3.1
P192662.18.1, 2.33.1.1	P19815	.. 8.1.1, 8.7.1, 11.3.1, 11.3.2, 11.4.1, 11.4.2, 11.11.1, 11.16.1, 11.17.1	P204675.4.1, 5.4.1.1, 10.20.1.1, 10.20.1.2	P212295.1.1, 5.1.2, 5.1.3, 5.4.1, 7.20.1.1, 7.20.1.2, 7.20.1.3	P21639 7.1.1, 7.1.2
P19267	...2.3.1, 2.8.1, 2.13.1, 2.23.1, 2.28.1, 2.38.1, 2.43.1	P19845 8.4.1, 11.10.1	P20485	.6.1.1, 6.1.1.1, 6.1.2, 6.15.1, 6.15.2	P21230	.5.1.1, 5.1.1.1, 5.1.2, 5.1.2.1, 5.1.3, 5.1.3.1, 5.4.1, 5.1.4.1	P21640 8.2.1
P19300	...1.4.1, 1.5.1, 1.14.1, 1.15.1	P19878	.. 6.1.1, 6.1.1.1, 6.1.2	P20496 1.53.1, 1.53.1.1, 2.5.1.1, 2.10.1.1, 2.15.1, 2.20.1, 2.20.1.1, 2.25.1, 2.31.1, 2.35.1.1, 2.35.1.2, 2.40.1.1, 2.45.1, 5.4.1, 5.4.1.1, 10.6.1, 10.6.1.1	P21236	..2.1.1, 2.6.1, 2.26.1, 2.26.1.1, 2.31.1, 2.36.1	P21674	.. 6.1.1, 6.1.1.1, 6.1.2
P19306	...1.4.1, 1.5.1, 1.14.1, 1.15.1	P19891 8.1.1, 8.4.1, 8.7.1, 8.10.1, 8.10.1.1	P208302.26.1, 2.26.1.1, 2.31.1, 2.31.1.1, 2.36.1	P21260	2.5.1, 2.5.1.1, 2.10.1, 2.10.1.1, 2.15.1, 2.20.1, 2.20.1.1, 2.25.1, 2.30.1, 2.35.1, 2.35.1.1, 2.40.1, 2.40.1.1, 2.45.1	P21701 6.5.1, 6.20.1
P19313	...1.4.1, 1.5.1, 1.14.1, 1.15.1	P20069 2.5.1, 2.10.1, 2.10.1.1, 2.20.1, 2.25.1, 2.30.1, 2.31.1, 2.35.1, 2.35.1.2, 2.40.1, 2.40.1.1	P20833 1.55.1	P212997.20.1	P21777 9.4.1.2, 9.4.1.3, 9.6.1, 9.6.2, 9.6.2.1, 9.7.1, 9.7.1.1, 9.7.2, 9.7.2.1, 9.7.3
P193361.8.1, 1.18.1	P20119 11.5.1	P20854	..2.3.1, 2.8.1, 2.13.1, 2.18.1, 2.23.1, 2.28.1, 2.33.1, 2.38.1, 2.43.1	P21317	..2.1.1, 2.6.1, 2.11.1, 2.16.1, 2.21.1, 2.26.1, 2.26.1.1, 2.31.1, 2.41.1	P21787 9.2.1, 9.2.1.1, 9.3.1.1, 9.6.1, 9.6.2, 9.6.2.1, 9.7.1, 9.7.1.1, 9.7.2, 9.7.2.1, 9.7.3, 10.22.1
P1934810.22.1	P20301 6.8.1	P20857 8.4.1, 8.10.1, 8.10.1.1	P213297.1.1, 7.1.2	P21815 2.33.1.1
P194127.1.1, 7.1.2, 7.3.1, 7.7.1, 7.7.1.1, 7.7.2, 7.7.2.1, 7.7.3, 7.7.3.1, 7.7.4, 7.7.4.1, 8.2.1, 8.10.1, 8.10.1.1	P20311 6.7.1, 6.7.2	P20892	.. 6.1.1, 6.1.1.1, 6.1.2	P21423	..6.1.1, 6.1.1.1, 6.1.2	P21817 1.17.2
P19414	..7.7.2, 7.7.2.1, 7.7.4, 7.7.4.1, 7.20.1, 7.20.1.1, 7.24.1, 8.1.1, 8.4.1, 8.7.1, 8.10.1, 8.10.1.1	P20313 6.7.1, 6.7.2	P20979	.6.1.1, 6.1.1.1, 6.1.2, 6.15.1, 6.15.2, 7.20.1	P214332.18.1, 2.33.1.1	P21818 1.17.2
P194157.2.1, 7.2.2, 7.8.1, 7.8.1.1, 7.8.2, 7.8.2.1, 8.4.1	P20365 11.10.1	P21118 1.1.3	P214394.4.1.1, 4.4.1.2, 4.4.1.3, 4.7.1.2	P21906 8.10.1, 8.10.1.1
P194287.3.1	P20374 8.4.1, 8.10.1, 8.10.1.1	P21119 1.1.3	P214826.1.1.1	P21914	.6.1.1, 6.1.1.1, 6.1.2, 7.1.1, 7.1.2, 7.7.1, 7.7.1.1, 7.7.2, 7.7.2.1, 7.7.3, 7.7.3.1, 7.7.4, 7.7.4.1, 7.10.1, 7.10.1.1, 8.2.1, 8.8.1, 8.8.1.1, 8.2.2, 8.8.2.1, 10.22.1
P194303.3.1	P20408 7.2.1, 7.2.2	P21120 1.1.3	P21485	..2.3.1, 2.8.1, 2.13.1, 2.18.1, 2.23.1, 2.28.1, 2.33.1, 2.33.1.1, 2.38.1, 2.43.1	P21916	.5.8.1, 5.8.1.1, 5.8.2, 5.8.2.1
P19472	..9.6.1, 9.6.2, 9.6.2.1, 9.7.1.1, 9.7.2.1	P20459	.3.2.1, 3.2.1.1, 3.2.2, 3.2.2.1	P21121 1.1.3	P21579	..7.2.1, 7.2.2, 7.20.1, 7.20.1.1, 10.20.1	P21919 11.10.1
P194738.1.1, 8.7.1	P20460 7.1.1, 7.1.2, 7.7.1, 7.7.1.1, 7.7.2, 7.7.2.1, 7.7.3, 7.7.3.1, 7.7.4, 7.7.4.1	P21173 7.20.1	P215863.1.1, 3.1.3, 4.7.1, 4.7.1.1, 4.7.1.2	P21981	... 10.20.1, 10.20.1.1, 10.20.1.2
P194978.4.1	P20465	.5.1.1, 5.1.1.1, 5.1.2, 5.1.2.1, 5.1.3, 5.1.3.1, 5.4.1, 5.1.4.1, 5.8.1, 5.8.1.1, 5.8.1.2, 5.8.2, 5.8.2.1, 5.8.2.2, 5.10.1, 5.10.1.1, 5.10.1.2,	P21175 7.2.1, 7.2.2, 8.1.1, 8.4.1, 8.7.1, 11.3.1,	P2161711.10.1	P22635 2.1.1, 2.6.1
P19724	8.4.1, 8.10.1, 11.10.1					P216197.8.1.1	P23215 9.4.1
P197888.2.1					P216321.53.1, 1.53.1.1, 5.1.1, 5.1.2, 5.1.3,	P23217	.9.6.1, 9.6.2, 9.6.2.1, 9.7.1, 9.7.1.1, 9.7.2, 9.7.2.1, 9.7.3
P19804	..5.1.1, 5.1.1.1, 5.1.2, 5.1.2.1, 5.1.3, 5.1.3.1, 5.4.1,								

Part Number	Page(s)	Part Number	Page(s)	Part Number	Page(s)	Part Number	Page(s)	Part Number	Page(s)
P23222	..9.6.1, 9.6.2, 9.6.2.1, 9.7.1, 9.7.1.1, 9.7.2, 9.7.2.1, 9.7.3		7.8.1.1, 7.8.2, 7.8.2.1, 7.20.1.3	P252397.10.1.1	P263022.7.1	P271525.1.3, 5.4.1
P2377811.5.1	P246145.1.1.1, 5.1.2, 5.1.3, 5.4.1, 6.1.1, 6.1.1.1, 6.1.2, 6.11.1	P252427.3.1	P263121.53.1, 1.53.1.1, 10.6.1, 10.6.1.1	P27163	..6.1.1, 6.1.1.1, 6.1.2
P237797.23.1			P2529011.18.1			P271698.1.1, 8.7.1
P2378811.5.1	P246208.1.1	P2529311.5.1	P2632411.10.1	P27181	..6.1.1, 6.1.1.1, 6.1.2
P237995.2.1.1	P246248.1.1, 8.7.1	P2529711.5.1	P26604	.7.2.2, 7.8.1, 7.8.1.1, 7.8.2, 7.8.2.1, 7.10.1, 7.10.1.1, 8.10.1, 8.10.1.1	P271858.4.1, 8.10.1, 8.10.1.1
P238017.23.1	P246307.1.1, 7.1.2	P2530211.17.1			P273079.2.1, 9.2.1.1
P23848	..7.2.1, 7.8.1, 7.8.1.1, 7.8.2, 7.8.2.1	P246337.20.1	P253327.1.1	P266057.10.1.1, 11.10.1	P273104.4.1.1, 4.6.1, 4.6.1.1, 4.7.1, 4.7.1.1, 4.8.1, 4.9.1, 4.9.1.1
P23862	..7.7.1, 7.7.1.1, 7.7.2, 7.7.2.1, 7.7.3, 7.7.3.1, 7.7.4, 7.7.4.1	P24641	.7.1.1, 7.7.1, 7.7.1.1, 7.7.2, 7.7.2.1	P25365	..2.4.1, 2.9.1, 2.29.1, 2.34.1, 2.39.1	P26606	..6.1.1, 6.1.1.1, 6.1.2		
P23866	..5.1.1, 5.1.1.1, 5.1.2, 5.1.2.1, 5.1.3, 5.1.3.1, 5.4.1, 5.1.4.1	P24641	.7.1.1, 7.7.1, 7.7.1.1, 7.7.2, 7.7.2.1	P25464	.3.2.1, 3.2.1.1, 3.2.2, 3.2.2.1	P266077.10.1	P2732211.16.1, 11.17.1
P23885	..6.1.1, 6.1.1.1, 6.1.2	P24651	.5.1.1, 5.1.1.1, 5.1.2, 5.1.2.1, 5.1.3, 5.1.3.1, 5.4.1, 5.1.4.1	P256848.1.1, 8.7.1	P266177.3.1	P273301.1.3
P23901	..5.6.1, 5.6.1.1, 5.6.2, 5.6.2.1	P246567.10.1, 7.10.1.1	P25687	.7.8.1, 7.8.1.1, 7.8.2, 7.8.2.1, 7.10.1, 7.10.1.1	P26720	..1.7.1, 1.7.2, 1.17.1	P273747.10.1, 7.10.1.1
P24305	...2.4.1, 2.9.1, 2.14.1, 2.19.1, 2.24.1, 2.29.1, 2.29.1.1, 2.34.1, 2.34.1.1, 2.44.1	P24981	.6.1.1, 6.1.1.1, 6.1.2, 6.15.1, 6.15.2, 6.27.1	P25691	...7.1.1, 7.1.2, 7.2.2, 7.7.1, 7.7.1.1, 7.7.2, 7.7.3, 7.7.3.1, 7.7.4, 7.21.1.1	P26801	..1.6.1, 1.6.2, 1.16.1	P273845.1.1.1, 5.1.2.1, 10.20.1, 10.20.1.1, 10.20.1.2
P24306	...2.4.1, 2.9.1, 2.14.1, 2.19.1, 2.24.1, 2.29.1, 2.29.1.1, 2.34.1, 2.34.1.1, 2.39.1, 2.44.1	P24991	1.6.2, 1.16.1, 1.17.2, 8.2.1	P25693	..6.1.1, 6.1.1.1, 6.1.2	P26802	..1.6.1, 1.6.2, 1.16.1		
P243132.23.1, 2.43.1	P251051.17.2	P25697	...7.2.1, 7.2.2, 7.8.1, 7.8.1.1, 7.8.2, 7.8.2.1	P26804	..1.6.1, 1.6.2, 1.16.1	P273928.7.1
P246097.2.1, 7.2.2, 7.7.1, 7.7.1.1, 7.7.2, 7.7.2.1, 7.7.3, 7.7.3.1, 7.7.4, 7.7.4.1, 7.8.1, 7.8.2, 7.10.1, 7.10.1.1, 7.20.1.2, 7.20.1.3	P251061.17.2	P258678.8.1, 8.2.2	P268121.8.1, 1.18.1	P27394	.5.6.1, 5.6.1.1, 5.6.2, 5.6.2.1, 5.8.1, 5.8.1.1
P246127.1.1, 7.1.2, 7.2.1, 7.2.2, 7.7.1, 7.7.1.1, 7.7.2, 7.7.2.1, 7.7.3, 7.7.3.1, 7.7.4, 7.7.4.1, 7.8.1,	P251091.17.2	P26026	..6.1.1, 6.1.1.1, 6.1.2	P26813	..1.7.1, 1.7.2, 1.17.1	P27397	.6.1.1, 6.1.1.1, 6.1.2, 6.15.1, 6.15.2
		P251101.17.2	P260471.1.3	P26816	..1.7.1, 1.7.2, 1.17.1	P27399	.7.2.2, 7.7.2, 7.7.2.1, 7.8.2, 7.10.1, 7.10.1.1, 7.20.1, 7.20.1.1, 7.20.1.2, 8.7.1
		P25111	.1.6.2, 1.16.1, 1.17.2	P260481.1.3	P268201.7.2, 1.17.1		
		P251151.17.2	P26099	.8.2.1, 8.8.1, 8.8.1.1, 8.2.2, 8.8.2.1	P268211.7.1	P27404	...10.20.1, 10.20.1.1, 10.20.1.2
		P251161.17.2	P261016.11.1	P26825	..1.7.1, 1.7.2, 1.17.1	P274057.20.1.3
		P251171.17.2	P26155	.1.8.1, 1.17.1, 1.18.1	P26826	...1.6.1, 1.6.2, 1.7.2, 1.16.1, 1.17.1	P27469	..6.1.1, 6.1.1.1, 6.1.2
		P251181.17.2	P261561.7.2, 1.17.1	P268271.7.2, 1.17.1	P276009.1.1, 9.1.1.1, 9.1.1.2, 10.22.1
		P25148	...1.6.1, 1.6.2, 1.16.1	P26166	...1.7.1, 1.7.2, 1.17.1	P26828	..1.7.1, 1.7.2, 1.17.1	P276016.7.1, 6.7.2
		P25149	...1.6.1, 1.6.2, 1.16.1	P26167	...1.7.1, 1.7.2, 1.17.1	P268291.8.1, 1.18.1	P276462.18.1, 2.33.1.1
		P251541.16.1, 1.17.2	P26168	...1.7.1, 1.7.2, 1.17.1	P268301.8.1, 1.18.1	P276568.1.1
		P251591.8.1, 1.18.1	P26172	...1.7.1, 1.7.2, 1.17.1	P26834	..1.7.1, 1.7.2, 1.17.1	P276637.1.2
		P251641.17.2	P26173	...1.7.1, 1.7.2, 1.17.1	P26838	..1.7.1, 1.7.2, 1.17.1, 6.18.1, 6.18.1.1	P276687.20.1.1
		P25165	..1.6.1, 1.6.2, 1.16.1, 1.17.2	P261751.6.2, 1.16.1	P268401.8.1, 1.18.1	P276797.2.1, 7.2.2
		P251661.17.2	P26176	...1.7.1, 1.7.2, 1.17.1	P26841	..1.7.1, 1.7.2, 1.17.1	P276887.20.1
		P251711.17.2	P26177	...1.7.1, 1.7.2, 1.17.1	P268451.8.1, 1.18.1	P277407.20.1.3
		P251741.17.2	P26178	...1.7.1, 1.7.2, 1.17.1	P268461.6.2, 1.16.1	P278039.2.1
		P252018.1.1, 8.7.1	P26179	...1.7.1, 1.7.2, 1.17.1	P268471.6.2, 1.16.1		
		P252088.1.1	P261931.9.1, 1.19.1	P26873	..1.7.1, 1.7.2, 1.17.1		
		P252295.1.3, 5.4.1			P26874	..1.7.1, 1.7.2, 1.17.1		
						P26875	..1.7.1, 1.7.2, 1.17.1		
						P271238.1.1, 8.7.1		
						P271517.10.1, 7.10.1.1		

Part Number	Page(s)	Part Number	Page(s)	Part Number	Page(s)	Part Number	Page(s)	Part Number	Page(s)
P278057.3.1, 7.10.1, 7.10.1.1		7.4.1, 7.11.1, 7.11.1.1, 10.20.1.2		7.20.1.1, 8.2.1, 8.8.1, 8.8.1.1, 8.2.2, 8.8.2.1		7.17.1, 7.17.1.1, 7.17.1.2	P30622 5.2.2
P27808	6.1.1, 6.1.1.1, 6.15.1, 6.15.2	P27938 6.7.1, 6.7.2	P29100 8.1.1, 8.7.1	P299005.7.1	P30636 5.2.1
P27809	...6.1.1, 6.1.2, 6.15.1, 6.15.2	P27971 11.10.1	P29122 8.14.1	P2992711.10.1	P30637 5.3.1
P278106.27.1	P27980 1.55.1, 8.13.1	P29147 1.1.3	P299296.10.1	P30638 7.16.1
P27815	2.5.1, 2.5.1.1, 2.10.1, 2.10.1.1, 2.15.1, 2.18.1, 2.20.1, 2.20.1.1, 2.25.1, 2.45.1	P28009 3.1.2	P29155	. 7.7.1, 7.7.1.1, 7.7.2, 7.7.2.1, 7.7.3, 7.7.3.1, 7.7.4, 7.7.4.1, 7.20.1, 7.20.1.1	P29947	. 5.1.1, 5.1.1.1, 5.1.2, 5.1.2.1, 5.1.3, 5.1.3.1, 5.4.1, 5.1.4.1, 5.6.1, 5.6.1.1, 5.6.2, 5.6.2.1, 5.8.1.1, 5.8.1.2, 5.10.1.2, 5.10.2.1, 5.10.2.2, 7.2.1, 7.2.2, 7.8.1, 7.8.1.1, 7.8.2, 7.8.2.1, 7.20.1	P30639 5.12.1
P27827	..5.6.1, 5.6.1.1, 5.6.2, 5.6.2.1, 5.8.1, 5.8.1.1, 5.8.1.2, 5.8.2, 5.8.2.1, 5.8.2.2, 5.10.1, 5.10.1.1, 5.10.1.2, 5.10.2, 5.10.2.1, 5.10.2.2	P28052 5.6.2, 5.8.1, 5.8.2, 5.10.1	P29164	. 6.1.1, 6.1.1.1, 6.1.2, 6.11.1	P299567.8.1.1	P30640 7.17.1
		P28128 6.28.1	P29256 11.3.1, 11.4.1, 11.4.2, 11.16.1, 11.17.1	P30015 11.3.1, 11.3.2, 11.4.1, 11.4.2, 11.11.1	P30641 7.16.1.1
		P28140 5.1.3, 5.4.1, 5.8.1, 5.8.1.1, 10.20.1	P29269 10.6.1	P30160 8.1.1	P30642 7.17.1.1
		P28200 5.1.1, 5.1.2, 5.1.3, 5.4.1	P29279 7.20.1, 7.20.1.1	P30177	6.15.1, 6.15.2, 8.8.1, 8.8.1.1, 8.2.2, 8.8.2.1	P30643 5.5.1
		P28327 6.2.1, 6.2.2	P29317 9.4.1, 9.4.1.1, 9.4.1.2, 9.4.1.3	P304239.2.1, 9.2.1.1	P30644 5.9.1
		P28364 5.1.1, 5.1.2, 5.1.3, 5.4.1	P29325 6.16.1, 6.16.1.1, 6.16.2, 6.16.2.1, 6.28.1, 11	P304445.8.1, 5.8.1.1, 5.8.1.2, 5.8.2, 5.8.2.1, 5.10.1, 5.10.1.1, 5.10.1.2, 5.10.2, 5.10.2.1, 5.10.2.2	P30647 5.9.1
		P28383 6.2.1, 6.2.2	P29348	. 5.6.1, 5.8.1, 5.8.1.1, 5.10.1, 5.10.1.1, 5.10.1.2, 10.20.1, 10.20.1.1	P30546 7.16.1, 7.16.1.1	P30648 5.5.1
		P28387	.. 6.1.1, 6.1.1.1, 6.1.2	P29629	2.30.1, 2.35.1, 2.40.1	P30569 8.4.1	P30649 5.2.1
		P28391	.. 6.1.1, 6.1.1.1, 6.1.2	P29694	. 9.6.1, 9.6.2, 9.6.2.1, 9.7.1, 9.7.1.1, 9.7.2, 9.7.2.1, 9.7.3	P30584 7.8.1.1	P30652 5.3.1
		P28470	. 3.2.1, 3.2.1.1, 3.2.2, 3.2.2.1	P29752 7.1.1, 7.1.2	P3059011.16.1, 11.17.1	P30653 5.12.1, 7.16.1, 7.16.1.1, 7.17.1.2
		P28492 6.2.1, 6.2.2, 6.5.1	P29755	. 6.1.1, 6.1.1.1, 6.1.2, 6.11.1	P30612 5.5.1	P30654 5.2.1
		P28496 7.3.1, 7.10.1	P29782 7.2.1, 7.2.2	P30613 5.9.1	P30655 5.5.1
		P28503 11.10.1	P29783 7.1.1	P30615 7.16.1	P30656 5.7.1.1
		P28504 11.10.1	P29796 11.3.1, 11.3.2, 11.4.1, 11.4.2, 11.16.1, 11.17.1	P30616 5.3.1	P30671 5.5.1
		P28526	. 5.6.1, 5.6.1.1, 5.6.2, 5.6.2.1	P29822 5.7.1, 5.7.1.1	P30617 5.2.1	P30672 5.2.1
		P28569	. 9.6.1, 9.6.2, 9.6.2.1, 9.7.1, 9.7.1.1, 9.7.2, 9.7.2.1, 9.7.3	P29864 5.7.1	P30618 5.12.1	P30673 5.3.1
		P28616 8.1.1, 8.7.1	P29877 5.3.2	P30619 7.17.1	P30674 5.12.1, 7.16.1, 7.16.1.1, 7.17.1.2
		P28704	3.3.1, 3.3.1.1, 3.3.1.2	P29878	5.3.1, 5.12.1, 5.12.2, 7.16.1, 7.16.1.1,	P30620 7.16.1.1	P30675 5.9.1
		P28819	6.1.1, 6.1.1.1, 6.15.1, 6.15.2			P30621 7.17.1.1	P30676 7.17.1, 7.17.1.1
		P28823 7.10.1.1					P30677 5.2.2, 5.9.1
		P28874 2.31.1.1					P30680 5.9.1
		P28877	.. 6.1.1, 6.1.1.1, 6.1.2					P30681 7.17.1, 7.17.1.1
		P28987 7.2.2					P30682 7.16.1.1
		P29004 5.1.3, 5.4.1					P30683 7.17.1.1
		P29013 7.1.1, 7.1.2, 7.2.1, 7.2.2, 7.8.1, 7.8.1.1, 7.8.2, 7.8.2.1, 7.20.1,					P30684 7.17.1
								P30687 5.7.1
								P30688 5.12.1
								P30689 7.16.1
								P30796	.. 9.2.1, 9.2.1.1, 9.5.1
								P30797 9.2.1, 9.2.1.1
								P30798 9.2.1, 9.2.1.1
								P30799 9.2.1, 9.2.1.1
								P30927 5.8.1, 5.8.1.1, 5.8.1.2, 5.8.2,

Part Number	Page(s)	Part Number	Page(s)	Part Number	Page(s)	Part Number	Page(s)	Part Number	Page(s)
	5.8.2.1, 5.8.2.2, 5.10.1, 5.10.1.1, 5.10.1.2, 5.10.2, 5.10.2.1, 5.10.2.2	P31346 1.9.1, 1.10.1		P31397 1.4.1, 1.14.1		P31520 1.4.1, 1.5.1		P31591 2.26.1, 2.31.1, 2.31.1.1, 2.36.1	
P309306.8.1, 6.9.1	P31347 1.9.1, 1.10.1		P31398 1.4.1		P31521 ..1.4.1, 1.5.1, 1.14.1, 1.15.1		P31594 .. 2.3.1, 2.8.1, 2.13.1, 2.28.1, 2.33.1, 2.33.1.1, 2.38.1	
P309316.8.1, 6.9.1	P31348 1.10.1		P31406 .. 7.1.1, 7.1.2, 7.14.1		P31522 1.4.1, 1.5.1		P31598 7.14.1	
P309326.8.1	P31349 1.10.1		P31407 . 7.8.1, 7.8.1.1, 7.8.2, 7.15.1		P31523 1.4.1, 1.5.1		P31599 6.3.1	
P309336.7.1, 6.7.2	P31356 1.7.1		P31443 7.2.1, 7.2.2		P31524 ..1.4.1, 1.5.1, 1.14.1, 1.15.1		P31700 1.24.1, 1.38.1	
P309346.7.1, 6.7.2	P31357 1.7.1		P31444 7.21.1		P31526 1.9.1, 1.19.1		P31701 1.24.1, 1.38.1	
P309356.7.1, 6.7.2	P31358 1.7.1		P31449 6.1.1, 6.1.1.1		P31527 1.9.1, 1.19.1		P31702 1.24.1, 1.38.1	
P309366.7.1	P31363 1.7.1		P31462 7.14.1, 7.15.1, 7.21.1		P31528 1.7.1		P31703 1.24.1, 1.38.1	
P309376.7.1, 6.8.1	P31364 1.6.1		P31463 7.15.1, 7.21.1		P31529 1.6.1		P31704 1.24.1	
P309386.7.1, 6.7.2, 6.8.1	P31366 1.4.1, 1.5.1		P31464 7.21.1		P31530 1.8.1, 1.18.1		P31705 1.25.1, 1.39.1	
P309396.7.1, 6.7.2, 6.9.1	P31367 1.4.1, 1.5.1		P31472 7.14.1		P31531 1.6.1, 1.16.1		P31706 1.25.1, 1.39.1	
P309406.7.1, 6.7.2, 6.8.1	P31369 1.4.1, 1.5.1		P31473 7.14.1		P31532 1.6.1, 1.16.1		P31707 1.25.1, 1.39.1	
P309416.9.1	P31372 1.4.1, 1.5.1		P31474 7.14.1		P31533 1.4.1, 1.5.1		P31708 1.25.1, 1.39.1	
P310411.4.1, 1.5.1	P31373 1.4.1, 1.5.1		P31475 7.14.1		P31536 1.4.1, 1.5.1		P31709 1.25.1, 1.32.1, 1.33.1, 1.39.1, 1.47.1, 1.48.1	
P310595.1.1.1, 5.1.2.1	P31374 1.4.1, 1.5.1		P31477 7.14.1		P31537 1.5.1		P31710 1.25.1, 1.32.1, 1.39.1, 1.47.1	
P312181.1.3	P31375 1.4.1, 1.5.1		P31481 7.14.1		P31538 1.4.1		P31711 1.26.1, 1.40.1	
P312201.29.1, 1.43.1	P31376 ... 1.4.1, 1.5.1, 1.6.1, 1.6.2, 1.16.1		P31482 7.14.1		P31539 1.4.1, 1.14.1		P31712 1.26.1, 1.40.1	
P312211.29.1, 1.43.1	P31377 ... 1.4.1, 1.5.1, 1.6.1, 1.6.2, 1.16.1		P31483 7.14.1		P31540 1.4.1, 1.14.1		P31713 1.26.1, 1.40.1	
P312291.1.3	P31379 .. 1.4.1, 1.5.1, 1.14.1, 1.15.1		P31486 7.14.1		P31542 1.4.1		P31714 1.26.1, 1.28.1, 1.40.1, 1.42.1	
P312952.26.1, 2.26.1.1, 2.31.1, 2.31.1.1	P31380 .. 1.4.1, 1.5.1, 1.14.1, 1.15.1		P31488 7.14.1		P31544 1.6.1		P31715 1.26.1, 1.40.1	
P312962.26.1, 2.26.1.1, 2.31.1, 2.31.1.1	P31381 .. 1.4.1, 1.5.1, 1.14.1, 1.15.1		P31490 7.14.1		P31545 1.4.1, 1.14.1		P31716 1.26.1, 1.40.1	
P313202.26.1, 2.26.1.1, 2.31.1	P31382 .. 1.4.1, 1.5.1, 1.14.1, 1.15.1		P31495 .. 1.4.1, 1.5.1, 1.14.1, 1.15.1		P31546 1.5.1		P31717 1.26.1, 1.40.1	
P313251.55.1	P31383 1.4.1, 1.5.1		P31496 .. 1.4.1, 1.5.1, 1.14.1, 1.15.1		P31547 ..1.6.1, 1.6.2, 1.16.1, 1.17.2		P31718 1.26.1, 1.40.1	
P313311.9.1, 1.19.1	P31384 1.4.1, 1.5.1		P31497 .. 1.4.1, 1.5.1, 1.14.1, 1.15.1		P31548 1.10.1		P31719 1.26.1, 1.40.1	
P313321.9.1, 1.19.1	P31385 .. 1.4.1, 1.5.1, 1.14.1, 1.15.1		P31498 .. 1.4.1, 1.5.1, 1.14.1, 1.15.1		P31549 1.10.1		P31720 1.26.1, 1.40.1	
P313331.9.1	P31386 .. 1.4.1, 1.5.1, 1.14.1, 1.15.1		P31500 1.7.1		P31556 ..6.2.1, 6.2.2, 6.16.1, 6.16.1.1, 6.16.2, 8.8.1.1, 8.2.2, 8.8.2.1, 8.14.1		P31721 1.26.1, 1.40.1	
P313341.10.1	P31387 1.5.1, 1.15.1		P31507 1.6.1		P31559 7.1.1		P31722 1.26.1, 1.40.1	
P313351.9.1	P31388 1.5.1		P31508 1.6.1		P31564 9.3.1		P31723 1.26.1, 1.40.1	
P31338	.. 1.6.1, 8.8.1, 8.8.1.1, 8.2.2, 8.8.2.1	P31389 1.5.1, 1.15.1		P31509 1.6.1		P31566 9.3.1		P31724 1.26.1, 1.40.1	
P313391.6.1	P31390 1.5.1		P31510 1.6.1		P31573 1.53.1, 1.53.1.1		P31725 1.26.1, 1.40.1	
P313411.6.1	P31391 1.5.1, 1.15.1		P31511 1.6.1		P31574 1.53.1, 1.53.1.1		P31726 1.26.1, 1.40.1	
P313421.6.1	P31392 1.5.1, 1.15.1		P31512 1.6.1		P31579 7.20.1, 7.20.1.1, 7.20.1.2, 7.21.1		P31727 1.26.1, 1.40.1	
P313431.6.1	P31393 1.4.1, 1.5.1		P31513 1.6.1		P31590 6.5.1		P31728 1.26.1, 1.40.1	
P313441.6.1	P31394 .. 1.4.1, 1.5.1, 1.14.1, 1.15.1		P31514 1.6.1, 1.16.1				P31729 1.26.1, 1.40.1	
P313451.6.1	P31396 1.4.1, 1.14.1		P31518 1.5.1				P31730 1.26.1, 1.40.1	
				P31519 1.4.1					

Part Number	Page(s)	Part Number	Page(s)	Part Number	Page(s)	Part Number	Page(s)	Part Number	Page(s)
P317311.26.1, 1.40.1	P31769 1.27.1, 1.41.1	P31796 1.27.1, 1.28.1, 1.29.1, 1.41.1, 1.42.1, 1.43.1, 1.44.1	P318101.27.1, 1.28.1, 1.29.1, 1.41.1, 1.42.1, 1.43.1, 1.44.1	P31826 1.27.1, 1.28.1, 1.29.1, 1.41.1, 1.42.1, 1.43.1, 1.44.1
P317321.26.1, 1.40.1	P31770 1.27.1, 1.41.1	P31797 1.27.1, 1.28.1, 1.29.1, 1.41.1, 1.42.1, 1.43.1, 1.44.1	P318111.27.1, 1.28.1, 1.29.1, 1.41.1, 1.42.1, 1.43.1, 1.44.1	P31827 1.27.1, 1.28.1, 1.29.1, 1.41.1, 1.42.1, 1.43.1, 1.44.1
P317331.26.1, 1.31.1, 1.40.1, 1.46.1	P31771 1.27.1, 1.41.1	P31798 1.27.1, 1.28.1, 1.29.1, 1.41.1, 1.42.1, 1.43.1, 1.44.1	P318121.27.1, 1.28.1, 1.29.1, 1.41.1, 1.42.1, 1.43.1, 1.44.1	P31828 1.27.1, 1.28.1, 1.29.1, 1.41.1, 1.42.1, 1.43.1, 1.44.1
P317341.26.1, 1.40.1	P31772 1.27.1, 1.41.1	P31799 1.27.1, 1.28.1, 1.29.1, 1.41.1, 1.42.1, 1.43.1, 1.44.1	P318131.27.1, 1.28.1, 1.29.1, 1.41.1, 1.42.1, 1.43.1, 1.44.1	P31829 1.27.1, 1.28.1, 1.29.1, 1.41.1, 1.42.1, 1.43.1, 1.44.1
P317351.25.1, 1.39.1	P31773 1.27.1, 1.41.1	P31800 1.27.1, 1.28.1, 1.29.1, 1.41.1, 1.42.1, 1.43.1, 1.44.1	P318141.27.1, 1.28.1, 1.29.1, 1.41.1, 1.42.1, 1.43.1, 1.44.1	P31830 1.27.1, 1.28.1, 1.29.1, 1.41.1, 1.42.1, 1.43.1, 1.44.1
P317361.25.1, 1.39.1	P31774 1.27.1, 1.41.1	P31801 1.27.1, 1.28.1, 1.29.1, 1.41.1, 1.42.1, 1.43.1, 1.44.1	P318151.27.1, 1.28.1, 1.29.1, 1.41.1, 1.42.1, 1.43.1, 1.44.1	P31831 1.27.1, 1.28.1, 1.41.1, 1.42.1
P317371.25.1, 1.39.1	P31775 1.27.1, 1.41.1	P31802 1.27.1, 1.28.1, 1.29.1, 1.41.1, 1.42.1, 1.43.1, 1.44.1	P318161.27.1, 1.28.1, 1.29.1, 1.41.1, 1.42.1, 1.43.1, 1.44.1	P31832 1.27.1, 1.28.1, 1.29.1, 1.41.1, 1.42.1, 1.43.1, 1.44.1
P317381.30.1, 1.45.1	P31776 1.27.1, 1.41.1	P31803 1.27.1, 1.28.1, 1.29.1, 1.41.1, 1.42.1, 1.43.1, 1.44.1	P318171.27.1, 1.28.1, 1.29.1, 1.41.1, 1.42.1, 1.43.1, 1.44.1	P31833 1.27.1, 1.41.1
P317391.30.1, 1.45.1	P31777 1.27.1, 1.41.1	P31804 1.27.1, 1.28.1, 1.29.1, 1.41.1, 1.42.1, 1.43.1, 1.44.1	P318181.27.1, 1.28.1, 1.29.1, 1.41.1, 1.42.1, 1.43.1, 1.44.1	P31834	1.27.1, 1.41.1, 1.44.1
P317401.25.1, 1.29.1, 1.39.1, 1.43.1, 1.44.1	P31778 1.27.1, 1.41.1	P31805 1.27.1, 1.28.1, 1.29.1, 1.41.1, 1.42.1, 1.43.1, 1.44.1	P318191.27.1, 1.28.1, 1.29.1, 1.41.1, 1.42.1, 1.43.1, 1.44.1	P31835	1.27.1, 1.41.1, 1.44.1
P317411.25.1, 1.39.1	P31779 1.27.1, 1.41.1	P31806 1.27.1, 1.28.1, 1.29.1, 1.41.1, 1.42.1, 1.43.1, 1.44.1	P318201.27.1, 1.28.1, 1.29.1, 1.41.1, 1.42.1, 1.43.1, 1.44.1	P31836	1.27.1, 1.41.1, 1.44.1
P317421.25.1, 1.39.1	P31780 1.27.1, 1.41.1	P31807 1.27.1, 1.28.1, 1.29.1, 1.41.1, 1.42.1, 1.43.1, 1.44.1	P318211.27.1, 1.28.1, 1.29.1, 1.41.1, 1.42.1, 1.43.1, 1.44.1	P31837	1.27.1, 1.41.1, 1.44.1
P317431.25.1, 1.34.1, 1.39.1, 1.49.1	P31781 1.27.1, 1.41.1	P31808 1.27.1, 1.28.1, 1.29.1, 1.41.1, 1.42.1, 1.43.1, 1.44.1	P318221.27.1, 1.41.1	P31838	1.27.1, 1.41.1, 1.44.1
P317441.25.1, 1.39.1	P31782 1.27.1, 1.41.1	P31809 1.27.1, 1.28.1, 1.29.1, 1.41.1, 1.42.1, 1.43.1, 1.44.1	P318231.27.1, 1.41.1	P31839	1.27.1, 1.41.1, 1.44.1
P317451.25.1, 1.39.1	P31783 1.27.1, 1.41.1			P31824	1.27.1, 1.41.1, 1.44.1	P31840 1.27.1, 1.41.1
P317461.25.1, 1.39.1	P31784 1.27.1, 1.41.1			P318251.27.1, 1.28.1, 1.29.1, 1.41.1, 1.42.1, 1.43.1, 1.44.1	P31841 1.27.1, 1.41.1
P317471.25.1, 1.39.1	P31785 1.27.1, 1.41.1					P31842 1.27.1, 1.41.1
P317481.25.1, 1.39.1	P31786 1.27.1, 1.41.1					P31843 1.27.1, 1.41.1
P317491.25.1, 1.39.1	P31787 1.27.1, 1.41.1					P31844 1.27.1, 1.41.1
P317501.25.1, 1.39.1	P31788 1.27.1, 1.28.1, 1.29.1, 1.41.1, 1.42.1, 1.43.1, 1.44.1					P31845 1.27.1, 1.31.1, 1.41.1, 1.46.1
P31751	1.25.1, 1.39.1, 1.54.1	P31789 1.27.1, 1.28.1, 1.29.1, 1.41.1, 1.42.1, 1.43.1, 1.44.1					P31846 1.27.1, 1.41.1
P317521.25.1, 1.39.1							P31847 1.27.1, 1.28.1, 1.29.1, 1.41.1, 1.42.1, 1.43.1, 1.44.1
P317531.25.1, 1.39.1	P31790 1.27.1, 1.41.1					P31848 1.27.1, 1.28.1, 1.29.1, 1.41.1, 1.42.1, 1.43.1, 1.44.1
P317541.25.1, 1.39.1	P31791 1.27.1, 1.28.1, 1.29.1, 1.41.1, 1.42.1, 1.43.1, 1.44.1						
P317551.25.1, 1.39.1	P31792 1.27.1, 1.28.1, 1.29.1, 1.41.1, 1.42.1, 1.43.1, 1.44.1						
P317561.25.1, 1.39.1								
P317591.25.1, 1.39.1	P31793 1.27.1, 1.28.1, 1.29.1, 1.41.1, 1.42.1, 1.43.1, 1.44.1						
P317601.27.1, 1.41.1								
P317611.27.1, 1.28.1, 1.29.1, 1.41.1, 1.42.1, 1.43.1, 1.44.1	P31794 1.27.1, 1.28.1, 1.29.1, 1.41.1, 1.42.1, 1.43.1, 1.44.1						
P317621.27.1, 1.41.1								
P317631.27.1, 1.41.1	P31795 1.27.1, 1.28.1, 1.29.1, 1.41.1, 1.42.1, 1.43.1, 1.44.1						
P317641.27.1, 1.41.1								
P317651.27.1, 1.41.1								
P317661.27.1, 1.41.1								
P317671.27.1, 1.41.1								
P317681.27.1, 1.41.1								

Part Number	Page(s)	Part Number	Page(s)	Part Number	Page(s)	Part Number	Page(s)	Part Number	Page(s)
P320471.33.1, 1.48.1	P32088 1.34.1, 1.49.1	P32140 1.16.1	P322805.12.2	P32549 7.15.1, 7.21.1, 7.21.1.1
P320481.33.1, 1.48.1	P32089 1.34.1, 1.49.1	P32141 1.16.1	P322815.2.2	P32551 10.13.1
P320491.33.1, 1.48.1	P32090 1.34.1, 1.49.1	P32142 1.7.1	P322825.3.2	P32554 10.13.1
P320501.33.1, 1.48.1	P32091 1.34.1, 1.49.1	P32143 1.6.1	P322835.11.1	P32555 10.13.1
P320511.33.1, 1.48.1	P32092 1.34.1, 1.49.1	P32150 2.26.1, 2.26.1.1, 2.31.1, 2.31.1.1, 2.36.1	P322925.12.2	P32556 10.13.1
P320521.33.1, 1.48.1	P32093 1.54.1	P32201	7.14.1, 7.15.1, 7.21.1	P322935.7.1.1	P32558 10.13.1
P320531.33.1, 1.48.1	P32094 1.54.1	P32202	7.14.1, 7.15.1, 7.21.1	P323005.2.2	P32572 2.26.1, 2.31.1, 2.31.1.1, 2.36.1
P320541.33.1, 1.48.1	P32095	1.24.1, 1.38.1, 1.54.1	P32203 7.14.1	P323015.3.2	P32575	3.3.1, 3.3.1.1, 3.3.1.2
P320551.33.1, 1.48.1	P32096 1.54.1	P32204 7.14.1	P323025.12.2	P32578 7.14.1
P320561.33.1, 1.48.1	P32097 1.54.1	P32205 7.14.1	P323035.11.1	P32579	. 3.1.1, 3.1.1.1, 3.1.2, 3.1.3, 3.1.3.1, 3.1.4
P320571.33.1, 1.48.1	P32098 1.54.1	P32206 7.14.1	P323137.23.1	P32582 2.1.1, 2.6.1
P320581.33.1, 1.48.1	P32099 1.54.1	P32207 7.21.1	P323145.2.1.1	P32663 7.20.1, 7.20.1.1, 7.20.1.2
P320591.33.1, 1.48.1	P32100 1.54.1	P32208 7.21.1	P323155.5.1.1	P32677 6.5.1
P320601.33.1, 1.48.1	P32101 1.54.1	P32209 7.21.1	P323185.5.1.1	P32689	1.55.1, 3.1.1, 3.1.1.1, 3.1.2, 3.1.3, 3.1.3.1, 3.1.4, 3.5.1, 4.1.1, 4.1.2, 4.2.1, 4.2.1.1, 4.3.1, 4.4.1, 4.4.1.1, 4.4.1.2, 4.4.1.3, 4.5.1, 4.5.1.1, 4.5.1.2, 4.5.1.3, 4.5.1.4, 4.5.1.5, 4.6.1, 4.6.1.1, 4.7.1, 4.7.1.1, 4.7.1.2, 4.8.1, 4.9.1, 4.9.1.1, 11.3.1, 11.3.2, 11.4.1, 11.4.2, 11.10.1, 11.11.1, 11.12.1, 11.16.1, 11.17.1
P320611.33.1, 1.48.1	P32102 1.38.1	P32210 7.21.1	P323195.2.1.1		
P320621.33.1, 1.48.1	P32103 1.44.1	P32211 7.21.1	P323227.23.1		
P320631.33.1, 1.48.1	P32104 1.44.1	P32212 7.21.1	P323307.23.1		
P320641.33.1, 1.48.1	P32105 1.44.1	P32213 7.21.1	P323315.2.1.1		
P320651.33.1, 1.48.1	P32106 1.44.1	P32214 7.21.1	P323335.5.1.1		
P320661.33.1, 1.48.1	P32107 1.44.1	P32215 7.15.1, 7.21.1	P323357.23.1		
P320671.33.1, 1.48.1	P32109 1.49.1	P32238 11.18.1	P323365.5.1.1		
P320681.33.1, 1.48.1	P32110 1.40.1	P32239 5.2.1.1	P32340 11.18.1		
P320691.33.1, 1.48.1	P32111 1.40.1	P32240 5.5.1.1	P323415.5.1.1		
P320701.33.1, 1.48.1	P32112 1.40.1	P32241 7.23.1	P323425.2.1.1		
P320711.32.1, 1.33.1, 1.47.1, 1.48.1	P32113 1.40.1	P32244 7.23.1	P32355 11.18.1		
P320721.33.1, 1.48.1	P32114 1.40.1	P32250 5.3.2	P32356 11.18.1		
P320731.33.1, 1.48.1	P32115 1.40.1	P32251 5.12.2	P32360 11.18.1		
P320741.32.1, 1.47.1	P32116 1.40.1	P32252 5.12.1	P32371 11.18.1		
P320751.32.1, 1.47.1	P32117 1.40.1	P32253 5.12.2	P323795.7.1.1		
P320761.25.1, 1.39.1	P32118 1.40.1	P32254 5.11.1	P32416	.7.7.1, 7.7.1.1, 7.7.2, 7.7.2.1		
P320771.25.1, 1.39.1	P32119 1.40.1	P32255 5.11.1	P324187.2.2		
P320781.34.1, 1.49.1	P32120 1.40.1	P32262 5.2.2	P32420 1.53.1, 1.53.1.1		
P320801.34.1, 1.49.1	P32121 1.40.1	P32263 5.3.2	P32543 7.15.1, 7.21.1	P32691 2.26.1, 2.26.1.1, 2.31.1, 2.36.1
P320811.34.1, 1.49.1	P32122 1.40.1	P32264 5.12.2	P32544 7.15.1, 7.21.1	P32693 7.14.1
P320821.34.1, 1.49.1	P32123 1.24.1, 1.38.1	P32265 5.7.1.1	P32545 7.15.1	P32697	.. 2.2.1, 2.7.1, 2.12.1, 2.17.1, 2.22.1, 2.27.1, 2.32.1, 2.37.1, 2.42.1
P320831.25.1, 1.39.1	P32124 1.24.1, 1.38.1	P32266 5.3.2	P32546 7.15.1		
P320841.34.1, 1.49.1	P32125 1.24.1, 1.38.1	P32267 5.11.1	P32547 7.15.1		
P320851.34.1, 1.49.1	P32135 1.5.1	P32273 5.7.1, 5.7.1.1	P325487.15.1, 7.21.1, 7.21.1.1		
P320861.34.1, 1.49.1	P32136 1.4.1	P32274 5.2.2			P32926 3.3.1, 3.3.1.1
P320871.34.1, 1.49.1	P32138 1.4.1	P32275 5.11.1			P32927 6.5.1, 6.20.1
		P32139 1.16.1, 1.17.2						

Part Number	Page(s)	Part Number	Page(s)	Part Number	Page(s)	Part Number	Page(s)	Part Number	Page(s)
P329286.5.1, 6.20.1	P33140 2.26.1, 2.26.1.1,	P33186 6.3.1	P40490	.5.1.1, 5.1.1.1, 5.1.2,	P91765 8.13.1
P329296.5.1, 6.20.1		2.31.1, 2.31.1.1,	P33187 6.3.1		5.1.2.1, 5.1.3,	P91766 8.13.1
P329306.5.1, 6.20.1		2.36.1	P33188 6.3.1		5.1.3.1, 5.4.1,	P91767 6.5.1
P329316.5.1, 6.20.1	P33141	.. 2.3.1, 2.8.1, 2.13.1,	P33189 6.10.1		5.1.4.1, 5.6.1,	P91768 6.5.1
P32937	...1.6.2, 1.7.2, 1.16.1,		2.23.1, 2.28.1,	P33192 6.10.1		5.6.1.1, 5.6.2,	P91770 6.5.1
	1.17.1		2.33.1, 2.38.1, 2.43.1	P33193 6.10.1		5.6.2.1, 5.8.1.1,	P91771 6.5.1
P329381.7.2, 1.17.1	P33142	.. 2.3.1, 2.8.1, 2.13.1,	P33194 6.10.1		5.8.1.2, 5.8.2.1,	P91776 6.5.1, 6.20.1
P329391.5.1		2.23.1, 2.28.1,	P33195 6.10.1		5.8.2.2, 7.2.1, 7.2.2,	P91777 6.5.1, 6.20.1
P329451.6.2		2.33.1, 2.38.1, 2.43.1	P33196 6.10.1		7.8.1, 7.8.1.1, 7.8.2,	P91778 6.5.1, 6.20.1
P329461.6.2	P33143	.. 2.3.1, 2.8.1, 2.13.1,	P33197 6.10.1		7.8.2.1, 7.11.1.1	P91781 6.5.1, 6.20.1
P329471.6.2		2.23.1, 2.28.1,	P33198 6.10.1	P40491	.5.6.1, 5.6.1.1, 5.6.2,	P91782	6.5.1, 6.19.1, 6.19.2,
P329481.6.2		2.33.1, 2.38.1, 2.43.1	P33199 6.10.1		5.6.2.1, 5.8.1,		6.19.3, 6.20.1
P32958	..3.2.1, 3.2.1.1, 3.2.2,	P33146	.. 2.3.1, 2.8.1, 2.13.1,	P400745.10.1.1, 5.10.1.2,		5.8.1.1, 5.8.1.2,	P91783 6.5.1, 6.20.1
	3.2.2.1, 10.1.1,		2.23.1, 2.28.1,		5.10.2, 5.10.2.1,		5.8.2, 5.8.2.1,	P91784 6.5.1, 6.20.1
	10.1.1.1		2.33.1, 2.38.1, 2.43.1		10.20.1		5.8.2.2, 5.10.1,	P91786 6.5.1, 6.19.3
P329611.1.1, 1.1.2, 1.1.3	P33151 8.2.1, 8.3.1	P40075	.9.6.1, 9.6.2, 9.6.2.1,		5.10.1.1, 5.10.1.2,	P91787 6.5.1
P329631.7.1, 1.7.2, 1.17.1	P33152	. 3.2.1, 3.2.1.1, 3.2.2,		9.7.1, 9.7.1.1, 9.7.2,		5.10.2, 5.10.2.1,	P91788 6.5.1
P329641.7.1, 1.7.2, 1.17.1		3.2.2.1		9.7.2.1, 9.7.3	P406227.11.1.1	P91790 6.5.1, 6.6.1
P329651.6.2, 1.16.1	P33165	. 6.1.1, 6.1.1.1, 6.1.2,	P401358.4.1, 8.10.1,	P40662	..6.3.1, 6.4.1, 6.17.1,	P91791 6.6.1, 6.24.1
P329671.6.2, 1.16.1		6.11.1		8.10.1.1, 8.13.1		7.4.1, 7.9.1, 7.9.1.1,	P91792 6.24.1
P329681.6.2, 1.16.1	P33166	.. 6.11.1, 7.1.1, 7.1.2,	P40147	..6.2.1, 6.2.2, 6.16.1,		7.24.1, 10.23.1	P91794 6.6.1
P329691.5.1		7.2.2, 7.8.2, 7.10.1,		6.16.1.1, 6.16.2,	P911682.2.1, 2.42.1	P91795 6.6.1, 6.24.1
P329701.7.1		7.20.1, 7.20.1.1,		6.16.2.1, 8.2.1, 8.8.1,	P9153110.11.1	P91796	. 6.6.1, 6.23.1, 6.24.1
P329721.6.2, 1.16.1	P33168 7.15.1, 7.21.1		8.8.1.1, 8.2.2,	P9153310.11.1	P91798 6.6.1, 6.24.1
P329731.6.2, 1.16.1	P33177 6.3.1		8.8.2.1, 8.14.1	P9153410.11.1	P91799 6.6.1, 6.24.1
P329741.7.1, 1.7.2, 1.17.1	P33178 6.3.1	P40171	. 3.1.1, 3.1.1.1, 3.1.2,	P9157710.13.1	P91800 6.6.1, 6.24.1
P329751.7.1	P33180	.. 2.3.1, 2.8.1, 2.13.1,		3.1.3, 3.1.3.1, 3.1.4	P9157910.13.1	P91802 6.6.1
P329761.4.1, 1.5.1		2.23.1, 2.28.1,	P402952.18.1, 2.33.1.1	P9158110.13.1	P91803 6.6.1
P32982	...2.2.1, 2.7.1, 2.12.1,		2.33.1, 2.38.1, 2.43.1	P402992.18.1, 2.33.1.1	P9158310.13.1	P91805 6.6.1, 6.23.1
	2.17.1, 2.22.1,	P33181	.. 2.3.1, 2.8.1, 2.13.1,	P404595.2.1, 5.5.1, 5.7.1,	P9158410.13.1	P91806 6.6.1, 6.23.1
	2.27.1, 2.32.1,		2.23.1, 2.28.1,		5.7.1.1	P9158510.13.1	P91807 6.6.1, 6.23.1
	2.37.1, 2.42.1		2.33.1, 2.38.1, 2.43.1	P40460	5.3.1, 5.11.1, 5.12.1,	P9158610.13.1	P91808 6.6.1
P329862.32.1	P33182	.. 2.3.1, 2.8.1, 2.13.1,		7.16.1, 7.16.1.1,	P9158810.13.1	P91946 8.14.1
P329972.27.1		2.23.1, 2.28.1,		7.17.1, 7.17.1.1,	P9158910.13.1	P91947 8.14.1
P33052	..7.7.1, 7.7.1.1, 7.7.2,		2.33.1, 2.38.1, 2.43.1		7.17.1.2	P9159810.13.1	P91952 8.14.1
	7.7.2.1, 7.7.3,	P33183	.. 2.3.1, 2.8.1, 2.13.1,	P404615.3.2, 5.12.2	P9159910.13.1	P92019 1.2.1, 1.2.2, 1.3.1,
	7.7.3.1, 7.7.4, 7.7.4.1		2.23.1, 2.28.1,	P404678.13.1	P9160010.13.1		1.3.2
P330947.14.1		2.33.1, 2.38.1, 2.43.1	P404836.10.1	P9160110.13.1	P92020 1.2.1, 1.2.2, 1.3.1,
P330957.14.1	P33184	.. 2.3.1, 2.8.1, 2.13.1,	P404845.6.1, 5.6.2, 5.8.1,	P917056.7.1		1.3.2
P331223.3.1, 3.3.1.1,		2.23.1, 2.28.1,		5.8.2, 5.10.1,	P917086.8.1, 6.9.1	P92396 8.1.1, 8.7.1
	3.3.1.2, 3.4.1		2.33.1, 2.38.1, 2.43.1		5.10.1.1, 5.10.1.2,	P917126.8.1, 6.9.1	P92410 6.28.1
P331287.3.1	P33185 6.3.1		5.10.2, 5.10.2.1,	P917648.13.1		
					5.10.2.2				

Part Number	Page(s)	Part Number	Page(s)	Part Number	Page(s)	Part Number	Page(s)	Part Number	Page(s)
P924126.28.1	10138930 5.10.1.3, 5.10.2.2, 10.20.1.2	10167485 5.10.1.3, 5.10.2.2, 10.20.1.2	102398324.8.1.1	10700205 2.19.1, 2.24.1, 2.29.1.1, 2.34.1.1, 2.44.1
P924136.28.1					1023997311.22.1		
P924176.8.1, 6.9.1	10139023 4.7.1.3, 4.8.1.1, 4.9.1.2, 4.10.1	10167750 3.5.1	10265086	...5.10.1.3, 10.20.1.2		
P924186.7.1, 6.7.2			10167871	... 10.25.1.1, 10.27.1, 10.27.1.1, 10.28.1	10265087 5.10.1.3, 5.10.2.2, 10.20.1.2	10700218 4.8.1.1
P924196.7.1, 6.7.2	10139068 4.7.1.3					10700304 3.5.1
P924256.7.1, 6.7.2	10139287 4.9.1.2	10168505 11.22.1	1026550010.25.1.1	10700402 10.26.1, 10.26.1.1
P924376.7.1, 6.7.2	10139379 4.9.1.2	10169065 4.5.1.3, 4.5.1.4, 4.5.1.5	1026550110.25.1.1	10700403 4.7.1.3, 4.10.1
P924386.7.1, 6.7.2	10139477 10.26.1			102657294.7.1.3	10700404	... 5.10.1.3, 10.20.1.2
P924486.7.1, 6.7.2	10139530 4.7.1.3, 4.8.1.1, 4.9.1.2	10232432 4.8.1.1, 4.9.1.2	102657554.8.1.1	10700407 5.10.1.3, 5.10.2.2, 10.20.1.2
09325A1.55.1			10234178 4.7.1.3	102658334.9.1.2		
101135994.8.1.1	10139536 10.26.1	10234836 5.10.1.3, 5.10.2.2	102658374.8.1.1	10700484 11.21.1
101162284.10.1	10139594 4.8.1.1, 4.9.1.2, 4.10.1	10234843 5.10.1.3, 5.10.2.2	102663454.8.1.1	10700489 4.7.1.3, 4.8.1.1
101163694.8.1.1			10236240 4.7.1.3	102663475.10.1.3	10700601 4.8.1.1, 4.9.1.2
101235511.21.1	10139604 4.9.1.2	10236518	... 10.25.1, 10.25.1.1, 10.26.1, 10.26.1.1	1026645011	10700605 4.7.1.3
101242574.10.1	10139687 4.7.1.3			102665439.1.1.2, 10.22.1	10700700 4.7.1.3, 4.8.1.1
1012508511.21.1	10139688 4.7.1.3	10236900 4.11.1	102670684.9.1.2	10700701 4.8.1.1, 4.9.1.2, 4.10.1
10134157 10.25.1, 10.25.1.1	10139809 4.8.1.1, 4.9.1.2, 4.10.1	10238132 5.10.1.3, 5.10.2.2	102670694.9.1.2		
101341784.10.1			10238133 5.10.1.3, 5.10.2.2	102677994.7.1.3	10700726 4.9.1.2
101361744.8.1.1	10139838 4.8.1.1	10238252 4.7.1.3	10338200110.27.1.1	10700728 4.10.1
101362264.8.1.1, 4.10.1	10139849 4.8.1.1	10238353 10.28.1	10338454 10.26.1, 10.26.1.1	10700730 4.7.1.3, 4.9.1.2
101363284.7.1.3, 4.8.1.1, 4.9.1.2	10139863 4.8.1.1	10238356 10.28.1	103393064.9.1.2	10700940 4.7.1.3
101363294.7.1.3, 4.8.1.1, 4.9.1.2, 4.10.1	10165115 4.10.1	10238396 10.25.1, 10.25.1.1	1033997211.22.1	10701209 4.7.1.3
		10165243 4.8.1.1	10238397 10.25.1	104385634.10.1	10701232 4.8.1.1
		10165263 4.8.1.1	10238443 10.26.1, 10.26.1.1	104385644.9.1.2	10701254 4.7.1.3
		10165550 10.25.1.1	10238452 10.26.1, 10.26.1.1	104385654.8.1.1	10701257 4.8.1.1, 4.9.1.2
101365414.10.1	10165692 4.8.1.1	10238463 10.27.1, 10.27.1.1	104385664.7.1.3	10701259 4.7.1.3, 4.9.1.2
1013664810.28.1	10165712 4.8.1.1, 4.10.1	10238512 4.7.1.3	1043894211.21.1	10701275 4.7.1.3, 4.8.1.1
101369074.7.1.3	10165715 4.9.1.2	10238628 4.10.1	10439627 10.26.1, 10.26.1.1	10701276 2.17.1, 2.22.1, 2.27.1, 2.32.1
101383744.7.1.3, 4.8.1.1	10165723 4.8.1.1	10238661 4.9.1.2	10467704 10.27.1, 10.27.1.1		
1013837710.28.1	10165727 4.7.1.3, 4.9.1.2	10238723 4.7.1.3, 4.8.1.1	1053459211.20.1	10701306	... 10.25.1.1, 10.27.1, 10.27.1.1, 10.28.1
10138409 10.25.1, 10.25.1.1	10165735 4.9.1.2	10238724 4.9.1.2	1053839210.25.1		
10138431 10.25.1, 10.25.1.1	10165928 2.31.1, 2.35.1.2	10238726 4.7.1.3	1056723810.25.1.1	10701308 4.7.1.3, 4.8.1.1, 10.26.1, 10.26.1.1
10138459 10.27.1, 10.27.1.1	10165944 5.10.1.3, 5.10.2.2	10238747	... 5.10.1.3, 5.10.2.2, 10.20.1.2	1056787310.25.1.1		
10138460 10.27.1, 10.27.1.1	10165945 10.20.1.2			1056871510.26.1.1	10701309 4.9.1.2
101386154.7.1.3	10166940 8.10.1.1	10238757	... 5.10.1.3, 5.10.2.2, 10.20.1.2	1066347B10.20.1.2	10701310 4.7.1.3, 10.25.1, 10.25.1.1, 10.26.1, 10.26.1.1
101387214.7.1.3	10167013	... 10.25.1.1, 10.28.1			1070000911.21.1		
101387454.7.1.3, 4.9.1.2	10167062 10.26.1.1	10239083 10.26.1, 10.26.1.1	107001334.9.1.2	10701311 3.5.1
101387694.8.1.1, 4.9.1.2	10167064 10.26.1.1	10239088 10.26.1, 10.26.1.1	107002024.7.1.3, 10.26.1, 10.26.1.1, 11.22.1	10701312 4.7.1.3, 4.10.1, 5.10.1.3, 5.10.2.2, 10.20.1.2, 10.25.1,
101387704.7.1.3, 4.8.1.1, 4.9.1.2	10167073 4.9.1.2	10239098 4.7.1.3				
101387734.7.1.3, 4.8.1.1	10167213	... 4.11.1.1, 4.11.1.2, 11.13.1	10239647 10.28.1				
101388064.7.1.3			10239738 10.20.1.2				
				10239739 10.20.1.2				

Part Number	Page(s)	Part Number	Page(s)	Part Number	Page(s)	Part Number	Page(s)	Part Number	Page(s)
	10.25.1.1, 10.26.1, 10.26.1.1	10701662	4.7.1.3	10717802	5.10.1.3, 5.10.2.2	10729947	5.10.1.3, 5.10.2.2	10867583	11.22.1
10701314	4.7.1.3	10702034	4.7.1.3	10717989	5.10.1.3, 5.10.2.2, 10.20.1.2, 10.26.1, 10.26.1.1, 10.27.1, 10.27.1.1, 10.28.1	10730015	11.21.1	10867584	11.22.1
10701315	4.7.1.3, 4.8.1.1, 4.9.1.2, 4.10.1	10702054	10.25.1.1, 10.27.1, 10.27.1.1, 10.28.1			10730444	5.10.1.3, 5.10.2.2	10867585	11.21.1
10701319	4.7.1.3	10702082	10.28.1	10718830	4.7.1.3	10730797	10.28.1	10868104	5.10.1.2, 5.10.1.3, 10.20.1.2
10701354	4.7.1.3	10702130	10.26.1, 10.26.1.1	10718933	6.15.1, 6.15.2	10730798	10.27.1, 10.27.1.1, 10.28.1	10868105	5.10.1.3, 5.10.2.1, 5.10.2.2, 10.20.1.2
10701359	2.17.1, 2.22.1, 2.27.1, 4.8.1.1	10702612	4.8.1.1	10718944	7.8.1.1, 7.8.2.1	10730799	10.27.1, 10.27.1.1	1100034	7.9.1.1
10701361	4.8.1.1, 4.9.1.2	10702757	4.8.1.1	10718964	5.10.1.3, 5.10.2.2, 10.20.1.2	10730800	10.25.1.1, 10.27.1, 10.27.1.1	1100035	7.9.1.1
10701363	4.8.1.1, 4.9.1.2	10703038	2.31.1			10730927	5.10.1.3, 5.10.2.2	1100036	10.23.1
10701364	4.8.1.1	10703194	4.7.1.3, 4.8.1.1	10719267	2.18.1	10731325	1.1.1, 1.1.2, 1.1.3	1100037	10.23.1
10701400	10.25.1.1, 10.27.1, 10.27.1.1, 10.28.1	10703227	4.8.1.1	10719790	10.27.1, 10.27.1.1	10732689	4.7.1.3, 4.8.1.1, 4.9.1.2, 4.10.1, 11.21.1	1100227	4.5.1.5
10701404	4.7.1.3, 4.8.1.1, 10.25.1, 10.25.1.1, 10.26.1, 10.26.1.1, 11.22.1	10703236	4.7.1.3, 4.8.1.1, 4.9.1.2, 4.10.1	10720431	4.9.1.2			1100255	3.5.1
10701406	5.10.1.3, 10.25.1, 10.25.1.1	10703237	4.7.1.3, 4.8.1.1, 4.9.1.2, 4.10.1, 10.20.1.2	10720465	5.10.1.3, 5.10.2.2, 10.20.1.2	10740484	5.10.1.3, 5.10.2.2	1100341	11
10701427	4.7.1.3	10703242	4.9.1.2, 10.25.1, 10.25.1.1	10720466	5.10.1.3, 5.10.2.2, 10.20.1.2	10740491	5.10.1.3, 5.10.2.2	1100342	11
10701437	5.10.2.2, 10.20.1.2	10703838	1.55.1.1	10720467	10.20.1.2	10836509	10.27.1, 10.27.1.1, 10.28.1	1100343	11
10701440	4.7.1.3, 4.8.1.1, 4.10.1	10704254	6.18.1.1	10720469	5.10.2.2, 10.20.1.2	10836511	10.25.1, 10.25.1.1	1100379	5.10.1.3, 5.10.2.2, 10.20.1.2
10701446	4.7.1.3	10704352	1.1.1, 1.1.2, 1.1.3	10720496	5.10.1.3	10837186	5.10.1.3	1100778	6.27.1
10701452	5.10.1.3	10704377	6.18.1.1	10720906	11.20.1, 11.21.1	10837189	5.10.1.3, 5.10.2.2	1100963	7.8.1.1, 7.8.2.1
10701454	5.10.2.2, 10.20.1.2	10704610	6.18.1.1	10721148	2.33.1	10837189	5.10.1.3, 5.10.2.2	1100990	5.10.1.2, 5.10.1.3, 5.10.2.1, 5.10.2.2, 10.20.1.2
10701506	10.26.1, 10.26.1.1	10705000	4.7.1.3, 4.8.1.1, 4.9.1.2, 4.10.1, 5.10.1.3, 5.10.2.2, 10.20.1.2, 11.21.1	10721439	4.7.1.3	10837289	5.10.1.3, 5.10.2.2		
10701507	10.25.1, 10.25.1.1			10721556	11.21.1	10837308	10.25.1, 10.25.1.1, 10.27.1, 10.27.1.1	1101202	3.3.1.2
10701508	4.7.1.3, 10.25.1, 10.25.1.1, 10.26.1, 10.26.1.1	10705001	4.9.1.2	10721557	11.21.1			1101203	3.3.1.2
10701509	3.5.1	10705002	4.8.1.1, 5.10.1.3, 5.10.2.2, 10.20.1.2	10721586	4.7.1.3	10837309	10.27.1, 10.27.1.1, 10.28.1	1101435	11.22.1
10701510	5.10.1.3, 10.20.1.2, 10.26.1, 10.26.1.1	10705029	11.20.1, 11.21.1	10721981	10.20.1.2	10837318	10.25.1, 10.25.1.1	1101511	5.10.1.3, 5.10.2.2
10701517	4.7.1.3	10705108	2.17.1, 2.18.1, 2.22.1, 2.27.1, 2.32.1	10725713	4.10.1	10837521	5.10.1.3, 5.10.2.2	1101513	5.10.1.3, 5.10.2.2, 10.20.1.2
10701558	2.17.1, 2.22.1, 2.27.1	10710600	2.3.1, 2.23.1	10726600	4.10.1	10837522	5.10.1.3, 5.10.2.2	1101518	5.10.1.3, 5.10.2.2, 10.20.1.2
10701560	4.8.1.1	10713449	4.7.1.3	10727310	4.7.1.3, 4.8.1.1, 4.9.1.2, 4.10.1	10837604	1.53.1.1		
10701567	4.7.1.3	10715272	4.8.1.1, 4.9.1.2	10727327	11.21.1	10837616	7.8.1.1	1102025	7.11.1.1
10701586	4.8.1.1	10715277	4.10.1	10727384	10.20.1.2	10837726	5.10.1.3	12750A	10.1.1, 10.1.1.1
10701654	2.31.1, 2.35.1.2	10715367	4.9.1.2, 4.10.1	10727404	10.20.1.2	10837753	4.7.1.3	13599A	4.3.1, 4.5.1, 4.5.1.1, 4.5.1.2, 4.5.1.3, 4.5.1.4, 4.5.1.5, 4.8.1
10701658	4.7.1.3	10715406	11.21.1	10727600	10.27.1, 10.27.1.1, 10.28.1	10837796	1.34.1	14251B	1.53.1, 10.6.1
		10716611	4.7.1.3, 4.8.1.1, 4.10.1, 11.21.1	10727770	11.21.1	10837865	11.21.1	14315A	6.1.1, 6.1.1.1, 6.1.2, 6.15.1, 6.15.2
		10717554	10.25.1, 10.25.1.1, 10.26.1, 10.26.1.1	10727827	5.10.1.3, 5.10.2.2	10866107	2.33.1.1	14383A	2.5.1, 2.5.1.1, 2.10.1, 2.10.1.1, 2.15.1, 2.20.1, 2.20.1.1,
				10727937	5.10.1.3, 5.10.2.2, 10.20.1.2	10866136	11.21.1		
				10728200	10.20.1.2	10866416	11		
				10728957	6.15.1, 6.15.2	10866446	9.1.1.2, 10.22.1		
						10866717	10.20.1.2		
						10866820	10.27.1, 10.27.1.1		
						10867160	4.7.1.3, 4.8.1.1		

Part Number	Page(s)	Part Number	Page(s)	Part Number	Page(s)	Part Number	Page(s)	Part Number	Page(s)
	2.25.1, 2.30.1, 2.31.1, 2.35.1, 2.35.1.1, 2.35.1.2, 2.40.1, 2.40.1.1, 2.45.1	16346A 10.2.1		18328A 4.1.1		26152A-003.....11.10.1		34680B 1.1.1, 1.1.2	
14979B11.10.1	16360D 10.2.1		18329A 4.1.1		26161A11.10.1		34812B . 5.1.1, 5.1.1.1, 5.1.3, 5.1.3.1, 5.3.1	
15055B11.10.1	16369A 4.1.1, 4.3.1, 4.5.1, 4.5.1.1, 4.5.1.2, 4.5.1.3, 4.5.1.4, 4.5.1.5, 4.8.1		18331B 4.1.1		26326A .5.6.1, 5.6.1.1, 5.6.2, 5.6.2.1		34813B 7.16.1	
15616A1.1.1, 1.1.2, 1.1.3, 4.5.1, 4.5.1.1	16401A 2.5.1, 2.5.1.1, 2.10.1, 2.10.1.1, 2.15.1, 2.20.1, 2.20.1.1, 2.25.1, 2.30.1, 2.31.1, 2.35.1, 2.35.1.1, 2.35.1.2, 2.40.1, 2.40.1.1, 2.45.1		19920A 4.1.1		26329A .5.6.1, 5.6.1.1, 5.6.2, 5.6.2.1, 5.8.1, 5.8.1.1, 5.8.1.2, 5.8.2, 5.8.2.1, 5.8.2.2		34816B 5.8.1, 5.8.1.1, 5.8.1.2, 5.8.2, 5.8.2.1, 5.8.2.2, 5.9.1, 5.10.1, 5.10.1.1, 5.10.1.2, 5.10.1.3, 5.10.2, 5.10.2.1, 5.10.2.2	
15618A	...2.1.1, 2.6.1, 2.11.1, 2.16.1, 2.21.1, 2.41.1			20212A .6.1.1, 6.1.1.1, 6.1.2, 6.15.1, 6.15.2, 7.2.2		26431B10.1.1, 10.1.1.1		34817B 5.2.1	
15618B2.26.1, 2.26.1.1, 2.31.1, 2.31.1.1, 2.36.1			20963B 10.1.1, 10.1.1.1		28470A6.2.1, 6.2.2		34818B 7.17.1	
15731B10.1.1, 10.1.1.1	16461A 2.5.1, 2.10.1, 2.10.1.1, 2.15.1, 2.25.1, 2.30.1, 2.35.1, 2.40.1, 2.40.1.1		20964B 10.1.1, 10.1.1.1		30487A10.1.1, 10.1.1.1		34819B 5.6.2, 5.7.1	
15732B10.1.1, 10.1.1.1			20988A 10.1.1, 10.1.1.1		30725B .5.6.1, 5.6.1.1, 5.6.2, 5.6.2.1		34820B .5.6.2, 5.6.2.1, 5.8.2, 5.10.1, 5.10.1.1, 5.10.2	
15845B	...2.4.1, 2.9.1, 2.14.1, 2.19.1, 2.24.1, 2.29.1, 2.29.1.1, 2.34.1, 2.34.1.1, 2.39.1, 2.44.1	16462A 2.5.1, 2.10.1		20989A 10.1.1, 10.1.1.1		30727A5.6.1, 5.6.1.1		34821B 7.8.1, 7.16.1.1	
15969B4.1.1	16466A 2.5.1, 2.10.1, 2.30.1, 2.35.1, 2.40.1		21318A 10.1.1		30728A .5.6.1, 5.6.1.1, 5.6.2, 5.6.2.1		34822B 7.8.1, 7.8.2.1, 7.17.1.1	
15972A4.1.1, 4.1.2			21319A 10.1.1, 10.1.1.1		31807A7.2.1, 7.2.2		34824B 5.8.1, 5.8.1.1, 5.8.1.2, 5.8.2.1, 5.8.2.2	
15976A4.1.1	17012A 4.1.1, 4.1.2, 4.5.1, 4.5.1.1, 4.11.1, 4.11.1.1, 4.11.1.2		21508A 8.1.1, 8.7.1		31998A11.16.1, 11.17.1		34825B 5.1.1, 5.1.2, 5.4.1, 5.2.2	
16114B11.11.1			23049B 11.1.2, 11.3.2		32366B4.1.1, 4.1.2		34826B 5.3.2	
16117A11.11.1	17100D 6.1.1.1		23610B 11.2.1, 11.3.1, 11.4.1		32432A4.5.1.1, 4.5.1.2, 4.5.1.3, 4.5.1.4, 4.5.1.5		34827B 7.20.1, 7.20.1.1, 7.20.1.2, 7.23.1	
16146A2.20.1	17103B 11.1.1, 11.2.1, 11.3.1, 11.4.1, 11.11.1, 11.12.1		24186A 8.1.1, 8.7.1		32432B ...3.5.1, 4.8.1, 4.9.1, 4.9.1.1		34828B 5.1.1.1, 5.1.3, 5.1.3.1, 5.2.1.1	
16207A11.2.1, 11.4.1			24190A .8.2.1, 8.8.1, 8.8.1.1, 8.2.2, 8.8.2.1		32493A4.11.1, 4.11.1.1, 4.11.1.2		34829B 5.4.1, 5.4.1.1, 5.5.1.1	
16227A11.3.1, 11.3.2, 11.4.1, 11.4.2, 11.5.1, 11.11.1	17180A 4.1.1, 4.1.2		24257A 4.1.1, 4.3.1, 4.6.1, 4.6.1.1, 4.8.1		32672A 4.9.1, 4.9.1.1, 4.9.1.2		34832B .5.6.1, 5.6.1.1, 5.6.2, 5.6.2.1, 5.7.1.1	
16228A	..3.1.1, 3.1.1.1, 3.1.2, 3.1.3, 3.1.3.1, 3.1.4, 3.5.1, 4.3.1, 4.6.1, 4.6.1.1, 7.23.1, 11.3.1, 11.3.2, 11.4.1, 11.4.2, 11.5.1, 11.11.1	17786A 2.5.1, 2.5.1.1, 2.10.1, 2.10.1.1, 2.15.1, 2.20.1, 2.20.1.1, 2.25.1, 2.30.1, 2.35.1, 2.35.1.1, 2.40.1, 2.40.1.1, 2.45.1		24495A 11.2.2, 11.4.2		32775B .3.2.1, 3.2.1.1, 3.2.2, 3.2.2.1		34833B 11.10.1	
16309A4.1.1			24732A .3.1.1, 3.1.1.1, 3.1.2, 3.1.3, 3.1.3.1, 3.1.4		33344A10.6.1, 10.6.1.1		34835B 5.6.1, 5.6.1.1, 5.8.2.1, 5.8.2.2, 5.12.1	
16310A4.1.2	18129A 11.1.1, 11.1.2, 11.2.1, 11.2.2, 11.3.1, 11.3.2, 11.4.1, 11.4.2, 11.11.1, 11.12.1, 11.16.1, 11.17.1		24751A 10.1.1, 10.1.1.1		33349B1.55.1		34836B 5.8.2, 5.10.1.2, 5.10.2.1, 5.10.2.2, 5.12.2	
16323A11.3.1, 11.3.2, 11.4.1, 11.4.2, 11.11.1	18167A 4.1.1, 4.1.2		24752B 10.1.1, 10.1.1.1, 11.1.1, 11.1.2, 11.2.1, 11.2.2, 11.3.1, 11.3.2, 11.4.1, 11.4.2, 11.11.1, 11.12.1, 11.11.1, 11.12.1, 11.16.1, 11.17.1		34178A .3.1.1, 3.1.1.1, 3.1.2, 3.1.3, 3.1.3.1, 3.1.4, 4.1.1, 4.1.2, 4.2.1, 4.2.1.1, 4.3.1, 4.4.1, 4.4.1.1, 4.4.1.2, 4.4.1.3, 4.5.1, 4.6.1, 4.6.1.1, 4.7.1, 4.7.1.1, 4.7.1.2, 4.8.1, 4.9.1, 4.11.1, 4.11.1.1, 4.11.1.2		34841B 5.1.2.1, 5.4.1, 5.1.4.1, 5.3.2	
				24906A 10.1.1, 10.1.1.1		34636B1.55.1			
				25252B 10.1.1, 10.1.1.1		34667A 3.3.1, 3.3.1.1, 3.3.1.2			
				25253A 10.1.1, 10.1.1.1					
				25840D 6.1.1, 6.1.2					
				26134A 11.10.1					
				26137C 11.10.1					
				26141B 11.10.1					
				26146B 11.11.1, 11.12.1					
				26150B 11.11.1, 11.12.1					
				26152A-001 11.10.1					
				26152A-002 11.10.1					

Part Number	Page(s)	Part Number	Page(s)	Part Number	Page(s)	Part Number	Page(s)	Part Number	Page(s)
34842B7.20.1.1,7.20.1.2, 7.20.1.3,7.23.1	35646A	.9.6.1,9.6.2,9.6.2.1, 9.7.1,9.7.1.1,9.7.2, 9.7.2.1,9.7.3	36227A4.4.1		4.5.1.4,4.5.1.5, 4.6.1,4.6.1.1,4.7.1, 4.7.1.1,4.7.1.2, 4.8.1,4.9.1,4.9.1.1		2.20.1,2.20.1.1, 2.25.1,2.45.1
34843B5.10.1,5.10.1.1, 5.10.1.2,5.10.2, 5.10.2.1,5.10.2.2, 5.11.1	35647A	.9.6.1,9.6.2,9.6.2.1, 9.7.1,9.7.1.1,9.7.2, 9.7.2.1,9.7.3	36238B	.4.2.1,4.4.1,4.4.1.1, 4.4.1.2,4.7.1, 4.7.1.1,4.7.1.2			36429A1.53.1,1.53.1.1, 10.6.1,10.6.1.1
34844B11.3.2,11.4.1, 11.4.2,11.5.1, 11.11.1	35707A11.3.1,11.3.2, 11.4.1,11.4.2, 11.11.1	36240A	.4.2.1,4.2.1.1,4.4.1, 4.4.1.1,4.4.1.2, 4.4.1.3,4.7.1, 4.7.1.1,4.7.1.2	36329A	.4.2.1,4.2.1.1,4.3.1, 4.4.1,4.4.1.1, 4.4.1.2,4.4.1.3, 4.5.1,4.5.1.1, 4.5.1.2,4.5.1.3, 4.5.1.4,4.5.1.5, 4.6.1,4.6.1.1,4.7.1, 4.7.1.1,4.7.1.2, 4.8.1,4.9.1,4.9.1.1	36432A6.2.1,6.2.2
35015B	..3.1.1,3.1.1.1,3.1.3, 3.1.3.1	35912A1.1.1	36255D	...6.2.1,6.2.2,6.10.1			36436B	.3.2.1,3.2.1.1,3.2.2, 3.2.2.1
35032A1.55.1	35913A1.1.1	36262A	.3.2.1,3.2.1.1,3.2.2, 3.2.2.1			36438A6.2.1,6.2.2
35048B	.2.1.1,2.11.1,2.16.1, 2.21.1	36006E	.3.2.1,3.2.1.1,3.2.2, 3.2.2.1	36268B5.8.1,5.8.1.1			36439C3.2.1,3.2.2
35049A	.1.24.1,1.38.1,2.1.1, 2.6.1	36013A4.11.1,4.11.1.1, 4.11.1.2	36269B5.8.1,5.8.1.1			36443B6.7.2
35082A10.1.1,10.1.1.1	36043C	..2.4.1,2.9.1,2.29.1, 2.34.1,2.39.1	36272B	.5.8.1,5.8.1.1,5.8.2, 5.8.2.1	36356B	..6.1.1,6.1.1.1,6.1.2	36445A9.2.1,9.2.1.1
35090A10.1.1,10.1.1.1	36122B	.5.8.1,5.8.1.1,5.8.2, 5.8.2.1	36273B	.5.8.1,5.8.1.1,5.8.2, 5.8.2.1	36381B	.3.2.1,3.2.1.1,3.2.2, 3.2.2.1	36459A4.2.1,4.2.1.1
35091A10.1.1,10.1.1.1	36123B5.8.1,5.8.1.1	36288B	..2.4.1,2.9.1,2.29.1, 2.29.1.1,2.34.1, 2.34.1.1,2.39.1	36383C	.3.2.1,3.2.1.1,3.2.2, 3.2.2.1	36461B2.3.1
35092A10.1.1,10.1.1.1	36125B4.5.1,4.8.1	36292B	.5.1.1,5.1.1.1,5.1.2, 5.1.2.1,5.1.3, 5.1.3.1,5.4.1,5.1.4.1	36393B3.2.1,3.2.2,3.3.1	36462B2.2.1
35166A1.24.1,1.38.1, 2.26.1,2.26.1.1, 2.31.1,2.31.1.1, 2.36.1	36128A4.8.1	36293B	.5.1.1,5.1.1.1,5.1.2, 5.1.2.1,5.1.3, 5.1.3.1,5.4.1,5.1.4.1	36396C	.3.2.1,3.2.1.1,3.2.2, 3.2.2.1	36464A4.1.1,4.1.2
35193A10.1.1,10.1.1.1	36143A2.1.1,2.6.1	36294B	.5.1.1,5.1.1.1,5.1.2, 5.1.2.1,5.1.3, 5.1.3.1,5.4.1,5.1.4.1	36398B2.8.1	36471A2.4.1,2.9.1
35197A9.1.1	36167D	.3.1.1,3.1.1.1,3.1.2, 3.1.3,3.1.3.1,3.1.4	36295B	.5.1.1,5.1.1.1,5.1.2, 5.1.2.1,5.1.3, 5.1.3.1,5.4.1,5.1.4.1	36399B	..2.3.1,2.8.1,2.13.1, 2.23.1,2.28.1, 2.33.1,2.38.1,2.43.1	36472A2.4.1,2.9.1
35200A	..3.1.1,3.1.1.1,3.1.3, 3.1.3.1	36174A4.5.1,4.5.1.1, 4.5.1.2,4.5.1.3, 4.5.1.4,4.5.1.5,4.8.1	36298B10.10.1	36400A2.7.1	36473B	6.1.1,6.1.1.1,6.15.1, 6.15.2
35322B9.3.1	36175B4.5.1,4.5.1.1	36314C10.10.1	36402A	..2.2.1,2.7.1,2.12.1, 2.17.1,2.27.1, 2.32.1,2.42.1	36477B10.14.1
35351B1.1.1,1.1.2,1.2.1, 1.1.3	36179A4.5.1,4.5.1.1	36317C10.10.1,10.12.1	36405A	..2.2.1,2.7.1,2.12.1, 2.17.1,2.22.1, 2.27.1,2.32.1, 2.37.1,2.42.1	36478C	.3.2.1,3.2.1.1,3.2.2, 3.2.2.1
35406A6.2.1,6.2.2,6.3.1	36181B	..6.1.1,6.1.2,6.15.1, 6.15.2	36318B10.10.1			36479X	.3.2.1,3.2.1.1,3.2.2, 3.2.2.1
35419B	2.5.1,2.5.1.1,2.10.1, 2.10.1.1,2.20.1	36186B4.5.1,4.5.1.1, 4.5.1.2,4.5.1.3, 4.5.1.4,4.8.1	36322B5.4.1,5.4.1.1	36408A10.12.1	36487A4.1.1,4.1.2
35420A11.3.1,11.3.2, 11.4.1,11.4.2, 11.11.1	36199A4.5.1,4.5.1.1	36323C10.14.1	36412A	..2.2.1,2.7.1,2.12.1, 2.17.1,2.22.1, 2.27.1,2.32.1, 2.37.1,2.42.1	36491B	..2.4.1,2.9.1,2.14.1, 2.19.1,2.24.1, 2.29.1,2.29.1.1, 2.34.1,2.34.1.1, 2.39.1,2.44.1
35422B2.30.1,2.35.1, 2.35.1.1,2.40.1, 2.40.1.1	36210A3.1.1,3.1.3	36325B	4.4.1,4.4.1.1,4.4.1.2			36496A9.2.1,9.2.1.1
35483A	..5.6.1,5.6.1.1,5.6.2, 5.6.2.1	36219B3.1.1,3.1.3	36328A	.4.2.1,4.2.1.1,4.3.1, 4.4.1,4.4.1.1, 4.4.1.2,4.4.1.3, 4.5.1,4.5.1.1, 4.5.1.2,4.5.1.3,	36418C6.2.1,6.2.2	36499B10.10.1
35532A9.6.1,9.7.1	36220B3.1.1,3.1.3			36420B5.1.1,5.1.2	36500B10.10.1
		36225A4.4.1,4.4.1.1			36423A	2.5.1,2.5.1.1,2.10.1, 2.10.1.1,2.15.1,	36512X	3.3.1,3.3.1.1,3.3.1.2
		36226A4.4.1,4.4.1.1, 4.4.1.2,4.4.1.3, 4.6.1,4.6.1.1,4.8.1					36520D10.12.1
								36528A4.4.1,4.4.1.1, 4.4.1.2,4.4.1.3
								36540C7.2.1,7.2.2,7.4.1
								36541A	..4.3.1,4.6.1,4.6.1.1
								36542B	.3.2.1,3.2.1.1,3.2.2, 3.2.2.1
								36544B1.1.3

Part Number	Page(s)	Part Number	Page(s)	Part Number	Page(s)	Part Number	Page(s)	Part Number	Page(s)
36546X6.19.1, 6.19.2, 6.19.3, 6.20.1	36849B	. 3.2.1, 3.2.1.1, 3.2.2, 3.2.2.1	37007X 6.12.1	37051X11.5.1	37164X 7.2.1, 7.2.2
36547B6.2.1, 6.2.2, 6.7.1	36852B 4.6.1, 4.6.1.1	37010X 7.9.1, 7.9.1.1	37052X7.2.2	37166X 7.1.1, 7.10.1.1
36548B6.2.1, 6.2.2, 6.7.1	36863A 4.11.1, 4.11.1.1, 4.11.1.2	37011X 7.9.1, 7.9.1.1	37053X8.7.1	37168X	. 5.6.1, 5.6.1.1, 5.6.2, 5.6.2.1
36549X6.7.1, 6.8.1	36872D 3.1.1, 3.1.3	37012X 7.9.1	37055X2.11.1, 2.16.1, 2.21.1, 2.41.1	37169X 7.2.1, 7.2.2
36550D4.4.1.1, 4.4.1.2	36878B 1.1.1, 1.1.2, 1.1.3, 1.3.1	37013X 7.9.1	37056X2.11.1, 2.16.1, 2.21.1, 2.41.1	37170X 7.2.1, 7.2.2, 7.8.1, 7.8.2
36562B6.2.1, 6.2.2, 6.7.1	36887C	. 3.2.1, 3.2.1.1, 3.2.2, 3.2.2.1	37014X 7.9.1, 7.22.1	37080X8.9.1	37171X 7.3.1
36568B6.2.1, 6.2.2, 6.7.1	36907A 3.1.1, 3.1.3, 4.2.1, 4.2.1.1, 4.4.1, 4.4.1.1, 4.4.1.2, 4.4.1.3, 4.7.1, 4.7.1.1, 4.7.1.2	37017X 1.15.1	37083X6.18.1, 6.18.1.1	37173X 7.3.1, 7.10.1.1
36569X2.3.1, 2.43.1	36912X	. 5.6.1, 5.6.1.1, 5.6.2, 5.6.2.1	37018X 1.17.2	37100A	4.4.1, 4.4.1.1, 4.4.1.2	37175X 8.1.1, 8.7.1
36573X1.53.1	36917D 4.3.1	37019X 1.14.1, 1.15.1	37103X4.11.1, 4.11.1.1, 4.11.1.2, 11.13.1	37176X 7.3.1, 8.2.1
36590X	..8.1.1, 8.7.1, 11.11.1	36935A 1.1.1, 1.1.2, 1.1.3	37020X 1.16.1	37106A6.2.1, 6.2.2, 9.4.1	37177X 8.4.1
36591X8.1.1, 8.7.1	36938B 1.1.1, 1.1.2, 1.1.3, 1.55.1	37021X 1.16.1	37113X	. 3.2.1, 3.2.1.1, 3.2.2, 3.2.2.1	37179X	. 5.6.1, 5.6.1.1, 5.6.2, 5.6.2.1
36594X8.1.1, 8.7.1	36951B 6.2.1, 6.2.2	37022X 1.16.1	37114X	2.26.1, 2.31.1, 2.36.1	37180X 5.6.1
36595X8.2.1	36953D 4.2.1.1	37023X 1.16.1	37115X9.4.1, 9.4.1.1, 9.4.1.2, 9.4.1.3, 9.5.1, 9.5.1.1	37181X	. 5.8.1, 5.8.1.1, 5.8.2, 5.8.2.1
36597B1.55.1	36955B	. 3.2.1, 3.2.1.1, 3.2.2, 3.2.2.1	37024X 1.15.1	37117X6.27.1	37182X	. 5.8.1, 5.8.1.1, 5.8.2, 5.8.2.1
36599A1.55.1, 1.55.1.1	36958B	. 3.2.1, 3.2.1.1, 3.2.2, 3.2.2.1	37025X 1.14.1, 1.15.1	37118X6.27.1	37183X 5.8.1, 5.8.1.1
36750X5.2.2	36982X	.. 2.3.1, 2.8.1, 2.13.1, 2.18.1, 2.28.1, 2.38.1	37026X 1.14.1	37120X6.27.1	37184X 5.8.1, 5.8.1.1
36751X5.2.2	36987A 3.1.1, 3.1.3	37027X 1.14.1	37122B6.7.2	37185X	. 5.8.1, 5.8.1.1, 5.8.2, 5.8.2.1
36760X 1.14.1, 1.15.1	36991A	.. 2.4.1, 2.9.1, 2.29.1, 2.29.1.1, 2.34.1	37028X 1.14.1	37134X9.3.1.1	37186X 5.8.1, 5.8.1.1, 5.8.1.2, 5.10.1, 5.10.1.1, 5.10.1.2
36761X 1.14.1, 1.15.1	36992A	.. 2.4.1, 2.9.1, 2.29.1, 2.34.1	37029X 1.17.2	37139A	.6.2.1, 6.2.2, 8.10.1, 8.10.1.1, 9.4.1, 9.4.1.1	37187X	. 5.8.1, 5.8.1.1, 5.8.2, 5.8.2.1
36762X 1.14.1, 1.15.1	37000X 5.1.1, 5.1.2, 5.1.3, 5.4.1, 10.20.1.1	37030X 1.17.2, 1.18.1	37140X 4.11.1, 4.11.1.1	37188X	. 5.8.1, 5.8.1.1, 5.8.2, 5.8.2.1
36763X 1.14.1, 1.15.1	37002X 6.18.1, 6.18.1.1	37031X 1.17.2	37143X	..3.1.1, 3.1.1.1, 3.1.2	37189X 5.8.1, 5.8.1.1, 5.8.1.2, 5.8.2, 5.10.1, 5.10.1.1, 5.10.1.2, 5.10.2.1, 5.10.2.2
36764X 1.14.1, 1.15.1	37003X 6.18.1, 6.18.1.1	37032X 1.14.1, 1.15.1	37150X	.5.1.1, 5.1.1.1, 5.1.2, 5.1.2.1, 5.1.3, 5.1.3.1, 5.4.1, 5.1.4.1	37190X	. 5.6.1, 5.6.1.1, 5.6.2, 5.6.2.1
36765X 1.14.1, 1.15.1	37004X 6.18.1, 6.18.1.1	37033X 1.14.1	37151X	. 5.1.1, 5.1.1.1, 5.1.2, 5.1.2.1, 5.1.3, 5.1.3.1, 5.4.1, 5.1.4.1	37191X 5.8.1, 5.8.1.1
36766X 1.14.1, 1.15.1	37005X 6.18.1, 6.18.1.1, 7.9.1.1	37034X 1.15.1	37158X	.6.1.1, 6.1.1.1, 6.1.2, 6.11.1	37192X 5.1.1, 5.1.2
36767X 1.14.1, 1.15.1	37006X 6.12.1	37035X 1.15.1	37159X7.1.1, 7.1.2	37193X 5.1.1, 5.1.2
36768X 1.14.1, 1.15.1			37036X 1.15.1	37160X7.1.1		
36769X 1.14.1, 1.15.1			37037X 1.15.1	37161X7.1.1		
36770X 1.14.1, 1.15.1			37038X 1.14.1, 1.15.1	37162X7.1.1, 7.1.2		
36770X 1.14.1, 1.15.1			37039X 1.14.1, 1.15.1	37163X7.1.1		
36790X6.28.1			37040X 1.14.1, 1.15.1				
36791X2.18.1, 2.33.1.1			37041X 1.14.1, 1.15.1				
36792X2.18.1, 2.33.1.1			37042X 1.14.1, 1.15.1				
36793X2.18.1, 2.33.1.1			37043X 1.14.1, 1.15.1				
36794X2.18.1, 2.33.1.1			37044X 1.14.1, 1.15.1				
36795X2.18.1, 2.33.1.1			37045X 1.14.1, 1.15.1				
36804X	3.3.1, 3.3.1.1, 3.3.1.2			37046X 1.14.1, 1.15.1				
36805X	3.3.1, 3.3.1.1, 3.3.1.2			37047X 1.14.1, 1.15.1				
36815D4.6.1, 4.6.1.1			37048X 1.14.1, 1.15.1				
36818B	..3.1.1, 3.1.1.1, 3.1.2, 3.1.3, 3.1.3.1, 3.1.4			37049X 1.14.1, 1.15.1				
36830B	3.3.1, 3.3.1.1, 3.3.1.2			37050X 11.5.1				

Part Number	Page(s)	Part Number	Page(s)	Part Number	Page(s)	Part Number	Page(s)	Part Number	Page(s)
37194X	..5.1.1, 5.1.1.1, 5.1.2, 5.1.2.1	37291X 5.10.1	37357X7.4.1, 7.11.1	37403X10.11.1	37456X 4.4.1, 4.4.1.1, 4.4.1.2, 4.4.1.3
37195X	..5.1.1, 5.1.1.1, 5.1.2, 5.1.2.1	37292X 5.10.1	37358X 7.4.1, 7.11.1, 7.11.1.1	37405X10.11.1	37468X 2.22.1
37196X5.1.1, 5.1.2	37293X 5.10.1	37359X7.4.1, 7.11.1, 7.11.1.1	37406X10.11.1	37475X	.. 2.2.1, 2.7.1, 2.12.1, 2.17.1, 2.22.1, 2.27.1, 2.32.1, 2.37.1, 2.42.1
37197X5.1.1, 5.1.2	37294X 5.10.1	37360X 7.4.1, 7.11.1, 7.11.1.1	37407X10.11.1	37488X 6.12.1
37198X5.6.1, 5.6.1.1	37295X	. 7.7.1, 7.7.1.1, 7.7.2, 7.7.2.1, 7.7.3, 7.7.3.1, 7.7.4, 7.7.4.1	37361X 7.4.1, 7.11.1, 7.11.1.1, 10.23.1	37408X10.11.1	37489X 6.12.1
37199X5.6.2	37296X 7.8.1.1	37362X 6.10.1	37409X10.11.1	37491X 7.20.1
37218X7.20.1	37298X 7.20.1.1	37363X 6.10.1	37410X10.11.1	37494X 9.3.1
37245X6.4.1, 6.12.1	37299X 3.1.1.1, 3.1.2, 3.1.3.1, 3.1.4	37364X 3.2.1, 3.2.1.1, 3.2.2, 3.2.2.1, 10.2.1	37411X10.11.1	37495X 9.3.1
37246X6.4.1, 7.24.1	37328X	3.3.1, 3.3.1.1, 3.3.1.2	37368X	. 3.5.1, 7.8.1, 7.8.1.1, 7.8.2, 7.8.2.1, 7.20.1, 7.20.1.1, 7.20.1.2, 7.20.1.3, 9.6.1, 9.6.2, 9.6.2.1, 9.7.1, 9.7.1.1, 9.7.2, 9.7.2.1, 9.7.3	37412X10.11.1	37505X	. 7.7.1, 7.7.1.1, 7.7.2, 7.7.2.1, 7.7.3, 7.7.3.1, 7.7.4, 7.7.4.1
37247X6.4.1, 6.12.1	37329X	3.3.1, 3.3.1.1, 3.3.1.2	37378X 2.5.1.1, 2.10.1.1, 2.15.1, 2.20.1, 2.20.1.1, 2.35.1.1, 2.40.1.1, 2.45.1	37413X10.11.1	37507X 8.7.1
37248X6.4.1, 7.24.1	37330X	3.3.1, 3.3.1.1, 3.3.1.2	37379X 2.5.1.1, 2.10.1.1, 2.20.1, 2.20.1.1, 2.25.1, 2.45.1	37414X10.11.1	37509X 7.10.1
37251X8.2.1	37331X	3.3.1, 3.3.1.1, 3.3.1.2	37380X 2.31.1, 2.35.1.1, 2.35.1.2, 2.40.1.1	37415X10.11.1	37510X 7.10.1
37253X 7.3.1	37332X	3.3.1, 3.3.1.1, 3.3.1.2	37381X 2.37.1	37416X10.11.1	37513X 5.1.1.1, 5.1.2.1
37254X 7.2.1, 7.2.2	37333X	3.3.1, 3.3.1.1, 3.3.1.2	37383X 9.1.1, 9.1.1.1	37417X1.17.2	37514X 7.2.2
37255X 7.2.1, 7.2.2	37334X	3.3.1, 3.3.1.1, 3.3.1.2	37389X 10.12.1	37418X1.17.2	37515X	. 8.8.1, 8.8.1.1, 8.2.2, 8.8.2.1
37256X	..6.1.1, 6.1.1.1, 6.1.2	37337X 8.3.1	37390X 10.13.1	37419X1.17.2	37516X	. 7.8.1, 7.8.1.1, 7.8.2, 7.8.2.1
37257X	..6.1.1, 6.1.1.1, 6.1.2	37338X 8.3.1	37391X 10.11.1, 10.12.1	37420X1.17.2	37517X 11.17.1
37258X	..6.1.1, 6.1.1.1, 6.1.2	37339X 8.3.1	37392X 10.11.1, 10.12.1	37421X1.17.2	37518X 11.16.1, 11.17.1
37259X8.1.1, 8.7.1	37340X 8.3.1	37393X 10.12.1	37422X1.17.2	37519X 11.17.1
37261X8.2.1	37341X 8.3.1	37394X 10.11.1, 10.12.1	37423X1.17.2	37520X	. 8.2.1, 8.8.1, 8.8.1.1, 8.2.2, 8.8.2.1
37262X8.2.1	37342X 8.3.1	37395X 10.12.1	37424X1.17.2	37521X 5.10.1, 5.10.1.1, 5.10.1.2, 5.10.2, 5.10.2.1, 5.10.2.2
37263X	..8.2.1, 8.8.1, 8.8.1.1, 8.2.2, 8.8.2.1	37343X 8.3.1	37396X 10.12.1	37425X1.17.2	37522X 5.10.1, 5.10.1.1, 5.10.1.2, 5.10.2, 5.10.2.1, 5.10.2.2
37264X5.4.1, 5.4.1.1	37344X 8.3.1	37397X 10.12.1	37426X1.17.2	37524X	6.11.1, 7.7.1, 7.7.1.1, 7.7.2, 7.7.2.1, 7.7.3, 7.7.3.1, 7.7.4, 7.7.4.1, 10.22.1
37265X5.4.1	37345X 8.3.1	37398X 10.11.1, 10.12.1	37427X1.17.2	37525X 6.11.1
37266X	..6.1.1, 6.1.1.1, 6.1.2	37346X 8.3.1	37399X 10.13.1	37428X1.17.2	37528X 7.20.1
37267X5.1.3, 5.4.1	37347X 8.3.1			37430X1.9.1	37529X 7.20.1
37268X5.1.3, 5.4.1	37348X 8.3.1			37431X1.9.1		
37269X7.1.2	37349X 8.3.1			37432X1.19.1		
37270X7.1.2	37350X 8.3.1			37433X1.9.1, 1.10.1, 1.10.1.1		
37271X7.1.2	37352X	.. 6.17.1, 7.4.1, 7.9.1, 7.9.1.1			37434X1.9.1, 1.10.1, 1.10.1.1		
37285X7.20.1, 7.20.1.1	37353X 7.4.1, 7.11.1, 7.11.1.1			37435X1.19.1, 1.20.1		
37287X7.20.1.1, 7.20.1.2	37354X 7.4.1, 7.11.1, 7.11.1.1			37436X1.10.1.1, 1.20.1		
37288X7.20.1.1, 7.20.1.2	37355X	.. 6.17.1, 7.4.1, 7.9.1, 7.9.1.1			37437X1.10.1.1		
37289X5.10.1, 5.10.1.1, 5.10.1.2, 5.10.2, 5.10.2.1, 5.10.2.2	37356X 7.4.1, 7.11.1, 7.11.1.1			37438X1.10.1.1		
37290X5.10.1, 5.10.1.1, 5.10.1.2, 10.20.1, 10.20.1.1					37439X1.20.1		
						37442X1.1.3, 1.2.2, 1.3.2		
						37450X7.20.1, 7.20.1.1, 7.20.1.2, 7.20.1.3		

Part Number	Page(s)	Part Number	Page(s)	Part Number	Page(s)	Part Number	Page(s)	Part Number	Page(s)
37530X7.20.1	37603X 6.15.1, 6.15.2	37644X 10.20.1.1	37863X11.3.1, 11.3.2, 11.4.1, 11.4.2	37936X 6.23.1
37531X7.20.1	37605X 6.15.1, 6.15.2	37645X 7.20.1.3	37900X	6.19.1, 6.19.2, 6.19.3	37937X 6.21.1, 6.22.1
37532X7.20.1	37606X 6.15.1, 6.15.2	37646X 7.20.1.3	37901X	6.19.1, 6.19.2, 6.19.3	37938X 6.23.1
37533X7.20.1	37607X	. 7.7.1, 7.7.1.1, 7.7.2, 7.7.2.1	37647X 7.20.1.3	37902X	6.19.1, 6.19.2, 6.19.3	37939X 6.24.1
37534X11.11.1	37608X	. 7.7.1, 7.7.1.1, 7.7.2, 7.7.2.1, 7.7.3, 7.7.3.1, 7.7.4, 7.7.4.1, 8.10.1, 8.10.1.1	37648X 7.20.1.3	37903X6.19.3, 6.21.1	37940X 6.24.1
37535X11.11.1	37609X 8.10.1, 8.10.1.1	37649X 10.6.1.1	37904X6.19.1, 6.19.2, 6.19.3, 6.21.1	37941X 6.21.1, 6.22.1
37536X	..7.7.1, 7.7.1.1, 7.7.2, 7.7.2.1, 7.7.3, 7.7.3.1, 7.7.4, 7.7.4.1	37610X	. 7.8.1, 7.8.1.1, 7.8.2, 7.8.2.1, 7.20.1.3	37651X 2.23.1, 2.43.1	37905X	6.19.1, 6.19.2, 6.21.1	37942X 6.23.1
37537X	..7.7.3, 7.7.3.1, 7.7.4, 7.7.4.1, 7.8.1.1	37612X 7.8.2	37652X 11.5.1	37906X6.19.1, 6.19.2, 6.19.3, 6.22.1	37943X 6.23.1
37545X5.10.1.1, 5.10.2	37613X	. 7.8.1, 7.8.1.1, 7.8.2, 7.8.2.1	37657X 9.3.1.1, 10.22.1	37907X6.19.1, 6.19.2, 6.19.3, 6.20.1	37944X 6.23.1
37546X5.10.1.1, 5.10.2	37614X	. 7.8.1, 7.8.1.1, 7.8.2, 7.8.2.1	37684X 7.24.1	37909X	6.19.1, 6.19.2, 6.19.3	37945X 6.23.1
37547X5.10.1.1, 5.10.2	37615X	. 7.8.1, 7.8.1.1, 7.8.2, 7.8.2.1	37685X 4.7.1, 4.7.1.1	37910X	6.19.1, 6.19.2, 6.19.3	37946X 6.23.1
37548X5.10.1.1, 5.10.2	37616X 7.10.1, 7.20.1.2	37689X 6.15.1, 6.15.2	37911X6.19.2, 6.19.3	37947X 6.23.1
37549X	..5.6.1, 5.6.1.1, 5.6.2, 5.6.2.1	37617X 7.20.1.2	37727X	..5.10.2.2, 10.20.1.1, 10.20.1.2	37912X6.19.2, 6.19.3	37948X 6.23.1
37557X	...2.1.1, 2.6.1, 2.11.1, 2.16.1, 2.21.1, 2.26.1, 2.26.1.1, 2.31.1, 2.31.1.1, 2.36.1, 2.41.1	37618X 7.10.1, 7.10.1.1	37728X 1.48.1	37913X	6.19.1, 6.19.2, 6.19.3	37949X 6.24.1
37563X	...2.1.1, 2.6.1, 2.11.1, 2.16.1, 2.21.1, 2.41.1	37619X 7.10.1, 7.10.1.1	37733X 5.8.1.2, 5.8.2.2	37914X	6.19.1, 6.19.2, 6.19.3	37950X 6.22.1, 6.23.1
37566X	.1.24.1, 1.38.1, 2.1.1, 2.6.1, 2.11.1, 2.16.1, 2.21.1, 2.41.1	37620X 7.10.1	37734X 5.8.1.2, 5.8.2.2	37915X	6.19.1, 6.19.2, 6.19.3	37951X 6.19.1, 6.19.2, 6.19.3, 6.23.1
37567X2.5.1.1, 2.10.1.1, 2.15.1, 2.20.1, 2.20.1.1, 2.25.1, 2.35.1.1, 2.40.1.1, 2.45.1	37621X 8.7.1	37735X 5.8.1.2, 5.8.2.2	37916X	6.19.1, 6.19.2, 6.19.3	37952X 6.19.1, 6.19.2, 6.19.3, 6.24.1
37571X6.17.1	37622X 8.7.1	37750X 2.12.1, 2.17.1	37917X6.19.2, 6.19.3	37953X	6.19.1, 6.19.2, 6.19.3
37574X5.1.1.1, 5.1.2.1	37623X 8.7.1	37752X 4.8.1	37918X6.19.2, 6.19.3	37954X 6.24.1
37575X7.9.1, 7.9.1.1	37624X 8.8.1, 8.2.2	37753X 4.4.1.2, 4.4.1.3, 4.7.1.2	37919X	6.19.1, 6.19.2, 6.19.3	37955X 6.24.1
37576X7.9.1.1	37625X 8.8.1, 8.2.2	37756X	.5.6.1, 5.6.1.1, 5.6.2, 5.6.2.1	37920X	6.19.1, 6.19.2, 6.19.3	37956X 6.24.1
37577X7.9.1	37626X 8.10.1, 8.10.1.1	37767X 2.31.1.1	37921X	6.19.1, 6.19.2, 6.19.3	37957X 6.24.1
37578X7.9.1	37627X 7.8.1, 7.8.2	37768X 2.14.1, 2.19.1, 2.24.1, 2.29.1.1, 2.34.1.1, 2.44.1	37922X	6.19.1, 6.19.2, 6.19.3	37958X 6.24.1
37579X7.9.1	37628X	.. 7.8.1, 7.8.2, 7.8.2.1	37776X 2.16.1, 2.41.1	37923X6.19.1, 6.19.2, 6.19.3, 6.21.1, 6.22.1	37959X 6.24.1
37580X	.7.9.1, 7.9.1.1, 7.22.1	37629X 5.4.1.1	37785X 1.14.1	37924X6.21.1, 6.22.1	37960X 6.21.1, 6.22.1
37600X5.6.1, 5.6.1.1	37630X 5.1.3.1, 5.1.4.1	37786X 1.15.1	37925X6.21.1, 6.22.1	37961X 6.21.1, 6.22.1
37602X10.6.1	37631X 5.1.3.1, 5.1.4.1	37794X 11.3.1, 11.3.2, 11.4.1, 11.4.2, 11.11.1	37926X6.23.1	37962X 6.21.1, 6.22.1
		37633X 5.1.3.1, 5.1.4.1	37796X 1.49.1	37927X6.23.1	37963X 6.21.1, 6.22.1
		37634X 5.1.3.1, 5.1.4.1	37821X 7.10.1.1	37928X6.23.1	37964X 6.21.1, 6.22.1
		37635X 10.20.1	37858X	..7.2.2, 7.8.2, 7.20.1, 7.20.1.1, 7.20.1.2	37929X6.21.1, 6.22.1	37965X 6.21.1, 6.22.1
		37636X 10.20.1	37859X 5.6.1.1	37930X6.23.1	37966X 2.36.1
		37639X 7.7.2, 7.7.2.1	37860X 10.20.1.1	37931X6.23.1	37971X 2.36.1
		37643X 10.20.1.1	37861X 5.8.1.1	37932X6.23.1	37972X 2.36.1
						37933X6.24.1	38000D 11.1.1, 11.1.2
						37934X6.24.1	38001D 11.2.1, 11.2.2
						37935X6.24.1	38002D 11.3.1, 11.3.2, 11.11.1
								38003D 11.4.1, 11.4.2

Part Number	Page(s)	Part Number	Page(s)	Part Number	Page(s)	Part Number	Page(s)	Part Number	Page(s)
38004C11.3.1, 11.3.2, 11.4.1, 11.4.2	38112A 1.1.1, 1.1.2, 1.1.3	38202B 10.2.1	38331A4.1.2		2.29.1, 2.29.1.1, 2.34.1, 2.34.1.1,
38013A11.3.1, 11.3.2, 11.4.1, 11.4.2, 11.11.1	38114A 11.3.1, 11.3.2, 11.4.1, 11.4.2, 11.11.1	38203B 10.2.1	38332A4.1.2		2.39.1, 2.44.1
38014A11.3.1, 11.3.2, 11.4.1, 11.4.2, 11.11.1	38117B 11.1.1, 11.2.1, 11.3.1, 11.4.1, 11.11.1, 11.12.1	38204B 10.2.1	38335C10.2.1	38471A	9.1.1, 9.1.1.1, 9.1.1.2
38025B 11.1.1, 11.2.1, 11.3.1, 11.4.1, 11.11.1, 11.12.1, 11.16.1	38118B 11.1.1, 11.1.2, 11.2.1, 11.2.2, 11.3.1, 11.3.2, 11.4.1, 11.4.2, 11.11.1, 11.12.1	38212B 9.2.1, 9.2.1.1	38366B10.13.1	38484D 11.16.1, 11.17.1
38026B11.1.1, 11.2.1, 11.3.1, 11.4.1, 11.11.1, 11.12.1, 11.16.1	38131B 6.2.1	38214B 10.2.1	38369A 1.1.1	38493A 11.16.1, 11.17.1
38034B	..5.6.1, 5.6.1.1, 5.6.2, 5.6.2.1	38132B 5.8.1, 5.8.1.1, 5.8.1.2, 5.8.2, 5.8.2.1, 5.8.2.2, 5.10.1, 5.10.1.1, 5.10.1.2, 5.10.2, 5.10.2.1, 5.10.2.2	38221B	3.3.1, 3.3.1.1, 3.3.1.2	38370A 1.1.2, 1.1.3	38499A 11.16.1, 11.17.1
38050B2.28.1, 2.38.1	38133B 5.8.1, 5.8.1.1, 5.8.1.2, 5.8.2, 5.8.2.1, 5.8.2.2, 5.10.1, 5.10.1.1, 5.10.1.2, 5.10.2, 5.10.2.1, 5.10.2.2	38222B	3.3.1, 3.3.1.1, 3.3.1.2	38372A	..3.1.3, 3.1.3.1, 3.1.4	38500B 11.16.1, 11.17.1, 11.18.1.
38051B2.27.1			38231A	..9.4.1, 9.4.1.1, 9.5.1, 9.5.1.1	38373A	..3.1.3, 3.1.3.1, 3.1.4		
38052A2.33.1, 2.33.1.1			38233A 9.4.1, 9.4.1.1	38374A4.4.1, 4.4.1.1, 4.4.1.2, 4.4.1.3, 4.7.1, 4.7.1.1, 4.7.1.2, 4.8.1	38502C 11.16.1, 11.17.1
38053B2.26.1, 2.26.1.1, 2.31.1			38237A 10.1.1, 10.1.1.1			38503C 11.17.1
38060B	2.29.1, 2.34.1, 2.39.1			38244C 4.1.1, 4.1.2	38379A4.1.2	38512B	4.7.1, 4.7.1.1, 4.7.1.2
38061B	2.29.1, 2.34.1, 2.39.1			38246B	..3.2.1, 3.2.1.1, 3.2.2, 3.2.2.1	38380C	..3.2.1, 3.2.1.1, 3.2.2, 3.2.2.1	38513C 3.1.1.1, 3.1.2, 3.1.3.1, 3.1.4
38064A11.1.1, 11.3.1, 11.11.1, 11.12.1	38136A 4.1.2	38251A	9.2.1, 9.2.1.1, 9.2.1.2			38540A 1.1.1
38065A11.3.1, 11.3.2, 11.4.1, 11.4.2, 11.11.1	38172C	..3.2.1, 3.2.1.1, 3.2.2, 3.2.2.1	38252B 4.4.1, 4.4.1.1, 4.4.1.2, 4.4.1.3, 4.7.1, 4.7.1.1, 4.7.1.2, 10.2.1	38385B4.5.1, 4.5.1.1	38545D 6.16.1, 6.16.1.1, 6.16.2, 6.16.2.1
38066A	..4.1.2, 11.3.1, 11.3.2, 11.4.1, 11.4.2, 11.11.1	38176D 4.11.1.1, 4.11.1.2			38389A	..3.1.3, 3.1.3.1, 3.1.4	38549B 6.16.1, 6.16.1.1, 6.16.2, 6.16.2.1
38071D9.2.1	38178C 10.1.1	38265B 10.1.1, 10.1.1.1	38390A	..3.1.3, 3.1.3.1, 3.1.4		
38072D9.1.1	38180A 10.1.1, 10.1.1.1	38271A	..6.2.1, 6.2.2, 6.18.1, 6.18.1.1, 9.4.1, 9.4.1.1	38394A4.1.1, 4.1.2	38556B 5.1.1.1, 5.1.2.1
38073D9.4.1	38183A 1.1.2	38299A 6.2.1, 6.2.2, 6.4.1	38395A4.1.1, 4.1.2	38557B 6.16.1, 6.16.1.1
38074C9.6.1, 9.7.1, 9.7.2, 9.7.3	38184A 1.1.2	38303B6.2.1, 6.2.2	38402B2.1.1, 2.6.1	38559B 5.1.1.1, 5.1.2.1
38090A4.1.1, 4.1.2	38187A 4.5.1, 4.5.1.1	38303C 10.2.1	38403A6.18.1, 6.18.1.1, 9.4.1, 9.4.1.1	38560B 5.1.1.1, 5.1.2.1
38091A4.1.2	38188A 4.5.1, 4.5.1.1	38304D 10.2.1	38423A3.1.1.1, 3.1.2, 3.1.3.1, 3.1.4	38562A 3.1.1.1, 3.1.2, 3.1.3.1, 3.1.4
38092A4.1.2	38189A	4.5.1, 4.5.1.1, 4.5.1.2	38305D 10.2.1	38424D3.1.1.1, 3.1.2, 3.1.3.1, 3.1.4	38564D 4.9.1, 4.9.1.1
38094A	3.3.1, 3.3.1.1, 3.3.1.2	38190A 4.5.1, 4.5.1.1	38306C 10.2.1	38426B2.26.1, 2.26.1.1, 2.31.1, 2.31.1.1, 2.36.1	38565D 4.8.1
38095A2.8.1, 2.23.1	38191A 4.5.1, 4.5.1.1, 4.5.1.2, 4.5.1.3, 4.5.1.4, 4.8.1	38307C 10.2.1	38434A	..5.8.1, 5.8.1.1, 5.8.2, 5.8.2.1	38568B 11.1.2, 11.2.2, 11.3.2, 11.4.2
		38193A 4.5.1, 4.8.1, 4.9.1	38309C 10.2.1	38435A	..5.8.1, 5.8.1.1, 5.8.2, 5.8.2.1	38569B 11.1.2, 11.2.2, 11.3.2, 11.4.2
		38194A 4.5.1, 4.8.1, 4.9.1	38313B2.32.1	38436A	..5.8.1, 5.8.1.1, 5.8.2, 5.8.2.1	38570B 11.1.2, 11.2.2, 11.3.2, 11.4.2
		38201B 10.2.1	38314A 7.1.2			38615A	4.7.1, 4.7.1.1, 4.7.1.2
				38316A 3.2.2, 3.2.2.1	38439A 1.1.2, 1.1.3	38655A	.. 6.2.1, 6.2.2, 7.20.1, 7.20.1.1, 9.5.1, 9.5.1.1
				38318A	..3.1.3, 3.1.3.1, 3.1.4	38440A 1.1.3	38661B 4.9.1, 4.9.1.1
				38319B	9.2.1, 9.2.1.1, 9.2.1.2	38458B10.2.1	38680B 4.9.1
				38327A	9.2.1, 9.2.1.1, 9.2.1.2	38462A	3.3.1, 3.3.1.1, 3.3.1.2	38718A	.. 3.2.1, 3.2.1.1, 3.2.2, 3.2.2.1, 10.2.1
				38328A 9.2.1	38470B	..2.4.1, 2.9.1, 2.14.1, 2.19.1, 2.24.1,	38721A	4.7.1, 4.7.1.1, 4.7.1.2
				38329A	..6.4.1, 6.17.1, 7.4.1, 7.9.1, 7.9.1.1, 7.11.1.1, 7.24.1, 10.23.1				

Part Number	Page(s)	Part Number	Page(s)	Part Number	Page(s)	Part Number	Page(s)	Part Number	Page(s)
38723B4.4.1.3, 4.7.1, 4.7.1.1, 4.7.1.2, 4.8.1		4.7.1, 4.7.1.1, 4.7.1.2, 4.8.1, 4.9.1, 4.9.1.1	38897B2.37.1		4.5.1.3, 4.5.1.4, 4.5.1.5, 4.6.1, 4.6.1.1	39223A10.13.1
38724B4.9.1, 4.9.1.1			38898A11.10.1			39224A10.12.1
38725B	4.4.1.1, 4.7.1, 4.7.1.1	38771B10.14.1	38899D11.12.1	39025B10.2.1	39225A10.12.1
38726B4.4.1.3	38772B10.14.1	38907A1.55.1.1	39026B10.2.1	39241B10.2.1
38732B	4.4.1.1, 4.7.1, 4.7.1.1	38773A4.7.1, 4.7.1.1, 4.7.1.2, 4.8.1	38910B2.39.1	39031B10.2.1	39253B3.5.1
38733A3.5.1			38911B2.39.1	39032B10.2.1	39254B3.5.1
38739A3.5.1	38774B4.9.1	38912B6.15.1, 6.15.2	39033A10.2.1	39255B6.7.2
38742A4.4.1	38775A4.9.1	38913C10.11.1	39039B10.2.1	39287A4.9.1, 4.9.1.1
38745A4.7.1, 4.7.1.1, 4.7.1.2, 4.9.1, 4.9.1.1	38776B6.7.2	38929A10.2.1	39040B10.2.1	39291B10.2.1
		38777B1.1.1, 1.1.2, 1.1.3, 1.55.1.1	38930A5.10.1, 5.10.1.1, 5.10.1.2, 5.10.2, 5.10.2.1, 5.10.2.2, 10.20.1, 10.20.1.1, 10.20.1.2	39041B10.2.1	39292B10.2.1
38746A	4.7.1, 4.7.1.1, 4.10.1	38782A3.5.1			39042D4.5.1, 4.5.1.1	39306C4.9.1, 4.9.1.1
38747B5.10.1, 5.10.1.1, 5.10.1.2, 5.10.2, 5.10.2.1, 5.10.2.2, 10.20.1, 10.20.1.1, 10.20.1.2	38805B1.55.1.1, 8.10.1, 8.10.1.1	38934B2.30.1, 2.35.1, 2.40.1, 2.40.1.1	39047B11.10.1	39321A9.5.1, 9.5.1.1
		38806A4.4.1.3			39050B	6.16.2, 6.19.2, 6.19.3	39331A1.1.3
38749A3.5.1	38818A2.5.1.1, 2.10.1.1, 2.15.1, 2.20.1, 2.20.1.1, 2.25.1, 2.31.1, 2.35.1.1, 2.35.1.2, 2.40.1.1, 2.45.1			39051B6.16.1, 6.16.1.1, 6.19.1	39332B8.8.1, 8.8.1.1, 8.2.2, 8.8.2.1, 8.9.1
38750B5.10.1, 5.10.1.1, 5.10.2			38935A4.8.1.1	39052B	6.16.2, 6.19.2, 6.19.3	39339A6.2.1, 6.2.2, 6.16.1, 6.16.2, 7.8.2, 9.4.1, 9.4.1.1
38751B5.10.1, 5.10.1.1, 5.10.2			38944D6.15.1, 6.15.2	39053B6.16.1, 6.16.1.1, 6.19.1		
38752B5.10.1, 5.10.1.1	38837C10.2.1	38967B10.2.1	39054B6.19.1	39345C11.16.1, 11.17.1
38753B5.10.1, 5.10.1.1	38838C10.2.1	38968B10.2.1	39060D3.5.1	39346C11.17.1
38754B10.20.1	38839C10.2.1	38969B10.2.1	39068A	4.7.1, 4.7.1.1, 4.7.1.2	39351A9.5.1, 9.5.1.1
38755B10.20.1	38840C10.2.1	38978A2.5.1.1, 2.10.1.1	39076C6.16.1, 6.16.1.1, 6.16.2, 6.16.2.1, 6.17.1	39353A2.26.1, 2.26.1.1, 2.31.1, 2.36.1
38756B5.10.1, 5.10.1.1, 5.10.2, 10.20.1	38841C10.2.1	38981B1.53.1, 1.53.1.1, 10.6.1			39360A6.16.1, 6.16.1.1, 6.16.2, 6.16.2.1
38757B5.10.1, 5.10.1.1, 5.10.1.2, 5.10.2, 5.10.2.1, 5.10.2.2, 10.20.1.2	38842C10.2.1	38985A6.15.1, 6.15.2	39087A10.1.1, 10.1.1.1	39367B3.2.1, 3.2.1.1, 3.2.2, 3.2.2.1
		38843B10.1.1, 10.1.1.1	38998B10.2.1	39092B2.37.1		
38764B10.14.1	38844A1.1.3	38999B10.2.1	39093A2.37.1	39369A10.2.1
38765B10.14.1	38845A1.1.3	39011B	4.4.1, 4.4.1.1, 4.4.1.2	39094B11.1.2, 11.2.2, 11.3.2, 11.4.2	39370C4.9.1, 4.9.1.1
38766B10.14.1	38848B10.12.1	39013B	4.4.1, 4.4.1.1, 4.4.1.2	39095B11.1.2, 11.2.2, 11.3.2, 11.4.2	39376C10.1.1, 10.1.1.1
38767B10.14.1	38849B10.12.1	39022A6.15.1, 6.15.2	39098B	4.7.1, 4.7.1.1, 4.7.1.2	39379A4.4.1, 4.6.1, 4.6.1.1, 4.7.1, 4.7.1.1, 4.9.1, 4.9.1.1
38768B10.14.1	38852D11.10.1	39023A4.2.1, 4.2.1.1, 4.3.1, 4.4.1, 4.4.1.1, 4.4.1.2, 4.4.1.3, 4.5.1, 4.5.1.1, 4.5.1.2, 4.5.1.3, 4.5.1.4, 4.5.1.5, 4.6.1, 4.6.1.1, 4.7.1, 4.7.1.1, 4.7.1.2, 4.8.1, 4.9.1, 4.9.1.1	39099C9.5.1	39382B10.2.1, 11.10.1
38769A4.4.1, 4.4.1.1, 4.4.1.2, 4.4.1.3, 4.8.1, 4.9.1, 4.9.1.1	38860D11.10.1			39100C9.5.1	39390C3.2.1, 3.2.1.1, 3.2.2, 3.2.2.1
		38863B1.1.3, 1.2.2	39024A4.2.1, 4.3.1, 4.5.1, 4.5.1.1, 4.5.1.2,	39176X10.10.1		
38770A4.4.1, 4.4.1.1, 4.4.1.2, 4.4.1.3,	38864B1.1.3, 1.3.2			39177X10.10.1	39391B10.2.1
		38870B10.11.1, 10.14.1			39181X7.17.1.2	39392B10.2.1
		38871D3.1.2, 3.1.4			39182X7.17.1.2	39393B10.2.1
		38872B10.10.1, 10.11.1			39183X7.17.1.2	39394B10.2.1
		38873D11.11.1			39184X6.28.1	39395B10.2.1
		38895A2.28.1, 2.38.1			39222A10.11.1, 10.12.1, 10.13.1	39396B10.2.1

Part Number	Page(s)	Part Number	Page(s)	Part Number	Page(s)	Part Number	Page(s)	Part Number	Page(s)
39399B10.2.1	39688A 4.7.1.1, 4.7.1.2		4.7.1.3, 4.8.1, 4.9.1,	39949A	..6.2.1, 6.2.2, 6.16.1,	65160B 2.14.1, 2.44.1
39400B10.2.1	39692D 6.18.1, 6.18.1.1		4.9.1.1		6.16.1.1, 6.16.2.1,	65161A 2.12.1, 2.17.1
39442B6.1.1.1	39693D 6.18.1, 6.18.1.1	39811C 6.18.1, 6.18.1.1		7.8.2, 7.24.1	65204B 6.19.2, 6.19.3
39443D	..3.2.1, 3.2.1.1, 3.2.2,	39694C 6.18.1.1	39812C 6.18.1, 6.18.1.1	39950B7.8.1, 7.8.2	65243A 4.8.1
	3.2.2.1	39695C 6.18.1.1	39813C 6.18.1, 6.18.1.1	39950C7.11.1	65259B 2.13.1, 2.18.1
39445B2.22.1	39696B	. 8.8.1, 8.8.1.1, 8.2.2,	39832B 4.8.1	39962C10.1.1, 10.1.1.1	65262A 2.13.1, 2.18.1
39455B2.23.1		8.9.1	39835A 4.8.1	39978D9.4.1.1	65263A 4.5.1, 4.5.1.1,
39460C2.14.1, 2.19.1,	39703A 7.3.1	39836A 4.8.1	39979D9.2.1.1		4.5.1.2, 4.5.1.3,
	2.24.1, 2.29.1.1,	39719B 6.16.2	39837A 4.8.1	39980D9.1.1.1		4.5.1.4, 4.5.1.5, 4.8.1
	2.34.1.1, 2.44.1	39720B 6.16.1, 6.16.1.1,	39838A 4.8.1	39982B10.2.1	65270B 4.5.1.2
39470B3.1.3.1		6.19.1	39839B 6.15.1, 6.15.2	39983B6.19.2, 6.19.3	65275B 10.6.1.1
39478B10.10.1	39731A	. 5.1.1, 5.1.1.1, 5.1.2,	39843B 6.15.1, 6.15.2	4800011.1.1	65356D 9.1.1
39480B1.1.3		5.1.2.1, 5.1.3,	39849A 4.8.1	4800111.3.1	65359A 3.5.1
39499B2.14.1, 2.19.1,		5.1.3.1, 5.4.1, 5.1.4.1	39858B 10.20.1.1	4800211.2.1	65360A 3.5.1
	2.24.1, 2.44.1	39732A	. 5.1.1, 5.1.1.1, 5.1.2,	39863A 4.5.1, 4.5.1.1,	4800311.4.1	65362B 3.5.1
39500B2.14.1, 2.19.1,		5.1.2.1, 5.1.3,		4.5.1.2, 4.5.1.3,	4804011.1.2	65363B 3.5.1
	2.24.1, 2.44.1		5.1.3.1, 5.4.1, 5.1.4.1		4.5.1.4, 4.5.1.5, 4.8.1	4804111.3.2	65412B 10.20.1.1
39505A	...6.2.1, 6.2.2, 6.16.1,	39733B	. 5.1.1, 5.1.1.1, 5.1.2,	39865B 5.10.1, 10.20.1.1,	4804211.2.2	65413B 10.20.1.1
	6.16.2, 7.8.2, 9.4.1,		5.1.2.1, 5.1.3,		10.20.1.2	4804311.4.2	65416B 10.20.1.1
	9.4.1.1		5.1.3.1, 5.4.1, 5.1.4.1	39876A	..2.2.1, 2.7.1, 2.12.1,	55000D	. 3.2.1, 3.2.1.1, 3.2.2,	65474B	. 7.7.1, 7.7.1.1, 7.7.2,
39510B9.1.1.1, 9.1.1.2	39734B	. 5.1.1, 5.1.1.1, 5.1.2,		2.17.1, 2.22.1,		3.2.2.1		7.7.2.1, 7.7.3,
39530A4.4.1.3, 4.7.1,		5.1.2.1, 5.1.3,		2.27.1, 2.32.1,	55015E10.25.1		7.7.3.1, 7.7.4, 7.7.4.1
	4.7.1.1, 4.7.1.2,		5.1.3.1, 5.4.1, 5.1.4.1		2.37.1, 2.42.1	65011D9.3.1.1	65485B	. 6.1.1, 6.1.1.1, 6.1.2,
	4.8.1, 4.9.1, 4.9.1.1	39735B	. 5.1.1, 5.1.1.1, 5.1.2,	39879A 7.2.1, 7.2.2	65014B3.3.1, 3.3.1.1, 3.3.1.2		6.15.1, 6.15.2
39537A6.15.1, 6.15.2		5.1.2.1, 5.1.3,	39893B 11.1.2, 11.2.2,	65021B1.53.1, 10.6.1,	65514B	6.15.1, 6.15.2, 6.27.1
39538B1.1.3		5.1.3.1, 5.4.1, 5.1.4.1		11.3.2, 11.4.2		10.6.1.1	65545B 3.2.1.1, 3.2.2.1,
39544D3.1.2	39736B	. 5.1.1, 5.1.1.1, 5.1.2,	39894B 11.1.2, 11.2.2,	65024D	..2.4.1, 2.9.1, 2.14.1,		3.3.1.1, 3.3.1.2
39548B2.21.1		5.1.2.1, 5.1.3.1,		11.3.2, 11.4.2		2.19.1, 2.24.1,	65589A 9.3.1.1
39594A4.4.1.1, 4.4.1.2		5.1.4.1	39895B 11.1.2, 11.2.2,		2.29.1, 2.29.1.1,	65644A	. 8.8.1, 8.8.1.1, 8.2.2,
39604A4.4.1	39738B	... 10.20.1, 10.20.1.1,		11.3.2, 11.4.2		2.34.1, 2.34.1.1,		8.8.2.1
39608B4.4.1		10.20.1.2	39918A 6.2.1, 6.2.2		2.39.1, 2.44.1	65649A 8.4.1, 8.10.1,
39615B6.11.1, 6.12.1	39739B	... 10.20.1, 10.20.1.1,	39921B 2.24.1	65025B 4.1.1		8.10.1.1
39617B 10.1.1, 10.1.1.1		10.20.1.2	39922A	..2.2.1, 2.7.1, 2.12.1,	65035B10.6.1	65666C 9.6.2
39619A 10.1.1, 10.1.1.1	39751B 8.1.1, 8.7.1		2.17.1, 2.22.1,	65042B10.2.1	65667A 4.11.1, 4.11.1.1,
39625B6.11.1	39784B 10.2.1		2.27.1, 2.32.1,	65081B5.10.1.2, 5.10.2.1		4.11.1.2
39640B7.20.1	39790B 10.11.1		2.37.1, 2.42.1	65086B	...5.10.1.2, 10.20.1.2	65668A 4.11.1, 4.11.1.1,
39666B3.1.2, 3.1.4	39799A 10.11.1	39945A 3.5.1	65087B5.10.1.2, 5.10.2.1,		4.11.1.2
39681A1.1.1	39809A	. 4.2.1, 4.2.1.1, 4.3.1,	39946A 3.5.1		5.10.2.2, 10.20.1.2	65671B 4.11.1.1, 4.11.1.2
39682A1.1.1		4.4.1.3, 4.5.1,	39947A 3.5.1	65101B10.22.1, 10.23.1	65692A 4.5.1, 4.5.1.1,
39682A1.1.1		4.5.1.1, 4.5.1.2,	39948B	6.16.1, 6.16.2, 7.8.1,	65110A4.1.1, 4.1.2		4.5.1.2, 4.5.1.3,
39683A1.1.2		4.5.1.3, 4.5.1.4,		7.8.2, 7.9.1	65156B	2.11.1, 2.16.1, 2.41.1		4.5.1.4, 4.5.1.5
39684A1.1.2		4.5.1.5, 4.6.1,			65160A2.19.1, 2.34.1.1		
39687A4.7.1.1, 4.7.1.2		4.6.1.1, 4.7.1.2,						

Part Number

Page(s)

Part Number

Page(s)

Part Number

Page(s)

Part Number

Page(s)

Part Number

Page(s)



Corporate Office

JLG Industries, Inc.

1 JLG Drive

McConnellsburg PA. 17233-9533

USA

Phone: (717) 485-5161

Customer Support Toll Free: (877) 554-5438

Fax: (717) 485-6417

JLG Worldwide Locations

JLG Industries (Australia)
P.O. Box 5119
11 Bolwarra Road
Port Macquarie
N.S.W. 2444
Australia
Phone: (61) 2 65 811111
Fax: (61) 2 65 810122

JLG Industries (UK)
Unit 12, Southside
Bredbury Park Industrial Estate
Bredbury
Stockport
SK6 2sP
England
Phone: (44) 870 200 7700
Fax: (44) 870 200 7711

JLG Deutschland GmbH
Max Planck Strasse 21
D-27721 Ritterhude/Hlpohl
Bei Bremen
Germany
Phone: (49) 421 693 500
Fax: (49) 421 693 5035

JLG Industries (Italia)
Via Po. 22
20010 Pregnana Milanese - MI
Italy
Phone: (39) 02 9359 5210
Fax: (39) 02 9359 5845

JLG Latino Americana Ltda.
Rua Eng. Carlos Stevenson,
80-Suite 71
13092-310 Campinas-SP
Brazil
Phone: (55) 19 3295 0407
Fax: (55) 19 3295 1025

JLG Europe B.V.
Jupiterstraat 234
2132 HJ Foofddorp
The Netherlands
Phone: (31) 23 565 5665
Fax: (31) 23 557 2493

JLG Industries (Norge AS)
Sofeimyrveien 12
N-1412 Sofienyr
Norway
Phone: (47) 6682 2000
Fax: (47) 6682 2001

JLG Polska
Ul. Krolewska
00-060 Warszawa
Poland
Phone: (48) 91 4320 245
Fax: (48) 91 4358 200

JLG Industries (Europe)
Kilmartin Place,
Tannochside Park
Uddingston G71 5PH
Scotland
Phone: (44) 1 698 811005
Fax: (44) 1 698 811055

JLG Industries (Pty) Ltd.
Unit 1, 24 Industrial Complex
Herman Street
Meadowdale
Germiston
South Africa
Phone: (27) 11 453 1334
Fax: (27) 11 453 1342

Plataformas Elevadoras
JLG Iberica, S.L.
Trapadella, 2
P.I. Castellbisbal Sur
08755Castellbisbal
Spain
Phone: (34) 93 77 24700
Fax: (34) 93 77 11762

JLG Industries (Sweden)
Enkopingsvagen 150
Box 704
SE - 175 27 Jarfalla
Sweden
Phone: (46) 8 506 59500
Fax: (46) 8 506 59534
