

SKYTRAK[®]

Illustrated Parts Manual

Models
5028
5028HT
5028HF

8990183-003

May 1998

ANSI



JLG[®]

Table of Contents

	Page		Page
SECTION 1 – MAIN FRAME AND GUARDS		SECTION 3 – DRIVE TRAIN	
Main Frame	1.1	Transmission Mounting	3.1
Hoods and Guards	1.2	Drive Shaft – Transmission to Drop Box	3.2
SECTION 2 – OPERATOR’S CAB AND CONTROLS		Drop Box (5028 Standard Only)	3.3
Operator’s Cab – Open	2.1	2 Speed Drop Box (5028HT/5028HF)	3.4
Operator’s Cab – Closed (Optional)	2.2	Drive Shaft – Drop Box to Both Axles (5028 STD) Drive Shaft – Drop Box to Rear Axle (5028HT/5028HF)	3.5
Soft Cab Enclosure (Optional)	2.3	Drive Shaft – Drop Box to Front Axle (5028HT/5028HF)	3.6
Cab Door (Early Production)	2.4	Axle Housing – Front or Rear	3.7
Cab Door (Current Production)	2.5	Axle Steering Joints & Steering Cylinder	3.8
Operator’s Seat	2.6	Axle Bevel and Pinion Gear Set	3.9
Control Console	2.7	Differential	3.10
Transmission Shift Control (5028 Standard Only)	2.8	Axle Drive Shafts	3.11
Transmission Shift Control (5028HT/5028HF)	2.9	Wheel End – Front & Rear with Service Brakes	3.12
Boom Raise/Lower & Extend/Retract Control	2.10	2 Speed Drop Box Mounting (5028HT/5028HF)	3.13
Frame Level and Attachment Tilt Control	2.11	Wheels and Tires	3.14
Throttle Pedal Control & Modulator (Pre-EPA) (S/N 5028-6151 & Before)	2.12	SECTION 4 – POWER PLANT	
Throttle Pedal Control & Modulator (EPA) (S/N 5028-6152 & After)	2.13	Engine, Radiator & Oil Cooler Mounting (Pre-EPA) (For S/N 5028-6151 & Before)	4.1
Service Brake Pedal Control	2.14	Engine, Radiator & Oil Cooler Mounting (EPA) (For S/N 5028-6152 & After)	4.2
Parking Brake Control (5028 Standard Only)	2.15	Exhaust System	4.3
Parking Brake Control (5028HT/5028HF)	2.16	Air Cleaner	4.4
Front Windshield Wiper (Optional)	2.17	Fuel System/Pre-EPA Engines (Top 1/4" Return & Bottom 5/16" Supply)	4.5
Cab Heater (Optional)	2.18	Fuel System/Pre-EPA Engines (Top 1/4" Return & Top 5/16" Supply)	4.6
Auxiliary Hydraulic Control (Optional)	2.19	Fuel System/Pre-EPA Engines (Top 5/16" Return & Bottom 3/8" Supply)	4.7
Mirrors	2.20	Fuel System/EPA Engines (S/N 5028-6152 & After)	4.8
Skylight Windshield Wiper (Optional)	2.21		

	Page
SECTION 5 – HYDRAULIC CIRCUITS	
Power Steering Circuit	5.1
Main Control Valve Circuit	5.2
Boom Raise/Lower & Extend/Retract Hydraulic Circuits	5.3
Attachment Tilt, Slave & Frame Tilt Circuits	5.4
Service Brake Circuit (5028 Standard Only)	5.5
Service Brake Circuit (5028HT/5028HF)	5.6
Valve Plate Assembly (Without HI-FLOW Option)	5.7
Valve Plate Assembly (With HI-FLOW Option)	5.8
Transmission & Hydraulic Oil Cooling Circuit (S/N 5028-0148 & Before)	5.9
Transmission & Hydraulic Oil Cooling Circuit (S/N 5028-0149 & After)	5.10
Auxiliary Hydraulic Circuit (Optional)	5.11
HI-FLOW Auxiliary Hydraulic Circuit (Optional)	5.12
Shift Valve Hydraulic Circuit & Shift Linkage (5028HT/5028HF)	5.13
SECTION 6 – HYDRAULIC COMPONENTS	
Hydraulic Reservoir (S/N 5028-0168 & Before)	6.1
Hydraulic Reservoir (S/N 5028-0169 & After)	6.2
Main Pump	6.3
Boom Hoist Cylinder	6.4
Boom Extend Cylinder	6.5
Frame Tilt Cylinder	6.6
Slave Cylinder	6.7
Attachment Tilt Cylinder	6.8
Main Control Valve	6.9
Directional Control Valves (5028 Standard)	6.10
Directional Control Valves (5028 HI-TORQ)	6.11
Directional Control Valve (5028 HI-FLOW)	6.12
Swing Carriage Cylinder	6.13
Side Tilt Carriage Cylinder	6.14

SECTION 7 – ELECTRICAL

	Page
Electrical System – Cab Harness (S/N 5028-0198 & Before)	7.1
Electrical System – Cab Harness (S/N 5028-0199 thru 0422)	7.2
Electrical System – Cab Harness (S/N 5028-0423 & After)	7.3
Electrical System – Engine Harness (S/N 5028-0070 & Before)	7.4
Electrical System – Engine Harness (S/N 5028-0071 thru 5255)	7.5
Electrical System – Engine Harness (S/N 5028-5256 & After)	7.6
Lighting System (Early Production)	7.7
Lighting System (Current Production)	7.8
Lighting System	7.9
Electrical System – HI-LOW Shift (5028HT/5028HF)	7.10
Electrical System – HI-FLOW Aux.	7.11

SECTION 8 – DECALS AND PAINT

Decals and Paint	8.1
----------------------------	-----

SECTION 9 – BOOM AND ATTACHMENTS

Outer Boom	9.1
Inner Boom	9.2
Quick Attach	9.3
Carriage 48"	9.4
Carriage 60" (Optional)	9.5
Carriage 72" (Optional)	9.6
Side Tilt Carriage – Early Production (Optional)	9.7
Side Tilt Carriage – Current Production (Optional)	9.8
Swing Carriage (Optional)	9.9
Sheet Material Handler (Optional)	9.10
Utility Bucket (Optional)	9.11
Truss Boom 12 Ft. (Optional)	9.12
Auger Drive And Mount (5028 HI-FLOW Only)	9.13

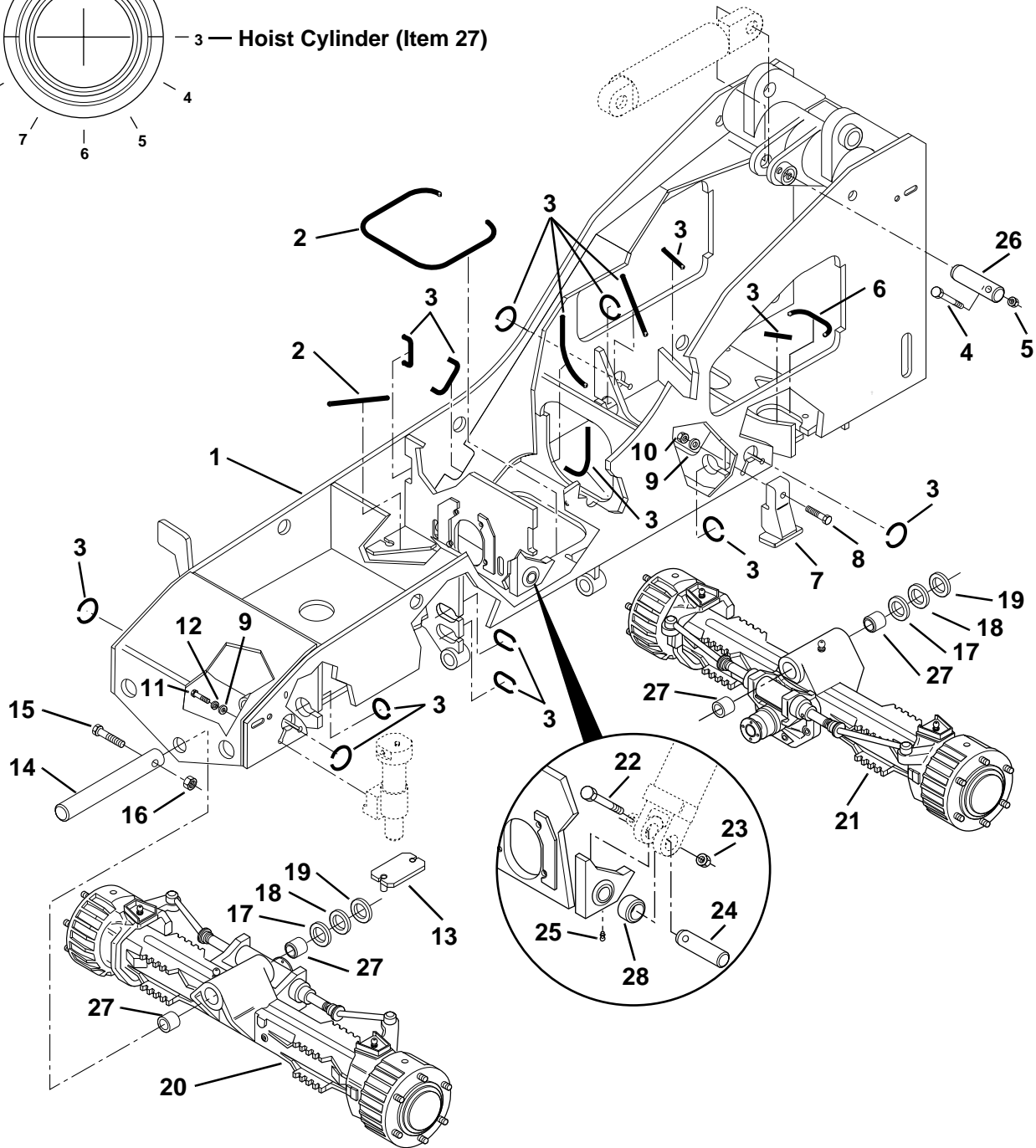
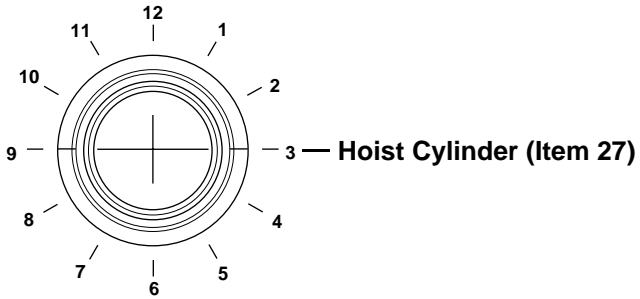
MOST ACTIVE SERVICE PARTS PROFILE

PART NUMBER INDEX

SECTION 10 – GENERAL TROUBLESHOOTING

MAIN FRAME

Locate the fracture in bearing outer race at the clock position shown

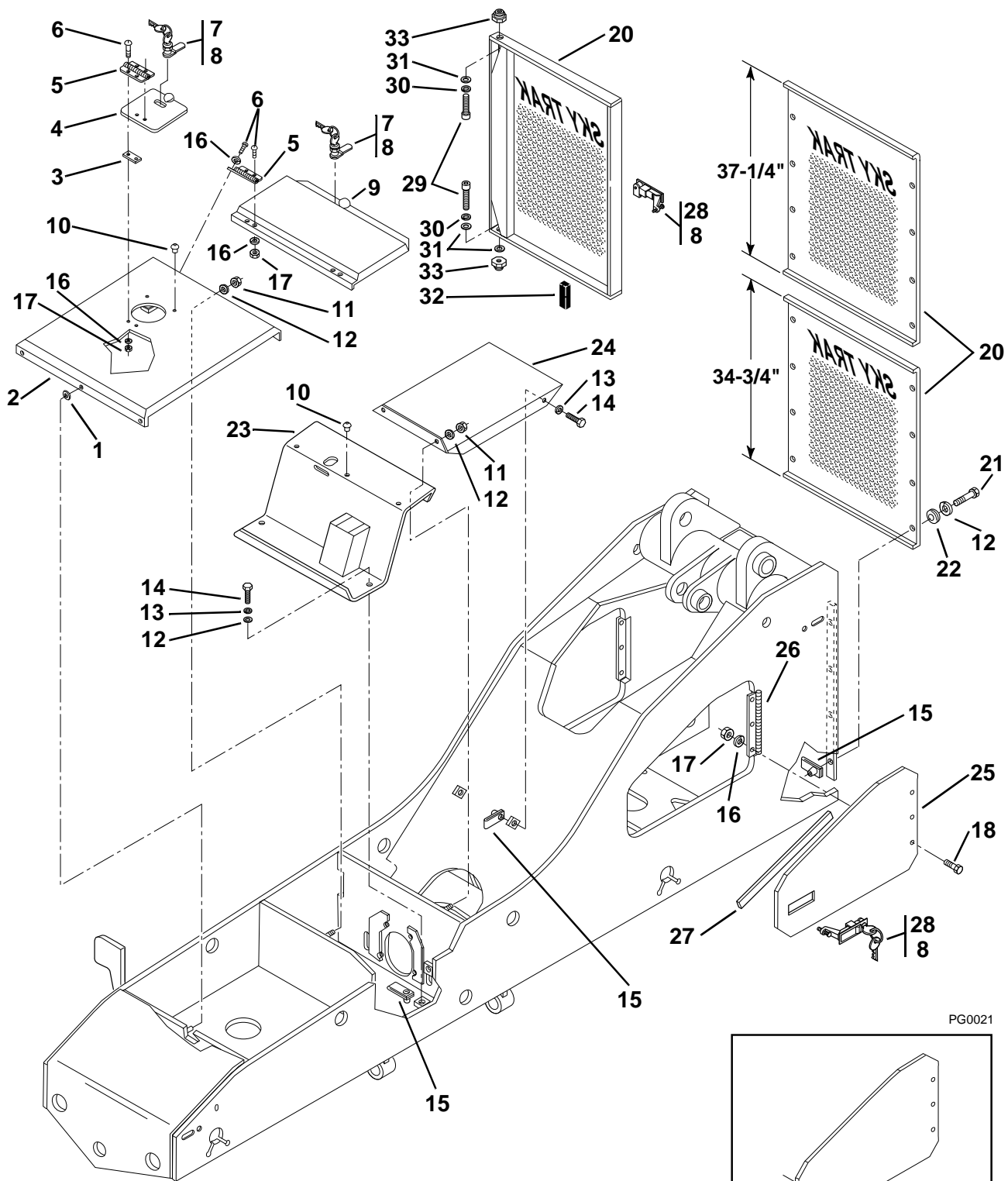


PG0012

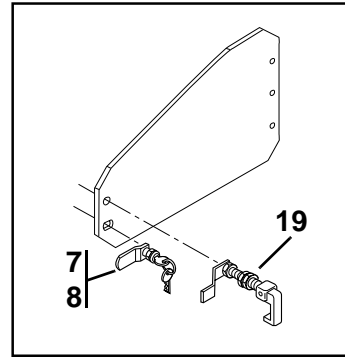
MAIN FRAME

Item No.	Part Number	Qty.	Description
1	Consult Factory	1	Weldment, Frame
2	7124331	AR	Conduit, 1/2" DIA. x 5' (Cut to Fit)
3	6620531	AR	Conduit, 1" DIA. x 5' (Cut to Fit)
4	8303628	1	HHCS, 1/2-13 x 3-3/4"
5	8305644	1	Nut, Hex Lock Elastic 1/2-13
6	7125861	AR	Conduit, 3/4" DIA. x 5' (Cut to Fit)
7	7097952	2	Stop, Frame
8	8303640	2	HHCS, 3/4-10 x 3-1/4"
9	8310111	8	Washer, Flat Hardened .81 x 2 x .12"
10	8310067	2	Nut, Hex Lock Elastic 3/4-10
11	8303637	6	HHCS, 3/4-10 x 2-1/4"
12	8307010	6	Washer, Lock 3/4"
13	7097972	2	Pad, Axle
14	7092282	2	Pin, Axle Pivot
15	8303655	2	HHCS, 5/8-11 x 4-1/2"
16	8305643	2	Nut, Hex Lock Elastic 5/8-11
17	8307918	AR	Shim, 10 GA.
18	8310093	AR	Shim, 14 GA.
19	8307904	AR	Shim, 18 GA.
20	8040238	1	Axle, Front
21	8040236	1	Axle, Rear
22	8303628	2	HHCS, 1/2-13 x 3-3/4"
23	8305644	2	Nut, Hex Lock Elastic 1/2-13
24	7092292	2	Pin, Hoist Pivot
25	8520013	2	Fitting, Grease 1/8" NPT Straight
26	7092292	1	Pin, Slave Cylinder (Rod End)
27	7091332	4	Bushing, Axle Pivot
28	8065640	2	Bearing, 2" I.D.

HOODS AND GUARDS



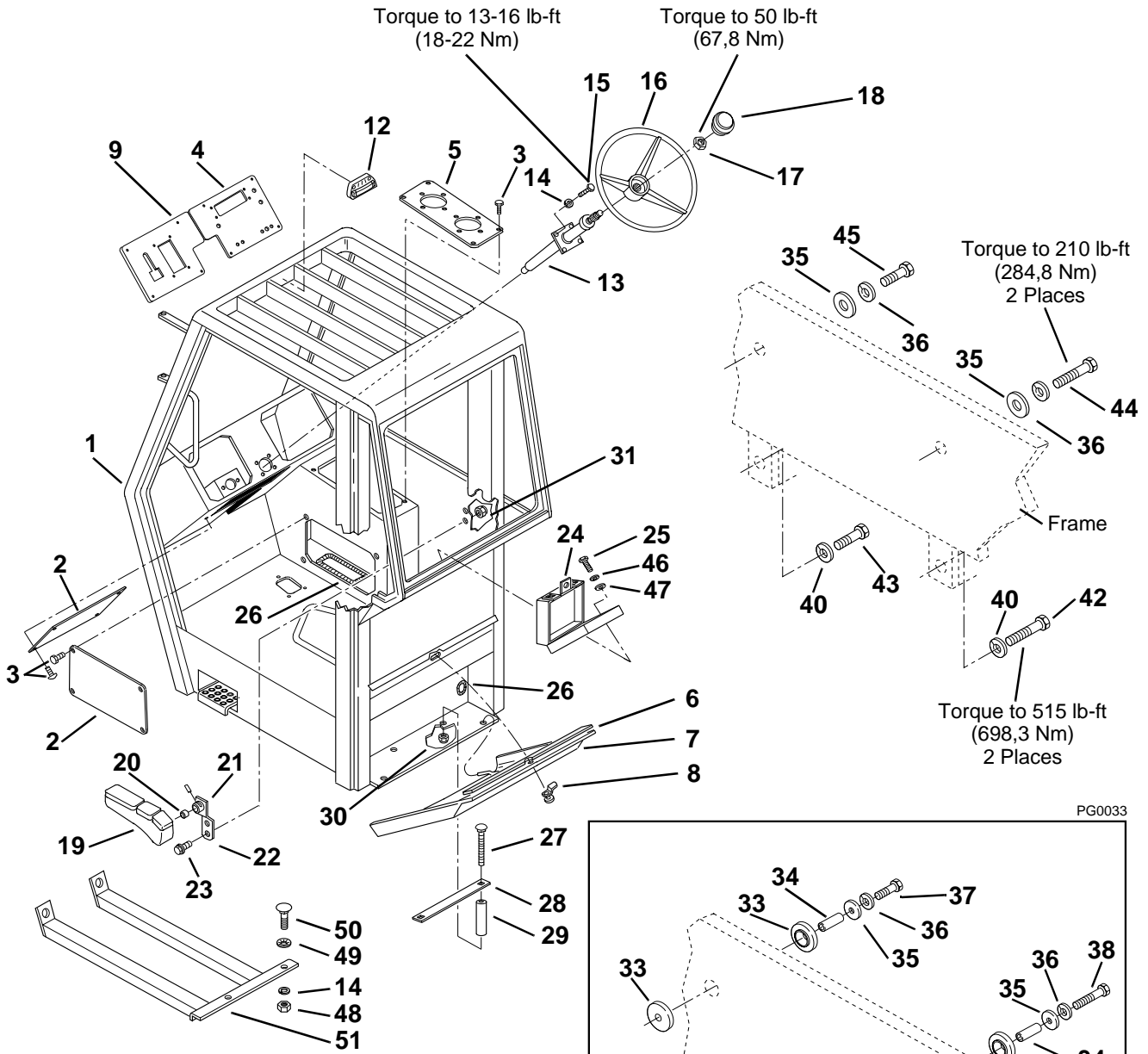
PG0021



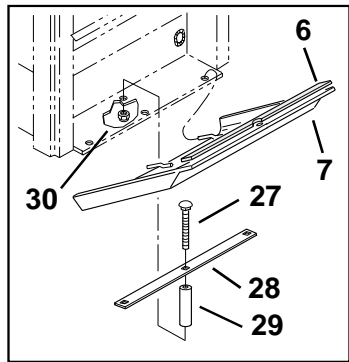
HOODS AND GUARDS

Item No.	Part Number	Qty.	Description
1	8580213	3	Grommet
2	7094963	1	Cover, Fuel Tank
3	7084821	1	Shim
4	7084792	1	Door
5	8344010	3	Hinge
6	8303034	12	TRHCS, TORX 1/4-20 x 3/4"
7	8342807	2	Lock, w/Keys
8	8342808	AR	Key Set
9	7097044	1	Cover, Tool Box
10	8582413	5	Bumper, Plug
11	8305626	5	Nut, Hex Lock Elastic 5/16-18
12	8307203	15	Washer, Flat 5/16"
13	8307004	4	Washer, Lock 5/16"
14	8303656	4	HHCS, 5/16-18 x 7/8"
15	8305906	12	Nut, Retaining 5/16-18
16	8307002	18	Washer, Lock 1/4"
17	8305004	14	Nut, Hex 1/4-20
18	8303729	6	HHCS, 1/4-20 x 5/8"
19	8342404	2	Latch, Lift-Turn
20	7094894	1	Cover, Radiator – 34-3/4" (S/N 5028-0061 & Before)
	7098304	1	Cover, Radiator – 37-1/4" (S/N 5028-0062 thru 0119)
	7112614	1	Cover, Radiator – Hinged (S/N 5028-0120 & After)
21	8303739	8	HHCS, 5/16-18 x 1-1/4" (S/N 5028-0119 & Before)
22	8580203	8	Grommet (S/N 5028-0119 & Before)
23	7117973	1	Sheet, Tool Box
24	7097073	1	Cover, Transmission
25	7094673	2	Cover, Side Access
26	7094682	2	Hinge, Side Access Cover
27	8581007	1	Tape, Foam – 80" (Cut to Fit – Four Pieces)
28	8342416	3	Latch w/Lock and Key
29	8304660	2	SHCS, 3/8-16 x 3/4" (S/N 5028-0120 & After)
30	8307005	2	Washer, Lock 3/8" (S/N 5028-0120 & After)
31	8307110	AR	Washer, Flat SAE 3/8" (S/N 5028-0120 & After)
32	5724742	2	Gasket (S/N 5028-0120 & After)
33	7082311	2	Insert (S/N 5028-0120 & After)

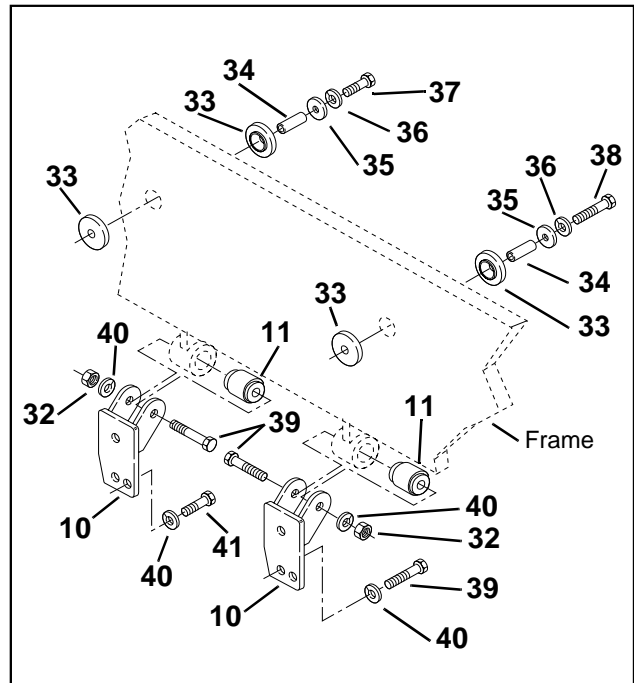
OPERATOR'S CAB – OPEN



PG0033



Vehicles with Two Batteries



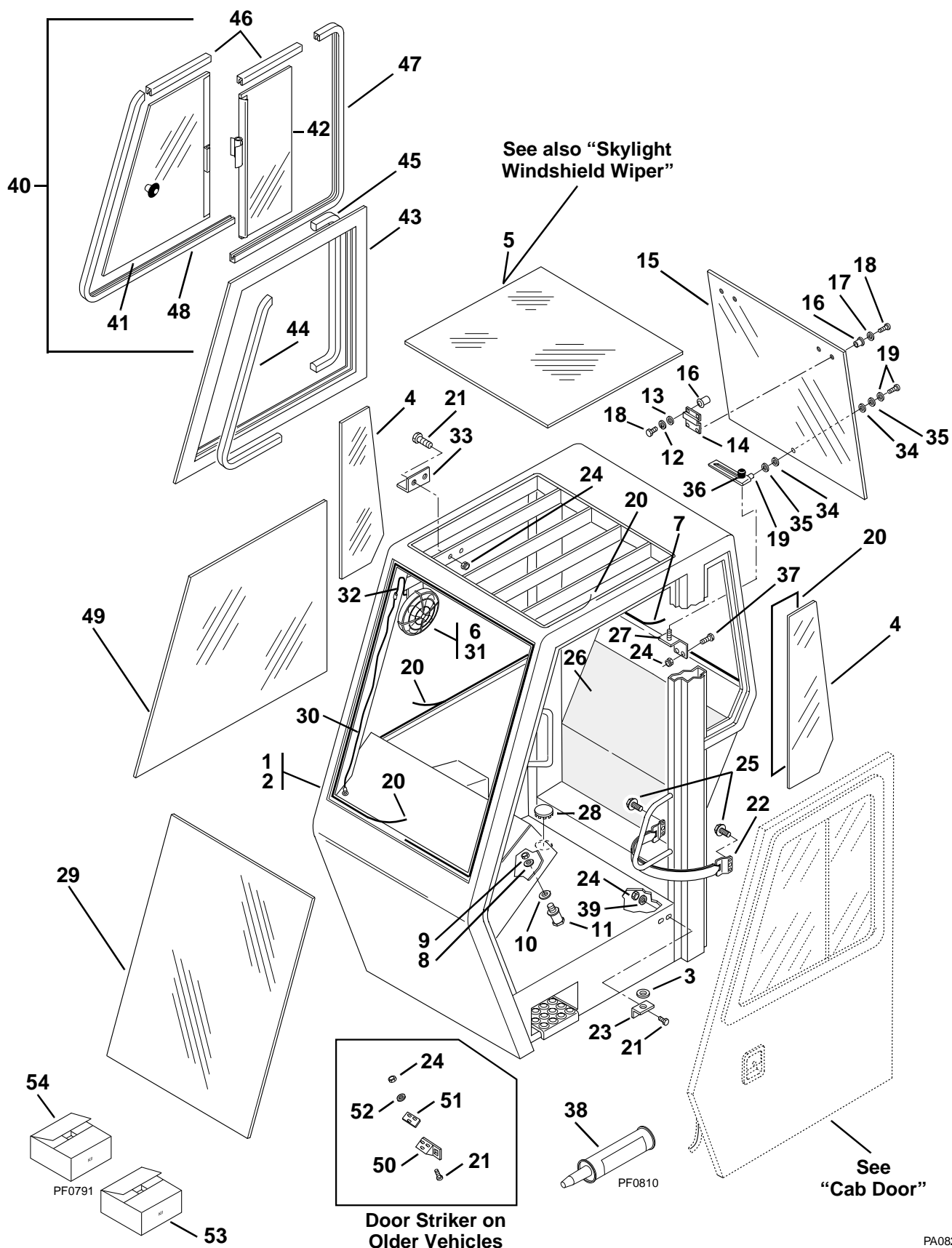
Cab Mount
For S/N 5028-0122 & Before

OPERATOR'S CAB – OPEN

Item No.	Part Number	Qty.	Description
1	Consult Factory	1	Cab Assembly, FOPS (S/N 5028-0122 & Before) – (No Longer Available was 7095825)
	7112102	1	Cab Assembly, FOPS Orange (S/N 5028-0123 & After) – (Includes Items 2 thru 8)
2	8033050	2	Panel, Lower
3	8303034	16	THMS, Torx, 1/4-20 x 3/4"
4	8033052	1	Panel, Right Front Console
5	8033053	1	Panel, Side Console
6	8033031	1	Gasketing, Sponge Rubber, 25-1/4"
7	8033022	1	Cover, Battery
8	8342807	1	Lock, Cam
9	7093762	1	Panel, Left Front Console
10	7093133	2	Bracket, Mounting (S/N 5028-0122 & Before)
11	8580410	2	Mount, Lower (S/N 5028-0122 & Before)
12	8466307	1	Gauge, Tilt Angle
13	8721023	1	Column, Steering
14	8307005	8	Washer, Lock 3/8"
15	8303534	4	FHCS, 3/8-16 x 1-1/4"
16	8720014	1	Wheel, Steering
17	8305916	1	Nut, Steering Column
18	8720015	1	Cap, Steering Wheel
19	8864038	1	Arm Rest
20	8065639	1	Bushing, Sleeve
21	8302147	1	Pin, Roll
22	7098342	1	Bracket, Arm Rest
23	8303034	2	THMS, Torx, 1/4-20 x 3/4"
24	8990147	1	Holder, Manual
25	8303729	3	HHCS, 1/4-20 x 5/8"
26	7124331	1	Conduit, 1/2 I.D. x 5' (Cut to Fit)
27	8304014	3	Bolt, Carriage 3/8-16 x 9" (Two Battery)
	8310344	2	Bolt, Carriage 3/8-16 x 10" (One Battery)
28	7082971	1	Bar, Battery Hold-Down (Two Battery)
	7129261	1	Bar, Battery Hold-Down (One Battery)
29	7125541	3	Hose
30	8305645	3	Nut, Lock 3/8-16
31	8305624	2	Nut, Lock 1/4-20
32	8305021	2	Nut, 1-8 (S/N 5028-0122 & Before)
33	8580416	4	Mount, Upper (S/N 5028-0122 & Before)
34	7093701	2	Spacer (S/N 5028-0122 & Before)
35	8310111	2	Washer
36	8307010	2	Washer, Lock 3/4"
37	8303685	1	HHCS, 3/4-10 x 4" (S/N 5028-0122 & Before)
38	8303516	1	HHCS, 3/4-10 x 7" (S/N 5028-0122 & Before)
39	8310130	4	HHCS, 1-8 x 5-1/2" (S/N 5028-0122 & Before)
40	8307012	AR	Washer, Lock 1" (S/N 5028-0122 & Before)
41	8310097	2	HHCS, 1-8 x 2" (S/N 5028-0122 & Before)
42	8310050	1	HHCS, 1-8 x 6" (S/N 5028-0123 & After)
43	8310049	1	HHCS, 1-8 x 2-3/4" (S/N 5028-0123 & After)
44	8310112	1	HHCS, 3/4-10 x 6" (S/N 5028-0123 & After)
45	8303638	1	HHCS, 3/4-10 x 2-3/4" (S/N 5028-0123 & After)
46	8307002	3	Washer, Lock 1/4"
47	8307109	3	Washer, Flat 1/4"
48	8305008	4	Nut, Hex 3/8-16
49	8310070	4	Retainer, 3/8"
50	8310036	4	Bolt, Carriage 3/8-16 x 1-1/4"
51	7097233	1	Guard, Bottom (Optional)

OPERATOR'S CAB – CLOSED

(Optional)

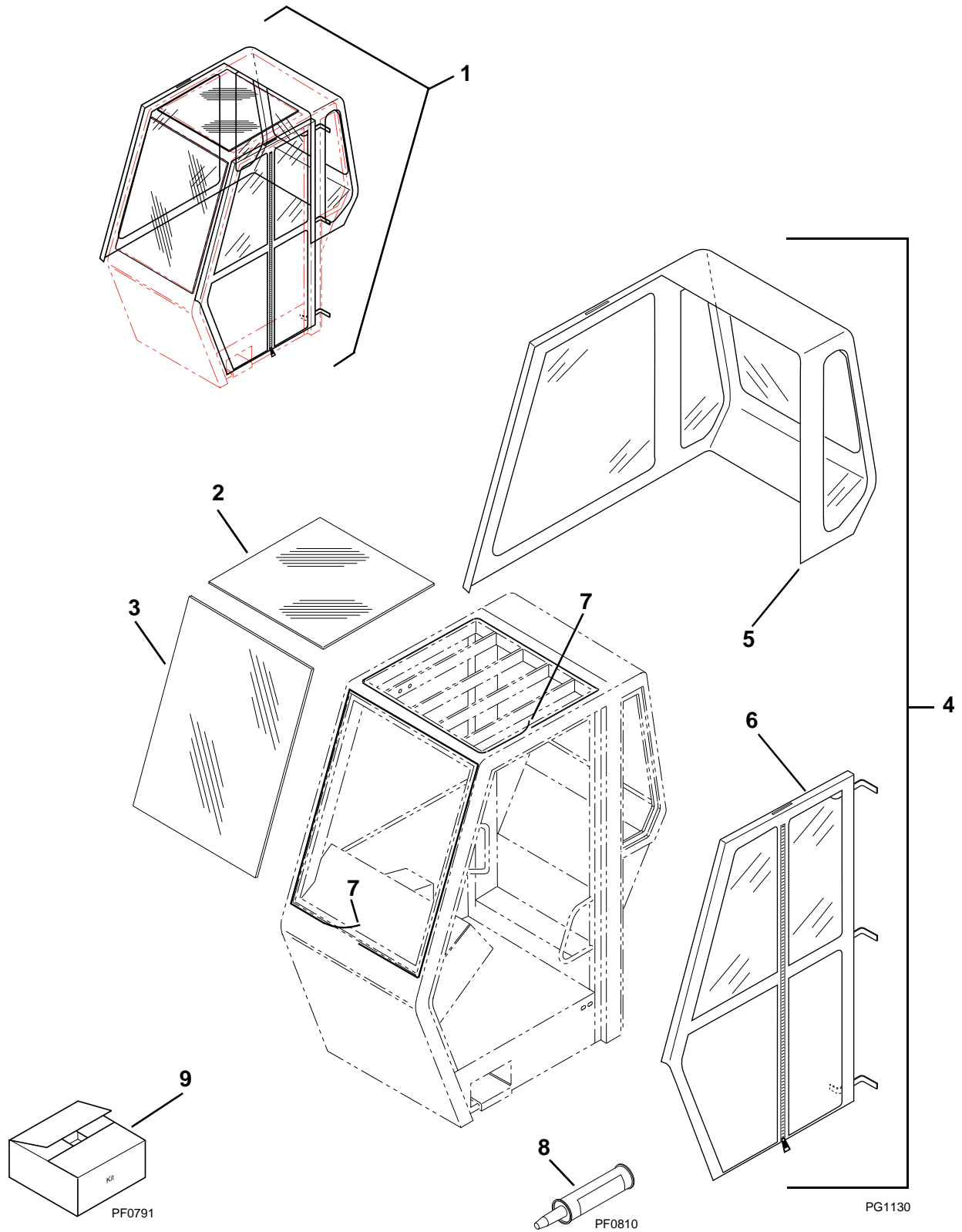


OPERATOR'S CAB – CLOSED

(Optional)

Item No.	Part Number	Qty.	Description
1	See Page 2.1	1	Cab Assembly – Open
2	7099324	1	Cab, Enclosed (Includes Items 3 thru 48 on This Page and All Parts Listed on Operator's Cab – Open)
3	8307207	1	Washer, Flat 5/8"
4	8033079	2	Window, Skylight
5	8033081	1	Window, Skylight
6	8033092	4	Screw, Socket Hd. #10-24 x 3/4"
7	8033072	1	Seal, Rubber 120"
8	8307113	1	Washer, Flat 7/16"
9	8035647	1	Nut, Hex Lock 7/16-14
10	8307206	AR	Washer, Flat 1/2"
11	8346010	1	Bolt, Striker
12	8307003	4	Washer, Lock #10
13	8307201	4	Washer, Flat 3/16"
14	8033085	2	Hinge, Spring
15	8033084	1	Window, Rear
16	8033086	8	Nut, Well
17	8033087	4	Washer, Nylon
18	8033088	8	Screw, Phillips Hd. #10-32 x 3/4"
19	8033044	1	Window Hold Slide Assembly, w/Hardware
20	8585135	3	Tape, Butyl, 1/4" Square x 15' Roll (See Kits)
21	8303540	4	HHCS, 1/4-20 x 1"
22	8342413	1	Strap
23	8033090	1	Bracket, Door Mounting
24	8305601	6	Nut, Hex Lock 1/4-20
25	8303982	4	Screw, Self Tapping 1/4-20 x 3/4"
26	8346011	1	Panel, Rear Foam
27	8385138	1	Weldment, Latch Bracket
28	8580315	1	Plug, Hole
29	8033479	1	Window, Front
30	8033076	1	Wire Assembly, Fan
31	8033078	1	Fan, Defroster
32	8033077	2	Connector, Wire
33	8033094	1	Bracket, Fan
34	8585139	2	Washer, Flat Plastic 3/8"
35	8307204	2	Washer, Flat 3/8"
36	8580115	1	Knob
37	8303776	2	HHCS, 1/4-20 x 1/2"
38	8585134	AR	Sealant, Urethane, 10 oz. Cartridge (See Kits)
39	8307002	2	Washer, Lock 1/4"
40	8346009	1	Window, Right Side Sliding (Includes Items 41 thru 48)
41	8033833	1	Glass Assembly, Front
42	8033834	1	Glass Assembly, Rear
43	8033835	1	Frame Assembly
44	8033836	1	Trim Stop, Front
45	8033837	1	Trim Stop, Rear
46	8033839	2	Rubber, Flkd
47	8033839	1	Rubber, Flkd
48	8033840	1	Rubber, Flkd
49	8033082	1	Window, Right Side (Optional)
50	8585141	1	Striker, Door (Older Vehicles Only)
51	8585142	1	Shim, Door Striker (Older Vehicles Only)
52	8307109	3	Washer, Flat 1/4" (Older Vehicles Only)
			<u>KITS</u>
53	8585133	1	Window Glue Kit (Includes Items 20, 38, Four Setting Blocks and One Set of Installation Instructions)
54	7111332	1	Door Strap Kit (For Gas Spring Replacement on Older Vehicles) (Includes Items 22 and 25)

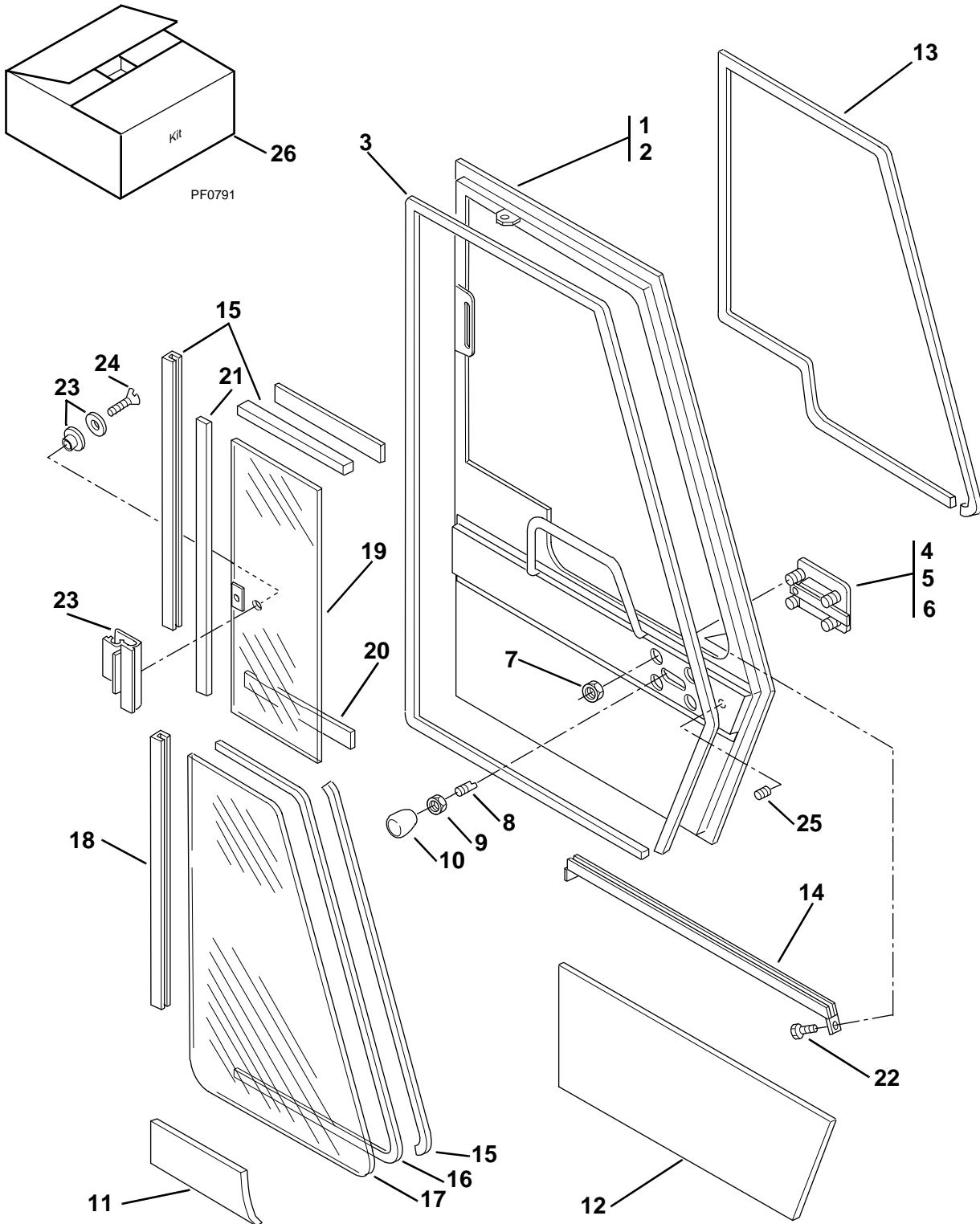
SOFT CAB ENCLOSURE (Optional)



SOFT CAB ENCLOSURE (Optional)

Item No.	Part Number	Qty.	Description
1	7131903	1	Soft Cab Enclosure Kit (Includes Items 2 thru 8 Plus Installation Instructions)
2	8033081	1	Glass – Skylight
3	8033479	1	Glass – Front
4	8866525	1	Soft Side Enclosure (Includes Items 5 and 6 Plus Two 20' Rolls of Hook Strip Material)
5	8866526	1	Rear Window Section
6	8866527	1	Door Section
7	8585135	3	Tape, Butyl, 1/4" Square x 15' Roll (See Kits)
8	8585134	AR	Sealant, Urethane, 10 oz. Cartridge (See Kits)
			<u>KITS</u>
9	8585133	1	Window Glue Kit (Includes Items 7 and 8, Four Setting Blocks and One Set of Installation Instructions)

CAB DOOR (Early Production)

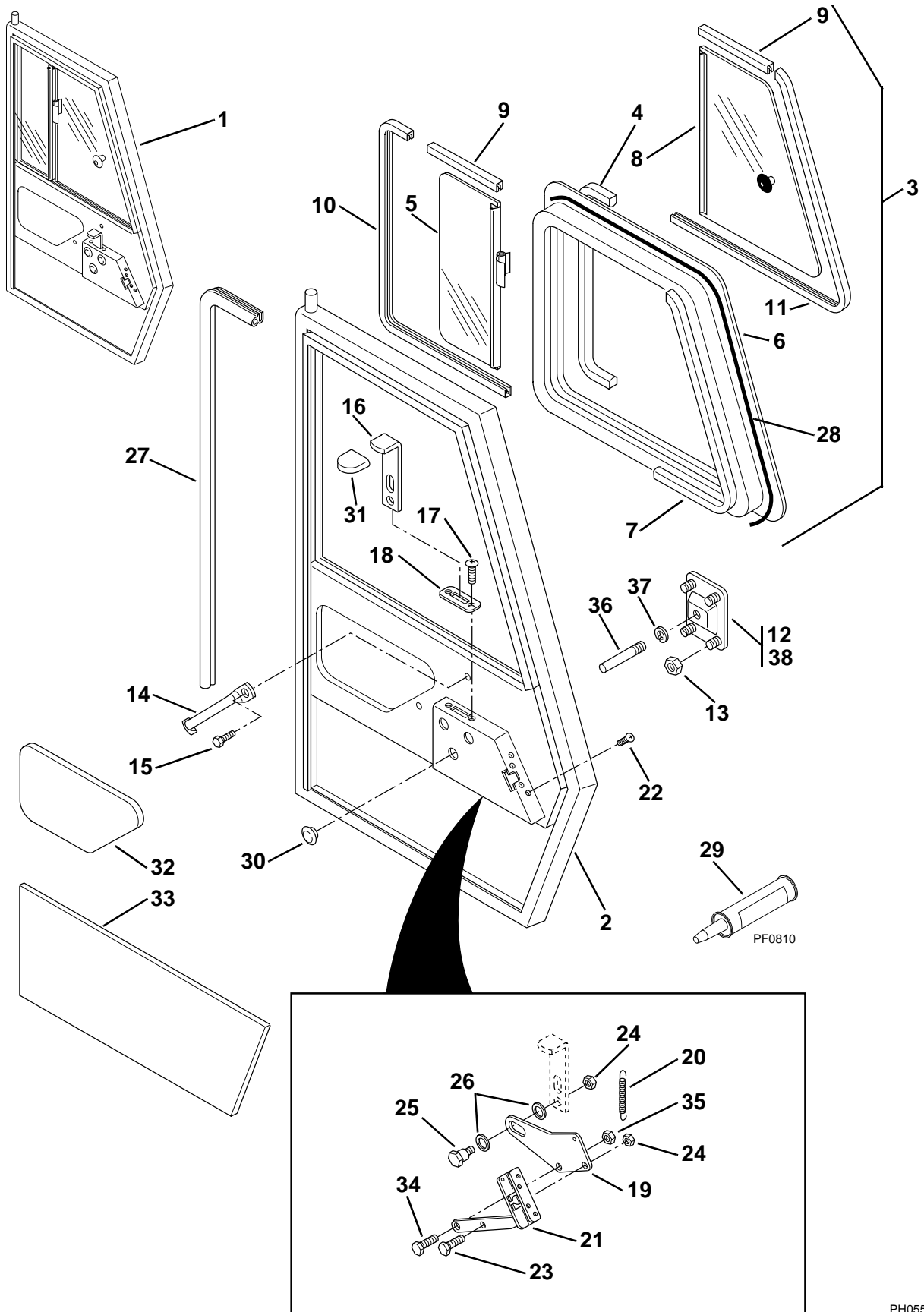


PA0052

CAB DOOR (Early Production)

Item No.	Part Number	Qty.	Description
1	See Kits	1	Door Assembly (Includes Items 2 thru 25)
2	8033011	1	Door
3	8033023	1	Seal, Rubber, Door 200"
4	8342405	1	Latch, Paddle
5	8033060	1	Tumbler, Paddle Latch
6	8342808	1	Key (Not Shown)
7	8305004	4	Nut, Hex 1/4-20
8	8033026	1	Rod, Threaded 3/8-16 x 1.88
9	8305008	1	Nut, Hex 3/8-16
10	8033019	1	Knob, Latch
11	8033029	1	Soundproofing, Upper Door
12	8033030	1	Soundproofing, Lower Door
13	8033020	1	Trim, Rubber 144"
14	8033013	1	Track, Side Window
15	8033024	1	Channel, Window 120" (Cut to Length)
16	8033032	1	Sponge Rubber, Adhesive Backed 80"
17	8033014	1	Window, Door
18	8033016	1	Channel, Wiper 31"
19	8033015	1	Window, Sliding
20	8033033	2	Spacer, Plastic
21	8033028	1	Spacer, Plastic 29"
22	8303835	1	Screw, #10-24 x 1/2"
23	8033018	1	Latch Assembly (Includes Grommet and Washer)
24	8033035	1	Screw, Self Tapping #8-32 x 1/2"
25	8033047	1	Bumper, Rubber
			<u>KITS</u>
26	7111932	1	Kit, Door Replacement – for Item 1 (Includes Door Assembly, Strap Assembly, Striker Bolt and hardware)

CAB DOOR (Current Production)

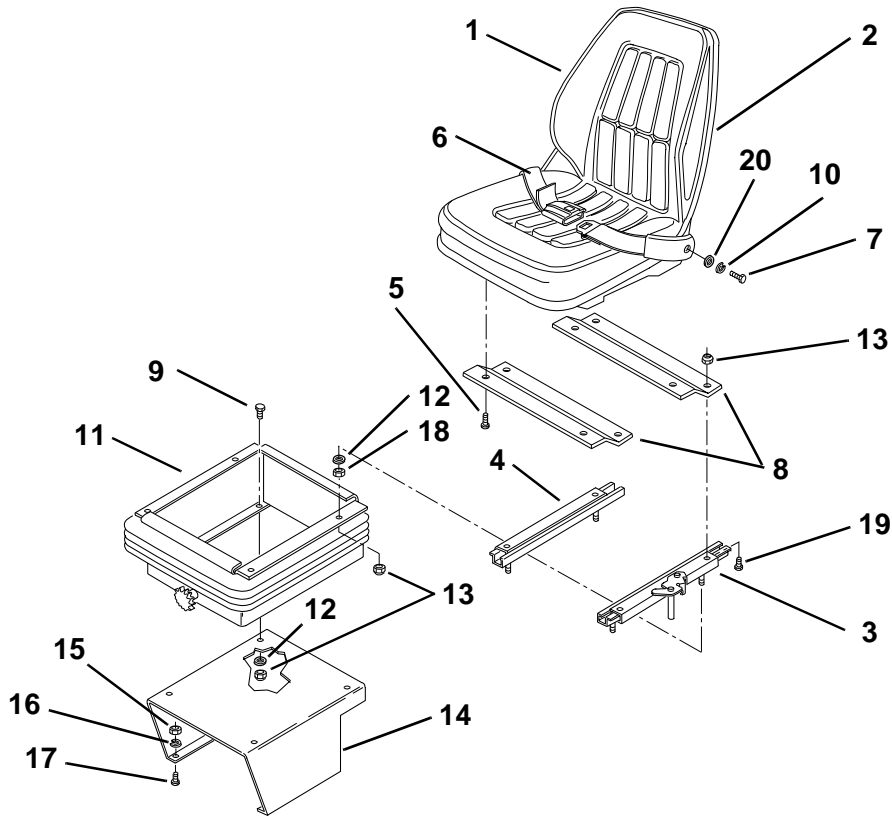


CAB DOOR

(Current Production)

Item No.	Part Number	Qty.	Description
1	8346008	1	Door Assembly, Orange (Includes Items 2 thru 38)
2	8033844	1	Door Weldment
3	8033845	1	Sliding Window Assembly (Includes Items 4 thru 11)
4	8033843	1	Glass Assembly, Front
5	8033842	1	Glass Assembly, Rear
6	8033841	1	Frame Assembly
7	8034544	1	Trim Stop, Front
8	8034545	1	Trim Stop, Rear
9	8034546	2	Rubber, Flkd
10	8034547	1	Rubber, Flkd
11	8034548	1	Rubber, Flkd
12	8033846	1	Latch, Paddle
13	8033847	4	Nut, Hex Lock 1/4-20
14	8033848	1	Grab Handle
15	8033849	1	Screw, Self Tapping 1/4 x 3/4"
16	8033850	1	Door Release
17	8033851	1	Screw, Self Tapping 1/4 x 1/2"
18	8033852	1	Bezel
19	8033853	1	Latch Trip
20	8033854	1	Spring
21	8033855	1	Cam Latch, R.H.
22	8033856	4	Bolt, 1/4-20 x 3/4"
23	8033857	1	Bolt, Hex Hd. 5/16-18 x 3/4"
24	8033858	2	Nut, Hex Lock 5/16-18
25	8033859	1	Shoulder Bolt
26	8033860	2	Washer, Nylon
27	8033861	1	Seal, Rubber 17'
28	8583135	1	Tape, Butyl, 1/4" Square x 15' Roll
29	8585134	1	Sealant, Urethane, 10 oz. Cartridge
30	8033862	3	Plug, Hole
31	8033863	1	Rubber Grip
32	8033864	1	Vinyl, Upper Door
33	8033865	1	Vinyl, Lower Door
34	8033866	1	Bolt, Hex Hd. 3/8-16 x 3/4"
35	8033867	1	Nut, Hex Lock 3/8-16
36	8033868	1	Bolt, Striker
37	8033869	1	Washer, Lock 3/8"
38	8342808	1	Key Set (Not Shown)

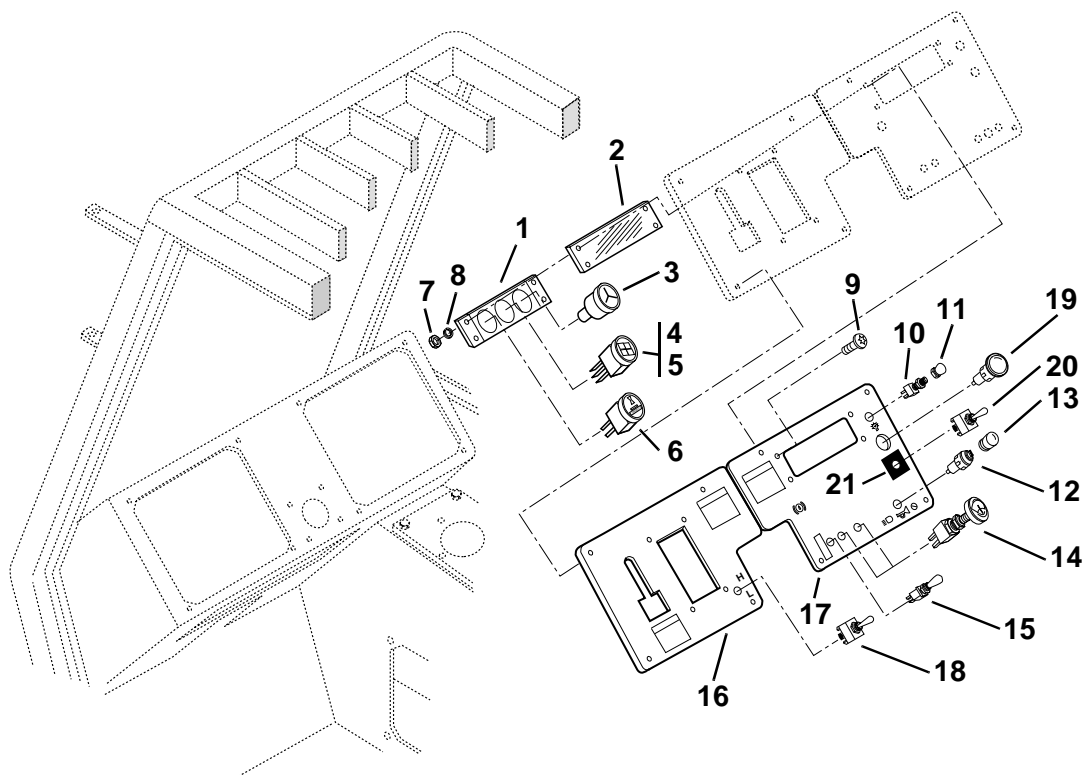
OPERATOR'S SEAT



PA0064

Item No.	Part Number	Qty.	Description
1	8864037	1	Seat Assembly – Vinyl (Includes Items 2 thru 5)
	8864044	1	Seat Assembly – Cloth 2 Piece (Includes Items 2 thru 5)
2	8864041	1	Cushion, Seat – Vinyl 1 Piece
	8864045	1	Cushion, Seat – Cloth
	8864046	1	Seat Back – Cloth
3	8864039	1	Slide, w/Handle
4	8864040	1	Slide, w/o Handle
5	N.S.S.	4	Screw
6	8864043	1	Belt, Seat
7	8303604	2	HHCS, 7/16-20 x 1-1/4"
8	7090751	2	Mount, Seat
9	8303697	4	HHCS, 5/16-18 x 3/4"
10	8307006	2	Washer, Lock 7/16"
11	8864036	1	Suspension
12	8307106	8	Washer, Flat 5/16"
13	8305626	12	Nut, Hex Lock Elastic 5/16-18
14	7083963	1	Support, Suspension
15	8305008	4	Nut, Hex 3/8-16
16	8307005	4	Washer, Lock 3/8"
17	8303534	4	FLHDCS 3/8-16 x 1-1/4"
18	8305006	4	Nut, Hex 5/16-18
19	8303745	4	HHCS 5/16-18 x 5/8
20	8307113	2	Washer, Flat 7/16"

CONTROL CONSOLE

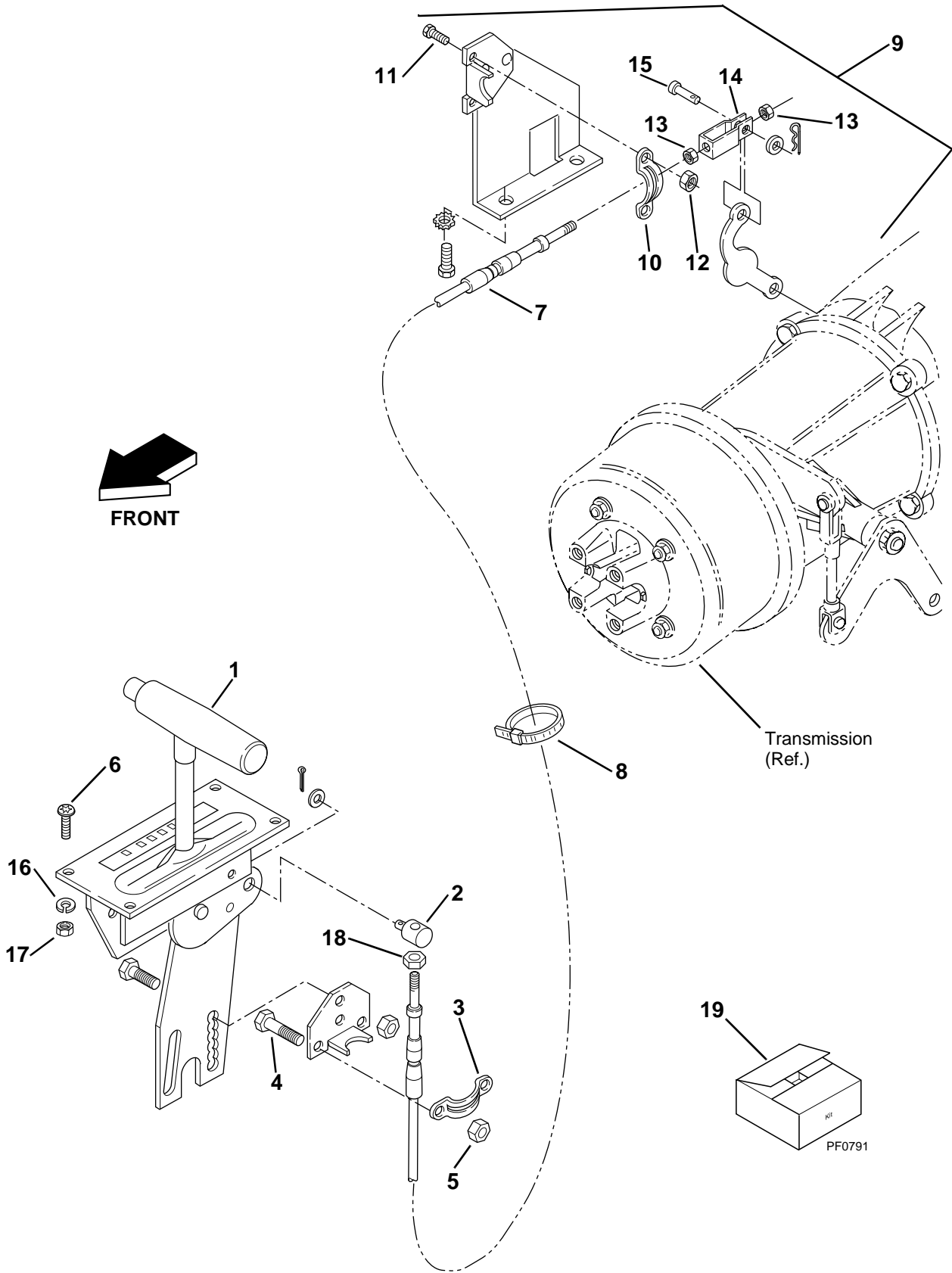


PG0691

Item No.	Part Number	Qty.	Description
1	7084902	1	Plate, Gauge Mounting
2	7082292	1	Cover
3	8464212	1	Gauge, Fuel
4	8466305	1	Gauge, Warning Lights (Includes Item 5)
5	8469030	4	Bulb (Not Shown)
6	8467014	1	Hourmeter
7	8305004	4	Nut, Hex 1/4-20
8	8307002	4	Washer, Lock 1/4"
9	8303034	4	TRHCS, Torx 1/4-20 x 3/4"
10	8223442	1	Switch Test
11	8580312	1	Cap, Seal
12	8223405	1	Button, Horn
13	8580311	1	Cap, Seal
14	8033201	2	Switch, Washer/Wiper (Optional Front Wiper, Skylight Wiper)
15	8223220	1	Switch, Steer Select
16	7117942	1	Overlay, Left Console – Domestic
17	7099332	1	Overlay, Right Console – Domestic
18	8223444	1	Switch, Hi-Low Selector (5028HT Only)
19	8469037	1	Light, HI-FLOW Indicator – Green (HI-FLOW Option Only)
20	8223010	1	Switch, HI-FLOW On-Off (HI-FLOW Option Only)
21	4109351	1	Decal, HI-FLOW (HI-FLOW Option Only)

TRANSMISSION SHIFT CONTROL

(5028 Standard Only)



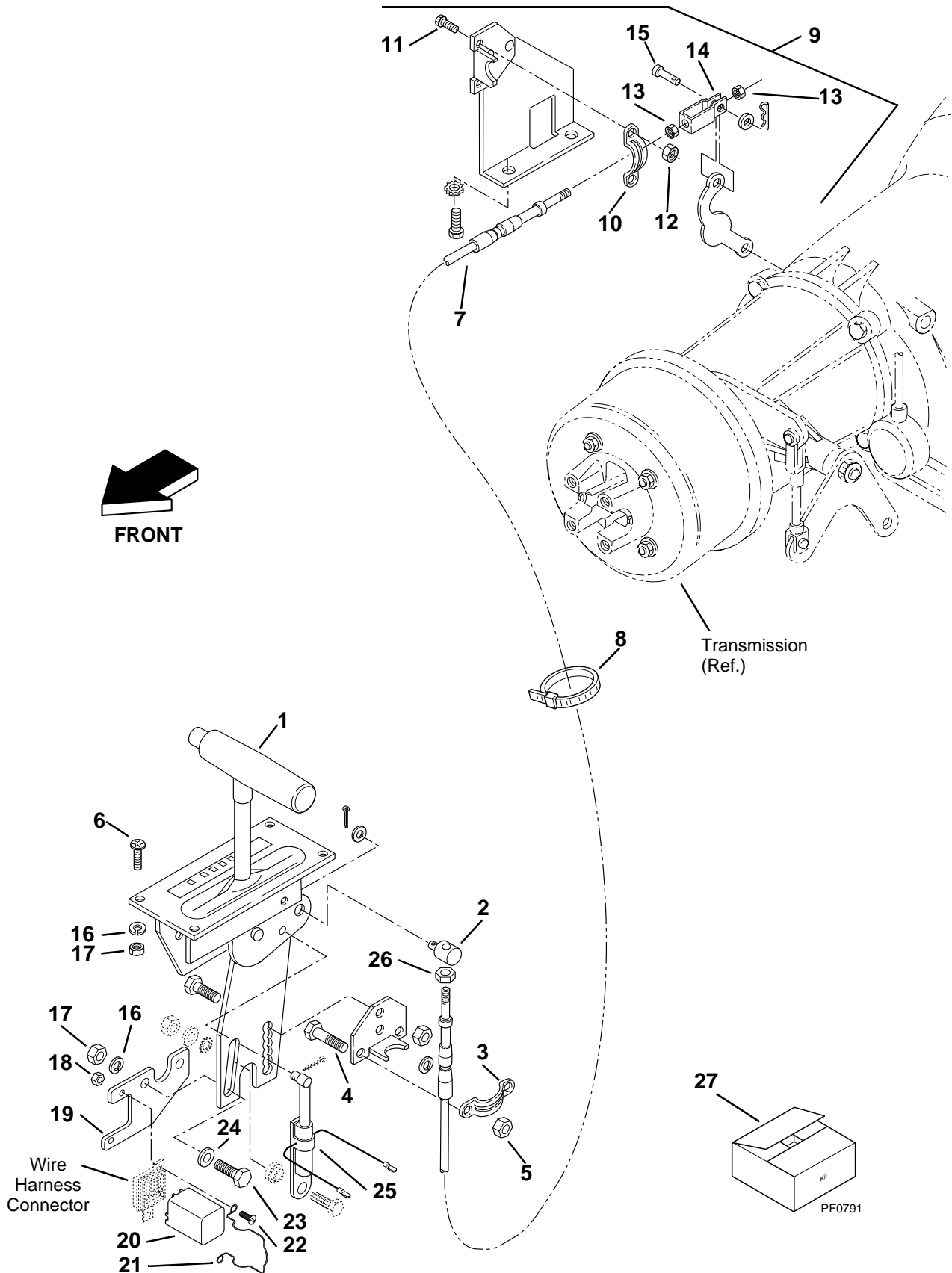
PG0072

TRANSMISSION SHIFT CONTROL

(5028 Standard Only)

Item No.	Part Number	Qty.	Description
1	8162210	1	Control, Transmission Shift (Includes Items 2 thru 6, Plus All Other Parts Not Identified with an Item Number)
2	8033242	1	Swivel
3	8033241	1	Clamp
4	8303540	1	HHCS, 1/4-20 x 1"
5	8305601	1	Nut, Lock 1/4-20
6	8303034	4	THMS, Torx, 1/4-20 x 3/4"
7	8160065	1	Cable, Control
8	8584001	1	Tie, Cable
9	8162209	1	Kit, Transmission Connector (Includes Items 10 thru 15, Plus All Other Parts Not Identified with an Item Number)
10	8033241	1	Clamp
11	8303540	1	HHCS, 1/4-20 x 1"
12	8305601	1	Nut, Lock 1/4-20
13	8305402	2	Nut, Jam 1/4-28 NF
14	8033497	1	Clevis
15	8033496	1	Pin, Clevis
16	8307002	4	Washer, Lock 1/4"
17	8305004	4	Nut, Hex 1/4-20
18	8305402	1	Nut, Hex Jam 1/4-28
			<u>KITS</u>
19	8035301	1	Shift Indicator Replacement Kit

TRANSMISSION SHIFT CONTROL (5028HT/5028HF)

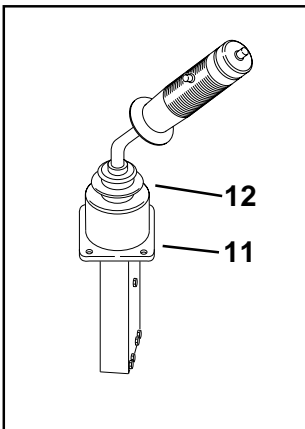


PG0940

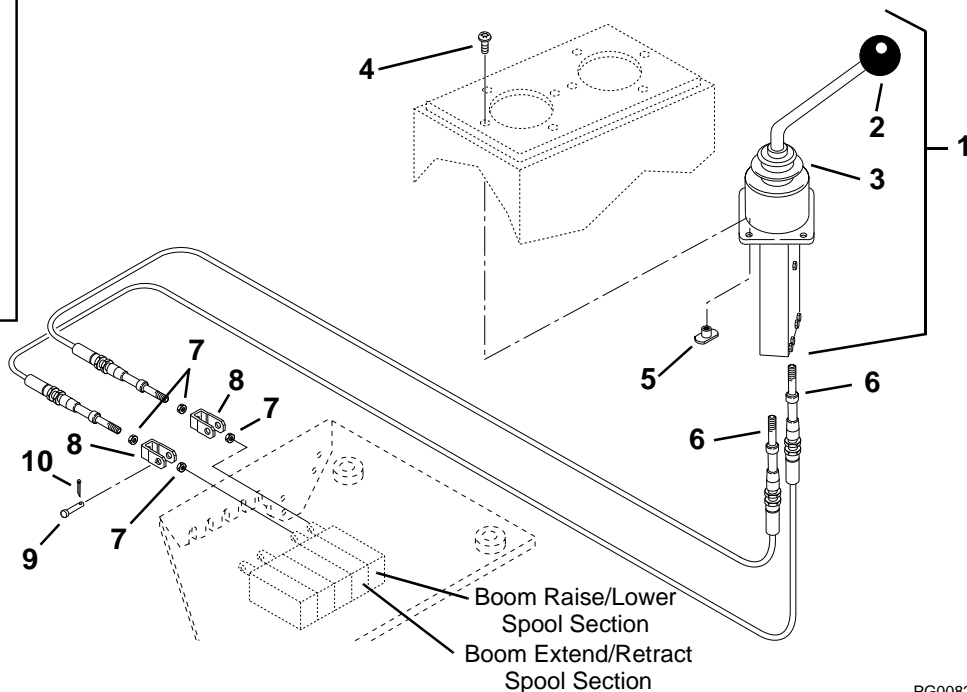
TRANSMISSION SHIFT CONTROL (5028HT/5028HF)

Item No.	Part Number	Qty.	Description
1	8162210	1	Control, Transmission Shift (Includes Items 2 thru 6, Plus All Other Parts Not Identified with an Item Number)
2	8033242	1	Swivel
3	8033241	1	Clamp
4	8303540	1	HHCS, 1/4-20 x 1"
5	8305601	1	Nut, Lock 1/4-20
6	8303034	4	THMS, Torx, 1/4-20 x 3/4"
7	8160065	1	Cable, Control
8	8584001	1	Tie, Cable
9	8162209	1	Kit, Transmission Connector (Includes Items 10 thru 15, Plus All Other Parts Not Identified with an Item Number)
10	8033241	1	Clamp
11	8303540	1	HHCS, 1/4-20 x 1"
12	8305601	1	Nut, Lock 1/4-20
13	8305402	2	Nut, Jam 1/4-28 NF
14	8033497	1	Clevis
15	8033496	1	Pin, Clevis
16	8307002	6	Washer, Lock 1/4"
17	8305004	6	Nut, Hex 1/4-20
18	8305632	2	Nut, Hex Lock Elastic #6-32
19	7118062	1	Mount, Relay
20	8225115	1	Relay, Latching
21	7118072	1	Hold Down, Relay
22	8303983	2	Screw, Slotted Pan Hd. #6-32 x 1/2"
23	8310026	2	HHCS, 1/4-20 x 3/4"
24	8307109	2	Washer, Flat SAE 1/4"
25	8160622	1	Switch, Park w/Mounting Hardware
26	8305402	1	Nut, Hex Jam 1/4-28
			<u>KITS</u>
27	8035301	1	Shift Indicator Replacement Kit

BOOM RAISE/LOWER & EXTEND/RETRACT CONTROL



HI-FLOW Only

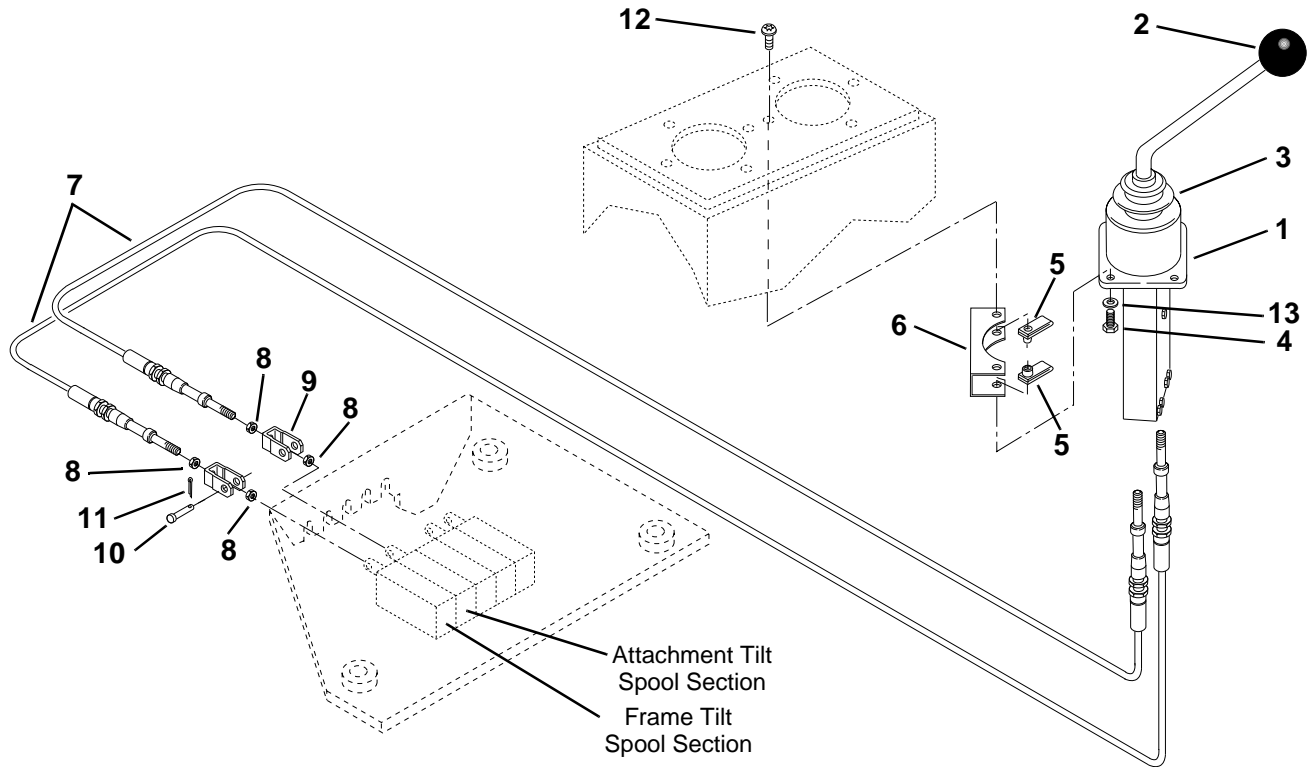


PG0082

Item No.	Part Number	Qty.	Description
1	8224025	1	Joystick (Includes Items 2 and 3)
2	8580110	1	Knob
3	8160419	1	Boot
4	8310143	4	TRHS, Torx #10-24 x 3/4"
5	8310144	4	Nut, Prop. Tee #10-24
6	8160066	2	Cable, Control
7	8305005	4	Nut, Hex 1/4-28
8	8160617	2	Clevis, Cable
9	8301443	2	Pin, Clevis 3/16 x 1"
10	8302470	2	Pin, Hair 1/16"
11	8224033	1	Joystick (HI-FLOW Option Only) – (Includes Item 12)
12	8160419	1	Boot

2.10

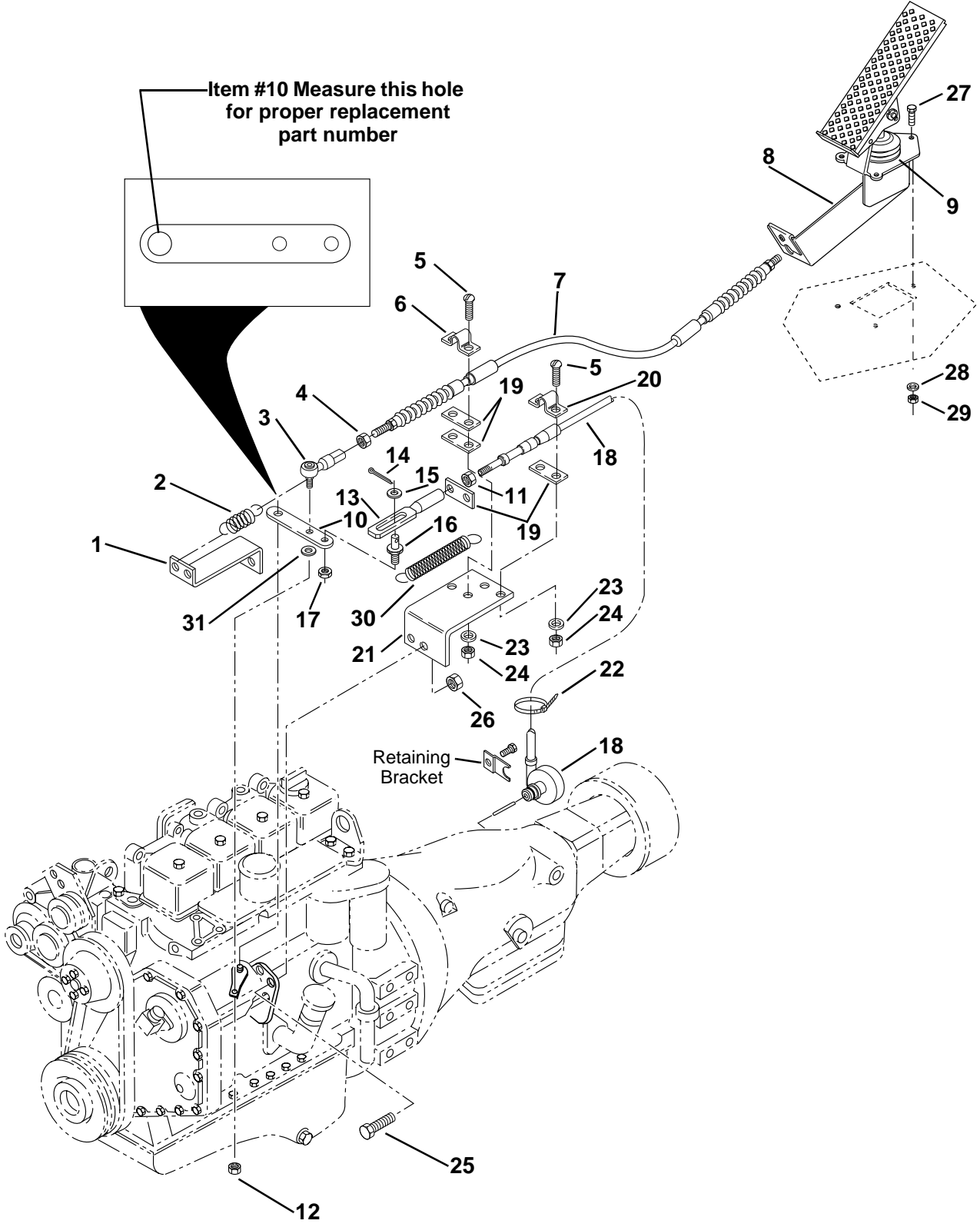
FRAME LEVEL AND ATTACHMENT TILT CONTROL



PG0092

Item No.	Part Number	Qty.	Description
1	8224026	1	Joystick, w/Gate (Includes Items 2 and 3)
2	8580110	1	Knob
3	8160419	1	Boot
4	8303540	4	HHCS, 1/4-20 x 1"
5	8310001	8	Nut, Retainer 1/4-20
6	7098142	2	Spacer
7	8160060	2	Cable, Control
8	8305005	4	Nut, Hex 1/4-28
9	8160617	2	Clevis, Cable
10	8301443	2	Pin, Clevis 3/16 x 1"
11	8302470	2	Pin, Hair 1/16"
12	8303034	4	TRHCS, Torx 1/4-20 x 3/4"
13	8307109	4	Washer, Flat 1/4"

THROTTLE PEDAL CONTROL & MODULATOR (Pre-EPA) (S/N 5028-6151 & Before)



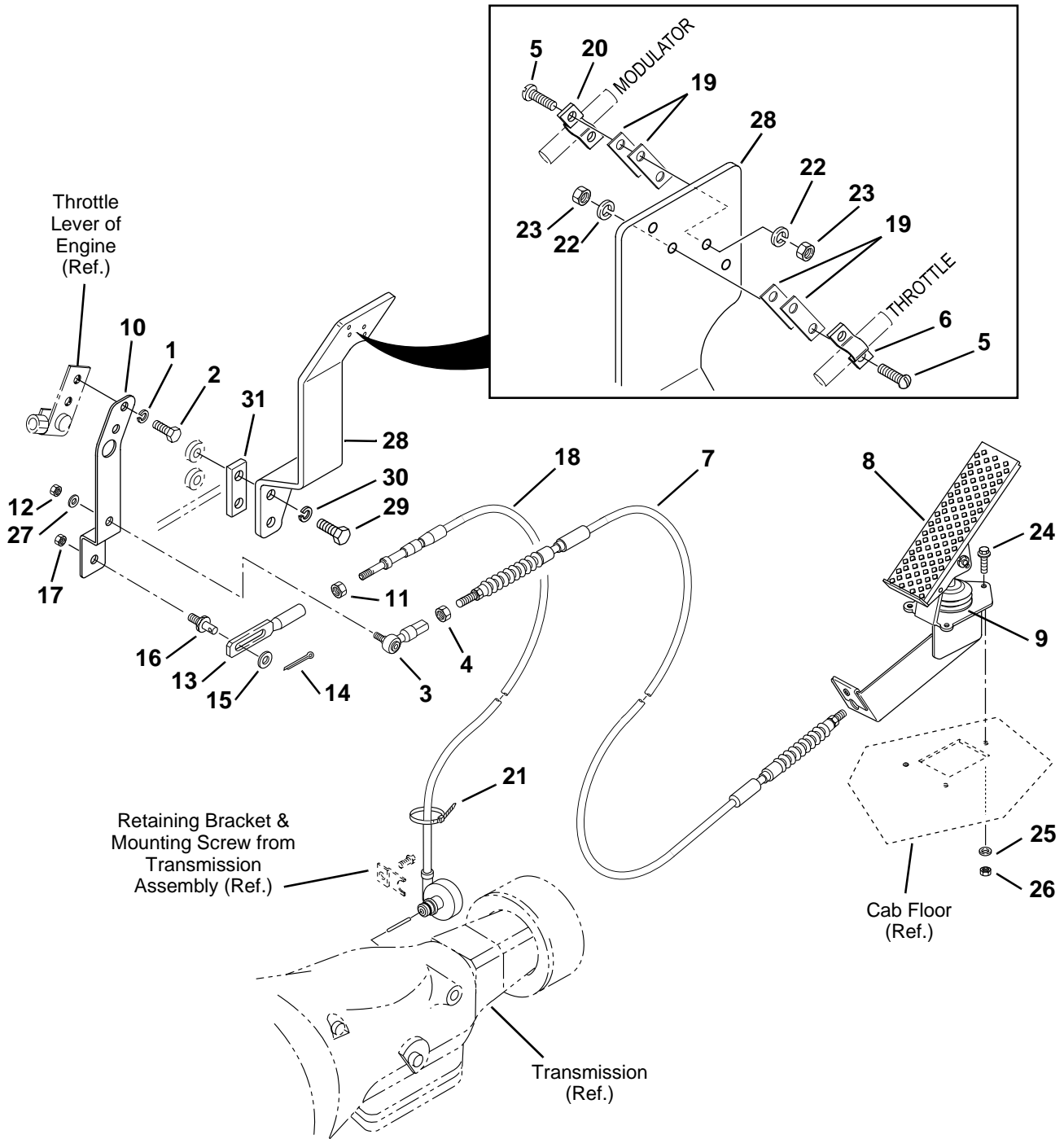
PG0522

THROTTLE PEDAL CONTROL & MODULATOR (Pre-EPA) (S/N 5028-6151 & Before)

Item No.	Part Number	Qty.	Description
1	7097882	1	Bracket, Return Spring
2	8702146	1	Spring, Extension
3	8340034	1	Joint, Ball
4	8305402	1	Nut, Jam 1/4-28
5	8303837	4	Screw, Rd. Hd. Machine #10-24 x 3/4"
6	8160610	1	Clamp, Cable
7	8160068	1	Cable, Throttle
8	8162211	1	Pedal, Throttle (Includes Item 9)
9	8033178	1	Bellows, Throttle Pedal
10	7098031	1	Link, Throttle – .36 DIA. Hole
	7116761	1	Link, Throttle – .44 DIA. Hole
11	8305003	1	Nut, Hex #10-32
12	8305650	1	Nut, Hex Lock Elastic 1/4-28
13	8160619	1	Yoke (Includes Items 14 thru 17)
14	N.S.S.	1	Cotter Pin
15	N.S.S.	1	Washer, Flat 1/4"
16	N.S.S.	1	Stud
17	N.S.S.	1	Locknut, Hex 1/4-28
18	8162214	1	Modulator and Cable
19	8162213	4	Shim
20	8162004	1	Clamp, Cable
21	7098022	1	Bracket, Throttle and Modulator Cables
22	8584001	1	Tie, Cable
23	8307003	4	Washer, Lock #10
24	8305002	4	Nut, Hex #10-24
25	8310026	2	HHCS, 1/4-20 x 3/4"
26	8305624	2	Nut, Hex Lock Elastic 1/4-20
27	8303615	3	HHCS, 1/4-20 x 1-1/4"
28	8307002	3	Washer, Lock 1/4"
29	8305004	3	Nut, Hex 1/4-20
30	8702150	1	Spring, Extension
31	8307202	1	Washer, Flat 1/4"

THROTTLE PEDAL CONTROL & MODULATOR (EPA)

(S/N 5028-6152 & After)

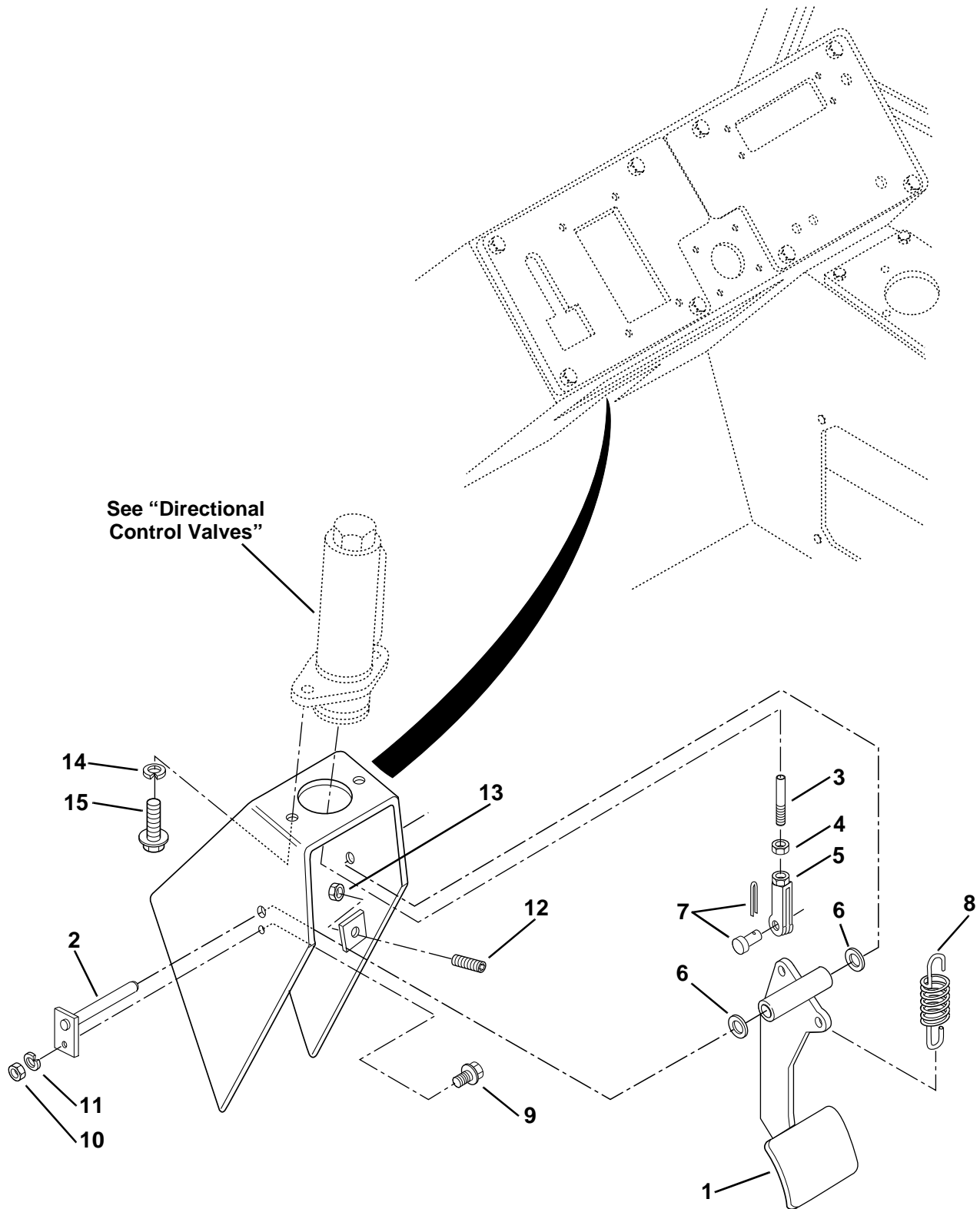


THROTTLE PEDAL CONTROL & MODULATOR (EPA)

(S/N 5028-6152 & After)

Item No.	Part Number	Qty.	Description
1	8303799	2	HHCS, M6
2	8307024	2	Washer, Lock – M6
3	8340034	1	Joint, Ball
4	8305402	1	Nut, Jam 1/4-28
5	8303837	4	Screw, Rd. Hd. Machine #10-24 x 3/4"
6	8160610	1	Clamp, Cable
7	8160068	1	Cable, Throttle
8	8162211	1	Pedal, Throttle Control (Includes Item 9)
9	8033178	1	Bellows, Throttle Pedal
10	7131022	1	Extension, Throttle
11	8305003	1	Nut, Hex #10-32
12	8305650	1	Nut, Hex Lock Elastic 1/4-28
13	8160619	1	Yoke (Includes Items 14 thru 17)
14	N.S.S.	1	Pin, Cotter
15	N.S.S.	1	Washer, Flat 1/4"
16	N.S.S.	1	Stud
17	N.S.S.	1	Nut, Hex 1/4-28
18	8162214	1	Modulator and Cable
19	8162213	4	Shim
20	8162004	1	Clamp, Cable
21	8584001	1	Tie, Cable
22	8307003	4	Washer, Lock #10
23	8305002	4	Nut, Hex #10-24
24	8303742	3	FLHDCS, 1/4-20 x 1-1/4"
25	8307002	3	Washer, Lock 1/4"
26	8305004	3	Nut, Hex 1/4-20
27	8307202	1	Washer, Flat 1/4"
28	7131013	1	Bracket, Throttle
29	8303519	2	HHCS, M12 x 35mm
30	8307025	2	Washer, Lock – M12
31	7132172	1	Spacer

SERVICE BRAKE PEDAL CONTROL



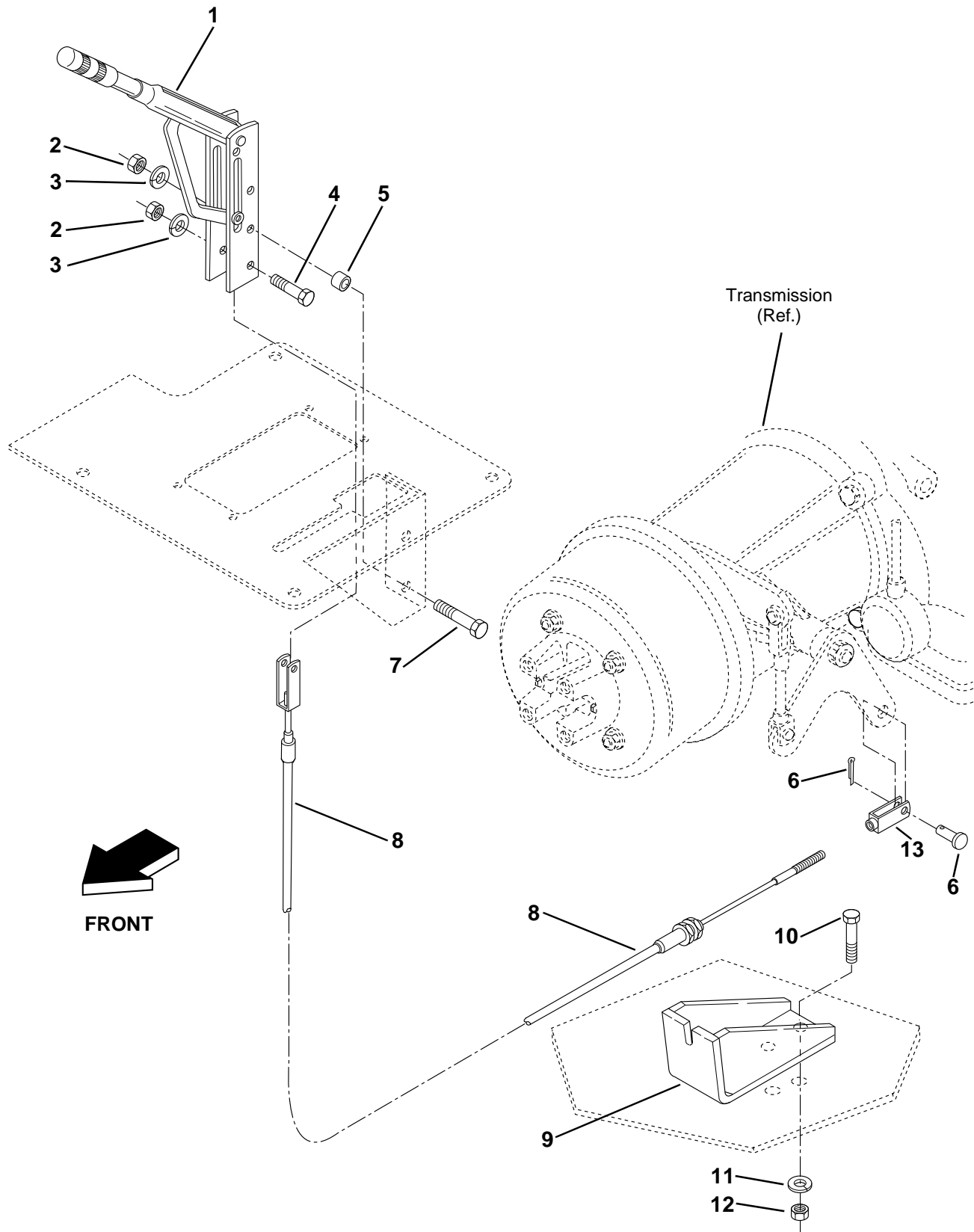
PG0530

SERVICE BRAKE PEDAL CONTROL

Item No.	Part Number	Qty.	Description
1	7111203	1	Pedal, Brake
2	7081031	1	Shaft
3	7080891	1	Rod, Push
4	8305410	1	Nut, Hex Jam 1/2-20
5	8301210	1	Yoke
6	8307104	2	Washer, Flat 3/4"
7	8301410	1	Pin, Clevis w/Cotter Pin
8	8700120	1	Spring
9	8303742	1	FLGHDCS, 1/4-20 x 1-1/4"
10	8305004	1	Nut, Hex 1/4-20
11	8307002	1	Washer, Lock 1/4"
12	8310170	1	Setscrew, 3/8-16 x 1-3/4"
13	8305405	1	Nut, Hex Jam 3/8-16
14	8307005	2	Washer, Lock 3/8"
15	8303534	2	FLGHDCS, 3/8-16 x 1-1/4"

PARKING BRAKE CONTROL

(5028 Standard Only)



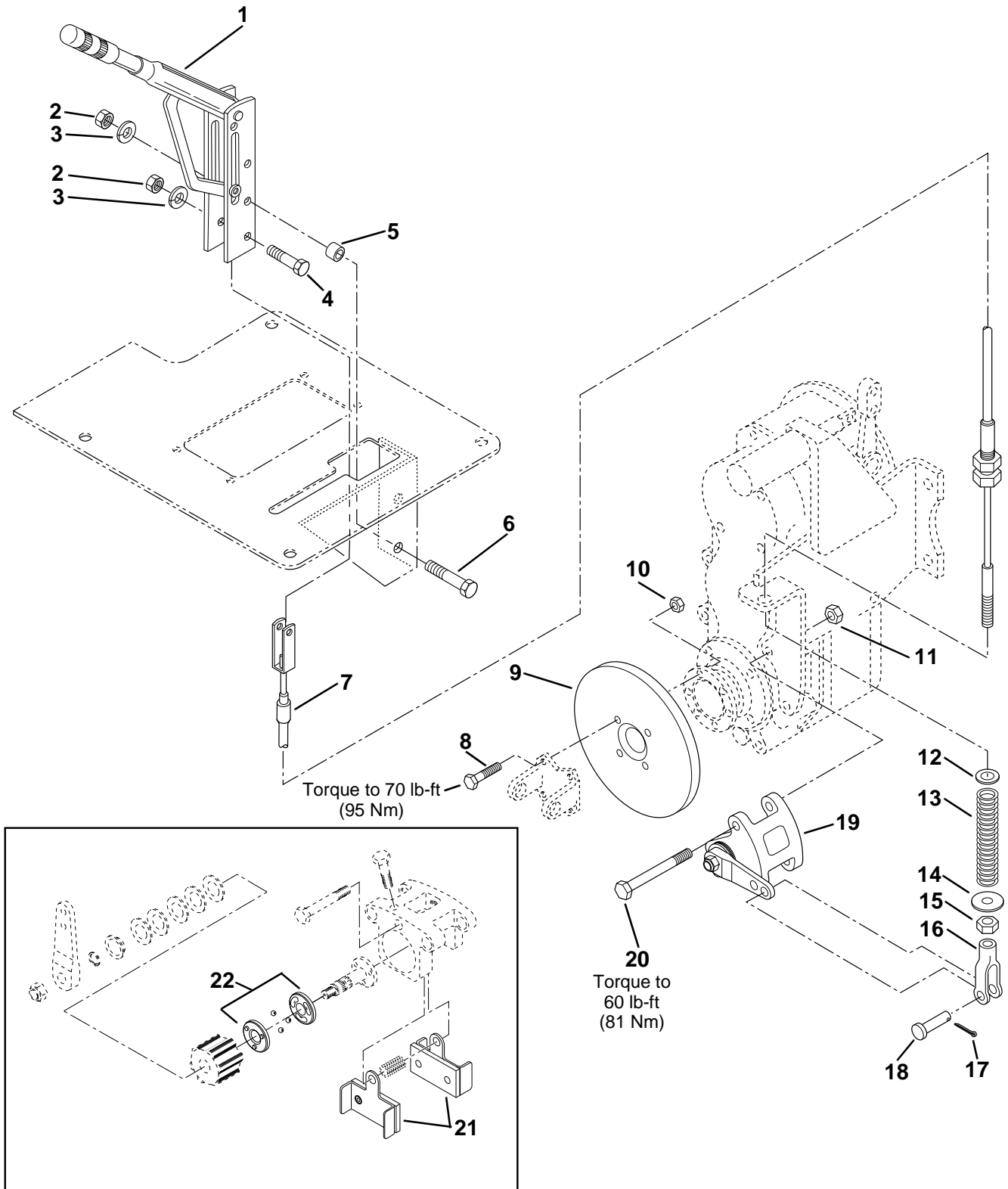
PARKING BRAKE CONTROL

(5028 Standard Only)

Item No.	Part Number	Qty.	Description
1	8162206	1	Lever, Brake
2	8305006	3	Nut, Hex 5/16-18
3	8307004	3	Washer, Lock 5/16"
4	8303715	1	HHCS, 5/16-18 x 1-1/2"
5	7094701	2	Spacer
6	8301409	1	Pin, Yoke w/Cotter Pin
7	8303786	2	HHCS, 5/16-18 x 2-1/4"
8	7094322	1	Cable, Brake
9	7094192	1	Bracket, Brake
10	8303675	2	HHCS, 3/8-16 x 1-1/4"
11	8307005	2	Washer, Lock 3/8"
12	8305008	2	Nut, Hex 3/8-16
13	8301004	1	Yoke

PARKING BRAKE CONTROL

(5028HT/5028HF)



PG0661

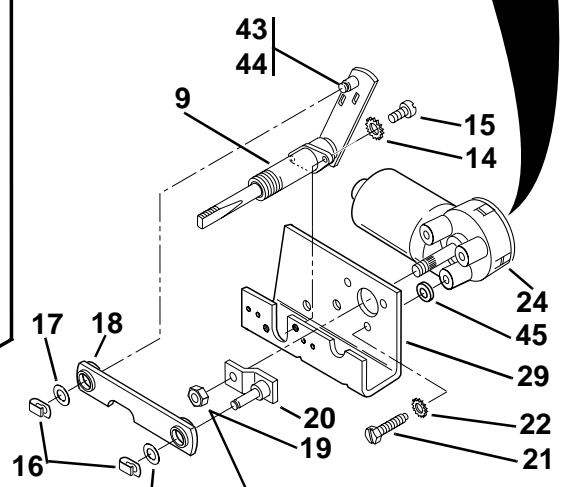
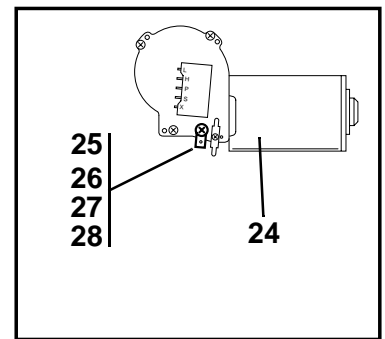
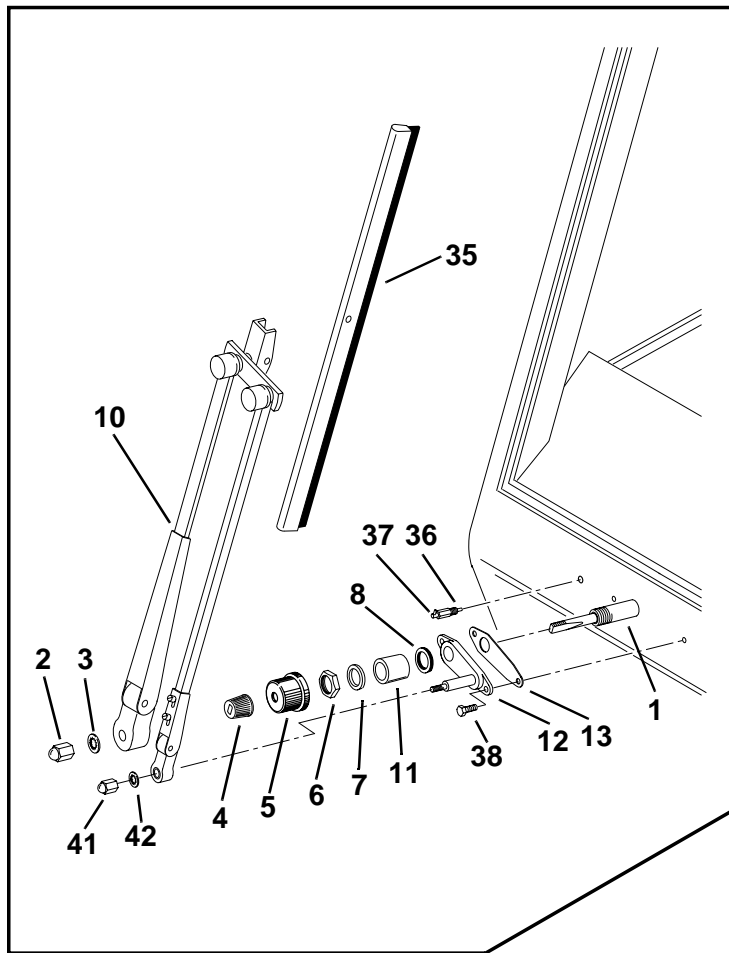
PARKING BRAKE CONTROL

(5028HT/5028HF)

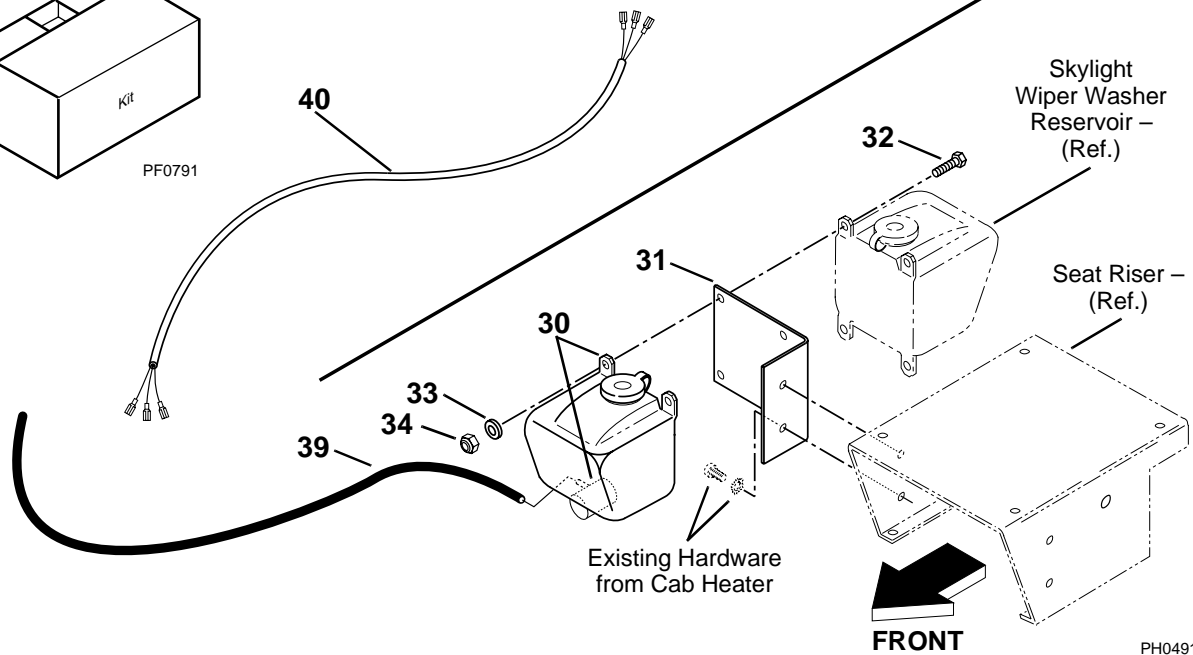
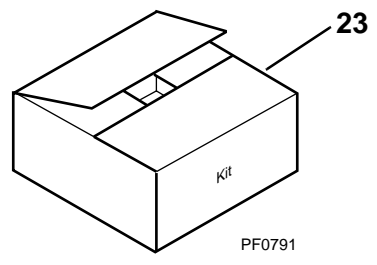
Item No.	Part Number	Qty.	Description
1	8162206	1	Lever, Brake
2	8305006	3	Nut, Hex 5/16-18
3	8307004	3	Washer, Lock 5/16"
4	8303715	1	HHCS, 5/16-18 x 1-1/2"
5	7094701	2	Spacer
6	8303786	2	HHCS, 5/16-18 x 2-1/4"
7	7094322	1	Cable, Brake
8	8310251	4	HHCS, 7/16-14 x 2" Grade 8
9	7117852	1	Disc, Brake
10	8310109	4	Nut, Hex Lock Elastic 7/16-14
11	8305013	2	Nut, Hex 1/2-20
12	8307107	1	Washer, Flat Light 5/8"
13	8702140	1	Spring, Compression
14	7057141	1	Washer, Rebound
15	8305009	1	Nut, Hex 3/8-24
16	8301004	1	Clevis
17	8302403	1	Pin, Cotter
18	8301409	1	Pin, Clevis
19	8102208	1	Caliper, Disc Brake (See Kits)
20	8310252	2	HHCS, 1/2-20 x 4"
			<u>KITS</u>
21	8034563	1	Brake Lining Kit
22	8034568	1	Brake Repair Kit

FRONT WINDSHIELD WIPER

(Optional)



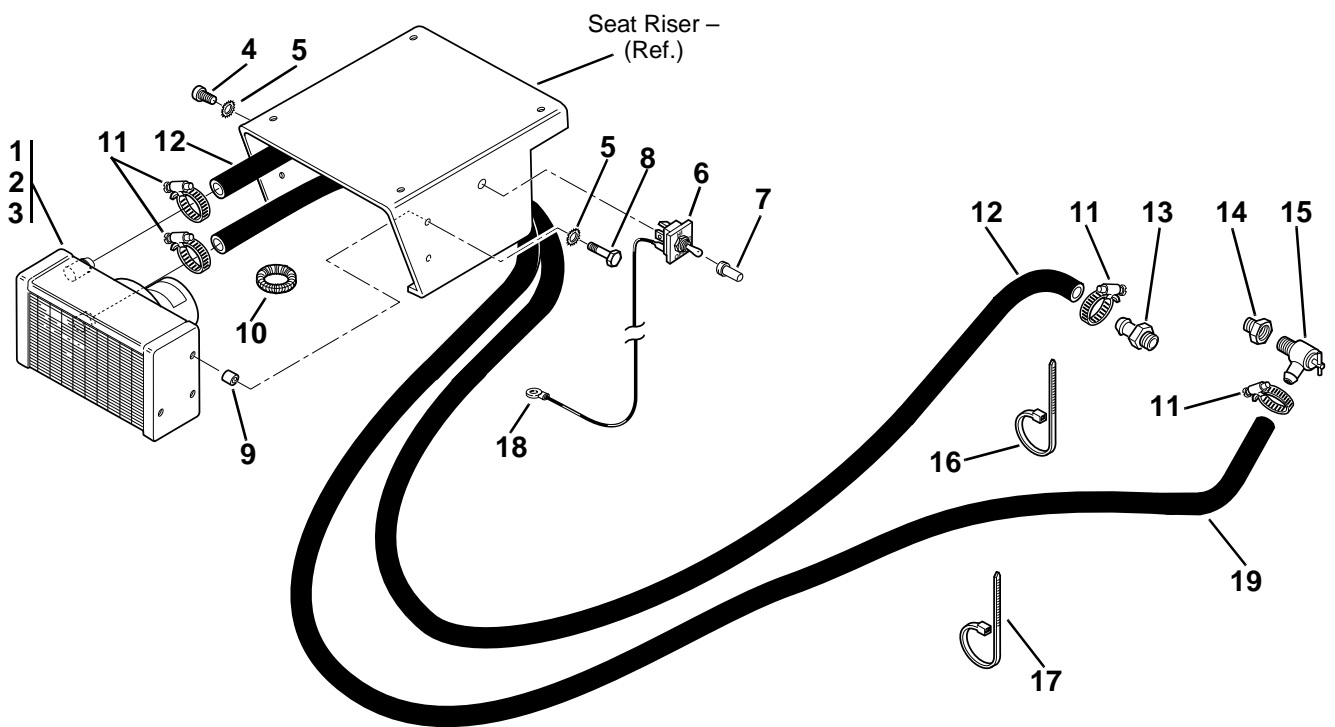
Torque to
180 – 200 lbs-in
(20,3 – 22,6 Nm)



FRONT WINDSHIELD WIPER (Optional)

Item No.	Part Number	Qty.	Description
1	8866492	1	Pivot Arm and Shaft Assembly (Includes Items 2 thru 9)
2	N.S.S.	1	Nut, Acorn 3/8-24
3	N.S.S.	1	Washer, Internal Tooth Lock 3/8"
4	N.S.S.	1	Driver, Knurled
5	N.S.S.	1	Cap, Rubber
6	N.S.S.	1	Nut, Hex Jam 11/16-24
7	N.S.S.	1	Washer, Metal
8	N.S.S.	1	Washer, Cardboard
9	N.S.S.	1	Shaft Assembly
10	8866382	1	Wiper Arm, 22"
11	8033105	1	Spacer
12	8034815	1	Panto Adapter Kit (Includes Items 13, 38, 41 and 42)
13	N.S.S.	1	Gasket, Panto (Order P/N 8034815)
14	8307052	2	Washer, External Tooth Lock #10
15	8303839	2	Screw, Slotted Pan Head #10-32 x 1/2"
16	N.S.S.	2	Clip, Spring (Order P/N 8033102)
17	N.S.S.	2	Washer, Special Flat – .5600 x .2510 x .015 (Order Item 24)
18	8033104	1	Link, Connecting
19	8305006	1	Nut, Hex Flanged 5/16-18
20	8866437	1	Drive Arm
21	N.S.S.	3	Screw, Slotted Hex Head Cap 1/4-28 x 3/4" (Order Item 24)
22	8310002	3	Washer, External Tooth Lock 1/4"
23	7112511	1	Wiper Motor Kit (Includes Items 20, 24 thru 29)
24	8033102	1	Wiper Motor Assembly (Includes Mounting Bracket, Motor, Link and Hardware)
25	8220073	1	Adapter, 1/4" Male Blade
26	8303835	1	Screw, Pan Head #10-24 x 1/2"
27	8305002	1	Nut, Hex #10-24
28	8307046	1	Washer, Internal Tooth Lock #10
29	N.S.S.	1	Bracket, Wiper Motor (Order Item 24)
30	8033065	1	Washer Reservoir Assembly w/Washer Pump
31	7118941	1	Bracket, Washer Bottle Mounting
32	8303540	3	HHCS, 1/4-20 x 1"
33	8307109	3	Washer, Flat 1/4"
34	8305624	3	Nut, Lock 1/4-20
35	8866381	1	Wiper Blade, 22"
36	8034801	1	Spray Nozzle
37	8034802	1	Nozzle Tip
38	8033110	2	HHCS, 1/4-28 x 3/4"
39	8033075	1	Hose, Washer 120"
40	8033103	1	Cable, Wiper
41	N.S.S.	1	Nut, Acorn 1/4-28 (Order Item 12)
42	8310029	1	Washer, Internal Tooth Lock 1/4"
43	N.S.S.	1	Pin, Shoulder (Order Item 1)
44	8305005	1	Nut, Hex 1/4-28
45	8307203	3	Washer, Flat 5/16

CAB HEATER (Optional)

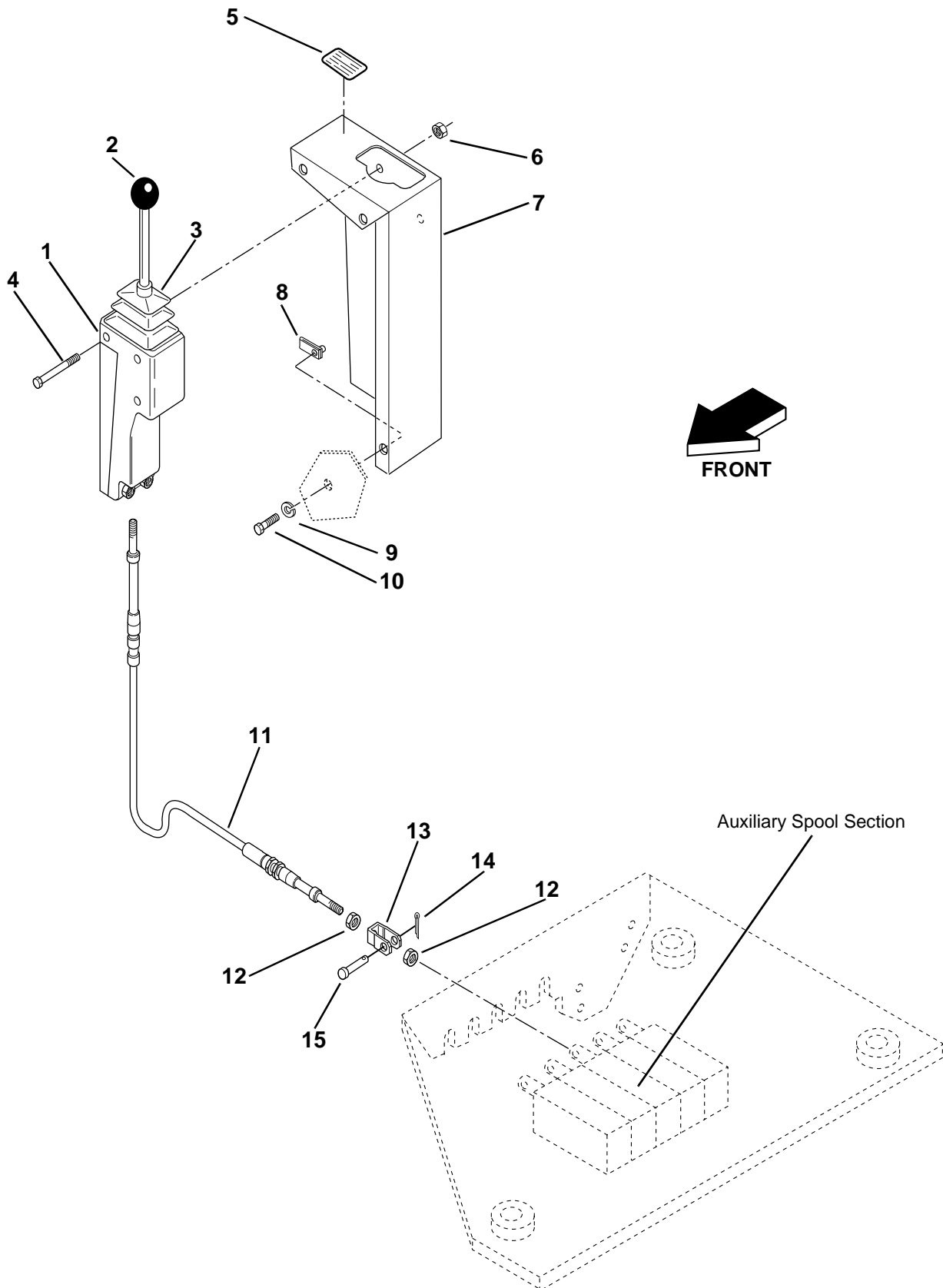


CAB HEATER

(Optional)

Item No.	Part Number	Qty.	Description
1	8360008	1	Heater (Includes Items 2 and 3)
2	8032793	1	Motor, Heater – 12 VDC
3	8032794	1	Fan, Heater
4	8303776	2	HHCS, 1/4-20 x 1/2"
5	8307002	4	Washer, Lock 1/4"
6	8223024	1	Switch Kit
7	8580309	1	Cap
8	8303995	2	HHCS, #10-24 x 1-1/4"
9	7075191	2	Spacer, 3/4"
10	7124531	2	Conduit, 1/4" I.D. x 5"
11	8405007	4	Clamp
12	7125251	2	Hose, 5/8" I.D. x 120"
13	8420201	1	Connector, Hose, 5/8" Hose x 1/2" NPT
14	8540023	1	Reducer, 3/8" NPT x 1/2" NPT
15	8360005	1	Valve, Shut-off
16	8584001	1	Tie Wrap, .2 wide x 6.7"
17	8584003	6	Tie Wrap, .3 wide x 14.8"
18	8220008	1	Terminal, #10
19	7125271	1	Hose, 5/8" I.D. x 156"

AUXILIARY HYDRAULIC CONTROL (Optional)

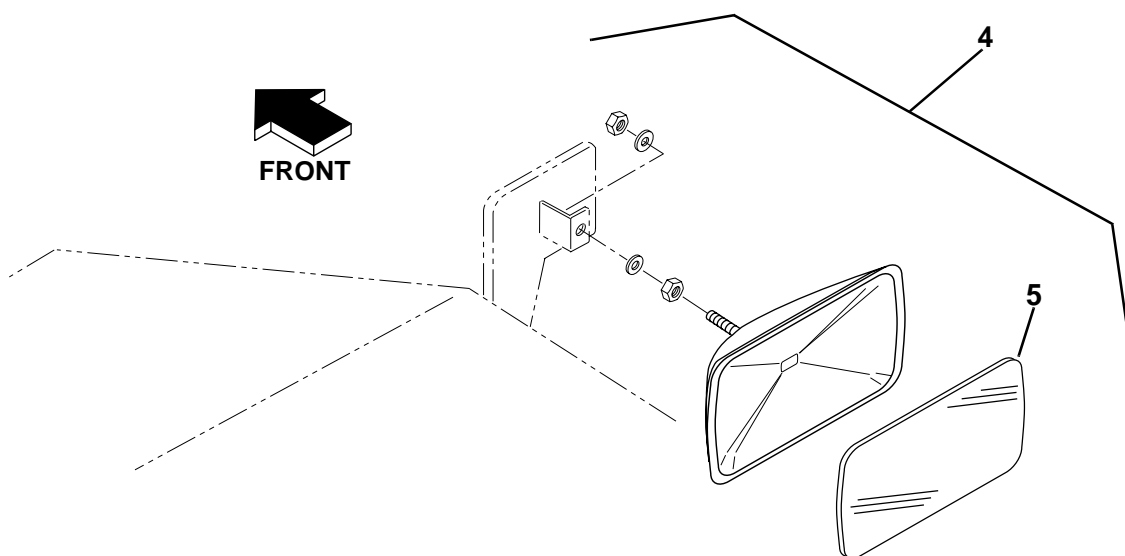
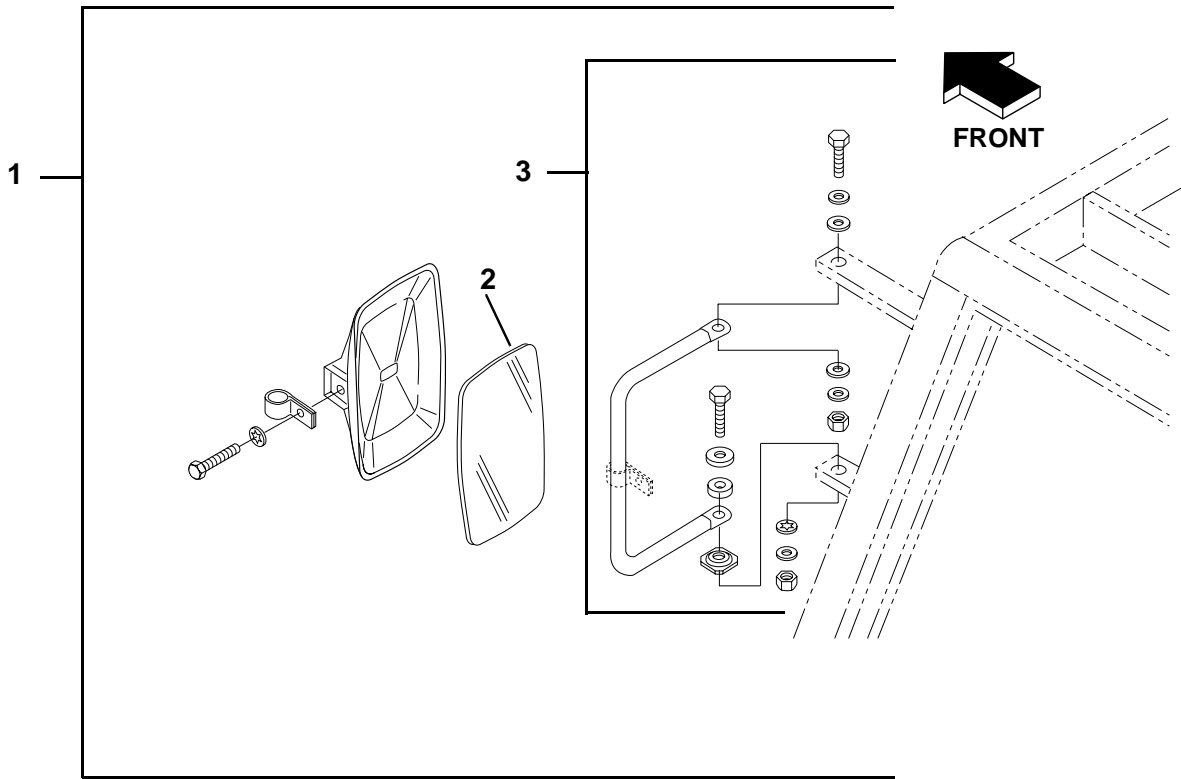


PG0581

AUXILIARY HYDRAULIC CONTROL (Optional)

Item No.	Part Number	Qty.	Description
1	8160406	1	Controller (Includes Items 2 and 3)
2	8580110	1	Knob
3	8160418	1	Boot
4	8303758	2	HHCS, 1/4-20 x 2"
5	4105621	1	Decal, Auxiliary Control
6	8305004	2	Nut, Hex 1/4-20
7	7091323	1	Support, Controller
8	8305906	3	Nut, Retaining 5/16-18
9	8307004	3	Washer, Lock 5/16"
10	8303697	3	HHCS, 5/16-18 x 3/4"
11	8160059	1	Cable, Control
12	8305402	2	Nut, Hex Jam 1/4-28
13	8160617	1	Clevis
14	8302470	1	Pin, Cotter
15	8301443	1	Pin, Clevis

MIRRORS

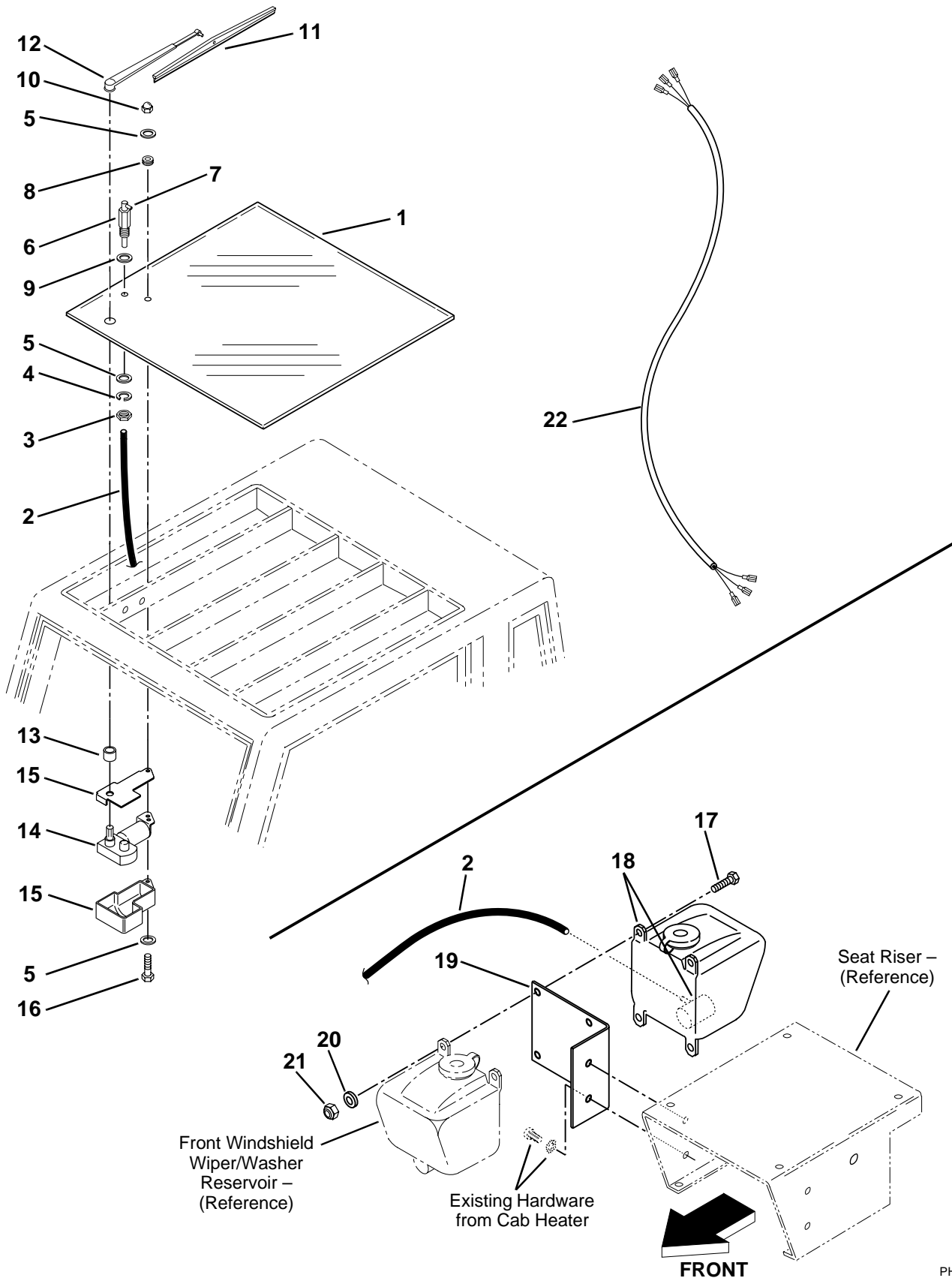


PG0591

MIRRORS

Item No.	Part Number	Qty.	Description
1	8866347	1	Mirror Assembly, 6.5" x 10", Left Side – Flat Glass (Includes Items 2 and 3)
2	8866350	1	Lens, 6.5" x 10" Flat Glass Replacement
3	8866364	1	Loop Assembly
4	8866348	1	Mirror Assembly, 6.5" x 10" Right Side – Convex Glass (Includes Item 5 and Mounting Hardware)
5	8866351	1	Lens, 6.5" x 10" Convex Glass Replacement

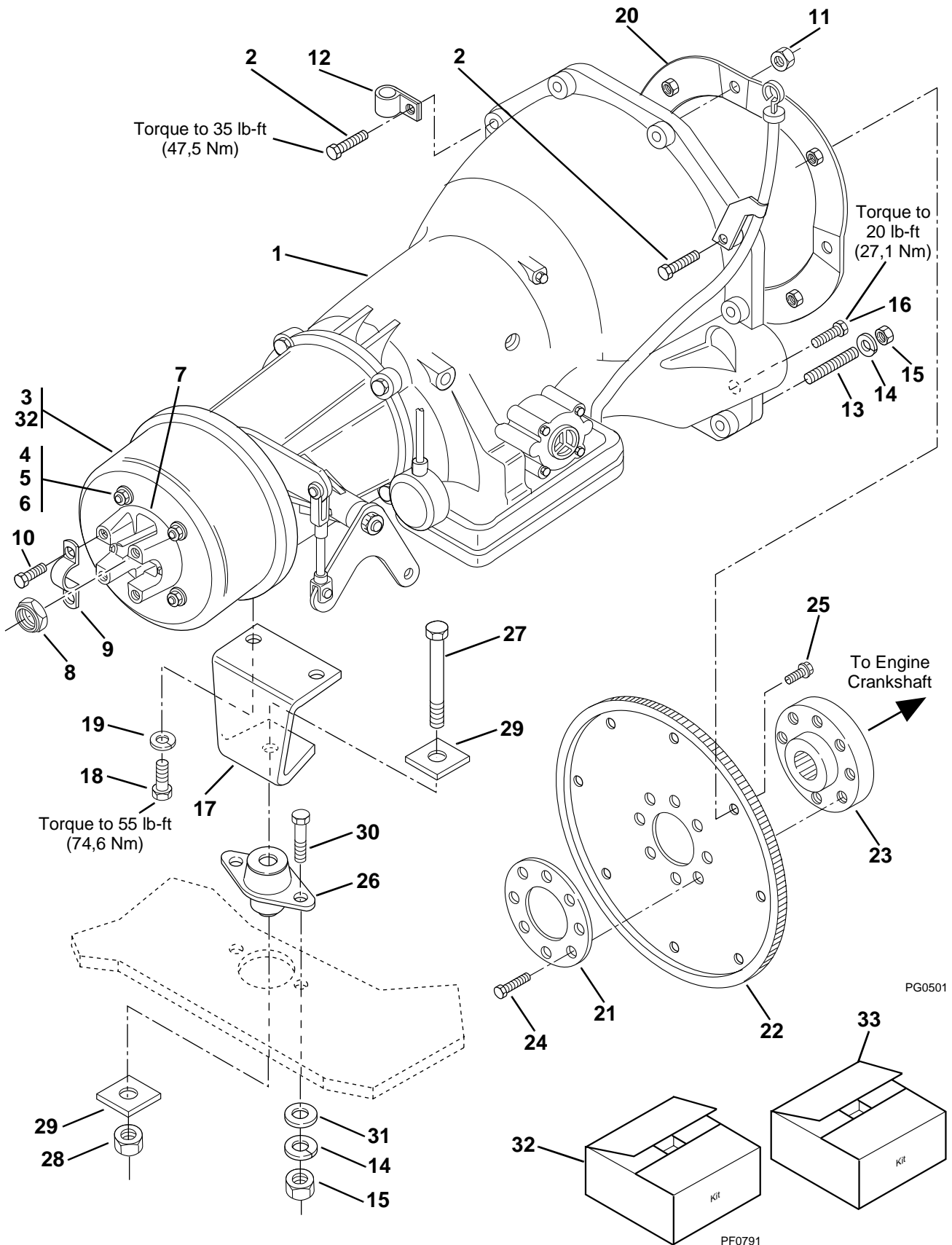
SKYLIGHT WINDSHIELD WIPER (Optional)



SKYLIGHT WINDSHIELD WIPER (Optional)

Item No.	Part Number	Qty.	Description
1	8034797	1	Window, Skylight
2	8033075	1	Hose, Washer – 120" (Cut to Length)
3	8034798	2	Nut, Hex 5/16-18
4	8034799	2	Washer, Lock 5/16
5	8034800	3	Washer, Black Nylon 5/16"
6	8034801	1	Spray Nozzle
7	8034802	1	Nozzle Tip
8	8034803	1	Grommet, T-Style
9	8034804	1	Washer, Weather Tight
10	8034805	1	Nut, Acorn #10-24
11	8034806	1	Wiper Blade – 20"
12	8034807	1	Wiper Arm, 15-19" Adjustable
13	8034808	1	Spacer, Nylon
14	8034810	1	Skylight Wiper Motor, WWF Auto-SP
15	8034809	1	Wiper Cover Assembly (Includes Item 14)
16	8034811	1	Screw, #10-24 x 7/8"
17	8303540	3	HHCS, 1/4-20 x 1"
18	8033065	1	Washer Reservoir Assembly (Includes Washer Pump)
19	7118941	1	Bracket, Washer Bottle Mounting
20	8307109	3	Washer, Flat 1/4"
21	8305624	3	Nut, Lock 1/4-20
22	8034817	1	Wire Harness, Skylight Wiper

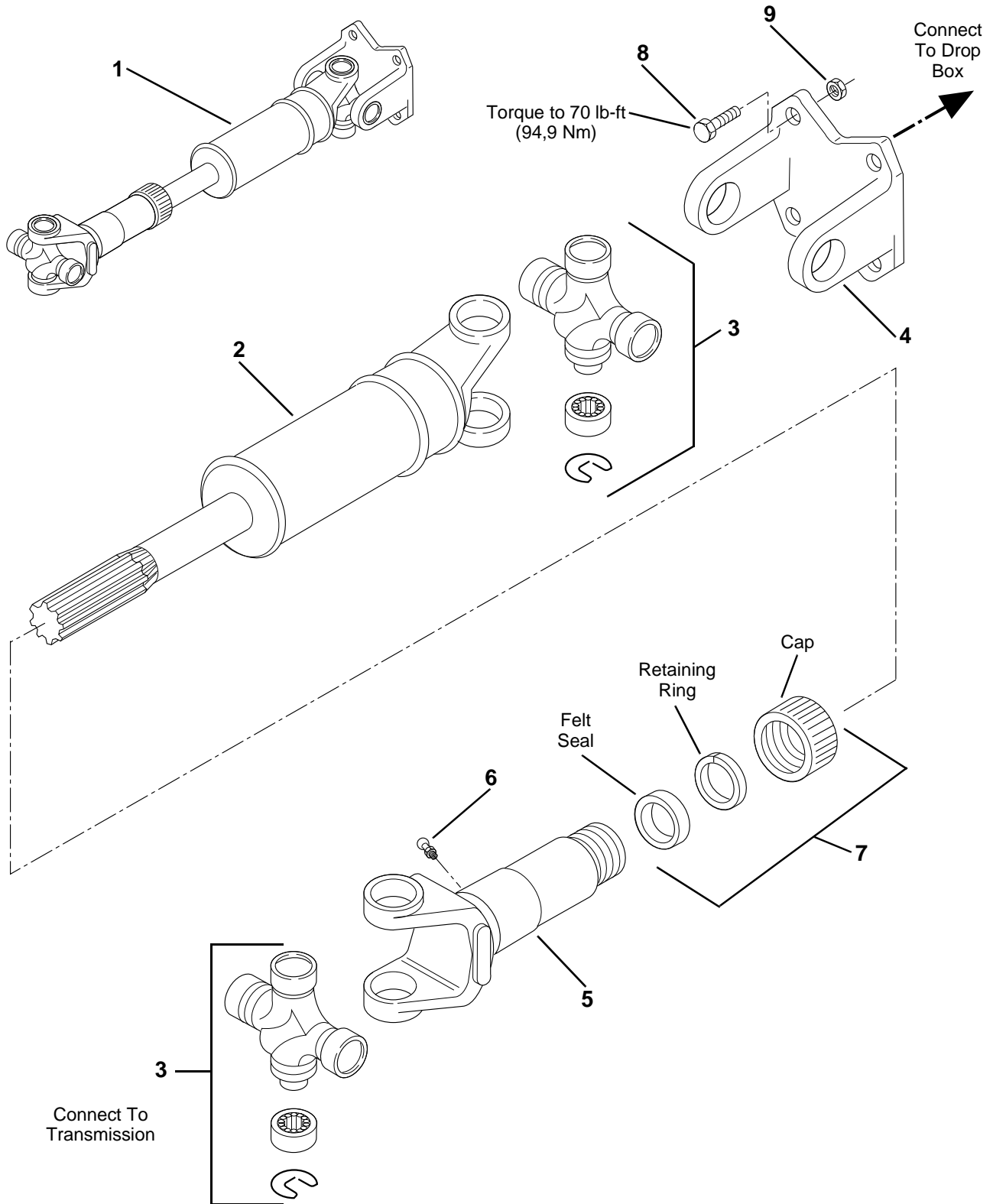
TRANSMISSION MOUNTING



TRANSMISSION MOUNTING

Item No.	Part Number	Qty.	Description
1	8847114	1	Transmission, Ford Automatic C-6 w/Parking Brake (Includes Items 2 thru 12)
2	8033669	6	HHCS, 7/16 x 2-1/8
3	8033664	1	Drum, Parking Brake
4	8033665	4	Bolt, Swag 1/2-13 x 1-1/2" Grade 8
5	8033666	4	Washer, Flat 1/2" Hardened
6	8033667	4	Nut, Hex Lock 1/2-13 Hardened
7	8033660	1	Flange/Yoke (Output)
8	8033661	1	Nut, Hex Lock 1"-20
9	8033662	2	Cap, U-Joint
10	8033663	4	Bolt, U-Joint Cap
11	8033670	4	Nut, Hex Lock
12	8033668	1	Clip
13	8306407	3	Stud, 5/16-18 x 2-3/4"
14	8307004	5	Washer, Lock 5/16"
15	8305006	5	Nut, Hex 5/16-18
16	8303704	1	HHCS, 3/8 x 3"
17	7093863	1	Mount, Transmission
18	8303624	2	HHCS, 1/2-13 x 1"
19	8307007	2	Washer, Lock 1/2"
20	8033671	1	Adaptor, Torque Converter
21	8033672	1	Ring, Clamping
22	8033673	1	Flexplate
23	8033674	1	Adaptor, Crankshaft
24	8033649	8	Hex Head Capscrew
25	8033650	4	Flange Head Capscrew
26	8660004	1	Isolator
27	8303771	1	HHCS, 3/8-16 x 2-1/4"
28	8305645	1	Nut, Hex Lock Elastic 3/8-16
29	7057141	2	Washer, Rebound
30	8303670	2	HHCS, 5/16-18 x 1"
31	8307203	2	Washer, Flat 5/16"
			<u>KITS</u>
32	8033494	1	Brake Shoe and Lining Kit for Parking Brake
33	8033500	1	Transmission Screen and Gasket Kit

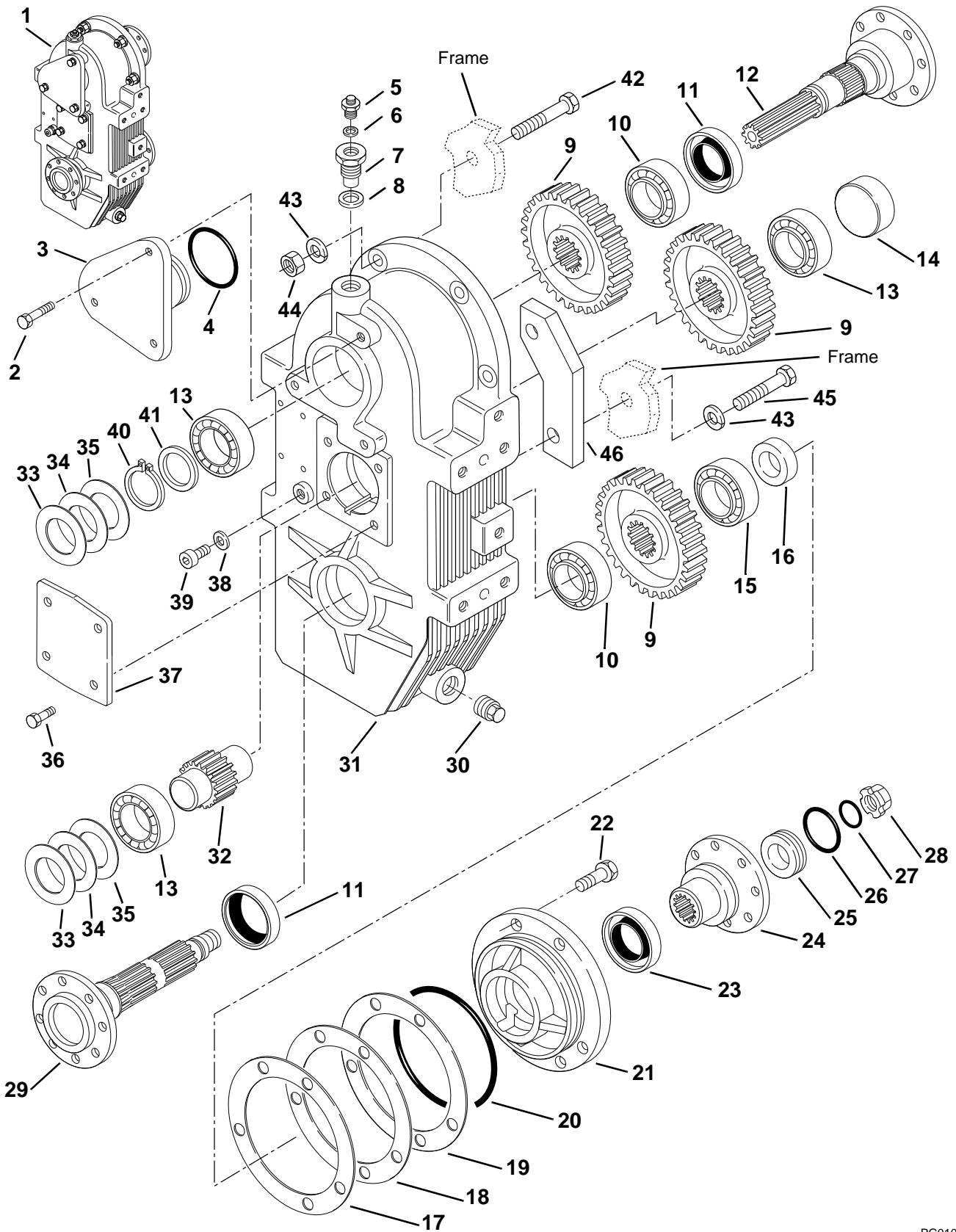
DRIVE SHAFT – TRANSMISSION TO DROP BOX



DRIVE SHAFT – TRANSMISSION TO DROP BOX

Item No.	Part Number	Qty.	Description
1	7091102	1	Drive Shaft Assembly, Transmission to Drop Box (Includes Items 2 thru 7)
2	8033653	1	Shaft Assembly
3	8033000	2	Cross and Bearing Kit (Includes 1 Cross, 4 Bearings and 4 Retaining Rings)
4	8033652	1	Flange Yoke
5	8033003	1	Sleeve Assembly
6	8033004	1	Fitting, Grease
7	8033651	1	Seal Package
8	8310096	4	HHCS, 7/16-14 x 1-1/4" Grade 8
9	8310109	4	Nut, Hex Lock Elastic 7/16-14

DROP BOX (5028 Standard Only)



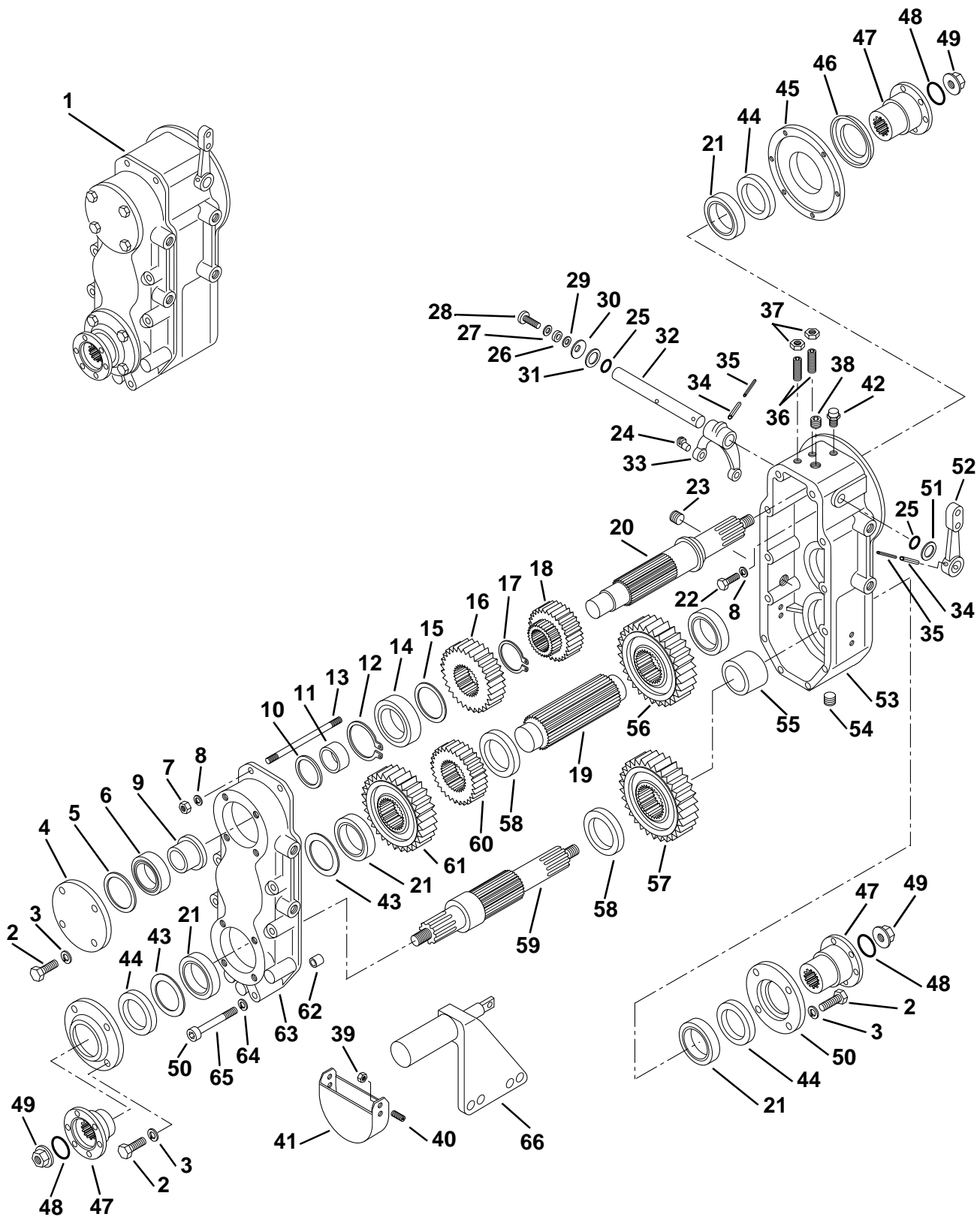
PG0103

DROP BOX

(5028 Standard Only)

Item No.	Part Number	Qty.	Description
1	8847113	1	Gear Box, Drop (Includes Items 2 thru 45)
2	8033604	3	Screw, M12 x 30
3	8033622	1	Cover
4	8033627	1	O-ring
5	8033612	1	Plug, Breather M10 x 1
6	8033609	1	Washer, 10 x 14 x 1,5
7	8033619	1	Support
8	8033610	1	Washer, 22 x 26 x 1,5
9	8033633	3	Gear, Z.37
10	8033625	2	Bearing, 32010
11	8033624	2	Seal, Oil 55 x 72 x 10
12	8033634	1	Shaft
13	8033626	3	Bearing, 32208
14	8033614	1	Cover
15	8033594	1	Bearing, 30209
16	8033599	1	Spacer
17	8033615	AR	Shim, 0,10mm
18	8033616	AR	Shim, 0,19mm
19	8033617	AR	Shim, 0,35mm
20	8033611	1	O-ring, 4650
21	8033620	1	Cover
22	8033603	5	Screw, M10 x 30
23	8033591	1	Seal, Oil 58 x 80 x 10
24	8033600	1	Flange
25	8033597	1	Ring
26	8033596	1	O-ring, 3163
27	8033595	1	O-ring, 130
28	8033590	1	Nut, Ring M25 x 1,5
29	8033601	1	Shaft, Output
30	8030431	1	Plug, Drain
31	8033621	1	Housing
32	8033632	1	Shaft
33	8033628	AR	Spacer, 0,3mm
34	8033629	AR	Spacer, 0,1mm
35	8033630	AR	Spacer, 0,05mm
36	8035241	4	Bolt, M8 x 22
37	8033618	1	Cover
38	8033608	1	Washer, 8 x 12 x 1,5
39	8033613	1	Screw
40	8033623	1	Ring, Snap D.40 DIN 471
41	8033631	1	Washer, Thrust
42	8310110	2	HHCS, M14-2 x 90mm
43	8310089	4	Washer, Lock M14
44	8310088	2	Nut, Hex M14-2
45	8310086	2	HHCS, M14-2 x 65mm
46	7118102	2	Spacer – Gear Box (S/N 5028-0291 & After Only)

2 SPEED DROP BOX (5028HT/5028HF)

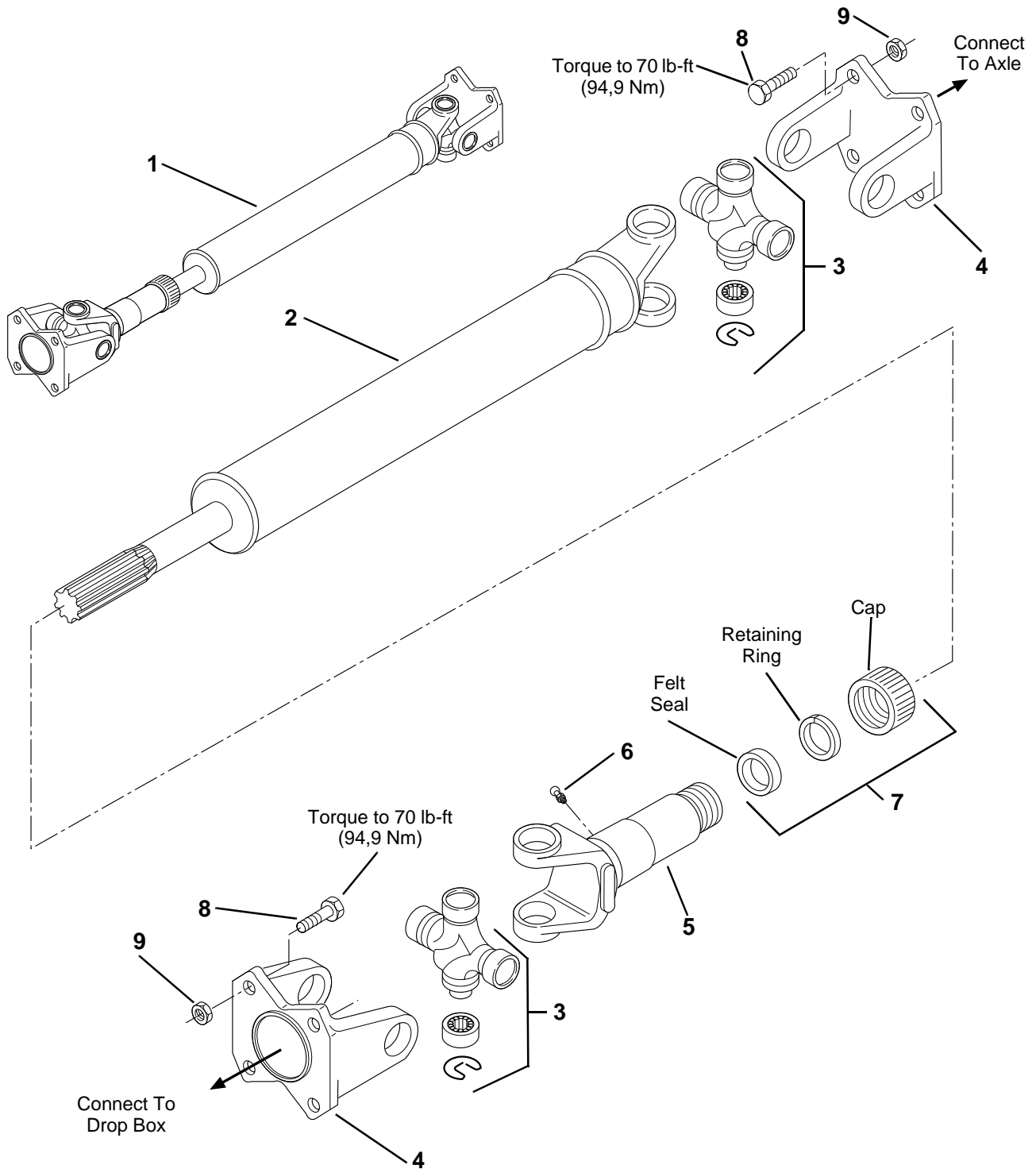


PG0651

2 SPEED DROP BOX (5028HT/5028HF)

Item No.	Part Number	Qty.	Description
1	8841029	1	2 Speed Drop Box (Includes Items 2 thru 66)
2	8034595	12	Bolt
3	8034596	12	Washer
4	8034597	1	Cover
5	8034598	AR	Shim – 0,10mm
	8034599	AR	Shim – 0,20mm
	8034600	AR	Shim – 0,50mm
6	8034601	1	Ball Bearing
7	8034602	2	Nut
8	8034603	6	Washer
9	8034604	1	Reduction Bushing
10	8034605	1	Shim
11	8034606	1	Inner Race
12	8034607	1	Retaining Ring
13	8034608	2	Stud
14	8034609	1	Ball Bearing
15	8034610	1	Shim
16	8034611	1	Gear
17	8034612	1	Ring
18	8034613	1	Gear
19	8034614	1	Shaft
20	8034615	1	Input Shaft
21	8034616	5	Bearing
22	8034617	4	Bolt
23	8034618	1	Plug
24	8034619	2	Sliding Pin
25	8034620	2	O-ring
26	8034621	1	Spacer
27	8034622	1	Washer
28	8034623	1	Bolt
29	8034624	AR	Shim – 0,10mm
	8034625	AR	Shim – 0,20mm
	8034626	AR	Shim – 1mm
30	8034627	1	Spring
31	8034628	1	Spacer
32	8034629	1	Pin
33	8034630	1	Selector Fork
34	8034631	2	Roll Pin
35	8034632	2	Roll Pin
36	8034633	2	Grub Bolt
37	8034634	2	Nut
38	8034635	1	Plug
39	8034636	4	Nut
40	8034637	4	Bolt
41	8034638	1	Cover Plate
42	8034639	1	Vent
43	8034640	AR	Shim – 0,10mm
	8034641	AR	Shim – 0,25mm
	8034642	AR	Shim – 0,30mm
44	8034643	3	Seal
45	8034644	1	Cover
46	8034645	1	Cover Plate
47	8034646	3	Flange
48	8034647	3	O-ring
49	8034648	3	Nut
50	8034649	2	Cover
51	8034650	1	Shim
52	8034651	1	Lever
53	8034652	1	Cover
54	8034653	1	Magnetic Plug
55	8034654	1	Spacer
56	8034655	1	Gear
57	8034656	1	Gear
58	8034657	2	Spacer
59	8034658	1	Output Shaft
60	8034659	1	Gear
61	8034660	1	Gear
62	8034661	2	Reduction Bushing
63	8034662	1	Housing
64	8034663	10	Washer
65	8034664	10	Bolt
66	8034665	1	Cylinder

DRIVE SHAFT – DROP BOX TO BOTH AXLES (5028 STD) DRIVE SHAFT – DROP BOX TO REAR AXLE (5028HT/5028HF)

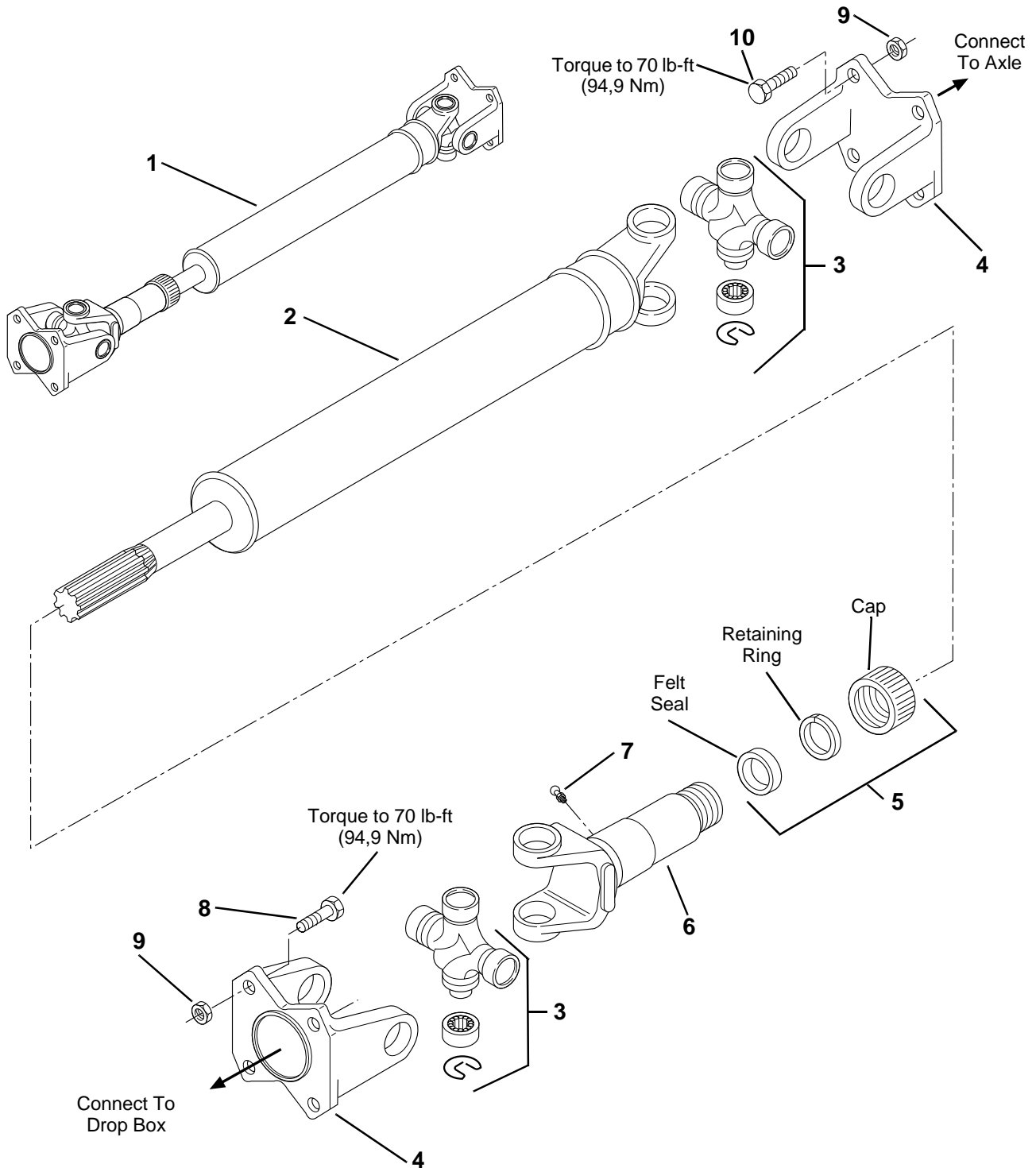


PG0111

DRIVE SHAFT – DROP BOX TO BOTH AXLES (5028 STD)
DRIVE SHAFT – DROP BOX TO REAR AXLE (5028HT/5028HF)

Item No.	Part Number	Qty.	Description
1	7091112	2	Drive Shaft Assembly (Includes Items 2 thru 7)
			NOTE: Quantities listed below are for one drive shaft assembly.
2	8033654	1	Shaft Assembly
3	8033000	2	Cross and Bearing Kit (Includes 1 Cross, 4 Bearings and 4 Retaining Rings)
4	8033652	2	Flange Yoke
5	8033003	1	Sleeve Assembly
6	8033004	1	Fitting, Grease
7	8033651	1	Seal Package
8	8310096	8	HHCS, 7/16-14 x 1-1/4" Grade 8
9	8310109	8	Nut, Hex Lock Elastic 7/16-14

DRIVE SHAFT – DROP BOX TO FRONT AXLE (5028HT/5028HF)

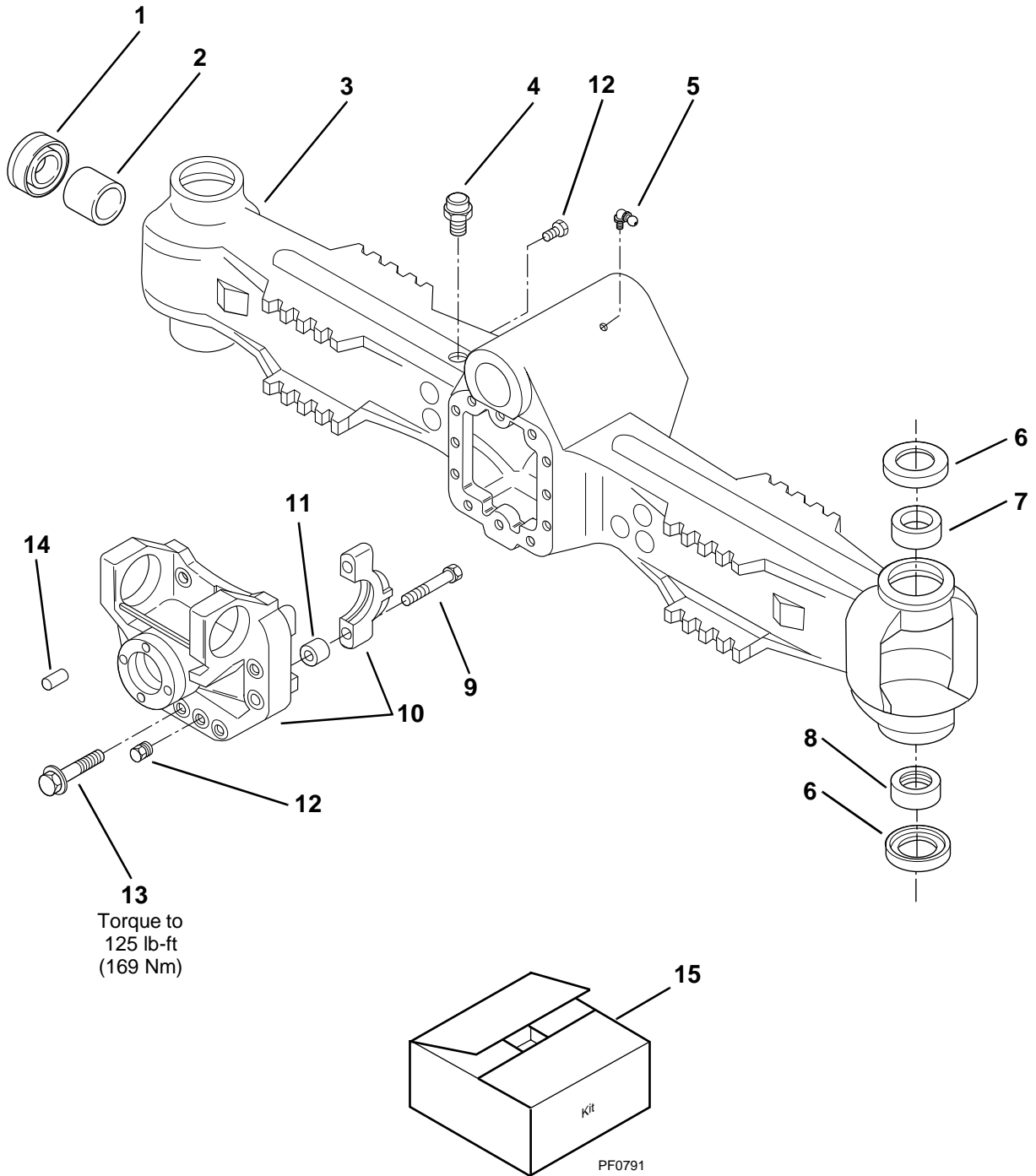


PG0111

DRIVE SHAFT – DROP BOX TO FRONT AXLE (5028HT/5028HF)

Item No.	Part Number	Qty.	Description
1	7117602	1	Drive Shaft Complete (Includes Items 2 thru 7)
2	8034593	1	Shaft Assembly
3	8034594	2	Cross and Bearing Kit (Includes 1 Cross, 4 Bearings and 4 Retaining Rings)
4	8033652	2	Flange, Yoke
5	8033651	1	Seal Package
6	8033003	1	Sleeve Assembly
7	8033004	1	Fitting, Grease
8	8310096	4	HHCS, 7/16-14 x 1-1/4" Grade 8
9	8310109	8	Nut, Hex Lock Elastic 7/16-14
10	8310251	4	HHCS, 7/16-14 x 2" Grade 8

AXLE HOUSING – FRONT OR REAR

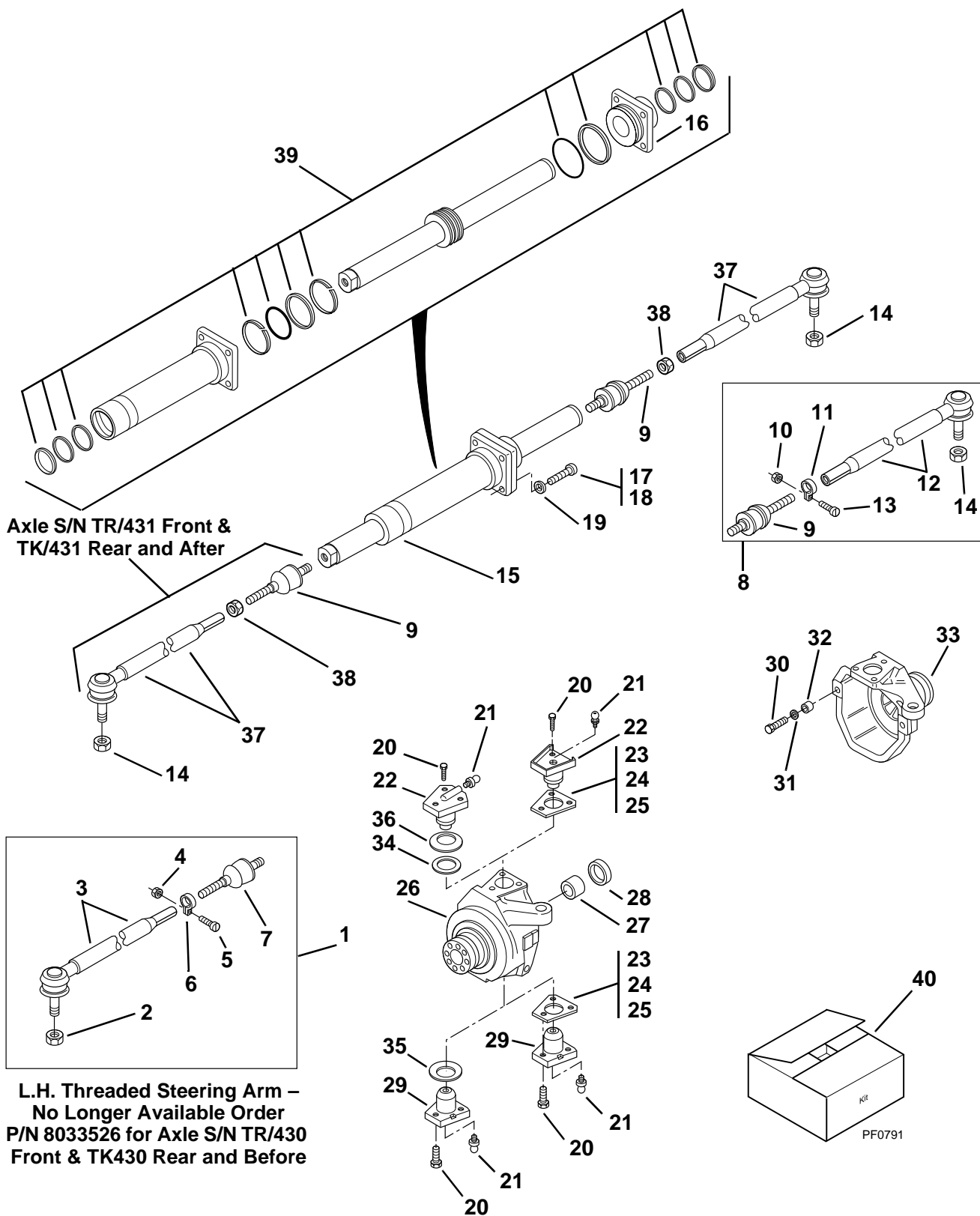


PG0121

AXLE HOUSING – FRONT OR REAR

Item No.	Part Number	Qty.	Description
			NOTE: Quantities listed are for one axle assembly.
1	8033502	2	Seal
2	8030468	2	Bushing
3	N.S.S.	1	Housing Kit, Axle (Axle S/N TK/271 Rear & TR/272 Front & Before)
	8034675	1	Housing, Axle (Axle S/N TK/272 Rear & TR/273 Front & After)
4	8030376	1	Breather, M10 x 1
5	8520021	1	Nipple, Grease – 90°
6	8030445	4	Seal
7	8033504	2	Bushing
8	8033505	2	Bearing, Spherical
9	8033507	4	Screw
10	8033503	1	Differential Support Assembly
11	8030429	4	Bushing, Centering
12	8030431	2	Plug
13	8033506	10	Screw, Flange Hd.
14	8030430	2	Pin
			<u>KITS</u>
15	8032751	1	Housing Kit, Axle (Includes Housing and Items 1, 2, 4, 5, 7, 8 on This Page.) NOTE: For Additional Parts, See Also “Axle Steering Joints and Steering Cylinder” – 3.8

AXLE STEERING JOINTS & STEERING CYLINDER



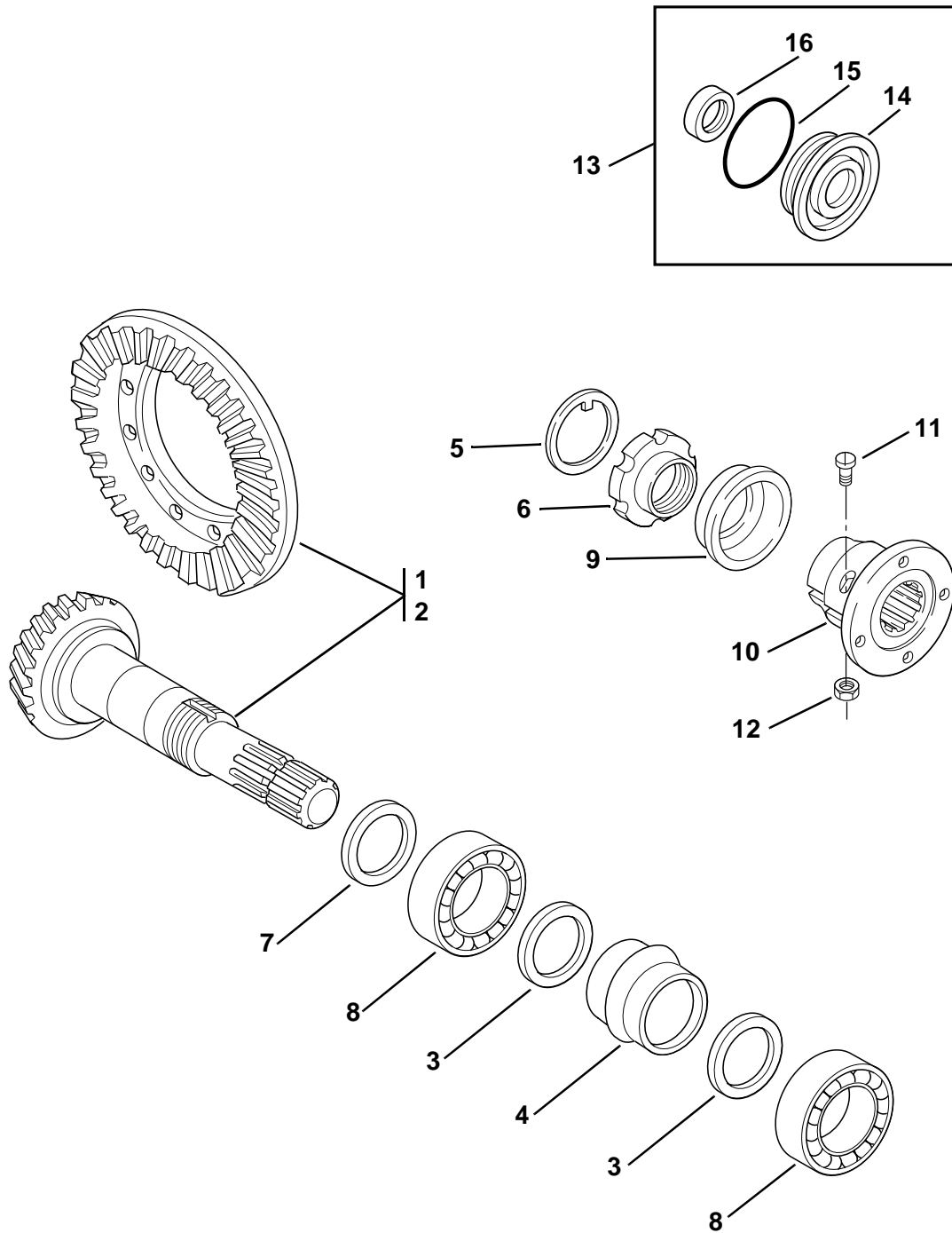
Axle S/N TR/431 Front & TK/431 Rear and After

L.H. Threaded Steering Arm – No Longer Available Order P/N 8033526 for Axle S/N TR/430 Front & TK430 Rear and Before

AXLE STEERING JOINTS & STEERING CYLINDER

Item No.	Part Number	Qty.	Description
			NOTE: Quantities listed are for one axle assembly.
1	8033527	1	Arm, Steering – L.H. Thread (Includes Items 2 thru 7) – N.L.A. (Order P/N 8033526)
2	8033598	1	Nut, Lock
3	8033521	1	Joint, Ball – L.H. Thread – N.L.A. (Order P/N 8033526)
4	8033515	1	Nut – N.L.A. (Order P/N 8033526)
5	8033517	1	Bolt – N.L.A. (Order P/N 8033526)
6	8033518	1	Clamp – N.L.A. (Order P/N 8033526)
7	8033516	1	Joint, Ball – L.H. Thread – N.L.A. (Order P/N 8033526)
8	8033526	2	Arm, Steering – R.H. Thread (Includes Items 9 thru 14)
9	8033519	2	Joint, Ball – R.H. Thread
10	8033515	2	Nut – N.L.A. (Order P/N 8033891 & 8033894)
11	8033518	2	Clamp – N.L.A. (Order P/N 8033891 & 8033894)
12	8033520	2	Joint, Ball – R.H. Thread – N.L.A. (Order P/N 8033891 & 8033894)
13	8033517	2	Bolt – N.L.A. (Order P/N 8033891 & 8033894)
14	8033598	2	Nut, Lock
15	8033524	1	Steering Cylinder (Includes Item 16)
16	8033522	1	Head, Cylinder
17	8033509	4	Screw, M12 x 50mm (Early Axles)
18	8034669	4	Screw, Lock (Later Axles)
19	8033512	4	Washer, Lock M12 (Early Axles)
20	8033513	12	Screw, M14 x 50mm
21	8030382	4	Grease Fitting
22	8033528	2	Pin, King – Upper (Axle S/N TR/272 Front & TK/271 Rear & Before) – See Also Kit Item 40
	8034670	2	Pin, King – Upper (Axle S/N TR/273 Front & TK/272 Rear & After)
23	8030447	AR	Shim, 0,10mm (Axle S/N TR/272 Front & TK/271 Rear & Before)
24	8030448	AR	Shim, 0,19mm (Axle S/N TR/272 Front & TK/271 Rear & Before)
25	8030449	AR	Shim, 0,35mm (Axle S/N TR/272 Front & TK/271 Rear & Before)
26	8033530	1	Housing, Swivel (Left)
27	8030437	2	Bushing
28	8030462	2	Seal, Oil 35 x 52 x 16
29	8030467	2	Pin, King – Lower (Axle S/N TR/272 Front & TK/271 Rear & Before) – See Also Kit Item 40
	8034671	2	Pin, King – Lower (Axle S/N TR/273 Front & TK/272 Rear & After)
30	8033525	4	Screw, M14 x 75mm
31	8033510	4	Nut, M14
32	8033531	4	Bushing
33	8033529	1	Housing, Swivel (Right)
34	8034672	2	Washer, Belleville – Upper (Axle S/N TR/273 Front & TK/272 Rear & After)
35	8034673	2	Washer, Belleville – Lower (Axle S/N TR/273 Front & TK/272 Rear & After)
36	8034674	2	Washer (Axle S/N TR/280 Front & TK/279 Rear & After)
37	8033891	2	Ball Joint – R.H. Thread
38	8033894	2	Nut – R.H. Thread
			KITS
39	8033523	1	Steering Cylinder Seal Kit
40	8032751	1	Housing Kit, Axle (Includes Housing and Items 20, 22, 29, 34, 35, 36 on This Page.) NOTE: For Additional Parts, See Also “Axle Housing – Front or Rear” – 3.7

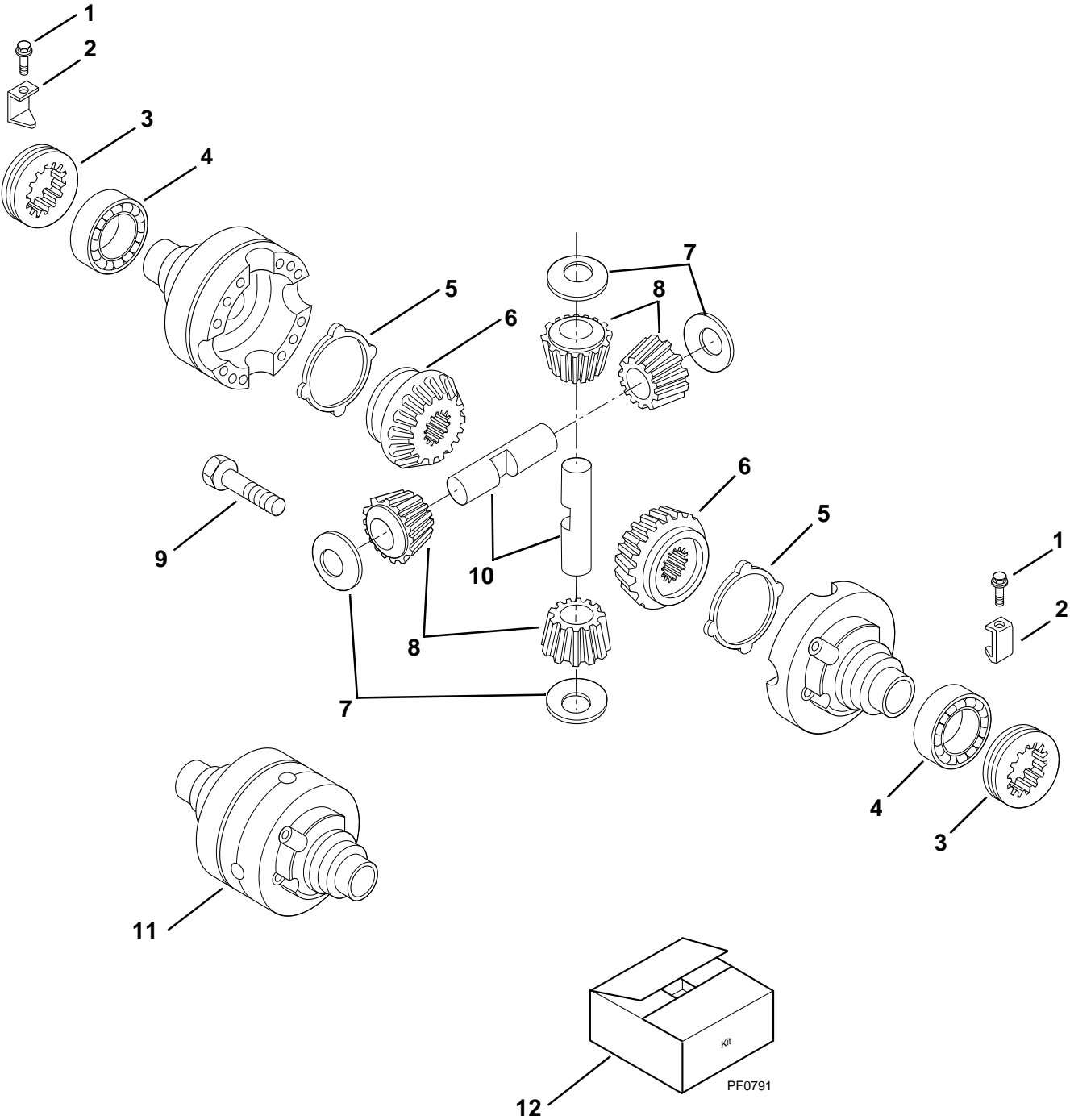
AXLE BEVEL AND PINION GEAR SET



AXLE BEVEL AND PINION GEAR SET

Item No.	Part Number	Qty.	Description
			NOTE: Quantities listed are for one axle assembly.
1	8033534	1	Bevel Gear/Pinion Set, Z = 9/37 – Rear Axle (Includes Items 3 thru 6)
2	8033535	1	Bevel Gear/Pinion Set, Z = 9/37 – Front Axle (Includes Items 3 thru 6)
3	8033541	2	Washer, Thrust
4	8033540	1	Spacer, Deformable
5	8033536	1	Washer, Keyed Thrust
6	8033537	1	Plug
7	8035160	AR	Shim, 2,50mm
	8035161	AR	Shim, 2,60mm
	8035162	AR	Shim, 2,70mm
	8035163	AR	Shim, 2,80mm
	8035164	AR	Shim, 2,90mm
	8035165	AR	Shim, 3,00mm
	8035166	AR	Shim, 3,10mm
	8035167	AR	Shim, 3,20mm
	8035168	AR	Shim, 3,30mm
	8035169	AR	Shim, 3,40mm
8	8030937	2	Bearing
9	N.L.A.	1	Seal, 1 Piece – (Axle S/N TR/356 Front & TK/355 Rear & Before) – (Order Item 13)
10	8033538	1	Flange
11	8033532	2	Screw, M10 x 60
12	8033533	2	Nut, M10 x 1,25
13	8033592	1	Kit, Seal (Axle S/N TR/357 Front & TK/356 Rear & After) (Includes Items 14 thru 16)
14	8034676	1	Cover
15	8034677	1	O-ring
16	8034678	1	Oil Seal

DIFFERENTIAL



PG0151

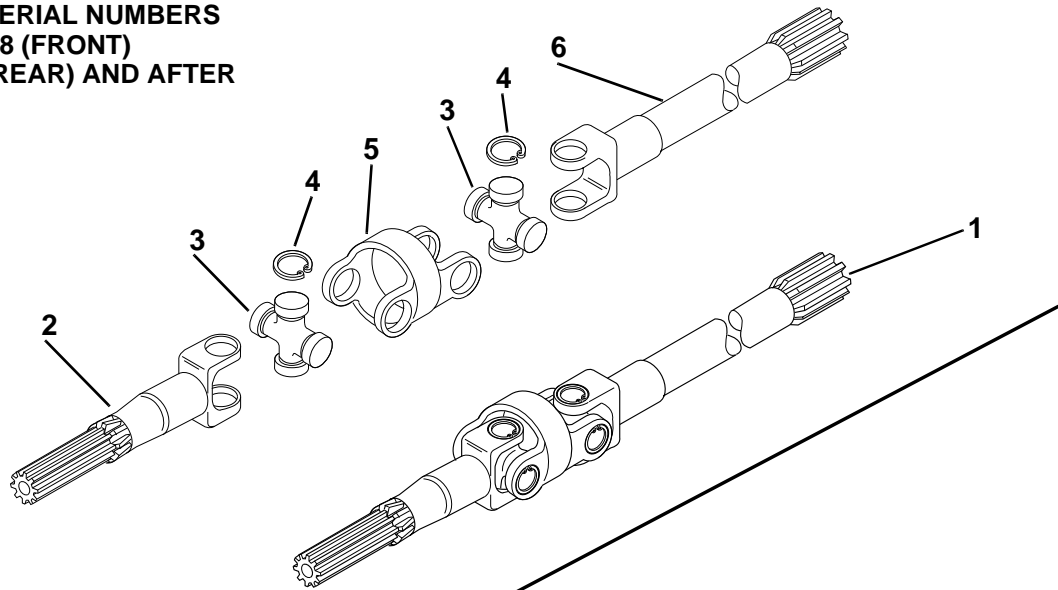
3.10

DIFFERENTIAL

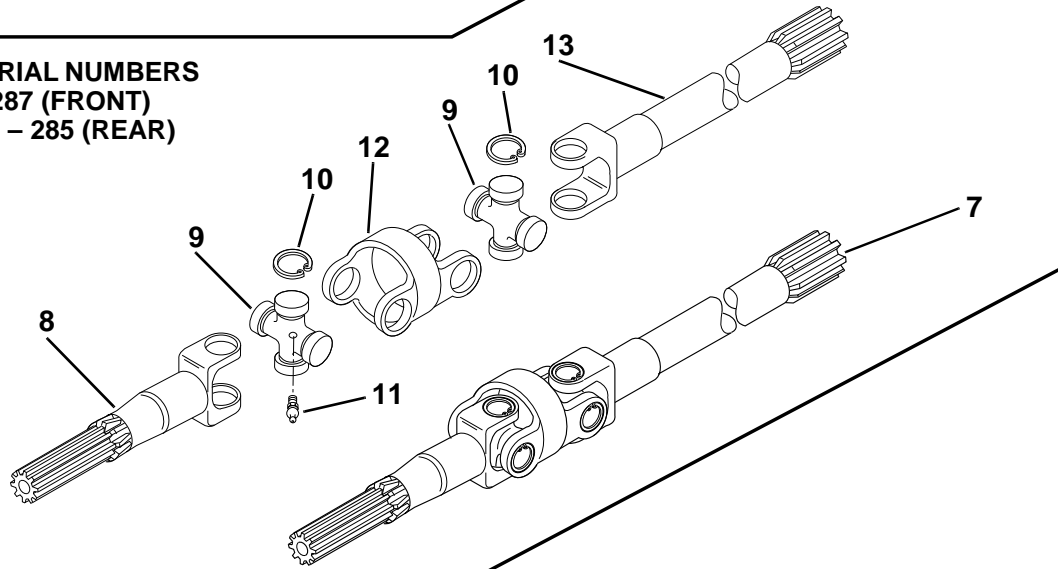
Item No.	Part Number	Qty.	Description
			NOTE: Quantities listed are for one axle assembly.
1	8035180	2	Bolt, M6 Self-locking
2	8030435	2	Plate, Ring Gear Locking
3	8030432	2	Nut, Ring
4	8030889	2	Bearing
5	8030478	2	Plate, Thrust
6	N.S.S.	2	Pinion, Slide (See Kits)
7	N.S.S.	4	Washer, Thrust (See Kits)
8	N.S.S.	4	Gear (See Kits)
9	8033544	12	Bolt
10	N.S.S.	2	Shaft (See Kits)
11	8033545	1	Housing (Includes both halves. Halves not sold separately.)
			<u>KITS</u>
12	8034679	1	Kit, Differential (Includes Items 6, 7, 8 and 10)

AXLE DRIVE SHAFTS

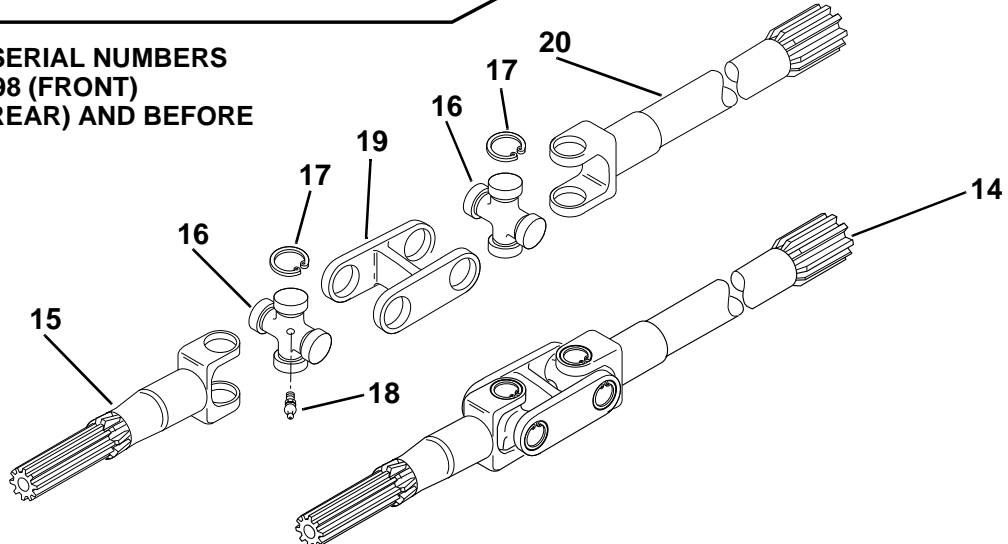
CARRARO SERIAL NUMBERS
TR/288 (FRONT)
AND TK/286 (REAR) AND AFTER



CARRARO SERIAL NUMBERS
TR/199 – 287 (FRONT)
AND TK/199 – 285 (REAR)



CARRARO SERIAL NUMBERS
TR/198 (FRONT)
AND TK/198 (REAR) AND BEFORE



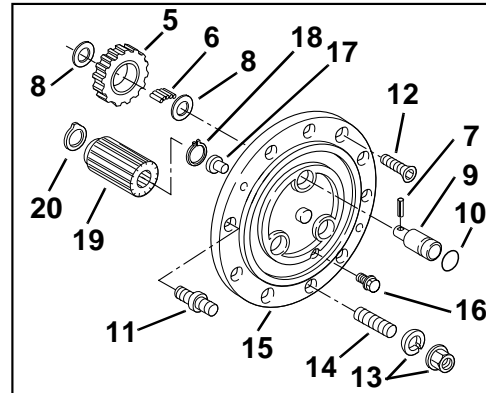
PG0162

AXLE DRIVE SHAFTS

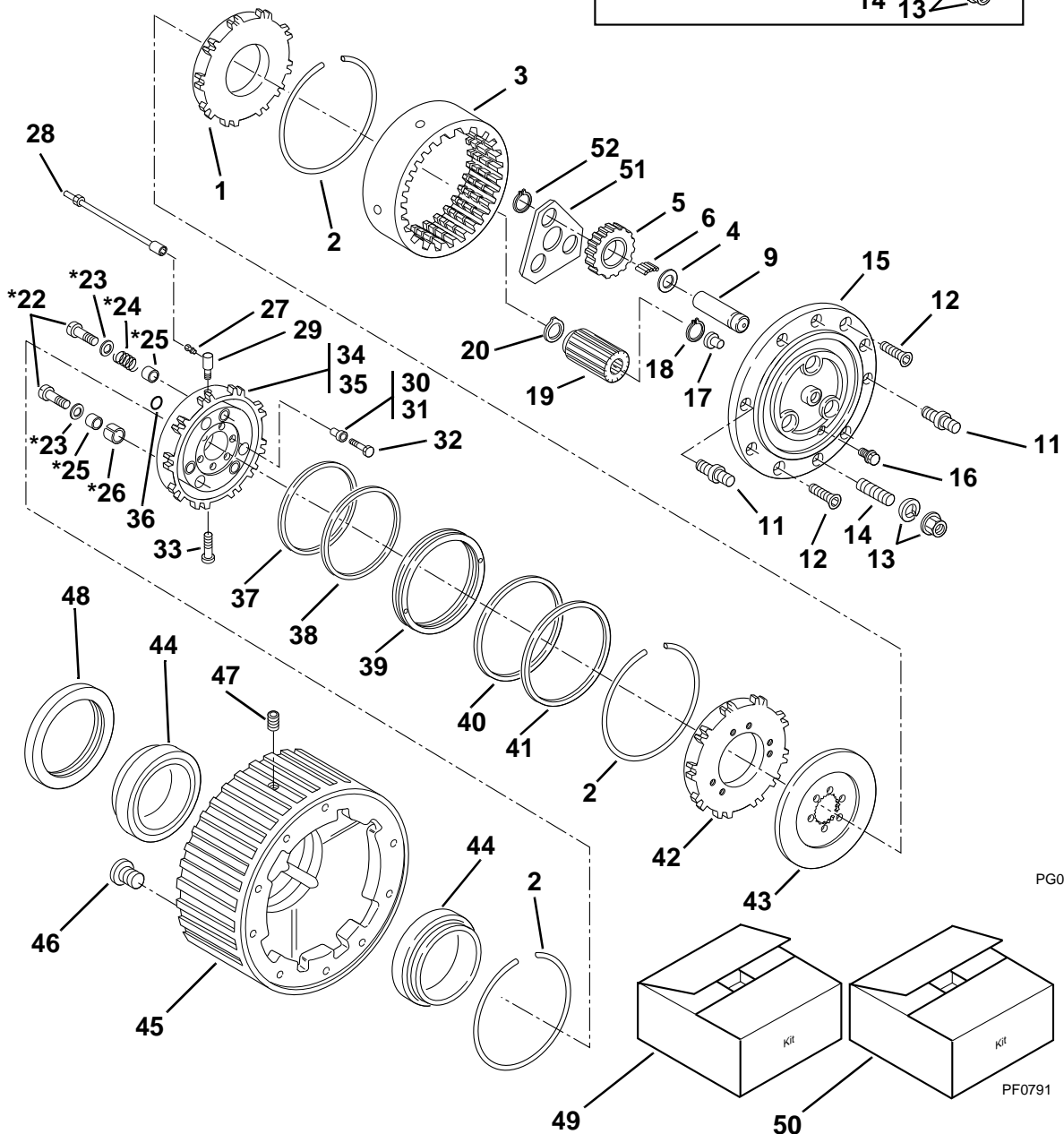
Item No.	Part Number	Qty.	Description
			NOTE: Quantities listed are for one axle assembly.
			Carraro Serial Numbers TR/288 (Front) & TK/286 (Rear) & After
1	8034667	2	Shaft Assembly, Complete (Includes Items 2 thru 6)
2	8033639	2	Shaft, Half (Wheel Side)
3	8034668	4	Spider (Includes Item 4)
4	8033635	16	Ring, Lock
5	8033636	2	Body, Central
6	8033638	2	Shaft, Half (Differential Side)
			Carraro Serial Numbers TR/199 – 287 (Front) & TK/199 – 285 (Rear)
7	8033589	2	Shaft Assembly, Complete (Includes Items 8 thru 13) – N.L.A. (Order #8034667)
8	8033639	2	Shaft, Half (Wheel Side)
9	8033637	4	Spider (Includes Items 10 and 11) – N.L.A. (Order #8034668)
10	8033635	16	Ring, Lock
11	8030382	4	Grease Fitting – N.L.A.
12	8033636	2	Body, Central
13	8033638	2	Shaft, Half (Differential Side)
			Carraro Serial Numbers TR/198 (Front) & TK/198 (Rear) & Before
14	8033551	2	Shaft Assembly, Complete (Includes Items 15 thru 20)
15	8033550	2	Shaft, Half (Wheel Side)
16	8033548	4	Spider (Includes Items 17 and 18)
17	8033546	16	Ring, Lock
18	8030382	4	Grease Fitting
19	8033547	2	Body, Central
20	8033549	2	Shaft, Half (Differential Side)

WHEEL END – FRONT & REAR WITH SERVICE BRAKES

Axle S/N TR/TK 587 and Before



* Item 21 Includes These Parts



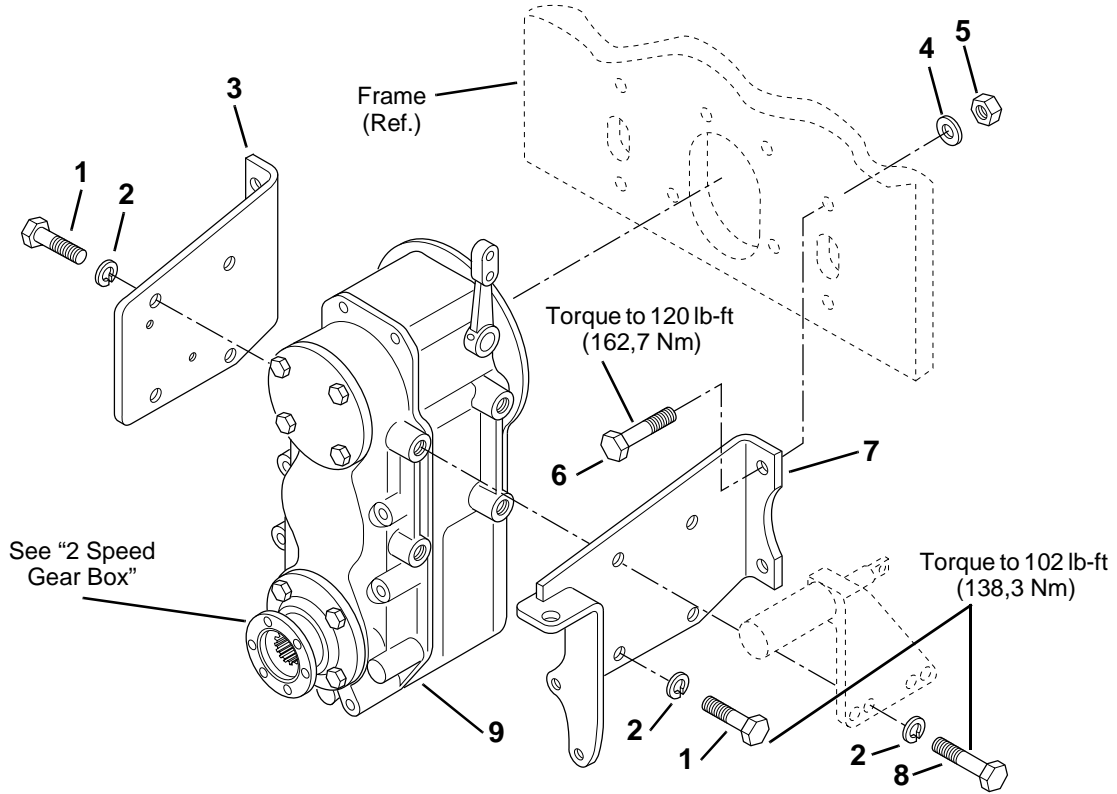
PG0171

PF0791

WHEEL END – FRONT & REAR WITH SERVICE BRAKES

Item No.	Part Number	Qty.	Description
			NOTE: Quantities listed are for one axle assembly.
1	8033573	2	Plate, Reaction
2	8033583	6	Ring
3	8033572	2	Gear, Crown
4	8033566	3	Washer, Thrust
5	8033564	6	Gear, Planetary
6	8033565	180	Bearing, Needle
7	8033553	6	Pin, Split
8	8033559	6	Washer
9	8033563	6	Shaft (Axle S/N TR/TK – 587 and Before) if not available order Item 49
	N.S.S.	6	Shaft (Axle S/N TR/TK – 588 and After) order Item 49
10	8033555	6	O-ring, 2-216
11	8033567	4	Stud
12	8030412	4	Screw, M12 x 30
13	8040478	16	Nut and Conical Washer Kit
14	8033558	12	Stud
15	8033562	2	Planetary Carrier (Axle S/N TR/TK – 587 and Before) if not available order Item 50
	N.S.S.	2	Planetary Carrier (Axle S/N TR/TK – 588 and After) order Item 50
16	8030431	2	Plug, Magnetic Drain
17	8030947	2	Pin, Thrust
18	8033554	2	Ring, Retaining
19	8033569	2	Gear, Sun
20	8030476	2	Washer, Thrust
21	8032723	1	Kit, Self-Adjust Bushing (Includes Items 22 thru 26)
22	N.S.S.	12	Screw, M6 x 30
23	N.S.S.	12	Washer
24	N.S.S.	6	Spring
25	N.S.S.	12	Bushing
26	N.S.S.	6	Pin, Split
27	8033561	2	Screw, Bleed
28	8801017	1	Bleed Screw Wrench, Service Tool
29	8033585	2	Adapter
30	8030470	14	Bushing, D.20
31	8030471	2	Bushing, D.24
32	8030472	16	Screw, M14 x 1,5
33	8033584	2	Screw
34	8033580	1	Carrier, Wheel-Left Front/Right Rear
35	8033581	1	Carrier, Wheel-Right Front/Left Rear
36	8033556	2	O-ring, 2031
37	8033575	2	Quadring, D.168,6
38	8033577	2	Ring, Antiextrusion D.170,1
39	8033576	2	Piston, Brake
40	8033568	2	Quadring, D.178,6
41	8033578	2	Ring, Antiextrusion D.184,1
42	8033579	2	Plate, Reaction
43	8033570	2	Disc, Brake
44	8030464	4	Bearing
45	8033571	2	Hub, Wheel
46	8033582	2	Plug
47	8030416	2	Plug, M22 x 1,5
48	8033557	2	Seal, Cassette
49	8035273	2	Wheel End Cover w/shafts (Axle S/N TR/TK – 588 and After) – (Includes Cover, Shafts, Pin, Thrust Plate and Snap Ring)
50	8035274	2	Wheel End Cover Sub-Assembly w/shafts and gears (Includes Cover, Drain Plug, Shafts, Washers, Needle Bearings, Gears, Thrust Plate and Snap Rings)
51	8035275	1	Thrust Plate
52	8035175	3	Snap Ring

2 SPEED DROP BOX MOUNTING (5028HT/5028HF)



PG0670

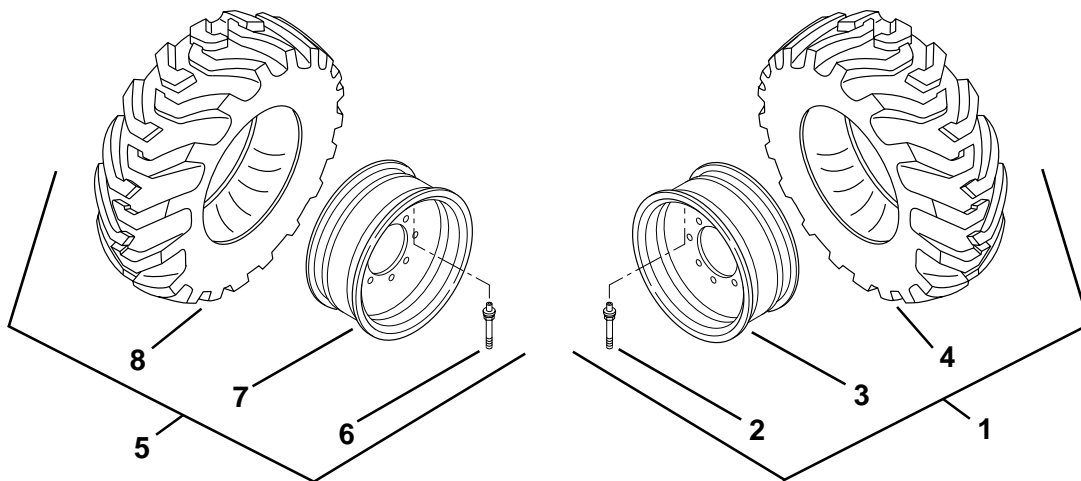
Item No.	Part Number	Qty.	Description
1	8310248	6	HHCS, M14-2 x 30
2	8310089	8	Washer, Lock M14
3	7117622	1	Mount – R.H. Drop Box
4	8307107	4	Washer, Flat Light 5/8"
5	8305643	4	Nut, Hex Lock Elastic 5/8-11
6	8310255	4	HHCS, 5/8-11 x 2-1/4"
7	7117842	1	Mount – L.H. Drop Box
8	8310254	2	HHCS, M14-2 x 45
9	8841029	1	2 Speed Drop Box Complete

3.13

WHEELS AND TIRES

⚠ Warning

Mis-matched tire sizes or mixing of tire types (Radial and Bias ply) may compromise vehicle stability and may result in vehicle tipover.

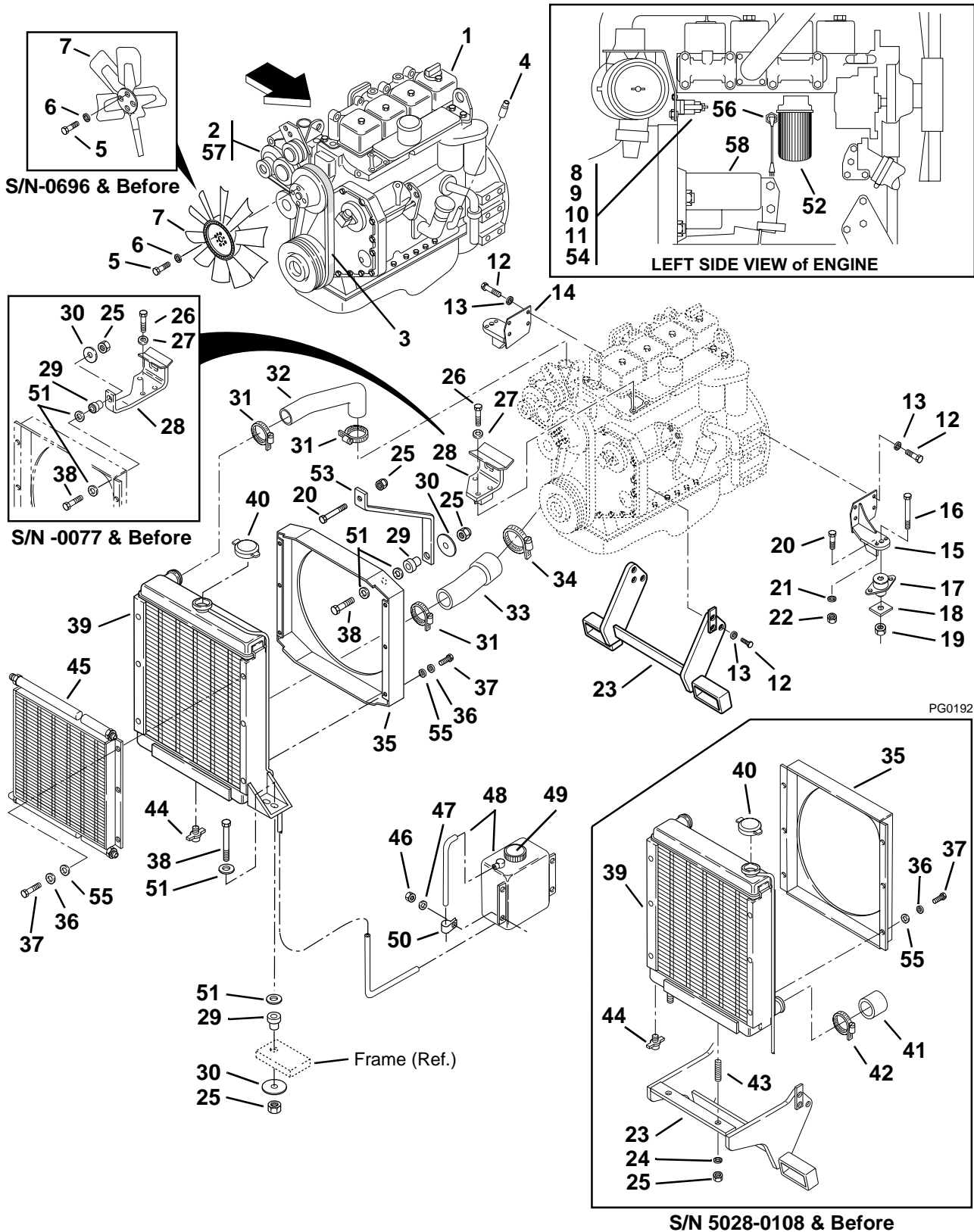


PG0601

Item No.	Part Number	Qty.	Description
1	7094942	2	Tire and Wheel Assembly, Right Side (Includes Items 2 thru 4)
2	8786514	1	Valve Stem
3	7077063	1	Wheel, 19.5 x 12.5
4	8780262	1	Tire, 15.00 – 19.5, 12 Ply
5	7094952	2	Tire and Wheel Assembly, Left Side (Includes Items 6 thru 8)
6	8786514	1	Valve Stem
7	7077063	1	Wheel, 19.5 x 12.5
8	8780262	1	Tire, 15.00 – 19.5, 12 Ply

ENGINE, RADIATOR & OIL COOLER MOUNTING (Pre-EPA)

(For S/N 5028-6151 & Before)



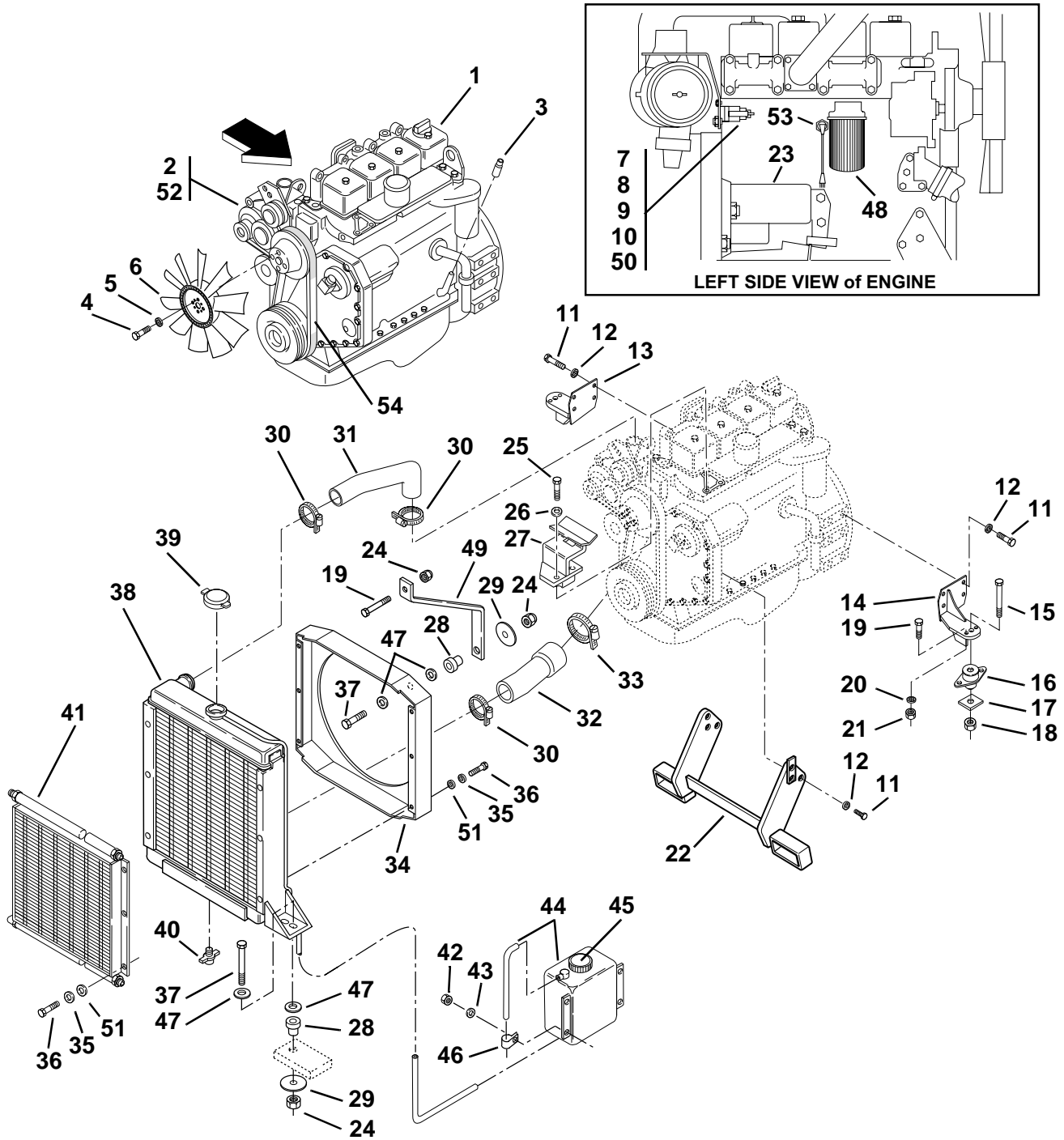
ENGINE, RADIATOR & OIL COOLER MOUNTING (Pre-EPA)

(For S/N 5028-6151 & Before)

Item No.	Part Number	Qty.	Description
1	8262312	1	Engine, Cummins 4B3.9 Natural (S/N-0671 & Before)
	8262145	1	Engine, Cummins 4B3.9 Natural (S/N-0672 thru 6151)
2	7098932	1	Alternator Kit (S/N 5028-0070 & Before)
	8270221	1	Alternator Kit (S/N 5028-0071 thru 6151)
3	8080613	1	Belt, Engine Fan
4	7096911	1	Extension, Tube
5	8310028	4	HHCS, M8 x 70mm (S/N 5028-0696 & Before)
	8303550	4	HHCS, M8 x 60mm (S/N 5028-0697 thru 6151)
6	8307222	4	Washer, Flat M8
7	8272009	1	Fan, 17" DIA. – Suction (S/N 5028-0696 & Before)
	8272017	1	Fan, 18" DIA. – Suction (S/N 5028-0697 thru 6151)
8	8277143	1	Solenoid Relay, Starter
9	8310026	2	HHCS, 1/4-20 x 3/4"
10	8307002	2	Washer, Lock 1/4"
11	8305004	2	Nut, Hex 1/4-20
12	8303790	12	HHCS, M12 x 30mm
13	8307025	12	Washer, Lock M12
14	7098203	1	Mount, Engine L.H.
15	7098193	1	Mount, Engine R.H.
16	8303655	2	HHCS, 5/8-11 x 4-1/2"
17	8660005	2	Isolator
18	7088511	2	Washer, Rebound
19	8305643	2	Nut, Hex Lock Elastic 5/8-11
20	8303621	5	HHCS, 3/8-16 x 1-1/2"
21	8307005	4	Washer, Lock 3/8"
22	8305008	4	Nut, Hex 3/8-16
23	7094043	1	Mount, Engine and Radiator (S/N 5028-0108 & Before)
	7111703	1	Mount, Engine Lift (S/N 5028-0109 thru 6151)
24	8307024	2	Washer, Flat 3/8" (S/N 5028-0108 & Before)
25	8305645	4	Nut, Hex Lock Elastic 3/8-16
26	8310125	3	HHCS, M10 x 55mm
27	8307023	3	Washer, Lock M10
28	7097442	1	Support, Muffler and Radiator (S/N 5028-0077 & Before)
	7111722	1	Support, Muffler (S/N 5028-0078 thru 6151)
29	8278008	3	Isolator
30	7057141	3	Washer, Rebound
31	8405104	3	Clamp, Hose 2-1/4" I.D.
32	7093783	1	Hose, Upper Radiator
33	7093772	1	Hose, Lower Radiator
34	8405203	1	Clamp, Hose 3" I.D.
35	7099943	1	Shroud, Fan (S/N 5028-0108 & Before)
	7127043	1	Shroud, Fan (S/N 5028-0109 thru 6151)
36	8307004	12	Washer, Lock 5/16"
37	8303697	12	HHCS, 5/16-18 x 3/4"
38	8303622	3	HHCS, 3/8-16 x 2"
39	5724284	1	Radiator (Includes Items 40 thru 44) – (S/N 5028-0108 & Before)
	7112434	1	Radiator (Includes Items 40 thru 44) – (S/N 5028-0109 thru 0589)
	7127034	1	Radiator (Includes Items 40 thru 44) – (S/N 5028-0590 thru 6151)
40	8180307	1	Cap, Radiator
41	8403224	1	Cap, Connection
42	8405104	1	Clamp, Hose 2-1/4"
43	8180308	2	Stud, Radiator Mount (S/N 5028-0108 & Before Only)
44	8904001	1	Draincock, 1/4" NPT
45	2713054	1	Cooler, Oil
46	8305624	4	Nut, Hex Lock Elastic 1/4-20
47	8307202	4	Washer, Flat 1/4"
48	7085422	1	Bottle, Overflow (Includes Item 53)
49	8866341	1	Cap, w/ Tether
50	8406103	1	Clamp, Hose 5/8" I.D.
51	8307204	6	Washer, Flat 3/8" Heavy
52	8320262	1	Element, Oil Filter
53	7111732	1	Support, Upper Radiator (S/N 5028-0078 thru 6151)
54	8307109	2	Washer, Flat SAE 1/4"
55	8307203	12	Washer, Flat 5/16"
56	8277161	1	Heater, Coolant
57	8270220	1	Alternator Fan
58	8270420	1	Starter, 12V (Includes Solenoid)

ENGINE, RADIATOR & OIL COOLER MOUNTING (EPA)

(For S/N 5028-6152 & After)

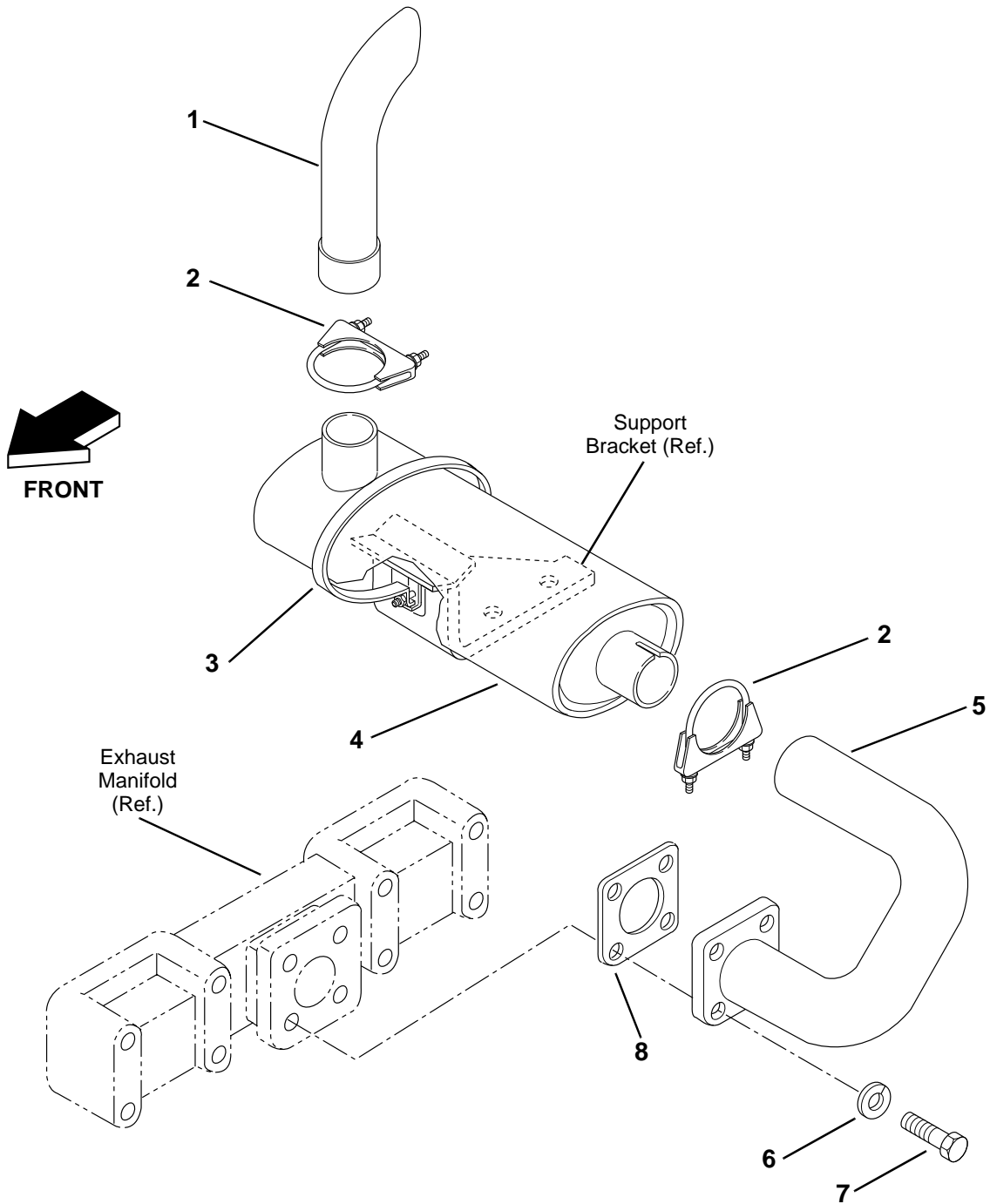


ENGINE, RADIATOR & OIL COOLER MOUNTING (EPA)

(For S/N 5028-6152 & After)

Item No.	Part Number	Qty.	Description
1	8262149	1	Engine, Cummins 4B3.9 Natural (EPA)
2	8270221	1	Alternator
3	7096911	1	Extension, Tube
4	8303550	4	HHCS, M8 x 60mm
5	8307222	4	Washer, Flat M8
6	8272117	1	Fan, 18" DIA. – Suction
7	8277143	1	Solenoid Relay, Starter
8	8310026	2	HHCS, 1/4-20 x 3/4"
9	8307002	2	Washer, Lock 1/4"
10	8305004	2	Nut, Hex 1/4-20
11	8303790	12	HHCS, M12 x 30mm
12	8307025	12	Washer, Lock M12
13	7098203	1	Mount, Engine L.H.
14	7098193	1	Mount, Engine R.H.
15	8303655	2	HHCS, 5/8-11 x 4-1/2"
16	8660005	2	Isolator
17	7088511	2	Washer, Rebound
18	8305643	2	Nut, Hex Lock Elastic 5/8-11
19	8303621	5	HHCS, 3/8-16 x 1-1/2"
20	8307005	4	Washer, Lock 3/8"
21	8305008	4	Nut, Hex 3/8-16
22	7111703	1	Mount, Engine Lift
23	8270420	1	Starter, 12V (Includes Solenoid)
24	8305645	4	Nut, Hex Lock Elastic 3/8-16
25	8310125	3	HHCS, M10 x 55mm
26	8307023	3	Washer, Lock M10
27	7111722	1	Support, Muffler
28	8278008	3	Isolator
29	7057141	3	Washer, Rebound
30	8405104	3	Clamp, Hose 2-1/4" I.D.
31	7093783	1	Hose, Upper Radiator
32	7093772	1	Hose, Lower Radiator
33	8405203	1	Clamp, Hose 3" I.D.
34	7127043	1	Shroud, Fan
35	8307004	12	Washer, Lock 5/16"
36	8303697	12	HHCS, 5/16-18 x 3/4"
37	8303622	3	HHCS, 3/8-16 x 2"
38	7127034	1	Radiator (Includes Items 39 thru 40)
39	8180307	1	Cap, Radiator
40	8904001	1	Draincock, 1/4" NPT
41	2713054	1	Cooler, Oil
42	8305624	4	Nut, Hex Lock Elastic 1/4-20
43	8307202	4	Washer, Flat 1/4"
44	7085422	1	Bottle, Overflow (Includes Item 45)
45	8866341	1	Cap, w/ Tether
46	8406103	1	Clamp, Hose 5/8 I.D.
47	8307204	6	Washer, Flat 3/8" Heavy
48	8320262	1	Element, Oil Filter
49	7111732	1	Support, Upper Radiator
50	8307109	2	Washer, Flat SAE 1/4"
51	8307203	12	Washer, Flat 5/16"
52	8270220	1	Alternator, Fan
53	8277161	1	Heater, Coolant
54	8080613	1	Belt, Engine Fan

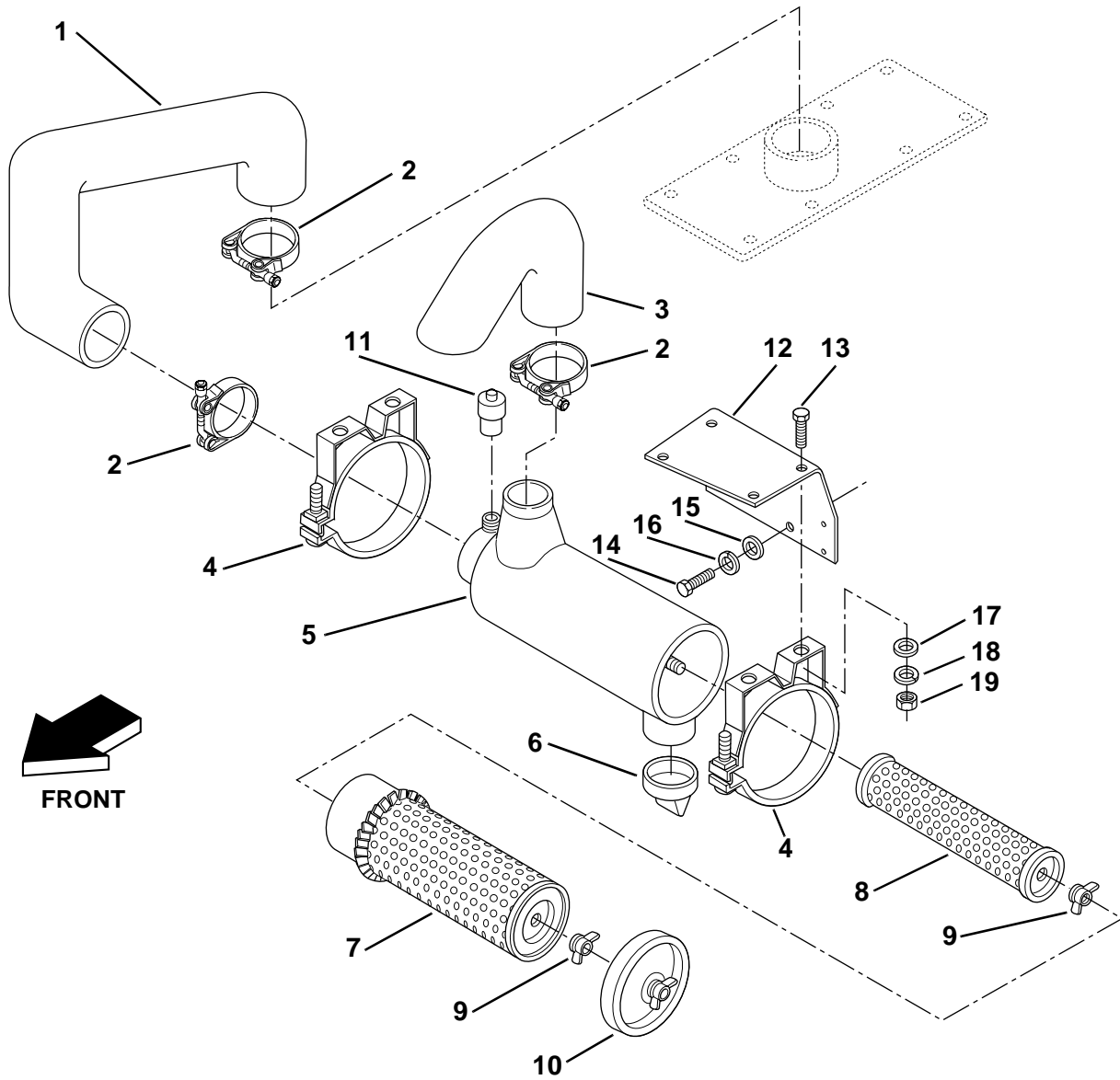
EXHAUST SYSTEM



EXHAUST SYSTEM

Item No.	Part Number	Qty.	Description
1	7091242	1	Pipe, Tail
2	8275212	2	Clamp, Muffler 2-1/2" I.D.
3	7097452	1	Clamp, Band 5 x 8"
4	7092642	1	Muffler
5	7093833	1	Pipe, Exhaust
6	8307023	4	Washer, Lock M10
7	8303755	4	HHCS, M10 x 30mm
8	8033493	1	Gasket, Exhaust Manifold

AIR CLEANER



PG0210

AIR CLEANER

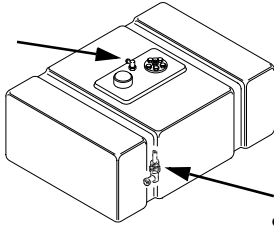
Item No.	Part Number	Qty.	Description
1	7097652	1	Hose, Air Cleaner
2	8405305	3	Clamp, T Bolt 3.38" I.D.
3	7095223	1	Hose, Air Intake
4	8273266	2	Clamp, Band 6.5" DIA.
5	8273017	1	Air Cleaner Assembly (Includes Items 6 thru 10)
6	8032764	1	Valve, Vacuator
7	8273267	1	Element, Primary
8	8273271	1	Element, Safety
9	8273272	2	Nut Assembly
10	8032763	1	Cover, End
11	8273241	1	Indicator, Service 25"
12	7094273	1	Mount, Air Cleaner
13	8303656	4	HHCS, 5/16-18 x 7/8"
14	8303618	2	HHCS, M12 x 25mm
15	8307220	2	Washer, Flat M12
16	8307025	2	Washer, Lock M12
17	8307203	4	Washer, Flat 5/16"
18	8307004	4	Washer, Lock 5/16"
19	8305006	4	Nut, Hex 5/16-18

FUEL SYSTEM/Pre-EPA ENGINES (TOP 1/4" RETURN & BOTTOM 5/16" SUPPLY)

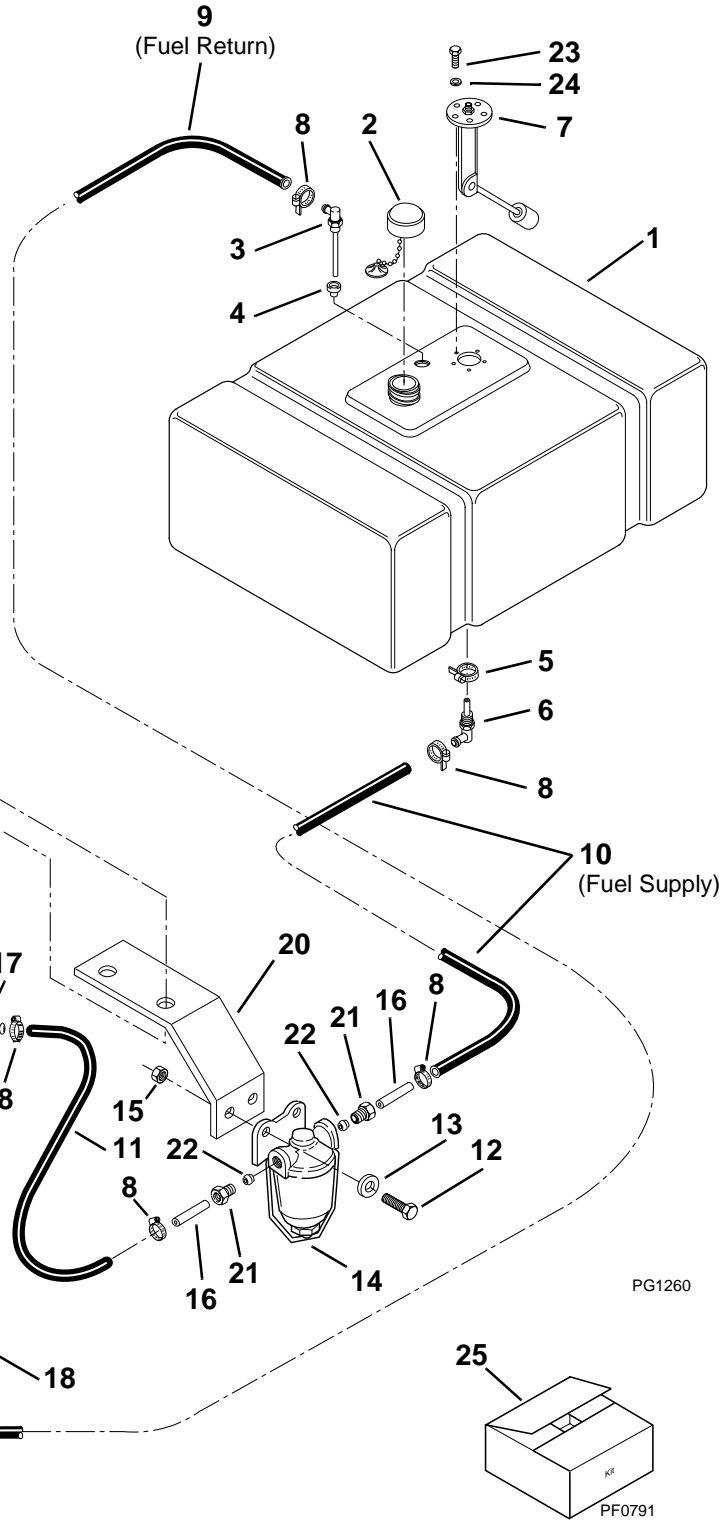
IMPORTANT:

There are three similar but distinctly different Fuel Tank configurations. Make sure you know which version your vehicle has before ordering replacement parts. Pay particular attention to the fuel line inside diameters and location of the fuel supply line. If your vehicle Fuel System resembles the one shown below-order replacement parts from this page.

1/4"
Return
Line



5/16"
Supply
Line on
Bottom of
Tank



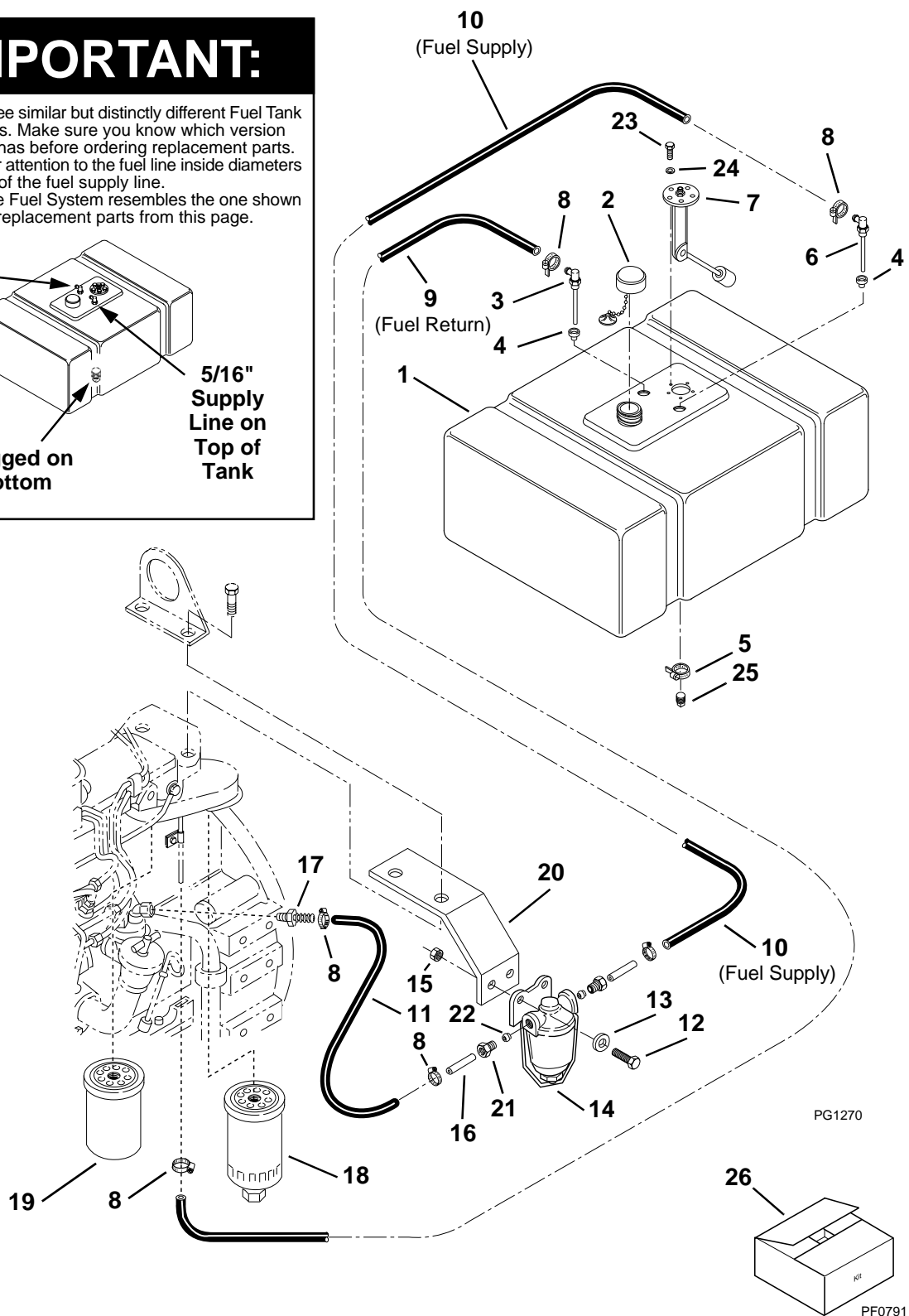
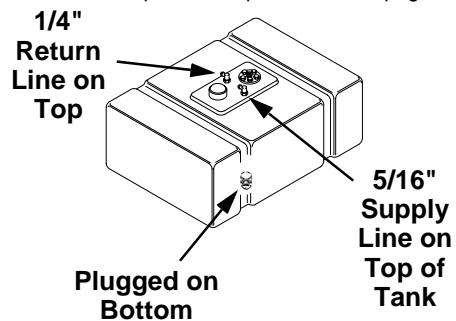
FUEL SYSTEM/Pre-EPA ENGINES (TOP 1/4" RETURN & BOTTOM 5/16" SUPPLY)

Item No.	Part Number	Qty.	Description
1	7078583	1	Tank, Fuel (No Longer Available – Order Fuel Tank Kit Item 25)
2	8033111	1	Cap, Filler w/Tether
3	8033109	1	Elbow, 90° w/Standpipe 1/4"
4	8033175	1	Bushing, Rubber
5	8405101	1	Clamp, Hose
6	8033176	1	Elbow, 90° w/Standpipe 5/16"
7	7070992	1	Sender, Fuel
8	8405009	6	Clamp, Hose 5/8" I.D.
9	7125441	1	Hose, Fuel Return 1/4"
10	7125651	1	Hose, Fuel Supply 5/16" I.D. x 126" Long
11	7125601	1	Hose, Fuel Supply 5/16" I.D. x 10" Long
12	8310026	2	HHCS, 1/4-20 x 3/4"
13	8307002	2	Washer, Lock 1/4"
14	8274021	1	Fuel Prefilter
15	8305004	2	Nut, Hex 1/4-20
16	7091291	2	Tube, Fuel 5/16" O.D.
17	8420231	1	Fitting, Barbed 1/4" NPT
18	8320253	1	Element, Fuel Filter – Primary
19	8320250	1	Element, Fuel Filter – Secondary
20	7096272	1	Bracket, Prefilter
21	8274209	2	Bushing, Hex, 1/2-20 UNF x 5/16" Tube
22	8274210	2	Sleeve 5/16"
23	8310180	5	Screw, #10-24 x 3/8"
24	8307003	5	Washer, Lock #10
			KITS
25	7127321	1	Kit, Fuel Tank (Includes Fuel Tank and Hardware to Adapt New Replacement Fuel Tank with 5/16" Fuel Return to Existing 1/4" Fuel Return)

FUEL SYSTEM/Pre-EPA ENGINES (TOP 1/4" RETURN & TOP 5/16" SUPPLY)

IMPORTANT:

There are three similar but distinctly different Fuel Tank configurations. Make sure you know which version your vehicle has before ordering replacement parts. Pay particular attention to the fuel line inside diameters and location of the fuel supply line. If your vehicle Fuel System resembles the one shown below-order replacement parts from this page.



FUEL SYSTEM/Pre-EPA ENGINES (TOP 1/4" RETURN & TOP 5/16" SUPPLY)

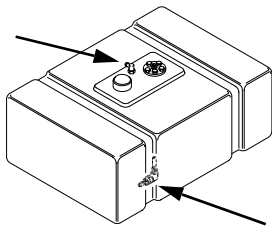
Item No.	Part Number	Qty.	Description
1	7078583	1	Tank, Fuel (No Longer Available – Order Fuel Tank Kit Item 26)
2	8033111	1	Cap, Filler w/Tether
3	8033109	1	Elbow, 90° w/Standpipe 1/4"
4	8033175	2	Bushing, Rubber
5	8405101	1	Clamp, Hose
6	7126162	1	Elbow, 90° w/Standpipe 5/16"
7	7070992	1	Sender, Fuel
8	8405009	6	Clamp, Hose 5/8" I.D.
9	7125441	1	Hose, Fuel Return 1/4"
10	7125651	1	Hose, Fuel Supply 5/16" I.D. x 126" Long
11	7125601	1	Hose, Fuel Supply 5/16" I.D. x 10" Long
12	8310026	2	HHCS, 1/4-20 x 3/4"
13	8307002	2	Washer, Lock 1/4"
14	8274021	1	Fuel Prefilter
15	8305004	2	Nut, Hex 1/4-20
16	7091291	2	Tube, Fuel 5/16" O.D.
17	8420231	1	Fitting, Barbed 1/4" NPT
18	8320253	1	Element, Fuel Filter – Primary
19	8320250	1	Element, Fuel Filter – Secondary
20	7096272	1	Bracket, Prefilter
21	8274209	2	Bushing, Hex, 1/2-20 UNF x 5/16" Tube
22	8274210	2	Sleeve 5/16"
23	8310180	5	Screw, #10-24 x 3/8"
24	8307003	5	Washer, Lock #10
25	8541404	1	Plug, Pipe
			<u>KITS</u>
26	7127321	1	Kit, Fuel Tank (Includes Fuel Tank and Hardware to Adapt New Replacement Fuel Tank with 5/16" Fuel Return to Existing 1/4" Fuel Return)

FUEL SYSTEM/Pre-EPA ENGINES (TOP 5/16" RETURN & BOTTOM 3/8" SUPPLY)

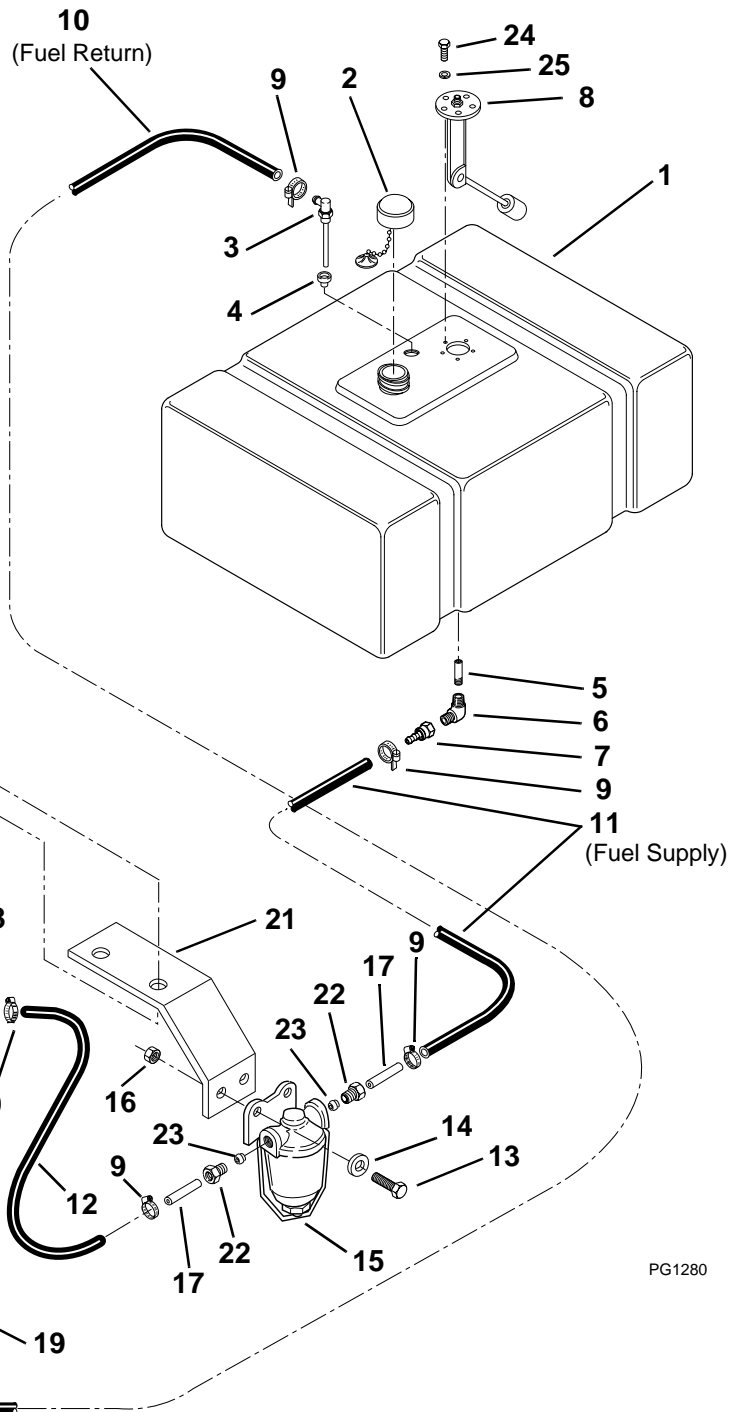
IMPORTANT:

There are three similar but distinctly different Fuel Tank configurations. Make sure you know which version your vehicle has before ordering replacement parts. Pay particular attention to the fuel line inside diameters and location of the fuel supply line. If your vehicle Fuel System resembles the one shown below-order replacement parts from this page.

5/16"
Return
Line
(Top)



3/8"
Supply
Line
(Bottom)



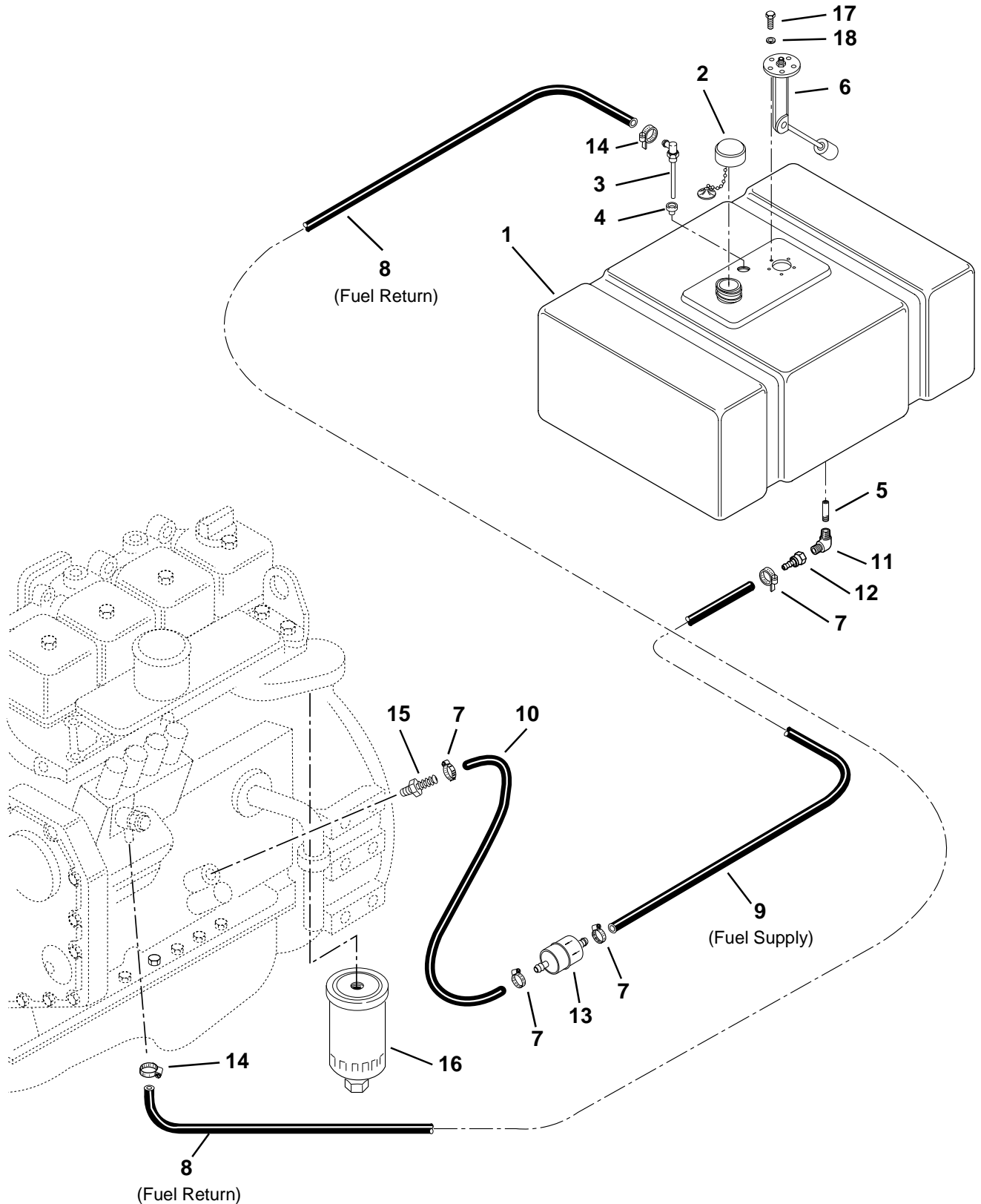
PG1280

FUEL SYSTEM/Pre-EPA ENGINES

(TOP 5/16" RETURN & BOTTOM 3/8" SUPPLY)

Item No.	Part Number	Qty.	Description
1	7126153	1	Tank, Fuel (Includes Items 2 thru 4)
2	8033111	1	Cap, Filler w/Tether
3	7126162	1	Elbow, 90° w/Standpipe 5/16"
4	8033175	1	Bushing, Rubber
5	8405101	1	Clamp, Hose
6	8033176	1	Elbow, 90° w/Standpipe 5/16"
7	8420202	1	CPLG, 6-6 JIC Swivel
8	7070992	1	Sender, Fuel
9	8405009	6	Clamp, Hose 5/8" I.D.
10	7125441	1	Hose, Fuel Return 1/4"
11	7125651	1	Hose, Fuel Supply 5/16" I.D. x 126" Long
12	7125601	1	Hose, Fuel Supply 5/16" I.D. x 10" Long
13	8310026	2	HHCS, 1/4-20 x 3/4"
14	8307002	2	Washer, Lock 1/4"
15	8274021	1	Fuel Prefilter
16	8305004	2	Nut, Hex 1/4-20
17	7091291	2	Tube, Fuel 5/16" O.D.
18	8420231	1	Fitting, Barbed 1/4" NPT
19	8320253	1	Element, Fuel Filter – Primary
20	8320250	1	Element, Fuel Filter – Secondary
21	7096272	1	Bracket, Prefilter
22	8274209	2	Bushing, Hex, 1/2-20 UNF x 5/16" Tube
23	8274210	2	Sleeve 5/16"
24	8310180	5	Screw, #10-24 x 3/8"
25	8307003	5	Washer, Lock #10

FUEL SYSTEM/EPA ENGINES (S/N 5028-6152 & After)



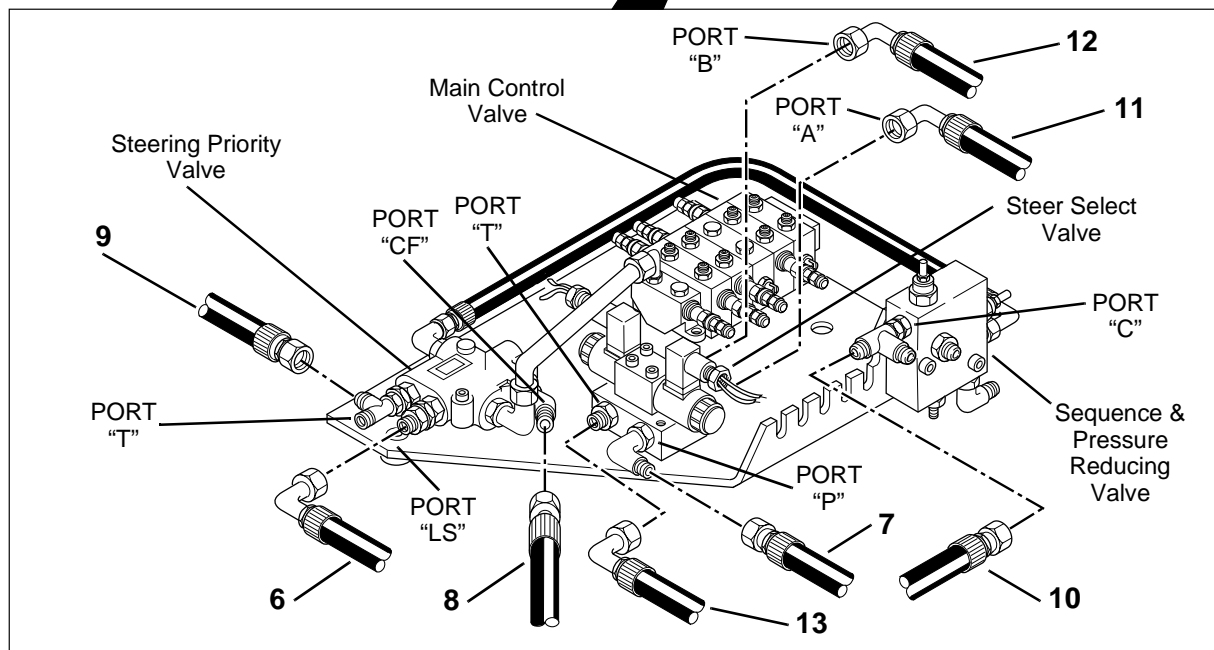
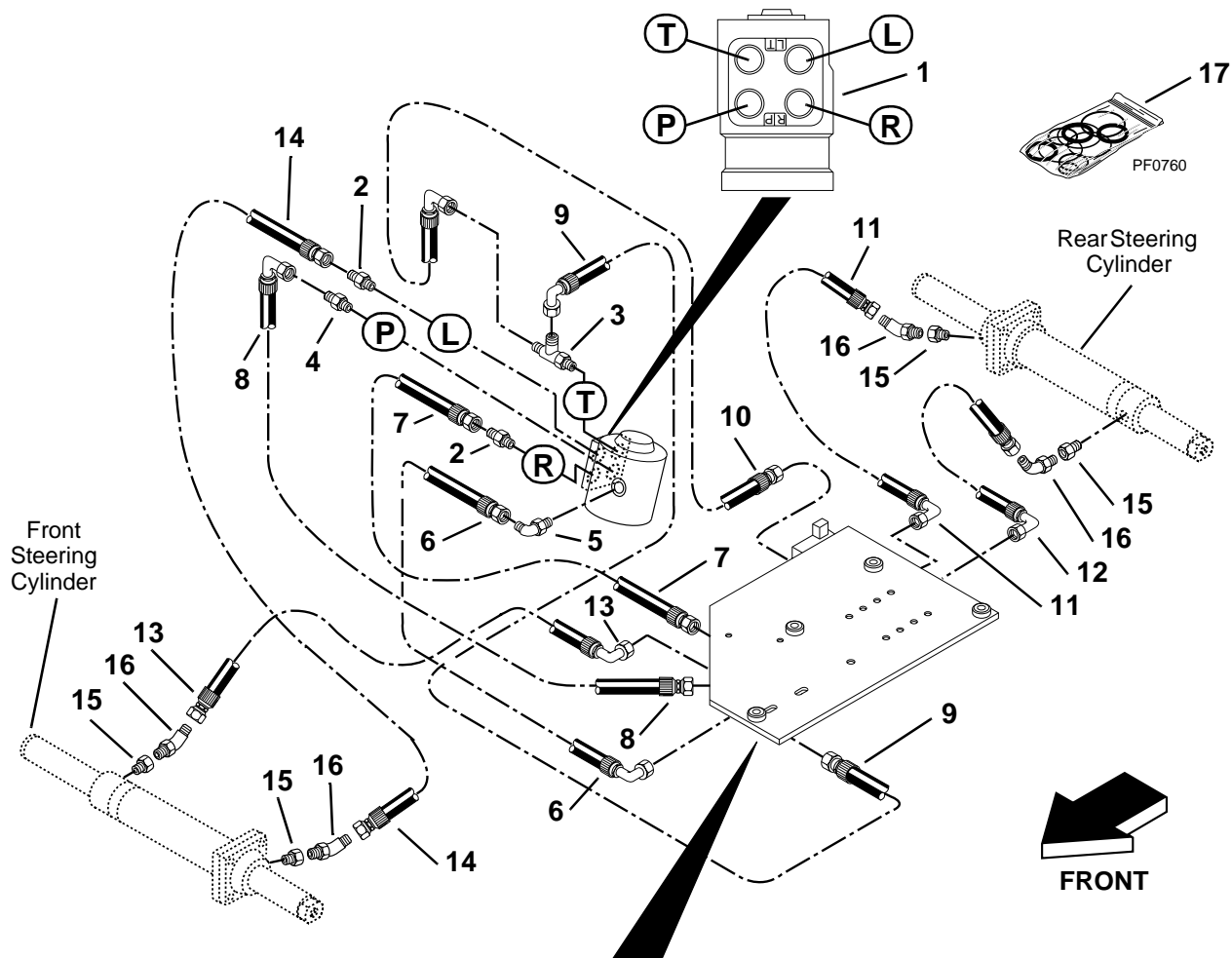
PG1290

FUEL SYSTEM/EPA ENGINES

(S/N 5028-6152 & After)

Item No.	Part Number	Qty.	Description
1	7126153	1	Tank, Fuel (Includes Items 2 thru 4)
2	8033111	1	Cap, Filler w/Tether
3	7126162	1	Elbow, 90° w/Standpipe
4	8033175	1	Bushing, Rubber
5	7126201	1	Standpipe 1/4" NPT x 1.50" Lg.
6	7070992	1	Sender, Fuel
7	8410009	4	Clamp, Hose 1.06 I.D.
8	7127071	1	Hose, Fuel Return – 5/16" I.D. x 147" Long
9	7127891	1	Hose, Fuel Supply – 3/8" I.D. x 140" Long
10	7127881	1	Hose, Fuel Supply – 3/8" I.D. x 4" Long
11	7126191	1	Elbow, 90° for Standpipe
12	8420202	1	CPLG, 6-6 JIC Swivel
13	8274022	1	Fuel Strainer
14	8405009	2	Clamp, Hose 5/8" I.D.
15	8430007	1	Fitting, Barbed 1/4" NPT x 3/8"
16	8320270	1	Element, Fuel Filter
17	8310180	5	Screw, #10-24 x 3/8"
18	8307003	5	Washer, Lock #10

POWER STEERING CIRCUIT



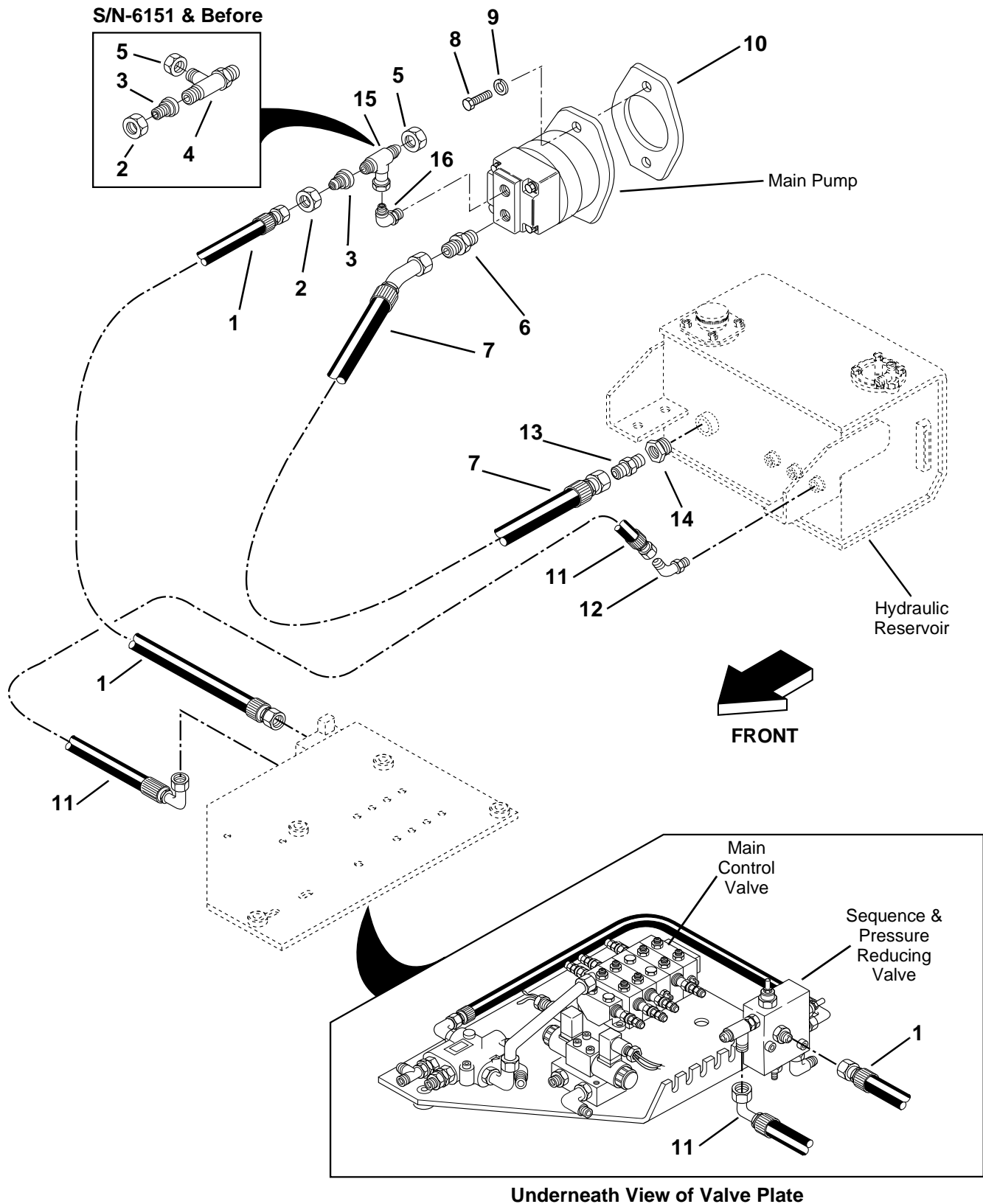
Underneath View of Valve Plate

PG0252

POWER STEERING CIRCUIT

Item No.	Part Number	Qty.	Description
1	8721027	1	Power Steering Unit
2	8760110	2	Connector, Straight, SAE 6-8 – male JIC 37° x male str. thd. o-ring
3	8760510	1	Tee, Male Run, SAE 8-8 – male JIC 37° x male str. thd. o-ring
4	8760140	1	Connector, Male Tube End w/Outlet Check, SAE 8-8 – free flow male tube end w/inlet to str. thd. port w/o-ring
5	8760322	1	Elbow, 90° SAE 4-4 – male JIC 37° x male str. thd. o-ring
6	2712592	1	Hose Assembly, Steering Unit to Priority Valve
7	2711972	1	Hose Assembly, Steering Unit to Steer Select Valve
8	2712122	1	Hose Assembly, Steering Unit to Priority Valve
9	6604742	1	Hose Assembly, Steering Unit to Priority Valve
10	2712122	1	Hose Assembly, Steering Unit to Sequence Valve
11	6604962	1	Hose Assembly, Steer Select Valve to Right Rear Cylinder
12	2712142	1	Hose Assembly, Steer Select Valve to Left Rear Cylinder
13	6605772	1	Hose Assembly, Steer Select Valve to Right Front Cylinder
14	2711482	1	Hose Assembly, Steering Unit to Left Front Cylinder
15	8760460	4	Reducer, SAE 8-6 – male str. thd. o-ring x female internal o-ring boss
16	8760312	4	Elbow, 45° SAE 6-6 – male JIC 37° x male str. thd. o-ring
			<u>KITS</u>
17	8034565	1	Seal Kit for Item 1 Power Steering Unit

MAIN CONTROL VALVE CIRCUIT

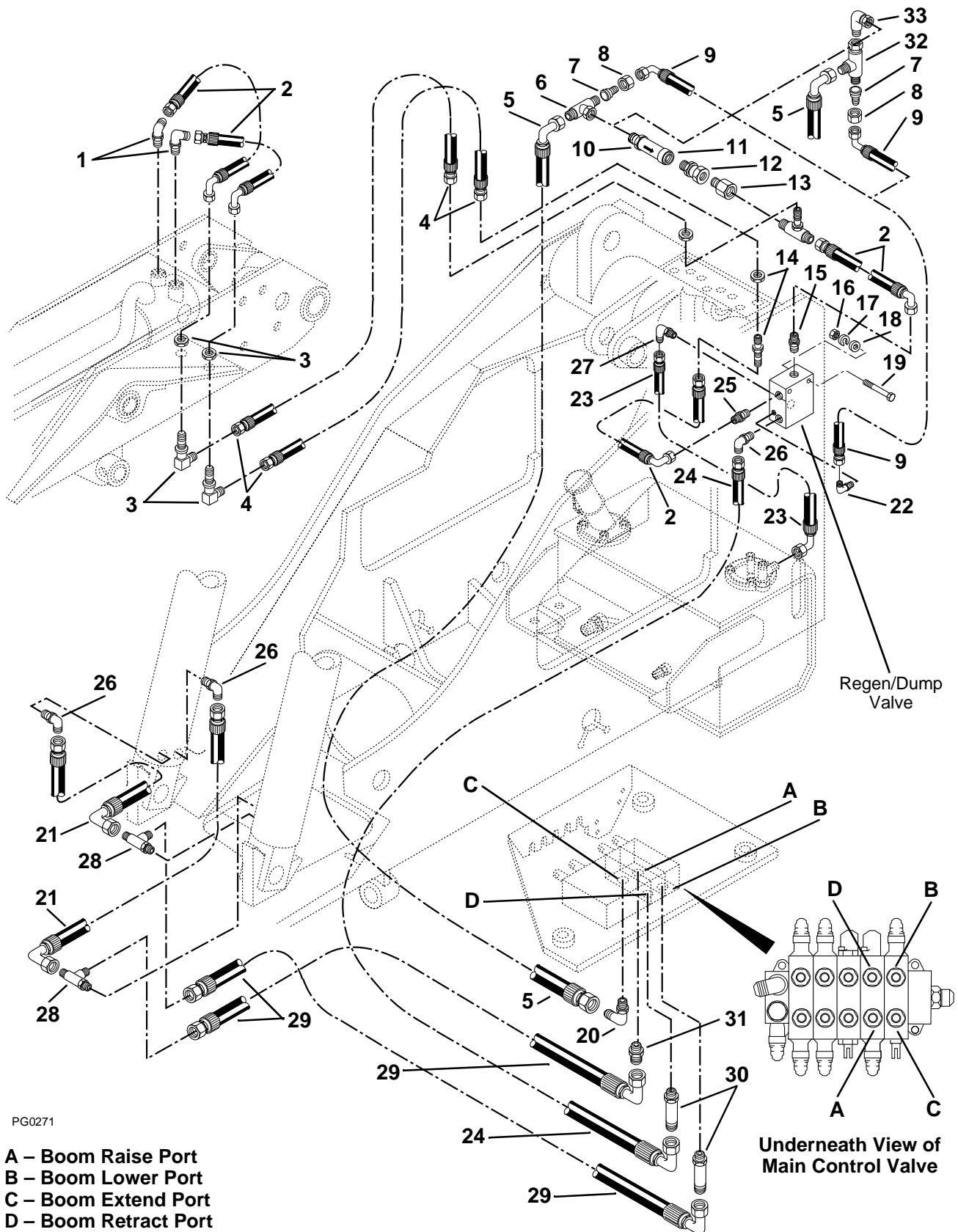


PG0262

MAIN CONTROL VALVE CIRCUIT

Item No.	Part Number	Qty.	Description
1	2712842	1	Hose Assembly, Pump to Sequence/Pressure Reducing Valve
2	8760415	1	Nut, SAE 16 – JIC 37°
3	8762012	1	Reducer, Tube End, SAE 16-12 – JIC 37°
4	8760515	1	Tee, Male Run, SAE 16-16 – male JIC 37° x male str. thd. o-ring
5	8760491	1	Cap, SAE JIC #16
6	8770010	1	Connector, Straight, SAE 16-20 – male JIC 37° x male str. thd. o-ring
7	2713122	1	Hose Assembly, Hydraulic Reservoir to Pump
8	8310119	2	HHCS, M12 x 75mm
9	8307025	2	Washer, Lock M12
10	7054902	1	Gasket, Pump
11	2712322	1	Hose Assembly, Sequence/Pressure Reducing Valve
12	8760307	1	Elbow, 45° SAE 8-8 – male JIC 37° x male str. thd. o-ring
13	8760102	1	Connector, Straight, SAE 16-16 – male JIC 37° x male str. thd. o-ring
14	8760539	1	Reducer, SAE 24-16 – male str. thd. o-ring x female internal o-ring boss (S/N 5028-0169 & After Only)
15	8770135	1	Tee, Swivel Branch #16
16	8760309	1	Elbow, 90° SAE 16 – JIC #16

BOOM RAISE/LOWER & EXTEND/RETRACT HYDRAULIC CIRCUITS

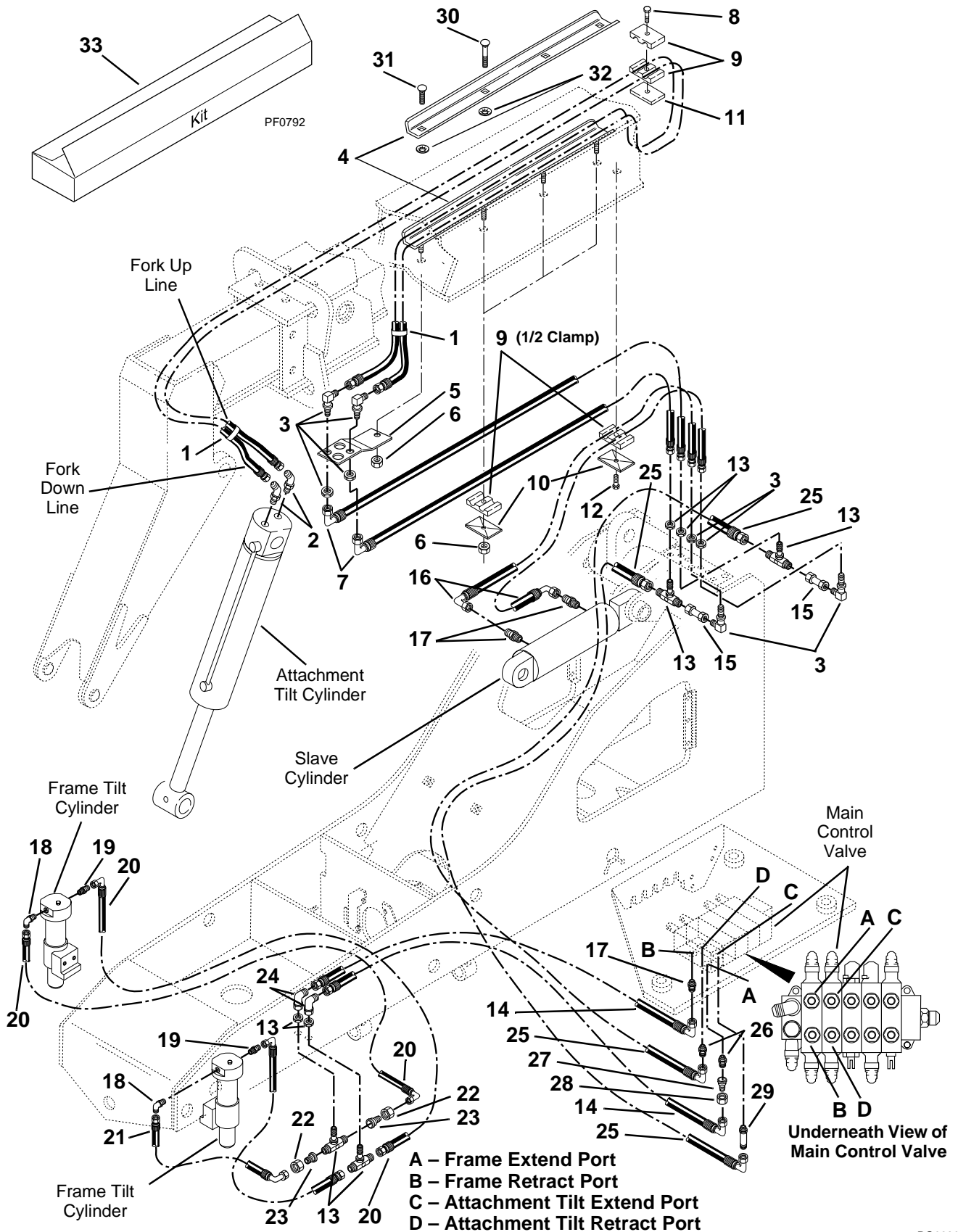


PG0271

BOOM RAISE/LOWER & EXTEND/RETRACT HYDRAULIC CIRCUITS

Item No.	Part Number	Qty.	Description
1	8760304	2	Elbow, 90° SAE 10-10 – male JIC 37° x male str. thd. o-ring
2	2713112	4	Hose, 5/8" I.D. x 18" Long
3	8760256	2	Elbow, 90°, Bulkhead, SAE 10 – male JIC 37°
4	2713102	2	Hose, 5/8" I.D. x 29" Long
5	2712852	1	Hose, 1/2" I.D. x 186" Long
6	8760495	1	Tee, Female Branch, SAE 8-8 – male JIC 37° x female JIC 37° swivel (S/N 5028-0168 & Before Only)
7	8760494	1	Reducer, Tube End, SAE 8-4 – JIC 37°
8	8760407	1	Nut, SAE 8 – JIC 37°
9	6604712	1	Hose, 1/4" I.D. x 28" Long
10	8770014	1	Connector, Male Tube End w/Outlet Check, SAE 8-8 – free flow male tube end w/inlet to str. thd. port w/o-ring
11	8760142	1	Connector, Straight, SAE 8-8 – male str. thd. o-ring x female JIC 37° swivel
12	8760486	1	Reducer, Tube End, SAE 10-8 – JIC 37°
13	8770011	1	Tee, Bulkhead, Male Branch, SAE 10 – male JIC 37°
14	8760037	1	Union, Bulkhead, Straight, SAE 10 – male JIC 37°
15	8760115	1	Connector, Straight, SAE 10-10 – male JIC 37° x male str. thd. o-ring
16	8305006	2	Nut, Hex 5/16-18
17	8307004	2	Washer, Lock 5/16"
18	8307203	2	Washer, Flat 5/16"
19	8310126	2	Carriage Bolt, 5/16-18 x 3-3/4"
20	8760341	1	Elbow, 90° SAE 10-8 – male JIC 37° x male str. thd. o-ring
21	6604982	2	Hose, 1/2" I.D. x 22" Long
22	8760322	1	Elbow, 90° SAE 4-4 – male JIC 37° x male str. thd. o-ring
23	2713132	1	Hose, 3/4" I.D. x 25" Long
24	2712582	1	Hose, 1/2" I.D. x 136" Long
25	8760116	1	Connector, Straight, SAE 10-8 – male JIC 37° x male str. thd. o-ring
26	8760303	3	Elbow, 90° SAE 8-8 – male JIC 37° x male str. thd. o-ring
27	8760305	1	Elbow, 90° SAE 12-12 – male JIC 37° x male str. thd. o-ring
28	8760510	2	Tee, Male Run, SAE 8 – male JIC 37° x male str. thd. o-ring
29	6605202	2	Hose, 1/2" I.D. x 44.5" Long
30	8760143	2	Connector, Long, SAE 8-8 – male JIC 37° x male str. thd. o-ring
31	8760107	1	Connector, Straight, SAE 8-8 – male JIC 37° x male str. thd. o-ring
32	8760493	1	Tee, Female Run, SAE 8-8 – male JIC 37° x female JIC 37° swivel (S/N 5028-0169 & After Only)
33	8765204	1	Elbow, 90°, SAE 8-8 – male JIC 37° x female JIC 37° swivel (S/N 5028-0169 & After Only)

ATTACHMENT TILT, SLAVE & FRAME TILT CIRCUITS



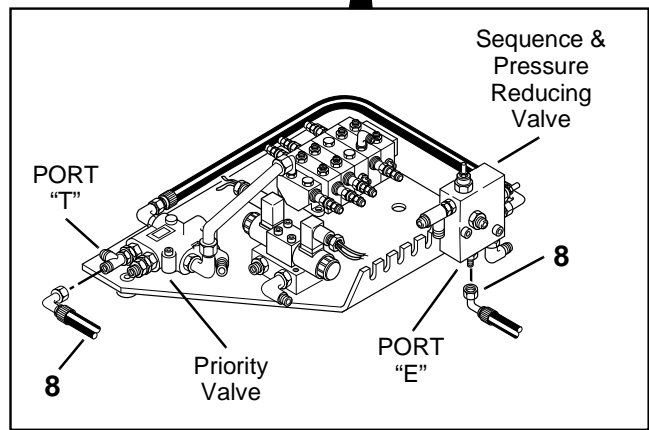
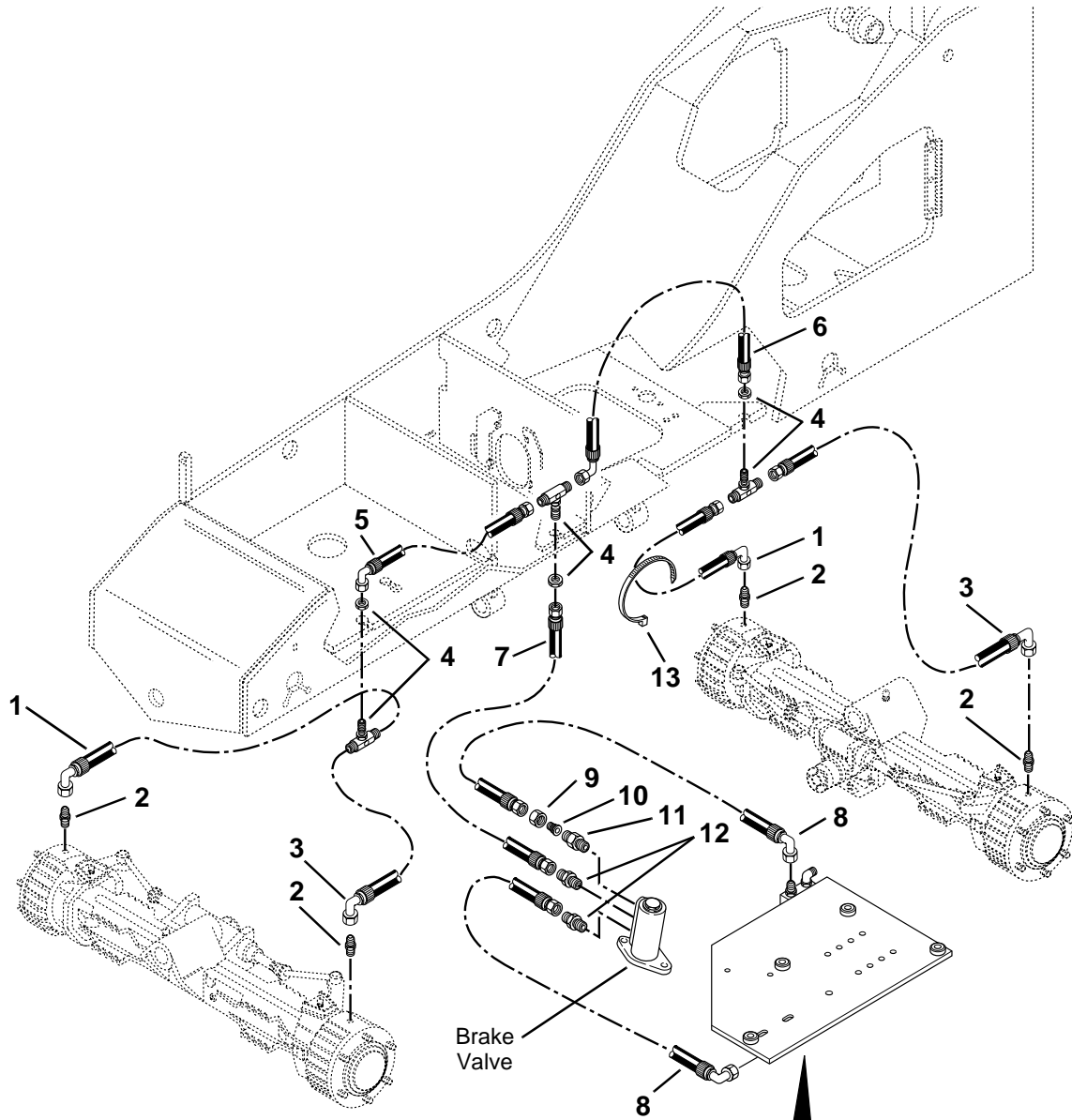
PG0280

ATTACHMENT TILT, SLAVE & FRAME TILT CIRCUITS

Item No.	Part Number	Qty.	Description
1	2713022	1	Hose Assembly
2	8760307	2	Elbow, 45°, SAE 8-8 – male JIC 37° x male str. thd. o-ring
3	8760252	4	Elbow, 90°, Bulkhead, SAE 6 – male JIC 37°
4	7097503	1	Guide, Hose (S/N 5028-0096 & Before) No Longer Available – (See Kit)
	7099242	1	Guide, Hose (S/N 5028-0097 & After)
5	7093292	1	Support, Bulkhead
6	8305626	4	Nut, Hex Lock Elastic
7	2712952	2	Hose, 3/8" I.D. x 90" Long
8	8303739	1	HHCS, 5/16-18 x 1-1/4"
9	8769140	3	Clamp, Twin 3/4" I.D. (2 Halves)
10	8769123	4	Cover, Clamp
11	8769136	1	Plate, Clamp Base
12	8303746	1	HHCS, 5/16-18 x 1-3/4"
13	8760455	4	Tee, Bulkhead, Male Branch, SAE 6 – male JIC 37°
14	2713302	2	Hose, 3/8" I.D. x 56" Long
15	7094612	2	Tube Assembly
16	2712942	2	Hose, 3/8" I.D. x 50" Long
17	8760110	3	Connector, Straight, SAE 6-8 – male JIC 37° x male str. thd. o-ring
18	8770012	2	Elbow, 90°, SAE 6-4 – male JIC 37° x male str. thd. o-ring
19	8760113	2	Connector, Straight, SAE 4-4 – male JIC 37° x male str. thd. o-ring
20	2712022	2	Hose, 1/4" I.D. x 72" Long
21	6604662	2	Hose, 1/4" I.D. x 40-1/2" Long
22	8760409	2	Nut, SAE 6 – JIC 37°
23	8760475	2	Reducer, Tube End, SAE 6-4 – JIC 37°
24	8760268	2	Elbow, 90°, SAE 6-6 – male JIC 37° x female JIC 37° swivel
25	2712882	2	Hose, 1/2" I.D. x 188" Long
26	8760107	2	Connector, Straight, SAE 8-8 – male JIC 37° x male str. thd. o-ring
27	8760458	1	Reducer, Tube End, SAE 8-6 – JIC 37°
28	8760407	1	Nut, SAE 8 – JIC 37°
29	8760143	1	Connector, Long, SAE 8-8 – male JIC 37° x male str. thd. o-ring
30	8310145	3	Bolt, Carriage 5/16-18 x 2-1/2" (S/N 5028-0097 & After)
31	8310065	1	Bolt, Carriage 5/16-18 x 1-1/4" (S/N 5028-0097 & After)
32	8310146	4	Retainer, 5/16" (S/N 5028-0097 & After)
			<u>KITS</u>
33	7099271	1	Kit, Hose Guide – Replaces Item 4 (S/N 5028-0096 & Before) (Includes Mounting Hardware)

SERVICE BRAKE CIRCUIT

(5028 Standard Only)



Underneath View of Valve Plate

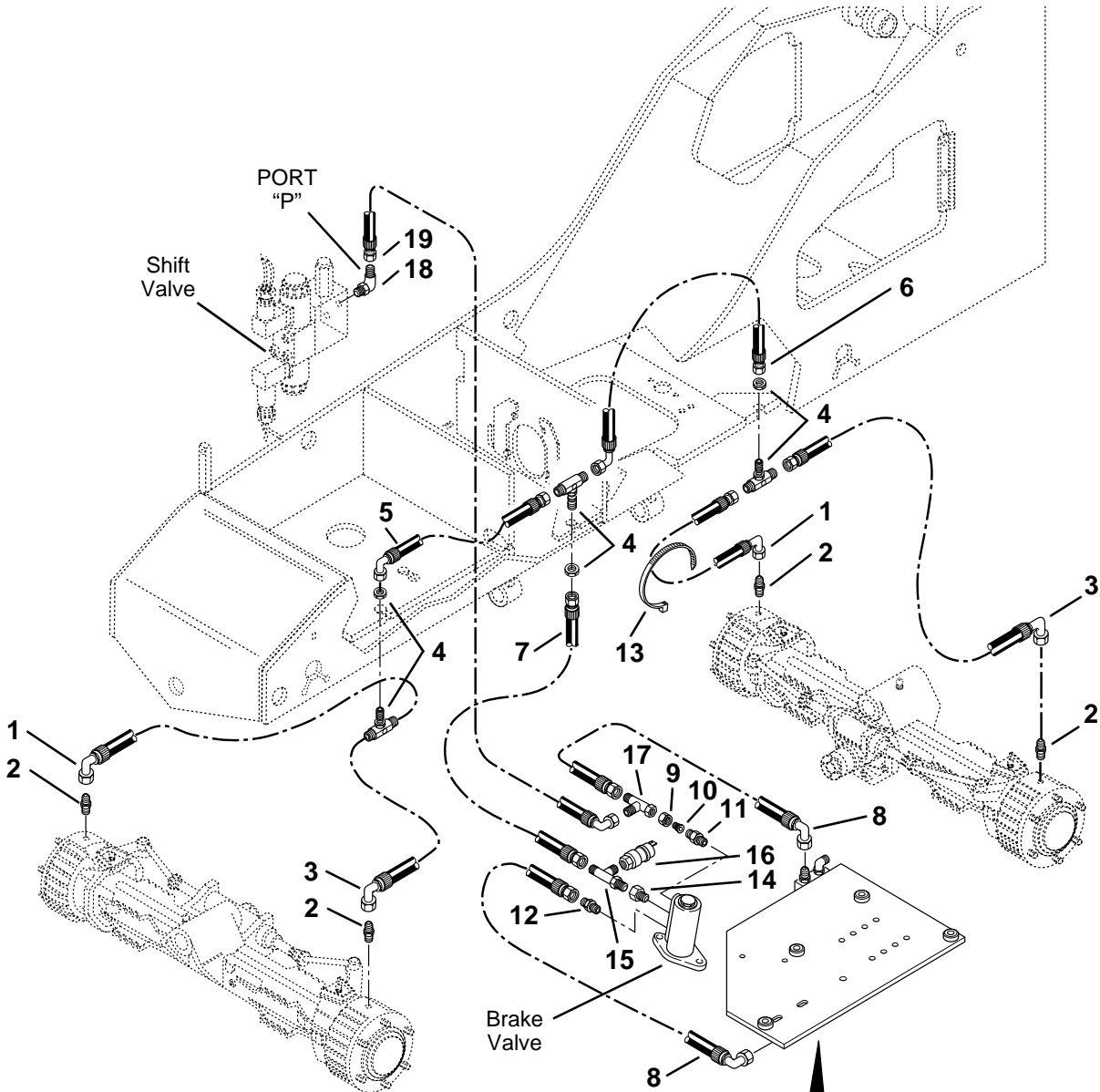
PG0291

SERVICE BRAKE CIRCUIT

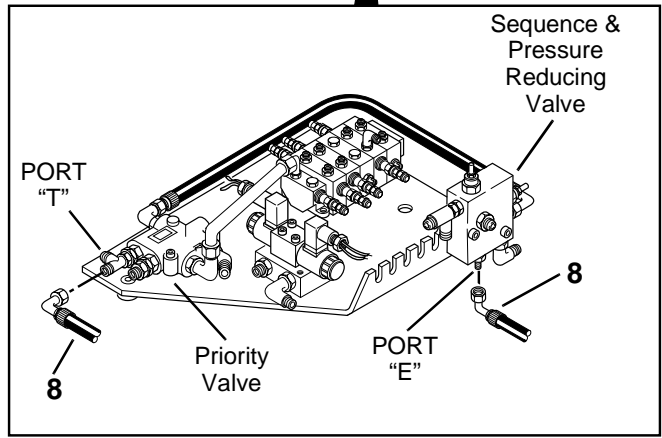
(5028 Standard Only)

Item No.	Part Number	Qty.	Description
1	2712022	2	Hose, 1/4" I.D. x 72" Long
2	8770006	4	Connector, Metric, 4-M10 x 1.0 – male JIC 37°
3	6604662	2	Hose, 1/4" I.D. x 40-1/2" Long
4	8760455	3	Tee, Bulkhead, Male Branch SAE 6 – male JIC 37°
5	2712892	1	Hose, 3/8" I.D. x 41" Long
6	2712942	1	Hose, 3/8" I.D. x 50" Long
7	2705122	1	Hose, 3/8" I.D. x 50" Long
8	2712332	2	Hose, 3/8" I.D. x 50" Long
9	8760407	1	Nut, SAE 8 – JIC 37°
10	8760458	1	Reducer, Tube End, SAE 8-6 – JIC 37°
11	8760140	1	Connector w/Inlet Check SAE 8-8 – male tube end w/inlet check free flow tube end to str. thd. port w/o-ring
12	8760110	2	Connector, Straight, SAE 6-8 – male JIC 37° x male str. thd. o-ring
13	8584001	AR	Tie Wrap

SERVICE BRAKE CIRCUIT (5028HT/5028HF)



PG0630



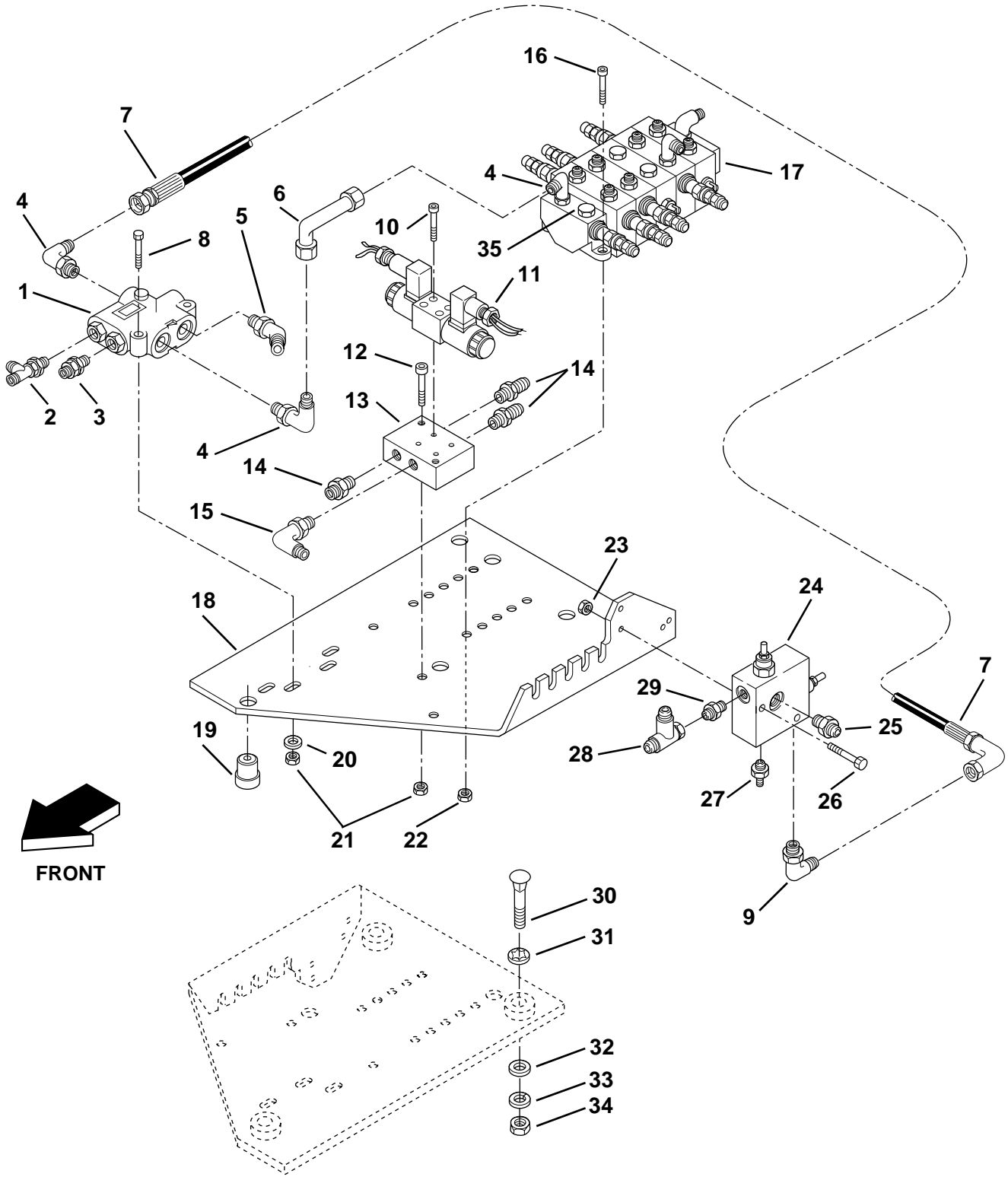
Underneath View of Valve Plate

SERVICE BRAKE CIRCUIT (5028HT/5028HF)

Item No.	Part Number	Qty.	Description
1	2712022	2	Hose, 1/4" I.D. x 72"
2	8770006	4	Connector, Metric, 4-M10 x 1.0 – male JIC 37°
3	6604662	2	Hose, 1/4" I.D. x 40-1/2"
4	8760455	3	Tee, Bulkhead, Male Branch SAE 6 – male JIC 37°
5	2712892	1	Hose, 3/8" I.D. x 41"
6	2712942	1	Hose, 3/8" I.D. x 50"
7	2705122	1	Hose, 3/8" I.D. x 50"
8	2712332	2	Hose, 3/8" I.D. x 50"
9	8760407	1	Nut, SAE 8 – JIC 37°
10	8760458	1	Reducer, Tube End, SAE 8-6 – JIC 37°
11	8760140	1	Connector w/Inlet Check SAE 8-8 – male tube end w/inlet check free flow tube end to str. thd. port w/o-ring
12	8760110	1	Connector, Straight, SAE 6-8 – male JIC 37° x male str. thd. o-ring
13	8584001	AR	Tie Wrap
14	8760460	1	Reducer, SAE 8-6 – male str. thd. o-ring x female internal o-ring boss
15	8760449	1	Tee, Male Run, SAE 6-6 – male JIC 37° x male str. thd. o-ring
16	8223522	1	Switch, Pressure
17	8760501	1	Tee, Female Run, SAE 6-6 – male JIC 37° x female JIC 37° swivel
18	8760311	1	Elbow, 90° SAE 6-6 – male JIC 37° x male str. thd. o-ring
19	6604972	1	Hose, 3/8" I.D. x 90"

VALVE PLATE ASSEMBLY

(Without HI-FLOW Option)



Valve Plate Shown as Mounted for Clarity

PG0301

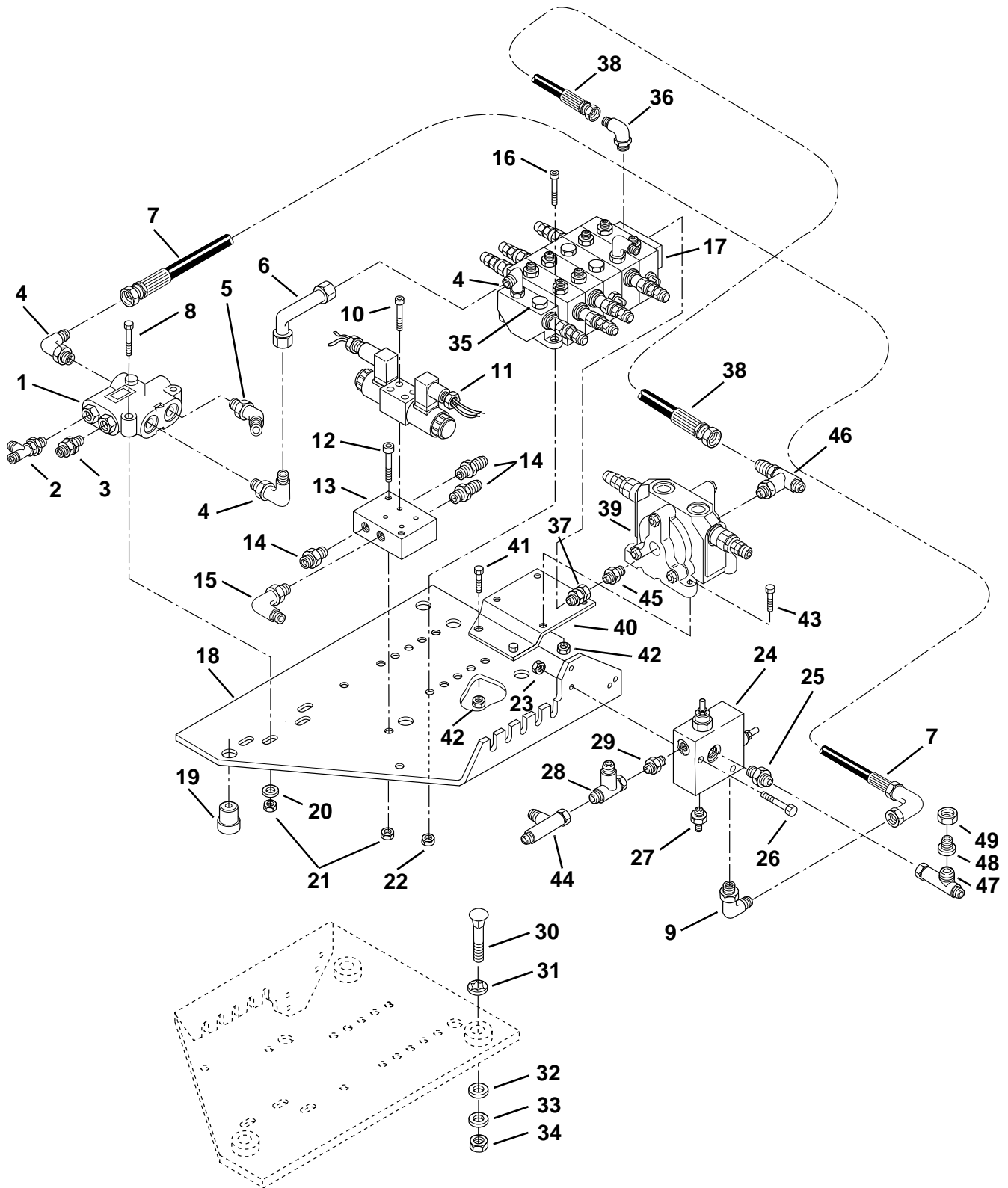
VALVE PLATE ASSEMBLY

(Without HI-FLOW Option)

Item No.	Part Number	Qty.	Description
1	8902227	1	Valve, Priority
2	8760534	1	Tee, Male Run, SAE 4-4 – male JIC 37° x male str. thd. o-ring
3	8760113	1	Connector, Straight, SAE 4-4 – male JIC 37° x male str. thd. o-ring
4	8760304	3	Elbow, 90° SAE 10-10 – male JIC 37° x male str. thd. o-ring
5	8760307	1	Elbow, 45° SAE 8-8 – male JIC 37° x male str. thd. o-ring
6	7096952	1	Tube Assembly
7	2713092	1	Hose, 5/8" I.D. x 36"
8	8303757	2	HHCS, 5/16-18 x 2-1/2"
9	8760341	1	Elbow, 90° SAE 8-10 – male JIC 37° x male str. thd. o-ring
10	8304631	4	SHCS, #10-24 x 2"
11	8902109	1	Valve, Steer Select (S/N 5028-0318 & Before) No Longer Available (Order P/N 8902137)
	8902137	1	Valve, Steer Select (S/N 5028-0319 & After)
12	8304608	2	SHCS, 5/16-18 x 1-1/2"
13	8902111	1	Body, Steer Select Valve
14	8760110	3	Connector, Straight, SAE 8-6 – male JIC 37° x male str. thd. o-ring
15	8760313	1	Elbow, 90° SAE 8-6 – male JIC 37° x male str. thd. o-ring
16	8303675	3	HHCS, 3/8-16 x 1-1/4"
17	8902179	1	Valve Assembly, Main Control (Does Not Include Fittings)
18	7098293	1	Plate, Valve Mounting
19	8278008	4	Isolator
20	8307106	2	Washer, Flat 5/16"
21	8305626	4	Nut, Hex Lock 5/16-18
22	8305645	3	Nut, Hex Lock 3/8-16
23	8305624	2	Nut, Hex Lock 1/4-20
24	8902661	1	Valve, Sequence/Pressure Reducing (S/N 5028-0322 & Before) No Longer Available (Order P/N 8902679)
	8902679	1	Valve, Sequence/Pressure Reducing (S/N 5028-0323 & After)
25	8760116	1	Connector, Straight, SAE 8-10 – male JIC 37° x male str. thd. o-ring
26	8303728	2	HHCS, 1/4-20 x 2-3/4"
27	8760128	1	Connector, Straight, SAE 8-4 – male JIC 37° x male str. thd. o-ring
28	8760493	1	Tee, Female Run, SAE 8-8 – male JIC 37° x female JIC 37° swivel
29	8760114	1	Connector, Straight, SAE 6-8 – male JIC 37° x male str. thd. o-ring
30	8304042	4	Bolt, Carriage 3/8-16 x 2"
31	8310070	4	Bolt, Retainer 3/8"
32	7057141	4	Washer, Rebound
33	8307005	4	Washer, Lock 3/8"
34	8305008	4	Nut, Hex 3/8-16
35	8760420	1	Plug, Hex Hd., SAE 10 – male str. thd. o-ring

VALVE PLATE ASSEMBLY

(With HI-FLOW Option)

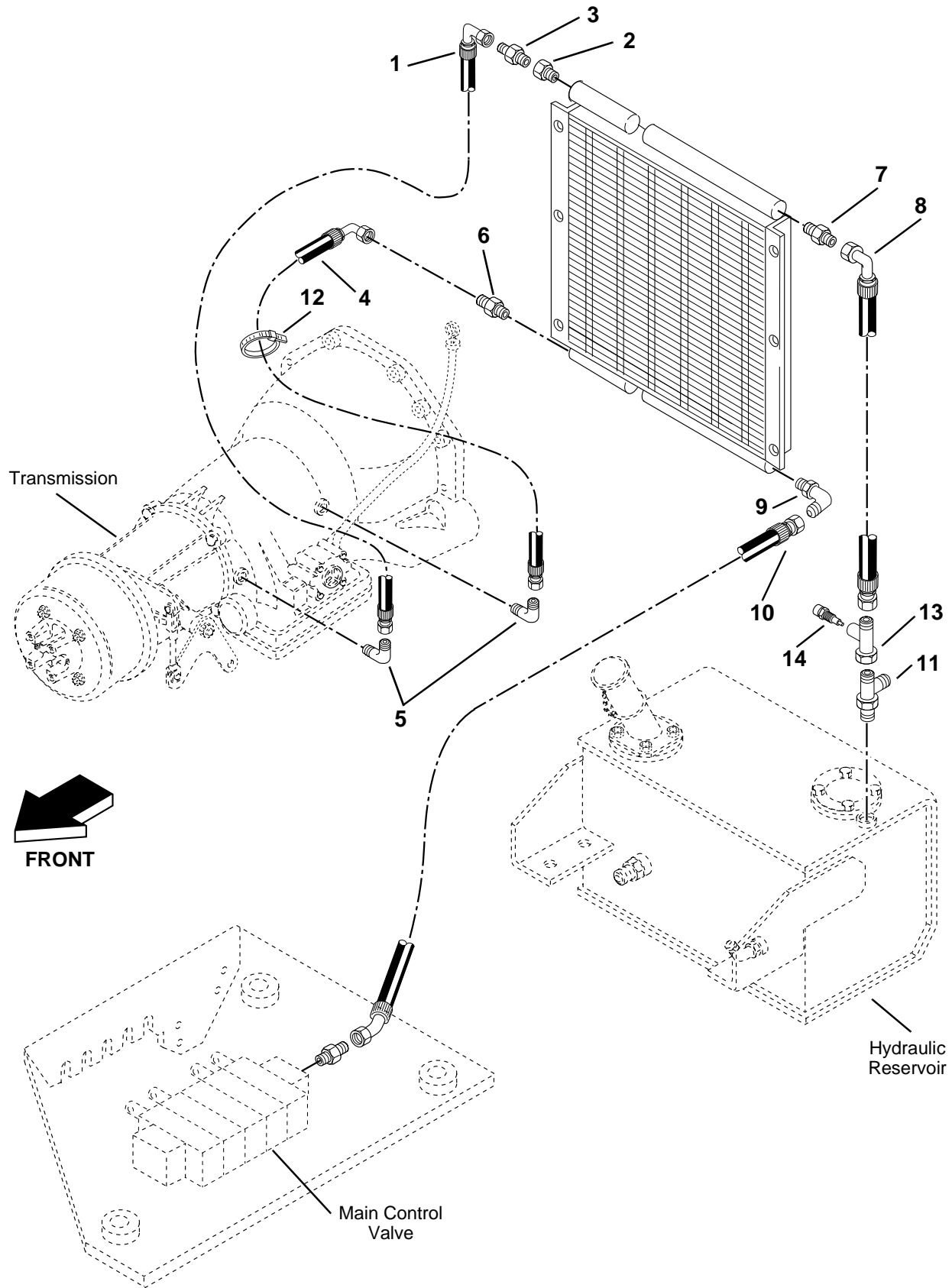


VALVE PLATE ASSEMBLY

(With HI-FLOW Option)

Item No.	Part Number	Qty.	Description
1	8902227	1	Valve, Priority
2	8760534	1	Tee, Male Run, SAE 4-4 – male JIC 37° x male str. thd. o-ring
3	8760113	1	Connector, Straight, SAE 4-4 – male JIC 37° x male str. thd. o-ring
4	8760304	3	Elbow, 90° SAE 10-10 – male JIC 37° x male str. thd. o-ring
5	8760307	1	Elbow, 45° SAE 8-8 – male JIC 37° x male str. thd. o-ring
6	7096952	1	Tube Assembly
7	2713092	1	Hose, 5/8" I.D. x 36"
8	8303757	2	HHCS, 5/16-18 x 2-1/2"
9	8760341	1	Elbow, 90° SAE 8-10 – male JIC 37° x male str. thd. o-ring
10	8304631	4	SHCS, #10-24 x 2"
11	8902109	1	Valve, Steer Select (S/N 5028-0318 & Before) No Longer Available (Order P/N 8902137)
	8902137	1	Valve, Steer Select (S/N 5028-0319 & After)
12	8304608	2	SHCS, 5/16-18 x 1-1/2"
13	8902111	1	Body, Steer Select Valve
14	8760110	3	Connector, Straight, SAE 8-6 – male JIC 37° x male str. thd. o-ring
15	8760313	1	Elbow, 90° SAE 8-6 – male JIC 37° x male str. thd. o-ring
16	8303675	3	HHCS, 3/8-16 x 1-1/4"
17	8902179	1	Valve Assembly, Main Control (Does Not Include Fittings)
	7132642	1	Kit, Service – Main Control Valve (Includes Items 17 and 36)
18	7098293	1	Plate, Valve Mounting
19	8278008	4	Isolator
20	8307106	2	Washer, Flat 5/16"
21	8305626	4	Nut, Hex Lock 5/16-18
22	8305645	3	Nut, Hex Lock 3/8-16
23	8305624	2	Nut, Hex Lock 1/4-20
24	8902661	1	Valve, Sequence/Pressure Reducing (S/N 5028-0322 & Before) No Longer Available (Order P/N 8902679)
	8902679	1	Valve, Sequence/Pressure Reducing (S/N 5028-0323 & After)
25	8760116	1	Connector, Straight, SAE 8-10 – male JIC 37° x male str. thd. o-ring
26	8303728	2	HHCS, 1/4-20 x 2-3/4"
27	8760128	1	Connector, Straight, SAE 8-4 – male JIC 37° x male str. thd. o-ring
28	8760493	1	Tee, Female Run, SAE 8-8 – male JIC 37° x female JIC 37° swivel
29	8760114	1	Connector, Straight, SAE 6-8 – male JIC 37° x male str. thd. o-ring
30	8304042	4	Bolt, Carriage 3/8-16 x 2"
31	8310070	4	Bolt, Retainer 3/8"
32	7057141	4	Washer, Rebound
33	8307005	4	Washer, Lock 3/8"
34	8305008	4	Nut, Hex 3/8-16
35	8760420	1	Plug, Hex Hd., SAE 10 – male str. thd. o-ring
36	8760328	1	Elbow, 90° SAE 10, JIC 12
37	8760138	1	Connector, SAE 12 Swivel Nut
38	2715832	1	Hose, 3/4" I.D. x 22"
39	8902177	1	Valve, HI-FLOW Auxiliary
40	7131602	1	Plate, Valve Mounting
41	8303620	2	HHCS, 3/8-16 x 1"
42	8305645	6	Nut, Hex Lock Elastic 3/8-16
43	8303675	4	HHCS, 3/8-16 x 1-1/4"
44	8760493	1	Tee, SAE 8 Swivel Run Nut
45	8760112	1	Connector, SAE 10 – JIC 12
46	8760483	1	Tee, Straight Thread Branch, SAE12
47	8760485	1	Tee, SAE 10 Swivel Nut Run
48	8760511	1	Reducer, SAE 10 – 6 Tube End
49	8760423	1	Nut, Tube SAE 10 JIC

TRANSMISSION & HYDRAULIC OIL COOLING CIRCUIT (S/N 5028-0148 & Before)



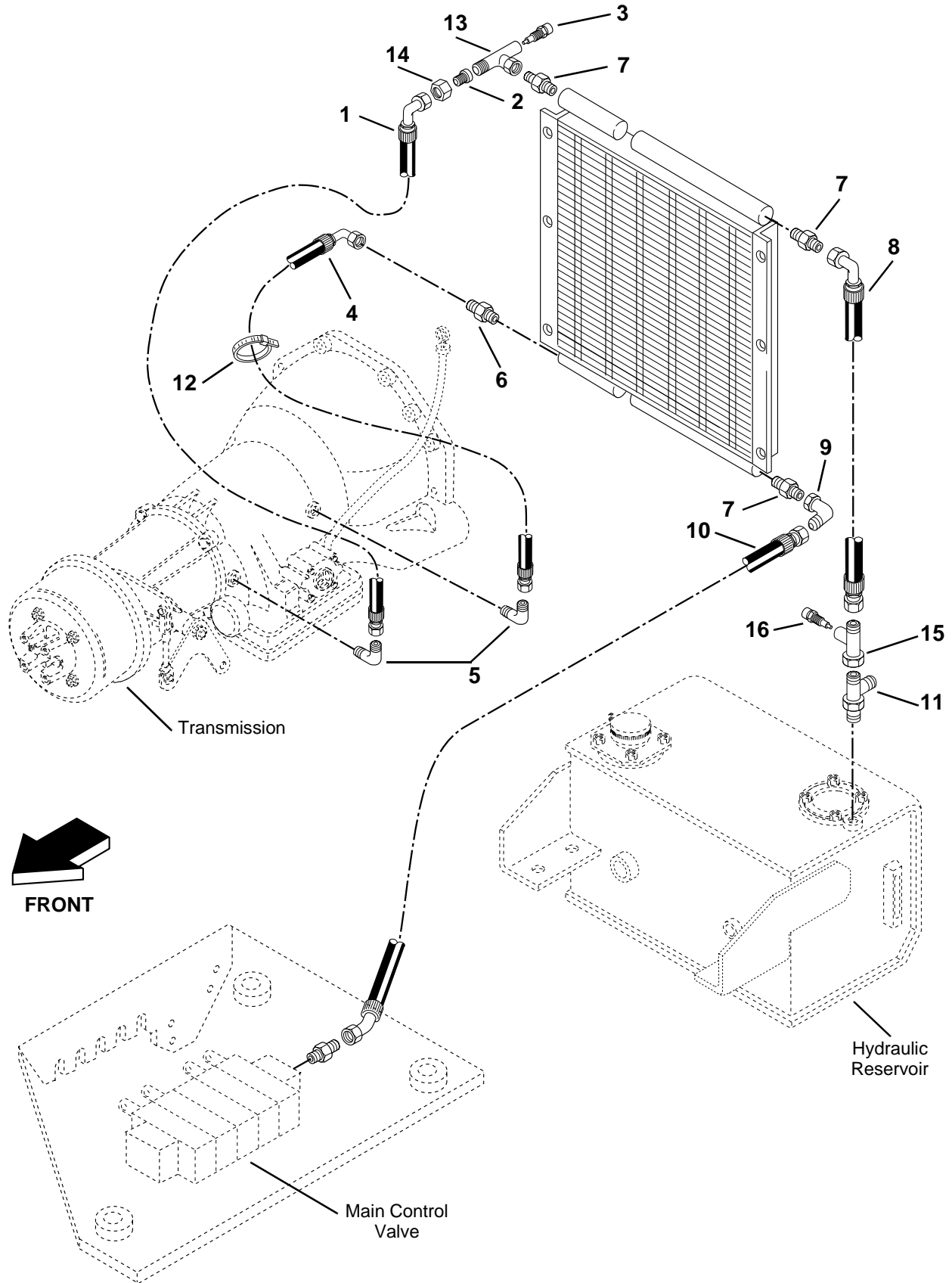
PG0313

TRANSMISSION & HYDRAULIC OIL COOLING CIRCUIT

(S/N 5028-0148 & Before)

Item No.	Part Number	Qty.	Description
1	6604972	1	Hose Assembly, Transmission to Oil Cooler
2	8760535	1	Reducer, SAE 12-8 – male str. thd. o-ring x female internal o-ring boss
3	8760110	1	Connector, Straight, SAE 6-8 – male JIC 37° x male str. thd. o-ring
4	2715612	1	Hose Assembly, Oil Cooler to Transmission
5	8760220	2	Elbow, 90°, SAE 6-4P – male JIC 37° x male NPT
6	8760111	1	Connector, Straight, SAE 8-12 – male JIC 37° x male str. thd. o-ring
7	8760109	2	Connector, Straight, SAE 12-12 – male JIC 37° x male str. thd. o-ring
8	2713132	1	Hose Assembly, Hydraulic Reservoir to Oil Cooler
9	8760305	1	Elbow, 90°, SAE 12-12 – male JIC 37° x male str. thd. o-ring
10	2712902	1	Hose Assembly, Oil Cooler to Main Control Valve
11	8760474	1	Tee, Male Run, SAE 12-12 – male JIC 37° x male str. thd. o-ring
12	8584001	1	Tie, Cable
Items 13 and 14 are Used with the Auxiliary Hydraulics Only			
13	7098271	1	Tee, Special (S/N 5028-0055 & After)
14	8223217	1	Switch, Temperature Hydraulic Oil (S/N 5028-0055 & After)

TRANSMISSION & HYDRAULIC OIL COOLING CIRCUIT (S/N 5028-0149 & After)



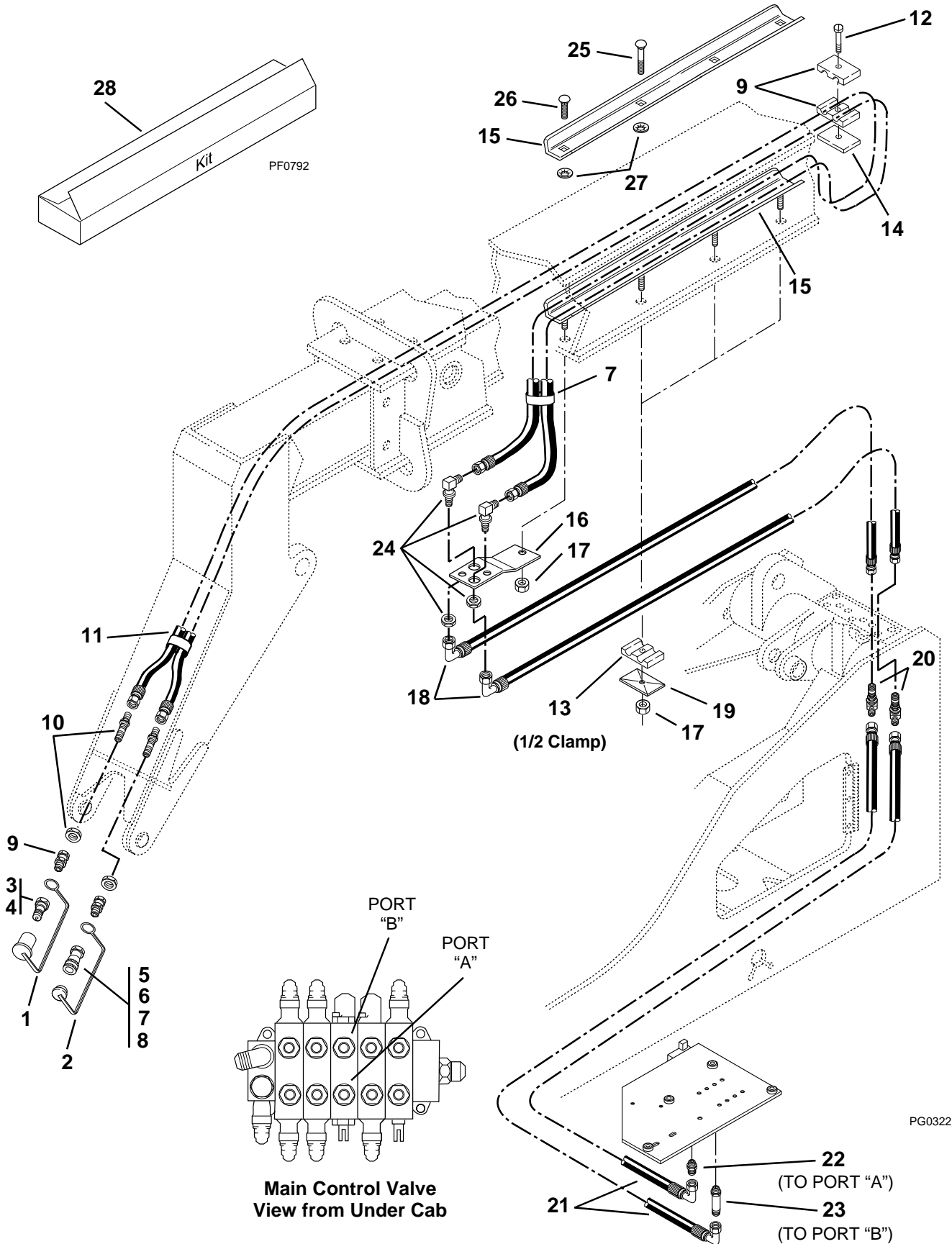
PG0314

TRANSMISSION & HYDRAULIC OIL COOLING CIRCUIT

(S/N 5028-0149 & After)

Item No.	Part Number	Qty.	Description
1	6604972	1	Hose Assembly, Transmission to Oil Cooler
2	8760508	1	Reducer, Tube End, SAE 12-6 – JIC 37°
3	8223216	1	Switch, Temperature – 250°
4	2715612	1	Hose Assembly, Oil Cooler to Transmission
5	8760220	2	Elbow, 90°, SAE 6-4P – male JIC 37° x male NPT
6	8760111	1	Connector, Straight, SAE 8-12 – male JIC 37° x male str. thd. o-ring
7	8760109	4	Connector, Straight, SAE 12-12 – male JIC 37° x male str. thd. o-ring
8	2713132	1	Hose Assembly, Hydraulic Reservoir to Oil Cooler
9	8760254	1	Elbow, 90°, SAE 12-12 – male JIC 37° x female JIC 37° swivel
10	2712902	1	Hose Assembly, Oil Cooler to Main Control Valve
11	8760474	1	Tee, Male Run, SAE 12-12 – sale JIC 37° x male str. thd. o-ring
12	8584001	1	Tie, Cable
13	7113601	1	Tee, Special
14	8760401	1	Nut, SAE 12 – JIC 37°
			Items 15 and 16 are Used with the Auxiliary Hydraulics Only
15	7098271	1	Tee, Special (S/N 5028-0055 & After)
16	8223217	1	Switch, Temperature Hydraulic Oil (S/N 5028-0055 & After)

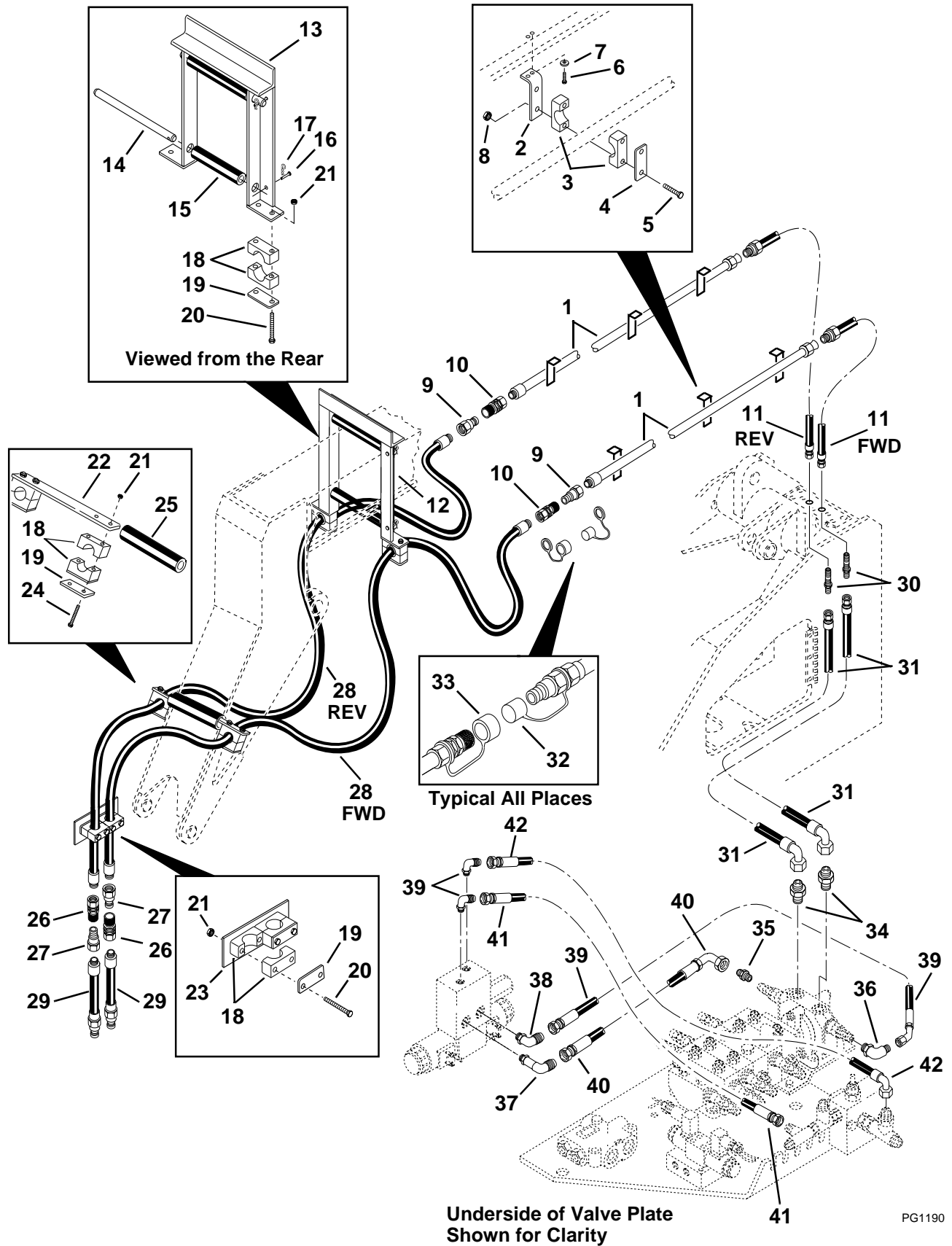
AUXILIARY HYDRAULIC CIRCUIT (Optional)



AUXILIARY HYDRAULIC CIRCUIT (Optional)

Item No.	Part Number	Qty.	Description
1	8420053	1	Cap, Dust
2	8420055	1	Plug, Dust
3	8430006	1	Quick Disconnect, Male 3/4-16 ORB (Includes Item 4)
4	8640029	1	Seal, Nose (Not Shown)
5	8430005	1	Quick Disconnect, Female 3/4-16 ORB (Includes Items 6 thru 8)
6	8640029	1	Seal, Nose (Not Shown)
7	8640028	1	Seal, Large, Coupler Body (Not Shown)
8	8640032	1	Back-up Ring for Large Seal (Not Shown)
9	8760142	2	Connector, Straight, SAE 8-8 – male str. thd. o-ring x female JIC 37° swivel
10	8760045	2	Union, Bulkhead, Straight, SAE 8 – male JIC 37°
11	2713162	1	Hose Assembly
12	8303739	1	HHCS, 5/16-18 x 1-1/4"
13	8769140	2.5	Clamp, Twin 3/4" I.D. (2 Halves)
14	8769136	1	Plate, Clamp Base
15	7097503	1	Guide Assembly, Hose (S/N 5028-0096 & Before) No Longer Available (See Kit)
	7099242	1	Guide, Hose (S/N 5028-0097 & After)
16	7093292	1	Support, Bulkhead Fitting
17	8305626	4	Nut, Hex Lock Elastic 5/16-18
18	2713142	2	Hose, 1/2" I.D. x 90"
19	8769123	3	Cover, Clamp
20	8760237	2	Elbow, 45°, Bulkhead, SAE – male JIC 37°
21	2712872	2	Hose, 1/2" I.D. x 153"
22	8760107	1	Connector, Straight, SAE 8-8 – male JIC 37° x male str. thd. o-ring
23	8760143	1	Connector, Long, SAE 8-8 – male JIC 37° x male str. thd. o-ring
24	8760264	2	Elbow, 90°, Bulkhead, SAE 8 – male JIC 37°
25	8310145	3	Bolt, Carriage 5/16-18 x 2-1/2" (S/N 5028-0097 & After)
26	8310065	1	Bolt, Carriage 5/16-18 x 1-1/4" (S/N 5028-0097 & After)
27	8310146	4	Retainer, 5/16" (S/N 5028-0097 & After)
			<u>KITS</u>
28	7099271	1	Kit, Hose Guide – Replaces Item 11 (S/N 5028-0096 & Before) (Includes Mounting Hardware)

HI-FLOW AUXILIARY HYDRAULIC CIRCUIT (Optional)

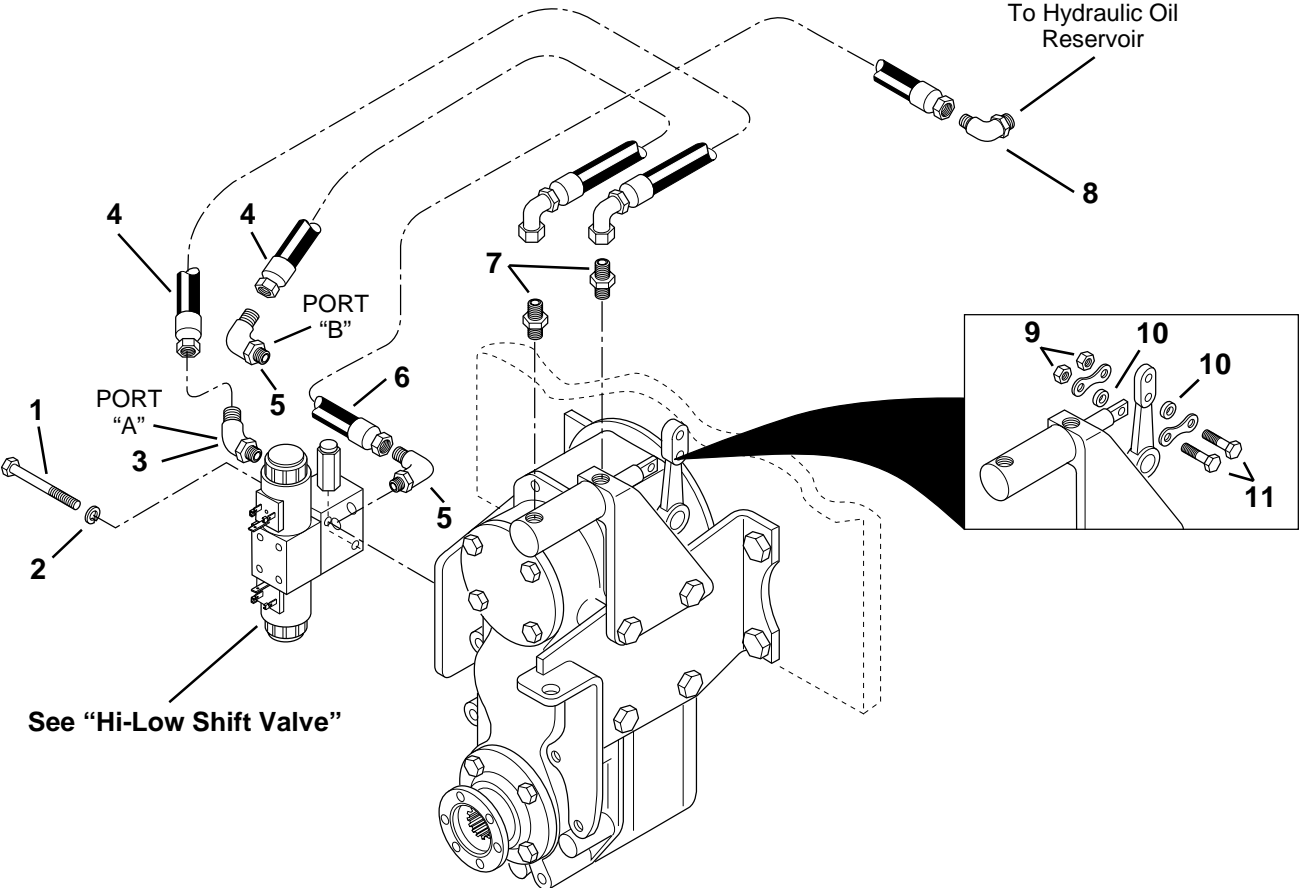


PG1190

HI-FLOW AUXILIARY HYDRAULIC CIRCUIT (Optional)

Item No.	Part Number	Qty.	Description
1	7131382	2	Tube Assembly
2	7131372	6	Support, Tube Clamp
3	8750002	6	Clamp Set 1" DIA. Single
4	8769153	6	Cover Plate Single
5	8303758	12	HHCS, 1/4-20 UNC x 2"
6	8303729	12	HHCS, 1/4-20 UNC x 6-1/4"
7	8307002	12	Washer, Lock 1/4"
8	8305624	12	Locknut 1/4-20 Elastic
9	8430086	2	Nipple, Quick Disconnect
10	8430085	2	Coupler, Quick Disconnect
11	2715802	2	Hose 1/4" x 52" 16M-12
12	7132062	1	Assembly, Hose Support (Includes Items 13 thru 21)
13	7132072	1	Support, Hose
14	5717852	1	Pin
15	7132542	1	Sleeve, Hose Support
16	8310371	1	Pin, Clevis 7/16" x 2"
17	8310264	1	Hair Pin, Cotter 1/8"
18	8750013	6	Clamp Set-Single Hose 1-3/16"
19	8750001	6	Clamp Plate-Single
20	8303082	8	HHCS, 1/4-20 UNC x 3-1/4"
21	8305624	12	Nut, Hex Lock Elastic 1/4-20 UNC
22	7132482	1	Bar, Hose Support
23	7132492	1	Bar, Hose Support
24	8310027	4	HHCS, 1/4-20 UNC x 3"
25	2715892	1	Hose 1" x 12-1/2" Plain
26	8430073	2	Coupler, Quick Disconnect
27	8430074	2	Nipple, Quick Disconnect
28	2715812	2	Hose 1/4" x 240" 12M0-12M0
29	2715842	2	Hose 5/8" x 12" B-10M0
30	8760039	2	Union, Bulkhead #12
31	2715822	2	Hose, 3/4" I.D. x 154" Long
32	8430075	4	Dust Cap, Male Flat Face
33	8430076	4	Dust Cap, Female Flat Face
34	8760119	2	Connector, SAE 8 – JIC 12
35	8760117	1	Connector, SAE 6 – JIC 6
36	8760311	1	Elbow, 90° SAE 6 – JIC 6
37	8770134	1	Elbow 90°, Long SAE 6 – JIC 6
38	8760311	3	Elbow 90° SAE 6 – JIC 6
39	2715852	1	Hose, 3/8" I.D. x 26" Long
40	2715882	1	Hose, 3/8" I.D. x 11" Long
41	2715862	1	Hose, 3/8" I.D. x 25" Long
42	2715872	1	Hose, 3/8" I.D. x 21" Long

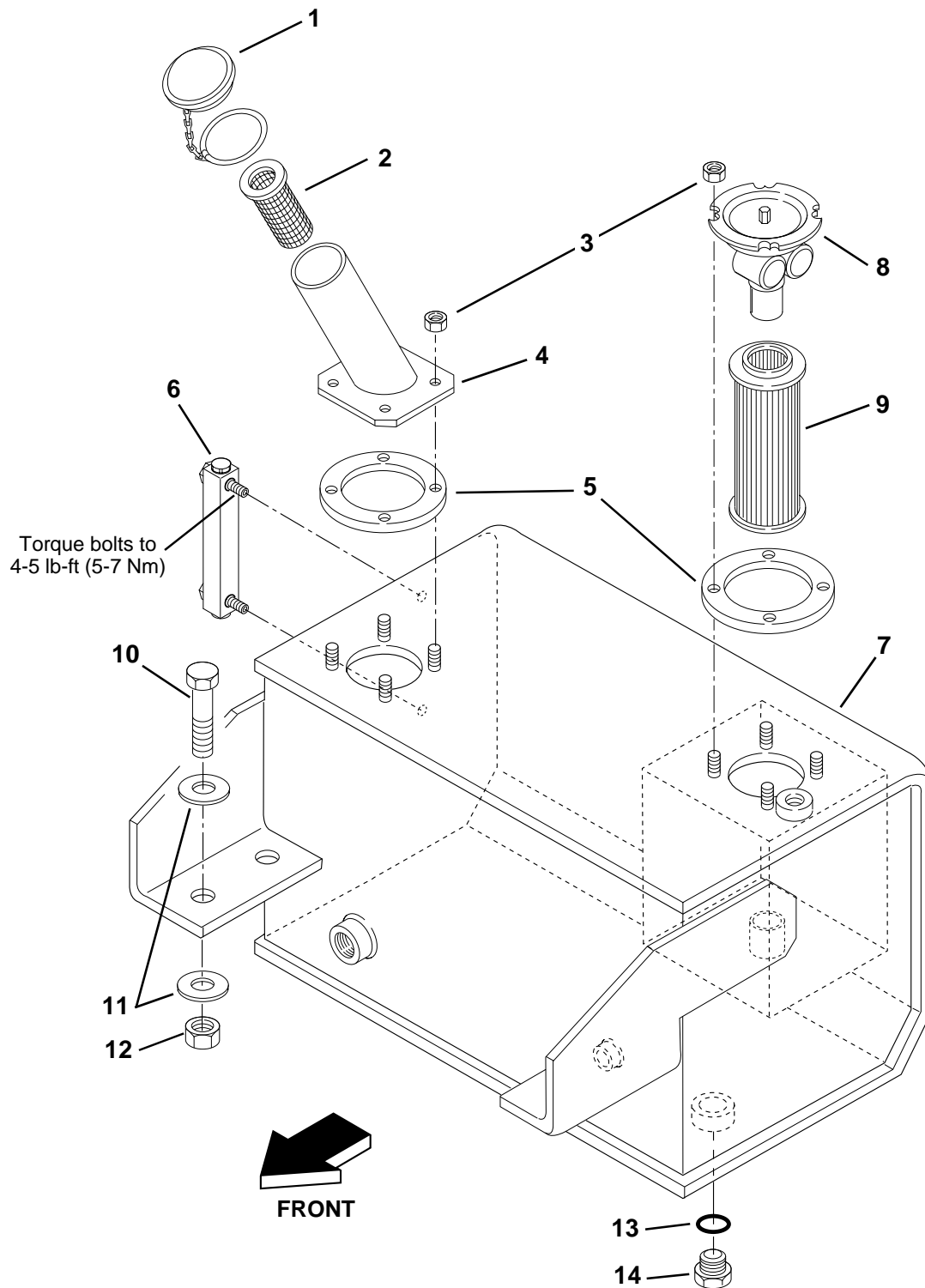
SHIFT VALVE HYDRAULIC CIRCUIT & SHIFT LINKAGE (5028HT/5028HF)



SHIFT VALVE HYDRAULIC CIRCUIT & SHIFT LINKAGE (5028HT/5028HF)

Item No.	Part Number	Qty.	Description
1	8303703	2	HHCS, 1/4-20 x 2-1/2"
2	8310002	2	Washer, Lock 1/4"
3	8760312	1	Elbow, 45° SAE 6-6 – male JIC 37° x male str. thd. o-ring
4	2712072	2	Hose Assembly 3/8" I.D. x 29" Long
5	8760311	2	Elbow, 90° SAE 6-6 – male JIC 37° x male str. thd. o-ring
6	2711982	1	Hose Assembly 3/8" I.D. x 112" Long
7	8770064	2	Connector, 6M14 – 1.5
8	8760313	1	Elbow, 90° SAE 6-8 – male JIC 37° x male str. thd. o-ring
9	8305630	2	Nut, Hex Lock M10 – 1.5
10	7117962	2	Spacer
11	8310125	2	HHCS, M10-1.5 x 55

HYDRAULIC RESERVOIR (S/N 5028-0168 & Before)



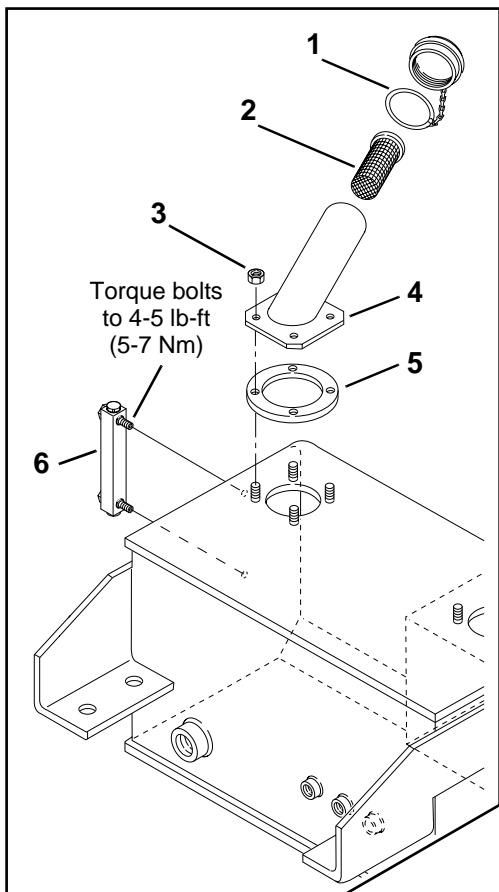
PG0342

HYDRAULIC RESERVOIR

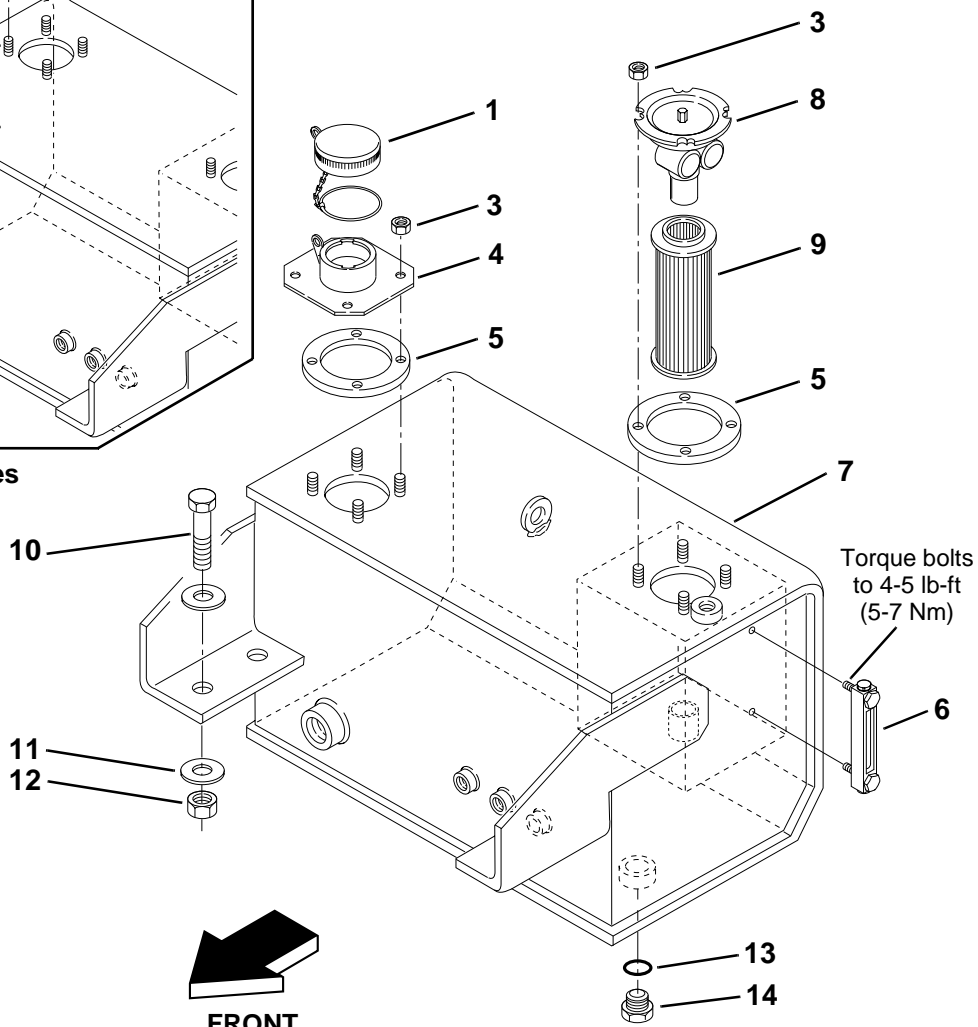
(S/N 5028-0168 & Before)

Item No.	Part Number	Qty.	Description
1	8324015	1	Cap, w/Ring
2	8324016	1	Screen
3	8305626	8	Nut, Hex Lock Elastic 5/16-18
4	7096202	1	Fill Neck – Angled
5	7094552	2	Gasket
6	8464012	1	Sight Gauge (Includes Mounting Hardware and Seals)
7	7091914	1	Tank, Hydraulic
8	7094562	1	Head, Filter w/By-pass
9	8320265	1	Element, Filter
10	8303686	4	HHCS, 3/4-10 x 2-1/2"
11	8310111	8	Washer, Flat, Special Hardened
12	8310067	4	Nut, Hex Lock Elastic 3/4-10
13	8640903	1	O-ring
14	8541435	1	Plug, SAE 16 – Magnetic

HYDRAULIC RESERVOIR (S/N 5028-0169 & After)



Early Vehicles



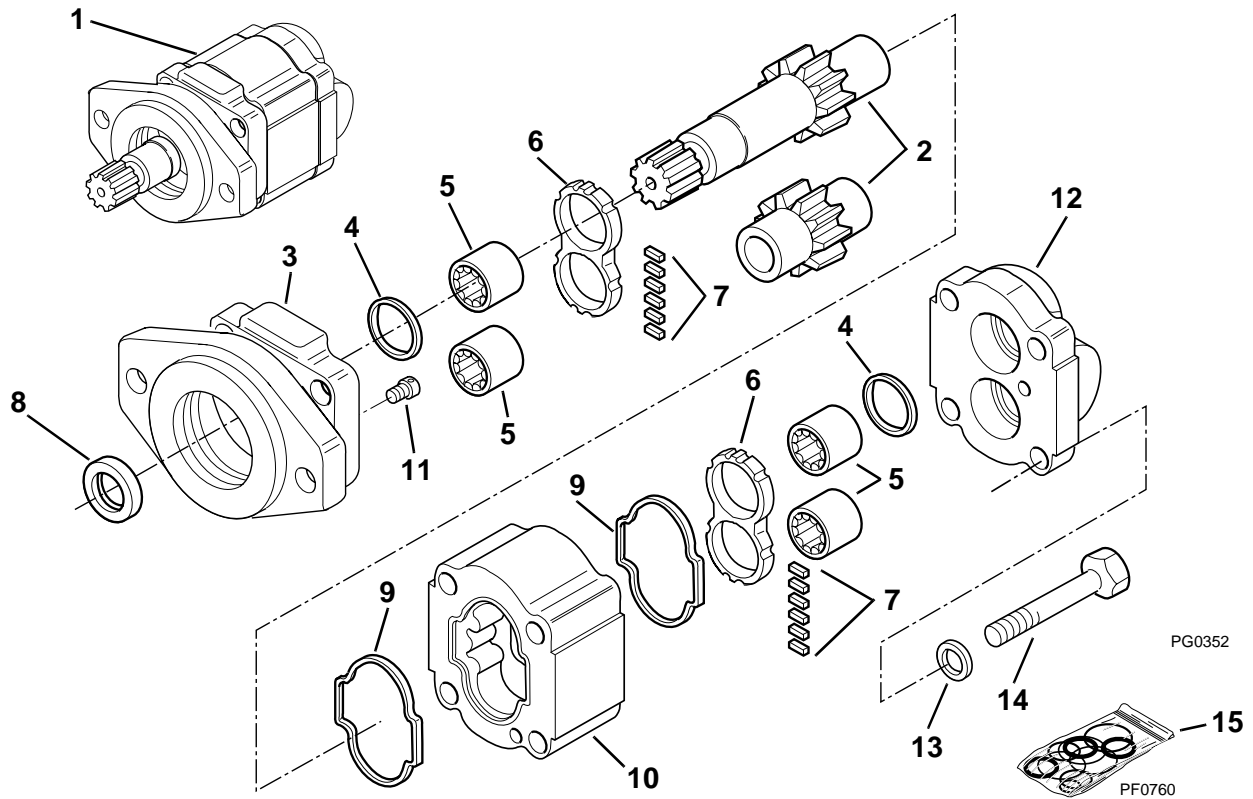
PG0343

HYDRAULIC RESERVOIR

(S/N 5028-0169 & After)

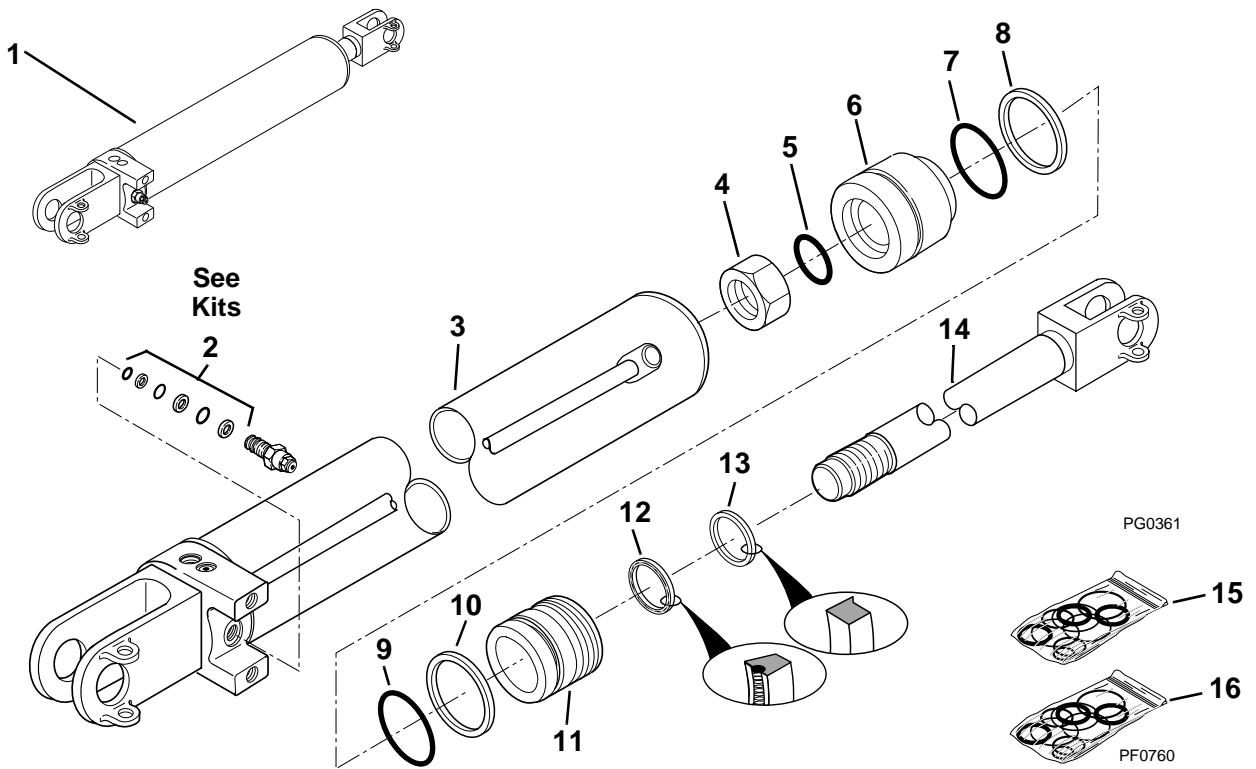
Item No.	Part Number	Qty.	Description
1	8324015	1	Cap, w/Ring (For Angled Fill Neck Only)
	8320417	1	Cap, w/Ring (For Straight Fill Neck Only)
2	8324016	1	Screen
3	8305626	8	Nut, Hex Lock Elastic 5/16-18
4	7096202	1	Fill Neck – Angled
	7096352	1	Fill Neck – Straight
5	7094552	2	Gasket
6	8464012	1	Sight Gauge (Includes Mounting Hardware and Seals)
7	7112774	1	Tank, Hydraulic
8	7094562	1	Head, Filter w/By-pass
9	8320265	1	Element, Filter
10	8303686	4	HHCS, 3/4-10 x 2-1/2"
11	8310111	8	Washer, Flat, Special Hardened
12	8310067	4	Nut, Hex Lock Elastic 3/4-10
13	8640903	1	O-ring
14	8541435	1	Plug, SAE 16 – Magnetic

MAIN PUMP



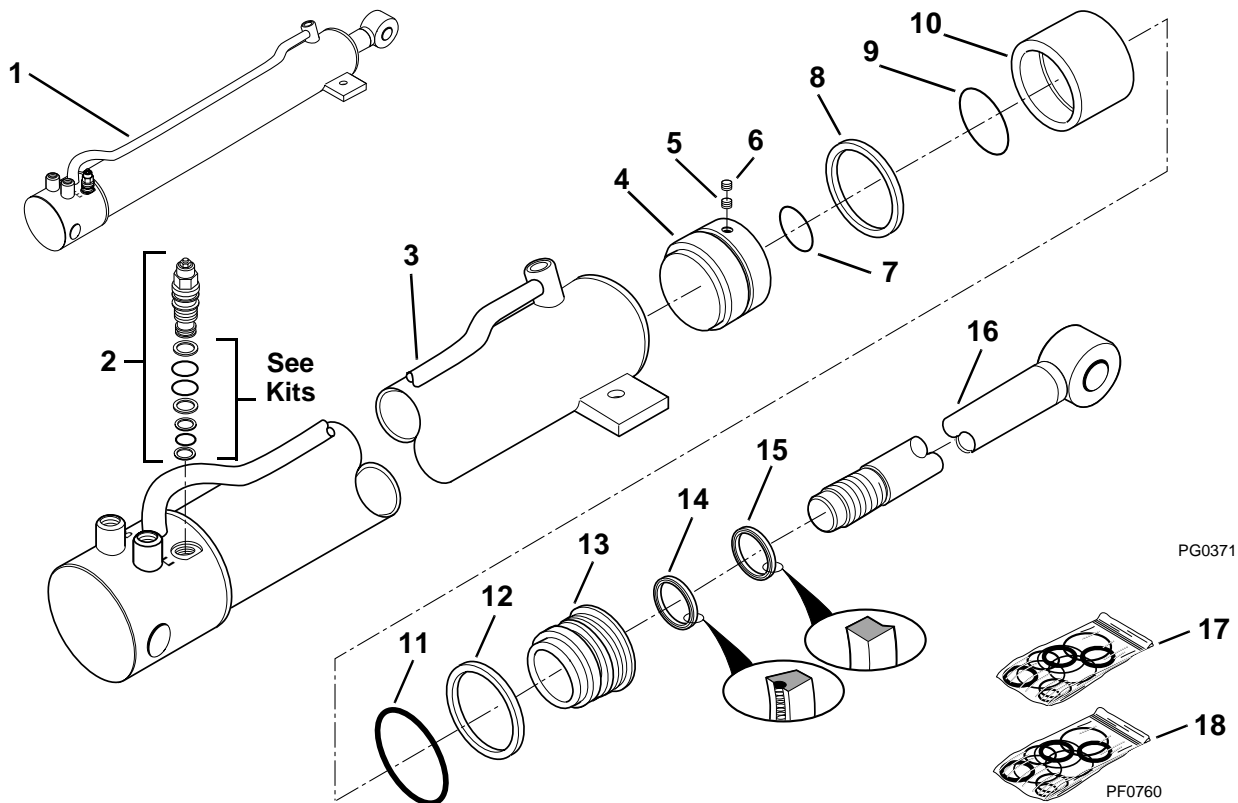
Item No.	Part Number	Qty.	Description
1	8440224	1	Pump Assembly, Hydraulic (Includes Items 2 thru 14)
2	8033643	1	Set, Gear Shaft
3	8033640	1	Housing, SEC
4	8033645	2	Seal, Ring
5	8033646	4	Bearing, Roller
6	8033647	2	Plate, Thrust
7	See Kits	12	Seal, Pocket
8	See Kits	1	Seal, Lip
9	See Kits	2	Seal, SQ-R
10	8033642	1	Housing, Gear
11	8032806	1	Plug
12	8033641	1	Housing, PEC
13	8032802	4	Washer
14	8033644	4	Capscrew
			<u>KITS</u>
15	8033648	1	Seal Kit (Includes Items 7 thru 9)

BOOM HOIST CYLINDER



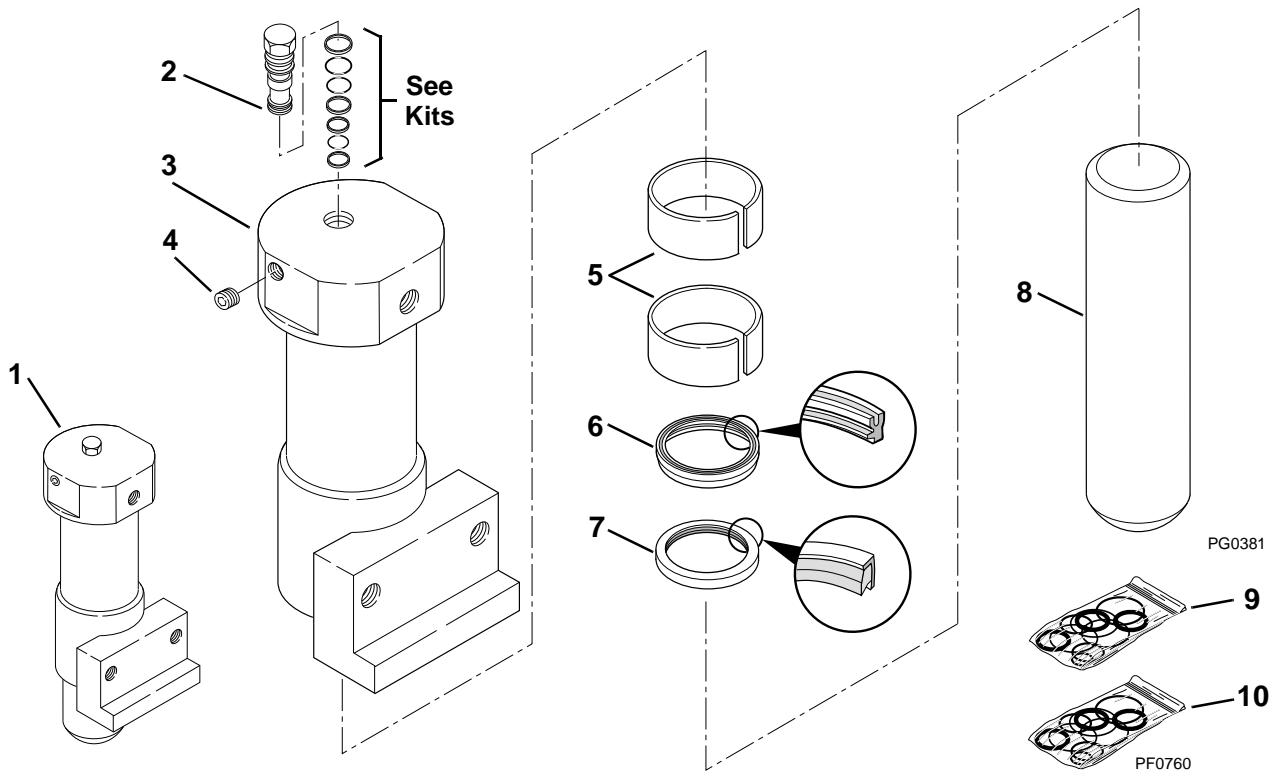
Item No.	Part Number	Qty.	Description
1	2712653	2	Cylinder, Boom Hoist (Includes Items 2 thru 14)
2	8902247	1	Valve, Counterbalance (See Kits)
3	N.S.S.	1	Tube, Cylinder
4	8205574	1	Nut
5	See Kits	1	O-ring
6	8033707	1	Piston
7	See Kits	1	O-ring
8	See Kits	1	Ring, Backup
9	See Kits	1	O-ring
10	See Kits	1	Ring, Backup
11	8033705	1	Gland
12	See Kits	1	Seal, Rod
13	See Kits	1	Wiper
14	8033706	1	Rod
			KITS
15	8032743	1	Seal Kit, Boom Hoist Cylinder (Includes Items 5, 7, 8, 9, 10, 12 and 13)
16	8205656	1	Seal Kit, Counterbalance Valve (Includes 3 O-rings and 3 Backup Rings)

BOOM EXTEND CYLINDER



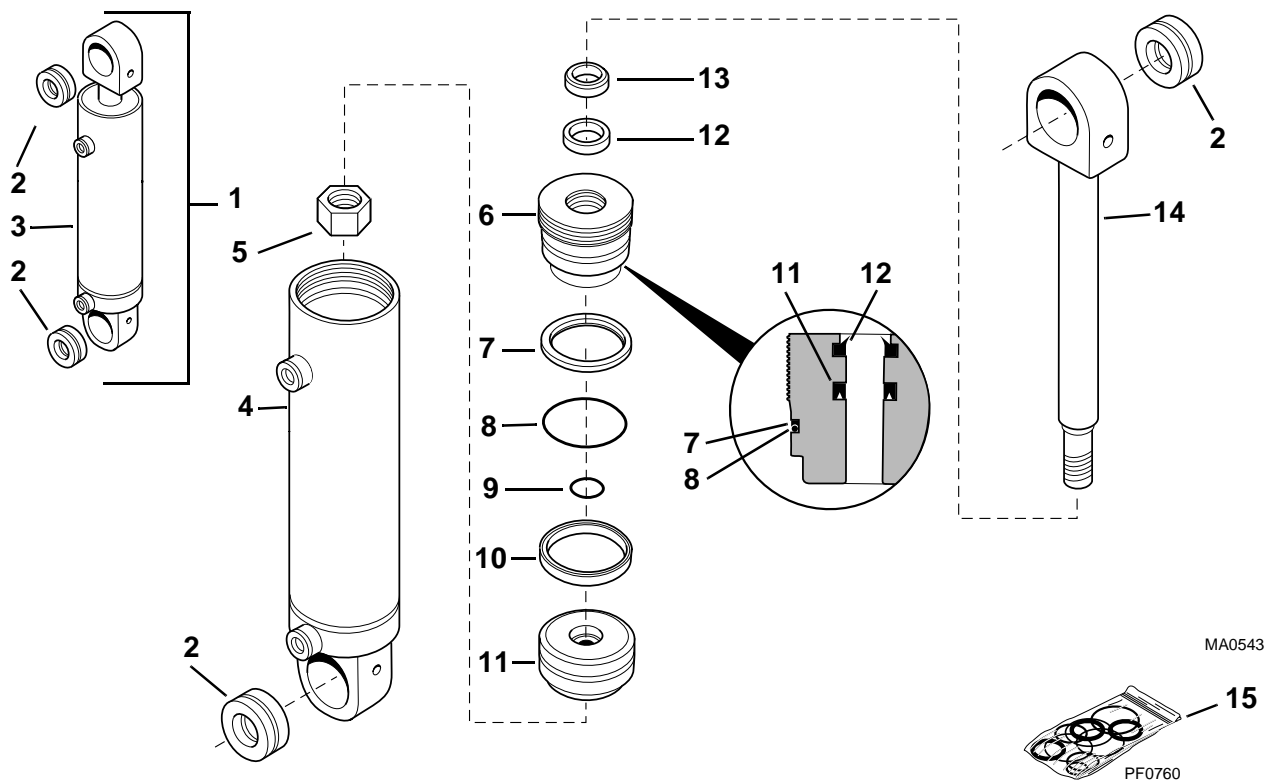
Item No.	Part Number	Qty.	Description
1	2712753	1	Cylinder, Boom Extend (Includes Items 2 thru 16)
2	8904037	1	Valve, Counterbalance (See Kits)
3	N.S.S.	1	Tube, Cylinder
4	8033712	1	Piston
5	8033711	1	Setscrew, Nylon (See Kits)
6	8033710	1	Setscrew (See Kits)
7	See Kits	1	O-ring
8	See Kits	1	Ring, Backup
9	See Kits	1	O-ring
10	8033709	1	Tube, Stop
11	See Kits	1	O-ring
12	See Kits	1	Ring, Backup
13	8205485	1	Gland
14	See Kits	1	Seal, Rod
15	See Kits	1	Wiper
16	8033708	1	Rod
			KITS
17	8032742	1	Seal Kit, Boom Extend Cylinder (Includes Items 5, 6, 7, 8, 9, 11, 12, 14 and 15)
18	8205657	1	Seal Kit, Counterbalance Valve (Includes 3 O-rings and 4 Backup Rings)

FRAME TILT CYLINDER



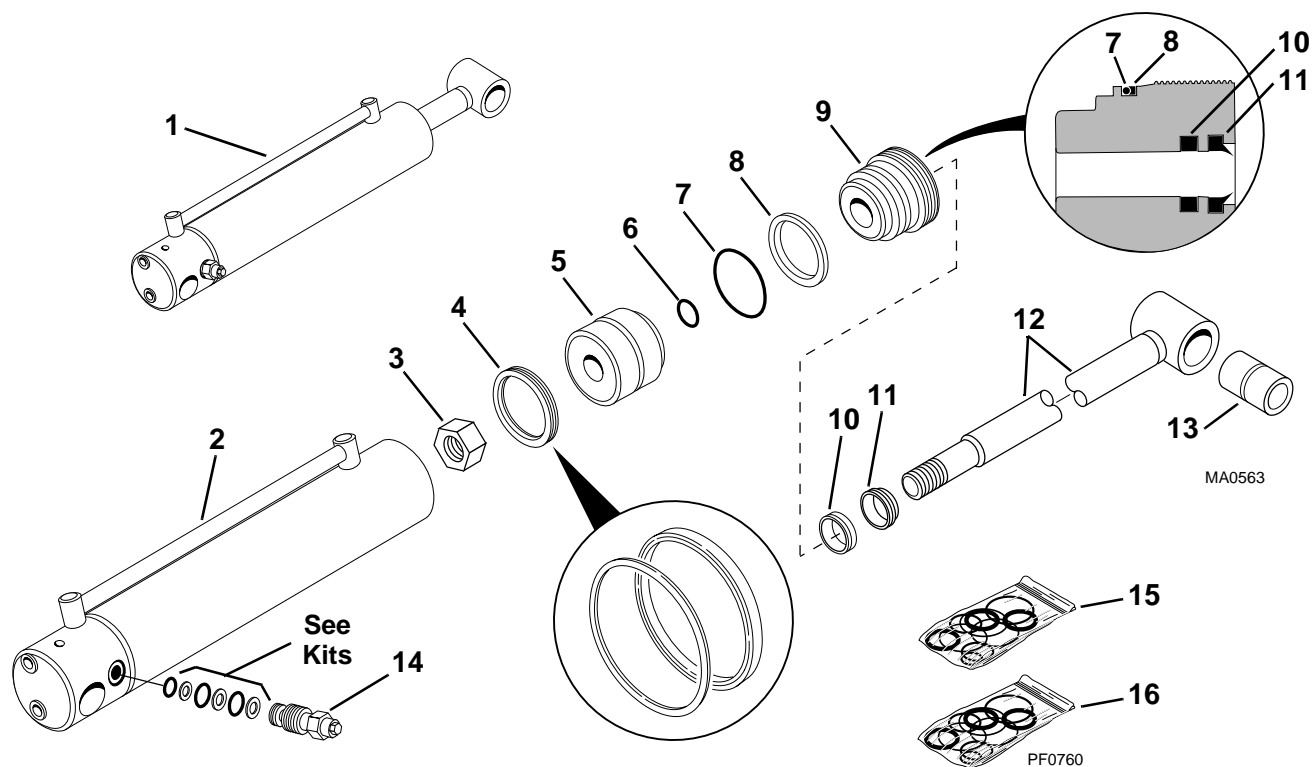
Item No.	Part Number	Qty.	Description
1	2712683	2	Cylinder, Frame Tilt (Includes Items 2 thru 8)
2	8902511	1	Valve, Check (See Kits)
3	N.S.S.	1	Tube, Cylinder
4	8033713	1	Orifice
5	See Kits	2	Ring, Wear
6	See Kits	1	Seal, Rod
7	See Kits	1	Wiper
8	8033714	1	Rod
			<u>KITS</u>
9	8032744	1	Seal Kit, Frame Tilt Cylinder (Includes Items 5, 6 and 7)
10	8205655	1	Seal Kit, Check Valve (Includes 3 O-rings and 4 Backup Rings)

SLAVE CYLINDER



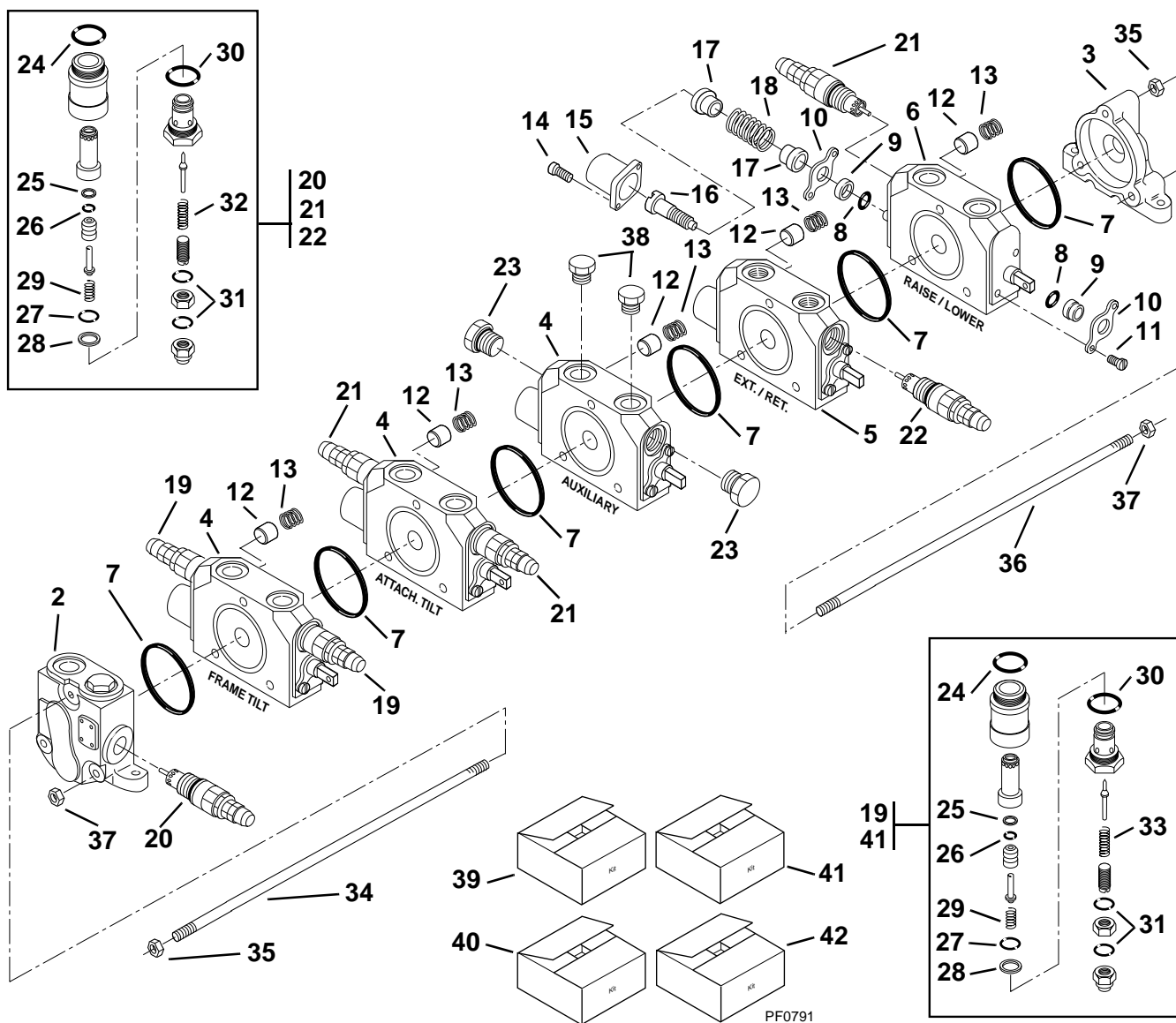
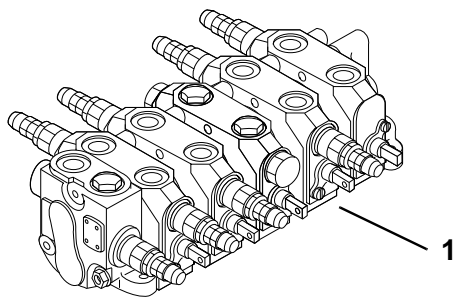
Item No.	Part Number	Qty.	Description
1	2711723	1	Cylinder, Slave w/Bearings (Includes Item 2)
2	8032700	2	Bushing (S/N 5028-0129 & Before)
	8065640	2	Bearing (S/N 5028-0130 & After)
3	2713673	1	Cylinder, Complete – Less Bearings (Includes Items 4 thru 14)
4	N.S.S.	1	Tube, Cylinder
5	8032702	1	Locknut
6	8032704	1	Gland
7	See Kits	1	Ring, Backup
8	See Kits	1	O-ring
9	See Kits	1	O-ring
10	See Kits	1	Seal, Piston
11	8032705	1	Piston
12	See Kits	1	Seal, Rod
13	See Kits	1	Wiper
14	8032706	1	Rod
			KITS
15	8032707	1	Seal Kit, Slave Cylinder (Includes Items 7, 8, 9, 10, 12 and 13)

ATTACHMENT TILT CYLINDER



Item No.	Part Number	Qty.	Description
1	2711703	1	Cylinder, Attachment Tilt (Includes Items 2 thru 14)
2	N.S.S.	1	Tube, Cylinder
3	8032702	1	Nut
4	See Kits	1	Seal, Piston
5	8032746	1	Piston
6	See Kits	1	O-ring
7	See Kits	1	O-ring
8	See Kits	1	Ring, Backup
9	8032704	1	Gland
10	See Kits	1	Seal, Rod
11	See Kits	1	Wiper
12	8032747	1	Rod
13	7089722	2	Bushing
14	8902247	1	Valve, Counterbalance (See Kits)
			<u>KITS</u>
15	8032707	1	Seal Kit, Attachment Tilt Cylinder (Includes Items 4, 6, 7, 8, 10 and 11)
16	8205656	1	Seal Kit, Counterbalance Valve (Includes 3 O-rings and 3 Backup Rings)

MAIN CONTROL VALVE



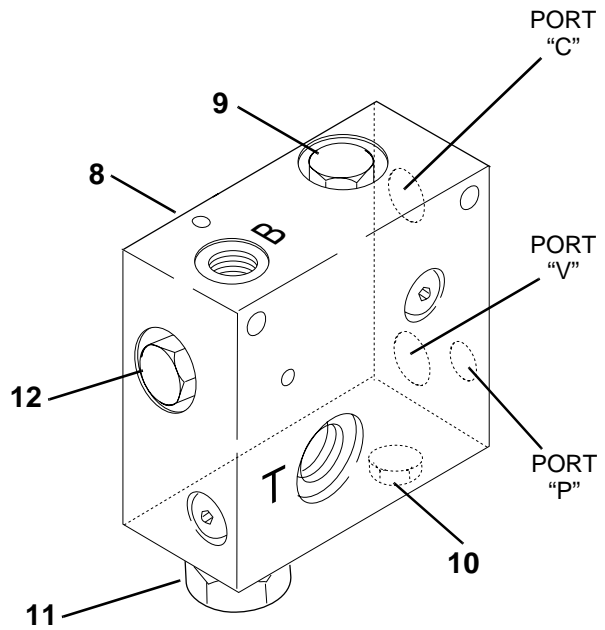
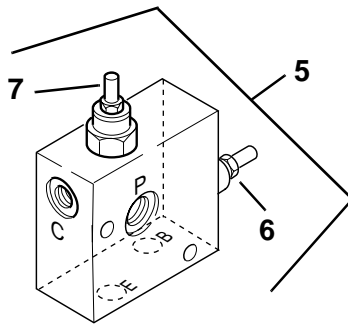
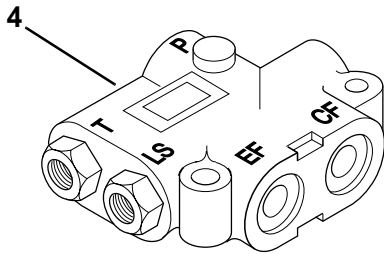
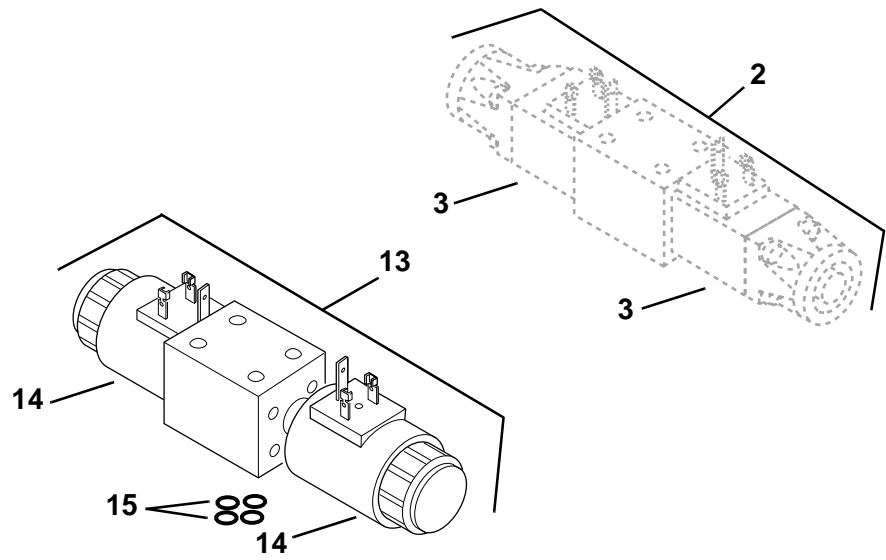
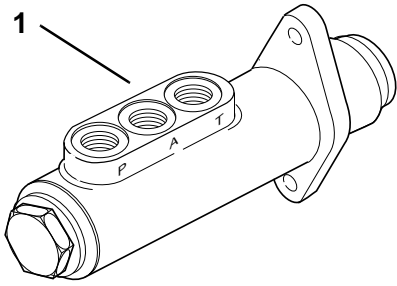
PF0791

PG0411

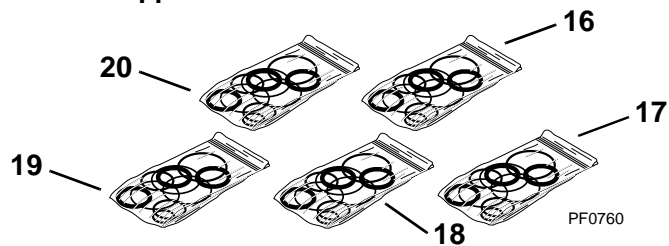
MAIN CONTROL VALVE

Item No.	Part Number	Qty.	Description
1	8902179	1	Main Control Valve (Includes Items 2 thru 38)
2	8033655	1	Section, Inlet (Includes 1 of Item 7)
3	8033659	1	Section, Outlet
4	8033236	3	Section, Frame Tilt, Attachment Tilt, (Optional) Auxiliary Hyd. (Includes Items 7 thru 18)
5	8033657	1	Section, Boom Extend (Includes Items 7 thru 18)
6	8033658	1	Section, Boom Hoist (Includes Items 7 thru 18)
7	See Kits	1	O-ring
8	See Kits	2	O-ring
9	See Kits	2	Wiper
10	See Kits	2	Plate, Seal
11	See Kits	2	Screw, Rd Hd Mach
12	See Kits	1	Poppet, C V
13	See Kits	1	Spring
14	See Kits	2	Screw, Soc Hd Cap
15	See Kits	1	Cap, Spool
16	See Kits	1	End, Spool
17	See Kits	2	Seat, Spring
18	See Kits	1	Spring
19	8033150	2	Relief Valve Assembly – Preset at 1200 ± 50 psi (Includes Items 24 thru 31 and 33)
20	8033412	1	Relief Valve Assembly – Preset at 2850 ± 50 psi (Includes Items 24 thru 32)
21	8033165	3	Relief Valve Assembly – Preset at 3250 ± 50 psi (Includes Items 24 thru 32)
22	8033430	1	Relief Valve Assembly – Preset at 2400 ± 50 psi (Includes Items 24 thru 32)
23	8902512	2	Plug, Shut-off
24	See Kits	1	O-ring
25	See Kits	1	Ring, Back-Up
26	See Kits	1	O-ring
27	See Kits	1	O-ring
28	See Kits	1	Ring, Back-Up
29	See Kits	1	Spring
30	See Kits	1	O-ring
31	See Kits	2	O-ring
32	See Kits	1	Spring (Used on Items 20, 21, and 22 Only)
33	See Kits	1	Spring (Used on Items 19 and 41 Only)
34	See Kits	1	Tie Rod
35	See Kits	2	Nut, Special
36	See Kits	2	Tie Rod
37	See Kits	4	Nut, Special
38	8760419	2	Plug, Hex Hd., SAE 8- Male Str. Thd. O-ring
			<u>KITS</u>
39	8033237	AR	Rebuild Kit for Individual Service of Items 4, 5 or 6 (Includes 6 of Item 7 and Listed Quantities of Items 8 thru 18)
40	8902495	1	Seal and Spring Kit for Relief Valve – Items 20 thru 22 (Includes Items 24 thru 32)
41	8033219	1	Seal and Spring Kit – Item 19 (Includes Items 24 thru 31 and 33)
42	8902131	1	Tie Rod Kit – 5 Section Valve (Includes Items 34 thru 37)

DIRECTIONAL CONTROL VALVES (5028 STANDARD)



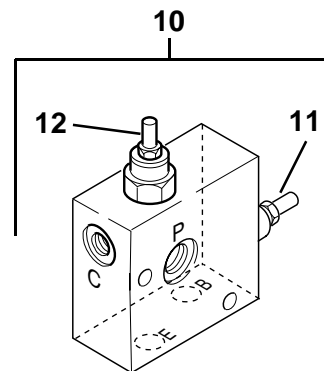
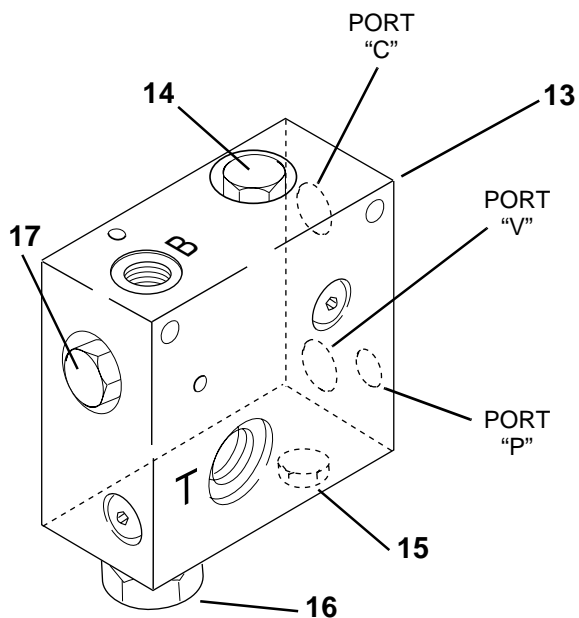
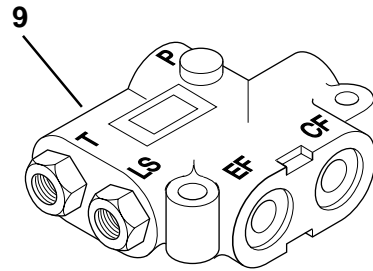
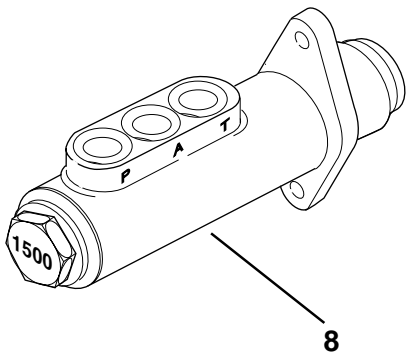
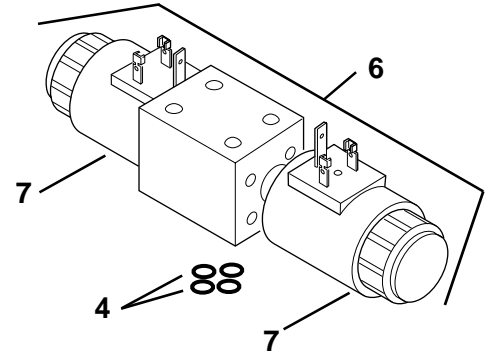
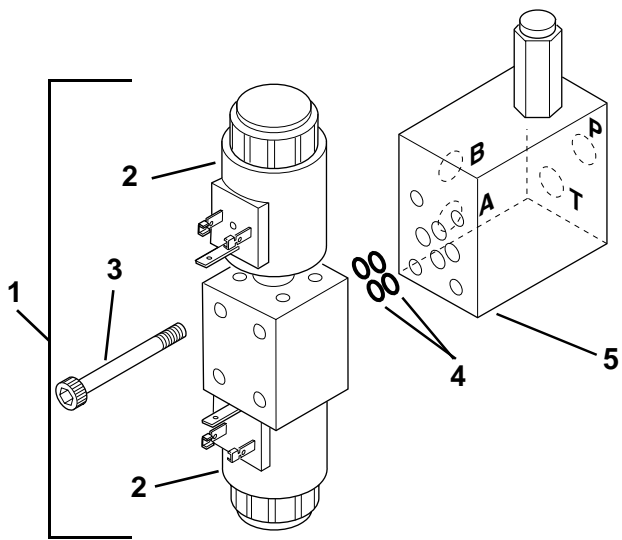
PG0421



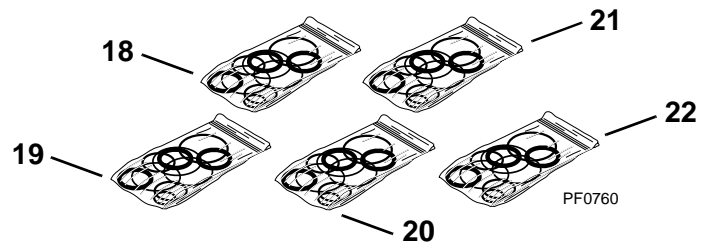
DIRECTIONAL CONTROL VALVES (5028 STANDARD)

Item No.	Part Number	Qty.	Description
1	8902241	1	Brake Valve Assembly (See Kits)
2	8902109	1	Valve, Steer Select (Includes Item 3) – (S/N 5028-0318 & Before) No Longer Available (Order P/N 8902137)
3	8032756	2	Solenoid (S/N 5028-0318 & Before) No Longer Available (Order P/N 8902137)
4	8902227	1	Valve, Priority
5	8902661	1	Valve, Pressure Reducing/Sequence (Includes Items 6 and 7) No Longer Available (S/N 5028-0322 & Before) – (Order P/N 8902679)
	8902679	1	Valve, Pressure Reducing/Sequence (Includes Items 6 and 7) – (S/N 5028-0323 & After)
6	8032760	1	Cartridge, Sequence (See Kits) – (S/N 5028-0322 & Before)
	8034567	1	Cartridge, Sequence (See Kits) – (S/N 5028-0323 & After)
7	8032761	1	Cartridge, Pressure Reducing (See Kits) – (S/N 5028-0322 & Before)
	8034566	1	Cartridge, Pressure Reducing (See Kits) – (S/N 5028-0323 & After)
8	8904042	1	Valve, Regenerative/Dump (Includes Items 9 thru 12)
9	8904038	1	Valve, One-Way Check (See Kits)
10	8902511	1	Valve, Pilot-to-Open (See Kits)
11	8904039	1	Valve, Pilot-to-Open (See Kits)
12	8032534	1	Valve, Pilot-to-Close (See Kits)
13	8902137	1	Valve, Steer Select (Includes Item 14) – (S/N 5028-0319 & After)
14	8034591	2	Solenoid – (S/N 5028-0319 & After)
15	8640017	AR	O-ring
			<u>KITS</u>
16	8032812	1	Repair Kit, Brake Valve (Item 1)
17	8205656	2	Seal Kit, Sequence Cartridge (Item 6) and Pilot-to-Close Check Valve (Item 12)
18	8205655	2	Seal Kit, Pressure Reducing Cartridge (Item 7) and Pilot-to-Open Check Valve (Item 10)
19	8205743	1	Seal Kit, One-Way Check Valve (Item 9)
20	8205657	1	Seal Kit, Pilot-to-Open Check Valve (Item 11)

DIRECTIONAL CONTROL VALVES (5028 HI-TORQ)



PG0720

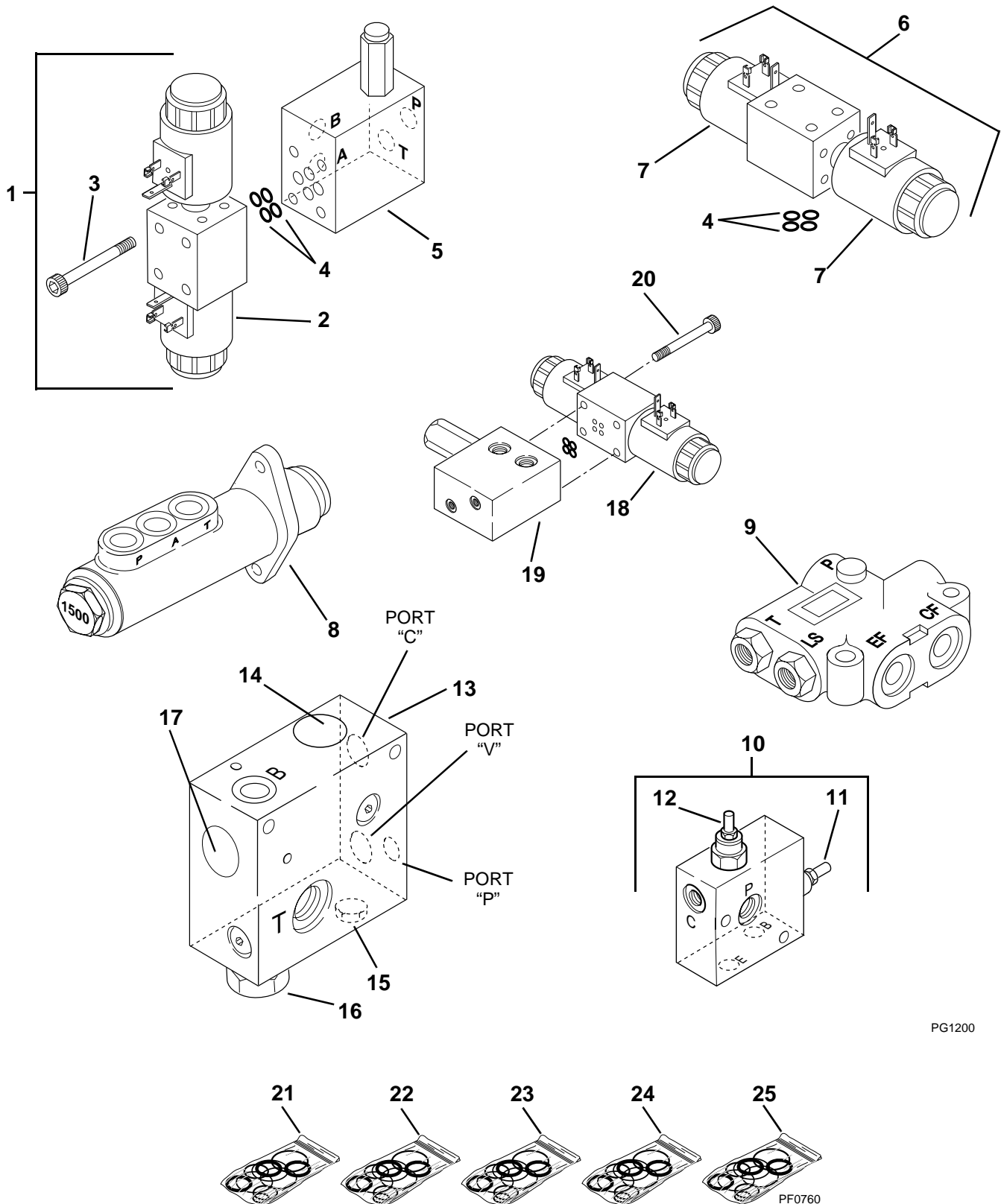


6.11

DIRECTIONAL CONTROL VALVES (5028 HI-TORQ)

Item No.	Part Number	Qty.	Description
1	8902140	1	Valve, Solenoid – Hi-Low Shift (Includes Item 2)
2	8034591	2	Solenoid
3	8304631	4	SHCS, #10-24 x 2"
4	8640017	AR	O-ring
5	8902155	1	Manifold – Pressure Reducing Valve
6	8902137	1	Valve, Solenoid – Steer Select Valve (Includes Item 7)
7	8034591	2	Solenoid
8	8902257	1	Brake Valve (See Kits)
9	8902227	1	Valve, Priority
10	8902679	1	Valve, Pressure Reducing/Sequence (Includes Items 11 and 12)
11	8034567	1	Cartridge, Sequence (See Kits)
12	8034566	1	Cartridge, Pressure Reducing (See Kits)
13	8904042	1	Valve, Regenerative/Dump (Includes Items 14 thru 17)
14	8904038	1	Valve, One-Way Check (See Kits)
15	8902511	1	Valve, Pilot-to-Open (See Kits)
16	8904039	1	Valve, Pilot-to-Open (See Kits)
17	8032534	1	Valve, Pilot-to-Close (See Kits)
			<u>KITS</u>
18	8034592	1	Repair Kit, Brake Valve (Item 8)
19	8205656	1	Seal Kit, Sequence Cartridge (Item 11) and Pilot-to-Close Check Valve (Item 17)
20	8205655	1	Seal Kit, Pressure Reducing Cartridge (Item 12) and Pilot-to-Open Check Valve (Item 15)
21	8205743	1	Seal Kit, One-Way Check Valve (Item 14)
22	8205657	1	Seal Kit, Pilot-to-Open Check Valve (Item 16)

DIRECTIONAL CONTROL VALVE (5028 HI-FLOW)

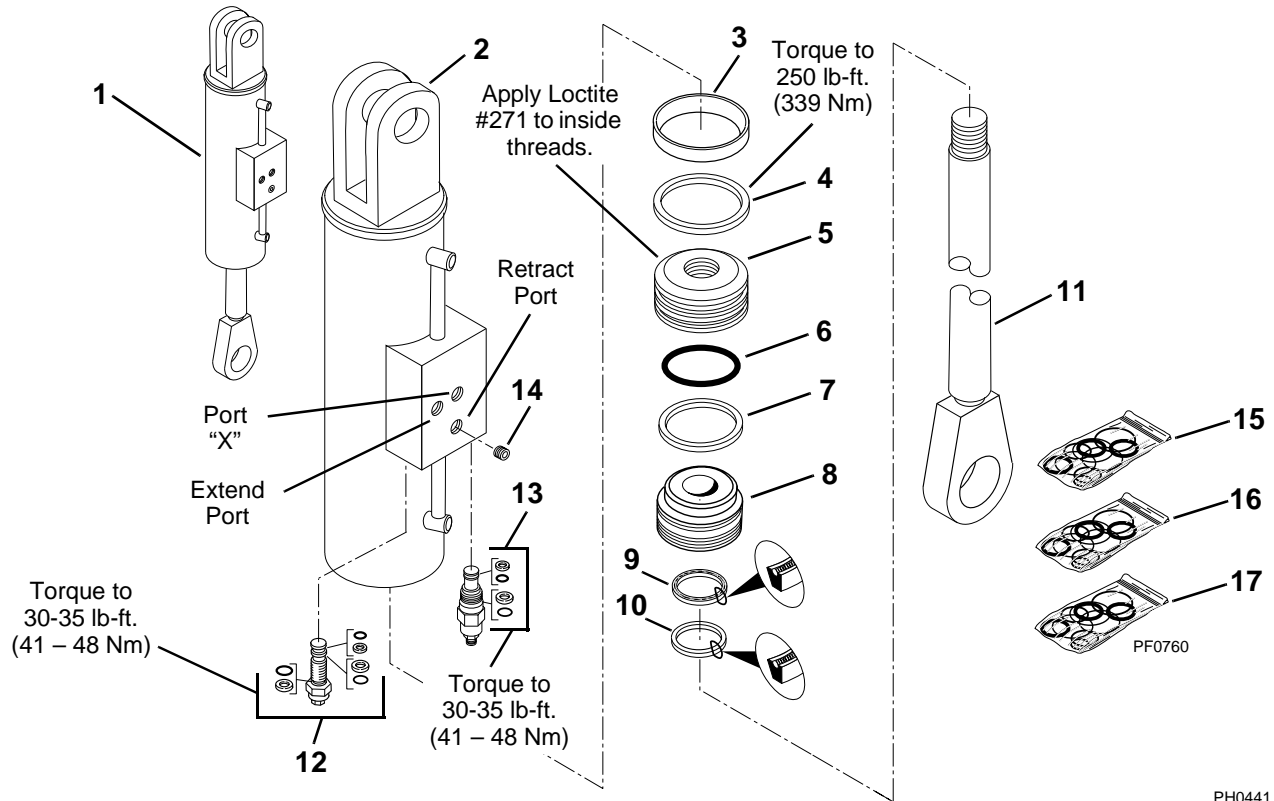


PG1200

DIRECTIONAL CONTROL VALVE (5028 HI-FLOW)

Item No.	Part Number	Qty.	Description
1	8902140	1	Valve, Solenoid – HI-LOW Shift (Includes Item 2)
2	8034591	2	Solenoid
3	8304631	4	SHCS, #10-24 x 2"
4	8640017	AR	O-ring
5	8902155	1	Manifold – Pressure Reducing Valve
6	8902137	1	Valve, Solenoid – Steer Select Valve (Includes Item 7)
7	8034591	2	Solenoid
8	8902257	1	Brake Valve (See Kits)
9	8902227	1	Valve, Priority
10	8902679	1	Valve, Pressure Reducing/Sequence (Includes Items 11 and 12)
11	8034567	1	Cartridge, Sequence (See Kits)
12	8034566	1	Cartridge, Pressure Reducing (See Kits)
13	8904042	1	Valve, Regenerative/Dump (Includes Items 14 thru 17)
14	8904038	1	Valve, One-Way Check (See Kits)
15	8902511	1	Valve, Pilot-to-Open (See Kits)
16	8904039	1	Valve, Pilot-to-Open (See Kits)
17	8032534	1	Valve, Pilot-to-Close (See Kits)
18	8902178	1	Valve HI-FLOW Pilot
19	8902154	1	Valve Manifold with Pressure Reducing Valve
20	8304631	4	SSHC, #10-24 x 2"
			<u>KITS</u>
21	8034592	1	Repair Kit, Brake Valve (Item 8)
22	8205656	1	Seal Kit, Sequence Cartridge (Item 11) and Pilot-to-Close Check Valve (Item 17)
23	8205655	1	Seal Kit, Pressure Reducing Cartridge (Item 12) and Pilot-to-Open Check Valve (Item 15)
24	8205743	1	Seal Kit, One-Way Check Valve (Item 14)
25	8205657	1	Seal Kit, Pilot-to-Open Check Valve (Item 16)

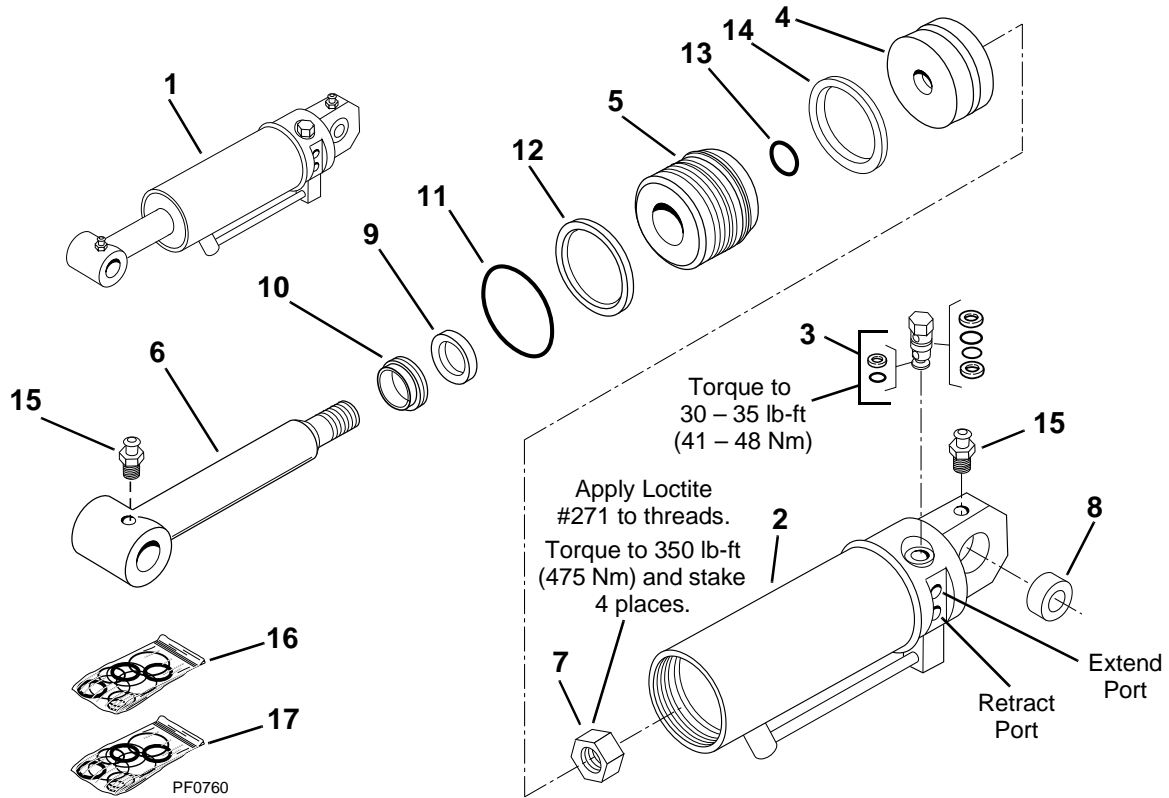
SWING CARRIAGE CYLINDER



PH0441

Item No.	Part Number	Qty.	Description
1	2713363	1	Swing Carriage Cylinder (Includes Items 2 thru 14)
2	N.S.S.	1	Tube, Cylinder
3	See Kits	1	Wear Ring
4	See Kits	1	Seal, Piston
5	8033783	1	Piston
6	See Kits	1	O-ring
7	See Kits	1	Backup Ring
8	8033784	1	Gland
9	See Kits	1	Seal, Rod
10	See Kits	1	Wiper
11	8033785	1	Rod
12	8033786	1	Valve, Counterbalance Cartridge – 3,000 psi (See Kits)
13	8902842	1	Valve, Direct Acting Relief – 2,000 psi (See Kits)
14	8033788	1	Orifice, .038 DIA.
			<u>KITS</u>
15	8033789	1	Seal Kit, Swing Carriage Cylinder (Includes Items 3, 4, 6, 7, 9 and 10)
16	8205655	1	Seal Kit, Counterbalance Valve (Includes 3 O-rings and 3 Backup Rings)
17	8033790	1	Seal Kit, Relief Valve (Includes 3 O-rings and 3 Backup Rings)

SIDE TILT CARRIAGE CYLINDER

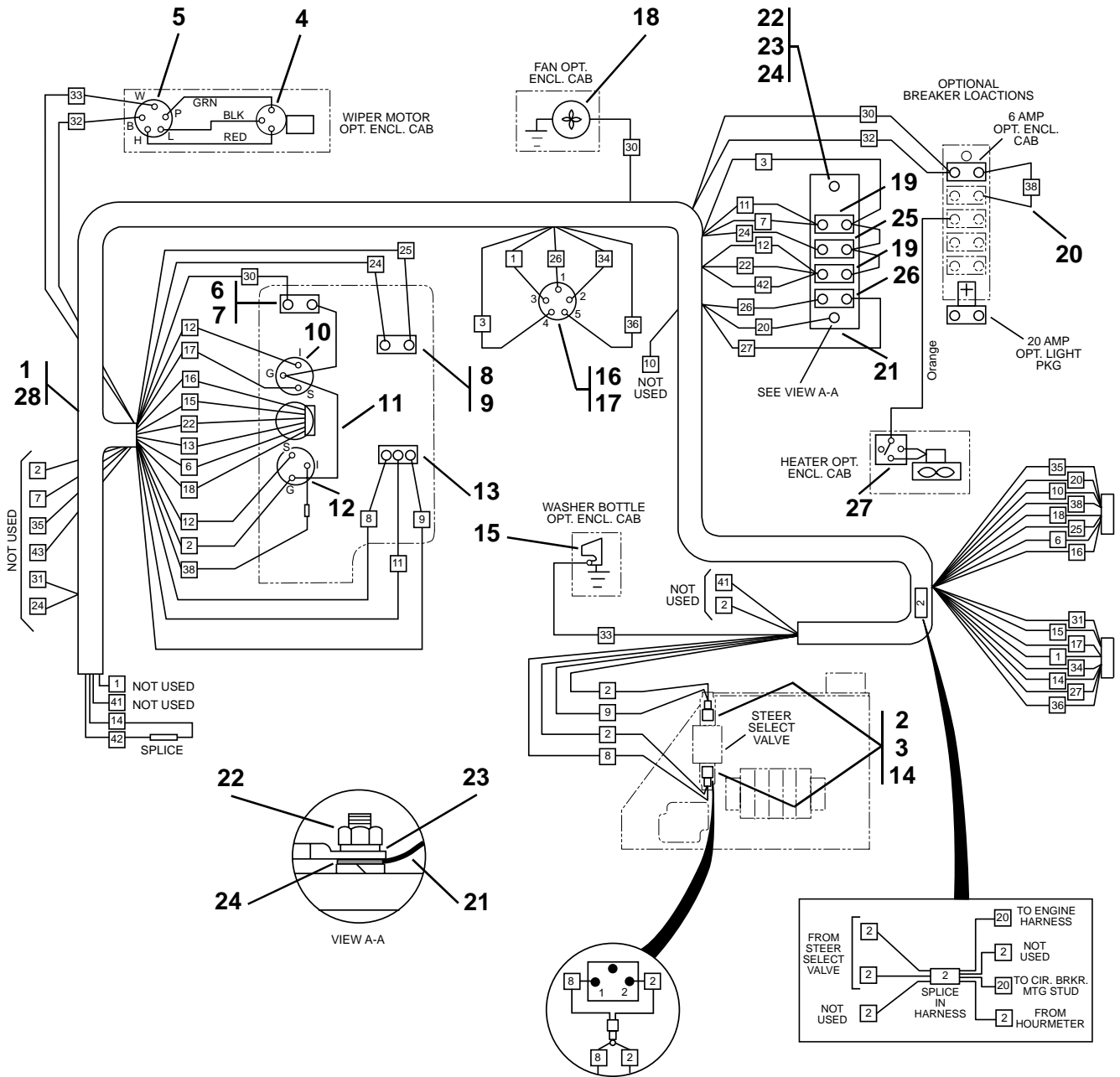


PH0800

Item No.	Part Number	Qty.	Description
1	2711613	1	Side Tilt Carriage Cylinder (Includes Items 2 thru 14)
2	N.S.S.	1	Tube, Cylinder
3	8902511	2	Valve, Pilot Check (See Kits)
4	8205545	1	Piston
5	8205546	1	Gland
6	8205547	1	Rod
7	8205548	1	Nut, Piston
8	8205514	1	Bearing, Self-aligning
9	See Kits	1	Seal, Rod
10	See Kits	1	Wiper
11	See Kits	1	O-ring
12	See Kits	1	Ring, Back-Up
13	See Kits	1	O-ring
14	See Kits	1	Seal, Piston
15	8520013	2	Fitting, Grease
			KITS
16	8205661	1	Seal Kit, Side Tilt Carriage Cylinder (Includes Items 9 thru 14)
17	8205655	1	Seal Kit, Pilot Check Valve

ELECTRICAL SYSTEM – CAB HARNESS

(S/N 5028-0198 & Before)



PG0441

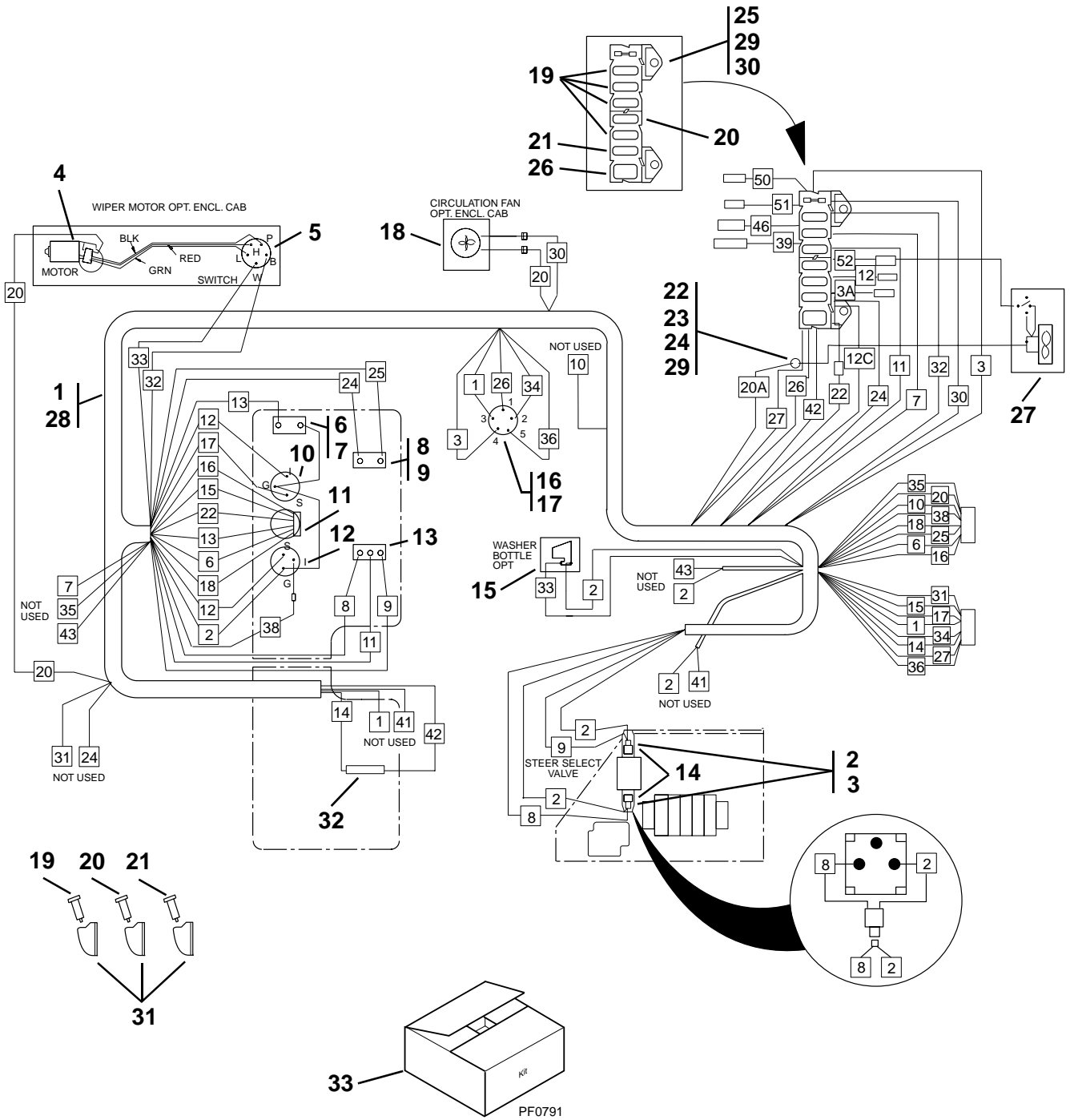
ELECTRICAL SYSTEM – CAB HARNESS

(S/N 5028-0198 & Before)

Item No.	Part Number	Qty.	Description
1	7099444	1	Harness, Cab – No Longer Available (Order Cab Harness Kit P/N 7114763)
2	8220882	2	Connector, Solenoid (Includes Item 3)
3	8688026	2	Seal, Connector (Not Shown)
4	7112511	1	Motor, Windshield Wiper
5	8033201	1	Switch, Windshield Washer/Wiper
6	8223442	1	Switch, Test
7	8580312	1	Boot, Test Switch
8	8223405	1	Button, Horn
9	8580311	1	Boot, Horn Button
10	8464212	1	Gauge, Fuel
11	8466305	1	Gauge, Warning Lights
12	8467014	1	Hourmeter
13	8223220	1	Switch, Steer Select
14	8032756	2	Solenoid, Steer Select Valve – No Longer Available (Order Complete Valve P/N 8902137)
15	8033065	1	Washer Reservoir Assembly
16	8223436	1	Switch, Ignition (w/Keys)
17	8223438	1	Key, Ignition (Not Shown)
18	8033078	1	Fan, Circulation
19	8229215	2	Circuit Breaker, 6 Amp (3 Required on Enclosed Cab)
20	7047041	1	Wire Assembly (Enclosed Cab Only)
21	8229218	1	Bracket, Circuit Breaker
22	8305004	2	Nut, Hex, 1/4-20
23	8307109	2	Washer, Flat 1/4"
24	8307005	2	Lockwasher, 3/8"
25	8229216	1	Circuit Breaker, 10 Amp
26	8229226	1	Circuit Breaker, 40 Amp
27	8223024	1	Switch Kit, Heater
28	8584001	AR	Wrap, Tie (Not Shown)

ELECTRICAL SYSTEM – CAB HARNESS

(S/N 5028-0199 thru 0422)



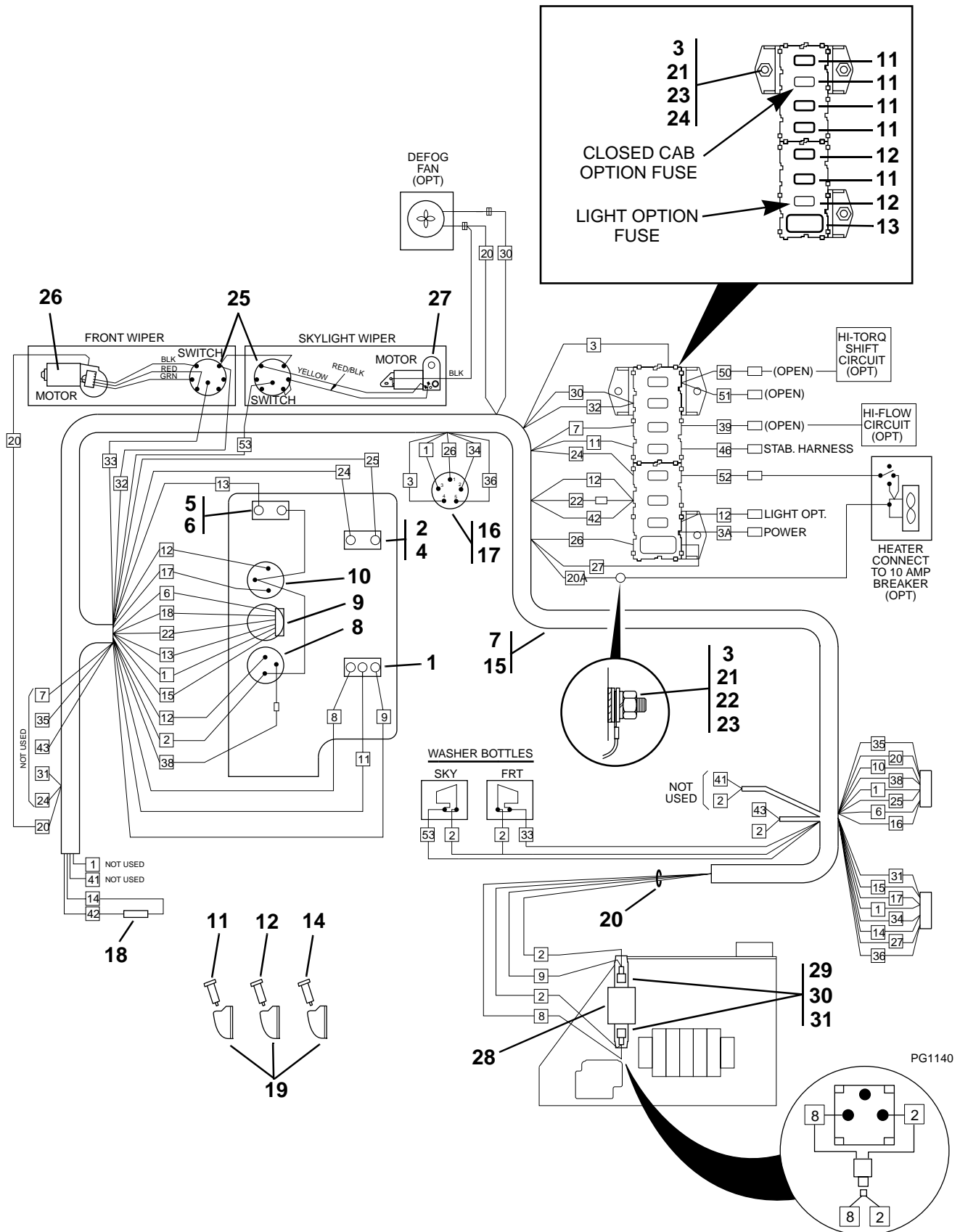
ELECTRICAL SYSTEM – CAB HARNESS

(S/N 5028-0199 thru 0422)

Item No.	Part Number	Qty.	Description
1	7114754	1	Harness, Cab (Includes Items 2 and 3)
2	8220882	2	Connector, Solenoid (Includes Item 3)
3	8688026	2	Seal, Connector – Not Shown
4	7112511	1	Motor, Windshield Wiper
5	8033201	1	Switch, Windshield Washer/Wiper
6	8223442	1	Switch, Test
7	8580312	1	Boot, Test Switch
8	8223405	1	Button, Horn
9	8580311	1	Boot, Horn Button
10	8464212	1	Gauge, Fuel
11	8466305	1	Gauge, Warning Lights
12	8467014	1	Hourmeter
13	8223220	1	Switch, Steer Select
14	8032756	2	Solenoid, Steer Select Valve (S/N 5028-0318 & Before) No Longer Available – (Order Complete Valve P/N 8902137)
	8034591	2	Solenoid, Steer Select Valve (S/N 5028-0319 & After)
15	8033065	1	Washer Reservoir Assembly
16	8223436	1	Switch, Ignition (w/Keys)
17	8223438	1	Key, Ignition (Not Shown)
18	8033078	1	Fan, Circulation
19	8229233	3	Fuse, 7.5 Amp (4 Required on Enclosed Cab)
20	8229234	2	Fuse, 10 Amp
21	8229235	1	Fuse, 20 Amp (Optional Light Package)
22	8305004	1	Nut, Hex, 1/4-20
23	8307109	2	Washer, Flat 1/4"
24	8307026	2	Washer, Lock Int. Tooth 3/8"
25	8305002	2	Nut, Hex #10
26	8229415	1	Circuit Breaker, 40 Amp
27	8223024	1	Switch Kit, Heater
28	8584001	AR	Wrap, Tie (Not Shown)
29	8307002	3	Washer, Lock 1/4"
30	8307003	2	Washer, Lock #10
31	8582007	3	Clip, Spare Fuse
32	8220075	1	Splice
			<u>KITS</u>
33	7119042	1	Kit, Wiring Harness Rework (Used on Early Wire Harness to Accommodate Skylight Wiper/Washer)

ELECTRICAL SYSTEM – CAB HARNESS

(S/N 5028-0423 & After)



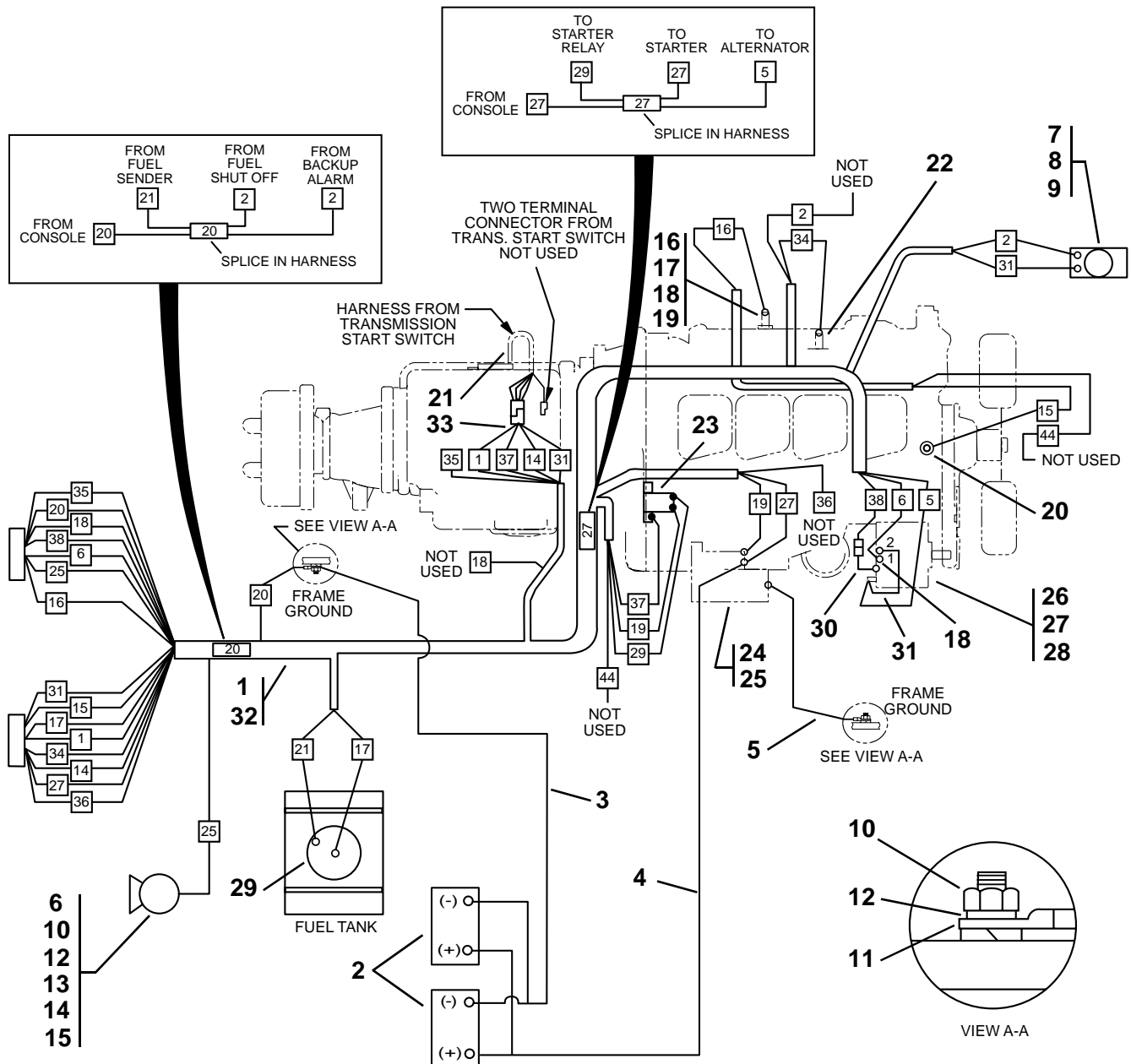
ELECTRICAL SYSTEM – CAB HARNESS

(S/N 5028-0423 & After)

Item No.	Part Number	Qty.	Description
1	8223220	1	Switch, Steer Select
2	8223405	1	Button, Horn
3	8305002	4	Nut, Hex #10
4	8580311	1	Cap
5	8223442	1	Switch
6	8580312	1	Boot, Test Button
7	7114754	1	Harness, Cab (Includes 30 and 31)
8	8467014	1	Hourmeter
9	8466305	1	Gauge, Warning
10	8464212	1	Gauge, Fuel
11	8229233	4	Fuse, 7.5 Amp (5 with Closed Cab Option)
12	8229234	1	Fuse, 10 Amp (2 with Lighting Option)
13	8229415	1	Breaker, 40 Amp
14	8229235	1	Fuse, 20 Amp
15	8584001	AR	Plastic Tie 7"
16	8223436	1	Switch, Ignition
17	8223438	1	Key, Ignition
18	8220075	1	Splice
19	8582007	3	Clip, Spare Fuse
20	8584003	1	Plastic Tie 14"
21	8307003	4	Washer, Lock #10
22	8307027	1	Washer, External Lock 5/16"
23	8307111	4	Washer, Flat #10
24	8307106	3	Washer, Flat 5/16"
25	8033201	2	Switch, Windshield Washer/Wiper
26	7112511	1	Motor, Front Windshield Wiper
27	8034810	1	Motor, Skylight Windshield Wiper
28	8902137	2	Valve, Solenoid – Steer Select Valve (Includes Item 29)
29	8034591	2	Solenoid
30	8220882	2	Connector, Solenoid (Includes Item 31)
31	8688026	1	Seal, Connector (Not Shown)

ELECTRICAL SYSTEM – ENGINE HARNESS

(S/N 5028-0070 & Before)



PG0450

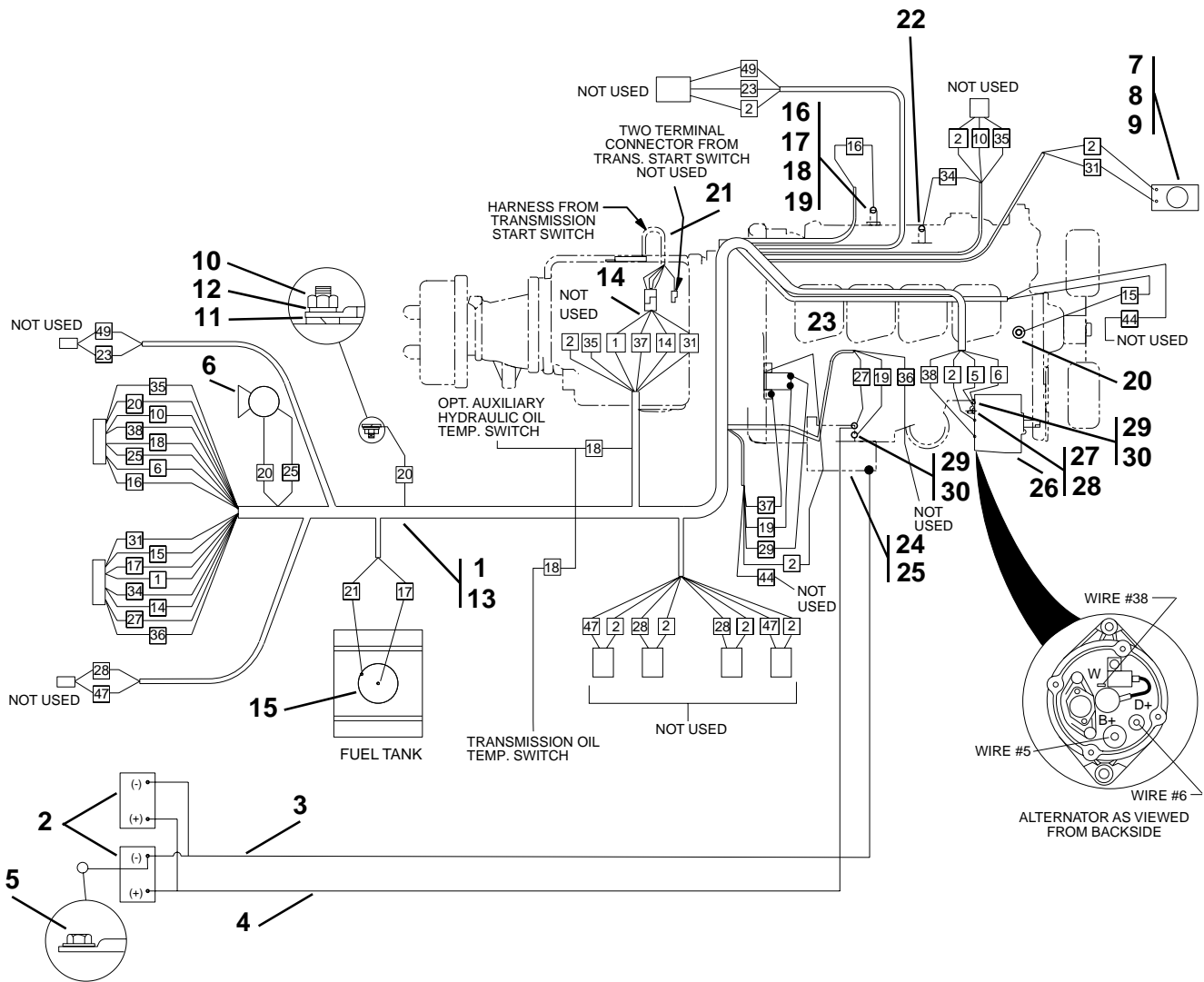
ELECTRICAL SYSTEM – ENGINE HARNESS

(S/N 5028-0070 & Before)

Item No.	Part Number	Qty.	Description
1	7098911	1	Kit, Engine Harness
2	8270014	2	Battery, 12 Volt
3	7114612	1	Kit, Battery Cable – Negative (S/N 5028-0156 & Before)
	7114542	1	Cable, Battery – Negative (S/N 5028-0157 & After)
4	7080192	1	Cable, Battery – Positive
5	7068651	1	Cable, Starter Ground (S/N 5028-0156 & Before)
6	8270602	1	Horn
7	8270617	1	Alarm, Backup
8	8305004	2	Nut, Hex, 1/4-20
9	8307002	2	Washer, Lock 1/4"
10	8305006	3	Nut, Hex, 5/16-18
11	8307006	2	Washer, Lock 7/16"
12	8307106	3	Washer, Flat 5/16"
13	8307004	1	Washer, Lock 5/16"
14	8307027	1	Washer, Lock 5/16" Ext. Tooth
15	8303697	1	HHCS, 5/16-18 x 3/4"
16	8310041	1	Washer, Lock Ext. Tooth #8
17	8305201	1	Nut, Hex, Brass #8-32
18	8220073	2	Terminal, Slip-on Male #10 SCR
19	8223510	1	Sender, Low Oil Pressure
20	8223217	1	Sender, Water Temperature
21	8033499	1	Switch, Neutral Start
22	8033406	1	Solenoid, Fuel Run (with CAV Injector Pump)
	8034813	1	Solenoid, Fuel Run (with Bosch Injector Pump)
23	8277143	1	Relay, Starter
24	8270417	1	Starter (Includes Starter Solenoid)
25	8270418	1	Solenoid, Starter (Not Shown)
26	8270219	1	Alternator
27	8270220	1	Fan, Alternator
28	8082113	1	Pulley, Alternator
29	7070992	1	Sender, Fuel Level
30	7082261	1	Wire Assembly
31	7098871	1	Wire Assembly
32	8584001	AR	Tie Wrap (Not Shown)
33	7098902	1	Adapter, Transmission Connector

ELECTRICAL SYSTEM – ENGINE HARNESS

(S/N 5028-0071 thru 5255)



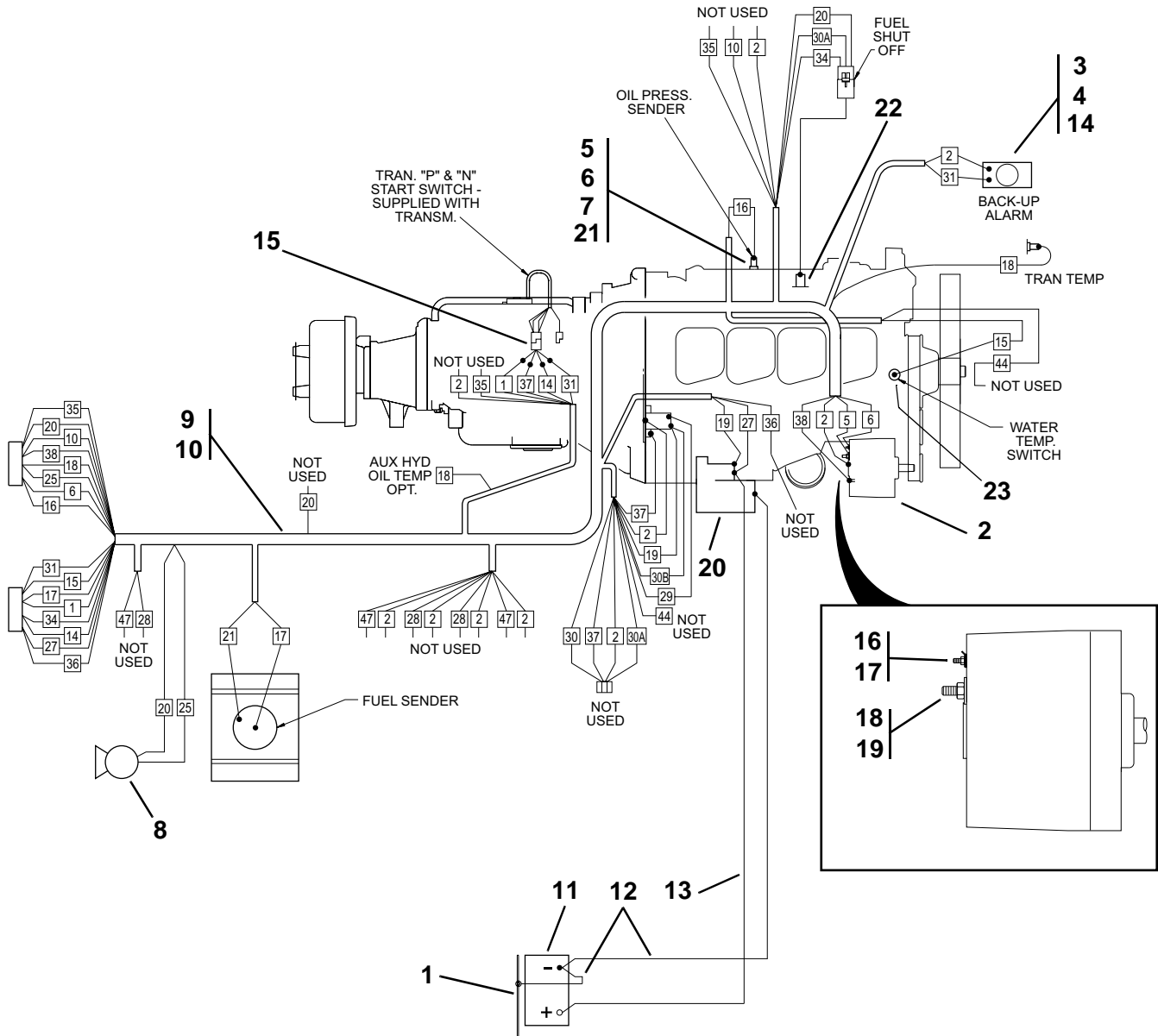
ELECTRICAL SYSTEM – ENGINE HARNESS

(S/N 5028-0071 thru 5255)

Item No.	Part Number	Qty.	Description
1	7098864	1	Harness, Engine
2	8270014	2	Battery, 12 Volt
3	7114612	1	Kit, Battery Cable – Negative (S/N 5028-0156 & Before)
	7114542	1	Cable, Battery – Negative (S/N 5028-0157 & After)
4	7080192	1	Cable, Battery – Positive
5	8310202	1	Screw, Hex Washer Hd. 3/8 x 3/4" (S/N 5028-0157 & After)
6	8270602	1	Horn (Includes Mounting Hardware)
7	8270617	1	Alarm, Backup
8	8305004	2	Nut, Hex, 1/4-20
9	8307002	2	Washer, Lock 1/4"
10	8305006	1	Nut, Hex, 5/16-18
11	8307006	1	Washer, Lock 7/16"
12	8307106	1	Washer, Flat 5/16"
13	8584001	AR	Tie Wrap (Not Shown)
14	7098902	1	Adapter, Transmission Connector
15	7070992	1	Sender, Fuel Level
16	8310041	1	Washer, Lock Ext. Tooth #8
17	8305201	1	Nut, Hex, Brass #8-32
18	8220073	2	Terminal, Slip-On Male #10 SCR
19	8223510	1	Sender, Low Oil Pressure
20	8223217	1	Sender, Water Temperature
21	8033499	1	Switch, Neutral Start
22	8033406	1	Solenoid, Fuel Run (with CAV Injector Pump)
	8034813	1	Solenoid, Fuel Run (with Bosch Injector Pump)
23	8277143	1	Relay, Starter
24	8270417	1	Starter (Includes Starter Solenoid)
25	8270418	1	Solenoid, Starter
26	8270221	1	Alternator – Bosch
27	8307022	1	Washer, Lock M8
28	8305043	1	Nut, Hex M8 – 1.25
29	8310077	3	Nut, Hex Jam M5 – 0.8
30	8310078	3	Washer, Lock M5

ELECTRICAL SYSTEM – ENGINE HARNESS

(S/N 5028-5256 & After)



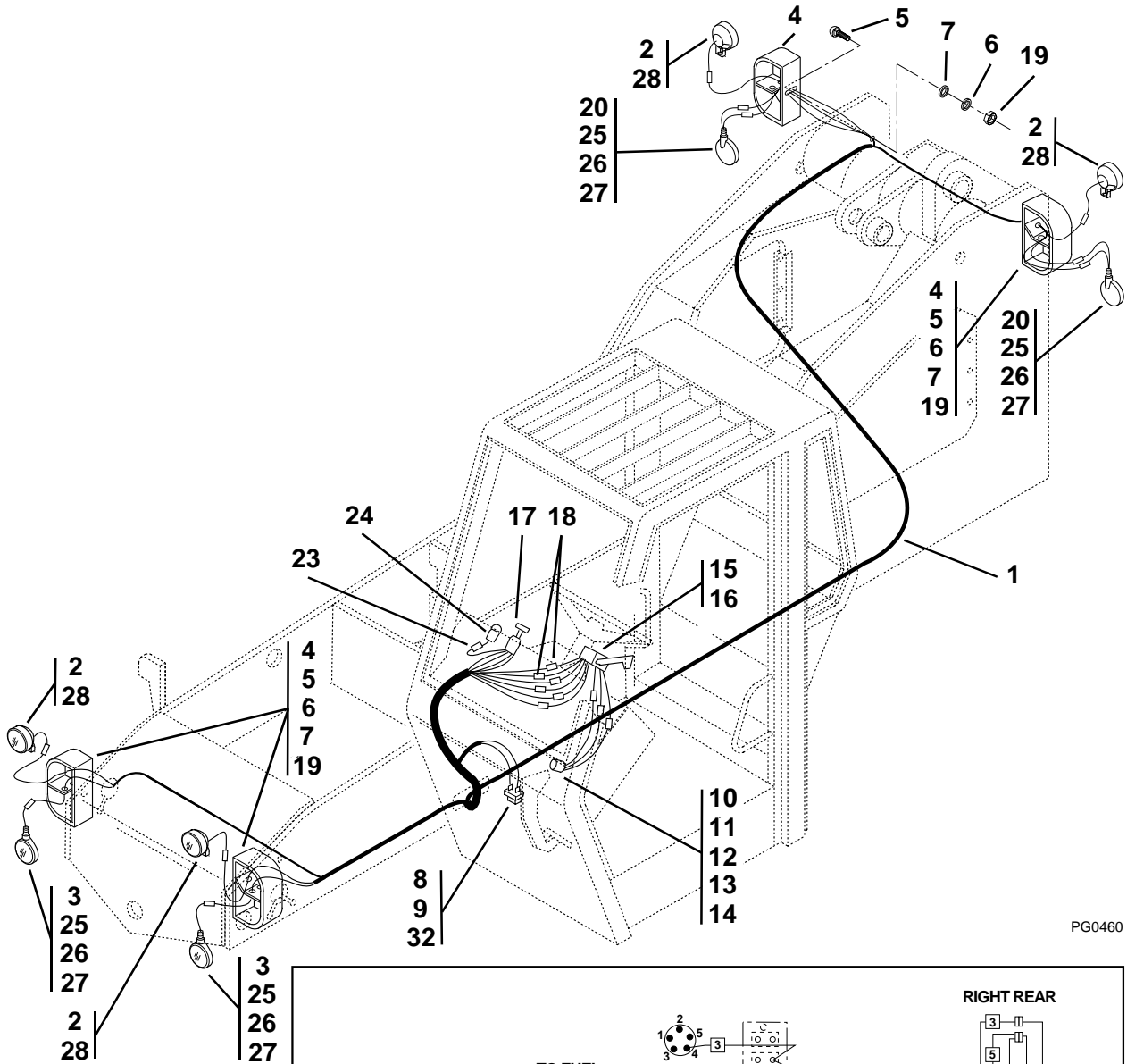
ELECTRICAL SYSTEM – ENGINE HARNESS

(S/N 5028-5256 & After)

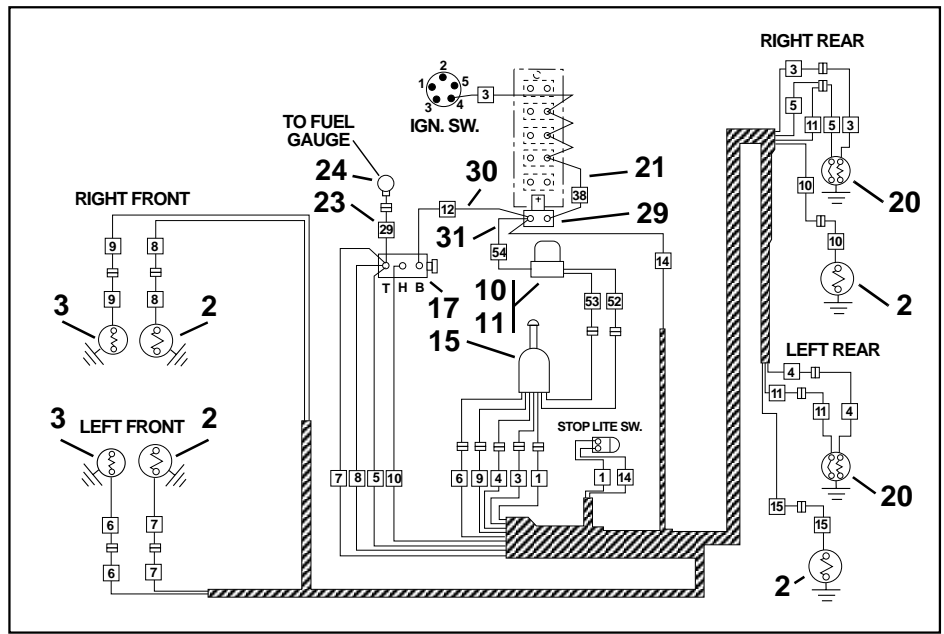
Item No.	Part Number	Qty.	Description
1	8310202	1	Screw, Washer Hd. 3/8 x 3/4"
2	8270221	1	Alternator – Bosch
3	8307002	6	Washer, Lock 1/4"
4	8305004	5	Nut, Hex 1/4"
5	8220073	1	Terminal, Slip-on Male
6	8310041	1	Washer, External Lock #8
7	8305201	1	Nut, Hex Brass 8-32NC
8	8270602	1	Horn
9	8584001	AR	Tie, Plastic 7"
10	7126684	1	Harness, Engine
11	8270134	1	Battery
12	7129392	1	Cable, Battery Ground
13	7129372	1	Cable, Battery Power
14	8270617	1	Alarm, Back-up
15	7098902	1	Adapter, Transmission Conn.
16	8310077	2	Nut, Hex Jam M5
17	8310078	2	Washer, Lock M5
18	8305043	1	Nut, Hex M8
19	8307022	1	Washer, Lock M8
20	8270420	1	Starter (Includes Starter Solenoid)
21	8223610	1	Switch, Low Oil Pressure
22	8033406	1	Solenoid, Fuel Run (Pre-EPA with CAV Injector Pump)
	8034813	1	Solenoid, Fuel Run (Pre-EPA with Bosch Injector Pump)
	8035276	1	Solenoid, Fuel Run (EPA Engines)
23	8223217	1	Sender Water Temperature

LIGHTING SYSTEM

(Early Production)



PG0460



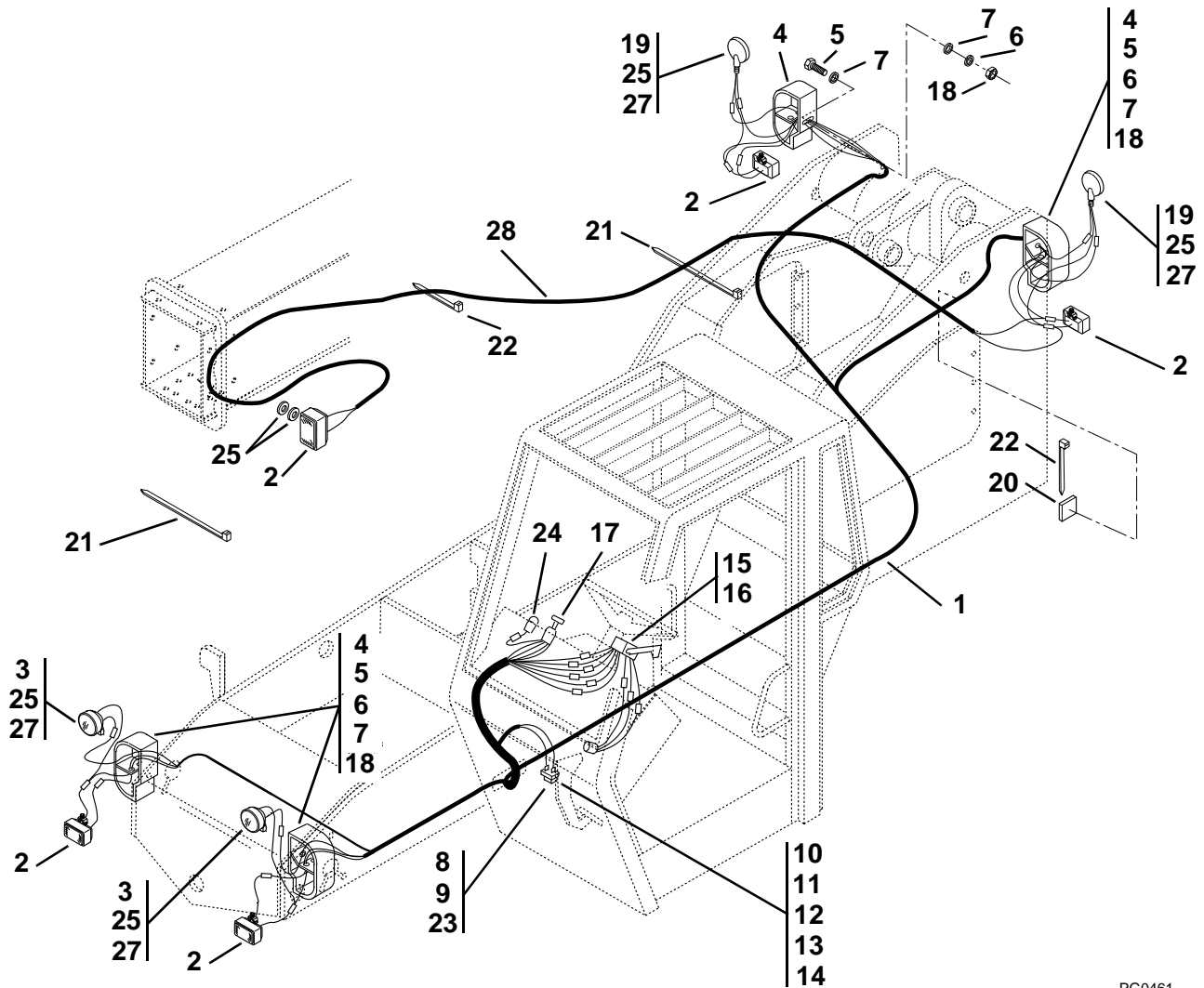
LIGHTING SYSTEM

(Early Production)

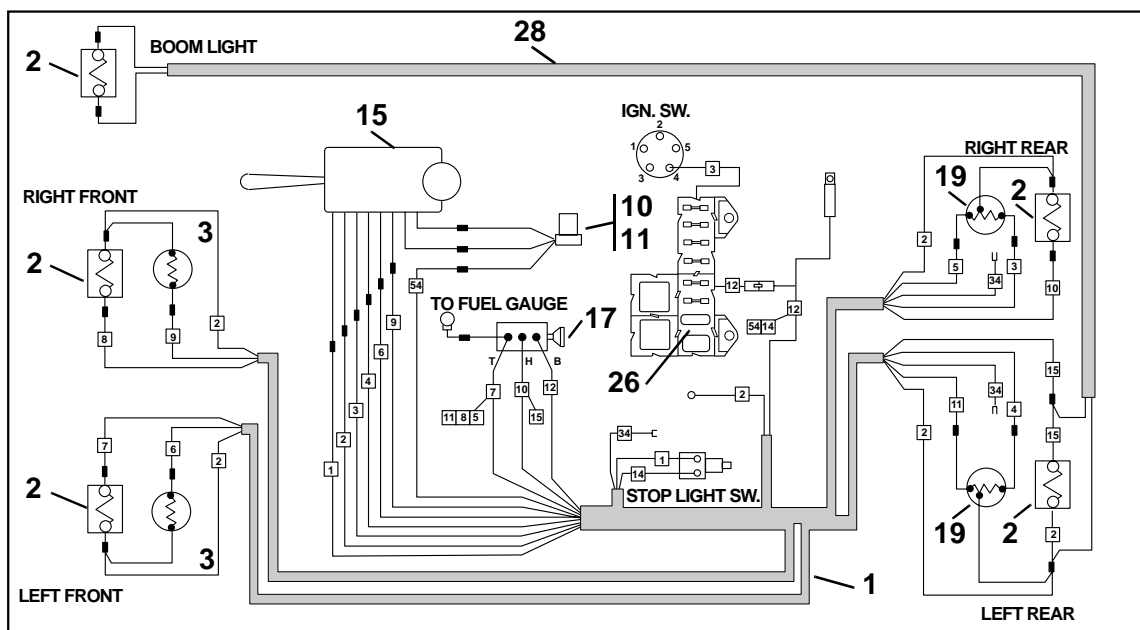
Item No.	Part Number	Qty.	Description
1	7098923	1	Harness, Wiring
2	7047421	4	Light, Head and Work
3	7069851	2	Light, Turn Signal
4	7098522	4	Bracket, Mounting
5	8310129	4	Carriage Bolt, 5/8-11 x 2-1/2"
6	8307009	4	Washer, Lock 5/8"
7	8307107	4	Washer, Flat 5/8"
8	8223025	1	Switch, Momentary Brake Light
9	7085751	1	Plate, Actuator
10	7047371	1	Mount, Flasher
11	8500201	1	Flasher
12	8303835	2	Screw, Rd Hd Mach, #10-24 x 1/2"
13	8305627	2	Locknut, #10-24
14	8307111	2	Washer, Flat #10
15	8223419	1	Switch, Turn Signal
16	7124331	1	Conduit, 1/2" I.D. x 5' (Cut to Fit)
17	8223016	1	Switch, Head and Tail Lights
18	8220051	7	Terminal, Female, 1/4" Spade
19	8305014	4	Nut, Hex 5/8-11
20	7015531	2	Stop/Turn Signal Light
21	7047041	1	Wire Assembly
22	8584003	5	Tie, Plastic 4" DIA. (Not Shown)
23	7085831	1	Wire Assembly
24	7058372	1	Light Assembly
25	8305013	4	Nut, Hex 1/2-20
26	8307206	4	Washer, Flat 1/2" Heavy
27	8307007	4	Washer, Lock 1/2"
28	8307203	16	Washer, Flat 5/16" Heavy
29	8229227	1	Circuit Breaker
30	7085791	1	Wire Assembly
31	7087411	1	Wire Assembly
32	8305405	1	Nut, Jam 3/8" NC

LIGHTING SYSTEM

(Current Production)



PG0461

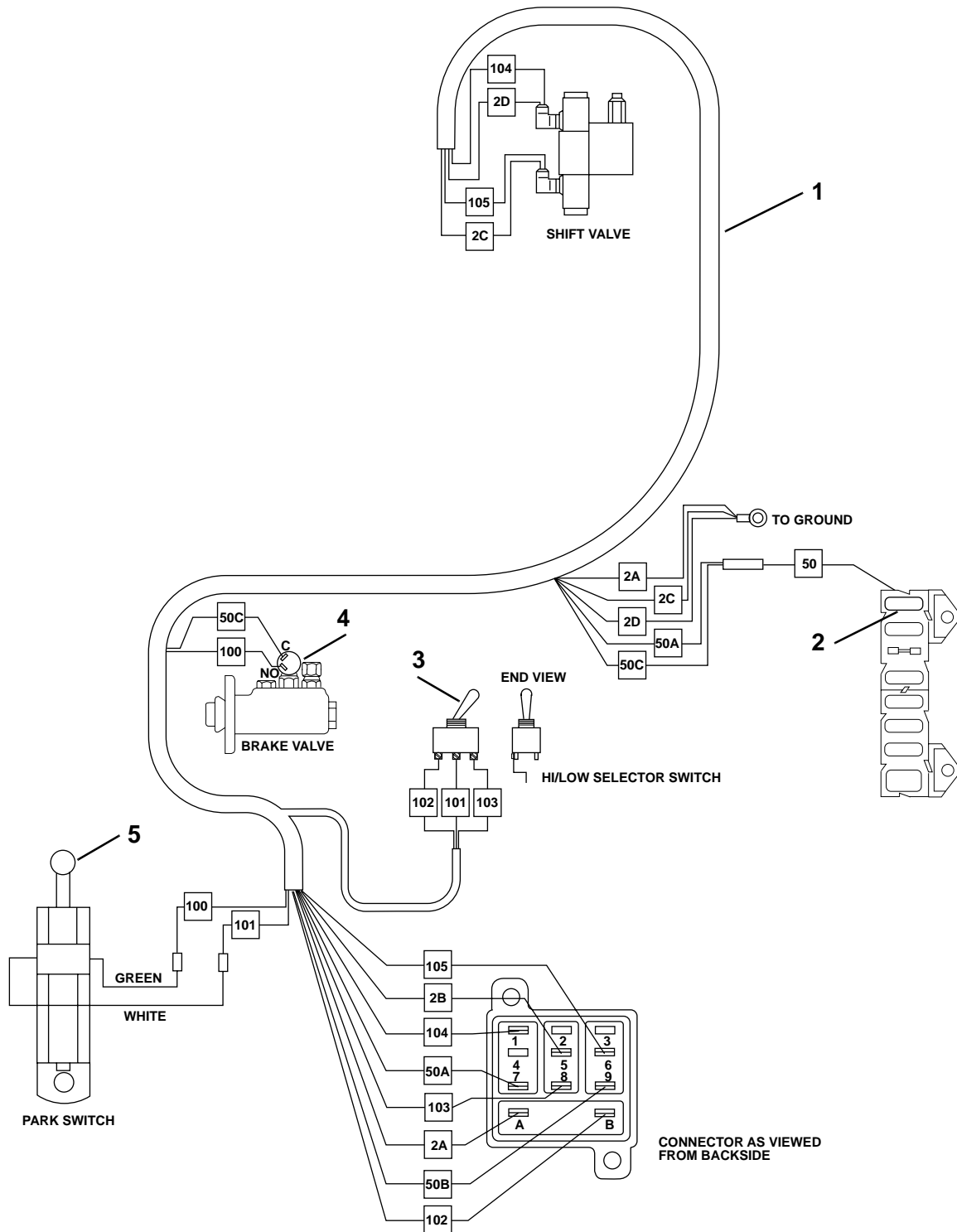


LIGHTING SYSTEM

(Current Production)

Item No.	Part Number	Qty.	Description
1	7098973	1	Harness, Wiring
2	5721202	5	Light, Head and Work
3	8500036	2	Light, Turn Signal
4	7112302	4	Bracket, Mounting
5	8303632	4	HHCS, 5/8-11 x 2-1/2"
6	8307009	4	Washer, Lock 5/8"
7	8307207	8	Washer, Flat 5/8" Heavy
8	8223025	1	Switch, Momentary Brake Light
9	7111191	1	Plate, Actuator
10	8223424	1	Mount, Flasher
11	8500201	1	Flasher
12	8303835	2	Screw, Rd. Hd. Mach, #10-24 x 1/2"
13	8305627	2	Nut, Hex Lock #10-24
14	8307111	2	Washer, Flat #10
15	8223419	1	Switch, Turn Signal
16	7124331	1	Conduit, 1/2" I.D. x 5' (Cut to Fit)
17	8223016	1	Switch, Head and Tail Lights
18	8305014	4	Nut, Hex 5/8-11
19	8500009	2	Stop/Turn Signal Light
20	8584018	2	Mount, Tie
21	8584003	6	Tie, Plastic 14.8"
22	8584001	AR	Tie, Plastic 6.7"
23	8305405	1	Nut, Hex Jam 3/8"
24	7058372	1	Fuel Gauge Light Assembly
25	8307206	AR	Washer, Flat 1/2" Heavy
26	8229235	1	Fuse, 20 Amp
27	8220050	6	Terminal, Blade Male - 1/4"
28	7110782	1	Cord, Boom Work Light

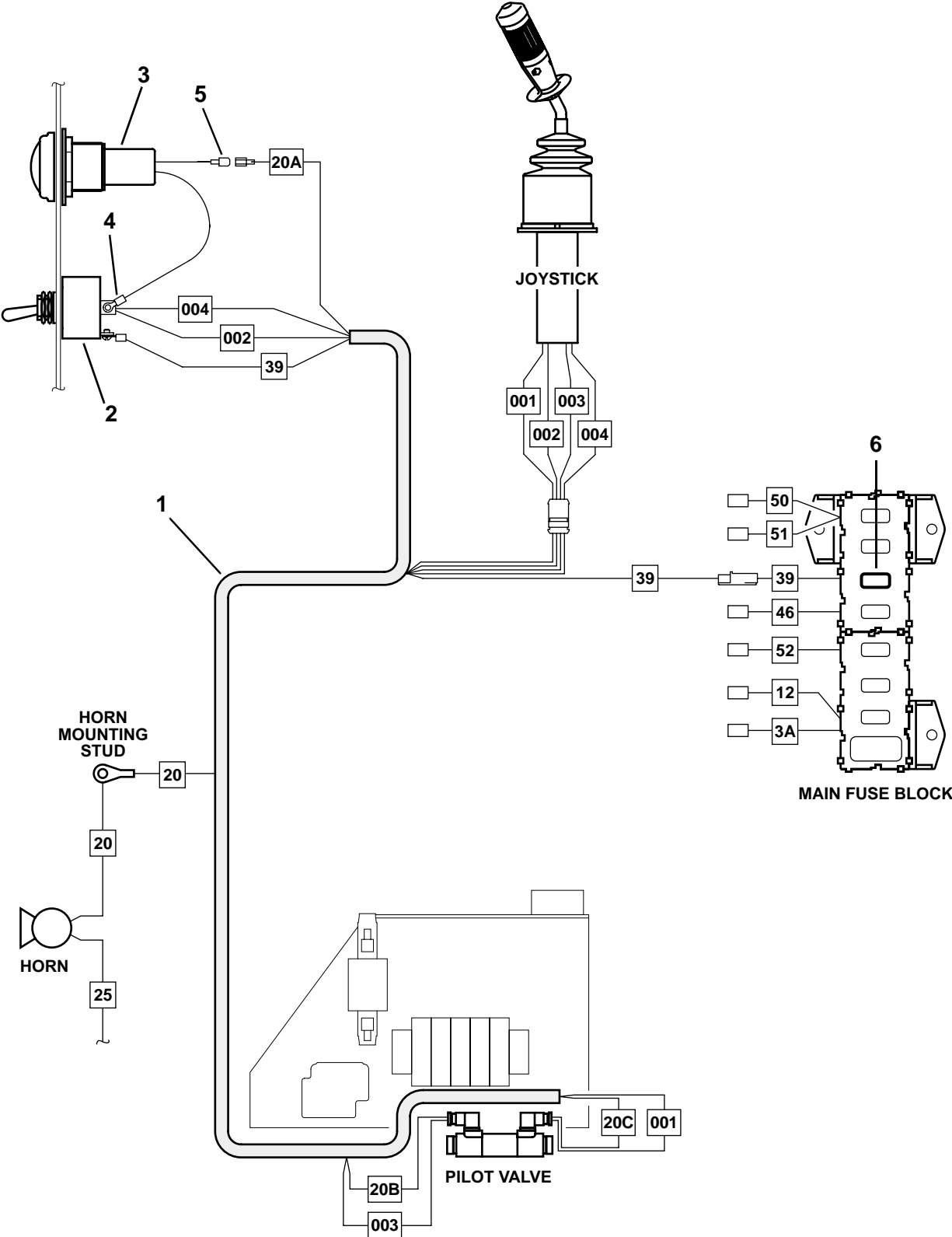
ELECTRICAL SYSTEM – HI-LOW SHIFT (5028HT/5028HF)



ELECTRICAL SYSTEM – HI-LOW SHIFT (5028HT/5028HF)

Item No.	Part Number	Qty.	Description
1	7117993	1	Wire Harness – Hi/Low Shift
2	8229233	1	Fuse, 7.5 Amp
3	8223444	1	Switch, Hi/Low Selector
4	8223522	1	Switch, Pressure
5	8160622	1	Switch, Park

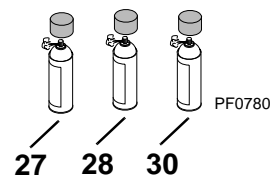
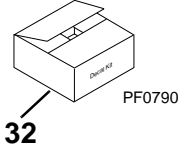
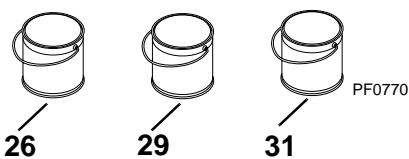
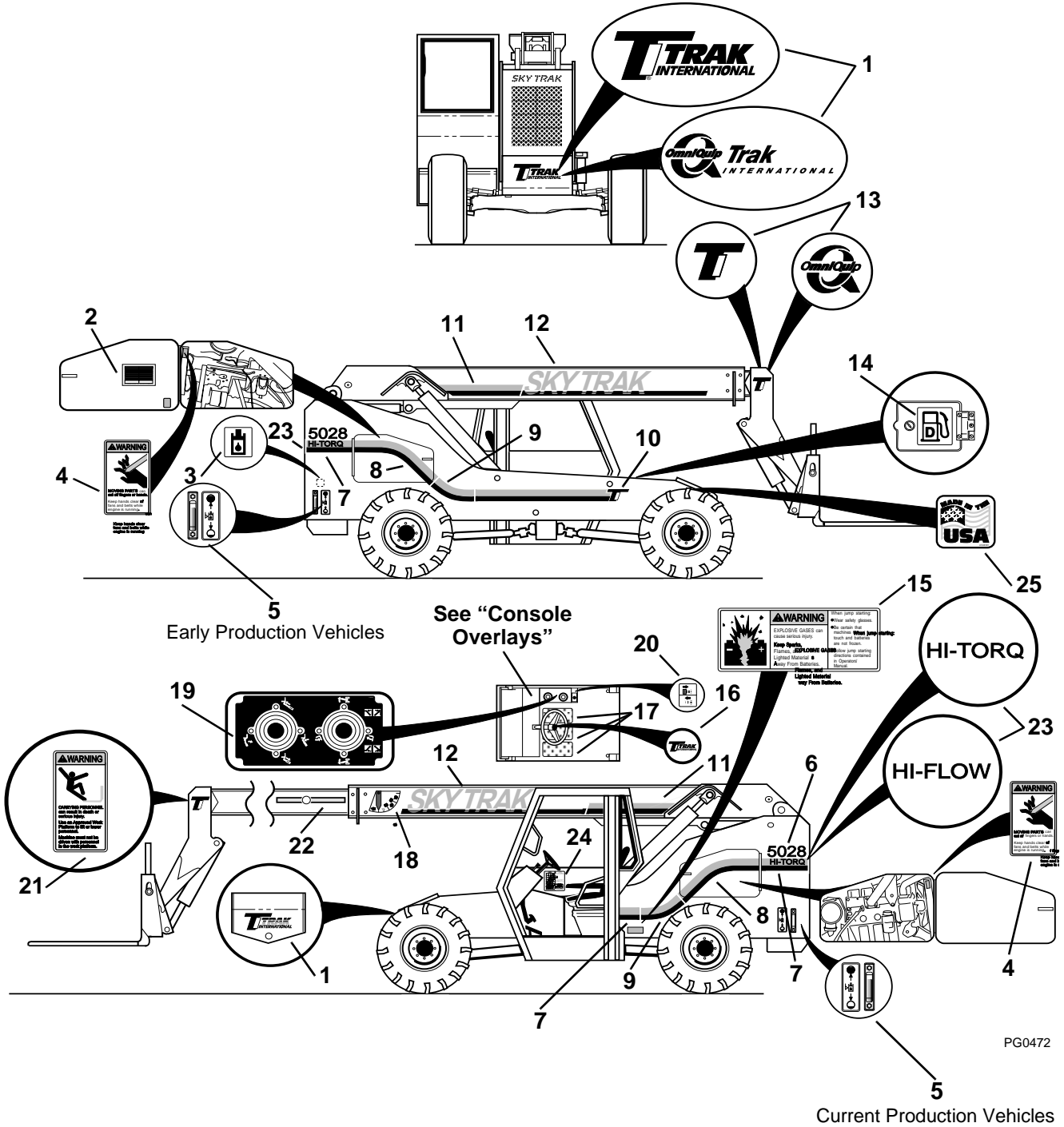
ELECTRICAL SYSTEM – HI-FLOW AUX.



ELECTRICAL SYSTEM – HI-FLOW AUX.

Item No.	Part Number	Qty.	Description
1	7132693	1	Harness, HI-FLOW
2	8223010	1	Switch
3	8469037	1	Indicator Light, Green
4	8220035	1	Terminal Ring, #6 Stud 14-16
5	8220050	1	Terminal, Male Blade 1/4"
6	8229233	1	Fuse, 7.5 Amp

DECALS AND PAINT

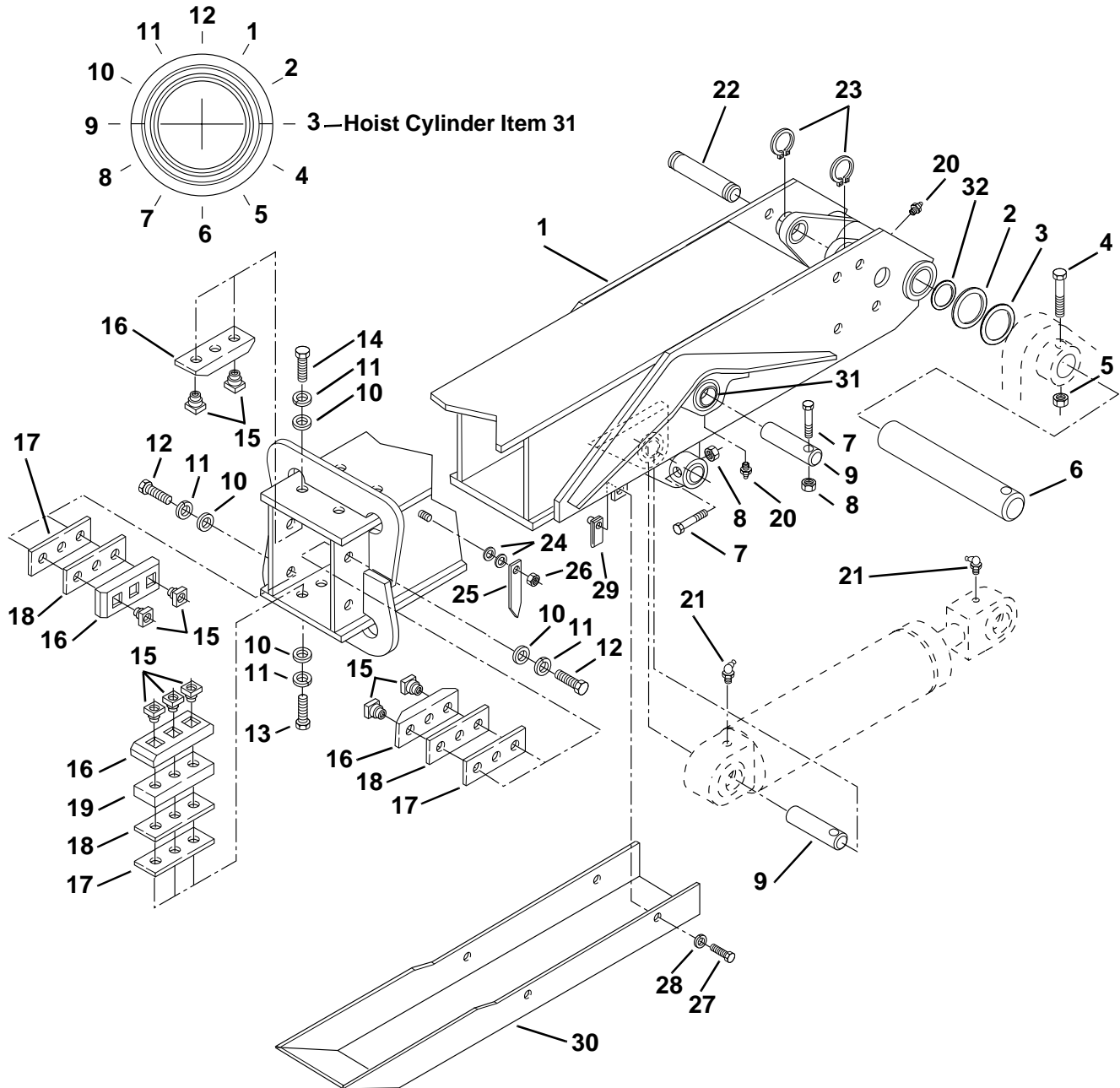


DECALS AND PAINT

Item No.	Part Number	Qty.	Description
1	4106872	2	Decal, TRAK INTERNATIONAL (Early Vehicles)
	4109392	2	Decal, OmniQuip TRAK INTERNATIONAL (Later Vehicles)
2	4107073	1	Decal, Lubrication and Maintenance Chart
3	4100181	1	Decal, Hydraulic Oil
4	4107412	2	Decal, Moving Parts Warning
5	4108302	1	Decal, Hydraulic Oil Level
6	4107332	2	Decal, 5028
7	4107232	3	Decal, Rear Stripe
8	4107243	2	Decal, Upper Curve Stripe
9	4107252	2	Decal, Lower Curve Stripe
10	4107223	1	Decal, Stripe w/TI Logo
11	4107272	2	Decal, Boom Stripe
12	4107283	2	Decal, SKYTRAK
13	4106781	2	Decal, TI Logo (Earlier Models)
	4108441	2	Decal, "OmniQuip" (Later Models)
14	4105171	1	Decal, Diesel Fuel
15	4107402	1	Decal, Explosion Warning
16	4106681	1	Decal, TRAK INTERNATIONAL (Steering Wheel)
17	7010491	3	Safety Walk, 6" x 12"
18	4105262	1	Decal, Boom Angle
19	4107462	1	Decal, Side Console
20	4105621	1	Decal, Optional Hydraulics
21	4107452	1	Decal, Carrying Personnel Warning
22	4107152	2	Decal, Boom Extend Marker
23	4108132	2	Decal, Optional HI-TORQ
	4109382	2	Decal, Optional HI-FLOW
24	4107142	1	Decal, Capacity Chart
25	4108181	1	Decal, Made In The USA
26	8528074	1 gal	Paint, Orange, Acrylic Enamel (Service Repaint)
27	8528071	1 can	Paint, Orange, Acrylic Enamel (16 oz. Spray – Touch-up)
28	8528101	1 can	Paint, Black, Acrylic Enamel (16 oz. Spray – Touch-up)
29	8528100	1 gal	Paint, Black, Acrylic Enamel (Service Repaint)
30	8528086	1 can	Paint, Off White, Acrylic Enamel (16 oz. Spray – Touch-up)
31	8528085	1 gal	Paint, Off White, Acrylic Enamel (Service Repaint)
			KITS
32	7097712	1	Kit, Complete Machine Decal

OUTER BOOM

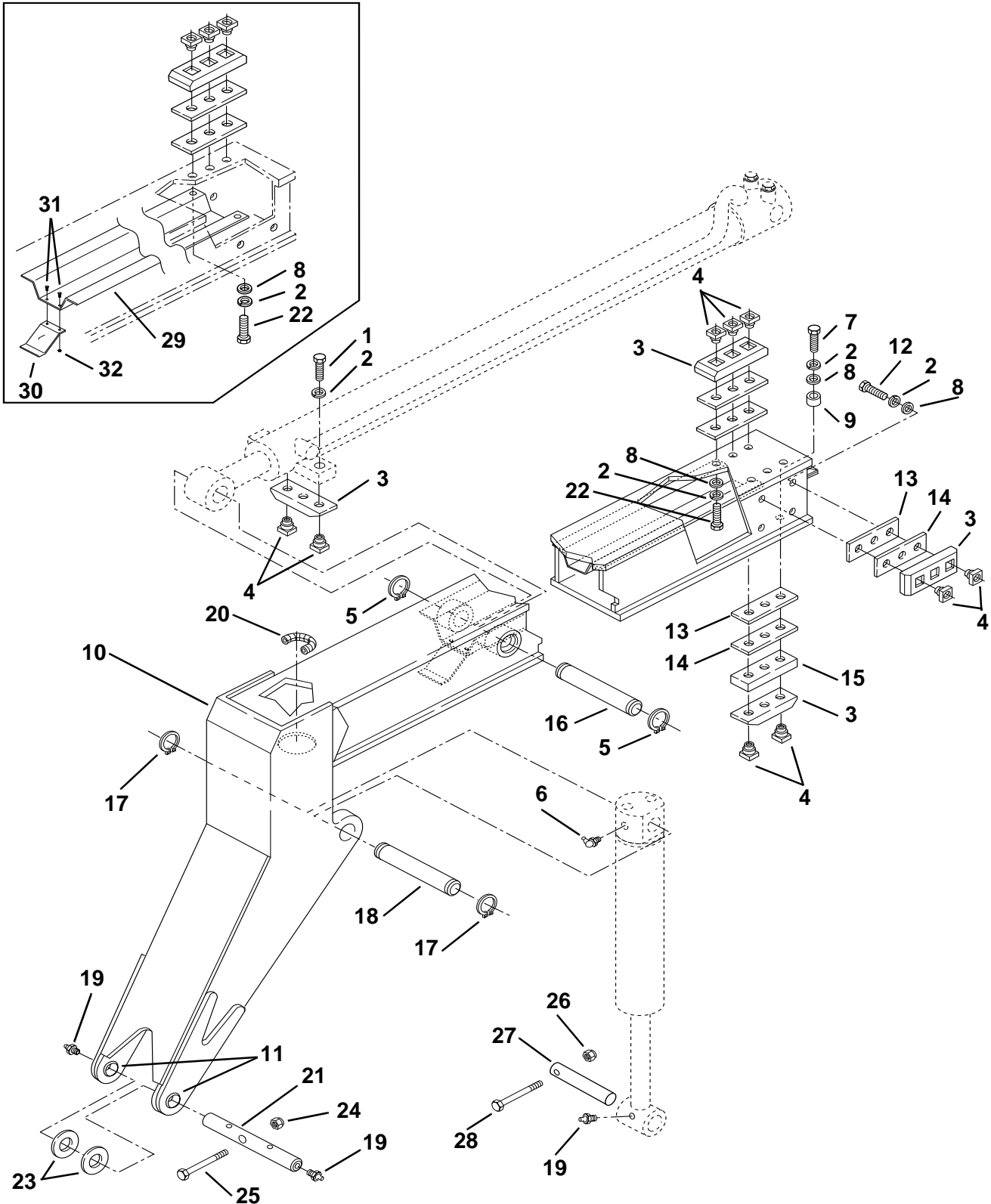
Locate the fracture in bearing outer race at the clock position shown



OUTER BOOM

Item No.	Part Number	Qty.	Description
1	7091794	1	Boom, Outer
2	8307916	4	Shim, 14 GA. (2.5" Pin DIA.)
3	8307917	4	Shim, 10 GA. (2.5" Pin DIA.)
4	8303655	1	HHCS, 5/8-11 x 4-1/2"
5	8305643	1	Nut, Hex Lock Elastic 5/8-11
6	7092302	1	Pin, Boom Pivot
7	8303628	3	HHCS, 1/2-13 x 3-3/4"
8	8305644	3	Nut, Hex Lock Elastic 1/2-13
9	7092292	3	Pin
10	8307204	18	Washer, Flat 3/8"
11	8307005	18	Washer, Lock 3/8"
12	8303681	8	HHCS, 3/8-16 x 3/4"
13	8303679	6	HHCS, 3/8-16 x 1-3/4"
14	8303738	4	HHCS, 3/8-16 x 7/8"
15	7082311	18	Insert, Wear Pad
16	7111572	8	Pad, Wear
17	7082342	AR	Shim, Wear Pad (14 GA.)
18	7082362	AR	Shim, Wear Pad (10 GA.)
19	7085442	2	Spacer, Wear Pad
20	8520013	3	Fitting, Lube 1/8"
21	8520021	2	Fitting, Lube 90° 1/8"
22	7081621	1	Pin, Extend Cylinder (Base)
23	8642234	2	Ring, Retaining (1.75" Pin DIA.)
24	8307113	2	Washer, Flat 7/16"
25	7075611	1	Pointer
26	8305647	1	Nut, Hex Lock 7/16-14
27	8303656	4	HHCS, 5/16-18 x 7/8"
28	8307004	4	Washer, Lock 5/16"
29	8305906	4	Nut, Retaining 5/16-18
30	7094753	1	Hose Cover, Outer Boom
31	8065640	2	Bearing, Sealed
32	8680341	2	Seal, Grease

INNER BOOM

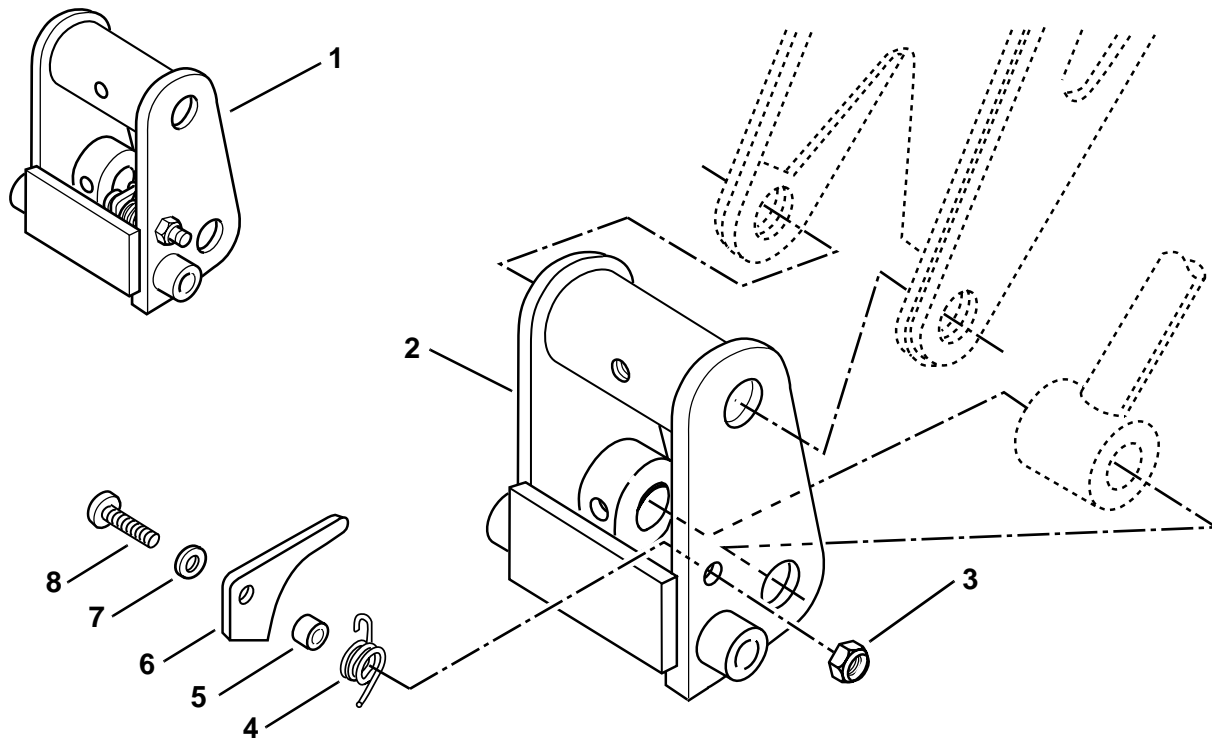


PG0492

INNER BOOM

Item No.	Part Number	Qty.	Description
1	8303675	2	HHCS, 3/8-16 x 1-1/4"
2	8307005	18	Washer, Lock 3/8"
3	7111572	8	Pad, Wear
4	7082311	18	Insert, Wear Pad
5	8642234	2	Ring, Retaining (1.75" Pin DIA.)
6	8520021	1	Fitting, Lube 90° 1/8"
7	8303679	2	HHCS, 3/8-16 x 1-3/4"
8	8307204	16	Washer, Flat 3/8"
9	7096491	2	Spacer
10	7117172	1	Boom, Inner w/Bushings (Includes Item 11)
11	7085542	2	Bushings, Quick Attach Pivot
12	8303681	8	HHCS, 3/8-16 x 3/4"
13	7082342	AR	Shim, Wear Pad (14 GA.)
14	7082362	AR	Shim, Wear Pad (10 GA.)
15	7085442	1	Spacer, Wear Pad
16	7092272	1	Pin, Extend Cylinder (Rod)
17	8642224	2	Ring, Retaining (2" Pin DIA.)
18	7081641	1	Pin, Fork Cylinder (Base)
19	8520013	3	Fitting, Lube 1/8"
20	7124331	AR	Conduit, 1/2" DIA. x 5' (Cut To Fit)
21	7083922	1	Pin, Carriage Pivot
22	8303738	6	HHCS, 3/8-16 x 7/8"
23	8307918	2	Washer, Spacer, 2.0" I.D. x 3.5" O.D.
24	8305643	1	Nut, Hex Lock 5/8-11
25	8303666	1	HHCS, 5/8-11 x 5"
26	8305644	1	Nut, Hex Lock 1/2-13
27	7083992	1	Pin, Rod End – Attachment Tilt Cylinder
28	8303772	1	HHCS, 1/2-13 x 5"
29	7127832	1	Channel Guide
30	7127842	1	Guide Support – Front
31	8303681	2	HHCS, 3/8-16 x 3/4"
32	8305645	2	Nut, Lock 3/8-16 Elastic

QUICK ATTACH

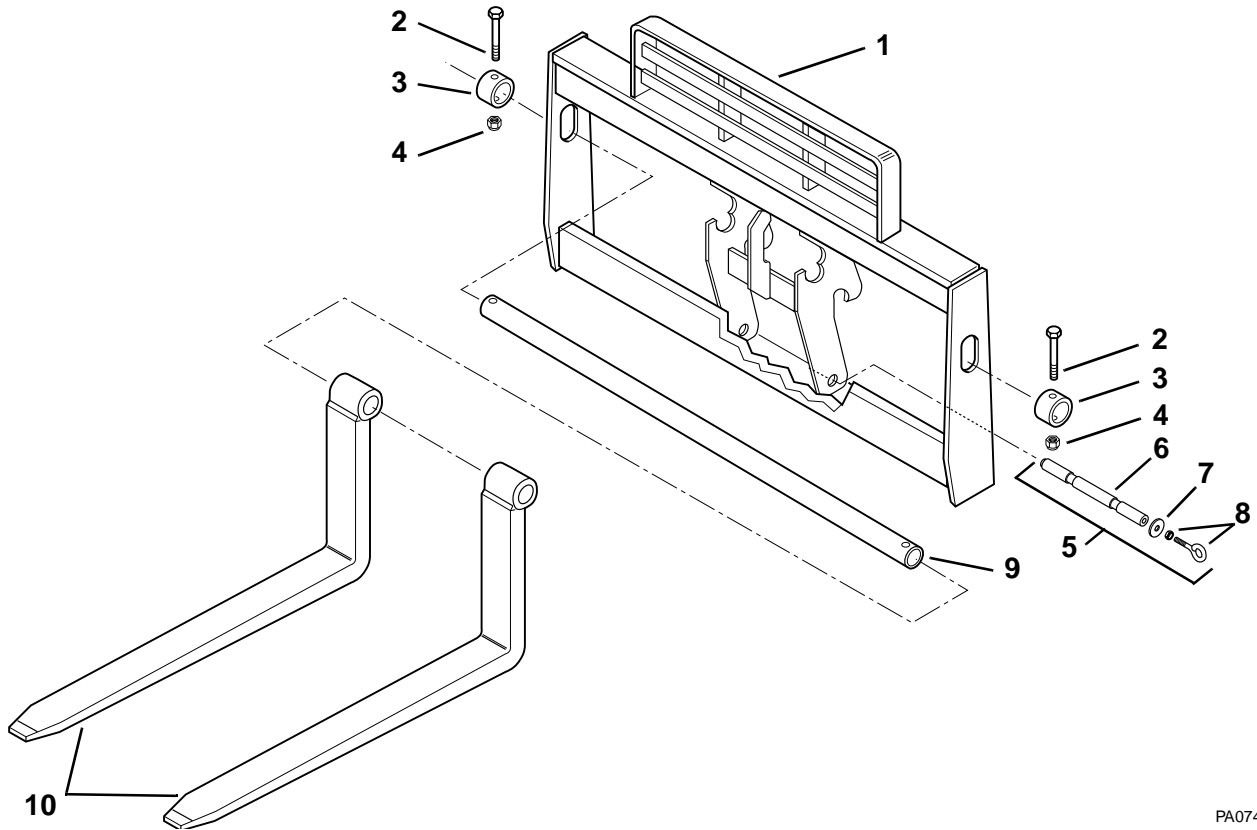


PA0746

Item No.	Part Number	Qty.	Description
1	7085102	1	Quick Attach Assembly (Includes Items 2 thru 8)
2	7120742	1	Quick Attach
3	8305619	1	Nut, Hex Lock 3/4-10
4	7085552	1	Spring, Torsion
5	7085571	1	Spacer
6	7085562	1	Latch
7	8307104	1	Washer, Flat 3/4"
8	8303638	1	HHCS, 3/4-10 x 2-3/4"

9.3

CARRIAGE 48"

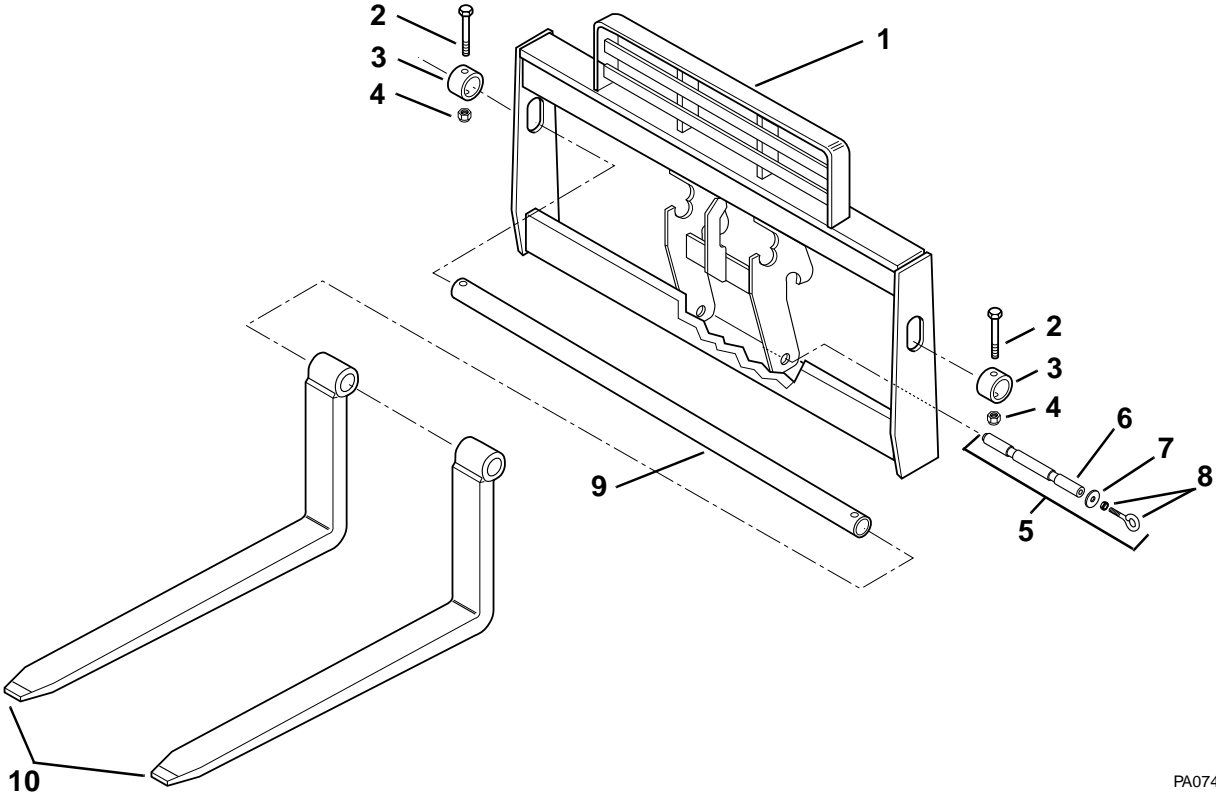


PA0744

Item No.	Part Number	Qty.	Description
1	7083054	1	Carriage, 48"
2	8303634	2	HHCS, 5/8-11 x 4"
3	7086471	2	Collar
4	8305643	2	Nut, Hex Lock 5/8-11
5	7118892	1	Pin, Lock (Includes Items 6 thru 8)
6	7118882	1	Pin
7	8310276	1	Washer, .51 x 1.88 x 1.25"
8	8310266	1	Bolt, Eye 1/2 x 13 x 2" Length Shank
9	7128772	1	Shaft, 48"
10	7048233	2	Fork, Pallet 48" x 4"
	7092793	2	Fork, Lumber (Not Shown)
	7085073	6	Fork, Blocking (Not Shown)

CARRIAGE 60"

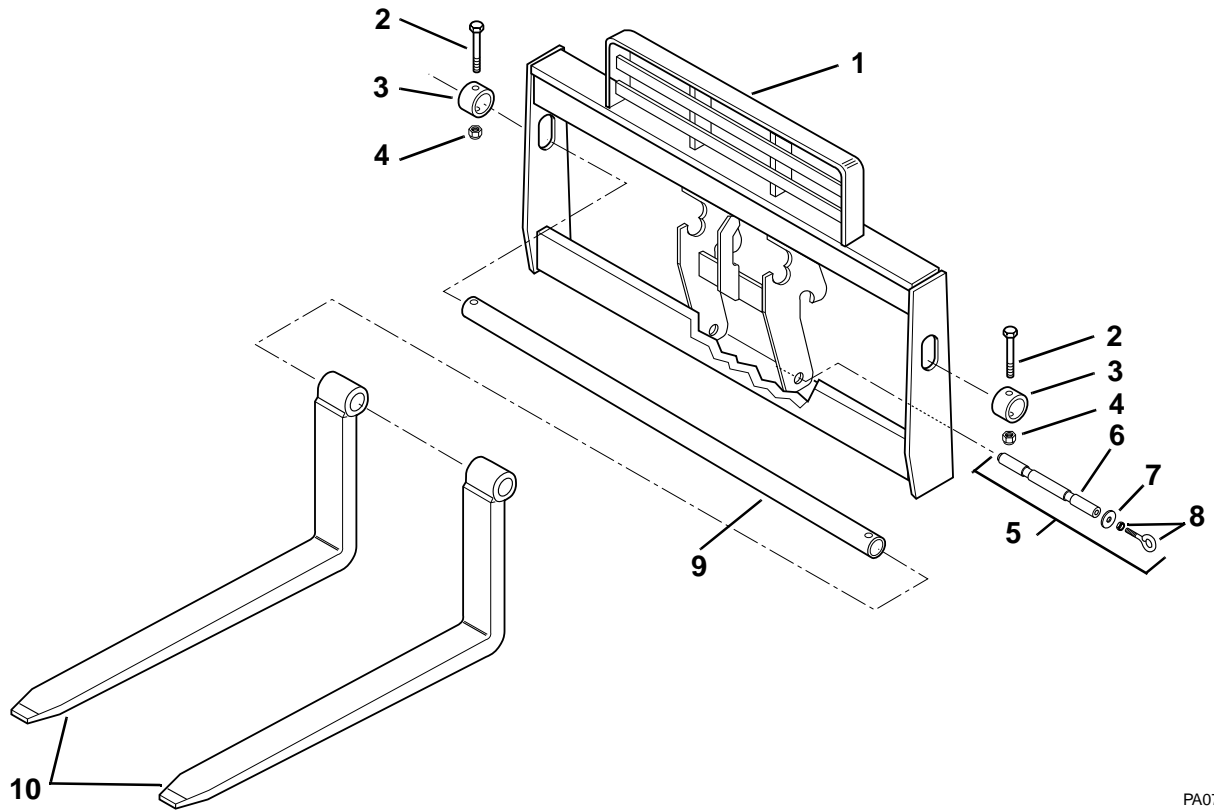
(Optional)



PA0744

Item No.	Part Number	Qty.	Description
1	7086304	1	Carriage, 60"
2	8303634	2	HHCS, 5/8-11 x 4"
3	7086471	2	Collar
4	8305643	2	Nut, Hex Lock 5/8-11
5	7118892	1	Pin, Lock (Includes items 6 thru 8)
6	7118882	1	Pin
7	8310276	1	Washer
8	8310266	1	Bolt, Eye 1/2 x 13 x 2" Length Shank
9	7128792	1	Shaft, 60"
10	7048233	2	Fork, Pallet 48" x 4"
	7092793	2	Fork, Lumber (Not Shown)
	7085073	6	Fork, Blocking (Not Shown)

CARRIAGE 72" (Optional)



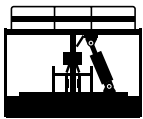
PA0744

Item No.	Part Number	Qty.	Description
1	7090814	1	Carriage, 72"
2	8303634	2	HHCS, 5/8-11 x 4"
3	7086471	2	Collar
4	8305643	2	Nut, Hex Lock 5/8-11
5	7118892	1	Pin, Lock (Includes Items 6 thru 8)
6	7118882	1	Pin
7	8310276	1	Washer, .51 x 1.88 x 1.25"
8	8310266	1	Bolt, Eye 1/2 x 13 x 2" Length Shank
9	7128802	1	Shaft, 72"
10	7048233	2	Fork, Pallet 48" x 4"
	7092793	2	Fork, Lumber (Not Shown)
	7085073	6	Fork, Blocking (Not Shown)


SIDE TILT CARRIAGE – EARLY PRODUCTION (Optional)

IMPORTANT:

There are two similar but distinctly different Side Tilt Carriages. Make sure you know which version you have before ordering replacement parts. All reference to the right or left side are given from the operator's seat looking forward. An "Early Production" Carriage has its hydraulic cylinder attached on the operator's left side. The "Current Production" Carriage has its hydraulic cylinder attached on the right side, out of the operator's line of sight.

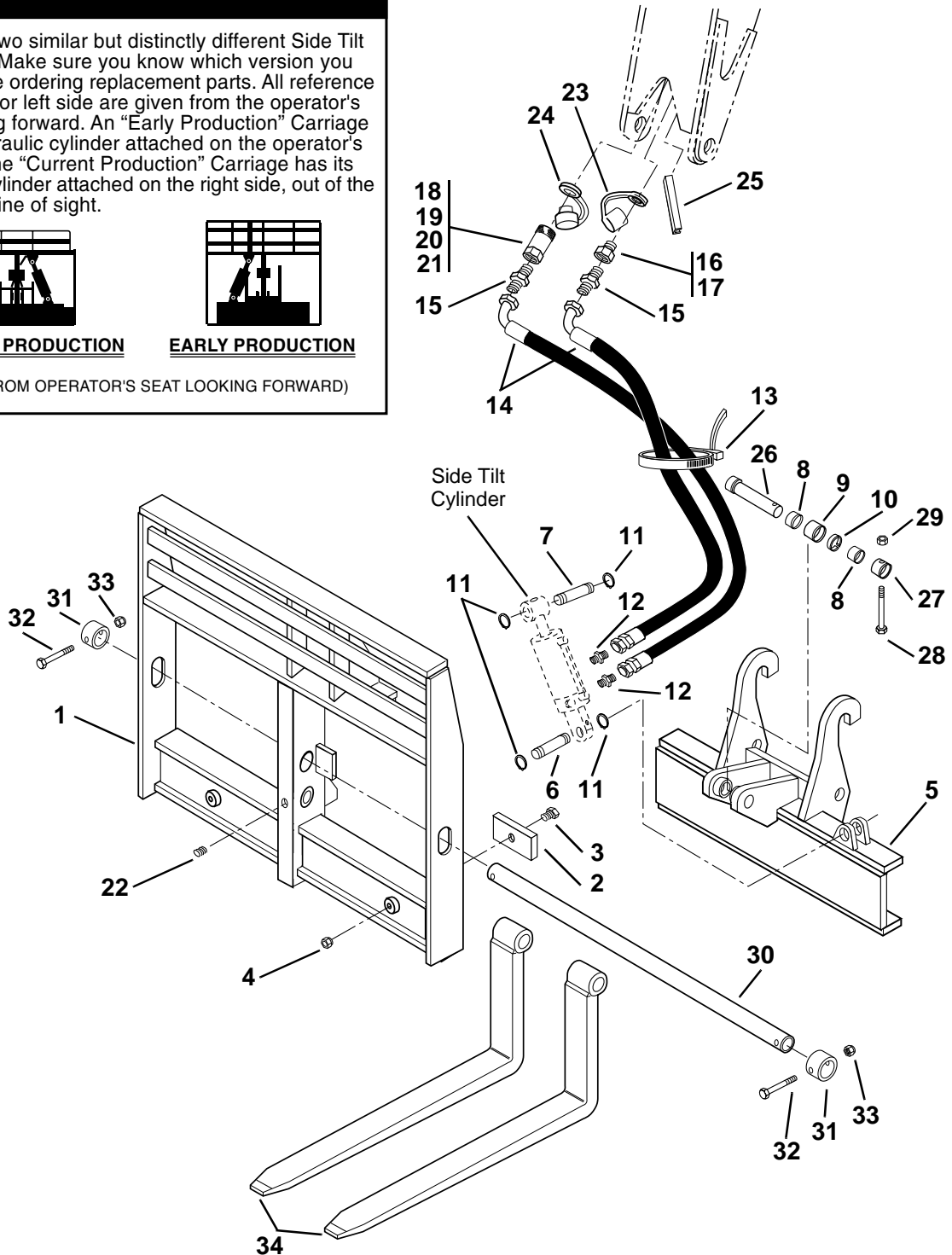


CURRENT PRODUCTION



EARLY PRODUCTION

(VIEWED FROM OPERATOR'S SEAT LOOKING FORWARD)



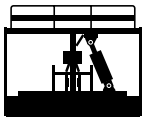
SIDE TILT CARRIAGE – EARLY PRODUCTION (Optional)

Item No.	Part Number	Qty.	Description
1	7089044	1	Carriage, Side Tilt 48"
	7089054	1	Carriage, Side Tilt 60"
	7098354	1	Carriage, Side Tilt 72"
2	7065482	2	Pad, Wear
3	8303739	2	HHCS, 5/16-18 x 1-1/4"
4	8305626	2	Locknut, 5/16-18
5	7085154	1	Base, Pivot
6	7077501	1	Pin, Cyl. Base
7	7077511	1	Pin, Cyl. Rod
8	7077481	2	Spacer
9	8065634	1	Bushing, Self-aligning
10	8642001	1	Ring, Snap
11	8642235	4	Ring, Snap
12	8760117	2	Connector, Straight SAE 6-6 – Male JIC 37° x Male Str. Thd. O-ring
13	8584001	1	Tie Wrap
14	2711992	2	Hose Assembly
15	8760110	2	Connector, Straight, SAE 6-8 – Male JIC 37° x Male Str. Thd. O-ring
16	8430006	1	Quick Disconnect, Male 3/4-16 ORB (Includes Item 17)
17	8640029	1	Seal, Nose (Not Shown)
18	8430005	1	Quick Disconnect, Female 3/4-16 ORB (Includes Items 19, 20 and 21)
19	8640029	1	Seal, Nose (Not Shown)
20	8640028	1	Seal, Large, Coupler Body (Not Shown)
21	8640032	1	Back-up Ring for Large Seal (Not Shown)
22	8541433	1	Plug, Pipe Hex Skt 1/8" NPT
23	8420053	1	Cap, Dust
24	8420055	1	Plug, Dust
25	7125741	1	Molding
26	7085411	1	Pin, Pivot
27	7085501	1	Collar, Pin Locking
28	8303770	1	HHCS, 3/8-16 x 2-3/4"
29	8305645	1	Locknut, 3/8-16 ESNA
30	7128772	1	Shaft, Fork Pivot 48"
	7128792	1	Shaft, Fork Pivot 60"
	7128802	1	Shaft, Fork Pivot 72"
31	7086471	2	Hub, Lock
32	8303634	2	HHCS, 5/8-11 x 4"
33	8305643	2	Locknut, 5/8-11
34	7048233	2	Fork, Pallet 48" x 4"
	7092793	2	Fork, Lumber (Not Shown)
	7085073	6	Fork, Blocking (Not Shown)

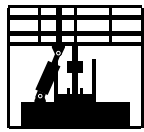
SIDE TILT CARRIAGE – CURRENT PRODUCTION (Optional)

IMPORTANT:

There are two similar but distinctly different Side Tilt Carriages. Make sure you know which version you have before ordering replacement parts. All reference to the right or left side are given from the operator's seat looking forward. An "Early Production" Carriage has its hydraulic cylinder attached on the operator's left side. The "Current Production" Carriage has its hydraulic cylinder attached on the right side, out of the operator's line of sight.

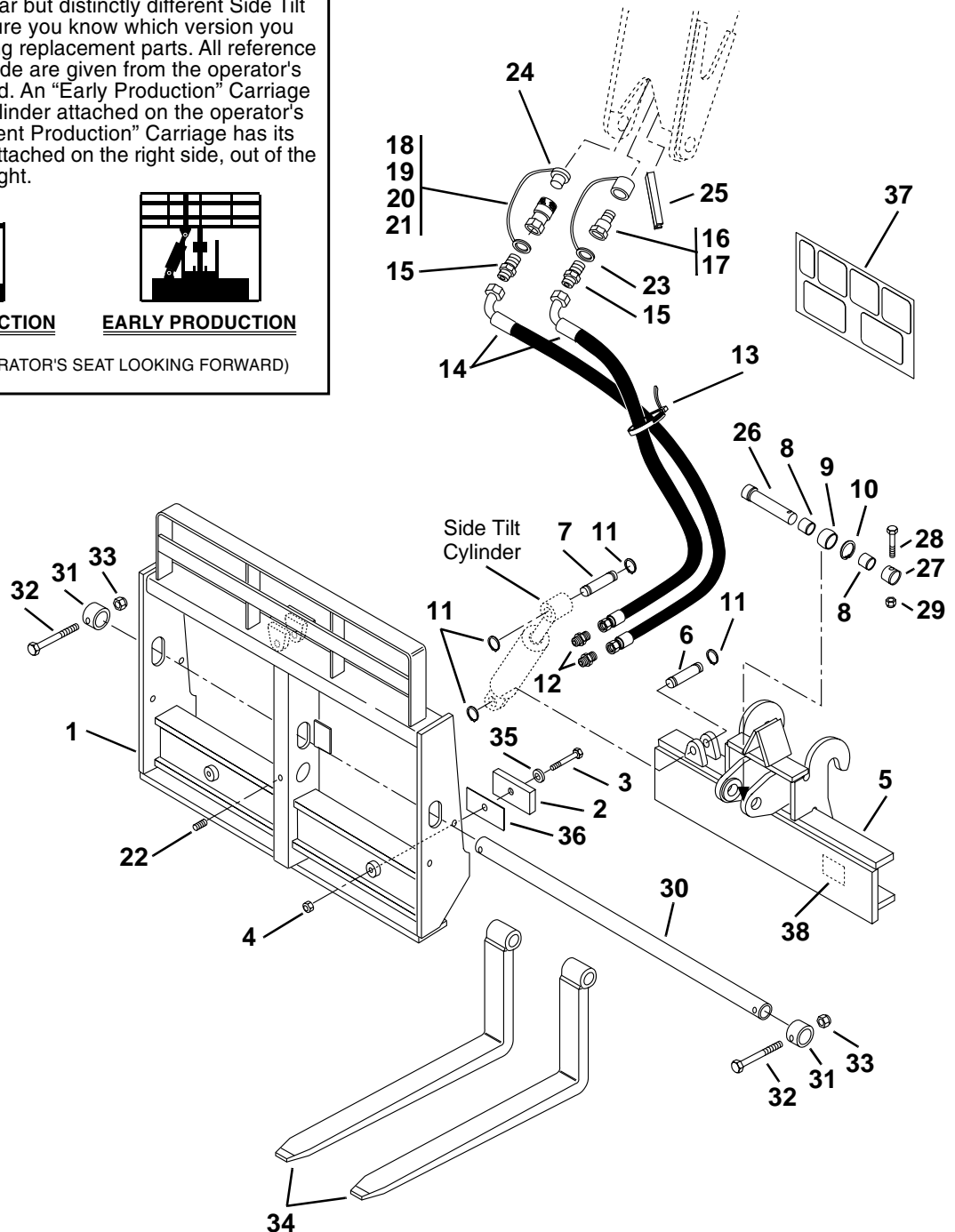


CURRENT PRODUCTION



EARLY PRODUCTION

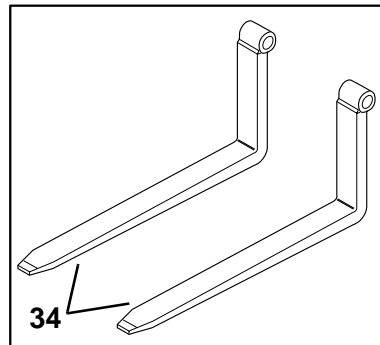
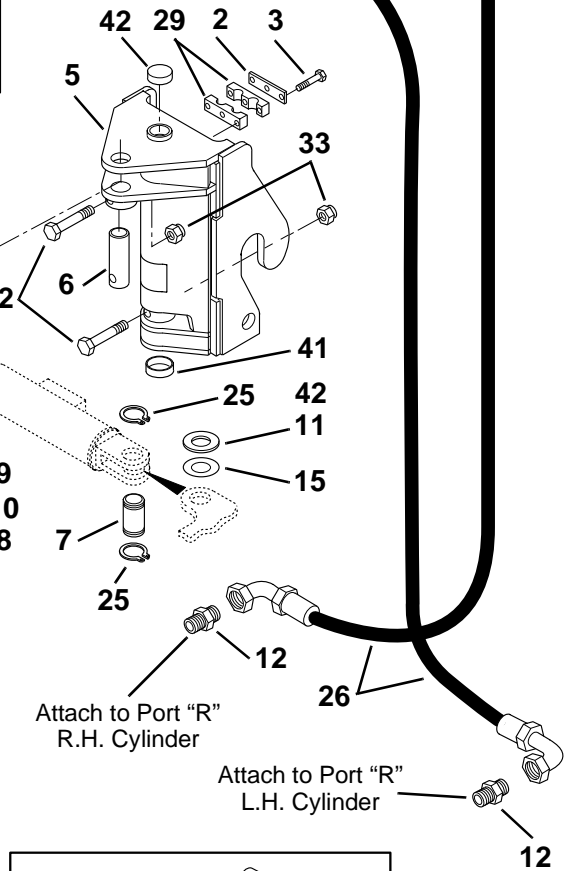
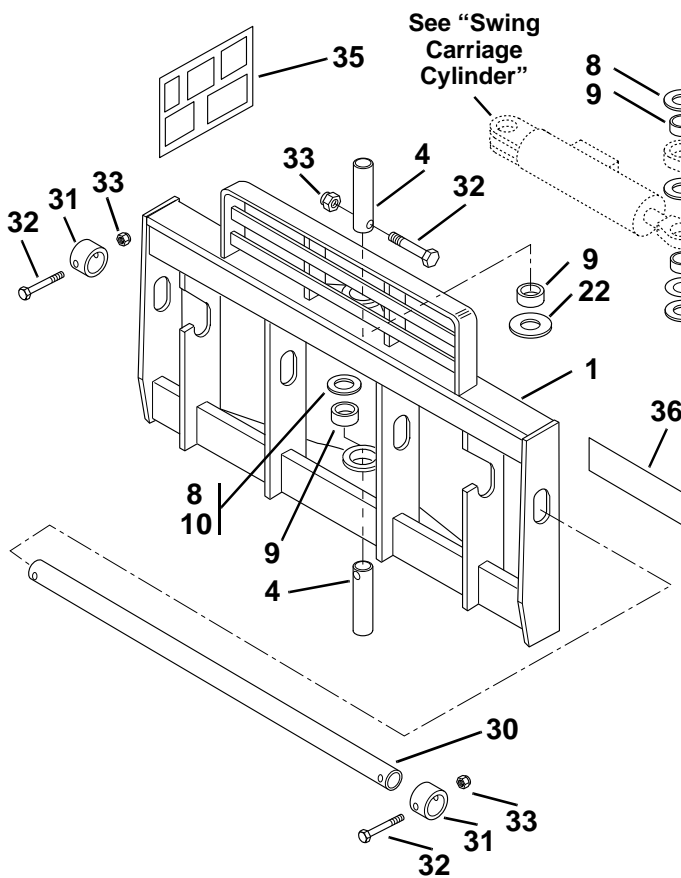
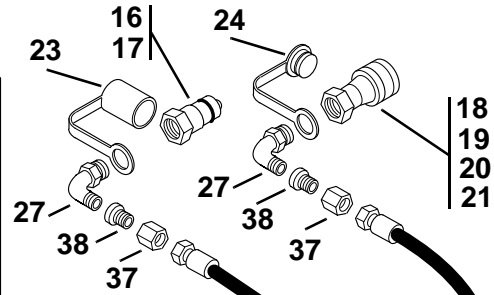
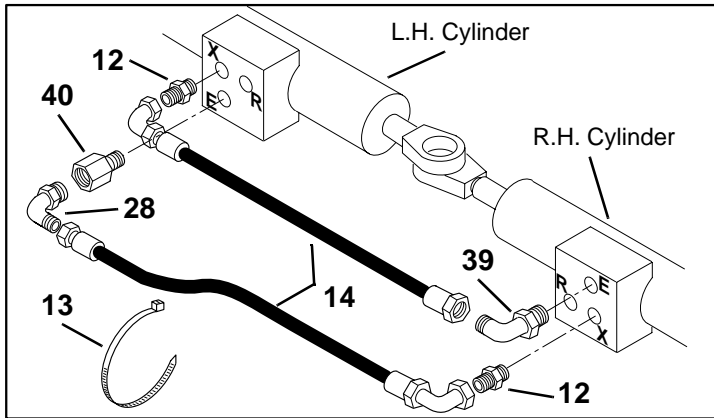
(VIEWED FROM OPERATOR'S SEAT LOOKING FORWARD)



SIDE TILT CARRIAGE – CURRENT PRODUCTION (Optional)

Item No.	Part Number	Qty.	Description
1	7117244	1	Carriage, Side Tilt 48"
	7117254	1	Carriage, Side Tilt 60"
	7117264	1	Carriage, Side Tilt 72"
2	7065482	2	Pad, Wear
3	8303739	2	HHCS, 5/16-18 x 1-1/4"
4	8305626	2	Nut, Hex Lock 5/16-18
5	7117204	1	Base, Pivot
6	7077501	1	Pin, Cyl. Base
7	7077511	1	Pin, Cyl. Rod
8	7077481	2	Spacer
9	8065634	1	Bushing, Self-aligning
10	8642001	1	Ring, Snap
11	8642235	4	Ring, Snap
12	8760117	2	Connector, Straight SAE 6-6 – Male JIC 37° x Male Str. Thd. O-ring
13	8584001	1	Tie Wrap
14	2711992	2	Hose Assembly
15	8760110	2	Connector, Straight, SAE 6-8 – Male JIC 37° x Male Str. Thd. O-ring
16	8430006	1	Quick Disconnect, Male 3/4-16 ORB (Includes Item 17)
17	8640029	1	Seal, Nose (Not Shown)
18	8430005	1	Quick Disconnect, Female 3/4-16 ORB (Includes Items 19, 20 and 21)
19	8640029	1	Seal, Nose (Not Shown)
20	8640028	1	Seal, Large, Coupler Body (Not Shown)
21	8640032	1	Back-up Ring for Large Seal (Not Shown)
22	8541433	1	Plug, Pipe Hex Skt 1/8" NPT
23	8420053	1	Cap, Dust
24	8420055	1	Plug, Dust
25	7125741	1	Molding
26	7085411	1	Pin, Pivot
27	7085501	1	Collar, Pin Locking
28	8303770	1	HHCS, 3/8-16 x 2-3/4"
29	8305645	1	Locknut, 3/8-16 ESNA
30	7128772	1	Shaft, Fork Pivot 48"
	7128792	1	Shaft, Fork Pivot 60"
	7128802	1	Shaft, Fork Pivot 72"
31	7086471	2	Hub, Lock
32	8303634	2	HHCS, 5/8-11 x 4"
33	8305643	2	Locknut, 5/8-11
34	7048233	2	Fork, Pallet 48" x 4"
	7092793	2	Fork, Lumber (Not Shown)
	7085073	6	Fork, Blocking (Not Shown)
35	8307203	2	Washer, Flat Heavy
36	7070191	AR	Shim
37	4108232	1	Decal, Capacity Chart
38	7119341	1	Plate, Capacity

SWING CARRIAGE (Optional)

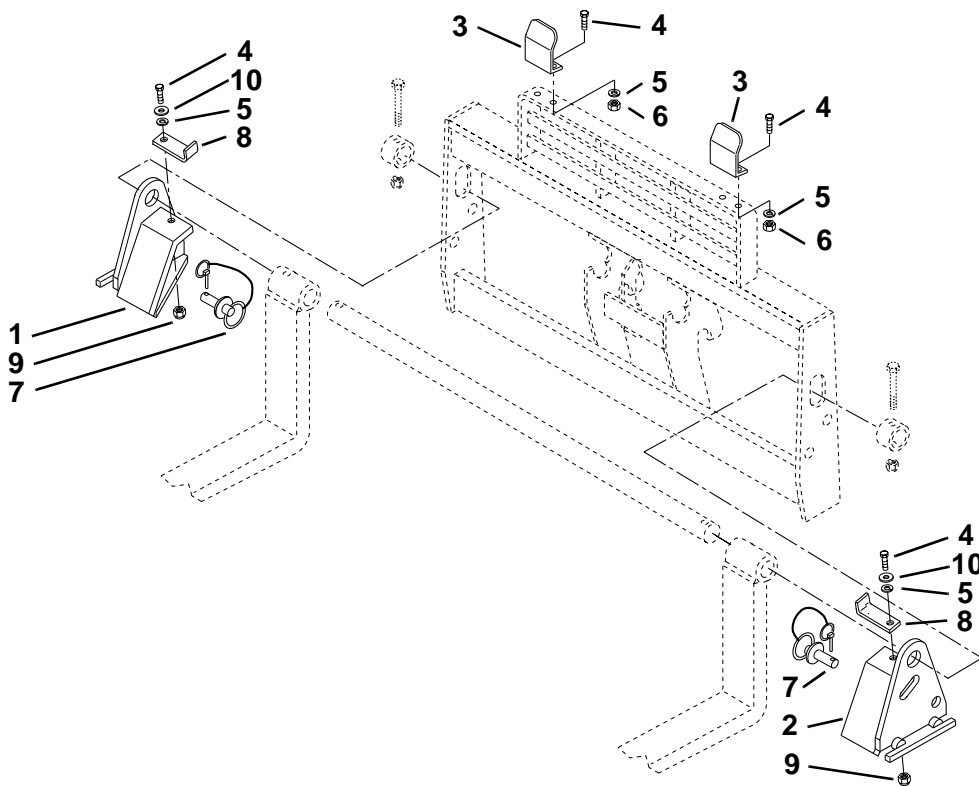


SWING CARRIAGE

(Optional)

Item No.	Part Number	Qty.	Description
1	7111994	1	Carriage, 52"
	7110694	1	Carriage, 72"
2	6608621	1	Cover – Clamp
3	8303715	3	Screw, HHC 5/16-18 x 1-1/2
4	7110702	2	Pin, Carriage Pivot
5	7110494	1	Base, Pivot
6	7110712	1	Pin, Cylinder Pivot (Rod End)
7	7110722	2	Pin, Cylinder Pivot (Base End)
8	8307918	AR	Shim, 2" I.D. x 10 GA.
9	8065062	4	Bearing, Self Lube
10	8307904	AR	Shim, 2" I.D. x 18 GA.
11	8310161	AR	Shim, 1-1/2" I.D. x 10 GA.
12	8760113	4	Connector, Straight, SAE 4 – Male JIC 37° x Male Str. Thd. O-ring
13	8584001	4	Tie Wrap
14	6604662	2	Hose Assembly
15	8310160	AR	Shim, 1-1/2" I.D. x 18 GA.
16	8430006	1	Quick Disconnect, Male 3/4-16 ORB (Includes Item 17)
17	8640029	1	Seal, Nose (Not Shown)
18	8430005	1	Quick Disconnect, Female 3/4-16 ORB (Includes Items 19, 20 and 21)
19	8640029	1	Seal, Nose (Not Shown)
20	8640028	1	Seal, Large, Coupler Body (Not Shown)
21	8640032	1	Back-up Ring for Large Seal (Not Shown)
22	7062922	1	Bearing, Thrust
23	8420053	1	Cap, Dust
24	8420055	1	Plug, Dust
25	8642207	4	Ring, Retaining
26	6611752	2	Hose Assembly
27	8760313	2	Elbow, 90° SAE 6-8 – Male JIC 37° x Male Str. Thd. O-ring
28	8760311	1	Elbow, 90° SAE 6 – Male JIC 37° x Male Str. Thd. O-ring
29	8769132	2	Clamp, Half
30	7128782	1	Shaft, Fork Pivot 52"
	7128802	1	Shaft, Fork Pivot 72"
31	7086471	2	Hub, Lock
32	8303634	5	Screw, Hex Hd Cap, 5/8-11 x 4"
33	8305643	5	Locknut, 5/8-11
34	7048233	2	Fork, Pallet 48" x 4"
	7092793	2	Fork, Lumber (Not Shown)
	7085073	6	Fork, Blocking (Not Shown)
35	4107692	2	Chart, Capacity
36	4107702	1	Decal, Danger – Tip Over Hazard
37	8760409	2	Nut, SAE 6 JIC 37°
38	8760475	2	Reducer, Tube End SAE 6-4 JIC 37°
39	8770012	1	Elbow, 90° SAE 6-4 Male JIC 37° x Male Str. Thd. O-ring
40	8770016	1	Reducer/Expander SAE 4-6
41	4107712	1	Decal, Danger – No Truss Boom
42	8580315	2	Plug, Trim 2-1/2" DIA.

SHEET MATERIAL HANDLER (Optional)

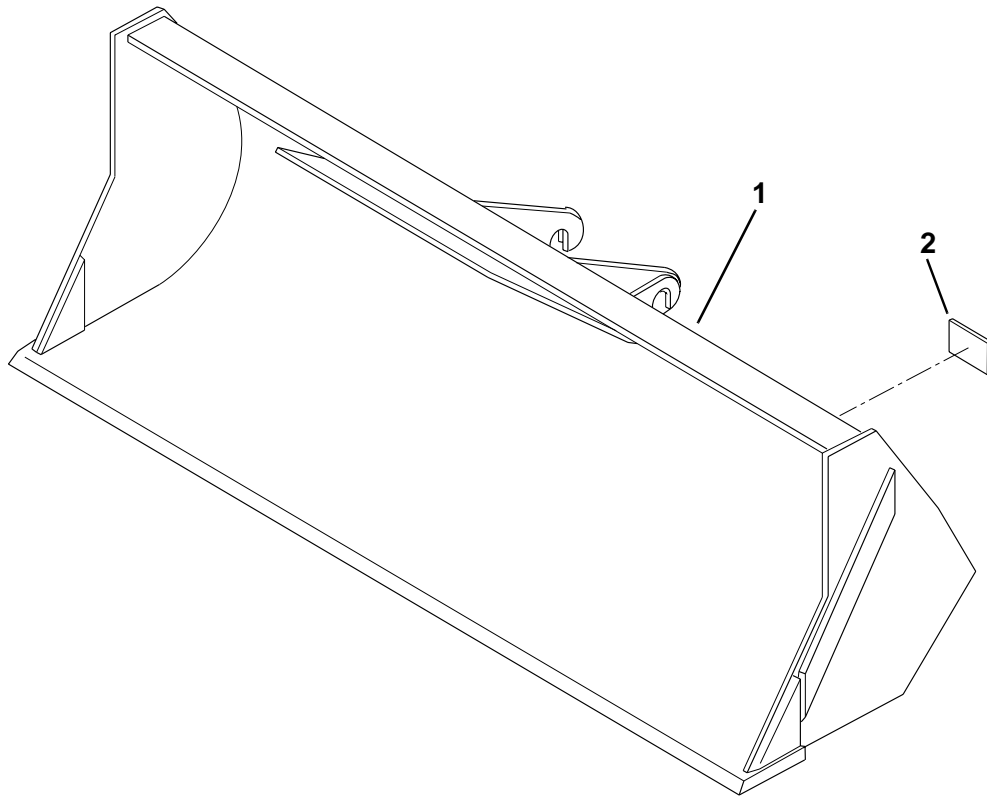


PK0040

Item No.	Part Number	Qty.	Description
1	7112533	1	Fork Support, R.H.
2	7112523	1	Fork Support, L.H.
3	7112642	2	Backrest Extension, Top
4	8303626	6	HHCS, 1/2-13 x 1-1/2"
5	8307007	6	Washer, Lock 1/2"
6	8305012	4	Nut, Hex 1/2-13
7	8301456	2	Hitch Pin
8	7114941	2	Lock Bar
9	8305644	2	Nut, Hex Lock Elastic 1/2-13
10	8307112	2	Washer, Flat 1/2" LT

9.10

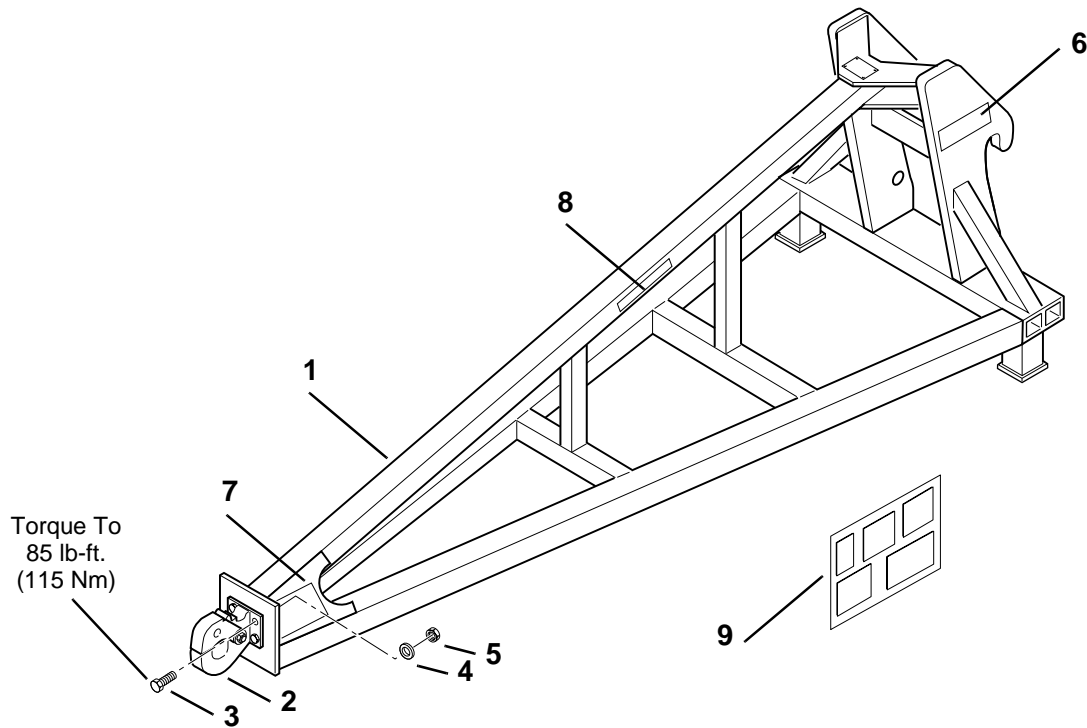
UTILITY BUCKET (Optional)



PA0782

Item No.	Part Number	Qty.	Description
1	7110744	1	Bucket, Utility, 1-1/4 cu. yd. (Includes Item 2)
2	4106561	1	Plate, Capacity

TRUSS BOOM 12 FT. (Optional)



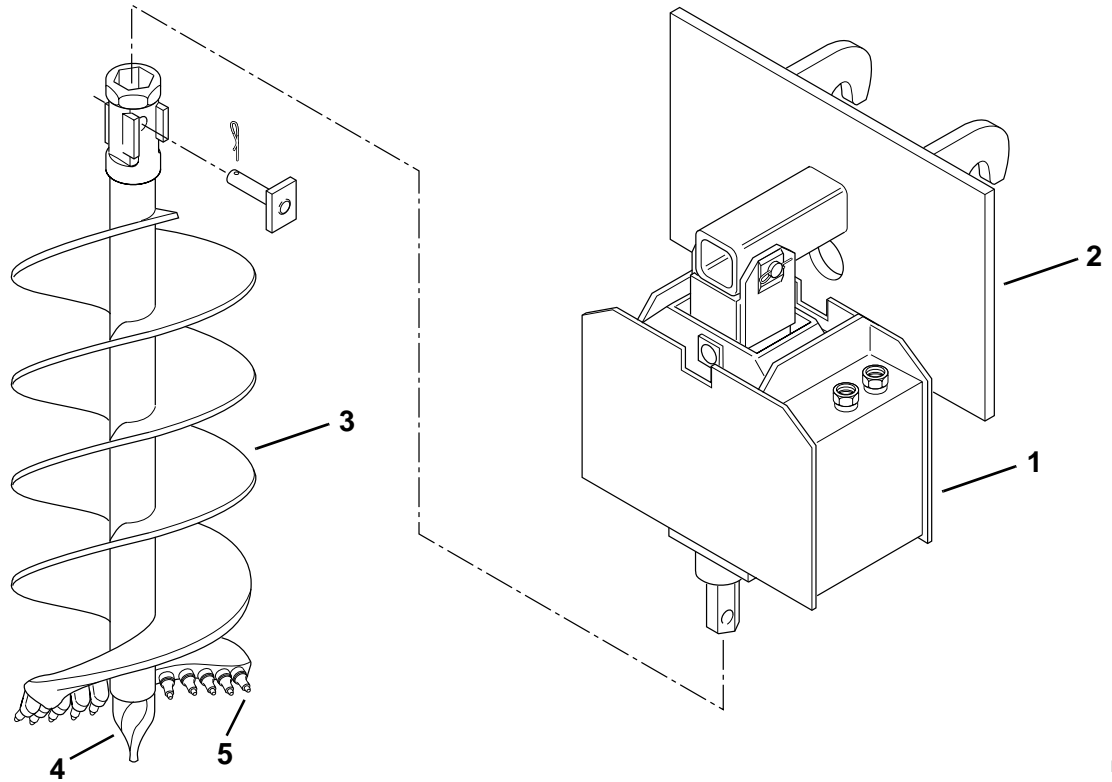
PG0980

Item No.	Part Number	Qty.	Description
1	7113024	1	12 ft. Truss Boom – (Includes Items 2 thru 9)
2	8382017	1	Pintle Hook
3	8310195	4	SCR, HHC 1/2-13 x 1.75"
4	8307112	4	Washer, Plain 1/2 SAE
5	8305644	4	Nut, Hex Lock Elastic 1/2-13
6	4107182	2	Decal, Name
7	4107822	2	Decal, Swinging Load
8	4107832	2	Decal, Length/Capacity
9	4107812	2	Chart, Capacity

9.12

AUGER DRIVE AND MOUNT

(5028 HI-FLOW Only)



PG1160

Item No.	Part Number	Qty.	Description
1	8866544	1	Auger Drive Unit – 3600E
2	7117923	1	Auger Mounting Frame
3	8866421	1	Auger Bit, 36" DIA. – 50" Length
	8866420	1	Auger Bit, 24" DIA. – 50" Length
	8866558	1	Auger Bit, 20" DIA. – w/carbide bit
	8866419	1	Auger Bit, 18" DIA. – 50" Length
	8866418	1	Auger Bit, 15" DIA. – 50" Length
	8866417	1	Auger Bit, 12" DIA. – 50" Length
	8866416	1	Auger Bit, 9" DIA. – 50" Length
	8866415	1	Auger Bit, 6" DIA. – 50" Length
4	1312069	1	Center Point – Cast ADI
5	1312068	AR	Tooth, Standard
	1312075	AR	Tooth (Includes mounting bolt and nut)
	1316686	AR	Tooth, Carbide

SECTION 10

GENERAL TROUBLESHOOTING

HYDRAULIC

5028 Hydraulic Diagram	10A-2
5028 Hydraulic Testing	10A-3
5028HT Hydraulic Diagram	10A-4
5028HT Hydraulic Testing	10A-5
5028HF Hydraulic Diagram	10A-6
5028HF Hydraulic Testing	10A-7
5028/5028HT/5028HF Brake Diagram	10A-8
5028/5028HT/5028HF Brake Circuits	10A-9
5028/5028HT/5028HF Boom Hoist & Extend Diagram	10A-10
5028/5028HT/5028HF Boom Hoist & Extend Circuits	10A-11
5028/5028HT/5028HF Attach. Tilt & Frame Tilt Diagram	10A-12
5028/5028HT/5028HF Attach. Tilt & Frame Tilt Circuits	10A-13
5028/5028HT/5028HF Steering Diagram	10A-14
5028/5028HT/5028HF Steering Circuit	10A-15
5028/5028HT/5028HF Aux. Hydraulics & Hi-low Shift Diagram	10A-16
5028/5028HT/5028HF Aux. Hydraulics & Hi-low Shift Circuits	10A-17
5028HF HI-FLOW Diagram	10A-18
5028HF HI-FLOW Circuit	10A-19
5028/5028HT/5028HF Regenerative/dump Valve	10A-20
5028/5028HT/5028HF Re-Gen Valve – Locked Circuit	10A-21
5028/5028HT/5028HF Re-Gen Valve Retract Circuit	10A-22
5025/5028HT/5028HF Re-Gen Valve Extend Circuit	10A-23

ELECTRICAL

5028 Electrical Schematic (S/N 5028-0070 & Before)	10B-1
5028 Electrical Schematic (S/N 5028-0071 thru 0198)	10B-2
5028 Electrical Schematic (S/N 5028-0199 & After)	10B-3
5028/5028HT/5028HF Electrical Schematic (S/N 5028-0199 & After)	10B-4
5028/5028HT/5028HF Lighting System Circuit (Optional)	10B-5
5028 Charging Circuit (S/N 5028-0156 & Before)	10B-6
5028/5028HT/5028HF Charging Circuit (S/N 5028-0157 & After)	10B-7
5028 Cranking Circuit (S/N 5028-0156 & Before)	10B-8
5028/5028HT/5028HF Cranking Circuit (S/N 5028-0157 & After)	10B-9
5028 Steer Select Circuit (S/N 5028-0156 & Before)	10B-10
5028 Steer Select Circuit (S/N 5028-0157 thru 0198)	10B-11
5028/5028HT/5028HF Steer Select Circuit (S/N 5028-0199 & After)	10B-12
5028HT/5028HF HI-LOW Shift Circuit	10B-13
5028HF HI-FLOW Circuit	10B-14

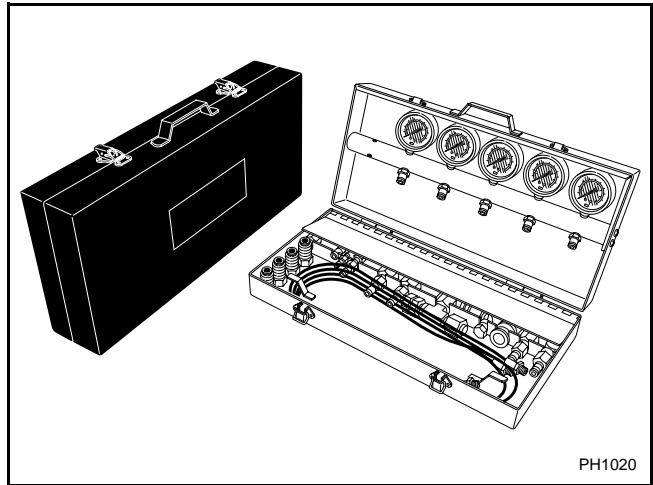


An ISO 9001 Registered Company
An OmniQuip Company

Hydraulic Pressure Diagnostic Kit

For Models 5028, 6036, 8042, 10042 and 10054

TRAK International, Inc. is pleased to announce the availability of the Hydraulic Pressure Diagnostic Kit. Now you can test the pressure in your hydraulic system with accuracy and speed. Troubleshooting in the shop or on site becomes easier and is essential to maintaining peak performance. This kit contains all the necessary fittings, couplers, hoses and gauges needed to properly pressure test SKY TRAK telescopic handlers.



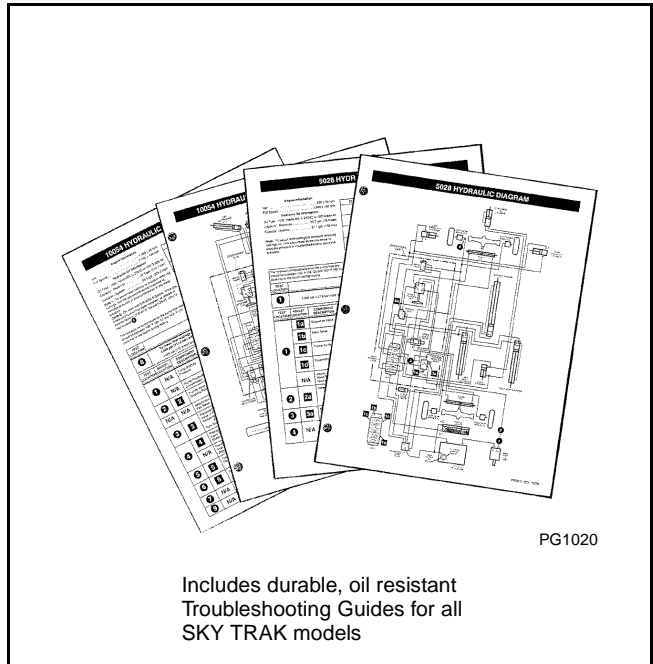
PH1020

Service Features

Today, more than ever, proper maintenance is essential for obtaining maximum machine performance. We know that good maintenance contributes to the life of the vehicle. The Hydraulic Pressure Diagnostic Kit is a valuable tool for every SKY TRAK trained service technician.

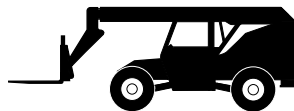
The kit comes in a rugged, easy-to-carry black case. The durable case is convenient for storage, protects against breakage and keeps components free from excess dust and dirt.

So, to keep on the right **TRAK**, order the Hydraulic Pressure Diagnostic Kit for your SKY TRAK fleet today!



PG1020

Includes durable, oil resistant Troubleshooting Guides for all SKY TRAK models



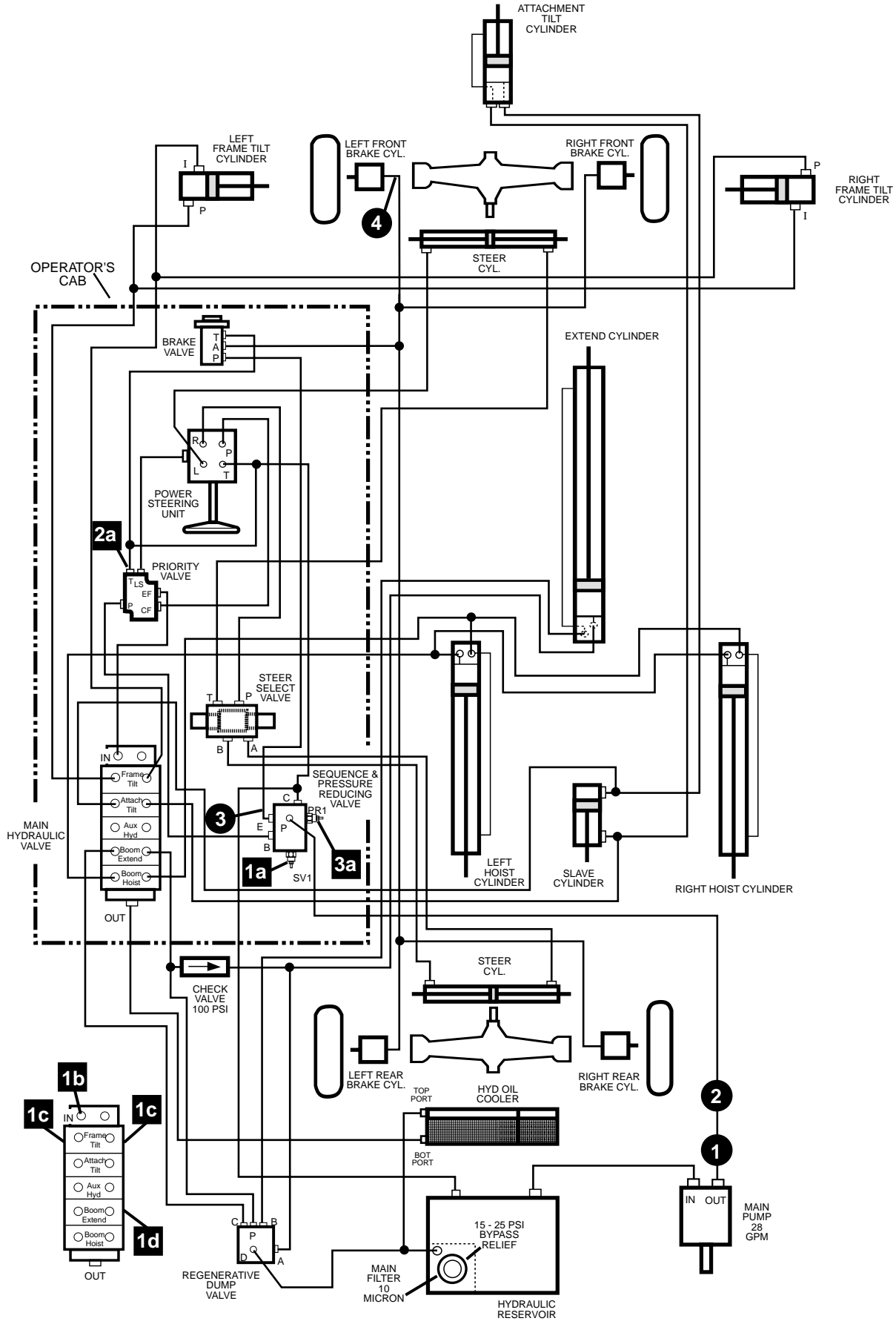
PG1010

Ordering & Price Information

Part Number	Description	Approx. Weight	List Price	Availability
7118782	Hydraulic Pressure Diagnostic Kit	26 lbs.	Consult Factory	6 to 8 Weeks

NOTE: This Hydraulic Pressure Diagnostic Kit will satisfy the minimum distributor requirements for hydraulic pressure gauges for both product lines.

5028 HYDRAULIC DIAGRAM



5028 HYDRAULIC TESTING

Engine Information

Idle 850 ± 50 rpm
Full Speed 2980 ± 100 rpm

Hydraulic Oil Information

Oil Type – 10W, meets MIL-L-2104C or ISO Grade 46
Capacity – Reservoir 20.7 gal. (78,4 liter)
Capacity – System 27.1 gal. (103 liter)

Note 1: To adjust relief settings or pressure reducing settings, turn the adjustment screw clockwise to increase pressure or counterclockwise to decrease pressure.

Equipment Needed To Perform Tests From Kit P/N 7118782

Circuit	Gauge	Fittings
1	4,000 PSI Gauge (275,6 bar)	Reducer #16-8 PD38TX Test Nipple
2	4,000 PSI Gauge (275,6 bar)	#8 Run Tee Swivel Nut PD38TX Test Nipple
3	4,000 PSI Gauge (275,6 bar)	#4 Run Tee Swivel Nut PD34TX Test Nipple
4	1,000 PSI Gauge (68,9 bar)	#4 Run Tee Swivel Nut PD34BTX Test Nipple

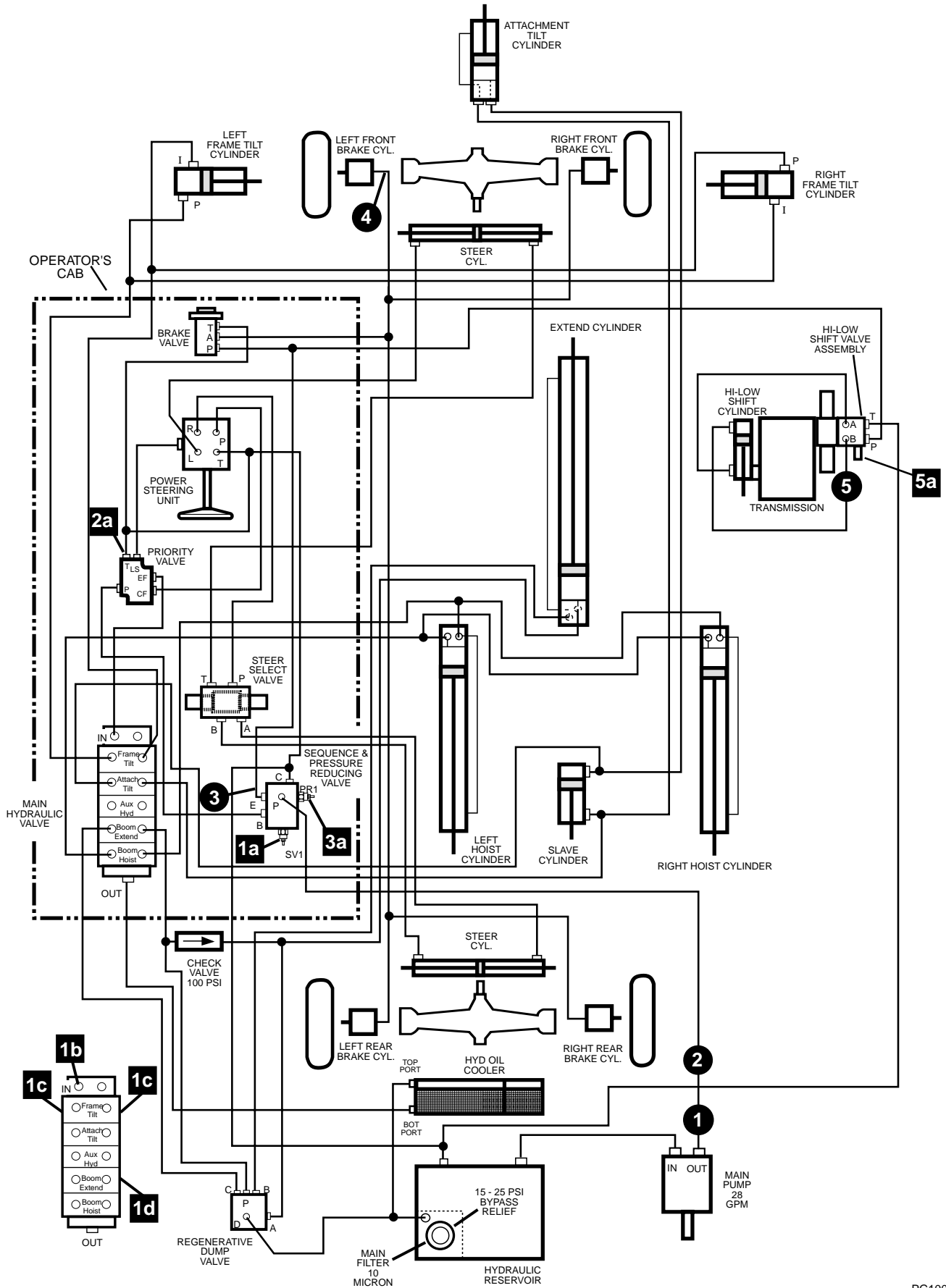
The hydraulic oil temperature for the pump flow test should be between 100° F (38° C) and 120° F (49° C) (tank hot to the touch) during testing.

To check flow readings a flow meter capable of measuring 60 gpm (3,8 ltr/sec) and a load valve capable of 6,000 psi (413,4 bar) will be required (not included with kit P/N 7118782).

TEST LOCATION	Hydraulic Pump Flow Test
1	2,000 psi (137,8 bar) load @ Engine Speed of 2,500 ± 25 rpm — Flow rate should be 21 to 25 GPM (1,3 to 1,6 ltr/sec)

TEST LOCATION	ADJUST. LOCATION	COMPONENT DESCRIPTION	PRESSURE READINGS	PRESSURE TEST PROCEDURES
1	1a	Sequence Valve	1000 ± 25 psi (68,9 ± 1,7 bar)	With engine at idle. Check pressure. If pressure is not correct, adjust or replace the sequence valve cartridge (See Note).
	1b	Main Relief	2,750 ± 100 psi (189,5 ± 6,9 bar)	With engine at idle. Fully retract boom and hold joystick in stall condition until pressure reading has been taken. Check pressure. If pressure is not correct, adjust or replace the relief cartridge (See Note).
	1c	Frame Tilt Port Relief	1,200 (82,7 bar) + 150 (10,3 bar) - 50 psi (3,4 bar)	With engine at idle. Frame Tilt fully to one side and hold joystick in stall condition until pressure reading has been taken. Check pressure. If pressure is not correct, adjust or replace the relief cartridge (See Note).
	1d	Extend Port Relief	2,500 ± 100 psi (172,3 ± 6,9 bar)	With engine at idle. Fully extend the boom and hold joystick in stall condition until pressure reading has been taken. Check pressure. If pressure is not correct, adjust or replace the relief cartridge (See Note).
	N/A	Attach, Tilt Port Relief Hoist Port Relief Auxillary Port Relief	3,250 ± 50 psi (224 ± 3,4 bar)	CONSULT FACTORY
2	2a	Steering Relief	2,500 ± 100 psi (172,3 ± 6,9 bar)	With engine at idle. Turn steering wheel to full turn any direction and hold. Check pressure. To adjust, stop engine, remove tank port fitting on priority valve, turn adjustment screw inside tank port (See Note). Replace fitting. Recheck pressure after adjustment. Repeat adjustment if necessary.
3	3a	Pressure Reducing Valve	900 ± 25 psi (62 ± 1,7 bar)	With engine at idle. Check pressure. If pressure is not correct, adjust or replace the relief cartridge (See Note). DO NOT exceed recommended setting.
4	N/A	Brake Valve	875 ± 25 psi (60,3 ± 1,7 bar)	With engine at idle. Depress brake pedal and hold. If pressure does not reach minimum, verify sequence valve pressure. If sequence pressure is correct, verify pressure reducing valve pressure. If pressure reducing pressure is correct, replace brake valve. Brake valve is not adjustable. Bleed brakes.

5028HT HYDRAULIC DIAGRAM



PG1000

5028HT HYDRAULIC TESTING

Engine Information

Idle 850 ± 50 rpm
Full Speed 2,980 ± 100 rpm

Hydraulic Oil Information

Oil Type – 10W, meets MIL-L-2104C or ISO Grade 46
Capacity – Reservoir 20.7 gal. (78,4 liter)
Capacity – System 27.1 gal. (103 liter)

Note: To adjust relief settings or pressure reducing settings, turn the adjustment screw clockwise to increase pressure or counterclockwise to decrease pressure.

Equipment Needed To Perform Tests From Kit P/N 7118782

Circuit	Gauge	Fittings
1	4,000 PSI Gauge (275,6 bar)	Reducer #16-8 PD38TX Test Nipple
2	4,000 PSI Gauge (275,6 bar)	#8 Run Tee Swivel Nut PD38TX Test Nipple
3	4,000 PSI Gauge (275,6 bar)	#4 Run Tee Swivel Nut PD34BTX Test Nipple
4	4,000 PSI Gauge (275,6 bar)	#4 Run Tee Swivel Nut PD34BTX Test Nipple
5	1,000 PSI Gauge (68,9 bar)	#6 Elbow 90° Swivel Nut PD36BTX Test Nipple

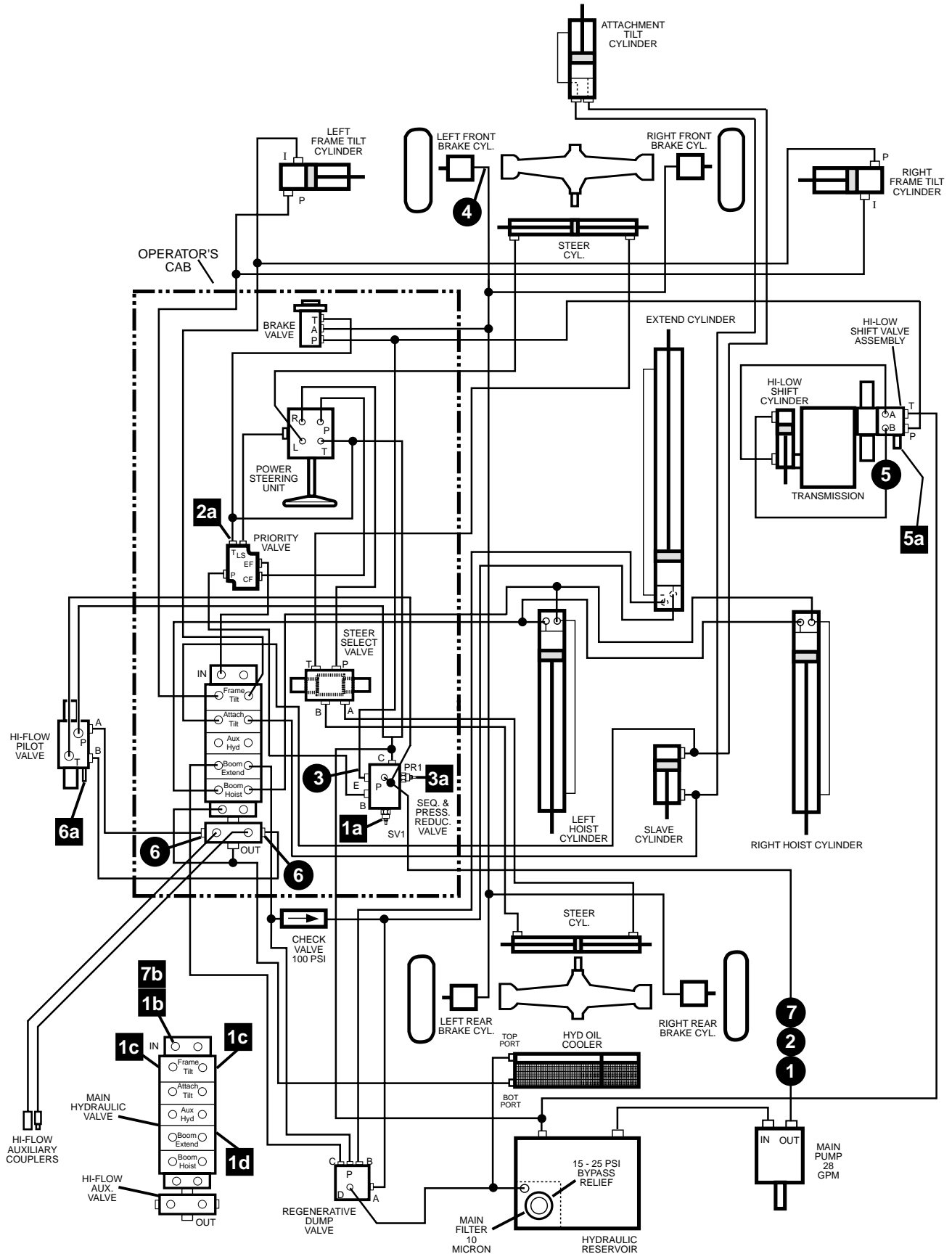
The hydraulic oil temperature for the pump flow test should be between 100° F (38° C) and 120° F (49° C) (tank hot to the touch) during testing.

To check flow readings a flow meter capable of measuring 60 gpm (3,8 ltr/sec) and a load valve capable of 6,000 psi (413,4 bar) will be required (not included with kit P/N 7118782).

TEST LOCATION	Hydraulic Pump Flow Test
1	2,000 psi (137,8 bar) load @ Engine Speed of 2,500 ± 25 rpm — Flow rate should be 21 to 25 GPM (1,3 to 1,6 ltr/sec)

TEST LOCATION	ADJUST. LOCATION	COMPONENT DESCRIPTION	PRESSURE READINGS	PRESSURE TEST PROCEDURES
1	1a	Sequence Valve	1,400 ± 25 psi (96,5 ± 1,7 bar)	With engine at idle. Check pressure. If pressure is not correct, adjust or replace the sequence valve cartridge (See Note).
	1b	Main Relief	2,750 ± 100 psi (189,5 ± 6,9 bar)	With engine at idle. Fully retract boom and hold joystick in stall condition until pressure reading has been taken. Check pressure. If pressure is not correct, adjust or replace the relief cartridge (See Note).
	1c	Frame Tilt Port Relief	1,200 (82,7 bar) + 150 (10,3 bar) - 50 psi (3,4 bar)	With engine at idle. Frame Tilt fully to one side and hold joystick in stall condition until pressure reading has been taken. Check pressure. If pressure is not correct, adjust or replace the relief cartridge (See Note).
	1d	Extend Port Relief	2,500 ± 100 psi (172,3 ± 6,9 bar)	With engine at idle. Fully extend the boom and hold joystick in stall condition until pressure reading has been taken. Check pressure. If pressure is not correct, adjust or replace the relief cartridge (See Note).
	N/A	Attach. Tilt Port Relief Hoist Port Relief Auxiliary Port Relief	3,250 ± 50 psi (224 ± 3,4 bar)	CONSULT FACTORY
2	2a	Steering Relief	2,500 ± 100 psi (172,3 ± 6,9 bar)	With engine at idle. Turn steering wheel to full turn any direction and hold. Check pressure. To adjust, stop engine, remove tank port fitting on priority valve, turn adjustment screw inside tank port (See Note). Replace fitting. Recheck pressure after adjustment. Repeat adjustment if necessary.
3	3a	Pressure Reducing Valve	1,300 ± 25 psi (89,6 ± 1,7 bar)	With engine at idle. Check pressure. If pressure is not correct, adjust or replace the relief cartridge (See Note). DO NOT exceed recommended setting.
4	N/A	Brake Valve	1,300 ± 25 psi (89,6 ± 1,7 bar)	With engine at idle. Depress brake pedal and hold. If pressure does not reach minimum, verify sequence valve pressure. If sequence pressure is correct, verify pressure reducing valve pressure. If pressure reducing pressure is correct, replace brake valve. Brake valve is not adjustable. Bleed brakes.
5	5a	HI-LOW Shift Valve	325 ± 25 psi (22,4 ± 1,7 bar) (See Note)	With engine at idle, shift 2 speed drop box into LOW range before removing any lines. With engine at idle, depress brake pedal and shift the drop box into the high range. If pressure is not correct, verify the pressure from the pressure reducing valve to the Hi-Low Shift Valve. If the pressure from the pressure reducing valve is correct; adjust the Hi-Low Shift Valve cartridge.

5028HF HYDRAULIC DIAGRAM



PG1250

5028HF HYDRAULIC TESTING

Engine Information

Idle
Full Speed

Hydraulic Oil Information

Oil Type – 10W, meets MIL-L-2104C or ISO Grade 46
Capacity – Reservoir 20.7 gal. (78,4 liter)
Capacity – System 27.1 gal. (103 liter)

Note: To adjust relief settings or pressure reducing settings, turn the adjustment screw clockwise to increase pressure or counterclockwise to decrease pressure.

To check flow readings a flow meter capable of measuring 60 gpm (3,8 ltr/sec) and a load valve capable of 6,000 psi (413,4 bar) will be required (not included with kit P/N 7118782).

The hydraulic oil temperature for the pump flow test should be between 100° F (38° C) and 120° F (49° C) (tank hot to the touch) during testing.

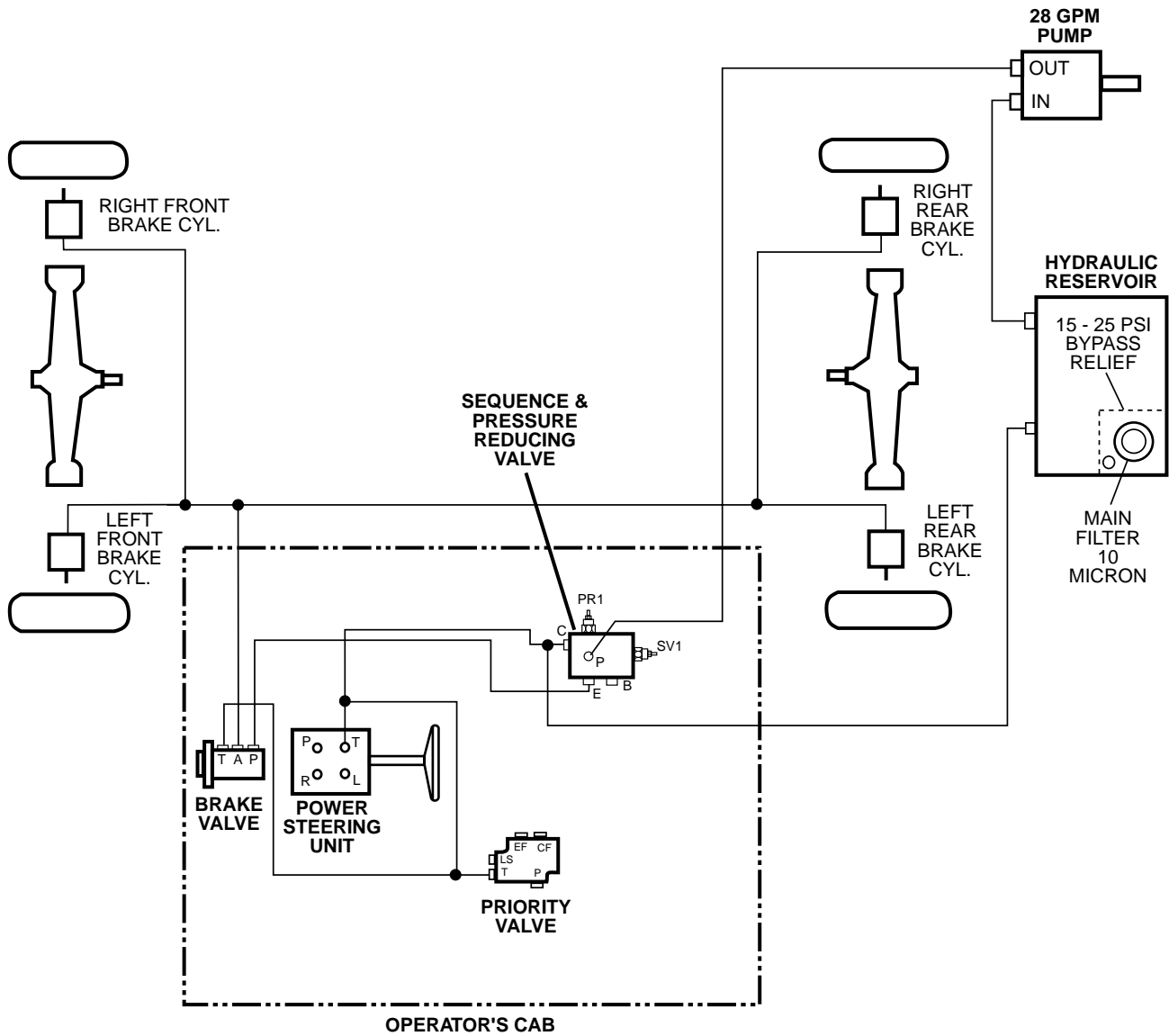
Equipment Needed To Perform Tests

Circuit	Gauge	Fittings
1	4,000 PSI Gauge (275,6 bar)	Reducer #16-8 PD38TX Test Nipple
2	4,000 PSI Gauge (275,6 bar)	#8 Run Tee Swivel Nut PD38TX Test Nipple
3	4,000 PSI Gauge (275,6 bar)	#4 Run Tee Swivel Nut PD34BTX Test Nipple
4	4,000 PSI Gauge (275,6 bar)	#4 Run Tee Swivel Nut PD34BTX Test Nipple
5	1,000 PSI Gauge (68,9 bar)	#6 Elbow 90° Swivel Nut PD36BTX Test Nipple
6	4,000 PSI Gauge (275,6 bar)	#4 Run Tee Swivel Nut PD34BTX Test Nipple
7	4,000 PSI Gauge (275,6 bar)	#6 Run Tee Swivel Nut PD36BTX Test Nipple

TEST LOCATION	Hydraulic Pump Flow Test
1	2,000 psi (137,8 bar) load @ Engine Speed of 2,500 ± 25 rpm — Flow rate should be 21 to 25 GPM (1,3 to 1,6 ltr/sec)

TEST LOCATION	ADJUST. LOCATION	COMPONENT DESCRIPTION	PRESSURE READINGS	PRESSURE TEST PROCEDURES
1	1a	Sequence Valve	1,400 ± 25 psi (96,5 ± 1,7 bar)	With engine at idle. Check pressure. If pressure is not correct, adjust or replace the sequence valve cartridge (See Note).
	1b	Main Relief	2,750 ± 100 psi (189,5 ± 6,9 bar)	With engine at idle. Fully retract boom and hold joystick in stall condition until pressure reading has been taken. Check pressure. If pressure is not correct, adjust or replace the relief cartridge (See Note).
	1c	Frame Tilt Port Relief	1,200 (82,7 bar) + 150 (10,3 bar) - 50 psi (3,4 bar)	With engine at idle. Frame Tilt fully to one side and hold joystick in stall condition until pressure reading has been taken. Check pressure. If pressure is not correct, adjust or replace the relief cartridge (See Note).
	1d	Extend Port Relief	2,500 ± 100 psi (172,3 ± 6,9 bar)	With engine at idle. Fully extend the boom and hold joystick in stall condition until pressure reading has been taken. Check pressure. If pressure is not correct, adjust or replace the relief cartridge (See Note).
	N/A	Attach. Tilt Port Relief Hoist Port Relief Auxiliary Port Relief	3,250 ± 50 psi (224 ± 3,4 bar)	CONSULT FACTORY
2	2a	Steering Relief	2,500 ± 100 psi (172,3 ± 6,9 bar)	With engine at idle. Turn steering wheel to full turn any direction and hold. Check pressure. To adjust, stop engine, remove tank port fitting on priority valve, turn adjustment screw inside tank port (See Note). Replace fitting. Recheck pressure after adjustment. Repeat adjustment if necessary.
3	3a	Pressure Reducing Valve	1,300 ± 25 psi (89,6 ± 1,7 bar)	With engine at idle. Check pressure. If pressure is not correct, adjust or replace the relief cartridge (See Note). DO NOT exceed recommended setting.
4	N/A	Brake Valve	1,300 ± 25 psi (89,6 ± 1,7 bar)	With engine at idle. Depress brake pedal and hold. If pressure does not reach minimum, verify sequence valve pressure. If sequence pressure is correct, verify pressure reducing valve pressure. If pressure reducing pressure is correct, replace brake valve. Brake valve is not adjustable. Bleed brakes.
5	5a	HI-LOW Shift Valve	325 ± 25 psi (22,4 ± 1,7 bar) (See Note)	With engine at idle, shift 2 speed drop box into LOW range before removing any lines. With engine at idle, depress brake pedal and shift the drop box into the high range. If pressure is not correct, verify the pressure from the pressure reducing valve to the HI-Low Shift Valve. If the pressure from the pressure reducing valve is correct; adjust the HI-Low Shift Valve cartridge.
6	6a	HI-FLOW Pilot Valve	450 ± 50 psi (31,0 ± 3,4 bar)	With engine at idle, shift 2 speed drop box into LOW range before removing any lines. With engine at idle, depress brake pedal and shift the drop box into the high range. If pressure is not correct, verify the pressure from the pressure reducing valve to the HI-FLOW Valve. If the pressure from the pressure reducing valve is correct; adjust the HI-FLOW Valve cartridge.
7	7a	HI-FLOW Valve	2,750 ± 100 psi (189,5 ± 6,9 bar)	With engine at idle. Fully retract boom and hold joystick in stall condition until pressure reading has been taken. Check pressure. If pressure is not correct, adjust or replace the relief cartridge (See Note).

5028/5028HT/5028HF BRAKE DIAGRAM



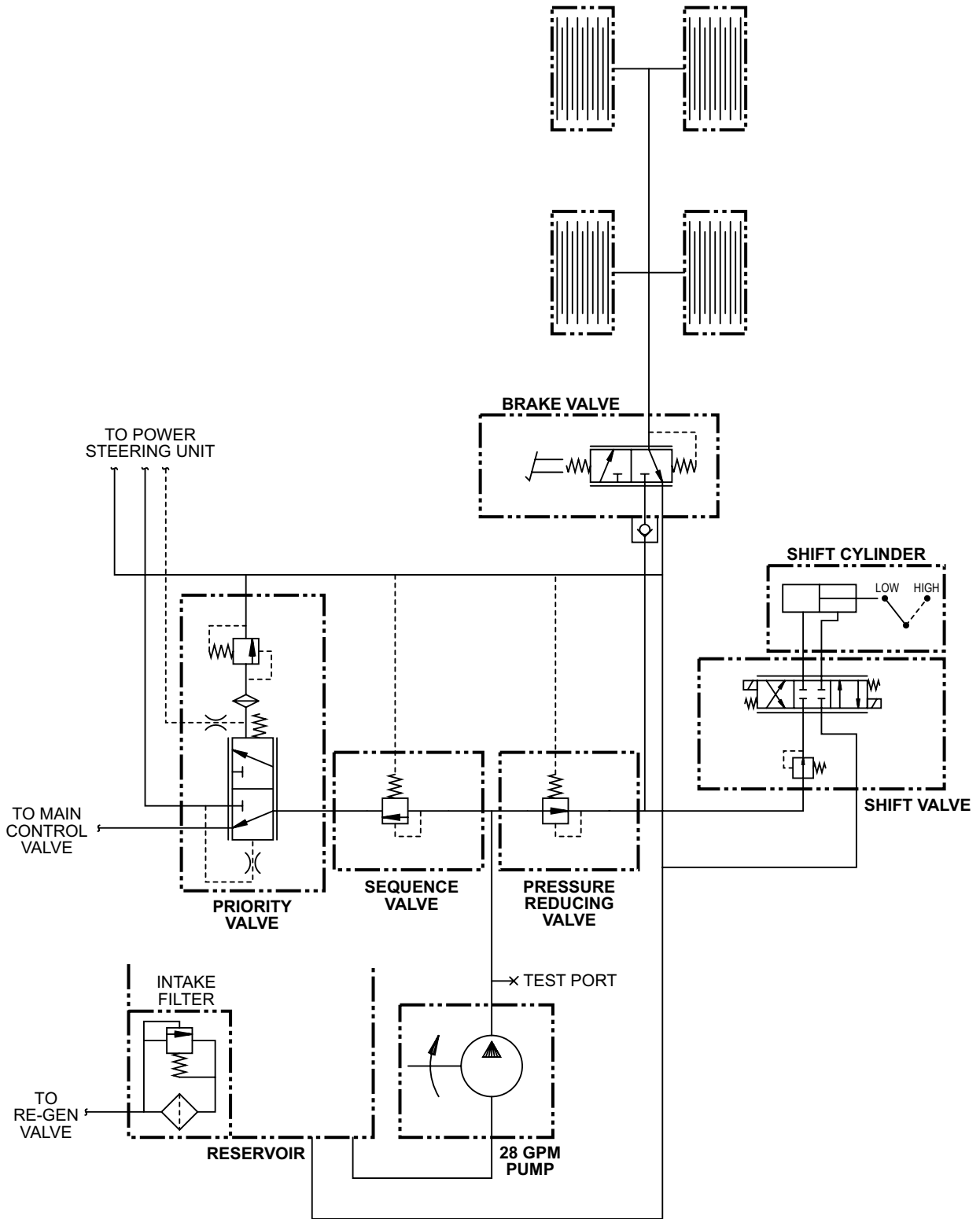
**5028
STD.**

SEQUENCE & PRESSURE REDUCING VALVE PRESSURES
SV1 - Sequence Valve - 1025 ± 25 PSI
PR1 - Pressure Reducing Valve - 900 ± 50 PSI

**5028HT/
5028HF**

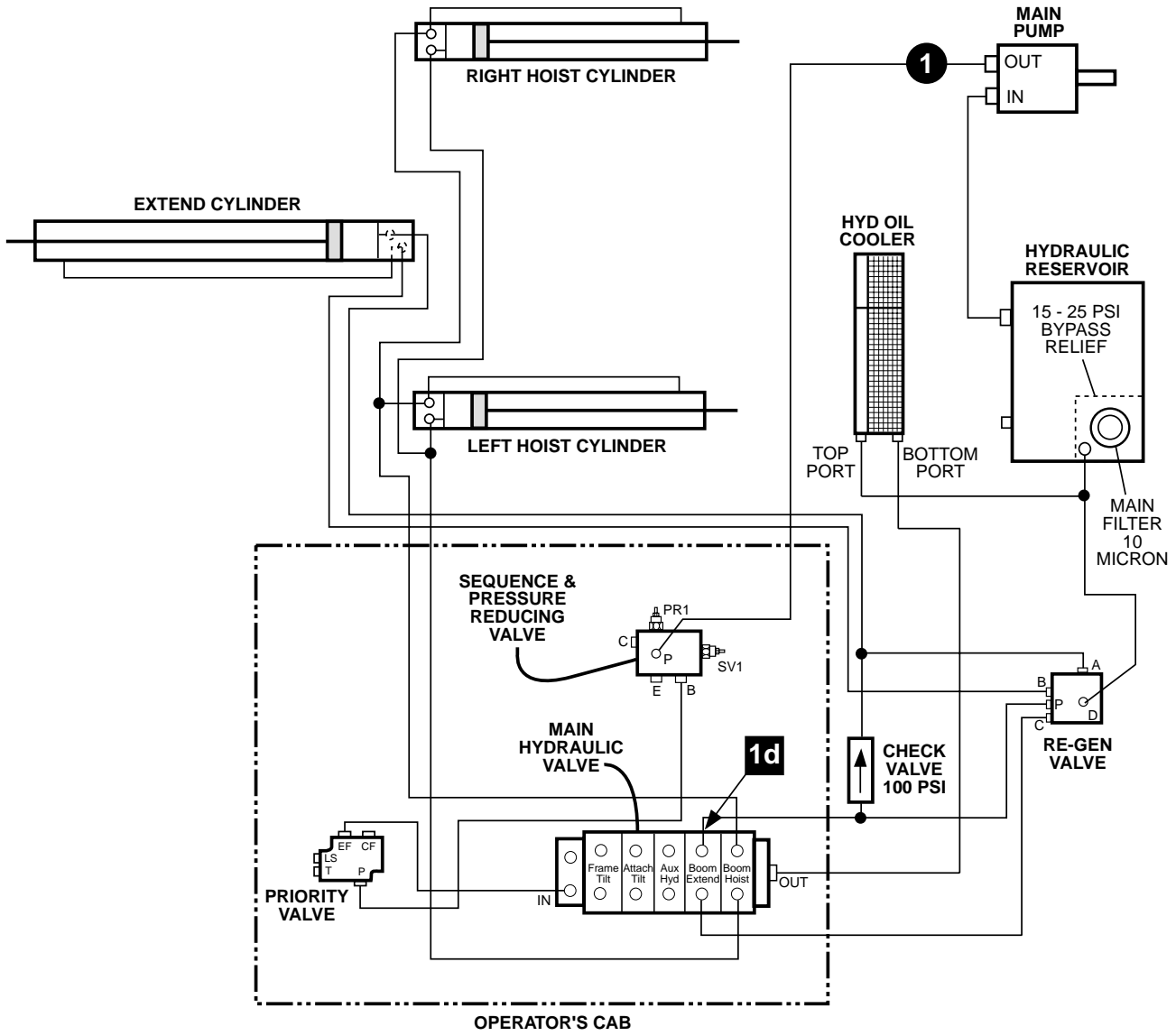
SEQUENCE & PRESSURE REDUCING VALVE PRESSURES
SV1 - Sequence Valve - 1400 ± 25 PSI
PR1 - Pressure Reducing Valve - 1300 ± 50 PSI

5028/5028HT/5028HF BRAKE CIRCUITS



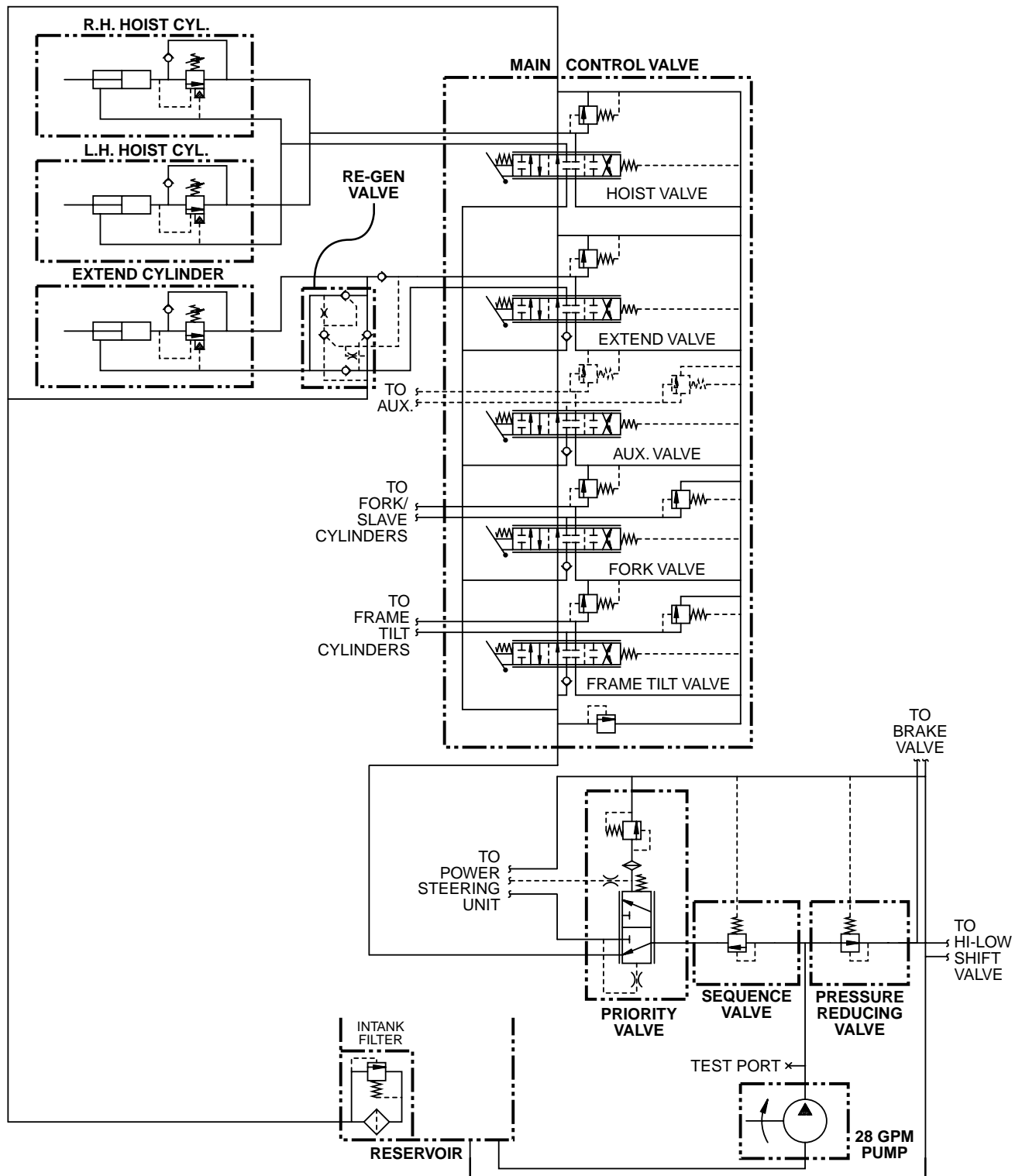
5028/5028HT/5028HF BOOM HOIST & EXTEND DIAGRAM

COUNTERBALANCE VALVE LOCATIONS
 Hoist Cylinder Base Side
 Extend Cylinder Base Side

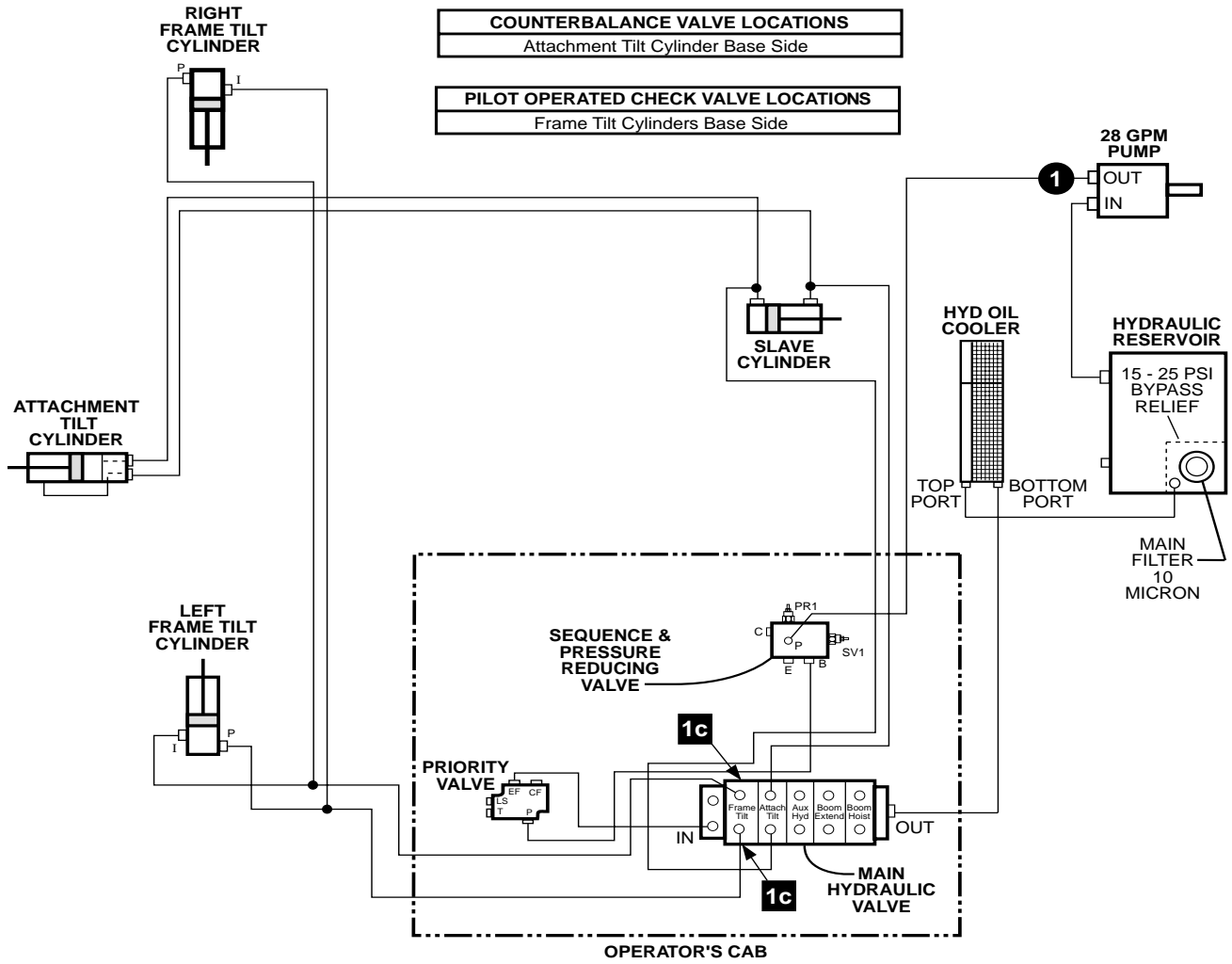


CHECK VALVE LOCATION
 Extend Cylinder Base Side
 (Located in-line between the main control valve and extend cylinder at bulkhead tee)

5028/5028HT/5028HF BOOM HOIST & EXTEND CIRCUITS



5028/5028HT/5028HF ATTACH. TILT & FRAME TILT DIAGRAM



**5028
STD.**

SEQUENCE & PRESSURE REDUCING VALVE PRESSURES

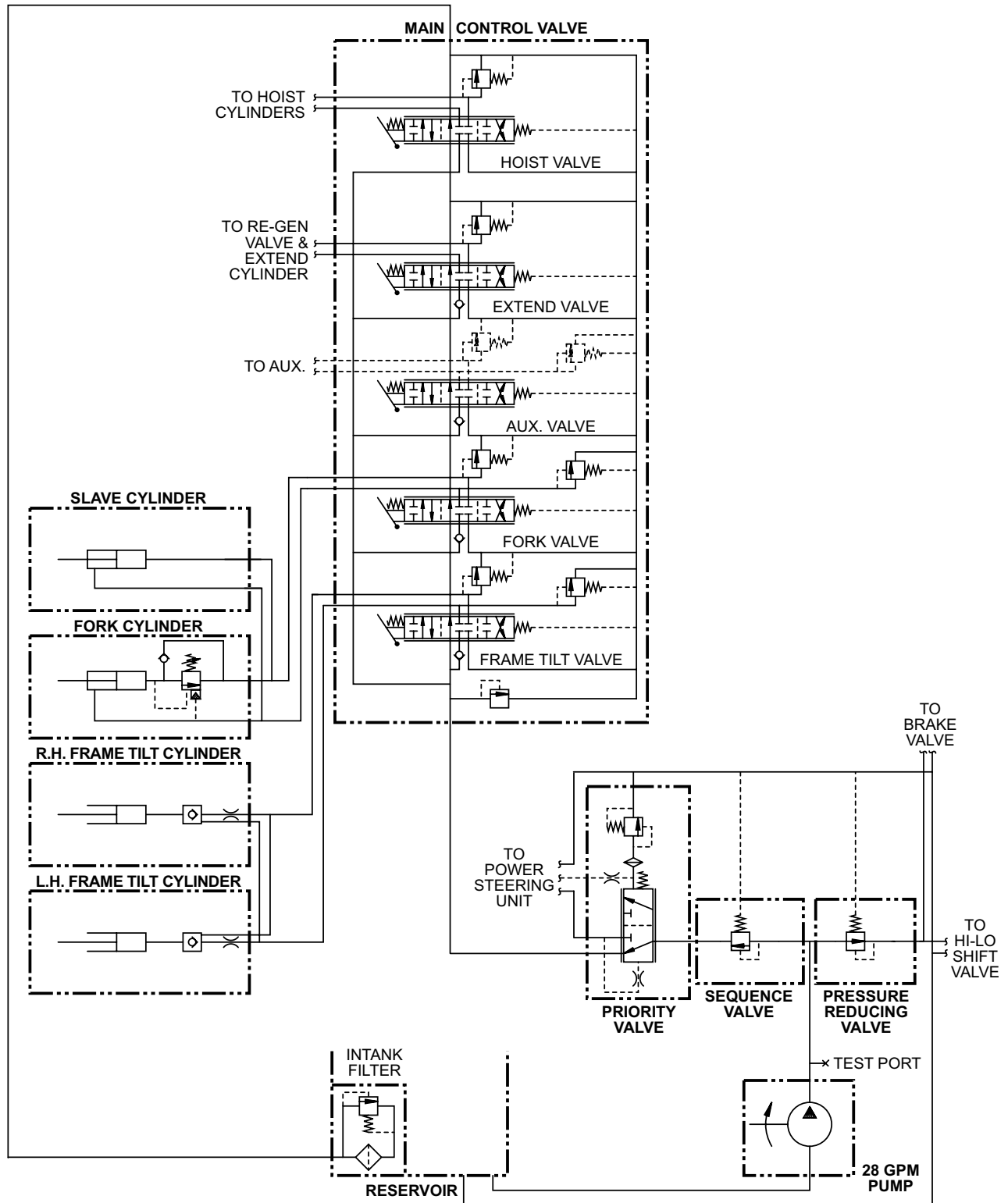
SV1 - Sequence Valve -1025 ± 25 PSI
PR1 - Pressure Reducing Valve - 900 ± 50 PSI

**5028HT/
5028HF**

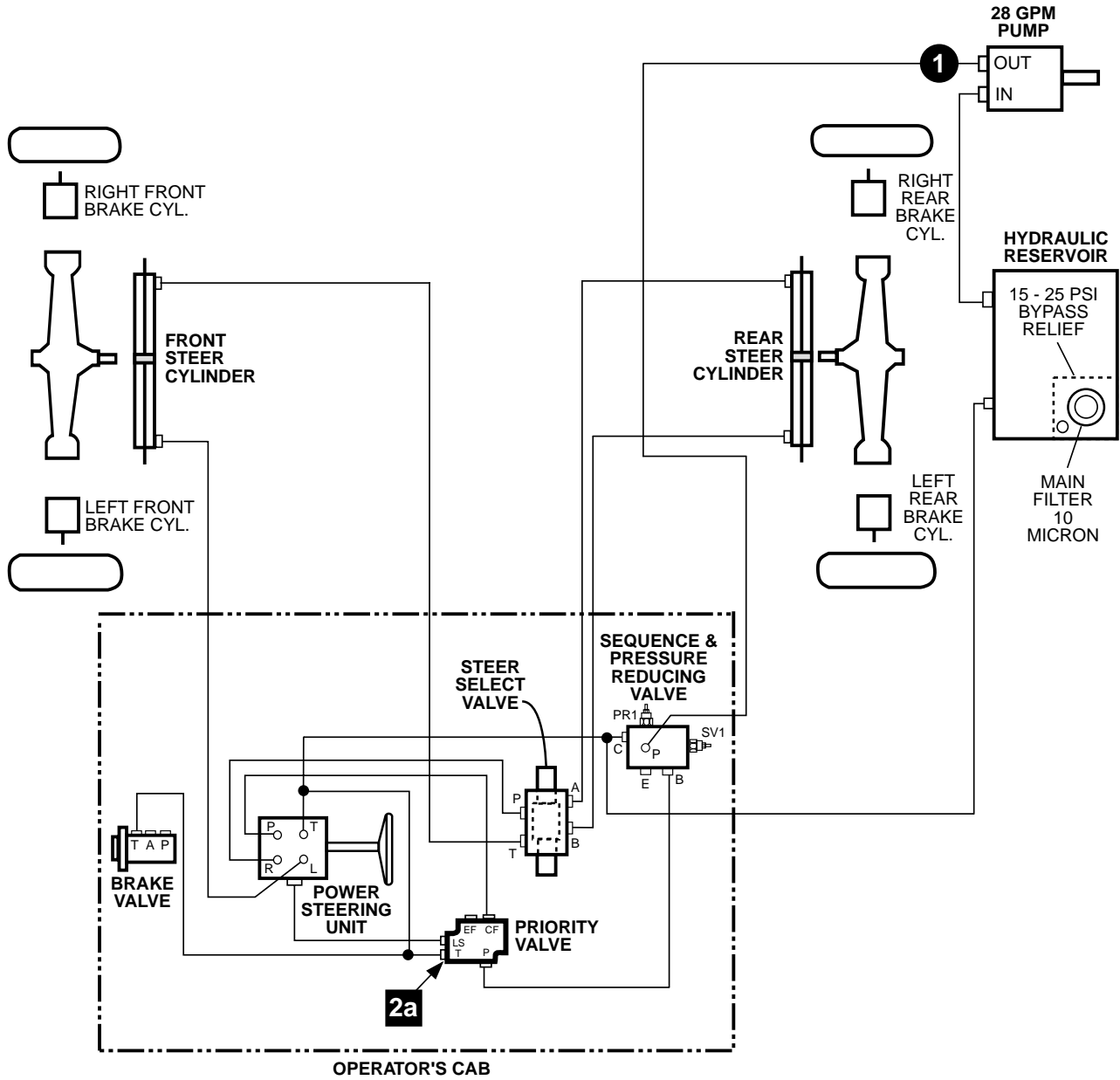
SEQUENCE & PRESSURE REDUCING VALVE PRESSURES

SV1 - Sequence Valve -1400 ± 25 PSI
PR1 - Pressure Reducing Valve - 1300 ± 50 PSI

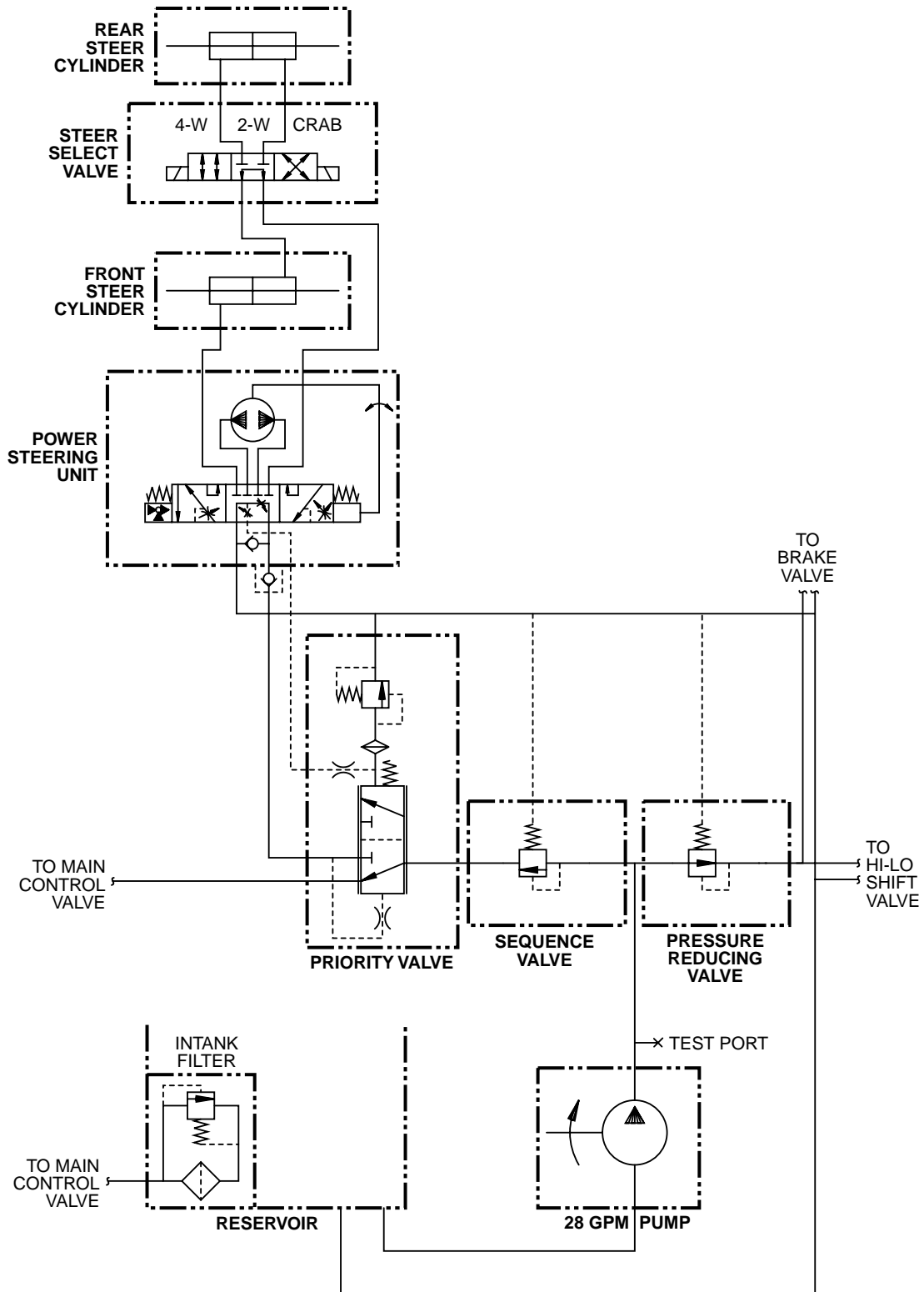
5028/5028HT/5028HF ATTACH. TILT & FRAME TILT CIRCUITS



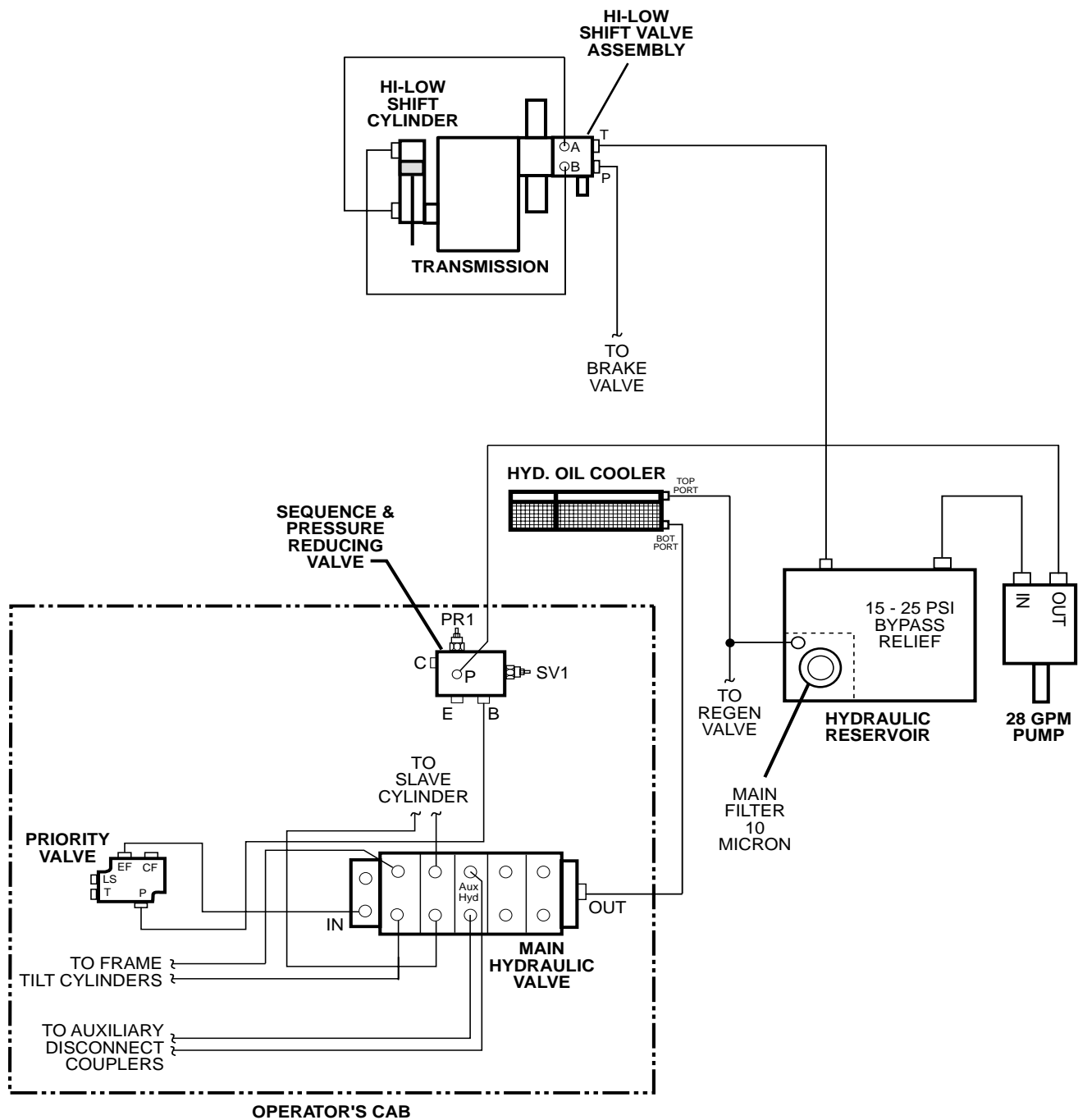
5028/5028HT/5028HF STEERING DIAGRAM



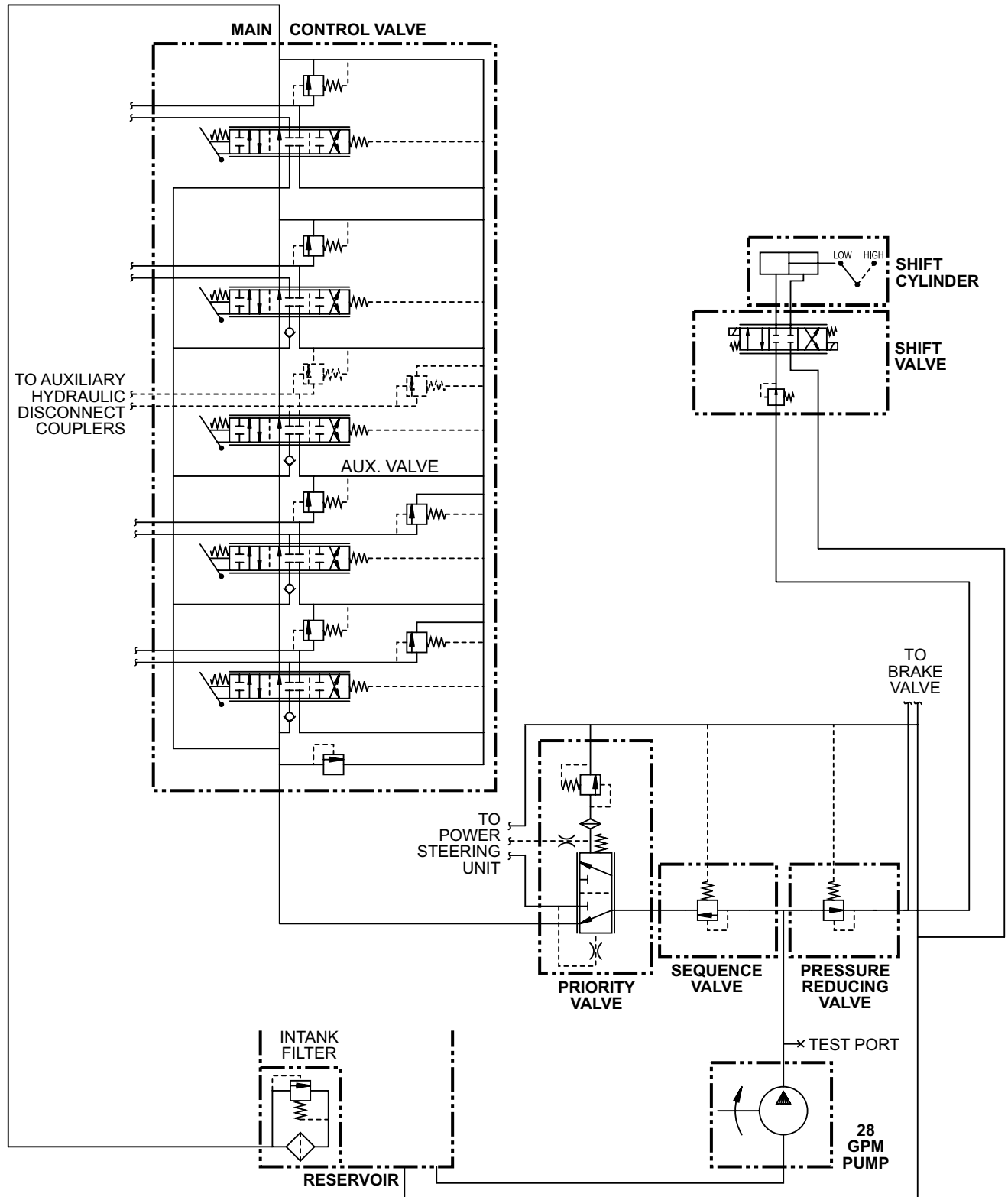
5028/5028HT/5028HF STEERING CIRCUIT



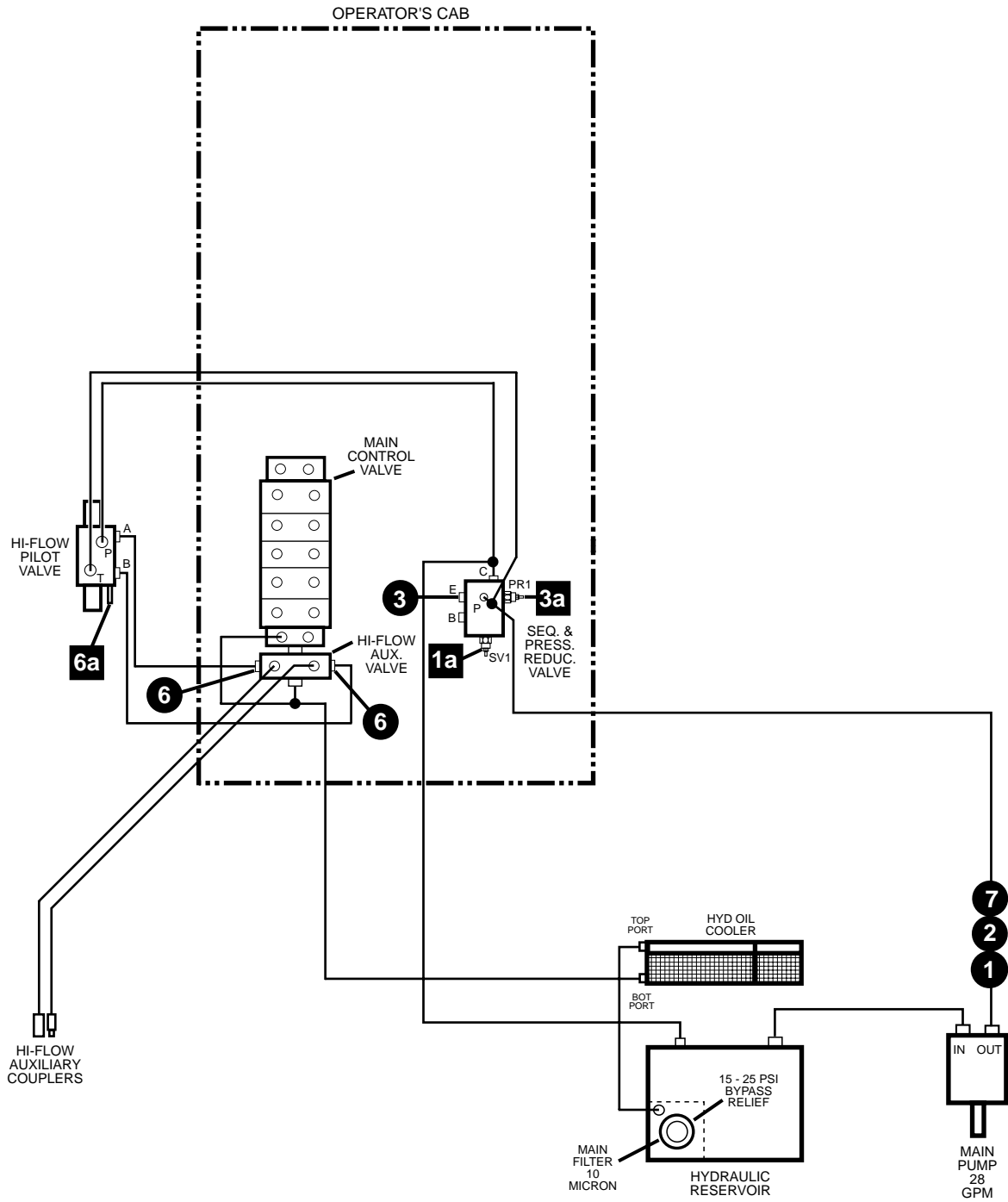
5028/5028HT/5028HF AUX. HYDRAULICS & HI-LOW SHIFT DIAGRAM



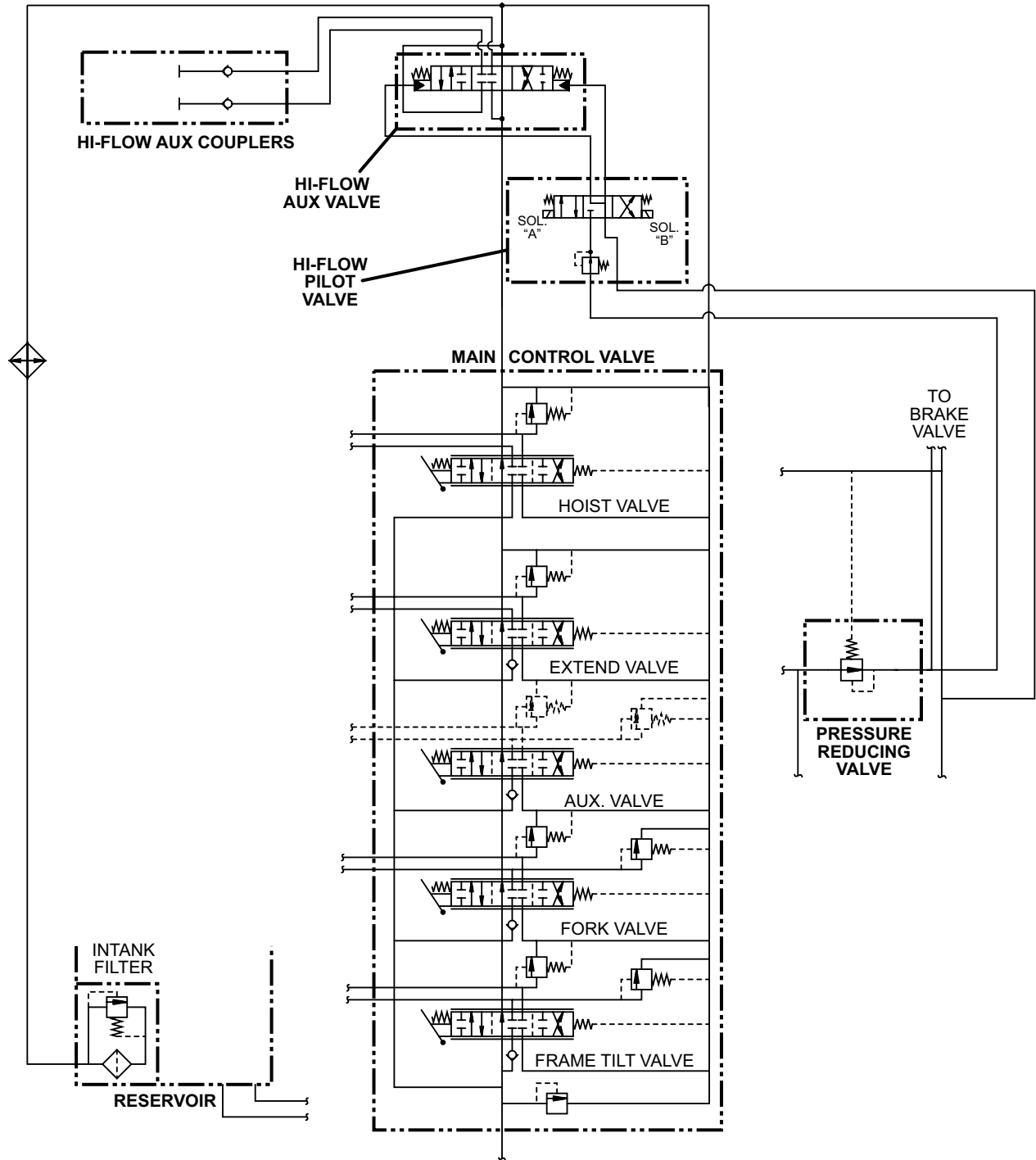
5028/5028HT/5028HF AUX. HYDRAULICS & HI-LOW SHIFT CIRCUITS



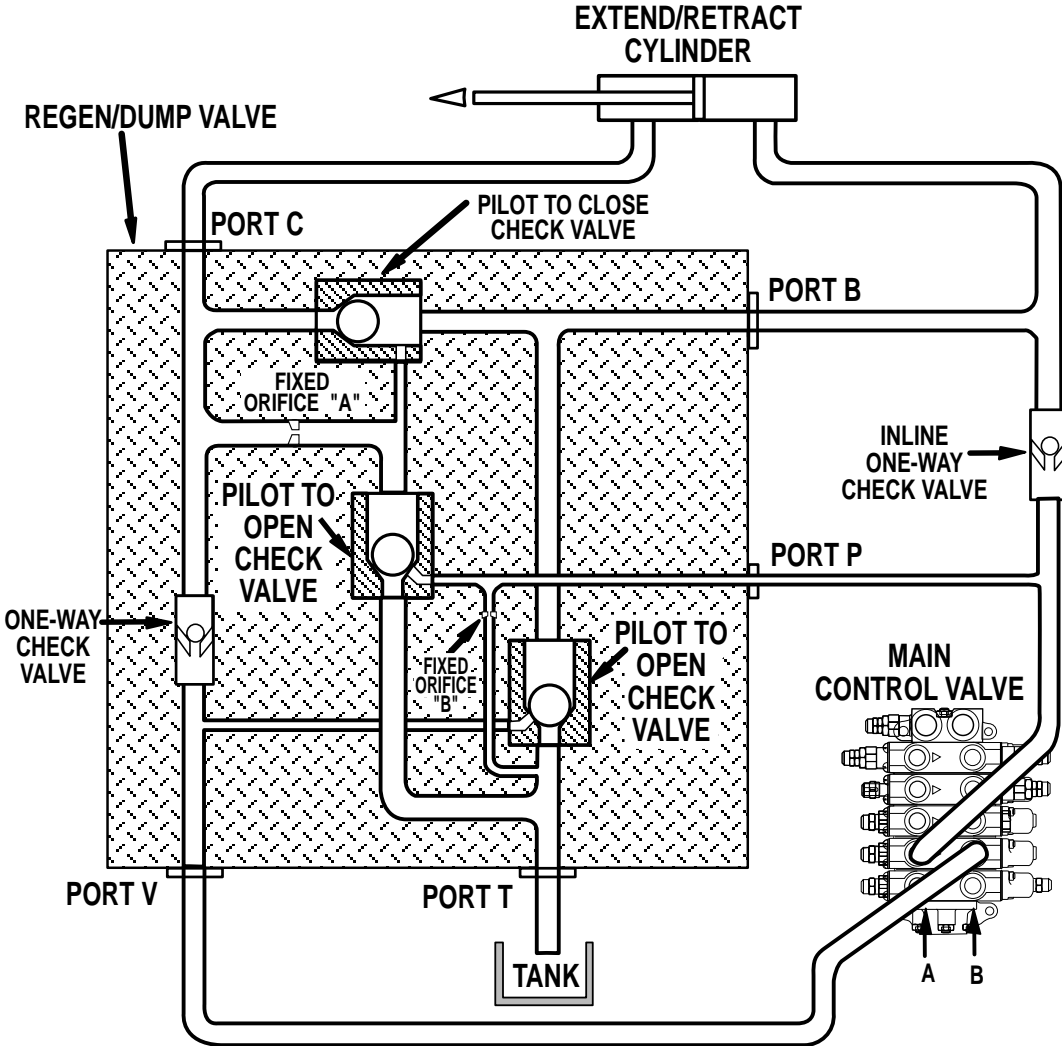
5028HF HI-FLOW DIAGRAM



5028HF HI-FLOW HYDRAULIC CIRCUIT



5028/5028HT/5028HF REGENERATIVE/DUMP VALVE



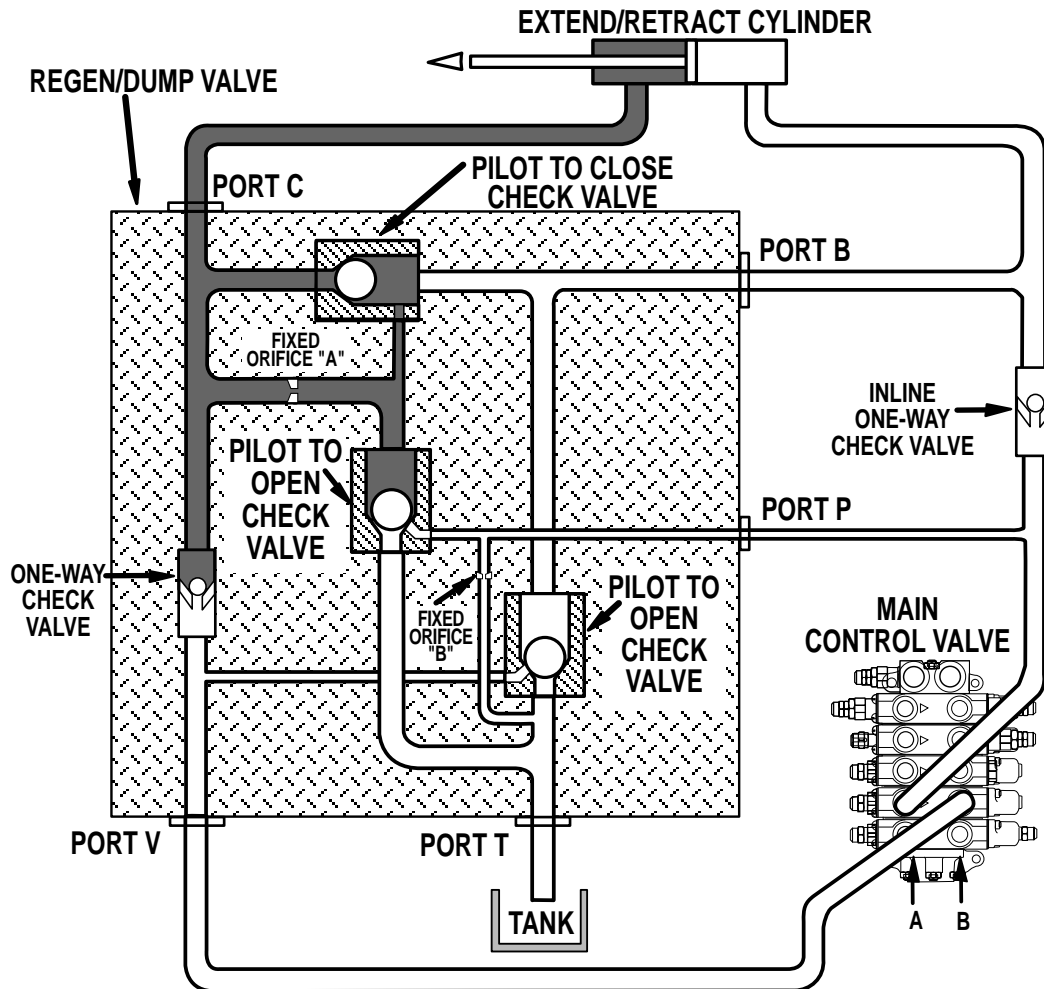
5028/5028HT/5028HF RE-GEN VALVE – LOCKED CIRCUIT

LOCKED CIRCUIT

Should an external force be applied to try to pull the boom out (ie. backing up and hooking the carriage, back dragging with a bucket, etc.) the regenerative dump valve will lock up preventing any unwanted boom extension.

If an external pulling force is applied the boom will try to extend.

Oil will be pressurized on the rod end of the cylinder and will attempt to enter into port "C". This oil will be stopped by the one-way check valve, will back up through fixed orifice "A" and will be stopped by the pilot-to-open valve and will pilot the pilot-to-close valve closed thus preventing any boom movement and locking up the circuit.



Pressure
Return

5028/5028HT/5028HF RE-GEN VALVE RETRACT CIRCUIT

RETRACT CIRCUIT

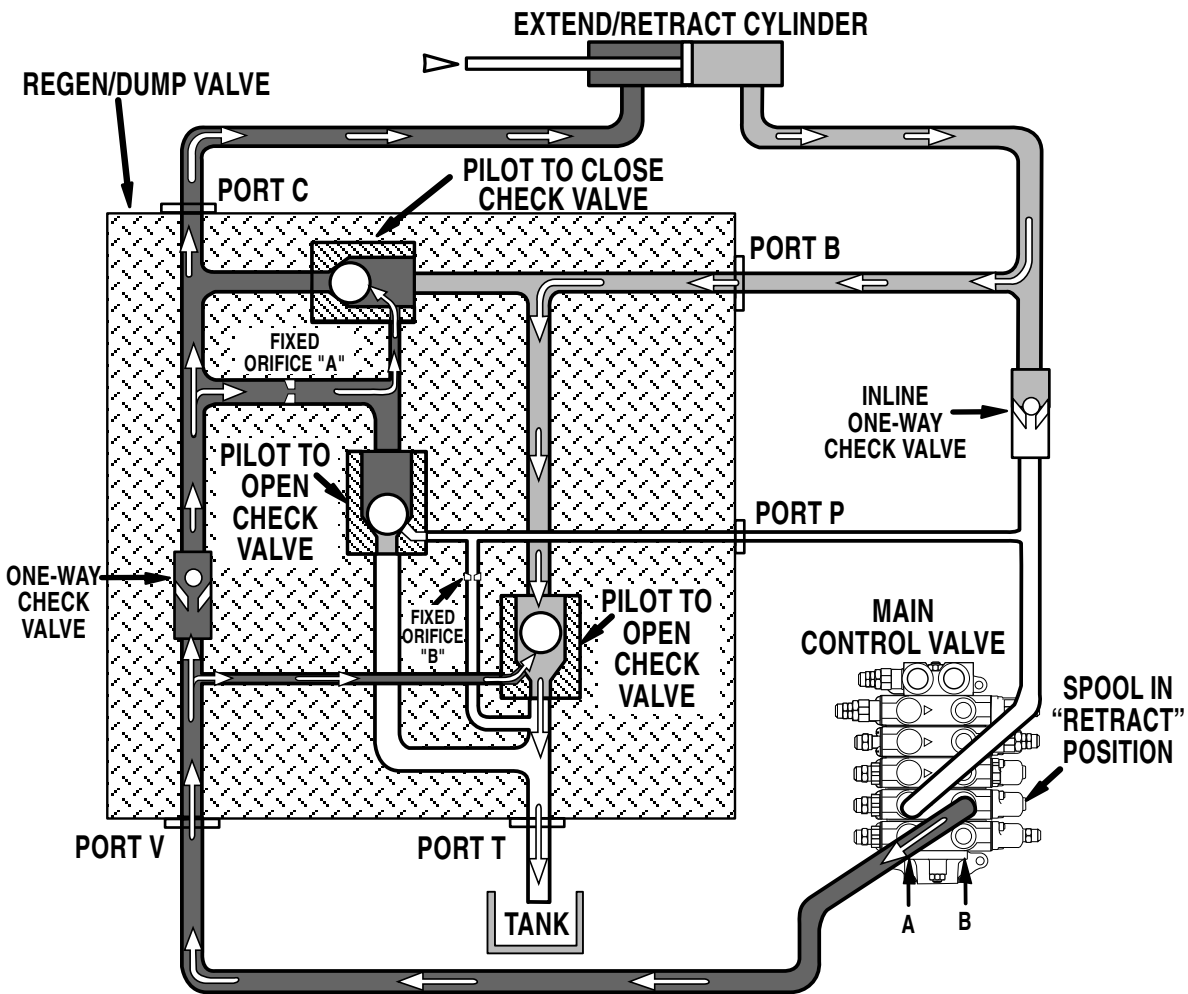
When the spool in the main control valve is shifted into the "Retract" position, port "V" at the regenerative/dump valve is pressurized. Fluid travels up to the one-way check valve and lifts it off its seat. Oil from port "V" goes through the fixed orifice "A" and closes the pilot-to-close check valve preventing oil from exiting out port "B". Oil is then forced out port "C" to the rod end of the extend/retract cylinder.

As the cylinder retracts, oil from the base end is forced out of the cylinder.

Oil is blocked from flowing back through the main control valve by an inline one-way check valve, but oil does flow into the regenerative/dump valve through port "B".

Pilot pressure from port "V" also opens the pilot-to-open check valve which allows fluid to exit out port "T" and return to tank.

The fluid from the base end of the cylinder can then flow directly back to tank, without having to go through the main control valve. This allows the cylinder to retract at a faster speed.



Pressure
Return

5025/5028HT/5028HF RE-GEN VALVE EXTEND CIRCUIT

EXTEND CIRCUIT

When the spool in the main control valve is shifted into the "Extend" position, pressurized oil opens the inline one-way check valve and flows to the base end of the extend/retract cylinder.

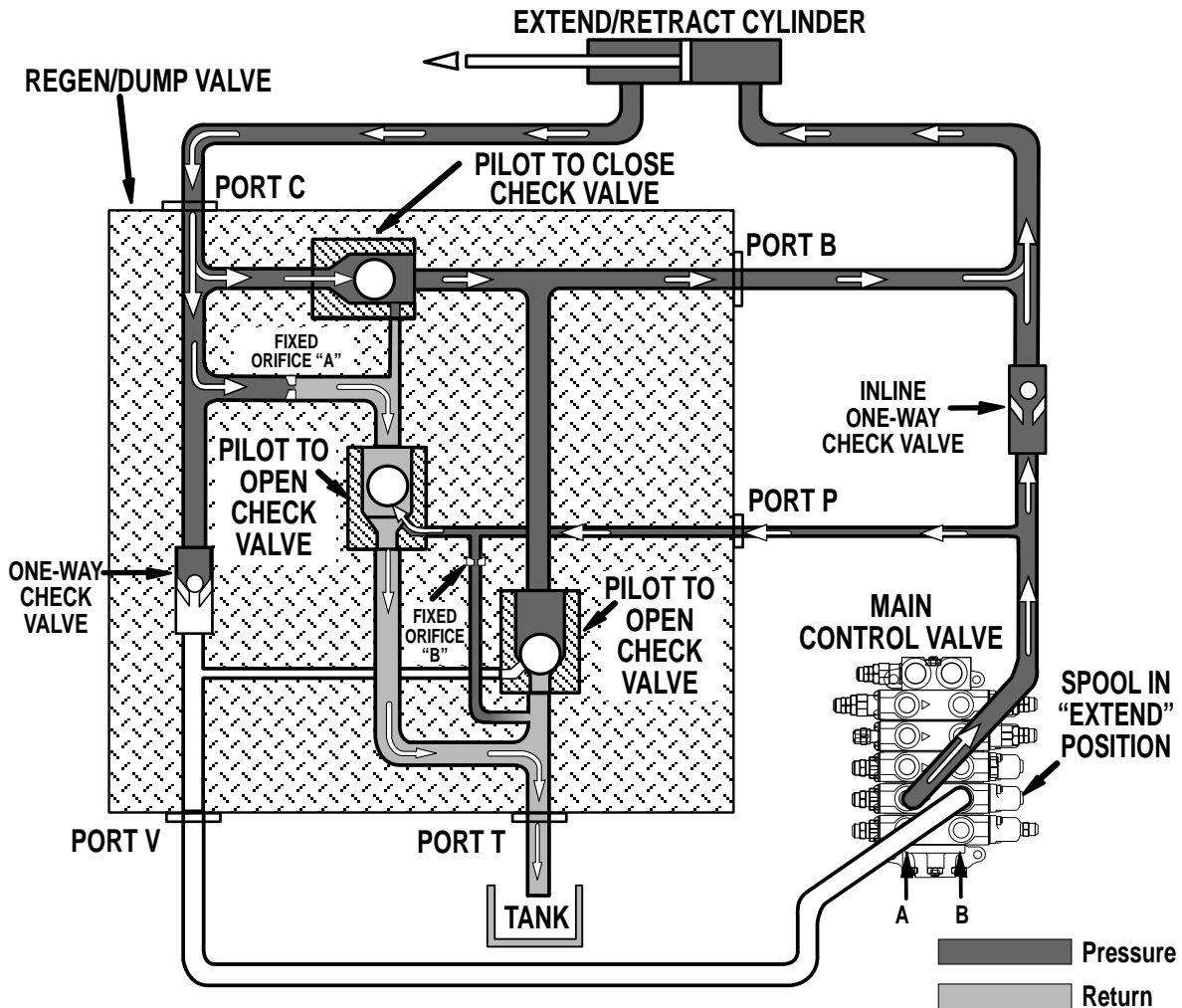
As the cylinder begins to move, oil is forced out the rod side of the cylinder therefore enters port "C" at the regenerative/dump valve.

The oil is blocked by the one-way check valve preventing it from exiting out port "V" and passes through the pilot-to-close check valve. The oil is blocked by the pilot-to-open check valve and is forced out of port "B" where it joins with the main supply oil going into the base end of the extend/retract cylinder.

A very small volume of oil also passes through the fixed orifice. This very small volume of oil, which is normally used to "close" the pilot-to-close valve, is now free to pass through the pilot-to-open valves and back to tank, because of available pilot pressure coming from the control valve through port "P".

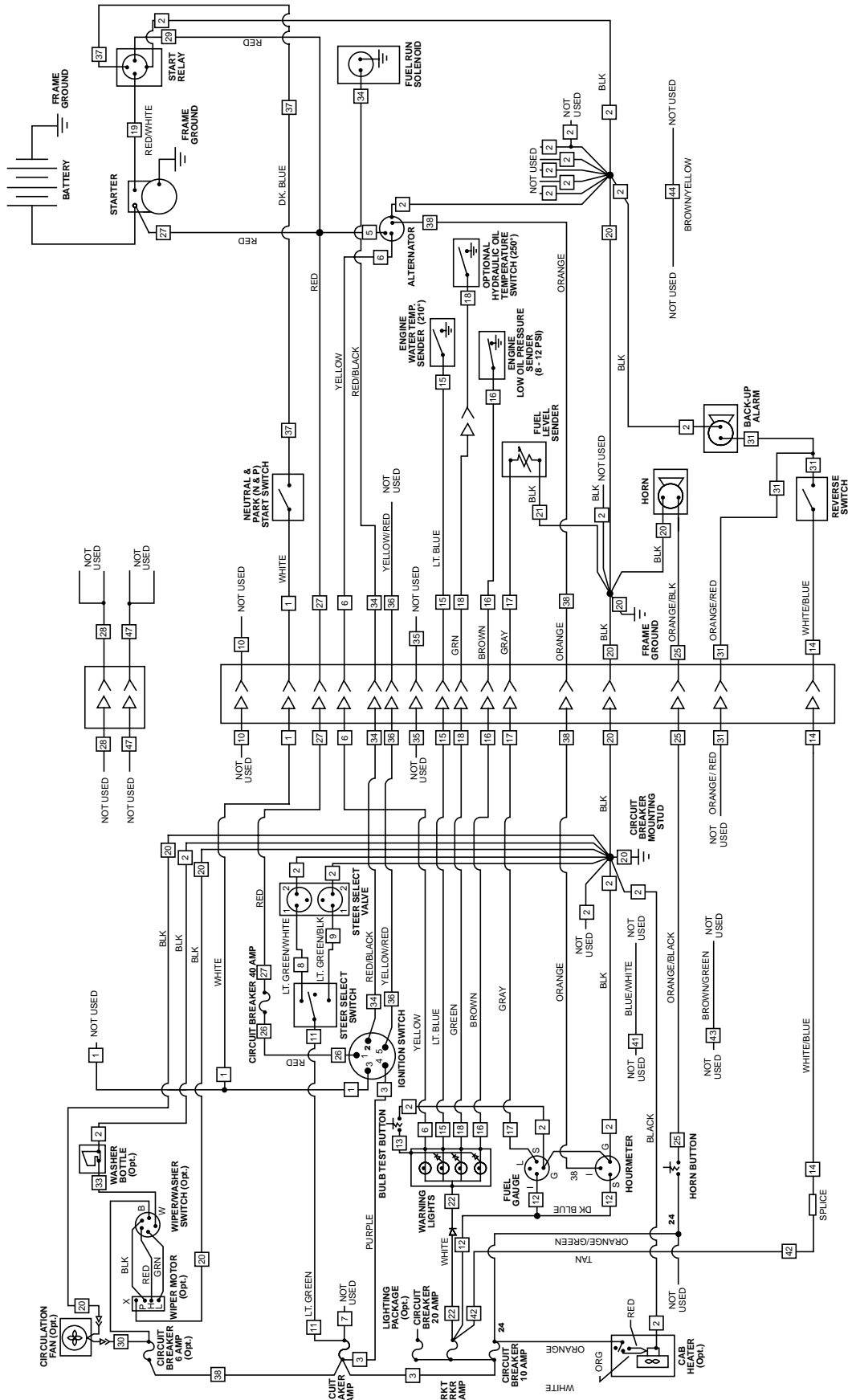
When completing an "Extend" function and the joystick is returned to neutral or center, the pilot pressure at port "P", relieves through fixed orifice "B" and allows the pilot-to-open check valve to close.

This regeneration of exhausted oil from the rod end into the pressurized oil on the base end, allows the cylinder to extend at a much faster rate of speed.



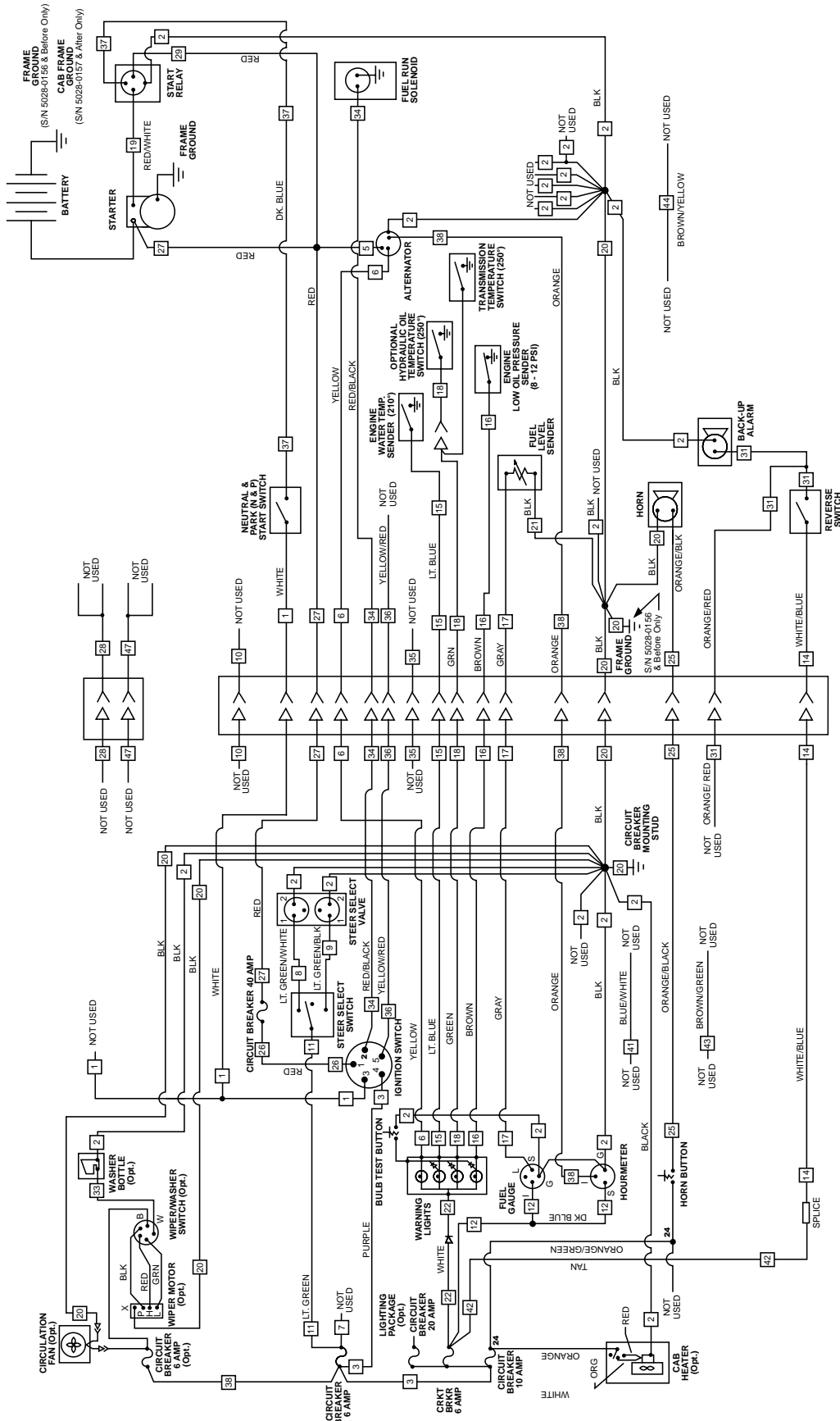
NOTES:

5028 ELECTRICAL SCHEMATIC (S/N 5028-0070 & Before)

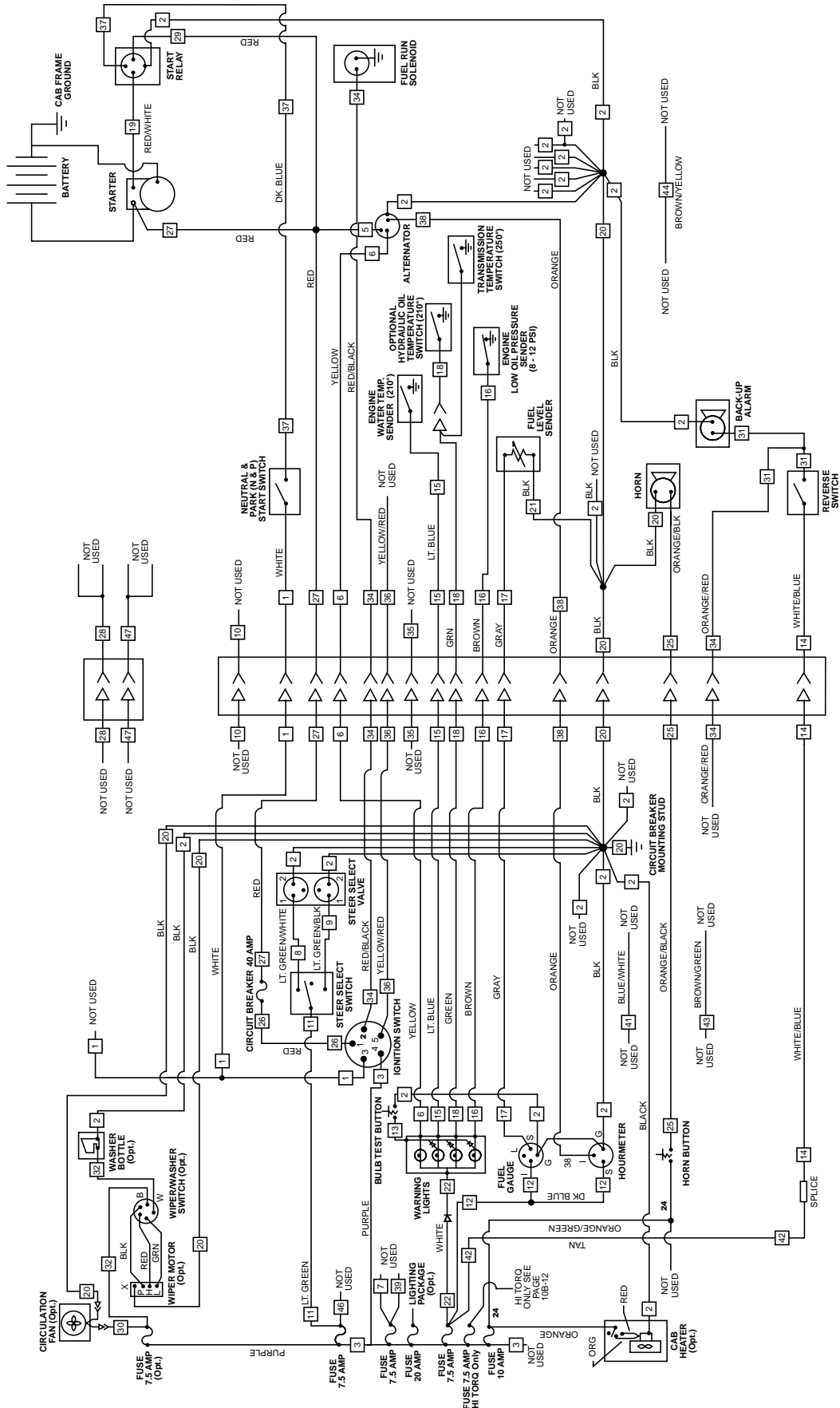


5028 ELECTRICAL SCHEMATIC

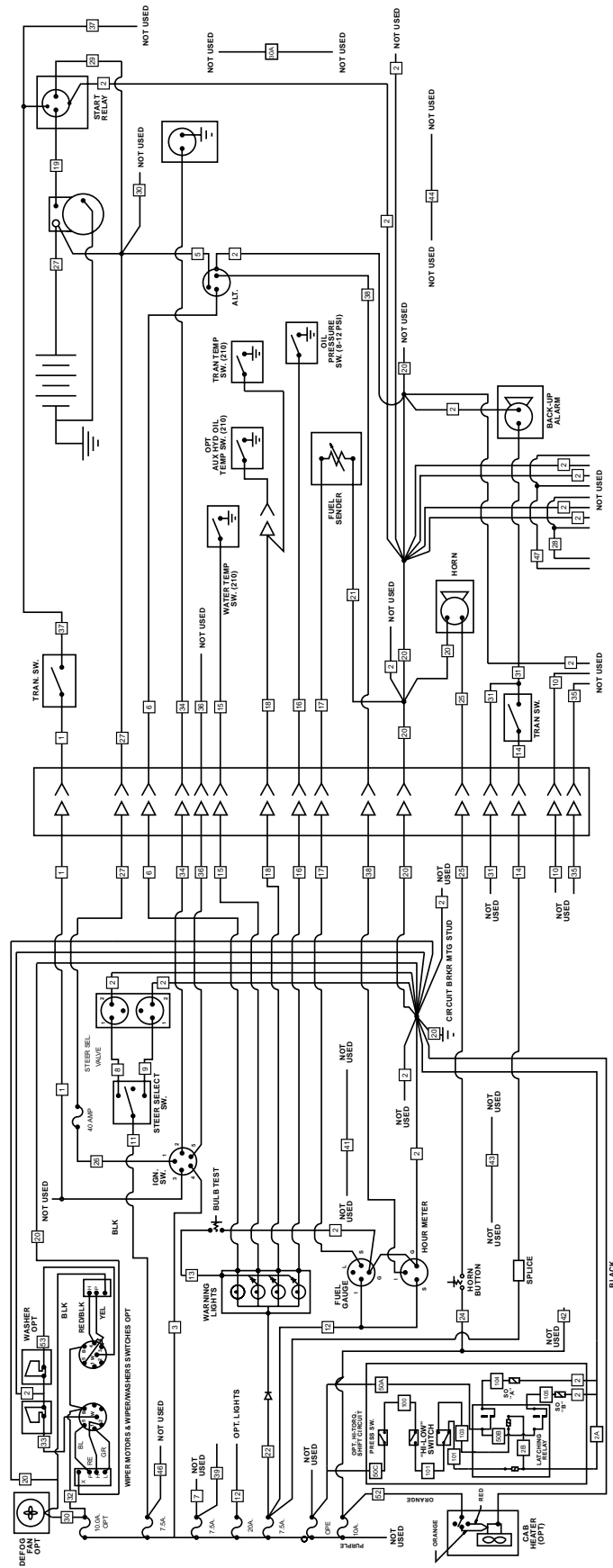
(S/N 5028-0071 thru 0198)



5028 ELECTRICAL SCHEMATIC (S/N 5028-0199 & After)

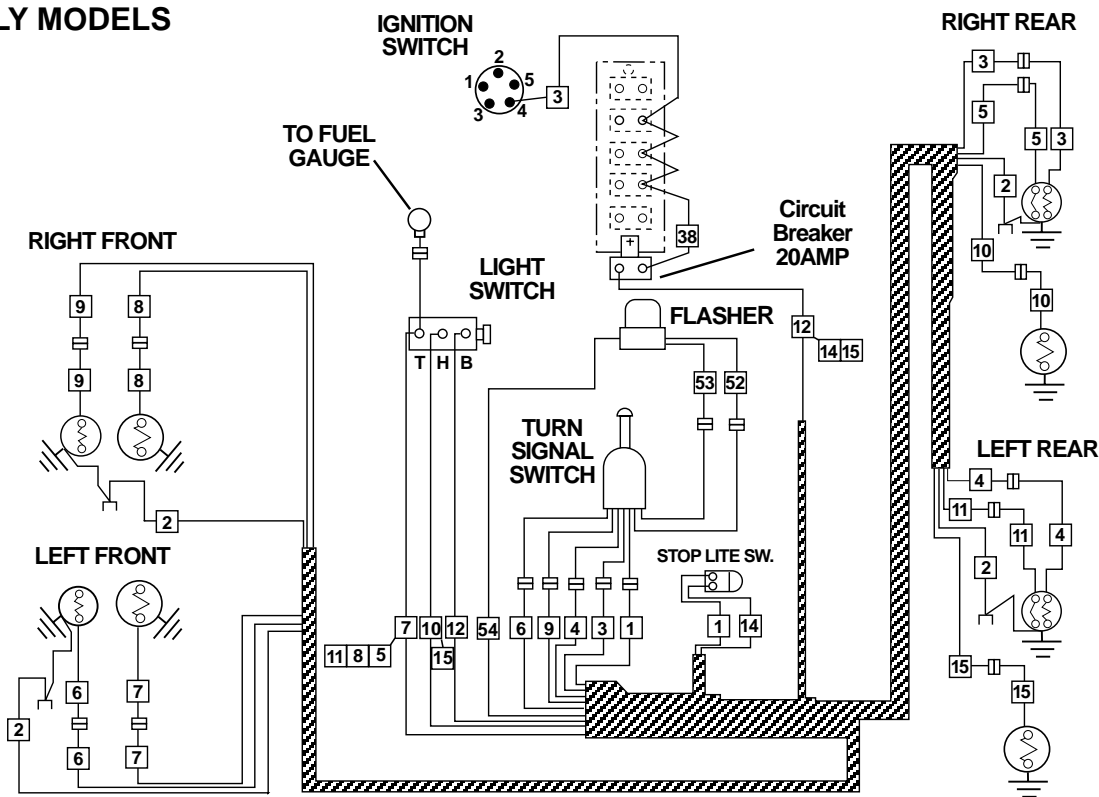


5028HT/5028HF ELECTRICAL SCHEMATIC (S/N 5028-0199 & After)

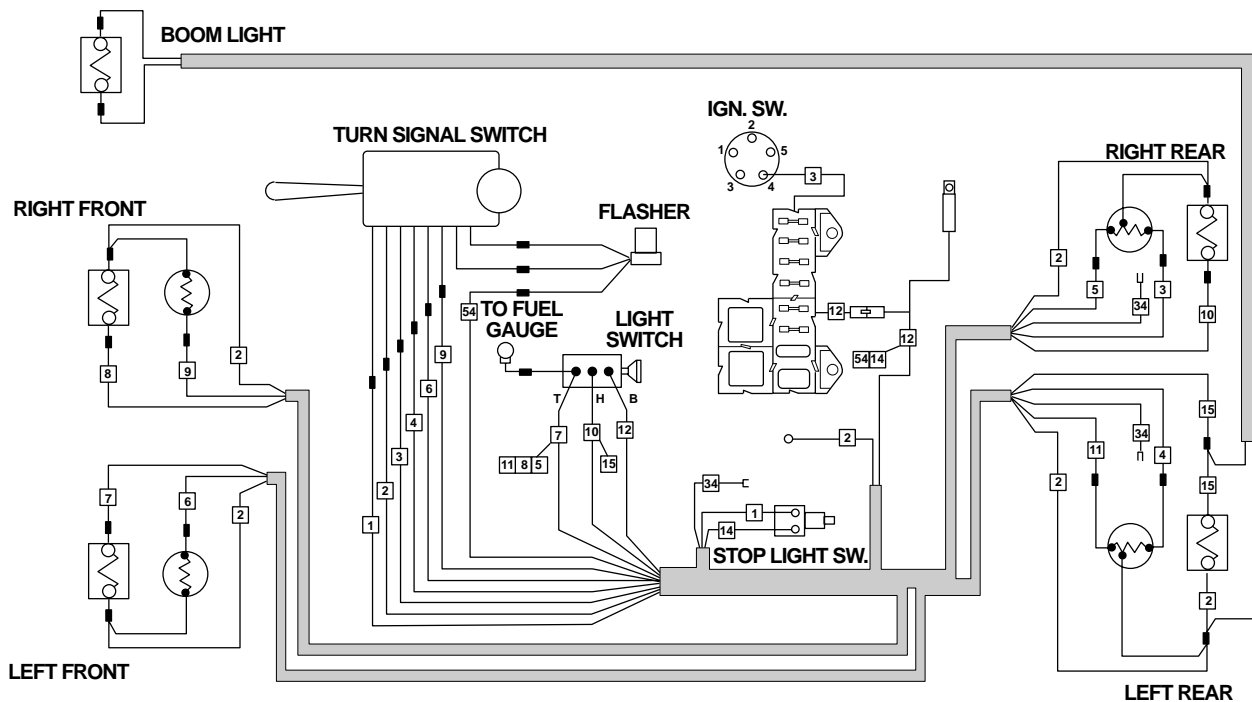


5028/5028HT/5028HF LIGHTING SYSTEM CIRCUIT (Optional)

EARLY MODELS

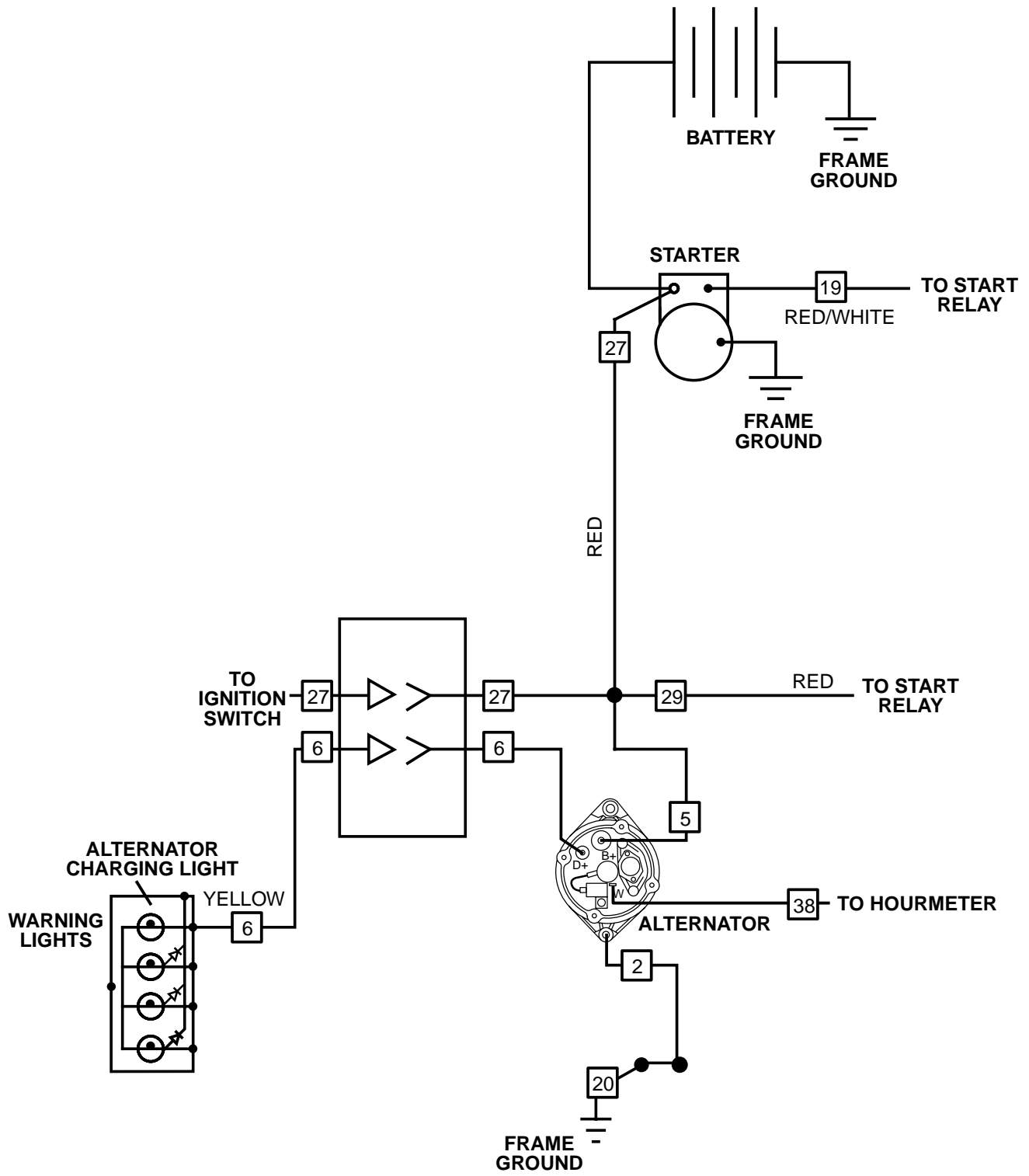


LATER MODELS



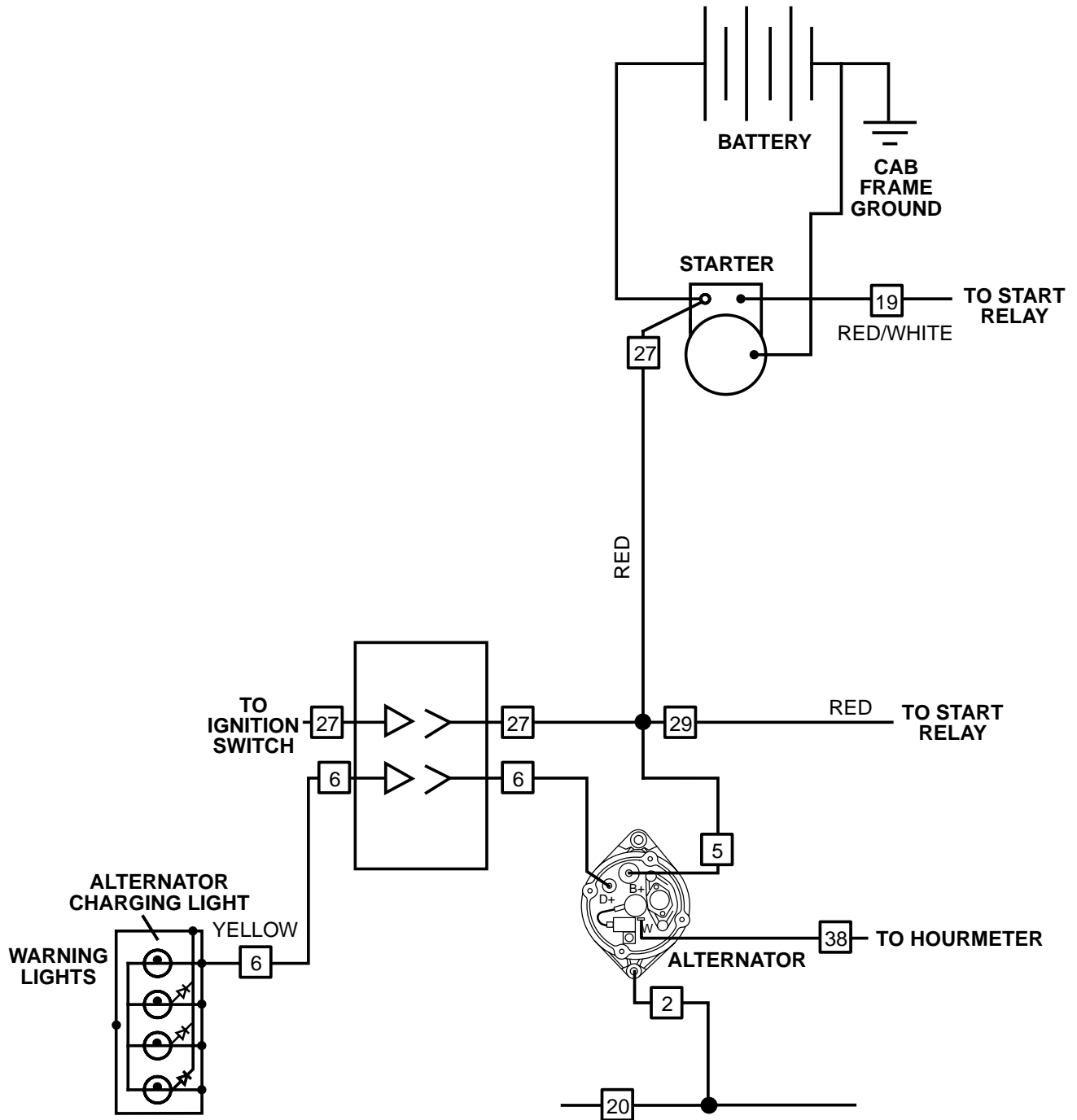
5028 CHARGING CIRCUIT

(S/N 5028-0156 & Before)



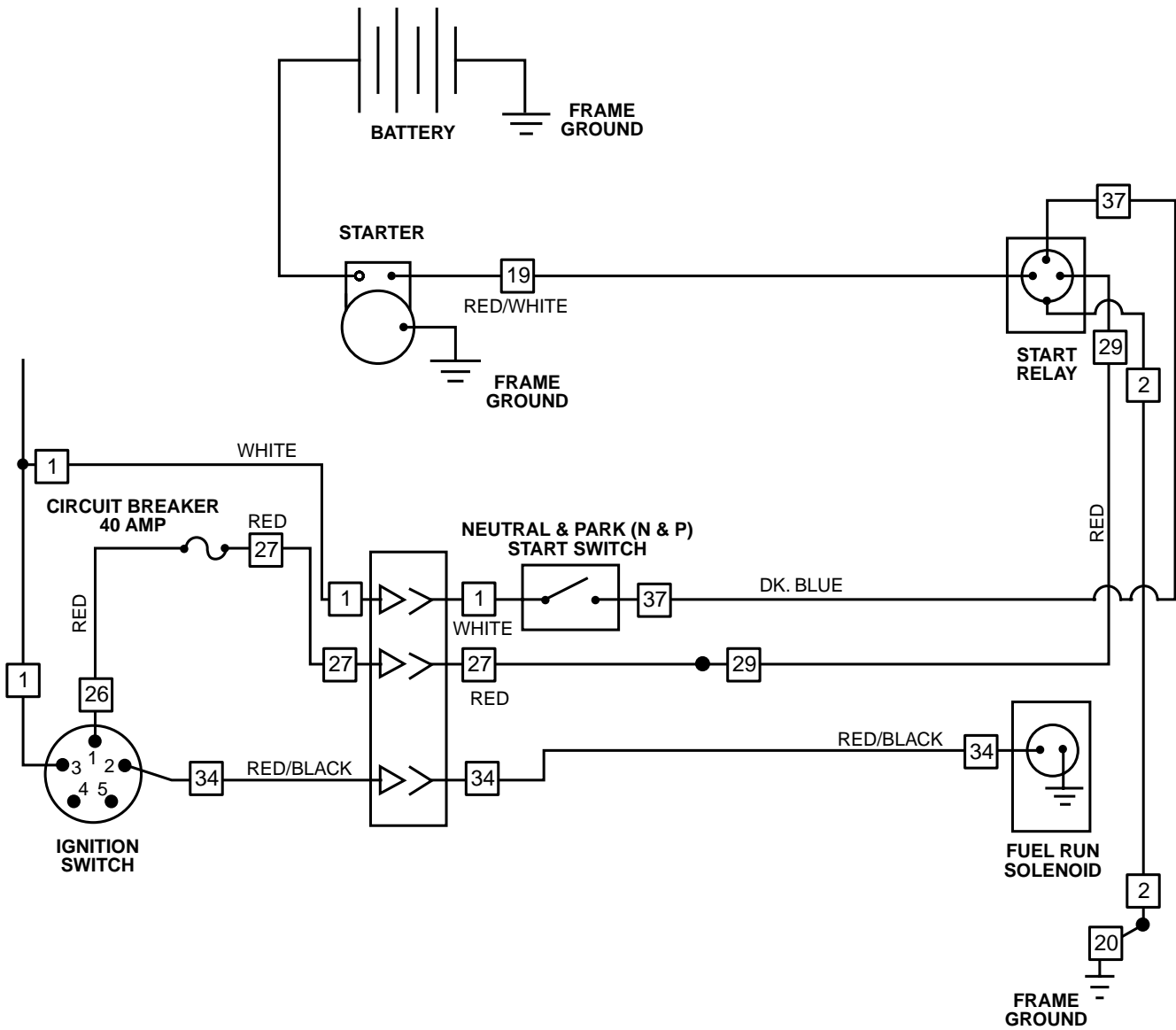
5028/5028HT/5028HF CHARGING CIRCUIT

(S/N 5028-0157 & After)



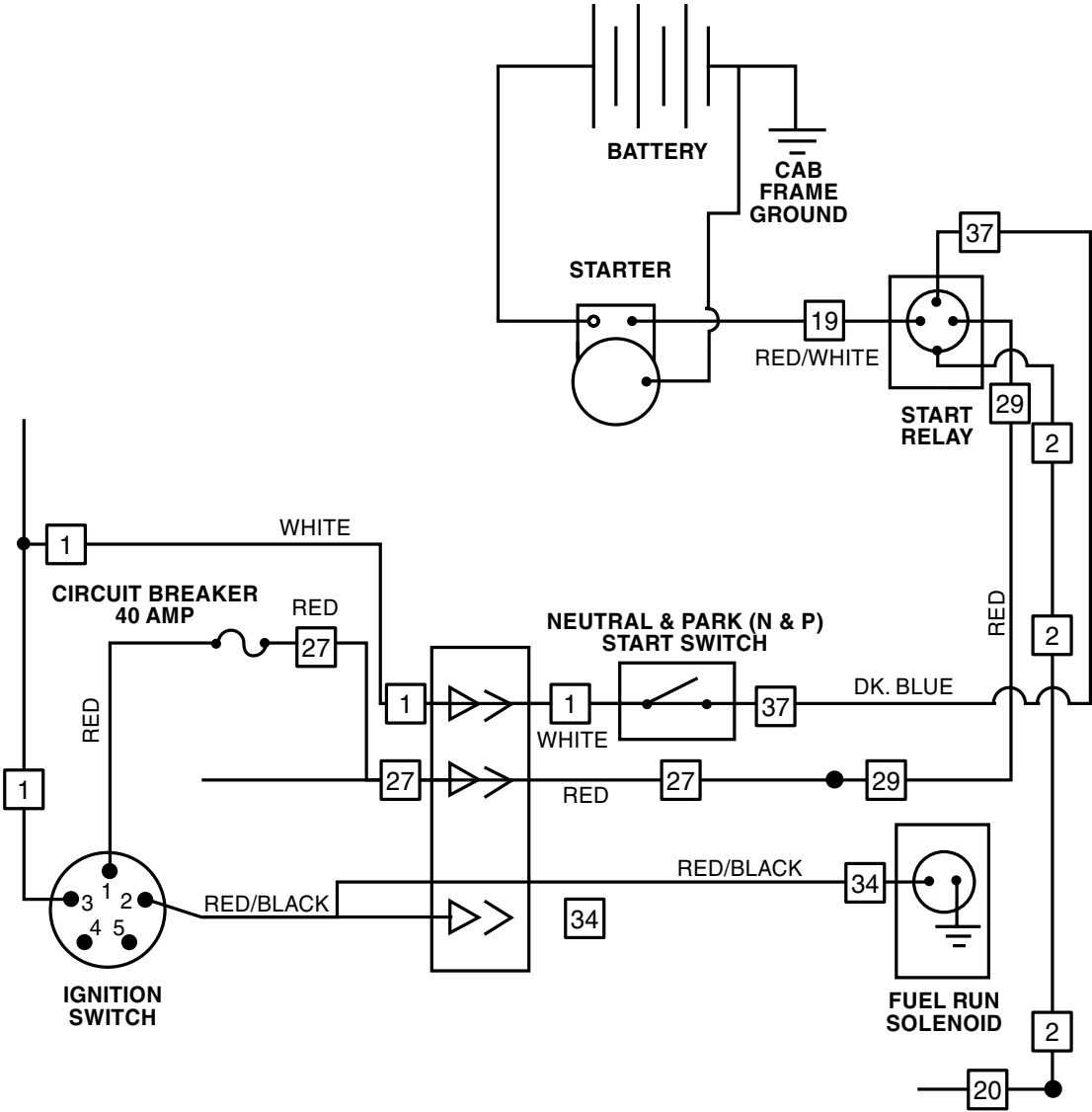
5028 CRANKING CIRCUIT

(S/N 5028-0156 & Before)



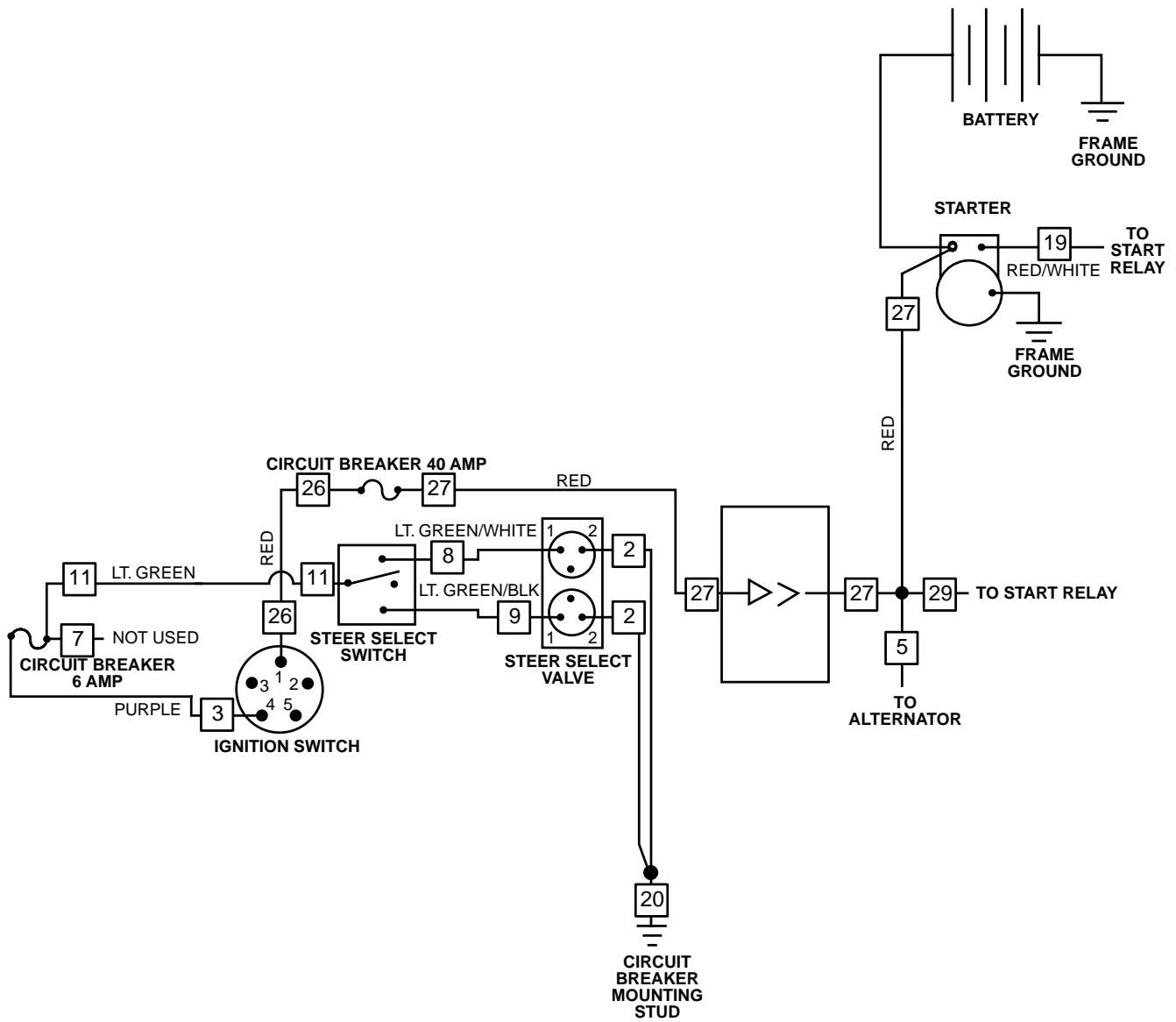
5028/5028HT/5028HF CRANKING CIRCUIT

(S/N 5028-0157 & After)

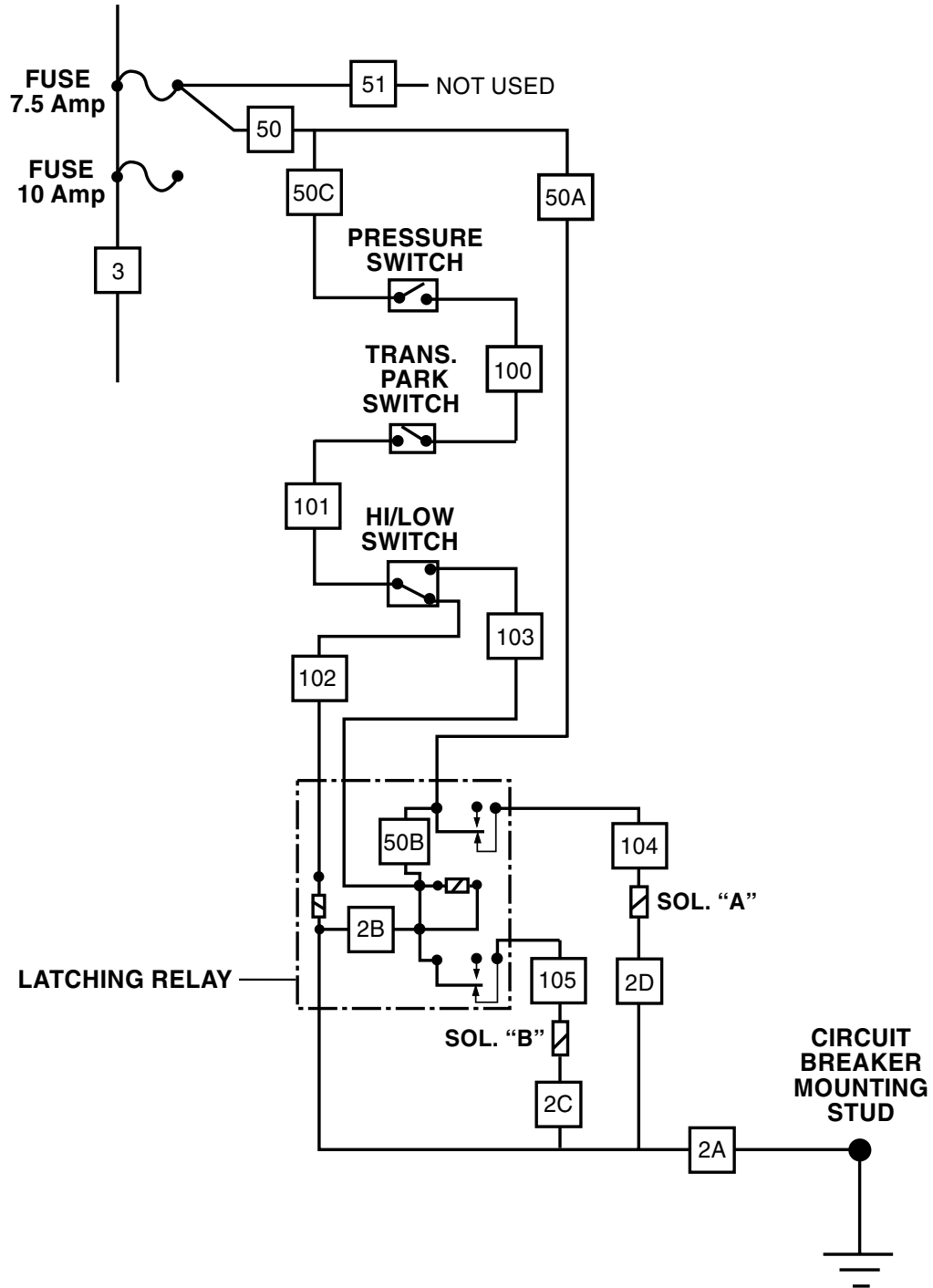


5028 STEER SELECT CIRCUIT

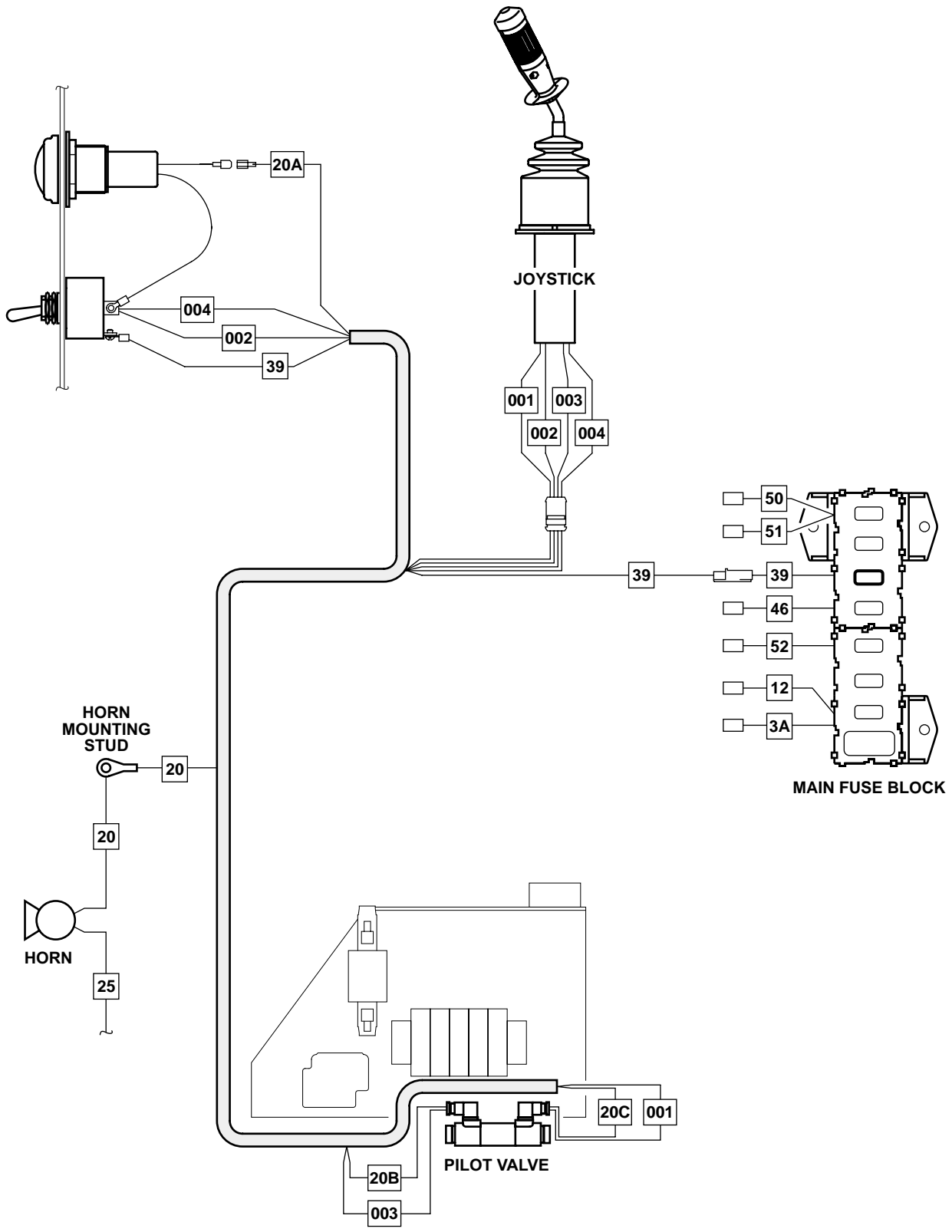
(S/N 5028-0156 & Before)



5028HT/5028HF HI-LOW SHIFT CIRCUIT



5028HF HI-FLOW ELECTRICAL CIRCUIT



NOTES:

NOTES:



MOST ACTIVE SERVICE PARTS PROFILE for 5028/5028HT/5028HF SKY TRAKs

Part Number	Description	Qty/Unit
8342808	Key Set.....	2
8160065	Cable, transmission control.....	2
8160066	Cable, control.....	2
8160060	Cable, control.....	2
8160068	Cable, throttle.....	2
8162214	Modulator and Cable.....	1
7094322	Cable, brake.....	1
8160059	Cable, control (aux hydraulics).....	1
8033570	Disc, brake.....	2
8080613	Belt, engine fan (Pre-EPA).....	2
8035100	Belt, engine fan (EPA).....	1
8273267	Element, primary air (Pre-EPA).....	1
8273271	Element, safety air (Pre-EPA).....	1
8320270	Element, fuel filter (EPA).....	1
8320253	Element, fuel filter-primary.....	1
8320250	Element, fuel filter-secondary.....	1
8274022	Strainer, Fuel (EPA).....	?
8320265	Element, intake hydraulic filter.....	1
8032743	Seal kit, boom hoist cylinder.....	1
8205656	Seal kit, boom hoist/attachment counterbalance valve.....	1
8032742	Seal kit, boom extent cylinder.....	1
8205657	Seal kit, boom extend counterbalance valve.....	1
8032744	Seal kit, frame tilt cylinder.....	1
8205655	Seal kit, frame cylinder counterbalance.....	1
8032707	Seal kit, slave/attachment cylinder.....	2
8033523	Seal kit, steer cylinder.....	1
8033592	Seal kit, axle.....	1
8223436	Switch ignition.....	1
8223438	Key, ignition.....	1
8033567	Stud, wheel.....	8
8033558	Stud, wheel.....	24
8040478	Kit, wheel nut and conical washer.....	32
7111572	Pad, boom wear.....	14
7082311	Insert, boom wear pad.....	42
8033500	Transmission screen and gasket kit.....	1
8320262	Element, engine oil filter.....	1
8277143	Relay, starter.....	1
8902247	Valve, hoist/attachment cylinder counterbalance.....	3
8902511	Valve, frame tilt cylinder check.....	2
8902495	Seal and spring kit, port relief valve.....	2
8902137	Valve, steer select.....	1
8902140	Valve, high/low shift.....	1
8033406	Solenoid, fuel run.....	1
8270617	Alarm, backup.....	1
8229216	Circuit breaker, 10 amp (S/N 5028-0198 & Before).....	1
8229226	Circuit breaker, 40 amp (S/N 5028-0198 & Before).....	1
8229215	Circuit breaker, 6 amp (S/N 5028-0198 & Before).....	1
8229415	Circuit breaker, 40 amp (S/N 5028-0199 & After).....	1
8229235	Fuse, 20 amp (S/N 5028-0199 & After).....	1
8229234	Fuse, 10 amp (S/N 5028-0199 & After).....	1
8229233	Fuse, 7.5 amp (S/N 5028-0199 & After).....	1

Specifications subject to change without notice.

TRAK International Inc.

369 W. WESTERN AVE. PORT WASHINGTON, WI TEL. (414) 284-5571 Parts FAX 1-800-539-8933

PART NUMBER INDEX

Part Number	Page	Part Number	Page	Part Number	Page	Part Number	Page
1312068	9.13	2715812	5.12	6604972	5.6	7082292	2.7
1312069	9.13	2715822	5.12		5.9	7082311	1.2
1312075	9.13	2715832	5.8		5.10		9.1
1316686	9.13	2715842	5.12	6604982	5.3		9.2
2705122	5.5	2715852	5.12	6605202	5.3	7082342	9.1
	5.6	2715862	5.12	6605772	5.1		9.2
2711482	5.1	2715872	5.12	6608621	9.9	7082362	9.1
2711613	6.14	2715882	5.12	6611752	9.9		9.2
2711703	6.8	2715892	5.12	6620531	1.1	7082971	2.1
2711723	6.7	4100181	8.1	7010491	8.1	7083054	9.4
2711972	5.1	4105171	8.1	7015531	7.7	7083922	9.2
2711982	5.13	4105262	8.1	7047041	7.1	7083963	2.6
2711992	9.7	4105621	2.19		7.7	7083992	9.2
	9.8		8.1	7047371	7.7	7084792	1.2
2712022	5.4	4106561	9.11	7047421	7.7	7084821	1.2
	5.5	4106681	8.1	7048233	9.5	7084902	2.7
	5.6	4106781	8.1		9.4	7085073	9.5
2712072	5.13	4106781	8.1		9.6		9.4
2712122	5.1	4106872	8.1		9.8		9.6
2712142	5.1	4107073	8.1		9.9		9.7
2712322	5.2	4107142	8.1	7048266	9.7		9.8
2712332	5.5	4107152	8.1	7054902	5.2		9.9
	5.6	4107182	9.12	7057141	2.16	7085154	9.7
2712582	5.3	4107223	8.1		3.1	7085411	9.7
2712592	5.1	4107232	8.1		4.1		9.8
2712653	6.4	4107243	8.1		4.2	7085422	4.1
2712683	6.6	4107252	8.1		5.7		4.2
2712753	6.5	4107272	8.1		5.8	7085442	9.1
2712842	5.2	4107283	8.1	7058372	7.7		9.2
2712852	5.3	4107332	8.1		7.8	7085501	9.7
2712872	5.11	4107402	8.1	7062922	9.9		9.8
2712882	5.4	4107412	8.1	7065482	9.7	7085542	9.2
2712892	5.5	4107452	8.1		9.8	7085552	9.3
	5.6	4107462	8.1	7068651	7.4	7085562	9.3
2712902	5.9	4107692	9.9	7069851	7.7	7085571	9.3
	5.10	4107702	9.9	7070191	9.8	7085751	7.7
2712942	5.4	4107712	9.9	7070992	4.5	7085791	7.7
	5.5	4107812	9.12		4.6	7085831	7.7
	5.6	4107822	9.12		4.7	7086304	9.5
2712952	5.4	4107832	9.12		4.8	7086471	9.5
2713022	5.4	4108132	8.1		7.4		9.4
2713054	4.1	4108181	8.1		7.5		9.6
	4.2	4108232	9.8	7075191	2.18		9.7
2713092	5.7	4108302	8.1	7075611	9.1		9.8
	5.8	4108441	8.1	7077063	3.14		9.9
2713102	5.3	4109351	2.7	7077481	9.7	7087411	7.7
2713112	5.3	4109382	8.1		9.8	7088511	4.1
2713122	5.2	4109392	8.1	7077501	9.7		4.2
2713132	5.3	5717852	5.12		9.8	7089044	9.7
	5.9	5721202	7.8	7077511	9.7	7089054	9.7
	5.10	5724284	4.1		9.8	7089722	6.8
2713142	5.11	5724742	1.2	7078583	4.5	7090751	2.6
2713162	5.11	6604662	5.4		4.6	7090814	9.6
2713302	5.4		5.5	7080192	7.4	7091102	3.2
2713363	6.13		5.6		7.5	7091112	3.5
2713673	6.7		9.9	7080891	2.14	7091242	4.3
2715612	5.9	6604712	5.3	7081031	2.14	7091291	4.5
	5.10	6604742	5.1	7081621	9.1		4.6
2715802	5.12	6604962	5.1	7081641	9.2		4.7
				7082261	7.4	7091323	2.19

PART NUMBER INDEX

Part Number	Page	Part Number	Page	Part Number	Page	Part Number	Page
7091332	1.1	7097233	2.1	7111732	4.1	7124531	2.18
7091794	9.1	7097442	4.1		4.2	7125251	2.18
7091914	6.1	7097452	4.3	7111932	2.4	7125271	2.18
7092272	9.2	7097503	5.4	7111994	9.9	7125441	4.5
7092282	1.1		5.11	7112102	2.1		4.6
7092292	1.1	7097652	4.4	7112302	7.8		4.7
	9.1	7097712	8.1	7112434	4.1	7125541	2.1
7092302	9.1	7097882	2.12	7112511	2.17	7125601	4.5
7092642	4.3	7097952	1.1		7.1		4.6
7092793	9.5	7097972	1.1		7.2		4.7
	9.4	7098022	2.12		7.3	7125651	4.5
	9.6	7098031	2.12	7112523	9.10		4.6
	9.7	7098142	2.11	7112533	9.10		4.7
	9.8	7098193	4.1	7112614	1.2	7125741	9.7
	9.9		4.2	7112642	9.10		9.8
7093133	2.1	7098203	4.1	7112774	6.2	7125861	1.1
7093292	5.4		4.2	7113024	9.12	7126153	4.7
	5.11	7098271	5.9	7113601	5.10		4.8
7093701	2.1		5.10	7114542	7.4	7126162	4.6
7093762	2.1	7098293	5.7		7.5		4.7
7093772	4.1		5.8	7114612	7.4		4.8
	4.2	7098304	1.2		7.5	7126191	4.8
7093783	4.1	7098342	2.1	7114754	7.2	7126201	4.8
	4.2	7098354	9.7		7.3	7126684	7.6
7093833	4.3	7098522	7.7	7114941	9.10	7127034	4.1
7093863	3.1	7098864	7.5	7116761	2.12		4.2
7094043	4.1	7098871	7.4	7117172	9.2	7127043	4.1
7094192	2.15	7098902	7.4	7117204	9.8		4.2
7094273	4.4		7.5	7117244	9.8	7127071	4.8
7094322	2.15		7.6	7117254	9.8	7127321	4.5
	2.16	7098911	7.4	7117264	9.8		4.6
7094552	6.1	7098923	7.7	7117602	3.6	7127832	9.2
	6.2	7098932	4.1	7117622	3.13	7127842	9.2
7094562	6.1	7098973	7.8	7117842	3.13	7127881	4.8
	6.2	7099242	5.4	7117852	2.16	7127891	4.8
7094612	5.4		5.11	7117923	9.13	7128772	9.4
7094673	1.2	7099271	5.4	7117942	2.7		9.7
7094682	1.2		5.11	7117962	5.13		9.8
7094701	2.15	7099324	2.2	7117973	1.2	7128782	9.9
	2.16	7099332	2.7	7117993	7.10	7128792	9.5
7094753	9.1	7099444	7.1	7118062	2.9		9.7
7094894	1.2	7099943	4.1	7118072	2.9	7128802	9.6
7094942	3.14	7110494	9.9	7118102	3.3		9.7
7094952	3.14	7110694	9.9	7118882	9.5		9.8
7094963	1.2	7110702	9.9		9.4		9.9
7095223	4.4	7110712	9.9		9.6	7129261	2.1
7096202	6.1	7110722	9.9	7118892	9.5	7129372	7.6
	6.2	7110744	9.11		9.4	7129392	7.6
7096272	4.5	7110782	7.8		9.6	7131013	2.13
	4.6	7111191	7.8	7118941	2.17	7131022	2.13
	4.7	7111203	2.14		2.21	7131372	5.12
7096352	6.2	7111332	2.2	7119042	7.2	7131382	5.12
7096491	9.2	7111572	9.1	7119341	9.8	7131602	5.8
7096911	4.1		9.2	7120742	9.3	7131903	2.3
	4.2	7111703	4.1	7124331	1.1	7132062	5.12
7096952	5.7		4.2		2.1	7132072	5.12
	5.8		4.2		7.7	7132072	5.12
7097044	1.2	7111722	4.1		7.8	7132172	2.13
7097073	1.2		4.2		9.2	7132482	5.12
						7132492	5.12

PART NUMBER INDEX

Part Number	Page	Part Number	Page	Part Number	Page	Part Number	Page
7132542	5.12	8032793	2.18	8033090	2.2	8033513	3.8
7132642	5.8	8032794	2.18	8033092	2.2	8033515	3.8
7132693	7.11	8032802	6.3	8033094	2.2	8033516	3.8
8030376	3.7	8032806	6.3	8033102	2.17	8033517	3.8
8030382	3.8	8032812	6.10	8033103	2.17	8033518	3.8
	3.11	8033000	3.2	8033104	2.17	8033519	3.8
8030412	3.12		3.5	8033105	2.17	8033520	3.8
8030416	3.12	8033003	3.2	8033109	4.5	8033521	3.8
8030429	3.7		3.5		4.6	8033522	3.8
8030430	3.7		3.6	8033110	2.17	8033523	3.8
8030431	3.3	8033004	3.2	8033111	4.5	8033524	3.8
	3.7		3.5		4.6	8033525	3.8
	3.12		3.6		4.7	8033526	3.8
8030432	3.10	8033011	2.4		4.8	8033527	3.8
8030435	3.10	8033013	2.4	8033150	6.9	8033528	3.8
8030437	3.8	8033014	2.4	8033165	6.9	8033529	3.8
8030445	3.7	8033015	2.4	8033175	4.5	8033530	3.8
8030447	3.8	8033016	2.4		4.6	8033531	3.8
8030448	3.8	8033018	2.4		4.7	8033532	3.9
8030449	3.8	8033019	2.4		4.8	8033533	3.9
8030462	3.8	8033020	2.4	8033176	4.5	8033534	3.9
8030464	3.12	8033022	2.1		4.7	8033535	3.9
8030467	3.8	8033023	2.4	8033178	2.12	8033536	3.9
8030468	3.7	8033024	2.4		2.13	8033537	3.9
8030470	3.12	8033026	2.4	8033201	2.7	8033538	3.9
8030471	3.12	8033028	2.4		7.1	8033539	3.9
8030472	3.12	8033029	2.4		7.2	8033540	3.9
8030476	3.12	8033030	2.4		7.3	8033541	3.9
8030478	3.10	8033031	2.1	8033219	6.9	8033544	3.10
8030889	3.10	8033032	2.4	8033236	6.9	8033545	3.10
8030937	3.9	8033033	2.4	8033237	6.9	8033546	3.11
8030947	3.12	8033035	2.4	8033241	2.8	8033547	3.11
8032534	6.10	8033044	2.2		2.9	8033548	3.11
	6.11	8033047	2.4	8033242	2.8	8033549	3.11
	6.12	8033050	2.1		2.9	8033550	3.11
8032700	6.7	8033052	2.1	8033406	7.4	8033551	3.11
8032702	6.7	8033053	2.1		7.5	8033552	3.12
	6.8	8033060	2.4		7.6	8033553	3.12
8032704	6.7	8033065	2.17	8033412	6.9	8033554	3.12
	6.8		2.21	8033430	6.9	8033555	3.12
8032705	6.7		7.1	8033479	2.2	8033556	3.12
8032706	6.7		7.2		2.3	8033557	3.12
8032707	6.7	8033072	2.2	8033493	4.3	8033558	3.12
	6.8	8033075	2.17	8033494	3.1	8033559	3.12
8032723	3.12		2.21	8033496	2.8	8033561	3.12
8032742	6.5		2.21		2.9	8033562	3.12
8032743	6.4	8033076	2.2	8033497	2.8	8033563	3.12
8032744	6.6	8033077	2.2		2.9	8033564	3.12
8032746	6.8	8033078	2.2	8033499	7.4	8033565	3.12
8032747	6.8		7.1		7.5	8033566	3.12
8032751	3.7		7.2	8033500	3.1	8033567	3.12
	3.8	8033079	2.2	8033502	3.7	8033568	3.12
8032756	6.10	8033081	2.2	8033503	3.7	8033569	3.12
	7.1		2.3	8033504	3.7	8033570	3.12
	7.2	8033082	2.2	8033505	3.7	8033571	3.12
8032760	6.10	8033084	2.2	8033506	3.7	8033572	3.12
8032761	6.10	8033085	2.2	8033507	3.7	8033573	3.12
8032763	4.4	8033086	2.2	8033509	3.8	8033575	3.12
8032764	4.4	8033087	2.2	8033510	3.8	8033576	3.12
		8033088	2.2	8033512	3.8	8033577	3.12

PART NUMBER INDEX

Part Number	Page	Part Number	Page	Part Number	Page	Part Number	Page
8033578	3.12	8033644	6.3	8033841	2.5	8034600	3.4
8033579	3.12	8033645	6.3	8033842	2.5	8034601	3.4
8033580	3.12	8033646	6.3	8033843	2.5	8034602	3.4
8033581	3.12	8033647	6.3	8033844	2.5	8034603	3.4
8033582	3.12	8033648	6.3	8033845	2.5	8034604	3.4
8033583	3.12	8033649	3.1	8033846	2.5	8034605	3.4
8033584	3.12	8033650	3.1	8033847	2.5	8034606	3.4
8033585	3.12	8033651	3.2	8033848	2.5	8034607	3.4
8033589	3.11		3.5	8033849	2.5	8034608	3.4
8033590	3.3		3.6	8033850	2.5	8034609	3.4
8033591	3.3	8033652	3.2	8033851	2.5	8034610	3.4
8033592	3.9		3.5	8033852	2.5	8034611	3.4
8033594	3.3		3.6	8033853	2.5	8034612	3.4
8033595	3.3	8033653	3.2	8033854	2.5	8034613	3.4
8033596	3.3	8033654	3.5	8033855	2.5	8034614	3.4
8033597	3.3	8033655	6.9	8033856	2.5	8034615	3.4
8033598	3.8	8033657	6.9	8033857	2.5	8034616	3.4
8033599	3.3	8033658	6.9	8033858	2.5	8034617	3.4
8033600	3.3	8033659	6.9	8033859	2.5	8034618	3.4
8033601	3.3	8033660	3.1	8033860	2.5	8034619	3.4
8033603	3.3	8033661	3.1	8033861	2.5	8034620	3.4
8033604	3.3	8033662	3.1	8033862	2.5	8034621	3.4
8033608	3.3	8033663	3.1	8033863	2.5	8034622	3.4
8033609	3.3	8033664	3.1	8033864	2.5	8034623	3.4
8033610	3.3	8033665	3.1	8033865	2.5	8034624	3.4
8033611	3.3	8033666	3.1	8033866	2.5	8034625	3.4
8033612	3.3	8033667	3.1	8033867	2.5	8034626	3.4
8033613	3.3	8033668	3.1	8033868	2.5	8034627	3.4
8033614	3.3	8033669	3.1	8033869	2.5	8034628	3.4
8033615	3.3	8033670	3.1	8033891	3.8	8034629	3.4
8033616	3.3	8033671	3.1	8033894	3.8	8034630	3.4
8033617	3.3	8033672	3.1	8034544	2.5	8034631	3.4
8033618	3.3	8033673	3.1	8034545	2.5	8034632	3.4
8033619	3.3	8033674	3.1	8034546	2.5	8034633	3.4
8033620	3.3	8033705	6.4	8034547	2.5	8034634	3.4
8033621	3.3	8033706	6.4	8034548	2.5	8034635	3.4
8033622	3.3	8033707	6.4	8034563	2.16	8034636	3.4
8033623	3.3	8033708	6.5	8034565	5.1	8034637	3.4
8033624	3.3	8033709	6.5	8034566	6.10	8034638	3.4
8033625	3.3	8033710	6.5		6.11	8034639	3.4
8033626	3.3	8033711	6.5		6.12	8034640	3.4
8033627	3.3	8033712	6.5	8034567	6.10	8034641	3.4
8033628	3.3	8033713	6.6		6.11	8034642	3.4
8033629	3.3	8033714	6.6		6.12	8034643	3.4
8033630	3.3	8033783	6.13	8034568	2.16	8034644	3.4
8033631	3.3	8033784	6.13	8034591	6.10	8034645	3.4
8033632	3.3	8033785	6.13		6.11	8034646	3.4
8033633	3.3	8033786	6.13		6.12	8034647	3.4
8033634	3.3	8033788	6.13		7.2	8034648	3.4
8033635	3.11	8033789	6.13		7.3	8034649	3.4
8033636	3.11	8033790	6.13	8034592	6.11	8034650	3.4
8033637	3.11	8033833	2.2		6.12	8034651	3.4
8033638	3.11	8033834	2.2	8034593	3.6	8034652	3.4
8033639	3.11	8033835	2.2	8034594	3.6	8034653	3.4
8033640	6.3	8033836	2.2	8034595	3.4	8034654	3.4
8033641	6.3	8033837	2.2	8034596	3.4	8034655	3.4
8033642	6.3	8033839	2.2	8034597	3.4	8034656	3.4
8033643	6.3	8033840	2.2	8034598	3.4	8034657	3.4
				8034599	3.4		

PART NUMBER INDEX

Part Number	Page	Part Number	Page	Part Number	Page	Part Number	Page
8034658	3.4	8035274	3.12	8205545	6.14	8223419	7.7
8034659	3.4	8035275	3.12	8205546	6.14	7.8
8034660	3.4	8035276	7.6	8205547	6.14	8223424	7.8
8034661	3.4	8035301	2.8	8205548	6.14	8223436	7.1
8034662	3.4	2.9	8205574	6.4	7.2
8034663	3.4	8035647	2.2	8205655	6.13	7.3
8034664	3.4	8040236	1.1	6.6	8223438	7.1
8034665	3.4	8040238	1.1	6.10	7.2
8034667	3.11	8040478	3.12	6.11	7.3
8034668	3.11	8065062	9.9	6.12	8223442	2.7
8034669	3.8	8065634	9.7	6.14	7.1
8034670	3.8	9.8	8205656	6.4	7.2
8034671	3.8	8065639	2.1	6.8	7.3
8034672	3.8	8065640	1.1	6.10	8223444	2.7
8034673	3.8	6.7	6.11	7.10
8034674	3.8	9.1	6.12	8223510	7.4
8034675	3.7	8080613	4.1	8205657	6.5	7.5
8034676	3.9	4.2	6.10	8223522	5.6
8034677	3.9	8082113	7.4	6.11	7.10
8034678	3.9	8092842	6.13	6.12	8223610	7.6
8034679	3.10	8102208	2.16	8205661	6.14	8224025	2.10
8034797	2.21	8160059	2.19	8205743	6.10	8224026	2.11
8034798	2.21	8160060	2.11	6.11	8224033	2.10
8034799	2.21	8160065	2.8	6.12	8225115	2.9
8034800	2.21	2.9	8220008	2.18	8229215	7.1
8034801	2.17	8160066	2.10	8220035	7.11	8229216	7.1
.....	2.21	8160068	2.12	8220050	7.8	8229218	7.1
8034802	2.17	2.13	7.11	8229226	7.1
.....	2.21	8160406	2.19	8220051	7.7	8229227	7.7
8034803	2.21	8160418	2.19	8220073	2.17	8229233	7.2
8034804	2.21	8160419	2.10	7.4	7.3
8034805	2.21	2.11	7.5	7.10
8034806	2.21	8160610	2.12	7.6	7.11
8034807	2.21	2.13	8220075	7.2	8229234	7.2
8034808	2.21	8160617	2.10	7.3	7.3
8034809	2.21	2.11	8220882	7.1	8229235	7.2
8034810	2.21	2.19	7.2	7.3
.....	7.3	8160619	2.12	7.3	7.8
8034811	2.21	2.13	8223010	2.7	8229415	7.2
8034813	7.4	8160622	2.9	7.11	7.3
.....	7.5	7.10	8223016	7.7	8262145	4.1
.....	7.6	8162004	2.12	7.8	8262149	4.2
8034815	2.17	2.13	8223024	2.18	8262312	4.1
8034817	2.21	8162206	2.15	7.1	8270014	7.4
8035160	3.9	2.16	7.2	7.5
8035161	3.9	8162209	2.8	8223025	7.7	8270134	7.6
8035162	3.9	2.9	7.8	8270219	7.4
8035163	3.9	8162210	2.8	8223216	5.10	8270220	4.1
8035164	3.9	2.9	8223217	5.9	4.2
8035165	3.9	8162211	2.12	5.10	7.4
8035166	3.9	2.13	7.4	8270221	4.1
8035167	3.9	8162213	2.12	8223220	2.7	4.2
8035168	3.9	2.13	7.1	7.5
8035169	3.9	8162214	2.12	7.2	7.6
8035175	3.12	8180307	4.1	7.3	8270417	7.4
8035180	3.10	4.2	8223405	2.7	7.5
8035241	3.3	8180308	4.1	7.1	8270418	7.4
8035273	3.12	8205485	6.5	7.2	7.5
		8205514	6.14	7.3		

PART NUMBER INDEX

Part Number	Page	Part Number	Page	Part Number	Page	Part Number	Page
8270420	4.1	8303082	5.12	8303697	2.6	6.12
.....	4.2	8303516	2.1	2.19	8304660	1.2
.....	7.6	8303519	2.13	4.1	8305002	2.12
8270602	7.4	8303534	2.6	4.2	2.13
.....	7.5	2.1	8303703	7.4	2.17
.....	7.6	2.14	8303704	5.13	7.2
8270617	7.4	8303540	2.2	8303704	3.1	7.3
.....	7.5	2.8	8303715	2.15	8305003	2.12
.....	7.6	2.9	2.16	2.13
8272009	4.1	2.11	9.9	8305004	1.2
8272017	4.1	2.17	8303728	5.7	2.4
8272117	4.2	2.21	5.8	2.7
8273017	4.4	8303550	4.1	8303729	1.2	2.8
8273241	4.4	4.2	2.1	2.9
8273266	4.4	8303604	2.6	5.12	2.12
8273267	4.4	8303615	2.12	8303738	9.1	2.13
8273271	4.4	8303618	4.4	9.2	2.14
8273272	4.4	8303620	5.8	8303739	1.2	2.19
8274021	4.5	5.4	5.4	4.1
.....	4.6	8303621	4.1	5.11	4.2
.....	4.7	4.2	9.7	4.5
8274022	4.8	8303622	4.1	9.8	4.6
8274209	4.5	2.13	8303742	2.13	4.7
.....	4.6	4.2	2.14	7.1
.....	4.7	8303624	3.1	8303745	2.6	7.2
8274210	4.5	8303626	9.10	8303746	5.4	7.4
.....	4.6	8303628	1.1	8303755	4.3	7.5
.....	4.7	9.1	8303757	5.7	8305005	2.10
8275212	4.3	8303632	7.8	5.8	2.11
8277143	4.1	8303634	9.5	8303758	2.19	2.17
.....	4.2	9.4	5.12	8305006	2.6
.....	7.4	9.6	8303770	9.7	2.15
.....	7.5	9.7	9.8	2.16
8277161	4.1	9.8	8303771	3.1	2.17
.....	4.2	9.9	8303772	9.2	3.1
8278008	4.1	8303637	1.1	8303776	2.2	4.4
.....	4.2	8303638	2.1	2.18	5.3
.....	5.7	9.3	8303786	2.15	7.4
.....	5.8	8303640	1.1	2.16	7.5
8301004	2.15	8303655	1.1	8303790	4.1	8305008	2.6
.....	2.16	4.1	4.2	2.1
8301210	2.14	4.2	8303799	2.13	2.4
8301409	2.15	8303656	1.2	8303835	2.4	2.15
.....	2.16	4.4	2.17	4.1
8301410	2.14	9.1	7.7	4.2
8301443	2.10	8303666	9.2	7.8	5.7
.....	2.11	8303670	3.1	8303837	2.12	8305009	2.16
.....	2.19	8303675	2.15	2.13	8305012	9.10
8301456	9.10	5.7	8303839	2.17	8305013	2.16
8302147	2.1	5.8	8303982	2.2	7.7
8302403	2.16	9.2	8303983	2.9	8305014	7.7
8302470	2.10	8303679	9.1	8303995	2.18	7.8
.....	2.11	9.2	8304014	2.1	8305021	2.1
.....	2.19	8303681	9.1	8304042	5.7	8305043	7.5
8303034	1.2	9.2	5.8	7.6
.....	2.1	8303685	2.1	8304608	5.7	8305201	7.4
.....	2.7	6.1	5.8	7.5
.....	2.8	8303686	6.2	8304631	5.7	7.6
.....	2.9	6.1	5.8	8305402	2.8
.....	2.11	6.2	6.11	2.9

PART NUMBER INDEX

Part Number	Page	Part Number	Page	Part Number	Page	Part Number	Page
.....	2.12	8305647.....	9.1	8307007.....	3.1	8307203.....	1.2
.....	2.13	8305650.....	2.12	7.7	2.17
.....	2.19	2.13	9.10	3.1
8305405.....	2.14	8305906.....	1.2	8307009.....	7.7	4.1
.....	7.7	2.19	7.8	4.2
.....	7.8	9.1	8307010.....	1.1	4.4
8305410.....	2.14	8305916.....	2.1	2.1	5.3
8305601.....	2.2	8306407.....	3.1	8307012.....	2.1	7.7
.....	2.8	8307002.....	1.2	8307022.....	7.5	9.8
.....	2.9	2.1	7.6	8307204.....	2.2
8305619.....	9.3	2.2	8307023.....	4.1	4.1
8305624.....	2.1	2.7	4.2	4.2
.....	2.12	2.8	4.3	9.1
.....	2.17	2.9	8307024.....	2.13	9.2
.....	2.21	2.12	4.1	8307206.....	2.2
.....	4.1	2.13	8307025.....	2.13	7.7
.....	4.2	2.14	4.1	7.8
.....	5.7	2.18	4.1	8307207.....	2.2
.....	5.8	4.1	4.2	7.8
.....	5.12	4.2	4.4	8307220.....	4.4
8305626.....	1.2	4.5	5.2	8307222.....	4.1
.....	2.6	4.6	8307026.....	7.2	4.2
.....	5.4	4.7	8307027.....	7.3	8307904.....	1.1
.....	5.7	5.12	7.4	9.9
.....	5.8	7.2	8307046.....	2.17	8307916.....	9.1
.....	5.11	7.4	8307052.....	2.17	8307917.....	9.1
.....	6.1	7.5	8307104.....	2.14	8307918.....	1.1
.....	6.2	8307003.....	2.2	9.3	9.2
.....	9.7	2.12	8307106.....	2.6	9.9
.....	9.8	2.13	5.7	8310001.....	2.11
8305627.....	7.7	4.5	5.8	8310002.....	2.17
.....	7.8	4.6	7.3	5.13
8305630.....	5.13	4.7	7.4	8310026.....	2.9
8305632.....	2.9	4.8	7.5	2.12
8305643.....	1.1	7.2	8307107.....	2.16	4.1
.....	3.13	8307004.....	1.2	3.13	4.2
.....	4.1	2.15	7.7	4.5
.....	4.2	2.16	8307109.....	2.1	4.6
.....	9.5	2.19	2.2	4.7
.....	9.1	3.1	2.9	8310027.....	5.12
.....	9.2	4.1	2.11	8310028.....	4.1
.....	9.4	4.2	2.17	8310029.....	2.17
.....	9.6	4.4	2.21	8310036.....	2.1
.....	9.7	5.3	4.1	8310041.....	7.4
.....	9.8	7.4	4.2	7.5
.....	9.9	7.4	7.1	7.6
8305644.....	1.1	8307005.....	1.2	7.2	8310049.....	2.1
.....	9.10	2.6	8307110.....	1.2	8310050.....	2.1
.....	9.12	2.1	8307111.....	7.3	8310065.....	5.4
.....	9.1	2.14	7.7	5.11
.....	9.2	2.15	7.8	8310067.....	1.1
8305645.....	2.1	4.1	8307112.....	9.10	6.1
.....	3.1	4.2	9.12	6.2
.....	4.1	5.7	8307113.....	2.6	8310070.....	2.1
.....	4.2	5.8	2.2	5.7
.....	5.7	7.1	9.1	5.8
.....	5.8	9.1	8307201.....	2.2	8310077.....	7.5
.....	9.2	8307006.....	2.6	8307202.....	2.12	7.6
.....	9.7	7.4	2.13	8310078.....	7.5
.....	9.8	7.5	4.1	7.6
.....	9.8	7.5	4.2	8310086.....	3.3

PART NUMBER INDEX

Part Number	Page	Part Number	Page	Part Number	Page	Part Number	Page
8310088	3.3	8320253	4.5	8420202	4.7	8541435	6.1
8310089	3.13		4.6		4.8		6.2
	3.3		4.7	8420231	4.5	8580110	2.10
8310093	1.1	8320262	4.1		4.6		2.11
8310096	3.2		4.2		4.7		2.19
	3.5	8320265	6.1	8430005	5.11	8580115	2.2
	3.6		6.2		9.7	8580203	1.2
8310097	2.1	8320270	4.8		9.8	8580213	1.2
8310109	2.16	8320417	6.2		9.9	8580309	2.18
	3.2	8324015	6.1	8430006	5.11	8580311	2.7
	3.5		6.2		9.7		7.1
	3.6	8324016	6.1		9.8		7.2
8310110	3.3		6.2		9.9		7.3
8310111	1.1	8340034	2.12	8430007	4.8	8580312	2.7
	2.1		2.13	8430073	5.12		7.1
	6.1	8342404	1.2	8430074	5.12		7.2
	6.2	8342405	2.4	8430075	5.12		7.3
8310112	2.1	8342413	2.2	8430076	5.12	8580315	2.2
8310119	5.2	8342416	1.2	8430085	5.12		9.9
8310125	4.1	8342807	1.2	8430086	5.12	8580410	2.1
	4.2		2.1	8440224	6.3	8580416	2.1
	5.13	8342808	1.2	8464012	6.1	8581007	1.2
8310126	5.3		2.4		6.2	8582007	7.2
8310129	7.7		2.5	8464212	2.7		7.3
8310130	2.1	8344010	1.2		7.1	8582413	1.2
8310143	2.10	8346008	2.5		7.2	8583135	2.5
8310144	2.10	8346009	2.2		7.3	8584001	2.8
8310145	5.4	8346010	2.2	8466305	2.7		2.9
	5.11	8346011	2.2		7.1		2.12
8310146	5.4	8360005	2.18		7.2		2.13
	5.11	8360008	2.18		7.3		2.18
8310160	9.9	8382017	9.12	8466307	2.1		2.18
8310161	9.9	8385138	2.2	8467014	2.7		5.5
8310170	2.14	8403224	4.1		7.1		5.6
8310180	4.5	8405007	2.18		7.2		5.9
	4.6	8405009	4.5		7.3		5.10
	4.7		4.6	8469030	2.7		7.1
	4.8		4.7	8469037	2.7		7.2
8310195	9.12		4.8		7.11		7.3
8310202	7.5	8405101	4.5	8500009	7.8		7.4
	7.6		4.6	8500036	7.8		7.5
8310248	3.13		4.7	8500201	7.7		7.6
8310251	2.16	8405104	4.1		7.8		7.8
	3.6		4.2	8520013	1.1		9.7
8310252	2.16		4.1		6.14		9.8
8310254	3.13	8405203	4.1		9.1	8584003	2.18
8310255	3.13		4.2		9.2		7.3
8310264	5.12	8405305	4.4	8520021	3.7		7.7
8310266	9.5	8406103	4.1		9.1		7.8
	9.4		4.2		9.2	8584018	7.8
	9.6	8410009	4.8	8528071	8.1	8585133	2.2
8310276	9.5	8420053	5.11	8528074	8.1		2.3
	9.4		9.7	8528085	8.1	8585134	2.2
	9.6		9.8	8528086	8.1		2.3
8310344	2.1		9.9	8528100	8.1		2.5
8310371	5.12	8420055	5.11	8528101	8.1	8585135	2.2
8320250	4.5		9.7	8540023	2.18		2.3
	4.6		9.8	8541404	4.6	8585139	2.2
	4.7		9.9	8541433	9.7	8585141	2.2
		8420201	2.18		9.8	8585142	2.2

PART NUMBER INDEX

Part Number	Page	Part Number	Page	Part Number	Page	Part Number	Page
8640017	6.10	8760111	5.9	8760341	5.3	8770011	5.3
	6.11		5.10		5.7	8770012	5.4
	6.12	8760112	5.8		5.8		9.9
8640028	5.11	8760113	5.4	8760401	5.10	8770014	5.3
	9.7		5.7	8760407	5.3	8770016	9.9
	9.8		5.8		5.4	8770064	5.13
	9.9		9.9		5.5	8770134	5.12
8640029	5.11	8760114	5.7		5.6	8770135	5.2
	9.7		5.8	8760409	5.4	8780262	3.14
	9.8	8760115	5.3		9.9	8786514	3.14
	9.9	8760116	5.3	8760415	5.2	8801017	3.12
8640032	5.11		5.7	8760419	6.9	8841029	3.13
	9.7		5.8	8760420	5.7		3.4
	9.8	8760117	5.12		5.8	8847113	3.3
	9.9		9.7	8760423	5.8	8847114	3.1
8640903	6.1		9.8	8760449	5.6	8864036	2.6
	6.2	8760119	5.12	8760455	5.4	8864037	2.6
8642001	9.7	8760128	5.7		5.5	8864038	2.1
	9.8		5.8		5.6	8864039	2.6
8642207	9.9	8760138	5.8	8760458	5.4	8864040	2.6
8642224	9.2	8760140	5.1		5.5	8864041	2.6
8642234	9.1		5.5		5.6	8864043	2.6
	9.2		5.6	8760460	5.1	8864044	2.6
8642235	9.7	8760142	5.3		5.6	8864045	2.6
	9.8		5.11	8760474	5.9	8864046	2.6
8660004	3.1	8760143	5.3		5.10	8866341	4.1
8660005	4.1		5.4	8760475	5.4		4.2
	4.2		5.11		9.9	8866347	2.20
8680341	9.1	8760220	5.9	8760483	5.8	8866348	2.20
8688026	7.1		5.10	8760485	5.8	8866350	2.20
	7.2	8760237	5.11	8760486	5.3	8866351	2.20
8700120	2.14	8760252	5.4	8760491	5.2	8866364	2.20
8702140	2.16	8760254	5.10	8760493	5.3	8866381	2.17
8702146	2.12	8760256	5.3		5.7	8866382	2.17
8702150	2.12	8760264	5.11		5.8	8866415	9.13
8720014	2.1	8760268	5.4	8760494	5.3	8866416	9.13
8720015	2.1	8760303	5.3	8760495	5.3	8866417	9.13
8721023	2.1	8760304	5.3	8760501	5.6	8866418	9.13
8721027	5.1		5.7	8760508	5.10	8866419	9.13
8750001	5.12		5.8	8760510	5.1	8866420	9.13
8750002	5.12	8760305	5.3		5.3	8866421	9.13
8750013	5.12		5.9	8760511	5.8	8866437	2.17
8760037	5.3	8760307	5.2	8760515	5.2	8866492	2.17
8760039	5.12		5.4	8760534	5.7	8866525	2.3
8760045	5.11		5.7		5.8	8866526	2.3
8760102	5.2		5.8	8760535	5.9	8866527	2.3
8760107	5.3	8760309	5.2	8760539	5.2	8866544	9.13
	5.4	8760311	5.6	8762012	5.2	8902109	5.7
	5.11		5.12	8765204	5.3		5.8
8760109	5.9		5.13	8769123	5.4		6.10
	5.10		9.9		5.11	8902111	5.7
8760110	5.1	8760312	5.1	8769132	9.9		5.8
	5.4		5.13	8769136	5.4	8902131	6.9
	5.5	8760313	5.7		5.11	8902137	5.7
	5.6		5.8	8769140	5.4		5.8
	5.7		5.13		5.11		6.10
	5.8		9.9	8769153	5.12		6.11
	5.9	8760322	5.1	8770006	5.5		6.12
	9.7		5.3		5.6		7.3
	9.8	8760328	5.8	8770010	5.2		

PART NUMBER INDEX

Part Number	Page	Part Number	Page	Part Number	Page	Part Number	Page
8902140	6.11						
.....	6.12						
8902154	6.12						
8902155	6.11						
.....	6.12						
8902177	5.8						
8902178	6.12						
8902179	5.7						
.....	5.8						
.....	6.9						
8902227	5.7						
.....	5.8						
.....	6.10						
.....	6.11						
.....	6.12						
8902241	6.10						
8902247	6.4						
.....	6.8						
8902257	6.11						
.....	6.12						
8902495	6.9						
8902511	6.6						
.....	6.10						
.....	6.11						
.....	6.12						
.....	6.14						
8902512	6.9						
8902661	5.7						
.....	5.8						
.....	6.10						
8902679	5.7						
.....	5.8						
.....	6.10						
.....	6.11						
.....	6.12						
8904001	4.1						
.....	4.2						
8904037	6.5						
8904038	6.10						
.....	6.11						
.....	6.12						
8904039	6.10						
.....	6.11						
.....	6.12						
8904042	6.10						
.....	6.11						
.....	6.12						
8990147	2.1						

The parts information in this publication is based on data available at the time it was printed. Because of continual improvement and advancing product design, your vehicle may not be identical to the parts information shown. Whenever there is a question, obtain the latest parts information available from your local dealer. JLG Industries, Inc. continually updates these publications electronically within our *OnLine Services*.



Benefits

- Available 24 hours a day, 7 days a week for your convenience.
- Prices and parts manuals are always current - reduces errors and saves time.
- Improves service to your customers with quick access to valuable information.
- Reduces time required to gather information.
- Reduces processing time for warranty claims.

Program Features

- In a few easy steps you can:
- Look-up prices and availability.
- Identify parts using graphical parts manuals.
- Enter orders using part numbers, or order by selecting from graphical parts manuals.
- Review order status.
- Review invoices and credits.
- Review shipping information.
- Submit warranty claims

Visit Us at

<http://www.jlg.com>

Model No. _____

Serial No. _____



**CORPORATE OFFICE
JLG INDUSTRIES, INC.**

1 JLG Drive
McConnellsburg, PA. USA
17233-9533
Phone: (717) 485-5161
Toll Free: (877) 554-5438
Fax: (717) 485-6417

*Service Direct: (717) 485-6657 Service Fax: (717) 485-6488 or (717) 485-6815
Parts Direct: (717) 485-6472 Parts Fax: (800) 733-8939 or (717) 485-6441*

JLG Industries (Australia)
P.O. Box 5119
11 Bolwarra Road
Port Macquarie
N.S.W. 2444
Australia
Phone: (61) 2 65 811111
Fax: (61) 2 65 810122

JLG Industries (UK)
Unit 12, Southside
Bredbury Park Industrial
Estate
Bredbury
Stockport
SK6 2sP
England
Phone: (44) 870 200 7700
Fax: (44) 870 200 7711

JLG Deutschland GmbH
Max Planck Strasse 21
D-27721 Ritterhude/Ihlpohl
Bei Bremen
Germany
Phone: (49) 421 693 500
Fax: (49) 421 693 5035

JLG Industries (Italia)
Via Po, 22
20010 Pregnana Milanese-MI
Italy
Phone: (39) 02 9359 5210
Fax: (39) 02 9359 5845

JLG Latino Americana Ltda.
Rua Eng. Carlos Stevenson,
80-Suite71
13092-310 Campinas-SP
Brazil
Phone: (55) 19 3295 0407
Fax: (55) 19 3295 1025

JLG Europe B.V.
Jupiterstraat 234
2132 HJ Hoofddorp
The Netherlands
Phone: (31) 23 565 5665
Fax: (31) 23 557 2493

JLG Industries (Norge AS)
Sofeimyrveien 12
N-1412 Sofienyr
Norway
Phone: (47) 6682 2000
Fax: (47) 6682 2001

JLG Polska
Ul. Krolewska
00-060 Warszawa
Poland
Phone: (48) 91 4320 245
Fax: (48) 91 4358 200

JLG Industries (Europe)
Kilmartin Place,
Tannochside Park
Uddingston G71 5PH
Scotland
Phone: (44) 1 698 811005
Fax: (44) 1 698 811055

JLG Industries (Pty) Ltd.
Unit 1, 24 Industrial Complex
Herman Street
Meadowdale
Germiston
South Africa
Phone: (27) 11 453 1334
Fax: (27) 11 453 1342

Plataformas Elevadoras
JLG Iberica, S.L.
Trapadella, 2
P.I. Castellbisbal Sur
08755Castellbisbal
Spain
Phone: (34) 93 77 24700
Fax: (34) 93 77 11762

JLG Industries (Sweden)
Enkopingsvagen 150
Box 704
SE - 175 27 Jarfalla
Sweden
Phone: (46) 8 506 59500
Fax: (46) 8 506 59534

Visit our Web Site at: <http://www.jlg.com>