



Illustrated Parts Manual Manuel de pièces détachées

MODELS / MODELES

TOUCAN 800 A / DI

S/N 81000 + S/N Since/Depuis 81004



CE
AS

31210056
Jan 01, 2010





Original issue / Edition originale.... July 13, 2007
Revised / Révisé January 23, 2008Plastic Upper Control Box
Revised / Révisé July 16, 2009Add UK Charger for T800DI & updates
Revised / Révisé January 01, 20102010 Overload

TABLE OF CONTENTS / TABLE DES MATIERES

FIGURE NO.	TITLE / TITRE	PAGE NO.
SECTION 1 - COVERS INSTALL / INSTALLATION CAPOTS		
1-1	COVERS INSTALL / INSTALLATION CAPOTS.....	1-2
SECTION 2 - ELECTRICAL INSTALL / INSTALLATION ELECTRIQUE		
2-1	POWER CIRCUIT / CIRCUIT DE PUISSANCE.....	2-2
2-2	CONTROL CIRCUIT / CIRCUIT DE COMMANDE.....	2-4
2-2-1	MATE-N-LOK CONNECTORS / CONNECTEURS MATE-N-LOK.....	2-6
2-2-2	CONNECTORS ON HARNESS ASSY / CONNECTEURS SUR FAISCEAUX.....	2-8
2-2-3	S/N PRIOR / AVANT #A300081849 + 851 + 861 UCB / BOITIER HAUT.....	2-10
2-2-4	S/N SINCE/DEPUIS #A300081849 (EXEPT/SAUF 851 & 861) UCB/BOITIER HAUT..	2-14
2-2-4-1	PLASTIC UPPER CONTROL BOX / BOITIER HAUT PLASTIC.....	2-16
2-2-4-2	JOYSTICK COMPONENTS / COMPOSANT JOYSTICK.....	2-18
2-2-5	LOWER CONTROL BOX ASSEMBLY / ASSEMBLAGE BOITIER BAS.....	2-20
SECTION 3 - FRAME INSTALL / INSTALLATION CHASSIS		
3-1	FRAME INSTALL / INSTALLATION CHASSIS.....	3-2
3-1-1	RELEASE VALVE / DISTRIBUTEUR DE DEBRAYAGE.....	3-6
3-1-2	DRIVE MANIFOLD ASSEMBLY / ASSEMBLAGE BLOC TRANSLATION.....	3-8
3-1-2-1	«FP HYDRAULIC» 2 SPEEDS MANIFOLD / BLOC 2 VITESSES.....	3-10
3-1-2-2	«HYDAC» 2 SPEEDS MANIFOLD / BLOC 2 VITESSES.....	3-12
SECTION 4 - MASTS ASSEMBLY / ASSEMBLAGE MATS		
4-1	MASTS ASSEMBLY / ASSEMBLAGE MATS.....	4-2
4-1-1	MAST 1 ASSEMBLY / ASSEMBLAGE MAT 1.....	4-6
4-1-1-1	VALVE ASSEMBLY / ASSEMBLAGE DISTRIBUTEUR.....	4-10
4-1-1-2	FUNCTION VALVE / DISTRIBUTEUR DE MOUVEMENTS.....	4-12
4-1-2	SWING DRIVE / REDUCTEUR D'ORIENTATION.....	4-14
4-1-3	3.5cc/rev POWER UNIT / CENTRALE 3.5cm ³ /tr.....	4-16
4-1-4	HYDRAULIC RESERVOIR / RESERVOIR HYDRAULIQUE.....	4-18
SECTION 5 - JIB AND PLATFORM INSTALL / INSTALLATION BRAS ET PLATE-FORME		
5-1	S/N PRIOR/AVANT #A300082170 JIB AND PLATFORM INSTALL / INSTALLATION BRAS ET PLATE-FORME.....	5-2
5-1-1	T800A PLATFORM INSTALL / INSTALLATION PLATE-FORME T800A.....	5-4
5-1-2	T800DI PLATFORM INSTALL / INSTALLATION PLATE-FORME T800DI.....	5-8
5-2	S/N SINCE/DEPUIS #A300082170 JIB AND PLATFORM INSTALL / INSTALLATION BRAS ET PLATE-FORME.....	5-12
5-2-1	OVERLOAD DEVICE / DETECTION SURCHARGE.....	5-14
5-2-2	PLATFORM INSTALL / INSTALLATION PLATE-FORME.....	5-16
5-2-3	DI PLATFORM INSTALL / INSTALLATION PLATE-FORME DI.....	5-18
SECTION 6 - APPENDIX A		
6-1	STEERING CYLINDER / VERIN DE DIRECTION.....	6-2
6-2	JIB CYLINDER / VERIN DE BRAS.....	6-4
6-3	MAST CYLINDER ASSEMBLY / ASSEMBLAGE VERIN DE MAT.....	6-6
6-3-1	MAST CYLINDER / VERIN DE MAT.....	6-8
SECTION 7 - APPENDIX B		
7-1	BATTERY AND CHARGER INSTALL / INSTALLATION BATTERIE ET CHARGEUR....	7-2
7-2	BATTERY COMPONENTS / COMPOSANTS BATTERIE.....	7-4
7-3	CHARGER CABLE / CORDON CHARGEUR.....	7-6

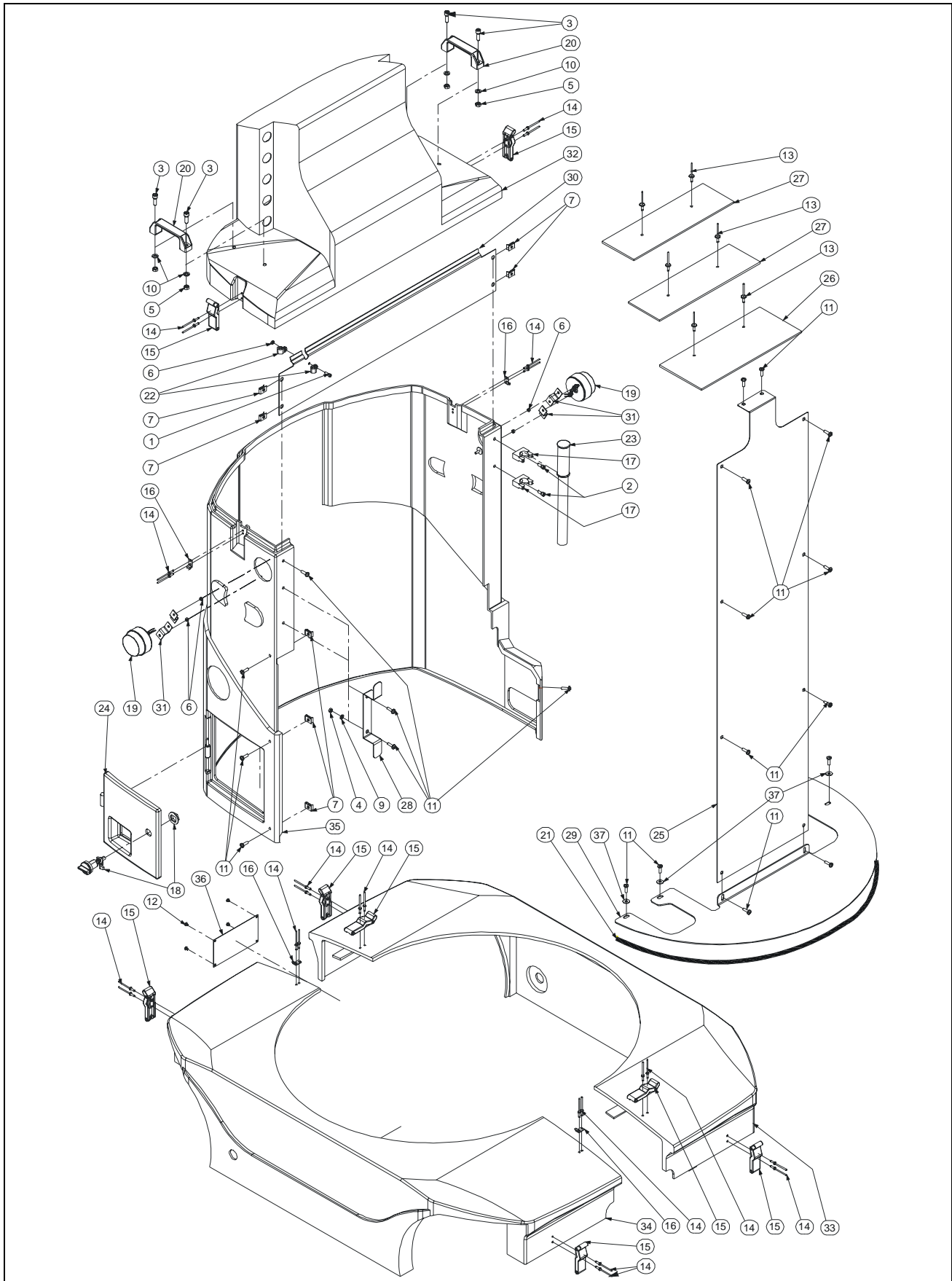
TABLE OF CONTENTS / TABLE DES MATIERES

FIGURE NO.	TITLE / TITRE	PAGE NO.
SECTION 8 - APPENDIX C		
8-1	T800A STANDARD DECAL KIT / JEU AUTOCOLLANTS STANDARD T800A	8-2
8-1-1	T800A CE COUNTRIES DECALS / AUTOCOLLANTS PAYS CE T800A.	8-4
8-1-2	T800A AUSTRALIAN DECALS / AUTOCOLLANTS AUSTRALIE T800A.	8-6
8-2	T800DI CE STD DECAL KIT / JEU AUTOCOLLANTS STD T800DI	8-8
8-2-1	T800DI COUNTRIES DECAL KIT / JEU AUTOCOLLANTS PAYS T800DI	8-10
SECTION 9 - APPENDIX D		
9-1	3 CABLES STEERING UNIT INSTALL / INSTALLATION CENTRALE DIRECTION 3 CABLES.	9-2
9-2	R2K STEERING UNIT INSTALL / INSTALLATION CENTRALE DIRECTION R2K.	9-4
9-3	MW2Y STEERING UNIT INSTALL / INSTALLATION CENTRALE DIRECTION MW2Y	9-6
SECTION 10 - OPTIONS		
10-1	COMPRESSED AIR INSTALL / INSTALLATION AIR COMPRIME.	10-2
10-2	LOW FREQUENCY CHARGER INSTALL / INSTALLATION CHARGEUR BASSE FREQUENCE	10-4
10-2-1	OLDHAM CHARGER 40A / CHARGEUR OLDHAM 40A.	10-6
10-2-2	OLDHAM CHARGER 40A WITH SELECTOR 115/230V / CHARGEUR OLDHAM 40A AVEC SELECTEUR 115/230V	10-8
10-2-3	CHARGER CONNECTORS / PRISES CHARGEUR	10-10
10-3	S/N PRIOR/AVANT #A300082170 T800DI UK CHARGER INSTALL / INSTALLATION CHARGEUR UK T800DI.	10-12
10-3-1	OLDHAM CHARGER 40A WITH SELECTOR 115/230V / CHARGEUR OLDHAM 40A AVEC SELECTEUR 115/230V	10-14
10-4	SMALL PLATFORM DISPLAY PANEL / PORTE AFFICHE PETITE PLATE-FORME	10-16
10-5	LARGE PLATFORM DISPLAY PANEL / PORTE AFFICHE GRANDE PLATE-FORME	10-18
10-6	DI PLATFORM DISPLAY PANEL / PORTE AFFICHE PLATE-FORME DI	10-20
10-7	230V PLATFORM SOCKET INSTALL / INSTALLATION PRISE 230V	10-22
10-8	S/N PRIOR #A300082170 SOFT TOUCH FRAME /CADRE SENSIBLE.	10-24
SECTION 11 - RECOMMENDED PART LIST / LISTE DE PIECES RECOMMANDEES		

**SECTION 1
COVERS INSTALL /
INSTALLATION CAPOTS**

SECTION 1 COVERS INSTALL / INSTALLATION CAPOTS

FIGURE 1-1. COVERS INSTALL / INSTALLATION CAPOTS



SECTION 1 COVERS INSTALL / INSTALLATION CAPOTS

FIGURE 1-1. COVERS INSTALL / INSTALLATION CAPOTS

DET REP	PART NUMBER REF.	QTY	DESCRIPTION		REV	INFORMATION
			COVERS INSTALL	INSTALLATION CAPOTS		SP0790
1	000003	1	M05x16 8.8 SOCKET HEAD MACH SCREW	VIS CHC M05x16 8.8 BI FT		
2	000015	2	M06x16 8.8 SOCKET HEAD MACH SCREW	VIS CHC M06x16 8.8 BI FT		
3	000053	4	M08x25 8.8 SOCKET HEAD MACH SCREW	VIS CHC M08x25 8.8 BI FT		
4	110003	1	M06 GR. 8.8 LOCK NUT	ECROU FREIN M6 8.8 BI		
5	110004	4	M08 GR. 8.8 LOCK NUT	ECROU FREIN M8 8.8 BI		
6	110002	5	M05 GR. 8.8 LOCK NUT	ECROU FREIN M5 8.8 BI		
7	110026	7	M06 CAGE HEX NUT	ECROU CAGE M06		
8			NOT REQUIRED	NON REQUIS		
9	120009	1	dD 06x14 LOCK WASHER	RONDELLE CONTACT dD 06x14 BI		
10	120010	4	dD 08x18 LOCK WASHER	RONDELLE CONTACT dD 08x18 BI		
11	130021	20	M06x20 8.8 ROUND HEAD MACH SCREW	VIS BOMBEE ULF M06x20 8.8 BI FT		
12	140017	4	NAIL	CLOU		
13	180009	6	Ø5x16 LARGE HEAD POP RIVET	RIVET POP TETE LARGE Ø5x16		
14	180011	24	Ø4x14 EXPENDABLE POP RIVET	RIVET POP ECLATE Ø4x14		
15	190018	8	C 7-10 RUBBER LATCH	GRENOUILLERE C 7-10		
16	190019	4	C 7-10 LATCH LOCKING TAB	RECEPTACLE C 7-10		
17	190027	2	Ø22 CLIP	CLIP Ø22		
18	190072	1	COMPRESSION LATCH	LOQUET A COMPRESSION		
19	260229	2	FLASHING LIGHT	FEU A ECLAT		PC0318
20	400001	2	HANDLE	POIGNEE		
21	400081	3	REINFORCED PVC PROFILE 672	PROFIL 672 PVC ARME		
22	400034	2	COLLAR	COLLIER		
23	DL0113	1	HAND PUMP HANDLE	MANCHE DE POMPE A MAIN		
24	SD0355	1	HATCH	TRAPPE		
25	ST1401	1	MAST 1 COVER	TOLE DE PROTECTION MAT 1		
26	ST1403	1	MAST 1 COVER	PROTECTION MAT 1		
27	ST1404	2	MAST 2 & 3 COVER	PROTECTION MATS 2 & 3		
28	ST1570	1	SPOOL SUPPORT	SUPPORT D'ENROULEMENT		
29	ST2683	1	PROTECTION PLATE	TOLE COUVRE-JOINT		
30	ST2712	1	JUNCTION PLATE	TOLE DE JONCTION		
31	ST2713	4	BRACKET	CRAPAUD		
32	ST2715	1	TOP COVER WITH VENTILATION HOLES	COUVERCLE AVEC AERATION		
33	ST2716	1	LOWER RIGHT COVER	COQUE BASSE DROITE		
34	ST2717	1	LOWER LEFT COVER	COQUE BASSE GAUCHE		
35	ST2718	1	COUNTERWEIGHT COVER	CAPOT CONTREPOIDS		
36		1	MANUFACTURER'S NAME PLATE	PLAQUE CONSTRUCTEUR		APPENDIX C
37	120004	3	dD 06x25 WASHER	RONDELLE dD 06x25x1.2 BI		

SECTION 1 COVERS INSTALL / INSTALLATION CAPOTS

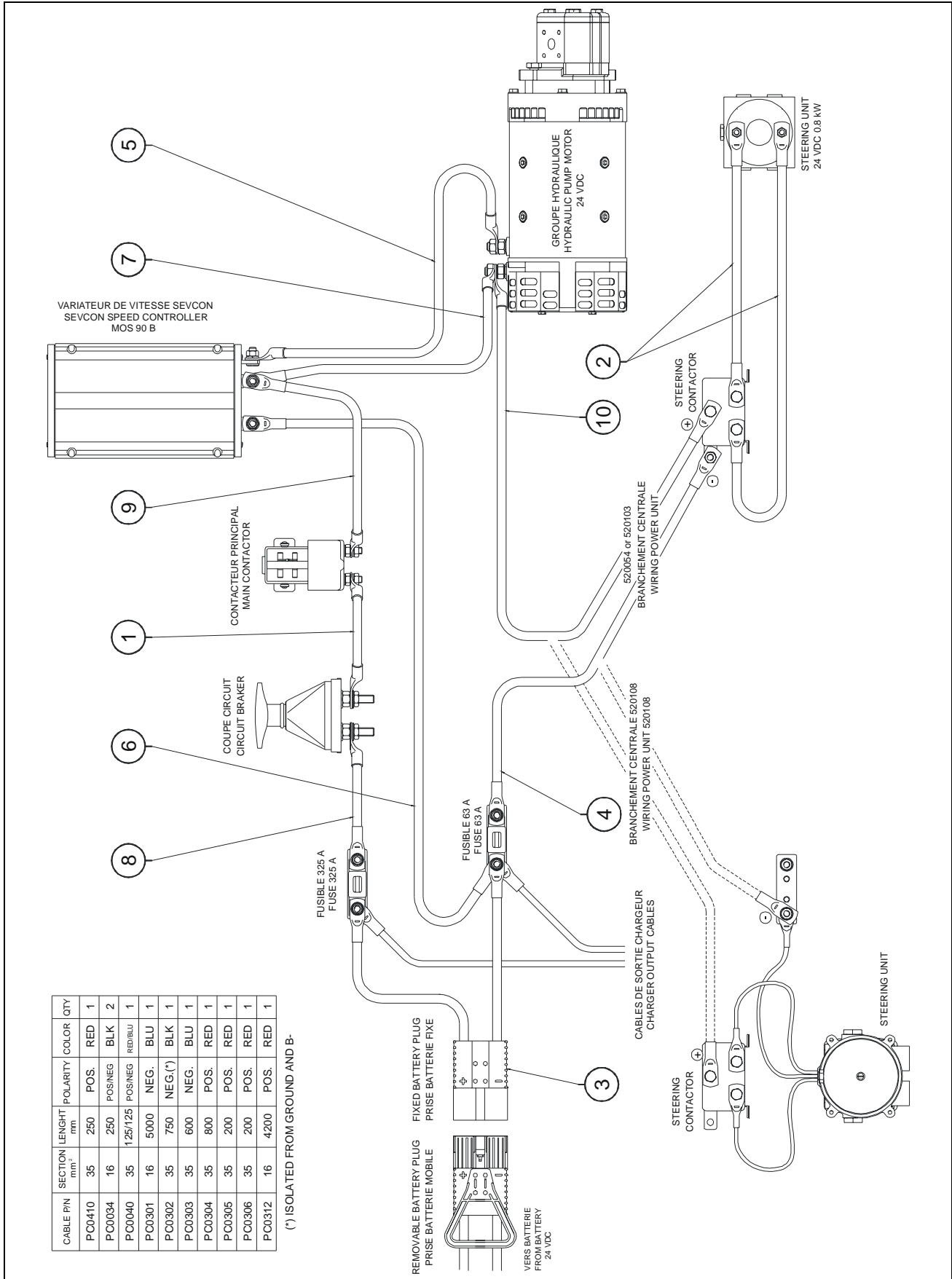
FIGURE 1-1. COVERS INSTALL / INSTALLATION CAPOTS (CONTINUED)

DET REP	PART NUMBER REF.	QTY	DESCRIPTION		REV	INFORMATION

**SECTION 2
ELECTRICAL INSTALL /
INSTALLATION ELECTRIQUE**

SECTION 2 ELECTRICAL INSTALL / INSTALLATION ELECTRIQUE

FIGURE 2-1. POWER CIRCUIT / CIRCUIT DE PUISSANCE



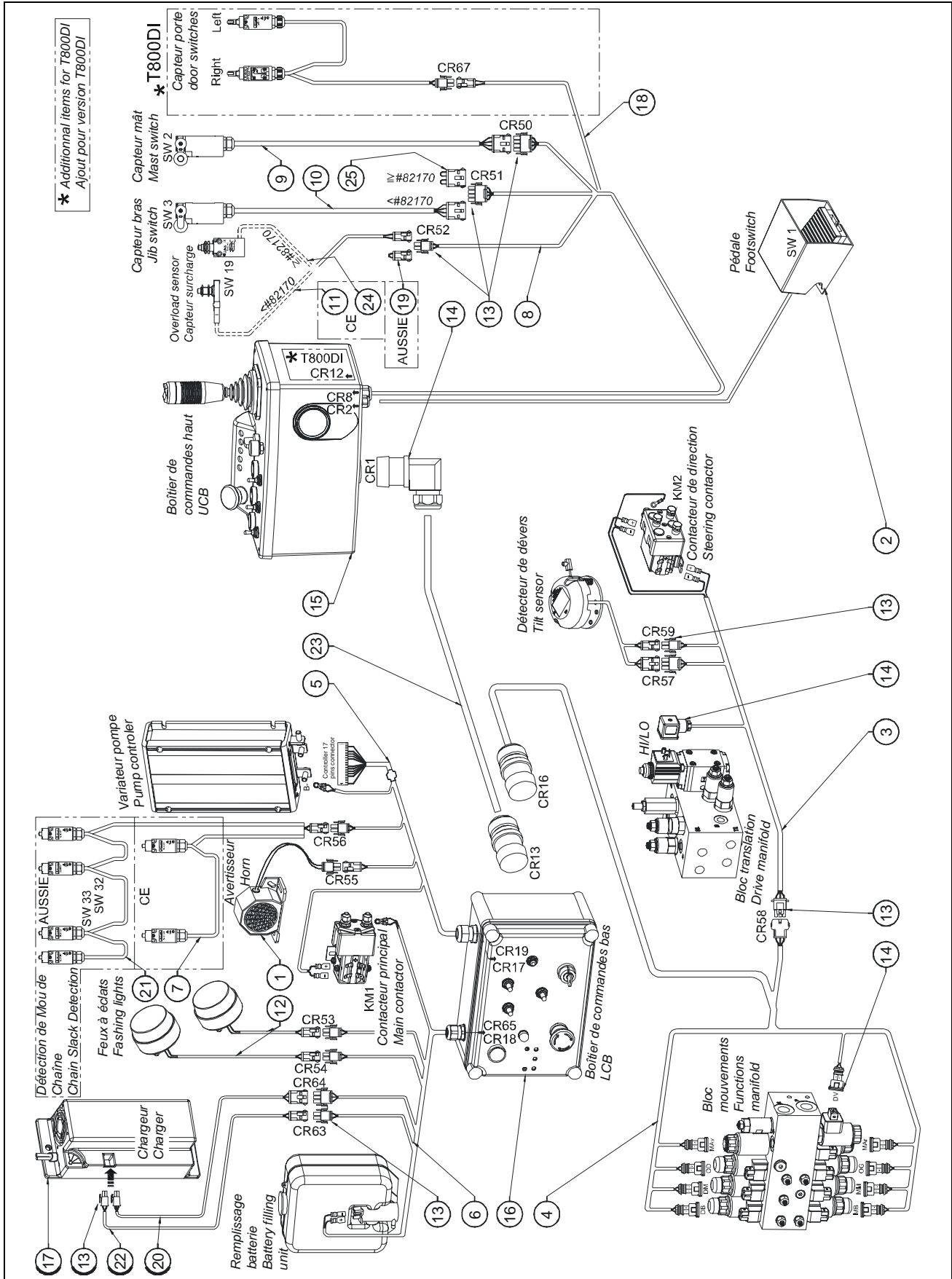
SECTION 2 ELECTRICAL INSTALL / INSTALLATION ELECTRIQUE

FIGURE 2-1. POWER CIRCUIT / CIRCUIT DE PUISSANCE

DET REP	PART_NUMBER REF.	QTY	DESCRIPTION		REV	INFORMATION
			POWER CIRCUIT	CIRCUIT DE PUISSANCE		PC0307
1	PC0410	1	CABLE ASSEMBLY	CABLE ELECTRIQUE		
2	PC0034	2	CABLE ASSEMBLY	CABLE ELECTRIQUE		
3	PC0040	1	HARNESS ASSEMBLY-POWER SUPPLY	FAISCEAU ALIMENTATION		
4	PC0301	1	CABLE ASSEMBLY	CABLE ELECTRIQUE		
5	PC0302	1	CABLE ASSEMBLY	CABLE ELECTRIQUE		
6	PC0303	1	CABLE ASSEMBLY	CABLE ELECTRIQUE		
7	PC0304	1	CABLE ASSEMBLY	CABLE ELECTRIQUE		
8	PC0305	1	CABLE ASSEMBLY	CABLE ELECTRIQUE		
9	PC0306	1	CABLE ASSEMBLY	CABLE ELECTRIQUE		
10	PC0312	1	CABLE ASSEMBLY	CABLE ELECTRIQUE		

SECTION 2 ELECTRICAL INSTALL / INSTALLATION ELECTRIQUE

FIGURE 2-2. CONTROL CIRCUIT / CIRCUIT DE COMMANDE



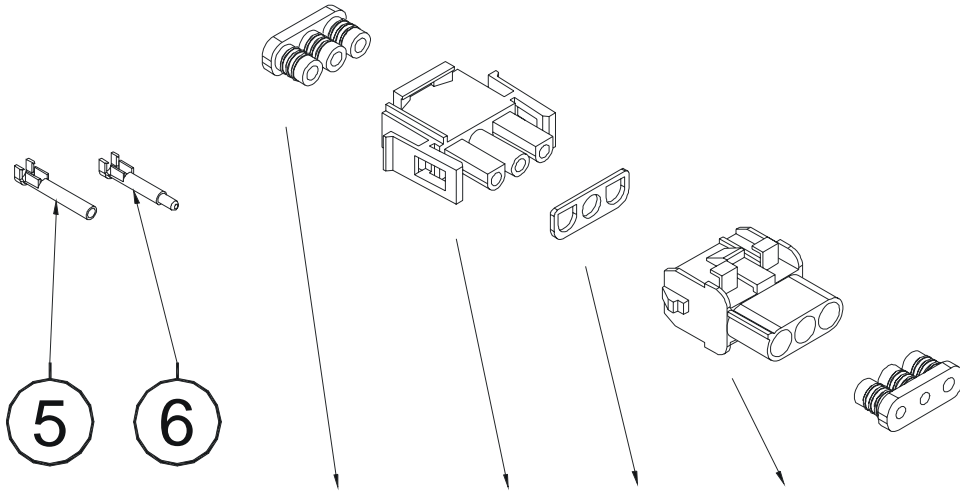
SECTION 2 ELECTRICAL INSTALL / INSTALLATION ELECTRIQUE

FIGURE 2-2. CONTROL CIRCUIT / CIRCUIT DE COMMANDE

DET REP	PART NUMBER REF.	QTY	DESCRIPTION		REV	INFORMATION
			CONTROL CIRCUIT	CIRCUIT DE COMMANDE	B	PC0392
1	PC0201	1	HARNESS ASSEMBLY-HORN	CABLAGE AVERTISSEUR SONORE		
2	PC0259	1	HARNESS ASSEMBLY-FOOT SWITCH	FAISCEAU PEDALE		
3	PC0284	1	HARNESS ASSEMBLY-CHASSIS	FAISCEAU CHASSIS		
4	PC0285	1	HARNESS ASSY-FUNCTIONS MANIFOLD	FAISCEAU BLOC FONCTIONS		
5	PC0286	1	HARNESS ASSEMBLY-CONTROLLER	FAISCEAU VARIATEUR		
6	PC0287	1	HARNESS ASSEMBLY-POWER SUPPLY	FAISCEAU ALIMENTATION		
7	PC0288	1	HARNESS ASSEMBLY-CHAIN SLACK	FAISCEAU MOU DE CHAINE		
8	PC0310	1	HARNESS ASSEMBLY-LIMIT SWITCHES	FAISCEAU CAPTEURS		
9	PC0311	1	HARNESS ASSEMBLY-MAST LIMIT SWITCH	FAISCEAU CAPTEUR DE MAT		
10	PC0316	1	HARNESS ASSEMBLY-JIB LIMIT SWITCH FITTED PRIOR S/N #A300082170	FAISCEAU CAPTEUR DE BRAS - MONTE AVANT N°A300082170	B	
11	PC0317	1	BEFORE YEAR 2010-ASSY-OVERLOAD (S/N PRIOR #A300082170)	FAISCEAU SURCHARGE AVANT AN 2010 (AVANT N°A300082170)	B	
12	PC0318	2	HARNESS ASSEMBLY-FLASHING LIGHTS	FAISCEAU FEUX A ECLATS		
13		x	MATE-N-LOK CONNECTORS	CONNECTEURS MATE-N-LOK		RM0090
14		x	CONNECTORS ON HARNESS ASSEMBLIES	CONNECTEURS SUR FAISCEAUX		RM0091
15	SE0597	1	T800A-UPPER CONTROL BOX ASSEMBLY	ASSEMBLAGE BOITIER HAUT T800A	A	SE0597
15	SE0796	1	T800DI-UPPER CONTROL BOX ASSEMBLY	ASSEMBLAGE BOITIER HAUT T800DI	A	SE0796
16	SE0598	1	T800A LOWER CONTROL BOX ASSEMBLY	ASSEMBLAGE BOITIER BAS T800A	A	SE0598
16	SE0795	1	T800DI LOWER CONTROL BOX ASSEMBLY	ASSEMBLAGE BOITIER BAS T800DI	A	SE0795
17		1	CHARGER INSTALL	INSTALLATION CHARGEUR		APPENDIX B
18	PC0343	1	HARNESS ASSEMBLY-LIMIT SWITCHES	FAISCEAU CAPTEURS		T800DI
19	PC0351	1	HARNESS ASSY-OVERLOAD SW DONG	FAISCEAU CAVALIER SURCHARGE		AUSSIE
20	PC0379	1	HARNESS ASSEMBLY-ZIVAN CHARGER	FAISCEAU CHARGESUR ZIVAN		
21	PC0391	1	HARNESS ASSY-CHAIN SLACK & BREAKAGE	FAISCEAU MOU ET RUPTURE DE CHAINE		AUSSIE
22	PC0393	1	HARNESS ASSEMBLY-CHARGER CUT OUT	FAISCEAU COUPURE CHARGEUR		
23	270046	11.5	CABLE 27x1mm ² (quantity indicated in meter)	CABLE 27x1mm ² (qté indiquée en mètre)		
24	PC0497	1	SINCE YEAR 2010-ASSY-OVERLOAD (S/N SINCE #A300082170)	FAISCEAU SURCHARGE DEPUIS AN 2010 (DEPUIS N° A300082170)	B	
25	PC0498	1	SINCE YEAR 2010-SHUNT (S/N SINCE #A300082170)	PONTAGE DEPUIS AN 2010 (DEPUIS N° A300082170)	B	

**SECTION 2 ELECTRICAL INSTALL /
INSTALLATION ELECTRIQUE**

FIGURE 2-2-1.MATE-N-LOK CONNECTORS / CONNECTEURS MATE-N-LOK



	(26)	(23)	(25)	(24)
	(10)	(7)	(9)	(8)
	(14)	(11)	(13)	(12)
	(18)	(15)	(17)	(16)
	(4)	(1)	(3)	(2)
	(22)	(19)	(21)	(20)

SECTION 2 ELECTRICAL INSTALL / INSTALLATION ELECTRIQUE

FIGURE 2-2-1. MATE-N-LOK CONNECTORS / CONNECTEURS MATE-N-LOK

DET REP	PART NUMBER REF.	QTY	DESCRIPTION	REV	INFORMATION
			MATE-N-LOK CONNECTORS		RM0090
1	210029		9 POSITIONS PLUG HOUSING "MNL"		
2	210030		9 POSITIONS CAP HOUSING "MNL"		
3	210031		9 POSITIONS INTERFACE SEAL		
4	210032		9 POSITIONS WIRE SEAL		
5	210033		SOCKET CONTACT "MATE-N-LOK"		
6	210034		PIN CONTACT "MATE-N-LOK"		
7	250140		3 POSITIONS "MNL" PLUG HOUSING		
8	250141		3 POSITIONS "MNL" CAP HOUSING		
9	250143		3 POSITIONS INTERFACE SEAL		
10	250144		3 POSITIONS WIRE SEAL		
11	250145		4 POSITIONS "MNL" PLUG HOUSING		
12	250146		4 POSITIONS "MNL" CAP HOUSING		
13	250148		4 POSITIONS INTERFACE SEAL		
14	250149		4 POSITIONS WIRE SEAL		
15	250150		6 POSITIONS "MNL" PLUG HOUSING		
16	250151		6 POSITIONS "MNL" CAP HOUSING		
17	250153		6 POSITIONS INTERFACE SEAL		
18	250154		6 POSITIONS WIRE SEAL		
19	250155		12 POSITIONS "MNL" PLUG HOUSING		
20	250156		12 POSITIONS "MNL" CAP HOUSING		
21	250158		12 POSITIONS INTERFACE SEAL		
22	250159		12 POSITIONS WIRE SEAL		
23	250193		2 POSITIONS "MNL" PLUG HOUSING		
24	250194		2 POSITIONS "MNL" CAP HOUSING		
25	250195		2 POSITIONS INTERFACE SEAL		
26	250196		2 POSITIONS WIRE SEAL		
			CONNECTEURS MATE-N-LOK		
			CONNECTEUR MALE 9 COSSES "MNL"		
			CONNECTEUR FEMELLE 9 COSSES "MNL"		
			JOINT INTERFACE CONNECTEUR 9 CTS		
			JOINT ARRIERE CONNECTEUR 9 CTS		
			CONTACT FEMELLE "MATE-N-LOK"		
			CONTACT MALE "MATE-N-LOK"		
			CONNECTEUR MALE 3 CONTACTS "MNL"		
			CONNECTEUR FEMELLE 3 CTS "MNL"		
			JOINT INTERFACE CONNECTEUR 3 CTS		
			JOINT ARRIERE CONNECTEUR 3 CTS		
			CONNECTEUR MALE 4 CONTACTS "MNL"		
			CONNECTEUR FEMELLE 4 CTS "MNL"		
			JOINT INTERFACE CONNECTEUR 4 CTS		
			JOINT ARRIERE CONNECTEUR 4 CTS		
			CONNECTEUR MALE 6 CONTACTS "MNL"		
			CONNECTEUR FEMELLE 6 CTS "MNL"		
			JOINT INTERFACE CONNECTEUR 6 CTS		
			JOINT ARRIERE CONNECTEUR 6 CTS		
			CONNECTEUR MALE 12 CONTACTS "MNL"		
			CONNECTEUR FEMELLE 12 CTS "MNL"		
			JOINT INTERFACE CONNECTEUR 12 CTS		
			JOINT ARRIERE CONNECTEUR 12 CTS		
			CONNECTEUR MALE 2 CONTACTS "MNL"		
			CONNECTEUR FEMELLE 2 CTS "MNL"		
			JOINT INTERFACE CONNECTEUR 2 CTS		
			JOINT ARRIERE CONNECTEUR 2 CTS		

SECTION 2 ELECTRICAL INSTALL / INSTALLATION ELECTRIQUE

FIGURE 2-2-2.CONNECTORS ON HARNESS ASSY / CONNECTEURS SUR FAISCEAUX

Number of pins Nombre de contacts	PART NUMBER / REP			
	MOLEX		FCI	
	Male	Fem		
2	3			
4	4	27		
6	5			GLAND / PE
8	6			180° 90°
9			12	22
10	7	28		
12	8			
14	9			
16	10			
18	24		13	21 23
22	25			
24	11			
26			14	20 19

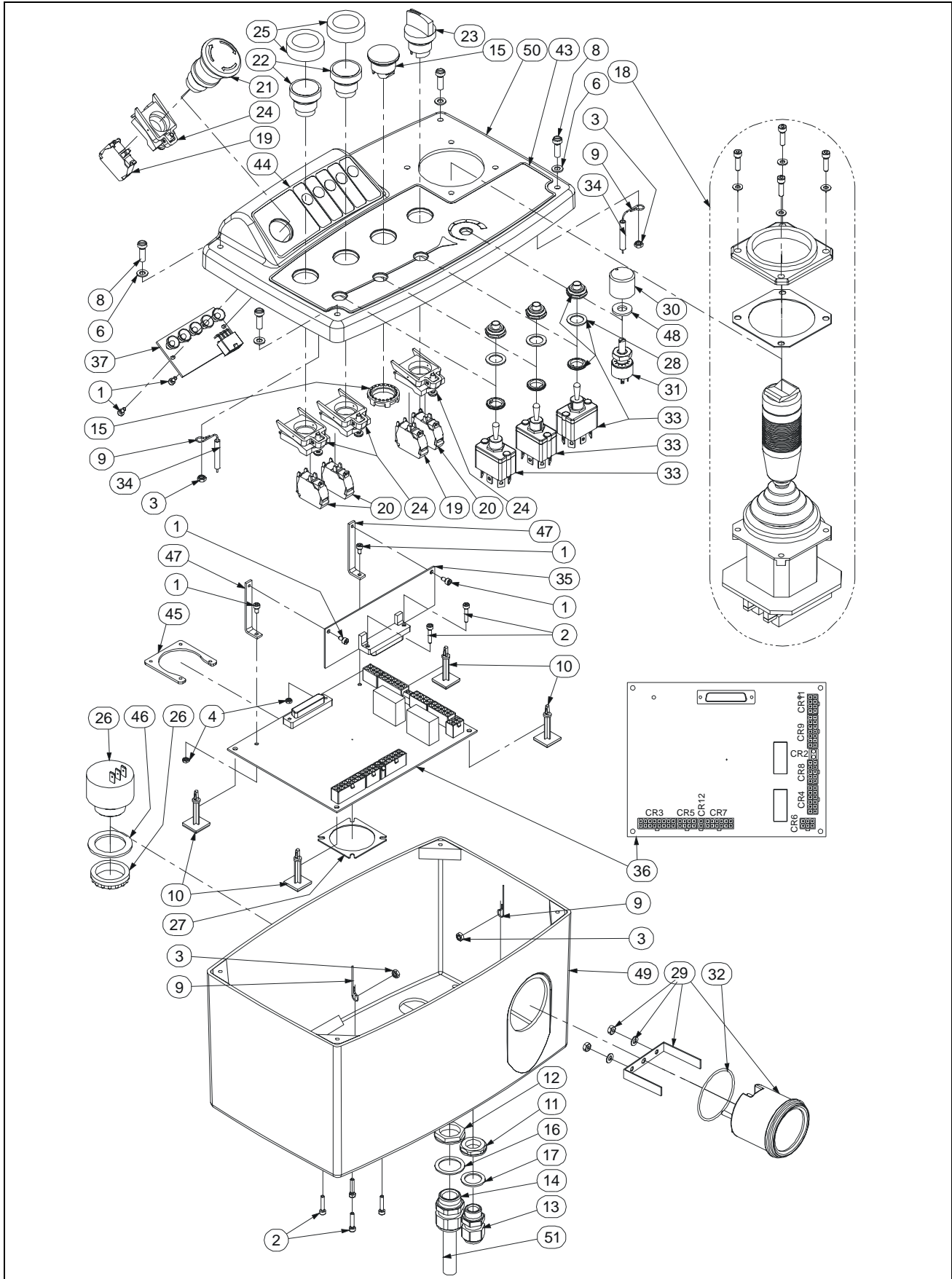
SECTION 2 ELECTRICAL INSTALL / INSTALLATION ELECTRIQUE

FIGURE 2-2-2. CONNECTORS ON HARNESS ASSY / CONNECTEURS SUR FAISCEAUX

DET REP	PART NUMBER REF.	QTY	DESCRIPTION		REV	INFORMATION
			CONNECTORS ON HARNESS ASSEMBLIES	CONNECTEURS SUR FAISCEAUX		RM0091
1	250190		SOCKET CONTACT "MOLEX MINI-FIT"	CONTACT FEMELLE "MOLEX MINI-FIT"		
2	260130		SOCKET CONTACT	CONTACT A SERTIR FEMELLE		
3	250206		2 POS. "MOLEX MINI-FIT" PLUG HOUSING	CONNECTEUR "MOLEX MINI-FIT" 2 CTS		
4	250199		4 POS. "MOLEX MINI-FIT" PLUG HOUSING	CONNECTEUR "MOLEX MINI-FIT" 4 CTS		
5	250200		6 POS. "MOLEX MINI-FIT" PLUG HOUSING	CONNECTEUR "MOLEX MINI-FIT" 6 CTS		
6	250189		8 POS. "MOLEX MINI-FIT" PLUG HOUSING	CONNECTEUR "MOLEX MINI-FIT" 8 CTS		
7	250201		10 POS. "MOLEX MINI-FIT" PLUG HOUSING	CONNECTEUR "MOLEX MINI-FIT" 10 CTS		
8	250202		12 POS. "MOLEX MINI-FIT" PLUG HOUSING	CONNECTEUR "MOLEX MINI-FIT" 12 CTS		
9	250203		14 POS. "MOLEX MINI-FIT" PLUG HOUSING	CONNECTEUR "MOLEX MINI-FIT" 14 CTS		
10	250204		16 POS. "MOLEX MINI-FIT" PLUG HOUSING	CONNECTEUR "MOLEX MINI-FIT" 16 CTS		
11	250205		24 POS. "MOLEX MINI-FIT" PLUG HOUSING	CONNECTEUR "MOLEX MINI-FIT" 24 CTS		
12	260177		9 POSITIONS SOCKET HOUSING	CONNECTEUR 9 CONTACTS		
13	260168		18 POSITIONS SOCKET HOUSING	CONNECTEUR 18 CONTACTS		
14	260128		26 POSITIONS SOCKET HOUSING	CONNECTEUR 26 CONTACTS		
15	260132		WIRE SEAL	JOINT DE CONNECTEUR		
16	260136		AMP TIMER CAP HOUSING	CONNECTEUR AMP TIMER		
17	260137		RECEPTACLE CONTACT	CONTACT		
18	900086		GREY CONNECTOR DIN43650-A	CONNECTEUR GRIS DIN43650-A		
18	900087		BLACK CONNECTOR DIN43650-A	CONNECTEUR NOIR DIN43650-A		
19	210020		90° CABLE GLAND N°29	PRESSE ETOUPE COUDE N°29		
20	260129		CABLE GLAND N°29	PRESSE ETOUPE N°29		
21	260169		CABLE GLAND N°21	PRESSE ETOUPE N°21		
22	260170		CABLE GLAND N°16	PRESSE ETOUPE N°16		
23	260221		90° CABLE GLAND N°21	PRESSE ETOUPE COUDE N°21		
24	250216		18 POS. "MOLEX MINI-FIT" PLUG HOUSING	CONNECTEUR "MOLEX MINI-FIT" 18 CTS		
25	250217		22 POS. "MOLEX MINI-FIT" PLUG HOUSING	CONNECTEUR "MOLEX MINI-FIT" 22 CTS		
26	250220		PIN CONTACT "MOLEX MINI-FIT"	CONTACT MALE "MOLEX MINI-FIT"		
27	250221		4 POS. "MOLEX MINI-FIT" SOCKET HOUSING	CONNECTEUR FEM. "MOLEX MINI-FIT" 4 CTS		
28	250222		10 POS. "MOLEX MINI-FIT" SOCKET HOUSING	CONNECTEUR FEM. "MOLEX MINI-FIT" 10 CTS		

SECTION 2 ELECTRICAL INSTALL / INSTALLATION ELECTRIQUE

FIGURE 2-2-3.S/N PRIOR / AVANT #A300081849 + 851 + 861 UCB / BOITIER HAUT



SECTION 2 ELECTRICAL INSTALL / INSTALLATION ELECTRIQUE

FIGURE 2-2-3. S/N PRIOR / AVANT #A300081849 + 851 + 861 UCB / BOITIER HAUT

DET REP	PART NUMBER REF.	QTY	DESCRIPTION		REV	INFORMATION
	SE0597	1	T800A UPPER CONTROL BOX ASSEMBLY	ASSEMBLAGE BOITIER HAUT T800A		SE0597
	SE0796	1	T800DI UPPER CONTROL BOX ASSEMBLY	ASSEMBLAGE BOITIER HAUT T800DI		SE0796
1	000065	6	M03x06 8.8 SOCKET HEAD MACH SCREW	VIS CHC M03x06 8.8 FT		
2	000091	6	M03x16 8.8 SOCKET HEAD MACH SCREW	VIS CHC M03x16 8.8 BI FT		
3	110001	4	M04 GR. 8.8 LOCK NUT	ECROU FREIN M4 8.8 BI		
4	110024	2	M03 GR. 8.8 LOCK NUT	ECROU FREIN M03 8.8 BI		
5			NOT REQUIRED	NON REQUIS		
6	120033	4	M04 PLASTIC WASHER	RONDELLE PLASTIQUE M04		
7			NOT REQUIRED	NON REQUIS		
8	130012	4	M04x20 8.8 ROUND HEAD MACH SCREW	VIS BOMBEE ULF M04x20 8.8 BI FT		
9	190047	2	LINKAGE WIRE	CABLE D'ATTACHE		
10	190055	4	ADHESIVE BRACKET SUPPORT	ENTRETOISE SUPPORT CARTE		
11	210009	1	GLAND N°9 NUT	ECROU DE PRESSE ETOUPE N°9		
12	210011	1	GLAND N°13 NUT	ECROU DE PRESSE ETOUPE N°13		
13	210017	1	GLAND N°9	PRESSE ETOUPE N°9		
14	210019	1	GLAND N°13	PRESSE ETOUPE N°13		
15	210052	1	SHUTTER	OBTURATEUR		
16	210057	1	N°13 GLAND SEAL	JOINT DE PRESSE ETOUPE N°13		
17	210063	1	N°9 GLAND SEAL	JOINT DE PRESSE ETOUPE N°9		
18	240044	1	JOYSTICK	MANIPULATEUR		
19	240057	2	NC CONTACT BLOCK	CONTACT NF		
20	240058	3	NO CONTACT BLOCK	CONTACT NO		
21	240060	1	TURN TO RELEASE KNOB	BOUTON D'ARRET D'URGENCE 1/4 TOUR		
22	240061	2	PUSH BUTTON	BOUTON POUSSOIR		
23	240064	1	3 POSITIONS SELECTOR	SELECTEUR 3 POSITIONS		
24	240076	4	CONTACT BLOCK HOLDER	EMBASE CONTACT		
25	240082	2	PUSH BUTTON CAP	CAPUCHON D'ETANCHEITE		
26	260045	1	BUZZER 24 V	BUZZER 24 V		
27	260127	1	26 POSITIONS CHASSIS PLUG GASKET	JOINT CONNECTEUR 26 CONTACTS		
28	260134	3	TOGGLE SWITCH GASKET	JOINT D'INVERSEUR		
29	260142	1	24V HOURMETRE BATTERY INDICATOR	INDICATEUR DE DECHARGE HORAMETRE		
30	260201	1	POTENTIOMETER KNOB	BOUTON POTENTIOMETRE		
31	260202	1	POTENTIOMETER	POTENTIOMETRE		
32	260209	1	CHARGE INDICATOR RING	JOINT INDICATEUR DE DECHARGE		
33	260261	3	DOUBLE POLE TOGGLE SWITCH	INVERSEUR BIPOLAIRE		
34	280011	2x0.15	Heat Shrink Sleeve 6 (quantity in meter)	GAINE THERMO 6 (qté indiquée en mètre)		
35	290026	1	ENABLE BOARD	CARTE VALIDATION		
36	290045	1	UPPER CONTROL BOX MAIN BOARD	CARTE MERE BOITIER HAUT		
37	290048	1	BOARD 5 LED	CARTE ALARME 5 LED		
38			NOT REQUIRED	NON REQUIS		
39			NOT REQUIRED	NON REQUIS		

SECTION 2 ELECTRICAL INSTALL / INSTALLATION ELECTRIQUE

FIGURE 2-2-3. S/N PRIOR / AVANT #A300081849 + 851 + 861 UCB / BOITIER HAUT (CONTINUED)

DET REP	PART NUMBER REF.	QTY	DESCRIPTION		REV	INFORMATION
40			NOT REQUIRED	NON REQUIS		
41			NOT REQUIRED	NON REQUIS		
42			NOT REQUIRED	NON REQUIS		
43	AU1868	1	UPPER CONTROL BOX DECAL	AUTOCOLLANT BOITIER HAUT		
44	AU1614	1	5 LED LEGEND DECAL	AUTOCOLLANT DE LEGENDE DES 5 LEDS		
45	ST1934	1	CONNECTOR PLATE	CONTRE PLAQUE CONNECTEUR		
46	ST2063	1	BUZZER SEAL	JOINT BUZZER		
47	ST2505	2	ENABLE BOARD BRACKET	EQUERRE CARTE VALIDATION		
48	ST2564	1	POTENTIOMETER GASKET	JOINT POTENTIOMETRE		
49	ST2649	1	UPPER CONTROL BOX BOTTOM	FOND BOITIER HAUT		
50	ST2650	1	UPPER CONTROL BOX LID	COUVERCLE BOITIER HAUT		
51	PC310	1	HARNESS ASSEMBLY-LIMIT SWITCHES	FAISCEAU CAPTEURS		T800A
51	PC343	1	HARNESS ASSEMBLY-LIMIT SWITCHES	FAISCEAU CAPTEURS		T800DI

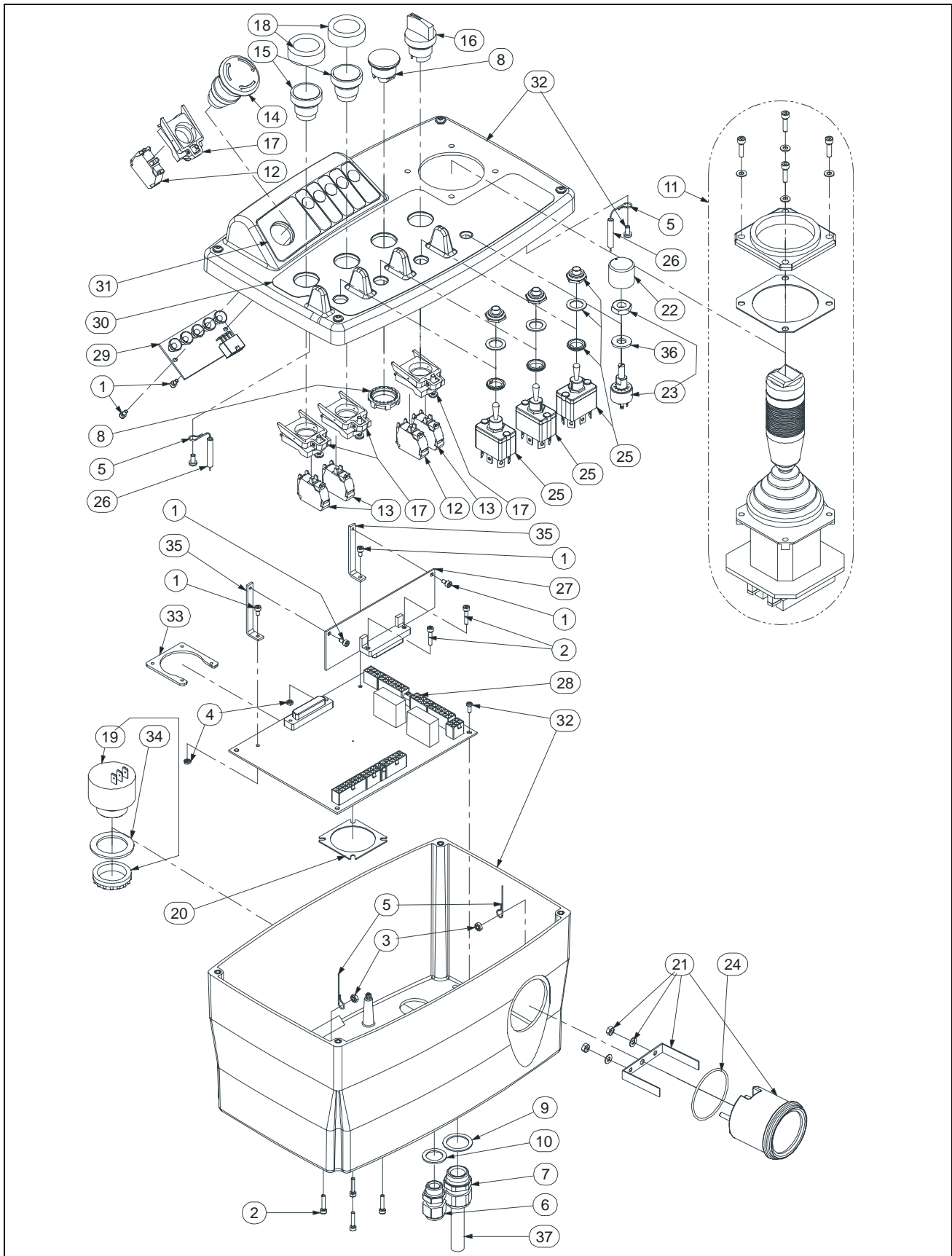
**SECTION 2 ELECTRICAL INSTALL /
INSTALLATION ELECTRIQUE**

FIGURE 2-2-3. S/N PRIOR / AVANT #A300081849 + 851 + 861 UCB / BOITIER HAUT (CONTINUED)

DET REP	PART_NUMBER REF.	QTY	DESCRIPTION		REV	INFORMATION

SECTION 2 ELECTRICAL INSTALL / INSTALLATION ELECTRIQUE

FIGURE 2-2-4.S/N SINCE/DEPUIS #A300081849 (EXEPT/SAUF 851 & 861) UCB/
BOITIER HAUT



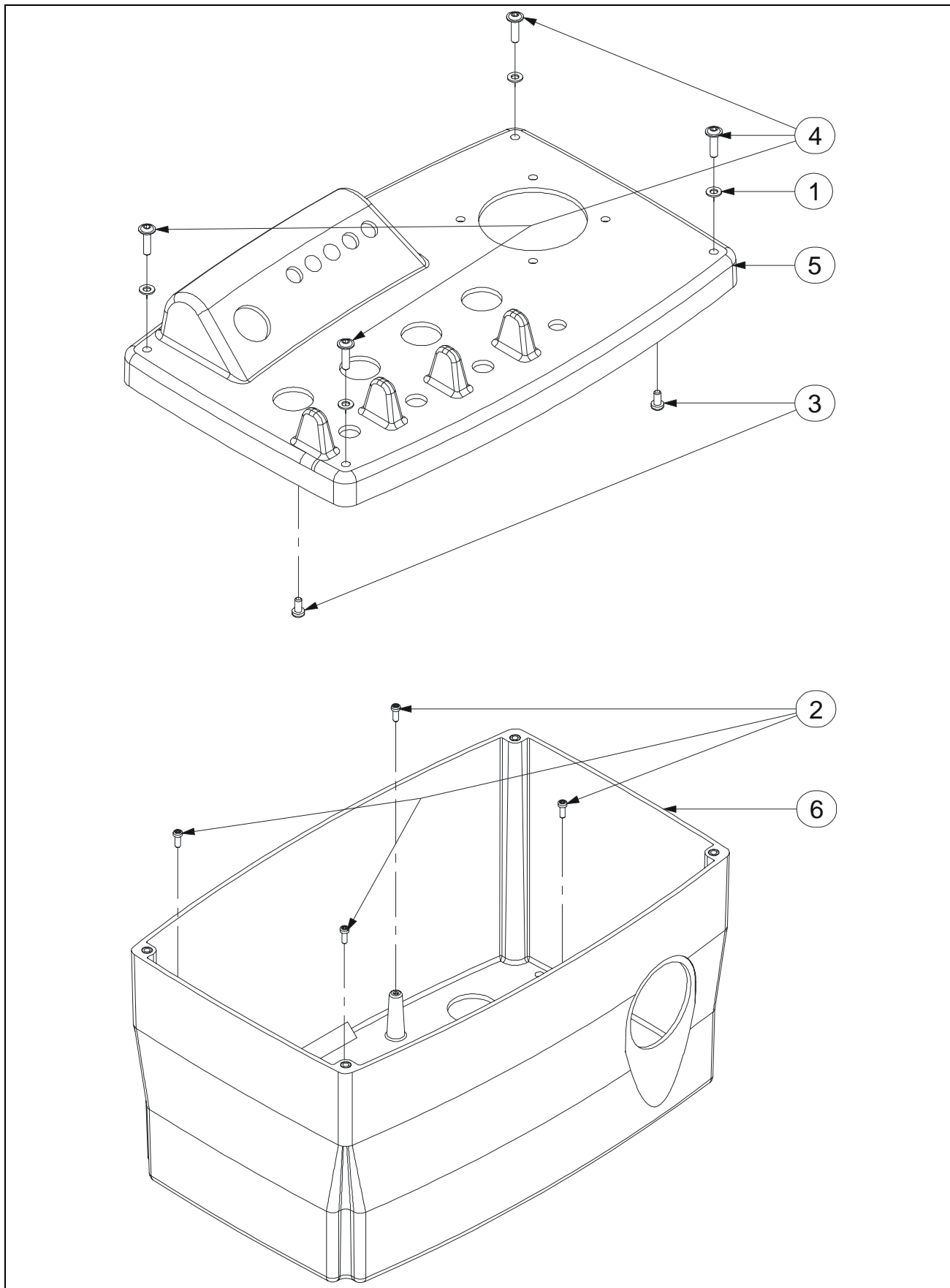
SECTION 2 ELECTRICAL INSTALL / INSTALLATION ELECTRIQUE

FIGURE 2-2-4. S/N SINCE/DEPUIS #A300081849 (EXEPT/SAUF 851 & 861) UCB/BOITIER HAUT

DET REP	PART NUMBER REF.	QTY	DESCRIPTION		REV	INFORMATION
	SE0597	1	T800A UPPER CONTROL BOX ASSEMBLY	ASSEMBLAGE BOITIER HAUT T800A	A	SE0597
	SE0796	1	T800DI UPPER CONTROL BOX ASSEMBLY	ASSEMBLAGE BOITIER HAUT T800DI	A	SE0796
1	000065	6	M03x06 8.8 SOCKET HEAD MACH SCREW	VIS CHC M03x06 8.8 FT		
2	000091	6	M03x16 8.8 SOCKET HEAD MACH SCREW	VIS CHC M03x16 8.8 BI FT		
3	110001	2	M04 GR. 8.8 LOCK NUT	ECROU FREIN M4 8.8 BI		
4	110024	2	M03 GR. 8.8 LOCK NUT	ECROU FREIN M03 8.8 BI		
5	190047	2	LINKAGE WIRE	CABLE D'ATTACHE		
6	210017	1	GLAND N°9	PRESSE ETOUPE N°9		
7	210019	1	GLAND N°13	PRESSE ETOUPE N°13		
8	210052	1	SHUTTER	OBTURATEUR		
9	210057	1	N°13 GLAND SEAL	JOINT DE PRESSE ETOUPE N°13		
10	210063	1	N°9 GLAND SEAL	JOINT DE PRESSE ETOUPE N°9		
11	240044	1	JOYSTICK	MANIPULATEUR		
12	240057	2	NC CONTACT BLOCK	CONTACT NF		
13	240058	3	NO CONTACT BLOCK	CONTACT NO		
14	240060	1	TURN TO RELEASE KNOB	BOUTON D'ARRET D'URGENCE 1/4 TOUR		
15	240061	2	PUSH BUTTON	BOUTON POUSSOIR		
16	240064	1	3 POSITIONS SELECTOR	SELECTEUR 3 POSITIONS		
17	240076	4	CONTACT BLOCK HOLDER	EMBASE CONTACT		
18	240082	2	PUSH BUTTON CAP	CAPUCHON D'ETANCHEITE		
19	260045	1	BUZZER 24 V	BUZZER 24 V		
20	260127	1	26 POSITIONS CHASSIS PLUG GASCKET	JOINT CONNECTEUR 26 CONTACTS		
21	260142	1	24V HOURMETRE BATTERY INDICATOR	INDICATEUR DE DECHARGE HORAMETRE		
22	260201	1	POTENTIOMETER KNOB	BOUTON POTENTIOMETRE		
23	260202	1	POTENTIOMETER	POTENTIOMETRE		
24	260209	1	CHARGE INDICATOR RING	JOINT INDICATEUR DE DECHARGE		
25	260261	3	DOUBLE POLE TOGGLE SWITCH	INVERSEUR BIPOLAIRE		
26	280011	2x0.15	Heat Shrink Sleeve 6 (quantity in meter)	GAINE THERMO 6 (qté indiquée en mètre)		
27	290026	1	ENABLE BOARD	CARTE VALIDATION		
28	290045	1	UPPER CONTROL BOX MAIN BOARD	CARTE MERE BOITIER HAUT		
29	290048	1	BOARD 5 LED	CARTE ALARME 5 LED		
30	AU1977	1	UPPER CONTROL BOX DECAL	AU POSTE DE COMMANDE HAUT	A	
31	AU2071	1	5 LED LEGEND DECAL	AUTOCOLLANT LEGENDE ALARMES	A	
32	SE0792	1	CE PLASTIC UPPER CONTROL BOX	BOITIER HAUT PLASTIQUE CE	A	SE0792
33	ST1934	1	CONNECTOR PLATE	CONTRE PLAQUE CONNECTEUR		
34	ST2063	1	BUZZER SEAL	JOINT BUZZER		
35	ST2505	2	ENABLE BOARD BRACKET	EQUERRE CARTE VALIDATION		
36	ST2564	1	POTENTIOMETER GASKET	JOINT POTENTIOMETRE		
37	PC310	1	HARNESS ASSEMBLY-LIMIT SWITCHES	FAISCEAU CAPTEURS		T800A
37	PC343	1	HARNESS ASSEMBLY-LIMIT SWITCHES	FAISCEAU CAPTEURS		T800DI

**SECTION 2 ELECTRICAL INSTALL /
INSTALLATION ELECTRIQUE**

FIGURE 2-2-4-1.PLASTIC UPPER CONTROL BOX / BOITIER HAUT PLASTIC



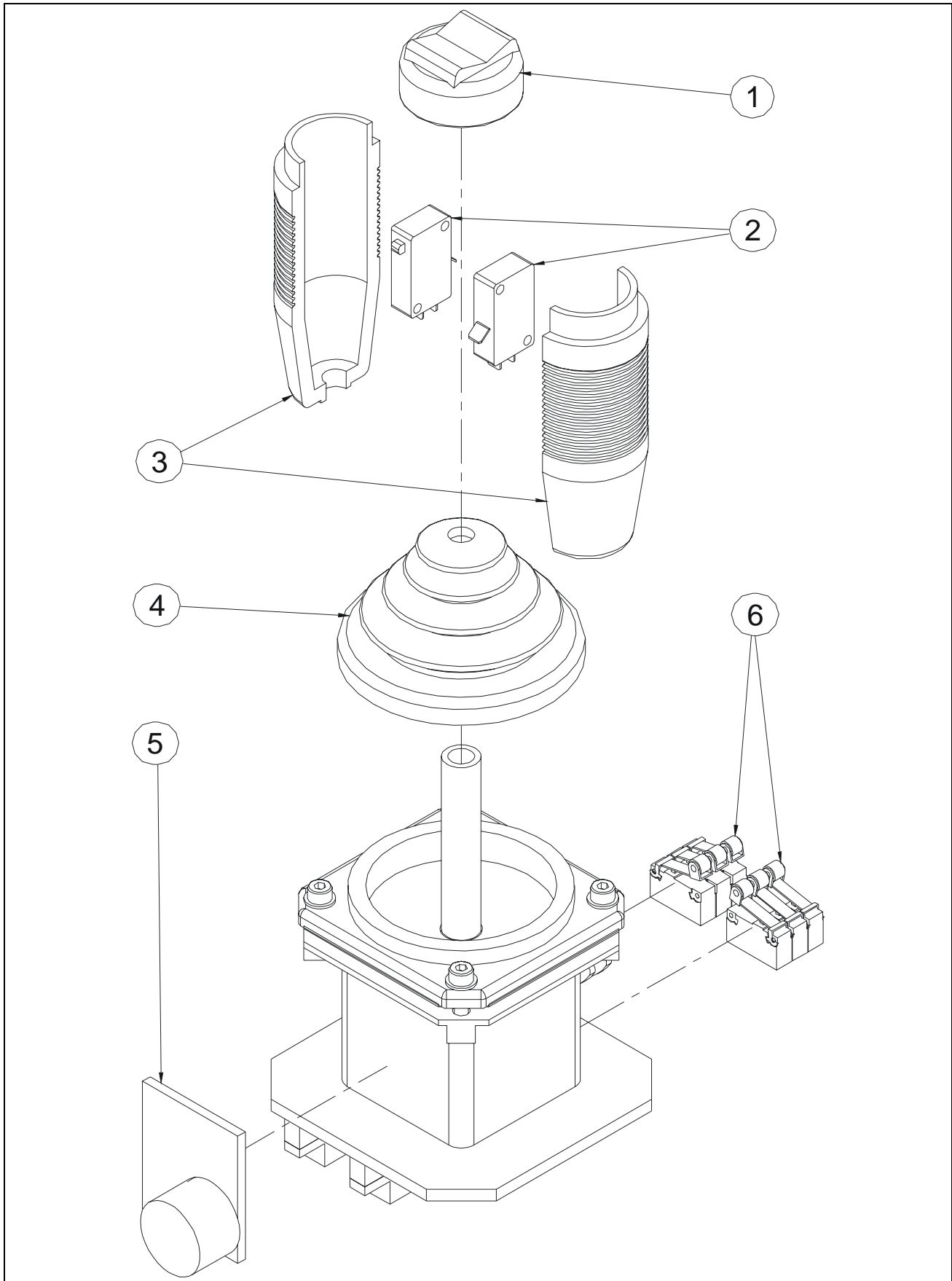
SECTION 2 ELECTRICAL INSTALL / INSTALLATION ELECTRIQUE

FIGURE 2-2-4-1. PLASTIC UPPER CONTROL BOX / BOITIER HAUT PLASTIC

DET REP	PART_NUMBER REF.	QTY	DESCRIPTION		REV	INFORMATION
	SE0792		CE PLASTIC UPPER CONTROL BOX	BOITIER HAUT PLASTIQUE CE		SE0792
1	120033	4	M04 PLASTIC WASHER	RONDELLE PLASTIQUE M04		
2	130060	4	Ø2.9x8 SHEET METAL SCREW	VIS AUTOTARAUDEUSE Ø2.9x8 BI		
3	130061	2	Ø3.9x8 SHEET METAL SCREW	VIS AUTOTARAUDEUSE Ø3.9x8 BI		
4	130062	4	M04x16 8.8 ROUND HEAD MACH SCREW	VIS BOMBEE ULF M04x16 8.8 BI FT		
5	ST3084	1	UPPER CONTROL BOX LID	COUVERCLE BOITIER HAUT		
6	ST3085	1	UPPER CONTROL BOX BOTTOM	FOND BOITIER HAUT		

**SECTION 2 ELECTRICAL INSTALL /
INSTALLATION ELECTRIQUE**

FIGURE 2-2-4-2.JOYSTICK COMPONENTS / COMPOSANT JOYSTICK



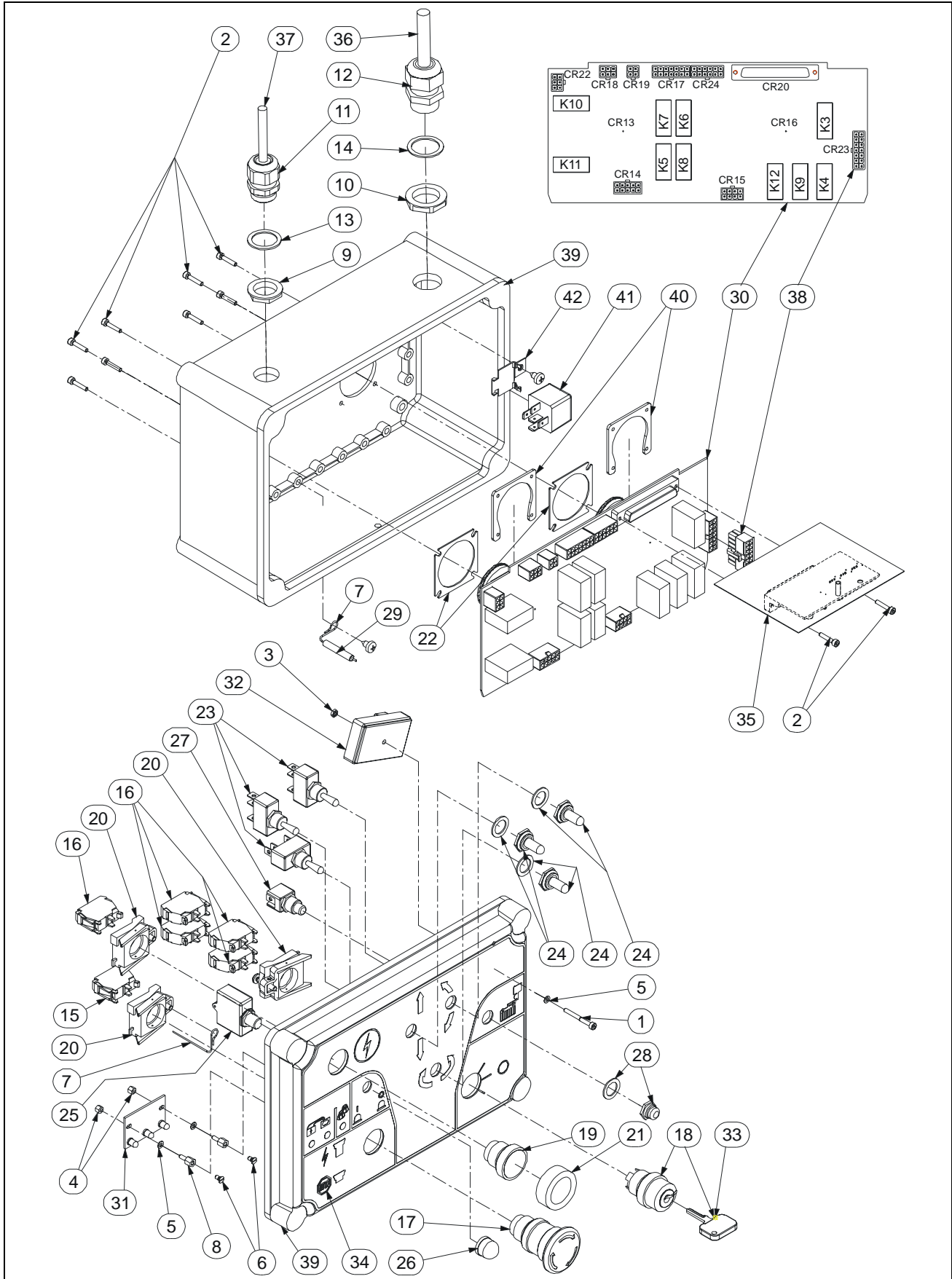
SECTION 2 ELECTRICAL INSTALL / INSTALLATION ELECTRIQUE

FIGURE 2-2-4-2. JOYSTICK COMPONENTS / COMPOSANT JOYSTICK

DET REP	PART_NUMBER REF.	QTY	DESCRIPTION		REV	INFORMATION
	240044		JOYSTICK	MANIPULATEUR		240044
1	924003	1	ROCKER CAP	COIFFE INTERUPTEUR A BASCULE		
2	924001	2	MICRO-SWITCH	MICRO-CAPTEUR		
3	924004	2	HALF HANDLE	DEMI POIGNEE		
4	924005	1	BELLOWS	SOUFFLET		
5	924006	1	POTENTIOMETER	POTENTIOMETRE		
6	924007	6	MICRO-SWITCH WITH ROLLER	MICRO-CAPTEUR A ROULETTE		

SECTION 2 ELECTRICAL INSTALL / INSTALLATION ELECTRIQUE

FIGURE 2-2-5. LOWER CONTROL BOX ASSEMBLY / ASSEMBLAGE BOITIER BAS



SECTION 2 ELECTRICAL INSTALL / INSTALLATION ELECTRIQUE

FIGURE 2-2-5. LOWER CONTROL BOX ASSEMBLY / ASSEMBLAGE BOITIER BAS

DET REP	PART NUMBER REF.	QTY	DESCRIPTION		REV	INFORMATION
	SE0598		T800A LOWER CONTROL BOX ASSEMBLY	ASSEMBLAGE BOITIER BAS T800A		SE0598
	SE0795		T800DI LOWER CONTROL BOX ASSY	ASSEMBLAGE BOITIER BAS T800DI		SE0795
1	000052	1	M08x30 8.8 SOCKET HEAD MACH SCREW	VIS CHC M08x30 8.8 BR FT		
2	000091	10	M03x16 8.8 SOCKET HEAD MACH SCREW	VIS CHC M03x16 8.8 BI FT		
3	110024	1	M03 GR. 8.8 LOCK NUT	ECROU FREIN M03 8.8 BI		
4	110035	2	M03 NYLON HEX NUT	ECROU NYLON H M03		
5	120040	3	M03 PLASTIC WASHER	RONDELLE PLASTIQUE M03		
6	130048	2	M03-6 FS NYLON SREW	VIS NYLON FS M03-6		
7	190047	1	LINKAGE WIRE	CABLE D'ATTACHE		
8	190063	2	M03 M/F NYLON SPACER	ENTRETOISE NYLON M/F M03		
9	210011	1	GLAND N°13 NUT	ECROU DE PRESSE ETOUPE N°13		
10	210012	1	GLAND N°16 NUT	ECROU DE PRESSE ETOUPE N°16		
11	210019	1	GLAND N°13	PRESSE ETOUPE N°13		
12	210021	1	GLAND N°16	PRESSE ETOUPE N°16		
13	210057	1	N°13 GLAND SEAL	JOINT DE PRESSE ETOUPE N°13		
14	210065	1	N°16 GLAND SEAL	JOINT DE PRESSE ETOUPE N°16		
15	240057	1	NC CONTACT BLOCK	CONTACT NF		
16	240058	5	NO CONTACT BLOCK	CONTACT NO		
17	240060	1	TURN TO RELEASE KNOB	BOUTON D'ARRET D'URGENCE 1/4 TOUR		
18	240066	1	3 POSITIONS KEY SELECTOR	SELECTEUR A CLE 3 POSITIONS		
19	240072	1	GREEN PUSCH BUTTON	BOUTON POUSSOIR VERT		
20	240076	3	CONTACT BLOCK HOLDER	EMBASE CONTACT		
21	240082	1	PUSH BUTTON CAP	CAPUCHON D'ETANCHEITE		
22	260127	2	26 POSITIONS CHASSIS PLUG GASCKET	JOINT CONNECTEUR 26 CONTACTS		
23	260133	3	SINGLE POLE TOGGLE SWITCH	INVERSEUR UNIPOLAIRE		
24	260135	3	TOGGLE SWITCH COVER	PROTECTION D'INTERRUPTEUR		
25	260240	1	CIRCUIT BREAKER 5A	DISJONCTEUR 5A		
26	260243	1	CIRCUIT BREAKER BOOT	CAPUCHON DISJONCTEUR		
27	260259	1	PUSH BUTTON MOM NO	BOUTON POUSSOIR MOMENTANE NO		
28	260260	1	PUSH BUTTON SEAL CAP	CAPUCHON ETANCHEITE B. P.		
29	280011	0.18	Heat Shrink Sleeve 6 (quantity in meter)	GAINE THERMO 6 (qté indiquée en mètre)		
30	290046	1	LOWER CONTROL BOX MAIN BOARD	CARTE MERE BOITIER BAS		
31	290049	1	BOARD 3 LED	CARTE ALARME 3 LED		
32	290058	1	POWER TIMER	TEMPORISATION MACHINE		
33	910058	1	KEY N°421	CLE N°421		
34	AU1876	1	LOWER CONTROL BOX DECAL	AUTOCOLLANT BOITIER BAS		
35	KR0024	1	DRIVE CONTROL BOARD	MODULE DE CONTRÔLE TRANSLATION		
36	PC0286	1	HARNESS ASSEMBLY-CONTROLLER	FAISCEAU VARIATEUR		
37	PC0287	1	HARNESS ASSEMBLY-POWER SUPPLY	FAISCEAU ALIMENTATION		
38	PC0313	1	CR23 JUMPER T800 - T870	CR23 CONFIG T800 - T870		T800A
38	PC0346	1	CR23 JUMPER T800DI	CR23 CONFIG T800DI		T800DI

SECTION 2 ELECTRICAL INSTALL / INSTALLATION ELECTRIQUE

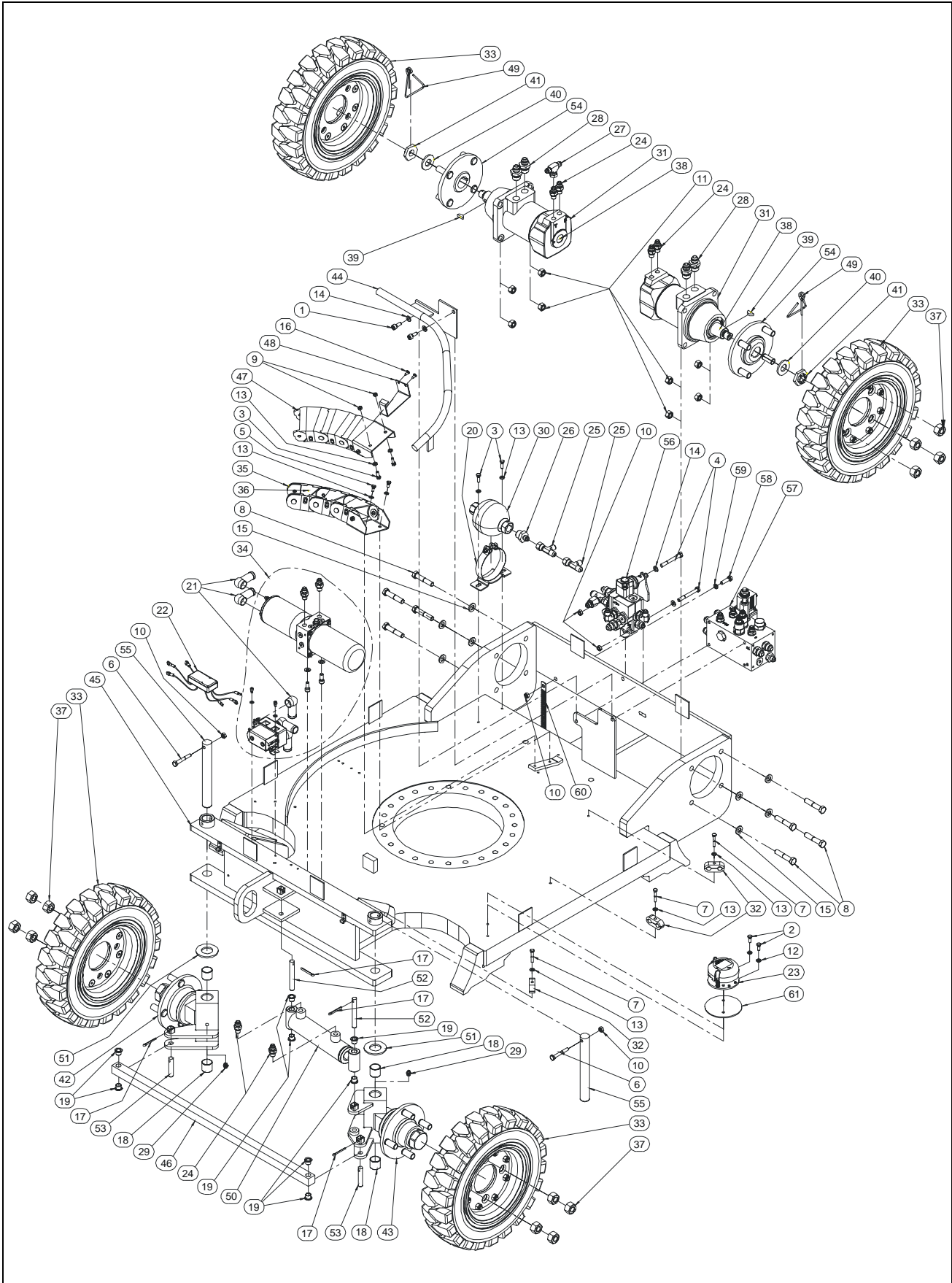
FIGURE 2-2-5. LOWER CONTROL BOX ASSEMBLY / ASSEMBLAGE BOITIER BAS (CONTINUED)

DET REP	PART NUMBER REF.	QTY	DESCRIPTION		REV	INFORMATION
39	SD0649	1	DRILLED ELECTRICAL BOX	BOITIER ELECTRIQUE PERCE		
40	ST1934	2	CONNECTOR PLATE	CONTRE PLAQUE CONNECTEUR		
41	260019	1	1RT 24V RELAY	RELAIS 24 V 1RT		T800DI
42	260049	1	RELAY HOLDER	SUPPORT RELAIS		T800DI

**SECTION 3
FRAME INSTALL /
INSTALLATION CHASSIS**

SECTION 3 FRAME INSTALL / INSTALLATION CHASSIS

FIGURE 3-1. FRAME INSTALL / INSTALLATION CHASSIS



SECTION 3 FRAME INSTALL / INSTALLATION CHASSIS

FIGURE 3-1. FRAME INSTALL / INSTALLATION CHASSIS

DET REP	PART NUMBER REF.	QTY	DESCRIPTION		REV	INFORMATION
			FRAME INSTALL	INSTALLATION CHASSIS	D	SP0789
1	000006	2	M08x20 8.8 SOCKET HEAD MACH SCREW	VIS CHC M08x20 8.8 BI FT	A	
2	100098	2	M06x16 8.8 HEX HEAD MACHINE SCREW	VIS H M06x16 8.8 BI FT	C	
3	100005	4	M06x20 8.8 HEX HEAD MACHINE SCREW	VIS H M06x20 8.8 BI FT		
4	100025	2	M08x70 8.8 HEX HEAD CAPSCREW	VIS H M08x70 8.8 BI FP		
5	100027	2	M06x12 8.8 HEX HEAD MACHINE SCREW	VIS H M06x12 8.8 BI FT	C	
6	100040	2	M08x55 8.8 HEX HEAD CAPSCREW	VIS H M08x55 8.8 BI FP		
7	100051	3	M06x35 8.8 HEX HEAD MACHINE SCREW	VIS H M06x35 8.8 BI FT		
8	100076	8	M12x60 8.8 HEX HEAD CAPSCREW	VIS H M12x60 8.8 BI FP		
9	110003	2	M06 GR. 8.8 LOCK NUT	ECROU FREIN M6 8.8 BI		
10	110004	5	M08 GR. 8.8 LOCK NUT	ECROU FREIN M8 8.8 BI		
11	110014	8	M12 GR. 8.8 LOCK NUT	ECROU FREIN M12 8.8 BI		
12	120035	2	PLASTIC FLANGE WASHER	RONDELLE PLASTIQUE EPAULEE	C	
13	120009	9	dD 06x14 LOCK WASHER	RONDELLE CONTACT dD 06x14 BI	C	
14	120010	4	dD 08x18 LOCK WASHER	RONDELLE CONTACT dD 08x18 BI	A	
15	120015	8	dD 12x27 LOCK WASHER	RONDELLE CONTACT dD 12x27 BI		
16	130007	2	Ø4.8x13 SHEET METAL SCREW	VIS AUTOTARAUEUSE Ø4.8-13 BI		
17	140019	4	Ø4x40 COTTER PIN	GOUPILLE FENDUE Ø4x40		
18	150002	4	BUSHING Ø25 H25 DX	BAGUE Ø25 H25 DX		
19	150038	8	FLANGE BUSHING Ø12 H12 DU	BAGUE EPAULEE Ø12 H12 DU		
20	190064	1	ACCUMULATOR 0.32L FIXATION	BRIDE ACCUMULATEUR 0.32L		
21	250031	6	TERMINAL CAP	CAPUCHON D'ETANCHEITE		
22	290059	1	ELECTRONIC RELAY	RELAIS ELECTRONIQUE	B	
23	260282	1	DUAL THRESHOLD TILT SENSOR	DETECTEUR DE DEVERS 2 SEUILS		
24	300025	6	FITTING MALE BSPP1/4-MALE JIC9/16	RACCORD MALE BSPP1/4-MALE JIC9/16	A	
25	300037	2	RUN TEE JIC 9/16 SWIVEL NUT	TE MALE JIC9/16-FEMELLE JIC9/16 TOUR.		
26	300044	1	FITTING MALE BSPP1/2-MALE JIC9/16	RACCORD MALE BSPP1/2-MALE JIC9/16		
27	300055	1	BRANCH TEE MALE JIC 9/16 SWIVEL NUT	TE Male JIC9/16 TOURNANT CENTRAL		
28	300063	4	FITTING MALE BSPP1/2 MALE JIC3/4	RACCORD MALE BSPP1/2 MALE JIC3/4		
29	310057	2	GREASE FITTING 1/8 BSPT	GRAISSEUR BSPT 1/8		
30	310073	1	ACCUMULATOR 0.32L - 20b	ACCUMULATEUR 0.32L - 20b		
31	320060	2	HYDRAULIC MOTOR TYPE ARSW250/FP	MOTEUR TYPE ARSW250/FP		
32	400046	3	PAIR 1/2 SHELL D12 mm	PAIRE DEMI COQUILLE D12 mm		
33	500016	4	BLACK WHEEL	ROUE NOIRE		
33	500017	4	WHITE NON MARKING WHEEL	ROUE NON MARQUANTE BLANCHE		
33	500042	4	GREY NON MARKING WHEEL	ROUE NON MARQUANTE GRISE	C	
34		1	STEERING POWER UNIT INSTALL	INSTALLATION CENTRALE DE DIRECTION	A	APPENDIX D
35	920002	x	SLEWING POWER BRIDGE LINK	MAILLON DE CHAINE CIRCULAIRE		
36	920008	x	CLIP SLEWING POWER BRIDGE LINK	CLIP CHAINE PORTE CABLES CIRCULAIRE		
37	920026	16	M16x150 HEX NUT	ECROU H M16x150		
38	932020	2	MOTOR ARSW250/FP SEAL KIT	KIT DE JOINTS MOTEUR ARSW250/FP		

SECTION 3 FRAME INSTALL / INSTALLATION CHASSIS

FIGURE 3-1. FRAME INSTALL / INSTALLATION CHASSIS (CONTINUED)

DET REP	PART NUMBER REF.	QTY	DESCRIPTION		REV	INFORMATION
39	932021	2	MOTOR ARSW250/FP KEY	CLAVETTE MOTEUR ARSW250/FP		
40	932022	2	MOTOR ARSW250/FP WASHER	RONDELLE MOTEUR ARSW250/FP		
41	932023	2	MOTOR ARSW250/FP ECROU	ECROU MOTEUR ARSW250/FP		
42	DL0384	1	RIGHT STEERING SPINDLE	FUSEE DROITE		
43	DL0385	1	LEFT STEERING SPINDLE	FUSEE GAUCHE		
44	DL0592	1	SLEWING POWER BRIDGE GUIDE	GUIDE DE CHAINE CIRCULAIRE		
45	DL0687	1	FRAME	CHASSIS		
46	ST1307	1	TIE ROD	BIELLETTE DE DIRECTION		
47	ST1328	1	SLEWING POWER BRIDGE	CHAINE PORTE CABLES CIRCULAIRE		
48	ST1609	1	FLANGE POWER BRIDGE	BRIDE DE CHAINE		
49	ST2110	2	PIN	GOUPILLE		
50		1	STEER CYLINDER	VERIN DE DIRECTION		APPENDIX A
51	US0134	2	THRUST WASHER	RONDELLE D'APPUI		
52	US0336	2	STEERING CYLINDER PIN	AXE VERIN DE DIRECTION		
53	US0337	2	TIE ROD PIN	AXE BIELLETTE DE DIRECTION		
54	US0427	2	WHEEL FLANGE	FLASQUE DE ROUE		
55	US0481	2	STEERING SPINDLE PIN	AXE DE FUSEE		
56	SE0586	1	RELEASE VALVE ASSEMBLY	ASS. DISTRIBUTEUR DE DEBRAYAGE	D	SE0586
57		1	"FP / HYDAC" DRIVE MANIFOLD ASSY	BLOC TRANSLATION "FP / HYDAC"		SP0685
58	000044	1	M08x30 8.8 SOCKET HEAD MACH SCREW	VIS CHC M08x30 8.8 BI FT		
59	120021	1	HELICAL SPRING LOCK WASHER Ø8	RONDELLE GROWER Ø8 BI		
60	130022	1	STATIC STRAP	TRESSE DE MASSE		
61	ST3052	1	TILT SENSOR PROTECTION	PROTECTION DE DEVERS	C	

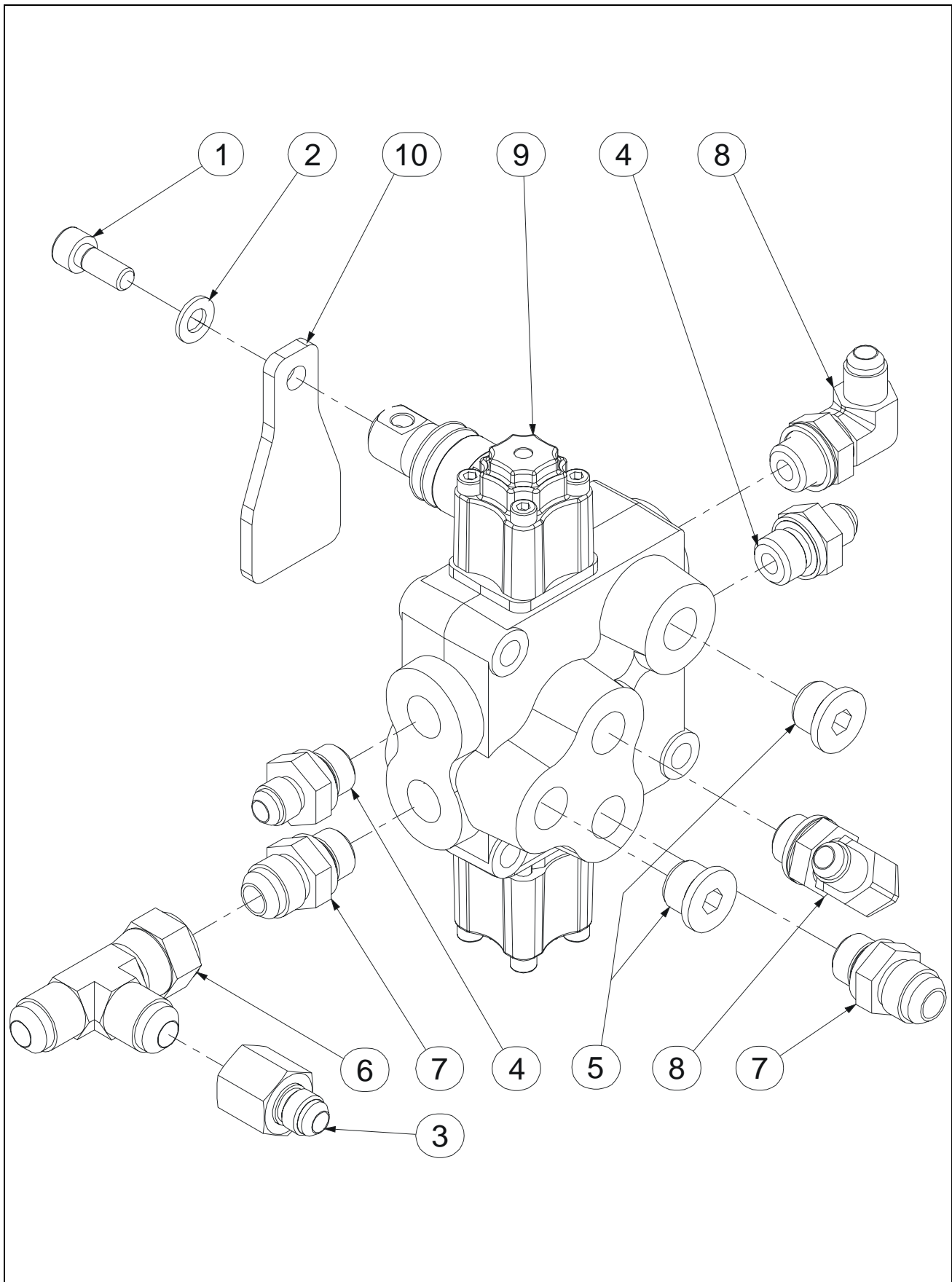
SECTION 3 FRAME INSTALL / INSTALLATION CHASSIS

FIGURE 3-1. FRAME INSTALL / INSTALLATION CHASSIS (CONTINUED)

DET REP	PART_NUMBER REF.	QTY	DESCRIPTION		REV	INFORMATION

SECTION 3 FRAME INSTALL / INSTALLATION CHASSIS

FIGURE 3-1-1.RELEASE VALVE / DISTRIBUTEUR DE DEBRAYAGE



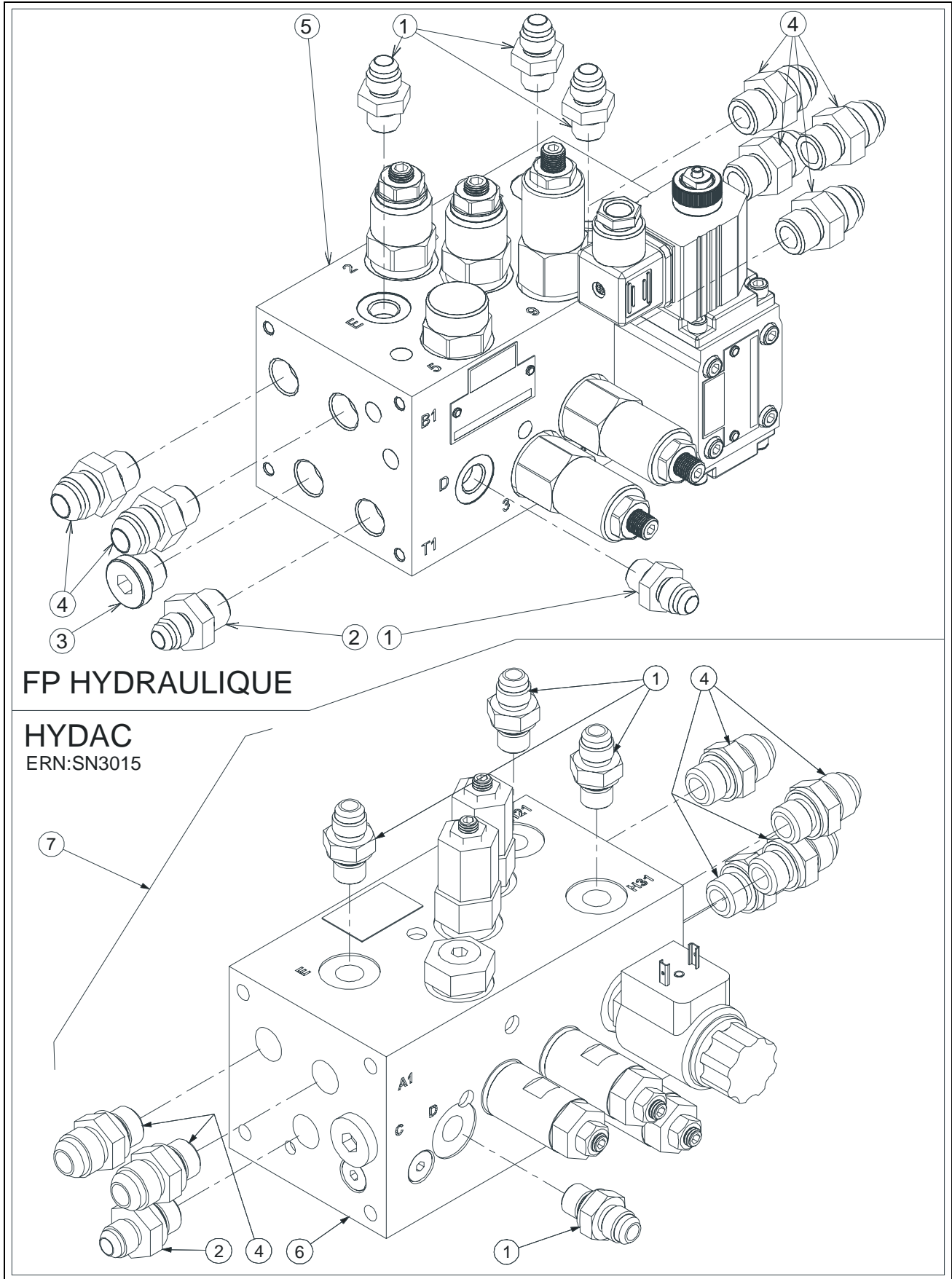
SECTION 3 FRAME INSTALL / INSTALLATION CHASSIS

FIGURE 3-1-1. RELEASE VALVE / DISTRIBUTEUR DE DEBRAYAGE

DET REP	PART_NUMBER REF.	QTY	DESCRIPTION		REV	INFORMATION
	SE0586		RELEASE VALVE ASSEMBLY	ASS. DISTRIBUTEUR DE DEBRAYAGE		SE0586
1	000006	1	M08x20 8.8 SOCKET HEAD MACH SCREW	VIS CHC M08x20 8.8 BI FT		
2	120010	1	dD 08x18 LOCK WASHER	RONDELLE CONTACT dD 08x18 BI		
3	300024	1	ADAPTER FEMALE JIC3/4-MALE JIC9/16	REDUCT. FEMELLE JIC3/4-MALE JIC9/16		
4	300040	2	FITTING MALE BSPP3/8 MALE JIC9/16	RACCORD MALE BSPP3/8 MALE JIC9/16		
5	300047	2	CAP BSPP 3/8	BOUCHON BSPP 3/8		
6	300056	1	RUN TEE JIC 3/4 SWIVEL NUT	TE Male JIC3/4-Fem JIC3/4 TOUR. LAT.		
7	300057	2	FITTING MALE BSPP 3/8 - MALE JIC 3/4	RACCORD MALE BSPP 3/8 - MALE JIC 3/4		
8	300061	2	90° ELBOW MALE BSPP 3/8-MALE JIC 9/ 16	COUDE 90° MALE BSPP3/8-MALE JIC9/16		
9	320065	1	RELEASE VALVE	DISTRIBUTEUR DE DEBRAYAGE		
10	ST1524	1	HAND LEVER	PALETTE		

SECTION 3 FRAME INSTALL / INSTALLATION CHASSIS

FIGURE 3-1-2.DRIVE MANIFOLD ASSEMBLY / ASSEMBLAGE BLOC TRANSLATION



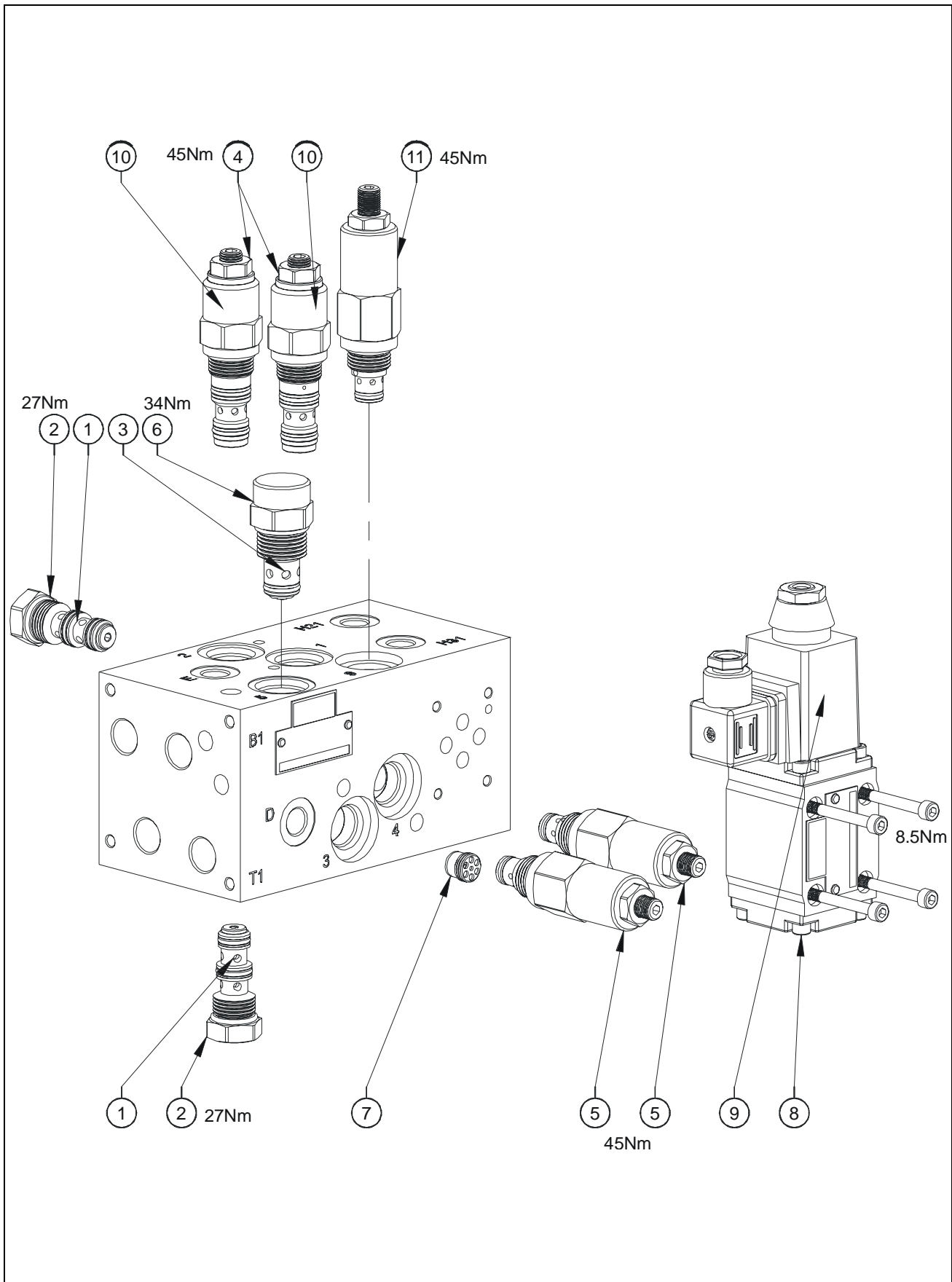
SECTION 3 FRAME INSTALL / INSTALLATION CHASSIS

FIGURE 3-1-2. DRIVE MANIFOLD ASSEMBLY / ASSEMBLAGE BLOC TRANSLATION

DET REP	PART_NUMBER REF.	QTY	DESCRIPTION		REV	INFORMATION
			"FP / HYDAC" DRIVE MANIFOLD ASSY	BLOC TRANSLATION "FP / HYDAC"	A	SP0685
1	300025	4	FITTING MALE BSPP1/4-MALE JIC9/16	RACCORD MALE BSPP1/4-MALE JIC9/16		
2	300040	1	FITTING MALE BSPP3/8 MALE JIC9/16	RACCORD MALE BSPP3/8 MALE JIC9/16		
3	300047	1	CAP BSPP 3/8	BOUCHON BSPP 3/8		
4	300057	6	FITTING MALE BSPP 3/8 - MALE JIC 3/4	RACCORD MALE BSPP 3/8 - MALE JIC 3/4		
5		1	"FP HYDRAULIQUE" 2 SPEEDS MANIFOLD	BLOC 2 VITESSES "FP HYDRAULIQUE"		520077
6	520095	1	"HYDAC" 2 SPEEDS MANIFOLD	BLOC 2 VITESSES "HYDAC"	A	520095
7	SE0510	1	"HYDAC" DRIVE MANIFOLD ASSEMBLY	ASSEMBLAGE BLOC TRANSLATION "HYDAC"	A	

SECTION 3 FRAME INSTALL / INSTALLATION CHASSIS

FIGURE 3-1-2-1.«FP HYDRAULIC» 2 SPEEDS MANIFOLD / BLOC 2 VITESSES



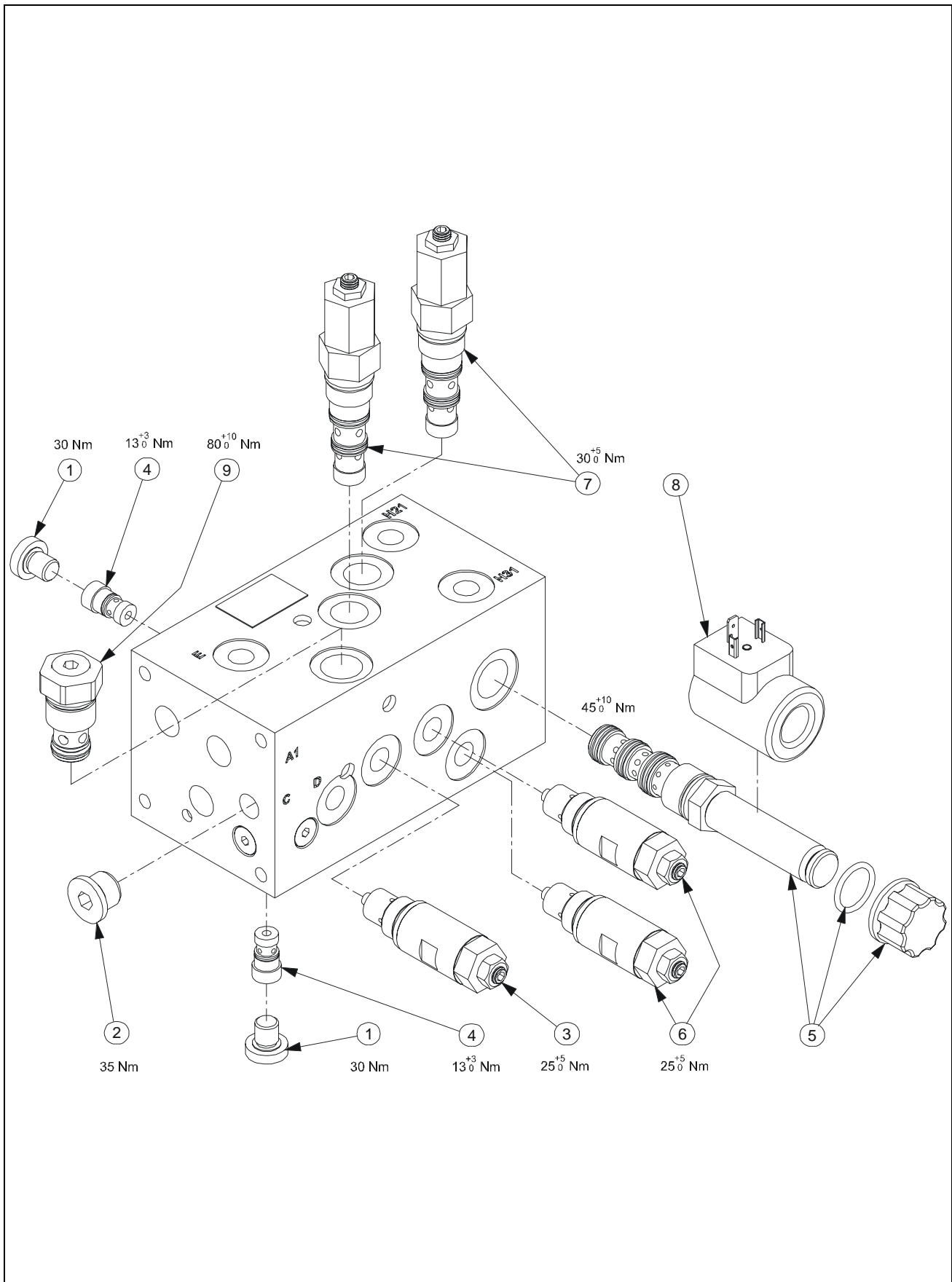
SECTION 3 FRAME INSTALL / INSTALLATION CHASSIS

FIGURE 3-1-2-1. «FP HYDRAULIC» 2 SPEEDS MANIFOLD / BLOC 2 VITESSES

DET REP	PART_NUMBER REF.	QTY	DESCRIPTION		REV	INFORMATION
	520077		"FP HYDRAULIQUE" 2 SPEEDS MANI- FOLD	BLOC 2 VITESSES "FP HYDRAULIQUE"	A	520077
1	900050	2	PRESSURE REDUCER SEAL KIT	KIT DE JOINT REDUCTEUR DE PRESSION		
2	900068	2	SHUTTLE VALVE	SELECTEUR DE CIRCUIT		
3	900070	1	SEAL KIT	KIT DE JOINTS		
4	900115	2	COUNTER BALANCE VALVE	VALVE D'EQUILIBRAGE		
5	952045	2	PRESSURE RELIEF VALVE	LIMITEUR DE PRESSION	A	
6	900066	1	CHECK VALVE	CLAPET ANTI-RETOUR		
7	952047	1	CHECK VALVE JET	CLAPET GICLE		
8	952048	1	HIGH SPEED ENABLE VALVE	DISTRIBUTEUR GRANDE VITESSE		
9	952049	1	VALVE COIL	BOBINE DISTRIBUTEUR		
10	960006	2	COUNTER BALANCE VALVE SEAL KIT	JEU DE JOINTS VALVE D'EQUILIBRAGE		
11	952075	1	PRESSURE RELIEF VALVE	LIMITEUR DE PRESSION	A	

SECTION 3 FRAME INSTALL / INSTALLATION CHASSIS

FIGURE 3-1-2-2.«HYDAC» 2 SPEEDS MANIFOLD / BLOC 2 VITESSES



SECTION 3 FRAME INSTALL / INSTALLATION CHASSIS

FIGURE 3-1-2-2. «HYDAC» 2 SPEEDS MANIFOLD / BLOC 2 VITESSES

DET REP	PART_NUMBER REF.	QTY	DESCRIPTION		REV	INFORMATION
	520095		"HYDAC" 2 SPEEDS MANIFOLD	BLOC 2 VITESSES "HYDAC"		520095
1	300034	2	CAP MALE BSPP 1/4"	BOUCHON MALE BSPP 1/4"		
2	300047	1	CAP BSPP 3/8	BOUCHON BSPP 3/8		
3	950089	1	PRESSURE RELIEF VALVE DB04E 250V	LIMITEUR DE PRESSION DB4E 250V		
4	952067	2	SHUTTLE VALVE WVE-R1/4-010	SELECTEUR DE CIRCUIT WVE-R1/4-010		
5	952082	1	4/2 SOLENOID VALVE	DISTRIBUTEUR A TIROIR 4/2		
6	952083	2	PRESSURE RELIEF VALVE DB04E 350V	LIMITEUR DE PRESSION DB4E 350V		
7	952085	2	SBVE-R1/2 COUNTER BALANCE VALVE	VALVE D'EQUILIBRAGE SBVE-R1/2		
8	952086	1	COIL 24DG	BOBINE 24DG		
9	952088	1	CHECK VALVE RV10A-01-C-N-05	CLAPET RV10A-01-C-N-05		

SECTION 3 FRAME INSTALL / INSTALLATION CHASSIS

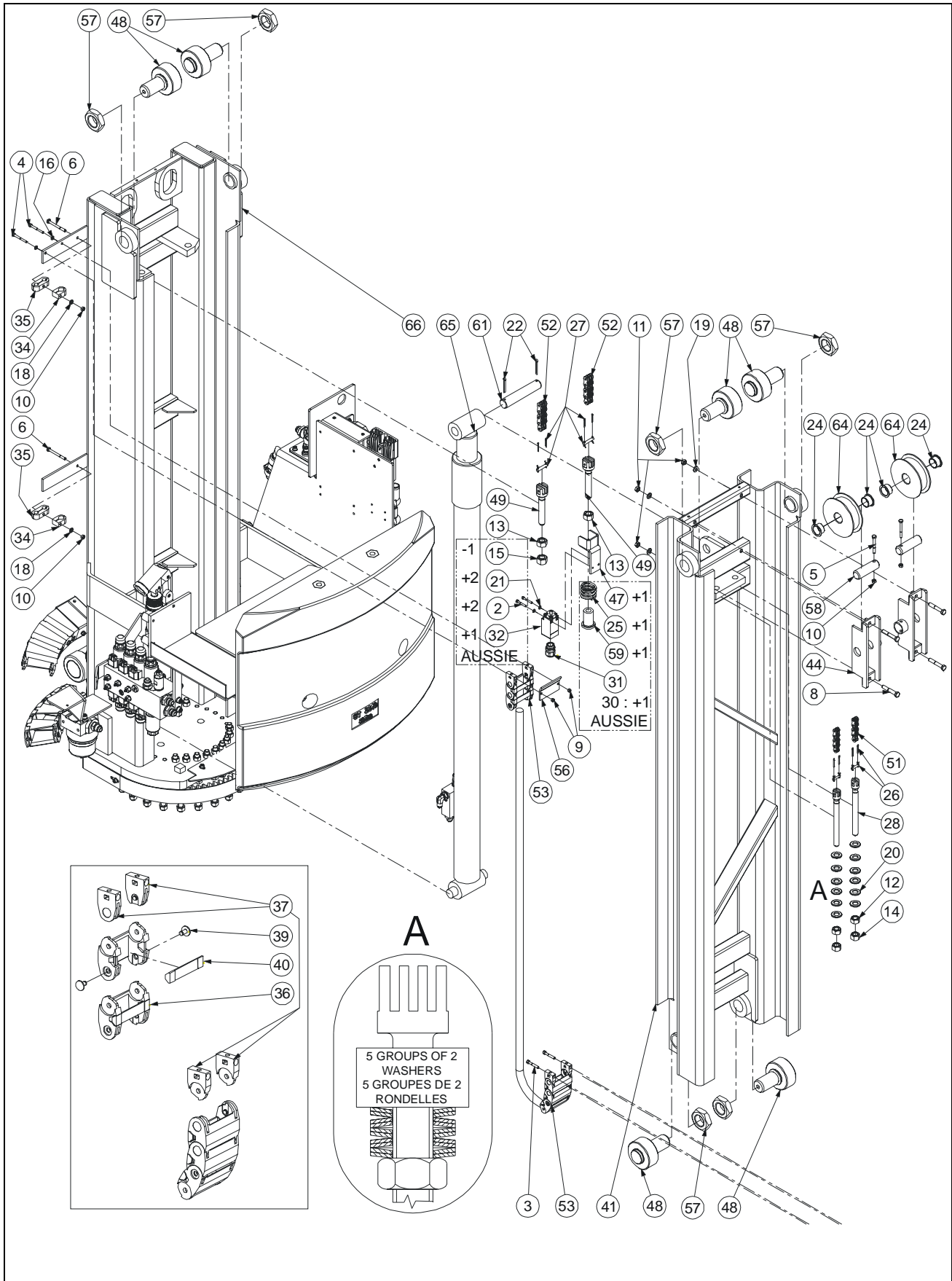
FIGURE 3-1-2-2. «HYDAC» 2 SPEEDS MANIFOLD / BLOC 2 VITESSES (CONTINUED)

DET REP	PART NUMBER REF.	QTY	DESCRIPTION		REV	INFORMATION

**SECTION 4
MASTS ASSEMBLY /
ASSEMBLAGE MATS**

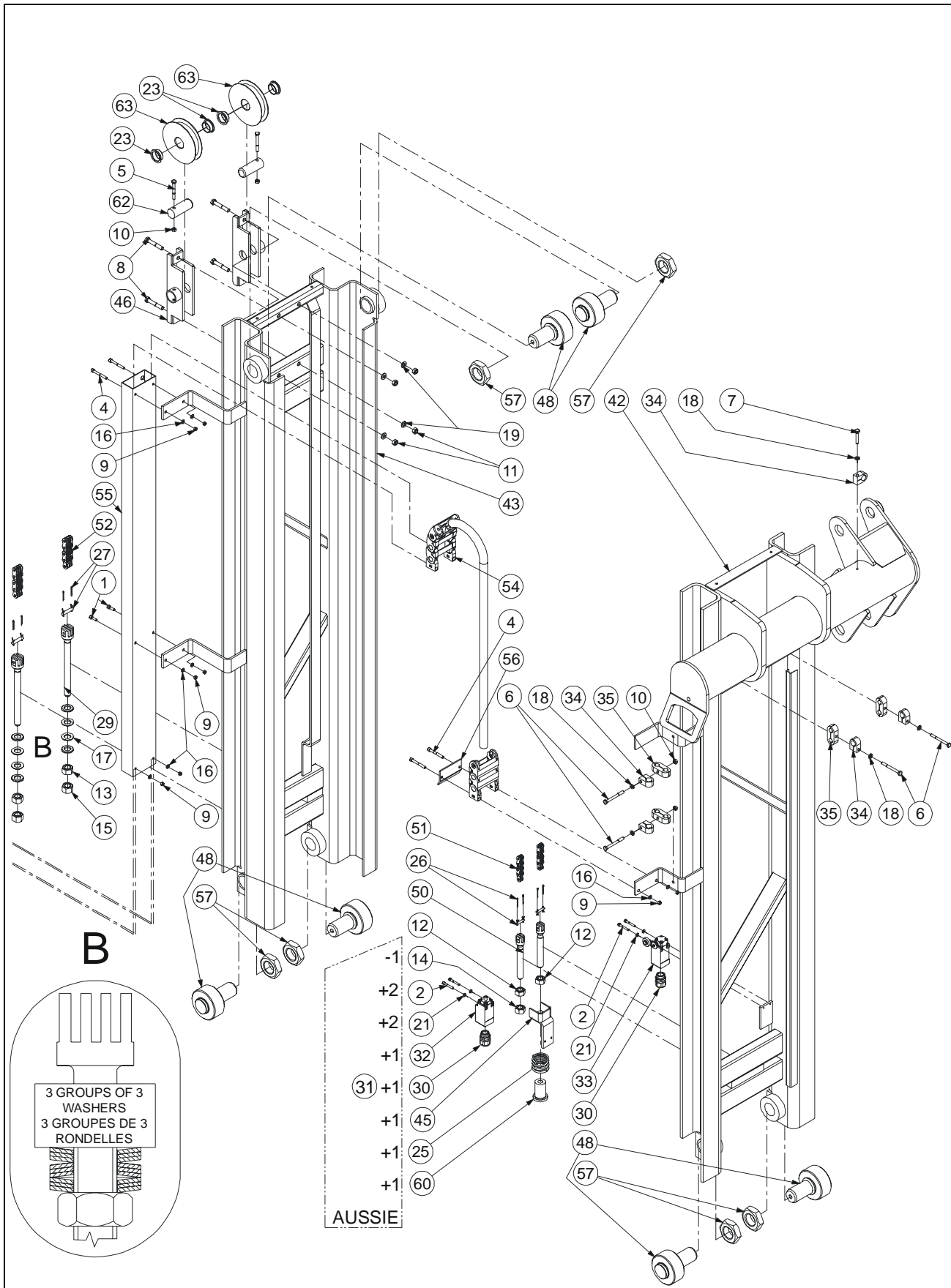
SECTION 4 MASTS ASSEMBLY / ASSEMBLAGE MATS

FIGURE 4-1. MASTS ASSEMBLY / ASSEMBLAGE MATS



SECTION 4 MASTS ASSEMBLY / ASSEMBLAGE MATS

FIGURE 4-1. MASTS ASSEMBLY / ASSEMBLAGE MATS



SECTION 4 MASTS ASSEMBLY / ASSEMBLAGE MATS

FIGURE 4-1. MASTS ASSEMBLY / ASSEMBLAGE MATS

DET REP	PART NUMBER REF.	QTY	DESCRIPTION		REV	INFORMATION
			MASTS INSTALL	INSTALLATION MATS	B	SP0785
1	000003	2	M05x16 8.8 SOCKET HEAD MACH SCREW	VIS CHC M05x16 8.8 BI FT		
2	000007	6	M04x30 8.8 SOCKET HEAD CAPSCREW	VIS CHC M04x30 8.8 BI FP		
3	000030	2	M05x35 8.8 SOCKET HEAD CAPSCREW	VIS CHC M05x35 8.8 ZI FP		
4	000051	6	M05x45 8.8 SOCKET HEAD CAPSCREW	VIS CHC M05x45 8.8 BI FP		
5	100013	4	M06x50 8.8 HEX HEAD CAPSCREW	VIS H M06x50 8.8 BI FP		
6	100020	6	M06x60 8.8 HEX HEAD CAPSCREW	VIS H M06x60 8.8 BI FP		
7	100051	1	M06x35 8.8 HEX HEAD MACHINE SCREW	VIS H M06x35 8.8 BI FT		
8	100063	8	M08x50 8.8 HEX HEAD MACHINE SCREW	VIS H M08x50 8.8 BI FT		
9	110002	10	M05 GR. 8.8 LOCK NUT	ECROU FREIN M5 8.8 BI		
10	110003	8	M06 GR. 8.8 LOCK NUT	ECROU FREIN M6 8.8 BI		
11	110004	8	M08 GR. 8.8 LOCK NUT	ECROU FREIN M8 8.8 BI		
12	110009	4	M14 GR. 8.8 HEX NUT	ECROU H M14 8.8 BI		
13	110010	4	M16 GR. 8.8 HEX NUT	ECROU H M16 8.8 BI		
14	110019	3	M14 GR. 8.8 LOCK NUT	ECROU FREIN H M14 8.8 BI		
15	110020	3	M16 GR. 8.8 LOCK NUT	ECROU FREIN M16		
16	120002	10	M05 WASHER	RONDELLE M05 BI		
17	120006	18	Ø34x16.3x1.5 SPRING WASHER	RONDELLE RESSORT Ø34x16.3x1.5 BR		
18	120009	7	dD 06x14 LOCK WASHER	RONDELLE CONTACT dD 06x14 BI		
19	120010	8	dD 08x18 LOCK WASHER	RONDELLE CONTACT dD 08x18 BI		
20	120017	20	SPRING WASHER Ø34x14.3x1.5	RONDELLE RESSORT Ø34x14.3x1.5 BR		
21	120024	6	M04 LOCK WASHER	RONDELLE CONTACT M04 BI		
22	140019	2	Ø4x40 COTTER PIN	GOUPILLE FENDUE Ø4x40		
23	150011	4	FLANGE BUSHING Ø25 H11.5 DU	BAGUE EPAULEE Ø25 H11.5 DU		
24	150007	4	FLANGE BUSHING Ø30 H16 DU	BAGUE EPAULEE Ø30 H16 DU	B	
25	160010	2	C 360 450 320 SPRING	RESSORT C 360 450 320		
26	170007	4	M14 CLEVIS PIN	AXE DE CHAPE M14		
27	170008	4	M16 CLEVIS PIN	AXE DE CHAPE M16		
28	170009	2	M14x150 CHAIN ANCHOR	CHAPE DE CHAINE M14x150		
29	170010	2	CHAIN ANCHOR M16x160	CHAPE DE CHAINE M16x160		
30	210019	2	GLAND N°13	PRESSE ETOUPE N°13		
31	210059	1	GLAND N°13 2xØ5 IP65	PRESSE ETOUPE N°13 2xØ5 IP65		
32	260016	2	SWITCH FOR CE MODELS	CAPTEUR POUR MODELE CE	A	PC0288
32	260016	4	SWITCH FOR AUSSIE MODELS	CAPTEUR POUR MODELE AUSTRALIEN	A	PC0391
33	260030	1	2NC SWITCH	CAPTEUR 2NF		PC0311
34	400045	7	SIMPLE CLAMP Ø16 mm	COLLIER SIMPLE Ø16 mm		
35	400046	6	PAIR 1/2 SHELL D12 mm	PAIRE DEMI COQUILLE D12 mm		
36	920042	x	POWER BRIDGE LINK	MAILLON CHAINE PORTE CABLES		
37	920073	x	SR305 POWER BRIDGE ATTACHMENT KIT	KIT ATTACHES CHAINE PORTE CBL SR305	A	
38			NOT REQUIRED	NON REQUIS	A	
39	920045	x	PG305 POWER BRIDGE PIN	AXE CHAINE PORTE-CABLE PG305		

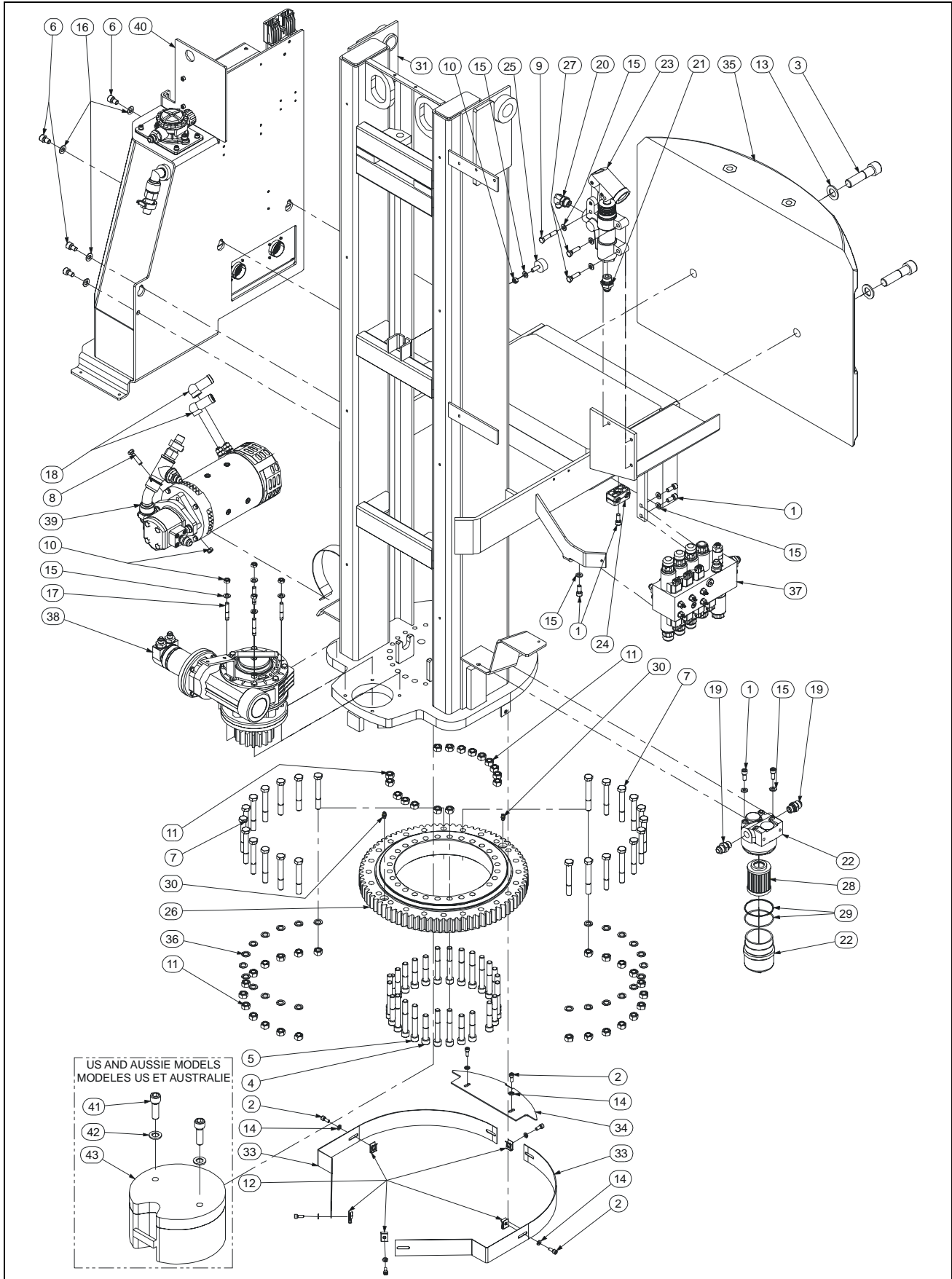
SECTION 4 MASTS ASSEMBLY / ASSEMBLAGE MATS

FIGURE 4-1. MASTS ASSEMBLY / ASSEMBLAGE MATS (CONTINUED)

DET REP	PART NUMBER REF.	QTY	DESCRIPTION		REV	INFORMATION
40	920046	x	POWER BRIDGE COVER	CAPOT CHAINE PORTE CABLES		
41	DL0386	1	MAST 2 WELDMENT	MAT 2		
42	DL0680	1	MAST 4	MAT 4		
43	DL0681	1	MAST 3	MAT 3		
44	SD0452	2	PULLEY MOUNT	SUPPORT POULIE	B	
45	SD0345	1	SWITCH HOLDER	SUPPORT CAPTEUR		
46	SD0453	2	PULLEY MOUNT	SUPPORT POULIE		
47	SD0464	1	SWITCH HOLDER	SUPPORT CAPTEUR		
48	SE0495	12	ROLLER ASSEMBLY	ASSEMBLAGE GALET DE GUIDAGE		
49	ST0099	2	CHAIN ANCHOR M16x80	CHAPE DE CHAINE M16x80		
50	ST0120	2	CHAIN ANCHOR M14x90	CHAPE DE CHAINE M14x90		
51	ST0178	2	LL 10-44 CHAIN	CHAINE LL 10-44		
52	ST0179	2	LL 12-66 CHAIN	CHAINE LL 12-66		
53	ST1326	1	POWER BRIDGE	CHAINE PORTE CABLES	A	
54	ST1327	1	POWER BRIDGE	CHAINE PORTE CABLES	A	
55	ST1377	1	POWER BRIDGE TUBE	TUBE CHAINE PORTE CABLES		
56	ST1497	2	CLAMPING PLATE	SERRE CABLE		
57	US0026	12	M36 GR. 8.8 HEX NUT	ECROU M36 8.8		
58	US0375	2	PULLEY PIN	AXE DE SUPPORT POULIE	B	
59	US0204	1	ACTUATOR M16	ACTIONNEUR M16		
60	US0208	1	ACTUATOR M14	ACTIONNEUR M14		
61	US0358	1	MAST CYLINDER PIN	AXE DE VERIN DE MAT		
62	US0377	2	PULLEY PIN	AXE DE SUPPORT POULIE		
63	US0475	2	LL10-44 PULLEY	POULIE LL10-44		
64	US0479	2	LL12-66 PULLEY	POULIE LL12-66	B	
65		1	MAST CYLINDER ASSEMBLY	ASSEMBLAGE VERIN DE MAT		APPENDIX A
66		1	MAST 1 ASSEMBLY	ASSEMBLAGE MAT 1		SP0784

SECTION 4 MASTS ASSEMBLY / ASSEMBLAGE MATS

FIGURE 4-1-1.MAST 1 ASSEMBLY / ASSEMBLAGE MAT 1



SECTION 4 MASTS ASSEMBLY / ASSEMBLAGE MATS

FIGURE 4-1-1. MAST 1 ASSEMBLY / ASSEMBLAGE MAT 1

DET REP	PART NUMBER REF.	QTY	DESCRIPTION		REV	INFORMATION
			MAST 1 ASSEMBLY	ASSEMBLAGE MAT 1	A	SP0784
1	000006	6	M08x20 8.8 SOCKET HEAD MACH SCREW	VIS CHC M08x20 8.8 BI FT		
2	000015	7	M06x16 8.8 SOCKET HEAD MACH SCREW	VIS CHC M06x16 8.8 BI FT		
3	000037	2	M20x80 8.8 SOCKET HEAD C.SCREW black	VIS CHC M20x80 8.8 BR FP		
4	000060	11	M12x70 10.9 Black SOC HEAD CAP- SCREW	VIS CHC 12x70 10.9 BR FP		
5	000061	16	M12x90 10.9 Black SOC HEAD CAP- SCREW	VIS CHC 12x90 10.9 BR FP		
6	000069	4	M10x16 8.8 SOCKET HEAD MACH SCREW	VIS CHC M10x16 8.8 BI FT		
7	100038	24	M12x90 10.9 HEX HEAD CAPSCREW Black	VIS H M12x90 10.9 BR FP		
8	100050	1	M08x35 8.8 HEX HEAD CAPSCREW	VIS H M08x35 8.8 BI FP	A	
9	100093	1	M08x45 8.8 HEX HEAD MACHINE SCREW	VIS H M08x45 8.8 BI FT	A	
10	110004	6	M08 GR. 8.8 LOCK NUT	ECROU FREIN M8 8.8 BI		
11	110017	40	M12 GR. 10.9 LOCK NUT	ECROU FREIN H M12 10.9 BI		
12	110026	5	M06 CAGE HEX NUT	ECROU CAGE M06		
13	120003	2	Ø20x37x3 WASHER	RONDELLE Ø20x37x3 BI		
14	120009	7	dD 06x14 LOCK WASHER	RONDELLE CONTACT dD 06x14 BI		
15	120010	13	dD 08x18 LOCK WASHER	RONDELLE CONTACT dD 08x18 BI		
16	120011	4	dD 10x22 LOCK WASHER	RONDELLE CONTACT dD 10x22 BI		
17	130034	4	M08x40 8.8 STUD BLACK	GOUGEON M08x40 BR 8.8		
18	250031	2	TERMINAL CAP	CAPUCHON D'ETANCHEITE		
19	300007	2	FITTING MALE 18x150-MALE JIC 3/4	RACCORD MALE 18x150-MALE JIC 3/4		
20	300061	1	90° ELBOW MALE BSPP 3/8-MALE JIC 9/ 16	COUDE 90° MALE BSPP3/8-MALE JIC9/16		
21	300063	1	FITTING MALE BSPP1/2 MALE JIC3/4	RACCORD MALE BSPP1/2 MALE JIC3/4		
22	310064	1	COMPLETE PRESSURE FILTER	FILTRE DE PRESSION COMPLET		
23	320066	1	HAND PUMP	POMPE A MAIN	A	
24	400011	1	PAIR 1/2 SHELL Ø15-15	PAIRE DEMI COQUILLE Ø15-15		
25	400015	1	ELASTIC STOP	BUTEE ELASTIQUE		
26	500021	1	SLEWING RING	COURONNE D'ORIENTATION		
27	100008	2	M08x30 8.8 HEX HEAD MACHINE SCREW	VIS H M08x30 8.8 BI FT	A	
28	930130	1	FILTER CARTRIDGE	CARTOUCHE DE FILTRE		
29	930131	1	O RING AND BACKUP RING	JOINT TORIQUE ET BANDE ANTI-EXTRU- SION		
30	950116	2	GREASE FITTING	GRAISSEUR		
31	DL0682	1	MAST 1,S/N PRIOR #A300082170	MAT 1,AVANT N° A300082170	A	
31	DL0840		MAST 1,S/N SINCE #A300082170	MAT 1,DEPUIS N° A300082170	A	
33	ST1380	2	TURNTABLE BEARING COVER	TOLE PROTECTION COURONNE		
34	ST1382	1	COVER	TOLE DE PROTECTION		
35	ST2643	1	COUNTERWEIGHT	CONTREPOIDS		
36	US0190	24	dDH 13x20x02 HEAT TREATED WASHER	RONDELLE TRAITEE dDH 13x20x02		

SECTION 4 MASTS ASSEMBLY / ASSEMBLAGE MATS

FIGURE 4-1-1. MAST 1 ASSEMBLY / ASSEMBLAGE MAT 1 (CONTINUED)

DET REP	PART NUMBER REF.	QTY	DESCRIPTION		REV	INFORMATION
37	SE0513	1	VALVE ASSEMBLY	ASSEMBLAGE DISTRIBUTEUR	A	SE0513
38		1	SLEWING DRIVE ASSEMBLY	ASSEMBLAGE REDUCT. D'ORIENTATION		SP0296
39		1	3.5 cc/rev POWER UNIT ASSEMBLY	ASSEMBLAGE CENTRALE 3.5 cm ³ /tr		SP0782
40		1	HYDRAULIC RESERVOIR ASSEMBLY	ASSEMBLAGE RESERVOIR		SP0783
41	000023	2	M16x50 8.8 SOCKET HEAD CAPSCREW	VIS CHC M16x50 8.8 BI FP		
42	120008	2	dD 16x32 LOCK WASHER	RONDELLE CONTACT dD 16x32 BI		
43	DL0435	1	TURNTABLE COUNTER WEIGHT	CONTRE-POIDS DE LA TOURELLE		

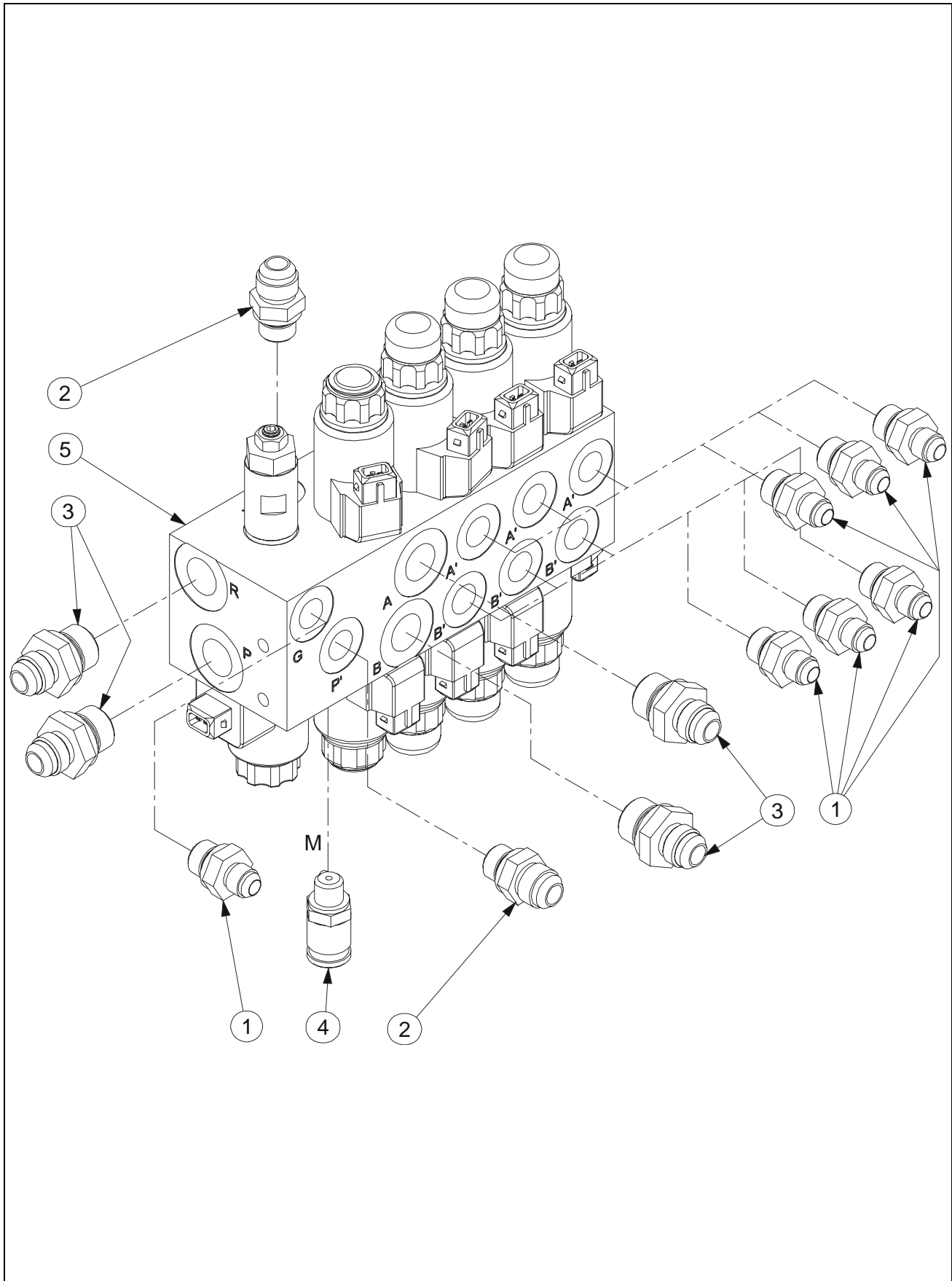
**SECTION 4 MASTS ASSEMBLY /
ASSEMBLAGE MATS**

FIGURE 4-1-1. MAST 1 ASSEMBLY / ASSEMBLAGE MAT 1 (CONTINUED)

DET REP	PART_NUMBER REF.	QTY	DESCRIPTION		REV	INFORMATION

SECTION 4 MASTS ASSEMBLY / ASSEMBLAGE MATS

FIGURE 4-1-1.VALVE ASSEMBLY / ASSEMBLAGE DISTRIBUTEUR



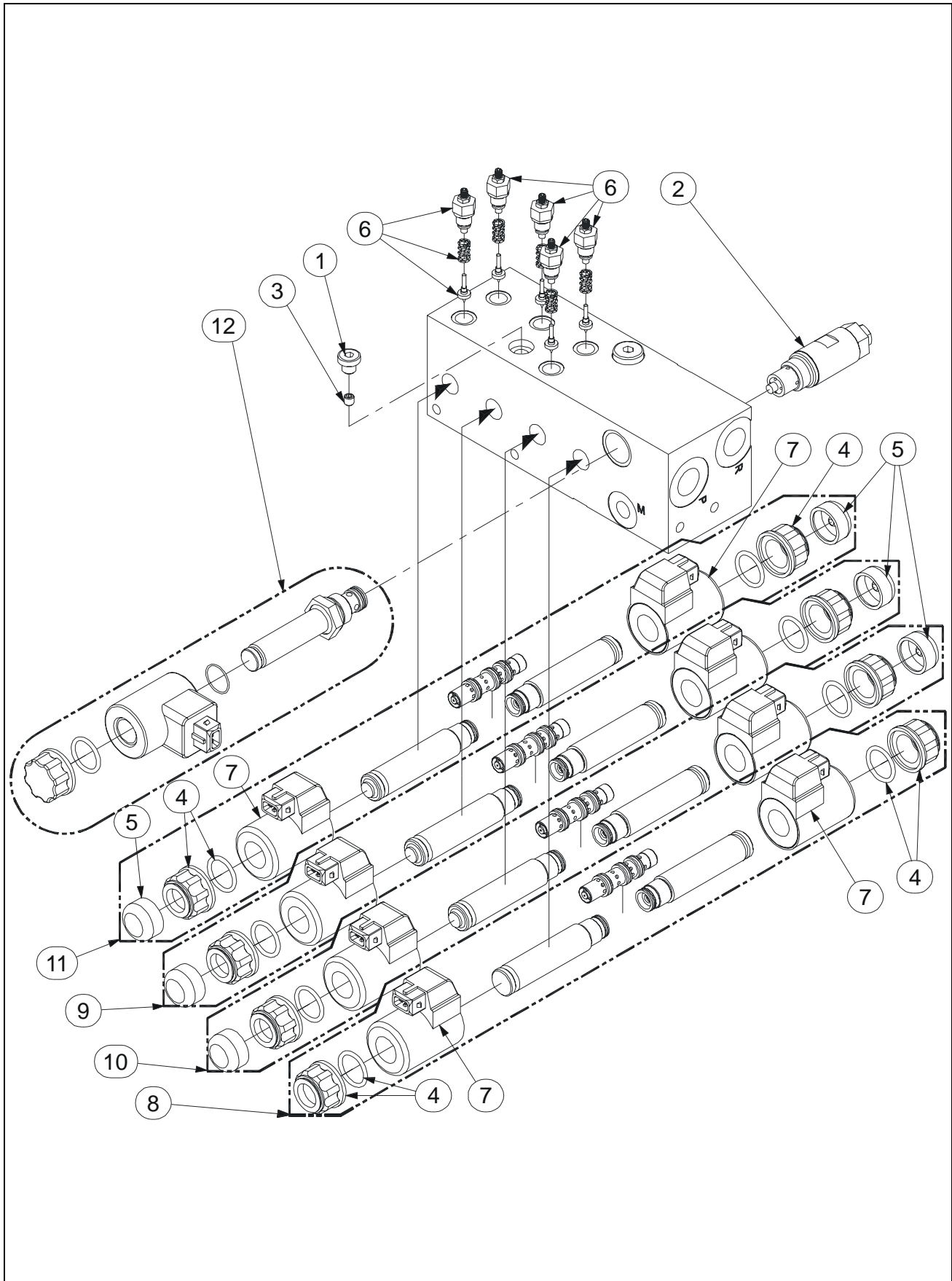
SECTION 4 MASTS ASSEMBLY / ASSEMBLAGE MATS

FIGURE 4-1-1-1. VALVE ASSEMBLY / ASSEMBLAGE DISTRIBUTEUR

DET REP	PART_NUMBER REF.	QTY	DESCRIPTION		REV	INFORMATION
	SE0513		VALVE ASSEMBLY	ASSEMBLAGE DISTRIBUTEUR	B	SE0513
1	300040	7	FITTING MALE BSPP3/8 MALE JIC9/16	RACCORD MALE BSPP3/8 MALE JIC9/16	A	
2	300057	2	FITTING MALE BSPP 3/8 - MALE JIC 3/4	RACCORD MALE BSPP 3/8 - MALE JIC 3/4	A	
3	300063	4	FITTING MALE BSPP1/2 MALE JIC3/4	RACCORD MALE BSPP1/2 MALE JIC3/4		
4	300101	1	PRESSURE TEST PLUG BSPP1/4	PRISE DE PRESSION BSPP1/4		
5	520060	1	FUNCTION VALVE	DISTRIBUTEUR DE MOUVEMENT	B	520060

SECTION 4 MASTS ASSEMBLY / ASSEMBLAGE MASTS

FIGURE 4-1-1-2.FUNCTION VALVE / DISTRIBUTEUR DE MOUVEMENTS



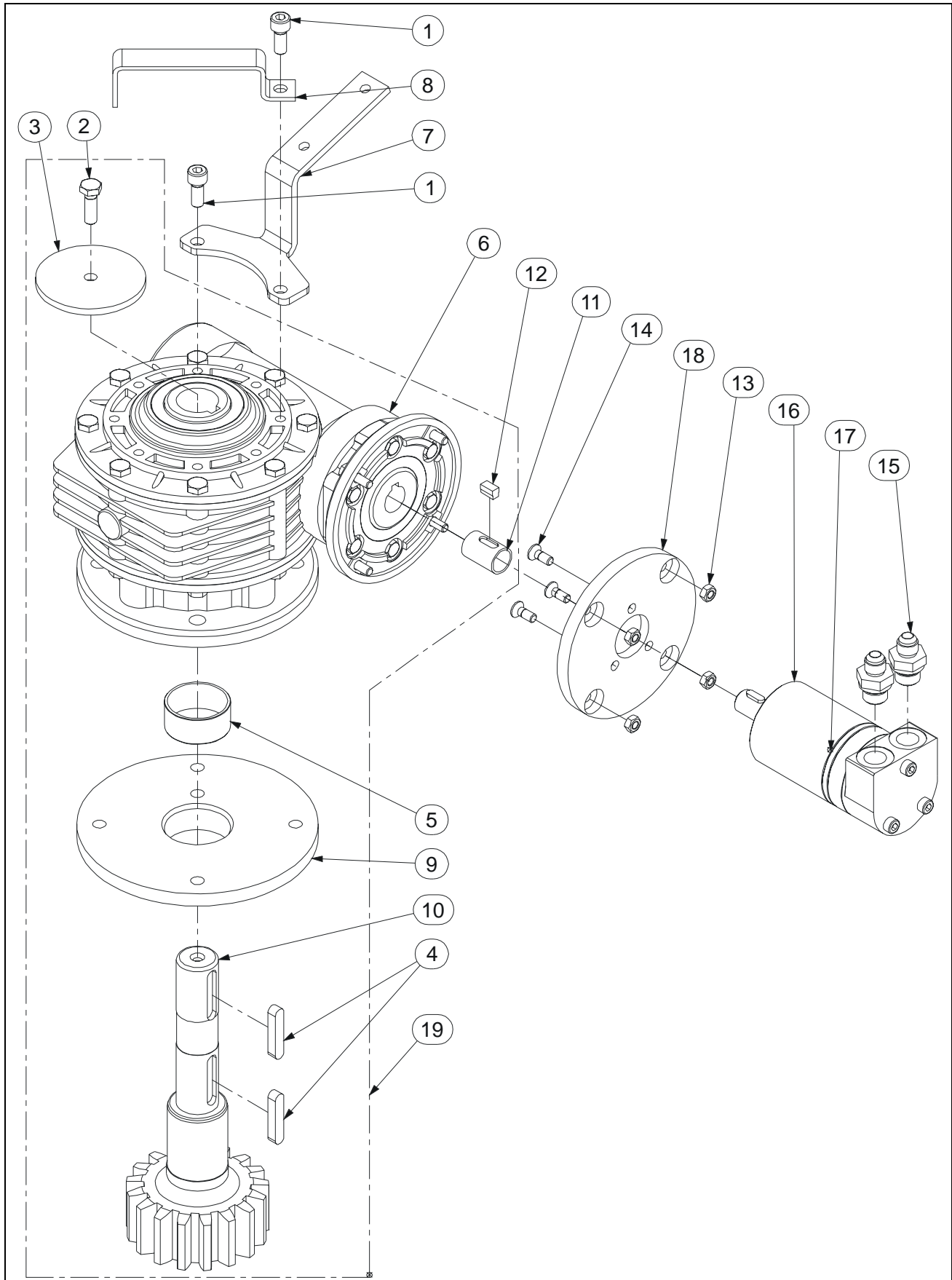
SECTION 4 MASTS ASSEMBLY / ASSEMBLAGE MATS

FIGURE 4-1-1-2. FUNCTION VALVE / DISTRIBUTEUR DE MOUVEMENTS

DET REP	PART_NUMBER REF.	QTY	DESCRIPTION		REV	INFORMATION
	520060		FUNCTIONS VALVE	DISTRIBUTEUR DE MOUVEMENTS	B	520060
1	300163	1	PLUG BSPP 1/8	BOUCHON BSPP 1/8		
2	950089	1	PRESSURE RELIEF VALVE DB04E 250V	LIMITEUR DE PRESSION DB4E 250V		
3	950098	1	JET M06x06 Ø 1	GICLEUR M06x06 Ø 1		
4	950112	8	M18x1.5 NUT	ECROU M18x1.5		
5	950113	6	CAP	COIFFE		
6	952028	5	PRESSURE RELIEF VALVE 0 - 250 BAR	LIMITEUR DE PRESSION 0 - 250 BAR		
7	952031	8	24 VDC COIL	BOBINE 24V		
8	952041	1	COMPLETE SPOOL KIT	KIT TIROIR COMPLET		
9	952042	1	COMPLETE SPOOL KIT	KIT TIROIR COMPLET		
10	952043	1	COMPLETE SPOOL KIT	KIT TIROIR COMPLET		
11	952044	1	COMPLETE SPOOL KIT	KIT TIROIR COMPLET		
12	952081	1	CARTRIDGE	ELECTROVANNE		

SECTION 4 MASTS ASSEMBLY / ASSEMBLAGE MATS

FIGURE 4-1-2.SWING DRIVE / REDUCTEUR D'ORIENTATION



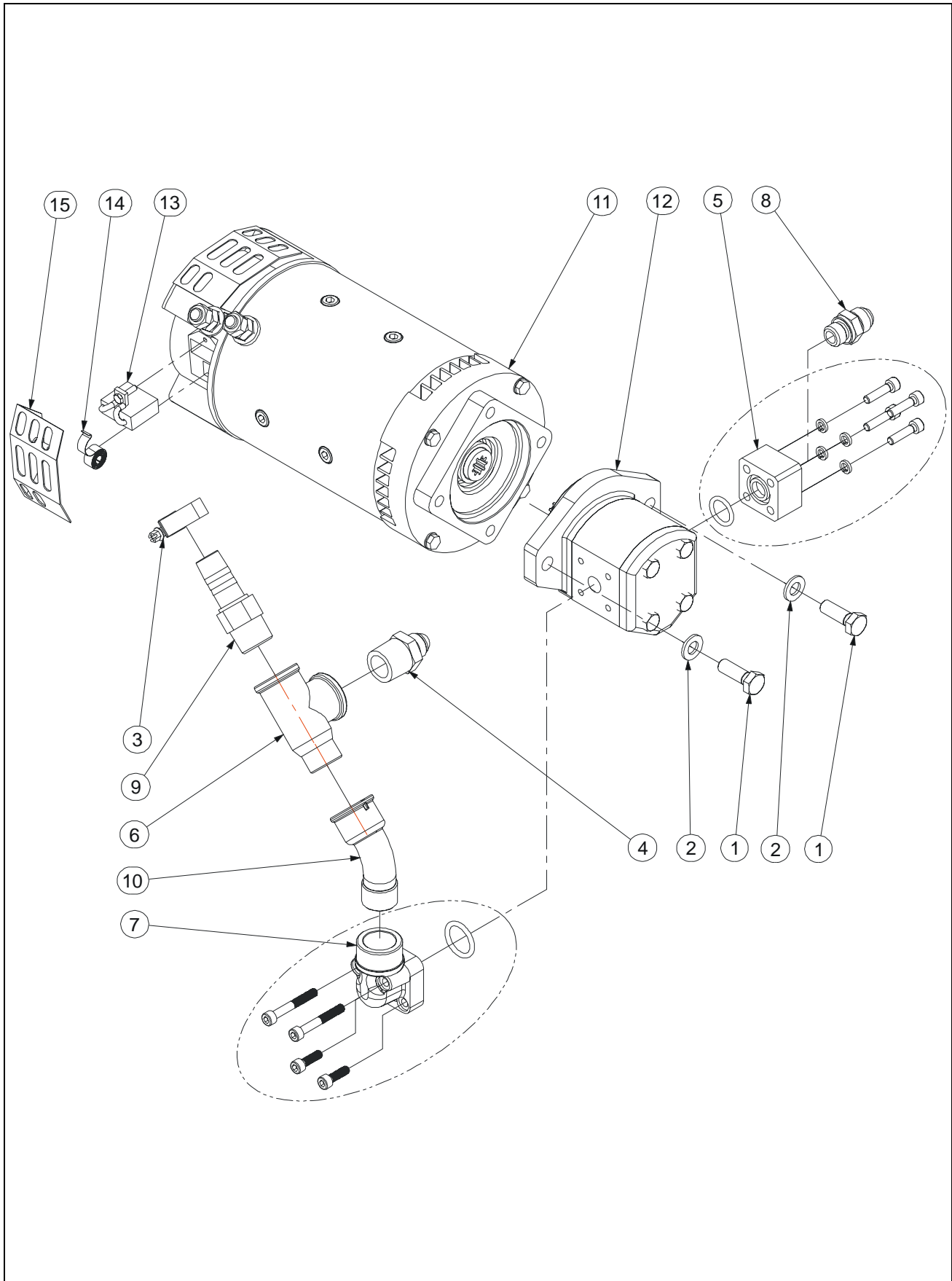
SECTION 4 MASTS ASSEMBLY / ASSEMBLAGE MATS

FIGURE 4-1-2. SWING DRIVE / REDUCTEUR D'ORIENTATION

DET REP	PART NUMBER REF.	QTY	DESCRIPTION		REV	INFORMATION
			SLEWING DRIVE ASSEMBLY	ASSEMBLAGE REDUCT. D'ORIENTATION	C	SP0296
1	000006	2	M08x20 8.8 SOCKET HEAD MACH SCREW	VIS CHC M08x20 8.8 BI FT	C	
2	100019	1	M08x20 8.8 HEX HEAD MACHINE SCREW	VIS H M08x20 8.8 BI FT	A	
3	US0429	1	dDh 8.5x73x5 WASHER	RONDELLE dDh 8.5x73x5	B	
4	140016	2	A KEY 8x7x40	CLAVETTE FORME A 8x7x40		
5	150009	1	BUSHING D40 H20	BAGUE D40 H20		
6	500015	1	GEARBOX	REDUCTEUR		
7	ST1378	1	POWER BRIDGE SUPPORT	SUPPORT CHAINE CIRCULAIRE		
8	ST1545	1	BRACKET	ETRIER		
9	US0341	1	FLANGE	BRIDE		
10	US0342	1	PINION	PIGNON		
11	US0363	1	SLEEVE	MANCHON		
12	US0364	1	KEY	CLAVETTE		
13	110003	4	M06 GR. 8.8 LOCK NUT	ECROU FREIN M6 8.8 BI	C	
14	130003	3	M06x16 10.9 COUNTERSUNK HEAD M. S.	VIS FHC M06x16 10.9 BI FT	C	
15	300040	2	FITTING MALE BSPP3/8 MALE JIC9/16	RACCORD MALE BSPP3/8 MALE JIC9/16	C	
16	320049	1	SLEWING MOTOR	MOTEUR D'ORIENTATION	C	
17	900043	1	SEAL KIT	KIT DE JOINTS	C	
18	US0044	1	MOTOR ADAPTOR FLANGE	FLASQUE MOTEUR	C	
19	KT0002	1	SWING DRIVE WHITHOUT MOTOR	REDUCTEUR SANS MOTEUR	C	

SECTION 4 MASTS ASSEMBLY / ASSEMBLAGE MATS

FIGURE 4-1-3.3.5cc/rev POWER UNIT / CENTRALE 3.5cm³/tr



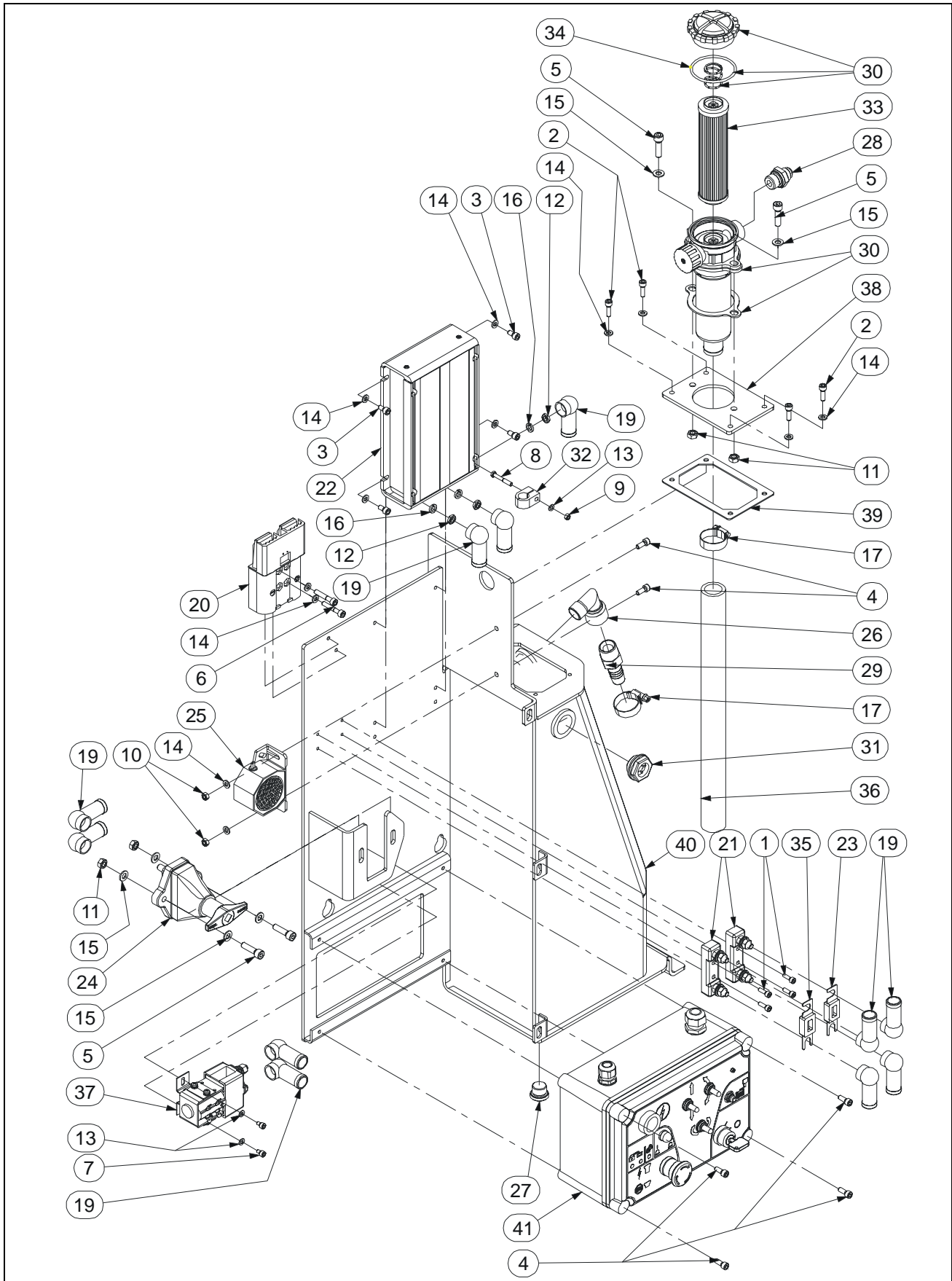
SECTION 4 MASTS ASSEMBLY / ASSEMBLAGE MATS

FIGURE 4-1-3. 3.5CC/REV POWER UNIT / CENTRALE 3.5CM³/TR

DET REP	PART_NUMBER REF.	QTY	DESCRIPTION		REV	INFORMATION
			3.5 cc/rev POWER UNIT ASSEMBLY	ASSEMBLAGE CENTRALE 3.5 cm³/tr		SP0782
1	100009	2	M10x30 8.8 HEX HEAD MACHINE SCREW	VIS H M10x30 8.8 BI FT		
2	120011	2	dD 10x22 LOCK WASHER	RONDELLE CONTACT dD 10x22 BI		
3	190073	1	CLAMP Ø25-40	COLLIER Ø25-40		
4	300011	1	FITTING MALE BSPT 3/4- MALE JIC 3/4	RACCORD MALE BSPT 3/4-MALE JIC 3/4		
5	300014	1	PUMP FLANGE Ø35 BSPP 3/8	BRIDE POMPE Ø35 BSPP 3/8		
6	300045	1	Tee Female BSPP3/4-Male BSPT3/4 Lateral	TE Femelle BSPP3/4-Male BSPT3/4 Lateral		
7	300046	1	PUMP FLANGE Ø40 BSPP 3/4	BRIDE POMPE Ø40 BSPP 3/4		
8	300057	1	FITTING MALE BSPP 3/8 - MALE JIC 3/4	RACCORD MALE BSPP 3/8 - MALE JIC 3/4		
9	300078	1	FITTING Male BSPP3/4-Male Ø19 GROOVE	RACCORD Male BSPP3/4-Ø19 CANNELE		
10	300100	1	135° ELBOW Male BSPT3/4-Fem BSPP3/4	COUDE 135°MALE BSP3/4-FEM. BSP 3/4		
11	510070	1	POWER UNIT MOTOR	MOTEUR POUR CENTRALE		
12	520092	1	3.5cc/rev PUMP	POMPE 3.5cm ³ /tr		
13	951015	4	BRUSH	BALAIS		
14	951016	4	SPRING BRUSH	RESSORT DE BALAIS		
15	951017	4	BRUSH COVER	CAPOT BALAIS		

SECTION 4 MASTS ASSEMBLY / ASSEMBLAGE MÂTS

FIGURE 4-1-4. HYDRAULIC RESERVOIR / RESERVOIR HYDRAULIQUE



SECTION 4 MASTS ASSEMBLY / ASSEMBLAGE MATS

FIGURE 4-1-4. HYDRAULIC RESERVOIR / RESERVOIR HYDRAULIQUE

DET REP	PART NUMBER REF.	QTY	DESCRIPTION		REV	INFORMATION
			HYDRAULIC RESERVOIR ASSEMBLY	ASSEMBLAGE RESERVOIR	A	SP0783
1	000003	4	M05x16 8.8 SOCKET HEAD MACH SCREW	VIS CHC M05x16 8.8 BI FT		
2	000005	4	M06x20 8.8 SOCKET HEAD MACH SCREW	VIS CHC M06x20 8.8 BI FT		
3	000014	4	M06x12 8.8 SOCKET HEAD MACH SCREW	VIS CHC M06x12 8.8 BI FT		
4	000015	6	M06x16 8.8 SOCKET HEAD MACH SCREW	VIS CHC M06x16 8.8 BI FT		
5	000044	4	M08x30 8.8 SOCKET HEAD MACH SCREW	VIS CHC M08x30 8.8 BI FT		
6	000077	2	M06x35 8.8 SOCKET HEAD CAPSCREW	VIS CHC M06x35 8.8 BI FP		
7	000089	2	M05x08 8.8 SOCKET HEAD MACH SCREW	VIS CHC M05x08 8.8 BI FT		
8	100149	1	M05x35 8.8 HEX HEAD MACHINE SCREW	VIS H M05x35 8.8 BI FT		
9	110002	1	M05 GR. 8.8 LOCK NUT	ECROU FREIN M5 8.8 BI		
10	110003	2	M06 GR. 8.8 LOCK NUT	ECROU FREIN M6 8.8 BI		
11	110004	4	M08 GR. 8.8 LOCK NUT	ECROU FREIN M8 8.8 BI		
12	110016	3	M08 GR. 8.8 HEX NUT	ECROU H M08 8.8 BI		
13	120002	3	M05 WASHER	RONDELLE M05 BI		
14	120009	12	dD 06x14 LOCK WASHER	RONDELLE CONTACT dD 06x14 BI		
15	120010	6	dD 08x18 LOCK WASHER	RONDELLE CONTACT dD 08x18 BI		
16	120021	3	HELICAL SPRING LOCK WASHER Ø8	RONDELLE GROWER Ø8 BI		
17	190073	2	CLAMP Ø25-40	COLLIER Ø25-40		
18			NOT REQUIRED	NON REQUIS		
19	250031	11	TERMINAL CAP	CAPUCHON D'ETANCHEITE		
20	PC0040	1	HARNES ASSEMBLY-POWER SUPPLY	FAISCEAU ALIMENTATION		PC0307
21	260077	2	POWER FUSE HOLDER	PORTE FUSIBLE DE PUISSANCE		
22	260108	1	ELECTRONIC CONTROLLER	VARIATEUR ELECTRONIQUE		
23	260115	1	225 A FUSE	FUSIBLE 225 A		
24	260230	1	CIRCUIT BREAKER BY 1/4 TURN	COUPE CIRCUIT 1/4 DE TOUR		
25	260274	1	HORN	KLAXON		
26	300002	1	90° ELBOW Male BSPT3/4-Female BSPP3/4	COUDE 90° Male BSPT3/4-Femel BSPP3/4		
27	300060	1	CAP BSPP 1/2	BOUCHON BSPP 1/2		
28	300063	1	FITTING MALE BSPP1/2 MALE JIC3/4	RACCORD MALE BSPP1/2 MALE JIC3/4		
29	300078	1	FITTING Male BSPP3/4-Male Ø19 GROOVE	RACCORD Male BSPP3/4-Ø19 CANNELE		
30	310065	1	RETURN FILTER (including 930127&930129)	FILTRE RETOUR (inclus 930127&930129)		
31	310067	1	OIL LEVEL INDICATOR	VOYANT DE NIVEAU		
32	400045	1	SIMPLE CLAMP Ø16 mm	COLLIER SIMPLE Ø16 mm		
33	930127	1	OIL FILTER CARTRIDGE	CARTOUCHE DE FILTRE		
34	930129	1	SEAL	JOINT		
35	950110	1	63A FUSE	FUSIBLE 63A		
36	DF0564	1	RETURN TUBE Ø25.4	DURITE Ø25.4		
37	SE1003	1	POWER RELAY	RELAIS DE PUISSANCE		
38	ST1405	1	HYDRAULIC RESERVOIR COVER	COUVERCLE DE RESERVOIR		
39	ST1525	1	COVER SEAL	JOINT DE COUVERCLE		

SECTION 4 MASTS ASSEMBLY / ASSEMBLAGE MATS

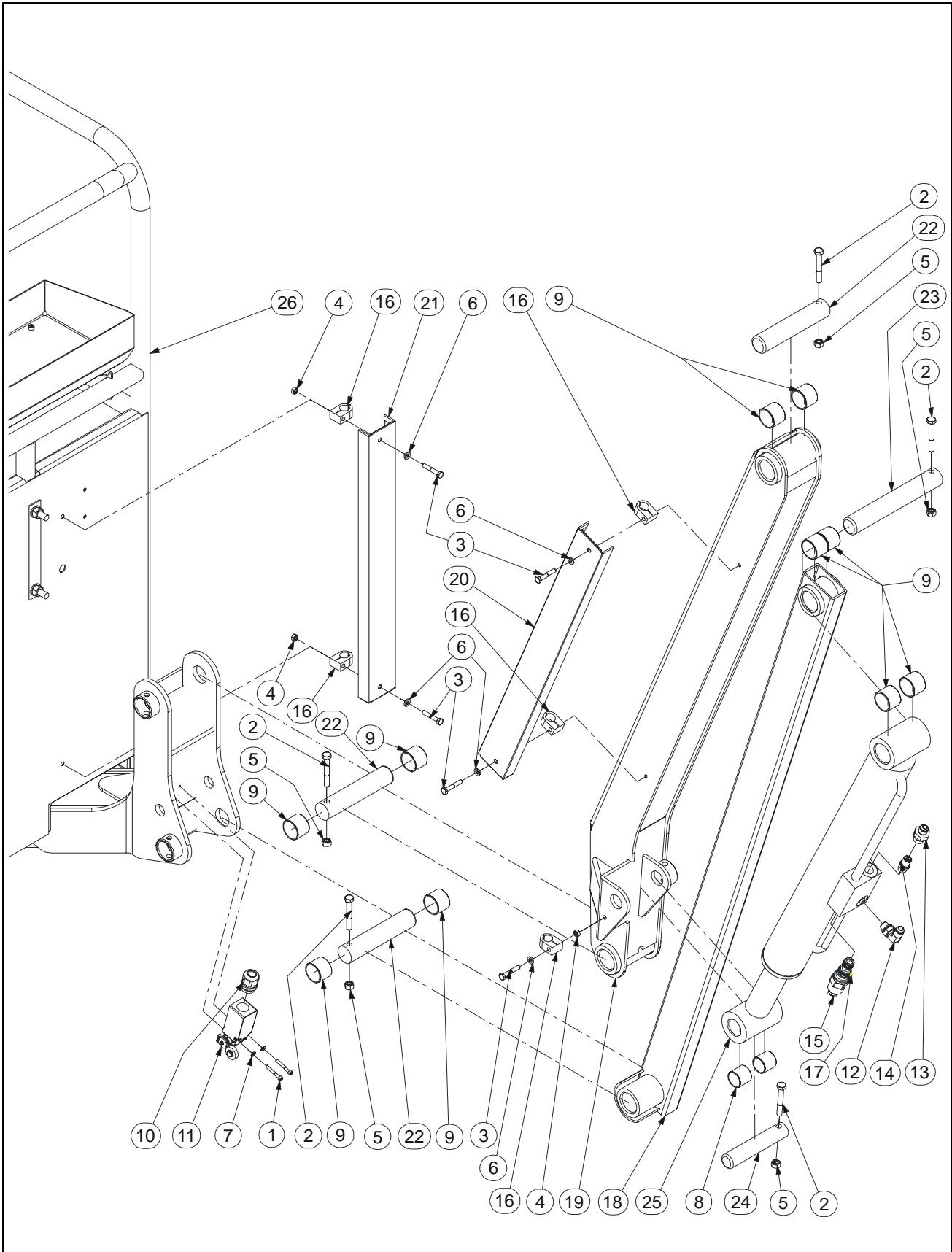
FIGURE 4-1-4. HYDRAULIC RESERVOIR / RESERVOIR HYDRAULIQUE (CONTINUED)

DET REP	PART NUMBER REF.	QTY	DESCRIPTION		REV	INFORMATION
40	ST2682	1	HYDRAULIC RESERVOIR	RESERVOIR HYDRAULIQUE		
41	SE0598	1	T800A LOWER CONTROL BOX ASSEMBLY	ASSEMBLAGE BOITIER BAS T800A	A	SE0598
41	SE0795	1	T800DI LOWER CONTROL BOX ASSEMBLY	ASSEMBLAGE BOITIER BAS T800DI	A	SE0795

SECTION 5
JIB AND PLATFORM INSTALL /
INSTALLATION BRAS ET PLATE-FORME

SECTION 5 JIB AND PLATFORM INSTALL / INSTALLATION BRAS ET PLATE-FORME

FIGURE 5-1. S/N PRIOR/AVANT #A300082170 JIB AND PLATFORM INSTALL / INSTALLATION BRAS ET PLATE-FORME



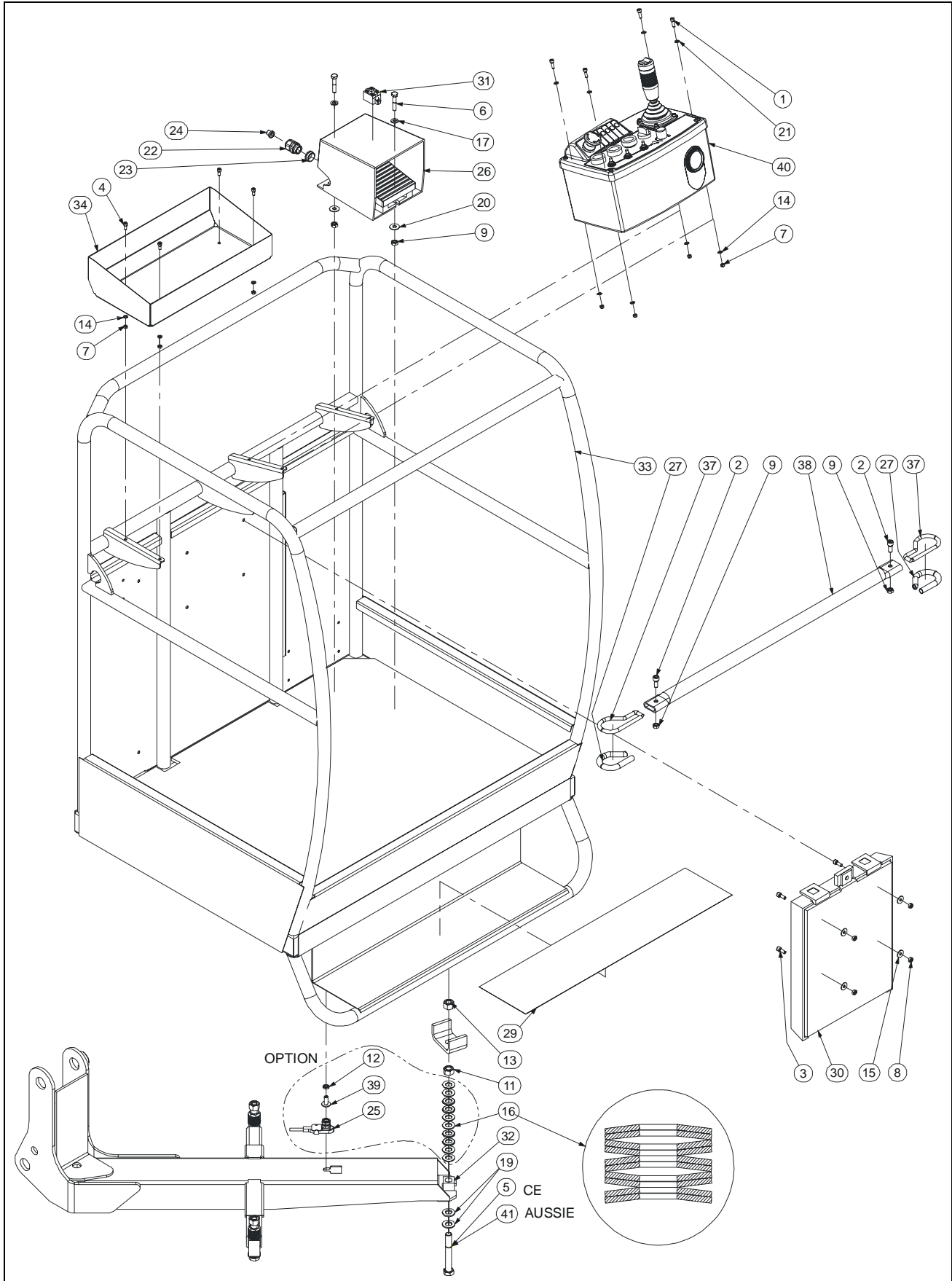
SECTION 5 JIB AND PLATFORM INSTALL / INSTALLATION BRAS ET PLATE-FORME

FIGURE 5-1. S/N PRIOR/AVANT #A300082170 JIB AND PLATFORM INSTALL / INSTALLATION BRAS ET PLATE-FORME

DET REP	PART NUMBER REF.	QTY	DESCRIPTION		REV	INFORMATION
			S/N PRIOR #A300082170 JIB AND PLAT-FORM INSTALL	INSTALLATION BRAS ET PLATE-FORME AVANT N° A300082170		SP0786
1	000007	2	M04x30 8.8 SOCKET HEAD CAPSCREW	VIS CHC M04x30 8.8 BI FP		
2	100040	5	M08x55 8.8 HEX HEAD CAPSCREW	VIS H M08x55 8.8 BI FP		
3	100051	5	M06x35 8.8 HEX HEAD MACHINE SCREW	VIS H M06x35 8.8 BI FT		
4	110003	3	M06 GR. 8.8 LOCK NUT	ECROU FREIN M6 8.8 BI		
5	110004	5	M08 GR. 8.8 LOCK NUT	ECROU FREIN M8 8.8 BI		
6	120009	5	dD 06x14 LOCK WASHER	RONDELLE CONTACT dD 06x14 BI		
7	120024	2	M04 LOCK WASHER	RONDELLE CONTACT M04 BI		
8	150002	2	BUSHING Ø25 H25 DX	BAGUE Ø25 H25 DX		
9	150019	10	BUSHING Ø30 H25 DU	BAGUE Ø30 H25 DU		
10	210019	1	GLAND N°13	PRESSE ETOUPE N°13		
11	260030	1	2NC SWITCH	CAPTEUR 2NF		
12	300001	1	90° ELBOW MALE BSPP 1/4-MALE JIC 9/16	COUDE 90° Male BSPP 1/4 -Male JIC 9/16		
13	300040	1	FITTING MALE BSPP3/8 MALE JIC9/16	RACCORD MALE BSPP3/8 MALE JIC9/16		
14	310030	1	FLOW CONTROL VALVE	REGULATEUR DE DEBIT		
15	310055	1	COUNTER BALANCE VALVE	VALVE D'EQUILIBRAGE		
16	400045	5	SIMPLE CLAMP Ø16 mm	COLLIER SIMPLE Ø16 mm		
17	960006	1	COUNTER BALANCE VALVE SEAL KIT	JEU DE JOINTS VALVE D'EQUILIBRAGE		
18	DL0683	1	CONTROL ARM	BIELLETTTE		
19	DL0684	1	JIB ARM	BRAS		
20	ST1522	1	JIB HOSE GUARD	GOULOTTE BRAS		
21	ST1523	1	PLATFORM HOSE GUARD	GOULOTTE PANIER		
22	US0485	3	ARM-CONTROL / ARM PIN	AXE BRAS / BIELLETTE		
23	US0486	1	CYLINDER / ARM-CONTROL PIN	AXE VERIN / BIELLETTE		
24	US0487	1	CYLINDER / ARM PIN	AXE VERIN / BRAS		
25		1	JIB CYLINDER	VERIN DE BRAS		APPENDIX A
26		1	PLATFORM INSTALL	INSTALLATION PLATE-FORME		SP0787
26		1	T800DI PLATFORM INSTALL	INSTALLATION PLATE-FORME T800DI		SP0796

SECTION 5 JIB AND PLATFORM INSTALL / INSTALLATION BRAS ET PLATE-FORME

FIGURE 5-1-1.T800A PLATFORM INSTALL / INSTALLATION PLATE-FORME T800A



SECTION 5 JIB AND PLATFORM INSTALL / INSTALLATION BRAS ET PLATE-FORME

FIGURE 5-1-1. T800A PLATFORM INSTALL / INSTALLATION PLATE-FORME T800A

DET REP	PART NUMBER REF.	QTY	DESCRIPTION		REV	INFORMATION
			PLATFORM INSTALL	INSTALLATION PLATE-FORME	B	SP0787
1	000003	4	M05x16 8.8 SOCKET HEAD MACH SCREW	VIS CHC M05x16 8.8 BI FT		
2	000006	2	M08x20 8.8 SOCKET HEAD MACH SCREW	VIS CHC M08x20 8.8 BI FT		
3	000015	4	M06x16 8.8 SOCKET HEAD MACH SCREW	VIS CHC M06x16 8.8 BI FT		
4	000067	4	M05x12 8.8 SOCKET HEAD MACH SCREW	VIS CHC M05x12 8.8 BI FT		
5	100024	3	M14x100 8.8 HEX HEAD CAPSCREW	VIS H 14x100 8.8 BI FP		CE
6	100050	2	M08x35 8.8 HEX HEAD CAPSCREW	VIS H M08x35 8.8 BI FP		
7	110002	8	M05 GR. 8.8 LOCK NUT	ECROU FREIN M5 8.8 BI		
8	110003	4	M06 GR. 8.8 LOCK NUT	ECROU FREIN M6 8.8 BI		
9	110004	4	M08 GR. 8.8 LOCK NUT	ECROU FREIN M8 8.8 BI		
10			NOT REQUIRED	NON REQUIS	B	
11	110009	3	M14 GR. 8.8 HEX NUT	ECROU H M14 8.8 BI		
12	110016	1	M08 GR. 8.8 HEX NUT	ECROU H M08 8.8 BI	A	OPTION
13	110019	3	M14 GR. 8.8 LOCK NUT	ECROU FREIN H M14 8.8 BI		
14	120002	8	M05 WASHER	RONDELLE M05 BI		
15	120004	4	dD 06x25 WASHER	RONDELLE dD 06x25x1.2 BI		
16	120007	30	Ø28x14.2x0.8 SPRING WASHER	RONDELLE RESSORT Ø28x14.2x0.8 BR	A	OPTION
17	120010	2	dD 08x18 LOCK WASHER	RONDELLE CONTACT dD 08x18 BI		
18			NOT REQUIRED	NON REQUIS	B	
19	120025	6	Ddh 28x14x2.5 WASHER	RONDELLE Ddh 28x14x2.5 BI	A	OPTION
20	120026	2	dD 08x40 WASHER	RONDELLE dD 08x40 BI		
21	120034	4	M05 PLASTIC WASHER	RONDELLE PLASTIQUE M05		
22	210062	1	GLAND N°13 Ø5 IP65	PRESSE ETOUPE N°13 Ø5 IP65		
23	250047	1	16/13 REDUCTION	REDUCTION 16/13		
24	250051	1	CHANNEL D11.5	PASSE FIL D11.5		
25	260015	1	OVERLOAD SENSOR	DETECTEUR DE SURCHARGE		OPTION
26	260103	1	FOOT SWITCH	PEDALE		PC0259
27	280023	2x0.18	PROTECTION SLEEVE (quantity in meter)	GAINE DE PROTECTION (qté en mètre)		
28			NOT REQUIRED	NON REQUIS	B	
29	400044	0.66	BLACK NON SLIP STRIP WIDTH 15cm	BANDE ANTIDERAPANTE NOIRE Larg. 15cm		
30	7348000653	1	MANUAL BOX	BOITE PORTE DOCUMENTS		
31	910038	1	FOOT SW. CONTACT (included in 260103)	CONTACT PEDALE (inclus dans 260103)		
32	DL0685	1	PLATFORM 700x900 SUPPORT	SUPPORT PLATE-FORME 700x900		
32	DL0686	1	PLATFORM 1010x900 SUPPORT	SUPPORT PLATE-FORME 1010x900		
33	DL0768	1	STEEL PLATFORM 700x900	PLATE-FORME ACIER 700x900	A	
33	DL0767	1	ALUMINIUM PLATFORM 1000x900	PLATE-FORME ALUMINIUM 1000x900	A	
33	FX192-001	1	PLATFORM FOR SOFT TOUCH FRAME	PLATE-FORME POUR CADRE SENSIBLE	A	
34	SD0648	1	SHELF	TABLETTE		
35			NOT REQUIRED	NON REQUIS	B	
36			NOT REQUIRED	NON REQUIS	B	
37	ST0736	2	SLIDING GATE LOOP	ANNEAU PORTILLON		

SECTION 5 JIB AND PLATFORM INSTALL / INSTALLATION BRAS ET PLATE-FORME

FIGURE 5-1-1. T800A PLATFORM INSTALL / INSTALLATION PLATE-FORME T800A (CONTINUED)

DET REP	PART NUMBER REF.	QTY	DESCRIPTION		REV	INFORMATION
38	ST0763	1	PLATFORM SLIDING GATE	PORTILLON		
39	US0236	1	SETTING SCREW	VIS DE REGLAGE	A	OPTION
40		1	UPPER CONTROL BOX ASSEMBLY	ASSEMBLAGE BOITIER HAUT	B	SECTION 2
41	100154	3	M14x90 8.8 HEX HEAD MACHINE SCREW	VIS H M14x90 8.8 BI FT	A	AUSSIE

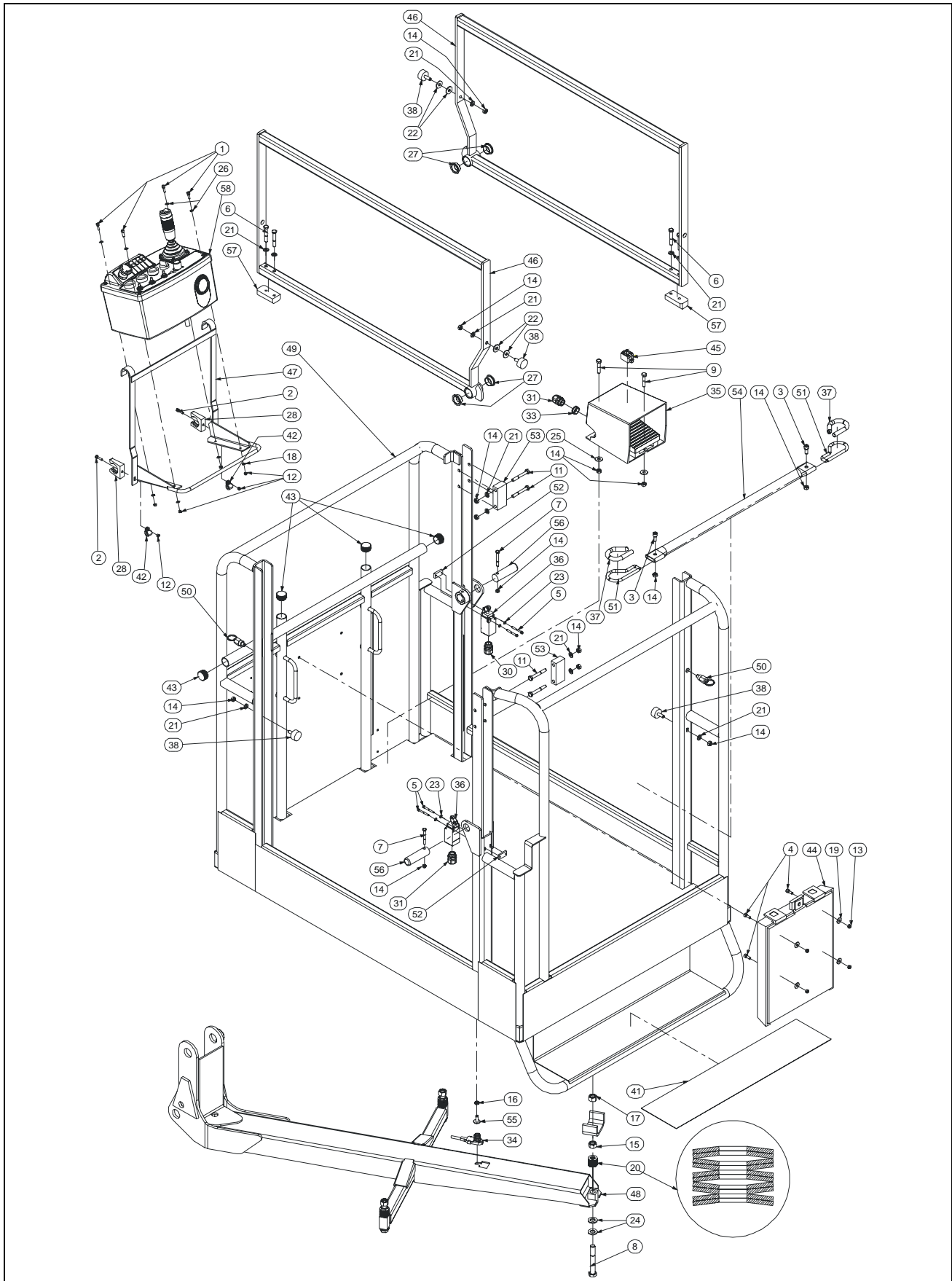
SECTION 5 JIB AND PLATFORM INSTALL / INSTALLATION BRAS ET PLATE-FORME

FIGURE 5-1-1. T800A PLATFORM INSTALL / INSTALLATION PLATE-FORME T800A (CONTINUED)

DET REP	PART_NUMBER REF.	QTY	DESCRIPTION		REV	INFORMATION

SECTION 5 JIB AND PLATFORM INSTALL / INSTALLATION BRAS ET PLATE-FORME

FIGURE 5-1-2.T800DI PLATFORM INSTALL / INSTALLATION PLATE-FORME T800DI



SECTION 5 JIB AND PLATFORM INSTALL / INSTALLATION BRAS ET PLATE-FORME

FIGURE 5-1-2. T800DI PLATFORM INSTALL / INSTALLATION PLATE-FORME T800DI

DET REP	PART NUMBER REF.	QTY	DESCRIPTION		REV	INFORMATION
			T800DI PLATFORM INSTALL	INSTALLATION PLATE-FORME T800DI	A	SP0796
1	000003	4	M05x16 8.8 SOCKET HEAD MACH SCREW	VIS CHC M05x16 8.8 BI FT		
2	000010	2	M05x20 8.8 SOCKET HEAD MACH SCREW	VIS CHC M05x20 8.8 BI FT	A	
3	000006	2	M08x20 8.8 SOCKET HEAD MACH SCREW	VIS CHC M08x20 8.8 BI FT		
4	000015	4	M06x16 8.8 SOCKET HEAD MACH SCREW	VIS CHC M06x16 8.8 BI FT	A	
5	000032	4	M04x40 8.8 SOCKET HEAD CAPSCREW	VIS CHC M04x40 8.8 ZI FP		
6	100007	4	M08x50 8.8 HEX HEAD CAPSCREW	VIS H M08x50 8.8 BI FP		
7	100040	2	M08x55 8.8 HEX HEAD CAPSCREW	VIS H M08x55 8.8 BI FP		
8	100024	3	M14x100 8.8 HEX HEAD CAPSCREW	VIS H 14x100 8.8 BI FP		
9	100050	2	M08x35 8.8 HEX HEAD CAPSCREW	VIS H M08x35 8.8 BI FP		
10			NOT REQUIRED	NON REQUIS	A	
11	100140	4	M08x60 8.8 HEX HEAD CAPSCREW	VIS H M08x60 8.8 BI FP		
12	110002	6	M05 GR. 8.8 LOCK NUT	ECROU FREIN M5 8.8 BI	A	
13	110003	4	M06 GR. 8.8 LOCK NUT	ECROU FREIN M6 8.8 BI	A	
14	110004	14	M08 GR. 8.8 LOCK NUT	ECROU FREIN M8 8.8 BI		
15	110009	3	M14 GR. 8.8 HEX NUT	ECROU H M14 8.8 BI		
16	110016	1	M08 GR. 8.8 HEX NUT	ECROU H M08 8.8 BI		
17	110019	3	M14 GR. 8.8 LOCK NUT	ECROU FREIN H M14 8.8 BI		
18	120002	4	M05 WASHER	RONDELLE M05 BI		
19	120004	4	dD 06x25 WASHER	RONDELLE dD 06x25x1.2 BI		
20	120007	30	Ø28x14.2x0.8 SPRING WASHER	RONDELLE RESSORT Ø28x14.2x0.8 BR		
21	120010	12	dD 08x18 LOCK WASHER	RONDELLE CONTACT dD 08x18 BI		
22	120042	4	dDh 8.4x30x1.5 WASHER	RONDELLE dDh 8.4x30x1.5	A	
23	120024	4	M04 LOCK WASHER	RONDELLE CONTACT M04 BI		
24	120025	6	Ddh 28x14x2.5 WASHER	RONDELLE Ddh 28x14x2.5 BI		
25	120026	2	dD 08x40 WASHER	RONDELLE dD 08x40 BI		
26	120034	4	M05 PLASTIC WASHER	RONDELLE PLASTIQUE M05		
27	150011	4	FLANGE BUSHING Ø25 H11.5 DU	BAGUE EPAULEE Ø25 H11.5 DU		
28	190028	2	Ø28 CLIP	CLIP Ø28		
29			NOT REQUIRED	NON REQUIS		
30	210059	1	GLAND N°13 2xØ5 IP65	PRESSE ETOUPE N°13 2xØ5 IP65		
31	210062	2	GLAND N°13 Ø5 IP65	PRESSE ETOUPE N°13 Ø5 IP65		
32			NOT REQUIRED	NON REQUIS	A	
33	250047	1	16/13 REDUCTION	REDUCTION 16/13		
34	260015	1	OVERLOAD SENSOR	DETECTEUR DE SURCHARGE		
35	260103	1	FOOT SWITCH	PEDALE		
36	260182	2	SWITCH	CAPTEUR		
37	280023	2x0.18	PROTECTION SLEEVE (quantity in meter)	GAINÉ DE PROTECTION (qté en mètre)		
38	400015	4	ELASTIC STOP	BUTÉE ELASTIQUE		
39			NOT REQUIRED	NON REQUIS	A	
40			NOT REQUIRED	NON REQUIS	A	

SECTION 5 JIB AND PLATFORM INSTALL / INSTALLATION BRAS ET PLATE-FORME

FIGURE 5-1-2. T800DI PLATFORM INSTALL / INSTALLATION PLATE-FORME T800DI (CONTINUED)

DET REP	PART NUMBER REF.	QTY	DESCRIPTION		REV	INFORMATION
41	400044	0.66	BLACK NON SLIP STRIP WIDTH 15cm	BANDE ANTIDERAPANTE NOIRE Larg. 15cm		
42	400034	2	COLLAR	COLLIER	A	
43	400048	4	CAP	BOUCHON		
44	7348000653	1	MANUAL BOX	BOITE PORTE DOCUMENTS		
45	910038	1	FOOT SW. CONTACT (included in 260103)	CONTACT PEDALE (inclus dans 260103)		
46	DL0641	2	DI PLATFORM GATE	PORTE DU PANIER DI		
47	DL0668	1	MOBILE CONTROL BOX HOLDER	SUPPORT BOITIER MOBILE		
48	DL0694	1	PLATFORM SUPPORT	SUPPORT PANIER		
49	DL0695	1	DI PLATFORM WELDMENT	STRUCTURE DU PANIER DI		
50	SE0308	2	LOCKING PIN	INDEX		
51	ST0736	2	SLIDING GATE LOOP	ANNEAU PORTILLON		
52	ST1971	2	STEERING SWITCH PLATE	CONTRE PLAQUE CAPTEUR DIRECTION		
53	ST2537	2	SPACER	ENTRETOISE		
54	ST2711	1	PLATFORM SLIDING GATE	PORTILLON		
55	US0236	1	SETTING SCREW	VIS DE REGLAGE		
56	US0516	2	TIE ROD PIN	AXE DE TIRANT	A	
57	US0470	2	SLIDE BLOCK	PATIN		
58		1	UPPER CONTROL BOX ASSEMBLY	ASSEMBLAGE BOITIER HAUT		SECTION 2

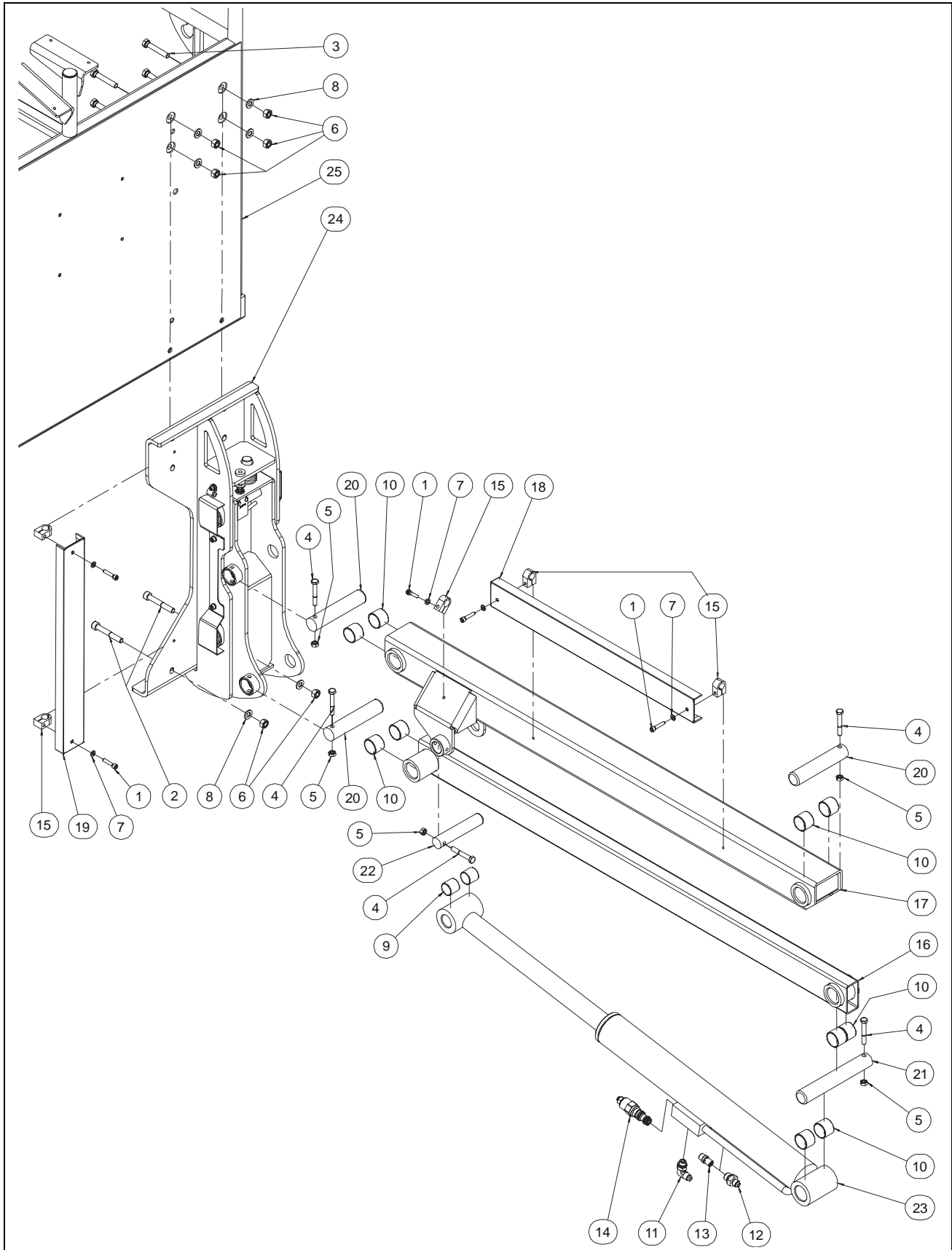
SECTION 5 JIB AND PLATFORM INSTALL / INSTALLATION BRAS ET PLATE-FORME

FIGURE 5-1-2. T800DI PLATFORM INSTALL / INSTALLATION PLATE-FORME T800DI (CONTINUED)

DET REP	PART_NUMBER REF.	QTY	DESCRIPTION		REV	INFORMATION

SECTION 5 JIB AND PLATFORM INSTALL / INSTALLATION BRAS ET PLATE-FORME

FIGURE 5-2. S/N SINCE/DEPUIS #A300082170 JIB AND PLATFORM INSTALL / INSTALLATION BRAS ET PLATE-FORME



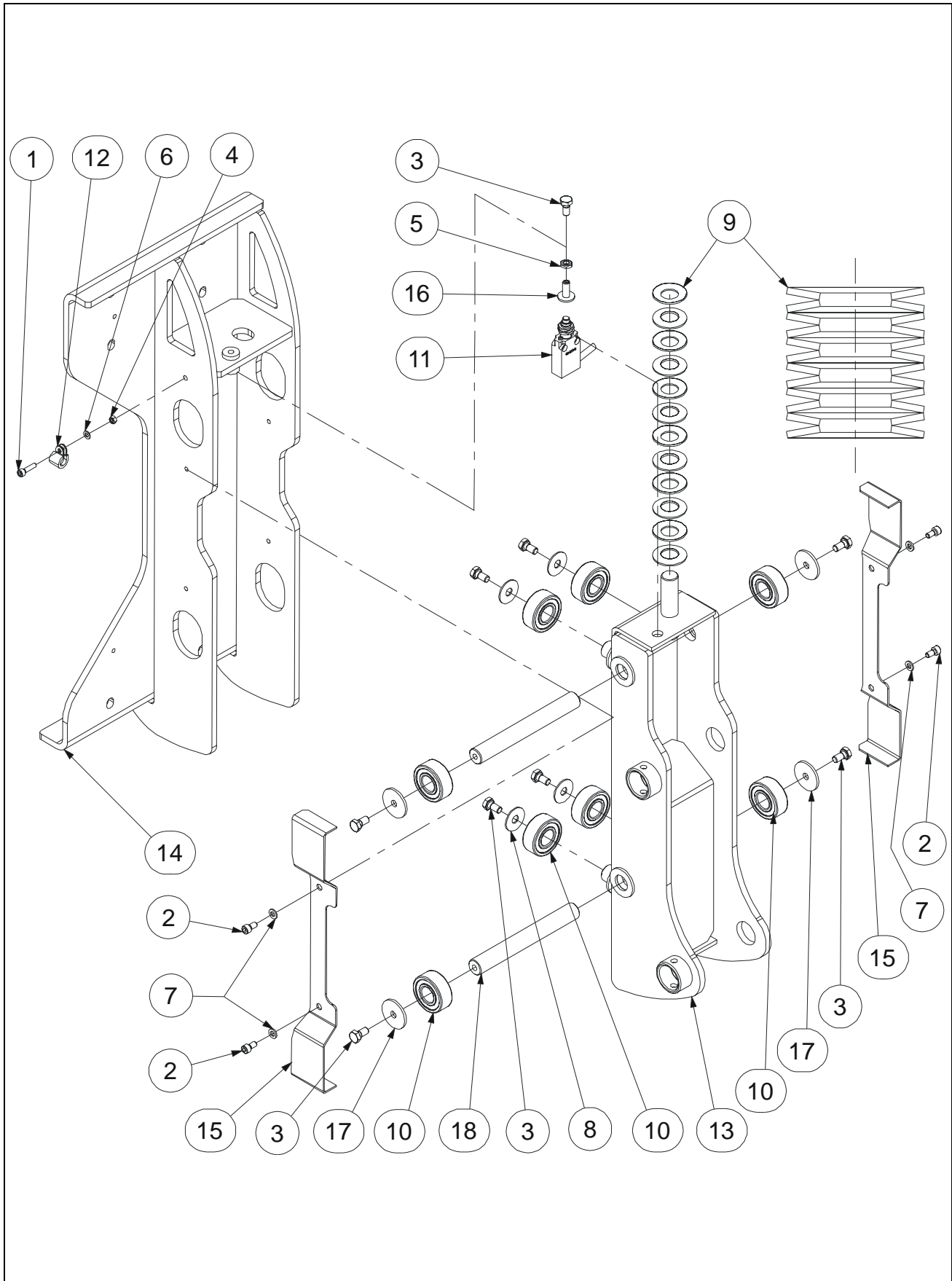
SECTION 5 JIB AND PLATFORM INSTALL / INSTALLATION BRAS ET PLATE-FORME

FIGURE 5-2. S/N SINCE/DEPUIS #A300082170 JIB AND PLATFORM INSTALL / INSTALLATION BRAS ET PLATE-FORME

DET REP	PART NUMBER REF.	QTY	DESCRIPTION		REV	INFORMATION
			S/N SINCE #A300082170 JIB AND PLAT-FORM INSTALL	INSTALLATION BRAS ET PLATE-FORME DEPUIS N° A300082170	A	SP0786
1	000016	5	M06x30 8.8 SOCKET HEAD MACH SCREW	VIS CHC M06x30 8.8 BI FT	A	
2	000094	2	M10x70 8.8 SOCKET HEAD CAPSCREW	VIS CHC M10x70 8.8 BI FP		
3	100039	4	M10x60 8.8 HEX HEAD MACHINE SCREW	VIS H M10x60 8.8 BI FT		
4	100040	5	M08x55 8.8 HEX HEAD CAPSCREW	VIS H M08x55 8.8 BI FP		
5	110004	5	M08 GR08 LOCK NUT	ECROU FREIN M8 CL08 BI		
6	110005	6	M10 GR08 LOCK NUT	ECROU FREIN M10 CL08 BI		
7	120009	5	dD 06x14 LOCK WASHER	RONDELLE CONTACT dD 06x14 BI		
8	120011	6	dD 10x22 LOCK WASHER	RONDELLE CONTACT dD 10x22 BI		
9	150002	2	BUSHING Ø25 H25 DX	BAGUE Ø25 H25 DX		
10	150019	10	BUSHING Ø30 H25 DU	BAGUE Ø30 H25 DU		
11	300001	1	90° ELBOW MALE BSPP 1/4-MALE JIC 9/16	COUDE 90° Male BSPP 1/4 -Male JIC 9/16		
12	300040	1	FITTING MALE BSPP3/8 MALE JIC9/16	RACCORD MALE BSPP3/8 MALE JIC9/16		
13	310030	1	FLOW CONTROL VALVE	REGULATEUR DE DEBIT		
14	310055	1	COUNTER BALANCE VALVE	VALVE D'EQUILIBRAGE		
15	400045	5	CLAMP, SINGLE D16	COLLIER D16		
16	DL0839	1	ROD	BIELETTE	A	
17	DL0849	1	UPPER JIB	BRAS	A	
18	ST1522	1	JIB HOSE GUARD	GOULOTTE BRAS		
19	ST1523	1	PLATFORM HOSE GUARD	GOULOTTE PANIER		
20	US0485	3	ARM-CONTROL / ARM PIN	AXE BRAS / BIELLETTE		
21	US0486	1	CYLINDER / ARM-CONTROL PIN	AXE VERIN / BIELLETTE		
22	US0487	1	CYLINDER / ARM PIN	AXE VERIN / BRAS		
23		1	JIB CYLINDER	VERIN DE BRAS		APPENDIX A
24		1	OVERLOAD DEVICE	DETECTION SURCHARGE	A	SP0945
25		1	INSTALL, PLATFORM	INSTALLATION PLATE-FORME	A	SP0946
25		1	INSTALL, DI PLATFORM	INSTALLATION PLATE-FORME DI	A	SP0947

SECTION 5 JIB AND PLATFORM INSTALL / INSTALLATION BRAS ET PLATE-FORME

FIGURE 5-2-1.OVERLOAD DEVICE / DETECTION SURCHARGE



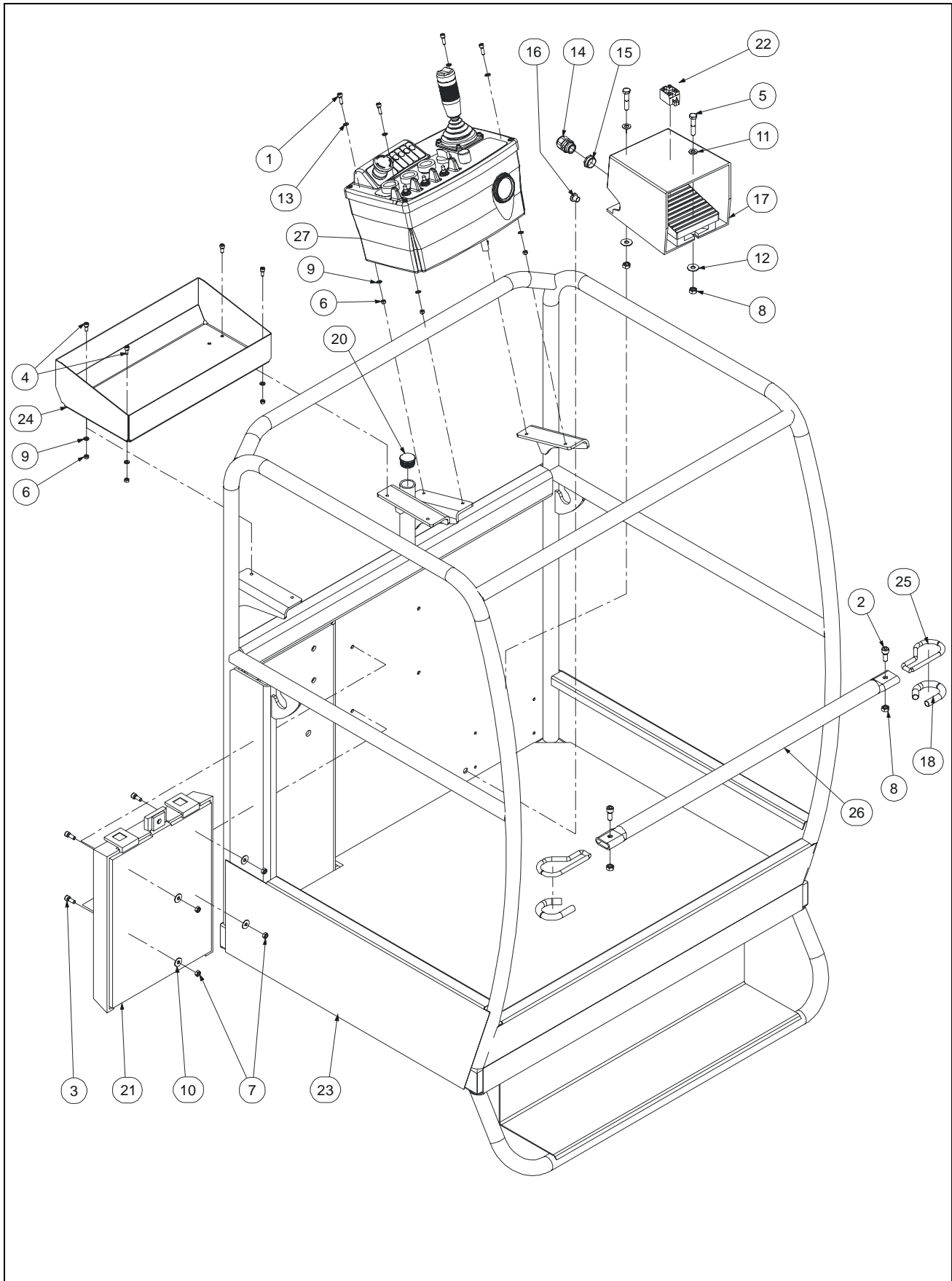
SECTION 5 JIB AND PLATFORM INSTALL / INSTALLATION BRAS ET PLATE-FORME

FIGURE 5-2-1. OVERLOAD DEVICE / DETECTION SURCHARGE

DET REP	PART_NUMBER REF.	QTY	DESCRIPTION		REV	INFORMATION
			OVERLOAD DEVICE	DETECTION SURCHARGE		SP0945
1	000010	1	M05x20 8.8 SOCKET HEAD MACH SCREW	VIS CHC M05x20 8.8 BI FT		
2	000014	4	M06x12 8.8 SOCKET HEAD MACH SCREW	VIS CHC M06x12 8.8 BI FT		
3	100054	9	M08x16 8.8 HEX HEAD MACHINE SCREW	VIS H M08x16 8.8 BI FT		
4	110002	1	M05 GR08 LOCK NUT	ECROU FREIN M5 CL08 BI		
5	110022	1	M08 GR04 FLAT HEX NUT	ECROU Hm M08 CL04 ZI		
6	120002	1	M05 WASHER	RONDELLE M05 BI		
7	120009	4	dD 06x14 LOCK WASHER	RONDELLE CONTACT dD 06x14 BI		
8	120012	4	dD 10x30x1.5 WASHER	RONDELLE dD 10x30x1.5 BI		
9	120018	12	BEVEL WASHER Ø40x20.4x2	RONDELLE RESSORT 40x20.4x2 BR		
10	150052	8	4204 BEARING	ROULEMENT 4204		
11	260321	1	LIMIT SWITCH,SNAP ACTION	DETECTEUR DE POSITION A POUSSOIR		
12	400034	1	COLLAR	COLLIER		
13	DL0847	1	SUPPORT,OVERLOAD DEVICE	SUPPORT SURCHARGE		
14	DL0848	1	PLATFORM SUPPORT	SUPPORT PLATE-FORME		
15	ST3299	2	BEARINGS COVER	CAPOT ROULEMENTS		
16	US0236	1	SETTING SCREW	VIS DE REGLAGE		
17	US0531	4	WASHER,ID8xOD37xTH3	RONDELLE Di 8xDe 37xEP 3		
18	US0543	2	BEARINGS SUPPORT PIN	AXE SUPPORT ROULEMENTS		

SECTION 5 JIB AND PLATFORM INSTALL / INSTALLATION BRAS ET PLATE-FORME

FIGURE 5-2.PLATFORM INSTALL / INSTALLATION PLATE-FORME



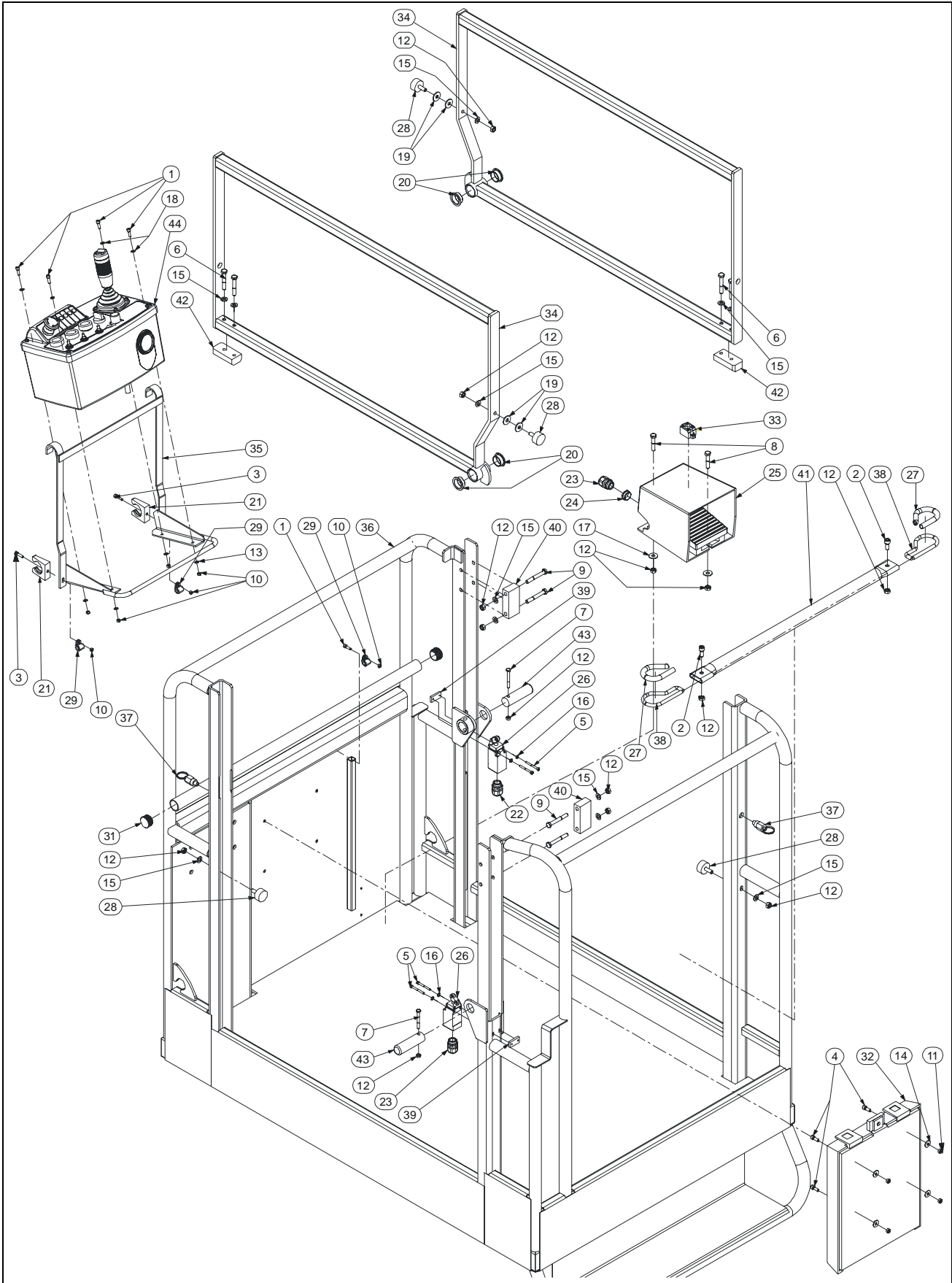
SECTION 5 JIB AND PLATFORM INSTALL / INSTALLATION BRAS ET PLATE-FORME

FIGURE 5-2-2. PLATFORM INSTALL / INSTALLATION PLATE-FORME

DET REP	PART NUMBER REF.	QTY	DESCRIPTION		REV	INFORMATION
			INSTALL,PLATFORM	INSTALLATION PLATE-FORME		SP0946
1	000003	4	M05x16 8.8 SOCKET HEAD MACH SCREW	VIS CHC M05x16 8.8 BI FT		
2	000006	2	M08x20 8.8 SOCKET HEAD MACH SCREW	VIS CHC M08x20 8.8 BI FT		
3	000015	4	M06x16 8.8 SOCKET HEAD MACH SCREW	VIS CHC M06x16 8.8 BI FT		
4	000067	4	M05x12 8.8 SOCKET HEAD MACH SCREW	VIS CHC M05x12 8.8 BI FT		
5	100050	2	M08x35 8.8 HEX HEAD MACHINE SCREW	VIS H M08x35 8.8 BI FT		
6	110002	8	M05 GR08 LOCK NUT	ECROU FREIN M5 CL08 BI		
7	110003	4	M06 GR08 LOCK NUT	ECROU FREIN M6 CL08 BI		
8	110004	4	M08 GR08 LOCK NUT	ECROU FREIN M8 CL08 BI		
9	120002	8	M05 WASHER	RONDELLE M05 BI		
10	120004	4	dD 06x25 WASHER	RONDELLE dD 06x25x1.2 BI		
11	120010	2	dD 08x18 LOCK WASHER	RONDELLE CONTACT dD 08x18 BI		
12	120026	2	dD 08x40 WASHER	RONDELLE dD 08x40 BI		
13	120034	4	M5 PLASTIC WASHER	RONDELLE PLASTIQUE M5		
14	210019	1	GLAND N°13	PRESSE ETOUPE N°13		
15	250047	1	16/13 REDUCTION	REDUCTION 16/13		
16	250051	1	CHANNEL D11.5	PASSE FIL D11.5		
17	260103	1	FOOT SWITCH	PEDALE		
18	280023	2x0.18	PROTECTION SLEEVE (quantity in meter)	GAINE DE PROTECTION (qté en mètre)		
19			NOT REQUIRED	NON REQUIS		
20	400048	1	CAP	BOUCHON		
21	7348000653	1	MANUAL BOX	BOITE PORTE DOCUMENTS		
22	910038	1	FOOT SW. CONTACT (included in 260103)	CONTACT PEDALE (inclus dans 260103)		
23	DL0846	1	ALUMINIUM PLATFORM 1000x900	PLATE-FORME ALUMINIUM 1000x900		
23	DL0850	1	STEEL PLATFORM 700x900	PLATE-FORME ACIER 700x900		
24	SD0648	1	SHELF	TABLETTE		
25	ST0736	2	SLIDING GATE LOOP	ANNEAU PORTILLON		
26	ST0763	1	PLATFORM SLIDING GATE	PORTILLON		
27		1	UPPER CONTROL BOX ASSEMBLY	ASSEMBLAGE BOITIER HAUT		SECTION 2

SECTION 5 JIB AND PLATFORM INSTALL / INSTALLATION BRAS ET PLATE-FORME

FIGURE 5-2-3.DI PLATFORM INSTALL / INSTALLATION PLATE-FORME DI



SECTION 5 JIB AND PLATFORM INSTALL / INSTALLATION BRAS ET PLATE-FORME

FIGURE 5-2-3. DI PLATFORM INSTALL / INSTALLATION PLATE-FORME DI

DET REP	PART NUMBER REF.	QTY	DESCRIPTION		REV	INFORMATION
			INSTALL,DI PLATFORM	INSTALLATION PLATE-FORME DI		SP0947
1	000003	5	M05x16 8.8 SOCKET HEAD MACH SCREW	VIS CHC M05x16 8.8 BI FT		
2	000006	2	M08x20 8.8 SOCKET HEAD MACH SCREW	VIS CHC M08x20 8.8 BI FT		
3	000010	2	M05x20 8.8 SOCKET HEAD MACH SCREW	VIS CHC M05x20 8.8 BI FT		
4	000015	4	M06x16 8.8 SOCKET HEAD MACH SCREW	VIS CHC M06x16 8.8 BI FT		
5	000032	4	M04x40 8.8 SOCKET HEAD CAPSCREW	VIS CHC M04x40 8.8 ZI FP		
6	100007	4	M08x50 8.8 HEX HEAD CAPSCREW	VIS H M08x50 8.8 BI FP		
7	100040	2	M08x55 8.8 HEX HEAD CAPSCREW	VIS H M08x55 8.8 BI FP		
8	100050	2	M08x35 8.8 HEX HEAD MACHINE SCREW	VIS H M08x35 8.8 BI FT		
9	100140	4	M08x60 8.8 HEX HEAD CAPSCREW	VIS H M08x60 8.8 BI FP		
10	110002	7	M05 GR08 LOCK NUT	ECROU FREIN M5 CL08 BI		
11	110003	4	M06 GR08 LOCK NUT	ECROU FREIN M6 CL08 BI		
12	110004	14	M08 GR08 LOCK NUT	ECROU FREIN M8 CL08 BI		
13	120002	4	M05 WASHER	RONDELLE M05 BI		
14	120004	4	dD 06x25 WASHER	RONDELLE dD 06x25x1.2 BI		
15	120010	12	dD 08x18 LOCK WASHER	RONDELLE CONTACT dD 08x18 BI		
16	120024	4	M4 LOCK WASHER	RONDELLE CONTACT M4 BI		
17	120026	2	dD 08x40 WASHER	RONDELLE dD 08x40 BI		
18	120034	4	M5 PLASTIC WASHER	RONDELLE PLASTIQUE M5		
19	120042	4	dDh 8.4x30x1.5 WASHER	RONDELLE dDh 8.4x30x1.5		
20	150011	4	FLANGE BUSHING Ø25 H11.5 DU	BAGUE EPAULEE Ø25 H11.5 DU		
21	190028	2	Ø28 CLIP	CLIP Ø28		
22	210059	1	GLAND N°13 2xØ5 IP65	PRESSE ETOUPE N°13 2xØ5 IP65		
23	210062	2	GLAND N°13 Ø5 IP65	PRESSE ETOUPE N°13 Ø5 IP65		
24	250047	1	16/13 REDUCTION	REDUCTION 16/13		
25	260103	1	FOOT SWITCH	PEDALE		
26	260182	2	SWITCH	CAPTEUR		
27	280023	2x0.18	PROTECTION SLEEVE (quantity in meter)	GAINE DE PROTECTION (qté en mètre)		
28	400015	4	BUMPER	BUTEE ELASTIQUE		
29	400034	3	COLLAR	COLLIER		
30			NOT REQUIRED	NON REQUIS		
31	400048	2	CAP	BOUCHON		
32	7348000653	1	MANUAL BOX	BOITE PORTE DOCUMENTS		
33	910038	1	FOOT SW. CONTACT (included in 260103)	CONTACT PEDALE (inclus dans 260103)		
34	DL0641	2	DI PLATFORM GATE	PORTE DU PANIER DI		
35	DL0668	1	MOBILE CONTROL BOX HOLDER	SUPPORT BOITIER MOBILE		
36	DL0851	1	DI PLATFORM WELDMENT	STRUCTURE DU PANIER DI		
37	SE0308	2	LOCKING PIN	INDEX		
38	ST0736	2	SLIDING GATE LOOP	ANNEAU PORTILLON		
39	ST1971	2	STEERING SWITCH PLATE	CONTRE PLAQUE CAPTEUR DIRECTION		
40	ST2537	2	SPACER	ENTRETOISE		

SECTION 5 JIB AND PLATFORM INSTALL / INSTALLATION BRAS ET PLATE-FORME

FIGURE 5-2-3. DI PLATFORM INSTALL / INSTALLATION PLATE-FORME DI (CONTINUED)

DET REP	PART NUMBER REF.	QTY	DESCRIPTION		REV	INFORMATION
41	ST2711	1	PLATFORM SLIDING GATE	PORTILLON		
42	US0470	2	SLIDE BLOCK	PATIN		
43	US0516	2	TIE ROD PIN	AXE DE TIRANT		
44		1	UPPER CONTROL BOX ASSEMBLY	BOITIER HAUT ASSEMBLE		SECTION 2

SECTION 6

APPENDIX A

FIGURE 6-1. STEERING CYLINDER / VERIN DE DIRECTION

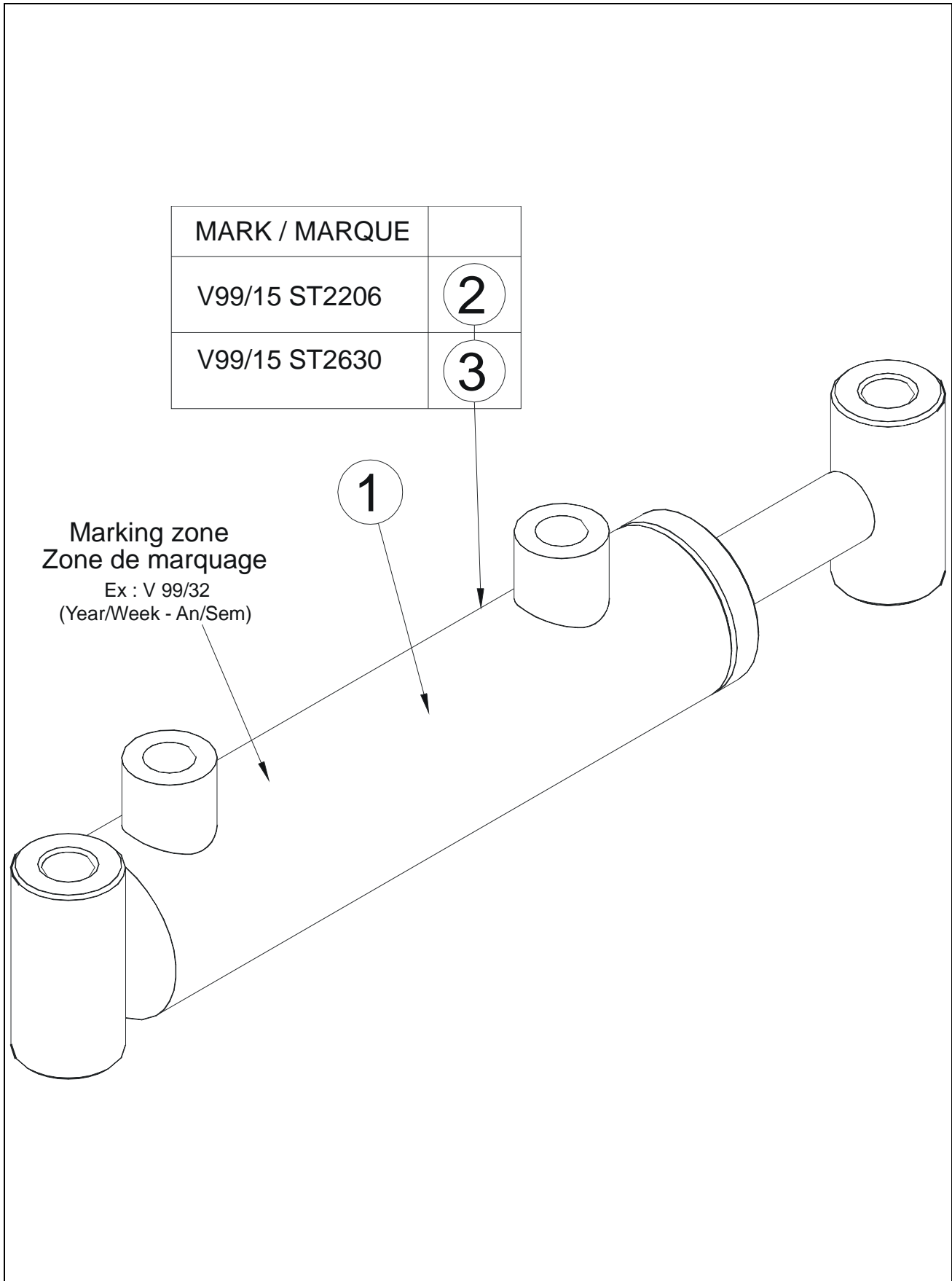


FIGURE 6-1. STEERING CYLINDER / VERIN DE DIRECTION

DET REP	PART_NUMBER REF.	QTY	DESCRIPTION		REV	INFORMATION
			STEERING CYLINDER	VERIN DE DIRECTION		RM0066
1	960075	1	SEAL KIT	KIT DE JOINTS		
2	ST2206	1	STEERING CYLINDER	VERIN DE DIRECTION		
3	ST2630	1	STEERING CYLINDER (350HBS)	VERIN DE DIRECTION (350HBS)		

FIGURE 6-2. JIB CYLINDER / VERIN DE BRAS

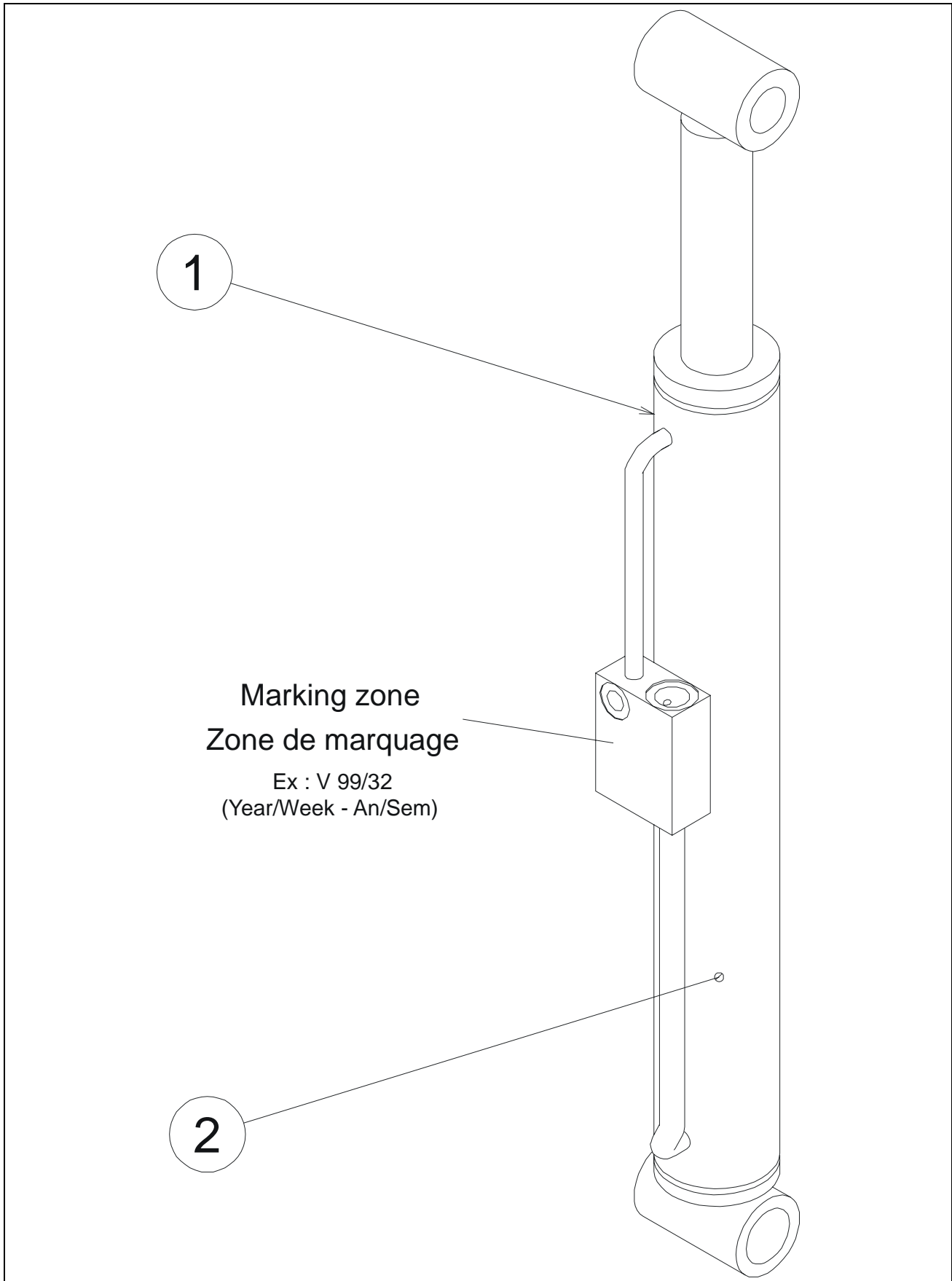


FIGURE 6-2. JIB CYLINDER / VERIN DE BRAS

DET REP	PART_NUMBER REF.	QTY	DESCRIPTION		REV	INFORMATION
			JIB CYLINDER	VERIN DE BRAS	B	RM0051
1	ST2681	1	JIB CYLINDER PRIOR #A300082170	VERIN DE BRAS AVANT N° A300082170	A	
1	ST3247	1	JIB CYLINDER SINCE #A300082170	VERIN DE BRAS DEPUIS N° A300082170	B	
2	960080	1	SEAL KIT	KIT DE JOINTS		

FIGURE 6-3. MAST CYLINDER ASSEMBLY / ASSEMBLAGE VERIN DE MAT

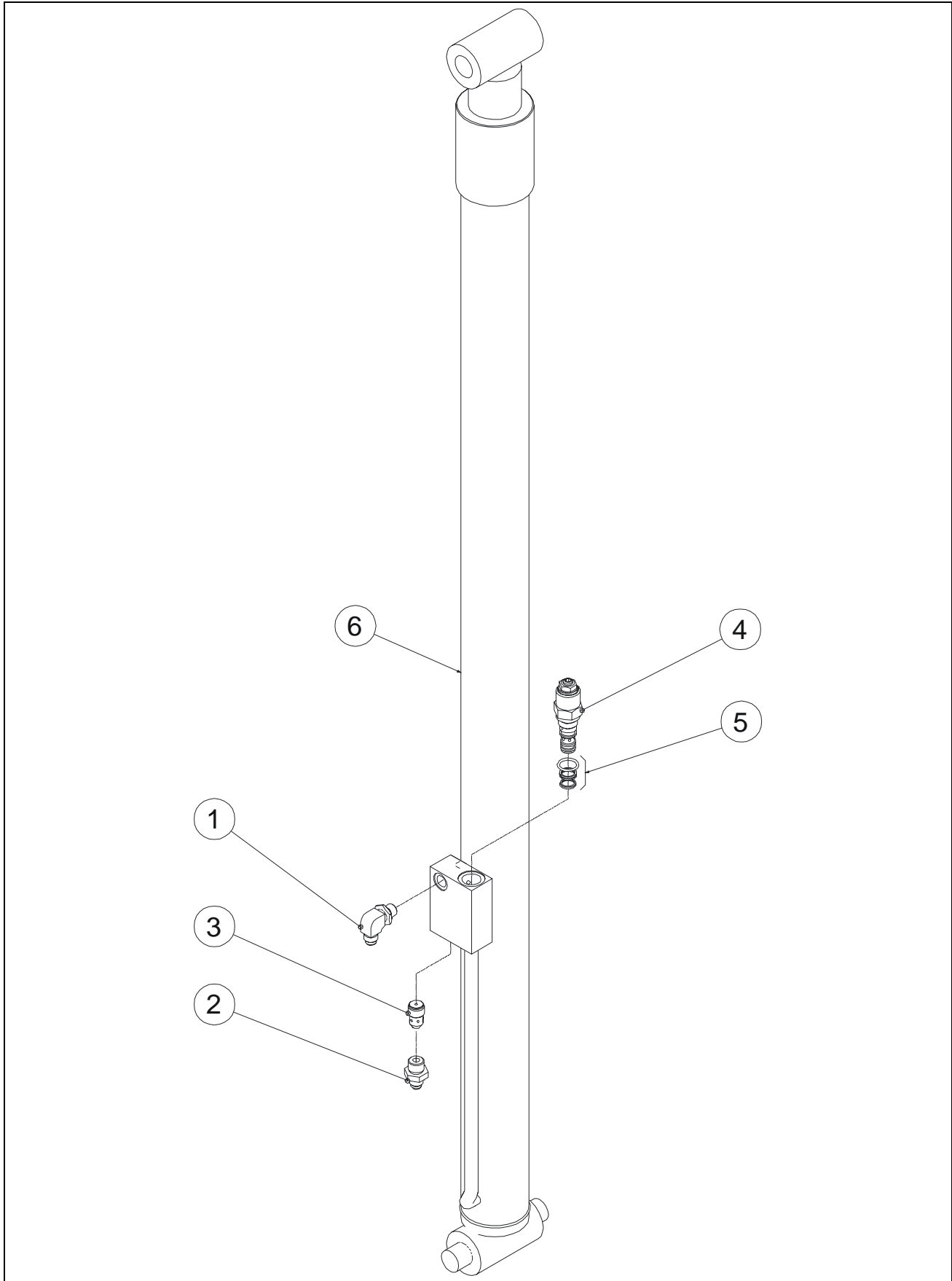


FIGURE 6-3. MAST CYLINDER ASSEMBLY / ASSEMBLAGE VERIN DE MAT

DET REP	PART_NUMBER REF.	QTY	DESCRIPTION		REV	INFORMATION
			MAST CYLINDER WITH COUNTER BAL- ANCE VALVE	VERIN MAT AVEC VALVE D'EQUILIBRAGE	A	SP0350
1	300001	1	90° ELBOW MALE BSPP 1/4-MALE JIC 9/ 16	COUDE 90° Male BSPP 1/4 -Male JIC 9/16		
2	300040	1	FITTING MALE BSPP3/8 MALE JIC9/16	RACCORD MALE BSPP3/8 MALE JIC9/16		
3	310058	1	PRESSURE FLOW REGULATOR VALVE	REGULATEUR DE DEBIT		
4	310055	1	COUNTER BALANCE VALVE	VALVE D'EQUILIBRAGE		
5	960006	1	COUNTER BALANCE VALVE SEAL KIT	JEU DE JOINT VALVE D'EQUILIBRAGE		
6		1	MAST CYLINDER with counter balance valve	VERIN DE MAT avec valve d'équilibrage	A	RM0055

FIGURE 6-3-1.MAST CYLINDER / VERIN DE MAT

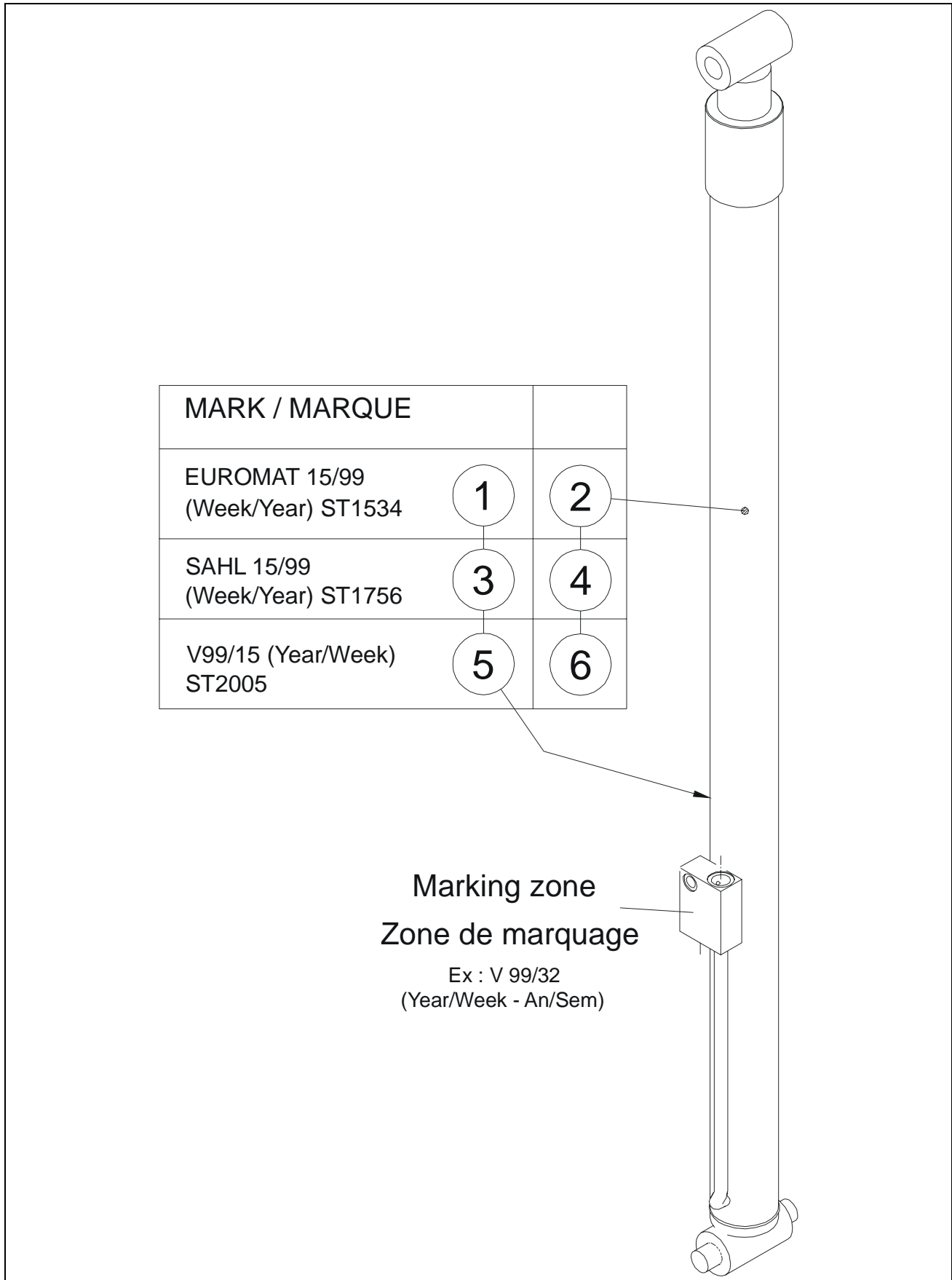


FIGURE 6-3-1. MAST CYLINDER / VERIN DE MAT

DET REP	PART_NUMBER REF.	QTY	DESCRIPTION		REV	INFORMATION
			MAST CYL WH COUNTER BALANCE VALVE	VERIN MAT AVEC VALVE D' EQUILIBRAGE		RM0055
1	ST1534	1	MAST CYL. W/ COUNTER BALANCE VALVE	VERIN MAT AVEC VALVE D'EQUILIBRAGE		
2	960071	1	SEAL KIT	KIT DE JOINTS		
3	ST1756	1	MAST CYLINDER	VERIN DE MAT		
4	960054	1	SEAL KIT	KIT DE JOINTS		
5	ST2005	1	MAST CYL. W/ COUNTER BALANCE VALVE	VERIN MAT AVEC VALVE D'EQUILIBRAGE		
6	960083	1	SEAL KIT	KIT DE JOINTS		

SECTION 6 APPENDIX A

FIGURE 6-3-1. MAST CYLINDER / VERIN DE MAT (CONTINUED)

DET REP	PART NUMBER REF.	QTY	DESCRIPTION		REV	INFORMATION

SECTION 7 APPENDIX B

FIGURE 7-1. BATTERY AND CHARGER INSTALL / INSTALLATION BATTERIE ET CHARGEUR

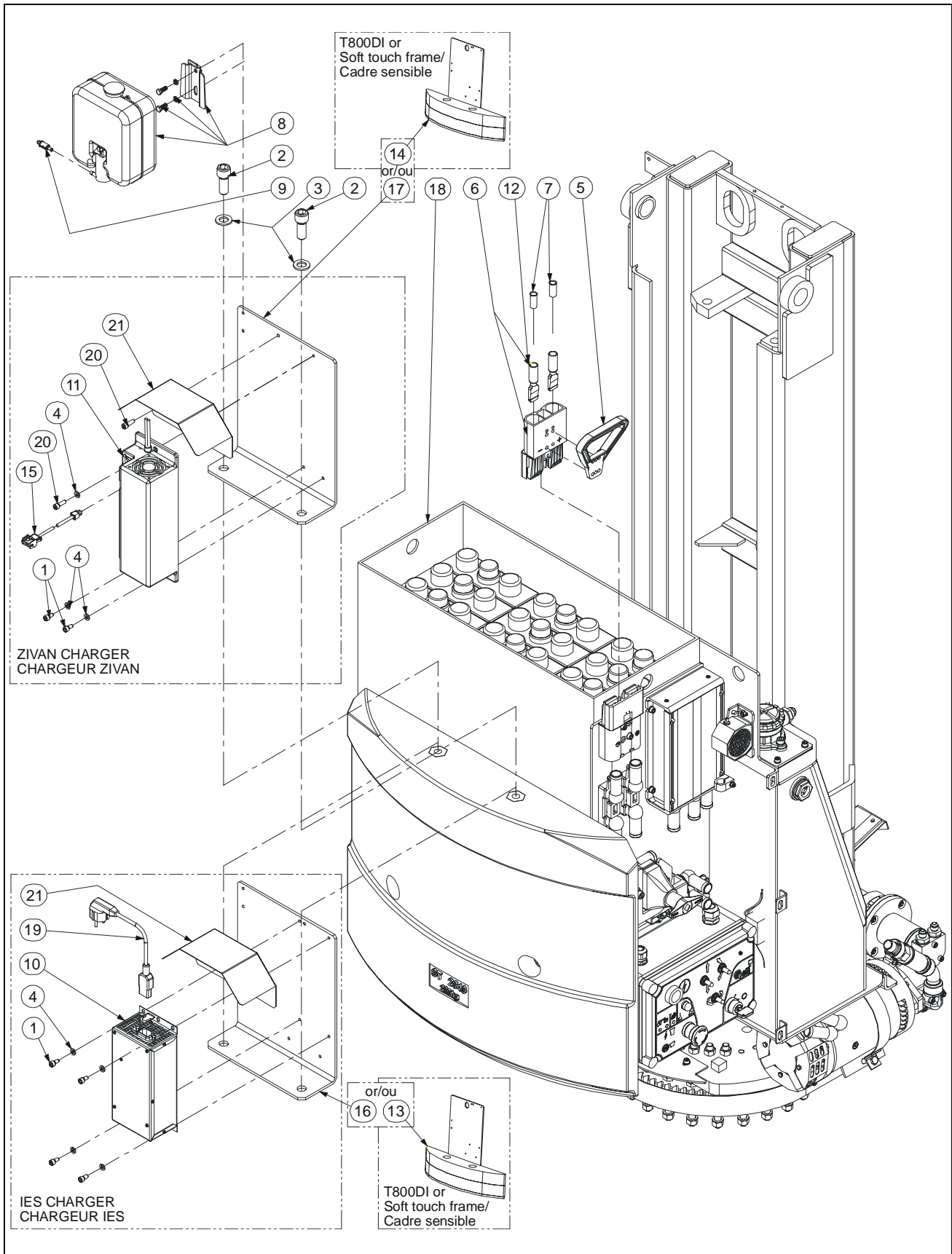


FIGURE 7-1. BATTERY AND CHARGER INSTALL / INSTALLATION BATTERIE ET CHARGEUR

DET REP	PART NUMBER REF.	QTY	DESCRIPTION		REV	INFORMATION
			BATTERY AND CHARGER INSTALL	INSTALLATION BATTERIE ET CHARGEUR	A	SP0791
1	000014	4	M06x12 8.8 SOCKET HEAD MACH SCREW	VIS CHC M06x12 8.8 BI FT		
2	000049	2	M16x40 8.8 SOCKET HEAD MACH SCREW	VIS CHC M16x40 8.8 BI FT		
3	120008	2	dD 16x32 LOCK WASHER	RONDELLE CONTACT dD 16x32 BI		
4	120009	4	dD 06x14 LOCK WASHER	RONDELLE CONTACT dD 06x14 BI		
5	250101	1	QUICK CONNECTOR HANDLE KIT	POIGNEE POUR PRISE RAPIDE		
6	250102	1	QUICK CONNECTOR	CONNECTEUR RAPIDE		
7	250192	2	REDUCEUR CAP 50 mm ²	EMBOUT REDUCTEUR 50 mm ²		
8	400058	1	DISTILLED WATER CAN KIT	KIT BIDON D'EAU DISTILLEE		
9	400086	1	SCREEN WASHER CHECK VALVE	CLAPET ANTI-RETOUR LAVE-GLACE		
10	510064	1	IES HIGH FREQUENCY CHARGER	CHARGEUR HAUTE FREQUENCE IES		
10	510071	1	IES HF CHARGER FOR GEL BATTERY	CHARGEUR HF IES POUR BATTERIE GEL		
11	510075	1	ZIVAN HF BC1 24V-30A CHARGER	CHARGEUR HF BC1 24V-30A ZIVAN		
11	510076	1	ZIVAN HF CHARGER FOR GEL BATTERY	CHARGEUR HF ZIVAN POUR BATTERIE GEL		
12	910031	1	2 BLADE CONTACTS (included in 250102)	2 COSSES PRISE (inclus dans 250102)		
13	DL0709	1	T800DI IES CHARGER SUPPORT	SUPPORT CHARGEUR IES POUR T800DI		
14	DL0726	1	T800DI PRIOR #A300082170 ZIVAN CHARGER SUPPORT	SUPPORT CHARGEUR ZIVAN POUR T800DI AVANT N° A300082170	A	
14	DL0852	1	T800DI SINCE #A300082170 ZIVAN CHARGER SUPPORT	SUPPORT CHARGEUR ZIVAN POUR T800DI DEPUIS N° A300082170	A	
15	PC0379	1	HARNESS ASSEMBLY-ZIVAN CHARGER	FAISCEAU CHARGESUR ZIVAN		
16	ST2714	1	IES CHARGER SUPPORT	SUPPORT CHARGEUR IES		
17	ST2816	1	ZIVAN CHARGER SUPPORT	SUPPORT CHARGEUR ZIVAN		
18		1	BATTERY	BATTERIE		APPENDIX B
19		1	CHARGER CABLE	CORDON CHARGEUR		RM0087
20	000005	2	M06x20 8.8 SOCKET HEAD MACH SCREW	VIS CHC M06x20 8.8 BI FT		
21	ST2952	1	CHARGER PROTECTION	PROTECTION CHARGEUR		

FIGURE 7-2. BATTERY COMPONENTS / COMPOSANTS BATTERIE

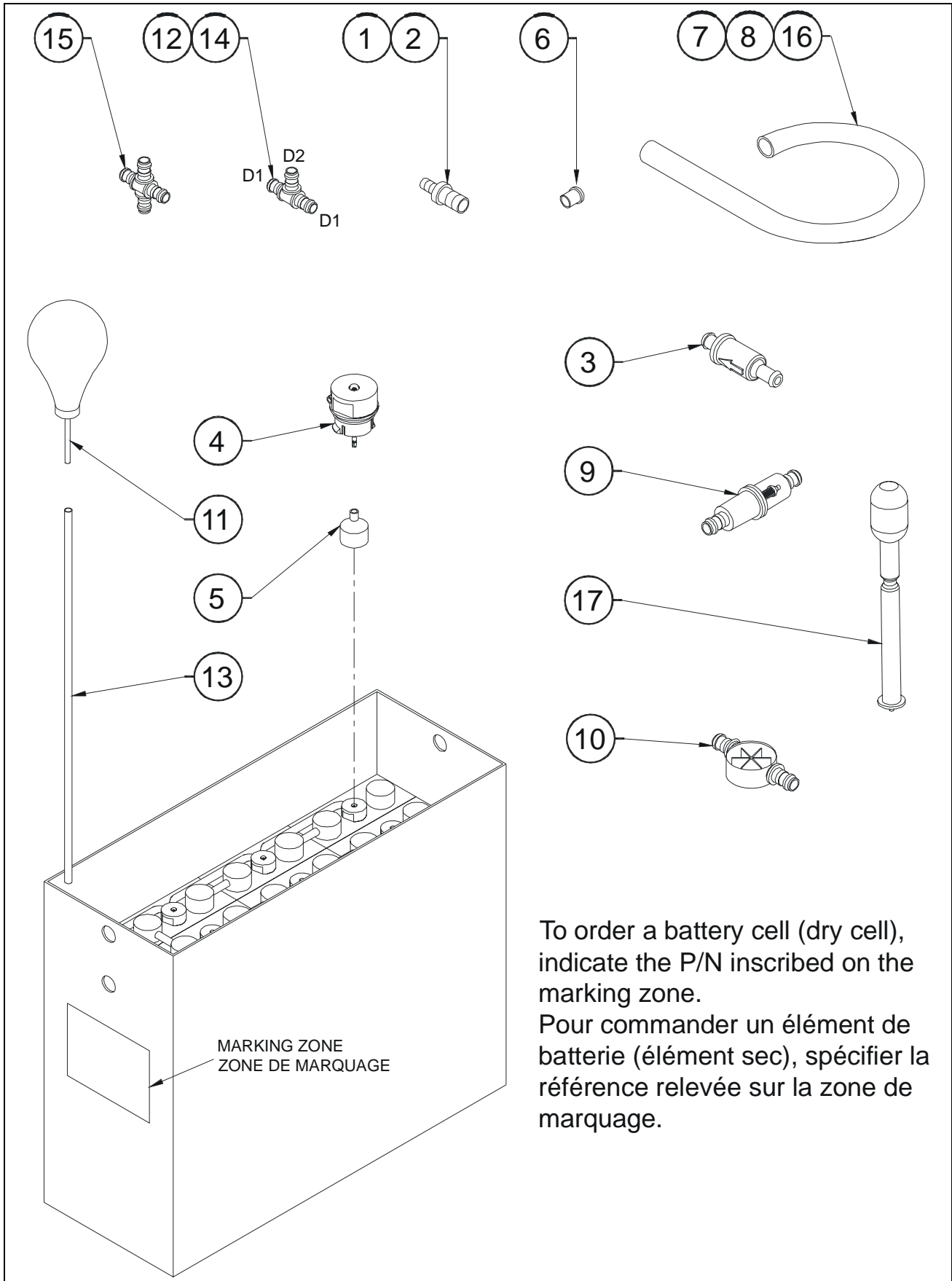


FIGURE 7-2. BATTERY COMPONENTS / COMPOSANTS BATTERIE

DET REP	PART_NUMBER REF.	QTY	DESCRIPTION		REV	INFORMATION
			BATTERY COMPONENTS	COMPOSANTS BATTERIE		PT0249
1	400059	x	4/6 REDUCTION	REDUCTION 4/6		
2	400065	x	6/10 REDUCTION	REDUCTION 6/10		
3	400086	x	CHECK VALVE	CLAPET ANTI-RETOUR		
4	950033	x	BATTERY CELL LEVEL CAP	BOUCHON NIVEAU D'ELEMNT BATTERIE		
5	950035	x	FLOAT	FLOTTEUR		
6	950038	x	TERMINAL CAP	OBTURATEUR TERMINAL		
7	950039	x	Ø6 PIPE (quantity indicated in meter)	TUYAU Ø 6 (quantité indiquée en mètre)		
8	950040	x	Ø10 PIPE (quantity indicated in meter)	TUYAU Ø10 (quantité indiquée en mètre)		
9	950041	x	FILTER	FILTRE		
10	950044	x	FLOW INDICATOR Ø10	INDICATEUR DE DEBIT Ø10		
11	950047	x	BATTERY BULB	POIRE BATTERIE		
12	950052	x	RUN TEE 06/06/06	TE 06/06/06		
13	950058	x	PIPE	TUBE		
14	950059	x	RUN TEE D1/D2/D1: 06/10/06	TE D1/D2/D1: 06/10/06		
15	950214	x	CROSS 06	CROIX 06		
16	950215	x	Ø4 PIPE (quantity indicated in meter)	TUYAU Ø 4 (quantité indiquée en mètre)		
17	950216	x	HYDROMETER	PESE ACIDE		

FIGURE 7-3. CHARGER CABLE / CORDON CHARGEUR

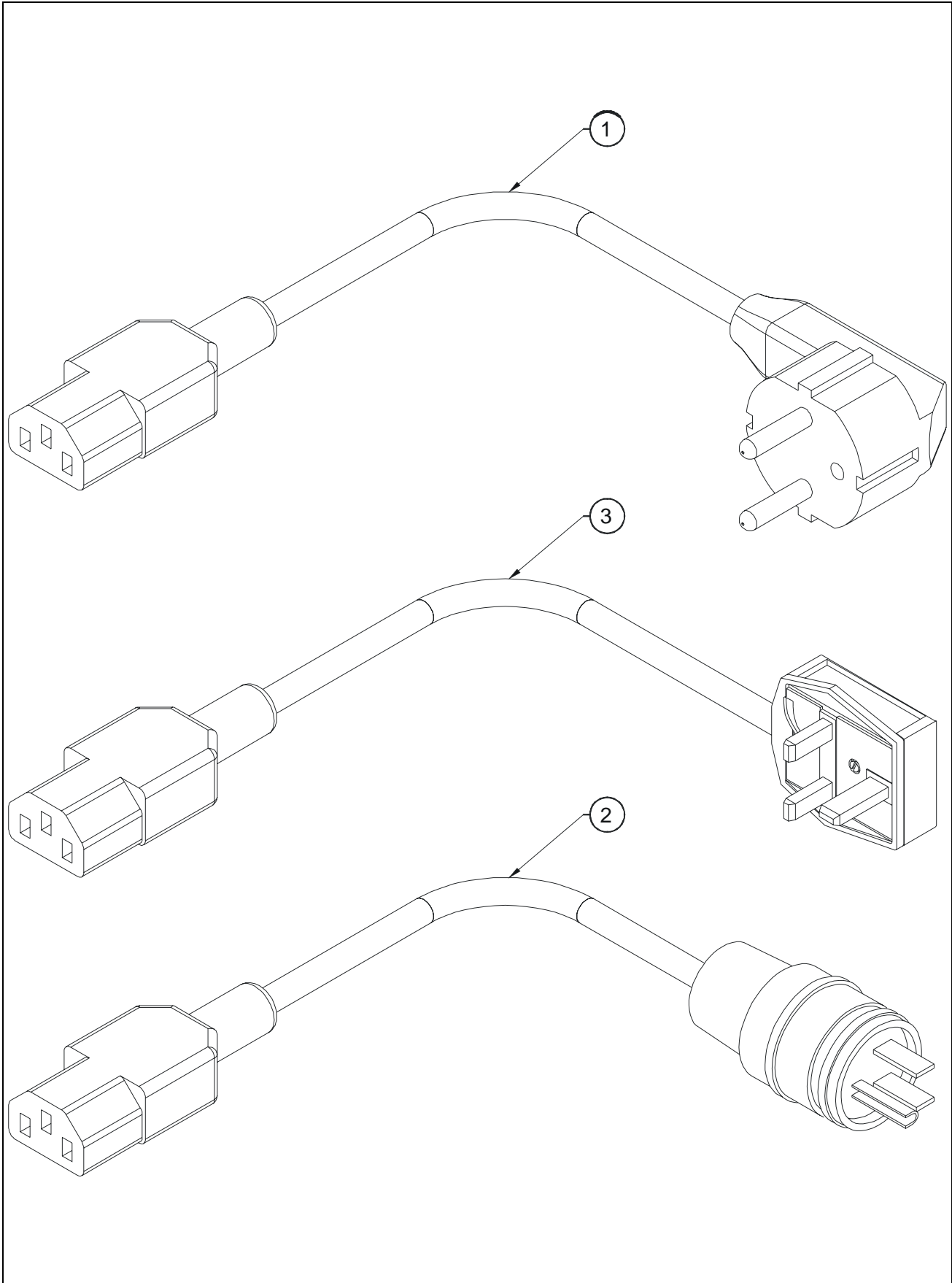


FIGURE 7-3. CHARGER CABLE / CORDON CHARGEUR

DET REP	PART_NUMBER REF.	QTY	DESCRIPTION		REV	INFORMATION
			CHARGER CABLE	CORDON CHARGEUR		RM0087
1	250211	1	CABLE IEC22 / PLUG CEE7 2m 10A	CORDON IEC22 / FICHE CEE7 2m 10A		
2	250212	1	CABLE IEC22 / PLUG US 2m 10A	CORDON IEC22 / FICHE US 2m 10A		
3	250213	1	CABLE IEC22 / PLUG BS1362 2m 10A	CORDON IEC22 / FICHE BS1362 2m 10A		

SECTION 7 APPENDIX B

FIGURE 7-3. CHARGER CABLE / CORDON CHARGEUR (CONTINUED)

DET REP	PART NUMBER REF.	QTY	DESCRIPTION		REV	INFORMATION

SECTION 8 APPENDIX C

SECTION 8 APPENDIX C

FIGURE 8-1. T800A STANDARD DECAL KIT / JEU AUTOCOLLANTS STANDARD T800A

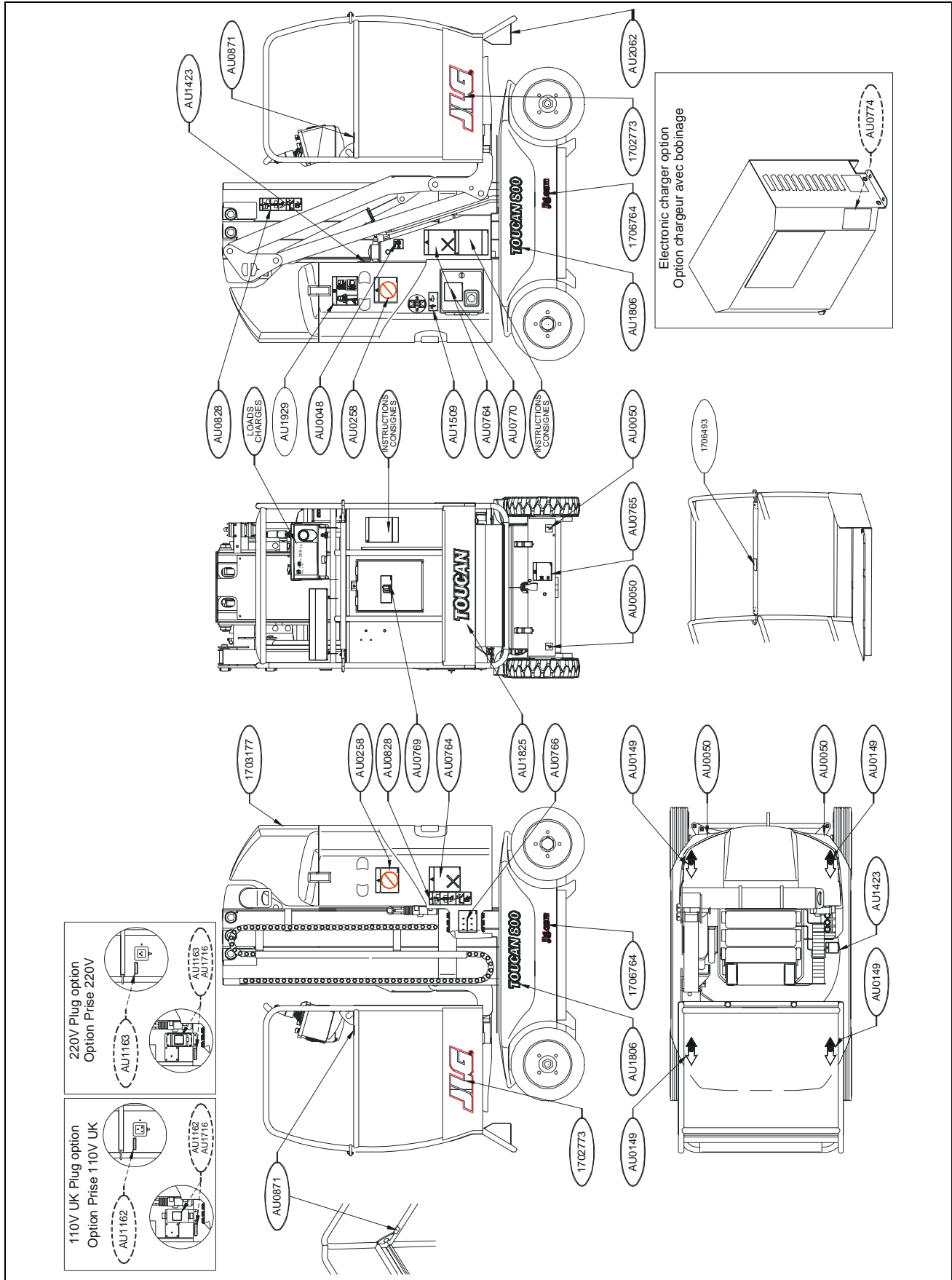


FIGURE 8-1. T800A STANDARD DECAL KIT / JEU AUTOCOLLANTS STANDARD T800A

DET REP	PART_NUMBER REF.	QTY	DESCRIPTION		REV	INFORMATION
	PA0939		T800A CE DECALS	AUTOCOLLANTS T800A CE	A	PA0939
1	1702773	2	BIG JLG DECAL ON BASKET	AU JLG GRANDE TAILLE PANIER		
2	1703177	1	AU JLG	JLG AUTOCOLLANT		
3	1706493	1	DROP BAR DECAL	AU RISQUE DE CHUTE SOUS-LISSE		
4	1706764	2	JLG.COM DECAL	AU JLG.COM		
5	AU0048	1	DECAL, OIL LEVEL F	AU HUILE NIVEAU F		
6	AU0050	4	DECAL, FORK POSITION	AU REP PRISE FOURCHE		
7	AU0149	4	DECAL REP DRIVE DIR. FIG T100U	AU REP SENS MARCHE FIG T100 US		
8	AU0258	2	DECAL KARCHER TOUCAN 10 FR	AU KARCHER TOUCAN 10 FR		
9	AU0764	2	DECAL FORK INSERT T800	AU INSERTION FOURCHES T800		
10	AU0765	1	DECAL MOTOR/BRAKE RELEASE T800	AU DEBRAYAGE MOTEUR/FREIN T800		
11	AU0766	1	DECAL LOWER EMERG PANEL T800	AU POSTE DE SECOURS BAS T800		
12	AU0769	1	DECAL DOCUMENT BOX T800	AU PORTE-DOCUMENTS T800		
13	AU0770	1	DECAL EMERGENCY PANEL	AU POSTE DE SECOURS		
14	AU0828	2	DECAL CRUSHING HAZARD	AU RISQUE D'ECRASEMENT		
15	AU0871	2	WEAR BODY HARNESS	HARNAIS DE SECURITE		
16	AU1423	2	FILTER CHANGE DECAL	AU CHANGEMENT DE FILTRE		
17	AU1509	1	CIRCUIT CUT OUT DECAL	AU COUPE CIRCUIT		
18	AU1806	2	JLG DESIGN TOUCAN 800	TOUCAN 800 CHARTE JLG		
19	AU1825	1	FRONT BASKET TOUCAN DECAL	LOGO TOUCAN AVANT PANIER		
20	AU1929	1	DECAL TIE DOWN & LIFTING T800	AU ARRIMAGE-ELINGUAGE T800		
21	AU2062	1	ADHESIVE ANTI-SKID BAND (150x600)	BANDE ADHESIVE ANTIDERAPANTE (150x600)		

FIGURE 8-1-1.T800A CE COUNTRIES DECALS / AUTOCOLLANTS PAYS CE T800A

T800 A		LOAD / CHARGE	INSTRUCTIONS / CONSIGNES (Qté / Qty:2)
Belgium/Belgique	NL	AU1344	AU1738
	F	AU1073	AU1720
Denmark/Danemark	DK	AU2021	AU2020
		PA1040	
Dutch/Hollande	NL	AU1344	AU1738
		PA0901	
Finland/Finlande	FIN	AU1885	AU1884
		PA0959	
France	F	AU1073	AU1720
		PA0894	
Germany/Allemagne Ausria/Autriche	D	AU1172	AU1739
	A	PA0902	
Italy/Italie	I	AU1342	AU1744
		PA0904	
Norway/Norvège	N	AU2064	AU2063
		PA1069	
Poland/Pologne	PL	AU1793	AU1792
		PA0921	
Portuguese/Portugal	P	AU1767	AU1768
		PA0914	
Spain/Espagne	E	AU1447	AU1737
		PA0900	
Sweden/Suède	S	AU1948	AU1947
		PA0998	
UK/Royaume Uni	GB	AU1095	AU1743
		PA0903	
PAxxxx = COMPLETE KIT / JEU COMPLET			

FIGURE 8-1-1. T800A CE COUNTRIES DECALS / AUTOCOLLANTS PAYS CE T800A

DET REP	PART NUMBER REF.	QTY	DESCRIPTION		REV	INFORMATION
			TOUCAN 800A COUNTRIES DECAL KIT	AUTOCOLLANTS PAYS T800A		TPA0939
1	AU1073	1	LOADS DECAL T800A FRANCE	AU CHARGES T800A FRANCE		
2	AU1095	1	LOADS DECAL T800A ENGLISH	AU CHARGES T800A ANGLAIS		
3	AU1172	1	LOADS DECAL T800A ALLEMAGNE	AU CHARGES T800A ALLEMAGNE		
4	AU1342	1	LOADS DECAL T800A ITALIA	AU CHARGES T800A ITALIE		
5	AU1344	1	LOADS DECAL T800A NETHERLAND	AU CHARGES T800A HOLLANDE		
6	AU1447	1	LOADS DECAL T800A SPANISH	AU CHARGES T800A ESPAGNE		
7	AU1720	2	INSTRUCTIONS T800A FRENCH	CONSIGNES T800A FRANCAIS		
8	AU1737	2	INSTRUCTIONS T800A SPAIN	CONSIGNES T800A ESPAGNE		
9	AU1738	2	INSTRUCTIONS T800A NETHERLANDS	CONSIGNES T800A PAYS BAS		
10	AU1739	2	INSTRUCTIONS T800A GERMANY	CONSIGNES T800A Allemagne		
11	AU1743	2	INSTRUCTIONS T800A ENGLAND	CONSIGNES T800A ANGLETERRE		
12	AU1744	2	INSTRUCTIONS T800A ITALY	CONSIGNES T800A ITALIE		
13	AU1767	1	LOADS DECAL T800A PORTUGAL	AU CHARGES T800A PORTUGAL		
14	AU1768	2	INSTRUCTIONS T800A PORTUGAL	CONSIGNES T800A PORTUGAL		
15	AU1792	2	INSTRUCTIONS T800A POLISH	CONSIGNES T800A POLOGNE		
16	AU1793	1	LOADS DECAL T800A POLISH	AU CHARGES T800A POLOGNE		
17	AU1884	2	INSTRUCTIONS T800A FINNISH	CONSIGNES T800A FINLANDE		
18	AU1885	1	LOADS DECAL T800A FINNISH	AU CHARGES T800A FINLANDE		
19	AU1947	2	INSTRUCTIONS T800A SWEDEN	CONSIGNES T800A SUEDE		
20	AU1948	1	LOADS DECAL T800A SWEDEN	AU CHARGES T800A SUEDE		
21	AU2020	2	INSTRUCTIONS T800A DENMARK	CONSIGNES T800A DANEMARK		
22	AU2021	1	LOADS DECALS T800A DENMARK	AU CHARGES T800 DANEMARK		
23	AU2063	2	INSTRUCTIONS T800A NORWAY	CONSIGNES T800A NORVEGE		
24	AU2064	1	LOADS DECAL T800A NORWAY	AU CHARGES T800A NORVEGE		
25	PA0894	1	T800A FRENCH DECALS	AUTOCOLLANTS T800A-FRANCE		
26	PA0900	1	T800A SPANISH DECALS	AUTOCOLLANTS T800A-ESPAGNOL		
27	PA0901	1	T800A DUTCH DECALS	AUTOCOLLANTS T800A-HOLLANDE		
28	PA0902	1	T800A GERMAN DECALS	AUTOCOLLANTS T800A-ALLEMANGNE		
29	PA0903	1	T800A UK DECALS	AUTOCOLLANTS T800A-ANGLAIS		
30	PA0904	1	T800A ITALIAN DECALS	AUTOCOLLANTS T800A-ITALIE		
31	PA0914	1	T800A PORTUGUESE DECALS	AUTOCOLLANTS T800A-PORTUGAIS		
32	PA0921	1	T800A POLISH DECALS	AUTOCOLLANTS T800A-POLOGNE		
33	PA0959	1	T800A FINISH DECALS	AUTOCOLLANTS T800A-FINLANDAIS		
34	PA0998	1	T800A SWEDISH DECALS	AUTOCOLLANTS T800A-SUEDOIS		
35	PA1040	1	T800A DANISH DECALS	AUTOCOLLANTS T800A-DANOIS		
36	PA1069	1	T800A NORWEGIAN DECALS	AUTOCOLLANTS T800A-NORVEGE		

SECTION 8 APPENDIX C

FIGURE 8-1-2.T800A AUSTRALIAN DECALS / AUTOCOLLANTS AUSTRALIE T800A

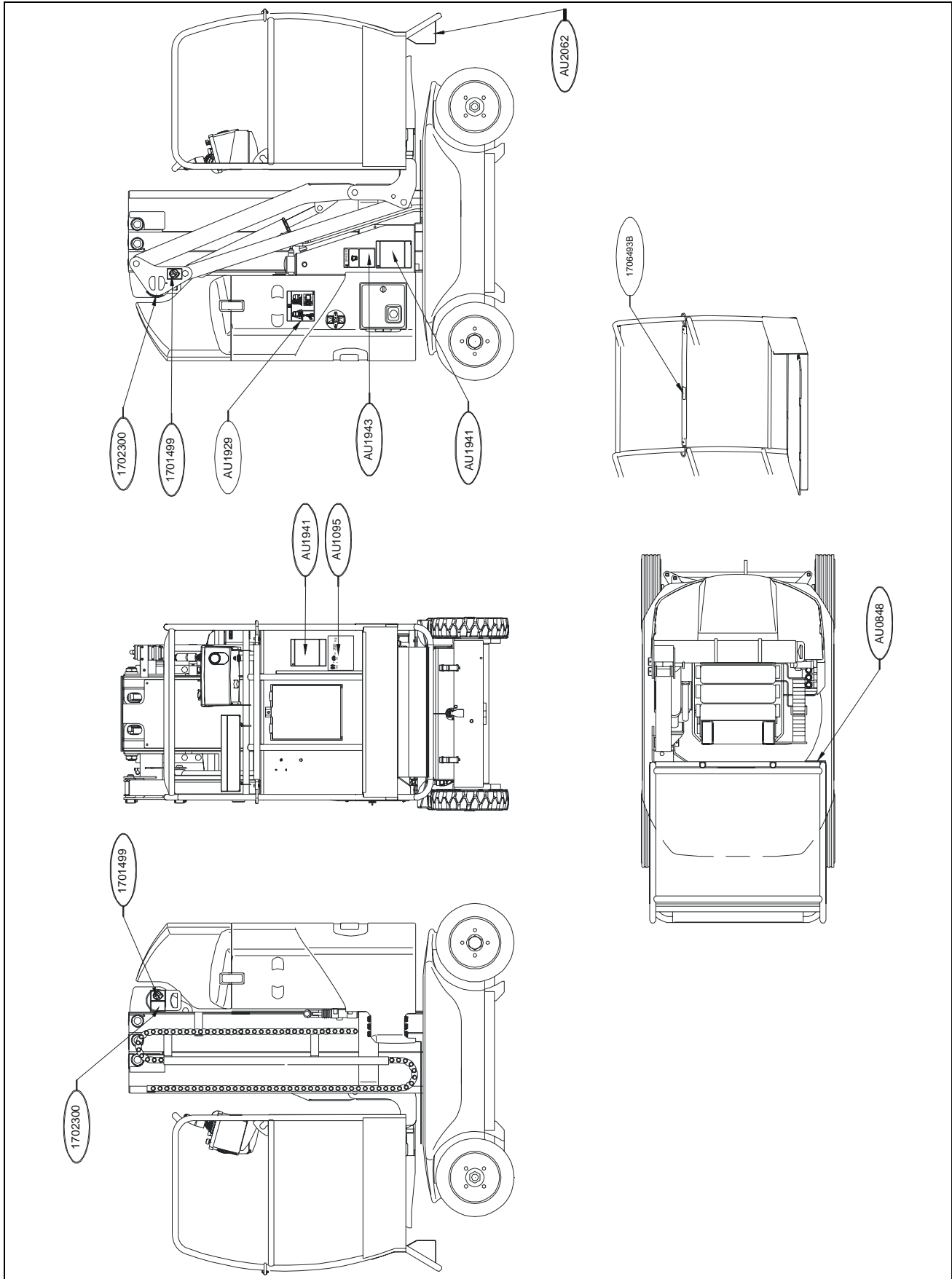


FIGURE 8-1-2. T800A AUSTRALIAN DECALS / AUTOCOLLANTS AUSTRALIE T800A

DET REP	PART NUMBER REF.	QTY	DESCRIPTION		REV	INFORMATION
	PA0995		T800 AUSTRALIA DECALS	AUTOCOLLANTS AUSTRALIE T800	A	PA0995
1	1701499	2	TIE DOWN DECAL	AU ARRIMAGE		
2	1702300	2	NOT LIFT DECAL	AU NE PAS LEVER		
3	1706493	1	DROP BAR DECAL	AU RISQUE DE CHUTE SOUS-LISSE		
4	AU0848	1	TRANSPORT INSTRUCTION	INSTRUCTION TRANSPORT		
5	AU1095	1	LOADS DECAL T800A ENGLISH	AU CHARGES T800A ANGLAIS		
6	AU1929	1	DECAL TIE DOWN & LIFTING T800	AU ARRIMAGE-ELINGUAGE T800		
7	AU1941	2	INSTRUCTIONS T800 AUSTRALIE	CONSIGNES TOUCAN 800 AUSTRALIE		
8	AU1943	1	ELECTRICAL HAZARD DECAL	AU RISQUE ELECTROCUTION		
9	AU2062	1	ADHESIVE ANTI-SKID BAND (150x600)	BANDE ADHESIVE ANTIDERAPANTE (150x600)		

FIGURE 8-2. T800DI CE STD DECAL KIT / JEU AUTOCOLLANTS STD T800DI

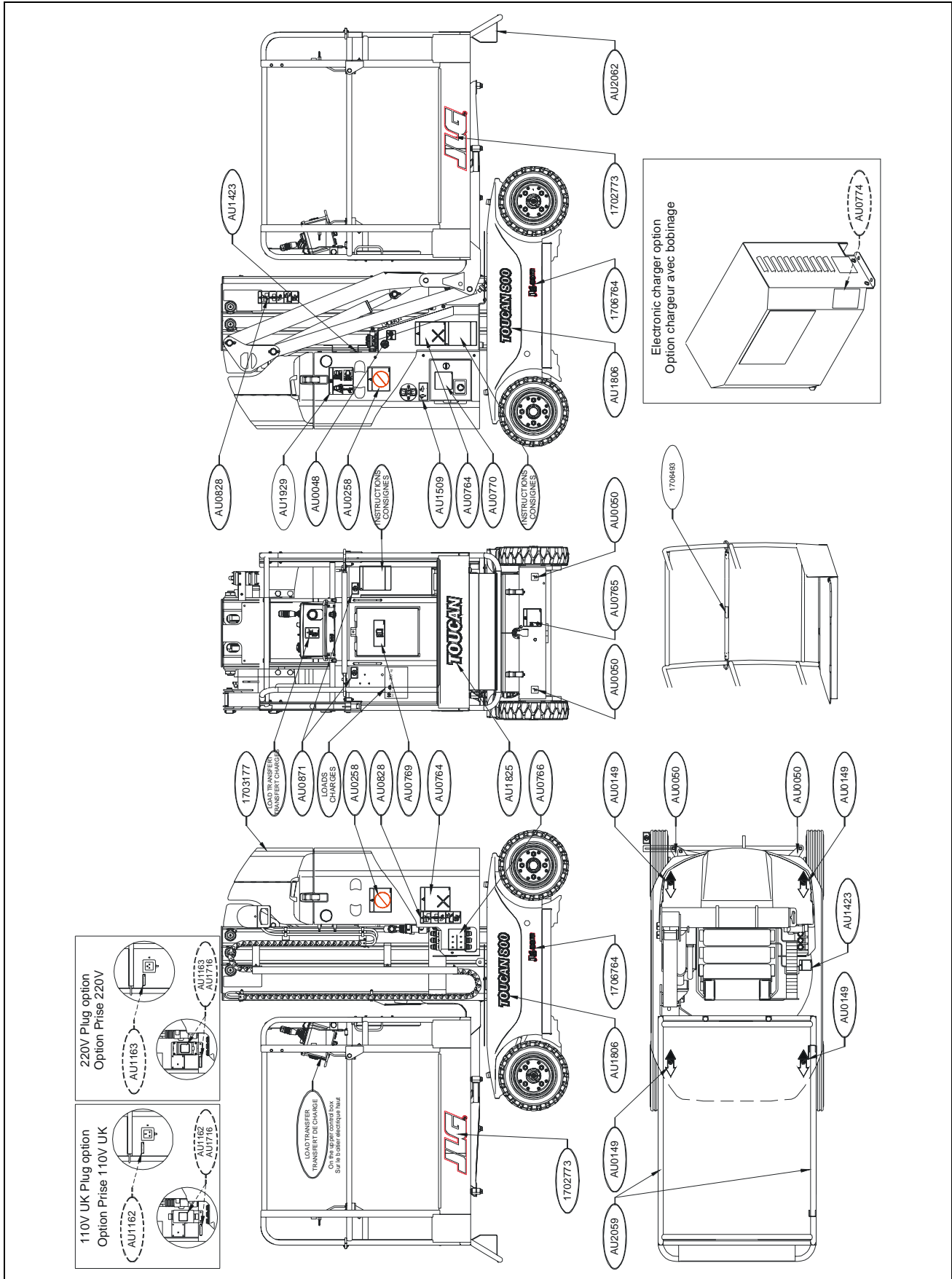


FIGURE 8-2. T800DI CE STD DECAL KIT / JEU AUTOCOLLANTS STD T800DI

DET REP	PART NUMBER REF.	QTY	DESCRIPTION		REV	INFORMATION
	PA0938		T800DI CE DECALS	AUTOCOLLANTS T800DI CE	A	PA0938
1	1702773	2	BIG JLG DECAL ON BASKET	AU JLG GRANDE TAILLE PANIER		
2	1703177	1	AU JLG	JLG AUTOCOLLANT		
3	1706493	1	DROP BAR DECAL	AU RISQUE DE CHUTE SOUS-LISSE		
4	1706764	2	JLG.COM DECAL	AU JLG.COM		
5	AU0048	1	DECAL, OIL LEVEL F	AU HUILE NIVEAU F		
6	AU0050	4	DECAL, FORK POSITION	AU REP PRISE FOURCHE		
7	AU0149	4	DECAL REP DRIVE DIR. FIG T100U	AU REP SENS MARCHE FIG T100 US		
8	AU0258	2	DECAL KARCHER TOUCAN 10 FR	AU KARCHER TOUCAN 10 FR		
9	AU0764	2	DECAL FORK INSERT T800	AU INSERTION FOURCHES T800		
10	AU0765	1	DECAL MOTOR/BRAKE RELEASE T800	AU DEBRAYAGE MOTEUR/FREIN T800		
11	AU0766	1	DECAL LOWER EMERG PANEL T800	AU POSTE DE SECOURS BAS T800		
12	AU0769	1	DECAL DOCUMENT BOX T800	AU PORTE-DOCUMENTS T800		
13	AU0770	1	DECAL EMERGENCY PANEL	AU POSTE DE SECOURS		
14	AU0828	2	DECAL CRUSHING HAZARD	AU RISQUE D'ECRASEMENT		
15	AU0871	2	WEAR BODY HARNESS	HARNAIS DE SECURITE		
16	AU1423	2	FILTER CHANGE DECAL	AU CHANGEMENT DE FILTRE		
17	AU1509	1	CIRCUIT CUT OUT DECAL	AU COUPE CIRCUIT		
18	AU1806	2	JLG DESIGN TOUCAN 800	TOUCAN 800 CHARTE JLG		
19	AU1825	1	FRONT BASKET TOUCAN DECAL	LOGO TOUCAN AVANT PANIER		
20	AU1929	1	DECAL TIE DOWN & LIFTING T800	AU ARRIMAGE-ELINGUAGE T800		
21	AU2059	2	ADHESIVE ANTI-SKID BAND (50x600)	BANDE ADHESIVE ANTIDERAPANTE (50x600)		
22	AU2062	1	ADHESIVE ANTI-SKID BAND (150x600)	BANDE ADHESIVE ANTIDERAPANTE (150x600)		

SECTION 8 APPENDIX C

FIGURE 8-2-1.T800DI COUNTRIES DECAL KIT / JEU AUTOCOLLANTS PAYS T800DI

T800 DI		LOAD / CHARGE	INSTRUCTIONS / CONSIGNES (Qté / Qty:2)	LOAD TRANSFERT / TRANSFERT DE CHARGE
Belgium/Belgique	NL	AU1786	AU1738	AU1389
	F	AU1177	AU1720	AU1227
Denmark/Danemark	DK	AU2022	AU2020	AU1753
		PA1041		
Dutch/Hollande	NL	AU1786	AU1738	AU1389
		PA0920		
Finland/Finlande	FIN	AU1886	AU1884	AU1544
		PA0960		
France	F	AU1177	AU1720	AU1227
		PA0895		
Germany/Allemagne Austria/Autriche	D	AU2052	AU1739	AU1433
	A	PA1052		
Italy/Italie	I	AU1800	AU1744	AU1753
		PA0927		
Poland/Pologne	PL	AU1918	AU1792	AU1753
		PA0963		
Portuguese/Portugal	P	AU1954	AU1768	AU1753
		PA1001		
Spain/Espagne	E	AU1801	AU1737	AU1753
		PA0928		
Sweden/Suède	S	AU1949	AU1947	AU1753
		PA0999		
UK/Royaume Uni	GB	AU1755	AU1743	AU1387
		PA0907		
PAxxxx = COMPLETE KIT / JEU COMPLET				

FIGURE 8-2-1. T800DI COUNTRIES DECAL KIT / JEU AUTOCOLLANTS PAYS T800DI

DET REP	PART NUMBER REF.	QTY	DESCRIPTION		REV	INFORMATION
			TOUCAN 800DI COUNTRIES DECAL KIT	AUTOCOLLANTS PAYS T800DI		TPA938
1	AU1177	1	LOADS DECAL T800 DI FRANCE	AU CHARGES T800 DI FRANCAIS		
2	AU1227	1	LOAD TRANSFER T800 DI FRENCH	TRANSFERT CHARGE T800 DI FRANCAIS		
3	AU1387	1	LOAD TRANSFER T800 DI ENGLISH	TRANSFERT CHARGE T800 DI ANGLAIS		
4	AU1389	1	LOAD TRANSFER T800 DI NETHERLAND	TRANSFERT CHARGE T800 DI HOLLANDE		
5	AU1433	1	LOAD TRANSFER T800DI GERMANY	TRANSFERT CHARGE T800DI ALLEMAND		
6	AU1544	1	LOAD TRANSFER T800 DI FINISH	TRANSFER CHARGE T800DI FINLANDAIS		
7	AU1720	2	INSTRUCTIONS T800A FRENCH	CONSIGNES T800A FRANCAIS		
8	AU1737	2	INSTRUCTIONS T800A SPAIN	CONSIGNES T800A ESPAGNE		
9	AU1738	2	INSTRUCTIONS T800A NETHERLANDS	CONSIGNES T800A PAYS BAS		
10	AU1739	2	INSTRUCTIONS T800A GERMANY	CONSIGNES T800A Allemagne		
11	AU1743	2	INSTRUCTIONS T800A ENGLAND	CONSIGNES T800A ANGLETERRE		
12	AU1744	2	INSTRUCTIONS T800A ITALY	CONSIGNES T800A ITALIE		
13	AU1753	1	T800 DI LOAD TRANSFERT DECAL	AU TRANSFERT DE CHARGE T800DI		
14	AU1755	1	LOADS DECAL T800 DI ENGLISH	AU CHARGES T800 DI ANGLAIS		
15	AU1768	2	INSTRUCTIONS T800A PORTUGAL	CONSIGNES T800A PORTUGAL		
16	AU1786	1	LOADS DECAL T800 DI NETHERLANDS	AU CHARGES T800 DI HOLLANDE		
17	AU1792	2	INSTRUCTIONS T800A POLISH	CONSIGNES T800A POLOGNE		
18	AU1800	1	LOADS DECAL T800 DI ITALY	AU CHARGES T800 DI ITALIE		
19	AU1801	1	LOADS DECAL T800 DI SPAIN	AU CHARGES T800 DI ESPAGNOL		
20	AU1884	2	INSTRUCTIONS T800A FINNISH	CONSIGNES T800A FINLANDE		
21	AU1886	1	LOADS DECAL T800 DI FINNISH	AU CHARGES T800 DI FINLANDE		
22	AU1918	1	LOADS DECAL T800 DI POLAND	AU CHARGES T800 DI POLOGNE		
23	AU1947	2	INSTRUCTIONS T800A SWEDEN	CONSIGNES T800A SUEDE		
24	AU1949	1	LOADS DECAL T800 DI SWEDEN	AU CHARGES T800 DI SUEDE		
25	AU1954	1	LOADS DECAL T800 DI PORTUGAL	AU CHARGES T800 DI PORTUGAL		
26	AU2020	2	INSTRUCTIONS T800A DENMARK	CONSIGNES T800A DANEMARK		
27	AU2022	1	LOADS DECAL T800 DI DENMARK	AU CHARGES T800 DI DANEMARK		
28	AU2052	1	LOADS TOUCAN 800DI GERMANY	CHARGES TOUCAN 800DI ALLEMAGNE		
29	PA0895	1	T800 DI FRENCH DECALS	AUTOCOLLANTS T800 DI-FRANCE		
30	PA0907	1	T800 DI UK DECALS	AUTOCOLLANTS T800 DI-ANGLAIS		
31	PA0920	1	T800 DI DUTCH DECALS	AUTOCOLLANTS T800 DI-HOLLANDE		
32	PA0927	1	T800 DI ITALIAN DECALS	AUTOCOLLANTS T800 DI-ITALIE		
33	PA0928	1	T800 DI SPANISH DECALS	AUTOCOLLANTS T800 DI-ESPAGNE		
34	PA0960	1	T800 DI FINISH DECALS	AUTOCOLLANTS T800 DI-FINLANDAIS		
35	PA0963	1	T800 DI POLISH DECALS	AUTOCOLLANTS T800 DI-POLONAIS		
36	PA0999	1	T800 DI SWEDISH DECALS	AUTOCOLLANTS T800 DI-SUEDOIS		
37	PA1001	1	T800 DI PORTUGUESE DECALS	AUTOCOLLANTS T800 DI-PORTUGAL		
38	PA1041	1	T800 DI DANISH DECALS	AUTOCOLLANTS T800 DI-DANOIS		
39	PA1052	1	T800 DI GERMAN DECALS	AUTOCOLLANTS T800 DI-ALLEMAND		

SECTION 8 APPENDIX C

FIGURE 8-2-1. T800DI COUNTRIES DECAL KIT / JEU AUTOCOLLANTS PAYS T800DI (CONTINUED)

DET REP	PART NUMBER REF.	QTY	DESCRIPTION		REV	INFORMATION

SECTION 9

APPENDIX D

FIGURE 9-1. 3 CABLES STEERING UNIT INSTALL /
INSTALLATION CENTRALE DIRECTION 3 CABLES

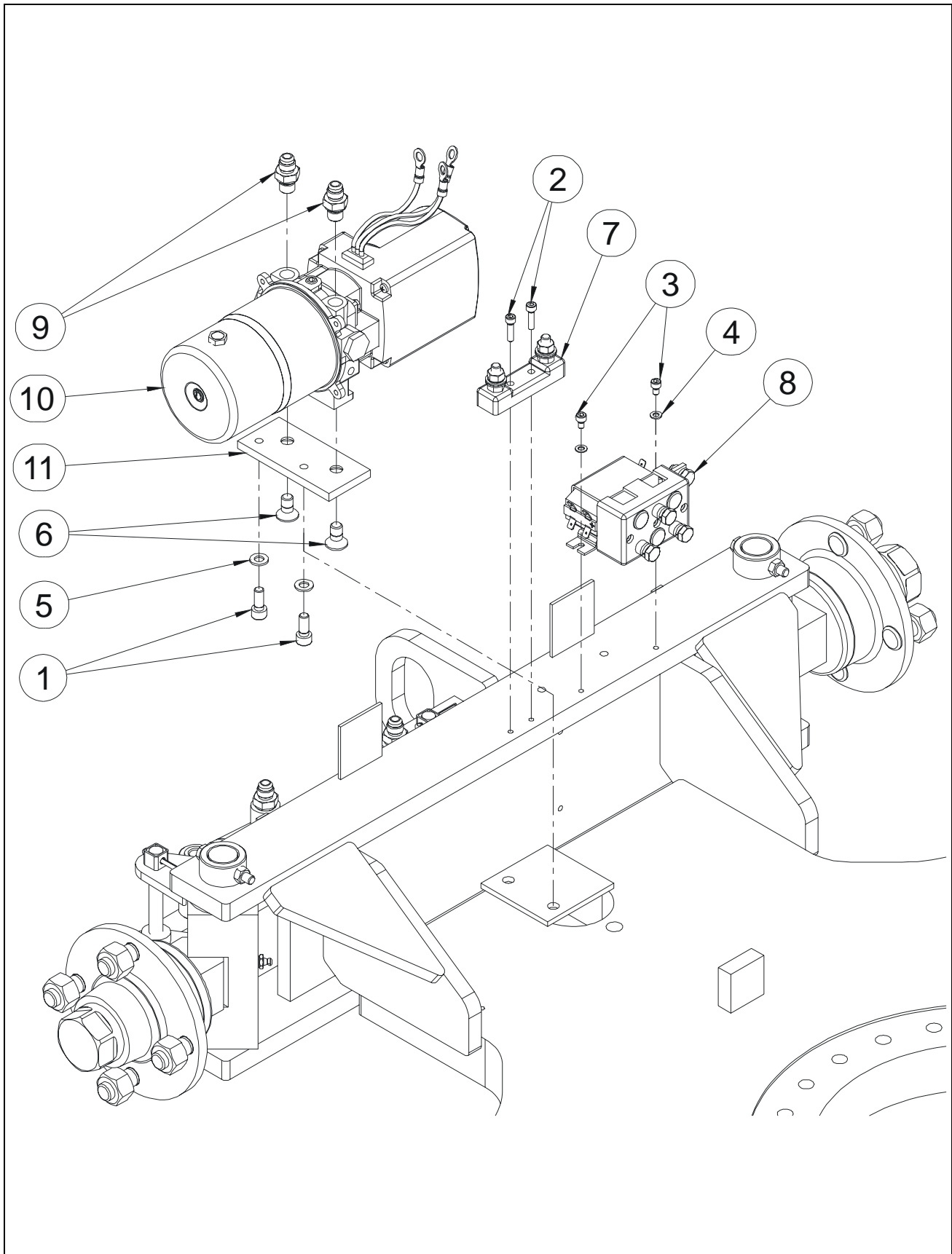


FIGURE 9-1. 3 CABLES STEERING UNIT INSTALL / INSTALLATION CENTRALE DIRECTION 3 CABLES

DET REP	PART NUMBER REF.	QTY	DESCRIPTION		REV	INFORMATION
			3 CABLES STEERING UNIT INSTALL	INSTALL CENTRALE DIRECTION 3 CABLES		SP0931
1	000006	2	M08x20 8.8 SOCKET HEAD MACH SCREW	VIS CHC M08x20 8.8 BI FT		
2	000010	2	M05x20 8.8 SOCKET HEAD MACH SCREW	VIS CHC M05x20 8.8 BI FT		
3	000089	2	M05x08 8.8 SOCKET HEAD MACH SCREW	VIS CHC M05x08 8.8 BI FT		
4	120002	2	M05 WASHER	RONDELLE M05 BI		
5	120010	2	dD 08x18 LOCK WASHER	RONDELLE CONTACT dD 08x18 BI		
6	130055	2	M010x20 10.9 COUNTERSUNK HEAD M. S.	VIS FHC M10x20 10.9 BI FT		
7	260077	1	POWER FUSE HOLDER	PORTE FUSIBLE DE PUISSANCE		
8	260288	1	RELAY	RELAIS		
9	300025	2	FITTING MALE BSPP1/4-MALE JIC9/16	RACCORD MALE BSPP1/4-MALE JIC9/16		
10	520108	1	OILDYNE STEERING POWER UNIT	CENTRALE DE DIRECTION OILDYNE		
11	ST3046	1	STEERING UNIT PLATE	PLATINE CENTRALE DE DIRECTION		

FIGURE 9-2. R2K STEERING UNIT INSTALL /
INSTALLATION CENTRALE DIRECTION R2K

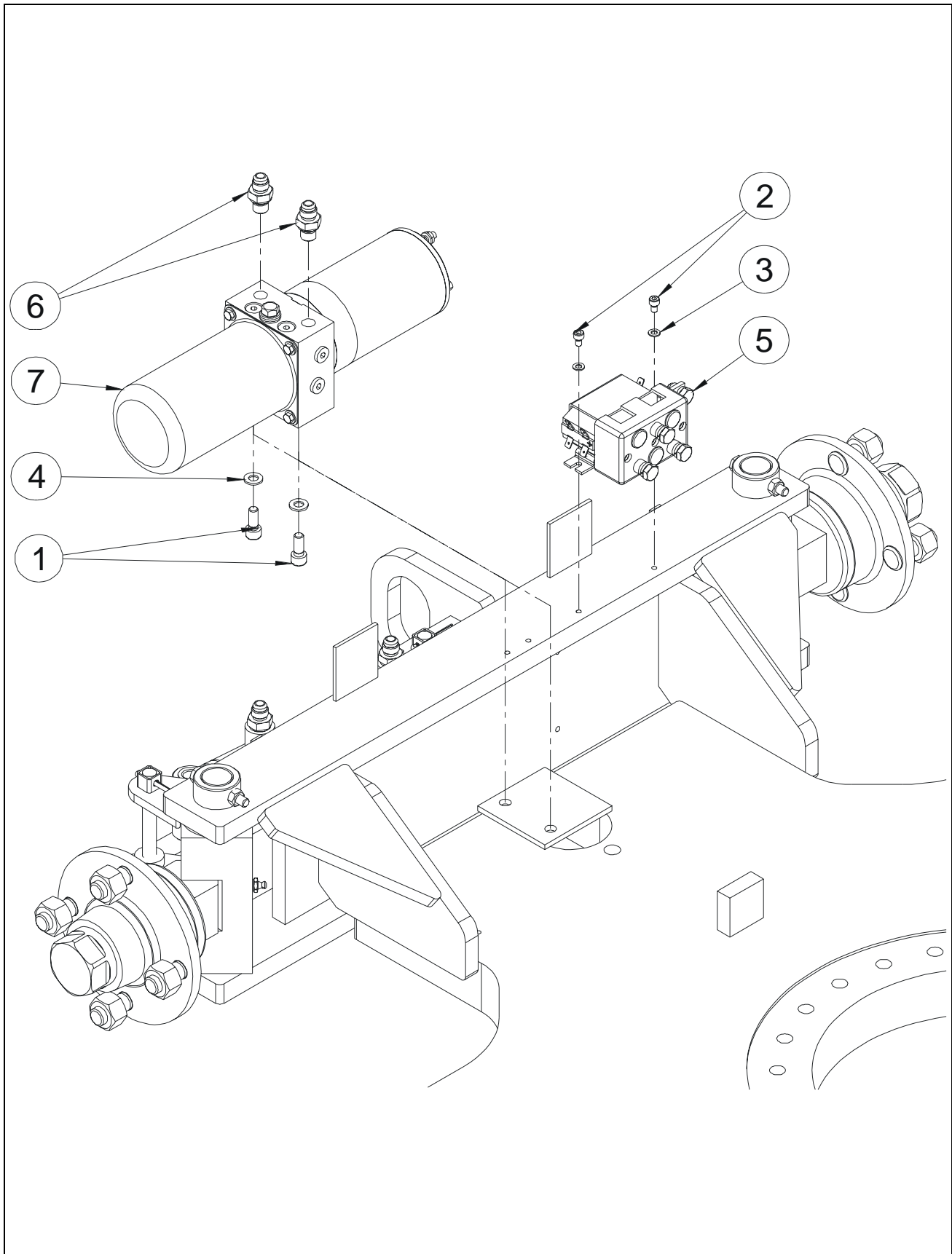


FIGURE 9-3. MW2Y STEERING UNIT INSTALL / INSTALLATION CENTRALE DIRECTION MW2Y

DET REP	PART_NUMBER REF.	QTY	DESCRIPTION		REV	INFORMATION
			R2K STEERING UNIT INSTALL	INSTALLATION CENTRALE DIRECTION R2K		SP0882
1	000006	2	M08x20 8.8 SOCKET HEAD MACH SCREW	VIS CHC M08x20 8.8 BI FT		
2	000089	2	M05x08 8.8 SOCKET HEAD MACH SCREW	VIS CHC M05x08 8.8 BI FT		
3	120002	2	M05 WASHER	RONDELLE M05 BI		
4	120010	2	dD 08x18 LOCK WASHER	RONDELLE CONTACT dD 08x18 BI		
5	260288	1	RELAY	RELAIS		
6	300025	2	FITTING MALE BSPP1/4-MALE JIC9/16	RACCORD MALE BSPP1/4-MALE JIC9/16		
7	520054	1	R2K STEERING POWER UNIT	CENTRALE DE DIRECTION R2K		

FIGURE 9-3. MW2Y STEERING UNIT INSTALL /
INSTALLATION CENTRALE DIRECTION MW2Y

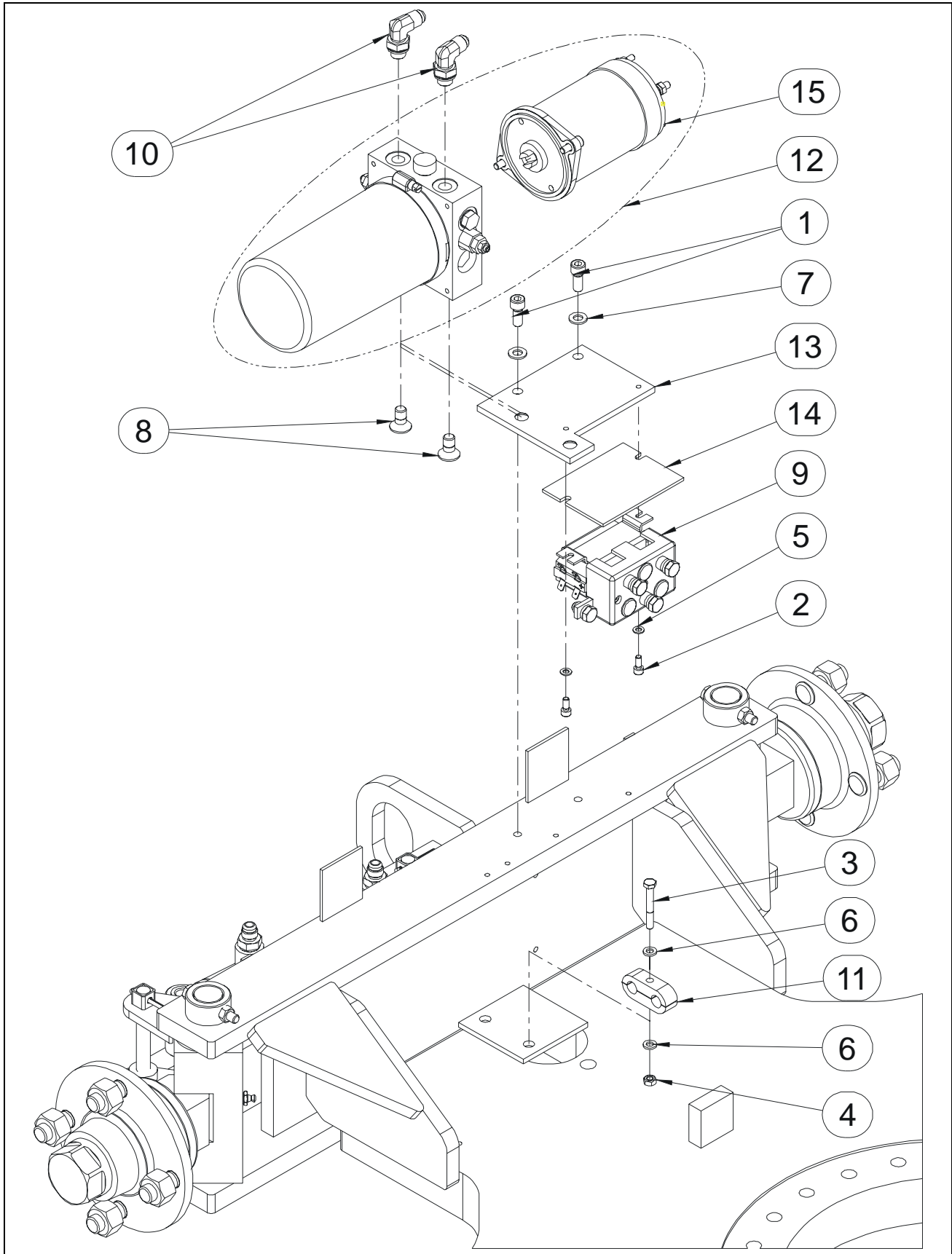


FIGURE 9-3. MW2Y STEERING UNIT INSTALL / INSTALLATION CENTRALE DIRECTION MW2Y

DET REP	PART_NUMBER REF.	QTY	DESCRIPTION		REV	INFORMATION
			MW2Y STEERING UNIT INSTALL	INSTALLAT° CENTRALE DIRECTION MW2Y	A	SP0880
1	000006	2	M08x20 8.8 SOCKET HEAD MACH SCREW	VIS CHC M08x20 8.8 BI FT		
2	000067	2	M05x12 8.8 SOCKET HEAD MACH SCREW	VIS CHC M05x12 8.8 BI FT	A	
3	110003	1	M06 GR. 8.8 LOCK NUT	ECROU FREIN M6 8.8 BI		
4	100004	1	M06x45 8.8 HEX HEAD MACHINE SCREW	VIS H M06x45 8.8 BI FT		
5	120002	2	M05 WASHER	RONDELLE M05 BI		
6	120009	2	dD 06x14 LOCK WASHER	RONDELLE CONTACT dD 06x14 BI		
7	120010	2	dD 08x18 LOCK WASHER	RONDELLE CONTACT dD 08x18 BI		
8	130055	2	M010x20 10.9 COUNTERSUNK HEAD M. S.	VIS FHC M10x20 10.9 BI FT		
9	260288	1	RELAY	RELAIS		
10	300001	2	90° ELBOW MALE BSPP 1/4-MALE JIC 9/16	COUDE 90° Male BSPP 1/4 -Male JIC 9/16		
11	400046	1	PAIR 1/2 SHELL D12 mm	PAIRE DEMI COQUILLE D12 mm		
12	520111	1	"MW2Y...MER5..." STEERING POWER UNIT	CENTRALE DIRECTION "MW2Y...MER5..."	A	
13	ST2838	1	STEERING UNIT BRACKET	PLATINE SUPPORT CENTRALE DIRECTION		
14	ST2995	1	RELAY PROTECTION	PROTECTION RELAIS	A	
15	510085	1	MOTOR - 24VDC 400W	MOTEUR 24VCC 400W	A	

SECTION 9 APPENDIX D

FIGURE 9-3. MW2Y STEERING UNIT INSTALL / INSTALLATION CENTRALE DIRECTION MW2Y

DET REP	PART NUMBER REF.	QTY	DESCRIPTION		REV	INFORMATION

SECTION 10 OPTIONS

SECTION 10 OPTIONS

FIGURE 10-1. COMPRESSED AIR INSTALL / INSTALLATION AIR COMPRIME

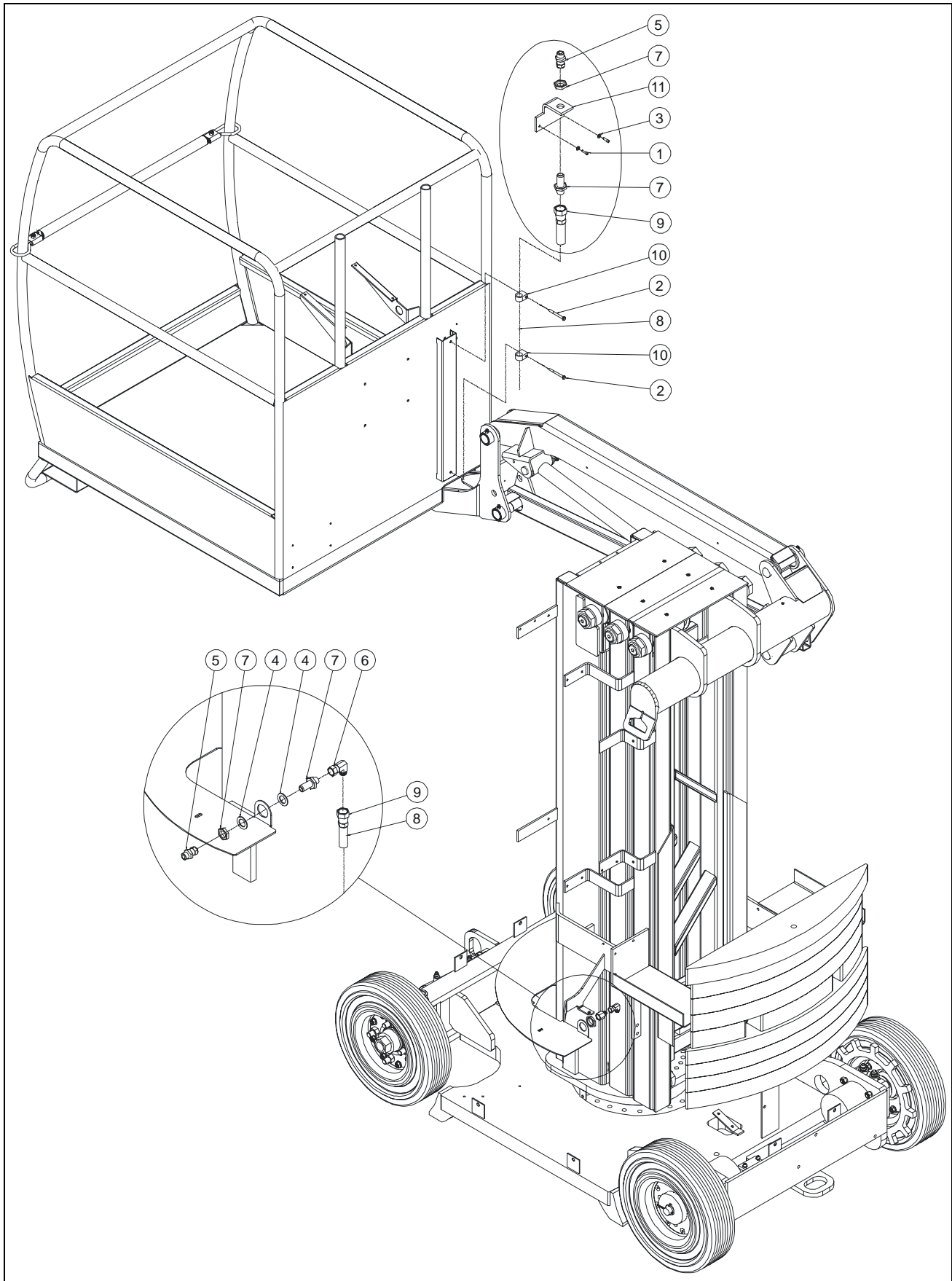


FIGURE 10-1. COMPRESSED AIR INSTALL / INSTALLATION AIR COMPRIME

DET REP	PART_NUMBER REF.	QTY	DESCRIPTION		REV	INFORMATION
	OP304		COMPRESSED AIR INSTALL	INSTALLATION AIR COMPRIME		OP304
1	000067	2	M05x12 8.8 SOCKET HEAD MACH SCREW	VIS CHC M05x12 8.8 BI FT		
2	100048	2	M06x60 8.8 HEX HEAD CAPSCREW	VIS H M06x60 8.8 BI FP		
3	120002	2	M05 WASHER	RONDELLE M05 BI		
4	120008	2	dD 16x32 LOCK WASHER	RONDELLE CONTACT dD 16x32 BI		
5	300027	2	FITTI. MALE BSPP3/8-FEM.JIC9/16 SWIVEL	UNION MALE BSPP 3/8 -TOUR. JIC 9/16		
6	300067	1	90° ELBOW M JIC9/16 F JIC9/16 SWIVEL	COUDE Male JIC9/16 Fem JIC9/16 Tour- nant		
7	300089	2	BULKHEAD JIC 9/16	TRAVERSEE DE CLOISON JIC 9/16		
8	330046	10.4	5/16 HOSE (quantity indicated in meter)	FLEXIBLE 5/16 (quantité en mètres)		
9	330051	2	HOSE END CONNECTION	EMBOUT DE FLEXIBLE		
10	400047	2	SIMPLE CLAMP Ø12 mm	COLLIER SIMPLE Ø12 mm		
11	ST1969	1	BRACKET	EQUERRE		

FIGURE 10-2. LOW FREQUENCY CHARGER INSTALL /
INSTALLATION CHARGEUR BASSE FREQUENCE

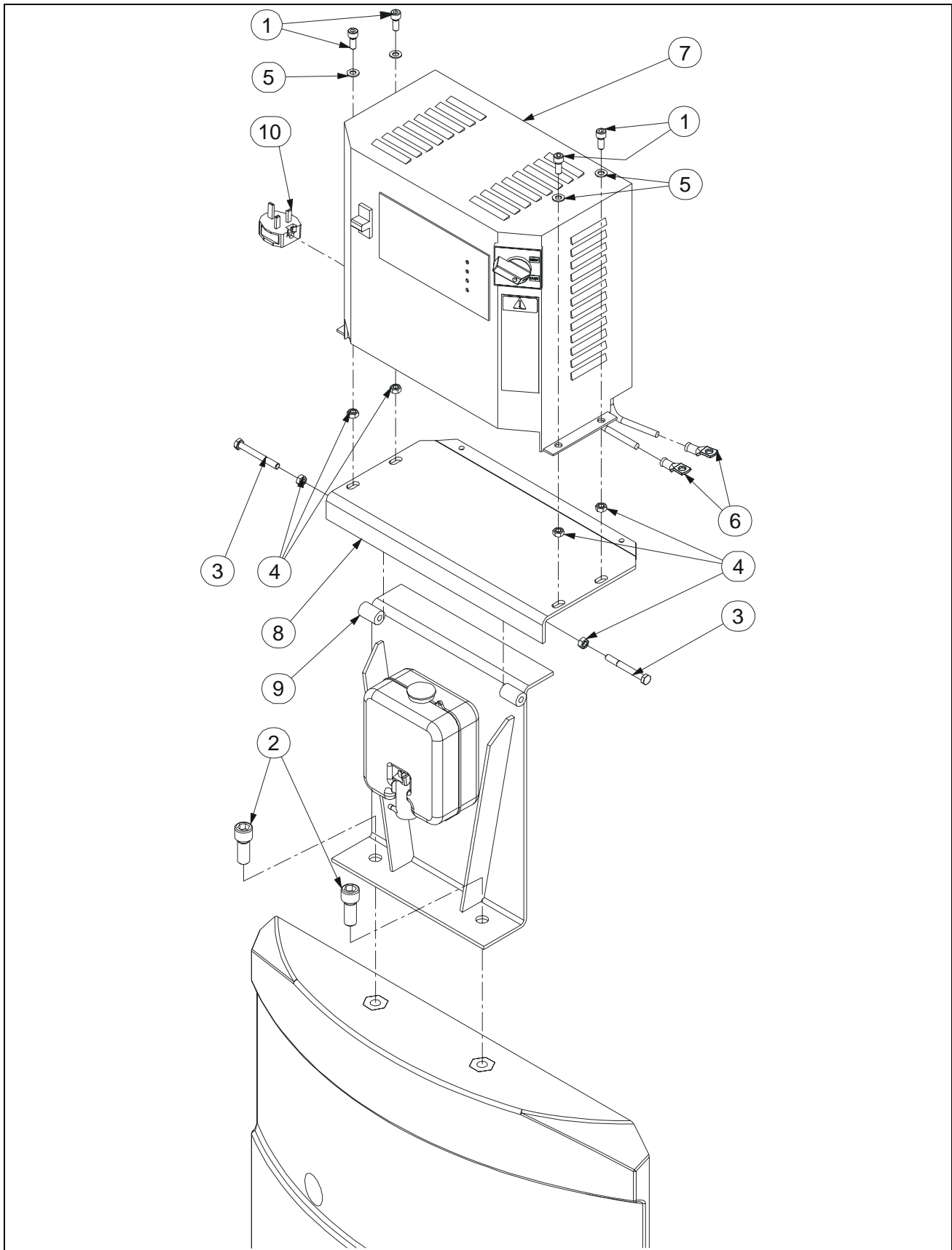


FIGURE 10-2. LOW FREQUENCY CHARGER INSTALL / INSTALLATION CHARGEUR BASSE FREQUENCE

DET REP	PART NUMBER REF.	QTY	DESCRIPTION		REV	INFORMATION
			LOW FREQUENCY CHARGER INSTALL	INSTALL CHARGEUR BASSE FREQUENCE	A	OPS488
1	000006	4	M08x20 8.8 SOCKET HEAD MACH SCREW	VIS CHC M08x20 8.8 BI FT		
2	000049	2	M16x40 8.8 SOCKET HEAD MACH SCREW	VIS CHC M16x40 8.8 BI FT		
3	100017	2	M08x70 8.8 HEX HEAD MACHINE SCREW	VIS H M08x70 8.8 BI FT		
4	110004	6	M08 GR. 8.8 LOCK NUT	ECROU FREIN M8 8.8 BI		
5	120010	4	dD 08x18 LOCK WASHER	RONDELLE CONTACT dD 08x18 BI		
6	250025	2	Ø8 EYELET CRIMP TERMINAL 25 mm ²	COSSE A CEIL Ø 8 - 25 mm ²		
7	510077	1	OLDHAM CHARGER 115/230V 40A	CHARGEUR 115/230V 40A OLDHAM		510077
7	510081	1	OLDHAM CHARGER SELECT 115/230V 40A	CHARGEUR 40A OLDHAM SELECT 115/230V		510081
8	ST1499	1	CHARGER SUPPORT	SUPPORT CHARGEUR		
9	ST2742	1	CHARGER SUPPORT BRACKET	EQUERRE SUPPORT CHARGEUR		
10		1	CHARGER CONNECTOR	PRISE CHARGEUR		RM0059

SECTION 10 OPTIONS

FIGURE 10-2-1. OLDHAM CHARGER 40A / CHARGEUR OLDHAM 40A

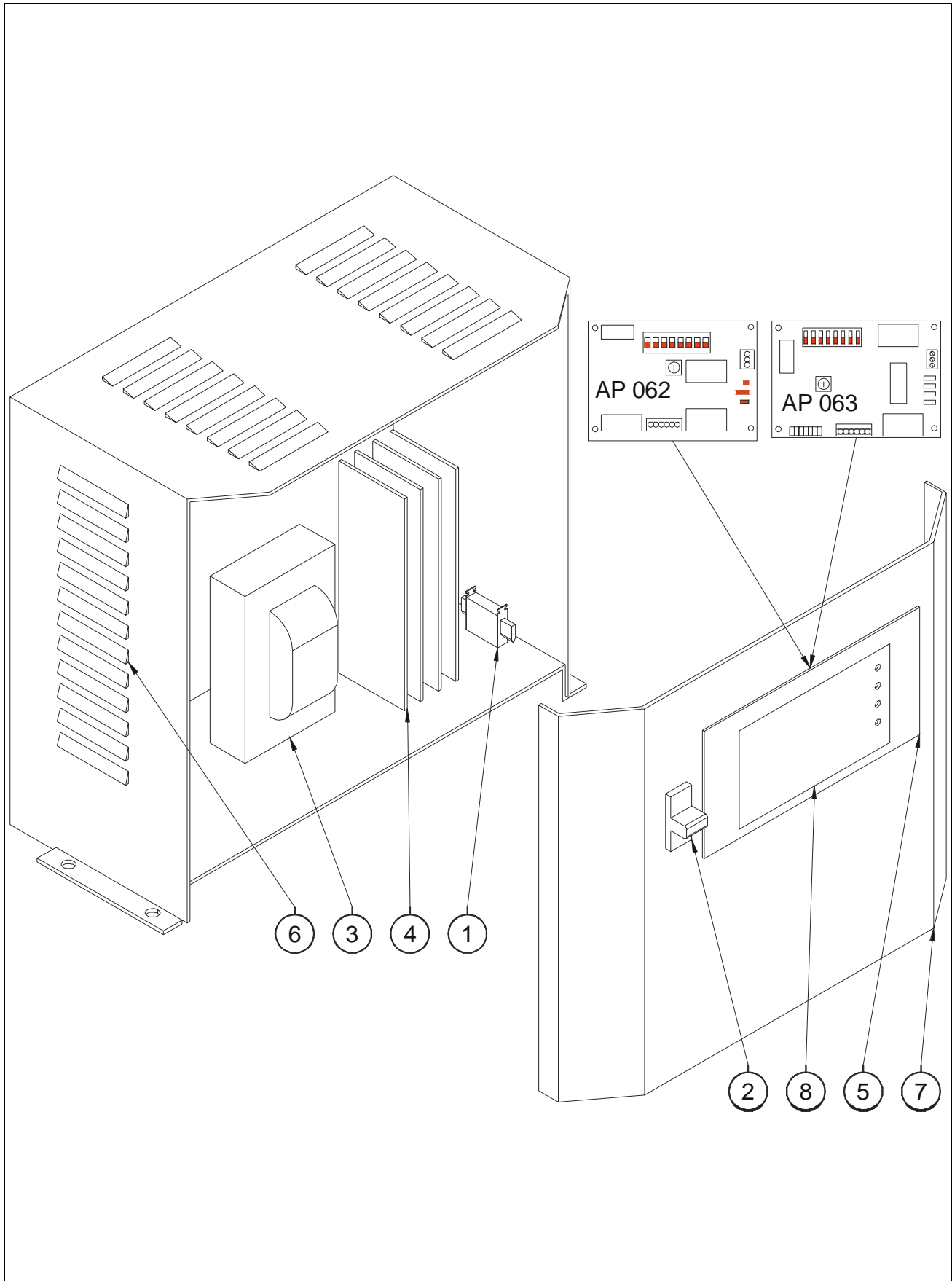


FIGURE 10-2-1. OLDHAM CHARGER 40A / CHARGEUR OLDHAM 40A

DET REP	PART_NUMBER REF.	QTY	DESCRIPTION		REV	INFORMATION
	510077		OLDHAM CHARGER 115/230V 40A	CHARGEUR 115/230V 40A OLDHAM		510077
1	951018	1	NH00/40A gl FUSE	FUSIBLE NH00/40A gl		
2	951020	1	16A CIRCUIT BREAKER	COUPE CIRCUIT 16A		
3	951022	1	24/40V - 115/230V TRANSFORMER	TRANSFORMATEUR 24/40V - 115/230V		
4	951024	1	DIODE BRIDGE PMS-40C 100x200	PONT DE DIODE PMS-40C 100x200		
5	951028	1	AP 062 ELECTRONIC BOARD	CARTE ELECTRONIQUE AP 062		
5	951032	1	AP 063 ELECTRONIC BOARD	CARTE ELECTRONIQUE AP 063		
6	951029	1	REAR COVER	CHASSIS ARRIERE		
7	951030	1	FRONT COVER	CHASSIS AVANT		
8	951031	1	DECAL	AUTOCOLLANT		

SECTION 10 OPTIONS

**FIGURE 10-2-2. OLDHAM CHARGER 40A WITH SELECTOR 115/230V /
CHARGEUR OLDHAM 40A AVEC SELECTEUR 115/230V**

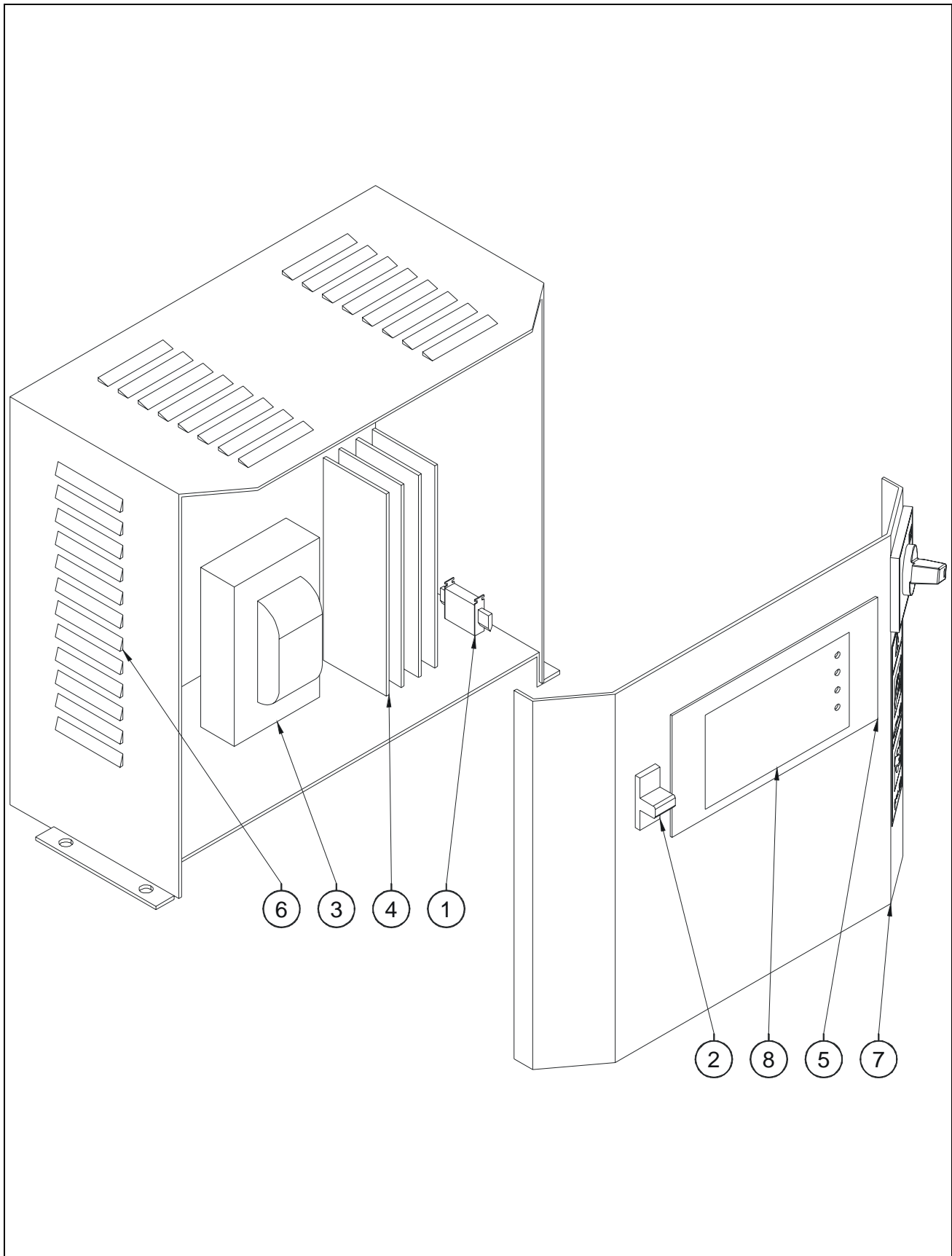
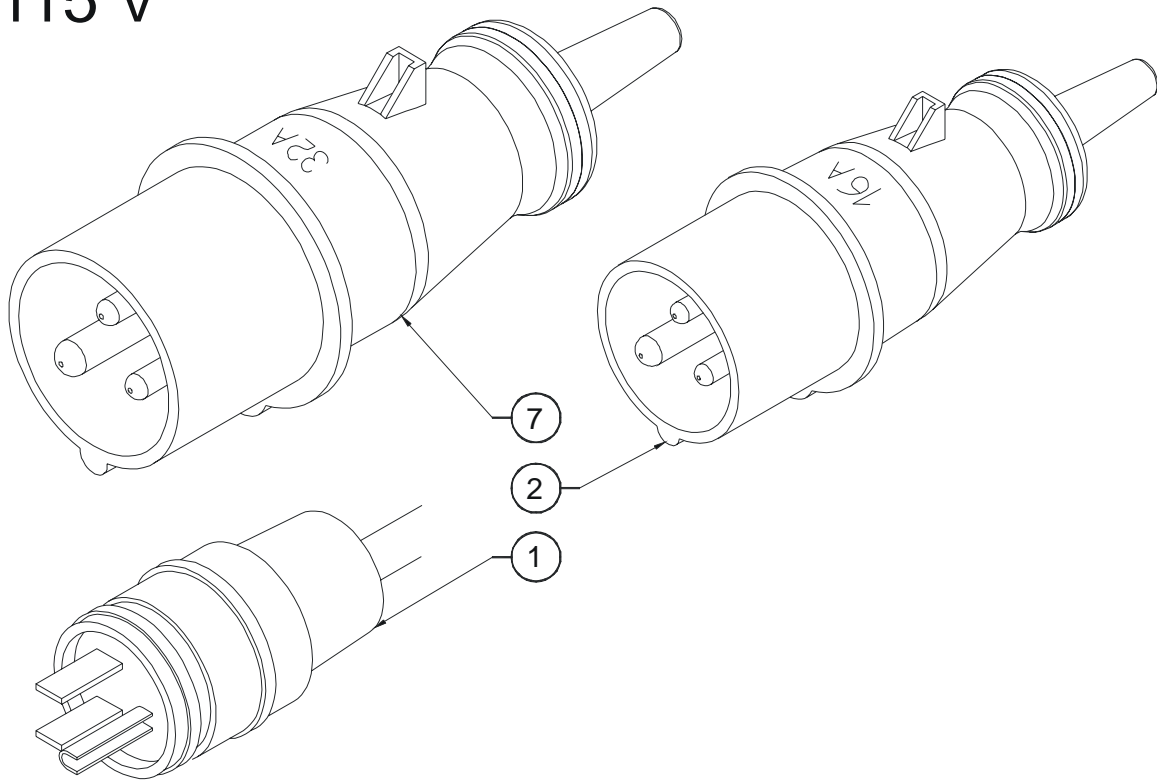


FIGURE 10-2-2. OLDHAM CHARGER 40A WITH SELECTOR 115/230V / CHARGEUR OLDHAM 40A AVEC SELECTEUR 115/230V

DET REP	PART_NUMBER REF.	QTY	DESCRIPTION		REV	INFORMATION
	510081		OLDHAM CHARGER SELECT 115/230V 40A	CHARGEUR 40A OLDHAM SELECT 115/ 230V		510081
1	951018	1	NH00/40A gl FUSE	FUSIBLE NH00/40A gl		
2	951020	1	16A CIRCUIT BREAKER	COUPE CIRCUIT 16A		
3	951022	1	24/40V - 115/230V TRANSFORMER	TRANSFORMATEUR 24/40V - 115/230V		
4	951024	1	DIODE BRIDGE PMS-40C 100x200	PONT DE DIODE PMS-40C 100x200		
5	951032	1	AP 063 ELECTRONIC BOARD	CARTE ELECTRONIQUE AP 063		
6	951029	1	REAR COVER	CHASSIS ARRIERE		
7	951030	1	FRONT COVER	CHASSIS AVANT		
8	951031	1	DECAL	AUTOCOLLANT		

FIGURE 10-2-3.CHARGER CONNECTORS / PRISES CHARGEUR

115 V



230 V

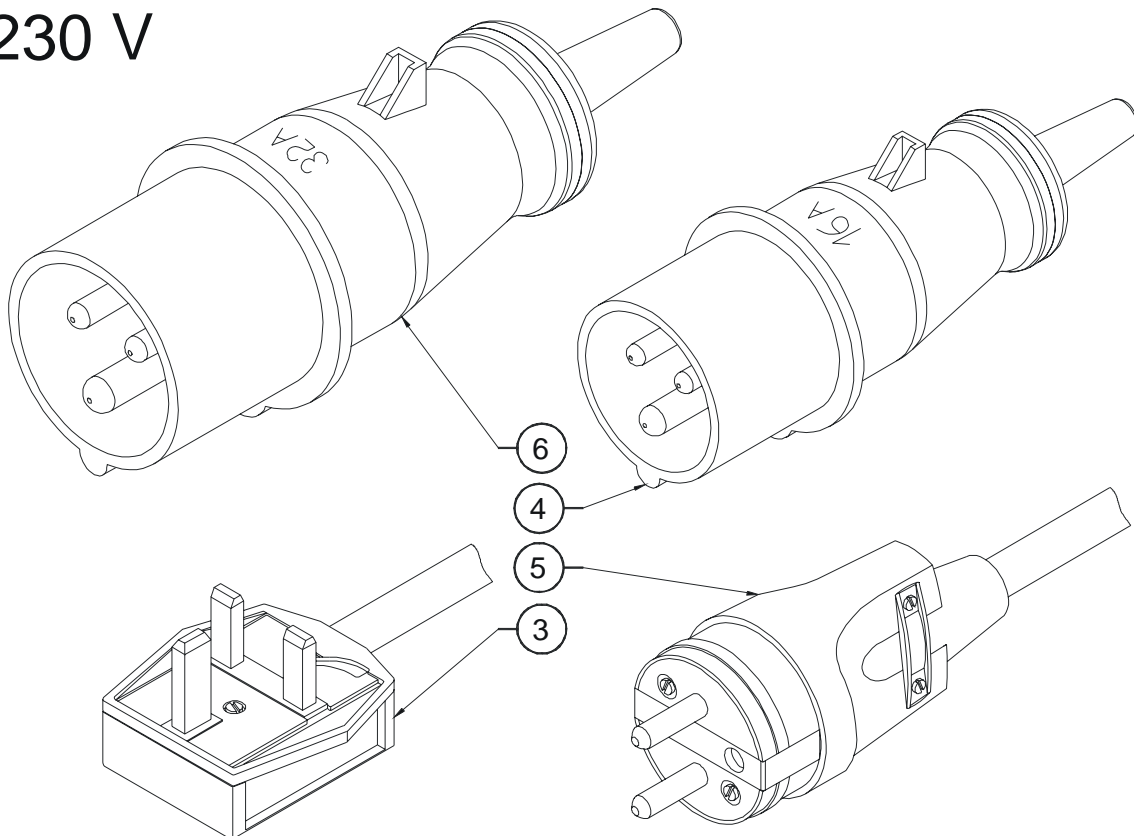


FIGURE 10-2-3. CHARGER CONNECTORS / PRISES CHARGEUR

DET REP	PART_NUMBER REF.	QTY	DESCRIPTION		REV	INFORMATION
			CHARGER CONNECTOR	PRISE CHARGEUR		RM0059
1	7364002824	1	US 125 VAC MALE CONNECTOR (=260276)	PRISE US 125VAC (=260276)		
2	260213	1	Yellow CONNECTOR 115VAC/16A CEI, IP44	PRISE MALE Jaune 115VAC/16A CEI, IP44		
3	250117	1	UK 230 VAC MALE CONNECTOR	PRISE MALE 230VAC ROYAUME UNI		
4	260231	1	BLUE CONNECTOR 230VAC/16A CEI, IP44	PRISE MALE BLEUE 230VAC/16A CEI, IP44		
5	260214	1	FRENCH AND GERMAN 230V CONNECTOR	PRISE 230V FRANCAISE ET ALLEMANDE		
6	260263	1	BLUE CONNECTOR 230VAC/32A CEI, IP44	PRISE MALE BLEUE 230VAC/32A CEI, IP44		
7	260266	1	Yellow CONNECTOR 115VAC/32A CEI, IP44	PRISE MALE Jaune 115VAC/32A CEI, IP44		

SECTION 10 OPTIONS

**FIGURE 10-3. S/N PRIOR/AVANT #A300082170 T800DI UK CHARGER INSTALL /
INSTALLATION CHARGEUR UK T800DI**

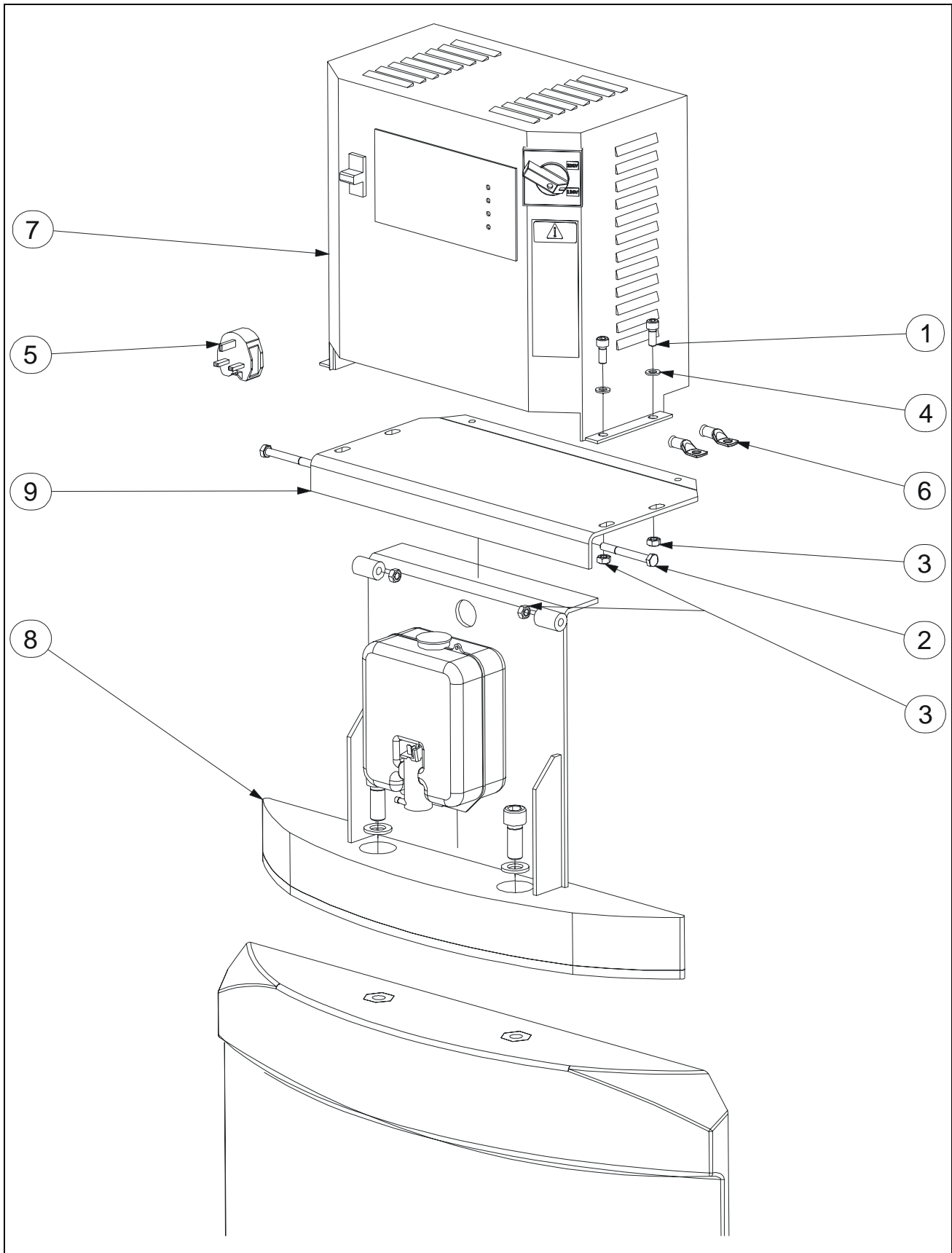


FIGURE 10-3. S/N PRIOR/AVANT #A300082170 T800DI UK CHARGER INSTALL / INSTALLATION CHARGEUR UK T800DI

DET REP	PART_NUMBER REF.	QTY	DESCRIPTION		REV	INFORMATION
	OP512		S/N PRIOR #A300082170 T800DI UK CHARGER INSTALL	INSTALLATION CHARGEUR UK T800DI AVANT N° A300082170		OP512
1	000006	4	M08x20 8.8 SOCKET HEAD MACH SCREW	VIS CHC M08x20 8.8 BI FT		
2	100017	2	M08x70 8.8 HEX HEAD MACHINE SCREW	VIS H M08x70 8.8 BI FT		
3	110004	6	M08 GR08 LOCK NUT	ECROU FREIN M8 CL08 BI		
4	120010	4	dD 08x18 LOCK WASHER	RONDELLE CONTACT dD 08x18 BI		
5	250117	1	UK 230 VAC MALE CONNECTOR	PRISE MALE 230VAC ROYAUME UNI		
6	250164	2	Ø8 EYELET CRIMP TERMINAL 16mm ²	COSSE A CEIL Ø8 - 16mm ²		
7	510081	1	OLDHAM CHARGER SELECT 115/230V 40A	CHARGEUR 40A OLDHAM SELECT 115/ 230V		510081
8	DL0822	1	LOWER FREQUENCY CHARGER SUPPORT	SUPPORT CHARGEUR BASSE FRE- QUENCE		
9	ST1499	1	CHARGER SUPPORT	SUPPORT CHARGEUR		

SECTION 10 OPTIONS

**FIGURE 10-3-1. OLDHAM CHARGER 40A WITH SELECTOR 115/230V /
CHARGEUR OLDHAM 40A AVEC SELECTEUR 115/230V**

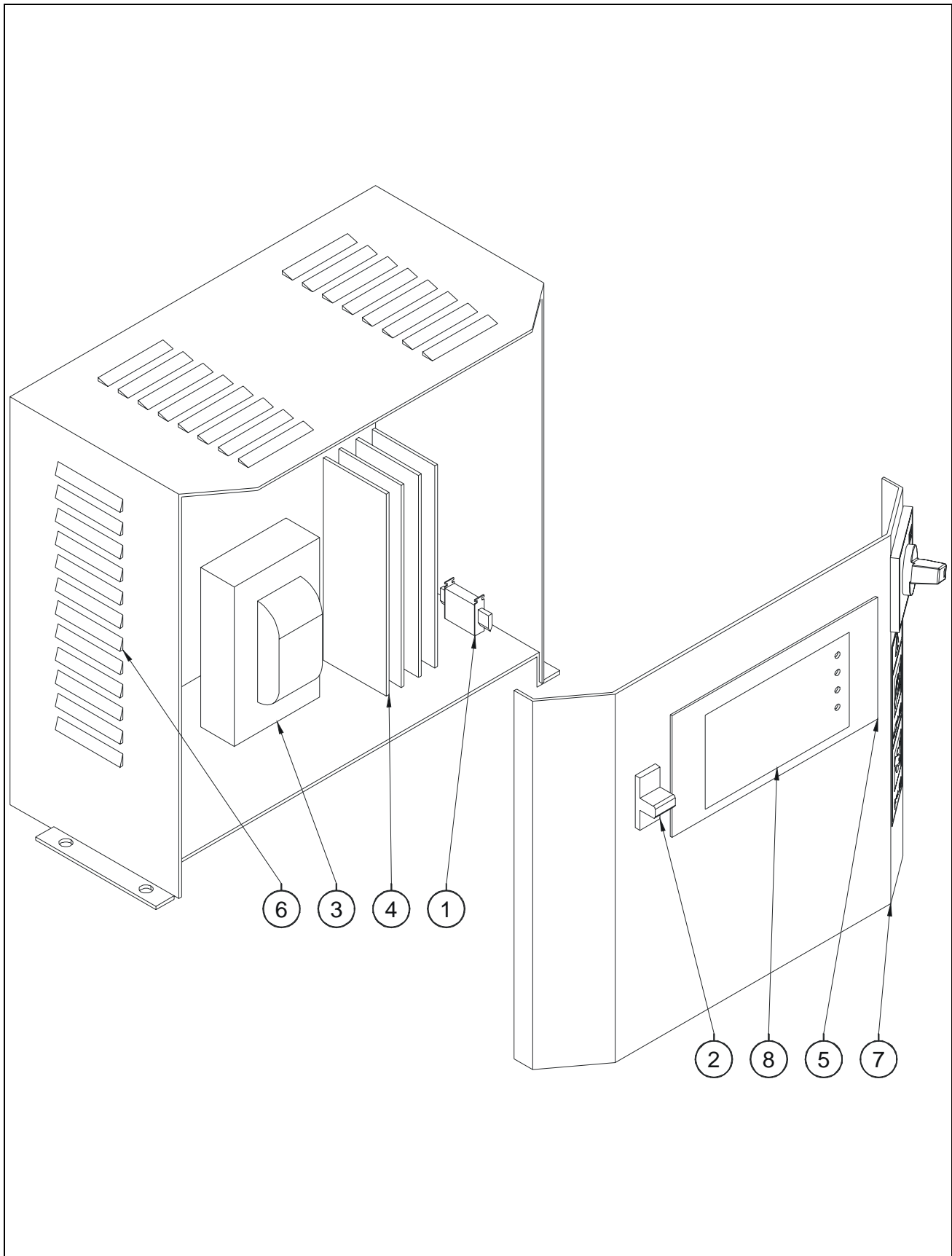


FIGURE 10-3-1. OLDHAM CHARGER 40A WITH SELECTOR 115/230V / CHARGEUR OLDHAM 40A AVEC SELECTEUR 115/230V

DET REP	PART_NUMBER REF.	QTY	DESCRIPTION		REV	INFORMATION
	510081		OLDHAM CHARGER SELECT 115/230V 40A	CHARGEUR 40A OLDHAM SELECT 115/ 230V		510081
1	951018	1	NH00/40A gl FUSE	FUSIBLE NH00/40A gl		
2	951020	1	16A CIRCUIT BREAKER	COUPE CIRCUIT 16A		
3	951022	1	24/40V - 115/230V TRANSFORMER	TRANSFORMATEUR 24/40V - 115/230V		
4	951024	1	DIODE BRIDGE PMS-40C 100x200	PONT DE DIODE PMS-40C 100x200		
5	951032	1	AP 063 ELECTRONIC BOARD	CARTE ELECTRONIQUE AP 063		
6	951029	1	REAR COVER	CHASSIS ARRIERE		
7	951030	1	FRONT COVER	CHASSIS AVANT		
8	951031	1	DECAL	AUTOCOLLANT		

FIGURE 10-4. SMALL PLATFORM DISPLAY PANEL /
PORTE AFFICHE PETITE PLATE-FORME

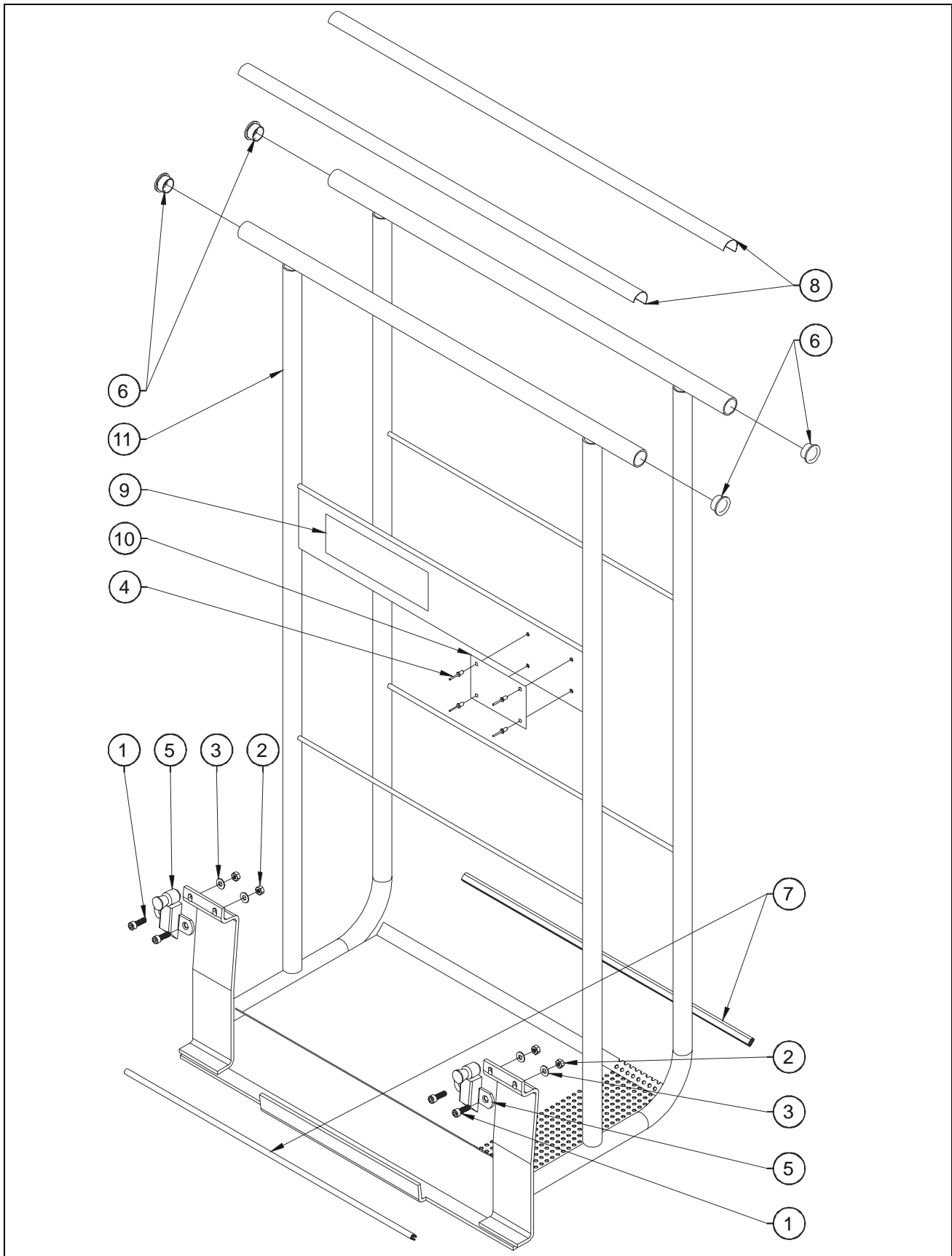


FIGURE 10-4. SMALL PLATFORM DISPLAY PANEL / PORTE AFFICHE PETITE PLATE-FORME

DET REP	PART_NUMBER REF.	QTY	DESCRIPTION		REV	INFORMATION
	OP394		SMALL PLATFORM DISPLAY PANEL ASSY	PORTE AFFICHE PETITE PLATE-FORME		OP394
1	000005	4	M06x20 8.8 SOCKET HEAD MACH SCREW	VIS CHC M06x20 8.8 BI FT		
2	110003	4	M06 GR. 8.8 LOCK NUT	ECROU FREIN M6 8.8 BI		
3	120009	4	dD 06x14 LOCK WASHER	RONDELLE CONTACT dD 06x14 BI		
4	180003	4	Ø5x10 POP RIVET	RIVET POP Ø5x10		
5	190010	2	LOCK	VERROU		
6	400003	4	CAP	BOUCHON		
7	400007	2x0.55	EDGE GUARD (quantity indicated in meter)	PROFIL A ARMATURE (quantité en mètres)		
8	400024	2x0.75	BLACK NON SLIP STRIP	BANDE ANTIDERAPANTE NOIRE		
9	AU0911	1	DISPLAY PANEL LOAD DECAL	AUTOCOLLANT CHARGE PORTE AFFICHE		
10	AU2046	1	MANUF NAME PLATE POSTER HOLDER	PLAQUE CONSTRUCT PORTE AFFICHE		
11	DL0560	1	DISPLAY PANEL	PORTE AFFICHE		

SECTION 10 OPTIONS

FIGURE 10-5. LARGE PLATFORM DISPLAY PANEL / PORTE AFFICHE GRANDE PLATE-FORME

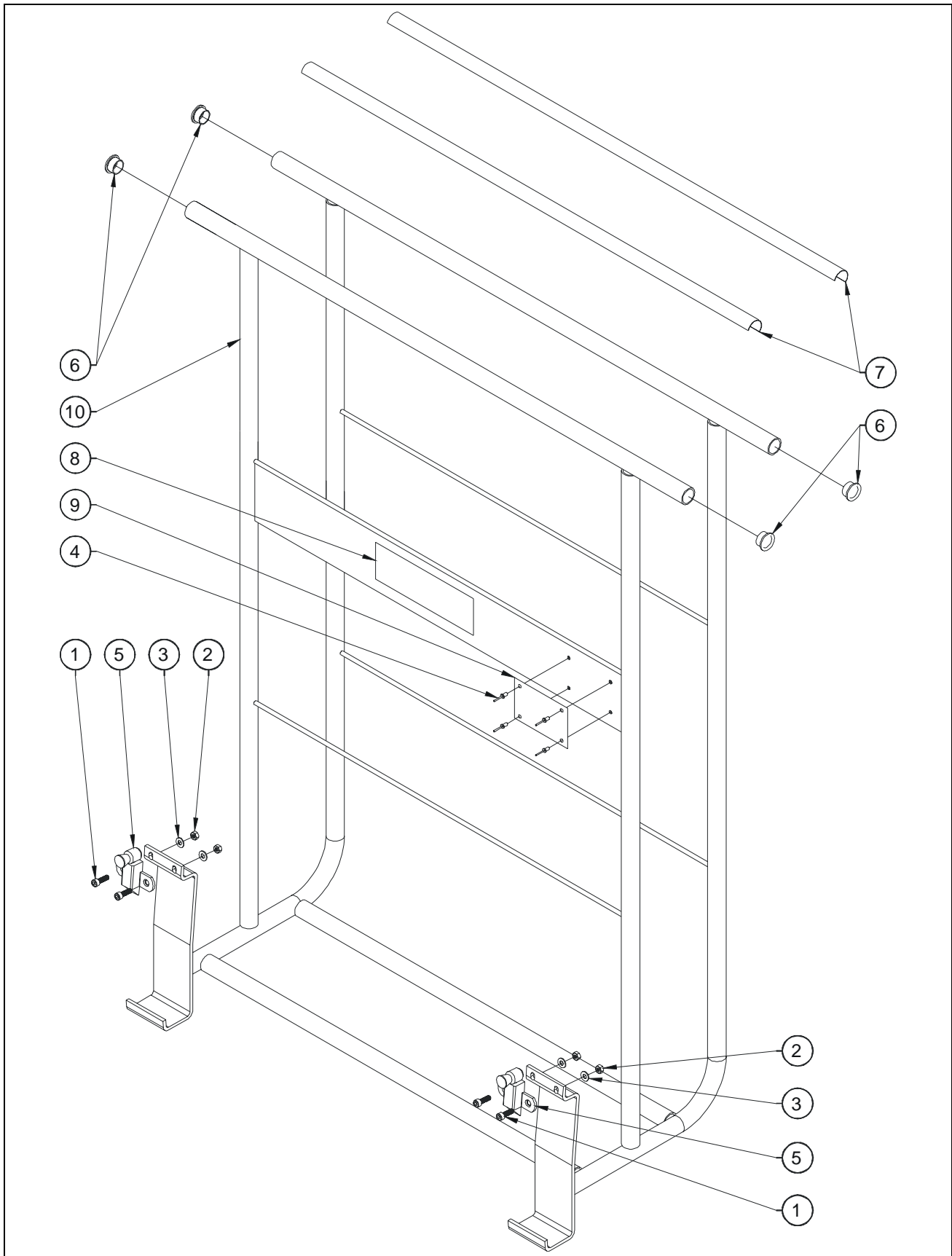


FIGURE 10-5. LARGE PLATFORM DISPLAY PANEL / PORTE AFFICHE GRANDE PLATE-FORME

DET REP	PART_NUMBER REF.	QTY	DESCRIPTION		REV	INFORMATION
	OP428		LARGE PLATFORM DISPLAY PANEL ASSY	PORTE AFFICHE GRANDE PLATE-FORME		OP428
1	000005	4	M06x20 8.8 SOCKET HEAD MACH SCREW	VIS CHC M06x20 8.8 BI FT		
2	110003	4	M06 GR. 8.8 LOCK NUT	ECROU FREIN M6 8.8 BI		
3	120009	4	dD 06x14 LOCK WASHER	RONDELLE CONTACT dD 06x14 BI		
4	180003	4	Ø5x10 POP RIVET	RIVET POP Ø5x10		
5	190010	2	LOCK	VERROU		
6	400003	4	CAP	BOUCHON		
7	400024	2x0.95	BLACK NON SLIP STRIP	BANDE ANTIDERAPANTE NOIRE		
8	AU0911	1	DISPLAY PANEL LOAD DECAL	AUTOCOLLANT CHARGE PORTE AFFICHE		
9	AU2046	1	MANUF NAME PLATE POSTER HOLDER	PLAQUE CONSTRUCT PORTE AFFICHE		
10	DL0637	1	DISPLAY PANEL	PORTE AFFICHE		

SECTION 10 OPTIONS

FIGURE 10-6. DI PLATFORM DISPLAY PANEL / PORTE AFFICHE PLATE-FORME DI

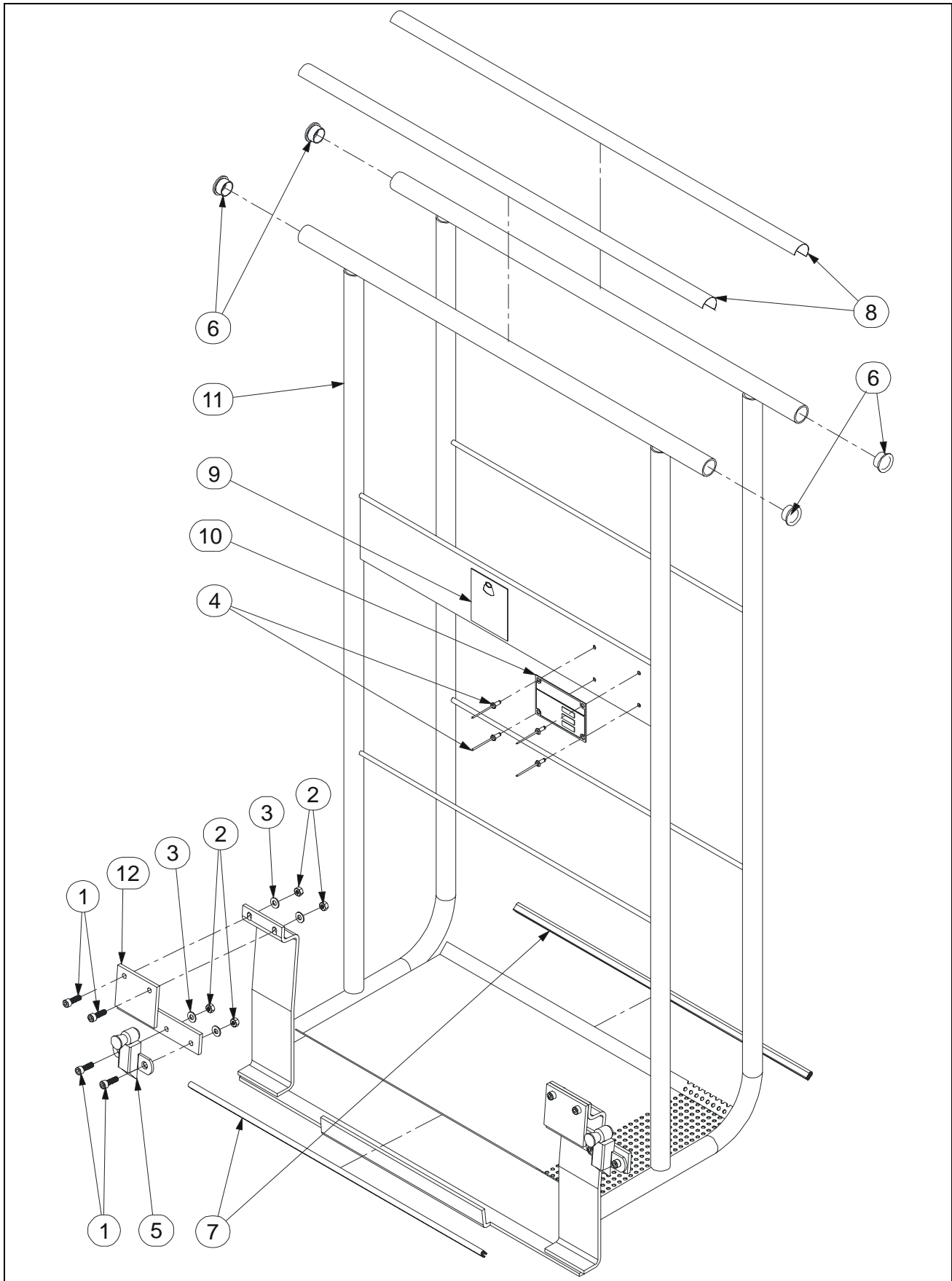


FIGURE 10-6. DI PLATFORM DISPLAY PANEL / PORTE AFFICHE PLATE-FORME DI

DET REP	PART_NUMBER REF.	QTY	DESCRIPTION		REV	INFORMATION
	OP465		DI PLATFORM DISPLAY PANEL ASSEMBLY	PORTE AFFICHE PLATE-FORME DI		OP465
1	000005	8	M06x20 8.8 SOCKET HEAD MACH SCREW	VIS CHC M06x20 8.8 BI FT		
2	110003	8	M06 GR. 8.8 LOCK NUT	ECROU FREIN M6 8.8 BI		
3	120009	8	dD 06x14 LOCK WASHER	RONDELLE CONTACT dD 06x14 BI		
4	180003	4	Ø5x10 POP RIVET	RIVET POP Ø5x10		
5	190010	2	LOCK	VERROU		
6	400003	4	CAP	BOUCHON		
7	400007	2x0.55	EDGE GUARD (quantity indicated in meter)	PROFIL A ARMATURE (quantité en mètres)		
8	400024	2x0.75	BLACK NON SLIP STRIP	BANDE ANTIDERAPANTE NOIRE		
9	AU0911	1	DISPLAY PANEL LOAD DECAL	AUTOCOLLANT CHARGE PORTE AFFICHE		
10	AU2046	1	MANUF NAME PLATE POSTER HOLDER	PLAQUE CONSTRUCT PORTE AFFICHE		
11	DL0560	1	DISPLAY PANEL	PORTE AFFICHE		
12	DL0723	2	LOCK HOLDER	SUPPORT VERROU		

SECTION 10 OPTIONS

FIGURE 10-7. 230V PLATFORM SOCKET INSTALL / INSTALLATION PRISE 230V

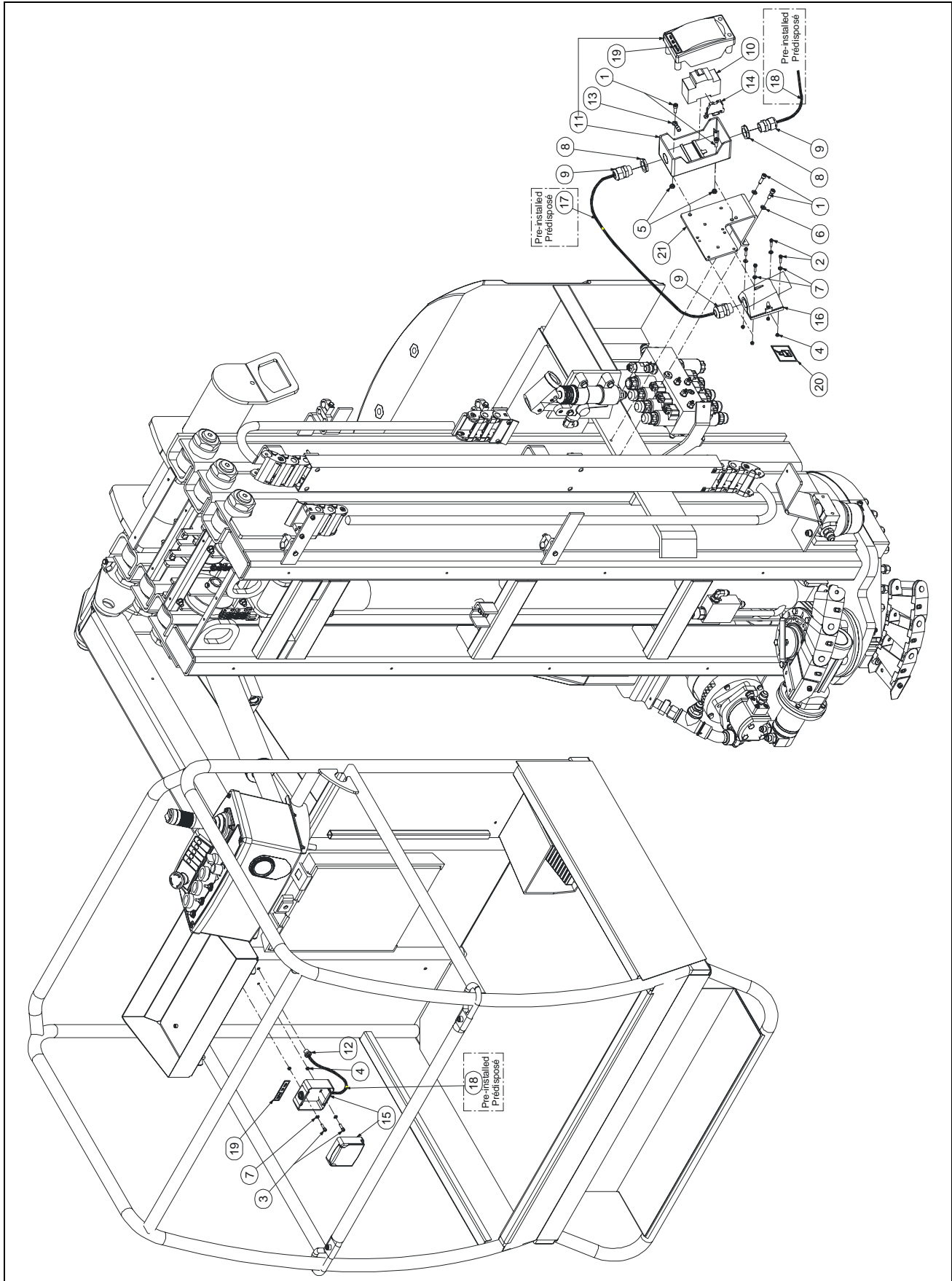


FIGURE 10-7. 230V PLATFORM SOCKET INSTALL / INSTALLATION PRISE 230V

DET REP	PART NUMBER REF.	QTY	DESCRIPTION		REV	INFORMATION
	OP213		230V FRENCH PLATFORM SOCKET INSTALL	INSTALLATION PRISE PANIER 230V FRANCAISE		OP213
	OP417		230VAC GERMAN PLATFORM SOCKET INSTALL	INSTALLAT° ALLEMANDE PRISE PLATE-FORME 230VAC		OP417
1	000005	4	M06x20 8.8 SOCKET HEAD MACH SCREW	VIS CHC M06x20 8.8 BI FT		
2	000020	4	M04x20 8.8 SOCKET HEAD MACH SCREW	VIS CHC M04x20 8.8 BI FT		
3	000085	2	M04x16 8.8 SOCKET HEAD MACH SCREW	VIS CHC M04x16 8.8 BI FT		
4	110001	6	M04 GR. 8.8 LOCK NUT	ECROU FREIN M4 8.8 BI		
5	110003	2	M06 GR. 8.8 LOCK NUT	ECROU FREIN M6 8.8 BI		
6	120009	2	dD 06x14 LOCK WASHER	RONDELLE CONTACT dD 06x14 BI		
7	120024	6	M04 LOCK WASHER	RONDELLE CONTACT M04 BI		
8	210012	2	GLAND N°16 NUT	ECROU DE PRESSE ETOUPE N°16		
9	210021	3	GLAND N°16	PRESSE ETOUPE N°16		
10	240015	1	CUTOUT 30 mA	DISJONCTEUR DIFFERENTIEL 30 mA		
11	240093	1	CUTOUT BOX	BOITIER DISJONCTEUR		
12	250051	1	CHANNEL D11.5	PASSE FIL D11.5		
13	250096	1	M06 EYELET TERMINAL 4-6mm ²	COSSE A CEIL ISOLEE M6 - 4-6mm ²		
14	250135	1	TERMINAL BLOCK VICKING	BLOC DE JONCTION VICKING		
15	260029	1	FRENCH 230 VAC SOCKET 2P+T	PRISE FEM. FRANCAISE 230VAC 2P+T		
15	260187	1	GERMAN 230 VAC SOCKET 2P+T	PRISE FEM. ALLEMANDE 230VAC 2P+T		
16	260032	1	230 VAC SURFACE PLUG	PRISE MALE FIXE 230VAC		
17	270059	0.3	CABLE 3G2.5mm ² Color leads (qty in meters)	CABLE 3G2.5mm ² coloré (qté en mètre)		
18	270059	11	CABLE 3G2.5mm ² Color leads (qty in meters)	CABLE 3G2.5mm ² coloré (qté en mètre)		
19	AU1163	2	230 VAC DECAL	AUTOCOLLANT 230VAC		
20	AU1716	1	PLATFORM SOCKET DECAL	AUTOCOLLANT PRISE PANIER		
21	ST1383	1	CUTOUT PLATE	PLATINE DISJONCTEUR		

SECTION 10 OPTIONS

FIGURE 10-8. S/N PRIOR #A300082170 SOFT TOUCH FRAME /CADRE SENSIBLE

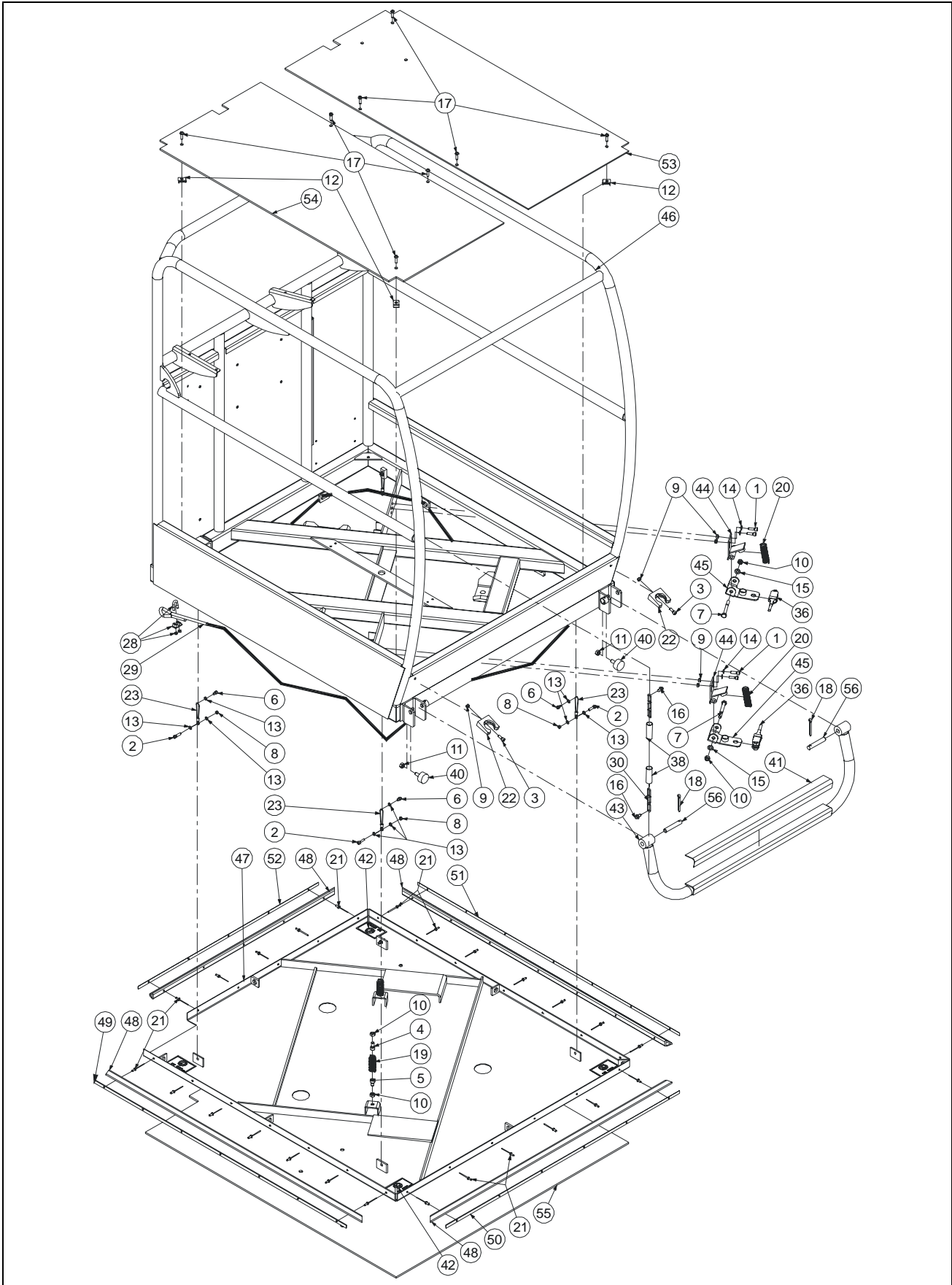
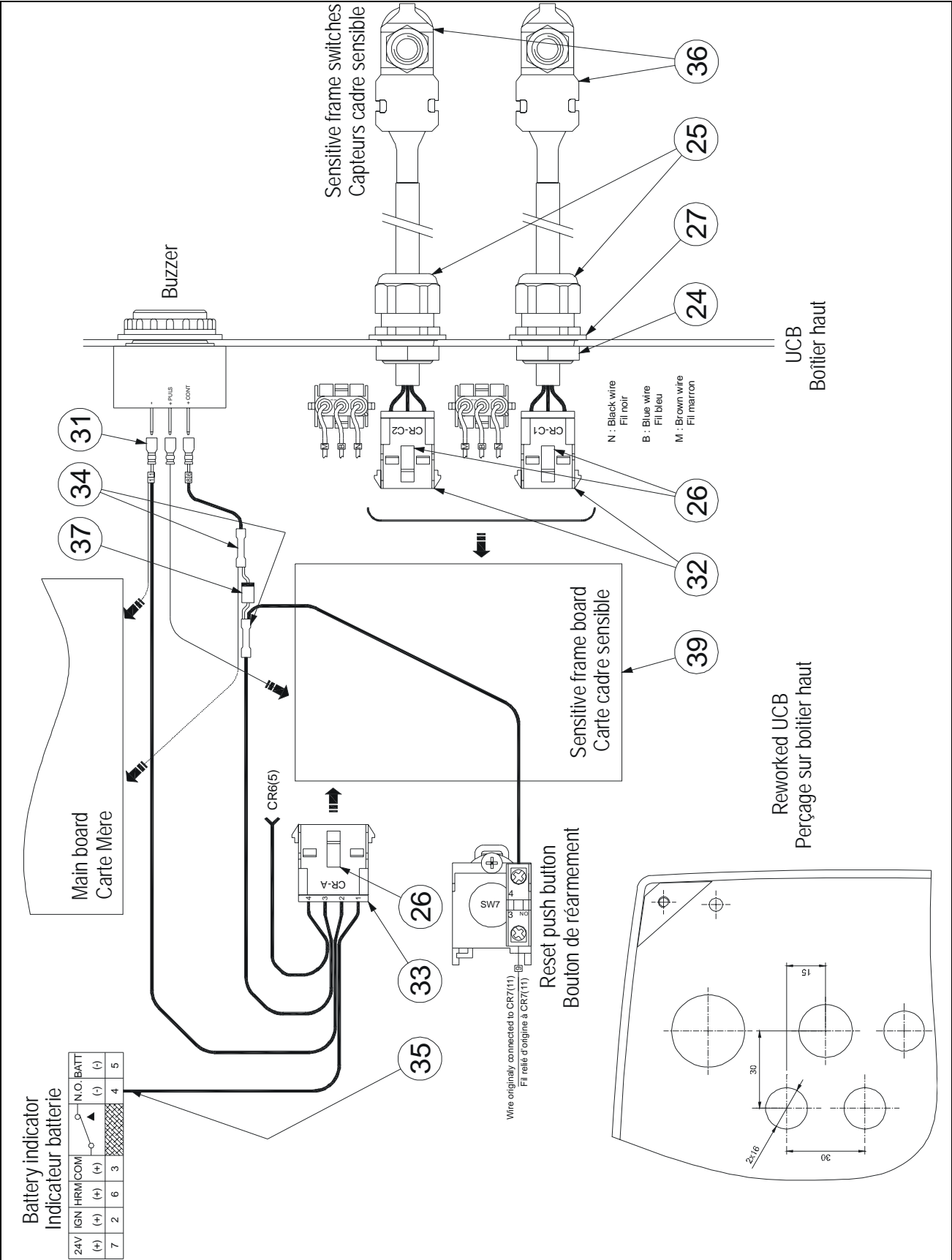


FIGURE 10-8.S/N PRIOR/AVANT #A300082170 SOFT TOUCH FRAME /
CADRE SENSIBLE



SECTION 10 OPTIONS

FIGURE 10-8. S/N PRIOR/AVANT #A300082170 SOFT TOUCH FRAME / CADRE SENSIBLE

DET REP	PART NUMBER REF.	QTY	DESCRIPTION		REV	INFORMATION
	OP511		S/N PRIOR #A300082170 SOFT TOUCH FRAME FOR ALU. PLATFORM	CADRE SENSIBLE POUR PLATE-FORME ALU AVANT N° A300082170		OP511
1	000005	4	M06x20 8.8 SOCKET HEAD MACH SCREW	VIS CHC M06x20 8.8 BI FT		
2	000010	4	M05x20 8.8 SOCKET HEAD MACH SCREW	VIS CHC M05x20 8.8 BI FT		
3	000015	2	M06x16 8.8 SOCKET HEAD MACH SCREW	VIS CHC M06x16 8.8 BI FT		
4	000018	2	M08x16 8.8 SOCKET HEAD MACH SCREW	VIS CHC M08x16 8.8 BI FT		
5	000042	2	M08x12 8.8 SOCKET HEAD MACH SCREW	VIS CHC M08x12 8.8 BI FT		
6	000089	4	M05x08 8.8 SOCKET HEAD MACH SCREW	VIS CHC M05x08 8.8 BI FT		
7	100025	2	M08x70 8.8 HEX HEAD CAPSCREW	VIS H M08x70 8.8 BI FP		
8	110002	4	M05 GR. 8.8 LOCK NUT	ECROU FREIN M5 8.8 BI		
9	110003	6	M06 GR. 8.8 LOCK NUT	ECROU FREIN M6 8.8 BI		
10	110004	6	M08 GR. 8.8 LOCK NUT	ECROU FREIN M8 8.8 BI		
11	110016	2	M08 GR. 8.8 HEX NUT	ECROU H M08 8.8 BI		
12	110026	4	M06 CAGE HEX NUT	ECROU CAGE M06		
13	120002	12	M05 WASHER	RONDELLE M05 BI		
14	120009	4	dD 06x14 LOCK WASHER	RONDELLE CONTACT dD 06x14 BI		
15	120014	2	M08 WASHER	RONDELLE M08 BI		
16	130009	2	SHEET METAL SCREW Ø6.5x16	VIS A TOLE Ø6.5x16		
17	130021	8	M06x20 8.8 ROUND HEAD MACH SCREW	VIS BOMBEE ULF M06x20 8.8 BI FT		
18	140001	2	COTTER PIN Ø4.5x40	GOUPILLE FENDUE Ø4.5x40		
19	160026	2	C 170 220 0500 N SPRING	RESSORT C 170 220 0500 N		
20	160027	2	C 150 160 0630 N SPRING	RESSORT C 150 160 0630 N		
21	180005	25	Ø4x16 POP RIVET	RIVET POP Ø4x16		
22	190028	2	Ø28 CLIP	CLIP Ø28		
23	190047	4	LINKAGE WIRE	CABLE D'ATTACHE		
24	210009	2	GLAND N°9 NUT	ECROU DE PRESSE ETOUPE N°9		
25	210017	2	GLAND N°9	PRESSE ETOUPE N°9		
26	210033	10	SOCKET CONTACT "MATE-N-LOK"	CONTACT FEMELLE "MATE-N-LOK"		
27	210063	2	N°9 GLAND SEAL	JOINT DE PRESSE ETOUPE N°9		
28	220009	2	CABLE CLAMP Ø6	SERRE CABLE Ø6		
29	220010	3.2	BUNGEE Ø8 (quantity indicated in meter)	TENDEUR Ø8 (qté indiquée en mètre)		
30	220011	35	CHAIN (quantity of links)	CHAINETTE (quantité de maillons)		
31	250027	1	BLUE RECEPTACLE TER. 6.3 - 1.5-2.5mm ²	COSSE FEM. 6.3 BLEUE 6.3 - 1.5-2.5mm ²		
32	250141	2	3 POSITIONS "MNL" CAP HOUSING	CONNECTEUR FEMELLE 3 CTS "MNL"		
33	250146	1	4 POSITIONS "MNL" CAP HOUSING	CONNECTEUR FEMELLE 4 CTS "MNL"		
34	250168	2	SPLICE TERMINAL 1.5-2.5	EPISSURE DE CABLE 1.5-2.5		
35	250190	1	SOCKET CONTACT "MOLEX MINI-FIT"	CONTACT FEMELLE "MOLEX MINI-FIT"		
36	260015	2	OVERLOAD SENSOR	DETECTEUR DE SURCHARGE		
37	260092	1	3A DIODE	DIODE 3A		
38	280004	0.8	Black Heat Shrink Sleeve 12.7(qty in meter)	GAINES THERMO 12.7 Noire (qté en mètre)		

FIGURE 10-8. S/N PRIOR/AVANT #A300082170 SOFT TOUCH FRAME / CADRE SENSIBLE

DET REP	PART_NUMBER REF.	QTY	DESCRIPTION		REV	INFORMATION
39	290052	1	SOFT TOUCH FRAME BOARD	CARTE CADRE SENSIBLE		
40	400015	2	ELASTIC STOP	BUTEE ELASTIQUE		
41	400024	0.57	BLACK NON SLIP STRIP WIDTH 5cm	BANDE ANTIDERAPANTE NOIRE Larg. 5cm		
42	AU0880	4	NO STEP DECAL	AUTOCOLLANT "NO STEP"		
43	DL0524	1	FOLDING STEP	MARCHE REPLIABLE		
44	DL0662	2	SETTING PLATE	PLATINE DE REGLAGE		
45	DL0663	2	SWITCH HOLDER	SUPPORT CAPTEUR		
46	DL0815	1	PLATFORM FOR SOFT TOUCH FRAME	PLATE-FORME POUR CADRE SENSIBLE		
47	SD0720	1	SOFT TOUCH FRAME	CADRE SENSIBLE		
48	ST3124	1	NITRILE PROTECTION KIT	JEU DE PROTECTION NITRILE		
49	ST3125	1	FIXATION BEAM	REGLETTE DE FIXATION		
50	ST3126	1	FIXATION BEAM	REGLETTE DE FIXATION		
51	ST3127	1	FIXATION BEAM	REGLETTE DE FIXATION		
52	ST3128	1	FIXATION BEAM	REGLETTE DE FIXATION		
53	ST3129	1	HALF RIGHT FLOOR	DEMI PLANCHER DROIT		
54	ST3130	1	HALF LEFT FLOOR	DEMI PLANCHER GAUCHE		
55	ST3131	1	SOFT TOUCH FRAME PROTECTION PLATE	PLAQUE DE PROTECTION CADRE SENSIBLE		
56	US0013	2	STEERING CYLINDER PIN	AXE VERIN DE DIRECTION		

SECTION 10 OPTIONS

FIGURE 10-8. S/N PRIOR/AVANT #A300082170 SOFT TOUCH FRAME / CADRE SENSIBLE

DET REP	PART NUMBER REF.	QTY	DESCRIPTION		REV	INFORMATION

SECTION 11
RECOMMENDED PART LIST /
LISTE DE PIECES RECOMMANDEES

SECTION 11 RECOMMENDED PART LIST / LISTE DE PIÈCES RECOMMANDÉES

The following list will service one Machine with emergency repair parts which can be installed in the field. Parts from the list should be replaced when inventory is depleted to keep service parts stock supplied. For further information, contact your JLG Industries Parts Department.

La liste suivante indique (pour une Machine) les pièces de réparation d'urgence qui peuvent être installées sur le terrain. La quantité de pièces de cette liste doit être tenue en stock minimum. Pour de plus amples informations, contactez votre SAV JLG Industries.

PART NUMBER REF.	QTY	DESCRIPTION		REV	INFORMATION
240044	1	JOYSTICK	MANIPULATEUR		SECTION 2-2-3
240057	1	NC CONTACT BLOCK	CONTACT NF		SECTION 2-2-3
240058	1	NO CONTACT BLOCK	CONTACT NO		SECTION 2-2-3
240060	1	TURN TO RELEASE KNOB	BOUTON D'ARRET D'URGENCE 1/4 TOUR		SECTION 2-2-3
240061	1	PUSH BUTTON	BOUTON POUSSOIR		SECTION 2-2-3
240064	1	3 POSITIONS SELECTOR	SELECTEUR 3 POSITIONS		SECTION 2-2-3
240066	1	3 POSITIONS KEY SELECTOR	SELECTEUR A CLE 3 POSITIONS		SECTION 2-2-5
260015	1	S/N PRIOR #A300082170 OVERLOAD SENSOR	DETECTEUR DE SURCHARGE AVANT N°A300082170		SECTION 5-1-1
260321	1	S/N SINCE #A300082170 OVERLOAD SENSOR	DETECTEUR DE SURCHARGE DEPUIS N°A300082170		SECTION 5-2-1
260016	1	SWITCH	CAPTEUR		SECTION 4-1
260030	1	2NC SWITCH	CAPTEUR 2NF		SECTION 4-1
260182	1 (DI)	SWITCH	CAPTEUR		SECTION 5-1-2
260202	1	POTENTIOMETER	POTENTIOMETRE		SECTION 2-2-3
260261	1	DOUBLE POLE TOGGLE SWITCH	INVERSEUR BIPOLAIRE		SECTION 2-2-3
260240	1	CIRCUIT BREAKER 5A	DISJONCTEUR 5A		SECTION 2-2-5
260282	1	DUAL THRESHOLD TILT SENSOR	DETECTEUR DE DEVERS 2 SEUILS		SECTION 3-1
260288	1	RELAY	RELAIS		SECTION 9-1
290026	1	ENABLE BOARD	CARTE VALIDATION		SECTION 2-2-3
290045	1	UPPER CONTROL BOX MAIN BOARD	CARTE MERE BOITIER HAUT		SECTION 2-2-3
290046	1	LOWER CONTROL BOX MAIN BOARD	CARTE MERE BOITIER BAS		SECTION 2-2-5
290048	1	5 LED ELECTRONIC BOARD	CARTE ELECTRONIQUE 5 LED		SECTION 2-2-3
290059	1	ELECTRONIC RELAY	RELAIS ELECTRONIQUE		SECTION 3-1
310055	1	COUNTER BALANCE VALVE	VALVE D'EQUILIBRAGE		SECTION 5-1
910058	1	KEY (INCLUDED IN ITEM 240066)	CLE (COMPRISE DANS REF 240066)		SECTION 2-2-5
930127	1	OIL FILTER CARTRIDGE	CARTOUCHE DE FILTRE		SECTION 4-1-9
930130	1	FILTER CARTRIDGE	CARTOUCHE DE FILTRE		SECTION 4-4-1
KR0024	1	DRIVE CONTROL BOARD	MODULE DE CONTRÔLE TRANSLATION		SECTION 2-2-5

SECTION 12 INDEX

P/N	PAGE	P/N	PAGE	P/N	PAGE	P/N	PAGE	P/N	PAGE
000003	1-3	000044	3-4	100050	5-9	110004	5-9	120009	3-3
000003	4-19	000044	4-19	100051	3-3	110005	5-13	120009	4-19
000003	4-4	000049	10-5	100051	4-4	110009	4-4	120009	4-4
000003	5-17	000049	7-3	100051	5-3	110009	5-5	120009	4-7
000003	5-19	000051	4-4	100054	5-15	110009	5-9	120009	5-13
000003	5-5	000052	2-21	100063	4-4	110010	4-4	120009	5-15
000003	5-9	000053	1-3	100076	3-3	110014	3-3	120009	5-3
000005	10-17	000060	4-7	100093	4-7	110016	10-26	120009	7-3
000005	10-19	000061	4-7	100098	3-3	110016	4-19	120009	9-7
000005	10-21	000065	2-11	100140	5-19	110016	5-5	120010	10-13
000005	10-23	000065	2-15	100140	5-9	110016	5-9	120010	10-5
000005	10-26	000067	10-3	100149	4-19	110017	4-7	120010	1-3
000005	4-19	000067	5-17	100154	5-6	110019	4-4	120010	3-3
000005	7-3	000067	5-5	110001	10-23	110019	5-5	120010	3-7
000006	10-13	000067	9-7	110001	2-11	110019	5-9	120010	4-19
000006	10-5	000069	4-7	110001	2-15	110020	4-4	120010	4-4
000006	3-3	000077	4-19	110002	10-26	110022	5-15	120010	4-7
000006	3-7	000085	10-23	110002	1-3	110024	2-11	120010	5-17
000006	4-15	000089	10-26	110002	4-19	110024	2-15	120010	5-19
000006	4-7	000089	4-19	110002	4-4	110024	2-21	120010	5-5
000006	5-17	000089	9-3	110002	5-15	110026	10-26	120010	5-9
000006	5-19	000089	9-5	110002	5-17	110026	1-3	120010	9-3
000006	5-5	000091	2-11	110002	5-19	110026	4-7	120010	9-5
000006	5-9	000091	2-15	110002	5-5	110035	2-21	120010	9-7
000006	9-3	000091	2-21	110002	5-9	120002	10-26	120011	4-17
000006	9-5	000094	5-13	110003	10-17	120002	10-3	120011	4-7
000006	9-7	100004	9-7	110003	10-19	120002	4-19	120011	5-13
000007	4-4	100005	3-3	110003	10-21	120002	4-4	120012	5-15
000007	5-3	100007	5-19	110003	10-23	120002	5-15	120014	10-26
000010	10-26	100007	5-9	110003	10-26	120002	5-17	120015	3-3
000010	5-15	100008	4-7	110003	1-3	120002	5-19	120017	4-4
000010	5-19	100009	4-17	110003	3-3	120002	5-5	120018	5-15
000010	5-9	100013	4-4	110003	4-15	120002	5-9	120021	3-4
000010	9-3	100017	10-13	110003	4-19	120002	9-3	120021	4-19
000014	4-19	100017	10-5	110003	4-4	120002	9-5	120024	10-23
000014	5-15	100019	4-15	110003	5-17	120002	9-7	120024	4-4
000014	7-3	100020	4-4	110003	5-19	120003	4-7	120024	5-19
000015	10-26	100024	5-5	110003	5-3	120004	1-3	120024	5-3
000015	1-3	100024	5-9	110003	5-5	120004	5-17	120024	5-9
000015	4-19	100025	10-26	110003	5-9	120004	5-19	120025	5-5
000015	4-7	100025	3-3	110003	9-7	120004	5-5	120025	5-9
000015	5-17	100027	3-3	110004	10-13	120004	5-9	120026	5-17
000015	5-19	100038	4-7	110004	10-26	120006	4-4	120026	5-19
000015	5-5	100039	5-13	110004	10-5	120007	5-5	120026	5-5
000015	5-9	100040	3-3	110004	1-3	120007	5-9	120026	5-9
000016	5-13	100040	5-13	110004	3-3	120008	10-3	120033	2-11
000018	10-26	100040	5-19	110004	4-19	120008	4-8	120033	2-17
000020	10-23	100040	5-3	110004	4-4	120008	7-3	120034	5-17
000023	4-8	100040	5-9	110004	4-7	120009	10-17	120034	5-19
000030	4-4	100048	10-3	110004	5-13	120009	10-19	120034	5-5
000032	5-19	100050	4-7	110004	5-17	120009	10-21	120034	5-9
000032	5-9	100050	5-17	110004	5-19	120009	10-23	120035	3-3
000037	4-7	100050	5-19	110004	5-3	120009	10-26	120040	2-21
000042	10-26	100050	5-5	110004	5-5	120009	1-3	120042	5-19

SECTION 12 INDEX

P/N	PAGE	P/N	PAGE	P/N	PAGE	P/N	PAGE	P/N	PAGE
120042	5-9	180009	1-3	210062	5-19	250140	2-7	260045	2-11
130003	4-15	180011	1-3	210062	5-5	250141	10-26	260045	2-15
130007	3-3	190010	10-17	210062	5-9	250141	2-7	260049	2-22
130009	10-26	190010	10-19	210063	10-26	250143	2-7	260077	4-19
130012	2-11	190010	10-21	210063	2-11	250144	2-7	260077	9-3
130021	10-26	190018	1-3	210063	2-15	250145	2-7	260092	10-26
130021	1-3	190019	1-3	210065	2-21	250146	10-26	260103	5-17
130022	3-4	190027	1-3	220009	10-26	250146	2-7	260103	5-19
130034	4-7	190028	10-26	220010	10-26	250148	2-7	260103	5-5
130048	2-21	190028	5-19	220011	10-26	250149	2-7	260103	5-9
130055	9-3	190028	5-9	240015	10-23	250150	2-7	260108	4-19
130055	9-7	190047	10-26	240044	2-11	250151	2-7	260115	4-19
130060	2-17	190047	2-11	240044	2-15	250153	2-7	260127	2-11
130061	2-17	190047	2-15	240044	2-19	250154	2-7	260127	2-15
130062	2-17	190047	2-21	240057	2-11	250155	2-7	260127	2-21
140001	10-26	190055	2-11	240057	2-15	250156	2-7	260128	2-9
140016	4-15	190063	2-21	240057	2-21	250158	2-7	260129	2-9
140017	1-3	190064	3-3	240058	2-11	250159	2-7	260130	2-9
140019	3-3	190072	1-3	240058	2-15	250164	10-13	260132	2-9
140019	4-4	190073	4-17	240058	2-21	250168	10-26	260133	2-21
150002	3-3	190073	4-19	240060	2-11	250189	2-9	260134	2-11
150002	5-13	210009	10-26	240060	2-15	250190	10-26	260135	2-21
150002	5-3	210009	2-11	240060	2-21	250190	2-9	260136	2-9
150007	4-4	210011	2-11	240061	2-11	250192	7-3	260137	2-9
150009	4-15	210011	2-21	240061	2-15	250193	2-7	260142	2-11
150011	4-4	210012	10-23	240064	2-11	250194	2-7	260142	2-15
150011	5-19	210012	2-21	240064	2-15	250195	2-7	260168	2-9
150011	5-9	210017	10-26	240066	2-21	250196	2-7	260169	2-9
150019	5-13	210017	2-11	240072	2-21	250199	2-9	260170	2-9
150019	5-3	210017	2-15	240076	2-11	250200	2-9	260177	2-9
150038	3-3	210019	2-11	240076	2-15	250201	2-9	260182	5-19
150052	5-15	210019	2-15	240076	2-21	250202	2-9	260182	5-9
160010	4-4	210019	2-21	240082	2-11	250203	2-9	260187	10-23
160026	10-26	210019	4-4	240082	2-15	250204	2-9	260201	2-11
160027	10-26	210019	5-17	240082	2-21	250205	2-9	260201	2-15
170007	4-4	210019	5-3	240093	10-23	250206	2-9	260202	2-11
170008	4-4	210020	2-9	250025	10-5	250211	7-7	260202	2-15
170009	4-4	210021	10-23	250027	10-26	250212	7-7	260209	2-11
170010	4-4	210021	2-21	250031	3-3	250213	7-7	260209	2-15
1701499	8-7	210029	2-7	250031	4-19	250216	2-9	260213	10-11
1702300	8-7	210030	2-7	250031	4-7	250217	2-9	260214	10-11
1702773	8-3	210031	2-7	250047	5-17	250220	2-9	260221	2-9
1702773	8-9	210032	2-7	250047	5-19	250221	2-9	260229	1-3
1703177	8-3	210033	10-26	250047	5-5	250222	2-9	260230	4-19
1703177	8-9	210033	2-7	250047	5-9	260015	10-26	260231	10-11
1706493	8-3	210034	2-7	250051	10-23	260015	5-5	260240	2-21
1706493	8-7	210052	2-11	250051	5-17	260015	5-9	260243	2-21
1706493	8-9	210052	2-15	250051	5-5	260016	4-4	260259	2-21
1706764	8-3	210057	2-11	250096	10-23	260016	4-4	260260	2-21
1706764	8-9	210057	2-15	250101	7-3	260019	2-22	260261	2-11
180003	10-17	210057	2-21	250102	7-3	260029	10-23	260261	2-15
180003	10-19	210059	4-4	250117	10-11	260030	4-4	260263	10-11
180003	10-21	210059	5-19	250117	10-13	260030	5-3	260266	10-11
180005	10-26	210059	5-9	250135	10-23	260032	10-23	260274	4-19

SECTION 12 INDEX

P/N	PAGE	P/N	PAGE	P/N	PAGE	P/N	PAGE	P/N	PAGE
260282	3-3	300047	3-7	400034	1-3	7364002824	10-11	950214	7-5
260288	9-3	300047	3-9	400034	5-10	900043	4-15	950215	7-5
260288	9-5	300055	3-3	400034	5-15	900050	3-11	950216	7-5
260288	9-7	300056	3-7	400034	5-19	900066	3-11	951015	4-17
260321	5-15	300057	3-7	400044	5-10	900068	3-11	951016	4-17
270046	2-5	300057	3-9	400044	5-5	900070	3-11	951017	4-17
270059	10-23	300057	4-11	400045	4-19	900086	2-9	951018	10-7
270059	10-23	300057	4-17	400045	4-4	900087	2-9	951020	10-7
280004	10-26	300060	4-19	400045	5-13	900115	3-11	951022	10-7
280011	2-11	300061	3-7	400045	5-3	910031	7-3	951024	10-7
280011	2-15	300061	4-7	400046	3-3	910038	5-10	951028	10-7
280011	2-21	300063	3-3	400046	4-4	910038	5-17	951029	10-7
280023	5-17	300063	4-11	400046	9-7	910038	5-19	951030	10-7
280023	5-19	300063	4-19	400047	10-3	910038	5-5	951031	10-7
280023	5-5	300063	4-7	400048	5-10	910058	2-21	951032	10-7
280023	5-9	300067	10-3	400048	5-17	920002	3-3	952028	4-13
290026	2-11	300078	4-17	400048	5-19	920008	3-3	952031	4-13
290026	2-15	300078	4-19	400058	7-3	920026	3-3	952041	4-13
290045	2-11	300089	10-3	400059	7-5	920042	4-4	952042	4-13
290045	2-15	300100	4-17	400065	7-5	920045	4-4	952043	4-13
290046	2-21	300101	4-11	400081	1-3	920046	4-5	952044	4-13
290048	2-11	300163	4-13	400086	7-3	920073	4-4	952045	3-11
290048	2-15	310030	5-13	400086	7-5	924001	2-19	952047	3-11
290049	2-21	310030	5-3	500015	4-15	924003	2-19	952048	3-11
290052	10-27	310055	5-13	500016	3-3	924004	2-19	952049	3-11
290058	2-21	310055	5-3	500017	3-3	924005	2-19	952067	3-13
290059	3-3	310055	6-7	500021	4-7	924006	2-19	952075	3-11
300001	5-13	310057	3-3	500042	3-3	924007	2-19	952081	4-13
300001	5-3	310058	6-7	510064	7-3	930127	4-19	952082	3-13
300001	6-7	310064	4-7	510070	4-17	930129	4-19	952083	3-13
300001	9-7	310065	4-19	510071	7-3	930130	4-7	952085	3-13
300002	4-19	310067	4-19	510075	7-3	930131	4-7	952086	3-13
300007	4-7	310073	3-3	510076	7-3	932020	3-3	952088	3-13
300011	4-17	320049	4-15	510077	10-5	932021	3-4	960006	3-11
300014	4-17	320060	3-3	510077	10-7	932022	3-4	960006	5-3
300024	3-7	320065	3-7	510077	10-7	932023	3-4	960006	6-7
300025	3-3	320066	4-7	510081	10-13	950033	7-5	960054	6-9
300025	3-9	330046	10-3	510081	10-5	950035	7-5	960071	6-9
300025	9-3	330051	10-3	510085	9-7	950038	7-5	960075	6-3
300025	9-5	400001	1-3	520054	9-5	950039	7-5	960080	6-5
300027	10-3	400003	10-17	520060	4-11	950040	7-5	960083	6-9
300034	3-13	400003	10-19	520060	4-13	950041	7-5	AU0048	8-3
300037	3-3	400003	10-21	520060	4-13	950044	7-5	AU0048	8-9
300040	3-7	400007	10-17	520077	3-11	950047	7-5	AU0050	8-3
300040	3-9	400007	10-21	520077	3-11	950052	7-5	AU0050	8-9
300040	4-11	400011	4-7	520092	4-17	950058	7-5	AU0149	8-3
300040	4-15	400015	10-27	520095	3-13	950059	7-5	AU0149	8-9
300040	5-13	400015	4-7	520095	3-9	950089	3-13	AU0258	8-3
300040	5-3	400015	5-19	520108	9-3	950089	4-13	AU0258	8-9
300040	6-7	400015	5-9	520111	9-7	950098	4-13	AU0764	8-3
300044	3-3	400024	10-17	7348000653	5-10	950110	4-19	AU0764	8-9
300045	4-17	400024	10-19	7348000653	5-17	950112	4-13	AU0765	8-3
300046	4-17	400024	10-21	7348000653	5-19	950113	4-13	AU0765	8-9
300047	3-13	400024	10-27	7348000653	5-5	950116	4-7	AU0766	8-3

SECTION 12 INDEX

P/N	PAGE	P/N	PAGE	P/N	PAGE	P/N	PAGE	P/N	PAGE
AU0766	8-9	AU1793	8-5	DL0663	10-27	PA0938	8-9	PT0249	7-5
AU0769	8-3	AU1800	8-11	DL0668	5-10	PA0939	8-3	RM0051	6-5
AU0769	8-9	AU1801	8-11	DL0668	5-19	PA0959	8-5	RM0055	6-9
AU0770	8-3	AU1806	8-3	DL0680	4-5	PA0960	8-11	RM0059	10-11
AU0770	8-9	AU1806	8-9	DL0681	4-5	PA0963	8-11	RM0066	6-3
AU0828	8-3	AU1825	8-3	DL0682	4-7	PA0995	8-7	RM0087	7-7
AU0828	8-9	AU1825	8-9	DL0683	5-3	PA0998	8-5	RM0090	2-7
AU0848	8-7	AU1868	2-12	DL0684	5-3	PA0999	8-11	RM0091	2-9
AU0871	8-3	AU1876	2-21	DL0685	5-5	PA1001	8-11	SD0345	4-5
AU0871	8-9	AU1884	8-11	DL0686	5-5	PA1040	8-5	SD0355	1-3
AU0880	10-27	AU1884	8-5	DL0687	3-4	PA1041	8-11	SD0452	4-5
AU0911	10-17	AU1885	8-5	DL0694	5-10	PA1052	8-11	SD0453	4-5
AU0911	10-19	AU1886	8-11	DL0695	5-10	PA1069	8-5	SD0464	4-5
AU0911	10-21	AU1918	8-11	DL0709	7-3	PC0034	2-3	SD0648	5-17
AU1073	8-5	AU1929	8-3	DL0723	10-21	PC0040	2-3	SD0648	5-5
AU1095	8-5	AU1929	8-7	DL0726	7-3	PC0040	4-19	SD0649	2-22
AU1095	8-7	AU1929	8-9	DL0767	5-5	PC0201	2-5	SD0720	10-27
AU1163	10-23	AU1941	8-7	DL0768	5-5	PC0259	2-5	SE0308	5-10
AU1172	8-5	AU1943	8-7	DL0815	10-27	PC0284	2-5	SE0308	5-19
AU1177	8-11	AU1947	8-11	DL0822	10-13	PC0285	2-5	SE0495	4-5
AU1227	8-11	AU1947	8-5	DL0839	5-13	PC0286	2-21	SE0510	3-9
AU1342	8-5	AU1948	8-5	DL0840	4-7	PC0286	2-5	SE0513	4-11
AU1344	8-5	AU1949	8-11	DL0846	5-17	PC0287	2-21	SE0513	4-8
AU1387	8-11	AU1954	8-11	DL0847	5-15	PC0287	2-5	SE0586	3-4
AU1389	8-11	AU1977	2-15	DL0848	5-15	PC0288	2-5	SE0586	3-7
AU1423	8-3	AU2020	8-11	DL0849	5-13	PC0301	2-3	SE0597	2-11
AU1423	8-9	AU2020	8-5	DL0850	5-17	PC0302	2-3	SE0597	2-15
AU1433	8-11	AU2021	8-5	DL0851	5-19	PC0303	2-3	SE0597	2-5
AU1447	8-5	AU2022	8-11	DL0852	7-3	PC0304	2-3	SE0598	2-21
AU1509	8-3	AU2046	10-17	FX192-001	5-5	PC0305	2-3	SE0598	2-5
AU1509	8-9	AU2046	10-19	KR0024	2-21	PC0306	2-3	SE0598	4-20
AU1544	8-11	AU2046	10-21	KT0002	4-15	PC0307	2-3	SE0792	2-15
AU1614	2-12	AU2052	8-11	OP213	10-23	PC0310	2-5	SE0792	2-17
AU1716	10-23	AU2059	8-9	OP304	10-3	PC0311	2-5	SE0795	2-21
AU1720	8-11	AU2062	8-3	OP394	10-17	PC0312	2-3	SE0795	2-5
AU1720	8-5	AU2062	8-7	OP417	10-23	PC0313	2-21	SE0795	4-20
AU1737	8-11	AU2062	8-9	OP428	10-19	PC0316	2-5	SE0796	2-11
AU1737	8-5	AU2063	8-5	OP465	10-21	PC0317	2-5	SE0796	2-15
AU1738	8-11	AU2064	8-5	OP511	10-26	PC0318	2-5	SE0796	2-5
AU1738	8-5	AU2071	2-15	OP512	10-13	PC0343	2-5	SE1003	4-19
AU1739	8-11	DF0564	4-19	OPS488	10-5	PC0346	2-21	SP0296	4-15
AU1739	8-5	DL0113	1-3	PA0894	8-5	PC0351	2-5	SP0350	6-7
AU1743	8-11	DL0384	3-4	PA0895	8-11	PC0379	2-5	SP0685	3-9
AU1743	8-5	DL0385	3-4	PA0900	8-5	PC0379	7-3	SP0782	4-17
AU1744	8-11	DL0386	4-5	PA0901	8-5	PC0391	2-5	SP0783	4-19
AU1744	8-5	DL0435	4-8	PA0902	8-5	PC0392	2-5	SP0784	4-7
AU1753	8-11	DL0524	10-27	PA0903	8-5	PC0393	2-5	SP0785	4-4
AU1755	8-11	DL0560	10-17	PA0904	8-5	PC0410	2-3	SP0786	5-13
AU1767	8-5	DL0560	10-21	PA0907	8-11	PC0497	2-5	SP0786	5-3
AU1768	8-11	DL0592	3-4	PA0914	8-5	PC0498	2-5	SP0787	5-5
AU1768	8-5	DL0637	10-19	PA0920	8-11	PC310	2-12	SP0789	3-3
AU1786	8-11	DL0641	5-10	PA0921	8-5	PC310	2-15	SP0790	1-3
AU1792	8-11	DL0641	5-19	PA0927	8-11	PC343	2-12	SP0791	7-3
AU1792	8-5	DL0662	10-27	PA0928	8-11	PC343	2-15	SP0796	5-9

SECTION 12 INDEX

P/N	PAGE	P/N	PAGE	P/N	PAGE	P/N	PAGE	P/N	PAGE
SP0880	9-7	ST2505	2-12	US0337	3-4				
SP0882	9-5	ST2505	2-15	US0341	4-15				
SP0931	9-3	ST2537	5-10	US0342	4-15				
SP0945	5-15	ST2537	5-19	US0358	4-5				
SP0946	5-17	ST2564	2-12	US0363	4-15				
SP0947	5-19	ST2564	2-15	US0364	4-15				
ST0099	4-5	ST2630	6-3	US0375	4-5				
ST0120	4-5	ST2643	4-7	US0377	4-5				
ST0178	4-5	ST2649	2-12	US0427	3-4				
ST0179	4-5	ST2650	2-12	US0429	4-15				
ST0736	5-10	ST2681	6-5	US0470	5-10				
ST0736	5-17	ST2682	4-20	US0470	5-20				
ST0736	5-19	ST2683	1-3	US0475	4-5				
ST0736	5-5	ST2711	5-10	US0479	4-5				
ST0763	5-17	ST2711	5-20	US0481	3-4				
ST0763	5-6	ST2712	1-3	US0485	5-13				
ST1307	3-4	ST2713	1-3	US0485	5-3				
ST1326	4-5	ST2714	7-3	US0486	5-13				
ST1327	4-5	ST2715	1-3	US0486	5-3				
ST1328	3-4	ST2716	1-3	US0487	5-13				
ST1377	4-5	ST2717	1-3	US0487	5-3				
ST1378	4-15	ST2718	1-3	US0516	5-10				
ST1380	4-7	ST2742	10-5	US0516	5-20				
ST1382	4-7	ST2816	7-3	US0531	5-15				
ST1383	10-23	ST2838	9-7	US0543	5-15				
ST1401	1-3	ST2952	7-3						
ST1403	1-3	ST2995	9-7						
ST1404	1-3	ST3046	9-3						
ST1405	4-19	ST3052	3-4						
ST1497	4-5	ST3084	2-17						
ST1499	10-13	ST3085	2-17						
ST1499	10-5	ST3124	10-27						
ST1522	5-13	ST3125	10-27						
ST1522	5-3	ST3126	10-27						
ST1523	5-13	ST3127	10-27						
ST1523	5-3	ST3128	10-27						
ST1524	3-7	ST3129	10-27						
ST1525	4-19	ST3130	10-27						
ST1534	6-9	ST3131	10-27						
ST1545	4-15	ST3247	6-5						
ST1570	1-3	ST3299	5-15						
ST1609	3-4	TPA0939	8-5						
ST1756	6-9	TPA938	8-11						
ST1934	2-12	US0013	10-27						
ST1934	2-15	US0026	4-5						
ST1934	2-22	US0044	4-15						
ST1969	10-3	US0134	3-4						
ST1971	5-10	US0190	4-7						
ST1971	5-19	US0204	4-5						
ST2005	6-9	US0208	4-5						
ST2063	2-12	US0236	5-10						
ST2063	2-15	US0236	5-15						
ST2110	3-4	US0236	5-6						
ST2206	6-3	US0336	3-4						

SECTION 12 INDEX

P/N	PAGE	P/N	PAGE	P/N	PAGE	P/N	PAGE	P/N	PAGE
-----	------	-----	------	-----	------	-----	------	-----	------

--	--	--	--	--	--	--	--	--	--



Corporate Office
JLG Industries, Inc.
1 JLG Drive
McConnellsburg PA. 17233-9533
USA
Phone: (717) 485-5161

JLG locations / Emplacements de JLG dans le monde

JLG Industries (Australia)
P.O. Box 5119
11 Bolwarra Road
Port Macquarie
N.S.W. 2444
Australia
Phone: (61) 2 65 811111
Fax: (61) 2 65 810122

JLG Latino Americana Ltda.
Rua Eng. Carlos Stevenson,
80-Suite 71
13092-310 Campinas-SP
Brazil
Phone: (55) 19 3295 0407
Fax: (55) 19 3295 1025

JLG Industries (UK) Ltd
Bentley House
Bentley Avenue
Middleton
Greater Manchester
M24 2GP
England
Phone: (44) 161 654 1000
Fax: (44) 161 654 1003

JLG France SAS
Z.I. Guillaume mon amy
BP 20
47400 Fauillet
France
Phone: (33) 553 883 170
Fax: (33) 553 883 179

JLG Deutschland GmbH
Max Planck Strasse 21
D-27721 Ritterhude/lhlpohl
Germany
Phone: (49) 421 69 350 - 20
Fax: (49) 421 69 350 - 45

JLG Equipment Services Ltd
Rm 1107 Landmark North
39 Lung Sum Avenue
Sheung Shui N.T.
Hong Kong
Phone: (852) 2639 5783
Fax: (852) 2639 5797

JLG Industries (Italia)
Via Po. 22
20010 Pregnana Milanese - MI
Italy
Phone: (39) 02 9359 5210
Fax: (39) 02 9359 5845

JLG Europe B.V.
Polaris Avenue 63
2132 HJ Foofddorp
The Netherlands
Phone: (31) 23 565 5665
Fax: (31) 23 557 2493

JLG Polska
Ul. Krolewska
00-060 Warszawa
Poland
Phone: (48) 91 4320 245
Fax: (48) 91 4358 200

JLG Industries (Scotland)
Wright Business Centre,
1 Lonmay Road
Queenslie
Glasgow G33 4EL
Scotland
Phone: (44) 141 781 6700
Fax: (44) 141 773 1907

Plataformas Elevadoras
JLG Iberica, S.L.
Trapadella, 2
P.I. Castellbisbal Sur
08755Castellbisbal
Spain
Phone: (34) 93 77 24700
Fax: (34) 93 77 11762

JLG Sverige AB
Enkopingsvagen 150
Box 704
SE - 176 27 Jarfalla
Sweden
Phone: (46) 8 506 59500
Fax: (46) 8 506 59534