



Illustrated Parts Manual Manuel de pièces détachées

***MODEL / MODELE
TOUCAN 870***



31210058
September 01, 2007





Original issue / Edition originale.... September 01, 2007

TABLE OF CONTENTS / TABLE DES MATIERES

FIGURE NO.	TITLE / TITRE	PAGE NO.
SECTION 1 - COVERS INSTALL / INSTALLATION CAPOTS 1-1		
1-1	COVERS INSTALL / INSTALLATION CAPOTS.	1-2
SECTION 2 - ELECTRICAL INSTALL / INSTALLATION ELECTRIQUE 2-1		
2-1	POWER CIRCUIT / CIRCUIT DE PUISSANCE	2-2
2-2	CONTROL CIRCUIT / CIRCUIT DE COMMANDE	2-4
2-2-1	MATE-N-LOK CONNECTORS / CONNECTEURS MATE-N-LOK.	2-6
2-2-2	CONNECTORS ON HARNESS ASSY / CONNECTEURS SUR FAISCEAUX.	2-8
2-2-3	S/N PRIOR / AVANT #A300087125 UCB / BOITIER HAUT	2-10
2-2-4	S/N SINCE / DEPUIS #A300087125 UCB/BOITIER HAUT	2-14
2-2-4-1	PLASTIC UPPER CONTROL BOX / BOITIER HAUT PLASTIC.	2-16
2-2-4-2	JOYSTICK COMPONENTS / COMPOSANTS JOYSTICK	2-18
2-2-5	LOWER CONTROL BOX / BOITIER BAS	2-20
SECTION 3 - FRAME INSTALL / INSTALLATION CHASSIS 3-1		
3-1	FRAME INSTALL / INSTALLATION CHASSIS	3-2
3-1-1	RELEASE VALVE / DISTRIBUTEUR DE DEBRAYAGE.	3-6
3-1-2	DRIVE MANIFOLD ASSEMBLY / ASSEMBLAGE BLOC TRANSLATION.	3-8
3-1-2-1	«FP HYDRAULIC» 2 SPEEDS MANIFOLD / BLOC 2 VITESSES	3-10
3-1-2-2	«HYDAC» 2 SPEEDS MANIFOLD / BLOC 2 VITESSES	3-12
SECTION 4 - MASTS ASSEMBLY / ASSEMBLAGE MATS 4-1		
4-1	MASTS ASSEMBLY / ASSEMBLAGE MATS	4-2
4-1-1	MAST 1 ASSEMBLY / ASSEMBLAGE MAT 1.	4-6
4-1-1-1	VALVE ASSEMBLY / ASSEMBLAGE DISTRIBUTEUR.	4-10
4-1-1-2	FUNCTION VALVE / DISTRIBUTEUR DE MOUVEMENTS.	4-12
4-1-1-3	SWING DRIVE / REDUCTEUR D'ORIENTATION.	4-14
4-1-1-4	3.5cc/rev POWER UNIT / CENTRALE 3.5cm ³ /tr	4-16
4-1-1-5	HYDRAULIC RESERVOIR / RESERVOIR HYDRAULIQUE.	4-18
SECTION 5 - JIB AND PLATFORM INSTALL / INSTALLATION BRAS ET PLATE-FORME . . 5-1		
5-1	JIB AND PLATFORM INSTALL / INSTALLATION BRAS ET PLATE-FORME	5-2
SECTION 6 - APPENDIX A 6-1		
6-1	STEERING CYLINDER / VERIN DE DIRECTION	6-2
6-2	JIB CYLINDER / VERIN DE BRAS	6-4
6-3	MAST CYLINDER ASSEMBLY / ASSEMBLAGE VERIN DE MAT.	6-6
SECTION 7 - APPENDIX B 7-1		
7-1	BATTERY AND CHARGER INSTALL / INSTALLATION BATTERIE ET CHARGEUR	7-2
7-2	BATTERY COMPONENTS / COMPOSANTS BATTERIE	7-4
7-3	115/230V 65A FULMEN CHARGER / CHARGEUR	7-6
7-4	115/230V 70A OLDHAM CHARGER / CHARGEUR	7-8
7-5	115/230V 70A OLDHAM CHARGER / CHARGEUR	7-10
7-6	115/230V SELECT 70A OLDHAM CHARGER / CHARGEUR.	7-12
7-7	80A «F7BTGR» ZIVAN GEL CHARGER / CHARGEUR GEL.	7-14
7-8	80A «F7BSTR» ZIVAN CHARGER / CHARGEUR.	7-16
7-9	CHARGER CONNECTOR / PRISE CHARGEUR	7-18
SECTION 8 - APPENDIX C 8-1		
8-1	STANDARD DECAL KIT / JEU AUTOCOLLANTS STANDARD	8-2
8-1-1	CE COUNTRIES DECALS / AUTOCOLLANTS PAYS CE.	8-4

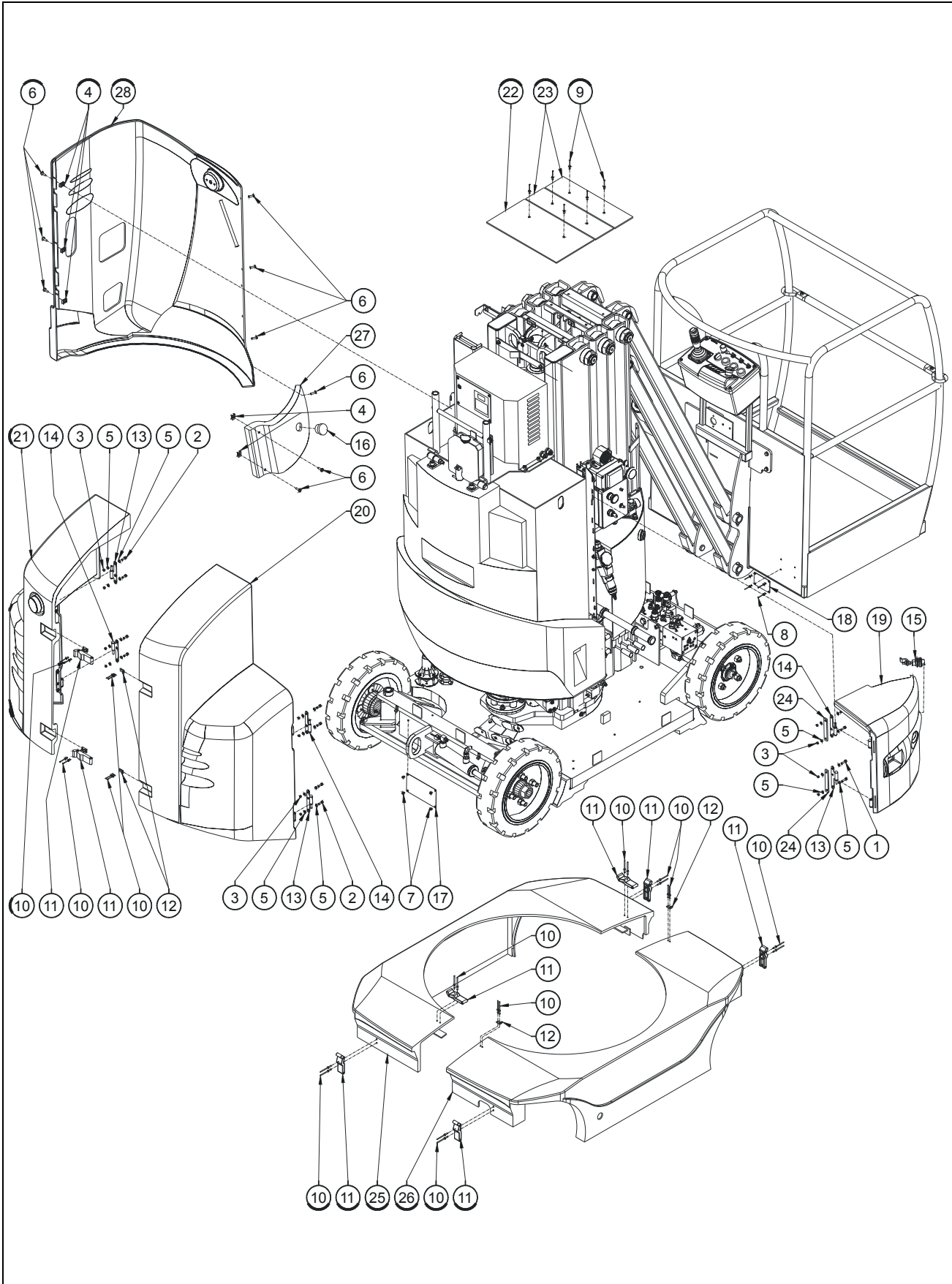
TABLE OF CONTENTS / TABLE DES MATIERES

FIGURE NO.	TITLE / TITRE	PAGE NO.
SECTION 9 - APPENDIX D		9-1
9-1	3 CABLES STEERING UNIT INSTALL / INSTALLATION CENTRALE DIRECTION 3 CABLES	9-2
9-2	R2K STEERING UNIT INSTALL / INSTALLATION CENTRALE DIRECTION R2K	9-4
SECTION 10 - OPTIONS		10-1
10-1	SMALL PLATFORM DISPLAY PANEL / PORTE AFFICHE PETITE PLATE-FORME	10-2
10-2	LARGE PLATFORM DISPLAY PANEL / PORTE AFFICHE GRANDE PLATE-FORME	10-4
10-3	230V PLATFORM SOCKET INSTALL / INSTALLATION PRISE 230V	10-6

**SECTION 1
COVERS INSTALL /
INSTALLATION CAPOTS**

SECTION 1 COVERS INSTALL / INSTALLATION CAPOTS

FIGURE 1-1. COVERS INSTALL / INSTALLATION CAPOTS



SECTION 1 COVERS INSTALL / INSTALLATION CAPOTS

FIGURE 1-1. COVERS INSTALL / INSTALLATION CAPOTS

DET REP	PART NUMBER REF.	QTY	DESCRIPTION		REV	INFORMATION
			COVERS INSTALL	INSTALLATION CAPOTS		SP0835
1	000010	4	M05x20 8.8 SOCKET HEAD MACH SCREW	VIS CHC M05x20 8.8 BI FT		
2	000067	7	M05x12 8.8 SOCKET HEAD MACH SCREW	VIS CHC M05x12 8.8 BI FT		
3	110002	12	M05 GR. 8.8 LOCK NUT	ECROU FREIN M5 8.8 BI		
4	110026	5	M06 CAGE HEX NUT	ECROU CAGE M06		
5	120002	24	M05 WASHER	RONDELLE M05 BI		
6	130021	9	M06x20 8.8 ROUND HEAD MACH SCREW	VIS BOMBEE ULF M06x20 8.8 BI FT		
7	140017	4	NAIL	CLOU		
8	180001	4	Ø4.8x16 POP RIVET	RIVET POP Ø4.8x16		
9	180009	6	Ø5x16 LARGE HEAD POP RIVET	RIVET POP TETE LARGE Ø5x16		
10	180011	24	Ø4x14 EXPENDABLE POP RIVET	RIVET POP ECLATE Ø4x14		
11	190018	8	C 7-10 RUBBER LATCH	GRENOUILLERE C 7-10		
12	190019	4	C 7-10 LATCH LOCKING TAB	RECEPTACLE C 7-10		
13	190033	3	MALE HINGE	PAUMELLE MALE		
14	190035	3	MALE HINGE	PAUMELLE MALE		
15	190037	1	ROTARY LATCH	LOQUET		
16	400043	1	CAP	BOUCHON		
17		1	FRAME MANUFACTURER'S NAME PLATE	PLAQUE CONSTRUCTEUR CHASSIS		
18		1	PLATFORM MANUFACTUR. NAME PLATE	PLAQUE CONSTRUCTEUR PANIER		
19	SD0564	1	TOP SIDE COVER	CAPOT LATERAL HAUT		
20	SD0566	1	LEFT DOOR	PORTE GAUCHE		
21	SD0567	1	RIGHT DOOR	PORTE DROITE		
22	ST1798	1	MAST TOP COVER	COUVRE MAT		
23	ST1799	2	MAST TOP COVER	COUVRE MAT		
24	ST2291	2	COVER SPACER	ENTRETOISE CAPOT		
25	ST2716	1	LOWER RIGHT COVER	COQUE BASSE DROITE		
26	ST2717	1	LOWER LEFT COVER	COQUE BASSE GAUCHE		
27	ST2722	1	BOTTOM SIDE COVER	CAPOT LATERAL BAS		
28	ST2723	1	LARGE COVER	GRAND CAPOT		

SECTION 1 COVERS INSTALL / INSTALLATION CAPOTS

FIGURE 1-1. COVERS INSTALL / INSTALLATION CAPOTS (CONTINUED)

DET REP	PART_NUMBER REF.	QTY	DESCRIPTION		REV	INFORMATION

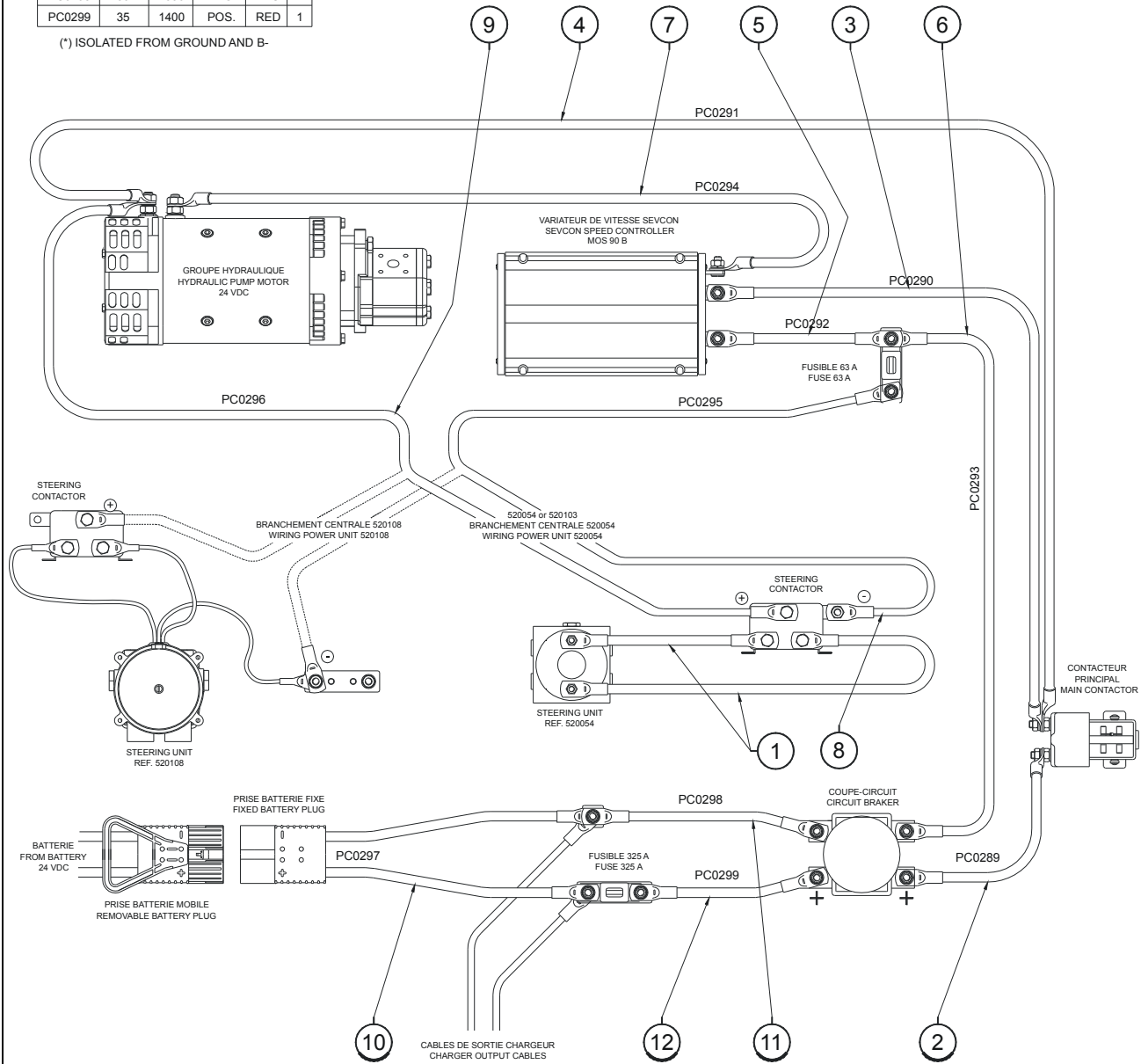
SECTION 2
ELECTRICAL INSTALL /
INSTALLATION ELECTRIQUE

SECTION 2 ELECTRICAL INSTALL / INSTALLATION ELECTRIQUE

FIGURE 2-1. POWER CIRCUIT / CIRCUIT DE PUISSANCE

CABLE P/N	SECTION mm ²	LENGHT mm	POLARITY	COLOR	QTY
PC0034	16	250	POS/NEG	BLK	2
PC0289	35	1050	POS.	RED	1
PC0290	35	500	POS.	RED	1
PC0291	35	1250	POS.	RED	1
PC0292	35	650	NEG.	BLU	1
PC0293	35	900	NEG.	BLU	1
PC0294	35	1400	NEG.(*)	BLK	1
PC0295	16	2600	NEG.	BLU	1
PC0296	16	2500	POS.	RED	1
PC0297	35	360/360	POS/NEG	RED/BLU	1
PC0298	35	1350	NEG.	BLU	1
PC0299	35	1400	POS.	RED	1

(*) ISOLATED FROM GROUND AND B-



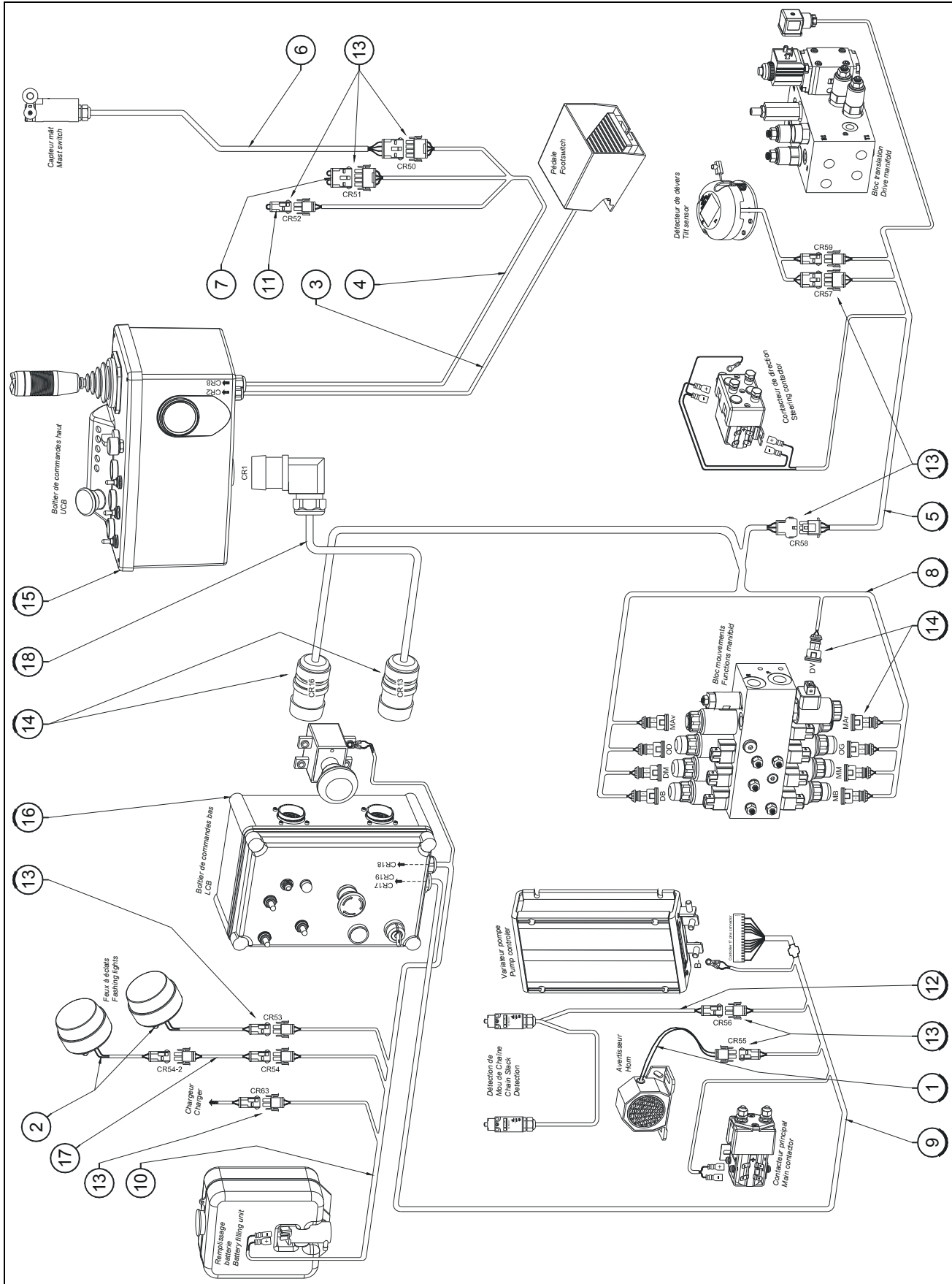
SECTION 2 ELECTRICAL INSTALL / INSTALLATION ELECTRIQUE

FIGURE 2-1. POWER CIRCUIT / CIRCUIT DE PUISSANCE

DET REP	PART NUMBER REF.	QTY	DESCRIPTION		REV	INFORMATION
			POWER CIRCUIT	CIRCUIT DE PUISSANCE		PC0300
1	PC0034	2	CABLE ASSEMBLY	CABLE ELECTRIQUE		
2	PC0289	1	CABLE ASSEMBLY	CABLE ELECTRIQUE		
3	PC0290	1	CABLE ASSEMBLY	CABLE ELECTRIQUE		
4	PC0291	1	CABLE ASSEMBLY	CABLE ELECTRIQUE		
5	PC0292	1	CABLE ASSEMBLY	CABLE ELECTRIQUE		
6	PC0293	1	CABLE ASSEMBLY	CABLE ELECTRIQUE		
7	PC0294	1	CABLE ASSEMBLY	CABLE ELECTRIQUE		
8	PC0295	1	CABLE ASSEMBLY	CABLE ELECTRIQUE		
9	PC0296	1	CABLE ASSEMBLY	CABLE ELECTRIQUE		
10	PC0297	1	HARNESS ASSEMBLY-POWER SUPPLY	FAISCEAU ALIMENTATION		
11	PC0298	1	CABLE ASSEMBLY	CABLE ELECTRIQUE		
12	PC0299	1	CABLE ASSEMBLY	CABLE ELECTRIQUE		

SECTION 2 ELECTRICAL INSTALL / INSTALLATION ELECTRIQUE

FIGURE 2-2. CONTROL CIRCUIT / CIRCUIT DE COMMANDE



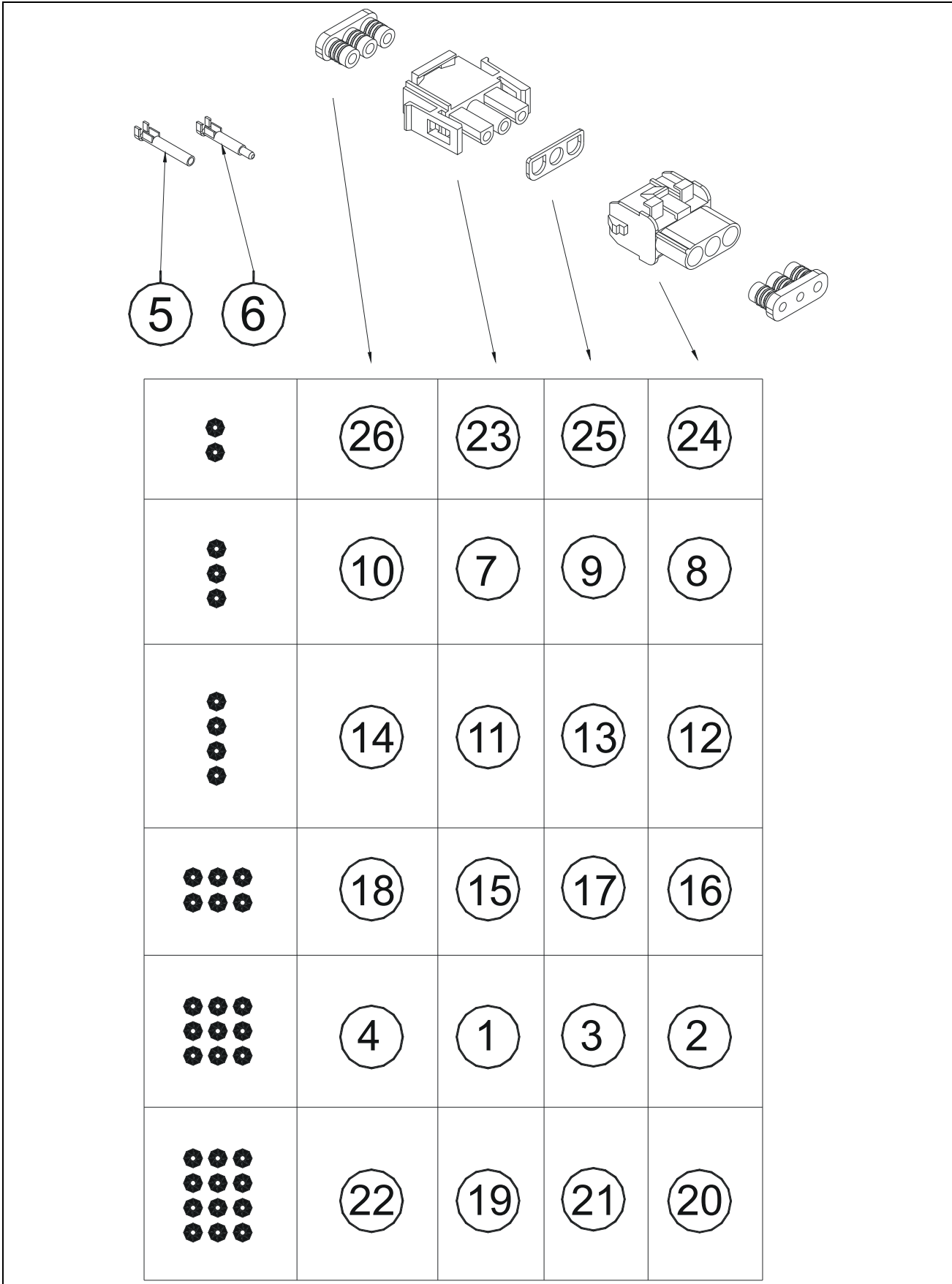
SECTION 2 ELECTRICAL INSTALL / INSTALLATION ELECTRIQUE

FIGURE 2-2. CONTROL CIRCUIT / CIRCUIT DE COMMANDE

DET REP	PART NUMBER REF.	QTY	DESCRIPTION		REV	INFORMATION
			CONTROL CIRCUIT	CIRCUIT DE COMMANDE	B	PC0353
1	PC0201	1	HARNESS ASSEMBLY-HORN	CABLAGE AVERTISSEUR SONORE		
2	PC0318	2	HARNESS ASSEMBLY-FLASHING LIGHTS	FAISCEAU FEUX A ECLATS	A	
3	PC0259	1	HARNESS ASSEMBLY-FOOT SWITCH	FAISCEAU PEDALE		
4	PC0310	1	HARNESS ASSEMBLY-LIMIT SWITCHES	FAISCEAU CAPTEURS		
5	PC0314	1	HARNESS ASSEMBLY-CHASSIS	FAISCEAU CHASSIS		
6	PC0328	1	HARNESS ASSEMBLY-MAST LIMIT SWITCH	FAISCEAU CAPTEUR DE MAT		
7	PC0333	1	HARNESS ASSEMBLY-JIB LIMIT SW DONG	FAISCEAU CAVALIER CAPTEUR BRAS		
8	PC0347	1	HARNESS ASSY-FUNCTIONS MANIFOLD	FAISCEAU BLOC FONCTIONS		
9	PC0348	1	HARNESS ASSEMBLY-CONTROLLER	FAISCEAU VARIATEUR		
10	PC0349	1	HARNESS ASSEMBLY-POWER SUPPLY	FAISCEAU ALIMENTATION		
11	PC0351	1	HARNESS ASSY-OVERLOAD SW DONG	FAISCEAU CAVALIER SURCHARGE		
12	PC0352	1	HARNESS ASSEMBLY-CHAIN SLACK	FAISCEAU MOU DE CHAINE		
13		x	MATE-N-LOK CONNECTORS	CONNECTEURS MATE-N-LOK		RM0090
14		x	CONNECTORS ON HARNESS ASSEM- BLIES	CONNECTEURS SUR FAISCEAUX		RM0091
15	SE0597	1	UPPER CONTROL BOX ASSEMBLY	ASSEMBLAGE BOITIER HAUT	B	SE0597
16	SE0622	1	LOWER CONTROL BOX ASSEMBLY	ASSEMBLAGE BOITIER BAS	B	SE0622
17	PC0429	1	FLASHING LIGHT EXTENSION	RALLONGE FAISCEAU FEUX A ECLATS	A	
18	270046	11	CABLE 27x1mm ² (quantity indicated in meter)	CABLE 27x1mm ² (qté indiquée en mètre)		

**SECTION 2 ELECTRICAL INSTALL /
INSTALLATION ELECTRIQUE**

FIGURE 2-2-1.MATE-N-LOK CONNECTORS / CONNECTEURS MATE-N-LOK



SECTION 2 ELECTRICAL INSTALL / INSTALLATION ELECTRIQUE

FIGURE 2-2-1. MATE-N-LOK CONNECTORS / CONNECTEURS MATE-N-LOK

DET REP	PART NUMBER REF.	QTY	DESCRIPTION	REV	INFORMATION
			MATE-N-LOK CONNECTORS		RM0090
1	210029		9 POSITIONS PLUG HOUSING "MNL"		
2	210030		9 POSITIONS CAP HOUSING "MNL"		
3	210031		9 POSITIONS INTERFACE SEAL		
4	210032		9 POSITIONS WIRE SEAL		
5	210033		SOCKET CONTACT "MATE-N-LOK"		
6	210034		PIN CONTACT "MATE-N-LOK"		
7	250140		3 POSITIONS "MNL" PLUG HOUSING		
8	250141		3 POSITIONS "MNL" CAP HOUSING		
9	250143		3 POSITIONS INTERFACE SEAL		
10	250144		3 POSITIONS WIRE SEAL		
11	250145		4 POSITIONS "MNL" PLUG HOUSING		
12	250146		4 POSITIONS "MNL" CAP HOUSING		
13	250148		4 POSITIONS INTERFACE SEAL		
14	250149		4 POSITIONS WIRE SEAL		
15	250150		6 POSITIONS "MNL" PLUG HOUSING		
16	250151		6 POSITIONS "MNL" CAP HOUSING		
17	250153		6 POSITIONS INTERFACE SEAL		
18	250154		6 POSITIONS WIRE SEAL		
19	250155		12 POSITIONS "MNL" PLUG HOUSING		
20	250156		12 POSITIONS "MNL" CAP HOUSING		
21	250158		12 POSITIONS INTERFACE SEAL		
22	250159		12 POSITIONS WIRE SEAL		
23	250193		2 POSITIONS "MNL" PLUG HOUSING		
24	250194		2 POSITIONS "MNL" CAP HOUSING		
25	250195		2 POSITIONS INTERFACE SEAL		
26	250196		2 POSITIONS WIRE SEAL		
			CONNECTEURS MATE-N-LOK		
			CONNECTEUR MALE 9 COSSES "MNL"		
			CONNECTEUR FEMELLE 9 COSSES "MNL"		
			JOINT INTERFACE CONNECTEUR 9 CTS		
			JOINT ARRIERE CONNECTEUR 9 CTS		
			CONTACT FEMELLE "MATE-N-LOK"		
			CONTACT MALE "MATE-N-LOK"		
			CONNECTEUR MALE 3 CONTACTS "MNL"		
			CONNECTEUR FEMELLE 3 CTS "MNL"		
			JOINT INTERFACE CONNECTEUR 3 CTS		
			JOINT ARRIERE CONNECTEUR 3 CTS		
			CONNECTEUR MALE 4 CONTACTS "MNL"		
			CONNECTEUR FEMELLE 4 CTS "MNL"		
			JOINT INTERFACE CONNECTEUR 4 CTS		
			JOINT ARRIERE CONNECTEUR 4 CTS		
			CONNECTEUR MALE 6 CONTACTS "MNL"		
			CONNECTEUR FEMELLE 6 CTS "MNL"		
			JOINT INTERFACE CONNECTEUR 6 CTS		
			JOINT ARRIERE CONNECTEUR 6 CTS		
			CONNECTEUR MALE 12 CONTACTS "MNL"		
			CONNECTEUR FEMELLE 12 CTS "MNL"		
			JOINT INTERFACE CONNECTEUR 12 CTS		
			JOINT ARRIERE CONNECTEUR 12 CTS		
			CONNECTEUR MALE 2 CONTACTS "MNL"		
			CONNECTEUR FEMELLE 2 CTS "MNL"		
			JOINT INTERFACE CONNECTEUR 2 CTS		
			JOINT ARRIERE CONNECTEUR 2 CTS		

SECTION 2 ELECTRICAL INSTALL / INSTALLATION ELECTRIQUE

FIGURE 2-2-2.CONNECTORS ON HARNESS ASSY / CONNECTEURS SUR FAISCEAUX

Number of pins Nombre de contacts	PART NUMBER / REP			
	MOLEX		FCI	
	Male	Fem		
2	3			
4	4	27		
6	5			GLAND / PE
8	6			180° 90°
9			12	22
10	7	28		
12	8			
14	9			
16	10			
18	24		13	21 23
22	25			
24	11			
26			14	20 19

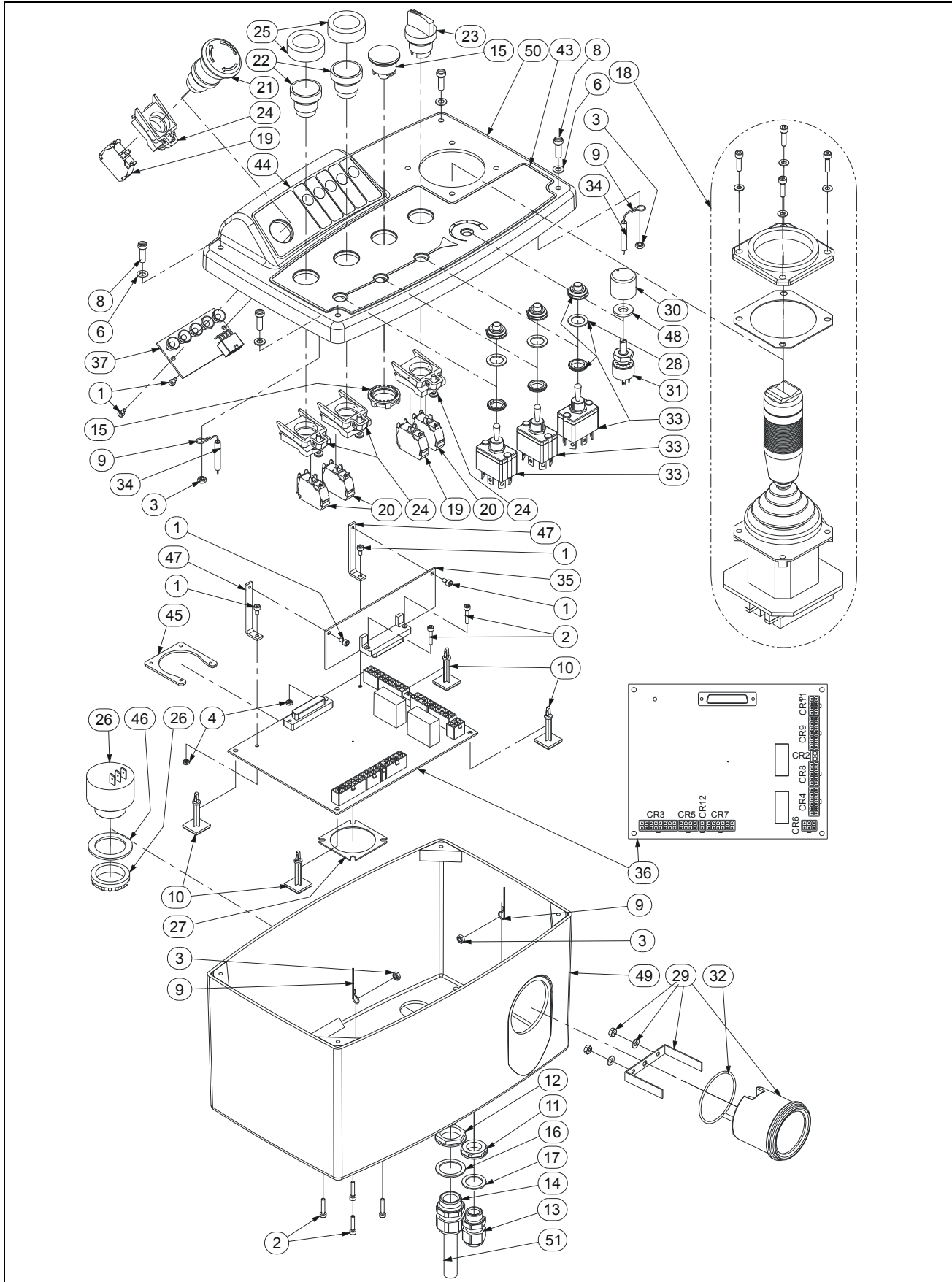
SECTION 2 ELECTRICAL INSTALL / INSTALLATION ELECTRIQUE

FIGURE 2-2-2. CONNECTORS ON HARNESS ASSY / CONNECTEURS SUR FAISCEAUX

DET REP	PART NUMBER REF.	QTY	DESCRIPTION		REV	INFORMATION
			CONNECTORS ON HARNESS ASSEMBLIES	CONNECTEURS SUR FAISCEAUX		RM0091
1	250190		SOCKET CONTACT "MOLEX MINI-FIT"	CONTACT FEMELLE "MOLEX MINI-FIT"		
2	260130		SOCKET CONTACT	CONTACT A SERTIR FEMELLE		
3	250206		2 POS. "MOLEX MINI-FIT" PLUG HOUSING	CONNECTEUR "MOLEX MINI-FIT" 2 CTS		
4	250199		4 POS. "MOLEX MINI-FIT" PLUG HOUSING	CONNECTEUR "MOLEX MINI-FIT" 4 CTS		
5	250200		6 POS. "MOLEX MINI-FIT" PLUG HOUSING	CONNECTEUR "MOLEX MINI-FIT" 6 CTS		
6	250189		8 POS. "MOLEX MINI-FIT" PLUG HOUSING	CONNECTEUR "MOLEX MINI-FIT" 8 CTS		
7	250201		10 POS. "MOLEX MINI-FIT" PLUG HOUSING	CONNECTEUR "MOLEX MINI-FIT" 10 CTS		
8	250202		12 POS. "MOLEX MINI-FIT" PLUG HOUSING	CONNECTEUR "MOLEX MINI-FIT" 12 CTS		
9	250203		14 POS. "MOLEX MINI-FIT" PLUG HOUSING	CONNECTEUR "MOLEX MINI-FIT" 14 CTS		
10	250204		16 POS. "MOLEX MINI-FIT" PLUG HOUSING	CONNECTEUR "MOLEX MINI-FIT" 16 CTS		
11	250205		24 POS. "MOLEX MINI-FIT" PLUG HOUSING	CONNECTEUR "MOLEX MINI-FIT" 24 CTS		
12	260177		9 POSITIONS SOCKET HOUSING	CONNECTEUR 9 CONTACTS		
13	260168		18 POSITIONS SOCKET HOUSING	CONNECTEUR 18 CONTACTS		
14	260128		26 POSITIONS SOCKET HOUSING	CONNECTEUR 26 CONTACTS		
15	260132		WIRE SEAL	JOINT DE CONNECTEUR		
16	260136		AMP TIMER CAP HOUSING	CONNECTEUR AMP TIMER		
17	260137		RECEPTACLE CONTACT	CONTACT		
18	900086		GREY CONNECTOR DIN43650-A	CONNECTEUR GRIS DIN43650-A		
18	900087		BLACK CONNECTOR DIN43650-A	CONNECTEUR NOIR DIN43650-A		
19	210020		90° CABLE GLAND N°29	PRESSE ETOUPE COUDE N°29		
20	260129		CABLE GLAND N°29	PRESSE ETOUPE N°29		
21	260169		CABLE GLAND N°21	PRESSE ETOUPE N°21		
22	260170		CABLE GLAND N°16	PRESSE ETOUPE N°16		
23	260221		90° CABLE GLAND N°21	PRESSE ETOUPE COUDE N°21		
24	250216		18 POS. "MOLEX MINI-FIT" PLUG HOUSING	CONNECTEUR "MOLEX MINI-FIT" 18 CTS		
25	250217		22 POS. "MOLEX MINI-FIT" PLUG HOUSING	CONNECTEUR "MOLEX MINI-FIT" 22 CTS		
26	250220		PIN CONTACT "MOLEX MINI-FIT"	CONTACT MALE "MOLEX MINI-FIT"		
27	250221		4 POS. "MOLEX MINI-FIT" SOCKET HOUSING	CONNECTEUR FEM. "MOLEX MINI-FIT" 4 CTS		
28	250222		10 POS. "MOLEX MINI-FIT" SOCKET HOUSING	CONNECTEUR FEM. "MOLEX MINI-FIT" 10 CTS		

SECTION 2 ELECTRICAL INSTALL / INSTALLATION ELECTRIQUE

FIGURE 2-2-3.S/N PRIOR / AVANT #A300087125 UCB / BOITIER HAUT



SECTION 2 ELECTRICAL INSTALL / INSTALLATION ELECTRIQUE

FIGURE 2-2-3. S/N PRIOR / AVANT #A300087125 UCB / BOITIER HAUT

DET REP	PART NUMBER REF.	QTY	DESCRIPTION		REV	INFORMATION
	SE0597	1	UPPER CONTROL BOX ASSEMBLY	ASSEMBLAGE BOITIER HAUT		SE0597
1	000065	6	M03x06 8.8 SOCKET HEAD MACH SCREW	VIS CHC M03x06 8.8 FT		
2	000091	6	M03x16 8.8 SOCKET HEAD MACH SCREW	VIS CHC M03x16 8.8 BI FT		
3	110001	4	M04 GR. 8.8 LOCK NUT	ECROU FREIN M4 8.8 BI		
4	110024	2	M03 GR. 8.8 LOCK NUT	ECROU FREIN M03 8.8 BI		
5			NOT REQUIRED	NON REQUIS		
6	120033	4	M04 PLASTIC WASHER	RONDELLE PLASTIQUE M04		
7			NOT REQUIRED	NON REQUIS		
8	130012	4	M04x20 8.8 ROUND HEAD MACH SCREW	VIS BOMBEE ULF M04x20 8.8 BI FT		
9	190047	2	LINKAGE WIRE	CABLE D'ATTACHE		
10	190055	4	ADHESIVE BRACKET SUPPORT	ENTRETOISE SUPPORT CARTE		
11	210009	1	GLAND N°9 NUT	ECROU DE PRESSE ETOUPE N°9		
12	210011	1	GLAND N°13 NUT	ECROU DE PRESSE ETOUPE N°13		
13	210017	1	GLAND N°9	PRESSE ETOUPE N°9		
14	210019	1	GLAND N°13	PRESSE ETOUPE N°13		
15	210052	1	SHUTTER	OBTURATEUR		
16	210057	1	N°13 GLAND SEAL	JOINT DE PRESSE ETOUPE N°13		
17	210063	1	N°9 GLAND SEAL	JOINT DE PRESSE ETOUPE N°9		
18	240044	1	JOYSTICK	MANIPULATEUR		
19	240057	2	NC CONTACT BLOCK	CONTACT NF		
20	240058	3	NO CONTACT BLOCK	CONTACT NO		
21	240060	1	TURN TO RELEASE KNOB	BOUTON D'ARRET D'URGENCE 1/4 TOUR		
22	240061	2	PUSH BUTTON	BOUTON POUSSOIR		
23	240064	1	3 POSITIONS SELECTOR	SELECTEUR 3 POSITIONS		
24	240076	4	CONTACT BLOCK HOLDER	EMBASE CONTACT		
25	240082	2	PUSH BUTTON CAP	CAPUCHON D'ETANCHEITE		
26	260045	1	BUZZER 24 V	BUZZER 24 V		
27	260127	1	26 POSITIONS CHASSIS PLUG GASCKET	JOINT CONNECTEUR 26 CONTACTS		
28	260134	3	TOGGLE SWITCH GASKET	JOINT D'INVERSEUR		
29	260142	1	24V HOURMETRE BATTERY INDICATOR	INDICATEUR DE DECHARGE HORAMETRE		
30	260201	1	POTENTIOMETER KNOB	BOUTON POTENTIOMETRE		
31	260202	1	POTENTIOMETER	POTENTIOMETRE		
32	260209	1	CHARGE INDICATOR RING	JOINT INDICATEUR DE DECHARGE		
33	260261	3	DOUBLE POLE TOGGLE SWITCH	INVERSEUR BIPOLAIRE		
34	280011	2x0.15	Heat Shrink Sleeve 6 (quantity in meter)	GAINE THERMO 6 (qté indiquée en mètre)		
35	290026	1	ENABLE BOARD	CARTE VALIDATION		
36	290045	1	UPPER CONTROL BOX MAIN BOARD	CARTE MERE BOITIER HAUT		
37	290048	1	BOARD 5 LED	CARTE ALARME 5 LED		
38			NOT REQUIRED	NON REQUIS		
39			NOT REQUIRED	NON REQUIS		
40			NOT REQUIRED	NON REQUIS		

SECTION 2 ELECTRICAL INSTALL / INSTALLATION ELECTRIQUE

FIGURE 2-2-3. S/N PRIOR / AVANT #A300087125 UCB / BOITIER HAUT (CONTINUED)

DET REP	PART_NUMBER REF.	QTY	DESCRIPTION		REV	INFORMATION
41			NOT REQUIRED	NON REQUIS		
42			NOT REQUIRED	NON REQUIS		
43	AU1868	1	UPPER CONTROL BOX DECAL	AUTOCOLLANT BOITIER HAUT		
44	AU1614	1	5 LED LEGEND DECAL	AUTOCOLLANT DE LEGENDE DES 5 LEDS		
45	ST1934	1	CONNECTOR PLATE	CONTRE PLAQUE CONNECTEUR		
46	ST2063	1	BUZZER SEAL	JOINT BUZZER		
47	ST2505	2	ENABLE BOARD BRACKET	EQUERRE CARTE VALIDATION		
48	ST2564	1	POTENTIOMETER GASKET	JOINT POTENTIOMETRE		
49	ST2649	1	UPPER CONTROL BOX BOTTOM	FOND BOITIER HAUT		
50	ST2650	1	UPPER CONTROL BOX LID	COUVERCLE BOITIER HAUT		
51	PC310	1	HARNESS ASSEMBLY-LIMIT SWITCHES	FAISCEAU CAPTEURS		

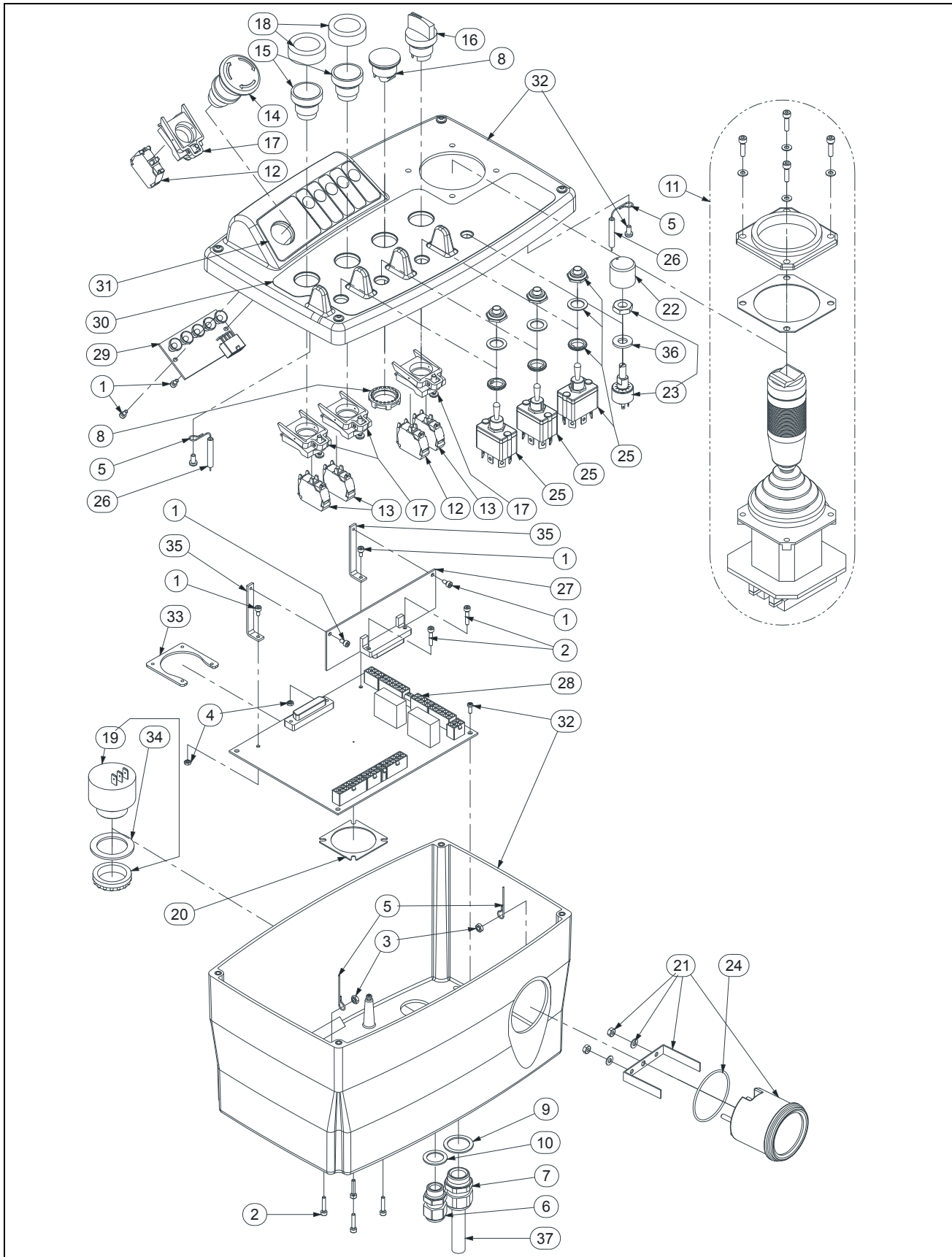
**SECTION 2 ELECTRICAL INSTALL /
INSTALLATION ELECTRIQUE**

FIGURE 2-2-3. S/N PRIOR / AVANT #A300087125 UCB / BOITIER HAUT (CONTINUED)

DET REP	PART_NUMBER REF.	QTY	DESCRIPTION		REV	INFORMATION

SECTION 2 ELECTRICAL INSTALL / INSTALLATION ELECTRIQUE

FIGURE 2-2-4.S/N SINCE / DEPUIS #A300087125 UCB/BOITIER HAUT



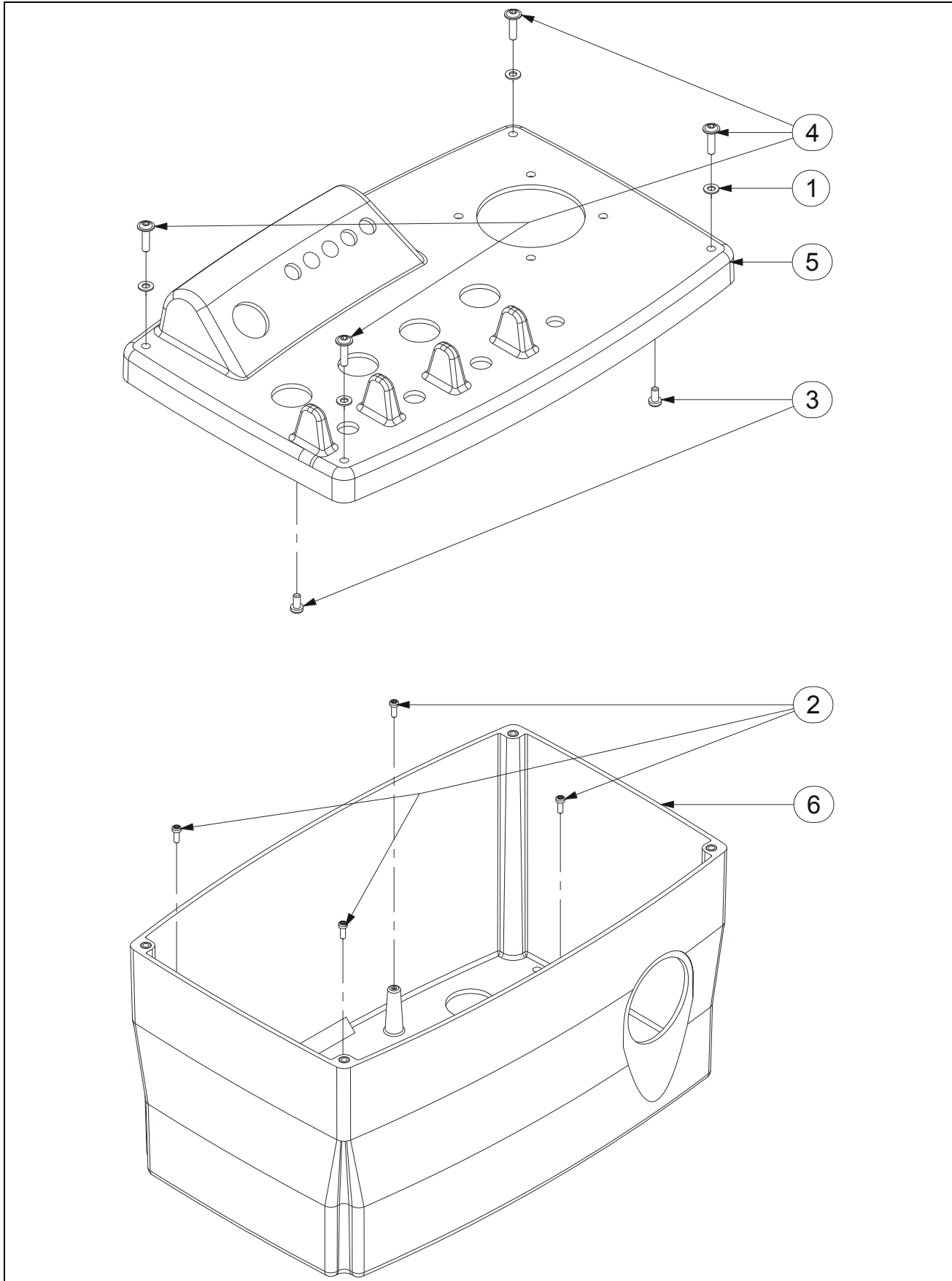
SECTION 2 ELECTRICAL INSTALL / INSTALLATION ELECTRIQUE

FIGURE 2-2-4. S/N SINCE / DEPUIS #A300087125 UCB/BOITIER HAUT

DET REP	PART NUMBER REF.	QTY	DESCRIPTION		REV	INFORMATION
	SE0597	1	UPPER CONTROL BOX ASSEMBLY	ASSEMBLAGE BOITIER HAUT	A	SE0597
1	000065	6	M03x06 8.8 SOCKET HEAD MACH SCREW	VIS CHC M03x06 8.8 FT		
2	000091	6	M03x16 8.8 SOCKET HEAD MACH SCREW	VIS CHC M03x16 8.8 BI FT		
3	110001	2	M04 GR. 8.8 LOCK NUT	ECROU FREIN M4 8.8 BI		
4	110024	2	M03 GR. 8.8 LOCK NUT	ECROU FREIN M03 8.8 BI		
5	190047	2	LINKAGE WIRE	CABLE D'ATTACHE		
6	210017	1	GLAND N°9	PRESSE ETOUPE N°9		
7	210019	1	GLAND N°13	PRESSE ETOUPE N°13		
8	210052	1	SHUTTER	OBTURATEUR		
9	210057	1	N°13 GLAND SEAL	JOINT DE PRESSE ETOUPE N°13		
10	210063	1	N°9 GLAND SEAL	JOINT DE PRESSE ETOUPE N°9		
11	240044	1	JOYSTICK	MANIPULATEUR		240044
12	240057	2	NC CONTACT BLOCK	CONTACT NF		
13	240058	3	NO CONTACT BLOCK	CONTACT NO		
14	240060	1	TURN TO RELEASE KNOB	BOUTON D'ARRET D'URGENCE 1/4 TOUR		
15	240061	2	PUSH BUTTON	BOUTON POUSSOIR		
16	240064	1	3 POSITIONS SELECTOR	SELECTEUR 3 POSITIONS		
17	240076	4	CONTACT BLOCK HOLDER	EMBASE CONTACT		
18	240082	2	PUSH BUTTON CAP	CAPUCHON D'ETANCHEITE		
19	260045	1	BUZZER 24 V	BUZZER 24 V		
20	260127	1	26 POSITIONS CHASSIS PLUG GASKET	JOINT CONNECTEUR 26 CONTACTS		
21	260142	1	24V HOURMETRE BATTERY INDICATOR	INDICATEUR DE DECHARGE HORAMETRE		
22	260201	1	POTENTIOMETER KNOB	BOUTON POTENTIOMETRE		
23	260202	1	POTENTIOMETER	POTENTIOMETRE		
24	260209	1	CHARGE INDICATOR RING	JOINT INDICATEUR DE DECHARGE		
25	260261	3	DOUBLE POLE TOGGLE SWITCH	INVERSEUR BIPOLAIRE		
26	280011	2x0.15	Heat Shrink Sleeve 6 (quantity in meter)	GAINE THERMO 6 (qté indiquée en mètre)		
27	290026	1	ENABLE BOARD	CARTE VALIDATION		
28	290045	1	UPPER CONTROL BOX MAIN BOARD	CARTE MERE BOITIER HAUT		
29	290048	1	BOARD 5 LED	CARTE ALARME 5 LED		
30	AU1977	1	UPPER CONTROL BOX DECAL	AU POSTE DE COMMANDE HAUT	A	
31	AU2071	1	5 LED LEGEND DECAL	AUTOCOLLANT LEGENDE ALARMES	A	
32	SE0792	1	CE PLASTIC UPPER CONTROL BOX	BOITIER HAUT PLASTIQUE CE	A	SE0792
33	ST1934	1	CONNECTOR PLATE	CONTRE PLAQUE CONNECTEUR		
34	ST2063	1	BUZZER SEAL	JOINT BUZZER		
35	ST2505	2	ENABLE BOARD BRACKET	EQUERRE CARTE VALIDATION		
36	ST2564	1	POTENTIOMETER GASKET	JOINT POTENTIOMETRE		
37	PC310	1	HARNESS ASSEMBLY-LIMIT SWITCHES	FAISCEAU CAPTEURS		

**SECTION 2 ELECTRICAL INSTALL /
INSTALLATION ELECTRIQUE**

FIGURE 2-2-4-1.PLASTIC UPPER CONTROL BOX / BOITIER HAUT PLASTIC



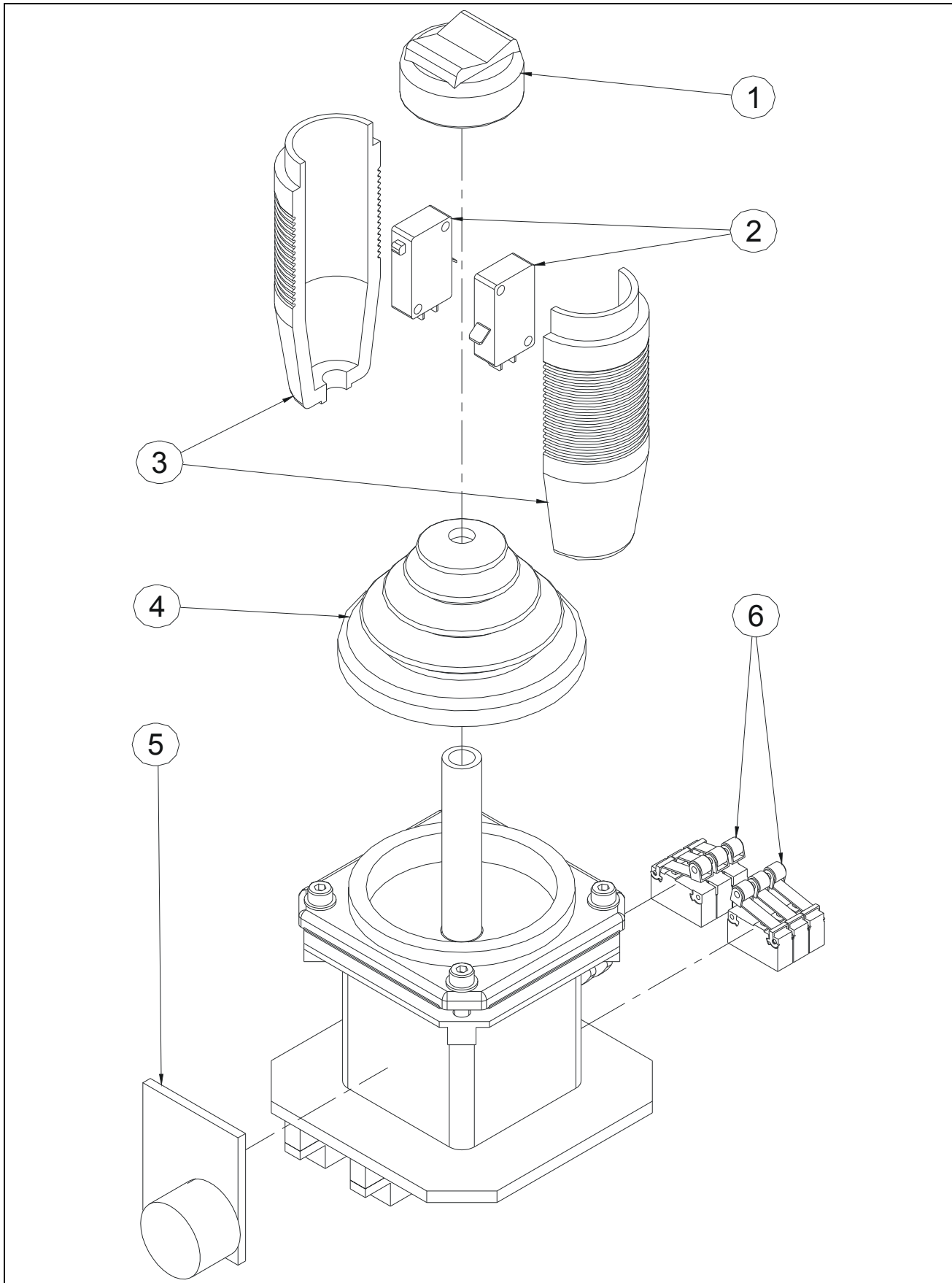
SECTION 2 ELECTRICAL INSTALL / INSTALLATION ELECTRIQUE

FIGURE 2-2-4-1. PLASTIC UPPER CONTROL BOX / BOITIER HAUT PLASTIC

DET REP	PART NUMBER REF.	QTY	DESCRIPTION		REV	INFORMATION
	SE0792		CE PLASTIC UPPER CONTROL BOX	BOITIER HAUT PLASTIQUE CE		SE0792
1	120033	4	M04 PLASTIC WASHER	RONDELLE PLASTIQUE M04		
2	130060	4	Ø2.9x8 SHEET METAL SCREW	VIS AUTOTARAUDEUSE Ø2.9x8 BI		
3	130061	2	Ø3.9x8 SHEET METAL SCREW	VIS AUTOTARAUDEUSE Ø3.9x8 BI		
4	130062	4	M04x16 8.8 ROUND HEAD MACH SCREW	VIS BOMBEE ULF M04x16 8.8 BI FT		
5	ST3084	1	UPPER CONTROL BOX LID	COUVERCLE BOITIER HAUT		
6	ST3085	1	UPPER CONTROL BOX BOTTOM	FOND BOITIER HAUT		

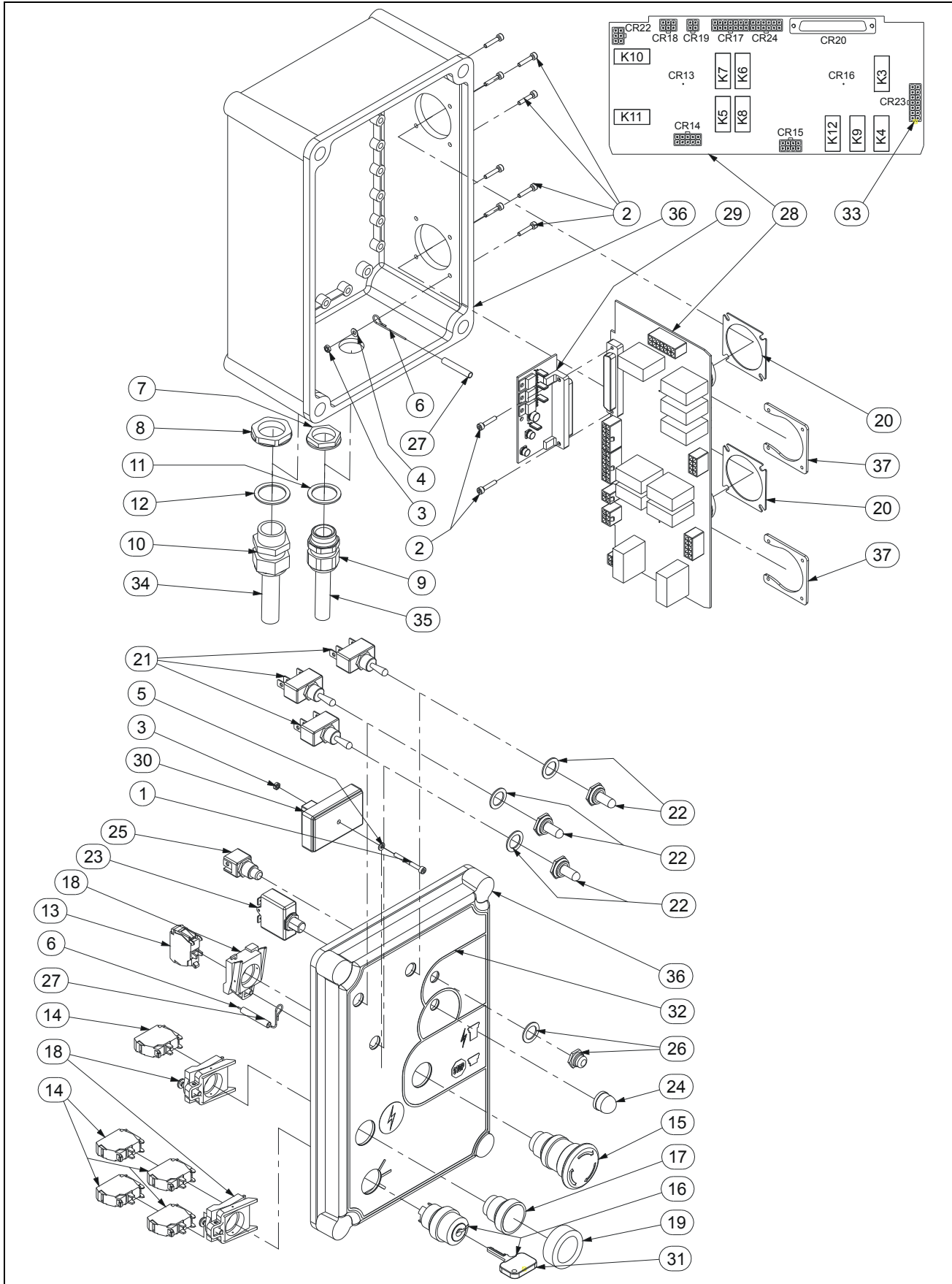
**SECTION 2 ELECTRICAL INSTALL /
INSTALLATION ELECTRIQUE**

FIGURE 2-2-4-2. JOYSTICK COMPONENTS / COMPOSANTS JOYSTICK



SECTION 2 ELECTRICAL INSTALL / INSTALLATION ELECTRIQUE

FIGURE 2-2-5. LOWER CONTROL BOX / BOITIER BAS



SECTION 2 ELECTRICAL INSTALL / INSTALLATION ELECTRIQUE

FIGURE 2-2-5. LOWER CONTROL BOX / BOITIER BAS

DET REP	PART NUMBER REF.	QTY	DESCRIPTION		REV	INFORMATION
	SE0622		LOWER CONTROL BOX ASSEMBLY	ASSEMBLAGE BOITIER BAS		SE0622
1	000052	1	M03x30 8.8 SOCKET HEAD MACH SCREW	VIS CHC M03x30 8.8 BR FT		
2	000091	10	M03x16 8.8 SOCKET HEAD MACH SCREW	VIS CHC M03x16 8.8 BI FT		
3	110024	2	M03 GR. 8.8 LOCK NUT	ECROU FREIN M03 8.8 BI		
4	120023	1	M03 LOCK WASHER	RONDELLE CONTACT M03 BI		
5	120040	1	M03 PLASTIC WASHER	RONDELLE PLASTIQUE M03		
6	190047	1	LINKAGE WIRE	CABLE D'ATTACHE		
7	210011	1	GLAND N°13 NUT	ECROU DE PRESSE ETOUPE N°13		
8	210012	1	GLAND N°16 NUT	ECROU DE PRESSE ETOUPE N°16		
9	210019	1	GLAND N°13	PRESSE ETOUPE N°13		
10	210021	1	GLAND N°16	PRESSE ETOUPE N°16		
11	210057	1	N°13 GLAND SEAL	JOINT DE PRESSE ETOUPE N°13		
12	210065	1	N°16 GLAND SEAL	JOINT DE PRESSE ETOUPE N°16		
13	240057	1	NC CONTACT BLOCK	CONTACT NF		
14	240058	5	NO CONTACT BLOCK	CONTACT NO		
15	240060	1	TURN TO RELEASE KNOB	BOUTON D'ARRET D'URGENCE 1/4 TOUR		
16	240066	1	3 POSITIONS KEY SELECTOR	SELECTEUR A CLE 3 POSITIONS		
17	240072	1	GREEN PUSCH BUTTON	BOUTON POUSSOIR VERT		
18	240076	3	CONTACT BLOCK HOLDER	EMBASE CONTACT		
19	240082	1	PUSH BUTTON CAP	CAPUCHON D'ETANCHEITE		
20	260127	2	26 POSITIONS CHASSIS PLUG GASCKET	JOINT CONNECTEUR 26 CONTACTS		
21	260133	3	SINGLE POLE TOGGLE SWITCH	INVERSEUR UNIPOLAIRE		
22	260135	3	TOGGLE SWITCH COVER	PROTECTION D'INTERRUPTEUR		
23	260240	1	CIRCUIT BREAKER 5A	DISJONCTEUR 5A		
24	260243	1	CIRCUIT BREAKER BOOT	CAPUCHON DISJONCTEUR		
25	260259	1	PUSH BUTTON MOM NO	BOUTON POUSSOIR MOMENTANE NO		
26	260260	1	PUSH BUTTON SEAL CAP	CAPUCHON ETANCHEITE B. P.		
27	280011	0.13	Heat Shrink Sleeve 6 (quantity in meter)	GAINÉ THERMO 6 (qté indiquée en mètre)		
28	290046	1	LOWER CONTROL BOX MAIN BOARD	CARTE MERE BOITIER BAS		
29	290047	1	DRIVE CONTROL BOARD	MODULE DE CONTRÔLE TRANSLATION		
30	290058	1	POWER TIMER	TEMPORISATION MACHINE		
31	910058	1	KEY N°421	CLE N°421		
32	AU1878	1	LOWER CONTROL BOX DECAL	AUTOCOLLANT BOITIER BAS		
33	PC0313	1	CR23 JUMPER T800 - T870	CR23 CONFIG T800 - T870		
34	PC0348	1	HARNESS ASSEMBLY-CONTROLLER	FAISCEAU VARIATEUR		
35	PC0349	1	HARNESS ASSEMBLY-POWER SUPPLY	FAISCEAU ALIMENTATION		
36	SD0650	1	DRILLED ELECTRICAL BOX	BOITIER ELECTRIQUE PERCE		
37	ST1934	2	CONNECTOR PLATE	CONTRE PLAQUE CONNECTEUR		

**SECTION 2 ELECTRICAL INSTALL /
INSTALLATION ELECTRIQUE**

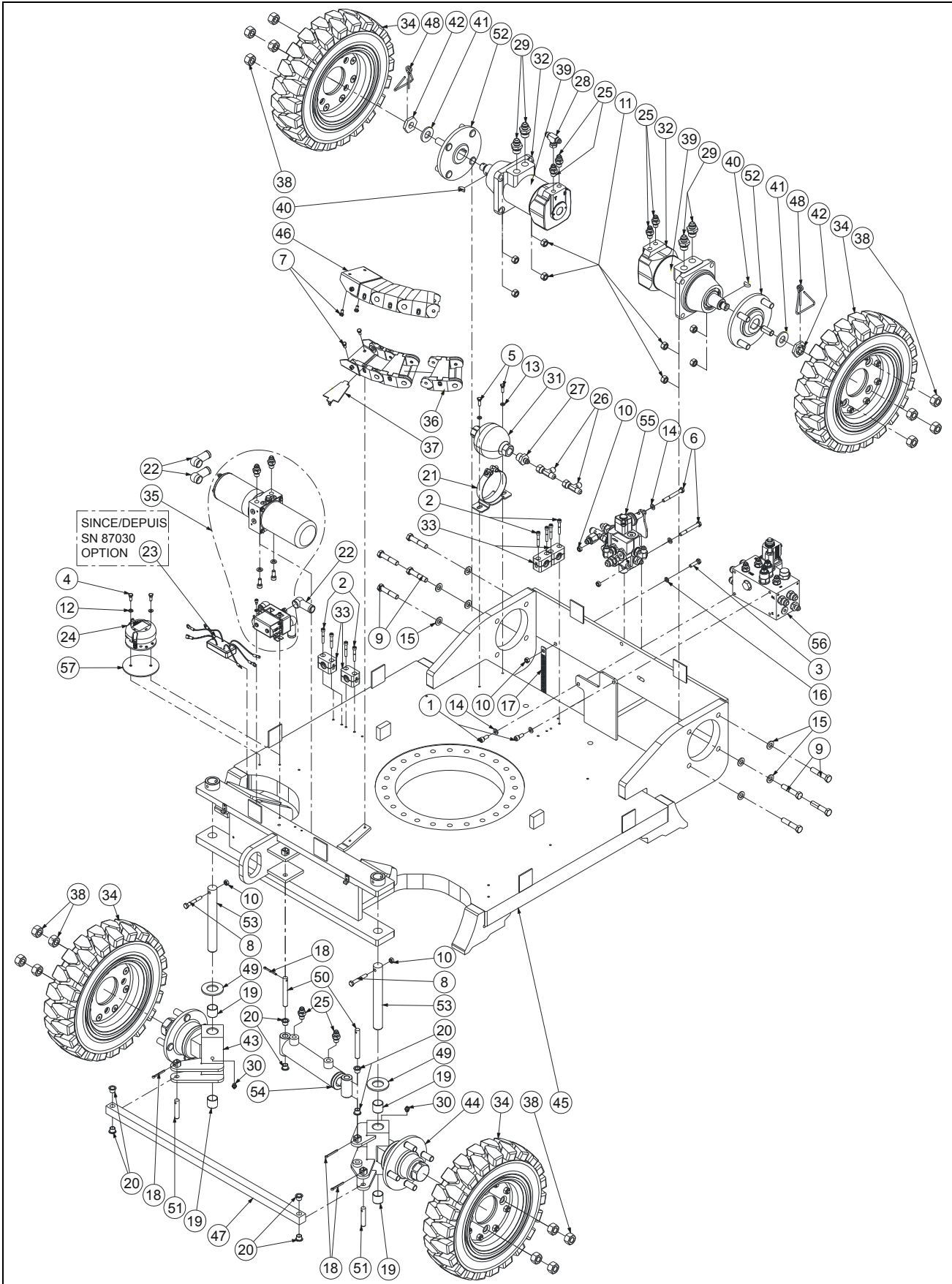
FIGURE 2-2-5. LOWER CONTROL BOX / BOITIER BAS (CONTINUED)

DET REP	PART_NUMBER REF.	QTY	DESCRIPTION		REV	INFORMATION

**SECTION 3
FRAME INSTALL /
INSTALLATION CHASSIS**

SECTION 3 FRAME INSTALL / INSTALLATION CHASSIS

FIGURE 3-1. FRAME INSTALL / INSTALLATION CHASSIS



SECTION 3 FRAME INSTALL / INSTALLATION CHASSIS

FIGURE 3-1. FRAME INSTALL / INSTALLATION CHASSIS

DET REP	PART NUMBER REF.	QTY	DESCRIPTION		REV	INFORMATION
			FRAME INSTALL	INSTALLATION CHASSIS	C	SP0834
1	000006	2	M08x20 8.8 SOCKET HEAD MACH SCREW	VIS CHC M08x20 8.8 BI FT	A	
2	000017	8	M06x40 8.8 SOCKET HEAD MACH SCREW	VIS CHC M06x40 8.8 BI FT		
3	000044	1	M08x30 8.8 SOCKET HEAD MACH SCREW	VIS CHC M08x30 8.8 BI FT		
4	100098	2	M06x16 8.8 HEX HEAD MACHINE SCREW	VIS H M06x16 8.8 BI FT	B	
5	100005	2	M06x20 8.8 HEX HEAD MACHINE SCREW	VIS H M06x20 8.8 BI FT		
6	100025	2	M08x70 8.8 HEX HEAD CAPSCREW	VIS H M08x70 8.8 BI FP		
7	100027	6	M06x12 8.8 HEX HEAD MACHINE SCREW	VIS H M06x12 8.8 BI FT		
8	100040	2	M08x55 8.8 HEX HEAD CAPSCREW	VIS H M08x55 8.8 BI FP		
9	100076	8	M12x60 8.8 HEX HEAD CAPSCREW	VIS H M12x60 8.8 BI FP		
10	110004	5	M08 GR. 8.8 LOCK NUT	ECROU FREIN M8 8.8 BI		
11	110014	8	M12 GR. 8.8 LOCK NUT	ECROU FREIN M12 8.8 BI		
12	120035	2	PLASTIC FLANGE WASHER	RONDELLE PLASTIQUE EPAULEE	B	
13	120009	4	dD 06x14 LOCK WASHER	RONDELLE CONTACT dD 06x14 BI		
14	120010	4	dD 08x18 LOCK WASHER	RONDELLE CONTACT dD 08x18 BI	A	
15	120015	8	dD 12x27 LOCK WASHER	RONDELLE CONTACT dD 12x27 BI		
16	120021	1	HELICAL SPRING LOCK WASHER Ø8	RONDELLE GROWER Ø8 BI		
17	130022	1	STATIC STRAP	TRESSE DE MASSE		
18	140019	4	Ø4x40 COTTER PIN	GOUPILLE FENDUE Ø4x40		
19	150002	4	BUSHING Ø25 H25 DX	BAGUE Ø25 H25 DX		
20	150038	8	FLANGE BUSHING Ø12 H12 DU	BAGUE EPAULEE Ø12 H12 DU		
21	190064	1	ACCUMULATOR 0.32L FIXATION	BRIDE ACCUMULATEUR 0.32L		
22	250031	6	TERMINAL CAP	CAPUCHON D'ETANCHEITE		
23	290059	1	ELECTRONIC RELAY	RELAIS ELECTRONIQUE	B	
24	260282	1	DUAL THRESHOLD TILT SENSOR	DETECTEUR DE DEVERS 2 SEUILS		
25	300025	6	FITTING MALE BSPP1/4-MALE JIC9/16	RACCORD MALE BSPP1/4-MALE JIC9/16	A	
26	300037	2	RUN TEE JIC 9/16 SWIVEL NUT	TE MALE JIC9/16-FEMELLE JIC9/16 TOUR.		
27	300044	1	FITTING MALE BSPP1/2-MALE JIC9/16	RACCORD MALE BSPP1/2-MALE JIC9/16		
28	300055	1	BRANCH TEE MALE JIC 9/16 SWIVEL NUT	TE Male JIC9/16 TOURNANT CENTRAL		
29	300063	4	FITTING MALE BSPP1/2 MALE JIC3/4	RACCORD MALE BSPP1/2 MALE JIC3/4		
30	310057	2	GREASE FITTING 1/8 BSPT	GRAISSEUR BSPT 1/8		
31	310073	1	ACCUMULATOR 0.32L - 20b	ACCUMULATEUR 0.32L - 20b		
32	320060	2	HYDRAULIC MOTOR TYPE ARSW250/FP	MOTEUR TYPE ARSW250/FP		
33	400028	4	PAIR 1/2 SHELL D21	PAIRE DEMI COQUILLE D21		
34	500016	4	BLACK WHEEL	ROUE NOIRE		
34	500017	4	WHITE NON MARKING WHEEL	ROUE NON MARQUANTE BLANCHE		
34	500042	4	GREY NON MARKING WHEEL	ROUE NON MARQUANTE GRISE	B	
35		1	STEERING POWER UNIT	CENTRALE DE DIRECTION	A	APPENDIX D
36	920002	x	SLEWING POWER BRIDGE LINK	MAILLON DE CHAINE CIRCULAIRE		
37	920008	x	CLIP SLEWING POWER BRIDGE LINK	CLIP CHAINE PORTE CABLES CIRCULAIRE		
38	920026	16	M16x150 HEX NUT	ECROU H M16x150		

SECTION 3 FRAME INSTALL / INSTALLATION CHASSIS

FIGURE 3-1. FRAME INSTALL / INSTALLATION CHASSIS (CONTINUED)

DET REP	PART NUMBER REF.	QTY	DESCRIPTION		REV	INFORMATION
39	932020	2	MOTOR ARSW250/FP SEAL KIT	KIT DE JOINTS MOTEUR ARSW250/FP		
40	932021	2	MOTOR ARSW250/FP KEY	CLAVETTE MOTEUR ARSW250/FP		
41	932022	2	MOTOR ARSW250/FP WASHER	RONDELLE MOTEUR ARSW250/FP		
42	932023	2	MOTOR ARSW250/FP ECROU	ECROU MOTEUR ARSW250/FP		
43	DL0384	1	RIGHT STEERING SPINDLE	FUSEE DROITE		
44	DL0385	1	LEFT STEERING SPINDLE	FUSEE GAUCHE		
45	DL0690	1	FRAME WELDMENT	STUCTURE DU CHASSIS		
46	ST0175	1	CIRCULAR POWER BRIDGE	CHAINE PORTE CABLES CIRCULAIRE		
47	ST1307	1	TIE ROD	BIELLETTE DE DIRECTION		
48	ST2110	2	PIN	GOUPILLE		
49	US0134	2	THRUST WASHER	RONDELLE D'APPUI		
50	US0336	2	STEERING CYLINDER PIN	AXE VERIN DE DIRECTION		
51	US0337	2	TIE ROD PIN	AXE BIELLETTE DE DIRECTION		
52	US0427	2	WHEEL FLANGE	FLASQUE DE ROUE		
53	US0481	2	STEERING SPINDLE PIN	AXE DE FUSEE		
54		1	STEERING CYLINDER	VERIN DE DIRECTION		APPENDIX A
55	SE0586	1	RELEASE VALVE ASSEMBLY	ASS. DISTRIBUTEUR DE DEBRAYAGE	C	SE0586
56		1	"FP / HYDAC" DRIVE MANIFOLD ASSY	BLOC TRANSLATION "FP / HYDAC"		SP0685
57	ST3052	1	TILT SENSOR PROTECTION	PROTECTION DE DEVERS	B	

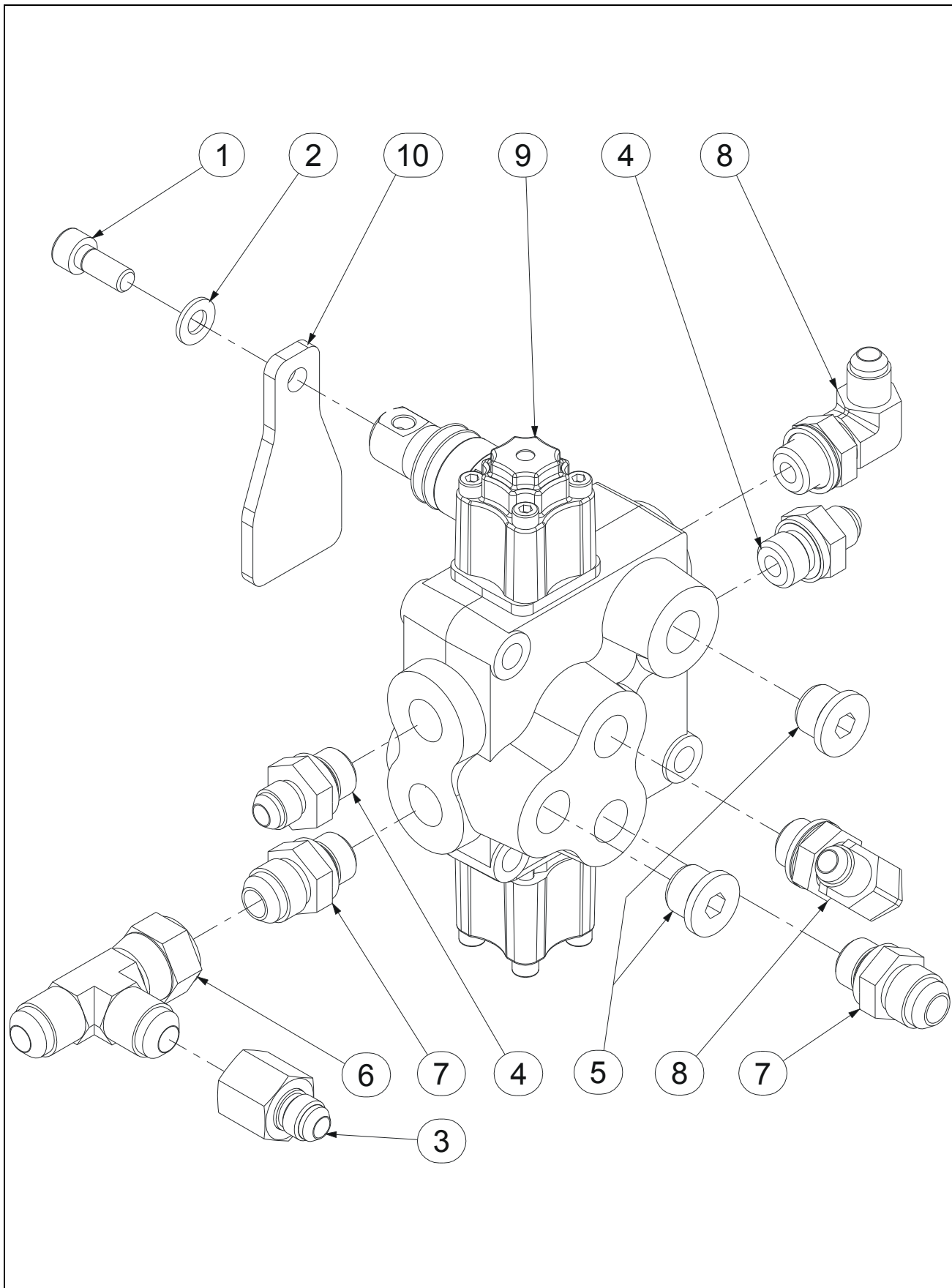
SECTION 3 FRAME INSTALL / INSTALLATION CHASSIS

FIGURE 3-1. FRAME INSTALL / INSTALLATION CHASSIS (CONTINUED)

DET REP	PART_NUMBER REF.	QTY	DESCRIPTION		REV	INFORMATION

SECTION 3 FRAME INSTALL / INSTALLATION CHASSIS

FIGURE 3-1-1.RELEASE VALVE / DISTRIBUTEUR DE DEBRAYAGE



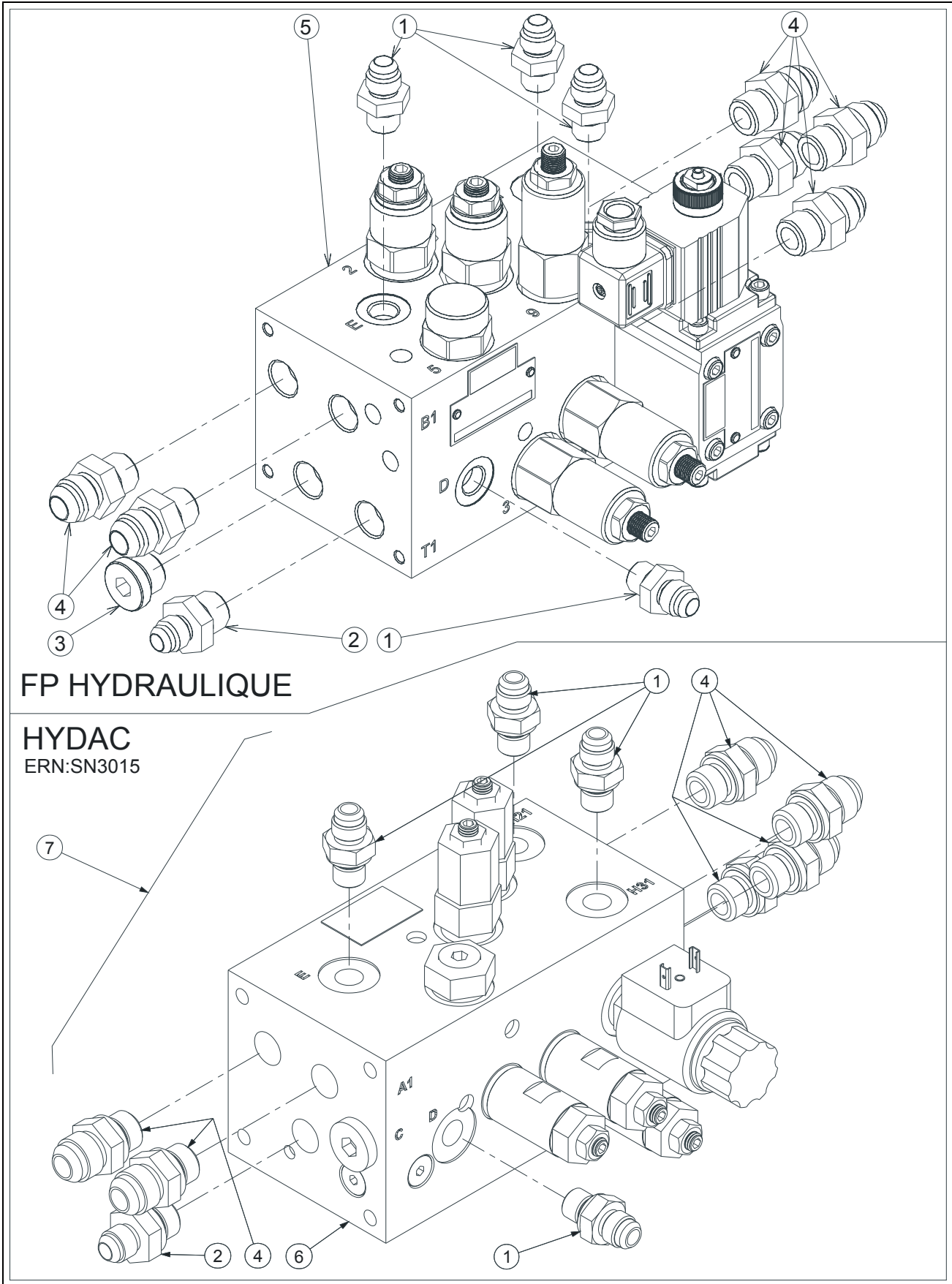
SECTION 3 FRAME INSTALL / INSTALLATION CHASSIS

FIGURE 3-1-1. RELEASE VALVE / DISTRIBUTEUR DE DEBRAYAGE

DET REP	PART_NUMBER REF.	QTY	DESCRIPTION		REV	INFORMATION
	SE0586		RELEASE VALVE ASSEMBLY	ASS. DISTRIBUTEUR DE DEBRAYAGE		SE0586
1	000006	1	M08x20 8.8 SOCKET HEAD MACH SCREW	VIS CHC M08x20 8.8 BI FT		
2	120010	1	dD 08x18 LOCK WASHER	RONDELLE CONTACT dD 08x18 BI		
3	300024	1	ADAPTER FEMALE JIC3/4-MALE JIC9/16	REDUCT. FEMELLE JIC3/4-MALE JIC9/16		
4	300040	2	FITTING MALE BSPP3/8 MALE JIC9/16	RACCORD MALE BSPP3/8 MALE JIC9/16		
5	300047	2	CAP BSPP 3/8	BOUCHON BSPP 3/8		
6	300056	1	RUN TEE JIC 3/4 SWIVEL NUT	TE Male JIC3/4-Fem JIC3/4 TOUR. LAT.		
7	300057	2	FITTING MALE BSPP 3/8 - MALE JIC 3/4	RACCORD MALE BSPP 3/8 - MALE JIC 3/4		
8	300061	2	90° ELBOW MALE BSPP 3/8-MALE JIC 9/16	COUDE 90° MALE BSPP3/8-MALE JIC9/16		
9	320065	1	RELEASE VALVE	DISTRIBUTEUR DE DEBRAYAGE		
10	ST1524	1	HAND LEVER	PALETTE		

SECTION 3 FRAME INSTALL / INSTALLATION CHASSIS

FIGURE 3-1-2.DRIVE MANIFOLD ASSEMBLY / ASSEMBLAGE BLOC TRANSLATION



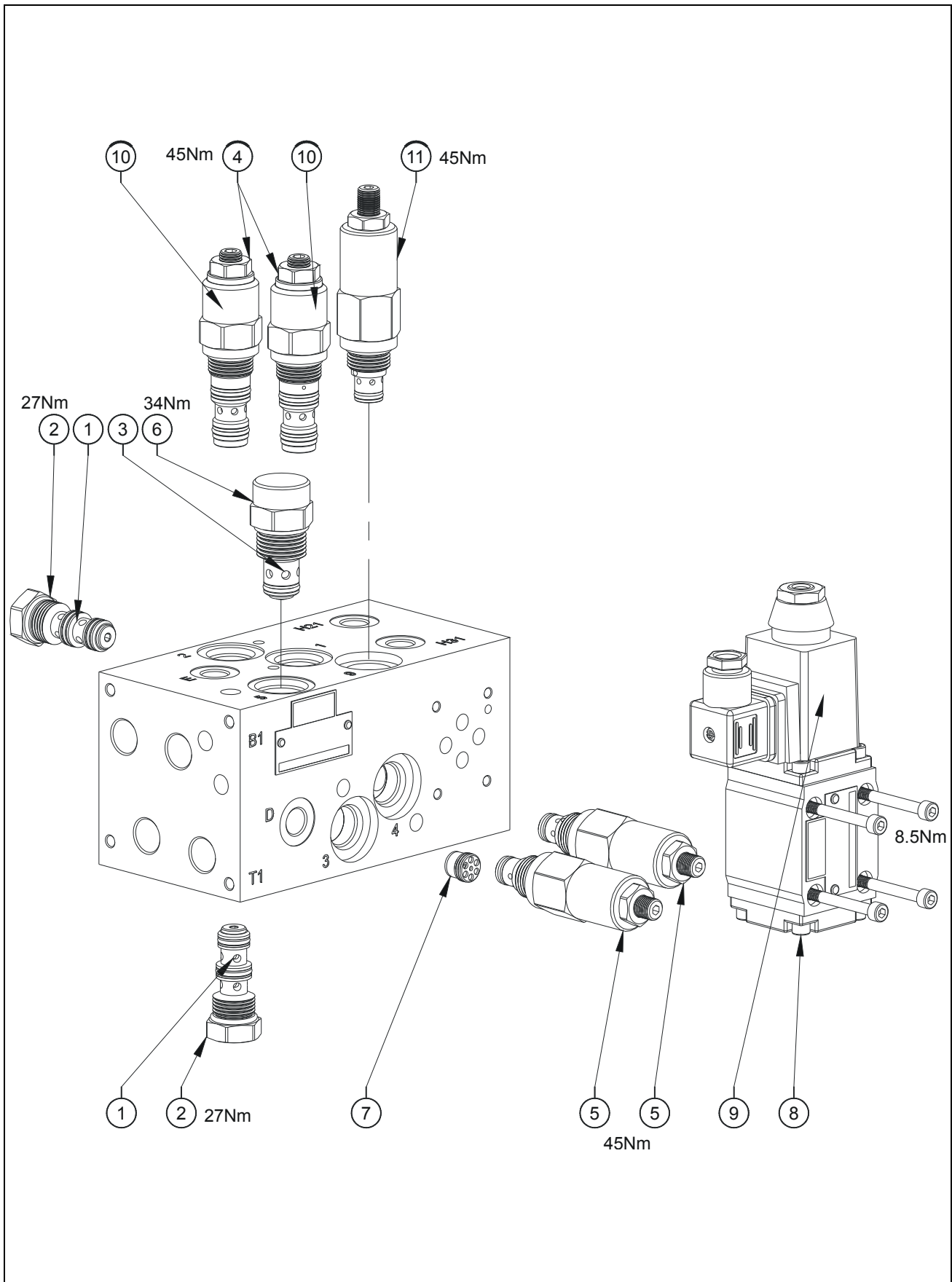
SECTION 3 FRAME INSTALL / INSTALLATION CHASSIS

FIGURE 3-1-2. DRIVE MANIFOLD ASSEMBLY / ASSEMBLAGE BLOC TRANSLATION

DET REP	PART NUMBER REF.	QTY	DESCRIPTION		REV	INFORMATION
			"FP / HYDAC" DRIVE MANIFOLD ASSY	BLOC TRANSLATION "FP / HYDAC"	A	SP0685
1	300025	4	FITTING MALE BSPP1/4-MALE JIC9/16	RACCORD MALE BSPP1/4-MALE JIC9/16		
2	300040	1	FITTING MALE BSPP3/8 MALE JIC9/16	RACCORD MALE BSPP3/8 MALE JIC9/16		
3	300047	1	CAP BSPP 3/8	BOUCHON BSPP 3/8		
4	300057	6	FITTING MALE BSPP 3/8 - MALE JIC 3/4	RACCORD MALE BSPP 3/8 - MALE JIC 3/4		
5		1	"FP HYDRAULIQUE" 2 SPEEDS MANIFOLD	BLOC 2 VITESSES "FP HYDRAULIQUE"		520077
6	520095	1	"HYDAC" 2 SPEEDS MANIFOLD	BLOC 2 VITESSES "HYDAC"	A	520095
7	SE0510	1	"HYDAC" DRIVE MANIFOLD ASSEMBLY	ASSEMBLAGE BLOC TRANSLATION "HYDAC"	A	

SECTION 3 FRAME INSTALL / INSTALLATION CHASSIS

FIGURE 3-1-2-1.«FP HYDRAULIC» 2 SPEEDS MANIFOLD / BLOC 2 VITESSES



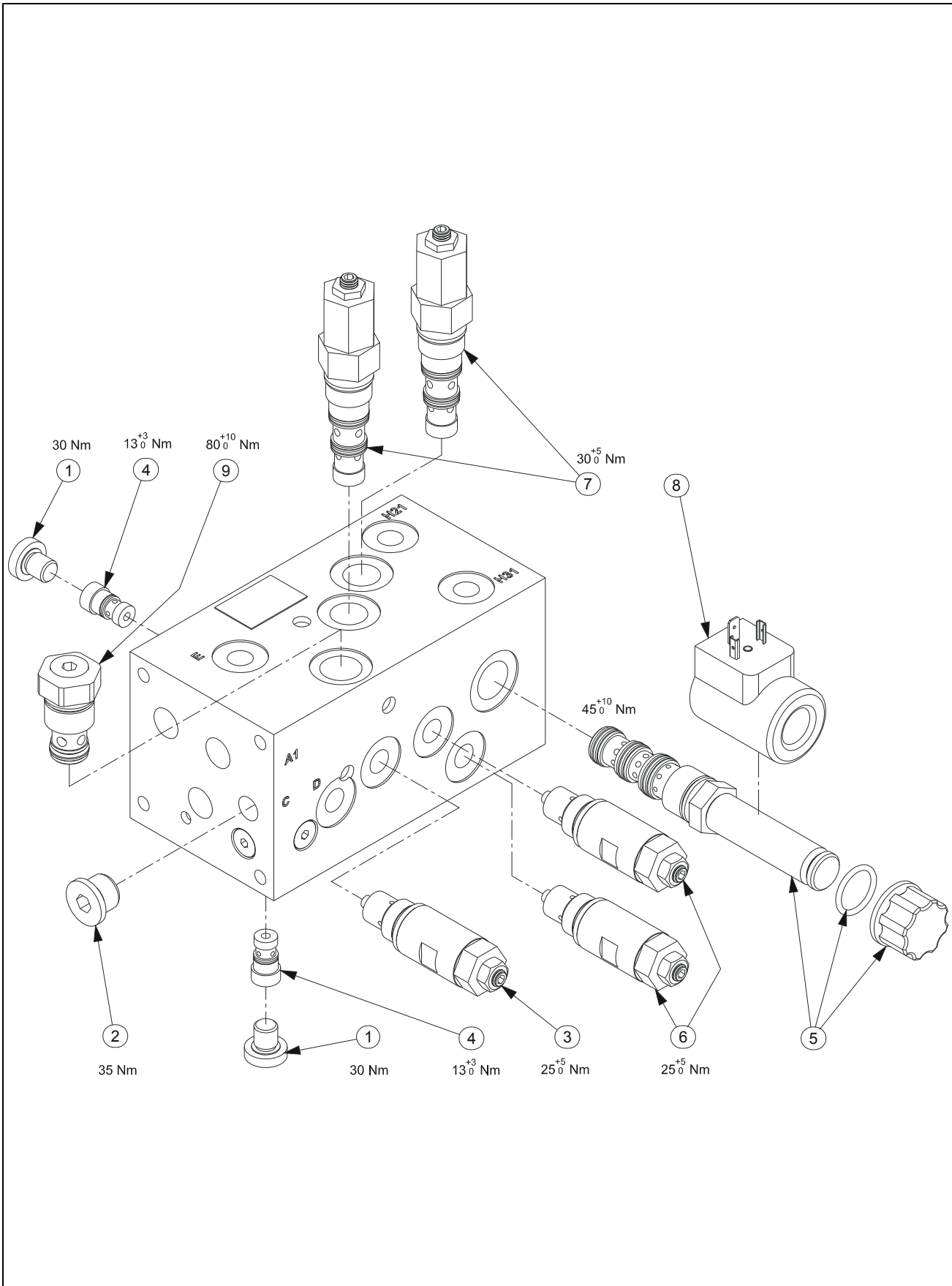
SECTION 3 FRAME INSTALL / INSTALLATION CHASSIS

FIGURE 3-1-2-1. «FP HYDRAULIC» 2 SPEEDS MANIFOLD / BLOC 2 VITESSES

DET REP	PART_NUMBER REF.	QTY	DESCRIPTION		REV	INFORMATION
	520077		"FP HYDRAULIQUE" 2 SPEEDS MANI- FOLD	BLOC 2 VITESSES "FP HYDRAULIQUE"	A	520077
1	900050	2	PRESSURE REDUCER SEAL KIT	KIT DE JOINT REDUCTEUR DE PRESSION		
2	900068	2	SHUTTLE VALVE	SELECTEUR DE CIRCUIT		
3	900070	1	SEAL KIT	KIT DE JOINTS		
4	900115	2	COUNTER BALANCE VALVE	VALVE D'EQUILIBRAGE		
5	952045	2	PRESSURE RELIEF VALVE	LIMITEUR DE PRESSION	A	
6	900066	1	CHECK VALVE	CLAPET ANTI-RETOUR		
7	952047	1	CHECK VALVE JET	CLAPET GICLE		
8	952048	1	HIGH SPEED ENABLE VALVE	DISTRIBUTEUR GRANDE VITESSE		
9	952049	1	VALVE COIL	BOBINE DISTRIBUTEUR		
10	960006	2	COUNTER BALANCE VALVE SEAL KIT	JEU DE JOINTS VALVE D'EQUILIBRAGE		
11	952075	1	PRESSURE RELIEF VALVE	LIMITEUR DE PRESSION	A	

SECTION 3 FRAME INSTALL / INSTALLATION CHASSIS

FIGURE 3-1-2-2.«HYDAC» 2 SPEEDS MANIFOLD / BLOC 2 VITESSES



SECTION 3 FRAME INSTALL / INSTALLATION CHASSIS

FIGURE 3-1-2-2. «HYDAC» 2 SPEEDS MANIFOLD / BLOC 2 VITESSES

DET REP	PART NUMBER REF.	QTY	DESCRIPTION		REV	INFORMATION
	520095		"HYDAC" 2 SPEEDS MANIFOLD	BLOC 2 VITESSES "HYDAC"		520095
1	300034	2	CAP MALE BSPP 1/4"	BOUCHON MALE BSPP 1/4"		
2	300047	1	CAP BSPP 3/8	BOUCHON BSPP 3/8		
3	950089	1	PRESSURE RELIEF VALVE DB04E 250V	LIMITEUR DE PRESSION DB4E 250V		
4	952067	2	SHUTTLE VALVE WVE-R1/4-010	SELECTEUR DE CIRCUIT WVE-R1/4-010		
5	952082	1	4/2 SOLENOID VALVE	DISTRIBUTEUR A TIROIR 4/2		
6	952083	2	PRESSURE RELIEF VALVE DB04E 350V	LIMITEUR DE PRESSION DB4E 350V		
7	952085	2	SBVE-R1/2 COUNTER BALANCE VALVE	VALVE D'EQUILIBRAGE SBVE-R1/2		
8	952086	1	COIL 24DG	BOBINE 24DG		
9	952088	1	CHECK VALVE RV10A-01-C-N-05	CLAPET RV10A-01-C-N-05		

SECTION 3 FRAME INSTALL / INSTALLATION CHASSIS

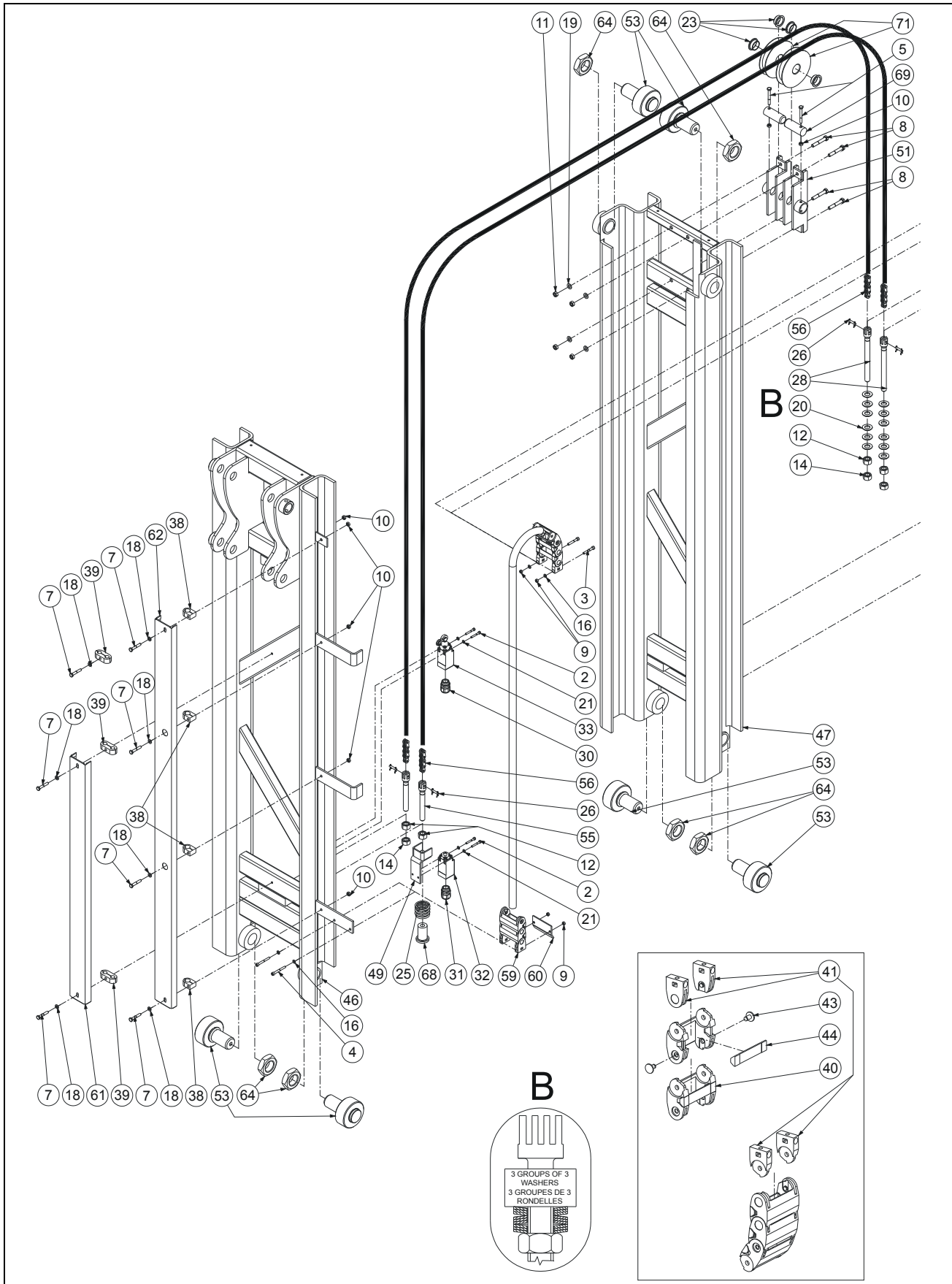
FIGURE 3-1-2-2. «HYDAC» 2 SPEEDS MANIFOLD / BLOC 2 VITESSES (CONTINUED)

DET REP	PART_NUMBER REF.	QTY	DESCRIPTION		REV	INFORMATION

SECTION 4
MASTS ASSEMBLY /
ASSEMBLAGE MATS

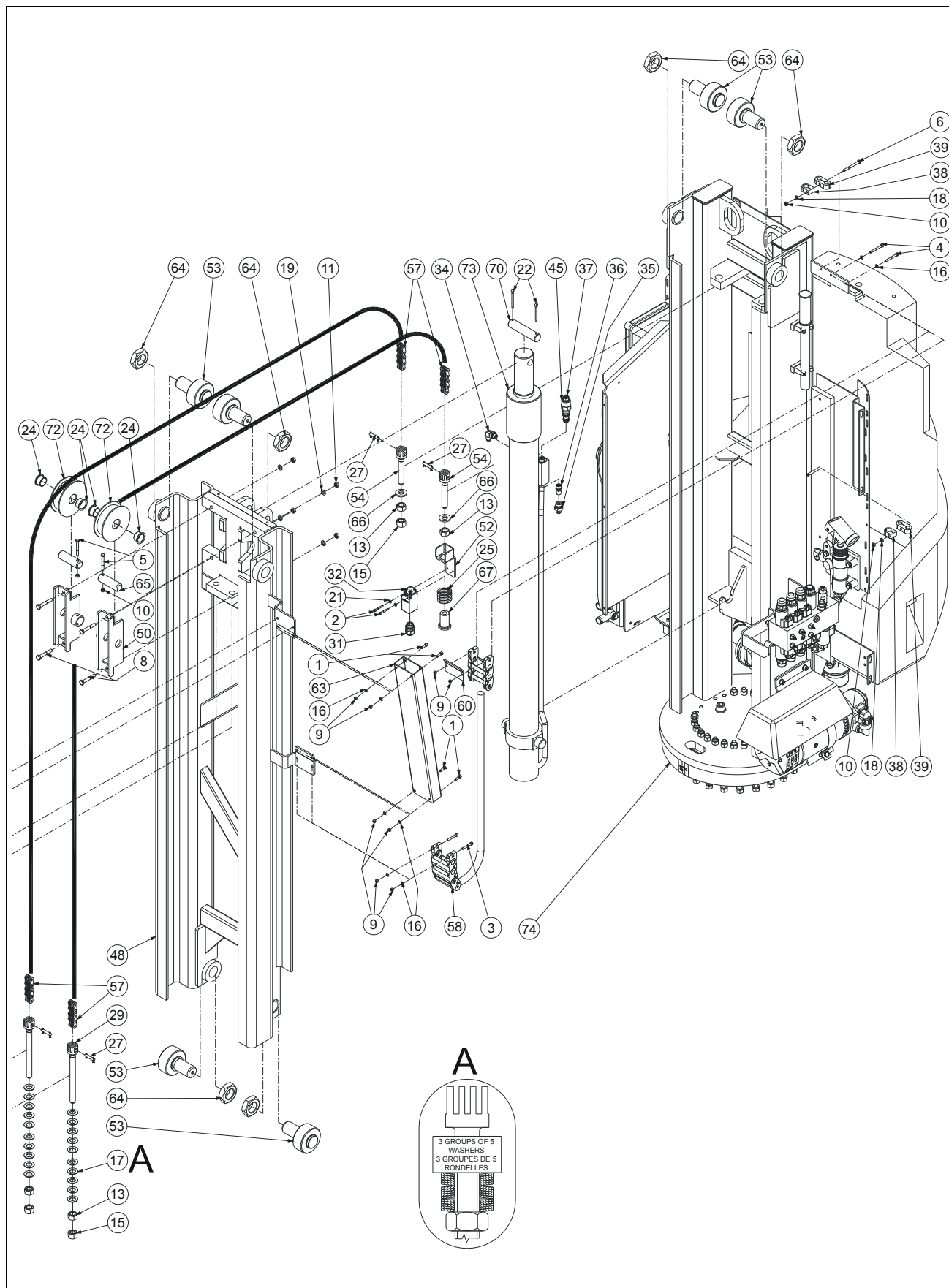
SECTION 4 MASTS ASSEMBLY / ASSEMBLAGE MATS

FIGURE 4-1. MASTS ASSEMBLY / ASSEMBLAGE MATS



SECTION 4 MASTS ASSEMBLY / ASSEMBLAGE MÂTS

FIGURE 4-1. MASTS ASSEMBLY / ASSEMBLAGE MÂTS



SECTION 4 MASTS ASSEMBLY / ASSEMBLAGE MATS

FIGURE 4-1. MASTS ASSEMBLY / ASSEMBLAGE MATS

DET REP	PART NUMBER REF.	QTY	DESCRIPTION		REV	INFORMATION
			MASTS INSTALL	INSTALLATION MATS		SP0833
1	000003	4	M05x16 8.8 SOCKET HEAD MACH SCREW	VIS CHC M05x16 8.8 BI FT		
2	000007	6	M04x30 8.8 SOCKET HEAD CAPSCREW	VIS CHC M04x30 8.8 BI FP		
3	000030	4	M05x35 8.8 SOCKET HEAD CAPSCREW	VIS CHC M05x35 8.8 ZI FP		
4	000051	4	M05x45 8.8 SOCKET HEAD CAPSCREW	VIS CHC M05x45 8.8 BI FP		
5	100013	4	M06x50 8.8 HEX HEAD CAPSCREW	VIS H M06x50 8.8 BI FP		
6	100020	1	M06x60 8.8 HEX HEAD CAPSCREW	VIS H M06x60 8.8 BI FP		
7	100051	7	M06x35 8.8 HEX HEAD MACHINE SCREW	VIS H M06x35 8.8 BI FT		
8	100063	8	M08x50 8.8 HEX HEAD MACHINE SCREW	VIS H M08x50 8.8 BI FT		
9	110002	12	M05 GR. 8.8 LOCK NUT	ECROU FREIN M5 8.8 BI		
10	110003	11	M06 GR. 8.8 LOCK NUT	ECROU FREIN M6 8.8 BI		
11	110004	8	M08 GR. 8.8 LOCK NUT	ECROU FREIN M8 8.8 BI		
12	110009	4	M14 GR. 8.8 HEX NUT	ECROU H M14 8.8 BI		
13	110010	4	M16 GR. 8.8 HEX NUT	ECROU H M16 8.8 BI		
14	110019	3	M14 GR. 8.8 LOCK NUT	ECROU FREIN H M14 8.8 BI		
15	110020	3	M16 GR. 8.8 LOCK NUT	ECROU FREIN M16		
16	120002	12	M05 WASHER	RONDELLE M05 BI		
17	120006	30	Ø34x16.3x1.5 SPRING WASHER	RONDELLE RESSORT Ø34x16.3x1.5 BR		
18	120009	9	dD 06x14 LOCK WASHER	RONDELLE CONTACT dD 06x14 BI		
19	120010	8	dD 08x18 LOCK WASHER	RONDELLE CONTACT dD 08x18 BI		
20	120017	18	SPRING WASHER Ø34x14.3x1.5	RONDELLE RESSORT Ø34x14.3x1.5 BR		
21	120024	6	M04 LOCK WASHER	RONDELLE CONTACT M04 BI		
22	140009	2	Ø4.5x50 COTTER PIN	GOUPILLE FENDUE Ø4.5x50		
23	150011	4	FLANGE BUSHING Ø25 H11.5 DU	BAGUE EPAULEE Ø25 H11.5 DU		
24	150007	4	FLANGE BUSHING Ø30 H16 DU	BAGUE EPAULEE Ø30 H16 DU		
25	160010	2	C 360 450 320 SPRING	RESSORT C 360 450 320		
26	170007	4	M14 CLEVIS PIN	AXE DE CHAPE M14		
27	170008	4	M16 CLEVIS PIN	AXE DE CHAPE M16		
28	170009	2	M14x150 CHAIN ANCHOR	CHAPE DE CHAINE M14x150		
29	170010	2	CHAIN ANCHOR M16x160	CHAPE DE CHAINE M16x160		
30	210019	1	GLAND N°13	PRESSE ETOUPE N°13		
31	210062	2	GLAND N°13 Ø5 IP65	PRESSE ETOUPE N°13 Ø5 IP65		
32	260016	2	SWITCH	CAPTEUR		
33	260030	1	2NC SWITCH	CAPTEUR 2NF		
34	300001	1	90° ELBOW MALE BSPP 1/4-MALE JIC 9/16	COUDE 90° Male BSPP 1/4 -Male JIC 9/16		
35	300040	1	FITTING MALE BSPP3/8 MALE JIC9/16	RACCORD MALE BSPP3/8 MALE JIC9/16		
36	310037	1	FLOW REGULATOR VALVE 9L/mn	REGULATEUR DE DEBIT 9L/mn		
37	310055	1	COUNTER BALANCE VALVE	VALVE D'EQUILIBRAGE		
38	400045	6	SIMPLE CLAMP Ø16 mm	COLLIER SIMPLE Ø16 mm		
39	400046	5	PAIR 1/2 SHELL D12 mm	PAIRE DEMI COQUILLE D12 mm		
40	920042	x	POWER BRIDGE LINK	MAILLON CHAINE PORTE CABLES		

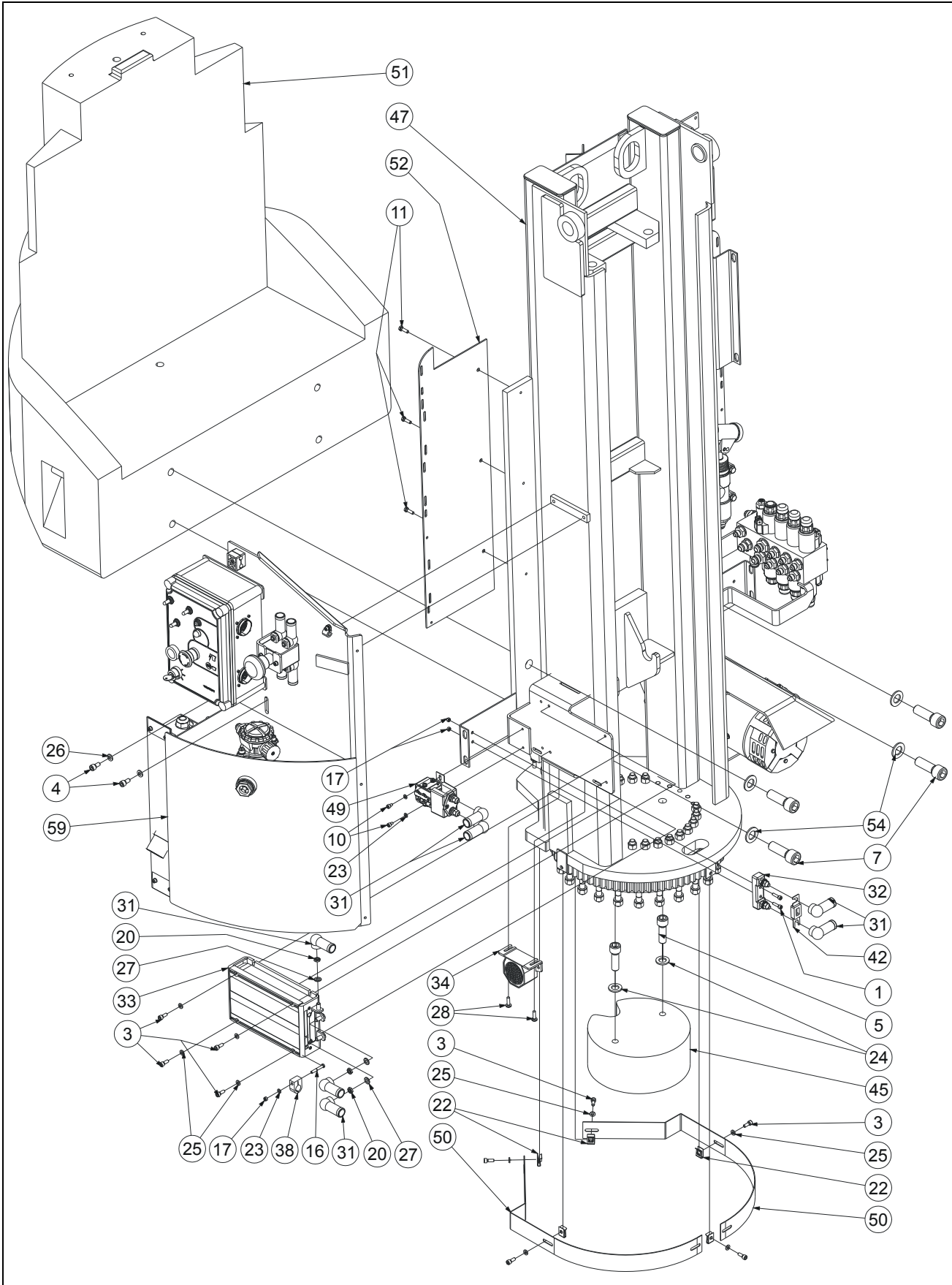
SECTION 4 MASTS ASSEMBLY / ASSEMBLAGE MATS

FIGURE 4-1. MASTS ASSEMBLY / ASSEMBLAGE MATS (CONTINUED)

DET REP	PART NUMBER REF.	QTY	DESCRIPTION		REV	INFORMATION
41	920073	x	SR305 POWER BRIDGE ATTACHMENT KIT	KIT ATTACHES CHAINE PORTE CBL SR305		
42		x	NOT REQUIRED	NON REQUIS		
43	920045	x	PG305 POWER BRIDGE PIN	AXE CHAINE PORTE-CABLE PG305		
44	920046	x	POWER BRIDGE COVER	CAPOT CHAINE PORTE CABLES		
45	960006	1	COUNTER BALANCE VALVE SEAL KIT	JEU DE JOINTS VALVE D'EQUILIBRAGE		
46	DL0676	1	MAST 4	MAT 4		
47	DL0677	1	MAST 3	MAT 3		
48	DL0678	1	MAST 2	MAT 2		
49	SD0345	1	SWITCH HOLDER	SUPPORT CAPTEUR		
50	SD0452	2	PULLEY MOUNT	SUPPORT POULIE		
51	SD0453	2	PULLEY MOUNT	SUPPORT POULIE		
52	SD0464	1	SWITCH HOLDER	SUPPORT CAPTEUR		
53	SE0495	12	ROLLER ASSEMBLY	ASSEMBLAGE GALET DE GUIDAGE		
54	ST0099	2	CHAIN ANCHOR M16x80	CHAPE DE CHAINE M16x80		
55	ST0120	2	CHAIN ANCHOR M14x90	CHAPE DE CHAINE M14x90		
56	ST0178	2	LL 10-44 CHAIN	CHAINE LL 10-44		
57	ST0179	2	LL 12-66 CHAIN	CHAINE LL 12-66		
58	ST1327	1	POWER BRIDGE	CHAINE PORTE CABLES		
59	ST1326	1	POWER BRIDGE	CHAINE PORTE CABLES		
60	ST1497	2	CLAMPING PLATE	SERRE CABLE		
61	ST2692	1	HOSE GUARD	GOULOTTE		
62	ST2693	1	HOSE GUARD	GOULOTTE		
63	TP0131	1	TUBE HOSE CHANNEL	GOULOTTE TUBE		
64	US0026	12	M36 GR. 8.8 HEX NUT	ECROU M36 8.8		
65	US0375	2	PULLEY PIN	AXE DE SUPPORT POULIE		
66	US0198	2	dDH 33x17x4 WASHER	RONDELLE dDH 33x17x4		
67	US0204	1	ACTUATOR M16	ACTIONNEUR M16		
68	US0208	1	ACTUATOR M14	ACTIONNEUR M14		
69	US0377	2	PULLEY PIN	AXE DE SUPPORT POULIE		
70	US0378	1	MAST CYLINDER PIN	AXE VERIN DE MAT		
71	US0475	2	LL10-44 PULLEY	POULIE LL10-44		
72	US0479	2	LL12-66 PULLEY	POULIE LL12-66		
73		1	MAST CYLINDER	VERIN DE MAT		APPENDIX A
74		1	MAST 1 ASSEMBLY	ASSEMBLAGE MAT 1		

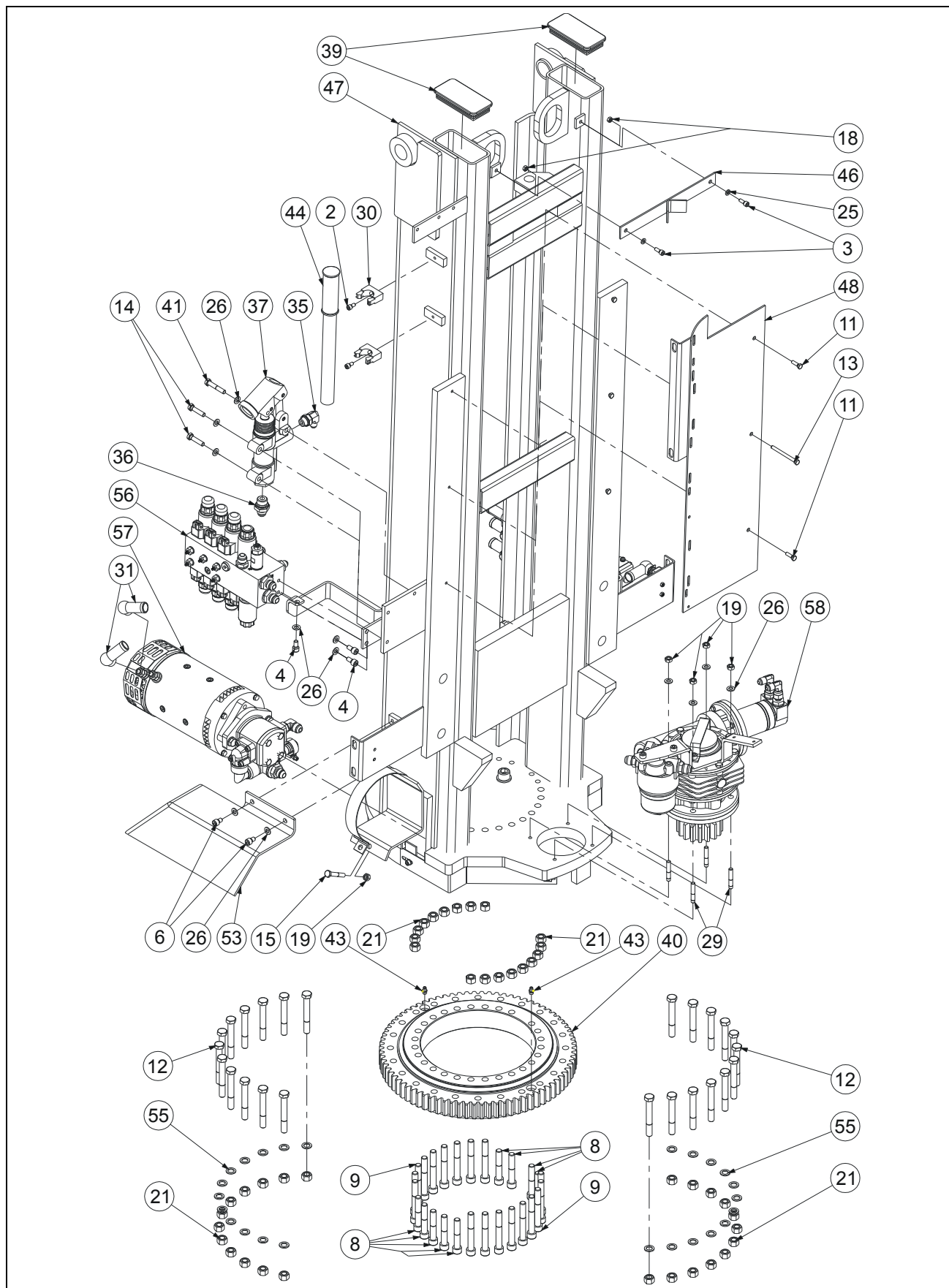
SECTION 4 MASTS ASSEMBLY / ASSEMBLAGE MATS

FIGURE 4-1-1.MAST 1 ASSEMBLY / ASSEMBLAGE MAT 1



SECTION 4 MASTS ASSEMBLY / ASSEMBLAGE MATS

FIGURE 4-1-1.MAST 1 ASSEMBLY / ASSEMBLAGE MAT 1



SECTION 4 MASTS ASSEMBLY / ASSEMBLAGE MATS

FIGURE 4-1-1. MAST 1 ASSEMBLY / ASSEMBLAGE MAT 1

DET REP	PART NUMBER REF.	QTY	DESCRIPTION		REV	INFORMATION
			MAST 1 ASSEMBLY	ASSEMBLAGE MAT 1	B	SP0832
1	000010	2	M05x20 8.8 SOCKET HEAD MACH SCREW	VIS CHC M05x20 8.8 BI FT		
2	000014	2	M06x12 8.8 SOCKET HEAD MACH SCREW	VIS CHC M06x12 8.8 BI FT		
3	000015	11	M06x16 8.8 SOCKET HEAD MACH SCREW	VIS CHC M06x16 8.8 BI FT		
4	000018	5	M08x16 8.8 SOCKET HEAD MACH SCREW	VIS CHC M08x16 8.8 BI FT		
5	000023	2	M16x50 8.8 SOCKET HEAD CAPSCREW	VIS CHC M16x50 8.8 BI FP		
6	000042	2	M08x12 8.8 SOCKET HEAD MACH SCREW	VIS CHC M08x12 8.8 BI FT		
7	000047	4	M20x60 8.8 SOCK. HEAD MACH. SCREW	VIS CHC 20x60 8.8 BI FT		
8	000060	9	M12x70 10.9 Black SOC HEAD CAP-SCREW	VIS CHC 12x70 10.9 BR FP		
9	000061	18	M12x90 10.9 Black SOC HEAD CAP-SCREW	VIS CHC 12x90 10.9 BR FP		
10	000089	2	M05x08 8.8 SOCKET HEAD MACH SCREW	VIS CHC M05x08 8.8 BI FT		
11	100005	5	M06x20 8.8 HEX HEAD MACHINE SCREW	VIS H M06x20 8.8 BI FT		
12	100038	24	M12x90 10.9 HEX HEAD CAPSCREW Black	VIS H M12x90 10.9 BR FP		
13	100049	1	M06x70 8.8 HEX HEAD MACHINE SCREW	VIS H M06x70 8.8 BI FT		
14	100008	2	M08x30 8.8 HEX HEAD MACHINE SCREW	VIS H M08x30 8.8 BI FT	A	
15	100063	1	M08x50 8.8 HEX HEAD MACHINE SCREW	VIS H M08x50 8.8 BI FT	A	
16	100149	1	M05x35 8.8 HEX HEAD MACHINE SCREW	VIS H M05x35 8.8 BI FT		
17	110002	3	M05 GR. 8.8 LOCK NUT	ECROU FREIN M5 8.8 BI		
18	110003	2	M06 GR. 8.8 LOCK NUT	ECROU FREIN M6 8.8 BI		
19	110004	5	M08 GR. 8.8 LOCK NUT	ECROU FREIN M8 8.8 BI		
20	110016	3	M08 GR. 8.8 HEX NUT	ECROU H M08 8.8 BI		
21	110017	42	M12 GR. 10.9 LOCK NUT	ECROU FREIN H M12 10.9 BI		
22	110026	5	M06 CAGE HEX NUT	ECROU CAGE M06		
23	120002	3	M05 WASHER	RONDELLE M05 BI		
24	120008	2	dD 16x32 LOCK WASHER	RONDELLE CONTACT dD 16x32 BI		
25	120009	11	dD 06x14 LOCK WASHER	RONDELLE CONTACT dD 06x14 BI		
26	120010	14	dD 08x18 LOCK WASHER	RONDELLE CONTACT dD 08x18 BI		
27	120021	3	HELICAL SPRING LOCK WASHER Ø8	RONDELLE GROWER Ø8 BI		
28	130021	2	M06x20 8.8 ROUND HEAD MACH SCREW	VIS BOMBEE ULF M06x20 8.8 BI FT		
29	130034	4	M08x40 8.8 STUD BLACK	GOUGEON M08x40 BR 8.8		
30	190027	2	Ø22 CLIP	CLIP Ø22		
31	250031	9	TERMINAL CAP	CAPUCHON D'ETANCHEITE		
32	260077	1	POWER FUSE HOLDER	PORTE FUSIBLE DE PUISSANCE		
33	260108	1	ELECTRONIC CONTROLLER	VARIATEUR ELECTRONIQUE		
34	260274	1	HORN	KLAXON		
35	300061	1	90° ELBOW MALE BSPP 3/8-MALE JIC 9/16	COUDE 90° MALE BSPP3/8-MALE JIC9/16		
36	300063	1	FITTING MALE BSPP1/2 MALE JIC3/4	RACCORD MALE BSPP1/2 MALE JIC3/4		
37	320066	1	HAND PUMP	POMPE A MAIN	A	

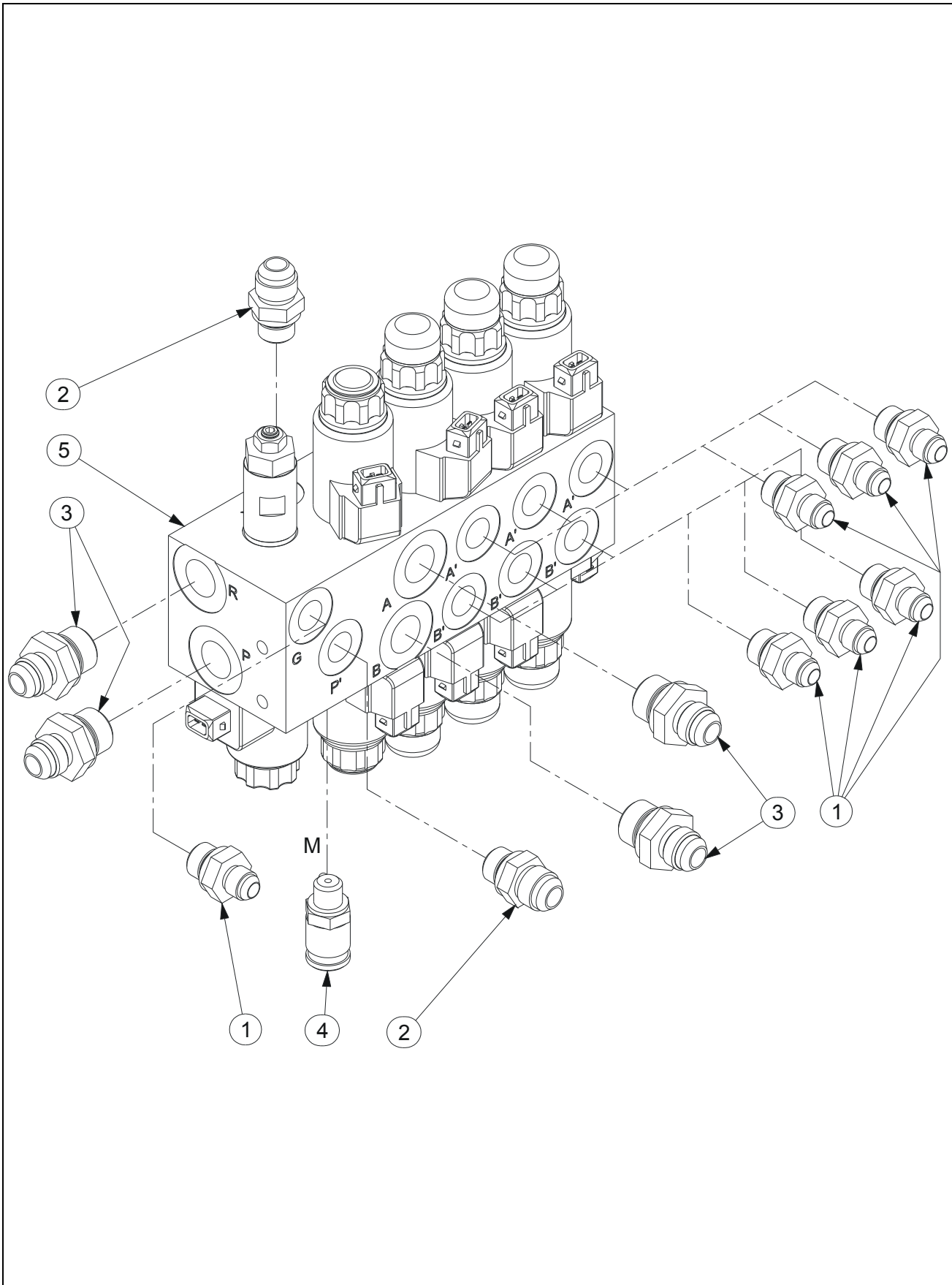
SECTION 4 MASTS ASSEMBLY / ASSEMBLAGE MATS

FIGURE 4-1-1. MAST 1 ASSEMBLY / ASSEMBLAGE MAT 1 (CONTINUED)

DET REP	PART NUMBER REF.	QTY	DESCRIPTION		REV	INFORMATION
38	400045	1	SIMPLE CLAMP Ø16 mm	COLLIER SIMPLE Ø16 mm		
39	400057	2	CAP	EMBOUT NOIR		
40	500021	1	SLEWING RING	COURONNE D'ORIENTATION		
41	100093	1	M08x45 8.8 HEX HEAD MACHINE SCREW	VIS H M08x45 8.8 BI FT	A	
42	950110	1	63A FUSE	FUSIBLE 63A		
43	950116	2	GREASE FITTING	GRAISSEUR		
44	DL0113	1	HAND PUMP HANDLE	MANCHE DE POMPE A MAIN		
45	DL0582	1	MAST 1 COUNTERWEIGHT	CONTREPOIDS MAT 1		
46	DL0584	1	COVERS STOP PLATE	TOLE BUTEE CAPOTS		
47	DL0679	1	MAST 1	MAT 1		
48	DL0688	1	HINGE SUPPORT PLATE	PLATINE SUPPORT CHARNIERES		
49	SE1003	1	POWER RELAY	RELAIS DE PUISSANCE		
50	ST1380	2	TURNTABLE BEARING COVER	TOLE PROTECTION COURONNE		
51	ST2252	1	COUNTERWEIGHT	CONTREPOIDS		
52	ST2286	1	COVERS SUPPORT PLATE	TOLE SUPPORT CAPOT		
53	ST2295	1	POWER UNIT COVER	CAPOT CENTRALE		
54	ST2475	4	COUNTERWEIGHT WASHER	RONDELLE DE CONTREPOIDS		
55	US0190	24	dDH 13x20x02 HEAT TREATED WASHER	RONDELLE TRAITEE dDH 13x20x02		
56	SE0513	1	VALVE ASSEMBLY	ASSEMBLAGE DISTRIBUTEUR	B	SE0513
57		1	3.5cc POWER UNIT ASSEMBLY	ASSEMBLAGE CENTRALE 3.5 cm ³ /tr		SP0829
58		1	SLEWING DRIVE ASSEMBLY	ASSEMBLAGE REDUCT. D'ORIENTATION		SP0830
59		1	RESERVOIR ASSEMBLY	ASSEMBLAGE RESERVOIR		SP0831

SECTION 4 MASTS ASSEMBLY / ASSEMBLAGE MATS

FIGURE 4-1-1-1.VALVE ASSEMBLY / ASSEMBLAGE DISTRIBUTEUR



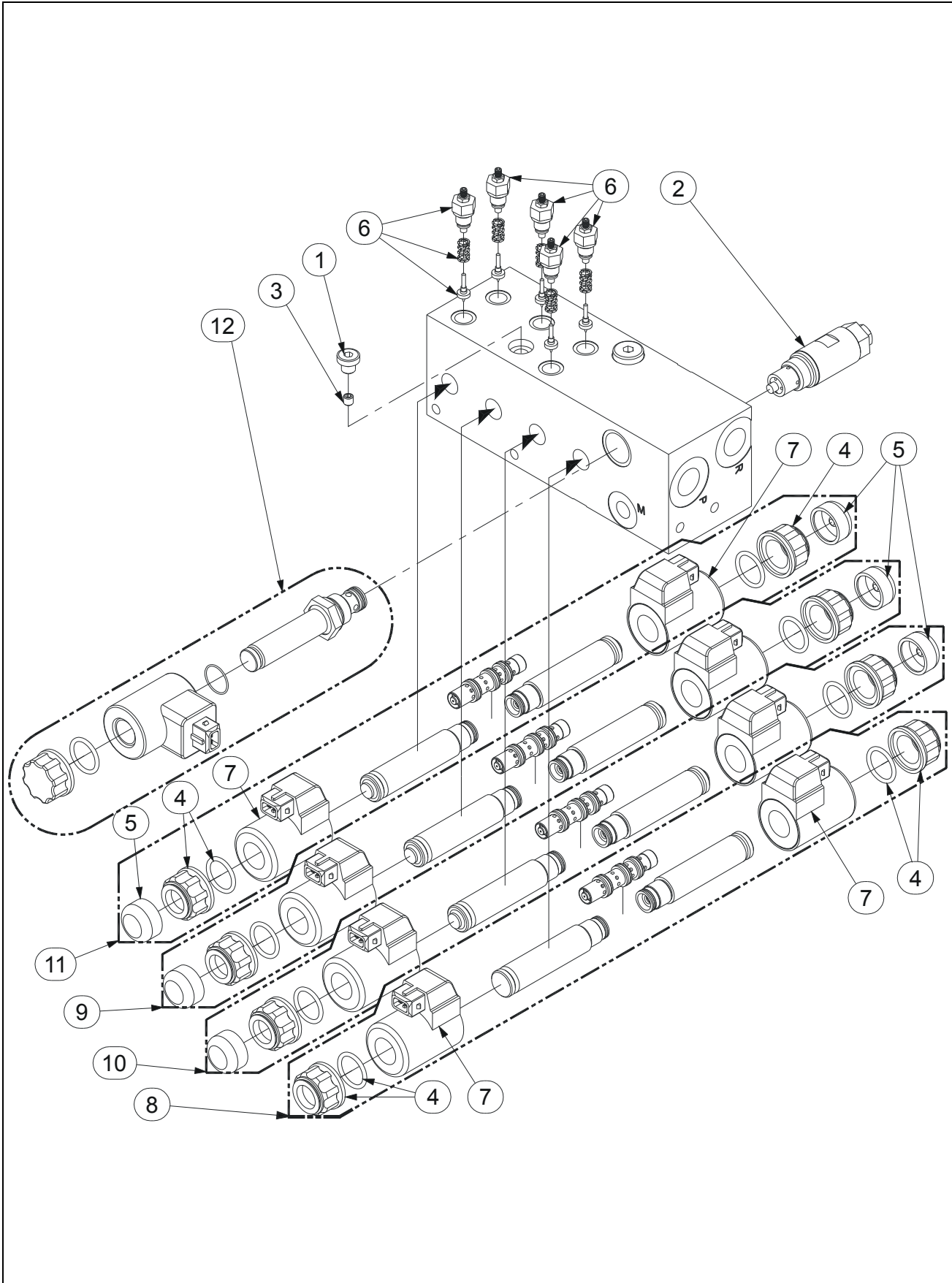
SECTION 4 MASTS ASSEMBLY / ASSEMBLAGE MATS

FIGURE 4-1-1-1. VALVE ASSEMBLY / ASSEMBLAGE DISTRIBUTEUR

DET REP	PART_NUMBER REF.	QTY	DESCRIPTION		REV	INFORMATION
	SE0513		VALVE ASSEMBLY	ASSEMBLAGE DISTRIBUTEUR	B	SE0513
1	300040	7	FITTING MALE BSPP3/8 MALE JIC9/16	RACCORD MALE BSPP3/8 MALE JIC9/16	A	
2	300057	2	FITTING MALE BSPP 3/8 - MALE JIC 3/4	RACCORD MALE BSPP 3/8 - MALE JIC 3/4	A	
3	300063	4	FITTING MALE BSPP1/2 MALE JIC3/4	RACCORD MALE BSPP1/2 MALE JIC3/4		
4	300101	1	PRESSURE TEST PLUG BSPP1/4	PRISE DE PRESSION BSPP1/4		
5	520060	1	FUNCTION VALVE	DISTRIBUTEUR DE MOUVEMENT	B	520060

SECTION 4 MASTS ASSEMBLY / ASSEMBLAGE MÂTS

FIGURE 4-1-1-2.FUNCTION VALVE / DISTRIBUTEUR DE MOUVEMENTS



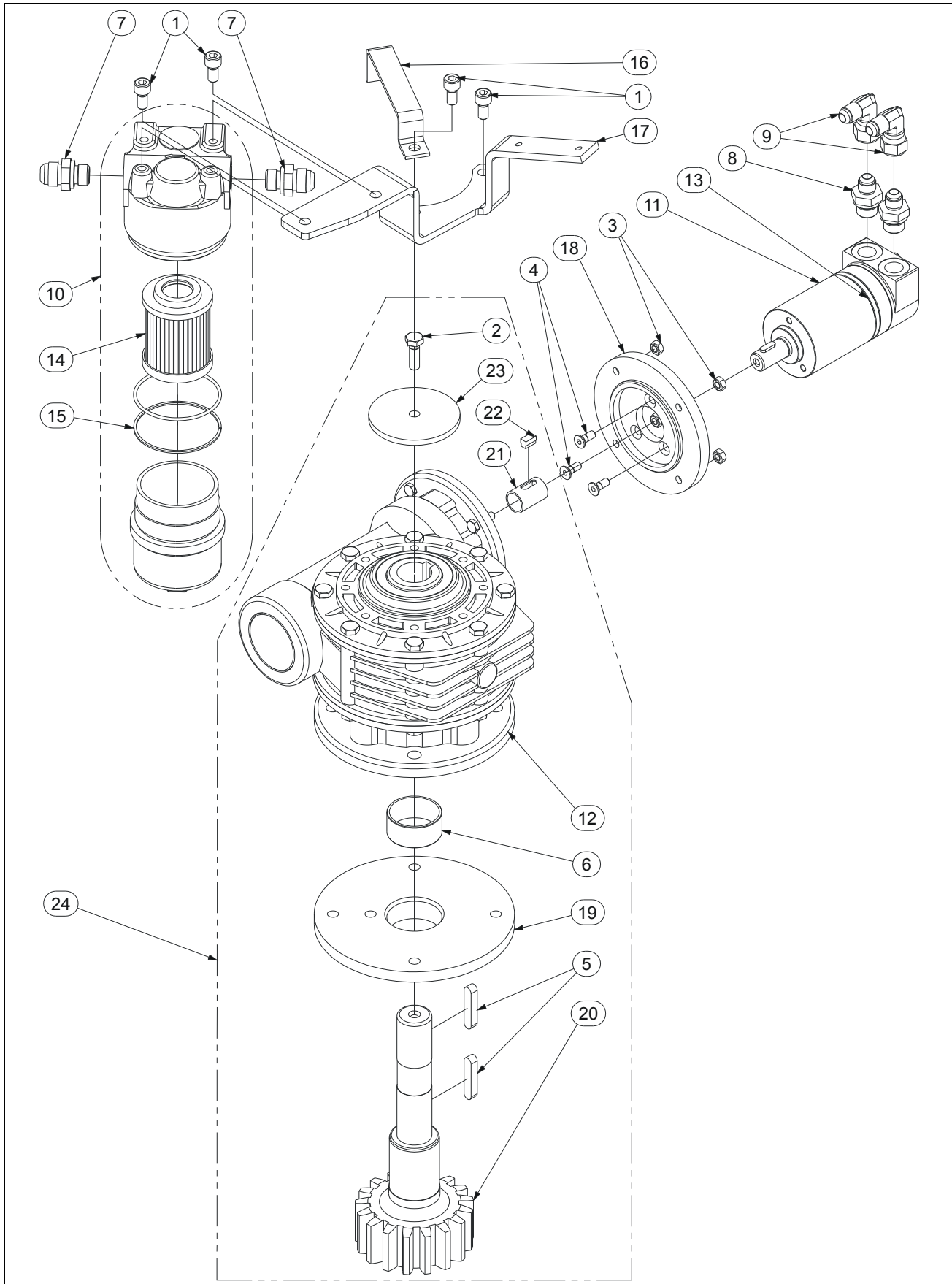
SECTION 4 MASTS ASSEMBLY / ASSEMBLAGE MATS

FIGURE 4-1-1-2. FUNCTION VALVE / DISTRIBUTEUR DE MOUVEMENTS

DET REP	PART_NUMBER REF.	QTY	DESCRIPTION		REV	INFORMATION
	520060		FUNCTIONS VALVE	DISTRIBUTEUR DE MOUVEMENTS	B	520060
1	300163	1	PLUG BSPP 1/8	BOUCHON BSPP 1/8		
2	950089	1	PRESSURE RELIEF VALVE DB04E 250V	LIMITEUR DE PRESSION DB4E 250V		
3	950098	1	JET M06x06 Ø 1	GICLEUR M06x06 Ø 1		
4	950112	8	M18x1.5 NUT	ECROU M18x1.5		
5	950113	6	CAP	COIFFE		
6	952028	5	PRESSURE RELIEF VALVE 0 - 250 BAR	LIMITEUR DE PRESSION 0 - 250 BAR		
7	952031	8	24 VDC COIL	BOBINE 24V		
8	952041	1	COMPLETE SPOOL KIT	KIT TIROIR COMPLET		
9	952042	1	COMPLETE SPOOL KIT	KIT TIROIR COMPLET		
10	952043	1	COMPLETE SPOOL KIT	KIT TIROIR COMPLET		
11	952044	1	COMPLETE SPOOL KIT	KIT TIROIR COMPLET		
12	952081	1	CARTRIDGE	ELECTROVANNE		

SECTION 4 MASTS ASSEMBLY / ASSEMBLAGE MATS

FIGURE 4-1-1-3.SWING DRIVE / REDUCTEUR D'ORIENTATION



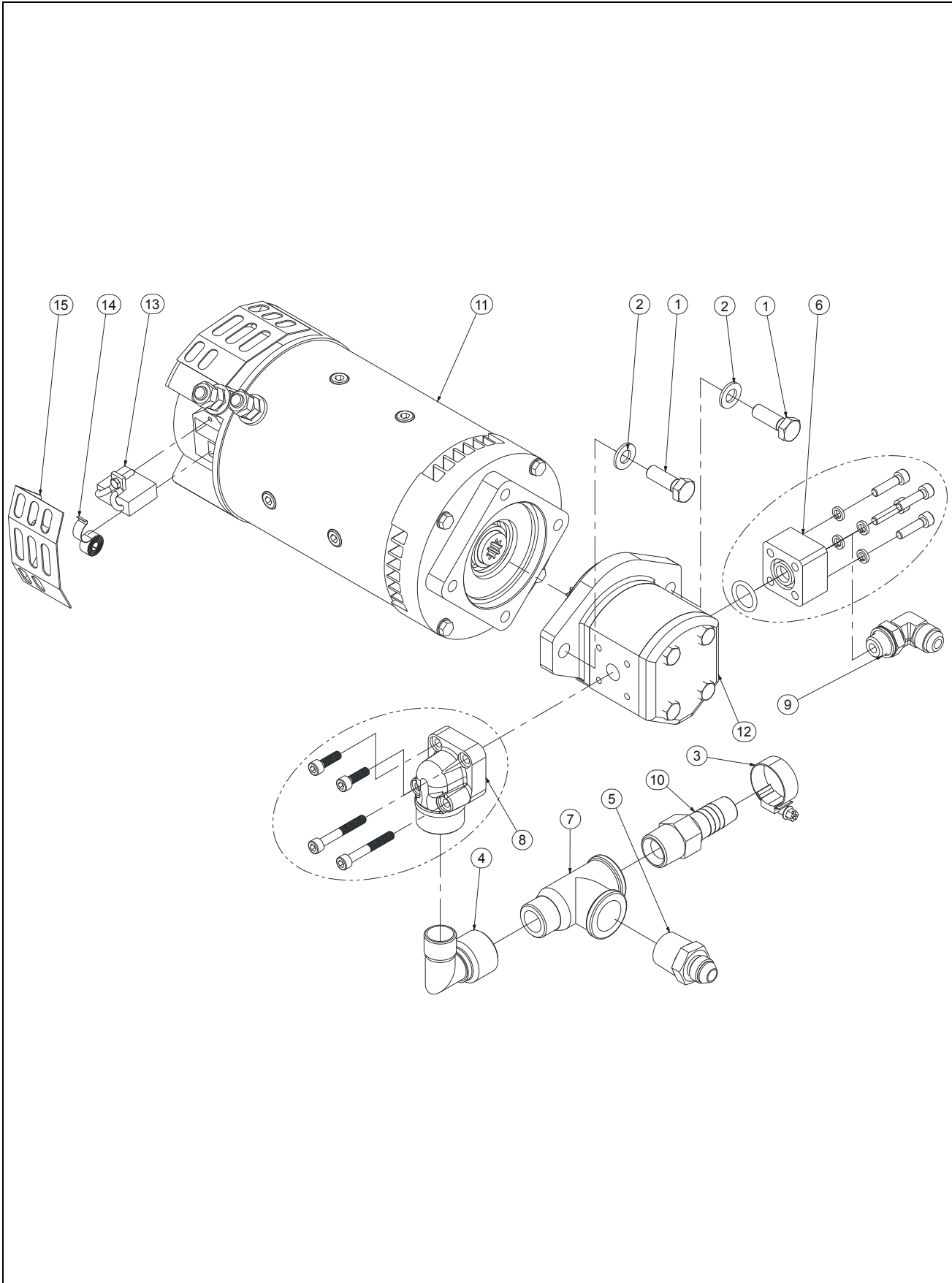
SECTION 4 MASTS ASSEMBLY / ASSEMBLAGE MATS

FIGURE 4-1-1-3. SWING DRIVE / REDUCTEUR D'ORIENTATION

DET REP	PART NUMBER REF.	QTY	DESCRIPTION		REV	INFORMATION
			SLEWING DRIVE ASSEMBLY	ASSEMBLAGE REDUCT. D'ORIENTATION	A	SP0830
1	000018	4	M08x16 8.8 SOCKET HEAD MACH SCREW	VIS CHC M08x16 8.8 BI FT		
2	000006	1	M08x20 8.8 SOCKET HEAD MACH SCREW	VIS CHC M08x20 8.8 BI FT	A	
3	110003	4	M06 GR. 8.8 LOCK NUT	ECROU FREIN M6 8.8 BI		
4	130003	3	M06x16 10.9 COUNTERSUNK HEAD M. S.	VIS FHC M06x16 10.9 BI FT		
5	140016	2	A KEY 8x7x40	CLAVETTE FORME A 8x7x40		
6	150009	1	BUSHING D40 H20	BAGUE D40 H20		
7	300007	2	FITTING MALE 18x150-MALE JIC 3/4	RACCORD MALE 18x150-MALE JIC 3/4		
8	300040	2	FITTING MALE BSPP3/8 MALE JIC9/16	RACCORD MALE BSPP3/8 MALE JIC9/16		
9	300067	2	90° ELBOW M JIC9/16 F JIC9/16 SWIVEL	COUDE Male JIC9/16 Fem JIC9/16 Tour- nant		
10	310064	1	COMPLETE PRESSURE FILTER	FILTRE DE PRESSION COMPLET		
11	320006	1	SLEWING MOTOR 32cc/rev	MOTEUR D'ORIENTATION 32cm ³ /tr		
12	500015	1	GEARBOX	REDUCTEUR		
13	900043	1	SEAL KIT	KIT DE JOINTS		
14	930130	1	FILTER CARTRIDGE	CARTOUCHE DE FILTRE		
15	930131	1	O RING AND BACKUP RING	JOINT TORIQUE ET BANDE ANTI-EXTRU- SION		
16	ST1545	1	BRACKET	ETRIER		
17	ST2251	1	POWER BRIDGE SUPPORT	SUPPORT CHAINE CIRCULAIRE		
18	US0044	1	MOTOR ADAPTOR FLANGE	FLASQUE MOTEUR		
19	US0341	1	FLANGE	BRIDE		
20	US0342	1	PINION	PIGNON		
21	US0363	1	SLEEVE	MANCHON		
22	US0364	1	KEY	CLAVETTE		
23	US0429	1	dDh 8.5x73x5 WASHER	RONDELLE dDh 8.5x73x5		
24	KT0002	1	SWING DRIVE WHITOUT MOTOR	REDUCTEUR SANS MOTEUR	A	

SECTION 4 MASTS ASSEMBLY / ASSEMBLAGE MASTS

FIGURE 4-1-1-4.3.5cc/rev POWER UNIT / CENTRALE 3.5cm³/tr



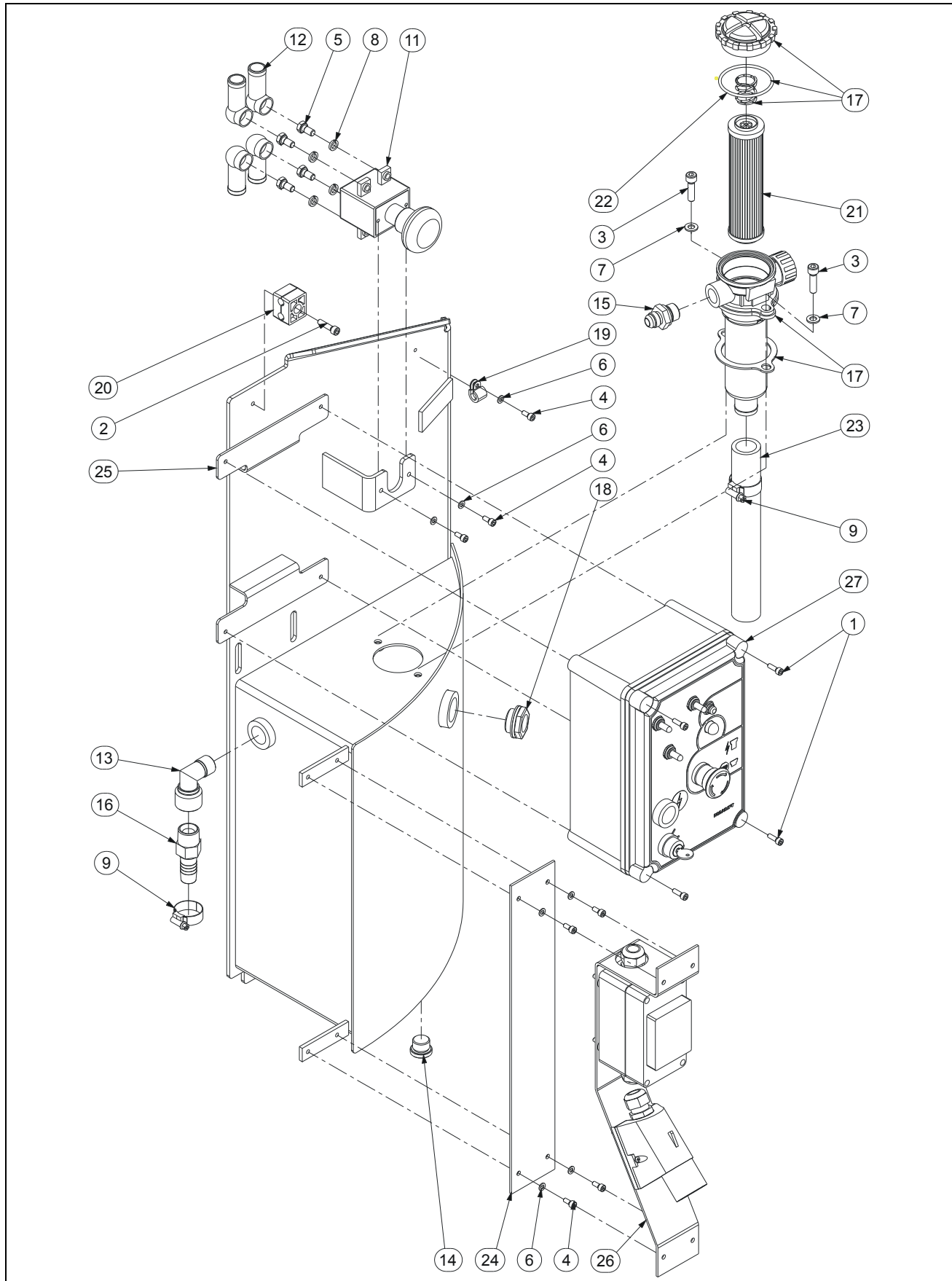
SECTION 4 MASTS ASSEMBLY / ASSEMBLAGE MATS

FIGURE 4-1-1-4. 3.5CC/REV POWER UNIT / CENTRALE 3.5CM³/TR

DET REP	PART NUMBER REF.	QTY	DESCRIPTION		REV	INFORMATION
			3.5cc POWER UNIT ASSEMBLY	ASSEMBLAGE CENTRALE 3.5 cm³/tr		SP0829
1	100009	2	M10x30 8.8 HEX HEAD MACHINE SCREW	VIS H M10x30 8.8 BI FT		
2	120011	2	dD 10x22 LOCK WASHER	RONDELLE CONTACT dD 10x22 BI		
3	190073	1	CLAMP Ø25-40	COLLIER Ø25-40		
4	300168	1	90° ELBOW Male BSPT3/4-Female BSPP3/4	COUDE 90° Male BSPT3/4-Femel BSPP3/4		
5	300011	1	FITTING MALE BSPT 3/4- MALE JIC 3/4	RACCORD MALE BSPT 3/4-MALE JIC 3/4		
6	300014	1	PUMP FLANGE Ø35 BSPP 3/8	BRIDE POMPE Ø35 BSPP 3/8		
7	300045	1	Tee Female BSPP3/4-Male BSPT3/4 Lateral	TE Femelle BSPP3/4-Male BSPT3/4 Lateral		
8	300046	1	PUMP FLANGE Ø40 BSPP 3/4	BRIDE POMPE Ø40 BSPP 3/4		
9	300058	1	90° ELBOW MALE BSPP 3/8 - MALE JIC 3/4	COUDE MALE BSPP 3/8 - MALE JIC 3/4		
10	300078	1	FITTING Male BSPP3/4-Male Ø19 GROOVE	RACCORD Male BSPP3/4-Ø19 CANNELE		
11	510070	1	POWER UNIT MOTOR	MOTEUR POUR CENTRALE		
12	520092	1	3.5cc/rev PUMP	POMPE 3.5cm ³ /tr		
13	951015	4	BRUSH	BALAIS		
14	951016	4	SPRING BRUSH	RESSORT DE BALAIS		
15	951017	4	BRUSH COVER	CAPOT BALAIS		

SECTION 4 MASTS ASSEMBLY / ASSEMBLAGE MATS

FIGURE 4-1-1-5.HYDRAULIC RESERVOIR / RESERVOIR HYDRAULIQUE



SECTION 4 MASTS ASSEMBLY / ASSEMBLAGE MATS

FIGURE 4-1-1-5. HYDRAULIC RESERVOIR / RESERVOIR HYDRAULIQUE

DET REP	PART NUMBER REF.	QTY	DESCRIPTION		REV	INFORMATION
			RESERVOIR ASSEMBLY	ASSEMBLAGE RESERVOIR	A	SP0831
1	000015	4	M06x16 8.8 SOCKET HEAD MACH SCREW	VIS CHC M06x16 8.8 BI FT		
2	000008	1	M06x25 8.8 SOCKET HEAD MACH SCREW	VIS CHC M06x25 8.8 BI FT		
3	000044	2	M08x30 8.8 SOCKET HEAD MACH SCREW	VIS CHC M08x30 8.8 BI FT		
4	000067	7	M05x12 8.8 SOCKET HEAD MACH SCREW	VIS CHC M05x12 8.8 BI FT		
5	100054	4	M08x16 8.8 HEX HEAD MACHINE SCREW	VIS H M08x16 8.8 BI FT		
6	120002	7	M05 WASHER	RONDELLE M05 BI		
7	120010	2	dD 08x18 LOCK WASHER	RONDELLE CONTACT dD 08x18 BI		
8	120021	4	HELICAL SPRING LOCK WASHER Ø8	RONDELLE GROWER Ø8 BI		
9	190073	2	CLAMP Ø25-40	COLLIER Ø25-40		
10			NOT REQUIRED	NON REQUIS		
11	240081	1	BATTERY DISCONNECTION SWITCH	BOUTON DE DECONNEXION BATTERIES		
12	250031	4	TERMINAL CAP	CAPUCHON D'ETANCHEITE		
13	300168	1	90° ELBOW Male BSPT3/4-Female BSPP3/4	COUDE 90° Male BSPT3/4-Femel BSPP3/4		
14	300060	1	CAP BSPP 1/2	BOUCHON BSPP 1/2		
15	300063	1	FITTING MALE BSPP1/2 MALE JIC3/4	RACCORD MALE BSPP1/2 MALE JIC3/4		
16	300078	1	FITTING Male BSPP3/4-Male Ø19 GROOVE	RACCORD Male BSPP3/4-Ø19 CANNELE		
17	310065	1	RETURN FILTER (including 930127&930129)	FILTRE RETOUR (inclus 930127&930129)		
18	310067	1	OIL LEVEL INDICATOR	VOYANT DE NIVEAU		
19	400034	1	COLLAR	COLLIER		
20	400037	1	PAIR 1/2 SHELL DOUBLE D10	PAIRE DEMI COQUILLE DOUBLE D10		
21	930127	1	OIL FILTER CARTRIDGE	CARTOUCHE DE FILTRE		
22	930129	1	SEAL	JOINT		
23	DF0662	1	RETURN HOSE Ø25.4 x 250	DURITE Ø25.4 x 250		
24	ST2666	1	PLATE	PLATINE		
25	ST2721	1	HYDRAULIC RESERVOIR	RESERVOIR HYDRAULIQUE		
26		1	PLATFORM SURFACE PLUG INSTALL	OPTION PRISE EN PLATE-FORME		OPTION
27	SE0622	1	LOWER CONTROL BOX ASSEMBLY	ASSEMBLAGE BOITIER BAS	A	SE0622

SECTION 4 MASTS ASSEMBLY / ASSEMBLAGE MATS

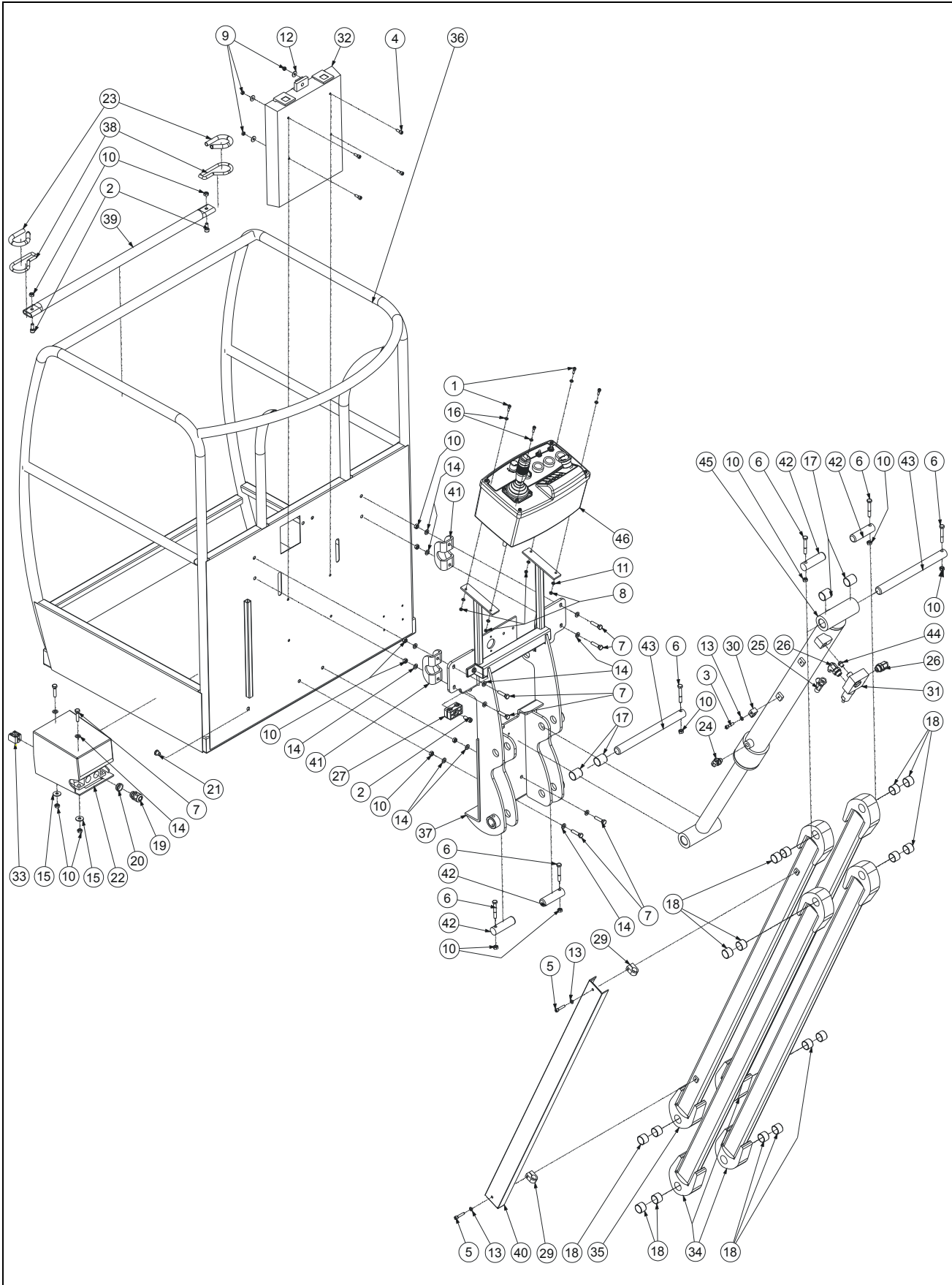
FIGURE 4-1-1-5. HYDRAULIC RESERVOIR / RESERVOIR HYDRAULIQUE (CONTINUED)

DET REP	PART_NUMBER REF.	QTY	DESCRIPTION		REV	INFORMATION

SECTION 5
JIB AND PLATFORM INSTALL /
INSTALLATION BRAS ET PLATE-FORME

SECTION 5 JIB AND PLATFORM INSTALL / INSTALLATION BRAS ET PLATE-FORME

FIGURE 5-1. JIB AND PLATFORM INSTALL / INSTALLATION BRAS ET PLATE-FORME



SECTION 5 JIB AND PLATFORM INSTALL / INSTALLATION BRAS ET PLATE-FORME

FIGURE 5-1. JIB AND PLATFORM INSTALL / INSTALLATION BRAS ET PLATE-FORME

DET REP	PART NUMBER REF.	QTY	DESCRIPTION		REV	INFORMATION
			JIB AND PLATFORM INSTALL	INSTALLATION BRAS ET PANIER	A	SP0815
1	000003	4	M05x16 8.8 SOCKET HEAD MACH SCREW	VIS CHC M05x16 8.8 BI FT		
2	000006	3	M08x20 8.8 SOCKET HEAD MACH SCREW	VIS CHC M08x20 8.8 BI FT		
3	000008	1	M06x25 8.8 SOCKET HEAD MACH SCREW	VIS CHC M06x25 8.8 BI FT		
4	000015	4	M06x16 8.8 SOCKET HEAD MACH SCREW	VIS CHC M06x16 8.8 BI FT		
5	000016	2	M06x30 8.8 SOCKET HEAD MACH SCREW	VIS CHC M06x30 8.8 BI FT		
6	100040	6	M08x55 8.8 HEX HEAD CAPSCREW	VIS H M08x55 8.8 BI FP		
7	100050	8	M08x35 8.8 HEX HEAD CAPSCREW	VIS H M08x35 8.8 BI FP		
8	110002	4	M05 GR. 8.8 LOCK NUT	ECROU FREIN M5 8.8 BI		
9	110003	4	M06 GR. 8.8 LOCK NUT	ECROU FREIN M6 8.8 BI		
10	110004	16	M08 GR. 8.8 LOCK NUT	ECROU FREIN M8 8.8 BI		
11	120002	4	M05 WASHER	RONDELLE M05 BI		
12	120004	4	dD 06x25 WASHER	RONDELLE dD 06x25x1.2 BI		
13	120009	3	dD 06x14 LOCK WASHER	RONDELLE CONTACT dD 06x14 BI		
14	120010	14	dD 08x18 LOCK WASHER	RONDELLE CONTACT dD 08x18 BI		
15	120026	2	dD 08x40 WASHER	RONDELLE dD 08x40 BI		
16	120034	4	M05 PLASTIC WASHER	RONDELLE PLASTIQUE M05		
17	150023	4	BUSHING Ø25 H30 DX	BAGUE Ø25 H30 DX		
18	150041	16	Ø25 H20 BUSHING	BAGUE Ø25 H20		
19	210062	1	GLAND N°13 Ø5 IP65	PRESSE ETOUPE N°13 Ø5 IP65		
20	250047	1	16/13 REDUCTION	REDUCTION 16/13		
21	250051	1	CHANNEL D11.5	PASSE FIL D11.5		
22	260103	1	FOOT SWITCH	PEDALE		
23	280023	2x0.18	PROTECTION SLEEVE (quantity in meter)	GAINÉ DE PROTECTION (qté en mètre)		
24	300001	1	90° ELBOW MALE BSPP 1/4-MALE JIC 9/16	COUDE 90° Male BSPP 1/4 -Male JIC 9/16		
25	300037	1	RUN TEE JIC 9/16 SWIVEL NUT	TE MALE JIC9/16-FEMELLE JIC9/16 TOUR.		
26	300061	2	90° ELBOW MALE BSPP 3/8-MALE JIC 9/16	COUDE 90° MALE BSPP3/8-MALE JIC9/16		
27	400011	1	PAIR 1/2 SHELL Ø15-15	PAIRE DEMI COQUILLE Ø15-15		
28			NOT REQUIRED	NON REQUIS		
29	400045	2	SIMPLE CLAMP Ø16 mm	COLLIER SIMPLE Ø16 mm		
30	400047	1	SIMPLE CLAMP Ø12 mm	COLLIER SIMPLE Ø12 mm		
31	520087	1	CYLINDER MANIFOLD	BLOC FORE DE VERIN		
32	7348000653	1	MANUAL BOX	BOITE PORTE DOCUMENTS		
33	910038	1	FOOT SW. CONTACT (included in 260103)	CONTACT PEDALE (inclus dans 260103)		
34	DL0489	3	TIE ROD	TIRANT		
35	DL0490	1	TIE ROD	TIRANT		
36	DL0578	1	STANDARD PLATFORM 700 x 900	PANIER STANDARD 700 x 900		
36	DL0586	1	LARGE PLATFORM 1010 x 900	GRAND PANIER 1010 x 900		
37	DL0691	1	PLATFORM SUPPORT	SUPPORT PLATE-FORME		

SECTION 5 JIB AND PLATFORM INSTALL / INSTALLATION BRAS ET PLATE-FORME

FIGURE 5-1. JIB AND PLATFORM INSTALL / INSTALLATION BRAS ET PLATE-FORME (CONTINUED)

DET REP	PART_NUMBER REF.	QTY	DESCRIPTION		REV	INFORMATION
38	ST0736	2	SLIDING GATE LOOP	ANNEAU PORTILLON		
39	ST0763	1	PLATFORM SLIDING GATE	PORTILLON		
40	ST1821	1	JIB HOSE CHANNEL	GOULOTTE DE TIRANT		
41	ST2205	2	FLANGE	ETRIER		
42	US0488	4	TIE ROD PIN	AXE DE TIRANT		
43	US0489	2	TIE ROD PIN	AXE DE TIRANT		
44	US0500	1	SAFETY JET Ø 1.5	GICLEUR DE SECURITE Ø 1.5		
45		1	JIB CYLINDER	VERIN DE BRAS		APPENDIX A
46	SE0597	1	T800A-UPPER CONTROL BOX ASSEMBLY	ASSEMBLAGE BOITIER HAUT T800A	A	SE0597

SECTION 6 APPENDIX A

FIGURE 6-1. STEERING CYLINDER / VERIN DE DIRECTION

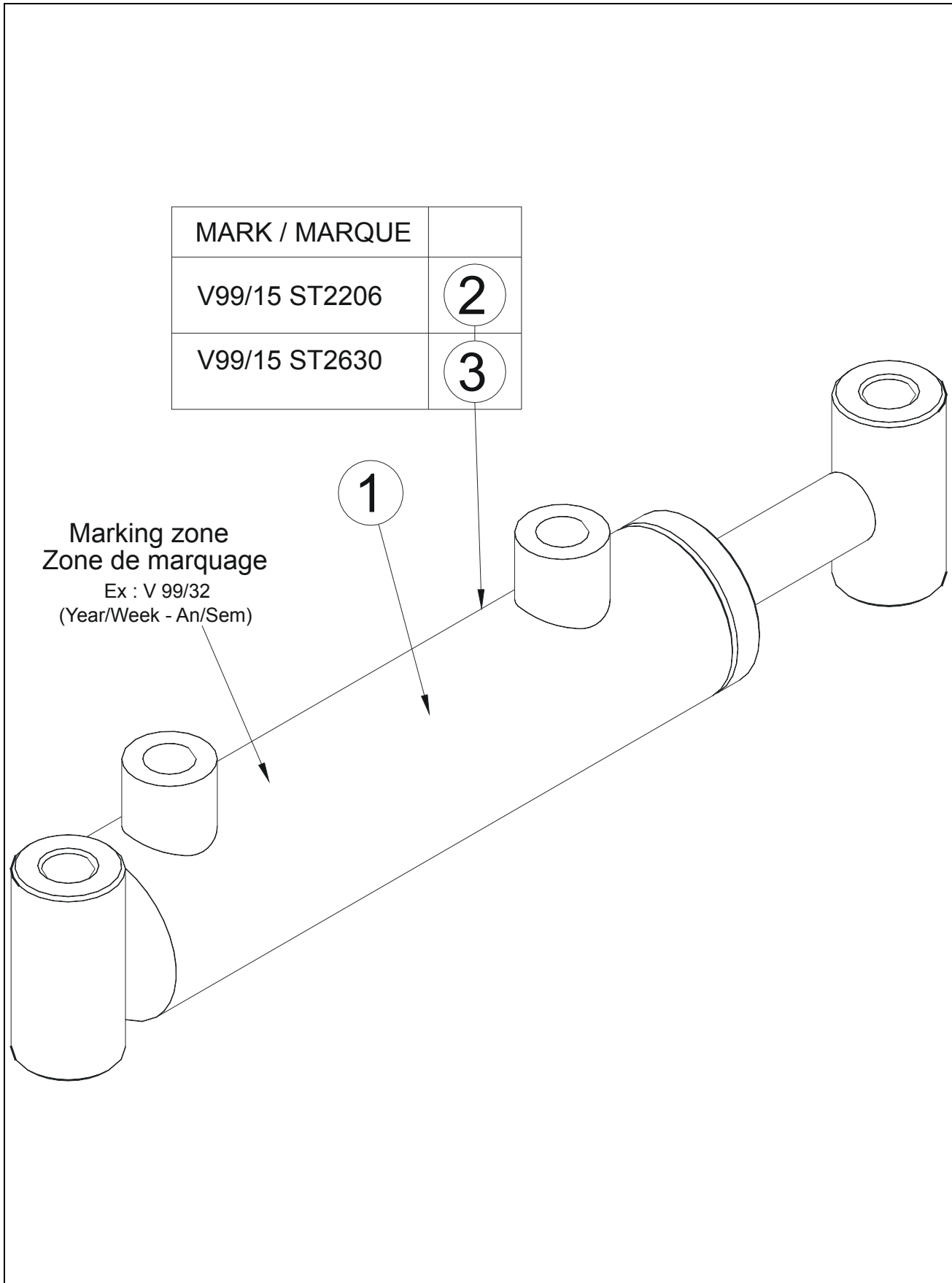


FIGURE 6-1. STEERING CYLINDER / VERIN DE DIRECTION

DET REP	PART_NUMBER REF.	QTY	DESCRIPTION		REV	INFORMATION
			STEERING CYLINDER	VERIN DE DIRECTION		RM0066
1	960075	1	SEAL KIT	KIT DE JOINTS		
2	ST2206	1	STEERING CYLINDER	VERIN DE DIRECTION		
3	ST2630	1	STEERING CYLINDER (350HBS)	VERIN DE DIRECTION (350HBS)		

FIGURE 6-2. JIB CYLINDER / VERIN DE BRAS

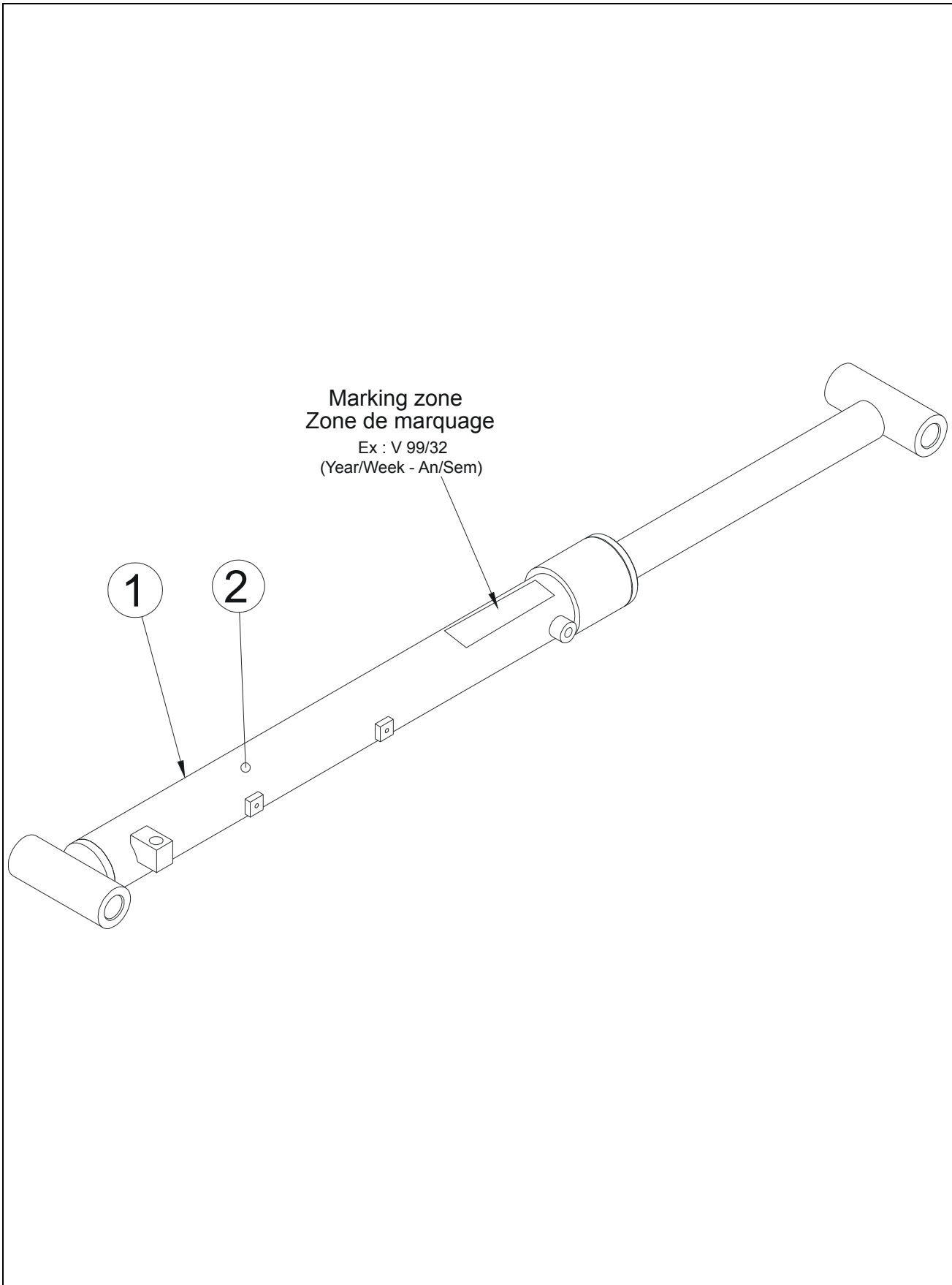


FIGURE 6-2. JIB CYLINDER / VERIN DE BRAS

DET REP	PART_NUMBER REF.	QTY	DESCRIPTION		REV	INFORMATION
1	ST2288	1	JIB CYLINDER	VERIN DE BRAS		RM0065
			JIB CYLINDER	VERIN DE BRAS		
2	910042	1	SEAL KIT	KIT DE JOINTS		

FIGURE 6-3. MAST CYLINDER ASSEMBLY / ASSEMBLAGE VERIN DE MAT

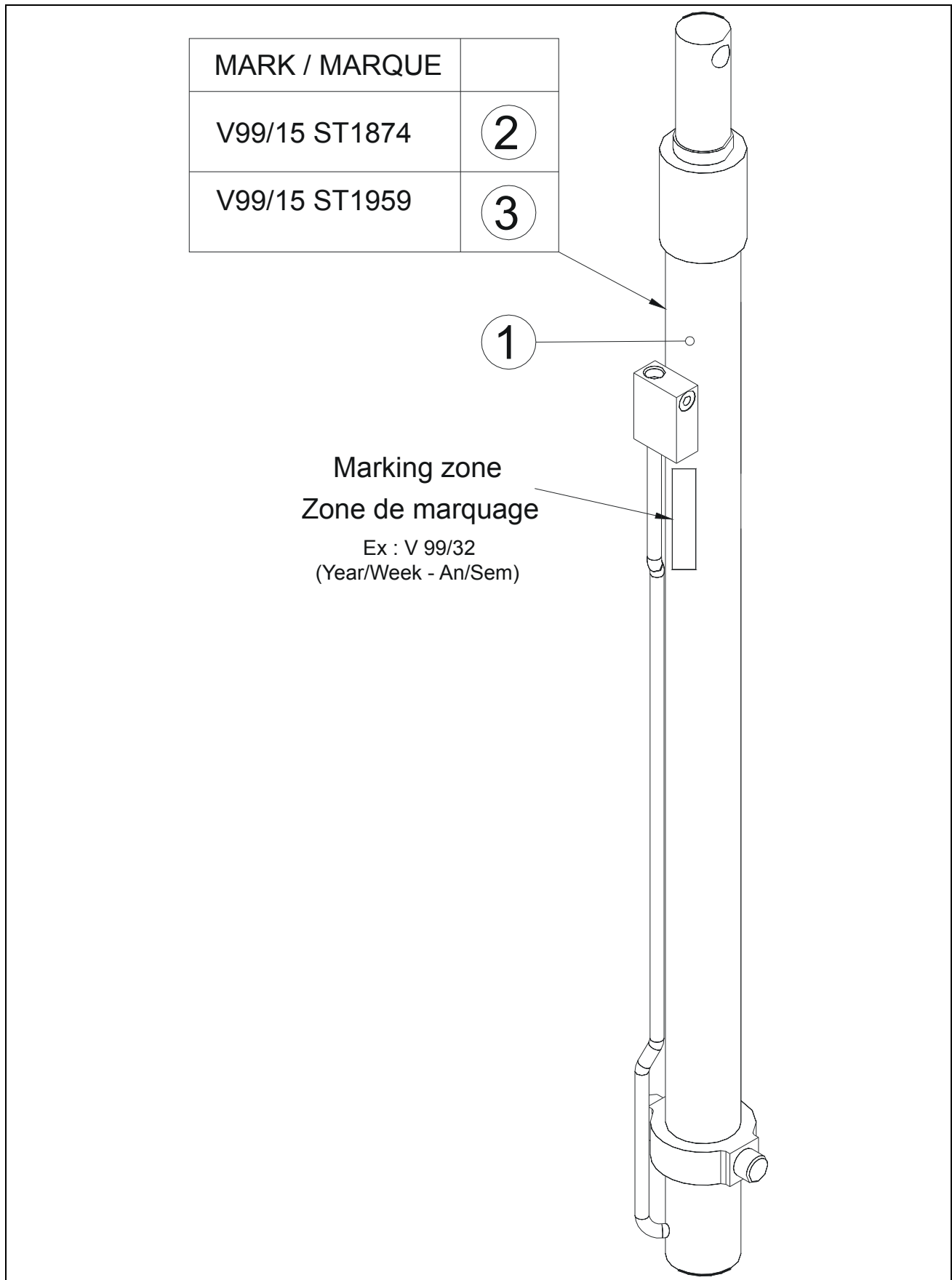


FIGURE 6-3. MAST CYLINDER ASSEMBLY / ASSEMBLAGE VERIN DE MAT

DET REP	PART_NUMBER REF.	QTY	DESCRIPTION		REV	INFORMATION
			MAST CYLINDER	VERIN DE MAT		RM0056
1	910041	1	CYLINDER SEAL KIT	KIT DE JOINTS VERIN		
2	ST1874	1	MAST CYLINDER	VERIN DE MAT		
3	ST1959	1	MAST CYLINDER	VERIN DE MAT		

SECTION 6 APPENDIX A

FIGURE 6-3. MAST CYLINDER ASSEMBLY / ASSEMBLAGE VERIN DE MAT (CONTINUED)

DET REP	PART_NUMBER REF.	QTY	DESCRIPTION		REV	INFORMATION

SECTION 7 APPENDIX B

FIGURE 7-1. BATTERY AND CHARGER INSTALL / INSTALLATION BATTERIE ET CHARGEUR

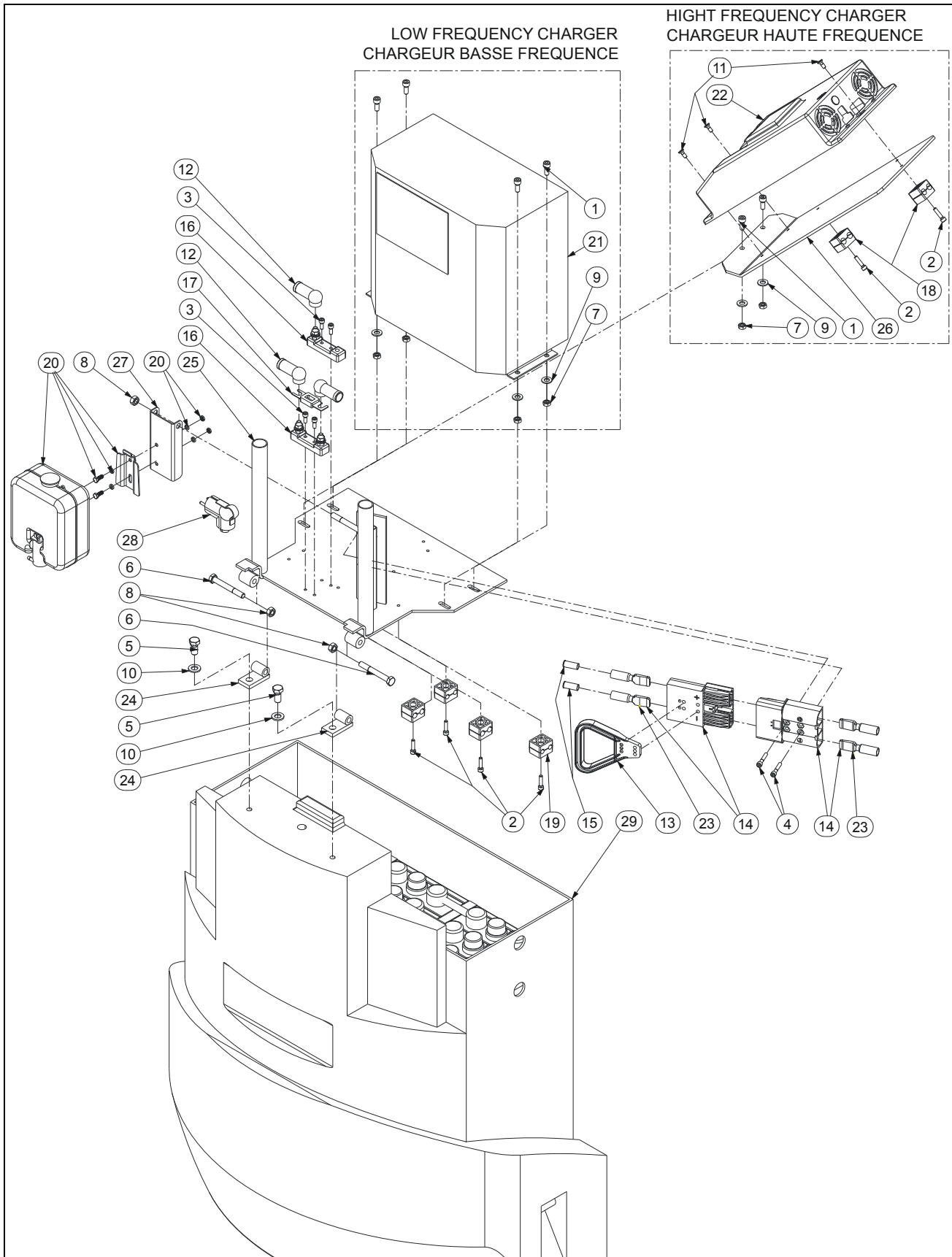
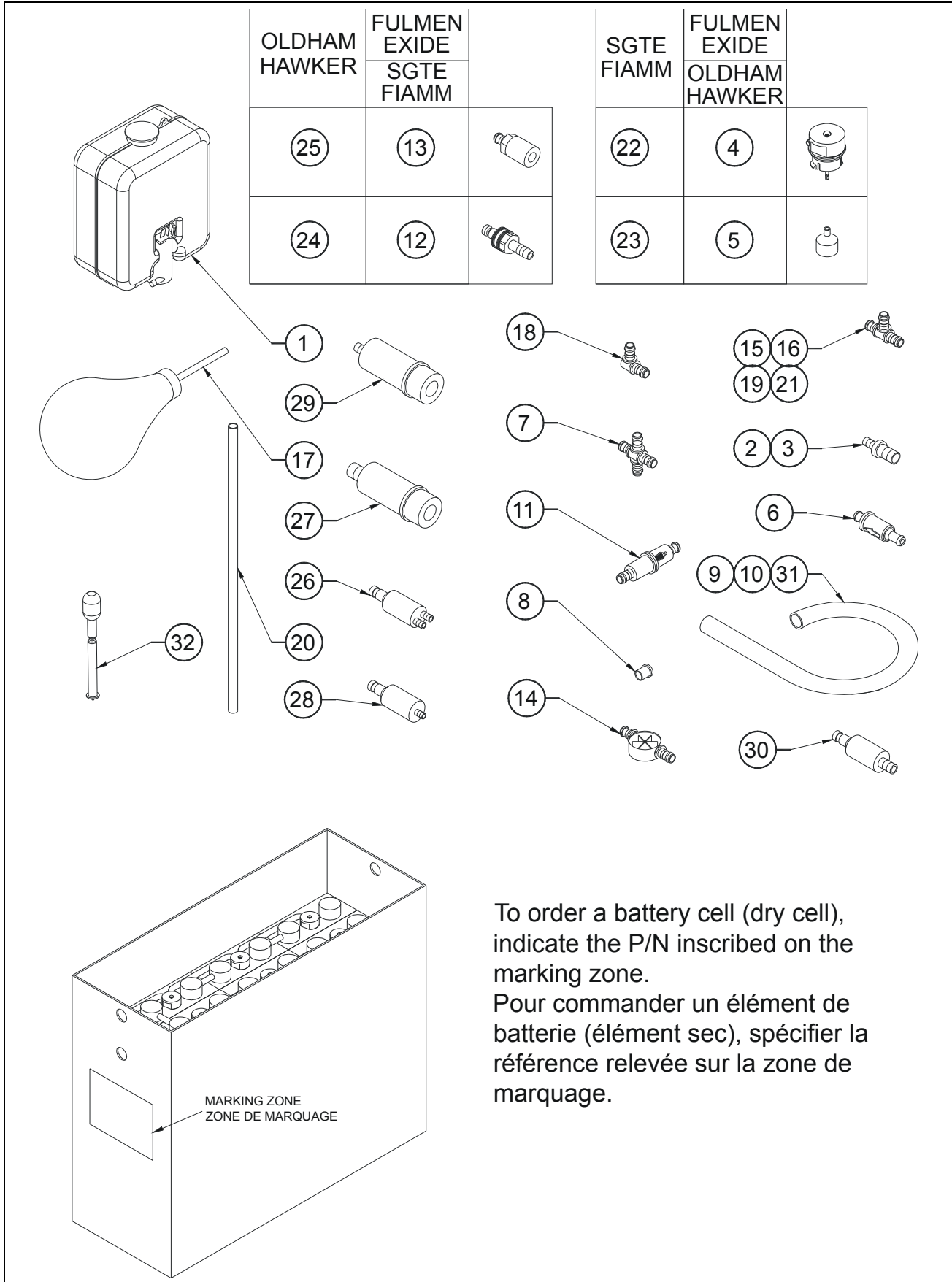


FIGURE 7-1. BATTERY AND CHARGER INSTALL / INSTALLATION BATTERIE ET CHARGEUR

DET REP	PART NUMBER REF.	QTY	DESCRIPTION		REV	INFORMATION
			BATTERY AND CHARGER INSTALL	INSTALLATION BATTERIE ET CHARGEUR		SP0836
1	000006	4	M08x20 8.8 SOCKET HEAD MACH SCREW	VIS CHC M08x20 8.8 BI FT		
2	000008	6	M06x25 8.8 SOCKET HEAD MACH SCREW	VIS CHC M06x25 8.8 BI FT		
3	000015	4	M06x16 8.8 SOCKET HEAD MACH SCREW	VIS CHC M06x16 8.8 BI FT		
4	000077	2	M06x35 8.8 SOCKET HEAD CAPSCREW	VIS CHC M06x35 8.8 BI FP		
5	100021	2	M12x25 8.8 HEX HEAD MACHINE SCREW	VIS H M12x25 8.8 BI FT		
6	100091	2	M10x80 8.8 HEX HEAD CAPSCREW	VIS H M10x80 8.8 BI FP		
7	110004	4	M08 GR. 8.8 LOCK NUT	ECROU FREIN M8 8.8 BI		
8	110005	3	M10 GR. 8.8 LOCK NUT	ECROU FREIN M10 8.8 BI		
9	120009	4	dD 06x14 LOCK WASHER	RONDELLE CONTACT dD 06x14 BI		
10	120015	2	dD 12x27 LOCK WASHER	RONDELLE CONTACT dD 12x27 BI		
11	130003	3	M06x16 10.9 COUNTERSUNK HEAD M. S.	VIS FHC M06x16 10.9 BI FT		
12	250031	3	TERMINAL CAP	CAPUCHON D'ETANCHEITE		
13	250101	1	QUICK CONNECTOR HANDLE KIT	POIGNEE POUR PRISE RAPIDE		
14	250102	2	QUICK CONNECTOR	CONNECTEUR RAPIDE		
15	250192	2	REDUCEUR CAP 50 mm ²	EMBOUT REDUCTEUR 50 mm ²		
16	260077	2	POWER FUSE HOLDER	PORTE FUSIBLE DE PUISSANCE		
17	260079	1	325A FUSE	FUSIBLE 325A		
18	400018	2	PAIR 1/2 SHELL Ø12-12	PAIRE DEMI COQUILLE Ø12-12		
19	400037	4	PAIR 1/2 SHELL DOUBLE D10	PAIRE DEMI COQUILLE DOUBLE D10		
20	400058	1	DISTILLED WATER CAN KIT	KIT BIDON D'EAU DISTILLEE		
21	510010	1	FULMEN CHARGER 115/230V 65A	CHARGEUR 115/230V 65A FULMEN		510010
21	510034	1	OLDHAM CHARGER 115/230V 70A	CHARGEUR 115/230V 70A OLDHAM		510034
21	510078	1	OLDHAM CHARGER 115/230V 70A	CHARGEUR 115/230V 70A OLDHAM		510078
21	510082	1	OLDHAM CHARGER SELECT 115/230V 70A	CHARGEUR 70A OLDHAM SELECT 115/230V		510082
22	510065	1	80A "F7BTGR" ZIVAN CHARGER (GEL)	CHARGEUR ZIVAN 80A "F7BTGR" (GEL)		510065
22	510067	1	80A "F7BSTR" ZIVAN CHARGER	CHARGEUR ZIVAN 80A "F7BSTR"		510067
23	910031	2	2 BLADE CONTACTS (included in 250102)	2 COSSES PRISE (inclus dans 250102)		
24	DL0421	2	CHARGER SUPPORT ATTACHMENT	FIXATION SUPPORT CHARGEUR		
25	DL0689	1	CHARGEUR SUPPORT	SUPPORT CHARGEUR		
26	ST2489	1	HF CHARGER PLATE	PLATINE CHARGEUR HF		
27	ST2696	1	TANK HOLDER	SUPPORT BIDON		
28		1	CHARGER CONNECTOR	PRISE CHARGEUR		RM0059
29		1	BATTERY COMPONENTS	COMPOSANTS BATTERIE		RM0092

FIGURE 7-2. BATTERY COMPONENTS / COMPOSANTS BATTERIE



To order a battery cell (dry cell), indicate the P/N inscribed on the marking zone.
 Pour commander un élément de batterie (élément sec), spécifier la référence relevée sur la zone de marquage.

FIGURE 7-3. 115/230V 65A FULMEN CHARGER / CHARGEUR

DET REP	PART NUMBER REF.	QTY	DESCRIPTION	REV	INFORMATION
			BATTERY COMPONENTS		COMPOSANTS BATTERIE
					RM0092
1	400058		DISTILLED WATER CAN KIT		KIT BIDON D'EAU DISTILLEE
2	400059		4/6 REDUCTION		REDUCTION 4/6
3	400065		6/10 REDUCTION		REDUCTION 6/10
4	950033		BATTERY CELL LEVEL CAP		BOUCHON NIVEAU D'ELEMNT BATTERIE
5	950035		FLOAT		FLOTTEUR
6	400086		SCREEN WASHER CHECK VALVE		CLAPET ANTI-RETOUR LAVE-GLACE
7	950214		CROSS 06		CROIX 06
8	950038		TERMINAL CAP		OBTURATEUR TERMINAL
9	950039		Ø6 PIPE (quantity indicated in meter)		TUYAU Ø 6 (quantité indiquée en mètre)
10	950040		Ø10 PIPE (quantity indicated in meter)		TUYAU Ø10 (quantité indiquée en mètre)
11	950041		FILTER		FILTRE
12	950042		MALE CONNECTOR		CONNECTEUR MALE
13	950043		FEMALE CONNECTOR		CONNECTEUR FEMELLE
14	950044		FLOW INDICATOR Ø10		INDICATEUR DE DEBIT Ø10
15	950045		RUN TEE 10/10/10		TE 10/10/10
16	950046		RUN TEE 10/06/10		TE 10/06/10
17	950047		BATTERY BULB		POIRE BATTERIE
18	950051		90° ELBOW 06/06		COUDE 06/06
19	950052		RUN TEE 06/06/06		TE 06/06/06
20	950058		PIPE		TUBE
21	950059		RUN TEE 06/10/06		TE 06/10/06
22	950071		CELL LEVEL CAP		BOUCHON DE FLOTTEUR
23	950072		FLOAT		FLOTTEUR
24	950079		MALE CONNECTOR		CONNECTEUR MALE
25	950080		FEMALE CONNECTOR		CONNECTEUR FEMELLE
26	950148		FILTER/FLOW INDICATOR 2xØ6		FILTRE INDICATEUR DE DEBIT 2xØ6
27	950163		FILTER FEMALE CONNECTOR Ø10		CONNECTEUR FEMELLE FILTRE Ø10
28	950164		FILTER/FLOW INDICATOR Ø6		FILTRE INDICATEUR DE DEBIT Ø6
29	950165		FILTER FEMALE CONNECTOR Ø6		CONNECTEUR FEMELLE FILTRE Ø6
30	950213		FILTER / FLOW INDICATOR Ø10		FILTRE / INDICATEUR DE DEBIT Ø10
31	950215		Ø4 PIPE (quantity indicated in meter)		TUYAU Ø 4 (quantité indiquée en mètre)
32	950216		HYDROMETER		PESE ACIDE

FIGURE 7-3. 115/230V 65A FULMEN CHARGER / CHARGEUR

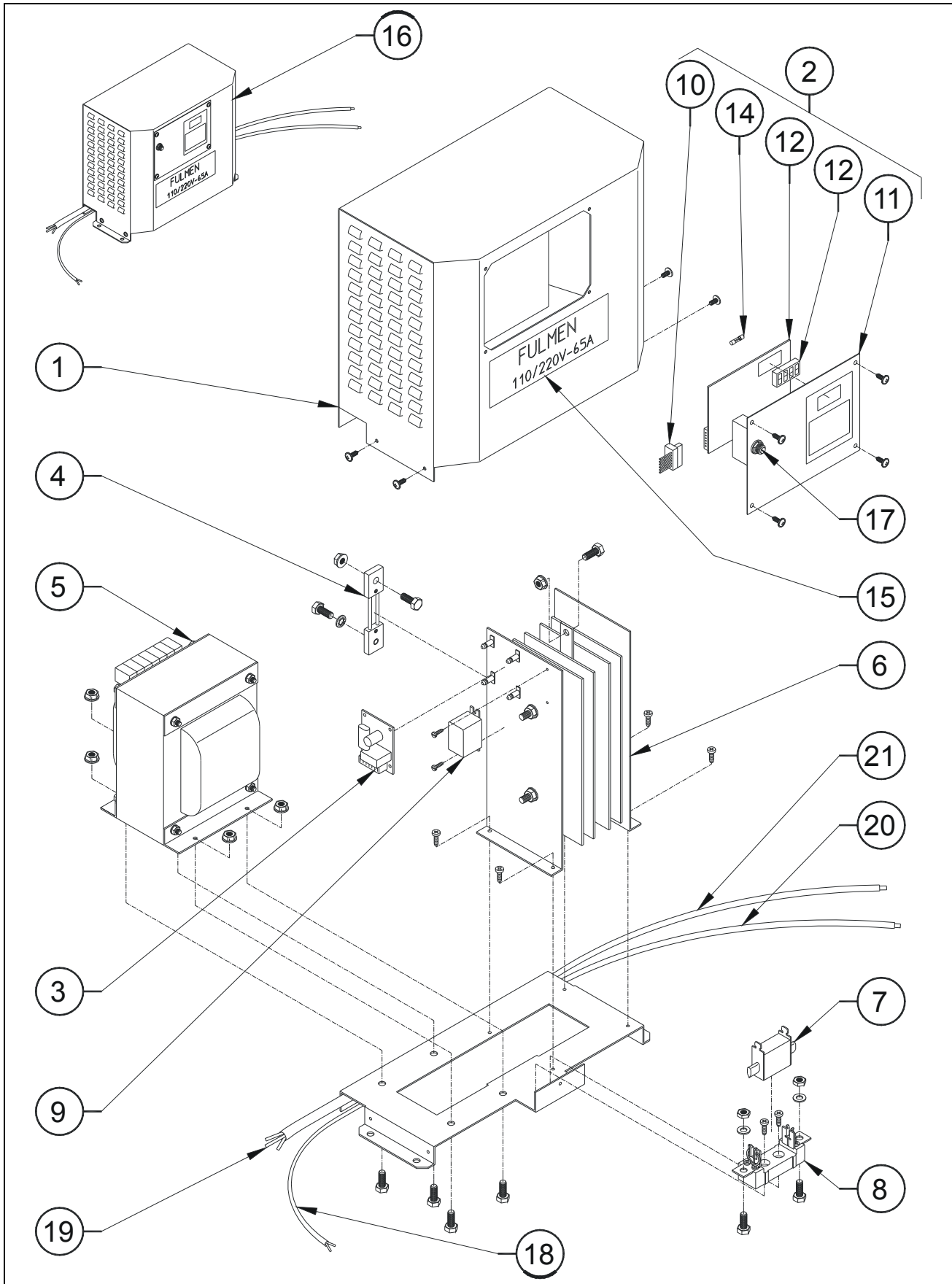


FIGURE 7-3. 115/230V 65A FULMEN CHARGER / CHARGEUR

DET REP	PART NUMBER REF.	QTY	DESCRIPTION		REV	INFORMATION
	510010		FULMEN CHARGER 115/230V 65A	CHARGEUR 115/230V 65A FULMEN	B	510010
1	950016	1	CHARGER COVER	CAPOT CHARGEUR		
2	950017	1	CONTROL PANEL	PANNEAU DE CONTROLE		
3	950162	1	"F30" SECURITY CARD	CARTE DE SECURITE "F30"	B	
4	950019	1	THERMAL PROTECTOR	PROTECTION THERMIQUE		
5	950020	1	TRANSFORMER	TRANSFORMATEUR		
6	950021	1	DIODE BRIDGE	PONT DE DIODE		
7	950022	1	FUSE	FUSIBLE		
8	950023	1	FUSE HOLDER	PORTE FUSIBLE		
9	950024	1	RELAY	RELAIS		
10	950025	1	CARD CONNECTOR	CONNEXION CARTE		
11	950048	1	CONTROL PANEL PLATE	PANNEAU DE CONTROLE NU		
12	950026	1	ELECTRONIC CARD WITH DISPLAY	CARTE ELEC. AVEC AFFICHEUR		
13			NOT REQUIRED	NON REQUIS	A	
14	950050	1	5x20 1A DELAYED FUSE	FUSIBLE TEMPORISE 5x20 1A		
15	950053	1	24V 40A DECAL	AUTOCOLLANT 24V 40A		
16	510010	1	FULMEN CHARGER 115/230V 65A	CHARGEUR 115/230V 65A FULMEN		
17	950064	1	CIRCUIT BREAKER	COUPE CIRCUIT		
18	270010	1	CABLE 2x1mm ² (quantity indicated in meter)	CABLE 2x1mm ² (qté indiquée en mètre)	B	
19	270024	1.70	CABLE 3x2.5mm ² (qty indicated in meters)	CABLE 3x2.5mm ² (qté indiquée en mètre)	B	
20	270020	0.8	WIRE 25mm ² (quantity indicated in meter)	CABLE 25mm ² (qté indiquée en mètre)	B	
21	270020	1.1	WIRE 25mm ² (quantity indicated in meter)	CABLE 25mm ² (qté indiquée en mètre)	B	

FIGURE 7-4. 115/230V 70A OLDHAM CHARGER / CHARGEUR

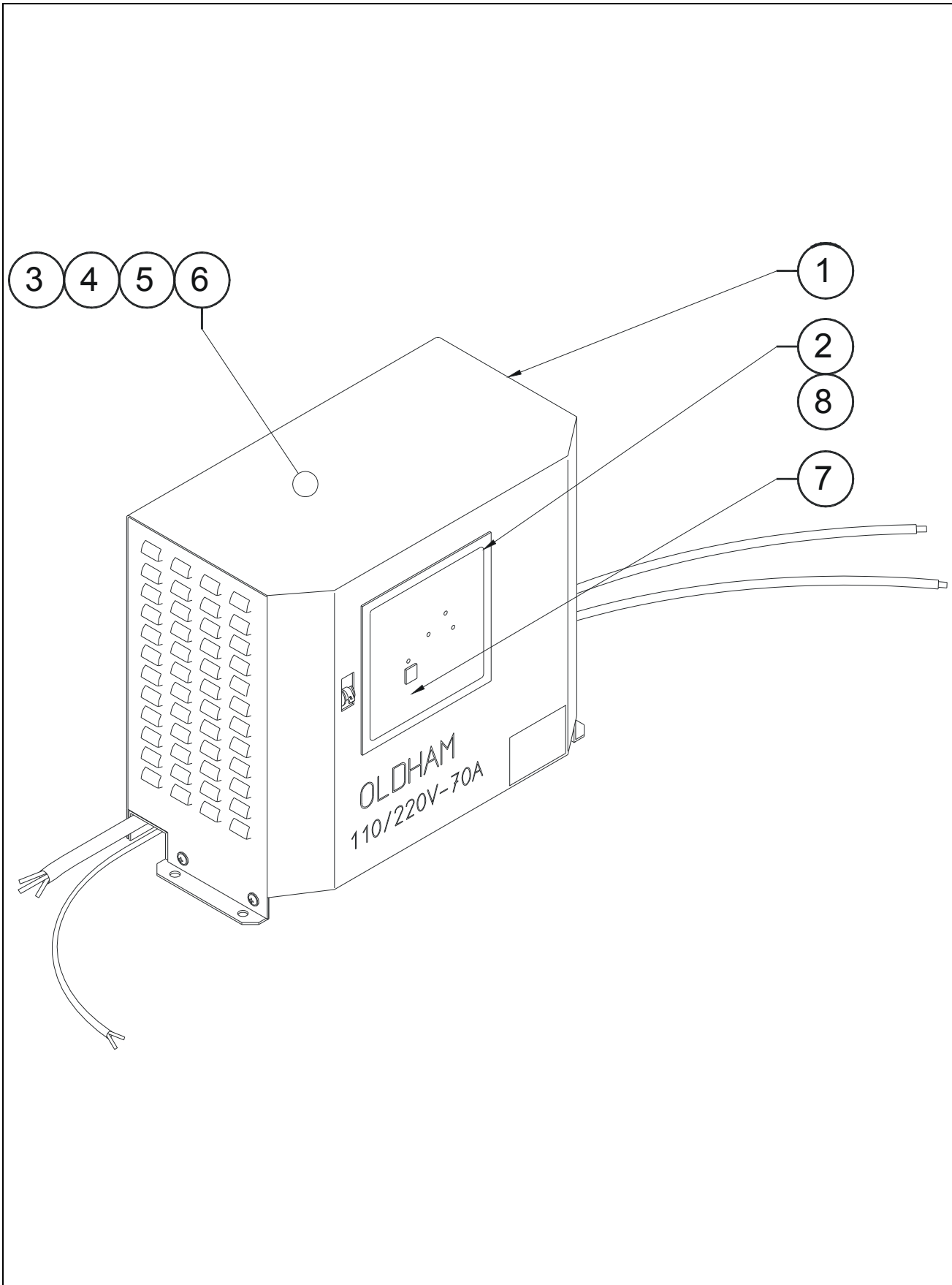


FIGURE 7-4. 115/230V 70A OLDHAM CHARGER / CHARGEUR

DET REP	PART_NUMBER REF.	QTY	DESCRIPTION		REV	INFORMATION
	510034		OLDHAM CHARGER 115/230V 70A	CHARGEUR 115/230V 70A OLDHAM		510034
1	510034		OLDHAM CHARGER 115/230V 70A	CHARGEUR 115/230V 70A OLDHAM		
2	950100		"CP IV" ELECTRONIC BOARD	CARTE ELECTRONIQUE "CP IV"		
3	950103		TRI AC-3 18A M7 CONTACTOR	CONTACTEUR TRI AC-3 18A M7		
4	950104		FUSE HOLDER	SUPPORT FUSIBLE		
5	950105		100A FUSE	FUSIBLE 100A		
6	950107		RELAY "POWER PRESENCE"	RELAIS "PRESENCE SECTEUR"		
7	950111		ON/OFF SWITCH	INTERRUPTEUR MARCHE/ARRET		
8	950144		"HP III" ELECTRONIC BOARD	CARTE ELECTRONIQUE "HP III"		

FIGURE 7-5. 115/230V 70A OLDHAM CHARGER / CHARGEUR

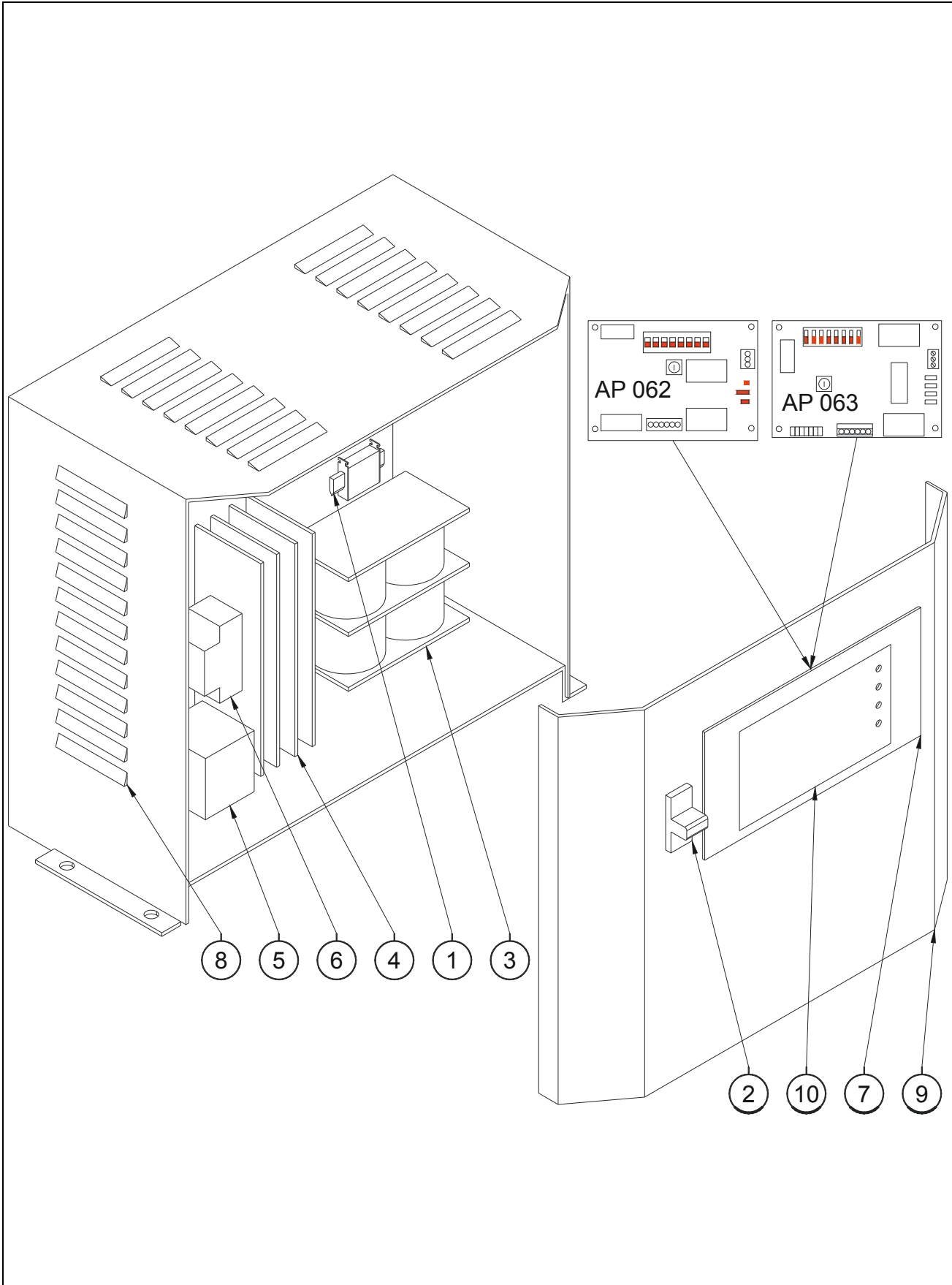


FIGURE 7-5. 115/230V 70A OLDHAM CHARGER / CHARGEUR

DET REP	PART_NUMBER REF.	QTY	DESCRIPTION		REV	INFORMATION
	510078		OLDHAM CHARGER 115/230V 70A	CHARGEUR 115/230V 70A OLDHAM		510078
1	951019	1	NH00/80A gl FUSE	FUSIBLE NH00/80A gl		
2	951021	1	32A CIRCUIT BREAKER	COUPE CIRCUIT 32A		
3	951023	1	24/70V - 115/230V TRANSFORMER	TRANSFORMATEUR 24/70V - 115/230V		
4	951025	1	DIODE BRIDGE PMS-70C 140x250	PONT DE DIODE PMS-70C 140x250		
5	951026	1	30VA AUXILIARY TRANSFORMER	TRANSFORMATEUR AUXILIAIRE 30VA		
6	951027	1	240VAC CONTACTOR	CONTACTEUR 24VAC		
7	951028	1	AP 062 ELECTRONIC BOARD	CARTE ELECTRONIQUE AP 062		
7	951032	1	AP 063 ELECTRONIC BOARD	CARTE ELECTRONIQUE AP 063		
8	951029	1	REAR COVER	CHASSIS ARRIERE		
9	951030	1	FRONT COVER	CHASSIS AVANT		
10	951031	1	DECAL	AUTOCOLLANT		

FIGURE 7-6. 115/230V SELECT 70A OLDHAM CHARGER / CHARGEUR

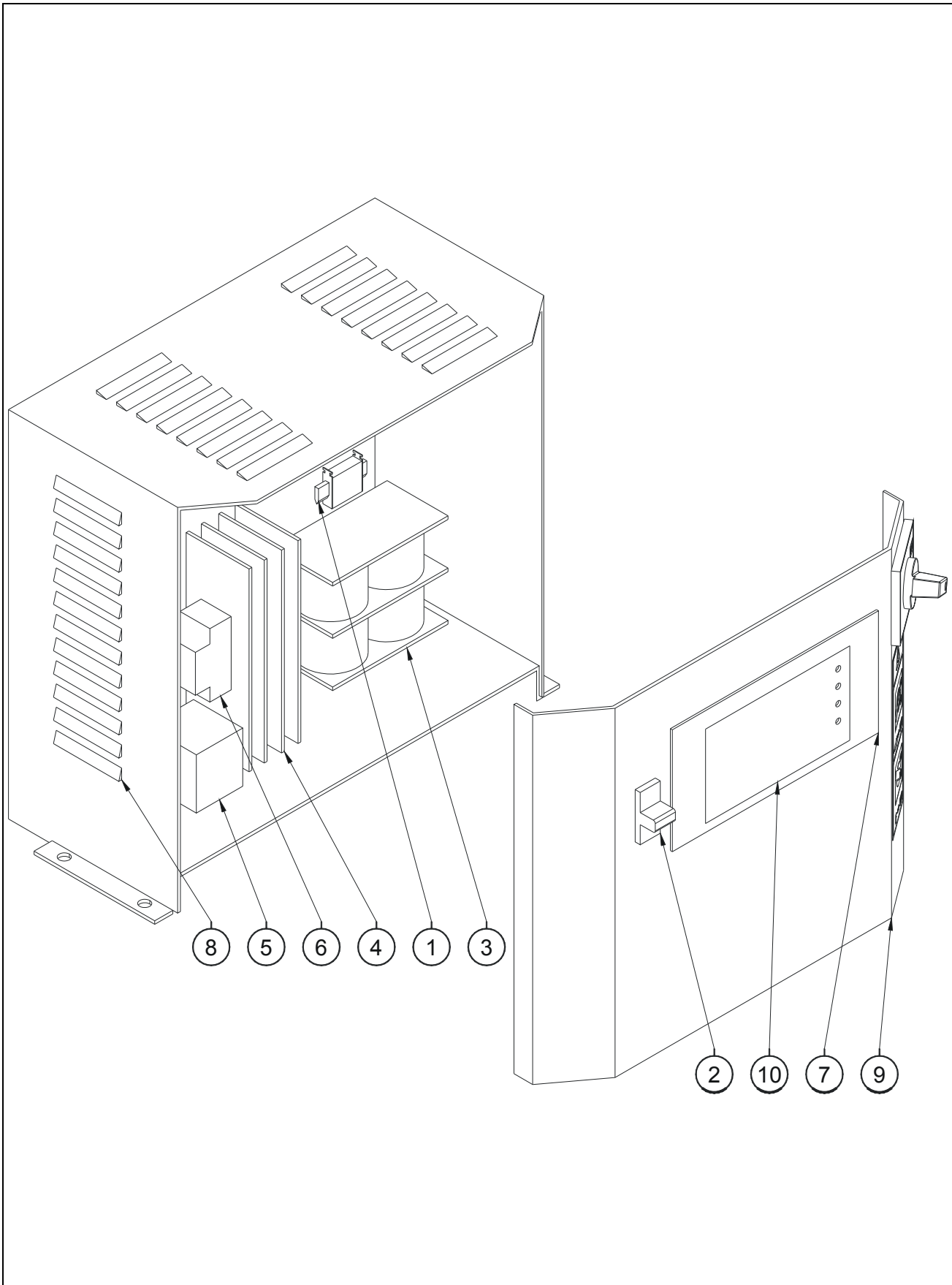


FIGURE 7-6. 115/230V SELECT 70A OLDHAM CHARGER / CHARGEUR

DET REP	PART_NUMBER REF.	QTY	DESCRIPTION		REV	INFORMATION
	510082		OLDHAM CHARGER SELECT 115/230V 70A	CHARGEUR 70A OLDHAM SELECT 115/ 230V		510082
1	951019	1	NH00/80A gl FUSE	FUSIBLE NH00/80A gl		
2	951021	1	32A CIRCUIT BREAKER	COUPE CIRCUIT 32A		
3	951023	1	24/70V - 115/230V TRANSFORMER	TRANSFORMATEUR 24/70V - 115/230V		
4	951025	1	DIODE BRIDGE PMS-70C 140x250	PONT DE DIODE PMS-70C 140x250		
5	951026	1	30VA AUXILIARY TRANSFORMER	TRANSFORMATEUR AUXILIAIRE 30VA		
6	951027	1	240VAC CONTACTOR	CONTACTEUR 24VAC		
7	951032	1	AP 063 ELECTRONIC BOARD	CARTE ELECTRONIQUE AP 063		
8	951029	1	REAR COVER	CHASSIS ARRIERE		
9	951030	1	FRONT COVER	CHASSIS AVANT		
10	951031	1	DECAL	AUTOCOLLANT		

FIGURE 7-7. 80A «F7BTGR» ZIVAN GEL CHARGER / CHARGEUR GEL

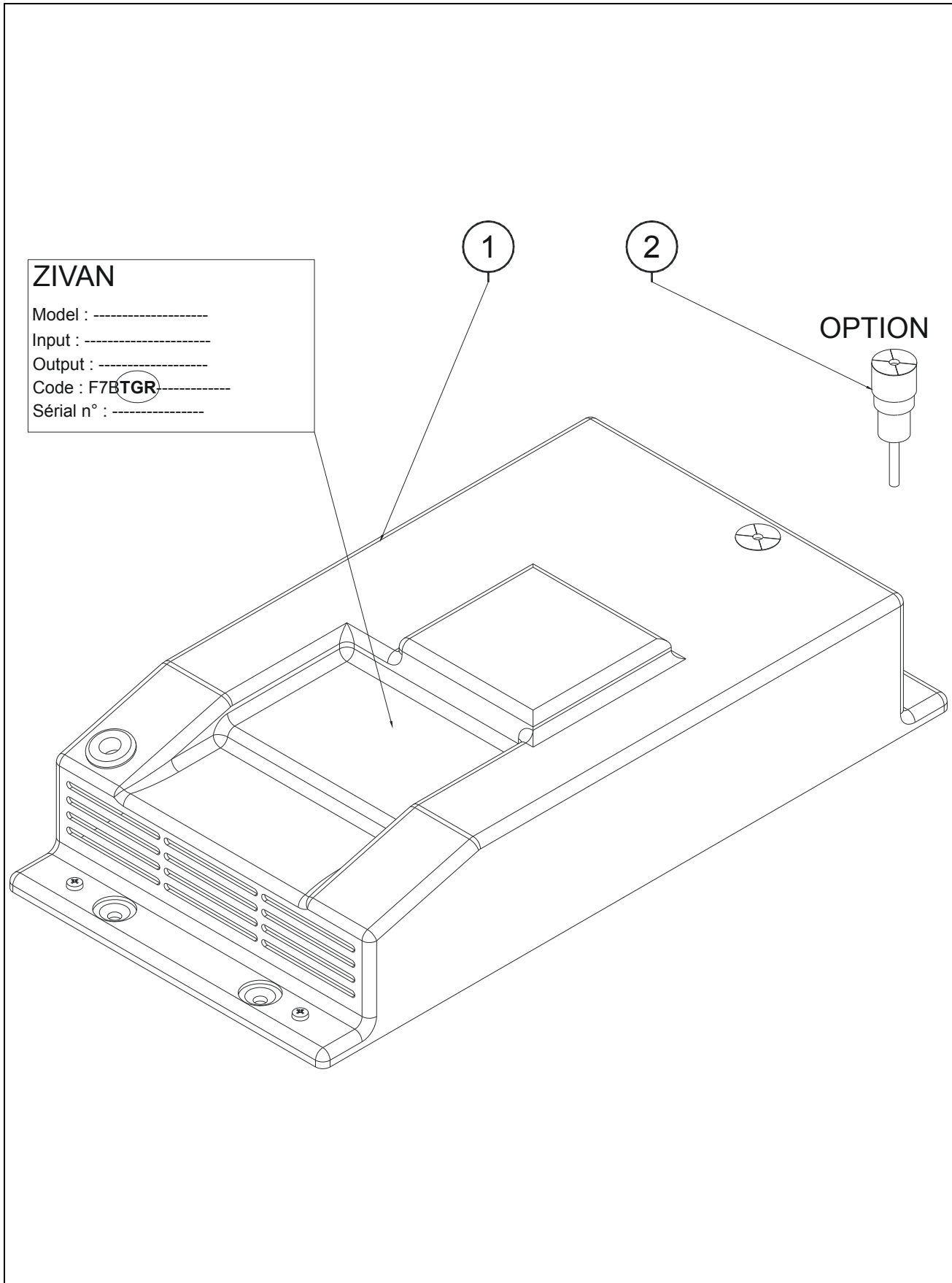


FIGURE 7-7. 80A «F7BTGR» ZIVAN GEL CHARGER / CHARGEUR GEL

DET REP	PART_NUMBER REF.	QTY	DESCRIPTION		REV	INFORMATION
	510065		80A "F7BTGR" ZIVAN CHARGER (GEL)	CHARGEUR ZIVAN 80A "F7BTGR" (GEL)		510065
1	510065	1	80A "F7BTGR" ZIVAN CHARGER (GEL)	CHARGEUR ZIVAN 80A "F7BTGR" (GEL)		
2	510060	x	EXTERNAL INDICATOR	INDICATEUR EXTERNE		

FIGURE 7-8. 80A «F7BSTR» ZIVAN CHARGER / CHARGEUR

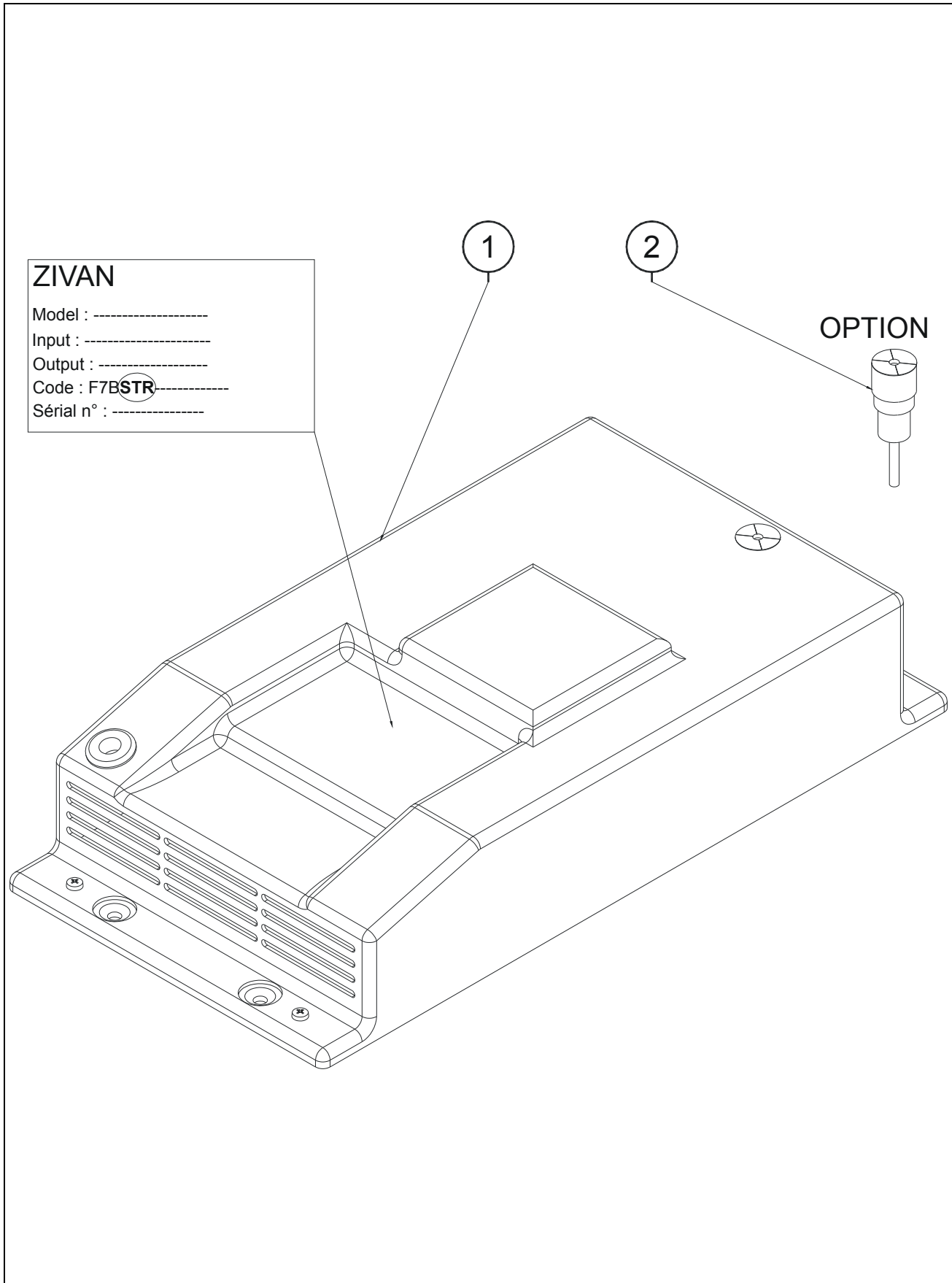
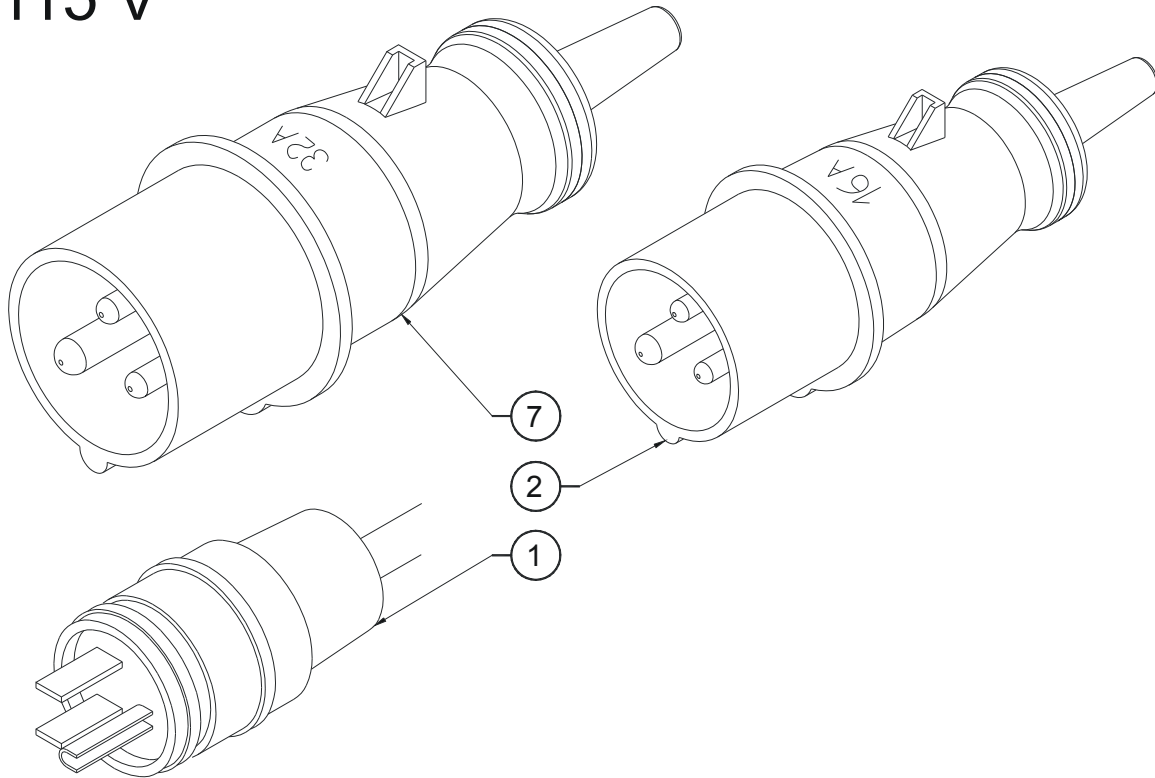


FIGURE 7-8. 80A «F7BSTR» ZIVAN CHARGER / CHARGEUR

DET REP	PART_NUMBER REF.	QTY	DESCRIPTION		REV	INFORMATION
	510067		80A "F7BSTR" ZIVAN CHARGER	CHARGEUR ZIVAN 80A "F7BSTR"		510067
1	510067	1	80A "F7BSTR" ZIVAN CHARGER	CHARGEUR ZIVAN 80A "F7BSTR"		
2	510060	x	EXTERNAL INDICATOR	INDICATEUR EXTERNE		

FIGURE 7-9. CHARGER CONNECTOR / PRISE CHARGEUR

115 V



230 V

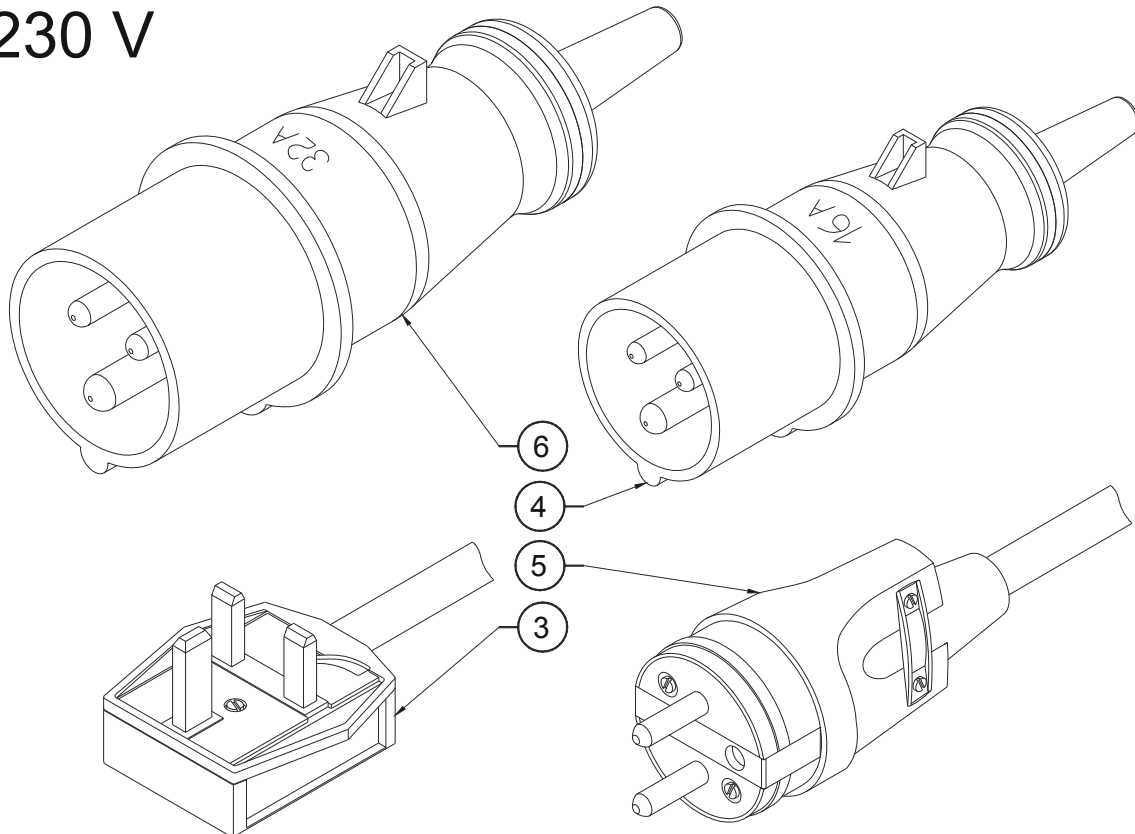


FIGURE 7-9. CHARGER CONNECTOR / PRISE CHARGEUR

DET REP	PART_NUMBER REF.	QTY	DESCRIPTION		REV	INFORMATION
			CHARGER CONNECTOR	PRISE CHARGEUR		RM0059
1	7364002824	1	US 125 VAC MALE CONNECTOR (=260276)	PRISE US 125VAC (=260276)		
2	260213	1	Yellow CONNECTOR 115VAC/16A CEI, IP44	PRISE MALE Jaune 115VAC/16A CEI, IP44		
3	250117	1	UK 230 VAC MALE CONNECTOR	PRISE MALE 230VAC ROYAUME UNI		
4	260231	1	BLUE CONNECTOR 230VAC/16A CEI, IP44	PRISE MALE BLEUE 230VAC/16A CEI, IP44		
5	260214	1	FRENCH AND GERMAN 230V CONNec- TOR	PRISE 230V FRANCAISE ET ALLEMANDE		
6	260263	1	BLUE CONNECTOR 230VAC/32A CEI, IP44	PRISE MALE BLEUE 230VAC/32A CEI, IP44		
7	260266	1	Yellow CONNECTOR 115VAC/32A CEI, IP44	PRISE MALE Jaune 115VAC/32A CEI, IP44		

SECTION 7 APPENDIX B

FIGURE 7-9. CHARGER CONNECTOR / PRISE CHARGEUR (CONTINUED)

DET REP	PART_NUMBER REF.	QTY	DESCRIPTION		REV	INFORMATION

SECTION 8 APPENDIX C

FIGURE 8-1. STANDARD DECAL KIT / JEU AUTOCOLLANTS STANDARD

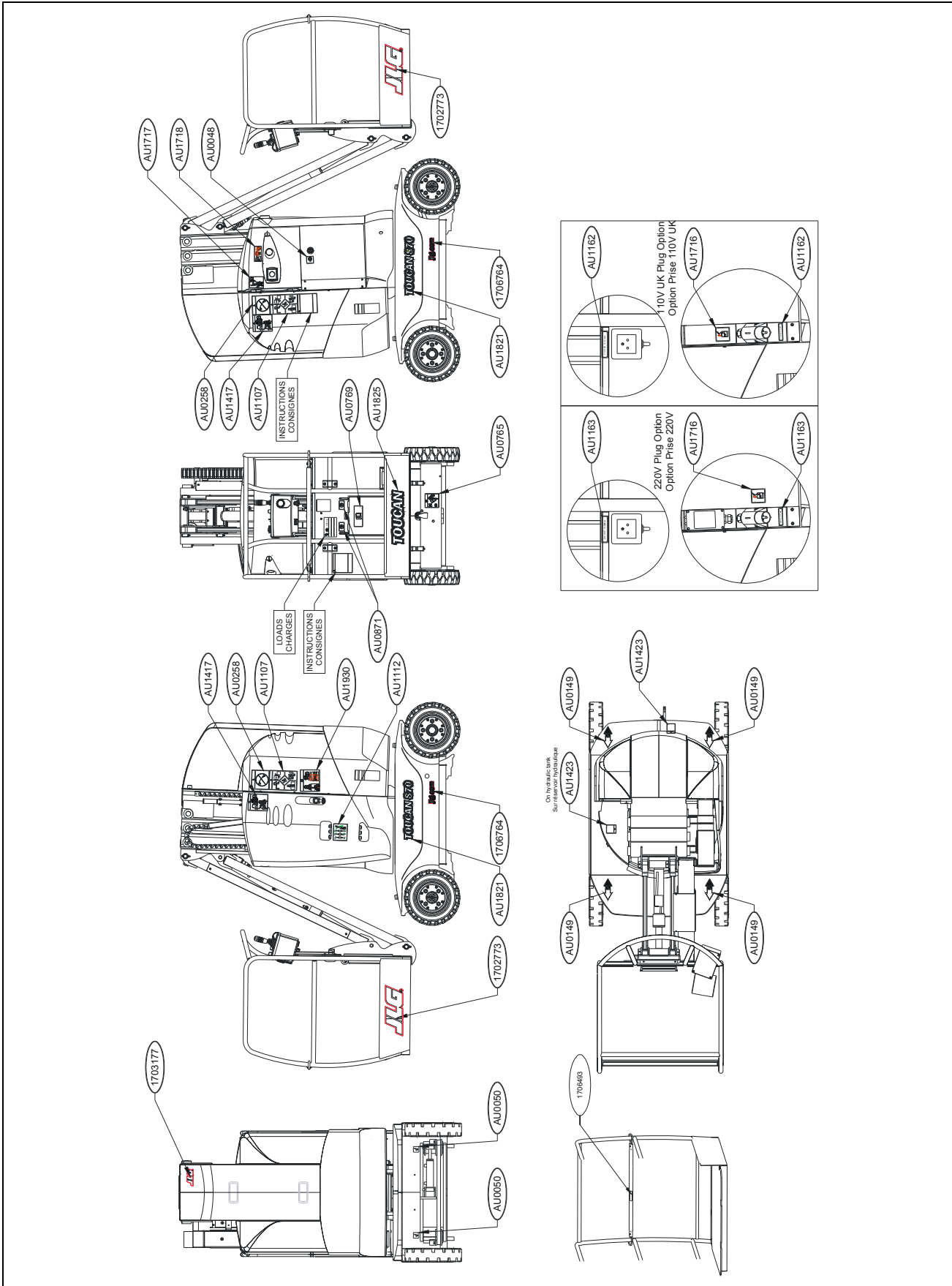


FIGURE 8-1. STANDARD DECAL KIT / JEU AUTOCOLLANTS STANDARD

DET REP	PART NUMBER REF.	QTY	DESCRIPTION		REV	INFORMATION
	PA0941		T870 CE DECALS	AUTOCOLLANTS T870 CE	A	PA0941
1	1702773	2	BIG JLG DECAL ON BASKET	AU JLG GRANDE TAILLE PANIER		
2	1703177	1	AU JLG	JLG AUTOCOLLANT		
3	1706493	1	DROP BAR DECAL	AU RISQUE DE CHUTE SOUS-LISSE		
4	1706764	2	JLG.COM DECAL	AU JLG.COM		
5	AU0048	1	DECAL, OIL LEVEL F	AU HUILE NIVEAU F		
6	AU0050	2	DECAL, FORK POSITION	AU REP PRISE FOURCHE		
7	AU0149	4	DECAL REP DRIVE DIRECTION	AU REP SENS MARCHE		
8	AU0258	2	DECAL KARCHER	AU KARCHER		
9	AU0765	1	DECAL MOTOR/BRAKE RELEASE T800	AU DEBRAYAGE MOTEUR/FREIN T800		
10	AU0769	1	DECAL DOCUMENT BOX	AU PORTE-DOCUMENTS		
11	AU0871	2	WEAR BODY HARNESS	HARNAIS DE SECURITE		
12	AU1107	2	DECAL CRUSHING T1010	AU ECRASEMENT T1010		
13	AU1112	1	DECAL, LOWER EMERG CONTR T1010	AU POSTE DE SECOURS BAS T1010		
14	AU1417	2	FORK LIFT DECAL T861	AU PRISE DE FOURCHE T861		
15	AU1423	2	FILTER CHANGE DECAL	AU CHANGEMENT DE FILTRE		
16	AU1717	1	EMERGENCY DECAL	AU POSTE DE SECOURS T870		
17	AU1718	1	CIRCUIT CUT OUT DECAL	AU COUPE-CIRCUIT		
18	AU1821	2	TOUCAN 870 JLG DESIGN	TOUCAN 870 CHARTE JLG		
19	AU1825	1	FRONT BASKET TOUCAN DECAL	LOGO TOUCAN AVANT PANIER		
20	AU1930	1	DECAL TIE DOWN LIFTING T861	ARRIMAGE ELINGUAGE T861 & 870		

SECTION 8 APPENDIX C

FIGURE 8-1-1.CE COUNTRIES DECALS / AUTOCOLLANTS PAYS CE

		INSTRUCTIONS / CONSIGNES (QtY / Qté = 2)	LOAD / CHARGE	
			PLATFORM / PLATEFORME	
			700 x 900	1010 x 900
Belgium/Belgique	NL	AU1782	AU1456	AU1457
	F	AU1721	AU1425	AU1426
Denmark/Danemark	DK	AU2023	AU1484	AU1485
		PA01042 & 1043	PA1042	PA1043
Dutch/Hollande	NL	AU1782	AU1456	AU1457
		PA0917 & 918	PA0917	PA0918
Finland/Finlande	FIN	AU1936	AU1464	AU1465
		PA0992 & 993	PA0992	PA0993
France	F	AU1721	AU1425	AU1426
		PA0896 & 897	PA0896	PA0897
Germany/Allemagne Austria/Autriche	D	AU1797	AU1452	AU1453
	A	PA0923 & 924	PA0923	PA0924
Italy/Italie	I	AU1888	AU1495	AU1502
		PA0961 & 962	PA0961	PA0962
Portuguese/Portugal	P	AU1955	AU1499	AU1504
		PA1002 & 1003	PA1002	PA1003
Spain/Espagne	E	AU1802	AU1487	AU1488
		PA0929 & 930	PA0929	PA0930
Sweden/Suède	S	AU2015	AU1501	AU1505
		PA1038 & 1039	PA1038	PA1039
UK/Royaume Uni	GB	AU1757	AU1756	AU1758
		PA0908 & 909	PA0908	PA0909

PAxxxx = COMPLETE KIT / JEU COMPLET

FIGURE 8-1-1. CE COUNTRIES DECALS / AUTOCOLLANTS PAYS CE

DET REP	PART NUMBER REF.	QTY	DESCRIPTION		REV	INFORMATION
			TOUCAN 870 COUNTRIES DECAL KIT	AUTOCOLLANTS PAYS T870		TPA0941
1	AU1425	1	LOADS DECAL T861 FRANCE S.B.	AU CHARGES T861 FRANCE P.P.		
2	AU1426	1	LOADS DECAL T861 FRANCE L.B.	AU CHARGES T861 FRANCE G.P.		
3	AU1452	1	LOADS DECAL T861 S.B. DUTCH	AU CHARGES T861 P.P. ALLEMAGNE		
4	AU1453	1	LOADS DECAL T861 L.B. DUTCH	AU CHARGES T861 G.P. ALLEMAGNE		
5	AU1456	1	LOADS DECAL T861 S.P. NETHERLA	AU CHARGES T861 P.P. HOLLANDE		
6	AU1457	1	LOADS DECAL T861 L.P. NETHERLA	AU CHARGES T861 G.P. HOLLANDE		
7	AU1464	1	LOADS DECAL T861 S.B. FINLAND	AU CHARGES T861 P.P. FINLANDE		
8	AU1465	1	LOADS DECAL T861 L.B. FINLAND	AU CHARGES T861 G.P. FINLANDE		
9	AU1484	1	LOADS DECAL T861 SMALL PLATF DK	AU CHARGES T861 PT PANIER DK		
10	AU1485	1	LOADS DECAL T861 LARGE PLATF DK	AU CHARGES T861 GD PANIER DK		
11	AU1487	1	LOADS DECAL T861 SMALL PLATF SPAIN	AU CHARGES T861 PT PANIER ESPA		
12	AU1488	1	LOADS DECAL T861 LARG PLATF SPAIN	AU CHARGES T861 GD PANIER ESP.		
13	AU1495	1	LOADS DECAL T861 STD BASKET ITALIE	AU CHARGES T861 PETIT PANIER ITALIE		
14	AU1499	1	LOADS DECAL T861 STD BASKET PORTU- GAL	AU CHARGES T861 PETIT PANIER PORTU- GAL		
15	AU1501	1	LOADS DECAL T861 STD BASKET SWE- DEN	AU CHARGES T861 PETIT PANIER SUEDE		
16	AU1502	1	LOADS DECAL T861 LARGE BASKET ITALIE	AU CHARGES T861 GRAND PANIER ITALIE		
17	AU1504	1	LOADS DECAL T861 LARGE BASKET POR- TUGA	AU CHARGES T861 GRAND PANIER POR- TUGAL		
18	AU1505	1	LOADS DECAL T861 LARGE BASKET SWEDEN	AU CHARGES T861 GRAND PANIER SUEDE		
19	AU1721	2	INSTRUCTIONS T870 FRENCH	CONSIGNES T870 FRANCAIS		
20	AU1756	1	LOADS DECAL T870 UK NARROW BAS- KET	AU CHARGES T870 GB PETIT PANIER		
21	AU1757	2	INSTRUCTIONS T870 ENGLISH	CONSIGNES T870 GB		
22	AU1758	1	LOADS DECAL T870 GB BIG BASKET	AU CHARGES T870 GB GRAND PANIER		
23	AU1782	2	INSTRUCTIONS T870 NETHERLANDS	CONSIGNES T870 HOLLANDE		
24	AU1797	2	INSTRUCTIONS T870 GERMAN	CONSIGNES T870 ALLEMAGNE		
25	AU1802	2	INSTRUCTIONS T870 SPAIN	CONSIGNES T870 ESPAGNE		
26	AU1888	2	INSTRUCTIONS T870 ITALIAN	CONSIGNES T870 ITALIEN		
27	AU1936	2	INSTRUCTIONS T870 FINLAND	CONSIGNES T870 FINLANDE		
28	AU1955	2	INSTRUCTIONS T870 PORTUGAL	CONSIGNES T870 PORTUGAL		
29	AU2015	2	INSTRUCTIONS T870 SWEDEN	CONSIGNES T870 SUEDE		
30	AU2023	2	INSTRUCTIONS T870 DENMARK	CONSIGNES T870 DANEMARK		
31	PA0896	1	T870 FRENCH DECALS STANDARD PLAT- FORM	AUTOCOLLANTS T870-FRANCE PLATE- FORME STD		
32	PA0897	1	T870 FRENCH DECALS LARGE PLAT- FORM	AUTOCOLLANTS T870-FRANCE GRANDE PLATE-FORME		
33	PA0908	1	T870 UK DECALS STANDARD PLATFORM	AUTOCOLLANTS T870-GB PLATE-FORME STD		

SECTION 8 APPENDIX C

FIGURE 8-1-1. CE COUNTRIES DECALS / AUTOCOLLANTS PAYS CE (CONTINUED)

DET REP	PART NUMBER REF.	QTY	DESCRIPTION		REV	INFORMATION
34	PA0909	1	T870 UK DECALS LARGE PLATFORM	AUTOCOLLANTS T870-GB GRANDE PLATE-FORME		
35	PA0917	1	T870 DUTCH DECALS STANDARD PLAT-FORM	AUTOCOLLANTS T870-HOLLANDE PLATE-FORME STD		
36	PA0918	1	T870 DUTCH DECALS LARGE PLATFORM	AUTOCOLLANTS T870-HOLLANDE GRANDE PLATE-FORME		
37	PA0923	1	T870 GERMAN DECALS STANDARD PLAT-FORM	AUTOCOLLANTS T870-ALLEMAND PLATE-FORME STD		
38	PA0924	1	T870 GERMAN DECALS LARGE PLAT-FORM	AUTOCOLLANTS T870-ALLEMAND GRANDE PLATE-FORME		
39	PA0929	1	T870 SPAIN DECALS STANDARD PLAT-FORM	AUTOCOLLANTS T870-ESPAGNE PLATE-FORME STD		
40	PA0930	1	T870 SPAIN DECALS LARGE PLATFORM	AUTOCOLLANTS T870-ESPAGNE GRANDE PLATE-FORME		
41	PA0961	1	T870 ITALY DECALS STANDARD PLAT-FORM	AUTOCOLLANTS T870-ITALIE PLATE-FORME STD		
42	PA0962	1	T870 ITALY DECALS LARGE PLATFORM	AUTOCOLLANTS T870-ITALIE GRANDE PLATE-FORME		
43	PA0992	1	T870 FINNISH DECALS STANDARD PLAT-FORM	AUTOCOLLANTS T870-FINLANDE PLATE-FORME STD		
44	PA0993	1	T870 FINNISH DECALS LARGE PLATFORM	AUTOCOLLANTS T870-FINLANDE GRANDE PLATE-FORME		
45	PA1002	1	T870 PORTUGUESE DECALS STANDARD PLATFORM	AUTOCOLLANTS T870-PORTUGAIS PLATE-FORME STD		
46	PA1003	1	T870 PORTUGUESE DECALS LARGE PLATFORM	AUTOCOLLANTS T870-PORTUGAIS GRANDE PLATE-FORME		
47	PA1038	1	T870 SWEDISH DECALS STANDARD PLATFORM	AUTOCOLLANTS T870-SUEDE PLATE-FORME STD		
48	PA1039	1	T870 SWEDISH DECALS LARGE PLAT-FORM	AUTOCOLLANTS T870-SUEDE GRANDE PLATE-FORME		
49	PA1042	1	T870 DENMARK DECALS STANDARD PLATFORM	AUTOCOLLANTS T870-DANEMARK PLATE-FORME STD		
50	PA1043	1	T870 DENMARK DECALS LARGE PLAT-FORM	AUTOCOLLANTS T870-DANEMARK GRANDE PLATE-FORME		

SECTION 9

APPENDIX D

FIGURE 9-1. 3 CABLES STEERING UNIT INSTALL /
INSTALLATION CENTRALE DIRECTION 3 CABLES

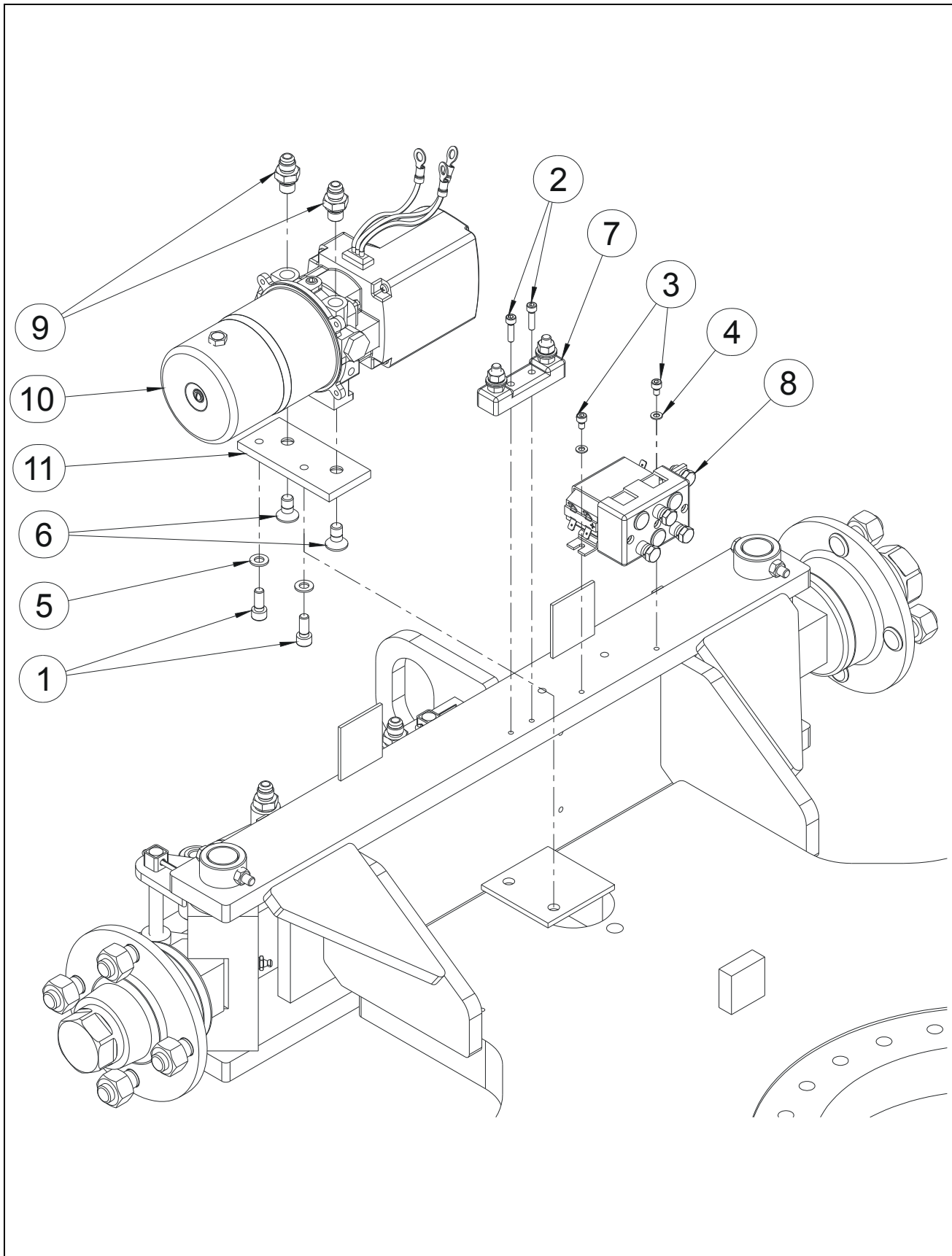


FIGURE 9-1. 3 CABLES STEERING UNIT INSTALL / INSTALLATION CENTRALE DIRECTION 3 CABLES

DET REP	PART NUMBER REF.	QTY	DESCRIPTION		REV	INFORMATION
			3 CABLES STEERING UNIT INSTALL	INSTALL CENTRALE DIRECTION 3 CABLES		SP0931
1	000006	2	M08x20 8.8 SOCKET HEAD MACH SCREW	VIS CHC M08x20 8.8 BI FT		
2	000010	2	M05x20 8.8 SOCKET HEAD MACH SCREW	VIS CHC M05x20 8.8 BI FT		
3	000089	2	M05x08 8.8 SOCKET HEAD MACH SCREW	VIS CHC M05x08 8.8 BI FT		
4	120002	2	M05 WASHER	RONDELLE M05 BI		
5	120010	2	dD 08x18 LOCK WASHER	RONDELLE CONTACT dD 08x18 BI		
6	130055	2	M010x20 10.9 COUNTERSUNK HEAD M. S.	VIS FHC M10x20 10.9 BI FT		
7	260077	1	POWER FUSE HOLDER	PORTE FUSIBLE DE PUISSANCE		
8	260288	1	RELAY	RELAIS		
9	300025	2	FITTING MALE BSPP1/4-MALE JIC9/16	RACCORD MALE BSPP1/4-MALE JIC9/16		
10	520108	1	OILDYNE STEERING POWER UNIT	CENTRALE DE DIRECTION OILDYNE		
11	ST3046	1	STEERING UNIT PLATE	PLATINE CENTRALE DE DIRECTION		

FIGURE 9-2. R2K STEERING UNIT INSTALL /
INSTALLATION CENTRALE DIRECTION R2K

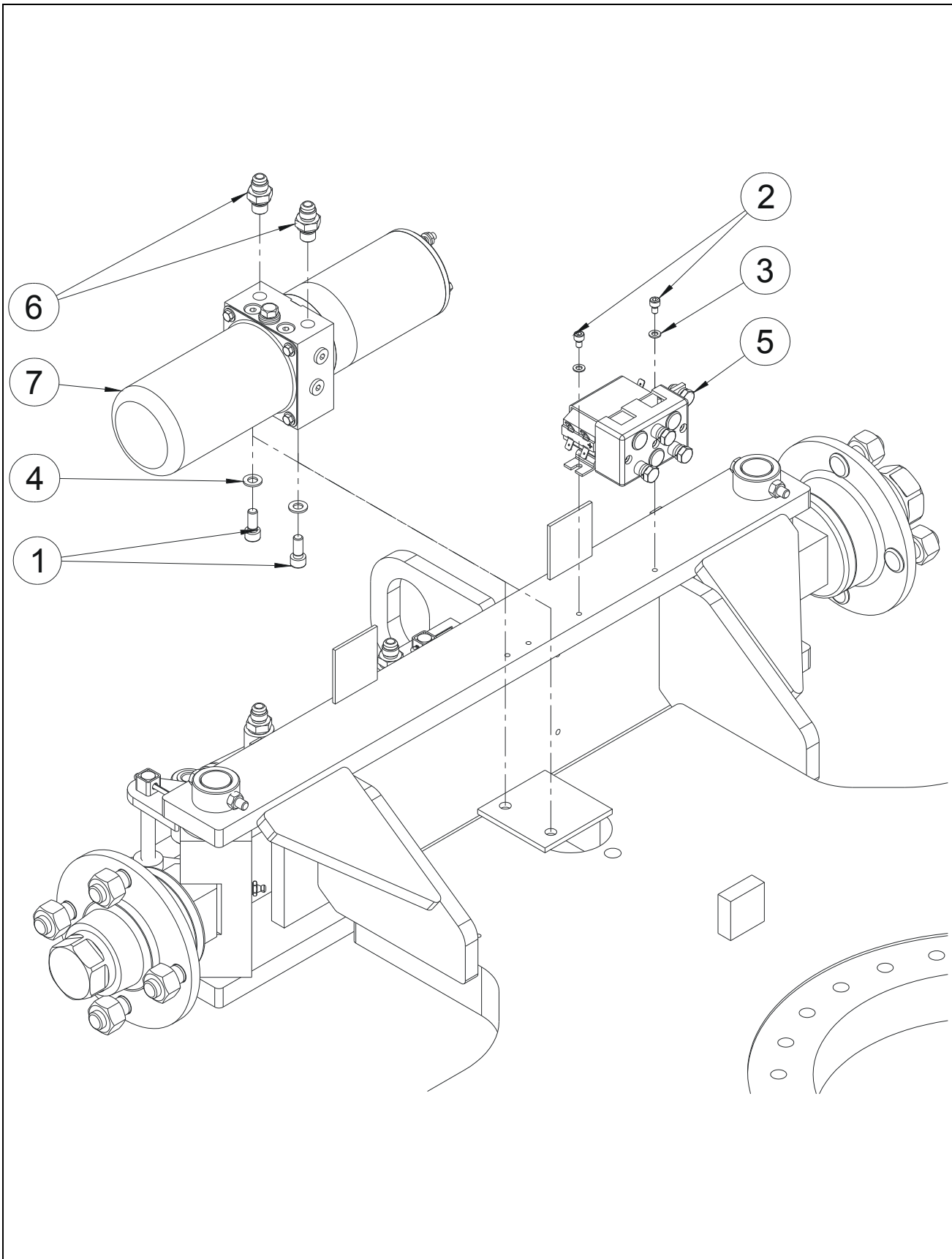


FIGURE 9-2. R2K STEERING UNIT INSTALL / INSTALLATION CENTRALE DIRECTION R2K

DET REP	PART_NUMBER REF.	QTY	DESCRIPTION		REV	INFORMATION
			R2K STEERING UNIT INSTALL	INSTALLATION CENTRALE DIRECTION R2K		SP0882
1	000006	2	M08x20 8.8 SOCKET HEAD MACH SCREW	VIS CHC M08x20 8.8 BI FT		
2	000089	2	M05x08 8.8 SOCKET HEAD MACH SCREW	VIS CHC M05x08 8.8 BI FT		
3	120002	2	M05 WASHER	RONDELLE M05 BI		
4	120010	2	dD 08x18 LOCK WASHER	RONDELLE CONTACT dD 08x18 BI		
5	260288	1	RELAY	RELAIS		
6	300025	2	FITTING MALE BSPP1/4-MALE JIC9/16	RACCORD MALE BSPP1/4-MALE JIC9/16		
7	520054	1	R2K STEERING POWER UNIT	CENTRALE DE DIRECTION R2K		

SECTION 9 APPENDIX D

FIGURE 9-2. R2K STEERING UNIT INSTALL / INSTALLATION CENTRALE DIRECTION R2K

DET REP	PART_NUMBER REF.	QTY	DESCRIPTION		REV	INFORMATION

SECTION 10 OPTIONS

FIGURE 10-1. SMALL PLATFORM DISPLAY PANEL /
PORTE AFFICHE PETITE PLATE-FORME

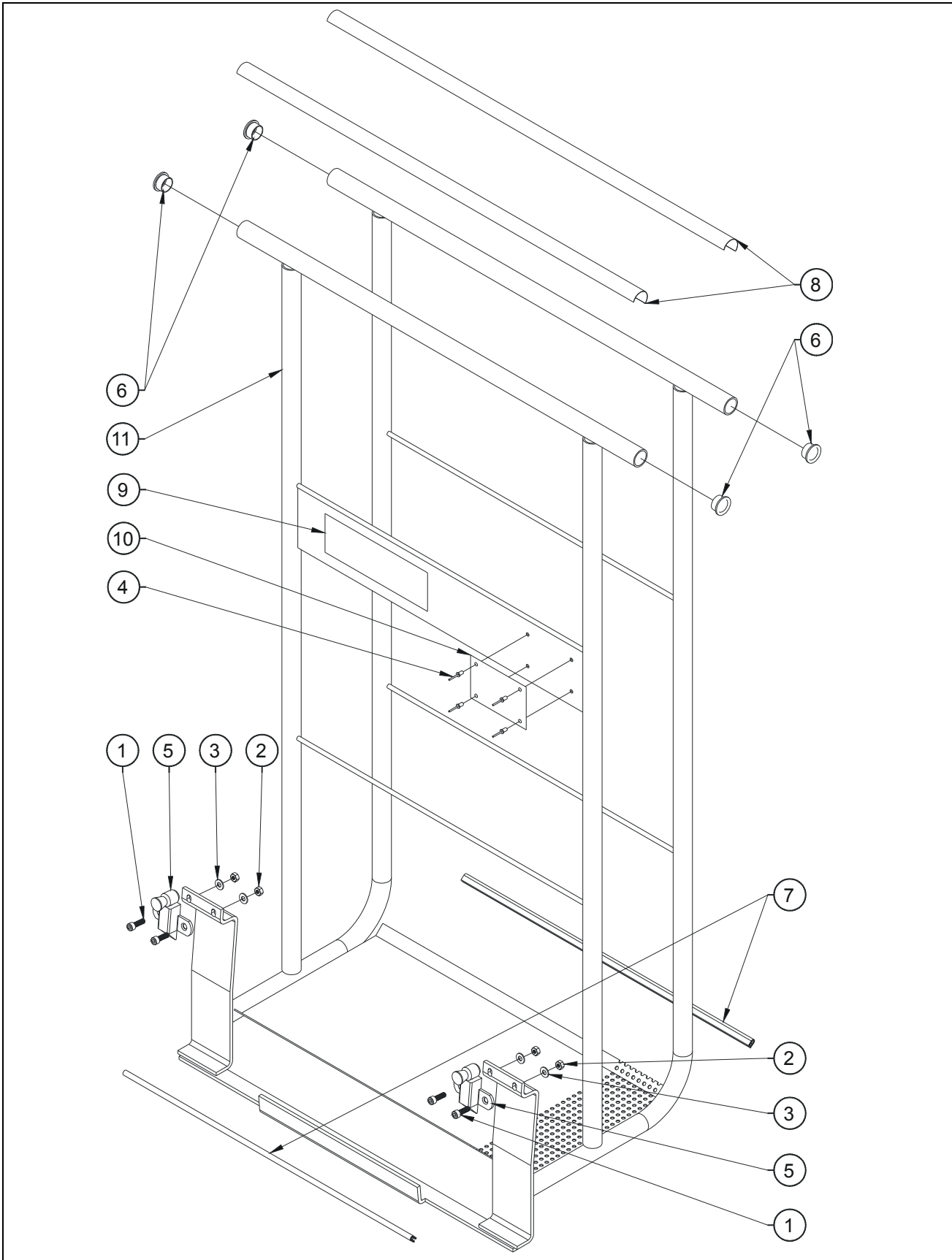


FIGURE 10-1. SMALL PLATFORM DISPLAY PANEL / PORTE AFFICHE PETITE PLATE-FORME

DET REP	PART NUMBER REF.	QTY	DESCRIPTION		REV	INFORMATION
	OP394		SMALL PLATFORM DISPLAY PANEL ASSY	PORTE AFFICHE PETITE PLATE-FORME		OP394
1	000005	4	M06x20 8.8 SOCKET HEAD MACH SCREW	VIS CHC M06x20 8.8 BI FT		
2	110003	4	M06 GR. 8.8 LOCK NUT	ECROU FREIN M6 8.8 BI		
3	120009	4	dD 06x14 LOCK WASHER	RONDELLE CONTACT dD 06x14 BI		
4	180003	4	Ø5x10 POP RIVET	RIVET POP Ø5x10		
5	190010	2	LOCK	VERROU		
6	400003	4	CAP	BOUCHON		
7	400007	2x0.55	EDGE GUARD (quantity indicated in meter)	PROFIL A ARMATURE (quantité en mètres)		
8	400024	2x0.75	BLACK NON SLIP STRIP	BANDE ANTIDERAPANTE NOIRE		
9	AU0911	1	DISPLAY PANEL LOAD DECAL	AUTOCOLLANT CHARGE PORTE AFFICHE		
10	AU2046	1	MANUF NAME PLATE POSTER HOLDER	PLAQUE CONSTRUCT PORTE AFFICHE		
11	DL0560	1	DISPLAY PANEL	PORTE AFFICHE		

FIGURE 10-2. LARGE PLATFORM DISPLAY PANEL /
PORTE AFFICHE GRANDE PLATE-FORME

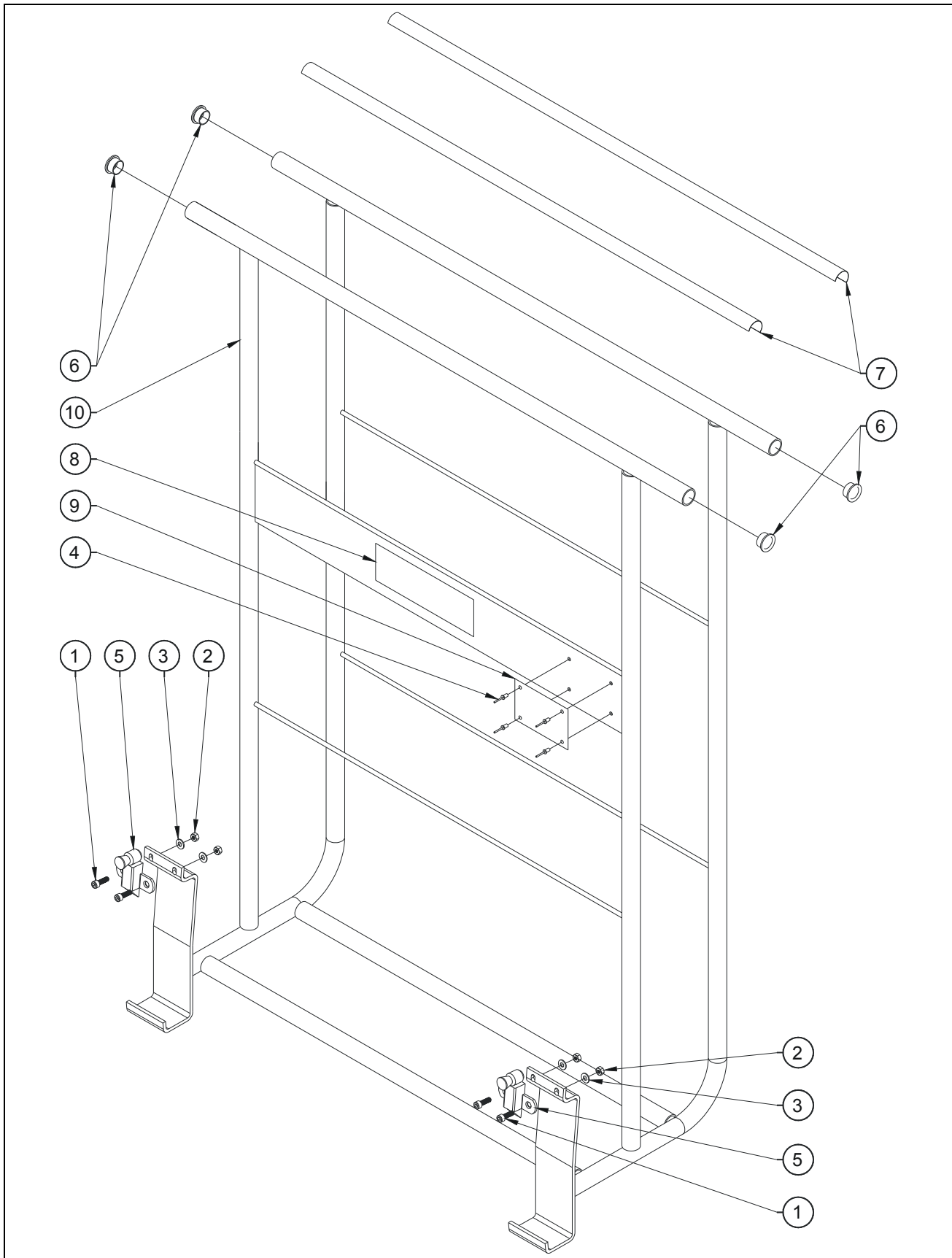


FIGURE 10-2. LARGE PLATFORM DISPLAY PANEL / PORTE AFFICHE GRANDE PLATE-FORME

DET REP	PART NUMBER REF.	QTY	DESCRIPTION		REV	INFORMATION
	OP428		LARGE PLATFORM DISPLAY PANEL ASSY	PORTE AFFICHE GRANDE PLATE-FORME		OP428
1	000005	4	M06x20 8.8 SOCKET HEAD MACH SCREW	VIS CHC M06x20 8.8 BI FT		
2	110003	4	M06 GR. 8.8 LOCK NUT	ECROU FREIN M6 8.8 BI		
3	120009	4	dD 06x14 LOCK WASHER	RONDELLE CONTACT dD 06x14 BI		
4	180003	4	Ø5x10 POP RIVET	RIVET POP Ø5x10		
5	190010	2	LOCK	VERROU		
6	400003	4	CAP	BOUCHON		
7	400024	2x0.95	BLACK NON SLIP STRIP	BANDE ANTIDERAPANTE NOIRE		
8	AU0911	1	DISPLAY PANEL LOAD DECAL	AUTOCOLLANT CHARGE PORTE AFFICHE		
9	AU2046	1	MANUF NAME PLATE POSTER HOLDER	PLAQUE CONSTRUCT PORTE AFFICHE		
10	DL0637	1	DISPLAY PANEL	PORTE AFFICHE		

SECTION 10 OPTIONS

FIGURE 10-3. 230V PLATFORM SOCKET INSTALL / INSTALLATION PRISE 230V

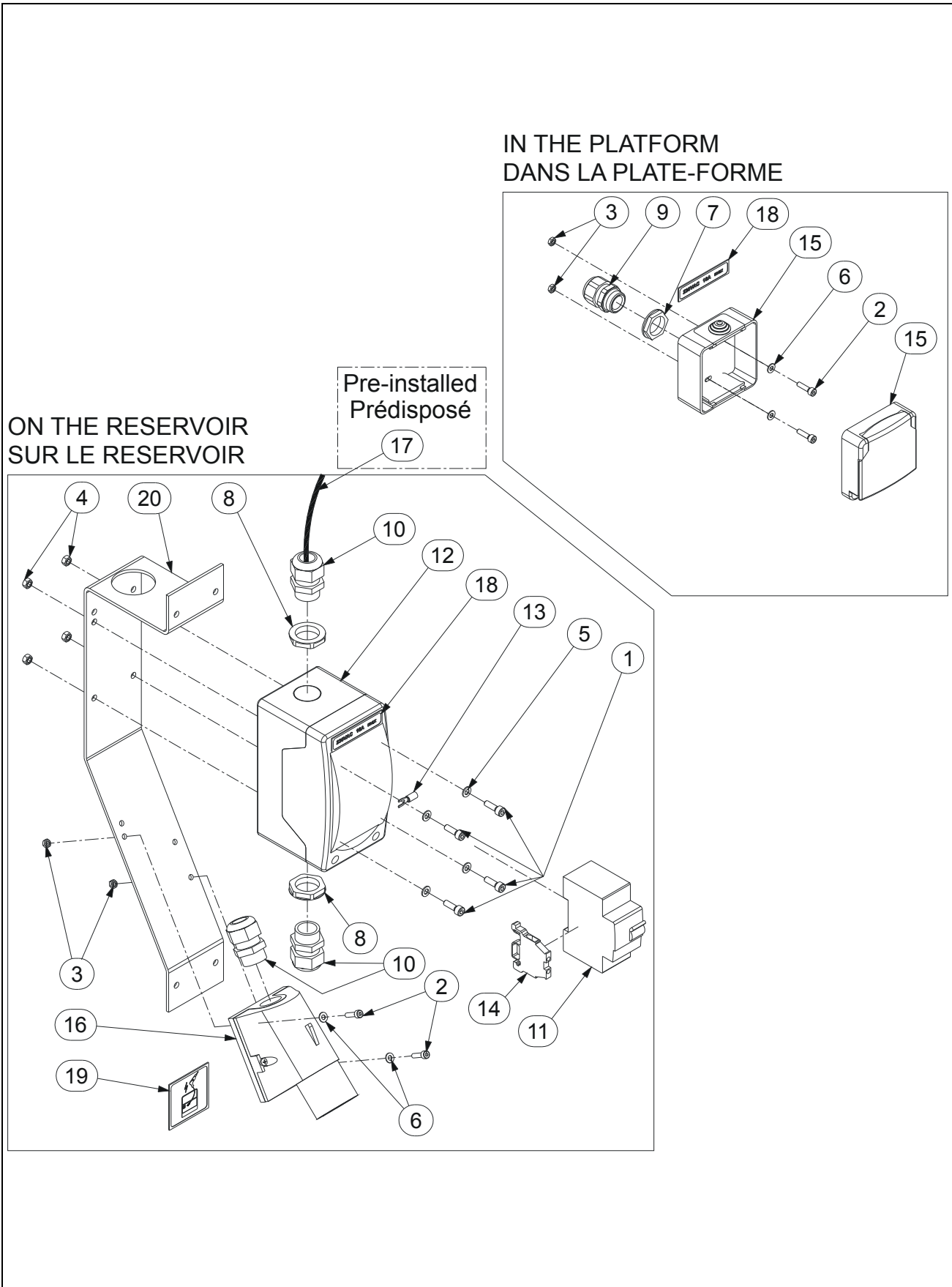


FIGURE 10-3. 230V PLATFORM SOCKET INSTALL / INSTALLATION PRISE 230V

DET REP	PART_NUMBER REF.	QTY	DESCRIPTION		REV	INFORMATION
	OP464		230VAC FRENCH PLATFORM SOCKET INSTALL	INSTALLAT° FRANCE PRISE PLATE- FORME 230VAC		OP464
	OP483		230VAC GERMAN PLATFORM SOCKET INSTALL	INSTALLAT° ALLEMANDE PRISE PLATE- FORME 230VAC		OP483
1	000003	4	M05x16 8.8 SOCKET HEAD MACH SCREW	VIS CHC M05x16 8.8 BI FT		
2	000085	4	M04x16 8.8 SOCKET HEAD MACH SCREW	VIS CHC M04x16 8.8 BI FT		
3	110001	4	M04 GR. 8.8 LOCK NUT	ECROU FREIN M4 8.8 BI		
4	110002	4	M05 GR. 8.8 LOCK NUT	ECROU FREIN M5 8.8 BI		
5	120002	4	M05 WASHER	RONDELLE M05 BI		
6	120024	4	M04 LOCK WASHER	RONDELLE CONTACT M04 BI		
7	210011	1	GLAND N°13 NUT	ECROU DE PRESSE ETOUPE N°13		
8	210012	2	GLAND N°16 NUT	ECROU DE PRESSE ETOUPE N°16		
9	210019	1	GLAND N°13	PRESSE ETOUPE N°13		
10	210021	3	GLAND N°16	PRESSE ETOUPE N°16		
11	240015	1	CUTOUT 30 mA	DISJONCTEUR DIFFERENTIEL 30 mA		
12	240093	1	CUTOUT BOX	BOITIER DISJONCTEUR		
13	250096	1	M06 FORK TERMINAL 4-6mm ²	COSSE FOURCHE M06 - 4-6mm ²		
14	250135	1	TERMINAL BLOCK VICKING	BLOC DE JONCTION VICKING		
15	260029	1	FRENCH 230 VAC SOCKET 2P+T	PRISE FEM. FRANCAISE 230VAC 2P+T		
15	260187	1	GERMAN 230 VAC SOCKET 2P+T	PRISE FEM. ALLEMANDE 230VAC 2P+T		
16	260032	1	230 VAC SURFACE PLUG	PRISE MALE FIXE 230VAC		
17	270059	12	CABLE 3x2.5mm ² (qty indicated in meters)	CABLE 3x2.5mm ² (qté indiquée en mètre)		
18	AU1163	2	230 VAC DECAL	AUTOCOLLANT 230VAC		
19	AU1716	1	PLATFORM SOCKET DECAL	AUTOCOLLANT PRISE PANIER		
20	ST2720	1	230VAC PLATE	PLATINE 230V		

SECTION 10 OPTIONS

FIGURE 10-3. 230V PLATFORM SOCKET INSTALL / INSTALLATION PRISE 230V (CONTINUED)

DET REP	PART_NUMBER REF.	QTY	DESCRIPTION		REV	INFORMATION

SECTION 11 INDEX

P/N	PAGE	P/N	PAGE	P/N	PAGE	P/N	PAGE	P/N	PAGE
000003	10-7	100013	4-4	120002	4-4	150002	3-3	210031	2-7
000003	4-4	100020	4-4	120002	4-8	150007	4-4	210032	2-7
000003	5-3	100021	7-3	120002	5-3	150009	4-15	210033	2-7
000005	10-3	100025	3-3	120002	9-3	150011	4-4	210034	2-7
000005	10-5	100027	3-3	120002	9-5	150023	5-3	210052	2-11
000006	3-3	100038	4-8	120004	5-3	150038	3-3	210052	2-15
000006	3-7	100040	3-3	120006	4-4	150041	5-3	210057	2-11
000006	4-15	100040	5-3	120008	4-8	160010	4-4	210057	2-15
000006	5-3	100049	4-8	120009	10-3	170007	4-4	210057	2-21
000006	7-3	100050	5-3	120009	10-5	170008	4-4	210062	4-4
000006	9-3	100051	4-4	120009	3-3	170009	4-4	210062	5-3
000006	9-5	100054	4-19	120009	4-4	170010	4-4	210063	2-11
000007	4-4	100063	4-4	120009	4-8	1702773	8-3	210063	2-15
000008	4-19	100063	4-8	120009	5-3	1703177	8-3	210065	2-21
000008	5-3	100076	3-3	120009	7-3	1706493	8-3	240015	10-7
000008	7-3	100091	7-3	120010	3-3	1706764	8-3	240044	2-11
000010	1-3	100093	4-9	120010	3-7	180001	1-3	240044	2-15
000010	4-8	100098	3-3	120010	4-19	180003	10-3	240044	2-19
000010	9-3	100149	4-8	120010	4-4	180003	10-5	240057	2-11
000014	4-8	110001	10-7	120010	4-8	180009	1-3	240057	2-15
000015	4-19	110001	2-11	120010	5-3	180011	1-3	240057	2-21
000015	4-8	110001	2-15	120010	9-3	190010	10-3	240058	2-11
000015	5-3	110002	10-7	120010	9-5	190010	10-5	240058	2-15
000015	7-3	110002	1-3	120011	4-17	190018	1-3	240058	2-21
000016	5-3	110002	4-4	120015	3-3	190019	1-3	240060	2-11
000017	3-3	110002	4-8	120015	7-3	190027	4-8	240060	2-15
000018	4-15	110002	5-3	120017	4-4	190033	1-3	240060	2-21
000018	4-8	110003	10-3	120021	3-3	190035	1-3	240061	2-11
000023	4-8	110003	10-5	120021	4-19	190037	1-3	240061	2-15
000030	4-4	110003	4-15	120021	4-8	190047	2-11	240064	2-11
000042	4-8	110003	4-4	120023	2-21	190047	2-15	240064	2-15
000044	3-3	110003	4-8	120024	10-7	190047	2-21	240066	2-21
000044	4-19	110003	5-3	120024	4-4	190055	2-11	240072	2-21
000047	4-8	110004	3-3	120026	5-3	190064	3-3	240076	2-11
000051	4-4	110004	4-4	120033	2-11	190073	4-17	240076	2-15
000052	2-21	110004	4-8	120033	2-17	190073	4-19	240076	2-21
000060	4-8	110004	5-3	120034	5-3	210009	2-11	240081	4-19
000061	4-8	110004	7-3	120035	3-3	210011	10-7	240082	2-11
000065	2-11	110005	7-3	120040	2-21	210011	2-11	240082	2-15
000065	2-15	110009	4-4	130003	4-15	210011	2-21	240082	2-21
000067	1-3	110010	4-4	130003	7-3	210012	10-7	240093	10-7
000067	4-19	110014	3-3	130012	2-11	210012	2-21	250031	3-3
000077	7-3	110016	4-8	130021	1-3	210017	2-11	250031	4-19
000085	10-7	110017	4-8	130021	4-8	210017	2-15	250031	4-8
000089	4-8	110019	4-4	130022	3-3	210019	10-7	250031	7-3
000089	9-3	110020	4-4	130034	4-8	210019	2-11	250047	5-3
000089	9-5	110024	2-11	130055	9-3	210019	2-15	250051	5-3
000091	2-11	110024	2-15	130060	2-17	210019	2-21	250096	10-7
000091	2-15	110024	2-21	130061	2-17	210019	4-4	250101	7-3
000091	2-21	110026	1-3	130062	2-17	210020	2-9	250102	7-3
100005	3-3	110026	4-8	140009	4-4	210021	10-7	250117	7-19
100005	4-8	120002	10-7	140016	4-15	210021	2-21	250135	10-7
100008	4-8	120002	1-3	140017	1-3	210029	2-7	250140	2-7
100009	4-17	120002	4-19	140019	3-3	210030	2-7	250141	2-7

SECTION 11 INDEX

P/N	PAGE	P/N	PAGE	P/N	PAGE	P/N	PAGE	P/N	PAGE
250143	2-7	260134	2-11	300001	5-3	320066	4-8	520077	3-11
250144	2-7	260135	2-21	300007	4-15	400003	10-3	520087	5-3
250145	2-7	260136	2-9	300011	4-17	400003	10-5	520092	4-17
250146	2-7	260137	2-9	300014	4-17	400007	10-3	520095	3-13
250148	2-7	260142	2-11	300024	3-7	400011	5-3	520095	3-9
250149	2-7	260142	2-15	300025	3-3	400018	7-3	520108	9-3
250150	2-7	260168	2-9	300025	3-9	400024	10-3	7348000653	5-3
250151	2-7	260169	2-9	300025	9-3	400024	10-5	7364002824	7-19
250153	2-7	260170	2-9	300025	9-5	400024	5-3	900043	4-15
250154	2-7	260177	2-9	300034	3-13	400028	3-3	900050	3-11
250155	2-7	260187	10-7	300037	3-3	400034	4-19	900066	3-11
250156	2-7	260201	2-11	300037	5-3	400037	4-19	900068	3-11
250158	2-7	260201	2-15	300040	3-7	400037	7-3	900070	3-11
250159	2-7	260202	2-11	300040	3-9	400043	1-3	900086	2-9
250189	2-9	260202	2-15	300040	4-11	400045	4-4	900087	2-9
250190	2-9	260209	2-11	300040	4-15	400045	4-9	900115	3-11
250192	7-3	260209	2-15	300040	4-4	400045	5-3	910031	7-3
250193	2-7	260213	7-19	300044	3-3	400046	4-4	910038	5-3
250194	2-7	260214	7-19	300045	4-17	400047	5-3	910041	6-7
250195	2-7	260221	2-9	300046	4-17	400057	4-9	910042	6-5
250196	2-7	260231	7-19	300047	3-13	400058	7-3	910058	2-21
250199	2-9	260240	2-21	300047	3-7	400058	7-5	920002	3-3
250200	2-9	260243	2-21	300047	3-9	400059	7-5	920008	3-3
250201	2-9	260259	2-21	300055	3-3	400065	7-5	920026	3-3
250202	2-9	260260	2-21	300056	3-7	400086	7-5	920042	4-4
250203	2-9	260261	2-11	300057	3-7	500015	4-15	920045	4-5
250204	2-9	260261	2-15	300057	3-9	500016	3-3	920046	4-5
250205	2-9	260263	7-19	300057	4-11	500017	3-3	920073	4-5
250206	2-9	260266	7-19	300058	4-17	500021	4-9	924001	2-19
250216	2-9	260274	4-8	300060	4-19	500042	3-3	924003	2-19
250217	2-9	260282	3-3	300061	3-7	510010	7-3	924004	2-19
250220	2-9	260288	9-3	300061	4-8	510010	7-7	924005	2-19
250221	2-9	260288	9-5	300061	5-3	510010	7-7	924006	2-19
250222	2-9	270010	7-7	300063	3-3	510034	7-3	924007	2-19
260016	4-4	270020	7-7	300063	4-11	510034	7-9	930127	4-19
260029	10-7	270020	7-7	300063	4-19	510034	7-9	930129	4-19
260030	4-4	270024	7-7	300063	4-8	510060	7-15	930130	4-15
260032	10-7	270046	2-5	300067	4-15	510060	7-17	930131	4-15
260045	2-11	270059	10-7	300078	4-17	510065	7-15	932020	3-4
260045	2-15	280011	2-11	300078	4-19	510065	7-15	932021	3-4
260077	4-8	280011	2-15	300101	4-11	510065	7-3	932022	3-4
260077	7-3	280011	2-21	300163	4-13	510067	7-17	932023	3-4
260077	9-3	280023	5-3	300168	4-17	510067	7-17	950016	7-7
260079	7-3	290026	2-11	300168	4-19	510067	7-3	950017	7-7
260103	5-3	290026	2-15	310037	4-4	510070	4-17	950019	7-7
260108	4-8	290045	2-11	310055	4-4	510078	7-11	950020	7-7
260127	2-11	290045	2-15	310057	3-3	510078	7-3	950021	7-7
260127	2-15	290046	2-21	310064	4-15	510082	7-13	950022	7-7
260127	2-21	290047	2-21	310065	4-19	510082	7-3	950023	7-7
260128	2-9	290048	2-11	310067	4-19	520054	9-5	950024	7-7
260129	2-9	290048	2-15	310073	3-3	520060	4-11	950025	7-7
260130	2-9	290058	2-21	320006	4-15	520060	4-13	950026	7-7
260132	2-9	290059	3-3	320060	3-3	520060	4-13	950033	7-5
260133	2-21	300001	4-4	320065	3-7	520077	3-11	950035	7-5

SECTION 11 INDEX

P/N	PAGE	P/N	PAGE	P/N	PAGE	P/N	PAGE	P/N	PAGE
950038	7-5	951025	7-11	AU1456	8-5	DL0678	4-5	PC0348	2-21
950039	7-5	951025	7-13	AU1457	8-5	DL0679	4-9	PC0348	2-5
950040	7-5	951026	7-11	AU1464	8-5	DL0688	4-9	PC0349	2-21
950041	7-5	951026	7-13	AU1465	8-5	DL0689	7-3	PC0349	2-5
950042	7-5	951027	7-11	AU1484	8-5	DL0690	3-4	PC0351	2-5
950043	7-5	951027	7-13	AU1485	8-5	DL0691	5-4	PC0352	2-5
950044	7-5	951028	7-11	AU1487	8-5	KT0002	4-15	PC0353	2-5
950045	7-5	951029	7-11	AU1488	8-5	OP394	10-3	PC0429	2-5
950046	7-5	951029	7-13	AU1495	8-5	OP428	10-5	PC310	2-12
950047	7-5	951030	7-11	AU1499	8-5	OP464	10-7	PC310	2-15
950048	7-7	951030	7-13	AU1501	8-5	OP483	10-7	RM0056	6-7
950050	7-7	951031	7-11	AU1502	8-5	PA0896	8-5	RM0059	7-19
950051	7-5	951031	7-13	AU1504	8-5	PA0897	8-5	RM0065	6-5
950052	7-5	951032	7-11	AU1505	8-5	PA0908	8-5	RM0066	6-3
950053	7-7	951032	7-13	AU1614	2-12	PA0909	8-6	RM0090	2-7
950058	7-5	952028	4-13	AU1716	10-7	PA0917	8-6	RM0091	2-9
950059	7-5	952031	4-13	AU1717	8-3	PA0918	8-6	RM0092	7-5
950064	7-7	952041	4-13	AU1718	8-3	PA0923	8-6	SD0345	4-5
950071	7-5	952042	4-13	AU1721	8-5	PA0924	8-6	SD0452	4-5
950072	7-5	952043	4-13	AU1756	8-5	PA0929	8-6	SD0453	4-5
950079	7-5	952044	4-13	AU1757	8-5	PA0930	8-6	SD0464	4-5
950080	7-5	952045	3-11	AU1758	8-5	PA0941	8-3	SD0564	1-3
950089	3-13	952047	3-11	AU1782	8-5	PA0961	8-6	SD0566	1-3
950089	4-13	952048	3-11	AU1797	8-5	PA0962	8-6	SD0567	1-3
950098	4-13	952049	3-11	AU1802	8-5	PA0992	8-6	SD0650	2-21
950100	7-9	952067	3-13	AU1821	8-3	PA0993	8-6	SE0495	4-5
950103	7-9	952075	3-11	AU1825	8-3	PA1002	8-6	SE0510	3-9
950104	7-9	952081	4-13	AU1868	2-12	PA1003	8-6	SE0513	4-11
950105	7-9	952082	3-13	AU1878	2-21	PA1038	8-6	SE0513	4-9
950107	7-9	952083	3-13	AU1888	8-5	PA1039	8-6	SE0586	3-4
950110	4-9	952085	3-13	AU1930	8-3	PA1042	8-6	SE0586	3-7
950111	7-9	952086	3-13	AU1936	8-5	PA1043	8-6	SE0597	2-11
950112	4-13	952088	3-13	AU1955	8-5	PC0034	2-3	SE0597	2-15
950113	4-13	960006	3-11	AU1977	2-15	PC0201	2-5	SE0597	2-5
950116	4-9	960006	4-5	AU2015	8-5	PC0259	2-5	SE0597	5-4
950144	7-9	960075	6-3	AU2023	8-5	PC0289	2-3	SE0622	2-21
950148	7-5	AU0048	8-3	AU2046	10-3	PC0290	2-3	SE0622	2-5
950162	7-7	AU0050	8-3	AU2046	10-5	PC0291	2-3	SE0622	4-19
950163	7-5	AU0149	8-3	AU2071	2-15	PC0292	2-3	SE0792	2-15
950164	7-5	AU0258	8-3	DF0662	4-19	PC0293	2-3	SE0792	2-17
950165	7-5	AU0765	8-3	DL0113	4-9	PC0294	2-3	SE1003	4-9
950213	7-5	AU0769	8-3	DL0384	3-4	PC0295	2-3	SP0685	3-9
950214	7-5	AU0871	8-3	DL0385	3-4	PC0296	2-3	SP0815	5-3
950215	7-5	AU0911	10-3	DL0421	7-3	PC0297	2-3	SP0829	4-17
950216	7-5	AU0911	10-5	DL0489	5-3	PC0298	2-3	SP0830	4-15
951015	4-17	AU1107	8-3	DL0490	5-3	PC0299	2-3	SP0831	4-19
951016	4-17	AU1112	8-3	DL0560	10-3	PC0300	2-3	SP0832	4-8
951017	4-17	AU1163	10-7	DL0578	5-3	PC0310	2-5	SP0833	4-4
951019	7-11	AU1417	8-3	DL0582	4-9	PC0313	2-21	SP0834	3-3
951019	7-13	AU1423	8-3	DL0584	4-9	PC0314	2-5	SP0835	1-3
951021	7-11	AU1425	8-5	DL0586	5-3	PC0318	2-5	SP0836	7-3
951021	7-13	AU1426	8-5	DL0637	10-5	PC0328	2-5	SP0882	9-5
951023	7-11	AU1452	8-5	DL0676	4-5	PC0333	2-5	SP0931	9-3
951023	7-13	AU1453	8-5	DL0677	4-5	PC0347	2-5	ST0099	4-5

SECTION 11 INDEX

P/N	PAGE	P/N	PAGE	P/N	PAGE	P/N	PAGE	P/N	PAGE
ST0120	4-5	ST3085	2-17						
ST0175	3-4	TP0131	4-5						
ST0178	4-5	TPA0941	8-5						
ST0179	4-5	US0026	4-5						
ST0736	5-4	US0044	4-15						
ST0763	5-4	US0134	3-4						
ST1307	3-4	US0190	4-9						
ST1326	4-5	US0198	4-5						
ST1327	4-5	US0204	4-5						
ST1380	4-9	US0208	4-5						
ST1497	4-5	US0336	3-4						
ST1524	3-7	US0337	3-4						
ST1545	4-15	US0341	4-15						
ST1798	1-3	US0342	4-15						
ST1799	1-3	US0363	4-15						
ST1821	5-4	US0364	4-15						
ST1874	6-7	US0375	4-5						
ST1934	2-12	US0377	4-5						
ST1934	2-15	US0378	4-5						
ST1934	2-21	US0427	3-4						
ST1959	6-7	US0429	4-15						
ST2063	2-12	US0475	4-5						
ST2063	2-15	US0479	4-5						
ST2110	3-4	US0481	3-4						
ST2205	5-4	US0488	5-4						
ST2206	6-3	US0489	5-4						
ST2251	4-15	US0500	5-4						
ST2252	4-9								
ST2286	4-9								
ST2288	6-5								
ST2291	1-3								
ST2295	4-9								
ST2475	4-9								
ST2489	7-3								
ST2505	2-12								
ST2505	2-15								
ST2564	2-12								
ST2564	2-15								
ST2630	6-3								
ST2649	2-12								
ST2650	2-12								
ST2666	4-19								
ST2692	4-5								
ST2693	4-5								
ST2696	7-3								
ST2716	1-3								
ST2717	1-3								
ST2720	10-7								
ST2721	4-19								
ST2722	1-3								
ST2723	1-3								
ST3046	9-3								
ST3052	3-4								
ST3084	2-17								



Corporate Office
JLG Industries, Inc.
1 JLG Drive
McConnellsburg PA. 17233-9533
USA
Phone: (717) 485-5161

JLG locations / Emplacements de JLG dans le monde

JLG Industries (Australia)
P.O. Box 5119
11 Bolwarra Road
Port Macquarie
N.S.W. 2444
Australia
Phone: (61) 2 65 811111
Fax: (61) 2 65 810122

JLG Latino Americana Ltda.
Rua Eng. Carlos Stevenson,
80-Suite 71
13092-310 Campinas-SP
Brazil
Phone: (55) 19 3295 0407
Fax: (55) 19 3295 1025

JLG Industries (UK) Ltd
Bentley House
Bentley Avenue
Middleton
Greater Manchester
M24 2GP
England
Phone: (44) 161 654 1000
Fax: (44) 161 654 1003

JLG France SAS
Z.I. de baulieu
47400 Fauillet
France
Phone: (33) 553 883 170
Fax: (33) 553 883 179

JLG Deutschland GmbH
Max Planck Strasse 21
D-27721 Ritterhude/lhpohl
Germany
Phone: (49) 421 69 350 - 20
Fax: (49) 421 69 350 - 45

JLG Equipment Services Ltd
Rm 1107 Landmark North
39 Lung Sum Avenue
Sheung Shui N.T.
Hong Kong
Phone: (852) 2639 5783
Fax: (852) 2639 5797

JLG Industries (Italia)
Via Po. 22
20010 Pregnana Milanese - MI
Italy
Phone: (39) 02 9359 5210
Fax: (39) 02 9359 5845

JLG Europe B.V.
Polaris Avenue 63
2132 HJ Foofdorp
The Netherlands
Phone: (31) 23 565 5665
Fax: (31) 23 557 2493

JLG Polska
Ul. Krolewska
00-060 Warszawa
Poland
Phone: (48) 91 4320 245
Fax: (48) 91 4358 200

JLG Industries (Scotland)
Wright Business Centre,
1 Lonmay Road
Queenslie
Glasgow G33 4EL
Scotland
Phone: (44) 141 781 6700
Fax: (44) 141 773 1907

Plataformas Elevadoras
JLG Iberica, S.L.
Trapadella, 2
P.I. Castellbisbal Sur
08755Castellbisbal
Spain
Phone: (34) 93 77 24700
Fax: (34) 93 77 11762

JLG Sverige AB
Enkopingsvagen 150
Box 704
SE - 176 27 Jarfalla
Sweden
Phone: (46) 8 506 59500
Fax: (46) 8 506 59534