

# **GRADALL®**

---

## ***Illustrated Parts Manual***

***Models***  
***534D-6***  
***534D-6 Turbo***


S/N 0588001

***P/N - 9133-4006***

*Revised July 6, 2007*



***JLG®***





**SECTION 1 — INTRODUCTION**

Table of Contents ..... 1-1 thru 1-4  
Alphabetical Index ..... 1-5 thru 1-9  
Service Kits ..... 1-10, 1-11  
\* Part Number Index ..... 1-12 thru 1-22

**SECTION 2 — CHASSIS & ATTACHING PARTS**

Frame Shrouding & Trim ..... 2-1  
Open Cab ..... 2-2  
Rear Axle & Attaching Parts ..... 2-3  
Front Axle Mounting ..... 2-4

**SECTION 3 — BOOM**

First Boom Section ..... 3-1  
Second Boom Section ..... 3-2  
Third Boom Section ..... 3-3  
Extension & Retraction Cables ..... 3-4  
Quick Switch ..... 3-5

**SECTION 4 — ATTACHMENTS**

Carriage Assembly ..... 4-1  
Quick Switch Mounted Carriage Assembly ..... 4-2  
Buckets ..... 4-3  
Slope Piler Carriage ..... 4-4

**SECTION 5 — ENGINE & ATTACHING PARTS**

Engine Left Side View ..... 5-1  
Engine Right Side View ..... 5-2  
Engine Pump Mount & Flywheel Housing ..... 5-3  
Fuel Tank & Lines ..... 5-4  
Radiator & Hoses ..... 5-5  
Air Cleaner Piping ..... 5-6  
Air Cleaner ..... 5-7  
Exhaust System ..... 5-8

**SECTION 6 — DRIVE TRAIN**

Front Axle Assembly ..... 6-1  
Front Axle Housing ..... 6-2  
Front Axle Differential Carrier ..... 6-3  
Brake Assembly ..... 6-4  
Front Axle Shaft & Planetary Wheel End ..... 6-5  
Rear Steering Axle Drive Hub ..... 6-6  
Wheels & Tires ..... 6-7

**SECTION 7 — CONTROLS**

Tilt & Sway ..... 7-1  
Accelerator Pedal Assembly ..... 7-2  
Steering Column - Forward Neutral Reverse Shifter ..... 7-3  
Floorplate Components ..... 7-4  
Brake & Inching Linkage ..... 7-5

**SECTION 8 — BRAKES**

Service Brake Lines ..... 8-1

**SECTION 9 — HYDRAULIC CIRCUITS**

Oil Supply & Pressure Lines ..... 9-1  
Dump Circuit ..... 9-2  
Drive Circuit (front) ..... 9-3  
Drive Circuit (rear) ..... 9-4  
Lift Cylinder ..... 9-5  
Crowd Cylinder ..... 9-6  
Tilt & Tilt Compensating Cylinder ..... 9-7  
Sway Cylinder ..... 9-8  
Steering Cylinder ..... 9-9  
Joystick Circuit ..... 9-10

**SECTION 10 — HYDRAULIC COMPONENTS**

Lift Cylinder (Iowa) ..... 10-1

**SECTION 10 — HYDRAULIC COMPONENTS (continued)**

Crowd Cylinder .....	10-2
Tilt Cylinder (Iowa) .....	10-3
Compensating Cylinder (Iowa) .....	10-4
Sway Cylinder (Iowa) .....	10-5
Steering Cylinder (Iowa) .....	10-6
Main Hydraulic Control Valve .....	10-7
Rear Drive Motor .....	10-8
Priority Flow Control Valve .....	10-9
Flow Divider Valve .....	10-10
Brake Valve .....	10-11
Solenoid Valve .....	10-12
Sway Cylinder Valve .....	10-13
Inching Valve .....	10-14
Main Hydraulic Pump .....	10-15
Hydrostatic Transmission Pump .....	10-16
Front Drive Motor .....	10-17
Hydraulic Reservoir & Filters .....	10-18
Joystick Assembly .....	10-19
Traction Lock Valve .....	10-20
Thermal Bypass Valve Assembly .....	10-21
* Quick Start Cylinder and Valve Assembly (534D-6T) .....	10-22
* Quick Start Cylinder and Valve Assembly (534D-6) .....	10-23

**SECTION 11 — ELECTRICAL**

Dash Panel .....	11-1
Gauge Panel .....	11-2
Dash Harness Assembly .....	11-3
Battery & Cables .....	11-4

**SECTION 12 — MISCELLANEOUS**

Frame Decals .....	12-1
Boom Decals .....	12-2
Cushion Clamps & Clamp Sets .....	12-3

**SECTION 13 — OPTIONAL EQUIPMENT**

Cab Enclosure Installation (9134-5003) .....	13-1
Cab Enclosure Installation (9134-5003) - Cont. ....	13-2
Foam Tire Option (9133-5002) - 36 Ft. Boom .....	13-3
Auxiliary Hydraulics Field Kit .....	13-4
Auxiliary Hydraulics & L.H. Sway Assembly .....	13-5
L.H. Tilt Field Kit .....	13-6
L.H. Sway Assembly .....	13-7
L.H. Tilt/Sway Control .....	13-8
R.H. Auxiliary Hydraulics .....	13-9
Overhead Window .....	13-10
Dual P.O. Check Valve .....	13-11
Auxiliary Hydraulics Assembly with Electrics .....	13-12
42' Boom Option .....	13-13
42' Boom Assembly .....	13-14
Lift Cylinder (42' Boom) .....	13-15
Auxiliary Hydraulics (42' Boom) .....	13-16
L.H. Aux. Hydraulics & L.H. Sway Assembly (42' Boom) .....	13-17
Auxiliary Hydraulics With Electrics (42' Boom) .....	13-18
Crowd Cylinder (42' Boom) .....	13-19
Foam Tire Option (42' Boom) .....	13-20
Work Light Package .....	13-21
Winch Installation .....	13-22
Engine Block Heater .....	13-23
Hydraulic Reservoir Heater Installation .....	13-24
Sway Cylinder (9108-3471) .....	13-25
Tilt-On Joystick Field Kit .....	13-26
Inline Bypass .....	13-27
Cab Enclosure Kit (9114-3267) - Upper Window & Front Wiper Assembly .....	13-28
Cab Enclosure Kit (9114-3267) - L.H. Side Assembly .....	13-29
* Cab Enclosure Kit (9114-3267) - Cab Glass .....	13-30
Ether Start Field Kit .....	13-31
* Rear Axle Advantage Kit .....	13-32
Rear Axle Rework Kit .....	13-33

\* Added page 13-31 Ether Start Field Kit & moved  
Rear Axle Rework Kit from 13-31 to page 13-33.

ACCELERATOR CABLE .....	5-1
ACCELERATOR PEDAL .....	7-2
AIR CLEANER .....	5-7
AIR CLEANER ELEMENT .....	5-7
AIR CLEANER SERVICE INDICATOR .....	5-6
ALTERNATOR .....	5-2
ALTERNATOR FAN .....	5-2
ATTACHMENTS .....	4-1 thru 4-9
AUXILIARY HYDRAULICS .....	13-4
AUXILIARY HYDRAULICS (42' BOOM) .....	13-16
BATTERY .....	11-4
BATTERY HOLD DOWN .....	11-4
BATTERY CABLES .....	11-4
BEARING PADS (Boom Sections) .....	3-1, 3-2, 3-3
BLOCK HEATER .....	13-23
BOOM DECALS .....	12-2
BOOM SECTIONS .....	3-1, 3-2, 3-3
BOOM, OPTIONAL (42') .....	13-13
BRAKE PEDAL .....	7-5
BRAKE VALVE .....	10-11
BRAKE WARNING LIGHT .....	11-2
BREATHER (Filler cap) .....	10-18
BUCKETS .....	4-3
CAB ENCLOSURE .....	13-1
CARRIAGE & FORKS .....	4-1
COMPENSATING CYLINDER .....	10-4
COMPENSATING CYLINDER HYDRAULIC CIRCUIT .....	9-7
CONTROL VALVES .....	10-7, 10-9, 10-10
CROWD CYLINDER .....	10-2
CROWD CYLINDER HYDRAULIC CIRCUIT .....	9-6
DASH HARNESS .....	11-3
DECALS .....	12-1, 12-2
DECK .....	2-1
DRIVE CIRCUIT (Front) .....	9-3
DRIVE CIRCUIT (Rear) .....	9-4

DUAL P.O. CHECK VALVE .....	13-11
DUMP CIRCUIT .....	9-2,
ELECTRICAL SYSTEMS .....	1-1, 11-2, 11-3, 11-4
ENGINE LEFT SIDE VIEW .....	5-1
ENGINE MOUNT .....	5-1
ENGINE RIGHT SIDE VIEW .....	5-2
ENGINE THROTTLE CONTROL .....	5-1
EXHAUST PIPE .....	5-8
EXHAUST STACK .....	5-8
EXHAUST SYSTEM .....	5-8
EXTENSION & RETRACTION CABLE ASSEMBLY .....	3-4
FILTERS .....	10-18
FILTER ELEMENT .....	10-18
FIRST BOOM SECTION .....	3-1
FIRST BOOM SECTION MOUNTING PIN .....	3-1
FLOORPLATE COMPONENTS .....	7-4
F-N-R SHIFTER .....	7-3
FRAME .....	2-1
FRAME SHROUDING & TRIM .....	2-1
FRONT AXLE .....	6-1
FRONT AXLE MOUNTING .....	2-4
FRONT AXLE DIFFERENTIAL CARRIER .....	6-3
FRONT AXLE DRIVE MOTOR .....	10-17
FRONT AXLE HOUSING .....	6-2
FRONT AXLE SHAFT & PLANETARY WHEEL END .....	6-5
FRONT BRAKE ASSEMBLY .....	6-4
FRONT DISC WHEEL & RIM .....	6-7
FUEL GAUGE .....	11-2
FUEL LEVEL SENDER .....	5-4
FUEL LINES .....	5-4
FUEL TANK & CAP .....	5-4
HOOD .....	2-1
HORN .....	2-1
HORN BUTTON .....	11-3



HORN WIRING .....	11-3
HOURLY METER .....	11-2
HYDRAULIC CIRCUITS .....	9-1 THRU 9-10
IGNITION SWITCH .....	11-3
INCHING VALVE .....	7-4, 7-5, 10-14
INLINE BYPASS .....	9-2, 10-21
INSTRUMENT PANEL .....	11-1, 11-2
JOYSTICK .....	9-10, 10-19
KITS .....	1-10, 1-11
LEFT HAND TILT/SWAY CONTROL .....	13-8
LIFT CYLINDER .....	10-1
LIFT CYLINDER HYDRAULIC CIRCUIT .....	9-5
LIFT CYLINDER (42' BOOM) .....	13-15
MAIN BOOM SECTIONS .....	3-1, 3-2, 3-3
MAIN HYDRAULIC PUMP .....	5-1, 5-2, 10-15
MISCELLANEOUS ELECTRICAL COMPONENTS .....	11-1 thru 11-4
MUFFLER .....	5-8
NEGATIVE BATTERY CABLE .....	11-4
OIL COOLER .....	5-5, 9-2
OIL FILTER .....	5-1, 5-4, 10-18
OIL PRESSURE GAUGE .....	11-2
OIL PRESSURE SENDER .....	5-1
OIL RESERVOIR .....	10-18
OIL SUPPLY & PRESSURE LINES .....	9-1
POSITIVE BATTERY CABLE .....	11-4
PRIORITY FLOW CONTROL VALVE .....	10-9
QUICK SWITCH ASSEMBLY .....	3-5
QUICK SWITCH MOUNTED CARRIAGE ASSEMBLY .....	4-2
RADIATOR & HOSES .....	5-5
REAR AXLE FRAME .....	2-3
REAR AXLE MOUNTING PIN .....	2-3
REAR DRIVE MOTOR .....	10-8
KG .....	1-7

REAR STEERING AXLE .....	2-3
REAR STEERING AXLE DRIVE HUB .....	6-6
REPAIR KITS .....	1-10, 1-11
RESERVOIR FILLER-BREATHER .....	10-18
RESERVOIR SUPPLY CIRCUIT .....	9-1
RESERVOIR .....	10-18
RESERVOIR FILTER .....	10-18
RESERVOIR HEATER .....	13-24
RETRACTION CABLE .....	3-4
SEAT .....	2-1
SEAT BELT .....	2-1
SECOND BOOM SECTION .....	3-2
SERVICE BRAKE LINES .....	8-1
SERVICE KITS .....	1-10, 1-11
SOLENOID VALVES .....	10-12
STARTER MOTOR .....	5-2
STEERING COLUMN .....	7-3
STEERING CYLINDER .....	10-6
STEERING CYLINDER HYDRAULIC CIRCUIT .....	9-8
STEERING KNUCKLES .....	2-3
STEERING ORBITROL .....	7-3
STEERING WHEEL .....	7-3
SUPPLY HYDRAULIC CIRCUIT .....	9-1
SWAY CONTROL HANDLE & LINKAGE .....	7-1
SWAY CYLINDER .....	10-5
SWAY CYLINDER HYDRAULIC CIRCUIT .....	9-8
THERMAL BYPASS .....	9-2, 10-1
THIRD BOOM SECTION .....	3-3
TIE ROD ARM .....	2-3
TILT CONTROL HANDLE & LINKAGE .....	7-1
TILT CYLINDER .....	10-3,
TILT CYLINDER HYDRAULIC CIRCUIT .....	9-7

TRACTION LOCK VALVE .....	10-20
TRAVEL ALARM .....	12-1
WATER TEMPERATURE GAUGE .....	11-2
WATER TEMPERATURE SENDER .....	5-2
WHEELS & TIRES .....	6-7
WINCH INSTALLATION .....	13-22
WIRING HARNESS .....	5-1, 5-3, 11-1, 11-2, 11-3

<u>SECTION</u>	<u>PAGE NO.</u>	<u>PART NUMBER</u>	<u>DESCRIPTION</u>
2	2-2	9103-5240	Steering Knuckle Kit
2	2-2	9104-5152	Steering Cylinder Pin Kit
5	5-1	9108-5053	Engine Filter Kit (534D-6)
5	5-1	9137-5002	Engine Filter Kit (534D6-Turbo)
6	6-3	9114-4382	Limited Slip Plate Stack Kit
6	6-3	9114-4383	Pinion Cage Shim Kit
6	6-3	9114-4384	Drive Pinion Shim Kit
6	6-3	9114-4385	Limited Slip Shim Kit
6	6-4	9114-4369	Brake Piston Plate Kit
6	6-4	9114-4370	Brake Plate & Seal Kit
6	6-4	9114-4371	Piston Brake Shim Kit
7	7-2	9114-4431	Cable Support Bracket Kit
7	7-2	9114-4432	Cable Attach Kit
7	7-2	9114-4197	Boot Kit
7	7-2	9114-4433	Heel Rest Kit
7	7-4	9114-4190	Steering Control Unit Seal Kit
10	10-1	9112-4071	Lift Cylinder Seal Kit
10	10-2	9112-3080	Crowd Cylinder Seal Kit
10	10-3	9103-4337	Tilt Cylinder Seal Kit
10	10-4	9103-4339	Compensating Cylinder Seal Kit
10	10-5	9108-4308	Sway Cylinder Seal Kit
10	10-6	9108-4305	Steering Cylinder Seal Kit
10	10-7	9108-4203	Main Control Valve Stud Kit
10	10-7	9108-4015	MCV Section Seal Kit
10	10-7	9108-4201	MCV Main Relief Seal Kit
10	10-7	9112-3075	MCV Spool Positioner Kit
10	10-11	9108-4043	Brake Valve Repair Kit
10	10-13	9116-4056	Sway Cylinder Valve Seal Kit
10	10-15	9108-4218	Main Pump Seal Kit
10	10-16	9108-4317	Hydrostatic Transmission Seal Kit
10	10-17	9109-4025	Front Drive Motor Seal Kit
10	10-19	8093-4226	Joystick Seal Kit

<u>SECTION</u>	<u>PAGE NO.</u>	<u>PART NUMBER</u>	<u>DESCRIPTION</u>
10	10-20	9108-4284	Traction Lock Valve Seal Kit
10	10-21	8097-4021	Thermal Bypass Valve Element Kit
12	12-1	9112-5085	Decal Kit
13	13-11	9104-4002	Dual P.O. Seal Kit
13	13-15	9112-4105	Lift Cylinder Seal Kit
13	13-19	9112-3152	Crowd Cylinder Packing Kit
13	13-16	9104-4002	Check Valve Seal Kit

# INDEX

PART NUMBER	PAGE	PART NUMBER	PAGE	PART NUMBER	PAGE
0510-1441	4-4	7714-3004	13-1, 13-2	8060-3019	12-2
1100-2410	13-5, 13-8, 13-17	7714-3006	2-1, 5-5, 9-10, 11-1, 11-4, 13-1, 13-2	8060-3022	12-1
1440-3416	11-4	7714-3013	2-1	8060-3026	12-1
1440-3426	10-2, 13-19	7714-3015	4-4, 10-23, 11-4	8064-1044	12-3
1440-4102	10-2, 13-19	7714-3017	13-1, 13-2	8091-4235	10-17
1440-4645	2-1	7716-3117	13-31	8091-4241	10-17
1440-4646	2-1	7716-3204	13-12, 13-18	8092-1048	12-3
2460-1570	13-32	7732-1274	5-1	8092-1062	12-3
2464-1328	13-1, 13-2	7732-3029	8-1, 9-4, 9-9	8093-3140	12-3
2474-1047	5-1	7733-3027	12-1	8093-4035	10-12
2477-1004	11-3	7736-3225	11-3	8093-4037	13-26
2486-1167	13-21	7736-3263	11-3	8093-4052	10-16
2486-1170	5-1, 5-2, 11-1, 13-2	7736-3264	11-3	8093-4077	10-16
2492-1332	5-6	7736-3268	11-3, 13-2, 13-21	8093-4080	10-17
7702-3009	13-13	7736-3302	13-21	8093-4082	10-16
7710-3138	5-6	7736-4316	10-19	8093-4084	10-16
7713-3052	9-2, 9-3, 9-6, 9-9, 12-3, 13-14	7736-4320	10-19	8093-4202	10-14
7713-3053	9-2, 9-3, 12-3	7738-3118	2-1	8093-4205	10-20
7713-3073	9-9	7738-3154	5-6	8093-4226	10-19
7713-3133	12-3	7738-3202	5-1	8093-4228	10-19
7713-3134	12-3	7738-3203	5-1	8093-4230	10-19
7713-3136	7-4, 13-2	7738-3203	5-1	8093-4231	10-19
7713-3137	7-4, 8-1, 9-4, 9-9, 12-3, 13-2	7738-3303	5-1, 5-2	8093-4233	10-19
7713-3139	9-5, 9-6	7738-3377	5-2	8093-4234	10-19
7713-3140	9-2, 9-3, 9-5, 9-6, 9-7, 9-8, 12-3, 13-12, 13-18	7738-3410	13-21	8093-4235	10-19
7713-3141	13-12, 13-18	7738-3467	11-2, 13-21	8093-4236	10-19
7713-3166	9-1	7738-3470	11-2, 13-2, 13-12, 13-18, 13-21, 13-31	8093-4237	10-19
7713-3168	7-4, 9-7, 9-8, 12-3, 13-2, 13-12, 13-18	7738-3540	13-1, 13-2	8093-4238	10-19
7713-3177	9-2, 9-3, 9-5, 9-6, 9-7, 9-8, 12-3, 13-12, 13-18	7738-3567	11-4	8093-4240	10-19
7713-3195	5-2, 9-4	7738-3576	13-31	8093-4241	10-19
7713-3209	9-6, 9-9, 12-3, 13-14	7738-3744	13-2	8093-4242	10-19
7713-3248	13-11	8000-3082	10-2	8093-4243	10-19
7713-3279	9-4, 9-9, 12-3	8000-3152	10-2, 13-19	8093-4244	10-19
7713-3306	8-1, 9-4, 9-9, 12-3	8000-3227	10-2	8093-4245	10-19
7713-3389	7-4, 13-2	8000-3337	10-2, 13-19	8093-4246	10-19
7713-3390	7-4, 8-1, 9-4, 9-9, 12-3, 13-2	8000-3447	10-2, 13-19	8093-4247	10-19
7713-3447	5-1, 9-4	8023-4133	10-21	8093-4248	10-19
7713-3497	9-5, 12-3	8023-4134	10-21	8093-4249	10-19
7713-3498	7-4, 9-5, 9-9, 12-3, 13-2	8026-3012	2-1, 13-2	8093-4253	10-19
7713-3499	7-4, 9-9, 12-3, 13-2	8026-4033	13-29	8093-4254	10-19
7713-3893	9-6, 9-9, 13-14	8026-4034	13-29	8093-4256	10-19
7714-3003	2-1, 5-4, 5-5, 9-10, 11-1, 11-4, 13-2	8026-4034	13-29	8093-4257	10-19
		8026-4046	13-29	8093-4258	10-19
		8026-4057	13-29	8093-4259	10-19
		8026-4058	13-29	8093-4260	10-19
		8026-4072	13-29	8093-4261	10-19
		8026-4082	13-29	8093-4262	10-19
		8026-4084	13-29	8093-4263	10-19
		8026-4091	13-29	8093-4340	10-16
		8026-4108	13-29	8093-4423	10-14
		8026-4115	13-29	8096-3050	13-21

# INDEX

PART NUMBER	PAGE	PART NUMBER	PAGE	PART NUMBER	PAGE
8096-3055	13-21	8348-1285	11-3	8471-7907	5-1, 9-1
8096-3056	13-21	8348-1286	11-3	8471-7930	5-2, 9-2, 9-3
8096-3057	11-3, 13-1, 13-31	8348-3497	5-2, 5-4	8471-8040	13-4, 13-5, 13-9, 13-16, 13-17
8096-3058	10-22, 10-23, 11-2, 13-21, 13-31	8362-1283	3-3, 9-7, 13-14	8471-8041	13-4, 13-5, 13-9, 13-16, 13-17
8096-3060	9-10, 13-26	8362-3032	5-5, 9-2, 9-3, 10-18	8471-8077	9-3, 13-2
8096-3062	13-21	8363-3002	7-4	8471-8145	13-22
8096-3065	10-22, 10-23, 11-3, 13-31	8365-1133	5-3, 9-2, 9-3, 9-4	8471-8147	13-22
8096-3066	11-3, 13-21	8366-1316	4-4, 9-1	8471-8149	13-22
8096-3067	13-1	8366-1336	13-21	8471-8159	13-22
8096-3068	11-3, 13-1, 13-21, 13-31	8366-2017	9-4	8471-8164	9-2, 9-3, 13-2
8096-3069	9-10, 10-22, 10-23, 11-2, 13-21, 13-26, 13-31	8368-3085	13-1, 13-2	8471-8202	9-9
8096-3101	13-2	8368-3175	5-2, 5-8	8471-8314	13-22
8096-4051	13-29	8368-3291	2-1	8471-8406	9-3
8097-4006	10-21	8368-3308	5-5	8471-8415	5-5, 9-9, 13-2
8097-4007	10-21	8381-4054	10-20	8471-8425	5-2, 9-4
8097-4010	10-21	8381-4056	10-20	8471-8439	9-9, 13-2
8097-4012	10-21	8387-1035	12-3	8471-8481	9-2, 9-3
8097-4013	10-21	8392-4123	10-17	8471-8548	13-22
8097-4021	10-21	8395-3028	10-22, 10-23	8471-8644	9-2
8203-3996	13-1	8452-1056	5-5	8471-8658	9-3
8319-1004	5-1, 5-2	8452-1062	4-4	8471-8688	7-4
8319-1005	5-2	8471-2738	5-1, 5-2, 9-3, 9-4	8471-8689	7-4
8319-1006	5-2	8471-2739	9-3	8471-8735	9-10, 13-2
8319-1007	5-2	8471-2746	5-4	8471-8736	9-10, 13-2
8319-1010	5-1, 5-2	8471-6359	13-22	8471-8738	5-2, 9-4
8319-1011	5-2	8471-6434	4-4	8471-8756	9-2, 9-3, 9-4
8319-1012	5-1	8471-6719	9-2, 9-3, 13-2	8471-8757	9-2, 9-3, 9-4
8319-1013	5-2, 5-8	8471-6760	9-9	8471-8759	8-1, 13-2
8319-1021	5-2, 5-8	8471-7304	9-4, 13-2	8471-8882	9-4
8319-1032	5-1	8471-7306	13-26	8471-8925	13-27
8319-1035	5-1	8471-7458	9-10, 13-2	8471-8926	13-27
8319-1038	5-1, 13-31	8471-7519	9-10, 13-2	8471-8953	13-14, 13-16, 13-17
8319-1041	5-1	8471-7537	13-26	8471-8954	13-14, 13-16, 13-17
8319-1057	5-1	8471-7641	7-4	8471-8958	9-2
8319-1059	7-3, 13-2	8471-7803	9-1	8471-9008	9-9, 13-2
8320-1017	9-6, 13-14	8471-7832	9-1, 9-3	8471-9036	9-4
8320-1026	3-4, 13-14	8471-7839	5-3, 9-2, 9-3	8471-9037	9-4
8320-1038	9-6, 13-14	8471-7854	9-9, 13-2	8471-9038	9-1
8320-1039	9-6, 13-14	8471-7859	9-7	8471-9040	9-8, 13-2
8320-1053	13-22	8471-7860	9-5	8471-9042	9-9, 13-2
8320-1073	3-4	8471-7862	9-6, 13-14	8471-9043	5-5, 9-2
8320-1120	9-3	8471-7866	9-6, 13-14	8471-9044	9-2
8320-1123	3-5, 9-7, 13-4, 13-5, 13-9, 13-14, 13-16, 13-17	8471-7862	9-6, 13-14	8471-9045	9-3
8320-1135	5-1, 5-2, 9-3, 9-4	8471-7863	9-6, 13-14	8471-9046	5-2, 9-4
8320-1140	13-32	8471-7872	13-27	8471-9047	5-1, 9-1
8320-1144	13-32	8471-7883	7-4, 13-2	8471-9048	5-1, 9-1
8320-1155	5-2, 9-3, 9-4	8471-7890	13-2	8471-9079	2
8320-1158	2-1	8471-7893	7-4, 13-26	8471-9071	9-2, 9-3
		8471-7894	9-7, 13-4, 13-5, 13-9	8471-9109	5-5, 9-2, 9-3
		8471-7895	9-7, 13-4, 13-5, 13-9		
		8471-7896	9-7, 13-14		
		8471-7898	9-4		
		8471-7906	13-27		

# INDEX

PART NUMBER	PAGE	PART NUMBER	PAGE	PART NUMBER	PAGE
8471-9110	9-2, 9-3	8820-1028	10-7, 13-2	8821-2228	7-4, 7-5, 10-14, 13-2
8471-9115	8-1, 13-2	8820-1029	10-9	8821-2321	13-32, 13-33
8471-9141	5-2, 9-2, 9-3	8820-1033	5-6, 7-3, 13-2	8826-1017	7-5, 9-10, 13-2
8471-9143	9-4	8820-1034	3-4, 5-5, 9-7, 13-4, 13-5, 13-9, 13-14, 13-16, 13-17	8826-1022	11-1, 13-2
8507-1128	5-5	8820-1035	7-3, 9-4, 10-23, 13-2, 13-4, 13-5, 13-6, 13-7, 13-8, 13-16, 13-17, 13-31, 13-32	8830-1073	2-1
8540-3040	3-4, 13-14	8820-1036	9-4, 10-18	8830-1088	13-12, 13-18
8561-1278	5-5	8820-1037	5-5, 13-22	8830-1193	2-1, 3-5
8594-1016	2-1, 5-2, 5-5, 13-2	8820-1040	4-4, 9-8	8830-1311	7-3
8594-1017	5-1, 11-4	8820-1043	3-4, 10-21, 13-14	8830-2125	12-1
8654-1381	5-4	8820-1046	3-4	8832-1022	13-21
8656-1308	9-6, 13-14	8820-1050	2-1	8832-1029	11-1, 13-2
8662-1230	13-21	8820-1064	13-22	8834-1022	4-1, 4-2, 4-4
8664-1158	3-4, 13-14	8820-1065	3-3, 4-4, 5-2, 9-5, 9-7, 13-14, 13-22	8844-1001	7-5, 13-2
8668-3088	3-4, 13-14	8820-1066	4-1	8850-1004	2-1, 7-2, 7-5, 9-2, 9-3, 9-5, 10-22, 10-23, 12-3, 13-1, 13-2, 13-21, 13-26, 13-31
8668-3122	7-3, 13-2	8820-1067	5-5	8850-1005	5-2, 7-5, 9-7, 10-7, 10-9, 13-2, 13-4, 13-5, 13-9, 13-14, 13-16, 13-17
8668-3193	13-1, 13-2	8820-1069	13-22	8850-1006	3-4, 9-4, 10-18, 13-2, 13-22, 13-31, 13-32
8668-3480	13-1, 13-2	8820-1071	13-22	8850-1007	2-1
8688-1227	5-1	8820-1095	5-4, 10-18	8850-1008	9-7, 13-4, 13-5, 13-9, 13-12, 13-14, 13-16, 13-17, 13-18, 13-22
8688-3074	5-1	8820-1105	4-1, 4-2, 4-4	8850-1010	3-1
8688-3075	5-1	8820-1106	5-1	8850-1012	3-4, 9-6, 13-14
8688-3106	5-1, 5-2, 5-4, 5-5	8820-1107	3-1	8850-1016	4-4
8688-3260	13-21	8820-1108	13-21	8850-1108	9-7, 13-4, 13-5, 13-9, 13-12, 13-14, 13-16, 13-17, 13-18, 13-22
8688-3327	5-5	8820-1112	5-3	8850-1110	13-32
8688-3469	9-1	8820-1143	2-1	8850-1314	3-4, 13-14
8692-1268	13-32, 13-33	8820-1532	3-1, 3-2, 3-3, 3-4, 13-14	8850-1404	13-5, 13-8, 13-17
8692-1327	5-5, 9-2	8820-1534	3-1, 3-2, 3-3, 13-14	8850-1405	7-5, 13-2
8698-3649	5-1	8820-1535	3-1, 3-2, 3-3, 13-14	8850-1406	7-1, 7-5, 13-2, 13-9
8820-1001	5-2, 10-22	8820-1536	3-1, 4-4, 13-14	8850-1408	10-11, 13-2
8820-1002	13-21	8820-1537	4-4	8850-1416	13-32
8820-1003	7-2, 10-22, 10-23, 13-1, 13-2	8820-1538	13-14	8850-1610	13-21
8820-1005	5-1, 13-1, 13-2, 13-12, 13-18, 13-31	8820-1562	3-2, 13-14	8850-1612	2-1, 5-2
8820-1006	7-5, 13-2	8820-1563	13-14	8850-1613	2-1, 5-1
8820-1008	7-4, 9-2, 9-3, 9-4, 13-2	8820-1564	3-1, 3-2, 13-14	8850-1616	5-1, 7-3, 12-1
8820-1009	9-5, 12-3	8820-1565	3-2, 3-3, 13-14	8852-1010	5-1
8820-1010	9-2, 9-3, 12-3	8820-1566	3-2, 3-3, 13-14	8852-1016	4-4
8820-1011	13-26	8820-1568	3-1, 13-14	8852-1088	2-1
8820-1012	13-4, 13-6, 13-7, 13-16	8820-1608	3-1, 13-14	8852-1204	2-1
8820-1016	5-5	8820-4912	2-1	8852-1205	5-1, 5-2
8820-1017	2-1, 13-12, 13-18	8821-1028	5-2	8852-1206	5-5
8820-1019	13-4, 13-5, 13-9, 13-16, 13-17	8821-1030	13-1, 13-2	8852-1208	3-4, 13-14, 13-32, 13-33
8820-1020	2-1, 5-1, 5-2, 5-5, 9-7, 10-7, 10-18, 13-2, 13-14	8821-1044	13-6, 13-8	8852-1214	5-1
8820-1021	5-5	8821-1068	5-3, 10-2, 13-19		
8820-1022	7-5, 13-2	8821-1117	13-33		
8820-1023	7-4, 8-1, 9-4, 9-9, 12-3, 13-2	8821-1121	13-32, 13-33		
8820-1024	12-3	8821-2224	2-1		



# INDEX

PART NUMBER	PAGE	PART NUMBER	PAGE	PART NUMBER	PAGE
8852-1304	9-10, 13-2, 13-4, 13-6, 13-7, 13-12, 13-16, 13-18	8856-1111	3-4, 3-5, 5-2, 9-7, 13-14	8866-2005	5-2, 9-2, 9-3, 9-4, 9-10, 13-26
8852-1306	3-4, 13-14, 13-32	8856-1113	7-1, 13-2	8866-2006	9-9
8852-1310	4-1, 4-2, 4-4	8856-1115	13-21	8866-2007	9-5, 9-6
8852-1312	13-32	8858-1310	3-4, 13-14	8866-2008	5-3, 9-1, 9-2, 9-3, 9-4
8852-1604	2-1	8858-1320	9-6, 9-7, 13-4, 13-5, 13-9, 13-14, 13-16, 13-17	8866-2010	5-1, 9-1
8855-1004	13-26	8858-1323	13-32, 13-33	8866-2011	5-1, 5-3, 9-1
8855-1007	2-1, 5-2	8859-1009	9-3, 13-11	8866-2017	9-3, 9-4
8855-1009	2-1, 5-1, 5-2, 7-2, 7-4, 7-5, 9-2, 9-3, 9-4, 9-5, 10-22, 10-23, 12-3, 13-2, 13-5, 13-8, 13-17, 13-21, 13-31	8859-1012	10-13	8866-2018	9-9
8855-1010	2-1, 5-2, 5-5, 7-5, 9-7, 10-7, 10-9, 10-18, 13-2, 13-4, 13-5, 13-9, 13-12, 13-14, 13-16, 13-17, 13-18	8859-1015	9-9	8866-2019	9-7, 9-9
8855-1011	3-4, 4-4, 5-3, 5-5, 5-6, 7-3, 9-4, 9-7, 9-8, 10-18, 10-21, 13-2, 13-4, 13-5, 13-6, 13-7, 13-8, 13-9, 13-14, 13-16, 13-17, 13-22, 13-31, 13-32	8859-1019	13-32	8866-2025	9-1
8855-1012	5-1, 5-2, 9-3, 9-4	8859-1032	13-32, 13-33	8866-2026	9-9
8855-1013	3-3, 4-1, 4-4, 5-2, 5-5, 9-3, 9-5, 9-7, 13-14, 13-22	8859-1036	10-2, 13-19	8866-2059	9-8
8855-1015	5-4, 10-18	8859-1104	13-32	8866-2061	9-1, 10-21
8855-1016	13-21	8859-1202	9-3, 9-8, 9-9	8866-2062	9-9
8855-1109	3-4, 13-33	8859-1204	5-2, 5-3, 7-4, 9-2, 9-3, 9-4, 9-9, 9-10, 13-26	8866-2064	5-2, 7-4, 9-2, 9-3, 9-4, 9-9, 13-26
8855-1153	13-32, 13-33	8859-1205	9-6, 9-7, 9-9, 10-2, 10-9, 13-14, 13-19	8866-2065	9-7, 9-9
8856-1001	5-2, 9-2, 9-3, 9-4	8859-1206	5-1, 9-4, 9-5, 9-6, 9-7, 9-8, 9-9, 10-9, 13-4, 13-5, 13-9, 13-16, 13-17	8866-2067	9-1
8856-1002	5-2, 9-5, 12-3	8859-1207	5-2, 5-3, 9-1, 9-2, 9-3, 9-4, 9-7, 13-14, 13-27	8866-2069	10-21
8856-1003	2-1, 5-5, 10-7, 10-18, 11-1, 13-2	8859-1209	5-1, 9-1, 9-4, 10-21	8866-2082	9-8
8856-1004	10-18, 13-22	8859-1210	5-1, 5-3, 9-1, 10-18	8866-2084	5-3, 9-3, 13-26
8856-1006	5-5, 13-2	8859-1508	9-4	8866-2087	9-4, 13-27
8856-1008	5-4, 10-18	8863-1301	7-1, 7-2, 13-2, 13-9	8866-2090	5-1, 9-1
8856-1009	13-1	8863-1302	7-2	8866-2105	4-4, 5-3, 7-4, 9-2, 9-3, 9-4, 9-7, 9-9, 13-14, 13-22
8856-1011	2-1	8863-1337	3-4, 13-14	8866-2106	9-1, 9-2, 9-3, 10-18, 13-22
8856-1105	3-5, 5-2, 13-12, 13-18	8863-1338	7-1, 13-2	8866-2108	9-2, 9-3, 13-27
8856-1107	2-1, 5-1, 5-2, 7-2, 7-4, 9-2, 9-3, 12-3, 13-21	8863-1509	3-5	8866-2110	13-27
8856-1108	5-1, 5-2, 12-2	8863-3001	7-2	8866-2120	13-22
8856-1109	3-1, 3-2, 3-3, 3-4, 4-4, 5-1, 5-2, 5-5, 9-4, 9-7, 13-2, 13-4, 13-5, 13-9, 13-14, 13-16, 13-17	8866-1010	4-4	8866-2139	7-4
		8866-1011	13-22	8866-2152	7-4
		8866-1013	9-2, 9-3, 10-18, 13-22	8866-2193	10-2, 13-19
		8866-1064	13-22	8866-2222	9-4
		8866-1065	13-4, 13-5, 13-9, 13-16, 13-17	8866-2224	5-2, 9-2, 9-3, 9-4, 13-22
		8866-1084	10-18	8866-2227	5-5, 9-2, 9-3
		8866-1341	9-8	8866-2237	9-4
		8866-1345	5-5, 9-2, 9-3	8866-2239	5-1, 5-2, 5-3, 9-1, 9-2, 9-3, 9-4, 13-26
		8866-1348	13-4, 13-5, 13-9, 13-16, 13-17	8866-2240	9-9
		8866-1362	9-2, 9-3	8866-2242	5-3, 9-2, 9-3, 9-4, 13-27
		8866-1364	9-2, 9-3	8866-2244	5-5, 9-2, 13-27
		8866-1406	9-8	8866-2306	9-4
		8866-1407	13-4, 13-5, 13-9, 13-16, 13-17	8866-2332	5-2, 9-4
		8866-1408	5-5, 9-2, 9-3	8866-2421	5-2, 9-4
		8866-2003	9-3	8866-2425	9-4
				8867-1001	13-14, 13-32
				8867-1002	3-4, 13-14
				8867-1008	3-5

# INDEX

PART NUMBER	PAGE	PART NUMBER	PAGE	PART NUMBER	PAGE
8867-1022	4-4, 13-32	9020-0638	7-1, 13-9	9020-7463	9-7, 13-4, 13-5, 13-9, 13-14, 13-16, 13-17, 13-22
8870-1023	5-6	9020-0680	13-1, 13-2	9020-7464	13-9
8871-1210	5-6	9020-0688	12-2	9020-7661	13-12, 13-18
8871-1283	5-4	9020-0755	5-5	9020-7719	13-26
8871-1284	5-2	9020-0807	5-7	9020-7801	7-2
8871-1383	13-1, 13-2	9020-1414	5-7	9020-7856	7-4
8871-1385	5-2, 5-4	9020-1443	13-22	9020-7882	13-22
8871-2011	3-4, 5-4, 13-14	9020-1918	13-32	9020-7902	3-5
8871-2034	13-2	9020-2230	7-3	9020-8066	10-12
8871-2305	13-4, 13-5, 13-9, 13-16, 13-17	9020-3040	9-7, 13-4, 13-5, 13-9, 13-14, 13-16, 13-17	9021-6562	10-9
8874-1805	5-4	9020-4007	4-4	9040-2427	5-2
8882-1004	7-1, 7-5, 13-2, 13-9	9020-4244	4-4, 13-4, 13-5, 13-9, 13-16, 13-17, 13-22	9040-2477	4-1
8998-1036	13-21	9020-4245	4-4, 13-4, 13-5, 13-9, 13-16, 13-17, 13-22	9040-2478	4-2
9002-1552	7-1, 13-2, 13-9	9020-5205	5-2	9045-1058	4-2
9002-2042	9-9	9020-5663	5-7	9045-3002	4-1
9002-3155	9-4	9020-5792	5-1, 5-2, 9-3, 9-4, 12-3	9045-5049	4-3
9002-6491	12-2	9020-5870	3-1, 3-2, 3-3, 4-4, 13-14	9045-5051	4-2
9002-7179	9-7, 13-4, 13-5, 13-9, 13-14, 13-16, 13-17	9020-5918	5-5	9045-5052	4-2
9002-7180	13-22	9020-6085	12-3	9045-6009	4-2
9002-7187	5-1, 5-2, 9-4, 13-4, 13-5, 13-9, 13-12, 13-16, 13-17, 13-18, 13-22, 13-31	9020-6086	12-3	9045-6010	4-2
9002-7214	13-2, 13-21	9020-6087	12-3	9055-5020	4-3
9002-7319	13-1, 13-2, 13-21	9020-6088	12-3	9060-0273	7-3
9002-7470	9-4	9020-6089	12-3, 13-22	9060-0274	7-3, 13-2
9002-7471	3-1, 3-2, 3-3, 3-4, 5-1, 9-4, 9-7, 13-4, 13-5, 13-9, 13-14, 13-16, 13-17, 13-22	9020-6090	12-3	9060-0390	4-1
9002-7473	3-1, 3-4, 5-3, 9-6, 13-14	9020-6091	12-3	9100-1053	12-3
9002-7475	13-22	9020-6092	12-3	9100-3016	12-2, 13-13
9002-7684	5-1	9020-6169	13-1, 13-2	9100-3018	12-2, 13-13
9002-7906	5-3, 9-3	9020-6195	7-4	9100-3020	12-2, 13-13
9002-7908	5-1	9020-6199	7-4, 9-10	9100-3031	12-2
9002-7987	7-1, 7-5, 13-2, 13-9	9020-6262	5-1, 5-2, 5-7	9102-1094	12-3, 13-22
9002-8482	9-1	9020-6548	10-9	9103-1040	9-2, 9-3
9002-8631	5-6	9020-6549	10-9	9103-1136	3-5
9002-8660	5-2, 5-4	9020-6550	10-9	9103-1236	3-1, 3-2, 3-3, 4-4, 13-14
9002-8662	7-1, 13-2	9020-6552	10-9	9103-1521	13-1, 13-2
9002-8695	5-3, 9-1	9020-6553	10-9	9103-3018	12-2
9002-8935	9-8	9020-6554	10-9	9103-3028	5-6
9002-8977	5-1	9020-6555	10-9	9103-3029	2-1
9002-8990	13-22	9020-6556	10-9	9103-3038	3-5
9002-9955	13-1, 13-21	9020-6557	10-9	9103-3089	12-1
9003-0271	5-1, 5-5	9020-6558	10-9	9103-3102	2-1
9015-3001	4-1, 4-2, 4-4	9020-6559	10-9	9103-3137	5-5
9020-0003	4-1, 4-2, 4-4	9020-6560	10-9	9103-3138	7-4, 9-9, 12-3, 13-2
9020-0284	7-5, 13-2	9020-6561	10-9	9103-3161	13-22
9020-0445	12-2	9020-6564	10-9	9103-3185	3-1, 13-14
		9020-6606	5-7	9103-3186	3-1, 3-3, 4-4, 13-14
		9020-7046	4-1	9103-3187	3-4
		9020-7352	9-8	9103-3196	13-22
		9020-7458	2-1	9103-3218	12-2
				9103-3230	13-22

# INDEX

PART NUMBER	PAGE	PART NUMBER	PAGE	PART NUMBER	PAGE
9103-3240	10-9	9106-4016	10-3, 10-5, 13-25	9108-3155	13-1, 13-2
9103-3317	11-3	9106-4017	10-3	9108-3173	2-1
9103-3320	2-1	9108-1087	3-4, 13-14	9108-3200	10-18
9103-3380	13-21	9108-1148	3-1	9108-3216	9-6, 9-7, 12-3, 13-22
9103-3425	13-21	9108-1158	5-1	9108-3217	9-6, 13-22
9103-3445	3-4, 13-14	9108-1171	3-1, 13-14	9108-3218	5-1, 5-2, 5-4
9103-3485	2-1	9108-1172	3-1, 3-2, 13-14	9108-3222	5-3, 9-4
9103-4139	10-4	9108-1181	5-5	9108-3232	9-1, 9-2
9103-4153	10-1, 10-4	9108-1201	9-4	9108-3240	9-2, 9-3, 9-5, 9-7
9103-4156	10-5, 13-25	9108-1243	5-1	9108-3246	5-3, 9-1
9103-4276	10-1, 10-2, 13-15, 13-19	9108-1313	4-4, 9-5, 9-7	9108-3248	4-4
9103-4337	10-3	9108-1326	9-7, 13-4, 13-5, 13-9, 13-14, 13-16, 13-17	9108-3250	5-8
9103-4339	10-4	9108-1332	7-5	9108-3262	13-11
9103-5247	13-3, 13-20	9108-1354	7-1, 13-2	9108-3266	5-2, 9-4
9103-5248	13-3, 13-20	9108-1368	4-1	9108-3293	9-1
9104-1243	13-22	9108-1369	4-1	9108-3296	10-15
9104-1246	12-3	9108-1388	5-1	9108-3297	3-2, 3-3, 13-14
9104-1261	13-22	9108-1415	13-32	9108-3298	3-1, 13-14
9104-1365	3-5	9108-1432	9-5, 9-7	9108-3301	10-18
9104-1439	13-32	9108-1445	10-11, 13-2	9108-3304	10-1
9104-1449	13-32	9108-1447	3-2, 3-3, 13-14	9108-3306	5-1, 7-4, 9-4
9104-1450	13-32	9108-1475	2-1	9108-3310	7-4, 13-4, 13-5, 13-9, 13-16, 13-17
9104-1451	3-4, 13-14, 13-32	9108-1499	13-1, 13-2	9108-3312	7-5, 13-2
9104-1459	13-32	9108-1522	9-4, 13-32	9108-3314	12-1
9104-1481	13-32	9108-1523	9-4, 13-32	9108-3317	12-1
9104-1596	13-32	9108-1541	5-5	9108-3318	12-1
9104-1598	13-32	9108-1554	4-4	9108-3338	5-1
9104-1732	13-32	9108-1577	4-4	9108-3339	9-3
9104-1801	12-3	9108-1594	4-4	9108-3343	13-4, 13-5, 13-9, 13-16, 13-17
9104-3121	13-22	9108-1622	4-4	9108-3364	5-5
9104-3125	4-4, 13-4, 13-5, 13-9, 13-16, 13-17, 13-22	9108-1640	11-4	9108-3401	10-8
9104-3126	4-4, 13-4, 13-5, 13-9, 13-16, 13-17, 13-22	9108-1654	5-5	9108-3404	5-1
9104-3134	12-2, 13-13	9108-1693	13-32, 13-33	9108-3417	10-7
9104-3135	12-2, 13-13	9108-1695	13-32	9108-3418	5-2, 9-3
9104-3136	12-2, 13-13	9108-3012	5-1	9108-3420	10-7
9104-3150	5-8	9108-3019	5-3	9108-3425	13-26
9104-3165	13-22	9108-3050	9-5	9108-3426	13-26
9104-3214	7-5, 13-2	9108-3063	3-1, 3-2, 13-14	9108-3430	13-24
9104-3237	2-1	9108-3069	10-18	9108-3449	9-4
9104-3246	10-6	9108-3070	10-18	9108-3456	5-2
9104-3247	13-32	9108-3085	5-5	9108-3459	10-20
9104-3353	13-23	9108-3094	5-5	9108-3463	9-4
9104-3429	13-1	9108-3106	5-1, 5-2, 9-3, 9-4	9108-3464	9-4
9104-3446	10-12	9108-3107	13-5, 13-8, 13-17	9108-3465	9-4
9104-4002	13-11	9108-3126	5-6	9108-3466	9-4
9104-4274	10-3	9108-3128	5-6	9108-3471	13-25
9105-3020	5-3, 9-3, 9-4	9108-3129	5-6	9108-3473	10-3
9105-3426	9-1, 9-2, 9-3, 9-7, 13-14	9108-3136	7-1, 7-5, 13-2, 13-9	9108-3490	13-26
9105-3450	9-7, 13-14	9108-3144	5-1, 9-1	9108-3491	5-4
		9108-3145	9-1		

# INDEX

PART NUMBER	PAGE	PART NUMBER	PAGE	PART NUMBER	PAGE
9109-4030	10-17	9112-1239	13-32	9112-3083	10-2, 13-19
9109-4031	10-17	9112-1240	13-32	9112-3085	10-2, 13-19
9109-4032	10-17	9112-1262	13-19	9112-3086	10-2, 13-19
9109-4033	10-17	9112-1264	10-9	9112-3087	9-7
9109-4034	10-17	9112-1273	9-5, 13-13	9112-3089	10-1, 10-2, 13-15, 13-19
9109-4035	10-17	9112-1274	9-7	9112-3092	9-4
9109-4037	10-17	9112-1283	13-12, 13-18	9112-3102	3-4
9109-4038	10-17	9112-1290	13-13	9112-3124	2-1
9109-4039	10-17	9112-1307	10-2	9112-3126	7-3
9109-4040	10-17	9112-1308	3-5	9112-3133	10-5
9112-0003	13-32	9112-1309	3-5	9112-3136	3-4
9112-0004	13-32	9112-1310	3-5	9112-3137	10-2, 13-19
9112-1022	3-1, 13-14	9112-3003	9-5	9112-3142	10-1
9112-1023	9-6, 13-14	9112-3004	9-5	9112-3143	10-4
9112-1024	9-6, 13-14	9112-3005	9-6	9112-3146	13-14
9112-1041	9-6, 13-14	9112-3006	9-7	9112-3147	13-14
9112-1045	3-4	9112-3008	9-6	9112-3149	9-2, 9-3
9112-1056	3-4, 13-14	9112-3012	3-4	9112-3150	10-18
9112-1066	9-6, 13-14	9112-3013	3-4	9112-3152	10-2, 13-19
9112-1079	3-4, 13-14	9112-3016	9-7, 13-4, 13-5, 13-9, 13-14, 13-16, 13-17	9112-3154	13-12, 13-18
9112-1080	3-4, 13-14	9112-3018	3-4, 13-14	9112-3155	13-12, 13-18
9112-1081	3-2, 3-3, 13-14	9112-3019	3-2, 3-3, 13-14	9112-3156	12-2
9112-1082	3-2, 13-14	9112-3021	3-2, 13-14	9112-3157	12-2
9112-1083	3-2, 13-14	9112-3022	9-6, 13-14, 13-22	9112-3160	13-3, 13-20
9112-1091	13-32	9112-3025	5-6	9112-3163	13-12
9112-1122	3-4	9112-3027	13-32, 13-33	9112-3164	13-18
9112-1124	4-1	9112-3028	13-32, 13-33	9112-3165	5-8
9112-1125	9-7, 13-4, 13-5, 13-9, 13-14, 13-16, 13-17	9112-3029	13-32, 13-33	9112-3166	5-1
9112-1134	9-7, 13-4, 13-5, 13-9, 13-12, 13-14, 13-16, 13-17, 13-18	9112-3030	13-32, 13-33	9112-3167	5-8
9112-1145	13-21	9112-3031	13-32	9112-3168	5-5
9112-1146	13-21	9112-3037	12-2, 13-13	9112-3176	11-2, 13-31
9112-1157	9-6, 13-14	9112-3038	12-2, 13-13	9112-3181	11-2, 13-31
9112-1158	13-22	9112-3042	12-2, 13-13	9112-3182	13-2
9112-1159	13-22	9112-3043	12-2, 13-13	9112-3183	13-15
9112-1160	13-22	9112-3044	12-2, 13-13	9112-4071	10-1
9112-1161	13-22	9112-3045	12-2, 13-13	9112-4073	10-1
9112-1162	13-22	9112-3054	9-7, 13-4, 13-5, 13-9, 13-12, 13-14, 13-16, 13-17, 13-18	9112-4074	10-1
9112-1163	13-22	9112-3055	13-12, 13-18	9112-4076	10-3
9112-1176	10-2, 13-19	9112-3061	13-4, 13-5, 13-9, 13-16, 13-17	9112-4077	10-3
9112-1178	10-2	9112-3062	13-4, 13-5, 13-6, 13-7, 13-8, 13-16, 13-17	9112-4078	10-3
9112-1179	10-2, 13-19	9112-3065	13-21	9112-4081	10-4
9112-1180	10-2, 13-19	9112-3073	13-22	9112-4082	10-4
9112-1194	13-22	9112-3075	10-7, 13-26	9112-4083	13-25
9112-1196	3-4	9112-3077	4-4	9112-4084	10-5, 13-25
9112-1197	3-4, 13-14	9112-3081	10-2, 13-19	9112-4085	10-5, 13-25
9112-1210	7-2	9112-3082	10-2, 13-19	9112-4086	13-25
9112-1219	13-2			9112-4087	10-6
9112-1236	10-2, 13-19			9112-4088	10-6
				9112-4089	10-6
				9112-4090	10-6
				9112-4095	10-5

# INDEX

PART NUMBER	PAGE	PART NUMBER	PAGE	PART NUMBER	PAGE
9112-4096	10-1, 10-4, 10-5, 10-6, 13-15	9112-6029	13-12, 13-18	9114-3201	10-11
9112-4097	10-5	9112-6031	13-12, 13-18	9114-3202	12-1, 13-31
9112-4098	10-5	9112-6032	13-12, 13-18	9114-3210	13-21
9112-4099	10-5	9112-6036	10-2	9114-3218	10-18
9112-4100	10-5	9112-6037	10-2	9114-3267	13-1, 13-2, 13-28, 13-29, 13-30
9112-4101	10-5	9112-6055	13-14	9114-3269	5-5
9112-4102	10-5	9112-6056	13-14	9114-3280	12-1
9112-4103	10-5	9112-6057	13-14	9114-3281	12-1
9112-4104	10-5	9112-6061	13-19	9114-3282	12-1, 12-2
9112-4105	13-15	9112-6062	13-19	9114-3283	12-1
9112-4106	13-15	9112-6071	9-7, 13-14	9114-3284	12-1
9112-4107	2-1	9112-6080	13-4, 13-5, 13-9, 13-16, 13-17	9114-3285	12-1
9112-4108	10-6	9113-3335	13-2	9114-3286	12-1
9112-4117	10-1	9114-0001	2-1	9114-3287	12-1
9112-4118	10-1	9114-1102	5-5	9114-3288	12-1
9112-4119	10-1	9114-1103	5-5	9114-3290	12-2
9112-4120	13-15	9114-1218	2-1	9114-3292	12-1
9112-4121	13-15	9114-1231	5-5	9114-3314	5-2
9112-4122	13-15	9114-1316	9-8	9114-3315	5-1
9112-4123	13-15	9114-1329	2-1	9114-3316	5-4
9112-4124	13-15	9114-1364	13-21	9114-3328	5-5
9112-5022	13-22	9114-1375	12-3	9114-3329	5-1
9112-5024	10-2	9114-1424	13-32, 13-33	9114-3331	11-2
9112-5030	3-4	9114-1429	11-4	9114-3333	13-2
9112-5031	3-4, 13-14	9114-1436	2-1	9114-3335	13-2
9112-5032	3-4	9114-1459	13-1, 13-2	9114-3338	10-21
9112-5056	13-27	9114-1480	11-1, 13-2	9114-3342	7-2
9112-5058	13-14	9114-1485	5-5	9114-3344	5-1
9112-5059	13-19	9114-1512	13-21	9114-3345	5-1
9112-5061	13-14	9114-3029	5-5	9114-3346	2-1
9112-5069	10-18	9114-3045	5-5	9114-3348	2-1, 5-5
9112-5076	13-5	9114-3051	2-1	9114-3349	11-3
9112-5077	13-12	9114-3087	5-3, 9-1	9114-3352	5-6
9112-5079	13-17	9114-3099	5-2	9114-3353	5-6
9112-5080	13-18	9114-3105	13-12, 13-18	9114-3354	9-9
9112-5081	13-7	9114-3108	11-3	9114-3357	2-1
9112-5085	12-1, 12-2	9114-3114	11-2	9114-3361	13-2
9112-5086	13-13	9114-3117	13-21	9114-3362	13-31
9112-5088	5-1	9114-3120	12-1	9114-3371	13-7
9112-5095	7-1, 13-2	9114-3122	5-2	9114-4008	5-5
9112-5096	7-1, 13-2	9114-3124	5-2, 11-4	9114-4009	10-20
9112-5106	13-1, 13-2	9114-3127	11-2	9114-4010	10-20
9112-6008	9-7, 13-4, 13-5, 13-9, 13-14, 13-16, 13-17	9114-3128	11-2	9114-4011	10-20
9112-6009	3-4	9114-3133	10-18	9114-4012	10-20
9112-6010	9-6, 13-14	9114-3140	10-14	9114-4013	10-20
9112-6011	3-1	9114-3144	10-18	9114-4014	10-20
9112-6012	3-2	9114-3162	12-1	9114-4015	10-20
9112-6013	3-3	9114-3172	10-18	9114-4017	13-25
9112-6015	3-4	9114-3182	12-1	9114-4080	10-4
		9114-3187	9-10, 13-26	9114-4093	10-16

# INDEX

PART NUMBER	PAGE	PART NUMBER	PAGE	PART NUMBER	PAGE
9114-4094	10-16	9116-3093	7-5, 13-2	9130-3056	5-1
9114-4095	10-16	9116-3098	5-2, 9-4	9130-4021	10-19
9114-4098	10-16	9116-3109	7-4, 13-2	9130-4022	10-19
9114-4099	10-16	9116-3121	13-27	9130-4023	10-19
9114-4128	10-1, 10-3, 10-4, 10-5, 10-6, 13-15, 13-25	9116-3122	5-1, 9-3, 9-4	9130-4024	10-19
9114-4158	10-12	9116-3129	5-6	9130-5016	4-4
9114-4159	10-12	9116-3130	12-1	9130-6030	4-4
9114-4190	7-3	9116-3137	5-6	9132-1013	5-1
9114-4191	7-3	9116-3184	12-1	9132-1014	5-1
9114-4192	7-3	9116-3191	13-27	9132-1035	2-1
9114-4197	7-2	9116-3201	5-2, 9-3, 9-4	9132-3002	12-2, 13-13
9114-4248	10-17	9116-3256	12-1	9132-3003	12-2, 13-13
9114-4430	12-1	9116-3259	5-1	9132-3004	12-2, 13-13
9114-4431	7-2	9116-3260	5-1	9132-3005	12-2, 13-13
9114-4432	7-2	9116-3268	5-8	9132-3006	5-1
9114-4433	7-2	9116-4017	10-17	9132-3007	5-5, 9-2
9114-4435	13-29	9116-4056	10-13	9132-3022	5-1, 9-1
9114-4438	2-1	9116-4061	10-13	9132-3023	5-1, 9-1
9114-4439	2-1	9116-4062	10-13	9132-3030	12-1
9114-4448	7-3	9116-4088	13-30	9132-3032	5-5
9114-5070	13-2	9116-4089	13-28	9132-5018	12-1, 12-2
9114-5092	11-3, 13-2	9116-4090	13-28	9132-5021	10-21
9114-5128	13-2	9116-4092	13-30	9132-5022	13-1
9114-5134	13-33	9116-4094	12-1	9132-5023	5-5
9114-5135	13-33	9116-4096	13-29	9132-5025	13-2
9114-5136	13-33	9116-4099	13-30	9132-5029	13-13
9114-6037	5-2, 5-8	9116-4100	13-30	9132-6006	5-1
9114-6052	3-3, 9-7, 13-14	9116-4101	13-30	9132-6011	2-1
9114-6058	5-2	9116-4102	13-30	9132-6016	13-2
9114-6081	13-2	9116-6012	13-32	9132-6019	2-1
9114-6099	13-1, 13-2	9116-6062	3-5, 9-7	9132-6021	2-1
9114-6101	5-1	9116-6063	13-32	9133-1002	5-1
9114-6102	7-5, 13-2	9116-6075	5-1	9133-1014	5-2
9114-6108	7-5, 13-2	911D-6047	9-10, 13-2	9133-1018	10-23, 13-31
9114-6111	13-33	9120-4460	10-6	9133-3001	13-3
9114-6112	13-33	9120-4465	10-5	9133-3002	5-1
9114-6119	13-7	9120-4466	10-5	9133-3003	5-1
9115-3012	5-5	9121-3002	8-1, 9-9	9133-3004	5-2, 9-3
9115-3021	5-6	9123-3012	2-1	9133-3006	13-20
9115-3031	5-4	9130-1020	13-5, 13-6, 13-7, 13-9, 13-17, 13-26	9133-3007	12-1
9115-5016	5-4	9130-1065	13-26	9133-3008	12-1
9116-1210	10-18	9130-1083	4-4	9133-3013	5-1
9116-1323	5-1	9130-1086	5-5	9133-3014	12-1
9116-3012	7-3	9130-3019	13-4, 13-6, 13-7, 13-16	9133-3015	12-1
9116-3027	10-13	9130-3021	2-1	9133-3016	12-1
9116-3028	12-1	9130-3037	10-19	9133-3017	5-7
9116-3044	10-17	9130-3038	13-26	9133-3018	12-1
9116-3077	13-13	9130-3041	13-26	9133-3023	10-18
9116-3078	13-13	9130-3047	12-1	9133-3025	12-1
9116-3087	2-1, 12-1	9130-3049	9-4	9133-3026	12-1
				9133-3027	12-1

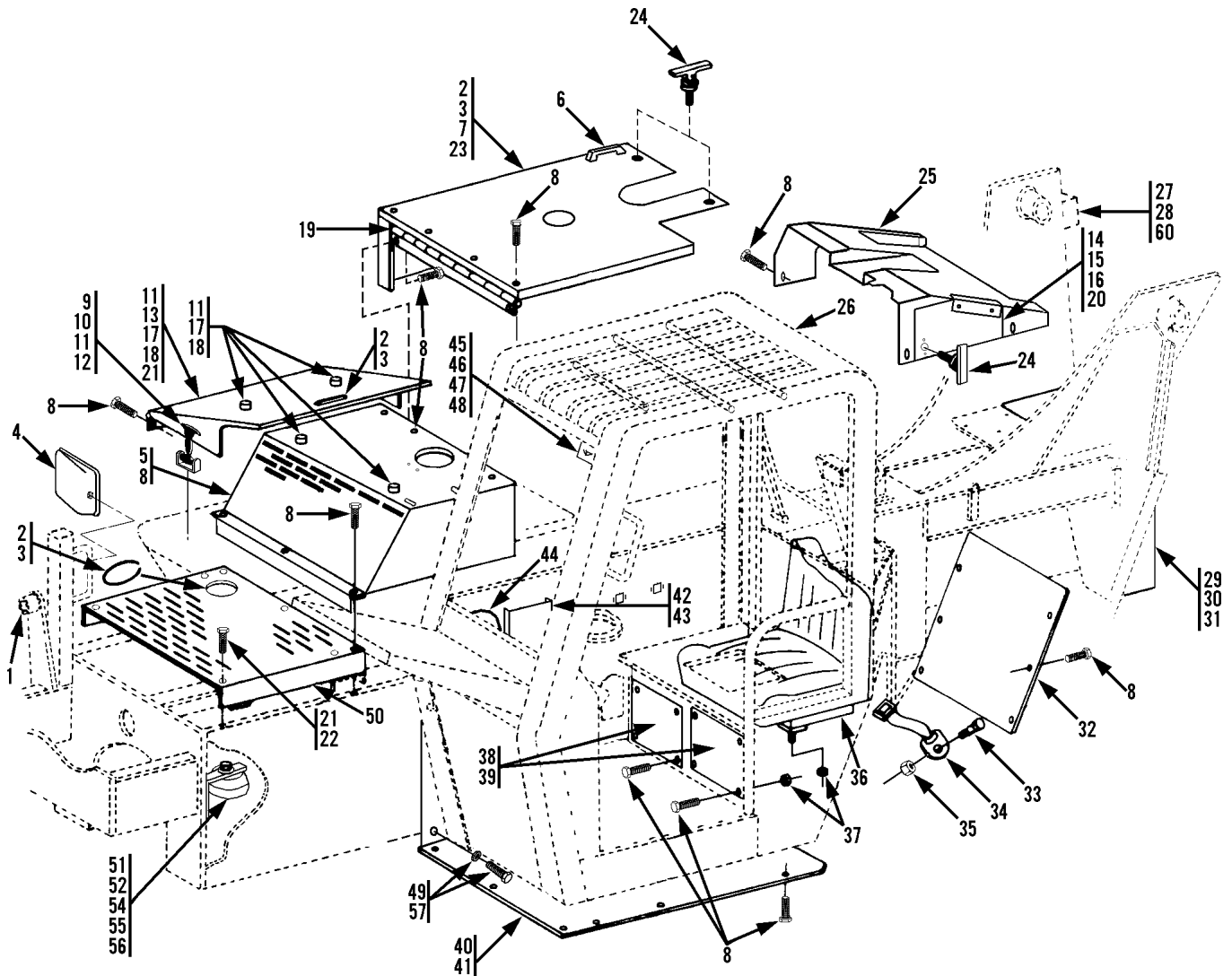
# INDEX

PART NUMBER	PAGE	PART NUMBER	PAGE	PART NUMBER	PAGE
9133-3028	12-1	9134-4015	13-29	9136-3033	5-1
9133-3029	10-2	9134-4016	13-29	9136-3034	11-2
9133-3030	5-2, 11-4	9134-4017	13-29	9136-3035	11-3
9133-3032	12-1	9134-4018	13-29	9136-3038	5-2
9133-3033	12-1	9134-4019	13-29	9136-3039	5-2
9133-4007	13-29	9134-4020	13-29	9136-3040	13-6
9133-4008	13-28	9134-4021	13-29	9136-3041	13-8
9133-4011	13-28	9134-4022	13-29	9136-3043	13-4, 13-5, 13-6, 13-7, 13-8, 13-16, 13-17
9133-4012	13-29	9134-4023	13-29	9136-3044	13-5, 13-17
9133-4016	13-28	9134-4024	13-29	9136-3045	13-4, 13-16
9133-4018	13-29	9134-4025	13-29	9136-3054	11-3
9133-4019	13-28	9134-4026	13-29	9136-3066	5-2
9133-4020	13-28	9134-4027	13-29	9136-3070	12-1
9133-4022	13-28	9134-4028	13-29	9136-3073	13-21
9133-4023	13-28	9134-4029	13-29	9136-4004	11-2
9133-4025	13-28	9134-4030	13-29	9136-4005	11-2
9133-4026	13-28	9134-4031	13-29	9136-4006	11-2
9133-4029	13-28	9134-4032	13-29	9136-4007	11-2
9133-4033	13-29	9134-4033	13-29	9136-4008	11-2
9133-4034	13-29	9134-4034	13-29	9136-4009	11-2, 11-3
9133-4035	13-28	9134-4035	13-29	9136-4010	11-3
9133-5001	5-1	9134-4036	13-29	9136-4011	11-3
9133-5002	13-3	9134-4037	13-29	9136-4012	11-3
9133-5003	13-2	9134-4038	13-29	9136-4013	11-3
9133-5004	13-20	9134-4039	13-29	9136-4014	11-3
9133-5007	13-9	9134-4043	13-29	9136-5001	13-6
9133-5008	13-9	9134-4044	13-29	9136-5002	13-8
9133-5011	5-2	9134-4045	13-29	9136-5003	13-21
9133-5019	10-2	9134-4046	13-29	9136-5012	11-2
9133-5020	10-23	9134-4047	13-29	9136-5013	11-3
9133-5021	13-4	9134-5003	13-1, 13-2	9136-5014	5-1
9133-5022	13-16	9134-5008	5-2	9136-6006	2-1, 13-2
9133-5023	13-31	9134-5010	13-4, 13-16	9136-6007	13-4, 13-6, 13-16
9133-5024	13-26	9136-1001	13-21	9136-6008	13-5, 13-8, 13-17
9133-5026	13-32	9136-1002	13-21	9137-1001	2-1
9133-5034	12-1, 12-2	9136-1003	13-21	9137-1003	10-22
9133-6003	5-2	9136-1004	13-21	9137-1004	10-22
9133-6004	5-1	9136-1005	2-1	9137-1006	5-1
9133-6010	5-1	9136-1008	11-1, 13-2	9137-3001	5-1
9134-3010	12-1, 12-2	9136-1018	13-2	9137-3002	12-1
9134-3011	5-2	9136-3008	13-21	9137-3004	13-13
9134-3016	12-1	9136-3009	13-21	9137-3005	13-13
9134-3029	13-29	9136-3019	13-10	9137-3006	13-13
9134-4006	13-30	9136-3021	11-3	9137-3007	12-1
9134-4008	13-28	9136-3022	5-2	9137-3009	5-2
9134-4009	13-28	9136-3025	7-3, 13-2	9137-3010	12-1
9134-4010	13-29	9136-3026	10-22, 10-23	9137-5001	5-1
9134-4011	13-29	9136-3027	10-22, 10-23	9137-5002	5-1, 5-2
9134-4012	13-29	9136-3028	10-22, 10-23	9137-5003	10-22
9134-4013	13-29	9136-3029	5-1	9137-5010	12-1, 12-2
9134-4014	13-29	9136-3030	10-22, 10-23		

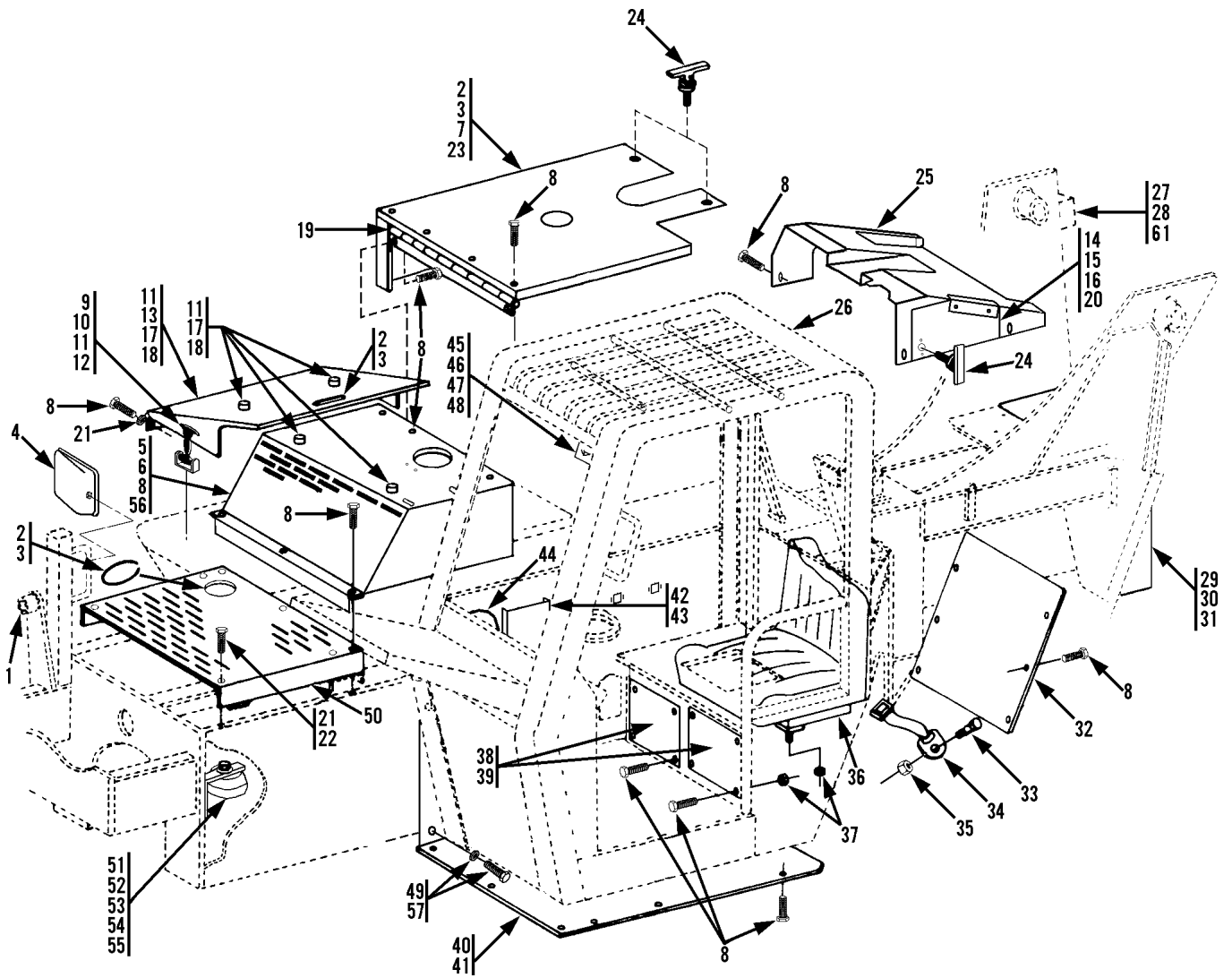
# INDEX

PART NUMBER	PAGE	PART NUMBER	PAGE	PART NUMBER	PAGE
9137-6001 .....	2-1				
9137-6005 .....	2-1				
9138-1009 .....	10-7				
9138-3001 .....	5-1				
9138-5008 .....	7-1				
9138-5009 .....	7-1				
9138-6006 .....	7-1, 13-9				
9138-6007 .....	7-1				

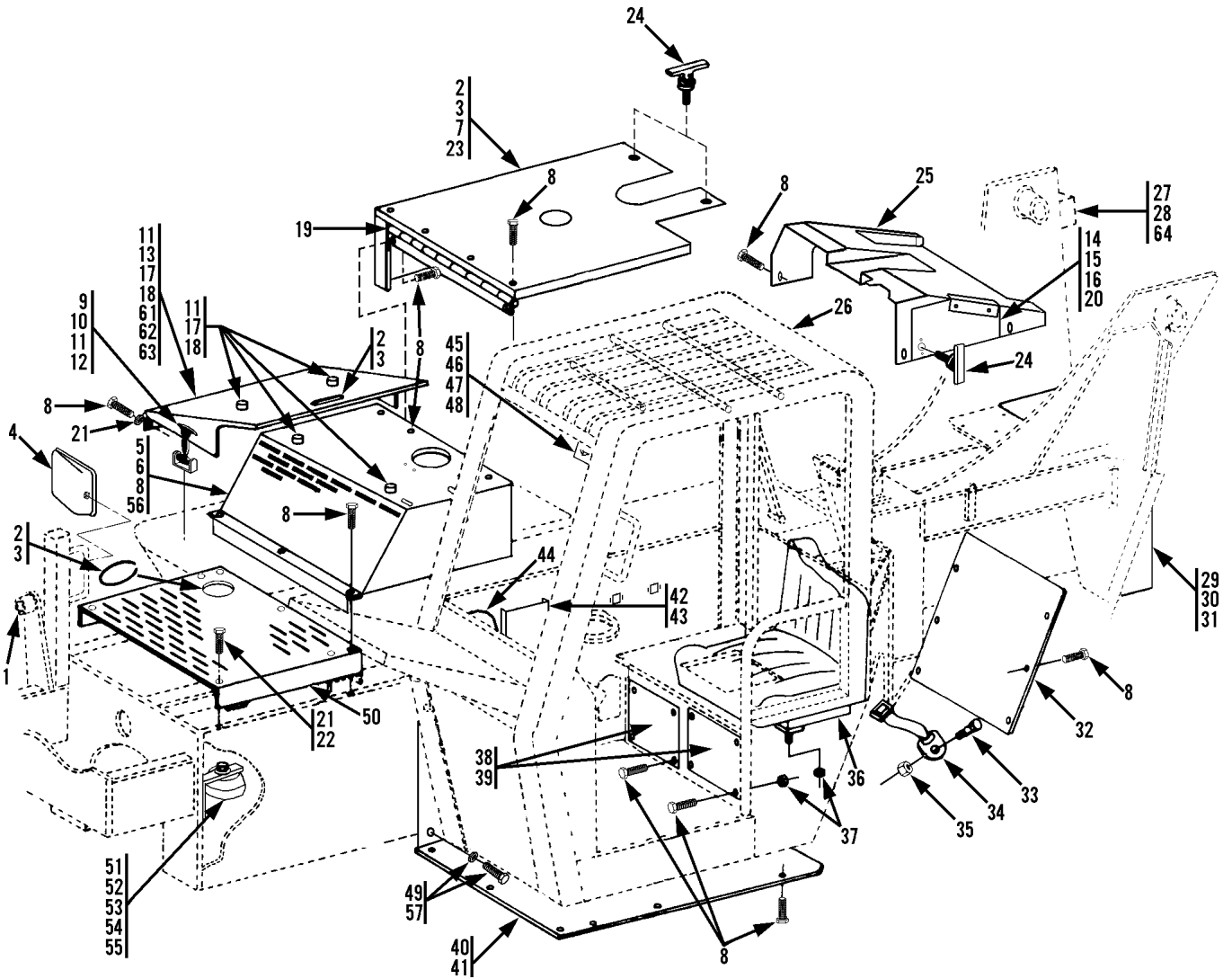




Item	Part No.	Qty.	Description Of Part	Item	Part No.	Qty.	Description Of Part
	9112-6053	Ref	FRAME WELDMENT	35	8850-1007	2	HEX NUT, 7/16-14
	9114-3357	1	HORN ASSY, (includes items 51 & 52)	36	9103-3485	1	SEAT W/ARMREST, (std.)
	1440-4645	AR	T-9 METAL PROTECTANT, (12oz.)		9112-4107	1	SLIDE ADJ. KIT, (used with std. seat)
	1440-4646	AR	T-9 METAL PROTECTANT, (1 gal.)		9104-3237	1	GRAMMER SEAT, (opt.)
1	9114-3051	1	BUSHING		8820-1020	4	HEX HD CAPSCREW, 5/16-18X1, GR5, (use with opt. seat)
2	9020-6196	61"	TRIM-LOK	37	7714-3006	8	WHIZ-LOCK NUT, 5/16-18
3		AR	ADHESIVE	38	9108-1475	1	HEATER COVER PLATE
4	8368-3291	1	MIRROR	39	9114-1329	1	VALVE ACCESS COVER
5	9133-6005	1	RADIATOR COVER	40	9136-1005	1	BELLY PAN
6	9112-3172	1	GRAB HANDLE	41	9108-3533	10	FENDER WASHER, 1-1/2, O.D.
7		24"	WEATHERSTRIP	42	9103-3102	1	MANUAL HOLDER
8	7714-3003	48	WHIZ LOC SCREW, 5/16-18X5/8	43	7714-3013	4	WHIZ-LOCK NUT, 1/4-20
9	9020-7458	2	DRAW LATCH	44	9116-3087	2	LOAD CHART BRACKET
10	8830-1193	8	ROUND HD MACHINE SCREW, #10-32X1/2	45	9103-3320	1	TILT GAGE
11	8855-1007	12	LOCKWASHER, #10	46	8820-4912	1	HEX HD CAPSCREW, 1/4-20X1, GR5
12	8850-1613	4	HEX NUT, #10-32	47	8856-1107	1	FLAT WASHER, 1/4
13	9108-6175	1	TANK COVER WELDMENT	48	8852-1204	1	HEX LOCKNUT, 1/4-20
14	9112-1261	1	REAR COVER DOOR	49	7738-3118	4	HARDENED WASHER, 7/8
15	8026-3012	2	WHIZ-LOCK SCREW, 1/4-20X1/2	50	9137-1001	1	DECK COVER
16	8855-1009	2	LOCKWASHER, 1/4	51	9114-4438	1	HORN
17	9108-3173	6	RUBBER HD SCREW BUMPER	52	9114-4439	1	HORN BRACKET
18	8850-1612	4	HEX NUT, #10-24	53	7714-3006	2	WHIZ-LOCK NUT, 5/16-18, (use with item 58, not shown)
19	9114-1218	1	HINGE	54	7713-3177	2	HEX HD CAPSCREW, 5/16-18X1-3/8, GR5
20	8850-1004	2	HEX NUT, 1/4-20	55	7713-3168	2	CLAMP SET
21	8856-1003	9	FLAT WASHER, 5/16	56	7713-3140	2	COVER PLATE
22	9112-3124	4	WHIZ-LOCK SCREW, 5/16-18X1/2	57	8320-1158	4	HEX HD CAPSCREW, 7/8-9X1-3/4
23	9133-1006	1	ENGINE COVER	58	9136-6006	1	HOSE GUARD, NOT SHOWN, (located under dash panel, beneath steering column)
24	9130-3021	3	T-HANDLE	59	8594-1016	1	SUPPORT CLAMP, (use with item 58, not shown)
25	9112-6065	1	REAR COVER WELDMENT	*60	8668-3122	1	TIEWRAP
26		Ref	CAB ASSY, (see page 2-2 for details)				
*27	9140-3574	1	BACK-UP ALARM				
*28	8820-1016	2	HEX HD CAPSCREW, 5/16-18X1/2, GR5				
29	9114-0001	1	COUNTERWEIGHT				
30	8820-1143	4	HEX HD CAPSCREW, 1-8X5, GR5, (hand torque to 545-595 ft. lbs.)				
31	8856-1011	4	FLAT WASHER, 1"				
32	9114-1436	1	REAR CAB COVER				
33	8820-1050	2	HEX HD CAPSCREW, 7/16-14X1, GR5				
34	9103-3029	1	SEAT BELT, (not used with optional seat)				
							NOTE: ONLY ITEMS WITH PART NUMBERS ARE AVAILABLE FOR SERVICE.

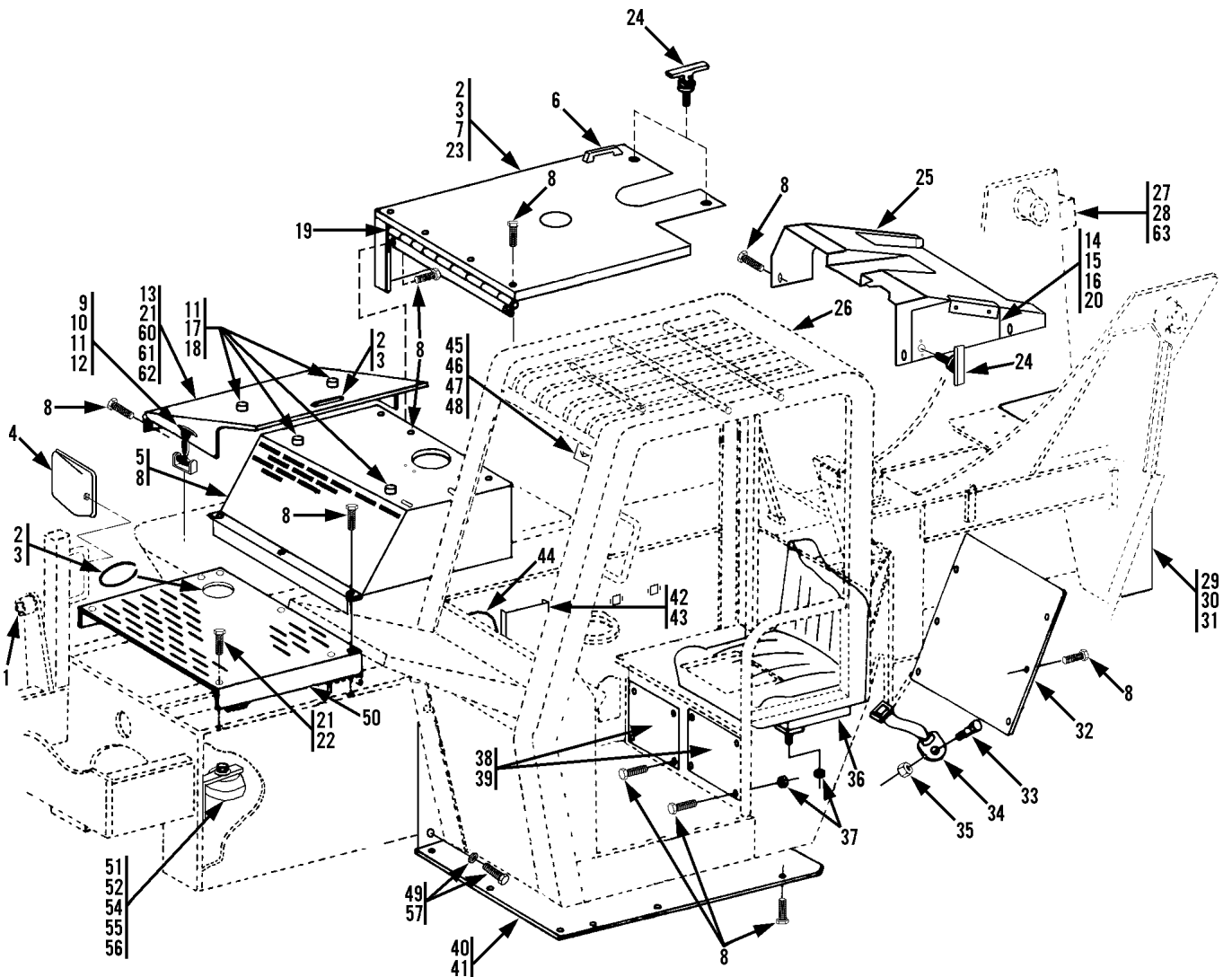


Item	Part No.	Qty.	Description Of Part	Item	Part No.	Qty.	Description Of Part
	9132-6011	Ref	FRAME WELDMENT	35	8850-1007	2	HEX NUT, 7/16-14
	9114-3357	1	HORN ASSY, (includes items 51, 52 & 53)	36	9103-3485	1	SEAT W/ARMREST, (std.)
	1440-4645	AR	T-9 METAL PROTECTANT, (12oz.)		9112-4107	1	SLIDE ADJ. KIT, (used with std. seat)
	1440-4646	AR	T-9 METAL PROTECTANT, (1 gal.)		9104-3237	1	GRAMMER SEAT, (opt.)
1	9114-3051	1	BUSHING		8820-1020	4	HEX HD CAPSCREW, 5/16-18X1, GR5, (use with opt. seat)
2		AR	TRIM-LOK	37	7714-3006	8	WHIZ-LOCK NUT, 5/16-18
3		AR	3MADHESIVE	38	9108-1475	1	HEATER COVER PLATE
4	8368-3291	1	MIRROR	39	9114-1329	1	VALVE ACCESS COVER
5	9137-6001	1	RADIATOR COVER	40	9136-1005	1	BELLY PAN
6	9114-3346	1	RUBBER AIR DAM	41	9108-3533	10	FENDER WASHER, 1-1/2, O.D.
7		24"	WEATHERSTRIP	42	9103-3102	1	MANUAL HOLDER
8	7714-3003	58	WHIZ-LOCK SCREW, 5/16-18X5/8	43	7714-3013	4	WHIZ-LOCK NUT, 1/4-20
9	9020-7458	2	DRAW LATCH	44	9116-3087	2	LOAD CHART BRACKET
10	8830-1193	8	ROUND HD MACHINE SCREW, #10-32X1/2	45	9103-3320	1	TILT GAGE
11	8855-1007	12	LOCKWASHER, #10	46	8820-4912	1	HEX HD CAPSCREW, 1/4-20X1, GR5
12	8850-1613	4	HEX NUT, #10-32	47	8856-1107	1	FLAT WASHER, 1/4
13	9108-6175	1	TANK COVER WELDMENT	48	8852-1204	1	HEX LOCKNUT, 1/4-20
14	9132-1035	1	REAR COVER DOOR	49	7738-3118	4	HARDENED WASHER, 7/8
15	8026-3012	2	WHIZ-LOCK SCREW, 1/4-20X1/2	50	9137-1001	1	DECK COVER
16	8855-1009	2	LOCKWASHER, 1/4	51	9114-4438	1	HORN
17	9108-3173	6	RUBBER HD SCREW BUMPER	52	9114-4439	1	HORN BRACKET
18	8850-1612	6	HEX NUT, #10-24	53	8855-1010	1	LOCKWASHER, 5/16
19	9114-1218	1	HINGE	54	8820-1017	1	HEX HD CAPSCREW, 5/16-18X5/8, GR5
20	8850-1004	2	HEX NUT, 1/4-20	55	8856-1003	1	FLAT WASHER, 5/16
21	8856-1003	9	FLAT WASHER, 5/16	56	9114-3348	2	CLAMP BAR
22	9112-3124	4	WHIZ-LOCK SCREW, 5/16-18X1/2	57	8320-1158	4	HEX HD CAPSCREW, 7/8-9X1-3/4
23	9132-6021	1	ENGINE COVER	58	9136-6006	1	HOSE GUARD, NOT SHOWN, (located under dash panel, beneath steering column)
24	9130-3021	3	T-HANDLE	59	8594-1016	1	SUPPORT CLAMP, (use with item 58, not shown)
25	9132-6019	1	REAR COVER WELDMENT	60	7714-3006	2	WHIZ-LOCK NUT, 5/16-18, (use with item 58, not shown)
26		Ref	CAB ASSY, (see page 2-2 for details)	* 61	8668-3122	1	TIEWRAP
* 27	9140-3574	1	BACK-UP ALARM				
* 28	8820-1016	2	HEX HD CAPSCREW, 5/16-18X1/2, GR5				
29	9114-0001	1	COUNTERWEIGHT				
30	8820-1143	4	HEX HD CAPSCREW, 1-8X5, GR5, (hand torque to 545-595 ft. lbs.)				
31	8856-1011	4	FLAT WASHER, 1"				
32	9114-1436	1	REAR CAB COVER				
33	8820-1050	2	HEX HD CAPSCREW, 7/16-14X1, GR5				
34	9103-3029	1	SEAT BELT, (not used with optional seat)				NOTE: ONLY ITEMS WITH PART NUMBERS ARE AVAILABLE FOR SERVICE.



Item	Part No.	Qty.	Description Of Part	Item	Part No.	Qty.	Description Of Part
	9137-6005	Ref	FRAME WELDMENT	36	9103-3485	1	SEAT W/ARMREST, (std.)
	9114-3357	1	HORN ASSY, (includes items 51, 52 & 53)		9112-4107	1	SLIDE ADJ. KIT, (used with std. seat)
	1440-4645	AR	T-9 METAL PROTECTANT, (12oz.)		9104-3237	1	GRAMMER SEAT, (opt.)
	1440-4646	AR	T-9 METAL PROTECTANT, (1 gal.)		8820-1020	4	HEX HD CAPSCREW, 5/16-18x1, GR5, (use with opt. seat)
1	9114-3051	1	BUSHING	37	7714-3006	8	WHIZ-LOCK NUT, 5/16-18
2		AR	TRIM-LOK	38	9108-1475	1	HEATER COVER PLATE
3		AR	3M ADHESIVE	39	9114-1329	1	VALVE ACCESS COVER
4	8368-3291	1	MIRROR	40	9136-1005	1	BELLY PAN
5	9137-6001	1	RADIATOR COVER	41	9108-3533	10	FENDER WASHER, 1-1/2, O.D.
6	9114-3346	1	RUBBER AIR DAM	42	9103-3102	1	MANUAL HOLDER
7		24"	WEATHERSTRIP	43	7714-3013	4	WHIZ-LOCK NUT, 1/4-20
8	7714-3003	56	WHIZ-LOCK SCREW, 5/16-18X5/8	44	9116-3087	2	LOAD CHART BRACKET
9	9020-7458	2	DRAW LATCH	45	9103-3320	1	TILT GAGE
10	8830-1193	8	ROUND HD MACHINE SCREW, #10-32X1/2	46	8820-4912	1	HEX HD CAPSCREW, 1/4-20X1, GR5
11	8855-1007	12	LOCKWASHER, #10	47	8856-1107	1	FLAT WASHER, 1/4
12	8850-1613	4	HEX NUT, #10-32	48	8852-1204	1	HEX LOCKNUT, 1/4-20
13	9108-6175	1	TANK COVER WELDMENT	49	7738-3118	4	HARDENED WASHER, 7/8
14	9132-1035	1	REAR COVER DOOR	50	9137-1001	1	DECK COVER
15	8026-3012	2	WHIZ-LOCK SCREW, 1/4-20X1/2	51	9114-4438	1	HORN
16	8855-1009	2	LOCKWASHER, 1/4	52	9114-4439	1	HORN BRACKET
17	9108-3173	4	RUBBER HD SCREW BUMPER	53	8855-1010	1	LOCKWASHER, 5/16
18	8850-1612	4	HEX NUT, #10-24	54	8820-1017	1	HEX HD CAPSCREW, 5/16-18X5/8, GR5
19	9114-1218	1	HINGE	55	8856-1003	1	FLAT WASHER, 5/16
20	8850-1004	2	HEX NUT, 1/4-20	56	9114-3348	2	CLAMP BAR
21	8856-1003	9	FLAT WASHER, 5/16	57	8320-1158	4	HEX HD CAPSCREW, 7/8-9X1-3/4
22	9112-3124	4	WHIZ-LOCK SCREW, 5/16-18X1/2	58	9136-6006	1	HOSE GUARD, NOT SHOWN, (located under dash panel, beneath steering column)
23	9132-6021	1	ENGINE COVER	59	8594-1016	1	SUPPORT CLAMP, (use with item 58, not shown)
24	9130-3021	3	T-HANDLE	60	7714-3006	2	WHIZ-LOCK NUT, 5/16-18, (use with item 58, not shown)
25	9132-6019	1	REAR COVER WELDMENT	61	8852-1088	2	RUBBER BUMPER
26		Ref	CAB ASSY, (see page 2-2 for details)	62	8830-1073	2	ROUND HD MACHINE SCREW, #8-32X3/4
*27	9140-3574	1	BACK-UP ALARM	63	8852-1604	2	HEX LOCKNUT, #8-32
*28	8820-1016	2	HEX HD CAPSCREW, 5/16-18X1/2, GR5	*64	8668-3122	1	TIEWRAP
29	9114-0001	1	COUNTERWEIGHT				
30	8820-1143	4	HEX HD CAPSCREW, 1-8X5, GR5, (hand torque to 545-595 ft. lbs.)				
31	8856-1011	4	FLAT WASHER, 1				
32	9114-1436	1	REAR CAB COVER				
33	8820-1050	2	HEX HD CAPSCREW, 7/16-14X1, GR5				
34	9103-3029	1	SEAT BELT, (not used with optional seat)				
35	8850-1007	2	HEX NUT, 7/16-14				

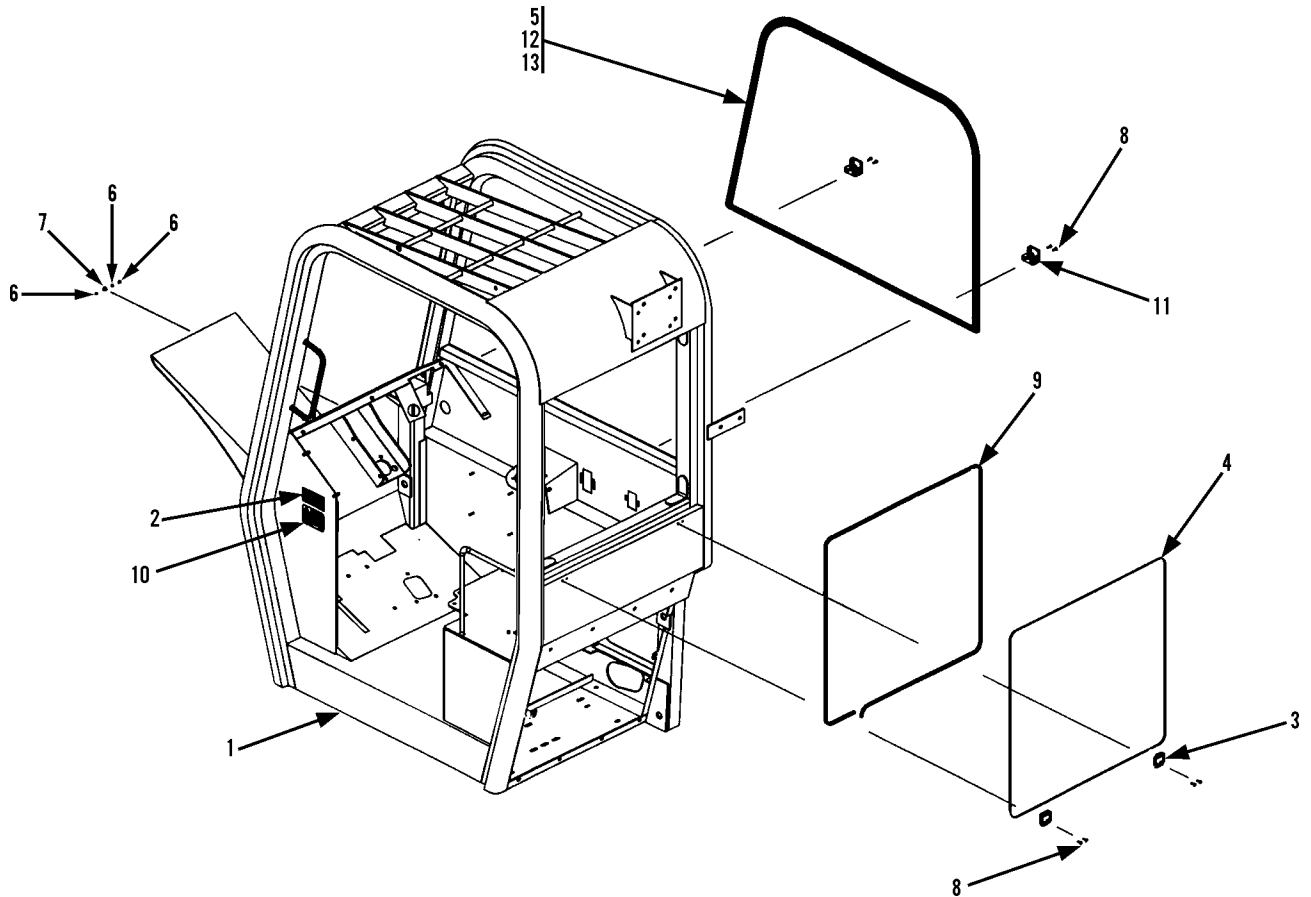
NOTE: ONLY ITEMS WITH PART NUMBERS ARE AVAILABLE FOR SERVICE.



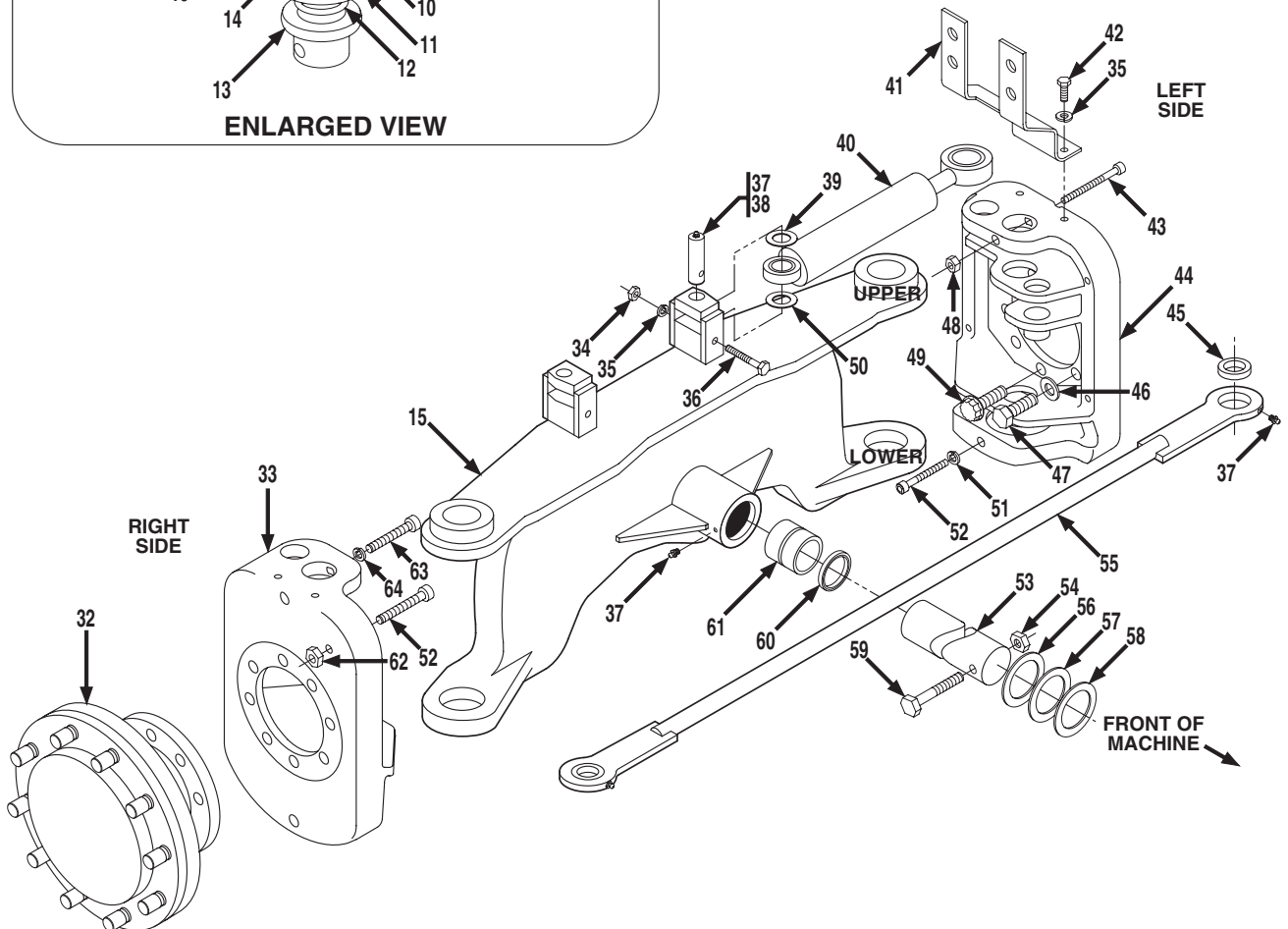
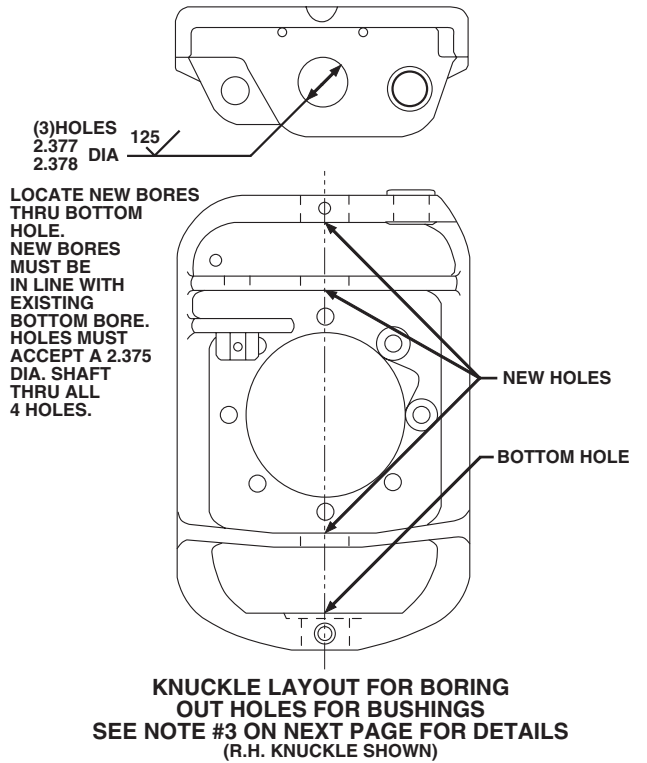
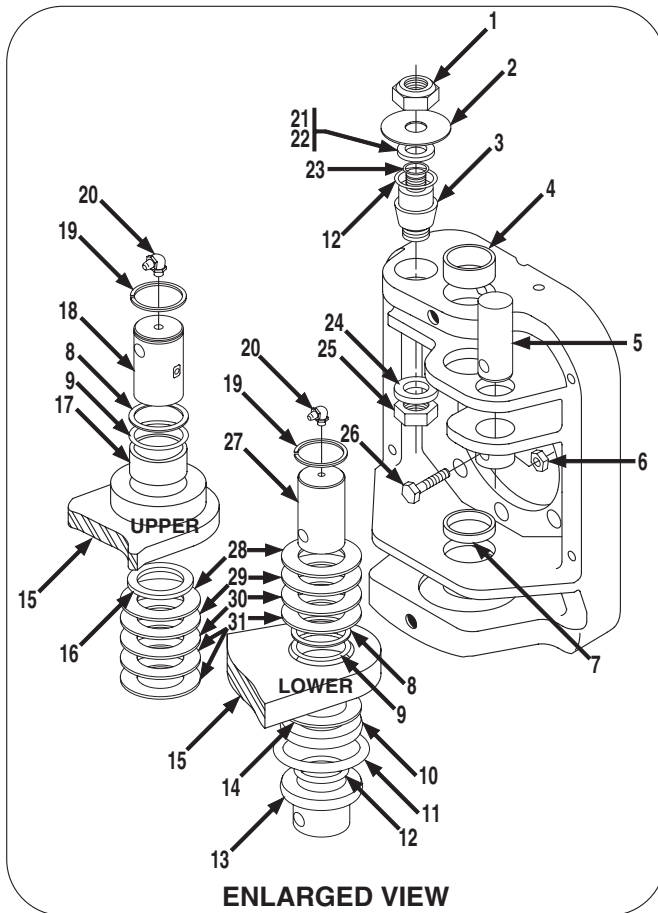
Item	Part No.	Qty.	Description Of Part	Item	Part No.	Qty.	Description Of Part
	9133-6008	Ref	FRAME WELDMENT	36	9103-3485	1	SEAT W/ARMREST, (std.)
	9114-3357	1	HORN ASSY, (includes items 51 & 52)		9112-4107	1	SLIDE ADJ. KIT, (used with std. seat)
	1440-4645	AR	T-9 METAL PROTECTANT, (12oz.)		9104-3237	1	GRAMMER SEAT, (opt.)
	1440-4646	AR	T-9 METAL PROTECTANT, (1 gal.)		8820-1020	4	HEX HD CAPSCREW, 5/16-18X1, GR5, (use with opt. seat)
1	9114-3051	1	BUSHING				
2	9020-6196	61"	TRIM-LOK	37	7714-3006	8	WHIZ-LOCK NUT, 5/16-18
3		AR	ADHESIVE	38	9108-1475	1	HEATER COVER PLATE
4	8368-3291	1	MIRROR	39	9114-1329	1	VALVE ACCESS COVER
5	9133-6005	1	RADIATOR COVER	40	9136-1005	1	BELLY PAN
6	9112-3172	1	GRAB HANDLE	41	9108-3533	10	FENDER WASHER, 1-1/2, O.D.
7		24"	WEATHERSTRIP	42	9103-3102	1	MANUAL HOLDER
8	7714-3003	50	WHIZ-LOCK SCREW, 5/16-18X5/8	43	7714-3013	4	WHIZ-LOCK NUT, 1/4-20
9	9020-7458	2	DRAW LATCH	44	9116-3087	2	LOAD CHART BRACKET
10	8830-1193	8	ROUND HD MACHINE SCREW, #10-32X1/2	45	9103-3320	1	TILT GAGE
11	8855-1007	12	LOCKWASHER, #10	46	8820-4912	1	HEX HD CAPSCREW, 1/4-20X1, GR5
12	8850-1613	4	HEX NUT, #10-32	47	8856-1107	1	FLAT WASHER, 1/4
13	9108-6175	1	TANK COVER WELDMENT	48	8852-1204	1	HEX LOCKNUT, 1/4-20
14	9112-1261	1	REAR COVER DOOR	49	7738-3118	4	HARDENED WASHER, 7/8
15	8026-3012	2	WHIZ-LOCK SCREW, 1/4-20X1/2	50	9137-1001	1	DECK COVER
16	8855-1009	2	LOCKWASHER, 1/4	51	9114-4438	1	HORN
17	9108-3173	6	RUBBER HD SCREW BUMPER	52	9114-4439	1	HORN BRACKET
18	8850-1612	4	HEX NUT, #10-24	53	7714-3006	2	WHIZ-LOCK NUT, 5/16-18, (use with item 58, not shown)
19	9114-1218	1	HINGE	54	7713-3177	2	HEX HD CAPSCREW, 5/16-18X1-3/8, GR5
20	8850-1004	2	HEX NUT, 1/4-20	55	7713-3168	2	CLAMP SET
21	8856-1003	9	FLAT WASHER, 5/16	56	7713-3140	2	COVER PLATE
22	9112-3124	4	WHIZ-LOCK SCREW, 5/16-18X1/2	57	8320-1158	4	HEX HD CAPSCREW, 7/8-9X1-3/4
23	9133-1006	1	ENGINE COVER	58	9136-6006	1	HOSE GUARD, NOT SHOWN, (located under dash panel, beneath steering column)
24	9130-3021	3	T-HANDLE	59	8594-1016	1	SUPPORT CLAMP, (use with item 58, not shown)
25	9112-6065	1	REAR COVER WELDMENT	60	8852-1088	2	RUBBER BUMBER
26		Ref	CAB ASSY, (see page 2-2 for details)	61	8830-1073	2	RD HD MACHINE SCREW, #8-32X3/4
* 27	9140-3574	1	BACK-UP ALARM	62	8852-1604	2	HEX LOCKNUT, #8-32
* 28	8820-1016	2	HEX HD CAPSCREW, 5/16-18X1/2, GR5	* 63	8668-3122	1	TIEWRAP
29	9114-0001	1	COUNTERWEIGHT				
30	8820-1143	4	HEX HD CAPSCREW, 1-8X5, GR5, (hand torque to 545-595 ft. lbs.)				
31	8856-1011	4	FLAT WASHER, 1"				
32	9114-1436	1	REAR CAB COVER				
33	8820-1050	2	HEX HD CAPSCREW, 7/16-14X1, GR5				
34	9103-3029	1	SEAT BELT, (not used with optional seat)				
35	8850-1007	2	HEX NUT, 7/16-14				

NOTE: ONLY ITEMS WITH PART NUMBERS ARE AVAILABLE FOR SERVICE.





Item	Part No.	Qty.	Description Of Part
	9114-3261	Ref	OPEN CAB ASSY (includes all items)
1	9114-4429	1	CAB WELDMENT
2	9114-4430	1	SERIAL TAG
3	9133-4003	2	WINDOW CLIP, FLAT
4	9116-4092	1	REAR WINDOW
5	9116-4088	1	RH SIDE WINDOW
6	9116-4086	3	HOLE PLUG, .313
7	9116-4087	1	HOLE PLUG, .750
8	9133-4004	8	SCREW, #10-32x1
9	8026-4032	9.5'	SEAL
10	9116-4094	1	ROPS WARNING
11	9133-4005	2	WINDOW CLIP
12	9116-4089	AR	POWER BOND
13	9116-4090	AR	HI VISCOSITY URETHANE



**NOTE #1:** Cylinder base end must be free to rotate. Shim steer cylinder base end as required to maintain a total max. gap of 1/16".

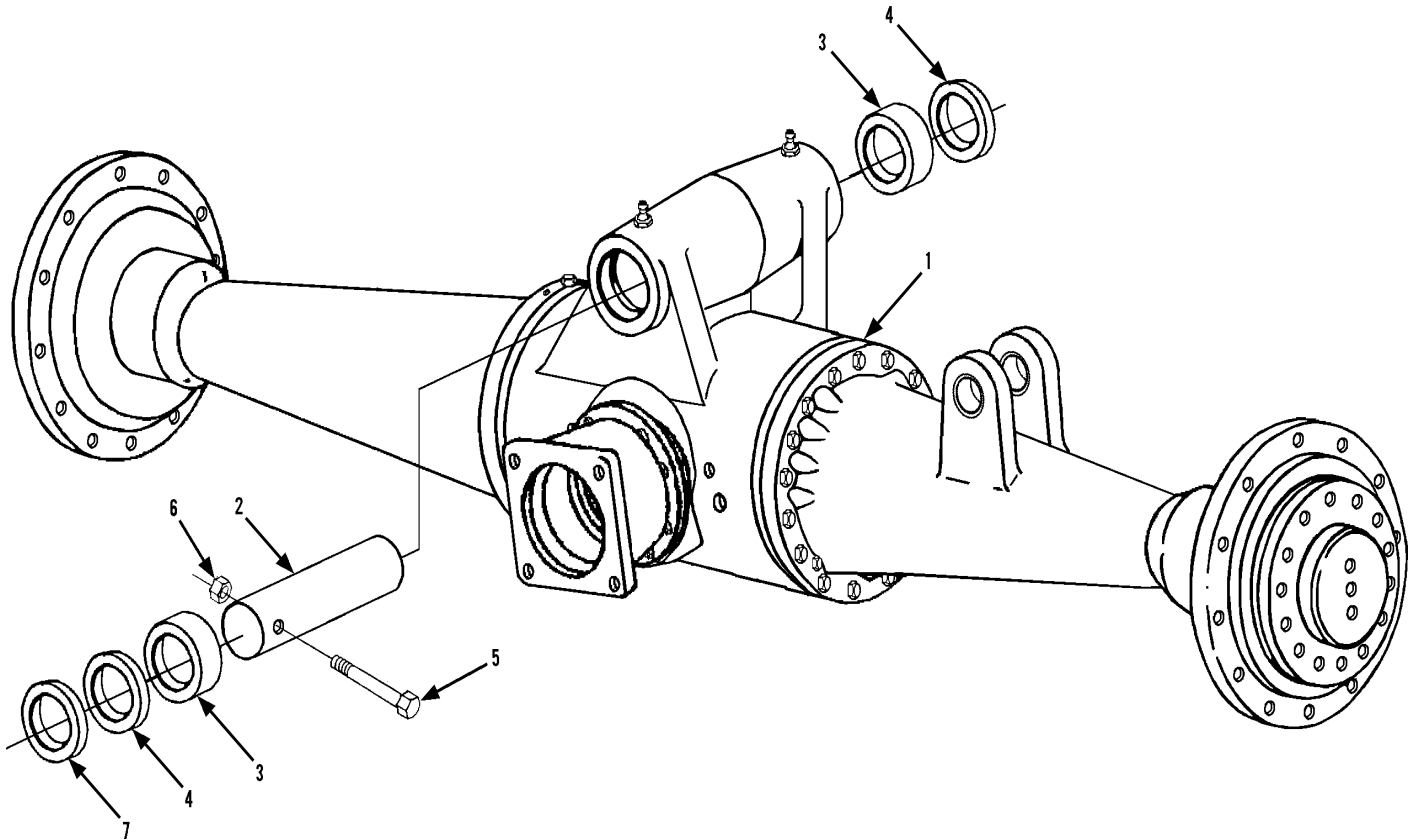
**NOTE #2:** Shim bottom knuckles as required to maintain no more than 1/32" movement. Shim top knuckles as required to maintain no more than 1/16" gap. Must have a minimum of one shim.

**NOTE #3:** All machines, before serial number 0588868 on the 534d-6 and 0588888 on the 534d-6 Turbo, need to bore Steering Knuckles to use items 4 & 7. See diagram on previous page.

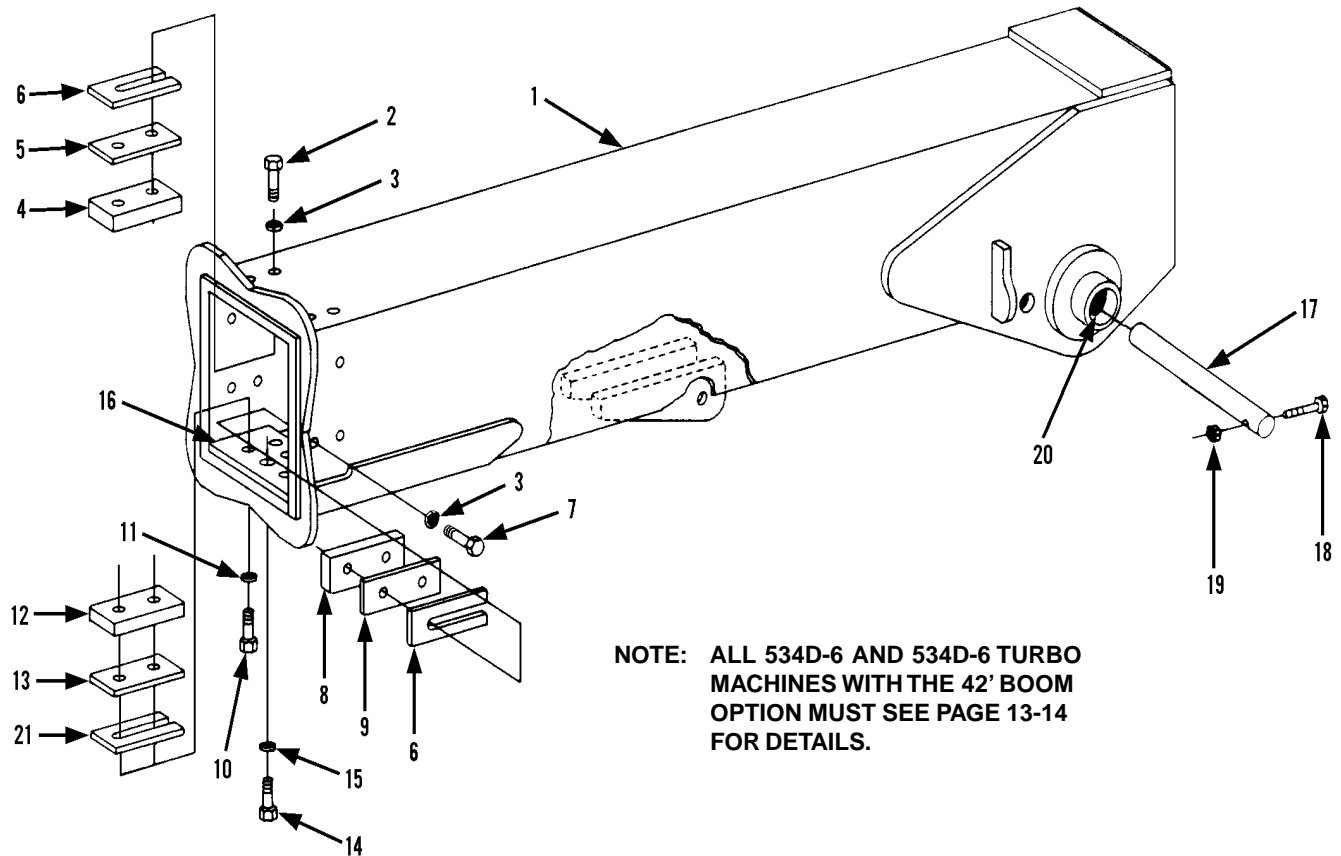
**NOTE #4:** All machines, before serial number 0588868 on the 534d-6 and 0588888 on the 534d-6 Turbo, may have to use items 63 & 64 in place of items 43 & 48 on top of Steering Knuckle. See engineering print that comes with Steering Knuckle Kit for details

**NOTE #5:** See option section for details on the Rear Axle Advantage Kit.

Item	Part No.	Qty.	Description Of Part	Item	Part No.	Qty.	Description Of Part
	9103-5240	1	STEERING KNUCKLE KIT, (includes items 2, 4, 7 thru 14, 16 thru 23, 27 thru 31, 43, 48, 51, two of item 52, 63, & 64, one kit does both sides)	33	9112-0004	1	R.H. STEERING KNUCKLE, (see note #3)
	9104-5152	AR	STEERING CYLINDER PIN KIT, (includes one each of items 1, 2, 3, 12, 21 thru 25, one kit needed for each side)	34	8850-1006	2	HEX NUT, 3/8-16
1	8852-1312	2	HEX LOCK NUT, 3/4-10, (torque to 160-175 ft. lbs.)	35	8855-1011	6	LOCK WASHER, 3/8
2	9108-1415	2	DIRT SHIELD	36	8320-1144	2	HEX HD CAPSCREW, 3/8-16X5-3/4, GR8
3	9104-1481	2	STEERING CYLINDER PIN	37	8867-1001	6	LUBE FITTING, STRAIGHT, 1/8
4	9112-1239	2	BUSHING	38	9108-1695	2	STEERING CYLINDER PIVOT PIN
5	9104-1439	2	TIE ROD PIN	39	9104-1598	AR	SHIM, (.060 thick, see note #1)
6	8852-1306	2	LOCK NUT, 3/8-16	40	Ref		STEERING CYLINDER ASSY, (see page 10-6 for details)
7	9112-1240	4	BUSHING	41	9108-1523	1	L.H. TUBE SUPPORT
8	9112-3030	4	BACK-UP RING		9108-1522	1	R.H. TUBE SUPPORT
9	8859-1032	4	O-RING	42	8820-1035	4	HEX HD CAPSCREW, 3/8-16X1, GR5
10	9112-3027	2	BUSHING	43	8821-1121	2	SOCKET HD CAPSCREW, 1/2-13X6-1/2, GR8, (see note #4)
11	9112-3029	2	O-RING	44	9112-0003	1	L.H. STEERING KNUCKLE, (see note #3)
12	8859-1104	4	O-RING	45	9104-3247	2	SELF-ALIGNING BUSHING
13	9112-1091	2	THRUST BUSHING	46	8668-1572	12	HARDENED WASHER, 3/4
14	9104-1733	AR	SHIM, (.032 thick)	47	8320-1006	12	HEX HD CAPSCREW, 3/4-10X2, GR8, (torque to 270-290 ft. lbs.)
15	9116-6012	1	REAR AXLE WELDMENT, (includes items 10, 17, & 61)	48	8852-1208	2	HEX LOCKNUT, 1/2-13, (see note #4)
16	8692-1268	2	LIP SEAL	49	9104-3222	4	CAPSCREW 12PT, 3/4-10X2, GR8, (torque to 270-290 ft. lbs.)
17	9112-3028	2	BUSHING	50	9020-1918	AR	SHIM, (10 ga., see note #1)
18	9108-1693	2	UPPER KING PIN	51	8855-1153	2	LOCK WASHER, 5/8
19	8858-1323	4	RETAINING RING	52	8821-2321	4	SOCKET HD CAPSCREW, 5/8-11X3-3/4, GR8
20	8867-1022	4	LUBE FITTING, 90 DEGREES, 1/8	53	9108-1177	1	REAR AXLE MOUNTING PIN
21	9104-1732	2	SPACER	54	8510-1098	1	HEX NUT, 1-1/4-7
22	9104-1438	AR	SPACER	55	9116-6063	1	TIE ROD, (includes item 45)
23	8859-1019	2	O-RING	56	9116-1066	AR	SHIM, (.0598 thick)
24	9104-1459	2	WASHER	57	9116-1067	AR	SHIM, (.1046 thick)
25	8850-1416	2	HEX JAM NUT, 1-14, (torque to 225-250 ft. lbs.)	58	9116-1068	AR	SHIM, (.1345 thick)
26	8320-1140	2	HEX HD CAPSCREW, 3/8-16X2-3/4, GR8	59	9002-0247	1	HEX HD CAPSCREW, 1-1/4-7X6, GR5
27	9114-1424	2	LOWER KING PIN	60	2460-1570	2	LIP SEAL
28	9104-1449	AR	SHIM, (.060 thick, see note #2)	61	9112-3031	2	BUSHING
29	9104-1450	AR	SHIM, (.0478 thick, see note #2)	62	8850-1110	2	HEX NUT, 5/8-11
30	9104-1451	AR	SHIM, (.106 thick, see note #2)	63	8821-1117	2	SOCKET HD CAPSCREW, 1/2-13X4-1/2, GR8, (see note #4)
31	9104-1596	AR	SHIM, (.0359 thick, see note #2)	64	8855-1109	2	LOCKWASHER, (hi collar), 1/2, (see note #4)
32		Ref	DRIVE HUB, (see page 6-6 for details)				



Item	Part No.	Qty.	Description Of Part
1		Ref	FRONT AXLE (see page 6-2 for details)
2	9108-1176	1	FRONT SWAY PIN
3	9020-5891	2	SPACER
4	9103-1014	2	SHIMWASHER
* 5	8320-1172	1	HEX HD CAPSCREW, 1-8x5, GR8
6	8852-1016	1	HEX LOCKNUT, 1-8
7	9108-3480	1	SHIMWASHER



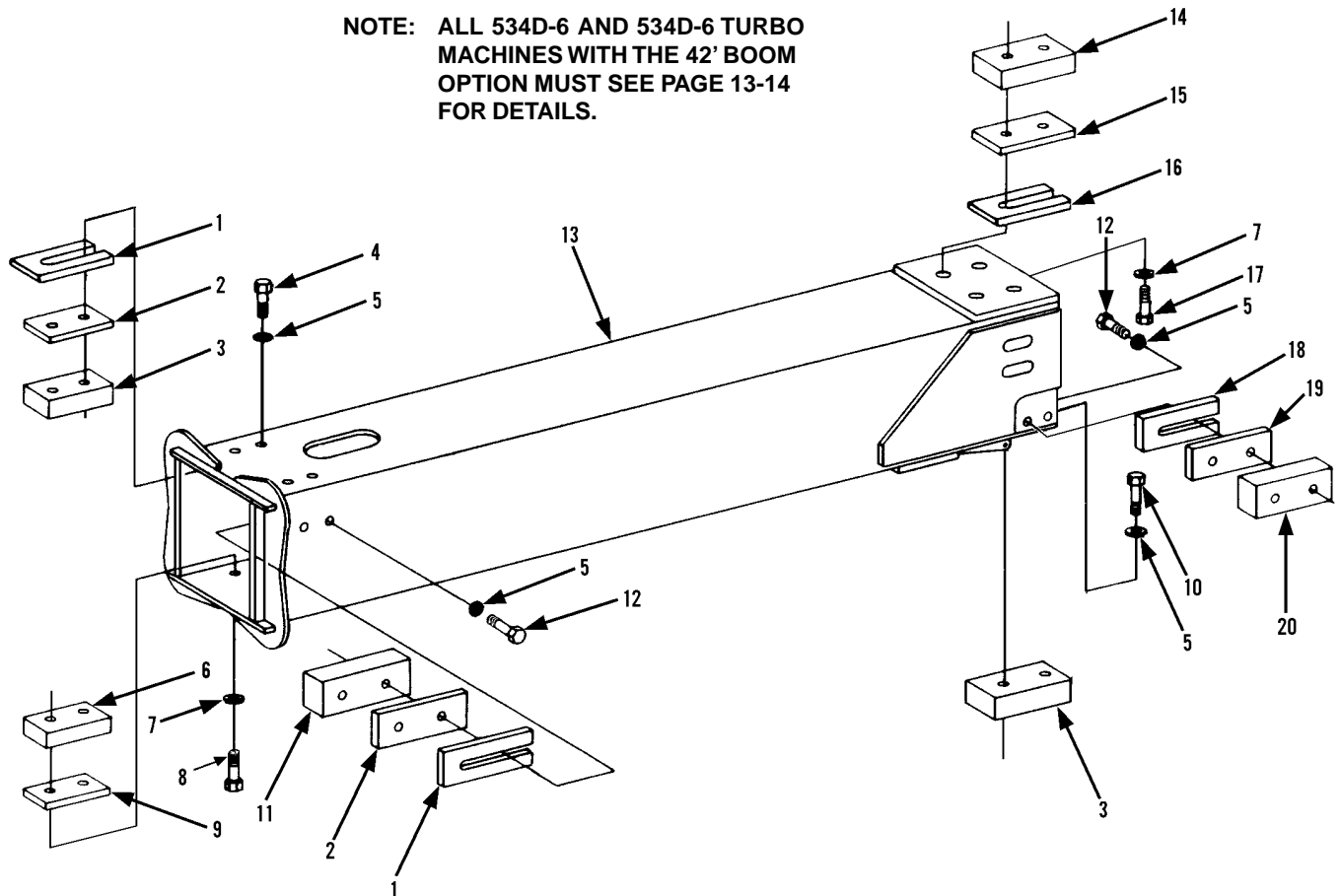
**NOTE: ALL 534D-6 AND 534D-6 TURBO MACHINES WITH THE 42' BOOM OPTION MUST SEE PAGE 13-14 FOR DETAILS.**

**NOTE: 1). Add bearing pad shims & spacers as required to shim boom to within 1/16" of a tight fit. Amounts of shims can vary at each shim point. When a shim is used with a pad, a spacer must be inserted between pad & shim. No pads shall sit directly on slotted surface of shims.**

**2). The length of pad bolts depend on the amount of shims used. Bolt cannot extend past chamfer on bearing.**

Item	Part No.	Qty.	Description Of Part	Item	Part No.	Qty.	Description Of Part
1	9112-6011	1	BOOM, FIRST SECTION	10	8820-1568	4	HEX HD CAPSCREW, 1/2-20x2, GR5, (torque to 68-78 ft.lbs.)
2	8820-1535	4	HEX HD CAPSCREW, 3/8-24x1-1/4, GR5, (torque to 32-37 ft.lbs.)		8820-1564	AR	HEX HD CAPSCREW, 1/2-20x1, GR5, (torque to 68-78 ft.lbs.)
	8820-1536	AR	HEX HD CAPSCREW, 3/8-24x1-1/2, GR5, (torque to 32-37 ft.lbs.)	11	9002-7471	4	HARDENED FLATWASHER, 1/2
3	8856-1109	12	FLAT WASHER, 3/8	12	9108-3063	2	BEARING PAD
4	9103-3185	2	BEARING PAD	13	9108-1172	2	SPACER
5	9103-1236	2	SPACER	14	8820-1608	2	HEX HD CAPSCREW, 3/4-16x1-1/2, GR5
6	9020-5870	AR	SHIM	15	9002-7473	2	HARDENED WASHER, 3/4
7	8820-1532	8	HEX HD CAPSCREW, 3/8-24x3/4, GR5, (torque to 32-37 ft.lbs.)	16	9112-1022	1	BEARING PLATE
	8820-1534	AR	HEX HD CAPSCREW, 3/8-24x1, GR5, (torque to 32-37 ft.lbs.)	17	9108-1148	1	BOOMBASE PIN
8	9103-3186	4	BEARING PAD	18	8820-1107	1	HEX HD CAPSCREW, 5/8-11x5, GR5
9	9103-1236	4	SPACER	19	8850-1010	1	HEX NUT, 5/8-11
				20	9108-3298	2	BUSHING
				21	9108-1171	2	SHIM

**NOTE: ALL 534D-6 AND 534D-6 TURBO MACHINES WITH THE 42' BOOM OPTION MUST SEE PAGE 13-14 FOR DETAILS.**

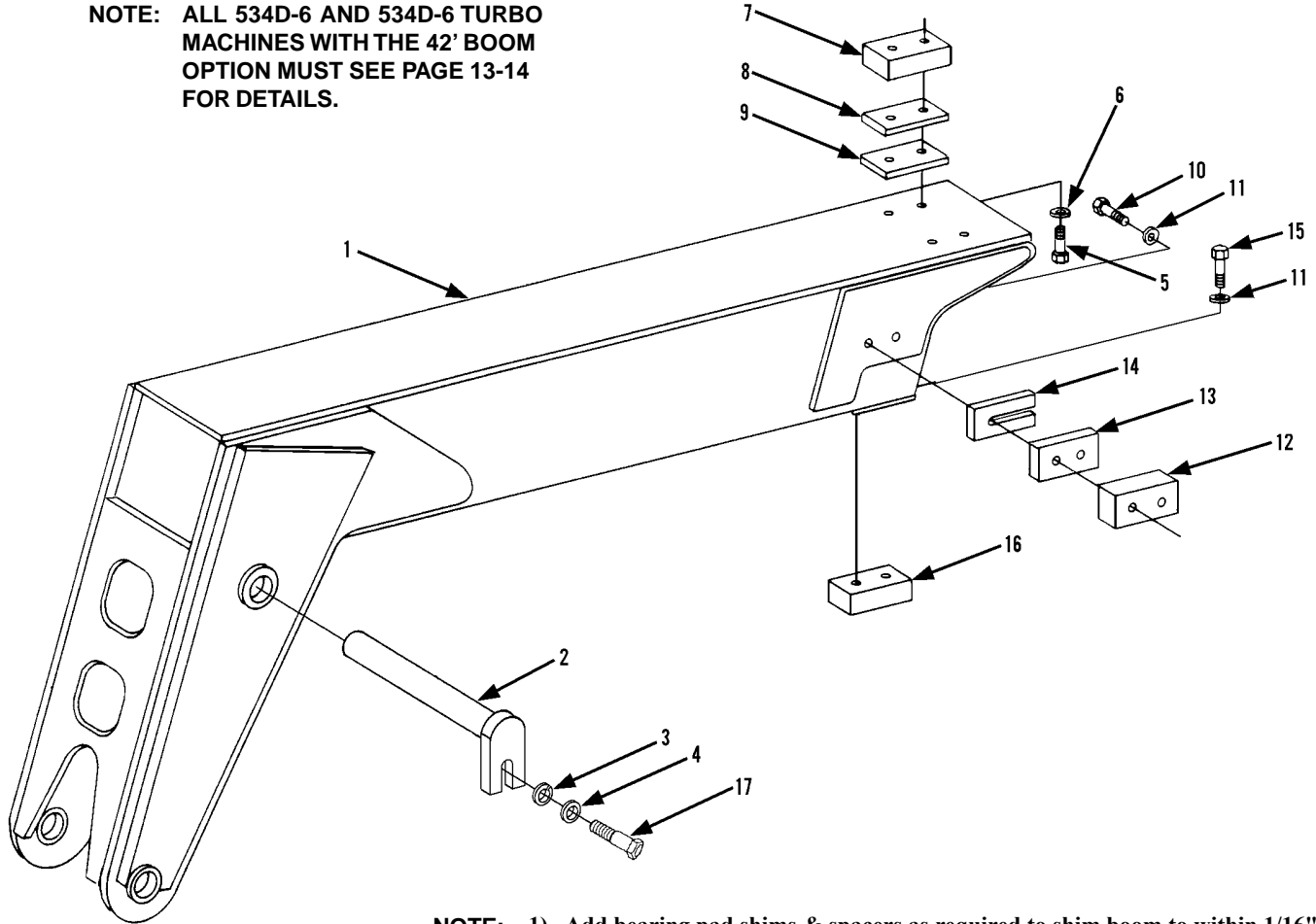


**NOTE: 1). Add bearing pad shims & spacers as required to shim boom to within 1/16" of a tight fit. Amounts of shims can vary at each shim point. When a shim is used with a pad, a spacer must be inserted between pad & shim. No pads shall sit directly on slotted surface of shims.**

**2). The length of pad bolts depend on the amount of shims used. Bolt cannot extend past chamfer on bearing.**

Item	Part No.	Qty.	Description Of Part	Item	Part No.	Qty.	Description Of Part
1	9112-1082	8	SHIM, (.06 thick)	11	9112-3021	2	BEARING PAD
2	9112-1083	4	SPACER, (.06 thick)	12	8820-1532	8	HEX HD CAPSCREW, 3/8-24x3/4, GR5, (torque to 32-37 ft. lbs.)
3	9112-3019	4	BEARING PAD		8820-1534	AR	HEX HD CAPSCREW, 3/8-24x1, GR5, (torque to 32-37 ft. lbs.)
4	8820-1534	4	HEX HD CAPSCREW, 3/8-24x1, GR5, (torque to 32-37 ft. lbs.)	13	9112-6012	1	BOOM, SECOND SECTION
	8820-1535	AR	HEX HD CAPSCREW, 3/8-24x1-1/4, GR5, (torque to 32-37 ft. lbs.)	14	9108-3297	2	BEARING PAD
5	8856-1109	16	FLAT WASHER, 3/8	15	9108-1447	2	SPACER, (.132 thick)
6	9108-3063	2	BEARING PAD	16	9112-1081	2	SHIM, (.06 thick)
7	9002-7471	6	HARDENED WASHER, 1/2	17	8820-1565	4	HEX HD CAPSCREW, 1/2-20x1-1/4, GR5, (torque to 68-78 ft. lbs.)
8	8820-1562	6	HEX HD CAPSCREW, 1/2-20x3/4, GR5, (torque to 68-78 ft. lbs.)		8820-1566	AR	HEX HD CAPSCREW, 1/2-20x1-1/2, GR5, (torque to 68-78 ft. lbs.)
	8820-1564	AR	HEX HD CAPSCREW, 1/2-20x1, GR5, (torque to 68-78 ft. lbs.)	18	9020-5870	4	SHIM, (.06 thick)
9	9108-1172	2	SPACER, (.132 thick)	19	9103-1236	2	SPACER, (.06 thick)
10	8820-1538	4	HEX HD CAPSCREW, 3/8-24X2, GR5, (torque to 32-37 ft. lbs.)	20	9103-3186	2	BEARING PAD

**NOTE: ALL 534D-6 AND 534D-6 TURBO MACHINES WITH THE 42' BOOM OPTION MUST SEE PAGE 13-14 FOR DETAILS.**



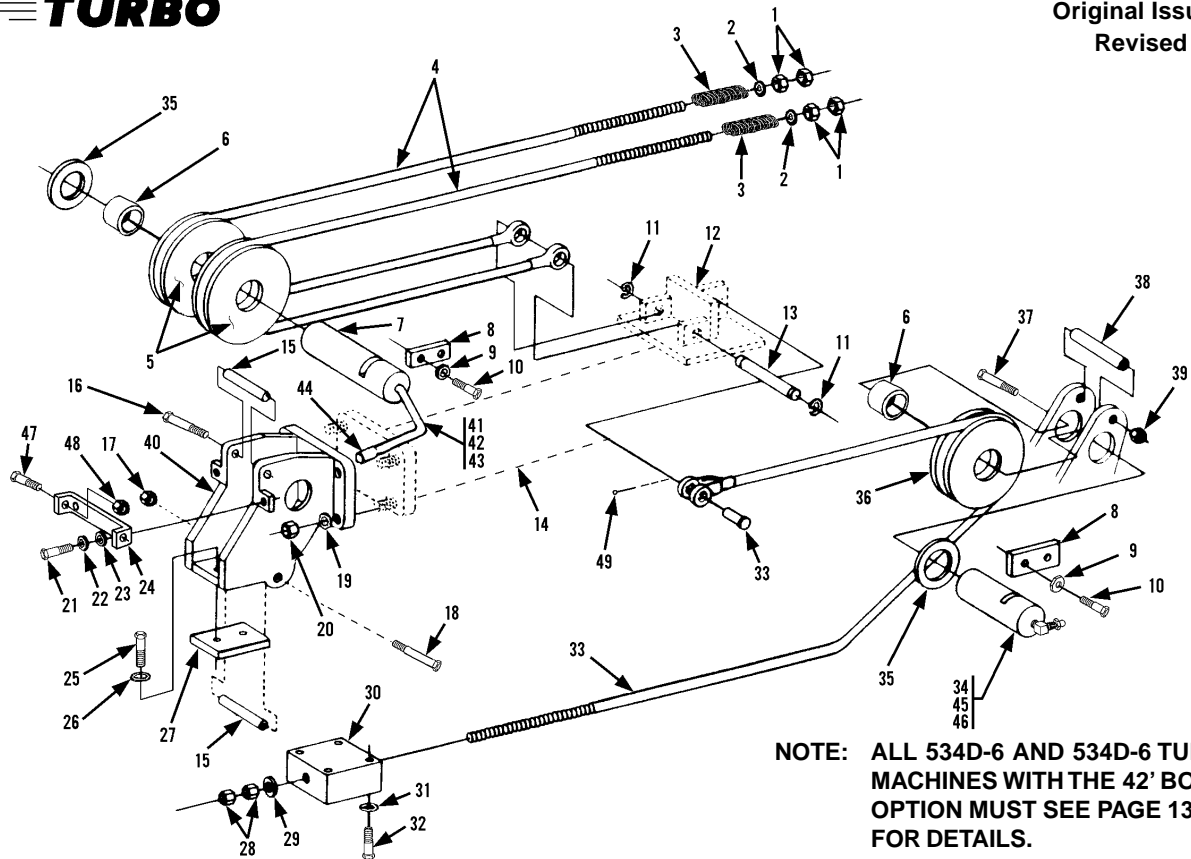
**NOTE: 1). Add bearing pad shims & spacers as required to shim boom to within 1/16" of a tight fit. Amounts of shims can vary at each shim point. When a shim is used with a pad, a spacer must be inserted between pad & shim. No pads shall sit directly on slotted surface of shims.**

**2). The length of pad bolts depend on the amount of shims used. Bolt cannot extend past chamfer on bearing.**

Item	Part No.	Qty.	Description Of Part	Item	Part No.	Qty.	Description Of Part
1	9112-6013	1	BOOM, THIRD SECTION	10	8820-1532	4	HEX HD CAPSCREW, 3/8-24x3/4, GR5, (torque to 32-37 ft.lbs.)
2	9114-6052	1	PINWELDMENT		8820-1534	AR	HEX HD CAPSCREW, 3/8-24x1, GR5, (torque to 32-37 ft.lbs.)
3	8855-1013	1	LOCKWASHER, 1/2"	11	8856-1109	8	FLATWASHER, 3/8
4	8362-1283	1	WASHER	12	9103-3186	2	BEARING PAD
5	8820-1565	4	HEX HD CAPSCREW, 1/2-20x1-1/4, GR5, (torque to 68-78 ft.lbs.)	13	9103-1236	2	SPACER
	8820-1566	AR	HEX HD CAPSCREW, 1/2-20x1-1/2, GR5, (torque to 68-78 ft.lbs.)	14	9020-5870	AR	SHIM
6	9002-7471	4	HARDENED FLATWASHER, 1/2	15	8820-1535	4	HEX HD CAPSCREW, 3/8-24x1-1/4, GR5, (torque to 32-37 ft.lbs.)
7	9108-3297	2	BEARING PAD	16	9112-3019	2	BEARING PAD
8	9108-1447	2	SPACER	17	8820-1065	1	HEX HD CAPSCREW, 1/2-13x1, GR5
9	9112-1081	AR	SHIM				

**GRADALL®**  
**MATERIAL HANDLER**  
**534 D-6/534 D-6**  
**TURBO**

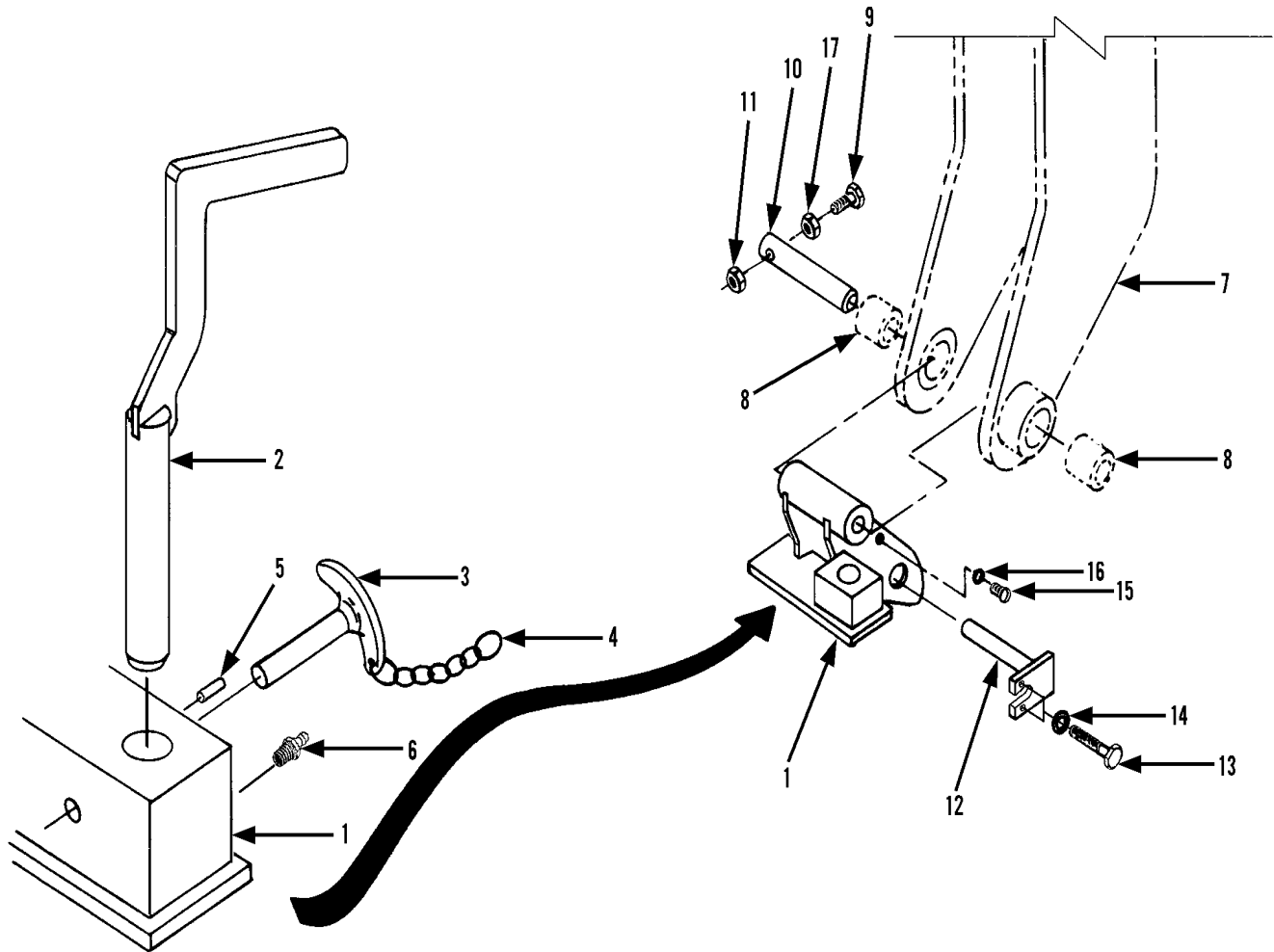
**BOOM**  
**Extension & Retraction Cables**  
 534 D-6 Starting Serial No. 0588001  
 534 D6-TURBO Starting Serial No. 0588008  
 Original Issue 12-97  
 Revised 7-12-02



**NOTE: ALL 534D-6 AND 534D-6 TURBO MACHINES WITH THE 42' BOOM OPTION MUST SEE PAGE 13-14 FOR DETAILS.**

Item	Part No.	Qty.	Description Of Part	Item	Part No.	Qty.	Description Of Part	
* 1	9112-5032	Ref	BUSHING KIT, (includes items 6, 7, 34, 41 thru 46, and two of P/N 9112-1200 tapped block)	26	8856-1109	2	FLAT WASHER, 3/8	
	8850-1314	4	HEX NUT, 7/8-14, (torque to 100-110 ft.lbs.)	27	9103-3187	1	BEARING PAD	
	2	9112-1079	2	SPECIAL WASHER	28	8850-1012	2	HEX NUT, 3/4-10, (torque to 100-110 ft. lbs.)
	3	9112-3018	2	SPRING	29	9002-7473	1	HARDENED WASHER
	4	9112-3012	2	EXTENSION CABLE	30	9108-1087	1	CABLE ADJUSTMENT BLOCK
	5	9112-5030	2	EXTEND SHEAVE ASSY, (includes item 6)	31	9002-7471	4	WASHER
	6	9112-3102	3	BUSHING	32	8320-1026	4	HEX HD CAPSCREW, 1/2-13x1-1/8, GR8, (torque to 68-78 ft. lbs.)
	7	9112-1196	1	EXTENSION CABLE PIN	33	9112-3013	1	RETRACTION CABLE, (includes pin)
	8	8664-1158	2	PINKEEPER	34	9112-1197	1	RETRACTION SHEAVE PIN
	9	8855-1011	4	LOCKWASHER, 3/8	35	9104-1451	5	THRUST WASHER
	10	8820-1034	4	HEX HD CAPSCREW, 3/8-16x7/8, GR5	36	9112-5031	1	RETRACTION SHEAVE ASSY, (includes item 6)
	11	8858-1310	2	RETAINING RING, EXTERNAL	37	8820-1043	2	HEX HD CAPSCREW, 3/8-16x3, GR5
	12	9112-6015	1	CABLE ANCHOR WELDMENT	38	9112-1056	2	RETAINER ROLLER
	13	9112-1080	1	EXTENSION CABLE PIN	39	8852-1306	2	HEX LOCKNUT, 3/8-18, (nylok)
	14		Ref	CROWD CYLINDER ASSY, (see page 10-2 for details)	40	9112-6009	1	EXTEND CABLE BRACKET
	15	9112-1045	2	RETAINER ROLLER	41	8688-1276	2	TUBE FITTING
	16	8820-1046	1	HEX HD CAPSCREW, 3/8-16x3-4, GR5	42	8688-1273	2	TUBE FITTING
	17	8852-1306	1	THIN LOCKNUT, 3/8-16	43		20"	NYLON TUBING, 1/4" O.D.
	18	8320-1073	1	HEX HD CAPSCREW, 3/8-16x4-1/2, GR5	44	8867-1002	2	LUBE FITTING, STRAIGHT, 1/8
	19	8856-1111	4	WASHER, 1/2	45	9103-3445	1	LUBE FITTING, STRAIGHT, 1/8
	20	8852-1208	4	HEX LOCKNUT, 1/2-13	46	8871-2011	1	STREET ELBOW, 90 DEGREES, 1/8
	21	8820-1034	2	HEX HD CAPSCREW, 3/8-16x7/8, GR5	47	9112-3136	2	BRASS HEX HD CAPSCREW, 3/8-16x1
	22	8855-1011	2	LOCKWASHER, 3/8	48	8850-1006	2	HEX NUT, 3/8-16
	23	8855-1109	2	FLAT WASHER, 3/8	49	8863-1337	1	COTTER PIN, 3/16x1-1/2
	24	9112-1122	1	GUIDE BAR				
25	8820-1532	2	HEX HD CAPSCREW, 3/8-24x3/4, GR5, (torque to 32-37 ft.lbs.)					
							NOTE: ONLY ITEMS WITH PART NUMBERS ARE AVAILABLE FOR SERVICE	

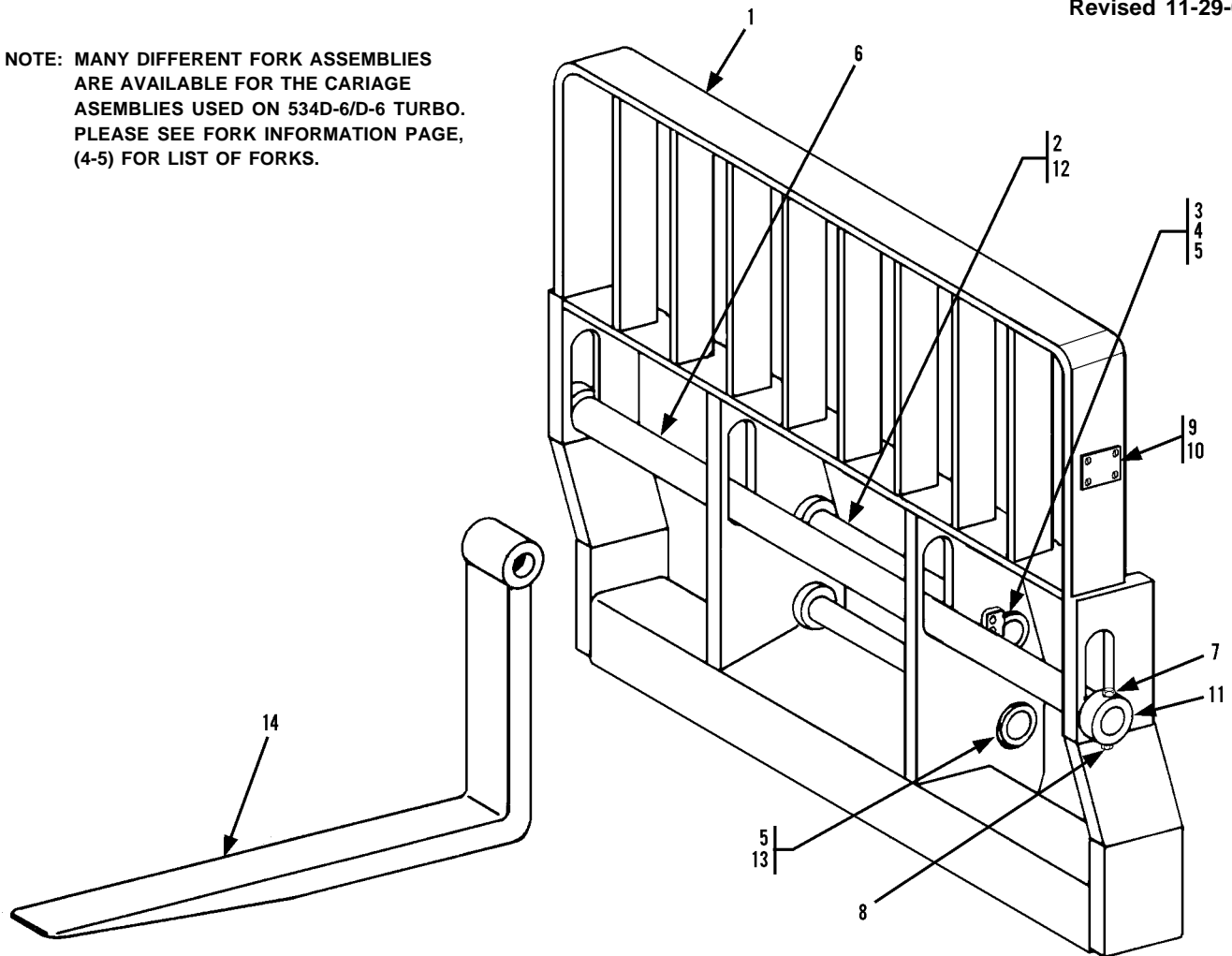




Item	Part No.	Qty.	Description Of Part
	9108-5091	1	QUICK SWITCH ASSY (includes items 1 thru 6, 15 & 16)
1	9108-6152	1	QUICK SWITCH WELDMENT
2	9108-6151	1	PLUNGER WELDMENT
3	9020-7902	1	QUICK RELEASE PIN
4	9103-3038	1	JACK CHAIN, 5" LONG, SIZE 12
5	8863-1509	1	ROLL PIN, 1/4x2
6	8867-1008	1	LUBE FITTING, STRAIGHT, 1/4-28
7		Ref	THIRD BOOM SECTION (see page 3-3 for details)
8	9103-1136	2	BUSHING
9	9112-1308	1	HEX HD CAPSCREW, 5/8-11x5, L9
10	9104-1365	1	HEAD PIN
*11	9112-1309	1	HEX LOCKNUT, 5/8-11, L9 (torque to 185-200 ft.lbs.)
12	9116-6062	1	TILT CYLINDER PIN
13	8320-1123	2	HEX HD CAPSCREW, 1/2-13x1, (nylok)
14	8856-1111	2	WASHER, 1/2
15	8830-1193	1	ROUND HD MACHINE SCREW, #10-32x1/2
16	8856-1105	1	FLAT WASHER, #10
17	9112-1310	2	WASHER, 5/8, L9

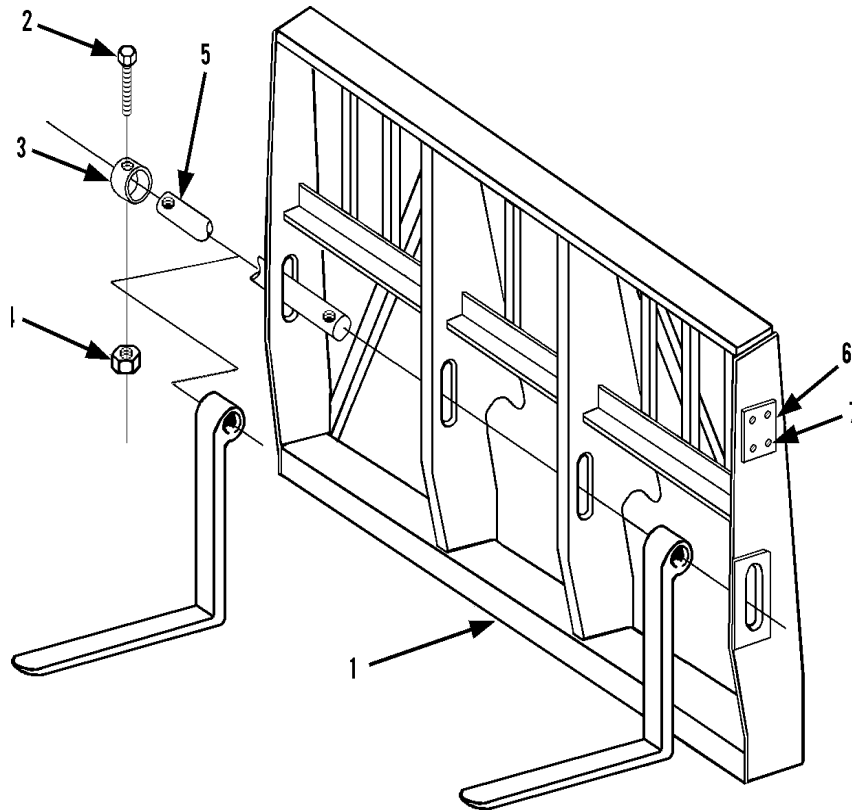


NOTE: MANY DIFFERENT FORK ASSEMBLIES ARE AVAILABLE FOR THE CARRIAGE ASSEMBLIES USED ON 534D-6/D-6 TURBO. PLEASE SEE FORK INFORMATION PAGE, (4-5) FOR LIST OF FORKS.

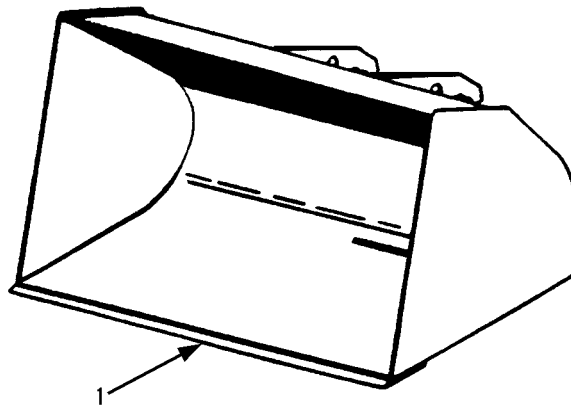


Item	Part No.	Qty.	Description Of Part Item
	9108-5033	Ref	CARRIAGE ASSY, (includes items 1 thru 13)
1	9108-6116	1	CARRIAGE
2	9108-1369	1	HEAD PIN
3	9108-1368	1	RETAINER BAR
4	8820-1066	2	HEX HDCAPSCREW, 1/2-13X1-1/4, GR5
5	8855-1013	2	LOCKWASHER, 1/2
* 6	9045-1058	1	FORK PIN
7	8820-1105	2	HEX HD CAPSCREW, 5/8-11X4, GR5
8	8852-1310	2	HEX LOCKNUT, 5/8-11
9	9015-3001	1	SERIAL NUMBER PLATE
10	8834-1022	4	DRIVE SCREW, #10X3/8
11	9020-0003	2	COLLAR
12	9112-1124	1	SLEEVE
13	9020-7046	Ref	TILT PIN
14	9045-3002	2	FORK
	9060-0390		CUBING FORK

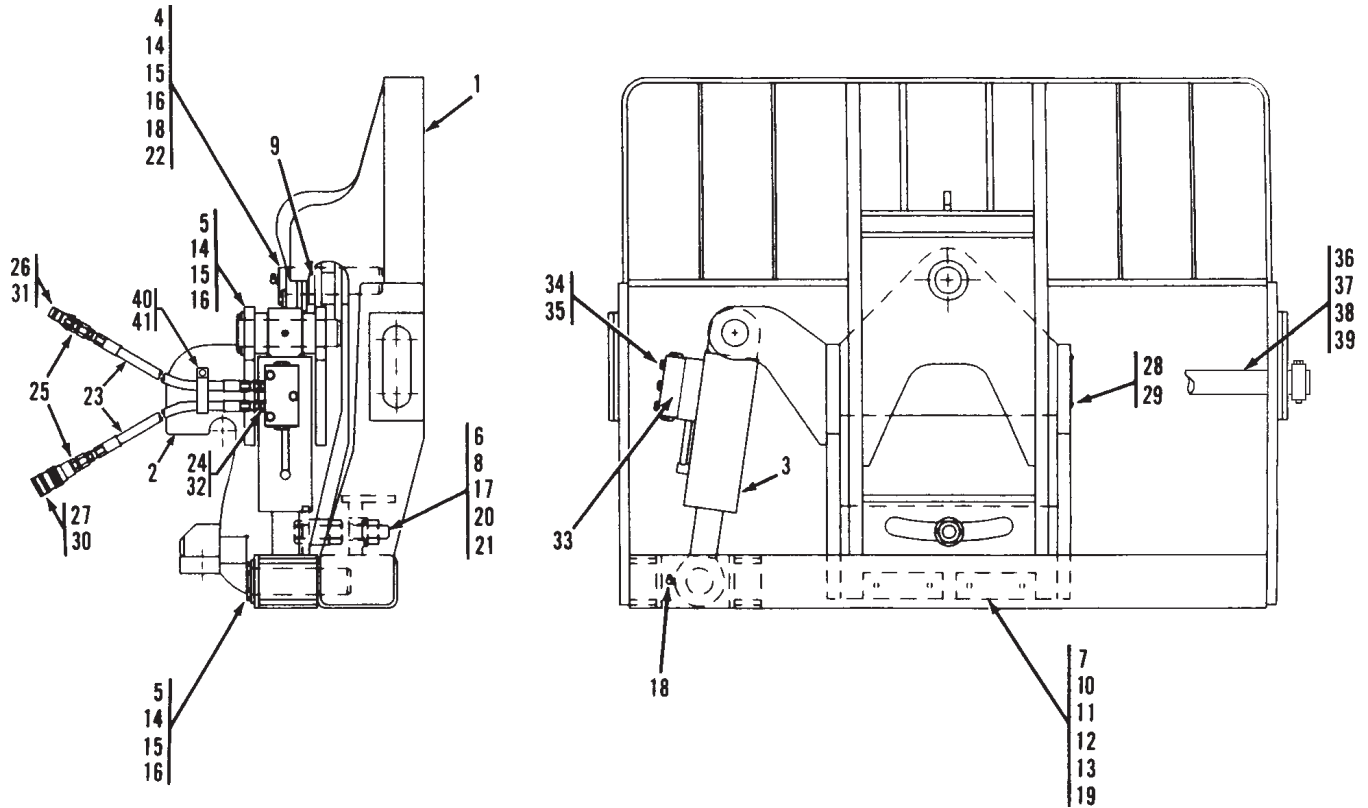
NOTE: MANY DIFFERENT FORK ASSEMBLIES ARE AVAILABLE FOR THE CARRIAGE ASSEMBLIES USED ON 534D-6/D-6 TURBO. PLEASE SEE FORK INFORMATION PAGE, (4-5) FOR LIST OF FORKS.



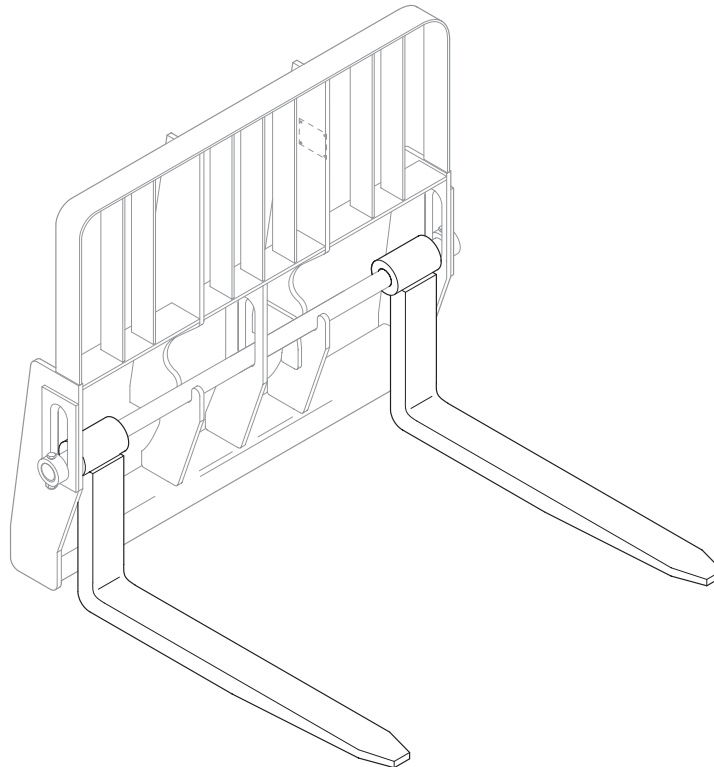
Item	Part No.	Qty.	Description Of Part	Item	Part No.	Qty.	Description Of Part
	9045-5051	1	48" CARRIAGE ASSY, (Includes all items)		9045-5052	1	66" CARRIAGE ASSY, (includes all items)
1	9045-6009	1	48" CARRIAGE WELDMENT	1	9045-6010	1	66" CARRIAGE WELDMENT
2	8820-1105	2	HEX HD CAPSCREW, 5/8-11X4, GR5	2	8820-1105	2	HEX HD CAPSCREW, 5/8-11X4, GR5
3	9020-0003	2	COLLAR	3	9020-0003	2	COLLAR
4	8852-1310	2	HEX LOCKNUT, 5/8-11	4	8852-1310	2	HEX LOCKNUT, 5/8-11
* 5	9045-1058	1	FORK PIN	* 5	9040-2478	1	FORK PIN
6	9015-3001	1	SERIAL NUMBER PLATE	6	9015-3001	1	SERIAL NUMBER PLATE
7	8834-1022	4	DRIVE SCREW, #10X3/8	7	8834-1022	4	DRIVE SCREW, #10X3/8



Item	Part No.	Qty.	Description Of Part	Item	Part No.	Qty.	Description Of Part
1	9045-5049	1	60" BUCKET (3/4 yard capacity)	1	9055-5020	1	74" BUCKET (1-1/4 yard capacity)



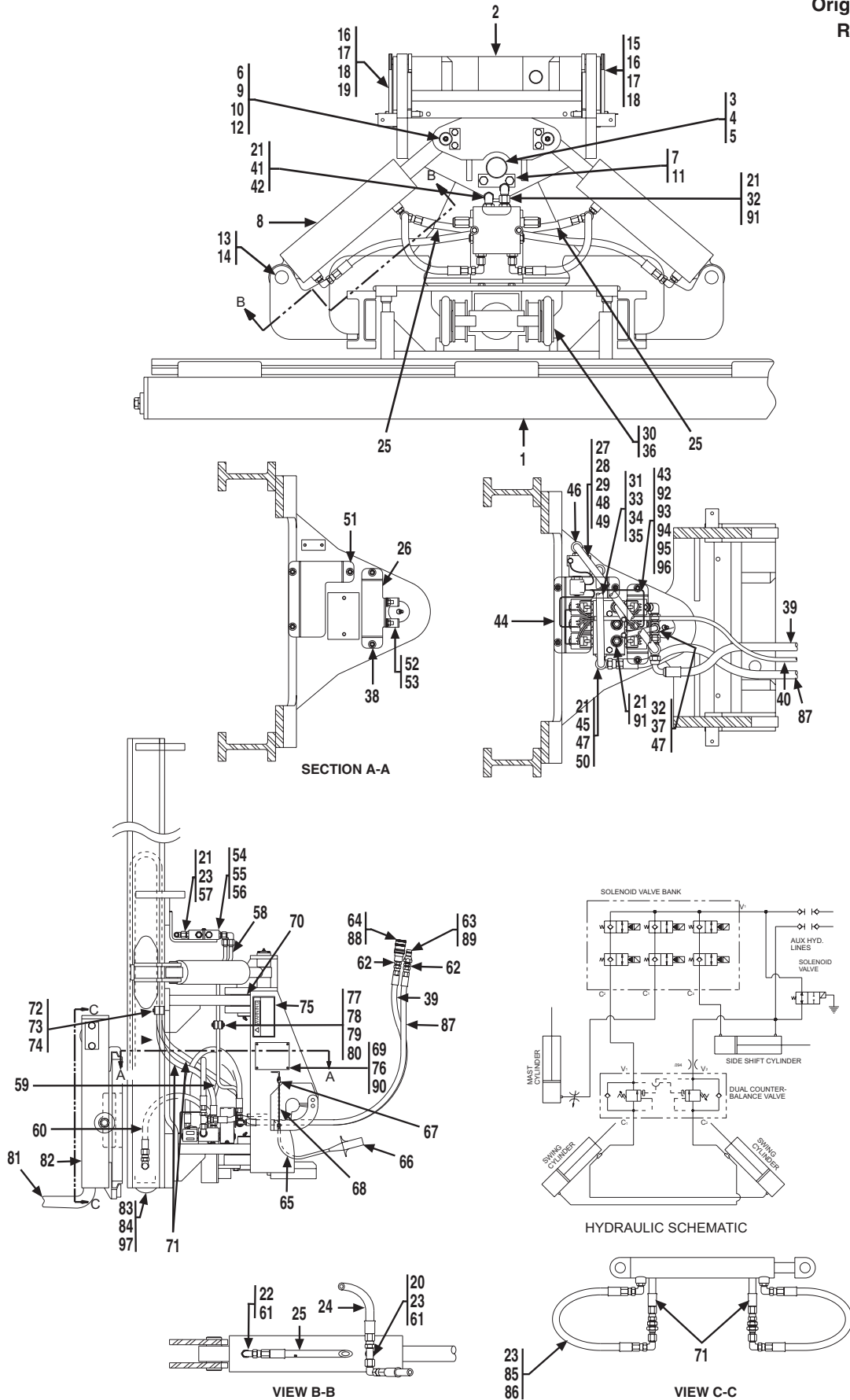
Item	Part No.	Qty.	Description Of Part	Item	Part No.	Qty.	Description Of Part
	9130-5016	Ref	66" SLOPE PILER CARRIAGE, (includes all items)	*25	8866-1010	2	CONNECTOR, (Before S/N 2005283-01)
*	9112-3077	1	CAPACITY DECAL		8866-2018	2	CONNECTOR, (S/N 2005283-01 & After)
1	9130-6030	1	CARRIAGE WELDMENT	*26	9116-3138	1	MALE QUICK DISCONNECT, (Before S/N 2005283-01)
2	9108-6122	1	ADAPTER WELDMENT		9140-3414	1	MALE QUICK DISCONNECT, (S/N 2005283-01 & After)
3		Ref	SWAY CYLINDER, (see page 13-25 for details)	*27	9116-3139	1	FEMALE QUICK DISCONNECT, (Before S/N 2005283-01)
4	9108-3248	1	BUSHING		9140-3413	1	FEMALE QUICK DISCONNECT, (S/N 2005283-01 & After)
*5	3423263	2	PIN	28	8834-1022	4	DRIVE SCREW, #10x3/8
6	9020-4007	1	TUBE	29	9015-3001	1	SERIAL NUMBER PLATE
7	9103-3186	2	BEARING PAD	30	9104-3125	1	DUST PLUG
8	9108-1577	1	TAP BOLT	31	9104-3126	1	DUST CAP
9	9108-1594	1	THRUST WASHER	32	8866-2105	2	ELBOW, 90 DEGREES, (swivel nut)
*10	9020-5870	AR	SHIM	33		Ref	DUAL P.O. CHECK VALVE, (see page 13-11 for details)
11	9103-1236	2	SPACER	34	8820-1040	3	HEX HD CAPSCREW, 3/8-16x2-1/4, GR5
12	8820-1535	4	HEX HD CAPSCREW, 3/8-24x1-1/4, GR5	35	8855-1011	3	LOCKWASHER, 3/8
13	8820-1534	4	HEX HD CAPSCREW, 3/8-24x1, GR5	36	9130-1083	1	FORK PIN
14	9108-1313	3	KEEPER PLATE	37	9020-0003	2	COLLAR
15	8820-1065	6	HEX HD CAPSCREW, 1/2-13x1, GR5	38	8820-1105	2	HEX HD CAPSCREW, 5/8-11x4, GR5
16	8855-1013	6	LOCKWASHER, 1/2	39	8852-1310	2	LOCKNUT, 5/8-11
17	8852-1016	1	HEX LOCKNUT, 1-8	*40	8452-1062	1	SUPPORT CLAMP
*18	8867-1022	2	LUBE FITTING, 90 DEGREES, 1/8	*41	7714-3015	1	WHIZ LOCKNUT
19	8856-1109	4	FLAT WASHER, 3/8				
20	8850-1016	1	HEX NUT, 1-8				
21	0510-1441	1	WASHER, 1-1/16				
22	9108-1622	1	PIN				
23	8471-6434	2	HOSE ASSY				
24	8366-1316	2	CONNECTOR				



**NOTE: FORKS RATED LESS THAN THE ATTACHMENT OR MACHINE'S CAPACITY DECREASE CAPACITY OF THE ATTACHMENT OR MACHINE TO THAT OF THE FORKS. FORKS RATED MORE THAN THE ATTACHMENT OR MACHINE'S CAPACITY DO NOT INCREASE ATTACHMENT OR MACHINE'S CAPACITY.**

**NOTE: PLEASE CONSULT THE GRADALL PARTS DEPARTMENT TO DETERMINE THE CORRECT FORKS APPLICABLE TO YOUR SPECIFIC CARRIAGE ASSEMBLY AND APPLICATION.**

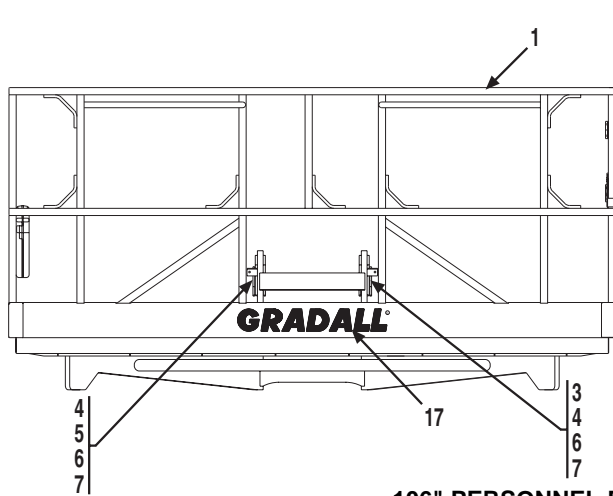
Item	Part No.	Qty.	Description Of Part	Item	Part No.	Qty.	Description Of Part
	9060-0390	2	48" CUBING FORK, 2X2, 3000 lbs., (B, C & D series)		9055-3018	2	72" PALLET FORK, 2X6, 10,000 lbs., (B, C & D series)
	9060-1819	2	48" PALLET FORK, 1-3/4X6, 9000 lbs., (B, C & D series)		9112-3132	2	72" PALLET FORK, 2X6, 10,000 lbs., (B, C & D series)
	9045-3002	2	48" PALLET FORK, 2X4, 8000 lbs., (B, C & D series)		9060-0832	2	48" PALLET FORK, 2-1/4X8, 16,000 lbs., (used on the 542, 552, & 554)
	9055-3005	2	48" PALLET FORK, 2X6, 10,000 lbs., (B, C & D series)		9060-1873	2	48" PALLET FORK, 2-1/4X7, 15,000 lbs., (used on the 542, 552, & 554)
	9055-3008	2	48" PALLET FORK, 1-3/4X4, 5000 lbs., (used on 6' swing mast only, P/N 9045-5047)		9060-0833	2	60" PALLET FORK, 2-1/4X8, 16,000 lbs., (used on the 542, 552 & 554)
	9060-1015	2	60" PALLET FORK, 2X6, 10,000 lbs., (B, C & D series)		9060-1219	2	60" PALLET FORK, 2-1/2X8, 16,000 lbs., (used on the 542, 552 & 554)
	9116-3269	2	60" PALLET FORK, 2X6, 11,300 lbs., (B, C & D series)		9060-1874	2	60" PALLET FORK, 2-1/4X7, 15,000 lbs., (used on the 542, 552 & 554)
	9045-3045	2	60" PALLET FORK, 2X6, 11,300 lbs., (used on 6' swing mast only, P/N 9045-5054)		H045-3002	2	96" PALLET FORK, 2X6, 7500 lbs. loaded center, (B, C & D series)
					9055-3018	2	72" PALLET FORK, 2X6, 10,000 lbs., (B, C & D series)



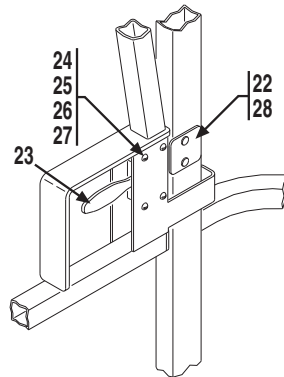
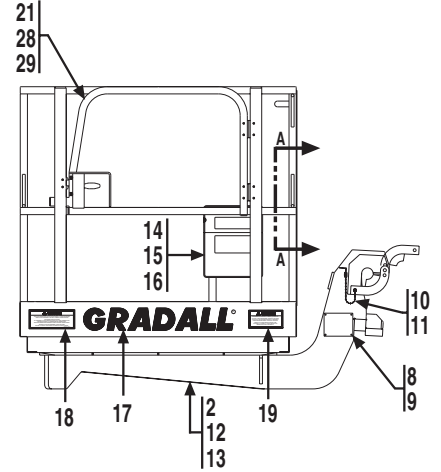


Item	Part No.	Qty.	Description Of Part	Item	Part No.	Qty.	Description Of Part
	90455047	Ref	6' SWING MAST W/SIDE SHIFT, (includes all items)	52	8067-3023	2	SUPPORT CLAMP
1	9045-6007	1	MAST WELDMENT	53	7714-3006	2	WHIZ-LOCKNUT, 5/16-18
2	9104-6062	1	SWING FORK PIVOT WELDMENT	54	9045-3018	1	DUAL COUNTERBALANCE VALVE
3	9104-1325	2	PIVOT PIN	55	8820-1008	2	HEX HD CAPSCREW, 1/4-20X1-3/4, GR5
4	8867-1018	2	LUBE FITTING, 45 DEGREES, 1/8	56	8856-1002	2	FLAT WASHER, 1/4
5	9104-1327	2	BUSHING	57	8866-2018	2	CONNECTOR, (includes item 21)
6	9141-1073	2	LOCKING PLATE	58	9045-3021	1	TUBE ASSY
7	8320-1026	4	HEX HD CAPSCREW, 1/2-13X1-1/2, GR8	59	9045-3020	1	TUBE ASSY
8		Ref	HYDRAULIC CYLINDER, (see page 13-13 for details)	60	8471-1778	1	HOSE ASSY
9	9104-1324	2	PIVOT PIN	61	8859-1204	4	O-RING
10	8867-1008	2	LUBE FITTING, STRAIGHT, 1/4-28	62	8866-1013	2	MALE CONNECTOR, 1/2X1/2 TUBE, (Before S/N 2005283-01)
11	9104-1322	2	LOCKING PLATE		8866-2006	2	CONNECTOR, (includes 8859-1205 o-ring), (S/N 2005283-01 & After)
12	8320-1024	4	HEX HD CAPSCREW, 3/8-16X1, GR8	63	9116-3138	1	HYD COUPLING, MALE TIP, (Before S/N 2005283-01)
13	9104-1326	2	PIVOT PIN		9140-3414	1	HYD COUPLING, MALE TIP, (S/N 2005283-01 & After)
14	8858-1136	4	SNAP RING	64	9103-3125	1	DUST CAP
15	9114-6053	1	LH SUPPORT BRACKET	65	9045-3046	1	WIRING HARNESS
16	9114-1350	2	PIN	66	9020-7662	1	6 CONTACT PLUG
17	8863-1449	2	ROLL PIN, 1/8X1-1/2	67	9103-3039	2	CHAIN CONNECTION
18	9104-3221	2	DETENT PIN	68	9103-3038	24"	CHAIN
19	9114-6054	1	RH SUPPORT BRACKET	69	8834-1022	4	DRIVE SCREW, #10X3/8
20	8866-2152	2	BRANCH TEE, (includes item 61)	70	9104-1356	6	SPACER
21	8859-1205	7	O-RING	71	8471-7871	2	HOSE ASSY
22	8866-2064	2	ELBOW, 90 DEGREES, (includes item 61)	72	7713-3497	2	CLAMP
23	88662105	6	ELBOW, 90 DEGREES, (swivel nut)	73	7713-3498	2	COVER PLATE
24	7713-3201	2	HOSE ASSY	74	7713-3499	4	HEX HD CAPSCREW, 1/4-20X1-5/16
25	9020-4097	2	HOSE ASSY	75	9114-3282	2	PINCH POINT DECAL
26	9045-1060	1	FRONT COVER, (solenoid valve)	76	9134-3053	1	ATTENTION DECAL
27	9045-3043	1	SOLENOID VALVE	77	7713-3168	1	CLAMP SET
28	8820-1007	2	HEX HD CAPSCREW, 1/4-20X1-1/2, GR5	78	7713-3140	2	COVER PLATE
29	8855-1009	2	LOCKWASHER, 1/4	79	8820-1024	1	HEX HD CAPSCREW, 5/16-18X2, GR5
30	9103-4399	2	HOSE SHEAVE	80	8850-1005	1	HEX NUT, 5/16-18
31	8855-1010	2	LOCKWASHER, 5/16	81		Ref	FORKS, (see page 4-14 for details)
32	8866-2106	2	ELBOW, 90 DEGREES, (swivel nut)	82	9045-3033	1	66" S.S. CARRIAGE
33	9045-3019	1	SOLENOID VALVE BANK		9045-4003	2	BRONZE GUIDE
	9114-4449	6	CARTRIDGE & COIL		9045-4001	1	CYLINDER
	9120-4190	6	SEAL KIT, (used on cartridge & coil)		9045-4002	1	PACKING KIT
34	8820-1025	2	HEX HD CAPSCREW, 5/16-18X2-1/4, GR5	83	9103-4374	6	LOAD ROLLER
35	8856-1108	2	FLAT WASHER, 5/16	84	9103-4375	12	SHIM
36	9103-4400	2	SHOULDER BOLT	85	8471-7537	2	HOSE ASSY
37	8866-1306	1	UNION TEE, 1/2 TUBE	86	8866-1084	2	BULKHEAD UNION, 9/16-18X3/8 TUBE
38	7714-3013	5	WHIZ-LOCKNUT, 1/4-20	87	7713-3146	1	HOSE ASSY
39	7713-3269	1	HOSE ASSY	88	9116-3139	1	HYD COUPLING, FEMALE, (Before S/N 2005283-01)
40	9045-3023	1	WIRING HARNESS		9140-3413	1	HYD COUPLING, FEMALE, (S/N 2005283-01 & After)
41	9020-3384	2	ADAPTER	89	9104-3126	1	DUST CAP
42	9104-1362	1	ORIFICE FITTING	90	9015-3001	1	SERIAL NO. PLATE
43	9134-5026	1	DIODE ASSY, (includes items 92 thru 96)	91	8866-2006	4	CONNECTOR, (includes item 21)
44	9045-3044	1	WIRING HARNESS	92	7738-5131	1	DIODE ASSY
45	8471-8047	1	HOSE ASSY	93	9104-3440	2	PIGGYBACK CONNECTOR
46	7713-3458	1	HOSE ASSY	94	8666-1147	3"	BLACK WIRE, 16GA.
47	8866-2240	2	SWIVEL NUT RUN TEE, 1/2 TUBE	95	8668-3480	1	BUTT CONNECTOR
48	7713-1088	2	ELBOW, 90 DEGREES	96	8368-3549	AR	HEAT SHRINK TUBING
49	9020-7719	1	JUMPER WIRE	97	9103-4377	2	SCREW
50	8866-2065	1	ELBOW, 90 DEGREES, (includes item 21)				
51	90451061	1	BACK COVER, (solenoid valve)				

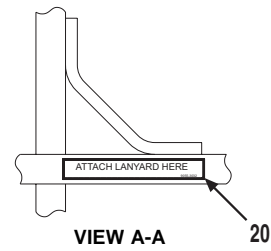
**DO NOT USE THE PERSONNEL PLATFORM UNTIL PROPER  
 CAPACITY CHART AND DECALS ARE IN PLACE.**



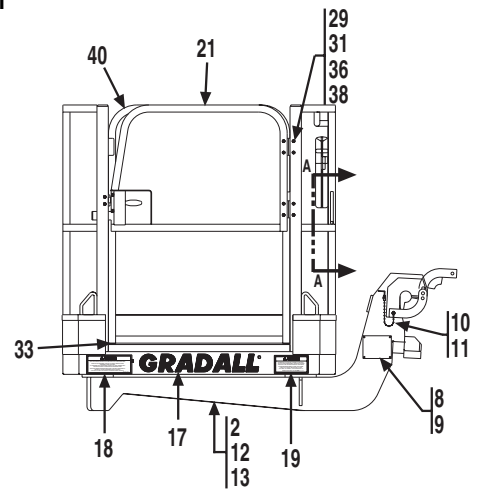
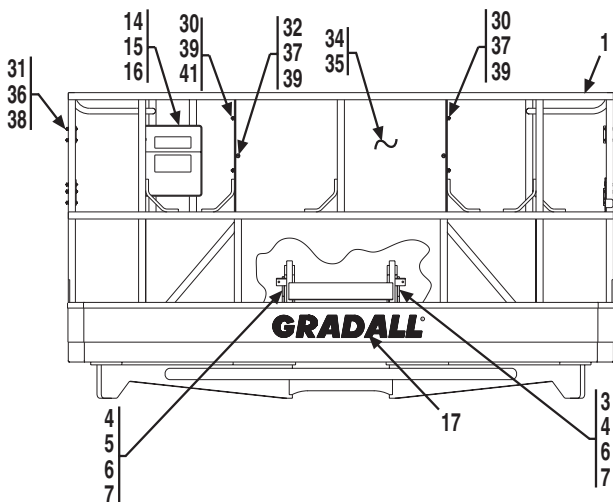
**106" PERSONNEL PLATFORM**



**VIEW OF LATCH  
 AREA ON GATE**



**96" PERSONNEL PLATFORM**

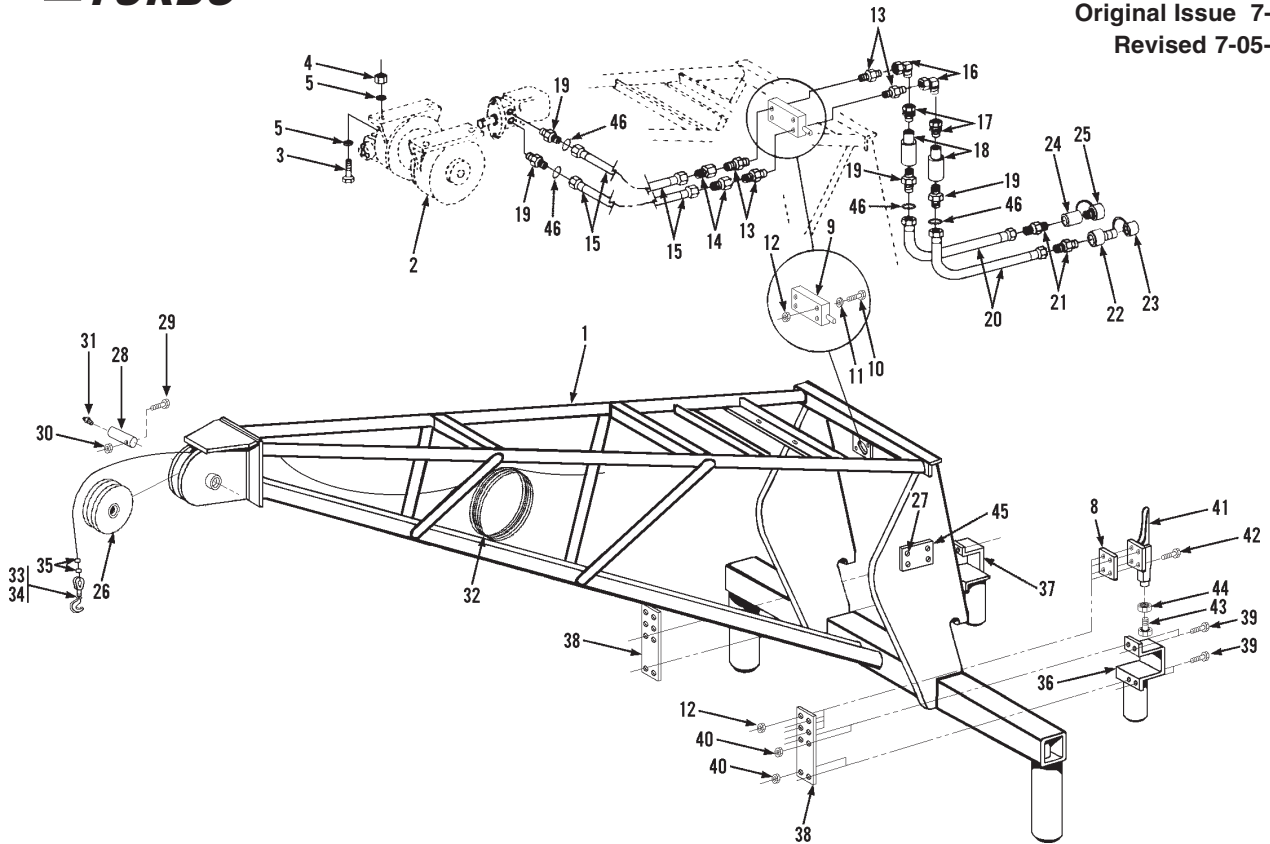


**DO NOT USE THE PERSONNEL PLATFORM UNTIL PROPER  
CAPACITY CHART AND DECALS ARE IN PLACE.**

Item	Part No.	Qty.	Description Of Part	Item	Part No.	Qty.	Description Of Part
1	9055-5024	1	PERSONNEL PLATFORM ASSY, (includes all items)	20	9055-3032	AR	LANYARD DECAL
		1	106" PERSONNEL PLATFORM, (includes items 21 thru 29)	21	9055-4006	1	GATE
	9055-3034	1	96" PERSONNEL PLATFORM, (includes items 21 thru 27 & 29 thru 41)	22	9055-4007	1	LATCH PLATE
2	9055-6020	1	ADAPTER SUPPORT	23	9055-4008	1	LATCH
3	9114-6053	1	L.H. SUPPORT BRACKET	24	9055-4009	4	ROUND HD SCREW
4	9114-1350	2	PIN	25	9055-4010	4	HEX NUT, #10-24
5	9114-6054	1	R.H. SUPPORT BRACKET	26	9055-4011	4	WASHER, #10
6	8863-1449	2	ROLL PIN, 1/8X1-1/2	27	9055-4012	4	WASHER
7	9104-3221	2	DETENT PIN	28	9055-4013	10	BLIND FASTENER
8	9055-3033	1	SERIAL NUMBER PLATE	29	9055-4014	2	HINGE
9	8834-1022	4	DRIVE SCREW, #10X3/8	30	0641524	4	HEX HD CAPSCREW, 5/16-18X3
10	9103-3039	2	CHAIN CONNECTION	31	2080063	16	NYLON LOCK NUT, 1/4-20
11	9103-3038	24"	CHAIN	32	2080064	14	NYLON LOCK NUT, 5/16-18
12	8608-1050	8	HEX HD CAPSCREW, 5/8-11X1-1/2	33	3520072	5	CAP PLUG
13	8855-1015	8	LOCKWASHER, 5/8	34	3573363	1	GUARD PLATE
14	9140-3230	1	MANUAL HOLDER	35	3641438	1	BENT RAIL
15	7714-3013	4	WHIZ-LOCK NUT, 1/4-20	36	3911428	16	ROUND HD SCREW, 1/4-20X3/4
16	9055-4001	1	PERSONNEL WORK PLATFORM MANUAL	37	3911528	12	ROUND HD SCREW, 5/16-18X3/4
17	8090-3009	3	GRADALL DECAL, (106" platform)	38	4711400	16	WASHER, 1/4
	7733-3053	3	GRADALL DECAL, (96" platform)	39	4711500	32	WASHER, 5/16
18	9055-3026	1	WARNING DECAL	40	4846528	1	BASKET END WELDMENT
19	9055-3031	1	WARNING DECAL	41	3311501	2	HEX NUT, 5/16-18
							NOTE: ONLY ITEMS WITH PART NUMBERS ARE AVAILABLE FOR SERVICE.

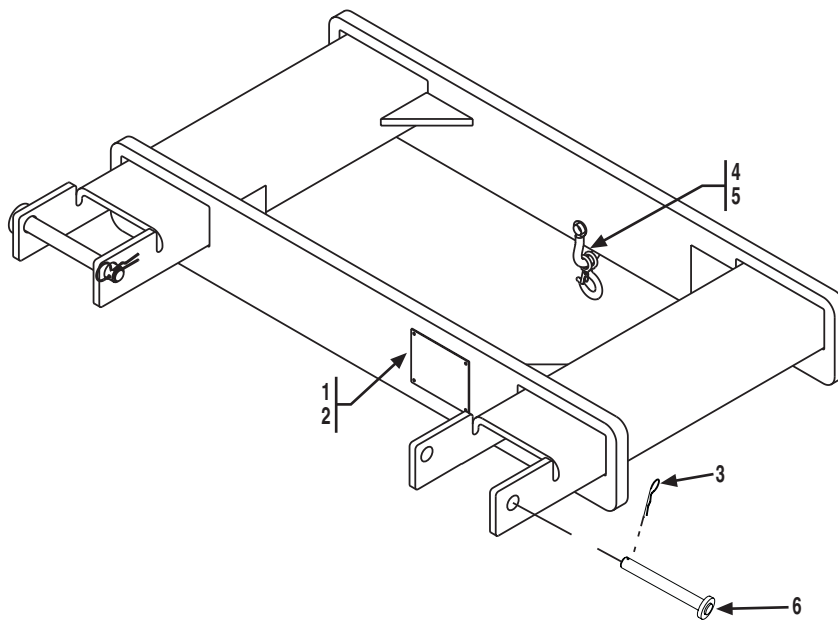
**WHEN BUYING THE PERSONNEL PLATFORM ASSEMBLY FOR FIELD  
INSTALLATION, BE SURE TO ALSO ORDER THE FOLLOWING:**

Item	Part No.	Qty.	Description Of Part
	9133-3049	1	CAPACITY CHART-PERSONNEL PLATFORM, <b>(42 ft. boom)</b>
	9133-3078	1	CAPACITY CHART-PERSONNEL PLATFORM, <b>(36 ft. boom)</b>
	9055-5025	1	DECAL KIT, (includes all items listed below)
	9055-4001	1	PERSONNEL PLATFORM MANUAL
	9138-4011	1	GRADALL MATERIAL HANDLER SAFETY MANUAL
	9055-3026	1	WARNING DECAL
	9055-3027	1	WARNING DECAL
	9055-3028	1	WARNING DECAL
	2460-4172	1	GRADALL/EMI OPERATOR ORIENTATION VIDEO
	9133-4037	1	OPERATOR'S MANUAL



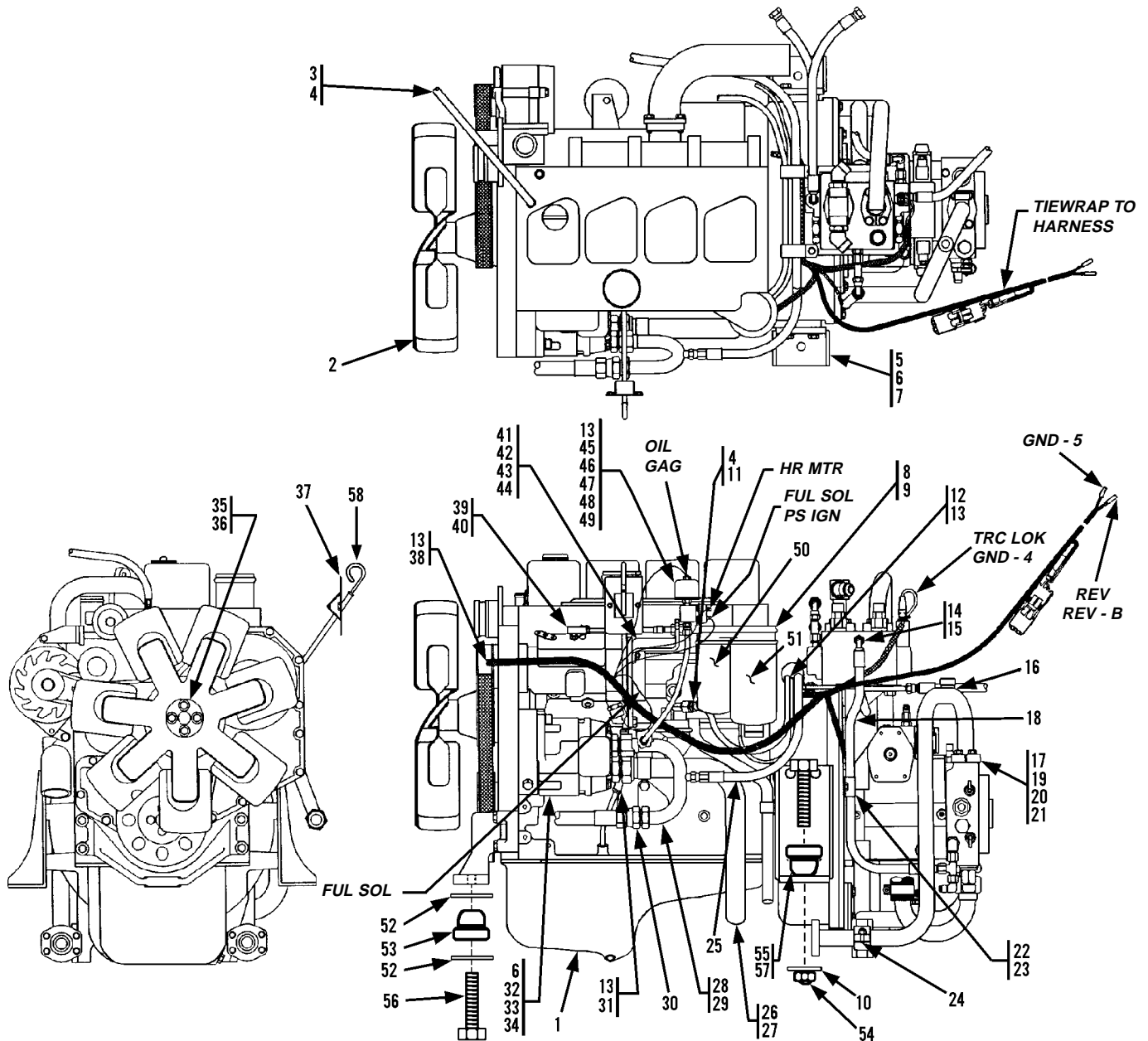
Item	Part No.	Qty.	Description Of Part	Item	Part No.	Qty.	Description Of Part
	9045-5012	1	TRUSS BOOM ASSY W/WINCH, (includes all items)	22	9140-3414	1	MALE TIP COUPLER, (S/N 2005283-01 & After)
1	9080-1353	1	TRUSS BOOM WELDMENT	23	9104-3126	1	DUST CAP
2		Ref	WINCH W/MOTOR, (see page 13-36 & 13-37 for details)	24	9116-3139	1	FEMALE COUPLER, (Before S/N 2005283-01 & After)
3	8820-1096	4	HEX HD CAPSCREW, 5/8-11X1-3/4, GR5		9140-3413	1	FEMALE COUPLER, (S/N 2005283-01 & After)
4	8850-1010	4	HEX NUT, 5/8-11	25	9104-3125	1	DUST PLUG
5	8856-1113	8	FLAT WASHER, 5/8	26	9040-3056	1	SHEAVE
6	Not Used			27	8834-1022	4	DRIVE SCREW, #10X3/8
7	Not Used			28	9040-2948	1	PIN
8	9045-1047	2	SPACER	29	8820-1073	1	HEX HD CAPSCREW, 1/2-13X3, GR5
9		Ref	CROSSOVER VALVE, (see page 13-38 for details)	30	8850-1008	1	HEX NUT, 1/2-13
10	8820-1027	2	HEX HD CAPSCREW, 5/16-18X2-3/4, GR5	31	8867-1001	1	LUBE FITTING, STRAIGHT, 1/8
11	8856-1108	2	FLAT WASHER, 5/16	32	9020-7882	1	WIRE ROPE, 3/8" DIAMETER
12	8850-1005	10	HEX NUT, 5/16-18	33	9140-3448	1	SWIVEL HOOK
13	8345-1104	4	ADAPTER	34	9002-6965	1	THIMBLE
14	9002-9935	2	TUBE REDUCER, 7/8X3/4	35	9002-8990	2	WIRE ROPE CLIP
15	9020-5121	2	HOSE ASSY	36	9060-2905	1	SLIDER BRACKET
16	8866-2107	2	ELBOW, 90 DEGREES, (swivel nut)	37	9060-2904	1	SLIDER BRACKET
17	9045-3016	2	ADAPTER	38	9040-3437	2	SLIDER BAR
18	9020-7880	2	FLOW LIMITER	39	8820-1036	8	HEX HD CAPSCREW, 3/8-16X1-1/4, GR5
19	8866-2019	4	CONNECTOR, (includes item 46)	40	8850-1006	8	HEX NUT, 3/8-16
20	8471-7644	2	HOSE ASSY	41	9020-7884	2	LOCKING CLAMP
21	8866-1013	2	MALE CONNECTOR, 1/2X1/2, (Before S/N 2005283-01 & After)	42	8820-1021	8	HEX HD CAPSCREW, 5/16-18X1-1/4, GR5
	8866-2006	2	CONNECTOR, (includes 8859-1205 o-ring), (S/N 2005283-01 & After)	43	8820-1035	2	HEX HD CAPSCREW, 3/8-16X1, GR5
22	9116-3138	1	MALE TIP COUPLER, (Before S/N 2005283-01 & After)	44	8850-1106	2	HEAVY HEX JAM NUT, 3/8-16
				45	9015-3001	1	SERIAL NO. PLATE
				46	8859-1206	4	O-RING

**NOTE: PALLET/LUMBER FORKS OF AN  
APPROPRIATE LOAD RATING  
MUST BE USED.**



Item	Part No.	Qty.	Description Of Part Item
	9055-3036	1	CRANE HOOK, (includes all items)
1	9015-3001	1	S/N ATTACHMENT PLATE
2	8834-1022	4	DRIVE SCREW, 3/8
3	9055-4078	2	HAIRPIN CLIP, .162X3.43
4	9055-4079	1	CLEVIS CONNECTOR
5	9055-4080	1	HOOK
6	9055-4081	2	PIN





**SERVICE NOTES:**

- 1). Use Loctite 242, P/N 1440-3364, on all bolt & fitting threads except pipe threads.
- 2). Use Loctite pipe sealant, P/N 1440-4082, on all pipe threads.
- 3). Add 12 qts. of oil, P/N 1440-3420, to crankcase.

Part No.	Description Of Part
9108-5053	CUMMINS ENGINE FILTER KIT, (includes all items)
9108-4001	OIL FILTER ELEMENT
7738-3202	PRIMARY FUEL, FILTER ELEMENT
7738-3203	SECONDARY FUEL, FILTER ELEMENT
9108-3218	FUEL FILTER
9020-6262	AIR FILTER ELEMENT

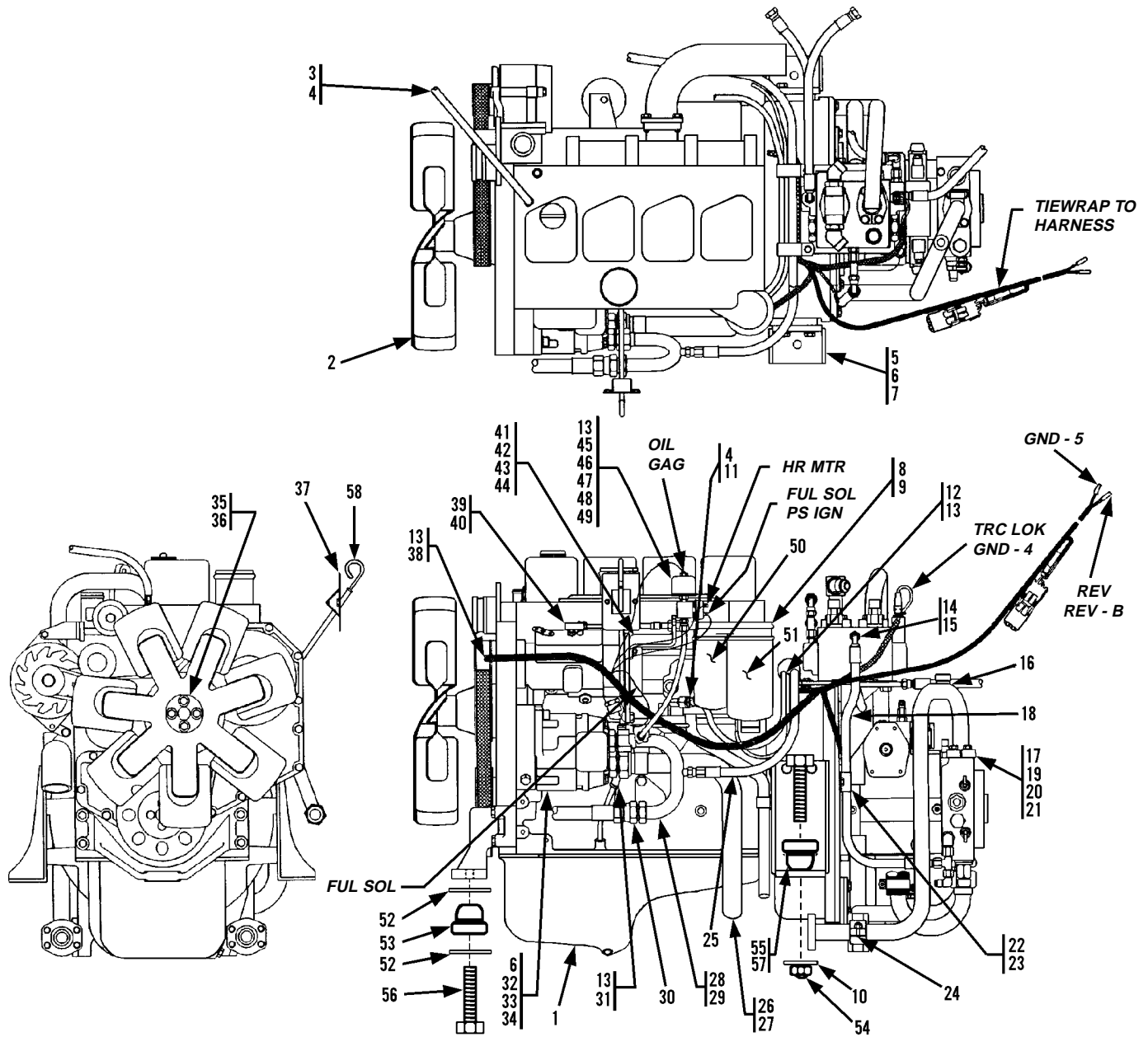
**SERVICE NOTES:**

- 1).Use Loctite 242, P/N 1440-3364, on all bolt & fitting threads except pipe threads.
- 2).Use Loctite pipe sealant, P/N 1440-4082, on all pipe threads.
- 3).Add 12 qts. of oil, P/N 1440-3420, to crankcase.

Part No.	Description Of Part
9108-5053	CUMMINS ENGINE FILTER KIT, (includes all items)
9108-4001	OIL FILTER ELEMENT
7738-3202	PRIMARY FUEL, FILTER ELEMENT
7738-3203	SECONDARY FUEL, FILTER ELEMENT
9108-3218	FUEL FILTER
9020-6262	AIR FILTER ELEMENT

Item	Part No.	Qty.	Description Of Part	Item	Part No.	Qty.	Description Of Part
	9112-5088	Ref	ENGINE ASSY (includes items on page 5-1, except items 10 & 52 thru 57, and all items on page 5-2 and page 5-3)	29	9132-3023	1	TUBE ASSY
1	9108-3012	1	CUMMINS ENGINE, 4B3.9C	30	8471-7907	1	HOSE ASSY
2	9130-3056	1	FAN ASSY	31		10"	SPLIT FLEX LOOM, 1/2" ID
3	8688-3106	2	HOSE CLAMP	32	8319-1057	2	HEX SOCKET HD CAPSCREW, M12x1.75x80 (torque to 50-60 ft. lbs.)
4		76"	FUEL LINE HOSE, 5/16	33		REF	MAIN PUMP (see page 10-15 for details)
5	9133-6004	2	REAR ENGINE MOUNTING BRACKET	34	9002-7471	2	HARD WASHER
6	8319-1010	10	LOCKWASHER, M12	35	8319-1041	4	HEX HD CAPSCREW, M8x1.25x70
7	8319-1032	8	HEX HD CAPSCREW, M12x1.75x35 (torque to 58-68 ft. lbs.)	36	8856-1108	4	FLAT WASHER, 5/16
8	9108-3404	1	THROTTLE CABLE	37	9114-6101	1	DIPSTICK WELDMENT
9	9002-8977	1	YOKE END	38	9112-3166	1	ENGINE WIRING HARNESS
10	9133-1002	2	SPECIAL WASHER	39	9002-7908	1	BALL JOINT
11	9003-0271	1	HOSE NIPPLE	40	8850-1613	1	HEX NUT, #10-32
12		47"	FUEL LINE HOSE, 7/32	41	9108-1243	1	THROTTLE CABLE BRACKET
13	9002-7187	6	TY-RAP	42	8820-1005	2	HEX HD CAPSCREW, 1/4-20x1, GR5
14	9108-3306	1	STRAIGHT THREAD CONNECTOR (includes o-ring)	43	8855-1009	2	LOCKWASHER, 1/4
	8859-1206	1	O-RING	44	8850-1616	2	HEX NUT, 1/4-20
15	8866-2239	1	SWIVEL NUT RUN TEE, 3/8 TUBE	45	2474-1047	1	PRESSURE SWITCH
16	9116-3122	1	TUBE ASSY	46	9114-3315	1	OIL PRESSURE SENDER
17	9108-3106	1	O-RING	47	9108-1388	1	TAPPED BAR
18	7713-3447	1	HOSE ASSY	48	8688-3075	2	TUBE FITTING
19	8471-2738	2	SPLIT FLANGE CLAMP	49		21"	3/8" NYLON TUBE
20	8320-1135	4	HEX HD CAPSCREW, 7/16-14x1-1/2, GR8	50	7738-3202	1	PRIMARY FUEL FILTER
21	8855-1012	4	LOCKWASHER, 7/16	51	7738-3203	1	SECONDARY FUEL FILTER
22	8594-1017	1	SUPPORT CLAMP	52	9108-1158	2	SPECIAL WASHER
23	8856-1109	1	FLAT WASHER, 3/8	53	9133-3002	1	SHOCK MOUNT
24	9020-5792	1	CUSHION CLAMP	54	8852-1214	2	LOCKNUT, 7/8-9
25	8471-9047	1	HOSE ASSY	55	7732-1274	2	HEX HD CAPSCREW, 7/8-9x5
26	8866-2011	1	CONNECTOR (includes o-ring)	56	9108-3338	1	HEX HD CAPSCREW, M16x2x120
	8859-1210	1	O-RING	57	9133-3003	2	SHOCK MOUNT
27	9108-3144	1	SUCTION TUBE	*58	9112-4125	1	DIPSTICK
28	8866-2010	1	CONNECTOR (includes o-ring)				NOTE: ONLY ITEMS WITH PART NUMBERS ARE AVAILABLE FOR SERVICE.
	8859-1209	1	O-RING				





**SERVICE NOTES:**

- 1). Use Loctite 242, P/N 1440-3364, on all bolt & fitting threads except pipe threads.
- 2). Use Loctite pipe sealant, P/N 1440-4082, on all pipe threads.
- 3). Add 12 qts. of oil, P/N 1440-3420, to crankcase.

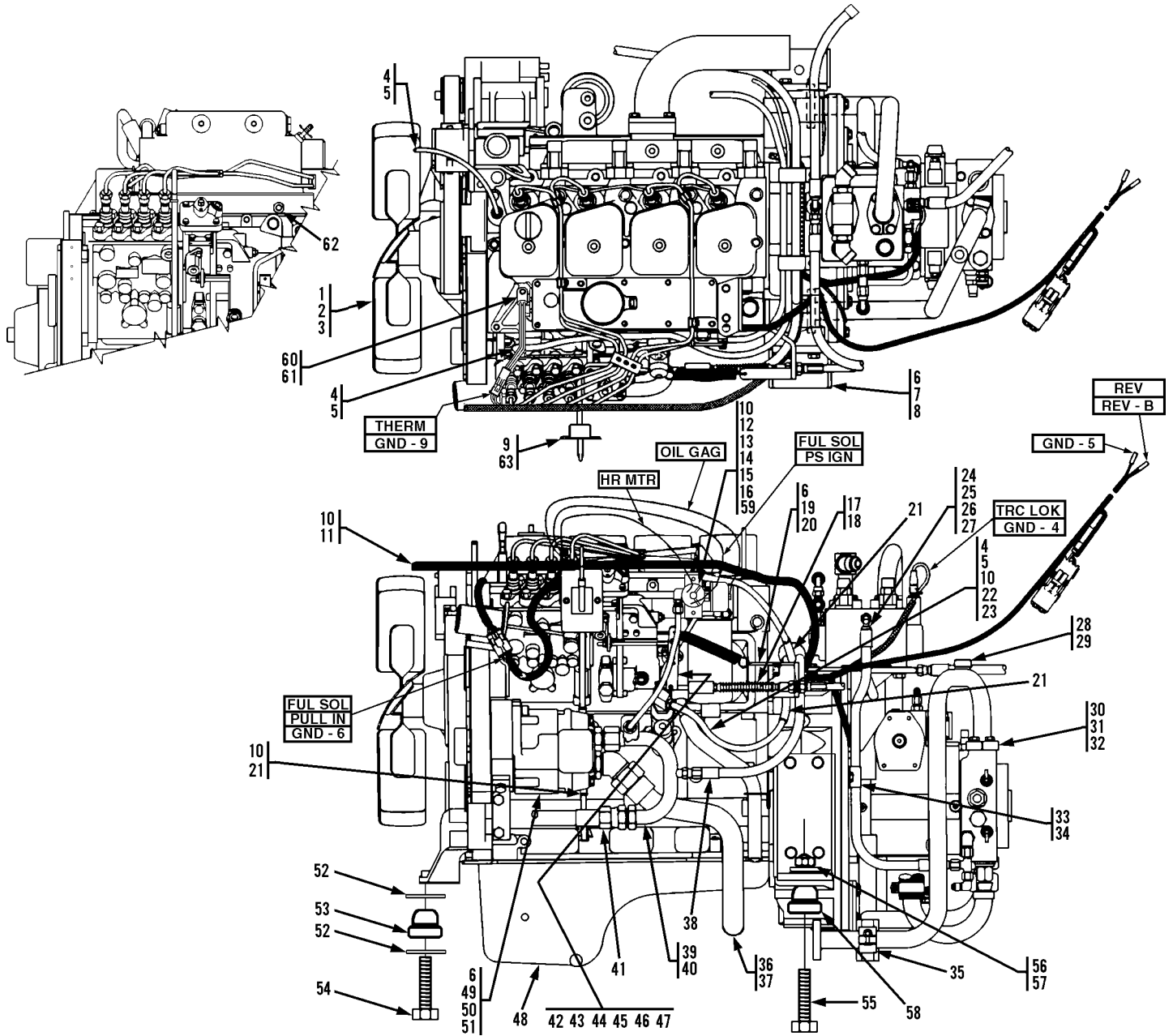
Part No.	Description Of Part
9108-5053	CUMMINS ENGINE FILTER KIT, (includes all items)
9108-4001	OIL FILTER ELEMENT
7738-3202	PRIMARY FUEL, FILTER ELEMENT
7738-3203	SECONDARY FUEL, FILTER ELEMENT
9108-3218	FUEL FILTER
9020-6262	AIR FILTER ELEMENT

**SERVICE NOTES:**

- 1).Use Loctite 242, P/N 1440-3364, on all bolt & fitting threads except pipe threads.
- 2).Use Loctite pipe sealant, P/N 1440-4082, on all pipe threads.
- 3).Add 12 qts. of oil, P/N 1440-3420, to crankcase.

Part No.	Description Of Part
9108-5053	CUMMINS ENGINE FILTER KIT, (includes all items)
9108-4001	OIL FILTER ELEMENT
7738-3202	PRIMARY FUEL, FILTER ELEMENT
7738-3203	SECONDARY FUEL, FILTER ELEMENT
9108-3218	FUEL FILTER
9020-6262	AIR FILTER ELEMENT

Item	Part No.	Qty.	Description Of Part	Item	Part No.	Qty.	Description Of Part
	9112-5088	Ref	ENGINE ASSY (includes items on page 5-1, except items 10 & 52 thru 57; all items on page 5-2, except items 59 thru 60 and all items page 5-3)	29	9132-3023	1	TUBE ASSY
1	9108-3012	1	CUMMINS ENGINE, 4B3.9C	30	8471-7907	1	HOSE ASSY
2	9130-3056	1	FAN ASSY	31		10"	SPLIT FLEX LOOM, 1/2" ID
3	8688-3106	2	HOSE CLAMP	32	8319-1057	2	HEX SOCKET HD CAPSCREW, M12x1.75x80 (torque to 50-60 ft. lbs.)
4		76"	FUEL LINE HOSE, 5/16	33		REF	MAIN PUMP (see page 10-15 for details)
5	9133-6004	2	REAR ENGINE MOUNTING BRACKET	34	9002-7471	2	HARD WASHER
6	8319-1010	10	LOCKWASHER, M12	35	8319-1041	4	HEX HD CAPSCREW, M8x1.25x70
7	8319-1032	8	HEX HD CAPSCREW, M12x1.75x35 (torque to 58-68 ft. lbs.)	36	8856-1108	4	FLAT WASHER, 5/16
8	9108-3404	1	THROTTLE CABLE	37	9114-6101	1	DIPSTICK WELDMENT
9	9002-8977	1	YOKE END	38	9133-3013	1	ENGINE WIRING HARNESS
10	9133-1002	2	SPECIAL WASHER	39	9002-7908	1	BALL JOINT
11	9003-0271	1	HOSE NIPPLE	40	8850-1613	1	HEX NUT, #10-32
12		47"	FUEL LINE HOSE, 7/32	41	9108-1243	1	THROTTLE CABLE BRACKET
13	9002-7187	6	TY-RAP	42	8820-1005	2	HEX HD CAPSCREW, 1/4-20x1, GR5
14	9108-3306	1	STRAIGHT THREAD CONNECTOR (includes o-ring)	43	8855-1009	2	LOCKWASHER, 1/4
	8859-1206	1	O-RING	44	8850-1616	2	HEX NUT, 1/4-20
15	8866-2239	1	SWIVEL NUT RUN TEE, 3/8 TUBE	45	2474-1047	1	PRESSURE SWITCH
16	9116-3122	1	TUBE ASSY	46	9114-3315	1	OIL PRESSURE SENDER
17	9108-3106	1	O-RING	47	9108-1388	1	TAPPED BAR
18	7713-3447	1	HOSE ASSY	48	8688-3075	2	TUBE FITTING
19	8471-2738	2	SPLIT FLANGE CLAMP	49		21"	3/8" NYLON TUBE
20	8320-1135	4	HEX HD CAPSCREW, 7/16-14x1-1/2, GR8	50	7738-3202	1	PRIMARY FUEL FILTER
21	8855-1012	4	LOCKWASHER, 7/16	51	7738-3203	1	SECONDARY FUEL FILTER
22	8594-1017	1	SUPPORT CLAMP	52	9108-1158	2	SPECIAL WASHER
23	8856-1109	1	FLAT WASHER, 3/8	53	9133-3002	1	SHOCK MOUNT
24	9020-5792	1	CUSHION CLAMP	54	8852-1214	2	LOCKNUT, 7/8-9
25	8471-9047	1	HOSE ASSY	55	7732-1274	2	HEX HD CAPSCREW, 7/8-9x5
26	8866-2011	1	CONNECTOR (includes o-ring)	56	9108-3338	1	HEX HD CAPSCREW, M16x2x120
	8859-1210	1	O-RING	57	9133-3003	2	SHOCK MOUNT
27	9108-3144	1	SUCTION TUBE	*58	9112-4125	1	DIPSTICK
28	8866-2010	1	CONNECTOR (includes o-ring)				NOTE: ONLY ITEMS WITH PART NUMBERS ARE AVAILABLE FOR SERVICE.
	8859-1209	1	O-RING				



 **CAUTION**

Pay close attention to Serial Number of machine when ordering Engine Filter Kit.

**SERVICE NOTES:**

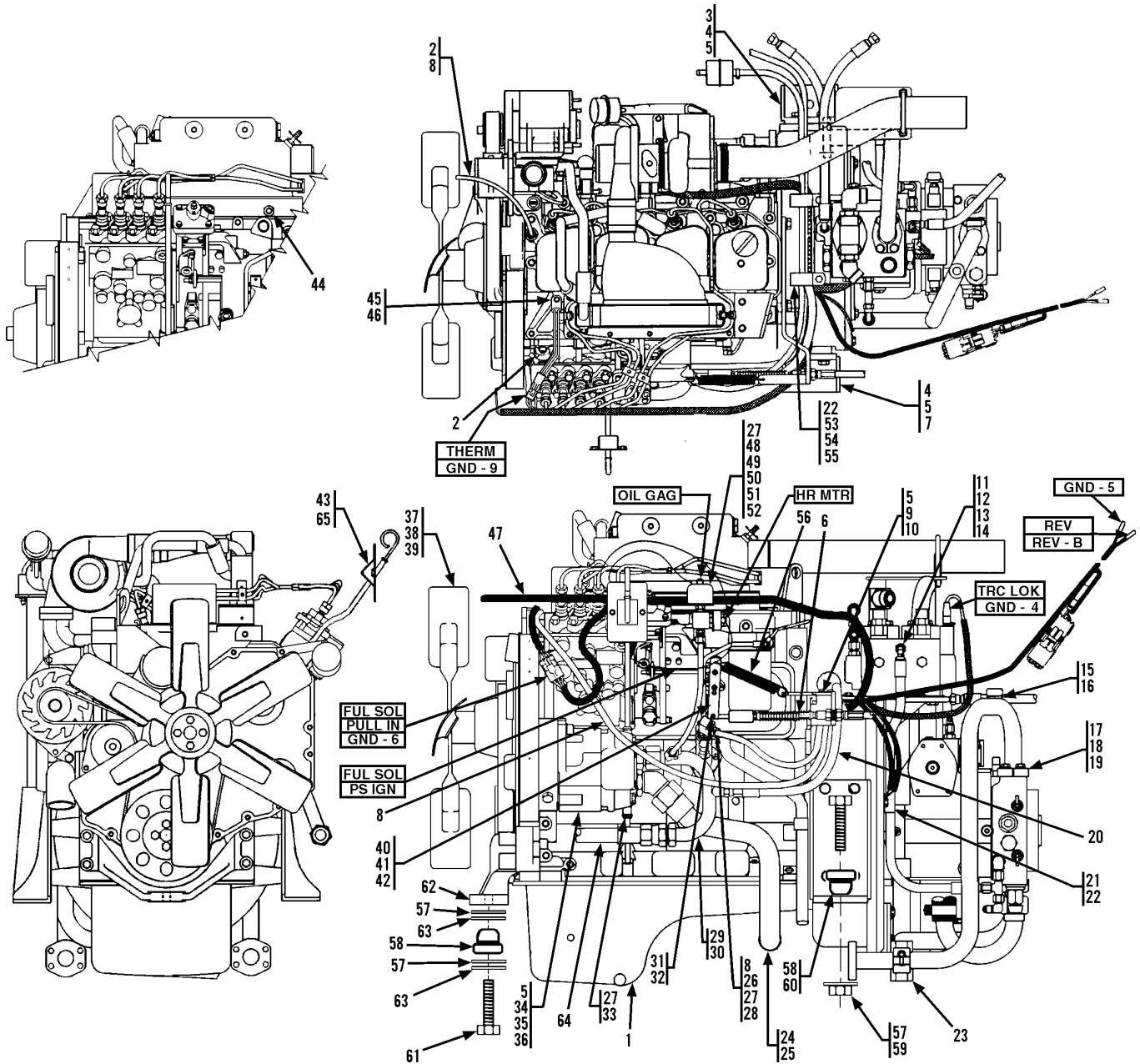
- 1). Use Loctite 242, P/N 1440-3364, on all bolt & fitting threads except pipe threads.
- 2). Use Loctite pipe sealant, P/N 1440-4082, on all pipe threads.
- 3). Add 12 qts. of oil, P/N 1440-3420, to crankcase.

Part No.	Description Of Part
*9137-5002	ENGINE FILTER KIT, (includes all items) <b>(S.S.N. 0588435 thru 0588530)</b>
9108-4001	OIL FILTER ELEMENT
7738-3303	FUEL FILTER
9108-3218	FUEL STRAINER
9020-6262	AIR FILTER ELEMENT

Part No.	Description Of Part
9133-5033	ENGINE FILTER KIT, (includes all items) <b>(S.S.N. 0588531 thru Current)</b>
9108-4001	OIL FILTER ELEMENT
7738-3303	FUEL FILTER
9108-3218	FUEL FILTER
9140-3103	AIR FILTER SAFETY ELEMENT
9140-3102	AIR FILTER ELEMENT

Item	Part No.	Qty.	Description Of Part
	9133-5001	Ref	ENGINE ASSY, (includes all items on page 5-1 except items 52 thru 58; all items on page 5-2 except items 44 thru 46 and all items on 5-3)
1	9130-3056	1	FAN ASSY
2	8319-1041	4	HEX HD CAPSCREW, M8X1.25X70
3	8856-1108	4	FLAT WASHER, 5/16
4		132"	FUEL LINE HOSE, 5/16
5	8688-3106	4	HOSE CLAMP
6	8319-1010	12	LOCKWASHER, M12
7	9133-6004	2	REAR ENGINE MTG. BRACKET
8	8319-1032	8	HEX HD CAPSCREW, M12X1.75X35, (torque to 58-68 ft. lbs.)
9	9133-6010	1	DIPSTICK WELDMENT
10	9002-7187	6	TY-RAP
11	9133-3013	1	ENGINE WIRING HARNESS
12	2474-1047	1	PRESSURE SWITCH
13	9114-3315	1	OIL PRESSURE SENDER
14	9108-1388	1	TAPPED BAR
15	8688-3075	1	TUBE ASSY
16		18"	3/8" NYLON TUBE
17	9116-3260	1	ACCELERATOR CABLE
18	9002-7684	1	YOKE END
19	9116-6075	1	THROTTLE CABLE BRACKET
20	8319-1004	2	HEX HD CAPSCREW, M12X1.75X30
21		16"	SPLIT FLEX LOOM, 1/2 I.D.
22	9003-0271	1	HOSE NIPPLE
23	8698-3649	1	ELBOW, 90 DEGREES, 1/4 PIPE
24	7713-3447	1	HOSE ASSY
25	9108-3306	1	CONNECTOR, (includes item 27)
26	8866-2239	1	SWIVEL NUT RUN TEE, 3/8 TUBE
27	8859-1206	1	O-RING
28	9116-3122	1	TUBE ASSY
29	9108-3106	1	O-RING
30	8471-2738	2	SPLIT FLANGE CLAMP
31	8320-1135	4	HEX HD CAPSCREW, 7/16-14X1-1/2, GR8
32	8855-1012	4	LOCKWASHER, 7/16
33	8594-1017	1	SUPPORT CLAMP
34	8856-1109	1	WASHER, 3/8

Item	Part No.	Qty.	Description Of Part
35	9020-5792	1	CUSHION CLAMP
36	9132-3022	1	SUCTION TUBE
37	8866-2090	1	ELBOW, 45 DEGREES, (includes o-ring)
	8859-1210	1	O-RING
38	8471-9047	1	HOSE ASSY
39	9132-3023	1	TUBE ASSY
40	8866-2010	1	CONNECTOR, (includes o-ring)
	8859-1209	1	O-RING
41	8471-7907	1	HOSE ASSY
42	9116-1323	1	THROTTLE BAR
43	8319-1035	2	SOCKET HD CAPSCREW, M6X1.00X16, GR8
44	8319-1012	2	LOCKWASHER, M6
45	9114-3345	1	BALL SOCKET
46	9114-3344	1	OVER TRAVEL
47	9116-3259	1	THROTTLE SPRING
48	9138-3001	1	CUMMINS ENGINE, B3.9C80
49		Ref	MAIN PUMP, (see page 10-15 for details)
50	8319-1057	2	HEX SOCKET HD CAPSCREW, M12X1.75X80, (torque to 50-60 ft. lbs.)
51	9002-7471	2	HARD WASHER
52	9108-1158	2	REBOUND WASHER
53	9133-3002	1	SHOCK MOUNT
54	9108-3338	1	HEX HD CAPSCREW, M16X120
55	7732-1274	2	HEX HD CAPSCREW, 7/8-9X5
56	9133-1002	2	REBOUND WASHER
57	8852-1214	2	LOCKNUT, 7/8-9
58	9133-3003	2	SHOCK MOUNT
59	8688-3074	1	ELBOW, 90 DEGREES
60	9136-5014	1	QUICK START THERMOSTAT ASSY
61	8319-1038	1	HEX HD CAPSCREW, M10X1.5X20
62	9136-3029	1	ATOMIZER, 1/8
63	9112-4125	1	DIPSTICK
			NOTE: ONLY ITEMS WITH PART NUMBERS ARE AVAILABLE FOR SERVICE.



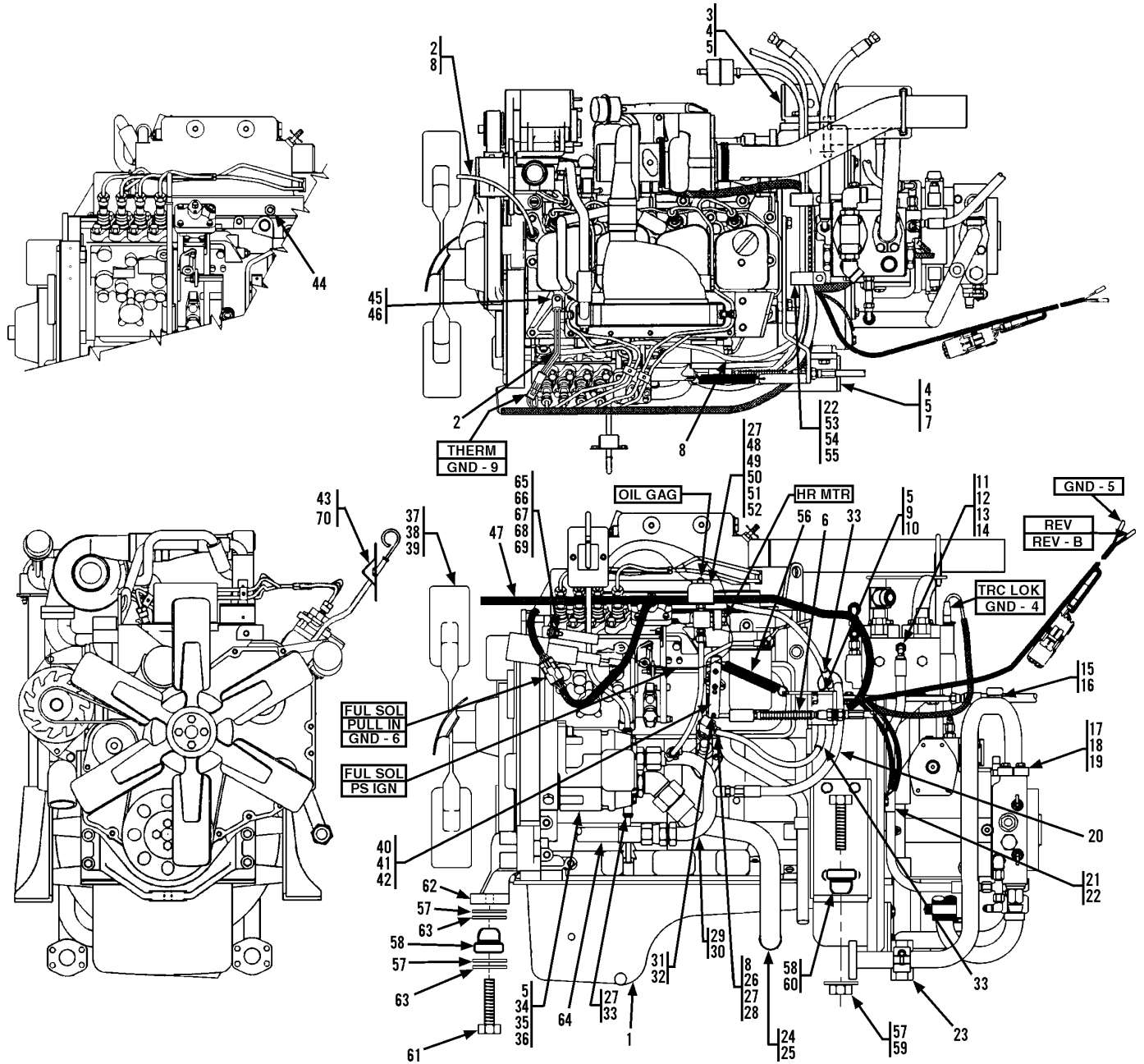
**SERVICE NOTES:**

- 1). Use Loctite 242, P/N 1440-3364, on all bolt & fitting threads except pipe threads.
- 2). Use Loctite pipe sealant, P/N 1440-4082, on all pipe threads.
- 3). Add 12 qts. of oil, P/N 1440-3420, to crankcase.

Part No.	Description Of Part
9137-5002	CUMMINS ENGINE FILTER KIT, (includes all items)
9108-4001	OIL FILTER
7738-3303	FUEL FILTER
9108-3218	FUEL FILTER
9020-6262	AIR FILTER ELEMENT

Part No.	Description Of Part
9137-5002	CUMMINS ENGINE FILTER KIT, (includes all items)
9108-4001	OIL FILTER
7738-3303	FUEL FILTER
9108-3218	FUEL FILTER
9020-6262	AIR FILTER ELEMENT

Item	Part No.	Qty.	Description Of Part	Item	Part No.	Qty.	Description Of Part
	9137-5001	Ref	ENGINE ASSY (includes all items on page 5-1 except items 57-63, all items on page 5-2 except 57 thru 59 and all items on page 5-3)	33		10"	1/2" ID SPLIT FLEX LOOM
1	9137-3001	1	B3.9C-110 EPA ENGINE	34	8319-1057	2	HEX SOCKET CAP SCREW, M12x1.75x80 (torque to 50 - 60 ft-lbs)
2	8688-3106	3	HOSE CLAMP	35		Ref	MAIN PUMP (see page 10-15 for details)
3	9132-6006	1	R.H. ENGINE MOUNT	36	9002-7471	2	HARDENED WASHER
4	8319-1032	8	HEX HD CAPSCREW, M12x1.75x35 (torque to 58-68 ft-lbs)	37	8856-1108	4	FLAT WASHER, 5/16
5	8319-1010	12	LOCKWASHER, M12	38	8319-1041	4	HEX HD CAPSCREW, M8x1.25x70
6	9116-3260	1	ACCELERATOR CABLE	39	9114-3329	1	FAN ASSY
7	9108-6034	1	L.H. ENGINE MOUNT	40	9116-1323	1	THROTTLE BAR
8		157"	FUEL LINE HOSE, 5/16	41	8319-1035	2	SOCKET HD, M6x1.00x16
9	9116-6075	1	THROTTLE CABLE BRACKET	42	8319-1012	2	LOCKWASHER, M6
10	8319-1004	2	HEX HD CAPSCREW, M12x1.75x30	43	9114-6101	1	DIPSTICK WELDMENT
11	8866-2239	1	SWIVEL NUT RUN TEE, 3/8 TUBE	44	9136-3029	1	ATOMIZER, 1/8
12	9108-3306	1	STR THREAD CONNECTOR, (includes item #13)	45	9136-5014	1	QUICK START THERMOSTAT ASSY
13	8859-1206	1	O-RING	46	8319-1038	1	HEX HD CAPSCREW, M10x1.50x20
14	7713-3447	1	HOSE ASSY	47	9136-3033	1	ENGINE WIRING HARNESS
15	9108-3106	1	O-RING	48	2474-1047	1	PRESSURE SWITCH
16	9116-3122	1	TUBE ASSY	49	9114-3315	1	OIL PRESSURE SENDER
17	8855-1012	4	LOCKWASHER, 7/16	50	9108-1388	1	TAPPED BAR
18	8320-1135	4	HEX HD CAPSCREW, 7/16-14x1-1/2	51	8688-3075	2	TUBE FITTING
19	8471-2738	2	SPLIT FLANGE CLAMP	52		28"	NYLON TUBE
20	8471-9047	1	HOSE ASSY	53	8820-1020	2	HEX HD CAPSCREW, 5/16-18x1 GR5
21	8856-1109	1	FLAT WASHER, 3/8	54	8852-1205	2	HEX LOCKNUT, 5/16-18
22	8594-1017	3	SUPPORT CLAMP	55	2486-1170	2	SUPPORT CLAMP
23	9020-5792	1	CUSHION CLAMP	56	9116-3259	1	THROTTLE SPRING
24	8866-2090	1	ELBOW-45 DEGREES, (includes o-ring)	57	9108-1158	4	SPECIAL WASHER
	8859-1210	1	O-RING	58	8688-1227	3	SHOCK MOUNT
25	9132-3022	1	SUCTION TUBE	59	8852-1010	2	HEX LOCKNUT, 5/8-11
26	8698-3649	1	90 DEGREE ELBOW, 1/4 PIPE	60	8820-1106	2	HEX HD CAPSCREW, 5/8-11x4-1/2, GR5
27	9002-7187	5	TY-WRAP	61	9132-3006	1	HEX HD CAPSCREW, M12x120
28	9003-0271	1	HOSE NIPPLE	62	9132-1013	1	SPACER
29	8866-2010	1	CONNECTOR (includes o-ring)	63	9132-1014	2	REBOUND WASHER
	8859-1209	1	O-RING	64	8471-9048	1	HOSE ASSY
30	9132-3023	1	TUBE ASSY	* 65	9112-4125	1	DIPSTICK
31	9114-3344	1	OVER TRAVEL				
32	9114-3345	1	BAIL SOCKET				NOTE: ONLY ITEMS WITH PART NUMBERS ARE AVAILABLE FOR SERVICE.





**CAUTION**

Pay close attention to Serial Number of machine when ordering Engine Filter Kit.

**SERVICE NOTES:**

- 1). Use Loctite 242, P/N 1440-3364, on all bolt & fitting threads except pipe threads.
- 2). Use Loctite pipe sealant, P/N 1440-4082, on all pipe threads.
- 3). Add 12 qts. of oil, P/N 1440-3420, to crankcase.

Part No.	Description Of Part
*9137-5002	ENGINE FILTER KIT, (includes all items) <b>(S.S.N. 0588008 thru 0588530)</b>
9108-4001	OIL FILTER
7738-3303	FUEL FILTER
9108-3218	FUEL FILTER
9020-6262	AIR FILTER ELEMENT

Part No.	Description Of Part
*9136-5042	ENGINE FILTER KIT, (includes all items) <b>(S.S.N. 0588531 thru Current)</b>
9108-4001	OIL FILTER
7738-3303	FUEL FILTER
9108-3218	FUEL FILTER
9134-3059	AIR FILTER ELEMENT
9134-3060	AIR FILTER SAFETY ELEMENT

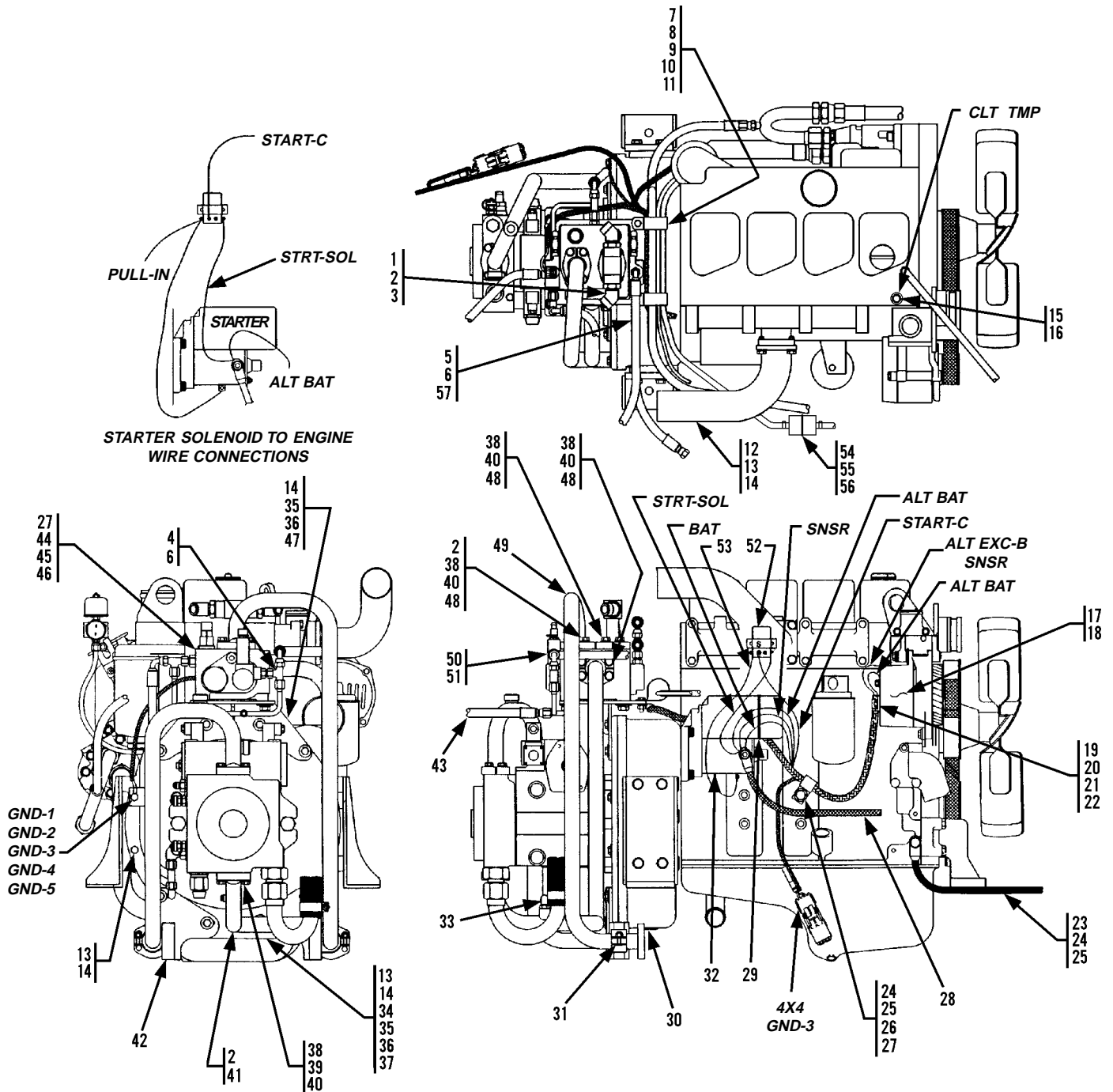
Item	Part No.	Qty.	Description Of Part
	9137-5001	Ref	ENGINE ASSY, (includes all items on page 5-1 except items 57-63, all items on page 5-2 except 56 thru 58 and all items on page 5-3)
1	9137-3001	1	B3.9C-110 EPA ENGINE
2	8688-3106	3	HOSE CLAMP
3	9132-6006	1	R.H. ENGINE MOUNT
4	8319-1032	8	HEX HD CAPSCREW, M12x1.75x35, (torque to 58-68 ft-lbs)
5	8319-1010	12	LOCKWASHER, M12
6	9116-3260	1	ACCELERATOR CABLE
7	9108-6034	1	L.H. ENGINE MOUNT
8		157"	FUEL LINE HOSE, 5/16
9	9116-6075	1	THROTTLE CABLE BRACKET
10	8319-1004	2	HEX HD CAPSCREW, M12x1.75x30
11	8866-2239	1	SWIVEL NUT RUN TEE, 3/8 TUBE
12	9108-3306	1	STR THREAD CONNECTOR, (includes item 13)
13	8859-1206	1	O-RING
14	7713-3447	1	HOSE ASSY
15	9108-3106	1	O-RING
16	9116-3122	1	TUBE ASSY
17	8855-1012	4	LOCKWASHER, 7/16
18	8320-1135	4	HEX HD CAPSCREW, 7/16-14x1-1/2
19	8471-2738	2	SPLIT FLANGE CLAMP
20	8471-9047	1	HOSE ASSY
21	8856-1109	1	FLAT WASHER, 3/8
22	8594-1017	3	SUPPORT CLAMP
23	9020-5792	1	CUSHION CLAMP
24	8866-2090	1	ELBOW-45 DEGREES, (includes o-ring)
	8859-1210	1	O-RING
25	9132-3022	1	SUCTION TUBE
26	8698-3649	1	90 DEGREE ELBOW, 1/4 PIPE
27	9002-7187	5	TY-WRAP
28	9003-0271	1	HOSE NIPPLE
29	8866-2010	1	CONNECTOR, (includes o-ring)
	8859-1209	1	O-RING
30	9132-3023	1	TUBE ASSY
31	9114-3344	1	OVER TRAVEL
32	9114-3345	1	BALL SOCKET
33		16"	1/2" ID SPLIT FLEX LOOM
34	8319-1057	2	HEX SOCKET CAP SCREW, M12x1.75x80, (torque to 50 - 60 ft-lbs)

Item	Part No.	Qty.	Description Of Part
35		Ref	MAIN PUMP, (see page 10-15 for details)
36	9002-7471	2	HARDENED WASHER
37	8856-1108	4	FLAT WASHER, 5/16
38	8319-1041	4	HEX HD CAPSCREW, M8x1.25x70
39	9114-3329	1	FAN ASSY
40	9116-1323	1	THROTTLE BAR
41	8319-1035	2	SOCKET HD CAPSCREW, M6x1.00x16
42	8319-1012	2	LOCKWASHER, M6
43	9114-6101	1	DIPSTICK WELDMENT
44	9136-3029	1	ATOMIZER, 1/8
45	9136-5014	1	QUICK START THERMOSTAT ASSY
46	8319-1038	1	HEX HD CAPSCREW, M10x1.50x20
47	9133-3013	1	ENGINE WIRING HARNESS
48	2474-1047	1	PRESSURE SWITCH
49	9114-3315	1	OIL PRESSURE SENDER
50	9108-1388	1	TAPPED BAR
51	8688-3075	2	TUBE FITTING
52		28"	NYLON TUBE
53	8820-1020	2	HEX HD CAPSCREW, 5/16-18x1, GR5
54	8852-1205	2	HEX LOCKNUT, 5/16-18
55	2486-1170	2	SUPPORT CLAMP
56	9116-3259	1	THROTTLE SPRING
57	9108-1158	4	SPECIAL WASHER
58	8688-1227	3	SHOCK MOUNT
59	8852-1010	2	HEX LOCKNUT, 5/8-11
60	8820-1106	2	HEX HD CAPSCREW, 5/8-11x4-1/2, GR5
61	9132-3006	1	HEX HD CAPSCREW, M12x120
62	9132-1013	1	SPACER
63	9132-1014	2	REBOUND WASHER
64	8471-9048	1	HOSE ASSY
65	9137-1006	1	DIP-STICK BRACKET
66	8820-1005	1	HEX HD CAPSCREW, 1/4-20x1, GR5
67	8856-1107	1	FLAT WASHER, 1/4
68	8855-1009	1	LOCKWASHER, 1/4
69	8850-1616	1	HEX NUT, 1/4-20
70	9112-4125	1	DIPSTICK
			NOTE: ONLY ITEMS WITH PART NUMBERS ARE AVAILABLE FOR SERVICE.



**SERVICE NOTES:**

- 1). Use Loctite 242, P/N 1440-3364, on all bolt & fitting threads except pipe threads.
- 2). Use Loctite pipe sealant, P/N 1440-4082, on all pipe threads.
- 3). Add 12 qts. of oil, P/N 1440-3420, to crankcase.



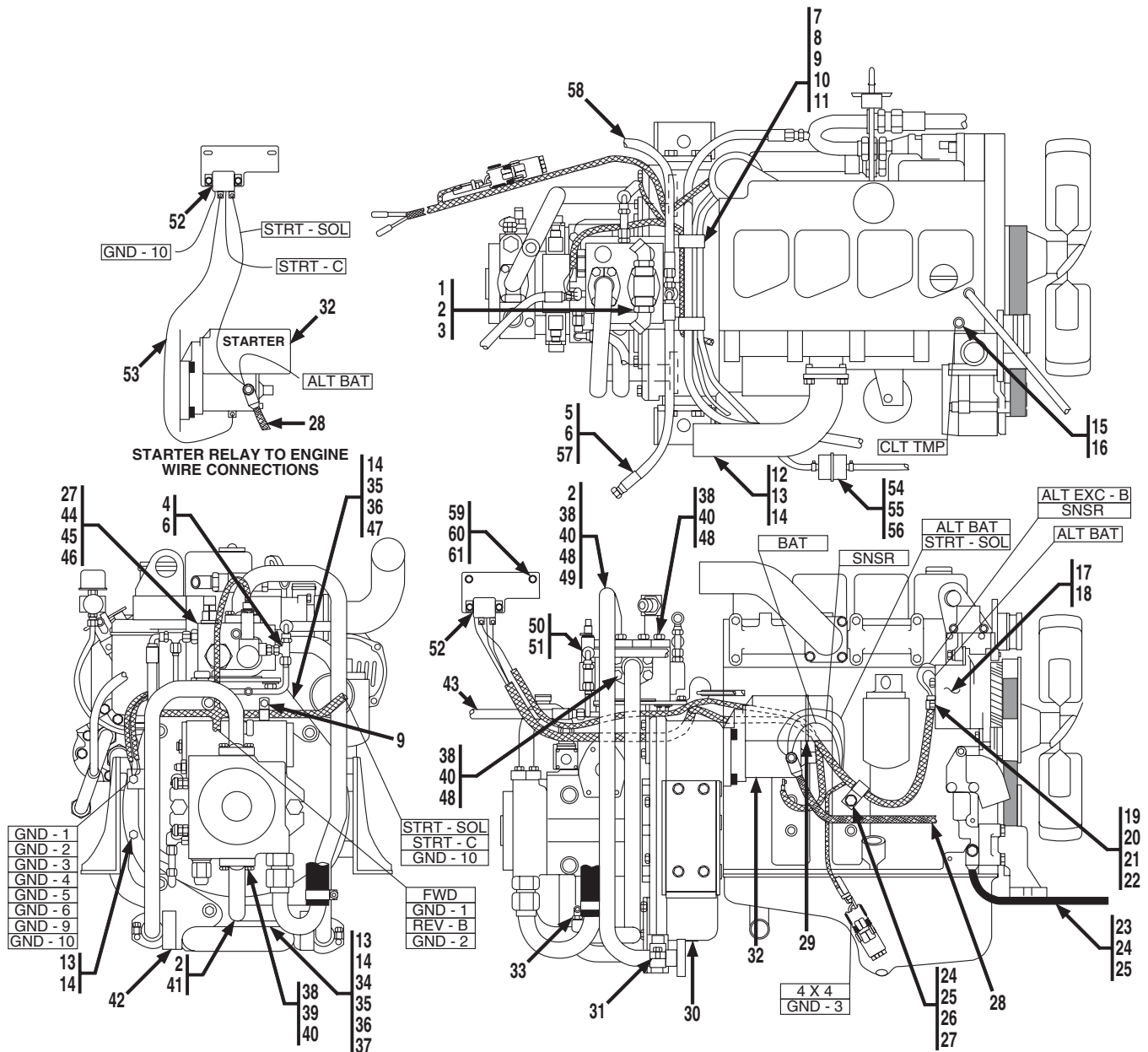
**SERVICE NOTES:**

- 1). Use Loctite 242, P/N 1440-3364, on all bolt & fitting threads except pipe threads.
- 2). Use Loctite pipe sealant, P/N 1440-4082, on all pipe threads.
- 3). Add 12 qts. of oil, P/N 1440-3420, to crankcase.

Item	Part No.	Qty.	Description Of Part-	Item	Part No.	Qty.	Description Of Part
1	9108-3266	1	TUBE ASSY	33	8866-2064	1	ELBOW, 90 DEGREES (includes o-ring)
2	9108-3106	4	O-RING		8859-1204	1	O-RING
3	8866-2421	2	ELBOW 45 DEGREES (includes o-ring)	34	8319-1005	2	HEX HD CAPSCREW, M10x1.5x45
	8859-1207	1	O-RING	35	8856-1109	7	FLAT WASHER, 3/8
* 4	8866-2224	1	SWIVEL NUT BRANCH TEE, 3/8" TUBE	36	8319-1006	5	HEX HD CAPSCREW, M10x1.5x40
5	8471-7930	2	HOSE ASSY	37	9133-6003	1	TUBE SUPPORT
6	8866-2005	2	CONNECTOR (includes o-ring)	38	8855-1012	16	LOCKWASHER, 7/16
	8859-1204	2	O-RING	39	8320-1135	4	HEX HD CAPSCREW, 7/16-14x1-1/2
7	8855-1010	2	LOCKWASHER, 5/16	40	8471-2738	8	SPLIT FLANGE CLAMP
8	8820-1020	2	HEX HD CAPSCREW, 5/16-18x1 GR5	41	9116-3201	1	TUBE ASSY
9	2486-1170	2	SUPPORT CLAMP	42	9108-6131	1	TUBE SUPPORT
10	8850-1005	2	HEX NUT, 5/16-18	43	8471-8738	1	HOSE ASSY
11	9002-8660	2	SUPPORT CLAMP	* 44		Ref	TRACTION LOCK VALVE (see page 10-20 for details)
12	9108-6055	1	EXHAUST TUBING	* 45	8820-1065	2	HEX HD CAPSCREW, 1/2-13x1, GR5
13	8319-1021	9	HEX HD CAPSCREW, M10x1.5x30	46	8855-1013	2	LOCKWASHER, 1/2
14	8319-1013	16	LOCKWASHER, M10	47	9114-6058	1	FLOW DIVIDER BRACKET
15	9114-3314	1	WATER TEMP. SENDER	48	8320-1155	12	HEX HD CAPSCREW, 7/16-14x1-1-3/4
16	8871-1385	1	REDUCER BUSHING, 1/2x1/8	49	9133-3004	1	TUBE ASSY
17	9108-3504	1	REGULATOR (supplied w/alternator)	50	8471-9046	1	HOSE ASSY
18	9108-3503	1	ALTERNATOR (includes regulator)	51	9116-3098	1	TUBE ASSY
19	8319-1007	1	HEX HD CAPSCREW, M8x1.25x16	52	9040-2427	1	STARTER SOLENOID (relay)
20	8594-1016	1	SUPPORT CLAMP, 1/2" ID	53	9020-5205	1	JUMPER WIRE
21	8856-1108	1	FLAT WASHER, 5/16	54	9108-3218	1	FUEL STRAINER
22	8319-1011	1	LOCKWASHER, M-8	55	8348-3497	2	HOSE CLAMP
23	9114-3124	1	NEGATIVE BATTERY CABLE	* 56		11"	3/8" HOSE
24	8319-1004	2	HEX HD CAPSCREW, M12x1.75x30	57	8866-2239	1	SWIVEL NUT RUN TEE, 3/8, TUBE
25	8319-1010	2	LOCKWASHER, M12				
26	9114-3122	1	SUPPORT CLAMP, 5/8"				
27	8856-1111	3	FLAT WASHER, 1/2				
28	9114-3099	1	POSITIVE BATTERY CABLE				
29	9002-7187	1	TY-RAP				
30	8871-1284	1	HEX SOCKET PIPE PLUG, 3/4			*	NOTE: ONLY ITEMS WITH PART NUMBERS ARE AVAILABLE FOR SERVICE.
31	9020-5792	1	CUSHION CLAMP				
32	9108-3456	1	STARTER (loctite and torque mounting screws to 32 ft-lb)				

**SERVICE NOTES:**

- 1). Use Loctite 242, P/N 1440-3364, on all bolt & fitting threads except pipe threads.
- 2). Use Loctite pipe sealant, P/N 1440-4082, on all pipe threads.
- 3). Add 12 qts. of oil, P/N 1440-3420, to crankcase.



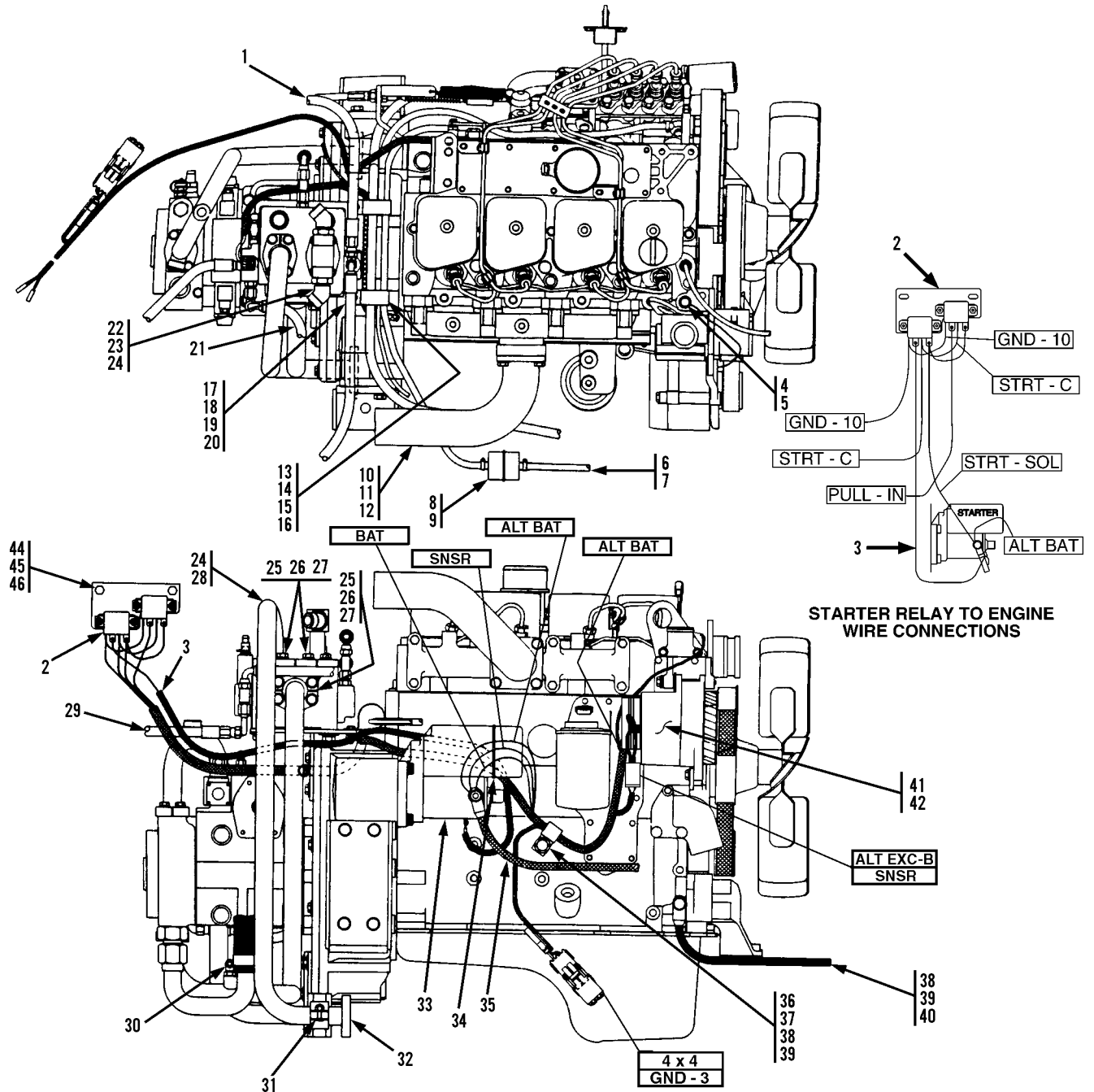
**SERVICE NOTES:**

- 1). **Use Loctite 242, P/N 1440-3364, on all bolt & fitting threads except pipe threads.**
- 2). **Use Loctite pipe sealant, P/N 1440-4082, on all pipe threads.**
- 3). **Add 12 qts. of oil, P/N 1440-3420, to crankcase.**

Item	Part No.	Qty.	Description Of Part-	Item	Part No.	Qty.	Description Of Part
1	9108-3266	1	TUBE ASSY	36	8319-1006	5	HEX HD CAPSCREW, M10x1.5x40
2	9108-3106	4	O-RING	37	9133-6003	1	TUBE SUPPORT
3	8866-2421	2	ELBOW 45 DEGREES (includes o-ring)	38	8855-1012	16	LOCKWASHER, 7/16
	8859-1207	2	O-RING	39	8320-1135	4	HEX HD CAPSCREW, 7/16-14x1-1/2
4	8866-2224	1	SWIVEL NUT BRANCH TEE, 3/8" TUBE	40	8471-2738	8	SPLIT FLANGE CLAMP
5	8471-7930	1	HOSE ASSY	41	9116-3201	1	TUBE ASSY
6	8866-2005	2	CONNECTOR (includes o-ring)	42	9108-6131	1	TUBE SUPPORT
	8859-1204	2	O-RING	43	7713-3195	1	HOSE ASSY
7	8855-1010	2	LOCKWASHER, 5/16	44		Ref	TRACTION LOCK VALVE (see page 10-20 for details)
8	8820-1020	2	HEX HD CAPSCREW, 5/16-18x1 GR5	45	8820-1065	2	HEX HD CAPSCREW, 1/2-13x1, GR5
9	2486-1170	3	SUPPORT CLAMP	46	8855-1013	2	LOCKWASHER, 1/2
10	8850-1005	2	HEX NUT, 5/16-18	47	9114-6058	1	FLOW DIVIDER BRACKET
11	9002-8660	2	SUPPORT CLAMP	48	8320-1155	12	HEX HD CAPSCREW, 7/16-14x1-1-3/4
12	9108-6055	1	EXHAUST TUBING	49	9133-3004	1	TUBE ASSY
13	8319-1021	9	HEX HD CAPSCREW, M10x1.5x30	50	8471-9046	1	HOSE ASSY
14	8319-1013	16	LOCKWASHER, M10	51	9116-3098	1	TUBE ASSY
15	9114-3314	1	WATER TEMP. SENDER	52	9133-5011	1	STARTER RELAY ASSY (includes the following items)
16	8871-1385	1	REDUCER BUSHING, 1/2x1/8		7738-3377	1	RELAY
17	9108-3504	1	REGULATOR (supplied w/alternator)		9133-1014	1	RELAY MOUNTING PLATE
18	9108-3503	1	ALTERNATOR (includes regulator)		8821-1028	2	SOCKET HD CAPSCREW, #10-24x1/2 GR8
19	8319-1007	1	HEX HD CAPSCREW, M8x1.25x16		8850-1612	2	HEX NUT, #10-24
20	8594-1016	1	SUPPORT CLAMP, 1/2" ID		8856-1105	2	FLAT WASHER, #10
21	8856-1108	1	FLAT WASHER, 5/16		8855-1007	2	LOCKWASHER, #10
22	8319-1011	1	LOCKWASHER, M-8	53	9136-3066	1	JUMPER WIRE
23	9114-3124	1	NEGATIVE BATTERY CABLE	54	9108-3218	1	FUEL STRAINER
24	8319-1004	2	HEX HD CAPSCREW, M12x1.75x30	55	8348-3497	2	HOSE CLAMP
25	8319-1010	2	LOCKWASHER, M12	56		11"	3/8" HOSE
26	9114-3122	1	SUPPORT CLAMP, 5/8"	57	8866-2239	1	SWIVEL NUT RUN TEE, 3/8, TUBE
27	8856-1111	3	FLAT WASHER, 1/2	58	8471-9141	1	HOSE ASSY
28	9114-3099	1	POSITIVE BATTERY CABLE	59	8820-1001	2	HEX HD CAPSCREW, 1/4-20x1/2
29	9002-7187	1	TY-RAP	60	8855-1009	2	LOCKWASHER, 1/4
30	8871-1284	1	HEX SOCKET PIPE PLUG, 3/4	61	8856-1002	2	FLAT WASHER, 1/4
31	9020-5792	1	CUSHION CLAMP				NOTE: ONLY ITEMS WITH PART NUMBERS ARE AVAILABLE FOR SERVICE.
32	9108-3456	1	STARTER (loctite and torque mounting screws to 32 ft-lb)				
33	8866-2064	1	ELBOW, 90 DEGREES (includes o-ring)				
	8859-1204	1	O-RING				
34	8319-1005	2	HEX HD CAPSCREW, M10x1.5x45				
35	8856-1109	7	FLAT WASHER, 3/8				

**SERVICE NOTES:**

- 1). Use Loctite 242, P/N 1440-3364, on all bolt & fitting threads except pipe threads.
- 2). Use Loctite pipe sealant, P/N 1440-4082, on all pipe threads.
- 3). Add 12 qts. of oil, P/N 1440-3420, to crankcase.



\* Changed Part No. on items 3 & 35; removed Part No. on item 7; changed Qty. on items 9, 14, 17, & 50; Removed items 43 thru 46 and replaced them with items 59 thru 62; changed Description on item 47 and revised illustration.

**GRADALL®**  
**MATERIAL HANDLER**  
**534D-6**

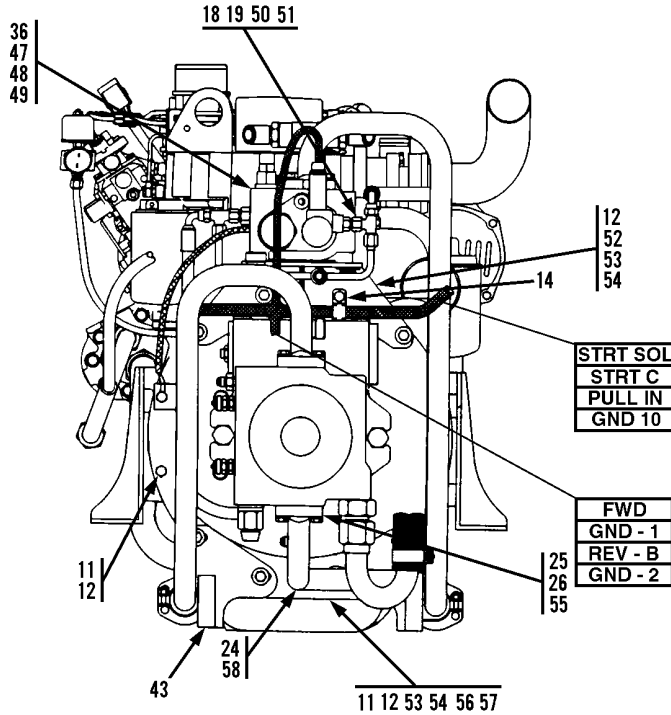
**ENGINE & ATTACHING PARTS**  
**(9133-5001) EPA Engine - Right Side View**  
**534D-6 Starting Serial No. 0588435**

Original Issue 8-98

Revised 6-1-99

**SERVICE NOTES:**

- 1). Use Loctite 242, P/N 1440-3364, on all bolt & fitting threads except pipe threads.
- 2). Use Loctite pipe sealant, P/N 1440-4082, on all pipe threads.
- 3). Add 12 qts. of oil, P/N 1440-3420, to crankcase.



Item	Part No.	Qty.	Description Of Part
1	8471-9141	1	TUBE ASSY
2	9134-5008	1	STARTER RELAY ASSY (includes the following 7 items)
	7738-3377	2	RELAY
	9133-1014	1	RELAY MOUNTING PLATE
	8821-1028	4	HEX SOCKET HD CAPSCREW, #10-24X1/2
	8850-1612	4	HEX NUT, #10-24
	8856-1105	4	FLAT WASHER, #10
	8855-1007	4	LOCKWASHER, #10
	9137-3009	1	JUMPER WIRE
* 3	9136-3066	1	JUMPER WIRE
4	9114-3314	1	WATER TEMPERATURE SENDER
5	8871-1385	1	REDUCER BUSHING
6	8688-3106	1	HOSE CLAMP
* 7		14"	HOSE, 5/16
8	9108-3218	1	FUEL STRAINER
* 9	8348-3497	1	HOSE CLAMP
10	9108-6055	1	EXHAUST TUBING
11	8319-1021	9	HEX HD CAPSCREW, M10X1.5X30
12	8319-1013	16	LOCKWASHER, M10
13	9002-8660	2	SUPPORT CLAMP
* 14	2486-1170	3	SUPPORT CLAMP
	8850-1005	3	HEX NUT, 5/16-18
15	8820-1020	2	HEX HD CAPSCREW, 5/16-18X1, GR5
16	8852-1205	2	HEX LOCKNUT, 5/16-18
* 17	8471-7930	1	HOSE ASSY
18	8866-2005	2	CONNECTOR (includes item 19)
19	8859-1204	2	O-RING
20	8866-2239	1	SWIVEL NUT RUN TEE, 3/8 TUBE
21	8471-9046	1	HOSE ASSY
22	9108-3266	1	TUBE ASSY
23	8866-2421	2	ELBOW, 45 DEGREES (includes o-ring)
	8859-1207	2	O-RING
24	9108-3106	4	O-RING
25	8471-2738	8	SPLIT FLANGE CLAMP
26	8855-1012	16	LOCKWASHER, 7/16

Item	Part No.	Qty.	Description Of Part
	9137-5002	1	CUMMINS ENGINE FILTER KIT, (includes all items)
	9108-4001	1	OIL FILTER ELEMENT
	7738-3303	1	FUEL FILTER ELEMENT
	9108-3218	1	FUEL FILTER
	9020-6262	1	AIR FILTER ELEMENT

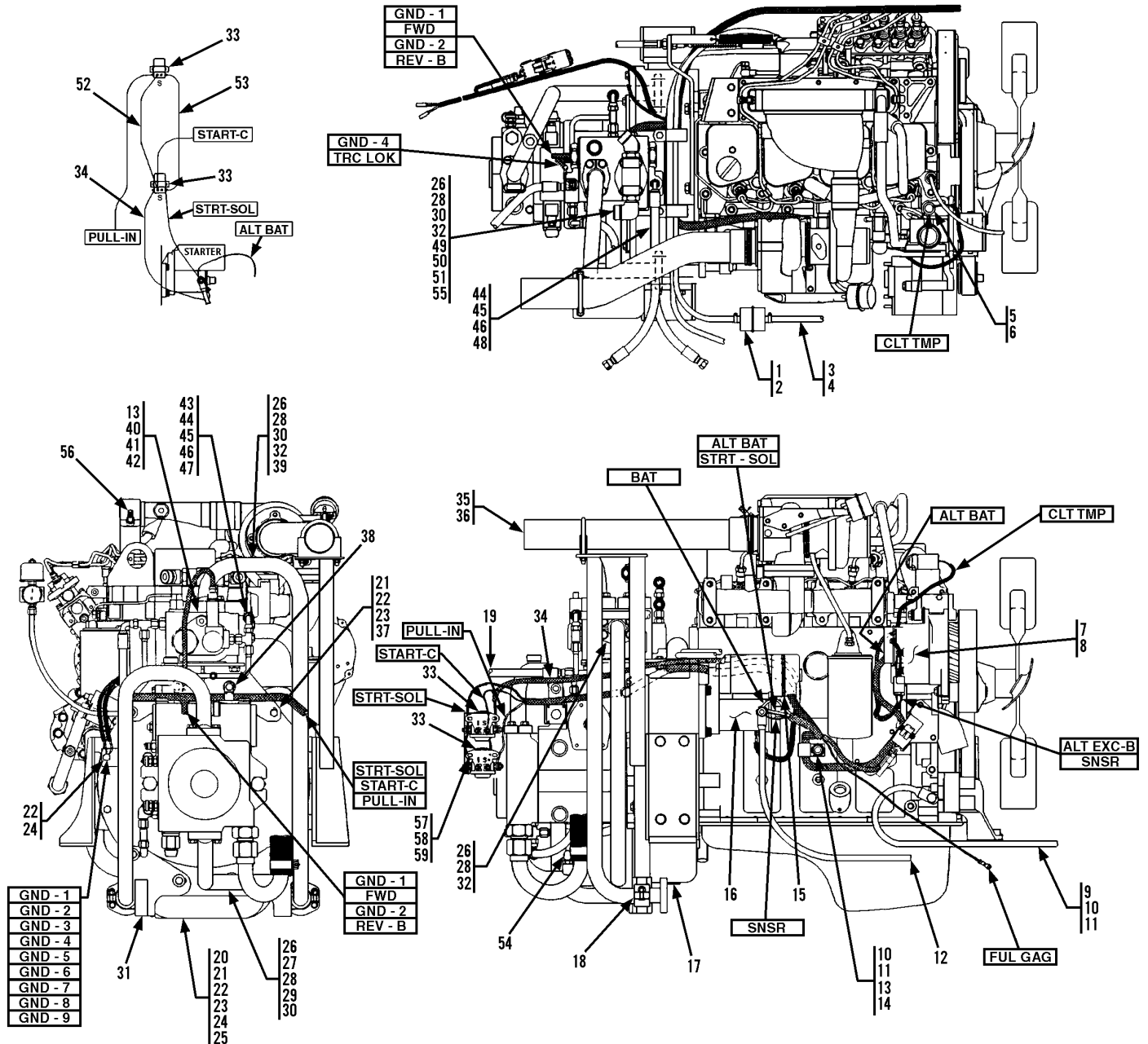
Item	Part No.	Qty.	Description Of Part
27	8320-1155	12	HEX HD CAPSCREW, 7/16-14X1-3/4
28	9133-3004	1	TUBE ASSY
29	7713-3195	1	HOSE ASSY
30	8866-2064	1	ELBOW, 90 DEGREES (includes o-ring)
	8859-1204	1	O-RING
31	9020-5792	1	CUSHION CLAMP
32	8871-1284	1	PIPE PLUG, 3/4
33	9108-3456	1	STARTER (loctite and torque mounting screws, to 32 ft. lbs.)
34	9002-7187	1	TY-RAP
* 35	9133-3030	1	POSITIVE BATTERY CABLE
36	8856-1111	3	FLAT WASHER, 1/2
37	9114-3122	1	SUPPORT CLAMP, 5/8
38	8319-1004	2	HEX HD CAPSCREW, M12X1.75X30
39	8319-1010	2	LOCKWASHER, M12
40	9114-3124	1	NEGATIVE BATTERY CABLE
41	9108-3503	1	ALTERNATOR (includes regulator, item 42)
42	9108-3504	1	REGULATOR (supplied w/alternator)
* 43	9108-6131	1	TUBE SUPPORT
* 44	8820-1001	2	HEX HD CAPSCREW, 1/4-20X1/2, GR5
* 45	8855-1009	2	LOCKWASHER, 1/4
* 46	8856-1001	2	FLAT WASHER
* 47		Ref	TRACTION LOCK VALVE (see page 10-20 for details)
48	8820-1065	2	HEX HD CAPSCREW, 1/2-13X1
49	8855-1013	2	LOCKWASHER, 1/2
* 50	8866-2224	1	SWIVEL NUT BRANCH TEE, 3/8 TUBE
51	9116-3098	1	FLOW DIVIDER TUBE
52	9114-6058	1	FLOW DIVIDER BRACKET
53	8319-1006	5	HEX HD CAPSCREW, M10X1.5X40
54	8856-1109	7	FLAT WASHER, 3/8
55	8320-1135	4	HEX HD CAPSCREW, 7/16-14X1-1/2
56	9133-6003	1	TUBE SUPPORT
57	8319-1005	2	HEX HD CAPSCREW, M10X1.5X45
58	9116-3201	1	TUBE ASSY

NOTE: ONLY ITEMS WITH PART NUMBERS ARE AVAILABLE FOR SERVICE.

PCN 980470, 980529 \* Changed Part No. on items 3 & 35; removed Part No. on item 7; changed Qty. on items 9, 14, 17, & 50; Removed items 43 thru 46 and replaced them with items 59 thru 62; changed Description on item 47 and revised illustration.

**SERVICE NOTES:**

- 1). Use Loctite 242, P/N 1440-3364, on all bolt & fitting threads except pipe threads.
- 2). Use Loctite pipe sealant, P/N 1440-4082, on all pipe threads.
- 3). Add 12 qts. of oil, P/N 1440-3420, to crankcase.



\* Changed Starting S/N in upper right-hand corner; changed Part No. on item 12; changed the Qty. on item 45 and added note to parts list.

**SERVICE NOTES:**

- 1). Use Loctite 242, P/N 1440-3364, on all bolt & fitting threads except pipe threads.
- 2). Use Loctite pipe sealant, P/N 1440-4082, on all pipe threads.
- 3). Add 12 qts. of oil, P/N 1440-3420, to crankcase.

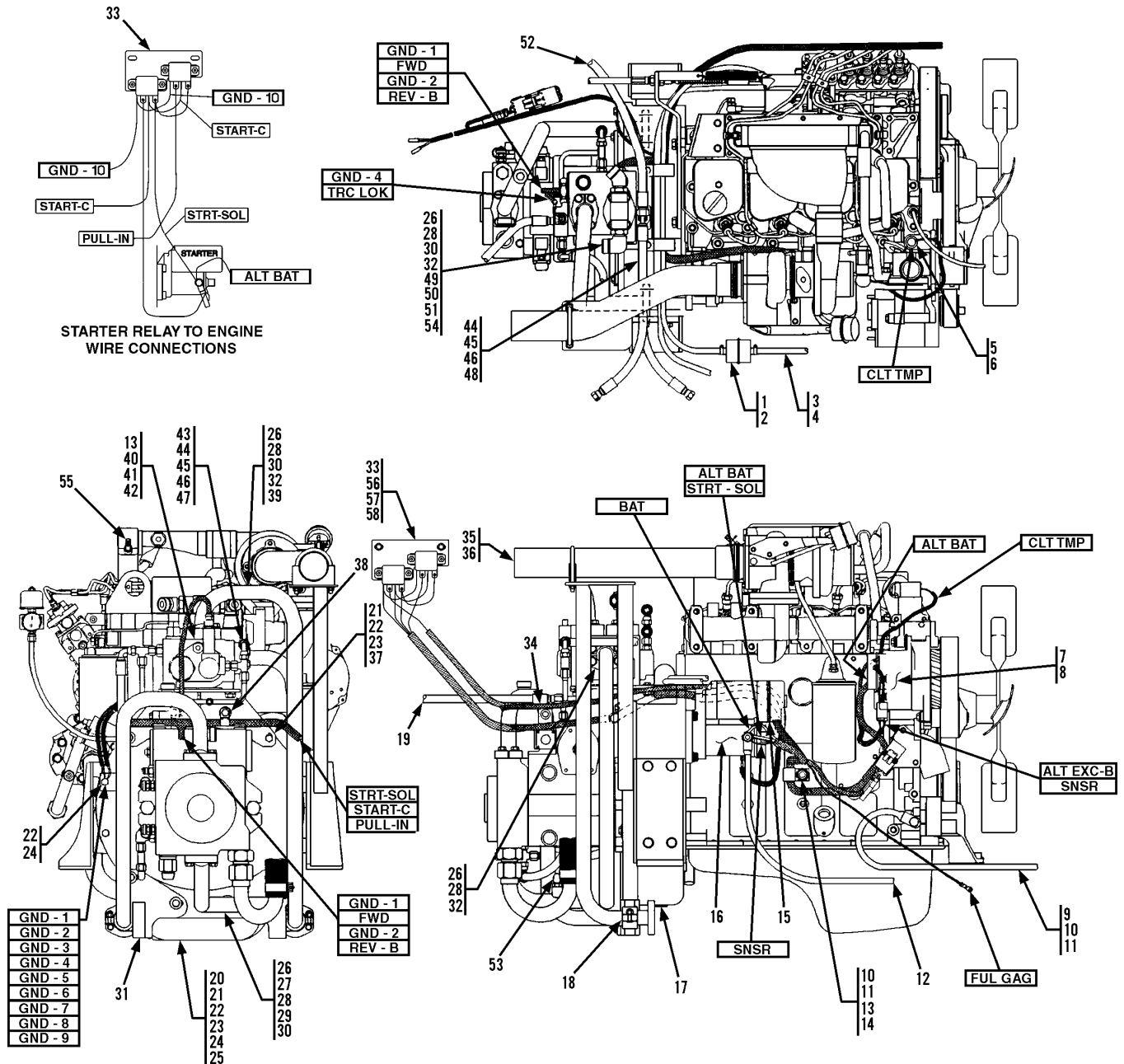
Item	Part No.	Qty.	Description Of Part	Item	Part No.	Qty.	Description Of Part
1	8348-3497	1	HOSECLAMP	35	9114-6037	1	EXHAUST TUBE
2	9108-3218	1	STRAINER	36	8368-3175	1	MUFFLER CLAMP
3	8688-3106	1	HOSE CLAMP	37	9114-6058	1	FLOW DIVIDER BRACKET
4		11"	5/16" HOSE	38	2486-1170	1	SUPPORT CLAMP
5	9114-3314	1	WATER TEMP SENDER	39	9108-3418	1	TUBE ASSY
6	8871-1385	1	REDUCING BUSHING, 1/2x1/8	40		Ref	TRACTION LOCK VALVE (see page 10-20 for details)
7	9108-3504	1	REGULATOR	41	8820-1065	2	HEX HD CAPSCREW, 1/2-13x1, GR5
8	9108-3503	1	ALTERNATOR	42	8855-1013	2	LOCKWASHER, 1/2
9	9114-3124	1	NEGATIVE BATTERY CABLE	43	9116-3098	1	TUBE ASSY
10	8319-1004	2	HEX HD CAPSCREW, M12x1.75x30	44	8866-2224	2	SWIVEL NUT BRANCH TEE, 3/8 TUBE
11	8319-1010	2	LOCKWASHER, M12	45	8859-1204	3	O-RING
*12	9133-3030	1	POSITIVE BATTERY CABLE	*46	8866-2005	2	CONNECTOR (includes item 45)
13	8856-1111	3	FLAT WASHER, 1/2	47	8471-9046	1	HOSE ASSY
14	9114-3122	1	SUPPORT CLAMP	48	8471-7930	2	HOSE ASSY
15	9002-7187	1	TIEWRAP	49	8866-2421	1	STR THD 45 DEGREE ELBOW, (includes item 55)
16	9108-3456	1	STARTER (mounting screws torque to 32 ft-lb)	50	9108-3266	1	TUBE ASSY
17	8871-1284	1	HEX SOCKET PIPE PLUG, 3/4	51	8866-2332	1	ELBOW, 90 DEGREE, (includes item 55)
18	9020-5792	1	CUSHION CLAMP	52	9136-3039	1	JUMPER WIRE
19	8471-8425	1	HOSE ASSY	53	9136-3038	1	JUMPER WIRE
20	9108-6130	1	TUBE SUPPORT	54	8866-2064	1	ELBOW, 90 DEGREES, (includes item 45)
21	8319-1006	5	HEX HD CAPSCREW, M10x1.5x40	55	8859-1207	2	O-RING
22	8319-1013	12	LOCKWASHER, M10	56	9134-3011	1	PETCOCK
23	8856-1109	7	FLAT WASHER, 3/8	57	8820-1001	4	HEX HD CAPSCREW, 1/4-20x1-3/8, GR5
24	8319-1021	5	HEX HD CAPSCREW, M10x1.5x30	58	8855-1009	4	LOCKWASHER, 1/4
25	8319-1005	2	HEX HD CAPSCREW, M10x1.5x45	59	8856-1107	4	FLAT WASHER, 1/4
26	8471-2738	8	SPLIT FLANGE CLAMP				
27	8320-1135	4	HEX HD CAPSCREW, 7/16-14x1-1/2				
28	8855-1012	16	LOCKWASHER, 7/16				
29	9116-3201	1	TUBE ASSY				
30	9108-3106	4	O-RING				
31	9108-6131	1	TUBE SUPPORT				
32	8320-1155	12	HEX HD CAPSCREW, 7/16-14x1-3/4			*	NOTE: ONLY ITEMS WITH PART NUMBERS ARE AVAILABLE FOR SERVICE.
33	9040-2427	2	STARTER SOLENOID (relay)				
34	9136-3022	1	JUMPER WIRE				

\* Changed Starting S/N in upper right-hand corner; changed Part No. on item 12; changed the Qty. on item 45 and added note to parts list.



**SERVICE NOTES:**

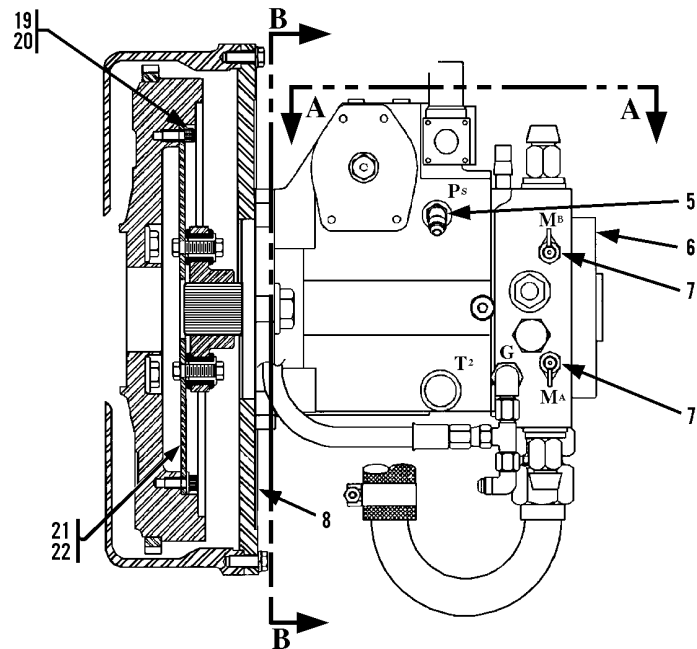
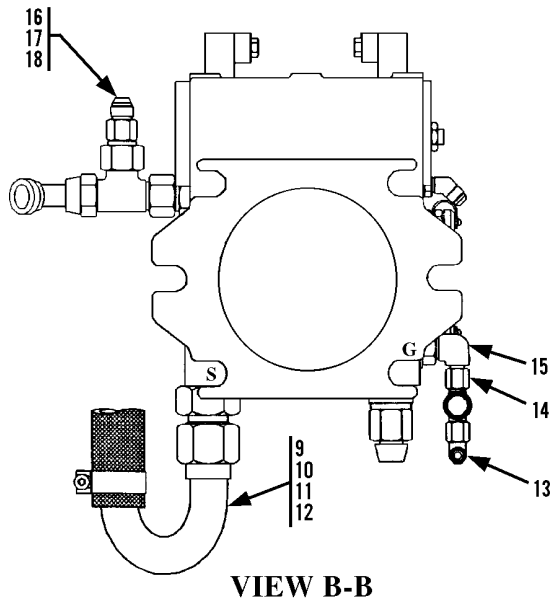
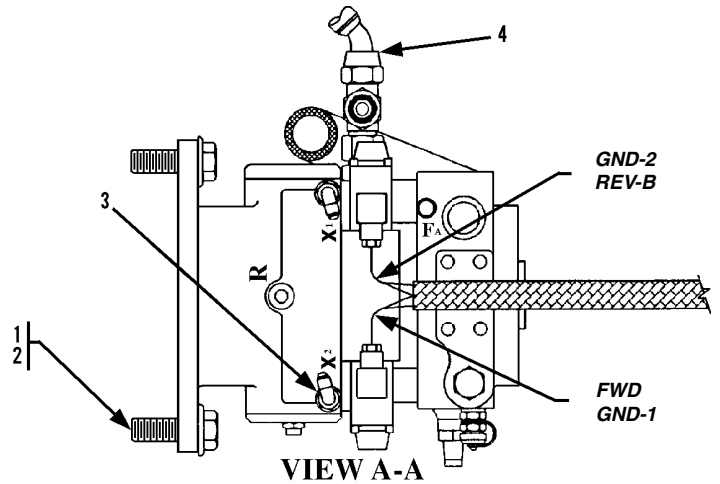
- 1). Use Loctite 242, P/N 1440-3364, on all bolt & fitting threads except pipe threads.
- 2). Use Loctite pipe sealant, P/N 1440-4082, on all pipe threads.
- 3). Add 12 qts. of oil, P/N 1440-3420, to crankcase.



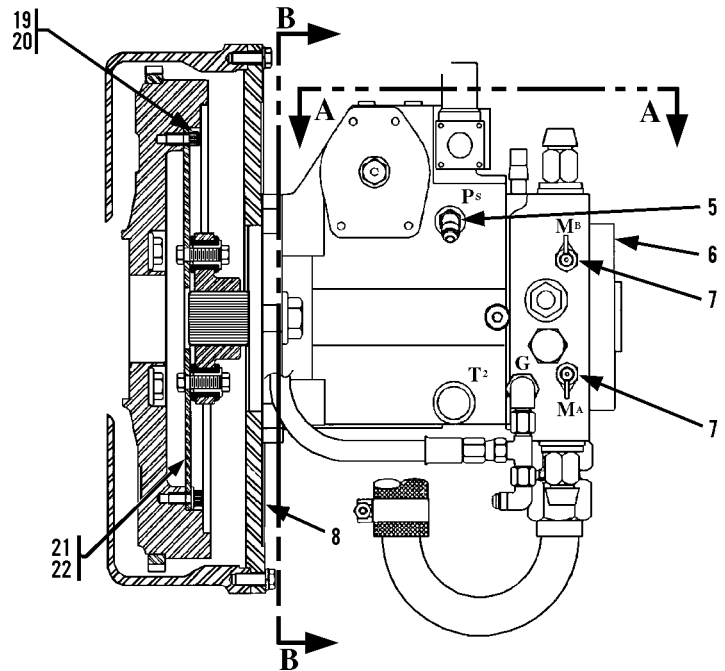
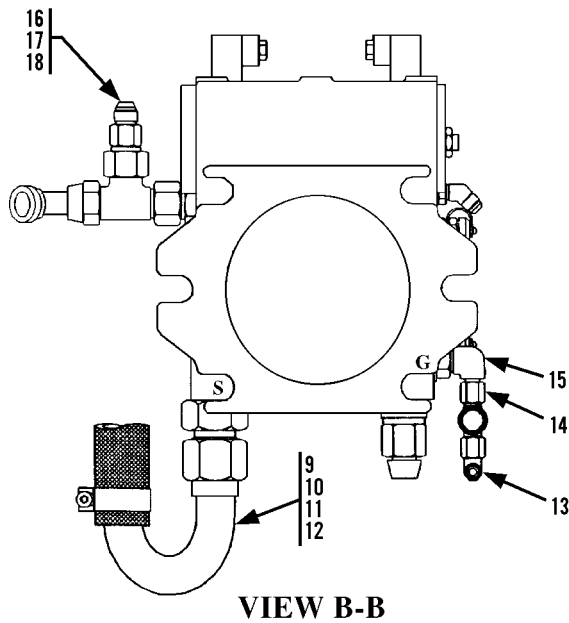
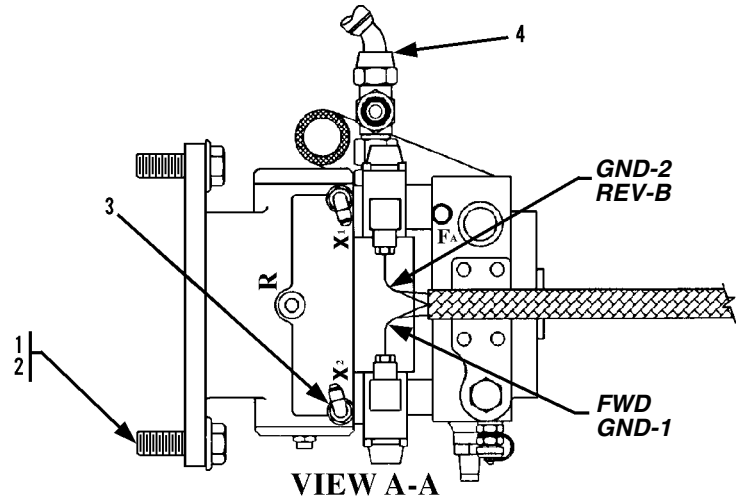
**SERVICE NOTES:**

- 1). Use Loctite 242, P/N 1440-3364, on all bolt & fitting threads except pipe threads.
- 2). Use Loctite pipe sealant, P/N 1440-4082, on all pipe threads.
- 3). Add 12 qts. of oil, P/N 1440-3420, to crankcase.

Item	Part No.	Qty.	Description Of Part	Item	Part No.	Qty.	Description Of Part
1	8348-3497	1	HOSECLAMP	34	9136-3066	1	JUMPER WIRE
2	9108-3218	1	STRAINER	35	9114-6037	1	EXHAUST TUBE
3	8688-3106	1	HOSE CLAMP	36	8368-3175	1	MUFFLER CLAMP
4		11"	5/16" HOSE	37	9114-6058	1	FLOW DIVIDER BRACKET
5	9114-3314	1	WATER TEMP SENDER	38	2486-1170	1	SUPPORT CLAMP
6	8871-1385	1	REDUCING BUSHING, 1/2x1/8	39	9108-3418	1	TUBE ASSY
7	9108-3504	1	REGULATOR	40		Ref	TRACTION LOCK VALVE (see page 10-20 for details)
8	9108-3503	1	ALTERNATOR	41	8820-1065	2	HEX HD CAPSCREW, 1/2-13x1, GR5
9	9114-3124	1	NEGATIVE BATTERY CABLE	42	8855-1013	2	LOCKWASHER, 1/2
10	8319-1004	2	HEX HD CAPSCREW, M12x1.75x30	43	9116-3098	1	TUBE ASSY
11	8319-1010	2	LOCKWASHER, M12	44	8866-2224	2	SWIVEL NUT BRANCH TEE, 3/8 TUBE
12	9133-3030C	1	POSITIVE BATTERY CABLE	45	8859-1204	3	O-RING
13	8856-1111	3	FLAT WASHER, 1/2	46	8866-2005	2	CONNECTOR (includes item 45)
14	9114-3122	1	SUPPORT CLAMP	47	8471-9046	1	HOSE ASSY
15	9002-7187	1	TIEWRAP	48	8471-7930	1	HOSE ASSY
16	9108-3456	1	STARTER (mounting screws torque to 32 ft-lb)	49	8866-2421	1	STR THD 45 DEGREE ELBOW, (includes item 55)
17	8871-1284	1	HEX SOCKET PIPE PLUG, 3/4	50	9108-3266	1	TUBE ASSY
18	9020-5792	1	CUSHION CLAMP	51	8866-2332	1	ELBOW, 90 DEGREES, (includes item 55)
19	7713-3195	1	HOSE ASSY	52	8471-9141	1	HOSE ASSY
20	9108-6130	1	TUBE SUPPORT	53	8866-2064	1	ELBOW, 90 DEGREES, (includes item 45)
21	8319-1006	5	HEX HD CAPSCREW, M10x1.5x40	54	8859-1207	2	O-RING
22	8319-1013	12	LOCKWASHER, M10	55	9134-3011	1	PETCOCK
23	8856-1109	7	FLAT WASHER, 3/8	56	8856-1001	2	FLAT WASHER, 1/4
24	8319-1021	5	HEX HD CAPSCREW, M10x1.5x30	57	8820-1001	2	HEX HD CAPSCREW, 1/4-20X1/2, GR5
25	8319-1005	2	HEX HD CAPSCREW, M10x1.5x45	58	8855-1009	2	LOCKWASHER, 1/4
26	8471-2738	8	SPLIT FLANGE CLAMP				
27	8320-1135	4	HEX HD CAPSCREW, 7/16-14x1-1/2				
28	8855-1012	16	LOCKWASHER, 7/16				
29	9116-3201	1	TUBE ASSY				
30	9108-3106	4	O-RING				
31	9108-6131	1	TUBE SUPPORT				
32	8320-1155	12	HEX HD CAPSCREW, 7/16-14x1-3/4				
33	9134-5008	1	STARTER RELAY ASSY (includes the following)				
	7738-3377	2	RELAY				
	9133-1014	1	RELAY MOUNTING PLATE				
	8821-1028	4	HEX HD CAPSCREW, #10-24X1/2, GR8				
	8850-1612	4	HEX NUT, #10-24				
	8856-1105	4	FLAT WASHER, #10				
	8855-1007	4	LOCK WASHER, #10				
	9137-3009	1	JUMPER WIRE				
							NOTE: ONLY ITEMS WITH PART NUMBERS ARE AVAILABLE FOR SERVICE.

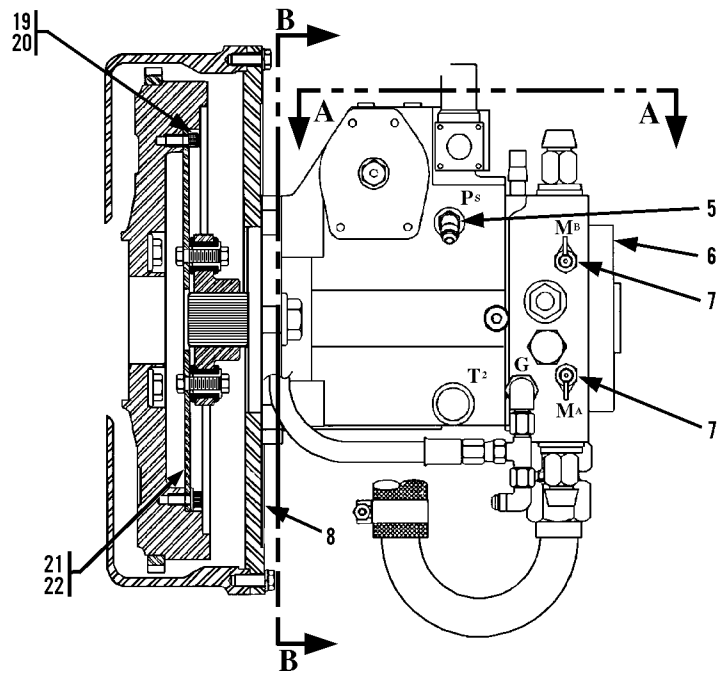
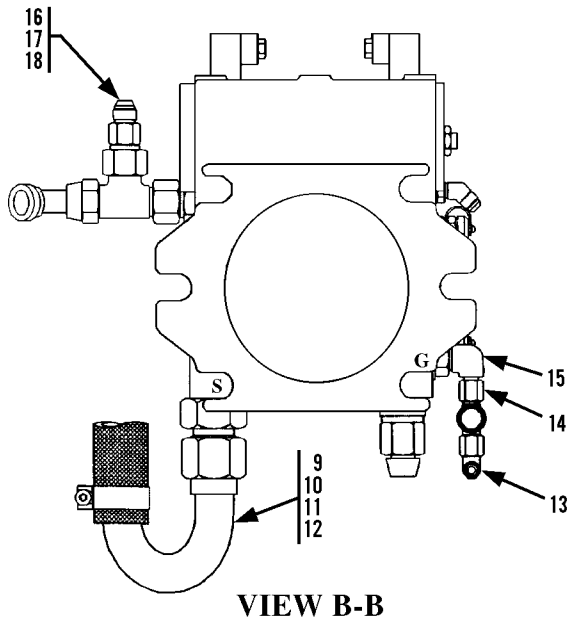
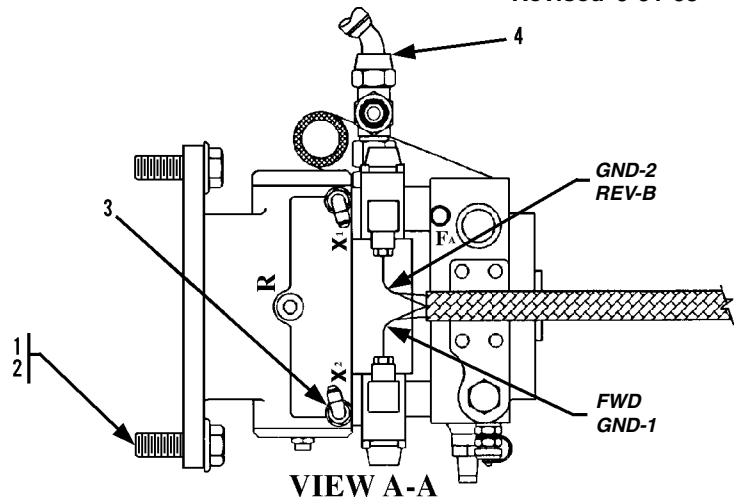


Item	Part No.	Qty.	Description Of Part	Item	Part No.	Qty.	Description Of Part
1	8820-1112	2	HEX HD CAPSCREW, 3/4-10x2-1/4, GR5, (torque to 240-265 ft. lbs.)	12	8866-2011	1	CONNECTOR, (includes o-ring)
2	9002-7473	2	HARDENED WASHER, 3/4		8859-1210	1	O-RING
3	9002-7906	2	ELBOW, 90 DEGREES	13	8866-2105	1	ELBOW 90 DEGREES, (swivel nut)
4	8471-7839	1	HOSE ASSY	14	8866-2239	1	SWIVEL NUT BRANCH TEE, 3/8 TUBE
5	8866-2084	1	ELBOW, 45 DEGREES, (includes o-ring)	15	9108-3222	1	STRAIGHT THREAD, 90 DEGREE REDUCER CONNECTOR, (includes o-ring)
6	8859-1204	1	O-RING		8859-1207	1	O-RING
	REF		HYDROSTATIC TRANS. PUMP, (see page 10-16 for details)	16	8866-2242	1	SWIVEL NUT BRANCH TEE, 3/4" TUBE
7	9105-3020	2	TEST COUPLING	17	8365-1133	1	REDUCER WITH ADAPTOR
8	9108-3019	1	PUMP MT. & FLYWHEEL COUPLING, (includes items 21 & 22)	18	8866-2008	1	CONNECTOR, (includes o-ring)
9	8063-3030	2	BAND CLAMP		8859-1207	1	O-RING
10	9108-3246	1	HOSE	19	8821-1068	8	SOCKET HD CAPSCREW, 3/8-16x5/8, GR8, (torque to 40-45 ft. lbs.)
11	9114-3087	1	INTAKE TUBE	20	8855-1011	8	LOCKWASHER, 3/8
				*21	9134-4048	1	PUMP MOUNT PLATE
				*22	9108-4312	1	COUPLING ASSY, (bolts included)



Item	Part No.	Qty.	Description Of Part
1	8820-1112	2	HEX HD CAPSCREW, 3/4-10x2-1/4, GR5, (torque to 240-265 ft. lbs.)
2	9002-7473	2	HARDENED WASHER, 3/4
3	9002-7906	2	ELBOW, 90 DEGREES
4	8471-7839	1	HOSE ASSY
5	8866-2084	1	ELBOW, 45 DEGREES (includes o-ring)
6	8859-1204	1	O-RING
	Ref		HYDROSTATIC TRANS. PUMP, (see page 10-16 for details)
7	9105-3020	2	TEST COUPLING
8	9108-3019	1	PUMP MT. & FLYWHEEL COUPLING, (includes items 21 & 22)
9	9002-8695	2	BAND CLAMP
10	9108-3246	1	HOSE
11	9114-3087	1	INTAKE TUBE

Item	Part No.	Qty.	Description Of Part
12	8866-2011	1	CONNECTOR, (includes o-ring)
	8859-1210	1	O-RING
13	8866-2105	1	ELBOW, 90 DEGREES, (swivel nut)
14	8866-2239	1	SWIVEL NUT BRANCH TEE, 3/8 TUBE
15	9108-3222	1	STRAIGHT THREAD, 90 DEGREE REDUCER CONNECTOR, (includes o-ring)
	8859-1207	1	O-RING
16	8866-2242	1	SWIVEL NUT BRANCH TEE, 3/4" TUBE
17	8365-1133	1	REDUCER WITH ADAPTOR
18	8866-2008	1	CONNECTOR, (includes o-ring)
	8859-1207	1	O-RING
19	8821-1068	8	SOCKET HD CAPSCREW, 3/8-16x5/8, GR8, (torque to 40-45 ft. lbs.)
20	8855-1011	8	LOCKWASHER, 3/8
*21	9134-4048	1	PUMP MOUNT PLATE
*22	9108-4312	1	COUPLING ASSY, (bolts included)



Item	Part No.	Qty.	Description Of Part
1	8820-1112	2	HEX HD CAPSCREW, 3/4-10x2-1/4, GR5, (torque to 240-265 ft. lbs.)
2	9002-7473	2	HARDENED WASHER, 3/4
3	9002-7906	2	ELBOW, 90 DEGREES
4	8471-7839	1	HOSE ASSY
5	8866-2084	1	ELBOW, 45 DEGREES, (includes o-ring)
6	8859-1204	1	O-RING
	Ref		HYDROSTATIC TRANS. PUMP, (see page 10-16 for details)
7	9105-3020	2	TEST COUPLING
8	9108-3019	1	PUMP MT. & FLYWHEEL COUPLING, (includes items 21 & 22)
9	9002-8695	2	BAND CLAMP
10	9108-3246	1	HOSE
11	9114-3087	1	INTAKE TUBE

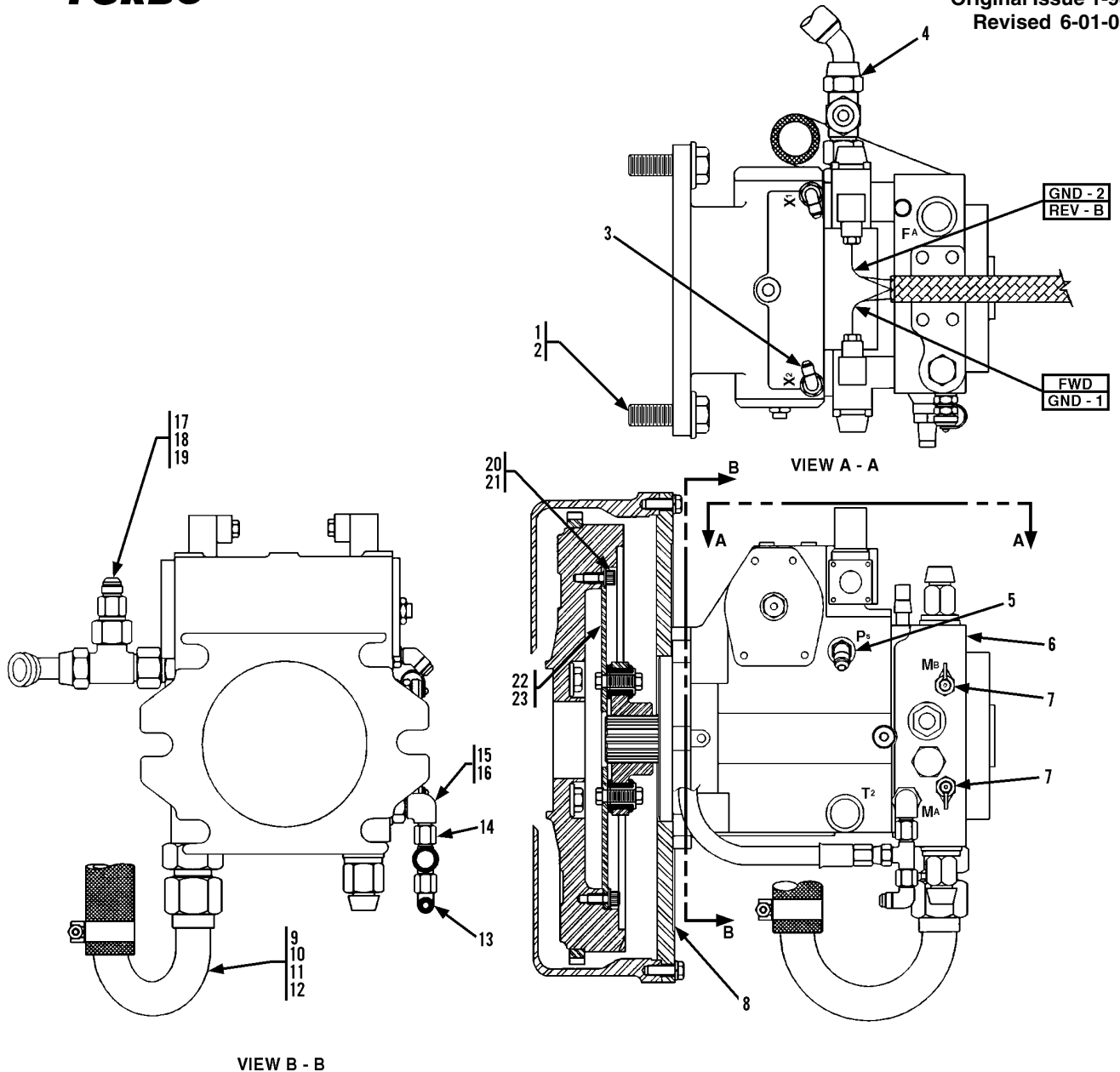
Item	Part No.	Qty.	Description Of Part
12	8866-2011	1	CONNECTOR, (includes o-ring)
	8859-1210	1	O-RING
13	8866-2105	1	ELBOW, 90 DEGREES, (swivel nut)
14	8866-2239	1	SWIVEL NUT BRANCH TEE, 3/8 TUBE
15	9108-3222	1	STRAIGHT THREAD, 90 DEGREE REDUCER CONNECTOR, (includes o-ring)
	8859-1207	1	O-RING
16	8866-2242	1	SWIVEL NUT BRANCH TEE, 3/4" TUBE
17	8365-1133	1	REDUCER WITH ADAPTOR
18	8866-2008	1	CONNECTOR, (includes o-ring)
	8859-1207	1	O-RING
19	8821-1068	8	SOCKET HD CAPSCREW, 3/8-16x5/8, GR8, (torque to 40-45 ft. lbs.)
20	8855-1011	8	LOCKWASHER, 3/8
* 21	9134-4048	1	PUMP MOUNT PLATE
* 22	9108-4312	1	COUPLING ASSY, (bolts included)

**ENGINE & ATTACHING PARTS**  
**(9137-5001) Engine Right Side View (534D-6 TURBO)**

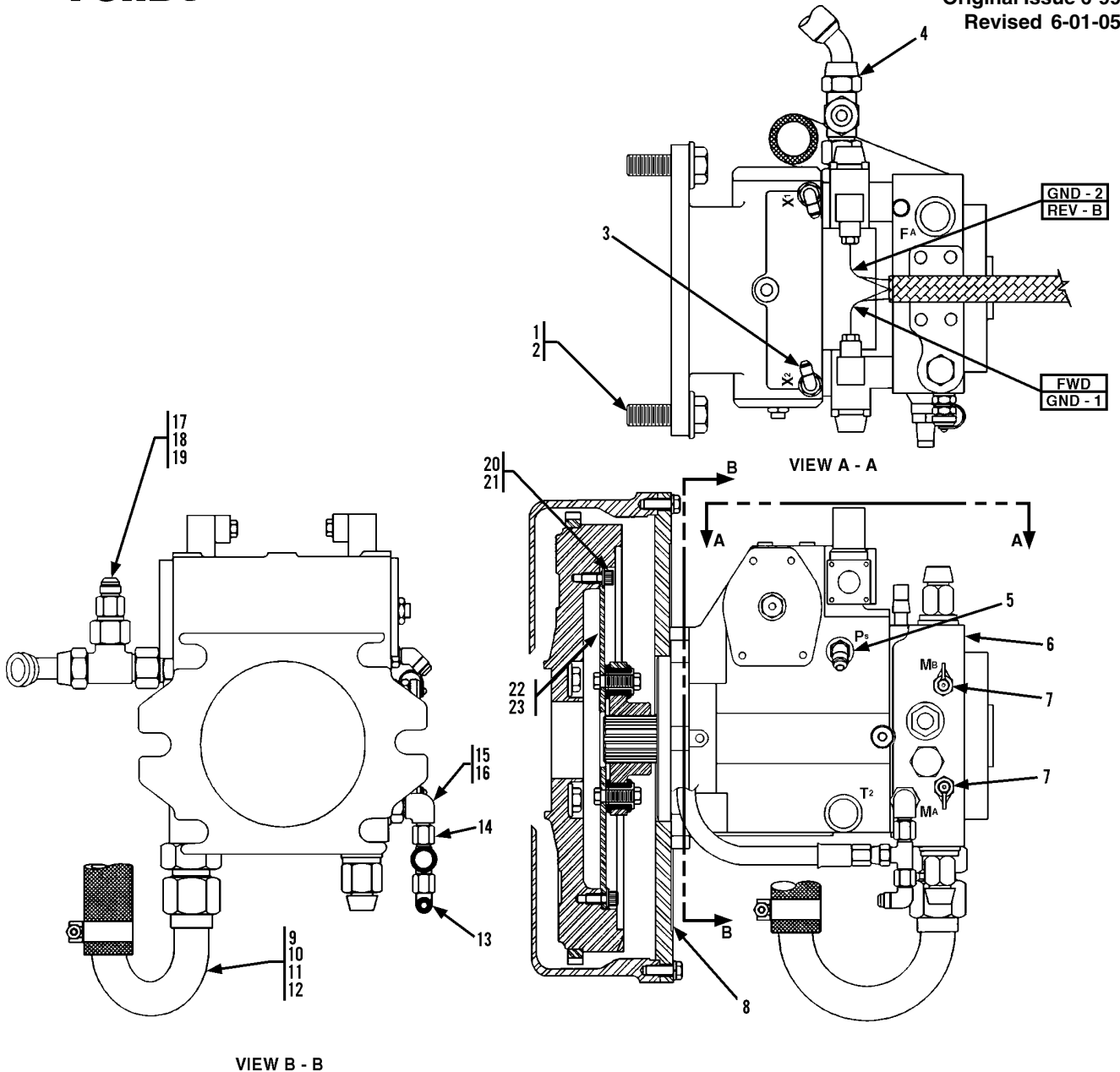
Starting Serial No. 0588008 thru 0588336

Original Issue 1-98

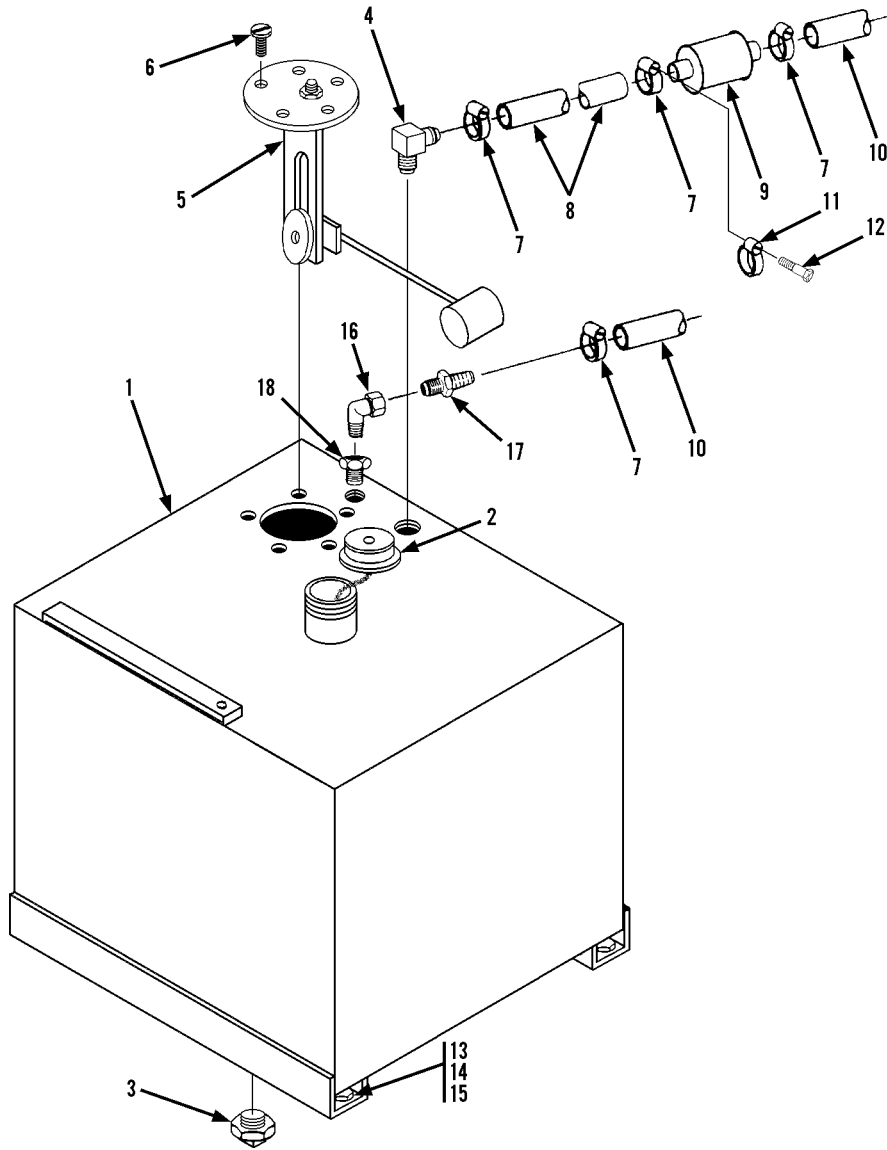
Revised 6-01-05



Item	Part No.	Qty.	Description Of Part	Item	Part No.	Qty.	Description Of Part
1	8820-1112	2	HEX HD CAPSCREW, 3/4-10x2-1/4, GR5, (torque to 240-265 ft.lbs.)	11	9108-3246	1	HOSE
2	9002-7473	2	HARDENED WASHER, 3/4	12	9002-8695	2	BAND CLAMP
3	9002-7906	2	STRAIGHT THREAD 90 DEGREE ELBOW	13	8866-2105	1	ELBOW, 90 DEGREES, (swivel nut)
4	8471-7839	1	HOSE ASSY	14	8866-2239	1	SWIVEL NUT RUN TEE, 3/8 TUBE
5	8866-2084	1	ELBOW, 45 DEGREES, (includes o-ring)	15	9108-3222	1	ST. THD 90 DEGREE REDUCER CONNECTOR, (includes item #16)
6	8859-1204	1	O-RING	16	8859-1207	1	O-RING
7	9105-3020	2	TEST COUPLING	17	8866-2242	1	SWIVEL NUT RUN TEE, 3/4 TUBE
8	9108-3019	1	PUMP MOUNT & FLYWHEEL COUPLING, (includes items 22 & 23)	18	8365-1133	1	REDUCER WITH ADAPTOR
9	8866-2011	1	CONNECTOR, (includes o-ring)	19	8866-2008	1	CONNECTOR, (includes o-ring)
10	8859-1210	1	O-RING	20	8859-1207	1	O-RING
	9114-3087	1	INTAKE TUBE	21	8821-1068	8	SOCKET HD CAPSCREW, 3/18-16x5/8 GR8, (torque to 40-45 ft.lbs.)
				22	8855-1011	8	LOCKWASHER, 3/8
				*22	9134-4048	1	PUMP MOUNT PLATE
				*23	9108-4312	1	COUPLING ASSY, (bolts included)

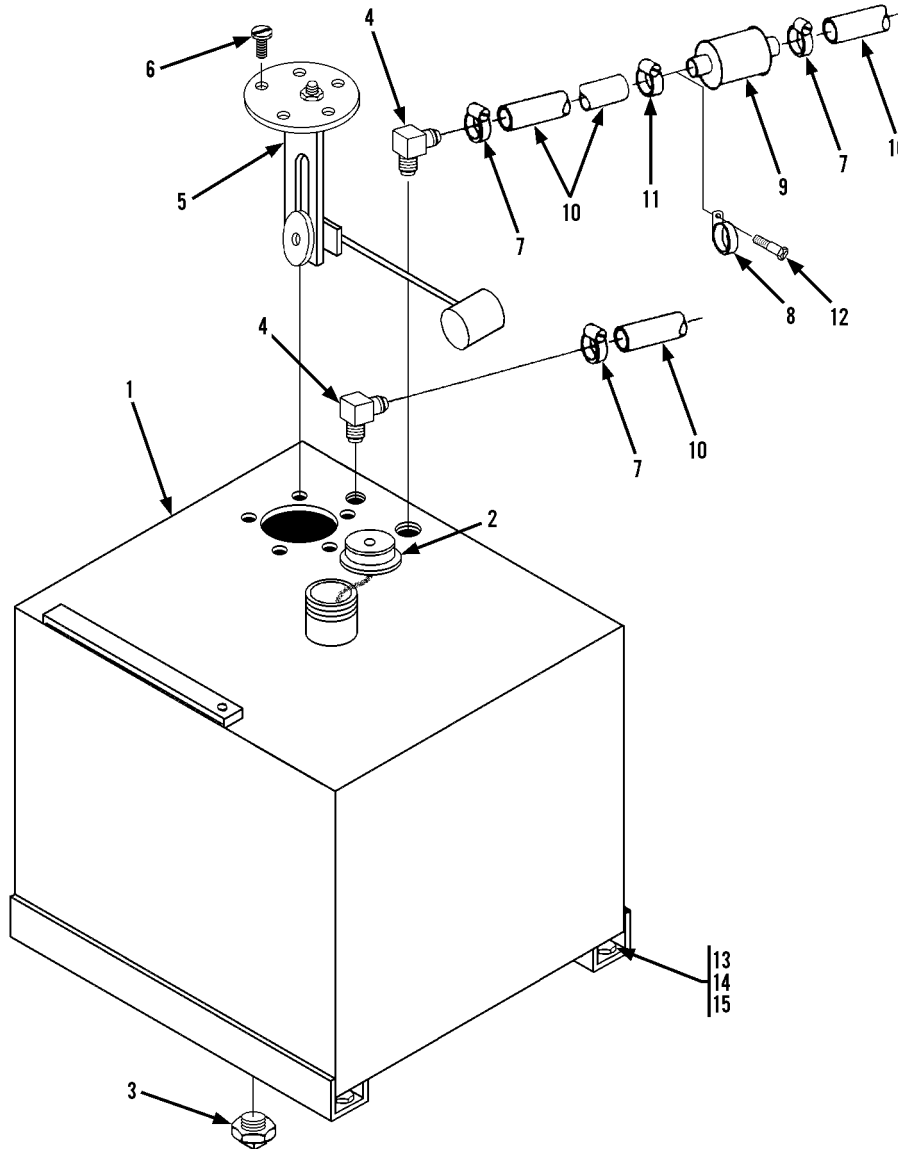


Item	Part No.	Qty.	Description Of Part	Item	Part No.	Qty.	Description Of Part
1	8820-1112	2	HEX HD CAPSCREW, 3/4-10x2-1/4, GR5, (torque to 240-265 ft. lbs.)	11	9108-3246	1	HOSE
2	9002-7473	2	HARDENED WASHER, 3/4	12	9002-8695	2	BAND CLAMP
3	9002-7906	2	STRAIGHT THREAD 90 DEGREE ELBOW	13	8866-2105	1	ELBOW, 90 DEGREES, (swivel nut)
4	8471-7839	1	HOSE ASSY	14	8866-2239	1	SWIVEL NUT RUN TEE, 3/8 TUBE
5	8866-2084	1	ELBOW, 45 DEGREES, (includes o-ring)	15	9108-3222	1	ST. THD 90 DEGREE REDUCER CONNECTOR, (includes item #16)
6	8859-1204	1	O-RING	16	8859-1207	1	O-RING
7	9105-3020	2	TEST COUPLING	17	8866-2242	1	SWIVEL NUT RUN TEE, 3/4 TUBE
8	9108-3019	1	PUMP MOUNT & FLYWHEEL COUPLING, (includes items 22 & 23)	18	8365-1133	1	REDUCER WITH ADAPTOR
9	8866-2011	1	CONNECTOR, (includes o-ring)	19	8866-2008	1	CONNECTOR, (includes o-ring)
10	8859-1210	1	O-RING	20	8859-1207	1	O-RING
	9114-3087	1	INTAKE TUBE	21	8821-1068	8	SOCKET HD CAPSCREW, 3/18-16x5/8, GR8, (torque to 40-45 ft. lbs.)
				22	8855-1011	8	LOCKWASHER, 3/8
				*22	9134-4048	1	PUMP MOUNT PLATE
				*23	9108-4312	1	COUPLING ASSY, (bolts included)

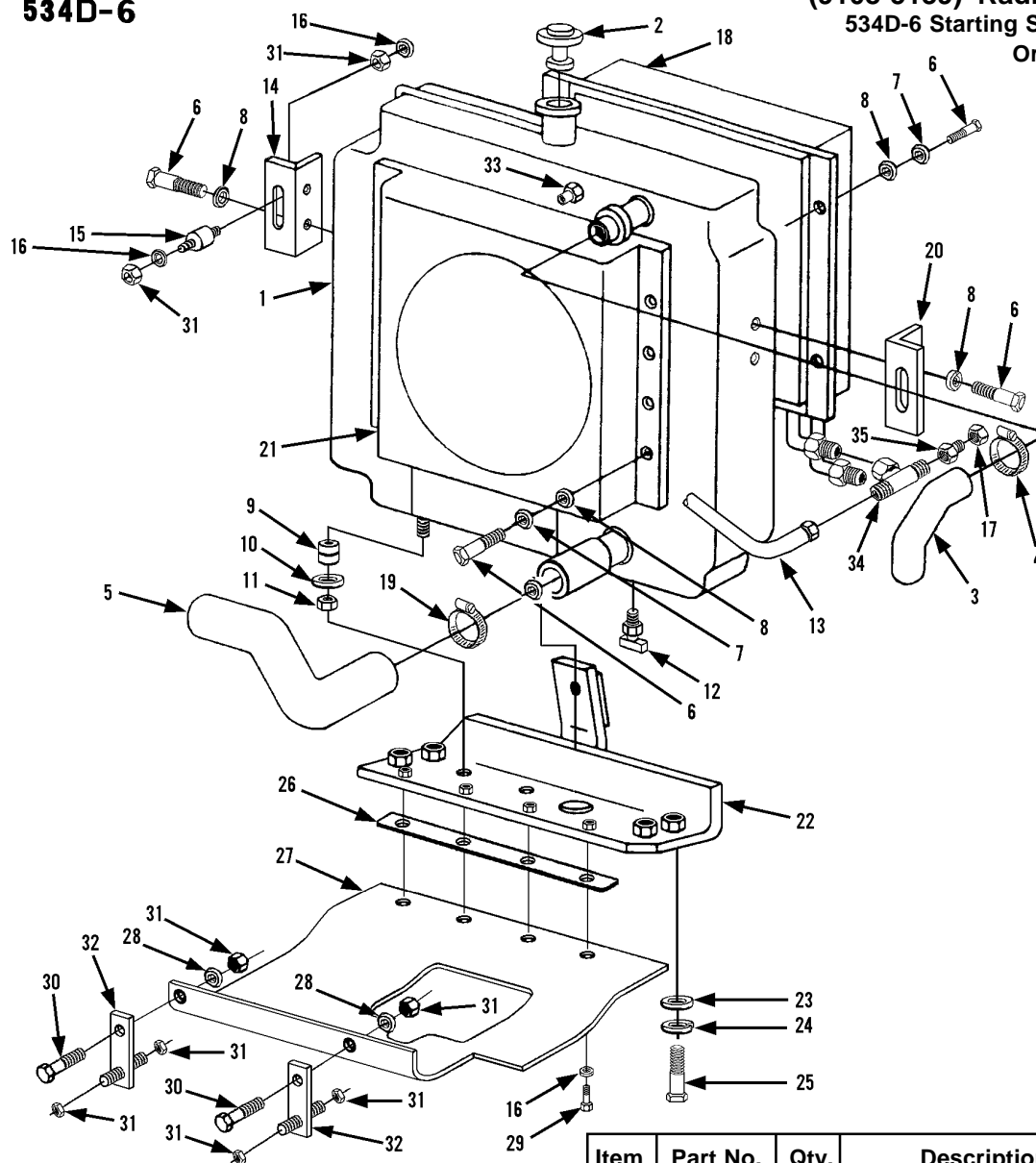


Item	Part No.	Qty.	Description Of Part	Item	Part No.	Qty.	Description Of Part
	9115-5016	1	FUEL TANK ASSY (includes items 1 thru 6)	10		143"	FUEL LINE HOSE, 5/16" I.D.
1	9115-3031	1	FUEL TANK (includes items 2 & 3)	11	9002-8660	1	SUPPORT CLAMP
2	8654-1381	1	FUEL TANK CAP (w/chain)	12	7714-3003	1	WHIZ-LOK SCREW, 5/16-18X5/8
3	8871-1283	1	HEX SOCKET PIPE PLUG, 1/2	13	8820-1095	4	HEX HD CAPSCREW, 5/8-11X1-1/2, GR5
* 4	8471-2746	1	HOSE NIPPLE, 90 DEGREES, 1/2X3/8	14	8856-1008	4	WASHER, 5/8
5	9114-3316	1	FUELSENDER	15	8855-1015	4	LOCKWASHER, 5/8
6	9108-3491	5	GASKETED SCREW, 10-32	*16	8871-2011	1	STREET ELBOW, 90 DEGREES, 1/8
7	8348-3497	4	HOSE CLAMP	*17	8874-1805	1	HOSE NIPPLE
8		11"	FUEL LINE HOSE, 3/8" I.D.	*18	8871-1385	1	REDUCING BUSHING, 1/2x1/8
9	9108-3218	1	FUEL FILTER				



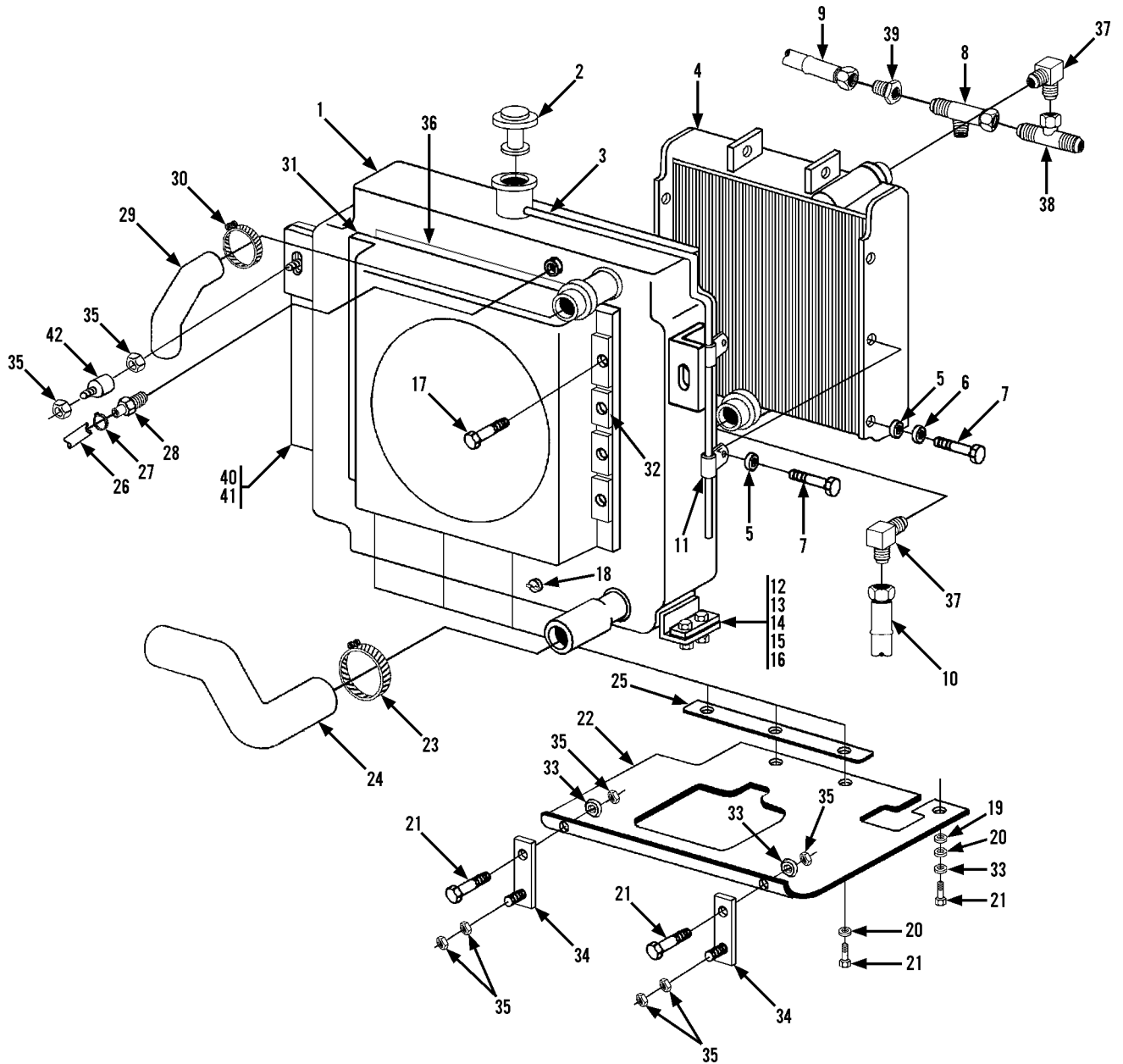


Item	Part No.	Qty.	Description Of Part
	9115-5016	1	FUEL TANK ASSY (includes items 1 thru 6)
1	9115-3031	1	FUEL TANK (includes items 2 & 3)
2	8654-1381	1	FUEL TANK CAP (with chain)
3	8871-1283	1	HEX SOCKET PIPE PLUG, 1/2
4	8471-2746	2	HOSE NIPPLE, 90 DEGREES, 1/2X3/8
5	9114-3316	1	FUEL SENDER
6	9108-3491	5	GASKETED SCREW, #10-32
7	8688-3106	3	HOSE CLAMP
8	9002-8660	1	SUPPORT CLAMP
9	9108-3218	1	FUEL FILTER
10		152"	FUEL LINE HOSE, 5/16" I.D.
11	8348-3497	1	HOSE CLAMP
12	7714-3003	1	WHIZ-LOK SCREW, 5/16-18X5/8
13	8855-1015	4	LOCK WASHER, 5/8
14	8820-1095	4	HEX HD CAPSCREW, 5/8-11X1-1/2, GR5
15	8856-1008	4	WASHER, 5/8



Item	Part No.	Qty.	Description Of Part
*	9108-5139	Ref	RADIATOR ASSY (includes items 1, 2, 3, one of item 4, 5 thru 8, 12, 13, 14, 17, 18, one of item 19, 20, 21, 33 34 & 35)
1	9114-3269	1	RADIATOR (includes item 2)
2	9108-4198	1	RADIATOR CAP, 15 PSI
3	9108-3094	1	UPPER RADIATOR HOSE
* 4	8507-1128	2	HOSE CLAMP
5	9108-3364	1	LOWER RADIATOR HOSE
6	8820-1016	16	HEX HD CAPSCREW, 5/16-18x1/2, GR5
7	8856-1003	12	WASHER, 5/16
8	8855-1010	16	LOCKWASHER, 5/16
9	8368-3308	2	SHOCK MOUNT
10	9020-5918	2	WASHER
11	8852-1206	2	HEX LOCKNUT, 3/8-16
12	8452-1056	1	DRAIN COCK
13	8471-9109	1	HOSE ASSY
14	9108-1181	1	MOUNTING BRACKET

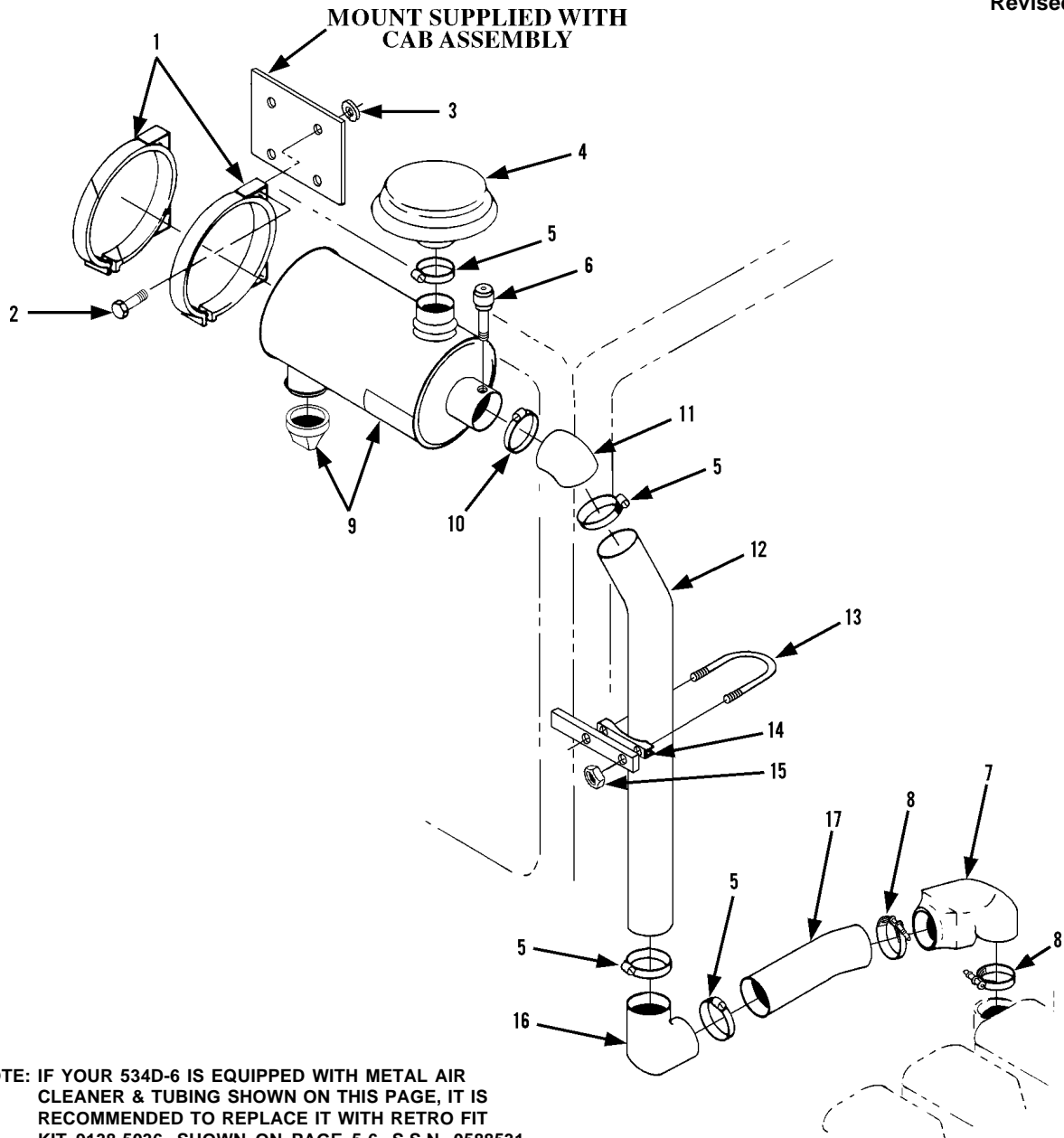
Item	Part No.	Qty.	Description Of Part
15	9103-3137	2	SHOCK MOUNT
*16	8856-1003	8	FLAT WASHER, 5/16
17	8866-1408	1	NUT
18	9108-3573	1	OIL COOLER
19	8688-3327	2	HOSE CLAMP
20	9108-1541	1	MOUNTING BRACKET
21	9108-3085	1	RADIATOR SHROUD
22	9108-6174	1	RADIATOR MOUNT
23	8856-1006	4	FLAT WASHER, 1/2
24	8855-1013	4	LOCKWASHER, 1/2
25	8820-1067	4	HEX HD CAPSCREW, 1/2-13x1-1/2, GR5
26	9130-1086	1	FLAT BAR
27	9112-3168	1	DUST SHIELD
*28	9108-3533	2	FENDER WASHER
29	8820-1021	4	HEX HD CAPSCREW, 5/16-18x1-1/4, GR5
30	8820-1020	2	HEX HD CAPSCREW, 5/16-18x1, GR5
31	7714-3006	10	WHIZ LOCKNUT, 5/16-18
32	9108-1654	2	BAR
33	9003-0271	1	FITTING
34	8866-2227	1	SWIVEL NUT BRANCH TEE, 3/4 TUBE
35	8866-1345	1	REDUCER ADAPTER



\* Changed Description on Radiator Assy; removed item 33; replaced item 33 with 9108-3533 and revised illustration.

Item	Part No.	Qty.	Description Of Part
*	9132-5023	1	RADIATOR ASSY (includes items 1 thru 8, 11, 17, 18, 28, 29, one of item 30, 31, 32, 36 thru 39)
1	9114-3328	1	RADIATOR (includes item 2)
2	9114-4008	1	RADIATOR CAP
3		38"	HOSE, 5/16 I.D.
4	9114-3029	1	OIL COOLER
5	8855-1011	6	LOCKWASHER, 3/8
6	8856-1109	4	FLAT WASHER, 3/8
7	8820-1034	6	HEX HD CAPSCREW, 3/8-16X7/8, GR5
8	8866-2244	1	SWIVEL NUT RUN TEE, 1" TUBE
9	8471-8415	1	HOSE ASSY
10	8471-9043	1	HOSE ASSY
11	8594-1016	2	SUPPORT CLAMP
12	8368-3308	4	MOUNTING PAD
13	9020-5918	4	WASHER
14	8820-1037	4	HEX HD CAPSCREW, 3/8-16X1-1/2, GR5
15	8856-1109	4	FLAT WASHER, 3/8
16	8852-1206	4	LOCKNUT
17	7714-3003	6	WHIZ-LOK SCREW, 5/16-18X5/8
18	8452-1056	1	DRAIN COCK
19	8856-1003	1	FLAT WASHER, 5/16
20	8855-1010	4	LOCKWASHER, 5/16
21	8820-1020	6	HEX HD CAPSCREW, 5/16-18X1, GR5
22	9132-3032	1	DUST SHEILD
23	8688-3327	2	HOSE CLAMP
24	9114-3045	1	LOWER RADIATOR HOSE
25	9114-1231	1	FLAT BAR
26		14"	HOSE, 5/16 I.D.
27	8688-3106	2	HOSE CLAMP
28	9003-0271	1	HOSE BARB
29	9115-3012	1	UPPER RADIATOR HOSE
30	8507-1128	2	HOSE CLAMP
31	9114-1485	1	RADIATOR HOSE
32	9114-3348	6	CLAMP BAR
* 33	9108-3533	3	FENDER WASHER
34	9108-1654	2	BAR
35	7714-3006	10	WHIZ-LOK NUT, 5/16-18
36	9020-0755	52"	GASKA-TAPE
37	8362-3032	2	ELBOW
38	8692-1327	1	TEE
39	9132-3007	1	REDUCER
40	9114-1103	1	L. H. RADIATOR MOUNT
	9114-1102	1	R. H. RADIATOR MOUNT
41	8561-1278	2	WELD STUD
42	9103-3137	2	SHOCK MOUNT

\* Changed Description on Radiator Assy; removed item 33; replaced item 33 with 9108-3533 and revised illustration.

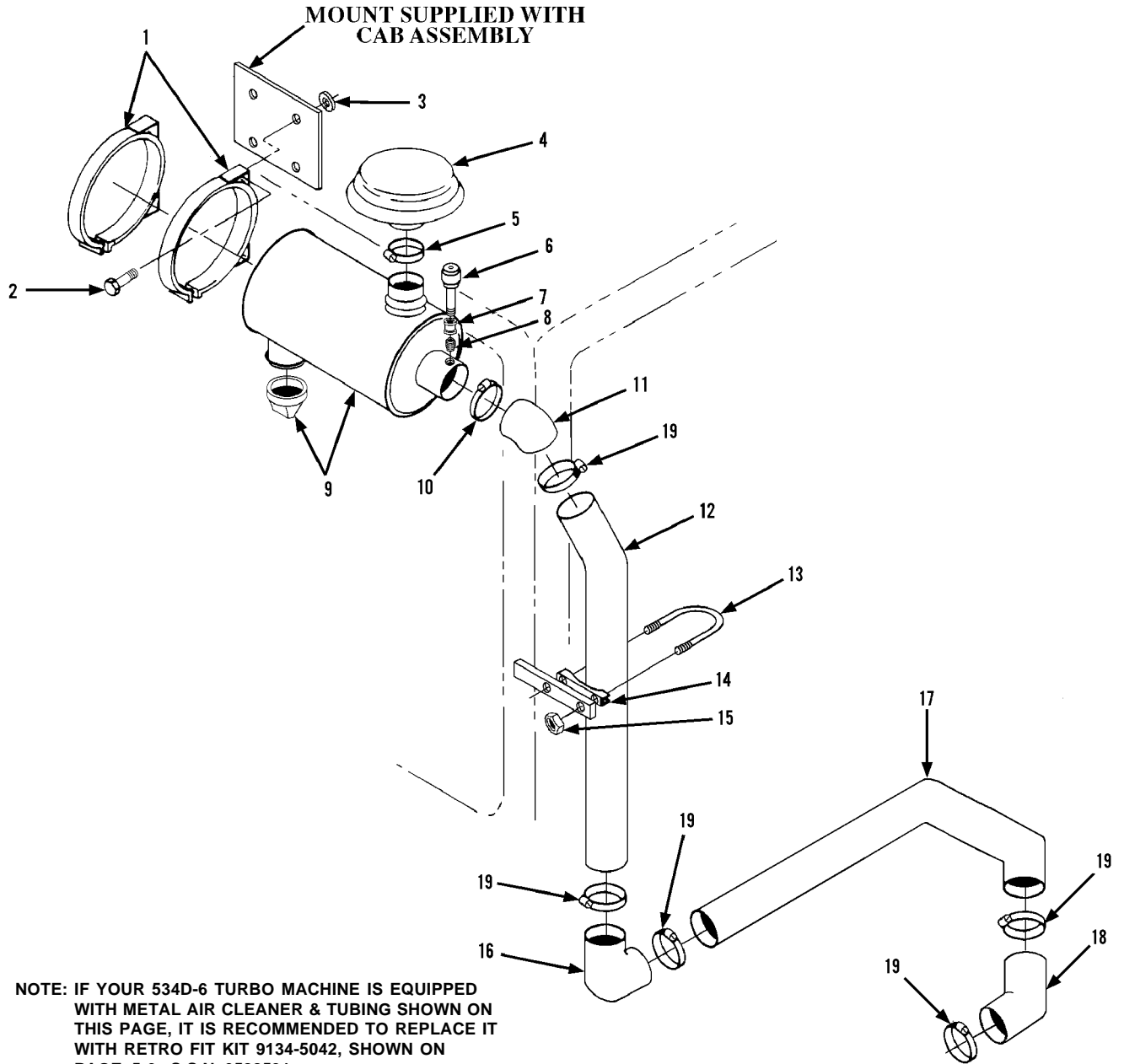


**NOTE: IF YOUR 534D-6 IS EQUIPPED WITH METAL AIR CLEANER & TUBING SHOWN ON THIS PAGE, IT IS RECOMMENDED TO REPLACE IT WITH RETRO FIT KIT 9138-5036, SHOWN ON PAGE 5-6, S.S.N. 0588531.**

Item	Part No.	Qty.	Description Of Part
1	7710-3138	2	MOUNTING BAND
2	8820-1033	4	HEX HDCAPSCREW, 3/8-16x3/4, GR5
3	8855-1011	4	LOCKWASHER, 3/8"
4	9103-3028	1	INLET CAP
5	9116-3129	4	HOSE CLAMP
6	7738-3154	1	SERVICE INDICATOR
7	9108-3126	1	AIR INTAKE ELBOW
8	9002-8631	2	BANDCLAMP
9		Ref	AIR CLEANER, METAL HOUSING, (see page 5-7 for details)
10	9116-3137	1	HOSE CLAMP
11	9108-3129	1	REDUCING ELBOW

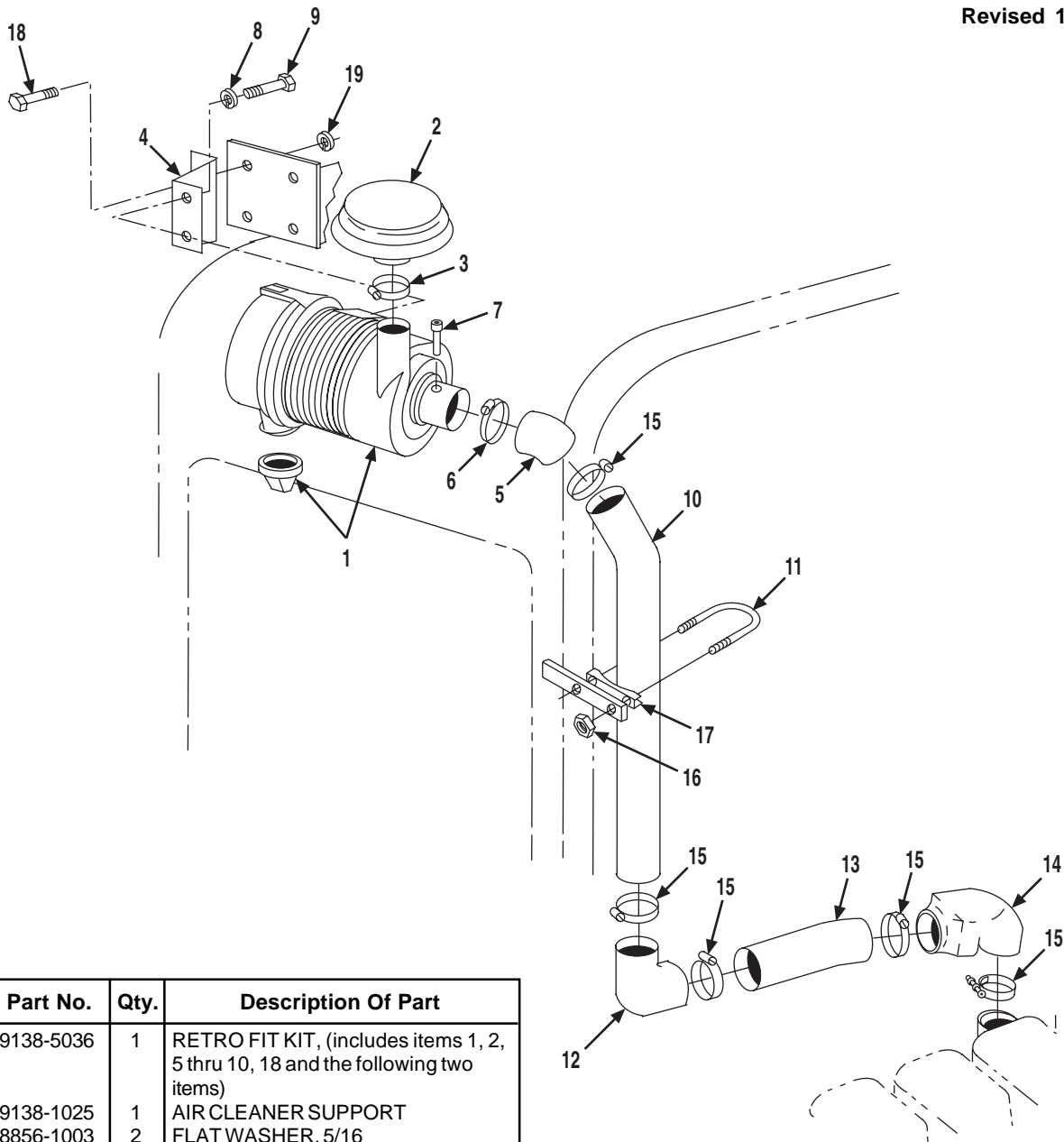
Item	Part No.	Qty.	Description Of Part
12	9114-3353	1	AIR INTAKE TUBE
13	2492-1332	1	MUFFLER CLAMP, (includes items 14 & 15)
14		1	BRIDGE
15		2	NUT
16	9108-3128	1	AIR INTAKE ELBOW
17	9112-3025	1	AIR INTAKE TUBE

**NOTE: ONLY ITEMS WITH PART NUMBERS ARE AVAILABLE FOR SERVICE.**



**NOTE: IF YOUR 534D-6 TURBO MACHINE IS EQUIPPED WITH METAL AIR CLEANER & TUBING SHOWN ON THIS PAGE, IT IS RECOMMENDED TO REPLACE IT WITH RETRO FIT KIT 9134-5042, SHOWN ON PAGE 5-6, S.S.N 0588531.**

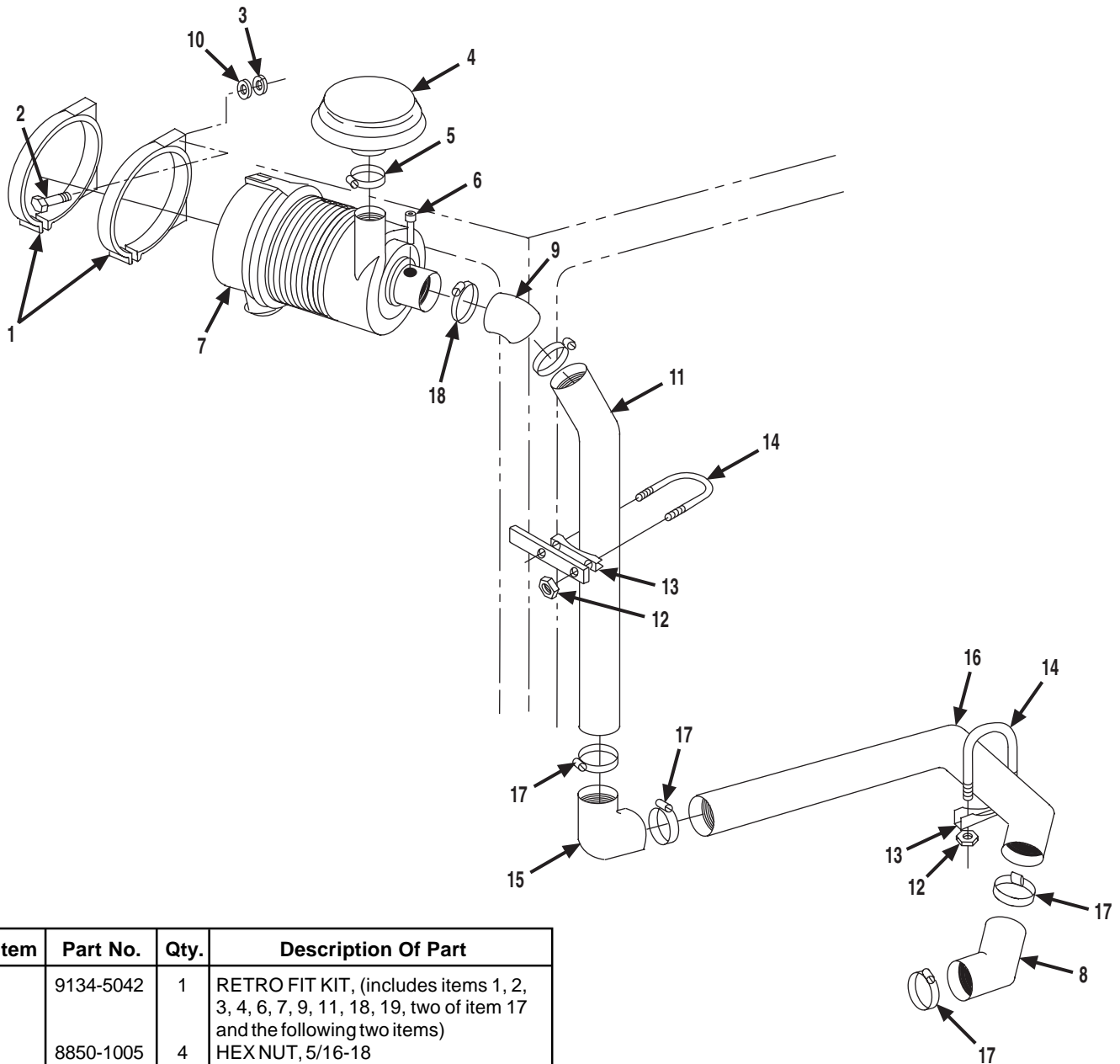
Item	Part No.	Qty.	Description Of Part	Item	Part No.	Qty.	Description Of Part
1	7710-3138	2	MOUNTING BAND	12	9114-3353	1	UPPER AIR INTAKE TUBE
2	8820-1033	4	HEX HD CAPSCREW, 3/8-16X3/4, GR5	13	2492-1332	1	MUFFLER CLAMP, (includes items 14 & 15)
3	8855-1011	4	LOCKWASHER, 3/8	14		1	BRIDGE
4	9103-3028	1	INLET CAP	15		2	NUT
5	9002-8631	1	BANDCLAMP	16	9108-3128	1	AIR INTAKE ELBOW
6	7738-3154	1	SERVICE INDICATOR	17	9114-3352	1	LOWER AIR INTAKE TUBE
7	8871-1210	1	PIPE COUPLING, 1/8	18	9115-3021	1	45 DEGREE ELBOW
8	8870-1023	1	CLOSE NIPPLE, 1/8X3	19	9116-3129	5	BAND CLAMP
9		Ref	AIR CLEANER, METAL HOUSING, (see page 5-7 for details)				NOTE: ONLY ITEMS WITH PART NUMBERS ARE AVAILABLE FOR SERVICE.
10	9116-3137	1	HOSE CLAMP				
11	9108-3129	1	REDUCING ELBOW				



Item	Part No.	Qty.	Description Of Part
	9138-5036	1	RETRO FIT KIT, (includes items 1, 2, 5 thru 10, 18 and the following two items)
	9138-1025	1	AIR CLEANER SUPPORT
	8856-1003	2	FLAT WASHER, 5/16

Item	Part No.	Qty.	Description Of Part
1		Ref	7" AIR CLEANER, VINYL HOUSING, (see page 5-7 for details)
2	9140-3512	1	AIR INLET HOOD, (includes item 3)
3		1	CLAMP
4	9138-1024	1	AIR CLEANER SUPPORT
5	9108-3128	1	REDUCING ELBOW
6	9116-3129	1	BANDCLAMP
7	8367-1475	1	SERVICE INDICATOR
8	8855-1010	2	LOCKWASHER, 5/16
9	8319-1028	2	HEX HD CAPSCREW, M8 x 1.25 x 25
10	9134-3023	1	UPPER INTAKE TUBE
11	2492-1332	1	MUFFLER CLAMP, (includes items 16 & 17)

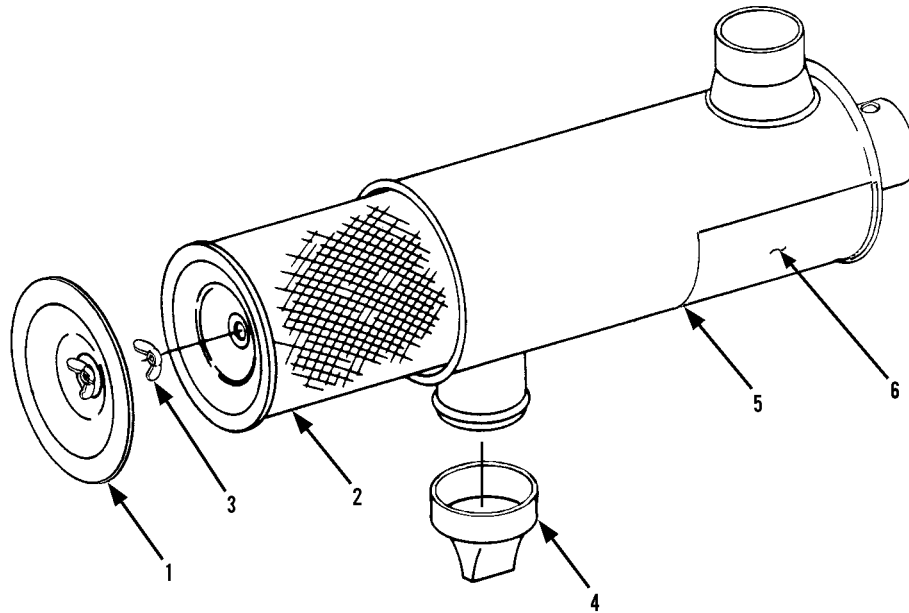
Item	Part No.	Qty.	Description Of Part
12	9108-3128	1	90 DEGREE AIR INTAKE ELBOW
13	9108-3124	1	AIR INTAKE TUBE
14	9108-3126	1	AIR INTAKE ELBOW
15	9116-3129	5	BANDCLAMP
16		2	NUT
17		1	BRIDGE
18	8820-1018	2	HEX HD CAPSCREW, 5/16-18 x 3/4, GR5
19	8855-1010	2	LOCKWASHER, 5/16
			NOTE: ONLY ITEMS WITH PART NUMBERS ARE AVAILABLE FOR SERVICE.



Item	Part No.	Qty.	Description Of Part
	9134-5042	1	RETRO FIT KIT, (includes items 1, 2, 3, 4, 6, 7, 9, 11, 18, 19, two of item 17 and the following two items)
	8850-1005	4	HEX NUT, 5/16-18
	9134-1028	1	TEMPLATE

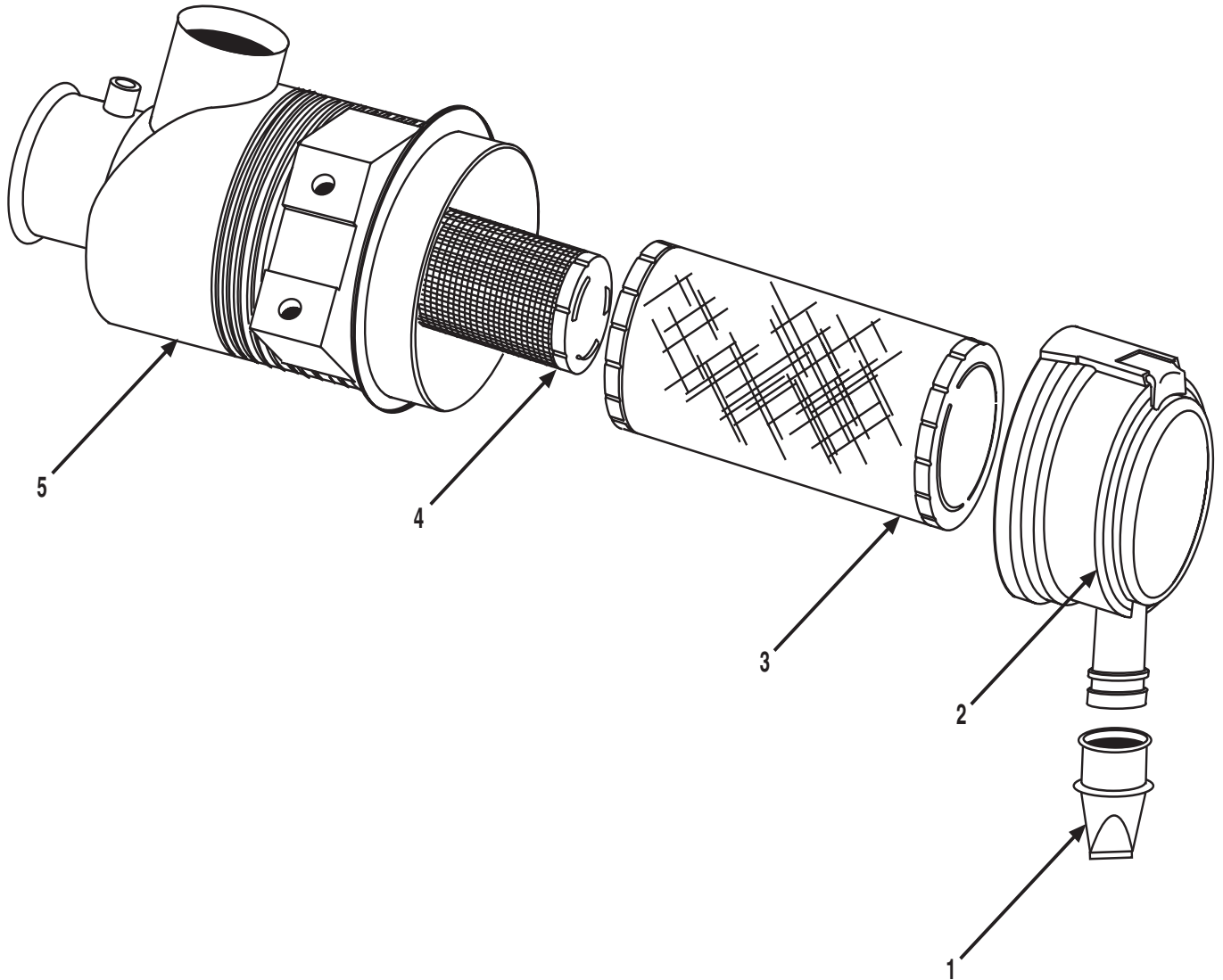
Item	Part No.	Qty.	Description Of Part	Item	Part No.	Qty.	Description Of Part
1	9134-3058	2	MOUNTING BAND	12		2	NUT
2	8820-1021	4	HEX HD CAPSCREW, 5/16 - 18 x 1-1/4, GR5	13		1	BRIDGE
3	8855-1010	4	LOCKWASHER, 5/16	14	2492-1332	1	MUFFLER CLAMP, (includes items 12 & 13)
4	9115-3005	1	AIR INLET HOOD, (includes item 5)	15	9108-3128	1	90 DEGREE AIR INTAKE ELBOW
5		1	CLAMP	16	9114-3352	1	LOWER INTAKE TUBE
6	7738-3154	1	SERVICE INDICATOR	17	9116-3129	4	HOSE CLAMP
7		Ref	9" AIR CLEANER, VINYL HOUSING, (see page 5-7 for details)	18	7738-3790	1	BAND CLAMP, (torque to 3 ft.lbs.)
8	9115-3021	1	AIR INTAKE ELBOW				NOTE: ONLY ITEMS WITH PART NUMBERS ARE AVAILABLE FOR SERVICE.
9	9115-3007	1	REDUCING ELBOW				
10	8856-1108	4	FLAT WASHER, 5/16				
11	9134-3023	1	UPPER INTAKE TUBE				



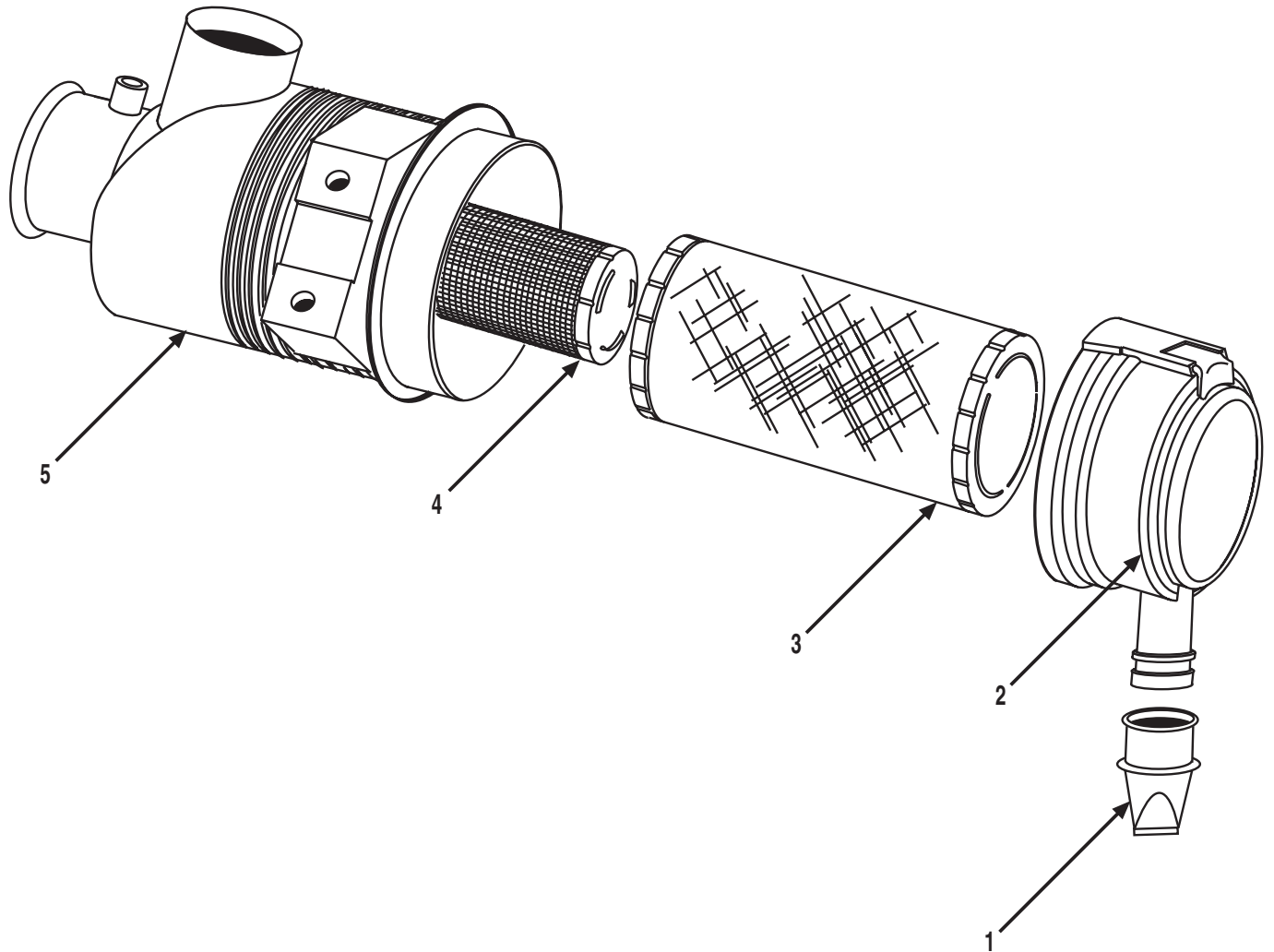


**NOTE: IF YOUR MACHINE IS EQUIPPED WITH THE METAL AIR CLEANER SHOWN ON THIS PAGE, IT IS RECOMMENDED TO REPLACE IT WITH ONE OF THE RETRO FIT KITS, (depending on machine model) SHOWN ON PAGE 5-6, S.S.N. 0588531.**

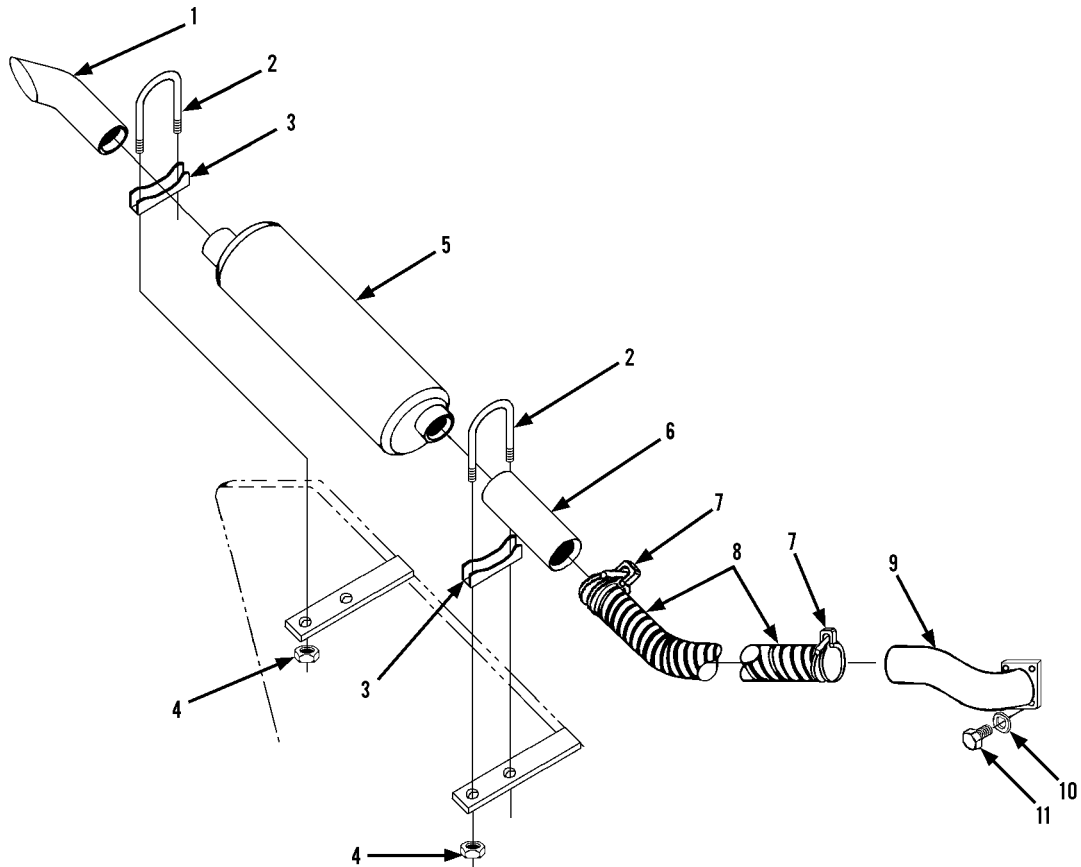
Item	Part No.	Qty.	Description Of Part
	9020-5663	1	AIR CLEANER, (includes items 1 thru 5)
1	9020-6606	1	COVER W/NUT
2	9020-6262	1	ELEMENT
3	9020-1414	1	WING NUT W/SEAL
4	9020-0807	1	VACUATOR
5		1	BODY, METAL HOUSING, (not sold separately order P/N 9020-5663)
6	9133-3017	1	AIR CLEANER DECAL



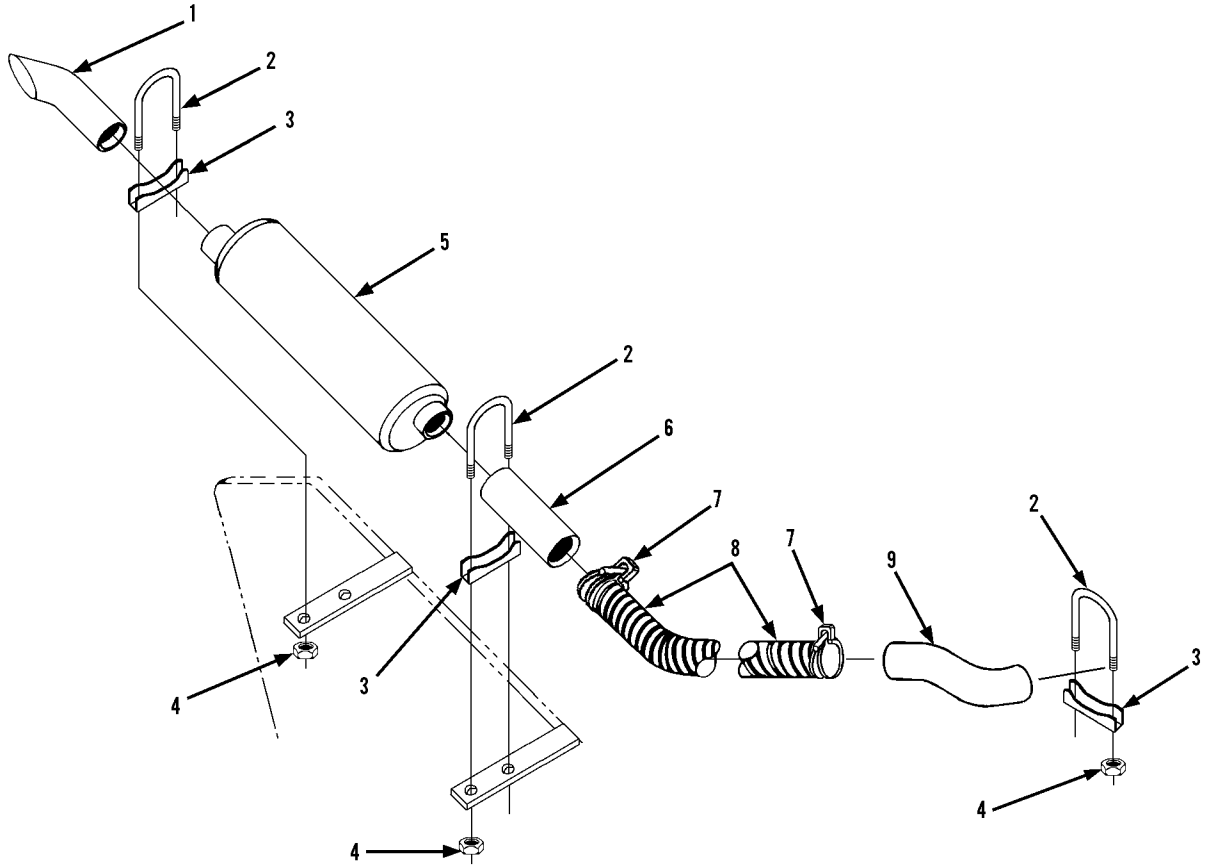
Item	Part No.	Qty.	Description Of Part
	9138-3065	1	7" AIR CLEANER, (includes all items)
1	8027-4006	1	VACUATOR VALVE
2	9138-4010	1	COVER ASSEMBLY
3	9140-3102	1	FILTER ELEMENT
4	9140-3103	1	SAFETY ELEMENT
5		1	BODY, VINYL HOUSING, (not sold separately, order P/N 9138-3065)
			NOTE: ONLY ITEMS WITH PART NUMBERS ARE AVAILABLE FOR SERVICE.



Item	Part No.	Qty.	Description Of Part
	9134-3057	1	9" AIR CLEANER, (includes all items)
1	8037-3094	1	VACUATOR VALVE
2	9136-4023	1	COVER ASSEMBLY
3	9134-3059	1	FILTER ELEMENT
4	9134-3060	1	SAFETY ELEMENT
5		1	BODY, VINYL HOUSING, (not sold separately, order P/N 9134-3057)
			NOTE: ONLY ITEMS WITH PART NUMBERS ARE AVAILABLE FOR SERVICE.

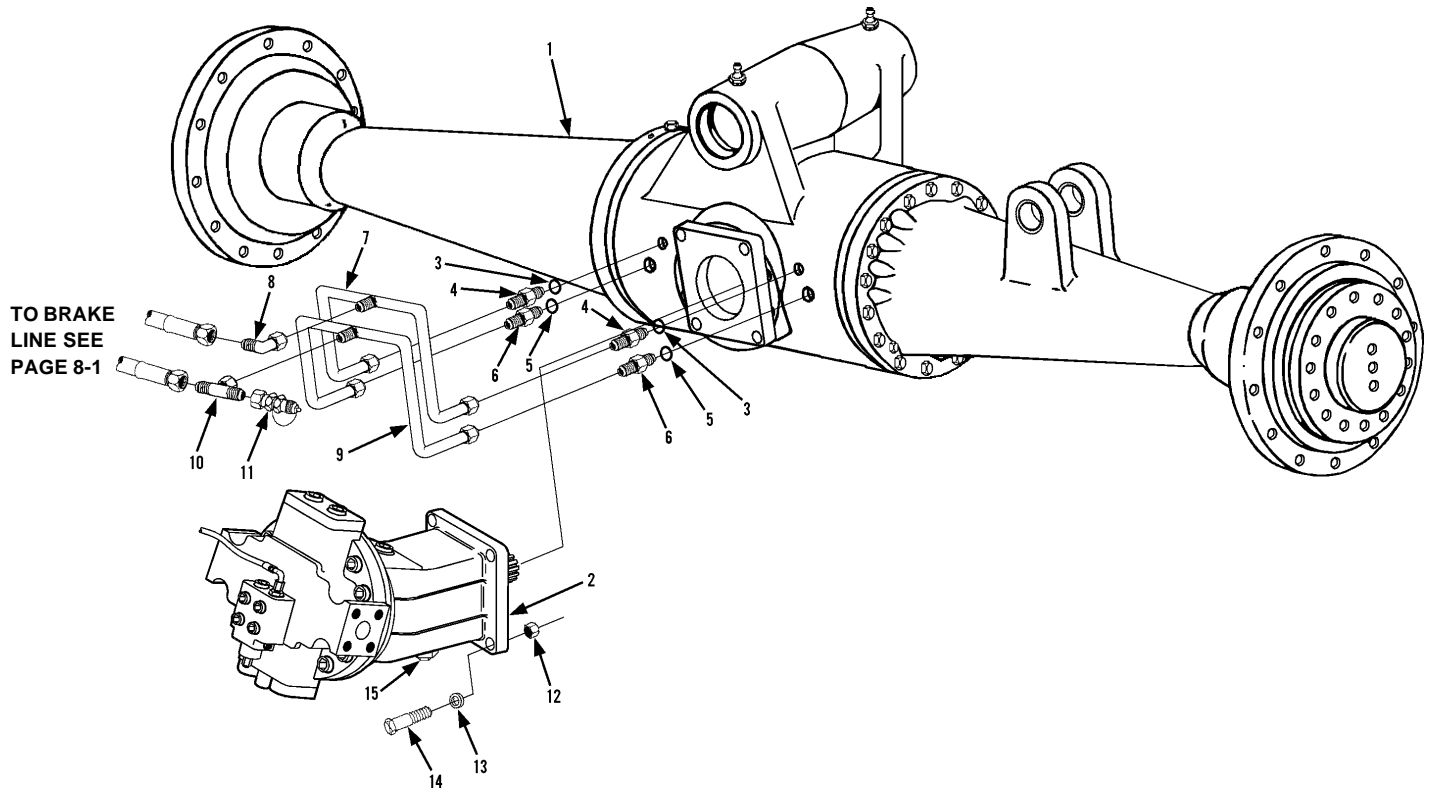


Item	Part No.	Qty.	Description Of Part
1	9108-3560	1	TAILPIPE
2	8368-3175	2	MUFFLER CLAMP (includes items 3 & 4)
3		2	BRIDGE
4		4	NUT
5	9108-3250	1	MUFFLER
6	9112-3165	1	EXHAUST SLEEVE
7	9116-3268	2	FLEX PIPE CLAMP
8	9112-3167	1	FLEXIBLE TUBING
9	9108-6055	1	EXHAUST TUBE
10	8319-1013	4	LOCKWASHER, M10
11	8319-1021	4	HEX HD CAPSCREW, M10x1.5x30
			NOTE: ONLY ITEMS WITH PART NUMBERS ARE AVAILABLE FOR SERVICE.



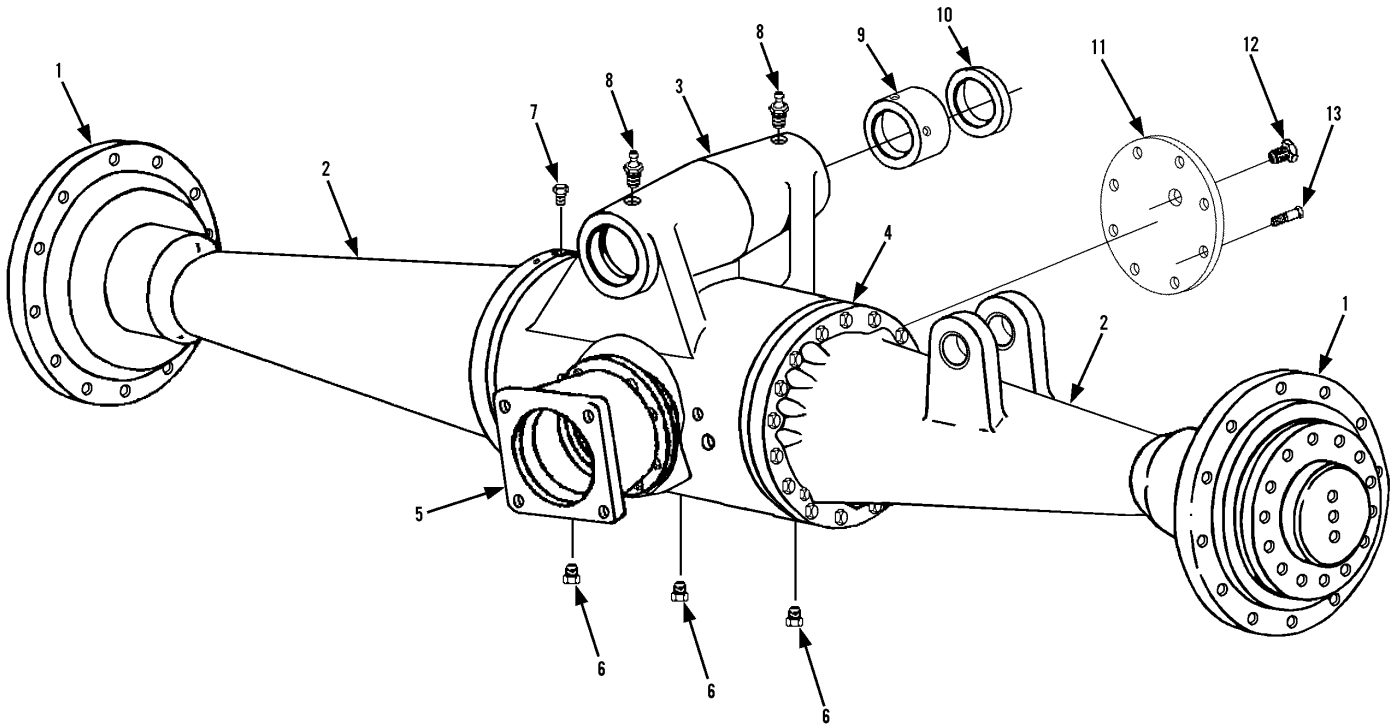
Item	Part No.	Qty.	Description Of Part
1	9108-3560	1	TAIL PIPE
2	8368-3175	3	MUFFLER CLAMP (includes items 3 & 4)
3		3	BRIDGE
4		6	NUT
5	9108-3250	1	MUFFLER
6	9112-3165	1	EXHAUST TUBE
7	9116-3268	2	FLEX PIPE CLAMP
8	9104-3150	1	FLEXIBLE TUBING
9	9114-6037	1	EXHAUST TUBE
			NOTE: ONLY ITEMS WITH PART NUMBERS ARE AVAILABLE FOR SERVICE.





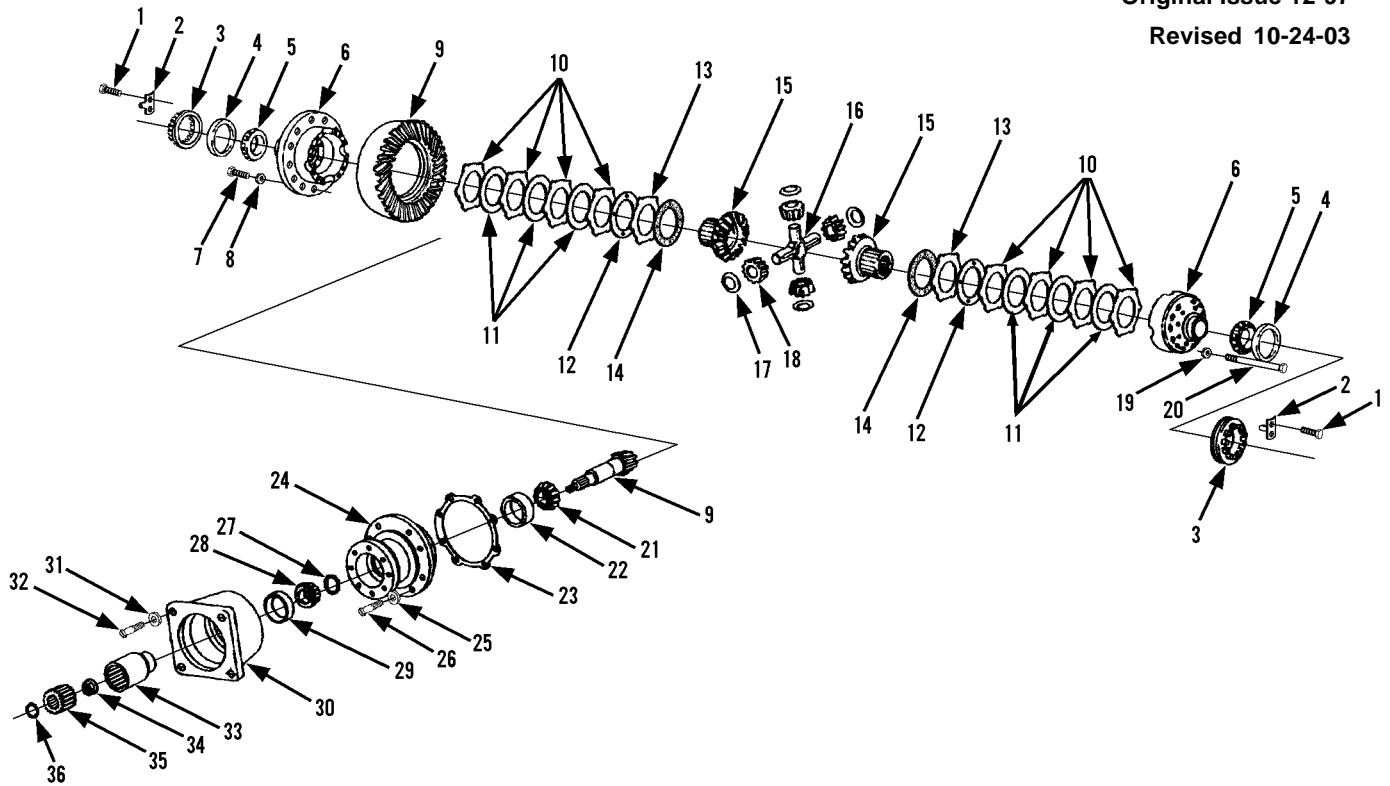
TO BRAKE  
 LINE SEE  
 PAGE 8-1

Item	Part No.	Qty.	Description Of Part	Item	Part No.	Qty.	Description Of Part
	9108-5110	1	FRONT AXLE ASSY (includes items 1 thru 15)	9	9112-3127	1	SERVICE BRAKE TUBE LINE
1		Ref	FRONT AXLE (see page 6-2 for details)	10	8866-2224	1	SWIVEL NUT BRANCH TEE, 3/8 TUBE
2		Ref	FRONT DRIVE MOTOR (see page 10-17 for details)	11	9114-3172	1	MINI CHECK VALVE
3	8859-1205	2	O-RING	*12	7738-3580	4	HIGH NUT, 3/4-16, (torque nuts to 265-290 ft. lbs.)
4	8866-2006	2	CONNECTOR (includes item 3)	13	9002-7473	4	HARD WASHER, 3/4
5	8859-1204	2	O-RING	*14	8820-1616	4	HEX HD CAPSCREW, 3/4-16x3-1/2, GR5
6	8866-2005	2	CONNECTOR (includes item 5)	15	8866-2194	1	HEX SOCKET HD PLUG, (includes o-ring)
7	9112-3130	1	PARK BRAKE TUBE LINE		8859-1206	1	O-RING
8	8866-2106	1	ELBOW, 90 DEGREES (swivel nut)				



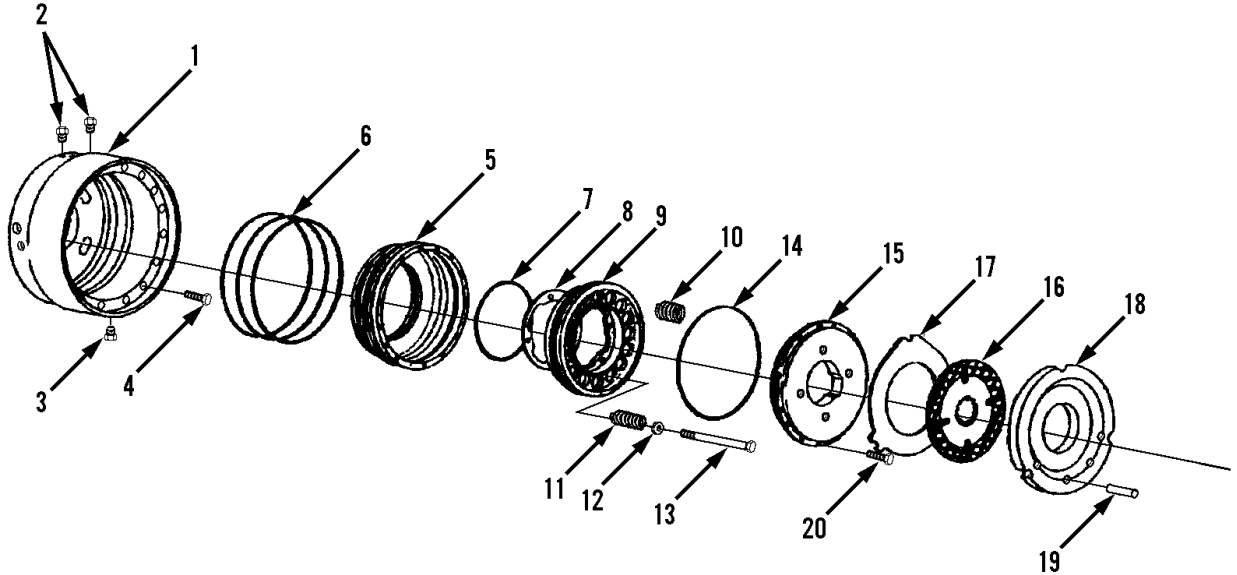
Item	Part No.	Qty.	Description Of Part
	9112-3119	1	FRONT AXLE (includes all items on pages 6-2, 6-3, 6-4 & 6-5)
1		Ref	WHEEL FLANGE ASSY (see page 6-5 for details)
2		Ref	LEFT & RIGHT HOUSING ASSY (see page 6-5 for details)
3	9114-4326	1	CENTER HOUSING ASSY (includes item 9)
4		Ref	BRAKE ASSY (see page 6-4 for details)
5		Ref	CARRIER ASSY (see page 6-3 for details)
6	9114-4327	3	DRAIN PLUG
7	9114-4328	1	VENT PLUG
8	9114-4329	2	LUBE FITTING
9	9108-4046	2	BUSHING
10	9108-4047	2	TRUNNION OIL SEAL
*11	9114-1511	1	COVER
*12	8871-1284	1	LEVEL PLUG
13	9114-4332	8	CAPSCREW, M8x1.25x16.0



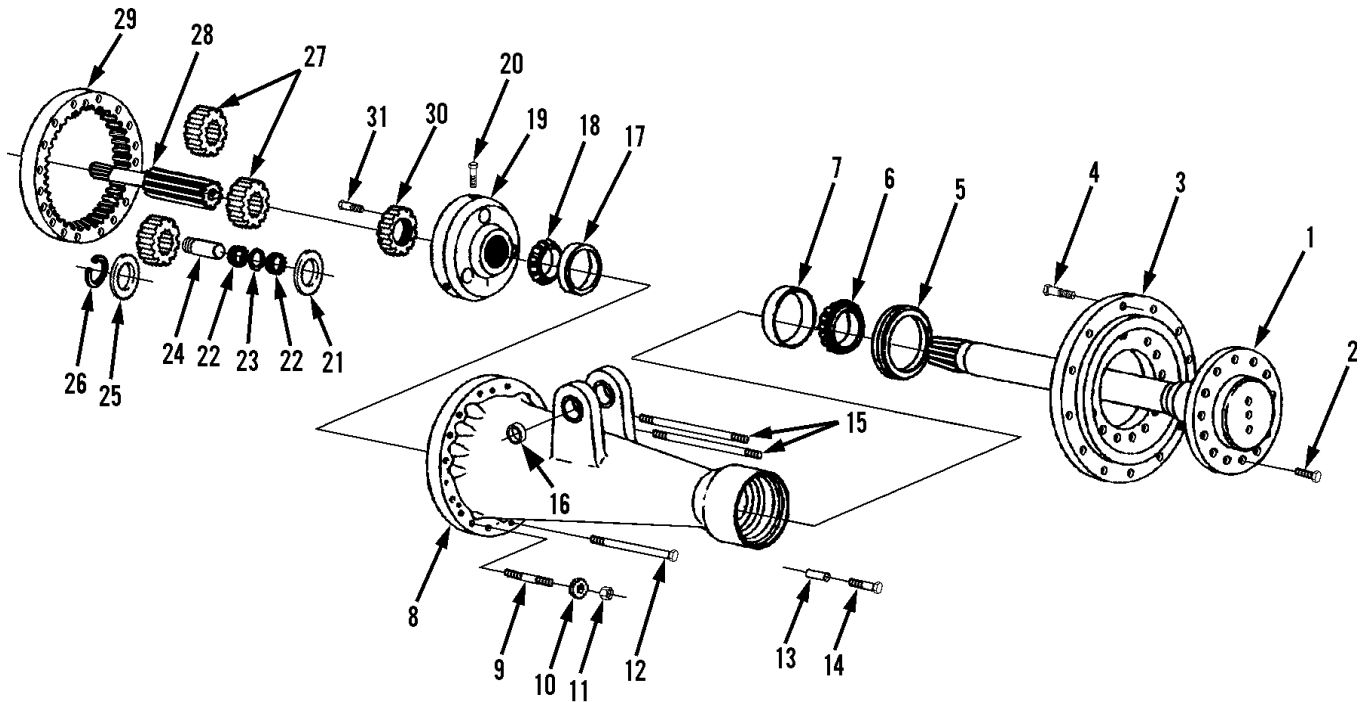


Item	Part No.	Qty.	Description Of Part	Item	Part No.	Qty.	Description Of Part
	9114-4382	Ref	LIMITED SLIP PLATE STACK KIT (includes items 10, 11, 12, 13 & 14)	20	9114-4397	12	CAPSCREW, M10x1.5x80.0
	9114-4383	Ref	PINION CAGE SHIM KIT (includes item 23)	21	9020-7204	1	BEARING CONE
	9114-4384	Ref	DRIVE PINION SHIM KIT (includes item 27)	22	9020-0440	1	BEARING CUP
	9114-4385	Ref	LIMITED SLIP SHIM KIT (includes item 12)	23		4	SHIM (0.05) (included in shim kit)
1	9114-4386	4	CAPSCREW			2	SHIM (0.125) (included in shim kit)
2	9114-4387	2	ADJUSTER RING LOCK			3	SHIM (0.20) (included in shim kit)
3	9114-4388	2	ADJUSTER RING			1	SHIM (0.50) (included in shim kit)
4	8307-3828	2	BEARING CUP	24	9114-4398	1	PINION CAGE ASSY (includes items 22 & 29)
5	9114-4389	2	BEARING CONE	25	9114-4399	8	WASHER
* 6	9114-4390	1	DIFFERENTIAL CASE	26	9114-4400	8	CAPSCREW, M12x1.75x40.0
7	9114-4391	12	CAPSCREW, M10x1.0x30.0	27		1	SHIM (1.20) (included in shim kit)
8	8348-3584	12	WASHER			1	SHIM (1.25) (included in shim kit)
9	9114-4392	1	SPIRAL GEAR & PINION			1	SHIM (1.30) (included in shim kit)
10		8	DRIVE FRICTION DISC (included in 9114-4382 kit)			1	SHIM (1.35) (included in shim kit)
11		6	DRIVEN FRICTION DISC (included 9114-4382 kit)			1	SHIM (1.40) (included in shim kit)
12		2	SHIM (0.33) (included in shim kit)	28	9114-4401	1	BEARING CONE
		2	SHIM (0.38) (included in shim kit)	29	9114-4402	1	BEARING CUP
		2	SHIM (0.25) (included in shim kit)	30	9114-4403	1	MOTOR ADAPTER FLANGE
		2	SHIM (0.13) (included in shim kit)	31	8348-3584	8	WASHER
13		2	COMPRESSION DISC (included in 9114-4382 kit)	32	9114-4404	8	CAPSCREW, .3750-16UNC-2Ax1.25
14		2	THRUSTWASHER (included in 9114-4382 kit)	33	9114-4405	1	DRIVEN SLEEVE
15	9114-4393	2	SIDE GEAR	34	9114-4406	1	PINION NUT, M24x1.5
16	9114-4394	1	SPIDER	35	9114-4407	1	DRIVE SLEEVE
17	9114-4395	4	THRUSTWASHER	36	9114-4408	1	SNAP RING
18	9114-4396	4	PINION GEAR				
19	8348-3584	12	WASHER				

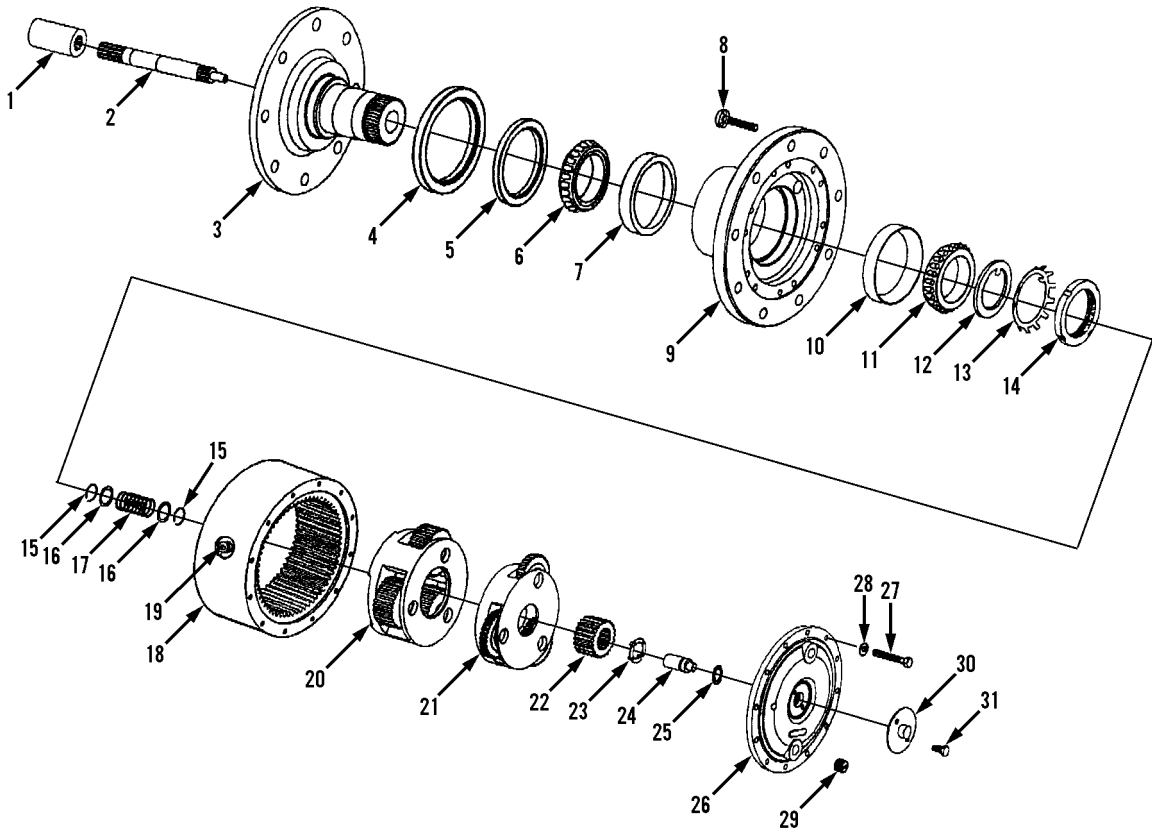
NOTE: ONLY ITEMS WITH PART NUMBERS ARE AVAILABLE FOR SERVICE.



Item	Part No.	Qty.	Description Of Part	Item	Part No.	Qty.	Description Of Part
*	9114-4442	Ref	BRAKE SEAL KIT (includes items 6, 7, & 14), <b>(services both sides)</b>	8		8	SHIM (0.075) (included in shim kit)
*	9114-4369	Ref	BRAKE PISTON PLATE KIT (includes items 15, 16, 17 & 18), <b>(services one side)</b>	8		8	SHIM (0.125) (included in shim kit)
*	9114-4370	Ref	BRAKE PLATE & SEAL KIT (includes items 6, 7, 14, 15, 16, 17 & 18), <b>(services one side)</b>	8		8	SHIM (0.255) (included in shim kit)
*	9114-4371	Ref	PISTON BRAKE SHIM KIT (includes item 8), <b>(services one side)</b>	8		8	SHIM (0.555) (included in shim kit)
1	9114-4372	1	BRAKE HOUSING (right side only - left side included in center housing)	9	9114-4376	2	BRAKE PISTON
2	9114-4373	4	HYDRAULIC LINE BLEEDER	10	9114-4377	24	SPRING
3		Ref	DRAIN PLUG (see page 6-2 for details)	11	9114-4378	16	SPRING
4	9114-4374	3	CAPSCREW - RIGHT SIDE ONLY, M8X1.25x40.0	12	8688-1421	16	WASHER
5	9112-4094	2	BRAKE PISTON & PLATE ASSY (includes items 6, 7, 9, 10, 14, 15, & 20)	13	9114-4379	16	RETURN SPRING BOLT
6		6	O-RING	14		2	O-RING
7		2	O-RING	15		2	BRAKE ACTUATING PLATE
				16		8	FRICITION DISC
				17		8	STATIONARY DISC
				18		2	BRAKE REACTION PLATE
				19	9114-4380	6	BRAKE DISC LOCKPIN
				20	9114-4381	42	CAPSCREW, M6x1.0x12.0 (allen)
							NOTE: QUANTITIES SHOWN ARE FOR BOTH SIDES.
							NOTE: ONLY ITEMS WITH PART NUMBERS ARE AVAILABLE FOR SERVICE.

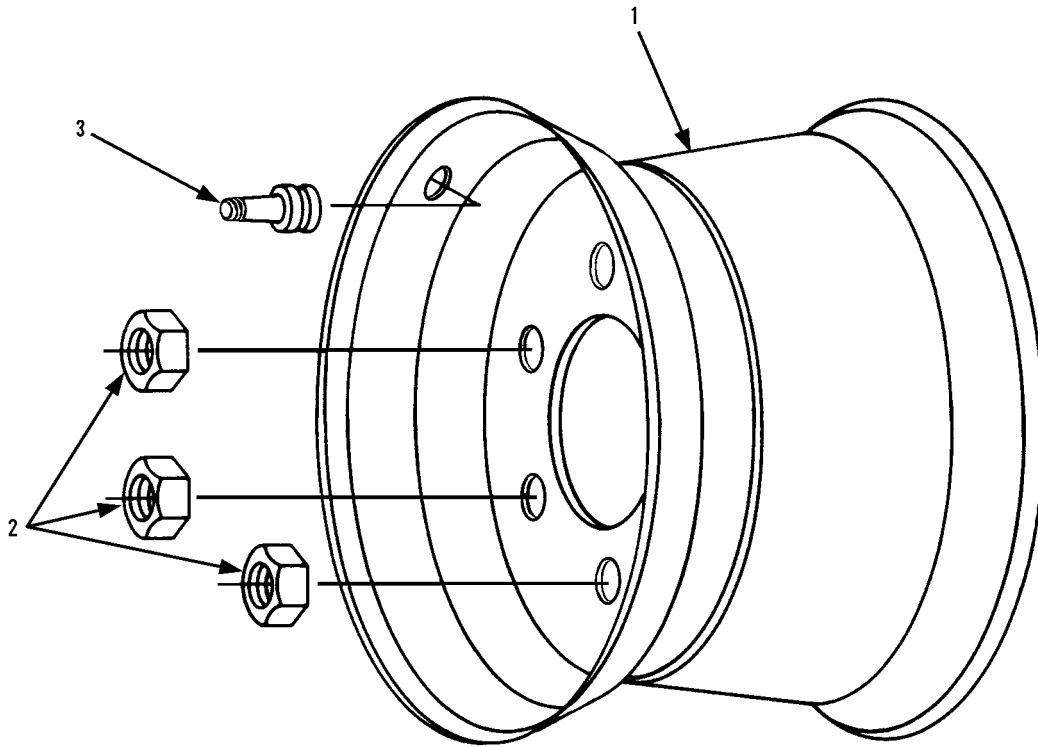


Item	Part No.	Qty.	Description Of Part	Item	Part No.	Qty.	Description Of Part
1	9114-4333	2	AXLE SHAFT ASSY (includes items 2, 3, 4 & 5)	14	9114-4348	4	CAPSCREW - USE W/26mm SPACER, M14x1.5x85 (position at 7 & 5 o'clock)
2	9114-4334	28	CAPSCREW, M20X1.5x50.0		9114-4349	2	CAPSCREW - USE W/19mm SPACER, M14x1.5x78 (position at 12 o'clock)
3	9114-4335	2	WHEEL FLANGE ASSY (includes item 4)	15	9114-4350	2	STUD - RIGHT SIDE, M14x1.5x232.0
4	9020-3543	24	WHEEL BOLT		9114-4351	2	STUD - LEFT SIDE, M14x1.5x112.0
5	9114-4336	2	SHAFT OIL SEAL	16	9114-4352	2	BUSHING
6	8698-4451	2	BEARING CONE	17	9114-4353	2	BEARING CUP
7	8698-4452	2	BEARING CUP	18	9114-4354	2	BEARING CONE
8	9114-4337	1	HOUSING ASSY - RIGHT SIDE (shown)(includes items 7, 16 & 17)	19	9114-4355	2	SPIDER ASSY (includes items 20 & 24)
	9114-4338	Ref	RING GEAR & HOUSING ASSY - RIGHT SIDE (shown) (includes items 7, 16, 17 & 29)	20	9114-4356	6	CAPSCREW, M10x23.0
	9114-4339	1	HOUSING ASSY - LEFT SIDE (not shown) (includes items 7 & 17)	21	9114-4357	6	THRUSTWASHER
	9114-4340	Ref	RING GEAR & HOUSING ASSY - LEFT SIDE (not shown) (includes items 7, 17 & 29)	22	9114-4358	6	KIT ROLLER
9	9114-4341	4	SET SCREW	23	9114-4359	6	SPACER
10	9114-4342	32	WASHER	24	9114-4360	6	PLANETARY PINION SHAFT
11	9114-4343	8	NUT, M14x1.5-6H	25	9114-4361	6	WASHER
12	9114-4344	14	CAPSCREW - RIGHT SIDE, M14x1.5x212.0	26	9114-4362	6	SNAP RING
	9114-4345	14	CAPSCREW - LEFT SIDE, M14x1.5x120.0	27	9114-4363	6	PLANETARY PINION
13	9114-4346	2	SPACER - 19mm	28	9114-4364	1	SUN GEAR (287.0mm) - RIGHT SIDE (shown)
	9114-4347	4	SPACER - 26mm		9114-4365	1	SUN GEAR (247.0mm) - LEFT SIDE (not shown)
				29	9114-4366	2	RING GEAR
				30	9114-4367	2	ADJUSTING NUT
				31	9114-4368	2	CAPSCREW (adjusting nut lock)
							NOTE: QUANTITIES SHOWN ARE FOR BOTH SIDES.



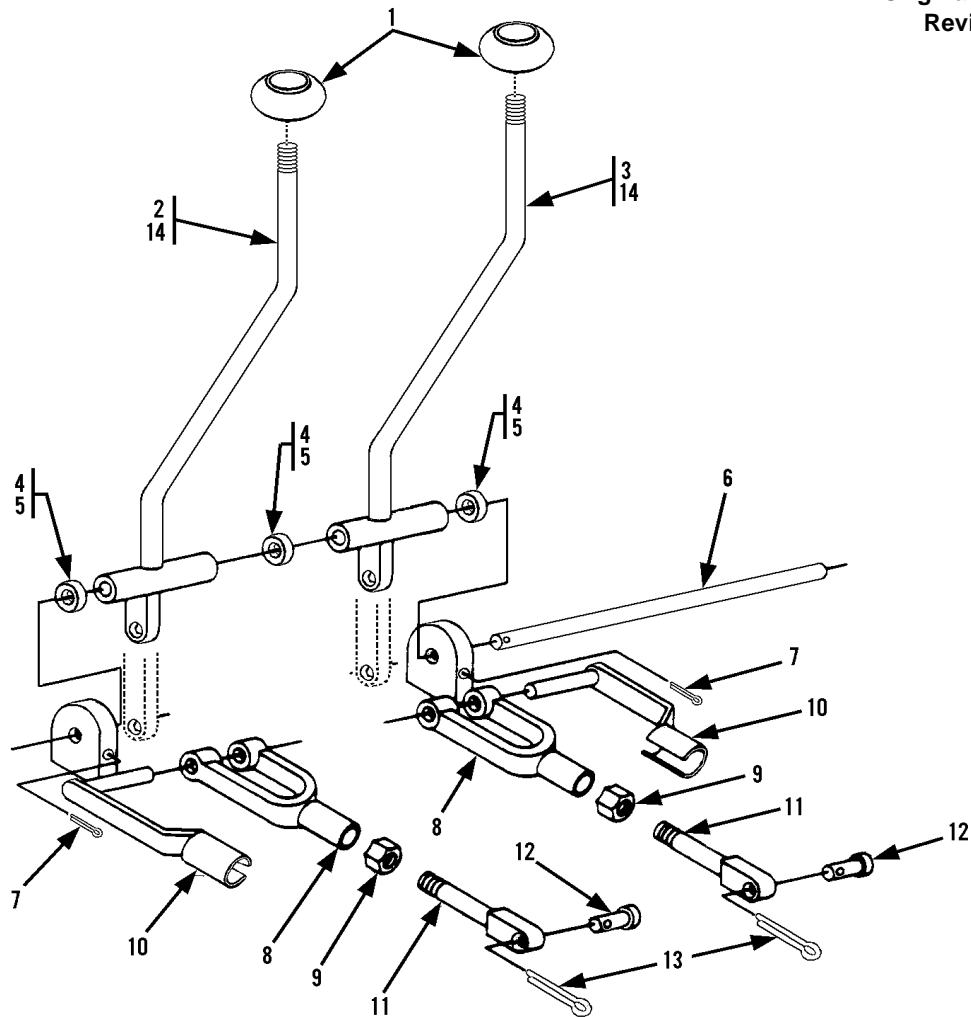
**BEARING LOCKNUT TOOL - 9114-4325**

Item	Part No.	Qty.	Description Of Part	Item	Part No.	Qty.	Description Of Part
	9112-3145	1	REAR DRIVE HUB (includes all items)	19	9104-4101	1	MAGNETIC PLUG
1	9112-4001	1	COUPLING, 8"	20	9114-4185	1	SECONDARY CARRIER ASSY
2	9112-4113	1	INPUT SHAFT	21	9114-4186	1	PRIMARY CARRIER ASSY
3	9112-4114	1	SPINDLE	22	9114-4187	1	PRIMARY SUN GEAR
4	9112-4007	1	BOOT SEAL	23	9104-4105	1	THRUSTWASHER
5	9112-4004	1	OIL SEAL	24	9104-4106	1	PLUNGER
6	9112-4010	1	BEARING CONE	25	9104-4107	1	O-RING
7	9112-4009	1	BEARING CUP	26	9114-4188	1	COVER
8	9104-4311	12	WHEEL BOLT	27	9114-4189	12	HEX HD BOLT, GR8
9	9114-4178	1	HUB	28	9112-4027	12	FLATWASHER
10	9114-4179	1	BEARING CUP	29	9112-4028	1	PIPE PLUG
11	9114-4180	1	BEARING CONE	30	9112-4024	1	DISENGAGE COVER
12	9114-4181	1	THRUSTWASHER	31	9112-4025	2	HEX HD BOLT
13	9114-4182	1	LOCKWASHER				NOTE: ONLY ITEMS WITH PART NUMBERS ARE AVAILABLE FOR SERVICE
14	9114-4183	1	BEARING LOCKNUT				QUANTITIES SHOWN ARE FOR ONE HUB ASSEMBLY ONLY.
15	9112-4014	2	RETAINING RING				
16	9103-4390	2	THRUSTWASHER				
17	9114-4175	1	DISENGAGE SPRING				
18	9114-4184	1	REAR GEAR				

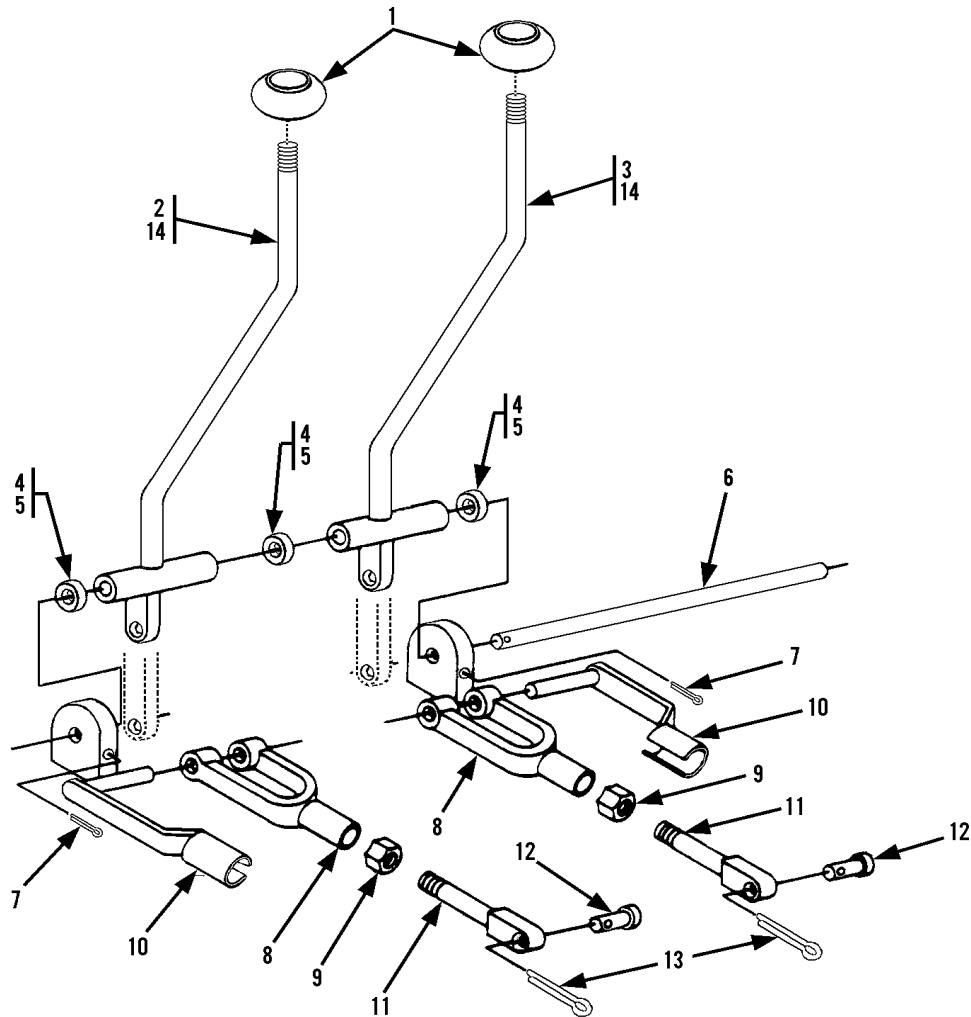


Item	Part No.	Qty.	Description Of Part
	9112-5002	1	R.H. TIRE ASSY (includes items 1, 3 & 4)
	9112-5003	1	L.H. TIRE ASSY (includes items 1, 3 & 4)
1	9104-3298	1	WHEEL
2	9104-3146	12	LUG NUT
3	9108-3385	1	VALVE
4	9103-3104	1	TUBE (not illustrated)



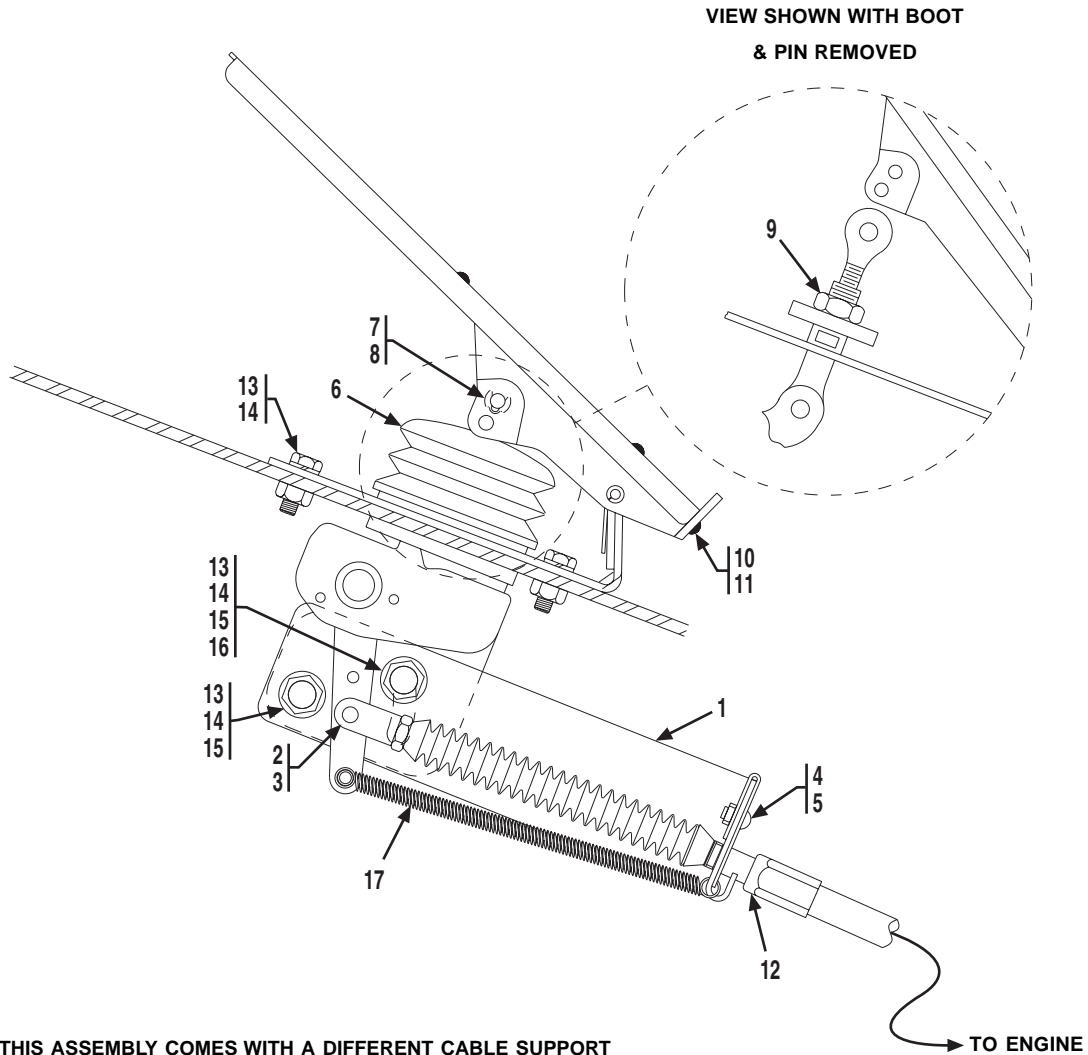


Item	Part No.	Qty.	Description Of Part
*	9112-5095	1	LEVER ASSY, SWAY (Includes items 1, 2 & two of item 14)
*	9112-5096	1	LEVER ASSY, TILT (Includes items 1, 3 & two of item 14)
1	9020-0638	2	KNOB
* 2	9108-6111	1	SWAYLEVER WELD
* 3	9108-6112	1	TILT LEVER WELD
4	9002-8662	3	WAVE BEND WASHER
5	8856-1113	9	FLAT WASHER, 5/8
6	9108-1354	1	SHAFT
7	8863-1338	1	COTTER PIN, 3/16X1-3/4
8	8882-1004	2	YOKE END
9	8850-1406	2	HEX JAM NUT, 3/8-24
10	9002-7987	2	SPRING CLEVIS
11	9108-6081	2	ROD LINKAGE
12	9002-1552	2	CLEVIS PIN
13	8863-1301	2	COTTER PIN, 1/16X1/2
14	9108-3136	4	BUSHING



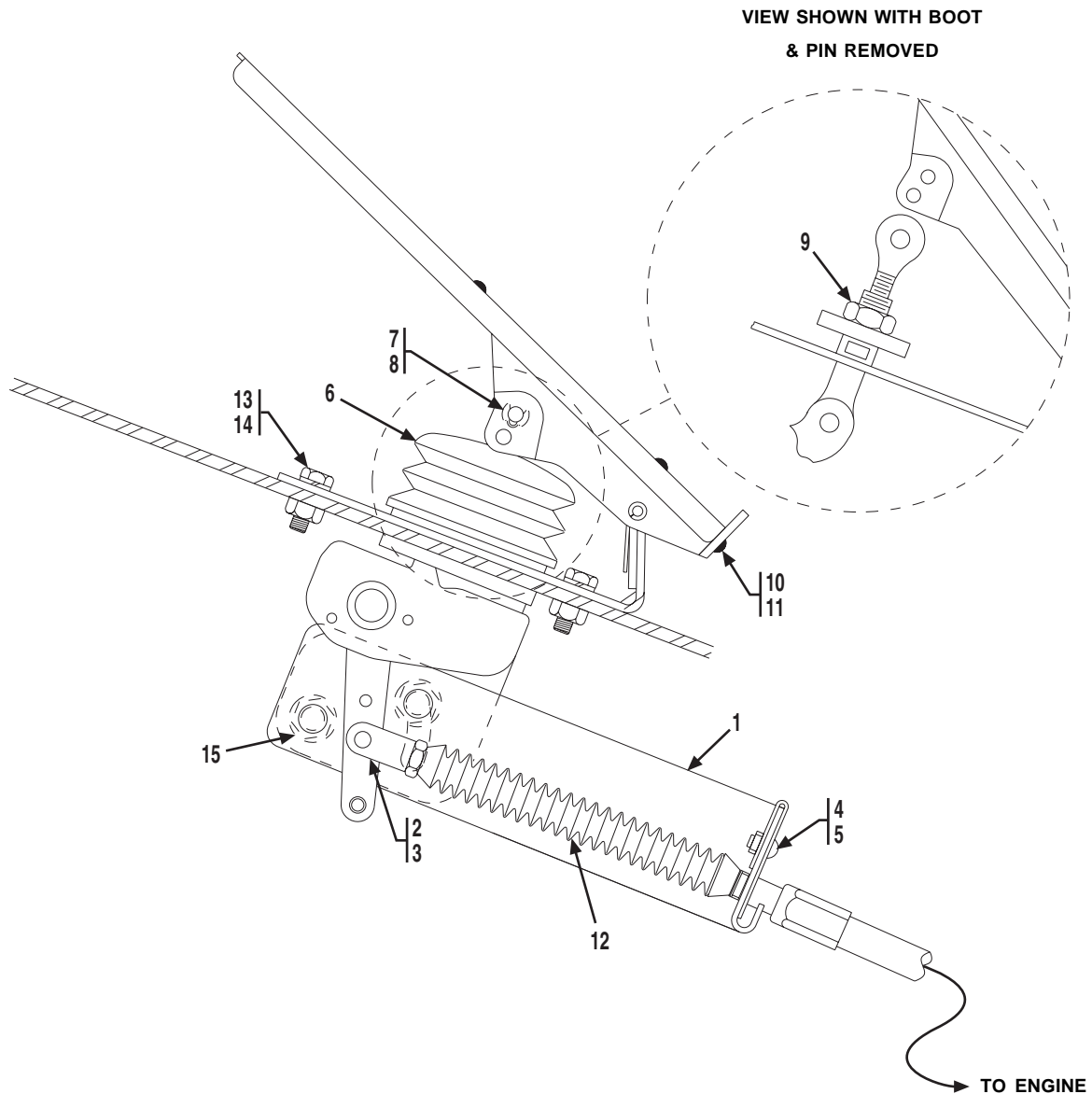
Item	Part No.	Qty.	Description Of Part
	9138-5008	1	LEVER ASSY, SWAY (Includes items 1, 2 & two of item 14)
	9138-5009	1	LEVER ASSY, TILT (Includes items 1, 3 & two of item 14)
1	9020-0638	2	KNOB
2	9138-6006	1	SWAY LEVER WELD
3	9138-6007	1	TILT LEVER WELD
4	9002-8662	3	WAVE BEND WASHER
5	8856-1113	9	FLAT WASHER, 5/8
6	9108-1354	1	SHAFT
7	8863-1338	1	COTTER PIN, 3/16X1-3/4
8	8882-1004	2	YOKE END
9	8850-1406	2	HEX JAM NUT, 3/8-24
10	9002-7987	2	SPRING CLEVIS
11	9108-6081	2	ROD LINKAGE
12	9002-1552	2	CLEVIS PIN
13	8863-1301	2	COTTER PIN, 1/16X1/2
14	9108-3136	4	BUSHING





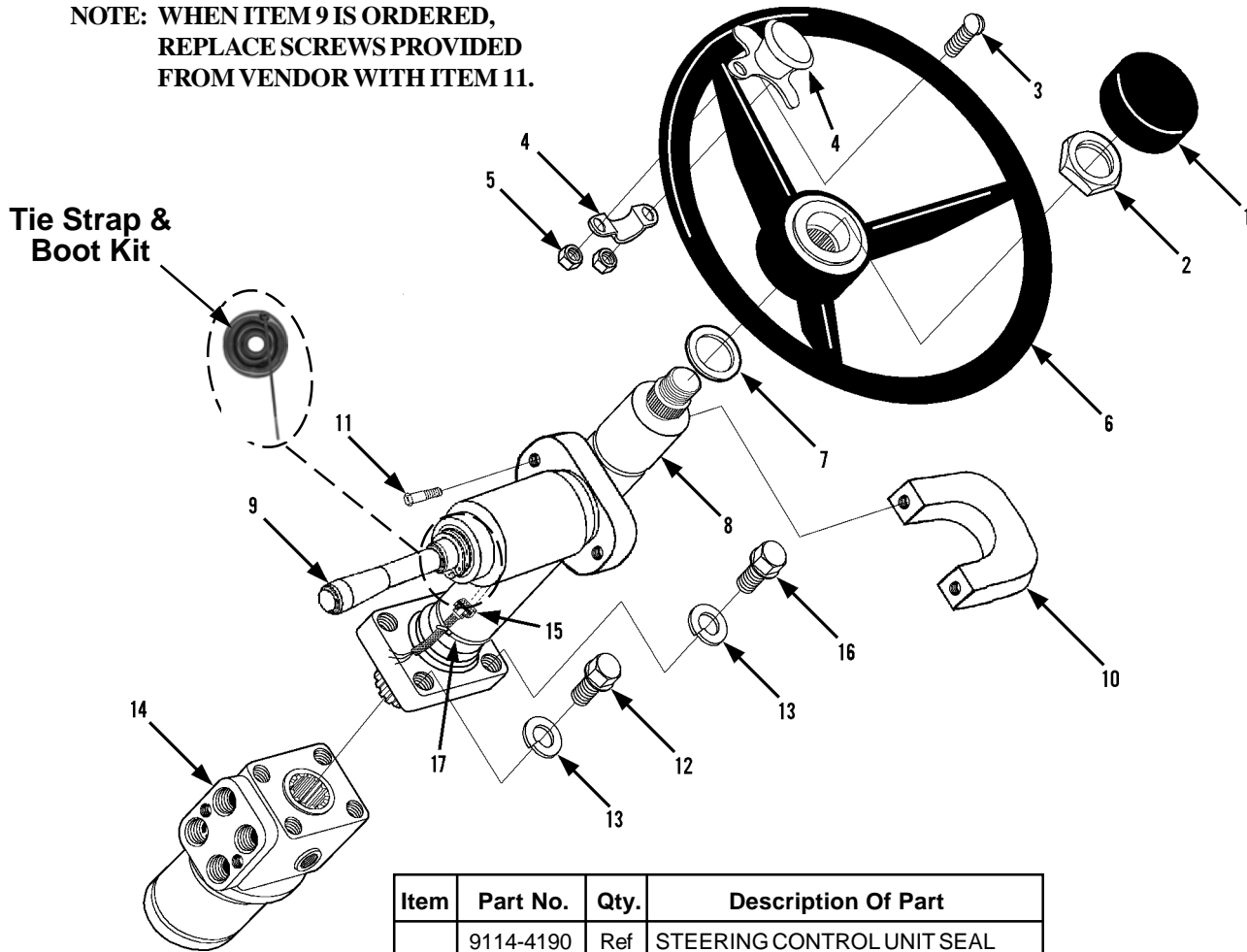
THIS ASSEMBLY COMES WITH A DIFFERENT CABLE SUPPORT (item 1, not shown). THE CABLE SUPPORT SHOWN IS THE PROPER REPLACEMENT AND NEEDS TO BE ORDERED SEPARATELY.

Item	Part No.	Qty.	Description Of Part	Item	Part No.	Qty.	Description Of Part
	9114-3342	1	ACCELERATOR PEDAL ASSY, (includes items 2 thru 11)	9		1	JAM NUT
	9114-4432	1	CABLE ATTACH KIT, (includes items 2 thru 5)	10		1	HEEL REST
	9114-4197	1	BOOT KIT, (includes items 6 thru 9)	11		2	SCREW, (self tap)
	9114-4433	1	HEEL REST KIT, (includes items 10 & 11)	12		Ref	THROTTLE CABLE, (see page 5-1 for details)
1	9112-1210	1	THROTTLE CABLE SUPPORT	13	8820-1003	5	HEX HD CAPSCREW, 1/4-20X3/4, GR5
2		1	CLEVIS	14	8855-1009	5	LOCKWASHER, 1/4
3		1	PIN	15	8850-1004	2	HEX NUT, 1/4-20
		1	HAIRPIN COTTER, (not shown)	16	8856-1107	1	FLAT WASHER, 1/4
4		1	LOCK PLATE	17	9020-7801	1	SPRING
5		1	CAPSCREW				
6		1	BOOT				
7		1	PIN				
8		1	HAIRPIN COTTER				
							NOTE: ONLY ITEMS WITH PART NUMBERS ARE AVAILABLE FOR SERVICE.



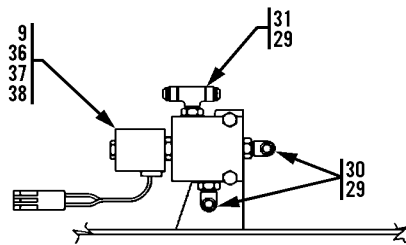
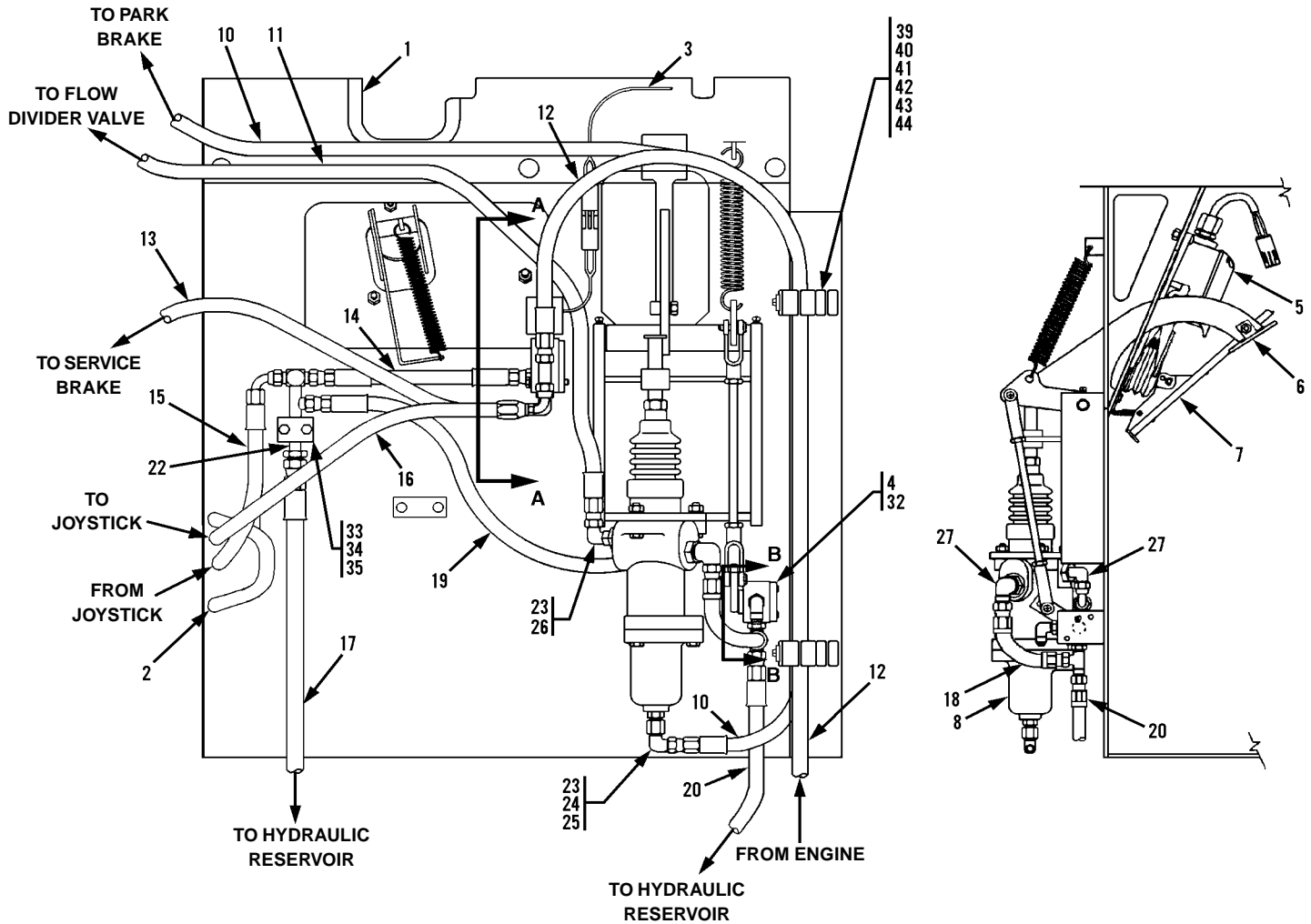
Item	Part No.	Qty.	Description Of Part	Item	Part No.	Qty.	Description Of Part
*	9114-3342	1	ACCELERATOR PEDAL ASSY, (includes items 1 thru 11 & 15)	7		1	PIN
*	9114-4431	1	CABLE SUPPORT KIT, (includes items 1 & 15)	8		1	HAIRPIN COTTER
	9114-4432	1	CABLE ATTACH KIT, (includes items 2 thru 5)	9		1	JAM NUT
	9114-4197	1	BOOT KIT, (includes items 6 thru 9)	10		1	HEEL REST
	9114-4433	1	HEEL REST KIT, (includes items 10 & 11)	11		2	SCREW, (self tap)
1		1	THROTTLE CABLE SUPPORT	12	Ref		THROTTLE CABLE, (see page 5-1 for details)
2		1	CLEVIS	* 13	8820-1003	3	HEX HD CAPSCREW, 1/4-20X3/4, GR5
3		1	PIN	* 14	8855-1009	3	LOCKWASHER, 1/4
		1	HAIRPIN COTTER, (not shown)	* 15		2	FLANGE NUT
4		1	LOCKPLATE				NOTE: ONLY ITEMS WITH PART NUMBERS ARE AVAILABLE FOR SERVICE.
5		1	CAPSCREW				
6		1	BOOT				

**NOTE: WHEN ITEM 9 IS ORDERED,  
 REPLACE SCREWS PROVIDED  
 FROM VENDOR WITH ITEM 11.**

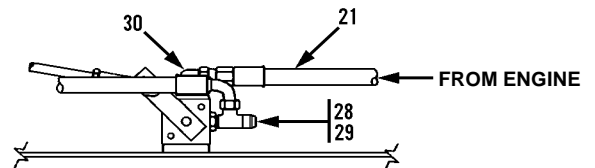


Item	Part No.	Qty.	Description Of Part
	9114-4190	Ref	STEERING CONTROL UNIT SEAL KIT
* 1	9114-4448	1	TIE STRAP & BOOT KIT
2	9133-3043	1	STEERING CAP
3	9114-4191	1	STEERING WHEEL NUT
4	8830-1311	2	FLAT HD MACHINE SCREW, 1/4-20X1
5	9020-2230	1	SPINNER KNOB
6	8850-1616	2	HEX NUT, 1/4-20
7	9060-0273	1	STEERING WHEEL
8	9114-4192	1	WASHER
9	9116-3012	1	STEERING COLUMN, (includes items 2 & 7)
10	9136-3025	1	F/N/R SHIFTER, (includes item 10)
11	9114-4458	1	CLAMP SET
12	8319-1059	2	HEX HD CAPSCREW, M5X0.8, (torque to 30-35 in. lbs.)
13	8820-1035	2	HEX HD CAPSCREW, 3/8-16X1
14	8855-1011	4	LOCKWASHER, 3/8
15	9112-3126	1	STEERING CONTROL UNIT
16		Ref	DASH WIRING HARNESS, (see page 11-1 for details)
17	8820-1033	2	HEX HD CAPSCREW, 3/8-16X3/4, GR5
	8668-3122	1	TIEWRAP
			NOTE: ONLY ITEMS WITH PART NUMBERS ARE AVAILABLE FOR SERVICE.

UNDERSIDE VIEW OF FLOORPLATE

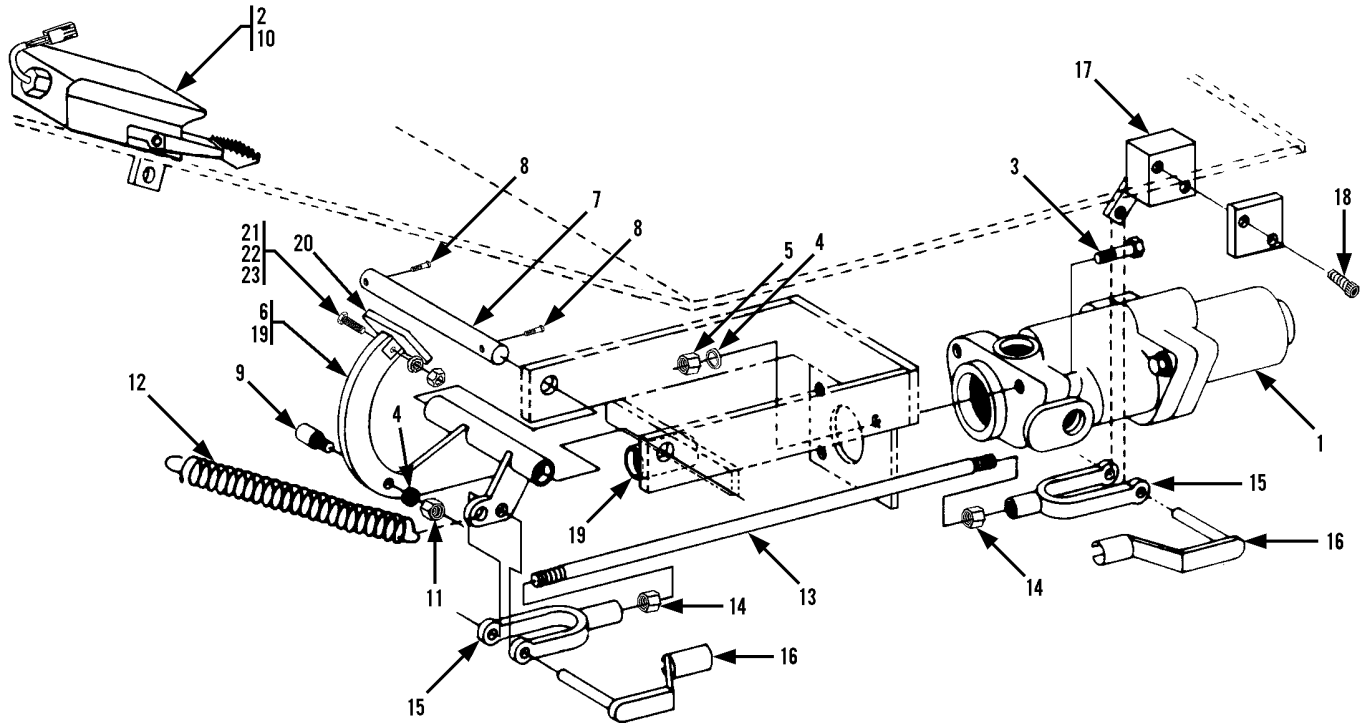


SECTION A-A

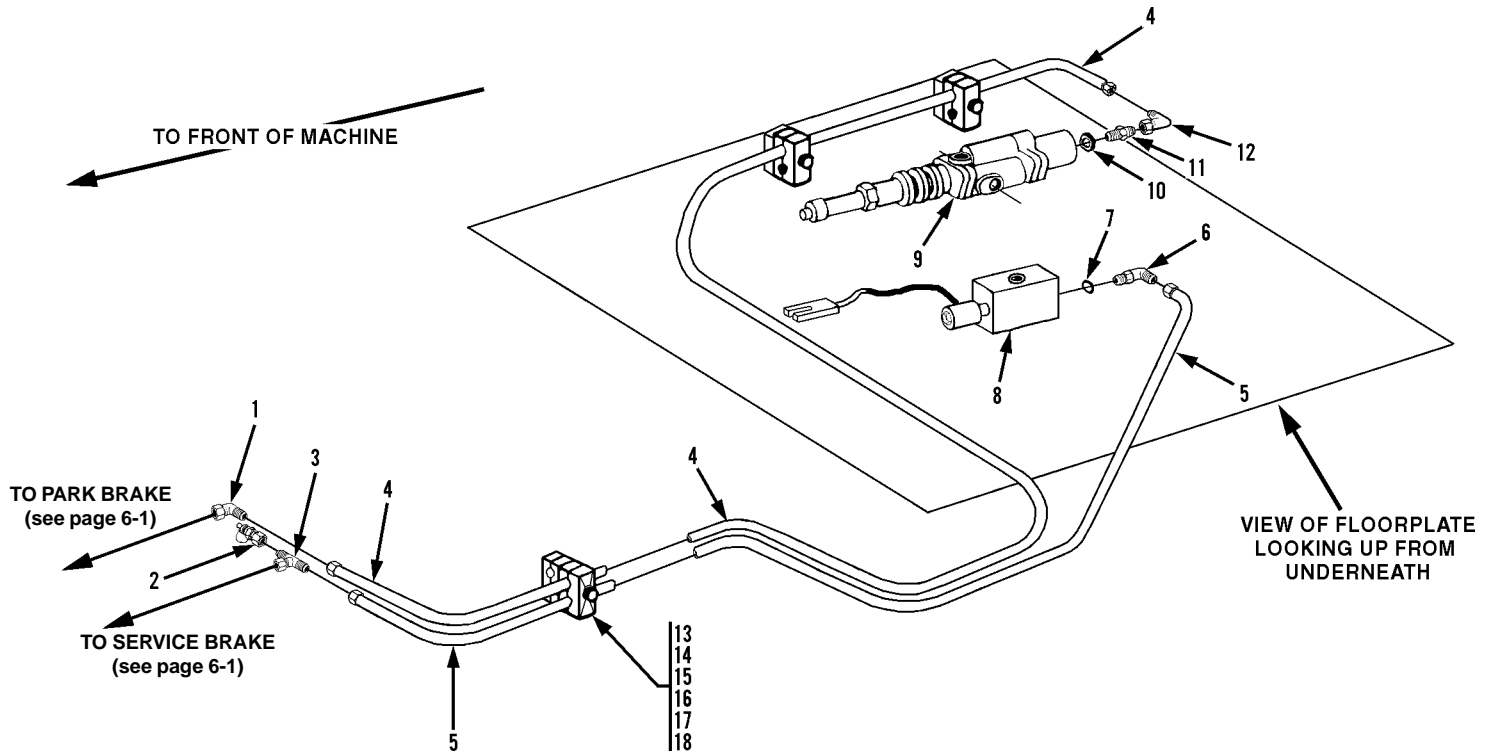


SECTION B-B

Item	Part No.	Qty.	Description Of Part	Item	Part No.	Qty.	Description Of Part
1	9020-6195	AR	TRIM LOK	20		Ref	HOSE ASSY (see page 9-2, item 15 for details)
2	9020-6199	AR	TRIM LOK	21		Ref	HOSE ASSY (see page 9-3, item 32 for details)
3		Ref	DASH HARNESS (see page 11-1 for details)	22	9116-3109	1	HYDRAULIC TUBE
4		Ref	INCHING VALVE (see page 10-14 for details)	23	8866-2105	2	ELBOW - 90 DEGREES (swivel nut)
5		Ref	FOOT SWITCH (see page 7-5 for details)	24	8363-3002	1	STRAIGHT THREAD CONNECTOR
6		Ref	BRAKE PEDAL AND LINKAGE (see page 7-5 for details)	25	9020-7856	1	COPPER GASKET
7		Ref	ACCELERATOR PEDAL ASSY (see page 7-2 for details)	26	9108-3306	1	STRAIGHT THREAD CONNECTOR
8		Ref	BRAKE VALVE (see page 10-11 for details)	27	9108-3310	2	ELBOW - 90 DEGREES
9		Ref	SOLENOID VALVE (see page 10-12 for details)	28	8866-2139	1	BRANCH TEE (includes item 29)
10		Ref	HOSE ASSY (see page 8-1 for details)	29	8859-1204	5	O-RING
11	8471-7641	1	HOSE ASSY	30	8866-2064	3	ELBOW - 90 DEGREES (includes item 29)
12		Ref	HOSE ASSY (see page 9-4, item 44 for details)	31	8866-2152	1	BRANCH TEE (includes item 29)
13		Ref	HOSE ASSY (see page 8-1 for details)	32	8821-2228	2	SOCKET HD CAPSCREW, #6-32x1/4
14	8471-8689	1	HOSE ASSY (534D-6)	33	9103-3138	1	TUBE CLAMP
15	8471-7883	1	HOSE ASSY (534D-6 TURBO)	34	7713-3498	1	CLAMP COVER
16		Ref	HOSE ASSY (see page 9-10 for details)	35	7713-3499	2	HEX HD CAPSCREW, 5/16-18x1-1/4 GR8
17		Ref	HOSE ASSY (see page 9-2, item 3 for details)	36	8820-1008	2	HEX HD CAPSCREW, 1/4-20x1-3/4
*18	8471-7893	1	HOSE ASSY	37	8856-1107	2	FLAT WASHER, 1/4
19	8471-8688	1	HOSE ASSY	38	8855-1009	2	LOCKWASHER, 1/4
				39	7713-3168	2	CLAMP SET
				40	7713-3389	2	STACK BOLT
				41	7713-3136	2	CLAMP SET
				42	7713-3390	2	SAFETY CLIP
				43	7713-3137	2	COVER PLATE
				44	8820-1023	2	HEX HD CAPSCREW, 5/16-18x1-3/4 GR5



Item	Part No.	Qty.	Description Of Part	Item	Part No.	Qty.	Description Of Part
1		Ref	BRAKE VALVE, (see page 10-11 for details)	12	9104-3214	1	SPRING
2	9116-3093	1	FOOT SWITCH	13	9108-1332	1	LINKAGE ROD
3	8820-1022	3	HEX HD CAPSCREW, 5/16-18X1-1/2, GR5	14	8850-1406	2	HEX JAM NUT, 3/8-24
4	8855-1010	4	LOCKWASHER, 5/16	15	8882-1004	2	YOKE END
5	8850-1005	3	HEX NUT 5/16-18	16	9002-7987	2	CLEVIS PIN
6	9114-6108	1	BRAKE PEDAL	17		Ref	INCHING VALVE, (see page 10-14 for details)
7	9020-0284	1	SHAFT	18	8821-2228	2	SOCKET HD CAPSCREW, 5/16-18X1-1/4
8	8844-1001	2	SQUARE HD CAPSCREW, 1/4-20X1/2	19	9108-3136	4	BUSHING
9	9108-3312	1	CAM ROLLER	20	9114-6102	1	PEDAL WELDMENT
10	8826-1017	3	SOCKET BUTTON HD CAPSCREW, 1/4-20x7/8	21	8820-1006	1	HEX HD CAPSCREW, 1/4-20x1-1/4 GR5
11	8850-1405	1	HEX JAM NUT, 5/16-24	22	8855-1009	1	LOCKWASHER, 1/4
				23	8850-1004	1	HEX NUT, 1/4-20

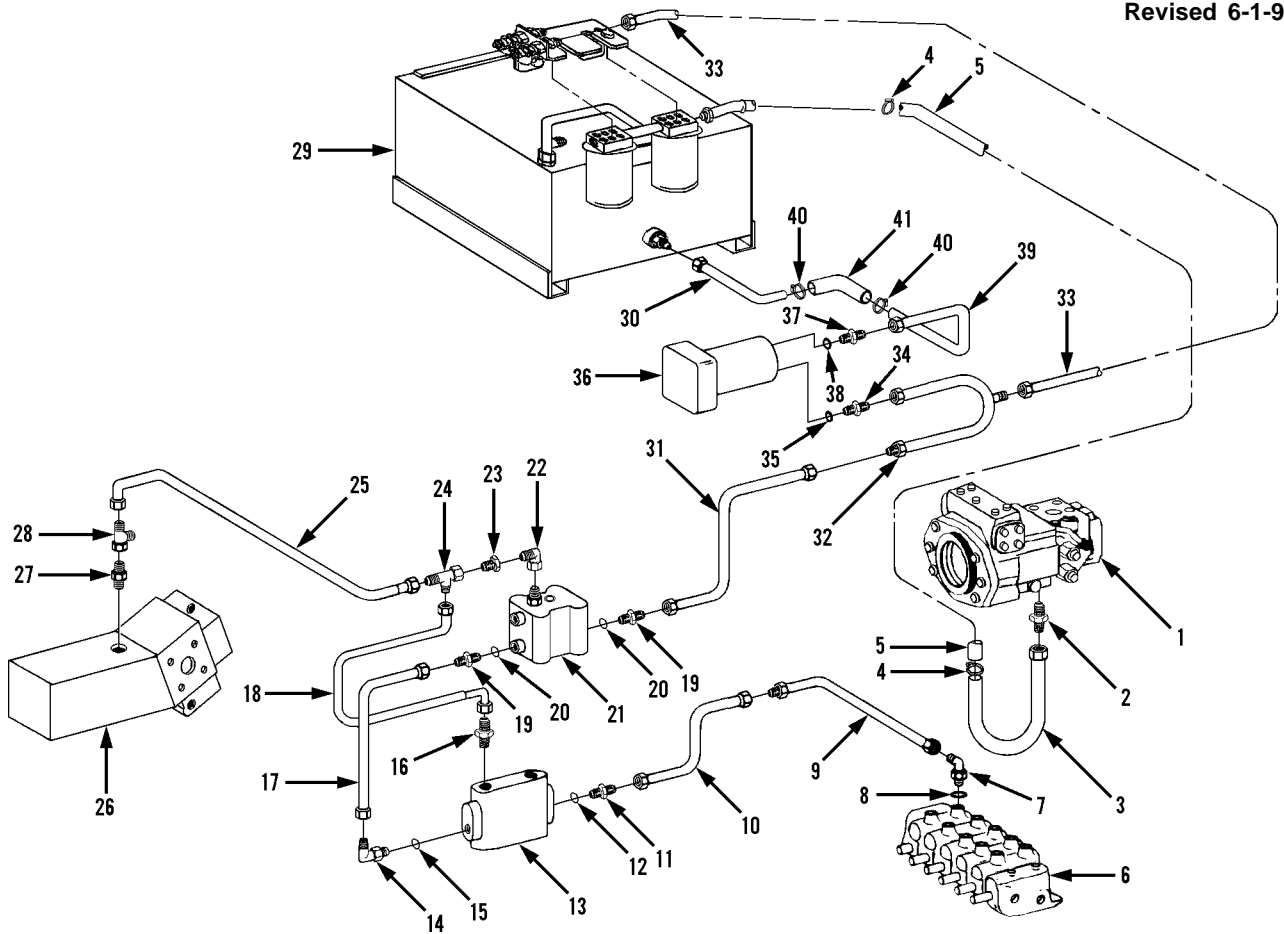


Item	Part No.	Qty.	Description Of Part
1		Ref	ELBOW, 90 DEGREES (swivel nut) (see page 6-1 for details)
2		Ref	TEST FITTING (see page 6-1 for details)
3		Ref	SWIVEL NUT BRANCH TEE, 3/8 TUBE (see page 6-1 for details)
4	8471-9115	1	HOSE ASSY
5	8471-8759	1	HOSE ASSY
6		Ref	ELBOW, 90 DEGREES (includes item 7) (see page 7-4 for details)
7		Ref	O-RING (see page 7-4 for details)
8		Ref	SOLENOID VALVE ASSY (see page 10-12 for details)
9		Ref	BRAKE VALVE ASSY (see page 10-11 for details)

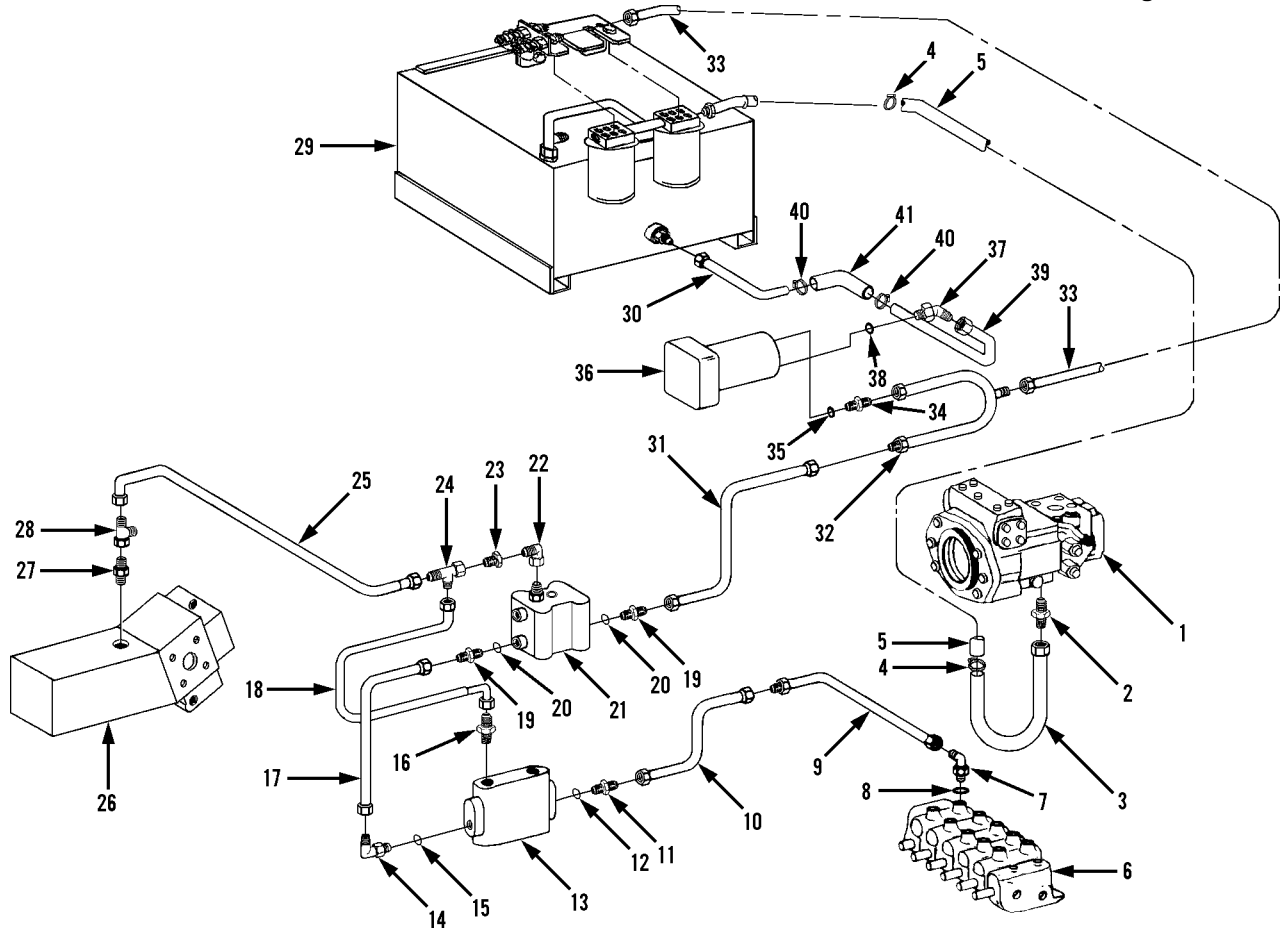
Item	Part No.	Qty.	Description Of Part
10		Ref	COPPER GASKET (see page 7-4 for details)
11		Ref	STRAIGHT THREAD CONNECTOR (see page 7-4 for details)
12		Ref	ELBOW, 90 DEGREES (swivel nut) (see page 7-4 for details)
13	9121-3002	1	CLAMP SET
14	7732-3029	1	CLAMP SET
15	8820-1023	1	HEX HD CAPSCREW, 5/16-18x1-3/4 GR5
16	7713-3306	1	STACK BOLT
17	7713-3390	1	SAFETY CLIP
18	7713-3137	1	COVER PLATE



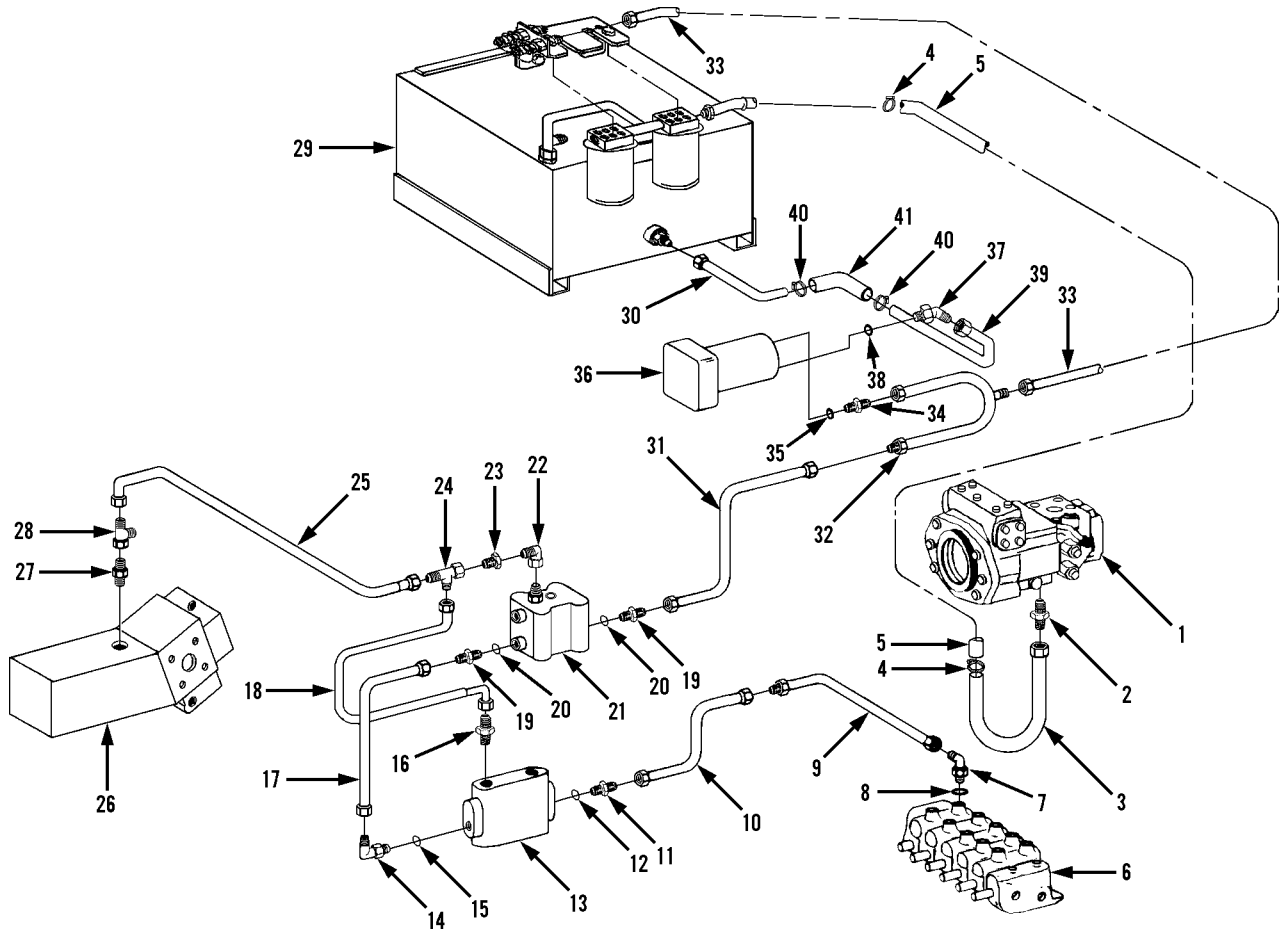




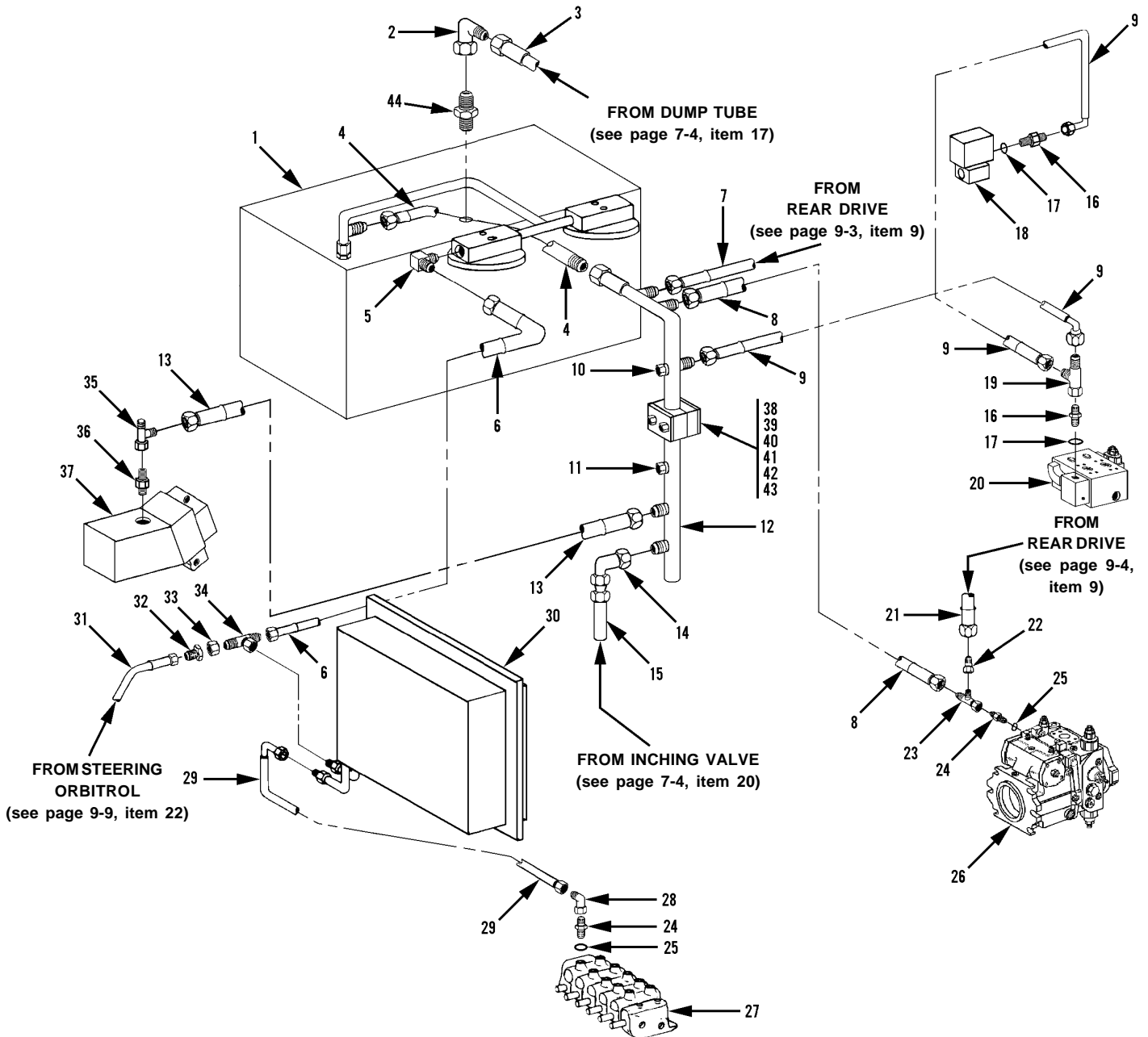
Item	Part No.	Qty.	Description Of Part	Item	Part No.	Qty.	Description Of Part
1		Ref	HYDROSTATIC TRANSMISSION, (see page 10-16 for details)	21		Ref	FLOW DIVIDER VALVE (see page 10-10 for details)
2	8866-2011	1	STR. THREAD CONNECTOR (includes o-ring)	22	8866-2106	1	ELBOW, 90 DEGREES (swivel nut)
	8859-1210	1	O-RING	23	8688-3469	1	REDUCER
3	9114-3087	1	INTAKE TUBE	24	8866-2239	1	SWIVEL NUT RUN TEE, 3/8 TUBE
4	9002-8695	2	BAND CLAMP	25	8471-7832	1	HOSE ASSY
5	9108-3246	1	HOSE ASSY	26		Ref	FRT. DRIVE MOTOR ASSY (see page 10-17 for details)
6		Ref	MAIN CONTROL VALVE (see page 10-7 for details)	27	9105-3426	1	ADAPTER (includes o-ring)
7	8866-2067	1	ELBOW, 90 DEGREES (includes item 8)		8859-1207	1	O-RING
8	8859-1207	1	O-RING	28	8866-2239	1	SWIVEL NUT RUN TEE, 3/8 TUBE
9	9108-3232	1	TUBE ASSY	29		Ref	HYDRAULIC RESERVOIR ASSY (see page 10-18 for details)
10	8471-9038	1	HOSE ASSY	30	9108-3145	1	SUCTION TUBE
11	8866-2025	1	CONNECTOR (includes item 12)	31	8471-7907	1	HOSE ASSY
12	8859-1209	1	O-RING	32	9132-3023	1	TUBE ASSY
13		Ref	PRIORITY FLOW CONTROL VALVE, (see page 10-9 for details)	33	8471-9047	1	HOSE ASSY
14	8866-2061	1	ELBOW, 90 DEGREES (includes item 15)	34	8866-2010	1	CONNECTOR (includes item 35)
15	8859-1209	1	O-RING	35	8859-1209	1	O-RING
16	8366-1316	1	STR. THREADCONNECTOR	36		Ref	MAIN HYDRAULIC PUMP (see page 10-15 for details)
17	9108-3293	1	TUBE ASSY	37	8866-2011	1	CONNECTOR (includes item 38)
18	8471-7803	1	HOSE ASSY	38	8859-1210	1	O-RING
19	8866-2008	2	CONNECTOR (includes item 20)	39	9108-3144	1	SUCTION TUBE
20	8859-1207	2	O-RING	40	9002-8482	2	HOSE CLAMP
				41	7713-3166	1	HOSE ASSY



Item	Part No.	Qty.	Description Of Part	Item	Part No.	Qty.	Description Of Part
1		Ref	HYDROSTATIC TRANSMISSION, (see page 10-16 for details)	21		Ref	FLOW DIVIDER VALVE (see page 10-10 for details)
2	8866-2011	1	STR. THREAD CONNECTOR (includes o-ring)	22	8866-2106	1	ELBOW, 90 DEGREES (swivel nut)
3	8859-1210	1	O-RING	23	8688-3469	1	REDUCER
4	9114-3087	1	INTAKE TUBE	24	8866-2239	1	SWIVEL NUT RUN TEE, 3/8 TUBE
5	9002-8695	2	BAND CLAMP	25	8471-7832	1	HOSE ASSY
6	9108-3246	1	HOSE ASSY	26		Ref	FRT. DRIVE MOTOR ASSY (see page 10-17 for details)
7		Ref	MAIN CONTROL VALVE (see page 10-7 for details)	27	9105-3426	1	ADAPTER (includes o-ring)
8	8866-2067	1	ELBOW, 90 DEGREES (includes item 8)	28	8859-1207	1	O-RING
9	8859-1207	1	O-RING	28	8866-2239	1	SWIVEL NUT RUN TEE, 3/8 TUBE
10	9108-3232	1	TUBE ASSY	29		Ref	HYDRAULIC RESERVOIR ASSY (see page 10-18 for details)
11	8471-9038	1	HOSE ASSY	30	9108-3145	1	SUCTION TUBE
12	8866-2025	1	CONNECTOR (includes item 12)	31	8471-7907	1	HOSE ASSY
13	8859-1209	1	O-RING	32	9132-3023	1	TUBE ASSY
14		Ref	PRIORITY FLOW CONTROL VALVE, (see page 10-9 for details)	33	8471-9047	1	HOSE ASSY
15	8866-2061	1	ELBOW, 90 DEGREES (includes item 15)	34	8866-2010	1	CONNECTOR (includes item 35)
16	8859-1209	1	O-RING	35	8859-1209	1	O-RING
17	8366-1316	1	STR. THREAD CONNECTOR	36		Ref	MAIN HYDRAULIC PUMP (see page 10-15 for details)
18	9108-3293	1	TUBE ASSY	37	8866-2090	1	CONNECTOR (includes item 38)
19	8471-7803	1	HOSE ASSY	38	8859-1210	1	O-RING
20	8866-2008	2	CONNECTOR (includes item 20)	39	9132-3022	1	SUCTION TUBE
21	8859-1207	2	O-RING	40	9002-8482	2	HOSE CLAMP
				41	7713-3166	1	HOSE ASSY



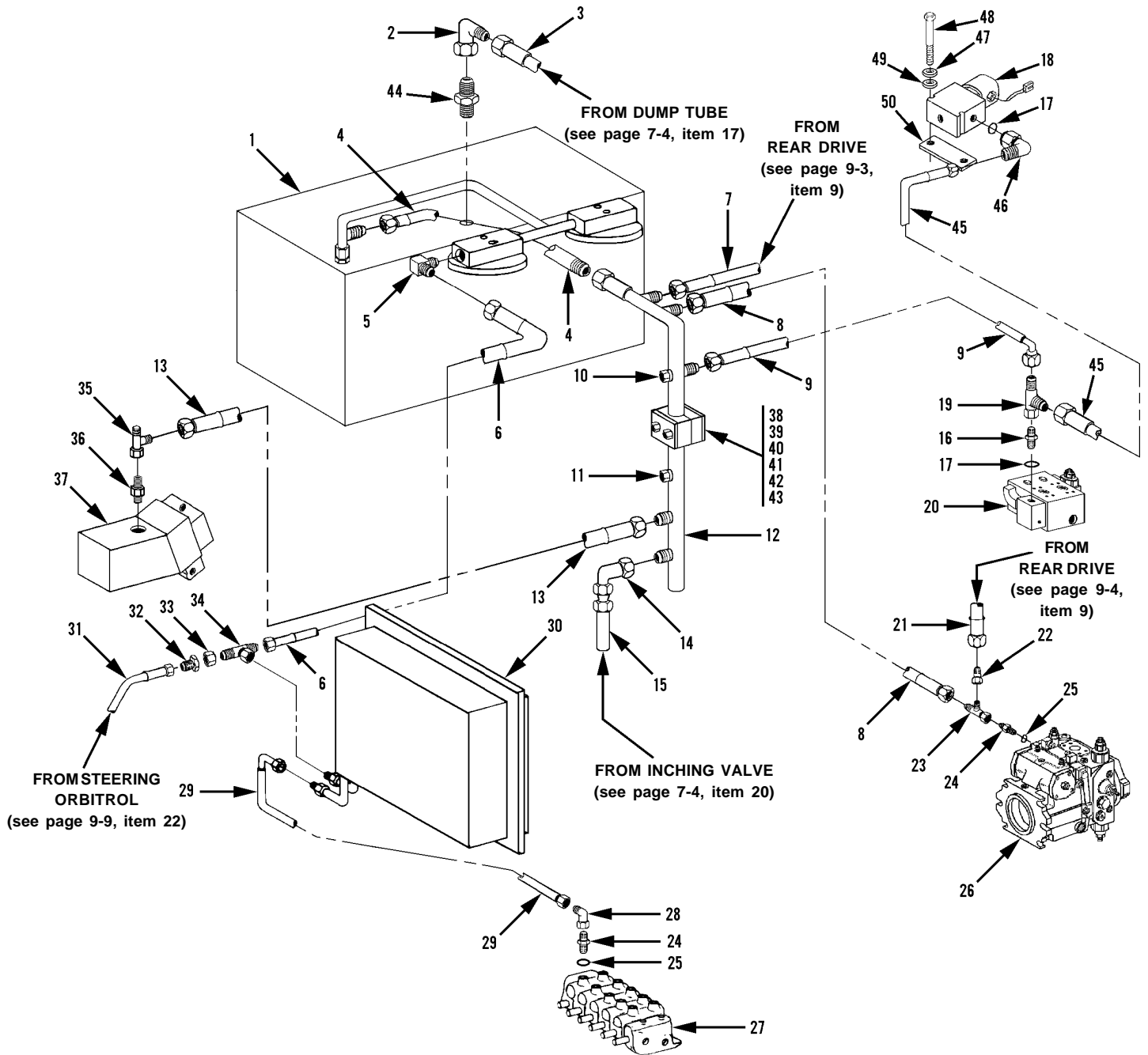
Item	Part No.	Qty.	Description Of Part	Item	Part No.	Qty.	Description Of Part
1		Ref	HYDROSTATIC TRANSMISSION, (see page 10-16 for details)	21		Ref	FLOW DIVIDER VALVE (see page 10-10 for details)
2	8866-2011	1	STR. THREAD CONNECTOR (includes o-ring)	22	8866-2106	1	ELBOW, 90 DEGREES (swivel nut)
3	8859-1210	1	O-RING	23	8688-3469	1	REDUCER
4	9114-3087	1	INTAKE TUBE	24	8866-2239	1	SWIVEL NUT RUN TEE, 3/8 TUBE
5	9002-8695	2	BAND CLAMP	25	8471-7832	1	HOSE ASSY
6	9108-3246	1	HOSE ASSY	26		Ref	FRT. DRIVE MOTOR ASSY (see page 10-17 for details)
7		Ref	MAIN CONTROL VALVE (see page 10-7 for details)	27	9105-3426	1	ADAPTER (includes o-ring)
8	8866-2067	1	ELBOW, 90 DEGREES (includes item 8)	28	8859-1207	1	O-RING
9	8859-1207	1	O-RING	29	8866-2239	1	SWIVEL NUT RUN TEE, 3/8 TUBE
10	9108-3232	1	TUBE ASSY	30		Ref	HYDRAULIC RESERVOIR ASSY (see page 10-18 for details)
11	8471-9038	1	HOSE ASSY	31	9108-3145	1	SUCTION TUBE
12	8866-2025	1	CONNECTOR (includes item 12)	32	8471-9048	1	HOSE ASSY
13	8859-1209	1	O-RING	33	9132-3023	1	TUBE ASSY
14		Ref	PRIORITY FLOW CONTROL VALVE, (see page 10-9 for details)	34	8471-9047	1	HOSE ASSY
15	8866-2061	1	ELBOW, 90 DEGREES (includes item 15)	35	8866-2010	1	CONNECTOR (includes item 35)
16	8859-1209	1	O-RING	36	8859-1209	1	O-RING
17	8366-1316	1	STR. THREAD CONNECTOR	37		Ref	MAIN HYDRAULIC PUMP (see page 10-15 for details)
18	9108-3293	1	TUBE ASSY	38	8866-2090	1	ELBOW - 45 DEGREES (includes item 38)
19	8471-7803	1	HOSE ASSY	39	8859-1210	1	O-RING
20	8866-2008	2	CONNECTOR (includes item 20)	40	9132-3022	1	SUCTION TUBE
21	8859-1207	2	O-RING	41	9002-8482	2	HOSE CLAMP
					7713-3166	1	HOSE ASSY





SEE PAGE 12-3 FOR DETAILS ON  
CLAMP SETS AND CUSHION CLAMPS

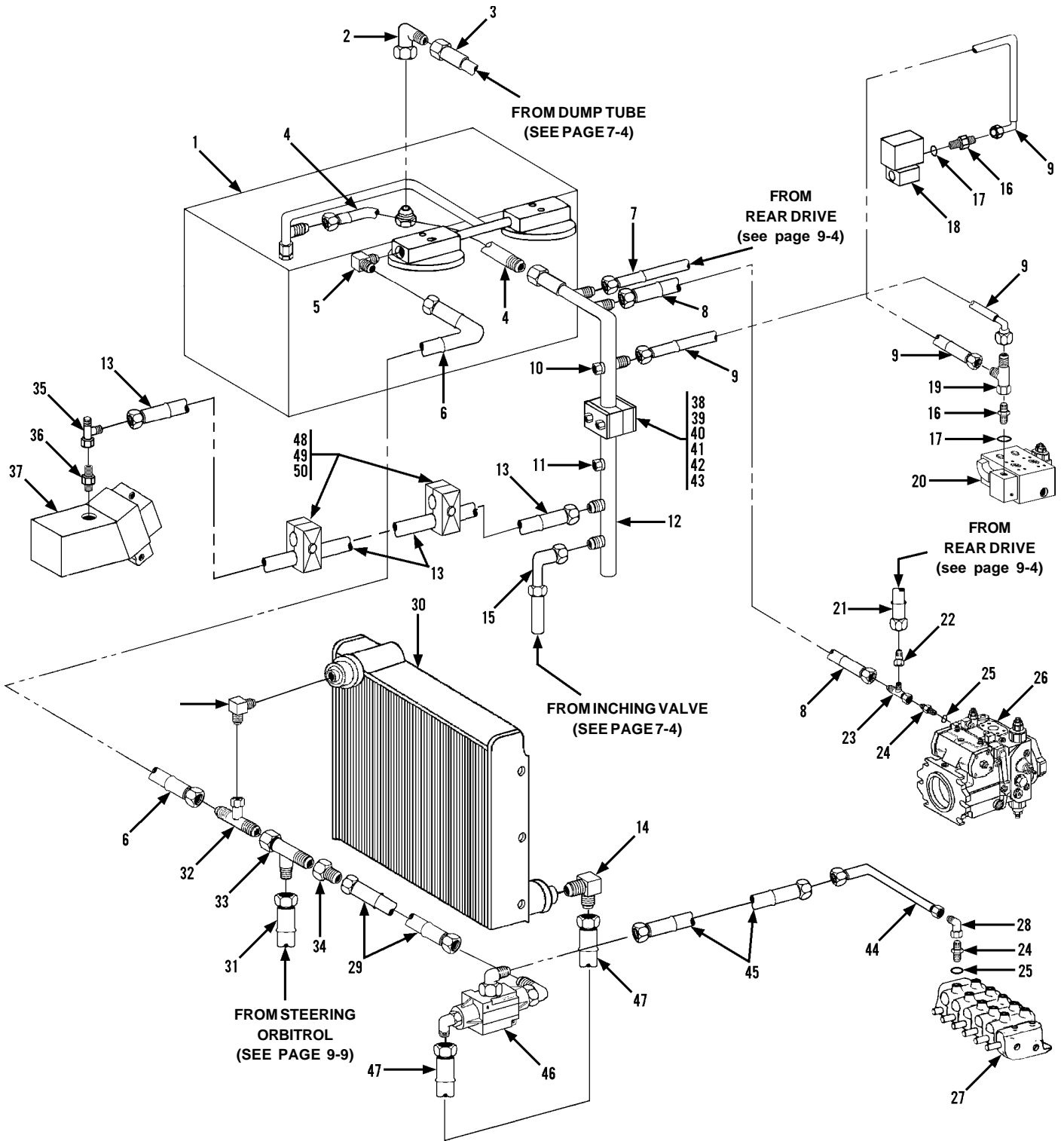
Item	Part No.	Qty.	Description Of Part	Item	Part No.	Qty.	Description Of Part
1		Ref	HYDRAULIC RESERVOIR (see page 10-18 for details)	27		Ref	MAIN HYDRAULIC CONTROL VALVE ASSY (see page 10-7 for details)
2	8866-2106	1	ELBOW, 90 DEGREES (swivel nut)	28	8866-2108	1	ELBOW - 90 DEGREES (swivel nut)
3	8471-8164	1	HOSE ASSY	29	8471-9110	1	HOSE ASSY
4	8471-9071	1	HOSE ASSY	30		Ref	OIL COOLER ASSY (see page 5-5 for details)
5	8362-3032	1	ELBOW, 90 DEGREES	31		Ref	HOSE ASSY (see page 9-9 item 22 for details)
6	8471-9109	1	HOSE ASSY	32	8866-1345	1	TUBE END REDUCER, 3/4x3/8
7	8471-8756	1	HOSE ASSY	33	8866-1408	1	NUT
8	8471-7839	1	HOSE ASSY	34	8866-2227	1	SWIVEL NUT BRANCH TEE, 3/4 TUBE
9	8471-7930	2	HOSE ASSY	35	8866-2239	1	SWIVEL NUT RUN TEE, 3/8 TUBE
10	8866-1364	1	HEX CAP, 3/8 TUBE	36	9105-3426	1	STRAIGHT THREAD ADAPTOR (includes o-ring)
11	8866-1362	1	HEX CAP, 1/4 TUBE		8859-1207	1	O-RING
12	9112-3149	1	DRAIN TUBE ASSY	37		Ref	FRONT DRIVE MOTOR ASSY (see page 10-17 for details)
13	8471-8481	1	HOSE ASSY	38	7713-3053	1	CLAMP SET
14	8866-2105	1	ELBOW, 90 DEGREES (swivel nut)	39	7713-3052	1	COVER PLATE
15	8471-6719	1	HOSE ASSY	40	8820-1010	2	HEX HD CAPSCREW, 1/4-20x2-1/4 GR5
16	8866-2005	2	CONNECTOR (includes item 17)	41	8850-1004	2	HEX NUT, 1/4-20
17	8859-1204	2	O-RING	42	8855-1009	2	LOCKWASHER, 1/4
18		Ref	SOLENOID VALVE (see page 10-12)	43	8856-1107	2	FLAT WASHER, 1/4
19	8866-2224	1	SWIVEL NUT BRANCH TEE, 3/8 TUBE	44	8866-1013	1	MALE CONNECTOR, 1/2x1/2, TUBE
20		Ref	TRACTION LOCK VALVE (see page 10-20 for details)				
21	8471-8757	1	HOSE ASSY				
22	8365-1133	1	REDUCER WITH ADAPTOR				
23	8866-2242	1	SWIVEL NUT RUN TEE, 3/4 TUBE				
24	8866-2008	2	CONNECTOR (includes item 25)				
25	8859-1207	2	O-RING				
26		Ref	HYDROSTATIC TRANSMISSION (see page 10-16 for details)				





**SEE PAGE 12-3 FOR DETAILS ON  
CLAMP SETS AND CUSHION CLAMPS**

Item	Part No.	Qty.	Description Of Part	Item	Part No.	Qty.	Description Of Part
1		Ref	HYDRAULIC RESERVOIR (see page 10-18 for details)	29	8471-9110	1	HOSE ASSY
2	8866-2106	1	ELBOW, 90 DEGREES (swivel nut)	30		Ref	OIL COOLER ASSY (see page 5-5 for details)
3	8471-8164	1	HOSE ASSY	31		Ref	HOSE ASSY (see page 9-9 item 22 for details)
4	8471-9071	1	HOSE ASSY	32	8866-1345	1	TUBE END REDUCER, 3/4x3/8
5	8362-3032	1	ELBOW, 90 DEGREES	33	8866-1408	1	NUT
6	8471-9109	1	HOSE ASSY	34	8866-2227	1	SWIVEL NUT BRANCH TEE, 3/4 TUBE
7	8471-8756	1	HOSE ASSY	35	8866-2239	1	SWIVEL NUT RUN TEE, 3/8 TUBE
8	8471-7839	1	HOSE ASSY	36	9105-3426	1	STRAIGHT THREAD ADAPTOR (includes o-ring)
9	8471-7930	1	HOSE ASSY		8859-1207	1	O-RING
10	8866-1364	1	HEX CAP, 3/8 TUBE	37		Ref	FRONT DRIVE MOTOR ASSY (see page 10-17 for details)
11	8866-1362	1	HEX CAP, 1/4 TUBE	38	7713-3053	1	CLAMP SET
12	9112-3149	1	DRAIN TUBE ASSY	39	7713-3052	1	COVER PLATE
13	8471-8481	1	HOSE ASSY	40	8820-1010	2	HEX HD CAPSCREW, 1/4-20x2-1/4 GR5
14	8866-2105	1	ELBOW, 90 DEGREES (swivel nut)	41	8850-1004	2	HEX NUT, 1/4-20
15	8471-6719	1	HOSE ASSY	42	8855-1009	2	LOCKWASHER, 1/4
16	8866-2005	1	CONNECTOR (includes item 17)	43	8856-1107	2	FLATWASHER, 1/4
17	8859-1204	2	O-RING	44	8866-1013	1	MALE CONNECTOR, 1/2x1/2, TUBE
18		Ref	SOLENOID VALVE (see page 10-12)	45	8471-9141	1	HOSE ASSY
19	8866-2224	1	SWIVEL NUT BRANCH TEE, 3/8 TUBE	46	8866-2064	1	ELBOW - 90 DEGREES (includes item 17)
20		Ref	TRACTION LOCK VALVE (see page 10-20 for details)	47	8859-1009	2	LOCKWASHER, 1/4
21	8471-8757	1	HOSE ASSY	48	8820-1008	2	HEX HD CAPSCREW, 1/4-20x1-3/4, GR5
22	8365-1133	1	REDUCER WITH ADAPTOR	49	8856-1001	2	FLATWASHER, 1/4
23	8866-2242	1	SWIVEL NUT RUN TEE, 3/4 TUBE	50	9103-1040	1	MOUNTING BAR
24	8866-2008	2	CONNECTOR (includes item 25)				
25	8859-1207	2	O-RING				
26		Ref	HYDROSTATIC TRANSMISSION (see page 10-16 for details)				
27		Ref	MAIN HYDRAULIC CONTROL VALVE ASSY (see page 10-7 for details)				
28	8866-2108	1	ELBOW - 90 DEGREES (swivel nut)				



\* Changed Starting S/N in upper right-hand corner; removed item 5 because of duplicate in parts list and replaced it with 8866-1013; changed Qty. on item 14; changed the Part No. on items 29 & 45 and revised illustration

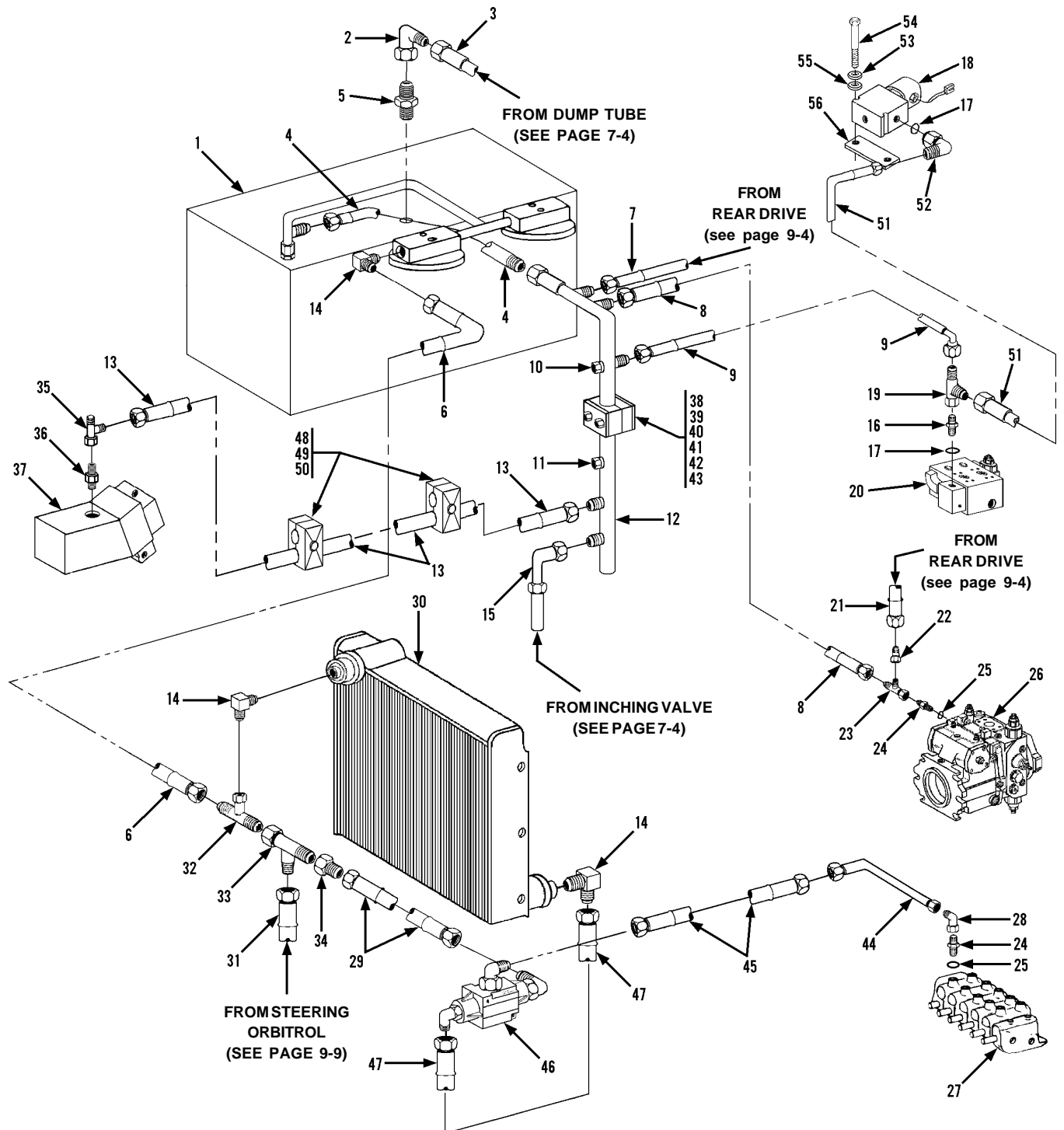




**SEE PAGE 12-3 FOR DETAILS ON  
CLAMP SETS AND CUSHION CLAMPS**

Item	Part No.	Qty.	Description Of Part	Item	Part No.	Qty.	Description Of Part
1		Ref	HYDRAULIC RESERVOIR (see page 10-18 for details)	28	8866-2108	1	ELBOW - 90 DEGREES (swivel nut)
2	8866-2106	1	ELBOW, 90 DEGREES (swivel nut)	*29	8471-8958	1	HOSE ASSY
3	8471-8164	1	HOSE ASSY	30		Ref	OIL COOLER ASSY (see page 5-5 for details)
4	8471-9071	1	HOSE ASSY	31		Ref	HOSE ASSY (see page 9-9 item 22 for details)
*5	8866-1013	1	MALE CONNECTOR, 1/2x1/2, TUBE	32	8692-1327	1	TEE
6	8471-8644	1	HOSE ASSY	33	8866-2244	1	SWIVEL NUT RUN TEE, 1" TUBE
7	8471-8756	1	HOSE ASSY	34	9132-3007	1	REDUCER
8	8471-7839	1	HOSE ASSY	35	8866-2239	1	SWIVEL NUT RUN TEE, 3/8 TUBE
9	8471-7930	2	HOSE ASSY	36	9105-3426	1	STRAIGHT THREAD ADAPTOR (includes o-ring)
10	8866-1364	1	HEX CAP, 3/8 TUBE		8859-1207	1	O-RING
11	8866-1362	1	HEX CAP, 1/4 TUBE	37		Ref	FRONT DRIVE MOTOR ASSY (see page 10-17 for details)
12	9112-3149	1	DRAIN TUBE ASSY	38	7713-3053	1	CLAMP SET
13	8471-8481	1	HOSE ASSY	39	7713-3052	1	COVER PLATE
*14	8362-3032	3	ELBOW	40	8820-1010	2	HEX HD CAPSCREW, 1/4-20x2-1/4 GR5
15	8471-6719	1	HOSE ASSY	41	8850-1004	2	HEX NUT, 1/4-20
16	8866-2005	2	CONNECTOR (includes item 17)	42	8855-1009	2	LOCKWASHER, 1/4
17	8859-1204	2	O-RING	43	8856-1107	2	FLAT WASHER, 1/4
18		Ref	SOLENOID VALVE (see page 10-12 for details)	44	9108-3232	1	TUBE ASSY
19	8866-2224	1	SWIVEL NUT BRANCH TEE, 3/8 TUBE	*45	8471-9044	1	HOSE ASSY
20		Ref	TRACTION LOCK VALVE (see page 10-20 for details)	46		Ref	VALVE ASSY (see page 10-21 for details)
21	8471-8757	1	HOSE ASSY	47	8471-9043	1	HOSE ASSY
22	8365-1133	1	REDUCER WITH ADAPTOR	48	7713-3177	2	HEX HD CAPSCREW, 1/4-20x1-3/8
23	8866-2242	1	SWIVEL NUT RUN TEE, 3/4 TUBE	49	9108-3240	2	CLAMP SET
24	8866-2008	2	CONNECTOR (includes item 25)	50	7713-3140	2	COVER PLATE
25	8859-1207	2	O-RING				
26		Ref	HYDROSTATIC TRANSMISSION (see page 10-16 for details)				
27		Ref	MAIN HYDRAULIC CONTROL VALVE ASSY (see page 10-7 for details)				

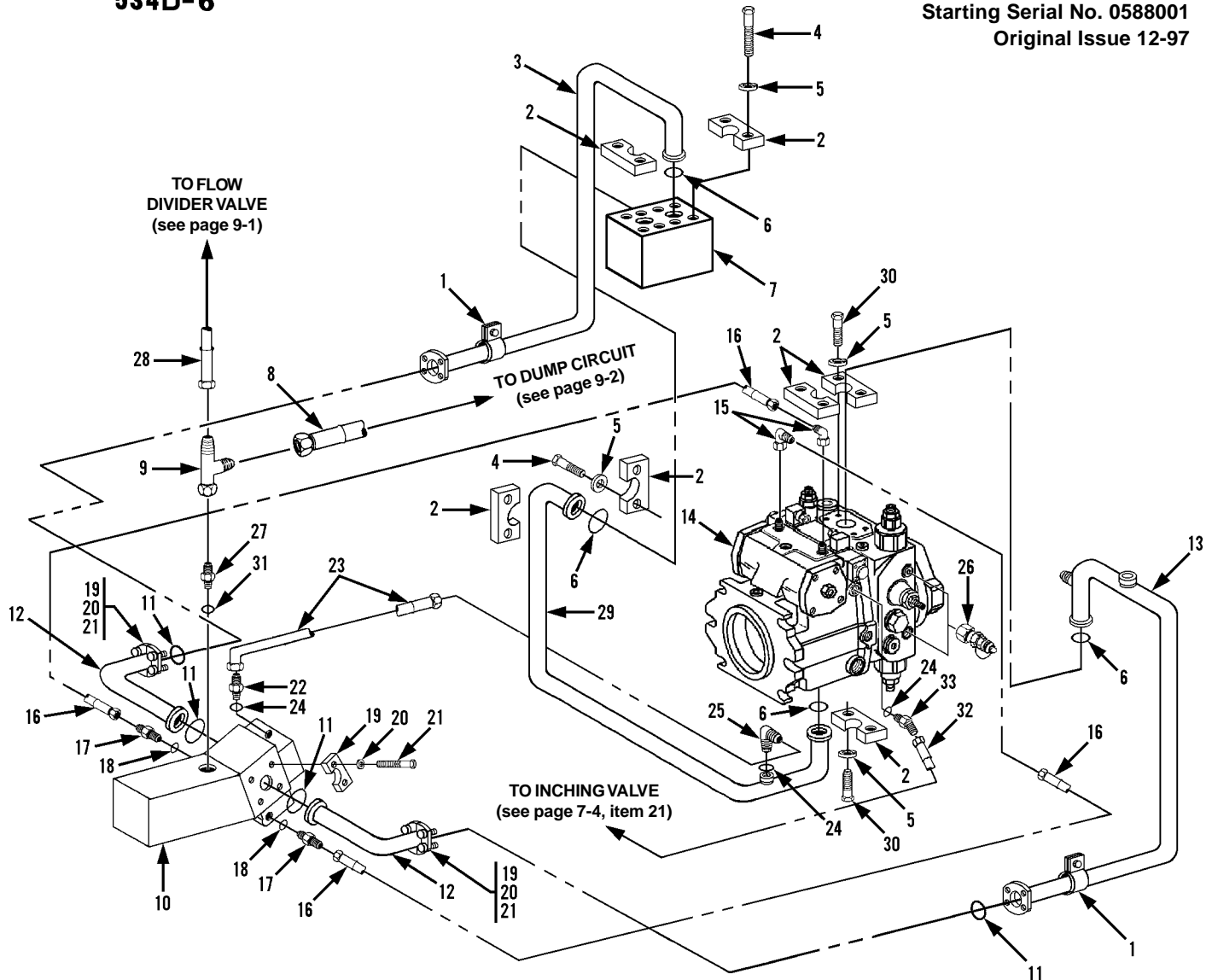
\* Changed Starting S/N in upper right-hand corner; removed item 5 because of duplicate in parts list and replaced it with 8866-1013; changed Qty. on item 14; changed the Part No. on items 29 & 45 and revised illustration



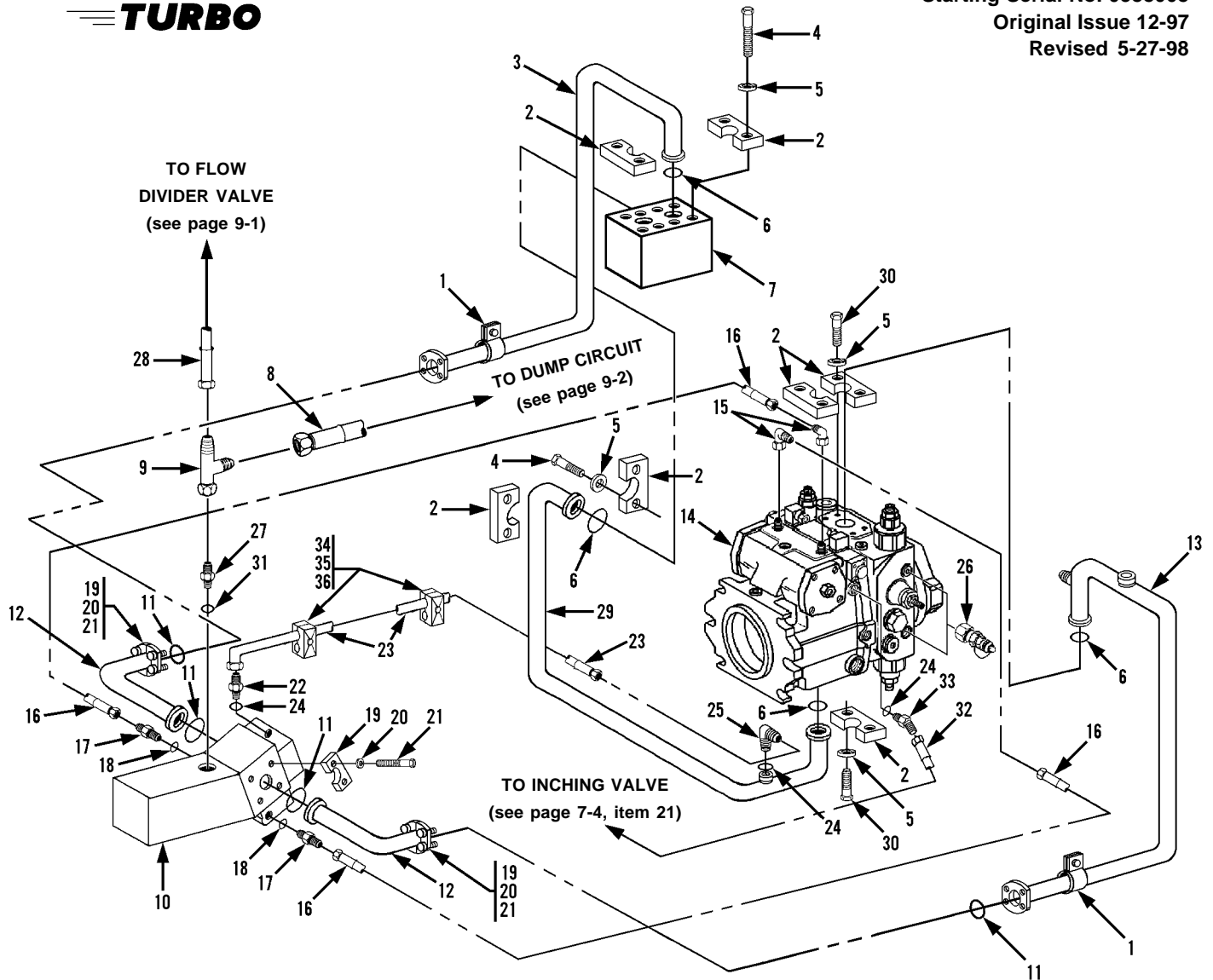


**SEE PAGE 12-3 FOR DETAILS ON  
CLAMP SETS AND CUSHION CLAMPS**

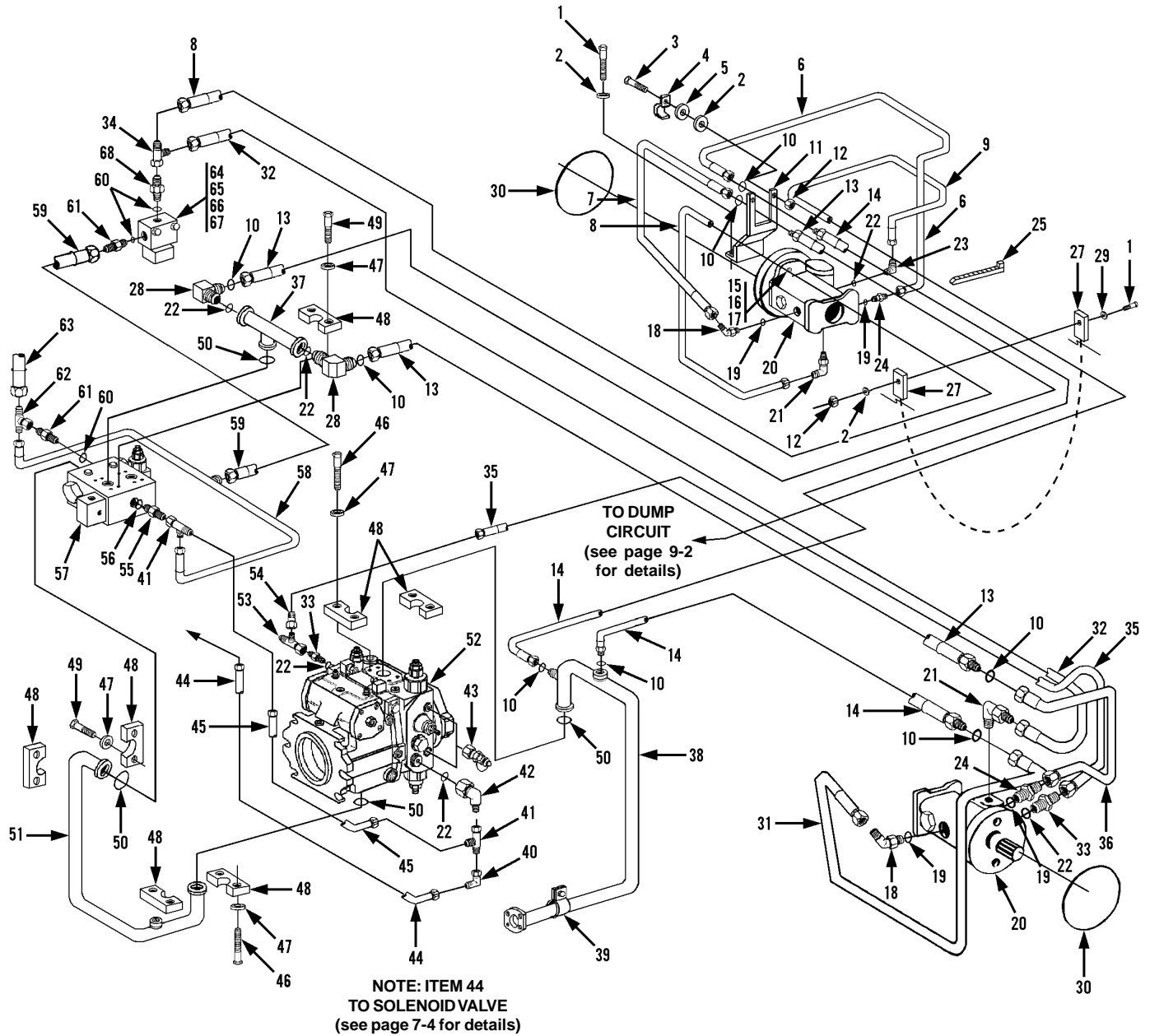
Item	Part No.	Qty.	Description Of Part	Item	Part No.	Qty.	Description Of Part
1		Ref	HYDRAULIC RESERVOIR (see page 10-18 for details)	31		Ref	HOSE ASSY (see page 9-9 item 22 for details)
2	8866-2106	1	ELBOW, 90 DEGREES (swivel nut)	32	8692-1327	1	TEE
3	8471-8164	1	HOSE ASSY	33	8866-2244	1	SWIVEL NUT RUN TEE, 1" TUBE
4	8471-9071	1	HOSE ASSY	34	9132-3007	1	REDUCER
5	8866-1013	1	MALE CONNECTOR, 1/2x1/2, TUBE	35	8866-2239	1	SWIVEL NUT RUN TEE, 3/8 TUBE
6	8471-8644	1	HOSE ASSY	36	9105-3426	1	STRAIGHT THREAD ADAPTOR (includes o-ring)
7	8471-8756	1	HOSE ASSY		8859-1207	1	O-RING
8	8471-7839	1	HOSE ASSY	37		Ref	FRONT DRIVE MOTOR ASSY (see page 10-17 for details)
9	8471-7930	1	HOSE ASSY	38	7713-3053	1	CLAMP SET
10	8866-1364	1	HEX CAP, 3/8 TUBE	39	7713-3052	1	COVER PLATE
11	8866-1362	1	HEX CAP, 1/4 TUBE	40	8820-1010	2	HEX HD CAPSCREW, 1/4-20x2-1/4 GR5
12	9112-3149	1	DRAIN TUBE ASSY	41	8850-1004	2	HEX NUT, 1/4-20
13	8471-8481	1	HOSE ASSY	42	8855-1009	2	LOCKWASHER, 1/4
14	8362-3032	3	ELBOW	43	8856-1107	2	FLAT WASHER, 1/4
15	8471-6719	1	HOSE ASSY	44	9108-3232	1	TUBE ASSY
16	8866-2005	1	CONNECTOR (includes item 17)	45	8471-9044	1	HOSE ASSY
17	8859-1204	2	O-RING	46		Ref	VALVE ASSY (see page 10-21 for details)
18		Ref	SOLENOID VALVE (see page 10-12 for details)	47	8471-9043	1	HOSE ASSY
19	8866-2224	1	SWIVEL NUT BRANCH TEE, 3/8 TUBE	48	7713-3177	2	HEX HD CAPSCREW, 1/4-20x1-3/8
20		Ref	TRACTION LOCK VALVE (see page 10-20 for details)	49	9108-3240	2	CLAMP SET
21	8471-8757	1	HOSE ASSY	50	7713-3140	2	COVER PLATE
22	8365-1133	1	REDUCER WITH ADAPTOR	51	8471-9141	1	HOSE ASSY
23	8866-2242	1	SWIVEL NUT RUN TEE, 3/4 TUBE	52	8866-2064	1	ELBOW - 90 DEGREES (includes item 17)
24	8866-2008	2	CONNECTOR (includes item 25)	53	8855-1009	2	LOCKWASHER, 1/4
25	8859-1207	2	O-RING	54	8820-1008	2	HEX HD CAPSCREW, 1/4-20x1-3/4, GR5
26		Ref	HYDROSTATIC TRANSMISSION (see page 10-16 for details)	55	8856-1001	2	FLAT WASHER, 1/4
27		Ref	MAIN HYDRAULIC CONTROL VALVE ASSY (see page 10-7 for details)	56	9103-1040	1	MOUNTING BAR
28	8866-2108	1	ELBOW - 90 DEGREES (swivel nut)				
29	8471-8958	1	HOSE ASSY				
30		Ref	OIL COOLER ASSY (see page 5-5 for details)				



Item	Part No.	Qty.	Description Of Part	Item	Part No.	Qty.	Description Of Part
1	9020-5792	2	CUSHION CLAMP	17	8866-2003	2	CONNECTOR (includes item 18)
2	8471-2738	8	SPLIT FLANGE CLAMP	18	8859-1202	2	O-RING
3	9133-3004	1	TUBE ASSY	19	8471-2739	8	SPLIT FLANGE CLAMP
4	8320-1155	8	HEX HD CAPSCREW, 7/16-14x1-3/4, GR8	20	8855-1013	16	LOCKWASHER, 1/2
5	8855-1012	16	LOCKWASHER, 7/16	21	8320-1120	16	HEX HD CAPSCREW, 1/2-13x1-3/4, GR5
6	9108-3106	4	O-RING	22	8866-2017	1	CONNECTOR (includes item 24)
7		Ref	TRACTION LOCK VALVE (see page 10-20 for details)	23	8471-9045	1	HOSE ASSY
8	8471-8481	1	HOSE ASSY	24	8859-1204	5	O-RING
9	8866-2239	1	SWIVEL NUT RUN TEE, 3/8 TUBE	25	8866-2064	1	ELBOW, 90 DEGREES (includes item 24)
10		Ref	FRONT DRIVE MOTOR (see page 10-17 for details)	26	9105-3020	2	TEST COUPLING
11	9108-3339	4	O-RING	27	9105-3426	1	STRAIGHT THREAD ADAPTER (includes item 31)
12	8471-8658	2	HOSE ASSY	28	8471-7832	1	HOSE ASSY
13	9116-3122	1	TUBE ASSY	29	9116-3201	1	TUBE ASSY
14		Ref	HYDROSTATIC TRANSMISSION PUMP (see page 10-16 for details)	30	8320-1135	8	HEX HD CAPSCREW, 7/16-14x1-1/2, GR8
15	9002-7906	2	ELBOW, 90 DEGREES (includes item 24)	31	8859-1207	1	O-RING
16	8471-8406	2	HOSE ASSY	32	8471-8077	1	HOSE ASSY
				33	8866-2084	1	ELBOW - 45 DEGREES (includes item 24)

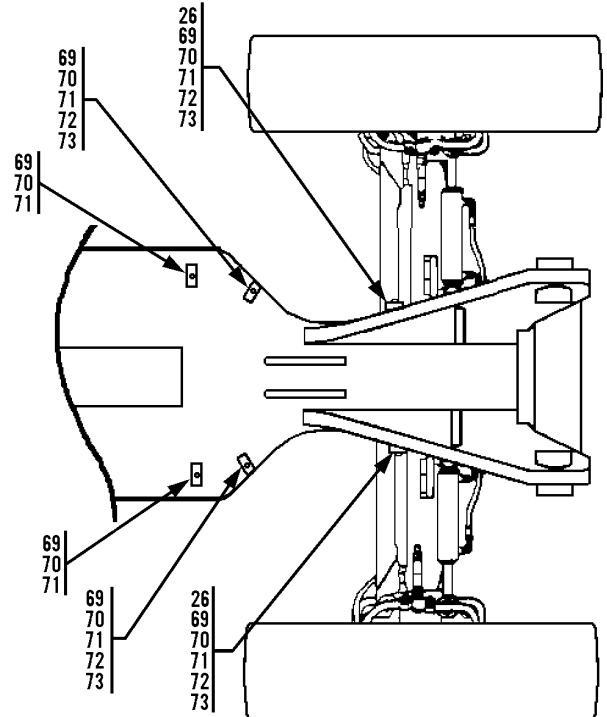


Item	Part No.	Qty.	Description Of Part	Item	Part No.	Qty.	Description Of Part
1	9020-5792	2	CUSHION CLAMP	19	8471-2739	8	SPLIT FLANGE CLAMP
2	8471-2738	8	SPLIT FLANGE CLAMP	20	8855-1013	16	LOCKWASHER, 1/2
3	9108-3418	1	TUBE ASSY	21	8320-1120	16	HEX HD CAPSCREW, 1/2-13x1-3/4, GR5
4	8320-1155	8	HEX HD CAPSCREW, 7/16-14x1-3/4, GR8	22	8866-2017	1	CONNECTOR (includes item 24)
5	8855-1012	16	LOCKWASHER, 7/16	23	8471-9045	1	HOSE ASSY
6	9108-3106	4	O-RING	24	8859-1204	5	O-RING
7		Ref	TRACTION LOCK VALVE (see page 10-20 for details)	25	8866-2064	1	ELBOW, 90 DEGREES (includes item 24)
8	8471-8481	1	HOSE ASSY	26	9105-3020	2	TEST COUPLING
9	8866-2239	1	SWIVEL NUT RUN TEE, 3/8 TUBE	27	9105-3426	1	STRAIGHT THREAD ADAPTER (includes item 31)
10		Ref	FRONT DRIVE MOTOR (see page 10-17 for details)	28	8471-7832	1	HOSE ASSY
11	9108-3339	4	O-RING	29	9116-3201	1	TUBE ASSY
12	8471-8658	2	HOSE ASSY	30	8320-1135	8	HEX HD CAPSCREW, 7/16-14x1-1/2, GR8
13	9116-3122	1	TUBE ASSY	31	8859-1207	1	O-RING
14		Ref	HYDROSTATIC TRANSMISSION PUMP (see page 10-16 for details)	32	8471-8077	1	HOSE ASSY
15	9002-7906	2	ELBOW, 90 DEGREES (includes item 24)	33	8866-2084	1	ELBOW - 45 DEGREES (includes item 24)
*16	8471-8406	2	HOSE ASSY	*34	7713-3177	2	HEX HD CAPSCREW, 1/4-20X1-3/8
17	8866-2003	2	CONNECTOR (includes item 18)	*35	9108-3240	2	CLAMPSET
18	8859-1202	2	O-RING	*36	7713-3140	2	COVER PLATE

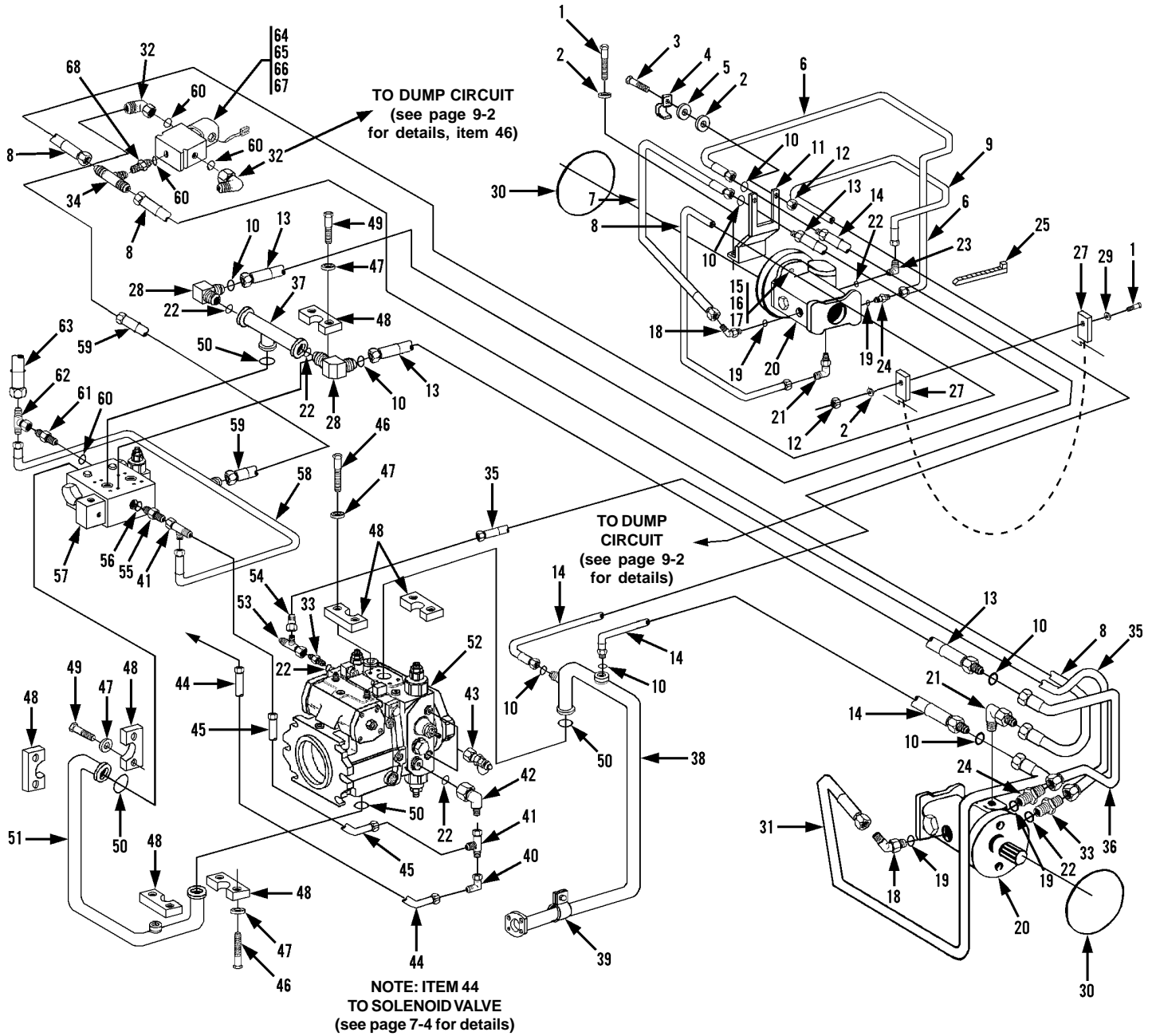


Item	Part No.	Qty.	Description Of Part
1	8820-1035	6	HEX HD CAPSCREW, 3/8-16x1, GR5
2	8855-1011	10	LOCKWASHER, 3/8
3	8820-1036	4	HEX HD CAPSCREW, 3/8-16x1-1/4 GR5
4	9108-1201	4	TUBE CLAMP
5	9002-7470	4	HARDENED WASHER, 3/8
6	9108-3465	1	TUBE ASSY
7	9108-3466	1	TUBE ASSY
8	8471-9036	1	HOSE ASSY
9	8471-8756	1	HOSE ASSY
10	8859-1508	8	O-RING
11	9108-1522	1	R.H. TUBE SUPPORT
	9108-1523	1	L.H. TUBE SUPPORT
12	8850-1006	6	HEX NUT, 3/8-16
13	8471-7898	2	HOSE ASSY
14	8471-8882	2	HOSE ASSY
15	9112-3092	4	STUD
16	9002-7471	4	HARD WASHER
17	9108-3449	4	HEX NUT, 1/2-13
18	8866-2425	2	ELBOW, 45 DEGREES (includes item 19)
19	8859-1209	4	O-RING
20		Ref	REAR DRIVE MOTOR (see page 10-8 for details)
21	9108-5064	2	RESTRICTOR
22	8859-1207	6	O-RING
23	8866-2087	1	ELBOW, 45 DEGREES (includes item 22)
24	8866-2306	2	CONNECTOR (includes item 19)
25	9002-7187	12	NYLON TIE
26	7732-3029	2	CLAMP SET
27	9130-3049	2	HOSE SUPPORT (one each side)
28	8866-2421	2	ELBOW, 45 DEGREES (includes item 22)
29	8856-1109	4	FLAT WASHER, 3/8
30	9002-3155	2	O-RING
31	9108-3464	1	TUBE ASSY
32	8471-9037	1	HOSE ASSY
33	8866-2008	2	CONNECTOR (includes item 22)
34	8866-2237	1	SWIVEL NUT RUN TEE, 1/4 TUBE
35	8471-8757	1	HOSE ASSY
36	9108-3463	1	TUBE ASSY
37	9108-3266	1	TUBE ASSY
38	9116-3122	1	TUBE ASSY
39	9020-5792	1	CUSHION CLAMP
40	8866-2105	1	ELBOW - 90 DEGREES (swivel nut)
41	8866-2239	2	SWIVEL NUT RUN TEE, 3/8 TUBE
42	9108-3222	1	REDUCING CONNECTOR (includes item 22)
43	9105-3020	2	TEST COUPLING
44	8471-7304	1	HOSE ASSY
45	7713-3447	1	HOSE ASSY
46	8320-1135	8	HEX HD CAPSCREW, 7/16-14x1-1/2
47	8855-1012	16	LOCKWASHER, 7/16
48	8471-2738	8	SPLIT FLANGE CLAMP
49	8320-1155	8	HEX HD CAPSCREW, 7/16-14x3/4
50	9108-3106	4	O-RING
51	9116-3201	1	TUBE ASSY
52		Ref	HYDROSTATIC TRANSMISSION (see page 10-16 for details)
53	8866-2242	1	SWIVEL NUT RUN TEE, 3/4 TUBE
54	8365-1133	1	REDUCER W/ ADAPTOR

**REAR DRIVE HOSE CLAMP LOCATIONS**



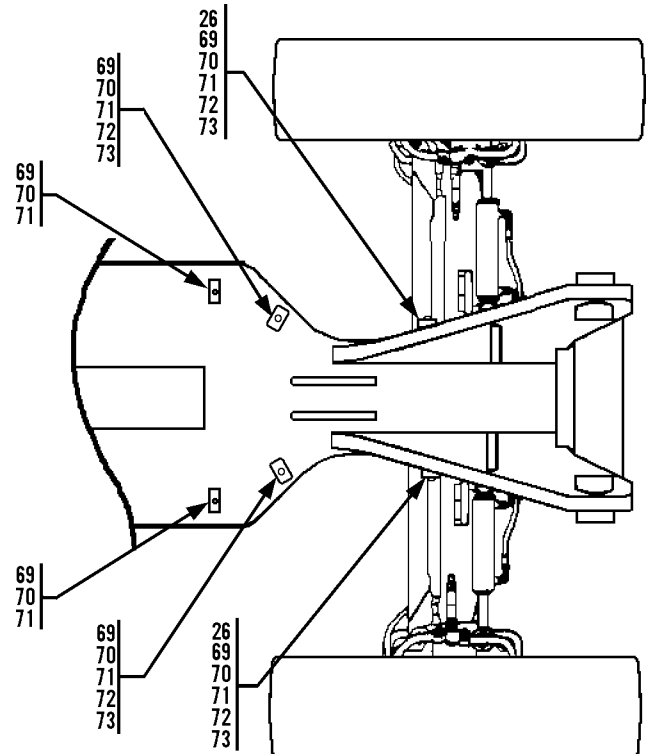
Item	Part No.	Qty.	Description Of Part
55	9108-3306	1	CONNECTOR (includes item 56)
56	8859-1206	1	O-RING
57		Ref	TRACTION LOCK VALVE (see page 10-20 for details)
58	9116-3098	1	TUBE ASSY
59	8471-8738	1	HOSE ASSY
60	8859-1204	3	O-RING
61	8866-2005	2	CONNECTOR (includes item 60)
62	8866-2224	1	SWIVEL NUT BRANCH TEE, 3/8 TUBE
63	8471-9046	1	HOSE ASSY
64		Ref	SOLENOID VALVE (see page 10-12 for details)
65	8856-1001	2	FLAT WASHER, 3/16
66	8820-1008	2	HEX HD CAPSCREW, 1/4-20x1-3/4 GR5
67	8855-1009	2	LOCKWASHER, 1/4
68	8866-2017	1	CONNECTOR (includes item 60)
69	7713-3279	8	CLAMP SET
70	8820-1023	6	HEX HD CAPSCREW, 5/16-18x1-3/4 GR5
71	7713-3137	6	COVER PLATE
72	7713-3390	4	SAFETY CLIP
73	7713-3306	4	STACK BOLT



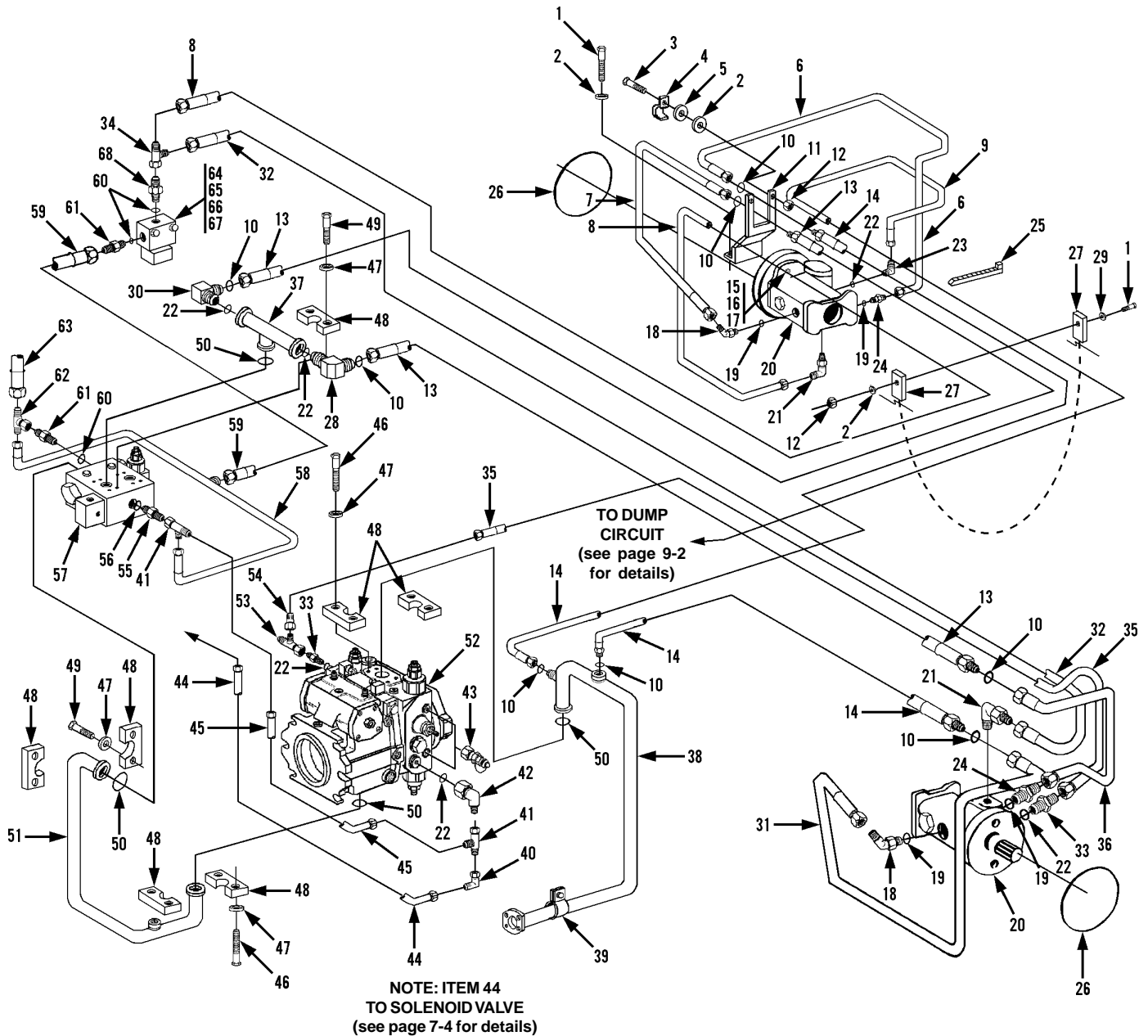


Item	Part No.	Qty.	Description Of Part
1	8820-1035	6	HEX HD CAPSCREW, 3/8-16x1, GR5
2	8855-1011	10	LOCKWASHER, 3/8
3	8820-1036	4	HEX HD CAPSCREW, 3/8-16x1-1/4 GR5
4	9108-1201	4	TUBE CLAMP
5	9002-7470	4	HARDENED WASHER, 3/8
6	9108-3465	1	TUBE ASSY
7	9108-3466	1	TUBE ASSY
8	8471-9143	2	HOSE ASSY
9	8471-8756	1	HOSE ASSY
10	8859-1508	8	O-RING
11	9108-1522	1	R.H. TUBE SUPPORT
	9108-1523	1	L.H. TUBE SUPPORT
12	8850-1006	6	HEX NUT, 3/8-16
13	8471-7898	2	HOSE ASSY
14	8471-8882	2	HOSE ASSY
15	9112-3092	4	STUD
16	9002-7471	4	HARD WASHER
17	9108-3449	4	HEX NUT, 1/2-13
18	8866-2425	2	ELBOW, 45 DEGREES (includes item 19)
19	8859-1209	4	O-RING
20		Ref	REAR DRIVE MOTOR (see page 10-8 for details)
21	9108-5064	2	RESTRICTOR
22	8859-1207	6	O-RING
23	8866-2087	1	ELBOW, 45 DEGREES (includes item 22)
24	8866-2306	2	CONNECTOR (includes item 19)
25	9002-7187	12	NYLON TIE
26	7732-3029	2	CLAMP SET
27	9130-3049	2	HOSE SUPPORT (one each side)
28	8866-2421	2	ELBOW, 45 DEGREES (includes item 22)
29	8856-1109	4	FLAT WASHER, 3/8
30	9002-3155	2	O-RING
31	9108-3464	1	TUBE ASSY
32	8866-2064	2	ELBOW - 90 DEGREES (includes item 60)
33	8866-2008	2	CONNECTOR (includes item 22)
34	8866-2222	1	SWIVEL NUT BRANCH TEE, 1/4 TUBE
35	8471-8757	1	HOSE ASSY
36	9108-3463	1	TUBE ASSY
37	9108-3266	1	TUBE ASSY
38	9116-3122	1	TUBE ASSY
39	9020-5792	1	CUSHION CLAMP
40	8866-2105	1	ELBOW - 90 DEGREES (swivel nut)
41	8866-2239	2	SWIVEL NUT RUN TEE, 3/8 TUBE
42	9108-3222	1	REDUCING CONNECTOR (includes item 22)
43	9105-3020	2	TEST COUPLING
44	8471-7304	1	HOSE ASSY
45	7713-3447	1	HOSE ASSY
46	8320-1135	8	HEX HD CAPSCREW, 7/16-14x1-1/2
47	8855-1012	16	LOCKWASHER, 7/16
48	8471-2738	8	SPLIT FLANGE CLAMP
49	8320-1155	8	HEX HD CAPSCREW, 7/16-14x3/4
50	9108-3106	4	O-RING
51	9116-3201	1	TUBE ASSY
52		Ref	HYDROSTATIC TRANSMISSION (see page 10-16 for details)
53	8866-2242	1	SWIVEL NUT RUN TEE, 3/4 TUBE

**REAR DRIVE HOSE CLAMP LOCATIONS**

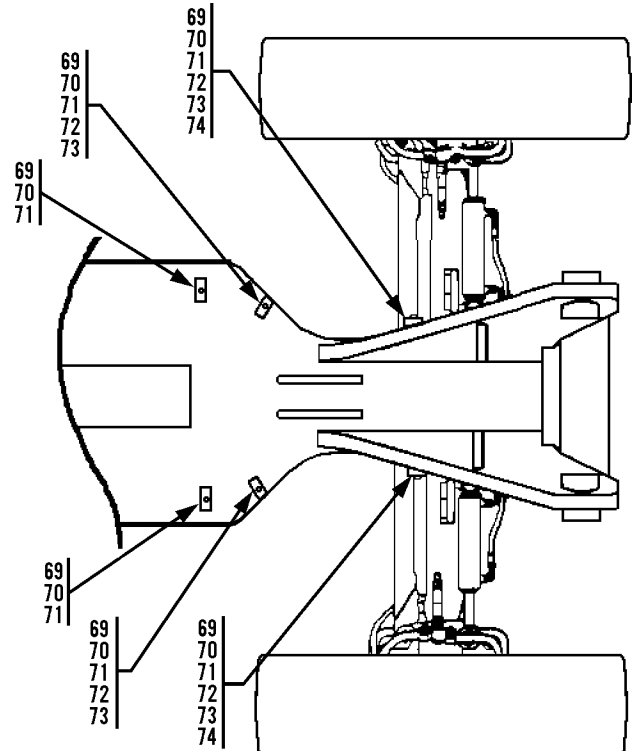


Item	Part No.	Qty.	Description Of Part
54	8365-1133	1	REDUCER W/ ADAPTOR
55	9108-3306	1	CONNECTOR (includes item 56)
56	8859-1206	1	O-RING
57		Ref	TRACTION LOCK VALVE (see page 10-20 for details)
58	9116-3098	1	TUBE ASSY
59	7713-3195	1	HOSE ASSY
60	8859-1204	4	O-RING
61	8866-2005	1	CONNECTOR (includes item 60)
62	8866-2224	1	SWIVEL NUT BRANCH TEE, 3/8 TUBE
63	8471-9046	1	HOSE ASSY
64		Ref	SOLENOID VALVE (see page 10-12 for details)
65	8856-1001	2	FLAT WASHER, 3/16
66	8820-1008	2	HEX HD CAPSCREW, 1/4-20x1-3/4 GR5
67	8855-1009	2	LOCKWASHER, 1/4
68	8866-2017	1	CONNECTOR (includes item 60)
69	7713-3279	8	CLAMP SET
70	8820-1023	6	HEX HD CAPSCREW, 5/16-18x1-3/4 GR5
71	7713-3137	6	COVER PLATE
72	7713-3390	4	SAFETY CLIP
73	7713-3306	4	STACKBOLT



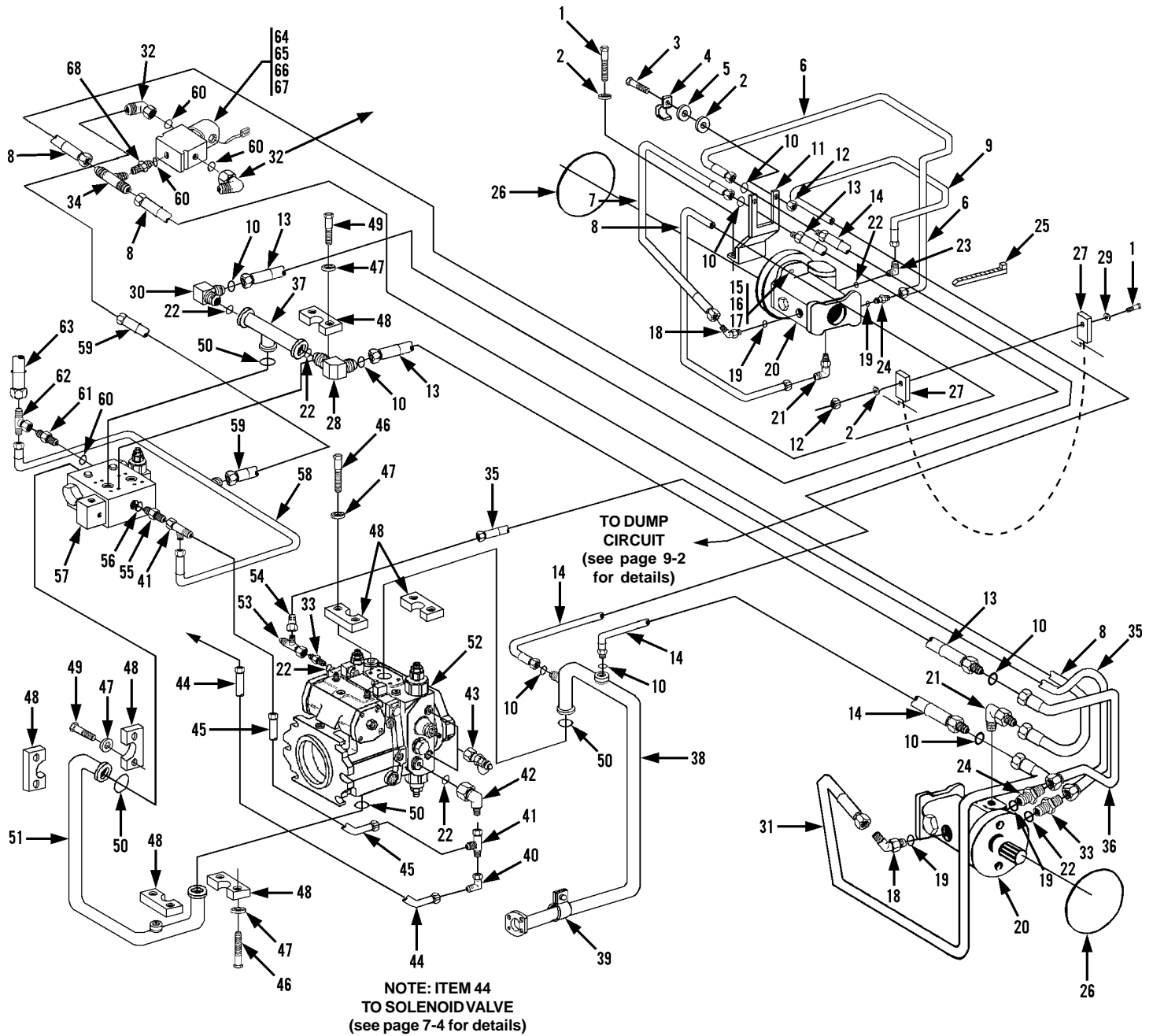
Item	Part No.	Qty.	Description Of Part
1	8820-1035	6	HEX HD CAPSCREW, 3/8-16x1, GR5
2	8855-1011	10	LOCKWASHER, 3/8
3	8820-1036	4	HEX HD CAPSCREW, 3/8-16x1-1/4 GR5
4	9108-1201	4	TUBE CLAMP
5	9002-7470	4	HARDENED WASHER, 3/8
6	9108-3465	1	TUBE ASSY
7	9108-3466	1	TUBE ASSY
8	8471-9036	1	HOSE ASSY
9	8471-8756	1	HOSE ASSY
10	8859-1508	8	O-RING
11	9108-1522	1	R.H. TUBE SUPPORT
	9108-1523	1	L.H. TUBE SUPPORT
12	8850-1006	6	HEX NUT, 3/8-16
13	8471-7898	2	HOSE ASSY
14	8471-8882	2	HOSE ASSY
15	9112-3092	4	STUD
16	9002-7471	4	HARD WASHER
17	9108-3449	4	HEX NUT, 1/2-13
18	8866-2425	2	ELBOW, 45 DEGREES (includes item 19)
19	8859-1209	4	O-RING
20		Ref	REAR DRIVE MOTOR (see page 10-8 for details)
21	9108-5064	2	RESTRICTOR
22	8859-1207	6	O-RING
23	8866-2087	1	ELBOW, 45 DEGREES (includes item 22)
24	8866-2306	2	CONNECTOR (includes item 19)
25	9002-7187	12	NYLON TIE
26	9002-3155	2	O-RING
27	9130-3049	2	HOSE SUPPORT (one each side)
28	8866-2421	1	ELBOW, 45 DEGREES (includes item 22)
29	8856-1109	4	FLAT WASHER, 5/16
30	8866-2332	1	ELBOW, 90 DEGREES (includes item 22)
31	9108-3464	1	TUBE ASSY
32	8471-9037	1	HOSE ASSY
33	8866-2008	2	CONNECTOR (includes item 22)
34	8866-2237	1	SWIVEL NUT RUN TEE, 1/4 TUBE
35	8471-8757	1	HOSE ASSY
36	9108-3463	1	TUBE ASSY
37	9108-3266	1	TUBE ASSY
38	9116-3122	1	TUBE ASSY
39	9020-5792	1	CUSHION CLAMP
40	8866-2105	1	ELBOW - 90 DEGREES (swivel nut)
41	8866-2239	2	SWIVEL NUT RUN TEE, 3/8 TUBE
42	9108-3222	1	REDUCING CONNECTOR (includes item 22)
43	9105-3020	2	TEST COUPLING
44	8471-7304	1	HOSE ASSY
45	7713-3447	1	HOSE ASSY
46	8320-1135	8	HEX HD CAPSCREW, 7/16-14x1-1/2
47	8855-1012	16	LOCKWASHER, 7/16
48	8471-2738	8	SPLIT FLANGE CLAMP
49	8320-1155	8	HEX HD CAPSCREW, 7/16-14x3/4
50	9108-3106	4	O-RING
51	9116-3201	1	TUBE ASSY
52		Ref	HYDROSTATIC TRANSMISSION (see page 10-16 for details)
53	8866-2242	1	SWIVEL NUT RUN TEE, 3/4 TUBE
54	8365-1133	1	REDUCER W/ ADAPTOR

**REAR DRIVE HOSE CLAMP LOCATIONS**



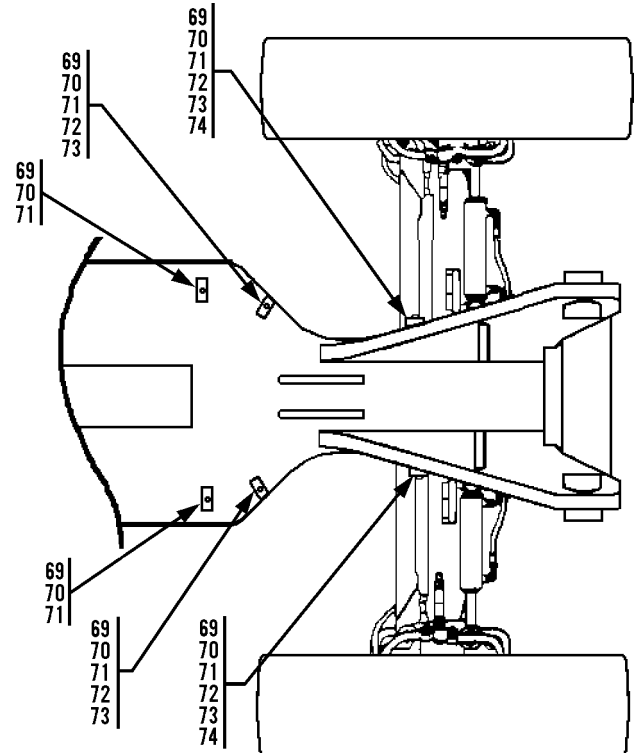
Item	Part No.	Qty.	Description Of Part
55	9108-3306	1	CONNECTOR (includes item 56)
56	8859-1206	1	O-RING
57		Ref	TRACTION LOCK VALVE (see page 10-20 for details)
58	9116-3098	1	TUBE ASSY
59	8471-8425	1	HOSE ASSY
60	8859-1204	3	O-RING
61	8866-2005	2	CONNECTOR (includes item 60)
62	8866-2224	1	SWIVEL NUT BRANCH TEE, 3/8 TUBE
63	8471-9046	1	HOSE ASSY
64		Ref	SOLENOID VALVE (see page 10-12 for details)
65	8856-1001	2	FLAT WASHER, 3/16
66	8820-1008	2	HEX HD CAPSCREW, 1/4-20x1-3/4 GR5
67	8855-1009	2	LOCKWASHER, 1/4
68	8366-2017	1	CONNECTOR (includes item 60)
69	7713-3279	8	CLAMP SET
70	8820-1023	6	HEX HD CAPSCREW, 5/16-18x1-3/4 GR5
71	7713-3137	6	COVER PLATE
72	7713-3390	4	SAFETY CLIP
73	7713-3306	4	STACK BOLT
74	7732-3029	2	CLAMP SET

\* Changed Starting S/N in upper right-hand corner and revised notes on illustration page.

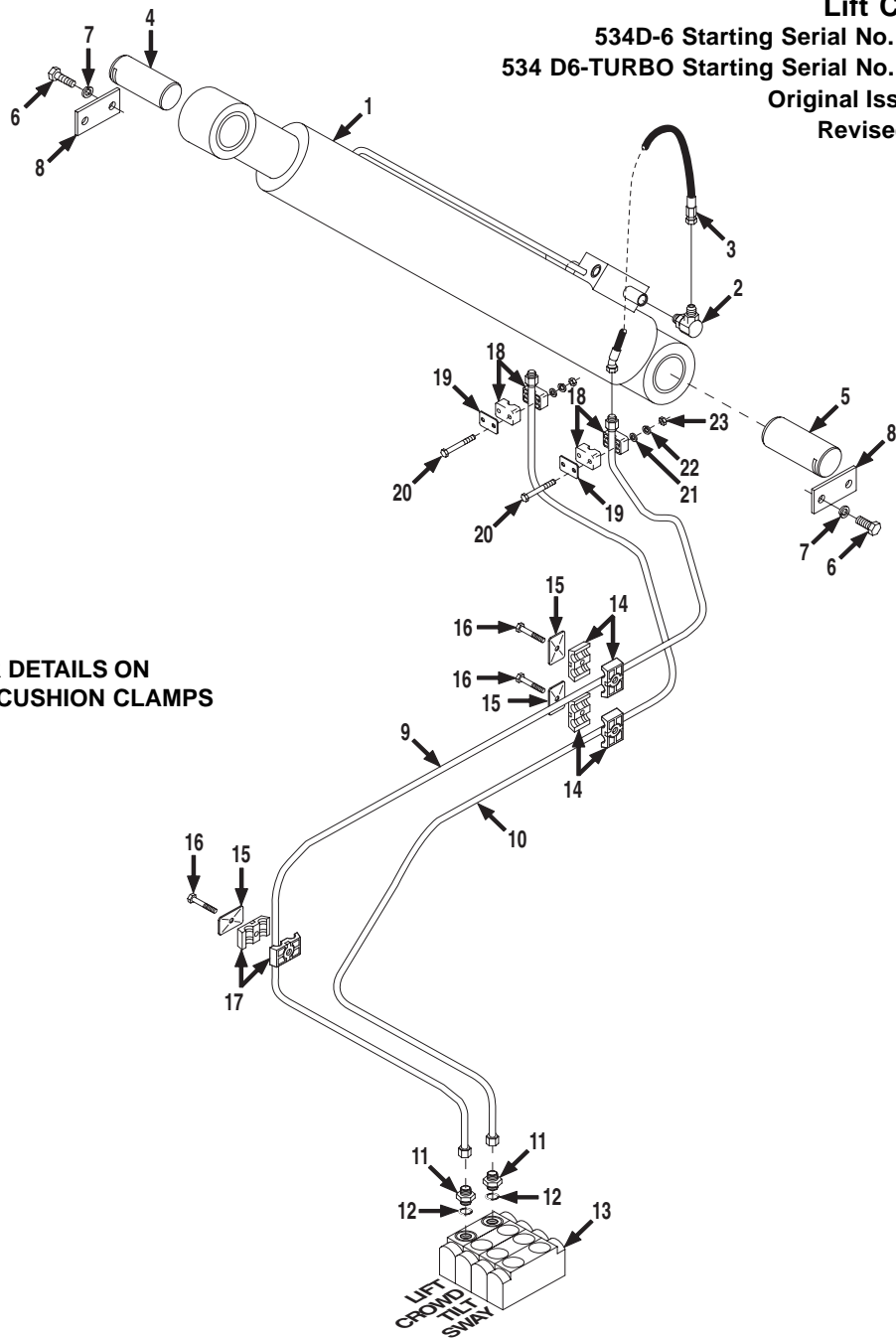


Item	Part No.	Qty.	Description Of Part
1	8820-1035	6	HEX HD CAPSCREW, 3/8-16x1, GR5
2	8855-1011	10	LOCKWASHER, 3/8
3	8820-1036	4	HEX HD CAPSCREW, 3/8-16x1-1/4 GR5
4	9108-1201	4	TUBE CLAMP
5	9002-7470	4	HARDENED WASHER, 3/8
6	9108-3465	1	TUBE ASSY
7	9108-3466	1	TUBE ASSY
8	8471-9143	2	HOSE ASSY
9	8471-8756	1	HOSE ASSY
10	8859-1508	8	O-RING
11	9108-1522	1	R.H. TUBE SUPPORT
	9108-1523	1	L.H. TUBE SUPPORT
12	8850-1006	6	HEX NUT, 3/8-16
13	8471-7898	2	HOSE ASSY
14	8471-8882	2	HOSE ASSY
15	9112-3092	4	STUD
16	9002-7471	4	HARD WASHER
17	9108-3449	4	HEX NUT, 1/2-13
18	8866-2425	2	ELBOW, 45 DEGREES (includes item 19)
19	8859-1209	4	O-RING
20		Ref	REAR DRIVE MOTOR (see page 10-8 for details)
21	9108-5064	2	RESTRICTOR
22	8859-1207	6	O-RING
23	8866-2087	1	ELBOW, 45 DEGREES (includes item 22)
24	8866-2306	2	CONNECTOR (includes item 19)
25	9002-7187	12	NYLON TIE
26	9002-3155	2	O-RING
27	9130-3049	2	HOSE SUPPORT (one each side)
28	8866-2421	1	ELBOW, 45 DEGREES (includes item 22)
29	8856-1109	4	FLAT WASHER, 5/16
30	8866-2332	1	ELBOW, 90 DEGREES (includes item 22)
31	9108-3464	1	TUBE ASSY
32	8866-2064	2	ELBOW - 90 DEGREES (includes item 60)
33	8866-2008	2	CONNECTOR (includes item 22)
34	8866-2222	1	SWIVEL NUT BRANCH TEE, 1/4 TUBE
35	8471-8757	1	HOSE ASSY
36	9108-3463	1	TUBE ASSY
37	9108-3266	1	TUBE ASSY
38	9116-3122	1	TUBE ASSY
39	9020-5792	1	CUSHION CLAMP
40	8866-2105	1	ELBOW - 90 DEGREES (swivel nut)
41	8866-2239	2	SWIVEL NUT RUN TEE, 3/8 TUBE
42	9108-3222	1	REDUCING CONNECTOR (includes item 22)
43	9105-3020	2	TEST COUPLING
44	8471-7304	1	HOSE ASSY
45	7713-3447	1	HOSE ASSY
46	8320-1135	8	HEX HD CAPSCREW, 7/16-14x1-1/2
47	8855-1012	16	LOCKWASHER, 7/16
48	8471-2738	8	SPLIT FLANGE CLAMP
49	8320-1155	8	HEX HD CAPSCREW, 7/16-14x3/4
50	9108-3106	4	O-RING
51	9116-3201	1	TUBE ASSY
52		Ref	HYDROSTATIC TRANSMISSION (see page 10-16 for details)
53	8866-2242	1	SWIVEL NUT RUN TEE, 3/4 TUBE

**REAR DRIVE HOSE CLAMP LOCATIONS**

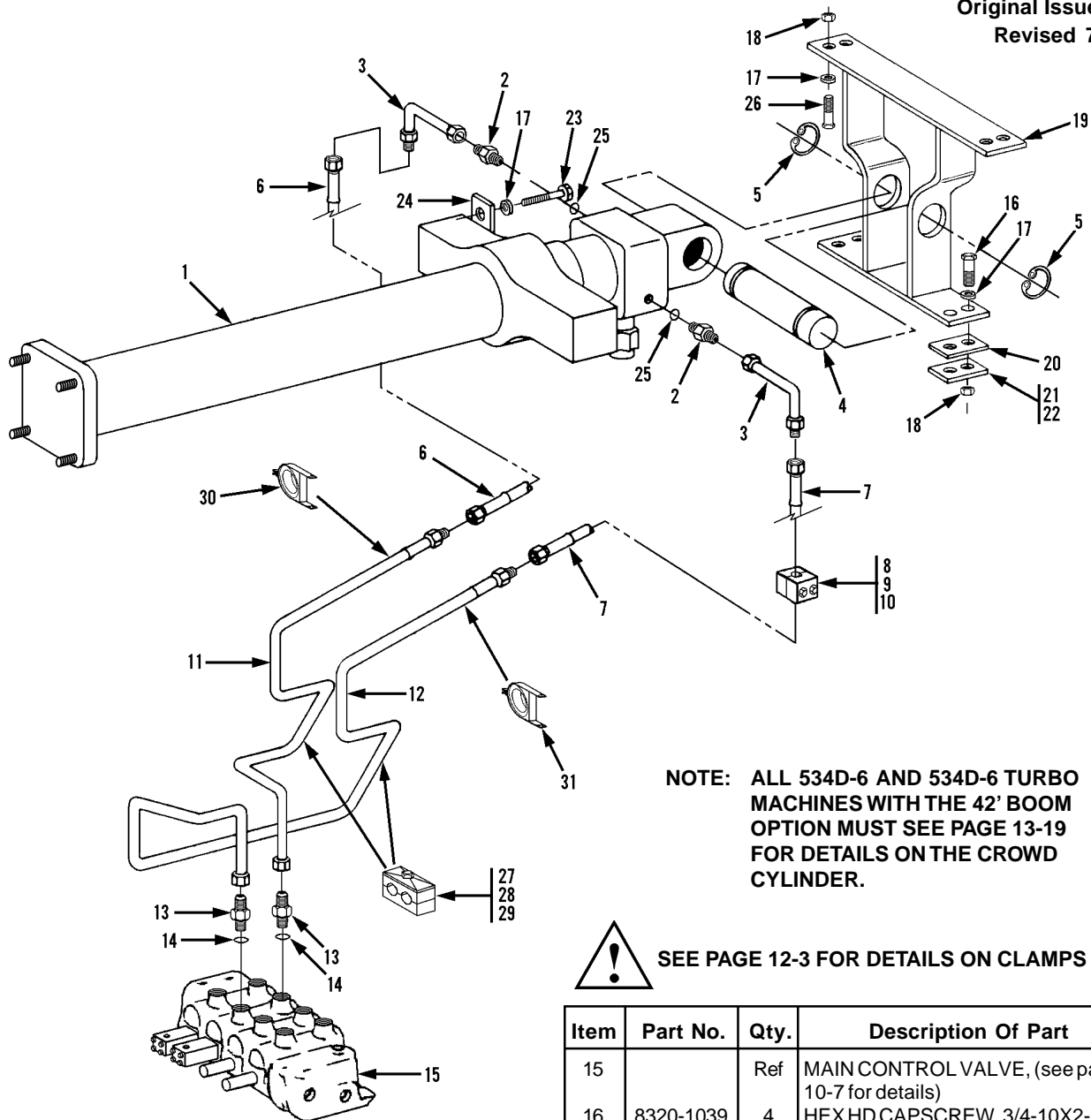


Item	Part No.	Qty.	Description Of Part
54	8365-1133	1	REDUCER W/ ADAPTOR
55	9108-3306	1	CONNECTOR (includes item 56)
56	8859-1206	1	O-RING
57		Ref	TRACTION LOCK VALVE (see page 10-20 for details)
58	9116-3098	1	TUBE ASSY
59	7713-3195	1	HOSE ASSY
60	8859-1204	4	O-RING
61	8866-2005	1	CONNECTOR (includes item 60)
62	8866-2224	1	SWIVEL NUT BRANCH TEE, 3/8 TUBE
63	8471-9046	1	HOSE ASSY
64		Ref	SOLENOID VALVE (see page 10-12 for details)
65	8856-1001	2	FLAT WASHER, 3/16
66	8820-1008	2	HEX HD CAPSCREW, 1/4-20x1-3/4 GR5
67	8855-1009	2	LOCKWASHER, 1/4
68	8366-2017	1	CONNECTOR (includes item 60)
69	7713-3279	8	CLAMP SET
70	8820-1023	6	HEX HD CAPSCREW, 5/16-18x1-3/4 GR5
71	7713-3137	6	COVER PLATE
72	7713-3390	4	SAFETY CLIP
73	7713-3306	4	STACK BOLT
74	7732-3029	2	CLAMP SET



SEE PAGE 12-3 FOR DETAILS ON  
 CLAMP SETS AND CUSHION CLAMPS

Item	Part No.	Qty.	Description Of Part	Item	Part No.	Qty.	Description Of Part
1		Ref	LIFT CYLINDER ASSY (see page 10-1 for details)	13		Ref	MAIN HYDRAULIC CONTROL VALVE (see page 10-7 for details)
2	9108-3050	2	HYDRAULIC SWIVEL	* 14	7713-3139	2	CLAMP SET
3	8471-7860	2	HOSE ASSY	* 15	7713-3140	3	COVER PLATE
4	9108-1432	1	PIN	* 16	7713-3177	3	HEX HD CAPSCREW, 5/16-18
5	9112-1273	1	PIN	17	9108-3240	1	CLAMP SET
6	8820-1065	4	HEX HD CAPSCREW, 1/2-13X1, GR5	18	7713-3497	2	CLAMP SET
7	8855-1013	4	LOCKWASHER, 1/2	19	7713-3498	2	COVER PLATE
* 8	9108-1313	2	KEEPER PLATE	20	8820-1009	4	HEX HD CAPSCREW, 1/4-20x2, GR5
9	9112-3004	1	TUBE ASSY	21	8856-1002	4	FLAT WASHER, 1/4
10	9112-3003	1	TUBE ASSY	22	8855-1009	4	LOCK WASHER, 1/4
11	8866-2007	2	CONNECTOR (includes item 12)	23	8850-1004	4	HEX NUT, 1/4-20
12	8859-1206	2	O-RING				



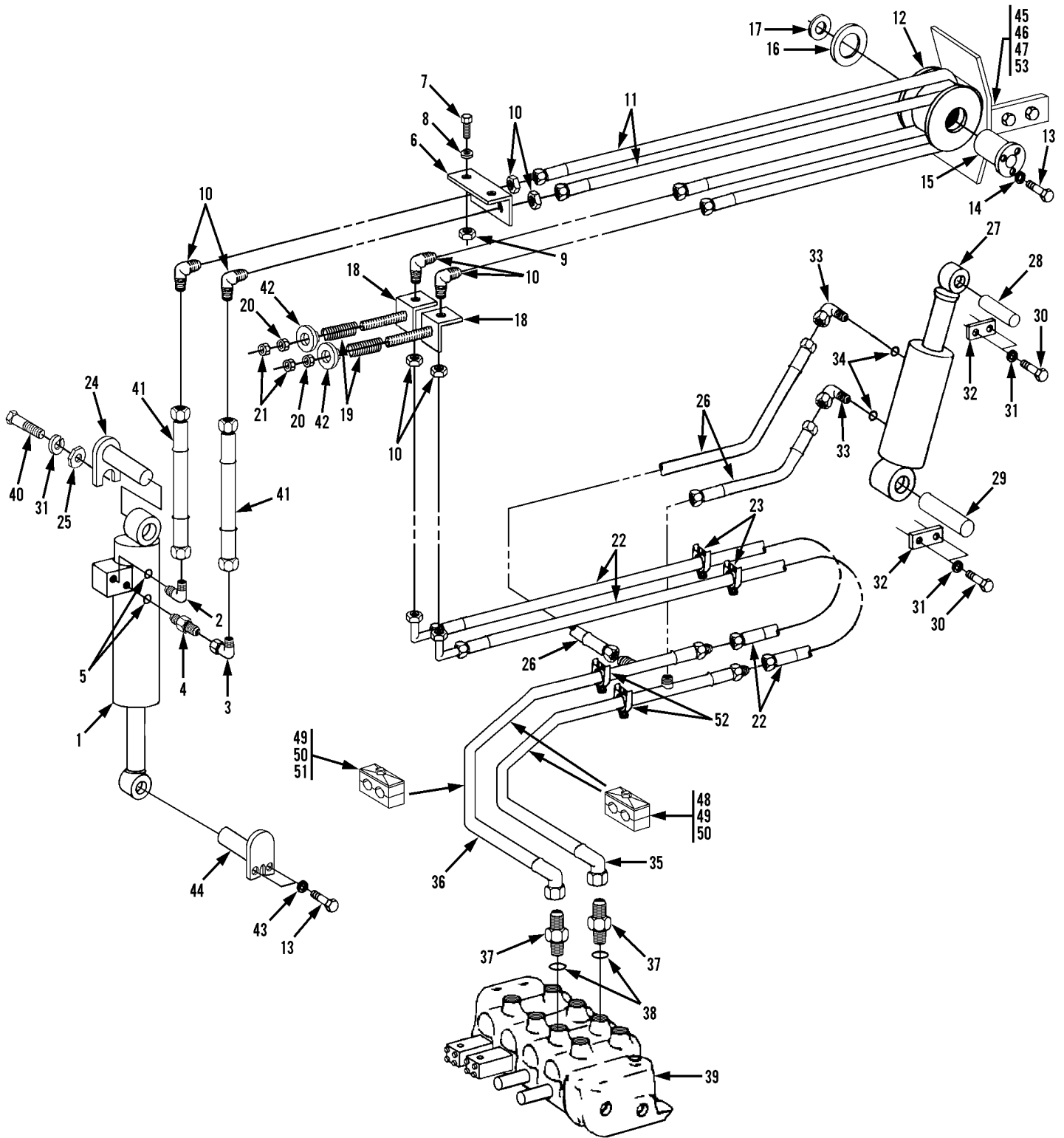
**NOTE: ALL 534D-6 AND 534D-6 TURBO MACHINES WITH THE 42' BOOM OPTION MUST SEE PAGE 13-19 FOR DETAILS ON THE CROWD CYLINDER.**



**SEE PAGE 12-3 FOR DETAILS ON CLAMPS**

Item	Part No.	Qty.	Description Of Part
1		Ref	CROWDCYLINDER ASSY, (see page 10-2 for details)
2	8656-1308	2	STR. THREAD ADAPTER, (includes item 25)
3	9112-3022	2	LONG ADAPTER, 90 DEGREES
4	9112-1041	1	PIN
5	8858-1320	2	RETAINING RING
6	8471-7863	1	HOSE ASSY
7	8471-7862	1	HOSE ASSY
8	7713-3893	2	STAUFF CLAMP SET
9	7713-3052	2	STAUFF COVER PLATE
10	7713-3209	4	HEX HD CAPSCREW, 1/4-20x1-3/8
11	9112-3005	1	TUBE ASSY
12	9112-3008	1	TUBE ASSY
13	8866-2007	2	CONNECTOR, (includes item 14)
14	8859-1206	2	O-RING

Item	Part No.	Qty.	Description Of Part
15		Ref	MAIN CONTROL VALVE, (see page 10-7 for details)
16	8320-1039	4	HEX HD CAPSCREW, 3/4-10X2-1/2, GR8, (torque to 340-365 ft.lbs.)
17	9002-7473	12	HARDENED WASHER
18	8850-1012	8	HEX NUT
19	9112-6010	1	CROWDCYLINDER MOUNTING BRACKET
20	9112-1023	AR	SHIM, (.0598")
21	9112-1024	AR	SHIM, (.0359")
22	9112-1157	AR	SHIM, (.134")
23	8320-1017	4	HEX HD CAPSCREW, 3/4-10X2-3/4, GR8, (torque to 340-365 ft.lbs.)
24	9112-1066	2	CROWDCYLINDER RETAINER
25	8859-1205	2	O-RING
26	8320-1038	4	HEX HD CAPSCREW, 3/4-10X2-1/4, GR8, (torque to 340-365 ft.lbs.)
27	7713-3139	2	CLAMP SET
28	7713-3140	2	COVER PLATE
29	7713-3177	2	HEX HD CAPSCREW, 5/16-18x1-3/8
30	9108-3217	1	CUSHION CLAMP
31	9108-3216	1	CUSHION CLAMP

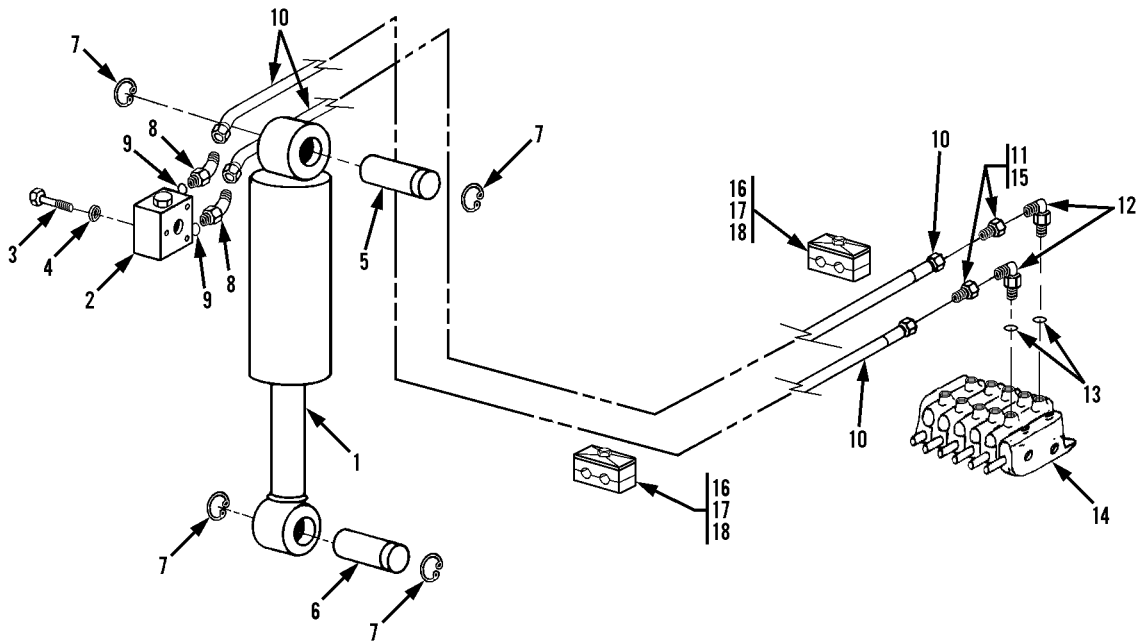






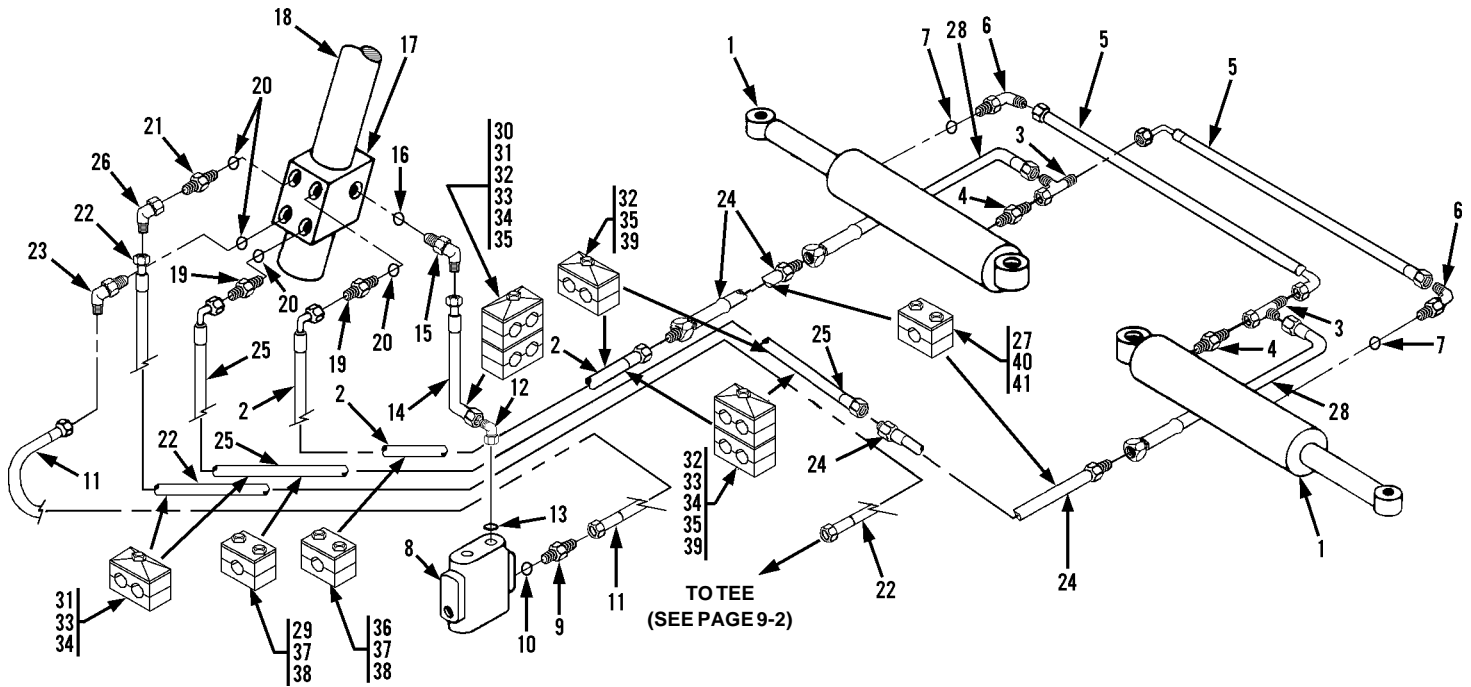
**SEE PAGE 12-3 FOR DETAILS ON  
CLAMP SETS AND CUSHION CLAMPS**

Item	Part No.	Qty.	Description Of Part	Item	Part No.	Qty.	Description Of Part
1		Ref	TILT CYLINDER ASSY (see page 10-3 for details)	27		1	COMPENSATING CYLINDER (see page 10-4 for details)
2	9105-3450	1	STRAIGHT THREAD FITTING (includes item 5)	28	9108-1432	1	PIN
3	8866-2105	1	ELBOW, 90 DEGREES (swivel nut)	29	9112-1274	1	PIN
4	9105-3426	1	STRAIGHT THREAD CONNECTOR (includes item 5)	30	8820-1065	4	HEX HD CAPSCREW 1/2-13X1, GR5
5	8859-1207	2	O-RING	31	8855-1013	5	LOCKWASHER, 1/2
6	9112-1125	1	BULKHEAD BRACKET	32	9108-1313	2	KEEPER PLATE
7	8820-1020	2	HEX HD CAPSCREW, 5/16-18X1, GR5	33	8866-2065	2	ELBOW, 90 DEGREES (includes item 34)
8	8855-1010	2	LOCKWASHER, 5/16	34	8859-1205	2	O-RING
9	8850-1005	2	HEX NUT, 5/16-18	35	9112-3006	1	TUBE ASSY
10	9002-7179	4	BULKHEAD FITTING	36	9112-3087	1	TUBE ASSY
11	8471-7895	2	HOSE ASSY	37	8866-2019	2	CONNECTOR (includes item 38)
12	9112-3016	1	HOSE SHEAVE	38	8859-1206	2	O-RING
13	8320-1123	5	HEX HD CAPSCREW, 1/2-13X1, GR8 (torque 68-78 ft.lbs.)	39		Ref	MAIN HYDRAULIC CONTROL VALVE (see page 10-7 for details)
14	9002-7471	3	FLAT WASHER	40	8820-1065	1	HEX HD CAPSCREW, 1/2-12X1, GR5
15	9108-1326	1	HOSE REEL SUPPORT	41	8471-7896	2	HOSE ASSY
16	9020-3040	1	THRUST WASHER	42	9112-1134	2	SPRING RETAINER
17	8858-1320	1	RETAINING RING (external)	43	8856-1111	2	WASHER, 1/2
18	9112-6008	2	HOSE TAKE-UP WELDMENT	44	9116-6062	1	PIN WELDMENT
19	9112-3054	2	COMPRESSION SPRING	45	9112-6071	1	HOSE GUARD
20	8850-1008	2	HEX NUT, 1/2-13	46	8820-1034	2	HEX HD CAPSCREW, 3/8-16X7/8, GR5
21	8850-1108	2	HEAVY HEX JAM NUT, 1/2-13	47	8856-1109	2	WASHER
22	8471-7894	2	HOSE ASSY	48	7713-3168	2	CLAMP SET
23	9020-7463	8	CUSHION CLAMP	49	7713-3140	3	COVER PLATE
24	9114-6052	1	PIN	50	7713-3177	3	HEX HD CAPSCREW, 5/16-18x1-3/8
25	8362-1283	1	WASHER	51	9108-3240	1	CLAMP SET
26	8471-7859	2	HOSE ASSY	52	9108-3216	2	CUSHION CLAMP
				53	8855-1011	2	LOCKWASHER, 3/8



**SEE PAGE 12-3 FOR DETAILS ON CLAMP SETS AND CUSHION CLAMPS**

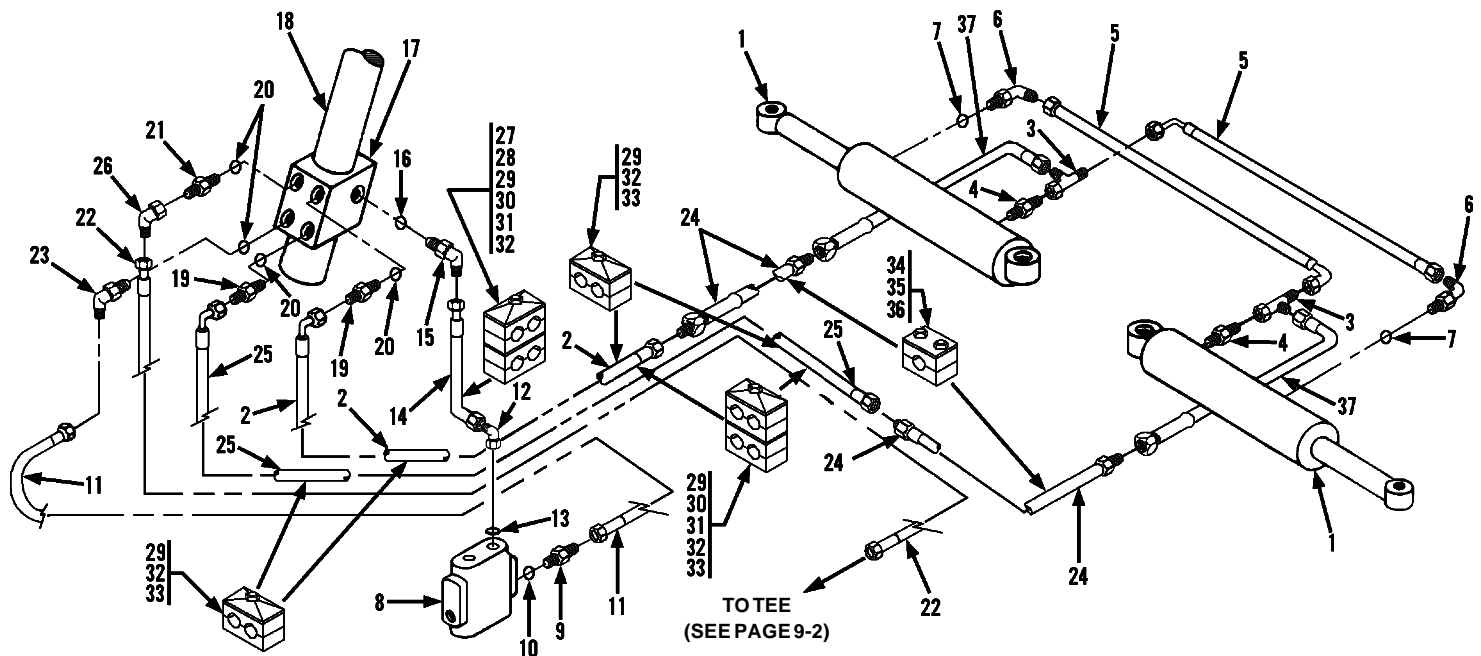
Item	Part No.	Qty.	Description Of Part
1		Ref	SWAY CYLINDER (see page 10-5 for details)
2		Ref	SWAY CYLINDER VALVE (see page 10-13 for details)
3	8820-1040	3	HEX HD CAPSCREW, 3/8-16x2-1/4, GR5 (torque to 30-35 ft. lbs.)
4	8855-1011	3	LOCKWASHER, 3/8
5	9114-1316	1	PIN
6	9020-7352	1	PIN
7	9002-8935	4	RETAINING RING
8	8866-2082	2	ELBOW, 45 DEGREES (includes item 9)
9	8859-1202	2	O-RING
10	8471-9040	2	HOSE ASSY
11	8866-1341	2	TUBE-END REDUCER, 1/2x1/4
12	8866-2059	2	ADAPTER, 90 DEGREES, 5/8-1/2 (includes item 13)
13	8859-1206	2	O-RING
14		Ref	MAIN HYDRAULIC CONTROL VALVE (see page 10-7 for details)
15	8866-1406	2	NUT (used with item 11)
*16	7713-3168	5	CLAMP SET
17	7713-3140	5	COVER PLATE
18	7713-3177	5	HEX HD CAPSCREW, 5/16-18x1-3/8



**SEE PAGE 12-3 FOR DETAILS ON  
 CLAMP SETS AND CUSHION CLAMPS**

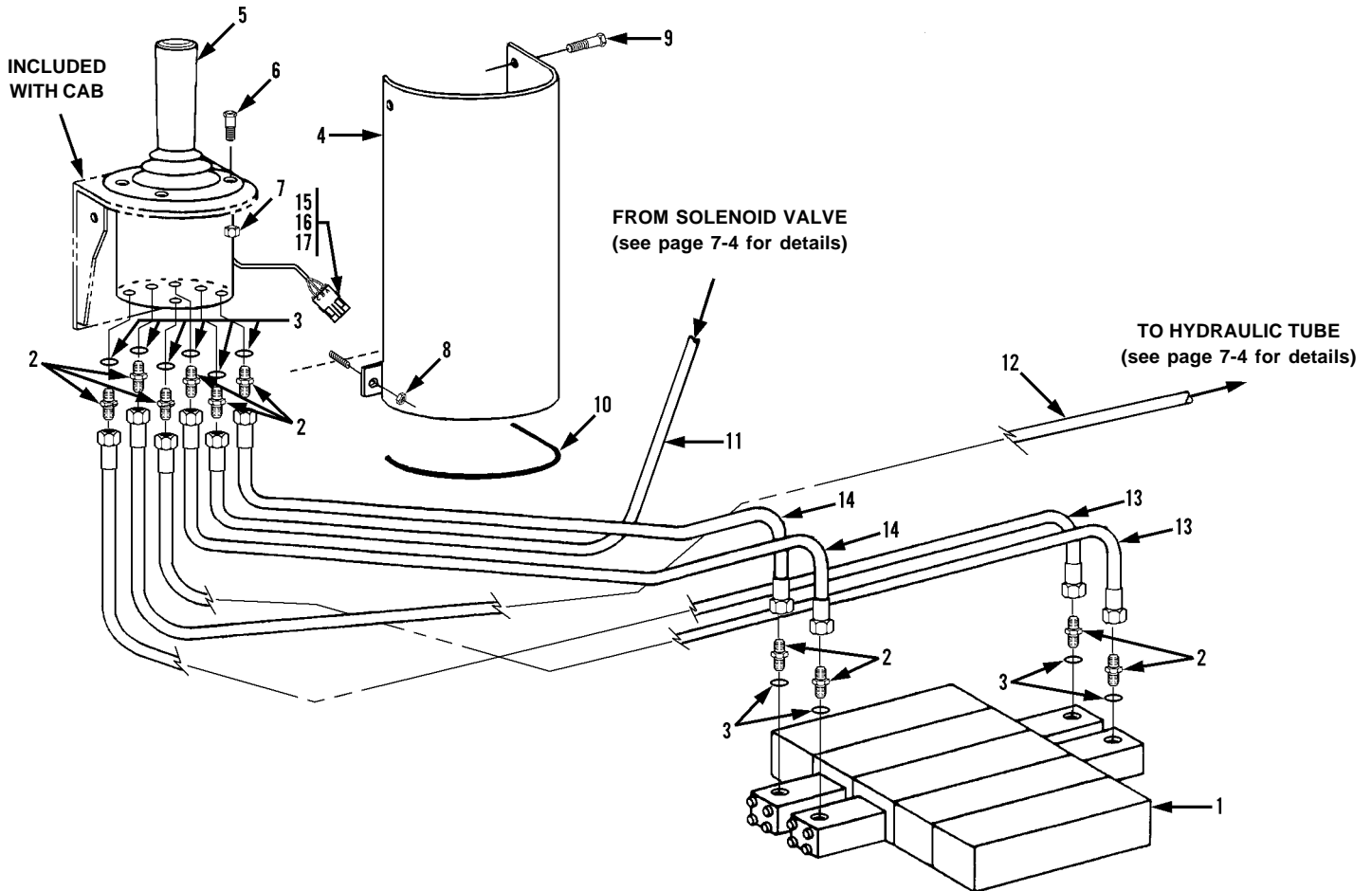
Item	Part No.	Qty.	Description Of Part	Item	Part No.	Qty.	Description Of Part
1		Ref	STEERING CYLINDER (see page 10-6 for details)	19	8866-2006	2	CONNECTOR (includes item 20)
2	8471-9042	1	HOSE ASSY	20	8859-1205	4	O-RING
3	8866-2240	2	SWIVEL NUT RUN TEE, 1/2 TUBE	21	8866-2018	1	CONNECTOR (includes item 20)
4	8866-2026	2	CONNECTOR (includes o-ring)	22	8471-6760	1	HOSE ASSY
	8859-1015	2	O-RING	23	8866-2065	1	ELBOW, 90 DEGREES (includes item 20)
5	8471-8202	2	HOSE ASSY	24	9114-3354	2	TUBE ASSY
6	8866-2064	2	ELBOW, 90 DEGREES (includes item 7)	25	8471-9008	1	HOSE ASSY
7	8859-1204	2	O-RING	26	8866-2105	1	SWIVEL NUT ELBOW, 90 DEGREES
8		Ref	PRIORITY FLOW CONTROL VALVE, (see page 10-9 for details)	*27	7713-3499	8	HEX HD CAPSCREW, 1/4-20x1-5/16
9	8866-2019	1	CONNECTOR (includes item 10)	*28	9002-2042	2	HOSE ASSY
10	8859-1206	1	O-RING	*29	7713-3073	2	CLAMP SET
11	8471-7854	1	HOSE ASSY	30	9121-3002	1	CLAMP SET
12	8866-2062	1	ELBOW, 90 DEGREES (includes item 13)	31	7732-3029	2	CLAMP SET
13	8859-1202	1	O-RING	*32	8820-1023	5	HEX HD CAPSCREW, 5/16-18x1-3/4
14	8471-8439	1	HOSE ASSY	*33	7713-3306	4	STACK BOLT
15	8866-2062	1	ELBOW, 90 DEGREES (includes item 16)	*34	7713-3390	4	SAFETY CLIP
16	8859-1202	1	O-RING	*35	7713-3137	5	COVER PLATE
17		Ref	STEERING ORBITROL (see page 7-3 for details)	*36	7713-3893	2	CLAMP
18		Ref	STEERING COLUMN (see page 7-3 for details)	*37	7713-3052	4	COVER PLATE
				*38	7713-3209	8	HEX HD CAPSCREW, 1/4-20x1-3/8
				39	7713-3279	6	CLAMP SET
				40	9103-3138	4	CLAMP SET
				41	7713-3498	4	COVER PLATE

\* Removed 534D-6 Turbo logo from upper left-hand corner; 534D-6 Turbo Starting S/N from upper right-hand corner; removed items 27 thru 29 and replaced them with items 42, 43 and new item 7713-3073 respectively; changed Qty. on items 32 thru 35, 37 & 38; changed Part No. on item 36 and revised illustration.



SEE PAGE 12-3 FOR DETAILS ON  
 CLAMP SETS AND CUSHION CLAMPS

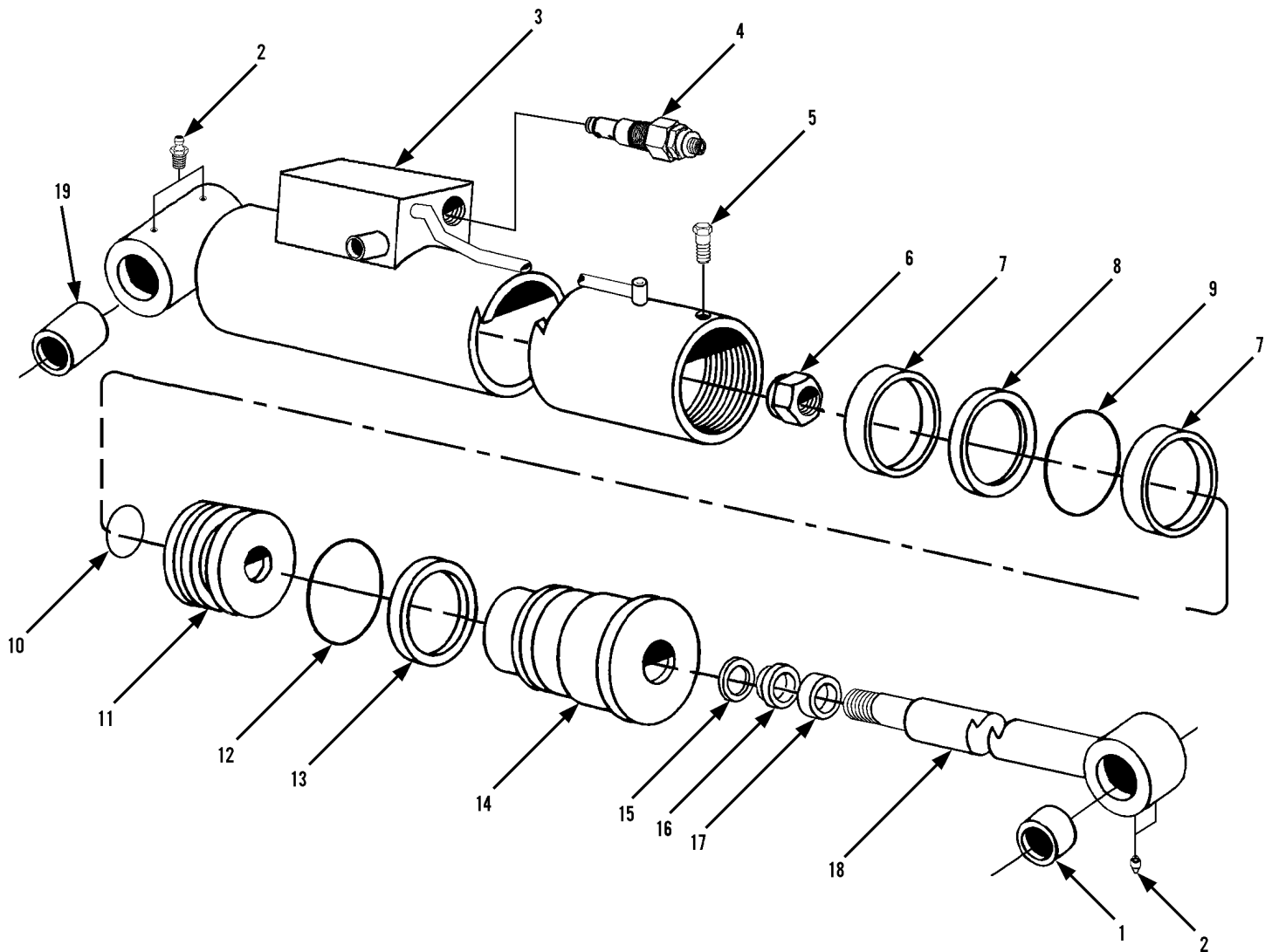
Item	Part No.	Qty.	Description Of Part	Item	Part No.	Qty.	Description Of Part
1		Ref	STEERING CYLINDER (see page 10-6 for details)	18		Ref	STEERING COLUMN (see page 7-3 for details)
2	8471-9042	1	HOSE ASSY	19	8866-2006	2	CONNECTOR (includes item 20)
3	8866-2240	2	SWIVEL NUT RUN TEE, 1/2 TUBE	20	8859-1205	4	O-RING
4	8866-2026	2	CONNECTOR (includes o-ring)	21	8866-2018	1	CONNECTOR (includes item 20)
5	8859-1015	2	O-RING	22	8471-8415	1	HOSE ASSY
6	8471-8202	2	HOSE ASSY	23	8866-2065	1	ELBOW, 90 DEGREES (includes item 20)
7	8866-2064	2	ELBOW, 90 DEGREES (includes item 7)	24	9114-3354	2	TUBE ASSY
8	8859-1204	2	O-RING	25	8471-9008	1	HOSE ASSY
9		Ref	PRIORITY FLOW CONTROL VALVE, (see page 10-9 for details)	26	8866-2105	1	SWIVEL NUT ELBOW, 90 DEGREES
10	8866-2019	1	CONNECTOR (includes item 10)	27	9121-3002	1	CLAMP SET
11	8859-1206	1	O-RING	28	7732-3029	1	CLAMP SET
12	8471-7854	1	HOSE ASSY	29	8820-1023	7	HEX HD CAPSCREW, 5/16-18x1-3/4
13	8866-2062	1	ELBOW, 90 DEGREES (includes item 13)	30	7713-3306	3	STACK BOLT
14	8859-1202	1	O-RING	31	7713-3390	3	SAFETY CLIP
15	8471-8439	1	HOSE ASSY	32	7713-3137	7	COVER PLATE
16	8866-2062	1	ELBOW, 90 DEGREES (includes item 16)	33	7713-3279	8	CLAMP SET
17	8859-1202	1	O-RING	34	9103-3138	4	CLAMP SET
18		Ref	STEERING ORBITROL (see page 7-3 for details)	35	7713-3498	4	COVER PLATE
				36	7713-3499	8	HEX HD CAPSCREW, 1/4-20x1-5/16
				37	9002-2042	2	HOSE ASSY



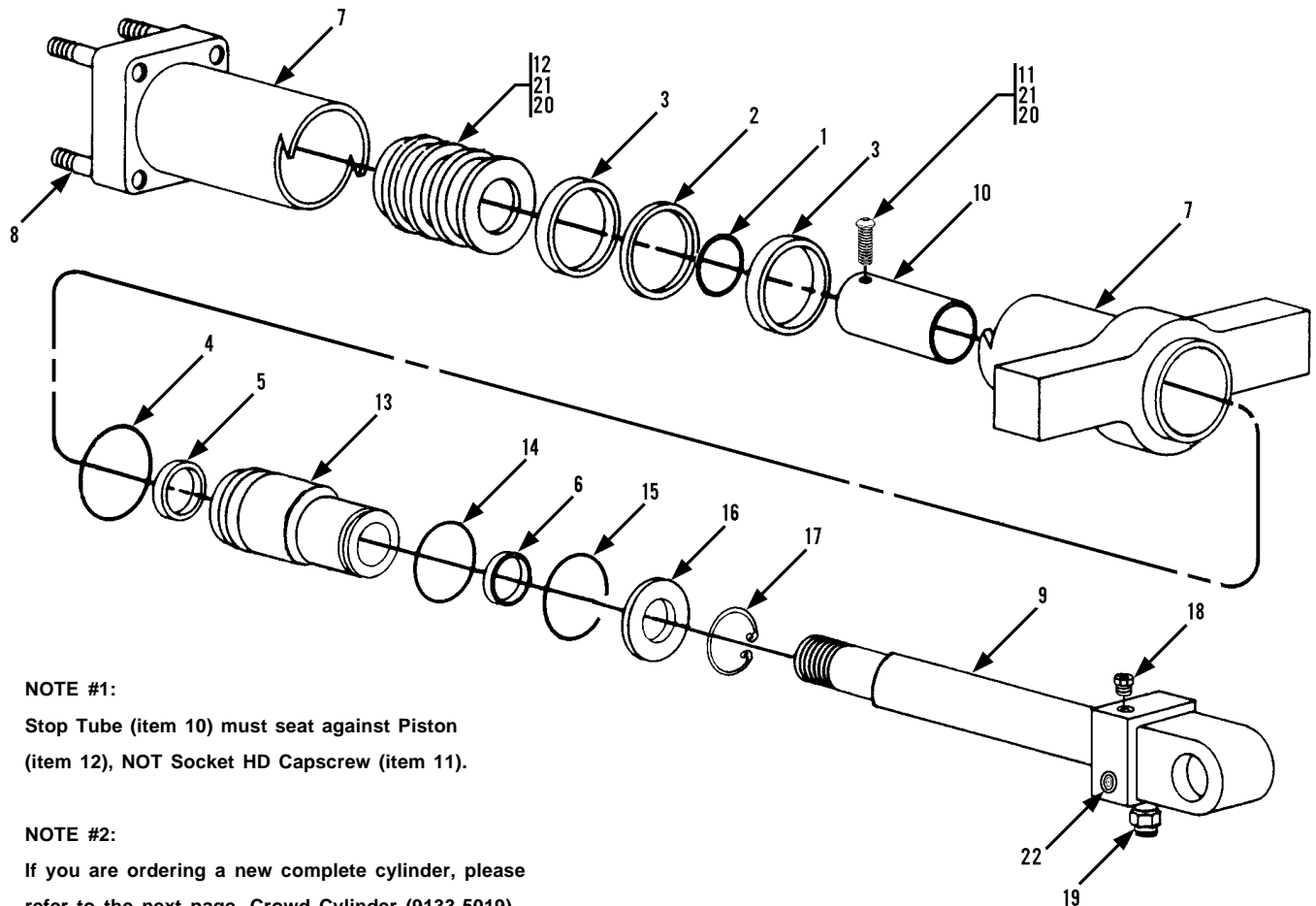
Item	Part No.	Qty.	Description Of Part
1		Ref	MAIN HYDRAULIC CONTROL VALVE ASSY (see page 10-7 for details)
2	8866-2005	10	CONNECTOR (includes item 3)
3	8859-1204	10	O-RING
4	911D-6047	1	COVER
5		Ref	JOYSTICK (see page 10-19 for details)
6	8826-1017	4	SOCKET BUTTON HD CAPSCREW, 1/4-20X7/8, GR5
7	8852-1304	4	LOCKNUT, 1/4-20
8	7714-3006	2	WHIZ LOCKNUT, 5/16-18

Item	Part No.	Qty.	Description Of Part
9	7714-3003	2	WHIZ-LOC SCREW, 5/16-18x5/8
10	9020-6199	AR	TRIM LOK
11	8471-8736	1	HOSE ASSY
12	8471-8735	1	HOSE ASSY
13	8471-7458	2	HOSE ASSY
14	8471-7519	2	HOSE ASSY
*15	8096-3060	1	WEATHER PACK SHROUD
*16	8096-3069	3	MALE PIN TERMINAL
*17	9114-3187	3	CABLE SEAL





Item	Part No.	Qty.	Description Of Part	Item	Part No.	Qty.	Description Of Part
	9112-3142	1	LIFT CYLINDER ASSY, (includes all items)	9		1	O-RING
	9112-4071	1	SEAL KIT, (includes items 7 thru 10, 12, 13 & 15 thru 17)	10		1	O-RING
* 1	9108-3304	2	BUSHING	11	9112-4073	1	PISTON
2	9114-4128	4	GREASE FITTING	12		1	O-RING
3	9112-4117	1	CASE ASSY	13		1	BACK-UP RING
4	9112-3089	1	COUNTERBALANCE VALVE	14	9112-4074	1	CYLINDER HEAD
	9103-4276	1	COUNTERBALANCE VALVE SEAL KIT	15		1	STEP SEAL
5	9112-4096	1	CAPSCREW, #8X32X.375	16		1	U-CUP
6	9103-4153	1	LOCKNUT, (lubricate & torque to 1400-1500 ft.lbs.)	17		1	WIPER
7		2	WEAR RING	18	9112-4119	1	ROD ASSY
8	9112-4118	1	PISTON SEAL	* 19	9112-4106	2	BUSHING
							NOTE: ONLY ITEMS WITH PART NUMBERS ARE AVAILABLE FOR SERVICE.



**NOTE #1:**

Stop Tube (item 10) must seat against Piston (item 12), NOT Socket HD Capscrew (item 11).

**NOTE #2:**

If you are ordering a new complete cylinder, please refer to the next page, Crowd Cylinder (9133-5019).

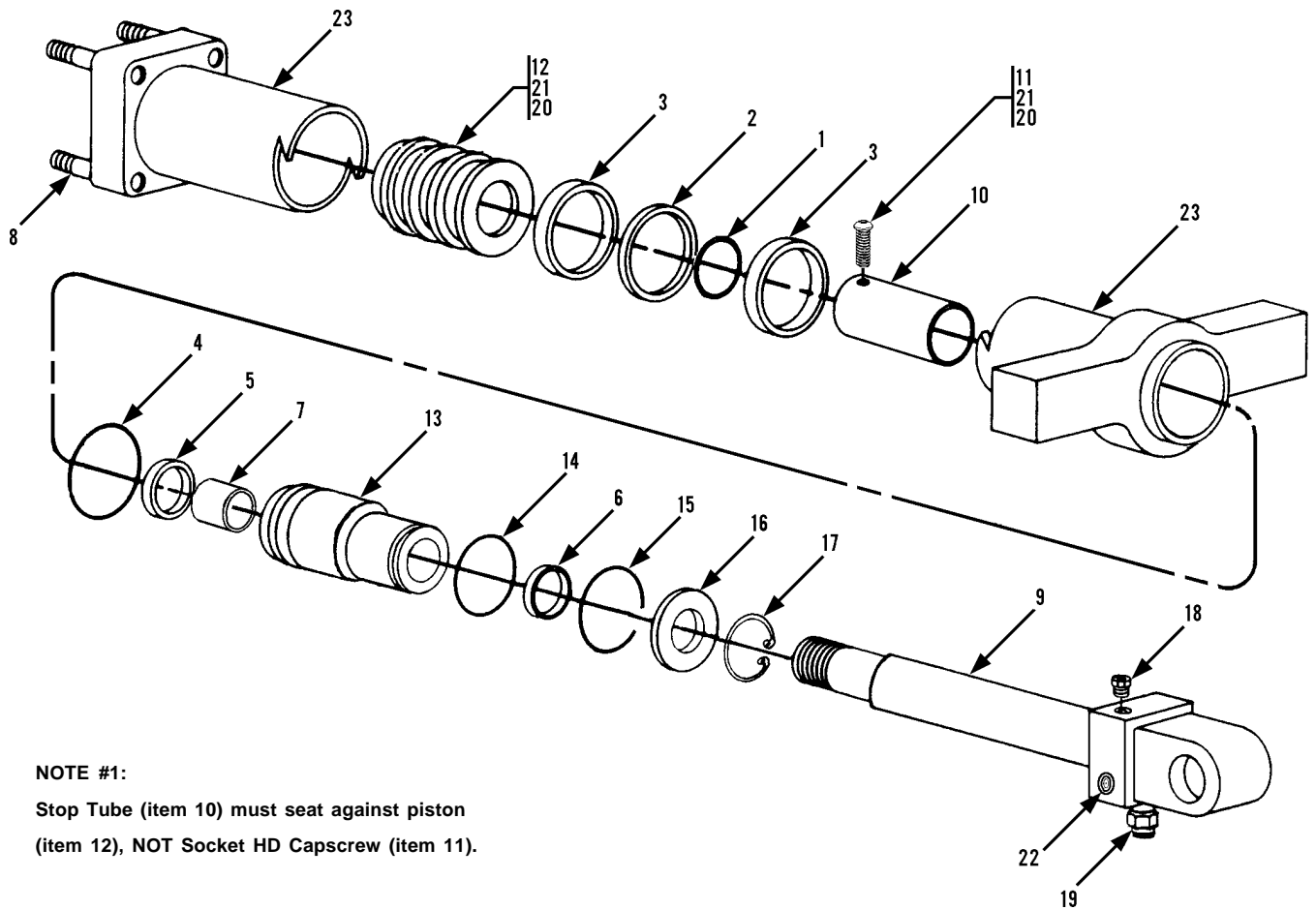
**NOTE #3:**

If your machine's serial number is after 0588495 (534D-6) or 0588473 (534D-6 Turbo), please refer to the next page, Crowd Cylinder (9133-5019).

**NOTE: ALL 534D-6 AND 534D-6 TURBO MACHINES WITH THE 42' BOOM OPTION MUST SEE PAGE 13-19 FOR DETAILS.**

Item	Part No.	Qty.	Description Of Part	Item	Part No.	Qty.	Description Of Part
	9112-5024	1	CROWDCYLINDER ASSY, (includes all items)	12	9112-1176	1	PISTON, (hand torque to 450-475 ft. lbs.)
	9112-3152	Ref	PACKING KIT, (includes items 1 thru 6)	13	9112-1236	1	CYLINDER HEAD
1	8859-1036	1	O-RING	14	9112-3086	1	RETAINING RING
2	9112-3081	1	PISTON SEAL	15	8000-3152	12"	NEOPRENE CORD
3	9112-3082	2	PISTON WEAR RING	16	9112-1179	1	SNAP RING WASHER
4	9112-3137	1	STATIC SEAL	17	9112-3085	1	SNAPRING
5	9112-3083	1	ROD SEAL	18	8866-2193	1	HEX HD PLUG, (includes o-ring)
6	8000-3337	1	ROD WIPER		8859-1205	1	O-RING
7	9112-6036	1	TUBE WELDMENT	19	9112-3089	1	COUNTERBALANCE VALVE
8	9112-1180	4	STUD		9103-4276	1	COUNTERBALANCE VALVE SEAL KIT
9	9112-6037	1	ROD WELDMENT	20	1440-3426	AR	LOCTITE PRIMER
10	9112-1178	1	STOP TUBE	21	1440-4102	AR	LOCTITE 277, (red)
11	8821-1068	1	SOCKET HD CAPSCREW, 3/8-16x5/8, GR8, (hand torque to 40-45 ft. lbs.)	22	8000-3447	2	THREADED CAP PLUG





**NOTE #1:**

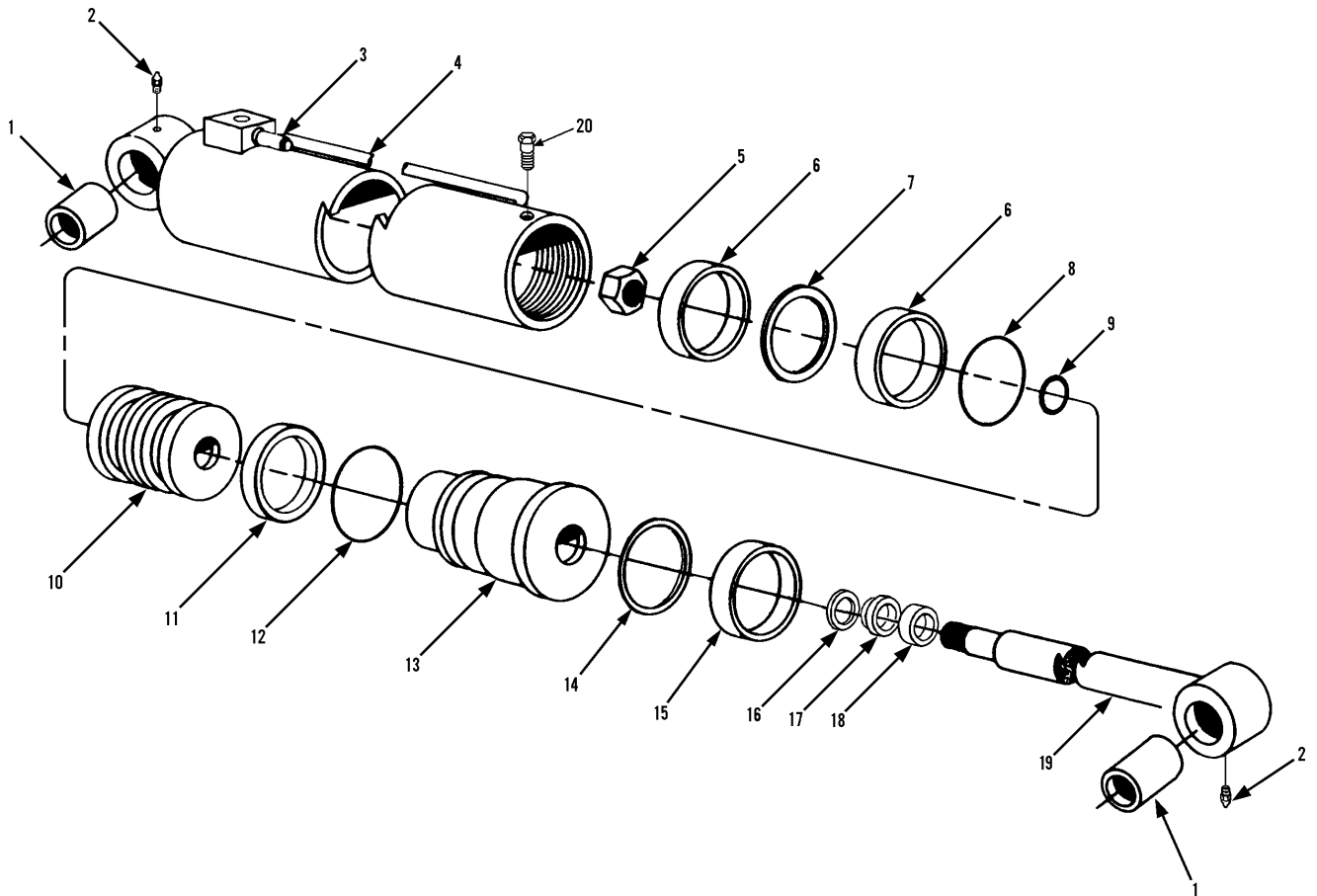
Stop Tube (item 10) must seat against piston (item 12), NOT Socket HD Capscrew (item 11).

**NOTE #2:**

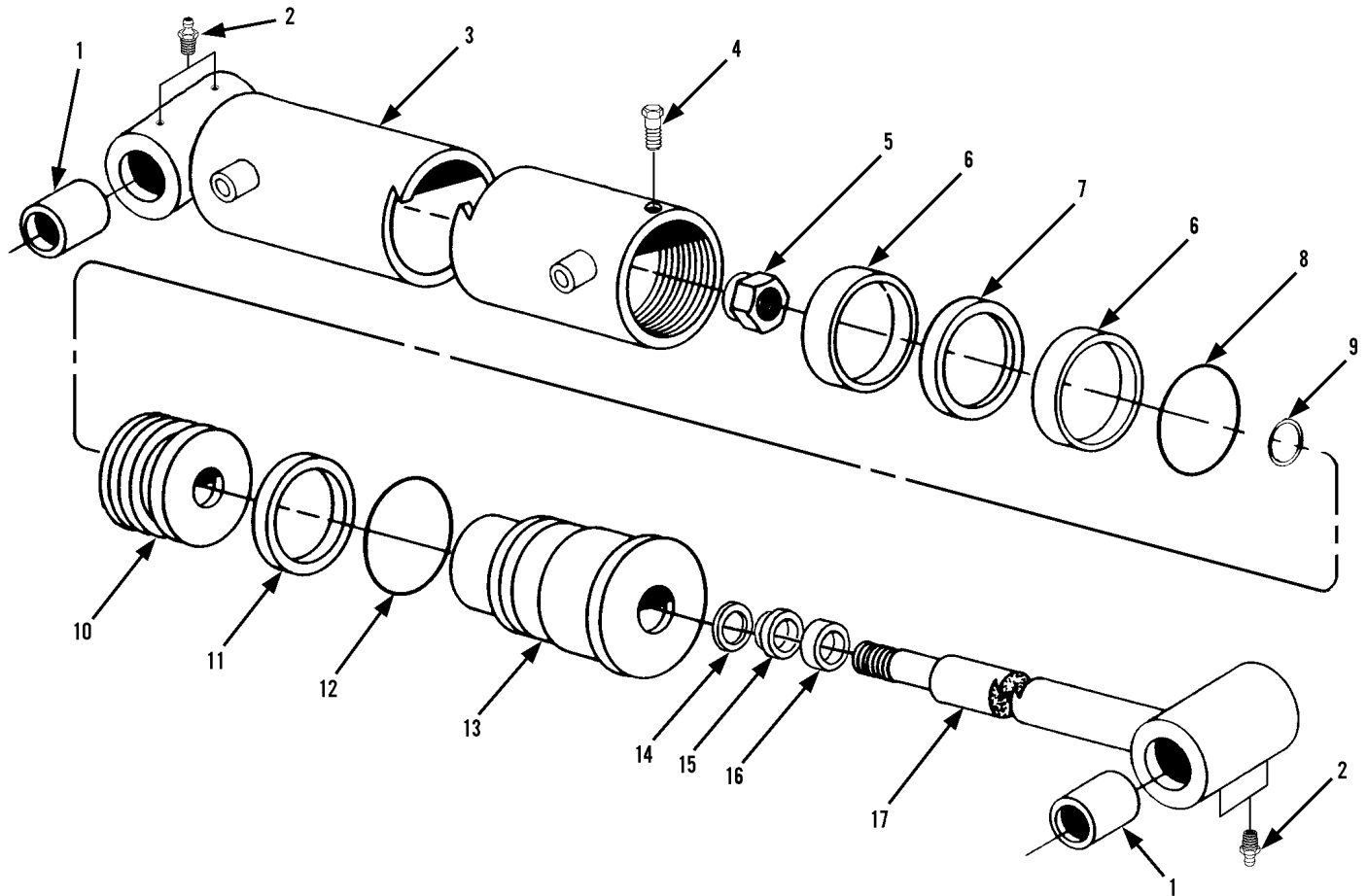
If your machine's serial number is before 0588496 (534D-6) or 0588538 (534D-6 Turbo), please refer to the previous page, Crowd Cylinder (9112-5024)

**NOTE: ALL 534D-6 AND 534D-6 TURBO MACHINES WITH THE 42' BOOM OPTION MUST SEE PAGE 13-19 FOR DETAILS.**

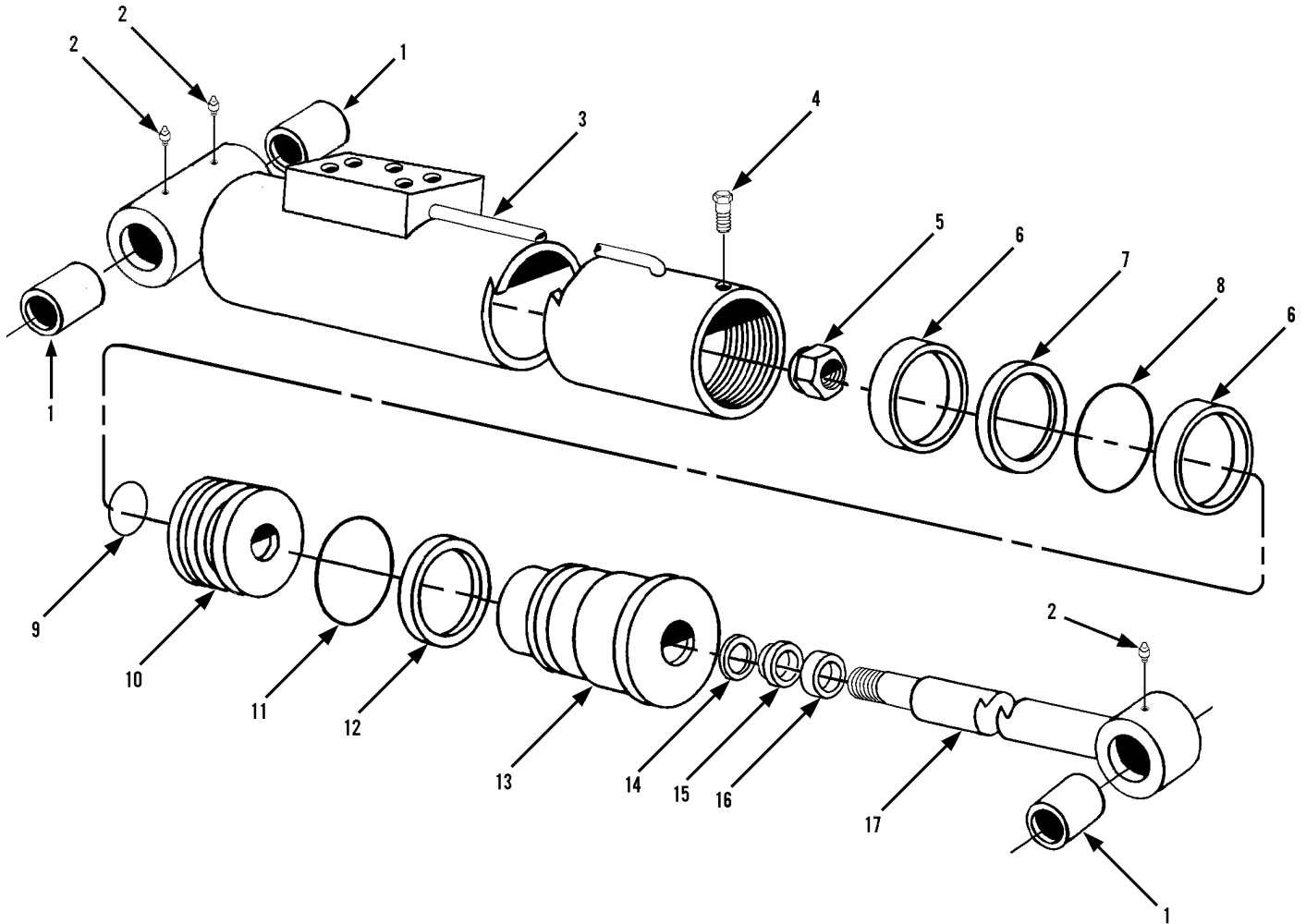
Item	Part No.	Qty.	Description Of Part	Item	Part No.	Qty.	Description Of Part
	9133-5019	1	CROWDCYLINDER ASSY, (includes all items)	13	9112-1307	1	CYLINDER HEAD
1	9133-3029	Ref	PACKING KIT, (includes items 1 thru 7)	14	9112-3086	1	RETAINING RING
	8859-1036	1	O-RING	15	8000-3152	12"	NEOPRENE CORD
2	9112-3081	1	PISTON SEAL	16	9112-1179	1	SNAPRING WASHER
3	9112-3082	2	PISTON WEAR RING	17	9112-3085	1	SNAP RING
4	9112-3137	1	STATIC SEAL	18	8866-2193	1	HEX HD PLUG, (includes o-ring)
5	8000-3082	1	ROD SEAL		8859-1205	1	O-RING
6	8000-3337	1	ROD WIPER	19	9112-3089	1	COUNTERBALANCE VALVE
7	8000-3227	1	ROD BEARING		9103-4276	1	COUNTERBALANCE VALVE SEAL KIT
8	9112-1180	4	STUD	20	1440-3426	AR	LOCTITE PRIMER
9	9112-6037	1	ROD WELDMENT	21	1440-4102	AR	LOCTITE 277, (red)
10	9112-1178	1	STOP TUBE	22	8000-3447	2	THREADED CAP PLUG
11	8821-1068	1	SOCKET HD CAPSCREW, 3/8-16x5/8, GR8, (hand torque to 40-45 ft. lbs.)	23	9112-6036	1	TUBE WELDMENT
12	9112-1176	1	PISTON, (hand torque to 450-475 ft. lbs.)				



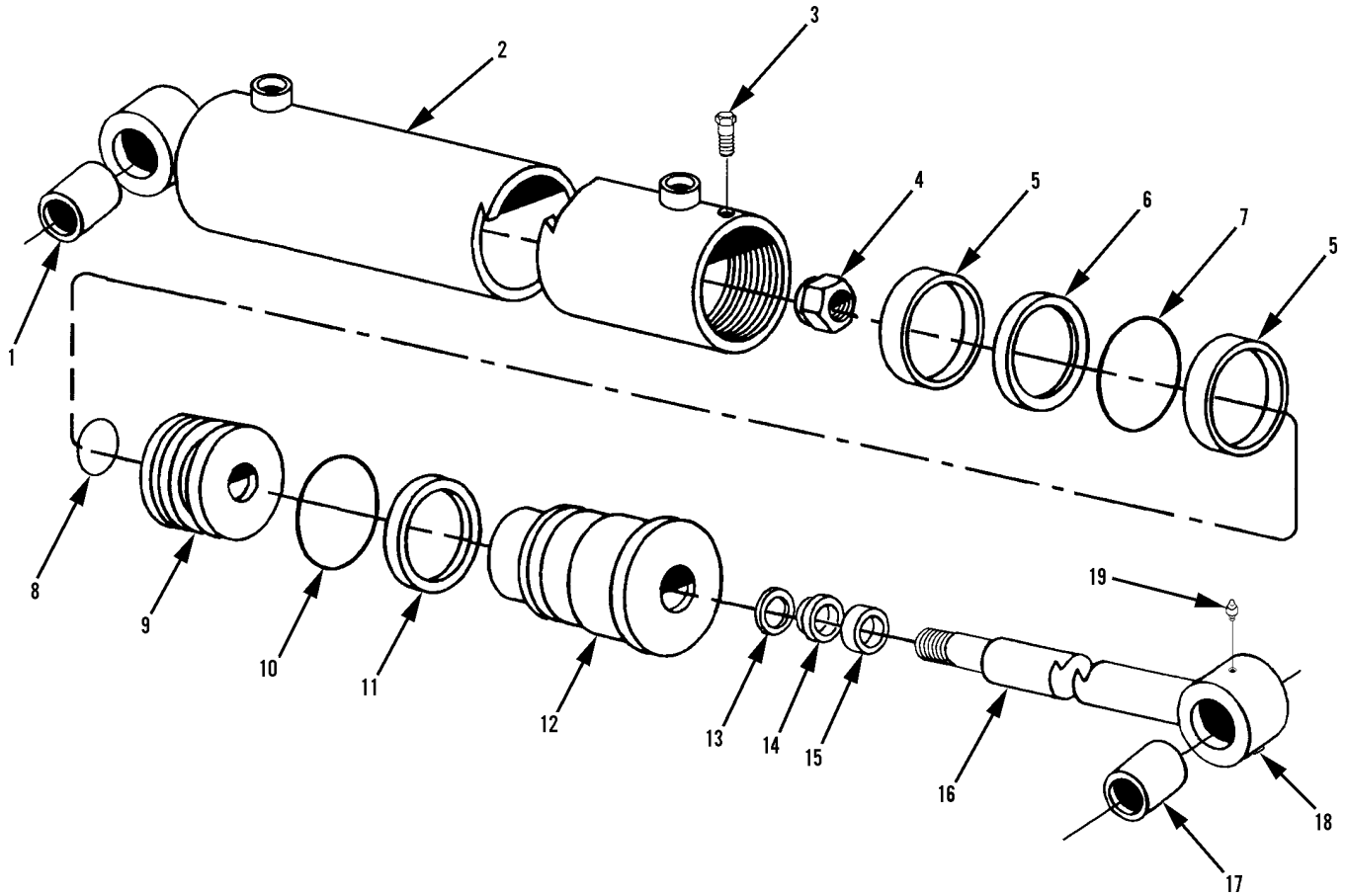
Item	Part No.	Qty.	Description Of Part	Item	Part No.	Qty.	Description Of Part
	9108-3513	1	TILT CYLINDER ASSY (includes all items)	11		1	BACK-UP RING
	9108-4370	1	SEAL KIT (includes items 6 thru 9, 11, 12 & 14 thru 16)	12		1	O-RING
* 1	9140-4352	2	BUSHING	13	9108-4371	1	GLAND
2	9114-4128	2	GREASE FITTING	14	9108-4372	1	SNAP RING
3	9108-3473	1	COUNTERBALANCE VALVE	15	9108-4373	1	WEAR RING
4	9112-4076	1	CASE ASSY	16		1	STEP SEAL
5	9106-4017	1	LOCKNUT (torque to 650-750 ft.lbs.)	17		1	U-CUP
6		2	WEAR RING	18		1	WIPER
7		1	SEAL	19	9112-4078	1	SHAFT ASSY
8		1	O-RING	20	9112-4096	1	SELF TAPPING SCREW, #10-24
9		1	O-RING				NOTE: ONLY ITEMS WITH PART NUMBERS ARE AVAILABLE FOR SERVICE.
10	9104-4274	1	PISTON				



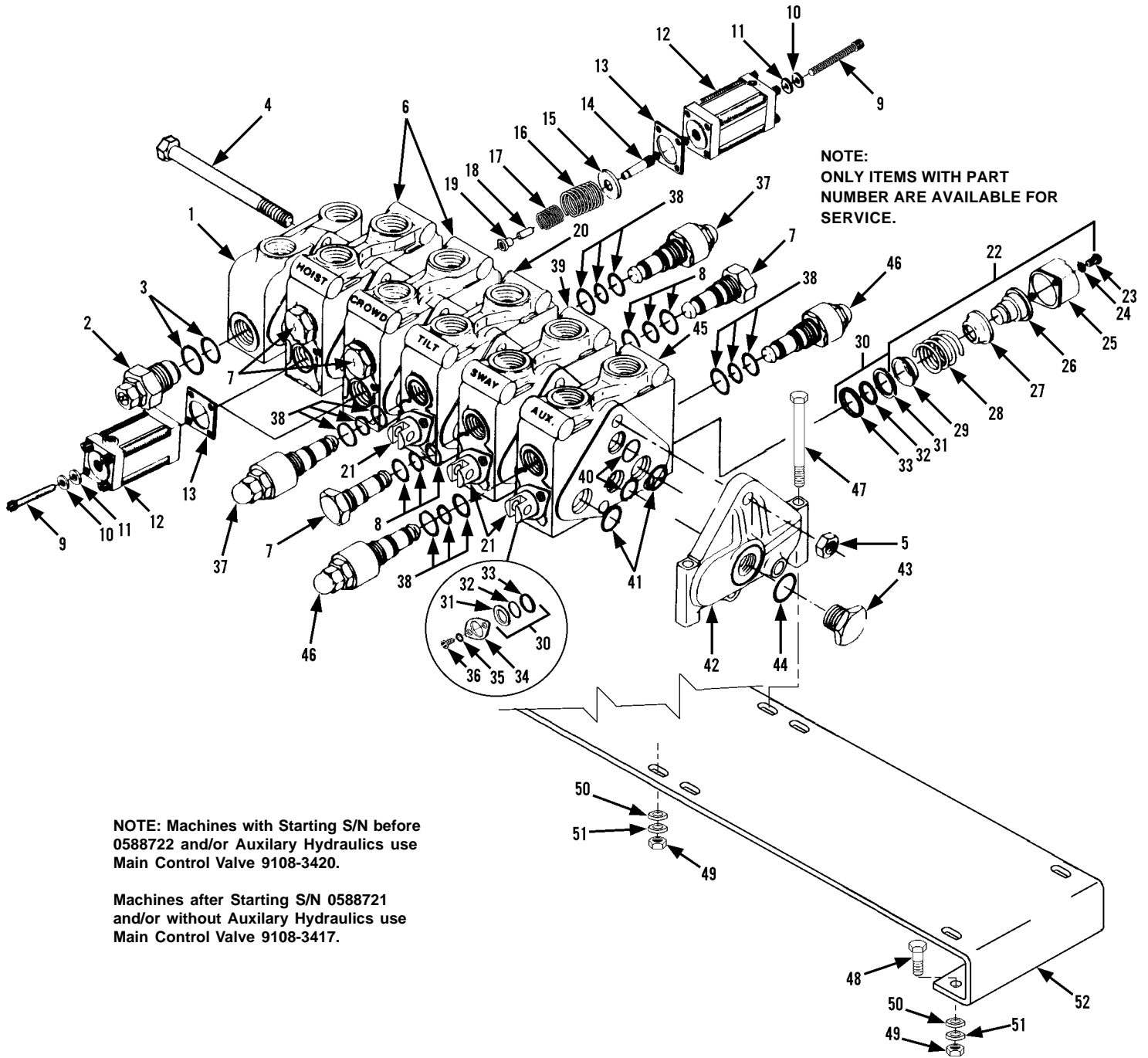
Item	Part No.	Qty.	Description Of Part	Item	Part No.	Qty.	Description Of Part
	9112-3143	1	COMPENSATING CYLINDER ASSY (includes all items)	9		1	O-RING
	9103-4339	1	SEAL KIT (includes items 6 thru 9, 11, 12, & 14 thru 16)	10	9103-4139	1	PISTON
1	9114-4080	4	BUSHING	11		1	BACK-UP RING
2	9114-4128	4	GREASE FITTING	12		1	O-RING
3		1	CASE ASSY	13	9112-4081	1	CYLINDER HEAD
4	9112-4096	1	CAPSCREW	14		1	STEP SEAL
5	9103-4153	1	LOCKNUT (lubricate & torque to 1175-1275 ft. lbs.)	15		1	U-CUP
6		2	WEAR RING	16		1	WIPER
7		1	PISTON SEAL	17	9112-4082	1	ROD ASSY
8		1	O-RING				NOTE: ONLY ITEMS WITH PART NUMBERS ARE AVAILABLE FOR SERVICE.



Item	Part No.	Qty.	Description Of Part	Item	Part No.	Qty.	Description Of Part
	9112-3133	1	SWAY CYLINDER ASSY (includes all items)	9	9112-4100	1	O-RING
	9108-4308	1	SEAL KIT (includes items 6 thru 9, 11, 12 & 14 thru 16)	10	9112-4084	1	PISTON
* 1	9140-4352	3	BUSHING	11	9120-4465	1	O-RING
2	9114-4128	3	LUBE FITTING	12	9120-4466	1	BACK-UP RING
3	9112-4095	1	CASE ASSY	13	9112-4085	1	CYLINDER HEAD
4	9112-4096	1	SELF-TAPPING SCREW	14	9112-4101	1	STEP SEAL
5	9103-4156	1	LOCKNUT (lubricate & torque to 350-400 ft.lbs.)	15	9112-4102	1	U-CUP
6	9112-4097	2	WEAR RING	16	9112-4103	1	WIPER
7	9112-4098	1	PISTON SEAL	17	9112-4104	1	ROD ASSY
8	9112-4099	1	O-RING				NOTE: ONLY ITEMS WITH PART NUMBERS ARE AVAILABLE FOR SERVICE.



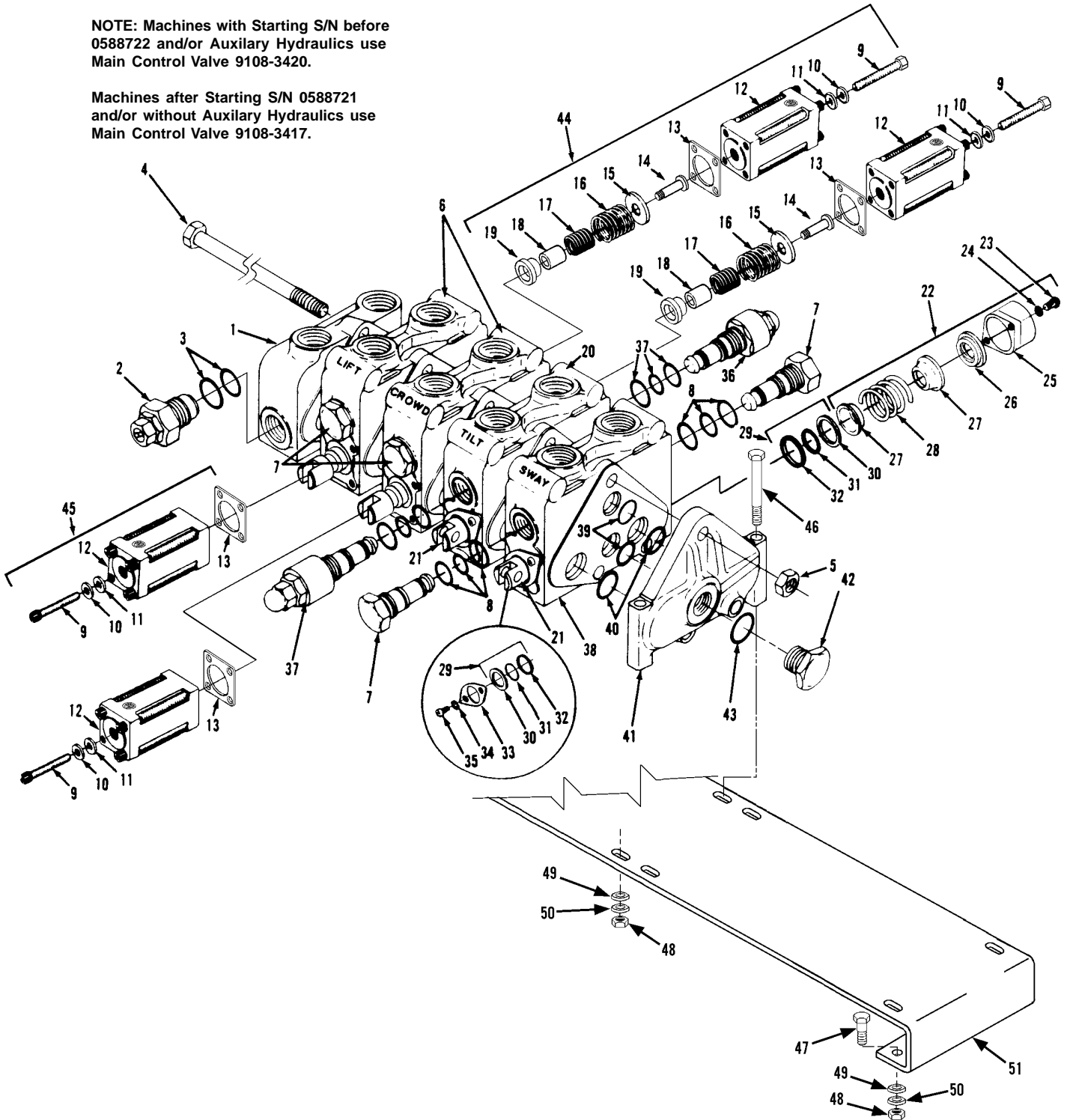
Item	Part No.	Qty.	Description Of Part	Item	Part No.	Qty.	Description Of Part
	9108-3532	2	STEERING CYLINDER ASSY (includes all items)	10		1	O-RING
	9108-4305	1	SEAL KIT (includes items 5 thru 8, 10, 11 & 13 thru 15)	11		1	BACK-UP RING
1	9112-4087	1	BUSHING	12	9112-4090	1	CYLINDER HEAD
2	9112-4088	1	CASE ASSY	13		1	STEP SEAL
3	9112-4096	1	SELF-TAPPING SCREW	14		1	U-CUP
4	9120-4460	1	LOCKNUT (lubricate & torque to 350-370 ft.lbs.)	15		1	WIPER
5		2	WEAR RING	16	9112-4108	1	ROD ASSY
6		1	PISTON SEAL	17	9104-3246	1	BUSHING
7		1	O-RING	18	9114-4128	1	GREASE FITTING
8		1	O-RING	19		1	HEX HD PLUG, 1/8-27 NPT
9	9112-4089	1	PISTON				NOTE: ONLY ITEMS WITH PART NUMBERS ARE AVAILABLE FOR SERVICE.



Item	Part No.	Qty.	Description Of Part	Item	Part No.	Qty.	Description Of Part
	9108-3420	1	MAIN HYDRAULIC CONTROL VALVE ASSY (includes all items except 47 thru 52)	28		3	SPRING
	9112-3075	2	SPOOL POSITIONER KIT (includes item 9 thru 19)	29		3	COLLAR
	9108-4203	1	STUD KIT (includes items 4 & 5)	30	9108-4005	6	SPOOL SEAL KIT (includes items 31, 32 & 33)
	9108-4015	5	VALVE SECTION SEAL KIT (includes items 40 & 41)	31		6	RETAINER
1	9108-4008	1	L.H. END COVER ASSY (includes items 2 & 3)	32		6	WASHER
2	9108-4009	1	MAIN RELIEF (includes item 3)	33		6	SEAL
3	9108-4206	1	O-RING (inner)	34	9108-4006	3	SPOOL RETAINER (includes items 35 & 36)
	9108-4207	1	O-RING (outer)	35		6	SCREW
4		3	STUD	36		6	WASHER
5		3	NUT	37	9108-4199	2	RELIEF - 2800 PSI (includes one of item 38)
6	9108-4277	2	VALVE SECTION ASSY (includes two of item 7, plus items 9 thru 19)	38	9108-4201	4	RELIEF SEAL KIT (one required per relief)
7	9108-4010	6	LOAD CHECK PLUG (includes item 8)		9108-4200	AR	RELIEF SERVICE KIT, NOT ILLUSTRATED (includes relief poppet and piston ring)
8	9108-4202	6	LOAD CHECK PLUG SEAL KIT (one required per check plug)	39	9108-4014	1	VALVE SECTION ASSY (includes 2 of item 7, plus items 21, 22, 30 & 34)
9	9108-4230	16	SOCKET HD CAPSCREW, 1/4-20X3	40		2	PRESSURE SEAL
10	9108-4231	16	LOCKWASHER, 1/4	41		2	PRESSURE SEAL
11	9108-4232	4	BEARING PLATE	42	9108-4278	1	R.H. END COVER ASSY (includes item 43)
12	9108-4229	4	BONNET	43	9108-4279	1	PLUG (includes item 44)
13	9108-4233	4	SEAL	44		1	O-RING
14	9108-4234	2	SPUD POSITIONER	45	9108-4280	1	VALVE SECTION ASSY (includes items 21, 22, 30, 34 & 46)
15	9108-4235	2	WASHER	46	9108-4281	2	RELIEF - 2000 PSI (includes one of item 38)
16	9108-4236	2	SPRING	47	8820-1028	3	HEX HD CAPSCREW, 5/16-18x3, GR5
17	9108-4237	2	SPRING	48	8820-1020	4	HEX HD CAPSCREW, 5/16-18x1, GR5
18	9108-4238	2	STOP SLEEVE	49	8850-1005	7	HEX NUT, 5/16-18
19	9108-4239	2	STOP COLLAR	50	8855-1010	7	LOCKWASHER, 5/16
20	9108-4012	1	VALVE SECTION ASSY (includes items 21, 22, 30, & 34, plus two of item 37)	51	8856-1003	7	FLAT WASHER, 5/16
21	9108-4013	3	SPOOL	52	9138-1009	1	VALVE SUPPORT (partially illustrated)
22	9108-4004	3	SPOOL POSITIONER (includes items 23 thru 29)				
23		6	SCREW				
24		6	WASHER				
25		3	BONNET				
26		3	POSITIONER				
27		3	COLLAR				
							NOTE: ONLY ITEMS WITH PART NUMBERS ARE AVAILABLE FOR SERVICE.

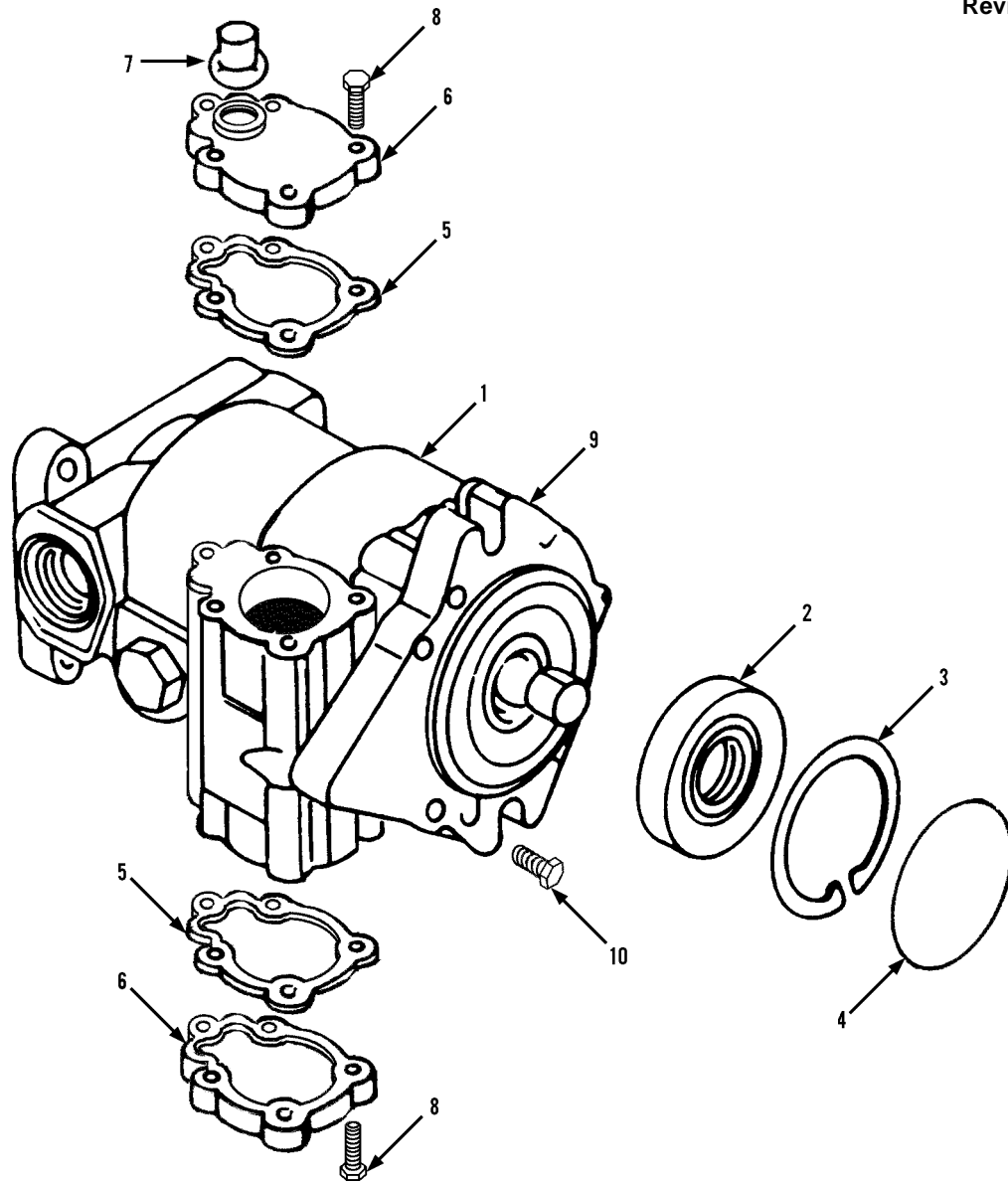
NOTE: Machines with Starting S/N before 0588722 and/or Auxiliary Hydraulics use Main Control Valve 9108-3420.

Machines after Starting S/N 0588721 and/or without Auxiliary Hydraulics use Main Control Valve 9108-3417.

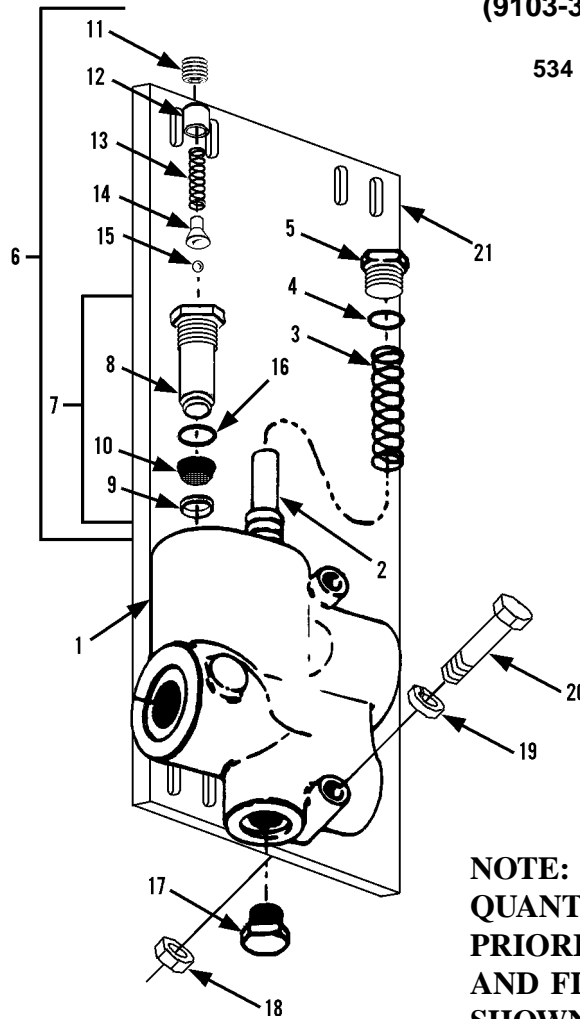




Item	Part No.	Qty.	Description Of Part	Item	Part No.	Qty.	Description Of Part
	9108-3417	1	MAIN HYDRAULIC CONTROL VALVE ASSY (includes all items)	28		2	SPRING
	9108-4019	1	STUD KIT (includes items 4 & 5)	29	9108-4005	4	SPOOL SEAL KIT (includes items 30, 31 & 32)
	9108-4015	5	VALVE SECTION SEAL KIT (includes items 39 & 40)	30		4	RETAINER
1	9108-4008	1	L.H. END COVER ASSY (includes items 2 & 3)	31		4	WASHER
2	9108-4009	1	MAIN RELIEF (includes item 31)	32		4	SEAL
3	9108-4206	1	O-RING (inner)	33	9108-4006	2	SPOOL RETAINER (includes items 34 & 35)
	9108-4207	1	O-RING (outer)	34		4	WASHER
4		3	STUD	35		4	SCREW
5		3	NUT	36	9108-4199	2	RELIEF-2800 P.S.I. (includes one of item 38)
6	9108-4277	2	VALVE SECTION ASSY (Hoist & Crowd) (includes two of item 7, plus items 9 thru 19)	37	9108-4201	2	RELIEF SEAL KIT (one required per relief)
7	9108-4010	6	LOAD CHECK PLUG (includes item 8)		9108-4200	AR	RELIEF SERVICE KIT, NOT ILLUSTRATED (includes relief poppet & piston ring)
8	9108-4202	6	LOAD CHECK PLUG SEAL KIT (one required per check plug)	38	9108-4014	1	VALVE SECTION ASSY (Sway) (includes 2 of item 7, plus items 21, 22, 29 & 33)
9	9108-4230	16	SOCKET HEAD CAPSCREW, 1/4-20x3	39		2	PRESSURE SEAL
10	9108-4231	16	LOCKWASHER, 1/4	40		2	PRESSURE SEAL
11	9108-4232	4	BEARING PLATE	41	9108-4278	1	R.H. END COVER ASSY (includes item 42)
12	9108-4229	4	BONNET	42	9108-4279	1	PLUG (includes item 43)
13	9108-4233	4	SEAL	43		1	O-RING
14	9108-4234	2	SPUD POSITIONER	44	9109-4024	2	HYDRAULIC REMOTE POSITIONER (includes items 9 thru 19)
15	9108-4235	2	WASHER	45	9109-4023	2	HYDRAULIC REMOTE POSITIONER (includes items 9 thru 13)
16	9108-4236	2	SPRING	46	8820-1028	3	HEX HD CAPSCREW, 5/16-18x3, GR5
17	9108-4237	2	SPRING	47	8820-1020	4	HEX HD CAPSCREW, 5/16-18x1, GR5
18	9108-4238	2	STOP SLEEVE	48	8850-1005	7	HEX NUT, 5/16-18
19	9108-4239	2	STOP COLLAR	49	8855-1010	7	LOCKWASHER, 5/16
20	9108-4012	1	VALVE SECTION ASSY (Tilt) (includes items 21, 22, 29 & 33, plus two of item 36)	50	8856-1003	7	FLAT WASHER, 5/16
21	9108-4013	2	SPOOL	51	9138-1009	1	VALVE SUPPORT (partially illustrated)
22	9108-4004	2	SPOOL POSITIONER (includes items 23 thru 29)				NOTE: ONLY ITEMS WITH PART NUMBERS ARE AVAILABLE FOR SERVICE.
23		4	SCREW				
24		4	WASHER				
25		2	BONNET				
26		2	SPOOL COLLAR				
27		4	SPRING COLLAR				

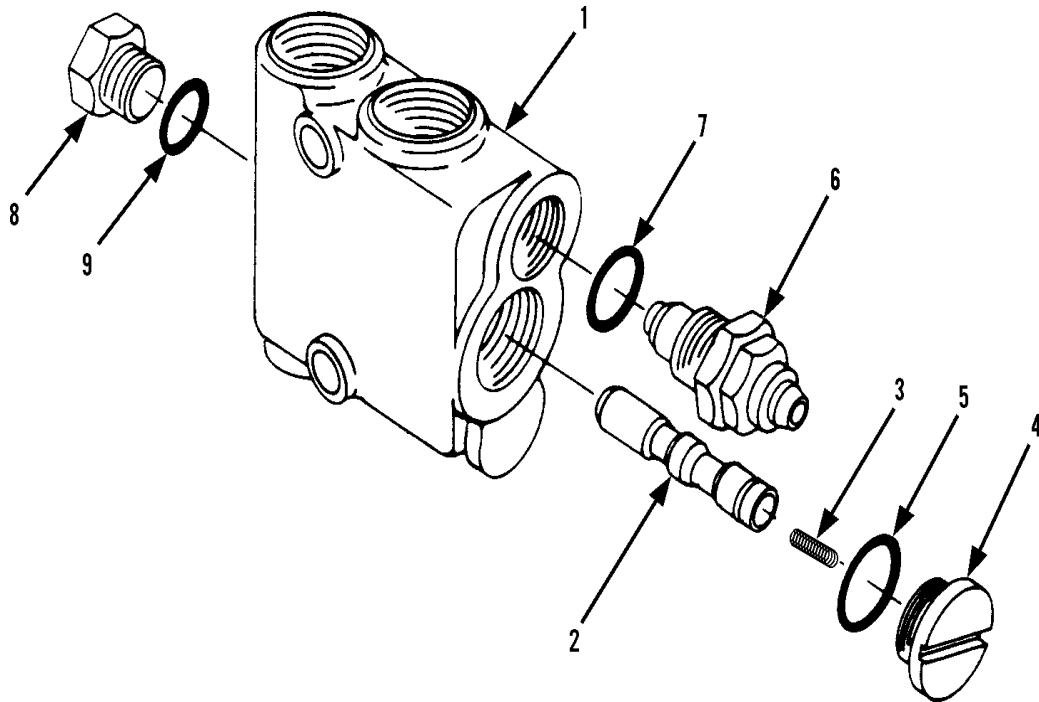


Item	Part No.	Qty.	Description Of Part
1	9108-3401	1	REAR DRIVE MOTOR (includes all items)
	9108-4358		SEAL KIT
2	9108-4214	1	LIP SEAL
3	9108-4215	2	RETAINING RING
4	9002-3155	1	"O" RING
5	9108-4365	2	GASKET
6	9108-4364	2	5 BOLT COVER
7	9108-4366	1	PLUG
8		10	BOLT (torque to 4 ft. lbs.)
9	9108-4367	1	7 BOLT COVER
10		7	BOLT
			NOTE: ONLY ITEMS WITH PART NUMBERS ARE AVAILABLE FOR SERVICE



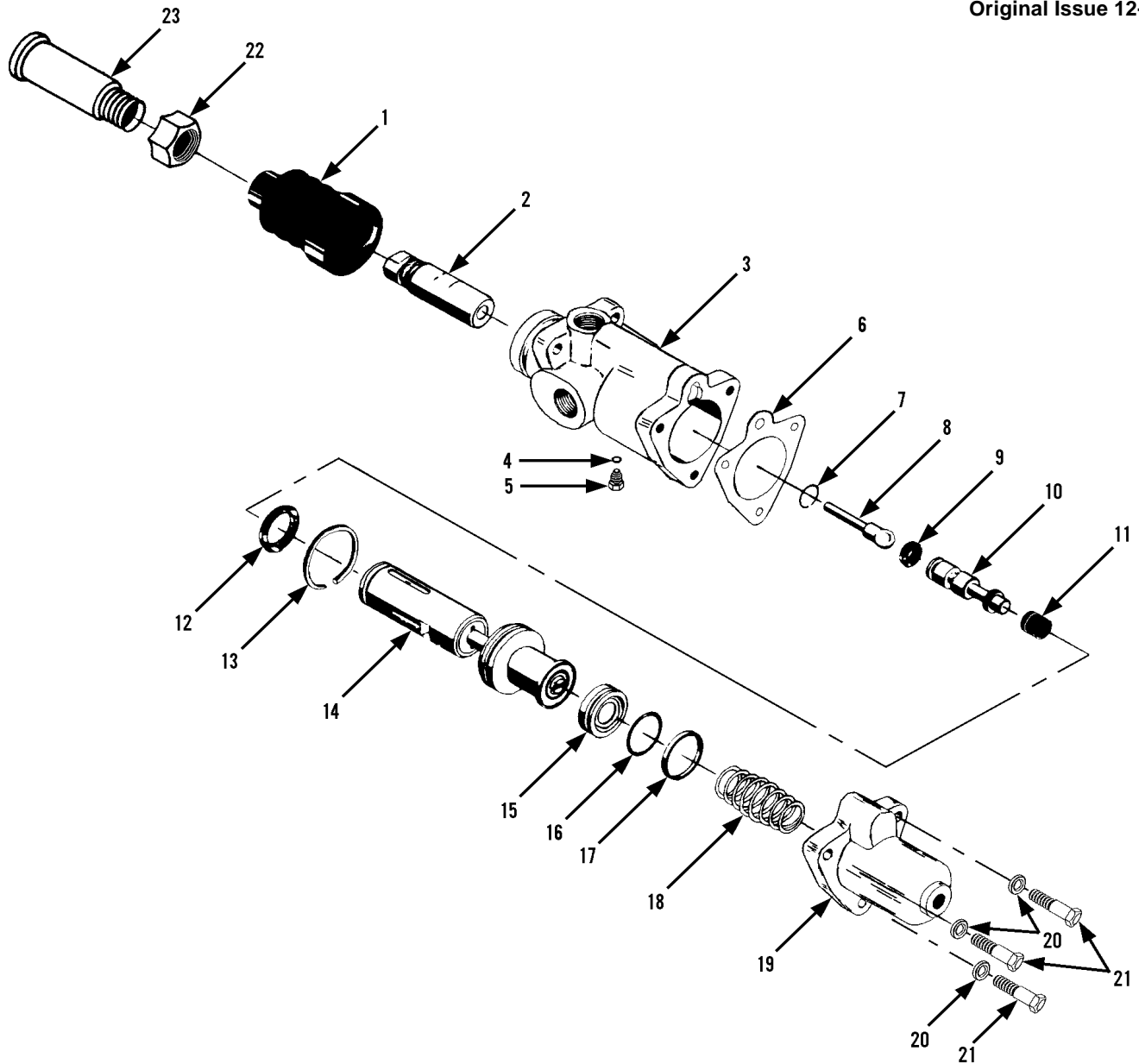
**NOTE: ITEMS 18 THRU 20 INCLUDE QUANTITIES TO MOUNT BOTH PRIORITY FLOW CONTROL VALVE AND FLOW DIVIDER VALVE SHOWN ON PAGE 10-10.**

Item	Part No.	Qty.	Description Of Part
	9103-3240	1	PRIORITY FLOW CONTROL VALVE ASSY (includes all items) (2500 PSI relief setting)
1	9020-6548	1	HOUSING (includes item 2)
2	9020-6549	1	SPOOL
3	9020-6550	1	SPRING
4	8859-1206	1	O-RING
5	9020-6552	1	PLUG
6	9020-6553	1	RELIEF CARTRIDGE (includes items 7 thru 16)
7	9020-6554	1	RELIEF VALVE SUB BODY (includes items 8 thru 10)
8	9020-6555	1	BODY
9	9020-6556	1	RING
10	9020-6557	1	SCREEN
11	9020-6558	1	RELIEF VALVE ADJUSTING SCREW
12	9020-6559	1	SPRING GUIDE
13	9020-6560	1	SPRING
14	9020-6561	1	BALL HOLDER
15	9021-6562	1	BALL
16	8859-1205	1	O-RING
17	9020-6564	1	PLUG
18	8850-1005	4	HEX NUT, 5-16
19	8855-1010	4	LOCKWASHER, 5/16
20	8820-1029	4	HEX HD CAPSCREW, 5/16-18X3-1/4, GR5
21	9112-1264	1	BRACKET

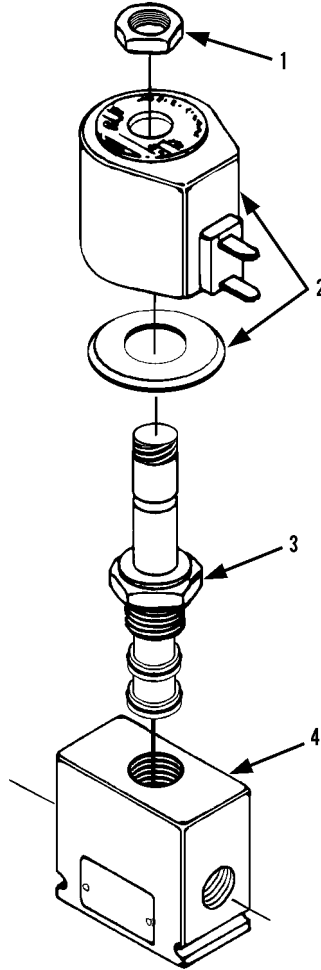


**NOTE: SEE PAGE 10-9 ITEMS 18  
 THRU 20 FOR MOUNTING  
 HARDWARE.**

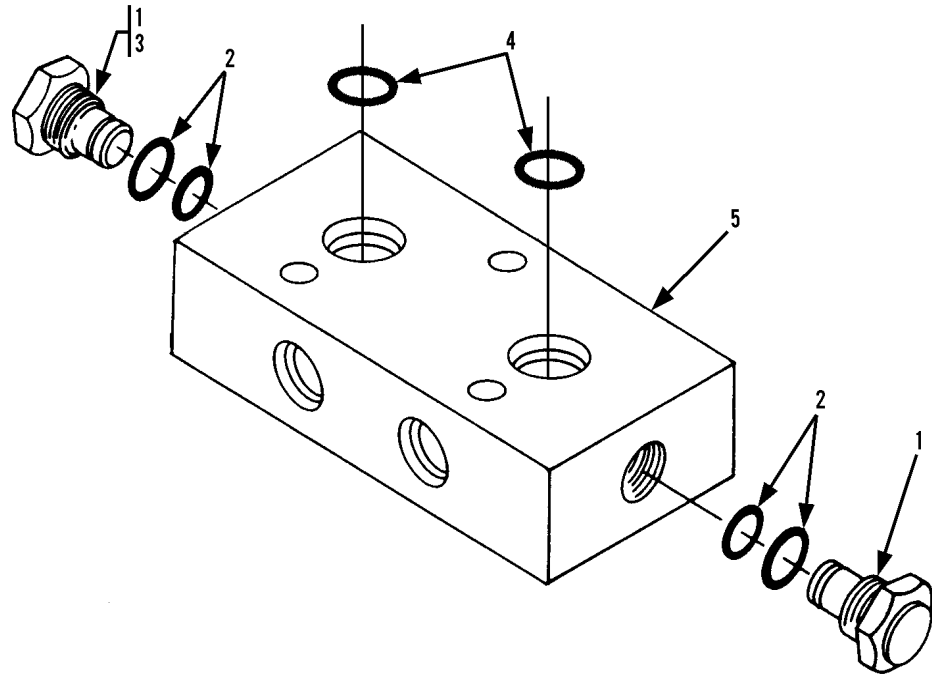
Item	Part No.	Qty.	Description Of Part
1	9108-3521	1	FLOW DIVIDER VALVE - 625 PSI (includes all items)
2	9108-4155	1	SPOOL
3	9108-4156	1	SPRING
4	9108-4160	1	PLUG (includes item 5)
5	9108-4158	1	O-RING
6	9108-4159	1	RELIEF (includes item 7)
7		1	O-RING
8	9108-4157	1	PLUG (includes item 9)
9	9108-4161	1	O-RING



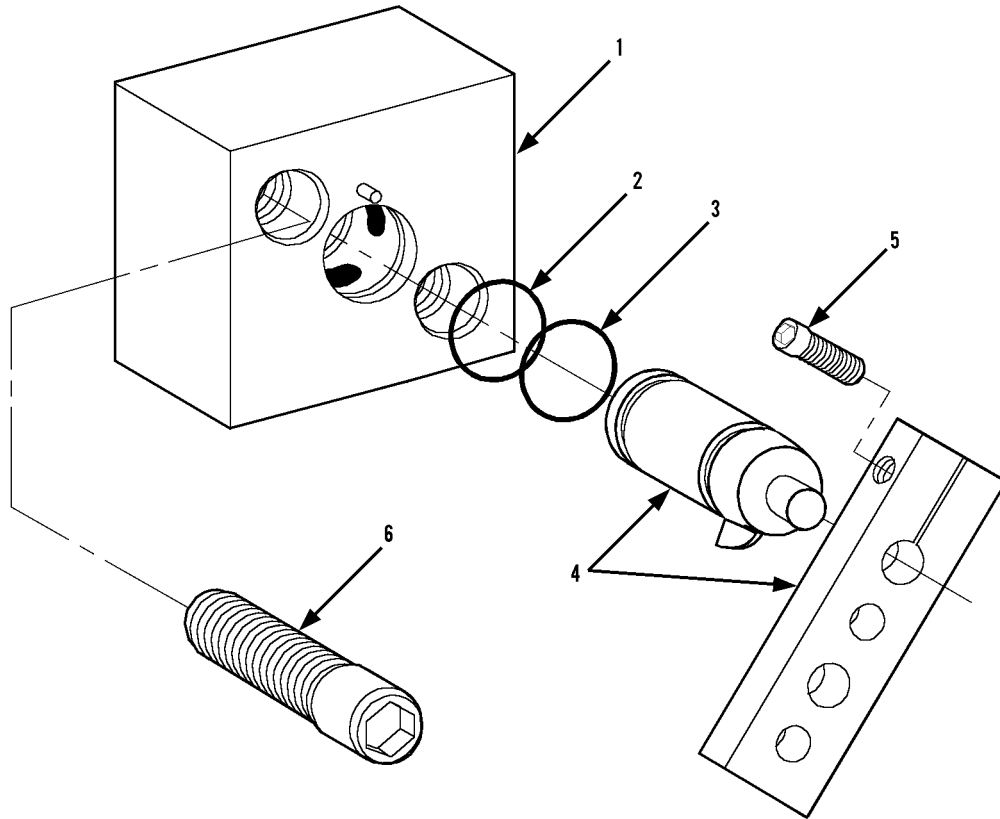
Item	Part No.	Qty.	Description Of Part	Item	Part No.	Qty.	Description Of Part
	9114-3201	1	POWER BRAKE VALVE (includes items 1 thru 21)	11		1	SPRING
	9108-4043	1	REPAIR KIT (includes items 1, 4, 6, 9, 12, 13, 15, 16 & 17 )	12		1	CUP
1	9108-4042	1	BOOT	13		1	PISTON RING
2		1	PRESSURE REGULATING SPRING ASSY	14		1	SLEEVE & PISTON ASSY
3		1	HOUSING	15		1	PISTON & POPPET ASSY
4		1	O-RING	16		1	O-RING
5		1	CAPSCREW	17		1	RING SEAL
6		1	GASKET	18		1	SPRING
7		1	RETAINING RING	19		1	END CAP
8		1	PUSH ROD	20		3	LOCKWASHER
9		1	CUP	21		3	HEX HD CAPSCREW
10		1	SPOOL (not available for service, order 9114-3201)	22	8850-1408	1	HEX JAM NUT, 1/2-20
				23	9108-1445	1	PUSH ROD
							NOTE: ONLY ITEMS WITH PART NUMBERS ARE AVAILABLE FOR SERVICE.



Item	Part No.	Qty.	Description Of Part
	9104-3446	1	3-WAY SOLENOID VALVE(includes all items)
1	9020-8066	1	NUT
2	9114-4158	1	COIL
3	9114-4159	1	CORE ASSY (3-way, 2-position)
4	8093-4035	1	VALVE BODY

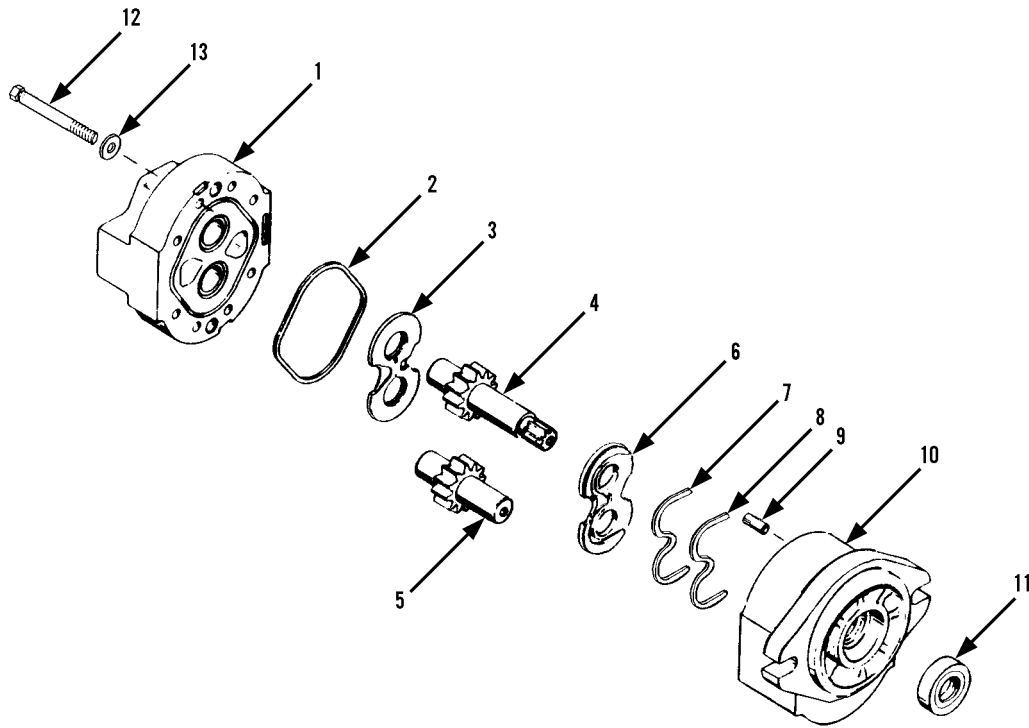


Item	Part No.	Qty.	Description Of Part
	9116-3027	1	SWAY CYLINDER VALVE ASSY (includes items 1, 2, 3 & 5)
1	9116-4061	2	VALVE CARTRIDGE
2	9116-4056	2	VALVE SEAL KIT
3	9116-4062	1	PISTON
4	8859-1012	2	O-RING
5		1	VALVE BODY (not sold separately, order P/N 9116-3027)
			NOTE: ONLY ITEMS WITH PART NUMBERS ARE AVAILABLE FOR SERVICE

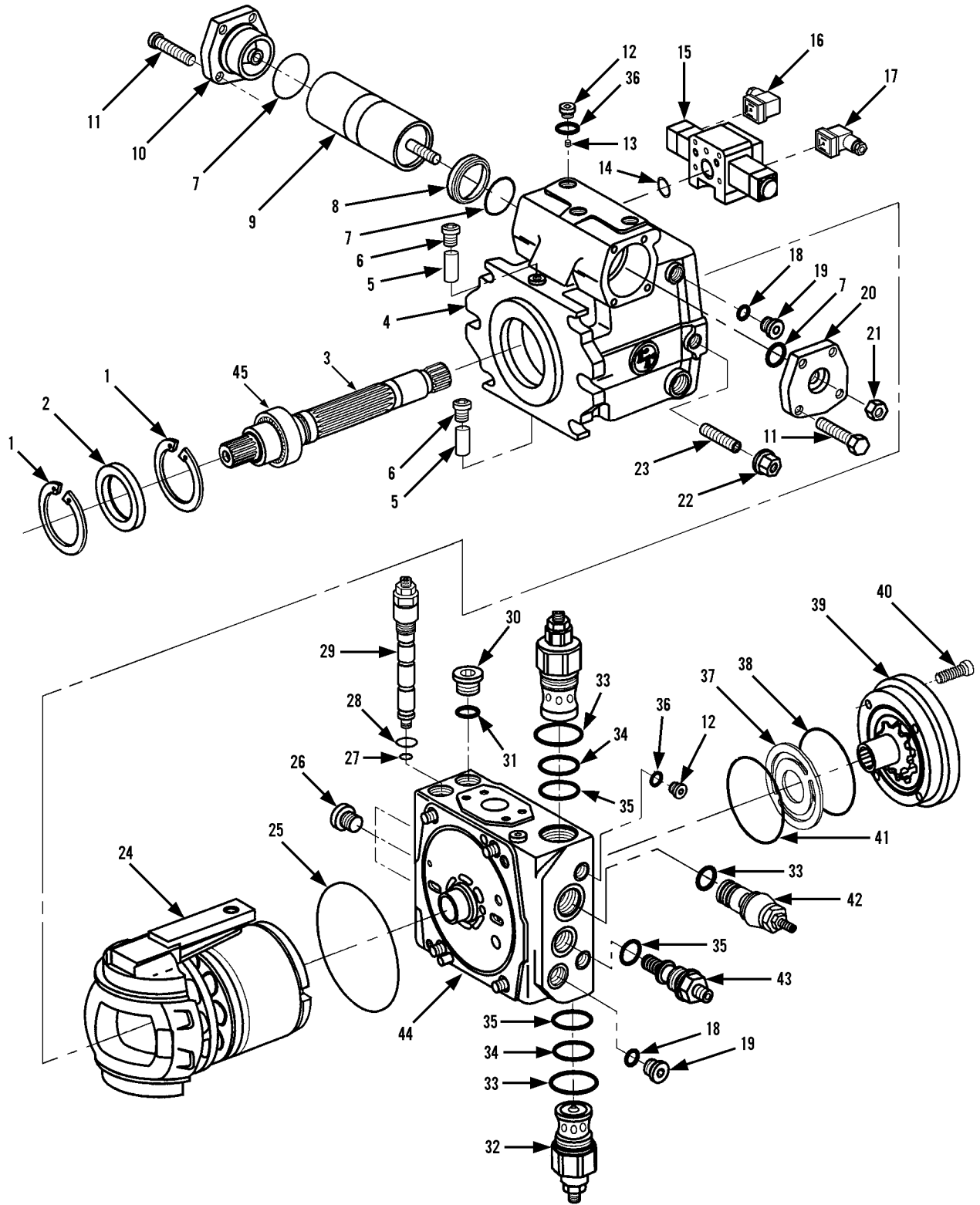


Item	Part No.	Qty.	Description Of Part
1	9114-3140	1	INCHING VALVE (includes all items)
2	8093-4423	1	O-RING
3	8093-4202	1	O-RING
4		1	ACTIVATING LEVER
5		1	SOCKET HD CAPSCREW
6	8821-2228	2	SOCKET HD CAPSCREW
			NOTE: ONLY ITEMS WITH PART NUMBERS ARE AVAILABLE FOR SERVICE.

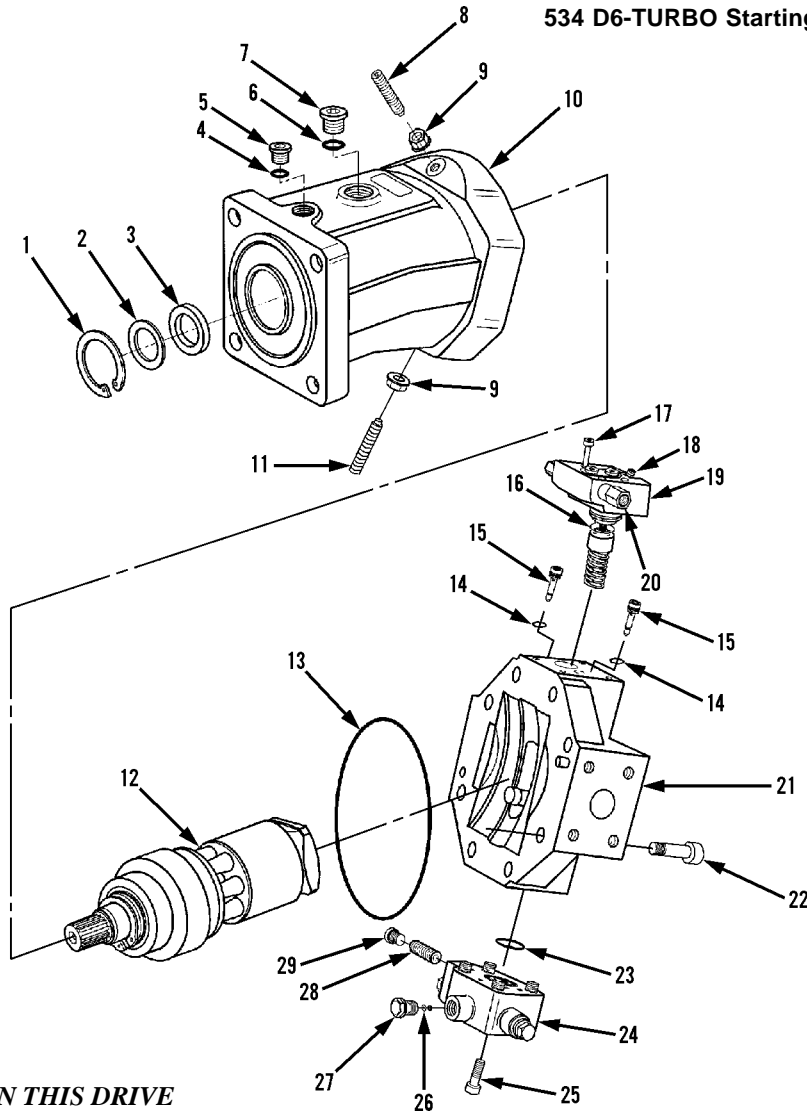




Item	Part No.	Qty.	Description Of Part
	9108-3296	1	MAIN HYDRAULIC PUMP (includes all items)
	9108-4218	1	SEAL KIT (includes items 2, 3, 6, 7, 8 & 11)
1	9108-4144	1	REAR COVER
2	9108-4137	1	SEAL
3	9108-4138	1	THRUST PLATE
4	9108-4146	1	DRIVE GEAR
5	9108-4145	1	DRIVEN GEAR
6	9108-4139	1	WEAR PLATE
7	9108-4140	1	SEAL
8	9108-4142	1	SEAL SPACER
9	9108-4143	2	DOWEL PIN
10	9108-4147	1	BODY
11	9108-4141	1	SHAFT SEAL
12	9108-4135	8	HEX HD CAPSCREW
13	9108-4136	8	FLATWASHER



Item	Part No.	Qty.	Description Of Part	Item	Part No.	Qty.	Description Of Part
	9108-3499	1	HYDROSTATIC TRANSMISSION PUMP (includes all items)	23	9114-4095	1	ECCENTRIC SCREW
	9108-4317	AR	SEAL KIT (includes items 2, 6, 7, 14, 15, 22, 25, 27, 28, 31, 32, 33, 34, 35, 36, 38, 41 plus additional items not illustrated)	24	9108-4326	1	ROTARY GROUP ASSY
1	8093-4052	2	SNAP RING	25		1	O-RING
* 2	9108-4389	1	SHAFT SEAL	26	9108-4327	3	PLUG
3	9108-4318	1	SHAFT ASSY	27		1	O-RING
4	9108-4319	1	HOUSING ASSY	28		1	O-RING
5	9108-4320	2	PIN	29	9108-4328	1	POR ASSY (includes items 27 & 28)
6		4	PLUG	30	8093-4340	1	PLUG (includes item 31)
7		4	O-RING	31		1	O-RING
8	9108-4321	2	BUSHING	32	9108-4032	2	RELIEF VALVE (includes one each of items 33 thru 35)
9	9108-4322	1	STROKING PISTON ASSY	33		3	O-RING
10	9108-4323	1	STROKING PISTON COVER KIT (includes items 7 & 11)	34		2	O-RING
11	8093-4077	8	CAPSCREW, M8X20	35		3	O-RING
12	8093-4084	5	PLUG (includes item 36)	36		5	O-RING
13	9114-4093	2	STROKING ORIFICE	37	9108-4329	1	WEAR PLATE
14		1	O-RING	38		1	O-RING
15	9108-4324	1	DA CONTROL ASSY (includes items 16 & 17)	39	9108-4330	1	CHARGE PUMP ASSY (includes items 37, 38, 40 & 41)
16	9108-4038	1	HERSHMAN CONNECTOR (black)	40	9108-4331	4	CAPSCREW, M12X35
17	9108-4039	1	HERSHMAN CONNECTOR (gray)	41		1	O-RING
18		2	O-RING	42	9114-4099	1	DA CARTRIDGE ASSY
19	8093-4082	2	PLUG (includes item 18)	43	9114-4098	1	CHARGE PRESSURE RELIEF VALVE (includes item 35)
20	9108-4325	1	STROKING PISTON COVER KIT (includes items 7 & 11)	44	9108-4332	1	PORT BLOCK ASSY (includes items 25, 26, 27, 28 & 29)
21	9114-4094	1	JAM NUT	* 45	9108-4390	1	ROLLER BEARING
22		1	SEAL NUT				NOTE: ONLY ITEMS WITH PART NUMBERS ARE AVAILABLE FOR SERVICE.

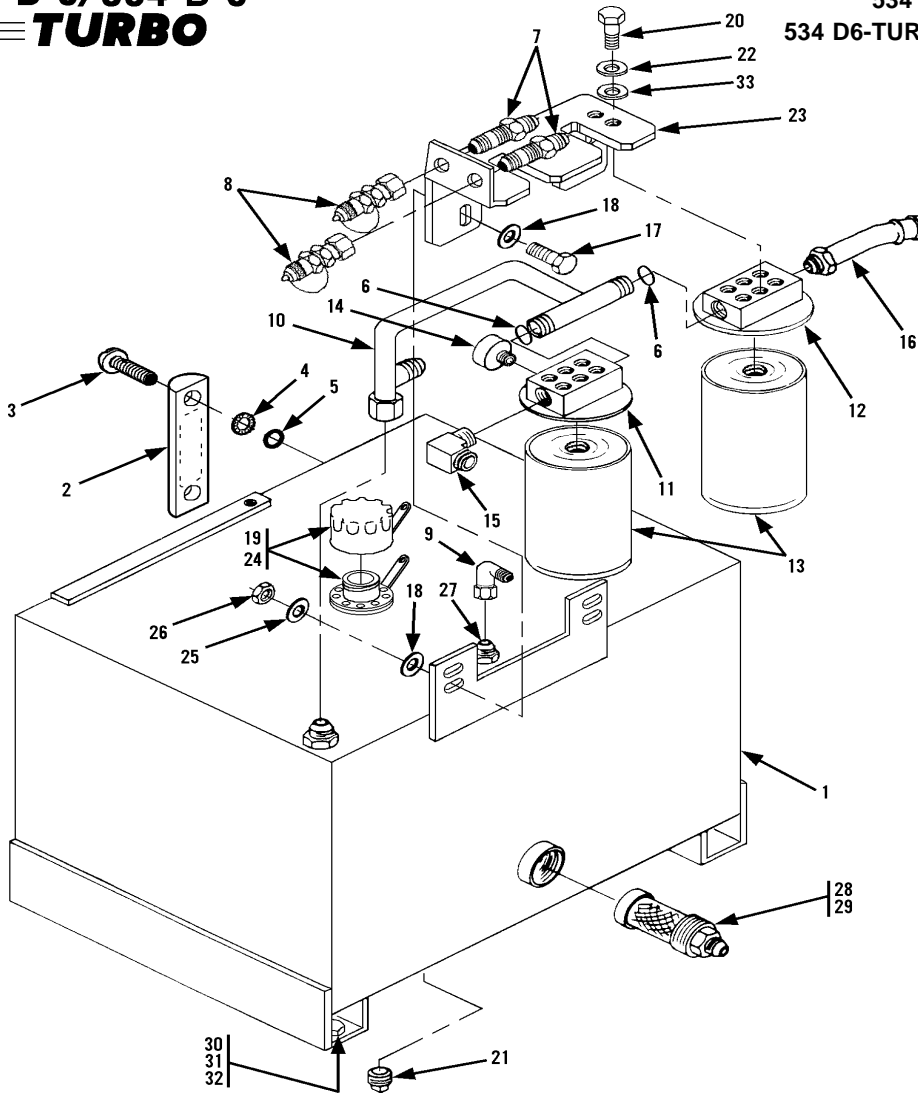


**FOR OUR APPLICATION THIS DRIVE MOTOR IS UTILIZED IN A 180 DEGREE INVERSION.**

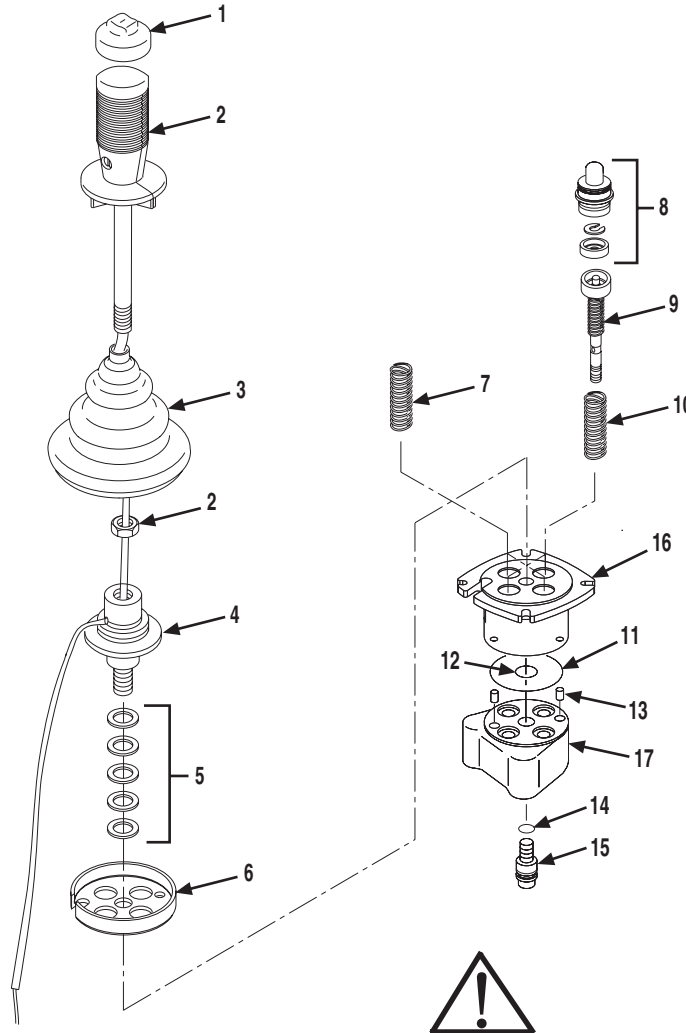
Item	Part No.	Qty.	Description Of Part	Item	Part No.	Qty.	Description Of Part
	9116-3044	1	FRONT DRIVE MOTOR ASSY (includes all items)	17	8093-4080	4	CAPSCREW
	9109-4025	AR	SEAL KIT (includes items 3,4, 6, 9, 13, 14, 16, 18, 23)	18		1	SEAL NUT
1	9109-4026	1	SNAP RING	19	9109-4033	1	DA1 CONTROL KIT (includes items 16, 17, 18 & 20)
2	9109-4027	1	SHIM	20	9114-4248	2	FITTING
3		1	SHAFT SEAL	21	9109-4034	1	REAR COVER ASSY (includes item 22)
4		1	O-RING	22	9109-4035	8	CAPSCREW, M16x45
5	9109-4028	1	PLUG (includes item 5)	23		1	O-RING
6		1	O-RING	24	9116-4017	1	FLUSHING VALVE ASSY (includes items 23, 25, 26, 27 & 29)
7	9109-4029	1	PLUG (includes item 6)	25	9109-4037	4	CAPSCREW, M8X50
8	8091-4241	1	STOP SCREW, M12x90	26	9109-4038	1	FLUSHING ORIFICE
9		2	SEAL NUT	27	9109-4039	1	PLUG
10	9109-4030	1	HOUSING	28	8392-4123	1	SWIVEL TIME ORIFICE
11	9109-4031	1	STOP SCREW, M12x80	29	9109-4040	2	PLUG
12	9109-4032	1	ROTARY GROUP				NOTE: ONLY ITEMS WITH PART NUMBERS ARE AVAILABLE FOR SERVICE.
13		1	O-RING				
14		6	O-RING				
15	8091-4235	2	CHECK VALVE KIT (includes o-rings)				
16		1	O-RING				

**GRADALL®**  
**MATERIAL HANDLER**  
**534 D-6/534 D-6**  
**TURBO**

**HYDRAULIC COMPONENTS**  
**(9112-5069) Hydraulic Reservoir & Filter**  
**534 D-6 Starting Serial No. 0588001**  
**534 D6-TURBO Starting Serial No. 0588008**  
**Original Issue 12-97**  
**Revised 6-1-98**



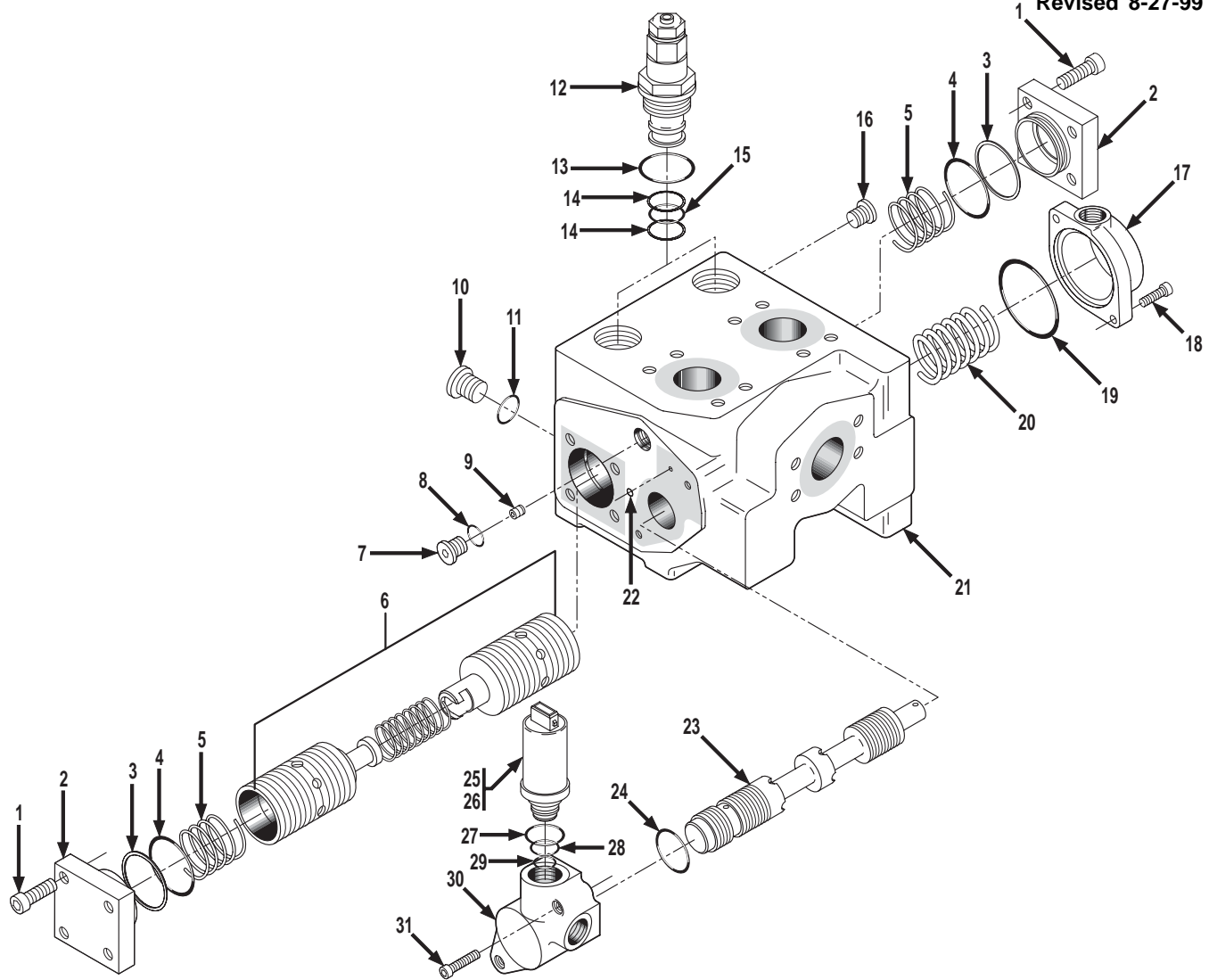
Item	Part No.	Qty.	Description Of Part	Item	Part No.	Qty.	Description Of Part
	9112-5069	1	HYDRAULIC RESERVOIR ASSY (includes all items except 30, 31 & 32)	18	8856-1004	8	WASHER, 3/8
1	9114-3133	1	HYDRAULIC OIL TANK (includes item 21)	* 19	9133-3023	6	SLOTTED HEX WASHER HD MACHINE SCREW, #10-32x1/2"
2	9108-3070	1	FLUID LEVEL GAUGE (includes items 3, 4 & 5)	20	8820-1020	4	HEX HD CAPSCREW, 5/16-18x1, GR5
3		2	ROUND HD SCREW, PORTED	21		1	PLUG
4		2	LOCKWASHER	22	8856-1003	4	WASHER, 5/16
5		2	O-RING	23	9116-1210	1	FILTER SUPPORT
6	8859-1210	2	O-RING	24	9108-3069	1	FILLER BREATHER
7	8866-1084	2	BULKHEAD UNION, 9/16-18x3/8 TUBE	25	8855-1011	4	LOCKWASHER, 3/8
8	9114-3172	2	MINI CHECK COUPLING	26	8850-1006	4	HEX NUT, 3/8-16
9	8866-2106	1	ELBOW, 90 DEGREES (swivel nut)	27	8866-1013	1	MALE CONNECTOR
10	9112-3150	1	TUBE ASSY	28	9108-3301	1	TANK FILTER
11	9114-3218	1	RETURN FILTER (includes one of item 13 and item 14)	29	9108-3200	1	STRAIGHT CONNECTOR
12	9108-3518	1	SUCTION FILTER (includes one of item 13)	30	8855-1015	4	LOCKWASHER, 5/8
13	9114-3144	2	FILTER ELEMENT	31	8820-1095	4	HEX HD CAPSCREW, 5/8-11x1-1/2, GR5
14	9108-4022	1	COLOR CODED GAUGE	32	8856-1008	4	FLAT WASHER, 5/8
15	8362-3032	1	ELBOW, 90 DEGREES	* 33	8855-1010	4	LOCK WASHER, 5/16
16	9108-3519	1	BEADED INSERT, 45 DEGREES				
17	8820-1036	4	HEX HD CAPSCREW, 3/8-16x1-1/4, GR5				
							NOTE: ONLY ITEMS WITH PART NUMBERS ARE AVAILABLE FOR SERVICE.



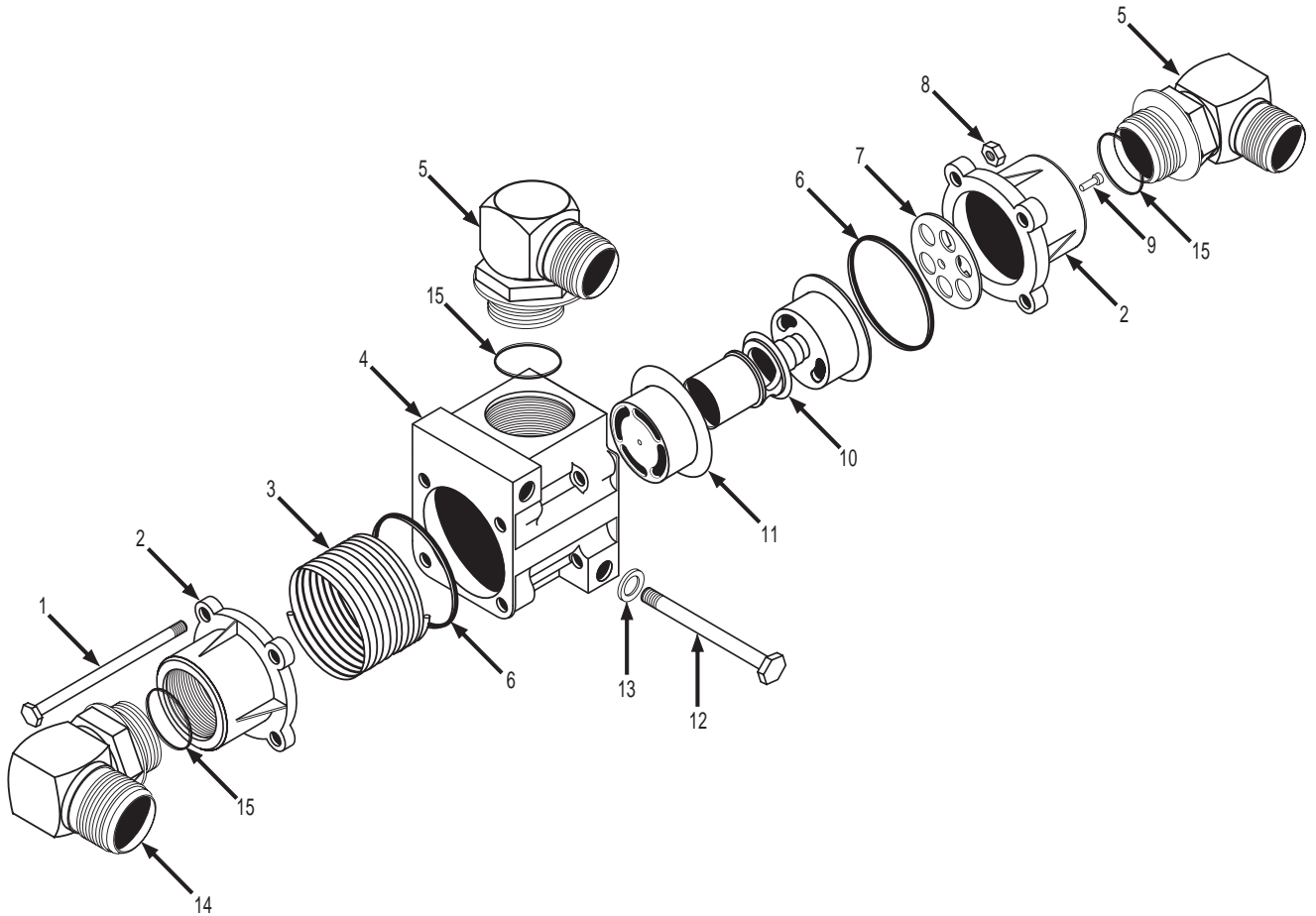
**NOTE: THE BOSCH REXROTH CORPORATION JOYSTICK HANDLE SWITCH IS NOT A FIELD SERVICEABLE COMPONENT. ANY ATTEMPT BY NON-FACTORY AUTHORIZED PERSONNEL TO REPAIR OR REPLACE THE SWITCH WILL VOID THE WARRANTY AND CAN RESULT IN A JOYSTICK MALFUNCTION.**

Item	Part No.	Qty.	Description Of Part
	9130-3037	1	JOYSTICK ASSY, (includes all items)
	9140-4326	1	SEAL KIT, (includes items 11 thru 15)
1	8093-4658	1	CAP
2	8093-4656	1	HANDLE GRIP KIT
3	8093-4241	1	BOOT
4	8026-4140	1	CARDAN KIT, (includes item 5)
5		AR	SHIM
6	9130-4026	1	RETAINING PLATE
* 7	9150-4029	1	STANDARD SPRING, (pack of two), (ports 2 & 4)
8	8093-4498	4	PLUNGER & GUIDE KIT
9	9140-4327	4	REGULATING KIT
10	9150-4028	1	HEAVY SPRING, (pack of two), (ports 1 & 3)

Item	Part No.	Qty.	Description Of Part
11		1	O-RING
12		1	O-RING
13		2	PIN
14		1	O-RING
15		1	SCREW
16		1	UPPER BODY
17		1	LOWER BODY
			NOTE: ONLY ITEMS WITH PART NUMBERS ARE AVAILABLE FOR SERVICE.

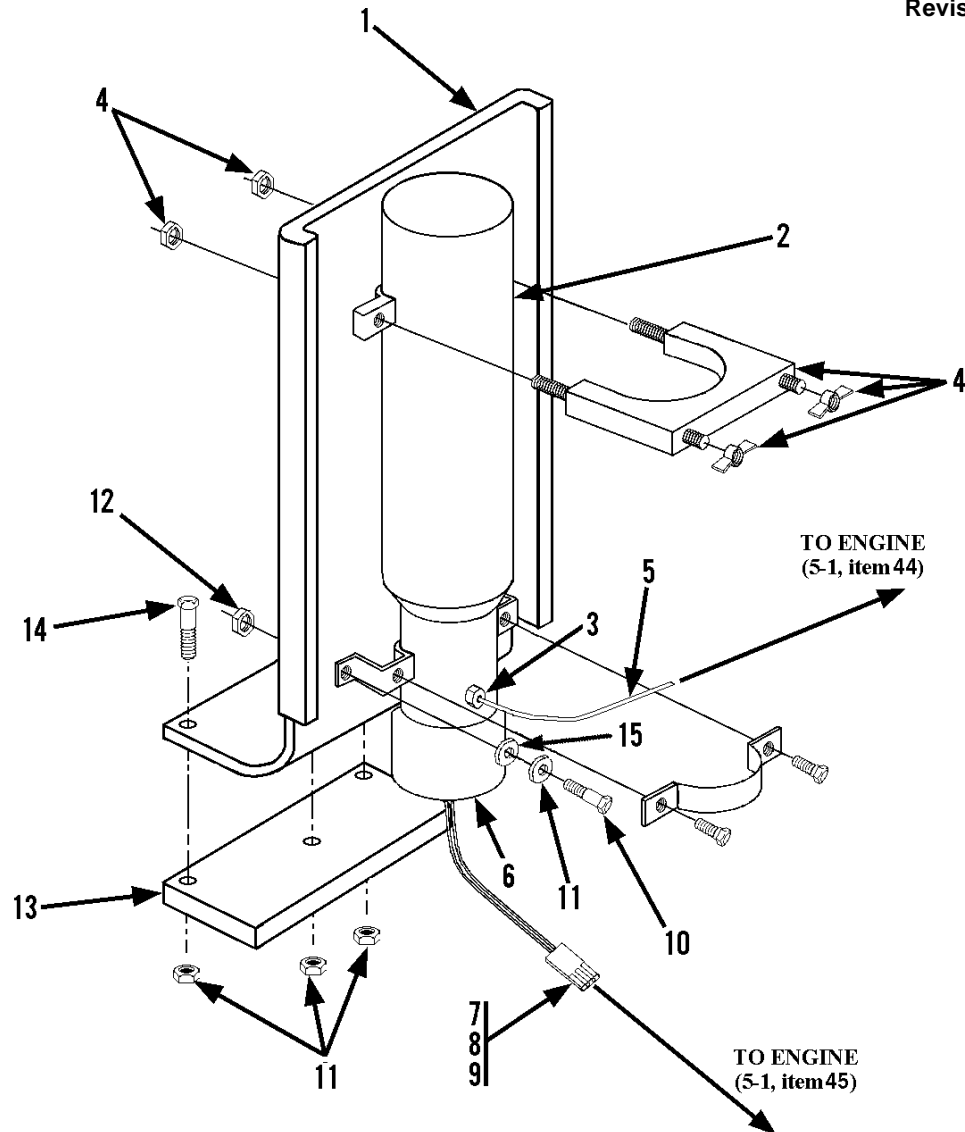


Item	Part No.	Qty.	Description Of Part	Item	Part No.	Qty.	Description Of Part
	9108-3459	1	TRACTION LOCK VALVE (includes all items)	15	8381-4054	2	O-RING
	9108-4284	Ref	SEAL KIT (includes items 3, 4, 8, 11, 13, thru 16, 19, 22, 24, 27, 28, 29)	16	9108-4363	1	PLUG
1	9108-4285	8	HEX HD CAPSCREW, M10X30	17	9108-4292	1	COVER
2	9108-4286	2	COVER	18	9108-4291	2	HEX HD CAPSCREW, M6X16
3	9108-4287	2	BACK-UP RING	19	9108-4293	1	O-RING
4	9108-4288	2	O-RING	20	9108-4294	1	SPRING
5	9108-4289	2	SPRING	21		1	VALVE BODY (not sold separately, order P/N 9108-3459)
6		1	SPOOL (not sold separately, order P/N 9108-3459)	22	9108-4303	1	O-RING
7	9108-4298	1	PLUG (includes item 8)	23		1	SPOOL (not sold separately, order P/N 9108-3459)
8	9114-4011	1	O-RING	24	9108-4300	1	O-RING
9	9108-4299	1	ORIFICE	25	9108-4302	1	SOLENOID VALVE (include items 27, 28 & 29)
10	9108-4290	2	PLUG (includes item 11)	26	9114-4015	1	CONNECTOR
11	9114-4009	2	O-RING	27	9114-4012	1	O-RING
12	9108-4362	2	RELIEF VALVE CARTRIDGE (set at 5800 PSI) (includes items 13, 14 & 15)	28	9114-4013	1	O-RING
13	8381-4056	2	O-RING	29	9114-4014	1	O-RING
14	9114-4010	4	BACK-UP RING	30	9108-4301	1	COVER
				31	8093-4205	2	HEX HD CAPSCREW, M6X30



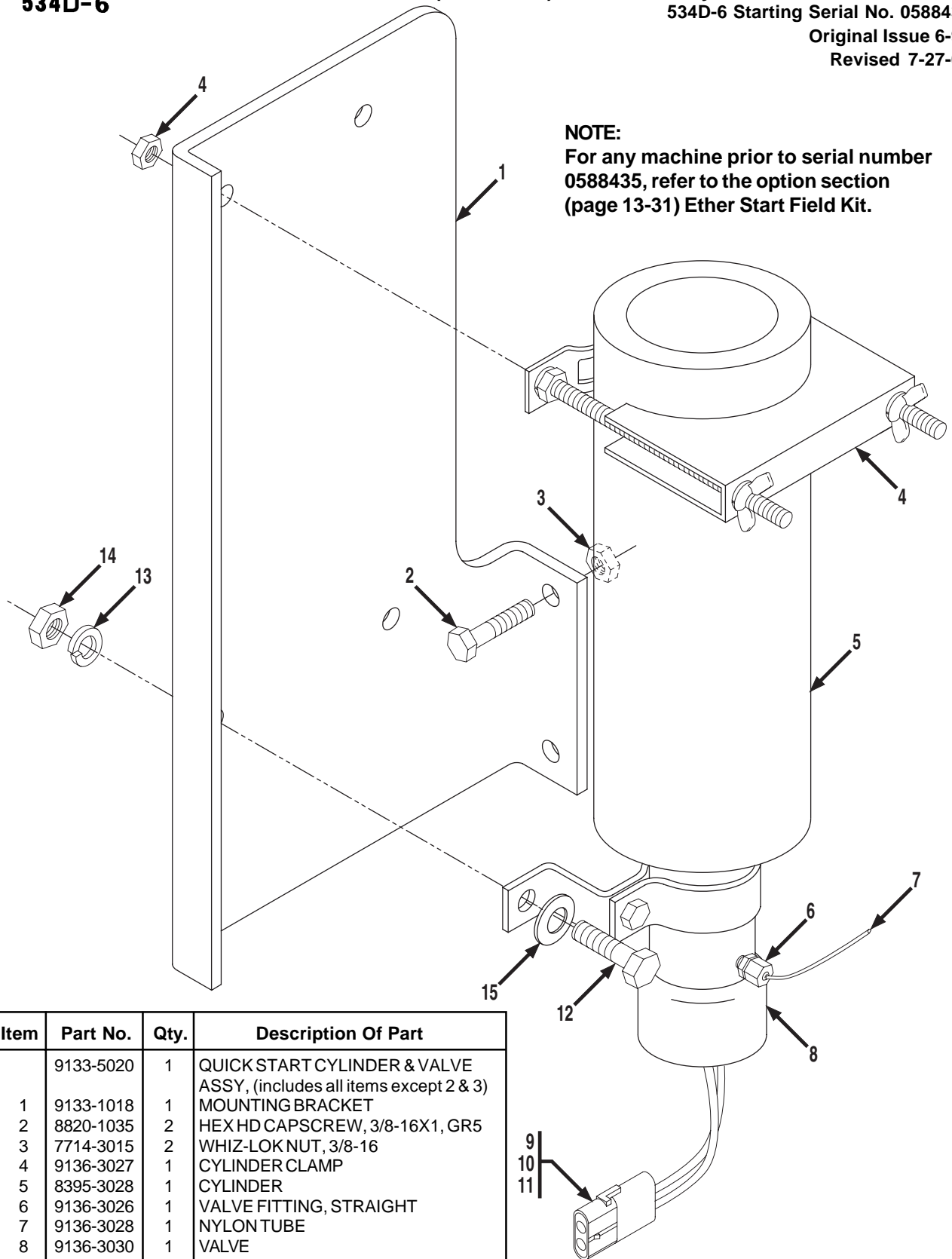
Item	Part No.	Qty.	Description Of Part
	9132-5021	1	THERMAL BYPASS VALVE ASSY (includes all items except 12 & 13)
	9114-3338	1	THREMAL BYPASS VALVE (includes all items except 5, 12, 13, 14 & 15)
	8097-4021	1	ELEMENT KIT (includes items 6, 10 & 11)
1	8097-4006	4	BOLT
2	8097-4007	2	FITTING
3	8097-4012	1	SPRING
4	8097-4010	1	BODY
5	8866-2061	2	ELBOW, 90 DEGREE (includes item 15)
6		2	SEAL
7	8023-4133	1	WASHER
8	8097-4013	4	LOCK NUT
9	8023-4134	1	SET SCREW
10		1	THERMALELEMENT ASSY
11		1	SEALASSY
12	8820-1043	2	HEX HD CAPSCREW, 3/8-16x3, GR5
13	8855-1011	2	LOCKWASHER, 3/8
14	8866-2069	1	ELBOW, 90 DEGREES (includes item 15)
15	8859-1209	3	O-RING



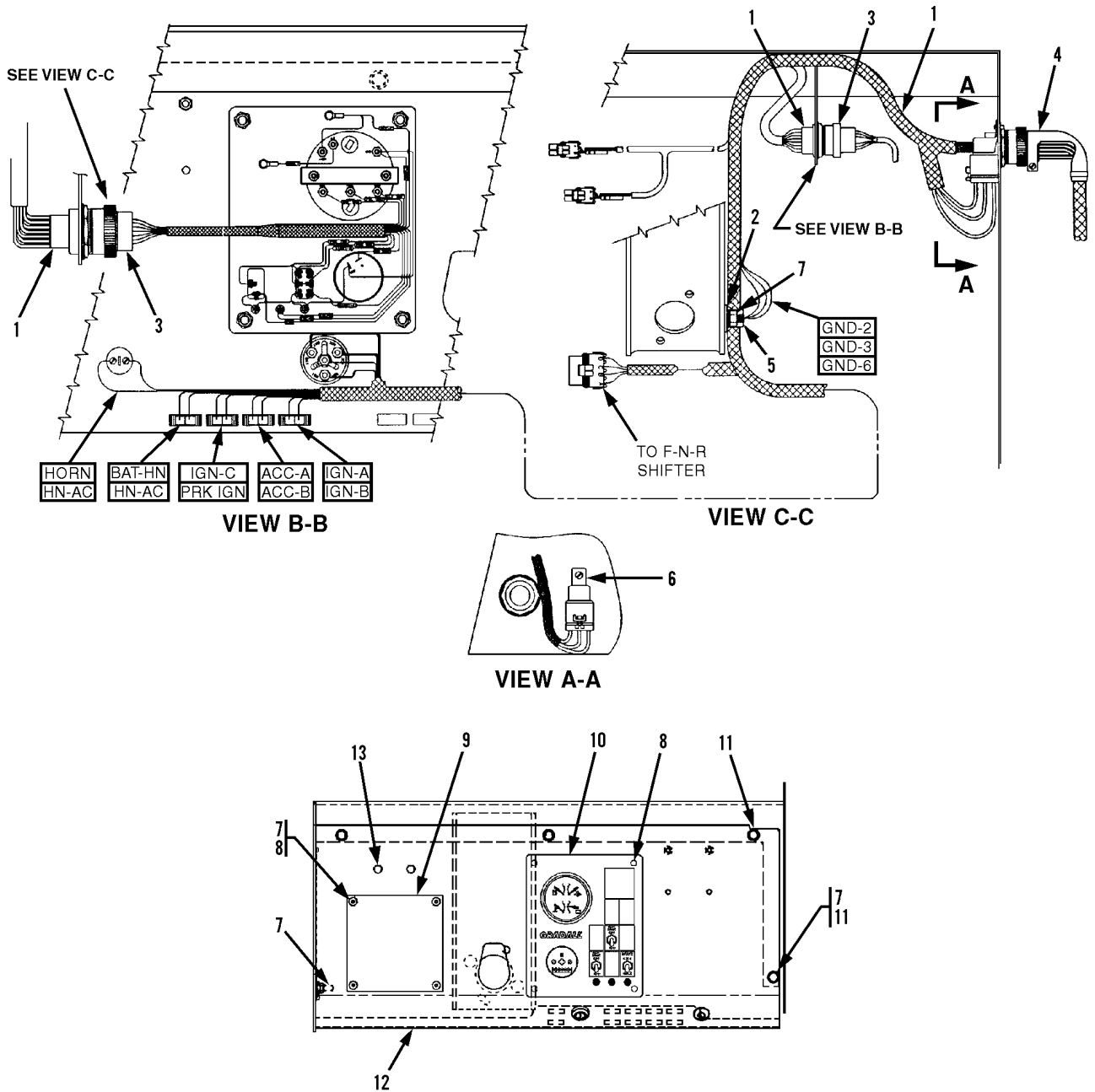


Item	Part No.	Qty.	Description Of Part
	9137-5003	1	QUICKSTART CYL. & VALVE ASSY (includes items 1 thru 12)
1	9137-1004	1	MOUNTING BRACKET
2	8395-3028	1	ETHER CYLINDER
3	9136-3026	1	VALVE FITTING
4	9136-3027	1	CYLINDER CLAMP
5	9136-3028	1	NYLON TUBE
6	9136-3030	1	VALVE, (includes valve brace)
7	8096-3058	1	SHROUD CONNECTOR
8	8096-3069	2	MALE PIN TERMINAL
9	8096-3065	2	CABLE SEAL
10	8820-1003	2	HEX HD CAPSCREW, 1/4-20X3/4, GR5
*11	8855-1009	5	LOCKWASHER, 1/4
12	8850-1004	2	HEX NUT, 1/4-20
13	9137-1003	1	MOUNTING BAR
14	8820-1001	3	HEX HD CAPSCREW, 1/4-20X1/2, GR5
*15	8856-1107	2	FLATWASHER, 1/4

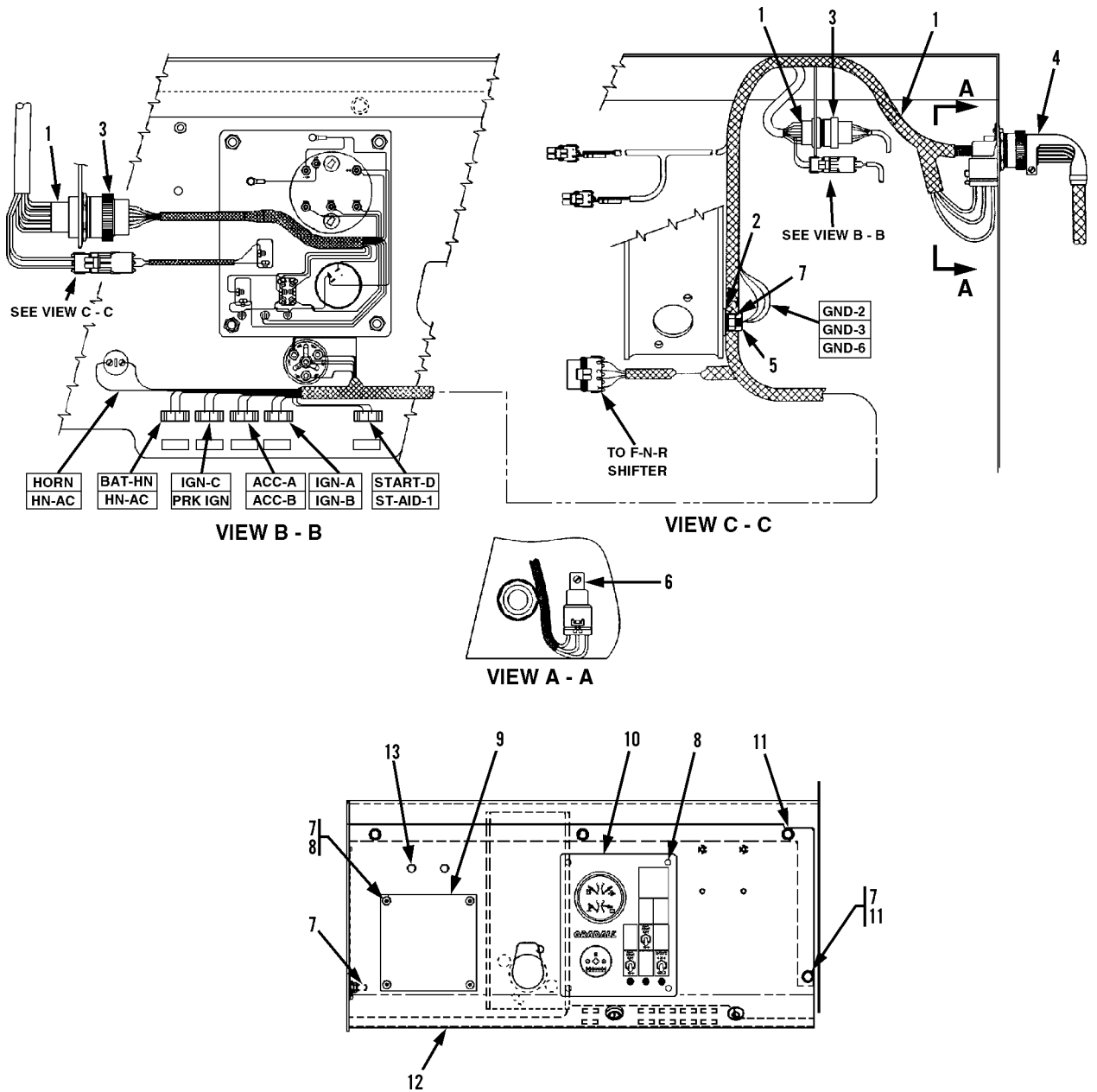
**NOTE:**  
 For any machine prior to serial number  
 0588435, refer to the option section  
 (page 13-31) Ether Start Field Kit.



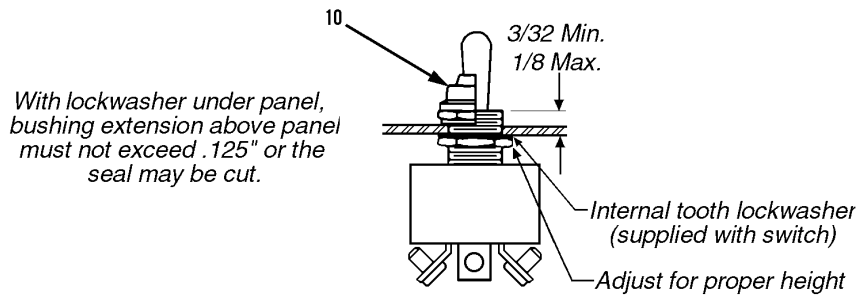
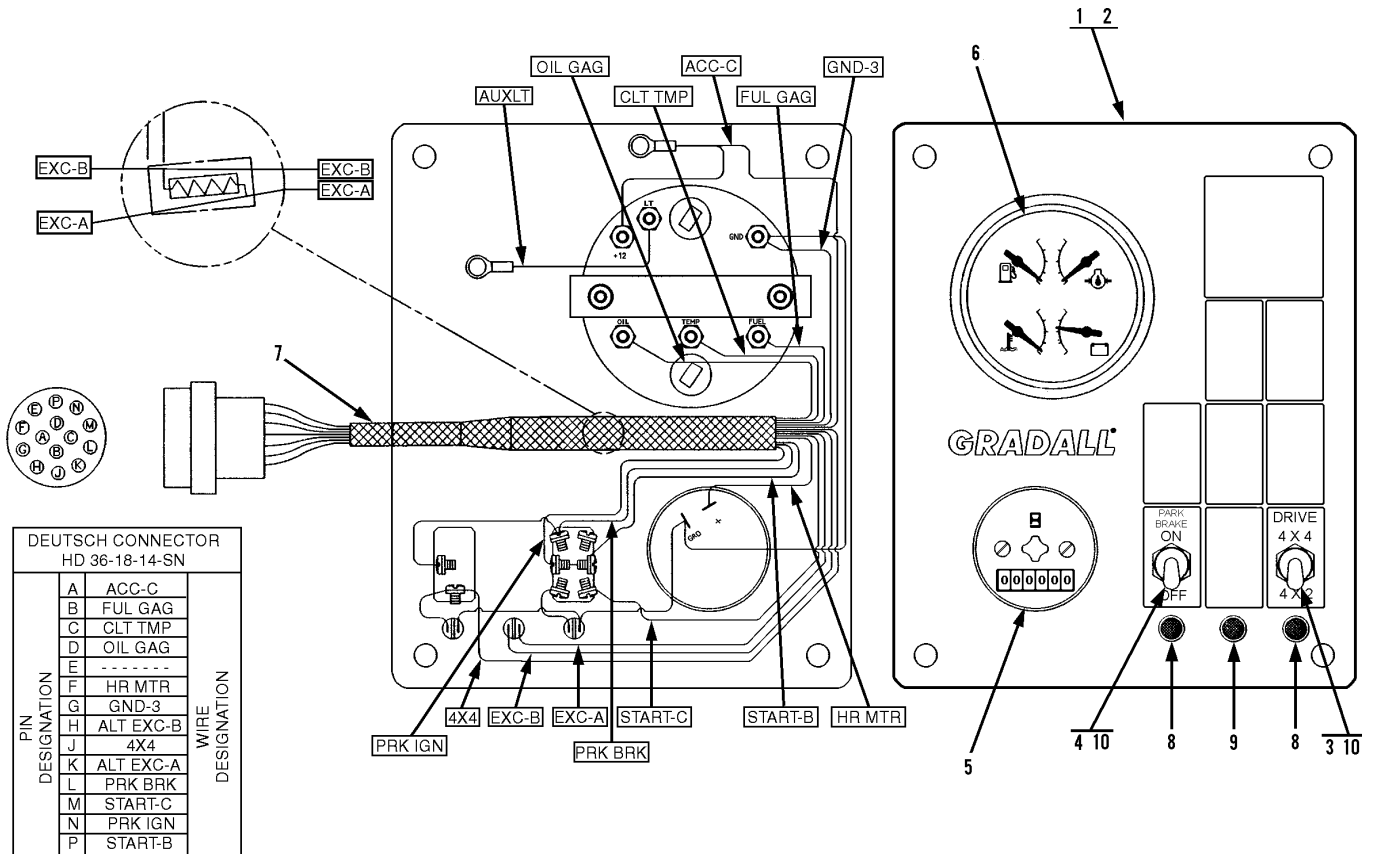
Item	Part No.	Qty.	Description Of Part
	9133-5020	1	QUICK START CYLINDER & VALVE ASSY, (includes all items except 2 & 3)
1	9133-1018	1	MOUNTING BRACKET
2	8820-1035	2	HEX HD CAPSCREW, 3/8-16X1, GR5
3	7714-3015	2	WHIZ-LOK NUT, 3/8-16
4	9136-3027	1	CYLINDER CLAMP
5	8395-3028	1	CYLINDER
6	9136-3026	1	VALVE FITTING, STRAIGHT
7	9136-3028	1	NYLON TUBE
8	9136-3030	1	VALVE
9	8096-3058	1	SHROUD CONNECTOR, 2 - WIRE
10	8096-3069	2	MALE PIN TERMINAL
11	8096-3065	2	CABLE SEAL
12	8820-1003	2	HEX HD CAPSCREW, 1/4-20X3/4, GR5
13	8855-1009	2	LOCKWASHER, 1/4
*14	8850-1004	2	HEX NUT, 1/4-20
*15	8856-1107	2	FLAT WASHER, 1/4



Item	Part No.	Qty.	Description Of Part	Item	Part No.	Qty.	Description Of Part
1		Ref	DASH HARNESS ASSY (see page 11-3 for details)	7	7714-3006	7	WHIZ-LOC NUT, 5/16-18
* 2	8856-1003	1	FLAT WASHER, 1/2	8	8826-1022	8	SOCKET BUTTON HD CAPSCREW, 5/16-18x3/4
3		Ref	GAUGE PANEL WIRING HARNESS (see page 11-2 for details)	9	9114-1480	1	COVER
* 4		Ref	ENGINE WIRING HARNESS (see page 5-1 for details)	10		Ref	GAUGE PANEL ASSY (see page 11-2 for details)
5	2486-1170	1	CLAMP	11	7714-3003	4	WHIZ-LOC SCREW, 5/16-18x5/8
6	8832-1029	1	SELF-TAPPING SCREW, #10-24x3/8	12	9136-1008	1	DASH PANEL
				13	9109-3031	2	NYLON HOLE PLUG

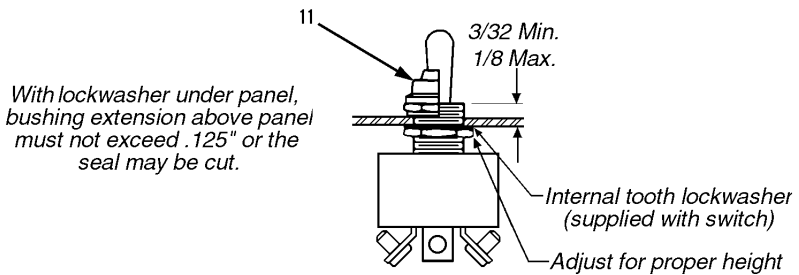
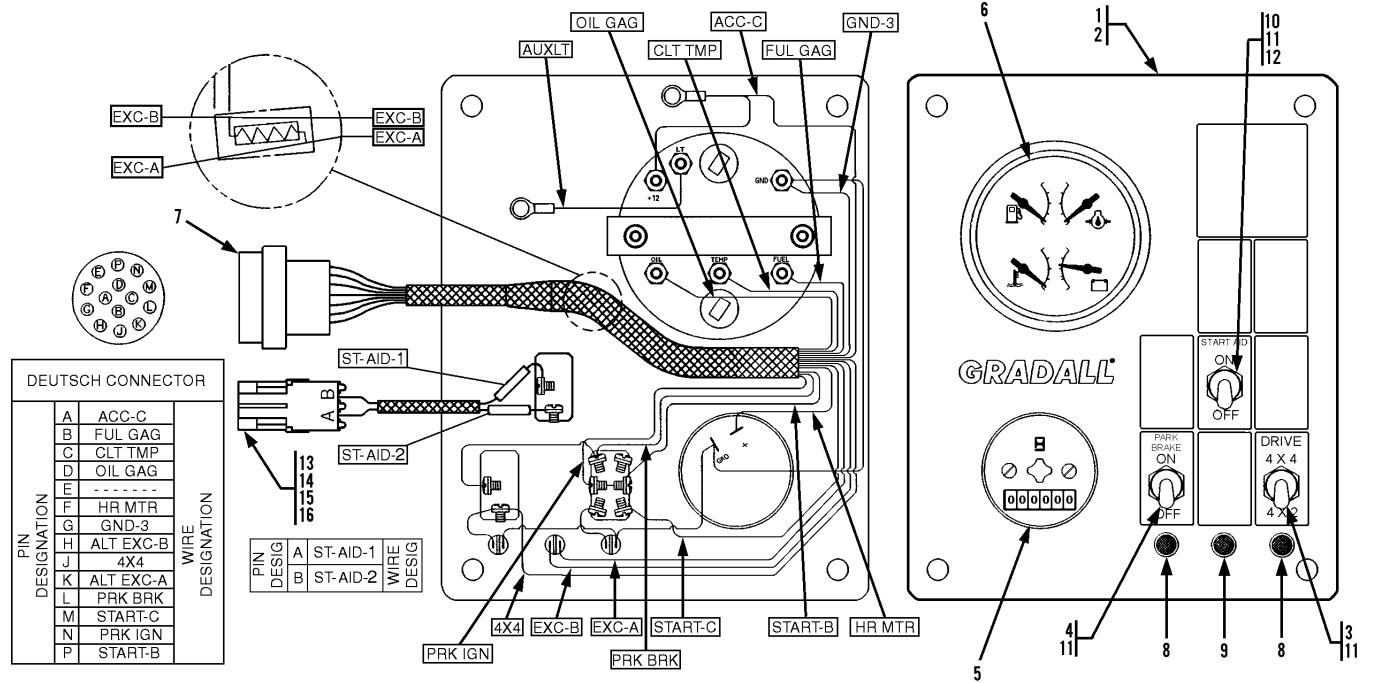


Item	Part No.	Qty.	Description Of Part	Item	Part No.	Qty.	Description Of Part
1		Ref	DASH HARNESS ASSY (see page 11-3 for details)	7	7714-3006	7	WHIZ-LOC NUT, 5/16-18
2	8856-1003	1	FLAT WASHER, 1/2	8	8826-1022	8	SOCKET BUTTON HD CAPSCREW, 5/16-18x3/4
3		Ref	GAUGE PANEL WIRING HARNESS (see page 11-2 for details)	9	9114-1480	1	COVER
*4		Ref	ENGINE WIRING HARNESS (see page 5-1 for details)	10		Ref	GAUGE PANEL ASSY (see page 11-2 for details)
5	2486-1170	1	CLAMP	11	7714-3003	4	WHIZ-LOC SCREW, 5/16-18x5/8
6	8832-1029	1	SELF-TAPPING SCREW, #10-24x3/8	12	9136-1008	1	DASH PANEL
				13	9109-3031	2	NYLON HOLE PLUG



**TYPICAL SWITCH AND BOOT INSTALLATION**

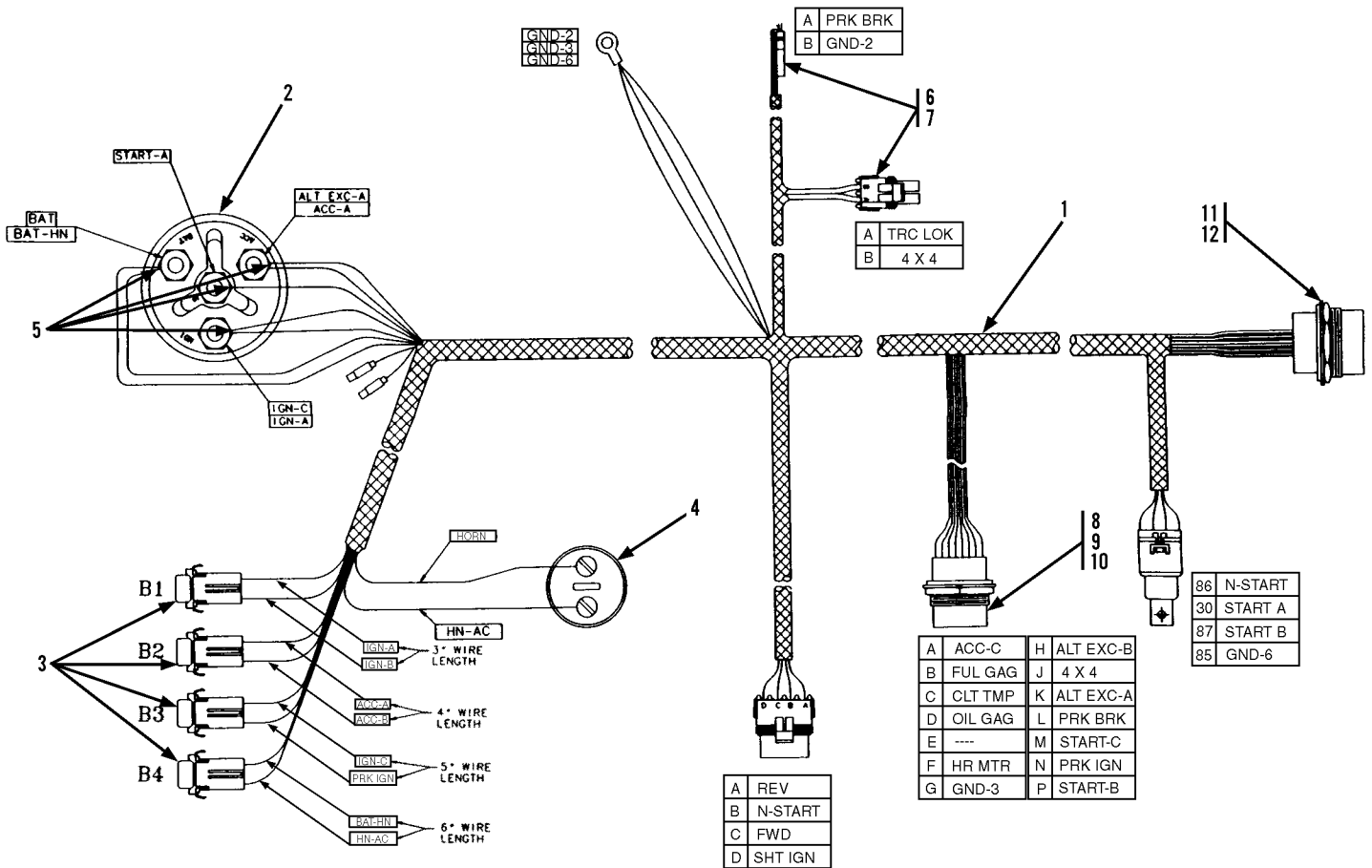
Item	Part No.	Qty.	Description Of Part
1	9114-3331	1	GAUGE PANEL (includes all items)
	9136-4004	1	PANEL ASSY (includes front & back plates, acrylic lens & std. labels)
2	9136-4005	1	RUBBER BOOT
3	7738-3467	1	TOGGLE SWITCH
4	9114-3114	1	PARK BRAKE SWITCH
5	9136-4006	1	HOURMETER
6	9136-4007	1	4-IN-1 GAUGE (oil, fuel, temp, volts)
7	9136-4008	1	WIRE HARNESS
8	9114-3128	2	AMBER INDICATOR LIGHT
9	9114-3127	1	RED INDICATOR LIGHT
10	7738-3470	2	BOOT



**TYPICAL SWITCH AND BOOT INSTALLATION**

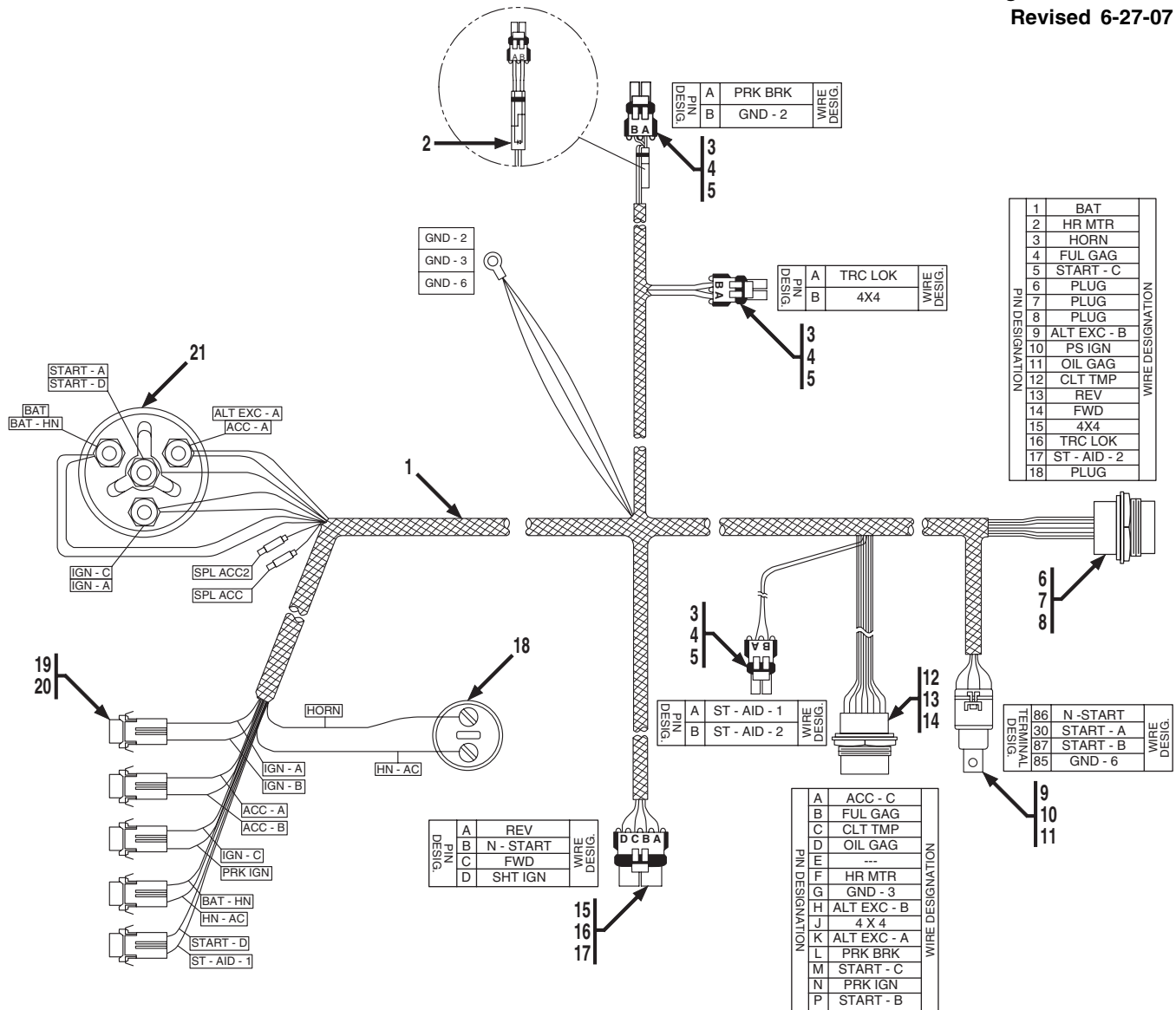
Item	Part No.	Qty.	Description Of Part	Item	Part No.	Qty.	Description Of Part
*	9136-5012	1	GAUGE PANEL ASSY (includes all items)	7	9136-4008	1	WIRE HARNESS
*	9114-3331	1	GAUGE PANEL (includes all items except one of item 10 & 11 thru 14)	8	9114-3128	2	AMBER INDICATOR LIGHT
1	9136-4004	1	PANEL ASSY (includes front & back plates, acrylic lens & std. labels)	9	9114-3127	1	RED INDICATOR LIGHT
2	9136-4005	1	RUBBER BOOT	10	9112-3181	1	TOGGLE SWITCH
3	7738-3467	1	TOGGLE SWITCH	11	7738-3470	3	BOOT
4	9114-3114	1	PARKBRAKE SWITCH	12	9112-3176	1	START AID DECAL
5	9136-4006	1	HOURMETER	13	9136-3034	1	START AID HARNESS (includes items 12, 13 & 14)
6	9136-4007	1	4-IN-1 GAUGE (oil, fuel, temp, volts)	* 14	9136-4009	2	CABLE SEAL
				* 15	8096-3058	1	CONNECTOR
				* 16	8096-3069	2	MALE PIN TERMINAL

\* Added 534D-6; changed the Gauge Panel Assy number in upper right-hand corner; added Gauge Panel Assy to parts list; changed the Description on Gauge Panel; added items 14 thru 16 and revised illustration.



Item	Part No.	Qty.	Description Of Part
	9114-5092	1	DASH HARNESS ASSY (includes all items)
1	9114-3349	1	DASH HARNESS (includes items 6 thru 12)
2	9103-3317	1	IGNITION SWITCH
* 7738-4578		1	KEY
3	7736-3268	4	15 AMP FUSE
4	2477-1004	1	HORN BUTTON
5	9114-3108	4	SNAP-IN FUSE

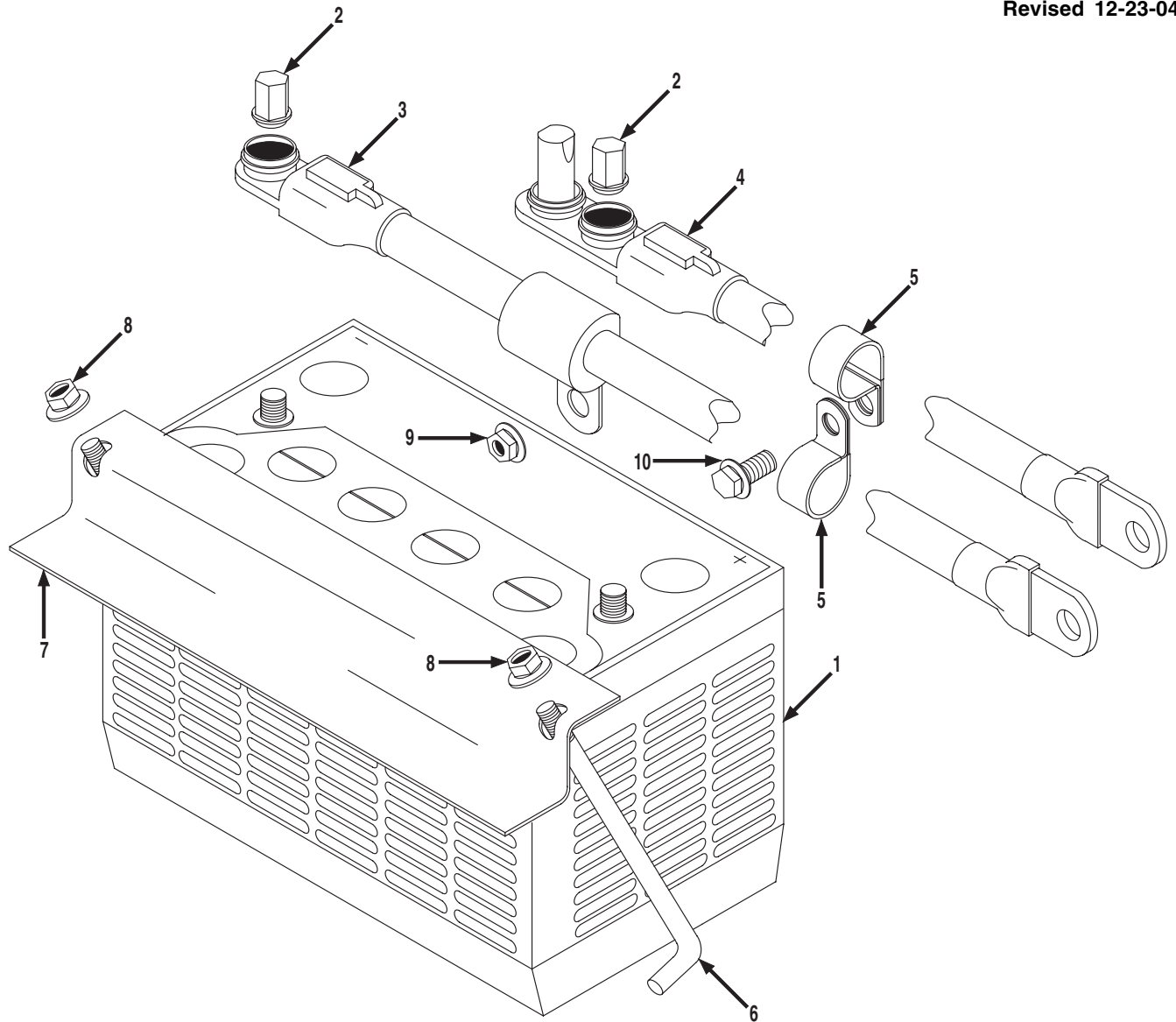
Item	Part No.	Qty.	Description Of Part
6	8096-3057	2	TOWER (includes item 7)
7	8096-3068	4	FEMALE PIN TERMINALS
	8096-3066	6	CABLE SEALS
8	7736-3264	1	PANEL NUT
9	7736-3263	1	LOCKWASHER
10	7736-3225	1	RECEPTACLE
11	8348-1286	1	PANEL NUT
12	8348-1285	1	LOCKWASHER



Item	Part No.	Qty.	Description Of Part
	9136-5013	1	DASH HARNESS ASSY (includes all items)
1	9136-3035	1	DASH HARNESS (includes items 2 thru 17 & 19)
2	9136-3021	1	MOLDED DIODE
3	8096-3057	3	TOWER
4	8096-3068	6	FEMALE PIN TERMINAL
5	9136-4009	6	CABLE SEAL
6	9136-4010	1	RECEPTACLE CONNECTOR
7	8348-1286	1	PANEL NUT
8	8348-1285	1	LOCKWASHER
9	9136-3054	1	RELAY

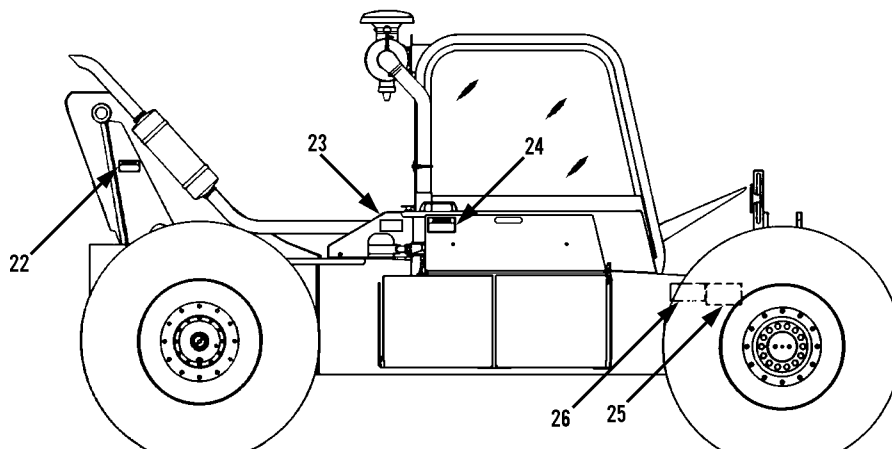
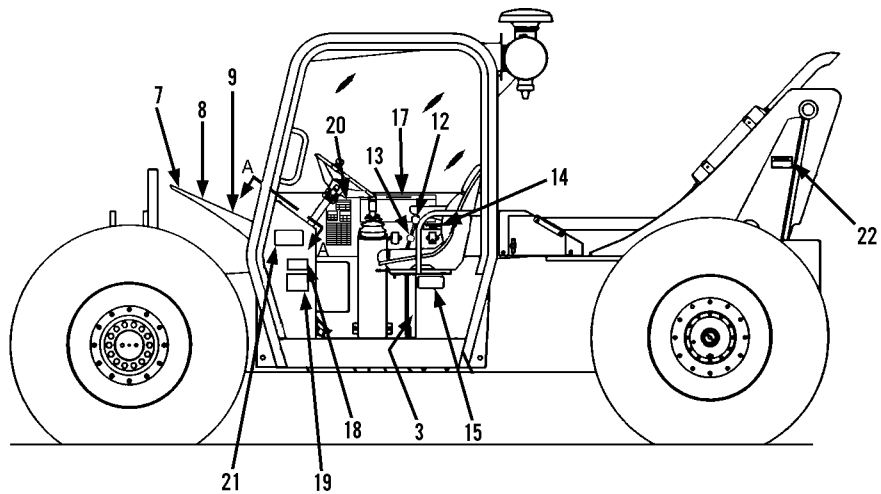
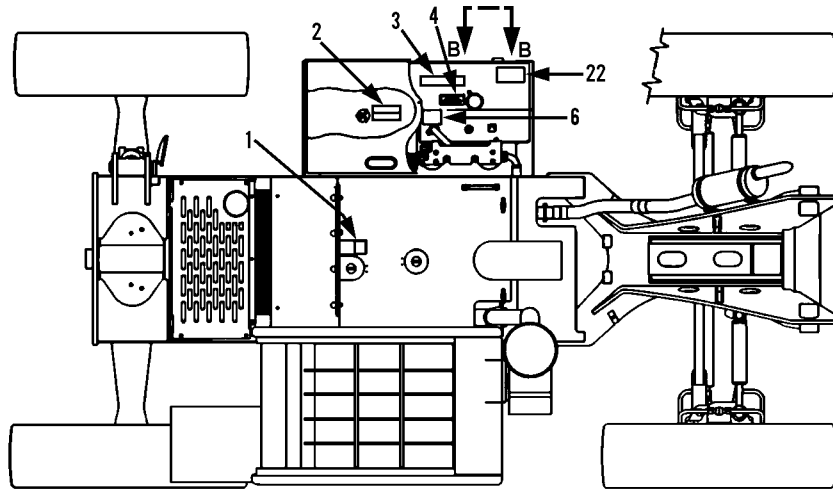
Item	Part No.	Qty.	Description Of Part
10	9136-4011	1	CONNECTOR
11	9136-4012	4	TERMINAL END
12	7736-3225	1	RECEPTACLE CONNECTOR
13	7736-3264	1	PANEL NUT
14	7736-3263	1	LOCKWASHER
15	9136-4013	1	CONNECTOR
16	9136-4014	4	FEMALE PIN TERMINAL
17	8096-3065	4	CABLE SEAL
18	2477-1004	1	HORN BUTTON
19	9114-3108	5	SNAP-IN FUSE HOLDER
20	7736-3268	5	15 AMP FUSE
21	9103-3317	1	IGNITION SWITCH
*	7738-4578	1	KEY





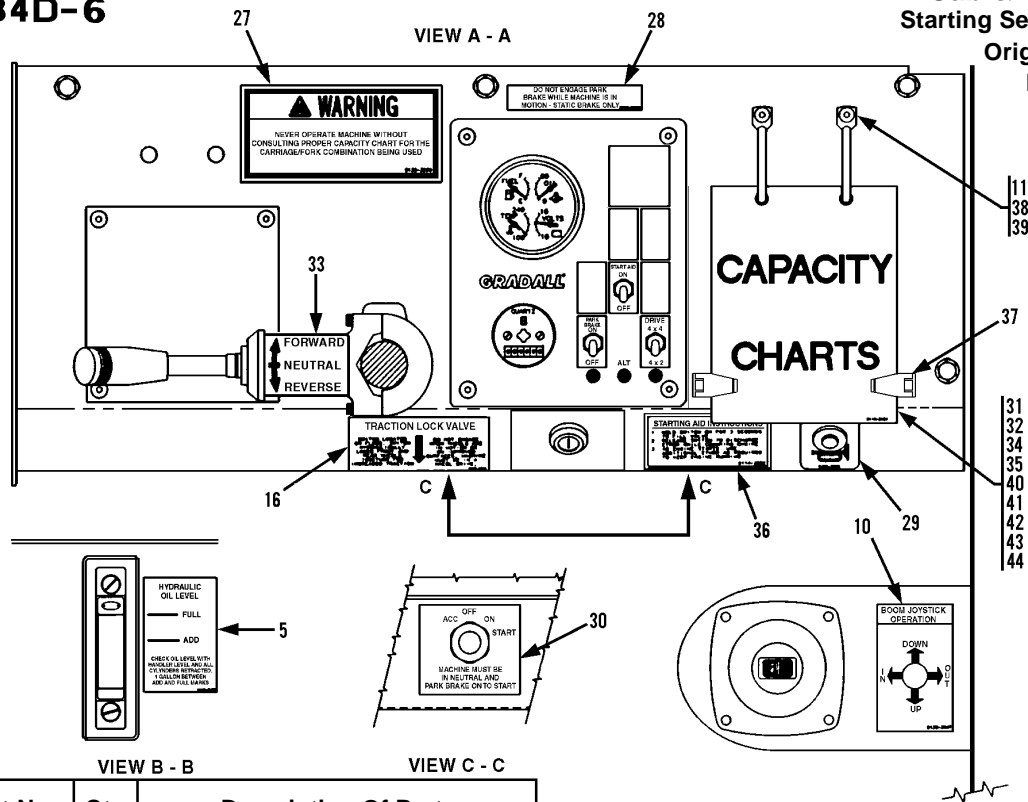
Item	Part No.	Qty.	Description Of Part
* 1	8097-3021	1	BATTERY, (12 volt, 1000 amps) TOP STUD, 3/8-16 UNC THREAD, BCI GROUP 31
2	7738-3567	2	BATTERY POST TERMINAL
3	9114-3124	1	NEGATIVE BATTERY CABLE
4	9133-3030	1	POSITIVE BATTERY CABLE
5	8594-1017	4	SUPPORT CLAMP
6	9108-1640	2	HOLD DOWN STUD
7	9114-1429	1	BATTERY HOLD DOWN
8	7714-3006	2	WHIZLOCKNUT, 5/16-18
9	7714-3015	1	WHIZLOCKNUT, 3/8-16
10	7714-3003	2	WHIZLOCK SCREW, 5/16-18X5/8
	1440-3416	AR	DI-ELECTRIC GREASE (add to caps of jump terminals on battery cables)





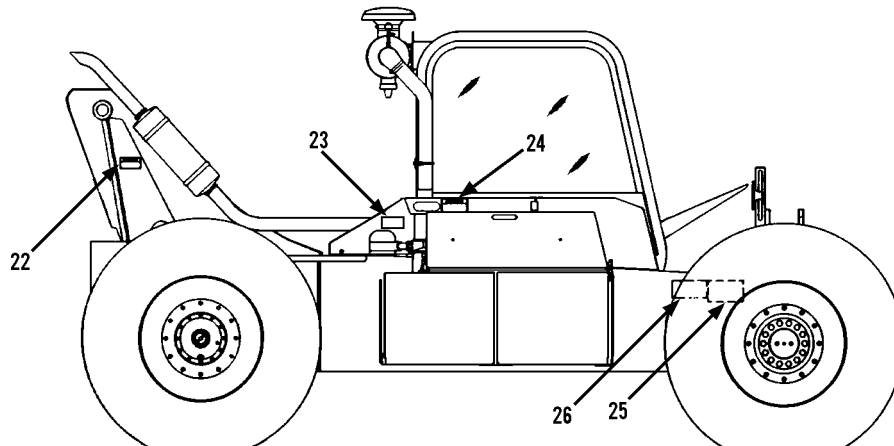
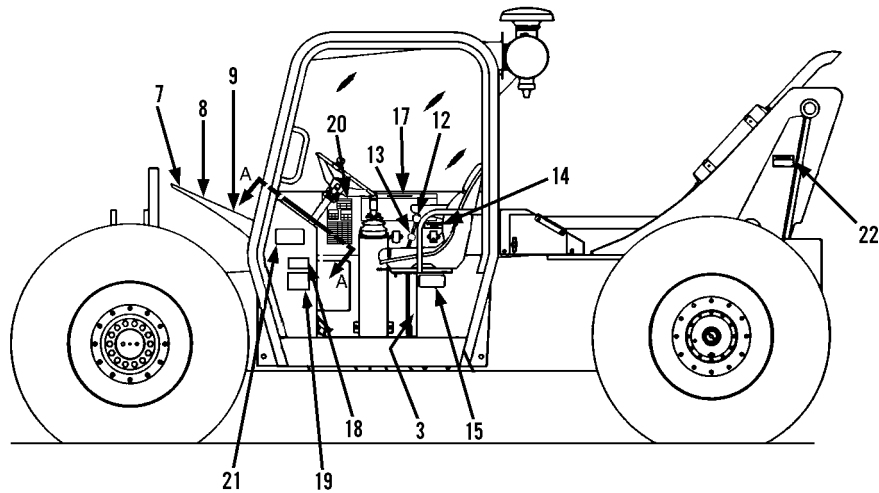
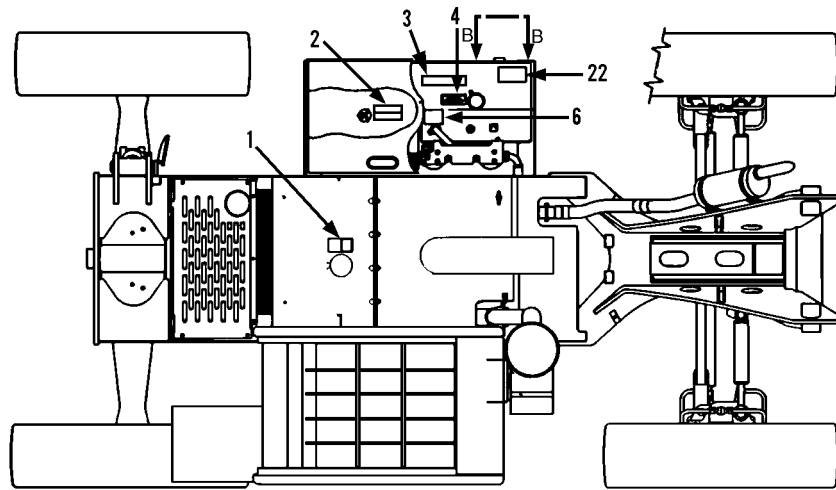
**GRADALL®**  
**MATERIAL HANDLER**  
**534D-6**

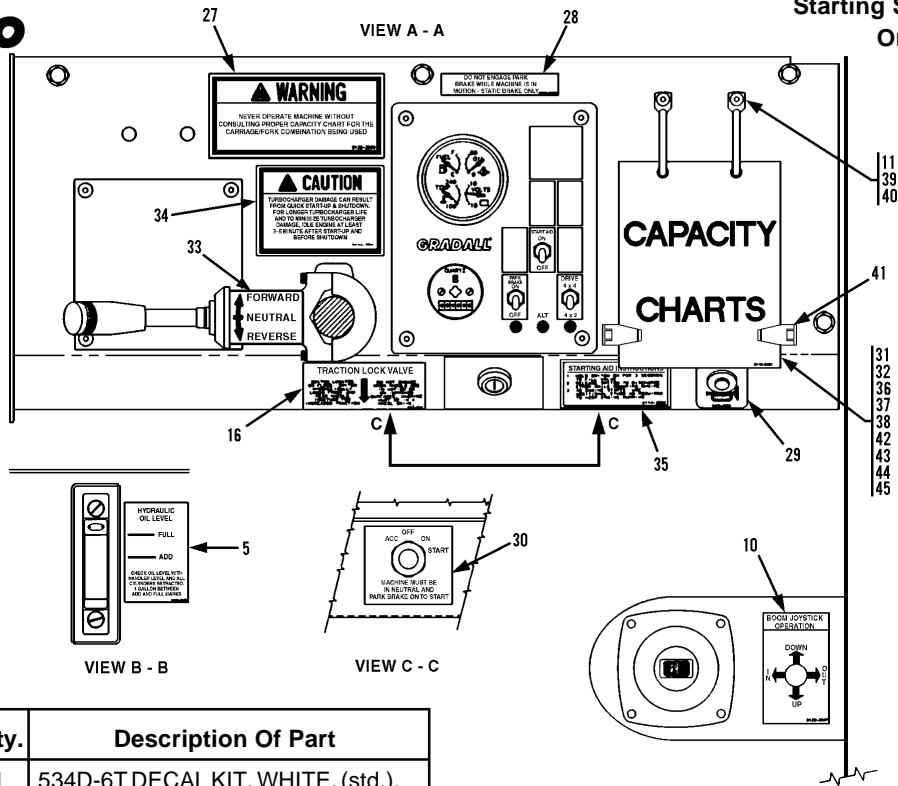
**MISCELLANEOUS**  
**Cab & Frame Decals**  
**Starting Serial No. 0588001**  
**Original Issue 12-97**  
**Revised 9-27-01**



Item	Part No.	Qty.	Description Of Part
*	9112-5085	1	534D-6 DECAL KIT, WHITE, (std.), (includes all items on page 12-1 except 8, 11, 17 thru 20, 31, 32, 34 thru 44 and all items on page 12-2 except items 7, 9 & 14 thru 17), ( <b>starting s/n 0588001 thru 0588530</b> )
*	9133-5034	1	534D-6 DECAL KIT, WHITE, (std.), (includes all items on page 12-1 except 11, 18, 19, 20, 31, 32, 34 thru 44 and all items on page 12-2 except items 14 thru 17), ( <b>starting s/n 0588531</b> )
1	8060-3026	1	CAUTION DECAL
2	9114-3286	1	WARNING PLATE
3	9108-3492	2	OIL WARNING DECAL
4	9114-3288	1	HYDRAULIC OIL PLATE
5	9116-3130	1	OIL LEVEL DECAL
6	9114-3162	1	TEST PORT DECAL
7	8060-3022	1	DANGER DECAL
8	9055-3027	1	WARNING DECAL
9	9133-3028	1	SERVICE INSTRUCTION DECAL, ( <b>starting s/n 0588001 thru 0588530</b> )
	9133-3044	1	SERVICE INSTRUCTION DECAL, ( <b>starting s/n 0588531</b> )
10	9130-3047	1	BOOM OPR. DECAL
11	9116-3087	2	LOAD CHART BRACKET
12	9108-3317	1	TILT DECAL
13	9108-3318	1	SWAY DECAL
14	9114-3292	1	DIPSTICK DECAL
15	7733-3027	1	MADE IN USA DECAL
16	9108-3314	1	TRACTION DECAL
17	9055-3028	1	WARNING DECAL
18	9114-4430	1	534D-6 SERIAL TAG
19	9116-4094	1	ROPS WARNING DECAL
20	9137-3002	1	SERIAL NO. AND ATTACHING PLATE, (on inside of cab)
21	9114-3283	1	WARNING DECAL
22	9114-3282	3	WARNING DECAL
23	9114-3280	1	WARNING DECAL

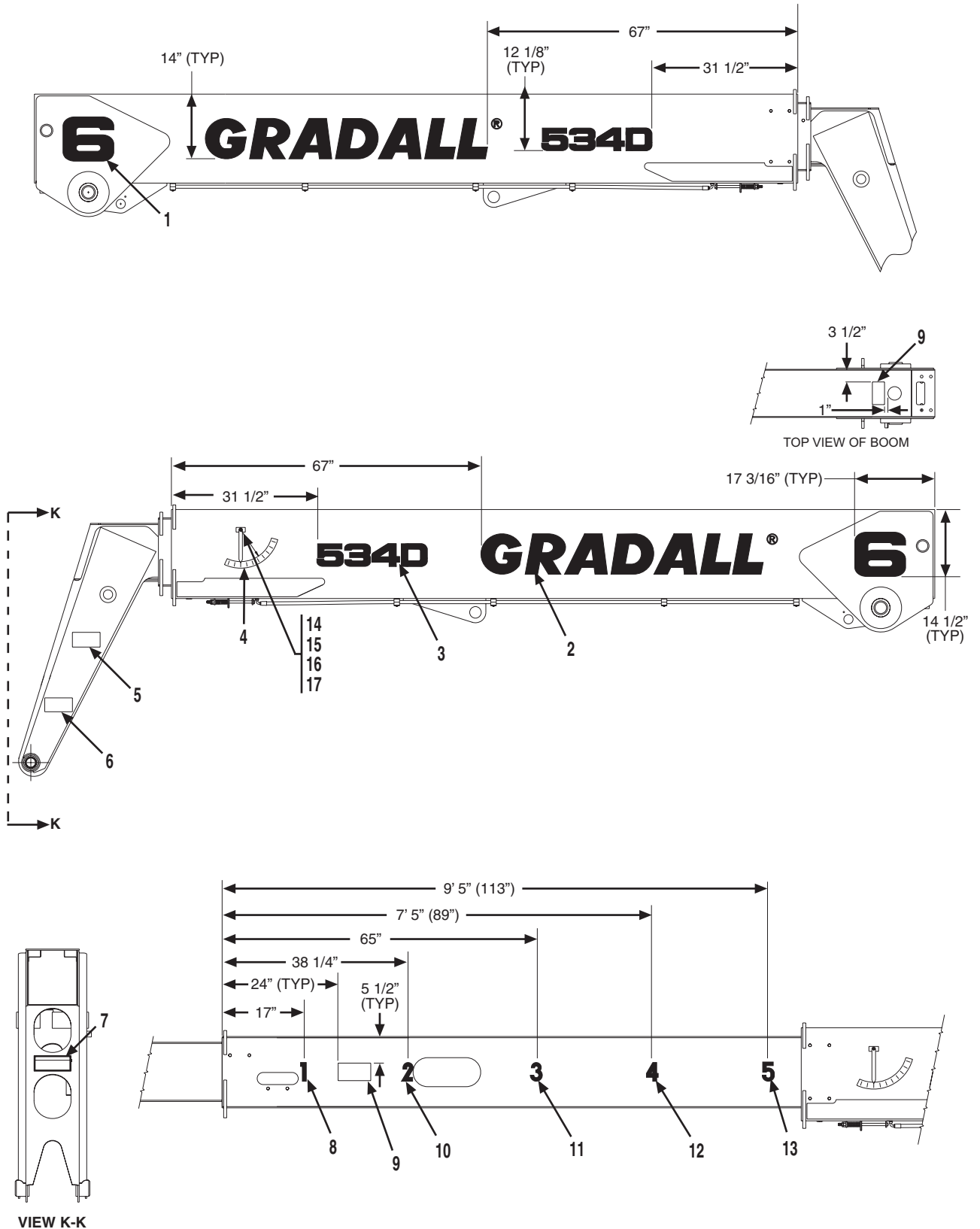
Item	Part No.	Qty.	Description Of Part
24	9114-3281	1	WARNING DECAL
25	9114-3285	1	INSTRUCTION DECAL
26	9114-3284	1	WARNING DECAL
27	9132-3030	1	WARNING DECAL
28	9114-3182	1	PARK BRAKE DECAL
29	9103-3089	1	HORN DECAL
30	9114-3120	1	INSTRUMENT PANEL DECAL
31	9116-3184	1	CAPACITY CHART COVER
32	9137-3007	1	LOAD CHART - INSTRUCTIONS
33	9116-3028	1	SHIFTER DECAL
34	9133-3007	1	LOAD CHART - STD. CARRIAGE W/ WINCH 36' (std.)
	9133-3008	1	LOAD CHART - STD. CARRIAGE W/ WINCH 42' (opt.)
35	9133-3014	1	LOAD CHART - SLOPE PILER, (std.)
	9133-3015	1	LOAD CHART - SLOPE PILER, (opt.)
36	9114-3202	1	INSTRUCTION DECAL
37	9136-3070	2	HINGED CLIP
38	8850-1616	2	HEX NUT, 1/4-20
39	8830-2125	2	RD HD MACHINE SCREW, 1/4-20x5/8
40	9133-3027	1	LOAD CHART - 10' TRUSS BOOM, (std.)
	9133-3018	1	LOAD CHART - 10' TRUSS BOOM 42', (opt.)
41	9133-3032	1	LOAD CHART - 100° SWING CARRIAGE, (std.)
	9133-3016	1	LOAD CHART - 100° SWING CARRIAGE, (opt.)
42	9133-3026	1	LOAD CHART - 6' MAST, (std.)
	9133-3025	1	LOAD CHART - 6' MAST, (opt.)
43	9133-3033	1	LOAD CHART - 6' SWING MAST, (std.)
	9133-3035	1	LOAD CHART - 6' SWING MAST, (opt.)
44	9133-3078	1	LOAD CHART - PERSONNEL PLATFORM, (std.)
	9133-3049	1	LOAD CHART - PERSONNEL PLATFORM, (opt.)





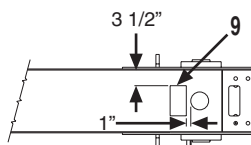
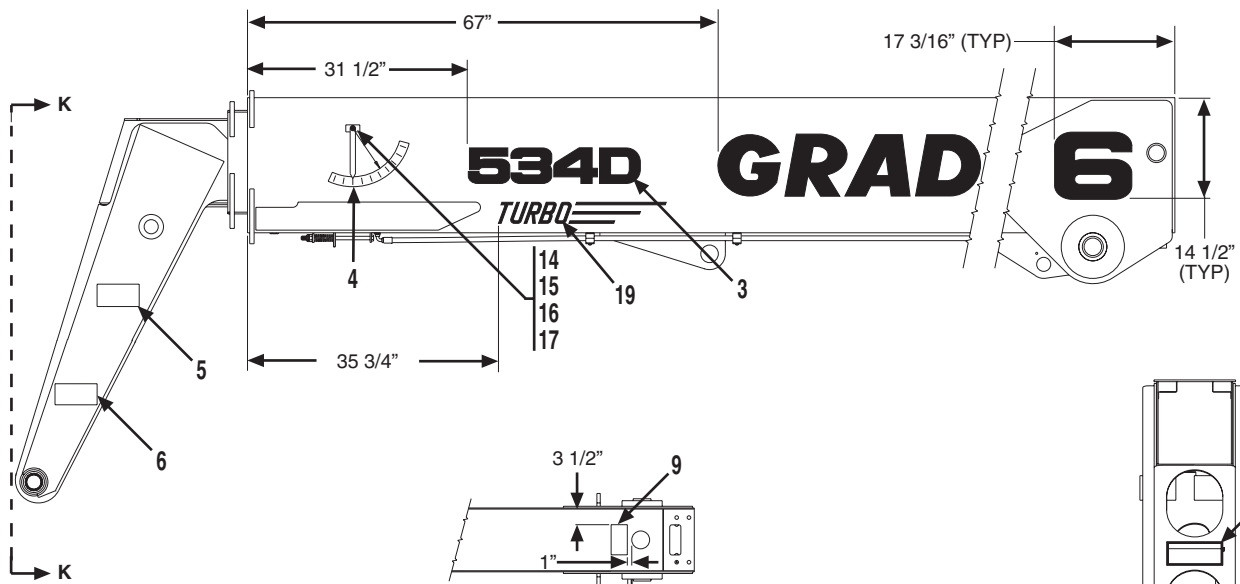
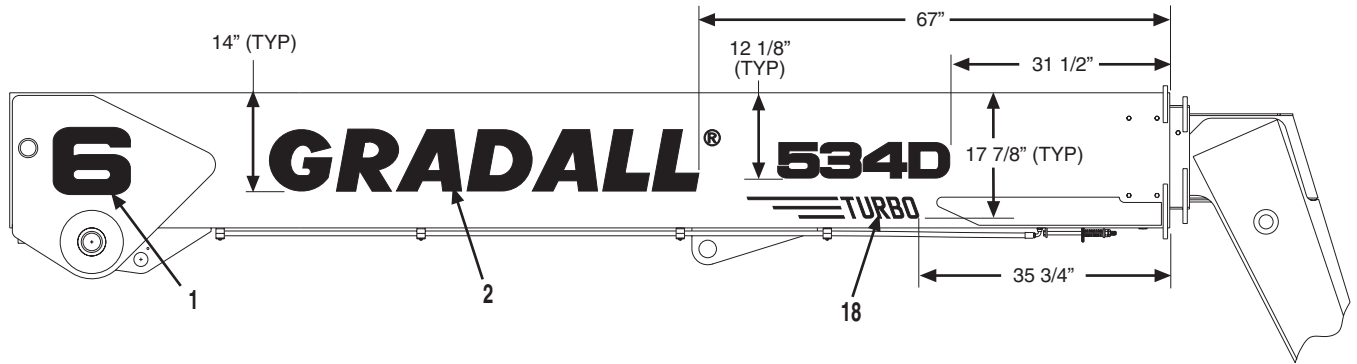
Item	Part No.	Qty.	Description Of Part
*	9132-5018	1	534D-6T DECAL KIT, WHITE, (std.), (includes all items on page 12-1 except 8, 11, 17 thru 20, 31, 32, 36 thru 45 and all items on page 12-2 except items 7, 9 & 14 thru 17), (starting s/n 0588008 thru 0588623)
*	9137-5010	1	534D-6T DECAL KIT, WHITE, (std.), (includes all items on page 12-1 except 11, 18, 19, 20, 31, 32, 36 thru 45, and all items on page 12-2 except items 14 thru 17), (starting s/n 0588624)
1	8060-3026	1	CAUTION DECAL
2	9114-3286	1	WARNING PLATE
3	9108-3492	2	OIL WARNING DECAL
4	9114-3288	1	HYDRAULIC OIL PLATE
5	9116-3130	1	OIL LEVEL DECAL
6	9114-3162	1	TEST PORT DECAL
7	8060-3022	1	DANGER DECAL
8	9055-3027	1	WARNING DECAL
9	9137-3010	1	SERVICE INSTRUCTION DECAL, (starting s/n 0588008 thru 0588623)
	9137-3014	1	SERVICE INSTRUCTION DECAL, (starting s/n 0588624)
10	9130-3047	1	BOOM OPR. DECAL
11	9116-3087	2	LOAD CHART BRACKET
12	9108-3317	1	TILT DECAL
13	9108-3318	1	SWAY DECAL
14	9114-3292	1	DIPSTICK DECAL
15	7733-3027	1	MADE IN USA DECAL
16	9108-3314	1	TRACTION DECAL
17	9055-3028	1	WARNING DECAL
18	9114-4430	1	534D-6 SERIAL TAG
19	9116-4094	1	ROPS WARNING DECAL
20	9137-3002	1	SERIAL NO. AND ATTACHING PLATE, (on inside of cab)
21	9114-3283	1	WARNING DECAL
22	9114-3282	3	WARNING DECAL
23	9114-3280	1	WARNING DECAL
24	9114-3281	1	WARNING DECAL
25	9114-3285	1	INSTRUCTION DECAL

Item	Part No.	Qty.	Description Of Part
26	9114-3284	1	WARNING DECAL
27	9132-3030	1	WARNING DECAL
28	9114-3182	1	PARK BRAKE DECAL
29	9103-3089	1	HORN DECAL
30	9114-3120	1	INSTRUMENT PANEL DECAL
31	9116-3184	1	CAPACITY CHART COVER
32	9137-3007	1	LOAD CHART - INSTRUCTIONS
33	9116-3028	1	SHIFTER DECAL
34	9134-3016	1	TURBOCHARGER DECAL
35	9114-3202	1	INSTRUCTION DECAL
36	9133-3026	1	LOAD CHART - 6' MAST, (std.)
	9133-3025	1	LOAD CHART - 6' MAST, (opt.)
37	9133-3007	1	LOAD CHART - STD. CARRIAGE W/ WINCH 36', (std.)
	9133-3008	1	LOAD CHART - STD. CARRIAGE W/ WINCH 42', (opt.)
38	9133-3014	1	LOAD CHART - SLOPE PILER, (std.)
	9133-3015	1	LOAD CHART - SLOPE PILER, (opt.)
39	8850-1616	2	HEX NUT, 1/4-20
40	8830-2125	2	RD HD MACHINE SCREW, 1/4-20x5/8
41	9136-3070	2	HINGED CLAMP
42	9133-3027	1	LOAD CHART - 10' TRUSS BOOM, (std.)
	9133-3018	1	LOAD CHART - 10' TRUSS BOOM 42', (opt.)
43	9133-3033	1	LOAD CHART - 6' SWING MAST, (std.)
	9133-3035	1	LOAD CHART - 6' SWING MAST, (opt.)
44	9133-3032	1	LOAD CHART - 100° SWING CARRIAGE, (std.)
	9133-3016	1	LOAD CHART - 100° SWING CARRIAGE, (opt.)
45	9133-3078	1	LOAD CHART - PERSONNEL PLATFORM, (std.)
	9133-3049	1	LOAD CHART - PERSONNEL PLATFORM, (opt.)

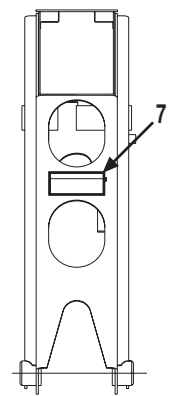


Item	Part No.	Qty.	Description Of Part
*	9112-5085	1	534D-6 DECAL KIT, WHITE, (std.), (includes all items on page 12-1 except 8, 11, 17 thru 20, 31, 32, 34 thru 44 and all items on page 12-2 except items 7, 9 & 14 thru 17), ( <b>starting s/n 0588001 thru 0588530</b> )
*	9133-5034	1	534D-6 DECAL KIT, WHITE, (std.), (includes all items on page 12-1 except 11, 18, 19, 20, 31, 32, 34 thru 44 and all items on page 12-2 except items 14 thru 17), ( <b>starting s/n 0588531</b> )
1	9103-3018	2	"6" DECAL, WHITE, (std.)
	9103-3218	2	"6" DECAL, BLACK, (opt.)
2	9112-3037	2	GRADALL DECAL, WHITE, (std.)
	9112-3038	2	GRADALL DECAL, BLACK, (opt.)
3	9112-3156	2	"534D" DECAL, WHITE, (std.)
	9112-3157	2	"534D" DECAL, BLACK, (opt.)
4	9100-3031	1	BOOM ANGLE DECAL, WHITE
5	9114-3282	2	WARNING DECAL
6	9114-3290	1	WARNING DECAL
7	9055-3026	1	WARNING DECAL
8	9100-3016	1	"1" DECAL, WHITE, (std.)
	9104-3134	1	"1" DECAL, BLACK, (opt.)
9	8060-3037	3	WARNING DECAL
10	9100-3018	1	"2" DECAL, WHITE, (std.)
	9104-3135	1	"2" DECAL, BLACK, (opt.)
11	9112-3042	1	"3" DECAL, WHITE, (std.)
	9112-3043	1	"3" DECAL, BLACK, (opt.)
12	9100-3020	1	"4" DECAL, WHITE, (std.)
	9104-3136	1	"4" DECAL, BLACK, (opt.)
13	9112-3044	1	"5" DECAL, WHITE, (std.)
	9112-3045	1	"5" DECAL, BLACK, (opt.)
14	9020-0445	1	PENDULUM
15	9020-0688	1	BEARING
16	9002-6491	1	SHOULDER BOLT, 1/4-20
17	9133-3036	1	SPECIAL WASHER
			NOTE: STANDARD DECALS ARE WHITE. OPTIONAL DECALS ARE BLACK. ONLY STANDARD DECALS ARE INCLUDED IN THE 9112-5085 & 9133-5034 DECAL KITS.

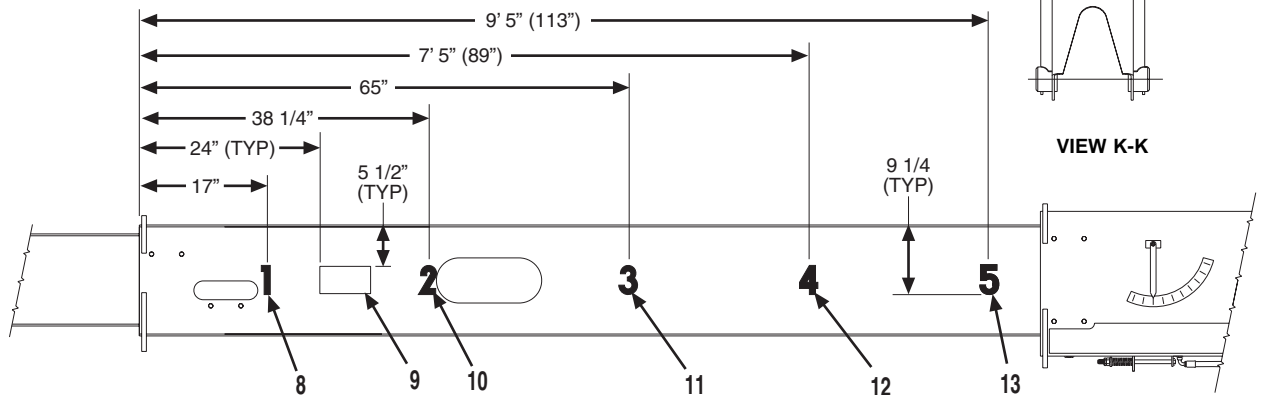




**TOP VIEW OF BOOM**

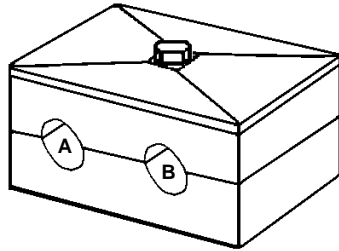


**VIEW K-K**

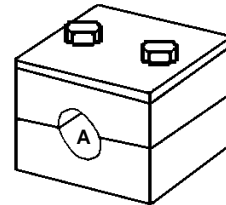


Item	Part No.	Qty.	Description Of Part
*	9132-5018	1	534D-6T DECAL KIT, WHITE, (std.), (includes all items on page 12-1 except 8, 11, 17 thru 20, 31, 32, 36 thru 45 and all items on page 12-2 except items 7, 9 & 14 thru 17), <b>(starting s/n 0588008 thru 0588623)</b>
*	9137-5010	1	534D-6T DECAL KIT, WHITE, (std.), (includes all items on page 12-1 except 11, 18, 19, 20, 31, 32, 36 thru 45, and all items on page 12-2 except items 14 thru 17), <b>(starting s/n 0588624)</b>
1	9103-3018	2	"6" DECAL, WHITE, (std.)
	9103-3218	2	"6" DECAL, BLACK, (opt.)
2	9112-3037	2	GRADALL DECAL, WHITE, (std.)
	9112-3038	2	GRADALL DECAL, BLACK, (opt.)
3	9112-3156	2	"534D" DECAL, WHITE, (std.)
	9112-3157	2	"534D" DECAL, BLACK, (opt.)
4	9100-3031	1	BOOM ANGLE DECAL, WHITE
5	9114-3282	2	WARNING DECAL
6	9114-3290	1	WARNING DECAL
7	9055-3026	1	WARNING DECAL
8	9100-3016	1	"1" DECAL, WHITE, (std.)
	9104-3134	1	"1" DECAL, BLACK, (opt.)
9	8060-3037	3	WARNING DECAL
10	9100-3018	1	"2" DECAL, WHITE, (std.)
	9104-3135	1	"2" DECAL, BLACK, (opt.)
11	9112-3042	1	"3" DECAL, WHITE, (std.)
	9112-3043	1	"3" DECAL, BLACK, (opt.)
12	9100-3020	1	"4" DECAL, WHITE, (std.)
	9104-3136	1	"4" DECAL, BLACK, (opt.)
13	9112-3044	1	"5" DECAL, WHITE, (std.)
	9112-3045	1	"5" DECAL, BLACK, (opt.)
14	9020-0445	1	PENDULUM
15	9020-0688	1	BEARING
16	9002-6491	1	SHOULDER BOLT, 1/4-20
17	9133-3036	1	SPECIAL WASHER
18	9132-3003	1	R.H. TURBO DECAL, WHITE, (std.)
	9132-3005	1	R.H. TURBO DECAL, BLACK, (opt.)
19	9132-3002	1	L.H. TURBO DECAL, WHITE, (std.)
	9132-3004	1	L.H. TURBO DECAL, BLACK, (opt.)
			NOTE: STANDARD DECALS ARE WHITE. OPTIONAL DECALS ARE BLACK. ONLY STANDARD DECALS ARE INCLUDED IN THE 9132-5018 & 9137-5010 DECAL KITS.

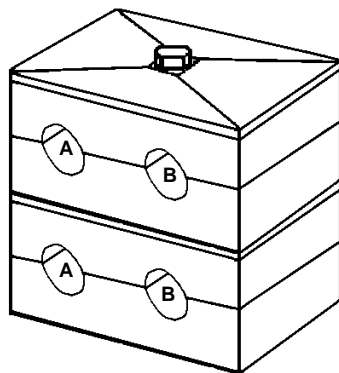
STYLE #1



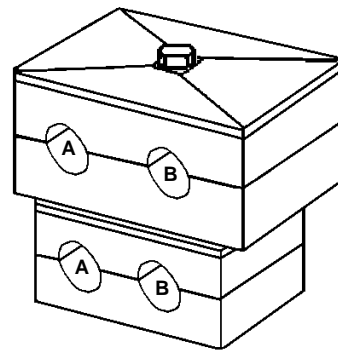
STYLE #2



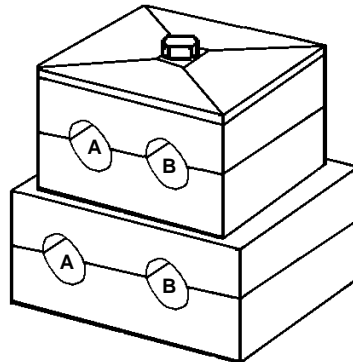
STYLE #3



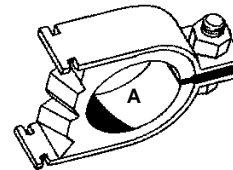
STYLE #4



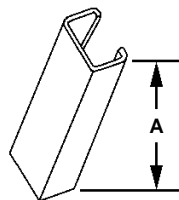
STYLE #5



STYLE #6



ANCHOR CHANNEL



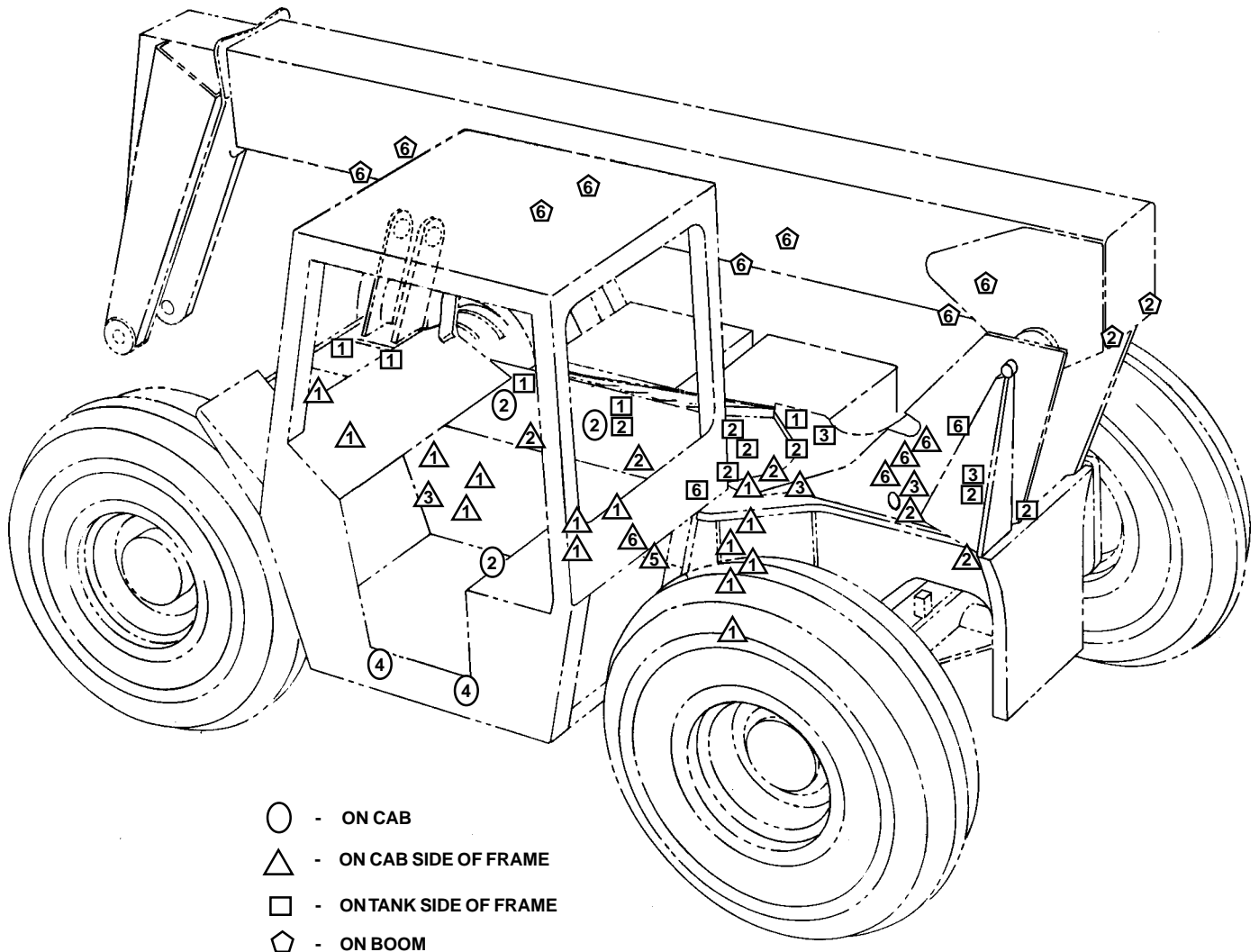
USED WITH CUSHION CLAMP,  
 ORDER ONLY WHEN NEEDED.

AVAILABLE  
 ANCHOR CHANNELS

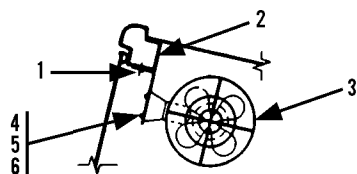
Part No.	A
9020-6085	4
9020-6086	5
9020-6087	8-1/2
9020-6088	7
9020-6089	3
9020-6090	4-1/2
9020-6091	3-1/2
9020-6092	10
9104-1246	7-1/2
9100-1053	11
9102-1094	1-1/2
8092-1048	15
8092-1062	22
8387-1035	30-47/64
8064-1044	12
9104-1801	6-1/4
9114-1375	2

Part No.	Description Of Part	Style	I.D. Of Hole(s)		Part No.	Description Of Part	Style	I.D. Of Hole(s)	
	<b>CAB SIDE OF FRAME</b>								
7713-3168	CLAMP SET	1	1/2	1/2	9103-3138	CLAMP SET	2	1/2	--
7713-3140	COVER PLATE				7713-3498	COVER PLATE			
7713-3177	HHCS, 5/16-18x1-3/8				7713-3499	HHCS, 1/4-20x1-5/16			
						<b>TANK SIDE OF FRAME</b>			
9108-3240	CLAMP SET	1	5/8	1/2	7713-3168	CLAMP SET	1	1/2	1/2
7713-3140	COVER PLATE				7713-3140	COVER PLATE			
7713-3177	HHCS, 5/16-18				7713-3177	HHCS, 5/16-18x1-3/8			
7713-3139	CLAMP SET	1	5/8	5/8	9020-5792	CUSHION CLAMP	6	1-1/4	--
7713-3140	COVER PLATE				7713-3053	CLAMP SET	2	3/4	--
7713-3177	HHCS, 5/16-18x1-3/8				7713-3052	COVER PLATE			
					7713-3209	HHCS, 1/4-20x1-3/8			
9121-3002	CLAMP SET	3	1/2	3/4	7713-3497	CLAMP SET	2	5/8	--
7732-3029	CLAMP SET		7/8	7/8	7713-3498	COVER PLATE			
8820-1023	HHCS, 5/16-18x1-3/4 GR5				7713-3499	HHCS, 1/4-20x1-5/16			
7713-3306	STACK BOLT				7713-3053	CLAMP SET	2	3/4	--
7713-3390	SAFETY CLIP				7713-3052	COVER PLATE			
7713-3137	COVER PLATE				8820-1010	HHCS, 1/4-20x2-1/4 GR5			
7713-3073	CLAMP	2	1	--	8850-1004	HEX NUT, 1/4-20			
7713-3052	COVER PLATE				8855-1009	LOCKWASHER, 1/4			
7713-3209	HHCS, 1/4-20x1-3/8				8856-1107	FLAT WASHER, 1/4			
7713-3497	CLAMP	2	5/8	--	7713-3279	CLAMP SET	1	1	1
7713-3498	COVER PLATE				8820-1023	HHCS, 5/16-18x1-3/4 GR5			
8820-1009	HHCS, 1/4-20x2, GR5				7713-3137	COVER PLATE			
8856-1002	FLAT WASHER, 1/4				7713-3279	CLAMP SET	1	1	1
8855-1009	LOCKWASHER, 1/4				7713-3306	STACK BOLT			
8850-1004	HEX NUT, 1/4-20				8820-1023	HHCS, 5/16-18x1-3/4 GR5			
7713-3168	CLAMP SET	5	1/2	1/2	7713-3279	CLAMP SET	1	1	1
7713-3140	COVER PLATE				7713-3306	STACK BOLT			
7713-3177	HHCS, 5/16-18x1-3/8				8820-1023	HHCS, 5/16-18x1-3/4 GR5			
7713-3136	CLAMP SET		3/4	3/4	7713-3279	CLAMP SET		1	1
7713-3306	STACK BOLT				7713-3137	COVER PLATE			
7713-3390	SAFETY CLIP				7713-3390	SAFETY CLIP			
7713-3133	CLAMP SET	1	1-3/25	1-3/25	9103-3138	CLAMP SET	2	1/2	--
7713-3134	COVER PLATE				7713-3498	COVER PLATE			
8820-1024	HHCS, 5/16-18x2 GR5				7713-3499	HHCS, 1/4-20x1-5/16			
9020-5792	CUSHION CLAMP	6	1-1/4	--	7713-3279	CLAMP SET	3	1	1
9108-3216	CUSHION CLAMP	6	1/2	--	7713-3137	COVER PLATE			
9108-3217	CUSHION CLAMP	6	5/8	--	8820-1023	HHCS, 5/16-18x1-3/4			
7732-3029	HOSE CLAMP	1	7/8	7/8	7713-3306	STACK BOLT			
7713-3390	SAFETY CLIP				7713-3390	SAFETY CLIP			
7713-3306	STACK BOLT				8093-3140	CLAMP SET		13/16	1-1/4
7713-3279	CLAMP SET	3	1	1	7713-3497	CLAMP	2	5/8	--
7713-3137	COVER PLATE				7713-3498	COVER PLATE			
8820-1023	HHCS, 5/16-18x1-3/4				8820-1009	HHCS, 1/4-20x2, GR5			
7713-3306	STACK BOLT				8856-1002	FLATWASHER, 1/4			
7713-3390	SAFETY CLIP				8855-1009	LOCKWASHER, 1/4			
8093-3140	CLAMP SET		13/16	1-1/4	8850-1004	HEX NUT, 1/4-20			
					9108-3216	CUSHION CLAMP	6	1/2	--

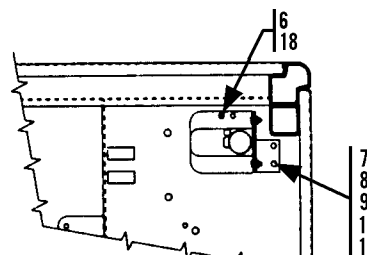
Part No.	Description Of Part	Style	I.D. Of Hole(s)	
			A	B
<b>ON CAB</b>				
7713-3053	CLAMP SET	2	3/4	--
7713-3052	COVER PLATE			
7713-3209	HHCS, 1/4-20x1-3/8			
7713-3168	CLAMP SET	4	1/2	1/2
7713-3389	STACK BOLT			
7713-3136	CLAMP SET		3/4	3/4
7713-3390	SAFETY CLIP			
7713-3137	COVER PLATE			
8820-1023	HHCS, 5/16-18x1-3/4 GR5			
9103-3138	CLAMP	2	1/2	--
7713-3498	CLAMP COVER			
7713-3499	HHCS, 1/4-20x1-5/16			
<b>BOOM</b>				
7713-3893	CLAMP SET	2	7/8	--
7713-3052	COVER PLATE			
7713-3209	HHCS, 1/4-20x1-3/8			
9020-7463	CUSHION CLAMP	6	3/4	--



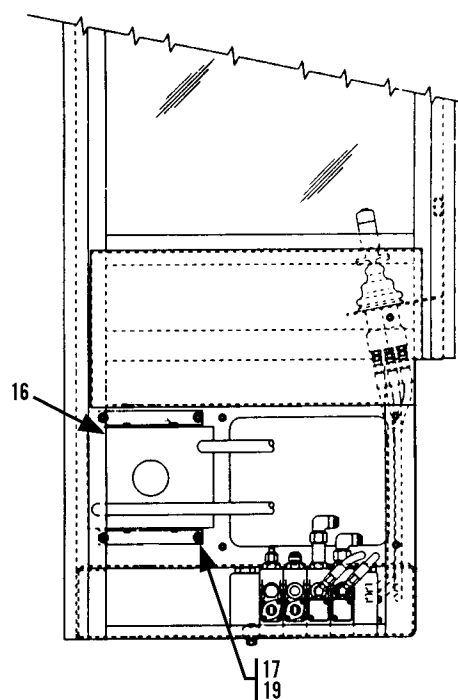
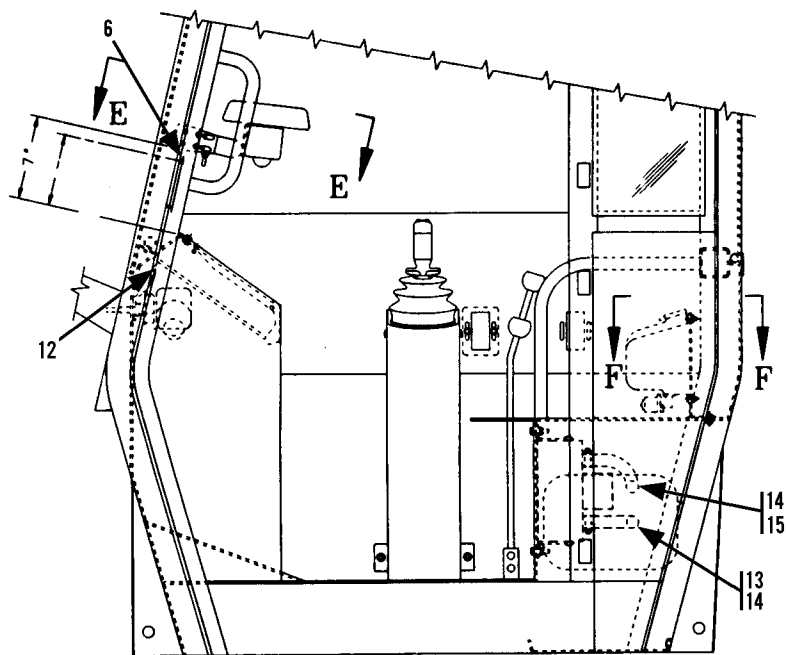




SECTION E-E



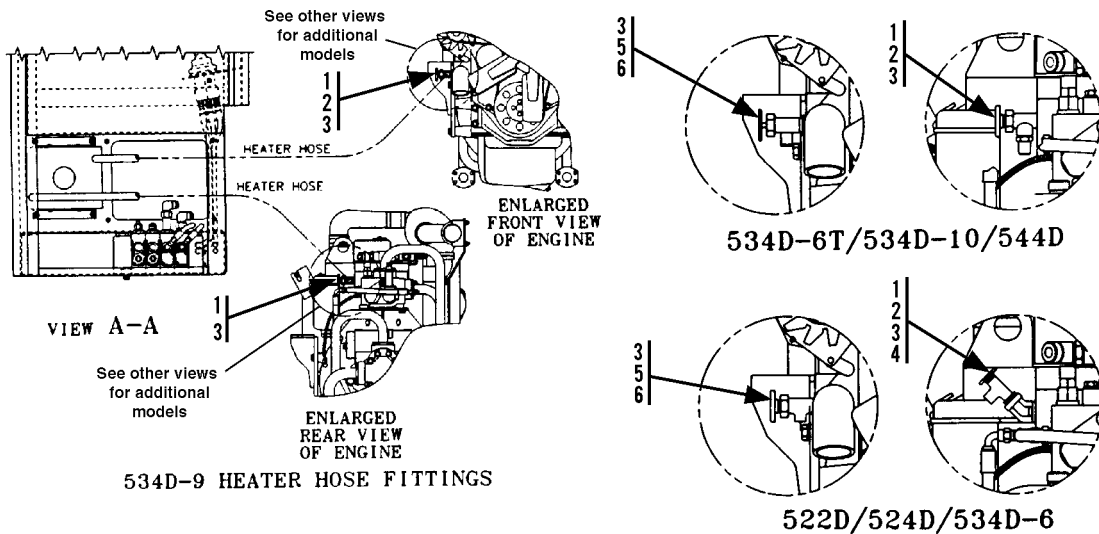
SECTION F-F  
 (SCALE 1/6)



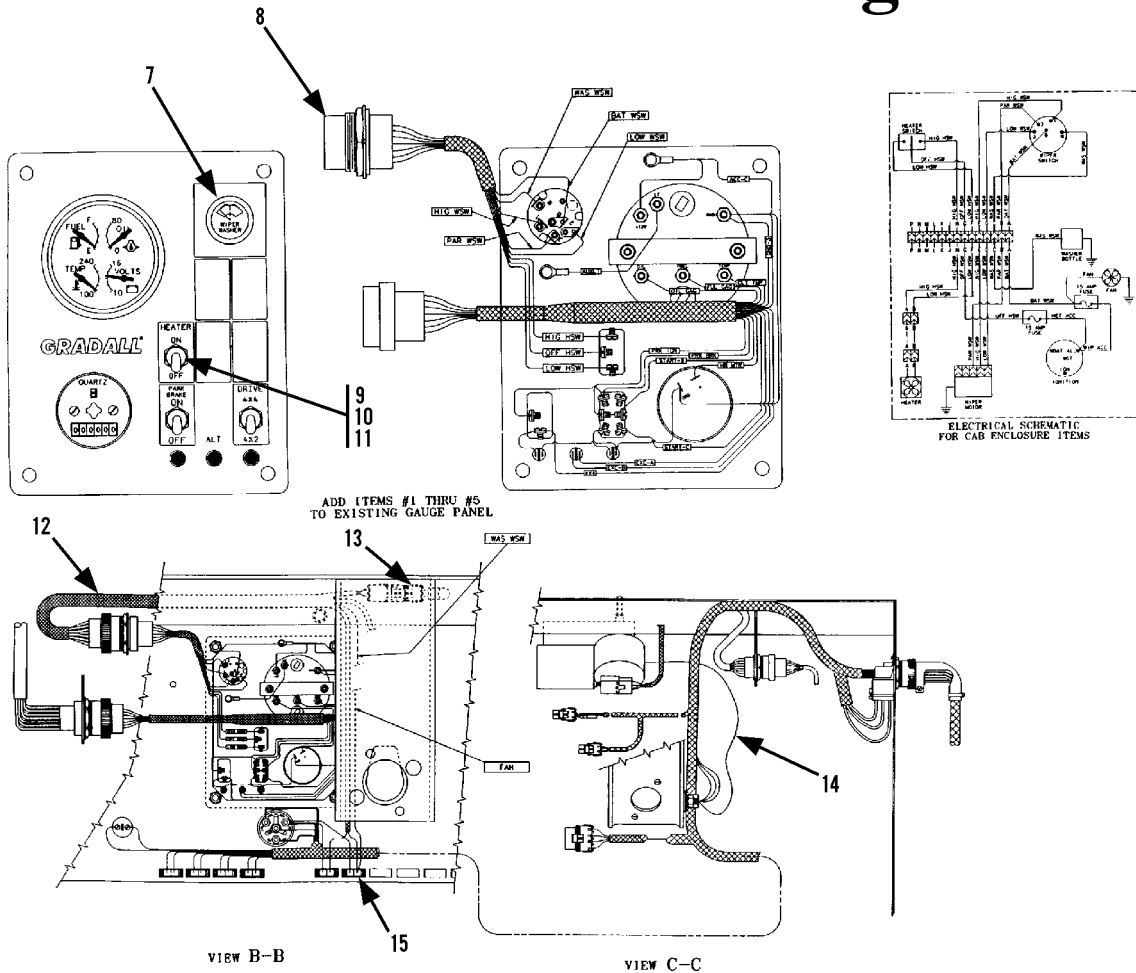
Item	Part No.	Qty.	Description Of Part
	9134-5003	1	CAB ENCLOSURE INSTALLATION, (includes all items on pages 13-1 and 13-2, plus 9114-3267 Cab Enclosure Kit)
	9114-3267	1	CAB ENCLOSURE KIT, (see pages 13-28 thru 13-30 for details)
1	9002-7319	2	SELF-TAPPING SCREW, 1/4-20X1
2	9108-1499	1	MOUNTING ANGLE
3	9020-0680	1	FAN
4	8821-1030	4	HEX SOCKET HD CAPSCREW, #10-24X3/4", GR8
5	7714-3017	4	WHIZ-LOCK NUT, #10-24
6	9002-9955	3	RUBBER MOUNT
7	8850-1004	6	HEX NUT, 1/4-20
8	8856-1009	6	LOCKWASHER, 1/4
9	8820-1003	6	HEX HD CAPSCREW, 1/4-20X3/4, GR5
10	9114-6099	1	BOTTLE MOUNTING BRACKET
11	8368-3085	1	WASHER BOTTLE
12	8668-3480	1	BUTT CONNECTOR
13	9020-6169	1	HEATER HOSE
14	8668-3193	2	HOSE CLAMP
15	9114-1459	1	HEATER HOSE
16	9112-5106	1	HEATER ASSY, (includes the following)
	9104-3429	1	HEATER
	8203-3996	6"	FLEX LOOM
	8096-3057	1	TOWER
	8096-3068	2	FEMALE PIN TERMINAL
	8096-3067	2	CABLE SEALS
*	8820-1003	4	HEX HD CAPSCREW, 1/4-20X3/4, GR5
*	8855-1009	4	LOCKWASHER, 1/4
*	9103-1521	2	HEATER MOUNTING BRACKET
* 17	7714-3006	4	WHIZ-LOCK NUT
* 18	7716-3102	1	INSUL. FEMALE SPADE 16-14 GA.
19	7714-3004	4	WHIZ-LOCK SCREW



# Heater Hosing

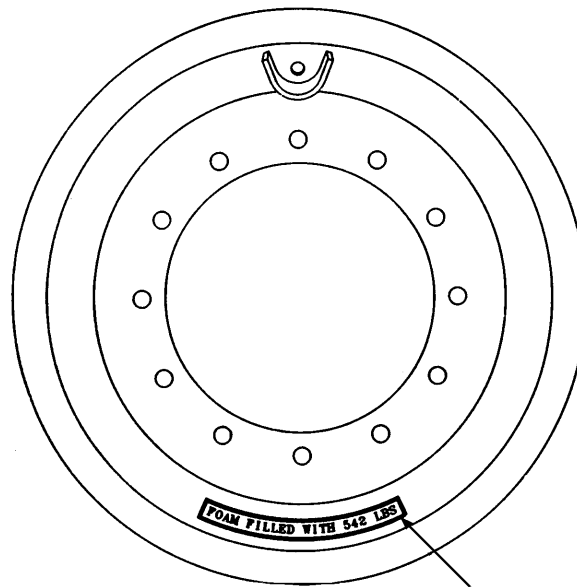
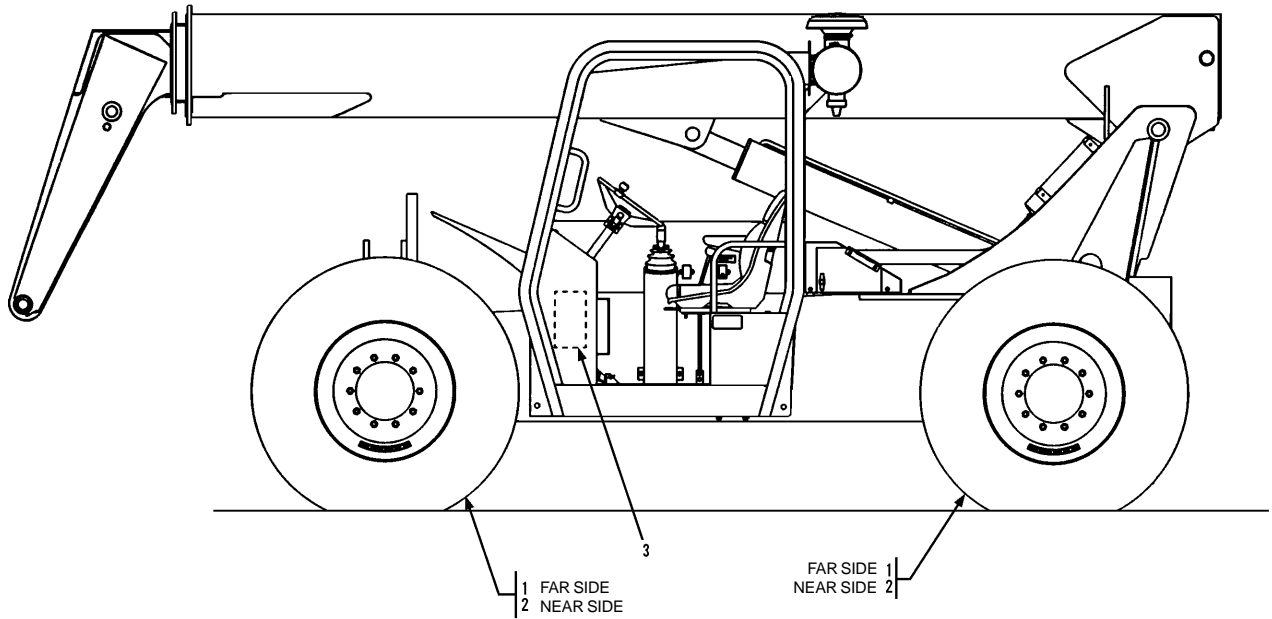


# Electrical Wiring



\* All cab enclosure pages re-formatted and combined to alleviate confusion. One cab enclosure kit will work for all "D" series models. Multiple page number changes in section 13.

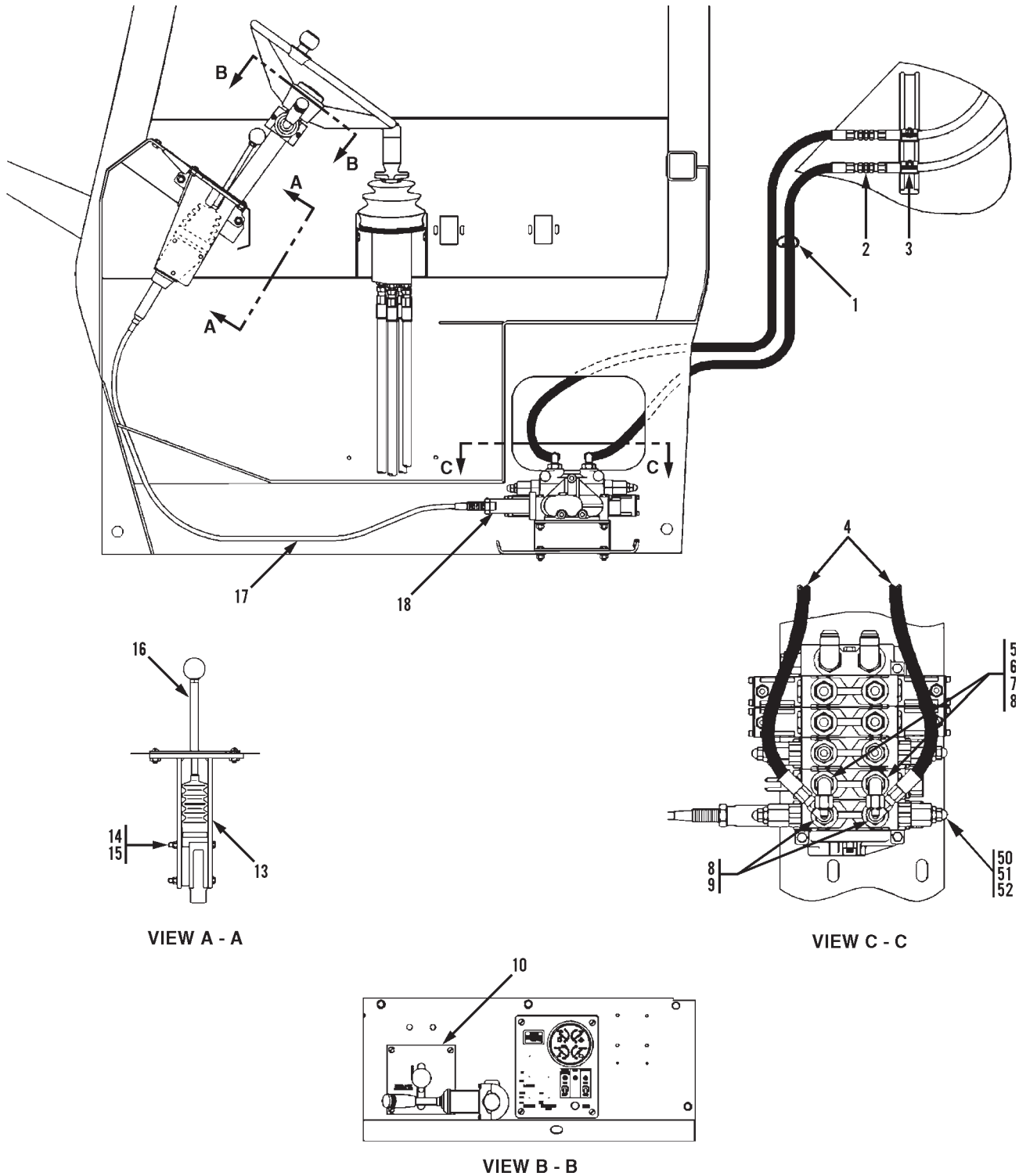
Item	Part No.	Qty.	Description Of Part
	9134-5003	1	CAB ENCLOSURE INSTALLATION (includes all items on pages 13-1 and 13-2, plus 9114-3267 Cab Kit)
	9114-3267	1	CAB ENCLOSURE KIT (see pages 13-28 thru 13-30 for details)
1	9108-3155	1	TRUCK VALVE (qty. of two needed for use on the 534D-9)
2	7738-3540	1	COOLANT RESTRICTOR ORIFICE
3	8668-3193	2	CLAMP
4	8871-2034	1	STREET ELBOW, 45 DEGREES, 1/2
5	8871-1383	1	PIPE BUSHING, 1/2X3/8
6	2464-1328	1	SHUT OFF VALVE
7	8096-3101	1	WIPER & WASHER SWITCH
8	9114-3333	1	WIPER-WASHER-HEATER HARNESS
9	7738-3744	1	HEATER SWITCH
10	7738-3470	1	BOOT
11	9114-3361	1	HEATER DECAL
12	9113-3335	1	WIPER-HEATER OPTION HARNESS
13	9112-3182	1	HEATER HARNESS
14	9136-1018	1	JUMPER WIRE
15	7736-3268	2	15-AMP FUSE
			NOTE: QUANTITIES LISTED ARE USED PER MODEL.
			SEE ILLUSTRATION FOR CORRECT HOSE FITTINGS USED ON DIFFERENT MODELS



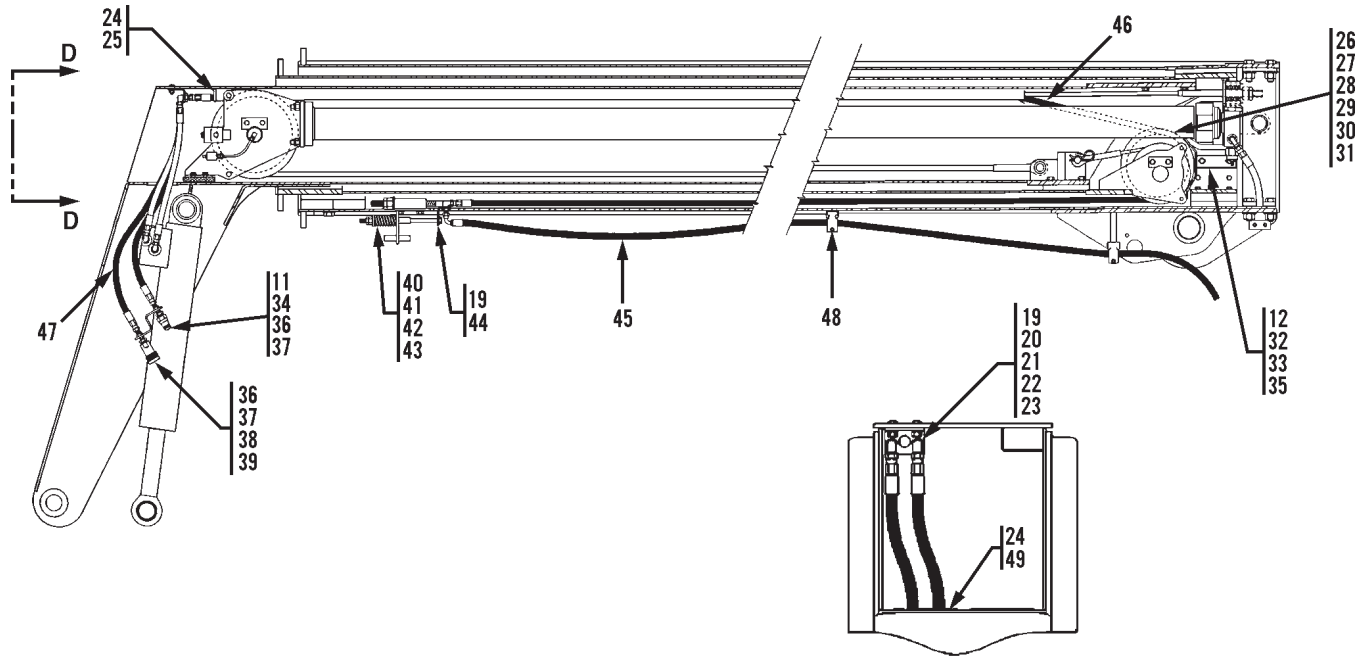
VIEW SHOWING DECAL PLACEMENT ON RIM

Item	Part No.	Qty.	Description Of Part
	9133-5002	1	FOAM TIRE OPTION
1	9103-5247	2	FOAM FILLED TIRE ASSEMBLY
2	9103-5248	2	FOAM FILLED TIRE ASSEMBLY
3	9133-3001	1	S/N & ATTACHMENT PLATE
4	9112-3160	4	TIRE DECAL

**NOTE: IF YOUR MACHINE CAME WITH AUXILIARY HYDRAULICS (9112-5075)  
 USE AUXILIARY HYDRAULICS FIELD KIT (9133-5021) FOR SERVICE.**

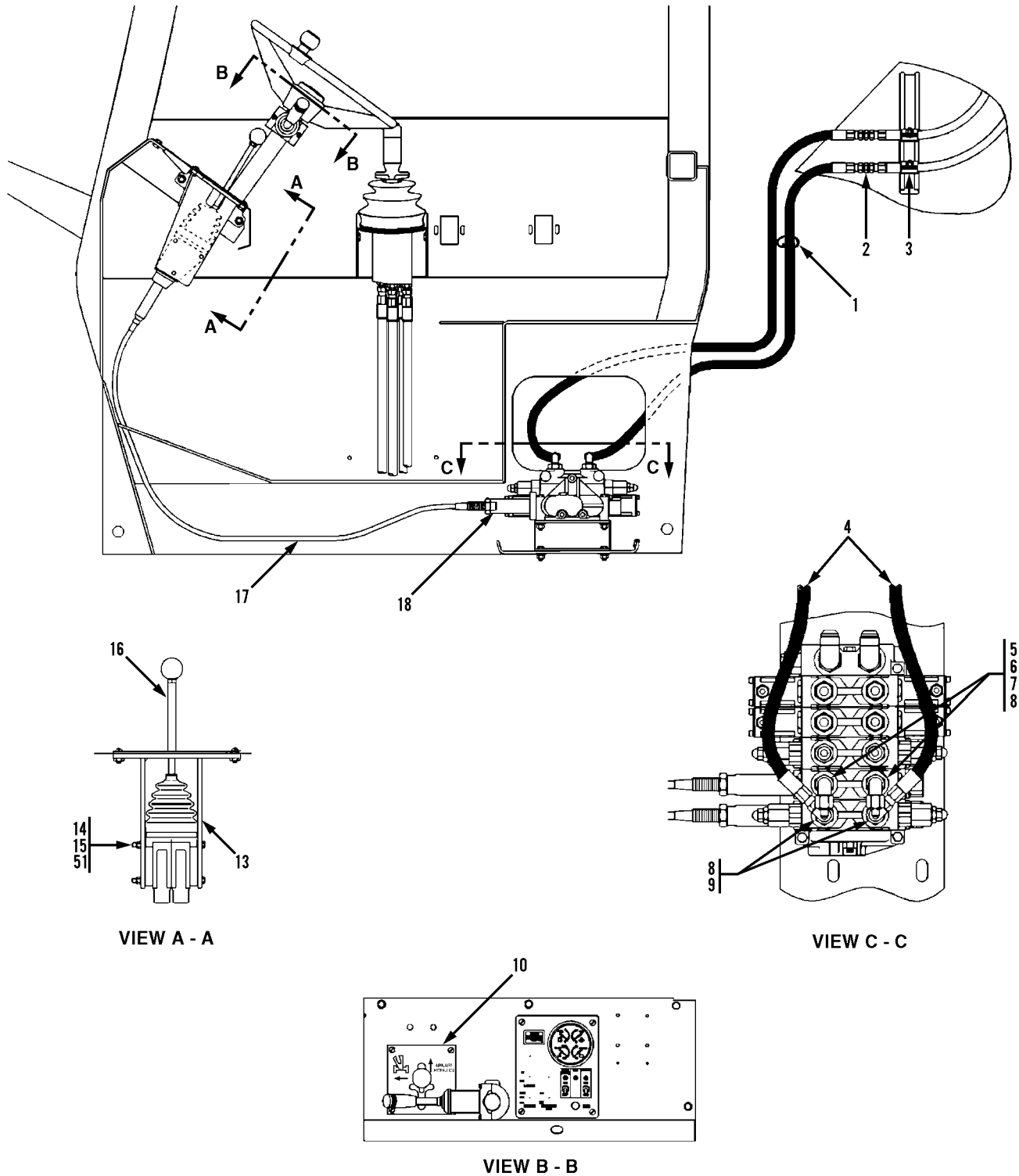


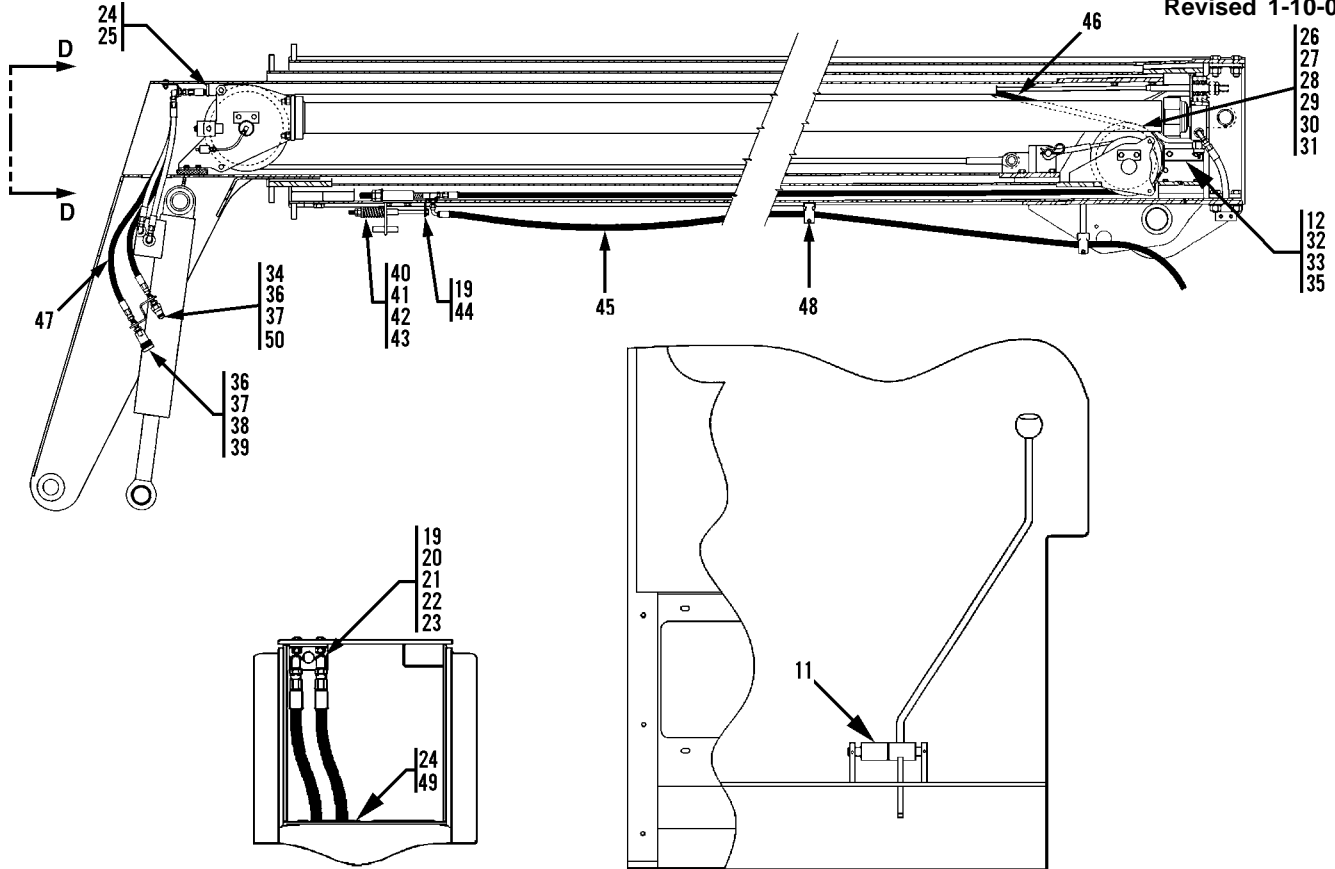
**NOTE: IF YOUR MACHINE CAME WITH AUXILIARY HYDRAULICS (9112-5075)  
 USE AUXILIARY HYDRAULICS FIELD KIT (9133-5021) FOR SERVICE.**



**VIEW D - D**

Item	Part No.	Qty.	Description Of Part	Item	Part No.	Qty.	Description Of Part
	9133-5021	Ref	AUXILIARY HYDRAULICS FIELD KIT, (includes all items)	*24	1440-2248	AR	3M ADHESIVE
	9134-5010	1	REMOTE VALVE CONTROL ASSY, (includes items 13 thru 17)	*25	9020-6194	3.5"	TRIM LOK
1	9002-7187	10	TIE WRAP	26	8858-1320	1	RETAINING RING
2	8866-1065	2	UNION, 1/2 TUBE	*27	8320-1123	3	HEX HD CAPSCREW, 1/2-13X1, (torque to 68-78 lb-ft)
3	9020-7463	2	CUSHION CLAMP, 3/4	28	9002-7471	3	HARDENED FLAT WASHER
4	8471-8040	2	HOSE ASSY	29	9112-3016	1	AUXILIARY HOSE SHEAVE
5	9108-3343	2	ELBOW, 90 DEGREES, (includes item 8)	30	9108-1326	1	HOSE REEL SUPPORT
6	8866-1348	2	TUBE END REDUCER, 5/8X3/4	31	9020-3040	1	THRUST WASHER
7	8866-1407	2	HEX NUT, 5/8	32	9112-6080	1	HOSE GUARD
8	8859-1206	4	O-RING	33	8820-1034	2	HEX HD CAPSCREW, 3/8-16X7/8, GR5
9	9108-3310	2	ELBOW, 90 DEGREES, (includes item 8)	34	9104-3126	1	DUST CAP
10	9136-3045	1	GUIDE PLATE	35	8856-1109	2	FLAT WASHER, 3/8
*11	9116-3138	1	MALE HYDRAULIC COUPLER	36	8871-2305	2	REDUCING BUSHING, 1/2X1/4
12	8855-1011	2	LOCKWASHER, 3/8	37	9112-3061	2	BULKHEAD FITTING
13	9136-6007	1	LEVER BRACKET	*38	9116-3139	1	FEMALE HYDRAULIC COUPLER
14	8820-1012	3	HEX HD CAPSCREW, 1/4-20X2-3/4, GR5	39	9104-3125	1	DUST PLUG
15	8852-1304	3	HEX LOCKNUT, 1/4-20	40	9112-3054	2	COMPRESSION SPRING
16	9130-3019	1	REMOTE VALVE CONTROL	41	9112-1134	2	SPRING RETAINER
17	9136-3043	1	CONTROL CABLE	42	8850-1008	2	HEX NUT, 1/2-13
18	9112-3062	1	CABLE ADAPTER BONNET	43	8850-1108	2	HEAVY HEX JAM NUT, 1/2-13
19	9002-7179	4	BULKHEAD FITTING, 90 DEGREE	44	9112-6008	2	HOSE TAKE-UP
20	8855-1010	2	LOCKWASHER, 5/16	45	8471-7894	2	HOSE ASSY
21	9112-1125	1	BULKHEAD BRACKET	46	8471-7895	2	HOSE ASSY
22	8820-1019	2	HEX HD CAPSCREW, 5/16-18X7/8, GR5	47	8471-8041	2	HOSE ASSY
23	8850-1005	2	HEX NUT, 5/16-18	48	9020-7463	8	CUSHION CLAMP
				*49	9020-6199	13"	TRIM LOK
				*50	9108-4280	1	VALVE SECTION ASSY
				*51	9108-4203	1	STUD KIT
				*52	9108-4015	1	SEAL KIT

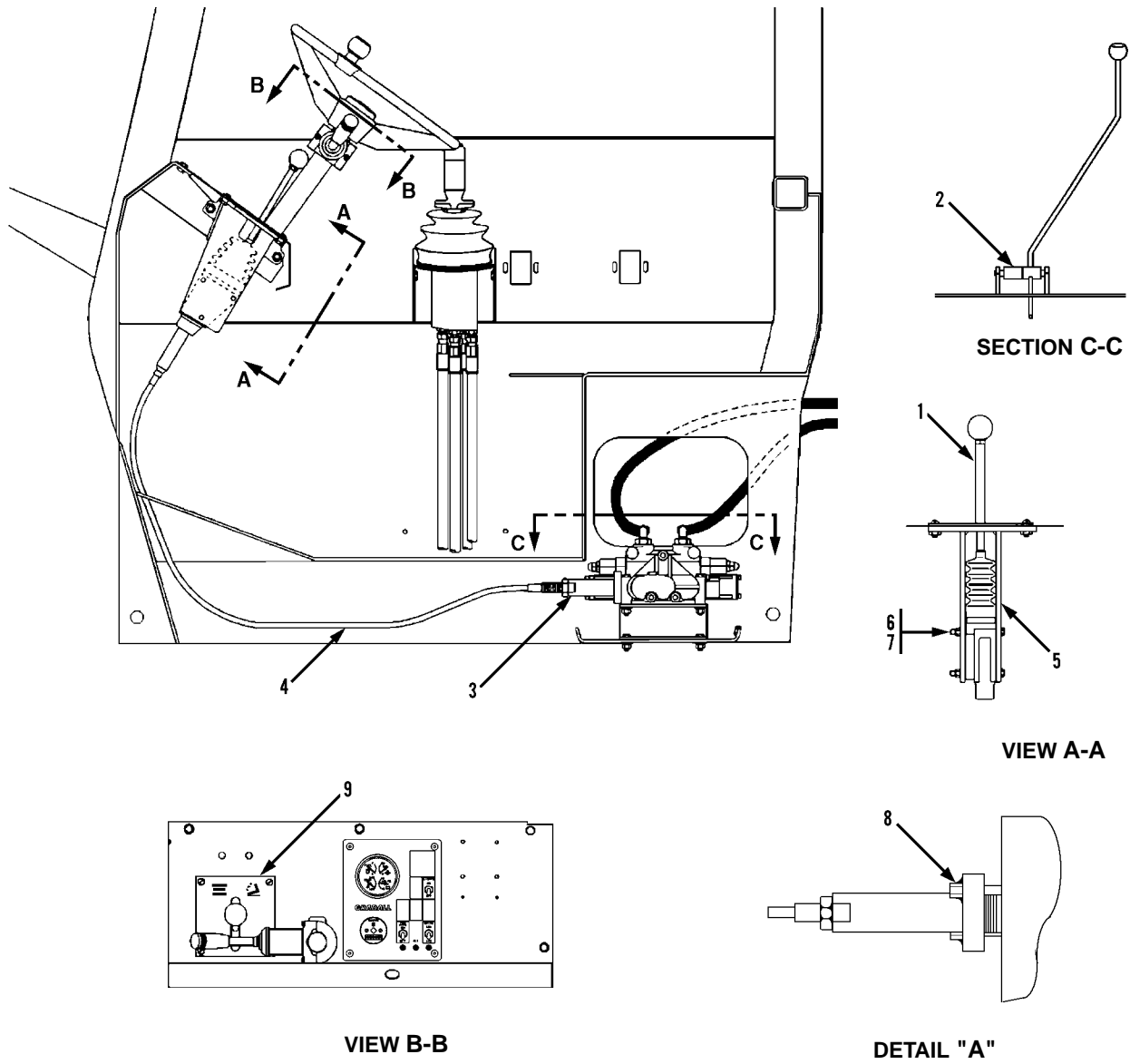




VIEW D - D

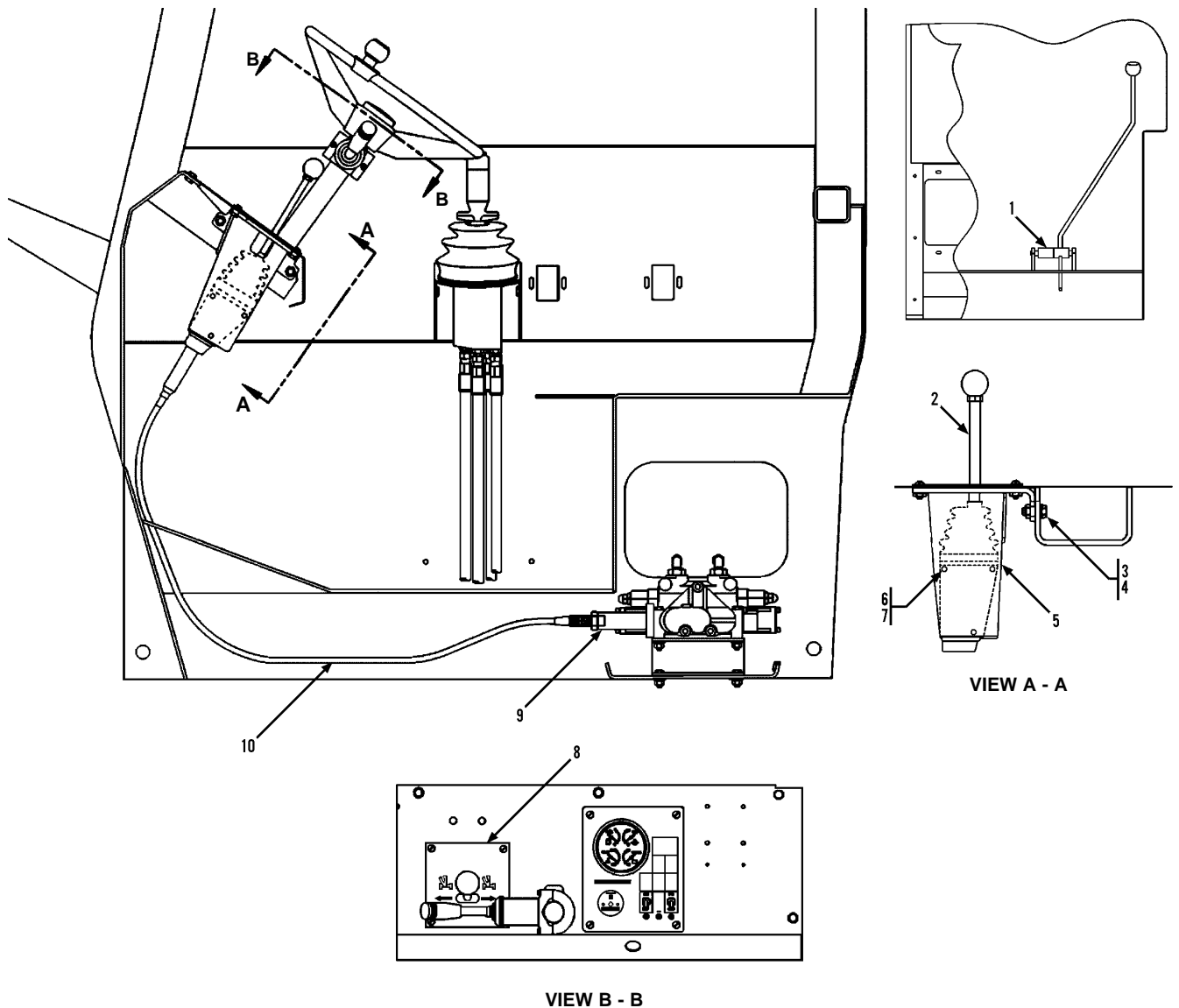
REARVIEW OF CAB

Item	Part No.	Qty.	Description Of Part	Item	Part No.	Qty.	Description Of Part
	9112-5076	Ref	AUXILIARY HYDRAULICS & L.H. SWAY ASSY, (includes all items on the two pages of 13-5)	24		AR	3M ADHESIVE
1	9002-7187	10	TIE WRAP	25		AR	TRIM LOK
2	8866-1065	2	UNION, 1/2 TUBE	26	8858-1320	1	RETAINING RING
3	9020-7463	2	CUSHION CLAMP	27	8320-1123	3	HEX HD CAPSCREW, 1/2-13X1
4	8471-8040	2	HOSE ASSY	28	9002-7471	3	HARDENED FLAT WASHER
5	9108-3343	2	ELBOW, 90 DEGREES, (includes item 8)	29	9112-3016	1	AUXILIARY HOSE SHEAVE
6	8866-1348	2	TUBE END REDUCER, 5/8x3/4	30	9108-1326	1	HOSE REEL SUPPORT
7	8866-1407	2	HEX NUT, 5/8	31	9020-3040	1	THRUST WASHER
8	8859-1206	4	O-RING	32	9112-6080	1	HOSE GUARD
9	9108-3310	2	ADAPTER, 90 DEGREE, (includes item 8)	33	8820-1034	2	HEX HD CAPSCREW, 3/8-16X7/8, GR5
10	9136-3044	1	GUIDE PLATE	34	9104-3126	1	DUST CAP
*11	9130-1020	1	SPACER	35	8856-1109	2	FLAT WASHER, 3/8
*12	8855-1011	2	LOCKWASHER, 3/8	36	8871-2305	2	REDUCING BUSHING, 1/2X1/4
13	9136-6008	1	LEVER BRACKET	37	9112-3061	2	BULKHEAD FITTING
14	1100-2410	3	HEX HD CAPSCREW, 1/4-28X4-1/2, GR5	38	9020-4245	1	FEMALE HYDRAULIC COUPLER
15	8850-1404	3	HEX JAM NUT, 1/4-28, GR5	39	9104-3125	1	DUST PLUG
16	9108-3107	1	REMOTE VALVE CONTROL	40	9112-3054	2	COMPRESSION SPRING
17	9136-3043	2	CONTROL CABLE	41	9112-1134	2	SPRING RETAINER
18	9112-3062	2	CABLE ADAPTER BONNET	42	8850-1008	2	HEX NUT, 1/2-13
19	9002-7179	4	BULKHEAD FITTING, 90 DEGREE	43	8850-1108	2	HEAVY HEX JAM NUT, 1/2-13
20	8855-1010	2	LOCKWASHER, 5/16	44	9112-6008	2	HOSE TAKE-UP
21	9112-1125	1	BULKHEAD BRACKET	45	8471-7894	2	HOSE ASSY
22	8820-1019	2	HEX HD CAPSCREW, 5/16-18x7/8, GR5	46	8471-7895	2	HOSE ASSY
23	8850-1005	2	HEX NUT, 5/16-18	47	8471-8041	2	HOSE ASSY
				48	9020-7463	8	CUSHION CLAMP
				49		AR	TRIM-LOCK
				50	9020-4244	1	MALE HYDRAULIC COUPLER
				51	8855-1009	3	WASHER, 1/4

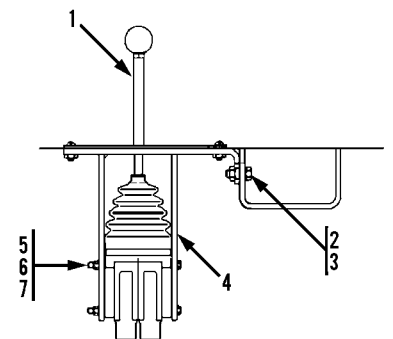
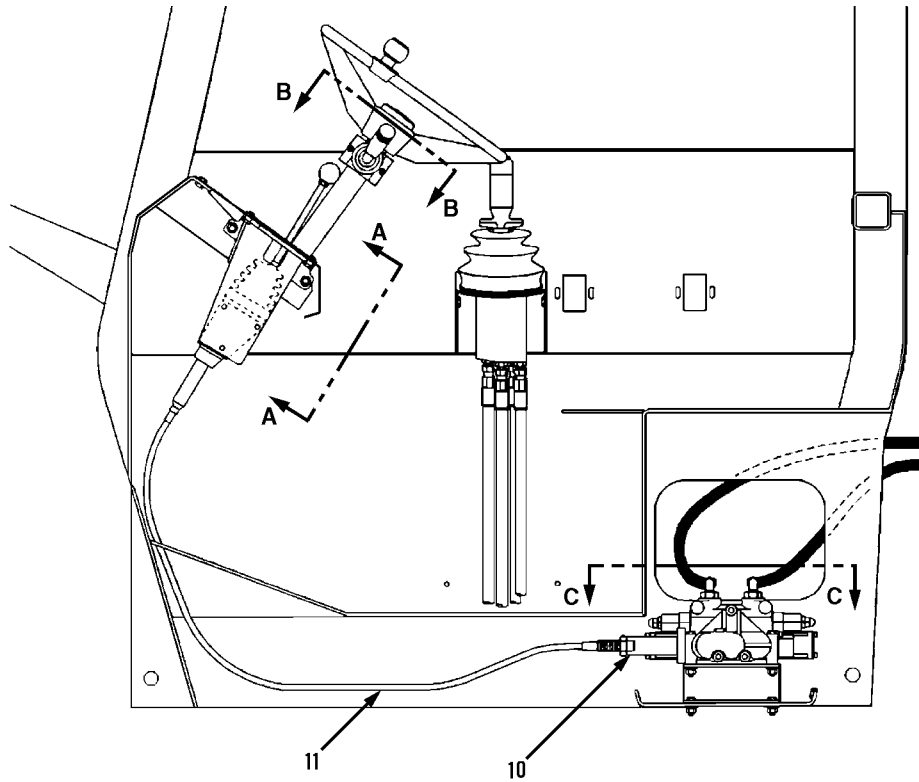


Item	Part No.	Qty.	Description Of Part
	9136-5001	1	L.H. TILT ASSEMBLY, (includes all items)
1	9130-3019	1	REMOTE VALVE CONTROL
*	9108-4282	1	KNOB
*	9108-4359	1	BOOT
2	9130-1020	1	SPACER
3	9112-3062	1	CABLE ADAPTER BONNET
4	9136-3043	1	CONTROL CABLE
5	9136-6007	1	LEVER BRACKET
6	8820-1012	3	HEX HD CAPSCREW, 1/4-20X2-3/4, GR5
7	8852-1304	3	HEX LOCKNUT, 1/4-20
8	8821-1044	2	SOCKET HEAD CAPSCREW, 1/4-20X1-1/2, GR8
9	9136-3040	1	TILT GUIDE PLATE

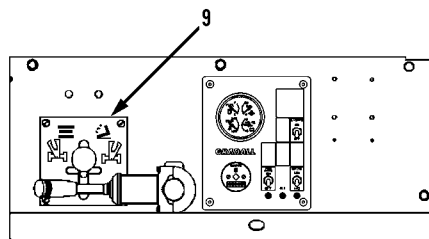




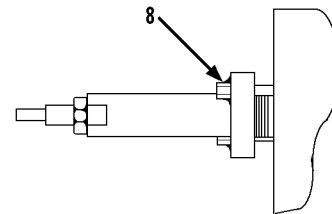
Item	Part No.	Qty.	Description Of Part
	9112-5081	Ref	L.H. SWAY ASSEMBLY (includes all items)
1	9130-1020	1	SPACER
2	9130-3019	1	REMOTE VALVE CONTROL
3	8820-1035	2	HEX HEAD CAPSCREW, 3/8-16x1, GR5
4	8855-1011	2	LOCKWASHER, 3/8
* 5	9114-6119	1	LEVER BRACKET
6	8820-1012	3	HEX HEAD CAPSCREW, 1/4-20x2-3/4, GR5
7	8852-1304	3	LOCKNUT, 1/4-20
* 8	9114-3371	1	GUIDE PLATE
9	9112-3062	1	CABLE ADAPTER BONNET
*10	9136-3043	1	CONTROL CABLE



**VIEW A-A**

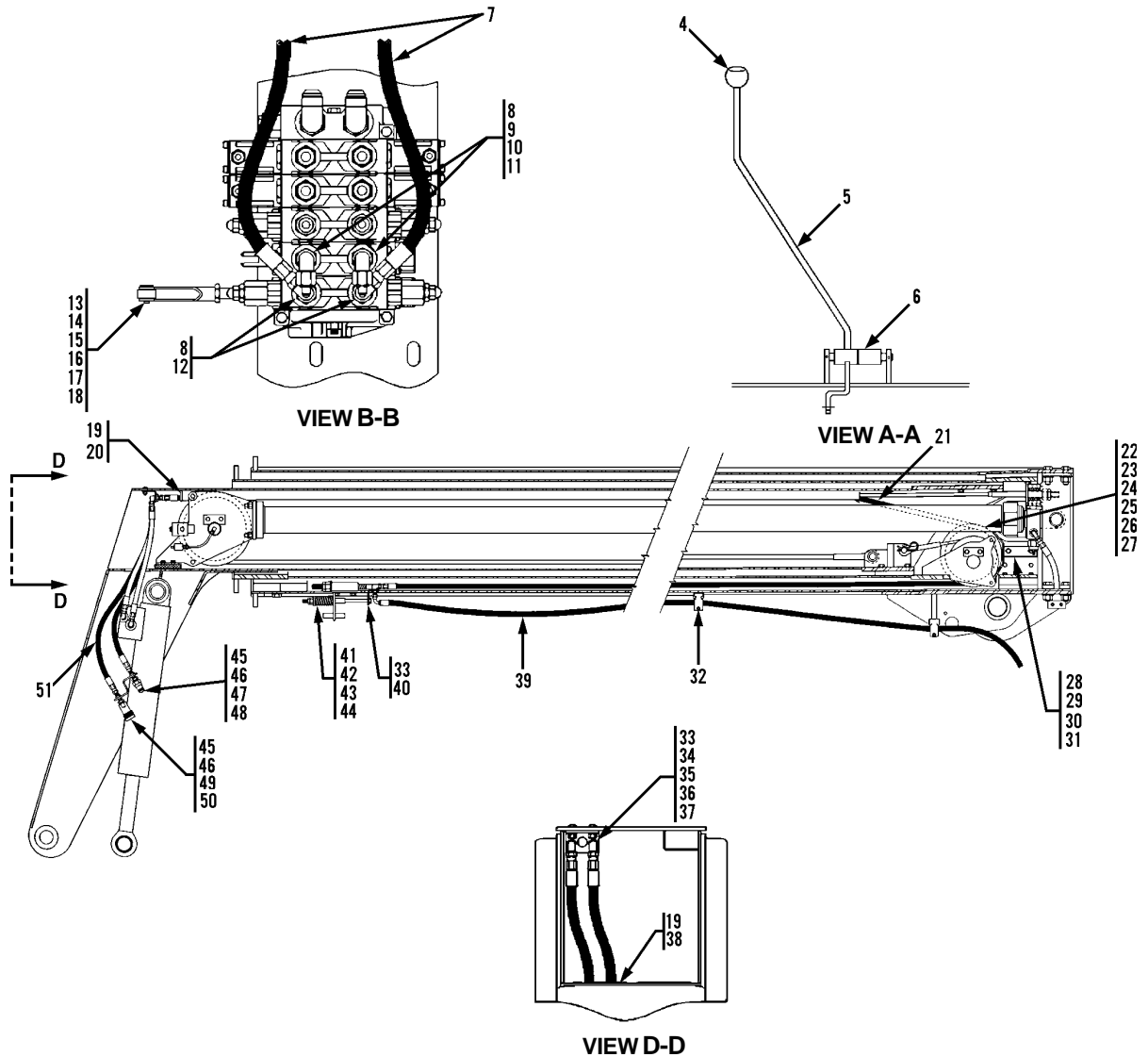
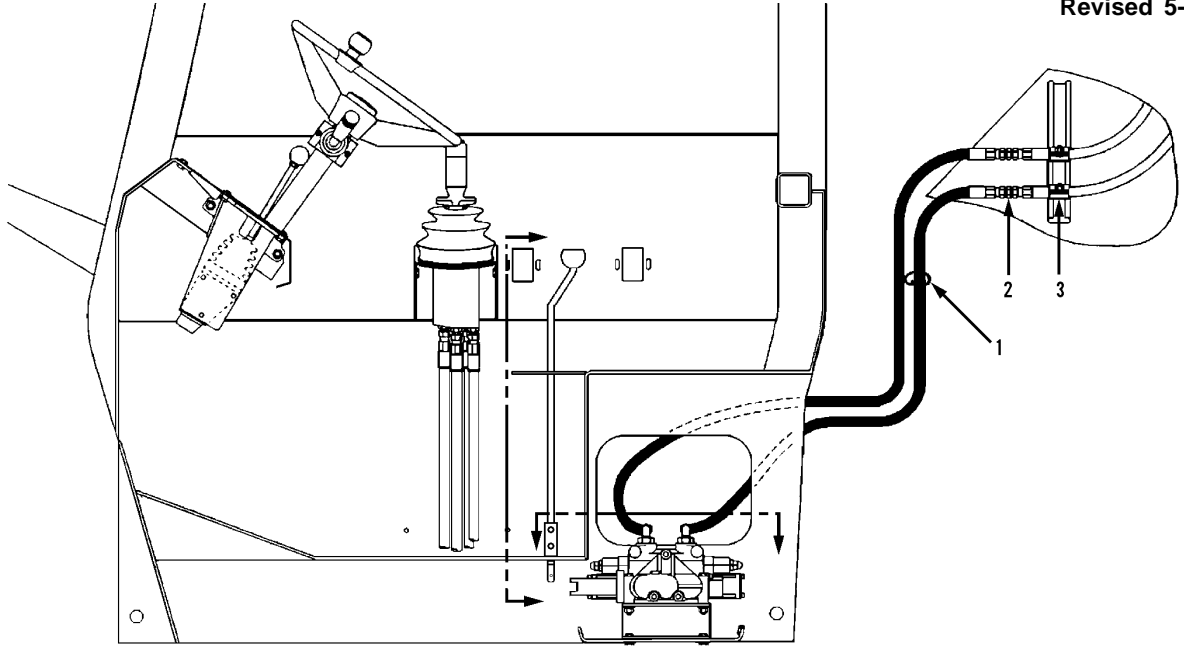


**VIEW B-B**

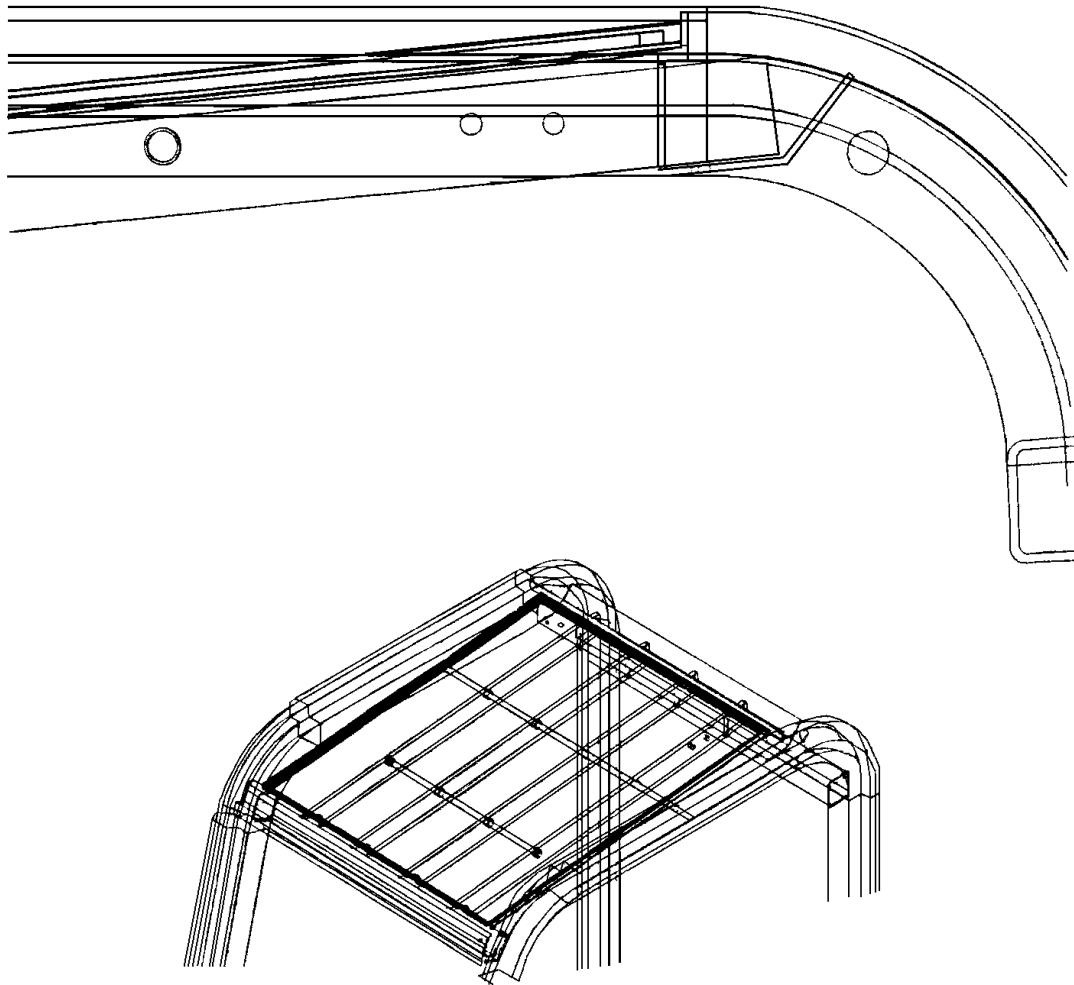


**DETAIL "A"**

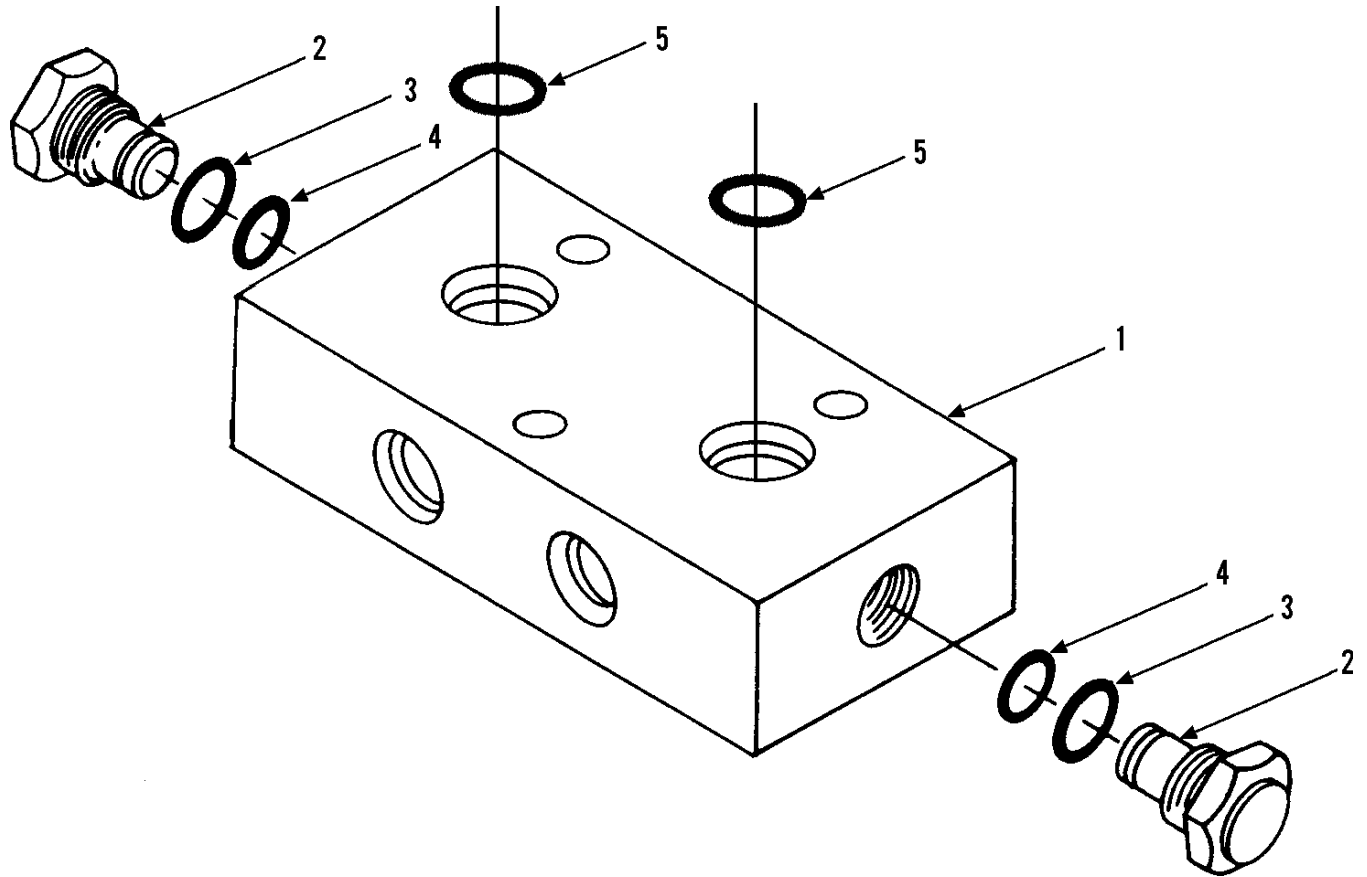
Item	Part No.	Qty.	Description Of Part
1	9136-5002	1	L.H. TILT/SWAY ASSEMBLY
	9108-3107	1	REMOTE VALVE CONTROL
*	9108-4282	1	KNOB
*	9108-4359	1	BOOT
2	8820-1035	2	HEX HEAD CAPSCREW, 3/8-16x1, GR5
3	8855-1011	2	LOCKWASHER, 3/8
4	9136-6008	1	LEVER BRACKET
5	1100-2410	3	HEX HEAD CAPSCREW, 1/4-28X4-1/2
6	8850-1404	3	HEX JAM NUT, 1/4-28
7	8855-1009	3	LOCKWASHER, 1/4
8	8821-1044	4	SOCKET HEAD CAPSCREW, 1/4-20x1-1/2, GR8
9	9136-3041	1	TILT/SWAY GUIDE PLATE
10	9112-3062	2	CABLE ADAPTER BONNET
11	9136-3043	2	CONTROL CABLE



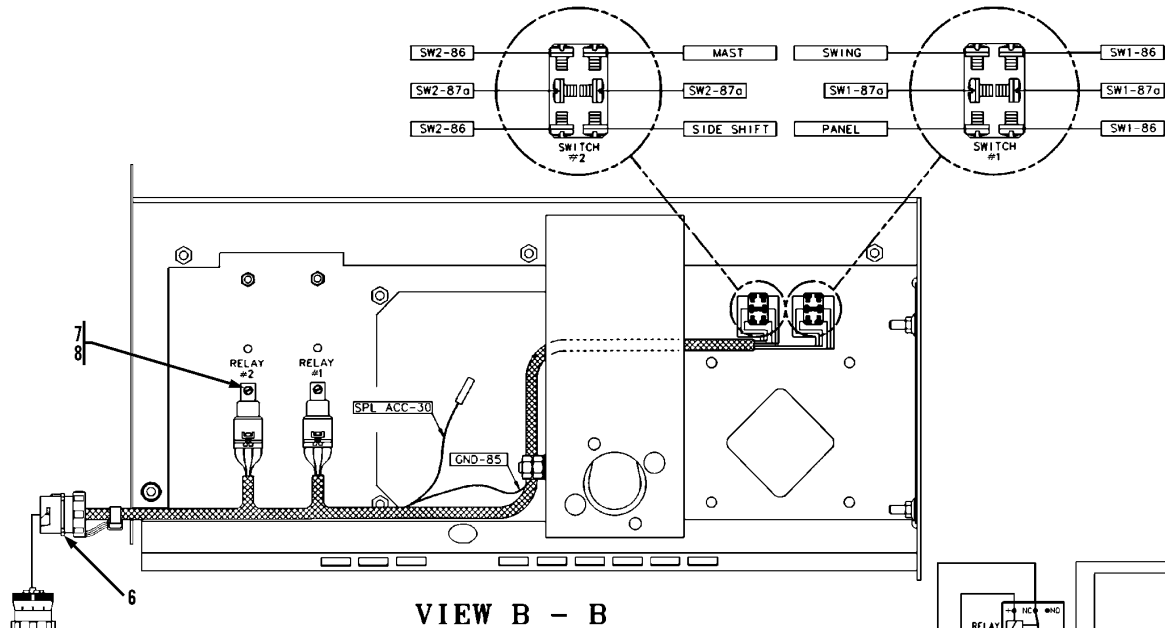
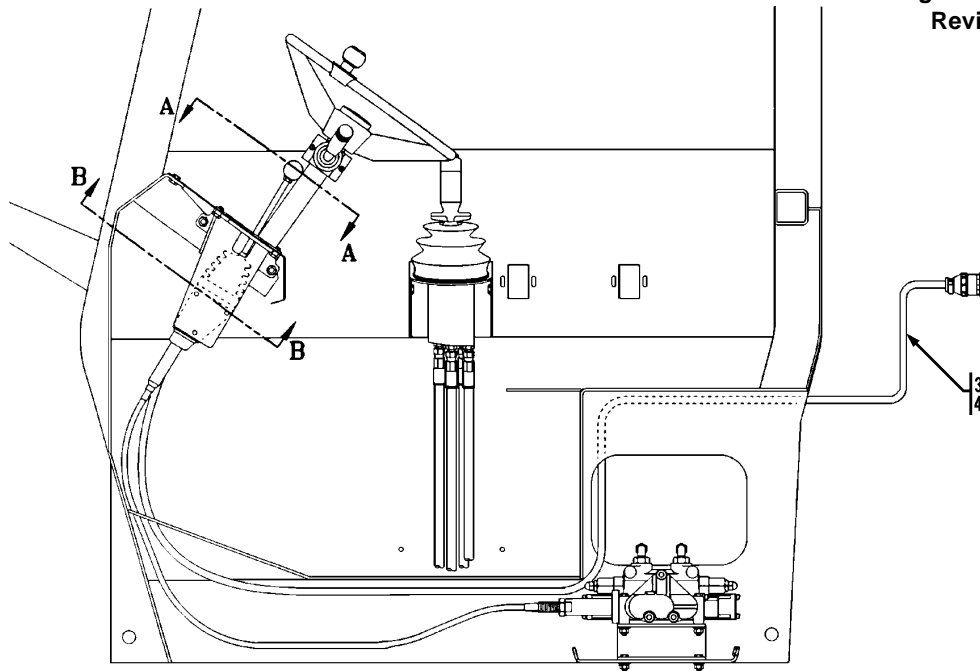
Item	Part No.	Qty.	Description Of Part
	9133-5007	1	R.H. AUXILIARY HYDRAULICS ASSEMBLY
1	9002-7187	10	TIE WRAP
2	8866-1065	2	UNION TUBE, 1/2
3	9020-7464	2	CUSHION CLAMP
4	9108-3547	1	AUXILIARY DECAL
* 5	9133-5008	1	R.H. AUXILIARY LEVER ASSEMBLY (includes the following 3 items)
*	9020-0638	1	KNOB
*	9108-3136	2	BUSHING
*	9138-6006	1	SWAY LEVER WELD
6	9130-1020	1	SPACER
7	8471-8040	2	HOSE ASSEMBLY
8	8859-1206	4	O-RING
9	8866-1407	2	TUBE NUT, 5/8
10	8866-1348	2	ADAPTER
11	9108-3343	2	LONG ELBOW, 90 DEGREE (includes item 8)
12	9108-3310	2	FLARE ADAPTER (includes item 8)
13	8882-1004	1	YOKE END
14	9002-7987	1	SPRING CLEVIS
15	8850-1406	1	HEX JAM NUT
16	9108-6081	1	ROD LINKAGE
17	9002-1552	1	CLEVIS PIN
18	8863-1301	1	COTTER PIN
19		AR	3M ADHESIVE
20		AR	TRIM-LOCK
21	8471-7895	2	HOSE ASSEMBLY
22	9112-3016	1	AUXILIARY HOSE SHEAVE
23	9108-1326	1	HOSE REEL SUPPORT
24	9020-3040	1	THRUST WASHER
25	8858-1320	1	RETAINING RING EXTENSION
26	8320-1123	3	HEX HEAD CAPSCREW, 1/2-13x1, GR8
27	9002-7471	3	HARDEN FLAT WASHER
28	9112-6080	1	HOSE GUARD
29	8820-1034	2	HEX HEAD CAPSCREW, 3/8-16x7/8, GR5
30	8855-1011	2	LOCKWASHER, 3/8
31	8856-1109	2	FLAT WASHER, 3/8
32	9020-7463	8	CUSHION CLAMP
33	9002-7179	4	BULKHEAD FITTING
34	8855-1010	2	LOCKWASHER, 5/16
35	9112-1125	1	BULKHEAD BRACKET
36	8820-1019	2	HEX HEAD CAPSCREW, 5/16-18x7/8, GR5
37	8850-1005	2	HEX NUT, 5/16-18
38		AR	TRIM-LOCK
39	8471-7894	2	HOSE ASSEMBLY
40	9112-6008	2	HOSE TAKE-UP
41	9112-3054	2	COMPRESSION SPRING
42	9112-1134	2	SPRING RETAINER
43	8850-1008	2	HEX NUT
44	8850-1108	2	HEAVY HEX JAM NUT, 1/2-13
45	9112-3061	2	BULKHEAD FITTING
46	8871-2305	2	REDUCING BUSHING, 1/2x1/4
47	9020-4244	1	MALE HYDRAULIC COUPLER
48	9104-3126	1	DUST CAP
49	9020-4245	1	FEMALE HYDRAULIC COUPLER
50	9104-3125	1	DUST PLUG
51	8471-8041	2	HOSE ASSEMBLY



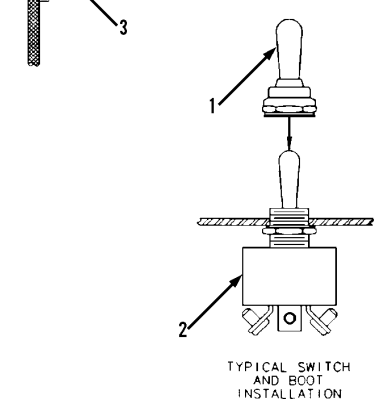
Item	Part No.	Qty.	Description Of Part
	9136-3019	1	OVERHEAD WINDOW



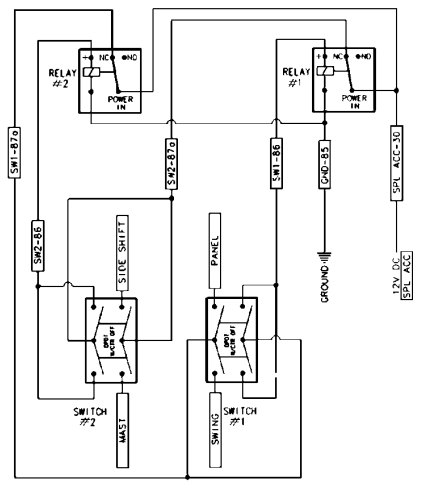
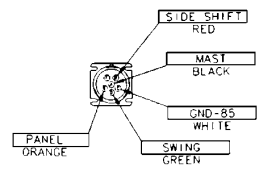
Item	Part No.	Qty.	Description Of Part
	9108-3262	1	DUAL P.O. CHECK VALVE ASSY (includes all items)
	9104-4002	Ref	SEAL KIT (includes items 3 & 4)
1		1	BODY
2	7713-3248	2	CHECK VALVE
3	9108-4227	2	O-RING
4	9108-4228	2	O-RING
5	8859-1009	2	O-RING
			NOTE: ONLY ITEMS WITH PART NUMBERS ARE AVAILABLE FOR SERVICE.



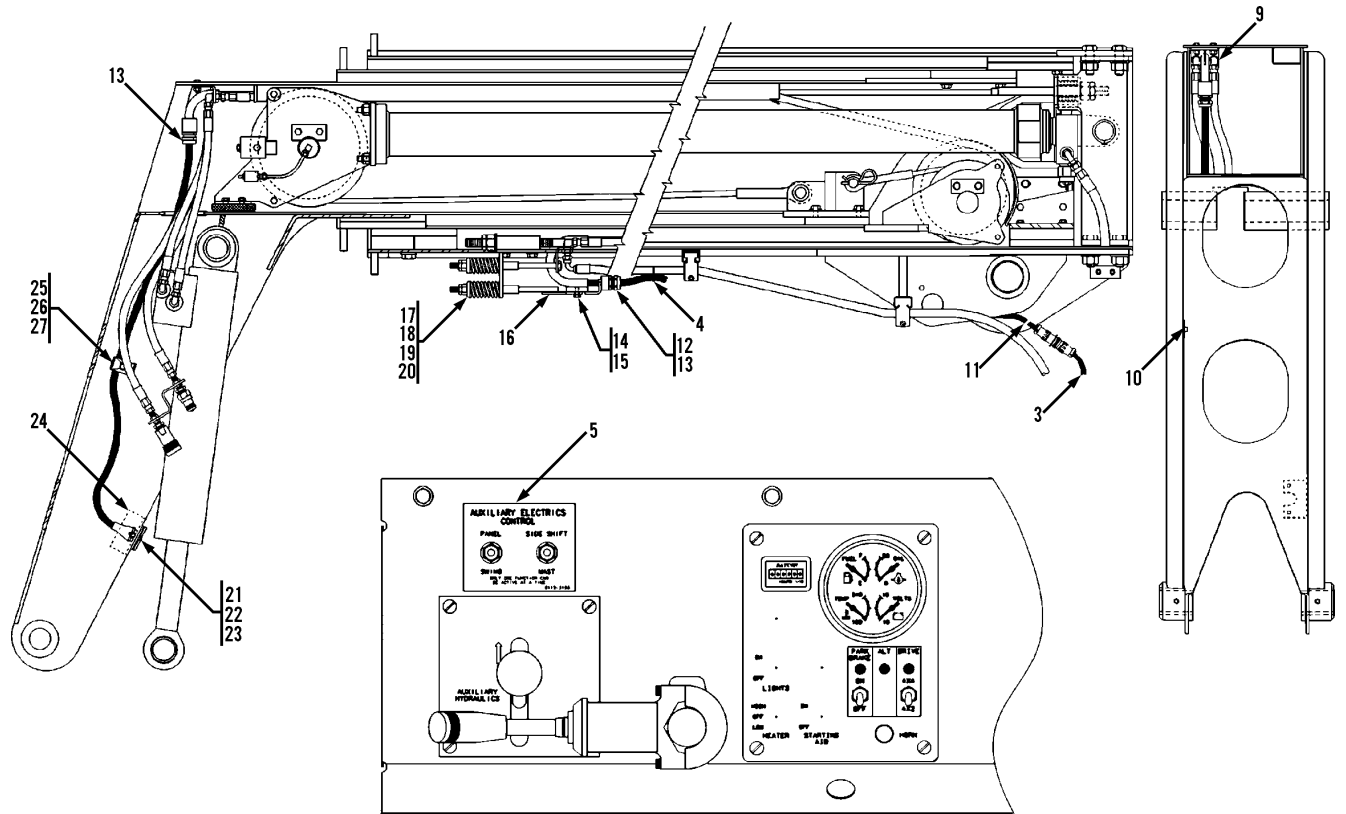
**VIEW B - B**



TYPICAL SWITCH AND BOOT INSTALLATION



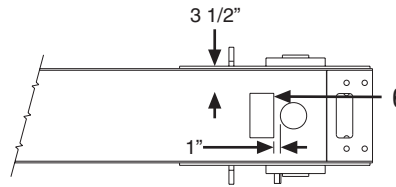
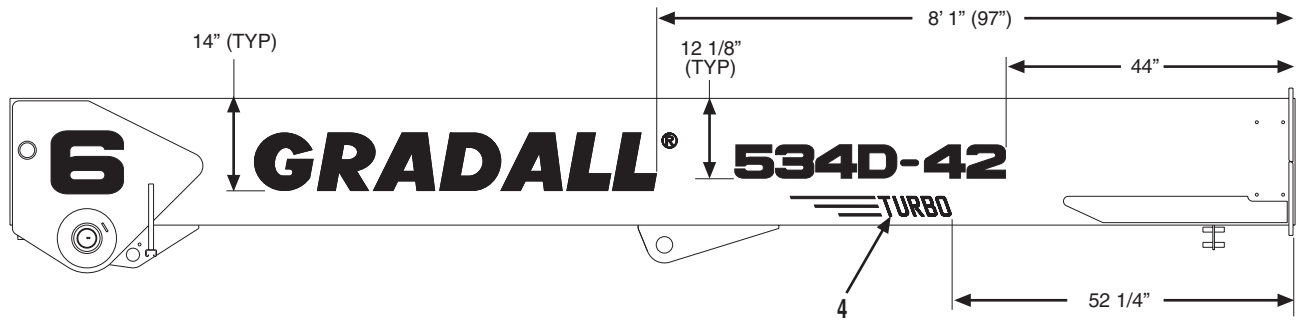
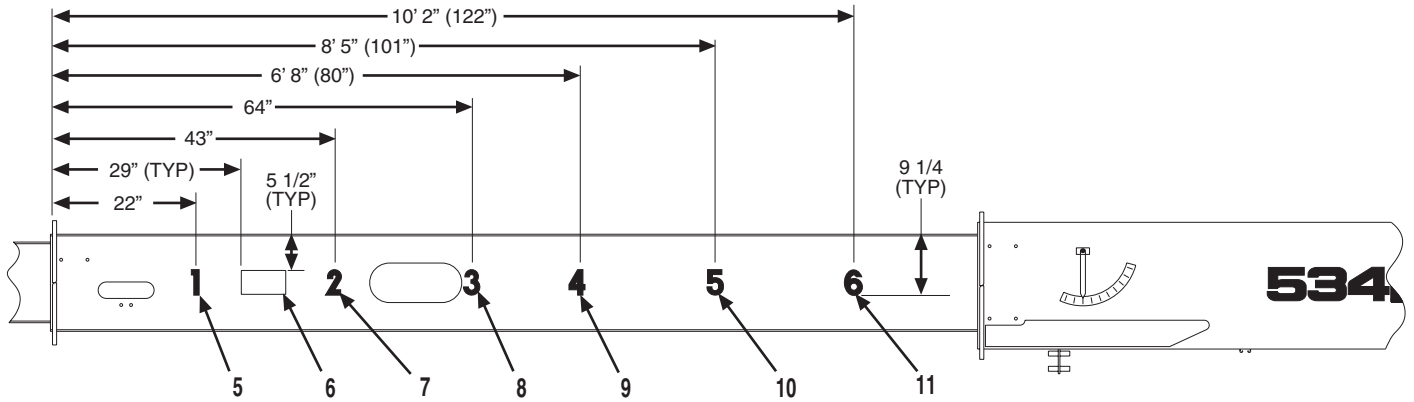
**WIRING DIAGRAM**



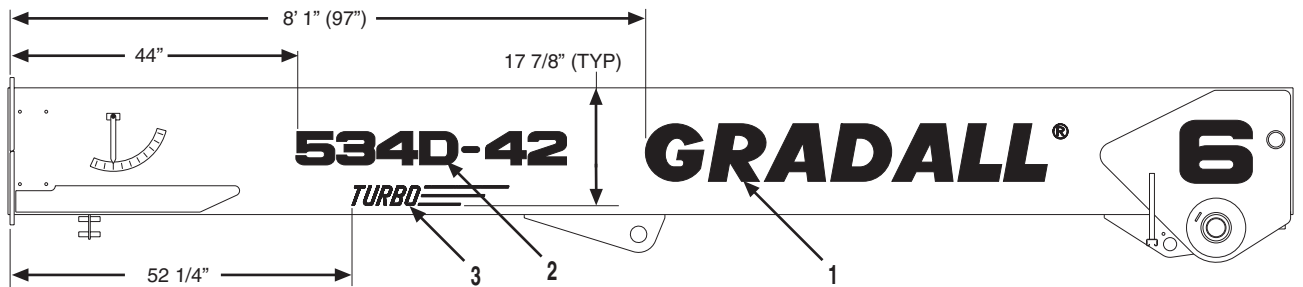
VIEW A - A

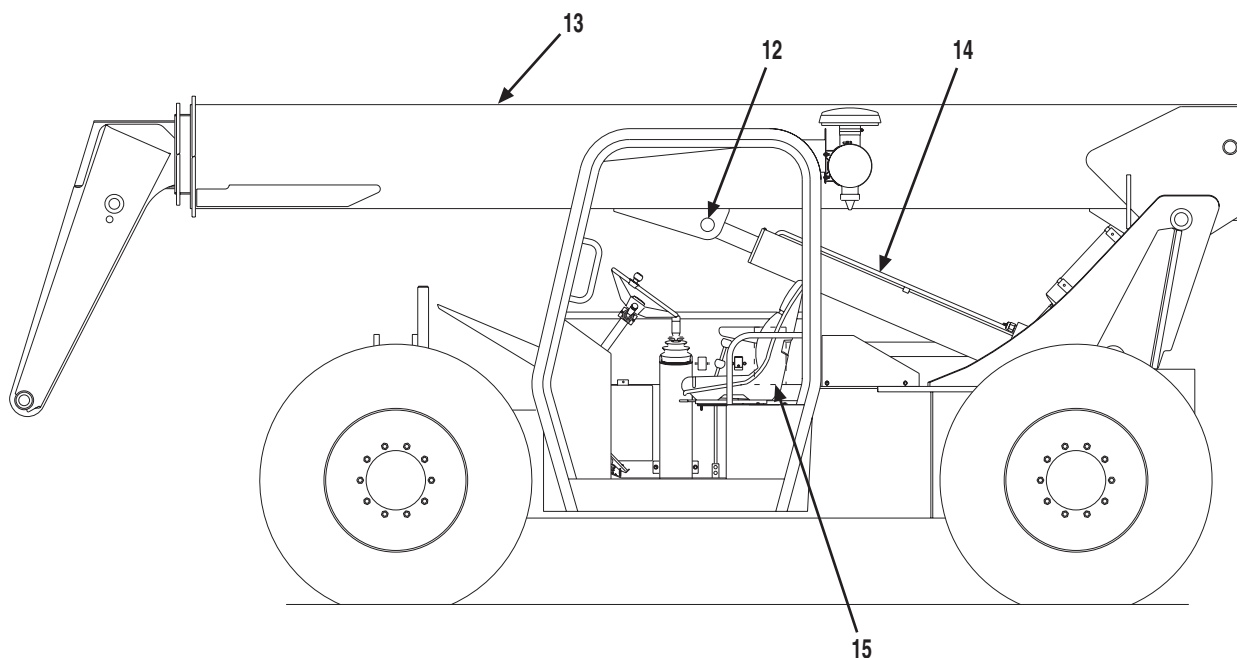
Item	Part No.	Qty.	Description Of Part	Item	Part No.	Qty.	Description Of Part
	9112-5077	Ref	AUXILIARY ELECTRICS ASSEMBLY (includes all items)	14	8820-1017	2	HEX HEAD CAPSCREW, 5/16-18x5/8, GR5
1	7738-3470	2	SWITCH BOOT	15	8855-1010	2	LOCKWASHER, 5/16
2	7716-3204	2	TOGGLE SWITCH	16	9112-6032	1	CABLE TAKE-UP SUPPORT
3	9114-3105	1	AUXILIARY FRAME HARNESS	17	9112-3054	1	COMPRESSION SPRING
4	9002-7187	22	NYLON TIE	18	9112-1134	1	SPRING RETAINER
5	9112-3155	1	DECAL	19	8850-1008	1	HEX NUT, 1/2-13
6	9112-3154	1	AUXILIARY DASH HARNESS	20	8850-1108	1	HEX NUT, 1/2-13
7	8830-1088	2	ROUND HEAD CAPSCREW, 10-24x3/8	21	9020-7661	1	6 CONTACT SOCKET
8	8856-1105	2	FLATWASHER	22	8820-1005	2	HEX HEAD CAPSCREW, 1/4-20x1, GR5
9	9112-6029	1	HOSE & CABLE SUPPORT	23	8852-1304	2	HEX LOCKNUT, 1/4-20
10	7713-3141	1	BASE PLATE	24	9112-1283	1	RECEPTICAL BRACKET
11	9112-3163	1	AUXILIARY BOOM HARNESS	25	7713-3168	1	CLAMP SET, 1/2
12	9112-3055	2	STRAIN RELIEF FITTING	26	7713-3140	1	COVER PLATE
13	9112-6031	1	CABLE TAKE-UP WELDMENT	27	7713-3177	1	HEX BOLT



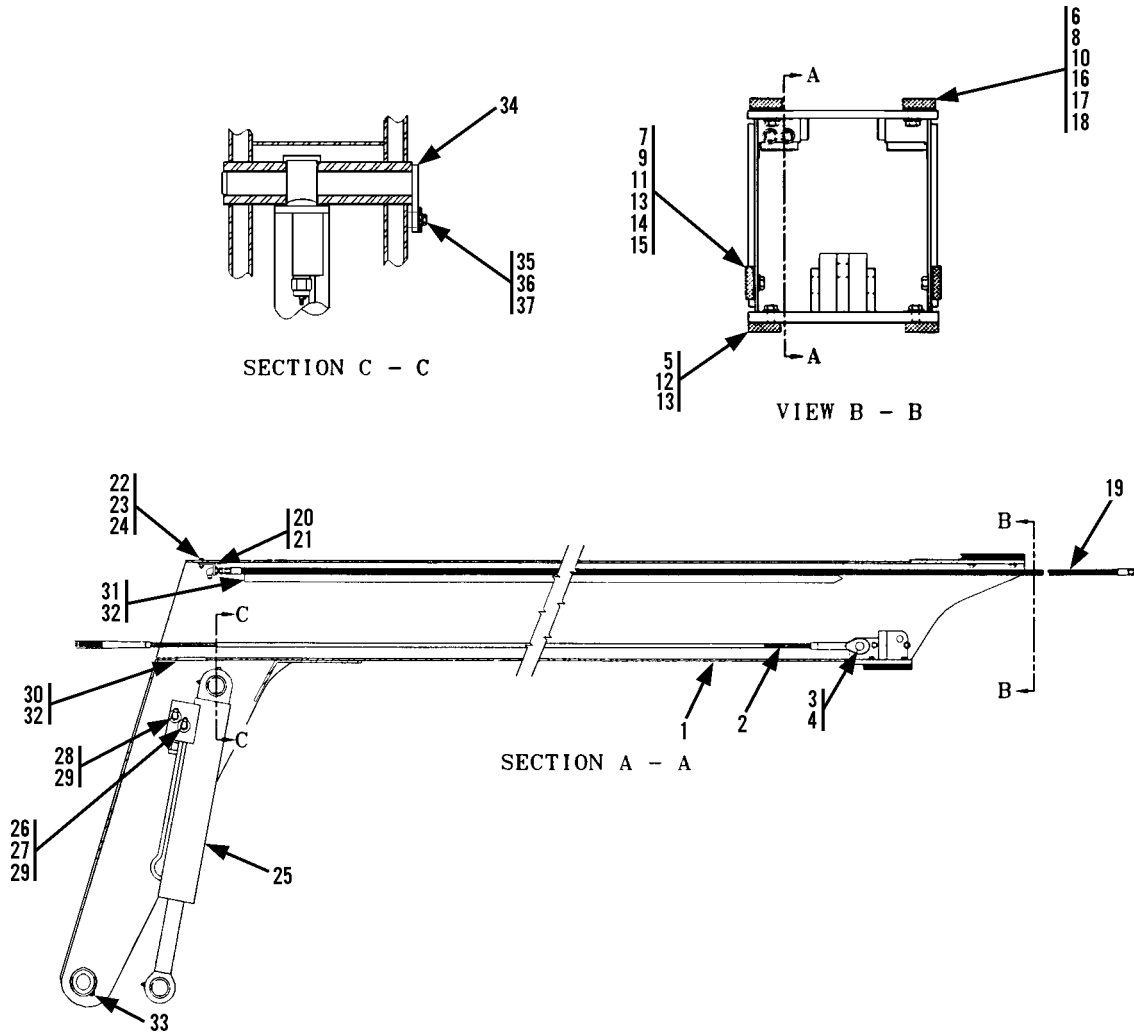


TOP VIEW OF BOOM





Item	Part No.	Qty.	Description Of Part
	9112-5086	1	42' BOOM OPTION, (includes all items except items 3 & 4), (534D-6),
	9132-5029	1	42' BOOM OPTION, (includes all items), (534D-6 Turbo)
1	9112-3037	2	GRADALL DECAL - WHITE, (std.)
	9112-3038	2	GRADALL DECAL - BLACK, (opt.)
2	9137-3005	2	"534D-42" DECAL - WHITE, (std.)
	9137-3006	2	"534D-42" DECAL - BLACK, (opt.)
3	9132-3003	1	R.H. TURBO DECAL, (std.)
	9132-3005	1	R.H. TURBO DECAL, (opt.)
4	9132-3002	1	L.H. TURBO DECAL, (std.)
	9132-3004	1	L.H. TURBO DECAL, (opt.)
5	9100-3016	1	"1" DECAL - WHITE, (std.)
	9104-3134	1	"1" DECAL - BLACK, (opt.)
* 6	8060-3037	3	HOLE WARNING DECAL
7	9100-3018	1	"2" DECAL - WHITE, (std.)
	9104-3135	1	"2" DECAL - BLACK, (opt.)
8	9112-3042	1	"3" DECAL - WHITE, (std.)
	9112-3043	1	"3" DECAL - BLACK, (opt.)
9	9100-3020	1	"4" DECAL - WHITE, (std.)
	9104-3136	1	"4" DECAL - BLACK, (opt.)
10	9112-3044	1	"5" DECAL - WHITE, (std.)
	9112-3045	1	"5" DECAL - BLACK, (opt.)
11	9116-3077	1	"6" DECAL - WHITE, (std.)
	9116-3078	1	"6" DECAL - BLACK, (opt.)
12	9112-1290	1	LIFT CYLINDER PIN, (use existing hardware)
13		Ref	42' BOOM ASSEMBLY, (see the 4 pages of 13-14)
14		Ref	LIFT CYLINDER, (see page 13-15)
15	9137-3004	1	534D6-42 S/N & ATTACH. PLATE



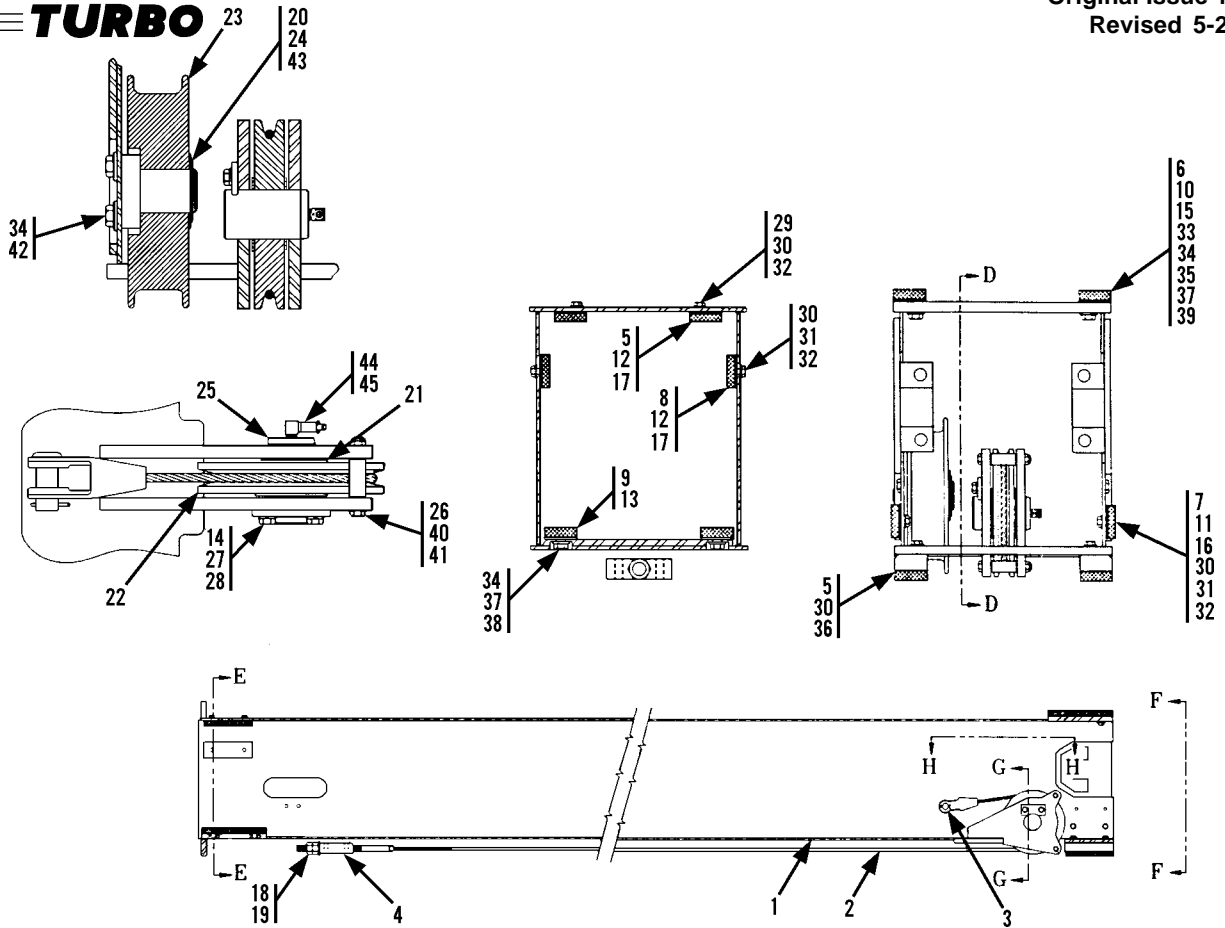
Item	Part No.	Qty.	Description Of Part
	9112-5058	1	42' BOOM ASSY (includes all items on all four pages)
1	9112-6057	1	THIRD BOOM SECTION
2	9112-3146	2	EXTEND CABLE
3	9112-1080	1	CABLE PIN
4	8858-1310	2	RETAINER RING
5	9112-3019	2	BEARING PAD
6	9108-3297	2	BEARING PAD
7	9103-3186	2	BEARING PAD
8	9108-1447	2	SPACER
9	9103-1236	2	SPACER
10	9112-1081	2	SHIM
11	9020-5870	4	SHIM
12	8820-1535	4	HEX HD CAPSCREW, 3/8-24X1-1/4, GR5 (torque to 32-37 ft. lbs.)
13	8856-1109	8	FLAT WASHER, 3/8
14	8820-1532	4	HEX HD CAPSCREW, 3/8-24X3/4, GR5 (torque to 32-37 ft. lbs.)
15	8820-1534	AR	HEX HD CAPSCREW, 3/8-24X1, GR5 (torque to 32-37 ft. lbs.)
16	8820-1565	4	HEX HD CAPSCREW, 1/2-20X1-1/4, GR5 (torque to 68-78 ft. lbs.)
17	9002-7471	4	HARDENED WASHER, 1/2

Item	Part No.	Qty.	Description Of Part
18	8820-1566	AR	HEX HD CAPSCREW, 1/2-20X1-1/2, GR5 (torque to 68-78 ft. lbs.)
19	8471-8954	2	HOSE ASSY
20	9112-1125	1	BULKHEAD BRACKET
21	9002-7179	2	BULKHEAD FITTING
22	8820-1020	2	HEX HD CAPSCREW, 5/16-18X1, GR5
23	8855-1010	2	LOCKWASHER, 5/16
24	8850-1005	2	HEX NUT, 5/16
25	9108-3513	1	TILT CYLINDER
26	9105-3426	1	STR. THD. CONNECTOR
27	8866-2105	1	ELBOW, 90 DEGREES (swivel nut)
28	9105-3450	1	ELBOW, 90 DEGREES (includes item 29)
29	8859-1207	2	O-RING
30		AR	TRIM LOCK
31		AR	TRIM LOCK
32		AR	3M ADHESIVE
33	8867-1001	2	GREASE FITTING
34	9114-6052	1	PIN WELDMENT
35	8820-1065	1	HEX HD CAPSCREW, 1/2-13X1, GR5
36	8362-1283	1	SPECIAL WASHER
37	8855-1013	1	LOCKWASHER, 1/2

\* Removed part number and changed description on item 2, added items 33, 34, 35 & 36 to page 3 of 13-14 and updated art.

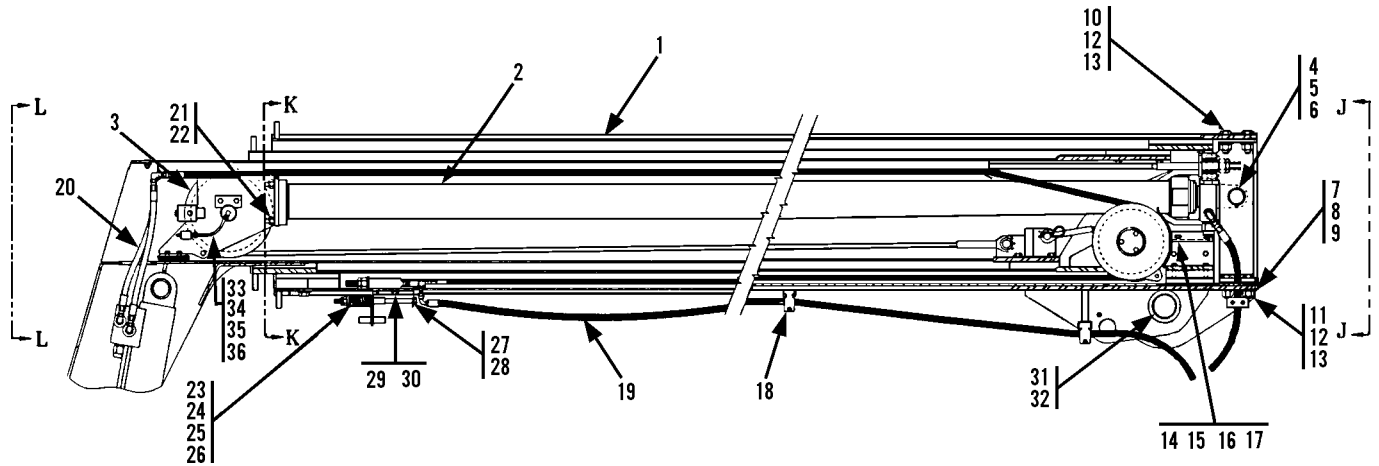
**GRADALL®**  
**MATERIAL HANDLER**  
**534 D-6/534 D-6**  
**TURBO**

**OPTIONAL EQUIPMENT**  
**(9112-5058) 42' Boom Assembly**  
 Original Issue 12-97  
 Revised 5-26-98



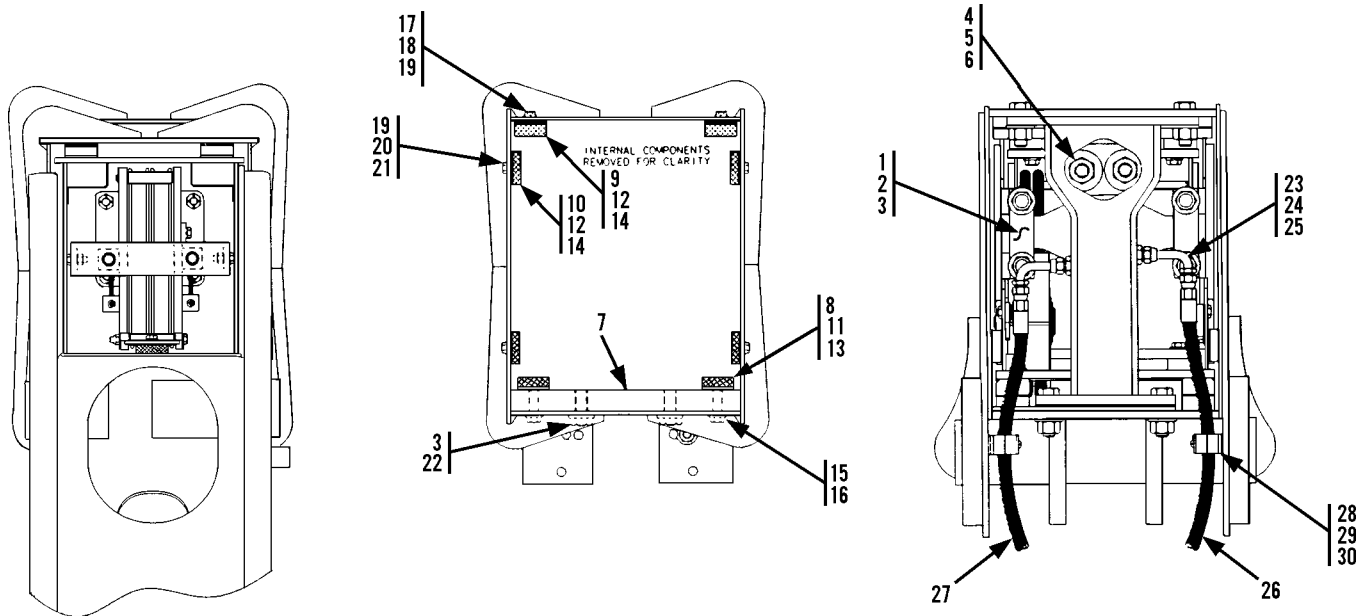
Item	Part No.	Qty.	Description Of Part
	9112-5058	1	42' BOOM ASSY (includes all items on all four pages)
1	9112-6056	1	SECOND BOOM SECTION
2	9112-3147	1	RETRACTION CABLE
3	8863-1337	1	COTTER PIN, 3/16X1-1/2
4	9108-1087	1	CABLE ADJUSTMENT BLOCK
5	9112-3019	4	BEARING PAD
6	9108-3297	2	BEARING PAD
7	9103-3186	2	BEARING PAD
8	9112-3021	2	BEARING PAD
9	9108-3063	2	BEARING PAD
10	9108-1447	2	SPACER (.132" thick)
11	9103-1236	2	SPACER (.06" thick)
12	9112-1083	4	SPACER (.06" thick)
13	9108-1172	2	SPACER (.132" thick)
14	8664-1158	1	PIN KEEPER
15	9112-1081	4	SHIM (.06" thick)
16	9020-5870	4	SHIM (.06" thick)
17	9112-1082	8	SHIM (.06" thick)
18	9002-7473	1	HARDENED WASHER, 3/4
19	8850-1012	2	HEX NUT, 3/4-10
20	9020-3040	1	THRUST WASHER
21	9104-1451	2	THRUST WASHER
22	9112-5031	1	RETRACTION SHEAVE ASSY
23	9112-3016	1	HOSE SHEAVE
24	9108-1326	1	HOSE REEL SUPPORT
25	9112-1197	1	SHEAVE PIN
26	9112-1056	2	RETAINER ROLLER
27	8820-1034	2	HEX HD CAPSCREW, 3/8-16X7/8, GR5

Item	Part No.	Qty.	Description Of Part
28	8855-1011	2	LOCKWASHER, 3/8
29	8820-1535	AR	HEX HD CAPSCREW, 3/8-24X1-1/4, GR5 (torque to 32-37 ft.lbs.)
30	8856-1109	16	FLAT WASHER, 3/8
31	8820-1532	8	HEX HD CAPSCREW, 3/8-24X3/4, GR5 (torque to 32-37 ft.lbs.)
32	8820-1534	4	HEX HD CAPSCREW, 3/8-24X1, GR5 (torque to 32-37 ft.lbs.)
33	8820-1565	2	HEX HD CAPSCREW, 1/2-20X1-1/4, GR5 (torque 68-78 ft.lbs.)
34	9002-7471	9	HARDENED WASHER, 1/2
35	8820-1566	AR	HEX HD CAPSCREW, 1/2-20X1-1/2, GR5 (torque 68-78 ft.lbs.)
36	8820-1538	4	HEX HD CAPSCREW, 3/8-24X2, GR5 (torque to 32-37 ft.lbs.)
37	8820-1562	6	HEX HD CAPSCREW, 1/2-20X3/4, GR5 (torque to 68-78 ft.lbs.)
38	8820-1564	AR	HEX HD CAPSCREW, 1/2-20X1, GR5 (torque to 68-78 ft.lbs.)
39	8820-1563	AR	HEX HD CAPSCREW, 1/2-20X7/8, GR5 (torque to 68-78 ft.lbs.)
40	8820-1043	2	HEX HD CAPSCREW, 3/8-16X3, GR5 (torque to 32-37 ft.lbs.)
41	8852-1306	2	THIN LOCKNUT, 3/8-16
42	8320-1123	3	HEX HD CAPSCREW, 1/2-13X1, GR5 (torque to 68-78 ft.lbs.)
43	8858-1320	1	EXTERNAL RETAINING RING
44	9103-3445	1	GREASE FITTING
45	8871-2011	1	ELBOW, 90 DEGREES



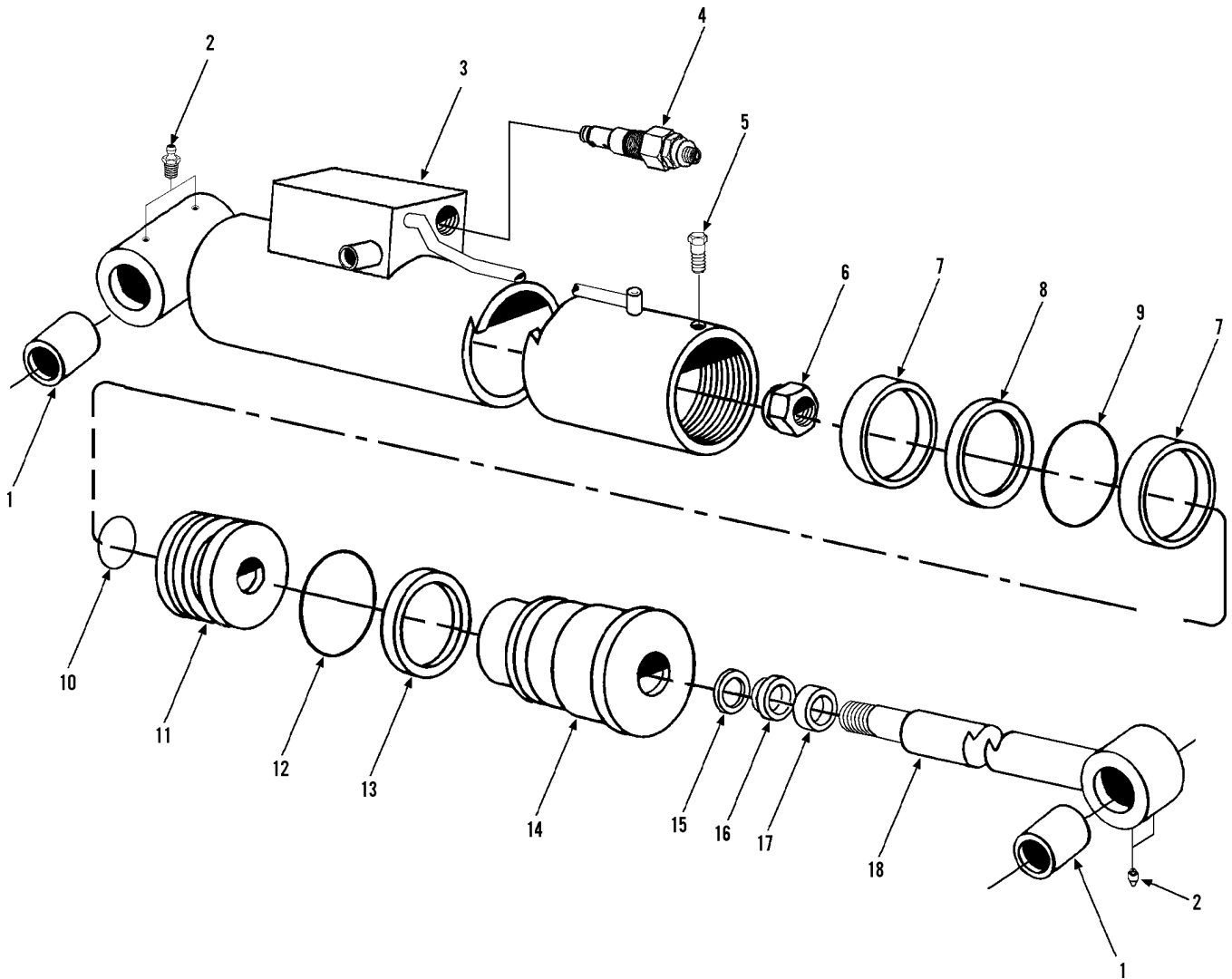
Item	Part No.	Qty.	Description Of Part	Item	Part No.	Qty.	Description Of Part
	9112-5058	1	42' BOOM ASSY (includes all items on all pages)	17	8856-1109	2	FLAT WASHER, 3/8
1	9112-6055	1	FIRST BOOM SECTION	18	9020-7463	8	CUSHION CLAMP
2		Ref	CROWD CYLINDER (see page 13-19)	19	8471-8953	2	HOSE ASSY
3	9112-5061	1	CABLE BRACKET ASSY	20	8471-7896	2	HOSE ASSY
4	9112-6010	1	CYLINDER BRACKET	21	8852-1208	4	HEX LOCKNUT, 1/2-13
5	9112-1041	1	CROWD CYLINDER PIN	22	8856-1111	4	FLAT WASHER, 1/2
6	8858-1320	2	EXTERNAL RETAINING RING	23	9112-3054	2	COMPRESSION SPRING
7	9112-1023	2	SHIM (.0598 thick)	24	9112-1134	2	SPRING RETAINER
8	9112-1024	2	SHIM (.0359 thick)	25	8850-1008	2	HEX NUT, 1/2-13
9	9112-1157	2	SHIM (.1340 thick)	26	8850-1108	2	HEX JAM NUT, 1/2-13
10	8320-1038	4	HEX HD CAPSCREW, 3/4-10X2-1/4, GR8 (torque 340-365 ft.lbs.)	27	9112-6008	2	HOSE TAKE-UP WELDMENT
11	8320-1039	4	HEX HD CAPSCREW, 3/4-10X2-1/2, GR8 (torque 340-365 ft.lbs.)	28	9002-7179	2	BULKHEAD FITTING, 90 DEGREE
12	9002-7473	8	HARDENED WASHER, 3/4	29	8320-1026	4	HEX HD CAPSCREW, 1/2-13X1-1/2, (torque 68-78 ft.lbs.)
13	8850-1012	8	HEX NUT, 3/4-10	30	9002-7471	4	HARDENED WASHER, 1/2
14	9112-6071	1	HOSE GUARD	31	9108-3298	2	BUSHING
15	8820-1034	2	HEX HD CAPSCREW, 3/8-16X7/8, GR5	32	8867-1001	2	LUBE FITTING
16	8855-1011	2	LOCKWASHER, 3/8	*33	8668-3088	2	TUBE FITTING, 90 DEGREES
				*34	8540-3040	2	STRAIGHT TUBE FITTING
				*35		20"	COPPER TUBING, 1/4" O.D.
				*36	8867-1002	2	LUBE FITTING, STRAIGHT, 1/8

\* Removed part number and changed description on item 2, added items 33, 34, 35 & 36 and updated art.



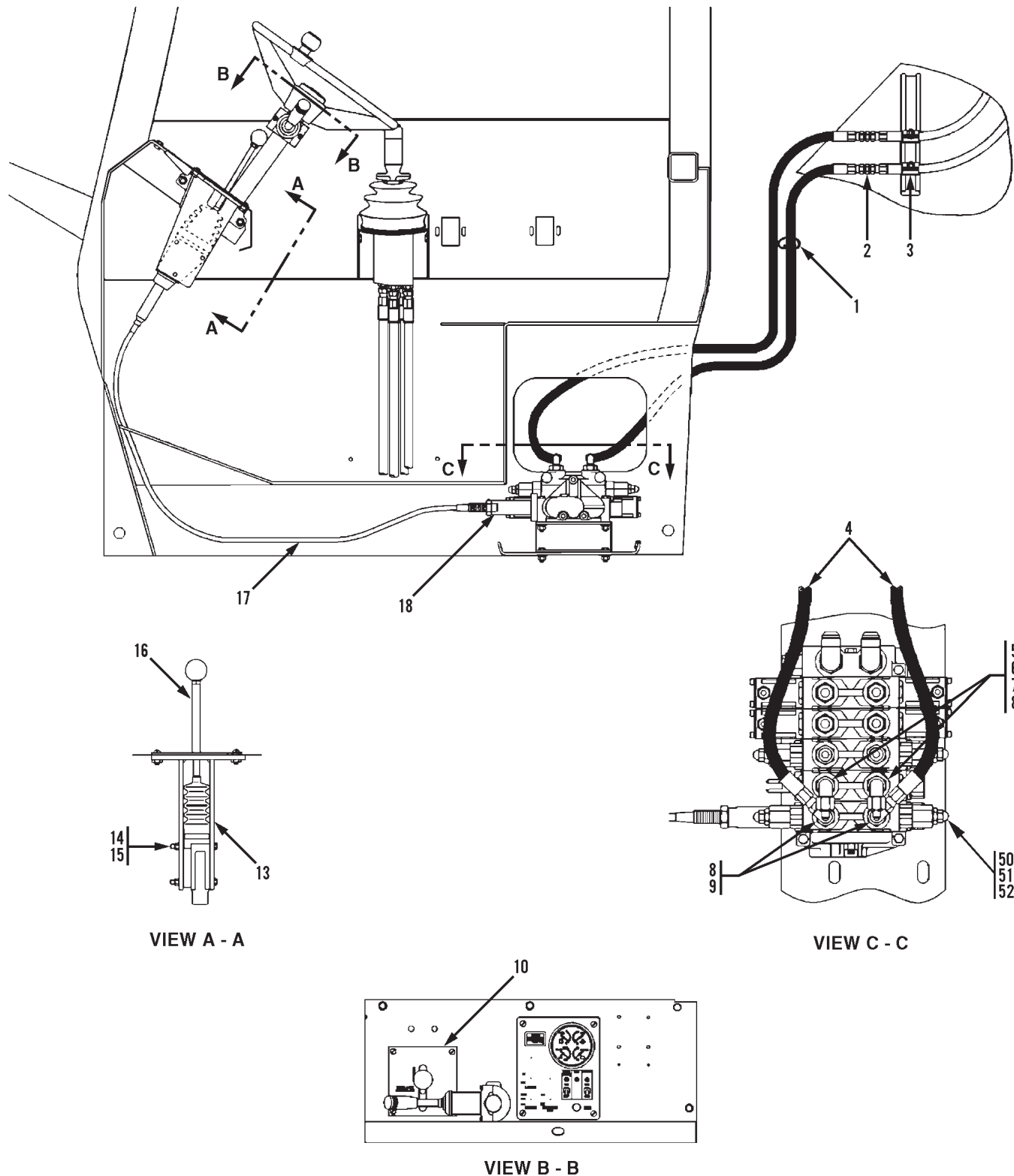
Item	Part No.	Qty.	Description Of Part	Item	Part No.	Qty.	Description Of Part
	9112-5058	1	42' BOOM ASSY (includes all items on all pages)	16	9002-7471	4	HARDENED WASHER, 1/2
1	9112-1066	2	CROWD CYLINDER RETAINER	17	8820-1535	4	HEX HD CAPSCREW, 3/8-24X1-1/4, GR5 (torque 32-37 ft. lbs.)
2	8320-1017	4	HEX HD CAPSCREW, 3/4-10X2-3/4, GR5 (torque 340-365 ft. lbs.)	18	8820-1536	AR	HEX HD CAPSCREW, 3/8-24X1-1/2, GR5 (torque 32-37 ft. lbs.)
3	9002-7473	6	HARDENED WASHER, 3/4	19	8856-1109	12	FLAT WASHER, 3/8
4	9112-3018	2	SPRING	20	8820-1532	8	HEX HD CAPSCREW, 3/8-24X3/4, GR5 (torque to 32-37 ft. lbs.)
5	9112-1079	2	SPECIAL WASHER, 7/8	21	8820-1534	AR	HEX HD CAPSCREW, 3/8-24X1, GR5 (torque to 32-37 ft. lbs.)
6	8850-1314	4	HEX NUT, 7/8-14	22	8820-1608	2	HEX HD CAPSCREW, 3/4-16X1-1/2, GR5 (torque to 265-290 ft. lbs.)
7	9112-1022	1	BEARING PLATE	23	8656-1308	2	CONNECTOR (includes item 25)
8	9108-3063	2	BEARING PAD	24	9112-3022	2	LONG ELBOW, 90 DEGREE
9	9103-3185	2	BEARING PAD	25	8859-1205	2	O-RING
10	9103-3186	4	BEARING PAD	26	8471-7863	1	HOSE ASSY
11	9108-1172	2	SPACER (.132 thick)	27	8471-7862	1	HOSE ASSY
12	9103-1236	6	SPACER (.060 thick)	28	7713-3893	2	CLAMP SET
13	9108-1171	2	SHIM (.060 thick)	29	7713-3052	2	COVER PLATE
14	9020-5870	12	SHIM (.060 thick)	30	7713-3209	4	HEX HD CAPSCREW, 1/4-20X1-3/8
15	8820-1568	4	HEX HD CAPSCREW, 1/2-20X2, GR5, (torque 68-78 ft. lbs.)				

\* Removed part number and changed description on item 2,  
 added items 33, 34, 35 & 36 to page 3 of 13-14 and updated art.



Item	Part No.	Qty.	Description Of Part	Item	Part No.	Qty.	Description Of Part
	9112-3183	1	LIFT CYLINDER ASSY (includes all items)	9		1	O-RING
	9112-4105	1	SEAL KIT (includes items 7 thru 10, 12, 13 & 15 thru 17)	10		1	O-RING
1	9112-4106	4	BUSHING	11	9112-4122	1	PISTON
2	9114-4128	4	GREASE FITTING	12		1	O-RING
3	9112-4120	1	CASE ASSY	13		1	BACK-UP RING
4	9112-3089	1	COUNTERBALANCE VALVE	14	9112-4123	1	CYLINDER HEAD
	9103-4276	1	COUNTERBALANCE VALVE SEAL KIT	15		1	STEP SEAL
5	9112-4096	1	CAPSCREW, #8X32X.375	16		1	U-CUP
* 6	7026972	1	LOCKNUT (lubricate & torque to 2400 ft.lbs.)	17		1	WIPER
7		2	WEARING RING	18	9112-4124	1	ROD ASSY
8	9112-4121	1	PISTON SEAL				NOTE: ONLY ITEMS WITH PART NUMBERS ARE AVAILABLE FOR SERVICE.

**NOTE: IF YOUR MACHINE CAME WITH AUXILIARY HYDRAULICS (9112-5078)  
 USE AUXILIARY HYDRAULICS FIELD KIT (9133-5022) FOR SERVICE.**

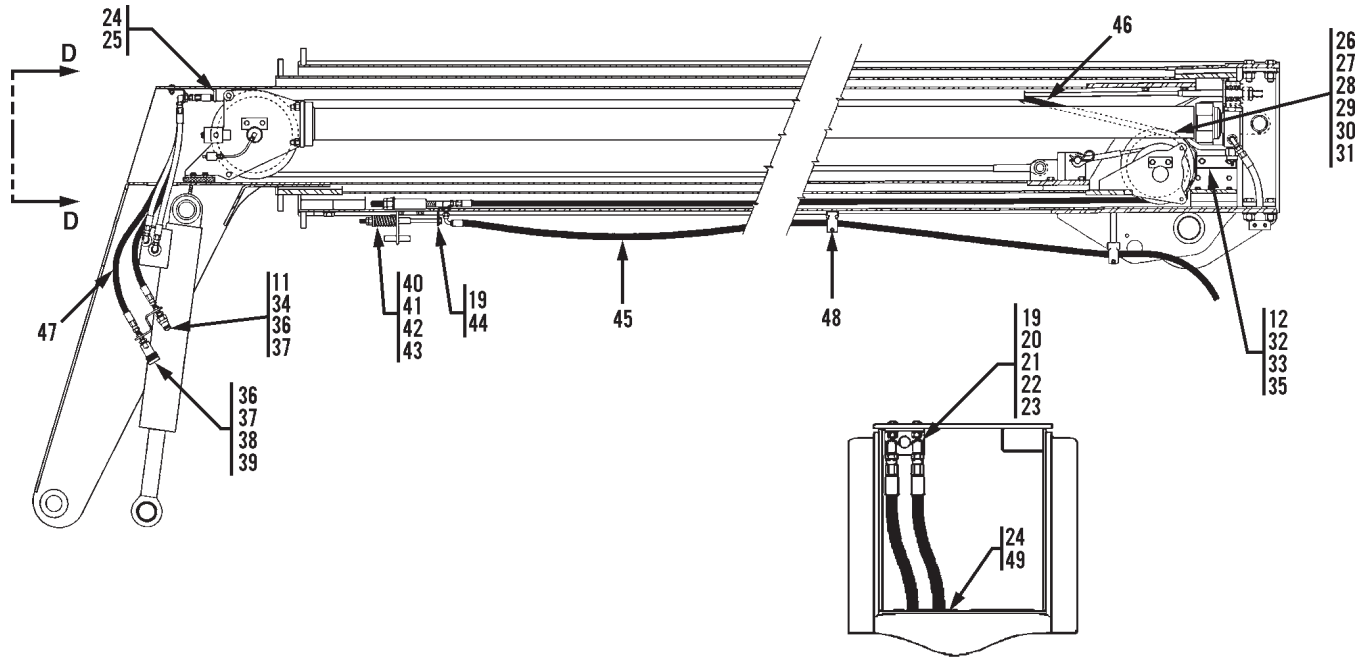




**GRADALL®**  
**MATERIAL HANDLER**  
**534 D-6/534 D-6**  
**TURBO**

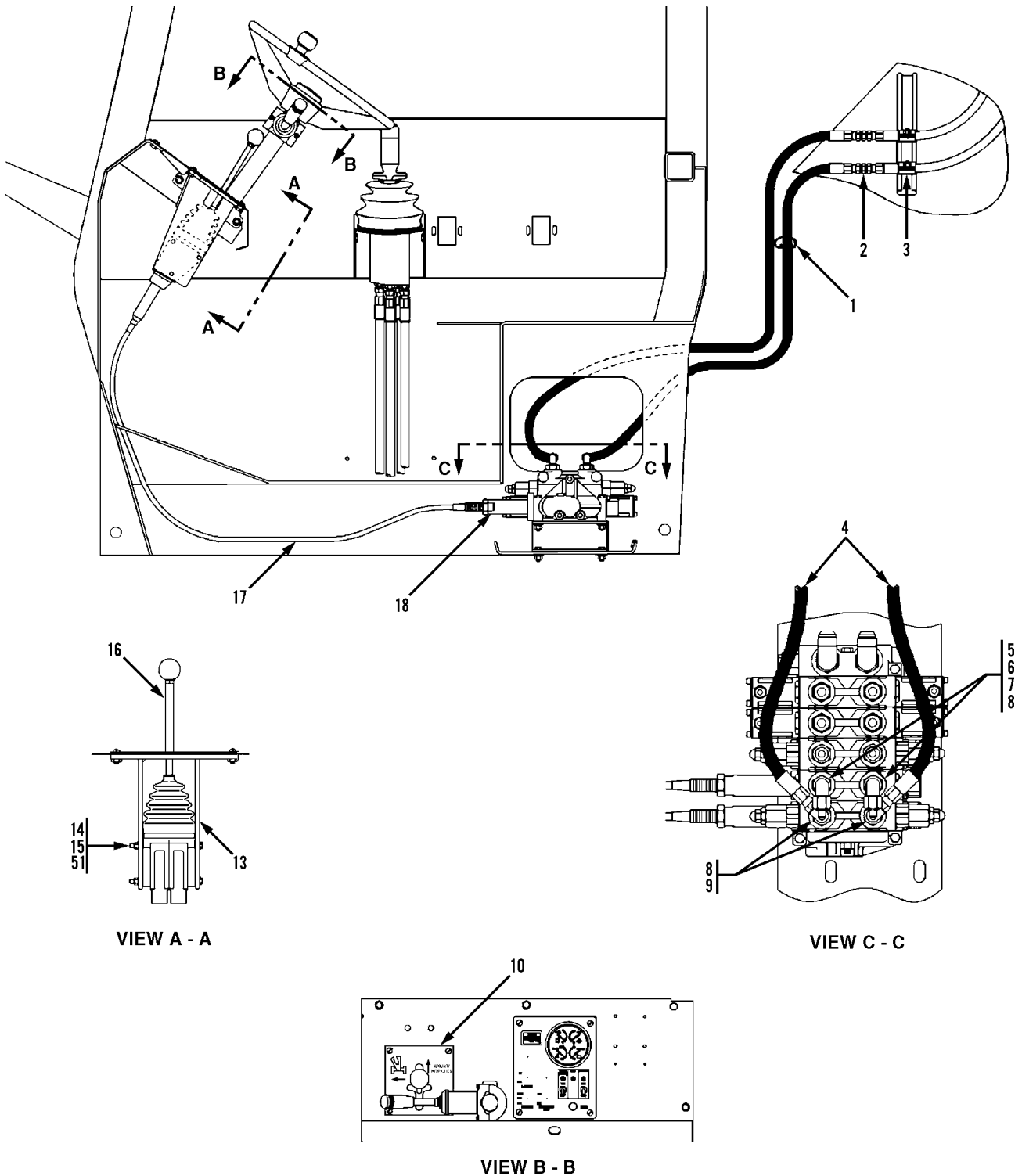
**OPTIONAL EQUIPMENT**  
**(9133-5022) Auxiliary Hydraulics Field Kit**  
**42' BOOM OPTION ONLY**  
 Original Issue 12-97  
 Revised 8-2-06

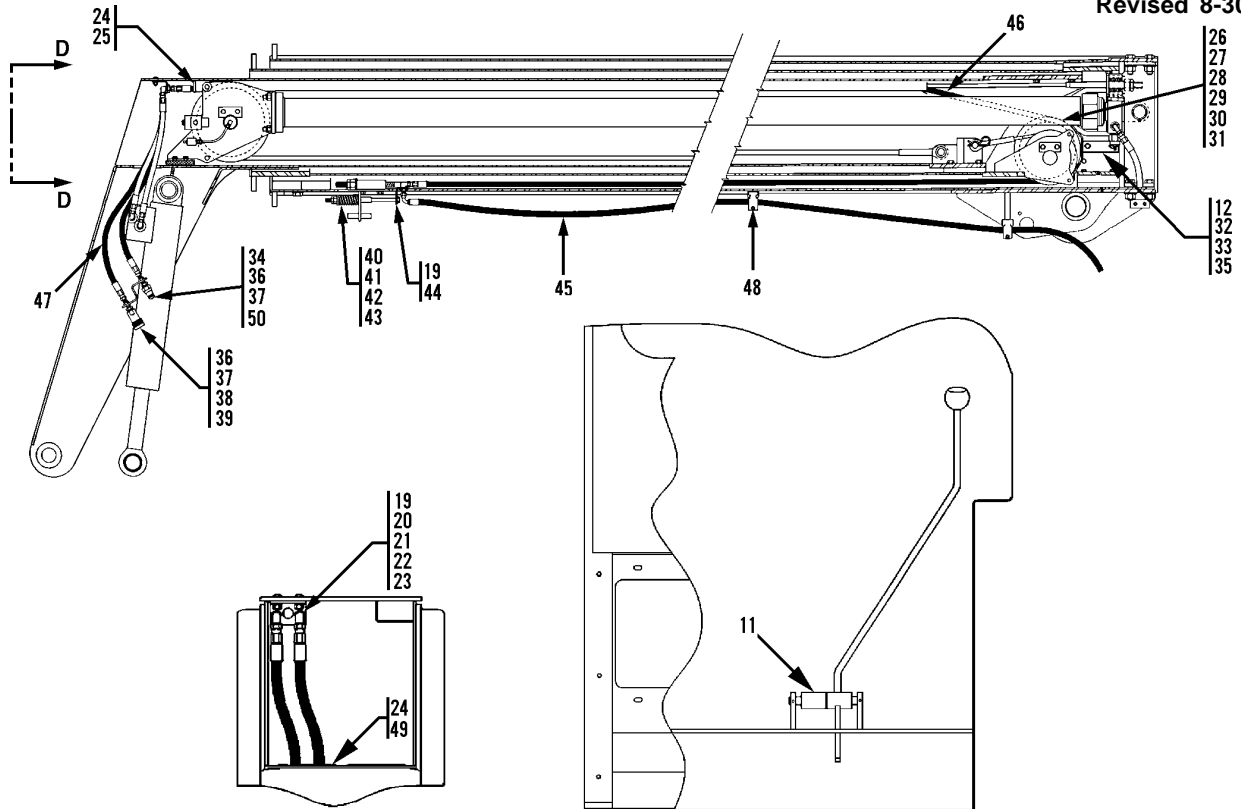
**NOTE: IF YOUR MACHINE CAME WITH AUXILIARY HYDRAULICS (9112-5078)  
 USE AUXILIARY HYDRAULICS FIELD KIT (9133-5022) FOR SERVICE.**



**VIEW D - D**

Item	Part No.	Qty.	Description Of Part	Item	Part No.	Qty.	Description Of Part
	9133-5022	Ref	AUXILIARY HYDRAULICS FIELD KIT, (includes all items)	*24	1440-2248	AR	3M ADHESIVE
	9134-5010	1	REMOTE VALVE CONTROL ASSY, (includes items 13 thru 17)	*25	9020-6194	3.5"	TRIM LOK
1	9002-7187	10	TIE WRAP	26	8858-1320	1	RETAINING RING
2	8866-1065	2	UNION, 1/2 TUBE	*27	8320-1123	3	HEX HD CAPSCREW, 1/2-13X1, (torque to 68-78 lb-ft)
3	9020-7463	2	CUSHION CLAMP, 3/4	28	9002-7471	3	HARDENED FLAT WASHER
4	8471-8040	2	HOSE ASSY	29	9112-3016	1	AUXILIARY HOSE SHEAVE
5	9108-3343	2	ELBOW, 90 DEGREES, (includes item 8)	30	9108-1326	1	HOSE REEL SUPPORT
6	8866-1348	2	TUBE END REDUCER, 5/8X3/4	31	9020-3040	1	THRUST WASHER
7	8866-1407	2	HEX NUT, 5/8	32	9112-6080	1	HOSE GUARD
8	8859-1206	4	O-RING	33	8820-1034	2	HEX HD CAPSCREW, 3/8-16X7/8, GR5
9	9108-3310	2	ELBOW, 90 DEGREES, (includes item 8)	34	9104-3126	1	DUST CAP
10	9136-3045	1	GUIDE PLATE	35	8856-1109	2	FLAT WASHER, 3/8
*11	9116-3138	1	MALE HYDRAULIC COUPLER	36	8871-2305	2	REDUCING BUSHING, 1/2X1/4
12	8855-1011	2	LOCKWASHER, 3/8	37	9112-3061	2	BULKHEAD FITTING
13	9136-6007	1	LEVER BRACKET	*38	9116-3139	1	FEMALE HYDRAULIC COUPLER
14	8820-1012	3	HEX HD CAPSCREW, 1/4-20X2-3/4, GR5	39	9104-3125	1	DUST PLUG
15	8852-1304	3	HEX LOCKNUT, 1/4-20	40	9112-3054	2	COMPRESSION SPRING
16	9130-3019	1	REMOTE VALVE CONTROL	41	9112-1134	2	SPRING RETAINER
17	9136-3043	1	CONTROL CABLE	42	8850-1008	2	HEX NUT, 1/2-13
18	9112-3062	1	CABLE ADAPTER BONNET	43	8850-1108	2	HEAVY HEX JAM NUT, 1/2-13
19	9002-7179	4	BULKHEAD FITTING, 90 DEGREE	44	9112-6008	2	HOSE TAKE-UP
20	8855-1010	2	LOCKWASHER, 5/16	45	8471-8953	2	HOSE ASSY
21	9112-1125	1	BULKHEAD BRACKET	46	8471-8954	2	HOSE ASSY
22	8820-1019	2	HEX HD CAPSCREW, 5/16-18X7/8, GR5	47	8471-8041	2	HOSE ASSY
23	8850-1005	2	HEX NUT, 5/16-18	48	9020-7463	8	CUSHION CLAMP
				49	9020-6199	13"	TRIM LOK
				*50	9108-4280	1	VALVE SECTION ASSY
				*51	9108-4203	1	STUD KIT
				*52	9108-4015	1	SEAL KIT

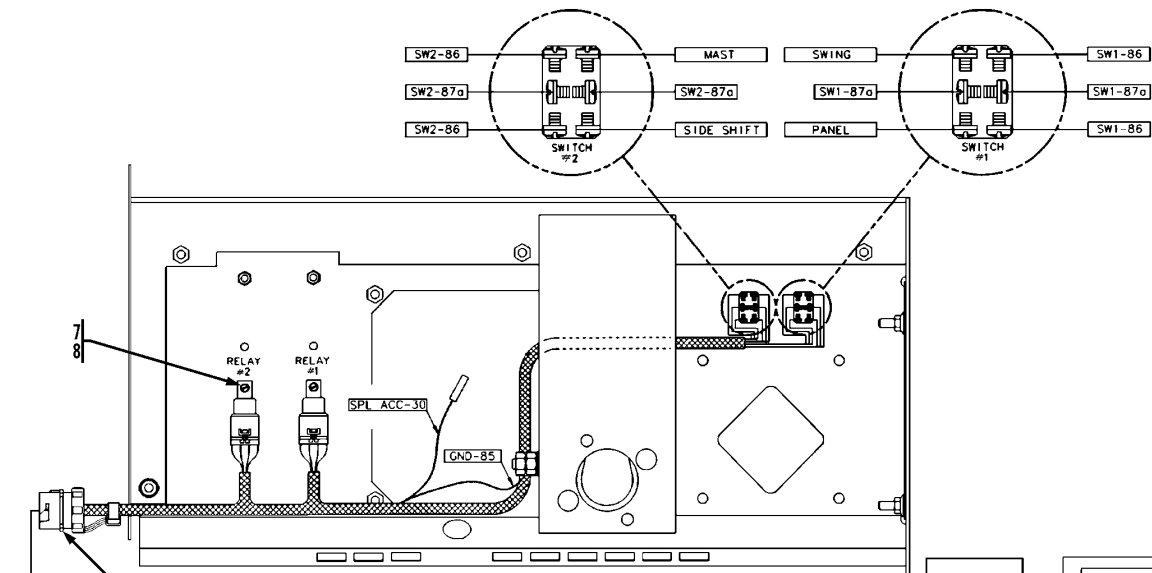
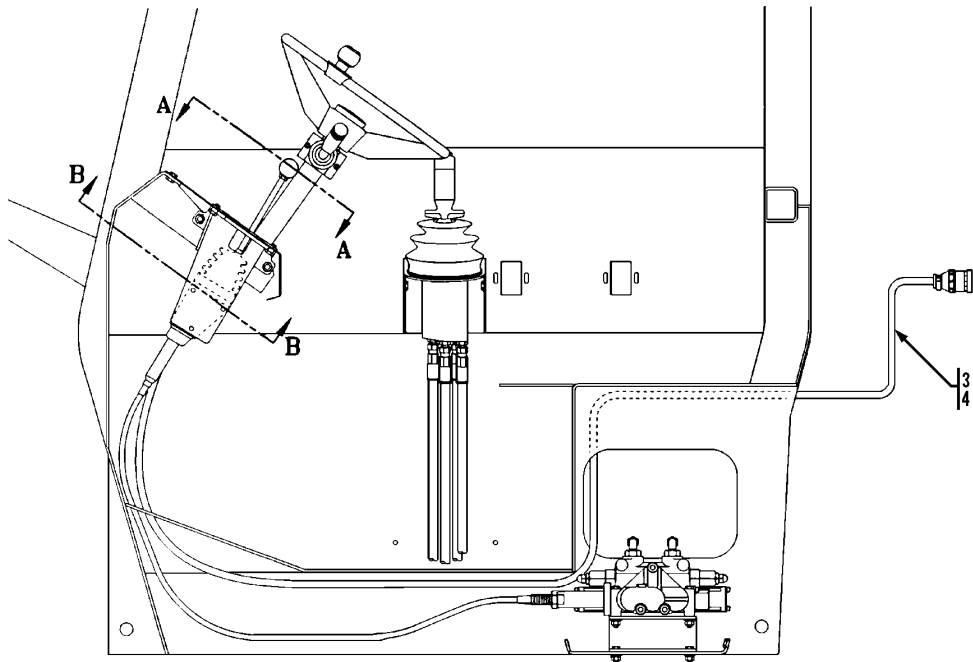




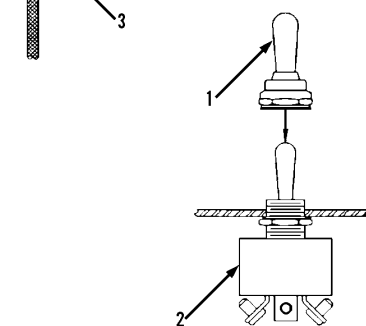
VIEW D - D

REAR VIEW OF CAB

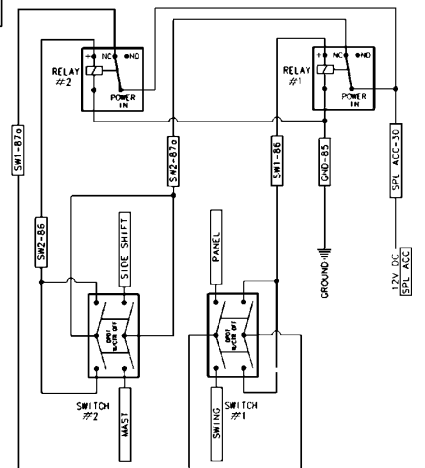
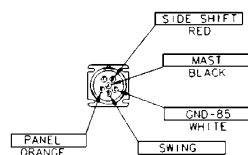
Item	Part No.	Qty.	Description Of Part	Item	Part No.	Qty.	Description Of Part
	9112-5079	Ref	AUXILIARY HYDRAULICS & L.H. SWAY ASSY 42' BOOM OPTION, (includes all items)	23	8850-1005	2	HEX NUT, 5/16-18
1	9002-7187	10	TIE WRAP	24		AR	3M ADHESIVE
2	8866-1065	2	UNION, 1/2 TUBE	25		AR	TRIM LOK
3	9020-7463	2	CUSHION CLAMP	26	8858-1320	1	RETAINING RING
4	8471-8040	2	HOSE ASSY	27	8320-1123	3	HEX HD CAPSCREW, 1/2-13X1
5	9108-3343	2	ELBOW, 90 DEGREES, (includes item 8)	28	9002-7471	3	HARDENED FLAT WASHER
6	8866-1348	2	TUBE END REDUCER, 5/8X3/4	29	9112-3016	1	AUXILIARY HOSE SHEAVE
7	8866-1407	2	HEX NUT, 5/8	30	9108-1326	1	HOSE REEL SUPPORT
8	8859-1206	4	O-RING	31	9020-3040	1	THRUST WASHER
9	9108-3310	2	ADAPTER, 90 DEGREE, (includes item 8)	32	9112-6080	1	HOSE GUARD
10	9136-3044	1	GUIDE PLATE	33	8820-1034	2	HEX HD CAPSCREW, 3/8-16X7/8, GR5
11	9130-1020	1	SPACER	34	9104-3126	1	DUST CAP
12	8855-1011	2	LOCKWASHER, 3/8	35	8856-1109	2	FLAT WASHER, 3/8
13	9136-6008	1	LEVER BRACKET	36	8871-2305	2	REDUCING BUSHING, 1/2X1/4
14	1100-2410	3	HEX HD CAPSCREW, 1/4-28X4-1/2, GR5	37	9112-3061	2	BULKHEAD FITTING
15	8850-1404	3	HEX JAM NUT, 1/4-28, GR5	38	9020-4245	1	FEMALE HYDRAULIC COUPLER
16	9108-3107	1	REMOTE VALVE CONTROL	39	9104-3125	1	DUST PLUG
*	9108-4282	1	KNOB	40	9112-3054	2	COMPRESSION SPRING
*	9108-4359	1	BOOT	41	9112-1134	2	SPRING RETAINER
17	9136-3043	2	CONTROL CABLE	42	8850-1008	2	HEX NUT, 1/2-13
18	9112-3062	2	CABLE ADAPTER BONNET	43	8850-1108	2	HEAVY HEX JAM NUT, 1/2-13
19	9002-7179	4	90 DEGREE BULKHEAD FITTING	44	9112-6008	2	HOSE TAKE-UP
20	8855-1010	2	LOCKWASHER, 5/16	45	8471-8953	2	HOSE ASSY
21	9112-1125	1	BULKHEAD BRACKET	46	8471-8954	2	HOSE ASSY
22	8820-1019	2	HEX HD CAPSCREW, 5/16-18X7/8, GR5	47	8471-8041	2	HOSE ASSY
				48	9020-7463	8	CUSHION CLAMP
				49		AR	TRIM-LOCK
				50	9020-4244	1	MALE HYDRAULIC COUPLER
				51	8855-1009	3	WASHER, 1/4



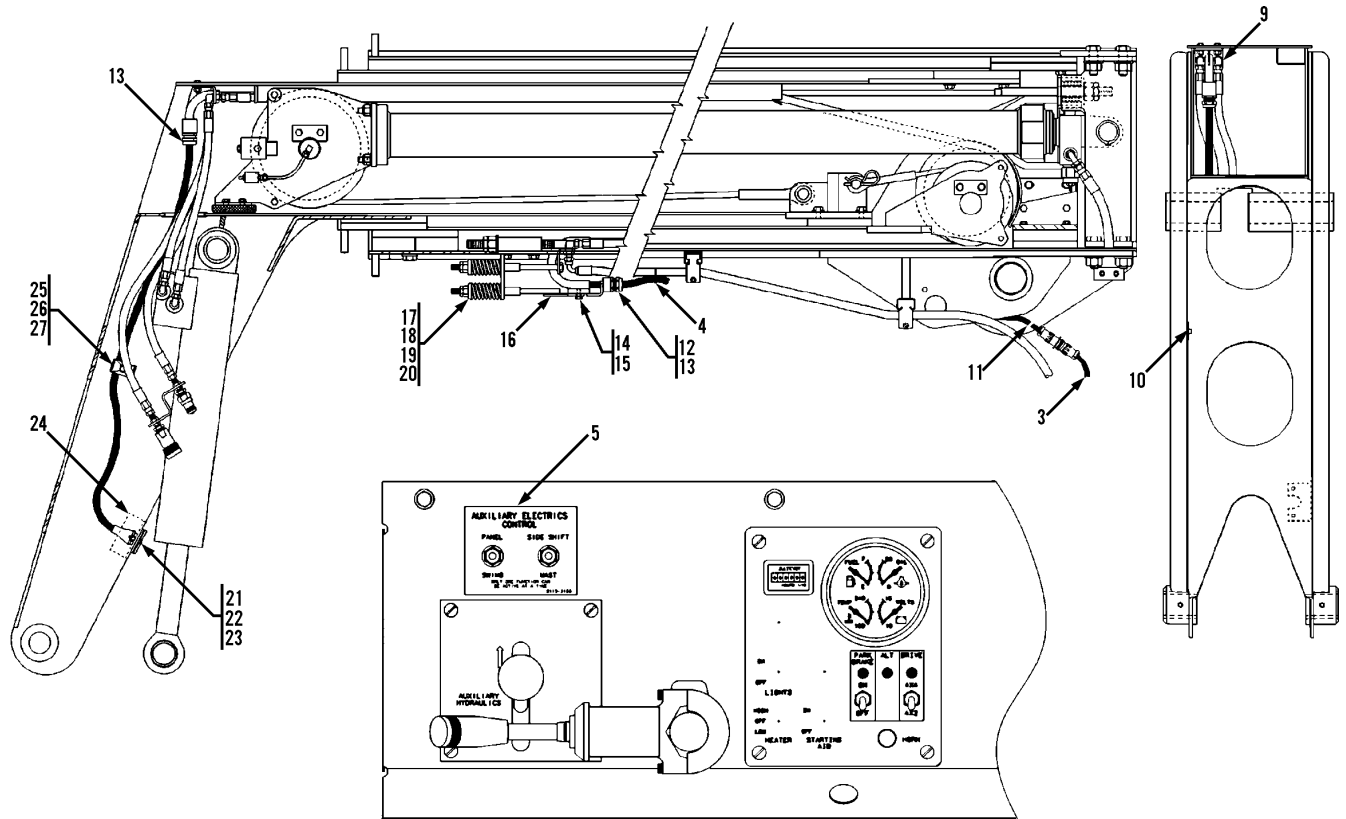
**VIEW B - B**



TYPICAL SWITCH AND BOOT INSTALLATION



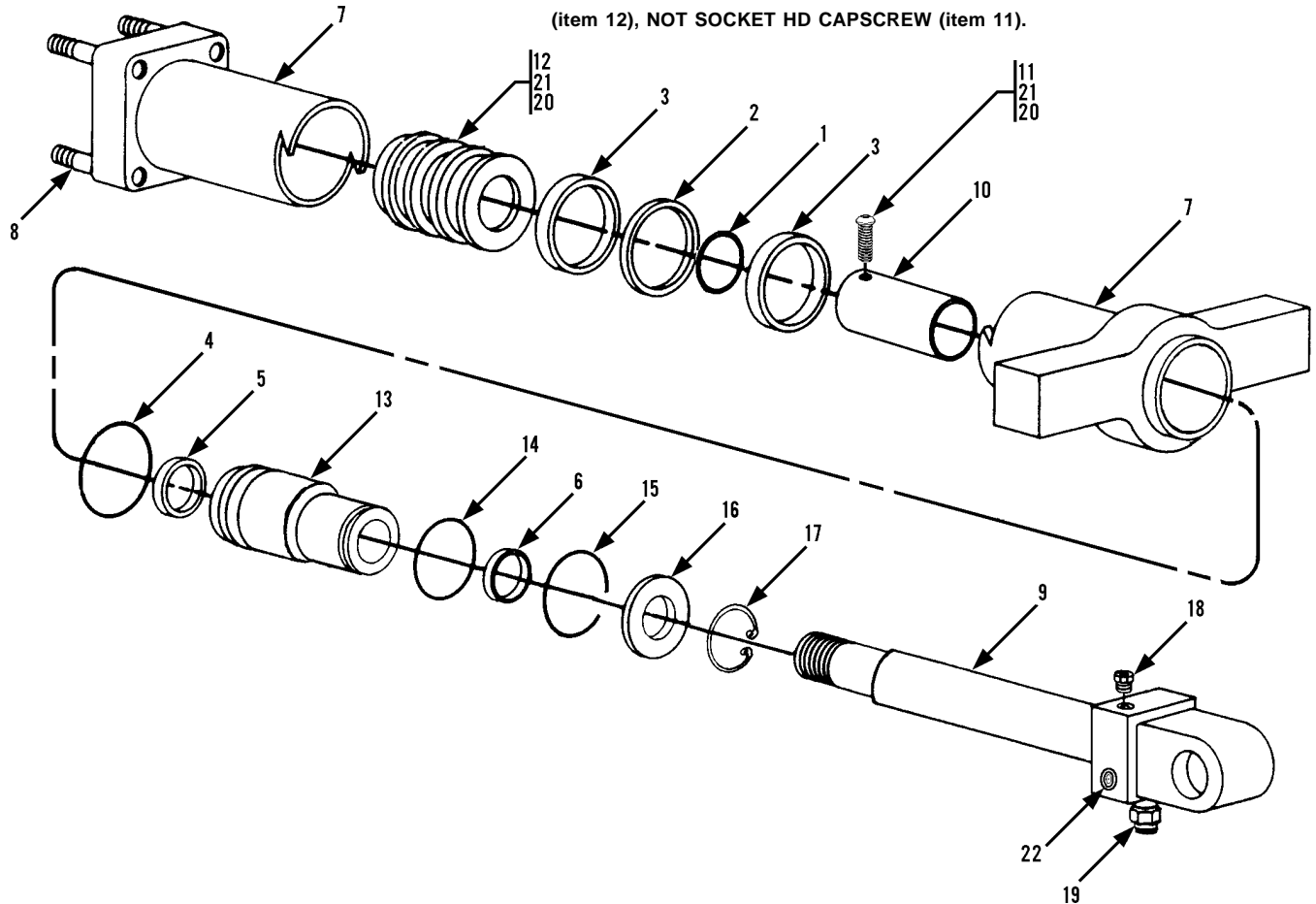
**WIRING DIAGRAM**



Item	Part No.	Qty.	Description Of Part	Item	Part No.	Qty.	Description Of Part
	9112-5080	Ref	AUXILIARY ELECTRICS ASSY 42' BOOM OPTION ONLY (includes all items)	14	8820-1017	2	HEX HEAD CAPSCREW, 5/16-18x5/8, GR5
1	7738-3470	2	SWITCH BOOT	15	8855-1010	2	LOCKWASHER, 5/16
2	7716-3204	2	TOGGLE SWITCH	16	9112-6032	1	CABLE TAKE-UP SUPPORT
3	9114-3105	1	AUXILIARY FRAME HARNESS	17	9112-3054	1	COMPRESSION SPRING
4	9002-7187	22	NYLON TIE	18	9112-1134	1	SPRING RETAINER
5	9112-3155	1	DECAL	19	8850-1008	1	HEX NUT, 1/2-13
6	9112-3154	1	AUXILIARY DASH HARNESS	20	8850-1108	1	HEX NUT, 1/2-13
7	8830-1088	2	ROUND HEAD CAPSCREW, 10-24x3/8	21	9020-7661	1	6 CONTACT SOCKET
8	8856-1105	2	FLATWASHER	22	8820-1005	2	HEX HEAD CAPSCREW, 1/4-20x1, GR5
9	9112-6029	1	HOSE & CABLE SUPPORT	23	8852-1304	2	HEX LOCKNUT, 1/4-20
10	7713-3141	1	BASE PLATE	24	9112-1283	1	RECTIPICAL BRACKET
11	9112-3164	1	AUXILIARY BOOM HARNESS	25	7713-3168	1	CLAMP SET, 1/2
12	9112-3055	2	STRAIN RELIEF FITTING	26	7713-3140	1	COVER PLATE
13	9112-6031	1	CABLE TAKE-UP WELDMENT	27	7713-3177	1	HEX BOLT

**NOTE:**

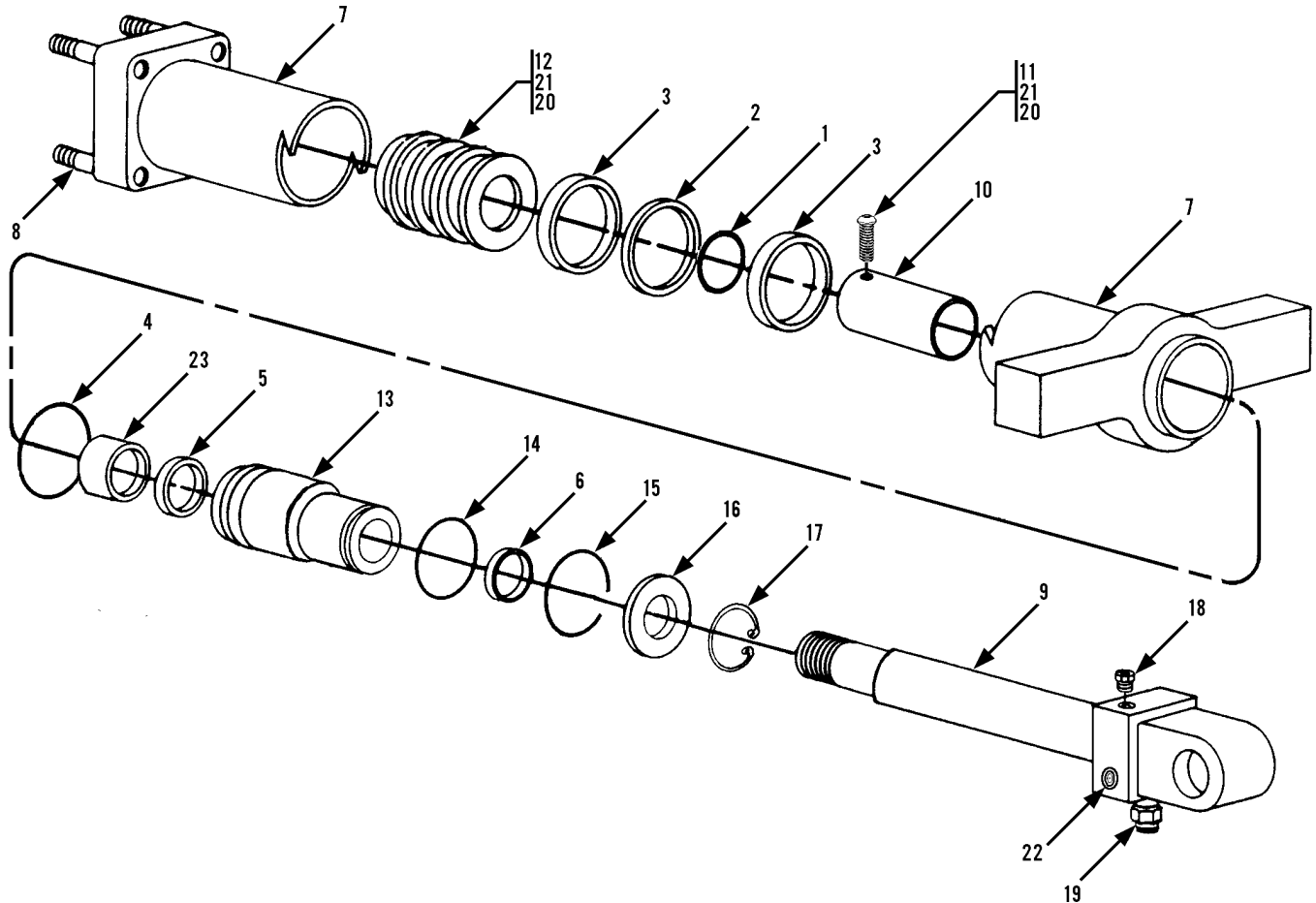
**STOP TUBE (item 10 must) SEAT AGAINST PISTON**  
 (item 12), **NOT SOCKET HD CAPSCREW (item 11).**



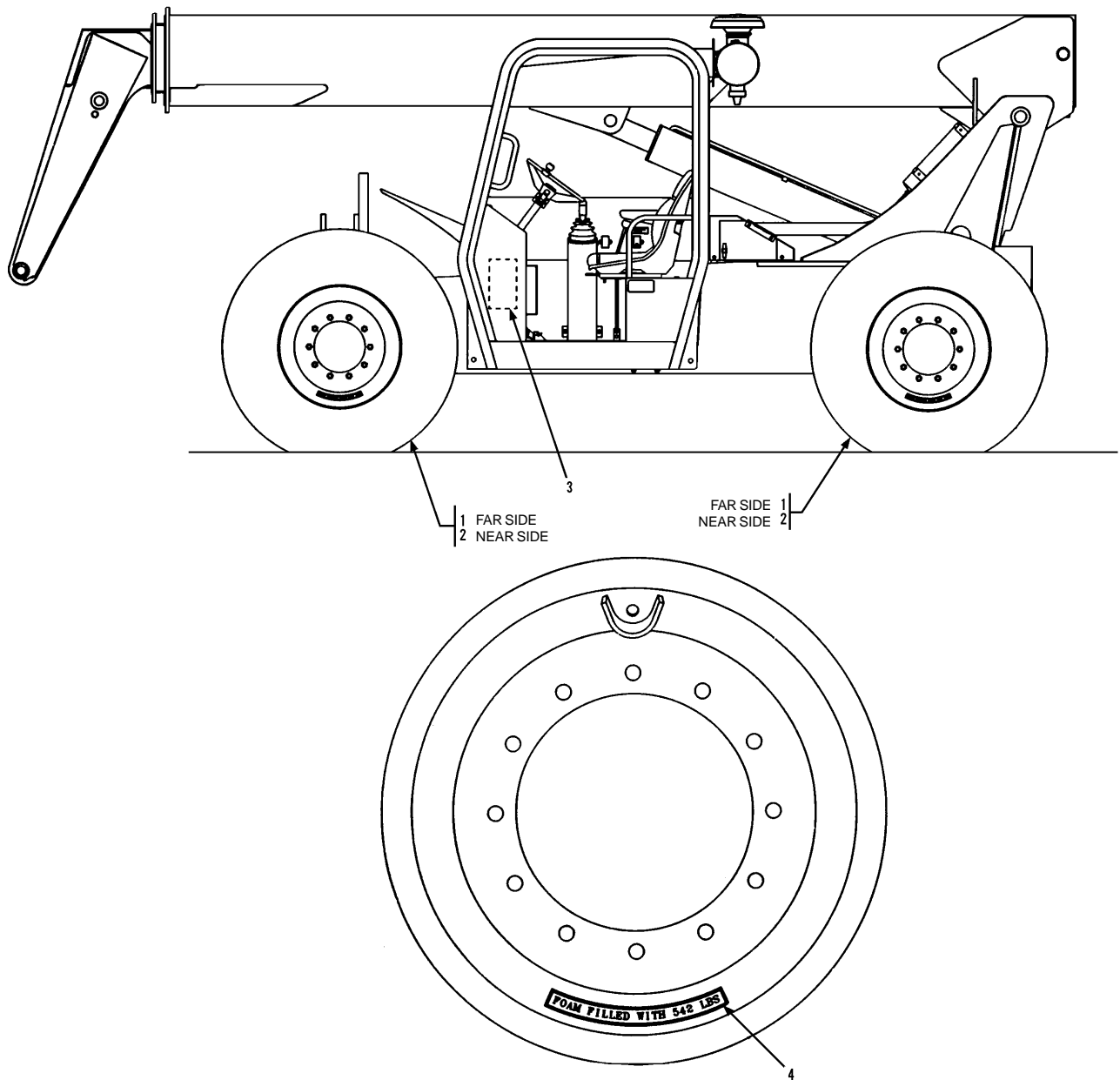
Item	Part No.	Qty.	Description Of Part	Item	Part No.	Qty.	Description Of Part
	9112-5059	1	CROWD CYLINDER ASSY (includes all items)	*12	9112-1176	1	PISTON (hand torque to 450-475 ft. lbs.)
	9112-3152	Ref	PACKING KIT (includes items 1 thru 6)	13	9112-1236	1	CYLINDER HEAD
1	8859-1036	1	O-RING	14	9112-3086	1	RETAINING RING
2	9112-3081	1	PISTON SEAL	15	8000-3152	12"	NEOPRENE CORD
3	9112-3082	2	PISTON WEAR RING	16	9112-1179	1	SNAP RING WASHER
4	9112-3137	1	STATIC SEAL	17	9112-3085	1	SNAP RING
5	9112-3083	1	ROD SEAL	18	8866-2193	1	HEX HD PLUG (includes o-ring)
6	8000-3337	1	ROD WIPER		8859-1205	1	O-RING
7	9112-6061	1	BODY WELDMENT	19	9112-3089	1	COUNTERBALANCE VALVE
8	9112-1180	4	STUD		9103-4276	1	COUNTERBALANCE VALVE SEAL KIT
9	9112-6062	1	ROD WELDMENT	*20	1440-3426	AR	LOCTITE PRIMER
10	9112-1262	1	STOP TUBE	*21	1440-4102	AR	LOCTITE 277 (red)
*11	8821-1068	1	SOCKET HD CAPSCREW, 3/8-16x5/8, GR8 (hand torque to 40-45 ft. lbs.)	*22	8000-3447	2	THREADED CAP PLUG

**NOTE:**

**STOP TUBE (item 10) MUST SEAT AGAINST PISTON**  
**(item 12), NOT SOCKET HD CAPSCREW (item 11).**



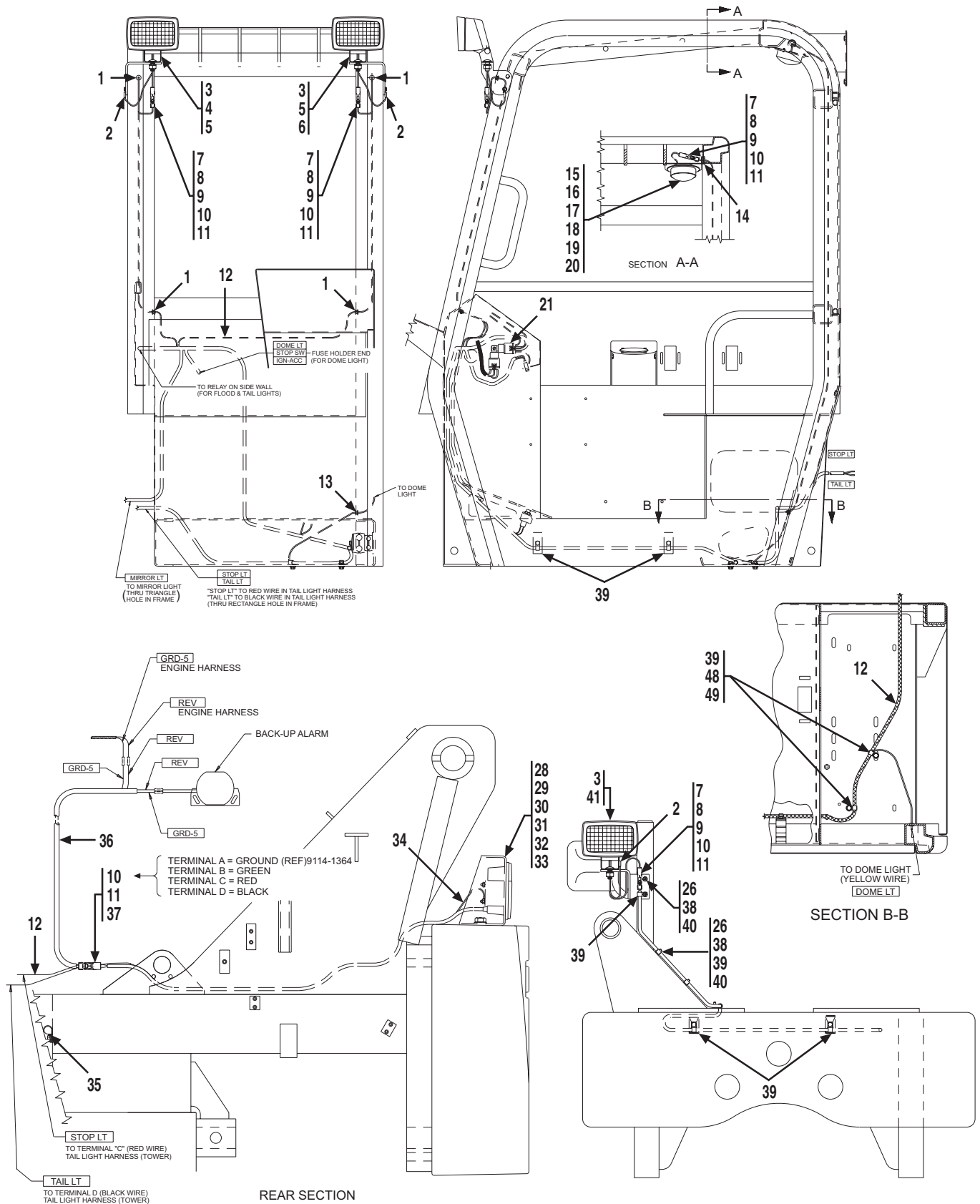
Item	Part No.	Qty.	Description Of Part	Item	Part No.	Qty.	Description Of Part
	9133-5018	1	CROWDCYLINDER ASSY, (includes all items)	12	9112-1176	1	PISTON, (hand torque to 450-475 ft. lbs.)
	9133-3029	Ref	PACKING KIT, (includes items 1 thru 6 & 23)	13	9112-1307	1	CYLINDER HEAD
1	8859-1036	1	O-RING	14	9112-3086	1	RETAINING RING
2	9112-3081	1	PISTON SEAL	15	8000-3152	12"	NEOPRENE CORD
3	9112-3082	2	PISTON WEAR RING	16	9112-1179	1	SNAP RING WASHER
4	9112-3137	1	STATIC SEAL	17	9112-3085	1	SNAP RING
5	8000-3082	1	ROD SEAL	18	8866-2193	1	HEX HD PLUG, (includes o-ring)
6	8000-3337	1	ROD WIPER		8859-1205	1	O-RING
7	9112-6061	1	BODY WELDMENT	19	9112-3089	1	COUNTERBALANCE VALVE
8	9112-1180	4	STUD		9103-4276	1	COUNTERBALANCE VALVE SEAL KIT
9	9112-6062	1	ROD WELDMENT	20	1440-3426	AR	LOCTITE PRIMER
10	9112-1262	1	STOP TUBE	21	1440-4102	AR	LOCTITE 277, (red)
11	8821-1068	1	SOCKET HD CAPSCREW, 3/8-16x5/8, GR8, (hand torque to 40-45 ft. lbs.)	22	8000-3447	2	THREADED CAP PLUG
				23	8000-3227	1	ROD BEARING

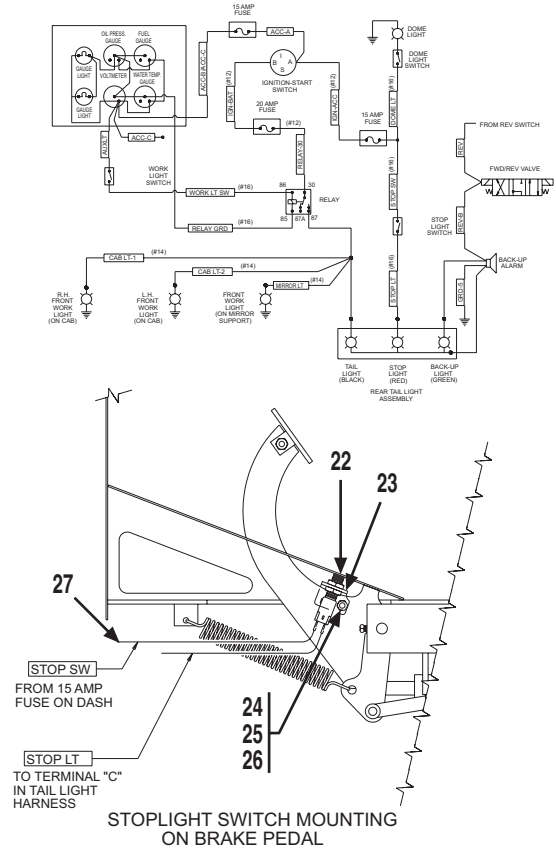
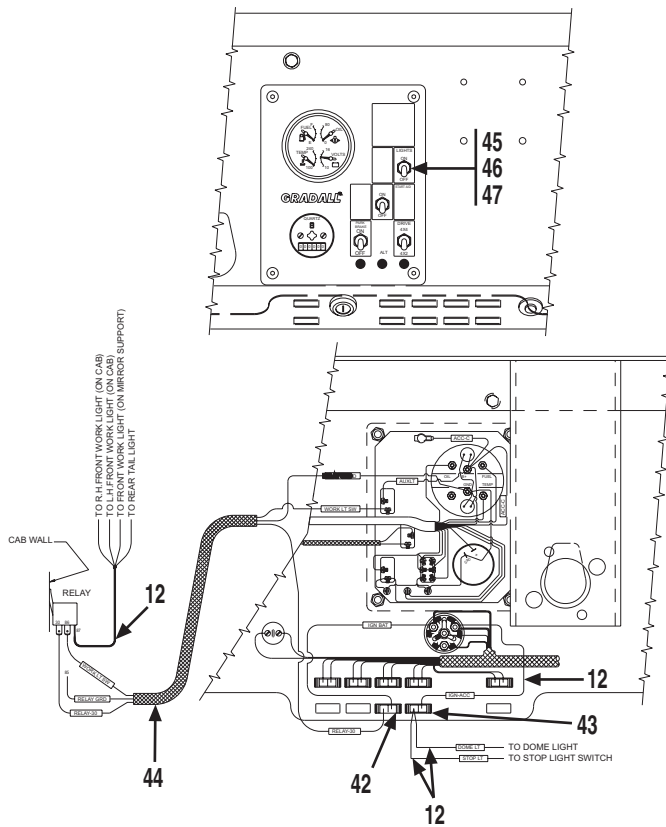


**VIEW SHOWING DECAL PLACEMENT ON RIM**

Item	Part No.	Qty.	Description Of Part
	9133-5004	1	FOAM TIRE OPTION
1	9103-5247	2	FOAM FILLED TIRE ASSEMBLY
2	9103-5248	2	FOAM FILLED TIRE ASSEMBLY
3	9133-3006	1	S/N & ATTACHMENT PLATE
4	9112-3160	4	TIRE DECAL

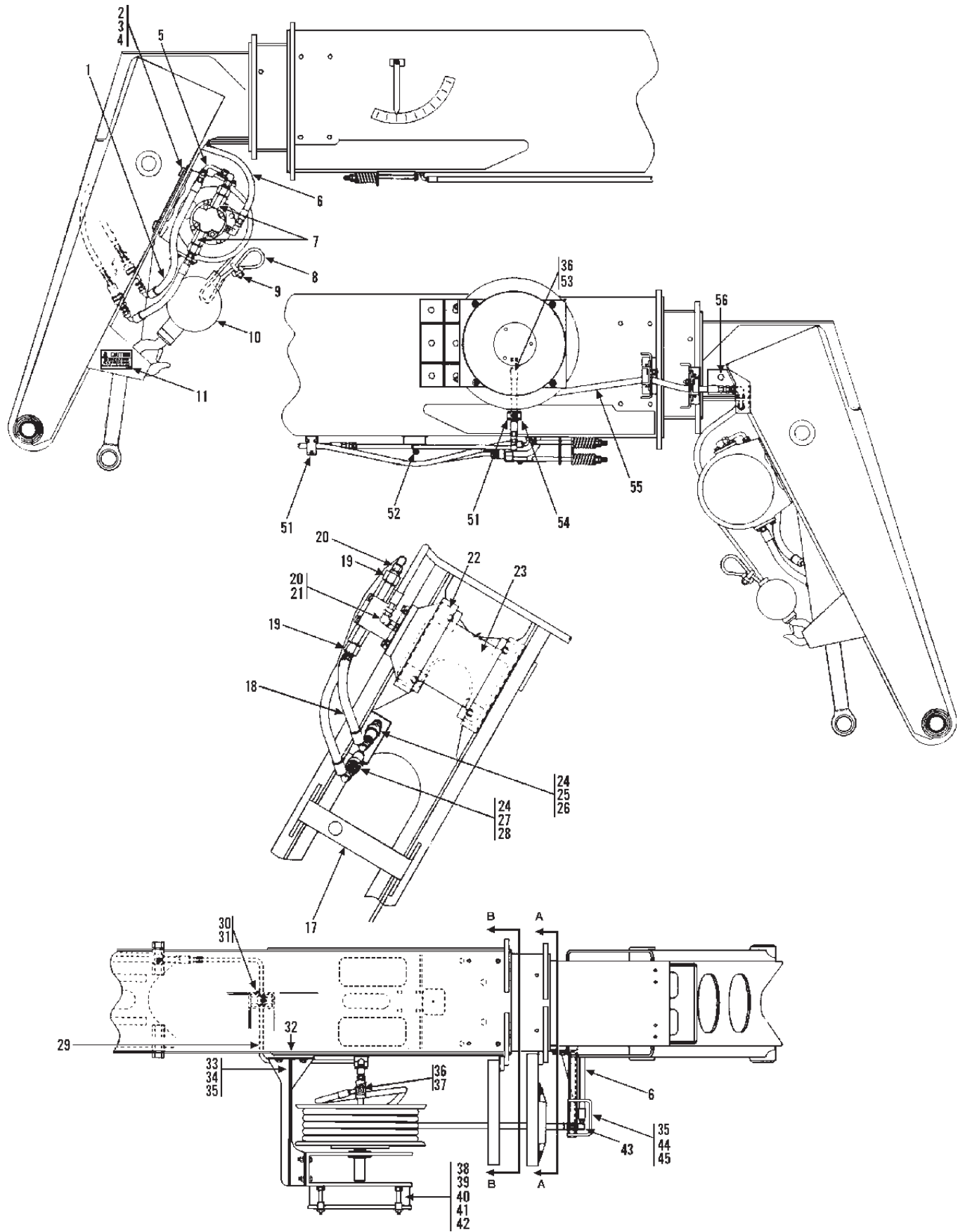


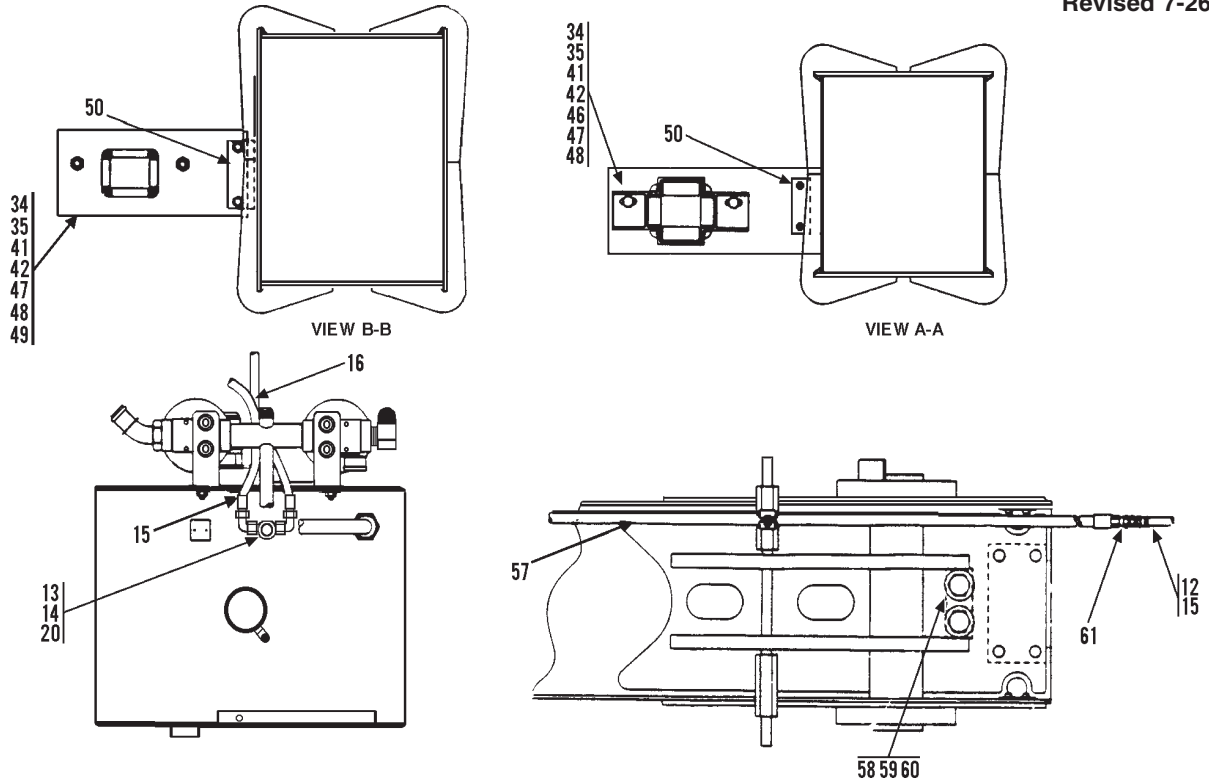




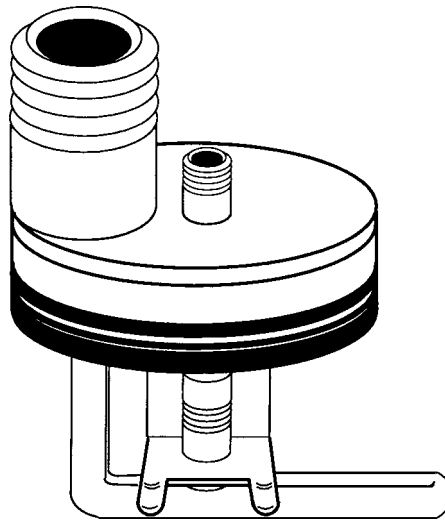
Item	Part No.	Qty.	Description Of Part
	9136-5003	1	WORKLIGHT PACKAGE, (includes all items)
1	9002-7214	4	RUBBER GROMMET
2	8688-3260	3	EYELET
3	8096-3050	3	UTILITY FLOOD LIGHT
4	9136-1001	1	R.H. LIGHT SUPPORT
5	9002-7319	4	DR. & TAP SCREW, 1/4-20X1
6	9136-1002	1	L.H. LIGHT SUPPORT
7	8096-3055	4	W. PACK CONNECTOR, (tower)
8	8096-3056	4	W. PACK CONNECTOR, (shroud)
9	8096-3068	4	W. PACK CONNECTOR, (female pin)
10	8096-3069	4	W. PACK CONNECTOR, (male pin)
11	8096-3066	12	W. PACK CONNECTOR, (cable seal)
12	9136-3008	1	LIGHT HARNESS
13	9103-3425	1	RUBBER GROMMET
14	9103-3380	1	RUBBER GROMMET
15	2486-1167	1	INTERIOR LIGHT
16	9136-1003	1	MOUNTING BRACKET
17	8832-1022	2	SELF TAPPING SCREW, #8-32X3/8
18	9002-9955	1	RUBBER GROMMET
19	8998-1036	3	PAN HD SCREW, #8-32X3/8
20	8850-1610	3	HEX NUT, #8-32
21	7738-3410	1	RELAY
22	9114-3117	1	STOPLIGHT SWITCH
23	9114-1512	1	TAB
24	8820-1002	1	HEX HD CAPSCREW, 1/4-20X5/8, GR5
25	8856-1107	1	FLAT WASHER, 1/4
26	8855-1009	6	LOCKWASHER, 1/4
27		AR	WIRE LOOM, (use on all wires)
28	9112-1145	1	TAIL LIGHT HOUSING

Item	Part No.	Qty.	Description Of Part
29	9112-1146	1	TAIL LIGHT BRACKET
30	9136-5045	1	TAIL LIGHT ASSEMBLY, (includes the following seven items)
	9112-3065	1	TAIL LIGHT
	8666-1147	38"	WIRE, 16 GAUGE, (black)
	8666-1149	38"	WIRE, 16 GAUGE, (green)
	8666-1152	38"	WIRE, 16 GAUGE, (red)
	8668-3480	3	BUTT CONNECTOR
	8203-3996	45"	WIRE LOOM
	8668-3122	2	TIE WRAP
31	8820-1108	1	HEX HD CAPSCREW, 3/4-10X1-1/4, GR5
32	8856-1115	1	FLAT WASHER, 3/4
33	8855-1016	1	LOCKWASHER, 3/4
34	9114-1364	1	JUMPER WIRE
35	8594-1017	1	SUPPORT CLAMP
36	9136-3087	1	TAIL LIGHT HARNESS
37	8096-3062	1	W. PACK CONNECTOR, (shroud)
38	8561-1274	5	WELD STUD, 1/4-20X5/8
39	8662-1230	10	SUPPORT CLAMP
40	8850-1004	5	HEX NUT, 1/4-20
41	9136-1004	1	LIGHT SUPPORT
42	7736-3302	1	FUSE, 20 AMP
43	7736-3268	1	FUSE, 15 AMP
44	9136-3073	1	WORK LIGHT DASH HARNESS
45	7738-3467	1	LIGHT SWITCH
46	7738-3470	1	BOOT
47	9136-3009	1	LIGHTS ON/OFF DECAL
48	7714-3006	2	WHIZ-LOCK NUT, 5/16-18
49	7714-3003	2	WHIZ-LOCK SCR., 5/16-18X5/8





Item	Part No.	Qty.	Description Of Part	Item	Part No.	Qty.	Description Of Part
	9112-5022	1	WINCH INSTALLATION, (includes all items)	31	9020-6089	1	ANCHOR CHANNEL
1	8471-8548	1	HOSE ASSEMBLY	32	9104-1261	1	SINGLE REEL MOUNTING BRACKET
2	8850-1008	4	HEX NUT, 1/2-13	33	9108-6143	1	SINGLE REEL BRACKET
3	9002-7471	8	HARDENED WASHER, 1/2	34	8820-1064	10	HEX HD CAPSCREW, 1/2-13X7/8, GR5
4	8820-1071	4	HEX HD CAPSCREW, 1/2-13X2-1/2, GR5	35	8855-1013	12	LOCKWASHER, 1/2
5	9112-3022	1	LONG ELBOW, 90 DEGREES, 1/2 TUBE	36	8866-1013	2	MALE CONNECTOR, 1/2 TUBE
6	8471-8145	1	HOSE ASSEMBLY	37	8866-2120	1	ELBOW, 45 DEGREES (swivel nut)
7	9103-3161	2	FLOW REGULATOR	38	9104-3165	1	SINGLE HOSE REEL
8	9020-7882	1	CABLE	39	8820-1037	4	HEX HD CAPSCREW, 3/8-16X1-1/2, GR5
9	9002-8990	1	WIRE ROPE CLIP	40	8856-1004	4	FLAT WASHER, 3/8
10	9020-1443	1	HOOK & BALL	41	8855-1011	12	LOCKWASHER, 3/8
11	9108-3535	1	CAUTION DECAL	42	8850-1006	12	HEX NUT, 3/8-16
12	9108-3217	1	CUSHION CLAMP	43	9002-7180	1	ELBOW, 90 DEGREES, 1/2 TUBE
13	8866-2225	1	SWIVEL NUT BRANCH TEE, 1/2 TUBE	44	9108-6144	1	HOSE SUPPORT
14	8688-3469	1	REDUCER FITTING	45	8820-1065	2	HEX HD CAPSCREW, 1/2-13X1, GR5
15	8471-6359	1	HOSE ASSEMBLY	46	9136-1036	1	ROLLER SUPPORT
16	9002-7187	4	TIE WRAP	47	9136-3186	2	ROLLER ASSEMBLY
17	9112-1159	1	STOWAGE BRACKET	48	8820-1036	8	HEX HD CAPSCREW, 3/8-16X1-1/4, GR5
18	8471-8159	1	HOSE ASSEMBLY	49	9136-1037	1	ROLLER SUPPORT
19	9103-3230	2	TUBE END REDUCER	50	9112-1161	2	SUPPORT MOUNTING BLOCK
20	8866-2106	3	ELBOW, 90 DEGREES (swivel nut)	51	9020-7463	4	CUSHION CLAMP
21	8866-1011	1	MALE CONNECTOR, 1/2 TUBE	52	9108-3216	1	CUSHION CLAMP
22	9136-3079	1	WINCH	53	8471-8314	1	HOSE ASSEMBLY
23	9112-1158	1	WINCH MOUNTING PLATE	54	9102-1094	1	CHANNEL
24	8866-1013	2	MALE CONNECTOR, 1/2X1/2, TUBE	55	8471-8147	1	HOSE ASSEMBLY
25	9116-3139	1	FEMALE COUPLER	56	9112-1162	1	SUPPORT MOUNTING PAD
26	9104-3125	1	DUST PLUG	57	8471-8149	1	HOSE ASSEMBLY
27	9116-3138	1	MALE COUPLER	58	9112-1163	1	RETRACTION RESTRICTOR
28	9104-3126	1	DUST CAP	59	9002-7475	2	HARDENED WASHER
29	9112-3073	1	TUBE ASSEMBLY	60	8320-1053	2	HEX HD CAPSCREW, 1-8X3, GR8
30	9112-1160	1	CLAMP SPACER	61	8866-1064	1	UNION, 3/8 TUBE

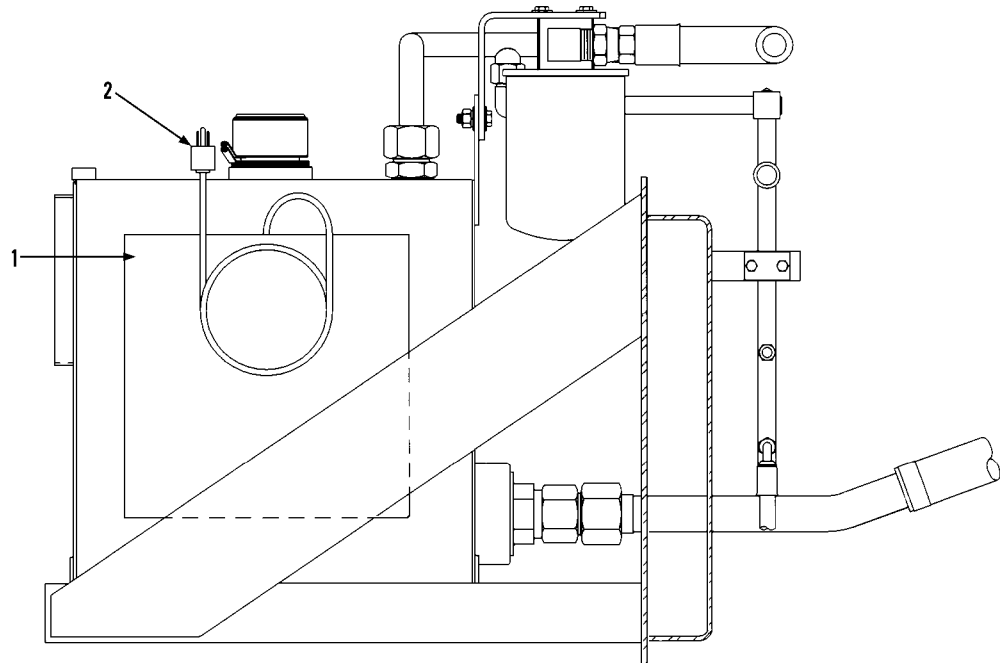


REPLACES FROST PLUG ON RIGHT SIDE OF ENGINE.

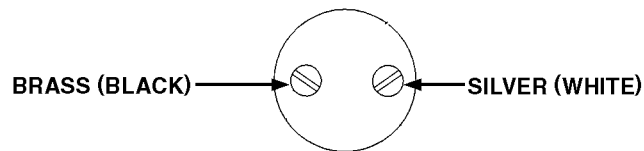
Item	Part No.	Qty.	Description Of Part
	9104-3353	1	BLOCKHEATER



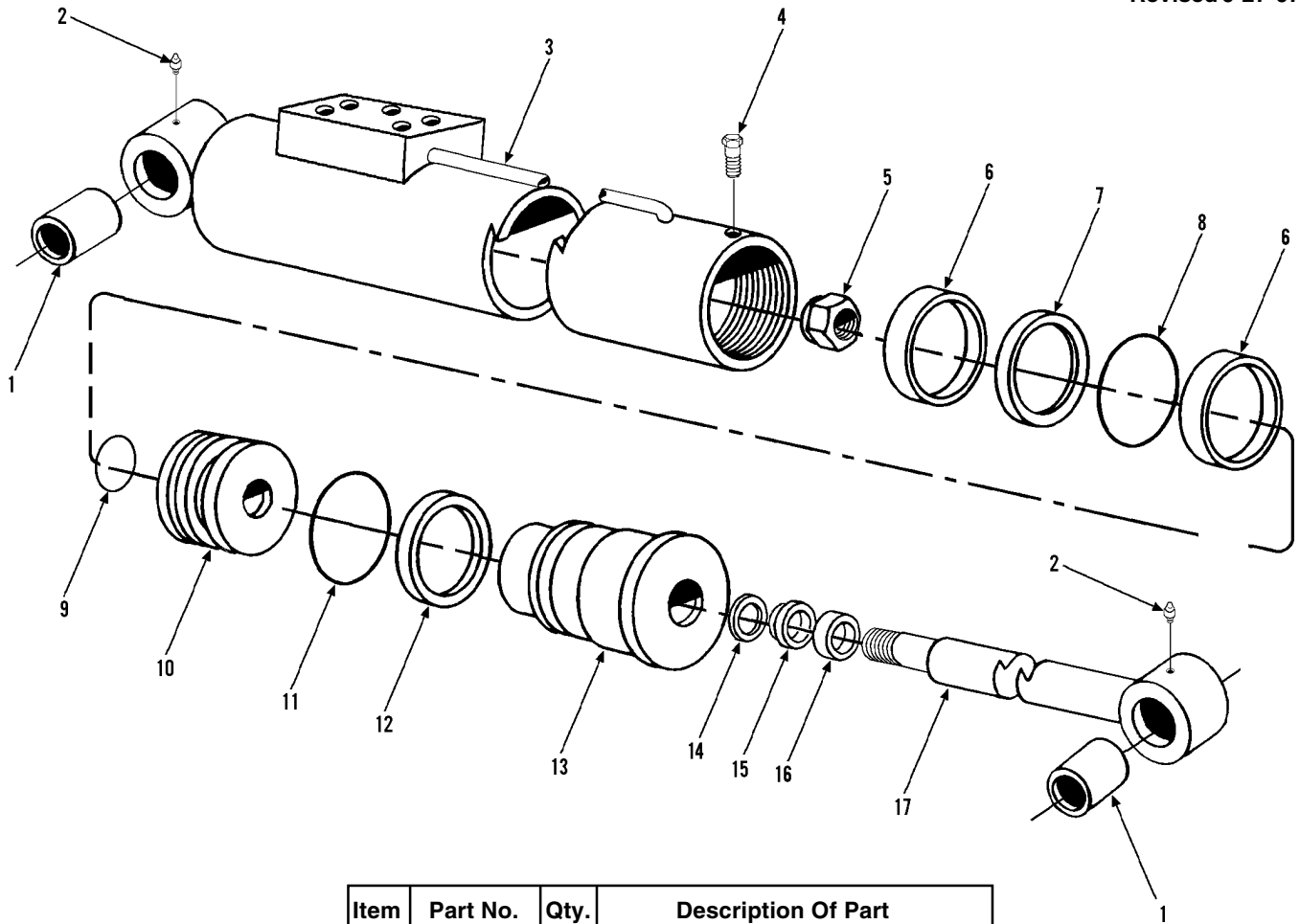
1. INSTALL BLANKET WHEN ASSEMBLING HYDRAULIC TANK.  
 AVOID EXCESSIVE OVERSPRAY WHEN FINAL PRINTING.
2. BLANKET TO BE INSTALLED ON HYDRAULIC TANK WALL,  
 BETWEEN HYDRAULIC TANK AND FUEL TANK.
3. POSITION BLANKET AS CLOSE TO CENTER OF TANK AS  
 POSSIBLE.
4. STOW AWAY ELECTRICAL CORD BETWEEN TANKS.
5. AFTER INSTALLING BLANKET ON TANK, PLUG INTO OUTLET  
 OR (1) HOUR TO COMPLETE ADHESION.



**SECTION VIEW THRU FRAME SHOWING INSIDE WALL OF HYDRAULIC TANK**

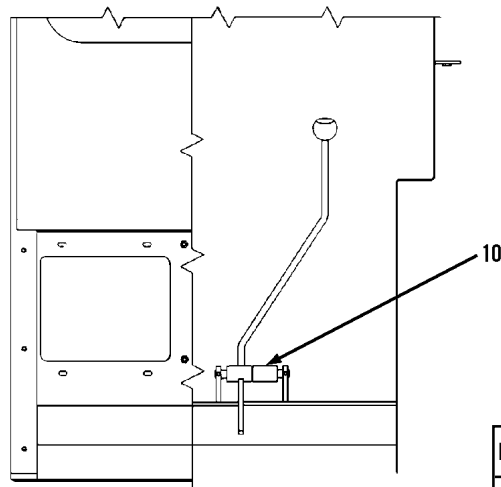
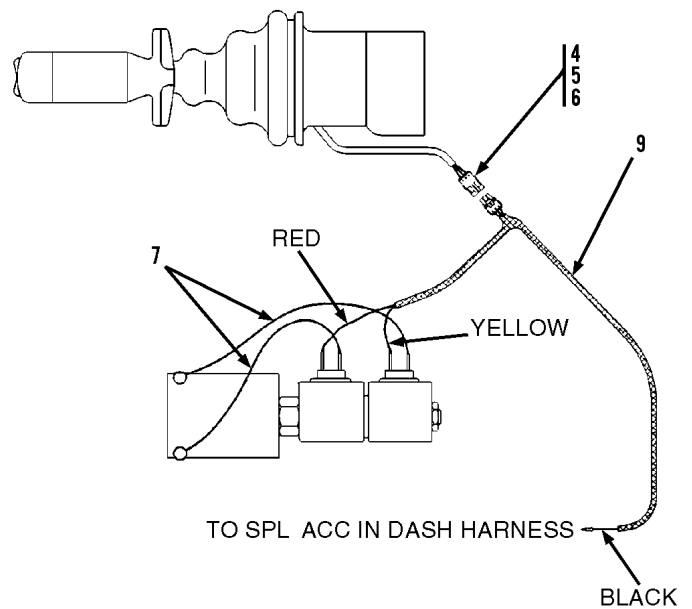
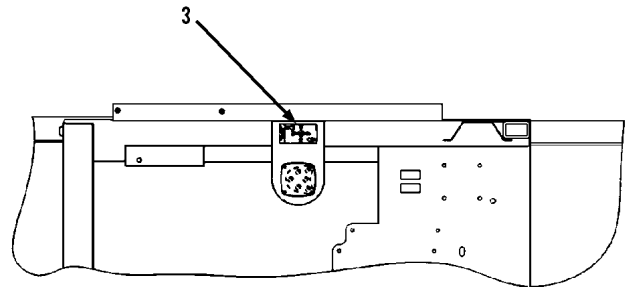
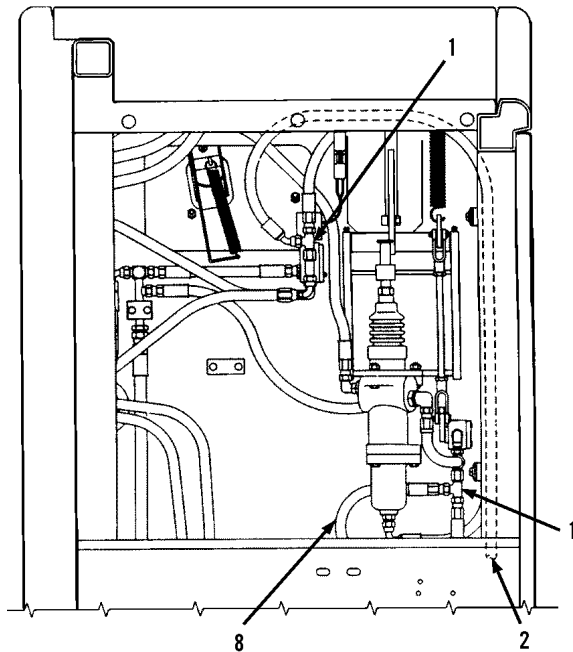


Item	Part No.	Qty.	Description Of Part
	9108-5073	1	HYDRAULIC RESERVOIR HEATER (includes all items)
* 1	9108-3574	1	HEATING BLANKET
* 2	9108-3430	1	PLUG



Item	Part No.	Qty.	Description Of Part
	9108-3471	1	SWAY CYLINDER ASSY (includes all items)
	9108-4308	Ref	SEAL KIT (includes items 6 thru 9, 11, 12 & 14 thru 16))
* 1	9140-4352	2	BUSHING
2	9114-4128	2	GREASE FITTING
3	9112-4083	1	CASE ASSY
4	9114-4017	1	CAPSCREW, #8X32X.375
5	9103-4156	1	LOCKNUT (lubricate & torque to 350-400 ft.lbs.)
6		2	WEAR RING
7		1	PISTON SEAL
8		1	O-RING
9		1	O-RING
10	9112-4084	1	PISTON
11		1	O-RING
12		1	BACK-UP RING
13	9112-4085	1	CYLINDER HEAD
14		1	STEP SEAL
15		1	U-CUP
16		1	WIPER
17	9112-4086	1	ROD ASSY
			NOTE: ONLY ITEMS WITH PART NUMBERS ARE AVAILABLE FOR SERVICE

**BOTTOM VIEW OF FLOORPLATE**

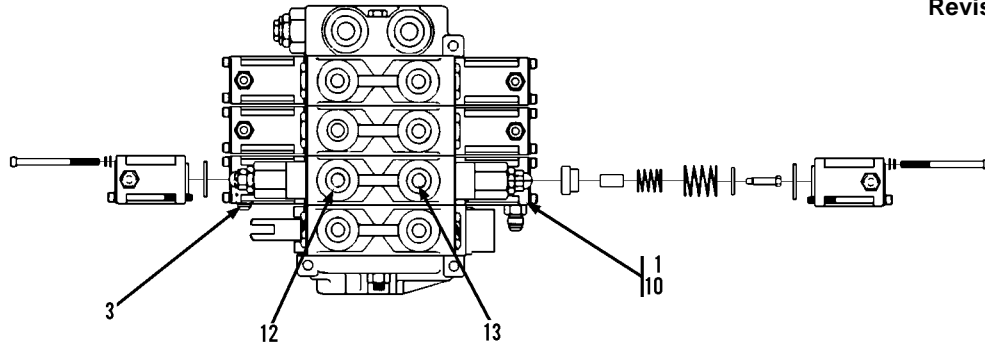


**VIEW FROM BACK OF CAB**

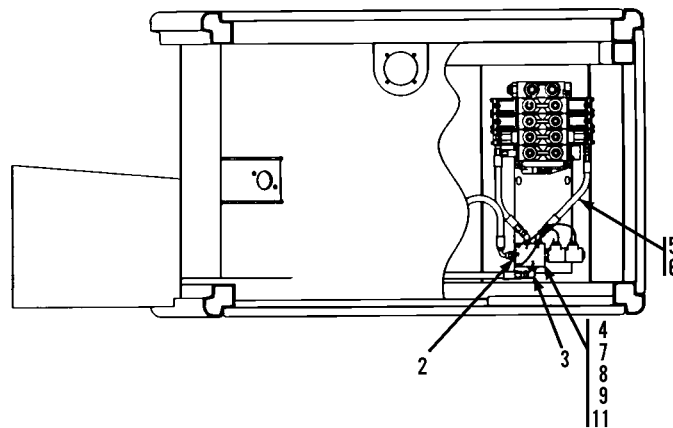
**\* NOTE:**  
**IF YOUR MACHINE CAME WITH JOYSTICK**  
**INSTALLATION (9133-5010) USE JOYSTICK**  
**FIELD KIT (9133-5024) FOR SERVICE.**

Item	Part No.	Qty.	Description Of Part
	9133-5024	1	TILT ON JOYSTICK FIELD KIT (includes all items on both pages)
1	8866-2239	2	SWIVEL NUT RUN TEE, 3/8 TUBE
2	8471-7306	1	HOSE ASSY
3	9130-3041	1	BOOM CONTROL DECAL
4	8096-3060	1	WEATHER PACK SHROUD
5	8096-3069	3	MALE PIN TERMINAL
6	9114-3187	3	CABLE SEAL
7	9020-7719	2	JUMPER WIRE
8	8471-7893	1	HOSE ASSY
9	9108-3490	1	JOYSTICK HARNESS
10	9130-1020	1	SPACER

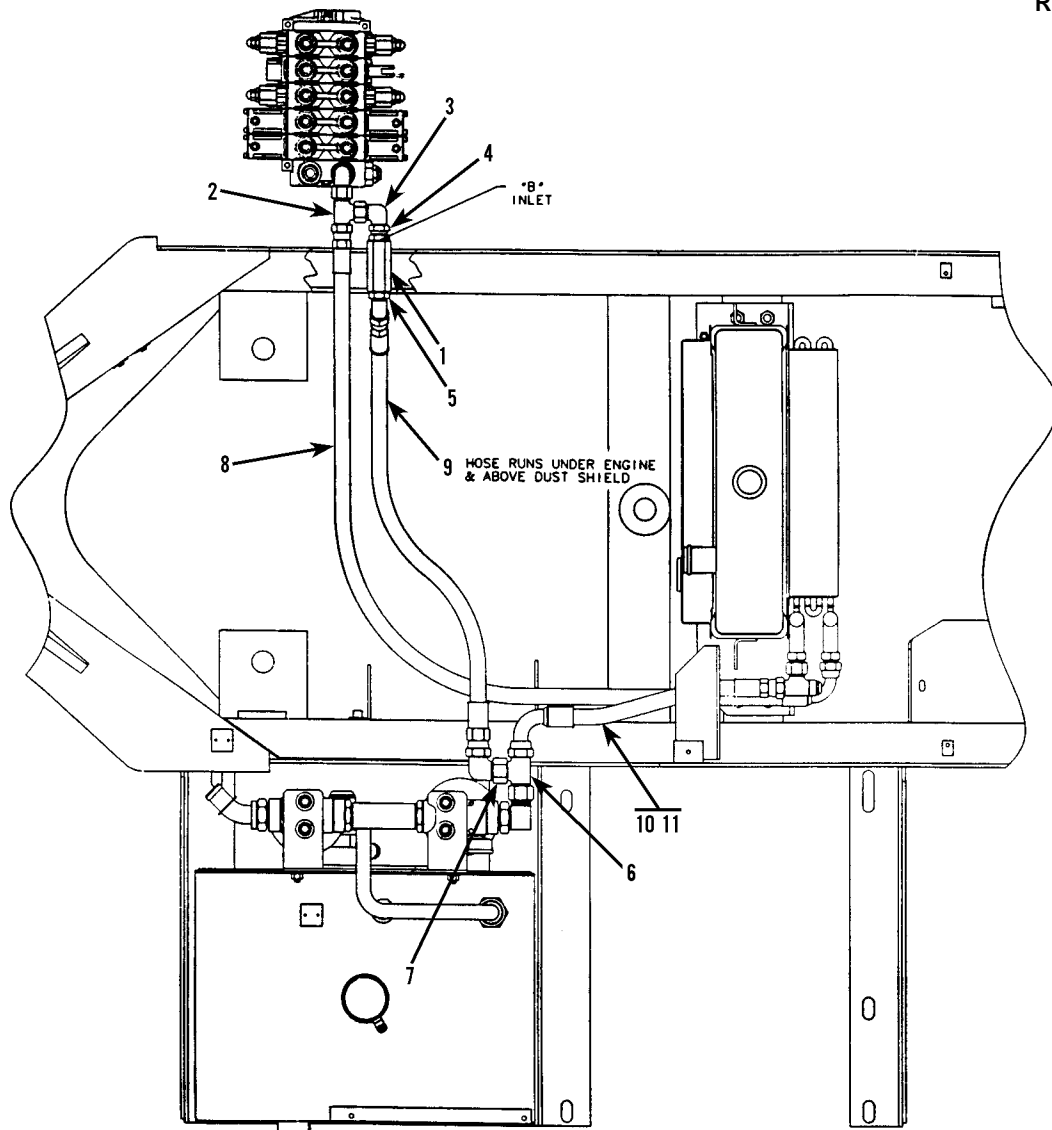




\* **NOTE:**  
**IF YOUR MACHINE CAME WITH JOYSTICK**  
**INSTALLATION (9133-5010) USE JOYSTICK**  
**FIELD KIT (9133-5024) FOR SERVICE.**

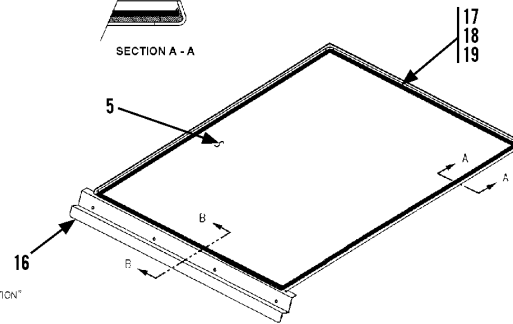
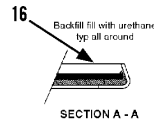
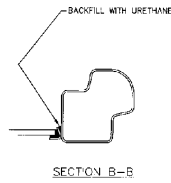
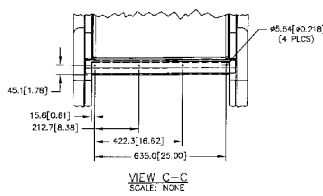


Item	Part No.	Qty.	Description Of Part
	9133-5024	1	TILT ON JOYSTICK FIELD KIT (includes all items on both pages)
1	9112-3075	1	HYD VALVE POSITIONER KIT
2	9108-5071	1	MODEFIED CONNECTOR
3	8866-2064	2	ELBOW, 90 DEGREES (includes o-ring)
	8859-1204	2	O-RING
4	9130-3038	1	SOLENOID VALVE (includes coil)
	8093-4037	1	COIL
5	8866-2084	2	ELBOW, 45 DEGREES (includes o-ring)
	8859-1204	2	O-RING
6	8471-7537	2	HOSE ASSY
7	8820-1011	2	HEX HD CAPSCREW, 1/4-20X2-1/2. GR5
8	8855-1004	2	LOCKWASHER, 1/4
9	8850-1004	2	HEX NUT, 1/4-20
10	8866-2005	1	CONNECTOR (includes o-ring)
	8859-1204	1	O-RING
11	9130-1065	1	SPACER
12	9108-3425	1	WORK PORT RESTRICTOR, .062
13	9108-3426	1	WORK PORT RESTRICTOR, .070



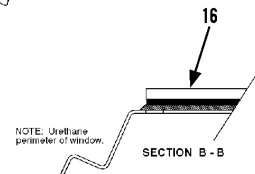
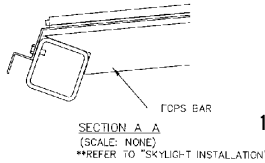
Item	Part No.	Qty.	Description Of Part
	9112-5056	1	INLINE BYPASS (includes all items)
1	9116-3191	1	INLINE VALVE
2	8866-2242	1	SWIVEL NUT RUN TEE, 3/4 TUBE
3	8866-2108	1	ELBOW, 90 DEGREES (swivel nut)
4	9116-3121	1	STRAIGHT THREAD ADAPTER, (includes o-ring)
	8859-1207	1	O-RING
5	8866-2087	1	ELBOW, 45 DEGREES (includes o-ring)
	8859-1207	1	O-RING
6	8866-2244	1	SWIVEL NUT RUN TEE, 1" TUBE
7	8866-2110	1	ELBOW, 90 DEGREES (swivel nut)
8	8471-7906	1	HOSE ASSY (included in standard machine assy)
9	8471-8925	1	HOSE ASSY
10	8471-8926	1	HOSE ASSY
11	8471-7872	-1	HOSE ASSY (remove from std. build)

\* All cab enclosure pages re-formatted and combined to alleviate confusion. One cab enclosure kit will work for all "D" series models. Multiple page number changes in section 13.

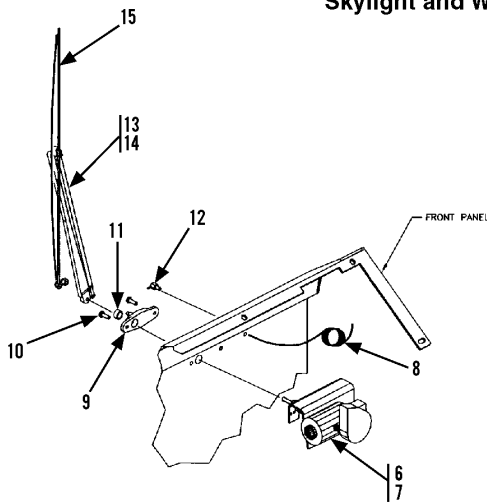


**SKYLIGHT INSTALLATION**

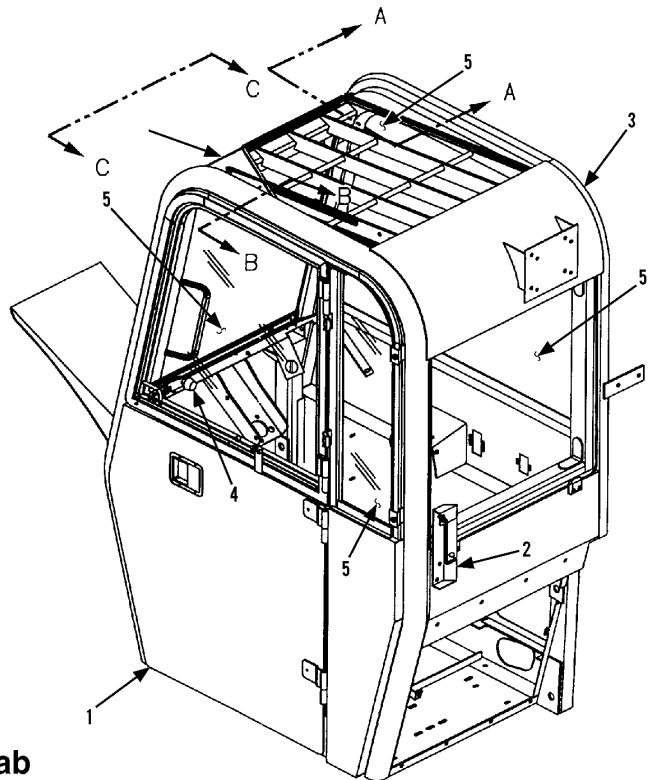
1. USING THE SKYLIGHT AS A TEMPLAIL, DRILL (4) Ø0.218 HOLES IN TOP HORIZONTAL TUBE AS SHOWN IN VIEW C-C. REF. DIMENSION ON VIEW C C.
2. CLEAN SURFACES TO BE URETHANED WITH ISOPROPYL ALCOHOL.
3. POSITION SKYLIGHT IN PLACE OVER FOFS BARS.
4. SECURE SKYLIGHT AS SHOWN IN SECTION A-A.
5. APPLY URETHANE BACKFILL ON BOTH SIDES AND REAR OF SKYLIGHT AS SHOWN IN SECTION B-B.



**Skylight and Wiper installation**



**Front wiper installation**



**See standard manual pages for parts included in a standard open cab**

Item	Part No.	Qty.	Description Of Part
	9114-3267	1	CAB ENCLOSURE KIT (includes all items on pages 13-28 thru 13-30)
1		Ref	L.H. SIDE ASSY (see page 13-29 for details)
2		Ref	DOOR HOLD OPEN ASSY (see page 13-29 for details)
3	9133-4016	1	FOAM HEADLINER (inside cab)
4		Ref	WINDOW LATCH ASSY (see page 13-29 for details)
5		Ref	CAB GLASS (see page 13-30 for details)
6	9133-4008	1	WIPER MOTOR (includes item 7)
* 7	9114-4478	1	SHAFT & PIVOT ASSY
8	9133-4029	10'	WASHER HOSE, .156X344
9	9133-4026	1	WIPER ARM ADAPTER
* 10	8038-4207	2	HEX SCREW, .25-28X.75, GR5
11	9133-4035	1	SPACER
12	9133-4019	1	WET ARM SPACER
13	9133-4022	1	WIPER ARM KIT
14	9133-4023	1	WIPER ARM
15	9133-4025	1	WIPER BLADE
* 16	9136-3019	1	SKYLIGHT ASSY (includes items 16 thru 19)
17	9116-4090	AR	HI VISCOSITY BLACK URETHANE
18	9116-4089	AR	GLAS PREP, POWER BOND
19	9134-4009	1	SKYLIGHT FRAME WELDMENT

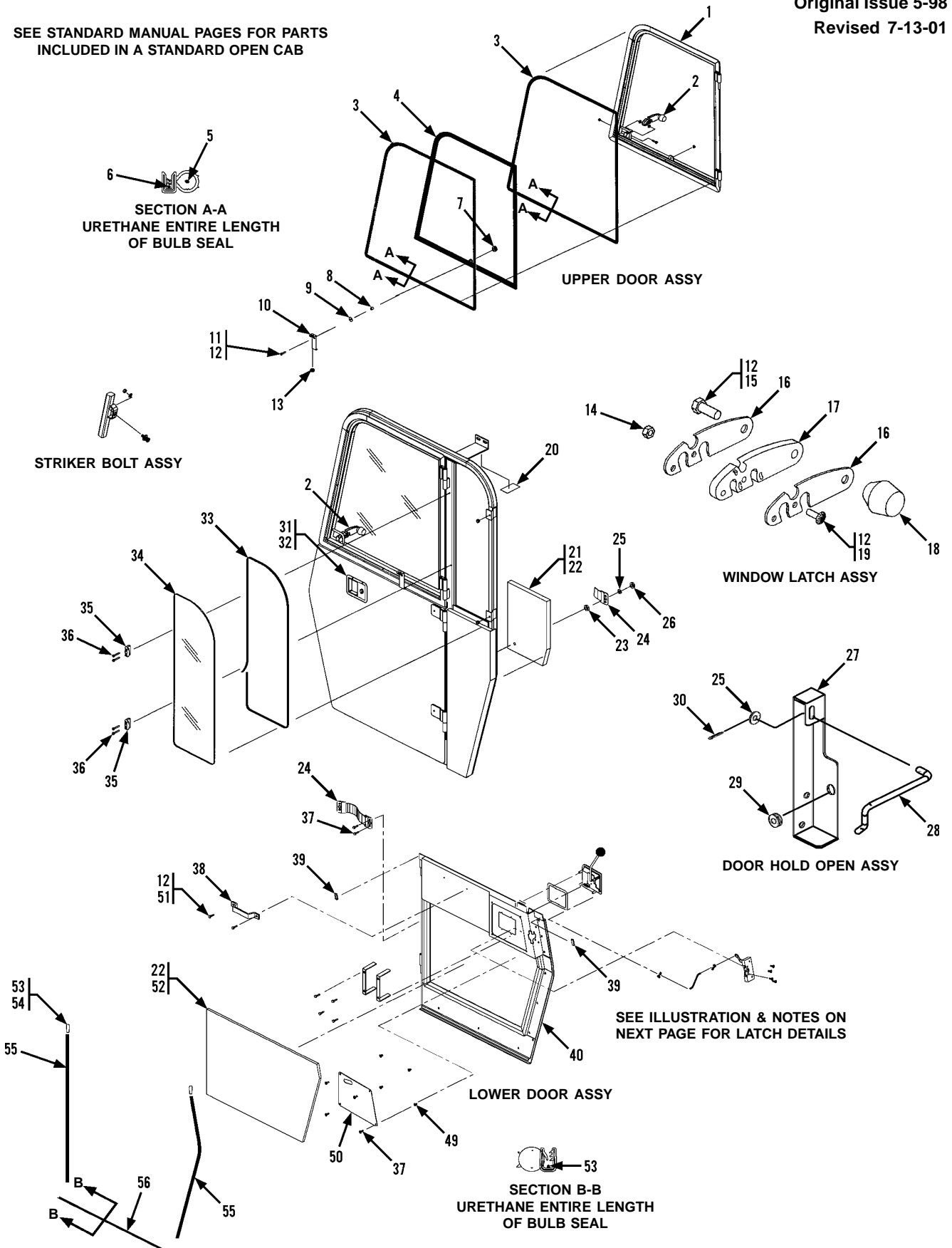
\* Revised part number on items 7, 10 & 16.

**GRADALL®**  
**MATERIAL HANDLER**  
**534 D-6/534 D-6**  
**TURBO**

**OPTIONAL EQUIPMENT**  
**(9114-3267) Cab Enclosure Kit**

534D-6 Starting Serial No. 0588001  
 534D-6 TURBO Starting Serial No. 0588008  
 Original Issue 5-98  
 Revised 7-13-01

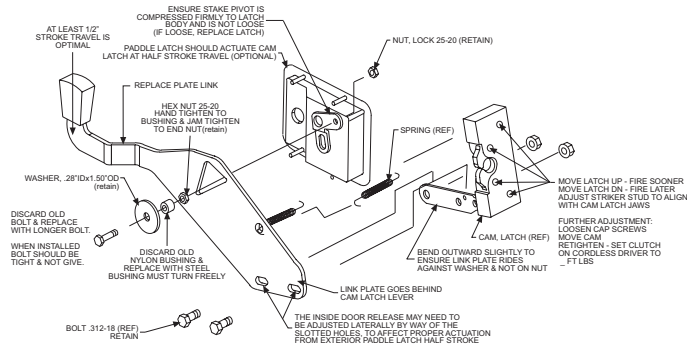
SEE STANDARD MANUAL PAGES FOR PARTS INCLUDED IN A STANDARD OPEN CAB



**GRADALL®**  
**MATERIAL HANDLER**  
**534 D-6/534 D-6**  
**TURBO**

9134-3056

**INSIDE & OUTSIDE LATCH KIT**  
**USED ON CAB ENCLOSURE KITS**  
**PRIOR TO ANGUS-PALM S/N T2702A &**  
**ENCLOSED CABS PRIOR TO S/N P9623M**



- 1) Remove door stiffener cover and mounting hardware.
- 2) Remove inside door release mounting hardware. Including (1) .25-20x1.00 screw, (1) .28 ID x 1.00 OD washer, (1) nylon bushing, (2) .406 ID x 1.25 OD washers, (2) .312-18 lock nut, (1) plate, door link, and (1) .25-20 lock nut.
- 3) Install new inside door release hardware as shown.
- 4) Reverse spring attachment as shown.
- 5) Replace door stiffener cover and hardware.

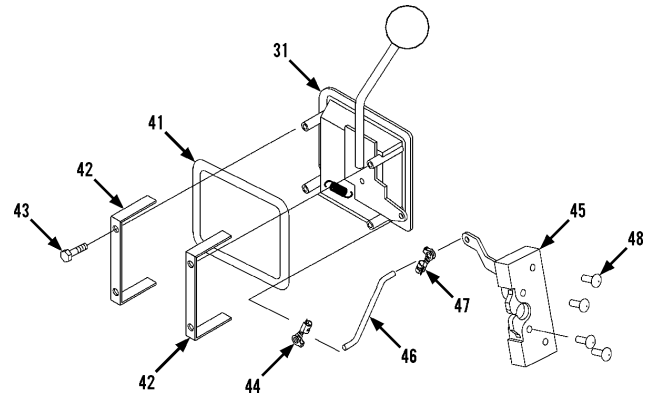
**OPTIONAL EQUIPMENT**  
**(9114-3267) Cab Enclosure Kit**

534D-6 Starting Serial No. 0588001  
 534D-6 TURBO Starting Serial No. 0588008  
 Original Issue 5-98

Revised 7-13-01

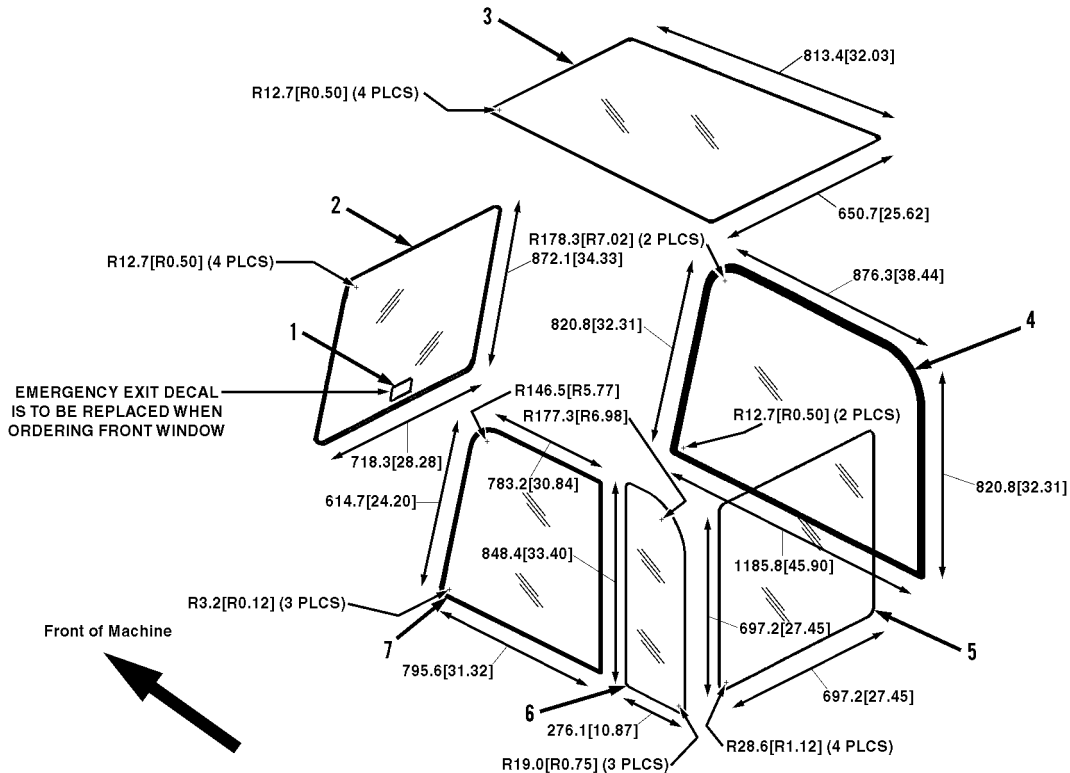
**NOTE: IF YOUR CAB ENCLOSURE CONTAINS THE LATCH ASSY, (shown left), IT IS RECOMMENDED TO UPDATE TO CURRENT STYLE, (shown below), BY ORDERING LATCH RETRO FIT KIT, 9114-4469, (see parts list for details).**

**PADDLE LATCH INSTALLATION**  
**USED ON CAB ENCLOSURE KITS WITH**  
**ANGUS-PALM STARTING S/N T2702A &**  
**ENCLOSED CABS STARTING S/N P9623M**



Item	Part No.	Qty.	Description Of Part
	9114-3267	1	CAB ENCLOSURE KIT, (includes all items on pages 13-28 thru 13-30)
	9114-4469	1	LATCH RETRO FIT KIT, (includes items 31, 41 thru 48 & 50)
	9133-4007	1	L.H. SIDE ASSY, (includes all items on page 13-29)
	9134-4010	1	UPPER DOOR ASSY, (includes items 1 thru 13)
	9134-4011	1	LOWER DOOR ASSY, (includes items 24, 31, 32 and 37 thru 56)
	9133-4012	1	DOOR HOLD OPEN ASSY, (includes items 27 thru 30)
1	9134-4012	1	UPPER FRAME ASSY, (painted)
2	9134-4013	1	WINDOW LATCH ASSY, (includes items 14 thru 19 & item 12 as required)
3	8026-4091	21.5	BULB SEAL, 90 DEGREE
4	Ref	Ref	GLASS, (see page 13-30 for details)
5	9134-4014	.17'	FOAM, .438X.375
6	9133-4034	AR	BLACK URETHANE
7	8026-4084	1	GROMMET, .51X1.06
8	9134-4015	1	BUSHING
9	8026-4082	1	WASHER
10	9134-4016	1	DOOR ANGLE
11	9134-4017	2	SCREW, .25-20X1.25
12	9134-4018	AR	LOCTITE, BLUE
13	9134-4019	1	GROMMET, .375X.875
14	9134-4020	1	NUT, .25-20, GR5
15	9134-4021	1	BOLT, .375-16X1.00
16	9134-4022	2	STEEL LATCH
17	9134-4023	1	POLYURETHANE LATCH
18	8026-4108	1	KNOB
19	9134-4024	1	SCREW, .25X1.00
20	9114-4435	1	CAB KIT SERIAL TAG
21	9134-4025	1	FOAM, L.H. SIDE PANEL
22	9134-4026	AR	ADHESIVE, HIGH PERFORMANCE

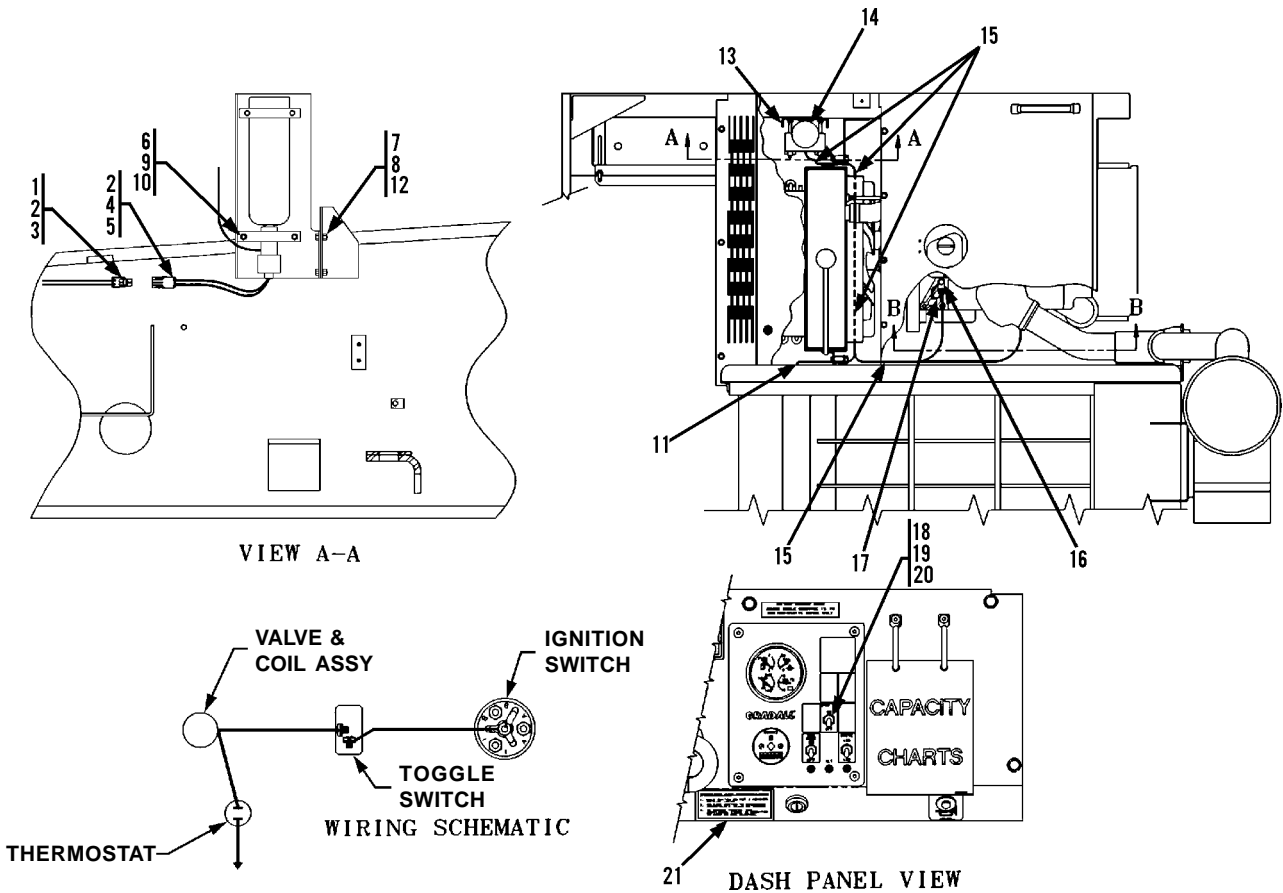
Item	Part No.	Qty.	Description Of Part
23	9133-4018	2	LOCKNUT, .375-16
24	9134-4027	1	DOOR STRAP
25	9133-4033	3	FLAT WASHER, .375X.88
26	9133-4018	2	LOCKNUT, .375-16
27	9134-4028	1	DOOR HOLD BRACKET WELD
28	9134-4029	1	DOOR HOLD OPEN ROD
29	9134-4019	1	GROMMET, .375X.875
30	9134-4030	1	COTTER PIN, 1/8X.75
31	9148-4028	1	PADDLE LATCH, (see illustration & notes at top of page)
32	8096-4051	1	DOOR KEY, #510, (old style latch)
	9114-4470	1	DOOR KEY, CH 751, (new style latch)
33	9134-4031	7.5'	BULB SEAL, 1/4 CLIP
34	Ref	Ref	GLASS, (see page 13-30 for details)
35	8026-4033	2	WINDOW CLIP
36	8026-4034	4	SCREW, #10-32X1.50
37	9134-4043	6	SCREW, .25-20X.625
38	9134-4032	1	GRAB HANDLE, (inside)
39	9134-4033	.25"	FOAM, PSA 3/16X5/8
40	9148-4030	1	LOWER DOOR WELDMENT
41	9148-4029	1'	BULB SEAL
42	9148-4034	2	MOUNTING BRACKET
43	8038-4191	4	SCREW, 10-24X.5
44	8038-4187	1	ROD RETAINER CLIP
45	9148-4036	1	CAM LATCH
46	9148-4035	1	LINKAGE ROD
47	8038-4185	1	ROD RETAINER CLIP
48	8026-4074	4	SCREW, .25-20X.75
49	8026-4046	4	NUT, .25-20
50	9148-4031	1	CENTER STIFFENER COVER
51	9116-4096	2	SCREW, .25-20X.75
52	9134-4047	1	LOWER DOOR FOAM
53	9134-4046	AR	BLACK URETHANE
54	9134-4045	2	VINYL CAP
55	9148-4024	6'	BULB SEAL
56	8026-4091	2.5'	BULB SEAL



**See standard manual pages for parts included in a standard open cab**

Item	Part No.	Qty.	Description Of Part
	9114-3267	1	CAB ENCLOSURE KIT (includes all items on pages 13-28 thru 13-30)
1	9134-4006	1	EMERGENCY EXIT DECAL (needs replaced each time front window is ordered)
2	9116-4099	1	FRONT WINDOW - 6.4(0.25) THICK STD. LT. GREEN TINT - LAMINATED SAFETY GLASS 73% LIGHT TRANS. #4 EDGE
3	9116-4102	1	SKYLIGHT WINDOW - 6.4(0.25) THICK STD. LT. GREEN TINT - LAMINATED SAFETY GLASS 73% LIGHT TRANS. #4 EDGE
4	9116-4088	1	R.H. SIDE WINDOW - 6.4(0.25) THICK STD. LT. GREEN TINT - TEMPERED SAFETY GLASS 73% LIGHT TRANS. #4 EDGE
5	9116-4092	1	REAR WINDOW - 6.4(0.25) THICK STD. LT. GREEN TINT - LAMINATED SAFETY GLASS 73% LIGHT TRANS. #4 EDGE
6	9116-4101	1	L.H. SIDE WINDOW - 6.4(0.25) THICK STD. LT. GREEN TINT - TEMPERED SAFETY GLASS 73% LIGHT TRANS. #4 EDGE
7	9116-4100	1	UPPER DOOR GLASS - 6.4(0.25) THICK STD. LT. GREEN TINT - TEMPERED SAFETY GLASS 73% LIGHT TRANS. #4 EDGE

\* All cab enclosure pages re-formatted and combined to alleviate confusion. One cab enclosure kit will work for all "D" series models. Multiple page number changes in section 13.

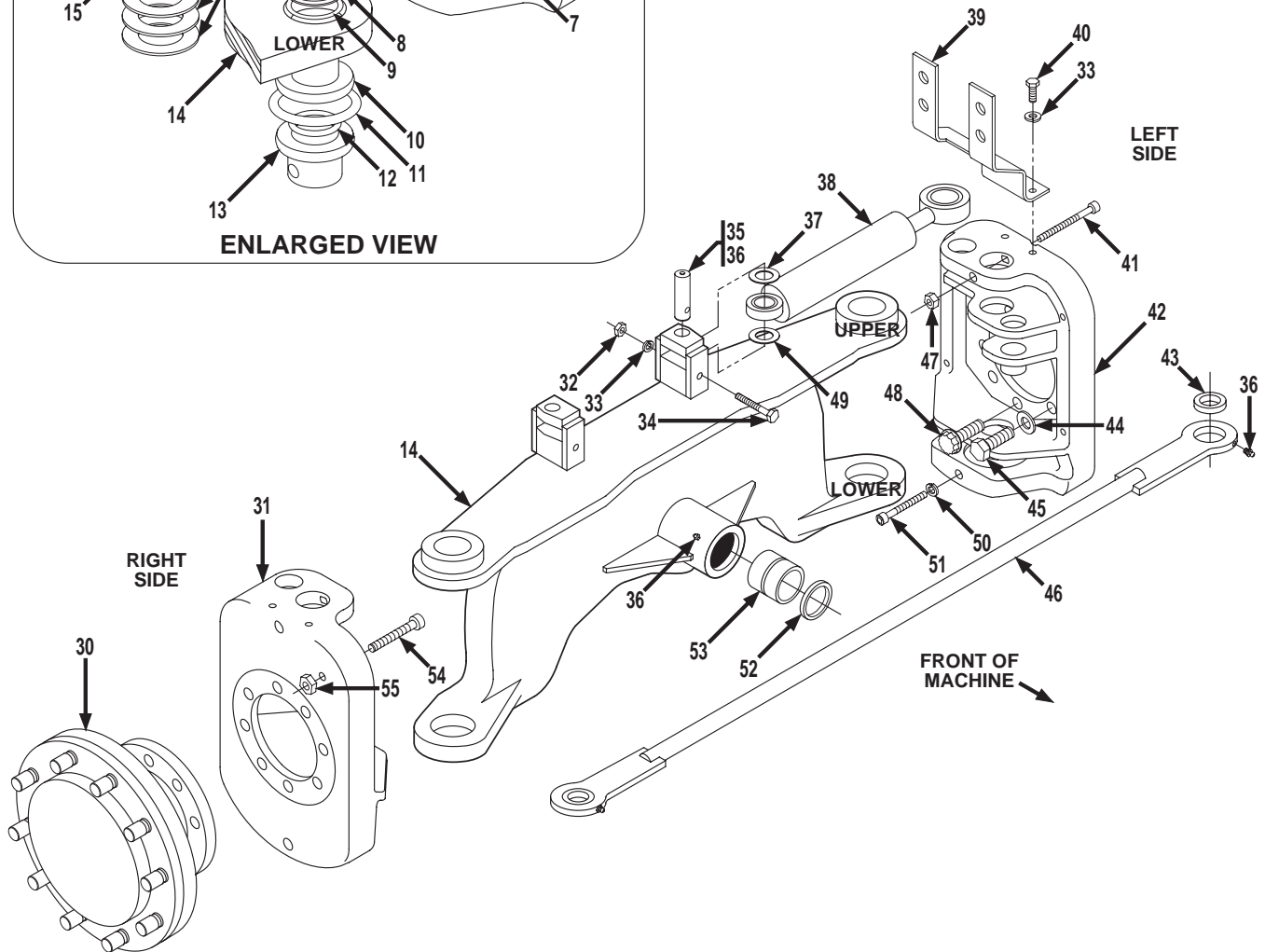
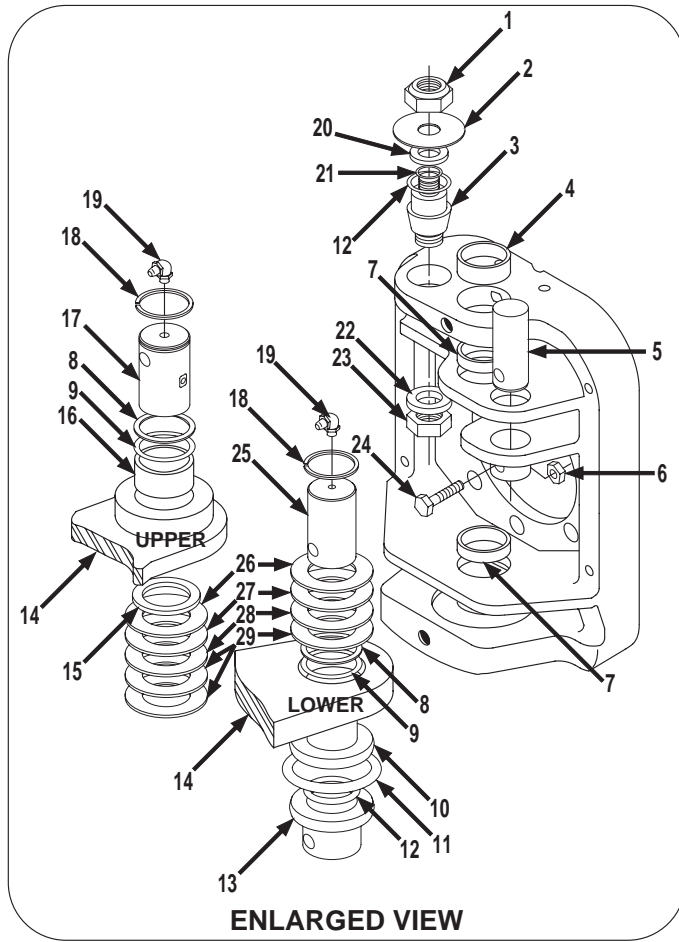


**NOTE #1:**  
 If your machine came with Ether Start Option (9133-5005) use Ether Start Field Kit (9133-5023) for service.

**\*NOTE #2:**  
 For any machine after serial number 0588434, refer to page 10-23, Quick Start Cylinder & Valve Assembly, for parts.

Item	Part No.	Qty.	Description Of Part
	9133-5023	1	ETHER START FIELD KIT (includes all items)
1	8096-3057	1	TOWER CONNECTOR 2-WAY
2	8096-3065	4	CABLE SEAL
3	8096-3068	2	FEMALE PIN TERMINAL
4	8096-3058	1	SHROUD CONNECTOR 2-WAY
5	8096-3069	2	MALE PIN TERMINAL
6	8855-1009	2	LOCKWASHER, 1/4
7	8820-1035	2	HEX HD CAPSCREW, 3/8-18x1, GR5
8	8850-1006	2	HEX NUT, 3/8-16
9	8820-1005	2	HEX HD CAPSCREW, 1/4-20x1, GR5
10	8850-1004	2	HEX NUT, 1/4-20
11	7716-3117	1	RUBBER GROMMET
12	8855-1011	2	LOCKWASHER, 3/8
13	9133-1018	1	MOUNTING BRACKET
14	9114-3362	1	QUICK START KIT
15	9002-7187	4	TY-RAP
16	8319-1038	1	HEX HD CAPSCREW, M10x1.50x20
17	7738-3576	1	WIRE CONNECTOR
18	9112-3181	1	TOGGLE SWITCH
19	7738-3470	1	BOOT
20	9112-3176	1	START AID DECAL
21	9114-3202	1	INSTRUCTION DECAL





**NOTE #1:** Customer to use existing wheel hubs & hardware, drive motors, drive motor tube assemblies, and drain line hoses or order separately if replacement is required.

**NOTE #2:** Cylinder base end must be free to rotate. Shim steer cylinder base end as required to maintain a total max. gap of 1/16".

**NOTE #3:** Shim bottom knuckles as required to maintain no more than 1/32" movement. Shim top knuckles as required to maintain no more than 1/16" gap. Must have a minimum of one shim.

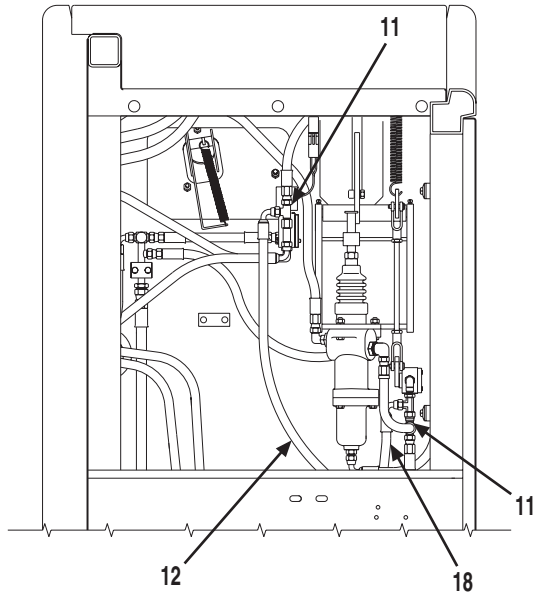
Item	Part No.	Qty.	Description Of Part	Item	Part No.	Qty.	Description Of Part
	9133-5026	Ref	REAR AXLE ADVANTAGE KIT (includes all items except 30, 44, 45 & 48)	31	9112-0004	1	R.H. STEERING KNUCKLE
1	8852-1312	2	HEX LOCKNUT, 3/4-10 (torque to 160-175 ft.lbs.)	32	8850-1006	2	HEX NUT, 3/8-16
2	9108-1415	2	DIRT SHIELD	33	8855-1011	6	LOCKWASHER, 3/8
3	9104-1481	2	STEERING CYLINDER PIN (knuckle end)	34	8320-1144	2	HEX HD CAPSCREW, 3/8-16X5-3/4, GR5
4	9112-1239	2	BUSHING	35	9108-1695	2	STEERING CYLINDER PIVOT PIN (axle end)
5	9104-1439	2	TIE ROD PIN	36	8867-1001	6	LUBE FITTING, STRAIGHT, 1/8
6	8852-1306	2	LOCKNUT, 3/8-16	37	9104-1598	AR	SHIM (.060 thick, see note #2)
7	9112-1240	4	BUSHING	38		2	STEERING CYLINDER ASSY (see page 10-6 for details)
8	9112-3030	4	BACK-UP RING	39	9108-1523	1	L.H. TUBE SUPPORT
9	8859-1032	4	O-RING		9108-1522	1	R.H. TUBE SUPPORT
10	9112-3027	2	BUSHING (lower)	40	8820-1035	4	HEX HD CAPSCREW, 3/8-16X1, GR5
11	9112-3029	2	O-RING	41	8821-1121	2	SOCKET HD CAPSCREW, 1/2-13X6-1/2, GR8
12	8859-1104	4	O-RING	42	9112-0003	1	L.H. STEERING KNUCKLE
13	9112-1091	2	THRUST BUSHING	43	9104-3247	2	SELF-ALIGNING BUSHING
14	9116-6012	1	REAR AXLE WELDMENT (includes items 10, 16 & 53)	44		12	HARDENED WASHER, 3/4 (use existing hardware, see page 2-3 for details)
15	8692-1268	2	LIP SEAL	45		12	HEX HD CAPSCREW, 3/4-10X2 (use existing hardware, see page 2-3 for details)
16	9112-3028	2	BUSHING (upper)	46	9116-6063	1	TIE ROD (includes item 43)
17	9108-1693	2	UPPER KING PIN	47	8852-1208	2	HEX LOCKNUT, 1/2
18	8858-1323	4	RETAINING RING	48		2	CAPSCREW 12 PT., 3/4-10X2, GR8 (use existing hardware, see page 2-3 for details)
19	8867-1022	4	LUBE FITTING, 30 DEGREES, 1/8	49	9020-1918	AR	SHIM (10 gauge, see note #2)
20	9104-1732	AR	SPACER	50	8855-1153	2	LOCKWASHER, 5/8
21	8859-1019	2	O-RING	51	8821-2321	2	SLOT HD CAPSCREW, 5/8-11X3-3/4, GR8
22	9104-1459	2	WASHER	52	2460-1570	2	LIP SEAL
23	8850-1416	2	HEX JAM NUT, 1-14 (torque to 225-250 ft. lbs.)	53	9112-3031	2	BUSHING
24	8320-1140	2	HEX HD CAPSCREW, 3/8-16X2-3/4, GR8	54	8821-2321	2	SOCKET HD CAPSCREW, 5/8-11X3-3/4, GR8
25	9114-1424	2	LOWER KING PIN	55	8850-1110	2	HEAVY HEX JAM NUT, 5/8-11
26	9104-1596	AR	SHIM (20 gauge, see note #3)				
27	9104-1449	AR	SHIM (.060 thick, see note #3)				
28	9104-1450	AR	SHIM (.0478 thick, see note #3)				
29	9104-1451	AR	SHIM (.106 thick, see note #3)				
30		2	DRIVE HUB (use existing hubs, see page 2-3, 6-6 for details)				

**THIS PAGE INTENTIONALLY LEFT BLANK**

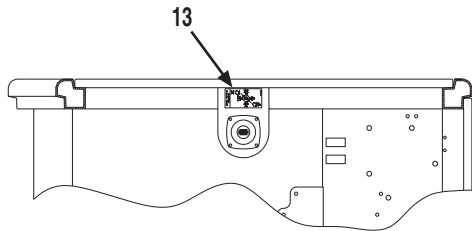
Item	Part No.	Qty.	Description Of Part

**GRADALL®**  
**MATERIAL HANDLER**  
**534 D-6/534 D-6**  
**TURBO**

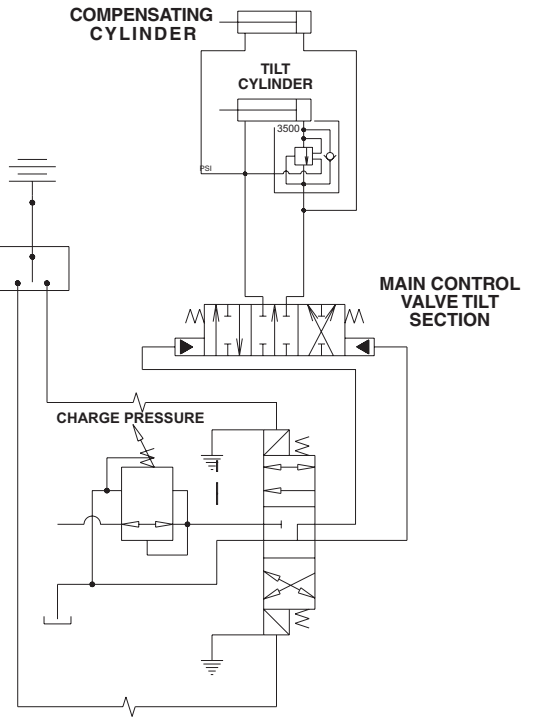
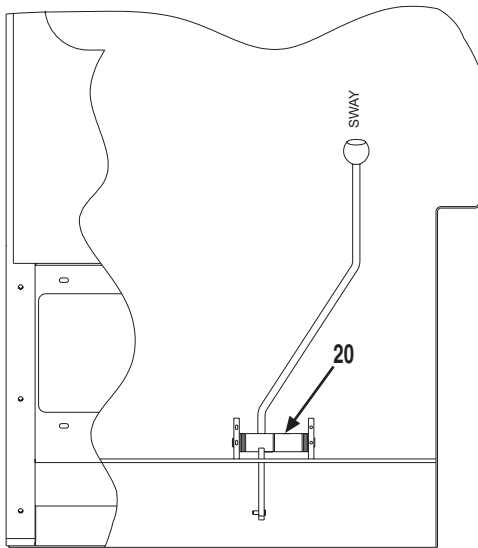
**OPTIONAL EQUIPMENT**  
**(9133-5012) Adjustable Tilt On Joystick**  
 534D-6 Starting Serial No. 0588001  
 534D-6 TURBO Starting Serial No. 0588008  
 Original Issue 7-01



**BOTTOM VIEW OF CAB**

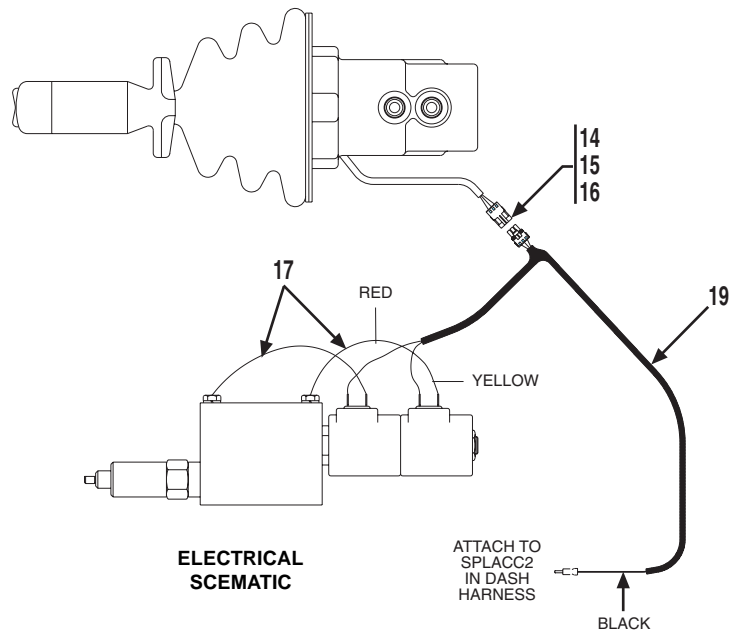


**REAR VIEW OF CAB**

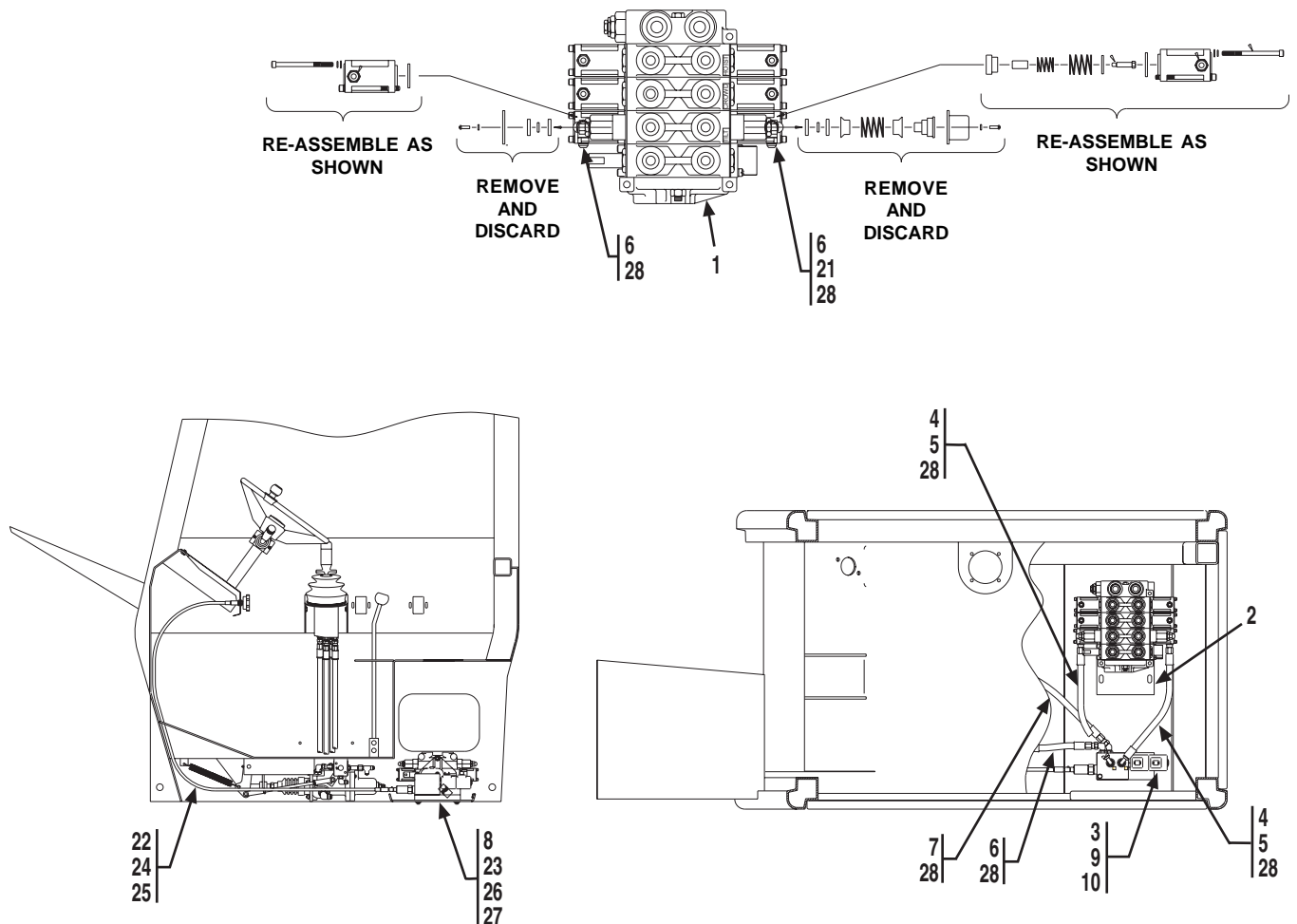


**ELECTRIC/HYDRAULIC SCHEMATIC**

WEATHER PACK SHROUD (3-WIRE) #1201-0717			
PIN DESIGNATION	A	RED	WIRE DESIGNATION
	B	YELLOW	
	C	GRAY	



**ELECTRICAL SCHEMATIC**

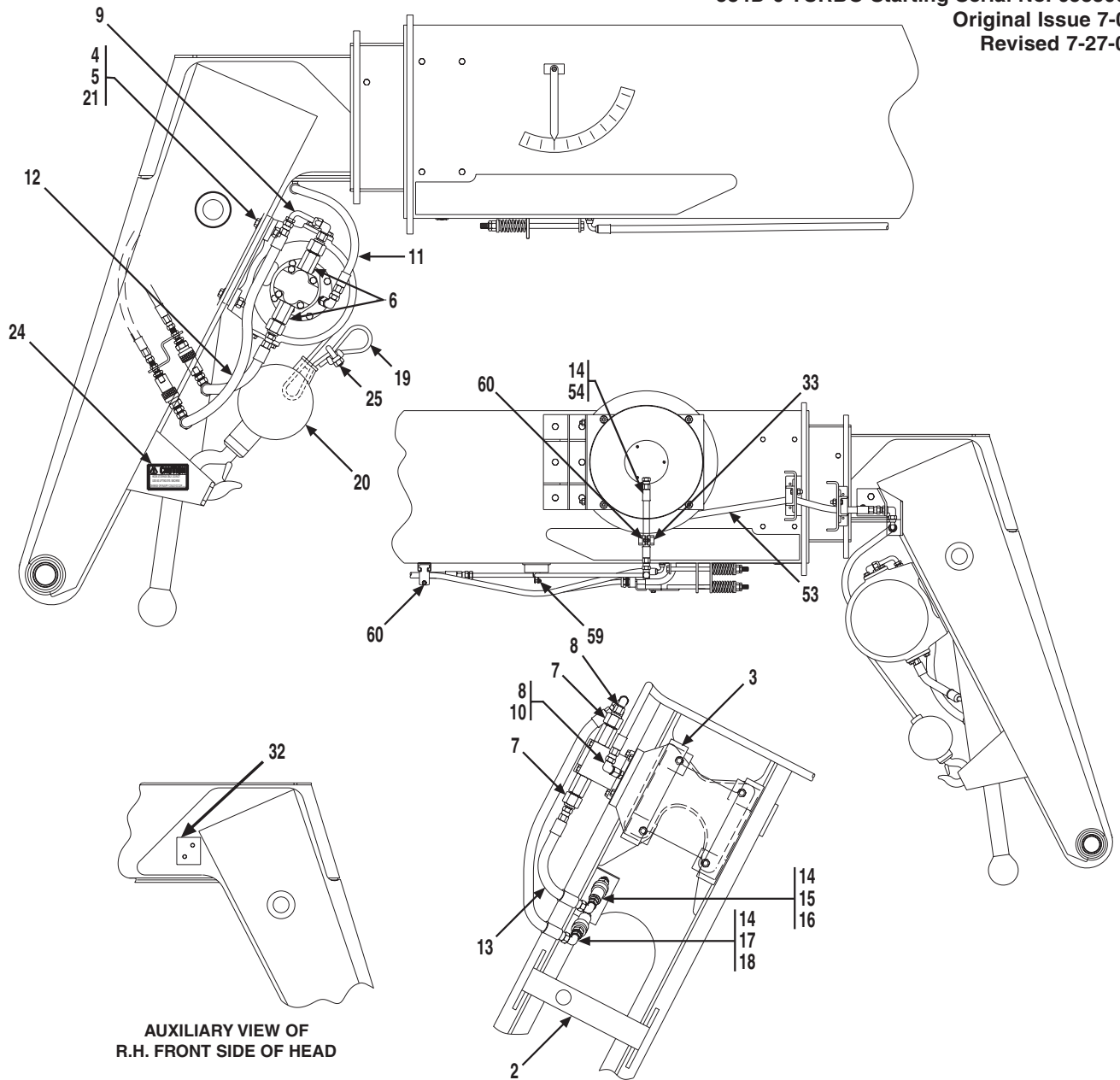


Item	Part No.	Qty.	Description Of Part	Item	Part No.	Qty.	Description Of Part
1	9133-5012	1	ADJUSTABLE TILT ON JOYSTICK, (includes all items)	12	8471-9166	1	HOSE ASSY
		Ref	MAIN CONTROL VALVE, (see page 10-7 for details)	13	9130-3041	1	BOOM CONTROL DECAL
2	9138-1015	1	VALVE SUPPORT	14	8096-3060	1	W. PACK CONNECTOR, (shroud)
3	9116-3236	1	COMBINATION VALVE	15	8096-3069	3	W. PACK CONNECTOR, (male pin)
4	8471-9163	2	HOSE ASSY	16	9114-3187	3	W. PACK CONNECTOR, (cable seal)
5	8866-2005	2	CONNECTOR, (includes item 28)	17	9020-7719	2	JUMPER WIRE - GREEN
6	8866-2064	3	ELBOW, 90 DEGREES, (includes item 28)	18	8471-9165	1	HOSE ASSY
7	8866-2084	1	ELBOW, 45 DEGREES, (includes item 28)	19	9108-3490	1	JOYSTICK HARNESS
8	8820-1019	2	HEX HD CAPSCREW, 5/16-18X7/8, GR5	20	9130-1020	1	SPACER
9	8820-1015	2	HEX HD CAPSCREW, 1/4-20X3-1/2, GR5	21	9112-3075	1	HYD VALVE POSITIONER KIT
10	8855-1009	2	LOCKWASHER, 1/4	22	9116-3242	1	PANEL MOUNT FLEXIBLE SHAFT
11	8866-2239	2	SWIVEL NUT RUN TEE, 3/8 TUBE	23	9136-1019	1	MOUNTING PLATE
				24	9136-3055	1	CONTROL KNOB
				25	9136-3056	1	CONTROL DECAL
				26	8855-1010	2	LOCKWASHER, 5/16
				27	8856-1003	2	FLAT WASHER, 5/16
				28	8859-1204	7	O-RING

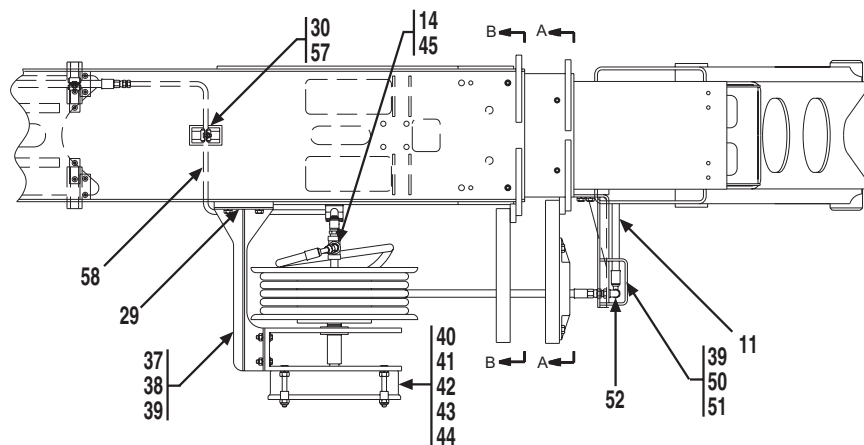
**GRADALL®**  
**MATERIAL HANDLER**  
**534 D-6/534 D-6**  
**TURBO**

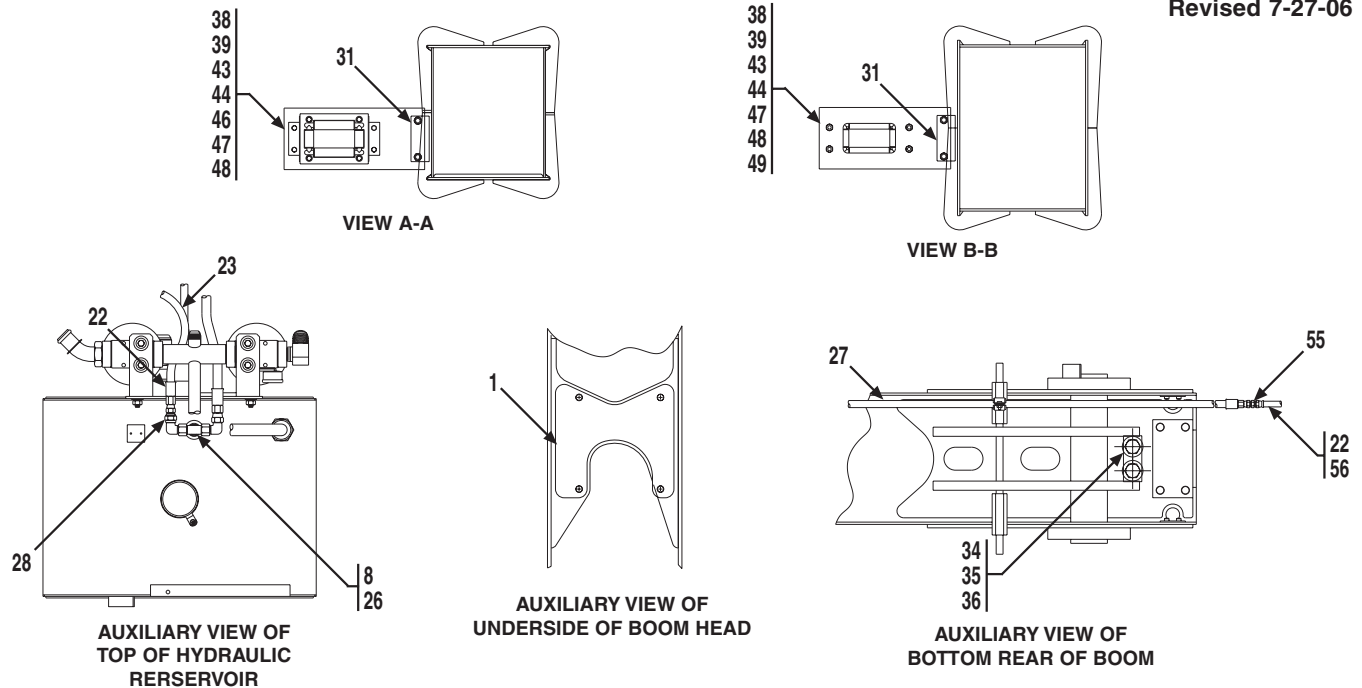
**OPTIONAL EQUIPMENT**  
**(9112-5092) Winch Installation**  
**42' BOOM OPTION ONLY**

534D-6 Starting Serial No. 0588001  
 534D-6 TURBO Starting Serial No. 0588008  
 Original Issue 7-01  
 Revised 7-27-06



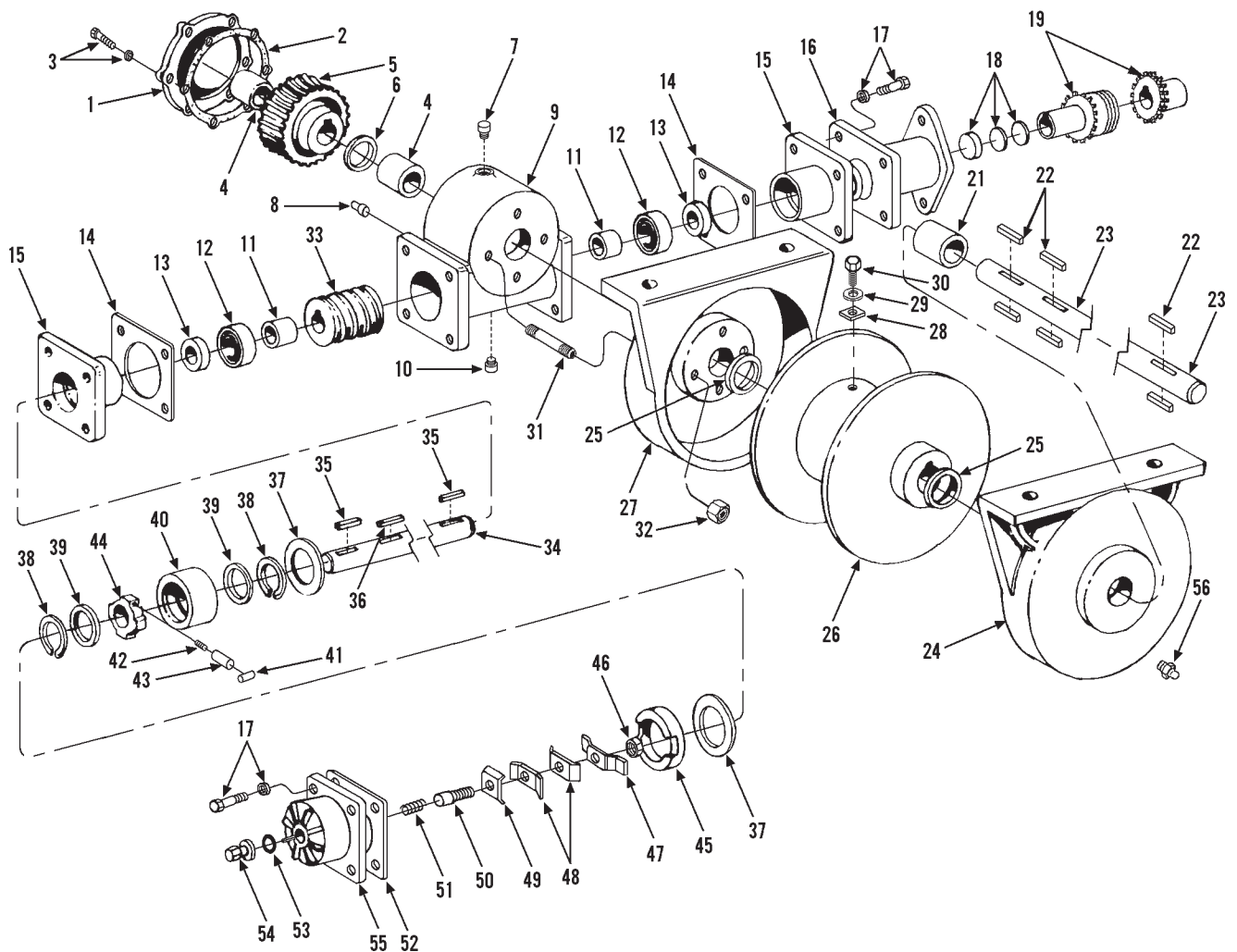
**AUXILIARY VIEW OF  
 R.H. FRONT SIDE OF HEAD**





Item	Part No.	Qty.	Description Of Part
	9112-5092	1	WINCH INSTALLATION, (includes all items)
1	9112-1158	1	WINCH MOUNTING PLATE
2	9112-1159	1	STOWAGE BRACKET
3	9136-3079	1	WINCH
4	8820-1071	4	HEX HD CAPSCREW, 1/2-13X2-1/2, GR5
5	9002-7471	8	HARDENED WASHER, 1/2
6	9103-3161	2	FLOW REGULATOR
7	9103-3230	2	TUBE END REDUCER
8	8866-2106	3	ELBOW, 90 DEGREE, (swivel nut)
9	9112-3022	1	LONG ELBOW, 90 DEGREE
10	8866-1011	1	MALE CONNECTOR, 1/2X1/4 TUBE
11	8471-8145	1	HOSE ASSY
12	8471-8548	1	HOSE ASSY
13	8471-8159	1	HOSE ASSY
14	8866-1013	4	MALE CONNECTOR, 1/2X1/2 TUBE
*15	9116-3139	1	HYDRAULIC COUPLER, (female)
16	9104-3125	1	DUST PLUG
*17	9116-3138	1	HYDRAULIC COUPLER, (male)
18	9104-3126	1	DUST CAP
19	9020-7882	1	CABLE
20	9020-1443	1	HOOK & BALL
21	8850-1008	4	HEX NUT, 1/2-13
22	8471-6359	1	HOSE ASSY
23	9002-7187	4	TIE WRAP
24	9108-3535	1	CAUTION DECAL
25	9002-8990	1	WIRE ROPE CLIP
26	8866-2225	1	SWIVEL NUT BRANCH TEE, 1/2 TUBE
27	8471-7453	1	HOSE ASSY
28	8688-3469	1	SWIVEL REDUCER ADAPTER
29	9104-1261	1	SINGLE REEL MOUNTING BRACKET
30	9112-1160	1	CLAMP SPACER

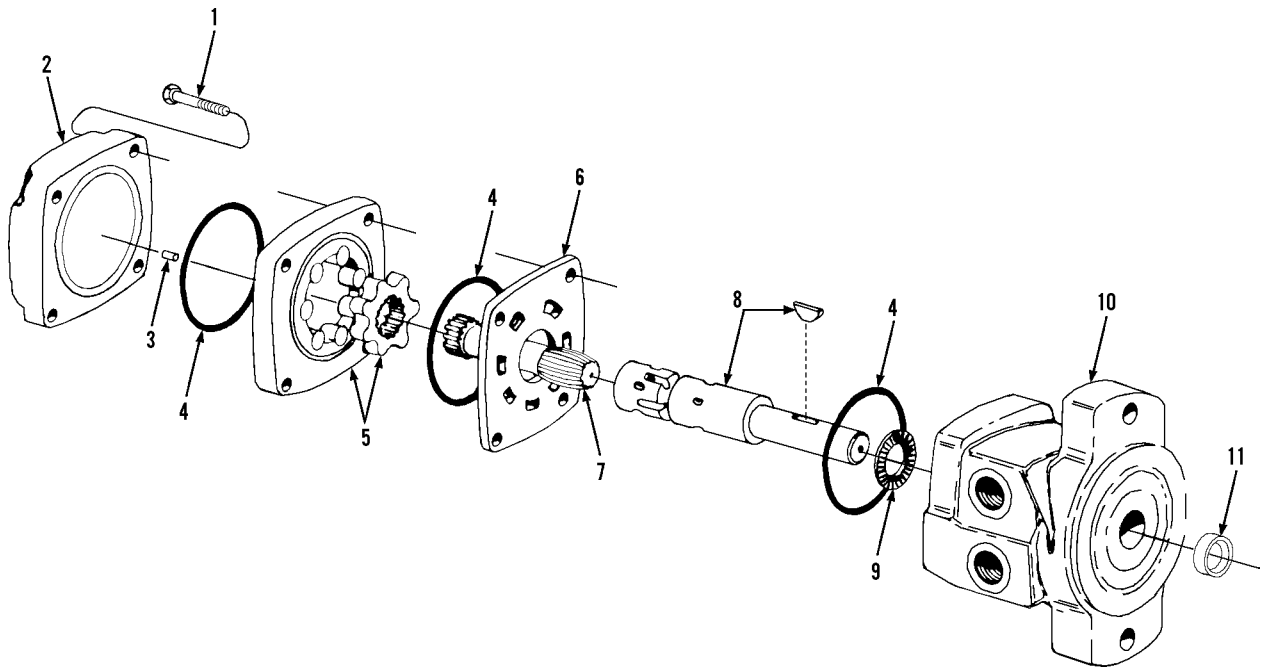
Item	Part No.	Qty.	Description Of Part
31	9112-1161	2	SUPPORT MOUNTING BLOCK
32	9112-1162	1	SUPPORT MOUNTING PAD
33	9102-1094	1	CHANNEL
34	9112-1163	1	RETRACTION RESTRICTOR
35	9002-7475	2	HARDENED WASHER
36	8320-1053	2	HEX HD CAPSCREW, 1-8X3, GR8
37	9108-6143	1	SINGLE REEL BRACKET
38	8820-1064	10	HEX HD CAPSCREW, 1/2-13X7/8, GR5
39	8855-1013	12	LOCKWASHER, 1/2
40	9104-3165	1	SINGLE HOSE REEL
41	8820-1037	4	HEX HD CAPSCREW, 3/8-16X1-1/2, GR5
42	8856-1004	4	FLAT WASHER, 3/8
43	8855-1011	12	LOCKWASHER, 3/8
44	8850-1006	12	HEX NUT, 3/8-16
45	8866-2120	1	ELBOW, 45 DEGREE, (swivel nut)
46	9136-1036	1	ROLLER SUPPORT
47	9136-3186	2	ROLLER ASSEMBLY
48	8820-1036	8	HEX HD CAPSCREW, 3/8-16X1-1/4, GR5
49	9136-1037	1	ROLLER SUPPORT
50	9108-6144	1	HOSE SUPPORT
51	8820-1065	2	HEX HD CAPSCREW, 1/2-13X1, GR5
52	9002-7180	1	BULKHEAD ELBOW, 90 DEGREE
53	8471-9096	1	HOSE ASSY
54	8471-8314	1	HOSE ASSY
55	8866-1064	1	UNION, 3/8 TUBE
56	9108-3217	1	CUSHION CLAMP
57	9020-6089	1	ANCHOR CHANNEL
58	9112-3073	1	TUBE ASSY
59	9108-3216	1	CUSHION CLAMP
60	9020-7463	4	CUSHION CLAMP



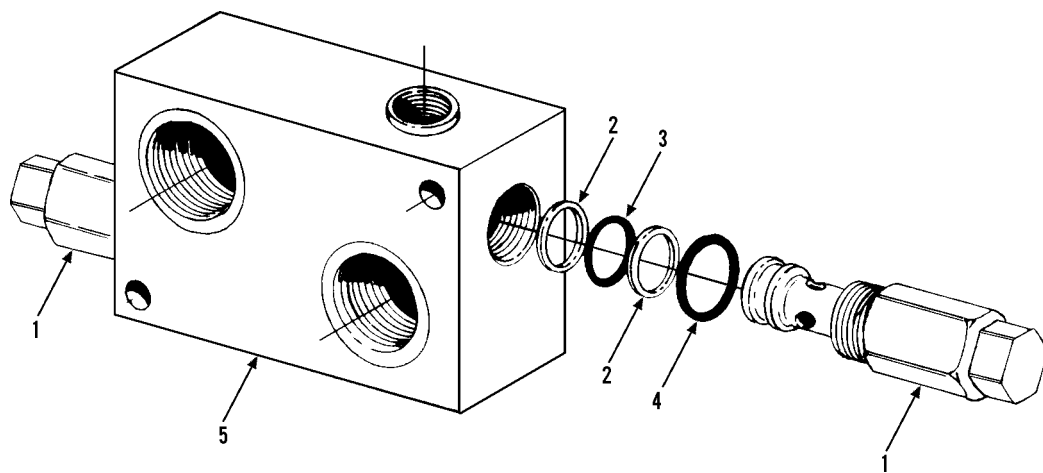


Item	Part No.	Qty.	Description Of Part	Item	Part No.	Qty.	Description Of Part
*	9045-3050	1	TRUSS BOOM WINCH W/MOTOR, (includes all items on this page & on page 13-37)	27	9020-8143	1	LOCK SEAT
1	9020-8147	1	GEAR CASE COVER	28	9020-8169	1	WIRE ROPE LOCK
2	9020-8171	1	GEAR CASE GASKET	29	8855-1011	1	LOCKWASHER, 3/8
3	8820-1035	6	HEX HD CAPSCREW, 3/8-16X1, GR5	30	8820-1036	1	HEX HD CAPSCREW, 3/8-16X1-1/4, GR5
	8855-1011	6	LOCKWASHER, 3/8	31	9020-8155	4	STUD BOLT, 1/2-13X1-1/2
4	9020-8154	2	BUSHING	32	8850-1008	4	HEX NUT, 1/2-13
5	9020-8150	1	WORM GEAR	33	9020-8151	1	WORM
6	9020-8174	1	BUSHING	34	9020-8149	1	WORM SHAFT
7	9020-8168	1	OIL FILL PLUG	35	9020-8176	2	WORM SHAFT KEY
8	9020-8185	1	OIL LEVEL PLUG	36	9020-8177	1	WORM SHAFT KEY
9	9020-8142	1	GEAR CASE	37	9020-8164	2	BRAKE LINING
10	9020-8186	1	OIL DRAIN PLUG	38	9020-8184	2	LOCK RING, (V.C. type)
11	9020-8156	2	COLLAR	39	9020-8175	2	SEAL
12	9020-8183	2	BEARING	40	9020-8158	1	BRAKE HOUSING
13	9020-8189	2	OIL SEAL	41	9020-8163	1	ROLLER
14	9020-8170	2	BEARING HUB GASKET	42	9020-8179	1	BRAKE DRUM HOUSING
15	9020-8188	2	BEARING HUB	43	9020-8162	1	SPRING SEAT
16	9020-8180	1	MOTOR MOUNT ADAPTER	44	9020-8159	1	BRAKE DRUM
17	8820-1037	12	HEX HD CAPSCREW, 3/8-16X1-1/2, GR5	45	9020-8157	1	BRAKE PLATE
	8855-1011	8	LOCKWASHER, 3/8	46	8850-1006	1	HEX NUT, 3/8-16
18	9020-8187	AR	COUPLER SPACER	47	9020-8165	1	BRAKE PLATE
19	9020-8181	1	COUPLER WINCH SHAFT	48	9020-8166	2	BRAKE PLATE
*20	Not Used			49	9020-8167	1	FIXING PLATE
21	9020-8153	1	LOCK SEAT BUSHING	50	9020-8160	1	ADJUSTING BOLT
22	9020-8152	6	CABLE DRUM SHAFT KEY	51	9020-8178	1	SPRING
23	9020-8148	1	CABLE DRUM SHAFT	52	9020-8190	1	BRAKE COVER GASKET
*24	9140-4384	1	LOCK SEAT	53	9020-8172	1	O-RING
25	9020-8173	2	WASHER	54	9020-8161	1	ADJUSTING NUT
26	9020-8145	1	CABLE DRUM	55	9020-8146	1	BRAKE DRUM
				56	8867-1001	1	LUBE FITTING, STRAIGHT, 1/8

\* Revised illustration, part number for truss boom winch assy & item 24;  
removed item 20.



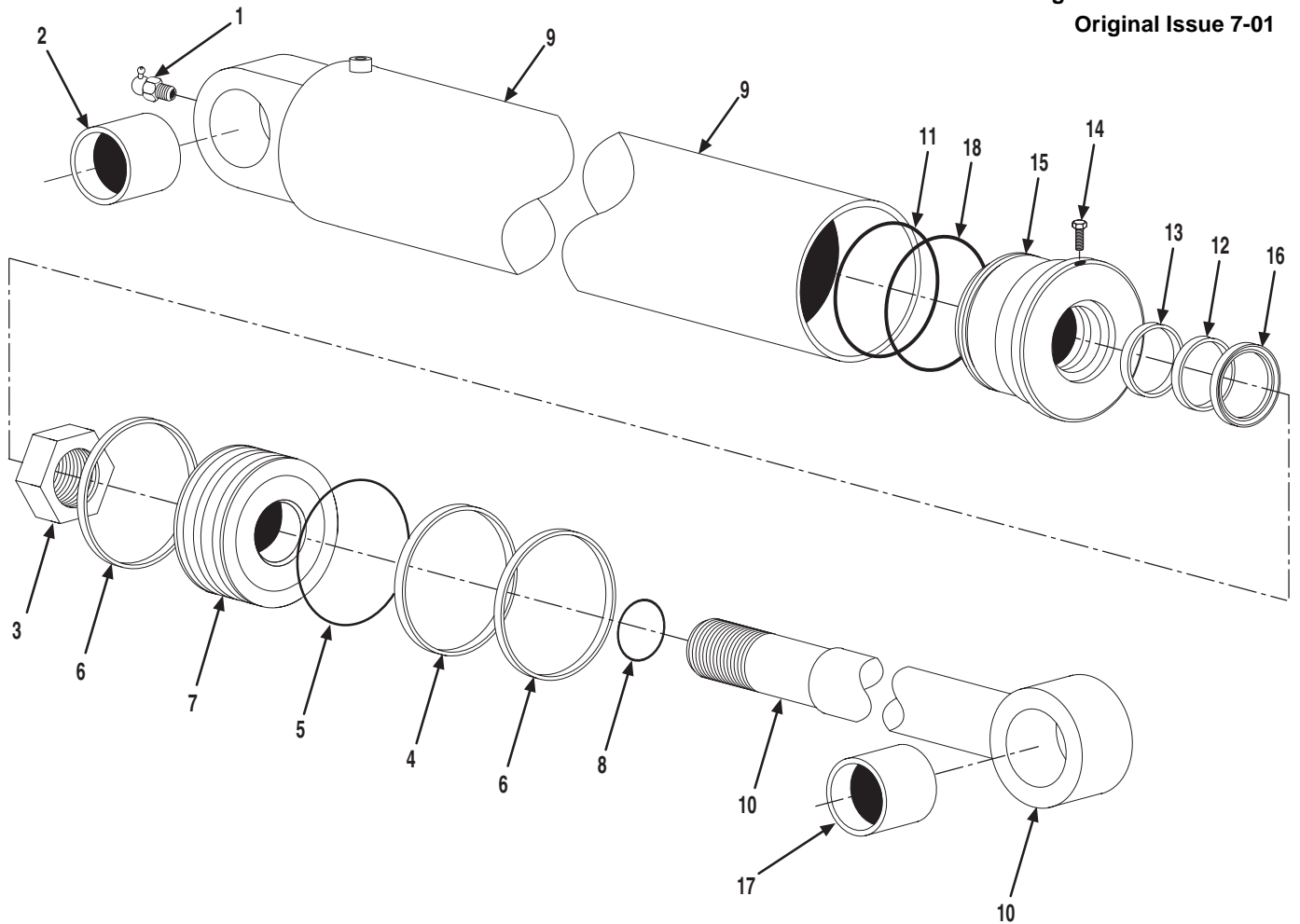
Item	Part No.	Qty.	Description Of Part
	9020-7879	1	WINCH MOTOR, (includes all items)
	9020-8212	1	SHAFT SEAL KIT, (includes items 4 & 11)
1	8320-1057	4	HEX HD CAPSCREW, 3/8-16X2, GR8
2	9020-8203	1	END COVER
3	9020-8204	1	PIN
4		3	SEAL
5	9020-8206	1	ROLLER-STATOR ASSY
6	9020-8207	1	WEAR PLATE
7	9020-8208	1	DRIVE LINK
8	9020-8209	1	SHAFT
9	9020-8210	1	THRUST BEARING
10	9020-8211	1	FRONT HOUSING
11		1	SHAFT SEAL
			NOTE: ONLY ITEMS WITH PART NUMBERS ARE AVAILABLE FOR SERVICE.



Item	Part No.	Qty.	Description Of Part
	9060-2706	1	CROSSOVER RELIEF VALVE, (includes all items)
1	9020-3440	2	RELIEF CARTRIDGE, (includes items 2 thru 4)
2	9020-3437	4	BACKUP RING, (2/cartridge)
3	9020-3438	2	O-RING, (1/cartridge)
4	9020-3439	2	O-RING, (1/cartridge)
5		1	BODY
			NOTE: ONLY ITEMS WITH PART NUMBERS ARE AVAILABLE FOR SERVICE.

**GRADALL®**  
**MATERIAL HANDLER**  
**534 D-6/534 D-6**  
**TURBO**

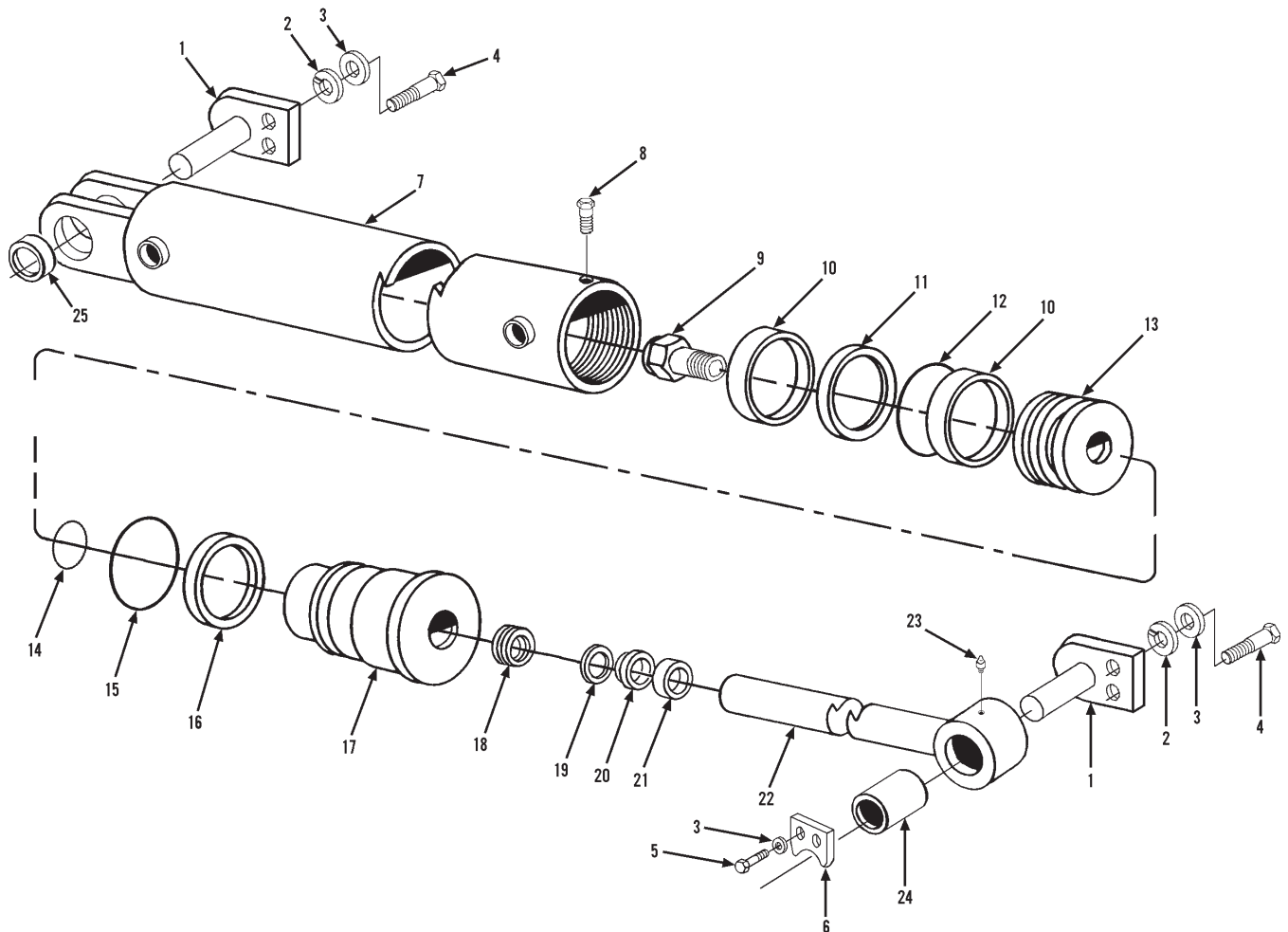
**OPTIONAL EQUIPMENT**  
**(9045-3034) Swing Cylinder**  
 534D-6 Starting Serial No. 0588001  
 534D-6TURBO Starting Serial No. 0588008  
 Original Issue 7-01



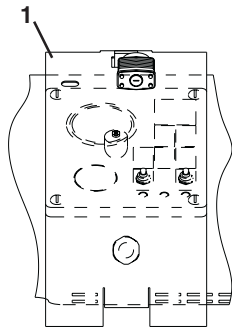
Item	Part No.	Qty.	Description Of Part
	9045-3034	1	SWING CYLINDER, (includes all items)
	9114-4006	1	SEAL KIT, (includes items 4 thru 6, 8, 11 thru 13, 16 & 18)
1	9114-4125	1	GREASE FITTING
2	9103-4157	1	BUSHING
3	9114-4038	1	LOCKNUT
4	9116-4020	1	PISTON SEAL
5	9116-4021	1	O-RING
6	9116-4019	2	WEAR RING
7	9114-4039	1	PISTON
8	9116-4022	1	O-RING
9	9103-4435	1	BARREL
10	9103-4436	1	PISTON ROD
11	9116-4024	1	BACK-UP RING
12	9120-4468	1	U-CUP
13	9116-4025	1	STEP SEAL
14	9112-4096	1	SELF TAPPING SCREW
15	9114-4040	1	CYLINDER HEAD
16	9120-4469	1	WIPER
17	9112-4087	1	BUSHING
18	9103-4437	1	O-RING
			NOTE: ONLY ITEMS WITH PART NUMBERS ARE AVAILABLE FOR SERVICE.



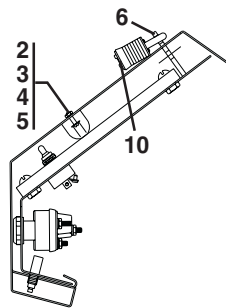
Item	Part No.	Qty.	Description Of Part	Item	Part No.	Qty.	Description Of Part
	9112-5087	1	STABILIZER OPTION, <b>(534D-6)</b> , (includes all items)	22	7714-3006	2	WHIZ LOCKNUT, 5/16
	9132-5028	1	STABILIZER OPTION, <b>(534D-6T)</b> , (includes all items)	23	9136-5037	1	STABILIZER SENSOR ASSY, (includes items 34, 35, 36, 37 & 38)
1	9116-6013	1	REAR AXLE WELDMENT, (includes item 44)	24	9114-1260	1	BRACKET
2		Ref	STABILIZER CYLINDER, (see page 13-41 for details)	25	8830-1093	2	ROUND HD MACHINE SCREW, #10-24X3/4
3	8866-2085	3	ELBOW, 45 DEGREES, (includes item 39)	26	8855-1007	2	LOCKWASHER, #10
4	8866-2006	1	CONNECTOR, (includes item 39)	27	8856-1001	4	FLATWASHER, 3/16
5	9116-1269	2	KEEPER	28	9104-3199	2	SQUARE NUT, #10-24
6	8856-1111	6	FLATWASHER, 1/2	29	9002-7187	8	TIE WRAP
7	8820-1065	2	HEX HD CAPSCREW, 1/2-13X1, GR5	30	9002-1705	1	SUPPORT CLAMP
8	9116-6062	2	PINWELDMENT	31	9136-3081	1	STABILIZER HARNESS
9	8820-1066	4	HEX HD CAPSCREW, 1/2-13X1-1/4, GR5	32	9133-6009	1	FRAME WELDMENT, <b>(534D-6)</b> , (includes items 40, 41, 42 & 43)
10	8855-1013	4	LOCKWASHER, 1/2		9137-6006	1	FRAME WELDMENT, <b>(534D-6T)</b> , (includes items 40, 41, 42 & 43)
11	8867-1001	1	LUBE FITTING, STRAIGHT	33	8866-2065	1	ELBOW, 90 DEGREES, (includes item 39)
12	8471-8287	1	HOSE ASSY	34	9114-3155	1	PROXIMITY SENSOR SWITCH
13	8471-7556	1	HOSE ASSY	35	8096-3062	1	WEATHERPACK SHROUD
14	8471-8631	1	HOSE ASSY	36	8096-3069	4	MALE PIN TERMINAL
15	8866-2244	1	SWIVEL NUT RUN TEE, 1	37	8096-3066	4	CABLESEAL
16	9103-3230	1	TUBE END REDUCER	38	9105-3419	1	TIEWRAP
17	8320-1073	2	HEX HD CAPSCREW, 3/8-16X4-1/2	39	8859-1205	5	O-RING
18	8855-1011	2	LOCKWASHER, 3/8	40	9116-1083	1	STABILIZER LUG
19	8850-1006	2	HEX NUT, 3/8-16	41	9133-6012	1	STABILIZER VALVE MTG BRACKET WELDMENT
20	9111-3003	1	STABILIZER VALVE	42	8505-1384	2	WELDSTUD, 5/16-18x1
21	8662-1230	2	SUPPORT CLAMP	43	9112-1282	1	BRACKET
				44	9116-3019	2	BUSHING



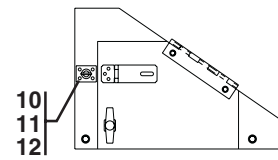
Item	Part No.	Qty.	Description Of Part	Item	Part No.	Qty.	Description Of Part
	9116-3045	1	STABILIZER CYLINDER, (includes all items except 1 thru 5)	13	9104-4033	1	PISTON
	9114-4005	Ref	SEAL KIT, (includes items 10, 11, 12, 14, 15, 16, 18, 19 & 20)	14		1	O-RING
1	9116-6062	2	CYLINDER PIN	15		1	O-RING
2	8855-1013	4	LOCKWASHER, 1/2	16		1	BACK-UP RING
3	8856-1111	6	FLAT WASHER, 1/2	17	9114-4034	1	CYLINDER HEAD
4	8820-1066	4	HEX HD CAPSCREW, 1/2-13X1-1/4, GR5	18		1	WEAR RING
5	8820-1065	2	HEX HD CAPSCREW, 1/2-13X1, GR5	19		1	STEP SEAL
6	9116-1269	2	PINKEEPER	20		1	U-CUP
7	9116-4028	1	CASE ASSY	21	9112-4103	1	WIPER
8	9112-4096	1	CAPSCREW	22	9116-4029	1	SHAFT ASSY
9	9106-4017	1	LOCKNUT	23	9114-4128	1	GREASE FITTING
10		2	WEAR RING	24	9116-4030	1	BUSHING
11		1	PISTON SEAL	25	9116-4031	2	BUSHING
12		1	O-RING				NOTE: ONLY ITEMS WITH PART NUMBERS ARE AVAILABLE FOR SERVICE.



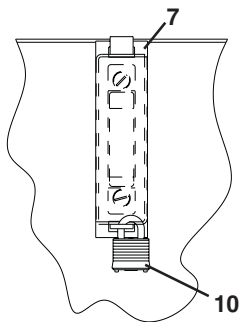
FRONT VIEW OF DASH



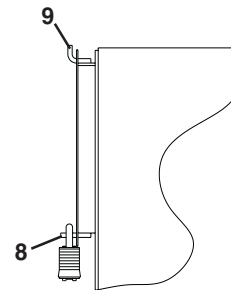
SIDE VIEW OF DASH



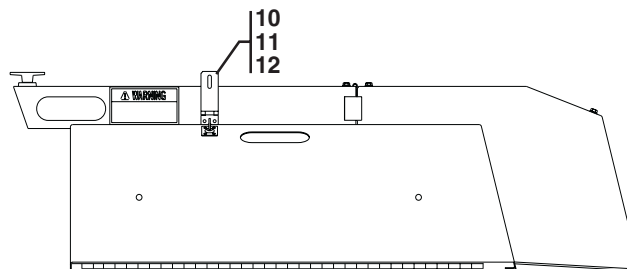
VIEW OF FUEL FILTER ACCESS DOOR



FRONT VIEW OF HYDRAULIC TANK



SIDE VIEW OF HYDRAULIC TANK



VIEW OF TANK & ENGINE COVER

Item	Part No.	Qty.	Description Of Part
	H137-5001	1	VANDAL KIT, (includes all items)
1	H137-1001	1	GAUGE COVER
2	8521-1088	1	RUBBER BUMPER
3	8830-1056	1	ROUND HD MACH SCREW, #6-32X5/8
4	8850-1608	1	HEX NUT, #6-32
5	8855-1005	1	LOCKWASHER, #6
6	H137-1002	1	TAB
7	9116-1319	1	SIGHT GAUGE COVER
8	9116-1321	1	TAB
9	9116-1322	1	FORMED TAB
10	8564-1094	4	PADLOCK
11	8364-3003	2	LATCHING HASP
12	8864-1401	14	POP RIVET





# **GRADALL®**



*JLG Industries, Inc.*  
*1 JLG Drive*  
*McConnellsburg PA. 17233-9533*  
*USA*  
*Phone: (717) 485-5161*  
*Customer Support Toll Free: (877) 554-5438*  
*Fax: (717) 485-6417*

## **JLG Worldwide Locations**

---

JLG Industries (Australia)  
P.O. Box 5119  
11 Bolwarra Road  
Port Macquarie  
N.S.W. 2444  
Australia  
Phone: (61) 265 811 111  
Fax: (61) 265 810 122

JLG Latino Americana Ltda.  
Rua Eng. Carlos Stevenson,  
80-Suite 71  
13092-310 Campinas-SP  
Brazil  
Phone: (55) 193 295 0407  
Fax: (55) 193 295 1025

JLG Industries (UK)  
Unit 4 & 5  
Bentley Avenue  
M24 2GP Middleton  
Stockport  
England  
Phone: (44) 161 654 1000  
Fax: (44) 161 654 1003

JLG EQS  
Z.I. De Beaulieu  
47400 FUILLET  
France  
Phone: (33) 553 848 584  
Fax: (33) 553 848 588

JLG Deutschland GmbH  
Max Planckstrasse 21  
D-27721 Ritterhude/Ilhpohl  
Bei Bremen  
Germany  
Phone: (49) 421 693 500  
Fax: (49) 421 693 5035

JLG Equipment Services Ltd.  
Rm 1107 Landmark North  
39 Lung Sum Avenue  
Sheung Shui N.T.  
Hong Kong  
Phone: (852) 2639 5783  
Fax: (852) 2639 5797

JLG Industries (Italia)  
Via Po. 22  
20010 Pregnana Milanese - MI  
Italy  
Phone: (39) 029 359 5210  
Fax: (39) 029 359 5845

JLG Europe B.V.  
Polaris Avenue 63  
2132 JH Hoofddorp  
The Netherlands  
Phone: (31) 235 655 665  
Fax: (31) 235 572 493

JLG Polska  
Ul. Krolewska  
00-060 Warszawa  
Poland  
Phone: (48) 914 320 245  
Fax: (48) 914 358 200

JLG Industries (Scotland)  
Wright Business Centre  
1 Lonmay Road  
Queenslie, Glasgow G33 4EL  
Scotland  
Phone: (44) 141 781 6700  
Fax: (44) 141 773 1907

Plataformas Elevadoras  
JLG Iberica, S.L.  
Trapadella, 2  
P.I. Castellbisbal Sur  
08755Castellbisbal, Barcelona  
Spain  
Phone: (34) 937 724 700  
Fax: (34) 937 711 762

JLG Industries (Sweden)  
Enkopingsvagen 150  
Box 704  
SE - 17527 Jarfalla  
Sweden  
Phone: (46) 850 659 500  
Fax: (46) 850 659 534

---