



---

# Illustrated Parts Manual

***Models***  
***1200SJP***  
***1350SJP***

**PVC**  
**2307**

**P/N**  
**31222383**

**January 8, 2024 - Rev C**

**ANSI**

**CE**



**UK**  
**CA**

**AS/NZS**



An Oshkosh Corporation Company



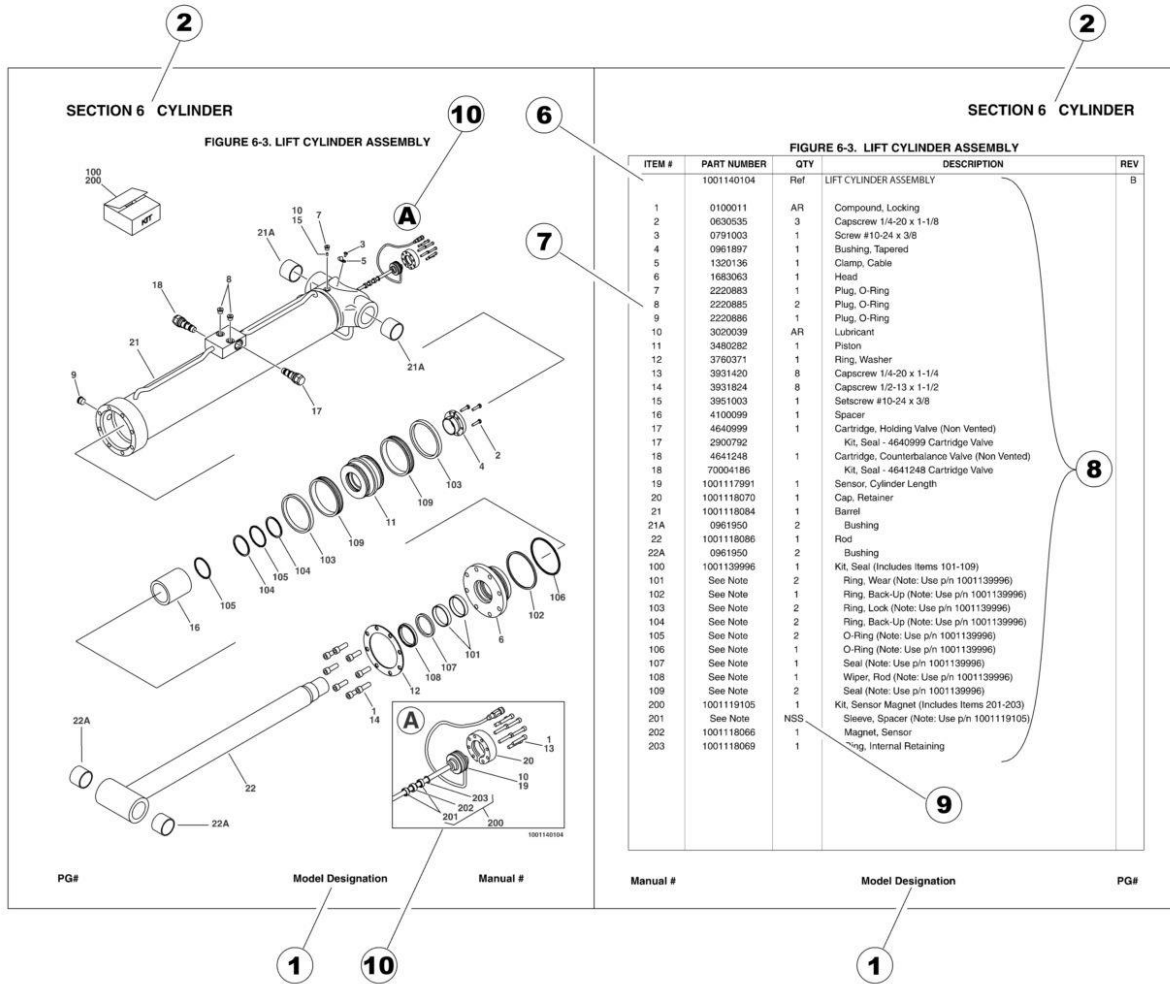
## **REVISION LOG**

July 1, 2023 - A - Original Issue of Manual (Edited to B/M 1001261213 Revision AB and Revision K)

August 25, 2023 - B - Revised Manual (Edited to B/M 1001261213 Revision AB and Revision K)

January 8, 2024 - C - Revised Manual (Edited to B/M 1001261213 Revision AB and Revision K)

# GENERAL INFORMATION



## 1) MACHINE IDENTIFICATION

Machines are identified by model and in some cases a combination of models, serial number (SN) or regional standard (i.e ANSI, CE, CSA). Components may also be identified by SN or manufacturer. Common components that may be identified by these characteristics are engines and hydraulic components.

## 2) PARTS MANUAL ORGANIZATION

Product information in this manual is organized under section titles. Frame, Cylinder, Hydraulic and Electrical are a few examples. Each section is organized by figure and page number. The information within the Figure is then organized by item number, part number, description and corresponding illustration (s).

## 3) TABLE OF CONTENTS (NOT SHOWN)

A table of contents is found toward the beginning of the manual. Figure number, description and page number are provided for quick reference to the page containing the related information.

## 4) RECOMMENDED SPARE PARTS (NOT SHOWN)

The Recommended Spare Parts List, located near the end of the manual, reference most frequently used maintenance parts.

## 5) PART NUMBER INDEX (NOT SHOWN)

A numerical index listing all part numbers and the corresponding page number(s) appears at the back of the manual.

## GENERAL INFORMATION

### 6) NON-SERVICED PARTS

In some instances, it is necessary to display non-serviced parts, assemblies or installations. In the case of assemblies and installations there will be a Ref in the Qty. column. In case of parts that are not available for service within assemblies or components, there will be a NSS (Not Sold Separately) or NLA (No Longer Available) listed in the Qty. column of the manual.

### 7) PARTS LIST ITEM NUMBERS

Numbers shown in the item# column correspond to numbers used in the associated illustration (s). Item numbers which are missing from the sequence in the parts list are not used on that page.

### 8) INDENTED PARTS DESCRIPTION

An indented part description is included in the item under which it is indented.

### 9) ABBREVIATION AND SYMBOLS

AC.....	Alternating Current	L.....	Liter
ADE.....	Advanced Design Electronics	LB(LBS).....	Pounds
AG.....	Agricultural	LCD.....	Liquid Crystal Display
ANSI.....	American National Standards Institute	LED.....	Light Emitting Diodes
AR.....	As Required	LH.....	Left Hand
ASSY.....	Assembly	LRC.....	Low Rated Countries
AUS.....	Australia	LSS.....	Load Sensing System
AUX.....	Auxiliary	M(m).....	Metric/Meter
AWG.....	American Wire Gauge	MM(mm).....	Milimeter
B/M.....	Bill of Material	mA.....	Miliamps
CAC.....	Charge Air Cooler	NLA.....	No Longer Available
CE.....	European Conformity	NPT.....	National Pipe Threads
CCW.....	Counter Clockwise	NSS.....	Not Sold Separately
CM.....	Centimeter	OD.....	Outside Diameter
CW.....	Clockwise	ORB.....	O-Ring Boss
CSA.....	Canadian Standards Association	ORFS.....	O-Ring Face Seal
CYL.....	Cylinder	OZ (oz).....	Ounces
DIA.....	Diameter	PG.....	Page
DC.....	Direct Current	PN.....	Part Number
DEF.....	Diesel Exhaust Fluid	QT(qt.).....	Quarts
EMS.....	Emergency Stop	QTY.....	Quantity
ENG.....	Engine	REF.....	Reference
FT(ft).....	Feet	REV.....	Revision Level
GA(Ga).....	Gauge	RH.....	Right Hand
HRC.....	High Rated Countries	SAE.....	Society of Automotive Engineers
HVAC.....	Heating, Ventilating, and Air Conditioning	SN.....	Serial Number
HYD.....	Hydraulic	SPEC(S).....	Specifications
Hz.....	Hertz	T/T.....	Turntable
ID.....	Inside Diameter	UGM.....	Universal Ground Module
IN.....	inches	V.....	Volts
ISO.....	International Organization for Standards	W.....	Watts
JIC.....	Joint Industry Council	#.....	Number
KG.....	Kilogram		

### 10) ILLUSTRATION REFERENCE LETTERS

When necessary, illustrations may contain reference letters that are intended to track information (i. e. hoses, harnesses) from one point to another or to track visual enlargement of components to show details that may be located in another area on the illustration.

*Note: Due to continuous product improvements, JLG Industries, Inc. reserves the right to make specification changes without prior notification. Contact JLG Industries, Inc. for updated information.*



# TABLE OF CONTENTS

SECTION 1 - FRAME.....	17
FIGURE 1-1. AXLE INSTALLATION - FIXED.....	18
FIGURE 1-2. AXLE INSTALLATION - OSCILLATING.....	22
FIGURE 1-3. STEER INSTALLATION.....	26
FIGURE 1-4. WHEEL DRIVE INSTALLATION - REGGIANA RIDUTTORI .....	28
FIGURE 1-5. DRIVE HUB AND MOTOR ASSEMBLY - REGGIANA RIDUTTORI.....	30
FIGURE 1-6. DRIVE HUB ASSEMBLY - REGGIANA RIDUTTORI.....	32
FIGURE 1-7. DRIVE MOTOR ASSEMBLY .....	36
FIGURE 1-8. TIRE AND WHEEL INSTALLATION - FOAM FILLED.....	38
FIGURE 1-9. TIRE AND WHEEL INSTALLATION - FOAM FILLED NON MARKING .....	40
FIGURE 1-10. TIRE AND WHEEL INSTALLATION - SOLID .....	42
FIGURE 1-11. TIRE AND WHEEL INSTALLATION - SOLID NON MARKING .....	44
FIGURE 1-12. FRAME VALVES INSTALLATION .....	46
FIGURE 1-13. STEER VALVE ASSEMBLY .....	48
FIGURE 1-14. TRACTION VALVE ASSEMBLY.....	50
FIGURE 1-15. FRAME COVERS INSTALLATION - ABS.....	52
FIGURE 1-16. FRAME COVERS INSTALLATION - STEEL .....	54
SECTION 2 - TURNTABLE.....	57
FIGURE 2-1. TURNTABLE VALVES INSTALLATION .....	58
FIGURE 2-2. BATTERY AND AUXILIARY PUMP INSTALLATION - ABS HOODS .....	60
FIGURE 2-3. BATTERY AND AUXILIARY PUMP INSTALLATION - STEEL HOODS.....	62
FIGURE 2-4. AUXILIARY PUMP ASSEMBLY.....	64
FIGURE 2-5. MAIN VALVE ASSEMBLY .....	66
FIGURE 2-6. SWING DRIVE INSTALLATION .....	70
FIGURE 2-7. TURNTABLE BEARING AND LUBE INSTALLATION .....	72
FIGURE 2-8. TURNTABLE LOCK INSTALLATION.....	74
FIGURE 2-9. PINION SHIELD INSTALLATION .....	76
FIGURE 2-10. EXTREME HOSTILE PACKAGE INSTALLATION (OPTIONAL) .....	78
FIGURE 2-11. SWING MOTOR/HUB ASSEMBLY.....	80
FIGURE 2-12. ROTARY COUPLING AND COLLECTOR RING INSTALLATION (ROTARY COUPLING WITH SN PLATE) .....	84
FIGURE 2-13. ROTARY COUPLING AND COLLECTOR RING ASSEMBLY.....	86
FIGURE 2-14. TANK INSTALLATION - WITH ABS HOODS .....	88
FIGURE 2-15. TANK INSTALLATION - WITH STEEL HOODS .....	90
FIGURE 2-16. TANK INSTALLATION - WITH STEEL HOODS AND 52.8 GAL/200 L FUEL TANK .....	92
FIGURE 2-17. HYDRAULIC OIL TANK ASSEMBLY.....	94
FIGURE 2-18. HYDRAULIC OIL COOLER INSTALLATION - DEUTZ TD2011 ENGINES WITH REXROTH PUMPS (OPTIONAL) .....	96
FIGURE 2-19. HYDRAULIC OIL COOLER INSTALLATION - DEUTZ TD2011 ENGINES WITH SAUER PUMPS (OPTIONAL)..	98
FIGURE 2-20. HYDRAULIC OIL COOLER INSTALLATION - DEUTZ TCD2.9L4 ENGINES AND DEUTZ TCD2.9L4 (STAGE V) ENGINES WITH REXROTH PUMPS (OPTIONAL).....	100
FIGURE 2-21. HYDRAULIC OIL COOLER INSTALLATION - DEUTZ TCD2.9L4 ENGINES WITH REXROTH PUMPS (OPTIONAL) (CHINA SPEC ONLY) .....	102
FIGURE 2-22. HYDRAULIC OIL COOLER INSTALLATION – DEUTZ TCD2.9L4 ENGINES AND DEUTZ TCD2.9L4 (STAGE V & CHINA IV) ENGINES WITH SAUER PUMPS (OPTIONAL) .....	104

# TABLE OF CONTENTS

FIGURE 2-23. HYDRAULIC OIL COOLER INSTALLATION - DEUTZ TCD2.9L4 ENGINES WITH SAUER PUMPS (OPTIONAL) (CHINA SPEC ONLY) .....	106
FIGURE 2-24. GROUND CONTROL BOX INSTALLATION - DEUTZ TD2011 ENGINES WITH REXROTH PUMPS (CE & UK CA SPECS).....	108
FIGURE 2-25. GROUND CONTROL BOX INSTALLATION – DEUTZ TD2011 ENGINES WITH SAUER PUMPS (CE & UK CA SPECS).....	110
FIGURE 2-26. GROUND CONTROL BOX INSTALLATION – DEUTZ TCD2.9L4 ENGINES (ANSI, ANSI EXPORT, CSA, CHINA AND JAPANESE SPECS).....	112
FIGURE 2-27. GROUND CONTROL BOX INSTALLATION - DEUTZ TD2.9L4 ENGINES WITH REXROTH PUMPS (ANSI EXPORT AND AUSTRALIAN SPECS) .....	114
FIGURE 2-28. GROUND CONTROL BOX INSTALLATION - DEUTZ TD2.9L4 ENGINES WITH SAUER PUMPS (ANSI EXPORT AND AUSTRALIAN SPECS).....	116
FIGURE 2-29. GROUND CONTROL BOX INSTALLATION - DEUTZ TCD2.9L4 ENGINES (STAGE V) .....	118
FIGURE 2-30. GROUND CONTROL BOX INSTALLATION - DEUTZ TCD2.9L4 ENGINES (CHINA IV) .....	120
FIGURE 2-31. GROUND CONTROL BOX ASSEMBLY - DEUTZ TCD2.9L4 ENGINES - WITH MECHANICAL HOUR METER	122
FIGURE 2-32. GROUND CONTROL BOX ASSEMBLY - DEUTZ TD2011 ENGINES.....	126
FIGURE 2-33. GROUND CONTROL BOX ASSEMBLY - DEUTZ TCD2.9L4 STAGE V ENGINES.....	130
FIGURE 2-34. GROUND CONTROL BOX ASSEMBLY - DEUTZ TCD2.9L4 CHINA IV ENGINES.....	134
FIGURE 2-35. GROUND CONTROL PANEL ASSEMBLY .....	138
FIGURE 2-36. KEYSWITCH INSTALLATION.....	140
FIGURE 2-37. LIGHT PANEL INSTALLATION (MACHINES WITH SN STARTING WITH 03) .....	142
FIGURE 2-38. LIGHT PANEL INSTALLATION (MACHINES WITH SN STARTING WITH B3) .....	144
FIGURE 2-39. ALARM INSTALLATION.....	146
FIGURE 2-40. ALARM AMBIENT (WHITE NOISE) INSTALLATION (ALARM WITH HORIZONTAL BAR GRILLE) .....	148
FIGURE 2-41. ALARM AMBIENT (WHITE NOISE) INSTALLATION (ALARM WITH CROSS HATCH GRILLE) .....	150
FIGURE 2-42. STROBE LIGHT INSTALLATION (AMBER).....	152
FIGURE 2-43. STROBE LIGHT INSTALLATION (BLUE) .....	154
FIGURE 2-44. STROBE LIGHT INSTALLATION (RED).....	156
FIGURE 2-45. ENGINE TRAY JACK INSTALLATION - DEUTZ TD2011 ENGINES.....	158
FIGURE 2-46. ENGINE TRAY JACK INSTALLATION - DEUTZ TD2.9L4/TCD2.9L4 ENGINES AND DEUTZ TCD2.9L4 (STAGE V) ENGINES .....	160
FIGURE 2-47. HOOD INSTALLATIONS - DEUTZ TD2011 ENGINES (ABS).....	162
FIGURE 2-48. HOOD INSTALLATION - DEUTZ TCD2.9L4 ENGINES (ABS) .....	166
FIGURE 2-49. HOOD INSTALLATION - DEUTZ TD2011/TD2.9L4/TCD2.9L ENGINES (STEEL).....	172
FIGURE 2-50. HOOD INSTALLATION - DEUTZ TCD2.9L (CHINA IV) ENGINES (STEEL) .....	176
FIGURE 2-51. HOOD INSTALLATION - DEUTZ TCD2.9L4 ENGINES (STEEL) .....	180
FIGURE 2-52. HOOD KIT DEUTZ TCD2.9L4 (CHINA IV) ENGINE .....	184
SECTION 3 - ENGINE .....	187
FIGURE 3-1. DEUTZ TD2011 ENGINE INSTALLATION - WITH REXROTH PUMPS AND ABS HOODS (WITHOUT SKYPOWER AND WITHOUT COLD WEATHER PLUS PACKAGE) .....	188
FIGURE 3-2. DEUTZ TD2011 ENGINE INSTALLATION - WITH REXROTH PUMPS AND ABS HOODS (WITH SKYPOWER AND WITHOUT COLD WEATHER PLUS PACKAGE).....	192
FIGURE 3-3. DEUTZ TD2011 ENGINE INSTALLATION - WITH REXROTH PUMPS AND STEEL HOOD (WITHOUT SKYPOWER AND WITHOUT COLD WEATHER PLUS PACKAGE).....	196
FIGURE 3-4. DEUTZ TD2011 ENGINE INSTALLATION - WITH REXROTH PUMPS AND STEEL HOODS (WITH SKYPOWER AND WITHOUT COLD WEATHER PLUS PACKAGE) .....	200
FIGURE 3-5. DEUTZ TD2011 ENGINE INSTALLATION - WITH REXROTH PUMPS AND STEEL HOODS (WITH SKYPOWER AND WITH COLD WEATHER PLUS PACKAGE).....	204



# TABLE OF CONTENTS

FIGURE 3-6. DEUTZ TD2011 ENGINE INSTALLATION - WITH SAUER PUMPS AND ABS HOODS (WITHOUT SKYPOWER AND WITHOUT COLD WEATHER PLUS PACKAGE) .....	208
FIGURE 3-7. DEUTZ TD2011 ENGINE INSTALLATION - WITH SAUER PUMPS AND ABS HOODS (WITH SKYPOWER AND WITHOUT COLD WEATHER PLUS PACKAGE) .....	212
FIGURE 3-8. DEUTZ TD2011 ENGINE INSTALLATION - WITH SAUER PUMPS AND STEEL HOODS (WITHOUT SKYPOWER AND WITHOUT COLD WEATHER PLUS PACKAGE) .....	216
FIGURE 3-9. DEUTZ TD2011 ENGINE INSTALLATION - WITH SAUER PUMPS AND STEEL HOODS (WITH SKYPOWER AND WITH COLD WEATHER PLUS PACKAGE) .....	220
FIGURE 3-10. DEUTZ TD2011 ENGINE INSTALLATION - WITH SAUER PUMPS AND STEEL HOODS (WITH SKYPOWER AND WITHOUT COLD WEATHER PLUS PACKAGE) .....	224
FIGURE 3-11. DEUTZ TD2011 ENGINE ASSEMBLY - WITH REXROTH PUMPS (WITHOUT SKYPOWER AND WITHOUT COLD WEATHER PLUS PACKAGE) .....	228
FIGURE 3-12. DEUTZ TD2011 ENGINE ASSEMBLY - WITH REXROTH PUMPS (WITH SKYPOWER AND WITHOUT COLD WEATHER PLUS PACKAGE) .....	232
FIGURE 3-13. DEUTZ TD2011 ENGINE ASSEMBLY - WITH REXROTH PUMPS (WITH SKYPOWER AND WITH COLD WEATHER PLUS PACKAGE) .....	236
FIGURE 3-14. DEUTZ TD2011 ENGINE ASSEMBLY - WITH SAUER PUMPS (WITHOUT SKYPOWER AND WITHOUT COLD WEATHER PLUS PACKAGE) .....	240
FIGURE 3-15. DEUTZ TD2011 ENGINE ASSEMBLY - WITH SAUER PUMPS (WITH SKYPOWER AND WITHOUT COLD WEATHER PLUS PACKAGE) .....	244
FIGURE 3-16. DEUTZ TD2011 ENGINE ASSEMBLY - WITH SAUER PUMPS (WITH SKYPOWER AND WITH COLD WEATHER PLUS PACKAGE) .....	248
FIGURE 3-17. DEUTZ TD2011 ENGINE COMPONENTS .....	252
FIGURE 3-18. DEUTZ TD2.9L4 ENGINE INSTALLATION - WITH SAUER PUMPS AND STEEL HOODS (CHINA & ANSI EXPORT LRC SPECS) .....	256
FIGURE 3-19. DEUTZ TD2.9L4 ENGINE SUB-ASSEMBLY - WITH SAUER PUMPS (CHINA & ANSI EXPORT LRC SPECS) .....	260
FIGURE 3-20. DEUTZ TD2.9L4 ENGINE ASSEMBLY (CHINA & ANSI EXPORT LRC SPECS) .....	262
FIGURE 3-21. DEUTZ TD2.9L4 ENGINE COMPONENTS (CHINA & ANSI EXPORT LRC SPECS) .....	268
FIGURE 3-22. DEUTZ TCD2.9L4 (EMR4) ENGINE INSTALLATION - WITH REXROTH PUMPS AND ABS HOODS (WITHOUT COLD WEATHER PLUS PACKAGE) .....	272
FIGURE 3-23. DEUTZ TCD2.9L4 (EMR4) ENGINE INSTALLATION - WITH REXROTH PUMPS AND STEEL HOODS (WITHOUT COLD WEATHER PLUS PACKAGE) .....	276
FIGURE 3-24. DEUTZ TCD2.9L4 (EMR4) ENGINE INSTALLATION - WITH REXROTH PUMPS AND STEEL HOODS (WITH COLD WEATHER PLUS PACKAGE) .....	280
FIGURE 3-25. DEUTZ TCD2.9L4 (EMR4) ENGINE INSTALLATION - WITH SAUER PUMPS AND ABS HOODS (WITHOUT COLD WEATHER PLUS PACKAGE) .....	284
FIGURE 3-26. DEUTZ TCD2.9L4 (EMR4) ENGINE INSTALLATION - WITH SAUER PUMPS AND STEEL HOODS (WITHOUT COLD WEATHER PLUS PACKAGE) .....	288
FIGURE 3-27. DEUTZ TCD2.9L4 (EMR4) ENGINE INSTALLATION - WITH SAUER PUMPS AND STEEL HOODS (WITH COLD WEATHER PLUS PACKAGE) .....	292
FIGURE 3-28. DEUTZ TCD2.9L4 (EMR4) ENGINE INSTALLATION - WITH PMP PUMP AND ABS HOODS (WITHOUT COLD WEATHER PLUS PACKAGE) .....	296
FIGURE 3-29. DEUTZ D2.9L4 - (EMR4) ENGINE INSTALLATION WITH PMP PUMP AND STEEL HOODS (WITHOUT COLD WEATHER PLUS PACKAGE) .....	300
FIGURE 3-30. DEUTZ TCD2.9L4 (EMR4) ENGINE SUB-ASSEMBLY - WITH REXROTH PUMP (WITHOUT COLD WEATHER PLUS PACKAGE) .....	304
FIGURE 3-31. DEUTZ TCD2.9L4 (EMR4) ENGINE SUB-ASSEMBLY - WITH REXROTH PUMP (WITH COLD WEATHER PLUS PACKAGE) .....	306
FIGURE 3-32. DEUTZ TCD2.9L4 (EMR4) ENGINE SUB-ASSEMBLY - WITH SAUER PUMP (WITHOUT COLD WEATHER PLUS PACKAGE) .....	308
FIGURE 3-33. DEUTZ TCD2.9L4 (EMR4) ENGINE SUB-ASSEMBLY - WITH SAUER PUMPS (WITH COLD WEATHER PLUS PACKAGE) .....	310

# TABLE OF CONTENTS

FIGURE 3-34. DEUTZ D2.9L4 (EMR4) ENGINE SUB-ASSEMBLY WITH PMP PUMP AND ABS HOODS (WITHOUT COLD WEATHER PLUS PACKAGE) .....	312
FIGURE 3-35. DEUTZ D2.9L4 (EMR4) ENGINE SUB-ASSEMBLY WITH PMP PUMP AND STEEL HOODS (WITH COLD WEATHER PLUS PACKAGE) .....	314
FIGURE 3-36. DEUTZ TCD2.9L4 (EMR4) ENGINE ASSEMBLY (WITHOUT COLD WEATHER PLUS PACKAGE) .....	316
FIGURE 3-37. DEUTZ TCD2.9L4 (EMR4) ENGINE ASSEMBLY (WITH COLD WEATHER PLUS PACKAGE) .....	322
FIGURE 3-38. DEUTZ TCD2.9L4 (EMR4) ENGINE COMPONENTS .....	328
FIGURE 3-39. DEUTZ D2.9L4 - EMR5 ENGINE INSTALLATION WITH PMP PUMP AND STEEL HOODS (WITH COLD WEATHER PLUS PACKAGE) .....	332
FIGURE 3-40. DEUTZ D2.9L4 - EMR5 ENGINE INSTALLATION WITH PMP PUMPS AND ABS HOODS (WITHOUT COLD WEATHER PLUS PACKAGE) .....	336
FIGURE 3-41. DEUTZ D2.9L4 - EMR5 ENGINE INSTALLATION WITH PMP PUMPS AND STEEL HOODS (WITHOUT COLD WEATHER PLUS PACKAGE) .....	340
FIGURE 3-42. DEUTZ D2.9L4 - EMR5 ENGINE INSTALLATION WITH REXROTH PUMPS AND STEEL HOODS (WITH COLD WEATHER PLUS PACKAGE) .....	344
FIGURE 3-43. DEUTZ D2.9L4 - EMR5 ENGINE INSTALLATION WITH REXROTH PUMPS AND ABS HOODS (WITHOUT COLD WEATHER PLUS PACKAGE) .....	348
FIGURE 3-44. DEUTZ D2.9L4 - EMR5 ENGINE INSTALLATION WITH REXROTH PUMPS AND STEEL HOODS (WITHOUT COLD WEATHER PLUS PACKAGE) .....	352
FIGURE 3-45. DEUTZ D2.9L4 - EMR5 ENGINE INSTALLATION WITH SAUER PUMPS AND STEEL HOODS (WITH COLD WEATHER PLUS PACKAGE) .....	356
FIGURE 3-46. DEUTZ D2.9L4 - EMR5 ENGINE INSTALLATION WITH SAUER PUMPS AND STEEL HOODS (WITHOUT COLD WEATHER PLUS PACKAGE) .....	360
FIGURE 3-47. DEUTZ D2.9L4 - EMR5 ENGINE INSTALLATION WITH SAUER PUMPS AND ABS HOODS (WITHOUT COLD WEATHER PLUS PACKAGE) .....	364
FIGURE 3-48. DEUTZ D2.9L4 - EMR5 ENGINE SUB-ASSEMBLY WITH PMP PUMPS (WITH COLD WEATHER PLUS PACKAGE) .....	368
FIGURE 3-49. DEUTZ D2.9L4 - EMR5 ENGINE SUB-ASSEMBLY WITH PMP PUMPS (WITHOUT COLD WEATHER PLUS PACKAGE) .....	370
FIGURE 3-50. DEUTZ D2.9L4 - EMR5 ENGINE SUB-ASSEMBLY WITH REXROTH PUMPS (WITH COLD WEATHER PLUS PACKAGE) .....	372
FIGURE 3-51. DEUTZ D2.9L4 - EMR5 ENGINE SUB-ASSEMBLY WITH REXROTH PUMPS (WITHOUT COLD WEATHER PLUS PACKAGE) .....	374
FIGURE 3-52. DEUTZ D2.9L4 - EMR5 ENGINE SUB-ASSEMBLY WITH SAUER PUMPS (WITH COLD WEATHER PLUS PACKAGE) .....	376
FIGURE 3-53. DEUTZ D2.9L4 - EMR5 ENGINE SUB-ASSEMBLY WITH SAUER PUMPS (WITHOUT COLD WEATHER PLUS PACKAGE) .....	378
FIGURE 3-54. DEUTZ D2.9L4 - EMR5 ENGINE ASSEMBLY (WITH COLD WEATHER PLUS PACKAGE) .....	380
FIGURE 3-55. DEUTZ D2.9L4 - EMR5 ENGINE ASSEMBLY (WITHOUT COLD WEATHER PLUS PACKAGE) .....	386
FIGURE 3-56. ENGINE COMPONENTS - DEUTZ TCD2.9L4 EMR5 ENGINE .....	392
FIGURE 3-57. DEUTZ TCD2.9L4 (STAGE V) ENGINE INSTALLATION - WITH SAUER PUMPS AND ABS HOODS (WITHOUT COLD WEATHER PLUS PACKAGE) .....	396
FIGURE 3-58. DEUTZ TCD2.9L4 (STAGE V) ENGINE INSTALLATION - WITH REXROTH PUMPS AND ABS HOODS (WITHOUT COLD WEATHER PLUS PACKAGE) .....	400
FIGURE 3-59. DEUTZ TCD2.9L4 (STAGE V) ENGINE INSTALLATION - WITH PMP PUMP AND ABS HOODS (WITHOUT COLD WEATHER PLUS PACKAGE) .....	404
FIGURE 3-60. DEUTZ TCD2.9L4 (STAGE V) ENGINE SUB-ASSEMBLY - WITH SAUER PUMP AND ABS HOODS (WITHOUT COLD WEATHER PLUS PACKAGE) .....	408
FIGURE 3-61. DEUTZ TCD2.9L4 (STAGE V) ENGINE SUB-ASSEMBLY - WITH REXROTH PUMP AND ABS HOODS (WITHOUT COLD WEATHER PLUS PACKAGE) .....	410
FIGURE 3-62. DEUTZ D2.9L4 (STAGE V) ENGINE SUB-ASSEMBLY WITH PMP PUMP AND ABS HOODS (WITHOUT COLD WEATHER PLUS PACKAGE) .....	412
FIGURE 3-63. DEUTZ TCD2.9L4 (STAGE V) ENGINE ASSEMBLY (WITHOUT COLD WEATHER PLUS PACKAGE) .....	414

# TABLE OF CONTENTS

FIGURE 3-64. DEUTZ TCD2.9L4 (STAGE V) ENGINE COMPONENTS.....	420
FIGURE 3-65. DEUTZ TCD2.9L4 (CHINA IV) ENGINE INSTALLATION - WITH SAUER PUMPS .....	422
FIGURE 3-66. DEUTZ TCD2.9L4 (CHINA IV) SUB - ASSEMBLY - WITH SAUER PUMPS.....	426
FIGURE 3-67. ENGINE ASSEMBLY - DEUTZ TCD2.9L4 (CHINA IV).....	428
FIGURE 3-68. DEUTZ TCD2.9L4 (CHINA IV) ENGINE COMPONENTS.....	434
FIGURE 3-69. PUMP ASSEMBLY (REXROTH) (DEUTZ TD2011 ENGINES) .....	438
FIGURE 3-70. PUMP ASSEMBLY (REXROTH) (DEUTZ TCD2.9L4 ENGINES).....	444
FIGURE 3-71. PUMP ASSEMBLY (SAUER TANDEM).....	450
FIGURE 3-72. PUMP ASSEMBLY (SAUER PISTON) .....	454
FIGURE 3-73. PUMP ASSEMBLY (SAUER GEAR).....	458
FIGURE 3-74. PUMP ASSEMBLY - HYDRAULIC TANDEM .....	460
FIGURE 3-75. PUMP ASSEMBLY - HYDRAULIC PISTON .....	462
FIGURE 3-76. PUMP COUPLING KIT .....	464
FIGURE 3-77. WATER/FUEL SEPARATOR INSTALLATION - DEUTZ TD2011 ENGINE .....	466
FIGURE 3-78. FUEL PUMP/FILTER BRACKET ASSEMBLY - DEUTZ TCD2.9L4 ENGINE AND DEUTZ TCD2.9L4 (STAGE V) ENGINE.....	468
FIGURE 3-79. FUEL PUMP/FILTER BRACKET ASSEMBLY - DEUTZ TD2.9L4 ENGINE (CHINA SPECS ONLY) .....	470
FIGURE 3-80. FUEL FILTER/WATER SEPARATOR INSTALLATION - DEUTZ TD2.9L4 & TCD2.9L ENGINES.....	472
FIGURE 3-81. QUICKFIT OIL VALVE.....	474
FIGURE 3-82. SPARK ARRESTING CATALYTIC MUFFLER - DEUTZ TD2011 ENGINES (OPTIONAL) .....	476
FIGURE 3-83. 2500W GENERATOR INSTALLATION - 60HZ SPEC (DEUTZ TD2011 ENGINES) (OPTIONAL) .....	478
FIGURE 3-84. 2500W GENERATOR INSTALLATION - 50HZ SPEC (DEUTZ TD2011 ENGINES) (OPTIONAL) .....	482
FIGURE 3-85. 4000W GENERATOR INSTALLATION - 60HZ SPEC (DEUTZ TD2011 ENGINES) (OPTIONAL) .....	486
FIGURE 3-86. 4000W GENERATOR INSTALLATION - 50HZ SPEC (DEUTZ TD2011 ENGINES) (OPTIONAL) .....	490
FIGURE 3-87. 4000W GENERATOR INSTALLATION - 60HZ SPEC (DEUTZ TCD2.9L4 ENGINES) (OPTIONAL).....	494
FIGURE 3-88. 4000W GENERATOR INSTALLATION - 50HZ SPEC (DEUTZ TCD2.9L4 ENGINES AND DEUTZ TCD2.9L4 (STAGE V) ENGINES) (OPTIONAL).....	498
FIGURE 3-89. 7500W SKYPOWER GENERATOR INSTALLATION - 60HZ SPEC (DEUTZ TD2011 ENGINES) (OPTIONAL). .....	502
FIGURE 3-90. 7500W SKYPOWER GENERATOR INSTALLATION - 50HZ SPEC (DEUTZ TD2011 ENGINES) (OPTIONAL). .....	506
FIGURE 3-91. 7500W SKYPOWER GENERATOR INSTALLATION - 60HZ SPEC (DEUTZ TCD2.9L4 ENGINES) (OPTIONAL) .....	510
FIGURE 3-92. 7500W SKYPOWER GENERATOR INSTALLATION - 50HZ SPEC (DEUTZ TCD2.9L4 ENGINES) (OPTIONAL) .....	514
<b>SECTION 4 - BOOM .....</b>	<b>517</b>
FIGURE 4-1. BOOM INSTALLATION - WITHOUT COLD WEATHER PLUS PACKAGE (1200SJP) .....	518
FIGURE 4-2. BOOM INSTALLATION - WITH COLD WEATHER PLUS PACKAGE (1200SJP) .....	520
FIGURE 4-3. BOOM INSTALLATION - WITHOUT COLD WEATHER PLUS PACKAGE (1350SJP) .....	522
FIGURE 4-4. BOOM INSTALLATION - WITH COLD WEATHER PLUS PACKAGE (1350SJP).....	524
FIGURE 4-5. BOOM ASSEMBLY - WITHOUT COLD WEATHER PLUS PACKAGE (1200SJP).....	526
FIGURE 4-6. BOOM ASSEMBLY - WITH COLD WEATHER PLUS PACKAGE (1200SJP) .....	534
FIGURE 4-7. BOOM ASSEMBLY - WITHOUT COLD WEATHER PLUS PACKAGE (1350SJP).....	542
FIGURE 4-8. BOOM ASSEMBLY - WITH COLD WEATHER PLUS PACKAGE (1200SJP) .....	550
FIGURE 4-9. WIRE ROPE TOOLS INSTALLATION (OPTIONAL) .....	558
FIGURE 4-10. PLATFORM ROTATE ASSEMBLY.....	560
FIGURE 4-11. JIB ROTATE ASSEMBLY .....	562
FIGURE 4-12. POWER TRACK INSTALLATION (1200SJP).....	564

# TABLE OF CONTENTS

FIGURE 4-13. POWER TRACK INSTALLATION (1350SJP).....	568
FIGURE 4-14. BOOM SENSORS AND SWITCHES INSTALLATION .....	572
FIGURE 4-15. PLATFORM SUPPORT INSTALLATION .....	576
FIGURE 4-16. CONTROL VALVE INSTALLATION .....	578
FIGURE 4-17. CONTROL VALVE ASSEMBLY .....	580
SECTION 5 - PLATFORM .....	583
FIGURE 5-1. PLATFORM ASSEMBLY - 36IN X 6FT (91.5CM X 1.83M) WITH SWING GATE .....	584
FIGURE 5-2. PLATFORM ASSEMBLY - 36IN X 8FT (91.5CM X 2.44M) WITH SWING GATE .....	586
FIGURE 5-3. PLATFORM ASSEMBLY - 30IN X 3FT (76CM X .91M) - WITH DROP BAR .....	588
FIGURE 5-4. PLATFORM ASSEMBLY - 30IN X 4FT (76.2CM X 1.22M) WITH DROP BAR .....	590
FIGURE 5-5. PLATFORM ASSEMBLY - 36IN X 6FT (91.5CM X 1.83M) WITH DROP BAR .....	592
FIGURE 5-6. PLATFORM ASSEMBLY - 36IN X 8FT (91.5CM X 2.44M) WITH DROP BAR .....	594
FIGURE 5-7. PLATFORM ASSEMBLY - 36IN X 6FT (91.5CM X 1.83M) WITH FALL ARREST (ANSI, ANSI EXPORT AND CHINA SPECS).....	596
FIGURE 5-8. PLATFORM ASSEMBLY - 36IN X 8FT (91.5CM X 2.44M) WITH FALL ARREST (ANSI SPEC).....	598
FIGURE 5-9. PLATFORM ASSEMBLY - 36IN X 8FT (91.5CM X 2.44M) WITH FALL ARREST (AUSTRALIAN SPECS) .....	600
FIGURE 5-10. PLATFORM ASSEMBLY - 36IN X 6FT (91.5CM X 1.83M) TRI-ENTRY WITH SWING GATE .....	602
FIGURE 5-11. PLATFORM ASSEMBLY - 36IN X 6FT (91.5CM X 1.83M) TRI-ENTRY WITH DROPBAR .....	604
FIGURE 5-12. PLATFORM ASSEMBLY - 36IN X 8FT (91.5CM X 2.44M) WITH TRI-ENTRY (1 GATE/2 DROP BARS) .....	606
FIGURE 5-13. PLATFORM ASSEMBLY - 36IN X 8FT (91.5CM X 2.44M) WITH TRI-ENTRY (3 DROP BARS).....	608
FIGURE 5-14. PLATFORM CONTROLS INSTALLATION.....	610
FIGURE 5-15. PLATFORM CONSOLE ASSEMBLY .....	612
FIGURE 5-16. BOOM CONTROL SELECT SWITCH INSTALLATION.....	616
FIGURE 5-17. FALL ARREST INSTALLATION (BOLT - ON EXTERNAL) 4FFT/1.22M PLATFORM) .....	618
FIGURE 5-18. FALL ARREST INSTALLATION (BOLT - ON EXTERNAL) 6FT/1.82M PLATFORM .....	620
FIGURE 5-19. FALL ARREST INSTALLATION (BOLT - ON EXTERNAL) 6FT/1.82M PLATFORM ( .....	622
FIGURE 5-20. FALL ARREST INSTALLATION (BOLT - ON EXTERNAL) 8FT/2.4M PLATFORM .....	624
FIGURE 5-21. FOOTSWITCH ASSEMBLY .....	626
FIGURE 5-22. LIGHT PANEL INSTALLATION (MACHINES WITH SN STARTING WITH 03) .....	628
FIGURE 5-23. LIGHT PANEL INSTALLATION (MACHINES WITH SN STARTING WITH B3) .....	630
FIGURE 5-24. PLASMA CUTTER ASSEMBLY .....	632
FIGURE 5-25. SKYCUTTER INSTALLATION (ANSI, ANSI EXPORT, CHINA, CSA AND JAPANESE SPECS) .....	634
FIGURE 5-26. SKYEYE INSTALLATION.....	636
FIGURE 5-27. SKYGLAZIER INSTALLATION (ANSI AND CSA SPECS).....	638
FIGURE 5-28. SKYGLAZIER INSTALLATION (BRAZIL SPECS).....	640
FIGURE 5-29. SKYGLAZIER INSTALLATION (DANISH SPECS).....	642
FIGURE 5-30. SKYGLAZIER INSTALLATION (FINNISH SPECS) .....	644
FIGURE 5-31. SKYGLAZIER INSTALLATION (FRENCH SPECS) .....	646
FIGURE 5-32. SKYGLAZIER INSTALLATION (GERMAN SPECS) .....	648
FIGURE 5-33. SKYGLAZIER INSTALLATION (ITALIAN SPECS).....	650
FIGURE 5-34. SKYGLAZIER INSTALLATION (LATIN AMERICAN SPECS) .....	652
FIGURE 5-35. SKYGLAZIER INSTALLATION (PORTUGUESE SPECS) .....	654
FIGURE 5-36. SKYGLAZIER INSTALLATION (SPANISH SPECS) .....	656
FIGURE 5-37. SKYGLAZIER INSTALLATION (SWEDISH SPECS).....	658
FIGURE 5-38. SKYGLAZIER INSTALLATION (UK SPECS) .....	660

# TABLE OF CONTENTS

FIGURE 5-39. SKYGUARD BAR INSTALLATION .....	662
FIGURE 5-40. SKYLINE INSTALLATION .....	664
FIGURE 5-41. SKYWELDER INSTALLATION (50HZ) (ANSI EXPORT, AUSTRALIAN, CHINA AND JAPANESE SPECS).....	666
FIGURE 5-42. SKYWELDER INSTALLATION (60HZ) (ANSI, ANSI EXPORT, CSA AND JAPANESE SPECS).....	668
FIGURE 5-43. SKYWELDER PREP PACKAGE (60HZ) (ANSI, ANSI EXPORT, CSA AND CHINA SPECS).....	670
FIGURE 5-44. SKYWELDER/SKYCUTTER COMBO INSTALLATION (60HZ) (ANSI, ANSI EXPORT, CHINA, CSA AND JAPANESE SPECS).....	672
FIGURE 5-45. SOFT TOUCH SYSTEM INSTALLATION - 6FT/1.8M PLATFORMS (ALL SPECS).....	676
FIGURE 5-46. SOFT TOUCH SYSTEM INSTALLATION - 8FT/2.4M PLATFORMS (ALL SPECS) (1350SJP).....	678
FIGURE 5-47. SOFT TOUCH SYSTEM INSTALLATION - 8FT/2.4M PLATFORMS (ANSI SPECS WITH SN STARTING WITH 03)) (1350SJP) .....	680
FIGURE 5-48. TRAY ASSEMBLY .....	682
FIGURE 5-49. USB CHARGER INSTALLATION .....	684
FIGURE 5-50. WELDER ASSEMBLY .....	686
SECTION 6 - CYLINDER .....	689
FIGURE 6-1. AXLE EXTENSION CYLINDER ASSEMBLY .....	690
FIGURE 6-2. AXLE LOCKOUT CYLINDER ASSEMBLY .....	692
FIGURE 6-3. PLATFORM LEVEL CYLINDER ASSEMBLY - WITHOUT COLD WEATHER PLUS PACKAGE .....	694
FIGURE 6-4. PLATFORM LEVEL CYLINDER ASSEMBLY - WITH COLD WEATHER PLUS PACKAGE .....	696
FIGURE 6-5. LIFT CYLINDER ASSEMBLY .....	698
FIGURE 6-6. JIB CYLINDER ASSEMBLY - WITH OR WITHOUT COLD WEATHER PLUS PACKAGE.....	700
FIGURE 6-7. STEER CYLINDER ASSEMBLY .....	702
FIGURE 6-8. TELESCOPE CYLINDER ASSEMBLY (1200SJP) .....	704
FIGURE 6-9. TELESCOPE CYLINDER ASSEMBLY (1350SJP) .....	706
SECTION 7 - HYDRAULIC .....	709
FIGURE 7-1. HYDRAULIC DIAGRAM - BOOM (1200SJP).....	710
FIGURE 7-2. HYDRAULIC DIAGRAM - BOOM (1350SJP).....	712
FIGURE 7-3. HYDRAULIC DIAGRAM - DRIVE .....	714
FIGURE 7-4. HYDRAULIC DIAGRAM - OSCILLATING AXLE.....	718
FIGURE 7-5. HYDRAULIC DIAGRAM - STEER .....	720
FIGURE 7-6. HYDRAULIC DIAGRAM - TURNTABLE (DEUTZ TD2011 ENGINES WITH REXROTH PUMPS).....	722
FIGURE 7-7. HYDRAULIC DIAGRAM - TURNTABLE (DEUTZ TCD2.9L4 ENGINES AND DEUTZ TCD2.9L4 (STAGE V) ENGINES WITH REXROTH PUMPS).....	726
FIGURE 7-8. HYDRAULIC DIAGRAM - TURNTABLE (WITH SAUER PUMPS).....	730
FIGURE 7-9. HYDRAULIC DIAGRAM - TURNTABLE (WITH PMP PUMPS) (SN B300023322 to Present, SN B300023675 to Present, Excluding B300023444) .....	734
SECTION 8 - ELECTRICAL .....	739
FIGURE 8-1. AC BOX AT PLATFORM - 110V (ANSI SPECS) .....	740
FIGURE 8-2. AC BOX AT PLATFORM - 110V GFI RECEPTACLE (ANSI, CSA AND JAPANESE SPECS).....	742
FIGURE 8-3. AC BOX AT PLATFORM - 220V GFI RECEPTACLE (ANSI, CSA AND JAPANESE SPECS).....	744
FIGURE 8-4. AC BOX AT PLATFORM INSTALLATION - BOX WITH COVER (2X4 BOX) WITH 4000W GENERATOR (AUSTRALIAN SPECS).....	746
FIGURE 8-5. AC BOX AT PLATFORM INSTALLATION - 110V IEC 60309 YELLOW WITHOUT 2500W GENERATOR (CE & UK CA SPECS) .....	748
FIGURE 8-6. AC BOX AT PLATFORM INSTALLATION - 110V IEC 60309 YELLOW WITHOUT 4000W GENERATOR (CE & UK CA SPECS) .....	750

# TABLE OF CONTENTS

FIGURE 8-7. AC BOX AT PLATFORM INSTALLATION - 220V IEC 60309 BLUE WITHOUT 2500W GENERATOR (CE & UK CA SPECS).....	752
FIGURE 8-8. AC BOX AT PLATFORM INSTALLATION - 220V IEC 60309 BLUE WITHOUT 4000W GENERATOR (CE & UK CA SPECS).....	754
FIGURE 8-9. AC BOX AT PLATFORM INSTALLATION - 220V CEE7 POST GROUND (2X4 BOX) WITHOUT 2500W GENERATOR (CE & UK CA SPECS).....	756
FIGURE 8-10. AC BOX AT PLATFORM INSTALLATION - 220V CEE7 POST GROUND (2X4 BOX) WITHOUT 4000W GENERATOR (CE & UK CA SPECS).....	758
FIGURE 8-11. AC BOX AT PLATFORM INSTALLATION - 220V CEE7 SIDE GROUND (2X4 BOX) WITHOUT 2500W GENERATOR (CE & UK CA SPECS).....	760
FIGURE 8-12. AC BOX AT PLATFORM INSTALLATION - 220V CEE7 SIDE GROUND (2X4 BOX) WITHOUT 4000W GENERATOR (CE & UK CA SPECS).....	762
FIGURE 8-13. AC BOX AT PLATFORM INSTALLATION - 220V AFSINT 107 KEYED GROUND (2X4 BOX) WITHOUT 2500W GENERATOR (CE & UK CA SPECS).....	764
FIGURE 8-14. AC BOX AT PLATFORM INSTALLATION - 240V (WITH 4000W GENERATOR) (ANSI, ANSI EXPORT, CSA AND JAPANESE SPECS).....	766
FIGURE 8-15. AC BOX AT PLATFORM INSTALLATION - 240V (WITH 7500W SKYPOWER GENERATOR) (ALL SPECS EXCEPT AUSTRALIAN & CE & UK CA SPECS).....	768
FIGURE 8-16. AC BOX AT PLATFORM INSTALLATION - 220V AFSINT 107 KEYED GROUND (2X4 BOX) WITHOUT 4000W GENERATOR (CE & UK CA SPECS).....	770
FIGURE 8-17. AC 16 AMP BREAKER BOX INSTALLATION (CE & UK CA SPECS).....	772
FIGURE 8-18. ANALYZER CABLE HARNESS.....	774
FIGURE 8-19. AXLE POWER TRACK HARNESS ASSEMBLY.....	776
FIGURE 8-20. BATTERY DISCONNECT SWITCH.....	778
FIGURE 8-21. BEACON LIGHT HARNESS (BLUE BEACON LIGHT ONLY).....	780
FIGURE 8-22. B.L.A.M. TO BOOM LENGTH SENSOR HARNESS.....	782
FIGURE 8-23. B.L.A.M. TO BOOM ANGLE SENSOR HARNESS (LEFT SIDE).....	784
FIGURE 8-24. B.L.A.M. TO BOOM ANGLE SENSOR HARNESS (RIGHT SIDE).....	786
FIGURE 8-25. B.L.A.M. HARNESS.....	788
FIGURE 8-26. BOOM CABLES INSTALLATION (ANSI, ANSI EXPORT, CHINA, CSA AND JAPANESE SPECS) (1200SJP).....	790
FIGURE 8-27. BOOM CABLES INSTALLATION (ANSI, ANSI EXPORT, CHINA, CSA AND JAPANESE SPECS) (1350SJP).....	792
FIGURE 8-28. BOOM CABLES INSTALLATION (AUSTRALIAN, CE & UK CA SPECS) (1200SJP).....	794
FIGURE 8-29. BOOM CABLES INSTALLATION (AUSTRALIAN, CE & UK CA SPECS) (1350SJP).....	796
FIGURE 8-30. BOOM CABLES INSTALLATION - WITH 4000W GENERATOR (1200SJP).....	798
FIGURE 8-31. BOOM CABLES INSTALLATION - WITH 4000W GENERATOR (1350SJP).....	800
FIGURE 8-32. BOOM CABLES INSTALLATION - WITH 7500W GENERATOR (1200SJP).....	802
FIGURE 8-33. BOOM CABLES INSTALLATION - WITH 7500W GENERATOR (1350SJP).....	804
FIGURE 8-34. BREAKER BOX KIT - 16 AMP (2500W GENERATOR).....	806
FIGURE 8-35. BREAKER BOX KIT - 16 AMP (4000W GENERATOR).....	808
FIGURE 8-36. CHASSIS HARNESS ASSEMBLY.....	810
FIGURE 8-37. CLEARSKY INSTALLATION - 3G CANBUS CONNECTION (ANSI EXPORT, CE, AND UK CA SPECS).....	812
FIGURE 8-38. CLEARSKY INSTALLATION - 3G CANBUS CONNECTION (AUSTRALIAN SPECS).....	814
FIGURE 8-39. CLEARSKY INSTALLATION - 4G CANBUS CONNECTION (ALL SPECS EXCEPT CHINA SPECS).....	816
FIGURE 8-40. CLEARSKY INSTALLATION - 4G CANBUS CONNECTION (CHINA SPECS).....	818
FIGURE 8-41. CLEARSKY INSTALLATION - 3 WIRE GT1030 (ALL SPECS EXCEPT CHINA SPECS).....	820
FIGURE 8-42. CLEARSKY INSTALLATION - WITH DEUTZ TD2.9L4 (CHINA IV) ENGINES (CHINA SPECS).....	822
FIGURE 8-43. CLEARSKY HARNESS - 3G & 4G CANBUS CONNECTIONS.....	824
FIGURE 8-44. CLEARSKY HARNESS - 3 WIRE GT1030.....	826
FIGURE 8-45. CLEARSKY HARNESS - WITH DEUTZ TD2.9L4 (CHINA IV) ENGINES.....	828

# TABLE OF CONTENTS

FIGURE 8-46. CLEARSKY TELEMATICS JUMPER HARNESS .....	830
FIGURE 8-47. TELEMATICS CONTROL MODULE ASSEMBLY .....	832
FIGURE 8-48. CLEARSKY READY HARNESS .....	834
FIGURE 8-49. DIAGNOSTIC HARNESS .....	836
FIGURE 8-50. DUAL CAPACITY JIB POSITION SWITCH HARNESS .....	838
FIGURE 8-51. ENGINE HARNESS - DEUTZ TD2011 ENGINES AND DEUTZ TD2.9L4 ENGINES .....	840
FIGURE 8-52. ENGINE HARNESS - DEUTZ TD2.9L4 ENGINES AND DEUTZ TCD2.9L4 ENGINES .....	842
FIGURE 8-53. ENGINE HARNESS - DEUTZ TCD2.9L4 (STAGE V) & DEUTZ TCD2.9L4 (CHINA IV) ENGINES .....	846
FIGURE 8-54. FUEL FILTER HARNESS - DEUTZ TCD2.9L4 ENGINES AND DEUTZ TCD2.9L4 (STAGE V) ENGINES .....	850
FIGURE 8-55. FUEL HARNESS - DEUTZ TCD2.9L4 ENGINES AND DEUTZ TCD2.9L4 (STAGE V) ENGINES .....	852
FIGURE 8-56. GENERATOR HARNESS - 4000W GENERATOR .....	854
FIGURE 8-57. GENERATOR HARNESS - 7500W GENERATOR .....	856
FIGURE 8-58. GROUND CONTROL BOX HARNESS .....	858
FIGURE 8-59. GROUND CONTROLS TO ENGINE HARNESS .....	860
FIGURE 8-60. JIB STOW SWITCH HARNESS .....	862
FIGURE 8-61. LOAD SENSING PIN HARNESS .....	864
FIGURE 8-62. LOCKOUT VALVE HARNESS .....	866
FIGURE 8-63. MAIN BOOM CONTROL CABLE HARNESS (1200SJP) .....	868
FIGURE 8-64. MAIN BOOM CONTROL CABLE HARNESS (1350SJP) .....	870
FIGURE 8-65. MAIN VALVE HARNESS .....	872
FIGURE 8-66. PLATFORM CONSOLE BOX HARNESS .....	874
FIGURE 8-67. PLATFORM CONSOLE BOX HARNESS .....	878
FIGURE 8-68. PLATFORM INTERFACE HARNESS .....	880
FIGURE 8-69. PLATFORM VALVE HARNESS .....	882
FIGURE 8-70. PUMP ADAPTER HARNESS - SAUER PUMPS .....	884
FIGURE 8-71. RECEPTACLE BOX KIT - 110V IEC YELLOW WITHOUT 2500W GENERATOR (CE & UK CA SPECS) .....	886
FIGURE 8-72. RECEPTACLE BOX KIT - 220V IEC BLUE WITHOUT 2500W GENERATOR (CE & UK CA SPECS) .....	888
FIGURE 8-73. RECEPTACLE BOX KIT - 220V CEE7 POST GROUND WITHOUT 2500W GENERATOR (2X4 BOX) (CE & UK CA SPECS) .....	890
FIGURE 8-74. RECEPTACLE BOX KIT - 220V CEE7 SIDE GROUND WITHOUT 2500W GENERATOR (2X4 BOX) (CE & UK CA SPECS) .....	892
FIGURE 8-75. RECEPTACLE BOX KIT - 220V AFSINT 107 KEYED GROUND WITHOUT 2500W GENERATOR (2X4 BOX) (CE & UK CA SPECS) .....	894
FIGURE 8-76. SKYEYE INTERMEDIATE HARNESS .....	896
FIGURE 8-77. SKYEYE EMITTER HARNESS .....	898
FIGURE 8-78. SKYEYE RECEIVER HARNESS .....	900
FIGURE 8-79. SKYLINE HARNESS .....	902
FIGURE 8-80. STROBE LIGHT HARNESS (AMBER) .....	904
FIGURE 8-81. TILT SENSOR HARNESS (LEFT) .....	906
FIGURE 8-82. TILT SENSOR HARNESS (RIGHT) .....	908
SECTION 9 - DECALS .....	911
FIGURE 9-1. DECAL INSTALLATION - ANSI SPEC .....	912
FIGURE 9-2. DECAL INSTALLATION - AUSTRALIAN SPEC .....	914
FIGURE 9-3. DECAL INSTALLATION - BRAZIL SPEC (PORTGUESE/ENGLISH) .....	916
FIGURE 9-4. DECAL INSTALLATION - CE & UK CA SPEC .....	918
FIGURE 9-5. DECAL INSTALLATION - CHINESE SPEC (CHINESE/ENGLISH) .....	920

# TABLE OF CONTENTS

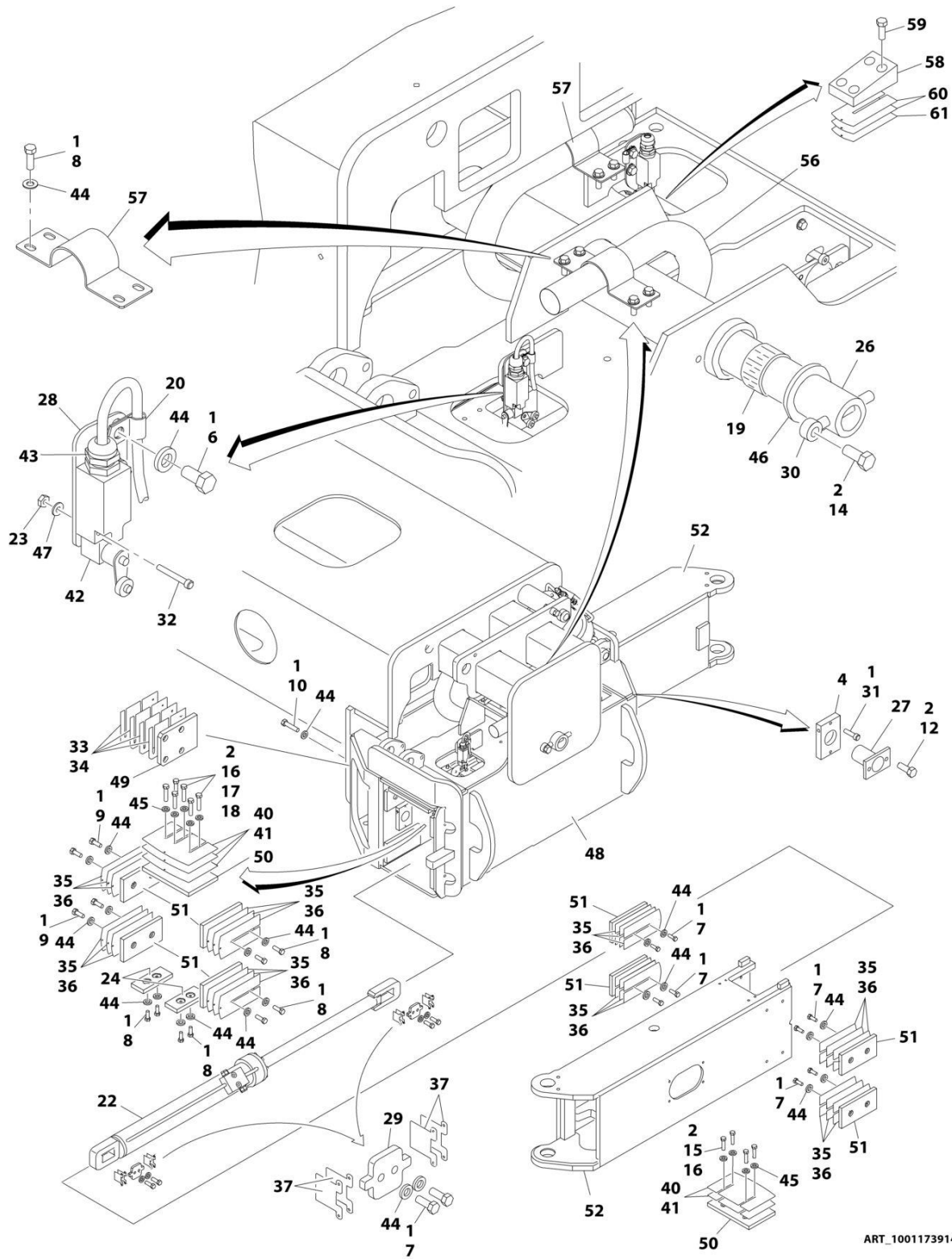
FIGURE 9-6. DECAL INSTALLATION - CSA SPEC (ENGLISH/FRENCH) .....	922
FIGURE 9-7. DECAL INSTALLATION - JAPANESE SPEC (JAPANESE/ENGLISH) .....	924
FIGURE 9-8. DECAL INSTALLATION - KOREAN SPEC (KOREAN/ENGLISH) .....	926
FIGURE 9-9. DECAL INSTALLATION - LATIN AMERICAN SPEC (SPANISH/ENGLISH).....	928
FIGURE 9-10. DECAL INSTALLATION - OPTIONS .....	930
FIGURE 9-11. SKYCUTTER DECAL INSTALLATION (ANSI, ANSI EXPORT, CHINESE & CSA SPECS) .....	934
FIGURE 9-12. SKYCUTTER DECAL INSTALLATION (JAPANESE SPECS) .....	936
FIGURE 9-13. SKYWELDER DECAL INSTALLATION - 50HZ.....	938
FIGURE 9-14. SKYWELDER DECAL INSTALLATION - 60HZ.....	940
SECTION 10 - RECOMMENDED SERVICE PARTS STOCK .....	943
FIGURE 10-1. RECOMMENDED SERVICE PARTS STOCK.....	944
SECTION 11 - SPECIAL OPTIONS .....	947
FIGURE 11-1. SPECIAL OPTIONS/ACCESSORIES/KITS.....	948
PART NUMBER INDEX.....	953



**SECTION 1 - FRAME**

# SECTION 1 - FRAME

## FIGURE 1-1. AXLE INSTALLATION - FIXED



ART\_1001173914\_J

# SECTION 1 - FRAME

## FIGURE 1-1. AXLE INSTALLATION - FIXED

ITEM	PART NUMBER	QTY	DESCRIPTION	REV
	1001173914	Ref	AXLE INSTALLATION - FIXED	J
1	0100011	AR	Compound, Locking	
2	0100019	AR	Compound, Locking	
4	0363037	4	Bar, Stop	
6	0641606	8	Bolt 3/8 x 3/4	
7	0641608	48	Bolt 3/8 x 1	
8	0641609	64	Bolt 3/8 x 1-1/8	
9	0641611	16	Bolt 3/8 x 1-3/8	
10	0641613	8	Bolt 3/8 x 1-5/8	
12	0641808	8	Bolt 1/2 x 1	
14	0642214	1	Bolt 3/4 x 1-3/4	
15	0681813	12	Bolt 1/2 x 1-5/8 Grade 8	
16	0681814	18	Bolt 1/2 x 1-3/4 Grade 8	
17	0681815	12	Bolt 1/2 x 1-7/8 Grade 8	
18	0681816	6	Bolt 1/2 x 2 Grade 8	
19	0962033	2	Bushing	
20	1320263	4	Clamp, Cable	
22	1001251020	4	Axle Extension Cylinder Assembly (See Separate Breakdown in CYLINDER SECTION)	
23	3310805	8	Nut #8	
24	3340881	8	Pad, Wear	
26	3422918	1	Pin	
27	3422960	4	Pin	
28	3573294	4	Plate	
29	3573335	8	Plate	
30	3841287	1	Keeper, Pin	
31	3900270	4	Bolt 1/2 x 1-1/2	
32	3930820	8	Capscrew #8 x 1-1/4	
33	4071035	2	Shim #18 Gauge	
34	4071036	4	Shim #11 Gauge	
35	4071039	10	Shim #18 Gauge	
36	4071040	36	Shim #11 Gauge	
37	4071042	24	Shim #16 Gauge	
40	4071054	8	Shim #18 Gauge	
41	4071055	12	Shim #11 Gauge	
42	4360578	4	Switch, Limit	
43	4460968	4	Connector, Strain Relief	
44	4711600	144	Washer 3/8	
45	4711800	48	Washer 1/2	
46	4740461	1	Thrustwasher	
47	4750800	8	Washer #8	
48	4846383	1	Box, Axle Pivot	
49	1001161401	2	Pad, Axle	
50	1001161402	8	Pad, Wear	
51	1001161403	32	Pad, Wear	
52	4846637	4	Extension, Axle	
55	4240155	6	Strap (Not Shown)	
56	1001193674	4	Sleeve, Nylon	
57	1001191541	8	Bracket, Hose Mount	
58	0363076	2	Bar	

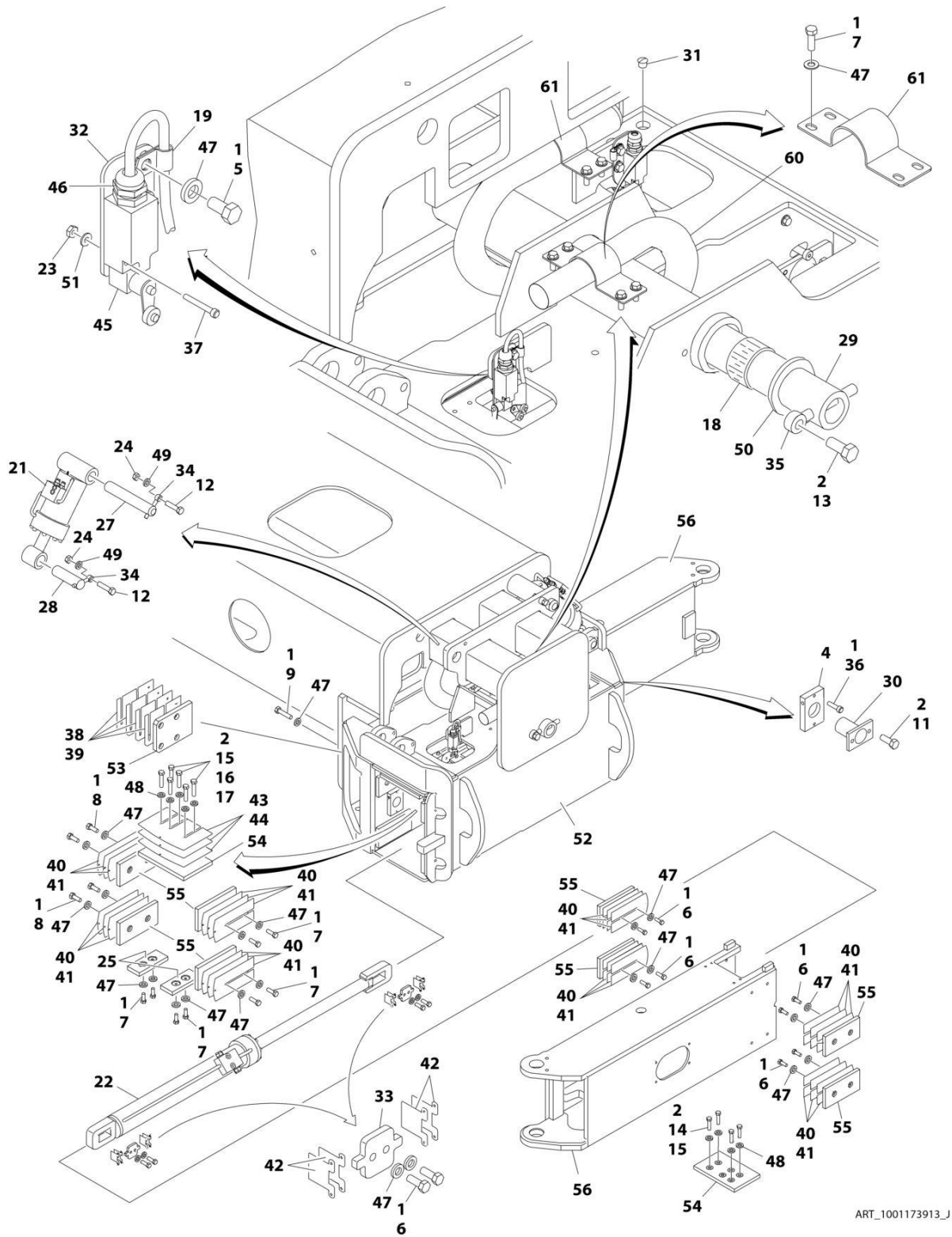
## SECTION 1 - FRAME

ITEM	PART NUMBER	QTY	DESCRIPTION	REV
59	0641814	4	Bolt 1/2 x 1-3/4	
60	4071049	4	Shim #11 Gauge	
61	4071050	2	Shim #16 Gauge	
62	2220235	1	Plug (Not Shown - Located on Junction Manifold)	



# SECTION 1 - FRAME

## FIGURE 1-2. AXLE INSTALLATION - OSCILLATING



ART\_1001173913\_J

# SECTION 1 - FRAME

## FIGURE 1-2. AXLE INSTALLATION - OSCILLATING

ITEM	PART NUMBER	QTY	DESCRIPTION	REV
	1001173913	Ref	AXLE INSTALLATION - OSCILLATING	J
1	0100011	AR	Compound, Locking	
2	0100019	AR	Compound, Locking	
4	0363037	4	Bar, Stop	
5	0641606	8	Bolt 3/8 x 3/4	
6	0641608	48	Bolt 3/8 x 1	
7	0641609	64	Bolt 3/6 x 1-1/8	
8	0641611	16	Bolt 3/8 x 1-3/8	
9	0641613	8	Bolt 3/8 x 1-5/8	
11	0641808	8	Bolt 1/2 x 1	
12	0642020	4	Bolt 5/8 x 2-1/2	
13	0642214	1	Bolt 3/4 x 1-3/4	
14	0681813	12	Bolt 1/2 x 1-5/8 Grade 8	
15	0681814	18	Bolt 1/2 x 1-3/4 Grade 8	
16	0681815	12	Bolt 1/2 x 1-7/8 Grade 8	
17	0681816	6	Bolt 1/2 x 2 Grade 8	
18	0962033	2	Bushing	
19	1320263	4	Clamp, Cable	
21	1001251019	2	Oscillating Axle Cylinder Assembly (See Separate Breakdown in CYLINDER Section)	
22	1001251020	4	Axle Extension Cylinder Assembly (See Separate Breakdown in CYLINDER Section)	
23	3310805	8	Nut #8	
24	3312005	4	Nut 5/8	
25	3340881	8	Pad, Wear	
27	3422833	2	Pin	
28	3422915	2	Pin	
29	3422918	1	Pin	
30	3422960	4	Pin	
31	3520054	4	Plug	
32	3573294	4	Plate	
33	3573335	8	Plate	
34	3841258	4	Keeper, Pin	
35	3841287	1	Keeper, Pin	
36	3900270	4	Bolt 1/2 x 1-1/2	
37	3930820	8	Capscrew #8 x 1-1/4	
38	4071035	2	Shim #18 Gauge	
39	4071036	4	Shim #11 Gauge	
40	4071039	10	Shim #18 Gauge	
41	4071040	36	Shim #11 Gauge	
42	4071042	24	Shim #16 Gauge	
43	4071054	8	Shim #18 Gauge	
44	4071055	12	Shim #11 Gauge	
45	4360578	4	Switch, Limit	
46	4460968	4	Connector, Strain Relief	
47	4711600	144	Washer 3/8	
48	4711800	48	Washer 1/2	
49	4712000	4	Washer 5/8	
50	4740461	1	Thrustwasher	
51	4750800	8	Washer #8	

## SECTION 1 - FRAME

ITEM	PART NUMBER	QTY	DESCRIPTION	REV
52	4846383	1	Box, Axle Pivot	
53	1001161401	2	Pad, Axle	
54	1001161402	8	Pad, Wear	
55	1001161403	32	Pad, Wear	
56	4846637	4	Extension, Axle	
59	4240155	6	Strap (Not Shown)	
60	1001193674	4	Sleeve, Nylon	
61	1001191541	8	Bracket, Hose Mount	







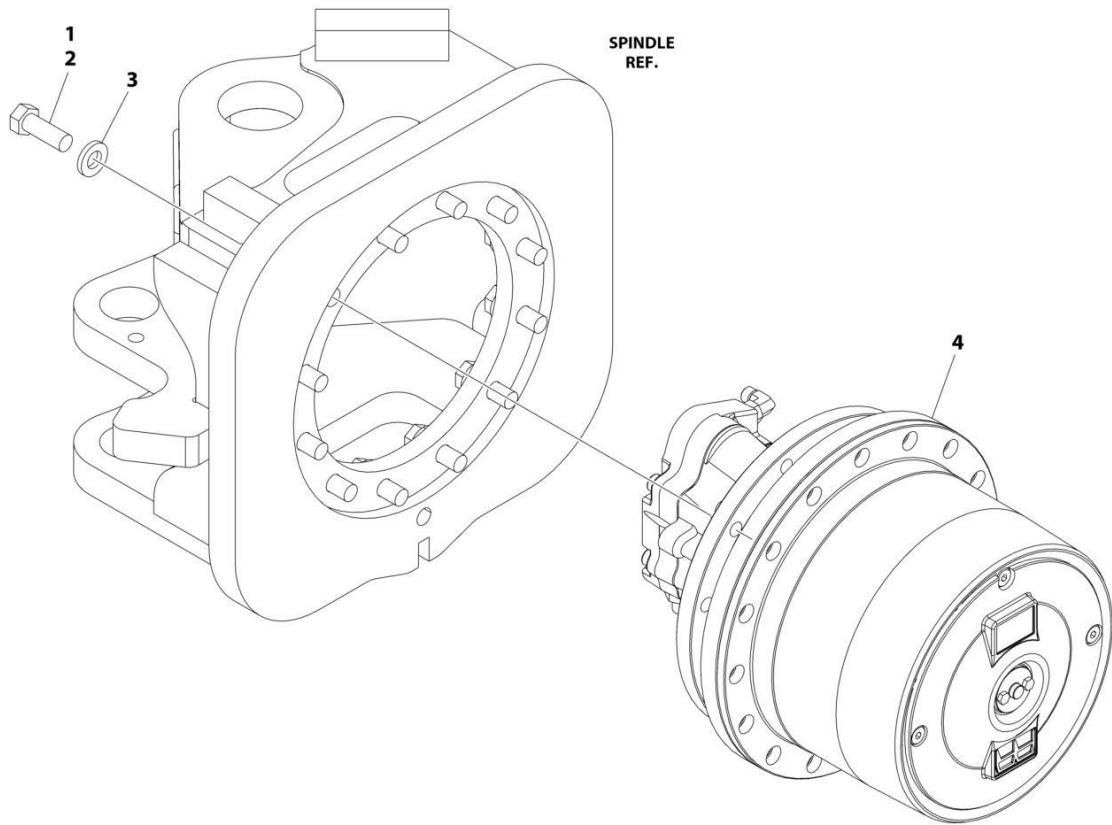
# SECTION 1 - FRAME

## FIGURE 1-3. STEER INSTALLATION

ITEM	PART NUMBER	QTY	DESCRIPTION	REV
	0271520	Ref	STEER INSTALLATION	M
1	0100011	AR	Compound, Locking	
2	0100019	AR	Compound, Locking	
3	0100035	AR	Compound, Locking	
5	0630464	4	Screw #10 x 1/2	
6	0641505	4	Bolt 5/16 x 5/8	
7	0641511	4	Bolt 5/16 x 1-3/8	
9	0641634	4	Bolt 3/8 x 4-1/4	
10	0642016	4	Bolt 5/8 x 2	
11	0962423	8	Bushing	
12	1671040	4	Cover, Sensor	
13	1001251031	4	Steer Cylinder Assembly (See Separate Breakdown in CYLINDER Section)	
14	3311505	4	Nut 5/16	
15	3300464	4	Nut, Slotted	
17	3422917	4	Kingpin	
18	3422940	4	Pin, Steer Cylinder (Outer)	
19	3422941	4	Pin, Steer Cylinder (Inner)	
20	3423256	4	Pin, Sensor	
21	3451214	4	Pin, Cotter 3/8 x 3-1/2	
22	3760383	4	Ring, Retaining	
23	3841258	4	Keeper, Pin	
25	3931020	8	Capscrew #10 x 1-1/4	
26	3931412	16	Capscrew 1/4 x 3/4	
27	3932024	8	Capscrew 5/8 x 1-1/2	
28	1001099632	4	Spindle	
29	4360505	4	Switch, Rotary Angle Sensor (Steer)	
30	4460914	4	Terminal	
31	4711500	12	Washer 5/16	
32	4711800	4	Washer 1/2	
33	4740181	4	Thrustwasher	
34	4740229	4	Thrustwasher	
35	4740505	8	Thrustwasher	
36	4751600	4	Washer 3/8	
37	4755000	4	Washer 2-1/2	
38	0200833	4	Arm, Steer	
39	0741606	8	Screw 3/8 x 3/4	
40	1120549	4	Cap, Seal (Outer)	
41	1120550	4	Cap, Seal (Inner)	
42	3960551	4	Seal (Outer)	
43	3960552	4	Seal (Inner)	
44	0080277	4	Adapter, Angle Sensor Pilot	
45	4811600	8	Washer M5	

# SECTION 1 - FRAME

## FIGURE 1-4. WHEEL DRIVE INSTALLATION - REGGIANA RIDUTTORI



ART\_1001104324

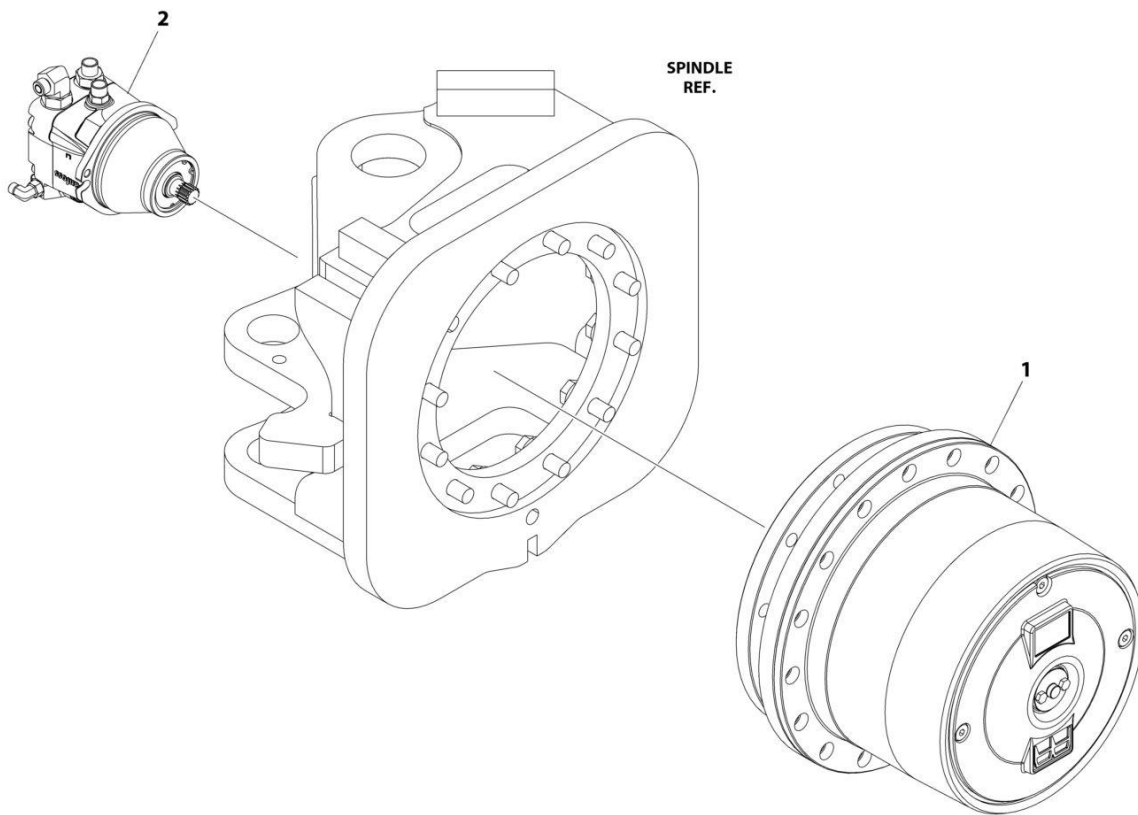
## SECTION 1 - FRAME

**FIGURE 1-4. WHEEL DRIVE INSTALLATION - REGGIANA RIDUTTORI**

ITEM	PART NUMBER	QTY	DESCRIPTION	REV
	1001104324	Ref	WHEEL DRIVE INSTALLATION - REGGIANA RIDUTTORI	B
1	0100019	AR	Compound, Locking	
2	0701617	48	Bolt M16 x 45 (12 Per Wheel)	
3	4892000	48	Washer 5/8 (12 Per Wheel)	
4	1001104315	4	Drive Hub and Motor Assembly - Reggiana Riduttori (See Separate Breakdown in this Section)	

# SECTION 1 - FRAME

FIGURE 1-5. DRIVE HUB AND MOTOR ASSEMBLY - REGGIANA RIDUTTORI



ART\_1001104315

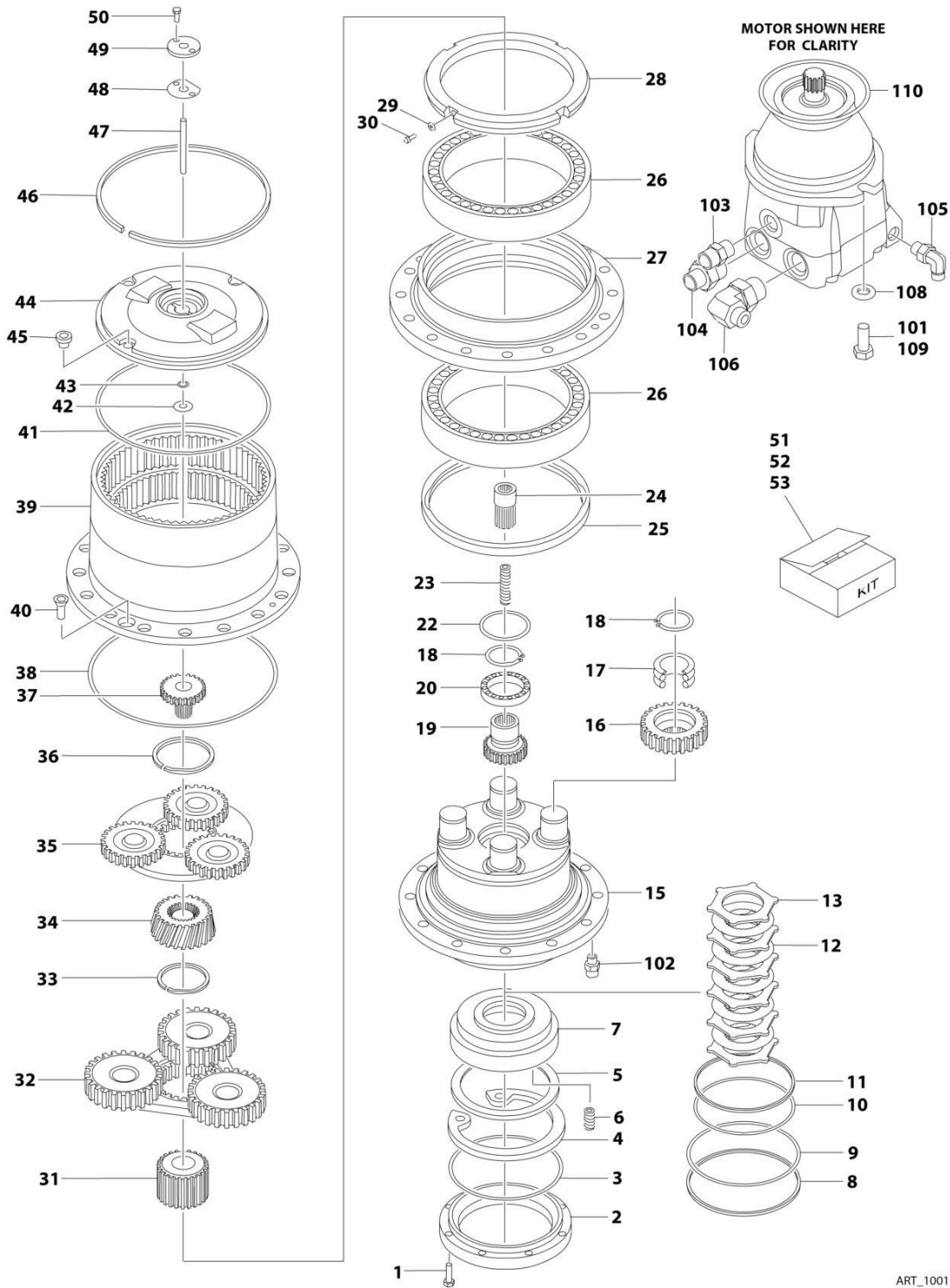
**SECTION 1 - FRAME**

**FIGURE 1-5. DRIVE HUB AND MOTOR ASSEMBLY - REGGIANA RIDUTTORI**

<b>ITEM</b>	<b>PART NUMBER</b>	<b>QTY</b>	<b>DESCRIPTION</b>	<b>REV</b>
	1001104315	Ref	DRIVE HUB AND MOTOR ASSEMBLY - REGGIANA RIDUTTORI Note: Various brands used on Machines. When replacing complete hub, note that all 4 hubs must be the same brand. Note: Various brands used on Machines. Identify brand before ordering replacement parts.	B
		Ref		
		Ref		
1	1001104325	4	Drive Hub Assembly - Reggiana Riduttori (See Separate Breakdown in this Section)	
2	3160339	4	Drive Motor Assembly (See Separate Breakdown in this Section)	

# SECTION 1 - FRAME

## FIGURE 1-6. DRIVE HUB ASSEMBLY - REGGIANA RIDUTTORI



ART\_1001104325



# SECTION 1 - FRAME

**FIGURE 1-6. DRIVE HUB ASSEMBLY - REGGIANA RIDUTTORI**

ITEM	PART NUMBER	QTY	DESCRIPTION	REV
	1001104325	Ref	DRIVE HUB ASSEMBLY - REGGIANA RIDUTTORI	G
		Ref	Note: Various brands used on Machines. Identify brand before ordering replacement parts.	
	1001101550	1	Hub, Torque	C
1	70002015	8	Bolt M8 x 25	
2	70002016	1	Ring, Motor Support	
3	See Note	NSS	O-Ring (Note: Use Item 51)	
4	70002018	1	Snap Ring	
5	70002019	1	Retainer, Spring	
6	70002020	9	Spring	
7	70002021	1	Piston	
8	See Note	NSS	Ring, Back-up (Note: Use Item 51 or 53)	
9	See Note	NSS	O-Ring (Note: Use Item 51 or 53)	
10	See Note	NSS	O-Ring (Note: Use Item 51 or 53)	
11	See Note	NSS	Ring, Back-up (Note: Use Item 51 or 53)	
12	70002026	5	Disc, Friction	
13	70002027	6	Disc, Steel	
15	70002029	1	Spindle	
16	70002030	4	Gear, Planetary	
17	70002031	4	Bearing	
18	70002032	5	Snap Ring	
19	70002033	1	Gear, Brake/Input	
20	70002034	1	Bearing	
22	70002035	1	Ring, Wear	
23	70002036	1	Spring	
24	70002037	1	Shaft, Engagement	
25	See Note	NSS	Seal (Note: Use Item 51)	
26	70002039	2	Bearing Assembly	
27	70002040	1	Support, Hub	
28	70002041	1	Nut, Retaining	
29	70002674	4	Washer	
30	70002674	4	Screw	
31	70002044	1	Gear, Planetary Sun	
32	70002045	1	Reduction Assembly, Secondary	
33	70002046	1	Snap Ring	
34	70002047	1	Gear, Secondary Input Sun	
35	70002048	1	Reduction Assembly, Primary	
36	70002049	1	Snap Ring	
37	70002050	1	Gear, Primary Input Sun	
38	See Note	NSS	O-Ring (Note: Use Item 51)	
39	See Note	NSS	Housing, Hub (Note: Not Available - Purchase Complete Assembly)	
40	70002052	2	Screw, Countersunk	
41	See Note	NSS	O-Ring (Note: Use Item 51 or 52)	
42	See Note	NSS	Thrustwasher (Note: Use Item 52)	
43	See Note	NSS	O-Ring (Note: Use Item 51 or 52)	
44	See Note	NSS	Cover, Hub (Note: Use Item 52)	
45	70002057	3	Plug	
46	See Note	NSS	Snap Ring (Note: Use Item 52)	
47	See Note	NSS	Pin, Engagement (Note: Use Item 52)	

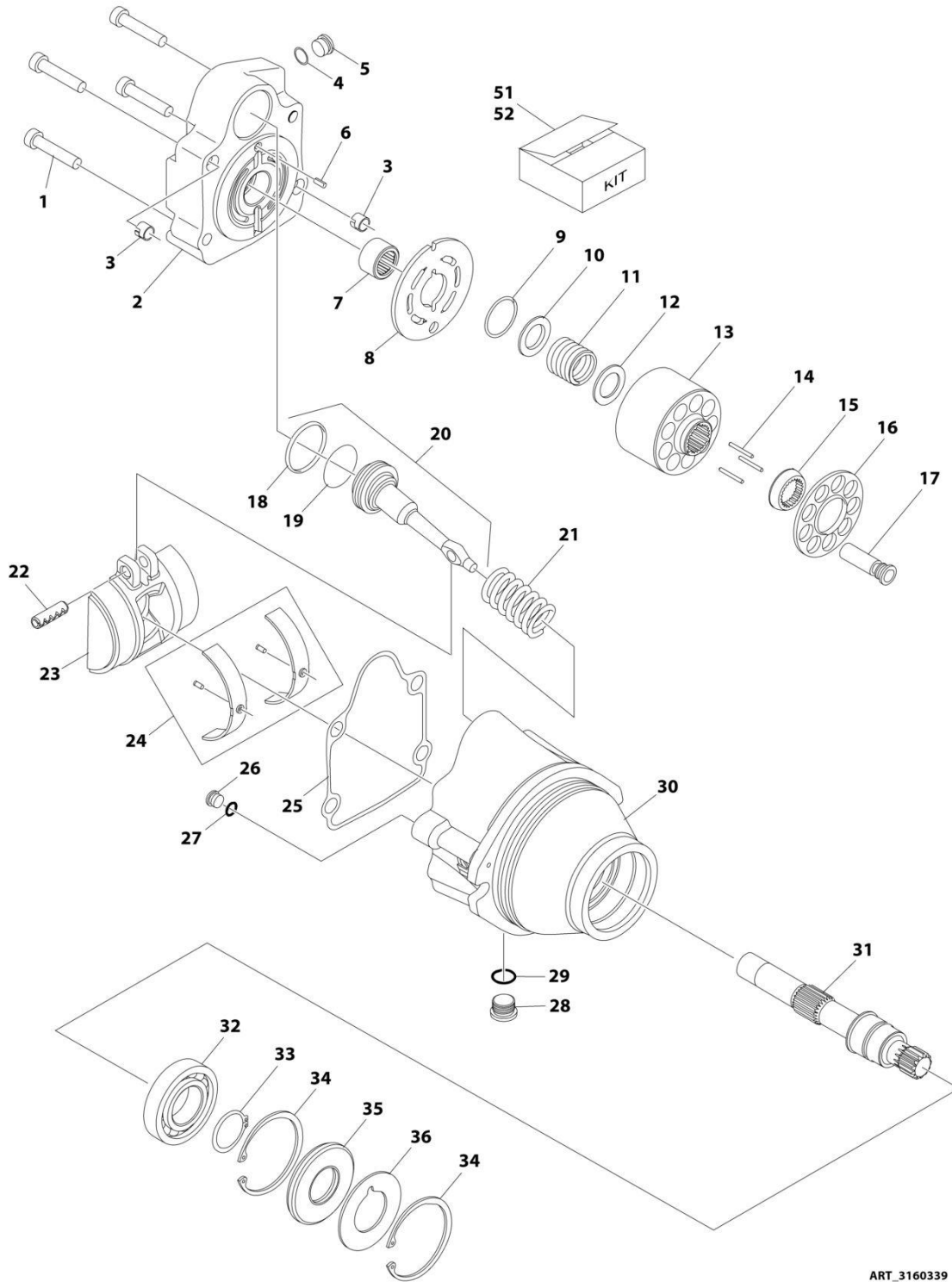
## SECTION 1 - FRAME

ITEM	PART NUMBER	QTY	DESCRIPTION	REV
48	See Note	NSS	Gasket (Note: Use Item 51 or 52)	
49	See Note	NSS	Cover, Engagement (Note: Use Item 52)	
50	See Note	NSS	Screw (Note: Use Item 52)	
51	70002248	1	Seal Kit (Includes Items 3, 8-11, 25, 38, 41, 43 & 48)	
52	70002247	1	Cover Kit (Includes Items 41-50)	
53	70002249	1	Brake Kit (Includes Items 4-13)	
101	0761214	2	Bolt M12 x 30	
102	2110404	1	Fitting, Adapter	
103	2110808	1	Fitting, Adapter	
104	2110812	1	Fitting, Adapter	
105	2130406	1	Fitting, 90 Adapter	
106	2130812	1	Fitting, 90 Adapter	
108	5241200	2	Washer M12	
109	0100011	AR	Compound, Locking	
110	3790158	1	O-Ring	



# SECTION 1 - FRAME

## FIGURE 1-7. DRIVE MOTOR ASSEMBLY



ART\_3160339

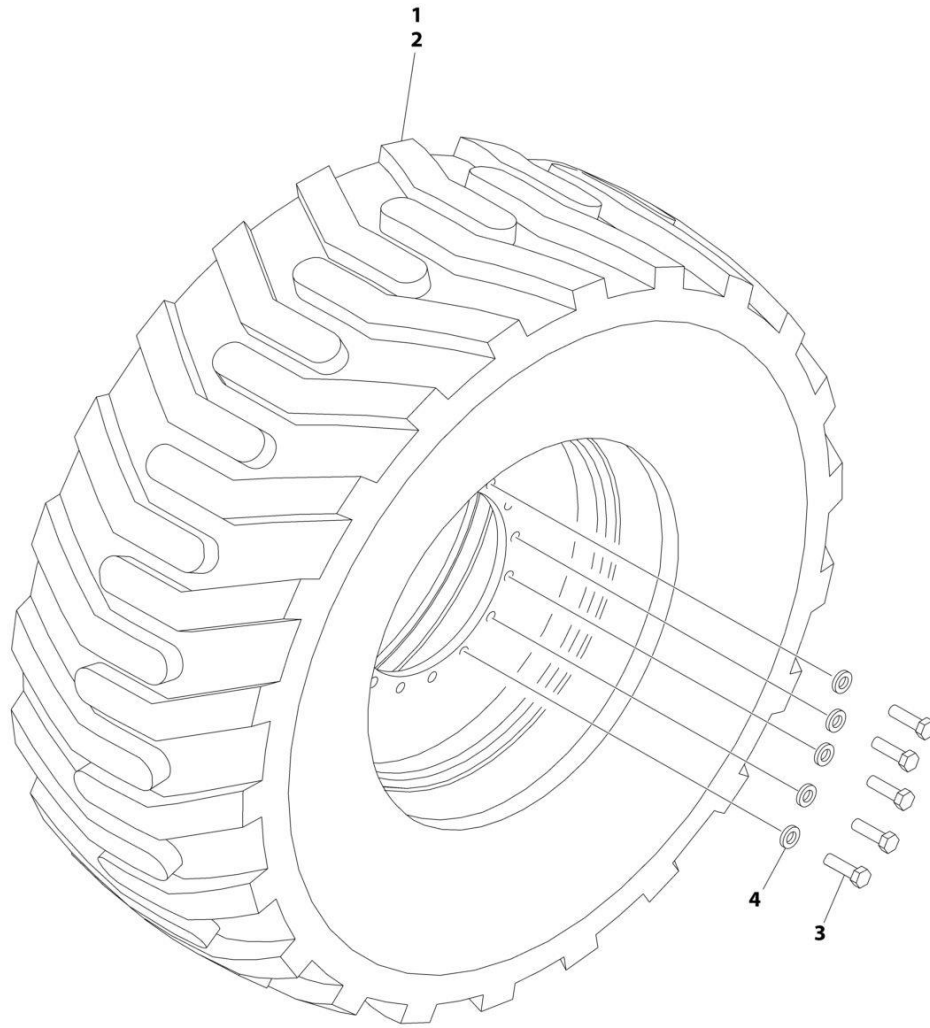
# SECTION 1 - FRAME

## FIGURE 1-7. DRIVE MOTOR ASSEMBLY

ITEM	PART NUMBER	QTY	DESCRIPTION	REV
	3160339	Ref	DRIVE MOTOR ASSEMBLY	D
1	7022368	4	Bolt	
2	70000859	1	End Cap, Motor	
3	70003628	2	Locating Pin	
4	See Note	NSS	O-Ring (Note: Use Item 51)	
5	7007420	1	Plug (Includes Item 4)	
6	7007446	1	Pin, Dowel	
7	7021249	1	Bearing, Needle	
8	70000854	1	Plate, Valve	
9	7022311	1	Snap Ring	
10	7022314	1	Retainer, Spring	
11	7024867	1	Spring	
12	7024868	1	Washer	
13	70000855	1	Block, Cylinder	
14	7021275	3	Pin, Slipper	
15	70000856	1	Guide	
16	70000857	1	Retainer, Slipper	
17	7024865	9	Piston, Cylinder	
18	See Note	NSS	Ring, Piston (Note: Use Item 51)	
19	See Note	NSS	O-Ring (Note: Use Item 51)	
20	70000860	1	Piston, Servo (Includes Items 18 & 19)	
21	70000861	1	Spring	
22	See Note	NSS	Pin (Note: Not Available for Purchase)	
23	70000853	1	Swash Plate	
24	70000852	1	Bearing Kit	
25	See Note	NSS	Gasket (Note: Use Item 51)	
26	See Note	NSS	Plug (Note: Not Available for Purchase)	
27	See Note	NSS	O-Ring (Note: Use Item 51)	
28	7022321	1	Plug (Includes Item 29)	
29	See Note	NSS	O-Ring (Note: Use Item 51)	
30	See Note	NSS	Housing (Note: Not Available - Purchase Complete Motor)	
31	70000858	1	Shaft	
32	7007437	1	Bearing	
33	7007439	1	Snap Ring	
34	7007438	2	Snap Ring	
35	See Note	NSS	Seal (Note: Use Item 51)	
36	7022371	1	Washer, Seal Support	
51	70000862	1	Kit 1 - Motor Seal Kit (Includes Items 4, 18, 19, 25, 27, 29 & 35)	
52	7027740	1	Kit 2 - Cylinder Block Kit (Includes Items 9-17)	

# SECTION 1 - FRAME

## FIGURE 1-8. TIRE AND WHEEL INSTALLATION - FOAM FILLED



ART\_0271852

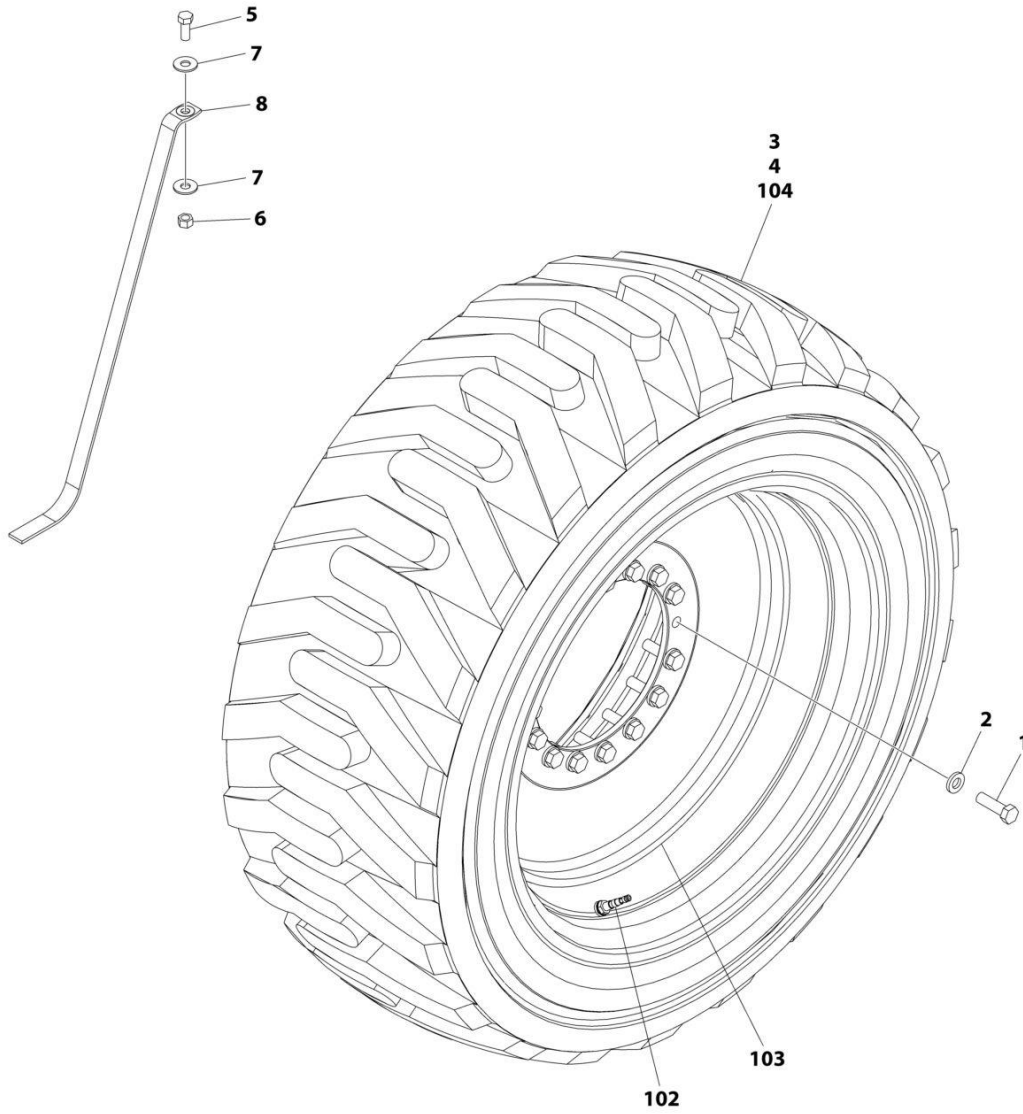
## SECTION 1 - FRAME

### FIGURE 1-8. TIRE AND WHEEL INSTALLATION - FOAM FILLED

ITEM	PART NUMBER	QTY	DESCRIPTION	REV
	0271852	Ref	TIRE AND WHEEL INSTALLATION - FOAM - FILLED	B
		Ref	Note: Assemblies may require ballast/foam filling to manufacturer's specifications prior to installing on a machine. Refer to Operation and Safety or Service and Maintenance Manuals. Purchase individual tire and/or rim only if able to foam fill tire and wheel assembly, otherwise, purchase complete assembly.	
1	0272055	2	Right Side Tire and Wheel Assembly - Foam - Filled	
2	0272056	2	Left Side Tire and Wheel Assembly - Foam - Filled	
3	0701619	64	Bolt M16 x 55 (16 Per Wheel)	
4	4892000	64	Washer 5/8 (16 Per Wheel)	

# SECTION 1 - FRAME

FIGURE 1-9. TIRE AND WHEEL INSTALLATION - FOAM FILLED NON MARKING



ART\_1001282653



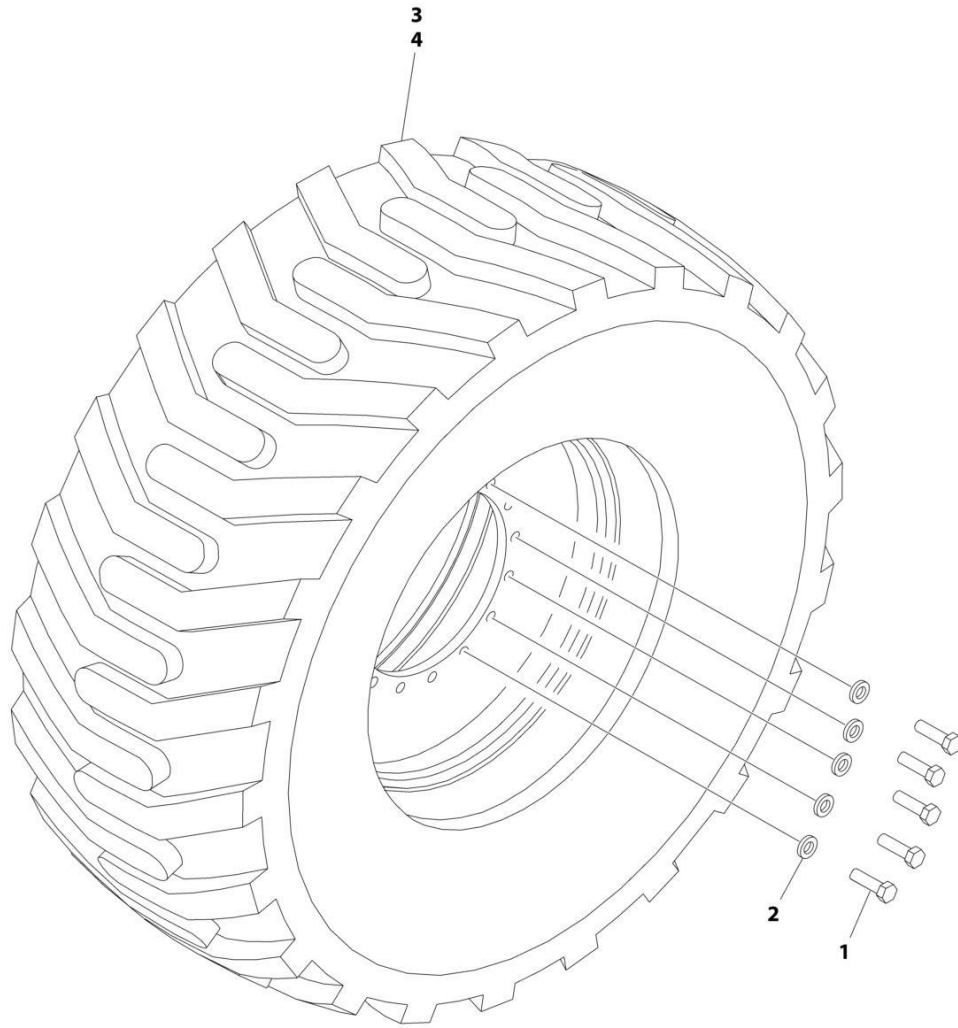
## SECTION 1 - FRAME

**FIGURE 1-9. TIRE AND WHEEL INSTALLATION - FOAM FILLED NON MARKING**

ITEM	PART NUMBER	QTY	DESCRIPTION	REV
	1001282653	Ref	TIRE AND WHEEL INSTALLATION - FOAM FILLED  Note: Assemblies may require ballast/foam filling to manufacturer's specifications prior to installing on a machine. Refer to Operation and Safety or Service and Maintenance Manuals. Purchase individual tire and/or rim only if able to foam fill tire and wheel assembly, otherwise, purchase complete assembly.	B
		Ref		
1	0701619	64	Bolt M16 x 55 (16 Per Wheel)	
2	4892000	64	Washer 5/8 (16 Per Wheel)	
3	1001282651	2	Right Side Tire and Wheel Assembly (Includes Items 102-104)	
4	1001282652	2	Left Side Tire and Wheel Assembly (Includes Items 102-104)	
5	0641810	1	Bolt 1/2 x 1-1/4	
6	3311805	1	Nut 1/2	
7	4751800	2	Washer 1/2	
8	1001275637	1	Strap, Anti-static	
102	4641122	1	Valve Stem	
103	4860236	1	Rim	
104	1001282650	1	Tire	

# SECTION 1 - FRAME

## FIGURE 1-10. TIRE AND WHEEL INSTALLATION - SOLID



ART\_1001115961

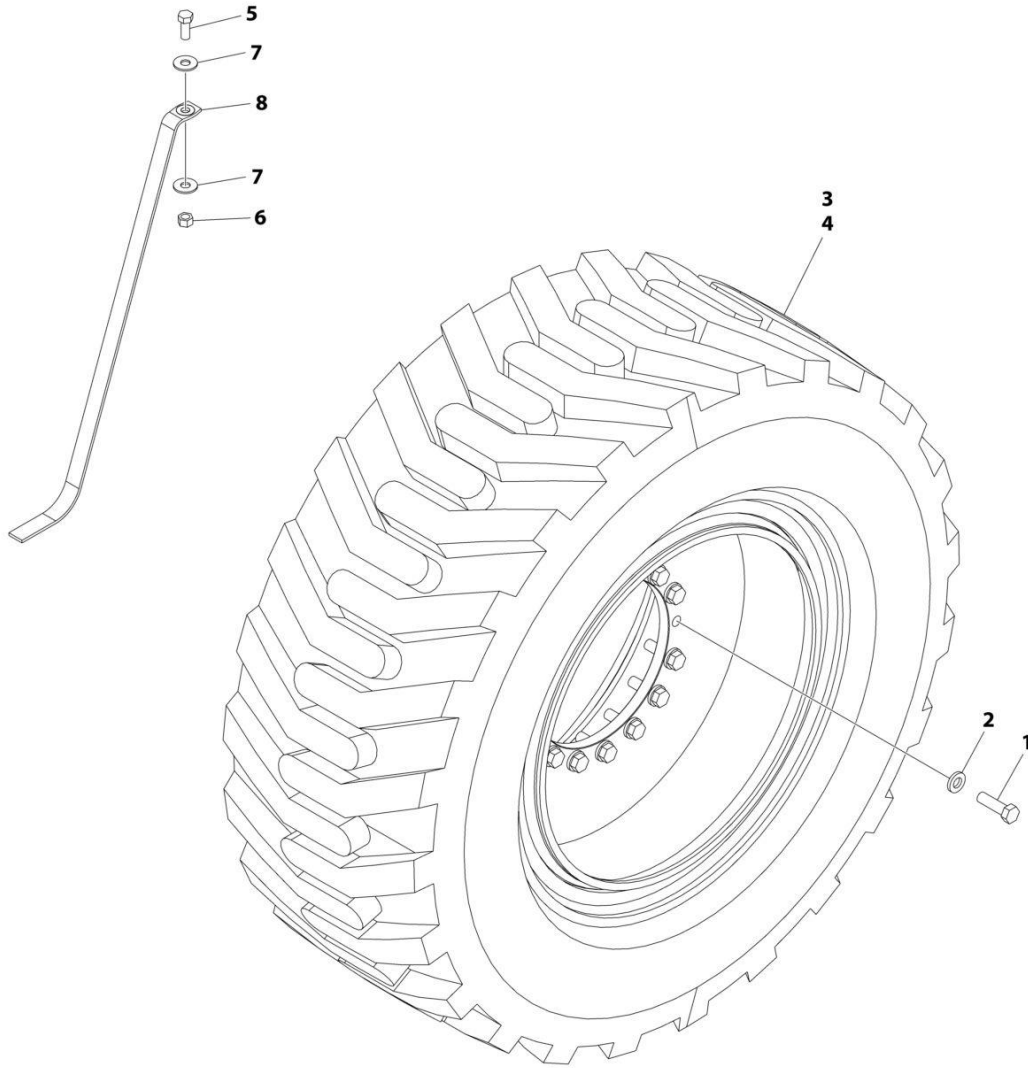
## SECTION 1 - FRAME

### FIGURE 1-10. TIRE AND WHEEL INSTALLATION - SOLID

ITEM	PART NUMBER	QTY	DESCRIPTION	REV
	1001115961	Ref	TIRE AND WHEEL INSTALLATION - SOLID	A
1	0701619	64	Bolt M16 x 55 (16 Per Wheel)	
2	4892000	64	Washer 5/8 (16 Per Wheel)	
3	1001112716	2	Right Side Tire and Wheel Assembly - Solid	
4	1001112669	2	Left Side Tire and Wheel Assembly - Solid	

# SECTION 1 - FRAME

FIGURE 1-11. TIRE AND WHEEL INSTALLATION - SOLID NON MARKING



ART\_1001223883

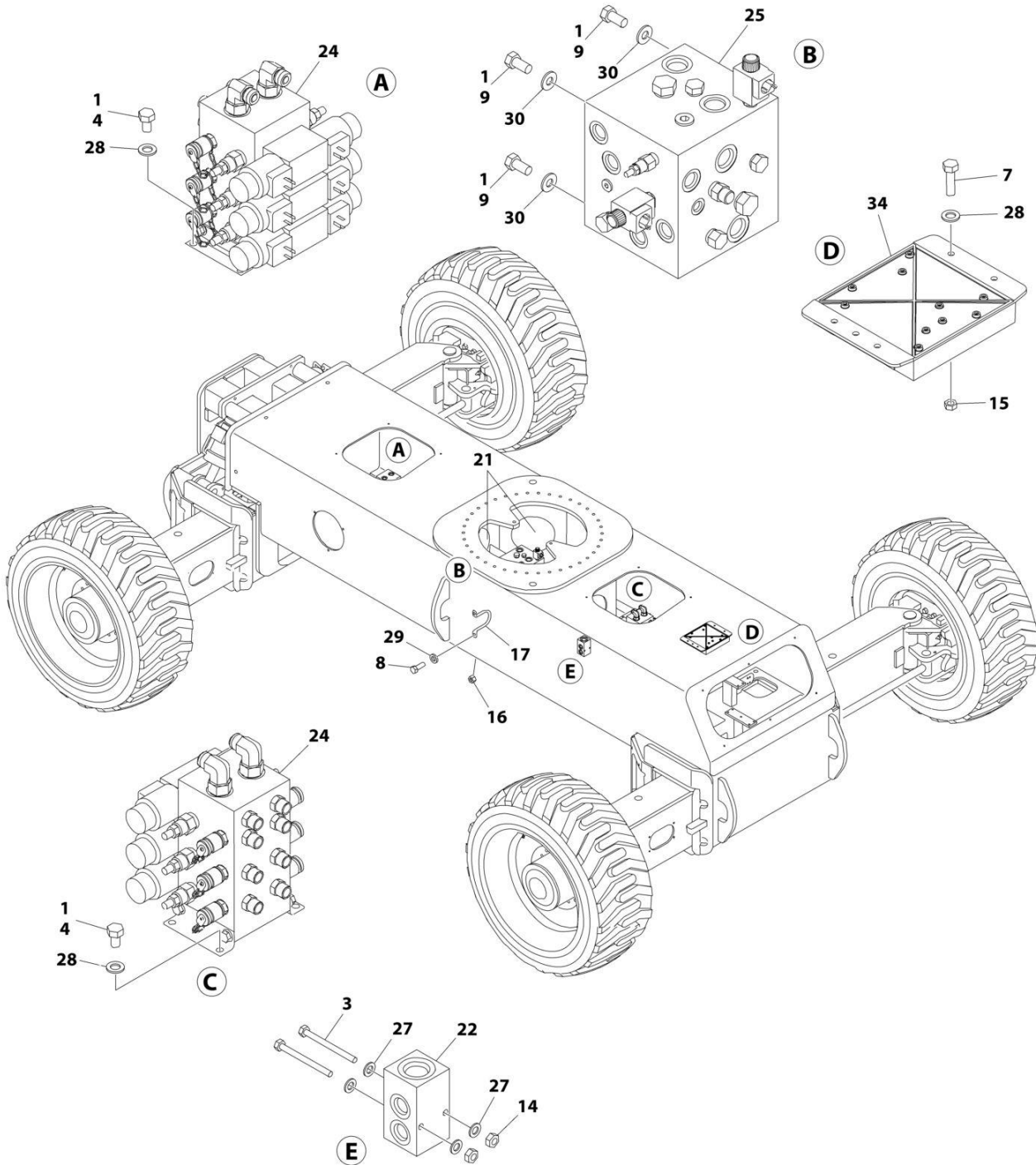
## SECTION 1 - FRAME

**FIGURE 1-11. TIRE AND WHEEL INSTALLATION - SOLID NON MARKING**

ITEM	PART NUMBER	QTY	DESCRIPTION	REV
	1001223883	Ref	TIRE AND WHEEL INSTALLATION - SOLID NON MARKING	B
1	0701619	64	Bolt M16 x 55 (16 Per Wheel)	
2	4892000	64	Washer 5/8 (16 Per Wheel)	
3	1001216876	2	Left Side Tire and Wheel Assembly - Solid	
4	1001216877	2	Right Side Tire and Wheel Assembly - Solid	
5	0641810	1	Bolt 1/2 x 1-1/4	
6	3311805	1	Nut 1/2	
7	4751800	2	Washer 1/2	
8	1001275637	1	Strap, Anti-static	

# SECTION 1 - FRAME

## FIGURE 1-12. FRAME VALVES INSTALLATION



ART\_1001219990\_G\_10F3

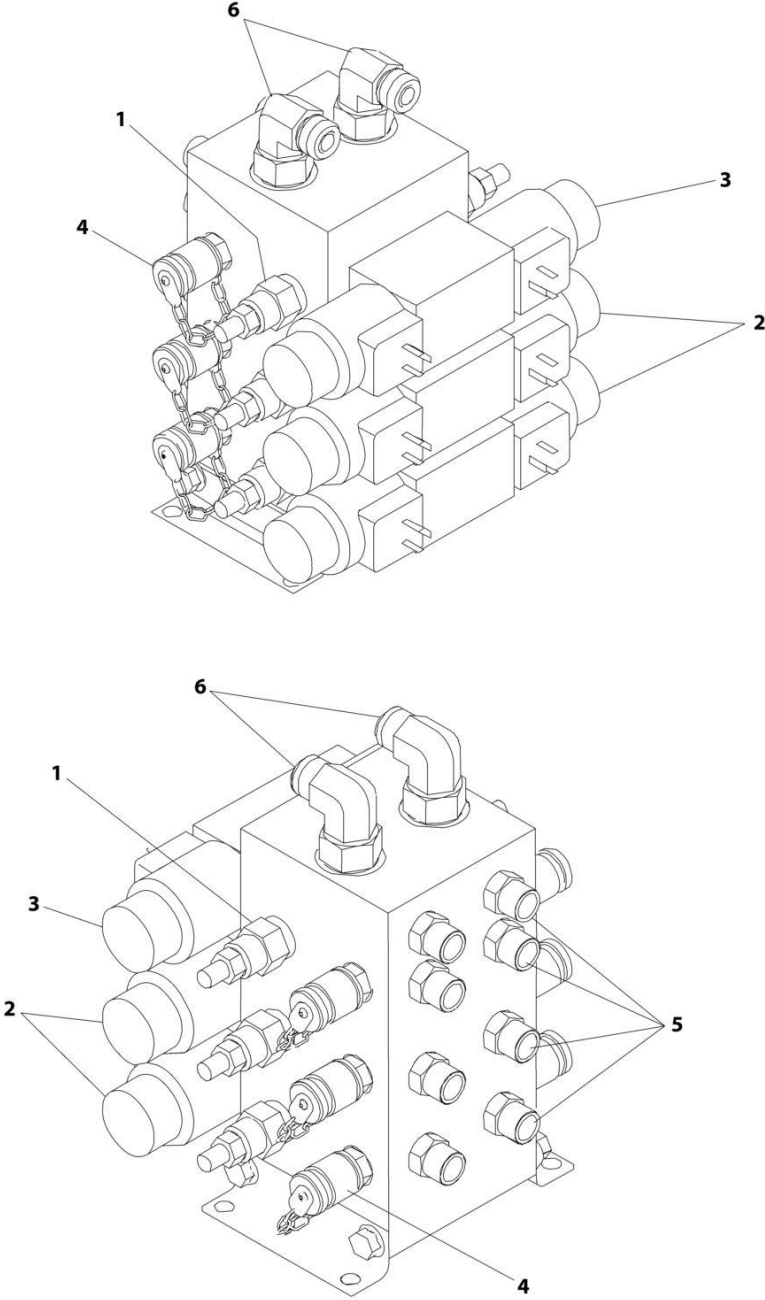
## SECTION 1 - FRAME

**FIGURE 1-12. FRAME VALVES INSTALLATION**

ITEM	PART NUMBER	QTY	DESCRIPTION	REV
	1001219990	Ref	FRAME VALVES INSTALLATION - WITH 1 CELL LSS	G
1	0100011	AR	Compound, Locking	
3	0641424	2	Bolt 1/4 x 3	
4	0641504	8	Bolt 5/16 x 1/2	
7	0641509	4	Bolt 5/16 x 1-1/8	
8	0641608	4	Bolt 3/8 x 1	
9	0641808	4	Bolt 1/2 x 1	
14	3311405	2	Nut 1/4	
15	3311505	4	Nut 5/16	
16	3311605	4	Nut 3/8	
17	3841340	2	Loop, Hose	
21	4060808	124 in/ 3.2m	Flex-Trim	
22	4641155	1	Manifold, Junction	
24	4641268	2	Valve Assembly - Steer (See Separate Breakdown in this Section)	
25	4641454	1	Valve Assembly - Traction (See Separate Breakdown in this Section)	
27	4711400	4	Washer 1/4	
28	4711500	16	Washer 5/16	
29	4711600	2	Washer 3/8	
30	4711800	4	Washer 1/2	
34	100112758	1	Module, Chassis (Note: Re-calibration Required when Replaced)	

**SECTION 1 - FRAME**

**FIGURE 1-13. STEER VALVE ASSEMBLY**



ART\_4641268

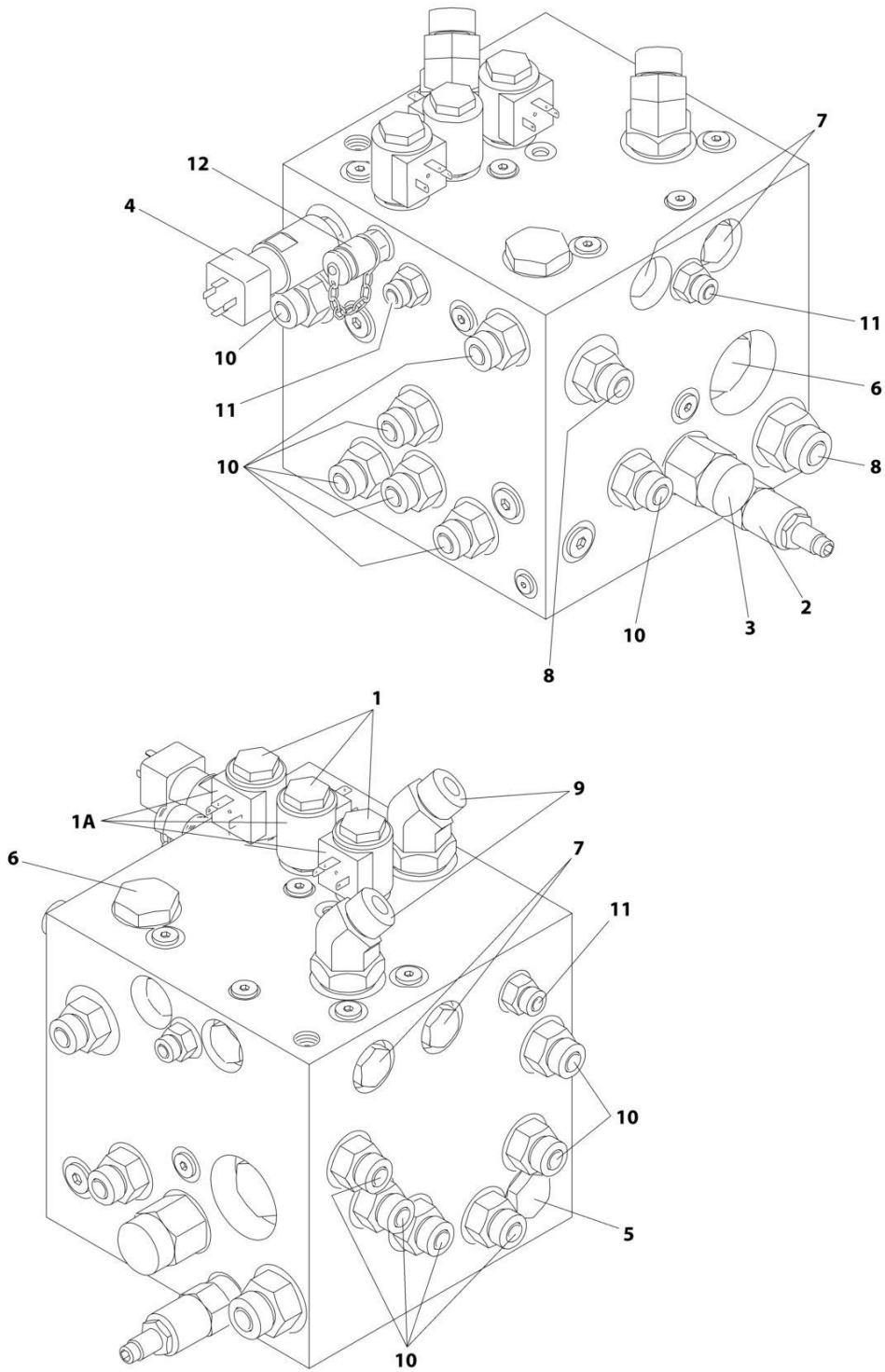


**FIGURE 1-13. STEER VALVE ASSEMBLY**

ITEM	PART NUMBER	QTY	DESCRIPTION	REV
	4641268	Ref	STEER VALVE ASSEMBLY	C
1	7026028	12	Cartridge (6 Per Valve)	
1	7011346	12	Seal Kit - Cartridge (1 Per Cartridge)	
2	7024927	4	Valve (2 Per Valve)	
2	7012773	4	Seal Kit - Cartridge (1 Per Cartridge)	
2	7018991	8	Coil (2 Per Valve)	
3	70001976	2	Valve (1 Per Valve)	
3	7012773	2	Seal Kit - Cartridge (1 Per Cartridge)	
3	7018991	4	Coil (2 Per Valve)	
3	70001939	2	Orifice	
4	2221086	6	Check, Pressure	
5	2110606	8	Fitting, Straight	
6	2130810	2	Fitting, 90	

# SECTION 1 - FRAME

## FIGURE 1-14. TRACTION VALVE ASSEMBLY



ART\_4641454

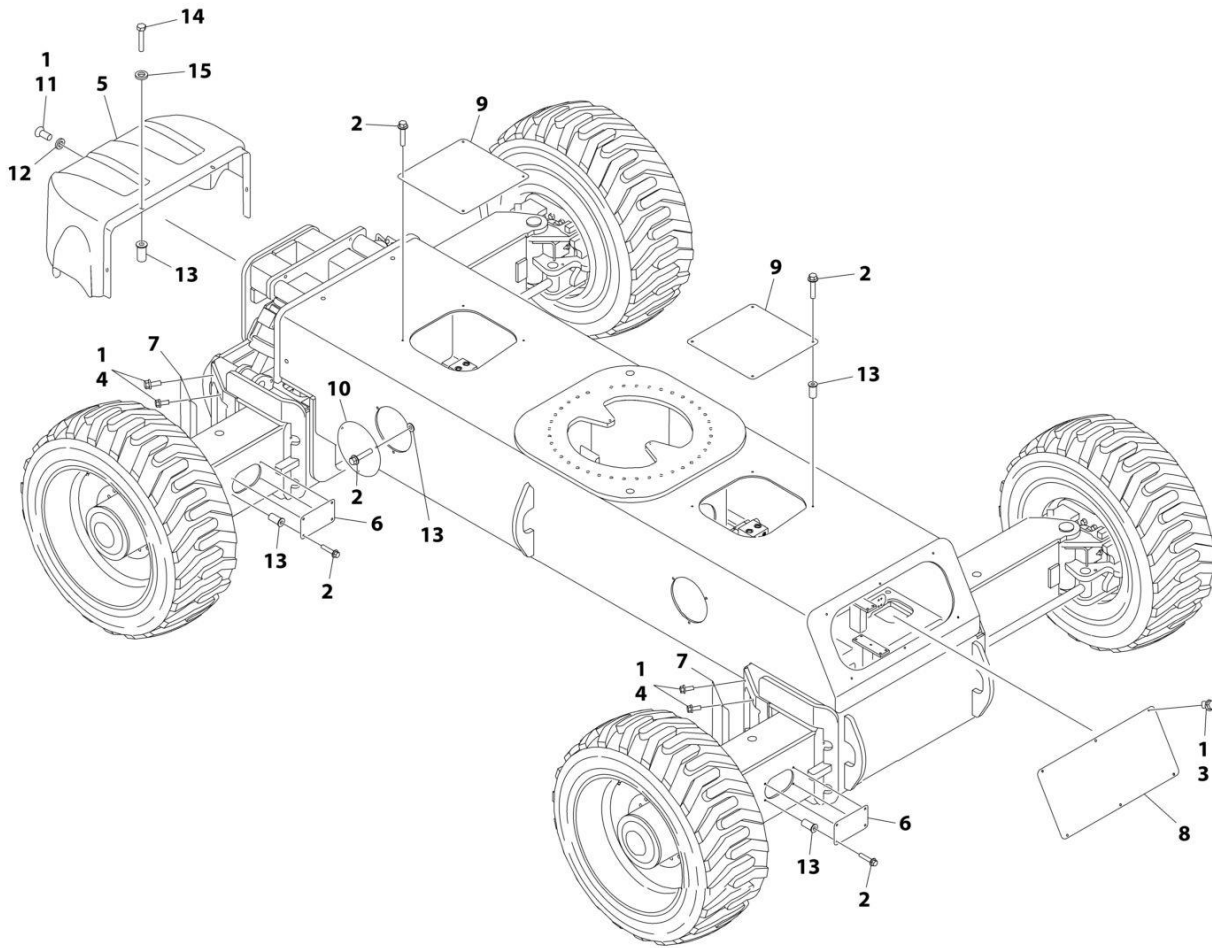
## SECTION 1 - FRAME

**FIGURE 1-14. TRACTION VALVE ASSEMBLY**

ITEM	PART NUMBER	QTY	DESCRIPTION	REV
	4641454	Ref	TRACTION VALVE ASSEMBLY	E
1	7012941	3	Cartridge, Valve (Steer, Brake and Axle Lockout)	
1	7010543	3	Seal Kit - 7012941 Cartridge	
1A	7012944	2	Coil	
2	70000801	1	Cartridge, Valve (Relief)	
2	7012998	1	Seal Kit - 70000801 Cartridge	
3	70000802	1	Cartridge, Valve (Pilot)	
3	7012942	1	Seal Kit - 70000802 Cartridge	
4	70000803	1	Pressure Switch	
5	70000804	1	Cartridge, Valve (Shuttle)	
5	70000805	1	Seal Kit - 70000804 Cartridge	
6	70000806	2	Cartridge, Valve (Flow Divider)	
6	7017405	2	Seal Kit - 70000806 Cartridge	
7	7012955	4	Cartridge, Valve (Check)	
7	7012967	4	Seal Kit - 7012955 Cartridge	
8	2111012	2	Fitting, Straight	
9	2151012	2	Fitting, 45	
10	2110810	13	Fitting, Straight	
11	2110406	3	Fitting, Straight	
12	2221086	1	Check, Pressure	
13	2220883	1	Plug, #4 (Not Shown)	

# SECTION 1 - FRAME

## FIGURE 1-15. FRAME COVERS INSTALLATION - ABS



ART\_1001176346

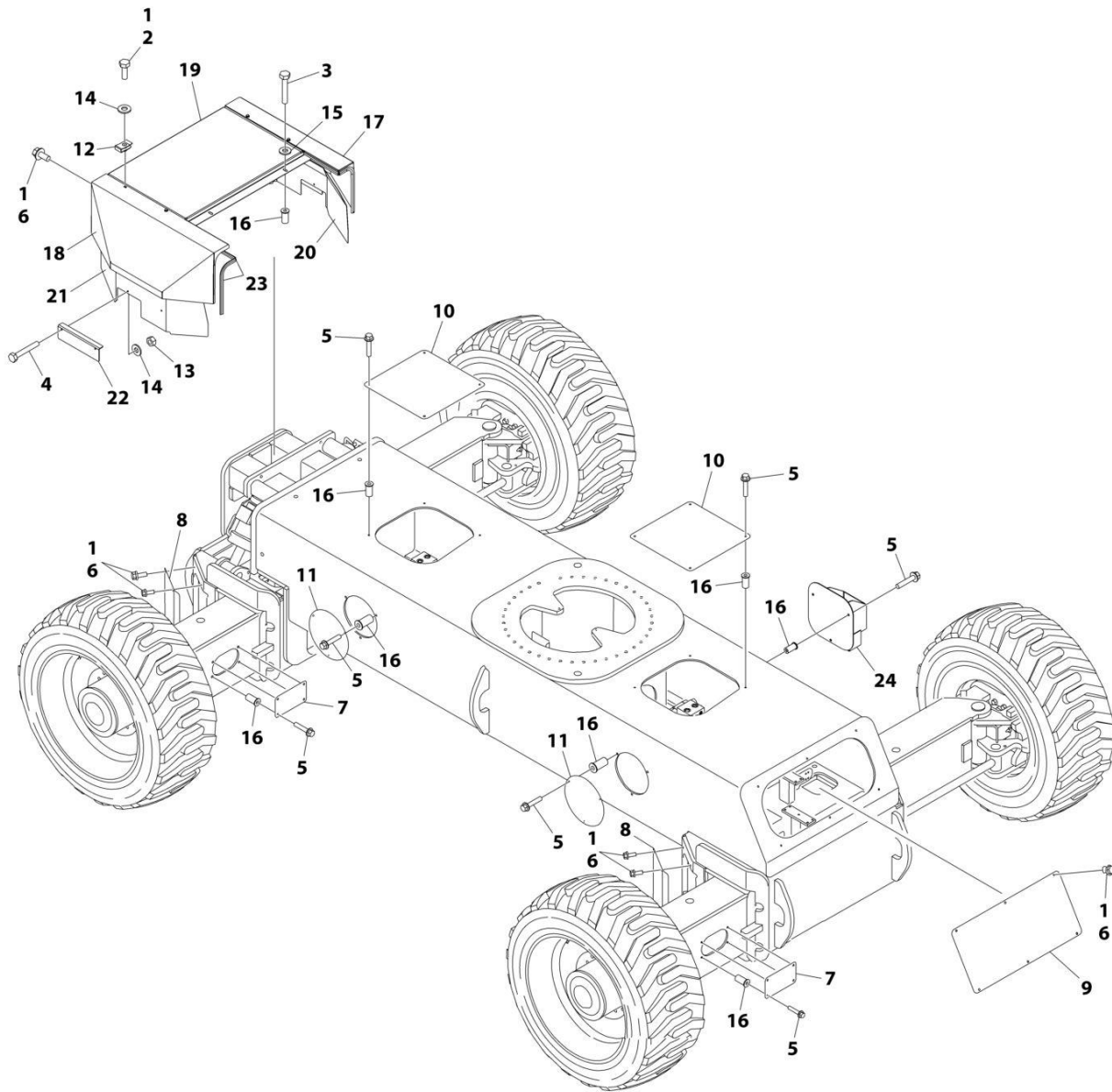
## SECTION 1 - FRAME

**FIGURE 1-15. FRAME COVERS INSTALLATION - ABS**

ITEM	PART NUMBER	QTY	DESCRIPTION	REV
	1001176346	Ref	FRAME COVERS INSTALLATION - ABS	C
1	0100011	AR	Compound, Locking	
2	0791410	36	Screw 1/4 x 1-1/4	
3	0791604	6	Screw 3/8 x 1/2	
4	0791607	16	Screw 3/8 x 7/8	
5	1670996	1	Cover, Front	
6	1671045	4	Plate, Cover (Axle Side)	
7	1671046	4	Plate, Cover (Axle Corner)	
8	1671047	1	Plate, Cover (Rear)	
9	1671048	2	Plate, Cover (Frame Top)	
10	1671049	4	Plate, Cover (Frame Side)	
11	3900283	3	Screw 3/8 x 3/4	
12	4751600	3	Washer 3/8	
13	8580420	40	Nut, Well	
14	0641412	4	Bolt 1/4 x 1-1/2	
15	4740430	4	Washer, Fender	

# SECTION 1 - FRAME

## FIGURE 1-16. FRAME COVERS INSTALLATION - STEEL



ART\_1001176347

## SECTION 1 - FRAME

**FIGURE 1-16. FRAME COVERS INSTALLATION - STEEL**

ITEM	PART NUMBER	QTY	DESCRIPTION	REV
	1001176347	Ref	FRAME COVERS INSTALLATION (STEEL)	C
		Ref	Note: Only Available on ANSI, ANSI Export and Japanese Specs.	
1	0100011	AR	Compound, Locking	
2	0641406	8	Screw 1/4 x 3/4	
3	0641412	2	Bolt 1/4 x 1-1/2	
4	0641414	4	Screw 1/4 x 1-3/4	
5	0791410	36	Screw 1/4 x 1-1/4	
6	0791604	25	Screw 3/8 x 1/2	
7	1671045	4	Plate, Cover (Axle Side)	
8	1671046	4	Plate, Cover (Axle Corner)	
9	1671047	1	Plate, Cover (Rear)	
10	1671048	2	Plate, Cover (Frame Top)	
11	1671049	3	Plate, Cover (Frame Side)	
12	3300454	8	Nut 1/4	
13	3311405	4	Nut 1/4	
14	4711400	12	Washer 1/4	
15	4740430	2	Washer, Fender	
16	8580420	38	Nut, Well	
17	1001110108	1	Cover - RH Side	
18	1001110109	1	Cover - LH Side	
19	1001110110	1	Cover - Center Side	
20	1001110111	1	Shift - RH Side	
21	1001110112	1	Shift - LH Side	
22	1001110113	2	Plate	
23	1001110513	51 in /5.5m	Seal	
24	1001110877	1	Mount, Fire Extinguisher	

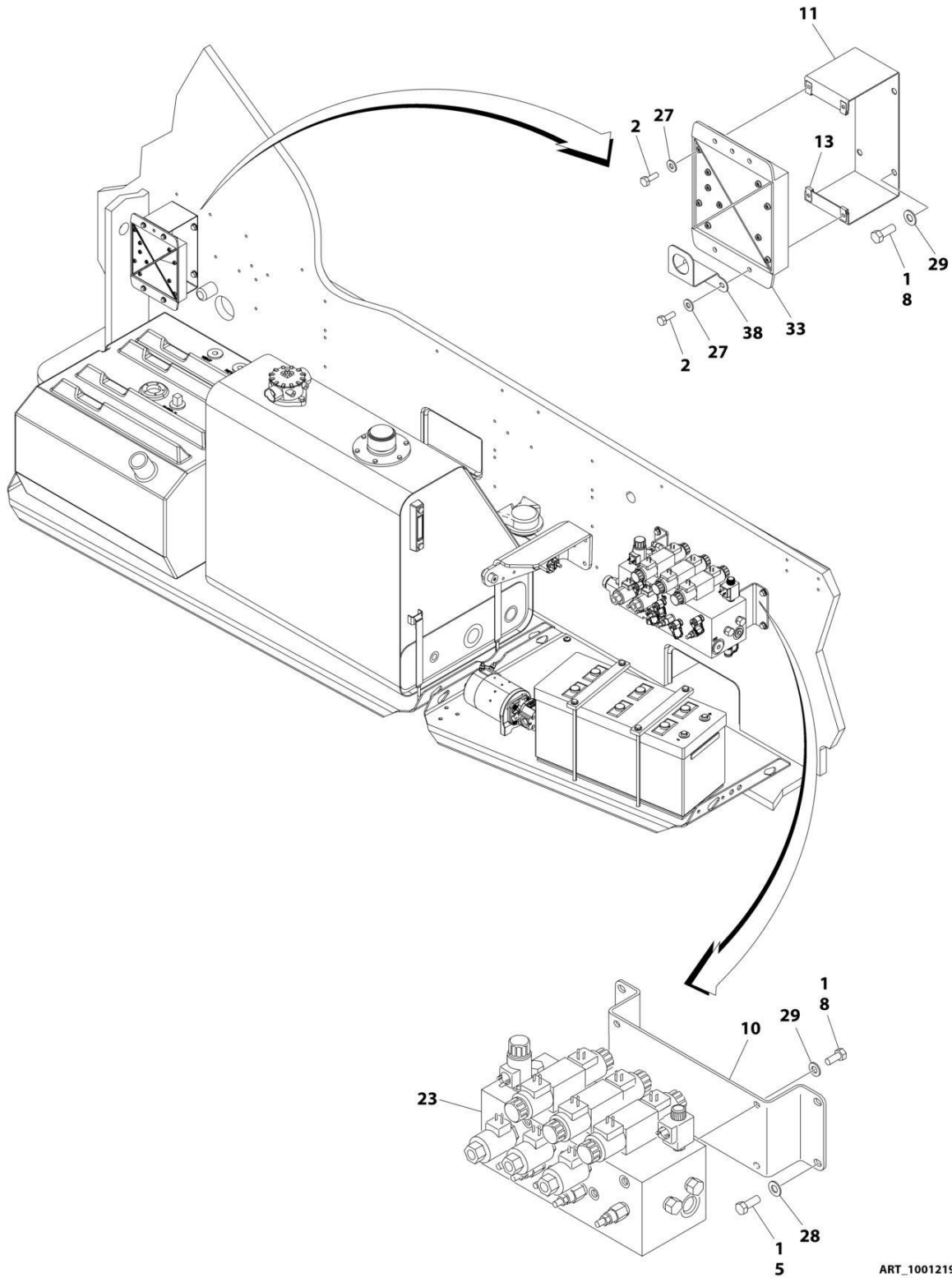




**SECTION 2 - TURNTABLE**

# SECTION 2 - TURNTABLE

## FIGURE 2-1. TURNTABLE VALVES INSTALLATION



ART\_1001219990\_G\_20F3

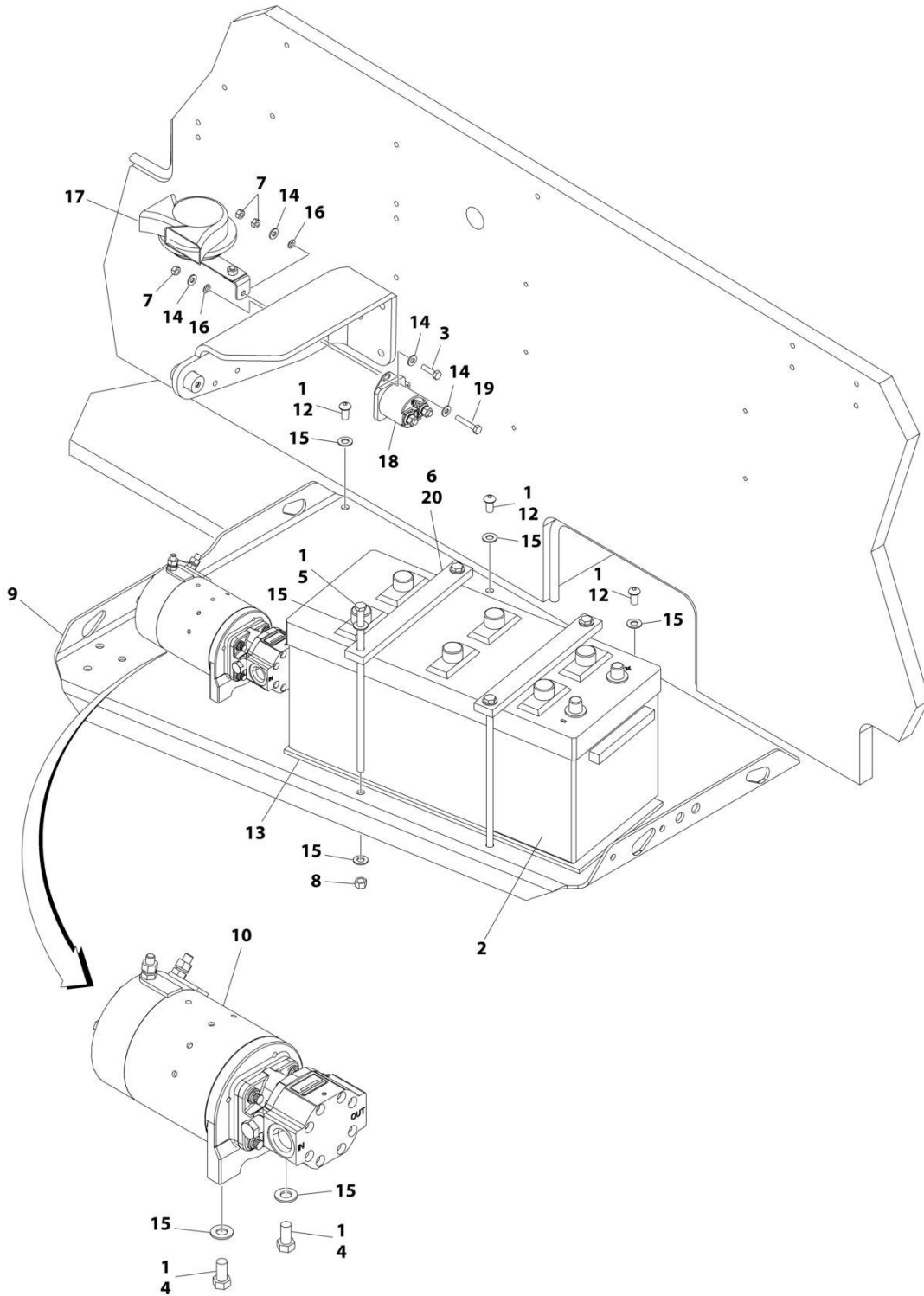
# SECTION 2 - TURNTABLE

**FIGURE 2-1. TURNTABLE VALVES INSTALLATION**

ITEM	PART NUMBER	QTY	DESCRIPTION	REV
	1001219990	Ref	TURNTABLE VALVES INSTALLATION - WITH 1 CELL LSS	G
1	0100011	AR	Compound, Locking	
2	0641407	4	Bolt 1/4 x 7/8	
5	0641506	4	Bolt 5/16 x 3/4	
8	0641608	8	Bolt 3/8 x 1	
10	0902755	1	Bracket, Valve Mounting	
11	0902800	1	Bracket, Module Mounting	
13	3300454	1	Nut, Special	
23	1001270105	1	Main Valve Assembly (See Separate Breakdown in this Section)	
27	4711400	1	Washer 1/4	
28	4711500	1	Washer 5/16	
29	4711600	1	Washer 3/8	
33	1001227960	1	Module, B.L.A.M. (Note: Control System must be Re-calibrated when Module is Replaced)	
38	1001288370	1	Bracket	

# SECTION 2 - TURNTABLE

## FIGURE 2-2. BATTERY AND AUXILIARY PUMP INSTALLATION - ABS HOODS



ART\_0271795\_G

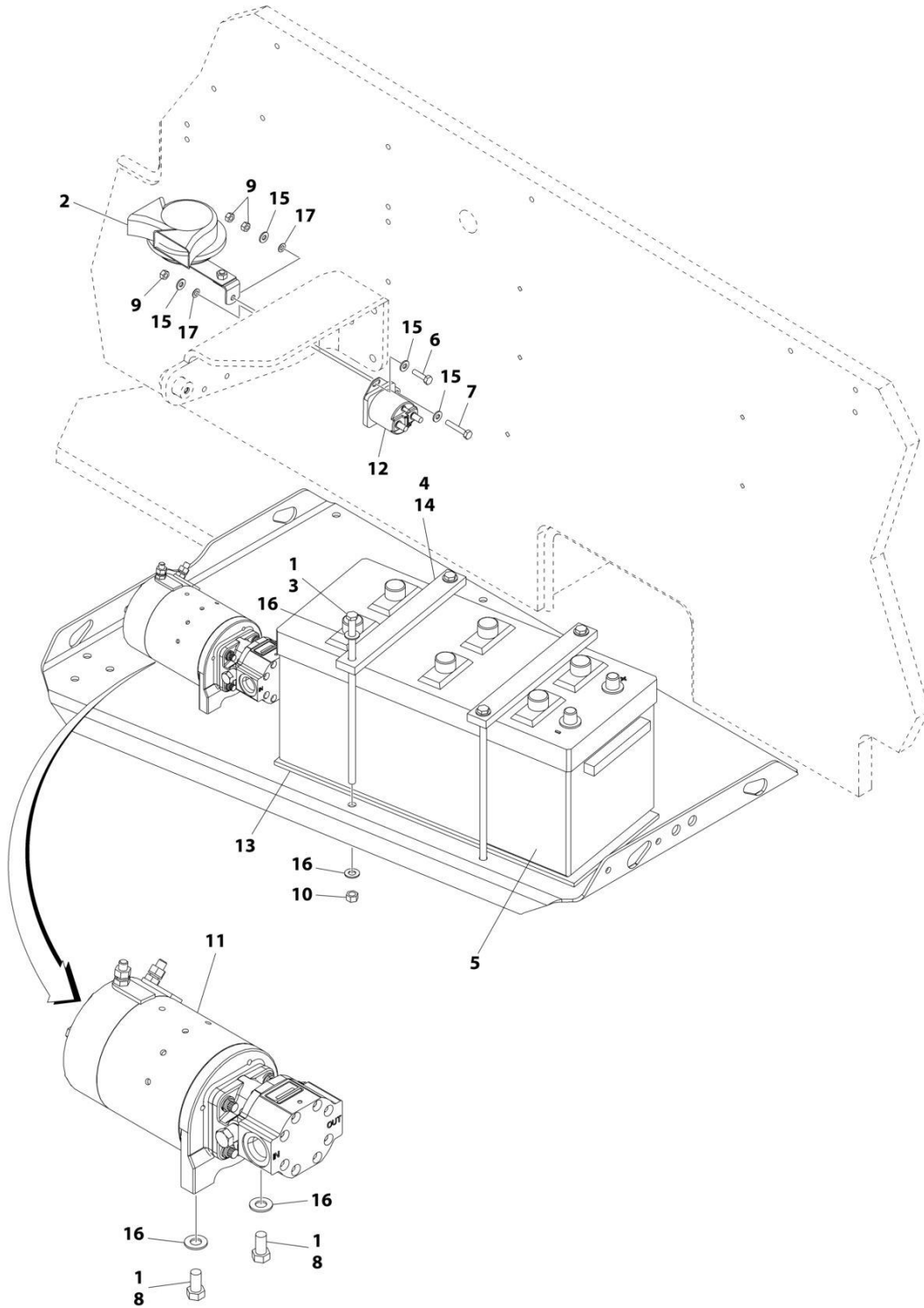
## SECTION 2 - TURNTABLE

**FIGURE 2-2. BATTERY AND AUXILIARY PUMP INSTALLATION - ABS HOODS**

ITEM	PART NUMBER	QTY	DESCRIPTION	REV
	0271795	Ref	BATTERY AND AUXILIARY PUMP INSTALLATION - ABS HOODS	G
1	0100011	AR	Compound, Locking	
2	0400020	1	Battery	
3	0641408	1	Bolt 1/4 x 1	
4	0641606	2	Bolt 3/8 x 3/4	
5	0236768	4	Rod, Hold-down	
6	0363062	2	Bar, Battery	
7	3311405	3	Nut 1/4	
8	3311601	4	Nut 3/8	
9	3573259	1	Tray	
10	3600424	1	Auxiliary Pump Assembly (See Separate Breakdown in this Section)	
12	3900283	7	Screw 3/8 x 3/4	
13	3980006	1	Seat, Battery	
14	4711400	4	Washer 1/4	
15	4711600	17	Washer 3/8	
16	4791400	2	Starwasher 1/4	
17	0140001	1	Horn	
18	3740067	1	Relay	
19	0641412	1	Bolt 1/4 x 1-1/2	
20	4420037	17 in /43cm	Tape, Insulation	

# SECTION 2 - TURNTABLE

## FIGURE 2-3. BATTERY AND AUXILIARY PUMP INSTALLATION - STEEL HOODS



ART\_1001110740

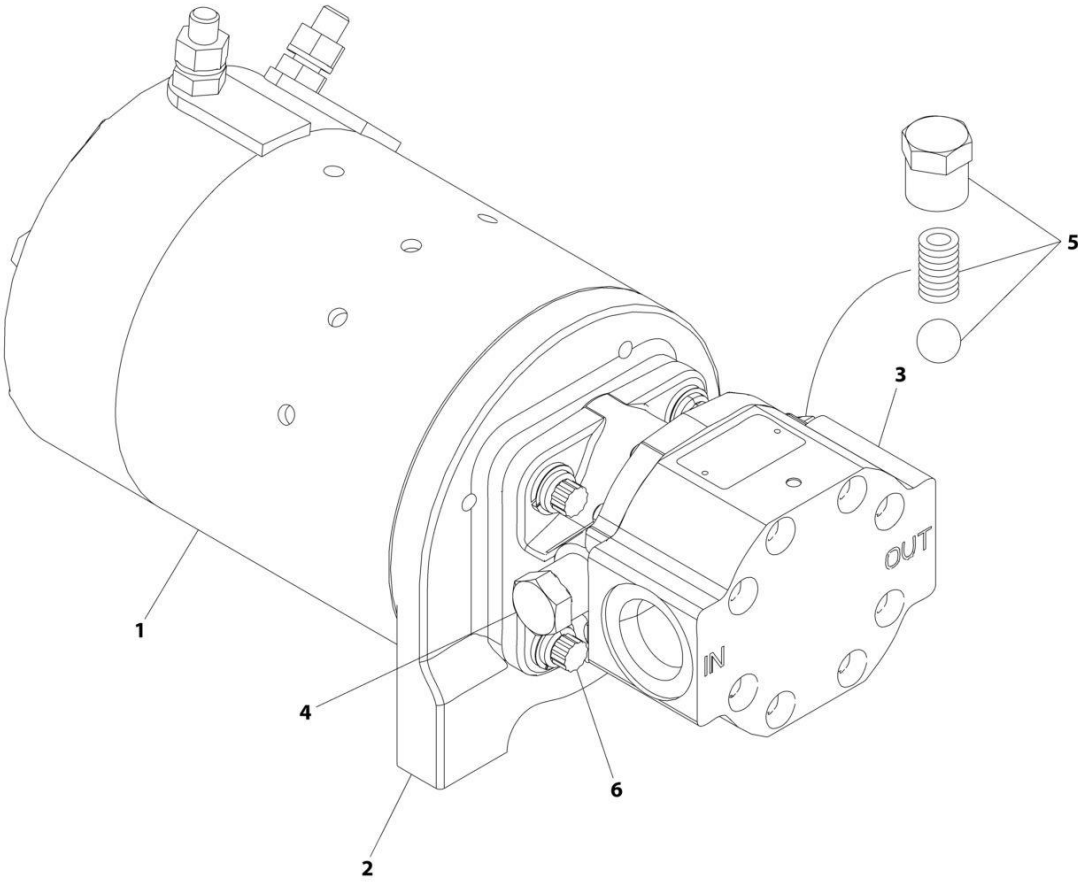
## SECTION 2 - TURNTABLE

**FIGURE 2-3. BATTERY AND AUXILIARY PUMP INSTALLATION - STEEL HOODS**

ITEM	PART NUMBER	QTY	DESCRIPTION	REV
	1001110740	Ref	BATTERY AND AUXILIARY PUMP INSTALLATION – STEEL HOODS	A
1	0100011	AR	Compound, Locking	
2	0140001	1	Horn	
3	0236768	4	Rod, Hold-down	
4	0363062	2	Bar, Battery	
5	0400020	1	Battery	
6	0641408	1	Bolt 1/4 x 1	
7	0641412	1	Bolt 1/4 x 1-1/2	
8	0641606	2	Bolt 3/8 x 3/4	
9	3311405	3	Nut 1/4	
10	3311601	4	Nut 3/8	
11	3600424	1	Auxiliary Pump Assembly (See Separate Breakdown in this Section)	
12	3740067	1	Relay	
13	3980006	1	Seat, battery	
14	4420037	17 in /43cm	Tape, Insulation	
15	4711400	4	Washer 1/4	
16	4711600	10	Washer 3/8	
17	4791400	2	Starwasher 1/4	

**SECTION 2 - TURNTABLE**

**FIGURE 2-4. AUXILIARY PUMP ASSEMBLY**



ART\_3600424



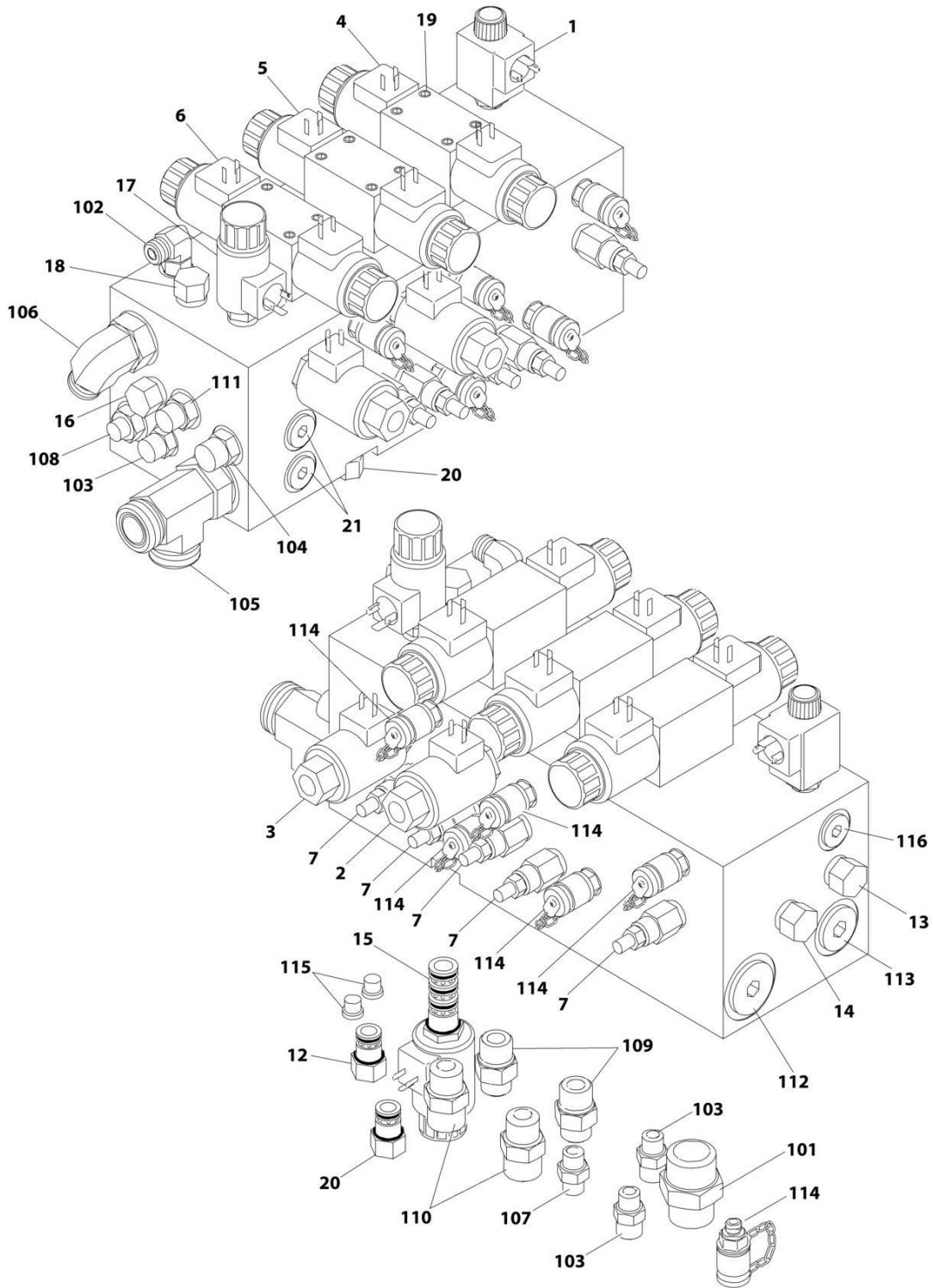
**SECTION 2 - TURNTABLE**

**FIGURE 2-4. AUXILIARY PUMP ASSEMBLY**

ITEM	PART NUMBER	QTY	DESCRIPTION	REV
	3600424	Ref	AUXILIARY PUMP ASSEMBLY	B
1	70001056	1	Motor Service Replacement Kit (Includes Motor, p/n 7011062 Adapter, p/n 7011016 Coupling and qty 2 Setscrews)	
1	See Note	1	Brush Kit (Note: Not Available For Purchase)	
2	7011062	1	Bracket, Motor/Pump (Part of Item 1)	
2	7011016	1	Coupling (Part of Items 1 & 3)	
2	7011044	1	Gasket (Part of Item 3)	
3	7029593	1	Pump Service Replacement Kit (Includes Pump, p/n 7011016 Coupling, qty 2 Gaskets and qty 4 each of Screws and Washers)	
3	See Note	1	Seal, Shaft (Note: Not Available For Purchase)	
4	7029593	1	Valve Components	
5	7029593	1	Valve Components	
6	7011048	4	Screw	
6	7011043	4	Washer	

# SECTION 2 - TURNTABLE

## FIGURE 2-5. MAIN VALVE ASSEMBLY



ART\_1001270105

**SECTION 2 - TURNTABLE**

**FIGURE 2-5. MAIN VALVE ASSEMBLY**

ITEM	PART NUMBER	QTY	DESCRIPTION	REV
	1001270105	Ref	MAIN VALVE ASSEMBLY	B
1	7024573	1	Cartridge, Solenoid Valve (Dump)	
1	7024574	1	Seal Kit - Cartridge	
1	7011354	1	Coil	
2	7021636	1	Cartridge, Solenoid Valve (Lift Flow)	
2	7017495	1	Seal Kit - Cartridge	
2	7017451	1	Coil	
3	7021636	1	Cartridge, Solenoid Valve (Tele Flow)	
3	7017495	1	Seal Kit - Cartridge	
3	7017451	1	Coil	
4	7024924	1	Control Valve Assembly (Swing)	
4	7012773	1	Seal Kit - Valve	
4	7018991	2	Coil	
4	7021375	2	Nut, Coil	
5	7024925	1	Control Valve Assembly (Lift)	
5	7012773	1	Seal Kit - Valve	
5	7018991	2	Coil	
5	7021375	2	Nut, Coil	
6	70001976	1	Control Valve Assembly (Tele)	
6	7012773	1	Seal Kit - Valve	
6	7018991	2	Coil	
6	7021375	2	Nut, Coil	
7	7026007	5	Cartridge, Relief Valve (Swing/Lift Up/Lift Down/Tele In/Tele Out)	
7	7024574	1	Seal Kit - Cartridge	
12	7026000	1	Cartridge, Check Valve	
12	7011311	1	Seal Kit - Cartridge	
13	7026001	1	Cartridge, Check Valve	
13	7011311	1	Seal Kit - Cartridge	
14	7026002	1	Cartridge, Shuttle Valve	
14	2900770	1	Seal Kit - Cartridge	
15	7024570	1	Cartridge, Solenoid Valve (Aux Lift Down Select)	
15	70001930	1	Seal Kit - Cartridge	
15	7024571	1	Coil	
16	7026003	1	Cartridge, Pilot Valve	
16	7026004	1	Seal Kit - Cartridge	
17	7026005	1	Cartridge, Solenoid Valve (Aux Lift Down)	
17	7026006	1	Seal Kit - Cartridge	
17	7024571	1	Coil	
18	7026008	1	Cartridge, Check Valve	
18	7011346	1	Seal Kit - Cartridge	
19	7018942	12	Capscrew #10 x 2	
20	7026016	1	Cartridge, Valve	
20	7011346	1	Seal Kit - Cartridge	
21	70002759	1	Plug with O-Ring (Valve p/n 4641222 Only)	
	1001270105	Ref	Main Valve Assembly (Fitting Information)	A
101	2111216	1	Fitting, Straight	
102	2130606	1	Fitting, Elbow	
103	2110606	3	Fitting, Straight	
104	2110808	1	Fitting, Straight	
105	2170316	1	Fitting, Tee	

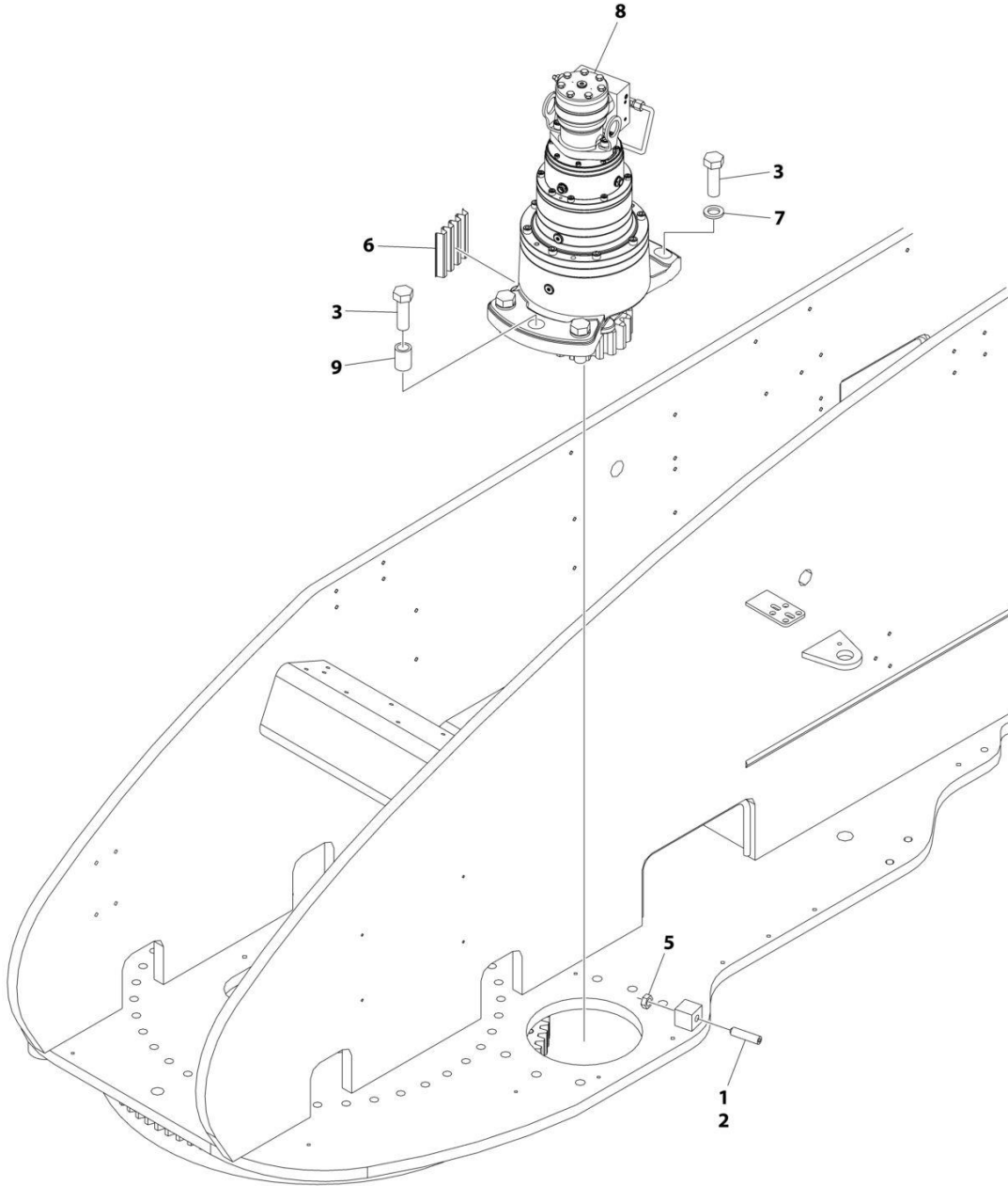
## SECTION 2 - TURNTABLE

ITEM	PART NUMBER	QTY	DESCRIPTION	REV
106	2131012	1	Fitting, Elbow	
107	2110406	1	Fitting, Straight	
108	2110408	1	Fitting, Straight	
109	2110810	2	Fitting, Straight	
110	2111010	2	Fitting, Straight	
111	2110608	1	Fitting, Straight	
112	2220890	1	Plug	
113	70002760	1	Plug	
114	2221086	6	Check, Pressure	
115	70002758	2	Fitting, Plug	
116	70002759	1	Plug with O-Ring	



# SECTION 2 - TURNTABLE

## FIGURE 2-6. SWING DRIVE INSTALLATION



ART\_1001228617

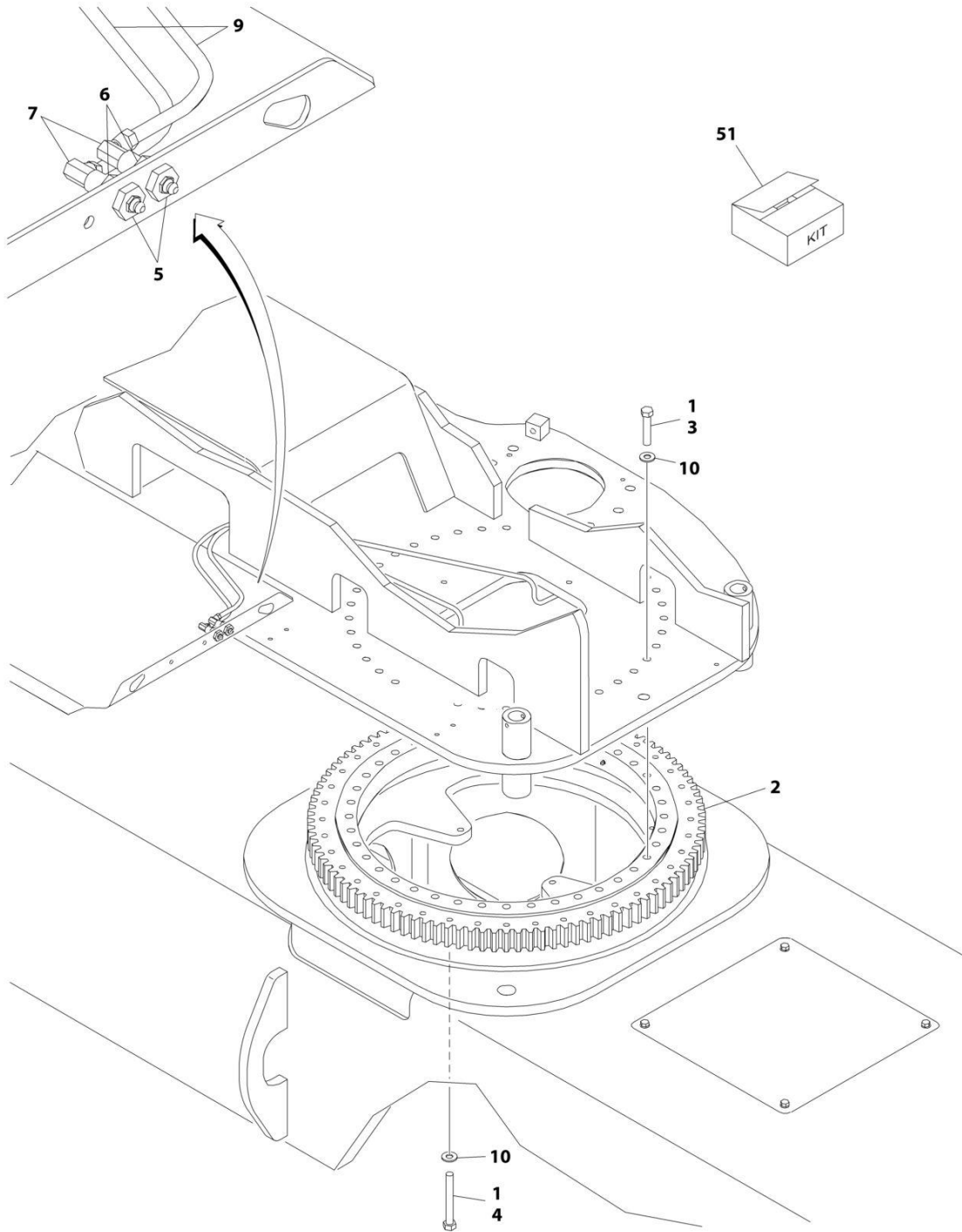
**SECTION 2 - TURNTABLE**

**FIGURE 2-6. SWING DRIVE INSTALLATION**

<b>ITEM</b>	<b>PART NUMBER</b>	<b>QTY</b>	<b>DESCRIPTION</b>	<b>REV</b>
	1001228617	Ref	SWING DRIVE INSTALLATION	E
1	0100019	AR	Compound, Locking	
2	3952020	1	Setscrew 5/8 x 2-1/2	
3	0682422	6	Bolt 7/8 x 2-3/4 Grade 8	
5	3312002	1	Nut 5/8	
6	4071041	1	Shim	
7	4892400	5	Washer 7/8	
8	1001228488	1	Swing Motor/Hub Assembly (See Separate Breakdown in this Section)	
9	1001229058	1	Sleeve	

# SECTION 2 - TURNTABLE

## FIGURE 2-7. TURNTABLE BEARING AND LUBE INSTALLATION



ART\_0271512



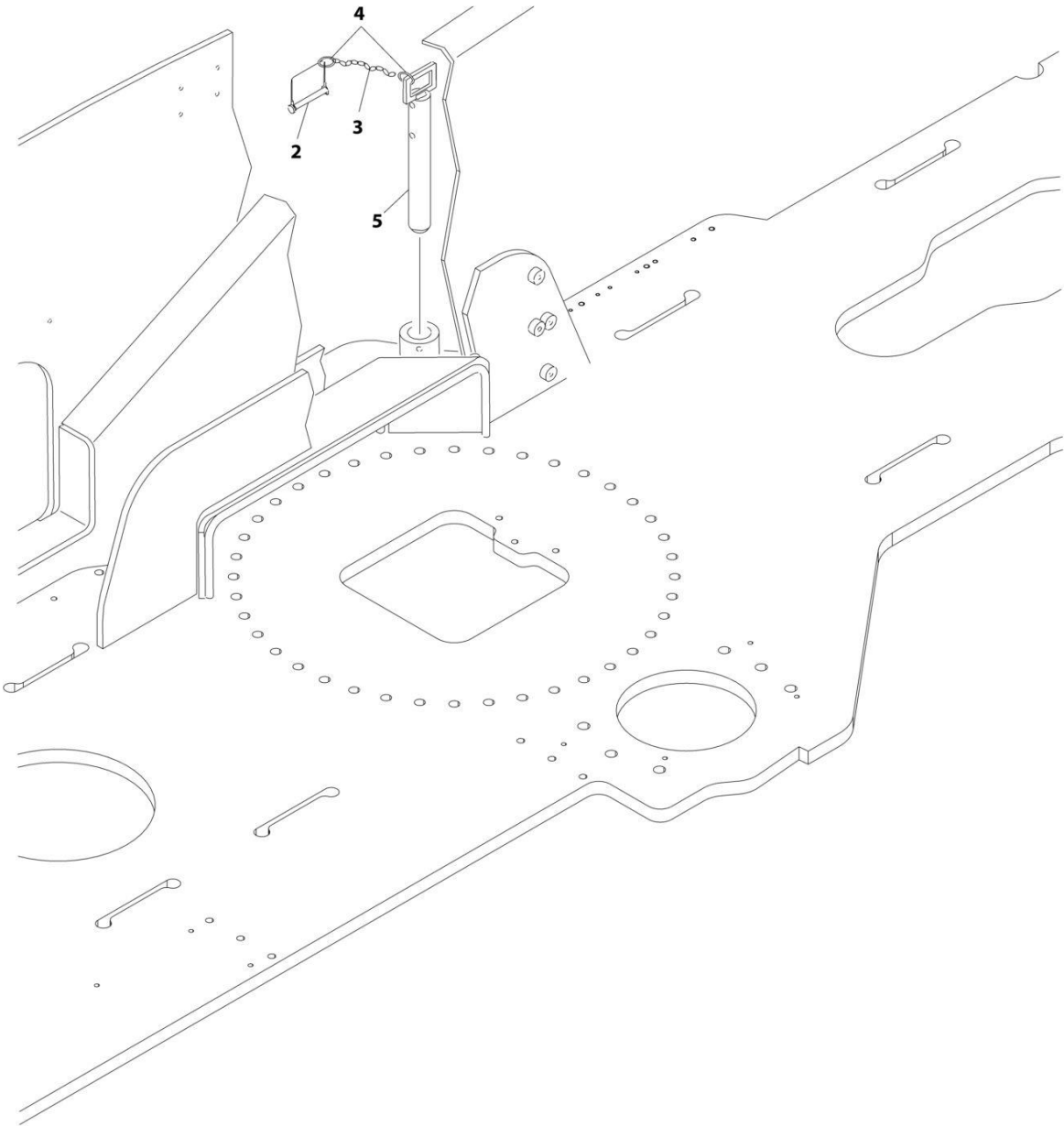
**SECTION 2 - TURNTABLE**

**FIGURE 2-7. TURNTABLE BEARING AND LUBE INSTALLATION**

<b>ITEM</b>	<b>PART NUMBER</b>	<b>QTY</b>	<b>DESCRIPTION</b>	<b>REV</b>
	0271512	Ref	TURNTABLE BEARING AND LUBE INSTALLATION	B
1	0100019	AR	Compound, Locking	
2	0440251	1	Bearing, Turntable	
3	0682026	40	Bolt 5/8 x 3-1/4 Grade 8	
4	0682040	40	Bolt 5/8 x 5 Grade 8	
5	2160002	2	Fitting, Grease	
6	2180344	2	Fitting, Bulkhead	
7	2220063	2	Fitting, Adapter	
9	2750528	2	Hose	
10	4892000	80	Washer 5/8	
51	2915072	1	Bearing Kit (Includes Items 2, 3, 4 & 10)	

# SECTION 2 - TURNTABLE

## FIGURE 2-8. TURNTABLE LOCK INSTALLATION



ART\_0239842

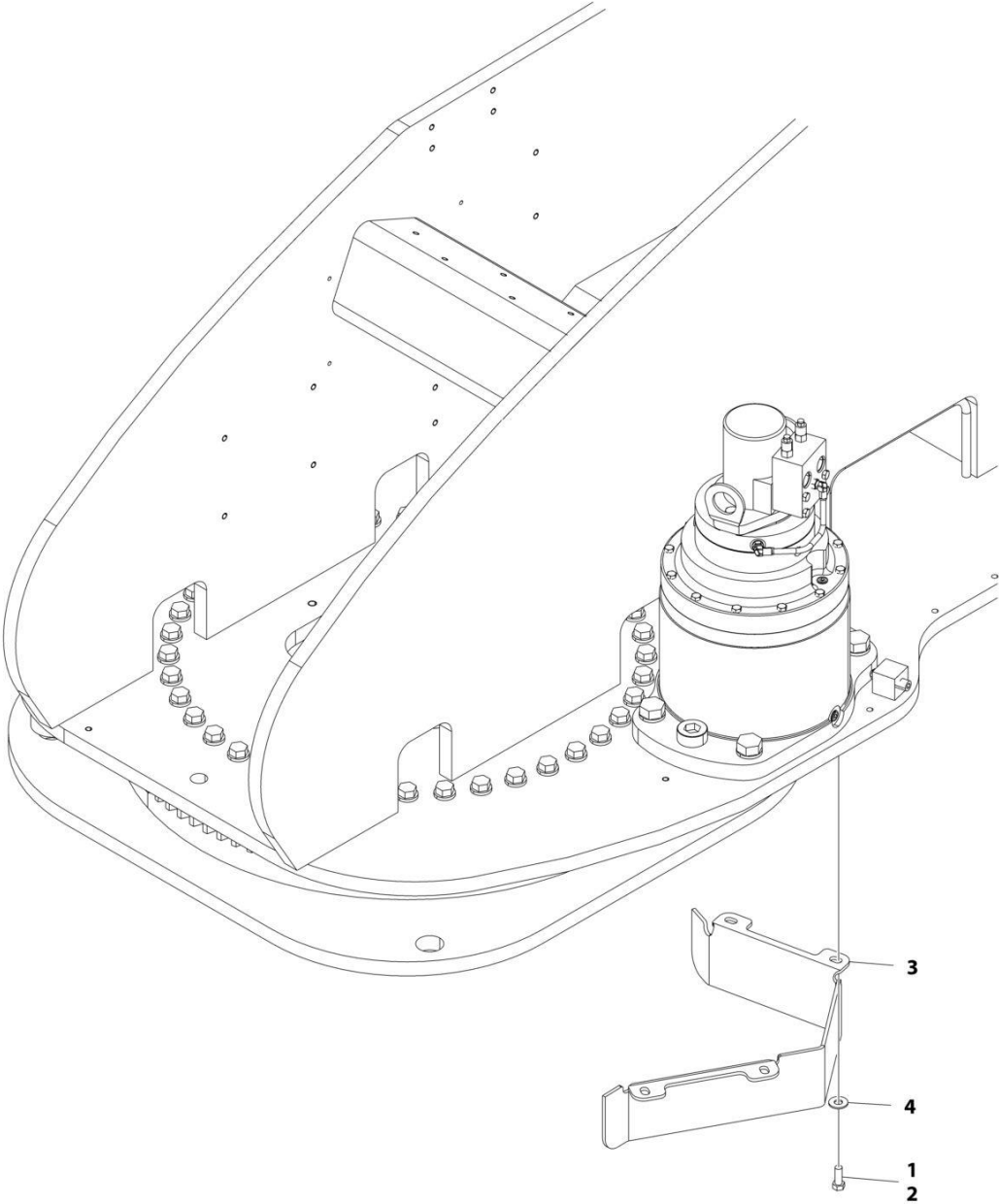
**SECTION 2 - TURNTABLE**

**FIGURE 2-8. TURNTABLE LOCK INSTALLATION**

<b>ITEM</b>	<b>PART NUMBER</b>	<b>QTY</b>	<b>DESCRIPTION</b>	<b>REV</b>
	0239842	Ref	TURNTABLE LOCK INSTALLATION	B
2	3421565	1	Pin, Snap	
3	1260017	9 in/23cm	Chain - #3	
4	3760170	2	Ring, Quick Release	
5	3421563	1	Pin, Turntable Lock	

**SECTION 2 - TURNTABLE**

**FIGURE 2-9. PINION SHIELD INSTALLATION**



ART\_0271874

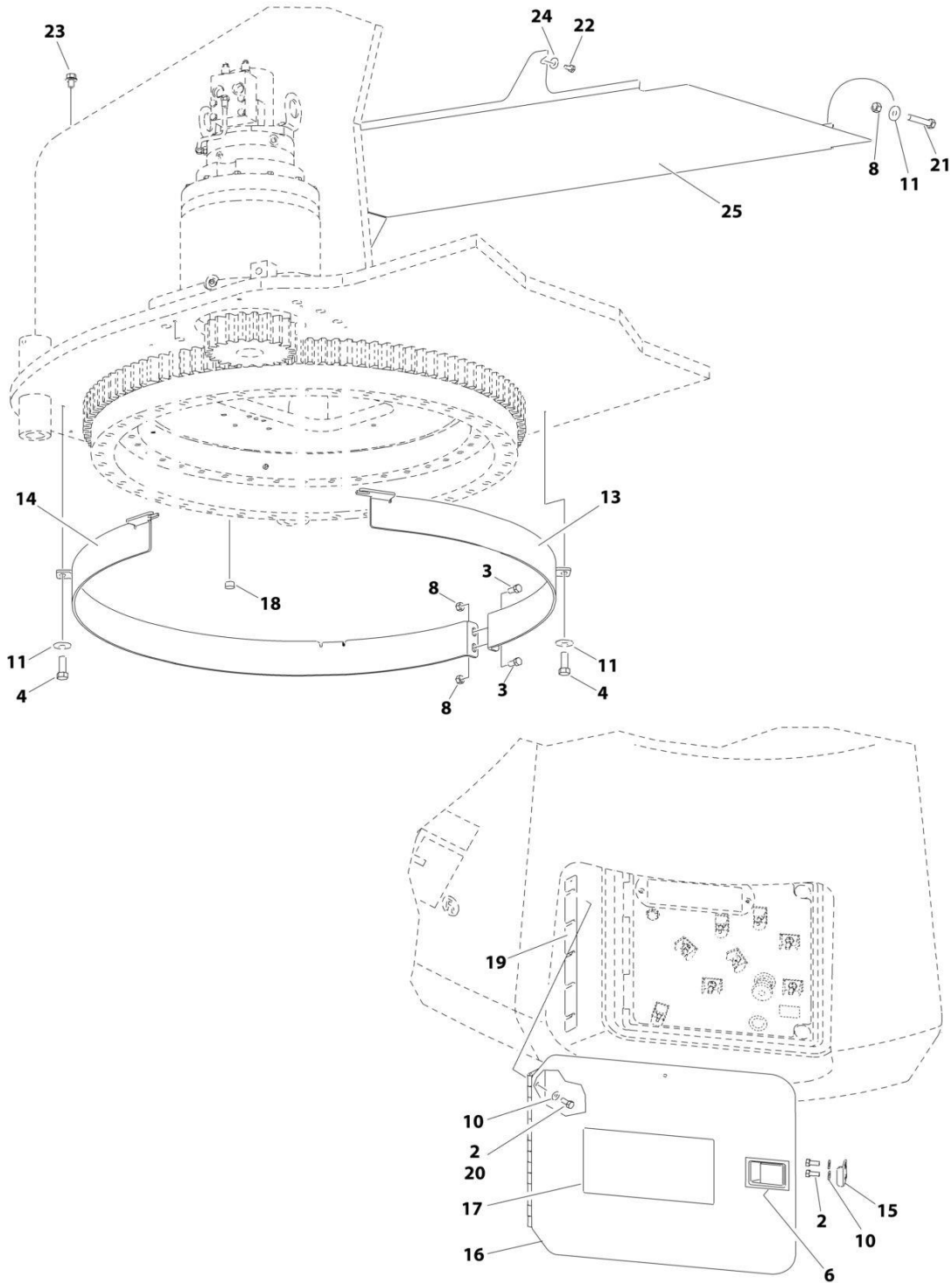
**SECTION 2 - TURNTABLE**

**FIGURE 2-9. PINION SHIELD INSTALLATION**

<b>ITEM</b>	<b>PART NUMBER</b>	<b>QTY</b>	<b>DESCRIPTION</b>	<b>REV</b>
	0271874	Ref	PINION SHIELD INSTALLATION	A
1	0100011	AR	Compound, Locking	
2	0641608	4	Bolt 3/8 x 1	
3	3573355	1	Plate, Pinion	
4	4751600	4	Washer 3/8	

# SECTION 2 - TURNTABLE

## FIGURE 2-10. EXTREME HOSTILE PACKAGE INSTALLATION (OPTIONAL)



ART\_1001111219

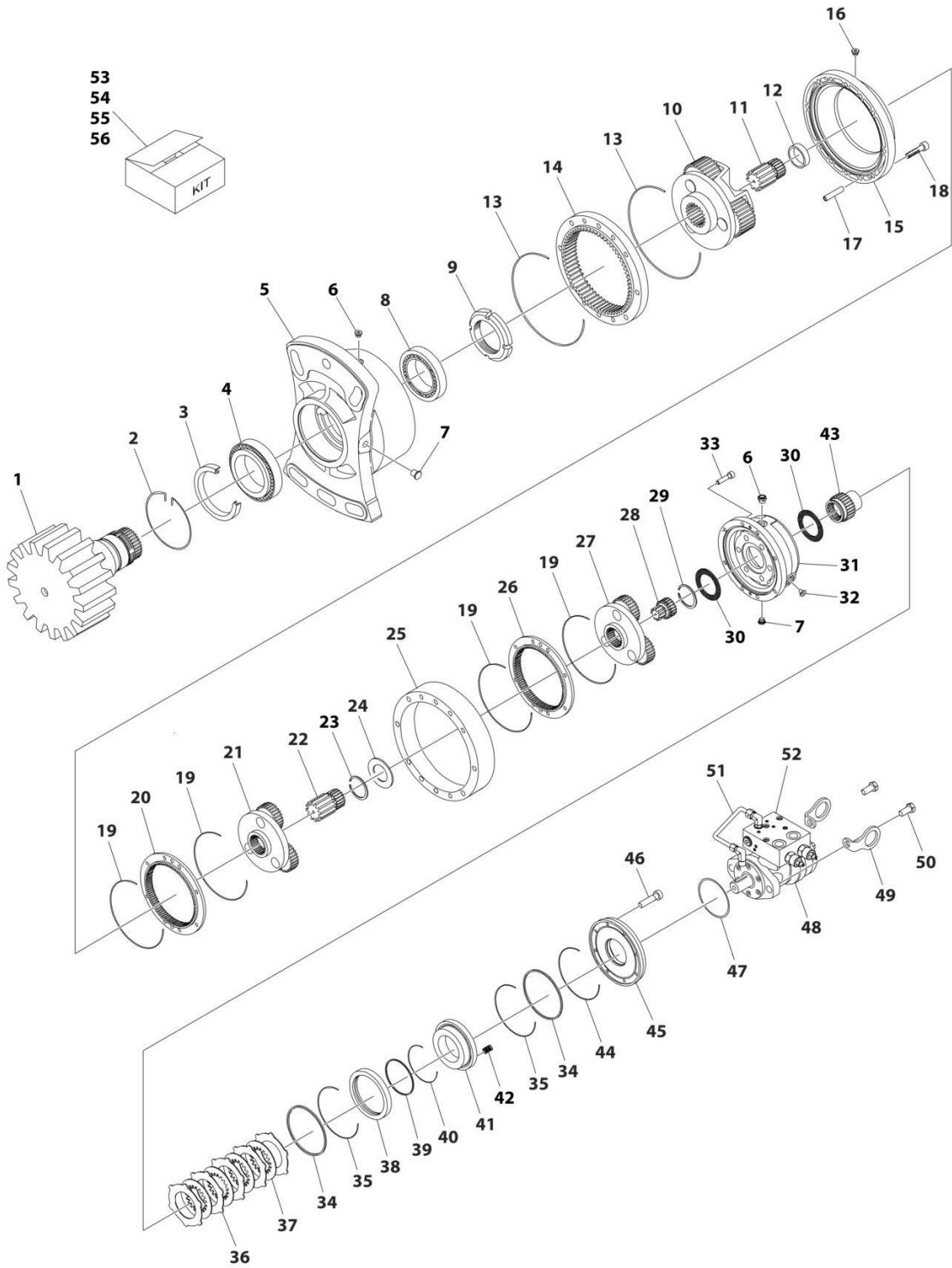
# SECTION 2 - TURNTABLE

**FIGURE 2-10. EXTREME HOSTILE PACKAGE INSTALLATION (OPTIONAL)**

ITEM	PART NUMBER	QTY	DESCRIPTION	REV
	1001111219	Ref	EXTREME HOSTILE PACKAGE INSTALLATION (OPTIONAL)	G
2	0641506	5	Bolt 5/16 x 3/4	
3	0641606	2	Bolt 3/8 x 3/4	
4	0641608	3	Bolt 3/8 x 1	
6	2940045	1	Latch, Paddle	
8	3311605	AR	Nut 3/8	
10	4711500	7	Washer 5/16	
11	4751600	AR	Washer 3/8	
12	1001110940	1	Filter, Hydraulic Tank (Not Shown)	
13	1001111175	1	Plate, Bearing Cover	
14	1001111176	1	Plate, Bearing Cover	
15	1001112911	1	Plate, Striker	
16	1001111193	1	Door	
17	1001113173	1	Decal - Emergency Stop	
18	1001114392	1	Plug, Rubber	
19	1001115168	1	Shim	
20	0100011	AR	Compound, Locking	
21	0630511	1	Bolt 3/8 x 2	
22	0641404	1	Bolt 1/4 x 1/2	
23	0791604	2	Bolt 3/8 x 1/2	
24	4751400	1	Washer 1/4	
25	1001115440	1	Shield, Turntable	

# SECTION 2 - TURNTABLE

## FIGURE 2-11. SWING MOTOR/HUB ASSEMBLY



ART\_1001228488



## SECTION 2 - TURNTABLE

**FIGURE 2-11. SWING MOTOR/HUB ASSEMBLY**

ITEM	PART NUMBER	QTY	DESCRIPTION	REV
	1001228488	Ref	SWING MOTOR/HUB ASSEMBLY	B
1	See Note	NSS	Shaft (Note: Use Item 56)	
2	70004467	1	Ring	
3	See Note	NSS	Seal, Oil (Note: Use Item 53)	
4	See Note	NSS	Bearing (Note: Use Item 55)	
5	See Note	NSS	Support, Output (Note: Not Available for Purchase)	
6	70002057	5	Plug with O-Ring	
7	70004469	2	Plug with O-Ring	
8	See Note	NSS	Bearing (Note: Use Item 55)	
9	See Note	NSS	Nut, Ring (Note: Use Item 56)	
10	70006986	1	Reduction, Gear - Complete	
11	70006987	1	Pinion	
12	70004477	1	Spacer	
13	See Note	NSS	O-Ring (Note: Use Item 53)	
14	70004474	1	Ring, Planetary	
15	70006988	1	Spacer	
16	70002057	2	Plug with O-Ring	
17	70006989	4	Pin, Spring	
18	70004480	8	Capscrew M10 x 55	
19	See Note	NSS	O-Ring (Note: Use Item 53)	
20	70006990	1	Ring, Planetary	
21	70006991	1	Reduction, Gear - Complete	
22	70006992	1	Pinion	
23	70002032	1	Ring	
24	70006993	1	Spacer	
25	70006994	1	Spacer	
26	70004481	1	Ring, Planetary	
27	70006995	1	Reduction, Gear - Complete	
28	70006996	1	Pinion	
29	70006997	1	Ring	
30	70006998	2	Washer	
31	See Note	NSS	Housing, Brake (Note: Not Available for Purchase)	
32	70006999	1	Plug	
33	70007000	8	Capscrew M8 x 90	
34	See Note	NSS	Seal (Note: Use Item 53 or 54)	
35	See Note	NSS	O-Ring (Note: Use Item 53 or 54)	
36	See Note	NSS	Disc, Steel (Note: Use Item 54)	
37	See Note	NSS	Disc (Note: Use Item 54)	
38	70005317	1	Spacer	
39	See Note	NSS	Seal (Note: Use Item 53 or 54)	
40	See Note	NSS	O-Ring (Note: Use Item 53 or 54)	
41	70005318	1	Piston, Brake	
42	See Note	NSS	Spring, Brake (Note: Use Item 54)	
43	70007001	1	Shaft, Input	
44	See Note	NSS	O-Ring (Note: Use Item 53 or 54)	
45	70007002	1	Cover	
46	70007003	8	Screw M6 x 25	
47	See Note	NSS	O-Ring (Note: Use Item 53)	
48	70007009	1	Motor	
48	70007011	1	Seal Kit	

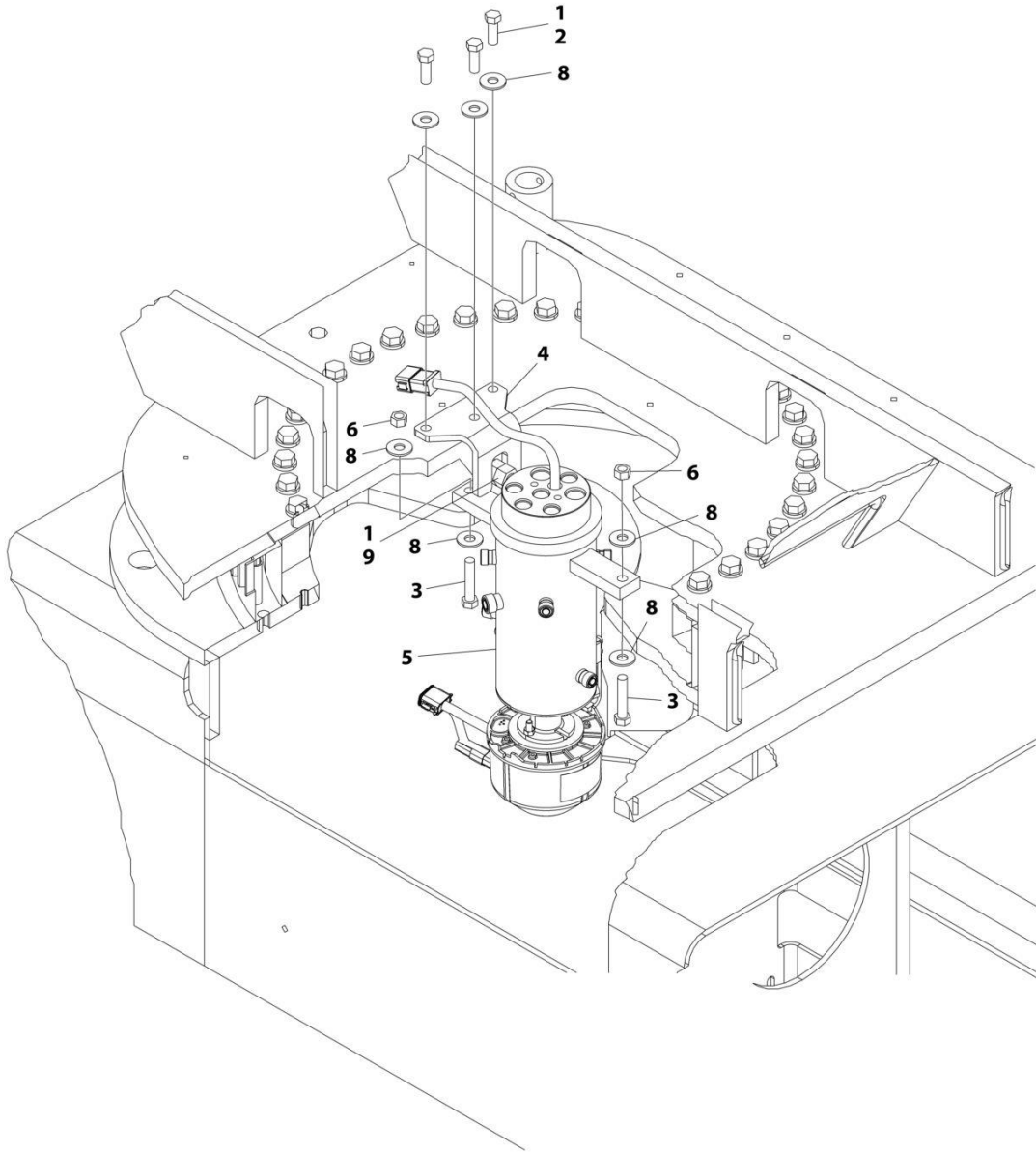
## SECTION 2 - TURNTABLE

ITEM	PART NUMBER	QTY	DESCRIPTION	REV
49	See Note	NSS	Lug, Lifting (Note: Not Available for Purchase)	
50	70004494	2	Capscrew M12 x 35	
51	70007004	1	Brake, Valve Adapter	
52	70007010	1	Valve	
52	70007012	1	Seal Kit	
52	70007013	1	Hardware Kit	
53	70007005	1	Seal Kit – Brake and Hub (Includes Items 3, 13, 19, 34, 35, 39, 40, 44 & 47)	
54	70007006	1	Seal Kit – Brake (Includes Items 34-37, 39, 40, 42 & 44)	
55	70007007	1	Bearing Kit (Includes Items 4 & 8)	
56	70007008	1	Output Shaft Kit (Includes Items 1 & 9)	



## SECTION 2 - TURNTABLE

FIGURE 2-12. ROTARY COUPLING AND COLLECTOR RING INSTALLATION (ROTARY COUPLING WITH SN PLATE)



ART\_0271688\_F

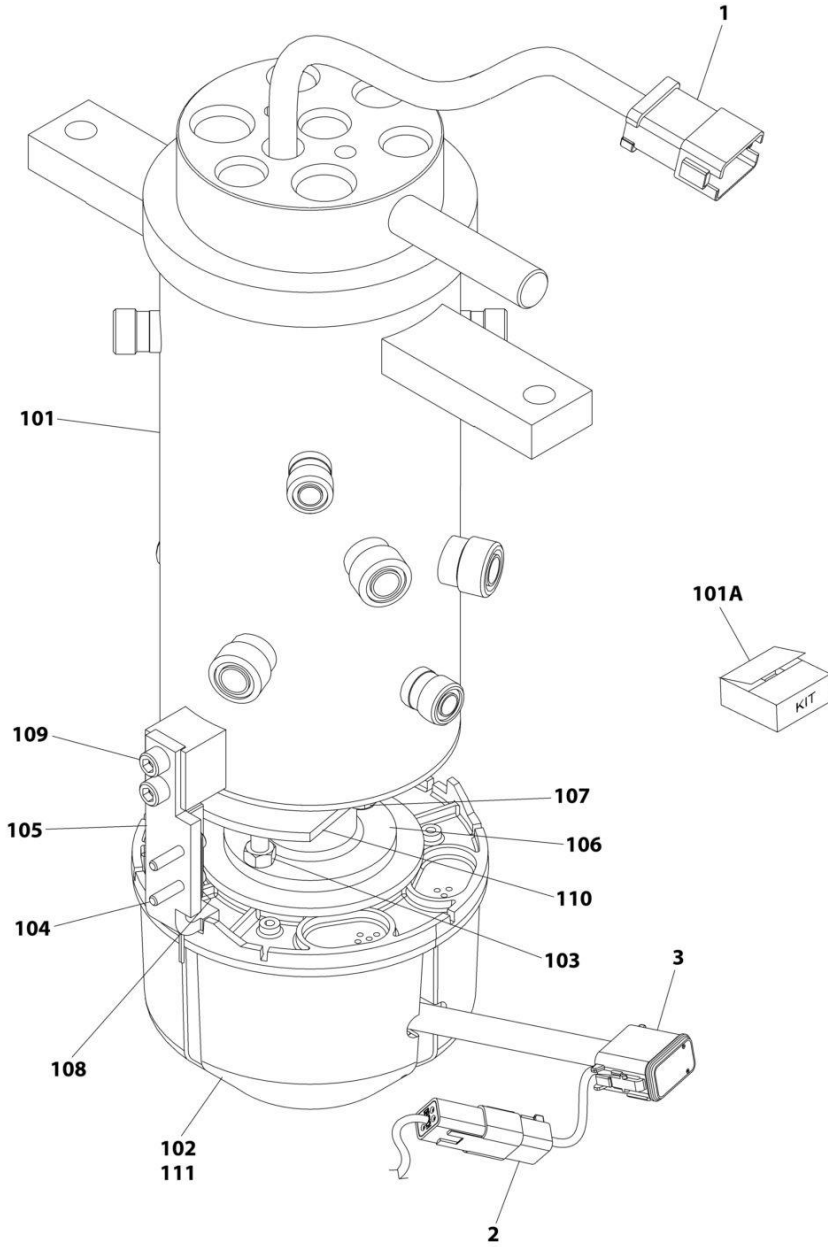
**SECTION 2 - TURNTABLE**

**FIGURE 2-12. ROTARY COUPLING AND COLLECTOR RING INSTALLATION (ROTARY COUPLING WITH SN PLATE)**

<b>ITEM</b>	<b>PART NUMBER</b>	<b>QTY</b>	<b>DESCRIPTION</b>	<b>REV</b>
	0271688	Ref	ROTARY COUPLING AND COLLECTOR RING INSTALLATION	F
1	0100011	AR	Compound, Locking	
2	0641812	3	Bolt 1/2 x 1-1/2	
3	0641820	2	Bolt 1/2 x 2-1/2	
4	0902915	1	Bracket, Swivel	
5	1001278607	1	Rotary Coupling and Collector Ring Assembly (See Separate Breakdown in this Section)	
6	3311805	2	Nut 1/2	
8	4751800	7	Washer 1/2	
9	3322201	2	Nut 3/4	

# SECTION 2 - TURNTABLE

## FIGURE 2-13. ROTARY COUPLING AND COLLECTOR RING ASSEMBLY



ART\_1001278607

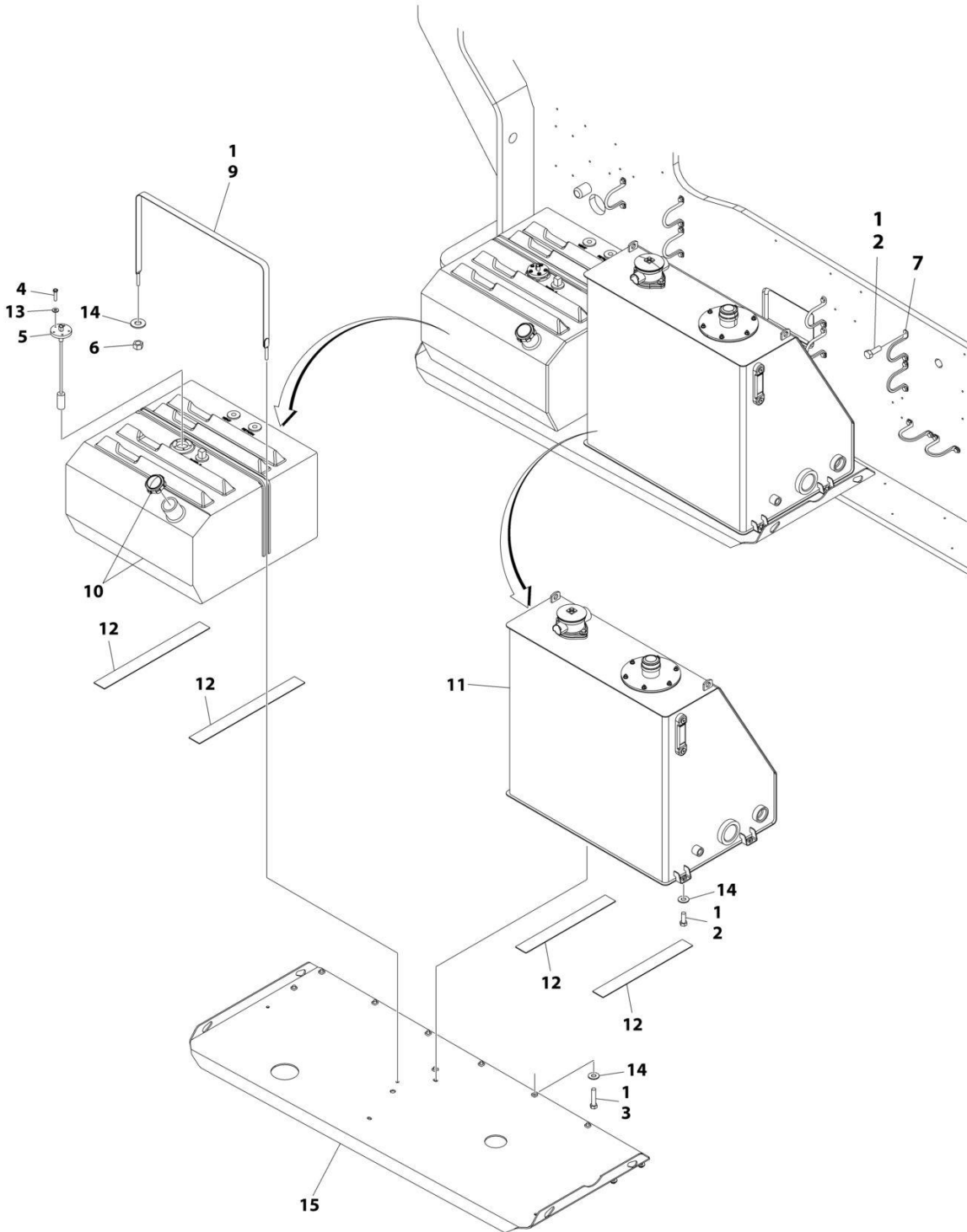
**SECTION 2 - TURNTABLE**

**FIGURE 2-13. ROTARY COUPLING AND COLLECTOR RING ASSEMBLY**

ITEM	PART NUMBER	QTY	DESCRIPTION	REV
	1001278607	Ref	ROTARY COUPLING AND COLLECTOR RING ASSEMBLY	A
1	4460950	1	Connector	
1	80363179	1	Wedge Lock	
2	4460884	1	Connector	
2	80604021	1	Wedge Lock	
3	4460836	1	Connector	
3	80604016	1	Wedge Lock	
3	4460944	3	Socket, Female (Gold)	
3	4640465	7	Socket, Female	
3	4460466	2	Seal, Plug	
101	70001102	1	Rotary Coupling Assembly	
101A	70001101	1	Seal Kit - 70001102 Coupling	
102	70008359	1	Collector Ring Assembly	
103	70008360	2	Nut 5/16	
104	70007510	2	Capscrew #10 x 1/2	
105	70008361	1	Arm	
106	70008362	1	Adaptor, Spool	
107	70008363	2	Bolt 5/16 x 1	
108	70008364	1	Sensor	
109	3931512	2	Capscrew 5/16 x 3/4	
110	70008365	1	Plate, Cam	
111	0100048	AR	Silicone	

# SECTION 2 - TURNTABLE

## FIGURE 2-14. TANK INSTALLATION - WITH ABS HOODS



ART\_0271572



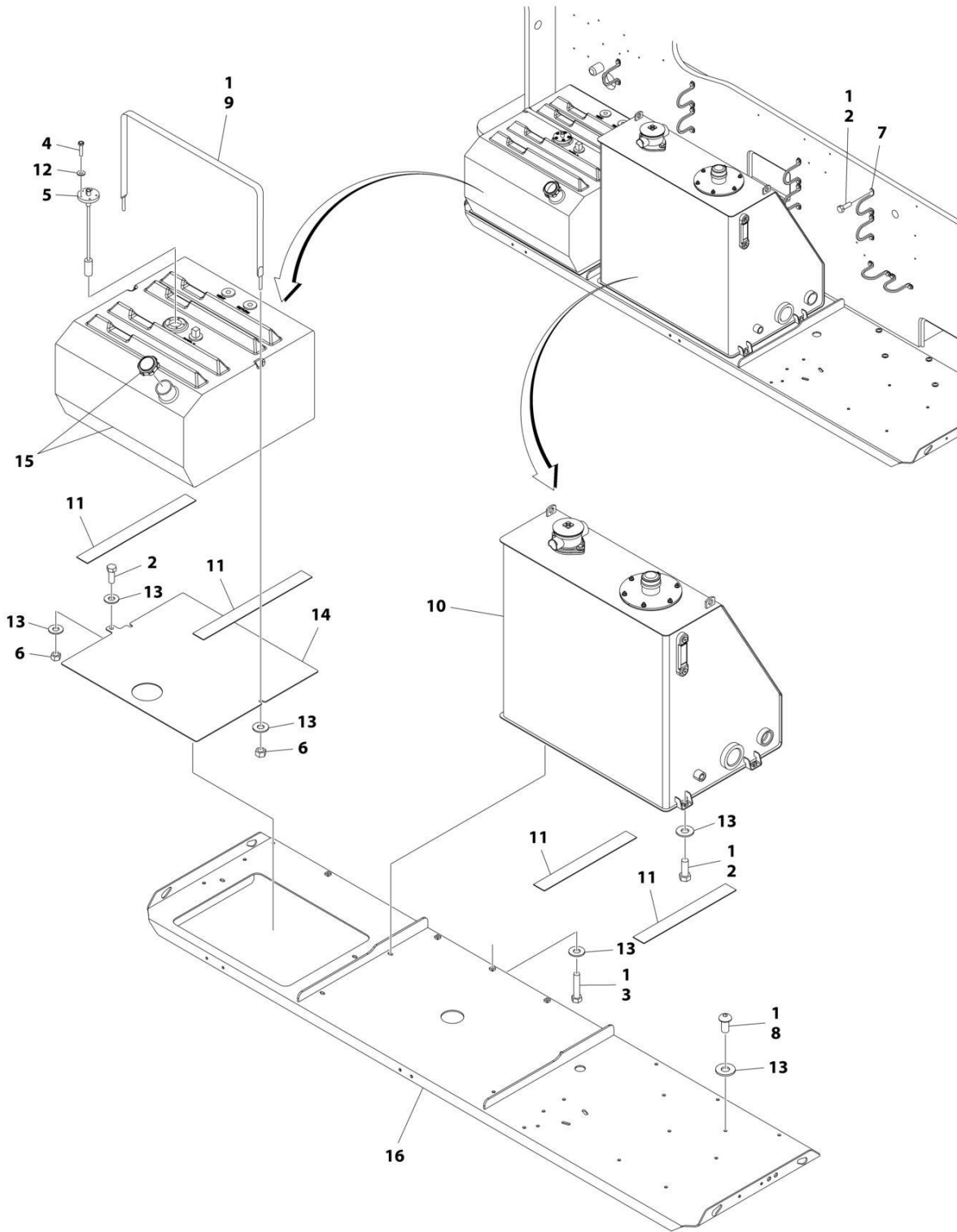
**SECTION 2 - TURNTABLE**

**FIGURE 2-14. TANK INSTALLATION - WITH ABS HOODS**

ITEM	PART NUMBER	QTY	DESCRIPTION	REV
	0271572	Ref	TANKS INSTALLATION - WITH ABS HOODS	C
1	0100011	AR	Compound, Locking	
2	0641608	22	Bolt 3/8 x 1	
3	0641614	10	Bolt 3/8 x 1-3/4	
4	0731007	5	Screw, Machine #10 x 7/8	
5	2420191	1	Gauge, Fuel	
6	3311601	2	Nut 3/8	
7	3841340	9	Loop, Hose	
9	4240139	1	Strap, Tank	
10	1001160567	1	Tank, Fuel	
10	70004414	1	Cap	
10	7020043	1	Tube, Pick up	
11	4400457	1	Tank, Hydraulic Oil (See Separate Breakdown in this Section)	
12	4420038	74 in /1.9m	Tape	
13	4751000	5	Washer #10	
14	4751600	16	Washer 3/8	
15	4846476	1	Tray	

# SECTION 2 - TURNTABLE

## FIGURE 2-15. TANK INSTALLATION - WITH STEEL HOODS



ART\_1001173915

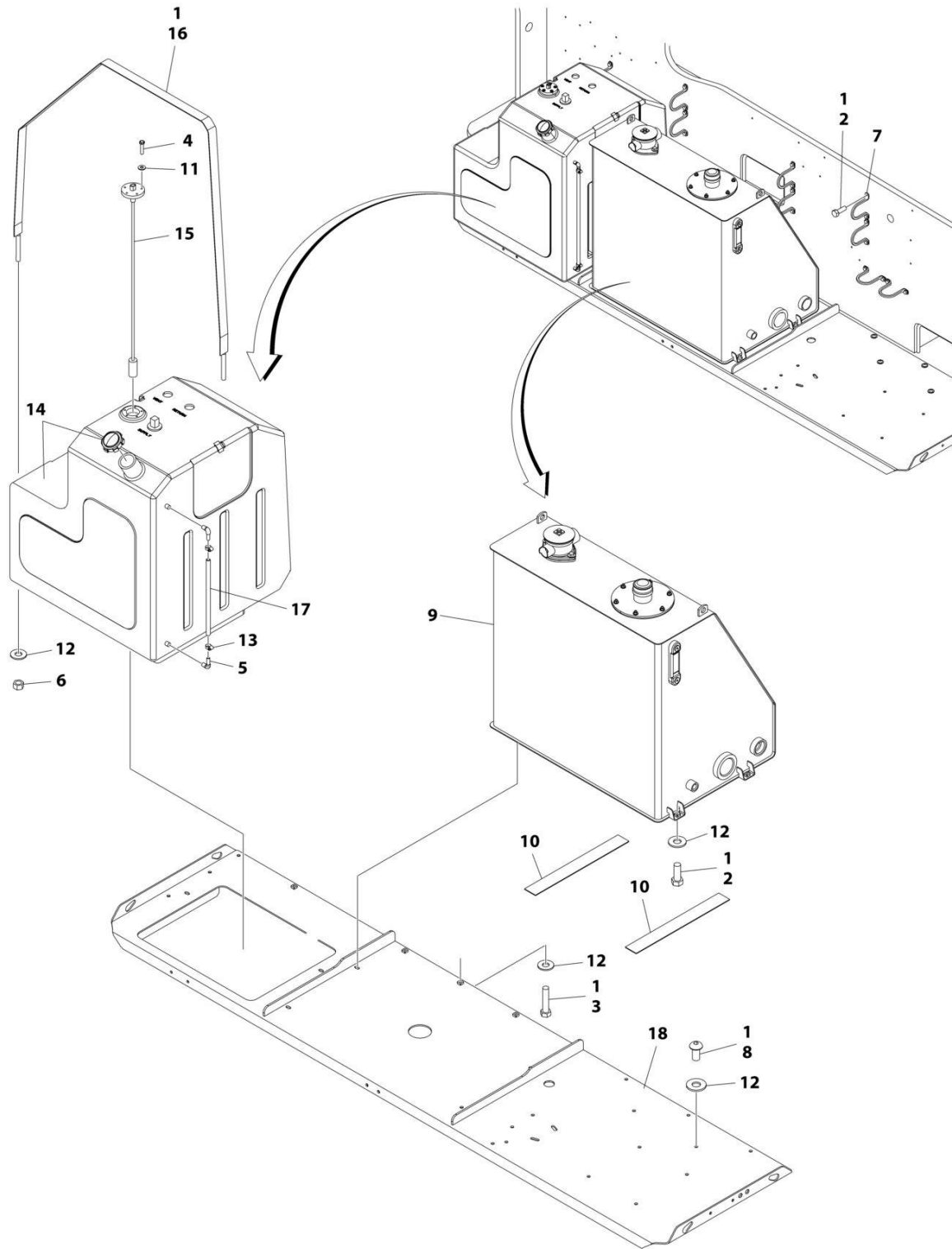
**SECTION 2 - TURNTABLE**

**FIGURE 2-15. TANK INSTALLATION - WITH STEEL HOODS**

ITEM	PART NUMBER	QTY	DESCRIPTION	REV
	1001173915	Ref	TANKS INSTALLATION - WITH STEEL HOODS	C
1	0100011	AR	Compound, Locking	
2	0641608	23	Bolt 3/8 x 1	
3	0641614	10	Bolt 3/8 x 1-3/4	
4	0731007	5	Screw, Machine #10 x 7/8	
5	2420191	1	Gauge, Fuel	
6	3311601	3	Nut 3/8	
7	3841340	9	Loop, Hose	
8	3900283	6	Screw 3/8 x 3/4	
9	4240139	1	Strap, Tank	
10	4400457	1	Tank, Hydraulic Oil (See Separate Breakdown in this Section)	
11	4420038	74 in /1.9m	Tape	
12	4751000	5	Washer #10	
13	4751600	24	Washer 3/8	
14	1001107359	1	Plate, Support	
15	1001160567	1	Tank, Fuel	
15	70004414	1	Cap	
15	7020043	1	Tube, Pick up	
16	1001173171	1	Tray	

# SECTION 2 - TURNTABLE

FIGURE 2-16. TANK INSTALLATION - WITH STEEL HOODS AND 52.8 GAL/200 L FUEL TANK



ART\_1001173918

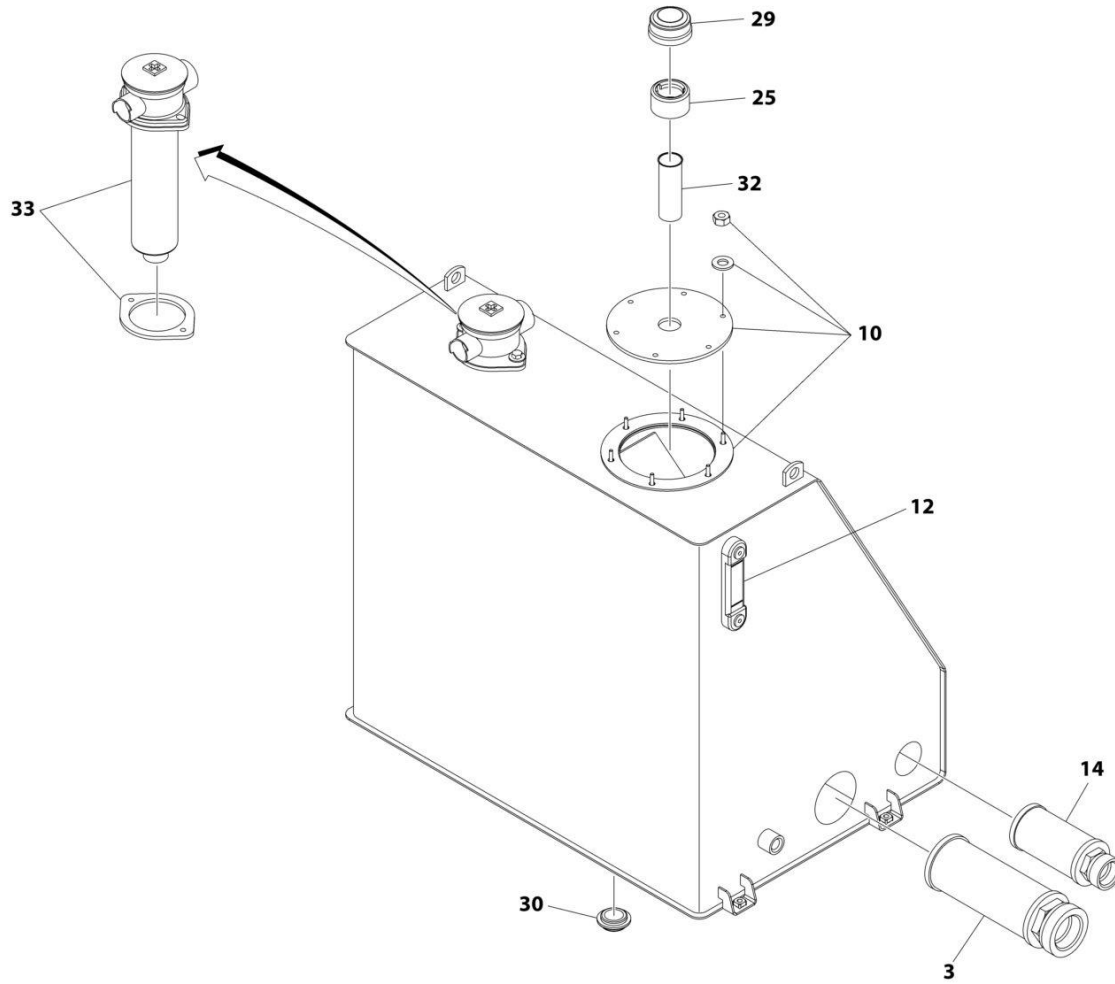
## SECTION 2 - TURNTABLE

**FIGURE 2-16. TANK INSTALLATION - WITH STEEL HOODS AND 52.8 GAL/200 L FUEL TANK**

ITEM	PART NUMBER	QTY	DESCRIPTION	REV
	1001173918	Ref	TANKS INSTALLATION - WITH STEEL HOODS AND 52.8 GAL/200 L FUEL TANK	C
1	0100011	AR	Compound, Locking	
2	0641608	22	Bolt 3/8 x 1	
3	0641614	10	Bolt 3/8 x 1-3/4	
4	0731007	5	Screw, Machine #10 x 7/8	
5	2180467	2	Fitting, Barb	
6	3311601	2	Nut 3/8	
7	3841340	9	Loop, Hose	
8	3900283	6	Screw 3/8 x 3/4	
9	4400457	1	Tank, Hydraulic Oil (See Separate Breakdown in this Section)	
10	4420038	74 in/1.9m	Tape	
11	4751000	5	Washer #10	
12	4751600	22	Washer 3/8	
13	8405009	2	Clamp	
14	1001108579	1	Tank, Fuel	
14	7016314	1	Cap	
14	70004413	1	Tube, Pick up	
15	1001109048	1	Gauge, Fuel	
16	1001110059	1	Strap, Tank Mounting	
17	1001113103	19.5 in /0.5m	Tube, Sight	
18	1001173171	1	Tray	

# SECTION 2 - TURNTABLE

## FIGURE 2-17. HYDRAULIC OIL TANK ASSEMBLY



ART\_4400457

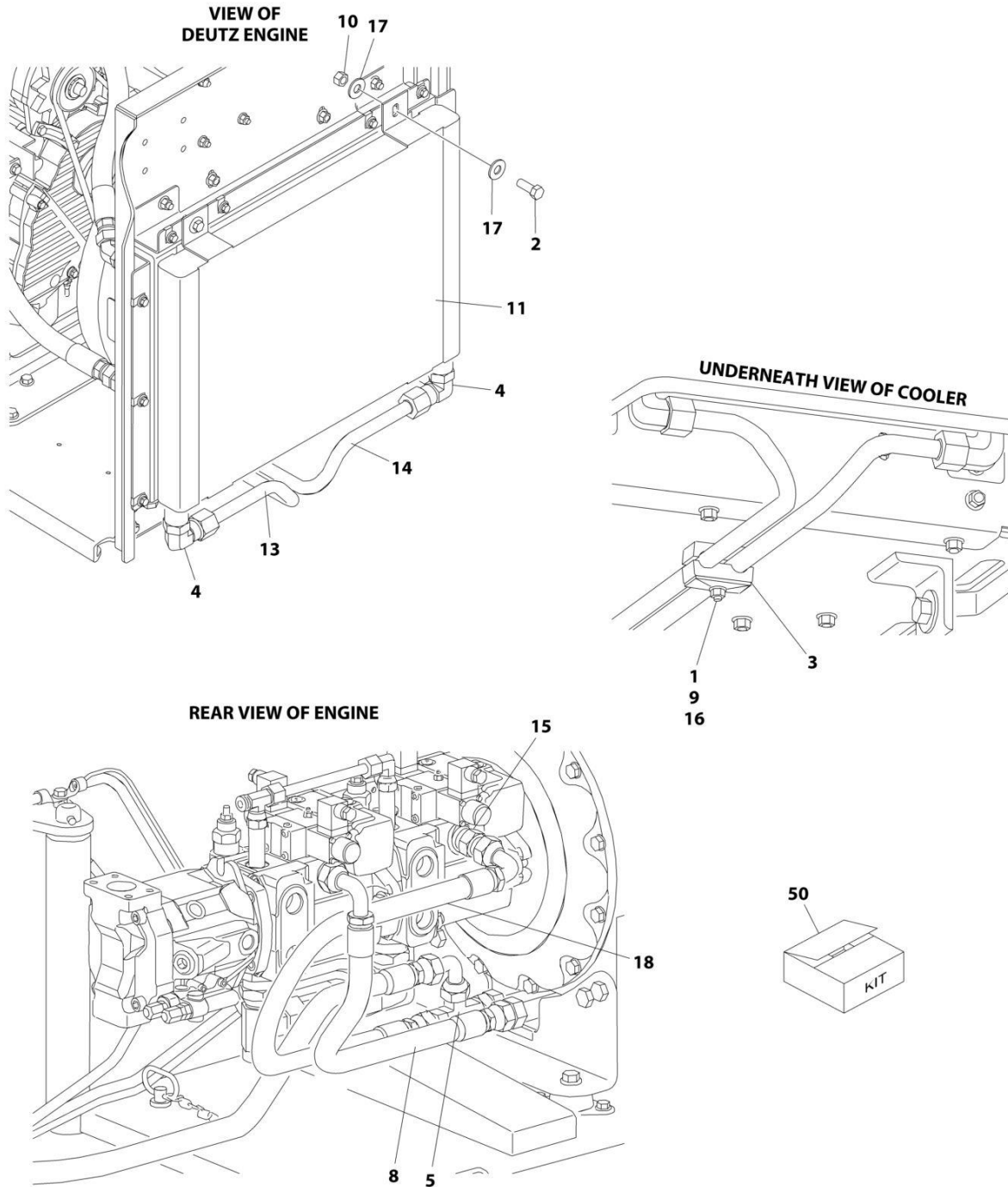
**SECTION 2 - TURNTABLE**

**FIGURE 2-17. HYDRAULIC OIL TANK ASSEMBLY**

ITEM	PART NUMBER	QTY	DESCRIPTION	REV
	4400457	Ref	HYDRAULIC OIL TANK ASSEMBLY	E
3	7026571	1	Strainer, Suction	
10	7024439	1	Cover	
10	7023306	1	Seal, Cover Plate	
10	7024440	1	Gasket	
12	7024441	1	Gauge, Sight	
14	7024442	1	Strainer	
25	7024445	1	Strainer (Filler Neck)	
29	7024444	1	Cap, Fill	
30	7024446	1	Plug, Magnetic	
32	7024443	1	Neck, Filler	
33	7024374	1	Filter, Hydraulic Oil	
33	7024375	1	Element, Filter	
33	7023347	1	Gasket, Filter Mounting Flange	

## SECTION 2 - TURNTABLE

FIGURE 2-18. HYDRAULIC OIL COOLER INSTALLATION - DEUTZ TD2011 ENGINES WITH REXROTH PUMPS (OPTIONAL)



ART\_0272080



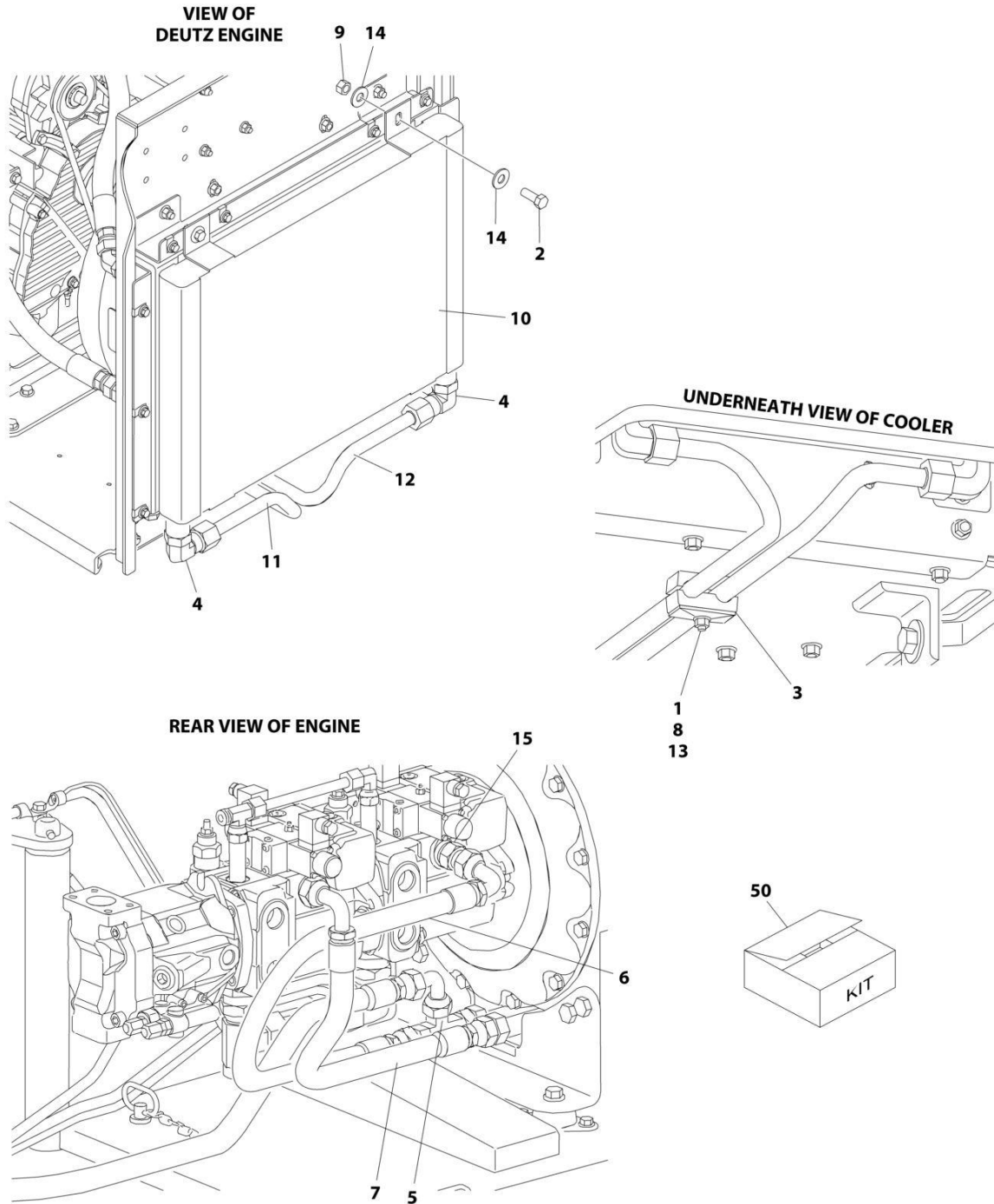
## SECTION 2 - TURNTABLE

**FIGURE 2-18. HYDRAULIC OIL COOLER INSTALLATION - DEUTZ TD2011 ENGINES WITH REXROTH PUMPS (OPTIONAL)**

ITEM	PART NUMBER	QTY	DESCRIPTION	REV
	0272080	Ref	HYDRAULIC OIL COOLER INSTALLATION - DEUTZ TD2011 ENGINES WITH REXROTH PUMPS (OPTIONAL)	B
		Ref	Note: See Engine Installation for Engine Oil Cooler.	
1	0641520	2	Bolt 5/16 x 2-1/2	
2	0641608	4	Bolt 3/8 x 1	
3	1320162	2	Clamp, Hose	
4	2131212	2	Fitting, Elbow	
5	2170712	1	Fitting, Tee	
8	2753778	1	Hose	
9	3311505	2	Nut 5/16	
10	3311605	4	Nut 3/8	
11	3620034	1	Cooler, Hydraulic Oil	
13	4568426	1	Tube	
14	4568427	1	Tube	
15	4641247	1	Valve, Check	
16	4711500	4	Washer 5/16	
17	4751600	8	Washer 3/8	
18	2753843	1	Hose	
50	1001120564	1	Oil Cooler Add-on Kit (Includes Items 1-18)	

## SECTION 2 - TURNTABLE

FIGURE 2-19. HYDRAULIC OIL COOLER INSTALLATION - DEUTZ TD2011 ENGINES WITH SAUER PUMPS (OPTIONAL)



ART\_1001118957

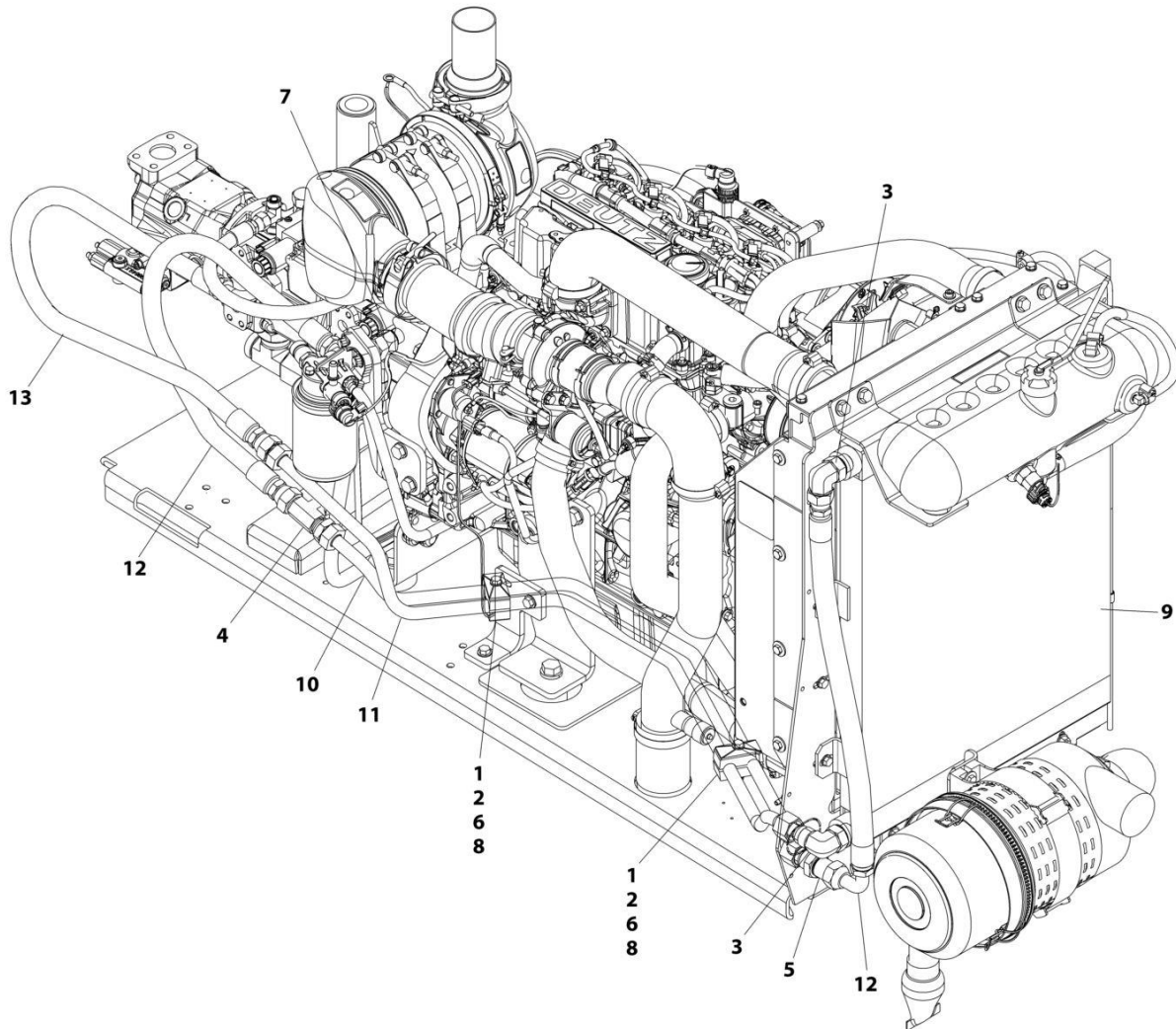
## SECTION 2 - TURNTABLE

**FIGURE 2-19. HYDRAULIC OIL COOLER INSTALLATION - DEUTZ TD2011 ENGINES WITH SAUER PUMPS (OPTIONAL)**

ITEM	PART NUMBER	QTY	DESCRIPTION	REV
	1001118957	Ref	HYDRAULIC OIL COOLER INSTALLATION - DEUTZ TD2011 ENGINES WITH SAUER PUMPS (OPTIONAL)	B
		Ref	Note: See Engine Installation for Engine Oil Cooler.	
1	0641520	2	Bolt 5/16 x 2-1/2	
2	0641608	4	Bolt 3/8 x 1	
3	1320162	2	Clamp, Hose	
4	2131212	2	Fitting, Elbow	
5	2170712	1	Fitting, Tee	
6	2753778	1	Hose	
7	2753999	1	Hose	
8	3311505	2	Nut 5/16	
9	3311605	4	Nut 3/8	
10	3620034	1	Cooler, Hydraulic Oil	
11	4568426	1	Tube	
12	4568427	1	Tube	
13	4711500	4	Washer 5/16	
14	4751600	8	Washer 3/8	
15	1001109677	1	Valve, Check	
50	1001120564	1	Oil Cooler Add-on Kit Options (Includes Items 1-15):	

## SECTION 2 - TURNTABLE

FIGURE 2-20. HYDRAULIC OIL COOLER INSTALLATION - DEUTZ TCD2.9L4 ENGINES AND DEUTZ TCD2.9L4 (STAGE V) ENGINES WITH REXROTH PUMPS (OPTIONAL)



ART\_1001139494\_F

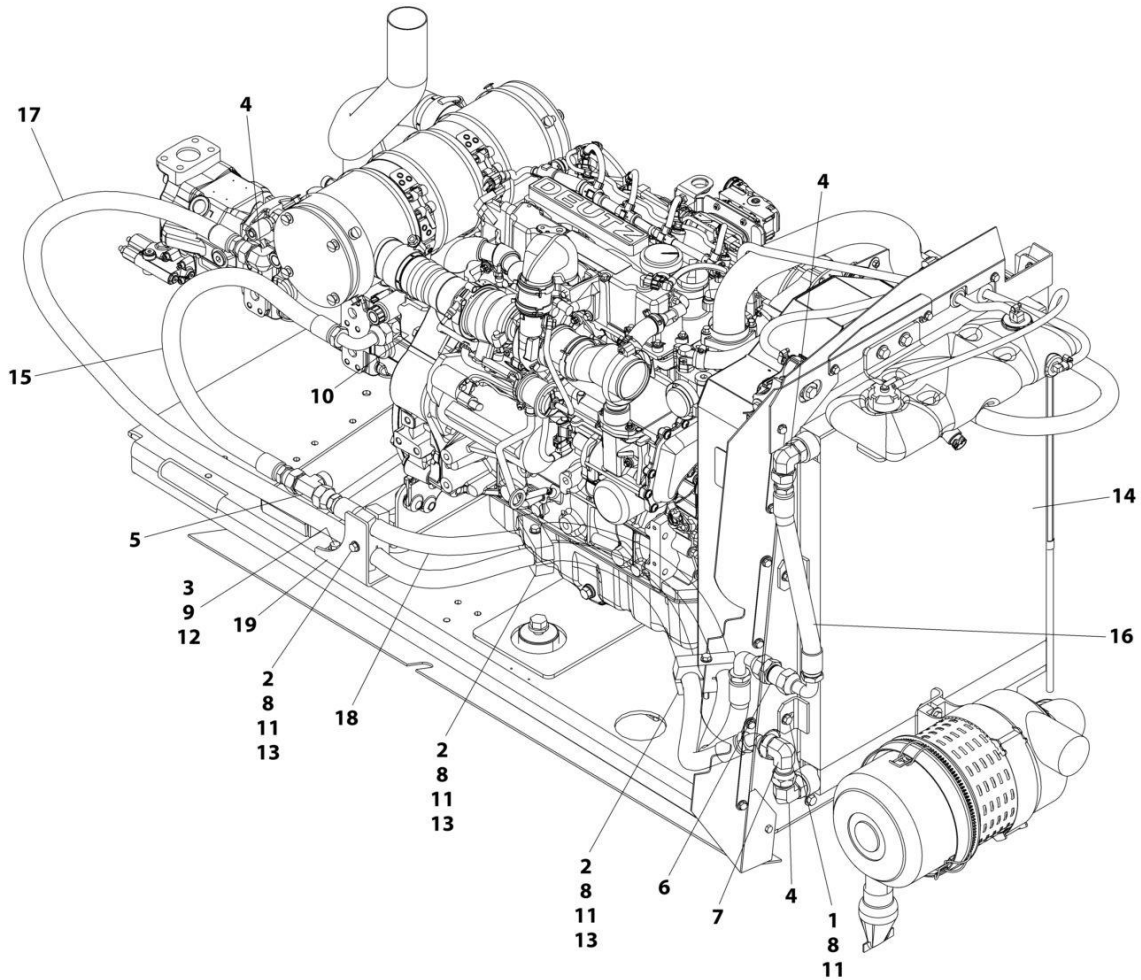
## SECTION 2 - TURNTABLE

**FIGURE 2-20. HYDRAULIC OIL COOLER INSTALLATION - DEUTZ TCD2.9L4 ENGINES AND DEUTZ TCD2.9L4 (STAGE V) ENGINES WITH REXROTH PUMPS (OPTIONAL)**

ITEM	PART NUMBER	QTY	DESCRIPTION	REV
	1001139494	Ref	HYDRAULIC OIL COOLER INSTALLATION - DEUTZ TCD2.9L4 ENGINES WITH REXROTH PUMPS (OPTIONAL)	F
		Ref	Note: See Engine Installation for Engine Oil Cooler.	
1	0641520	2	Bolt 5/16 x 2-1/2	
2	1320162	2	Clamp, Hose	
3	2131212	2	Fitting, 90	
4	2170712	1	Fitting, Tee	
5	2171112	1	Fitting, Straight	
6	3311505	2	Nut 5/16	
7	4641247	1	Valve	
8	4711500	4	Washer 5/16	
9	1001256859	1	Cooler, Hydraulic Oil	
10	1001139665	1	Tube	
11	1001139666	1	Tube	
12	1001143087	2	Hose	
13	1001143123	1	Hose	

## SECTION 2 - TURNTABLE

FIGURE 2-21. HYDRAULIC OIL COOLER INSTALLATION - DEUTZ TCD2.9L4 ENGINES WITH REXROTH PUMPS (OPTIONAL) (CHINA SPEC ONLY)



ART\_1001221802\_B

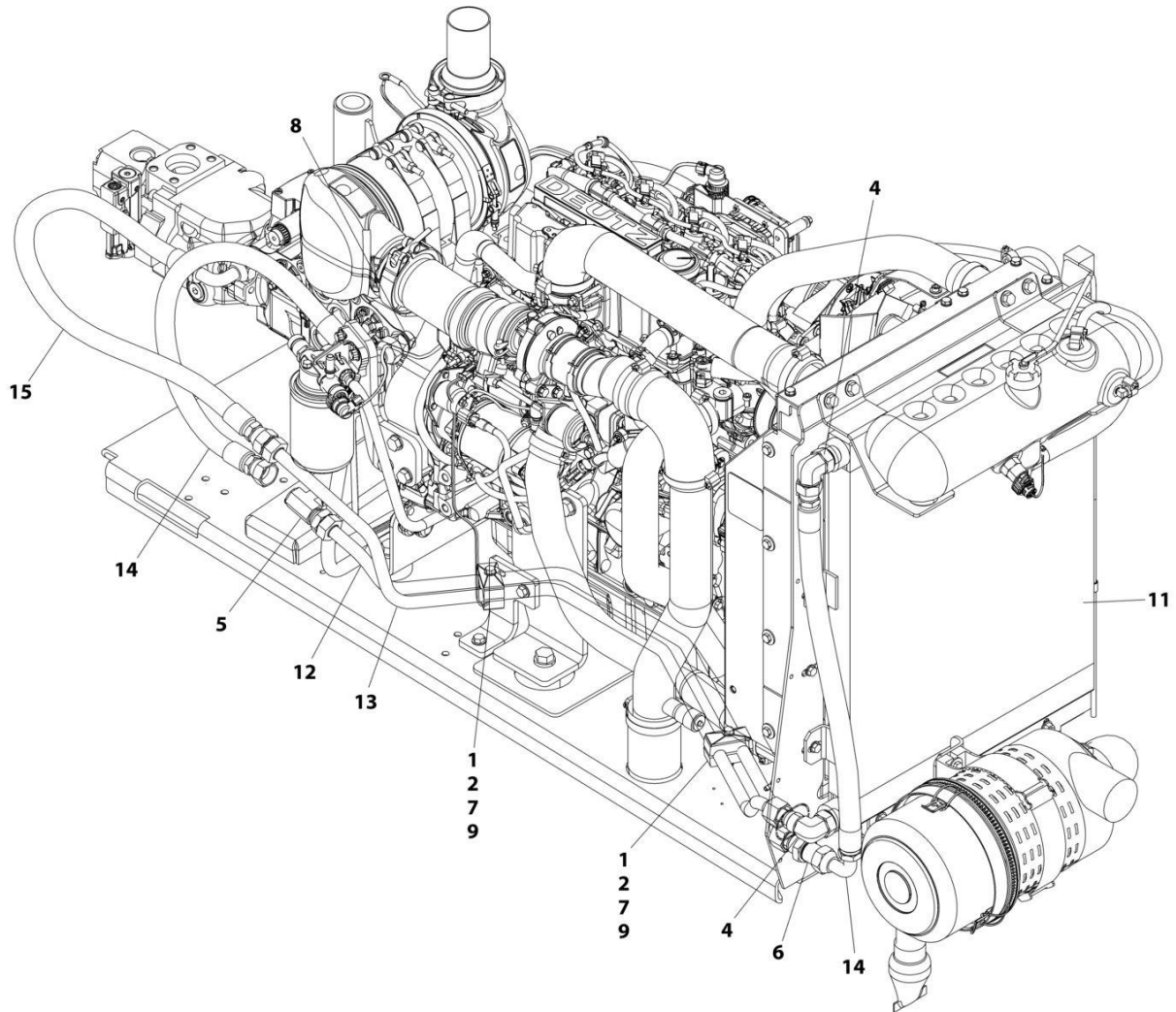
## SECTION 2 - TURNTABLE

**FIGURE 2-21. HYDRAULIC OIL COOLER INSTALLATION - DEUTZ TCD2.9L4 ENGINES WITH REXROTH PUMPS (OPTIONAL) (CHINA SPEC ONLY)**

ITEM	PART NUMBER	QTY	DESCRIPTION	REV
	1001221802	Ref	HYDRAULIC OIL COOLER INSTALLATION - DEUTZ TCD2.9L4 ENGINES WITH REXROTH PUMPS (OPTIONAL)	B
1	0641508	4	Bolt 5/16 x 1	
2	0641524	3	Bolt 5/16 x 3	
3	0641609	2	Bolt 3/8 x 1-1/8	
4	2131212	3	Fitting, 90 ORFS/ORB	
5	2170512	1	Fitting, Tee ORFS/ORFS/ORFS	
6	2171112	1	Fitting, Straight ORFS/ORFS	
7	2172112	1	Fitting, 90 ORFS/FSORFS	
8	3311505	7	Nut 5/16	
9	3311605	2	Nut 3/8	
10	4641247	1	Valve	
11	4711500	14	Washer 5/16	
12	4711600	4	Washer 3/8	
13	8750024	3	Clamp	
14	1001256859	1	Cooler, Hydraulic Oil	
15	1001143087	1	Hose	
16	1001181129	1	Hose	
17	1001188376	1	Hose	
18	1001188382	1	Hose	
19	1001220560	1	Bracket	

## SECTION 2 - TURNTABLE

FIGURE 2-22. HYDRAULIC OIL COOLER INSTALLATION – DEUTZ TCD2.9L4 ENGINES AND DEUTZ TCD2.9L4 (STAGE V & CHINA IV) ENGINES WITH SAUER PUMPS (OPTIONAL)



ART\_1001139492\_F



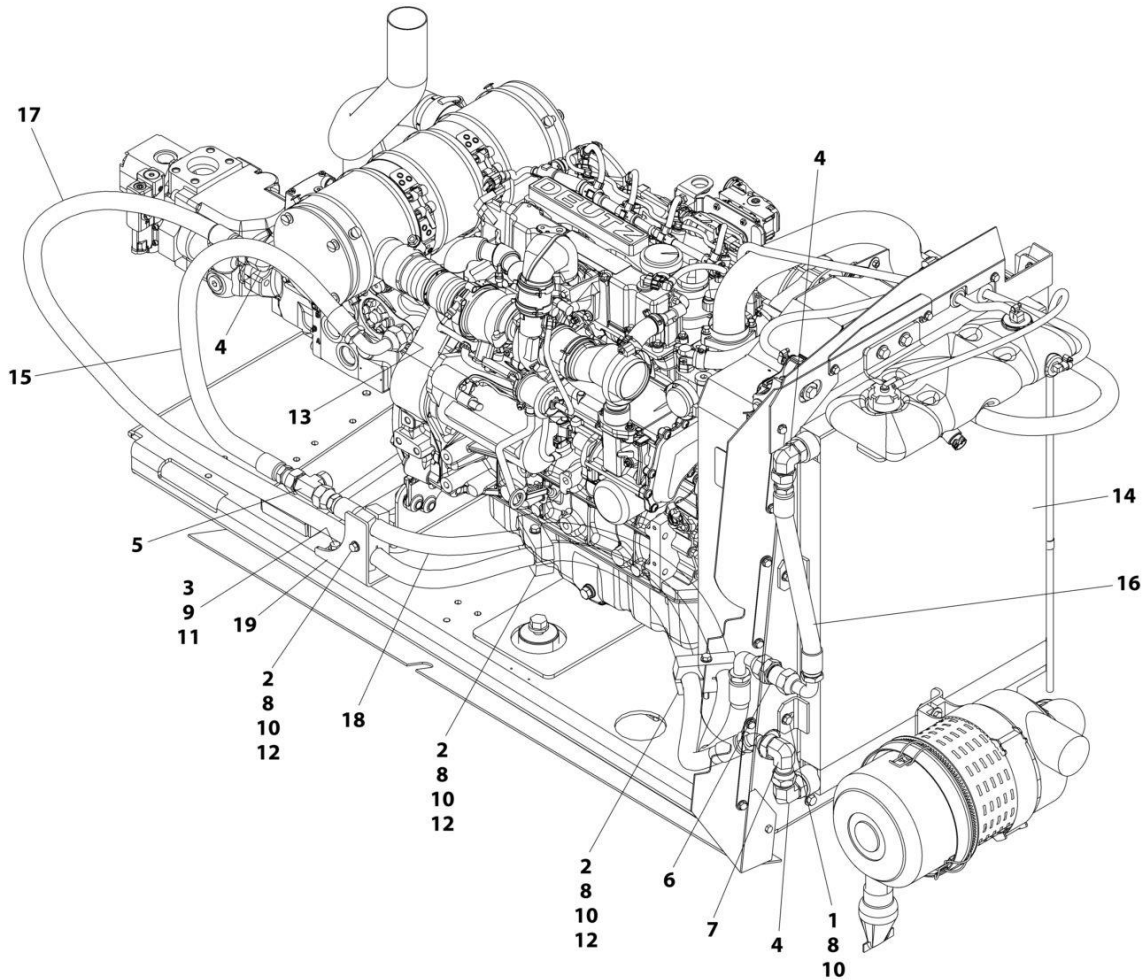
## SECTION 2 - TURNTABLE

**FIGURE 2-22. HYDRAULIC OIL COOLER INSTALLATION – DEUTZ TCD2.9L4 ENGINES AND DEUTZ TCD2.9L4 (STAGE V & CHINA IV) ENGINES WITH SAUER PUMPS (OPTIONAL)**

ITEM	PART NUMBER	QTY	DESCRIPTION	REV
	1001139492	Ref	HYDRAULIC OIL COOLER INSTALLATION - DEUTZ TCD2.9L4 ENGINES WITH SAUER PUMPS (OPTIONAL)	F
		Ref	Note: See Engine Installation for Engine Oil Cooler	
1	0641520	2	Bolt 5/16 x 2-1/2	
2	1320162	2	Clamp, Hose	
4	2131212	2	Fitting, 90	
5	2170712	1	Fitting, Tee	
6	2171112	1	Fitting, Straight	
7	3311505	2	Nut 5/16	
8	1001109677	1	Valve	
9	4711500	4	Washer 5/16	
11	1001256859	1	Cooler, Hydraulic Oil	
12	1001139665	1	Tube	
13	1001139666	1	Tube	
14	1001143087	2	Hose	
15	1001143123	1	Hose	

## SECTION 2 - TURNTABLE

FIGURE 2-23. HYDRAULIC OIL COOLER INSTALLATION - DEUTZ TCD2.9L4 ENGINES WITH SAUER PUMPS (OPTIONAL) (CHINA SPEC ONLY)



ART\_1001221666\_B

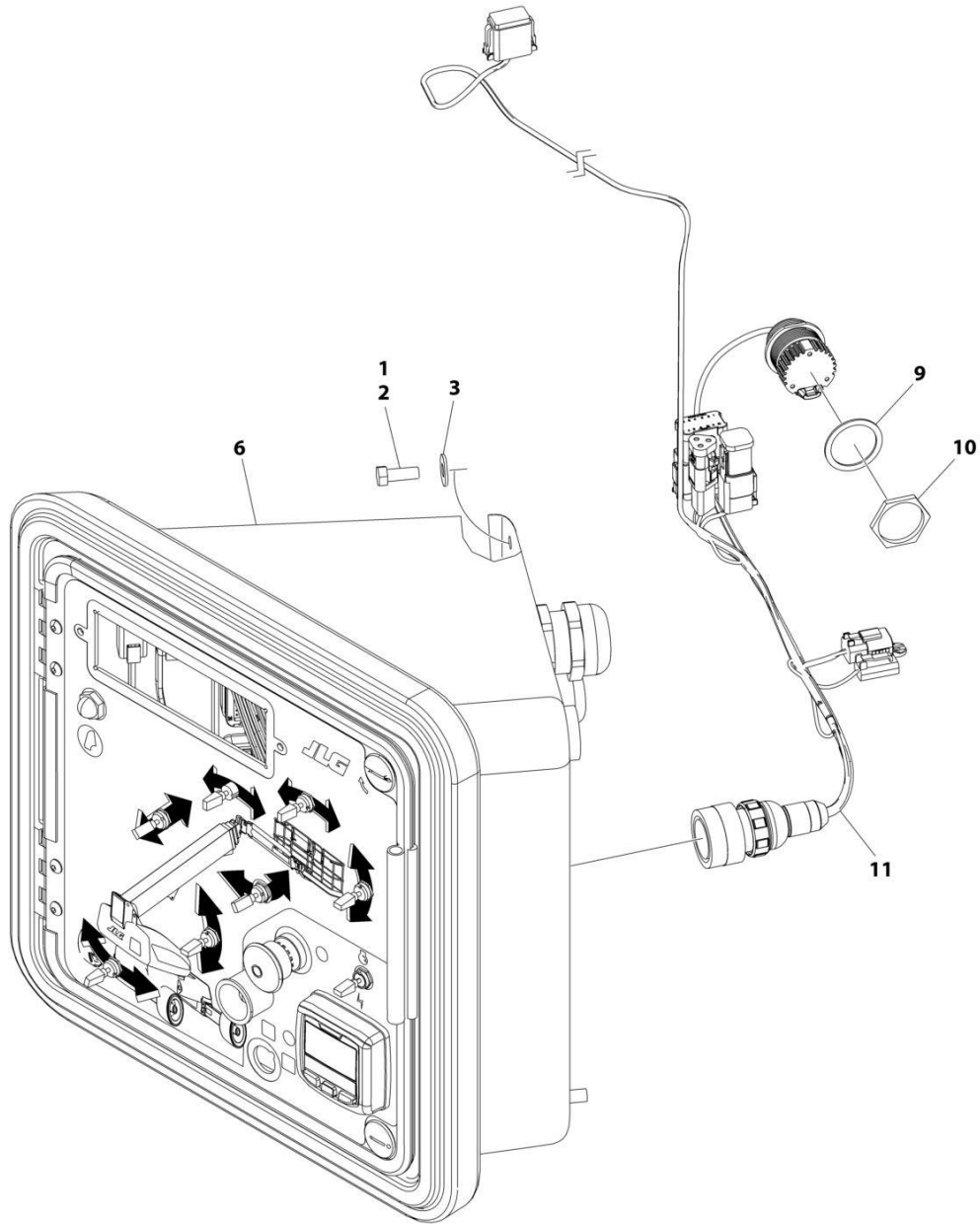
## SECTION 2 - TURNTABLE

**FIGURE 2-23. HYDRAULIC OIL COOLER INSTALLATION - DEUTZ TCD2.9L4 ENGINES WITH SAUER PUMPS (OPTIONAL) (CHINA SPEC ONLY)**

ITEM	PART NUMBER	QTY	DESCRIPTION	REV
	1001221666	Ref	HYDRAULIC OIL COOLER INSTALLATION - DEUTZ TCD2.9L4 ENGINES WITH SAUER PUMPS (OPTIONAL)	B
1	0641508	4	Bolt 5/16 x 1	
2	0641524	3	Bolt 5/16 x 3	
3	0641609	2	Bolt 3/8 x 1-1/8	
4	2131212	3	Fitting, 90 ORFS/ORB	
5	2170512	1	Fitting, Tee ORFS/ORFS/ORFS	
6	2171112	1	Fitting, Straight ORFS/ORFS	
7	2172112	1	Fitting, 90 ORFS/FSORFS	
8	3311505	7	Nut 5/16	
9	3311605	2	Nut 3/8	
10	4711500	14	Washer 5/16	
11	4711600	4	Washer 3/8	
12	8750024	3	Clamp	
13	1001109677	1	Valve	
14	1001256859	1	Cooler, Hydraulic Oil	
15	1001143087	1	Hose	
16	1001181129	1	Hose	
17	1001188376	1	Hose	
18	1001188382	1	Hose	
19	1001220560	1	Bracket	

## SECTION 2 - TURNTABLE

FIGURE 2-24. GROUND CONTROL BOX INSTALLATION - DEUTZ TD2011 ENGINES WITH REXROTH PUMPS (CE & UK CA SPECS)



ART\_1001243974\_E

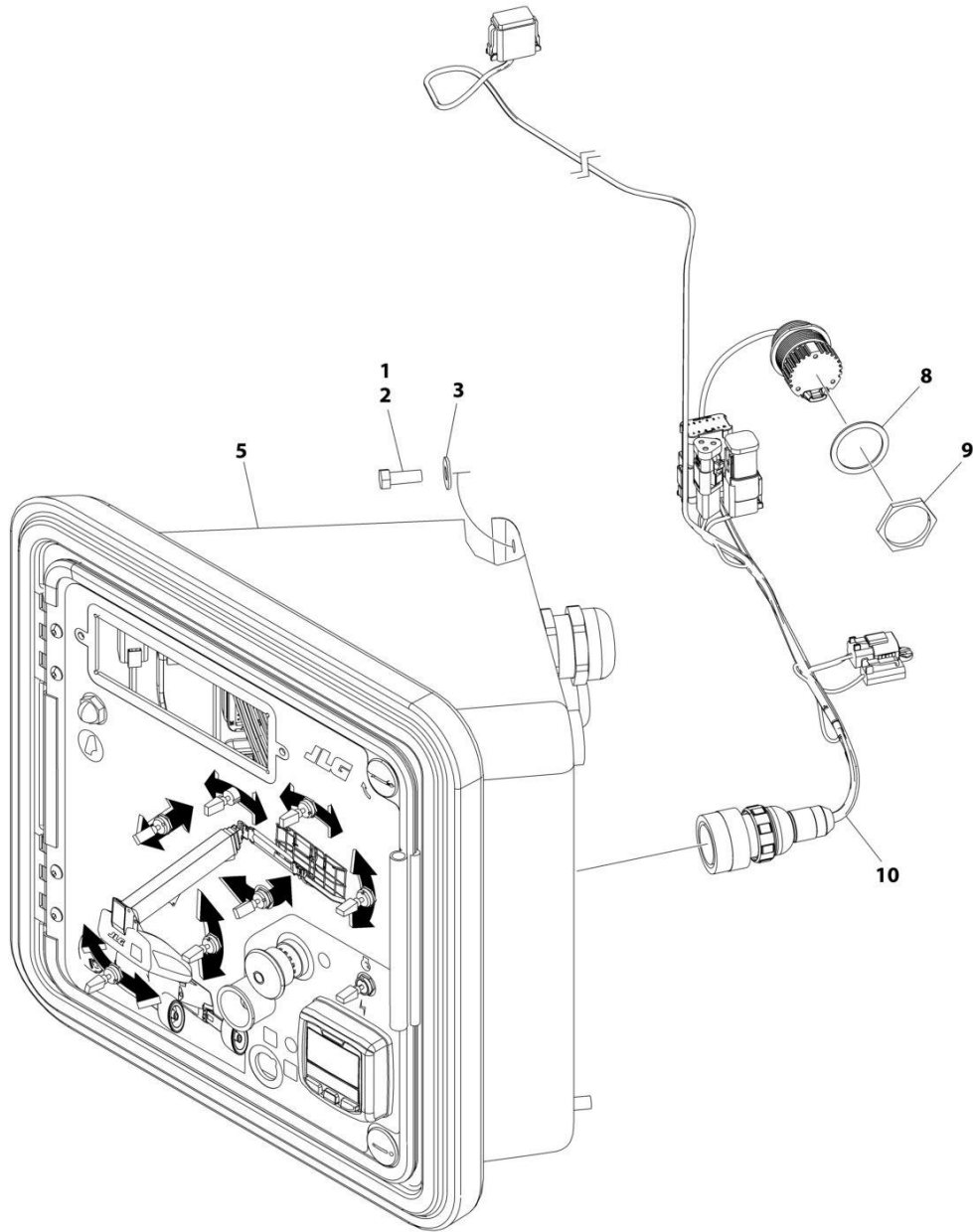
## SECTION 2 - TURNTABLE

**FIGURE 2-24. GROUND CONTROL BOX INSTALLATION - DEUTZ TD2011 ENGINES WITH REXROTH PUMPS (CE & UK CA SPECS)**

ITEM	PART NUMBER	QTY	DESCRIPTION	REV
	1001243974	Ref	GROUND CONTROL BOX INSTALLATION - DEUTZ TD2011 ENGINES WITH REXROTH PUMPS	E
1	0100011	AR	Compound, Locking	
2	3931616	2	Bolt 3/8 x 3/4	
3	4751600	2	Washer 3/8	
4	1001119456	2	Harness, Pump Adapter (Not Shown) (See Separate Breakdown in ELECTRICAL Section)	
5	1001119470	1	Harness, Engine (Not Shown) (See Separate Breakdown in ELECTRICAL Section)	
6	1001265975	1	Ground Control Box Assembly (See Separate Breakdown in this Section)	
7	4240032	AR	Tie-Strap (Not Shown)	
8	4460234	AR	Mount, Tie-Strap (Not Shown)	
9	4460496	1	Washer, Lock	
10	4460497	1	Nut	
11	1001287275	1	Harness, Diagnostic (See Separate Breakdown in ELECTRICAL Section)	

## SECTION 2 - TURNTABLE

FIGURE 2-25. GROUND CONTROL BOX INSTALLATION – DEUTZ TD2011 ENGINES WITH SAUER PUMPS (CE & UK CA SPECS)



ART\_1001243973\_E

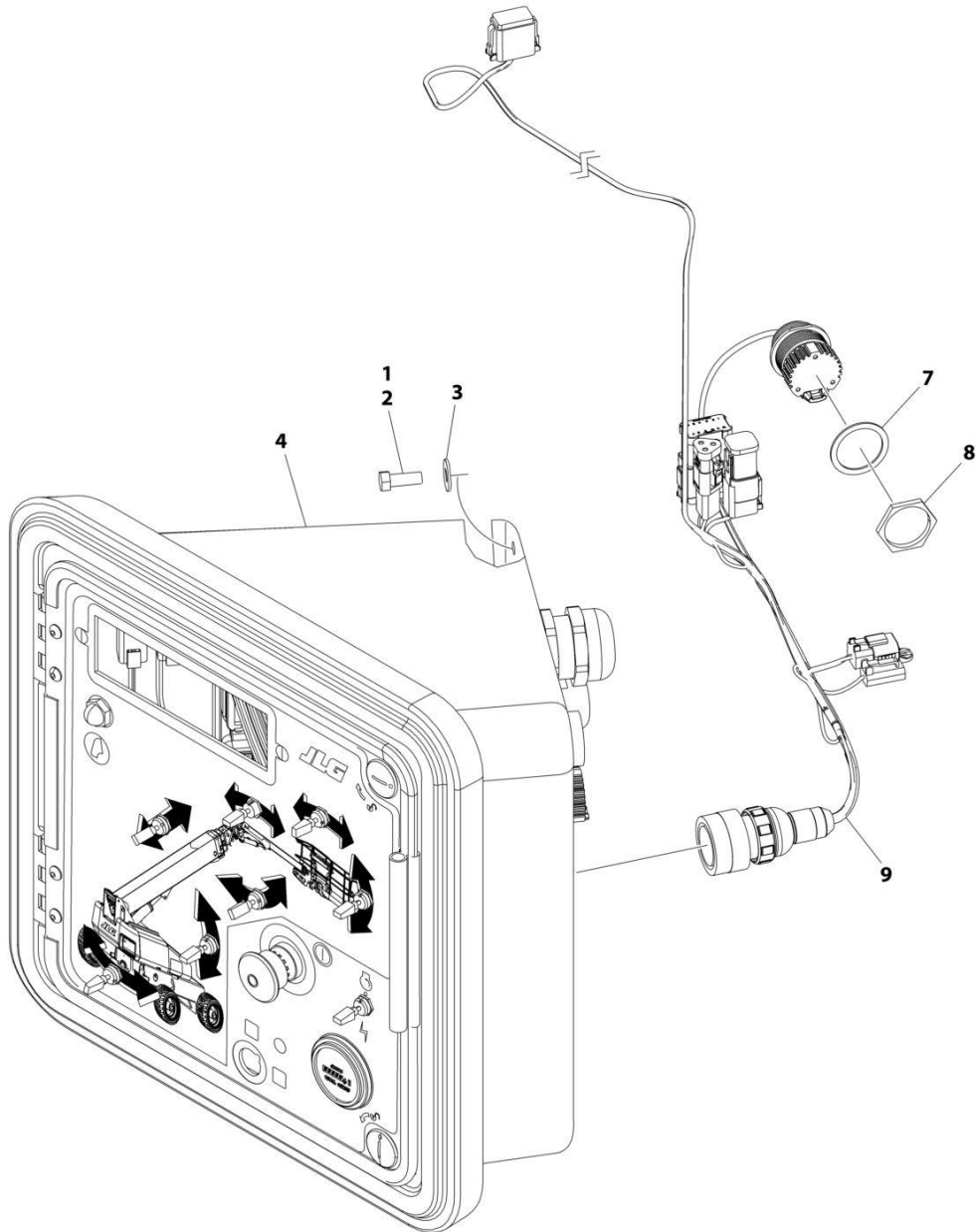
## SECTION 2 - TURNTABLE

**FIGURE 2-25. GROUND CONTROL BOX INSTALLATION – DEUTZ TD2011 ENGINES WITH SAUER PUMPS (CE & UK CA SPECS)**

ITEM	PART NUMBER	QTY	DESCRIPTION	REV
	1001243973	Ref	GROUND CONTROL BOX INSTALLATION - DEUTZ TD2011 ENGINES WITH SAUER PUMPS	E
1	0100011	AR	Compound, Locking	
2	3931616	2	Bolt 3/8 x 3/4	
3	4751600	2	Washer 3/8	
4	1001119470	1	Harness, Engine (Not Shown) (See Separate Breakdown in ELECTRICAL Section)	
5	1001265975	1	Ground Control Box Assembly (See Separate Breakdown in this Section)	
6	4240032	AR	Tie-Strap (Not Shown)	
7	4460234	AR	Mount, Tie-Strap (Not Shown)	
8	4460496	1	Washer, Lock	
9	4460497	1	Nut	
10	1001287275	1	Harness, Diagnostic (See Separate Breakdown in ELECTRICAL Section)	

## SECTION 2 - TURNTABLE

FIGURE 2-26. GROUND CONTROL BOX INSTALLATION – DEUTZ TCD2.9L4 ENGINES (ANSI, ANSI EXPORT, CSA, CHINA AND JAPANESE SPECS)



ART\_1001244081\_E



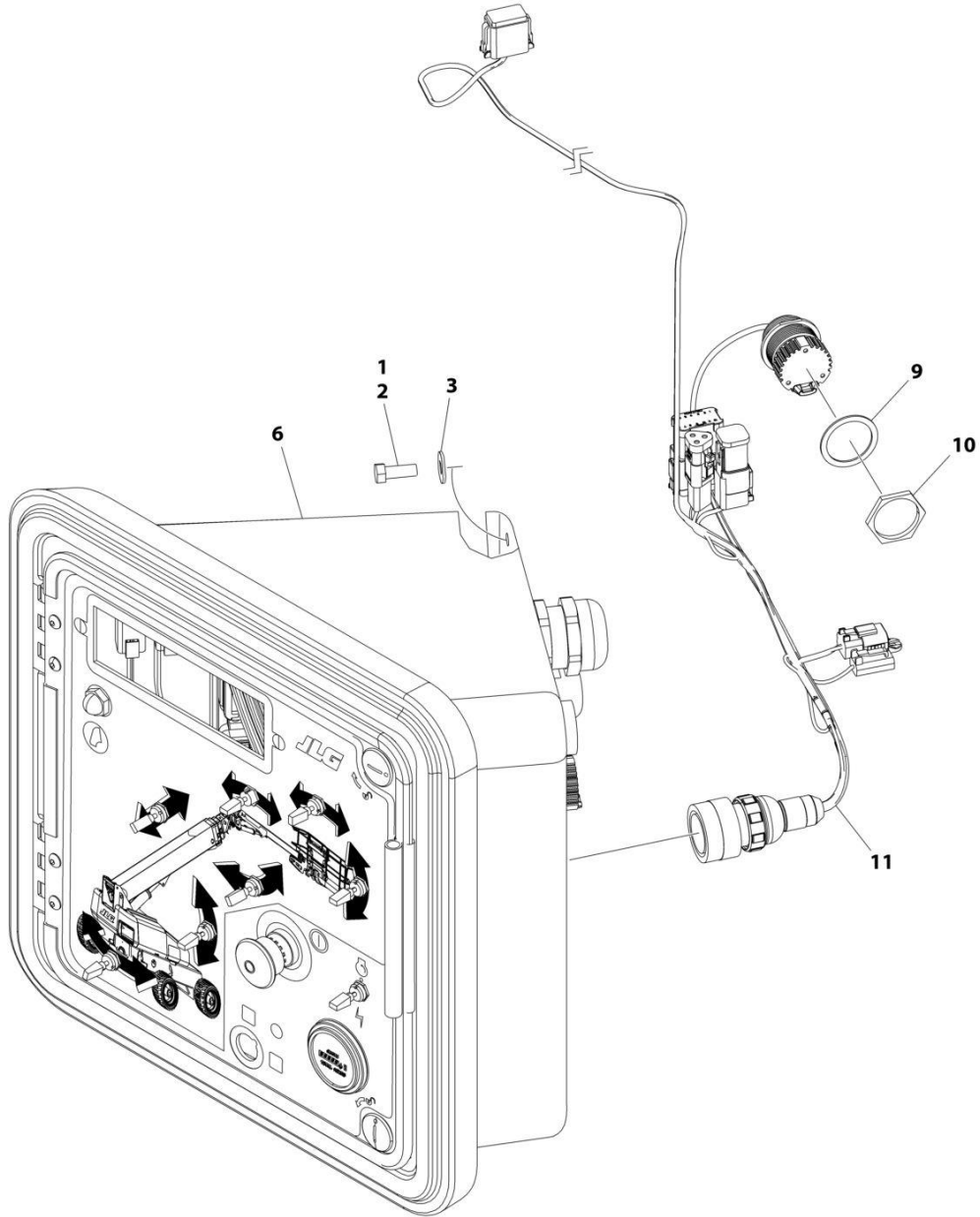
## SECTION 2 - TURNTABLE

**FIGURE 2-26. GROUND CONTROL BOX INSTALLATION – DEUTZ TCD2.9L4 ENGINES (ANSI, ANSI EXPORT, CSA, CHINA AND JAPANESE SPECS)**

ITEM	PART NUMBER	QTY	DESCRIPTION	REV
	1001244081	Ref	GROUND CONTROL BOX INSTALLATION - DEUTZ TCD2.9L4 ENGINES	E
1	0100011	AR	Compound, Locking	
2	3931616	2	Bolt 3/8 x 3/4	
3	4751600	2	Washer 3/8	
4	1001265976	1	Ground Control Box Assembly (See Separate Breakdown in this Section)	
5	4240032	AR	Tie-Strap (Not Shown)	
6	4460234	AR	Mount, Tie-Strap (Not Shown)	
7	4460496	1	Washer, Lock	
8	4460497	1	Nut	
9	1001287275	1	Harness, Diagnostic (See Separate Breakdown in ELECTRICAL Section)	

## SECTION 2 - TURNTABLE

FIGURE 2-27. GROUND CONTROL BOX INSTALLATION - DEUTZ TD2.9L4 ENGINES WITH REXROTH PUMPS (ANSI EXPORT AND AUSTRALIAN SPECS)



ART\_1001244082\_E

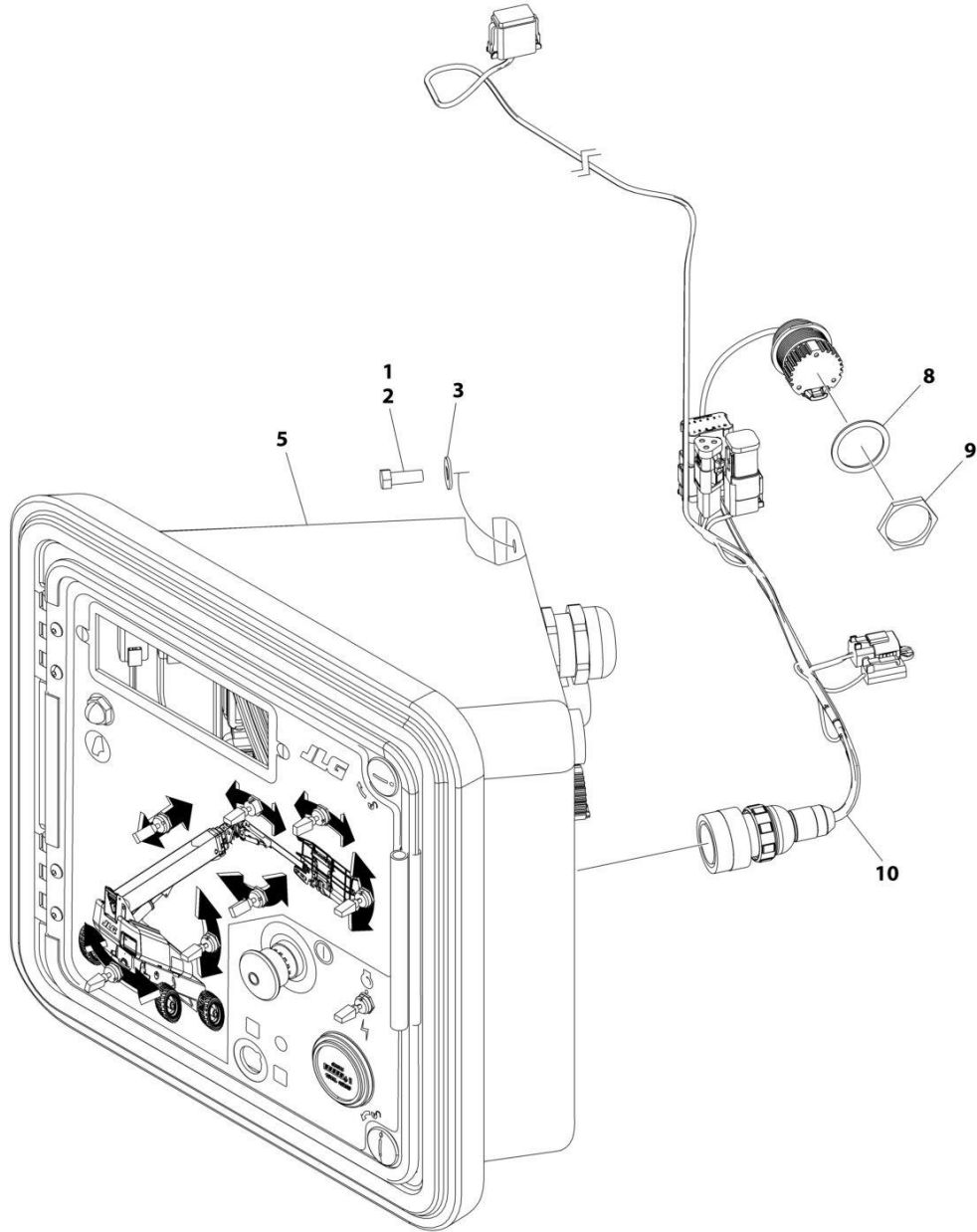
## SECTION 2 - TURNTABLE

**FIGURE 2-27. GROUND CONTROL BOX INSTALLATION - DEUTZ TD2.9L4 ENGINES WITH REXROTH PUMPS (ANSI EXPORT AND AUSTRALIAN SPECS)**

ITEM	PART NUMBER	QTY	DESCRIPTION	REV
	1001244082	Ref	GROUND CONTROL BOX INSTALLATION - DEUTZ TD2.9L4 ENGINES WITH REXROTH PUMPS	E
1	0100011	AR	Compound, Locking	
2	3931616	2	Bolt 3/8 x 3/4	
3	4751600	2	Washer 3/8	
4	1001119456	2	Harness, Pump Adapter (Not Shown) (See Separate Breakdown in ELECTRICAL Section)	
5	1001119470	1	Harness, Engine (Not Shown) (See Separate Breakdown in ELECTRICAL Section)	
6	1001265976	1	Ground Control Box Assembly (See Separate Breakdown in this Section)	
7	4240032	AR	Tie-Strap (Not Shown)	
8	4460234	AR	Mount, Tie-Strap (Not Shown)	
9	4460496	1	Washer, Lock	
10	4460497	1	Nut	
11	1001287275	1	Harness, Diagnostic (See Separate Breakdown in ELECTRICAL Section)	

## SECTION 2 - TURNTABLE

FIGURE 2-28. GROUND CONTROL BOX INSTALLATION - DEUTZ TD2.9L4 ENGINES WITH SAUER PUMPS (ANSI EXPORT AND AUSTRALIAN SPECS)



ART\_1001244083\_E

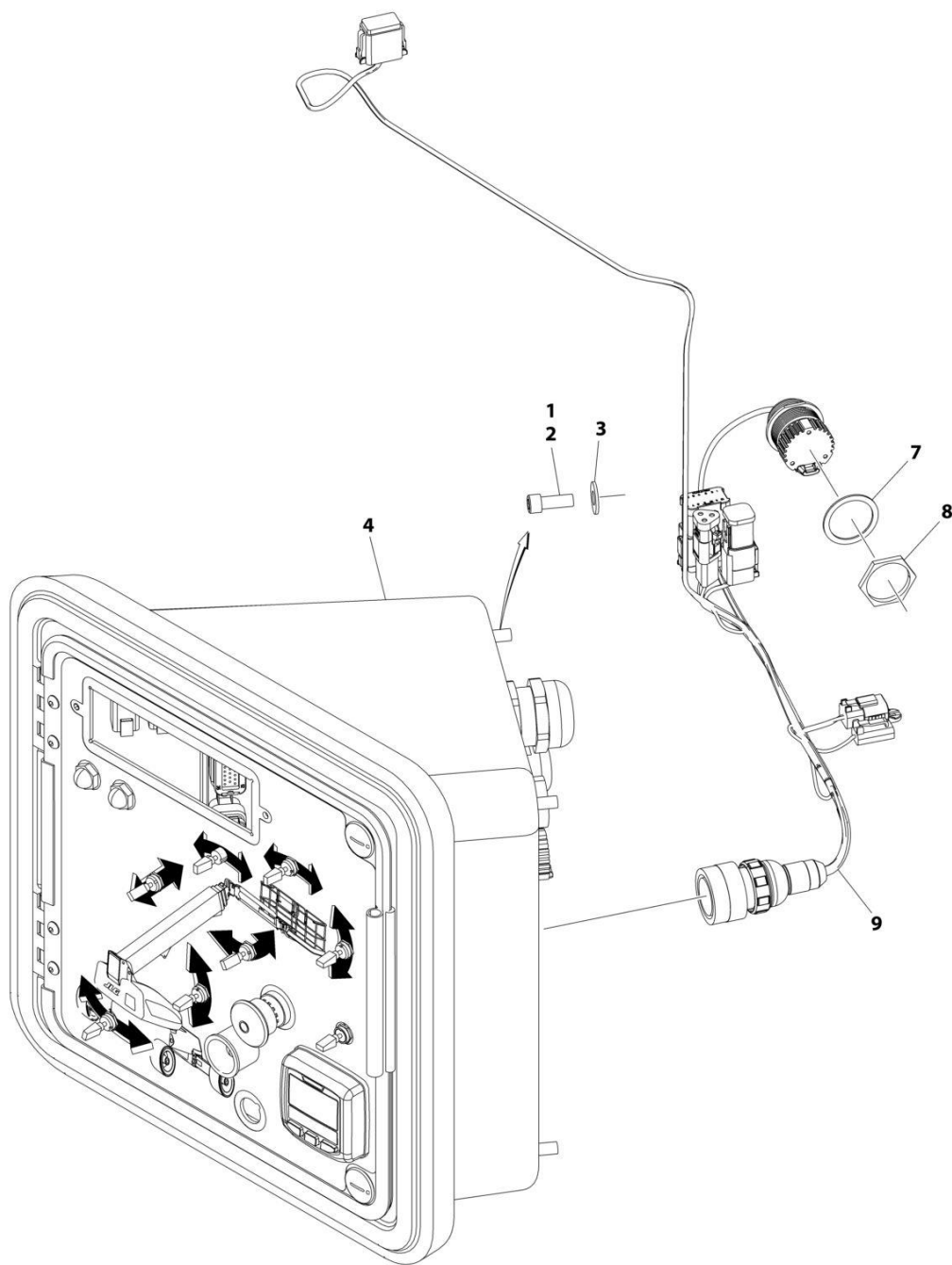
## SECTION 2 - TURNTABLE

**FIGURE 2-28. GROUND CONTROL BOX INSTALLATION - DEUTZ TD2.9L4 ENGINES WITH SAUER PUMPS (ANSI EXPORT AND AUSTRALIAN SPECS)**

ITEM	PART NUMBER	QTY	DESCRIPTION	REV
	1001244083	Ref	GROUND CONTROL BOX INSTALLATION - DEUTZ TD2.9L4 ENGINES WITH SAUER PUMPS	E
1	0100011	AR	Compound, Locking	
2	3931616	2	Bolt 3/8 x 3/4	
3	4751600	2	Washer 3/8	
4	1001119470	1	Harness, Engine (Not Shown) (See Separate Breakdown in ELECTRICAL Section)	
5	1001265976	1	Ground Control Box Assembly (See Separate Breakdown in this Section)	
6	4240032	AR	Tie-Strap (Not Shown)	
7	4460234	AR	Mount, Tie-Strap (Not Shown)	
8	4460496	1	Washer, Lock	
9	4460497	1	Nut	
10	1001287275	1	Harness, Diagnostic (See Separate Breakdown in ELECTRICAL Section)	

## SECTION 2 - TURNTABLE

FIGURE 2-29. GROUND CONTROL BOX INSTALLATION - DEUTZ TCD2.9L4 ENGINES (STAGE V)



ART\_1001236754

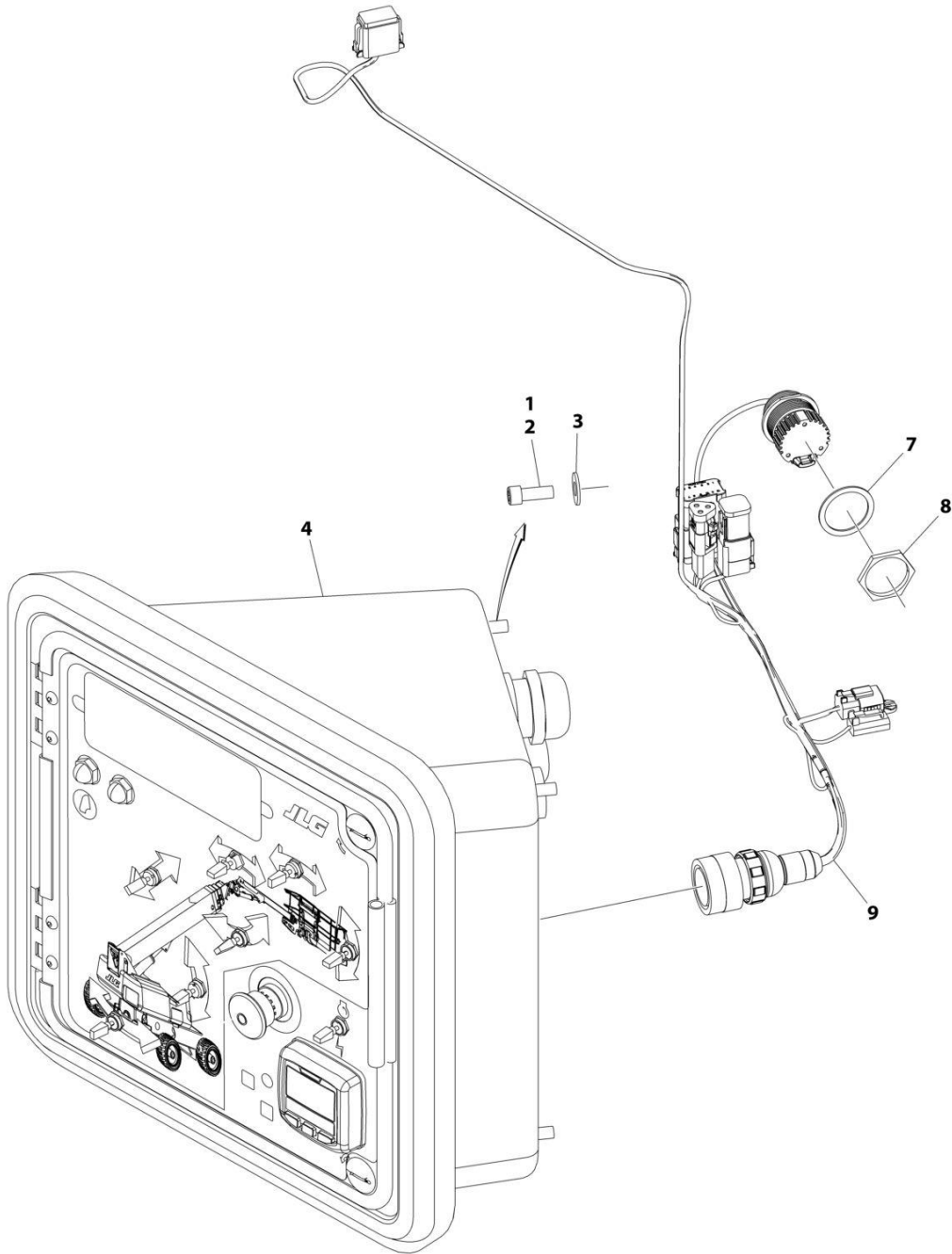
## SECTION 2 - TURNTABLE

**FIGURE 2-29. GROUND CONTROL BOX INSTALLATION - DEUTZ TCD2.9L4 ENGINES (STAGE V)**

ITEM	PART NUMBER	QTY	DESCRIPTION	REV
	1001236754	Ref	GROUND CONTROL BOX INSTALLATION - DEUTZ TCD2.9L4 ENGINES	E
1	0100011	AR	Compound, Locking	
2	3931616	2	Bolt 3/8 x 3/4	
3	4751600	2	Washer 3/8	
4	1001266350	1	Ground Control Box Assembly (See Separate Breakdown in this Section)	
5	4240032	AR	Tie-Strap (Not Shown)	
6	4460234	AR	Mount, Tie-Strap (Not Shown)	
7	4460496	1	Washer, Lock	
8	4460497	1	Nut	
9	1001287275	1	Harness, Diagnostic (See Separate Breakdown in ELECTRICAL Section)	

## SECTION 2 - TURNTABLE

FIGURE 2-30. GROUND CONTROL BOX INSTALLATION - DEUTZ TCD2.9L4 ENGINES (CHINA IV)



ART\_1001282250



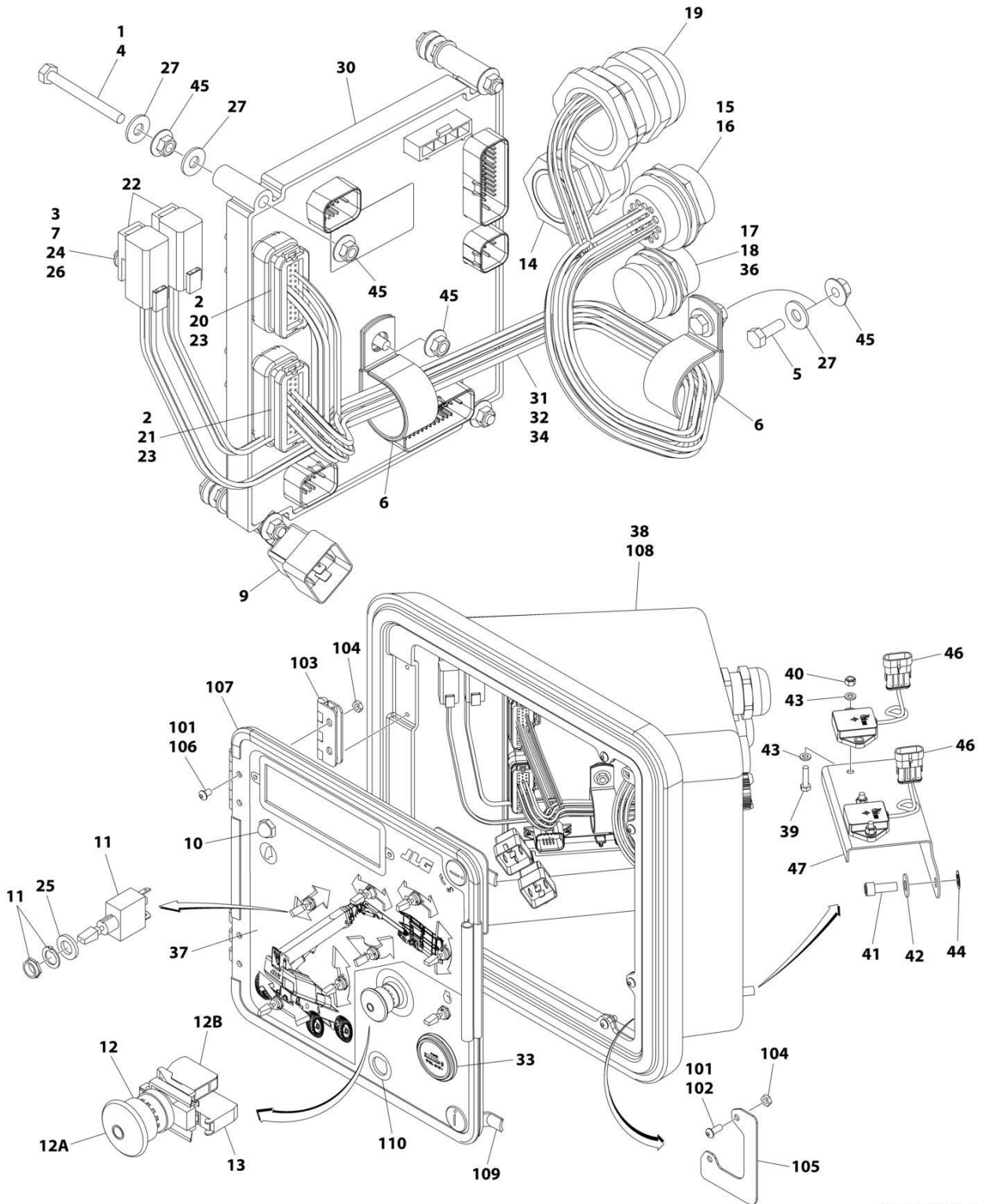
## SECTION 2 - TURNTABLE

**FIGURE 2-30. GROUND CONTROL BOX INSTALLATION - DEUTZ TCD2.9L4 ENGINES (CHINA IV)**

ITEM	PART NUMBER	QTY	DESCRIPTION	REV
	1001282250	Ref	GROUND CONTROL BOX INSTALLATION	B
1	0100011	AR	Compound, Locking	
2	3931616	2	Bolt 3/8 x 3/4	
3	4751600	2	Washer 3/8	
4	1001282249	1	Ground Control Box Assembly (See Separate Breakdown in this Section)	
5	4240032	AR	Tie-Strap (Not Shown)	
6	4460234	AR	Mount, Tie-Strap (Not Shown)	
7	4460496	1	Washer, Lock	
8	4460497	1	Nut	
9	1001287275	1	Harness, Diagnostic (See Separate Breakdown in ELECTRICAL Section)	

## SECTION 2 - TURNTABLE

FIGURE 2-31. GROUND CONTROL BOX ASSEMBLY - DEUTZ TCD2.9L4 ENGINES - WITH MECHANICAL HOUR METER



ART\_1001265976\_D

## SECTION 2 - TURNTABLE

**FIGURE 2-31. GROUND CONTROL BOX ASSEMBLY - DEUTZ TCD2.9L4 ENGINES - WITH MECHANICAL HOUR METER**

ITEM	PART NUMBER	QTY	DESCRIPTION	REV
	1001265976	Ref	GROUND CONTROL BOX ASSEMBLY	D
1	0100011	AR	Compound, Locking	
2	0100048	AR	Grease, Dielectric	
3	0630464	2	Screw #10 x 1/2	
4	0630548	5	Screw, Self Tapping	
5	0641406	1	Bolt 1/4 x 3/4	
6	1320095	2	Clamp	
7	3311001	2	Nut #10	
9	3740049	1	Relay	
10	4360274	1	Switch, Pushbutton	
11	4360328	8	Switch, Toggle	
12	4360475	1	Switch, Push-Pull Emergency	
12A	7020175	1	Cap	
12B	7020176	1	Block, Contact	
13	4360476	1	Block, Contact	
14	4460426	1	Connector, Strain Relief	
15	4460470	1	Nut, Terminal	
16	4460471	1	Washer, Terminal	
17	4460496	1	Terminal, Washer	
18	4460497	1	Nut, Strain Relief	
19	4460526	1	Connector, Strain Relief	
20	4460874	1	Connector, White	
21	4460875	1	Connector, Gray	
22	4460892	2	Connector, Buss Bar - 6 Position	
23	4460905	9	Connector, Plug	
24	4460914	2	Base, Terminal	
25	4740397	8	Washer	
26	4751000	2	Washer #10	
27	4751400	11	Washer 1/4	
30	1001281100	1	Module, Ground Control (Note: Control System must be recalibrated when Module is replaced)	
31	1001285060	1	Harness, Valve (See Separate Breakdown in ELECTRICAL Section)	
32	1001119372	1	Harness, Ground Control Box (See Separate Breakdown in ELECTRICAL Section)	
33	10836804	1	Hour Meter	
34	1001287193	1	Harness, Ground Control Box (See Separate Breakdown in ELECTRICAL Section)	
35	1001286113	1	Wiring Diagram (Not Shown)	
36	1001285139	1	Harness, ClearSky Ready (See Separate Breakdown in ELECTRICAL Section)	
37	1001265972	1	Decal - Lid	
38	1001280411	1	Box Assembly (See Items 101-110 for Breakdown)	B
39	0760612	4	Bolt M6 x 25	
40	3290605	4	Nut M6	
41	3931616	2	Bolt 3/8 x 1	
42	4751600	2	Washer 3/8	
43	4811700	8	Washer M6	
44	8310070	2	Pushnut 3/8 x 13/16	
45	77143013	11	Nut 1/4	

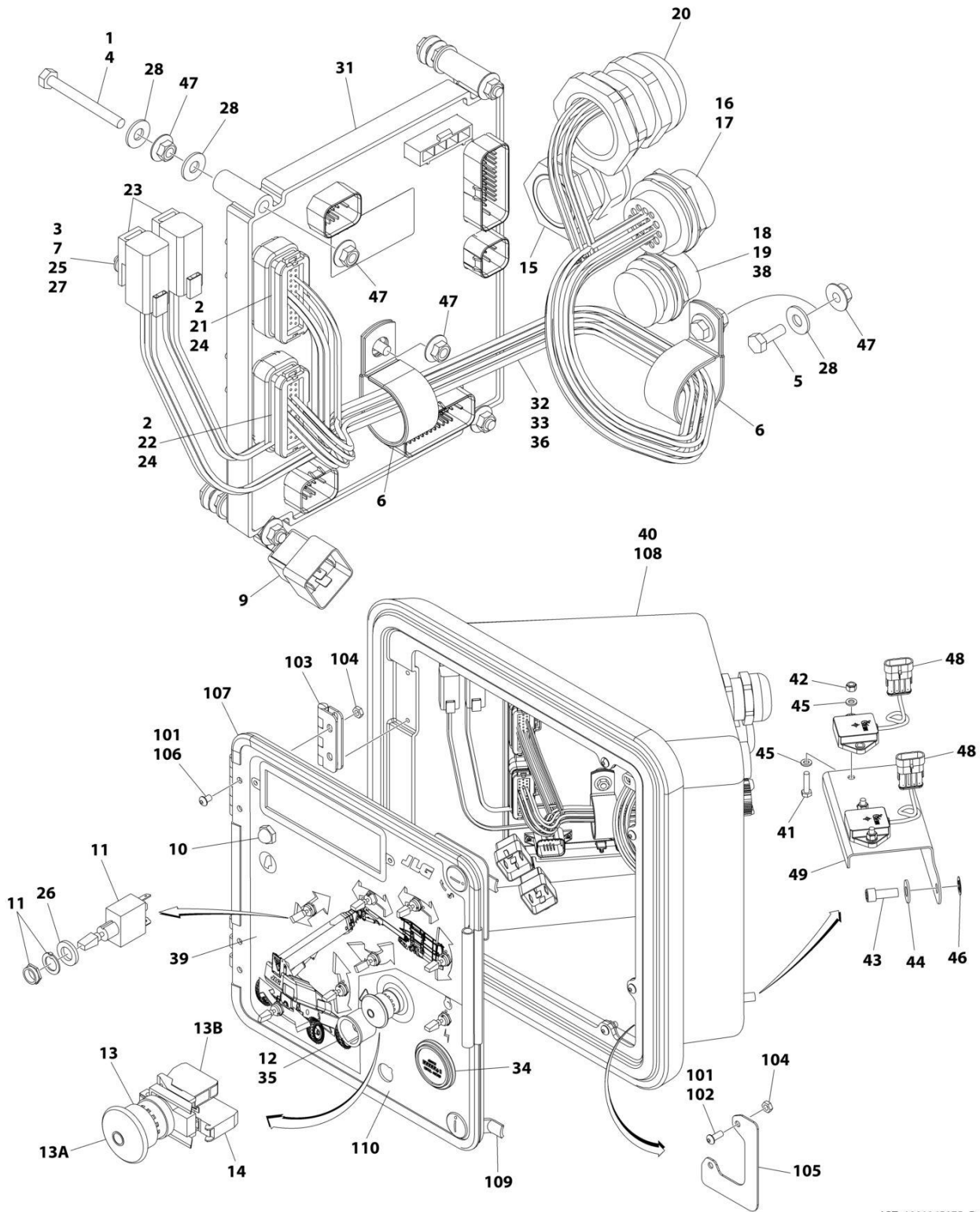
## SECTION 2 - TURNTABLE

ITEM	PART NUMBER	QTY	DESCRIPTION	REV
46	1001219601	2	Sensor, Tilt Dual Axis CAN	
47	1001278483	1	Bracket, Tilt Sensor	
48	1001129334	1	Harness, Jumper (Not Shown)	
48	4460871	2	Socket	
101	0100011	AR	Compound, Locking	
102	0630407	4	Screw 1/4 - 20 x 5/8	
103	2600279	2	Hing	
104	3311402	8	Nut 1/4	
105	3573144	2	Plate	
106	3900251	8	Screw 1/4 - 20 x 3/8	
107	3960418	53 in	Seal	
108	1001110064	1	Box, Main Terminal Shell	
109	1001242373	2	Latch	
110	1001280409	1	Panel, Main Terminal Box	



# SECTION 2 - TURNTABLE

## FIGURE 2-32. GROUND CONTROL BOX ASSEMBLY - DEUTZ TD2011 ENGINES



ART\_1001265975\_D

## SECTION 2 - TURNTABLE

**FIGURE 2-32. GROUND CONTROL BOX ASSEMBLY - DEUTZ TD2011 ENGINES**

ITEM	PART NUMBER	QTY	DESCRIPTION	REV
	1001265975	Ref	GROUND CONTROL BOX ASSEMBLY	D
1	0100011	AR	Compound, Locking	
2	0100048	AR	Grease, Dielectric	
3	0630464	2	Screw #10 x 1/2	
4	0630548	5	Screw, Self Tapping	
5	0641406	1	Bolt 1/4 x 3/4	
6	1320095	2	Clamp	
7	3311001	2	Nut #10	
9	3740049	1	Relay	
10	4360274	1	Switch, Pushbutton	
11	4360328	8	Switch, Toggle	
12	4360387	1	Switch, Push Button	
13	4360475	1	Switch, Push-Pull Emergency	
13A	7020175	1	Cap	
13B	7020176	1	Block, Contact	
14	4360476	1	Block, Contact	
15	4460426	1	Connector, Strain Relief	
16	4460470	1	Nut, Terminal	
17	4460471	1	Washer, Terminal	
18	4460496	1	Terminal, Washer	
19	4460497	1	Nut, Strain Relief	
20	4460526	1	Connector, Strain Relief	
21	4460874	1	Connector, White	
22	4460875	1	Connector, Gray	
23	4460892	2	Connector, Buss Bar - 6 Position	
24	4460905	9	Connector, Plug	
25	4460914	2	Base, Terminal	
26	4740397	8	Washer	
27	4751000	2	Washer #10	
28	4751400	11	Washer 1/4	
31	1001281100	1	Module, Ground Control (Note: Control System must be recalibrated when Module is replaced)	
32	1001285060	1	Harness, Valve (See Separate Breakdown in ELECTRICAL Section)	
33	1001119372	1	Harness, Ground Control Box (See Separate Breakdown in ELECTRICAL Section)	
34	10836804	1	Gauge, Indicator	
35	1001176469	1	Shroud	
36	1001287193	1	Harness, Ground Control Box (See Separate Breakdown in ELECTRICAL Section)	
37	1001286113	1	Wiring Diagram (Not Shown)	
38	1001285139	1	Harness, ClearSky Ready (See Separate Breakdown in ELECTRICAL Section)	
39	1001265970	1	Decal - Lid	
40	1001265974	1	Box Assembly (See Items 101-110 for Breakdown)	
41	0760612	4	Bolt M6 x 25	
42	3290605	4	Nut M6	
43	3931616	2	Bolt 3/8 x 1	
44	3290605	2	Washer 3/8	
45	4811700	8	Washer M6	
46	8310070	2	Pushnut 3/8 x 13/16	

## SECTION 2 - TURNTABLE

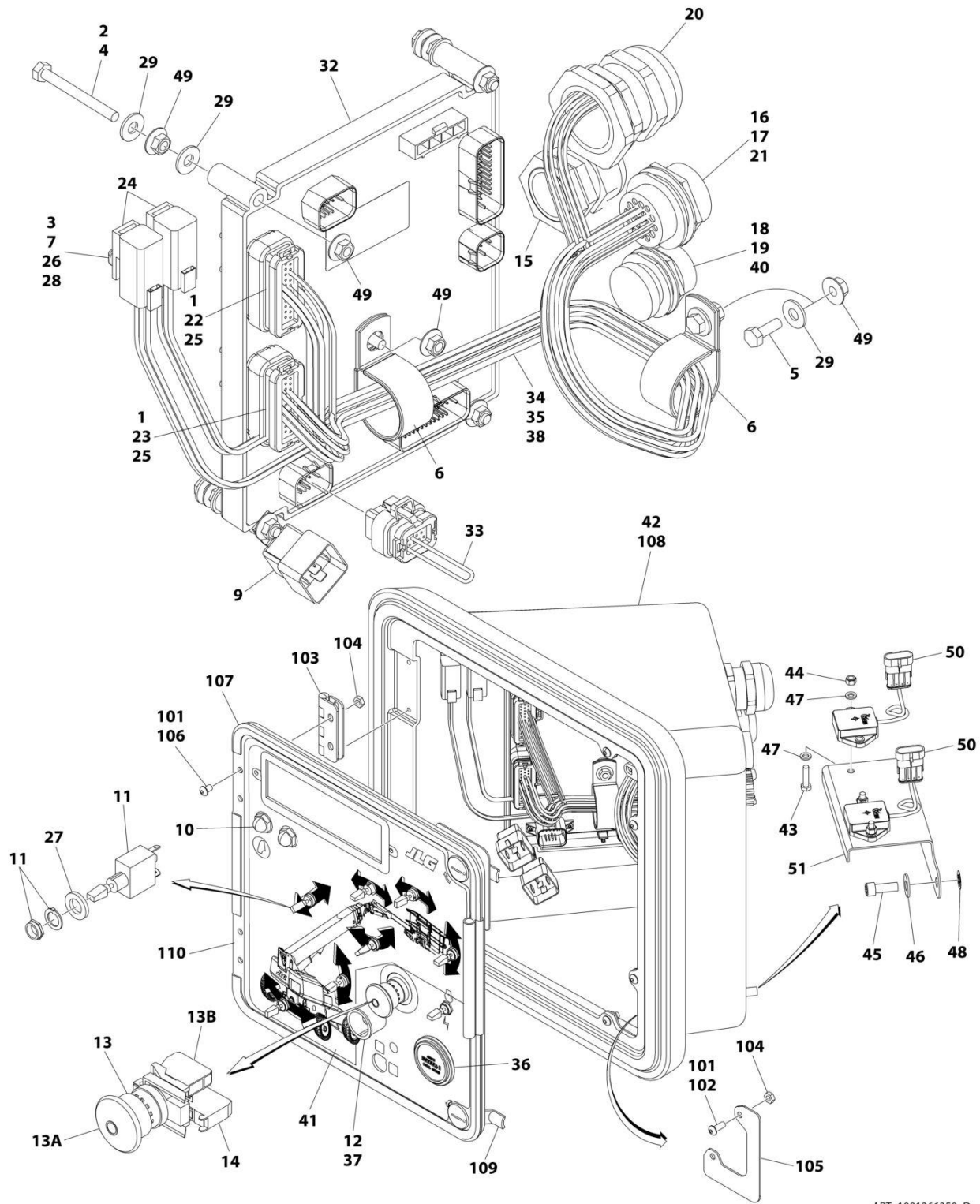
ITEM	PART NUMBER	QTY	DESCRIPTION	REV
47	77143013	11	Nut 1/4	
48	1001219601	2	Sensor, Tilt Dual Axis CAN	
49	1001278483	1	Bracket, Tilt Sensor	
50	1001129334	1	Harness, Jumper (Not Shown)	
50	4460871	2	Socket	
101	0100011	AR	Compound, Locking	
102	0630407	4	Screw 1/4 x 5/8	
103	2600279	2	Hinge	
104	3311402	8	Nut 1/4	
105	3573144	2	Plate, Latch	
106	3900251	8	Screw 1/4 x 3/8	
107	3960418	5 ft/2 m	Seal	
108	1001110064	1	Box	
109	1001242373	2	Latch	
110	1001265880	1	Panel	





# SECTION 2 - TURNTABLE

## FIGURE 2-33. GROUND CONTROL BOX ASSEMBLY - DEUTZ TCD2.9L4 STAGE V ENGINES



ART\_1001266350\_D

## SECTION 2 - TURNTABLE

**FIGURE 2-33. GROUND CONTROL BOX ASSEMBLY - DEUTZ TCD2.9L4 STAGE V ENGINES**

ITEM	PART NUMBER	QTY	DESCRIPTION	REV
	1001266350	Ref	GROUND CONTROL BOX ASSEMBLY	D
1	0100048	AR	Grease, Dielectric	
2	0100011	AR	Compound, Locking	
3	0630464	2	Screw #10 x 1/2	
4	0630548	5	Screw, Self Tapping	
5	0641406	1	Bolt 1/4 x 3/4	
6	1320095	2	Clamp	
7	3311001	2	Nut #10	
9	3740049	1	Relay	
10	4360274	1	Switch, Pushbutton	
11	4360328	8	Switch, Toggle	
12	4360387	1	Switch, Push Button	
13	4360475	1	Switch, Push-Pull Emergency	
13A	7020175	1	Cap	
13B	7020176	1	Block, Contact	
14	4360476	1	Block, Contact	
15	4460426	1	Connector, Strain Relief	
16	4460470	1	Nut, Terminal	
17	4460471	1	Washer, Terminal	
18	4460496	1	Terminal, Washer	
19	4460497	1	Nut, Strain Relief	
20	4460526	1	Connector, Strain Relief	
21	4460866	1	Connector, 19 Pin	
22	4460874	1	Connector, White	
23	4460875	1	Connector, Gray	
24	4460892	2	Connector, Buss Bar - 6 Position	
25	4460905	9	Connector, Plug	
26	4460914	2	Base, Terminal	
27	4740397	8	Washer	
28	4751000	2	Washer #10	
29	4751400	11	Washer 1/4	
32	1001281100	1	Module, Ground Control (Note: Control System must be recalibrated when Module is replaced)	
33	1001113698	1	Harness, Model Selection	
34	1001285060	1	Harness, Valve (See Separate Breakdown in ELECTRICAL Section)	
35	1001119372	1	Harness, Ground Control Box (See Separate Breakdown in ELECTRICAL Section)	
36	10836804	1	Gauge, Indicator	
37	1001176469	1	Shroud	
38	1001287193	1	Harness, Ground Control Box (See Separate Breakdown in ELECTRICAL Section)	
39	1001286113	1	Wiring Diagram (Not Shown)	
40	1001285139	1	Harness, ClearSky Ready (See Separate Breakdown in ELECTRICAL Section)	
41	1001265973	1	Decal - Lid	
42	1001265974	1	Box Assembly (See Items 101-110 for Breakdown)	
43	0760612	4	Bolt M6 x 25	
44	3290605	4	Nut M6	
45	3931616	2	Bolt 3/8 x 1	
46	4751600	2	Washer 3/8	

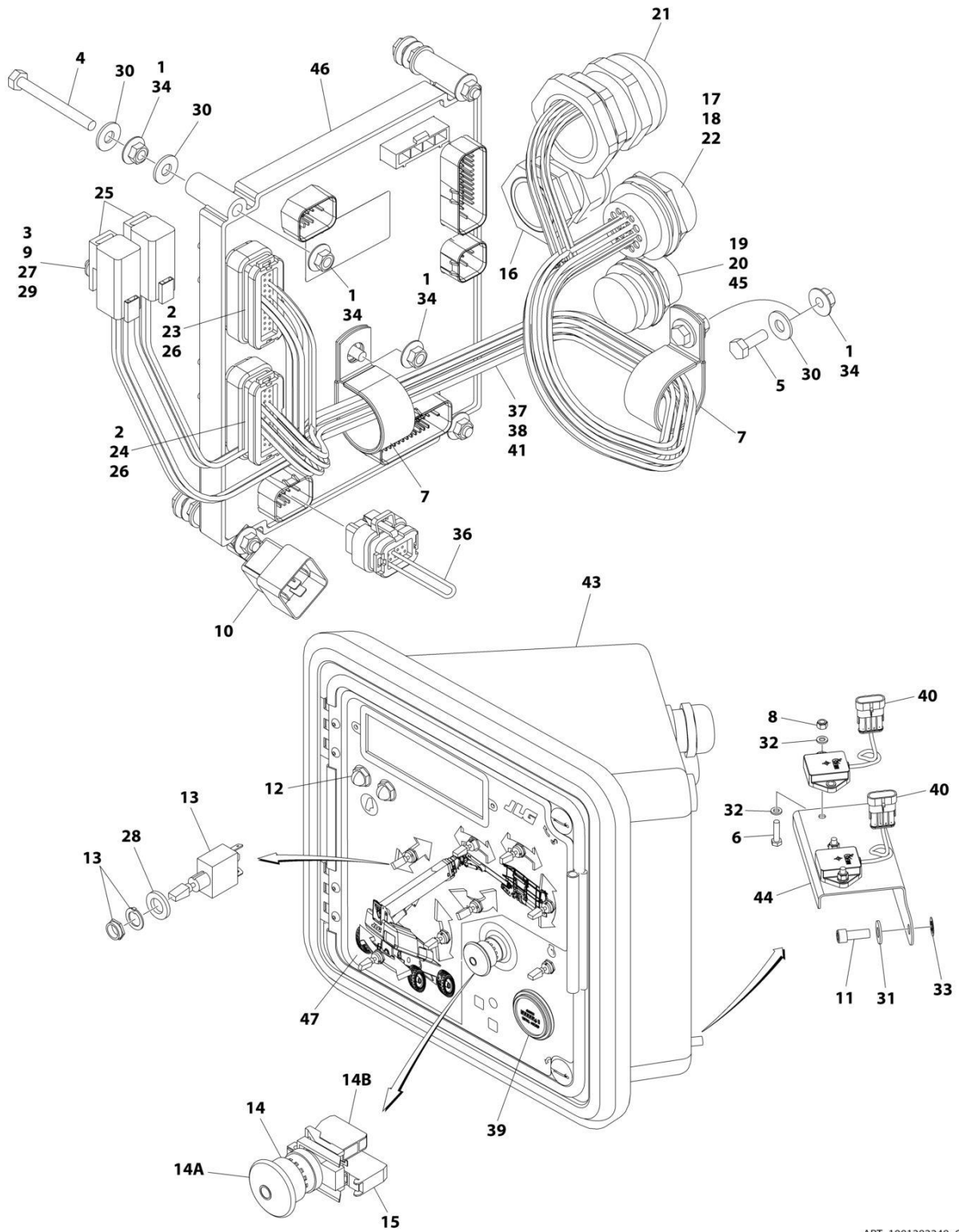
## SECTION 2 - TURNTABLE

ITEM	PART NUMBER	QTY	DESCRIPTION	REV
47	4811700	8	Washer M6	
48	8310070	2	Pushnut 3/8 x 13/16	
49	77143013	11	Nut 1/4	
50	1001219601	2	Sensor, Tilt Dual Axis CAN	
51	1001278483	1	Bracket, Tilt Sensor	
52	1001129334	1	Harness, Jumper (Not Shown)	
52	4460871	2	Socket	
101	0100011	AR	Compound, Locking	
102	0630407	4	Screw 1/4 x 5/8	
103	2600279	2	Hinge	
104	3311402	8	Nut 1/4	
105	3573144	2	Plate, Latch	
106	3900251	8	Screw 1/4 x 3/8	
107	3960418	5 ft/2 m	Seal	
108	1001110064	1	Box	
109	1001242373	2	Latch	
110	1001265880	1	Lid	



# SECTION 2 - TURNTABLE

## FIGURE 2-34. GROUND CONTROL BOX ASSEMBLY - DEUTZ TCD2.9L4 CHINA IV ENGINES



ART\_1001282249\_C

## SECTION 2 - TURNTABLE

**FIGURE 2-34. GROUND CONTROL BOX ASSEMBLY - DEUTZ TCD2.9L4 CHINA IV ENGINES**

ITEM	PART NUMBER	QTY	DESCRIPTION	REV
	1001282249	Ref	GROUND CONTROL BOX ASSEMBLY	C
1	0100011	AR	Compound, Locking	
2	0100048	AR	Grease, Dielectric	
3	0630464	2	Screw #10 x 1/2	
4	0630548	5	Screw, Self Tapping	
5	0641406	1	Bolt 1/4 x 3/4	
6	0760612	4	Bolt M6 x 25	
7	1320095	2	Clamp	
8	3290605	4	Nut M6	
9	3311001	2	Nut #10	
10	3740049	1	Relay	
11	3931616	2	Bolt 3/8 x 1	
12	4360274	2	Switch, Pushbutton	
13	4360328	8	Switch, Toggle	
14	4360475	1	Switch, Push-Pull Emergency	
14A	7020175	1	Cap	
14B	7020176	1	Block, Contact	
15	4360476	1	Block, Contact	
16	4460426	1	Connector, Strain Relief	
17	4460470	1	Nut, Terminal	
18	4460471	1	Washer, Terminal	
19	4460496	1	Terminal, Washer	
20	4460497	1	Nut, Strain Relief	
21	4460526	1	Connector, Strain Relief	
22	4460866	1	Connector, 19 Pin	
23	4460874	1	Connector	
24	4460875	1	Connector, Gray	
25	4460892	2	Connector, Buss Bar - 6 Position	
26	4460905	9	Plug	
27	4460914	2	Base, Terminal	
28	4740397	8	Washer	
29	4751000	2	Washer #10	
30	4751400	11	Washer 1/4	
31	4751600	2	Washer 3/8	
32	4811700	8	Washer M6	
33	8310070	2	Pushnut 3/8	
34	77143013	11	Nut 1/4	
36	1001113698	1	Harness, Model Selection	
37	1001285060	1	Harness, Valve (See Separate Breakdown in ELECTRICAL Section)	
38	1001119372	1	Harness, Ground Control Box (See Separate Breakdown in ELECTRICAL Section)	
39	10836804	1	Gauge, Indicator	
40	1001219601	2	Sensor, Tilt Dual Axis CAN	
41	1001287193	1	Harness, Ground Control Box (See Separate Breakdown in ELECTRICAL Section)	
42	1001286113	1	Wiring Diagram (Not Shown)	
43	1001265974	1	Box Assembly (See Separate Breakdown in this Section)	
44	1001278483	1	Bracket, Tilt Sensor	

## SECTION 2 - TURNTABLE

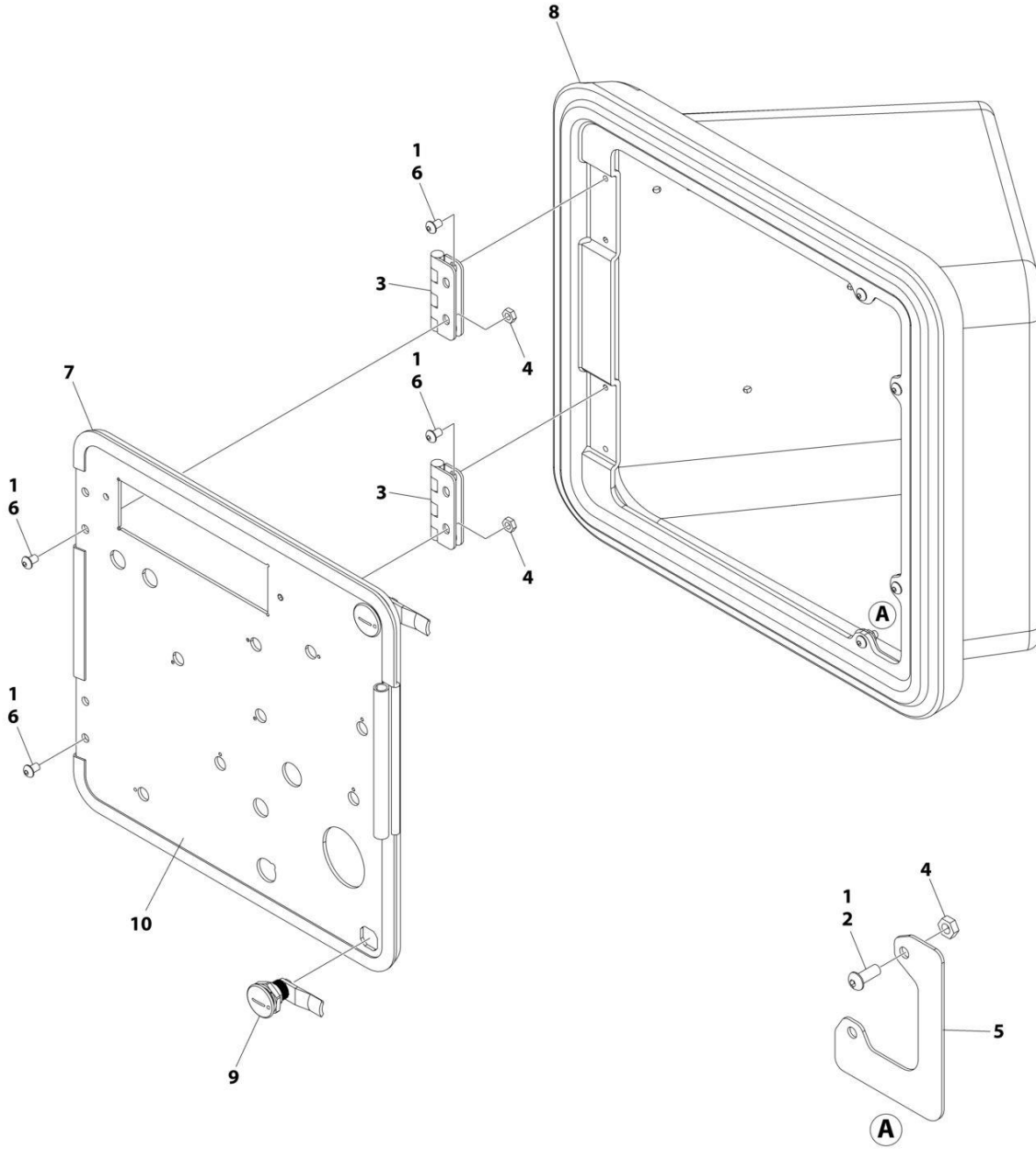
ITEM	PART NUMBER	QTY	DESCRIPTION	REV
45	1001285139	1	Harness, ClearSky Ready (See Separate Breakdown in ELECTRICAL Section)	
46	1001281100	1	Module, Ground Control (Note: Control System must be recalibrated when Module is replaced)	
47	1001282239	1	Decal - Terminal Box	
48	1001129334	1	Harness, Jumper (Not Shown)	
48	4460871	2	Socket	





# SECTION 2 - TURNTABLE

## FIGURE 2-35. GROUND CONTROL PANEL ASSEMBLY



ART\_1001265974\_B

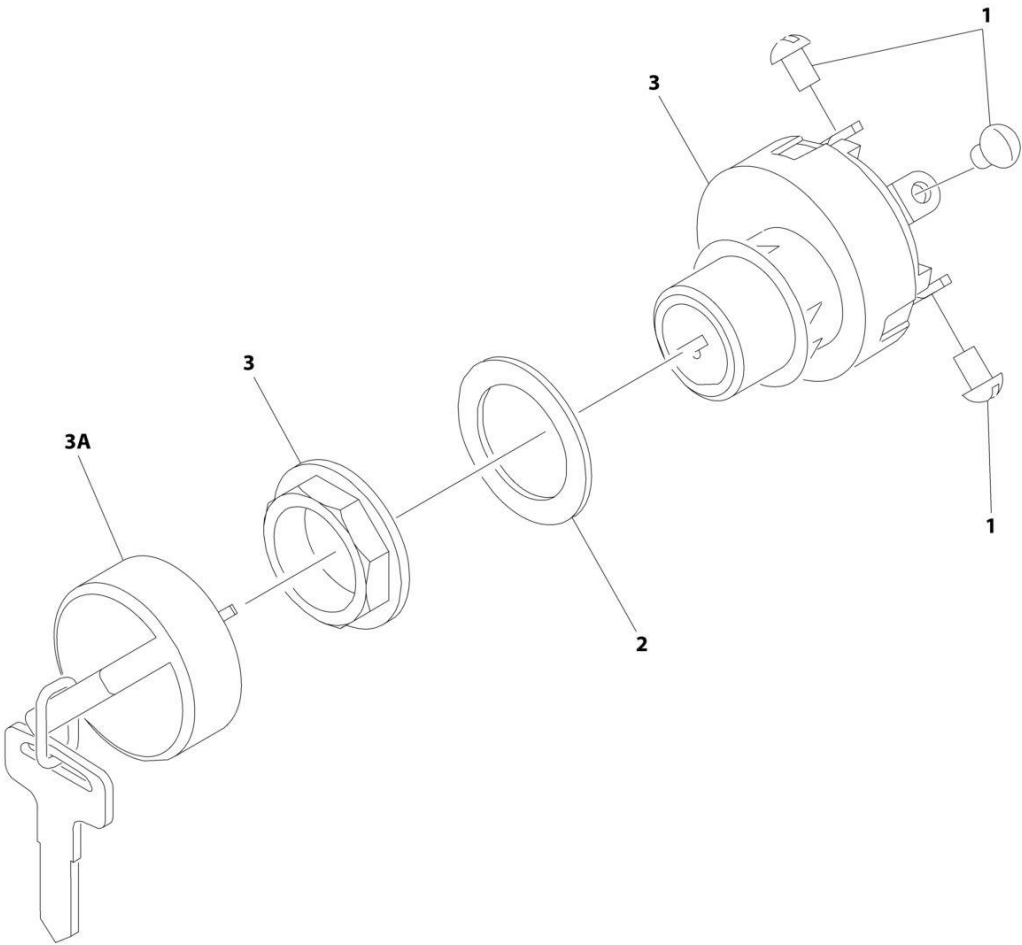
**SECTION 2 - TURNTABLE**

**FIGURE 2-35. GROUND CONTROL PANEL ASSEMBLY**

ITEM	PART NUMBER	QTY	DESCRIPTION	REV
	1001265974	Ref	BOX ASSEMBLY	B
1	0100011	AR	Compound, Locking	
2	0630407	4	Screw 1/4 x 5/8	
3	2600279	2	Hinge	
4	3311402	8	Nut 1/4	
5	3573144	2	Plate, Latch	
6	3900251	8	Screw 1/4 x 3/8	
7	3960418	5 ft/2 m	Seal	
8	1001110064	1	Box	
9	1001242373	2	Latch	
10	1001297394	1	Lid	

**SECTION 2 - TURNTABLE**

**FIGURE 2-36. KEYSWITCH INSTALLATION**



ART\_0259666

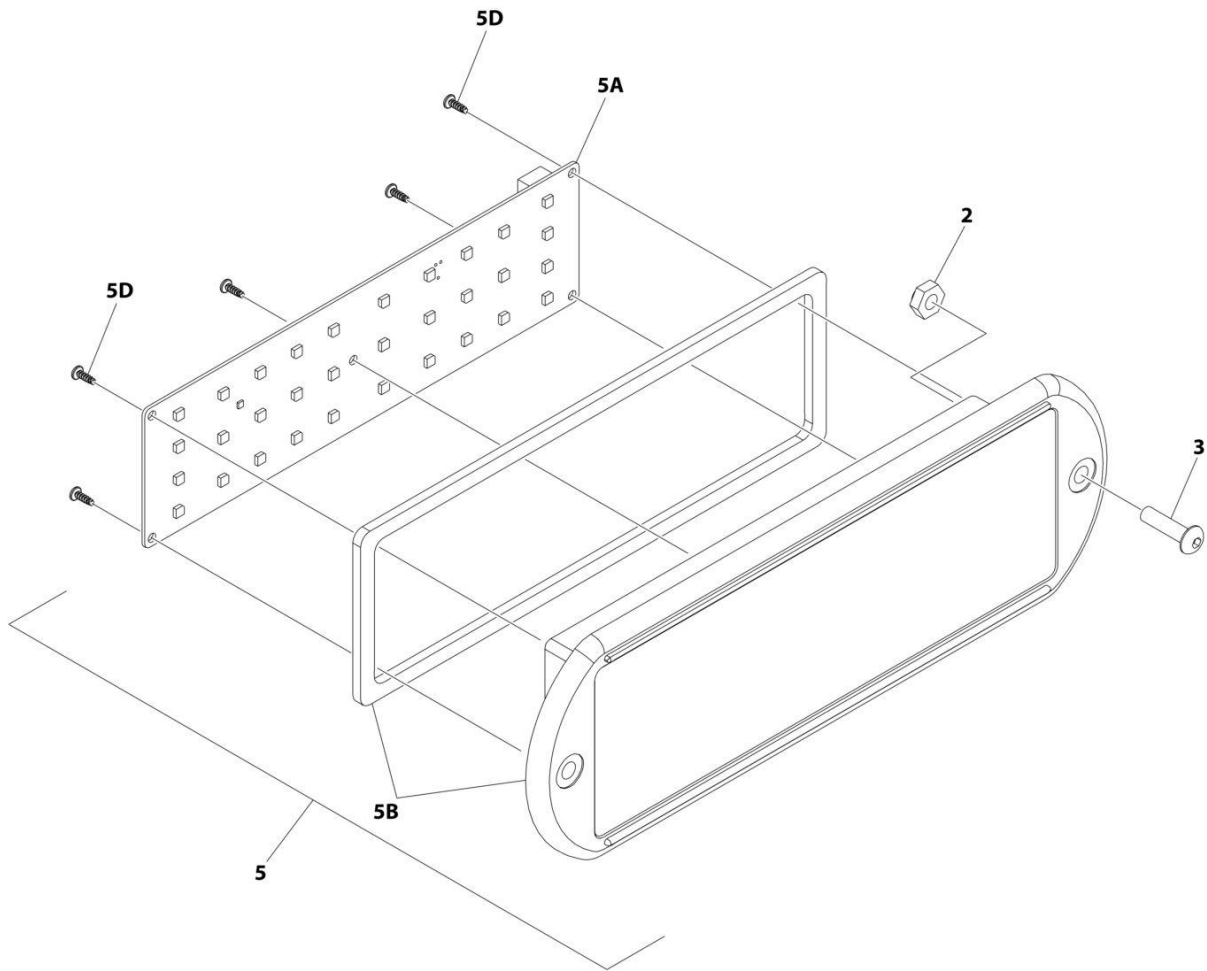
**SECTION 2 - TURNTABLE**

**FIGURE 2-36. KEYSWITCH INSTALLATION**

ITEM	PART NUMBER	QTY	DESCRIPTION	REV
	0259666	Ref	KEYSWITCH INSTALLATION	B
1	3910804	6	Screw #8 x 1/8	
2	1001151393	1	Shim .063	
3	4360469	1	Keyswitch	
3A	2860030	1	Key, Replacement	

## SECTION 2 - TURNTABLE

FIGURE 2-37. LIGHT PANEL INSTALLATION (MACHINES WITH SN STARTING WITH 03)



ART\_1001233959\_D\_10F2

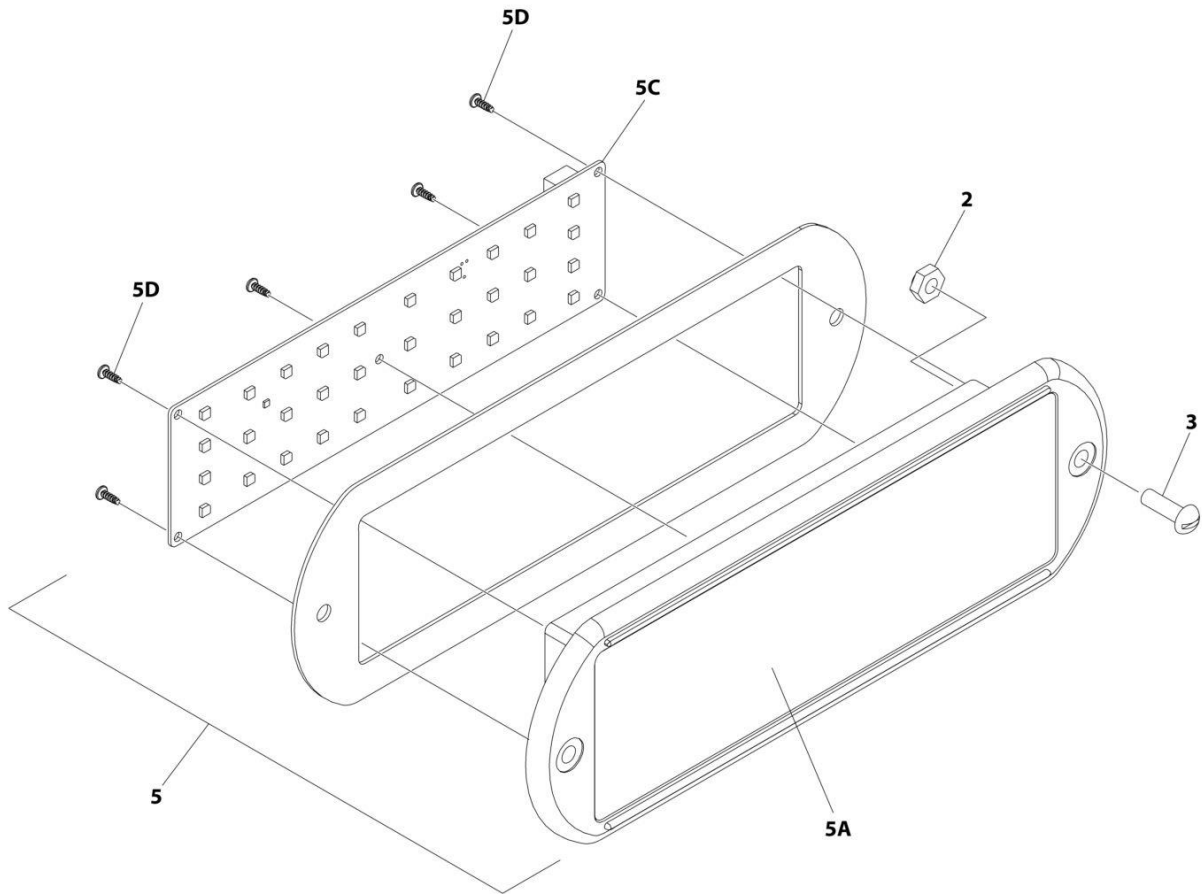
**SECTION 2 - TURNTABLE**

**FIGURE 2-37. LIGHT PANEL INSTALLATION (MACHINES WITH SN STARTING WITH 03)**

<b>ITEM</b>	<b>PART NUMBER</b>	<b>QTY</b>	<b>DESCRIPTION</b>	<b>REV</b>
	1001233959	Ref	LIGHT PANEL INSTALLATION	D
2	3300408	2	Nut, Nylon Insert	
3	0630518	2	Screw #10 x 3/4	
5	1001237546	1	Light Panel Assembly	J
5A	1001282106	1	Panel, LED Light	
5B	1001236091	1	Lens, Icon (Includes Gasket)	
5D		Ref	Screw	

## SECTION 2 - TURNTABLE

FIGURE 2-38. LIGHT PANEL INSTALLATION (MACHINES WITH SN STARTING WITH B3)



ART\_1001241398\_B\_10F2



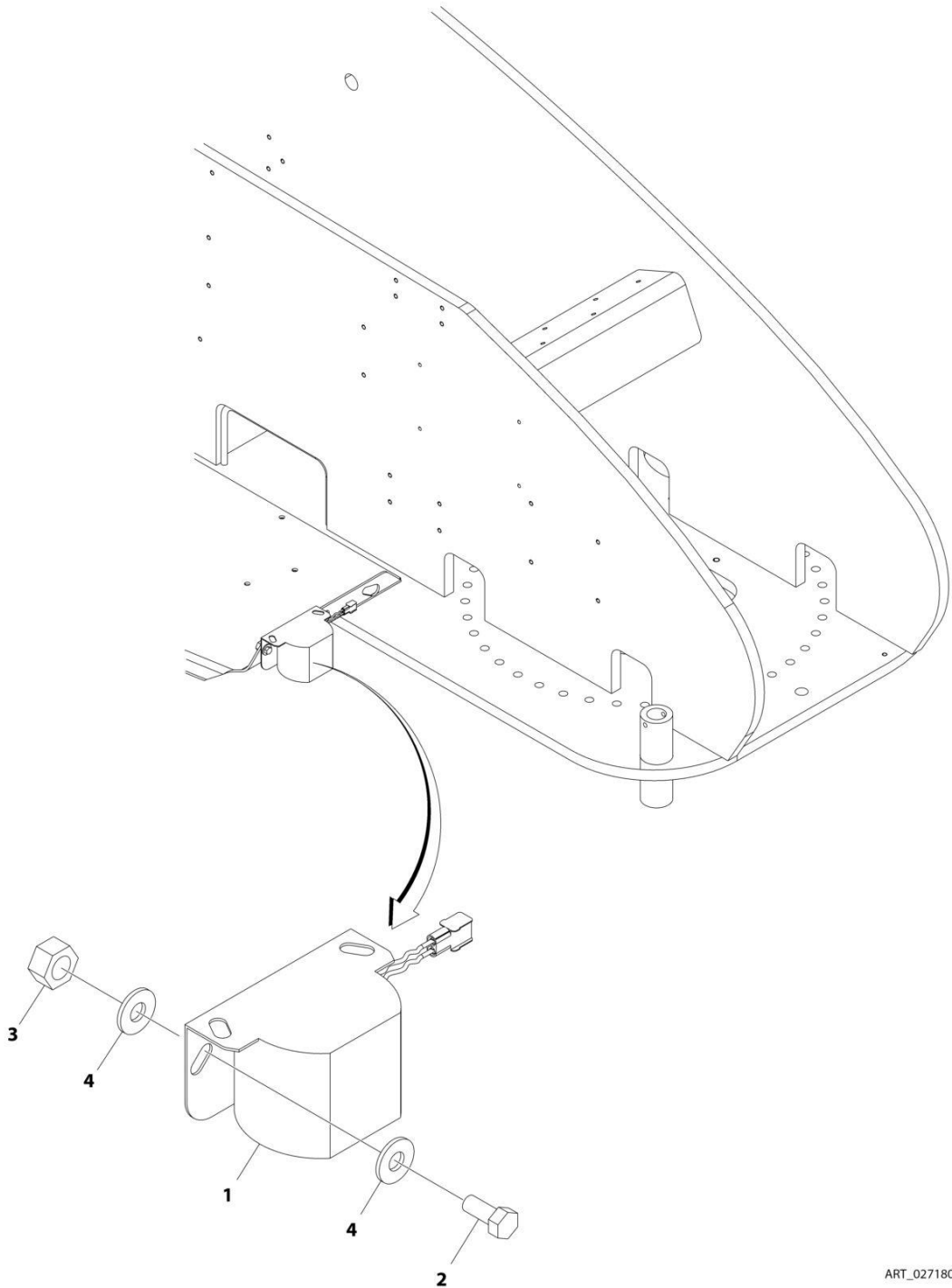
**SECTION 2 - TURNTABLE**

**FIGURE 2-38. LIGHT PANEL INSTALLATION (MACHINES WITH SN STARTING WITH B3)**

<b>ITEM</b>	<b>PART NUMBER</b>	<b>QTY</b>	<b>DESCRIPTION</b>	<b>REV</b>
	1001241398	Ref	LIGHT PANEL INSTALLATION	B
2	3300408	2	Nut, Nylon Insert	
3	3911010	2	Screw #10 x 5/8	
5	1001238673	1	Light Panel Assembly	
5A	1001236091	1	Lens, I-Con	
5C	1001238732	1	Panel, LED Light	
5D		Ref	Screw	

**SECTION 2 - TURNTABLE**

**FIGURE 2-39. ALARM INSTALLATION**



ART\_0271806

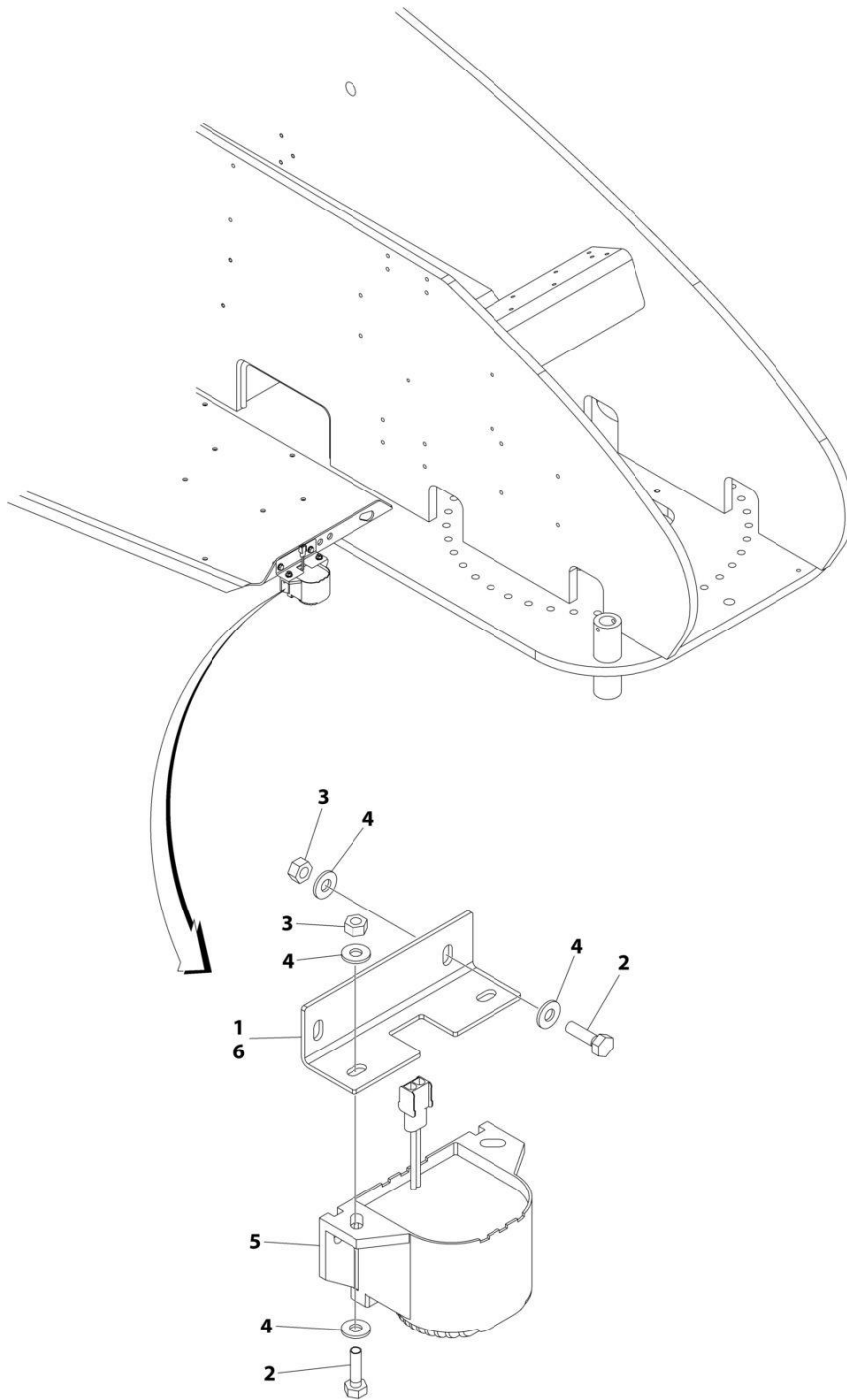
**SECTION 2 - TURNTABLE**

**FIGURE 2-39. ALARM INSTALLATION**

ITEM	PART NUMBER	QTY	DESCRIPTION	REV
	0271806	Ref	ALARMS INSTALLATION	A
1	0257887	1	Alarm	
1	0140032	1	Alarm	
1	2820035	6 in/15cm	Loom	
1	4460424	1	Plug	
1	4460268	2	Socket, Female	
2	0641506	2	Bolt 5/16 x 3/4	
3	3311505	2	Nut 5/16	
4	4751500	4	Washer 5/16	

## SECTION 2 - TURNTABLE

FIGURE 2-40. ALARM AMBIENT (WHITE NOISE) INSTALLATION (ALARM WITH HORIZONTAL BAR GRILLE)



ART\_1001241383

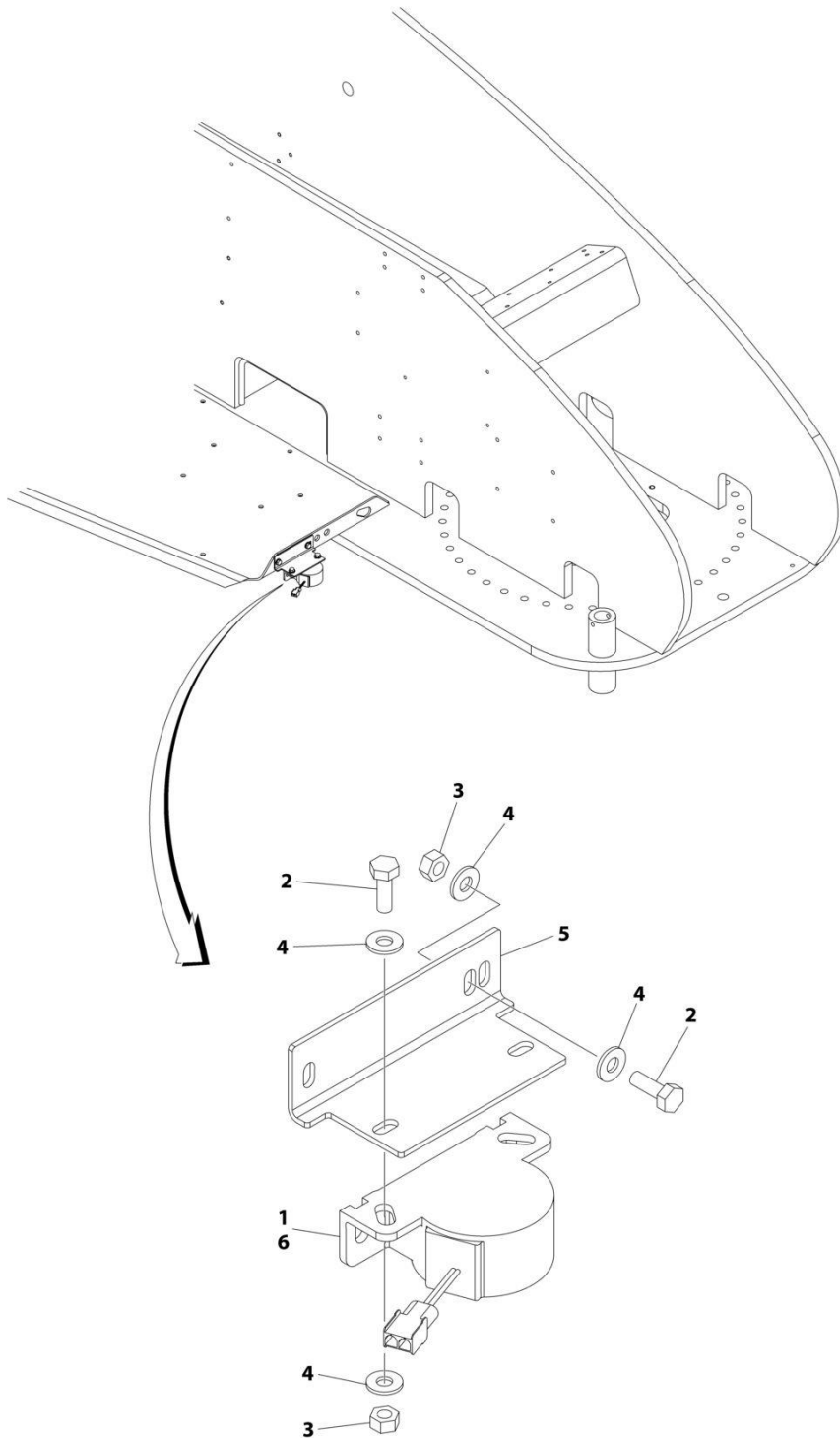
**SECTION 2 - TURNTABLE**

**FIGURE 2-40. ALARM AMBIENT (WHITE NOISE) INSTALLATION (ALARM WITH HORIZONTAL BAR GRILLE)**

ITEM	PART NUMBER	QTY	DESCRIPTION	REV
	1001241383	Ref	ALARM AMBIENT (WHITE NOISE) INSTALLATION	A
1	0100048	AR	Grease, Dielectric	
2	0641407	4	Bolt 1/4 x 7/8	
3	3311405	4	Nut 1/4	
4	4711400	8	Washer 1/4	
5	1001243731	1	Alarm	
5	1001182806	1	Alarm	
5	4460424	1	Plug	
5	4460268	2	Socket, Female	
6	1001243849	1	Plate	

## SECTION 2 - TURNTABLE

FIGURE 2-41. ALARM AMBIENT (WHITE NOISE) INSTALLATION (ALARM WITH CROSS HATCH GRILLE)



ART\_1001239281

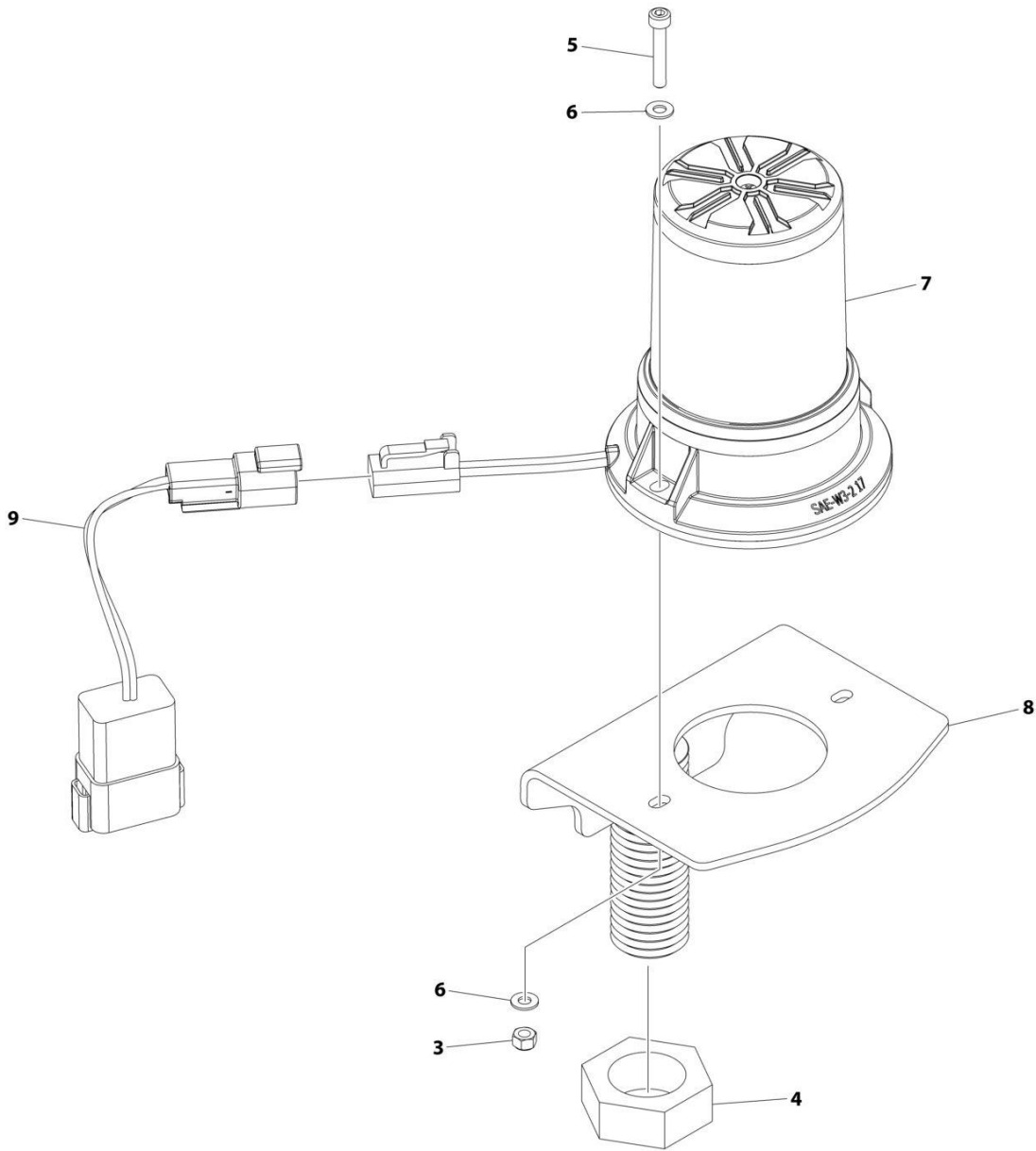
**SECTION 2 - TURNTABLE**

**FIGURE 2-41. ALARM AMBIENT (WHITE NOISE) INSTALLATION (ALARM WITH CROSS HATCH GRILLE)**

ITEM	PART NUMBER	QTY	DESCRIPTION	REV
	1001239281	Ref	BACKUP ALARM (WHITE NOISE) INSTALLATION	A
1	0100048	AR	Grease, Dielectric	
2	0641406	4	Bolt 1/4 x 3/4	
3	3311405	4	Nut 1/4	
4	4711400	8	Washer 1/4	
5	1001231886	1	Plate	
6	1001243734	1	Alarm	
6	1001184682	1	Alarm	
6	4460424	1	Plug	
6	4460268	2	Socket, Female	

# SECTION 2 - TURNTABLE

## FIGURE 2-42. STROBE LIGHT INSTALLATION (AMBER)



ART\_1001149955\_E



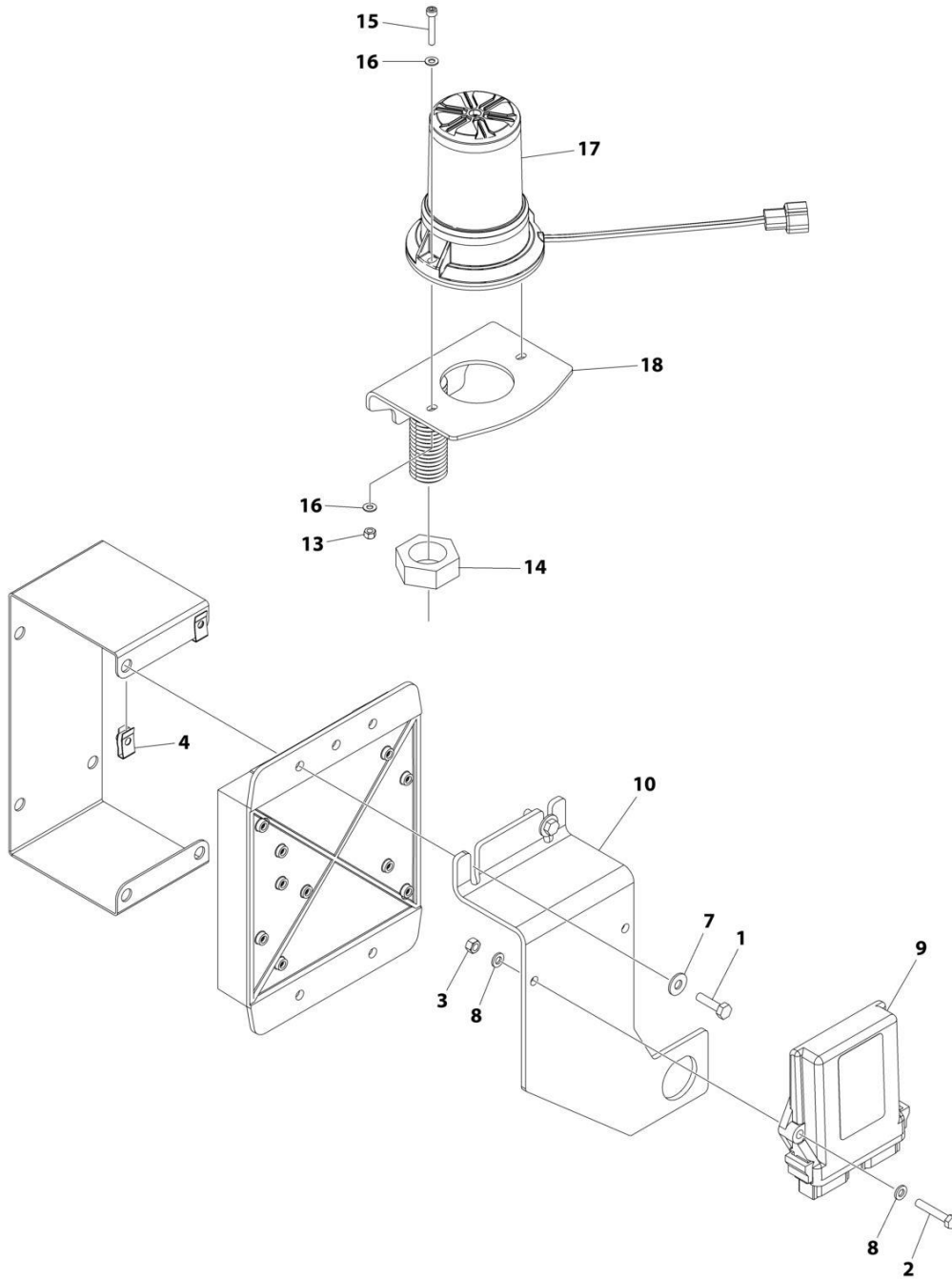
**SECTION 2 - TURNTABLE**

**FIGURE 2-42. STROBE LIGHT INSTALLATION (AMBER)**

<b>ITEM</b>	<b>PART NUMBER</b>	<b>QTY</b>	<b>DESCRIPTION</b>	<b>REV</b>
	1001149955	Ref	STROBE LIGHT INSTALLATION - AMBER	E
3	3290405	2	Nut, Lock M4	
4	3312602	1	Nut	
5	4031509	2	Capscrew M4 x 25	
6	4811400	4	Washer M4	
7	1001270594	1	Light, Strobe (Amber)	
7	4460891	1	Connector	
7	4460465	2	Pin	
8	1001275149	1	Bracket	
9	1001283776	1	Harness, Strobe Light (See Separate Breakdown in ELECTRICAL Section)	

# SECTION 2 - TURNTABLE

## FIGURE 2-43. STROBE LIGHT INSTALLATION (BLUE)



ART\_1001244026\_C

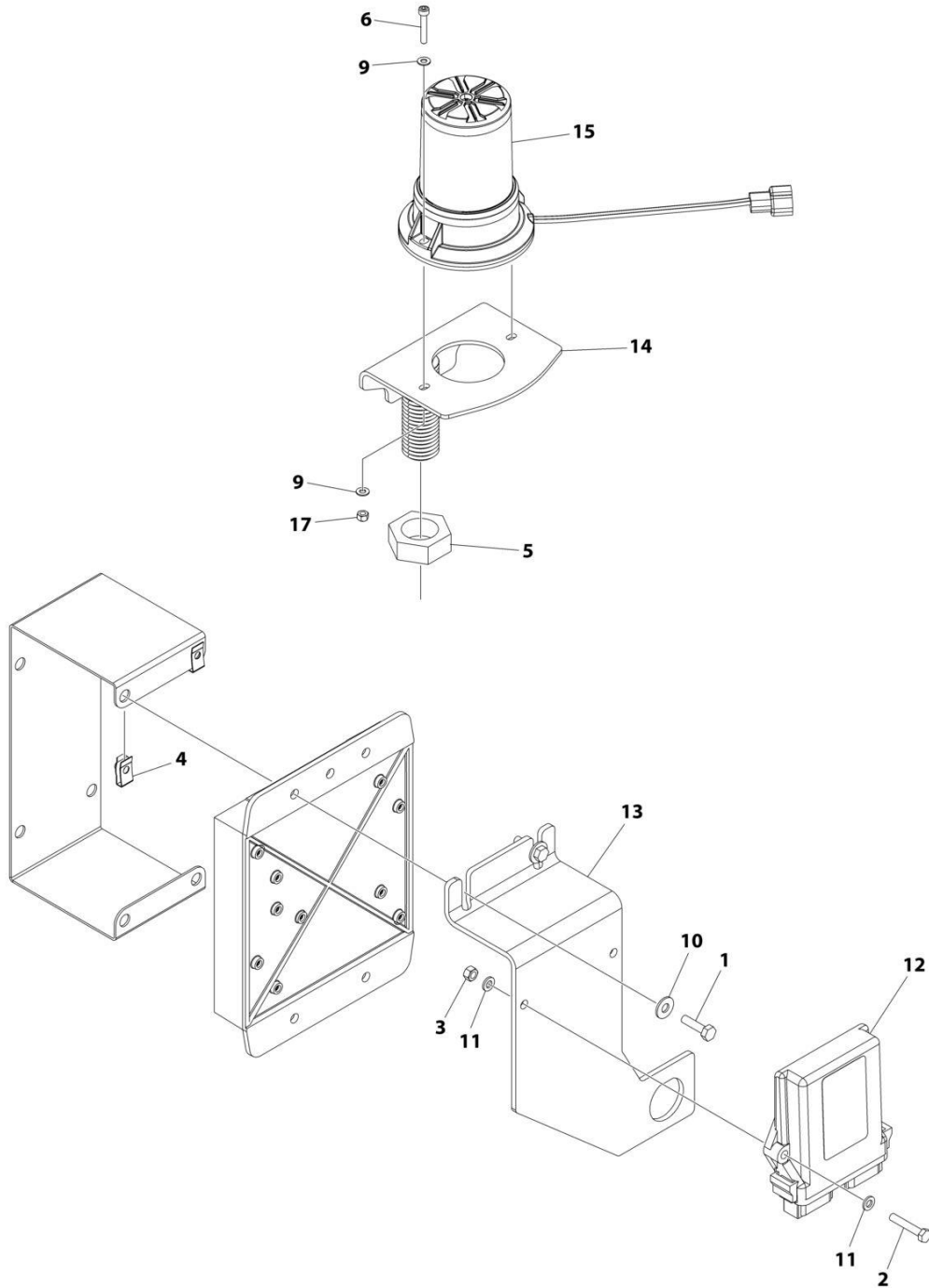
**SECTION 2 - TURNTABLE**

**FIGURE 2-43. STROBE LIGHT INSTALLATION (BLUE)**

ITEM	PART NUMBER	QTY	DESCRIPTION	REV
	1001244026	Ref	STROBE LIGHT INSTALLATION (BLUE)	C
1	0641408	2	Bolt 1/4 x 1	
2	0700615	2	Bolt M6 x 35	
3	3290607	2	Nut M6 x 1	
4	3300454	2	Nut 1/4	
5	4240032	AR	Tie-Strap (Not Shown)	
6	4460488	AR	Mounting Base (Not Shown)	
7	4751400	2	Washer 1/4	
8	4811700	4	Washer M6	
9	1001142683	1	Module, Control Beacon	
10	1001142719	1	Bracket	
12	1001142736	1	Harness, Beacon Control (Not Shown - See Separate Breakdown in ELECTRICAL Section)	
13	3290405	2	Nut, Lock M4	
14	3312602	1	Nut	
15	4031509	2	Capscrew M4 x 25	
16	4811400	4	Washer M4	
17	1001272681	1	Light, Beacon	
17	4460897	1	Connector	
17	4460464	2	Pin	
18	1001278850	1	Bracket (Centered Stud)	
18	1001275149	1	Bracket (Offset Stud)	

# SECTION 2 - TURNTABLE

## FIGURE 2-44. STROBE LIGHT INSTALLATION (RED)



ART\_1001244027\_C

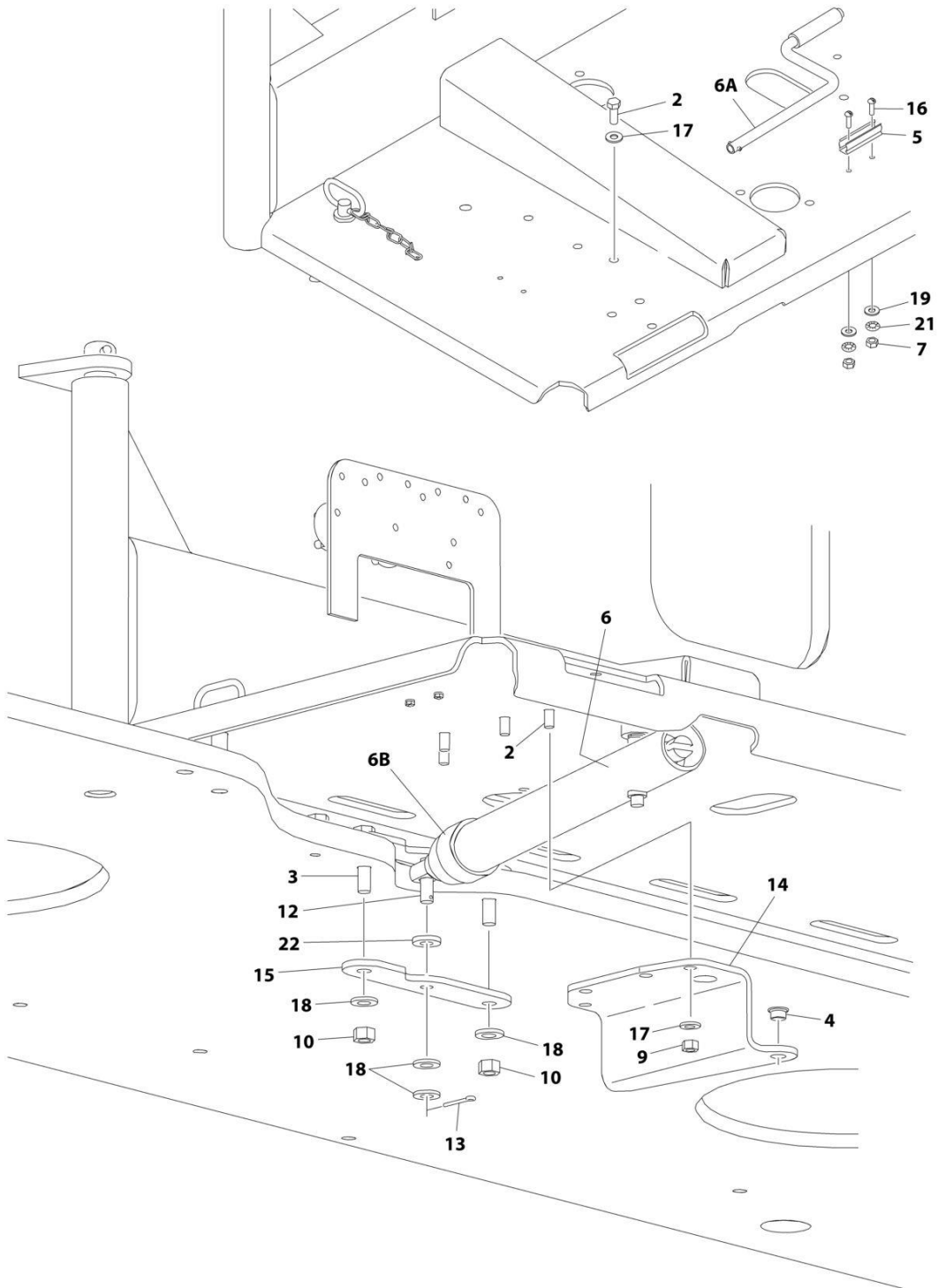
**SECTION 2 - TURNTABLE**

**FIGURE 2-44. STROBE LIGHT INSTALLATION (RED)**

ITEM	PART NUMBER	QTY	DESCRIPTION	REV
	1001244027	Ref	STROBE LIGHT INSTALLATION (RED)	C
1	0641408	2	Bolt 1/4 x 1	
2	0700615	2	Bolt M6 x 35	
3	3290607	2	Nut M6 x 1	
4	3300454	2	Nut	
5	3312602	1	Nut	
6	4031509	2	Capscrew M4 x 25	
7	4240032	AR	Tie-Strap (Not Shown)	
8	4460488	AR	Mounting Base (Not Shown)	
9	4811400	4	Washer M4	
10	4751400	2	Washer 1/4	
11	4811700	4	Washer M6	
12	1001142683	1	Module, Control Beacon	
13	1001142719	1	Bracket	
14	1001278850	1	Bracket (Centered Stud)	
14	1001275149	1	Bracket (Offset Stud)	
15	1001272682	1	Light, Strobe	
15	4460897	1	Connector	
15	4460464	2	Pin	
16	1001142736	1	Harness, Beacon Control (Not Shown - See Separate Breakdown in ELECTRICAL Section)	
17	3290405	2	Nut, Lock M4	

# SECTION 2 - TURNTABLE

## FIGURE 2-45. ENGINE TRAY JACK INSTALLATION - DEUTZ TD2011 ENGINES



ART\_0272064

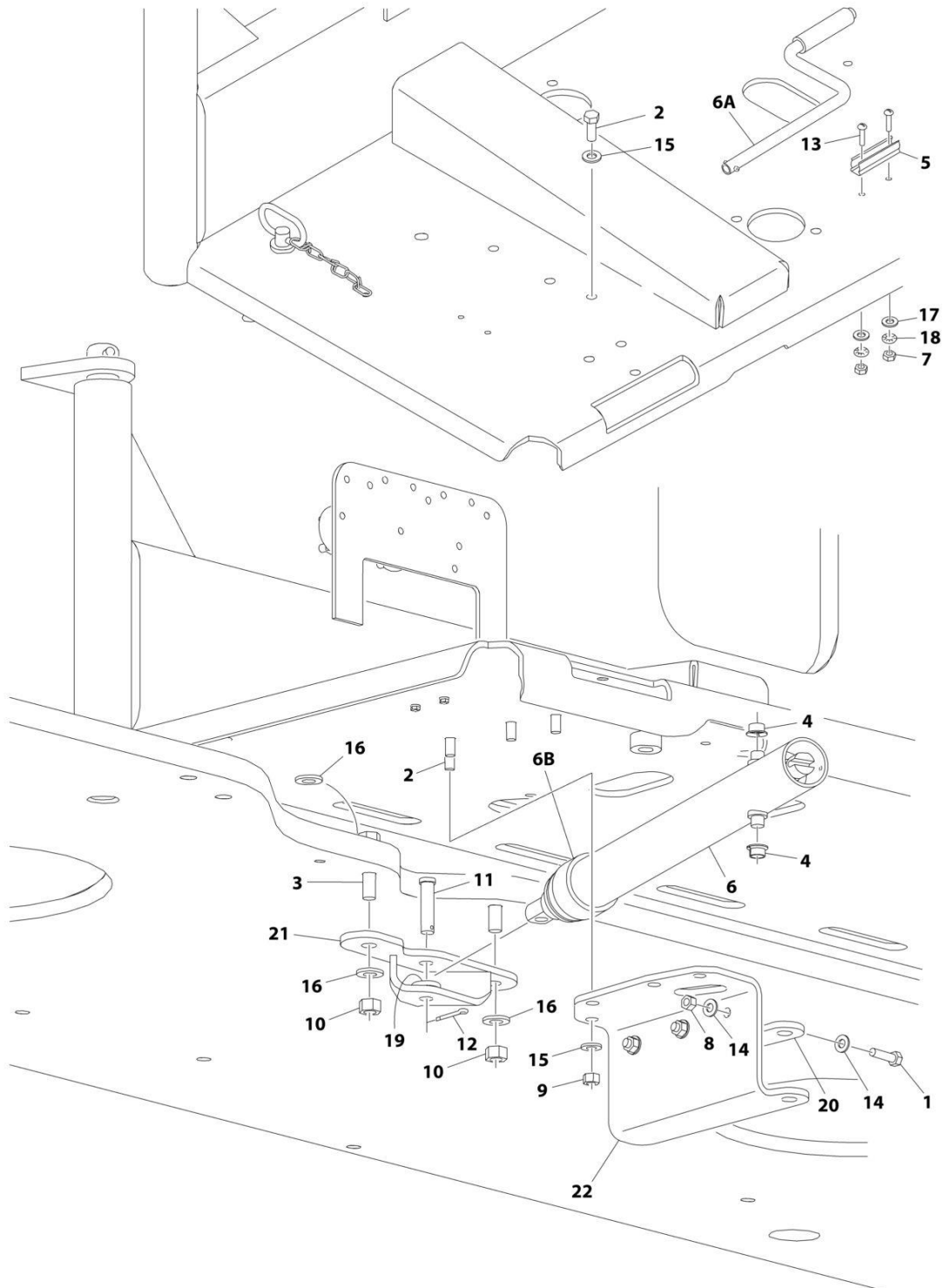
**SECTION 2 - TURNTABLE**

**FIGURE 2-45. ENGINE TRAY JACK INSTALLATION - DEUTZ TD2011 ENGINES**

ITEM	PART NUMBER	QTY	DESCRIPTION	REV
	0272064	Ref	ENGINE TRAY JACK INSTALLATION	C
2	0641608	4	Bolt 3/8 x 1	
3	0641818	2	Bolt 1/2 x 2-1/4	
4	0962051	2	Bearing, Flanged	
5	1380147	1	Clip, Spring	
6	2840016	1	Jack and Handle Assembly	
6A		Ref	Handle Options:	
6A	7016374	1	Burr Manufacturing Brand	
6A	7024598	1	Hammerblow Corp Brand	
6B	7016322	1	Wiper (Burr Manufacturing Brand Only)	
7	3310601	2	Nut #6	
9	3311605	4	Nut 3/8	
10	3311805	2	Nut 1/2	
12	3430816	1	Pin, Clevis	
13	3450404	1	Pin, Cotter 1/8 x 1	
14	3537445	1	Bracket	
15	3573454	2	Plate	
16	3910608	2	Screw #6 x 1/2	
17	4711600	8	Washer 3/8	
18	4711800	4	Washer 1/2	
19	4750600	2	Washer #6	
21	4770600	2	Starwasher #6	
22	4891800	1	Washer 1/2	

## SECTION 2 - TURNTABLE

FIGURE 2-46. ENGINE TRAY JACK INSTALLATION - DEUTZ TD2.9L4/TCD2.9L4 ENGINES AND DEUTZ TCD2.9L4 (STAGE V) ENGINES



ART\_1001143294



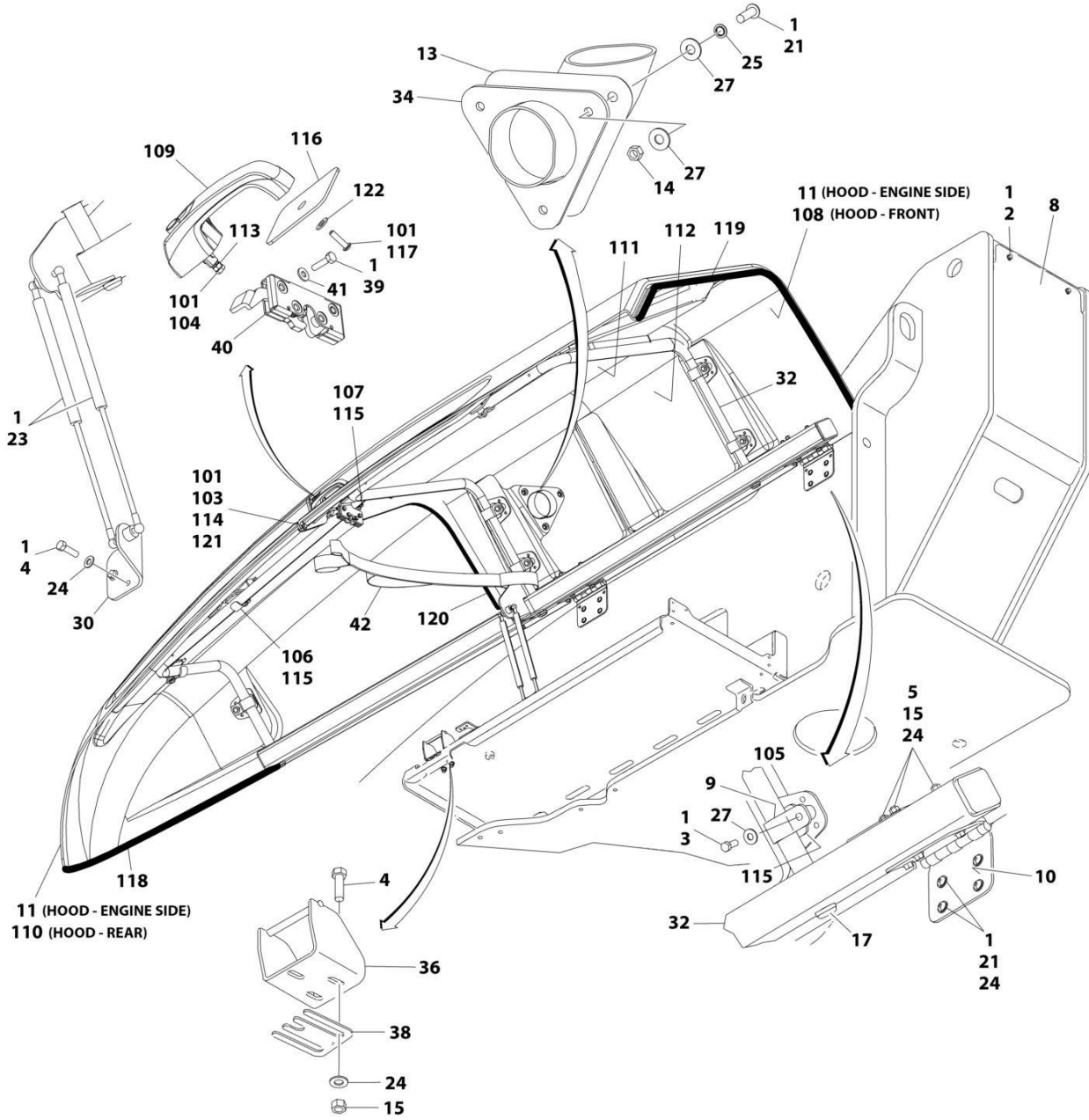
## SECTION 2 - TURNTABLE

**FIGURE 2-46. ENGINE TRAY JACK INSTALLATION - DEUTZ TD2.9L4/TCD2.9L4 ENGINES AND DEUTZ TCD2.9L4 (STAGE V) ENGINES**

ITEM	PART NUMBER	QTY	DESCRIPTION	REV
	1001143294	Ref	ENGINE TRAY JACK INSTALLATION	A
1	0641509	3	Bolt 5/16 x 1-1/8	
2	0641608	4	Bolt 3/8 x 1	
3	0641816	2	Bolt 1/2 x 2	
4	0962051	2	Bearing, Flanged	
5	1380147	1	Clip, Spring	
6	2840016	1	Jack and Handle Assembly	
6A		Ref	Handle Options:	
6A	7016374	1	Burr Manufacturing Brand (Identified by 4in handle offset)	
6A	7024598	1	Hammerblow Corp Brand (Identified by 4-1/2in handle offset)	
6B	7016322	1	Wiper (Burr Manufacturing Brand Only)	
7	3310601	2	Nut #6	
8	3311505	3	Nut 5/16	
9	3311605	4	Nut 3/8	
10	3311805	2	Nut 1/2	
11	3430816	1	Pin, Clevis	
12	3450404	1	Pin, Cotter 1/8 x 1	
13	3910608	2	Screw #6 x 1/2	
14	4711500	6	Washer 5/16	
15	4711600	8	Washer 3/8	
16	4711800	4	Washer 1/2	
17	4750600	2	Washer #6	
18	4770600	2	Starwasher #6	
19	4891800	1	Washer 1/2	
20	1001131482	1	Plate, Jack Bracket	
21	1001135663	1	Support, Engine Tray Jack	
22	1001143298	1	Plate, Jack Bracket	

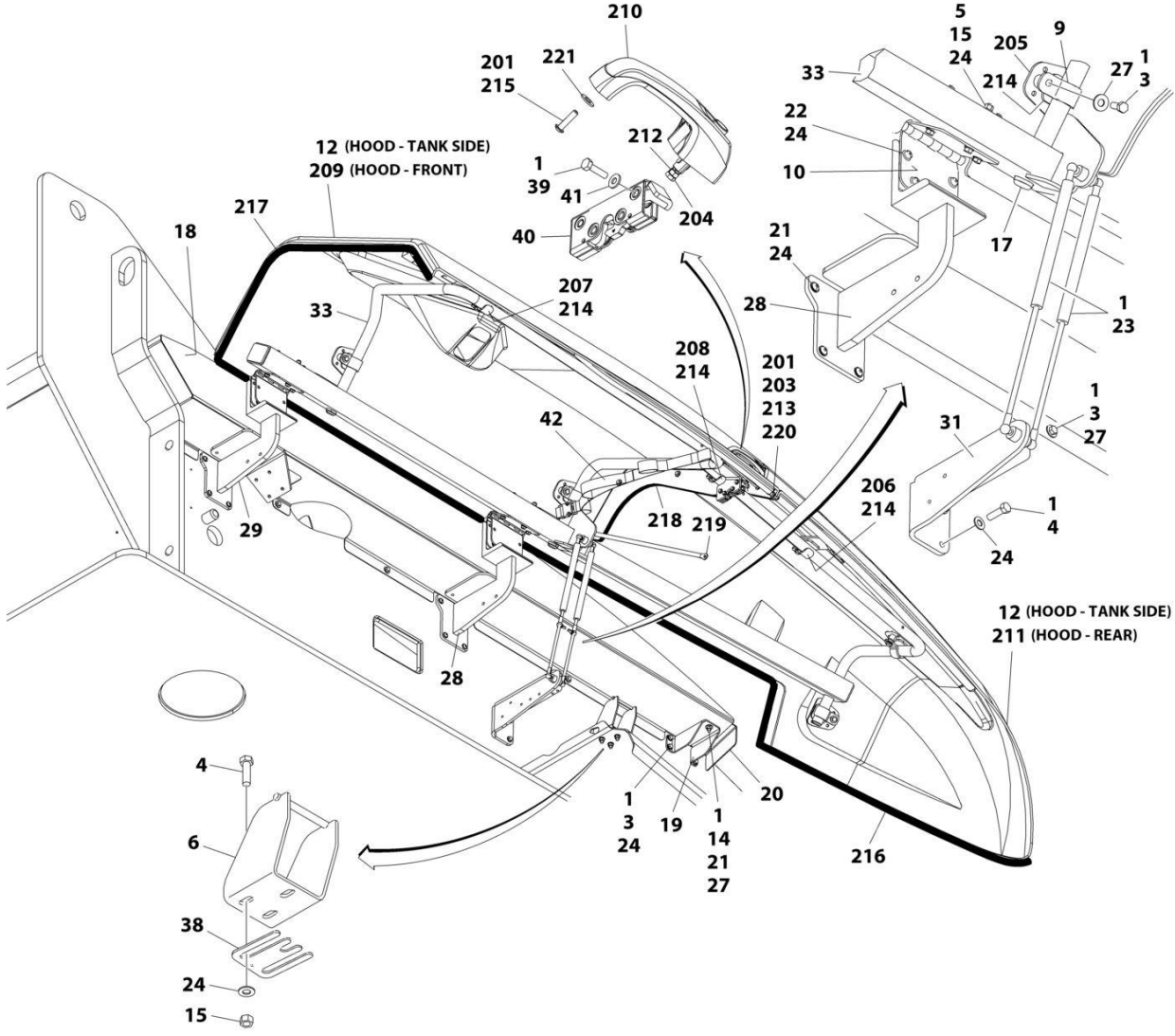
# SECTION 2 - TURNTABLE

## FIGURE 2-47. HOOD INSTALLATIONS - DEUTZ TD2011 ENGINES (ABS)



ART\_0271595\_G\_10F2

# SECTION 2 - TURNTABLE



ART\_0271595\_G\_2OF2

## SECTION 2 - TURNTABLE

FIGURE 2-47. HOOD INSTALLATIONS - DEUTZ TD2011 ENGINES (ABS)

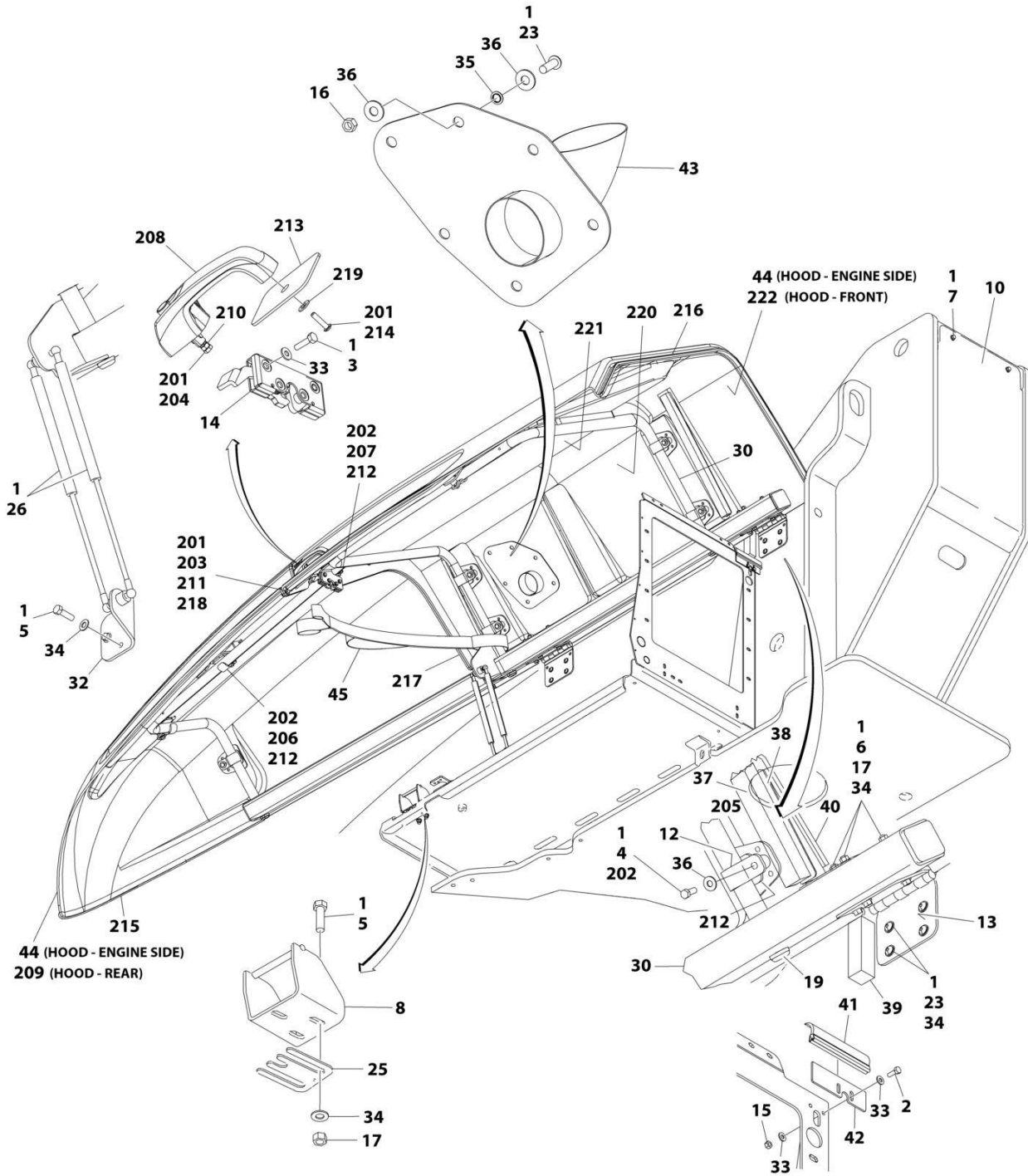
ITEM	PART NUMBER	QTY	DESCRIPTION	REV
	0271595	Ref	HOOD INSTALLATIONS - DEUTZ TD2011 ENGINES (ABS)	G
1	0100011	AR	Compound, Locking	
2	0791604	2	Screw 3/8 x 1/2	
3	0641608	24	Bolt 3/8 x 1	
4	0641610	12	Bolt 3/8 x 1-1/4	
5	0641630	12	Bolt 3/8 x 3-3/4	
6	0903156	1	Bracket	
8	1671038	1	Cover, Turntable	
9	2080051	16	Clamp	
10	2600280	4	Hinge	
11	1671192	1	Hood, Engine Side (See Items 101-123 for Breakdown)	
		Ref	Note: Replacement decals must be ordered separately - See DECAL SECTION.	
12	1671194	1	Hood, Tank Side (See Items 201-225 for Breakdown)	
		Ref	Note: Replacement decals must be ordered separately - See DECAL SECTION.	
13	2820141	1	Shield, Heat	
14	3311601	5	Nut 3/8	
15	3311605	18	Nut 3/8	
17	3520186	6	Plug	
18	3573231	1	Trough, Powertrack	
19	3573232	1	Mount, Trough	
20	3573233	1	Plate, Seal Mounting	
21	3900232	21	Screw 3/8 x 1-1/4	
22	3900283	16	Screw 3/8 x 3/4	
23	4160194	4	Spring, Gas	
24	4711600	70	Washer 3/8	
25	4740500	3	Washer, Nylon	
27	4751600	38	Washer 3/8	
28	4340923	1	Support, Rear Hood	
29	4340924	1	Support, Front Hood	
30	4341001	1	Mount, Gas Spring	
31	4340999	1	Mount, Gas Spring	
32	4340996	1	Support, Engine Side Hood	
33	4340995	1	Support, Tank Side Hood	
34	4846503	1	Stack, Exhaust	
36	0903154	1	Bracket, Latch	
37	3520034	2	Plug (Not Shown - Located in Boom Rest)	
38	4071048	2	Shim	
39	0641408	8	Bolt 1/4 x 1	
40	2940173	2	Latch, Rotary	
41	4711400	8	Washer 1/4	
42	1001160505	2	Strap	
	1671192	Ref	ENGINE SIDE HOOD ASSEMBLIES (ABS)	B
101	0100011	AR	Compound, Locking	
102	0100081	AR	Adhesive (Not Shown)	
103	0641506	10	Bolt 5/16 x 3/4	
104	0760608	1	Screw M6 x 16	
105	0902746	7	Bracket	
106	0902761	1	Bracket	

## SECTION 2 - TURNTABLE

ITEM	PART NUMBER	QTY	DESCRIPTION	REV
107	0903161	1	Bracket	
108	1671191	1	Hood - Front	
109	2560187	1	Handle, Push Button	
110	2680496	1	Hood - Rear	
111	2820145	1	Insulation	
112	2820146	1	Insulation	
113	3290601	1	Nut M6 x 1	
114	3311501	10	Nut 5/16	
115	3340877	9	Pad	
116	3575782	1	Plate, Handle Backing	
117	3900363	2	Screw M6 x 1 x 25	
118	3960464	12 ft /3.7m	Seal, Hood	
119	4060804	61 in /1.6m	Flex-Trim	
120	4060806	49 in /1.3m	Flex-Trim	
121	4751500	20	Washer 5/16	
122	4811900	2	Washer M8	
	1671194	Ref	TANK SIDE HOOD ASSEMBLY (ABS)	A
201	0100011	AR	Compound, Locking	
202	0100081	AR	Adhesive (Not Shown)	
203	0641506	9	Bolt 5/16 x 3/4	
204	0760608	1	Screw M6 x 16	
205	0902746	4	Bracket	
206	0902762	1	Bracket	
207	0902763	1	Bracket	
208	0903162	1	Bracket	
209	1671193	1	Hood - Front	
210	2560187	1	Handle, Push Button	
211	2680498	1	Hood - Rear	
212	3290601	1	Nut M6	
213	3311501	9	Nut 5/16	
214	3340877	7	Pad	
215	3900363	2	Screw M6 x 1 x 25	
216	3960464	149 in /3.8m	Seal, Hood	
217	4060804	53 in /1.4m	Flex-Trim	
218	4060806	40 in /1.2m	Flex-Trim	
219	4240150	1	Strap, Ground	
220	4751500	18	Washer 5/16	
221	4811900	2	Washer M8	

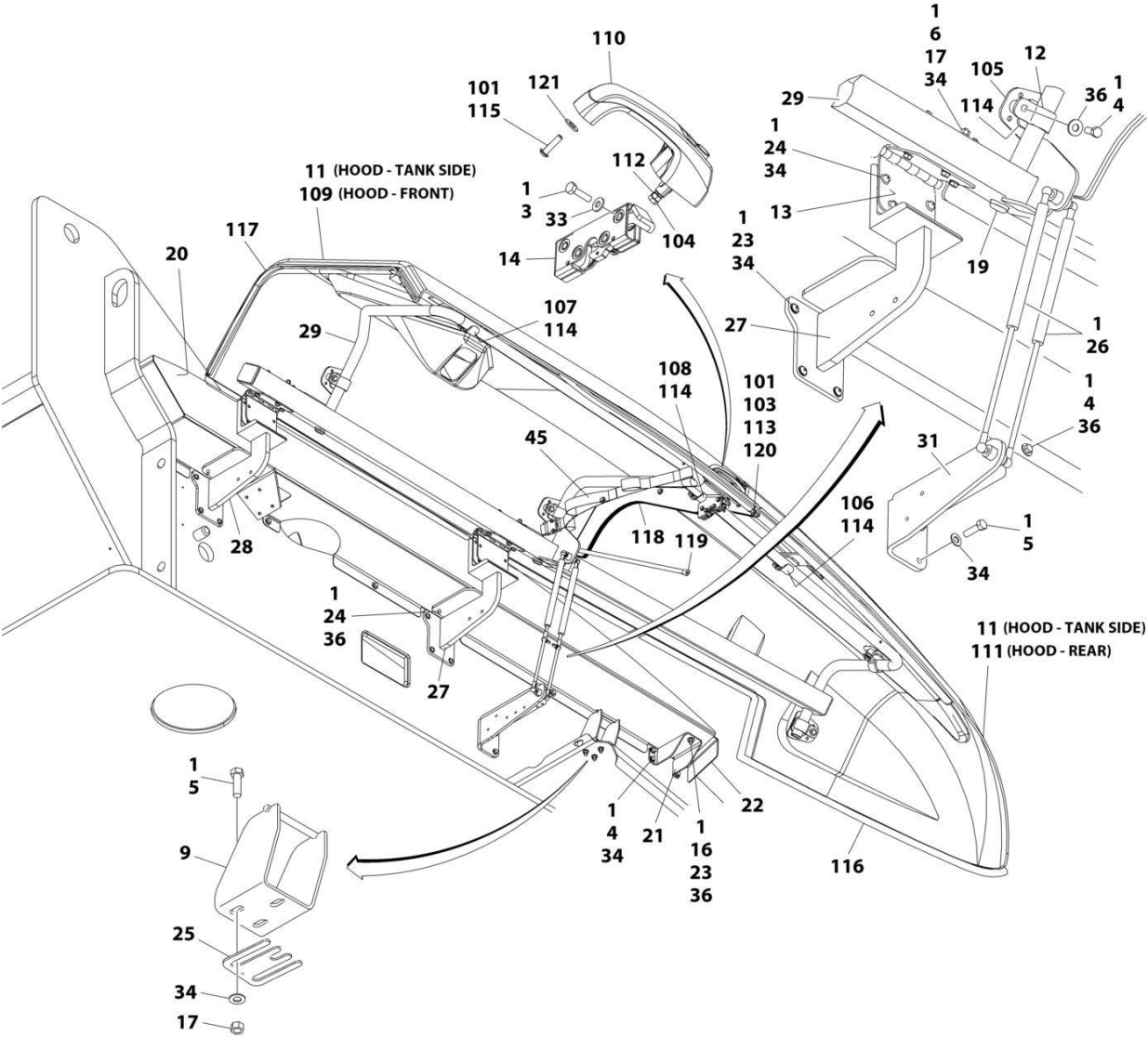
# SECTION 2 - TURNTABLE

## FIGURE 2-48. HOOD INSTALLATION - DEUTZ TCD2.9L4 ENGINES (ABS)



ART\_1001237127\_10F2

# SECTION 2 - TURNTABLE



ART\_1001237127\_2OF2

## SECTION 2 - TURNTABLE

**FIGURE 2-48. HOOD INSTALLATION - DEUTZ TCD2.9L4 ENGINES (ABS)**

ITEM	PART NUMBER	QTY	DESCRIPTION	REV
	1001237127	Ref	HOOD INSTALLATION - DEUTZ TCD2.9L4 ENGINES (ABS)	B
1	0100011	AR	Compound, Locking	
2	0641406	2	Bolt 1/4 x 3/4	
3	0641408	8	Bolt 1/4 x 1	
4	0641608	24	Bolt 3/8 x 1	
5	0641610	12	Bolt 3/8 x 1-1/4	
6	0641630	12	Bolt 3/8 x 3-3/4	
7	0791604	2	Screw 3/8 x 1/2	
8	0903154	1	Bracket, Latch	
9	0903156	1	Bracket	
10	1671038	1	Cover, Turntable	
11	1671194	1	Hood, Tank Side (See Items 101-121 for Breakdown)	
		Ref	Note: Replacement decals must be ordered separately - See DECAL SECTION.	
12	2080051	16	Clamp	
13	2600280	4	Hinge	
14	2940173	2	Latch, Rotary	
15	3311405	2	Nut 1/4	
16	3311601	8	Nut 3/8	
17	3311605	18	Nut 3/8	
18	3520034	2	Plug (Not Shown - Located in Boom Rest)	
19	3520186	6	Plug	
20	3573231	1	Trough, Powertrack	
21	3573232	1	Mount, Trough	
22	3573233	1	Plate, Seal Mounting	
23	3900232	24	Screw 3/8 x 1-1/4	
24	3900283	16	Screw 3/8 x 3/4	
25	4071048	2	Shim	
26	4160194	4	Spring, Gas	
27	4340923	1	Support, Rear Hood	
28	4340924	1	Support, Front Hood	
29	4340995	1	Support, Tank Side Hood	
30	4340996	1	Support, Engine Side Hood	
31	4340999	1	Mount, Gas Spring	
32	4341001	1	Mount, Gas Spring	
33	4711400	12	Washer 1/4	
34	4711600	70	Washer 3/8	
35	4740500	6	Washer, Nylon	
36	4751600	44	Washer 3/8	
37	1001140485	1	Seal	
38	1001142144	1	Bracket	
39	1001146132	1	Seal	
40	1001146142	1	Seal	
41	1001146178	1	Seal	
42	1001146183	1	Plate	
43	1001236408	1	Stack, Exhaust	
44	1001237125	1	Hood, Engine Side (See Items 201-222 for Breakdown)	
		Ref	Note: Replacement decals must be ordered separately - See DECAL SECTION.	
45	1001160505	2	Strap	



## SECTION 2 - TURNTABLE

ITEM	PART NUMBER	QTY	DESCRIPTION	REV
	1671194	Ref	TANK SIDE HOOD ASSEMBLY (ABS)	A
101	0100011	AR	Compound, Locking	
102	0100081	AR	Adhesive (Not Shown)	
103	0641506	9	Bolt 5/16 x 3/4	
104	0760608	1	Screw M6 x 16	
105	0902746	4	Bracket	
106	0902762	1	Bracket	
107	0902763	1	Bracket	
108	0903162	1	Bracket	
109	1671193	1	Hood - Front	
110	2560187	1	Handle, Push Button	
111	2680498	1	Hood - Rear	
112	3290601	1	Nut M6	
113	3311501	9	Nut 5/16	
114	3340877	7	Pad	
115	3900363	2	Screw M6 x 25	
116	3960464	12.4 ft /3.8m	Seal, Hood	
117	4060804	4.4 ft /1.4m	Flex-Trim	
118	4060806	3.3 ft /1.2m	Flex-Trim	
119	4240150	1	Strap, Ground	
120	4751500	18	Washer 5/16	
121	4811900	2	Washer M8	
	1001237125	Ref	ENGINE SIDE HOOD ASSEMBLY (ABS)	A
201	0100011	AR	Compound, Locking	
202	0100081	AR	Adhesive	
203	0641510	10	Bolt 5/16 x 1-1/4	
204	0760608	1	Screw M6 x 16	
205	0902746	7	Bracket	
206	0902761	1	Bracket	
207	0903161	1	Bracket	
208	2560187	1	Handle, Push Button	
209	2680496	1	Hood - Rear	
210	3290601	1	Nut M6	
211	3311501	10	Nut 5/16	
212	3340877	9	Pad	
213	3575782	1	Plate, Handle Backing	
214	3900363	2	Screw M6 x 25	
215	3960464	12 ft /3.7m	Seal, Hood	
216	4060804	5.1 ft /1.6m	Flex-Trim	
217	4060806	4.1 ft /1.3m	Flex-Trim	
218	4751500	20	Washer 5/16	
219	4811900	2	Washer M8	
220	1001117140	AR	Tape, Aluminized	
221	1001152566	AR	Insulation	
222	1001237124	1	Hood - Engine Side Front	

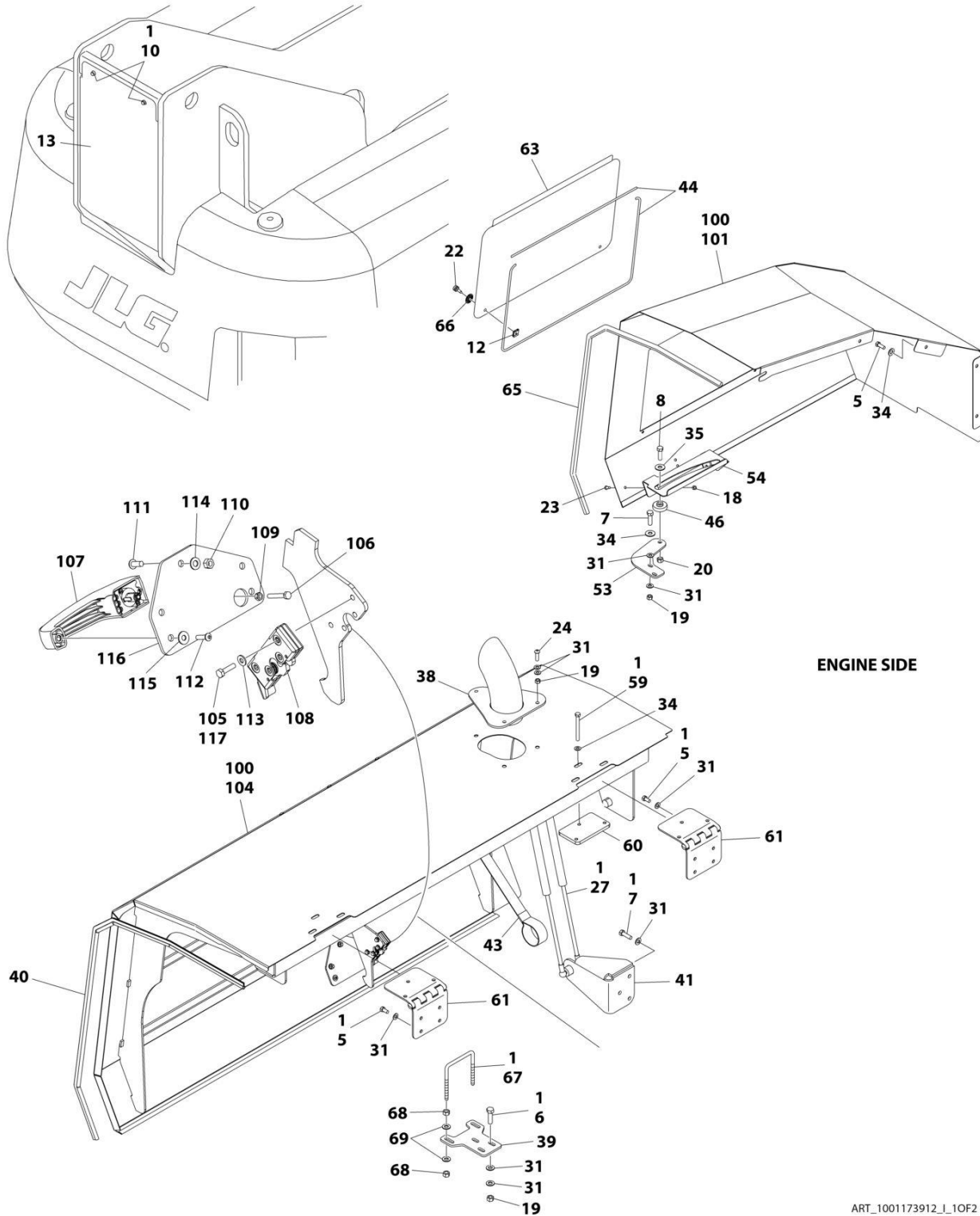
## SECTION 2 - TURNTABLE

ITEM	PART NUMBER	QTY	DESCRIPTION	REV
		Ref	Note: When installing a replacement hood, heat shields (item 223) must be installed on the replacement hood before being place in service. Heat shield must be purchased separately.	



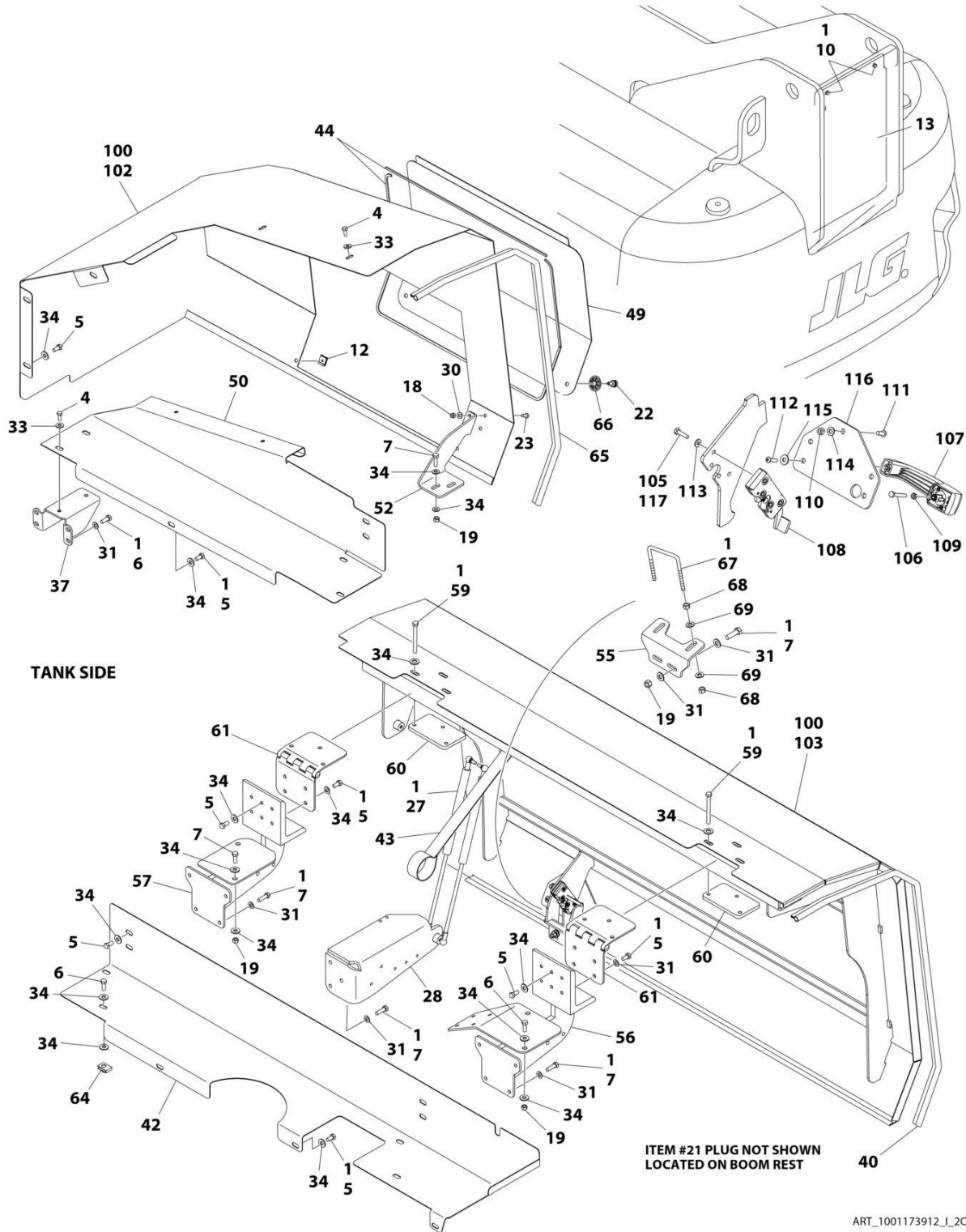
# SECTION 2 - TURNTABLE

## FIGURE 2-49. HOOD INSTALLATION - DEUTZ TD2011/TD2.9L4/TCD2.9L ENGINES (STEEL)



ART\_1001173912\_L\_10F2

# SECTION 2 - TURNTABLE



ART\_1001173912\_I\_20F2

## SECTION 2 - TURNTABLE

FIGURE 2-49. HOOD INSTALLATION - DEUTZ TD2011/TD2.9L4 ENGINES (STEEL)

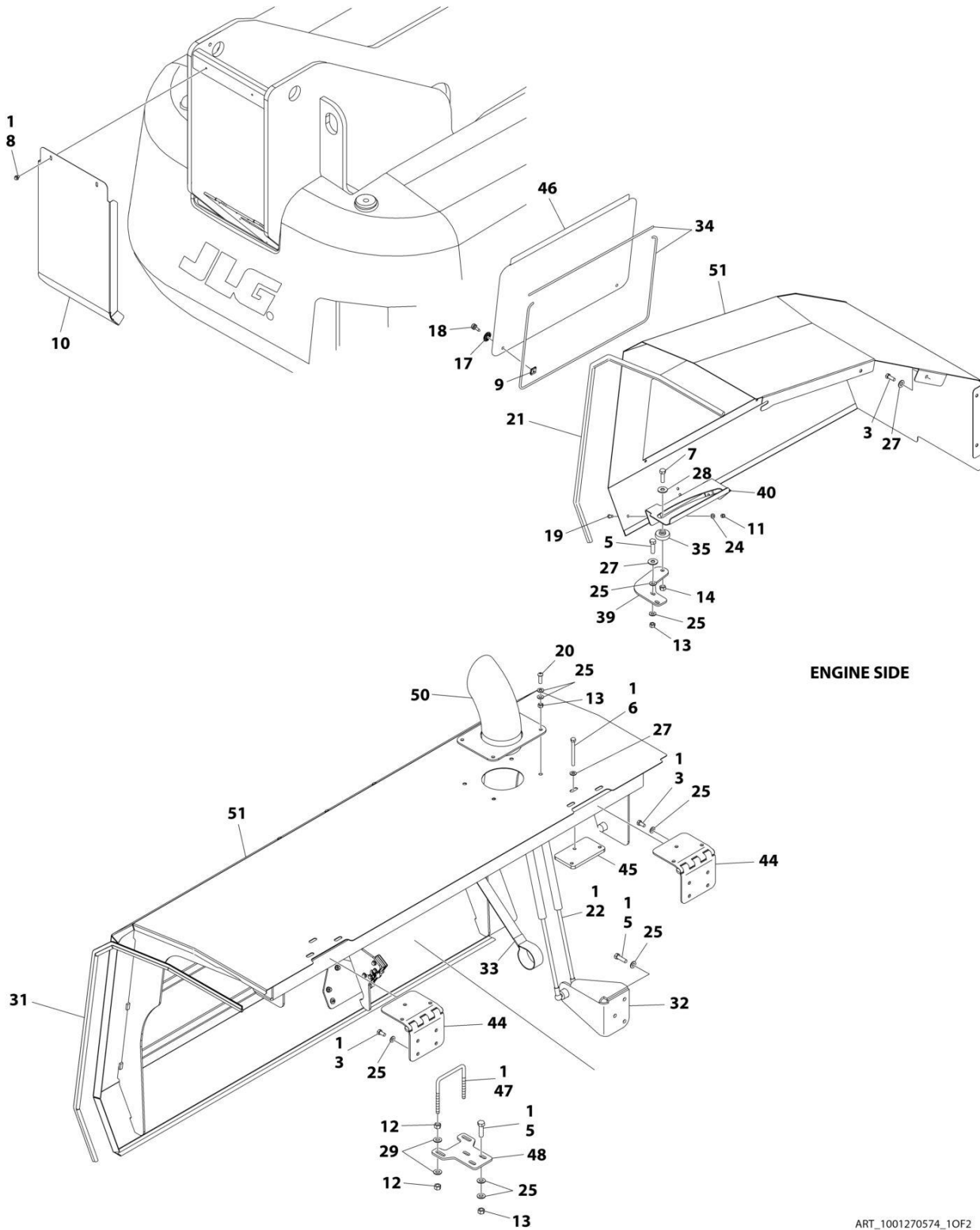
ITEM	PART NUMBER	QTY	DESCRIPTION	REV
	1001173912	Ref	HOOD INSTALLATION - DEUTZ TD2011/TD2.9L4 ENGINES (STEEL)	I
		Ref	Note: Replacement Decals Must be Ordered Separately - See DECAL SECTION.	
1	0100011	AR	Compound, Locking	
4	0641506	AR	Bolt 5/16 x 3/4	
5	0641606	32	Bolt 3/8 x 3/4	
6	0641608	8	Bolt 3/8 x 1	
7	0641610	AR	Bolt 3/8 x 1-1/4	
8	0641813	1	Bolt 1/2 x 1-5/8	
10	0791604	2	Screw 3/8 x 1/2	
12	1380169	4	Clip	
13	1671038	1	Cover	
18	3311505	5	Nut 5/16	
19	3311605	AR	Nut 3/8	
20	3311805	1	Nut 1/2	
21	3520034	2	Plug, Hole	
22	3900174	4	Screw, Thumb	
23	3900210	5	Screw 5/16 x 3/4	
24	3900232	3	Screw 3/8 x 1-1/4	
27	4160194	4	Spring, Gas	
28	4340999	1	Mount, Gas Spring	
30	4711500	2	Washer 5/16	
31	4711600	54	Washer 3/8	
33	4751500	4	Washer 5/16	
34	4751600	AR	Washer 3/8	
35	4751800	1	Washer 1/2	
37	3573232	1	Support, Power Track Trough	
38	1001110027	1	Stack, Exhaust	
39	1001250296	1	Bracket, Striker	
40	1001110433	AR	Seal	
41	1001110486	1	Mount, Gas Spring	
42	1001175859	1	Plate, Power Track Trough	
43	1001112691	2	Strap, Hand Pull	
44	1001113047	14.5 ft/ 4.4m	Seal	
46	1001131462	1	Pad, Hood Slide	
49	1001173166	1	Cover, Access (Tank Side)	
50	1001173170	1	Plate, Power Track Trough	
52	1001173185	1	Plate, Mounting	
53	1001173186	1	Bracket, Engine Tray	
54	1001173187	1	Bracket, Engine Tray	
55	1001250297	1	Bracket, Hood Latch	
56	1001173647	1	Support, Front Hood	
57	1001173651	1	Support, Front Hood	
59	0641630	12	Bolt 3/8 x 3-3/4	
60	1001175880	4	Plate	
61	1001175879	4	Hinge, Offset Hood	
63	1001180051	1	Cover, Access (Engine Side)	
64	88662523	4	Nut, Tinnerman	

## SECTION 2 - TURNTABLE

ITEM	PART NUMBER	QTY	DESCRIPTION	REV
65	3960447	10 ft/ 3.1m	Seal, Self-Gripping	
66	3760308	4	Retainer	
67	1001243414	2	U - Bolt	
68	3311601	8	Nut 3/8	
69	4891600	8	Washer 3/8	
100	1001175250	1	Kit, Hood	F
101	1001173163	1	Hood, Engine Side - Rear	
102	1001173164	1	Hood, Tank Side - Rear	
103	1001173183	1	Hood, Tank Side - Front	
104	1001174331	1	Hood, Engine Side - Front	
105	0641408	8	Bolt 1/4 x 1	
106	0700616	2	Bolt M6 x 40	
107	2560187	2	Handle, Push Button	
108	2940173	2	Latch, Rotary	
109	3290601	2	Nut M6	
110	3311505	6	Nut 5/16	
111	3900210	6	Screw 5/16 x 3/4	
112	3900363	4	Screw M6 x 25	
113	4711400	8	Washer 1/4	
114	4711500	6	Washer 5/16	
115	4751400	4	Washer 1/4	
116	1001116290	2	Plate, Latch Mounting	
117	0100011	AR	Compound, Locking	

# SECTION 2 - TURNTABLE

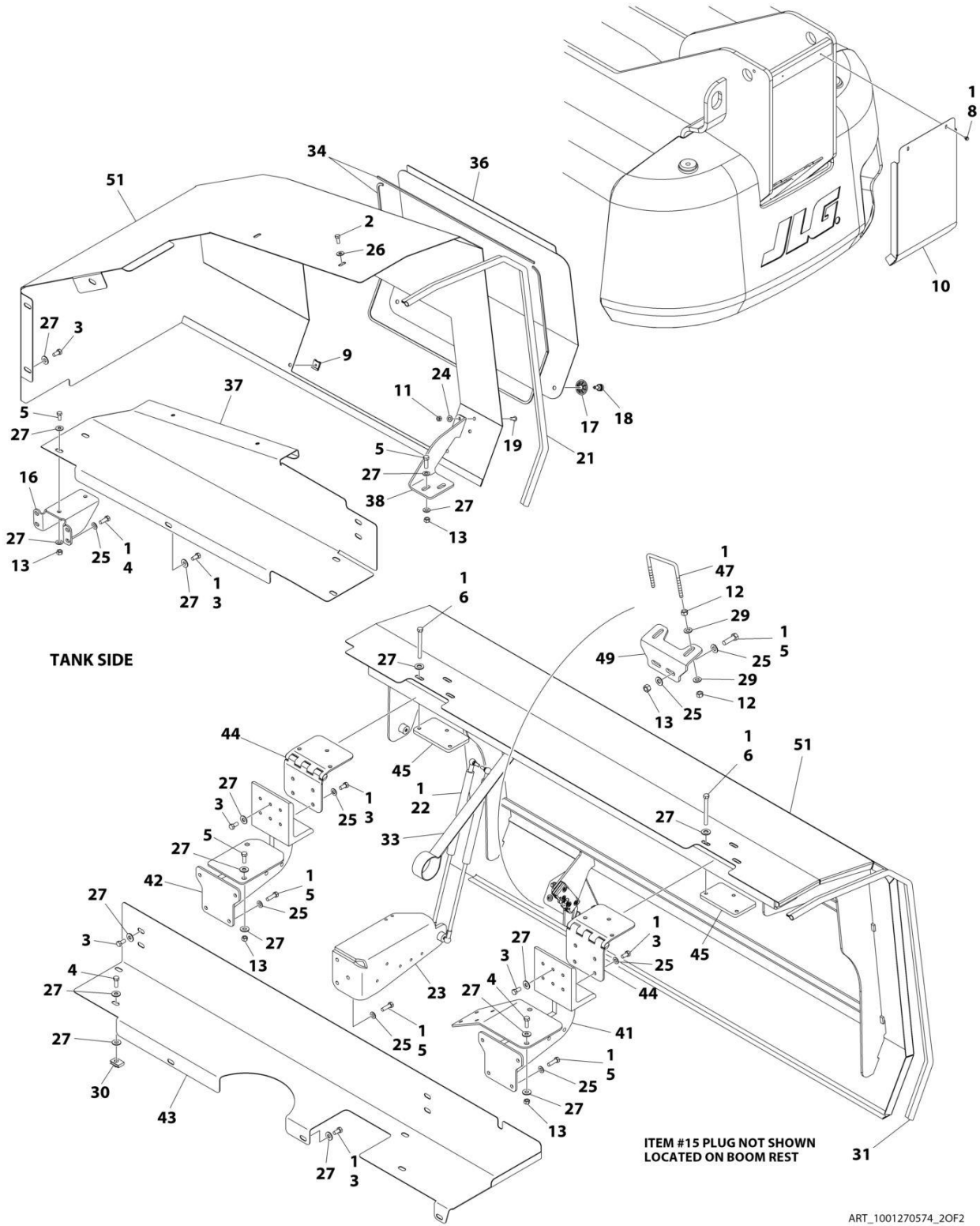
## FIGURE 2-50. HOOD INSTALLATION - DEUTZ TCD2.9L (CHINA IV) ENGINES (STEEL)



ART\_1001270574\_10F2



# SECTION 2 - TURNTABLE



## SECTION 2 - TURNTABLE

FIGURE 2-50. HOOD INSTALLATION - DEUTZ TCD2.9L (CHINA IV) ENGINES (STEEL)

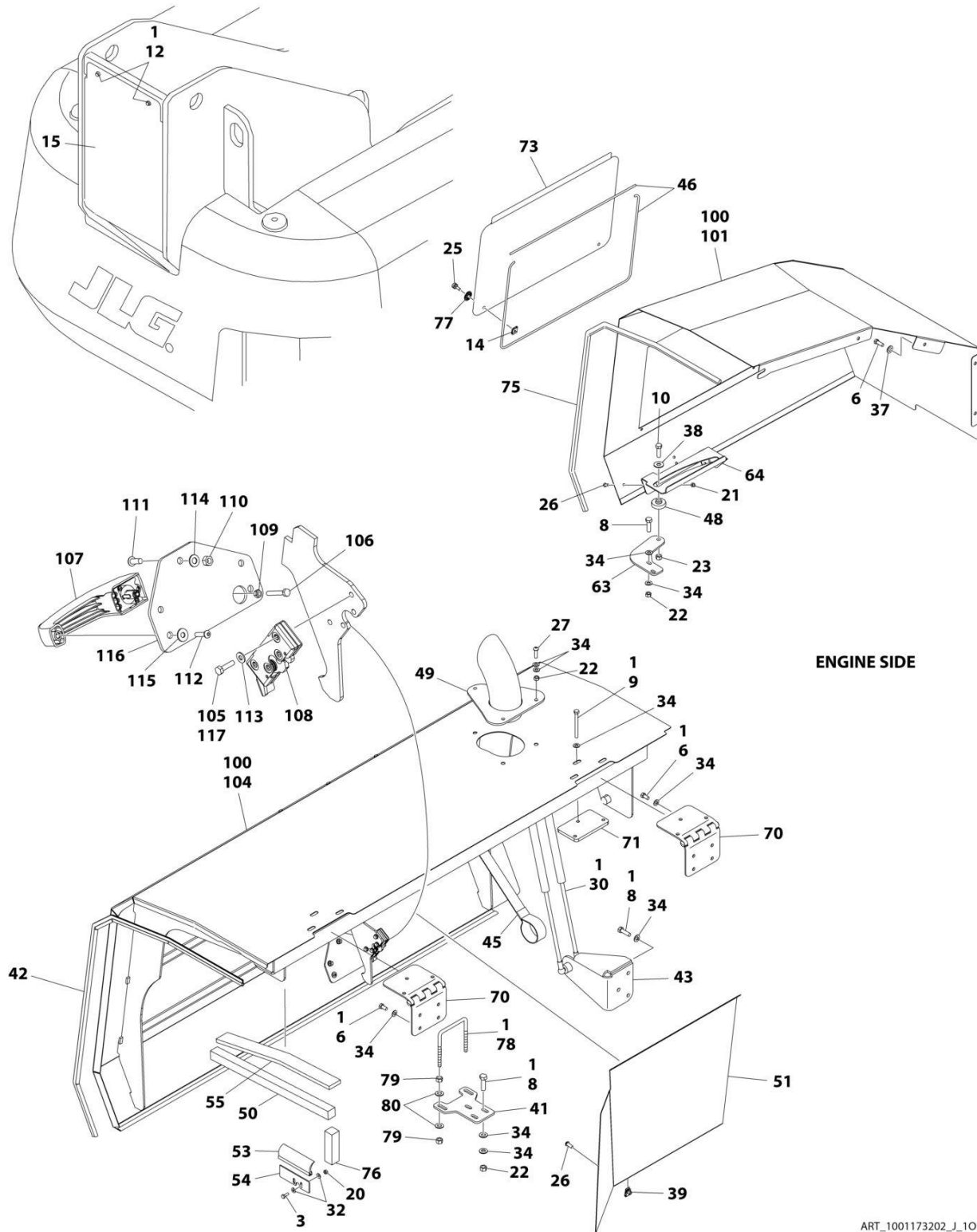
ITEM	PART NUMBER	QTY	DESCRIPTION	REV
	1001270574	1	HOOD INSTALLATION	A
		Ref	Note: Replacement Decals Must be Ordered Separately - See DECAL Section.	
1	0100011	AR	Compound, Locking	
2	0641506	2	Bolt 5/16 x 3/4	
3	0641606	32	Bolt 3/8 x 3/4	
4	0641608	8	Bolt 3/8 x 1	
5	0641610	25	Bolt 3/8 x 1-1/4	
6	0641630	12	Bolt 3/8 x 3-3/4	
7	0641813	1	Bolt 1/2 x 1-5/8	
8	0791604	2	Screw 3/8 x 1/2	
9	1380169	4	Clip	
10	1671038	1	Cover	
11	3311505	5	Nut 5/16	
12	3311601	8	Nut 3/8	
13	3311605	15	Nut 3/8	
14	3311805	1	Nut 1/2	
15	3520034	2	Plug, Hole	
16	3573232	1	Support, Power Track Trough	
17	3760308	4	Retainer	
18	3900174	4	Screw, Thumb	
19	3900210	5	Screw 5/16 x 3/4	
20	3900232	3	Screw 3/8 x 1-1/4	
21	3960447	10 ft/ 3.1m	Seal, Self-Gripping	
22	4160194	4	Spring, Gas	
23	4340999	1	Mount, Gas Spring	
24	4711500	5	Washer 5/16	
25	4711600	42	Washer 3/8	
26	4751500	2	Washer 5/16	
27	4751600	42	Washer 3/8	
28	4751800	1	Washer 1/2	
29	4891600	8	Washer 3/8	
30	88662523	4	Nut, Tinnerman	
31	1001110433	AR	Seal	
32	1001110486	1	Mount, Gas Spring	
33	1001112691	2	Strap, Hand Pull	
34	1001113047	14.5 ft/ 4.4m	Seal	
35	1001131462	1	Pad, Hood Slide	
36	1001173166	1	Cover, Access (Tank Side)	
37	1001173170	1	Plate, Power Track Trough	
38	1001173185	1	Plate, Mounting	
39	1001173186	1	Bracket, Engine Tray	
40	1001173187	1	Bracket, Engine Tray	
41	1001173647	1	Support, Front Hood	
42	1001173651	1	Support, Front Hood	
43	1001175859	1	Plate, Power Track Trough	
44	1001175879	4	Hinge, Offset Hood	
45	1001175880	4	Plate, Nut	

**SECTION 2 - TURNTABLE**

<b>ITEM</b>	<b>PART NUMBER</b>	<b>QTY</b>	<b>DESCRIPTION</b>	<b>REV</b>
46	1001180051	1	Cover, Access (Engine Side)	
47	1001243414	2	U - Bolt	
48	1001250296	1	Bracket, Engine	
49	1001250297	1	Bracket, Hood Latch	
50	1001270573	1	Pipe, Exhaust	
51	1001270575	1	Kit, Hood (See Separate Breakdown in this Section)	

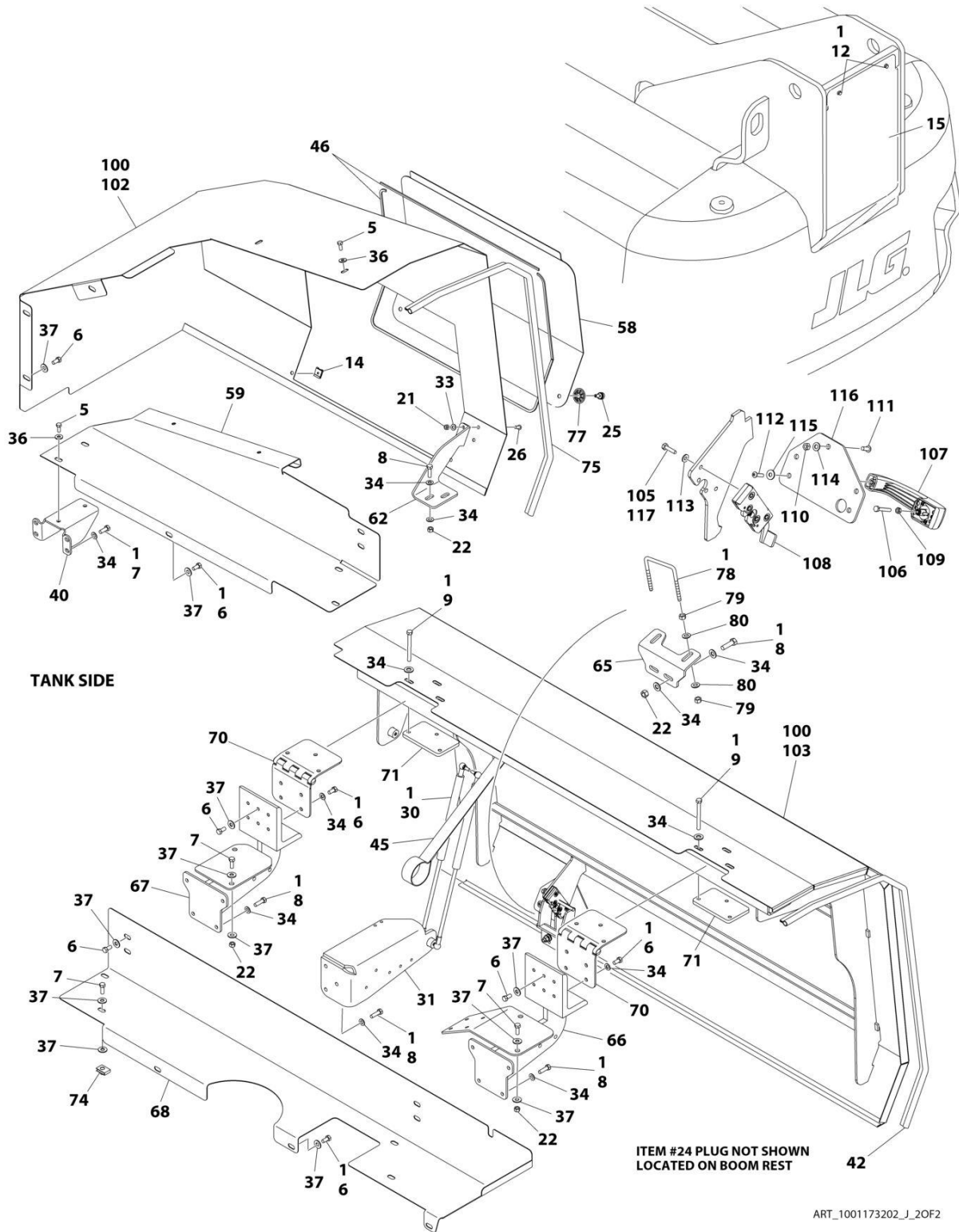
# SECTION 2 - TURNTABLE

## FIGURE 2-51. HOOD INSTALLATION - DEUTZ TCD2.9L4 ENGINES (STEEL)



ART\_1001173202\_J\_10F2

# SECTION 2 - TURNTABLE



TANK SIDE

ITEM #24 PLUG NOT SHOWN  
LOCATED ON BOOM REST

ART\_1001173202\_J\_20F2

## SECTION 2 - TURNTABLE

FIGURE 2-51. HOOD INSTALLATION - DEUTZ TCD2.9L4 ENGINES (STEEL)

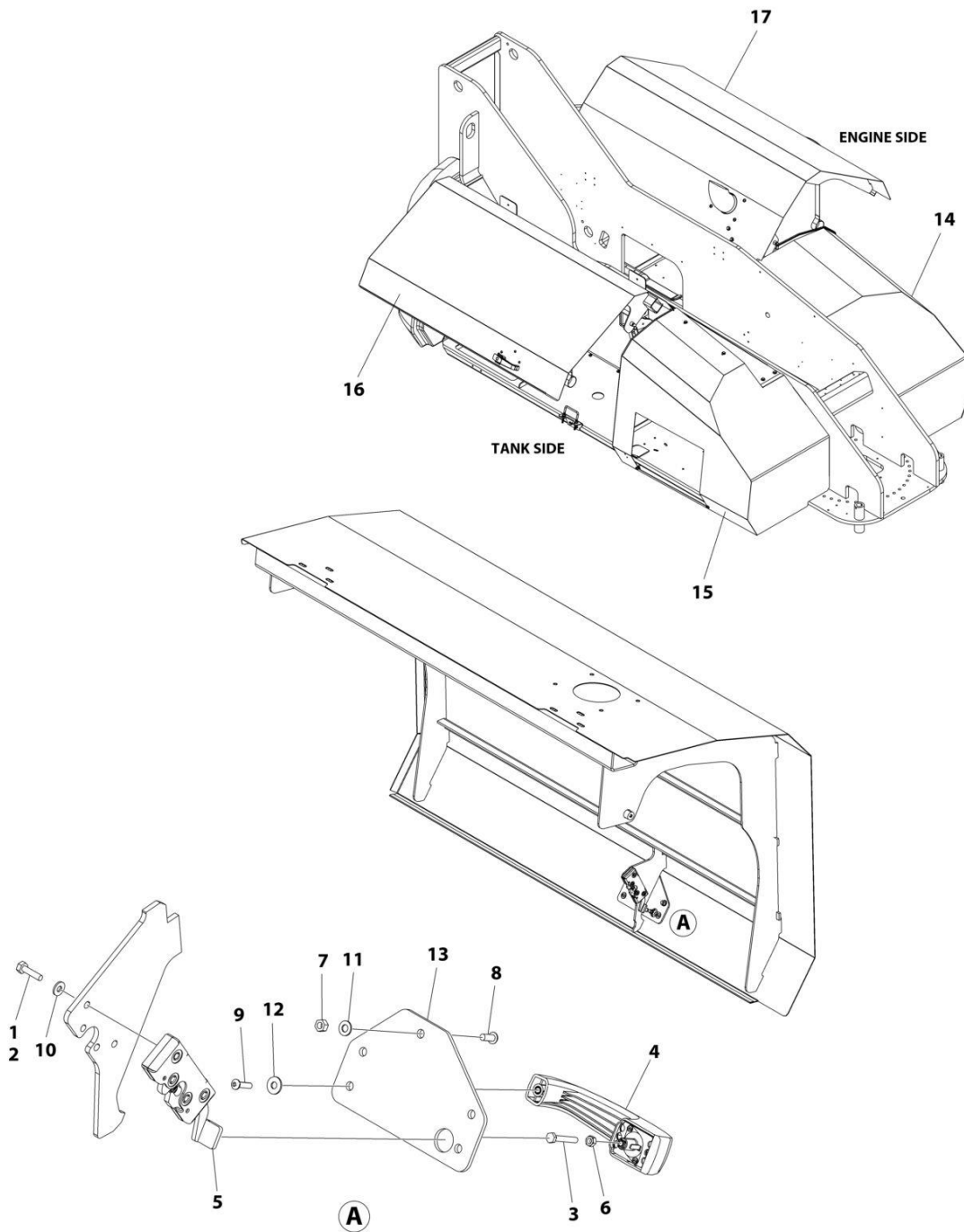
ITEM	PART NUMBER	QTY	DESCRIPTION	REV
	1001173202	Ref	HOOD INSTALLATION - DEUTZ TCD2.9L4 ENGINES (STEEL)	J
		Ref	Note: Replacement Decals Must be Ordered Separately - See DECAL SECTION.	
1	0100011	AR	Compound, Locking	
3	0641406	2	Bolt 1/4 x 3/4	
5	0641506	AR	Bolt 5/16 x 3/4	
6	0641606	32	Bolt 3/8 x 3/4	
7	0641608	8	Bolt 3/8 x 1	
8	0641610	AR	Bolt 3/8 x 1-1/4	
9	0641630	12	Bolt 3/8 x 3-3/4	
10	0641813	1	Bolt 1/2 x 1-5/8	
12	0791604	2	Screw 3/8 x 1/2	
14	1380169	4	Clip	
15	1671038	1	Cover	
20	3311405	2	Nut 1/4	
21	3311505	5	Nut 5/16	
22	3311605	AR	Nut 3/8	
23	3311805	1	Nut 1/2	
24	3520034	2	Plug, Hole	
25	3900174	4	Screw, Thumb	
26	3900210	10	Screw 5/16 x 3/4	
27	3900232	3	Screw 3/8 x 1-1/4	
31	4340999	1	Mount, Gas Spring	
32	4711400	4	Washer 1/4	
33	4711500	2	Washer 5/16	
34	4711600	72	Washer 3/8	
36	4751500	AR	Washer 5/16	
37	4751600	AR	Washer 3/8	
38	4751800	1	Washer 1/2	
39	8310658	5	Nut .312 x 1	
40	3573232	1	Support, Power Track Trough	
41	1001250296	1	Bracket, Striker	
42	1001110433	AR	Seal	
43	1001110486	1	Mount, Gas Spring	
45	1001112691	2	Strap, Hand Pull	
46	1001113047	14.5 ft/ 4.2m	Seal	
48	1001131462	1	Pad, Hood Slide	
49	1001139778	1	Stack, Exhaust	
50	1001140485	1	Seal	
51	1001145162	1	Panel, Heat Deflector	
53	1001146178	1	Seal	
54	1001146183	1	Plate	
55	1001146244	1	Seal	
58	1001173166	1	Cover, Access (Tank Side)	
59	1001173170	1	Plate, Power Track Trough	
62	1001173185	1	Plate, Mounting	
63	1001173186	1	Bracket, Engine Tray	
64	1001173187	1	Bracket, Engine Tray	
65	1001250297	1	Bracket, Hood	

## SECTION 2 - TURNTABLE

ITEM	PART NUMBER	QTY	DESCRIPTION	REV
66	1001173647	1	Support, Front Hood	
67	1001173651	1	Support, Front Hood	
68	1001175859	1	Plate, Power Track Trough	
70	1001175879	4	Hinge, Offset Hood	
71	1001175880	4	Plate	
73	1001180051	1	Cover, Access (Engine Side)	
74	88662523	1	Nut, Tinnerman	
75	3960447	10 ft/ 3.1m	Seal, Self-Gripping	
76	1001146132	1	Seal	
77	3760308	4	Retainer	
78	1001243414	2	U - Bolt	
79	3311601	8	Nut 3/8	
80	4891600	8	Washer 3/8	
100	1001175237	1	Kit, Hood	H
101	1001173163	1	Hood, Engine Side - Rear	
102	1001173164	1	Hood, Tank Side - Rear	
103	1001173183	1	Hood, Tank Side - Front	
104	1001173184	1	Hood, Engine Side - Front	
105	0641408	8	Bolt 1/4 x 1	
106	0700616	2	Bolt M6 x 40	
107	2560187	2	Handle, Push Button	
108	2940173	2	Latch, Rotary	
109	3290601	2	Nut M6	
110	3311505	6	Nut 5/16	
111	3900210	6	Screw 5/16 x 3/4	
112	3900363	4	Screw M6 x 25	
113	4711400	8	Washer 1/4	
114	4711500	6	Washer 5/16	
115	4751400	4	Washer 1/4	
116	1001116290	2	Plate, Latch Mounting	
117	0100011	1	Compound, Locking	

# SECTION 2 - TURNTABLE

## FIGURE 2-52. HOOD KIT DEUTZ TCD2.9L4 (CHINA IV) ENGINE



ART\_1001270575



## SECTION 2 - TURNTABLE

**FIGURE 2-52. HOOD KIT DEUTZ TCD2.9L4 (CHINA IV) ENGINE**

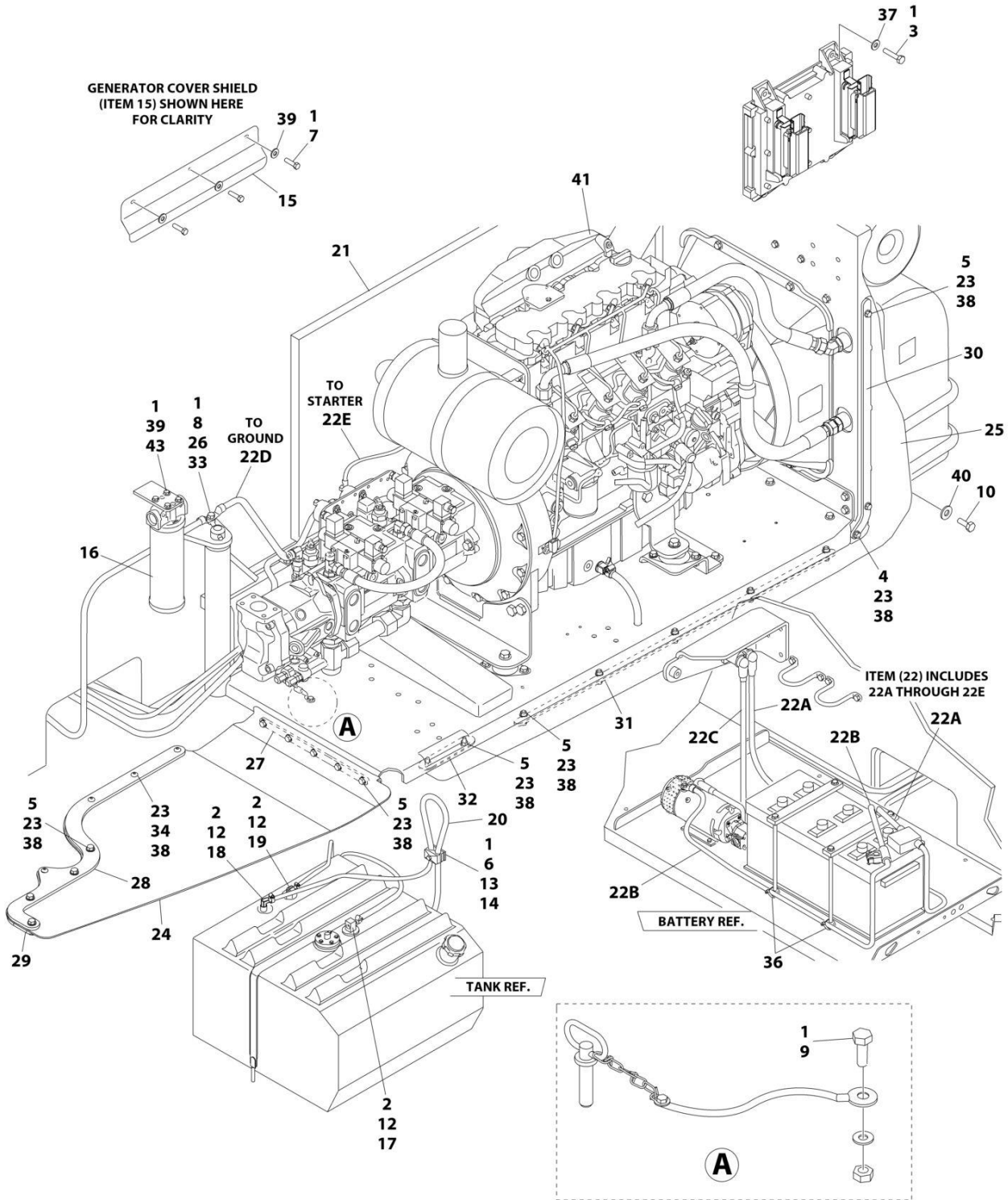
ITEM	PART NUMBER	QTY	DESCRIPTION	REV
	1001270575	Ref	HOOD KIT	B
1	0100011	AR	Compound, Locking	
2	0641408	8	Bolt 1/4 x 1	
3	0700616	2	Bolt M6 x 40	
4	2560187	2	Handle, Push Button	
5	2940173	2	Latch, Rotary	
6	3290601	2	Nut M6	
7	3311505	6	Nut 5/16	
8	3900210	6	Screw 5/16 x 3/4	
9	3900363	4	Screw M6 x 25	
10	4711400	8	Washer 1/4	
11	4711500	6	Washer 5/16	
12	4751400	4	Washer 1/4	
13	1001116290	2	Plate, Latch Mounting	
14	1001173163	1	Hood, Engine Side - Rear	
15	1001173164	1	Hood, Tank Side - Rear	
16	1001173183	1	Hood, Tank Side - Front	
17	1001270572	1	Hood, Engine Side - Front	



**SECTION 3 - ENGINE**

# SECTION 3 - ENGINE

**FIGURE 3-1. DEUTZ TD2011 ENGINE INSTALLATION - WITH REXROTH PUMPS AND ABS HOODS (WITHOUT SKYPOWER AND WITHOUT COLD WEATHER PLUS PACKAGE)**



ART\_1001098512

## SECTION 3 - ENGINE

**FIGURE 3-1. DEUTZ TD2011 ENGINE INSTALLATION - WITH REXROTH PUMPS AND ABS HOODS  
(WITHOUT SKYPOWER AND WITHOUT COLD WEATHER PLUS PACKAGE)**

ITEM	PART NUMBER	QTY	DESCRIPTION	REV
	1001098512	Ref	DEUTZ TD2011 DIESEL ENGINE INSTALLATION - WITH REXROTH PUMPS AND ABS HOODS (WITHOUT SKYPOWER AND WITHOUT COLD WEATHER PLUS PACKAGE)	G
1	0100011	AR	Compound, Locking	
2	0100079	AR	Sealant, Pipe	
3	0641410	4	Bolt 1/4 x 1-1/4	
4	0641506	1	Bolt 5/16 x 3/4	
5	0641509	18	Bolt 5/16 x 1-1/8	
6	0641511	1	Bolt 5/16 x 1-3/8	
7	0641605	3	Bolt 3/8 x 5/8	
8	0641610	1	Bolt 3/8 x 1-1/4	
9	0641808	1	Bolt 1/2 x 1	
10	0642010	1	Bolt 5/8 x 1-1/4	
12	1320022	3	Clamp	
13	1320187	1	Clamp, Twin	
14	1320190	1	Cover, Clamp	
15	1671121	1	Cover, Generator	
16	1001108617	1	Pressure Filter	
16	70002231	1	Element, Filter	
17	2180348	1	Fitting, Barbed	
18	2220313	1	Fitting, Elbow Barbed	
19	2221176	1	Fitting, Elbow	
20	2750532	5 ft/ 1.5m	Hose	
21	2820170	1	Insulation, Sound Absorbing	
22	2902099	1	Battery Cable Kit	
22A	7024580	1	Cable, Red (To Aux Pump Relay, Battery Positive Terminal and Start Relay)	
22B	7024581	1	Cable, Black (To Aux Pump, Battery Negative Terminal and Ground at Tray Pivot)	
22C	7024582	1	Cable, Red (Aux Pump Relay to Aux Pump)	
22D	7024583	1	Cable, Black (Tray Pivot to Engine Mount)	
22E	7024584	1	Cable, Red (Start Relay to Starter)	
23	3311505	23	Nut 5/16	
24	3380472	1	Panel, Rubber	
25	3380473	1	Panel, Rubber	
26	3422446	1	Pin	
27	3573644	1	Plate, Tray Clamp	
28	3573645	1	Plate, Top Clamp	
29	3573646	1	Plate, Bottom Clamp	
30	3573669	1	Plate, Clamp	
31	3573727	1	Plate, Tray Clamp	
32	3573728	1	Plate, Tray Clamp	
33	3841143	1	Keeper, Pin	
34	3900272	4	Screw 5/16 x 1-3/4	
35	4240018	2	Strap, Tie (Not Shown)	
36	4240099	AR	Strap, Tie	
37	4711400	4	Washer 1/4	
38	4711500	42	Washer 5/16	
39	4711600	7	Washer 3/8	
40	4752000	1	Washer 5/8	

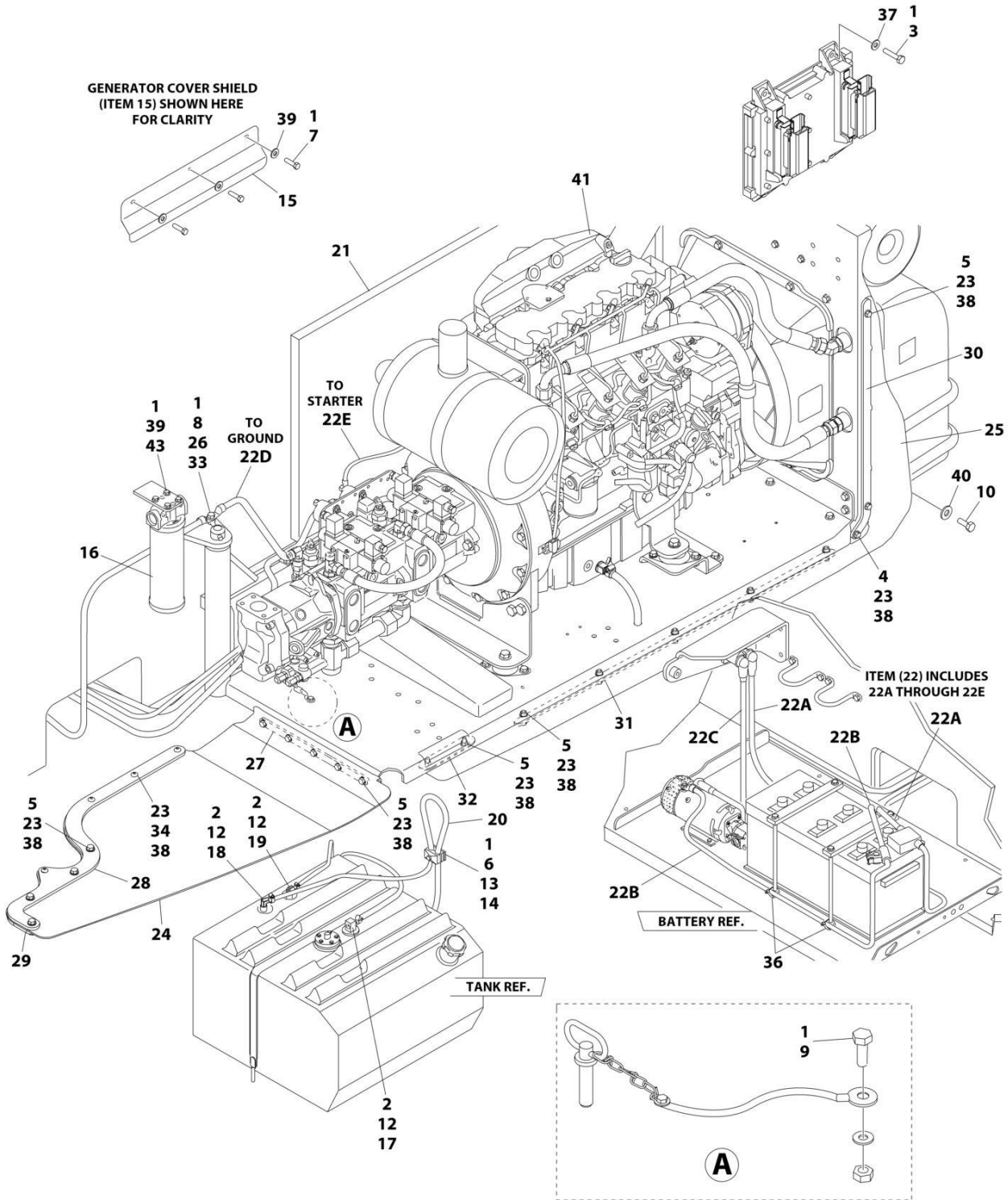
## SECTION 3 - ENGINE

ITEM	PART NUMBER	QTY	DESCRIPTION	REV
41	1001098513	1	Engine Assembly with Pumps (See Separate Breakdown in this Section)	
43	0641606	4	Bolt 3/8 x 3/4	



# SECTION 3 - ENGINE

**FIGURE 3-2. DEUTZ TD2011 ENGINE INSTALLATION - WITH REXROTH PUMPS AND ABS HOODS (WITH SKYPOWER AND WITHOUT COLD WEATHER PLUS PACKAGE)**



ART\_1001098516



## SECTION 3 - ENGINE

**FIGURE 3-2. DEUTZ TD2011 ENGINE INSTALLATION - WITH REXROTH PUMPS AND ABS HOODS  
(WITH SKYPOWER AND WITHOUT COLD WEATHER PLUS PACKAGE)**

ITEM	PART NUMBER	QTY	DESCRIPTION	REV
	1001098516	Ref	DEUTZ TD2011 DIESEL ENGINE INSTALLATION - WITH REXROTH PUMPS AND ABS HOODS (WITH SKYPOWER AND WITHOUT COLD WEATHER PLUS PACKAGE)	G
1	0100011	AR	Compound, Locking	
2	0100079	AR	Sealant, Pipe	
3	0641410	4	Bolt 1/4 x 1-1/4	
4	0641506	1	Bolt 5/16 x 3/4	
5	0641509	18	Bolt 5/16 x 1-1/8	
6	0641511	1	Bolt 5/16 x 1-3/8	
7	0641605	3	Bolt 3/8 x 5/8	
8	0641610	1	Bolt 3/8 x 1-1/4	
9	0641808	1	Bolt 1/2 x 1	
10	0642010	1	Bolt 5/8 x 1-1/4	
12	1320022	3	Clamp	
13	1320187	1	Clamp, Twin	
14	1320190	1	Cover, Clamp	
15	1671121	1	Cover, Generator	
16	1001108617	1	Pressure Filter	
16	70002231	1	Element, Filter	
17	2180348	1	Fitting, Barbed	
18	2220313	1	Fitting, Elbow Barbed	
19	2221176	1	Fitting, Elbow	
20	2750532	5 ft/ 1.5m	Hose	
21	2820170	1	Insulation, Sound Absorbing	
22	2902099	1	Battery Cable Kit	
22A	7024580	1	Cable, Red (To Aux Pump Relay, Battery Positive Terminal and Start Relay)	
22B	7024581	1	Cable, Black (To Aux Pump, Battery Negative Terminal and Ground at Tray Pivot)	
22C	7024582	1	Cable, Red (Aux Pump Relay to Aux Pump)	
22D	7024583	1	Cable, Black (Tray Pivot to Engine Mount)	
22E	7024584	1	Cable, Red (Start Relay to Starter)	
23	3311505	23	Nut 5/16	
24	3380472	1	Panel, Rubber	
25	3380473	1	Panel, Rubber	
26	3422446	1	Pin	
27	3573644	1	Plate, Tray Clamp	
28	3573645	1	Plate, Top Clamp	
29	3573646	1	Plate, Bottom Clamp	
30	3573669	1	Plate, Clamp	
31	3573727	1	Plate, Tray Clamp	
32	3573728	1	Plate, Tray Clamp	
33	3841143	1	Keeper, Pin	
34	3900272	4	Screw 5/16 x 1-3/4	
35	4240018	2	Strap, Tie (Not Shown)	
36	4240099	AR	Strap, Tie	
37	4711400	4	Washer 1/4	
38	4711500	42	Washer 5/16	
39	4711600	7	Washer 3/8	
40	4752000	1	Washer 5/8	

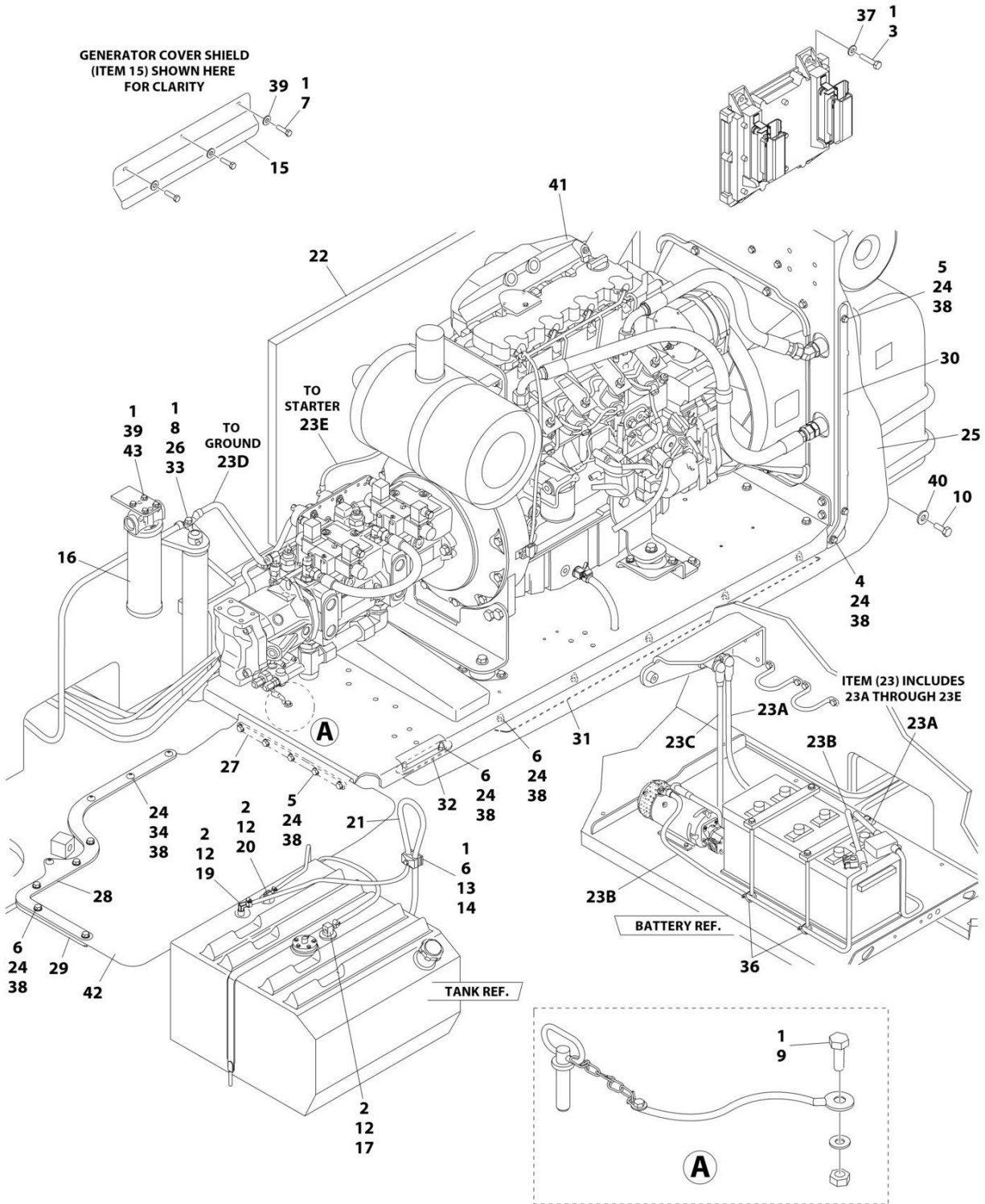
## SECTION 3 - ENGINE

ITEM	PART NUMBER	QTY	DESCRIPTION	REV
41	1001098530	1	Engine Assembly with Pumps (See Separate Breakdown in this Section)	
43	0641606	4	Bolt 3/8 x 3/4	



# SECTION 3 - ENGINE

**FIGURE 3-3. DEUTZ TD2011 ENGINE INSTALLATION - WITH REXROTH PUMPS AND STEEL HOOD (WITHOUT SKYPOWER AND WITHOUT COLD WEATHER PLUS PACKAGE)**



ART\_1001117370

## SECTION 3 - ENGINE

**FIGURE 3-3. DEUTZ TD2011 ENGINE INSTALLATION - WITH REXROTH PUMPS AND STEEL HOOD  
(WITHOUT SKYPOWER AND WITHOUT COLD WEATHER PLUS PACKAGE)**

ITEM	PART NUMBER	QTY	DESCRIPTION	REV
	1001117370	Ref	DEUTZ TD2011 DIESEL ENGINE INSTALLATION - WITH REXROTH PUMPS AND STEEL HOOD (WITHOUT SKYPOWER AND WITHOUT COLD WEATHER PLUS PACKAGE)	D
1	0100011	AR	Compound, Locking	
2	0100079	AR	Sealant, Pipe	
3	0641410	4	Bolt 1/4 x 1-1/4	
4	0641506	1	Bolt 5/16 x 3/4	
5	0641509	7	Bolt 5/16 x 1-1/8	
6	0641511	13	Bolt 5/16 x 1-3/8	
7	0641605	3	Bolt 3/8 x 5/8	
8	0641610	1	Bolt 3/8 x 1-1/4	
9	0641808	1	Bolt 1/2 x 1	
10	0642010	1	Bolt 5/8 x 1-1/4	
12	1320022	3	Clamp	
13	1320187	1	Clamp, Twin	
14	1320190	1	Cover, Clamp	
15	1671121	1	Cover, Generator	
16	1001108617	1	Pressure Filter	
16	70002231	1	Element, Filter	
17	2180348	1	Fitting, Barbed	
19	2220313	1	Fitting, Elbow Barbed	
20	2221176	1	Fitting, Elbow	
21	2750532	5 ft/ 1.5m	Hose	
22	2820170	1	Insulation, Sound Absorbing	
23	2902099	1	Battery Cable Kit	
23A	7024580	1	Cable, Red (To Aux Pump Relay, Battery Positive Terminal and Start Relay)	
23B	7024581	1	Cable, Black (To Aux Pump, Battery Negative Terminal and Ground at Tray Pivot)	
23C	7024582	1	Cable, Red (Aux Pump Relay to Aux Pump)	
23D	7024583	1	Cable, Black (Tray Pivot to Engine Mount)	
23E	7024584	1	Cable, Red (Start Relay to Starter)	
24	3311505	24	Nut 5/16	
25	3380473	1	Panel, Rubber	
26	3422446	1	Pin	
27	3573644	1	Plate, Tray Clamp	
28	1001112878	1	Plate, Top Clamp	
29	1001112879	1	Plate, Bottom Clamp	
30	3573669	1	Plate, Clamp	
31	1001112880	1	Plate, Tray Clamp	
32	3573728	1	Plate, Tray Clamp	
33	3841143	1	Keeper, Pin	
34	3900272	4	Screw 5/16 x 1-3/4	
35	4240018	2	Strap, Tie (Not Shown)	
36	4240099	AR	Strap, Tie	
37	4711400	4	Washer 1/4	
38	4711500	44	Washer 5/16	
39	4711600	7	Washer 3/8	
40	4752000	1	Washer 5/8	

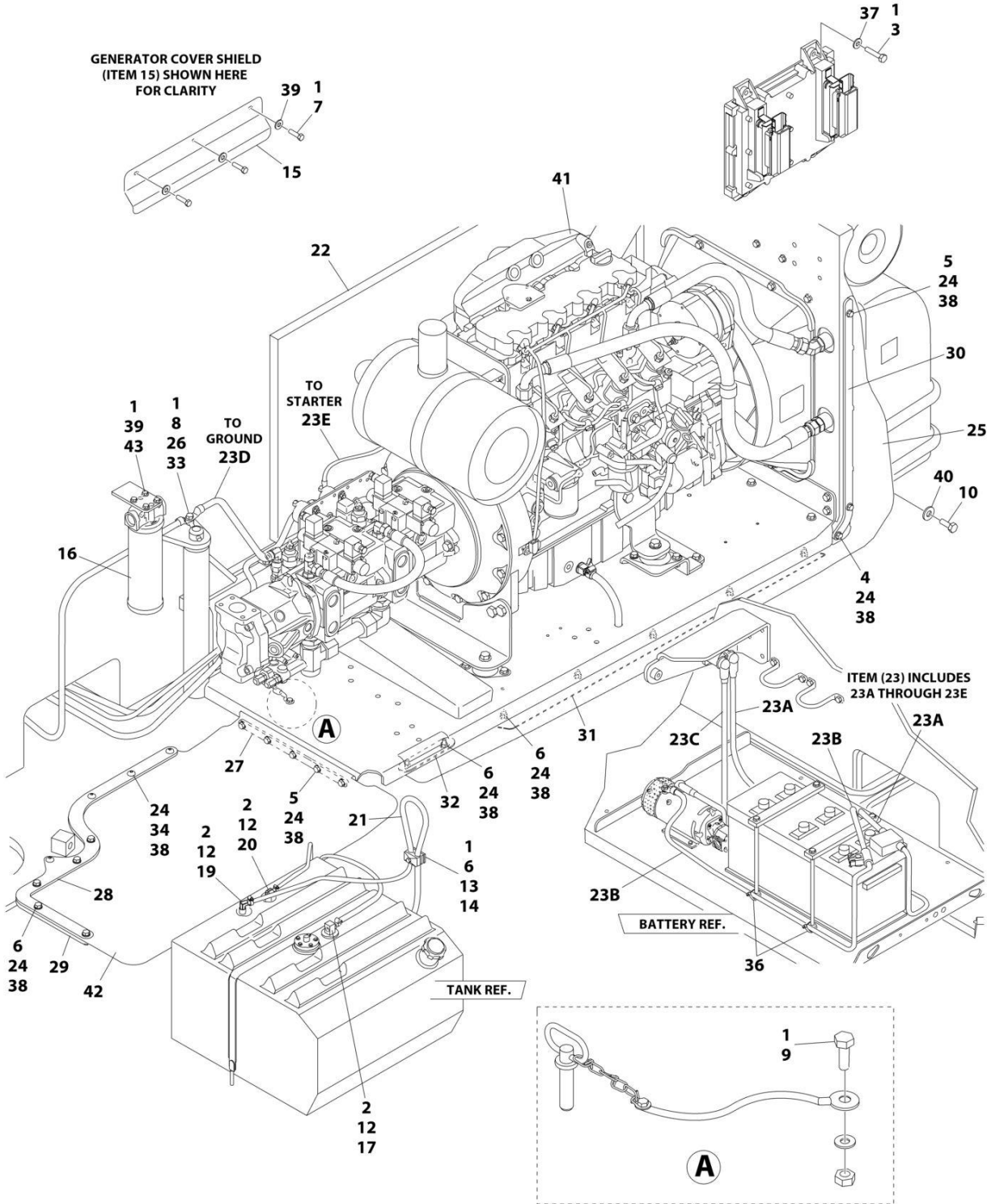
## SECTION 3 - ENGINE

ITEM	PART NUMBER	QTY	DESCRIPTION	REV
41	1001098513	1	Engine Assembly with Pumps (See Separate Breakdown in this Section)	
42	1001111132	1	Panel, Rubber	
43	0641606	4	Bolt 3/8 x 3/4	



# SECTION 3 - ENGINE

FIGURE 3-4. DEUTZ TD2011 ENGINE INSTALLATION - WITH REXROTH PUMPS AND STEEL HOODS (WITH SKYPOWER AND WITHOUT COLD WEATHER PLUS PACKAGE)



ART\_1001117371



## SECTION 3 - ENGINE

**FIGURE 3-4. DEUTZ TD2011 ENGINE INSTALLATION - WITH REXROTH PUMPS AND STEEL HOODS  
(WITH SKYPOWER AND WITHOUT COLD WEATHER PLUS PACKAGE)**

ITEM	PART NUMBER	QTY	DESCRIPTION	REV
	1001117371	Ref	DEUTZ TD2011 DIESEL ENGINE INSTALLATION - WITH REXROTH PUMPS AND STEEL HOODS (WITH SKYPOWER AND WITHOUT COLD WEATHER PLUS PACKAGE)	D
1	0100011	AR	Compound, Locking	
2	0100079	AR	Sealant, Pipe	
3	0641410	4	Bolt 1/4 x 1-1/4	
4	0641506	1	Bolt 5/16 x 3/4	
5	0641509	7	Bolt 5/16 x 1-1/8	
6	0641511	13	Bolt 5/16 x 1-3/8	
7	0641605	3	Bolt 3/8 x 5/8	
8	0641610	1	Bolt 3/8 x 1-1/4	
9	0641808	1	Bolt 1/2 x 1	
10	0642010	1	Bolt 5/8 x 1-1/4	
12	1320022	3	Clamp	
13	1320187	1	Clamp, Twin	
14	1320190	1	Cover, Clamp	
15	1671121	1	Cover, Generator	
16	1001108617	1	Pressure Filter	
16	70002231	1	Element, Filter	
17	2180348	1	Fitting, Barbed	
19	2220313	1	Fitting, Elbow Barbed	
20	2221176	1	Fitting, Elbow	
21	2750532	5 ft/ 1.5m	Hose	
22	2820170	1	Insulation, Sound Absorbing	
23	2902099	1	Battery Cable Kit	
23A	7024580	1	Cable, Red (To Aux Pump Relay, Battery Positive Terminal and Start Relay)	
23B	7024581	1	Cable, Black (To Aux Pump, Battery Negative Terminal and Ground at Tray Pivot)	
23C	7024582	1	Cable, Red (Aux Pump Relay to Aux Pump)	
23D	7024583	1	Cable, Black (Tray Pivot to Engine Mount)	
23E	7024584	1	Cable, Red (Start Relay to Starter)	
24	3311505	24	Nut 5/16	
25	3380473	1	Panel, Rubber	
26	3422446	1	Pin	
27	3573644	1	Plate, Tray Clamp	
28	1001112878	1	Plate, Top Clamp	
29	1001112879	1	Plate, Bottom Clamp	
30	3573669	1	Plate, Clamp	
31	1001112880	1	Plate, Tray Clamp	
32	3573728	1	Plate, Tray Clamp	
33	3841143	1	Keeper, Pin	
34	3900272	4	Screw 5/16 x 1-3/4	
35	4240018	2	Strap, Tie (Not Shown)	
36	4240099	AR	Strap, Tie	
37	4711400	4	Washer 1/4	
38	4711500	44	Washer 5/16	
39	4711600	7	Washer 3/8	
40	4752000	1	Washer 5/8	

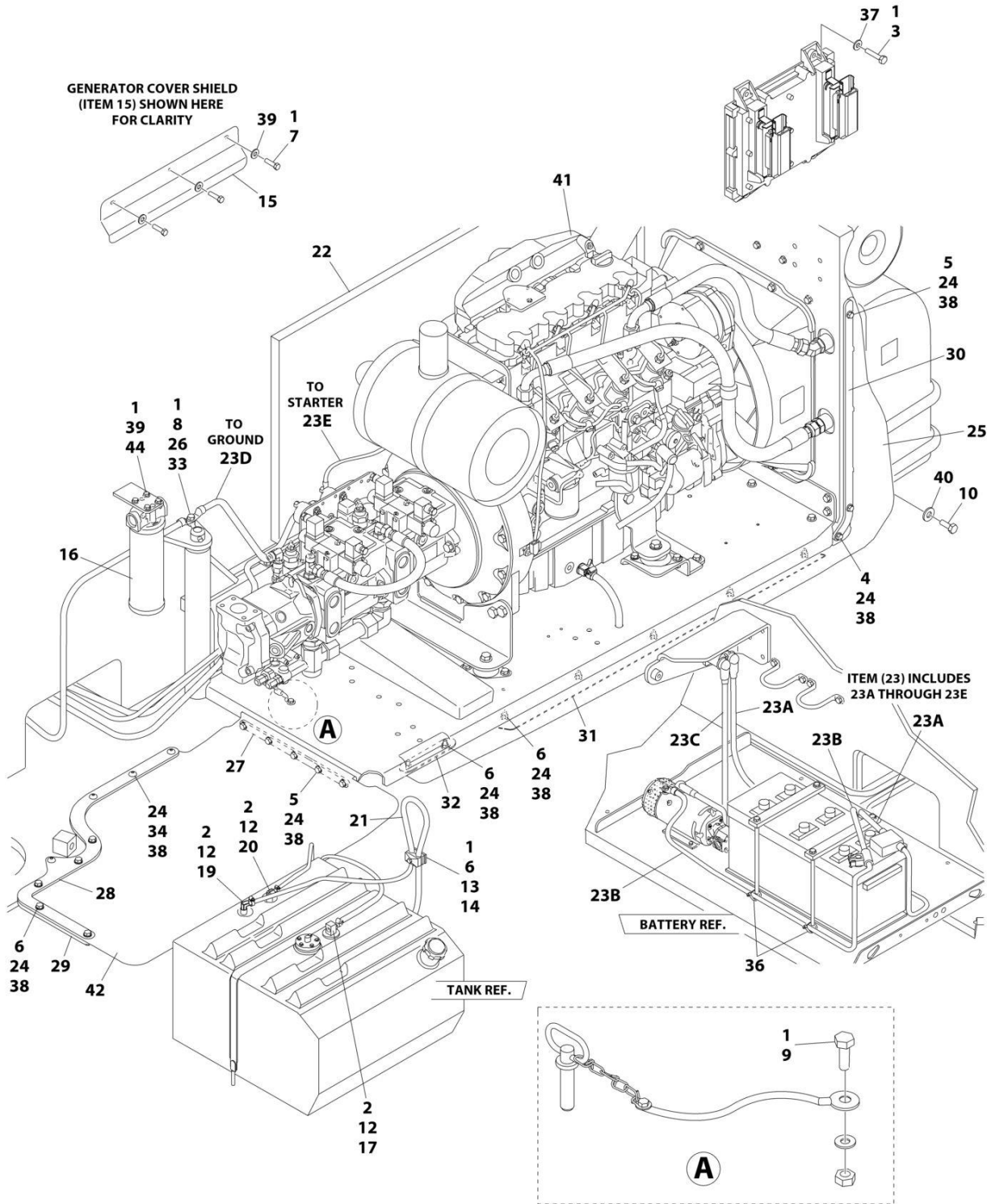
## SECTION 3 - ENGINE

ITEM	PART NUMBER	QTY	DESCRIPTION	REV
41	1001098530	1	Engine Assembly with Pumps (See Separate Breakdown in this Section)	
42	1001111132	1	Panel, Rubber	
43	0641606	4	Bolt 3/8 x 3/4	



# SECTION 3 - ENGINE

FIGURE 3-5. DEUTZ TD2011 ENGINE INSTALLATION - WITH REXROTH PUMPS AND STEEL HOODS (WITH SKYPOWER AND WITH COLD WEATHER PLUS PACKAGE)



ART\_1001116015

## SECTION 3 - ENGINE

**FIGURE 3-5. DEUTZ TD2011 ENGINE INSTALLATION - WITH REXROTH PUMPS AND STEEL HOODS  
(WITH SKYPOWER AND WITH COLD WEATHER PLUS PACKAGE)**

ITEM	PART NUMBER	QTY	DESCRIPTION	REV
	1001116015	Ref	DEUTZ TD2011 DIESEL ENGINE INSTALLATION - WITH REXROTH PUMPS AND STEEL HOODS (WITH SKYPOWER AND WITH COLD WEATHER PLUS PACKAGE)	D
1	0100011	AR	Compound, Locking	
2	0100079	AR	Sealant, Pipe	
3	0641410	4	Bolt 1/4 x 1-1/4	
4	0641506	1	Bolt 5/16 x 3/4	
5	0641509	7	Bolt 5/16 x 1-1/8	
6	0641511	13	Bolt 5/16 x 1-3/8	
7	0641605	3	Bolt 3/8 x 5/8	
8	0641610	1	Bolt 3/8 x 1-1/4	
9	0641808	1	Bolt 1/2 x 1	
10	0642010	1	Bolt 5/8 x 1-1/4	
12	1320022	3	Clamp	
13	1320187	1	Clamp, Twin	
14	1320190	1	Cover, Clamp	
15	1671121	1	Cover, Generator	
16	1001108617	1	Pressure Filter	
16	70002231	1	Element, Filter	
17	2180348	1	Fitting, Barbed	
19	2220313	1	Fitting, Elbow Barbed	
20	2221176	1	Fitting, Elbow	
21	2750532	5 ft/ 1.5m	Hose	
22	2820170	1	Insulation, Sound Absorbing	
23	2902099	1	Battery Cable Kit	
23A	7024580	1	Cable, Red (To Aux Pump Relay, Battery Positive Terminal and Start Relay)	
23B	7024581	1	Cable, Black (To Aux Pump, Battery Negative Terminal and Ground at Tray Pivot)	
23C	7024582	1	Cable, Red (Aux Pump Relay to Aux Pump)	
23D	7024583	1	Cable, Black (Tray Pivot to Engine Mount)	
23E	7024584	1	Cable, Red (Start Relay to Starter)	
24	3311505	24	Nut 5/16	
25	3380473	1	Panel, Rubber	
26	3422446	1	Pin	
27	3573644	1	Plate, Tray Clamp	
28	1001112878	1	Plate, Top Clamp	
29	1001112879	1	Plate, Bottom Clamp	
30	3573669	1	Plate, Clamp	
31	1001112880	1	Plate, Tray Clamp	
32	3573728	1	Plate, Tray Clamp	
33	3841143	1	Keeper, Pin	
34	3900272	4	Screw, Button 5/16 x 1-3/4	
35	4240018	2	Strap, Tie (Not Shown)	
36	4240099	AR	Strap, Tie	
37	4711400	4	Washer 1/4	
38	4711500	44	Washer 5/16	
39	4711600	7	Washer 3/8	
40	4752000	1	Washer 5/8	

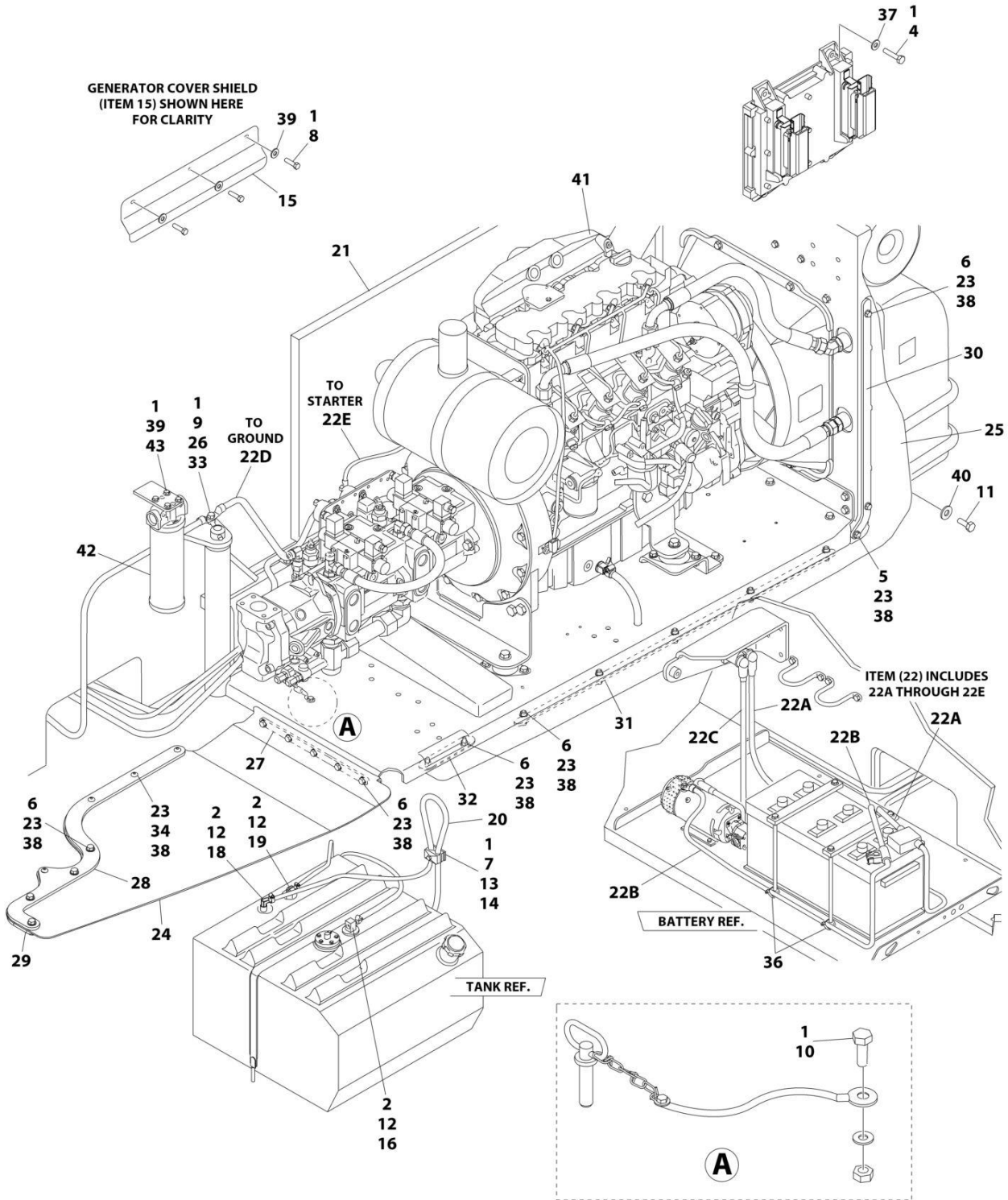
## SECTION 3 - ENGINE

ITEM	PART NUMBER	QTY	DESCRIPTION	REV
41	1001098531	1	Engine Assembly with Pumps (See Separate Breakdown in this Section)	
42	1001111132	1	Panel, Rubber	
43	1702942	1	Decal - Block Heater (Not Shown)	
44	0641606	4	Bolt 3/8 x 3/4	



# SECTION 3 - ENGINE

**FIGURE 3-6. DEUTZ TD2011 ENGINE INSTALLATION - WITH SAUER PUMPS AND ABS HOODS (WITHOUT SKYPOWER AND WITHOUT COLD WEATHER PLUS PACKAGE)**



ART\_1001098712



## SECTION 3 - ENGINE

**FIGURE 3-6. DEUTZ TD2011 ENGINE INSTALLATION - WITH SAUER PUMPS AND ABS HOODS  
(WITHOUT SKYPOWER AND WITHOUT COLD WEATHER PLUS PACKAGE)**

ITEM	PART NUMBER	QTY	DESCRIPTION	REV
	1001118712	Ref	DEUTZ TD2011 DIESEL ENGINE INSTALLATION - WITH SAUER PUMPS AND ABS HOODS (WITHOUT SKYPOWER AND WITHOUT COLD WEATHER PLUS PACKAGE)	E
1	0100011	AR	Compound, Locking	
2	0100079	AR	Sealant, Pipe	
3	0641410	4	Bolt 1/4 x 1-1/4	
4	0641506	1	Bolt 5/16 x 3/4	
5	0641509	18	Bolt 5/16 x 1-1/8	
6	0641511	1	Bolt 5/16 x 1-3/8	
7	0641605	3	Bolt 3/8 x 5/8	
8	0641610	1	Bolt 3/8 x 1-1/4	
9	0641808	1	Bolt 1/2 x 1	
10	0642010	1	Bolt 5/8 x 1-1/4	
12	1320022	3	Clamp	
13	1320187	1	Clamp, Twin	
14	1320190	1	Cover, Clamp	
15	1671121	1	Cover, Generator	
16	2180348	1	Fitting, Barbed	
18	2220313	1	Fitting, Elbow Barbed	
19	2221176	1	Fitting, Elbow	
20	2750532	5 ft/ 1.5m	Hose	
21	2820170	1	Insulation, Sound Absorbing	
22	2902099	1	Battery Cable Kit	
22A	7024580	1	Cable, Red (To Aux Pump Relay, Battery Positive Terminal and Start Relay)	
22B	7024581	1	Cable, Black (To Aux Pump, Battery Negative Terminal and Ground at Tray Pivot)	
22C	7024582	1	Cable, Red (Aux Pump Relay to Aux Pump)	
22D	7024583	1	Cable, Black (Tray Pivot to Engine Mount)	
22E	7024584	1	Cable, Red (Start Relay to Starter)	
23	3311505	23	Nut 5/16	
24	3380472	1	Panel, Rubber	
25	3380473	1	Panel, Rubber	
26	3422446	1	Pin	
27	3573644	1	Plate, Tray Clamp	
28	3573645	1	Plate, Top Clamp	
29	3573646	1	Plate, Bottom Clamp	
30	3573669	1	Plate, Clamp	
31	3573727	1	Plate, Tray Clamp	
32	3573728	1	Plate, Tray Clamp	
33	3841143	1	Keeper, Pin	
34	3900272	4	Screw, Button 5/16 x 1-3/4	
35	4240018	2	Strap, Tie (Not Shown)	
36	4240099	AR	Strap, Tie	
37	4711400	4	Washer 1/4	
38	4711500	42	Washer 5/16	
39	4711600	7	Washer 3/8	
40	4752000	1	Washer 5/8	
41	1001107971	1	Engine Assembly with Pumps (See Separate Breakdown in this Section)	

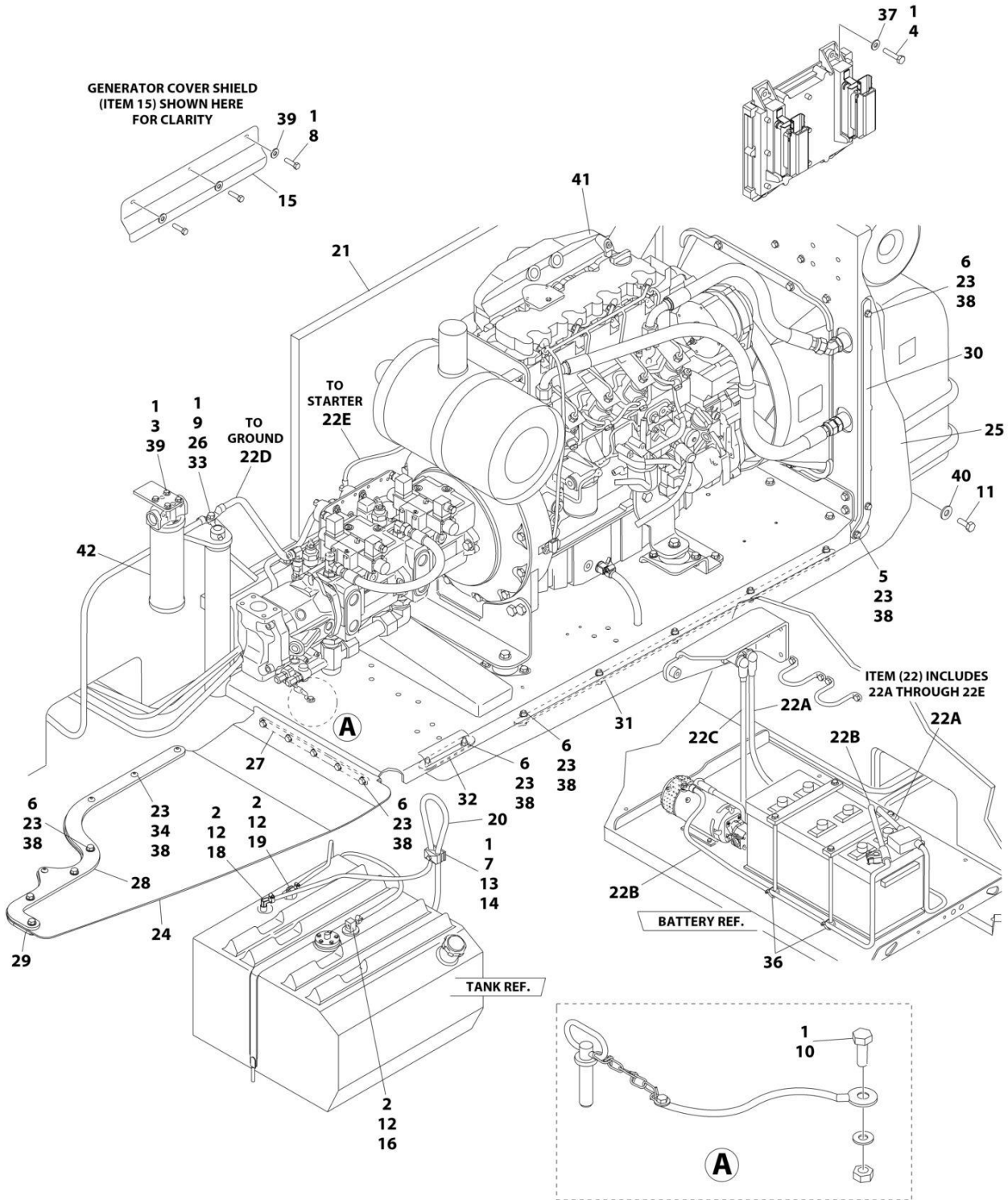
## SECTION 3 - ENGINE

ITEM	PART NUMBER	QTY	DESCRIPTION	REV
42	1001108617	1	Pressure Filter	
42	70002231	1	Element, Filter	
43	0641606	4	Bolt 3/8 x 3/4	



# SECTION 3 - ENGINE

FIGURE 3-7. DEUTZ TD2011 ENGINE INSTALLATION - WITH SAUER PUMPS AND ABS HOODS  
(WITH SKYPOWER AND WITHOUT COLD WEATHER PLUS PACKAGE)



ART\_1001098713

## SECTION 3 - ENGINE

**FIGURE 3-7. DEUTZ TD2011 ENGINE INSTALLATION - WITH SAUER PUMPS AND ABS HOODS  
(WITH SKYPOWER AND WITHOUT COLD WEATHER PLUS PACKAGE)**

ITEM	PART NUMBER	QTY	DESCRIPTION	REV
	1001118713	Ref	DEUTZ TD2011 DIESEL ENGINE INSTALLATION - WITH SAUER PUMPS AND ABS HOODS (WITH SKYPOWER AND WITHOUT COLD WEATHER PLUS PACKAGE)	E
1	0100011	AR	Compound, Locking	
2	0100079	AR	Sealant, Pipe	
3	0641606	4	Bolt 3/8 x 3/4	
4	0641410	4	Bolt 1/4 x 1-1/4	
5	0641506	1	Bolt 5/16 x 3/4	
6	0641509	18	Bolt 5/16 x 1-1/8	
7	0641511	1	Bolt 5/16 x 1-3/8	
8	0641605	3	Bolt 3/8 x 5/8	
9	0641610	1	Bolt 3/8 x 1-1/4	
10	0641808	1	Bolt 1/2 x 1	
11	0642010	1	Bolt 5/8 x 1-1/4	
12	1320022	3	Clamp	
13	1320187	1	Clamp, Twin	
14	1320190	1	Cover, Clamp	
15	1671121	1	Cover, Generator	
16	2180348	1	Fitting, Barbed	
18	2220313	1	Fitting, Elbow Barbed	
19	2221176	1	Fitting, Elbow	
20	2750532	5 ft/ 1.5m	Hose	
21	2820170	1	Insulation, Sound Absorbing	
22	2902099	1	Battery Cable Kit	
22A	7024580	1	Cable, Red (To Aux Pump Relay, Battery Positive Terminal and Start Relay)	
22B	7024581	1	Cable, Black (To Aux Pump, Battery Negative Terminal and Ground at Tray Pivot)	
22C	7024582	1	Cable, Red (Aux Pump Relay to Aux Pump)	
22D	7024583	1	Cable, Black (Tray Pivot to Engine Mount)	
22E	7024584	1	Cable, Red (Start Relay to Starter)	
23	3311505	23	Nut 5/16	
24	3380472	1	Panel, Rubber	
25	3380473	1	Panel, Rubber	
26	3422446	1	Pin	
27	3573644	1	Plate, Tray Clamp	
28	3573645	1	Plate, Top Clamp	
29	3573646	1	Plate, Bottom Clamp	
30	3573669	1	Plate, Clamp	
31	3573727	1	Plate, Tray Clamp	
32	3573728	1	Plate, Tray Clamp	
33	3841143	1	Keeper, Pin	
34	3900272	4	Screw, Button 5/16 x 1-3/4	
35	4240018	2	Strap, Tie (Not Shown)	
36	4240099	AR	Strap, Tie	
37	4711400	4	Washer 1/4	
38	4711500	42	Washer 5/16	
39	4711600	7	Washer 3/8	
40	4752000	1	Washer 5/8	

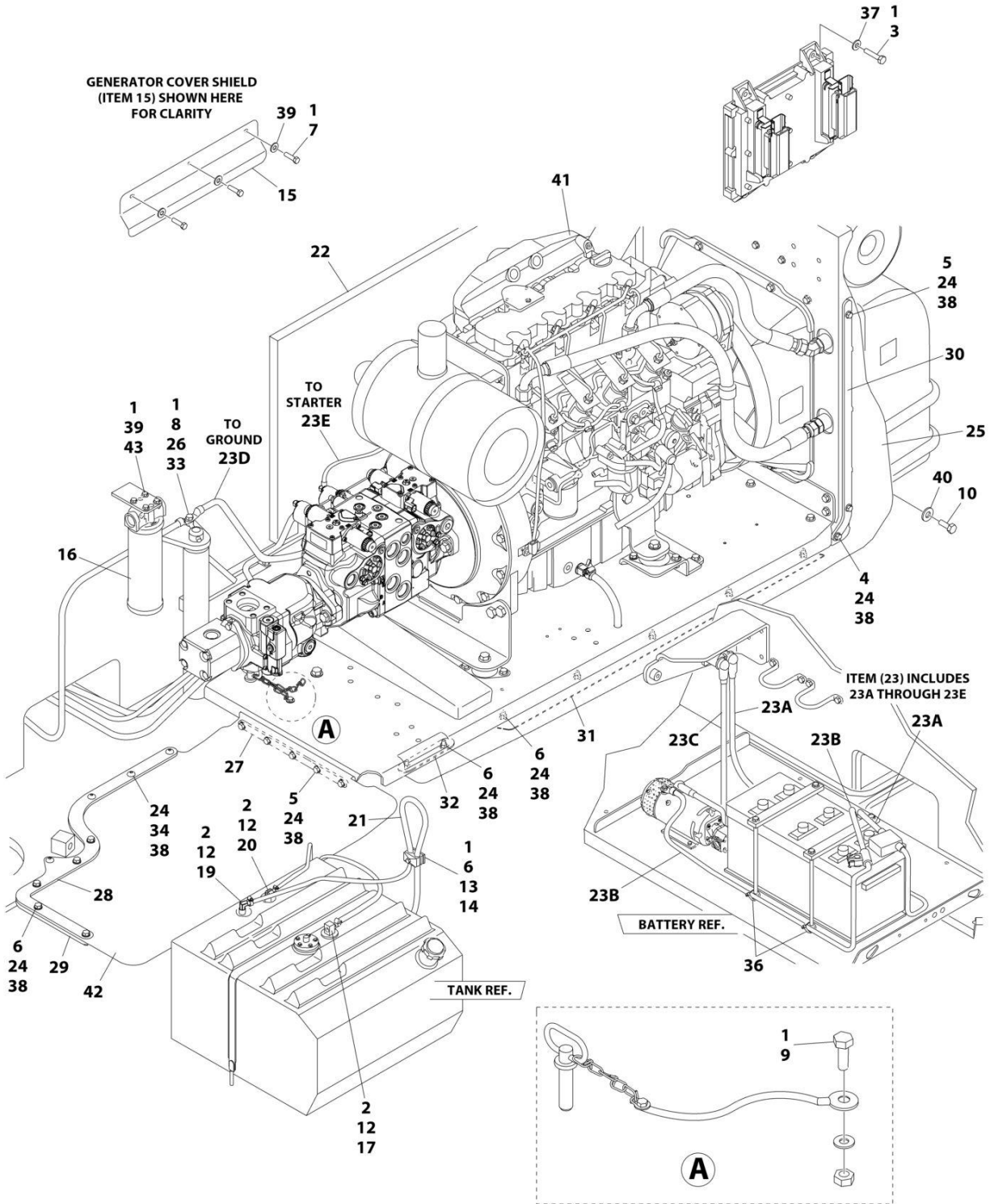
## SECTION 3 - ENGINE

ITEM	PART NUMBER	QTY	DESCRIPTION	REV
41	1001107973	1	Engine Assembly with Pumps (See Separate Breakdown in this Section)	
42	1001108617	1	Pressure Filter	
42	70002231	1	Element, Filter	



# SECTION 3 - ENGINE

**FIGURE 3-8. DEUTZ TD2011 ENGINE INSTALLATION - WITH SAUER PUMPS AND STEEL HOODS (WITHOUT SKYPOWER AND WITHOUT COLD WEATHER PLUS PACKAGE)**



ART\_1001119052



## SECTION 3 - ENGINE

**FIGURE 3-8. DEUTZ TD2011 ENGINE INSTALLATION - WITH SAUER PUMPS AND STEEL HOODS  
(WITHOUT SKYPOWER AND WITHOUT COLD WEATHER PLUS PACKAGE)**

ITEM	PART NUMBER	QTY	DESCRIPTION	REV
	1001119052	Ref	DEUTZ TD2011 DIESEL ENGINE INSTALLATION - WITH SAUER PUMPS AND STEEL HOODS (WITHOUT SKYPOWER AND WITHOUT COLD WEATHER PLUS PACKAGE)	D
1	0100011	AR	Compound, Locking	
2	0100079	AR	Sealant, Pipe	
3	0641410	4	Bolt 1/4 x 1-1/4	
4	0641506	1	Bolt 5/16 x 3/4	
5	0641509	7	Bolt 5/16 x 1-1/8	
6	0641511	13	Bolt 5/16 x 1-3/8	
7	0641605	3	Bolt 3/8 x 5/8	
8	0641610	1	Bolt 3/8 x 1-1/4	
9	0641808	1	Bolt 1/2 x 1	
10	0642010	1	Bolt 5/8 x 1-1/4	
12	1320022	3	Clamp	
13	1320187	1	Clamp, Twin	
14	1320190	1	Cover, Clamp	
15	1671121	1	Cover, Generator	
16	1001108617	1	Pressure Filter	
16	70002231	1	Element, Filter	
17	2180348	1	Fitting, Barbed	
19	2220313	1	Fitting, Elbow Barbed	
20	2221176	1	Fitting, Elbow	
21	2750532	5 ft/ 1.5m	Hose	
22	2820170	1	Insulation, Sound Absorbing	
23	2902099	1	Battery Cable Kit	
23A	7024580	1	Cable, Red (To Aux Pump Relay, Battery Positive Terminal and Start Relay)	
23B	7024581	1	Cable, Black (To Aux Pump, Battery Negative Terminal and Ground at Tray Pivot)	
23C	7024582	1	Cable, Red (Aux Pump Relay to Aux Pump)	
23D	7024583	1	Cable, Black (Tray Pivot to Engine Mount)	
23E	7024584	1	Cable, Red (Start Relay to Starter)	
24	3311505	24	Nut 5/16	
25	3380473	1	Panel, Rubber	
26	3422446	1	Pin	
27	3573644	1	Plate, Tray Clamp	
28	1001112878	1	Plate, Top Clamp	
29	1001112879	1	Plate, Bottom Clamp	
30	3573669	1	Plate, Clamp	
31	1001112880	1	Plate, Tray Clamp	
32	3573728	1	Plate, Tray Clamp	
33	3841143	1	Keeper, Pin	
34	3900272	4	Screw 5/16 x 1-3/4	
35	4240018	2	Strap, Tie (Not Shown)	
36	4240099	AR	Strap, Tie	
37	4711400	4	Washer 1/4	
38	4711500	44	Washer 5/16	
39	4711600	7	Washer 3/8	
40	4752000	1	Washer 5/8	

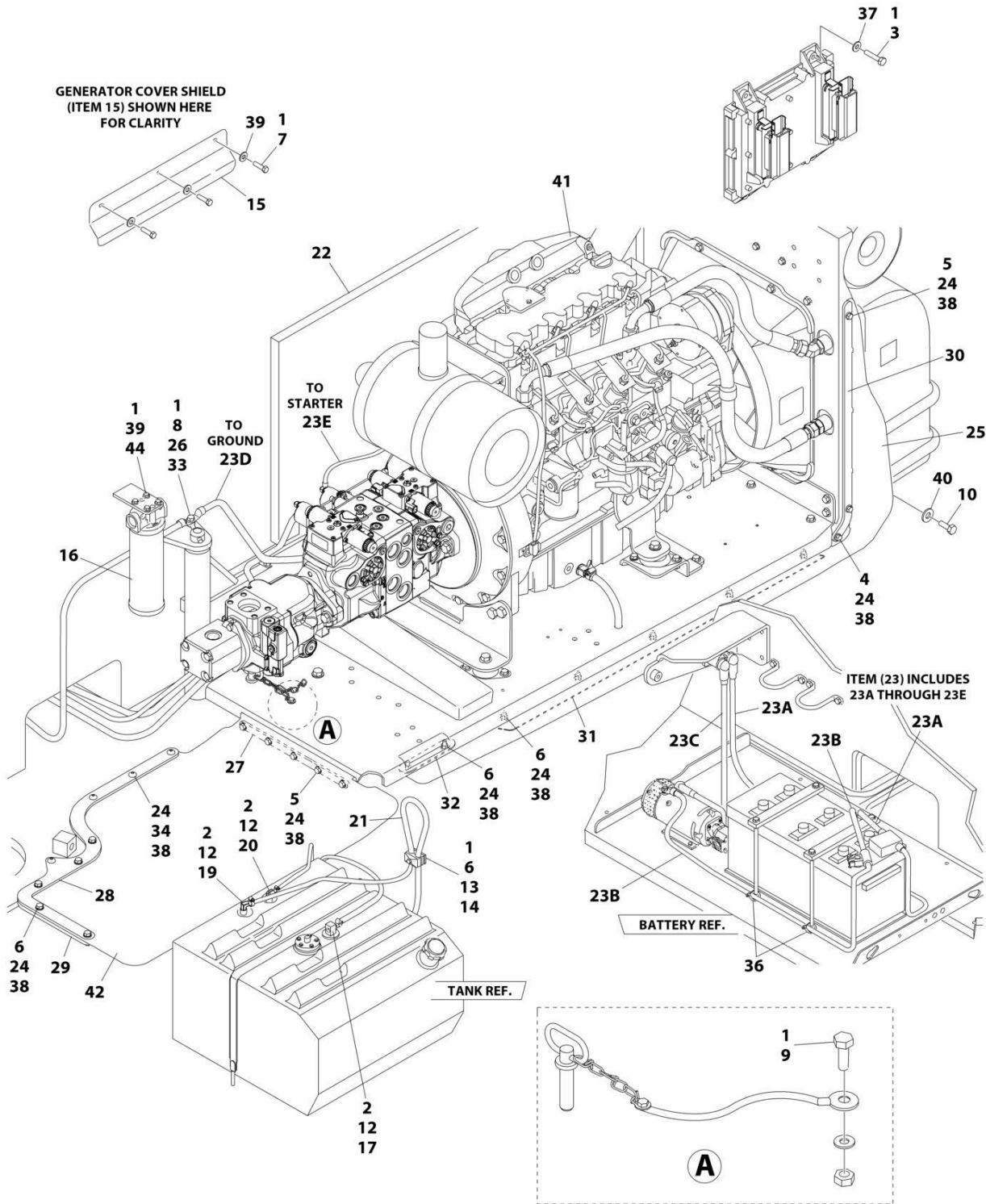
## SECTION 3 - ENGINE

ITEM	PART NUMBER	QTY	DESCRIPTION	REV
41	1001107971	1	Engine Assembly with Pumps (See Separate Breakdown in this Section)	
42	1001111132	1	Panel, Rubber	
43	0641606	4	Bolt 3/8 x 3/4	



# SECTION 3 - ENGINE

**FIGURE 3-9. DEUTZ TD2011 ENGINE INSTALLATION - WITH SAUER PUMPS AND STEEL HOODS  
(WITH SKYPOWER AND WITH COLD WEATHER PLUS PACKAGE)**



ART\_1001119054

## SECTION 3 - ENGINE

**FIGURE 3-9. DEUTZ TD2011 ENGINE INSTALLATION - WITH SAUER PUMPS AND STEEL HOODS  
(WITH SKYPOWER AND WITH COLD WEATHER PLUS PACKAGE)**

ITEM	PART NUMBER	QTY	DESCRIPTION	REV
	1001119054	Ref	DEUTZ TD2011 DIESEL ENGINE INSTALLATION - WITH SAUER PUMPS AND STEEL HOODS (WITH SKYPOWER AND WITH COLD WEATHER PLUS PACKAGE)	D
1	0100011	AR	Compound, Locking	
2	0100079	AR	Sealant, Pipe	
3	0641410	4	Bolt 1/4 x 1-1/4	
4	0641506	1	Bolt 5/16 x 3/4	
5	0641509	7	Bolt 5/16 x 1-1/8	
6	0641511	13	Bolt 5/16 x 1-3/8	
7	0641605	3	Bolt 3/8 x 5/8	
8	0641610	1	Bolt 3/8 x 1-1/4	
9	0641808	1	Bolt 1/2 x 1	
10	0642010	1	Bolt 5/8 x 1-1/4	
12	1320022	3	Clamp	
13	1320187	1	Clamp, Twin	
14	1320190	1	Cover, Clamp	
15	1671121	1	Cover, Generator	
16	1001108617	1	Pressure Filter	
16	70002231	1	Element, Filter	
17	2180348	1	Fitting, Barbed	
19	2220313	1	Fitting, Elbow Barbed	
20	2221176	1	Fitting, Elbow	
21	2750532	5 ft/ 1.5m	Hose	
22	2820170	1	Insulation, Sound Absorbing	
23	2902099	1	Battery Cable Kit	
23A	7024580	1	Cable, Red (To Aux Pump Relay, Battery Positive Terminal and Start Relay)	
23B	7024581	1	Cable, Black (To Aux Pump, Battery Negative Terminal and Ground at Tray Pivot)	
23C	7024582	1	Cable, Red (Aux Pump Relay to Aux Pump)	
23D	7024583	1	Cable, Black (Tray Pivot to Engine Mount)	
23E	7024584	1	Cable, Red (Start Relay to Starter)	
24	3311505	24	Nut 5/16	
25	3380473	1	Panel, Rubber	
26	3422446	1	Pin	
27	3573644	1	Plate, Tray Clamp	
28	1001112878	1	Plate, Top Clamp	
29	1001112879	1	Plate, Bottom Clamp	
30	3573669	1	Plate, Clamp	
31	1001112880	1	Plate, Tray Clamp	
32	3573728	1	Plate, Tray Clamp	
33	3841143	1	Keeper, Pin	
34	3900272	4	Screw 5/16 x 1-3/4	
35	4240018	2	Strap, Tie (Not Shown)	
36	4240099	AR	Strap, Tie	
37	4711400	4	Washer 1/4	
38	4711500	44	Washer 5/16	
39	4711600	7	Washer 3/8	
40	4752000	1	Washer 5/8	

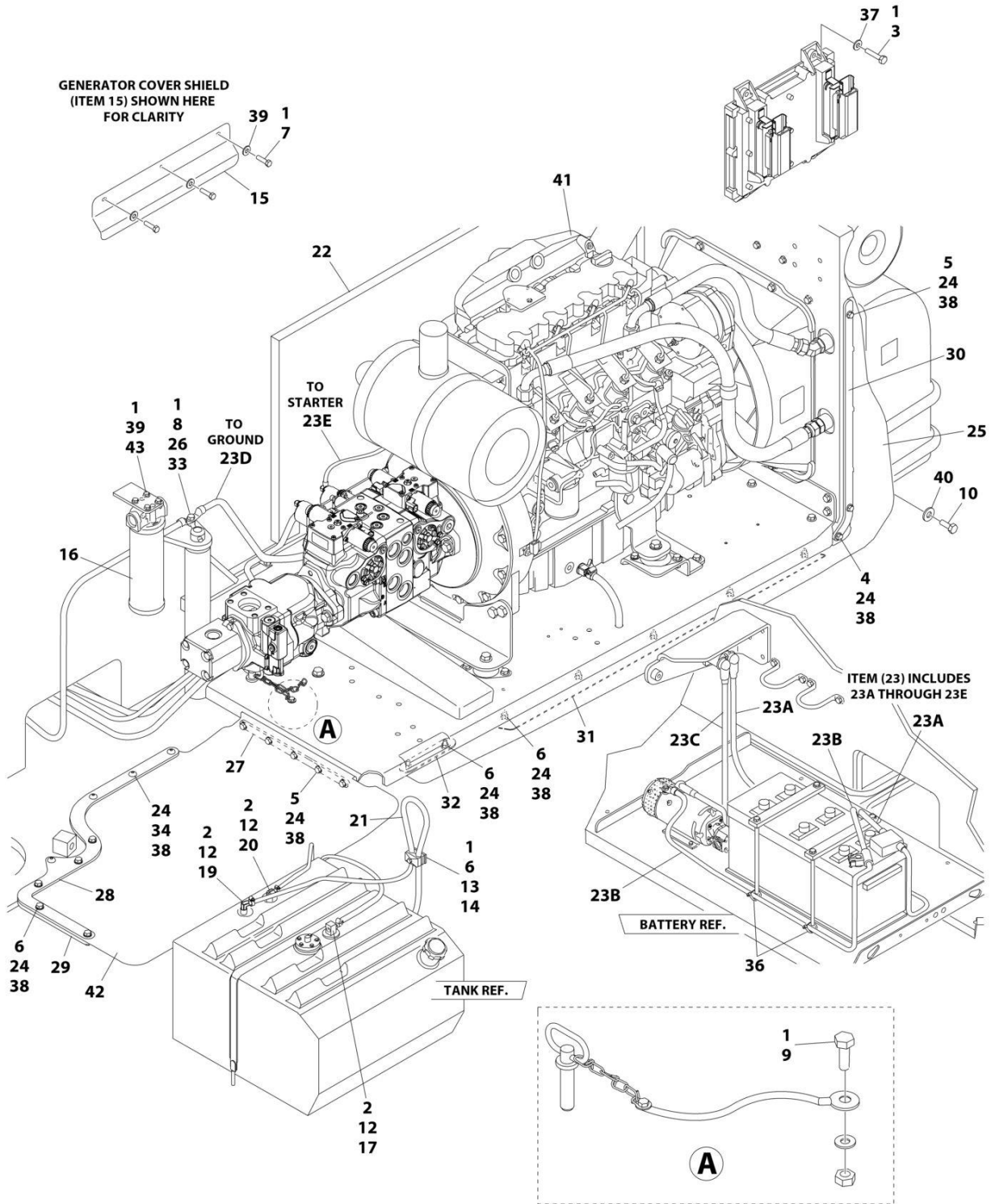
## SECTION 3 - ENGINE

ITEM	PART NUMBER	QTY	DESCRIPTION	REV
41	1001107975	1	Engine Assembly with Pumps (See Separate Breakdown in this Section)	
42	1001111132	1	Panel, Rubber	
43	1702942	1	Decal - Block Heater (Not Shown)	
44	0641606	4	Bolt 3/8 x 3/4	



# SECTION 3 - ENGINE

FIGURE 3-10. DEUTZ TD2011 ENGINE INSTALLATION - WITH SAUER PUMPS AND STEEL HOODS (WITH SKYPOWER AND WITHOUT COLD WEATHER PLUS PACKAGE)



ART\_1001119053



## SECTION 3 - ENGINE

**FIGURE 3-10. DEUTZ TD2011 ENGINE INSTALLATION - WITH SAUER PUMPS AND STEEL HOODS  
(WITH SKYPOWER AND WITHOUT COLD WEATHER PLUS PACKAGE)**

ITEM	PART NUMBER	QTY	DESCRIPTION	REV
	1001119053	Ref	DEUTZ TD2011 DIESEL ENGINE INSTALLATION - WITH SAUER PUMPS AND STEEL HOODS (WITH SKYPOWER AND WITHOUT COLD WEATHER PLUS PACKAGE)	D
1	0100011	AR	Compound, Locking	
2	0100079	AR	Sealant, Pipe	
3	0641410	4	Bolt 1/4 x 1-1/4	
4	0641506	1	Bolt 5/16 x 3/4	
5	0641509	7	Bolt 5/16 x 1-1/8	
6	0641511	13	Bolt 5/16 x 1-3/8	
7	0641605	3	Bolt 3/8 x 5/8	
8	0641610	1	Bolt 3/8 x 1-1/4	
9	0641808	1	Bolt 1/2 x 1	
10	0642010	1	Bolt 5/8 x 1-1/4	
12	1320022	3	Clamp	
13	1320187	1	Clamp, Twin	
14	1320190	1	Cover, Clamp	
15	1671121	1	Cover, Generator	
16	1001108617	1	Pressure Filter	
16	70002231	1	Element, Filter	
17	2180348	1	Fitting, Barbed	
19	2220313	1	Fitting, Elbow Barbed	
20	2221176	1	Fitting, Elbow	
21	2750532	5 ft/ 1.5m	Hose	
22	2820170	1	Insulation, Sound Absorbing	
23	2902099	1	Battery Cable Kit	
23A	7024580	1	Cable, Red (To Aux Pump Relay, Battery Positive Terminal and Start Relay)	
23B	7024581	1	Cable, Black (To Aux Pump, Battery Negative Terminal and Ground at Tray Pivot)	
23C	7024582	1	Cable, Red (Aux Pump Relay to Aux Pump)	
23D	7024583	1	Cable, Black (Tray Pivot to Engine Mount)	
23E	7024584	1	Cable, Red (Start Relay to Starter)	
24	3311505	24	Nut 5/16	
25	3380473	1	Panel, Rubber	
26	3422446	1	Pin	
27	3573644	1	Plate, Tray Clamp	
28	1001112878	1	Plate, Top Clamp	
29	1001112879	1	Plate, Bottom Clamp	
30	3573669	1	Plate, Clamp	
31	1001112880	1	Plate, Tray Clamp	
32	3573728	1	Plate, Tray Clamp	
33	3841143	1	Keeper, Pin	
34	3900272	4	Screw 5/16 x 1-3/4	
35	4240018	2	Strap, Tie (Not Shown)	
36	4240099	AR	Strap, Tie	
37	4711400	4	Washer 1/4	
38	4711500	44	Washer 5/16	
39	4711600	7	Washer 3/8	
40	4752000	1	Washer 5/8	

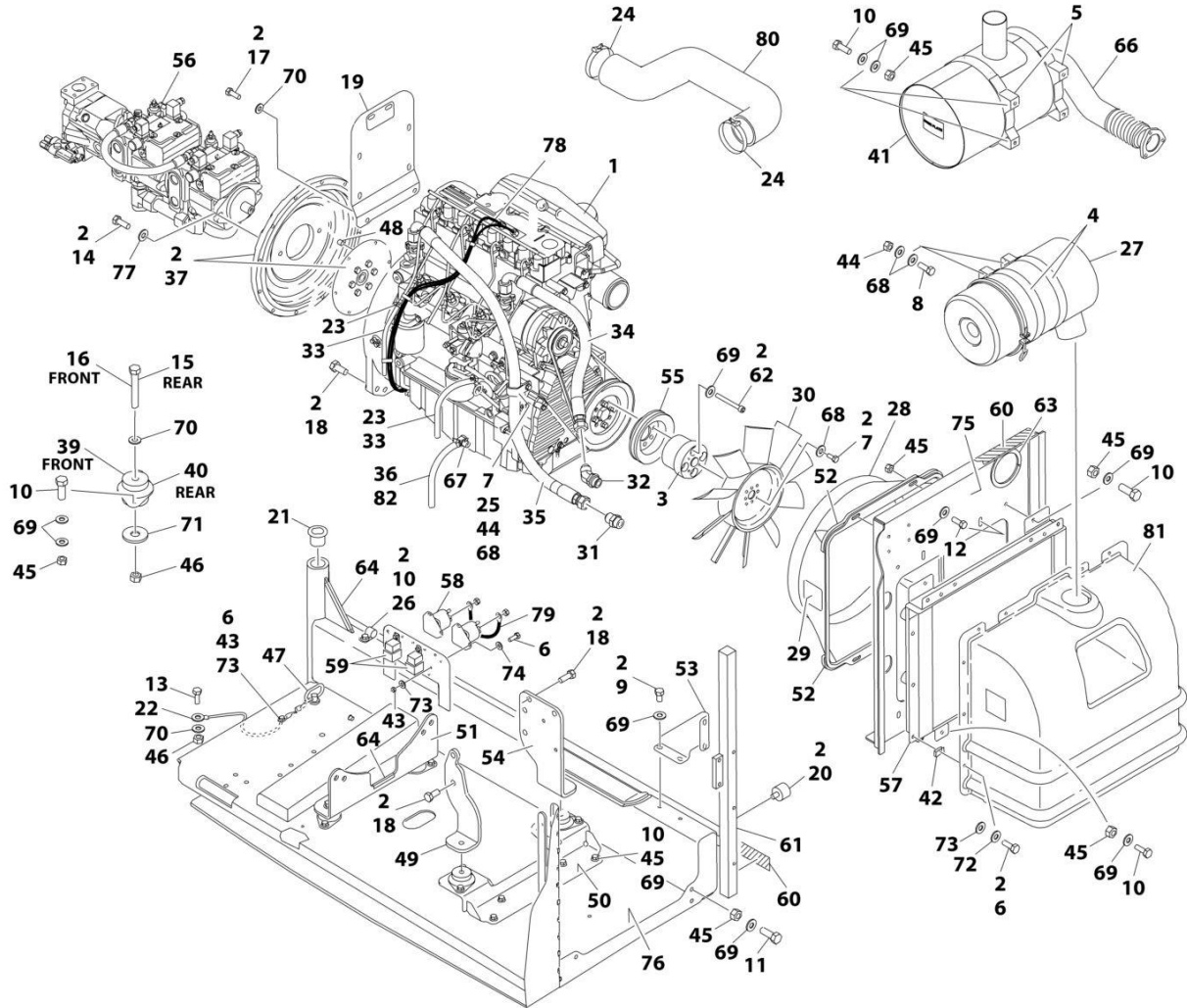
## SECTION 3 - ENGINE

ITEM	PART NUMBER	QTY	DESCRIPTION	REV
41	1001107973	1	Engine Assembly with Pumps (See Separate Breakdown in this Section)	
42	1001111132	1	Panel, Rubber	
43	0641606	4	Bolt 3/8 x 3/4	



# SECTION 3 - ENGINE

FIGURE 3-11. DEUTZ TD2011 ENGINE ASSEMBLY - WITH REXROTH PUMPS (WITHOUT SKYPOWER AND WITHOUT COLD WEATHER PLUS PACKAGE)



ART\_1001098513\_M

## SECTION 3 - ENGINE

**FIGURE 3-11. DEUTZ TD2011 ENGINE ASSEMBLY - WITH REXROTH PUMPS (WITHOUT SKYPOWER AND WITHOUT COLD WEATHER PLUS PACKAGE)**

ITEM	PART NUMBER	QTY	DESCRIPTION	REV
	1001098513	Ref	DEUTZ TD2011 ENGINE ASSEMBLY - WITH REXROTH PUMPS	M
1	1001098601	1	Engine, Deutz TD2011 Components (See Separate Breakdown in this Section)	
2	0100011	AR	Compound, Locking	
3	0080237	1	Spacer, Fan	
4	0340003	2	Band, Air Cleaner	
5	0340051	2	Band, Muffler	
6	0641406	15	Bolt 1/4 x 3/4	
7	0641506	5	Bolt 5/16 x 3/4	
8	0641507	4	Bolt 5/16 x 7/8	
9	0641605	4	Bolt 3/8 x 5/8	
10	0641608	25	Bolt 3/8 x 1	
11	0641609	2	Bolt 3/8 x 1-1/8	
12	0641610	4	Bolt 3/8 x 1-1/4	
13	0641808	1	Bolt 1/2 x 1	
14	0641812	2	Bolt 1/2 x 1-1/2	
15	0641818	2	Bolt 1/2 x 2-1/4	
16	0641826	2	Bolt 1/2 x 3-1/4	
17	0711214	2	Bolt M12 x 30	
18	0771414	10	Bolt M14 x 30	
19	1001112766	1	Bracket, Muffler	
20	0940070	1	Bumper	
21	0961986	2	Bushing, Flanged	
22	1001131542	1	Lanyard	
23	1320022	3	Clamp	
24	1320058	2	Clamp	
25	1320060	1	Clamp	
26	1320223	1	J-Clip	
27	1340065	1	Air Cleaner Assembly	
27	7003655	1	Element, Air Cleaner	
27	7015013	1	Baffle, Rubber	
27	7015014	1	Clamp, Cap	
27	7015015	1	Cup	
27	7015003	1	Wingnut	
28	1671023	1	Shroud, Fan	
29	1703162	2	Decal - Fan Blade	
30	2060025	1	Fan	
31	2220451	1	Fitting, Straight	
32	2220498	1	Fitting, Elbow	
33	2720058	34 ft/ 10.3m	Hose	
34	2720500	1	Hose, Oil Cooler (Top)	
35	2720501	1	Hose, Oil Cooler (Bottom)	
36	2750532	0.75 ft /0.2m	Hose	
37	2902065	1	Pump Coupling Kit (See Separate Breakdown in this Section)	
39	3200362	2	Mount, Motor (Front)	
40	3200401	2	Mount, Motor (Rear)	
41	1001257277	1	Muffler, Spark Arresting	

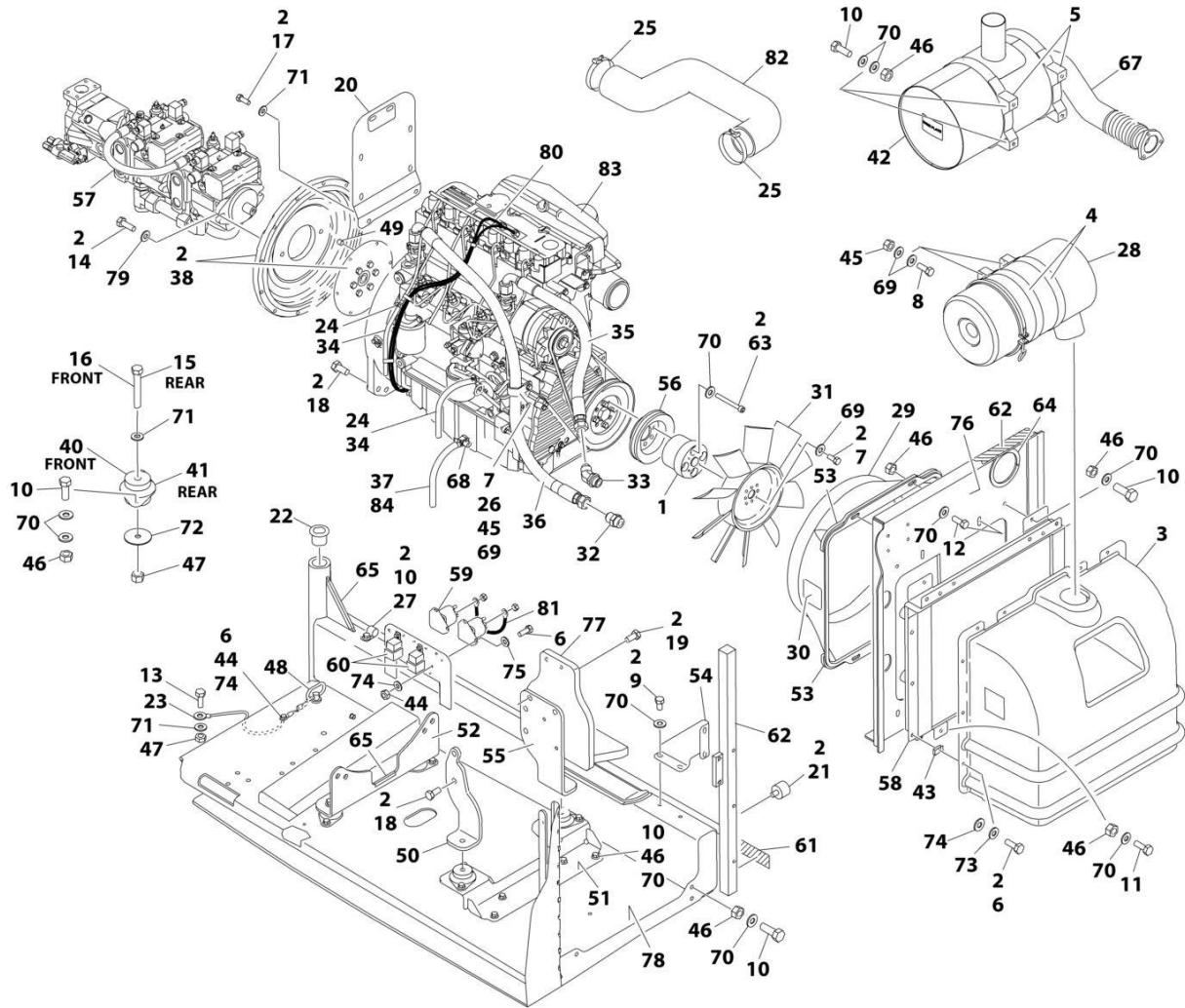
## SECTION 3 - ENGINE

ITEM	PART NUMBER	QTY	DESCRIPTION	REV
42	3300454	10	Nut 1/4	
43	3311405	5	Nut 1/4	
44	3311505	5	Nut 5/16	
45	3311605	30	Nut 3/8	
46	3311805	5	Nut 1/2	
47	3422532	1	Pin, Hitch	
48	3520054	2	Plug	
49	3537416	1	Plate, Mounting (Front Right)	
50	3539971	1	Bracket, Engine Mounting (Front)	
51	3573142	1	Bracket, Engine Mounting (Rear)	
52	3573411	2	Plate, Clamp	
53	3573412	1	Gusset	
54	3573529	1	Plate, Mounting (Front Left)	
55	3580158	1	Pulley	
56	3600339	1	Pump Assembly - Rexroth (See Separate Breakdown in this Section)	
57	1001145382	1	Cooler, Engine Oil	
58	3740067	2	Relay, Start	
59	3740080	2	Relay	
60	3960543	1	Seal	
61	3960544	1	Seal	
62	4032022	4	Capscrew M10 x 90	
63	4060804	0.98 ft /0.3m	Flex-Trim	
64	4060805	0.67 ft /0.2m	Flex-Trim	
65	4240099	AR	Tie, Wire (Not Shown)	
66	4568293	1	Pipe, Exhaust	
67	4640751	1	Valve, Oil Drain	
68	4711500	13	Washer 5/16	
69	4711600	68	Washer 3/8	
70	4711800	7	Washer 1/2	
71	4740274	4	Washer, Snubbing	
72	4740518	10	Washer, Nylon	
73	4751400	20	Washer 1/4	
74	4791400	4	Washer 1/4	
75	4846552	1	Plate, Oil Cooler Mounting	
76	4846946	1	Tray	
77	4891800	2	Washer 1/2 Hardened	
78	4923468	1	Harness, Glow Plugs	
79	4923592	1	Cable, Jumper	
80	1001225118	1	Hose, Air Intake	
81	0272060	1	Box, Air Intake	
82	8410013	1	Clamp, Gear	



# SECTION 3 - ENGINE

## FIGURE 3-12. DEUTZ TD2011 ENGINE ASSEMBLY - WITH REXROTH PUMPS (WITH SKYPOWER AND WITHOUT COLD WEATHER PLUS PACKAGE)



ART\_1001098530\_N



## SECTION 3 - ENGINE

**FIGURE 3-12. DEUTZ TD2011 ENGINE ASSEMBLY - WITH REXROTH PUMPS (WITH SKYPOWER AND WITHOUT COLD WEATHER PLUS PACKAGE)**

ITEM	PART NUMBER	QTY	DESCRIPTION	REV
	1001098530	Ref	DEUTZ TD2011 ENGINE ASSEMBLY - WITH REXROTH PUMPS (WITH SKYPOWER AND WITHOUT COLD WEATHER PLUS PACKAGE)	N
1	0080244	1	Spacer, Fan	
2	0100011	AR	Compound, Locking	
3	0272060	1	Box, Air Intake	
4	0340003	2	Band, Air Cleaner	
5	0340051	2	Band, Muffler	
6	0641406	15	Bolt 1/4 x 3/4	
7	0641506	5	Bolt 5/16 x 3/4	
8	0641507	4	Bolt 5/16 x 7/8	
9	0641605	4	Bolt 3/8 x 5/8	
10	0641608	25	Bolt 3/8 x 1	
11	0641609	2	Bolt 3/8 x 1-1/8	
12	0641610	4	Bolt 3/8 x 1-1/4	
13	0641808	1	Bolt 1/2 x 1	
14	0641812	2	Bolt 1/2 x 1-1/2	
15	0641818	2	Bolt 1/2 x 2-1/4	
16	0641826	2	Bolt 1/2 x 3-1/4	
17	0711214	2	Bolt M12 x 30	
18	0771414	6	Bolt M14 x 30	
19	0711417	4	Bolt M14 x 45	
20	1001112766	1	Bracket, Muffler	
21	0940070	1	Bumper	
22	0961986	2	Bushing, Flanged	
23	1001131542	1	Lanyard	
24	1320022	2	Clamp	
25	1320058	2	Clamp	
26	1320060	1	Clamp	
27	1320223	1	J-Clip	
28	1340065	1	Air Cleaner Assembly	
28	7003655	1	Element, Air Cleaner	
28	7015013	1	Baffle, Rubber	
28	7015014	1	Clamp, Cap	
28	7015015	1	Cup	
28	7015003	1	Wingnut	
29	1671023	1	Shroud, Fan	
30	1703162	2	Decal - Fan Blade	
31	2060025	1	Fan	
32	2220451	1	Fitting, Straight	
33	2220498	1	Fitting, Elbow	
34	2720058	34 ft/ 10.3m	Hose	
35	2720500	1	Hose, Oil Cooler (Top)	
36	2720501	1	Hose, Oil Cooler (Bottom)	
37	2750532	0.75 ft /0.2m	Hose	
38	2902065	1	Pump Coupling Kit (See Separate Breakdown in this Section)	
40	3200362	2	Mount, Motor (Front)	
41	3200401	2	Mount, Motor (Rear)	

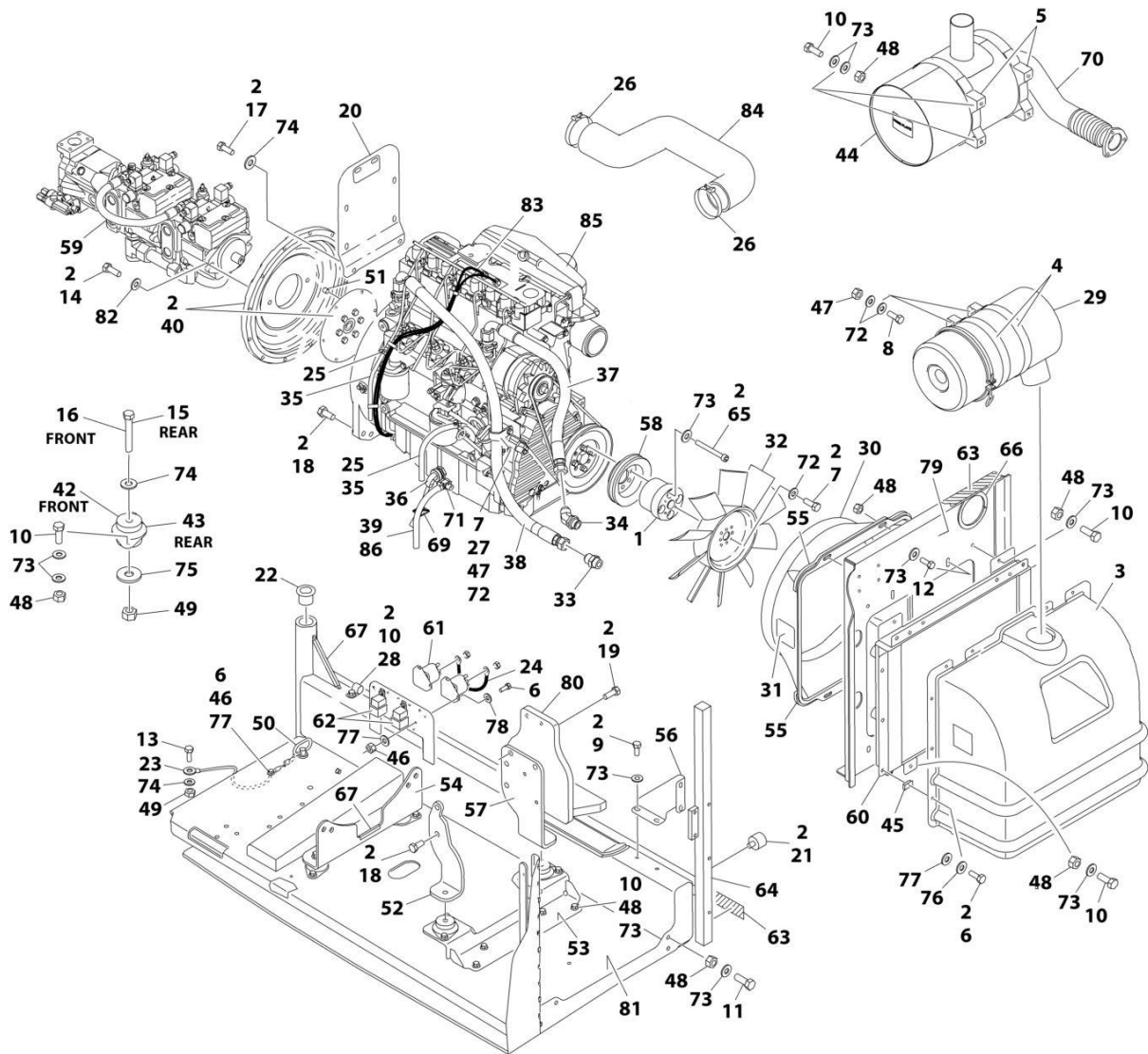
## SECTION 3 - ENGINE

ITEM	PART NUMBER	QTY	DESCRIPTION	REV
42	1001257277	1	Muffler	
43	3300454	10	Nut	
44	3311405	5	Nut 1/4	
45	3311505	5	Nut 5/16	
46	3311605	30	Nut 3/8	
47	3311805	5	Nut 1/2	
48	3422532	1	Pin, Hitch	
49	3520054	2	Plug	
50	3537416	1	Plate, Mounting (Front Right)	
51	3539971	1	Bracket, Engine Mounting (Front)	
52	3573142	1	Bracket, Engine Mounting (Rear)	
53	3573411	2	Plate, Clamp	
54	3573412	1	Gusset	
55	3573529	1	Plate, Mounting (Front Left)	
56	3580320	1	Pulley	
57	3600339	1	Pump Assembly - Rexroth (See Separate Breakdown in this Section)	
58	1001145382	1	Cooler, Engine Oil	
59	3740067	2	Relay, Start	
60	3740080	2	Relay	
61	3960543	1	Seal	
62	3960544	1	Seal	
63	4032022	4	Capscrew M10 x 90	
64	4060804	0.98 ft /0.3m	Flex-Trim	
65	4060805	0.67 ft /0.2m	Flex-Trim	
66	4240099	AR	Tie, Wire (Not Shown)	
67	4568293	1	Pipe, Exhaust	
68	4640751	1	Valve, Oil Drain	
69	4711500	13	Washer 5/16	
70	4711600	68	Washer 3/8	
71	4711800	7	Washer 1/2	
72	4740274	4	Washer, Snubbing	
73	4740518	10	Washer, Nylon	
74	4751400	20	Washer 1/4	
75	4791400	4	Washer 1/4	
76	4846552	1	Plate, Oil Cooler Mounting	
77	4846945	1	Mount, Generator	
78	4846946	1	Tray	
79	4891800	2	Washer 1/2	
80	4923468	1	Harness, Glow Plugs	
81	4923592	1	Cable, Jumper	
82	1001225118	1	Hose, Air Intake	
83	1001098601	1	Engine, Deutz TD2011 Components (See Separate Breakdown in this Section)	
84	8410013	1	Clamp, Gear	



# SECTION 3 - ENGINE

## FIGURE 3-13. DEUTZ TD2011 ENGINE ASSEMBLY - WITH REXROTH PUMPS (WITH SKYPOWER AND WITH COLD WEATHER PLUS PACKAGE)



ART\_1001098531\_N

## SECTION 3 - ENGINE

**FIGURE 3-13. DEUTZ TD2011 ENGINE ASSEMBLY - WITH REXROTH PUMPS (WITH SKYPOWER AND WITH COLD WEATHER PLUS PACKAGE)**

ITEM	PART NUMBER	QTY	DESCRIPTION	REV
	1001098531	Ref	DEUTZ TD2011 ENGINE ASSEMBLY - WITH REXROTH PUMPS (WITH SKYPOWER AND WITH COLD WEATHER PLUS PACKAGE)	N
1	0080244	1	Spacer, Fan	
2	0100011	AR	Compound, Locking	
3	0272060	1	Box, Air Intake	
4	0340003	2	Band, Air Cleaner	
5	0340051	2	Band, Muffler	
6	0641406	15	Bolt 1/4 x 3/4	
7	0641506	5	Bolt 5/16 x 3/4	
8	0641507	4	Bolt 5/16 x 7/8	
9	0641605	4	Bolt 3/8 x 5/8	
10	0641608	25	Bolt 3/8 x 1	
11	0641609	2	Bolt 3/8 x 1-1/8	
12	0641610	4	Bolt 3/8 x 1-1/4	
13	0641808	1	Bolt 1/2 x 1	
14	0641812	2	Bolt 1/2 x 1-1/2	
15	0641818	2	Bolt 1/2 x 2-1/4	
16	0641826	2	Bolt 1/2 x 3-1/4	
17	0711214	2	Bolt M12 x 30	
18	0771414	6	Bolt M14 x 30	
19	0711417	4	Bolt M14 x 45	
20	1001112766	1	Bracket, Muffler	
21	0940070	1	Bumper	
22	0961986	2	Bushing, Flanged	
23	1001131542	1	Lanyard	
24	1060904	1	Cable, Jumper	
25	1320022	2	Clamp	
26	1320058	2	Clamp	
27	1320060	1	Clamp	
28	1320223	1	J-Clip	
29	1340065	1	Air Cleaner Assembly	
29	7003655	1	Element, Air Cleaner	
29	7015013	1	Baffle, Rubber	
29	7015014	1	Clamp, Cap	
29	7015015	1	Cup	
29	7015003	1	Wingnut	
30	1671023	1	Shroud, Fan	
31	1703162	2	Decal - Fan Blade	
32	2060025	1	Fan	
33	2220451	1	Fitting, Straight	
34	2220498	1	Fitting, Elbow	
35	2720058	34 ft/ 10.3m	Hose	
36	2580062	1	Heater, Engine Block	
37	2720500	1	Hose, Oil Cooler (Top)	
38	2720501	1	Hose, Oil Cooler (Bottom)	
39	2750532	0.75 ft /0.2m	Hose	
40	2902065	1	Pump Coupling Kit (See Separate Breakdown in this Section)	

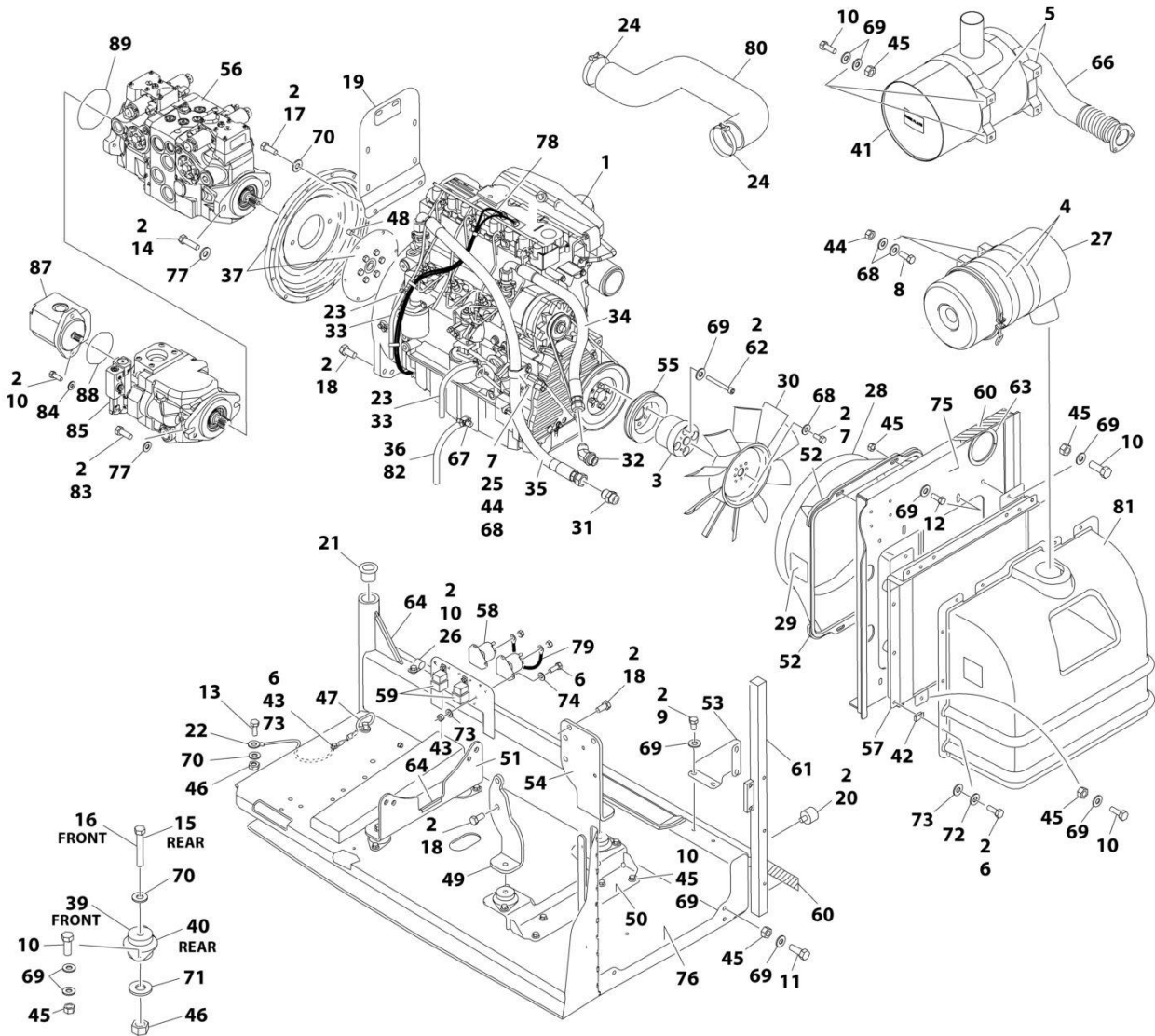
## SECTION 3 - ENGINE

ITEM	PART NUMBER	QTY	DESCRIPTION	REV
42	3200362	2	Mount, Motor (Front)	
43	3200401	2	Mount, Motor (Rear)	
44	1001257277	1	Muffler	
45	3300454	10	Nut 1/4	
46	3311405	5	Nut 1/4	
47	3311505	5	Nut 5/16	
48	3311605	30	Nut 3/8	
49	3311805	5	Nut 1/2	
50	3422532	1	Pin, Hitch	
51	3520054	2	Plug	
52	3537416	1	Plate, Mounting (Front Right)	
53	3539971	1	Bracket, Engine Mounting (Front)	
54	3573142	1	Bracket, Engine Mounting (Rear)	
55	3573411	2	Plate, Clamp	
56	3573412	1	Gusset	
57	3573529	1	Plate, Mounting (Front Left)	
58	3580320	1	Pulley	
59	3600339	1	Pump Assembly - Rexroth (See Separate Breakdown in this Section)	
60	1001145382	1	Cooler, Engine Oil	
61	3740067	2	Relay, Start	
62	3740080	2	Relay	
63	3960543	1	Seal	
64	3960544	1	Seal	
65	4032022	4	Capscrew M10 x 90	
66	4060804	0.98 ft /0.3m	Flex-Trim	
67	4060805	0.67 ft /0.2m	Flex-Trim	
68	4240099	AR	Tie, Wire (Not Shown)	
69	4460234	3	Mount, Wire Tie	
70	4568293	1	Pipe, Exhaust	
71	4640751	1	Valve, Oil Drain	
72	4711500	13	Washer 5/16	
73	4711600	68	Washer 3/8	
74	4711800	7	Washer 1/2	
75	4740274	4	Washer, Snubbing	
76	4740518	10	Washer, Nylon	
77	4751400	20	Washer 1/4	
78	4791400	4	Washer 1/4	
79	4846552	1	Plate, Oil Cooler Mounting	
80	4846945	1	Mount, Generator	
81	4846946	1	Tray	
82	4891800	2	Washer 1/2 Hardened	
83	4923468	1	Harness, Glow Plugs	
84	1001225118	1	Hose, Air Intake	
85	1001098601	1	Engine, Deutz TD2011 Components (See Separate Breakdown in this Section)	
86	8410013	1	Clamp, Gear	



# SECTION 3 - ENGINE

## FIGURE 3-14. DEUTZ TD2011 ENGINE ASSEMBLY - WITH SAUER PUMPS (WITHOUT SKYPOWER AND WITHOUT COLD WEATHER PLUS PACKAGE)



ART\_1001107971\_M



## SECTION 3 - ENGINE

**FIGURE 3-14. DEUTZ TD2011 ENGINE ASSEMBLY - WITH SAUER PUMPS (WITHOUT SKYPOWER AND WITHOUT COLD WEATHER PLUS PACKAGE)**

ITEM	PART NUMBER	QTY	DESCRIPTION	REV
	1001107971	Ref	DEUTZ TD2011 ENGINE ASSEMBLY - WITH SAUER PUMPS (WITHOUT SKYPOWER AND WITHOUT COLD WEATHER PLUS PACKAGE)	M
1	1001098601	1	Engine, Deutz TD2011 Components (See Separate Breakdown in this Section)	
2	0100011	AR	Compound, Locking	
3	0080237	1	Spacer, Fan	
4	0340003	2	Band, Air Cleaner	
5	0340051	2	Band, Muffler	
6	0641406	15	Bolt 1/4 x 3/4	
7	0641506	5	Bolt 5/16 x 3/4	
8	0641507	4	Bolt 5/16 x 7/8	
9	0641605	4	Bolt 3/8 x 5/8	
10	0641608	27	Bolt 3/8 x 1	
11	0641609	2	Bolt 3/8 x 1-1/8	
12	0641610	4	Bolt 3/8 x 1-1/4	
13	0641808	1	Bolt 1/2 x 1	
14	0641814	2	Bolt 1/2 x 1-3/4	
15	0641818	2	Bolt 1/2 x 2-1/4	
16	0641826	2	Bolt 1/2 x 3-1/4	
17	0711214	2	Bolt M12 x 30	
18	0771414	10	Bolt M14 x 30	
19	1001112766	1	Bracket, Muffler	
20	0940070	1	Bumper	
21	0961986	2	Bushing, Flanged	
22	1001131542	1	Lanyard	
23	1320022	3	Clamp	
24	1320058	2	Clamp	
25	1320060	1	Clamp	
26	1320223	1	J-Clip	
27	1340065	1	Air Cleaner Assembly	
27	7003655	1	Element, Air Cleaner	
27	7015013	1	Baffle, Rubber	
27	7015014	1	Clamp, Cap	
27	7015015	1	Cup	
27	7015003	1	Wingnut	
28	1671023	1	Shroud, Fan	
29	1703162	2	Decal - Fan Blade	
30	2060025	1	Fan	
31	2220451	1	Fitting, Straight	
32	2220498	1	Fitting, Elbow	
33	2720058	34 ft /10.3m	Hose	
34	2720500	1	Hose, Oil Cooler (Top)	
35	2720501	1	Hose, Oil Cooler (Bottom)	
36	2750532	0.75 ft /0.2m	Hose	
37	2902065	1	Pump Coupling Kit (See Separate Breakdown in this Section)	
39	3200362	2	Mount, Motor (Front)	
40	3200401	2	Mount, Motor (Rear)	

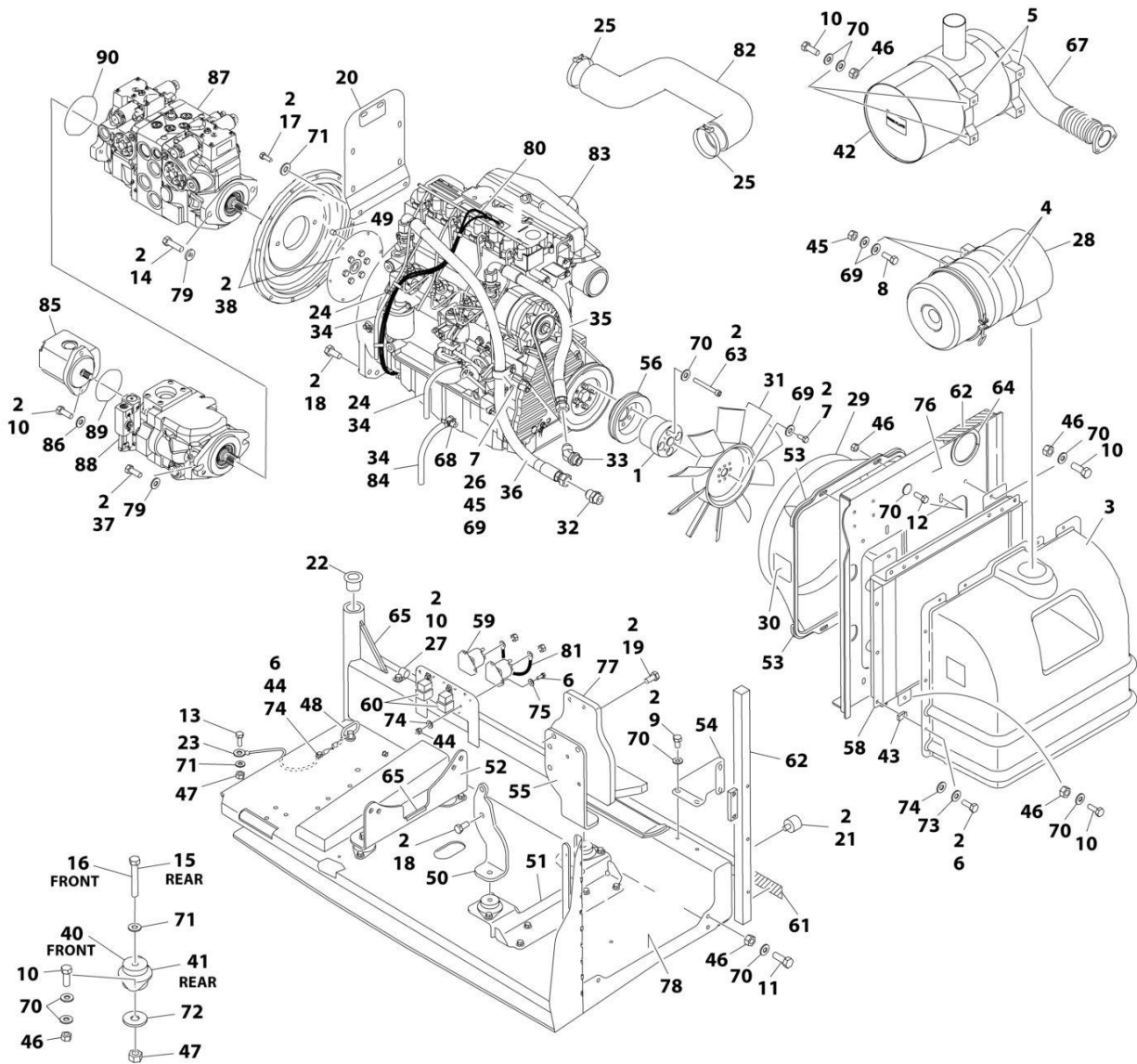
## SECTION 3 - ENGINE

ITEM	PART NUMBER	QTY	DESCRIPTION	REV
41	1001257277	1	Muffler	
42	3300454	10	Nut 1/4	
43	3311405	5	Nut 1/4	
44	3311505	5	Nut 5/16	
45	3311605	30	Nut 3/8	
46	3311805	5	Nut 1/2	
47	3422532	1	Pin, Hitch	
48	3520054	2	Plug	
49	3537416	1	Plate, Mounting (Front Right)	
50	3539971	1	Bracket, Engine Mounting (Front)	
51	3573142	1	Bracket, Engine Mounting (Rear)	
52	3573411	2	Plate, Clamp	
53	3573412	1	Gusset	
54	3573529	1	Plate, Mounting (Front Left)	
55	3580158	1	Pulley	
56	1001108616	1	Pump Assembly - Sauer (See Separate Breakdown in this Section)	
57	1001145382	1	Cooler, Engine Oil	
58	3740067	2	Relay, Start	
59	3740080	2	Relay	
60	3960543	1	Seal	
61	3960544	1	Seal	
62	4032022	4	Capscrew M10 x 90	
63	4060804	0.98 ft /0.3m	Flex-Trim	
64	4060805	0.67 ft /0.2m	Flex-Trim	
65	4240099	AR	Tie, Wire (Not Shown)	
66	4568293	1	Pipe, Exhaust	
67	4640751	1	Valve, Oil Drain	
68	4711500	13	Washer 5/16	
69	4711600	68	Washer 3/8	
70	4711800	7	Washer 1/2	
71	4740274	4	Washer, Snubbing	
72	4740518	10	Washer, Nylon	
73	4751400	20	Washer 1/4	
74	4791400	4	Washer 1/4	
75	4846552	1	Plate, Oil Cooler Mounting	
76	4846946	1	Tray	
77	4891800	4	Washer 1/2	
78	4923468	1	Harness, Glow Plugs	
79	4923592	1	Cable, Jumper	
80	1001225118	1	Hose, Air Intake	
81	0272060	1	Box, Air Intake	
82	8410013	1	Clamp, Gear	
83	0761215	2	Bolt M12 x 35mm	
84	4891600	2	Washer 3/8	
85	1001171095	1	Pump Assembly - Sauer Piston (See Separate Breakdown in this Section)	
87	1001112927	1	Pump Assembly - Sauer Gear (See Separate Breakdown in this Section)	
88	3790152	1	O-Ring	
89	3790155	1	O-Ring	



# SECTION 3 - ENGINE

FIGURE 3-15. DEUTZ TD2011 ENGINE ASSEMBLY - WITH SAUER PUMPS (WITH SKYPOWER AND WITHOUT COLD WEATHER PLUS PACKAGE)



ART\_1001107973\_M

## SECTION 3 - ENGINE

**FIGURE 3-15. DEUTZ TD2011 ENGINE ASSEMBLY - WITH SAUER PUMPS (WITH SKYPOWER AND WITHOUT COLD WEATHER PLUS PACKAGE)**

ITEM	PART NUMBER	QTY	DESCRIPTION	REV
	1001107973	Ref	DEUTZ TD2011 ENGINE ASSEMBLY - WITH SAUER PUMPS (WITH SKYPOWER AND WITHOUT COLD WEATHER PLUS PACKAGE)	N
1	0080244	1	Spacer, Fan	
2	0100011	AR	Compound, Locking	
3	0272060	1	Box, Air Intake	
4	0340003	2	Band, Air Cleaner	
5	0340051	2	Band, Muffler	
6	0641406	15	Bolt 1/4 x 3/4	
7	0641506	5	Bolt 5/16 x 3/4	
8	0641507	4	Bolt 5/16 x 7/8	
9	0641605	4	Bolt 3/8 x 5/8	
10	0641608	27	Bolt 3/8 x 1	
11	0641609	2	Bolt 3/8 x 1-1/8	
12	0641610	4	Bolt 3/8 x 1-1/4	
13	0641808	1	Bolt 1/2 x 1	
14	0641814	2	Bolt 1/2 x 1-3/4	
15	0641818	2	Bolt 1/2 x 2-1/4	
16	0641826	2	Bolt 1/2 x 3-1/4	
17	0711214	2	Bolt M12 x 30	
18	0771414	6	Bolt M14 x 30	
19	0711417	4	Bolt M14 x 45	
20	1001112766	1	Bracket, Muffler	
21	0940070	1	Bumper	
22	0961986	2	Bushing, Flanged	
23	1001131542	1	Lanyard	
24	1320022	2	Clamp	
25	1320058	2	Clamp	
26	1320060	1	Clamp	
27	1320223	1	J-Clip	
28	1340065	1	Air Cleaner Assembly	
28	7003655	1	Element, Air Cleaner	
28	7015013	1	Baffle, Rubber	
28	7015014	1	Clamp, Cap	
28	7015015	1	Cup	
28	7015003	1	Wingnut	
29	1671023	1	Shroud, Fan	
30	1703162	2	Decal - Fan Blade	
31	2060025	1	Fan	
32	2220451	1	Fitting, Straight	
33	2220498	1	Fitting, Elbow	
34	2720058	34 ft/ 10.3m	Hose	
35	2720500	1	Hose, Oil Cooler (Top)	
36	2720501	1	Hose, Oil Cooler (Bottom)	
37	0761215	2	Bolt M12 x 35mm	
38	2902065	1	Pump Coupling Kit (See Separate Breakdown in this Section)	
40	3200362	2	Mount, Motor (Front)	
41	3200401	2	Mount, Motor (Rear)	

## SECTION 3 - ENGINE

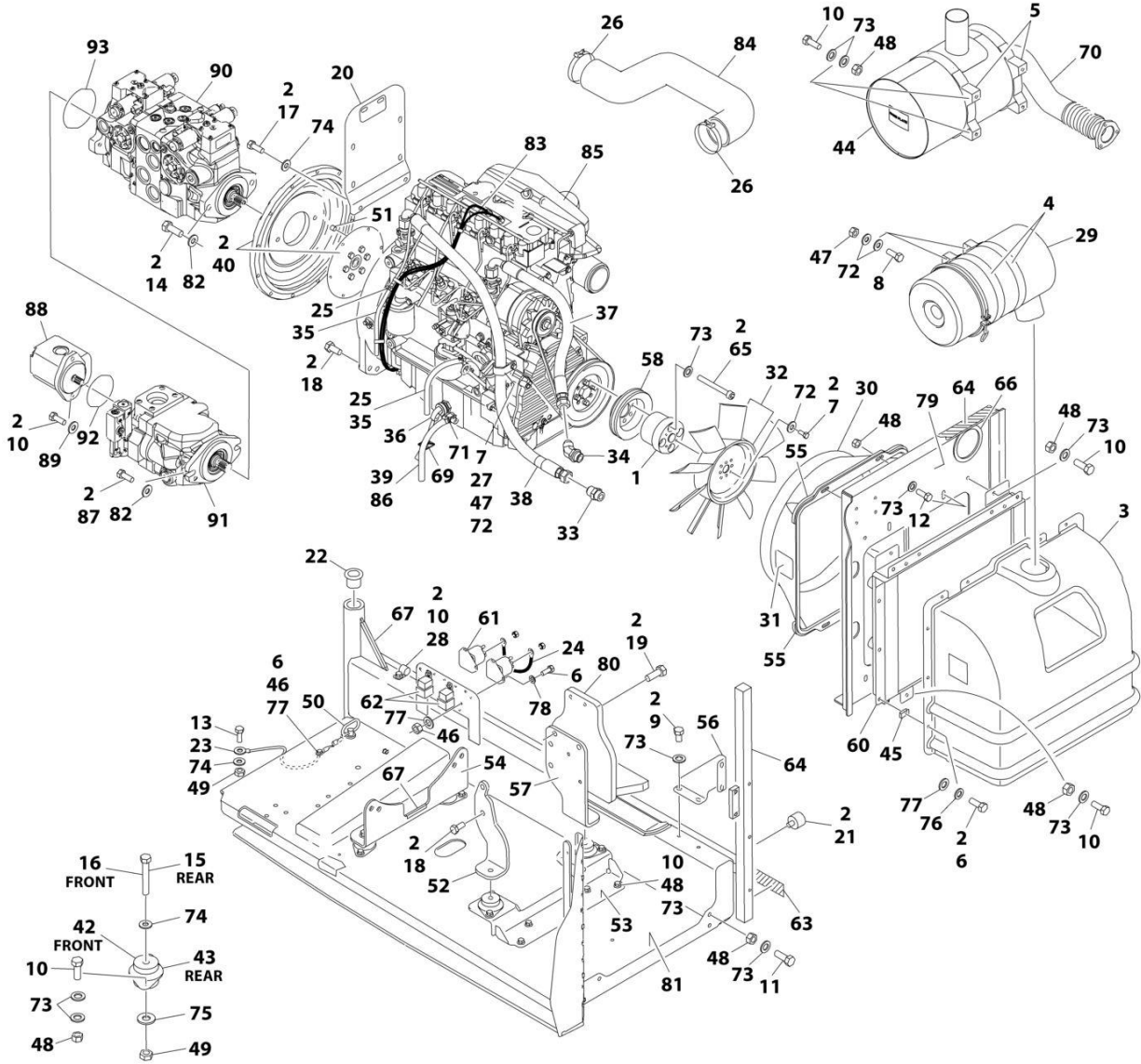
ITEM	PART NUMBER	QTY	DESCRIPTION	REV
42	1001257277	1	Muffler	
43	3300454	10	Nut	
44	3311405	5	Nut 1/4	
45	3311505	5	Nut 5/16	
46	3311605	30	Nut 3/8	
47	3311805	5	Nut 1/2	
48	3422532	1	Pin, Hitch	
49	3520054	2	Plug	
50	3537416	1	Plate, Mounting (Front Right)	
51	3539971	1	Bracket, Engine Mounting (Front)	
52	3573142	1	Bracket, Engine Mounting (Rear)	
53	3573411	2	Plate, Clamp	
54	3573412	1	Gusset	
55	3573529	1	Plate, Mounting (Front Left)	
56	3580320	1	Pulley	
58	1001145382	1	Cooler, Engine Oil	
59	3740067	2	Relay, Start	
60	3740080	2	Relay	
61	3960543	1	Seal	
62	3960544	1	Seal	
63	4032022	4	Capscrew M10 x 90	
64	4060804	0.98 ft /0.3m	Flex-Trim	
65	4060805	0.67 ft /0.2m	Flex-Trim	
66	4240099	AR	Tie, Wire (Not Shown)	
67	4568293	1	Pipe, Exhaust	
68	4640751	1	Valve, Oil Drain	
69	4711500	13	Washer 5/16	
70	4711600	68	Washer 3/8	
71	4711800	7	Washer 1/2	
72	4740274	4	Washer, Snubbing	
73	4740518	10	Washer, Nylon	
74	4751400	20	Washer 1/4	
75	4791400	4	Washer 1/4	
76	4846552	1	Plate, Oil Cooler Mounting	
77	4846945	1	Mount, Generator	
78	4846946	1	Tray	
79	4891800	4	Washer 1/2	
80	4923468	1	Harness, Glow Plugs	
81	4923592	1	Cable, Jumper	
82	1001225118	1	Hose, Air Intake	
83	1001098601	1	Engine, Deutz TD2011 Components (See Separate Breakdown in this Section)	
84	8410013	1	Clamp, Gear	
85	1001112927	1	Pump Assembly - Sauer Gear (See Separate Breakdown in this Section)	
86	4891600	2	Washer 3/8	
87	1001108616	1	Pump Assembly - Sauer (See Separate Breakdown in this Section)	
88	1001171095	1	Pump Assembly - Sauer Piston (See Separate Breakdown in this Section)	
89	3790152	1	O-Ring	

## SECTION 3 - ENGINE

ITEM	PART NUMBER	QTY	DESCRIPTION	REV
90	3790155	1	O-Ring	
91	2750532	0.8 ft/ 0.2m	Hose	

# SECTION 3 - ENGINE

FIGURE 3-16. DEUTZ TD2011 ENGINE ASSEMBLY - WITH SAUER PUMPS (WITH SKYPOWER AND WITH COLD WEATHER PLUS PACKAGE)



ART\_1001107975\_M



## SECTION 3 - ENGINE

**FIGURE 3-16. DEUTZ TD2011 ENGINE ASSEMBLY - WITH SAUER PUMPS (WITH SKYPOWER AND WITH COLD WEATHER PLUS PACKAGE)**

ITEM	PART NUMBER	QTY	DESCRIPTION	REV
	1001107975	Ref	DEUTZ TD2011 ENGINE ASSEMBLY - WITH SAUER PUMPS (WITH SKYPOWER AND WITH COLD WEATHER PLUS PACKAGE)	M
1	0080244	1	Spacer, Fan	
2	0100011	AR	Compound, Locking	
3	0272060	1	Box, Air Intake	
4	0340003	2	Band, Air Cleaner	
5	0340051	2	Band, Muffler	
6	0641406	15	Bolt 1/4 x 3/4	
7	0641506	5	Bolt 5/16 x 3/4	
8	0641507	4	Bolt 5/16 x 7/8	
9	0641605	4	Bolt 3/8 x 5/8	
10	0641608	27	Bolt 3/8 x 1	
11	0641609	2	Bolt 3/8 x 1-1/8	
12	0641610	4	Bolt 3/8 x 1-1/4	
13	0641808	1	Bolt 1/2 x 1	
14	0641814	2	Bolt 1/2 x 1-3/4	
15	0641818	2	Bolt 1/2 x 2-1/4	
16	0641826	2	Bolt 1/2 x 3-1/4	
17	0711214	2	Bolt M12 x 30	
18	0771414	6	Bolt M14 x 30	
19	0711417	4	Bolt M14 x 45	
20	1001112766	1	Bracket, Muffler	
21	0940070	1	Bumper	
22	0961986	2	Bushing, Flanged	
23	1001131542	1	Lanyard	
24	1060904	1	Cable, Jumper	
25	1320022	2	Clamp	
26	1320058	2	Clamp	
27	1320060	1	Clamp	
28	1320223	1	J-Clip	
29	1340065	1	Air Cleaner Assembly	
29	7003655	1	Element, Air Cleaner	
29	7015013	1	Baffle, Rubber	
29	7015014	1	Clamp, Cap	
29	7015015	1	Cup	
29	7015003	1	Wingnut	
30	1671023	1	Shroud, Fan	
31	1703162	2	Decal - Fan Blade	
32	2060025	1	Fan	
33	2220451	1	Fitting, Straight	
34	2220498	1	Fitting, Elbow	
35	2720058	34 ft/ 10.3m	Hose	
36	2580062	1	Heater, Engine Block	
37	2720500	1	Hose, Oil Cooler (Top)	
38	2720501	1	Hose, Oil Cooler (Bottom)	
39	2750532	0.75 ft /0.2m	Hose	
40	2902065	1	Pump Coupling Kit (See Separate Breakdown in this Section))	

## SECTION 3 - ENGINE

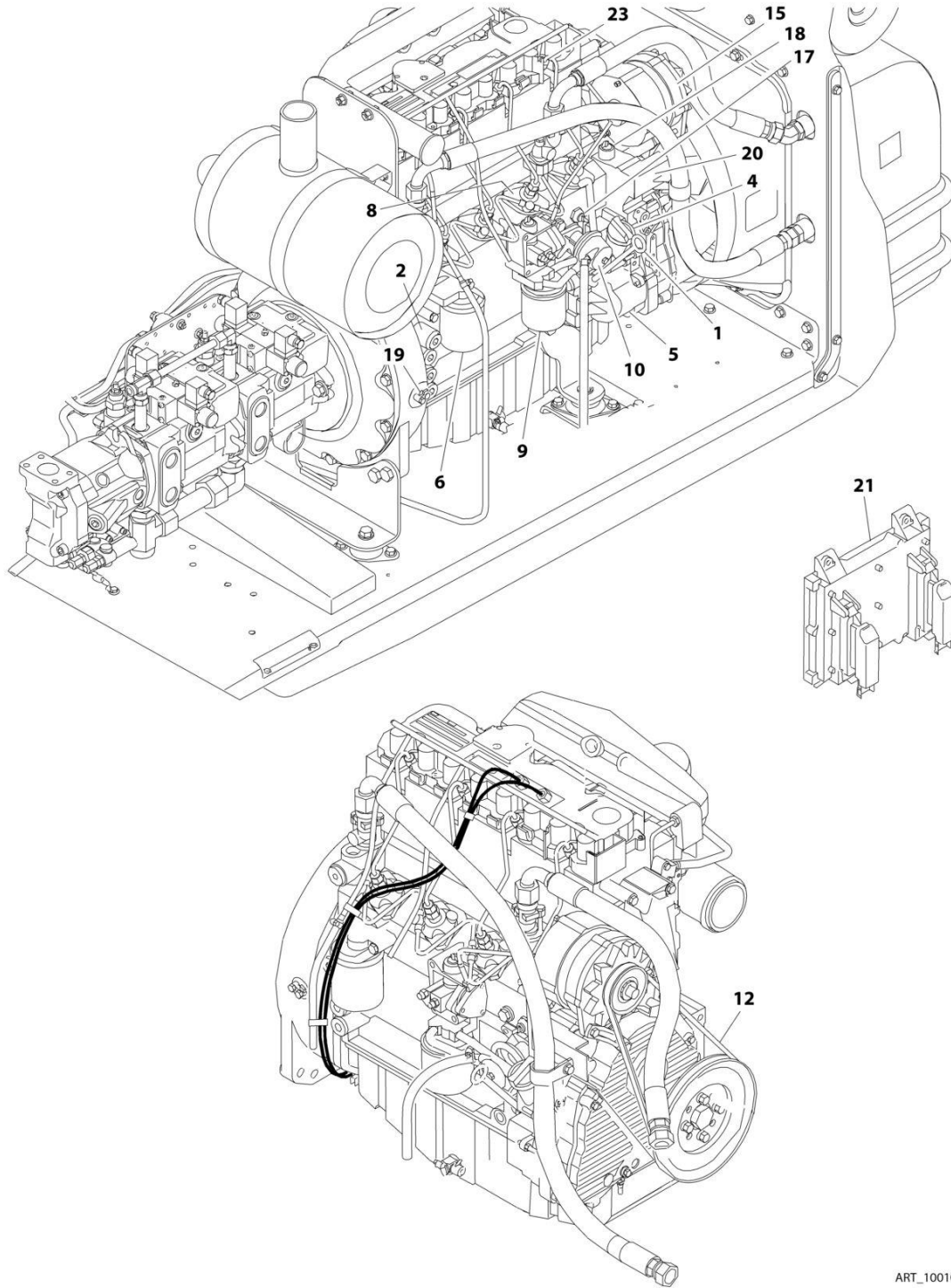
ITEM	PART NUMBER	QTY	DESCRIPTION	REV
42	3200362	2	Mount, Motor (Front)	
43	3200401	2	Mount, Motor (Rear)	
44	1001257277	1	Muffler	
45	3300454	10	Nut	
46	3311405	5	Nut 1/4	
47	3311505	5	Nut 5/16	
48	3311605	30	Nut 3/8	
49	3311805	5	Nut 1/2	
50	3422532	1	Pin, Hitch	
51	3520054	2	Plug	
52	3537416	1	Plate, Mounting (Front Right)	
53	3539971	1	Bracket, Engine Mounting (Front)	
54	3573142	1	Bracket, Engine Mounting (Rear)	
55	3573411	2	Plate, Clamp	
56	3573412	1	Gusset	
57	3573529	1	Plate, Mounting (Front Left)	
58	3580320	1	Pulley	
60	1001145382	1	Cooler, Engine Oil	
61	3740067	2	Relay, Start	
62	3740080	2	Relay	
63	3960543	1	Seal	
64	3960544	1	Seal	
65	4032022	4	Capscrew M10 x 90	
66	4060804	0.98 ft /0.3m	Flex-Trim	
67	4060805	0.67 ft /0.2m	Flex-Trim	
68	4240099	AR	Tie, Wire (Not Shown)	
69	4460234	3	Mount, Wire Tie	
70	4568293	1	Pipe, Exhaust	
71	4640751	1	Valve, Oil Drain	
72	4711500	13	Washer 5/16	
73	4711600	68	Washer 3/8	
74	4711800	7	Washer 1/2	
75	4740274	4	Washer, Snubbing	
76	4740518	10	Washer, Nylon	
77	4751400	20	Washer 1/4	
78	4791400	4	Washer 1/4	
79	4846552	1	Plate, Oil Cooler Mounting	
80	4846945	1	Mount, Generator	
81	4846946	1	Tray	
82	4891800	4	Washer 1/2	
83	4923468	1	Harness, Glow Plugs	
84	1001225118	1	Hose, Air Intake	
85	1001098601	1	Engine, Deutz TD2011 Components (See Separate Breakdown in this Section)	
86	8410013	1	Clamp, Gear	
87	0761215	2	Bolt M12 x 35	
88	1001112927	1	Pump Assembly - Sauer Gear (See Separate Breakdown in this Section)	
89	4891600	2	Washer 3/8	

## SECTION 3 - ENGINE

ITEM	PART NUMBER	QTY	DESCRIPTION	REV
90	1001108616	1	Pump Assembly - Sauer Tandem (See Separate Breakdown in this Section)	
91	1001171095	1	Pump Assembly - Sauer Piston (See Separate Breakdown in this Section)	
92	3790152	1	O-Ring	
93	3790155	1	O-Ring	

# SECTION 3 - ENGINE

## FIGURE 3-17. DEUTZ TD2011 ENGINE COMPONENTS



ART\_1001098601

## SECTION 3 - ENGINE

**FIGURE 3-17. DEUTZ TD2011 ENGINE COMPONENTS**

ITEM	PART NUMBER	QTY	DESCRIPTION	REV
	1001098601	Ref	DEUTZ TD2011 ENGINE COMPONENTS	C
1	7027235	1	Dipstick	
1	70000044	1	O-Ring	
2	70003475	1	Thermostat	
2	7020460	1	Compression Spring	
3	70001870	1	Flywheel (Not Shown)	
3	7024579	1	Gear, Ring (Not Shown)	
4	7020465	1	Cap, Filler	
5	70001850	1	Pump, Oil	
5	7020468	1	Seal Between Oil Pump and Engine Block (Not Shown)	
6	7016331	1	Filter, Oil	
6	7027236	1	Sender, Temperature (Located near Oil Filter)	
8		Ref	Injector Pump	
8	70001128	AR	"A" Series	
8	70001129	AR	"B" Series	
8	70001130	AR	"C" Series	
8	70001131	AR	"D" Series	
8	7020447	AR	Gasket (1 per Injector)	
9	7016328	1	Filter, Fuel	
10	70000916	1	Pump Fuel Supply	
10	70001435	1	Repair Kit	
10	70000917	1	O-Seal Between Fuel Pump and Engine Block (Not Shown)	
10	70000918	1	Sealing Ring (Not Shown)	
10	70000919	1	Pump, Hand (Not Shown)	
11	7027239	1	Solenoid, Start (Not Shown - Located near Throttle)	
12	7020414	1	V-Belt	
13	7020471	4	Gasket, Exhaust Manifold to Engine Block (Not Shown)	
13	7020486	1	Gasket, Exhaust Manifold to Exhaust Pipe (Not Shown)	
14	7027240	1	Turbocharger (Not Shown)	
14	70001857	1	Flange, Turbocharger (Not Shown)	
14	70001135	1	Gasket (Not Shown)	
15	70001867	1	Alternator	
15	70001868	1	Regulator, Voltage (Not Shown)	
16	7020479	1	Starter (Not Shown - Located on Right Side of Engine)	
16	7026608	1	Relay, Start (Not Shown)	
17	7027790	1	Sensor, Oil Pressure	
18	7027791	1	Sensor, Temperature (Not Shown)	
19	7024565	1	Sensor, Speed	
20	7027792	1	Actuator Throttle	
20	7027276	2	Spring	
21	1600443	1	Module, EMR2 Controller	
22	70002718	1	Seal, Rear Main (Not Shown)	
23	70003135	4	Injector, Fuel	
23	70003136	1	Ring, Sealing	
24	70001847	1	Valve, Breather (Located - Front Cover) (Not Shown)	
24	70001126	1	O-Ring (Not Shown)	
25	70001125	1	Cap, Breather (Located In Cylinder Head Cover) (Not Shown)	
25	70001126	1	O-Ring (Not Shown)	
26	70001871	4	Gasket, Air Intake Manifold (Not Shown)	
27	70000345	4	Plug, Glow (Not Shown)	

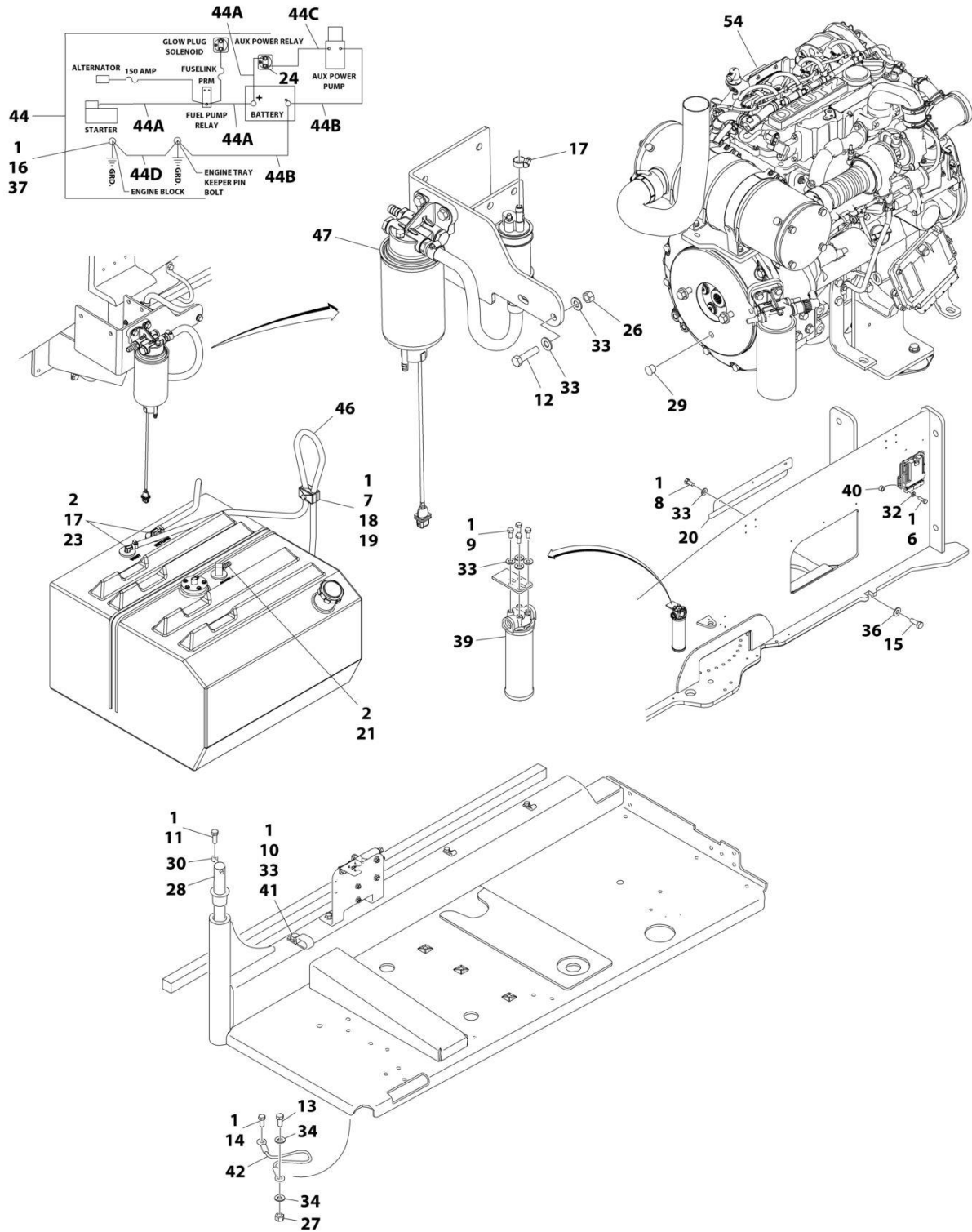
## SECTION 3 - ENGINE

ITEM	PART NUMBER	QTY	DESCRIPTION	REV
28	70007353	1	Gasket Kit (Not Shown)	



# SECTION 3 - ENGINE

**FIGURE 3-18. DEUTZ TD2.9L4 ENGINE INSTALLATION - WITH SAUER PUMPS AND STEEL HOODS (CHINA & ANSI EXPORT LRC SPECS)**



ART\_1001221261



## SECTION 3 - ENGINE

**FIGURE 3-18. DEUTZ TD2.9L4 ENGINE INSTALLATION - WITH SAUER PUMPS AND STEEL HOODS  
(CHINA & ANSI EXPORT LRC SPECS)**

ITEM	PART NUMBER	QTY	DESCRIPTION	REV
	1001221261	Ref	DEUTZ TD2.9L4 DIESEL ENGINE INSTALLATION - WITH SAUER PUMPS AND STEEL HOODS	D
1	0100011	AR	Compound, Locking	
2	0100079	AR	Sealant, Pipe	
6	0641410	4	Bolt 1/4 x 1-1/4	
7	0641511	1	Bolt 5/16 x 1-3/8	
8	0641605	3	Bolt 3/8 x 5/8	
9	0641606	4	Bolt 3/8 x 3/4	
10	0641608	1	Bolt 3/8 x 1	
11	0641610	1	Bolt 3/8 x 1-1/4	
12	0641612	2	Bolt 3/8 x 1-1/2	
13	0641708	1	Bolt 7/16 x 1	
14	0641808	1	Bolt 1/2 x 1	
15	0642010	1	Bolt 5/8 x 1-1/4	
16	0761210	1	Bolt M12 x 20	
17	1320022	3	Clamp	
18	1320187	1	Clamp	
19	1320190	1	Cover, Clamp	
20	1671121	1	Cover	
21	2180832	1	Fitting, Barbed	
23	2220313	2	Fitting, Elbow Barbed	
24	3300220	2	Nut 5/16	
26	3311605	2	Nut 3/8	
27	3311705	1	Nut 7/16	
28	3422446	1	Pin, Pivot	
29	3520054	1	Plug	
30	3841143	1	Pin, Keeper	
31	4240018	2	Strap, Tie (Not Shown)	
32	4711400	4	Washer 1/4	
33	4711600	12	Washer 3/8	
34	4711700	2	Washer 7/16	
36	4752000	1	Washer 5/8	
37	4812100	1	Washer M12	
39	1001108617	1	Filter	
39	70002231	1	Element, Filter	
40	1001110425	4	Spacer	
41	1001116792	1	Clamp	
42	1001131542	1	Lanyard	
43	1001138491	NLA	Harness, Fuel (Use p/n 1001222665) (Not Shown - See Separate Breakdown in ELECTRICAL SECTION)	
44	1001141225	1	Battery Cable Kit	E
44A	7027042	1	Cable, Battery (Red) (Battery + to Relays and Starter)	
44B	7027043	1	Cable, Battery (Black) (Battery - to Tray Pivot Grd and Aux Pump)	
44C	7027044	1	Cable (Red) (Aux Relay to Aux Pump)	
44D	7027045	1	Cable, Battery (Black) (Engine to Tray Pivot Grd)	
46	2750532	5 ft/ 1.5m	Hose	
47	1001227606	1	Bracket, Fuel Pump Filter Assembly (See Separate Breakdown in this Section)	

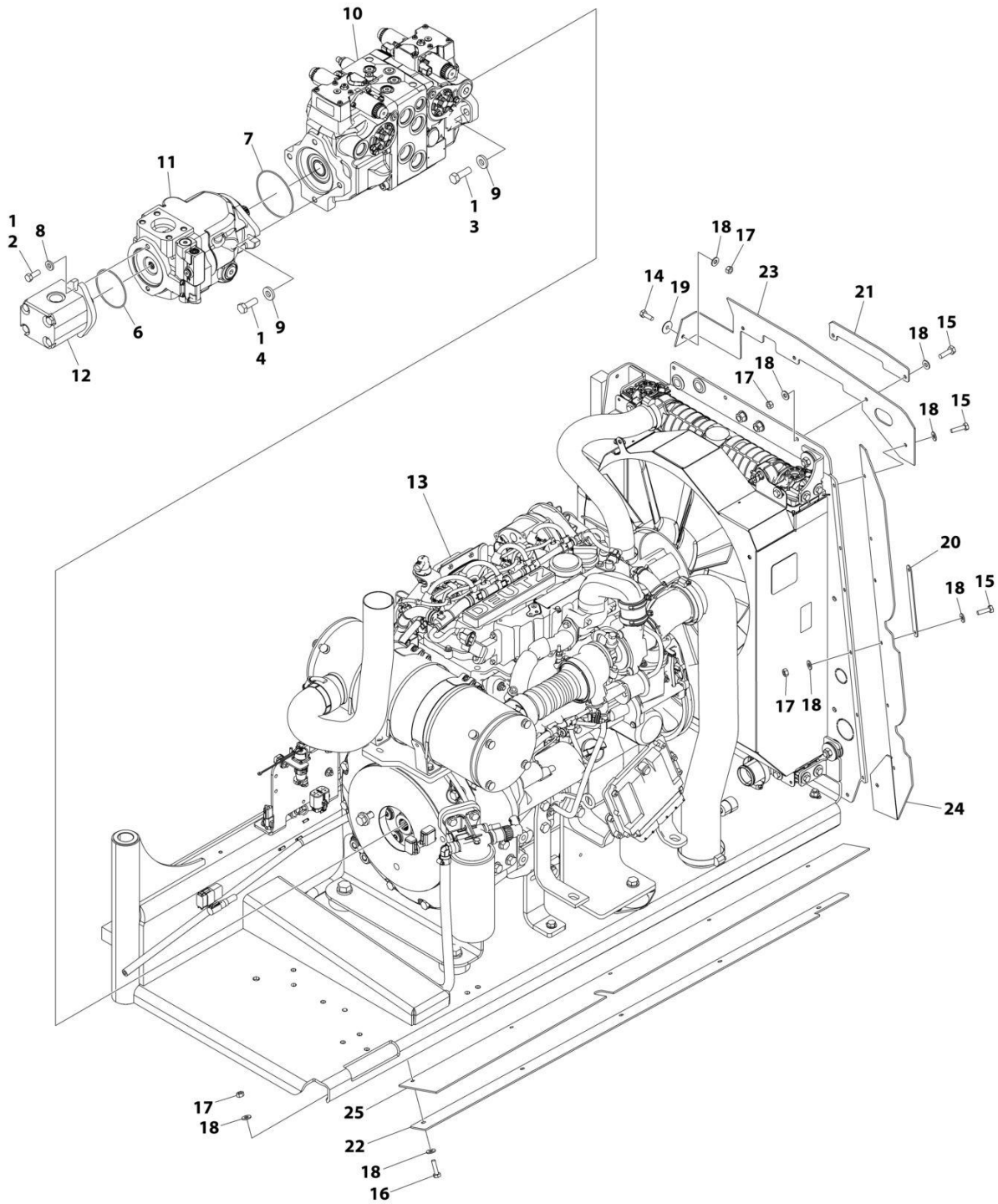
## SECTION 3 - ENGINE

ITEM	PART NUMBER	QTY	DESCRIPTION	REV
54	1001221265	1	Engine Sub-Assembly (See Separate Breakdown in this Section)	



# SECTION 3 - ENGINE

FIGURE 3-19. DEUTZ TD2.9L4 ENGINE SUB-ASSEMBLY - WITH SAUER PUMPS (CHINA & ANSI EXPORT LRC SPECS)



ART\_1001221265

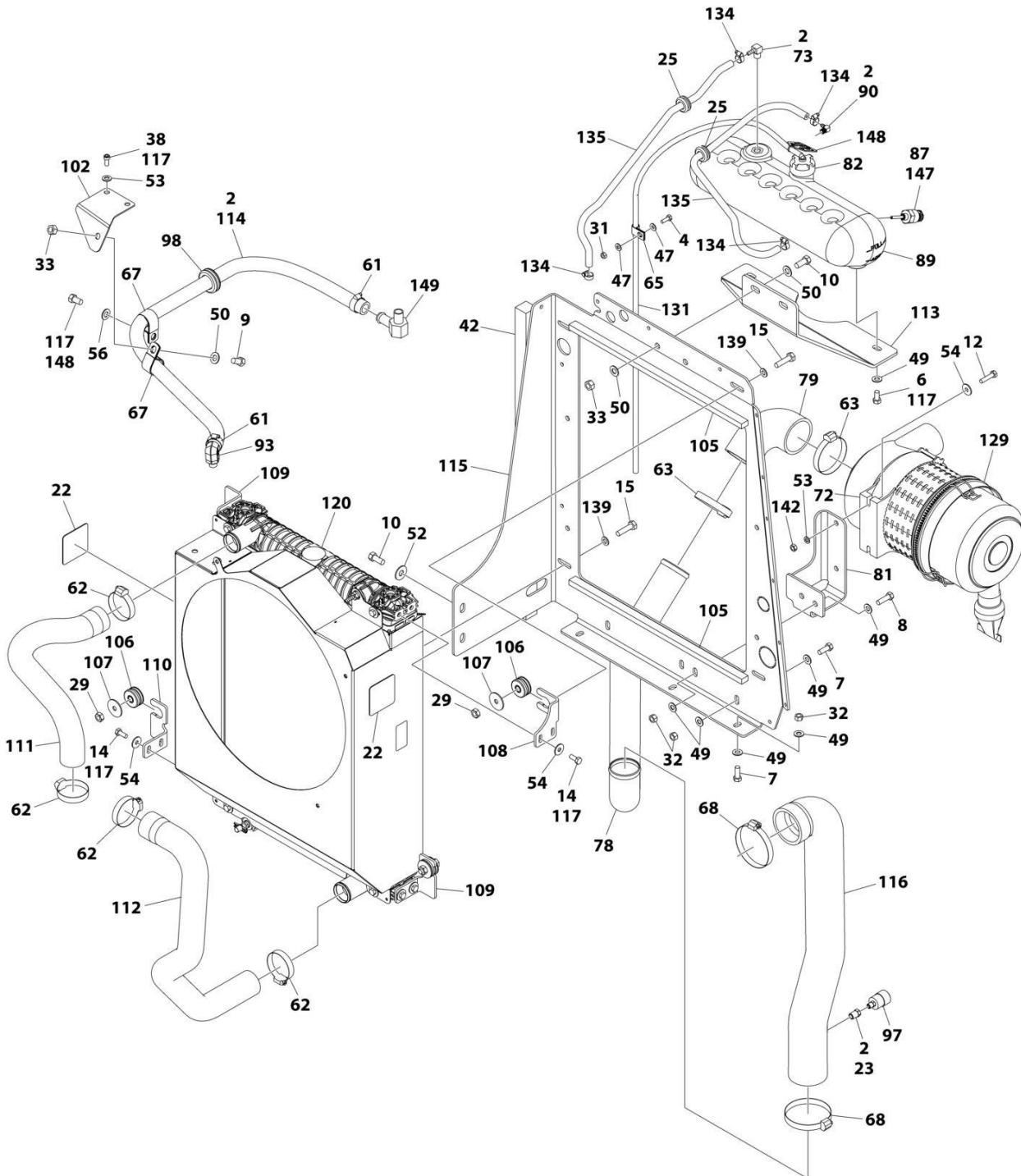
## SECTION 3 - ENGINE

**FIGURE 3-19. DEUTZ TD2.9L4 ENGINE SUB-ASSEMBLY - WITH SAUER PUMPS (CHINA & ANSI EXPORT LRC SPECS)**

ITEM	PART NUMBER	QTY	DESCRIPTION	REV
	1001221265	Ref	DEUTZ TD2.9L4 ENGINE SUB-ASSEMBLY	R
1	0100011	AR	Compound, Locking	
2	0641608	2	Bolt 3/8 x 1	
3	0641812	2	Bolt 1/2 x 1-1/2	
4	0761215	2	Bolt M12 x 35	
6	3790152	1	O-Ring	
7	3790155	1	O-Ring	
8	4891600	2	Washer 3/8	
9	4891800	4	Washer 1/2	
10	1001108616	1	Pump Assembly (Sauer Tandem) (See Separate Breakdown in this Section)	
11	1001171095	1	Pump Assembly (Sauer Piston) (See Separate Breakdown in this Section)	
12	1001112927	1	Pump Assembly (Sauer Gear) (See Separate Breakdown in this Section)	
13	1001220735	1	Deutz TD2.9L4 Engine Assembly (See Separate Breakdown in this Section)	
14	0641406	AR	Bolt 1/4 x 3/4	
15	0641407	8	Bolt 1/4 x 7/8	
16	0641408	AR	Bolt 1/4 x 1	
16	0641407	AR	Bolt 1/4 x 7/8	
17	3311405	16	Nut 1/4	
18	4711400	AR	Washer 1/4	
19	4740430	AR	Washer, Fender	
20	1001167164	3	Plate, Support	
21	1001177945	1	Bracket	
22	1001177946	1	Bracket	
23	1001177957	1	Seal, Rubber Baffle	
24	1001177958	1	Seal, Rubber Baffle	
25	1001177959	1	Seal, Rubber Baffle	

# SECTION 3 - ENGINE

## FIGURE 3-20. DEUTZ TD2.9L4 ENGINE ASSEMBLY (CHINA & ANSI EXPORT LRC SPECS)



ART\_1001220735\_T\_10F2



## SECTION 3 - ENGINE

**FIGURE 3-20. DEUTZ TD2.9L4 ENGINE ASSEMBLY (CHINA & ANSI EXPORT LRC SPECS)**

ITEM	PART NUMBER	QTY	DESCRIPTION	REV
	1001220735	Ref	DEUTZ TD2.9L4 ENGINE ASSEMBLY	T
1	0100011	AR	Compound, Locking	
2	0100020	AR	Sealant	
3	0100062	AR	Adhesive, Loctite #680	
4	0641406	7	Bolt 1/4 x 3/4	
5	0641503	2	Bolt 5/16 x 3/8	
6	0641606	5	Bolt 3/8 x 3/4	
7	0641608	7	Bolt 3/8 x 1	
8	0641610	2	Bolt 3/8 x 1-1/4	
9	0641706	AR	Bolt 7/16 x 3/4	
10	0641708	4	Bolt 7/16 x 1	
11	0682028	4	Bolt 5/8 x 3-1/2 Grade 8	
12	0700815	2	Bolt M8 x 35	
13	0701024	AR	Bolt M10 x 80	
13	0701025	AR	Bolt M10 x 85	
14	0760810	8	Bolt M8 x 20	
15	0761016	4	Bolt M10 x 40	
16	0761214	3	Bolt M12 x 30	
18	0771212	1	Bolt M12 x 25 Grade 10.9	
19	0771414	9	Bolt M14 x 30 Grade 10.9	
20	0940070	1	Bumper	
21	0961986	2	Bushing, Flanged	
22	1703162	2	Decal - Fan	
23	2220273	1	Fitting, Straight NPTF/FNPTF	
25	2540038	2	Grommet	
26	2902065	1	Pump Coupling Kit (See Separate Breakdown in this Section)	
27	3272001	4	Nut 5/8 Grade 8	
28	3290801	AR	Nut M8	
29	3291001	4	Nut M10	
29	3291007	4	Nut M10	
30	3310401	3	Nut #4	
31	3311405	8	Nut 1/4	
32	3311605	7	Nut 3/8	
33	3311705	3	Nut 7/16	
34	1001137336	AR	Strap	
35	3580320	1	Pulley	
36	3910408	3	Screw #4 x 1/2	
37	3931432	1	Capscrew 1/4 x 2	
38	3931508	2	Capscrew 5/16 x 1/2	
38	4031907	2	Capscrew M8 x 16	
39	3931512	4	Capscrew 5/16 x 3/4	
40	3931628	4	Capscrew 3/8 x 1-3/4	
41	3960543	1	Seal	
42	3960544	1	Seal	
43	4031914	4	Bolt M8 x 50	
44	4032014	4	Bolt M10 x 50	
45	4240099	AR	Tie-Strap (Not Shown)	
46	4710400	3	Washer #4	
47	4711400	7	Washer 1/4	
48	4711500	AR	Washer 5/16	



## SECTION 3 - ENGINE

ITEM	PART NUMBER	QTY	DESCRIPTION	REV
49	4711600	21	Washer 3/8	
50	4711700	6	Washer 7/16	
51	4751400	8	Washer 1/4	
52	4751700	2	Washer 7/16	
53	4811900	13	Washer M8	
54	4811902	14	Washer M8	
55	4812000	AR	Washer M10	
56	4812100	AR	Washer M12	
57	4812200	9	Washer M14	
59	4892000	4	Washer 5/8	
60	8405006	2	Clamp	
61	8405007	2	Clamp	
62	8405201	4	Clamp	
63	8405204	2	Clamp	
64	8406102	1	Clip	
65	8406109	2	Clip	
66	8406112	1	Clip	
67	8406302	2	Clamp	
68	8410011	2	Clamp	
69	0760814001	1	Bolt M8 x 30	
69	0760814	5	Bolt M8 x 30	
70	1001117308	1	Relay	
71	1001119727	2	Clamp	
72	1001133634	1	Clamp	
73	1001134488	1	Fitting, 90 Barbed	
74	1001135138	1	Spacer, Fan	
75	1001135560	1	Support, Engine	
76	1001135562	1	Support, Engine - Rear	
77	1001135679	1	Spacer, Pulley	
78	1001135903	1	Pipe, Air Intake	
79	1001135946	1	Elbow, Rubber	
81	1001136665	1	Bracket	
82	1001136834	1	Cap, Tank	
83	1001137276	1	Fan	
84	1001138228	1	Module, Power	
84	70023592	1	Fuse 20Amp (Switched Output)	
84	70023593	1	Fuse 30Amp (Battery Output)	
85	1001138253	2	Clamp	
86	1001138346	1	Harness, Engine (Not Shown - See Separate Breakdown in ELECTRICAL Section)	
87	1001138827	1	Sensor, Coolant Level	
88	1001139240	1	Bracket	
89	1001166393	1	Tank, Surge	
90	1001140564	1	Fitting, 90 Barbed	
91	1001141304	1	Wire, Glow Plug (Not Shown)	
92	1001141717	1	Fitting, Straight	
93	1001141719	1	Fitting, 90 Barbed	
94	1001283008	1	Support, Engine	
95	1001142501	1	Fitting, 90 Barbed	
96	1001142685	1	Bracket	
97	1001143390	1	Indicator, Air Filter Service	
98	1001144089	1	Grommet	

## SECTION 3 - ENGINE

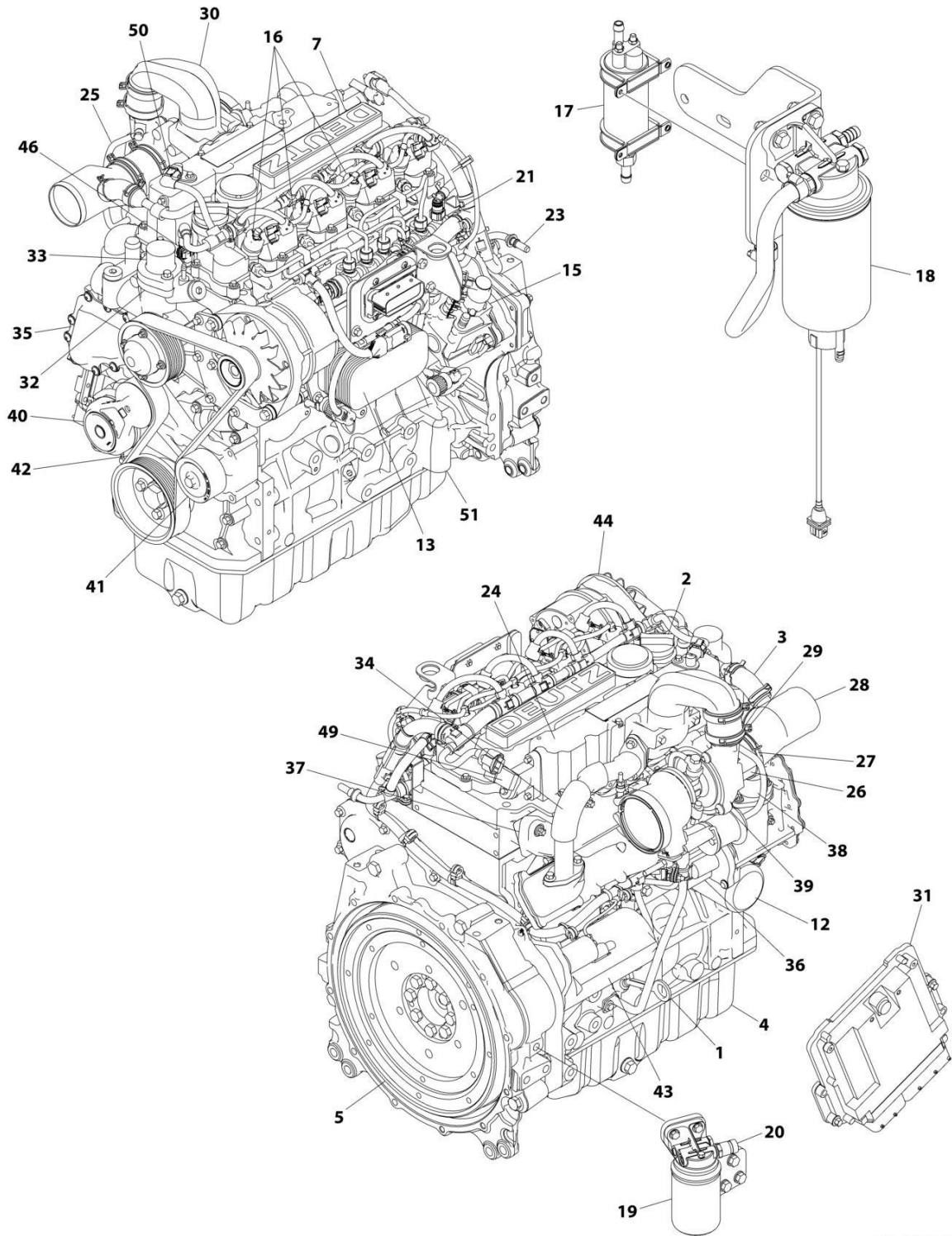
ITEM	PART NUMBER	QTY	DESCRIPTION	REV
99	1001145154	1	Plate, Mounting	
100	1001146219	4	Washer Special	
101	1001148843	1	Harness, Fuel Filter (Not Shown - See Separate Breakdown in ELECTRICAL Section)	
102	1001229600	1	Plate	
103	1001155575	4	Mount, Motor	
104	1001155823	1	Coupling	
105	1001168166	2	Seal	
106	1001169054	4	Isolator	
107	1001169138	4	Pad	
108	1001170035	1	Bracket	
109	1001176329	2	Bracket	
110	1001176330	1	Bracket	
111	1001176415	1	Hose, Radiator (Upper)	
112	1001176416	1	Hose, Radiator (Lower)	
113	1001229599	1	Bracket	
114	1001138524	1	Hose	
115	1001178236	1	Support, Radiator	
116	1001178894	1	Hose, Air Intake	
117	1001180620	AR	Adhesive	
118	1001187011	1	Tray	
119	1001219642	1	Engine, Deutz TD2.9L4 (See Separate Breakdown in this Section)	
120	1001220770	1	Radiator	
121	1001221203	1	Muffler Bracket Assembly	
122	1001221205	1	Bracket	
123	1001151432	1	Muffler	
124	1001221212	2	Clamp	
125	1001257155	1	Pipe, Exhaust	
126	1001221217	1	Pipe, Flex Assembly	
127	1001221219	1	Clamp	
129	1001133633	1	Air Cleaner Assembly	
129	70024190	1	Element, Air Filter	
130	1001135779	1	Cable, Alternator Positive (Not Shown)	
131	1001138248	4 ft /1.2 m	Tubing	
132	1001154405	5 ft /2 m	Hose	
133	1001165035	31 ft /10 m	Hose	
134	1320022	6	Clamp	
135	2720015	5 ft /2 m	Hose	
136	1001221427	1	Muffler-Wrap Assembly	
137	4920385	AR	Wire, Safety	
138	1001170982	1	Adapter	
139	4812002	4	Washer M10	
140	1320130	1	Clamp	
141	5250808	1	Bolt M8 x 16	
142	3290805	2	Nut, M10 (Not Shown)	
143	0100035	AR	Compound, Locking	
144	3290807	4	Nut M8	
145	4640751	1	Valve, Oil Drain	
146	8410013	1	Clamp, Gear	
147	1001182997	AR	Adhesive	
148	0761210	1	Bolt M12 x 20	

## SECTION 3 - ENGINE

ITEM	PART NUMBER	QTY	DESCRIPTION	REV
149	1001138559	1	Fitting, 90	
150	0701022	AR	Bolt M10 x 70	
151	4240032	AR	Tie-Strap (Not Shown)	
152	1001291401	1	Tag, Coolant	

# SECTION 3 - ENGINE

## FIGURE 3-21. DEUTZ TD2.9L4 ENGINE COMPONENTS (CHINA & ANSI EXPORT LRC SPECS)



ART\_1001219642

## SECTION 3 - ENGINE

**FIGURE 3-21. DEUTZ TD2.9L4 ENGINE COMPONENTS (CHINA & ANSI EXPORT LRC SPECS)**

ITEM	PART NUMBER	QTY	DESCRIPTION	REV
	1001219642	Ref	DEUTZ TD2.9L4 ENGINE COMPONENTS	D
1	70006127	1	Dipstick	
1	70024905	1	O-Ring	
2	7020465	2	Cap, Filler	
3	70005920	1	Hose	
3	70025111	2	Clamp	
4	70025162	1	Pan, Oil	
4	70005941	2	Plug	
4	70005942	2	Washer, Sealing	
5	70001870	1	Flywheel	
5	7024579	1	Gear, Ring	
6	70024906	1	Gasket, Head (Not Shown)	
7	70005921	1	Cover, Valve	
7	70025205	1	Gasket	
7	70005171	1	Gasket	
8	70025076	1	Valve (Not Shown - Located on Right Side of Front Engine Cover)	
8	70025176	1	Spring	
8	70025082	1	Ring, Sealing	
8	70025091	1	Plug	
9	70004280	1	Seal, Shaft - Front (Not Shown)	
10	70002718	1	Seal, Shaft - Rear (Not Shown)	
11	70005172	1	Pump, Oil Lube (Not Shown)	
11	70025135	1	O-Ring	
11	70005173	1	Gasket	
12	7016331	1	Filter, Oil	
12	70025137	1	Bushing	
13	70024494	1	Cooler, Engine Oil (Not Shown - Located on Right Side)	
13	70024925	1	Gasket	
14	70025171	1	Oil Suction Pump (Not Shown - Located Inside of Engine Oil Pan)	
15	70024924	1	Pump, Fuel	
15	70025152	1	O-Ring	
15	70025080	1	Washer	
15	70024488	1	Spacer	
15	70024517	1	O-Ring	
16	70025181	4	Injector, Fuel (Not Shown - Located on Right Side)	
16	70025140	4	Washer, Sealing	
16	70025146	4	Clamp (Top of Injector)	
16	70025145	4	O-Ring	
16	70025154	4	Shoe, Clamping	
16	70000345	1	Plug, Glow (Not Shown)	
16	70025231	1	Harness, Glow Plug (Not Shown)	
17	70005174	NLA	Pump, Fuel (Use p/n 1001226098)	
17	70025144	2	Clamp	
18	70024961	1	Fuel Filter Assembly	
18	70025153	NLA	Filter, Fuel (Use p/n 1001225430)	
18	70024513	1	Cable, Sensor	
18	70025239	1	Ring, Sealing	
19	70004511	1	Filter with Head	
19	70004512	NLA	Filter, Fuel (Use p/n 1001225432)	
20	70024504	1	Sensor, Pressure	

## SECTION 3 - ENGINE

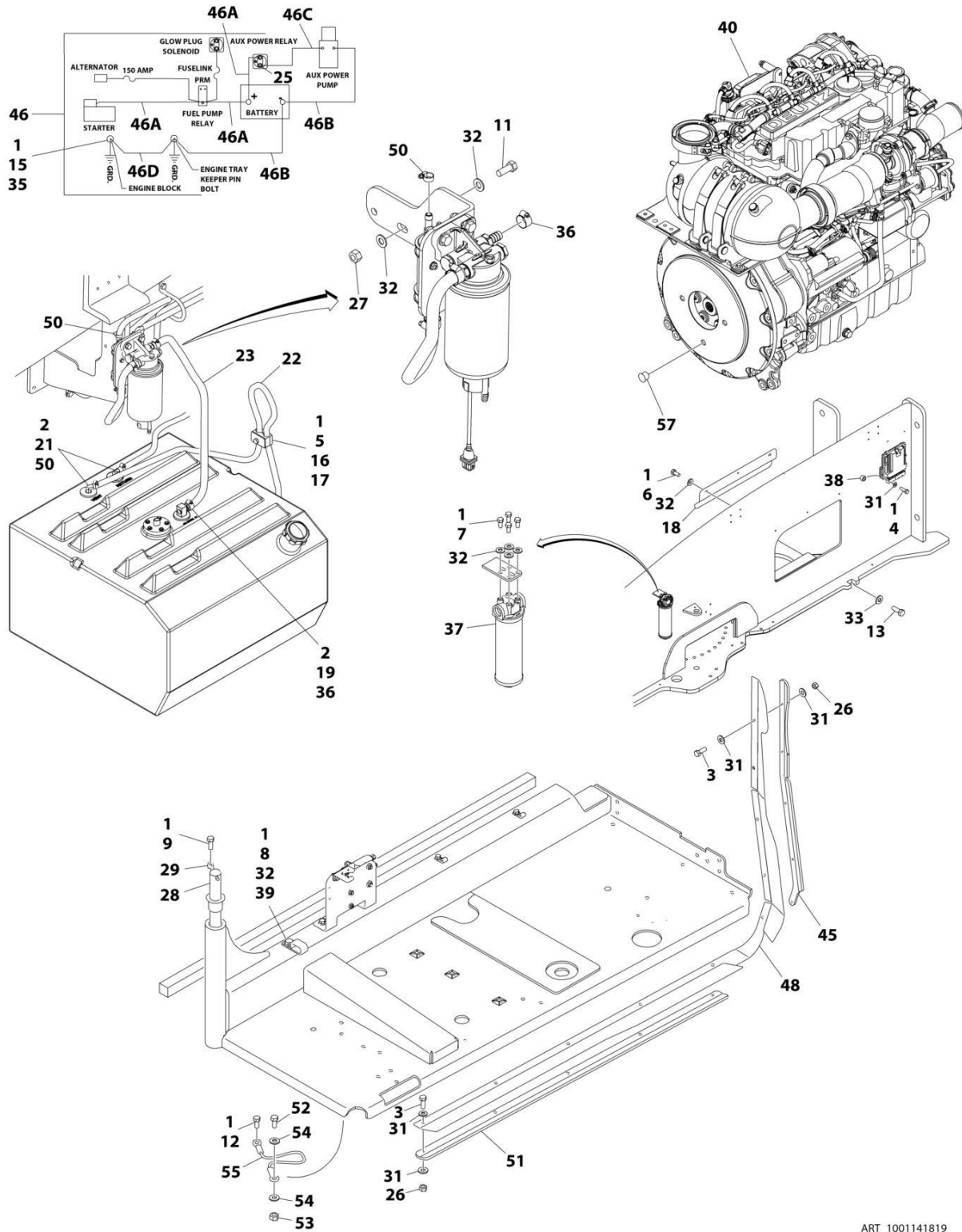
ITEM	PART NUMBER	QTY	DESCRIPTION	REV
20	70024920	1	O-Ring	
21	70025151	1	Rail, Fuel	
21	70025235	1	Repair Kit	
21	70025240	1	O-Ring	
22	70025182	1	Fuel Line - High Pressure (Cylinder 1 & 2) (Not Shown)	
22	70025183	1	Fuel Line - High Pressure (Cylinder 3 & 4) (Not Shown)	
22	70025184	1	Fuel Line - High Pressure (Supply) (Not Shown)	
23	70025158	1	Manifold, Fuel	
23	70025109	2	Clamp	
23	70025115	1	Clamp	
23	70025133	1	Hose	
23	70024502	1	Pipe	
23	70025185	1	Hose	
23	70025101	2	Clamp	
24	70005923	1	Charge Air Pipe	
24	70005924	1	O-Ring	
24	70005177	1	Gasket	
25	70005925	1	Breather Line	
25	70005181	1	O-Ring	
26	70004501	1	Sleeve, Rubber	
27	70025112	2	Clamp	
28	70005926	1	Elbow Connector	
29	70005927	1	Sleeve, Rubber	
29	70025107	2	Clamp	
30	70005928	1	Charge Air Elbow	
31	70025210	1	ECU (Engine Control Unit)	
32	70024910	1	Pump, Water	
32	70025200	1	Ring, Sealing	
32	70025084	2	Plug	
32	7020492	2	Ring, Sealing	
33	70005929	1	Thermostat	
33	70005184	1	O-Ring	
33	70025142	1	Cover, Thermostat	
33	70025931	1	Gasket	
34	70025178	1	Pipe	
34	70025768	1	Valve, Shuttle	
34	70025179	2	Gasket	
34	70025180	1	Gasket	
35	70025203	1	Module, EGR (Includes Item 36)	
35	70025155	1	Plug	
36	70005188	1	Control Valve	
36	70005189	1	Seal	
37	70004282	1	Manifold, Exhaust	
37	70025164	1	Gasket, Exhaust Manifold to Head	
38	70026995	1	Pipe (Not Shown - Located on Left Side)	
38	70021895	2	Gasket	
39	70004276	1	Turbocharger	
39	70024912	1	Gasket, Exhaust Manifold	
39	70024509	1	Gasket, Return Line	
40	70025477	1	Tensioner, Belt	
41	70024484	1	Idler Roller	

## SECTION 3 - ENGINE

ITEM	PART NUMBER	QTY	DESCRIPTION	REV
42	70004277	1	Belt, Drive	
43	70024915	1	Starter	
43	70005647	1	Switch, Solenoid	
43	70005648	1	Relay	
44	70025533	1	Generator	
44	70025149	1	Regulator, Voltage	
45	70025077	1	Harness, Engine (Not Shown)	
46	70024918	1	Sender, Temperature	
47	70024504	1	Sensor, Pressure (Not Shown - Located on Right Side)	
47	70024920	1	O-Ring	
48	70026210	2	Sensor, Speed (Not Shown - Located Left Side Front and Flywheel Housing)	
48	70005191	2	O-Ring	
49	70024507	1	Sensor, Pressure (Not Shown - Located Top Rear)	
49	70025120	1	O-Ring	
50	70024922	1	Temperature, Transmitter	
50	70035212	1	O-Ring	
51	70025660	1	Screw	

# SECTION 3 - ENGINE

FIGURE 3-22. DEUTZ TCD2.9L4 (EMR4) ENGINE INSTALLATION - WITH REXROTH PUMPS AND ABS HOODS (WITHOUT COLD WEATHER PLUS PACKAGE)



ART\_1001141819



## SECTION 3 - ENGINE

**FIGURE 3-22. DEUTZ TCD2.9L4 (EMR4) ENGINE INSTALLATION - WITH REXROTH PUMPS AND ABS HOODS (WITHOUT COLD WEATHER PLUS PACKAGE)**

ITEM	PART NUMBER	QTY	DESCRIPTION	REV
	1001141819	Ref	DEUTZ TCD2.9L4 DIESEL ENGINE INSTALLATION - WITH REXROTH PUMPS AND ABS HOODS (WITHOUT COLD WEATHER PLUS PACKAGE)	K
1	0100011	AR	Compound, Locking	
2	0100079	AR	Sealant, Pipe	
3	0641408	10	Bolt 1/4 x 1	
4	0641410	4	Bolt 1/4 x 1-1/4	
5	0641511	1	Bolt 5/16 x 1-3/8	
6	0641605	3	Bolt 3/8 x 5/8	
7	0641606	4	Bolt 3/8 x 3/4	
8	0641608	1	Bolt 3/8 x 1	
9	0641610	1	Bolt 3/8 x 1-1/4	
11	0641612	2	Bolt 3/8 x 1-1/2	
12	0641808	1	Bolt 1/2 x 1	
13	0642010	1	Bolt 5/8 x 1-1/4	
15	0761210	1	Bolt M12 x 20	
16	1320187	1	Clamp	
17	1320190	1	Cover, Clamp	
18	1671121	1	Cover	
19	2180832	1	Fitting, Barbed	
21	2220313	2	Fitting, Elbow Barbed	
22	2750532	5 ft/ 1.5m	Hose	
23	1001154405	2 ft/ 0.6m	Hose	
25	3300220	2	Nut 5/16	
26	3311405	10	Nut 1/4	
27	3311605	2	Nut 3/8	
28	3422446	1	Pin, Pivot	
29	3841143	1	Pin, Keeper	
30	4240018	2	Strap, Tie (Not Shown)	
31	4711400	24	Washer 1/4	
32	4711600	12	Washer 3/8	
33	4752000	1	Washer 5/8	
35	4812100	1	Washer M12	
36	8405006	2	Clamp	
37	1001108617	1	Filter	
37	70002231	1	Element, Filter	
38	1001110425	4	Spacer	
39	1001116792	1	Clamp	
40	1001141812	1	Engine Sub-Assembly (See Separate Breakdown in this Section)	
42	1001138491	NLA	Harness, Fuel (Use p/n 1001222665) (Not Shown - See Separate Breakdown in ELECTRICAL SECTION)	
45	1001145089	1	Clamp	
46	1001141225	1	Battery Cable Kit	
46A	7027042	1	Cable, Battery (Red) (Battery + to Relays and Starter)	
46B	7027043	1	Cable, Battery (Black) (Battery - to Tray Pivot Grd and Aux Pump)	
46C	7027044	1	Cable (Red) (Aux Relay to Aux Pump)	
46D	7027045	1	Cable, Battery (Black) (Engine to Tray Pivot Grd)	
48	1001145560	1	Panel, Rubber	
50	1320022	3	Clamp	

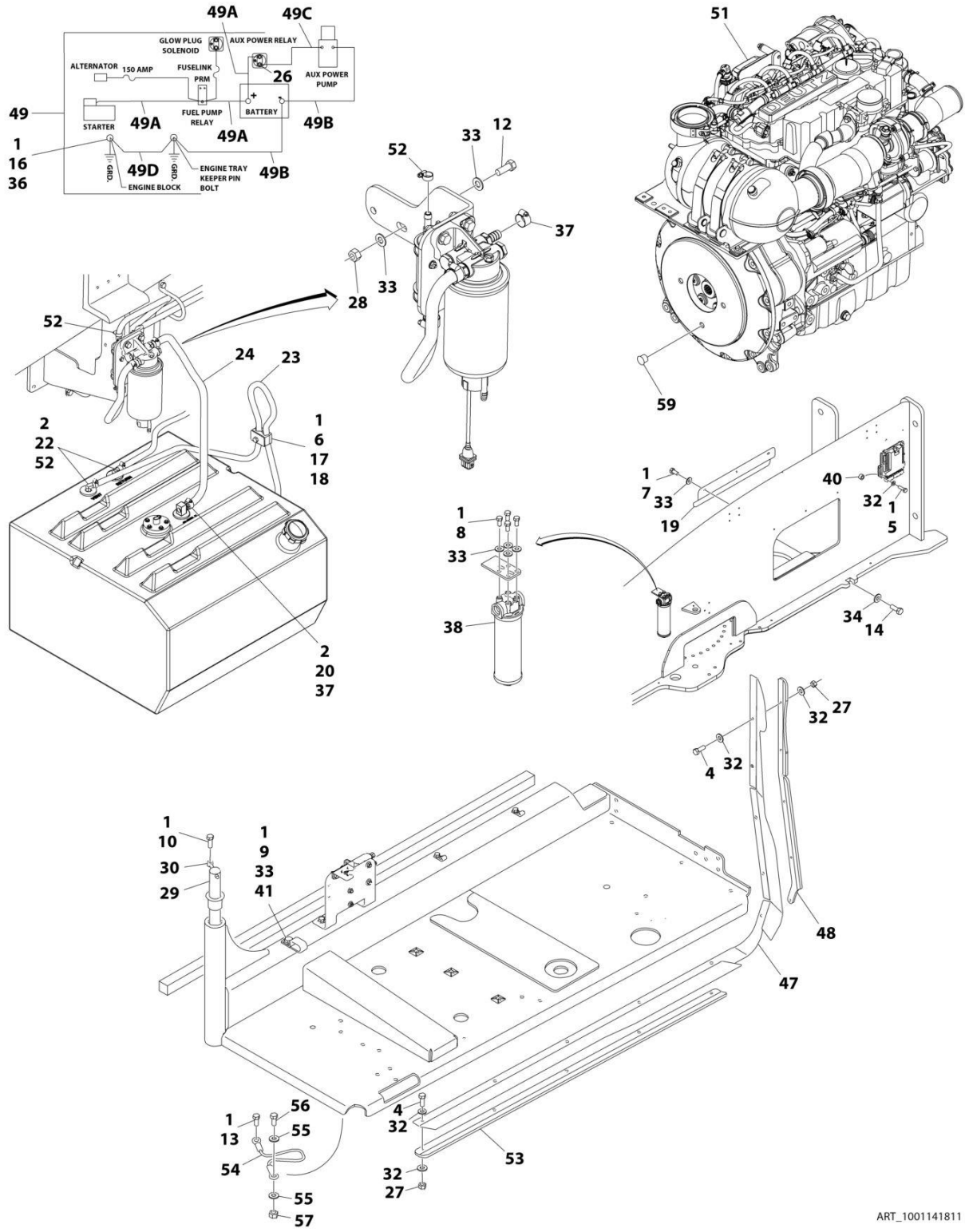
## SECTION 3 - ENGINE

ITEM	PART NUMBER	QTY	DESCRIPTION	REV
51	1001145842	1	Plate, Clamping	
52	0641708	1	Bolt 7/16 x 1	
53	3311705	1	Nut 7/16	
54	4711700	2	Washer 7/16	
55	1001131542	1	Lanyard	
57	3520054	1	Plug	



# SECTION 3 - ENGINE

**FIGURE 3-23. DEUTZ TCD2.9L4 (EMR4) ENGINE INSTALLATION - WITH REXROTH PUMPS AND STEEL HOODS (WITHOUT COLD WEATHER PLUS PACKAGE)**



ART\_1001141811

## SECTION 3 - ENGINE

**FIGURE 3-23. DEUTZ TCD2.9L4 (EMR4) ENGINE INSTALLATION - WITH REXROTH PUMPS AND STEEL HOODS (WITHOUT COLD WEATHER PLUS PACKAGE)**

ITEM	PART NUMBER	QTY	DESCRIPTION	REV
	1001141811	Ref	DEUTZ TCD2.9L4 DIESEL ENGINE INSTALLATION - WITH REXROTH PUMPS AND STEEL HOODS (WITHOUT COLD WEATHER PLUS PACKAGE)	K
1	0100011	AR	Compound, Locking	
2	0100079	AR	Sealant, Pipe	
4	0641408	10	Bolt 1/4 x 1	
5	0641410	4	Bolt 1/4 x 1-1/4	
6	0641511	1	Bolt 5/16 x 1-3/8	
7	0641605	3	Bolt 3/8 x 5/8	
8	0641606	4	Bolt 3/8 x 3/4	
9	0641608	1	Bolt 3/8 x 1	
10	0641610	1	Bolt 3/8 x 1-1/4	
12	0641612	2	Bolt 3/8 x 1-1/2	
13	0641808	1	Bolt 1/2 x 1	
14	0642010	1	Bolt 5/8 x 1-1/4	
16	0761210	1	Bolt M12 x 20	
17	1320187	1	Clamp	
18	1320190	1	Cover, Clamp	
19	1671121	1	Cover	
20	2180832	1	Fitting, Barbed	
22	2220313	2	Fitting, Elbow Barbed	
23	2750532	5 ft/ 1.5m	Hose	
24	1001154405	2 ft/ 0.6m	Hose	
26	3300220	2	Nut 5/16	
27	3311405	10	Nut 1/4	
28	3311605	2	Nut 3/8	
29	3422446	1	Pin, Pivot	
30	3841143	1	Pin, Keeper	
31	4240018	2	Strap, Tie (Not Shown)	
32	4711400	24	Washer 1/4	
33	4711600	12	Washer 3/8	
34	4752000	1	Washer 5/8	
36	4812100	1	Washer M12	
37	8405006	2	Clamp	
38	1001108617	1	Filter	
38	70002231	1	Element, Filter	
40	1001110425	4	Spacer	
41	1001116792	1	Clamp	
43	1001138491	NLA	Harness, Fuel (Use p/n 1001222665) (Not Shown - See Separate Breakdown in ELECTRICAL SECTION)	
47	1001140604	1	Panel, Rubber	
48	1001145089	1	Clamp	
49	1001141225	1	Battery Cable Kit	E
49A	7027042	1	Cable, Battery (Red) (Battery + to Relays and Starter)	
49B	7027043	1	Cable, Battery (Black) (Battery - to Tray Pivot Grd and Aux Pump)	
49C	7027044	1	Cable (Red) (Aux Relay to Aux Pump)	
49D	7027045	1	Cable, Battery (Black) (Engine to Tray Pivot Grd)	
51	1001141812	1	Engine Sub-Assembly (See Separate Breakdown in this Section)	
52	1320022	3	Clamp	

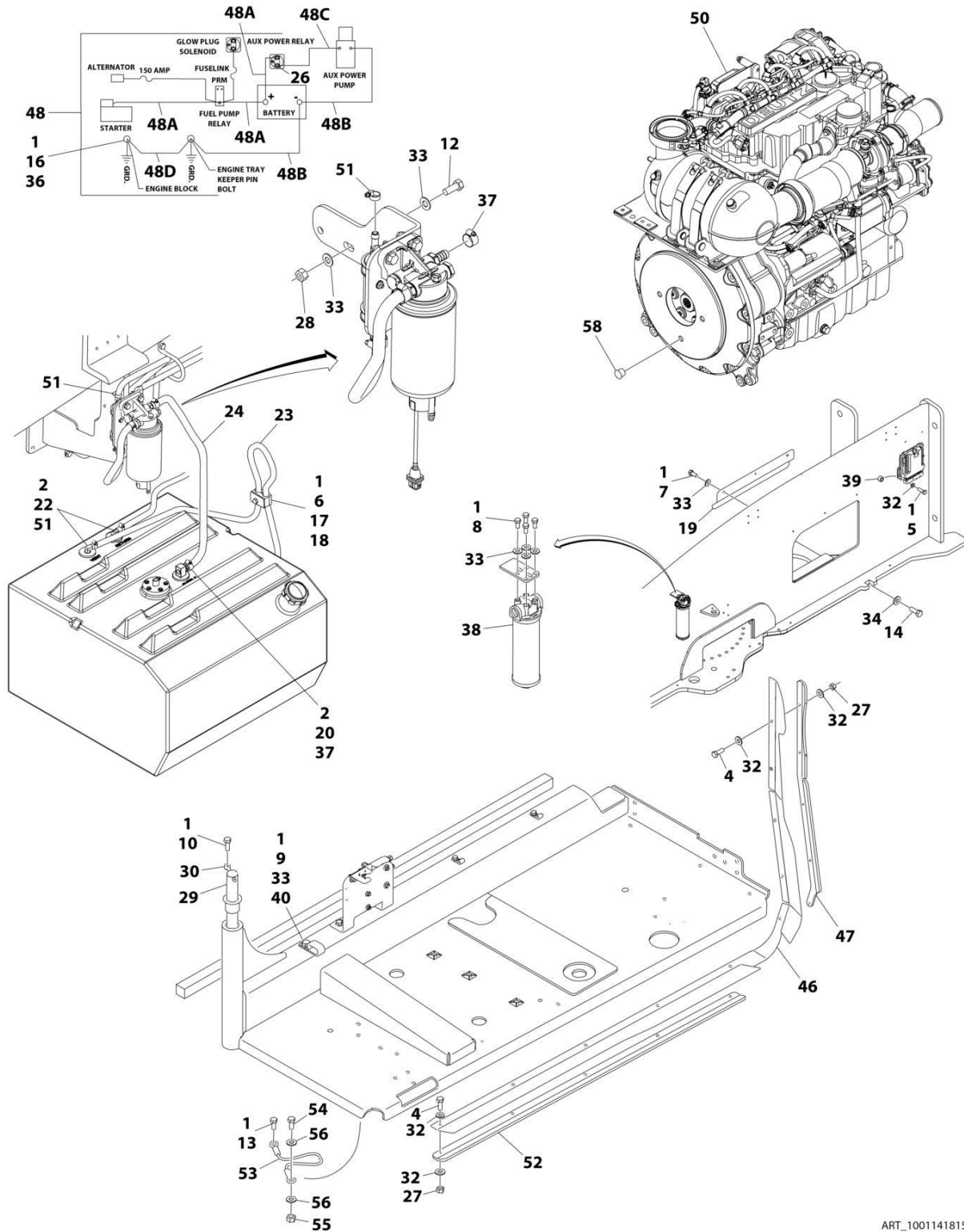
## SECTION 3 - ENGINE

ITEM	PART NUMBER	QTY	DESCRIPTION	REV
53	1001145842	1	Plate, Clamping	
54	1001131542	1	Lanyard	
55	4711700	2	Washer 7/16	
56	0641708	1	Bolt 7/16 x 1	
57	3311705	1	Nut 7/16	
59	3520054	1	Plug	



# SECTION 3 - ENGINE

**FIGURE 3-24. DEUTZ TCD2.9L4 (EMR4) ENGINE INSTALLATION - WITH REXROTH PUMPS AND STEEL HOODS (WITH COLD WEATHER PLUS PACKAGE)**



ART\_1001141815



## SECTION 3 - ENGINE

**FIGURE 3-24. DEUTZ TCD2.9L4 (EMR4) ENGINE INSTALLATION - WITH REXROTH PUMPS AND STEEL HOODS (WITH COLD WEATHER PLUS PACKAGE)**

ITEM	PART NUMBER	QTY	DESCRIPTION	REV
	1001141815	Ref	DEUTZ TCD2.9L4 DIESEL ENGINE INSTALLATION - WITH REXROTH PUMPS AND STEEL HOODS (WITH COLD WEATHER PLUS PACKAGE)	M
1	0100011	AR	Compound, Locking	
2	0100079	AR	Sealant, Pipe	
4	0641408	10	Bolt 1/4 x 1	
5	0641410	4	Bolt 1/4 x 1-1/4	
6	0641511	1	Bolt 5/16 x 1-3/8	
7	0641605	3	Bolt 3/8 x 5/8	
8	0641606	4	Bolt 3/8 x 3/4	
9	0641608	1	Bolt 3/8 x 1	
10	0641610	1	Bolt 3/8 x 1-1/4	
12	0641612	2	Bolt 3/8 x 1-1/2	
13	0641808	1	Bolt 1/2 x 1	
14	0642010	1	Bolt 5/8 x 1-1/4	
16	0761210	1	Bolt M12 x 20	
17	1320187	1	Clamp	
18	1320190	1	Cover, Clamp	
19	1671121	1	Cover	
20	2180832	1	Fitting, Barbed	
22	2220313	2	Fitting, Elbow Barbed	
23	2750532	5 ft/ 1.5m	Hose	
24	1001154405	2 ft/ 0.6m	Hose	
26	3300220	2	Nut 5/16	
27	3311405	10	Nut 1/4	
28	3311605	2	Nut 3/8	
29	3422446	1	Pin, Pivot	
30	3841143	1	Pin, Keeper	
31	4240018	2	Strap, Tie (Not Shown)	
32	4711400	24	Washer 1/4	
33	4711600	12	Washer 3/8	
34	4752000	1	Washer 5/8	
36	4812100	1	Washer M12	
37	8405006	2	Clamp	
38	1001108617	1	Filter	
38	70002231	1	Element, Filter	
39	1001110425	4	Spacer	
40	1001116792	1	Clamp	
42	1001138491	NLA	Harness, Fuel (Use p/n 1001222665) (Not Shown - See Separate Breakdown in ELECTRICAL SECTION)	
46	1001140604	1	Panel, Rubber	
47	1001145089	1	Clamp	
48	1001141225	1	Battery Cable Kit	E
48A	7027042	1	Cable, Battery (Red) (Battery + to Relays and Starter)	
48B	7027043	1	Cable, Battery (Black) (Battery - to Tray Pivot Grd and Aux Pump)	
48C	7027044	1	Cable (Red) (Aux Relay to Aux Pump)	
48D	7027045	1	Cable, Battery (Black) (Engine to Tray Pivot Grd)	
50	1001141813	1	Engine Sub-Assembly (See Separate Breakdown in this Section)	
51	1320022	3	Clamp	

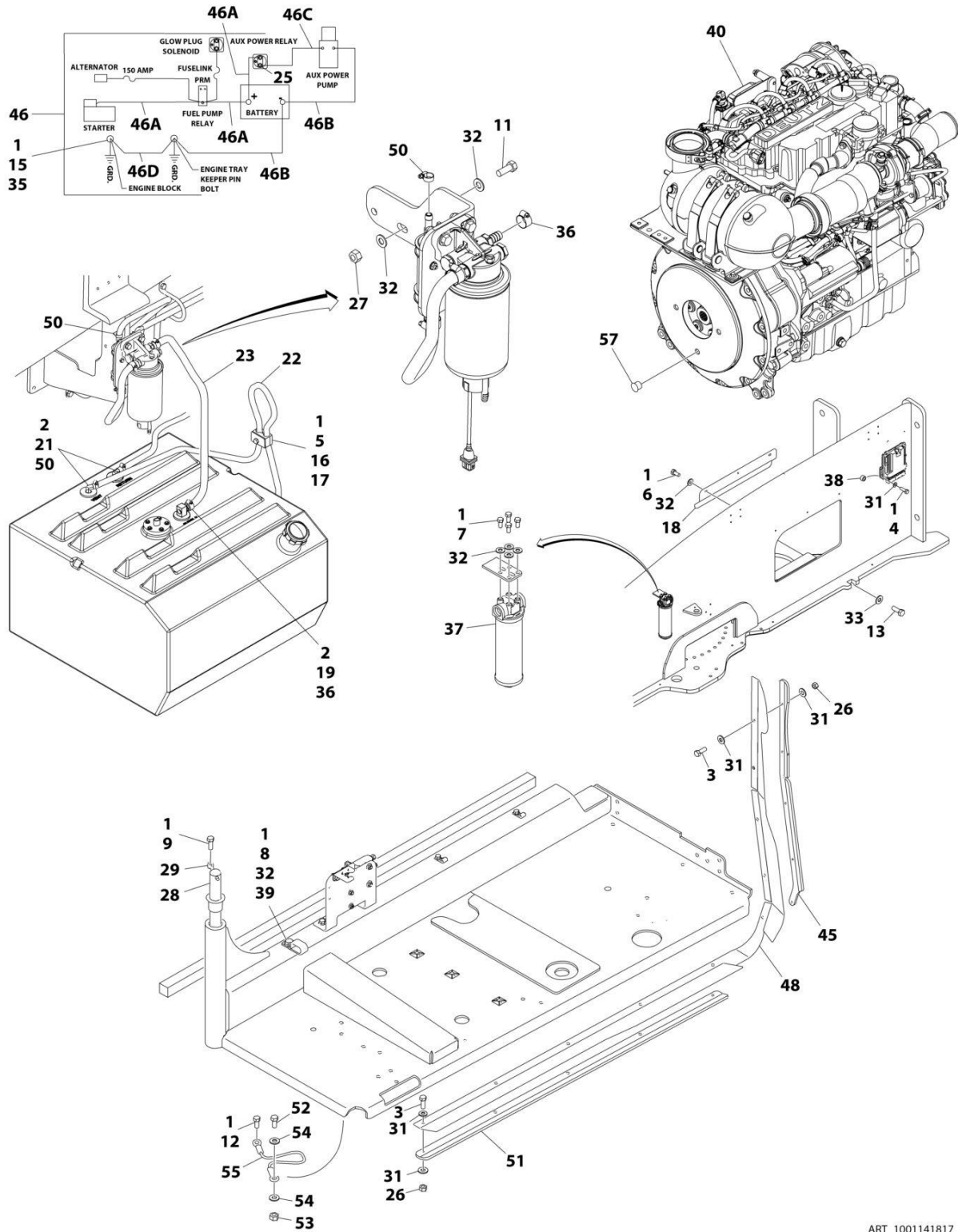
## SECTION 3 - ENGINE

ITEM	PART NUMBER	QTY	DESCRIPTION	REV
52	1001145842	1	Plate, Clamping	
53	1001131542	1	Lanyard	
54	0641708	1	Bolt 7/16 x 1	
55	3311705	1	Nut 7/16	
56	4711700	2	Washer 7/16	
58	3520054	1	Plug	



# SECTION 3 - ENGINE

**FIGURE 3-25. DEUTZ TCD2.9L4 (EMR4) ENGINE INSTALLATION - WITH SAUER PUMPS AND ABS HOODS (WITHOUT COLD WEATHER PLUS PACKAGE)**



ART\_1001141817

## SECTION 3 - ENGINE

**FIGURE 3-25. DEUTZ TCD2.9L4 (EMR4) ENGINE INSTALLATION - WITH SAUER PUMPS AND ABS HOODS (WITHOUT COLD WEATHER PLUS PACKAGE)**

ITEM	PART NUMBER	QTY	DESCRIPTION	REV
	1001141817	Ref	DEUTZ TCD2.9L4 DIESEL ENGINE INSTALLATION - WITH SAUER PUMPS AND ABS HOODS (WITHOUT COLD WEATHER PLUS PACKAGE)	K
1	0100011	AR	Compound, Locking	
2	0100079	AR	Sealant, Pipe	
3	0641408	10	Bolt 1/4 x 1	
4	0641410	4	Bolt 1/4 x 1-1/4	
5	0641511	1	Bolt 5/16 x 1-3/8	
6	0641605	3	Bolt 3/8 x 5/8	
7	0641606	4	Bolt 3/8 x 3/4	
8	0641608	1	Bolt 3/8 x 1	
9	0641610	1	Bolt 3/8 x 1-1/4	
11	0641612	2	Bolt 3/8 x 1-1/2	
12	0641808	1	Bolt 1/2 x 1	
13	0642010	1	Bolt 5/8 x 1-1/4	
15	0761210	1	Bolt M12 x 20	
16	1320187	1	Clamp	
17	1320190	1	Cover, Clamp	
18	1671121	1	Cover	
19	2180832	1	Fitting, Barbed	
21	2220313	2	Fitting, Elbow Barbed	
22	2750532	5 ft/ 1.5m	Hose	
23	1001154405	2 ft/ 0.6m	Hose	
25	3300220	2	Nut 5/16	
26	3311405	10	Nut 1/4	
27	3311605	2	Nut 3/8	
28	3422446	1	Pin, Pivot	
29	3841143	1	Pin, Keeper	
30	4240018	2	Strap, Tie (Not Shown)	
31	4711400	24	Washer 1/4	
32	4711600	12	Washer 3/8	
33	4752000	1	Washer 5/8	
35	4812100	1	Washer M12	
36	8405006	2	Clamp	
37	1001108617	1	Filter	
37	70002231	1	Element, Filter	
38	1001110425	4	Spacer	
39	1001116792	1	Clamp	
40	1001134390	1	Engine Sub-Assembly (See Separate Breakdown in this Section)	
42	1001138491	NLA	Harness, Fuel (Use p/n 1001222665) (Not Shown - See Separate Breakdown in ELECTRICAL SECTION)	
45	1001145089	1	Clamp	
46	1001141225	1	Battery Cable Kit	E
46A	7027042	1	Cable, Battery (Red) (Battery + to Relays and Starter)	
46B	7027043	1	Cable, Battery (Black) (Battery - to Tray Pivot Grd and Aux Pump)	
46C	7027044	1	Cable (Red) (Aux Relay to Aux Pump)	
46D	7027045	1	Cable, Battery (Black) (Engine to Tray Pivot Grd)	
48	1001145560	1	Panel, Rubber	
50	1320022	3	Clamp	

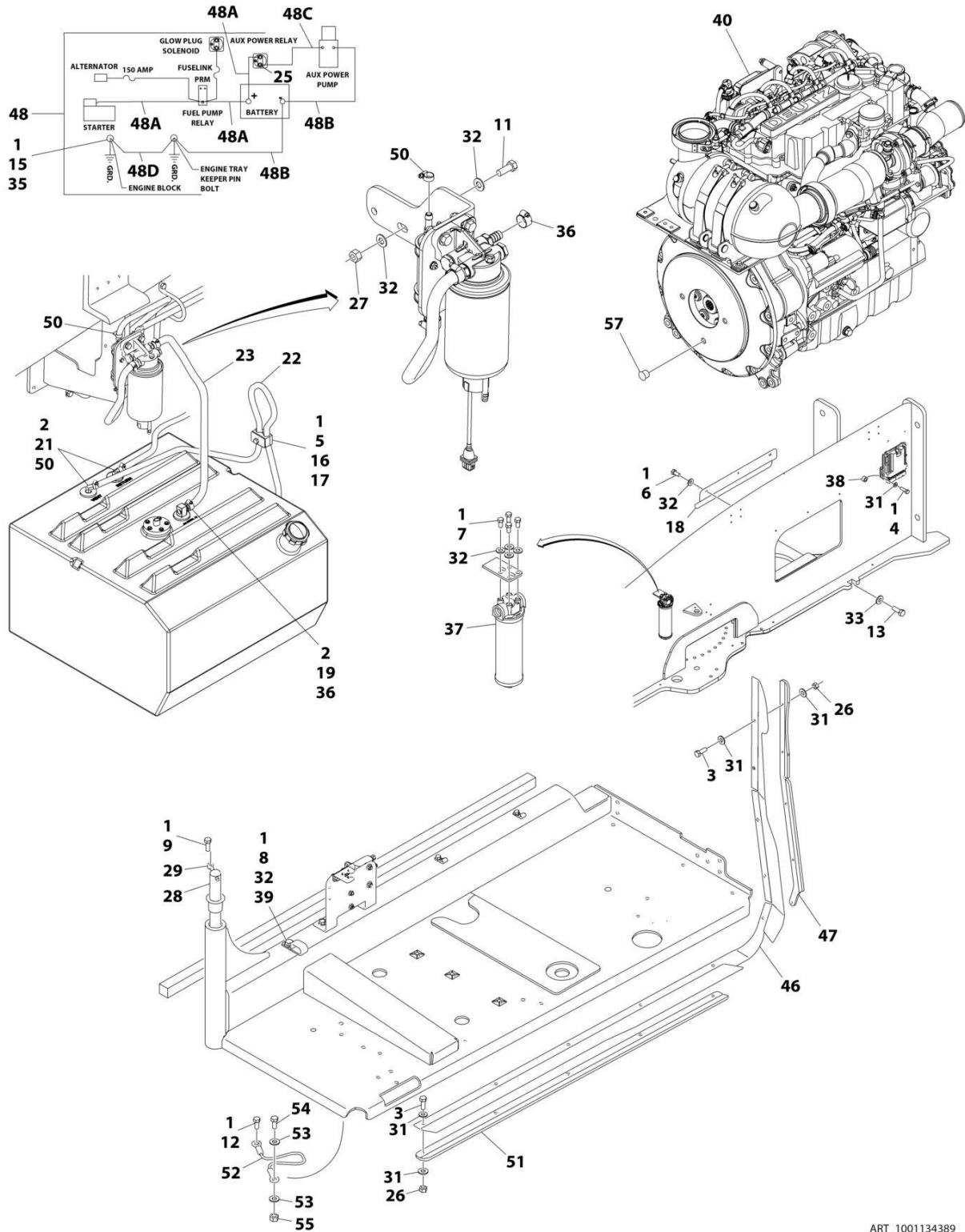
## SECTION 3 - ENGINE

ITEM	PART NUMBER	QTY	DESCRIPTION	REV
51	1001145842	1	Plate, Clamping	
52	0641708	1	Bolt 7/16 x 1	
53	3311705	1	Nut 7/16	
54	4711700	2	Washer 7/16	
55	1001131542	1	Lanyard	
57	3520054	1	Plug	



# SECTION 3 - ENGINE

FIGURE 3-26. DEUTZ TCD2.9L4 (EMR4) ENGINE INSTALLATION - WITH SAUER PUMPS AND STEEL HOODS (WITHOUT COLD WEATHER PLUS PACKAGE)



ART\_1001134389



## SECTION 3 - ENGINE

**FIGURE 3-26. DEUTZ TCD2.9L4 (EMR4) ENGINE INSTALLATION - WITH SAUER PUMPS AND STEEL HOODS (WITHOUT COLD WEATHER PLUS PACKAGE)**

ITEM	PART NUMBER	QTY	DESCRIPTION	REV
	1001134389	Ref	DEUTZ TCD2.9L4 DIESEL ENGINE INSTALLATION - WITH SAUER PUMPS AND STEEL HOODS (WITHOUT COLD WEATHER PLUS PACKAGE)	K
1	0100011	AR	Compound, Locking	
2	0100079	AR	Sealant, Pipe	
3	0641408	10	Bolt 1/4 x 1	
4	0641410	4	Bolt 1/4 x 1-1/4	
5	0641511	1	Bolt 5/16 x 1-3/8	
6	0641605	3	Bolt 3/8 x 5/8	
7	0641606	4	Bolt 3/8 x 3/4	
8	0641608	1	Bolt 3/8 x 1	
9	0641610	1	Bolt 3/8 x 1-1/4	
11	0641612	2	Bolt 3/8 x 1-1/2	
12	0641808	1	Bolt 1/2 x 1	
13	0642010	1	Bolt 5/8 x 1-1/4	
15	0761210	1	Bolt M12 x 20	
16	1320187	1	Clamp	
17	1320190	1	Cover, Clamp	
18	1671121	1	Cover	
19	2180832	1	Fitting, Barbed	
21	2220313	2	Fitting, Elbow Barbed	
22	2750532	5 ft/ 1.5m	Hose	
23	1001154405	2 ft/ 0.6m	Hose	
25	3300220	2	Nut 5/16	
26	3311405	10	Nut 1/4	
27	3311605	2	Nut 3/8	
28	3422446	1	Pin, Pivot	
29	3841143	1	Pin, Keeper	
30	4240018	2	Strap, Tie (Not Shown)	
31	4711400	24	Washer 1/4	
32	4711600	12	Washer 3/8	
33	4752000	1	Washer 5/8	
35	4812100	1	Washer M12	
36	8405006	2	Clamp	
37	1001108617	1	Filter	
37	70002231	1	Element, Filter	
38	1001110425	4	Spacer	
39	1001116792	1	Clamp	
40	1001134390	1	Engine Sub-Assembly (See Separate Breakdown in this Section)	
42	1001138491	NLA	Harness, Fuel (Use p/n 1001222665) (Not Shown - See Separate Breakdown in ELECTRICAL SECTION)	
46	1001140604	1	Panel, Rubber	
47	1001145089	1	Clamp	
48	1001141225	1	Battery Cable Kit	E
48A	7027042	1	Cable, Battery (Red) (Battery + to Relays and Starter)	
48B	7027043	1	Cable, Battery (Black) (Battery - to Tray Pivot Grd and Aux Pump)	
48C	7027044	1	Cable (Red) (Aux Relay to Aux Pump)	
48D	7027045	1	Cable, Battery (Black) (Engine to Tray Pivot Grd)	
50	1320022	3	Clamp	

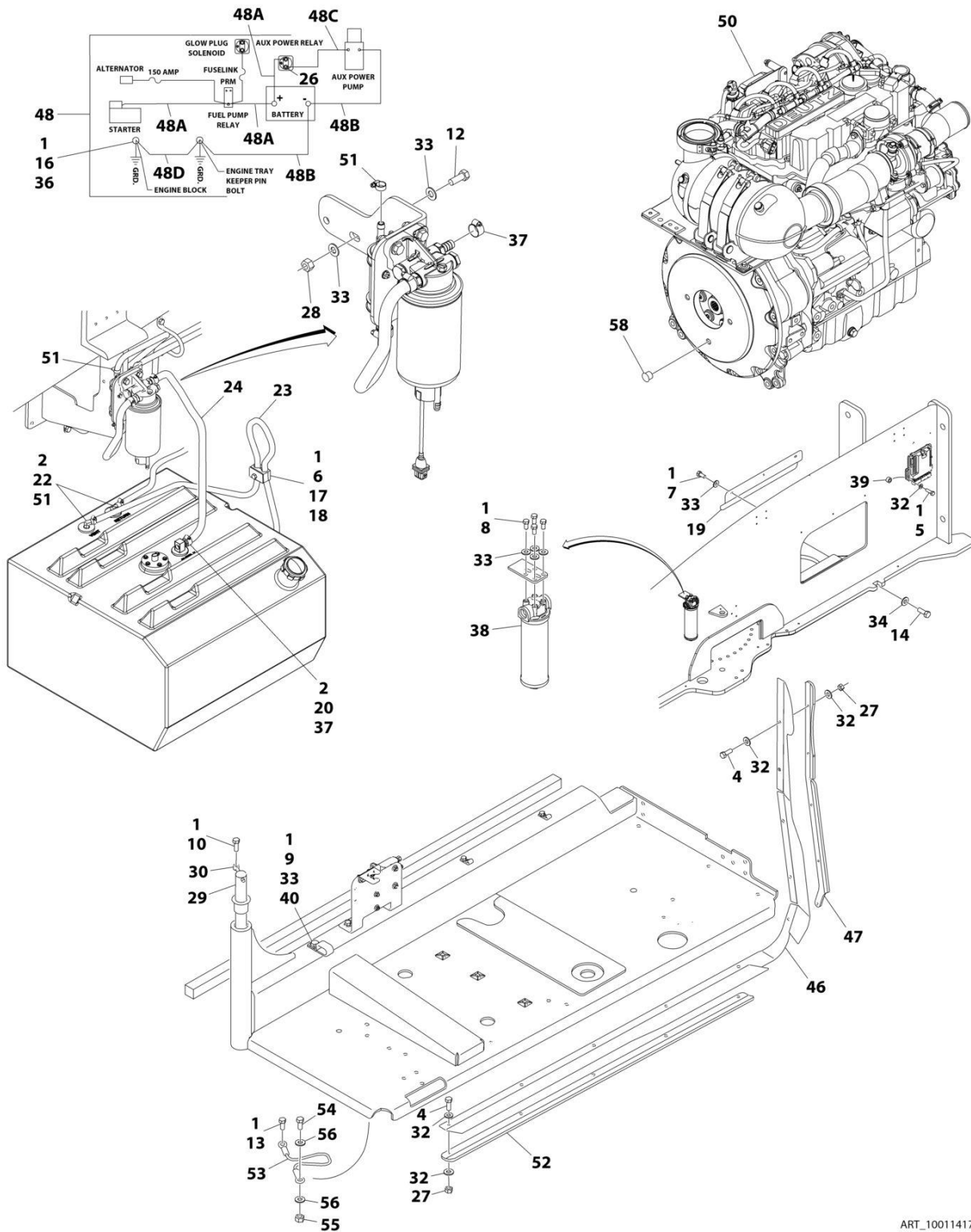
## SECTION 3 - ENGINE

ITEM	PART NUMBER	QTY	DESCRIPTION	REV
51	1001145842	1	Plate, Clamping	
52	1001131542	1	Lanyard	
53	4711700	2	Washer 7/16	
54	0641708	1	Bolt 7/16 x 1	
55	3311705	1	Nut 7/16	
57	3520054	1	Plug	



# SECTION 3 - ENGINE

FIGURE 3-27. DEUTZ TCD2.9L4 (EMR4) ENGINE INSTALLATION - WITH SAUER PUMPS AND STEEL HOODS (WITH COLD WEATHER PLUS PACKAGE)



ART\_1001141744

## SECTION 3 - ENGINE

**FIGURE 3-27. DEUTZ TCD2.9L4 (EMR4) ENGINE INSTALLATION - WITH SAUER PUMPS AND STEEL HOODS (WITH COLD WEATHER PLUS PACKAGE)**

ITEM	PART NUMBER	QTY	DESCRIPTION	REV
	1001141744	Ref	DEUTZ TCD2.9L4 DIESEL ENGINE INSTALLATION - WITH SAUER PUMPS AND STEEL HOODS (WITH COLD WEATHER PLUS PACKAGE)	M
1	0100011	AR	Compound, Locking	
2	0100079	AR	Sealant, Pipe	
4	0641408	10	Bolt 1/4 x 1	
5	0641410	4	Bolt 1/4 x 1-1/4	
6	0641511	1	Bolt 5/16 x 1-3/8	
7	0641605	3	Bolt 3/8 x 5/8	
8	0641606	4	Bolt 3/8 x 3/4	
9	0641608	1	Bolt 3/8 x 1	
10	0641610	1	Bolt 3/8 x 1-1/4	
12	0641612	2	Bolt 3/8 x 1-1/2	
13	0641808	1	Bolt 1/2 x 1	
14	0642010	1	Bolt 5/8 x 1-1/4	
16	0761210	1	Bolt M12 x 20	
17	1320187	1	Clamp	
18	1320190	1	Cover, Clamp	
19	1671121	1	Cover	
20	2180832	1	Fitting, Barbed	
22	2220313	2	Fitting, Elbow Barbed	
23	2750532	5 ft/ 1.5m	Hose	
24	1001154405	2 ft/ 0.6m	Hose	
26	3300220	2	Nut 5/16	
27	3311405	10	Nut 1/4	
28	3311605	2	Nut 3/8	
29	3422446	1	Pin, Pivot	
30	3841143	1	Pin, Keeper	
31	4240018	2	Strap, Tie (Not Shown)	
32	4711400	24	Washer 1/4	
33	4711600	12	Washer 3/8	
34	4752000	1	Washer 5/8	
36	4812100	1	Washer M12	
37	8405006	2	Clamp	
38	1001108617	1	Filter	
38	70002231	1	Element, Filter	
39	1001110425	4	Spacer	
40	1001116792	1	Clamp	
42	1001138491	NLA	Harness, Fuel (Use p/n 1001222665) (Not Shown - See Separate Breakdown in ELECTRICAL SECTION)	
46	1001140604	1	Panel, Rubber	
47	1001145089	1	Clamp	
48	1001141225	1	Battery Cable Kit	E
48A	7027042	1	Cable, Battery (Red) (Battery + to Relays and Starter)	
48B	7027043	1	Cable, Battery (Black) (Battery - to Tray Pivot Grd and Aux Pump)	
48C	7027044	1	Cable (Red) (Aux Relay to Aux Pump)	
48D	7027045	1	Cable, Battery (Black) (Engine to Tray Pivot Grd)	
50	1001141745	1	Engine Sub-Assembly (See Separate Breakdown in this Section)	
51	1320022	3	Clamp	

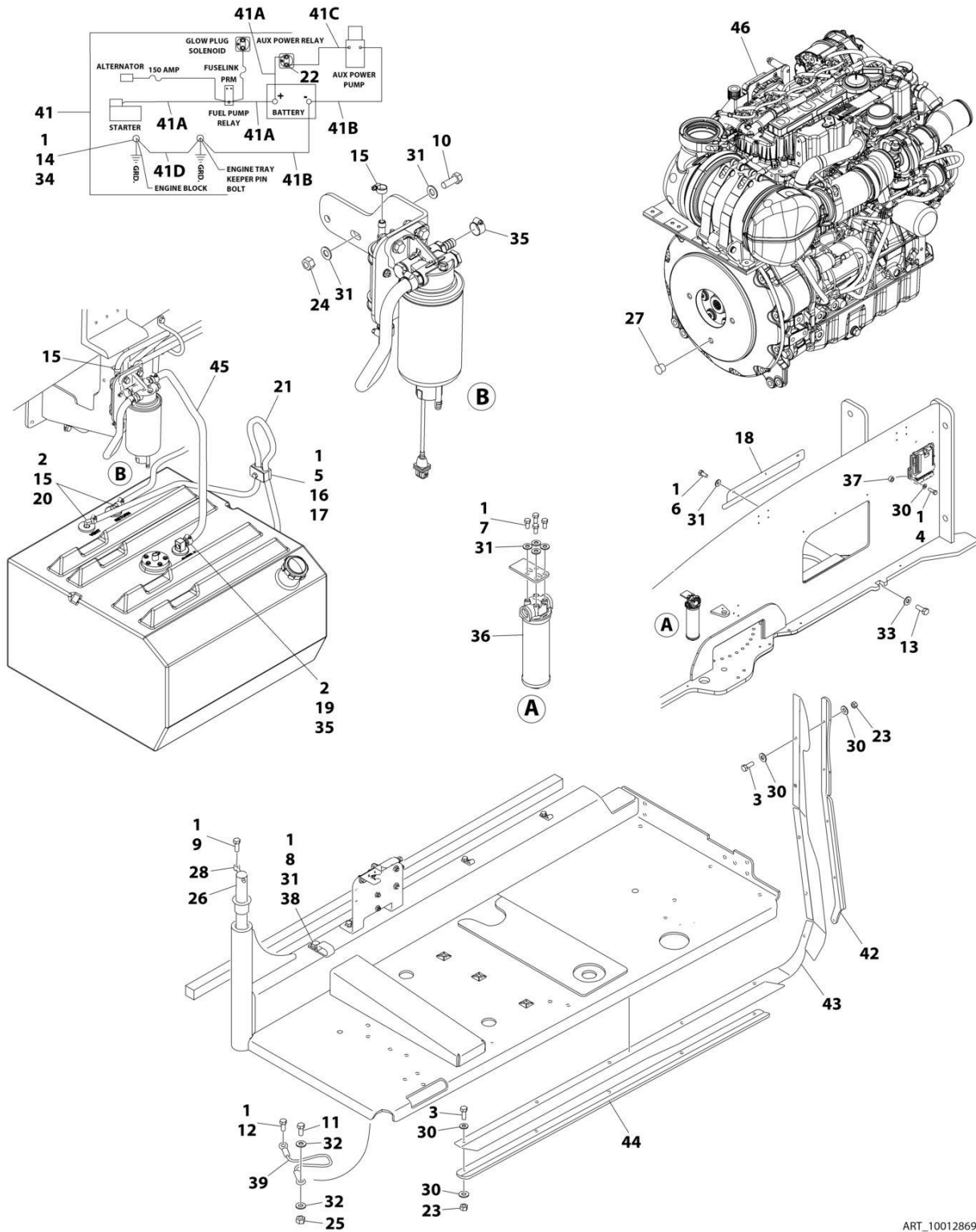
### SECTION 3 - ENGINE

ITEM	PART NUMBER	QTY	DESCRIPTION	REV
52	1001145842	1	Plate, Clamping	
53	1001131542	1	Lanyard	
54	0641708	1	Bolt 7/16 x 1	
55	3311705	1	Nut 7/16	
56	4711700	2	Washer 7/16	
58	3520054	1	Plug	



# SECTION 3 - ENGINE

**FIGURE 3-28. DEUTZ TCD2.9L4 (EMR4) ENGINE INSTALLATION - WITH PMP PUMP AND ABS HOODS (WITHOUT COLD WEATHER PLUS PACKAGE)**



ART\_1001286970



## SECTION 3 - ENGINE

**FIGURE 3-28. DEUTZ TCD2.9L4 (EMR4) ENGINE INSTALLATION - WITH PMP PUMP AND ABS HOODS (WITHOUT COLD WEATHER PLUS PACKAGE)**

ITEM	PART NUMBER	QTY	DESCRIPTION	REV
	1001286970	Ref	DEUTZ D2.9L4 - ENGINE INSTALLATION WITH PMP PUMPS AND ABS HOODS (WITHOUT COLD WEATHER PLUS PACKAGE)	A
1	0100011	AR	Compound, Locking	
2	0100079	AR	Sealant, Pipe	
3	0641408	10	Bolt 1/4 x 1	
4	0641410	4	Bolt 1/4 x 1-1/4	
5	0641511	1	Bolt 5/16 x 1-3/8	
6	0641605	3	Bolt 3/8 x 5/8	
7	0641606	4	Bolt 3/8 x 3/4	
8	0641608	1	Bolt 3/8 x 1	
9	0641610	1	Bolt 3/8 x 1-1/4	
10	0641612	2	Bolt 3/8 x 1-1/2	
11	0641708	1	Bolt 7/16 x 1	
12	0641808	1	Bolt 1/2 x 1	
13	0642010	1	Bolt 5/8 x 1-1/4	
14	0761210	1	Bolt M12 x 20	
15	1320022	3	Clamp	
16	1320187	1	Clamp	
17	1320190	1	Clamp	
18	1671121	1	Cover	
19	2180832	1	Fitting, Barbed	
20	2220313	2	Fitting, 90 NPTF/Barbed	
21	2750532	5 ft /1.6 m	Hose	
22	3300220	2	Nut	
23	3311405	10	Nut 1/4	
24	3311605	2	Nut 3/8	
25	3311705	1	Nut 7/16	
26	3422446	1	Pin	
27	3520054	1	Plug	
28	3841143	1	Keeper, Pin	
29	4240018	AR	Tie-Strap (Not Shown)	
30	4711400	24	Washer 1/4	
31	4711600	12	Washer 3/8	
32	4711700	2	Washer 7/16	
33	4752000	1	Washer 5/8	
34	4812100	1	Washer M12	
35	8405006	2	Clamp	
36	1001108617	1	Filter	
36	70002231	1	Element, Filter	
37	1001110425	4	Spacer	
38	1001116792	1	Clamp	
39	1001131542	1	Lanyard	
40	1001138491	1	Harness, Fuel (Not Shown) (See Separate Breakdown in ELECTRICAL Section)	
41	1001141225	1	Battery Cable Kit	
41A	7027042	1	Cable, Battery (Red) (Battery + to Relays and Starter)	
41B	7027043	1	Cable, Battery (Black) (Battery - to Tray Pivot Grd and Aux Pump)	
41C	7027044	1	Cable (Red) (Aux Relay to Aux Pump)	

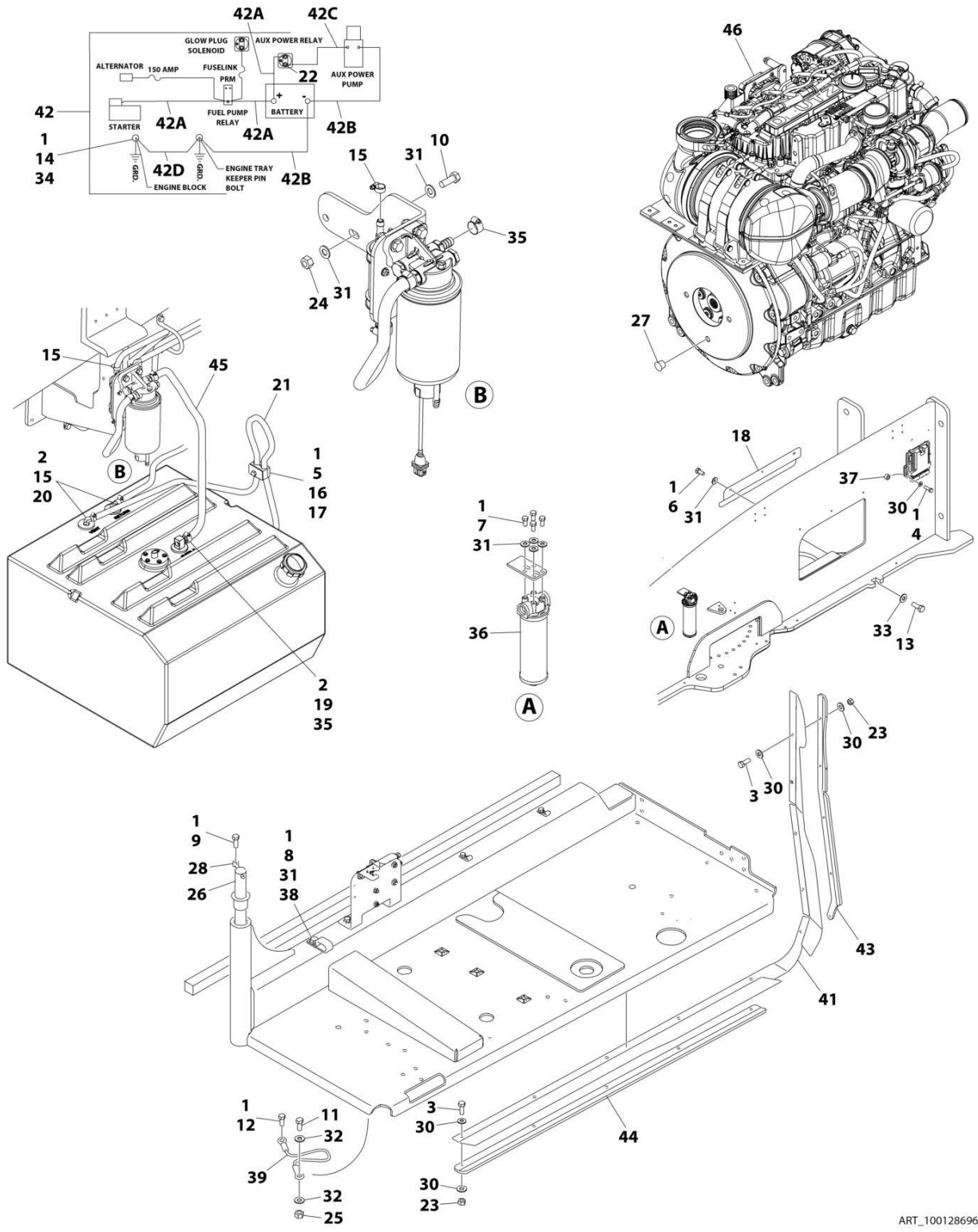
## SECTION 3 - ENGINE

ITEM	PART NUMBER	QTY	DESCRIPTION	REV
41D	7027045	1	Cable, Battery (Black) (Engine to Tray Pivot Grd)	
42	1001145089	1	Clamp	
43	1001145560	1	Panel	
44	1001145842	1	Plate	
45	1001154405	2 ft /0.6 m	Hose	
46	1001286967	1	Engine Sub-Assembly (See Separate Breakdown in this Section)	



# SECTION 3 - ENGINE

**FIGURE 3-29. DEUTZ D2.9L4 - (EMR4) ENGINE INSTALLATION WITH PMP PUMP AND STEEL HOODS (WITHOUT COLD WEATHER PLUS PACKAGE)**



ART\_1001286966

## SECTION 3 - ENGINE

**FIGURE 3-29. DEUTZ D2.9L4 - (EMR4) ENGINE INSTALLATION WITH PMP PUMP AND STEEL HOODS (WITHOUT COLD WEATHER PLUS PACKAGE)**

ITEM	PART NUMBER	QTY	DESCRIPTION	REV
	1001286966	Ref	ENGINE INSTALLATION WITH PMP PUMPS AND STEEL HOODS WITHOUT COLD WEATHER PLUS PACKAGE	A
1	0100011	AR	Compound, Locking	
2	0100079	AR	Sealant, Pipe	
3	0641408	10	Bolt 1/4 x 1	
4	0641410	4	Bolt 1/4 x 1-1/4	
5	0641511	1	Bolt 5/16 x 1-3/8	
6	0641605	3	Bolt 3/8 x 5/8	
7	0641606	4	Bolt 3/8 x 3/4	
8	0641608	1	Bolt 3/8 x 1	
9	0641610	1	Bolt 3/8 x 1-1/4	
10	0641612	2	Bolt 3/8 x 1-1/2	
11	0641708	1	Bolt 7/16 x 1	
12	0641808	1	Bolt 1/2 x 1	
13	0642010	1	Bolt 5/8 x 1-1/4	
14	0761210	1	Bolt M12 x 20	
15	1320022	3	Clamp	
16	1320187	1	Clamp	
17	1320190	1	Clamp	
18	1671121	1	Cover	
19	2180832	1	Fitting, Barbed	
20	2220313	2	Fitting, 90 NPTF/Barbed	
21	2750532	5 ft /1.6 m	Hose	
22	3300220	2	Nut	
23	3311405	10	Nut 1/4	
24	3311605	2	Nut 3/8	
25	3311705	1	Nut 7/16	
26	3422446	1	Pin	
27	3520054	1	Plug	
28	3841143	1	Keeper, Pin	
29	4240018	AR	Tie-Strap (Not Shown)	
30	4711400	24	Washer 1/4	
31	4711600	12	Washer 3/8	
32	4711700	2	Washer 7/16	
33	4752000	1	Washer 5/8	
34	4812100	1	Washer M12	
35	8405006	2	Clamp	
36	1001108617	1	Filter	
36	70002231	1	Element, Filter	
37	1001110425	4	Spacer	
38	1001116792	1	Clamp	
39	1001131542	1	Lanyard	
40	1001138491	1	Harness, Fuel (Not Shown) (See Separate Breakdown in ELECTRICAL SECTION)	
41	1001140604	1	Panel	
42	1001141225	1	Battery Cable Kit	
42A	7027042	1	Cable, Battery (Red) (Battery + to Relays and Starter)	
42B	7027043	1	Cable, Battery (Black) (Battery - to Tray Pivot Grd and Aux Pump)	

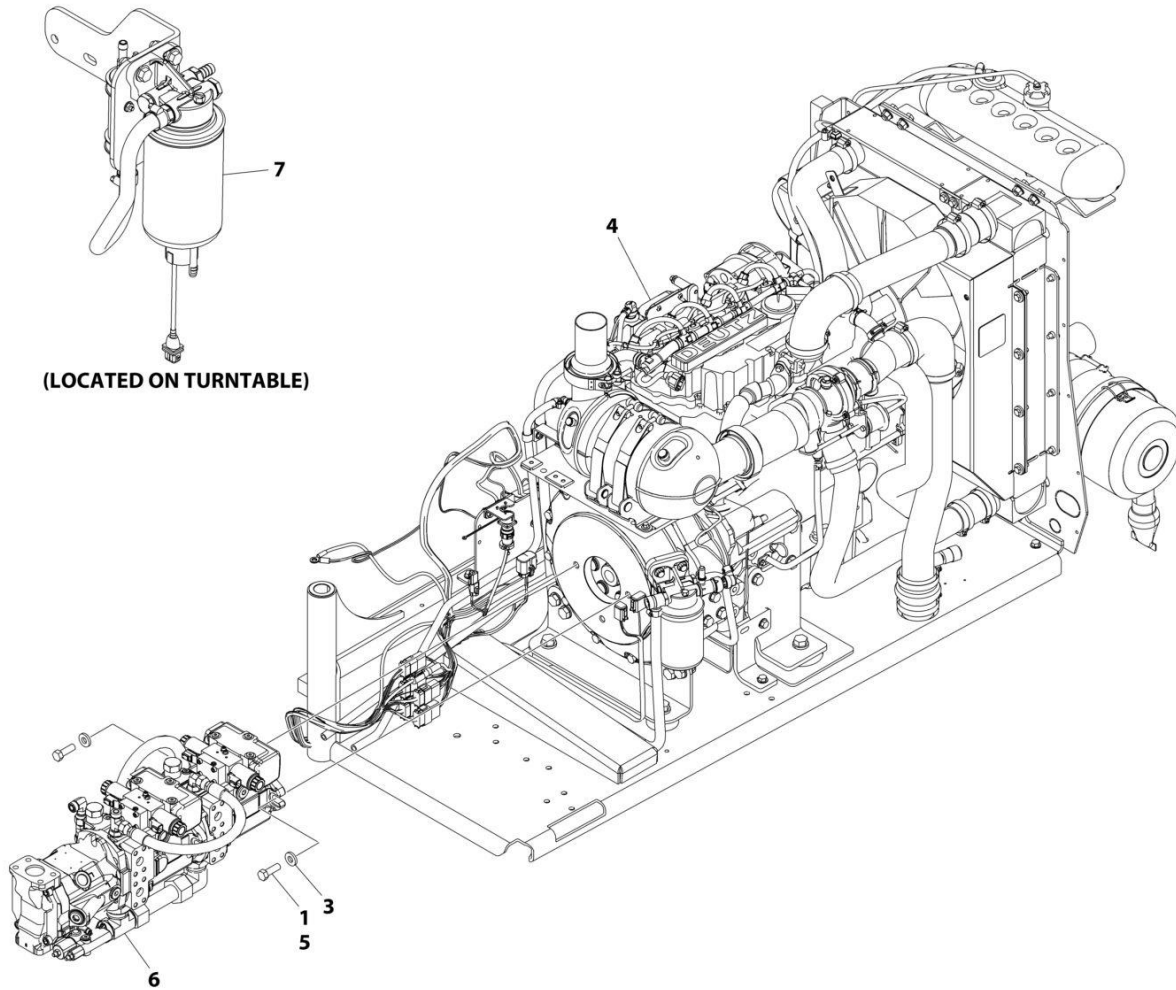
## SECTION 3 - ENGINE

ITEM	PART NUMBER	QTY	DESCRIPTION	REV
42C	7027044	1	Cable (Red) (Aux Relay to Aux Pump)	
42D	7027045	1	Cable, Battery (Black) (Engine to Tray Pivot Grd)	
43	1001145089	1	Clamp	
44	1001145842	1	Plate	
45	1001154405	2 ft /0.6 m	Hose	
46	1001286967	1	Engine Sub-Assembly (See Separate Breakdown in this Section)	



# SECTION 3 - ENGINE

**FIGURE 3-30. DEUTZ TCD2.9L4 (EMR4) ENGINE SUB-ASSEMBLY - WITH REXROTH PUMP  
(WITHOUT COLD WEATHER PLUS PACKAGE)**



ART\_1001141812



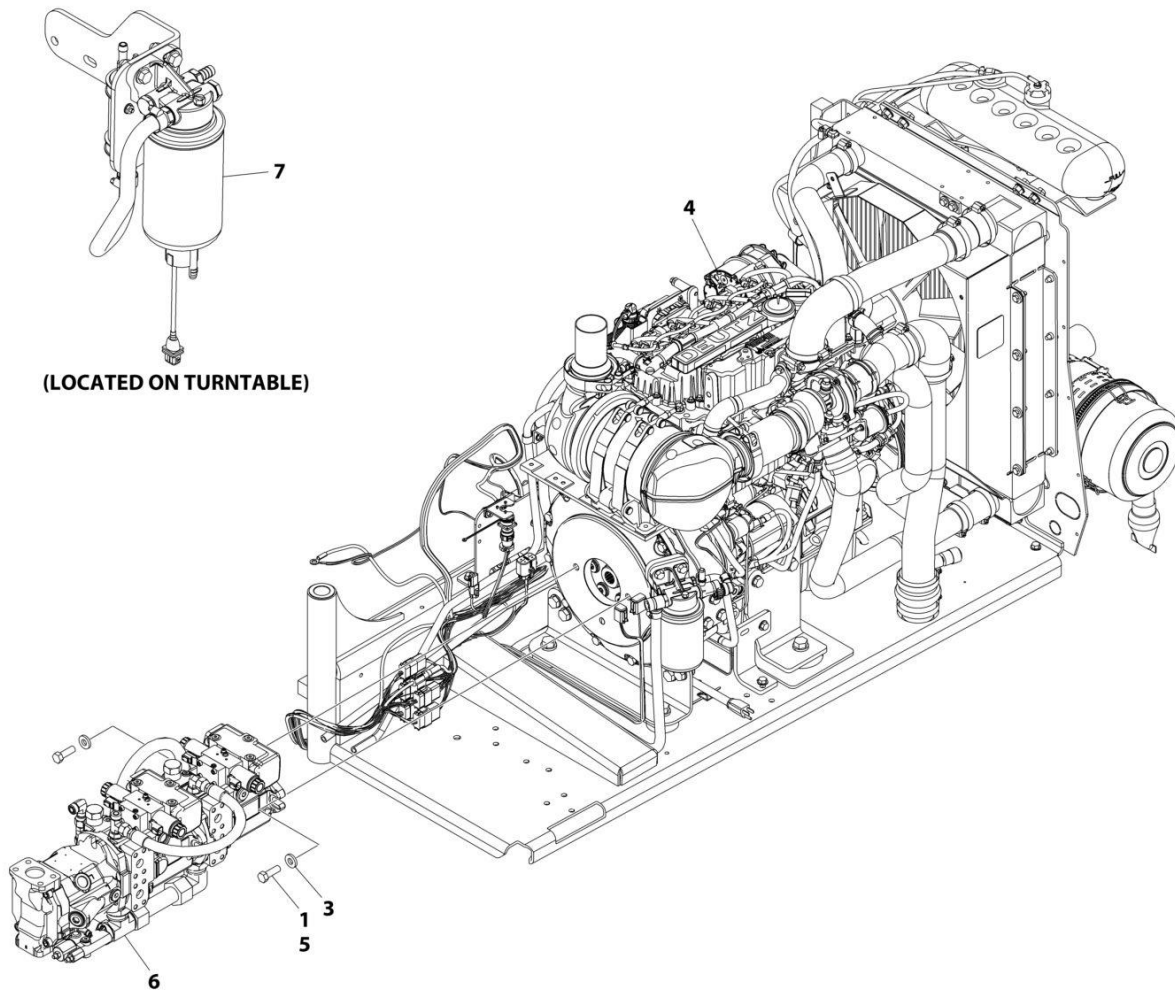
## SECTION 3 - ENGINE

**FIGURE 3-30. DEUTZ TCD2.9L4 (EMR4) ENGINE SUB-ASSEMBLY - WITH REXROTH PUMP  
(WITHOUT COLD WEATHER PLUS PACKAGE)**

ITEM	PART NUMBER	QTY	DESCRIPTION	REV
	1001141812	Ref	DEUTZ TCD2.9L4 ENGINE SUB-ASSEMBLY	AN
1	0641812	2	Bolt 1/2 x 1-1/2	
1	0641814	2	Bolt 1/2 x 1-3/4	
3	4891800	2	Washer 1/2	
4	1001134392	1	Engine Assembly (See Separate Breakdown in this Section)	
5	0100011	AR	Compound, Locking	
6	1001152963	1	Pump Assembly - Rexroth (See Separate Breakdown in this Section)	
7	1001165101	1	Bracket, Fuel Pump Filter Assembly (See Separate Breakdown in this Section)	

## SECTION 3 - ENGINE

FIGURE 3-31. DEUTZ TCD2.9L4 (EMR4) ENGINE SUB-ASSEMBLY - WITH REXROTH PUMP (WITH COLD WEATHER PLUS PACKAGE)



ART\_1001141813

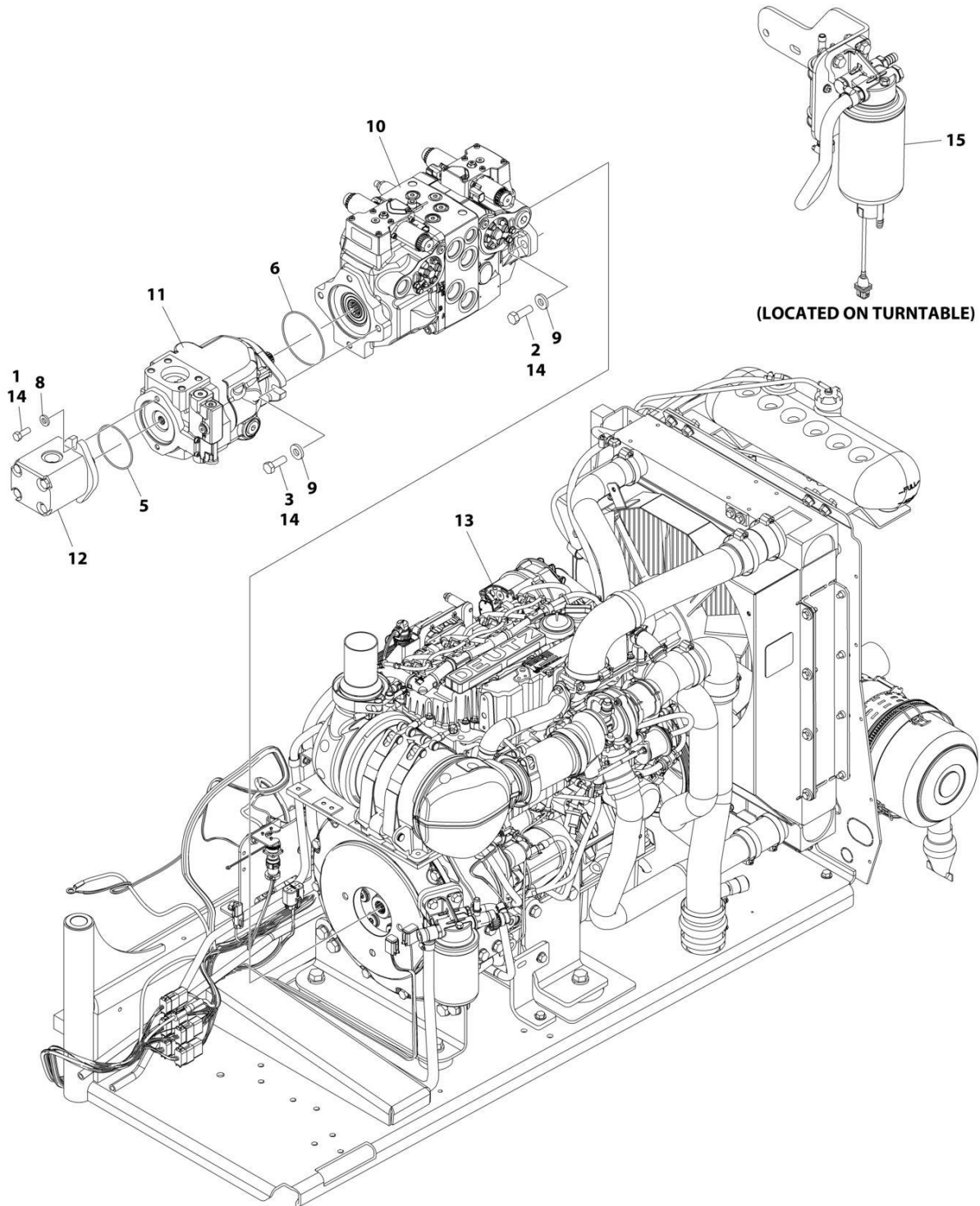
## SECTION 3 - ENGINE

**FIGURE 3-31. DEUTZ TCD2.9L4 (EMR4) ENGINE SUB-ASSEMBLY - WITH REXROTH PUMP (WITH COLD WEATHER PLUS PACKAGE)**

ITEM	PART NUMBER	QTY	DESCRIPTION	REV
	1001141813	Ref	DEUTZ TCD2.9L4 ENGINE SUB-ASSEMBLY	AO
1	0641812	2	Bolt 1/2 x 1-1/2	
1	0641814	2	Bolt 1/2 x 1-1/2	
3	4740171	2	Washer 1/2	
4	1001141746	1	Engine Assembly (See Separate Breakdown in this Section)	
5	0100011	AR	Compound, Locking	
6	1001152963	1	Pump Assembly - Rexroth (See Separate Breakdown in this Section)	
7	1001165101	1	Bracket, Fuel Pump Filter Assembly (See Separate Breakdown in this Section)	

# SECTION 3 - ENGINE

FIGURE 3-32. DEUTZ TCD2.9L4 (EMR4) ENGINE SUB-ASSEMBLY - WITH SAUER PUMP (WITHOUT COLD WEATHER PLUS PACKAGE)



ART\_1001134390

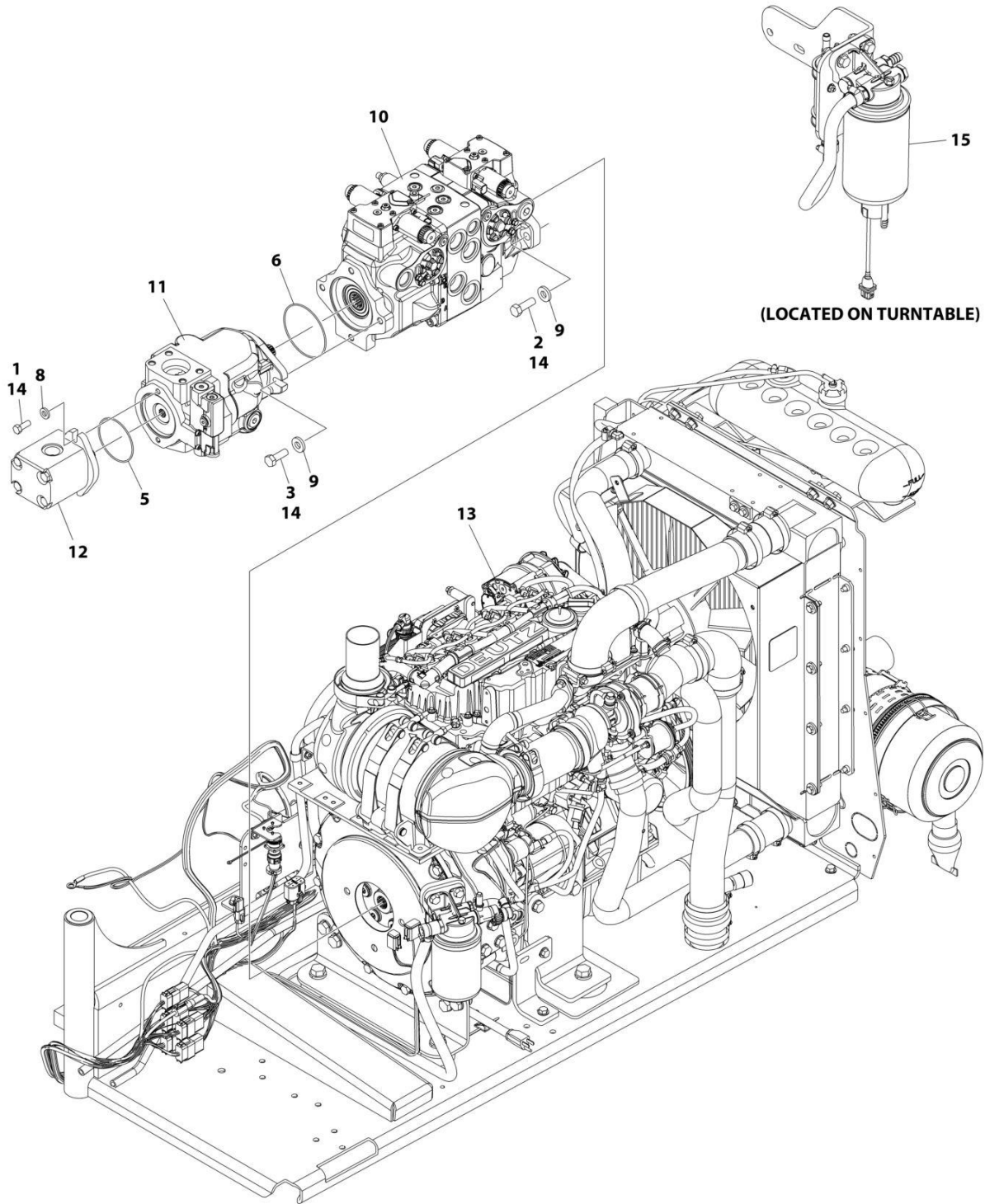
## SECTION 3 - ENGINE

**FIGURE 3-32. DEUTZ TCD2.9L4 (EMR4) ENGINE SUB-ASSEMBLY - WITH SAUER PUMP (WITHOUT COLD WEATHER PLUS PACKAGE)**

ITEM	PART NUMBER	QTY	DESCRIPTION	REV
	1001134390	Ref	DEUTZ TCD2.9L4 ENGINE SUB-ASSEMBLY	AK
1	0641608	2	Bolt 3/8 x 1	
2	0641812	2	Bolt 1/2 x 1-1/2	
2	0641814	2	Bolt 1/2 x 1-3/4	
3	0761215	2	Bolt M12 x 35	
5	3790152	1	O-Ring	
6	3790155	1	O-Ring	
8	4891600	2	Washer 3/8	
9	4891800	4	Washer 1/2	
10	1001108616	1	Pump Assembly - Sauer Tandem (See Separate Breakdown in this Section)	
11	1001171095	1	Pump Assembly - Sauer Piston (See Separate Breakdown in this Section)	
12	1001112927	1	Pump Assembly - Sauer Gear (See Separate Breakdown in this Section)	
13	1001134392	1	Engine Assembly (See Separate Breakdown in this Section)	
14	0100011	AR	Compound, Locking	
15	1001165101	1	Bracket, Fuel Pump Filter Assembly (See Separate Breakdown in this Section)	

# SECTION 3 - ENGINE

FIGURE 3-33. DEUTZ TCD2.9L4 (EMR4) ENGINE SUB-ASSEMBLY - WITH SAUER PUMPS (WITH COLD WEATHER PLUS PACKAGE)



ART\_1001141745

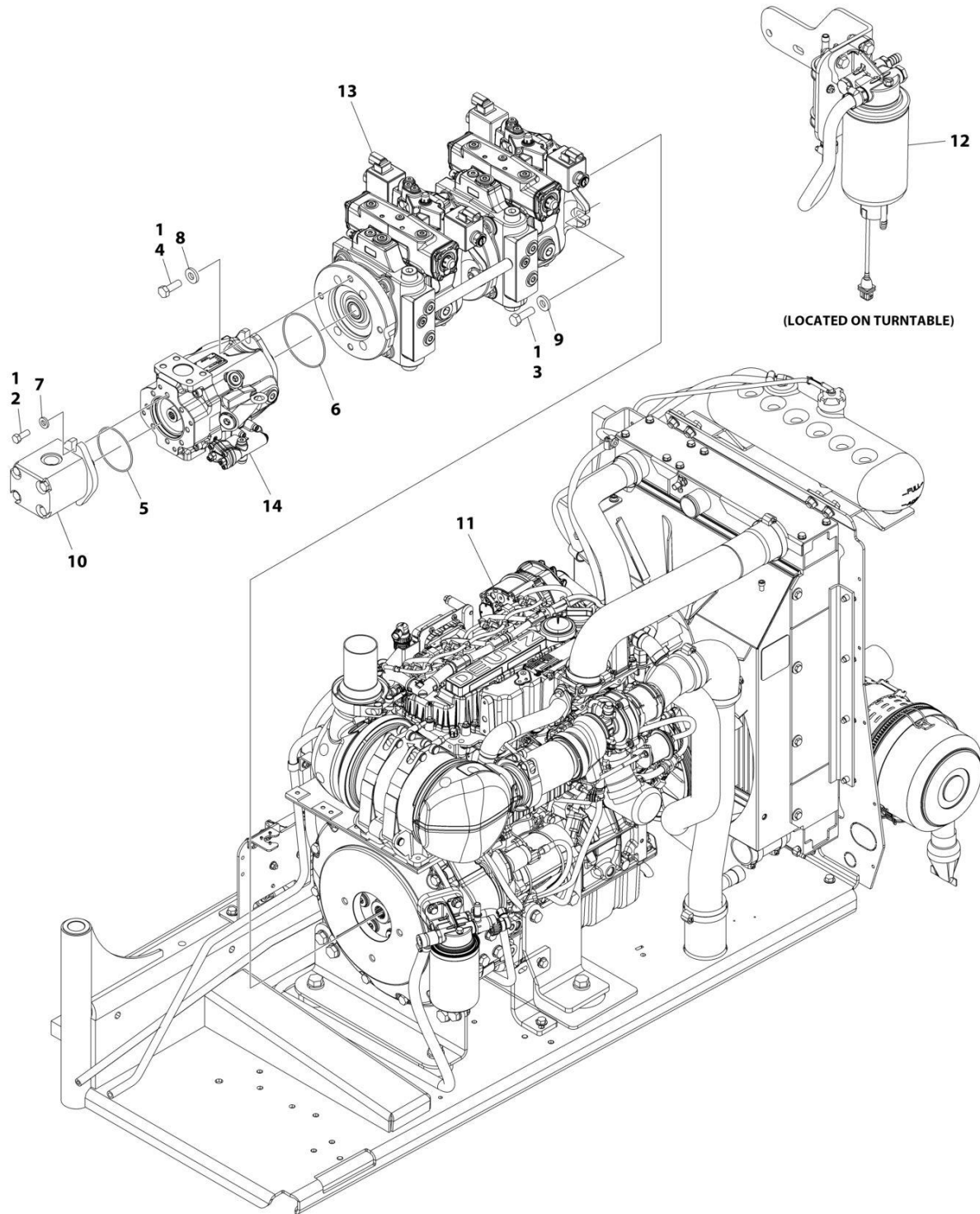
## SECTION 3 - ENGINE

**FIGURE 3-33. DEUTZ TCD2.9L4 (EMR4) ENGINE SUB-ASSEMBLY - WITH SAUER PUMPS (WITH COLD WEATHER PLUS PACKAGE)**

ITEM	PART NUMBER	QTY	DESCRIPTION	REV
	1001141745	Ref	DEUTZ TCD2.9L4 ENGINE SUB-ASSEMBLY	AL
1	0641608	2	Bolt 3/8 x 1	
2	0641812	2	Bolt 1/2 x 1-1/2	
2	0641814	2	Bolt 1/2 x 1-3/4	
3	0761215	2	Bolt M12 x 35	
5	3790152	1	O-Ring	
6	3790155	1	O-Ring	
8	4891600	2	Washer 3/8	
9	4891800	4	Washer 1/2	
10	1001108616	1	Pump Assembly - Sauer Tandem (See Separate Breakdown in this Section)	
11	1001171095	1	Pump Assembly - Sauer Piston (See Separate Breakdown in this Section)	
12	1001112927	1	Pump Assembly - Sauer Gear (See Separate Breakdown in this Section)	
13	1001141746	1	Engine Assembly (See Separate Breakdown in this Section)	
14	0100011	AR	Compound, Locking	
15	1001165101	1	Bracket, Fuel Pump Filter Assembly (See Separate Breakdown in this Section)	

# SECTION 3 - ENGINE

FIGURE 3-34. DEUTZ D2.9L4 (EMR4) ENGINE SUB-ASSEMBLY WITH PMP PUMP AND ABS HOODS (WITHOUT COLD WEATHER PLUS PACKAGE)



ART\_1001286967



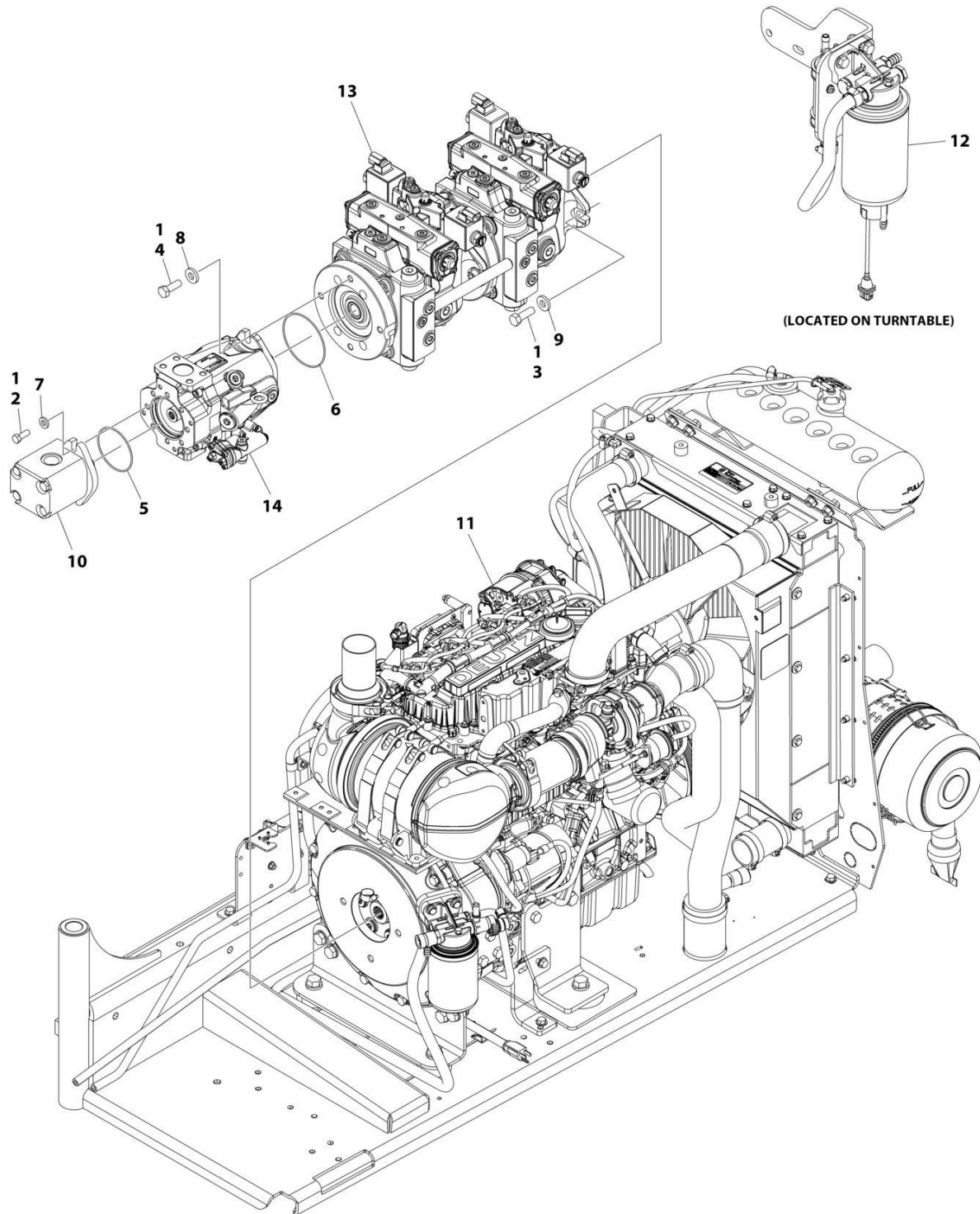
## SECTION 3 - ENGINE

**FIGURE 3-34. DEUTZ D2.9L4 (EMR4) ENGINE SUB-ASSEMBLY WITH PMP PUMP AND ABS HOODS  
(WITHOUT COLD WEATHER PLUS PACKAGE)**

ITEM	PART NUMBER	QTY	DESCRIPTION	REV
	1001286967	Ref	ENGINE SUB-ASSEMBLY WITH PMP PUMPS AND ABS HOODS (WITHOUT COLD WEATHER PLUS PACKAGE)	A
1	0100011	AR	Compound, Locking	
2	0641608	2	Bolt 3/8 x 1	
3	0641812	2	Bolt 1/2 x 1-1/2	
4	0761215	2	Bolt M12 x 35	
5	3790152	1	O-Ring	
6	3790155	1	O-Ring	
7	4891600	2	Washer 3/8	
8	4891800	2	Washer 1/2	
9	8310056	2	Washer	
10	1001112927	1	Pump Assembly - Sauer Gear (See Separate Breakdown in this Section)	
11	1001134392	1	Engine Assembly (See Separate Breakdown in this Section)	
12	1001165101	1	Bracket, Fuel Pump Filter Assembly (See Separate Breakdown in this Section)	
13	1001286957	1	Pump Assembly - Hydraulic Tandem (See Separate Breakdown in this Section)	
14	1001286958	1	Pump Assembly - Hydraulic Piston (See Separate Breakdown in this Section)	

# SECTION 3 - ENGINE

FIGURE 3-35. DEUTZ D2.9L4 (EMR4) ENGINE SUB-ASSEMBLY WITH PMP PUMP AND STEEL HOODS (WITH COLD WEATHER PLUS PACKAGE)



ART\_1001286969

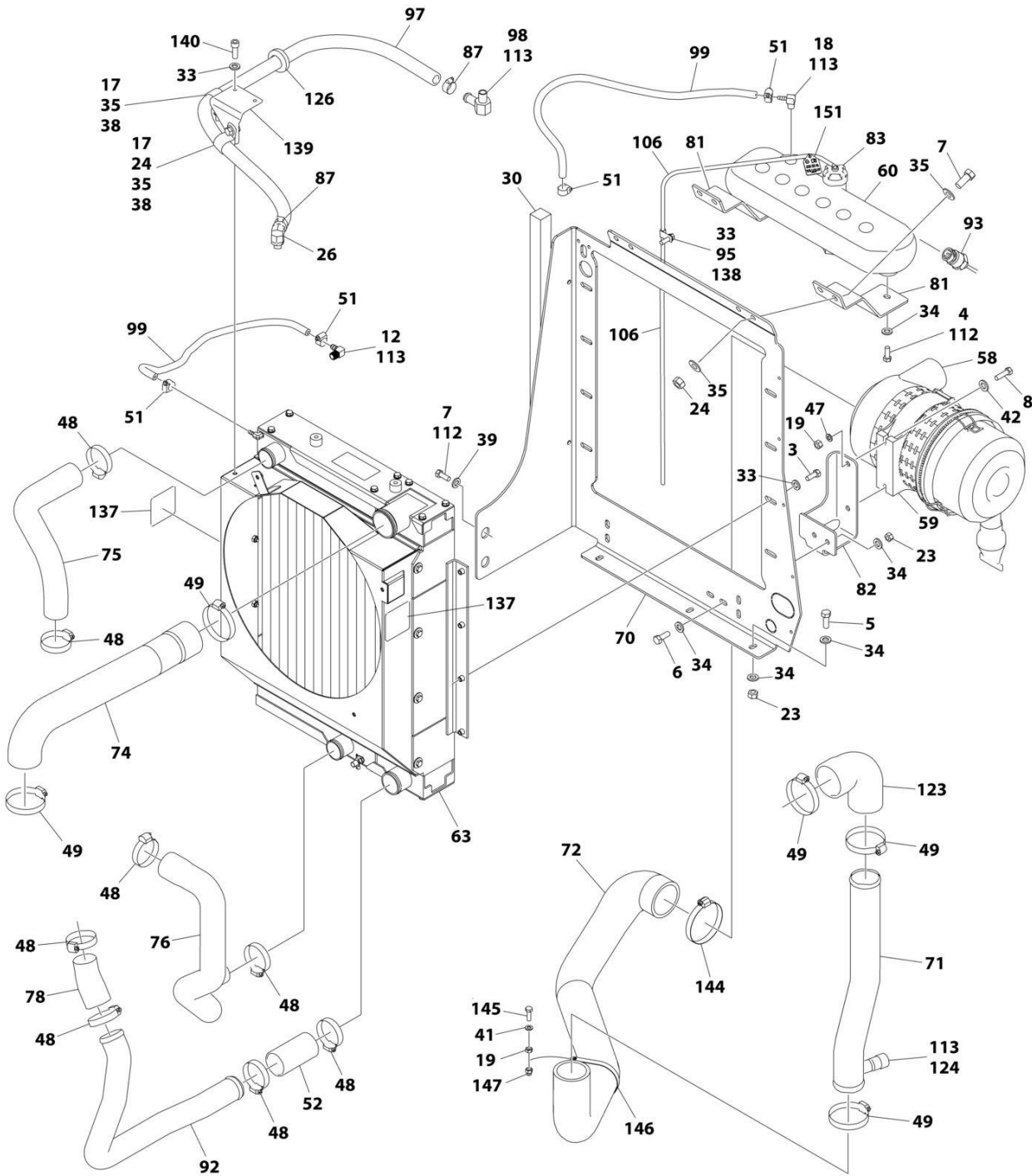
## SECTION 3 - ENGINE

**FIGURE 3-35. DEUTZ D2.9L4 (EMR4) ENGINE SUB-ASSEMBLY WITH PMP PUMP AND STEEL HOODS (WITH COLD WEATHER PLUS PACKAGE)**

ITEM	PART NUMBER	QTY	DESCRIPTION	REV
	1001286969	Ref	ENGINE SUB-ASSEMBLY WITH PMP PUMPS AND STEEL HOODS (WITH COLD WEATHER PLUS PACKAGE)	A
1	0100011	AR	Compound, Locking	
2	0641608	2	Bolt 3/8 x 1	
3	0641812	2	Bolt 1/2 x 1-1/2	
4	0761215	2	Bolt M12 x 35	
5	3790152	1	O-Ring	
6	3790155	1	O-Ring	
7	4891600	2	Washer 3/8	
8	4891800	2	Washer 1/2	
9	8310056	2	Washer	
10	1001112927	1	Pump Assembly - Sauer Gear (See Separate Breakdown in this Section)	
11	1001141746	1	Engine Assembly (See Separate Breakdown in this Section)	
12	1001165101	1	Bracket, Fuel Pump Filter Assembly (See Separate Breakdown in this Section)	
13	1001286957	1	Pump Assembly - Hydraulic Tandem (See Separate Breakdown in this Section)	
14	1001286958	1	Pump Assembly - Hydraulic Piston (See Separate Breakdown in this Section)	

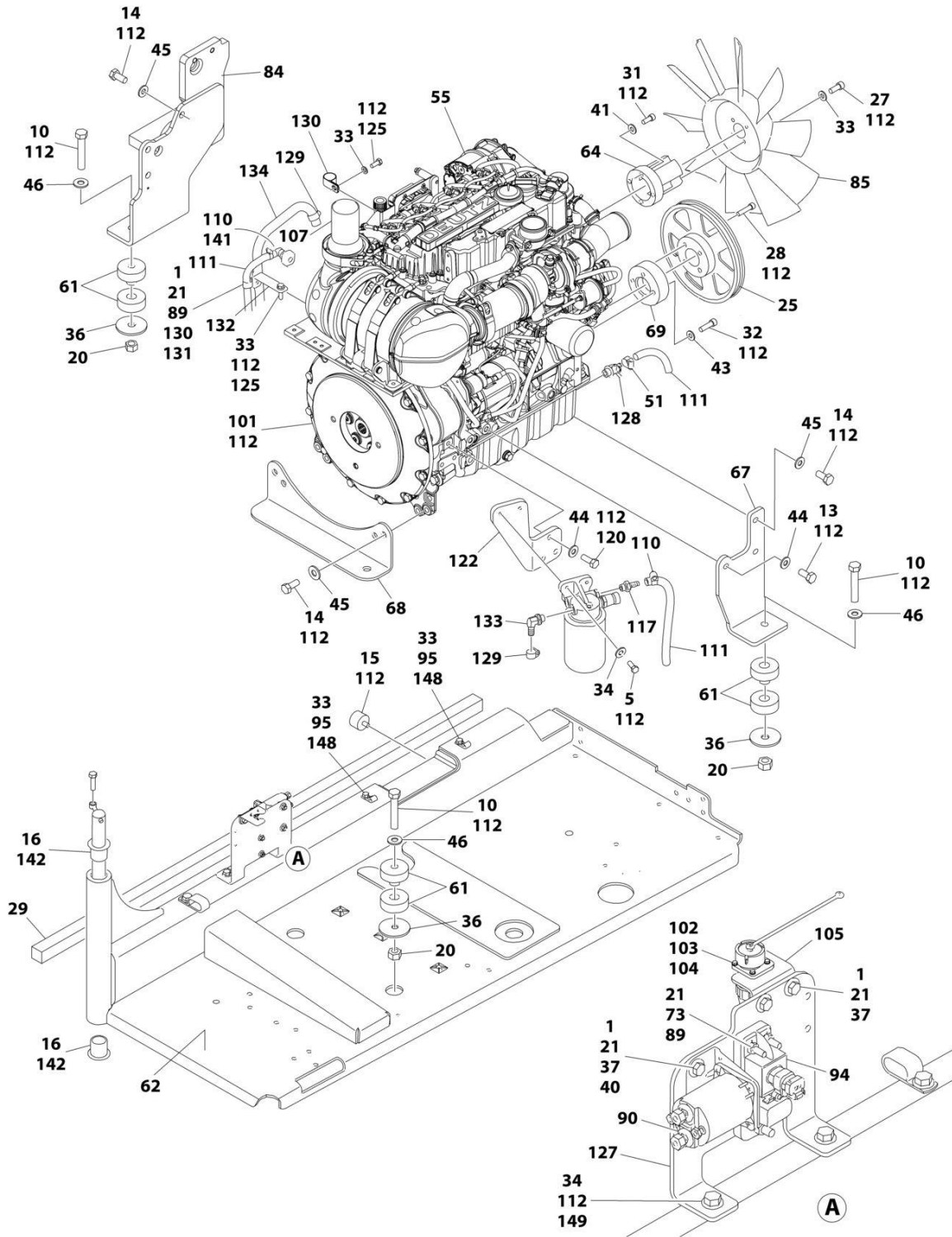
# SECTION 3 - ENGINE

## FIGURE 3-36. DEUTZ TCD2.9L4 (EMR4) ENGINE ASSEMBLY (WITHOUT COLD WEATHER PLUS PACKAGE)



ART\_1001134392\_AV\_10F2

# SECTION 3 - ENGINE



ART\_1001134392\_AV\_20F2

## SECTION 3 - ENGINE

**FIGURE 3-36. DEUTZ TCD2.9L4 (EMR4) ENGINE ASSEMBLY (WITHOUT COLD WEATHER PLUS PACKAGE)**

ITEM	PART NUMBER	QTY	DESCRIPTION	REV
	1001134392	Ref	DEUTZ TCD2.9L4 ENGINE ASSEMBLY	AV
1	0641406	5	Bolt 1/4 x 3/4	
3	0641508	8	Bolt 5/16 x 1	
4	0641606	2	Bolt 3/8 x 3/4	
5	0641608	9	Bolt 3/8 x 1	
6	0641610	2	Bolt 3/8 x 1-1/4	
7	0641708	6	Bolt 7/16 x 1	
8	0700815	2	Bolt M8 x 35	
10	0682028	4	Bolt 5/8 x 3-1/2 Grade 8	
12	1001140564	1	Fitting, 90 Barbed	
13	0771212	1	Bolt M12 x 25 Grade 10.9	
14	0771414	9	Bolt M14 x 30 Grade 10.9	
15	0940070	1	Bumper	
16	0961986	2	Bushing, Flanged	
17	0641706	2	Bolt 7/16 x 3/4	
18	1001134488	1	Fitting, 90 Barbed	
19	3290801	3	Nut M8	
20	3272001	4	Nut 5/8 Grade 8	
21	3311405	6	Nut 1/4	
23	3311605	9	Nut 3/8	
24	3311705	5	Nut 7/16	
25	3580320	1	Pulley	
26	1001141719	1	Fitting, 90 Barbed	
27	3931512	4	Capscrew 5/16 x 3/4	
28	3931628	4	Capscrew 3/8 x 1-3/4	
29	3960543	1	Seal	
30	3960544	1	Seal	
31	4031914	4	Bolt M8 x 50	
32	4032014	4	Bolt M10 x 50	
33	4711500	19	Washer 5/16	
34	4711600	24	Washer 3/8	
35	4711700	10	Washer 7/16	
36	1001146219	4	Washer Special	
37	4751400	8	Washer 1/4	
38	8406302	2	Clamp	
39	4751700	2	Washer 7/16	
40	4791400	2	Starwasher 1/4	
41	4811900	5	Washer M8	
42	4811902	2	Washer M8	
43	4812000	4	Washer M10	
44	4812100	4	Washer M12	
45	4812200	9	Washer M14	
46	4892000	4	Washer 5/8	
47	4831900	2	Washer M8	
48	8405201	8	Clamp	
49	8405204	5	Clamp	
51	8410013	5	Clamp	
52	91563070	1	Coupling, Rubber	

## SECTION 3 - ENGINE

ITEM	PART NUMBER	QTY	DESCRIPTION	REV
55	1001249964	1	Engine, Deutz TCD2.9L4 (See Separate Breakdown in this Section)	
58	1001133633	1	Air Cleaner Assembly	
58	70024190	1	Element, Air Filter	
59	1001133634	1	Clamp	
60	1001166393	1	Tank, Surge	
61	1001155575	4	Mount, Motor	
62	1001191272	1	Tray	
63	1001256864	1	Radiator	
64	1001135138	1	Spacer, Fan	
67	1001135560	1	Support, Engine	
68	1001135562	1	Support, Engine - Rear	
69	1001135679	1	Spacer, Pulley	
70	1001135680	1	Support, Radiator	
71	1001135901	1	Pipe, Air Intake	
72	1001264917	1	Pipe, Air Intake	
73	3931432	1	Capscrew 1/4 x 2	
74	1001264982	1	Pipe, Air Cleaner to Intake	
75	1001135924	1	Hose, Radiator (Upper)	
76	1001135926	1	Hose, Radiator (Lower)	
78	1001135943	1	Coupling, Rubber	
81	1001136626	2	Bracket	
82	1001136665	1	Bracket	
83	1001136834	1	Cap, Tank	
84	1001283008	1	Support, Engine	
85	1001137276	1	Fan	
87	8405007	2	Clamp	
89	4711400	3	Washer 1/4	
90	1001117308	1	Relay	
92	1001135913	1	Pipe, Turbo to Air Cleaner	
93	1001138827	1	Sensor, Coolant Level	
94	1001138228	1	Module, Power	
94	70023592	1	Fuse 20Amp (Switched Output)	
94	70023593	1	Fuse 30Amp (Battery Output)	
95	1001138253	5	Clamp	
96	1001138346	1	Harness, Engine (Not Shown - See Separate Breakdown in ELECTRICAL Section)	
97	1001138524	1	Hose	
98	1001138559	1	Fitting, 90	
99	2720015	5 ft /2 m	Hose	
101	2902065	1	Pump Coupling Kit (See Separate Breakdown in this Section)	
102	3310401	3	Nut #4	
103	3910408	3	Screw #4 x 1/2	
104	4710400	3	Washer #4	
105	1001139240	1	Bracket	
106	1001138248	4 ft /1.2 m	Tubing	
107	1001153024	1	Pipe, Exhaust	
110	1320022	2	Clamp	
111	1001165035	31 ft /10 m	Hose	
112	0100011	AR	Compound, Locking	
113	0100020	AR	Sealant	

## SECTION 3 - ENGINE

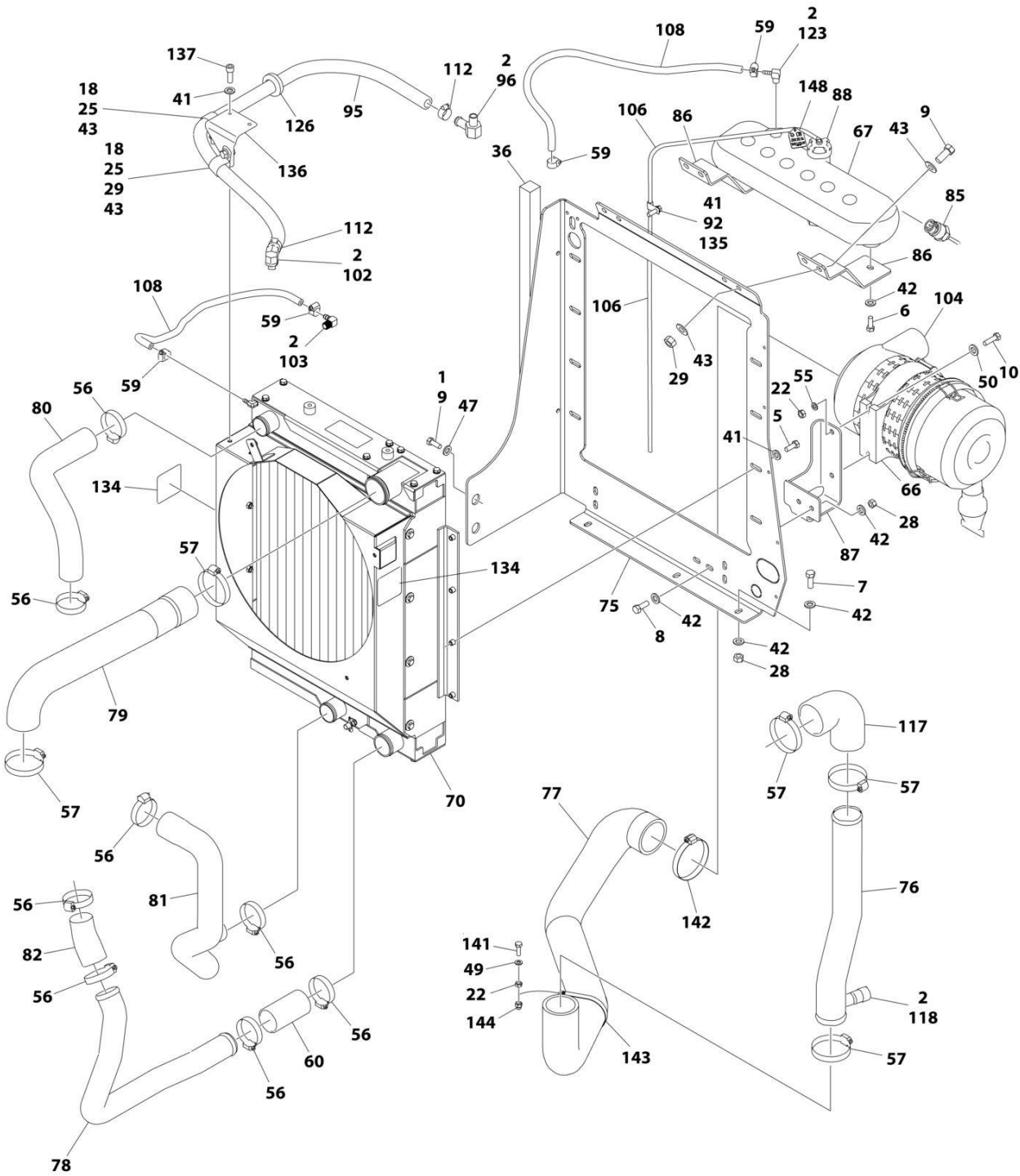
ITEM	PART NUMBER	QTY	DESCRIPTION	REV
114	1001141304	1	Wire, Glow Plug (Not Shown)	
115	1001135779	1	Cable, Alternator Positive (Not Shown)	
117	1001141717	1	Fitting, Straight	
120	0761214	3	Bolt M12 x 30	
122	1001142685	1	Bracket	
123	1001165820	1	Pipe, Elbow	
124	1001143390	1	Indicator, Air Filter Service	
125	0760810	2	Bolt M8 x 20	
126	1001144089	1	Grommet	
127	1001145154	1	Plate, Mounting	
128	4640751	1	Valve, Oil Drain	
129	8405006	2	Clamp	
130	8406102	AR	Clip	
131	8406112	1	Clip	
132	1001138717	1	Bracket	
133	1001142501	1	Fitting, 90 Barbed	
134	1001154405	5 ft /2 m	Hose	
135	1001148843	1	Harness, Fuel Filter (Not Shown - See Separate Breakdown in ELECTRICAL Section)	
137	1703162	2	Decal - Fan	
138	0641503	1	Bolt 5/16 x 3/8	
139	1001153387	1	Plate	
140	3931508	2	Capscrew 5/16 x 1/2	
141	1001155823	1	Coupling	
142	0100062	AR	Adhesive, Loctite #680	
143	4240099	AR	Tie-Strap (Not Shown)	
144	8410011	1	Clamp	
145	0700812	1	Bolt M8 x 25	
146	1321289	1	Clamp	
147	3290806	1	Nut M8	
148	0641510	2	Bolt 5/16 x 1-1/4	
149	0641612	2	Bolt 3/8 x 1-1/2	
150	4240032	AR	Tie-Strap (Not Shown)	
151	1001291401	1	Tag, Coolant	





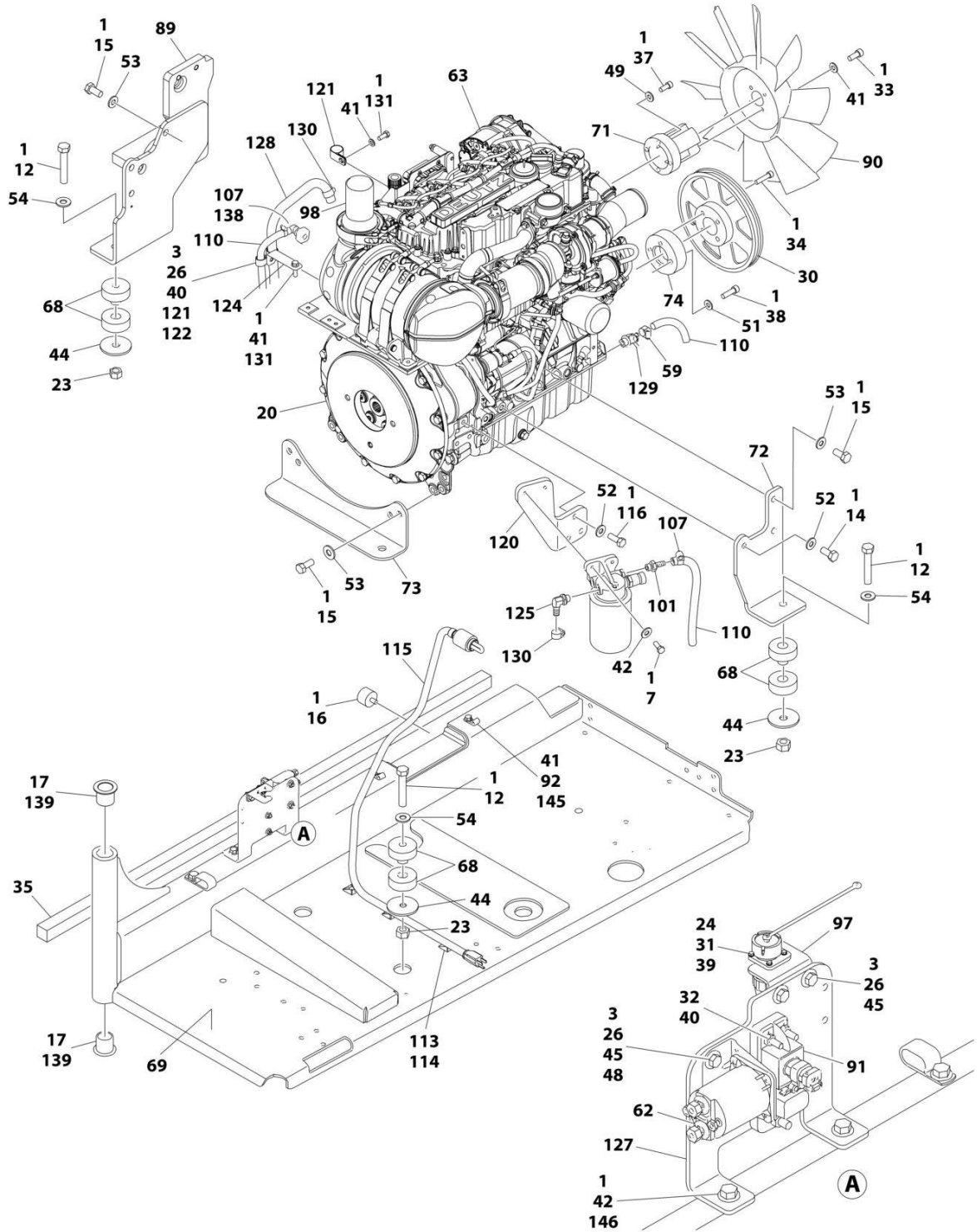
# SECTION 3 - ENGINE

## FIGURE 3-37. DEUTZ TCD2.9L4 (EMR4) ENGINE ASSEMBLY (WITH COLD WEATHER PLUS PACKAGE)



ART\_1001141746\_AT\_10F2

# SECTION 3 - ENGINE



ART\_1001141746\_AT\_20F2

## SECTION 3 - ENGINE

**FIGURE 3-37. DEUTZ TCD2.9L4 (EMR4) ENGINE ASSEMBLY (WITH COLD WEATHER PLUS PACKAGE)**

ITEM	PART NUMBER	QTY	DESCRIPTION	REV
	1001141746	Ref	DEUTZ TCD2.9L4 ENGINE ASSEMBLY	AT
1	0100011	AR	Compound, Locking	
2	0100020	AR	Sealant	
3	0641406	5	Bolt 1/4 x 3/4	
5	0641508	8	Bolt 5/16 x 1	
6	0641606	2	Bolt 3/8 x 3/4	
7	0641608	9	Bolt 3/8 x 1	
8	0641610	2	Bolt 3/8 x 1-1/4	
9	0641708	6	Bolt 7/16 x 1	
10	0700815	2	Bolt M8 x 35	
12	0682028	4	Bolt 5/8 x 3-1/2 Grade 8	
14	0771212	1	Bolt M12 x 25 Grade 10.9	
15	0771414	9	Bolt M14 x 30 Grade 10.9	
16	0940070	1	Bumper	
17	0961986	2	Bushing, Flanged	
18	0641706	2	Bolt 7/16 x 3/4	
20	2902065	1	Pump Coupling Kit (See Separate Breakdown in this Section)	
22	3290801	3	Nut M8	
23	3272001	4	Nut 5/8 Grade 8	
24	3310401	3	Nut #4	
25	8406302	2	Clamp	
26	3311405	6	Nut 1/4	
28	3311605	9	Nut 3/8	
29	3311705	5	Nut 7/16	
30	3580320	1	Pulley	
31	3910408	3	Screw #4 x 1/2	
32	3931432	1	Capscrew 1/4 x 2	
33	3931512	4	Capscrew 5/16 x 3/4	
34	3931628	4	Capscrew 3/8 x 1-3/4	
35	3960543	1	Seal	
36	3960544	1	Seal	
37	4031914	4	Bolt M8 x 50	
38	4032014	4	Bolt M10 x 50	
39	4710400	3	Washer #4	
40	4711400	3	Washer 1/4	
41	4711500	19	Washer 5/16	
42	4711600	24	Washer 3/8	
43	4711700	10	Washer 7/16	
44	1001146219	4	Washer Special	
45	4751400	8	Washer 1/4	
47	4751700	2	Washer 7/16	
48	4791400	2	Starwasher 1/4	
49	4811900	5	Washer M8	
50	4811902	2	Washer M8	
51	4812000	4	Washer M10	
52	4812100	4	Washer M12	
53	4812200	9	Washer M14	
54	4892000	4	Washer 5/8	
55	4831900	2	Washer M8	

## SECTION 3 - ENGINE

ITEM	PART NUMBER	QTY	DESCRIPTION	REV
56	8405201	8	Clamp	
57	8405204	5	Clamp	
59	8410013	5	Clamp	
60	91563070	1	Coupling, Rubber	
62	1001117308	1	Relay	
63	1001249964	1	Engine, Deutz TCD2.9L4 (See Separate Breakdown in this Section)	
66	1001133634	1	Clamp	
67	1001166393	1	Tank, Surge	
68	1001155575	4	Mount, Motor	
69	1001191272	1	Tray	
70	1001256864	1	Radiator	
71	1001135138	1	Spacer, Fan	
72	1001135560	1	Support, Engine	
73	1001135562	1	Support, Engine - Rear	
74	1001135679	1	Spacer, Pulley	
75	1001135680	1	Support, Radiator	
76	1001135901	1	Pipe, Air Intake	
77	1001264917	1	Hose, Air Intake	
78	1001135913	1	Pipe, Turbo to Air Cleaner	
79	1001264982	1	Hose, Air Cleaner to Intake	
80	1001135924	1	Hose, Radiator (Upper)	
81	1001135926	1	Hose, Radiator (Lower)	
82	1001135943	1	Coupling, Rubber	
85	1001138827	1	Sensor, Coolant Level	
86	1001136626	2	Bracket	
87	1001136665	1	Bracket	
88	1001136834	1	Cap, Tank	
89	1001283008	1	Support, Engine	
90	1001137276	1	Fan	
91	1001138228	1	Module, Power	
91	70023592	1	Fuse 20Amp (Switched Output)	
91	70023593	1	Fuse 30Amp (Battery Output)	
92	1001138253	5	Clamp	
94	1001138346	1	Harness, Engine (Not Shown - See Separate Breakdown in ELECTRICAL Section)	
95	1001138524	1	Hose	
96	1001138559	1	Fitting, 90	
97	1001139240	1	Bracket	
98	1001153024	1	Pipe, Exhaust	
100	1001141304	1	Wire, Glow Plug (Not Shown)	
101	1001141717	1	Fitting, Straight	
102	1001141719	1	Fitting, 90 Barbed	
103	1001140564	1	Fitting, 90 Barbed	
104	1001133633	1	Air Cleaner Assembly	
104	70024190	1	Element, Air Filter	
105	1001135779	1	Cable, Alternator Positive (Not Shown)	
106	1001138248	4 ft /1.2 m	Tubing	
107	1320022	2	Clamp	
108	2720015	5 ft /2 m	Hose	
110	1001165035	31 ft /10 m	Hose	

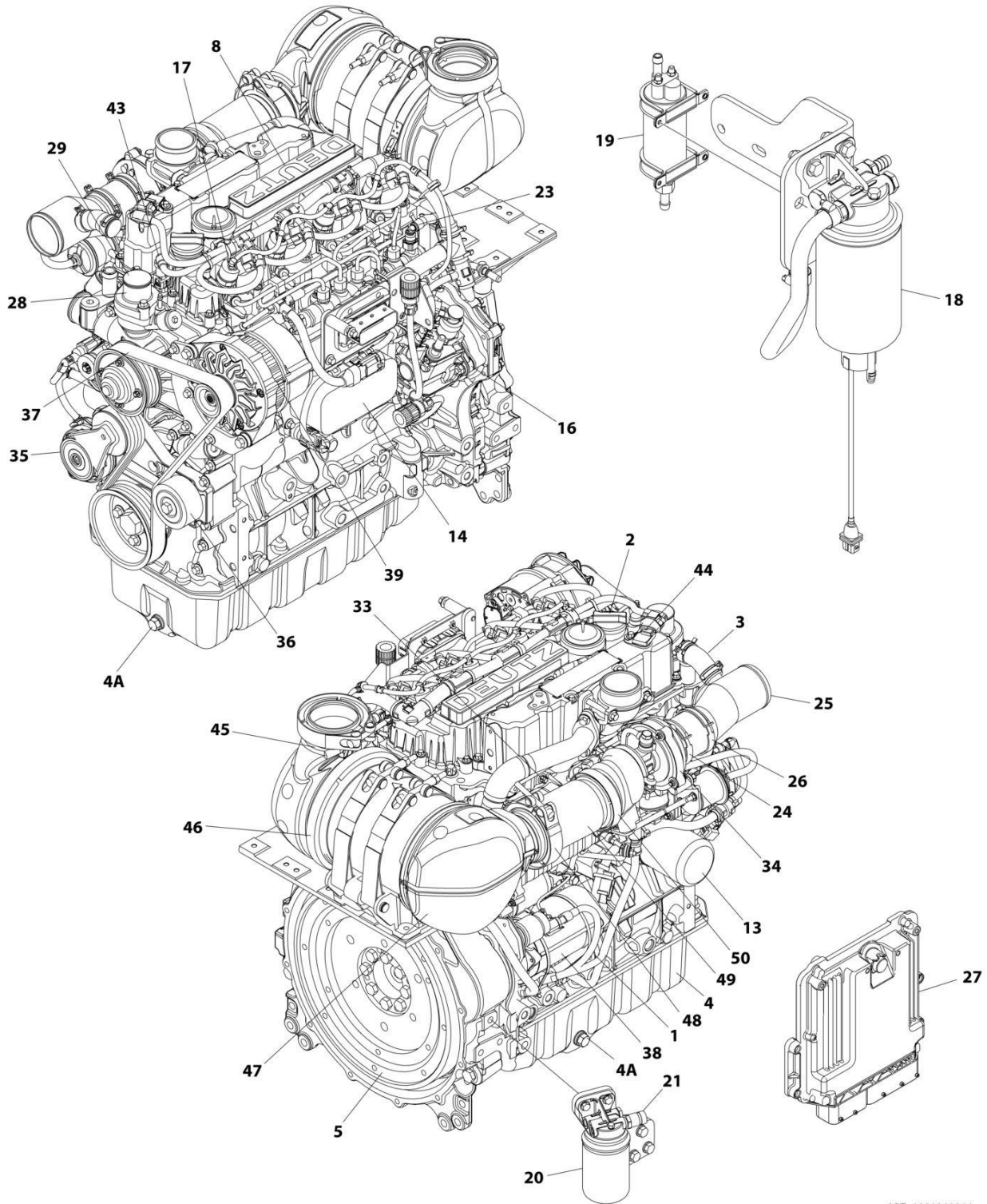
## SECTION 3 - ENGINE

ITEM	PART NUMBER	QTY	DESCRIPTION	REV
112	8405007	2	Clamp	
113	4240099	AR	Tie-Strap (Used to Secure Block Heater Cord)	
114	4460234	3	Mount, Wire Tie (Used to Secure Block Heater Cord)	
115	1001140312	1	Heater, Block	
116	0761214	3	Bolt M12 x 30	
117	1001165820	1	Pipe, Elbow	
118	1001143390	1	Indicator, Air Filter Service	
120	1001142685	1	Bracket	
121	8406102	AR	Clip	
122	8406112	1	Clip	
123	1001134488	1	Fitting, 90 Barbed	
124	1001138717	1	Bracket	
125	1001142501	1	Fitting, 90 Barbed	
126	1001144089	1	Grommet	
127	1001145154	1	Plate, Mounting	
128	1001154405	5 ft /2 m	Hose	
129	4640751	1	Valve, Oil Drain	
130	8405006	2	Clamp	
131	0760810	AR	Bolt M8 x 20	
132	1001148843	1	Harness, Fuel Filter (Not Shown - See Separate Breakdown in ELECTRICAL Section)	
134	1703162	2	Decal - Fan	
135	0641503	1	Bolt 5/16 x 3/8	
136	1001153387	1	Plate	
137	3931508	2	Capscrew 5/16 x 1/2	
138	1001155823	1	Coupling	
139	0100062	AR	Adhesive, Loctite #680	
140	1001181895	AR	Adhesive, Loctite #640 (Not Shown - Apply to Block Heater)	
141	0700812	1	Bolt M8 x 25	
142	8410011	1	Clamp	
143	1321289	1	Clamp	
144	3290806	1	Nut M8	
145	0641510	2	Bolt 5/16 x 1-1/4	
146	0641612	2	Bolt 3/8 x 1-1/2	
147	4240032	AR	Tie-Strap (Not Shown)	
148	1001291401	1	Tag, Coolant	



# SECTION 3 - ENGINE

## FIGURE 3-38. DEUTZ TCD2.9L4 (EMR4) ENGINE COMPONENTS



ART\_1001249964



## SECTION 3 - ENGINE

**FIGURE 3-38. DEUTZ TCD2.9L4 (EMR4) ENGINE COMPONENTS**

ITEM	PART NUMBER	QTY	DESCRIPTION	REV
	1001249964	Ref	DEUTZ TCD2.9L4 ENGINE COMPONENTS	A
1	70024904	1	Dipstick	
1	70024905	1	O-Ring	
2	7020465	2	Cap, Filler	
3	7002511	2	Clamp	
4		Ref	Pan, Oil	
4A	70005941	2	Plug	
4A	70005942	2	Washer, Sealing	
5	70001870	1	Flywheel	
5	7024579	1	Gear, Ring	
6	70024906	1	Gasket, Head (Not Shown)	
8	70005921	1	Cover, Valve	
8	70005171	1	Gasket	
8	70025205	1	Gasket, Small Valve Cover	
10	70004280	1	Seal, Shaft - Front (Not Shown)	
11	70002718	1	Seal, Shaft - Rear (Not Shown)	
12	70005172	1	Pump, Oil Lube (Not Shown)	
12	70025135	1	O-Ring	
12	70025136	1	Gasket	
13	7016331	1	Filter, Oil	
13	70025137	1	Bushing	
14	70024494	1	Cooler, Engine Oil	
14	70024925	1	Gasket	
16	70024924	1	Pump, Fuel	
16	70025152	1	O-Ring	
16	70004505	1	Valve, Overflow	
16	70004506	1	O-Ring	
16	70004507	1	O-Ring	
16	70004508	1	Valve Volume Control	
16	70004509	1	O-Ring	
16	70004510	1	Gasket	
17	70025181	4	Injector, Fuel	
17	70025140	4	Washer, Sealing	
17	70025146	4	Clamp (Top of Injector)	
17	70025145	4	O-Ring	
17	70025154	4	Shoe, Clamping	
17	70000345	1	Plug, Glow (Not Shown)	
18	70024961	1	Fuel Filter Assembly	
18	1001225430	1	Filter, Fuel	
18	70024513	1	Cable, Sensor	
18	70025239	1	Ring, Sealing	
19	70006144	1	Pump, Fuel	
19	70025144	2	Clamp	
20	70029451	1	Filter with Head	
20	1001225431	1	Filter, Fuel	
21	70024919	1	Sensor, Pressure	
21	70024920	1	O-Ring	
22	70025151	1	Rail, Fuel (Not Shown)	
22	70025235	1	Repair Kit (Not Shown)	
23	70025182	1	Fuel Line - High Pressure (Cylinder 1 & 2)	

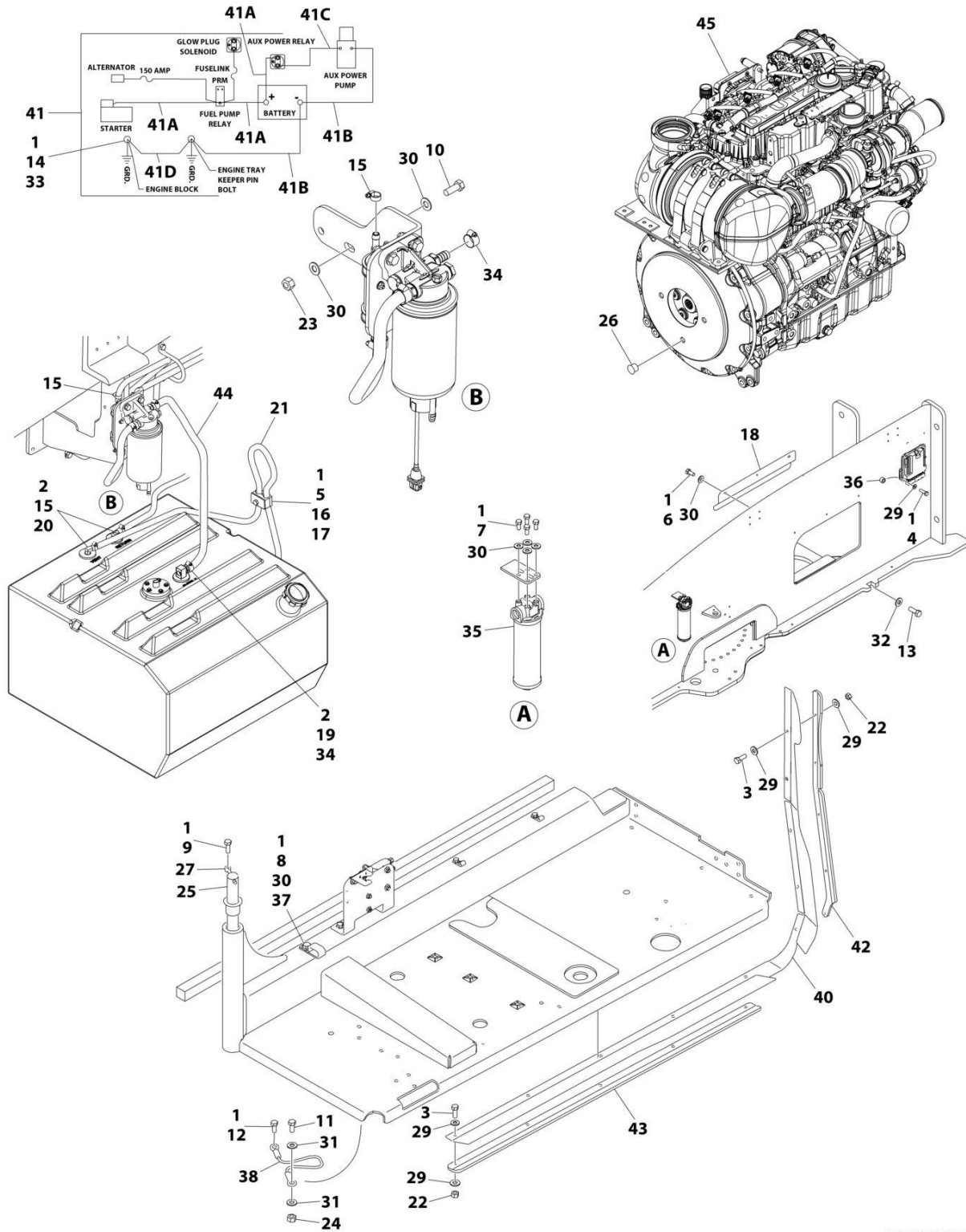
## SECTION 3 - ENGINE

ITEM	PART NUMBER	QTY	DESCRIPTION	REV
23	70025183	1	Fuel Line - High Pressure (Cylinder 3 & 4)	
23	70025184	1	Fuel Line - High Pressure (Supply)	
24	70004501	1	Sleeve, Rubber	
25	70004502	1	Pipe, Intake	
25	70005926	1	Pipe, Elbow	
26	70025112	2	Clamp	
27	70025210	1	ECU (Engine Control Unit)	
28	70029797	1	Pump, Water	
28	70025200	1	Ring, Sealing	
28	70007325	1	Gasket	
28	7020492	2	Ring, Sealing (Plug)	
29	70005929	1	Thermostat	
29	70025184	1	O-Ring (Thermostat to Cover)	
29	70005931	1	Gasket (Thermostat to Pump)	
29	70025142	1	Cover, Thermostat	
31	70007326	1	Valve, Shuttle (EGR) (Not Shown)	
31	70007327	1	Gasket	
33	70004282	1	Manifold, Exhaust	
33	70025164	1	Gasket, Exhaust Manifold to Head	
33	70029557	1	Gasket, Exhaust Manifold to Pipe	
34	70007328	1	Turbocharger	
34	70024912	1	Gasket, Exhaust Manifold	
35	70028699	1	Tensioner, Belt	
36		Ref	Idler Roller	
37	70004277	1	Belt, Drive	
38	70024915	1	Starter	
38	70005647	1	Switch, Solenoid	
38	70005648	1	Relay	
39	70029401	1	Generator	
39	70006653	1	Regulator, Voltage	
40	70007329	1	Harness, Engine (Not Shown)	
41	70024504	1	Sensor, Pressure (Not Shown - Located Top Rear)	
41	70024920	1	O-Ring	
42	70026210	2	Sensor, Speed (Not Shown - Located Left Side Front and Flywheel Housing)	
42	70024917	2	O-Ring	
43	70028540	1	Sender, Temperature	
44	70024507	1	Sensor, Pressure	
44	70025120	1	O-Ring	
45	70007331	1	Outlet, Muffler	
46	70029517	1	Clip	
46	70029520	1	Gasket	
47	70007330	1	Inlet	
48	70025877	1	Clip	
48	70025788	1	Nut	
48	70025242	1	Gasket	
49	70004504	1	Compensator	
50	70005527	1	Clip	
50	70029433	1	Clip	
50	70025242	1	Gasket	



# SECTION 3 - ENGINE

**FIGURE 3-39. DEUTZ D2.9L4 - EMR5 ENGINE INSTALLATION WITH PMP PUMP AND STEEL HOODS (WITH COLD WEATHER PLUS PACKAGE)**



ART\_1001301725

## SECTION 3 - ENGINE

**FIGURE 3-39. DEUTZ D2.9L4 - EMR5 ENGINE INSTALLATION WITH PMP PUMP AND STEEL HOODS  
(WITH COLD WEATHER PLUS PACKAGE)**

ITEM	PART NUMBER	QTY	DESCRIPTION	REV
	1001301725	Ref	ENGINE INSTALLATION EMR5 WITH PMP PUMPS AND STEEL HOODS WITH COLD WEATHER PLUS PACKAGE	B
1	0100011	AR	Compound, Locking	
2	0100079	AR	Sealant, Pipe	
3	0641408	10	Bolt 1/4 x 1	
4	0641410	4	Bolt 1/4 x 1-1/4	
5	0641511	1	Bolt 5/16 x 1-3/8	
6	0641605	3	Bolt 3/8 x 5/8	
7	0641606	4	Bolt 3/8 x 3/4	
8	0641608	5	Bolt 3/8 x 1	
9	0641610	1	Bolt 3/8 x 1-1/4	
10	0641612	2	Bolt 3/8 x 1-1/2	
11	0641708	1	Bolt 7/16 x 1	
12	0641808	1	Bolt 1/2 x 1	
13	0642010	1	Bolt 5/8 x 1-1/4	
14	0761210	1	Bolt M12 x 20	
15	1320022	3	Clamp	
16	1320187	1	Clamp	
17	1320190	1	Clamp	
18	1671121	1	Cover	
19	2180832	1	Fitting, Barbed	
20	2220313	2	Fitting, 90 NPTF/Barbed	
21	2750532	5 ft /1.6 m	Hose	
22	3311405	10	Nut 1/4	
23	3311605	2	Nut 3/8	
24	3311705	1	Nut 7/16	
25	3422446	1	Pin	
26	3520054	1	Plug	
27	3841143	1	Keeper, Pin	
28	4240018	AR	Tie-Strap (Not Shown)	
29	4711400	24	Washer 1/4	
30	4711600	16	Washer 3/8	
31	4711700	2	Washer 7/16	
32	4752000	1	Washer 5/8	
33	4812100	1	Washer M12	
34	8405006	2	Clamp	
35	1001108617	1	Filter	
35	70002231	1	Element, Filter	
36	1001110425	4	Spacer	
37	1001116792	1	Clamp	
37	1321716	5	Clamp	
38	1001131542	1	Lanyard	
39	1001138491	1	Harness, Fuel (Not Shown) (See Separate Breakdown in ELECTRICAL Section)	
40	1001140604	1	Panel	
41	1001141225	1	Battery Cable Kit	
41A	7027042	1	Cable, Battery (Red) (Battery + to Relays and Starter)	
41B	7027043	1	Cable, Battery (Black) (Battery - to Tray Pivot Grd and Aux Pump)	

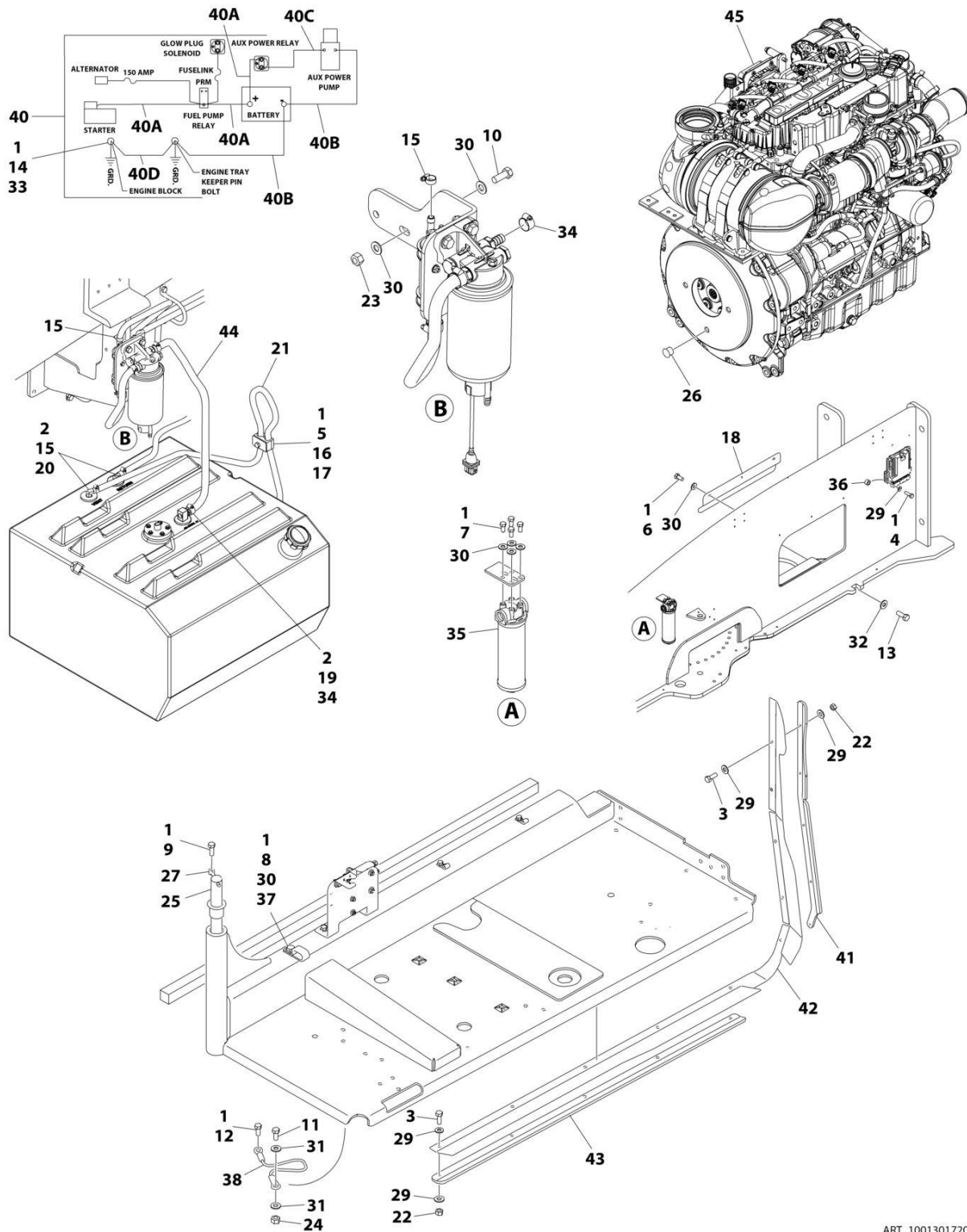
## SECTION 3 - ENGINE

ITEM	PART NUMBER	QTY	DESCRIPTION	REV
41C	7027044	1	Cable (Red) (Aux Relay to Aux Pump)	
41D	7027045	1	Cable, Battery (Black) (Engine to Tray Pivot Grd)	
42	1001145089	1	Clamp	
43	1001145842	1	Plate	
44	1001154405	2 ft /0.6 m	Hose	
45	1001301654	1	Engine Sub-Assembly (See Separate Breakdown in this Section)	
46	4460234	AR	Mount, Terminal (Not Shown)	



# SECTION 3 - ENGINE

FIGURE 3-40. DEUTZ D2.9L4 - EMR5 ENGINE INSTALLATION WITH PMP PUMPS AND ABS HOODS (WITHOUT COLD WEATHER PLUS PACKAGE)



ART\_1001301720



## SECTION 3 - ENGINE

**FIGURE 3-40. DEUTZ D2.9L4 - EMR5 ENGINE INSTALLATION WITH PMP PUMPS AND ABS HOODS  
(WITHOUT COLD WEATHER PLUS PACKAGE)**

ITEM	PART NUMBER	QTY	DESCRIPTION	REV
	1001301720	Ref	ENGINE INSTALLATION EMR5 WITH PMP PUMPS AND ABS HOODS WITHOUT COLD WEATHER PLUS PACKAGE	B
1	0100011	AR	Compound, Locking	
2	0100079	AR	Sealant, Pipe	
3	0641408	10	Bolt 1/4 x 1	
4	0641410	4	Bolt 1/4 x 1-1/4	
5	0641511	1	Bolt 5/16 x 1-3/8	
6	0641605	3	Bolt 3/8 x 5/8	
7	0641606	4	Bolt 3/8 x 3/4	
8	0641608	5	Bolt 3/8 x 1	
9	0641610	1	Bolt 3/8 x 1-1/4	
10	0641612	2	Bolt 3/8 x 1-1/2	
11	0641708	1	Bolt 7/16 x 1	
12	0641808	1	Bolt 1/2 x 1	
13	0642010	1	Bolt 5/8 x 1-1/4	
14	0761210	1	Bolt M12 x 20	
15	1320022	3	Clamp	
16	1320187	1	Clamp	
17	1320190	1	Clamp	
18	1671121	1	Cover	
19	2180832	1	Fitting, Barbed	
20	2220313	2	Fitting, 90 NPTF/Barbed	
21	2750532	5 ft /1.6 m	Hose	
22	3311405	10	Nut 1/4	
23	3311605	2	Nut 3/8	
24	3311705	1	Nut 7/16	
25	3422446	1	Pin	
26	3520054	1	Plug	
27	3841143	1	Keeper, Pin	
28	4240018	AR	Tie-Strap (Not Shown)	
29	4711400	24	Washer 1/4	
30	4711600	16	Washer 3/8	
31	4711700	2	Washer 7/16	
32	4752000	1	Washer 5/8	
33	4812100	1	Washer M12	
34	8405006	2	Clamp	
35	1001108617	1	Filter	
35	70002231	1	Element, Filter	
36	1001110425	4	Spacer	
37	1001116792	1	Clamp	
37	1321716	5	Clamp	
38	1001131542	1	Lanyard	
39	1001138491	1	Harness, Fuel (Not Shown) (See Separate Breakdown in ELECTRICAL Section)	
40	1001141225	1	Battery Cable Kit	
40A	7027042	1	Cable, Battery (Red) (Battery + to Relays and Starter)	
40B	7027043	1	Cable, Battery (Black) (Battery - to Tray Pivot Grd and Aux Pump)	
40C	7027044	1	Cable (Red) (Aux Relay to Aux Pump)	

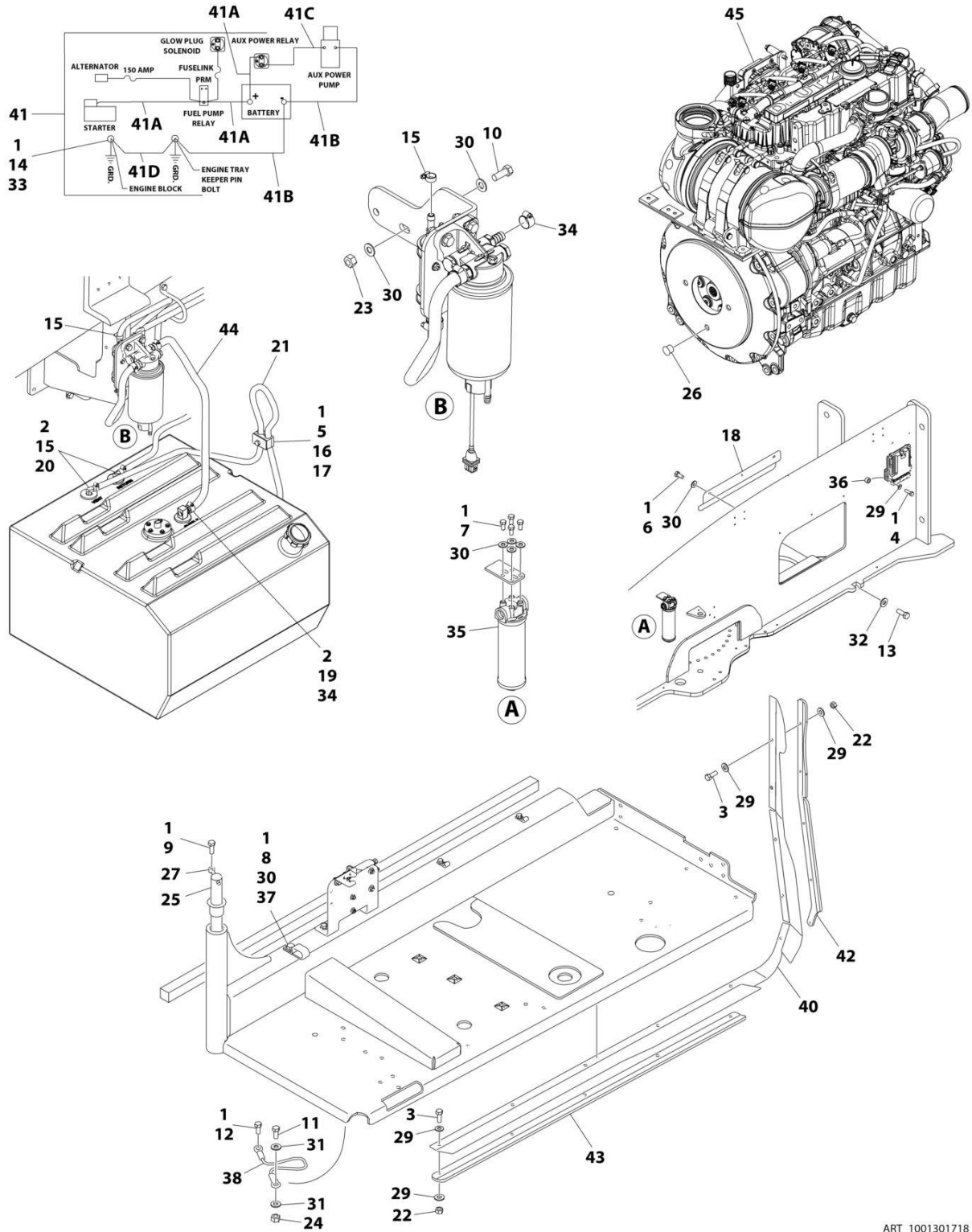
## SECTION 3 - ENGINE

ITEM	PART NUMBER	QTY	DESCRIPTION	REV
40D	7027045	1	Cable, Battery (Black) (Engine to Tray Pivot Grd)	
41	1001145089	1	Clamp	
42	1001145560	1	Panel	
43	1001145842	1	Plate	
44	1001154405	2 ft /0.6 m	Hose	
45	1001301710	1	Engine Sub-Assembly (See Separate Breakdown in this Section)	
46	4460234	AR	Mount, Terminal (Not Shown)	



# SECTION 3 - ENGINE

FIGURE 3-41. DEUTZ D2.9L4 - EMR5 ENGINE INSTALLATION WITH PMP PUMPS AND STEEL HOODS (WITHOUT COLD WEATHER PLUS PACKAGE)



ART\_1001301718

## SECTION 3 - ENGINE

**FIGURE 3-41. DEUTZ D2.9L4 - EMR5 ENGINE INSTALLATION WITH PMP PUMPS AND STEEL HOODS (WITHOUT COLD WEATHER PLUS PACKAGE)**

ITEM	PART NUMBER	QTY	DESCRIPTION	REV
	1001301718	Ref	ENGINE INSTALLATION EMR5 WITH PMP PUMPS AND STEEL HOODS WITHOUT COLD WEATHER PLUS PACKAGE	B
1	0100011	AR	Compound, Locking	
2	0100079	AR	Sealant, Pipe	
3	0641408	10	Bolt 1/4 x 1	
4	0641410	4	Bolt 1/4 x 1-1/4	
5	0641511	1	Bolt 5/16 x 1-3/8	
6	0641605	3	Bolt 3/8 x 5/8	
7	0641606	4	Bolt 3/8 x 3/4	
8	0641608	5	Bolt 3/8 x 1	
9	0641610	1	Bolt 3/8 x 1-1/4	
10	0641612	2	Bolt 3/8 x 1-1/2	
11	0641708	1	Bolt 7/16 x 1	
12	0641808	1	Bolt 1/2 x 1	
13	0642010	1	Bolt 5/8 x 1-1/4	
14	0761210	1	Bolt M12 x 20	
15	1320022	3	Clamp	
16	1320187	1	Clamp	
17	1320190	1	Clamp	
18	1671121	1	Cover	
19	2180832	1	Fitting, Barbed	
20	2220313	2	Fitting, 90 NPTF/Barbed	
21	2750532	5 ft /1.6 m	Hose	
22	3311405	10	Nut 1/4	
23	3311605	2	Nut 3/8	
24	3311705	1	Nut 7/16	
25	3422446	1	Pin	
26	3520054	1	Plug	
27	3841143	1	Keeper, Pin	
28	4240018	AR	Tie-Strap (Not Shown)	
29	4711400	24	Washer 1/4	
30	4711600	16	Washer 3/8	
31	4711700	2	Washer 7/16	
32	4752000	1	Washer 5/8	
33	4812100	1	Washer M12	
34	8405006	2	Clamp	
35	1001108617	1	Filter	
35	70002231	1	Element, Filter	
36	1001110425	4	Spacer	
37	1001116792	1	Clamp	
37	1321716	5	Clamp	
38	1001131542	1	Lanyard	
39	1001138491	1	Harness, Fuel (Not Shown) (See Separate Breakdown in ELECTRICAL Section)	
40	1001140604	1	Panel	
41	1001141225	1	Battery Cable Kit	
41A	7027042	1	Cable, Battery (Red) (Battery + to Relays and Starter)	
41B	7027043	1	Cable, Battery (Black) (Battery - to Tray Pivot Grd and Aux Pump)	

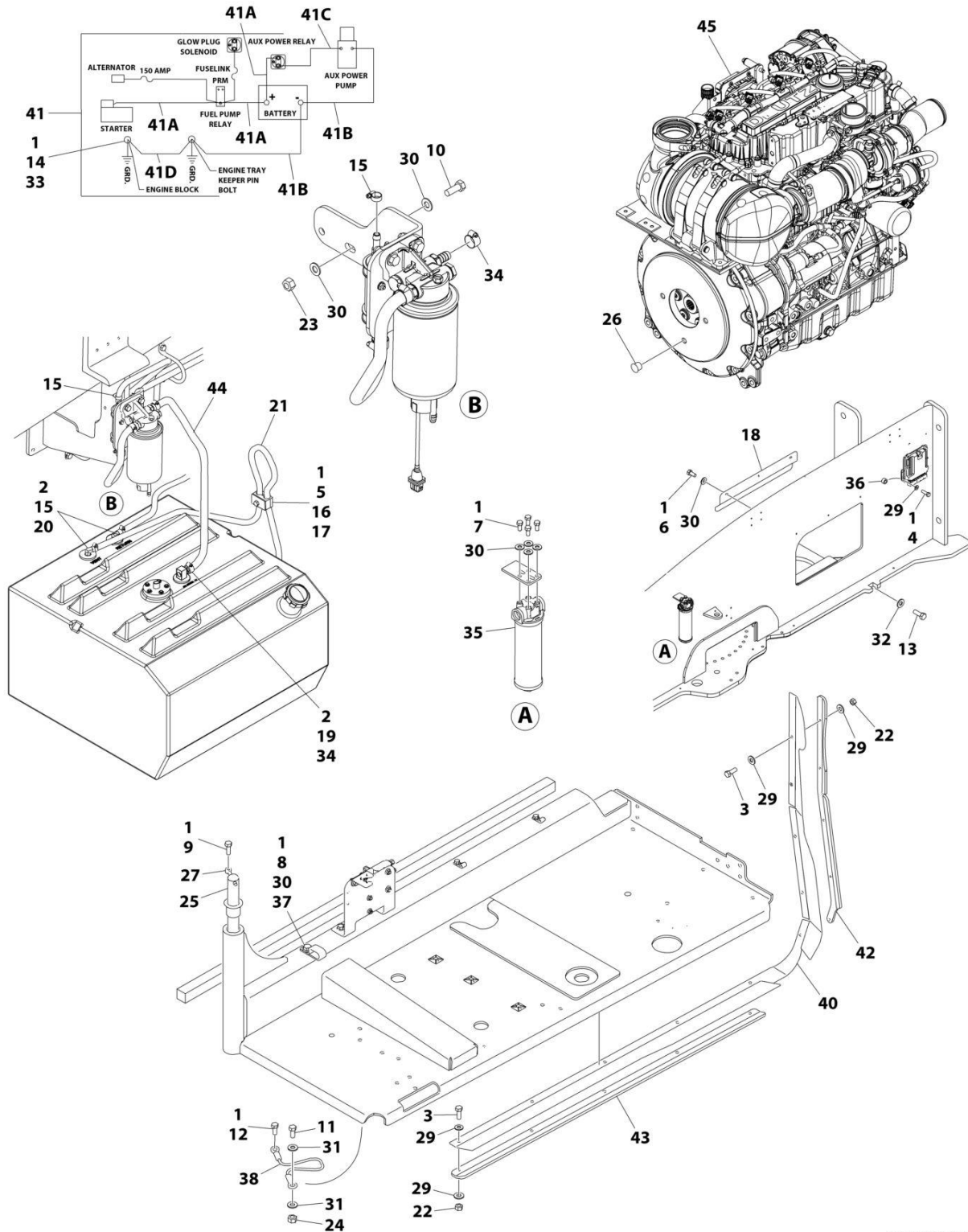
## SECTION 3 - ENGINE

ITEM	PART NUMBER	QTY	DESCRIPTION	REV
41C	7027044	1	Cable (Red) (Aux Relay to Aux Pump)	
41D	7027045	1	Cable, Battery (Black) (Engine to Tray Pivot Grd)	
42	1001145089	1	Clamp	
43	1001145842	1	Plate	
44	1001154405	2 ft /0.6 m	Hose	
45	1001301710	1	Engine Sub-Assembly (See Separate Breakdown in this Section)	
46	4460234	AR	Mount, Terminal (Not Shown)	



# SECTION 3 - ENGINE

FIGURE 3-42. DEUTZ D2.9L4 - EMR5 ENGINE INSTALLATION WITH REXROTH PUMPS AND STEEL HOODS (WITH COLD WEATHER PLUS PACKAGE)



ART\_1001301728



## SECTION 3 - ENGINE

**FIGURE 3-42. DEUTZ D2.9L4 - EMR5 ENGINE INSTALLATION WITH REXROTH PUMPS AND STEEL HOODS (WITH COLD WEATHER PLUS PACKAGE)**

ITEM	PART NUMBER	QTY	DESCRIPTION	REV
	1001301728	Ref	ENGINE INSTALLATION EMR5 WITH REXROTH PUMPS AND STEEL HOODS WITH COLD WEATHER PLUS PACKAGE	B
1	0100011	AR	Compound, Locking	
2	0100079	AR	Sealant, Pipe	
3	0641408	10	Bolt 1/4 x 1	
4	0641410	4	Bolt 1/4 x 1-1/4	
5	0641511	1	Bolt 5/16 x 1-3/8	
6	0641605	3	Bolt 3/8 x 5/8	
7	0641606	4	Bolt 3/8 x 3/4	
8	0641608	5	Bolt 3/8 x 1	
9	0641610	1	Bolt 3/8 x 1-1/4	
10	0641612	2	Bolt 3/8 x 1-1/2	
11	0641708	1	Bolt 7/16 x 1	
12	0641808	1	Bolt 1/2 x 1	
13	0642010	1	Bolt 5/8 x 1-1/4	
14	0761210	1	Bolt M12 x 20	
15	1320022	3	Clamp	
16	1320187	1	Clamp	
17	1320190	1	Clamp	
18	1671121	1	Cover	
19	2180832	1	Fitting, Barbed	
20	2220313	2	Fitting, 90 NPTF/Barbed	
21	2750532	5 ft /1.6 m	Hose	
22	3311405	10	Nut 1/4	
23	3311605	2	Nut 3/8	
24	3311705	1	Nut 7/16	
25	3422446	1	Pin	
26	3520054	1	Plug	
27	3841143	1	Keeper, Pin	
28	4240018	AR	Tie-Strap (Not Shown)	
29	4711400	24	Washer 1/4	
30	4711600	16	Washer 3/8	
31	4711700	2	Washer 7/16	
32	4752000	1	Washer 5/8	
33	4812100	1	Washer M12	
34	8405006	2	Clamp	
35	1001108617	1	Filter	
35	70002231	1	Element, Filter	
36	1001110425	4	Spacer	
37	1001116792	1	Clamp	
37	1321716	5	Clamp	
38	1001131542	1	Lanyard	
39	1001138491	1	Harness, Fuel (Not Shown) (See Separate Breakdown in ELECTRICAL Section)	
40	1001140604	1	Panel	
41	1001141225	1	Battery Cable Kit	
41A	7027042	1	Cable, Battery (Red) (Battery + to Relays and Starter)	
41B	7027043	1	Cable, Battery (Black) (Battery - to Tray Pivot Grd and Aux Pump)	

## SECTION 3 - ENGINE

ITEM	PART NUMBER	QTY	DESCRIPTION	REV
41C	7027044	1	Cable (Red) (Aux Relay to Aux Pump)	
41D	7027045	1	Cable, Battery (Black) (Engine to Tray Pivot Grd)	
42	1001145089	1	Clamp	
43	1001145842	1	Plate	
44	1001154405	2 ft /0.6 m	Hose	
45	1001301672	1	Engine Sub-Assembly (See Separate Breakdown in this Section)	
46	4460234	AR	Mount, Terminal (Not Shown)	





## SECTION 3 - ENGINE

**FIGURE 3-43. DEUTZ D2.9L4 - EMR5 ENGINE INSTALLATION WITH REXROTH PUMPS AND ABS HOODS (WITHOUT COLD WEATHER PLUS PACKAGE)**

ITEM	PART NUMBER	QTY	DESCRIPTION	REV
	1001301723	Ref	ENGINE INSTALLATION EMR5 WITH REXROTH PUMPS AND ABS HOODS WITHOUT COLD WEATHER PLUS PACKAGE	B
1	0100011	AR	Compound, Locking	
2	0100079	AR	Sealant, Pipe	
3	0641408	10	Bolt 1/4 x 1	
4	0641410	4	Bolt 1/4 x 1-1/4	
5	0641511	1	Bolt 5/16 x 1-3/8	
6	0641605	3	Bolt 3/8 x 5/8	
7	0641606	4	Bolt 3/8 x 3/4	
8	0641608	5	Bolt 3/8 x 1	
9	0641610	1	Bolt 3/8 x 1-1/4	
10	0641612	2	Bolt 3/8 x 1-1/2	
11	0641708	1	Bolt 7/16 x 1	
12	0641808	1	Bolt 1/2 x 1	
13	0642010	1	Bolt 5/8 x 1-1/4	
14	0761210	1	Bolt M12 x 20	
15	1320022	3	Clamp	
16	1320187	1	Clamp	
17	1320190	1	Clamp	
18	1671121	1	Cover	
19	2180832	1	Fitting, Barbed	
20	2220313	2	Fitting, 90 NPTF/Barbed	
21	2750532	5 ft /1.6 m	Hose	
22	3311405	10	Nut 1/4	
23	3311605	2	Nut 3/8	
24	3311705	1	Nut 7/16	
25	3422446	1	Pin	
26	3520054	1	Plug	
27	3841143	1	Keeper, Pin	
28	4240018	AR	Tie-Strap (Not Shown)	
29	4711400	24	Washer 1/4	
30	4711600	16	Washer 3/8	
31	4711700	2	Washer 7/16	
32	4752000	1	Washer 5/8	
33	4812100	1	Washer M12	
34	8405006	2	Clamp	
35	1001108617	1	Filter	
35	70002231	1	Element, Filter	
36	1001110425	4	Spacer	
37	1001116792	1	Clamp	
37	1321716	5	Clamp	
38	1001131542	1	Lanyard	
39	1001138491	1	Harness, Fuel (Not Shown) (See Separate Breakdown in ELECTRICAL Section)	
40	1001141225	1	Battery Cable Kit	
40A	7027042	1	Cable, Battery (Red) (Battery + to Relays and Starter)	
40B	7027043	1	Cable, Battery (Black) (Battery - to Tray Pivot Grd and Aux Pump)	
40C	7027044	1	Cable (Red) (Aux Relay to Aux Pump)	

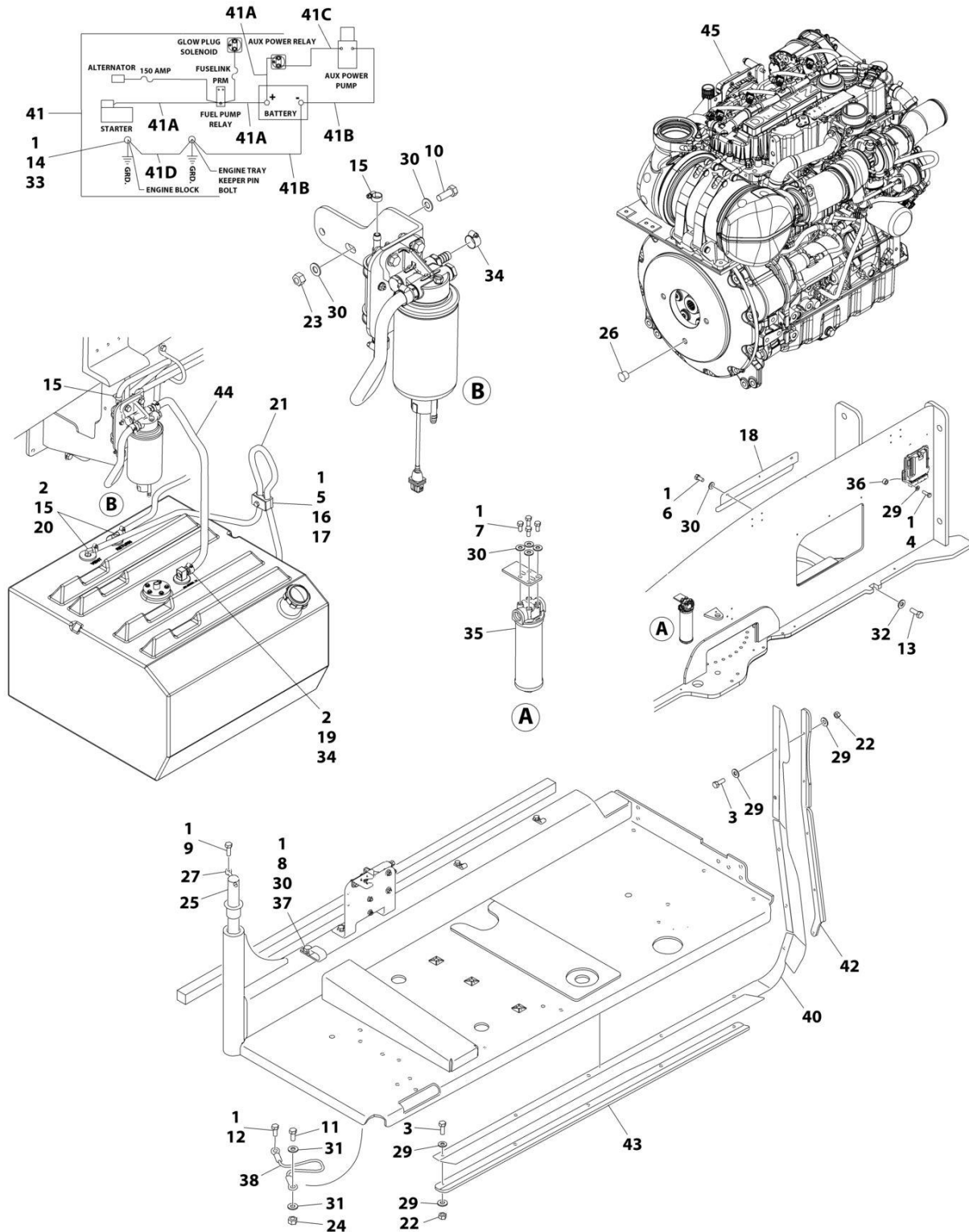
## SECTION 3 - ENGINE

ITEM	PART NUMBER	QTY	DESCRIPTION	REV
40D	7027045	1	Cable, Battery (Black) (Engine to Tray Pivot Grd)	
41	1001145089	1	Clamp	
42	1001145560	1	Panel	
43	1001145842	1	Plate	
44	1001154405	2 ft /0.6 m	Hose	
45	1001301713	1	Engine Sub-Assembly (See Separate Breakdown in this Section)	
46	4460234	AR	Mount, Terminal (Not Shown)	



# SECTION 3 - ENGINE

FIGURE 3-44. DEUTZ D2.9L4 - EMR5 ENGINE INSTALLATION WITH REXROTH PUMPS AND STEEL HOODS (WITHOUT COLD WEATHER PLUS PACKAGE)



ART\_1001301722



## SECTION 3 - ENGINE

**FIGURE 3-44. DEUTZ D2.9L4 - EMR5 ENGINE INSTALLATION WITH REXROTH PUMPS AND STEEL HOODS (WITHOUT COLD WEATHER PLUS PACKAGE)**

ITEM	PART NUMBER	QTY	DESCRIPTION	REV
	1001301722	Ref	ENGINE INSTALLATION EMR5 WITH REXROTH PUMPS AND STEEL HOODS WITHOUT COLD WEATHER PLUS PACKAGE	B
1	0100011	AR	Compound, Locking	
2	0100079	AR	Sealant, Pipe	
3	0641408	10	Bolt 1/4 x 1	
4	0641410	4	Bolt 1/4 x 1-1/4	
5	0641511	1	Bolt 5/16 x 1-3/8	
6	0641605	3	Bolt 3/8 x 5/8	
7	0641606	4	Bolt 3/8 x 3/4	
8	0641608	5	Bolt 3/8 x 1	
9	0641610	1	Bolt 3/8 x 1-1/4	
10	0641612	2	Bolt 3/8 x 1-1/2	
11	0641708	1	Bolt 7/16 x 1	
12	0641808	1	Bolt 1/2 x 1	
13	0642010	1	Bolt 5/8 x 1-1/4	
14	0761210	1	Bolt M12 x 20	
15	1320022	3	Clamp	
16	1320187	1	Clamp	
17	1320190	1	Clamp	
18	1671121	1	Cover	
19	2180832	1	Fitting, Barbed	
20	2220313	2	Fitting, 90 NPTF/Barbed	
21	2750532	5 ft /1.6 m	Hose	
22	3311405	10	Nut 1/4	
23	3311605	2	Nut 3/8	
24	3311705	1	Nut 7/16	
25	3422446	1	Pin	
26	3520054	1	Plug	
27	3841143	1	Keeper, Pin	
28	4240018	AR	Tie-Strap (Not Shown)	
29	4711400	24	Washer 1/4	
30	4711600	16	Washer 3/8	
31	4711700	2	Washer 7/16	
32	4752000	1	Washer 5/8	
33	4812100	1	Washer M12	
34	8405006	2	Clamp	
35	1001108617	1	Filter	
35	70002231	1	Element, Filter	
36	1001110425	4	Spacer	
37	1001116792	1	Clamp	
37	1321716	5	Clamp	
38	1001131542	1	Lanyard	
39	1001138491	1	Harness, Fuel (Not Shown) (See Separate Breakdown in ELECTRICAL Section)	
40	1001140604	1	Panel	
41	1001141225	1	Battery Cable Kit	
41A	7027042	1	Cable, Battery (Red) (Battery + to Relays and Starter)	
41B	7027043	1	Cable, Battery (Black) (Battery - to Tray Pivot Grd and Aux Pump)	

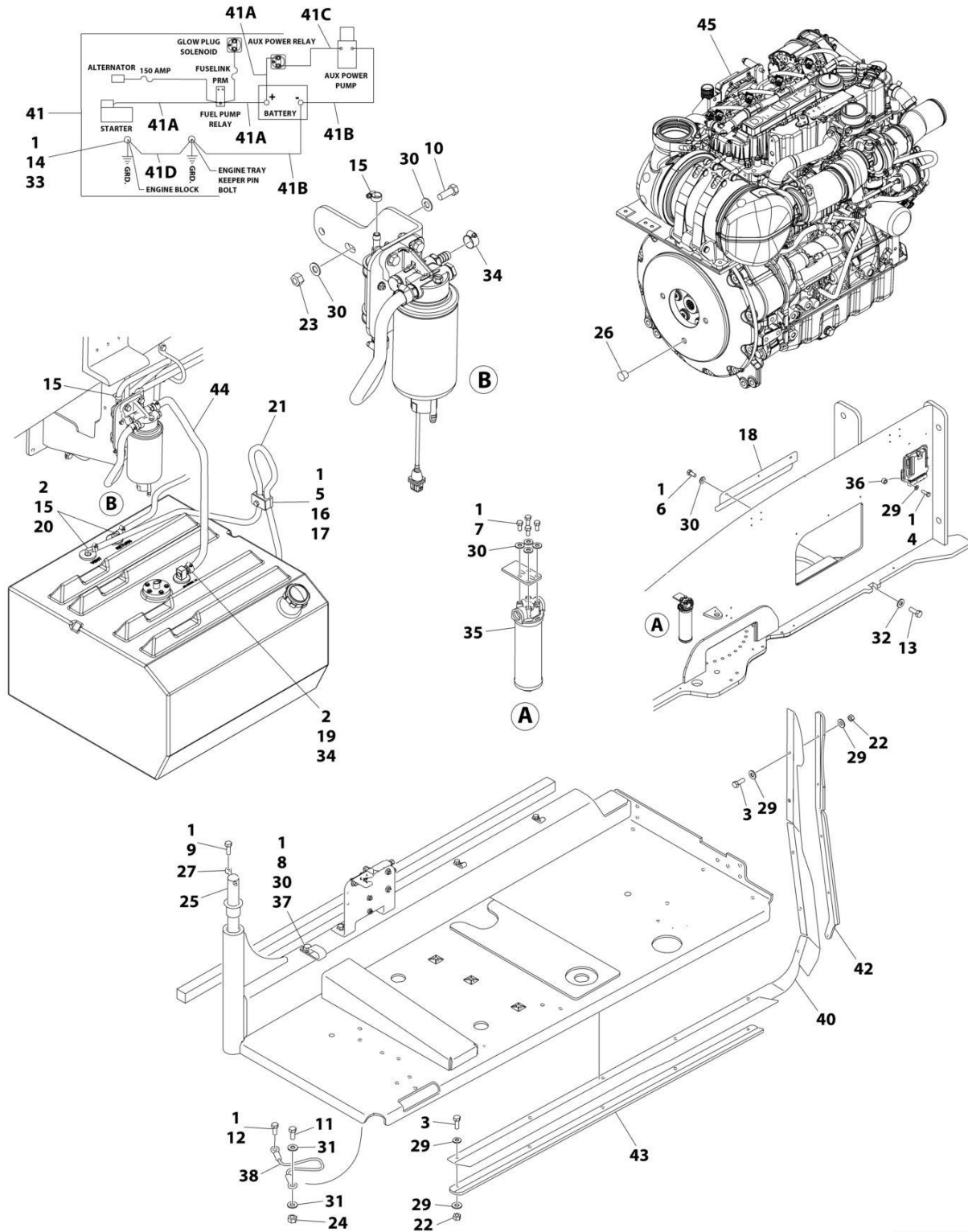
## SECTION 3 - ENGINE

ITEM	PART NUMBER	QTY	DESCRIPTION	REV
41C	7027044	1	Cable (Red) (Aux Relay to Aux Pump)	
41D	7027045	1	Cable, Battery (Black) (Engine to Tray Pivot Grd)	
42	1001145089	1	Clamp	
43	1001145842	1	Plate	
44	1001154405	2 ft /0.6 m	Hose	
45	1001301713	1	Engine Sub-Assembly (See Separate Breakdown in this Section)	
46	4460234	AR	Mount, Terminal (Not Shown)	



# SECTION 3 - ENGINE

FIGURE 3-45. DEUTZ D2.9L4 - EMR5 ENGINE INSTALLATION WITH SAUER PUMPS AND STEEL HOODS (WITH COLD WEATHER PLUS PACKAGE)



ART\_1001302761

## SECTION 3 - ENGINE

**FIGURE 3-45. DEUTZ D2.9L4 - EMR5 ENGINE INSTALLATION WITH SAUER PUMPS AND STEEL HOODS (WITH COLD WEATHER PLUS PACKAGE)**

ITEM	PART NUMBER	QTY	DESCRIPTION	REV
	1001302761	Ref	ENGINE INSTALLATION EMR5 WITH SAUER PUMPS AND STEEL HOODS WITH COLD WEATHER PLUS PACKAGE	B
1	0100011	AR	Compound, Locking	
2	0100079	AR	Sealant, Pipe	
3	0641408	10	Bolt 1/4 x 1	
4	0641410	4	Bolt 1/4 x 1-1/4	
5	0641511	1	Bolt 5/16 x 1-3/8	
6	0641605	3	Bolt 3/8 x 5/8	
7	0641606	4	Bolt 3/8 x 3/4	
8	0641608	5	Bolt 3/8 x 1	
9	0641610	1	Bolt 3/8 x 1-1/4	
10	0641612	2	Bolt 3/8 x 1-1/2	
11	0641708	1	Bolt 7/16 x 1	
12	0641808	1	Bolt 1/2 x 1	
13	0642010	1	Bolt 5/8 x 1-1/4	
14	0761210	1	Bolt M12 x 20	
15	1320022	3	Clamp	
16	1320187	1	Clamp	
17	1320190	1	Clamp	
18	1671121	1	Cover	
19	2180832	1	Fitting, Barbed	
20	2220313	2	Fitting, 90 NPTF/Barbed	
21	2750532	5 ft /1.6 m	Hose	
22	3311405	10	Nut 1/4	
23	3311605	2	Nut 3/8	
24	3311705	1	Nut 7/16	
25	3422446	1	Pin	
26	3520054	1	Plug	
27	3841143	1	Keeper, Pin	
28	4240018	AR	Tie-Strap (Not Shown)	
29	4711400	24	Washer 1/4	
30	4711600	16	Washer 3/8	
31	4711700	2	Washer 7/16	
32	4752000	1	Washer 5/8	
33	4812100	1	Washer M12	
34	8405006	2	Clamp	
35	1001108617	1	Filter	
35	70002231	1	Element, Filter	
36	1001110425	4	Spacer	
37	1001116792	1	Clamp	
37	1321716	5	Clamp	
38	1001131542	1	Lanyard	
39	1001138491	1	Harness, Fuel (Not Shown) (See Separate Breakdown in ELECTRICAL Section)	
40	1001140604	1	Panel	
41	1001141225	1	Battery Cable Kit	
41A	7027042	1	Cable, Battery (Red) (Battery + to Relays and Starter)	
41B	7027043	1	Cable, Battery (Black) (Battery - to Tray Pivot Grd and Aux Pump)	

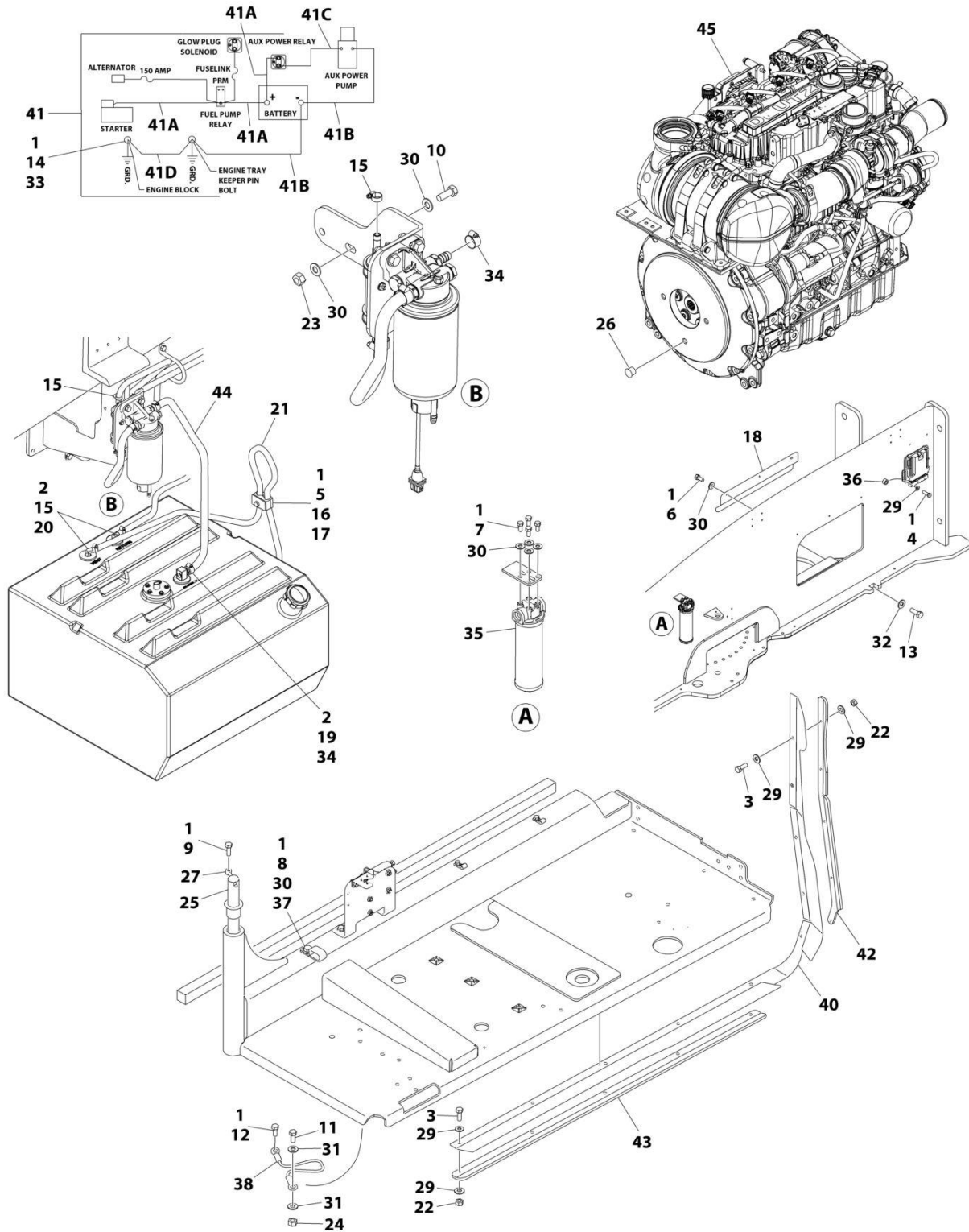
## SECTION 3 - ENGINE

ITEM	PART NUMBER	QTY	DESCRIPTION	REV
41C	7027044	1	Cable (Red) (Aux Relay to Aux Pump)	
41D	7027045	1	Cable, Battery (Black) (Engine to Tray Pivot Grd)	
42	1001145089	1	Clamp	
43	1001145842	1	Plate	
44	1001154405	2 ft /0.6 m	Hose	
45	1001302757	1	Engine Sub-Assembly (See Separate Breakdown in this Section)	
46	4460234	AR	Mount, Terminal (Not Shown)	



# SECTION 3 - ENGINE

**FIGURE 3-46. DEUTZ D2.9L4 - EMR5 ENGINE INSTALLATION WITH SAUER PUMPS AND STEEL HOODS (WITHOUT COLD WEATHER PLUS PACKAGE)**



ART\_1001302758



## SECTION 3 - ENGINE

**FIGURE 3-46. DEUTZ D2.9L4 - EMR5 ENGINE INSTALLATION WITH SAUER PUMPS AND STEEL HOODS (WITHOUT COLD WEATHER PLUS PACKAGE)**

ITEM	PART NUMBER	QTY	DESCRIPTION	REV
	1001302758	Ref	ENGINE INSTALLATION EMR5 WITH SAUER PUMPS AND STEEL HOODS WITHOUT COLD WEATHER PLUS PACKAGE	B
1	0100011	AR	Compound, Locking	
2	0100079	AR	Sealant, Pipe	
3	0641408	10	Bolt 1/4 x 1	
4	0641410	4	Bolt 1/4 x 1-1/4	
5	0641511	1	Bolt 5/16 x 1-3/8	
6	0641605	3	Bolt 3/8 x 5/8	
7	0641606	4	Bolt 3/8 x 3/4	
8	0641608	5	Bolt 3/8 x 1	
9	0641610	1	Bolt 3/8 x 1-1/4	
10	0641612	2	Bolt 3/8 x 1-1/2	
11	0641708	1	Bolt 7/16 x 1	
12	0641808	1	Bolt 1/2 x 1	
13	0642010	1	Bolt 5/8 x 1-1/4	
14	0761210	1	Bolt M12 x 20	
15	1320022	3	Clamp	
16	1320187	1	Clamp	
17	1320190	1	Clamp	
18	1671121	1	Cover	
19	2180832	1	Fitting, Barbed	
20	2220313	2	Fitting, 90 NPTF/Barbed	
21	2750532	5 ft /1.6 m	Hose	
22	3311405	10	Nut 1/4	
23	3311605	2	Nut 3/8	
24	3311705	1	Nut 7/16	
25	3422446	1	Pin	
26	3520054	1	Plug	
27	3841143	1	Keeper, Pin	
28	4240018	AR	Tie-Strap (Not Shown)	
29	4711400	24	Washer 1/4	
30	4711600	16	Washer 3/8	
31	4711700	2	Washer 7/16	
32	4752000	1	Washer 5/8	
33	4812100	1	Washer M12	
34	8405006	2	Clamp	
35	1001108617	1	Filter	
35	70002231	1	Element, Filter	
36	1001110425	4	Spacer	
37	1001116792	1	Clamp	
37	1321716	5	Clamp	
38	1001131542	1	Lanyard	
39	1001138491	1	Harness, Fuel (Not Shown) (See Separate Breakdown in ELECTRICAL Section)	
40	1001140604	1	Panel	
41	1001141225	1	Battery Cable Kit	
41A	7027042	1	Cable, Battery (Red) (Battery + to Relays and Starter)	
41B	7027043	1	Cable, Battery (Black) (Battery - to Tray Pivot Grd and Aux Pump)	

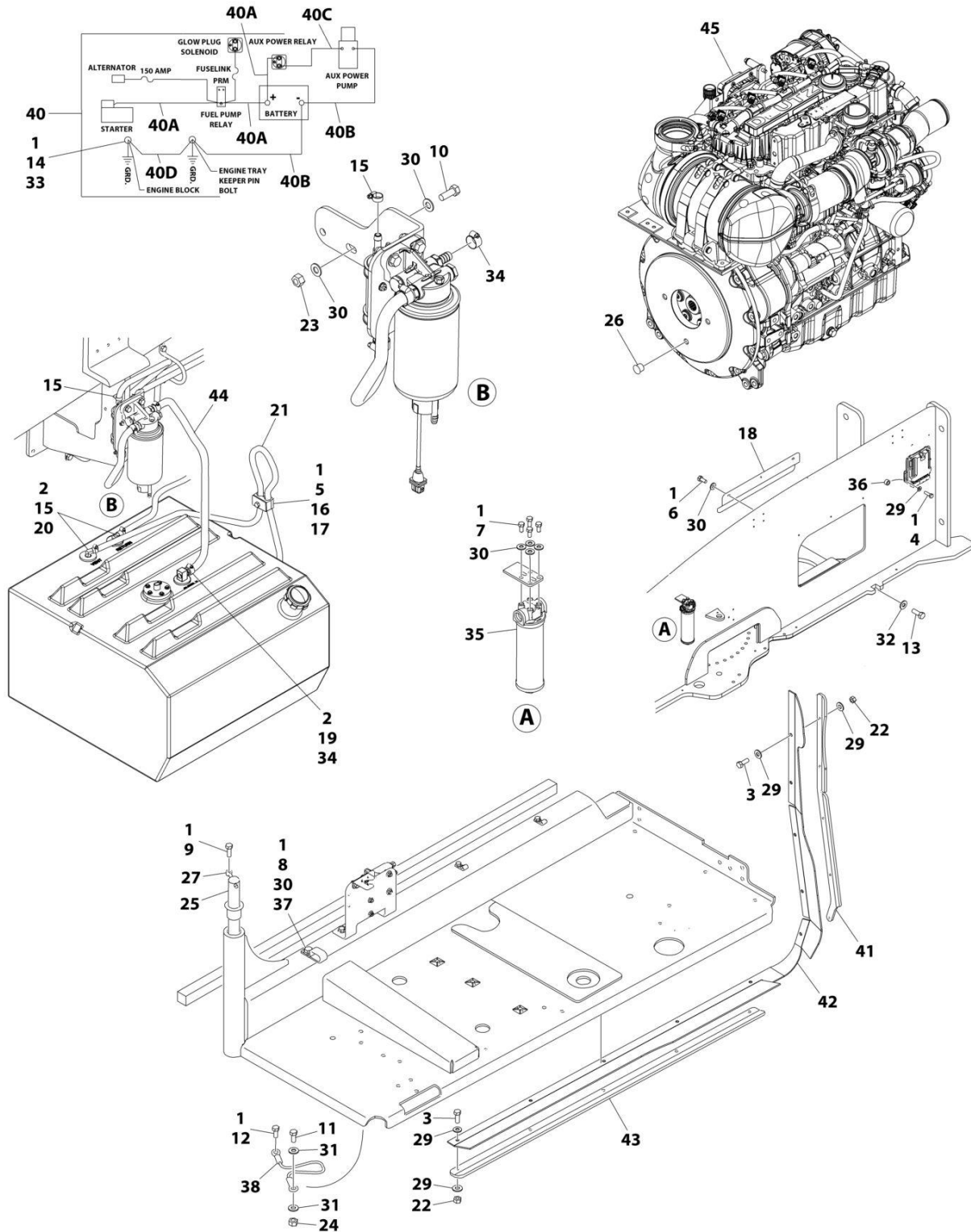
## SECTION 3 - ENGINE

ITEM	PART NUMBER	QTY	DESCRIPTION	REV
41C	7027044	1	Cable (Red) (Aux Relay to Aux Pump)	
41D	7027045	1	Cable, Battery (Black) (Engine to Tray Pivot Grd)	
42	1001145089	1	Clamp	
43	1001145842	1	Plate	
44	1001154405	2 ft /0.6 m	Hose	
45	1001302756	1	Engine Sub-Assembly (See Separate Breakdown in this Section)	
46	4460234	AR	TERMINAL	



# SECTION 3 - ENGINE

**FIGURE 3-47. DEUTZ D2.9L4 - EMR5 ENGINE INSTALLATION WITH SAUER PUMPS AND ABS HOODS (WITHOUT COLD WEATHER PLUS PACKAGE)**



ART\_1001302759

## SECTION 3 - ENGINE

**FIGURE 3-47. DEUTZ D2.9L4 - EMR5 ENGINE INSTALLATION WITH SAUER PUMPS AND ABS HOODS (WITHOUT COLD WEATHER PLUS PACKAGE)**

ITEM	PART NUMBER	QTY	DESCRIPTION	REV
	1001302759	Ref	ENGINE INSTALLATION EMR5 WITH SAUER PUMPS AND ABS HOODS WITHOUT COLD WEATHER PLUS PACKAGE	B
1	0100011	AR	Compound, Locking	
2	0100079	AR	Sealant, Pipe	
3	0641408	10	Bolt 1/4 x 1	
4	0641410	4	Bolt 1/4 x 1-1/4	
5	0641511	1	Bolt 5/16 x 1-3/8	
6	0641605	3	Bolt 3/8 x 5/8	
7	0641606	4	Bolt 3/8 x 3/4	
8	0641608	5	Bolt 3/8 x 1	
9	0641610	1	Bolt 3/8 x 1-1/4	
10	0641612	2	Bolt 3/8 x 1-1/2	
11	0641708	1	Bolt 7/16 x 1	
12	0641808	1	Bolt 1/2 x 1	
13	0642010	1	Bolt 5/8 x 1-1/4	
14	0761210	1	Bolt M12 x 20	
15	1320022	3	Clamp	
16	1320187	1	Clamp	
17	1320190	1	Clamp	
18	1671121	1	Cover	
19	2180832	1	Fitting, Barbed	
20	2220313	2	Fitting, 90 NPTF/Barbed	
21	2750532	5 ft /1.6 m	Hose	
22	3311405	10	Nut 1/4	
23	3311605	2	Nut 3/8	
24	3311705	1	Nut 7/16	
25	3422446	1	Pin	
26	3520054	1	Plug	
27	3841143	1	Keeper, Pin	
28	4240018	AR	Tie-Strap (Not Shown)	
29	4711400	24	Washer 1/4	
30	4711600	16	Washer 3/8	
31	4711700	2	Washer 7/16	
32	4752000	1	Washer 5/8	
33	4812100	1	Washer M12	
34	8405006	2	Clamp	
35	1001108617	1	Filter	
35	70002231	1	Element, Filter	
36	1001110425	4	Spacer	
37	1001116792	1	Clamp	
37	1321716	5	Clamp	
38	1001131542	1	Lanyard	
39	1001138491	1	Harness, Fuel (Not Shown) (See Separate Breakdown in ELECTRICAL Section)	
40	1001141225	1	Battery Cable Kit	
40A	7027042	1	Cable, Battery (Red) (Battery + to Relays and Starter)	
40B	7027043	1	Cable, Battery (Black) (Battery - to Tray Pivot Grd and Aux Pump)	
40C	7027044	1	Cable (Red) (Aux Relay to Aux Pump)	

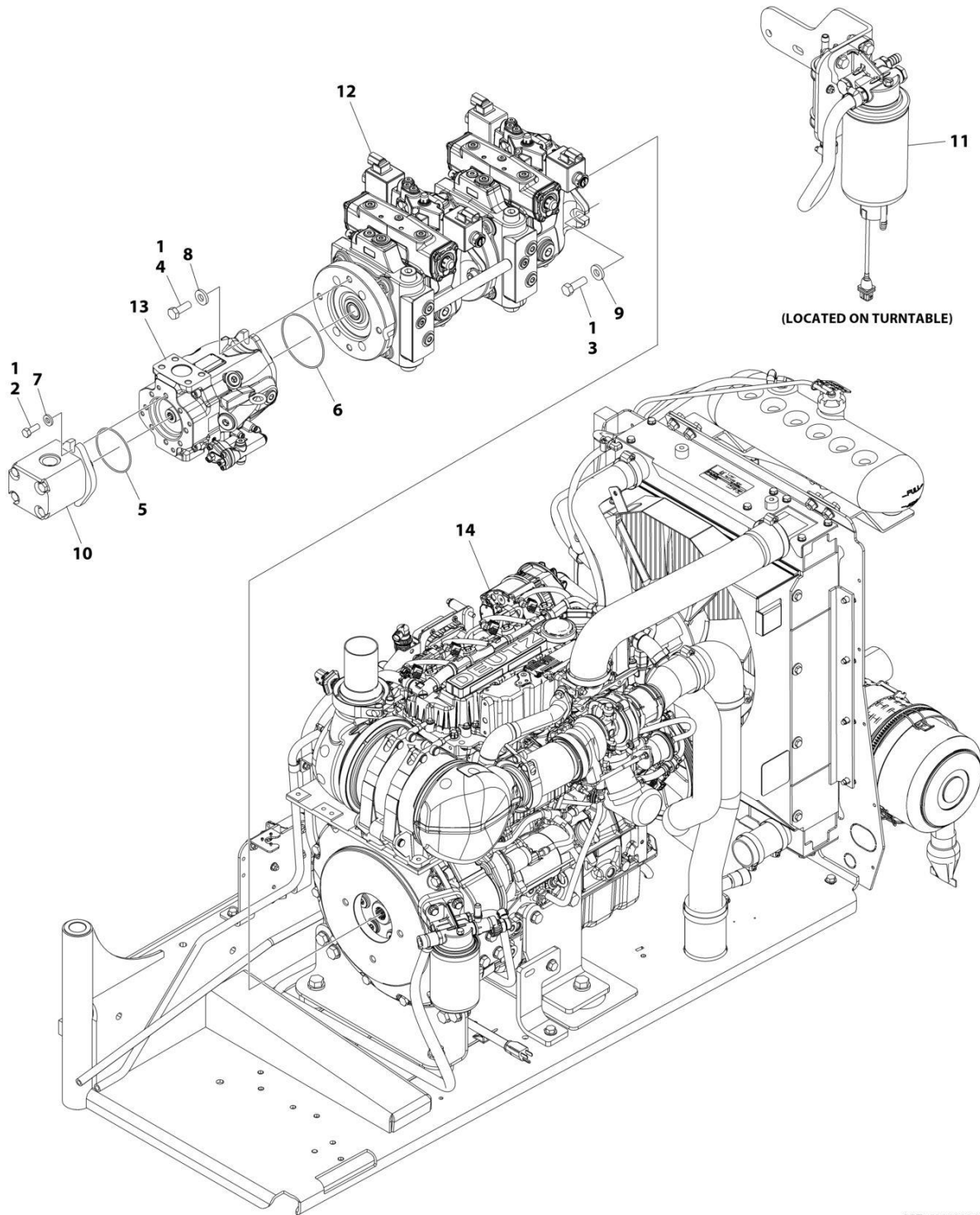
## SECTION 3 - ENGINE

ITEM	PART NUMBER	QTY	DESCRIPTION	REV
40D	7027045	1	Cable, Battery (Black) (Engine to Tray Pivot Grd)	
41	1001145089	1	Clamp	
42	1001145560	1	Panel	
43	1001145842	1	Plate	
44	1001154405	2 ft /0.6 m	Hose	
45	1001302756	1	Engine Sub-Assembly (See Separate Breakdown in this Section)	
46	4460234	AR	Mount, Terminal (Not Shown)	



# SECTION 3 - ENGINE

**FIGURE 3-48. DEUTZ D2.9L4 - EMR5 ENGINE SUB-ASSEMBLY WITH PMP PUMPS (WITH COLD WEATHER PLUS PACKAGE)**



ART\_1001301654



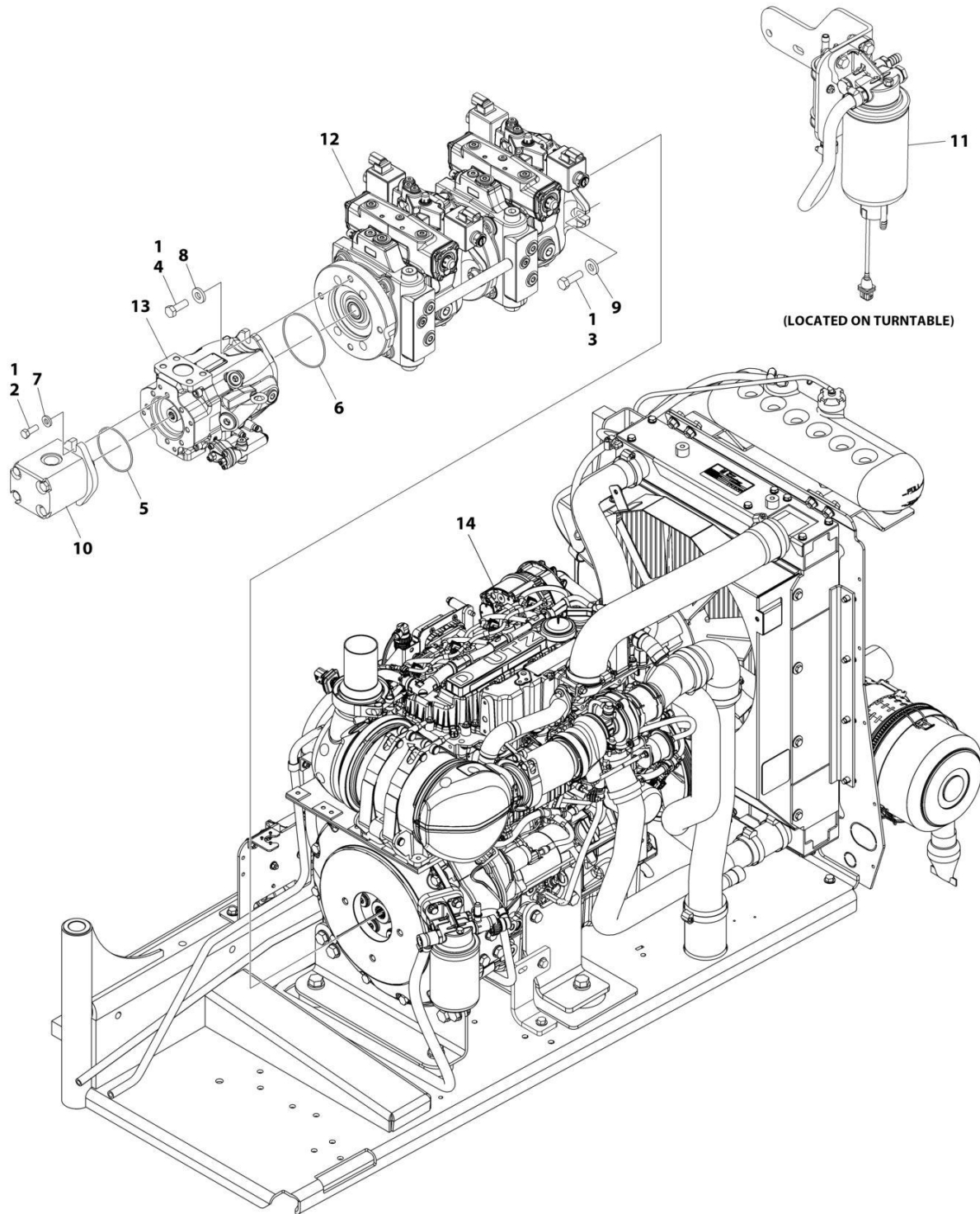
## SECTION 3 - ENGINE

**FIGURE 3-48. DEUTZ D2.9L4 - EMR5 ENGINE SUB-ASSEMBLY WITH PMP PUMPS (WITH COLD WEATHER PLUS PACKAGE)**

ITEM	PART NUMBER	QTY	DESCRIPTION	REV
	1001301654	Ref	ENGINE SUB-ASSEMBLY EMR5 WITH PMP PUMPS (WITH COLD WEATHER PLUS PACKAGE)	A
1	0100011	AR	Compound, Locking	
2	0641608	2	Bolt 3/8 x 1	
3	0641812	2	Bolt 1/2 x 1-1/2	
4	0761215	2	Bolt M12 x 35	
5	3790152	1	O-Ring	
6	3790155	1	O-Ring	
7	4891600	2	Washer 3/8	
8	4891800	2	Washer 1/2	
9	8310056	2	Washer	
10	1001112927	1	Pump Assembly - Sauer Gear (See Separate Breakdown in this Section)	
11	1001165101	1	Bracket, Fuel Pump Filter Assembly (See Separate Breakdown in this Section)	
12	1001286957	1	Pump Assembly - Hydraulic Tandem (See Separate Breakdown in this Section)	
13	1001286958	1	Pump Assembly - Hydraulic Piston (See Separate Breakdown in this Section)	
14	1001301590	1	Engine Assembly (See Separate Breakdown in this Section)	

# SECTION 3 - ENGINE

FIGURE 3-49. DEUTZ D2.9L4 - EMR5 ENGINE SUB-ASSEMBLY WITH PMP PUMPS (WITHOUT COLD WEATHER PLUS PACKAGE)



ART\_1001301710

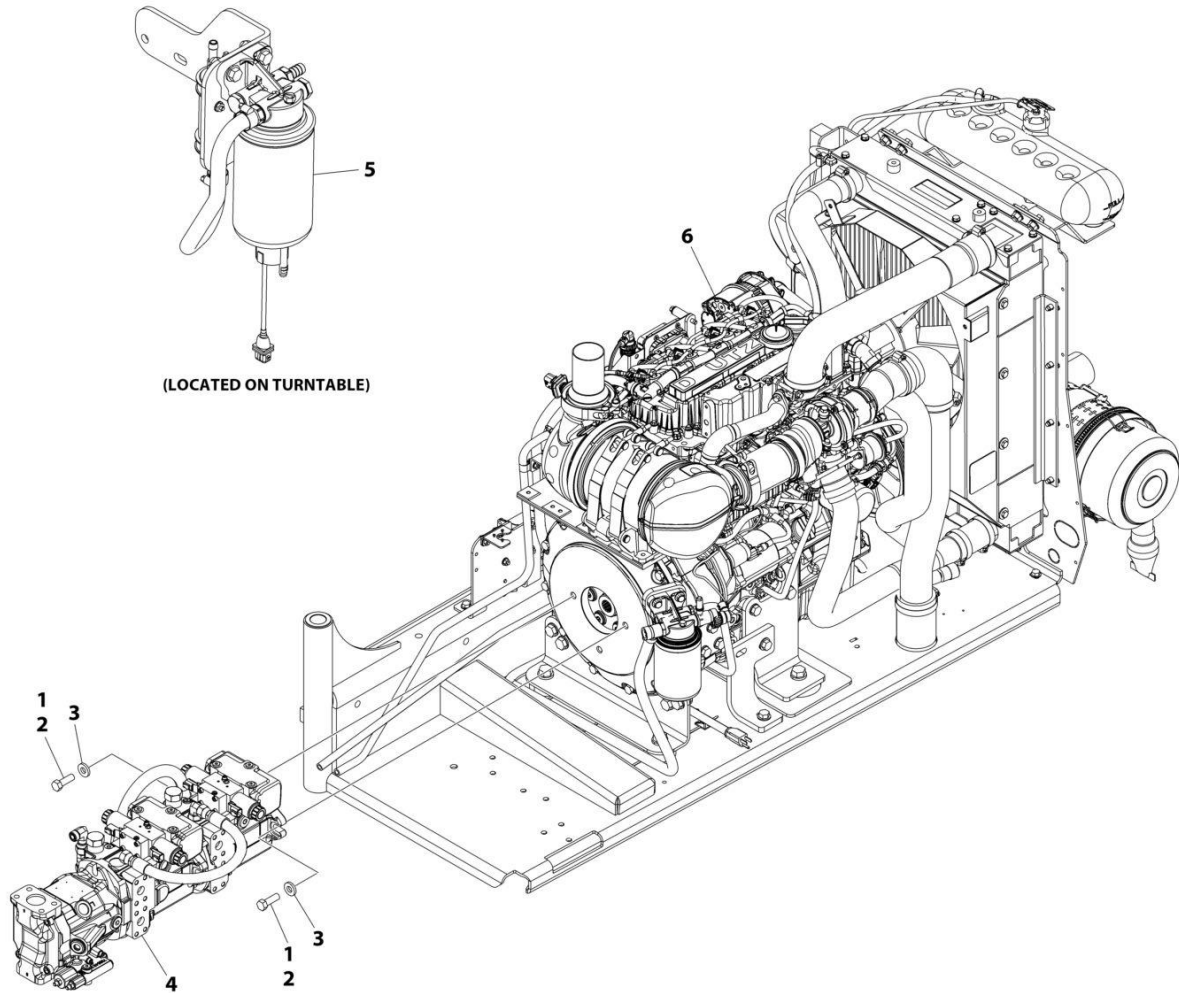
## SECTION 3 - ENGINE

**FIGURE 3-49. DEUTZ D2.9L4 - EMR5 ENGINE SUB-ASSEMBLY WITH PMP PUMPS (WITHOUT COLD WEATHER PLUS PACKAGE)**

ITEM	PART NUMBER	QTY	DESCRIPTION	REV
	1001301710	Ref	ENGINE SUB-ASSEMBLY EMR5 WITH PMP PUMPS (WITHOUT COLD WEATHER PLUS PACKAGE)	A
1	0100011	AR	Compound, Locking	
2	0641608	2	Bolt 3/8 x 1	
3	0641812	2	Bolt 1/2 x 1-1/2	
4	0761215	2	Bolt M12 x 35	
5	3790152	1	O-Ring	
6	3790155	1	O-Ring	
7	4891600	2	Washer 3/8	
8	4891800	2	Washer 1/2	
9	8310056	2	Washer	
10	1001112927	1	Pump Assembly - Sauer Gear (See Separate Breakdown in this Section)	
11	1001165101	1	Bracket, Fuel Pump Filter Assembly (See Separate Breakdown in this Section)	
12	1001286957	1	Pump Assembly - Hydraulic Tandem (See Separate Breakdown in this Section)	
13	1001286958	1	Pump Assembly - Hydraulic Piston (See Separate Breakdown in this Section)	
14	1001301546	1	Engine Assembly (See Separate Breakdown in this Section)	

# SECTION 3 - ENGINE

FIGURE 3-50. DEUTZ D2.9L4 - EMR5 ENGINE SUB-ASSEMBLY WITH REXROTH PUMPS (WITH COLD WEATHER PLUS PACKAGE)



ART\_1001301672

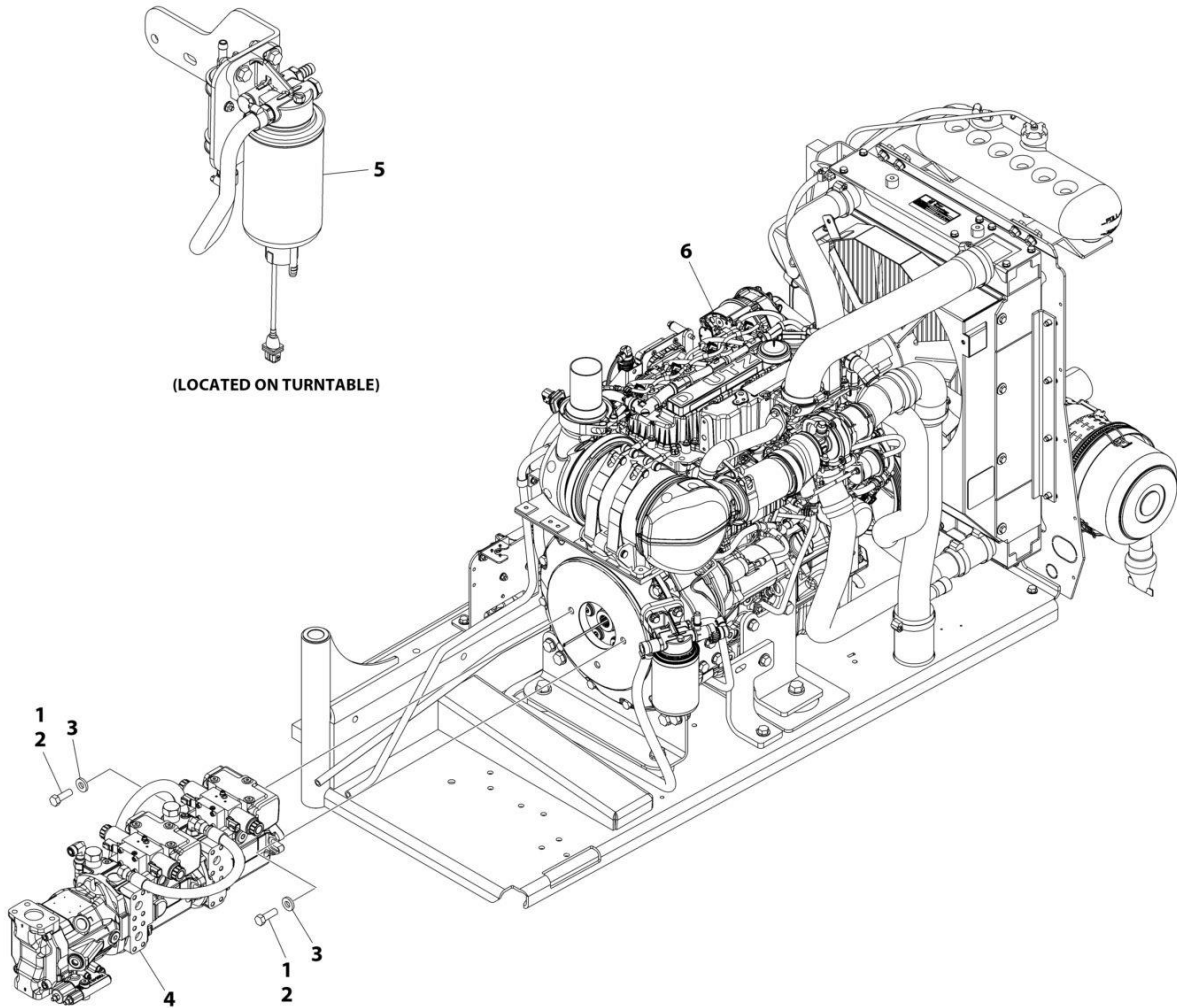
## SECTION 3 - ENGINE

**FIGURE 3-50. DEUTZ D2.9L4 - EMR5 ENGINE SUB-ASSEMBLY WITH REXROTH PUMPS (WITH COLD WEATHER PLUS PACKAGE)**

ITEM	PART NUMBER	QTY	DESCRIPTION	REV
	1001301672	Ref	ENGINE SUB-ASSEMBLY EMR5 WITH REXROTH PUMPS (WITH COLD WEATHER PLUS PACKAGE)	A
1	0100011	AR	Compound, Locking	
2	0641814	2	Bolt 1/2 x 1-3/4	
3	4740171	2	Washer	
4	1001152963	1	Pump Assembly - Rexroth (See Separate Breakdown in this Section)	
5	1001165101	1	Bracket, Fuel Pump Filter Assembly (See Separate Breakdown in this Section)	
6	1001301590	1	Engine Assembly (See Separate Breakdown in this Section)	

# SECTION 3 - ENGINE

FIGURE 3-51. DEUTZ D2.9L4 - EMR5 ENGINE SUB-ASSEMBLY WITH REXROTH PUMPS (WITHOUT COLD WEATHER PLUS PACKAGE)



ART\_1001301713

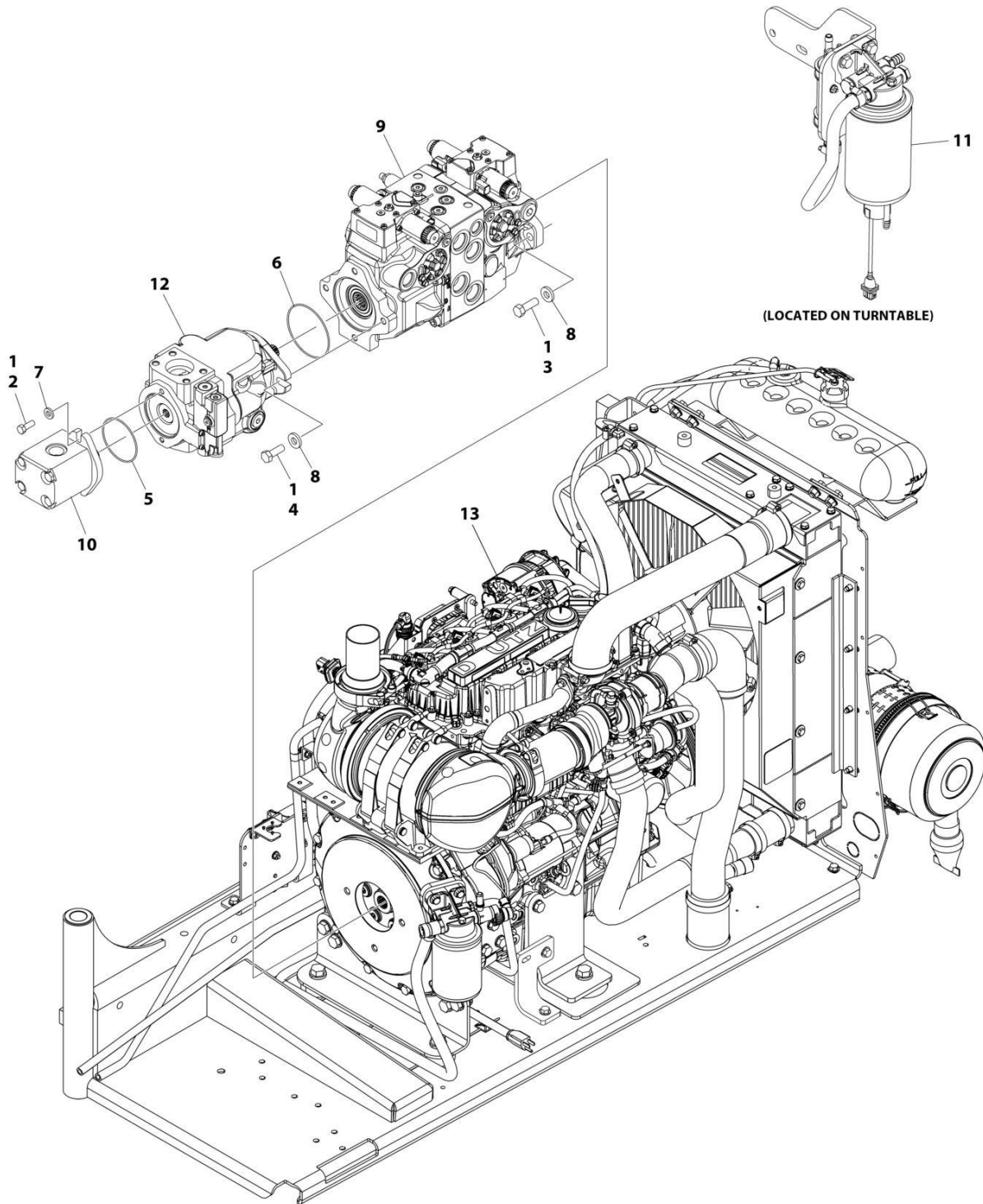
## SECTION 3 - ENGINE

**FIGURE 3-51. DEUTZ D2.9L4 - EMR5 ENGINE SUB-ASSEMBLY WITH REXROTH PUMPS (WITHOUT COLD WEATHER PLUS PACKAGE)**

ITEM	PART NUMBER	QTY	DESCRIPTION	REV
	1001301713	Ref	ENGINE SUB-ASSEMBLY EMR5 WITH REXROTH PUMPS (WITHOUT COLD WEATHER PLUS PACKAGE)	A
1	0100011	AR	Compound, Locking	
2	0641814	2	Bolt 1/2 x 1-3/4	
3	4891800	2	Washer 1/2	
4	1001152963	1	Pump Assembly - Rexroth (See Separate Breakdown in this Section)	
5	1001165101	1	Bracket, Fuel Pump Filter Assembly (See Separate Breakdown in this Section)	
6	1001301546	1	Engine Assembly (See Separate Breakdown in this Section)	

# SECTION 3 - ENGINE

FIGURE 3-52. DEUTZ D2.9L4 - EMR5 ENGINE SUB-ASSEMBLY WITH SAUER PUMPS (WITH COLD WEATHER PLUS PACKAGE)



ART\_1001302757



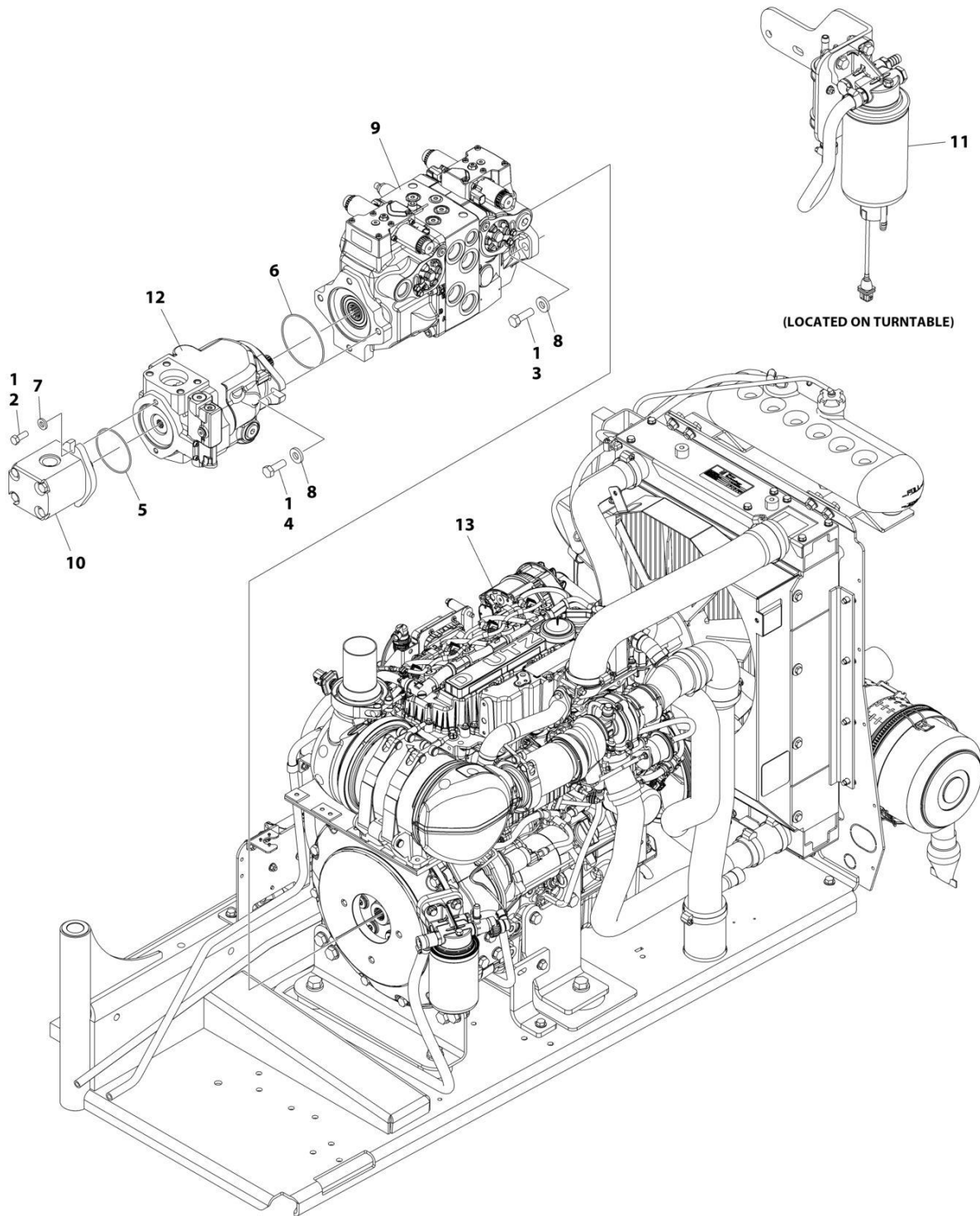
## SECTION 3 - ENGINE

**FIGURE 3-52. DEUTZ D2.9L4 - EMR5 ENGINE SUB-ASSEMBLY WITH SAUER PUMPS (WITH COLD WEATHER PLUS PACKAGE)**

ITEM	PART NUMBER	QTY	DESCRIPTION	REV
	1001302757	Ref	ENGINE SUB-ASSEMBLY EMR5 WITH SAUER PUMPS (WITH COLD WEATHER PLUS PACKAGE)	A
1	0100011	AR	Compound, Locking	
2	0641608	2	Bolt 3/8 x 1	
3	0641812	2	Bolt 1/2 x 1-1/2	
4	0761215	2	Bolt M12 x 35	
5	3790152	1	O-Ring	
6	3790155	1	O-Ring	
7	4891600	2	Washer 3/8	
8	4891800	4	Washer 1/2	
9	1001108616	1	Pump Assembly - Sauer Tandem (See Separate Breakdown in this Section)	
10	1001112927	1	Pump Assembly - Sauer Gear (See Separate Breakdown in this Section)	
11	1001165101	1	Bracket, Fuel Pump Filter Assembly (See Separate Breakdown in this Section)	
12	1001171095	1	Pump Assembly - Sauer Piston (See Separate Breakdown in this Section)	
13	1001301590	1	Engine Assembly (See Separate Breakdown in this Section)	

# SECTION 3 - ENGINE

FIGURE 3-53. DEUTZ D2.9L4 - EMR5 ENGINE SUB-ASSEMBLY WITH SAUER PUMPS (WITHOUT COLD WEATHER PLUS PACKAGE)



ART\_1001302756

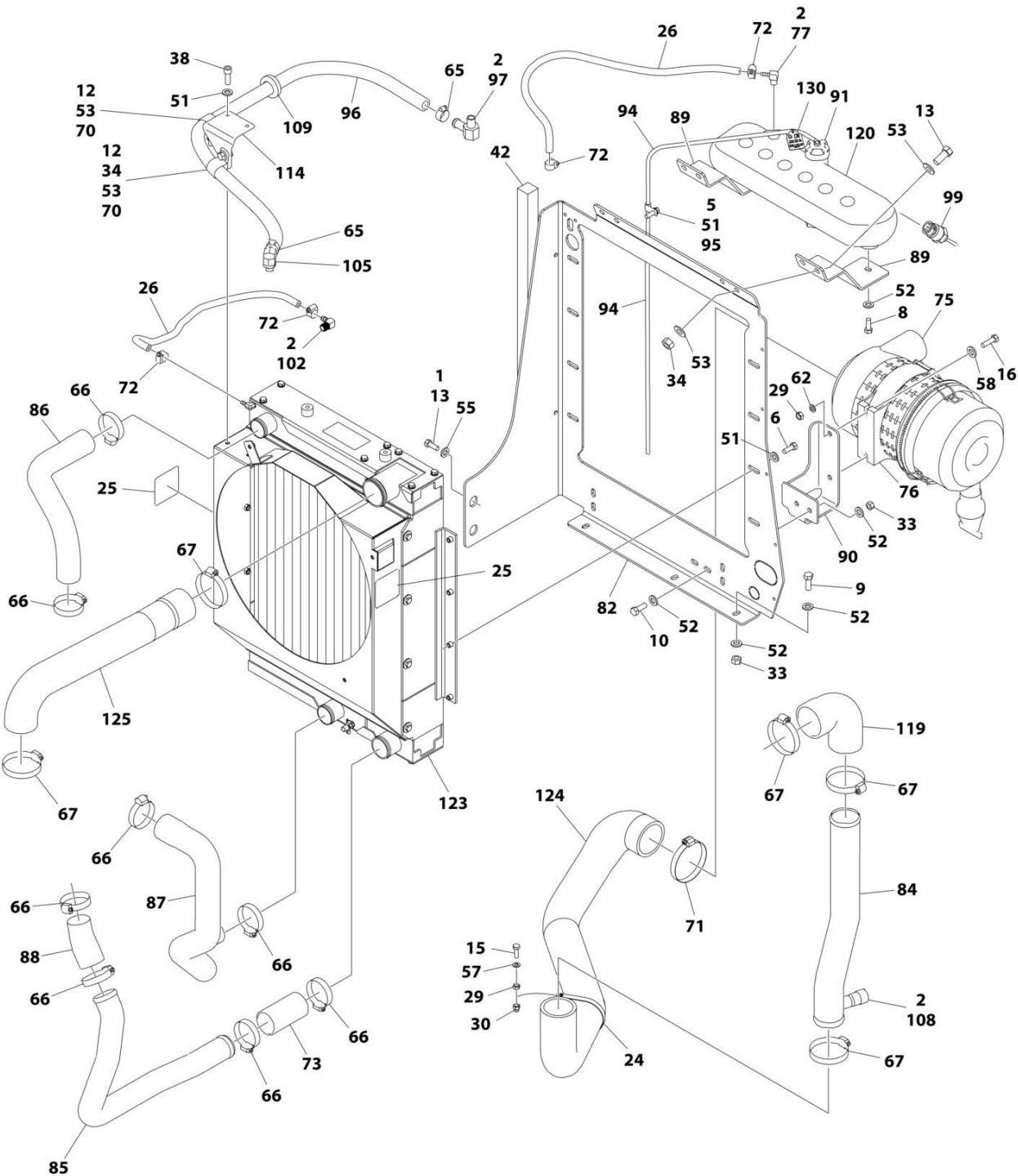
## SECTION 3 - ENGINE

**FIGURE 3-53. DEUTZ D2.9L4 - EMR5 ENGINE SUB-ASSEMBLY WITH SAUER PUMPS (WITHOUT COLD WEATHER PLUS PACKAGE)**

ITEM	PART NUMBER	QTY	DESCRIPTION	REV
	1001302756	Ref	ENGINE SUB-ASSEMBLY EMR5 WITH SAUER PUMPS (WITHOUT COLD WEATHER PLUS PACKAGE)	A
1	0100011	AR	Compound, Locking	
2	0641608	2	Bolt 3/8 x 1	
3	0641812	2	Bolt 1/2 x 1-1/2	
4	0761215	2	Bolt M12 x 35	
5	3790152	1	O-Ring	
6	3790155	1	O-Ring	
7	4891600	2	Washer 3/8	
8	4891800	4	Washer 1/2	
9	1001108616	1	Pump Assembly - Sauer Tandem (See Separate Breakdown in this Section)	
10	1001112927	1	Pump Assembly - Sauer Gear (See Separate Breakdown in this Section)	
11	1001165101	1	Bracket, Fuel Pump Filter Assembly (See Separate Breakdown in this Section)	
12	1001171095	1	Pump Assembly - Sauer Piston (See Separate Breakdown in this Section)	
13	1001301546	1	Engine Assembly (See Separate Breakdown in this Section)	

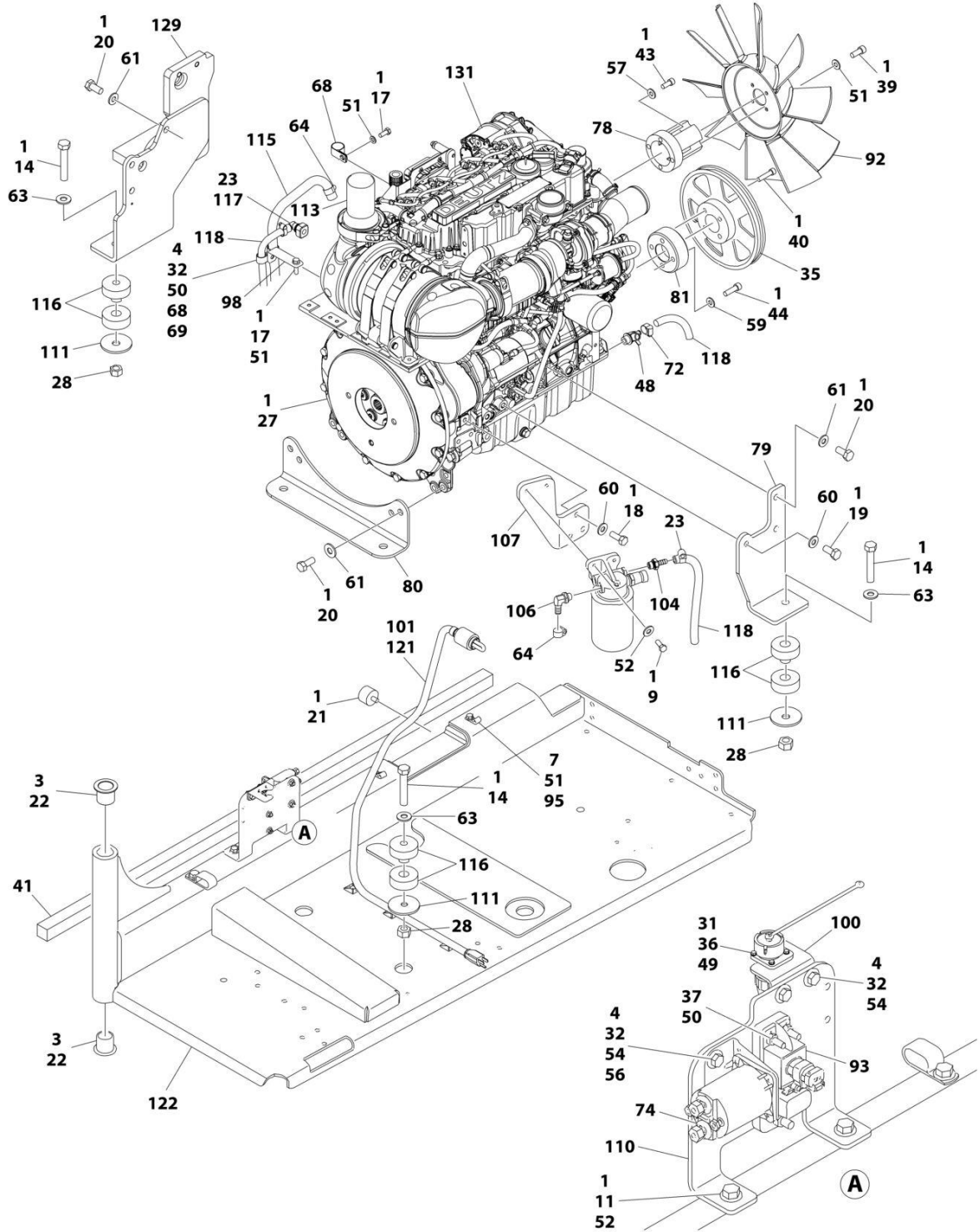
# SECTION 3 - ENGINE

## FIGURE 3-54. DEUTZ D2.9L4 - EMR5 ENGINE ASSEMBLY (WITH COLD WEATHER PLUS PACKAGE)



ART\_1001301590\_10F2

# SECTION 3 - ENGINE



ART\_1001301590\_20F2

## SECTION 3 - ENGINE

FIGURE 3-54. DEUTZ D2.9L4 - EMR5 ENGINE ASSEMBLY (WITH COLD WEATHER PLUS PACKAGE)

ITEM	PART NUMBER	QTY	DESCRIPTION	REV
	1001301590	Ref	TCD2.9L4 EMR5 ENGINE ASSEMBLY (WITH COLD WEATHER PLUS PACKAGE)	A
1	0100011	AR	Compound, Locking	
2	0100020	AR	Sealant, Pipe	
3	0100062	AR	Adhesive	
4	0641406	5	Bolt 1/4 x 3/4	
5	0641503	1	Bolt 5/16 x 3/8	
6	0641508	8	Bolt 5/16 x 1	
7	0641510	2	Bolt 5/16 x 1-1/4	
8	0641606	2	Bolt 3/8 x 3/4	
9	0641608	9	Bolt 3/8 x 1	
10	0641610	2	Bolt 3/8 x 1-1/4	
11	0641612	2	Bolt 3/8 x 1-1/2	
12	0641706	2	Bolt 7/16 x 3/4	
13	0641708	6	Bolt 7/16 x 1	
14	0682028	4	Bolt 5/8 x 3-1/2	
15	0700812	1	Bolt M8 x 25	
16	0700815	2	Bolt M8 x 35	
17	0760810	2	Bolt M8 x 20	
18	0761214	3	Bolt M12 x 30	
19	0771212	1	Bolt M12 x 25	
20	0771414	9	Bolt M14 x 30	
21	0940070	1	Bumper	
22	0961986	2	Bearing	
23	1320022	2	Clamp	
24	1321289	1	Clamp	
25	1703162	2	Decal - Fan Blade	
26	2720015	5 ft /1.5 m	Hose	
27	2902065	1	Pump Coupling Kit (See Separate Breakdown in this Section)	
28	3272001	4	Nut 5/8	
29	3290801	3	Nut M8	
30	3290806	1	Nut M8	
31	3310401	3	Nut #4	
32	3311405	6	Nut 1/4	
33	3311605	9	Nut 3/8	
34	3311705	5	Nut 7/16	
35	3580320	1	Pulley	
36	3910408	3	Screw #4 x 1/2	
37	3931432	1	Capscrew 1/4 x 2	
38	3931508	2	Capscrew 5/16 x 1/2	
39	3931512	4	Capscrew 5/16 x 3/4	
40	3931628	4	Capscrew 3/8 x 1-3/4	
41	3960543	1	Seal	
42	3960544	1	Seal	
43	4031914	4	Bolt M8 x 50	
44	4032014	4	Bolt M10 x 50	
45	4240032	AR	Tie-Strap (Not Shown)	
46	4240099	AR	Tie-Strap (Not Shown)	
47	4460234	3	Mount, Tie-Strap (Not Shown)	
48	4640751	1	Valve, Oil Drain	

## SECTION 3 - ENGINE

ITEM	PART NUMBER	QTY	DESCRIPTION	REV
49	4710400	3	Washer #4	
50	4711400	3	Washer 1/4	
51	4711500	19	Washer 5/16	
52	4711600	24	Washer 3/8	
53	4711700	10	Washer 7/16	
54	4751400	8	Washer 1/4	
55	4751700	2	Washer 7/16	
56	4791400	2	Washer, Star 1/4	
57	4811900	5	Washer M8	
58	4811902	2	Washer M8	
59	4812000	4	Washer M10	
60	4812100	4	Washer M12	
61	4812200	9	Washer M14	
62	4831900	2	Washer M8	
63	4892000	4	Washer 5/8	
64	8405006	2	Clamp	
65	8405007	2	Clamp	
66	8405201	8	Clamp	
67	8405204	5	Clamp	
68	8406102	2	Clip	
69	8406112	1	Clip	
70	8406302	2	Clamp	
71	8410011	1	Clamp	
72	8410013	5	Clamp	
73	91563070	1	Coupling, Rubber	
74	1001117308	1	Relay	
75	1001133633	1	Filter, Air	
75	70024190	1	Element, Filter	
76	1001133634	1	Clamp	
77	1001134488	1	Fitting, 90 Barbed	
78	1001135138	1	Spacer, Fan	
79	1001135560	1	Support	
80	1001135562	1	Support	
81	1001135679	1	Spacer, Pulley	
82	1001135680	1	Support	
83	1001135779	1	Cable, Alternator (Not Shown)	
84	1001135901	1	Pipe	
85	1001135913	1	Pipe	
86	1001135924	1	Hose (Upper)	
87	1001135926	1	Hose (Lower)	
88	1001135943	1	Coupling, Rubber	
89	1001136626	2	Bracket	
90	1001136665	1	Bracket	
91	1001136834	1	Cap	
92	1001137276	1	Fan	
93	1001138228	1	Module, Power	
93	70023592	1	Fuse 20Amp	
93	70023593	1	Fuse 30Amp	
94	1001138248	4 ft /1.2 m	Tube	
95	1001138253	5	Clamp	
96	1001138524	1	Hose	

## SECTION 3 - ENGINE

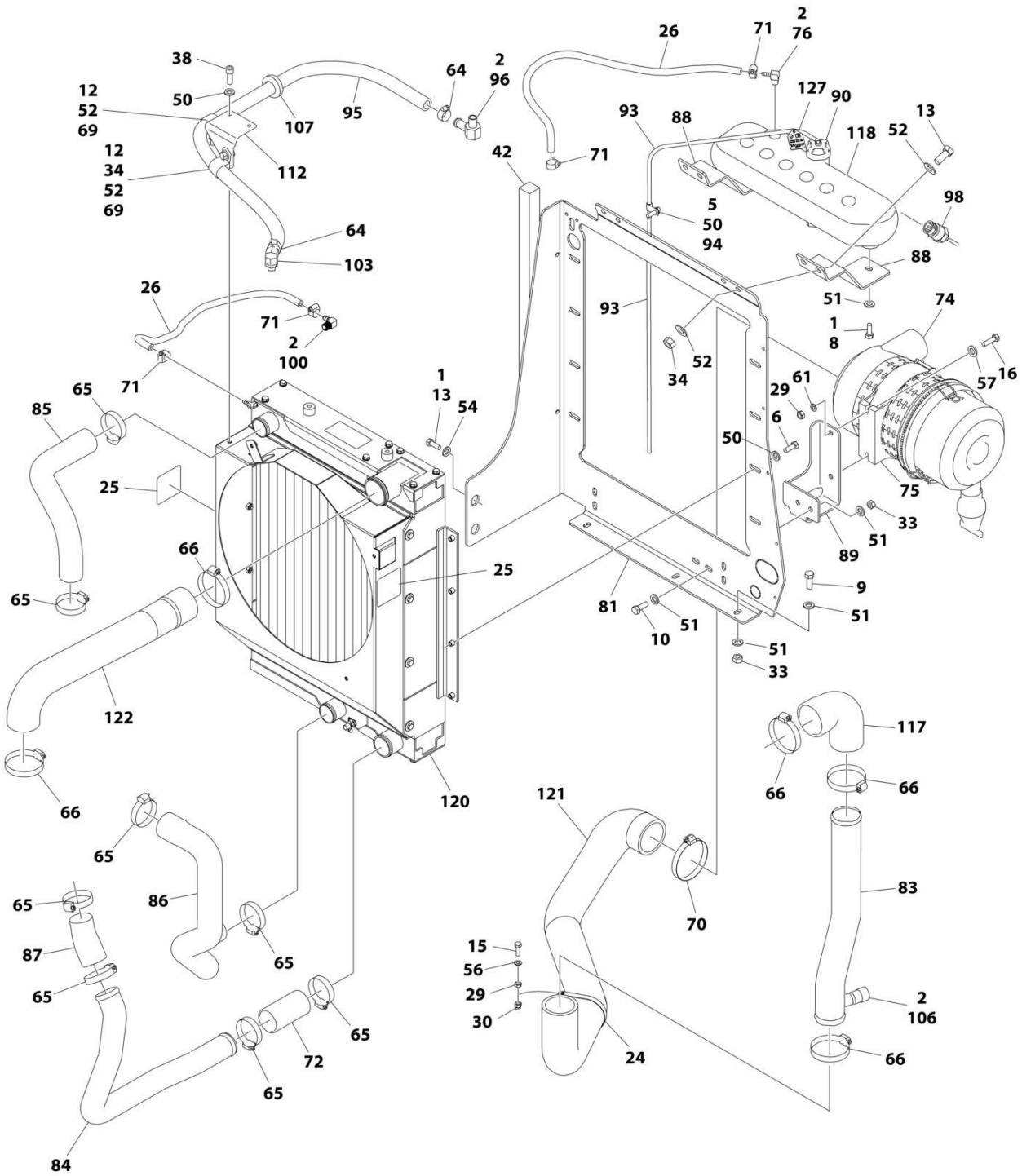
ITEM	PART NUMBER	QTY	DESCRIPTION	REV
97	1001138559	1	Fitting, 90	
98	1001138717	1	Bracket	
99	1001138827	1	Sensor	
100	1001139240	1	Bracket	
101	1001140312	1	Heater, Engine Block	
102	1001140564	1	Fitting, 90 Barbed	
103	1001141304	1	Wire, Glow Plug (Not Shown)	
104	1001141717	1	Fitting, Straight	
105	1001141719	1	Fitting, 90 Barbed	
106	1001142501	1	Fitting, 90 Barbed	
107	1001142685	1	Bracket	
108	1001143390	1	Indicator	
109	1001144089	1	Grommet	
110	1001145154	1	Plate	
111	1001146219	4	Washer	
112	1001148843	1	Harness, Fuel Filter (Not Shown) (See Separate Breakdown in ELECTRICAL Section)	
113	1001153024	1	Pipe, Exhaust	
114	1001153387	1	Plate	
115	1001154405	5 ft /1.6 m	Hose	
116	1001155575	4	Mount	
117	1001155823	1	Coupling, 90 Quick Connect	
118	1001165035	31 ft /10 m	Hose	
119	1001165820	1	Hose	
120	1001166393	1	Tank	
121	1001181895	AR	Adhesive	
122	1001191272	1	Support	
123	1001256864	1	Radiator	
124	1001264917	1	Hose	
125	1001264982	1	Hose	
126	1001276646	1	Harness, Engine (Not Shown) (See Separate Breakdown in ELECTRICAL Section)	
127	1001281985	1	Connector (Not Shown)	
128	1001281986	1	Connector (Not Shown)	
129	1001283008	1	Mount	
130	1001291401	1	Tag, Coolant	
131	1001301545	1	Engine Deutz TCD2.9L4 (EMR5) (See Separate Breakdown in this Section)	





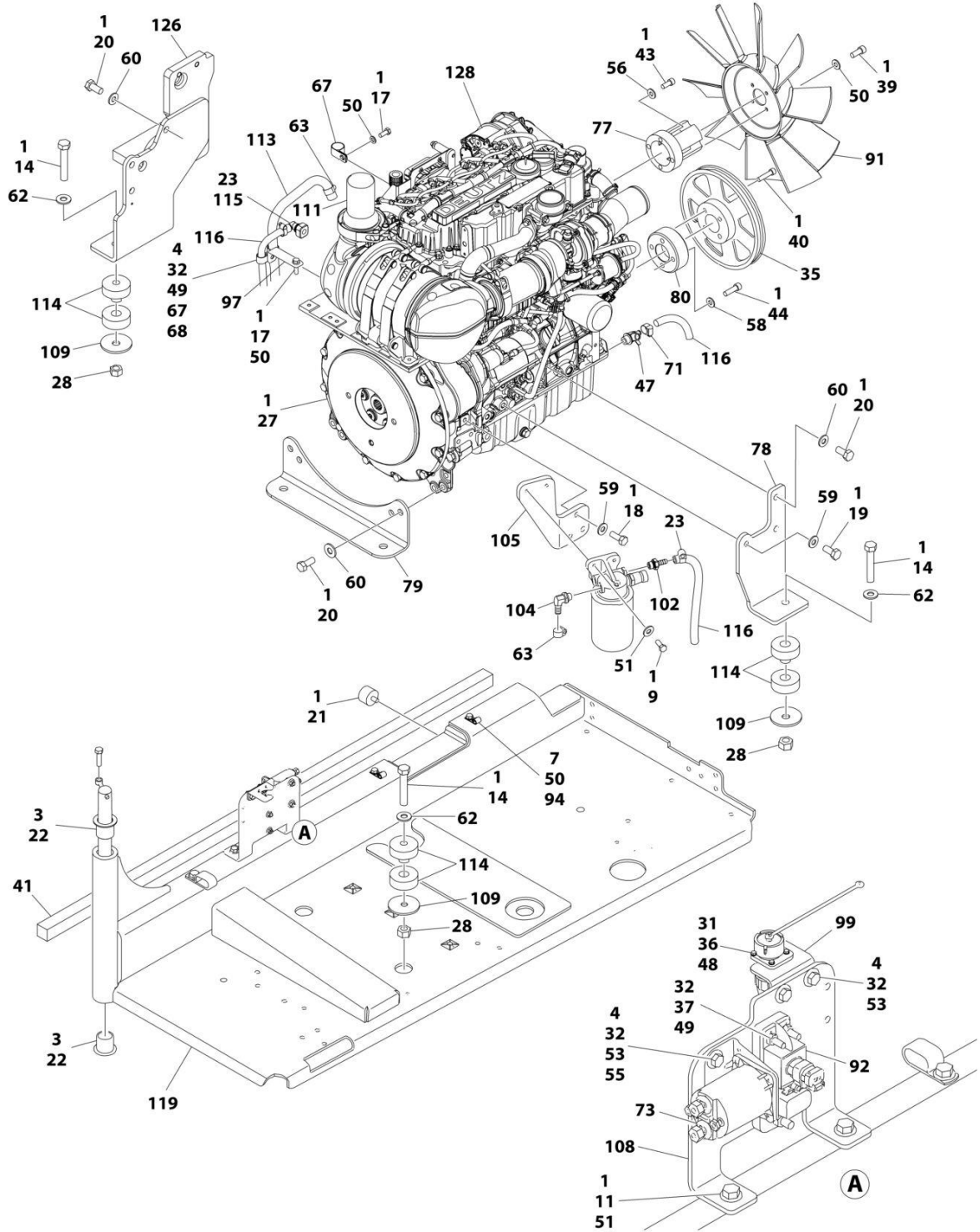
# SECTION 3 - ENGINE

## FIGURE 3-55. DEUTZ D2.9L4 - EMR5 ENGINE ASSEMBLY (WITHOUT COLD WEATHER PLUS PACKAGE)



ART\_1001301546\_10F2

# SECTION 3 - ENGINE



ART\_1001301546\_20F2

## SECTION 3 - ENGINE

**FIGURE 3-55. DEUTZ D2.9L4 - EMR5 ENGINE ASSEMBLY (WITHOUT COLD WEATHER PLUS PACKAGE)**

ITEM	PART NUMBER	QTY	DESCRIPTION	REV
	1001301546	Ref	TCD2.9L4 EMR5 ENGINE ASSEMBLY (WITHOUT COLD WEATHER PLUS PACKAGE)	A
1	0100011	AR	Compound, Locking	
2	0100020	AR	Sealant, Pipe	
3	0100062	AR	Adhesive	
4	0641406	5	Bolt 1/4 x 3/4	
5	0641503	1	Bolt 5/16 x 3/8	
6	0641508	8	Bolt 5/16 x 1	
7	0641510	2	Bolt 5/16 x 1-1/4	
8	0641606	2	Bolt 3/8 x 3/4	
9	0641608	9	Bolt 3/8 x 1	
10	0641610	2	Bolt 3/8 x 1-1/4	
11	0641612	2	Bolt 3/8 x 1-1/2	
12	0641706	2	Bolt 7/16 x 3/4	
13	0641708	6	Bolt 7/16 x 1	
14	0682028	4	Bolt 5/8 x 3-1/2	
15	0700812	1	Bolt M8 x 25	
16	0700815	2	Bolt M8 x 35	
17	0760810	2	Bolt M8 x 20	
18	0761214	3	Bolt M12 x 30	
19	0771212	1	Bolt M12 x 25	
20	0771414	9	Bolt M14 x 30	
21	0940070	1	Bumper	
22	0961986	2	Bearing	
23	1320022	2	Clamp	
24	1321289	1	Clamp	
25	1703162	2	Decal - Fan Blade	
26	2720015	5 ft /1.5 m	Hose	
27	2902065	1	Pump Coupling Kit (See Separate Breakdown in this Section)	
28	3272001	4	Nut 5/8	
29	3290801	3	Nut M8	
30	3290806	1	Nut M8	
31	3310401	3	Nut #4	
32	3311405	6	Nut 1/4	
33	3311605	9	Nut 3/8	
34	3311705	5	Nut 7/16	
35	3580320	1	Pulley	
36	3910408	3	Screw #4 x 1/2	
37	3931432	1	Capscrew 1/4 x 2	
38	3931508	2	Capscrew 5/16 x 1/2	
39	3931512	4	Capscrew 5/16 x 3/4	
40	3931628	4	Capscrew 3/8 x 1-3/4	
41	3960543	1	Seal	
42	3960544	1	Seal	
43	4031914	4	Bolt M8 x 50	
44	4032014	4	Bolt M10 x 50	
45	4240032	AR	Tie-Strap (Not Shown)	
46	4240099	AR	Tie-Strap (Not Shown)	
47	4640751	1	Valve, Oil Drain	

## SECTION 3 - ENGINE

ITEM	PART NUMBER	QTY	DESCRIPTION	REV
48	4710400	3	Washer #4	
49	4711400	3	Washer 1/4	
50	4711500	19	Washer 5/16	
51	4711600	24	Washer 3/8	
52	4711700	10	Washer 7/16	
53	4751400	8	Washer 1/4	
54	4751700	2	Washer 7/16	
55	4791400	2	Washer, Star 1/4	
56	4811900	5	Washer M8	
57	4811902	2	Washer M8	
58	4812000	4	Washer M10	
59	4812100	4	Washer M12	
60	4812200	9	Washer M14	
61	4831900	2	Washer M8	
62	4892000	4	Washer 5/8	
63	8405006	2	Clamp	
64	8405007	2	Clamp	
65	8405201	8	Clamp	
66	8405204	5	Clamp	
67	8406102	2	Clip	
68	8406112	1	Clip	
69	8406302	2	Clamp	
70	8410011	1	Clamp	
71	8410013	5	Clamp	
72	91563070	1	Coupling, Rubber	
73	1001117308	1	Relay	
74	1001133633	1	Filter, Air	
74	70024190	1	Element, Filter	
75	1001133634	1	Clamp	
76	1001134488	1	Fitting, 90 Barbed	
77	1001135138	1	Spacer, Fan	
78	1001135560	1	Support	
79	1001135562	1	Support	
80	1001135679	1	Spacer, Pulley	
81	1001135680	1	Support	
82	1001135779	1	Cable, Alternator (Not Shown)	
83	1001135901	1	Pipe	
84	1001135913	1	Pipe	
85	1001135924	1	Hose (Upper)	
86	1001135926	1	Hose (Lower)	
87	1001135943	1	Coupling, Rubber	
88	1001136626	2	Bracket	
89	1001136665	1	Bracket	
90	1001136834	1	Cap	
91	1001137276	1	Fan	
92	1001138228	1	Module, Power	
92	70023592	1	Fuse 20Amp	
92	70023593	1	Fuse 30Amp	
93	1001138248	4 ft /1.2 m	Tube	
94	1001138253	5	Clamp	
95	1001138524	1	Hose	

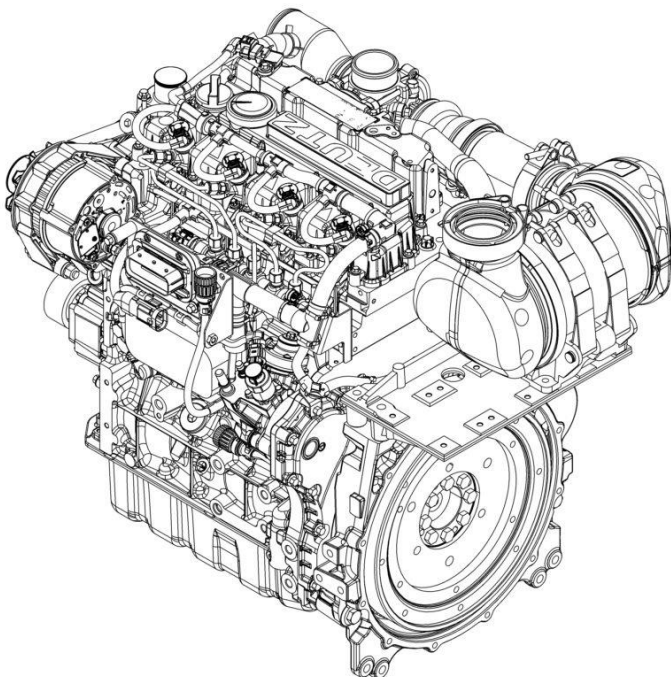
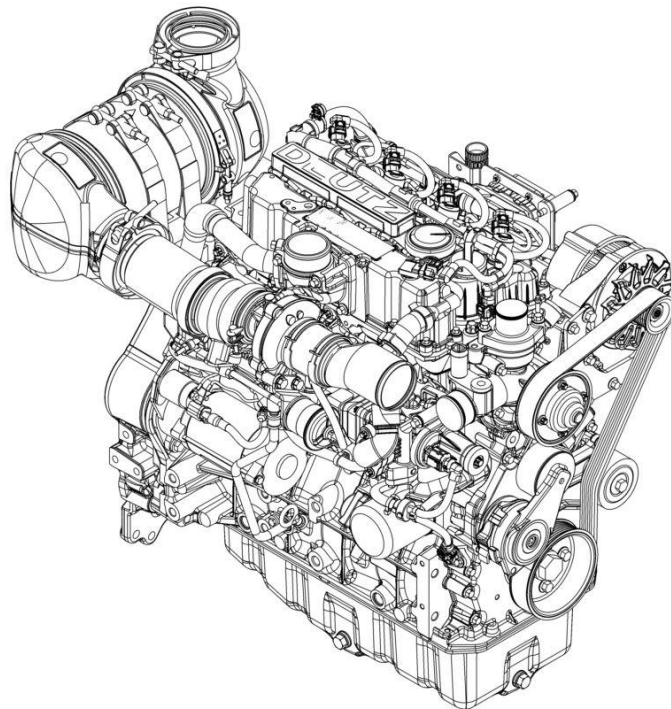
## SECTION 3 - ENGINE

ITEM	PART NUMBER	QTY	DESCRIPTION	REV
96	1001138559	1	Fitting, 90	
97	1001138717	1	Bracket	
98	1001138827	1	Sensor	
99	1001139240	1	Bracket	
100	1001140564	1	Fitting, 90 Barbed	
101	1001141304	1	Wire, Glow Plug (Not Shown)	
102	1001141717	1	Fitting, Straight	
103	1001141719	1	Fitting, 90 Barbed	
104	1001142501	1	Fitting, 90 Barbed	
105	1001142685	1	Bracket	
106	1001143390	1	Indicator	
107	1001144089	1	Grommet	
108	1001145154	1	Plate	
109	1001146219	4	Washer	
110	1001148843	1	Harness, Fuel Filter (Not Shown) (See Separate Breakdown in ELECTRICAL Section)	
111	1001153024	1	Pipe, Exhaust	
112	1001153387	1	Plate	
113	1001154405	5 ft /1.6 m	Hose	
114	1001155575	4	Mount	
115	1001155823	1	Coupling, 90 Quick Connect	
116	1001165035	31 ft /10 m	Hose	
117	1001165820	1	Hose	
118	1001166393	1	Tank	
119	1001191272	1	Support	
120	1001256864	1	Radiator	
121	1001264917	1	Hose	
122	1001264982	1	Hose	
123	1001276646	1	Harness, Engine (Not Shown) (See Separate Breakdown in ELECTRICAL Section)	
124	1001281985	1	Connector (Not Shown)	
125	1001281986	1	Connector (Not Shown)	
126	1001283008	1	Mount	
127	1001291401	1	Tag, Coolant	
128	1001301545	1	Engine Deutz TCD2.9L4 (EMR5) (See Separate Breakdown in this Section)	



## SECTION 3 - ENGINE

FIGURE 3-56. ENGINE COMPONENTS - DEUTZ TCD2.9L4 EMR5 ENGINE



ART\_1001301545



## SECTION 3 - ENGINE

**FIGURE 3-56. ENGINE COMPONENTS - DEUTZ TCD2.9L4 EMR5 ENGINE**

ITEM	PART NUMBER	QTY	DESCRIPTION	REV
	1001301545	Ref	ENGINE COMPONENTS - DEUTZ TCD2.9L4 EMR5 ENGINE	A
	See Note	Ref	Note: Additional components may be available. Contact JLG Customer Service for more details.	
		Ref	<b>COOLING SYSTEM COMPONENTS</b>	
	70030360	1	Pump, Coolant (Includes Plug, Rings & Gaskets)	
	70031055	1	O-Ring, Coolant Pump	
	7020492	1	Seal, Plug	
	70007325	1	Gasket	
	70007603	1	Thermostat	
	70005184	1	O-Ring, Thermostat	
	70005931	1	Gasket, Thermostat	
	70025142	1	Cover, Thermostat	
		Ref	<b>ELECTRICAL SYSTEM COMPONENTS</b>	
	70024513	1	Cable, Pre-Filter Sensor	
	70024504	1	Sensor, Secondary Fuel Filter	
	70029512	1	Module, ECU/ECM	
	70031144	1	Starter	
	70031142	1	Alternator (includes Regulator)	
	70031143	1	Regulator	
	70000345	4	Plug, Glow	
	70025231	1	Harness, Glow Plug (Not Shown)	
	70008436	1	Harness, Engine	
	70028540	1	Sender, Temperature	
	70024504	1	Sensor, Pressure (includes O-Ring)	
	70026210	2	Sensor, Speed (Includes O-Ring)	
	70024507	1	Sensor, Pressure (includes O-Ring) (Air Charge Manifold)	
		Ref	<b>EXHAUST SYSTEM COMPONENTS</b>	
	70025164	1	Gasket, Exhaust Manifold to Head	
	70029557	1	Gasket, Exhaust Manifold to 1st Exhaust Pipe	
	70007354	1	Gasket, 1st Exhaust Pipe to beyond	
	70031095	2	Gasket, EGR Module to Air Charge Manifold	
	70025130	8	Bolt, Exhaust Manifold	
	70031137	1	Module, EGR	
	70007328	1	Turbocharger	
	70004504	1	Compensator	
	70007330	1	Inlet, Catalyst (Includes Clamp & Gasket)	
	70029517	1	Clamp	
	70029520	1	Gasket	
	70007331	1	Outlet, Catalyst	
		Ref	<b>FUEL SYSTEM COMPONENTS</b>	
	1001225431	1	Filter, Secondary Spin-on	
	1001225430	1	Filter, Pre-Filter Fuel	
	70030381	1	Pump, High Pressure (Includes O-Rings, Gaskets, Overflow valve & Volume Control Valve)	
	70004505	1	Valve, Overflow	
	70004508	1	Valve, Volume Control	
	70025181	4	Injector, Fuel (Includes O-Ring & Sealing Washer)	
	70008422	1	Pump, Fuel Supply (Includes Clamps)	
	70025144	2	Clamp	

## SECTION 3 - ENGINE

ITEM	PART NUMBER	QTY	DESCRIPTION	REV
		Ref	<b>GASKETS &amp; SEAL &amp; KITS (Note: Some components listed with main component)</b>	
	70005938	1	Gasket Kit	
	70024906	1	Gasket, Head	
	70025205	1	Gasket, Valve Cover	
	70002718	1	Seal, Rear Gear Case	
	70028185	1	Gasket, Front Cover	
	70008296	1	Seal, Front Cover	
	70005176	1	O-Ring, Air Charge Manifold	
	70005177	1	Gasket, Air Charge Manifold	
		Ref	<b>LUBRICATION SYSTEM COMPONENTS</b>	
	7016331	1	Filter, Oil	
	70024904	1	Dipstick (Includes Seal)	
	70024905	1	Seal	
	7020465	2	Cap, Filler	
	70005941	2	Plug, Oil Pan	
	70005942	2	Seal, Oil Pan Plug	
	70005172	1	Pump, Oil Lube (Includes O-Ring & Gasket)	
	70025135	1	O-Ring	
	70005173	1	Gasket	
	70031474	1	Cooler, Oil	
	70031388	1	Seal, Oil Cooler	
		Ref	<b>MECHANICAL COMPONENTS</b>	
	70001870	1	Flywheel (Includes Ring Gear)	
	7024579	1	Gear, Ring	
	70028699	1	Belt Tensioner	
	70027432	1	Idler	
	70025733	1	Pulley, Ribbed Belt	
	70004277	1	Belt, Drive	





## SECTION 3 - ENGINE

**FIGURE 3-57. DEUTZ TCD2.9L4 (STAGE V) ENGINE INSTALLATION - WITH SAUER PUMPS AND ABS HOODS (WITHOUT COLD WEATHER PLUS PACKAGE)**

ITEM	PART NUMBER	QTY	DESCRIPTION	REV
	1001237826	Ref	DEUTZ TCD2.9L4 (STAGE V) ENGINE INSTALLATION	G
1	0100011	AR	Compound, Locking	
2	0100079	AR	Sealant, Pipe	
3	0641408	11	Bolt 1/4 x 1	
4	0641410	4	Bolt 1/4 x 1-1/4	
5	0641511	1	Bolt 5/16 x 1-3/8	
6	0641605	3	Bolt 3/8 x 5/8	
7	0641606	4	Bolt 3/8 x 3/4	
8	0641608	8	Bolt 3/8 x 1	
9	0641610	1	Bolt 3/8 x 1-1/4	
10	0641612	2	Bolt 3/8 x 1-1/2	
11	0641708	1	Bolt 7/16 x 1	
12	0641808	1	Bolt 1/2 x 1	
13	0642010	1	Bolt 5/8 x 1-1/4	
15	0761210	1	Bolt M12 x 20	
16	1320022	3	Clamp	
17	1320187	1	Clamp	
18	1320190	1	Cover, Clamp	
19	1671121	1	Cover	
20	2180832	1	Fitting, Barbed	
21	2220313	2	Fitting, Elbow Barbed	
22	2750532	5 ft/ 1.5m	Hose	
24	3300220	2	Nut 5/16	
25	3311405	11	Nut 1/4	
26	3311605	2	Nut 3/8	
27	3311705	1	Nut 7/16	
28	3422446	1	Pin, Pivot	
29	3520054	1	Plug	
30	3841143	1	Pin, Keeper	
31	4240018	2	Strap, Tie (Not Shown)	
32	4711400	26	Washer 1/4	
33	4711600	19	Washer 3/8	
34	4711700	2	Washer 7/16	
35	4752000	1	Washer 5/8	
37	4812100	1	Washer M12	
38	8405006	2	Clamp	
41	1001108617	1	Filter	
41	70002231	1	Element, Filter	
42	1001110425	4	Spacer	
43	1001116792	1	Clamp	
44	1001131542	1	Lanyard	
45	1001138491	NLA	Harness, Fuel (Use p/n 1001222665) (Not Shown - See Separate Breakdown in ELECTRICAL Section)	
46	1001141225	1	Battery Cable Kit	E
46A	7027042	1	Cable, Battery (Red) (Battery + to Relays and Starter)	
46B	7027043	1	Cable, Battery (Black) (Battery - to Tray Pivot Grd and Aux Pump)	
46C	7027044	1	Cable (Red) (Aux Relay to Aux Pump)	
46D	7027045	1	Cable, Battery (Black) (Engine to Tray Pivot Grd)	

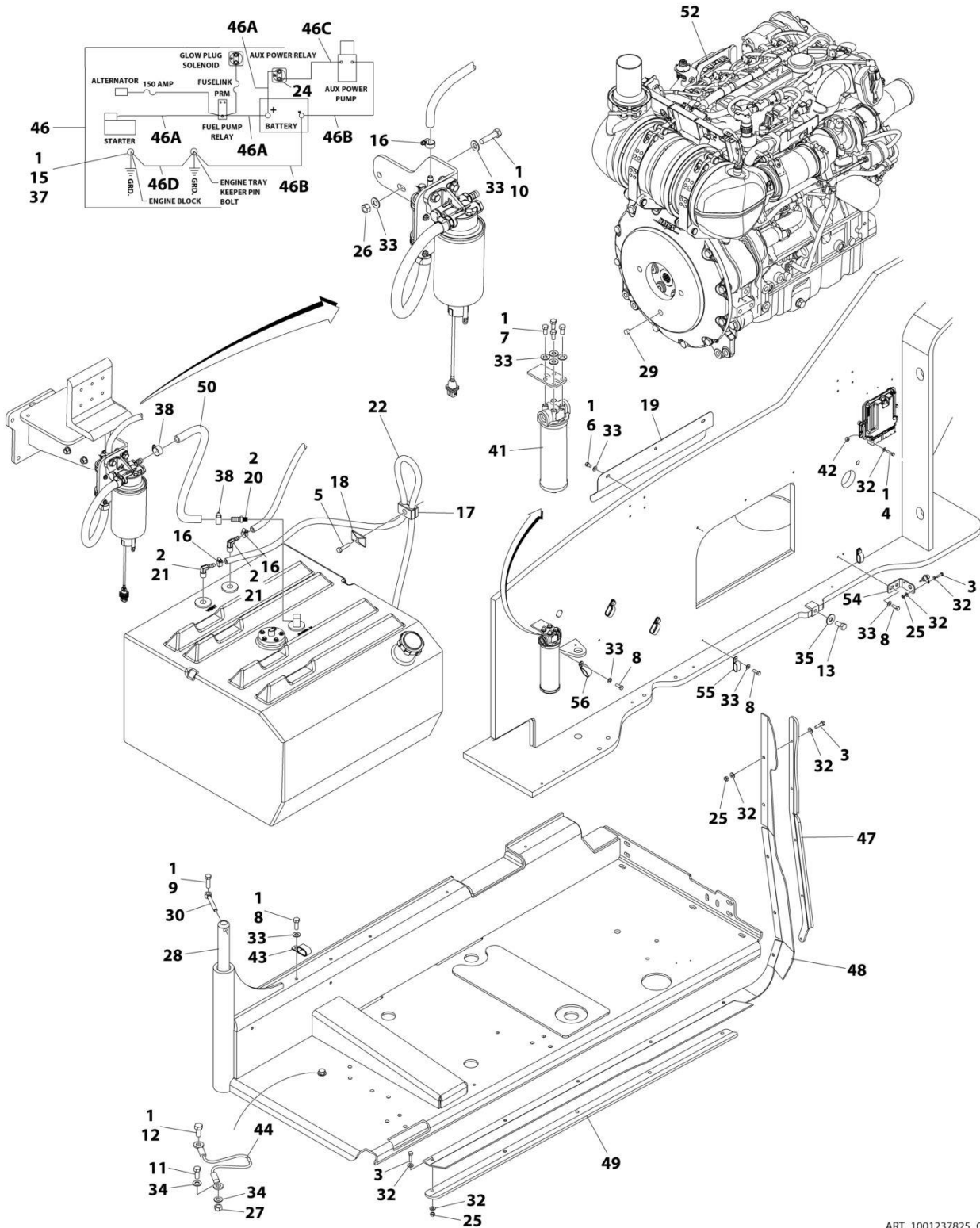
## SECTION 3 - ENGINE

ITEM	PART NUMBER	QTY	DESCRIPTION	REV
47	1001145089	1	Clamp	
48	1001145560	1	Panel, Rubber	
49	1001145842	1	Plate, Clamping	
50	1001154405	2 ft/ 0.6m	Hose	
52	1001277608	1	Engine, Deutz TCD2.9L4 (See Separate Breakdown in this Section)	
53	1001146588	1	Strap (Not Shown)	
54	1001256879	1	Bracket	
55	1321283	2	Clamp	
56	1321716	3	Clamp	
57	4240099	AR	Tie-Strap (Not Shown)	



# SECTION 3 - ENGINE

FIGURE 3-58. DEUTZ TCD2.9L4 (STAGE V) ENGINE INSTALLATION - WITH REXROTH PUMPS AND ABS HOODS (WITHOUT COLD WEATHER PLUS PACKAGE)



ART\_1001237825\_G



## SECTION 3 - ENGINE

**FIGURE 3-58. DEUTZ TCD2.9L4 (STAGE V) ENGINE INSTALLATION - WITH REXROTH PUMPS AND ABS HOODS (WITHOUT COLD WEATHER PLUS PACKAGE)**

ITEM	PART NUMBER	QTY	DESCRIPTION	REV
	1001237825	1	DEUTZ TCD2.9L4 (STAGE V) ENGINE INSTALLATION	G
1	0100011	AR	Compound, Locking	
2	0100079	AR	Sealant, Pipe	
3	0641408	11	Bolt 1/4 x 1	
4	0641410	4	Bolt 1/4 x 1-1/4	
5	0641511	1	Bolt 5/16 x 1-3/8	
6	0641605	3	Bolt 3/8 x 5/8	
7	0641606	4	Bolt 3/8 x 3/4	
8	0641608	8	Bolt 3/8 x 1	
9	0641610	1	Bolt 3/8 x 1-1/4	
10	0641612	2	Bolt 3/8 x 1-1/2	
11	0641708	1	Bolt 7/16 x 1	
12	0641808	1	Bolt 1/2 x 1	
13	0642010	1	Bolt 5/8 x 1-1/4	
15	0761210	1	Bolt M12 x 20	
16	1320022	3	Clamp	
17	1320187	1	Clamp	
18	1320190	1	Cover, Clamp	
19	1671121	1	Cover	
20	2180832	1	Fitting, Barbed	
21	2220313	2	Fitting, Elbow Barbed	
22	2750532	5 ft/ 1.5m	Hose	
24	3300220	2	Nut 5/16	
25	3311405	11	Nut 1/4	
26	3311605	2	Nut 3/8	
27	3311705	1	Nut 7/16	
28	3422446	1	Pin, Pivot	
29	3520054	1	Plug	
30	3841143	1	Pin, Keeper	
31	4240018	2	Strap, Tie (Not Shown)	
32	4711400	26	Washer 1/4	
33	4711600	19	Washer 3/8	
34	4711700	2	Washer 7/16	
35	4752000	1	Washer 5/8	
37	4812100	1	Washer M12	
38	8405006	2	Clamp	
41	1001108617	1	Filter	
41	70002231	1	Element, Filter	
42	1001110425	4	Spacer	
43	1001116792	1	Clamp	
44	1001131542	1	Lanyard	
45	1001138491	NLA	Harness, Fuel (Use p/n 1001222665) (Not Shown - See Separate Breakdown in ELECTRICAL Section)	
46	1001141225	1	Battery Cable Kit	E
46A	7027042	1	Cable, Battery (Red) (Battery + to Relays and Starter)	
46B	7027043	1	Cable, Battery (Black) (Battery - to Tray Pivot Grd and Aux Pump)	
46C	7027044	1	Cable (Red) (Aux Relay to Aux Pump)	
46D	7027045	1	Cable, Battery (Black) (Engine to Tray Pivot Grd)	

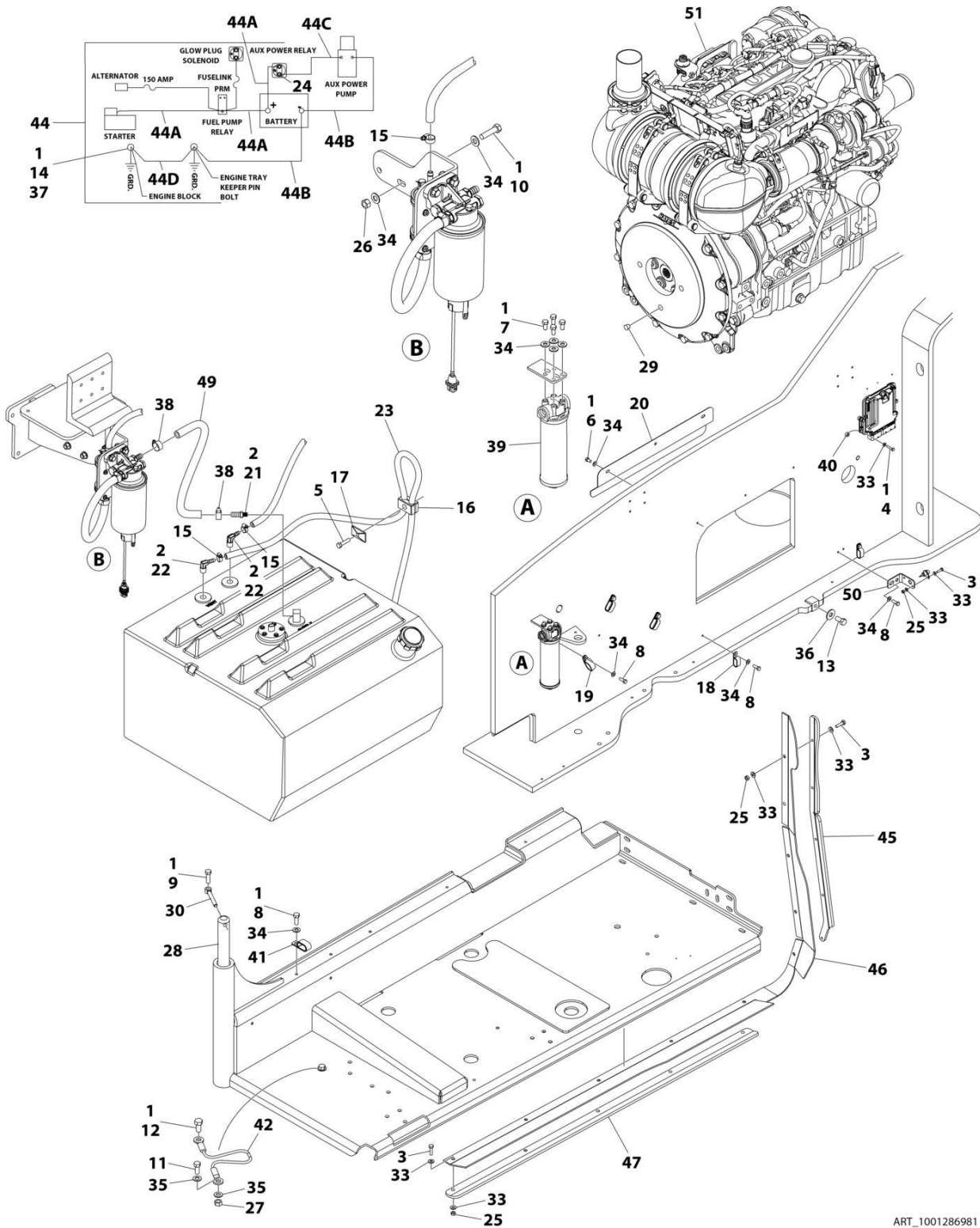
## SECTION 3 - ENGINE

ITEM	PART NUMBER	QTY	DESCRIPTION	REV
47	1001145089	1	Clamp	
48	1001145560	1	Panel, Rubber	
49	1001145842	1	Plate, Clamping	
50	1001154405	2 ft/ 0.6m	Hose	
52	1001277607	1	Engine, Deutz TCD2.9L4 (See Separate Breakdown in this Section)	
53	1001146588	1	Strap (Not Shown)	
54	1001256879	1	Bracket	
55	1321283	2	Clamp	
56	1321716	3	Clamp	
57	4240099	AR	Tie-Strap (Not Shown)	



# SECTION 3 - ENGINE

**FIGURE 3-59. DEUTZ TCD2.9L4 (STAGE V) ENGINE INSTALLATION - WITH PMP PUMP AND ABS HOODS (WITHOUT COLD WEATHER PLUS PACKAGE)**



ART\_1001286981

## SECTION 3 - ENGINE

**FIGURE 3-59. DEUTZ TCD2.9L4 (STAGE V) ENGINE INSTALLATION - WITH PMP PUMP AND ABS HOODS (WITHOUT COLD WEATHER PLUS PACKAGE)**

ITEM	PART NUMBER	QTY	DESCRIPTION	REV
	1001286981	Ref	DEUTZ D2.9L4 - (STAGE V) ENGINE INSTALLATION WITH PMP PUMPS AND ABS HOODS (WITHOUT COLD WEATHER PLUS PACKAGE)	A
1	0100011	AR	Compound, Locking	
2	0100079	AR	Sealant, Pipe	
3	0641408	11	Bolt 1/4 x 1	
4	0641410	4	Bolt 1/4 x 1-1/4	
5	0641511	1	Bolt 5/16 x 1-3/8	
6	0641605	3	Bolt 3/8 x 5/8	
7	0641606	4	Bolt 3/8 x 3/4	
8	0641608	8	Bolt 3/8 x 1	
9	0641610	1	Bolt 3/8 x 1-1/4	
10	0641612	2	Bolt 3/8 x 1-1/2	
11	0641708	1	Bolt 7/16 x 1	
12	0641808	1	Bolt 1/2 x 1	
13	0642010	1	Bolt 5/8 x 1-1/4	
14	0761210	1	Bolt M12 x 20	
15	1320022	3	Clamp	
16	1320187	1	Clamp	
17	1320190	1	Clamp	
18	1321283	2	Clamp	
19	1321716	3	Clamp	
20	1671121	1	Cover	
21	2180832	1	Fitting, Barbed	
22	2220313	2	Fitting, 90 NPTF/Barbed	
23	2750532	5 ft /1.6 m	Hose	
24	3300220	2	Nut	
25	3311405	11	Nut 1/4	
26	3311605	2	Nut 3/8	
27	3311705	1	Nut 7/16	
28	3422446	1	Pin	
29	3520054	1	Plug	
30	3841143	1	Keeper, Pin	
31	4240018	2	Tie-Strap (Not Shown)	
32	4240099	AR	Tie-Strap (Not Shown)	
33	4711400	26	Washer 1/4	
34	4711600	19	Washer 3/8	
35	4711700	2	Washer 7/16	
36	4752000	1	Washer 5/8	
37	4812100	1	Washer M12	
38	8405006	2	Clamp	
39	1001108617	1	Filter	
39	70002231	1	Element, Filter	
40	1001110425	4	Spacer	
41	1001116792	1	Clamp	
42	1001131542	1	Lanyard	
43	1001138491	1	Harness, Fuel (Not Shown) (See Separate Breakdown in ELECTRICAL Section)	
44	1001141225	1	Battery Cable Kit	

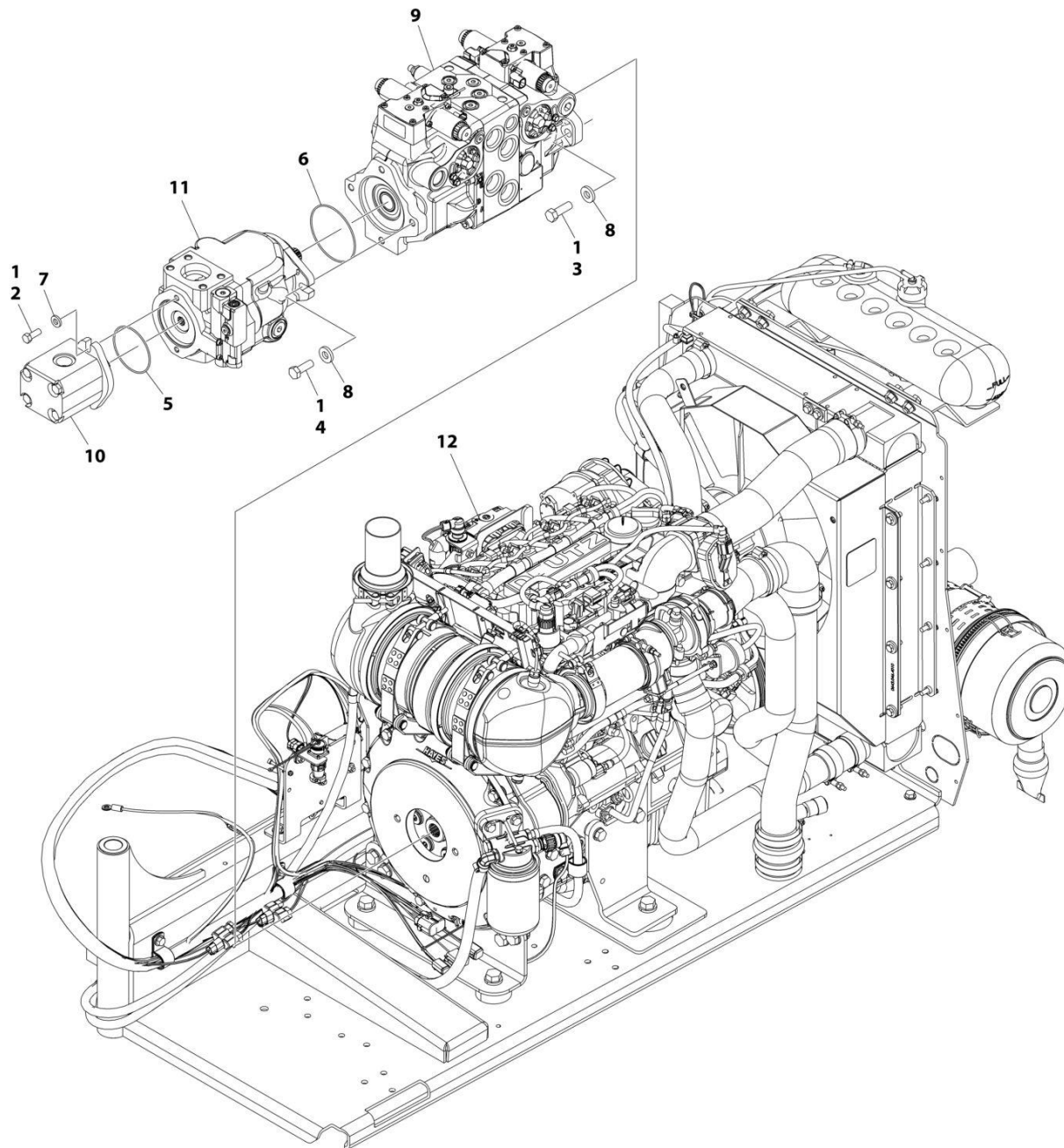
## SECTION 3 - ENGINE

ITEM	PART NUMBER	QTY	DESCRIPTION	REV
44A	7027042	1	Cable, Battery (Red) (Battery + to Relays and Starter)	
44B	7027043	1	Cable, Battery (Black) (Battery - to Tray Pivot Grd and Aux Pump)	
44C	7027044	1	Cable (Red) (Aux Relay to Aux Pump)	
44D	7027045	1	Cable, Battery (Black) (Engine to Tray Pivot Grd)	
45	1001145089	1	Clamp	
46	1001145560	1	Panel	
47	1001145842	1	Plate	
48	1001146588	1	Tie-Strap (Not Shown)	
49	1001154405	2 ft /0.6 m	Hose	
50	1001256879	1	Bracket	
51	1001286982	1	Engine Sub-Assembly (See Separate Breakdown in this Section)	



## SECTION 3 - ENGINE

FIGURE 3-60. DEUTZ TCD2.9L4 (STAGE V) ENGINE SUB-ASSEMBLY - WITH SAUER PUMP AND ABS HOODS (WITHOUT COLD WEATHER PLUS PACKAGE)



ART\_1001277608



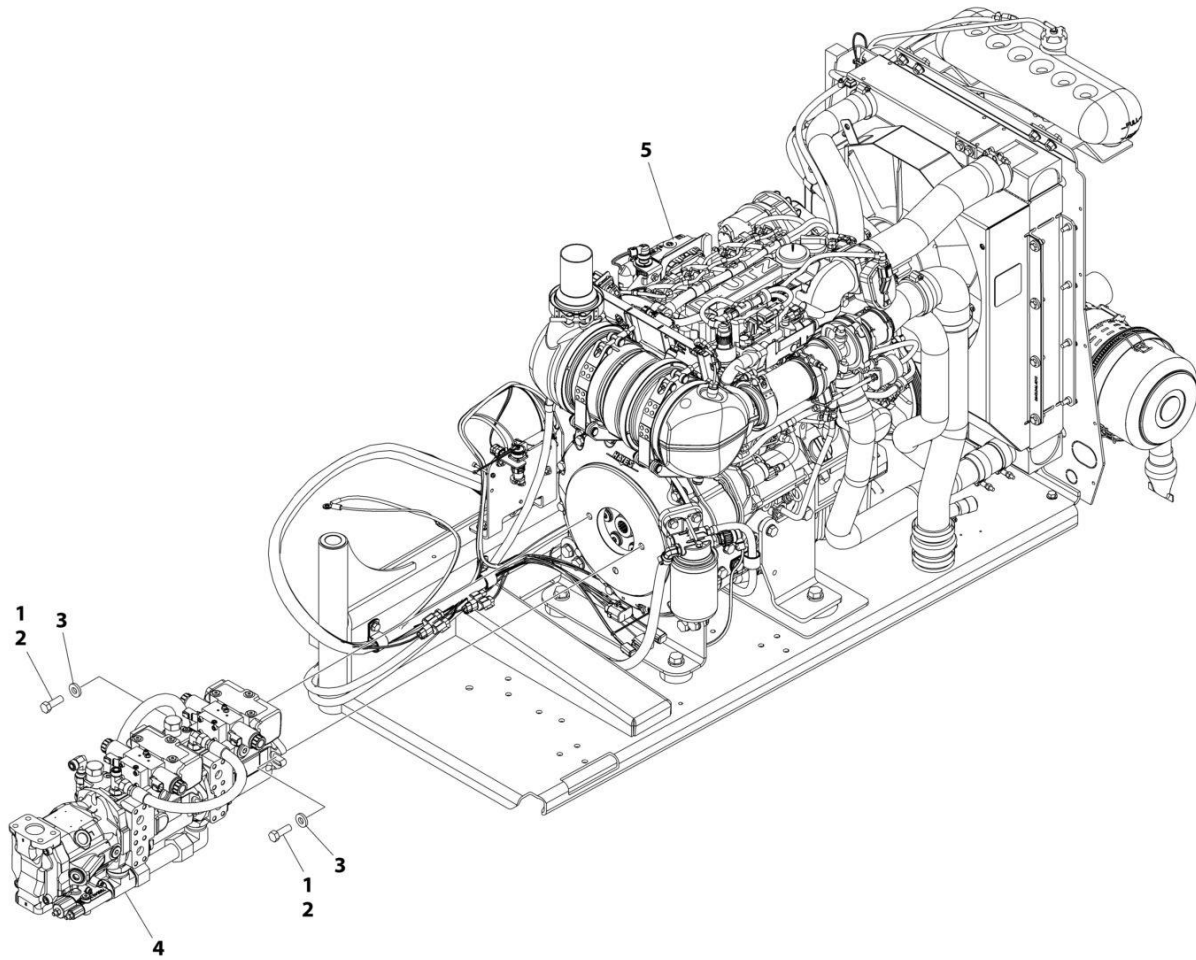
## SECTION 3 - ENGINE

**FIGURE 3-60. DEUTZ TCD2.9L4 (STAGE V) ENGINE SUB-ASSEMBLY - WITH SAUER PUMP AND ABS HOODS (WITHOUT COLD WEATHER PLUS PACKAGE)**

ITEM	PART NUMBER	QTY	DESCRIPTION	REV
	1001277608	Ref	DEUTZ TCD2.9L4 (STAGE V) ENGINE SUB-ASSEMBLY	E
1	0100011	AR	Compound, Locking	
2	0641608	2	Bolt 3/8 x 1	
3	0641814	2	Bolt 1/2 x 1-3/4	
4	0761215	2	Bolt M12 x 35	
5	3790152	1	O-Ring	
6	3790155	1	O-Ring	
7	4891600	2	Washer 3/8	
8	4891800	4	Washer 1/2	
9	1001108616	1	Pump Assembly - Tandem (See Separate Breakdown in this Section)	
10	1001112927	1	Pump Assembly - Gear (See Separate Breakdown in this Section)	
11	1001171095	1	Pump Assembly - Piston (See Separate Breakdown in this Section)	
12	1001277599	1	Engine Assembly (See Separate Breakdown in this Section)	

# SECTION 3 - ENGINE

FIGURE 3-61. DEUTZ TCD2.9L4 (STAGE V) ENGINE SUB-ASSEMBLY - WITH REXROTH PUMP AND ABS HOODS (WITHOUT COLD WEATHER PLUS PACKAGE)



ART\_1001277607

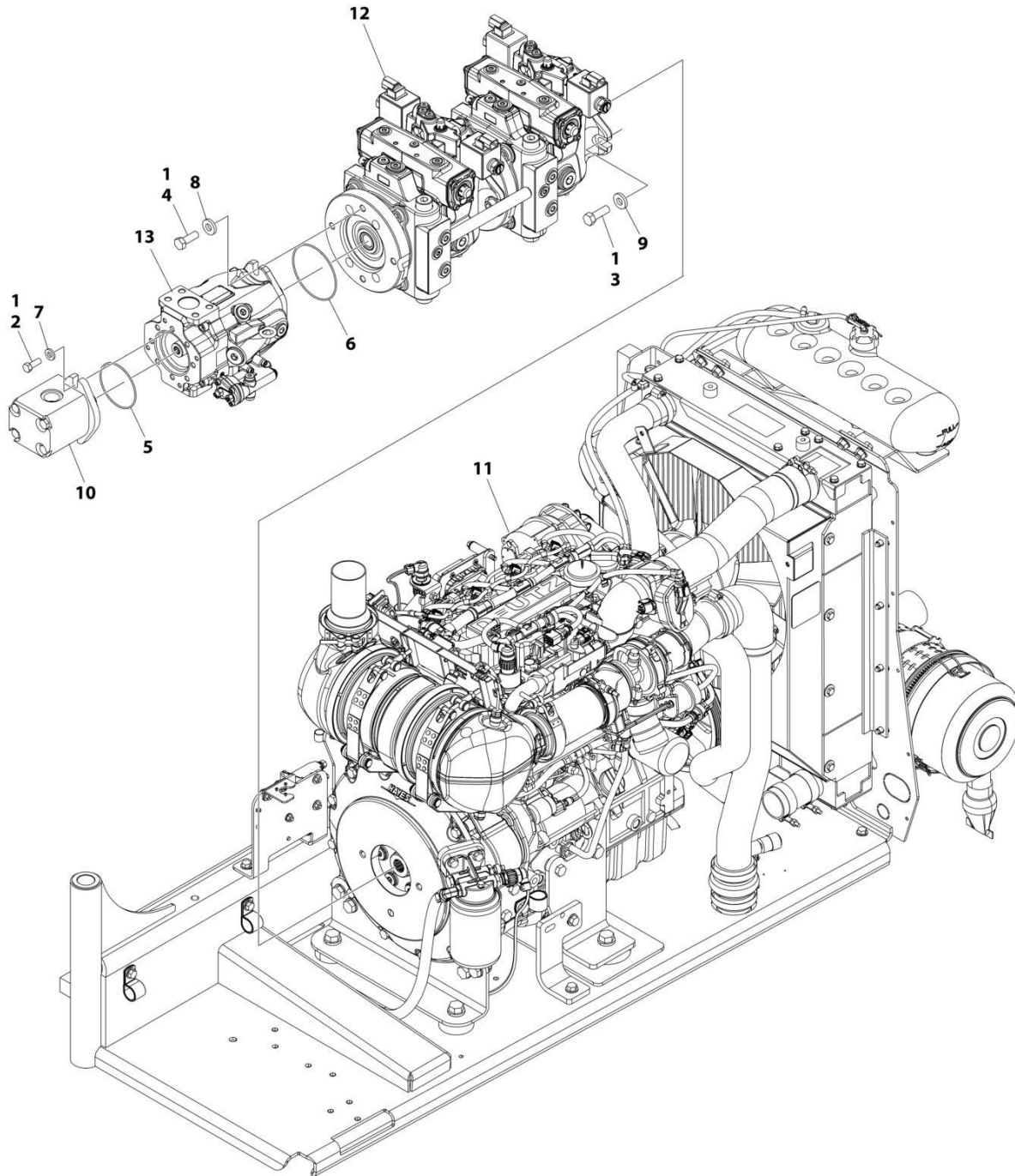
## SECTION 3 - ENGINE

**FIGURE 3-61. DEUTZ TCD2.9L4 (STAGE V) ENGINE SUB-ASSEMBLY - WITH REXROTH PUMP AND ABS HOODS (WITHOUT COLD WEATHER PLUS PACKAGE)**

ITEM	PART NUMBER	QTY	DESCRIPTION	REV
	1001277607	Ref	DEUTZ TCD2.9L4 (STAGE V) ENGINE SUB-ASSEMBLY	E
1	0100011	AR	Compound, Locking	
2	0641814	2	Bolt 1/2 x 1-3/4	
3	4891800	2	Washer 1/2	
4	1001152963	1	Pump Assembly (See Separate Breakdown in this Section)	
5	1001277599	1	Engine Assembly (See Separate Breakdown in this Section)	

# SECTION 3 - ENGINE

FIGURE 3-62. DEUTZ D2.9L4 (STAGE V) ENGINE SUB-ASSEMBLY WITH PMP PUMP AND ABS HOODS (WITHOUT COLD WEATHER PLUS PACKAGE)



ART\_1001286982

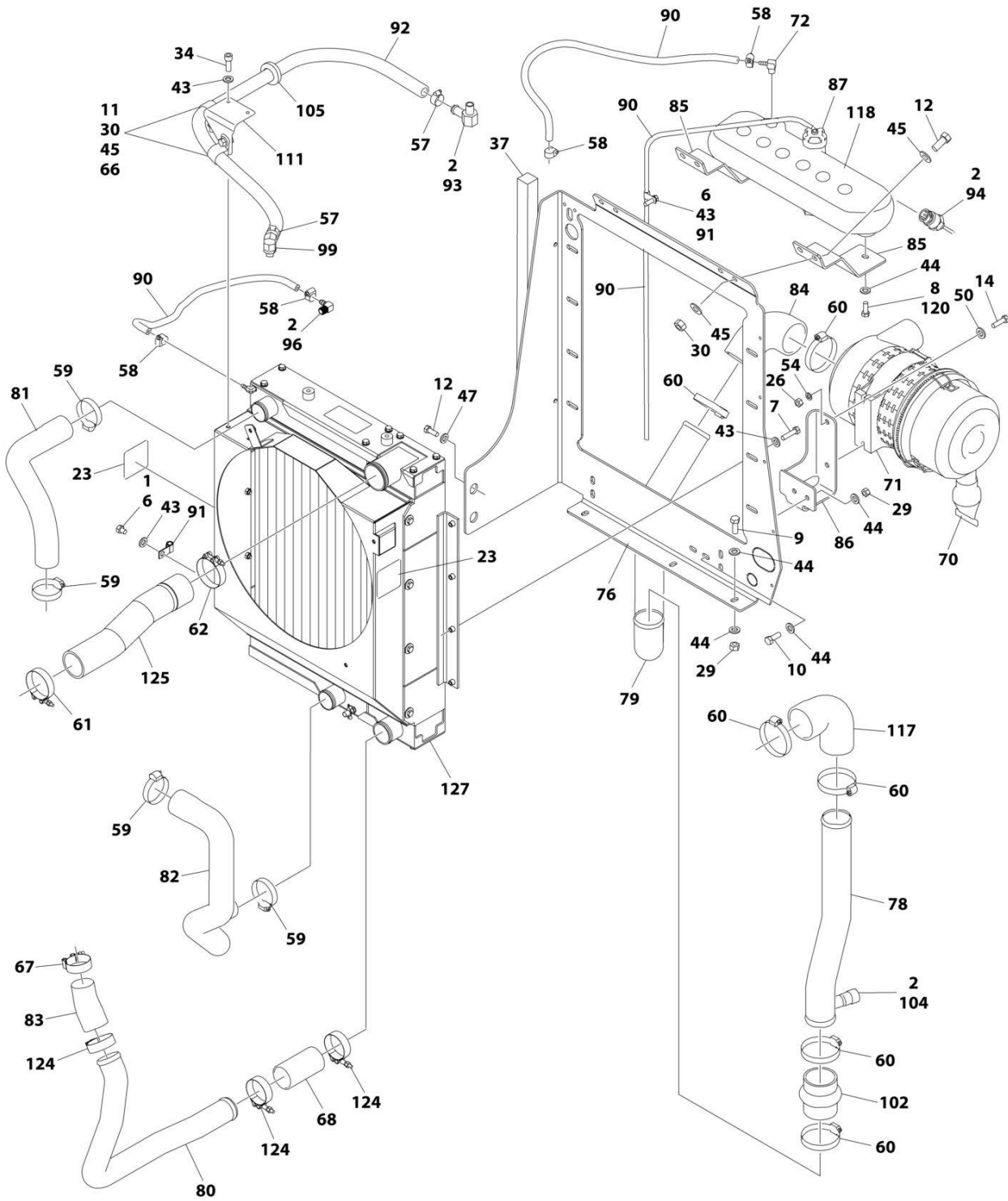
## SECTION 3 - ENGINE

**FIGURE 3-62. DEUTZ D2.9L4 (STAGE V) ENGINE SUB-ASSEMBLY WITH PMP PUMP AND ABS HOODS (WITHOUT COLD WEATHER PLUS PACKAGE)**

ITEM	PART NUMBER	QTY	DESCRIPTION	REV
	1001286982	Ref	ENGINE SUB-ASSEMBLY (STAGE V) WITH PMP PUMPS AND ABS HOODS (WITHOUT COLD WEATHER PLUS PACKAGE)	A
1	0100011	AR	Compound, Locking	
2	0641608	2	Bolt 3/8 x 1	
3	0641812	2	Bolt 1/2 x 1-1/2	
4	0761215	2	Bolt M12 x 35	
5	3790152	1	O-Ring	
6	3790155	1	O-Ring	
7	4891600	2	Washer 3/8	
8	4891800	2	Washer 1/2	
9	8310056	2	Washer	
10	1001112927	1	Pump Assembly - Sauer Gear (See Separate Breakdown in this Section)	
11	1001277599	1	Engine Assembly (See Separate Breakdown in this Section)	
12	1001286957	1	Pump Assembly - Hydraulic Tandem (See Separate Breakdown in this Section)	
13	1001286958	1	Pump Assembly - Hydraulic Piston (See Separate Breakdown in this Section)	

# SECTION 3 - ENGINE

## FIGURE 3-63. DEUTZ TCD2.9L4 (STAGE V) ENGINE ASSEMBLY (WITHOUT COLD WEATHER PLUS PACKAGE)



ART\_1001277599\_10F2



## SECTION 3 - ENGINE

**FIGURE 3-63. DEUTZ TCD2.9L4 (STAGE V) ENGINE ASSEMBLY (WITHOUT COLD WEATHER PLUS PACKAGE)**

ITEM	PART NUMBER	QTY	DESCRIPTION	REV
	1001277599	Ref	DEUTZ TCD2.9L4 (STAGE V) ENGINE ASSEMBLY	D
1	0100011	AR	Compound, Locking	
2	0100020	AR	Sealant	
3	0100062	AR	Adhesive	
4	0641406	4	Bolt 1/4 x 3/4	
5	0641407	2	Bolt 1/4 x 7/8	
6	0641503	1	Bolt 5/16 x 3/8	
7	0641508	8	Bolt 5/16 x 1-1/4	
8	0641606	3	Bolt 3/8 x 3/4	
9	0641608	9	Bolt 3/8 x 1	
10	0641610	2	Bolt 3/8 x 1-1/4	
11	0641706	2	Bolt 7/16 x 3/4	
12	0641708	6	Bolt 7/16 x 1	
13	0682028	4	Bolt 5/8 x 3-1/2 Grade 8	
14	0700815	2	Bolt M8 x 35	
15	0760808	1	Bolt M8 x 16	
16	0761212	1	Bolt M12 x 25	
17	0761214	5	Bolt M12 x 30	
18	0771212	1	Bolt M12 x 25 Grade 10.9	
19	0771414	9	Bolt M14 x 30 Grade 10.9	
20	0940070	1	Bumper	
21	0961986	2	Bushing, Flanged	
22	1320022	2	Clamp	
23	1703162	2	Decal - Fan	
24	2902065	1	Pump Coupling Kit (See Separate Breakdown in this Section)	
25	3272001	4	Nut 5/8 Grade 8	
26	3290801	2	Nut M8	
27	3310401	3	Nut #4	
28	3311405	7	Nut, Lock 1/4	
29	3311605	9	Nut, Lock 3/8	
30	3311705	5	Nut, Lock 7/16	
31	3520054	1	Plug, Hole	
32	3910408	3	Screw #4 x 1/2	
33	3931432	1	Capscrew 1/4 x 2	
34	3931508	2	Capscrew 5/16 x 1/2	
35	3931512	4	Capscrew 5/16 x 3/4	
36	3960543	1	Seal	
37	3960544	1	Seal	
38	4031914	4	Bolt M8 x 50	
39	4240099	AR	Tie-Strap (Not Shown)	
40	4640751	1	Valve, Oil Drain	
41	4710400	3	Washer #4	
42	4711400	5	Washer 1/4	
43	4711500	17	Washer 5/16	
44	4711600	27	Washer 3/8	
45	4711700	10	Washer 7/16	
46	4751400	8	Washer 1/4	
47	4751700	2	Washer 7/16	
48	4791400	2	Starwasher 1/4	



## SECTION 3 - ENGINE

ITEM	PART NUMBER	QTY	DESCRIPTION	REV
49	4811900	5	Washer M8	
50	4811902	2	Washer M8	
51	4812000	4	Washer M10	
52	4812100	7	Washer M12	
53	4812200	9	Washer M14	
54	4831900	2	Washer, Lock M8	
55	4892000	4	Washer 5/8	
56	8405006	2	Clamp	
57	8405007	2	Clamp	
58	8405009	5	Clamp	
59	8405201	4	Clamp	
60	8405204	6	Clamp	
61	8405212	1	Clamp	
62	8405213	1	Clamp	
63	8406102	2	Clip	
64	8406112	1	Clip	
65	8406201	1	Clip	
66	8406302	2	Clamp	
67	8410014	1	Clamp	
68	91563070	1	Coupling, Rubber	
69	1001117308	1	Relay	
70	1001133633	1	Air Cleaner Assembly	
70	70024190	1	Element, Air Filter	
71	1001133634	1	Clamp	
72	1001134488	1	Fitting, 90 Barbed	
73	1001135138	1	Spacer, Fan	
74	1001135560	1	Support, Engine	
75	1001135562	1	Support, Engine - Rear	
76	1001135680	1	Support, Radiator	
77	1001135779	1	Cable, Alternator Positive (Not Shown)	
78	1001135901	1	Pipe, Air Intake	
79	1001135903	1	Pipe, Air Intake	
80	1001135913	1	Pipe, Turbo to Air Cleaner	
81	1001135924	1	Hose, Radiator (Upper)	
82	1001135926	1	Pipe, Radiator (Lower)	
83	1001135943	1	Coupling, Rubber	
84	1001135946	1	Elbow, Rubber	
85	1001136626	2	Bracket	
86	1001136665	1	Bracket	
87	1001136834	1	Cap, Tank	
88	1001137276	1	Fan	
89	1001138228	1	Module, Power	
89	70023592	1	Fuse 20Amp (Switched Output)	
89	70023593	1	Fuse 30Amp (Battery Output)	
90	1001138248	8.6 ft/ 2.59m	Tubing	
91	1001138253	5	Clamp	
92	1001138524	1	Hose	
93	1001138559	1	Fitting, 90	
94	1001138827	1	Sensor, Coolant Level	
95	1001139240	1	Bracket	
96	1001140564	1	Fitting, 90 Barbed	


## SECTION 3 - ENGINE

ITEM	PART NUMBER	QTY	DESCRIPTION	REV
97	1001141304	1	Wire, Glow Plug (Not Shown)	
98	1001141717	1	Fitting, Straight	
99	1001141719	1	Fitting, 90 Barbed	
100	1001283008	1	Support, Engine	
101	1001142501	1	Fitting, 90 Barbed	
102	1001142637	1	Hose, Hump	
103	1001142685	1	Bracket	
104	1001143390	1	Indicator, Air Filter Service	
105	1001144089	1	Grommet	
106	1001145154	1	Plate, Mounting	
107	1001146219	4	Washer Special	
108	1001146588	AR	Tie-Strap (Not Shown)	
109	1001148843	1	Harness, Fuel Filter (Not Shown - See Separate Breakdown in ELECTRICAL Section)	
110	1001153024	1	Pipe, Exhaust	
111	1001153387	1	Plate	
112	1001154405	4.7 ft/ 1.44m	Hose	
113	1001155575	4	Mount, Motor	
114	1001155823	1	Coupling	
115	1001165035	30.5 ft/ 9.3m	Hose	
116	1001165101	1	Fuel Pump/Bracket Assembly (Not Shown - See Separate breakdown in this Section)	
117	1001165820	1	Pipe, Elbow	
118	1001166393	1	Tank, Surge	
119	1001170982	1	Adapter	
120	1001180620	AR	Adhesive	
121	1001181899	1	Clamp	
122	1001191272	1	Tray	
123	1001191620	3	Clamp	
124	1001208299	3	Clamp	
125	1001233492	1	Hose	
126	1001235952	1	Bracket	
127	1001256864	1	Radiator	
128	1001258800	1	Spacer, Pulley	
129	1001260432	1	Pulley	
130	1001261045	4	Capscrew M10 x 45 Class 10.9	
131	1001261085	4	Capscrew M10 x 85 Class 10.9	
132	1001276646	1	Harness, Engine (Not Shown - See Separate Breakdown in ELECTRICAL Section)	
133	1001277593	1	Engine, Deutz TCD2.9L4 (Stage V) (See Separate Breakdown in ELECTRICAL Section)	
134	0641510	2	Bolt 5/16 x 1-1/4	
135	0641612	4	Bolt 3/8 x 1-1/2	



## SECTION 3 - ENGINE

FIGURE 3-64. DEUTZ TCD2.9L4 (STAGE V) ENGINE COMPONENTS



ART\_1001277593

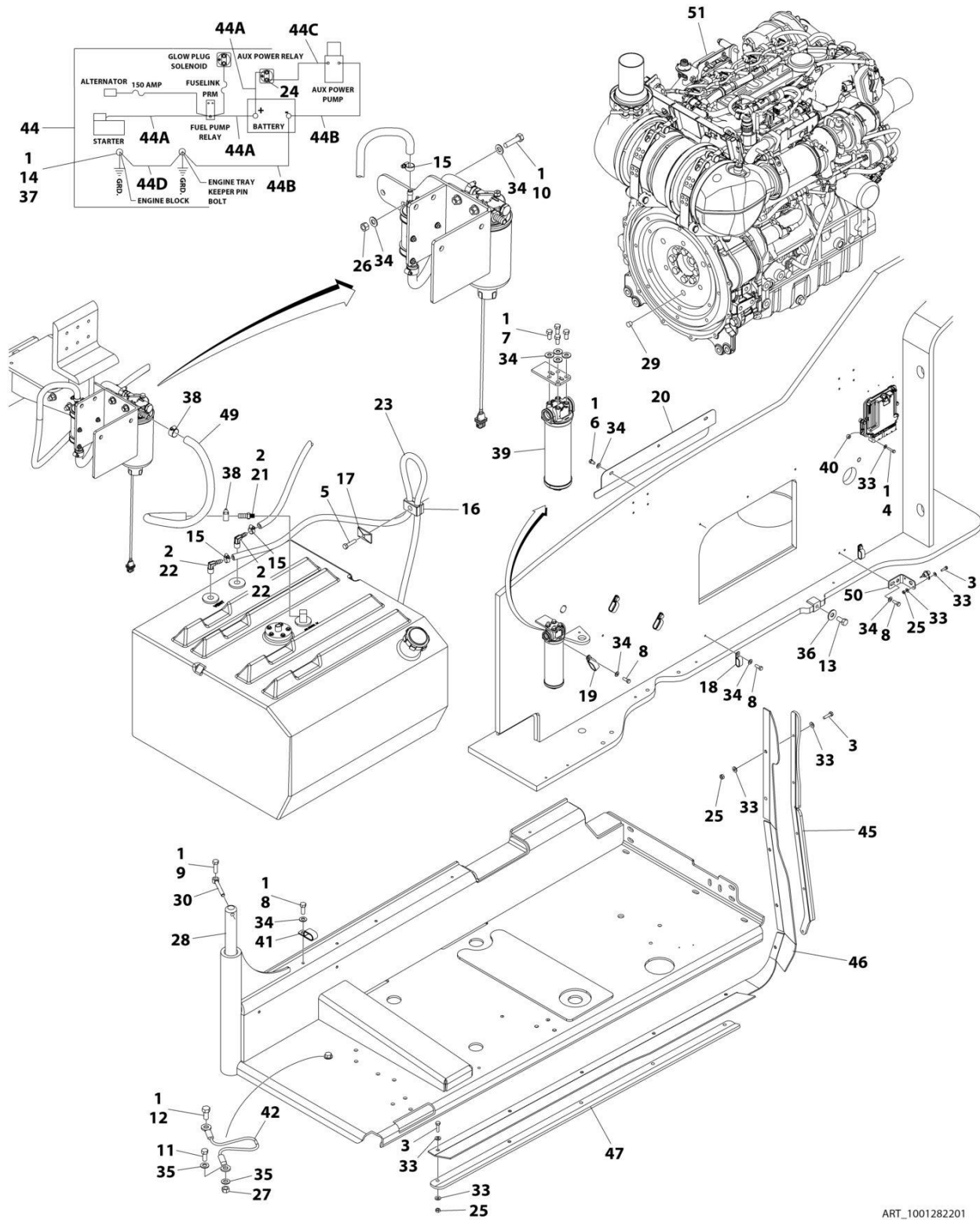
## SECTION 3 - ENGINE

**FIGURE 3-64. DEUTZ TCD2.9L4 (STAGE V) ENGINE COMPONENTS**

ITEM	PART NUMBER	QTY	DESCRIPTION	REV
	1001277593	Ref	DEUTZ TCD2.9L4 (STAGE V) ENGINE	A
	See Note	Ref	Note: No Service Parts Availabe At Time of Printing	

# SECTION 3 - ENGINE

FIGURE 3-65. DEUTZ TCD2.9L4 (CHINA IV) ENGINE INSTALLATION - WITH SAUER PUMPS



ART\_1001282201

## SECTION 3 - ENGINE

**FIGURE 3-65. DEUTZ TCD2.9L4 (CHINA IV) ENGINE INSTALLATION - WITH SAUER PUMPS**

ITEM	PART NUMBER	QTY	DESCRIPTION	REV
	1001282201	Ref	ENGINE INSTALLATION - DEUTZ TCD2.9L4 (CHINA IV)	B
1	0100011	AR	Compound, Locking	
2	0100079	AR	Sealant, Pipe	
3	0641408	11	Bolt 1/4 x 1	
4	0641410	4	Bolt 1/4 x 1-1/4	
5	0641511	1	Bolt 5/16 x 1-3/8	
6	0641605	3	Bolt 3/8 x 5/8	
7	0641606	4	Bolt 3/8 x 3/4	
8	0641608	8	Bolt 3/8 x 1	
9	0641610	1	Bolt 3/8 x 1-1/4	
10	0641612	2	Bolt 3/8 x 1-1/2	
11	0641708	1	Bolt 7/16 x 1	
12	0641808	1	Bolt 1/2 x 1	
13	0642010	1	Bolt 5/8 x 1-1/4	
14	0761210	1	Bolt M12 x 20	
15	1320022	3	Clamp	
16	1320187	1	Clamp	
17	1320190	1	Cover, Clamp	
19	1321716	5	Clamp	
20	1671121	1	Cover	
21	2180832	1	Fitting, Barbed	
22	2220313	2	Fitting, Elbow Barbed	
23	2750532	5 ft/ 1.5m	Hose	
24	3300220	2	Nut 5/16	
25	3311405	11	Nut 1/4	
26	3311605	2	Nut 3/8	
27	3311705	1	Nut 7/16	
28	3422446	1	Pin, Pivot	
29	3520054	1	Plug	
30	3841143	1	Pin, Keeper	
31	4240018	2	Strap, Tie (Not Shown)	
32	4240099	AR	Tie-Strap (Not Shown)	
33	4711400	26	Washer 1/4	
34	4711600	19	Washer 3/8	
35	4711700	2	Washer 7/16	
36	4752000	1	Washer 5/8	
37	4812100	1	Washer M12	
38	8405006	2	Clamp	
39	1001108617	1	Filter	
40	1001110425	4	Spacer	
41	1001116792	1	Clamp	
42	1001131542	1	Lanyard	
43	1001138491	1	Harness, (Not Shown - See Separate Breakdown in ELECTRICAL Section)	
44	1001141225	1	Battery Cable Kit	E
44A	7027042	1	Cable, Battery (Red) (Battery + to Relays and Starter)	
44B	7027043	1	Cable, Battery (Black) (Battery - to Tray Pivot Grd and Aux Pump)	
44C	7027044	1	Cable (Red) (Aux Relay to Aux Pump)	
44D	7027045	1	Cable, (Black) (Engine to Tray Pivot Grd)	

## SECTION 3 - ENGINE

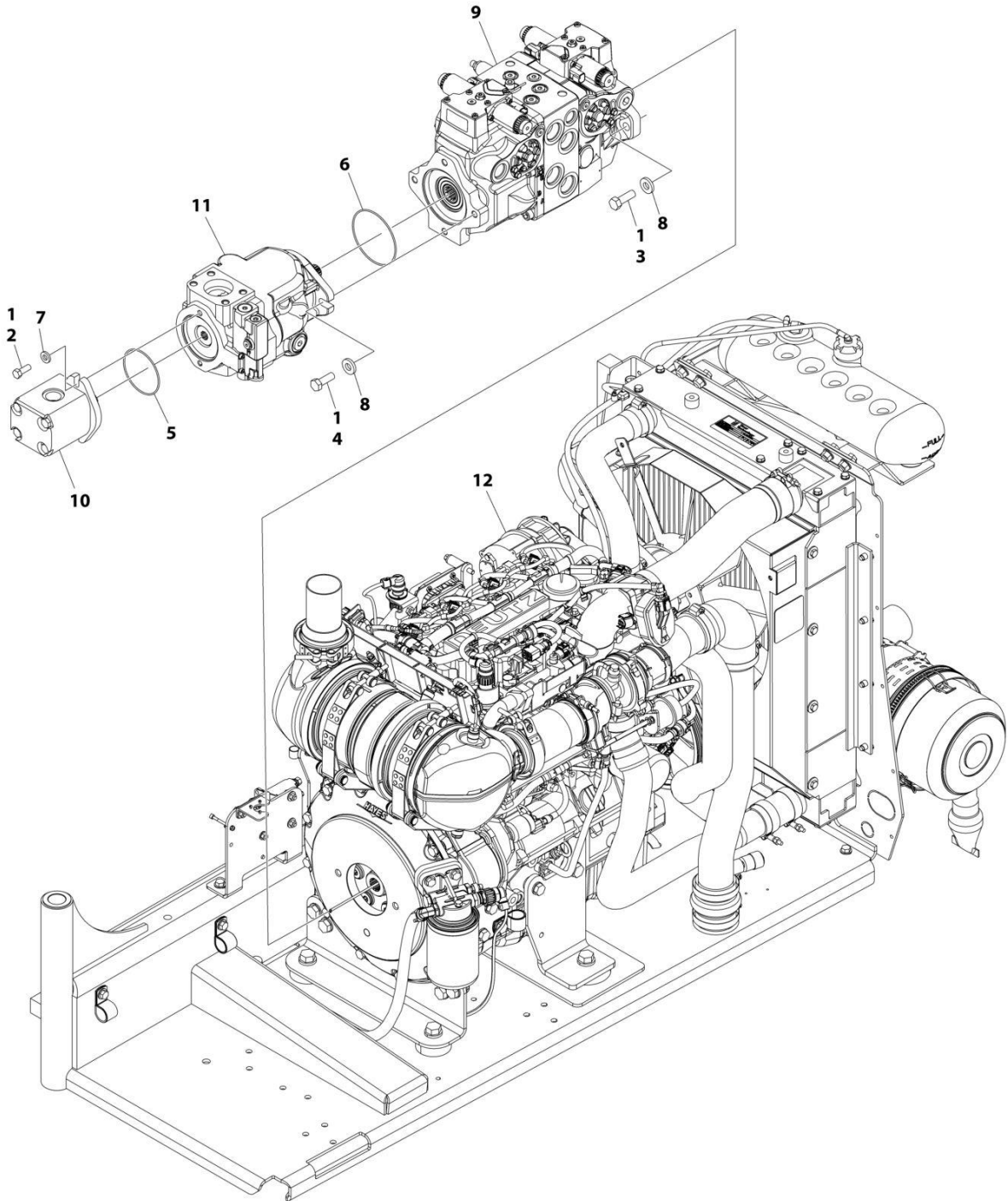
ITEM	PART NUMBER	QTY	DESCRIPTION	REV
45	1001145089	1	Clamp	
46	1001145560	1	Panel, Rubber	
47	1001145842	1	Plate, Clamping	
48	1001146588	1	Strap (Not Shown)	
49	1001154405	2 ft/ 0.7m	Hose	
50	1001256879	1	Bracket	
51	1001282199	1	Engine Sub-Assembly (See Separate Breakdown in this Section)	





# SECTION 3 - ENGINE

FIGURE 3-66. DEUTZ TCD2.9L4 (CHINA IV) SUB - ASSEMBLY - WITH SAUER PUMPS



ART\_1001282199

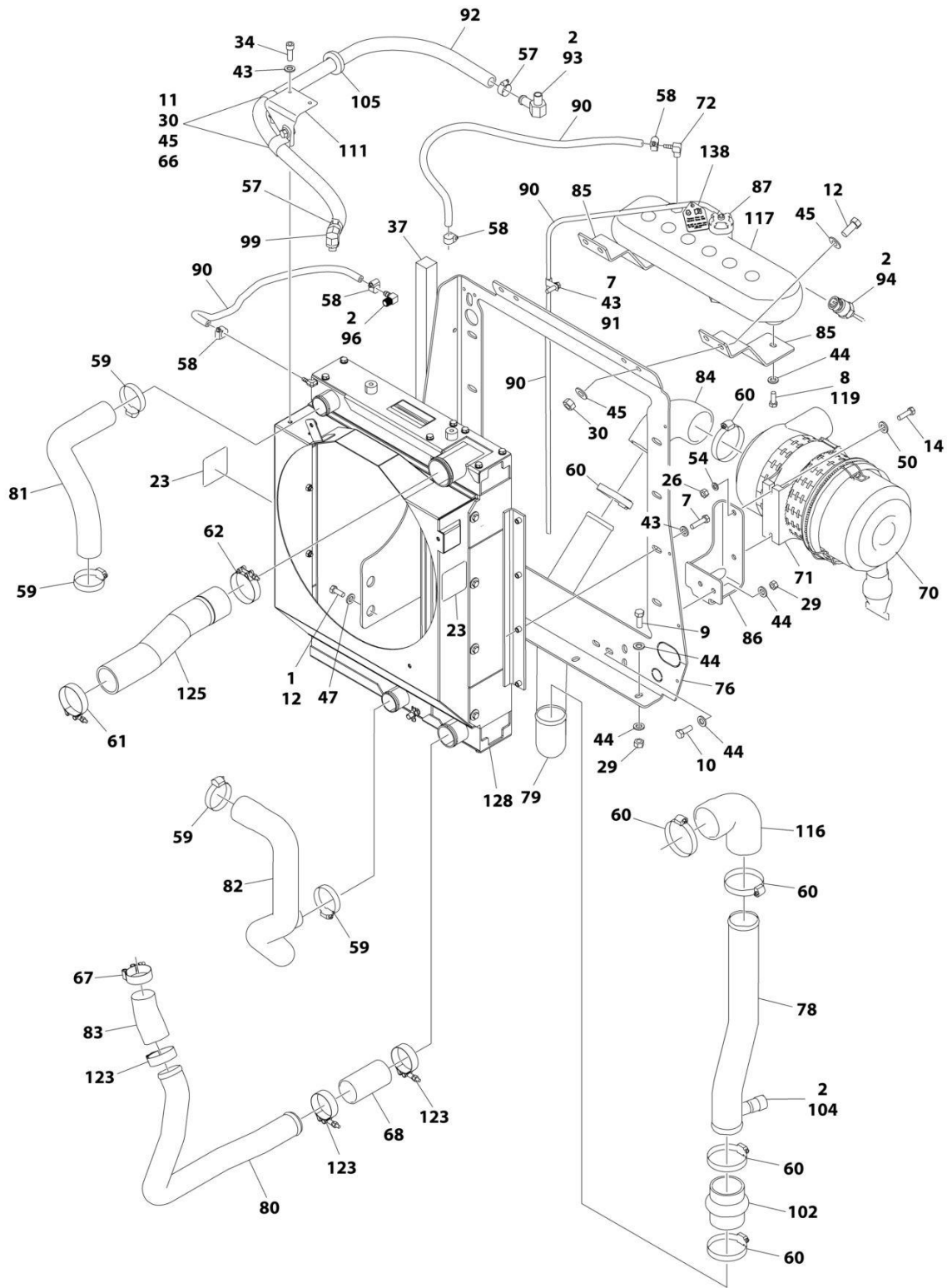
## SECTION 3 - ENGINE

**FIGURE 3-66. DEUTZ TCD2.9L4 (CHINA IV) SUB - ASSEMBLY - WITH SAUER PUMPS**

ITEM	PART NUMBER	QTY	DESCRIPTION	REV
	1001282199	Ref	SUB-ASSEMBLY - DEUTZ TCD2.9L4 (CHINA IV)	E
1	0100011	AR	Compound, Locking	
2	0641608	2	Bolt 3/8 x 1	
3	0641814	2	Bolt 1/2 x 1-3/4	
4	0761215	2	Bolt M12 x 35	
5	3790152	1	O-Ring	
6	3790155	1	O-Ring	
7	4891600	2	Washer 3/8	
8	4891800	4	Washer 1/2	
9	1001108616	1	Pump Assembly - Tandem (See Separate Breakdown in this Section)	
10	1001112927	1	Pump Assembly - Gear (See Separate Breakdown in this Section)	
11	1001171095	1	Pump Assembly - Piston (See Separate Breakdown in this Section)	
12	1001282200	1	Engine Assembly (See Separate Breakdown in this Section)	

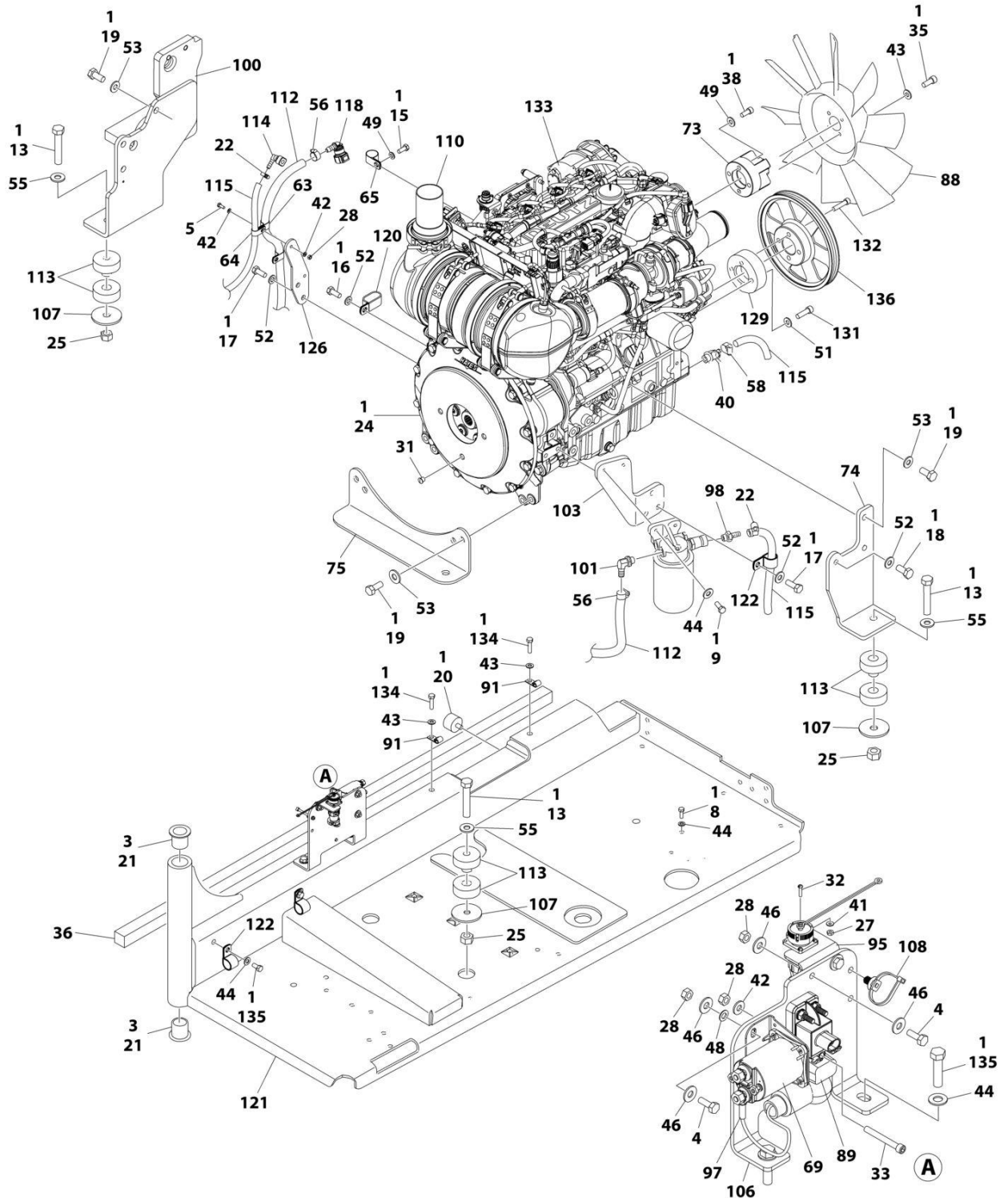
# SECTION 3 - ENGINE

## FIGURE 3-67. ENGINE ASSEMBLY - DEUTZ TCD2.9L4 (CHINA IV)



ART\_1001282200\_E\_10F2

# SECTION 3 - ENGINE



ART\_1001282200\_E\_20F2

## SECTION 3 - ENGINE

FIGURE 3-67. ENGINE ASSEMBLY - DEUTZ TCD2.9L4 (CHINA IV)

ITEM	PART NUMBER	QTY	DESCRIPTION	REV
	1001282200	Ref	ENGINE ASSEMBLY - DEUTZ TCD2.9L4 (CHINA IV)	E
1	0100011	AR	Compound, Locking	
2	0100020	AR	Compound, Locking	
3	0100062	AR	Compound, Locking	
4	0641406	4	Bolt 1/4 x 3/4	
5	0641407	2	Bolt 1/4 x 7/8	
6	0641503	1	Bolt 5/16 x 3/8	
7	0641508	8	Bolt 5/16 x 1-1/4	
8	0641606	3	Bolt 3/8 x 3/4	
9	0641608	9	Bolt 3/8 x 1	
10	0641610	2	Bolt 3/8 x 1-1/4	
11	0641706	2	Bolt 7/16 x 3/4	
12	0641708	6	Bolt 7/16 x 1	
13	0682028	4	Bolt 5/8 x 3-1/2 Grade 8	
14	0700815	2	Bolt M8 x 35	
15	0760808	1	Bolt M8 x 16	
16	0761212	1	Bolt M12 x 25	
17	0761214	5	Bolt M12 x 30	
18	0771212	1	Bolt M12 x 25 Class 10.9	
19	0771414	9	Bolt M14 x 30 Class 10.9	
20	0940070	1	Bumper	
21	0961986	2	Bushing, Flanged	
22	1320022	2	Clamp	
23	1703162	2	Decal - Fan	
24	2902065	1	Pump Coupling Kit (See Separate Breakdown in this Section)	
25	3272001	4	Nut 5/8 Grade 8	
26	3290801	2	Nut M8	
27	3310401	3	Nut #4	
28	3311405	7	Nut 1/4	
29	3311605	9	Nut 3/8	
30	3311705	5	Nut 7/16	
31	3520054	1	Plug, Hole	
32	3910408	3	Screw #4 x 1/2	
33	3931432	1	Capscrew 1/4 x 2	
34	3931508	2	Capscrew 5/16 x 1/2	
35	3931512	4	Capscrew 5/16 x 3/4	
36	3960543	1	Seal	
37	3960544	1	Seal	
38	4031912	4	Bolt M8 x 40	
39	4240099	AR	Tie-Strap (Not Shown)	
40	4640751	1	Valve, Oil Drain	
41	4710400	3	Washer #4	
42	4711400	5	Washer 1/4	
43	4711500	17	Washer 5/16	
44	4711600	27	Washer 3/8	
45	4711700	10	Washer 7/16	
46	4751400	8	Washer 1/4	
47	4751700	2	Washer 7/16	
48	4791400	2	Starwasher 1/4	
49	4811900	5	Washer M8	

## SECTION 3 - ENGINE

ITEM	PART NUMBER	QTY	DESCRIPTION	REV
50	4811902	2	Washer M8	
51	4812000	4	Washer M10	
52	4812100	7	Washer M12	
53	4812200	9	Washer M14	
54	4831900	2	Washer M8	
55	4892000	4	Washer 5/8	
56	8405006	2	Clamp	
57	8405007	2	Clamp	
58	8405009	5	Clamp	
59	8405201	4	Clamp	
60	8405204	6	Clamp	
61	8405212	1	Clamp	
62	8405213	1	Clamp	
63	8406102	2	Clip	
64	8406112	1	Clip	
65	8406201	1	Clip	
66	8406302	2	Clamp	
67	8410014	1	Clamp	
68	91563070	1	Coupling, Rubber	
69	1001117308	1	Relay	
70	1001133633	1	Air Cleaner Assembly	
70	70024190	1	Element, Air Filter	
71	1001133634	1	Clamp	
72	1001134488	1	Fitting, 90 Barbed	
73	1001289964	1	Spacer, Fan	
74	1001135560	1	Support, Engine	
75	1001135562	1	Support, Engine - Rear	
76	1001135680	1	Support, Radiator	
77	1001135779	1	Cable, Alternator Positive (Not Shown)	
78	1001135901	1	Pipe, Air Intake	
79	1001135903	1	Pipe, Air Intake	
80	1001135913	1	Pipe, Turbo to Air Cleaner	
81	1001135924	1	Hose, Radiator (Upper)	
82	1001135926	1	Pipe, Radiator (Lower)	
83	1001135943	1	Coupling, Rubber	
84	1001135946	1	Elbow, Rubber	
85	1001136626	2	Bracket	
86	1001136665	1	Bracket	
87	1001136834	1	Cap, Tank	
88	1001137276	1	Fan	
89	1001138228	1	Module, Power	
89	70023592	1	Fuse 20Amp (Switched Output)	
89	70023593	1	Fuse 30Amp (Battery Output)	
90	1001138248	9 ft /3 m	Tubing	
91	1001138253	5	Clamp	
92	1001138524	1	Hose	
93	1001138559	1	Fitting, 90	
94	1001138827	1	Sensor, Coolant Level	
95	1001139240	1	Bracket	
96	1001140564	1	Fitting, 90 Barbed	
97	1001141304	1	Wire, Glow Plug	

## SECTION 3 - ENGINE


ITEM	PART NUMBER	QTY	DESCRIPTION	REV
98	1001141717	1	Fitting, Straight	
99	1001141719	1	Fitting, 90 Barbed	
100	1001283008	1	Support, Engine	
101	1001142501	1	Fitting, 90 Barbed	
102	1001142637	1	Hose, Hump	
103	1001142685	1	Bracket	
104	1001143390	1	Indicator, Air Filter Service	
105	1001144089	1	Grommet	
106	1001145154	1	Plate, Mounting	
107	1001146219	4	Washer Special	
108	1001146588	1	Strap	
109	1001148843	1	Harness, Fuel Filter (Not Shown - See Separate Breakdown in ELECTRICAL Section)	
110	1001153024	1	Pipe, Exhaust	
111	1001153387	1	Plate	
112	1001154405	5 ft /2 m	Hose	
113	1001155575	4	Mount, Motor	
114	1001155823	1	Coupling	
115	1001165035	31 ft /10 m	Hose	
116	1001165820	1	Pipe, Elbow	
117	1001166393	1	Tank, Surge	
118	1001170982	1	Adapter	
119	1001180620	AR	Adhesive	
120	1001181899	1	Clamp	
121	1001191272	1	Tray	
122	1001191620	3	Clamp	
123	1001208299	3	Clamp	
124	1001227606	1	Bracket	
125	1001233492	1	Hose	
126	1001235952	1	Bracket	
127	1001276646	1	Harness, Engine (Not Shown - See Separate Breakdown in ELECTRICAL Section)	
128	1001256864	1	Radiator	
129	1001258800	1	Spacer, Pulley	
131	1001261045	4	Capscrew M10	
132	1001261085	4	Capscrew M10	
133	1001292604	1	Deutz TCD2.9L4 (CHINA IV) Engine Components (See Separate Breakdown in this Section)	
134	0641510	2	Bolt 5/16 x 1-1/4	
135	0641612	4	Bolt 3/8 x 1-1/2	
136	1001281192	1	Pulley	
137	4240032	AR	Tie-Strap (Not Shown)	
138	1001291401	1	Tag, Coolant	





## SECTION 3 - ENGINE

FIGURE 3-68. DEUTZ TCD2.9L4 (CHINA IV) ENGINE COMPONENTS



ART\_1001292604

## SECTION 3 - ENGINE

**FIGURE 3-68. DEUTZ TCD2.9L4 (CHINA IV) ENGINE COMPONENTS**

ITEM	PART NUMBER	QTY	DESCRIPTION	REV
	1001292604	Ref	DEUTZ TCD2.9L4 (CHINA IV) ENGINE	A
	See Note	Ref	Note: Additional components may be available. Contact JLG Customer Service for more details.	
		Ref	<b>AIR INTAKE COMPONENTS</b>	
	70008604	1	Pipe, Air Intake (Includes Clips)	
	70008608	1	Adapter, Air Intake Pipe	
	70008537	1	Valve, Throttle (Includes Gasket)	
	70008432	1	Manifold, Air Charge	
		Ref	<b>COOLING SYSTEM COMPONENTS</b>	
	1001291868	1	Pump, Coolant (Includes Gasket & Seal)	
	70031055	1	O-Ring, Coolant Pump	
	70007325	1	Gasket	
	70007603	1	Thermostat	
	70005184	1	O-Ring (Between Thermostat & Cover)	
	70005931	1	Gasket (Between Thermostat Cover & Pump)	
	70025142	1	Cover, Thermostat	
		Ref	<b>ELECTRICAL SYSTEM COMPONENTS</b>	
	70024513	1	Sensor, Primary Fuel Filter	
	70031144	1	Starter	
	70031142	1	Generator/Alternator (Includes Regulator)	
	70031143	1	Regulator, Voltage	
	70008558	1	Harness, Engine	
	1001211556	1	SENSOR,AIR AMBIENT	
	70028540	1	Sender, Temperature (Cylinder Head)	
	70024504	1	Sensor, Pressure (at Secondary Fuel Filter & Engine Block)	
	70026210	2	Sensor, Speed (End of Block & Front Cover)	
	70029407	1	Sensor, Pressure (Air Intake Manifold) (Round)	
	70024507	1	Sensor, Pressure (Air Intake Manifold) (Rectangular)	
	70000345	4	Plug, Glow	
		Ref	<b>EXHAUST SYSTEM COMPONENTS</b>	
	70025164	1	Gasket, Exhaust Manifold to Head	
	70025130	8	Bolt (Holds Exhaust Manifold to Head)	
	70029557	1	Gasket, Exhaust (Between Exhaust Manifold & First Exhaust Pipe)	
	70007354	1	Gasket, Exhaust (Between First Exhaust Pipe and beyond)	
	70031138	1	Valve, EGR	
	70007326	1	Gasket (Between EGR Valve & EGR Module)	
	70007328	1	Turbocharger	
	70004504	1	Compensator	
	70030097	1	Clamp, Exhaust (Compensator Front)	
	70030099	2	Clamp, Exhaust (Compensator to Muffler)	
	70025242	1	Gasket (Compensator)	
	70008564	1	Catalyst	
	70029517	2	Clamp (Catalyst)	
	70029520	2	Gasket (Catalyst)	
	70024505	1	Sender, Temperature (Catalyst Inlet)	
	70029409	1	Sender, Temperature (Catalyst Outlet)	
	70008431	1	Sensor, Pressure (Catalyst)	
		Ref	<b>FUEL SYSTEM COMPONENTS</b>	
	1001225430	1	Element, Fuel Filter (Primary)	

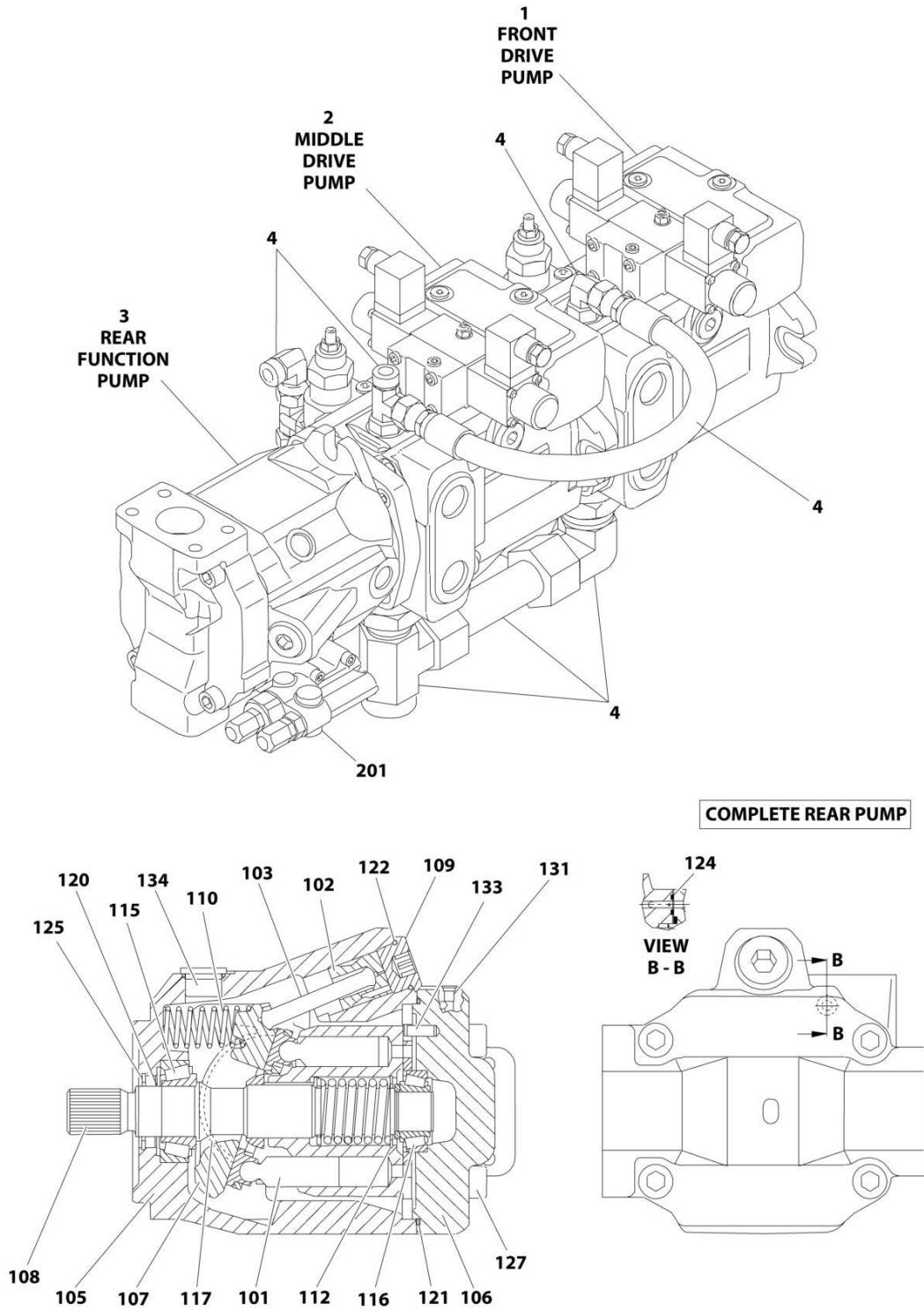
## SECTION 3 - ENGINE

ITEM	PART NUMBER	QTY	DESCRIPTION	REV
	1001225432	1	Element, Fuel Filter (Secondary)	
	70030381	1	Pump, High Pressure (Includes Mounitng O-Ring, Overflow Valve & Volume Control Valve)	
	70025152	1	O-Ring (Between Pump AND Spacer)	
	70004505	1	Valve, Overflow	
	70004508	1	Valve, Volume Control	
	70008607	4	Injector, Fuel (Includes O-Ring, Clamp & Sealing Washer)	
	70008422	1	Pump, Fuel Supply (Includes Clamps)	
	70025144	2	Clamp	
		Ref	<b>GASKETS &amp; SEAL &amp; KITS (Note: Some components listed with main component)</b>	
	70005938	1	Gasket Kit	
	70024906	1	Gasket, Head	
	70005171	1	Gasket, Valve Cover	
	70002718	1	Seal, Rear Case	
	70004280	1	Seal, Front Case	
	70028185	1	Gasket, Front Cover	
	70005176	1	O-Ring (Between Air Intake Manifold & Mixing Tube)	
	70005177	1	Gasket (Between Air Intake Manifold & Head)	
		Ref	<b>LUBRICATION SYSTEM COMPONENTS</b>	
	7016331	1	Filter, Oil	
	70024904	1	Dipstick (Includes O-Ring	
	70024905	1	O-Rng	
	7020465	1	Cap, Filler	
	70005941	2	Plug, Oil Pan	
	70005942	2	Seal, Oil Pan Plug	
	70005172	1	Pump, Oil Lube (Includes O-Ring & Gasket)	
	70025135	1	O-Ring	
	70005173	1	Gasket	
	70031474	1	Cooler, Oil	
	70031388	1	Seal, Oil Cooler	
		Ref	<b>MECHANICAL COMPONENTS</b>	
	70001870	1	Flywheel (Includes Ring Gear)	
	7024579	1	Gear, Ring	
	70030359	1	Belt Tensioner	
	70004277	1	Belt, Drive	
	70027432	1	Idler, Drive Belt	



# SECTION 3 - ENGINE

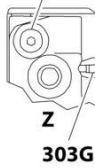
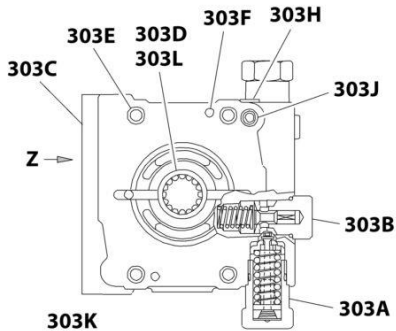
FIGURE 3-69. PUMP ASSEMBLY (REXROTH) (DEUTZ TD2011 ENGINES)



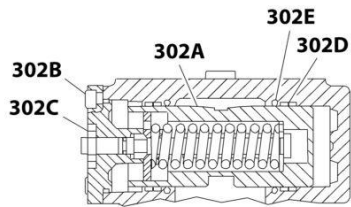
ART\_3600339\_10F2

# SECTION 3 - ENGINE

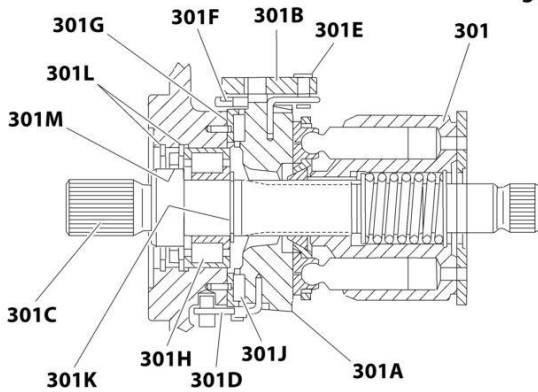
**COMPLETE FRONT AND PUMPS**



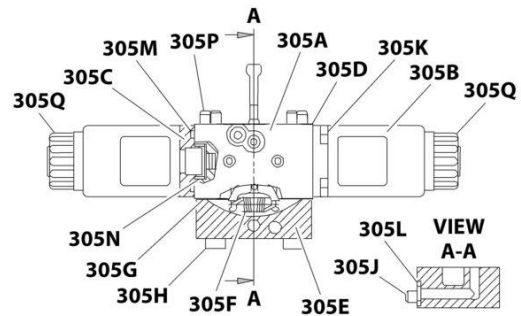
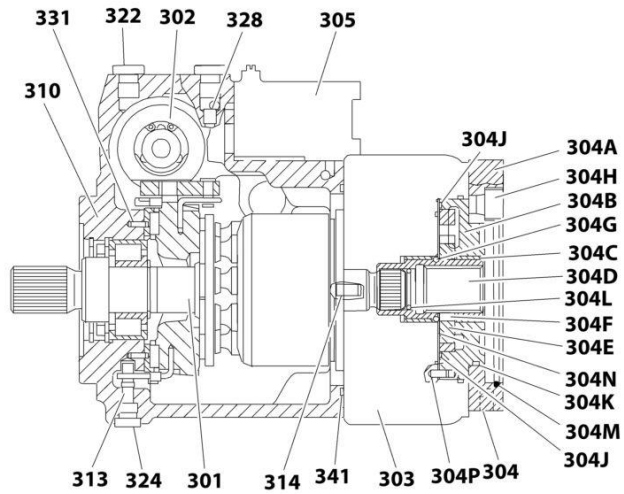
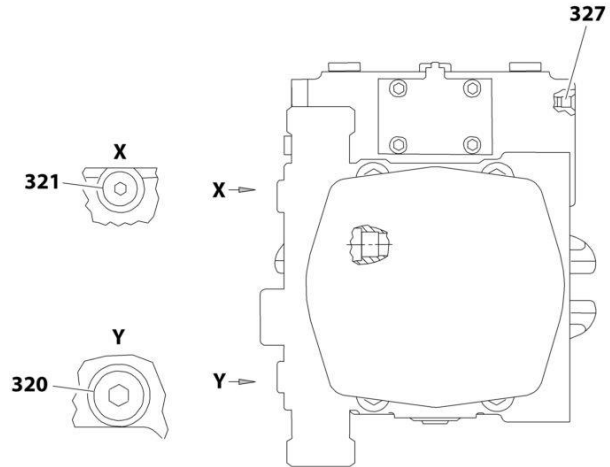
**PORT PLATE SECTION FRONT AND MID PUMPS (DETAIL OF ITEM 303)**



**HYD. CONTROL FRONT AND MID PUMPS (DETAIL OF ITEM 302)**



**ROTARY GROUP FRONT AND MID PUMPS (DETAIL OF ITEM 301)**



**CONTROL MODULE FRONT AND MID PUMPS (DETAIL OF ITEM 305)**

ART\_3600339\_20F2

## SECTION 3 - ENGINE

**FIGURE 3-69. PUMP ASSEMBLY (REXROTH) (DEUTZ TD2011 ENGINES)**

ITEM	PART NUMBER	QTY	DESCRIPTION	REV
	3600339	Ref	PUMP ASSEMBLY (REXROTH) (DEUTZ TD2011 ENGINES)	D
1	7024042	1	Front Drive Pump Assembly (Includes Items 301-341)	
2	7024043	1	Middle Drive Pump Assembly (Includes Items 301-341)	
3	7024044	1	Rear Function Pump Assembly (Includes Items 101-201)	
4	70001952	1	Hydraulic Kit (Includes all Rexroth Supplied Hydraulic Fittings, Hoses and Tubes)	
	7024044	Ref	REAR FUNCTION PUMP ASSEMBLY	
101	7024914	1	Rotary Section	
102	See Note	1	Piston, Control (Note: Not Available - Purchase Complete Assembly)	
103	See Note	1	Rod, Piston (Note: Not Available - Purchase Complete Assembly)	
105	See Note	1	Housing, Pump (Note: Not Available - Purchase Complete Assembly)	
106	See Note	1	Plate, Port (Note: Not Available - Purchase Complete Assembly)	
107	7024915	1	Plate, Swash	
108	7024916	1	Driveshaft	
109	See Note	1	Plug (Note: Not Available for Purchase)	
110	See Note	1	Spring (Note: Not Available for Purchase)	
112	7012709	1	Shim	
115	7024038	1	Bearing, Roller	
116	7012706	1	Bearing, Roller	
117	7024917	2	Shell, Cradle	
120	7024918	1	Seal, Shaft	
121	7024919	1	O-Ring	
122	7024920	1	O-Ring	
124	7024921	1	Seal	
125	7012715	1	V-Ring	
127	See Note	4	Capscrew M12 x 45 Grade 10.9 (Note: Not Available for Purchase)	
131	See Note	1	Plug (Note: Not Available for Purchase)	
133	See Note	1	Pin, Dowel (Note: Not Available for Purchase)	
134	See Note	1	Plug (Note: Not Available for Purchase)	
201	7024913	Ref	Pilot Valve Assembly	
		Ref	Note: Two mounting designs of p/n 7024913 pilot valve exist. Early design uses qty. 3 O-rings. Late design uses qty 1 sealing plate. Seal designs cannot be interchanged. Verify seal design before ordering.	
201	7024922	3	O-Ring (Seals between Pilot Valve and Rear Pump)	
201	70021867	1	Plate, Sealing (Seals between Pilot Valve and Rear Pump)	
		Ref	FRONT DRIVE PUMP ASSEMBLIES	
	7024042	Ref	Front Drive Pump Assembly	
	7024043	Ref	Middle Drive Pump Assembly	
301	7024064	1	Rotary Group	
301A	See Note	NSS	Cradle (Note: Use Item 301)	
301B	See Note	NSS	Ring, Slide (Note: Use Item 301)	
301C	See Note	NSS	Driveshaft (Note: Use Item 301)	
301D	See Note	NSS	Wire (Note: Use Item 301)	
301E	See Note	NSS	Pin, Joint (Note: Use Item 301)	
301F	See Note	NSS	Wire (Note: Use Item 301)	
301G	See Note	NSS	Liner, Bearing (Note: Use Item 301)	
301H	See Note	NSS	Bearing, Roller (Note: Use Item 301)	
301J	See Note	NSS	Cradle Bearing Assembly (Note: Use Item 301)	



## SECTION 3 - ENGINE

ITEM	PART NUMBER	QTY	DESCRIPTION	REV
301K	See Note	NSS	Ring, Retaining (Note: Use Item 301)	
301L	70001968	2	Ring, Retaining	
301M	7024070	1	Seal, Shaft Ring	
302	7024065	1	Control Group - Hydraulic	
302A	See Note	NSS	Piston, Positioning - Complete (Note: Use Item 302)	
302A	7024071	1	O-Ring, Outer Seal	
302A	7024072	1	O-Ring, Stem	
302B	See Note	4	Capscrew M6 x 12 (Note: Not Available - Purchase Locally)	
302C	See Note	NSS	Nut (Note: Use Item 302)	
302D	See Note	NSS	Ring, Guide (Note: Use Item 302)	
302E	See Note	NSS	Seal, O-Ring (Note: Use Item 302)	
303	7024911	1	Port Plate Group	
303A	7024073	2	Cartridge, Relief Valve (High Pressure)	
303A	7024075	1	O-Ring	
303A	7024076	1	Ring, Back-up	
303B		Ref	Cartridge Options:	
303B	7024097	1	Front Pump Cartridge (Lock Valve with Orifice) Note: Sold as an Assembly except Outer Seal.	
303B	7024075	1	O-Ring	
303B	7023881	1	Middle Pump Cartridge (Pressure Relief Valve) Note: Sold as an Assembly except Outer Seal.	
303B	7024077	1	O-Ring	
303C	See Note	NSS	Plate, Port (Note: Use Item 303)	
303D	See Note	NSS	Bushing, Bearing (Note: Use Item 303)	
303E	See Note	4	Capscrew M12 x 70 Grade10.9 (Note: Not Available - Purchase Locally)	
303F	See Note	NSS	Pin, Dowel (Note: Use Item 303)	
303G	See Note	NSS	Pin, Break-Off (Note: Use Item 303)	
303H	See Note	1	Screw, Locking M10 x 1 (Note: Not Available - Purchase Locally)	
303J	7024908	2	O-Ring	
303K	See Note	2	Screw, Locking 7/16 (Note: Not Available - Purchase Locally)	
303L	See Note	NSS	Bearing, Roller (Note: Use Item 303)	
304	7024906	1	Internal Gear Pump	
304A	See Note	NSS	Flange, Intermediate (Note: Use Item 304)	
304B	See Note	NSS	IZP-Housing (Note: Use Item 304)	
304C	See Note	NSS	Bushing, Bearing (Note: Use Item 304)	
304D	See Note	NSS	Coupling, Driveshaft Through (Note: Use Item 304)	
304E	See Note	NSS	Gear Set (Note: Use Item 304)	
304F	See Note	NSS	Key, Driveshaft (Note: Use Item 304)	
304G	See Note	NSS	Ring, Retaining (Note: Use Item 304)	
304H	See Note	4	Capscrew M10 x 20 (Note: Not Available - Purchase Locally)	
304J	7024080	2	Seal	
304K	7024081	1	O-Ring	
304L	See Note	NSS	Ring, Retaining (Note: Use Item 304)	
304M	See Note	NSS	O-Ring (Note: Use Item 304)	
304N	7024005	1	Plate, Wear	
304P	See Note	NSS	Pin, Cylinder (Note: Use Item 304)	
305	7024068	1	Control Module	
305A	7024084	1	Valve Body, Lever and Internal Components	
305B	7024083	2	Coil, Solenoid	
305C	See Note	NSS	Spacer, Coil (Note: Use Item 305)	

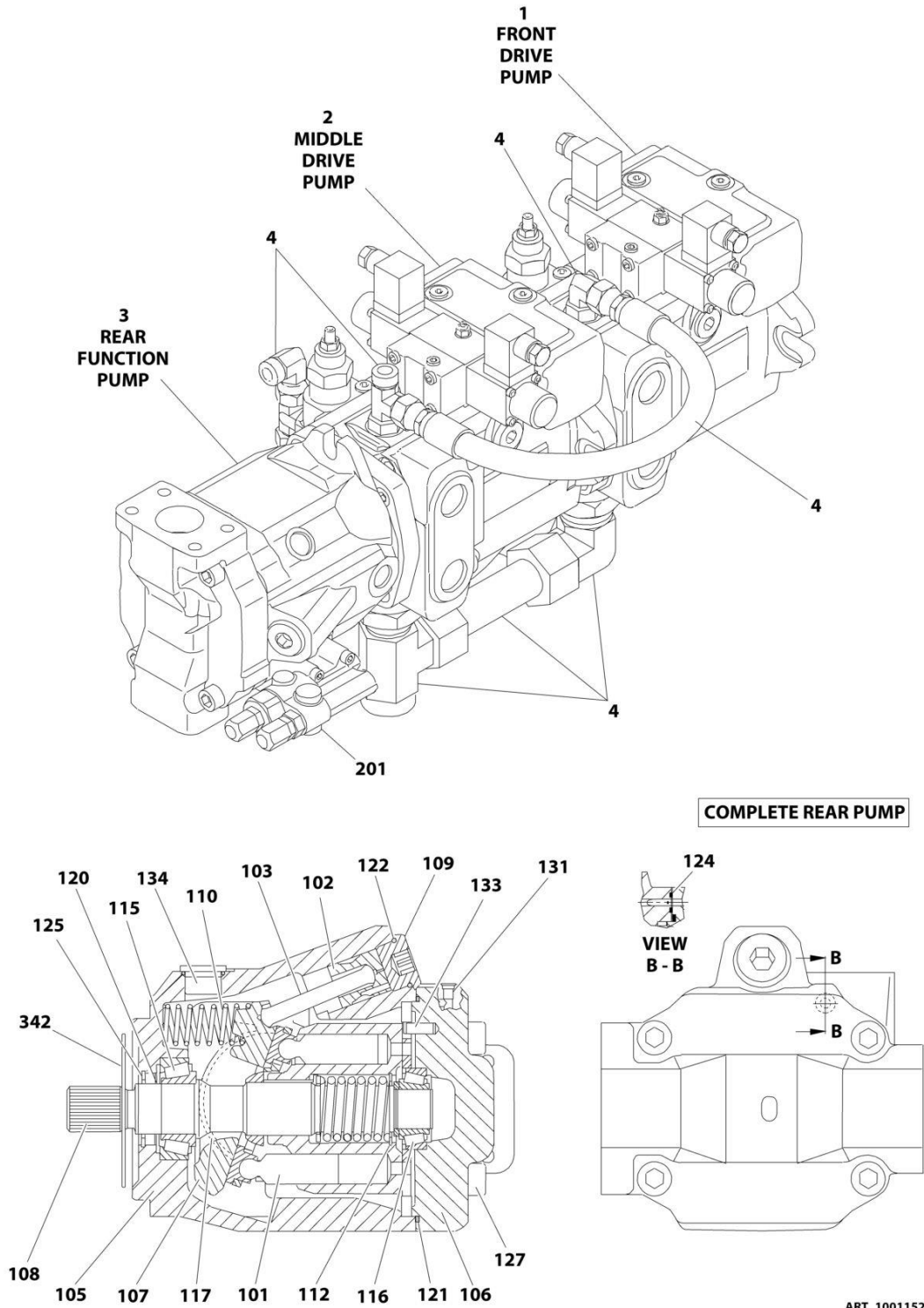
## SECTION 3 - ENGINE

ITEM	PART NUMBER	QTY	DESCRIPTION	REV
305D	7024085	1	Gasket	
305E	See Note	NSS	Cover (Note: Use Item 305)	
305F	See Note	NSS	Spring, Draw (Note: Use Item 305)	
305G	See Note	NSS	Gasket (Note: Use Item 305)	
305H	See Note	4	Capscrew M6 x 65 (Note: Not Available - Purchase Locally)	
305J	See Note	1	Capscrew M6 x 45 (Note: Not Available - Purchase Locally)	
305K	See Note	8	Capscrew M5 x 10 (Note: Not Available - Purchase Locally)	
305L	7024087	1	O-Ring	
305M	7024088	2	O-Ring	
305N	7024089	2	Cup, Spring	
305P	See Note	NSS	Pin, Cylinder (Note: Use Item 305)	
305Q	70002569	2	Nut, Coil	
310	See Note	1	Housing (Note: Not Available for Purchase)	
313	See Note	2	Pin, Dowel (Note: Not Available for Purchase)	
314	See Note	1	Pin, Cylinder (Note: Not Available for Purchase)	
320	See Note	1	Screw 7/8 (Front Drive Pump Only) (Note: Not Available - Purchase Locally)	
321	See Note	1	Screw 9/16 (Note: Not Available - Purchase Locally)	
322	See Note	1	Screw 7/16 (Note: Not Available - Purchase Locally)	
324	See Note	1	Screw M10 x 1 (Note: Not Available - Purchase Locally)	
327	See Note	1	Pin, Double Break-Off (Note: Not Available for Purchase)	
328	7018936	2	Orifice	
331	See Note	2	Pin, Clamping (Note: Not Available for Purchase)	
341	7024069	1	O-Ring	



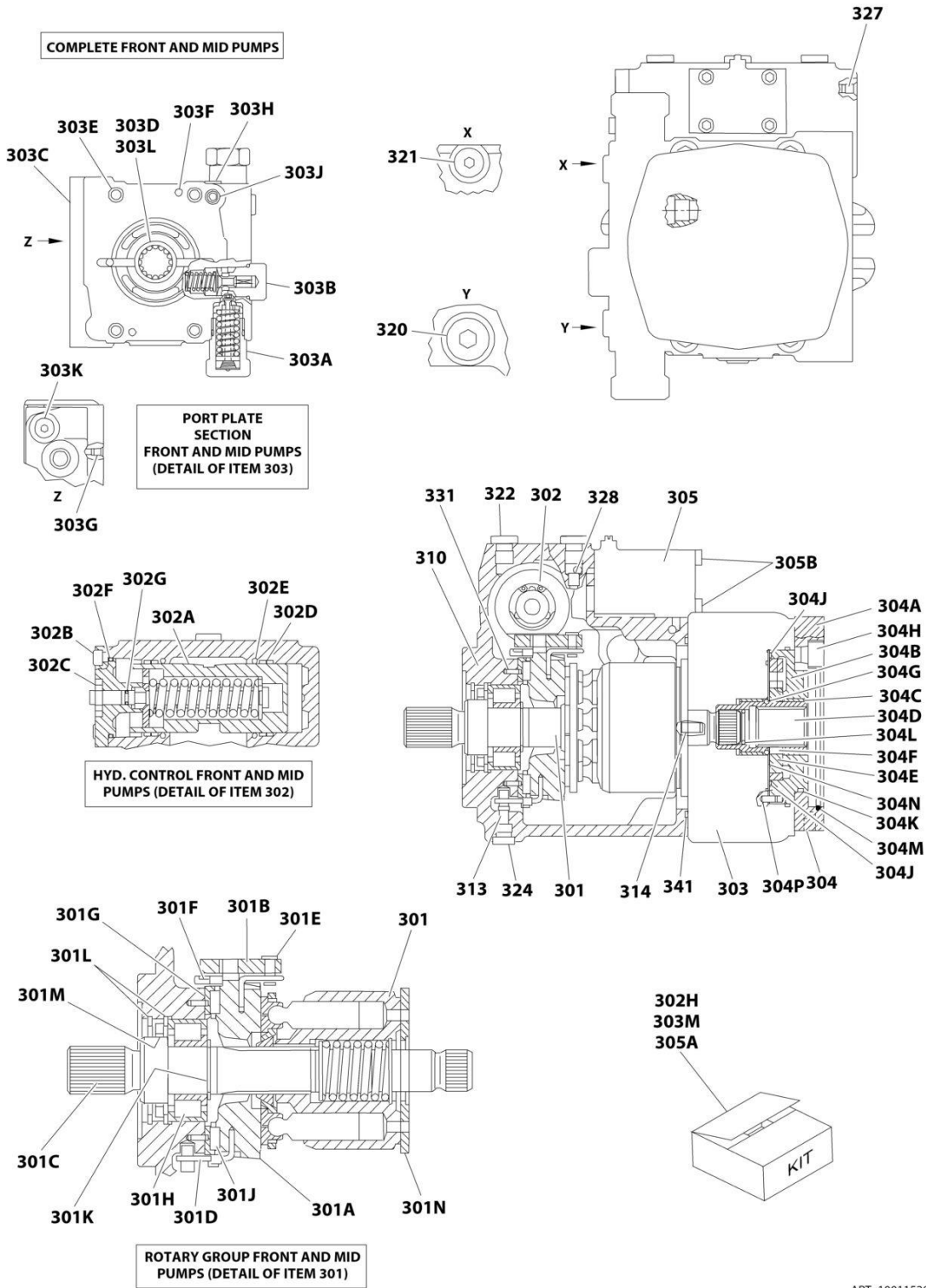
# SECTION 3 - ENGINE

FIGURE 3-70. PUMP ASSEMBLY (REXROTH) (DEUTZ TCD2.9L4 ENGINES)



ART\_1001152963\_10F2

# SECTION 3 - ENGINE



ART\_1001152963\_20F2

## SECTION 3 - ENGINE

**FIGURE 3-70. PUMP ASSEMBLY (REXROTH) (DEUTZ TCD2.9L4 ENGINES)**

ITEM	PART NUMBER	QTY	DESCRIPTION	REV
	1001152963	Ref	PUMP ASSEMBLY (REXROTH) (DEUTZ TCD2.9L4 ENGINES)	C
1	70005480	1	Front Drive Pump Assembly Options (Includes Items 301-341)	
2	70005481	1	Middle Drive Pump Assembly (Includes Items 301-341)	
3	7024044	1	Rear Function Pump Assembly (Includes Items 101-201)	
4	See Note	NSS	Hydraulic Kit (Includes all Rexroth Supplied Hydraulic Fittings, Hoses and Tubes) (Note: Not Available for Purchase)	
	7024044	Ref	REAR FUNCTION PUMP ASSEMBLY	
101	70003173	1	Rotary Section	
102	See Note	1	Piston Control (Note: Not Available - Purchase Complete Assembly)	
103	See Note	1	Rod, Piston (Note: Not Available - Purchase Complete Assembly)	
105	See Note	1	Housing, Pump (Note: Not Available - Purchase Complete Assembly)	
106	See Note	1	Plate, Port (Note: Not Available - Purchase Complete Assembly)	
107	70003174	1	Plate, Swash	
108	70003175	1	Driveshaft	
109	See Note	1	Plug (Note: Not Available for Purchase)	
110	See Note	1	Spring (Note: Not Available for Purchase)	
112		Ref	Shim	
115	7024038	1	Bearing, Roller	
116	7012706	1	Bearing, Roller	
117	7024917	2	Shell, Cradle	
120	7024918	1	Seal, Shaft	
121	7024919	1	O-Ring	
122	7024920	1	O-Ring	
124	7024921	1	Seal	
125	70003177	1	V-Ring	
127	See Note	4	Capscrew M12 x 45 Grade 10.9 (Note: Not Available for Purchase)	
131	See Note	1	Plug (Note: Not Available for Purchase)	
133	See Note	1	Pin, Dowel (Note: Not Available for Purchase)	
134	See Note	1	Plug (Note: Not Available for Purchase)	
201	7024913	Ref	Pilot Valve Assembly	
		Ref	Note: Two mounting designs of p/n 7024913 pilot valve exist. Early design uses qty. 3 o-rings. Late design uses qty. 1 sealing plate. Seal designs cannot be interchanged. Verify seal design before ordering.	
201	7024922	3	O-Ring (Seals between Pilot Valve and Rear Pump)	
201	70021867	1	Plate, Sealing (Seals between Pilot Valve and Rear Pump)	
		Ref	FRONT DRIVE PUMP ASSEMBLIES	
	70005480	Ref	Front Drive Pump Assembly	
	70005481	Ref	Middle Drive Pump Assembly	
		Ref	Note: Service Parts not available at time of printing, call-out number on illustration for ref only.	
301	7024064	1	Rotary Group	
301A	See Note	NSS	Cradle (Note: Use Item 301)	
301B	See Note	NSS	Ring, Slide (Note: Use Item 301)	
301C	7023887	1	Driveshaft	
301D	See Note	NSS	Wire (Note: Use Item 301)	
301E	See Note	NSS	Pin, Joint (Note: Use Item 301)	
301F	See Note	NSS	Wire (Note: Use Item 301)	
301G	See Note	NSS	Liner, Bearing (Note: Use Item 301)	

## SECTION 3 - ENGINE

ITEM	PART NUMBER	QTY	DESCRIPTION	REV
301H	See Note	NSS	Bearing, Roller (Note: Use Item 301)	
301J	See Note	NSS	Cradle Bearing Assembly (Note: Use Item 301)	
301K	70001968	1	Ring, Retaining	
301L	See Note	NSS	Ring, Retaining (Note: Not Available for Purchase)	
301M	70003167	1	Seal, Shaft Ring	
301N	70000950	1	Plate	
302	7024065	1	Control Group - Hydraulic	
302A	See Note	NSS	Piston, Positioning - Complete (Note: Use Item 302)	
302A	See Note	NSS	O-Ring, Outer Seal (Note: Not Available for Purchase)	
302A	See Note	NSS	O-Ring, Stem (Note: Not Available for Purchase)	
302B	See Note	4	Capscrew M6 x 12 (Note: Not Available - Purchase Locally)	
302C	See Note	NSS	Nut (Note: Use Item 302)	
302D	See Note	NSS	Ring, Guide (Note: Use Item 302)	
302E	See Note	NSS	Seal, O-Ring (Note: Use Item 302)	
302F	7024071	1	O-Ring	
302G	7024072	1	O-Ring	
302H	7024006	1	Seal Kit - Control Section	
303	7024905	1	Port Plate Group (Front)	
303	7024911	1	Port Plate Group (Mid)	
303A	7024073	1	Cartridge, Relief Valve (High Pressure)	
303A	7024075	1	O-Ring	
303A	7024076	1	Ring, Back-up	
303B		Ref	Cartridge Options:	
303B	7024907	1	Front Pump Cartridge (Lock Valve With Orifice)	
303B	7024909	1	Screw, Locking	
303B	7024075	1	O-Ring	
303B	70020329	1	Middle Pump Cartridge (Pressure Relief Valve)	
303B	7024909	1	Screw, Locking	
303B	7024077	1	O-Ring	
303C	See Note	NSS	Plate, Port (Note: Use Item 303)	
303D	See Note	NSS	Bushing, Bearing (Note: Use Item 303)	
303E	See Note	4	Capscrew M12 x 70 Grade 10.9 (Note: Not Available - Purchase Locally)	
303F	See Note	NSS	Pin, Dowel (Note: Use Item 303)	
303G	70003340	1	Pin, Break-Off	
303H	See Note	1	Screw, Locking M10 x 1 (Note: Not Available - Purchase Locally)	
303J	7024908	1	O-Ring	
303K	See Note	2	Screw, Locking 7/16 (Note: Not Available - Purchase Locally)	
303L	See Note	NSS	Bearing, Roller (Note: Use Item 303)	
303M	7024006	1	Seal Kit - Port Plate Group	
304	7024906	1	Internal Gear Pump	
304A	See Note	NSS	Flange, Intermediate (Note: Use Item 304)	
304B	See Note	NSS	IZP-Housing (Note: Use Item 304)	
304C	See Note	NSS	Bushing, Bearing (Note: Use Item 304)	
304D	See Note	NSS	Coupling, Driveshaft Through (Note: Use Item 304)	
304E	7024078	1	Gear Set	
304F	7024079	1	Key, Driveshaft	
304G	80934174	1	Ring, Retaining	
304H	See Note	4	Capscrew M10 x 20 (Note: Not Available - Purchase Locally)	
304J	See Note	NSS	Seal (Note: Not Available for Purchase)	
304K	7024081	1	O-Ring	

## SECTION 3 - ENGINE

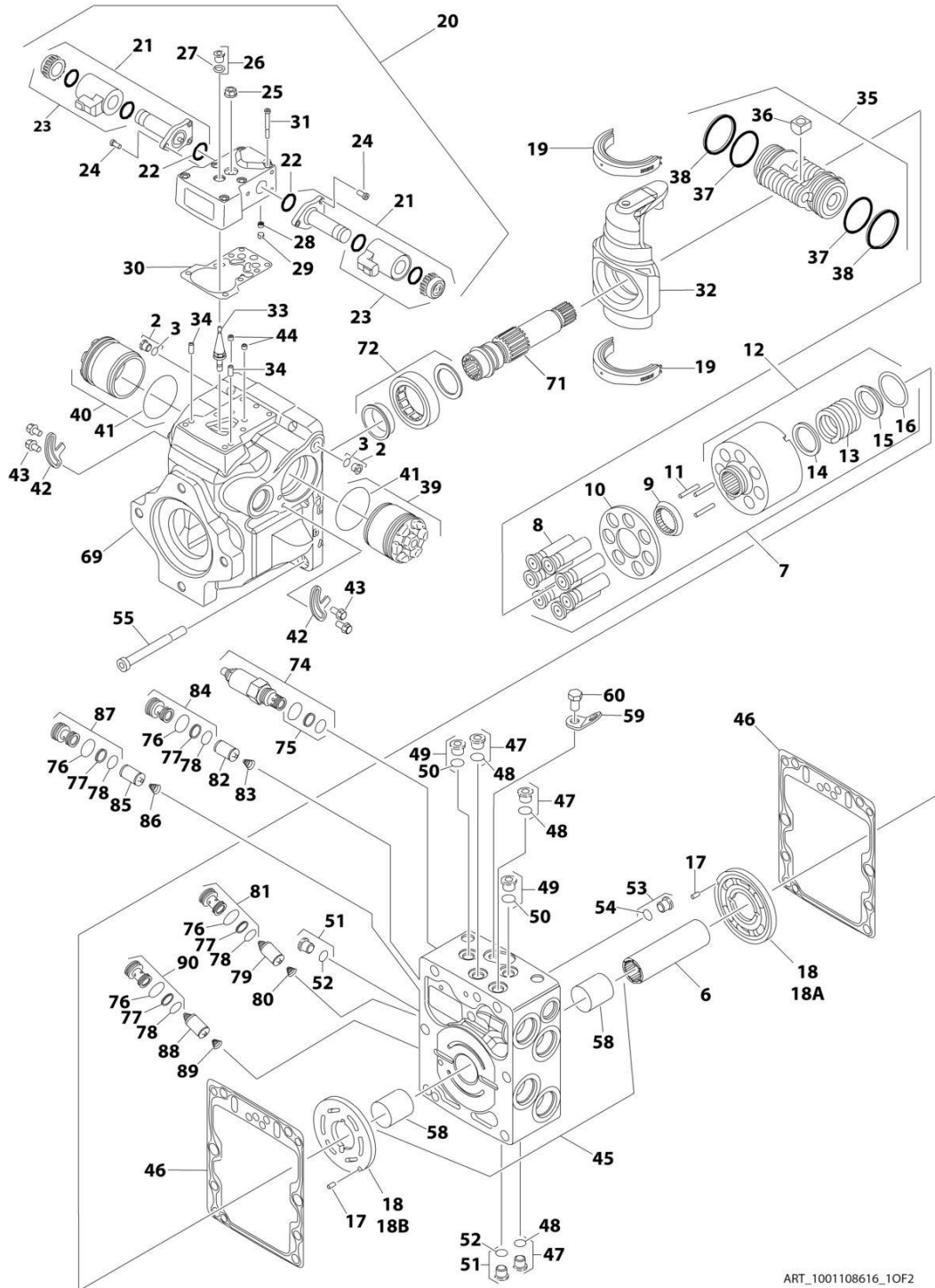
ITEM	PART NUMBER	QTY	DESCRIPTION	REV
304L	See Note	NSS	Ring, Retaining (Note: Use Item 304)	
304M	See Note	NSS	O-Ring (Note: Use Item 304)	
304N	See Note	NSS	Plate, Wear (Note: Not Available for Purchase)	
304P	See Note	NSS	Pin, Cylinder (Note: Use Item 304)	
305	70003165	1	Control Module	
305	70003170	1	Coil, Solenoid	
305A	70020336	1	Seal Kit - Control Module	
305B	80934644	4	Capscrew	
310	See Note	1	Housing (Note: Not Available for Purchase)	
313	See Note	2	Pin, Dowel (Note: Not Available for Purchase)	
314	See Note	1	Pin, Cylinder (Note: Not Available for Purchase)	
320	7026980	1	Screw 7/8 (Front Drive Pump Only)	
321	80334079	1	Screw 9/16	
322	See Note	1	Screw 7/16 (Note: Not Available - Purchase Locally)	
324	See Note	1	Screw M10 x 1 (Note: Not Available - Purchase Locally)	
327	70003340	1	Pin, Double Break-Off	
328	7018936	1	Orifice	
331	7024096	2	Pin, Clamping	
341	7024069	1	O-Ring	
342	70007178	1	O-Ring	





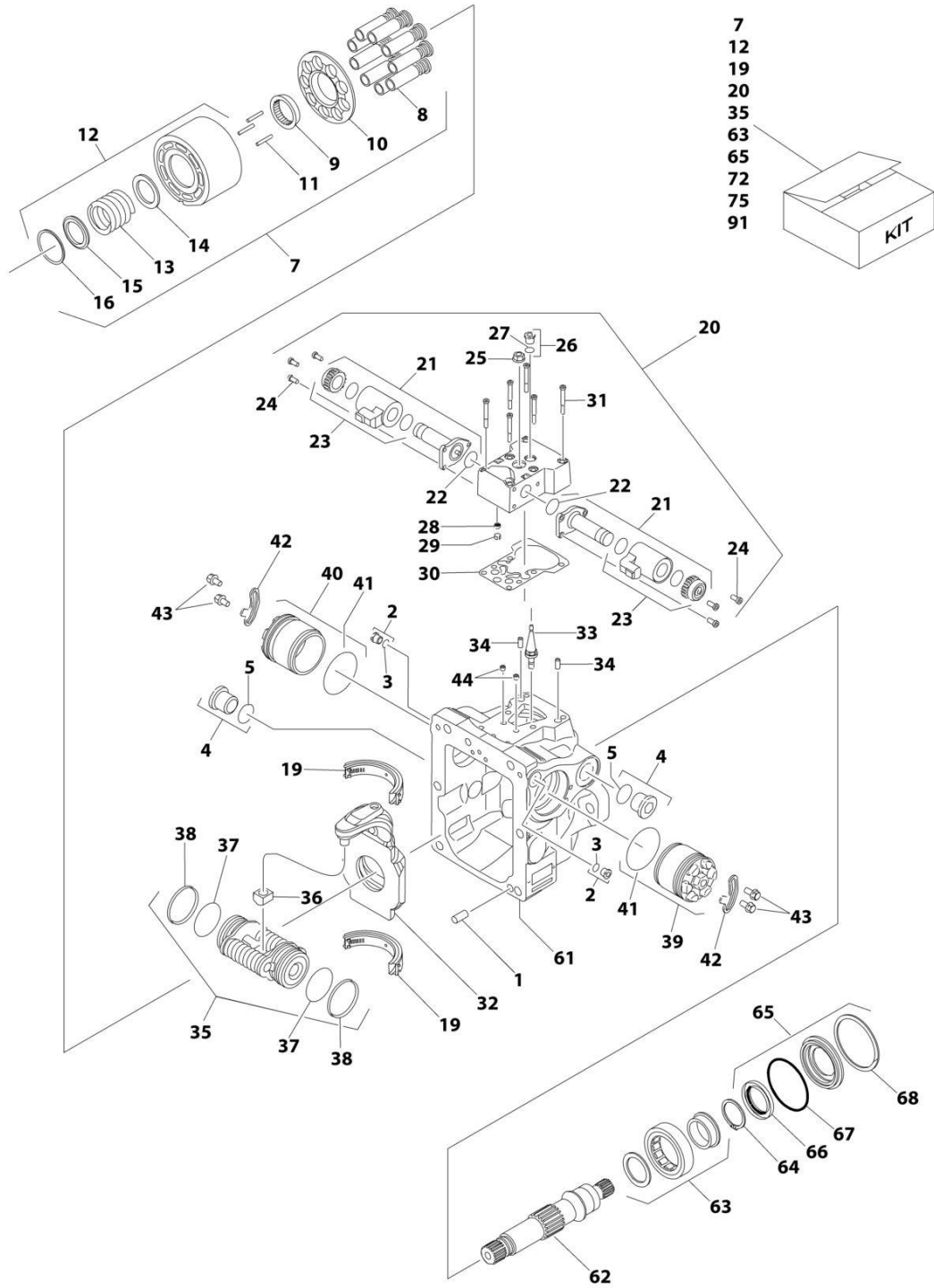
# SECTION 3 - ENGINE

## FIGURE 3-71. PUMP ASSEMBLY (SAUER TANDEM)



ART\_1001108616\_10F2

# SECTION 3 - ENGINE



ART\_1001108616\_20F2

## SECTION 3 - ENGINE

### FIGURE 3-71. PUMP ASSEMBLY (SAUER TANDEM)

ITEM	PART NUMBER	QTY	DESCRIPTION	REV
	1001108616	Ref	PUMP ASSEMBLY (SAUER TANDEM)	D
1	70002132	4	Pin	
2	70002133	4	Plug Assembly (Includes Item 3)	
3	7007207	4	O-Ring (Part of Item 2)	
4	7007419	2	Plug Assembly (Includes Item 5)	
5	7007418	2	O-Ring (Part of Item 4)	
6	70002600	1	Coupling	
7	70002135	2	Cylinder Block Kit (Each Kit Includes Qty 1 of Items 8-10 & 12-16 & Qty 3 of Item 11)	
8	70002136	2	Piston Assembly Kit (Includes Qty 9 Piston Assemblies) (Part of Item 7)	
9	70002137	2	Guide, Slipper Retainer (Part of Item 7)	
10	70002138	2	Retainer, Slipper (Part of Item 7)	
11	7021275	6	Pin, Slipper Retainer Holddown (Part of Item 7)	
12	70002135	2	Cylinder Block Assembly (Includes Qty 1 of Item 13-16) (Part of Item 7)	
13	70002139	2	Spring (Part of Item 12)	
14	70002140	2	Washer (Part of Item 12)	
15	70002141	2	Washer (Part of Item 12)	
16	70002142	2	Ring, Retaining (Part of Item 12)	
17	7007446	2	Pin	
18		Ref	Plate, Valve Options:	
18A	70002601	1	Plate, CW Valve	
18B	70002602	1	Plate, CCW Valve	
19	70002145	2	Swash Plate Bearing Kit (Includes Qty 2 Bearings)	
20	70002618	2	EDC Kit (Includes Items 21-31)	
21	70002619	4	Solenoid Valve Assembly (Includes Items 22 & 23) (Part of Item 20)	
22	70002148	4	O-Ring (2 Per EDC Assembly) (Part of Item 21)	
23	70002620	4	Coil, Nut and Seals Kit (2 Per EDC Assembly) (Part of Item 21)	
24	70002150	12	Screw (Part of Item 20)	
25	7022301	2	Nut, Seal (Part of Item 20)	
26	70002151	2	Plug Assembly (Part of Item 20) (Includes Item 27)	
27	7007207	2	O-Ring (Part of Item 26)	
28	70002134	2	Screen (Part of Item 20)	
29	70002153	2	Ring, Locking (Part of Item 20)	
30	70002154	2	Gasket, Control (Part of Item 20)	
31	70002156	12	Capscrew (Part of Item 20)	
32	70002152	2	Swash Plate	
33	70002155	2	Link, Swash Plate	
34	70002157	4	Pin, Dowel	
35	70002158	2	Servo Piston Assembly (Includes Items 36-38)	
36	70002159	2	Block, Slider (Part of Item 35)	
37	70002160	2	O-Ring (Part of Item 35)	
38	70002161	2	Ring, Piston (Part of Item 35)	
39	70002162	2	Cylinder, Servo	
40	70002162	2	Cylinder, Servo	
41	70002163	4	O-Ring	
42	70002164	4	Plate, Locking	
43	70002165	8	Screw	

## SECTION 3 - ENGINE

ITEM	PART NUMBER	QTY	DESCRIPTION	REV
44	70002604	4	Orifice	
45	70002605	1	Center Section Assembly (Includes Item 58)	
46	70002168	2	Gasket, End Cap	
47	70001958	2	Plug Assembly (Includes Item 48)	
48	7021256	2	O-Ring (Part of Item 47)	
49	70001958	2	Plug Assembly (Includes Item 50)	
50	7021256	2	O-Ring (Part of Item 49)	
51	70001958	2	Plug Assembly (Includes Item 52)	
52	7021256	2	O-Ring (Part of Item 51)	
53	70001958	2	Plug Assembly (Includes Item 54)	
54	7021256	2	O-Ring (Part of Item 53)	
55	70002606	4	Capscrew	
58	70002607	2	Bearing, Journal (Part of Item 45)	
59	70002608	1	Bracket, Lifting	
60	70002609	1	Screw	
61	See Note	1	Housing (Note: Not Available for Purchase)	
62	70002175	1	Shaft	
63	70002610	1	Ball Bearing Kit	
	7007439	1	Ring, Retaining	
65	70002174	1	Shaft Seal Kit (Includes Items 66-68) (Note: This is a universal kit and will contain extra pieces that are not used on this pump assembly)	
66	70002177	1	Seal, Lip	
67	70002178	1	O-Ring	
68	70002179	1	Ring, Retaining	
69	See Note	1	Housing (Note: Not Available for Purchase)	
71	70002612	1	Shaft	
72	70002610	1	Ball Bearing Kit	
74	70002621	1	High Pressure Relief Valve Cartridge Assembly (Includes Item 75)	
75	70002622	1	Seal Kit - 70002621 Valve (Part of Item 74)	
76	7007415	1	O-Ring (Part of Items 81, 84, 87 & 90)	
77	7021293	1	Ring, Back-up (Part of Items 81, 84, 87 & 90)	
78	7022300	1	O-Ring (Part of Items 81, 84, 87 & 90)	
79	70002616	1	SCR Valve Assembly	
80	7024800	1	Spring	
81	7021265	1	Plug Assembly (Includes Qty 1 of Items 76-78)	
82	70002616	1	SCR Valve Assembly	
83	7024800	1	Spring	
84	7021265	1	Plug Assembly (Includes Qty 1 of Item 76-78)	
85	70002616	1	SCR Valve Assembly	
86	7024800	1	Spring	
87	70002617	1	Plug Assembly (Includes Qty 1 of Item 76-78)	
88	70002616	1	SCR Valve Assembly	
89	7024800	1	Spring	
90	7021265	1	Plug Assembly (Includes Qty 1 of Items 76-78)	
91	70002623	1	Overhaul Seal Kit (Includes Items 3, 5, 22, 27, 30, 37, 38, 41, 46, 48, 50, 52, 54, 66, 67, 75, 76, 77 & 78)	



## SECTION 3 - ENGINE

### FIGURE 3-72. PUMP ASSEMBLY (SAUER PISTON)

ITEM	PART NUMBER	QTY	DESCRIPTION	REV
	1001171095	Ref	PUMP ASSEMBLY (SAUER PISTON)	B
1	70002578	1	Bearing Kit - Front (Includes Cup and Cone)	
2	70004426	1	Swash Plate Bearing Kit (Includes Qty 2 Bearings and Retainer Pins)	
3	70002580	1	Spring, Bias	
4	70004416	1	Swash Plate Assembly	
5	70002582	1	Shaft	
6	70002583	1	Ring, Retaining	
7	70004417	1	Plate, Valve	
8	70001956	1	Poppet, Check Valve	
9	70001955	1	Spring	
10	70022286	1	Control Kit (Includes Items 11-32)	
11	See Note	NSS	Setscrew (Note: Use Item 10)	
12	70002133	1	Plug Assembly (Includes Item 13)	
13	7007207	1	O-Ring (Part of Item 12)	
14	70002133	1	Plug Assembly (Part of Item 15)	
15	7007207	1	O-Ring (Part of Item 14)	
16	70002133	1	Plug Assembly (Includes Item 17)	
17	7007207	1	O-Ring (Part of Item 16)	
18	70002133	1	Plug Assembly (Includes Item 19)	
19	7007207	1	O-Ring (Part of Item 18)	
20	See Note	NSS	Spool (Note: Use Item 10)	
21	See Note	NSS	Guide, Spring LS (Note: Use Item 10)	
22	See Note	NSS	Spring, Outer LS (Note: Use Item 10)	
23	See Note	NSS	Spring, Inner LS (Note: Use Item 10)	
24	See Note	NSS	Plug, Adjusting LS (Note: Use Item 10 or 61)	
25	See Note	NSS	Spool, Control (Note: Use Item 10)	
26	See Note	NSS	Guide, Spring PC (Note: Use Item 10)	
27	See Note	NSS	Spring, Outer PC (Note: Use Item 10)	
28	See Note	NSS	Spring, Inner PC (Note: Use Item 10)	
29	See Note	NSS	Plug, Adjusting PC (Note: Use Item 10)	
30	See Note	NSS	O-Ring (Note: Use Item 10 or 61)	
31	See Note	NSS	Ring, Seal (Note: Use Item 10 or 61)	
32	See Note	NSS	Capscrew (Note: Use Item 10)	
33	70002585	1	Bearing Kit - Rear (Includes Cup and Cone)	
34	70002586	1	Shaft	
35	70004420	1	Cap, End	
36	70002588	4	Capscrew	
37	7007446	1	Pin, Slotted	
38	70002589	1	Coupling	
39	7022340	1	Bracket, Lifting	
40	70002590	1	Capscrew	
41	7023962	1	Ring, Retaining	
42	See Note	NSS	Seal, Lip (Note: Use Item 61)	
43	See Note	NSS	Housing (Note: Not Available for Purchase)	
44	7023964	1	Plug Assembly (Includes Item 45)	
45	7007415	1	O-Ring (Part of Item 44)	
46	70004423	1	Cylinder Block Kit (Includes Items 47-55)	
47	70004421	1	Cylinder	
52	7021275	3	Pin, Hold-down	

## SECTION 3 - ENGINE

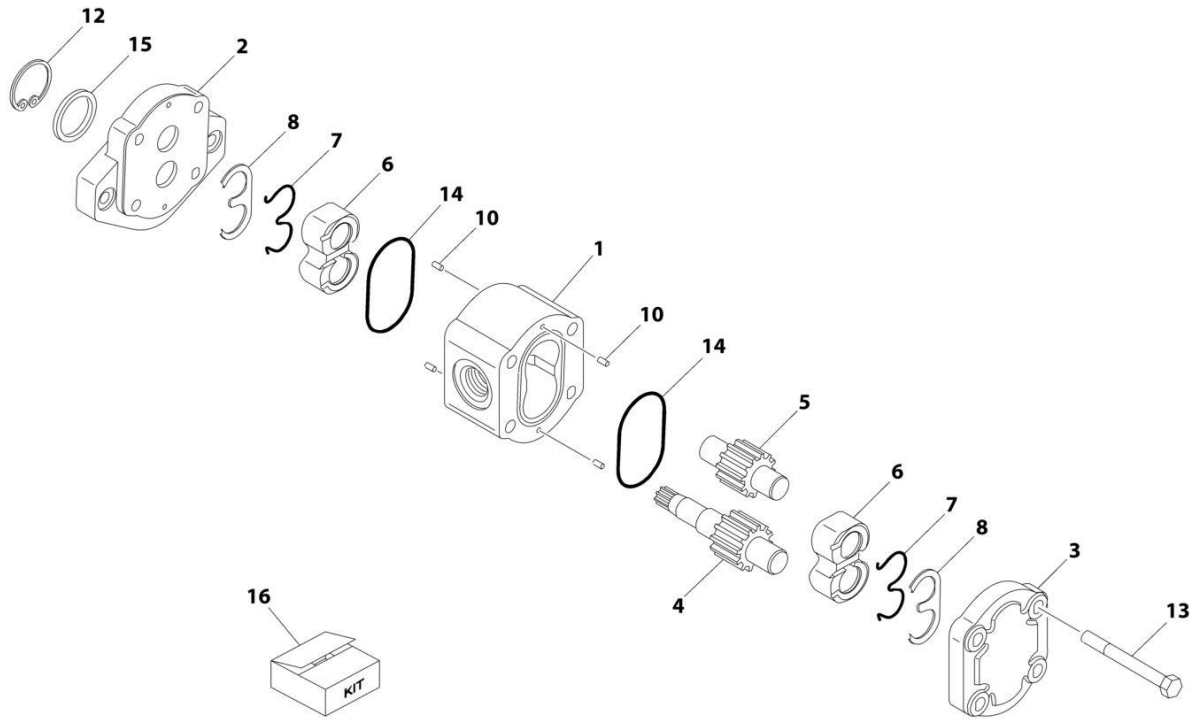
ITEM	PART NUMBER	QTY	DESCRIPTION	REV
53	70002592	1	Guide, Slipper Retainer	
54	70002593	1	Retainer, Slipper	
55	70004422	1	Piston Assembly	
56	See Note	NSS	Seal, End Cap (Note: Use Item 61)	
57	7023964	1	Plug, O-Ring (Includes Item 58)	
58	7007415	1	O-Ring (Part of Item 57)	
59	70005418	1	Servo Piston Assembly (Includes Item 60)	
60	See Note	NSS	Ring, Piston (Part of Item 59) (Note: Use Item 61)	
61	70002599	1	Complete Seal Kit (Includes Items 13, 15, 17, 19, 24, 30, 31, 42, 45, 56, 58 & 60)	





# SECTION 3 - ENGINE

## FIGURE 3-73. PUMP ASSEMBLY (SAUER GEAR)



ART\_1001112927

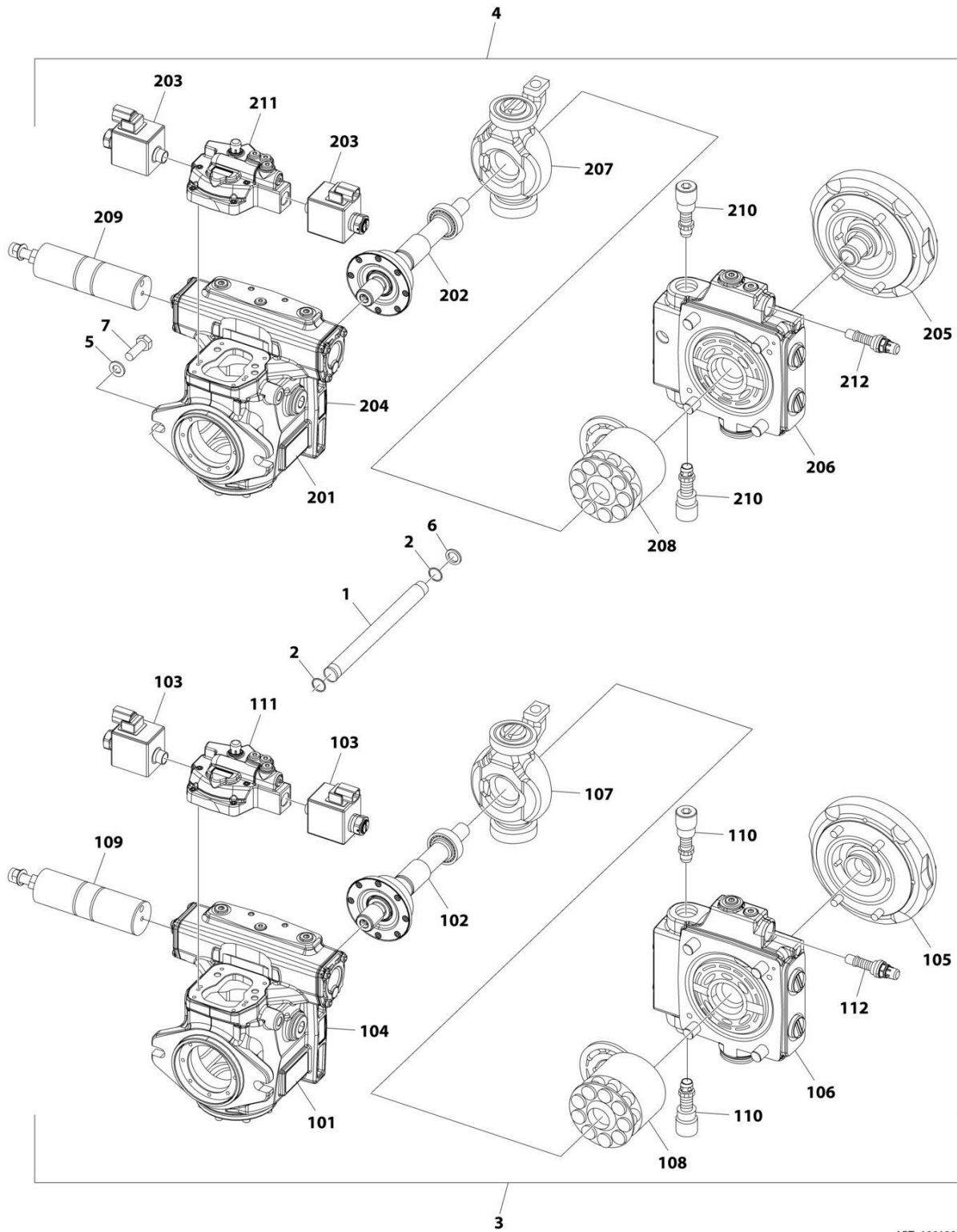
## SECTION 3 - ENGINE

**FIGURE 3-73. PUMP ASSEMBLY (SAUER GEAR)**

ITEM	PART NUMBER	QTY	DESCRIPTION	REV
	1001112927	Ref	PUMP ASSEMBLY (SAUER GEAR)	A
1	See Note	NSS	Body (Note: Use p/n 1001112927)	
2	See Note	NSS	Cover, Front (Note: Use p/n 1001112927)	
3	See Note	NSS	Cover, Rear (Note: Use p/n 1001112927)	
4	See Note	NSS	Shaft, Gear (Note: Use p/n 1001112927)	
5	See Note	NSS	Gear, Idler (Note: Use p/n 1001112927)	
6	See Note	NSS	Block, Bearing (Note: Use p/n 1001112927)	
7	7007489	2	Ring, Anti-Extrusion	
8	7007489	2	Ring, Seal	
10	See Note	NSS	Pin, Dowel (Note: Use p/n 1001112927)	
12	70002576	1	Ring, Retaining	
13	See Note	NSS	Capscrew (Note: Use p/n 1001112927)	
14	7007489	2	O-Ring	
15	7007489	1	Seal, Lip	
16	7007489	1	Seal Kit - 1001112927 Pump (Includes Items 7, 8, 14 & 15)	

# SECTION 3 - ENGINE

## FIGURE 3-74. PUMP ASSEMBLY - HYDRAULIC TANDEM



ART\_1001286957

## SECTION 3 - ENGINE

**FIGURE 3-74. PUMP ASSEMBLY - HYDRAULIC TANDEM**

ITEM	PART NUMBER	QTY	DESCRIPTION	REV
	1001286957	Ref	PUMP ASSEMBLY - HYDRAULIC TANDEM	A
	See Note	Ref	(Note: No Other Service Parts Available)	
1	70008490	1	Shaft	
2	70008491	2	O-Ring	
3	70008492	1	Front Pump Assembly (Includes Items 101-112)	
4	70008493	1	Rear Pump Assembly (Includes Items 201-212)	
5	70008494	2	Washer M12	
6	70008495	1	Washer M12	
7	70008496	2	Bolt M12 x 35 CL10.9	
101	See Note	NSS	Plate, Serial Number (Note: Not Available for Purchase)	
102	70008497	1	Shaft	
103	70008498	2	Coil	
104	See Note	1	Housing Assembly (Note: Purchase PN 70008492)	
104	70008506	1	Gasket (Between Housing & Distributor Valve)	
104	70005023	2	Rivet	
105	70008511	1	Body	
106	70008499	1	Valve, Distributor	
107	70008500	1	Swash Plate	
108	70008501	1	Rotor	
109	70008502	1	Servo	
110	70008503	2	Cartridge, Relief Valve	
111	70008504	1	Valve, Control	
111	70008507	1	Gasket (Between Control Valve & Housing)	
111	70008508	3	O-Ring	
112	70008505	1	Cartridge, Relief Valve	
201	See Note	NSS	Plate, Serial Number (Note: Not Available for Purchase)	
202	70008509	1	Shaft	
202	70005041	1	Ring, Retaining	
203	70008498	2	Coil	
204	NPN	1	Assembly, Housing	
204	See Note	1	Housing Assembly (Note: Purchase PN 70008493)	
204	70008506	1	Gasket (Between Housing & Distributor Valve)	
204	70005023	2	Rivet	
205	70008512	1	Body	
206	70008510	1	Valve, Distributor	
207	70008500	1	Swash Plate	
208	70008501	1	Rotor	
209	70008502	1	Servo	
210	70008503	2	Cartridge, Relief Valve	
211	70008504	1	Valve, Control	
211	70008507	1	Gasket (Between Control Valve & Housing)	
211	70008508	3	O-Ring	
212	70008505	1	Cartridge, Relief Valve	



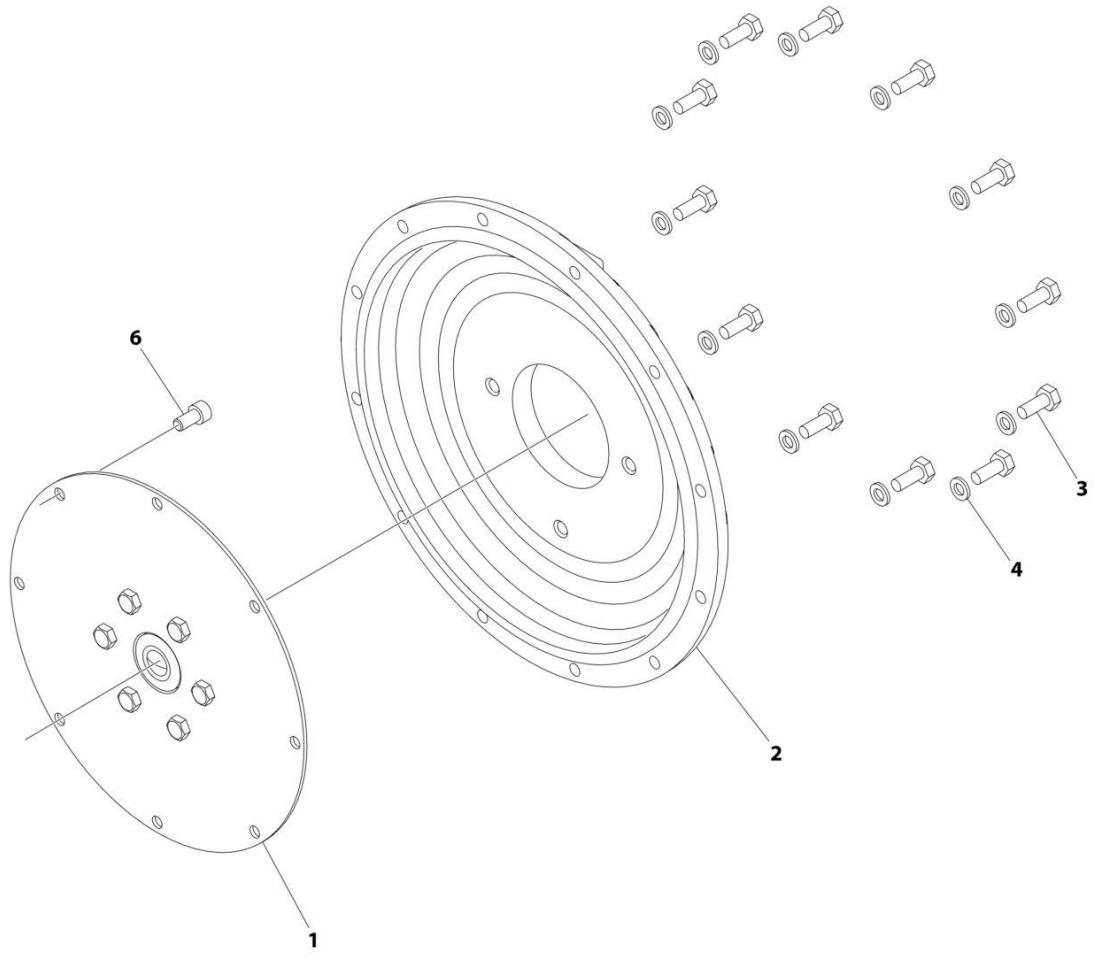
## SECTION 3 - ENGINE

### FIGURE 3-75. PUMP ASSEMBLY - HYDRAULIC PISTON

ITEM	PART NUMBER	QTY	DESCRIPTION	REV
	1001286958	Ref	PUMP ASSEMBLY - HYDRAULIC PISTON	A
1	70007789	1	Cap	
2	NPN	4	Bolt M6 x 16	
3	See Note	1	O-Ring (Note: Not Sold Separately, Purchase Item 401)	
4	70007798	1	Seal	
5	NPN	1	Housing	
6	See Note	3	O-Ring (Note: Not Sold Separately, Purchase Item 401)	
7	70007790	3	Plug	
8	NPN	1	Bolt M8	
9	NPN	2	Bolt M6 x 30	
10	70007787	1	Valve, Control	
11	70007800	1	Piston	
12	See Note	1	O-Ring (Note: Not Sold Separately, Purchase Item 401)	
13	70007801	1	Plug	
18	NPN	1	Cover	
19	70007791	3	Plug	
20	NPN	4	Bolt M12 x 45	
21	See Note	1	O-Ring (Note: Not Sold Separately, Purchase Item 401)	
22	See Note	1	Plate (Note: Not Sold Separately, Purchase Item 201)	
23	See Note	1	Ring, Retaining (Note: Not Sold Separately, Purchase Item 201)	
24	See Note	2	Shim (Note: Not Sold Separately, Purchase Item 201)	
25	See Note	1	Cylinder (Note: Not Sold Separately, Purchase Item 201)	
26	See Note	1	Spring (Note: Not Sold Separately, Purchase Item 201)	
27	See Note	6	Pin (Note: Not Sold Separately, Purchase Item 201)	
28	See Note	9	Piston (Note: Not Sold Separately, Purchase Item 201)	
29	See Note	1	Retainer (Note: Not Sold Separately, Purchase Item 201)	
30	See Note	1	Shim (Note: Not Sold Separately, Purchase Item 201)	
31	See Note	1	Bushing (Note: Not Sold Separately, Purchase Item 201)	
32	See Note	1	Plate, Swash (Note: Not Sold Separately, Purchase Item 301)	
33	See Note	2	Ring, Retaining (Note: Not Sold Separately, Purchase Item 101)	
34	See Note	2	Shim (Note: Not Sold Separately, Purchase Item 101)	
35	See Note	1	Bearing (Note: Not Sold Separately, Purchase Item 101)	
36	70008526	1	Nut M10	
37	70008525	1	Screw	
38	See Note	1	O-Ring (Note: Not Sold Separately, Purchase Item 401)	
39	70007792	1	Spring	
40	70007793	1	Bushing	
41	70007796	2	Bolt M5 x 16	
42	See Note	1	Shaft (Note: Not Sold Separately, Purchase Item 101)	
43	70007797	1	Bearing	
44	70007799	1	Gasket	
45	70007794	1	Pin	
46	See Note	1	Ball (Note: Not Sold Separately, Purchase Item 301)	
47	See Note	1	Spring (Note: Not Sold Separately, Purchase Item 301)	
48	70007795	1	Bushing	
49	See Note	1	O-Ring (Note: Not Sold Separately, Purchase Item 401)	
101	70008527	1	Assembly, Shaft (Includes Items 33-35 & 42)	
201	70007786	1	Assembly, Cylinder (Includes Items 22-31)	
301	70007788	1	Assembly, Swash Plate (Includes Items 32, 46, 47)	
401	70008528	1	Kit, Seal (Includes Items 3, 6, 12, 21, 38 & 49)	

# SECTION 3 - ENGINE

## FIGURE 3-76. PUMP COUPLING KIT



ART\_2902065

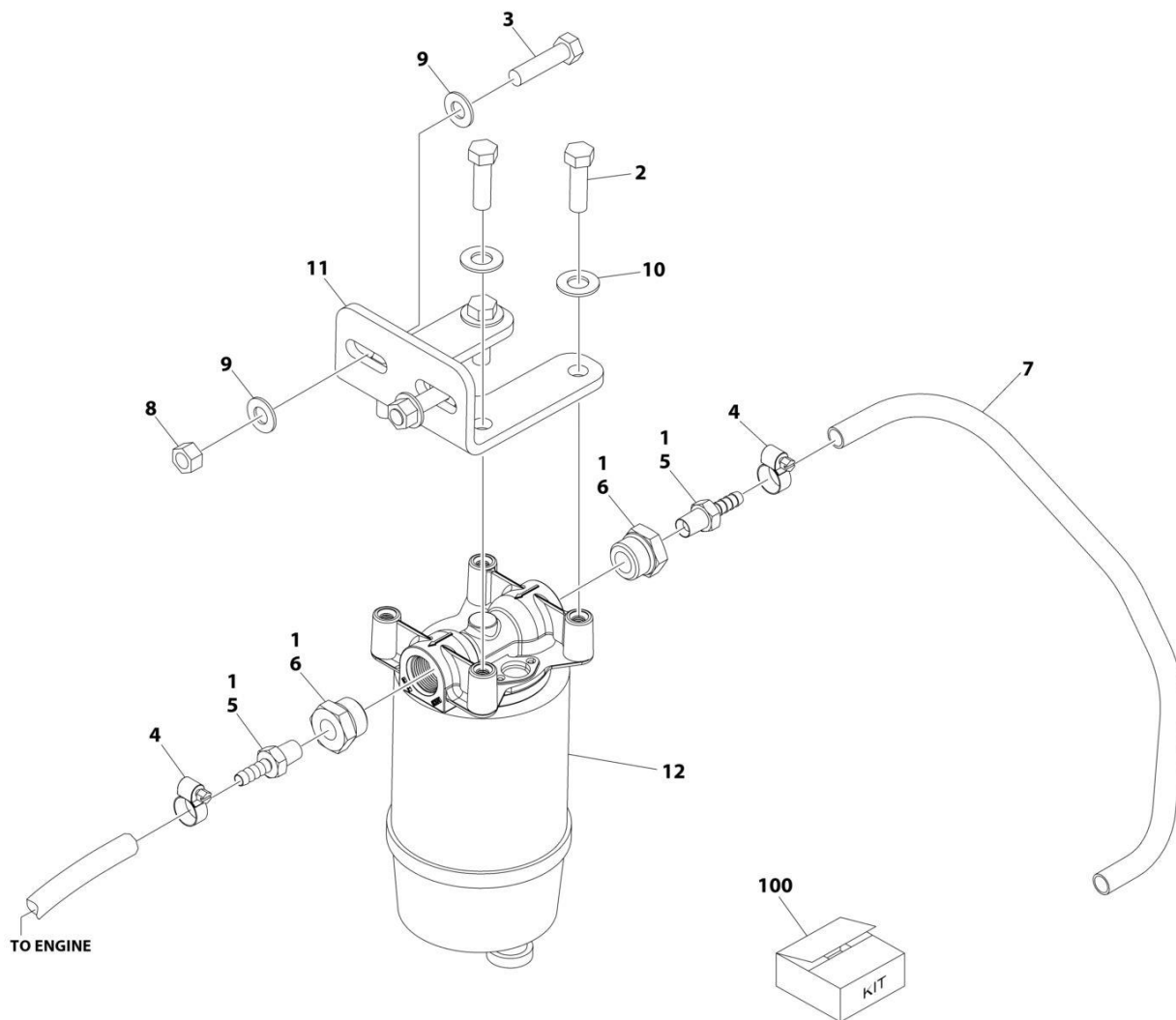


FIGURE 3-76. PUMP COUPLING KIT

ITEM	PART NUMBER	QTY	DESCRIPTION	REV
	2902065	Ref	PUMP COUPLING KIT	L
1	70000793	1	Coupling, Hayes	
2	See Note	NSS	Plate, Pump Adapter (Note: Use p/n 2902065)	
3	See Note	NSS	Bolt M10 x 30 Grade 10.9 (Note: Use p/n 2902065)	
4	See Note	NSS	Washer M10 (Note: Use p/n 2902065)	
6	See Note	NSS	Bolt M10 x 20 Grade 10.9 (Note: Use p/n 2902065)	

# SECTION 3 - ENGINE

## FIGURE 3-77. WATER/FUEL SEPARATOR INSTALLATION - DEUTZ TD2011 ENGINE



ART\_1001195214

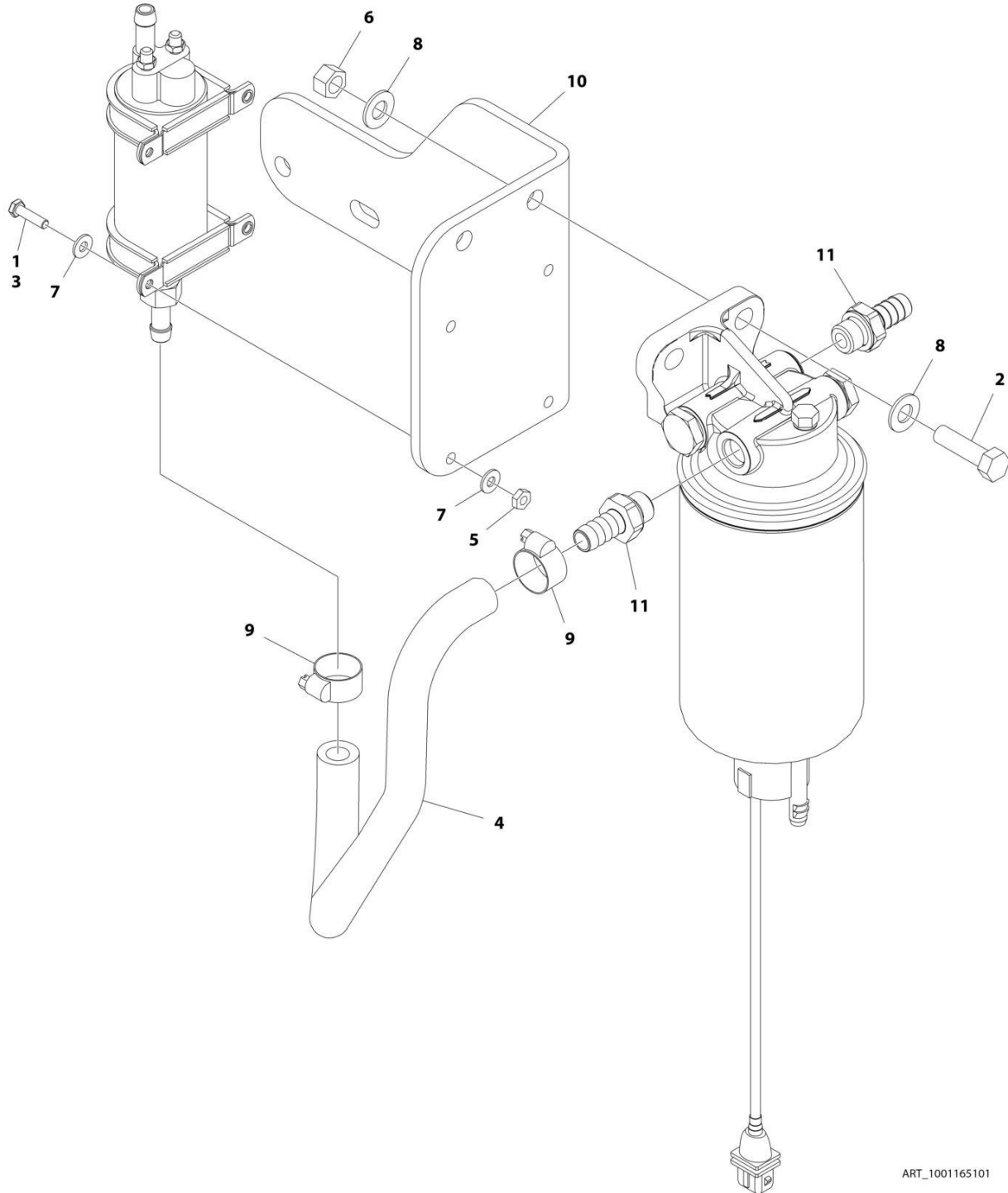
## SECTION 3 - ENGINE

**FIGURE 3-77. WATER/FUEL SEPARATOR INSTALLATION - DEUTZ TD2011 ENGINE**

ITEM	PART NUMBER	QTY	DESCRIPTION	REV
	1001195214	Ref	WATER/FUEL SEPARATOR INSTALLATION - DEUTZ TD2011 ENGINE	A
1	0100079	AR	Sealant, Pipe	
2	0641610	4	Bolt 3/8 x 1-1/4	
3	0641612	2	Bolt 3/8 x 1-1/2	
4	1320022	2	Clamp	
5	2180348	1	Fitting, Barbed	
6	2220816	2	Fitting, Adapter FNPTF/ORB	
7	2720058	3.5 ft /1.1m	Hose	
8	3271601	2	Nut 3/8	
9	4711600	4	Washer 3/8	
10	4711700	4	Washer 7/16	
11	1001188884	1	Bracket, Water/Fuel	
12	1001188887	1	Filter Water/Fuel	
12	1001202280	1	Filter, Head	
12	1001202281	1	Filter, Element	
100	1001204159	1	Water/Separator Add-on Kit	

# SECTION 3 - ENGINE

FIGURE 3-78. FUEL PUMP/FILTER BRACKET ASSEMBLY - DEUTZ TCD2.9L4 ENGINE AND DEUTZ TCD2.9L4 (STAGE V) ENGINE



ART\_1001165101

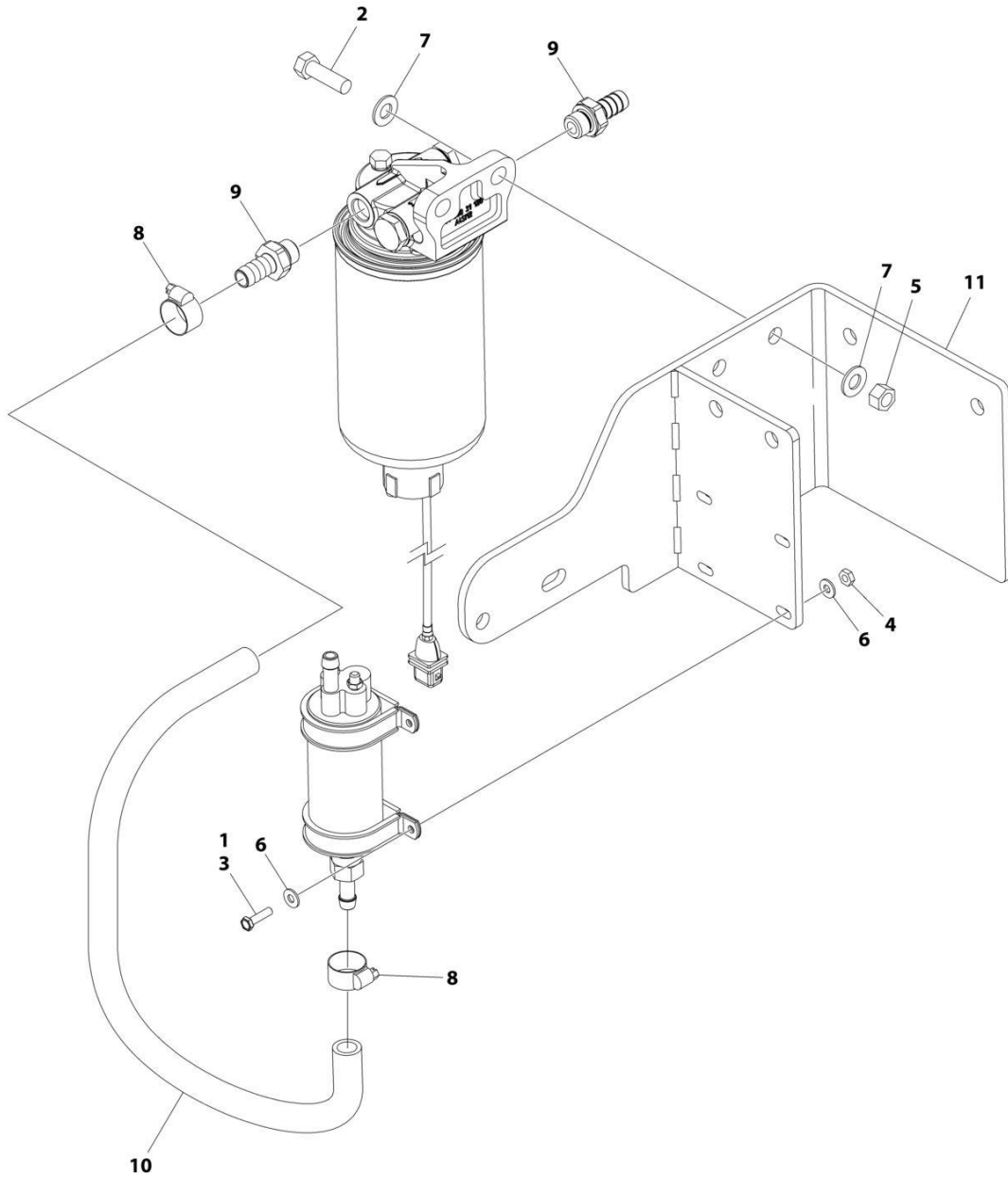
## SECTION 3 - ENGINE

**FIGURE 3-78. FUEL PUMP/FILTER BRACKET ASSEMBLY - DEUTZ TCD2.9L4 ENGINE AND DEUTZ TCD2.9L4 (STAGE V) ENGINE**

ITEM	PART NUMBER	QTY	DESCRIPTION	REV
	1001165101	Ref	FUEL PUMP/FILTER BRACKET ASSEMBLY - DEUTZ TCD2.9L4 ENGINE AND DEUTZ TCD2.9L4 (STAGE V PRE-BUY) ENGINE	C
1	0100011	AR	Compound, Locking	
2	0641611	2	Bolt 3/8 x 1-3/8	
3	0721006	4	Bolt #10 x 3/4	
4	1001154405	1.5 ft /0.4m	Hose	
5	3311001	4	Nut #10	
6	3311605	2	Nut 3/8	
7	4711000	8	Washer #10	
8	4711600	4	Washer 3/8	
9	8405006	2	Clamp	
10	1001140222	1	Bracket, Fuel Pump Mounting	
11	1001141718	1	Fitting, Barbed	

# SECTION 3 - ENGINE

## FIGURE 3-79. FUEL PUMP/FILTER BRACKET ASSEMBLY - DEUTZ TD2.9L4 ENGINE (CHINA SPECS ONLY)



ART\_1001227606

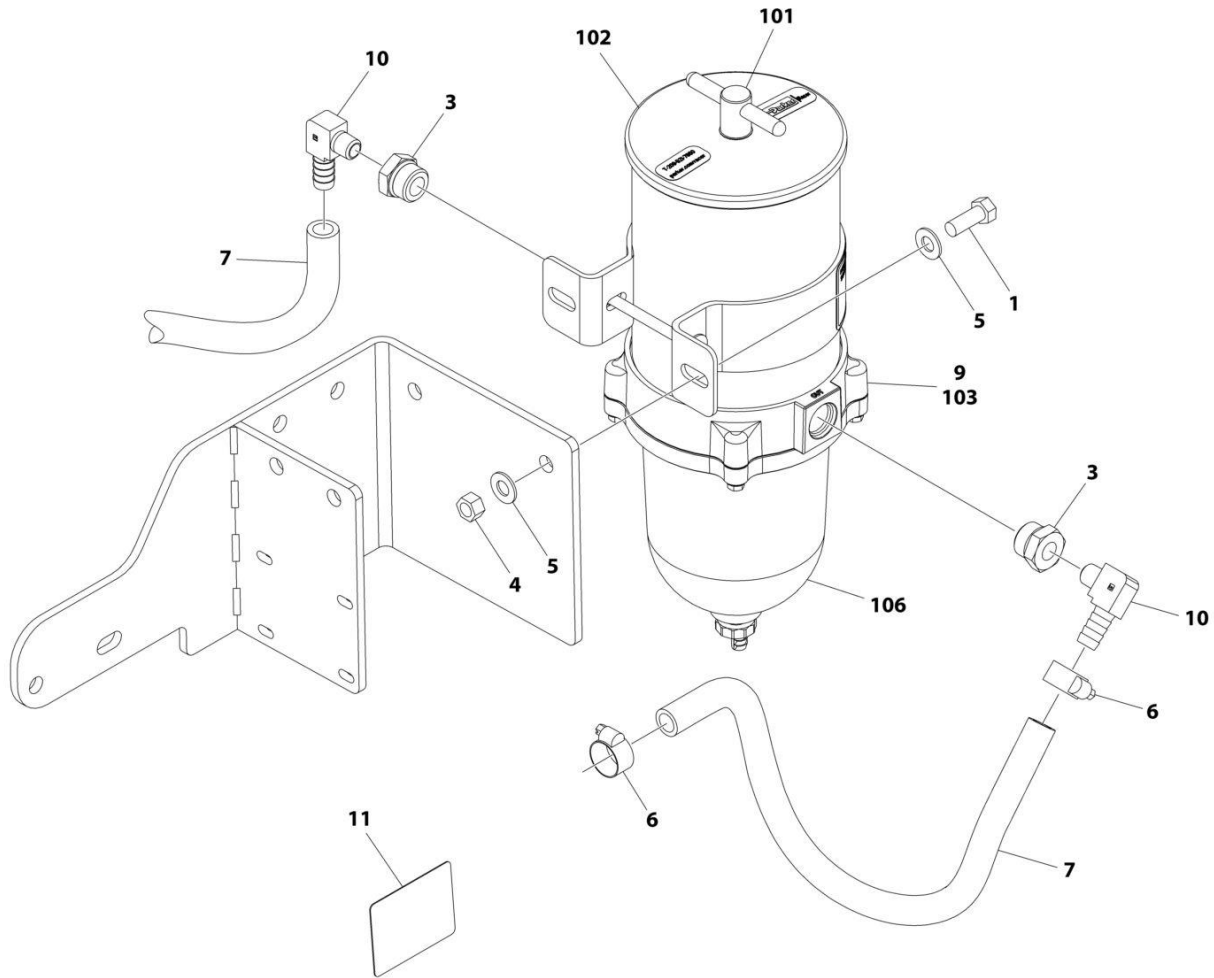
## SECTION 3 - ENGINE

**FIGURE 3-79. FUEL PUMP/FILTER BRACKET ASSEMBLY - DEUTZ TD2.9L4 ENGINE (CHINA SPECS ONLY)**

ITEM	PART NUMBER	QTY	DESCRIPTION	REV
	1001227606	Ref	FUEL PUMP/FILTER BRACKET ASSEMBLY - DEUTZ TD2.9L4 ENGINE	A
1	0100011	AR	Compound, Locking	
2	0641610	2	Bolt 3/8 x 1-1/4	
3	0721006	4	Bolt #10 x 3/4	
4	3311001	4	Nut #10	
5	3311605	2	Nut 3/8	
6	4711000	8	Washer #10	
7	4711600	4	Washer 3/8	
8	8405006	2	Clamp	
9	1001141718	2	Fitting, Barbed	
10	1001154405	1.5 ft/ 0.4m	Hose	
11	1001222773	1	Bracket, Fuel Pump Mounting	

# SECTION 3 - ENGINE

## FIGURE 3-80. FUEL FILTER/WATER SEPARATOR INSTALLATION - DEUTZ TD2.9L4 & TCD2.9L ENGINES



NOTE : LOCATED ON HOOD

ART\_1001223068



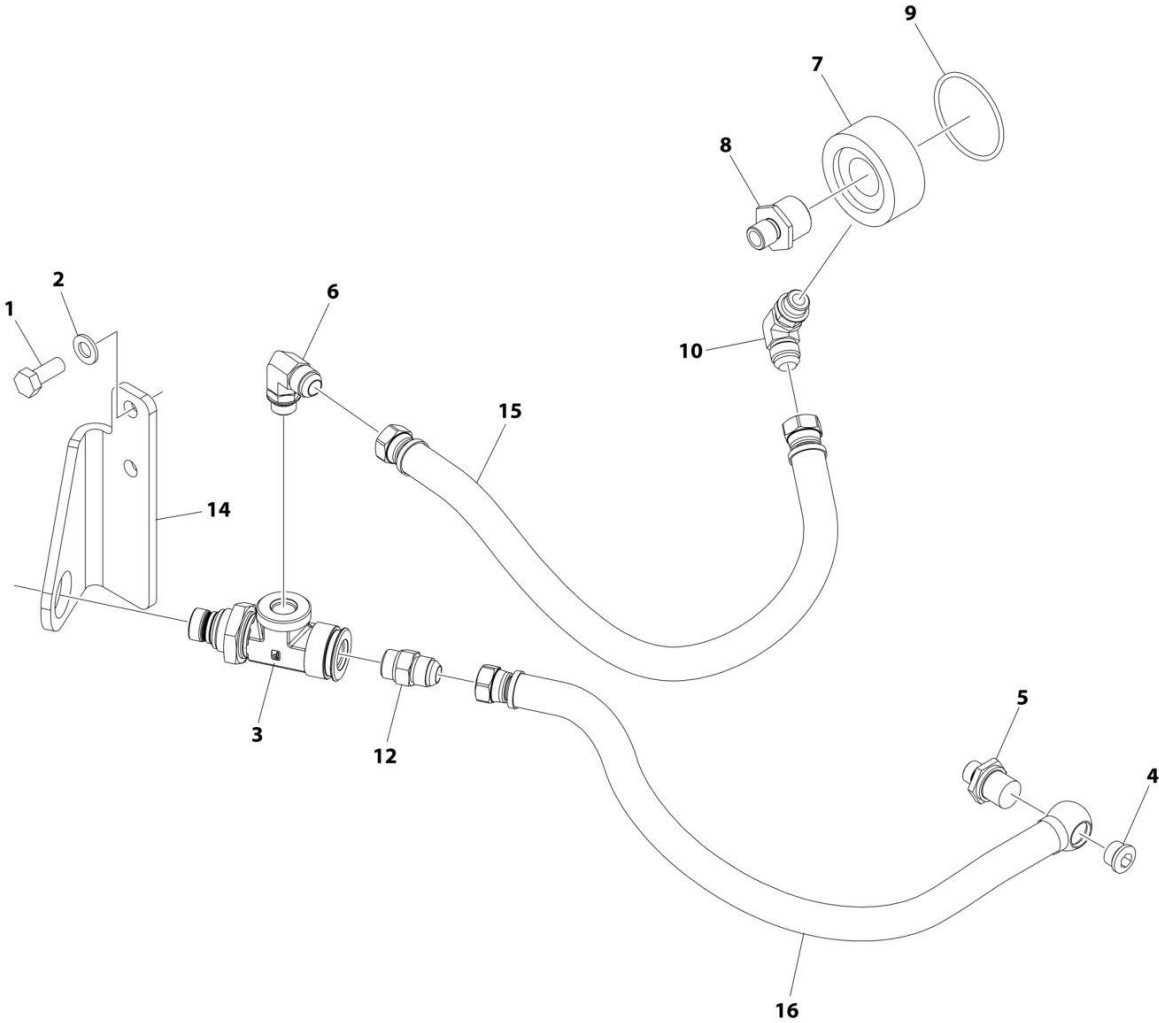
## SECTION 3 - ENGINE

**FIGURE 3-80. FUEL FILTER/WATER SEPARATOR INSTALLATION - DEUTZ TD2.9L4 & TCD2.9L ENGINES**

ITEM	PART NUMBER	QTY	DESCRIPTION	REV
	1001223068	Ref	FUEL FILTER/WATER SEPARATOR INSTALLATION - DEUTZ TD2.9L4 ENGINE	C
1	0641608	2	Bolt 3/8 x 1	
3	2220816	2	Fitting, Adapter FNPTF/ORB	
4	3311605	2	Nut 3/8	
5	4711600	4	Washer 3/8	
6	8405006	4	Clamp	
7	1001154405	4 ft/ 1.22m	Hose	
9	1001222817	1	Fuel Filter Assembly (See Items 101-107 for Breakdown)	
10	1001178797	2	Fitting, 90	
11	1001226923	1	Decal - Fuel Water Separator	
	1001222817	Ref	FUEL FILTER ASSEMBLY	
101	70006403	1	T-Handle Kit (Includes O-Ring)	
102	70006404	1	Lid Kit (Includes Gasket)	
103	70006405	1	Element	
104	70006406	1	Checkball & Gasket Kit (Not Shown)	
105	70006407	1	Centrifuge and Baffle Kit (Not Shown)	
106	70006409	1	Bowl Kit (Includes Gasket, O-Ring and Drain)	
106	70006408	1	Gasket, Bowl	
107	70006410	1	Bowl Ring Kit (Includes Gasket & Hardware) (Not Shown)	

**SECTION 3 - ENGINE**

**FIGURE 3-81. QUICKFIT OIL VALVE**



ART\_1001284070

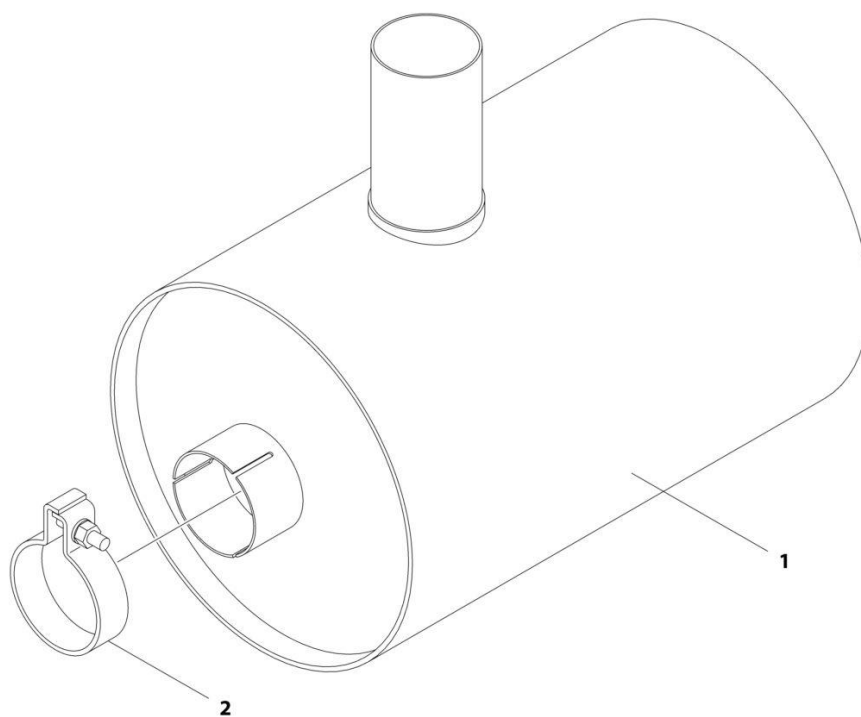
## SECTION 3 - ENGINE

### FIGURE 3-81. QUICKFIT OIL VALVE

ITEM	PART NUMBER	QTY	DESCRIPTION	REV
	1001284070	Ref	QUICKFIT OIL VALVE	A
1	0761214	2	Bolt M12 x 30	
2	4812100	2	Washer M12	
3	1001281298	1	Valve	
4	1001281304	1	Plug	
5	1001281305	1	Fitting, Banjo	
6	1001281307	1	Fitting, 90	
7	1001281309	1	Filter	
8	1001281310	1	Fitting	
9	1001281311	1	O-Ring	
10	1001281359	1	Valve, Check	
11	1001281360	1	Decal (Not Shown - Located On Frame)	
12	1001281404	1	Fitting, Adapter	
13	1001281656	AR	Tie-strap (Not Shown)	
14	1001282333	1	Bracket	
15	1001284100	1	Hose	
16	1001284101	1	Hose	

## SECTION 3 - ENGINE

FIGURE 3-82. SPARK ARRESTING CATALYTIC MUFFLER - DEUTZ TD2011 ENGINES (OPTIONAL)



ART\_3220130

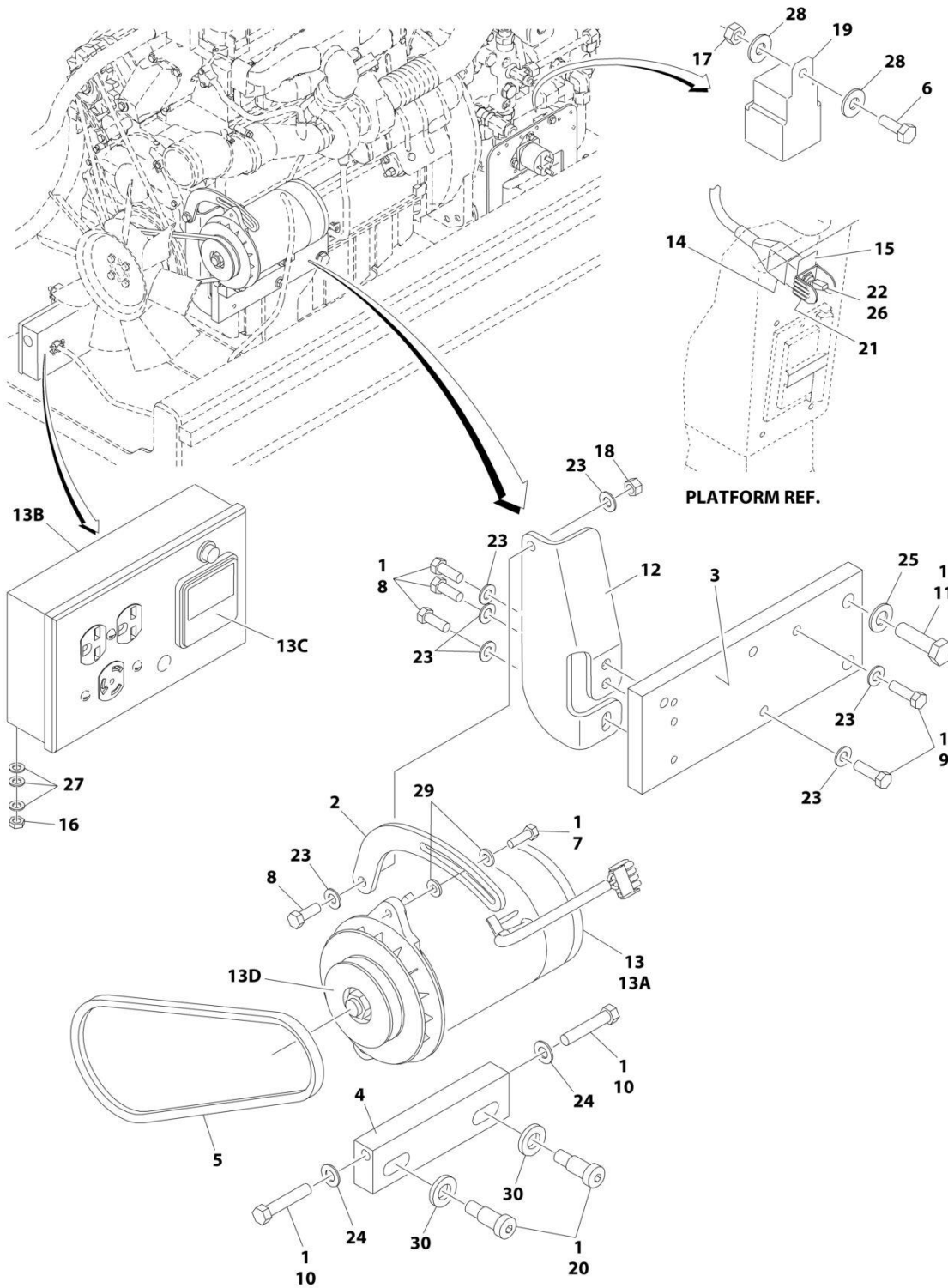
## SECTION 3 - ENGINE

**FIGURE 3-82. SPARK ARRESTING CATALYTIC MUFFLER - DEUTZ TD2011 ENGINES (OPTIONAL)**

ITEM	PART NUMBER	QTY	DESCRIPTION	REV
	3220130	Ref	SPARK ARRESTING CATALYTIC MUFFLER - DEUTZ TD2011 ENGINES	A
1	See Note	NSS	Muffler (Note: Use p/n 3220130)	
2	70001017	1	Clamp	

# SECTION 3 - ENGINE

## FIGURE 3-83. 2500W GENERATOR INSTALLATION - 60HZ SPEC (DEUTZ TD2011 ENGINES) (OPTIONAL)



ART\_1001125425

## SECTION 3 - ENGINE

**FIGURE 3-83. 2500W GENERATOR INSTALLATION - 60HZ SPEC (DEUTZ TD2011 ENGINES)  
(OPTIONAL)**

ITEM	PART NUMBER	QTY	DESCRIPTION	REV
	1001125425	Ref	2500W GENERATOR INSTALLATION - 60HZ SPEC (DEUTZ TD2011 ENGINES)	A
1	0100011	AR	Compound, Locking	
2	0200742	1	Arm, Adjusting	
3	0363081	1	Bar, Mounting	
4	0363082	1	Bar, Adjusting	
5	0480127	1	Belt	
6	0641406	1	Bolt 1/4 x 3/4	
7	0641508	1	Bolt 5/16 x 1	
8	0641608	4	Bolt 3/8 x 1	
9	0641610	2	Bolt 3/8 x 1-1/4	
10	0641718	2	Bolt 7/16 x 2-1/14	
11	0701418	2	Bolt M14 x 50	
12	0902813	1	Bracket, Arm Mounting	
13	2460055	1	Generator, 110V/60Hz	
13A	7012558	1	Generator 110V/60Hz	
		Ref	Note: Replacement generators come standard with p/n 3580134 pulley. This pulley may not be correct for all applications. Refer to pulley options below for correct pulley.	
13A	7012513	4	Cap, Brush Holder	
13A	7020108	4	Brush	
13A	7020109	4	Holder, Brush	
13A	7012514	1	Fan	
13A	7020190	2	Bearing	
13A	7020110	1	End Bell, Front	
13A	7020111	1	End Bell, Rear	
13B	7019680	1	Box Control	
13B	4360542	1	Breaker, Circuit	
13B	4460190	AR	Receptacle, Double (110V)	
13B	4460027	AR	Receptacle, Double Twist Lock (110V)	
13B	70000124	1	Receptacle, Double (220V)	
13B	70000125	1	Receptacle, Single Twist Lock (220V)	
13C	2420203	1	Voltmeter	
13D	3580276	1	Pulley	
13D	7027887	1	Key, Woodruff	
14	2820031	AR	Heat Shrink	
15	3251102	1	Nameplate - Generator	
16	3311005	2	Nut #10	
17	3311405	1	Nut 1/4	
18	3311605	1	Nut 3/8	
19	3740080	1	Relay	
20	3900322	2	Screw, Socket Head Shoulder	
21	4060802	1	Guard, Switch	
22	4360336	1	Switch, Toggle	
23	4711600	7	Washer 3/8	
24	4711700	2	Washer 7/16	
25	4711900	2	Washer 9/16	
26	4740397	1	Spacer	
27	4751000	6	Washer #10	

## SECTION 3 - ENGINE

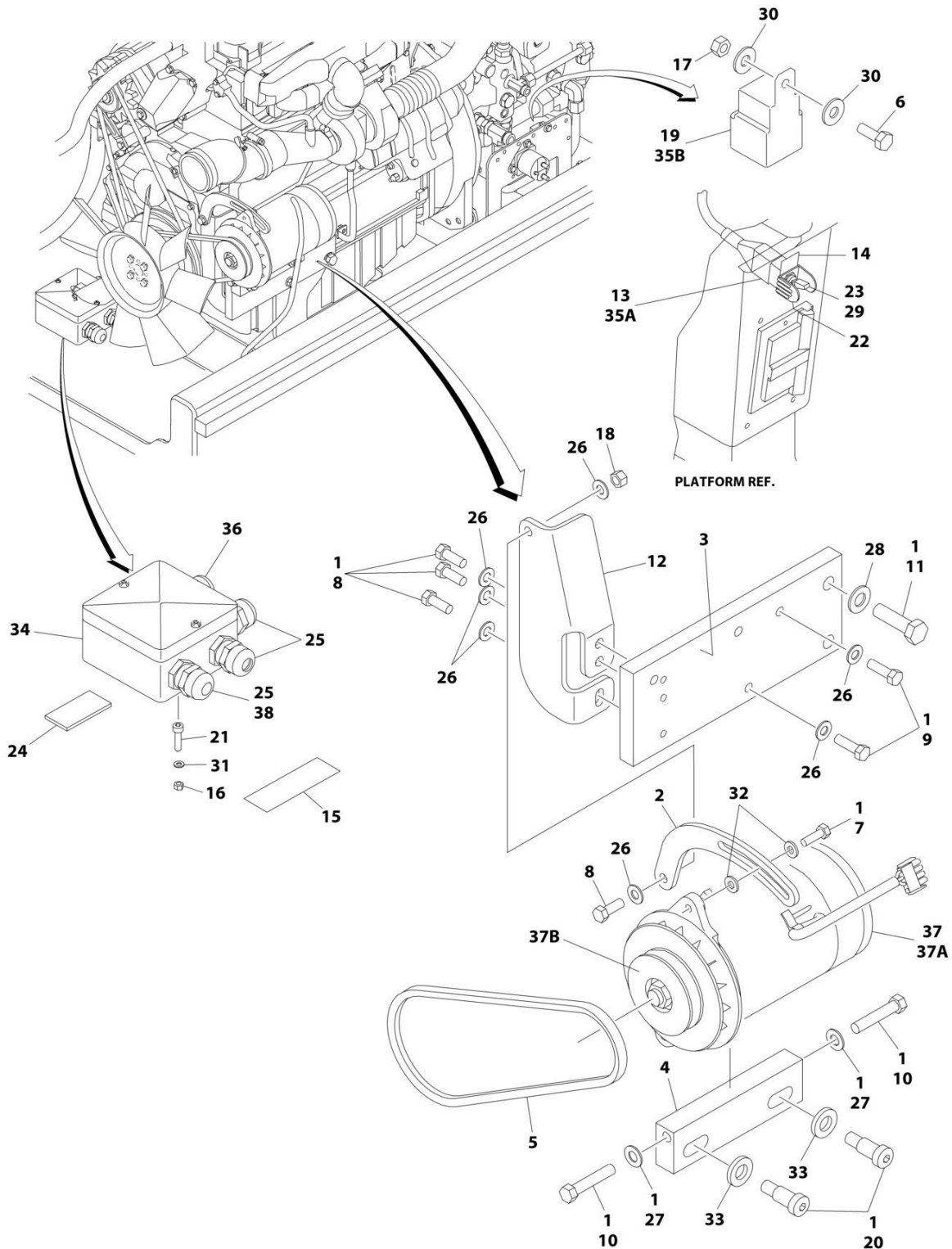
ITEM	PART NUMBER	QTY	DESCRIPTION	REV
28	4751400	2	Washer 1/4	
29	4891500	2	Washer 5/16	
30	4892000	2	Washer 5/8	





# SECTION 3 - ENGINE

## FIGURE 3-84. 2500W GENERATOR INSTALLATION - 50HZ SPEC (DEUTZ TD2011 ENGINES) (OPTIONAL)



ART\_1001125426

## SECTION 3 - ENGINE

**FIGURE 3-84. 2500W GENERATOR INSTALLATION - 50HZ SPEC (DEUTZ TD2011 ENGINES)  
(OPTIONAL)**

ITEM	PART NUMBER	QTY	DESCRIPTION	REV
	1001125426	Ref	2500W GENERATOR INSTALLATION - 50HZ SPEC (DEUTZ TD2011 ENGINES)	A
1	0100011	AR	Compound, Locking	
2	0200742	1	Arm, Adjusting	
3	0363081	1	Bar, Mounting	
4	0363082	1	Bar, Adjusting	
5	0480122	1	Belt	
6	0641406	1	Bolt 1/4 x 3/4	
7	0641508	1	Bolt 5/16 x 1	
8	0641608	4	Bolt 3/8 x 1	
9	0641610	2	Bolt 3/8 x 1-1/4	
10	0641718	2	Bolt 7/16 x 2-1/4	
11	0701418	2	Bolt M14 x 50	
12	0902813	1	Bracket, Arm Mounting	
13	2820031	AR	Heat Shrink	
14	3251102	1	Nameplate - Generator	
15	3252507	1	Decal, Voltage	
16	3290505	1	Nut M5	
17	3311405	1	Nut 1/4	
18	3311605	1	Nut 3/8	
19	3740080	1	Relay	
20	3900322	2	Screw, Socket Head Shoulder	
21	4031608	1	Screw M5 x 20	
22	4060802	1	Guard, Switch	
23	4360336	1	Switch, Toggle	
24	4420060	AR	Tape, Double-Sided	
25	4460968	3	Relief, Strain	
26	4711600	7	Washer 3/8	
27	4711700	2	Washer 7/16	
28	4711900	2	Washer 9/16	
29	4740397	1	Spacer	
30	4751400	2	Washer 1/4	
31	4811600	1	Washer M5	
32	4891500	2	Washer 5/16	
33	4892000	2	Washer 5/8	
34	1001099869	1	Box, Junction	
35	1001120382	1	Wiring Diagram (Not Shown)	
35A	4922641	1	Generator ON/OFF Switch Harness	
35B	1001120378	1	Generator Harness	
36	1001100233	1	Light, Red	
37	1001100321	1	Generator Assembly	
		Ref	Note: Replacement generators come standard with p/n 3580134 pulley. This pulley may not be correct for all applications. Refer to pulley options below for correct pulley.	
37A	7012513	4	Cap, Brush Holder	
37A	7020108	4	Brush	
37A	7020109	4	Holder, Brush	
37A	7012514	1	Fan	
37A	7020190	2	Bearing	

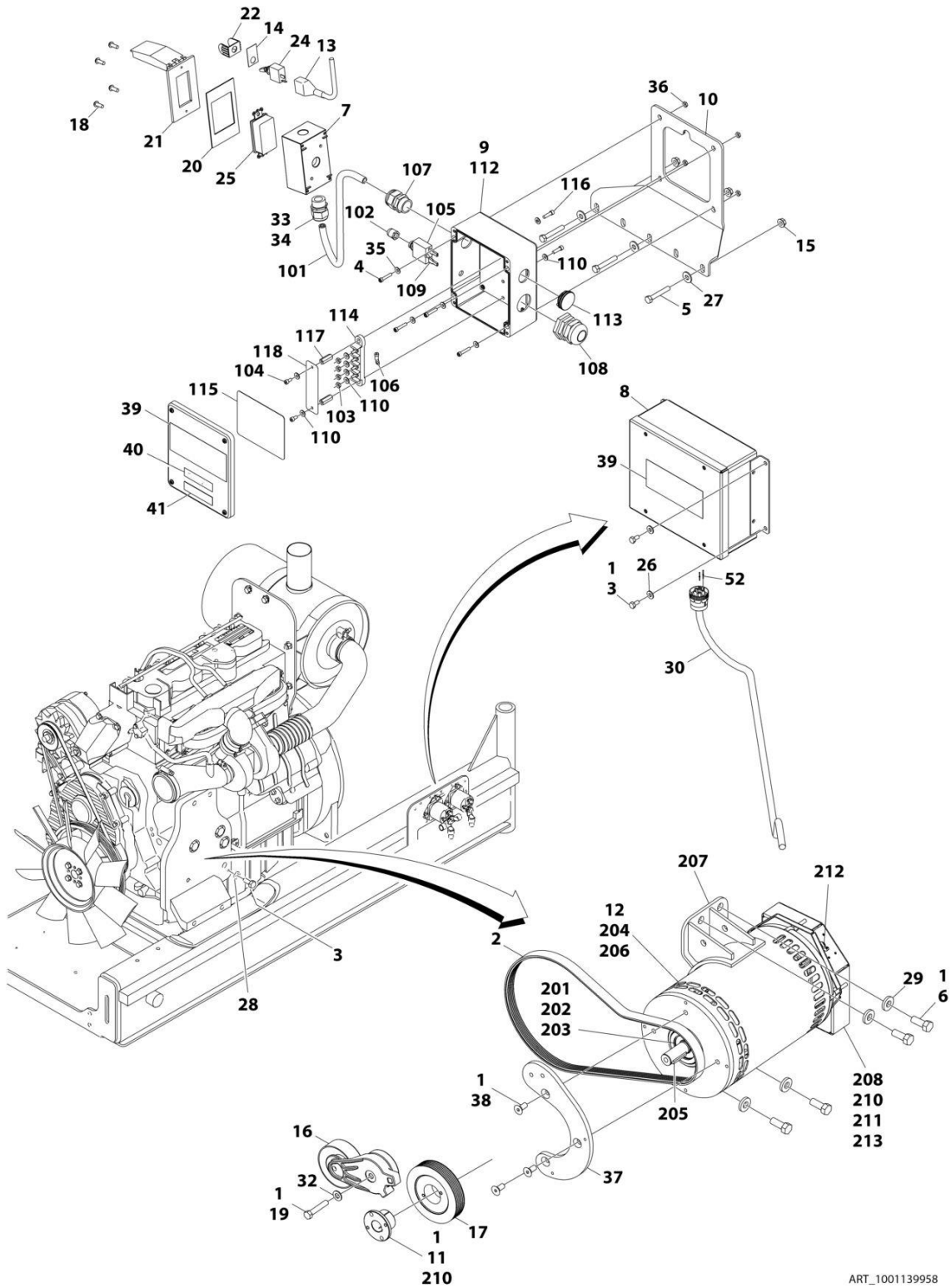
## SECTION 3 - ENGINE

ITEM	PART NUMBER	QTY	DESCRIPTION	REV
37A	7020110	1	End Bell, Front	
37A	7020111	1	End Bell, Rear	
37B	7027887	1	Key, Woodruff	
38	0962449	1	Bushing, Silicone	



# SECTION 3 - ENGINE

## FIGURE 3-85. 4000W GENERATOR INSTALLATION - 60HZ SPEC (DEUTZ TD2011 ENGINES) (OPTIONAL)



ART\_1001139958

## SECTION 3 - ENGINE

**FIGURE 3-85. 4000W GENERATOR INSTALLATION - 60HZ SPEC (DEUTZ TD2011 ENGINES)  
(OPTIONAL)**

ITEM	PART NUMBER	QTY	DESCRIPTION	REV
	1001139958	Ref	4000W GENERATOR INSTALLATION - 60HZ SPEC (DEUTZ TD2011 ENGINES)	B
		Ref	Note: See ELECTRICAL SECTION for Boom Cable Installation.	
1	0100011	AR	Compound, Locking	
2	0480128	1	Belt, Generator	
3	0641404	5	Bolt 1/4 x 1/2	
4	3931016	4	Screw 1/4 x 1	
5	0641516	3	Bolt 5/16 x 2	
6	0641810	4	Bolt 1/2 x 1-1/4	
7	0860038	1	Box, Switch-Weatherhead	
8	1001138566	1	Box, Generator Control	
8	70006552	1	Capacitor	
8	70006553	1	Relay	
9	1001152457	1	Box, Junction Assembly (See Items 101-118 for Breakdown)	
10	0902888	1	Bracket, Generator Junction Box	
11	0962520	1	Bushing, Taper	
12	1001129858	1	Generator, 4000W Assembly (See Items 200-213 for Breakdown)	
13	2820031	AR	Insulator, Heat Shrink	
14	3251102	1	Nameplate, Generator	
15	3311508	3	Nut 5/16	
16	3580317	1	Pulley, Belt Tensioner	
17	3580318	1	Pulley, Generator	
18	3910606	4	Screw 6 x 3/8	
19	0641616	AR	Bolt 3/8 x 2	
20	3960422	1	Gasket, AC Receptacle	
21	1001110873	1	Cover, Gang Vertical Receptacle GFCI	
22	4060802	1	Guard, Switch	
23	4240018	AR	Strap, Tie (Not Shown)	
24	4360336	1	Switch, Toggle	
25	4460346	1	Terminal, Receptacle	
26	4711400	4	Washer 1/4	
27	4751500	3	Washer 5/16	
28	4791400	2	Starwasher 1/4	
29	4891800	4	Washer 1/2	
30	1001152533	1	Harness, Generator Cable (See Separate Breakdown in ELECTRICAL SECTION)	
31	1001153257	1	Diagram, Generator Wiring (Not Shown)	
32	4711600	1	Washer 3/8	
33	0100020	AR	Sealant, Pipe	
34	4460071	1	Connector, Strain Relief	
35	4751000	4	Washer #10	
36	3311005	4	Nut #10	
37	1001139357	1	Mount, Generator Tensioner	
38	0741607	3	Screw 3/8 x 0.88	
39	1705387	3	Decal - Hazardous Voltage	
40	3251243	1	Decal - 120V-60Hz	
41	1705374	1	Decal - 240V-60Hz	
52	0100048	AR	Grease, Dielectric	
	1001152457	Ref	JUNCTION BOX ASSEMBLY	B

## SECTION 3 - ENGINE

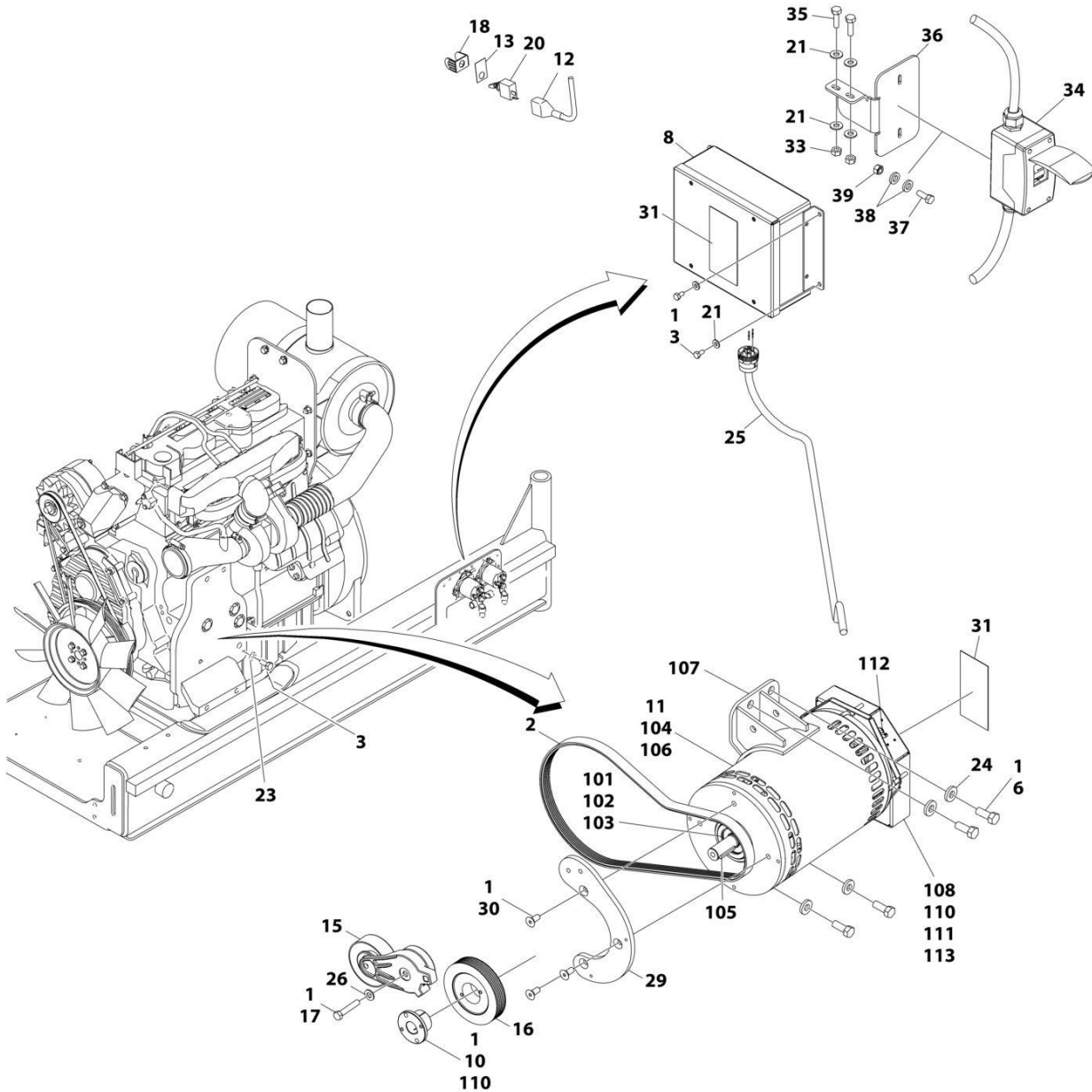
ITEM	PART NUMBER	QTY	DESCRIPTION	REV
101	1001179154	2.5 ft/ 0.8m	Cable, 12/3	
102	3300396	1	Cover, Fuse	
103	3311001	4	Nut #10 Grade 2	
104	3900300	2	Screw, Spec, Cap	
105	4360070	1	Circuit Breaker, 15Amp	
106	4460068	3	Terminal, Ring	
107	4460425	1	Terminal, Strain Relief	
108	4460426	1	Connector, Strain Relief	
109	4460483	2	Terminal	
110	4711000	8	Washer #10	
112	1001152456	1	Box, Junction	
113	1001152525	1	Plug, Hole Pluggit	
114	1001152530	1	Terminal, Block, 4 Pole	
115	1001153260	1	Decal - Wiring 4000W Generator	
116	3900267	2	Screw, Spec, Cap	
117	1001158008	2	Stand-Off, Female, Threaded	
118	1001158363	1	Plate, Cover, PVC	
	1001129858	Ref	4000W GENERATOR ASSEMBLY	
201	70003709	1	Ring, Retaining	
202	70003708	1	Ring, Retaining	
203	70001966	1	Bearing, Ball	
204	70004092	1	Endbell	
205	70004171	1	Key	
206	70004676	1	Rotor Assembly	
207	70004684	1	Stator, Generator 4000W	
208	70004678	1	Endbell	
210	70004680	1	Enclosure	
211	70004685	1	Cover, Enclosure	
212	70004682	1	Protector, Supplementary, Manual Reset	
213	70004098	1	Bushing, Strain Relief	





# SECTION 3 - ENGINE

## FIGURE 3-86. 4000W GENERATOR INSTALLATION - 50HZ SPEC (DEUTZ TD2011 ENGINES) (OPTIONAL)



ART\_1001139959

## SECTION 3 - ENGINE

**FIGURE 3-86. 4000W GENERATOR INSTALLATION - 50HZ SPEC (DEUTZ TD2011 ENGINES)  
(OPTIONAL)**

ITEM	PART NUMBER	QTY	DESCRIPTION	REV
	1001139959	Ref	4000W GENERATOR INSTALLATION - 50HZ SPEC (DEUTZ TD2011 ENGINES)	D
		Ref	Note: See ELECTRICAL SECTION for Boom Cable Installation.	
1	0100011	AR	Compound, Locking	
2	1001136356	1	Belt, Generator	
3	0641404	5	Bolt 1/4 x 1/2	
6	0641810	4	Bolt 1/2 x 1-1/4	
8	1001138566	1	Box, Generator Control	
8	70006552	1	Capacitor	
8	70006553	1	Relay	
10	0962520	1	Bushing, Taper	
11	1001138565	1	Generator, 4000W Assembly Options: (See items 101-113 for Breakdown)	
12	2820031	AR	Insulator, Heat Shrink	
13	3251102	1	Nameplate, Generator	
15	3580317	1	Pulley, Belt Tensioner	
16	3580319	1	Pulley, Generator	
17	0641616	1	Bolt 3/8 x 2	
18	4060802	1	Guard, Switch	
19	4240018	AR	Strap, Tie (Not Shown)	
20	4360336	1	Switch, Toggle	
21	4711400	8	Washer 1/4	
23	4791400	2	Washer 1/4	
24	4891800	4	Washer 1/2	
25	1001152533	1	Harness, Generator Cable (See Separate Breakdown in ELECTRICAL SECTION)	
26	4711600	1	Washer 3/8	
29	1001139357	1	Mount, Generator Tensioner	
30	0741607	3	Screw, Flat head, 3/8 x .88	
31	1705489	AR	Decal - Hazardous Voltage	
33	3311405	2	Nut 1/4	
34	1001165368	1	Kit, Box and Breaker (See Separate Breakdown in ELECTRICAL SECTION)	
35	0641407	2	Bolt 1/4 x 7/8	
36	1001094915	1	Bracket, AC Breaker Box	
37	4010408	2	Screw M4 x 16	
38	1001091102	4	Washer M4	
39	3290405	2	Nut M4	
	1001138565	Ref	4000W GENERATOR ASSEMBLY	
101	70003709	1	Ring, Retaining	
102	70003708	1	Ring, Retaining	
103	70001966	1	Bearing, Ball	
104	70004092	1	Endbell	
105	70004171	1	Key	
106	70004676	1	Rotor Assembly	
107	70004677	1	Stator, Generator 4000W	
108	70004678	1	Endbell	
110	70004680	1	Enclosure	
111	70004681	1	Cover, Enclosure	
112	70004682	1	Protector, Supplementary, Manual Reset	

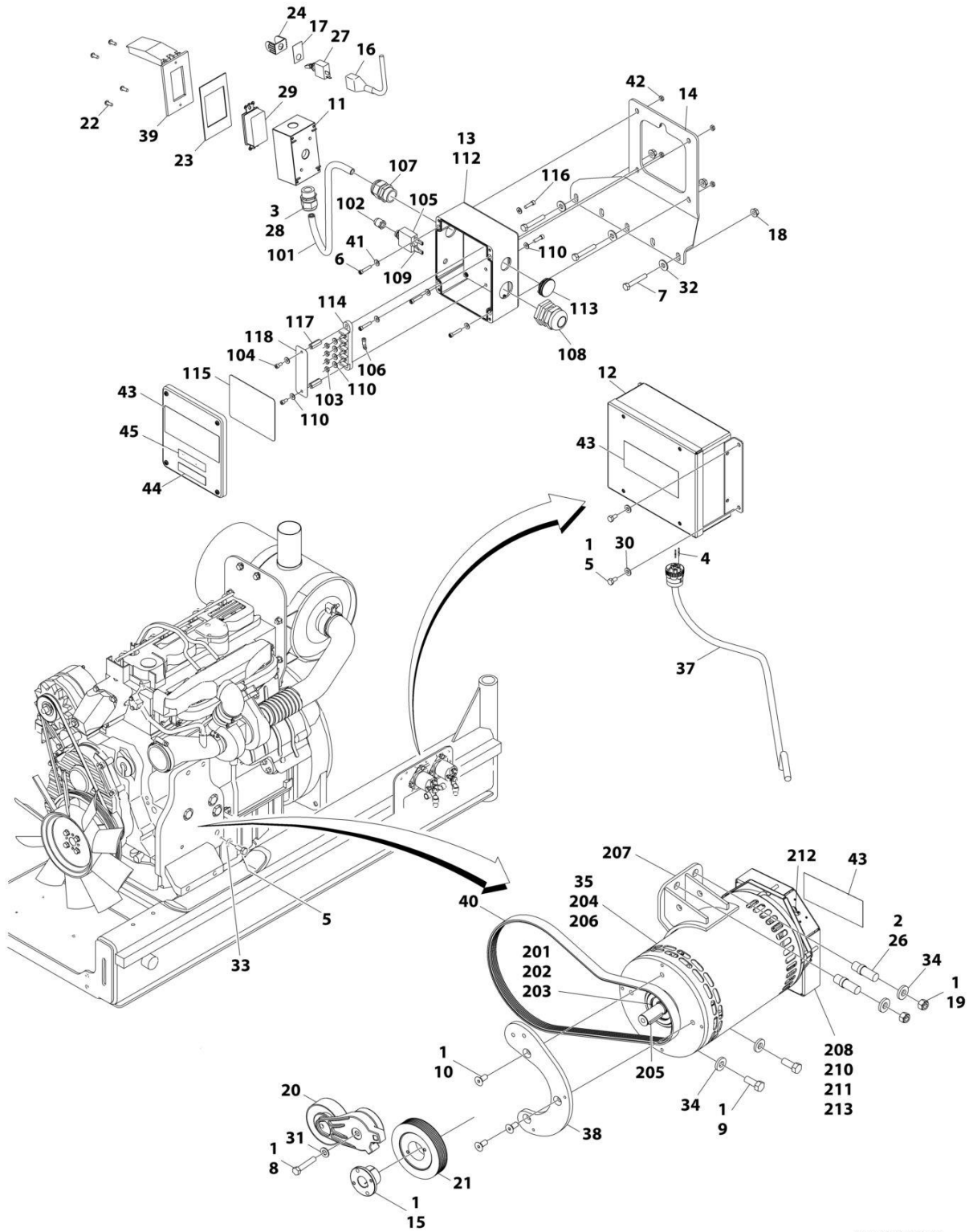
## SECTION 3 - ENGINE

ITEM	PART NUMBER	QTY	DESCRIPTION	REV
113	70004683	1	Bushing, Strain Relief	



# SECTION 3 - ENGINE

## FIGURE 3-87. 4000W GENERATOR INSTALLATION - 60HZ SPEC (DEUTZ TCD2.9L4 ENGINES) (OPTIONAL)



ART\_1001171130

## SECTION 3 - ENGINE

**FIGURE 3-87. 4000W GENERATOR INSTALLATION - 60HZ SPEC (DEUTZ TCD2.9L4 ENGINES)  
(OPTIONAL)**

ITEM	PART NUMBER	QTY	DESCRIPTION	REV
	1001171130	Ref	4000W GENERATOR INSTALLATION - 60HZ SPEC (DEUTZ TCD2.9L4 ENGINES)	B
		Ref	Note: See ELECTRICAL SECTION for Boom Cable Installation.	
1	0100011	AR	Compound, Locking	
2	0100019	AR	Compound, Locking	
3	0100020	AR	Sealant, Pipe	
4	0100048	AR	Grease, Dielectric	
5	0641404	5	Bolt 1/4 x 1/2	
6	3931016	4	Screw 1/4 x 1	
7	0641516	3	Bolt 5/16 x 2	
8	0641618	1	Bolt 3/8 x 2-1/4	
9	0641810	2	Bolt 1/2 x 1-1/4	
10	0741607	3	Screw 3/8 x 0.88	
11	0860038	1	Box, Switch-Weatherhead	
12	1001138566	1	Box, Generator Control	
12	70006552	1	Capacitor	
12	70006553	1	Relay	
13	1001152457	1	Box, Junction Assembly (See Items 101-118 for Breakdown)	
14	0902888	1	Bracket, Generator Junction Box	
15	0962520	1	Bushing, Taper	
16	2820031	AR	Insulator, Heat Shrink	
17	3251102	1	Nameplate, Generator	
18	3311508	3	Nut 5/16	
19	3311801	2	Nut 1/2	
20	3580317	1	Pulley, Belt Tensioner	
21	3580318	1	Pulley, Generator	
22	3910606	4	Screw 6 x 3/8	
23	3960422	1	Gasket, AC Receptacle	
24	4060802	1	Guard, Switch	
25	4240018	AR	Strap, Tie (Not Shown)	
26	4300157	2	Stud	
27	4360336	1	Switch, Toggle	
28	4460071	1	Connector, Strain Relief	
29	4460346	1	Terminal, Receptacle	
30	4711400	4	Washer 1/4	
31	4711600	1	Washer 3/8	
32	4751500	3	Washer 5/16	
33	4791400	2	Starwasher 1/4	
34	4891800	4	Washer 1/2	
35	1001140344	1	Generator, 4000W Assembly (See Items 200-213 for Breakdown)	
36	1001153257	1	Diagram, Generator Wiring (Not Shown)	
37	1001152533	1	Harness, Generator Cable (See Separate Breakdown in ELECTRICAL SECTION)	
38	1001138011	1	Mount, Generator Tensioner	
39	1001110873	1	Cover, Gang Vertical Receptacle GFCI	
40	1001142645	1	Belt, Generator	
41	4751000	4	Washer #10	
42	3311005	4	Nut 10	
43	1705387	3	Decal - Hazardous Voltage	

## SECTION 3 - ENGINE

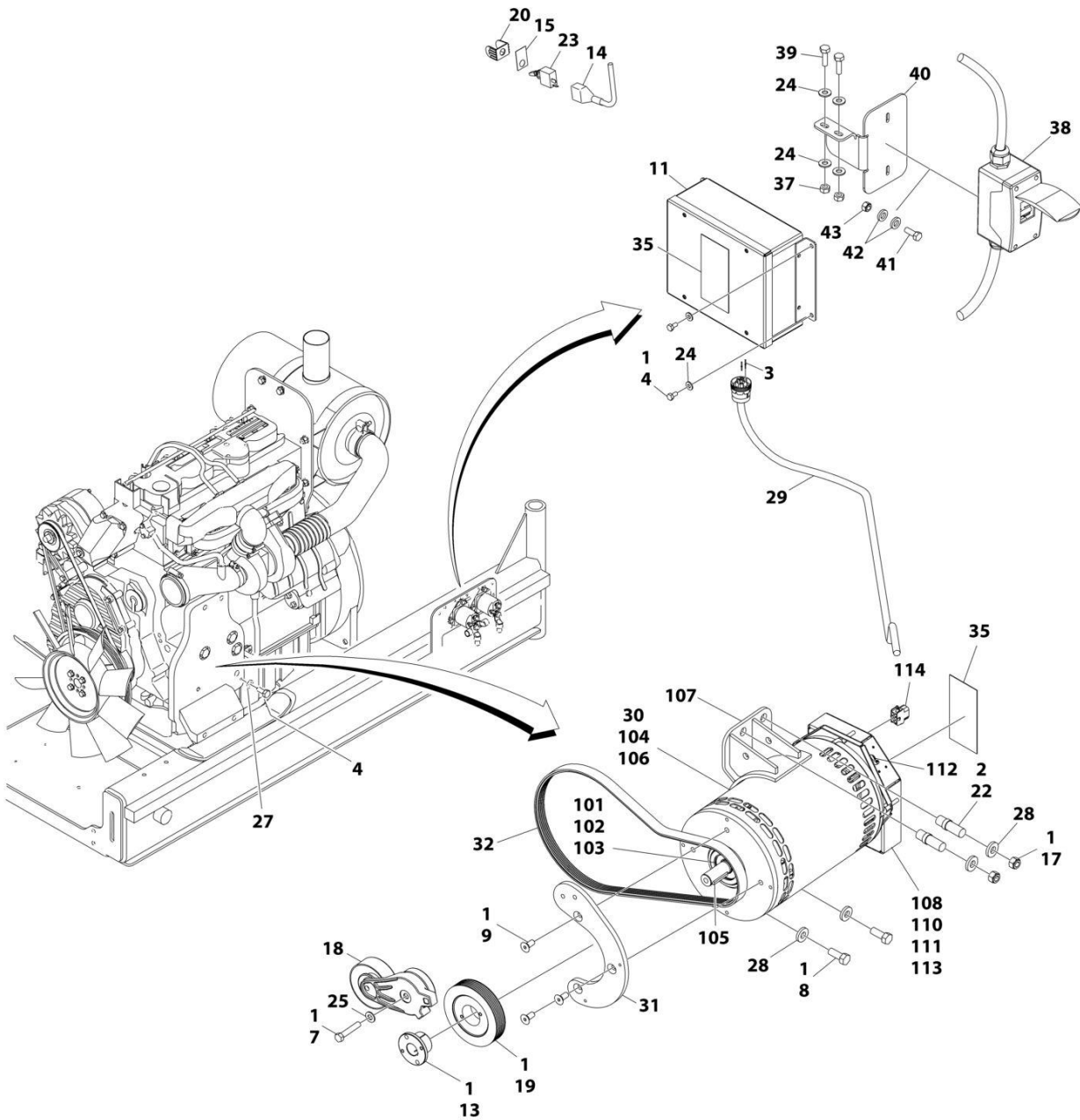
ITEM	PART NUMBER	QTY	DESCRIPTION	REV
44	1705374	1	Decal - 240V-60Hz	
45	3251243	1	Decal - 120V-60Hz	
	1001152457	Ref	JUNCTION BOX ASSEMBLY	B
101	1001179154	2.5 ft/ 0.8m	Cable, Electrical 12/3	
102	3300396	1	Cover, Fuse	
103	3311001	4	Nut 10 Grade 2	
104	3900300	2	Screw, Spec, Cap	
105	4360070	1	Circuit Breaker, 15Amp	
106	4460068	3	Terminal, Ring	
107	4460425	1	Terminal, Strain Relief	
108	4460426	1	Connector, Strain Relief	
109	4460483	2	Terminal	
110	4711000	AR	Washer #10	
112	1001152456	1	Box, Junction	
113	1001152525	1	Plug, Hole Pluggit	
114	1001152530	1	Terminal, Block, 4 Pole	
115	1001153260	1	Decal - Wiring 4000W Generator	
116	3900267	2	Screw, Spec, Cap	
117	1001158008	2	Stand-Off, Female, Threaded	
118	1001158363	1	Plate, Cover, PVC	
	1001140346	Ref	4000W GENERATOR ASSEMBLY	
201	70003709	1	Ring, Retaining	
202	70003708	1	Ring, Retaining	
203	70001966	1	Bearing, Ball	
204	70004092	1	Endbell	
205	70004099	1	Key	
206	70004676	1	Rotor Assembly	
207	70004687	1	Stator, Generator 4000W	
208	70004678	1	Endbell	
210	70004680	1	Enclosure	
211	70004685	1	Cover, Enclosure	
212	70004682	1	Protector, Supplementary, Manual Reset	
213	70004098	1	Bushing, Strain Relief	





# SECTION 3 - ENGINE

## FIGURE 3-88. 4000W GENERATOR INSTALLATION - 50HZ SPEC (DEUTZ TCD2.9L4 ENGINES AND DEUTZ TCD2.9L4 (STAGE V) ENGINES) (OPTIONAL)



ART\_1001171273

## SECTION 3 - ENGINE

**FIGURE 3-88. 4000W GENERATOR INSTALLATION - 50HZ SPEC (DEUTZ TCD2.9L4 ENGINES AND DEUTZ TCD2.9L4 (STAGE V) ENGINES) (OPTIONAL)**

ITEM	PART NUMBER	QTY	DESCRIPTION	REV
	1001171273	Ref	4000W GENERATOR INSTALLATION - 50HZ SPEC (DEUTZ TCD2.9L4 ENGINES	C
		Ref	Note: See ELECTRICAL SECTION for Boom Cable Installation.	
1	0100011	AR	Compound, Locking	
2	0100019	AR	Compound, Locking	
3	0100048	AR	Grease, Dielectric	
4	0641404	5	Bolt 1/4 x 1/2	
7	0641618	1	Bolt 3/8 x 2-1/4	
8	0641810	2	Bolt 1/2 x 1-1/4	
9	0741607	3	Screw 3/8 x 0.88	
11	1001138566	1	Box, Generator Control	
11	70006552	1	Capacitor	
11	70006553	1	Relay	
13	0962520	1	Bushing, Taper	
14	2820031	AR	Insulator, Heat Shrink	
15	3251102	1	Nameplate, Generator	
17	3311801	2	Nut 1/2	
18	3580317	1	Pulley, Belt Tensioner	
19	3580319	1	Pulley, Generator	
20	4060802	1	Guard, Switch	
21	4240018	AR	Strap, Tie (Not Shown)	
22	4300157	2	Stud	
23	4360336	1	Switch, Toggle	
24	4711400	8	Washer 1/4	
25	4711600	1	Washer 3/8	
27	4791400	2	Starwasher 1/4	
28	4891800	4	Washer 1/2	
29	1001152533	1	Harness, Generator Cable (See Separate Breakdown in ELECTRICAL Section)	
30	1001140347	1	Generator, 4000W Assembly (See Items 101-114 for Breakdown)	
31	1001138011	1	Mount, Generator Tensioner	
32	1001136357	1	Belt, Generator	
35	1705489	AR	Decal - Hazardous Voltage	
37	3311405	2	Nut 1/4	
38	1001165368	1	Kit, Box and Breaker (See Separate Breakdown in ELECTRICAL Section)	
39	0641407	2	Bolt 1/4 x 7/8	
40	1001094915	1	Bracket	
41	4010408	2	Screw M4 x 16	
42	1001091102	4	Washer M4	
43	3290405	2	Nut M4	
	1001140347	Ref	4000W GENERATOR ASSEMBLY	
101	70003709	1	Ring, Retaining	
102	70003708	1	Ring, Retaining	
103	70001966	1	Bearing, Ball	
104	70004092	1	Endbell	
105	70004099	1	Key	
106	70004676	1	Rotor Assembly	
107	70004686	1	Stator, Generator 4000W	

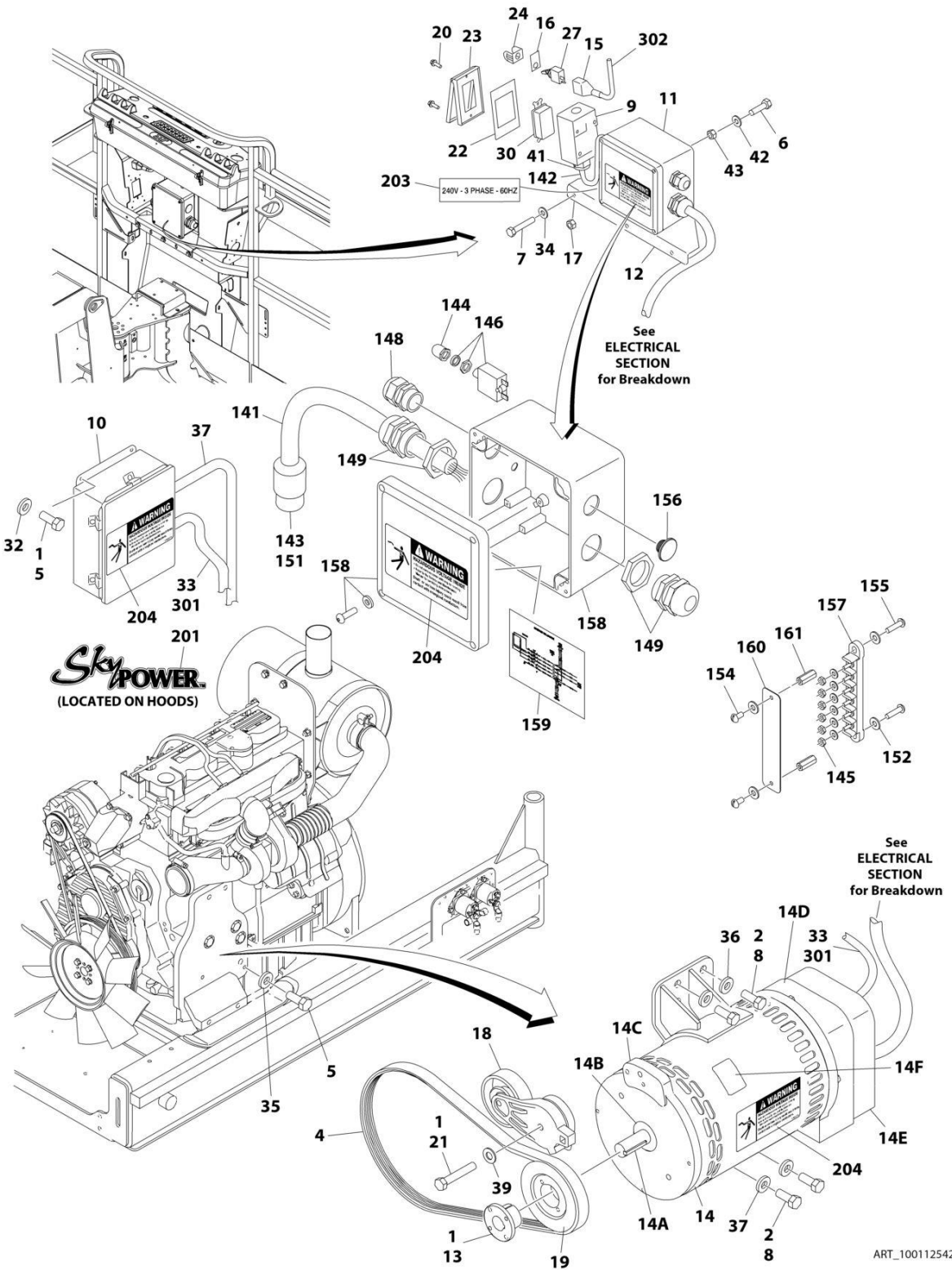
## SECTION 3 - ENGINE

ITEM	PART NUMBER	QTY	DESCRIPTION	REV
108	70004678	1	Endbell	
110	70004680	1	Enclosure	
111	70004681	1	Cover, Enclosure	
112	70004682	1	Protector, Supplementary, Manual Reset	
113	70004683	1	Bushing, Strain Relief	
114	4460224	1	Connector - 6 Position (50Hz) (Located on Enclosure Cover)	
114	4460294	2	Pin, Male (50Hz) (Located on Enclosure Cover)	



# SECTION 3 - ENGINE

FIGURE 3-89. 7500W SKYPOWER GENERATOR INSTALLATION - 60HZ SPEC (DEUTZ TD2011 ENGINES) (OPTIONAL)



## SECTION 3 - ENGINE

**FIGURE 3-89. 7500W SKYPOWER GENERATOR INSTALLATION - 60HZ SPEC (DEUTZ TD2011 ENGINES) (OPTIONAL)**

ITEM	PART NUMBER	QTY	DESCRIPTION	REV
	1001125427	Ref	7500W SKYPOWER GENERATOR INSTALLATION - 60HZ SPEC (DEUTZ TD2011 ENGINES)	D
		Ref	Note: See ELECTRICAL SECTION for Boom Cable Installation.	
1	0100011	AR	Compound, Locking	
2	0100019	AR	Compound, Locking	
4	0480128	1	Belt, Generator	
5	0641404	6	Bolt 1/4 x 1/2	
6	3931016	AR	Bolt 10 x 1	
7	0641516	3	Bolt 5/16 x 2	
8	0641810	4	Bolt 1/2 x 1-1/4	
9	0860038	1	Box, Switch	
10	0861538	1	Box, Generator Control	
10	7024488	1	Card, Circuit - Generator Power (Not Shown)	
10	See Note	1	Fuse (Note: Not Available - Purchase Locally)	
10	7024489	1	Card, Circuit - Control (Not Shown)	
		Ref	Note: When replacing card, rocker switch on card must be set for required application.	
10	70000619	1	Harness, Circuit Card	
11	1001157592	1	Junction Box Assembly Options (See Items 141-161 for Breakdown)	
12	0902888	1	Bracket, Generator Junction Box	
13	0962520	1	Bushing, Taper	
14	2460048	1	Generator, 7500W	
14	70001100	1	Rotor (Includes p/n 70001384 & 70000863) (Not Shown)	
14	70001384	1	Bearing, Shaft (Rear) (Not Shown)	
14	70000863	1	Fan, Generator (Not Shown)	
14	70002088	1	Stator (Not Shown)	
14	70002297	2	Stud 1/4 x 12-7/8 (Not Shown)	
14	70003631	1	Brushholder Assembly (Not Shown) (was p/n 7024484)	
14A	70004171	1	Key	
14B	70001966	1	Bearing, Ball Radial (Located in Belt Tensioner Endbell)	
14B	70003709	1	Ring, Retaining (Small)	
14B	70003708	1	Ring, Retaining (Large)	
14C	70001953	1	Endbell, Belt Tensioner	
14D	70004169	1	Kit, Endbell (Includes Endbell, Brush Block and Shroud Assembly)	
14E	7027799	1	Block, Connector 6 Position (Not Shown)	
14E	70002460	6	Nut, Brass (Attaches p/n 7027799 to Cover) (Not Shown)	
14E	7024485	1	Breaker, Circuit 30Amp (Not Shown)	
14E	70001696	1	Boot, Breaker (Not Shown)	
14E	7026597	1	Connector with Leads (Not Shown)	
14E	7026626	1	Connector with Pins (Not Shown)	
14E	7026188	1	Clamp, Cable (Not Shown)	
14E	70002255	1	Plate, End Panel (Not Shown)	
14E	See Note	NSS	Insulator, End Panel (Note: Not Available for Purchase)	
14E	70001974	1	Decal - Terminal Connections (Not Shown)	
14F	70001973	1	Decal - Warning Moving Parts	
15	2820031	AR	Insulator, Heat Shrink	
16	3251102	1	Nameplate, Generator	
17	3311508	3	Nut 5/16	

## SECTION 3 - ENGINE

ITEM	PART NUMBER	QTY	DESCRIPTION	REV
18	3580317	1	Pulley, Belt Tensioner	
19	3580318	1	Pulley, Generator	
20	3910606	4	Screw #6 x 3/8	
21	0641618	1	Bolt 3/8 x 2	
22	3960422	1	Gasket, AC Receptacle	
23	1001110873	1	Shield, Receptacle Cover	
24	4060802	1	Guard, Switch	
26	4240018	AR	Strap, Tie (Not Shown)	
27	4360336	1	Switch, Toggle	
30	4460346	1	Terminal, Receptacle	
32	4711400	4	Washer 1/4	
33	0100048	AR	Grease, Dielectric	
34	4751500	3	Washer 5/16	
35	4791400	2	Starwasher 1/4	
36	4891800	4	Washer 1/2	
37	4922972	1	Harness, Generator Cable (See Separate Breakdown in ELECTRICAL SECTION)	
39	4711600	1	Washer 3/8	
40	0100020	AR	Sealant, Pipe (Not Shown)	
41	4460071	1	Connector, Strain Relief	
42	4751000	4	Washer #10	
43	3311005	4	Nut #10	
	1001157592	Ref	JUNCTION BOX ASSEMBLY	C
141	1060343	1.5 ft/ 0.5m	Cable, Electrical 10/4	
142	1001179154	2.5 ft/ 0.8m	Cable, 12/3	
143	1671092	1	Cover	
144	3300396	1	Cover, Fuse	
145	3311001	6	Nut #10	
146	4360070	1	Circuit Breaker - 15Amp	
148	4460425	1	Strain Relief, Terminal	
149	4460426	2	Connector, Strain Relief	
151	4460963	1	Connector	
152	4711000	10	Washer #10	
154	10702077	2	Screw #10 x 3/8	
155	10702082	2	Screw #10 x 3/4	
156	1001152525	1	Plug	
157	1001157520	1	Block, Terminal	
158	1001157521	1	Box, Junction	
159	1001157528	1	Decal - Wiring Schematic	
160	1001158007	1	Decal - PVC	
161	1001158008	2	Stand-Off	
	0272435	Ref	DECAL INSTALLATION	D
201	1705460	2	Decal - SkyPower	
202	3251243	1	Decal - 120V - 60Hz (Located at Platform Receptacle)	
203	1705375	1	Decal - 240V - 3 Phase	
204	1705387	3	Decal - Hazardous Voltage	
	1001122528	Ref	ELECTRICAL DIAGRAM COMPONENTS	B
301	1001119968	1	Generator Harness	B
301A	4460967	1	Plug, Male - 3 Position (Not Shown)	
301A	4460465	6	Socket, Female	

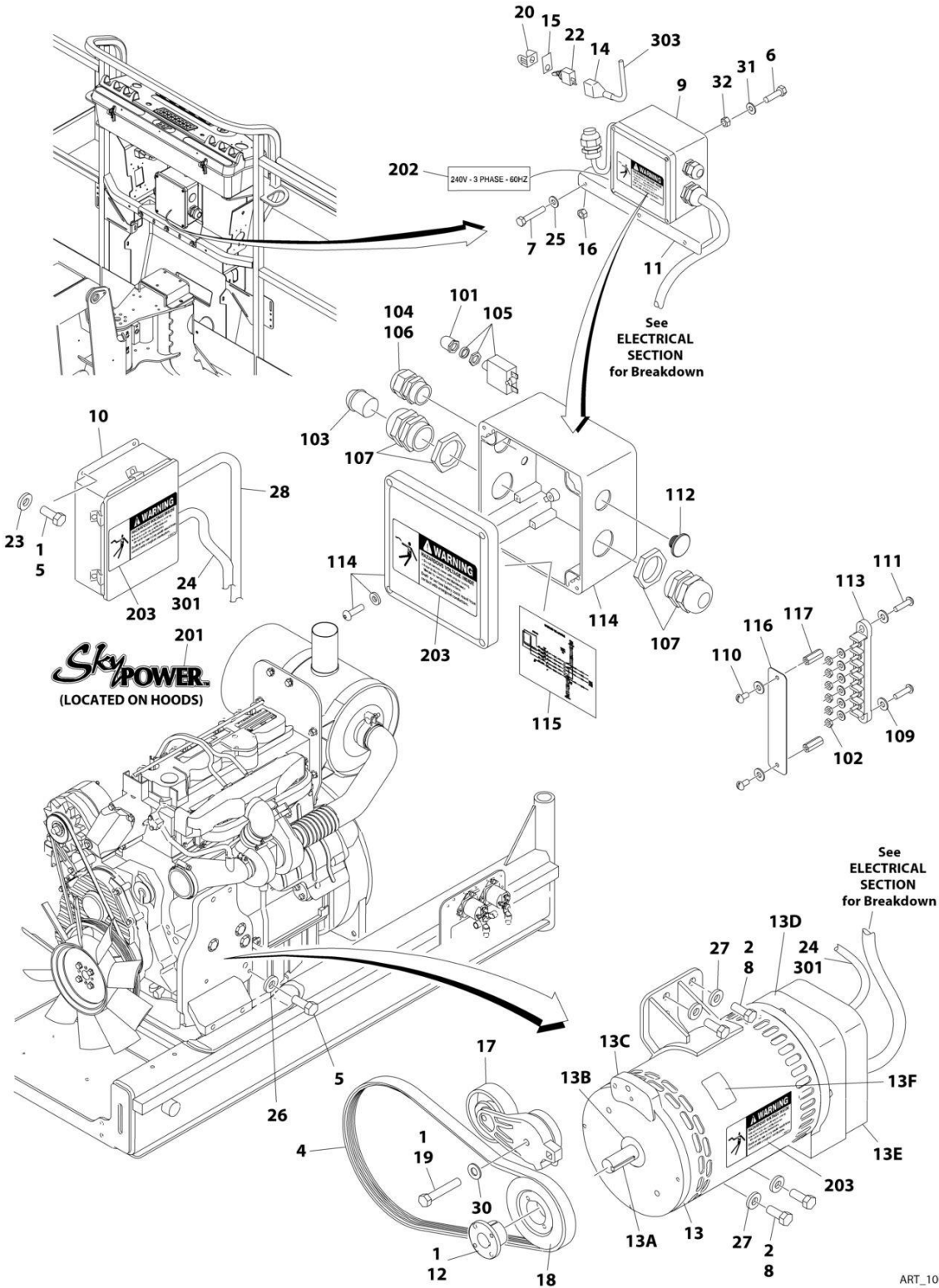


## SECTION 3 - ENGINE

ITEM	PART NUMBER	QTY	DESCRIPTION	REV
301B	1001117078	1	Fuseholder with Fuse (Not Shown)	
302	4922641	1	Switch, Harness	

# SECTION 3 - ENGINE

FIGURE 3-90. 7500W SKYPOWER GENERATOR INSTALLATION - 50HZ SPEC (DEUTZ TD2011 ENGINES) (OPTIONAL)



ART\_1001125428

## SECTION 3 - ENGINE

**FIGURE 3-90. 7500W SKYPOWER GENERATOR INSTALLATION - 50HZ SPEC (DEUTZ TD2011 ENGINES) (OPTIONAL)**

ITEM	PART NUMBER	QTY	DESCRIPTION	REV
	1001125428	Ref	7500W SKYPOWER GENERATOR INSTALLATION - 50HZ SPEC (DEUTZ TD2011 ENGINES)	C
		Ref	Note: See ELECTRICAL SECTION for Boom Cable Installation.	
1	0100011	AR	Compound, Locking	
2	0100019	AR	Compound, Locking	
4	0480129	1	Belt, Generator	
5	0641404	5	Bolt 1/4 x 1/2	
6	3931016	4	Bolt 10 x 1	
7	0641516	3	Bolt 5/16 x 2	
8	0641810	4	Bolt 1/2 x 1-1/4	
9	1001157525	1	Junction Box Assembly (See Items 101-117 for Breakdown)	
10	0861572	1	Box, Generator Control	
10	7024488	1	Card, Circuit - Generator Power (Not Shown)	
10	See Note	1	Fuse (Note: Not Available - Purchase Locally)	
10	7024489	1	Card, Circuit - Control (Not Shown)	
		Ref	Note: When replacing card, rocker switch on card must be set for required application.	
10	70000619	1	Harness, Circuit Card	
11	0902888	1	Bracket, Generator Junction Box	
12	0962520	1	Bushing, Taper	
13	2460048	1	Generator, 7500W	
13	70001100	1	Rotor (Includes p/n 70001384 & 70000863) (Not Shown)	
13	70001384	1	Bearing, Shaft (Rear) (Not Shown)	
13	70000863	1	Fan, Generator (Not Shown)	
13	70002088	1	Stator (Not Shown)	
13	70002297	2	Stud 1/4 x 12-7/8	
13	70003631	1	Brushholder Assembly (Not Shown)	
13A	70004171	1	Key	
13B	70001966	1	Bearing, Ball Radial (Located in Belt Tensioner Endbell)	
13B	70003709	1	Ring, Retaining (Small)	
13B	70003708	1	Ring, Retaining (Large)	
13C	70001953	1	Endbell, Belt Tensioner	
13D	70004169	1	Kit, Endbell (Includes Endbell, Brush Block and Shroud Assembly)	
13E	7027799	1	Block, Connector 6 Position (Not Shown)	
13E	70002460	6	Nut, Brass (Attaches p/n 7027799 to Cover) (Not Shown)	
13E	7024485	1	Breaker, Circuit 30Amp (Not Shown)	
13E	70001696	1	Boot, Breaker (Not Shown)	
13E	7026597	1	Connector with Lead (Not Shown)	
13E	7026626	1	Connector with Pins (Not Shown)	
13E	7026188	1	Clamp, Cable (Not Shown)	
13E	70002255	1	Plate, End Panel (Not Shown)	
13E	See Note	1	Insulator, End Panel (Not Shown) (Note: Not Available for Purchase)	
13E	70001974	1	Decal - Terminal Connections (Not Shown)	
13F	70001973	1	Decal - Warning Moving Parts	
14	2820031	AR	Insulator, Heat Shrink	
15	3251102	1	Nameplate, Generator	
16	3311508	3	Nut 5/16	
17	3580317	1	Pulley, Belt Tensioner	

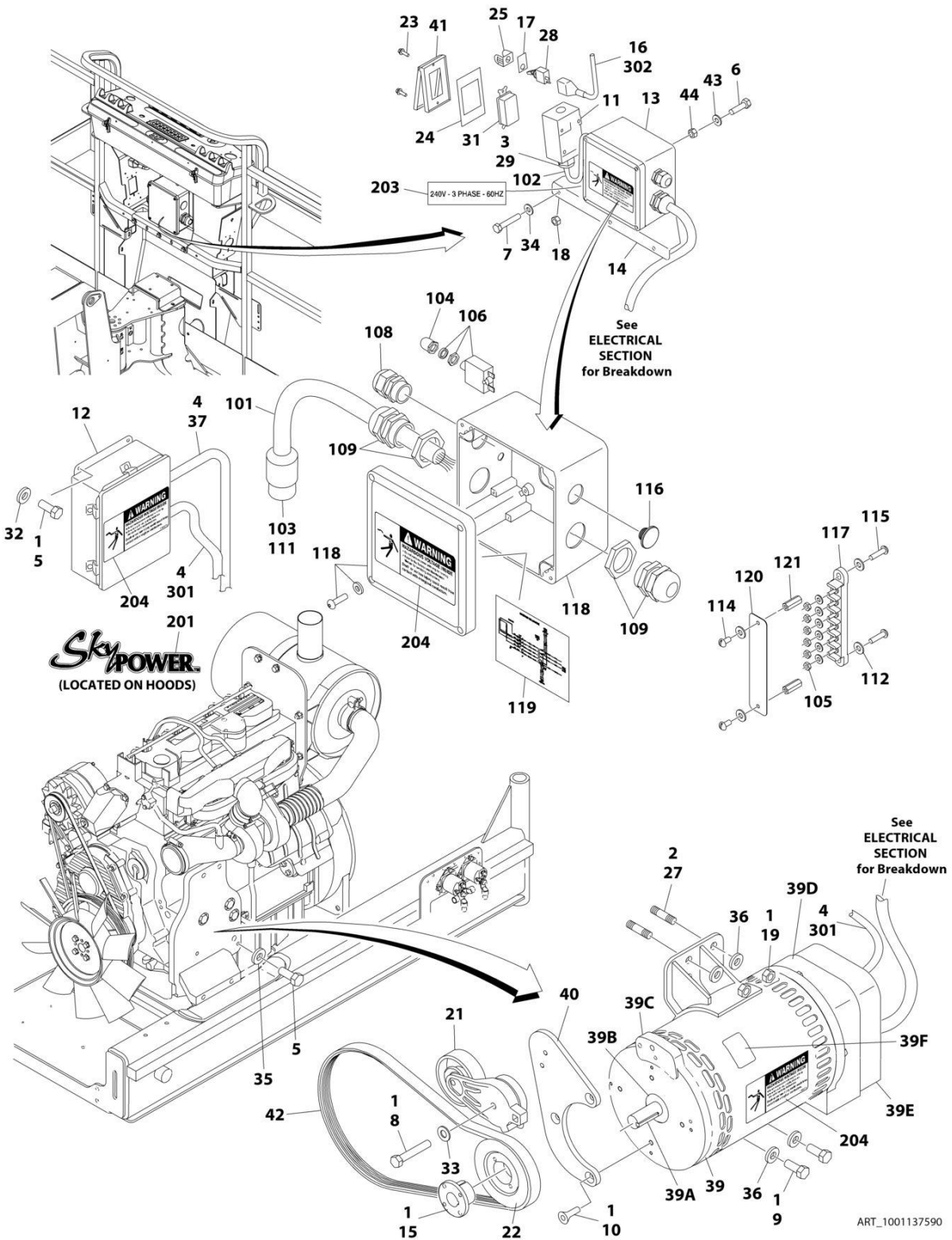
## SECTION 3 - ENGINE

ITEM	PART NUMBER	QTY	DESCRIPTION	REV
18	3580319	1	Pulley, Generator	
19	0641618	1	Bolt 3/8 x 2	
20	4060802	1	Guard, Switch	
21	4240018	AR	Strap, Tie (Not Shown)	
22	4360336	1	Switch, Toggle	
23	4711400	4	Washer 1/4	
24	0100048	AR	Grease, Dielectric	
25	4751500	3	Washer 5/16	
26	4791400	2	Starwasher 1/4	
27	4891800	4	Washer 1/2	
28	4922972	1	Harness, Generator Cable (See Separate Breakdown in ELECTRICAL SECTION)	
30	4711600	1	Washer 3/8	
31	4751000	4	Washer #10	
32	3311005	4	Nut #10	
	1001157525	Ref	JUNCTION BOX ASSEMBLY	B
101	3300396	1	Cover, Fuse	
102	3311001	6	Nut #10	
103	3520189	1	Plug	
104	3520192	1	Plug	
105	4360070	1	Circuit Breaker - 15Amp	
106	4460425	1	Strain Relief, Terminal	
107	4460426	2	Connector, Strain Relief	
109	4711000	10	Washer #10	
110	10702077	2	Screw #10 x 3/8	
111	10702082	2	Screw #10 x 3/4	
112	1001152525	1	Plug	
113	1001157520	1	Block, Terminal	
114	1001157521	1	Box, Junction	
115	1001157528	1	Decal - Wiring Schematic	
116	1001158007	1	Cover, PVC	
117	1001158008	2	Stand-Off	
	0272589	Ref	DECAL INSTALLATION	A
201	1705460	2	Decal - SkyPower	
202	1705461	1	Decal - 240V - 3 Phase	
203	1705489	3	Decal - Hazardous Voltage	
	1001122528	Ref	ELECTRICAL DIAGRAM COMPONENTS	B
301	1001119968	1	Generator Harness	B
301A	4460967	1	Plug, Male - 3 Position (Not Shown)	
301A	4460465	6	Socket, Female	
301B	1001117078	1	Fuseholder with Fuse (Not Shown)	
303	4922641	1	Switch Harness	



# SECTION 3 - ENGINE

FIGURE 3-91. 7500W SKYPOWER GENERATOR INSTALLATION - 60HZ SPEC (DEUTZ TCD2.9L4 ENGINES) (OPTIONAL)



## SECTION 3 - ENGINE

**FIGURE 3-91. 7500W SKYPOWER GENERATOR INSTALLATION - 60HZ SPEC (DEUTZ TCD2.9L4 ENGINES) (OPTIONAL)**

ITEM	PART NUMBER	QTY	DESCRIPTION	REV
	1001137590	Ref	7500W SKYPOWER GENERATOR INSTALLATION - 60HZ SPEC (DEUTZ TCD2.9L4 ENGINES)	G
		Ref	Note: See ELECTRICAL SECTION for Boom Cable Installation.	
1	0100011	AR	Compound, Locking	
2	0100019	AR	Compound, Locking	
3	0100020	AR	Sealant, Pipe	
4	0100048	AR	Grease, Dielectric	
5	0641404	5	Bolt 1/4 x 1/2	
6	3931016	4	Bolt 10 x 1	
7	0641516	3	Bolt 5/16 x 2	
8	0641618	1	Bolt 3/8 x 2	
9	0641810	2	Bolt 1/2 x 1-1/4	
10	0741607	3	Screw 3/8 x 7/8	
11	0860038	1	Box, Switch	
12	0861538	1	Box, Generator Control	
12	7024488	1	Card, Circuit - Generator Power (Not Shown)	
12	See Note	1	Fuse (Note: Not Available Purchase Locally)	
12	7024489	1	Card, Circuit - Control (Not Shown)	
		Ref	Note: When replacing card, rocker switch on card must be set for required application.	
12	70000619	1	Harness, Circuit Card	
13	1001157592	1	Junction Box Assembly (See Items 101-121 for Breakdown)	
14	0902888	1	Bracket, Generator Junction Box	
15	0962520	1	Bushing, Taper	
16	2820031	AR	Insulator, Heat Shrink	
17	3251102	1	Nameplate, Generator	
18	3311508	3	Nut 5/16	
19	3311801	2	Nut 1/2	
21	3580317	1	Pulley, Belt Tensioner	
22	3580318	1	Pulley, Generator	
23	3910606	AR	Screw #6 x 3/8	
24	3960422	1	Gasket, AC Receptacle	
25	4060802	1	Guard, Switch	
26	4240018	AR	Strap, Tie (Not Shown)	
27	4300157	2	Stud 1/2	
28	4360336	1	Switch, Toggle	
29	4460071	1	Connector, Strain Relief	
30	4460315	3	Terminal, Spade (Not Shown)	
31	4460346	1	Terminal, Receptacle	
32	4711400	4	Washer 1/4	
33	4711600	1	Washer 3/8	
34	4751500	3	Washer 5/16	
35	4791400	2	Starwasher 1/4	
36	4891800	4	Washer 1/2	
37	4922972	1	Harness, Generator Cable (See Separate Breakdown in ELECTRICAL SECTION)	
39	1001212223	1	Generator, 7500W	
39	70001100	1	Rotor (Includes p/n 70001384 & 70000863)	
39	70001384	1	Bearing, Shaft (Rear)	

## SECTION 3 - ENGINE

ITEM	PART NUMBER	QTY	DESCRIPTION	REV
39	7000863	1	Fan, Generator	
39	70006093	1	Stater	
39	70003631	1	Brush-holder Assembly (was p/n 7024484)	
39A	70004099	NLA	Key (Use p/n 70004171)	
39B	70001966	1	Bearing, Ball Radial (Located in Belt Tensioner Endbell)	
39B	70003709	1	Ring, Retaining (Small)	
39B	70003708	1	Ring, Retaining (Large)	
39C	70004092	1	Endbell, Belt Tensioner	
39D	70004094	1	Endbell, Brush Block	
39E	70006094	1	Shroud Assembly	
39E	7027799	1	Block, Connector - 6 Position (Not Shown)	
39E	70002460	6	Nut, Brass (Attaches p/n 7027799 to Cover) (Not Shown)	
39E	70006095	1	Breaker, Circuit 30Amp (Not Shown)	
39E	70006096	1	Boot, Breaker (Not Shown)	
39E	7026597	1	Connector with Leads (Not Shown)	
39E	7026626	1	Connector with Pins (Not Shown)	
39E	70004098	1	Clamp, Cable (Not Shown)	
39E	70006097	1	Plate, End Panel (Not Shown)	
39E	70002291	1	Insulator, End Panel Generator (Not Shown)	
39E	70001974	1	Decal - Terminal Connections (Not Shown)	
39F	70001973	1	Decal - Warning Moving Parts	
40	1001138011	1	Bracket	
41	1001110873	1	Shield, Receptacle Cover	
42	1001142645	1	Belt, Generator	
43	4751000	4	Washer #10	
44	3311005	4	Nut #10	
	1001157592	Ref	JUNCTION BOX ASSEMBLY	C
101	1060343	1.5 ft/ 0.5m	Cable, Electrical 10/4	
102	1001179154	2.5 ft/ 0.8m	Cable, Electrical 12/3	
103	1671092	1	Cover	
104	3300396	1	Cover, Fuse	
105	3311001	6	Nut #10	
106	4360070	1	Circuit Breaker - 15Amp	
108	4460425	1	Strain Relief, Terminal	
109	4460426	2	Connector, Strain Relief	
111	4460963	1	Connector	
112	4711000	10	Washer #10	
114	10702077	2	Screw #10 x 3/8	
115	10702082	2	Screw #10 x 3/4	
116	1001152525	1	Plug	
117	1001157520	1	Block, Terminal	
118	1001157521	1	Box, Junction	
119	1001157528	1	Decal - Wiring Schematic	
120	1001158007	1	Cover, PVC	
121	1001158008	2	Stand-Off	
	0272435	Ref	DECAL INSTALLATION	D
201	1705460	2	Decal - SkyPower	
202	3251243	1	Decal - 120V - 60Hz (Not Shown - Located at Platform Receptacle)	
203	1705375	1	Decal - 240V - 3 Phase	

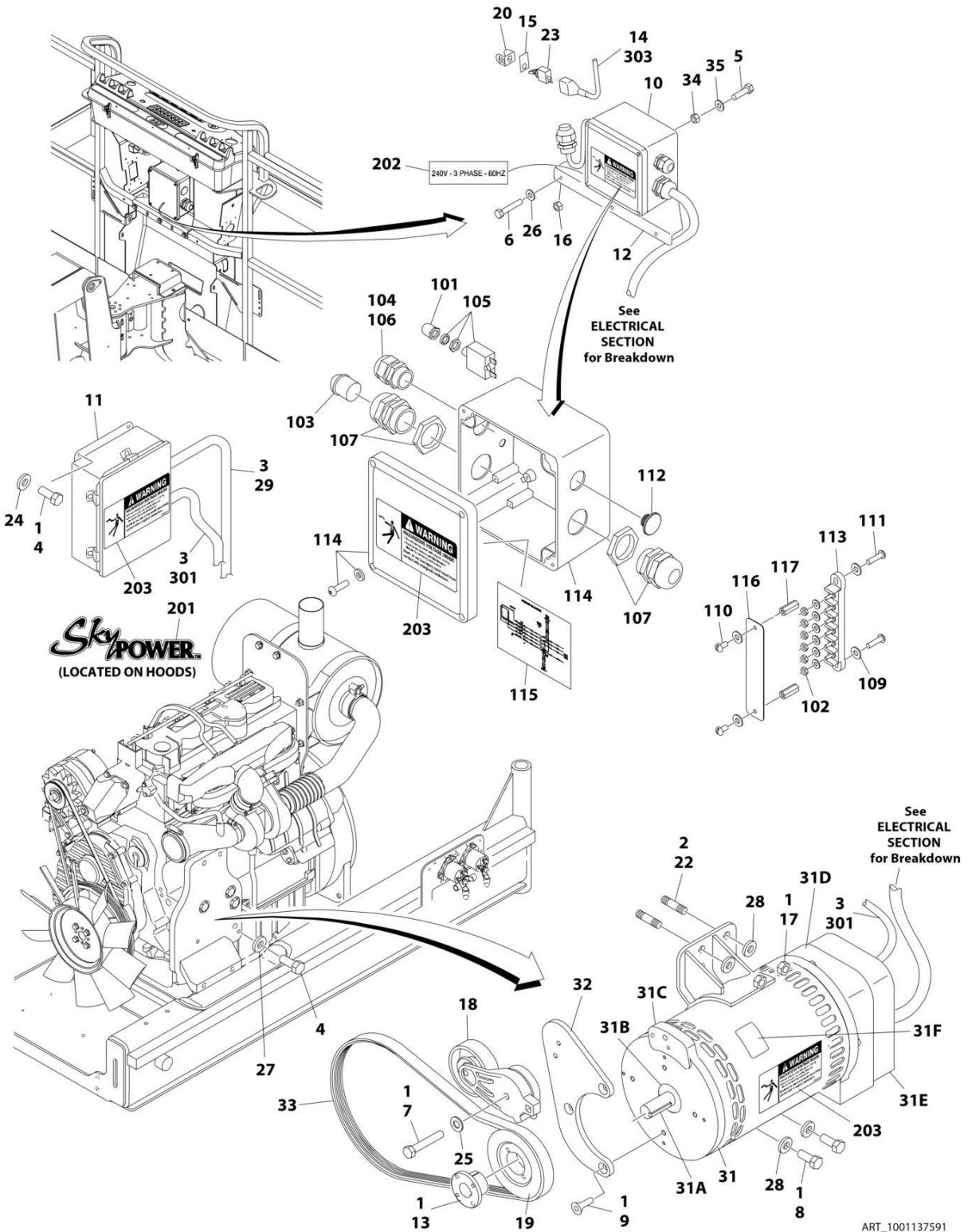


## SECTION 3 - ENGINE

ITEM	PART NUMBER	QTY	DESCRIPTION	REV
204	1705387	3	Decal - Hazardous Voltage	
	1001122528	Ref	ELECTRICAL DIAGRAM COMPONENTS	B
301	1001119968	1	Generator Harness	B
301A	4460967	1	Plug, Male - 3 Position (Not Shown)	
301A	4460465	6	Socket, Female	
301B	1001117078	1	Fuseholder with Fuse (Not Shown)	
302	4922641	1	Switch Harness	

# SECTION 3 - ENGINE

## FIGURE 3-92. 7500W SKYPOWER GENERATOR INSTALLATION - 50HZ SPEC (DEUTZ TCD2.9L4 ENGINES) (OPTIONAL)



## SECTION 3 - ENGINE

**FIGURE 3-92. 7500W SKYPOWER GENERATOR INSTALLATION - 50HZ SPEC (DEUTZ TCD2.9L4 ENGINES) (OPTIONAL)**

ITEM	PART NUMBER	QTY	DESCRIPTION	REV
	1001137591	Ref	7500W SKYPOWER GENERATOR INSTALLATION - 50HZ SPEC (DEUTZ TCD2.9L4 ENGINES)	D
		Ref	Note: See ELECTRICAL SECTION for Boom Cable Installation.	
1	0100011	AR	Compound, Locking	
2	0100019	AR	Compound, Locking	
3	0100048	AR	Grease, Dielectric	
4	0641404	5	Bolt 1/4 x 1/2	
5	3931016	4	Bolt 10 x 1	
6	0641516	3	Bolt 5/16 x 2	
7	0641618	1	Bolt 3/8 x 2	
8	0641810	2	Bolt 1/2 x 1-1/4	
9	0741607	3	Screw 3/8 x 7/8	
10	1001157525	1	Junction Box Assembly (See Items 101-117 for Breakdown)	
11	0861572	1	Box, Generator Control	
11	7024488	1	Card, Circuit - Generator Power (Not Shown)	
11	See Note	1	Fuse (Note: Not Available - Purchase Locally)	
11	7024489	1	Card, Circuit - Control (Not Shown)	
		Ref	Note: When replacing card, rocker switch on card must be set for required application.	
11	70000619	1	Harness, Circuit Card	
12	0902888	1	Bracket, Generator Junction Box	
13	0962520	1	Bushing, Taper	
14	2820031	AR	Insulator, Heat Shrink	
15	3251102	1	Nameplate, Generator	
16	3311508	3	Nut 5/16	
17	3311801	2	Nut 1/2	
18	3580317	1	Pulley, Belt Tensioner	
19	3580319	1	Pulley, Generator	
20	4060802	1	Guard, Switch	
21	4240018	AR	Strap, Tie (Not Shown)	
22	4300157	2	Stud 1/2	
23	4360336	1	Switch, Toggle	
24	4711400	4	Washer 1/4	
25	4711600	1	Washer 3/8	
26	4751500	3	Washer 5/16	
27	4791400	2	Starwasher 1/4	
28	4891800	4	Washer 1/2	
29	4922972	1	Harness, Generator Cable (See Separate Breakdown in ELECTRICAL Section)	
31	1001212223	1	Generator, 7500W	
31	70001100	1	Rotor (Includes p/n 70001384 & 70000863) (Not Shown)	
31	70001384	1	Bearing, Shaft (Rear) (Not Shown)	
31	70000863	1	Fan, Generator (Not Shown)	
31	70006093	1	Stator (Not Shown)	
31	70003631	1	Brush-holder Assembly (Not Shown)	
31A	70004099	NLA	Key (Use p/n 70004171)	
31B	70001966	1	Bearing, Ball Radial (Located in Belt Tensioner Endbell)	
31B	70003709	1	Ring, Retaining (Small)	
31B	70003708	1	Ring, Retaining (Large)	

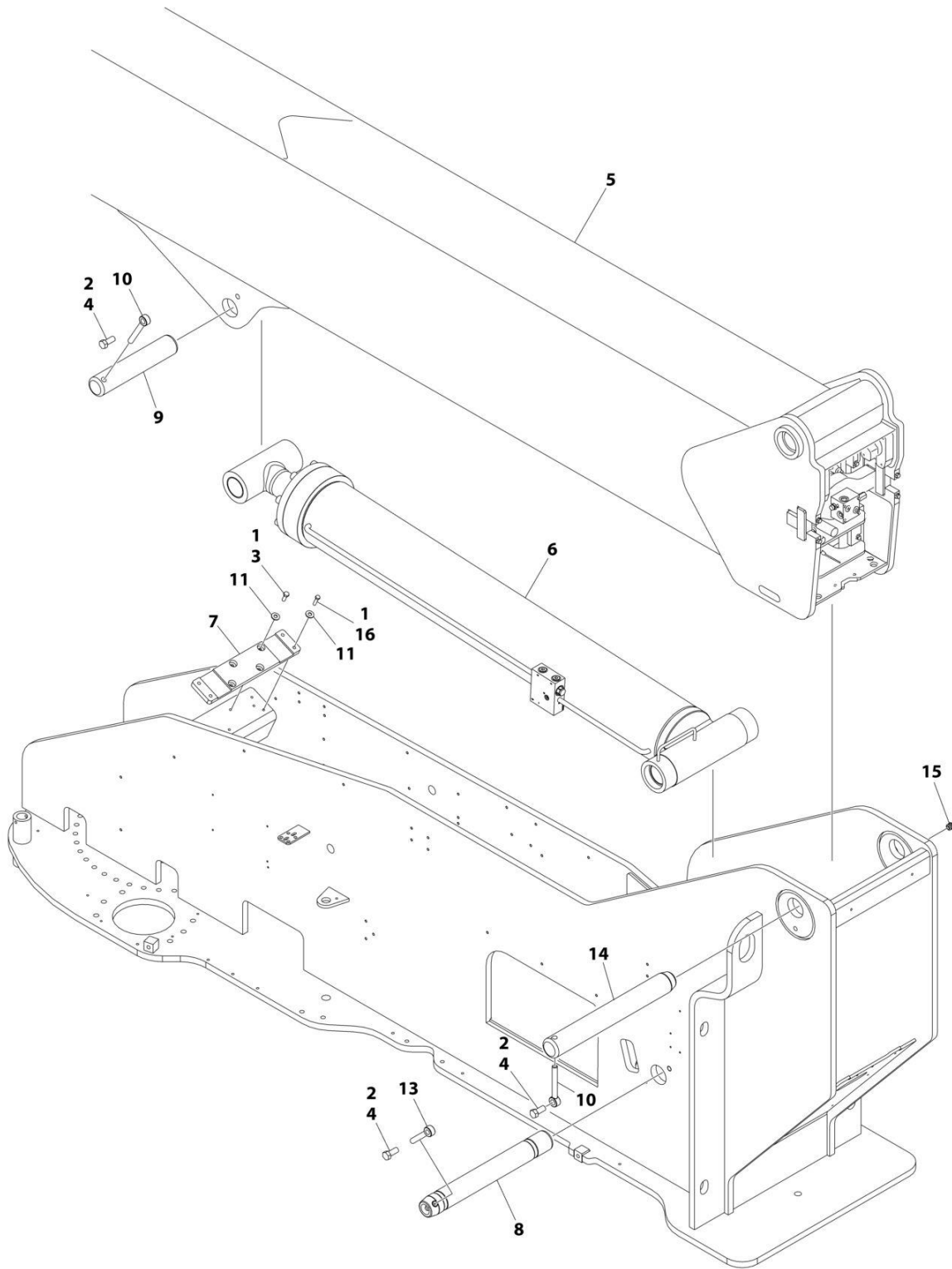
## SECTION 3 - ENGINE

ITEM	PART NUMBER	QTY	DESCRIPTION	REV
31C	70004092	1	Endbell, Belt Tensioner	
31D	70004094	1	Endbell, Brush Block	
31E	70006094	1	Shroud Assembly	
31E	7027799	1	Block, Connector - 6 Position (Not Shown)	
31E	70002460	6	Nut, Brass (Attaches p/n 7027799 to Cover) (Not Shown)	
31E	70006095	1	Breaker, Circuit 30Amp (Not Shown)	
31E	70006096	1	Boot, Breaker (Not Shown)	
31E	7026597	1	Connector with Leads (Not Shown)	
31E	7026626	1	Connector with Pins (Not Shown)	
31E	70004098	1	Clamp, Cable (Not Shown)	
31E	70006097	1	Plate, End Panel (Not Shown)	
31E	70002291	1	Insulator, End Panel (Not Shown)	
31E	70001974	1	Decal - Terminal Connections (Not Shown)	
31F	70001973	1	Decal - Warning Moving Parts	
32	1001138011	1	Bracket	
33	1001136357	1	Belt, Generator	
34	3311005	4	Nut #10	
35	4751000	4	Washer #10	
	1001157525	Ref	JUNCTION BOX ASSEMBLY	B
101	3300396	1	Cover, Fuse	
102	3311001	6	Nut #10	
103	3520189	1	Plug (50Hz Spec Only)	
104	3520192	1	Plug	
105	4360070	1	Circuit Breaker - 15Amp	
106	4460425	1	Strain Relief, Terminal	
107	4460426	2	Connector, Strain Relief	
109	4711000	10	Washer #10	
110	10702077	2	Screw #10 x 3/8	
111	10702082	2	Screw #10 x 3/4	
112	1001152525	1	Plug	
113	1001157520	1	Block, Terminal	
114	1001157521	1	Box, Junction	
115	1001157528	1	Decal - Wiring Schematic	
116	1001158007	1	Cover, PVC	
117	1001158008	2	Stand-Off	
	0272589	Ref	DECAL INSTALLATION	A
201	1705460	2	Decal - SkyPower	
202	1705461	1	Decal - 240V - 3 Phase	
203	1705489	3	Decal - Hazardous Voltage	
	1001122528	Ref	ELECTRICAL DIAGRAM COMPONENTS	B
301	1001119968	1	Generator Harness (With UGM)	B
301A	4460967	1	Plug, Male - 3 Position (Not Shown)	
301A	4460465	6	Socket, Female	
301B	1001117078	1	Fuseholder with Fuse (Not Shown)	
303	4922641	1	Switch Harness	

**SECTION 4 - BOOM**

# SECTION 4 - BOOM

FIGURE 4-1. BOOM INSTALLATION - WITHOUT COLD WEATHER PLUS PACKAGE (1200SJP)



ART\_0271799\_J

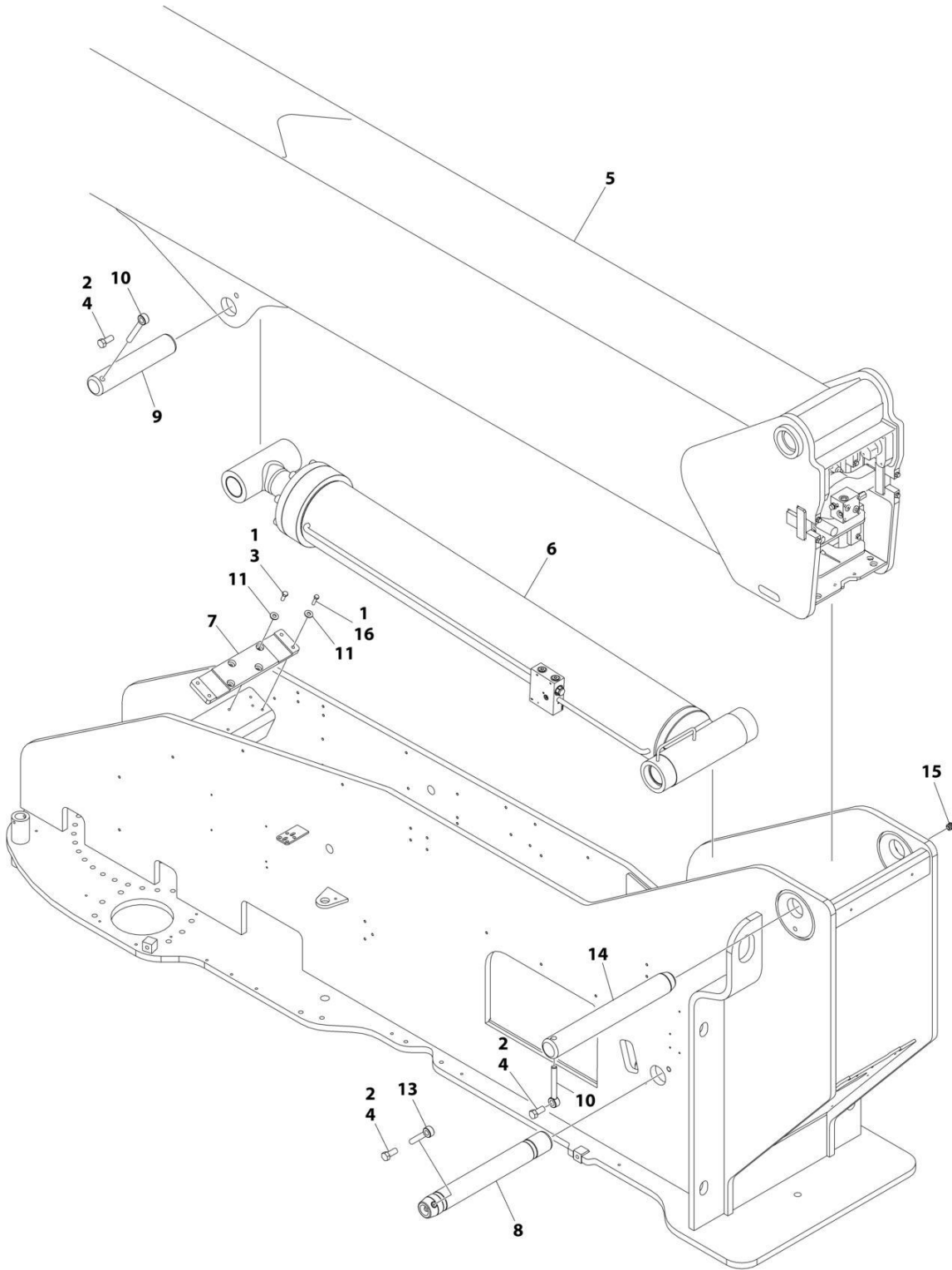
## SECTION 4 - BOOM

**FIGURE 4-1. BOOM INSTALLATION - WITHOUT COLD WEATHER PLUS PACKAGE (1200SJP)**

ITEM	PART NUMBER	QTY	DESCRIPTION	REV
	0271799	Ref	BOOM INSTALLATION 1200SJP - WITHOUT COLD WEATHER PLUS PACKAGE (1200SJP)	J
1	0100011	AR	Compound, Locking	
2	0100019	AR	Compound, Locking	
3	0641608	4	Bolt 3/8 x 1	
4	0642214	3	Bolt 3/4 x 1-3/4	
5	0801320	1	Boom Assembly (See Separate Breakdown in this Section)	
6	1001251024	1	Lift Cylinder Assembly (See Separate Breakdown in CYLINDER Section)	
7	1001237755	1	Pad	
8	3423208	1	Pin, Load Sensing	
9	3422955	1	Pin	
10	3841287	2	Keeper, Pin	
11	4751600	8	Washer 3/8	
13	3841581	1	Keeper, Pin	
14	3422988	1	Pin	
15	1001213705	1	Plug	
16	0641612	4	Bolt 3/8 x 1-1/2	

# SECTION 4 - BOOM

## FIGURE 4-2. BOOM INSTALLATION - WITH COLD WEATHER PLUS PACKAGE (1200SJP)



ART\_1001138800\_E



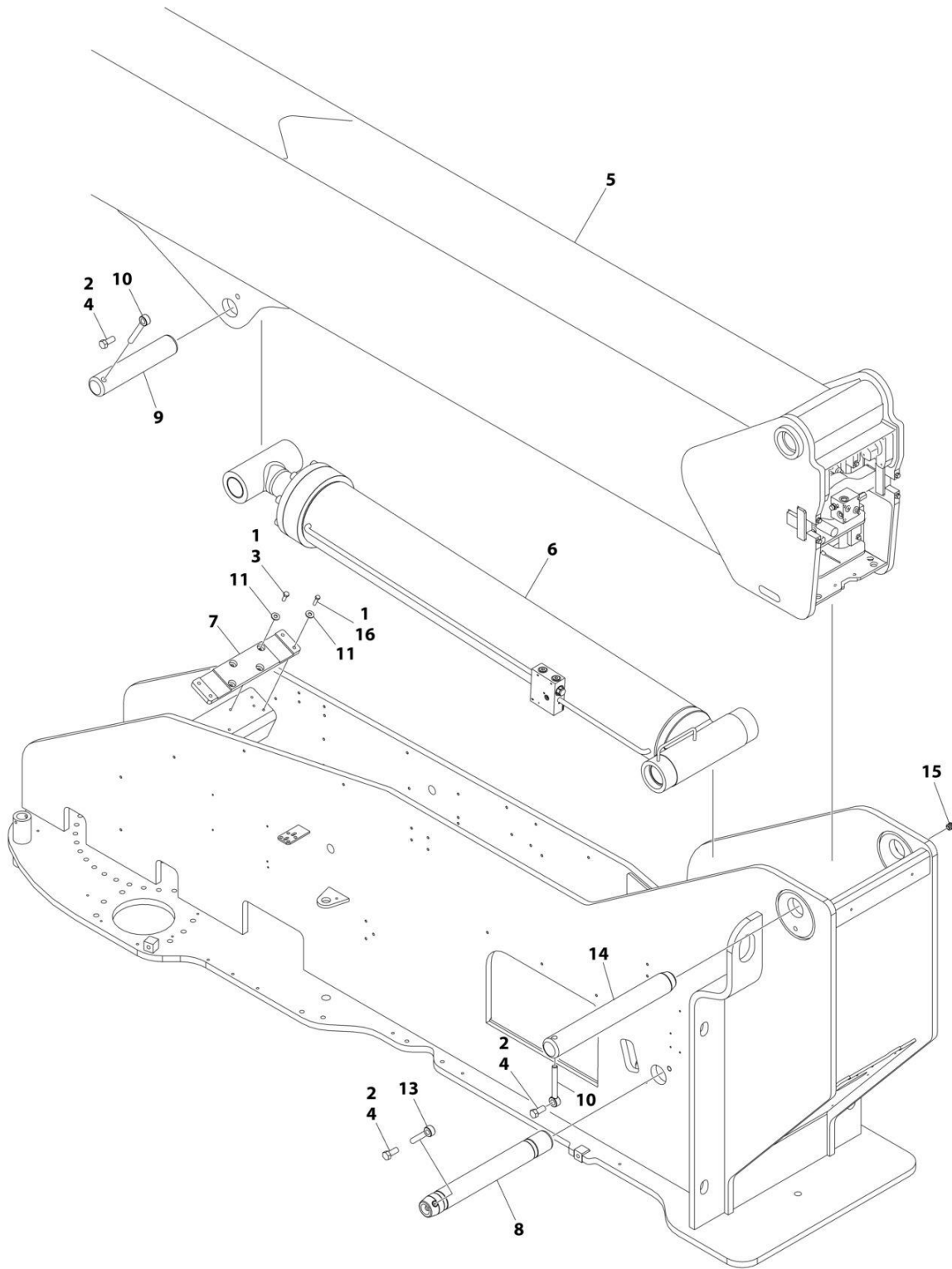
## SECTION 4 - BOOM

**FIGURE 4-2. BOOM INSTALLATION - WITH COLD WEATHER PLUS PACKAGE (1200SJP)**

ITEM	PART NUMBER	QTY	DESCRIPTION	REV
	1001138800	Ref	BOOM INSTALLATION 1200SJP - WITH COLD WEATHER PLUS PACKAGE (1200SJP)	E
1	0100011	AR	Compound, Locking	
2	0100019	AR	Compound, Locking	
3	0641608	4	Bolt 3/8 x 1	
4	0642214	3	Bolt 3/4 x 1-3/4	
5	1001138801	1	Boom Assembly (See Separate Breakdown in this Section)	
6	1001251024	1	Lift Cylinder Assembly (See Separate Breakdown in CYLINDER Section)	
7	1001237755	1	Pad	
8	3423208	1	Pin, Load Sensing	
9	3422955	1	Pin	
10	3841287	2	Keeper, Pin	
11	4751600	8	Washer 3/8	
13	3841581	1	Keeper, Pin	
14	3422988	1	Pin	
15	1001213705	1	Plug	
16	0641611	4	Bolt 3/8 x 1-3/8	

# SECTION 4 - BOOM

FIGURE 4-3. BOOM INSTALLATION - WITHOUT COLD WEATHER PLUS PACKAGE (1350SJP)



ART\_0271530\_J

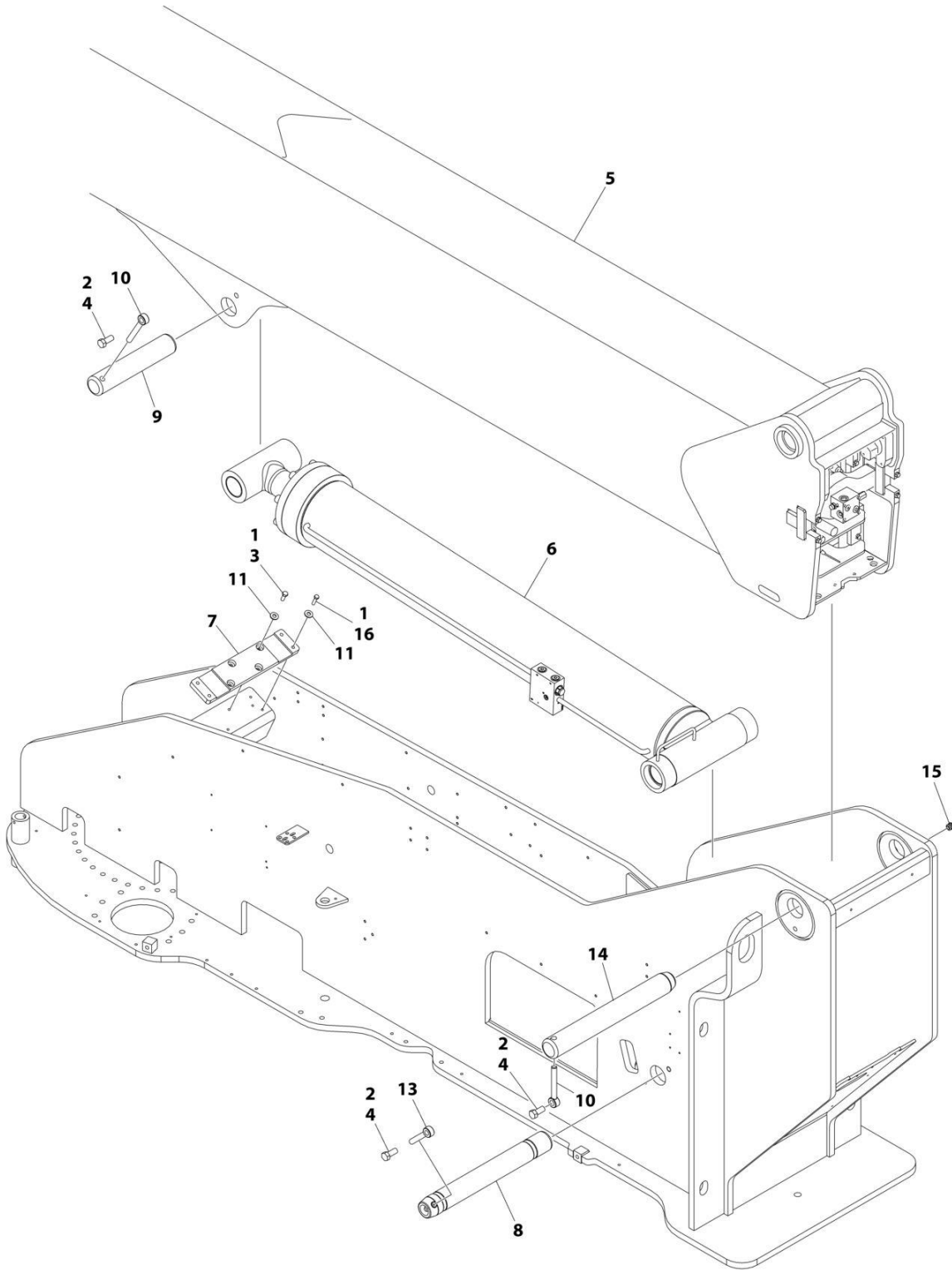
## SECTION 4 - BOOM

**FIGURE 4-3. BOOM INSTALLATION - WITHOUT COLD WEATHER PLUS PACKAGE (1350SJP)**

ITEM	PART NUMBER	QTY	DESCRIPTION	REV
	0271530	Ref	BOOM INSTALLATION 1350SJP - WITHOUT COLD WEATHER PLUS PACKAGE (1350SJP)	J
1	0100011	AR	Compound, Locking	
2	0100019	AR	Compound, Locking	
3	0641608	4	Bolt 3/8 x 1	
4	0642214	3	Bolt 3/4 x 1-3/4	
5	0801315	1	Boom Assembly (See Separate Breakdown in this Section)	
6	1001251024	1	Lift Cylinder Assembly (See Separate Breakdown in CYLINDER Section)	
7	1001237755	1	Pad	
8	3423208	1	Pin, Load Sensing	
9	3422955	1	Pin	
10	3841287	2	Keeper, Pin	
11	4751600	AR	Washer 3/8	
13	3841581	1	Keeper, Pin	
14	3422988	1	Pin	
15	1001213705	1	Plug	
16	0641612	4	Bolt 3/8 x 1-1/2	

# SECTION 4 - BOOM

## FIGURE 4-4. BOOM INSTALLATION - WITH COLD WEATHER PLUS PACKAGE (1350SJP)



ART\_1001139516\_E

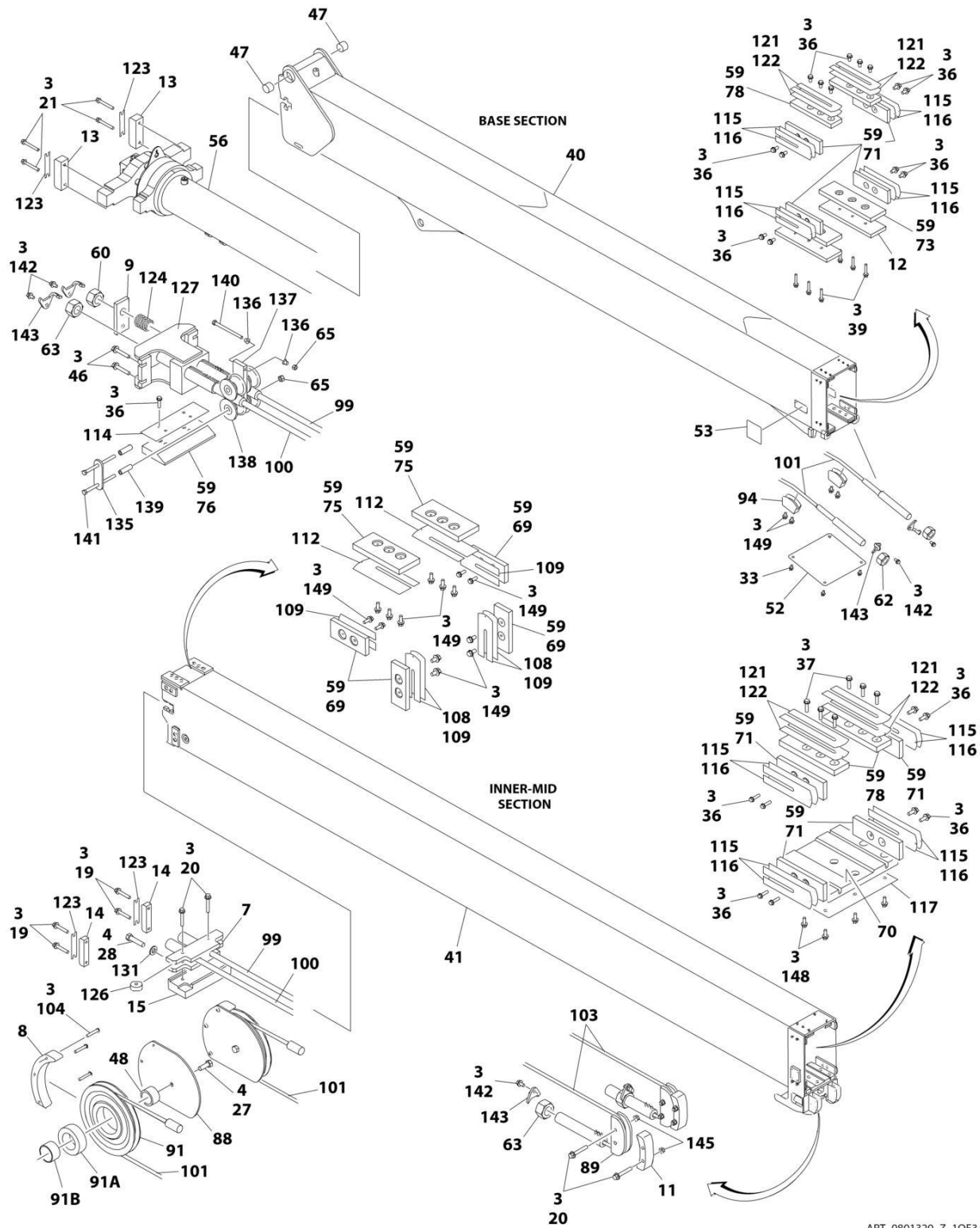
## SECTION 4 - BOOM

**FIGURE 4-4. BOOM INSTALLATION - WITH COLD WEATHER PLUS PACKAGE (1350SJP)**

ITEM	PART NUMBER	QTY	DESCRIPTION	REV
	1001139516	Ref	BOOM INSTALLATION 1350SJP - WITH COLD WEATHER PLUS PACKAGE (1350SJP)	E
1	0100011	AR	Compound, Locking	
2	0100019	AR	Compound, Locking	
3	0641608	4	Bolt 3/8 x 1	
4	0642214	3	Bolt 3/4 x 1-3/4	
5	1001139517	1	Boom Assembly (See Separate Breakdown in this Section)	
6	1001251024	1	Lift Cylinder Assembly (See Separate Breakdown in CYLINDER Section)	
7	1001237755	1	Pad	
8	3423208	1	Pin, Load Sensing	
9	3422955	1	Pin	
10	3841287	2	Keeper, Pin	
11	4751600	8	Washer 3/8	
13	3841581	1	Keeper, Pin	
14	3422988	1	Pin	
15	1001213705	1	Plug	
16	0641611	4	Bolt 3/8 x 1-3/8	

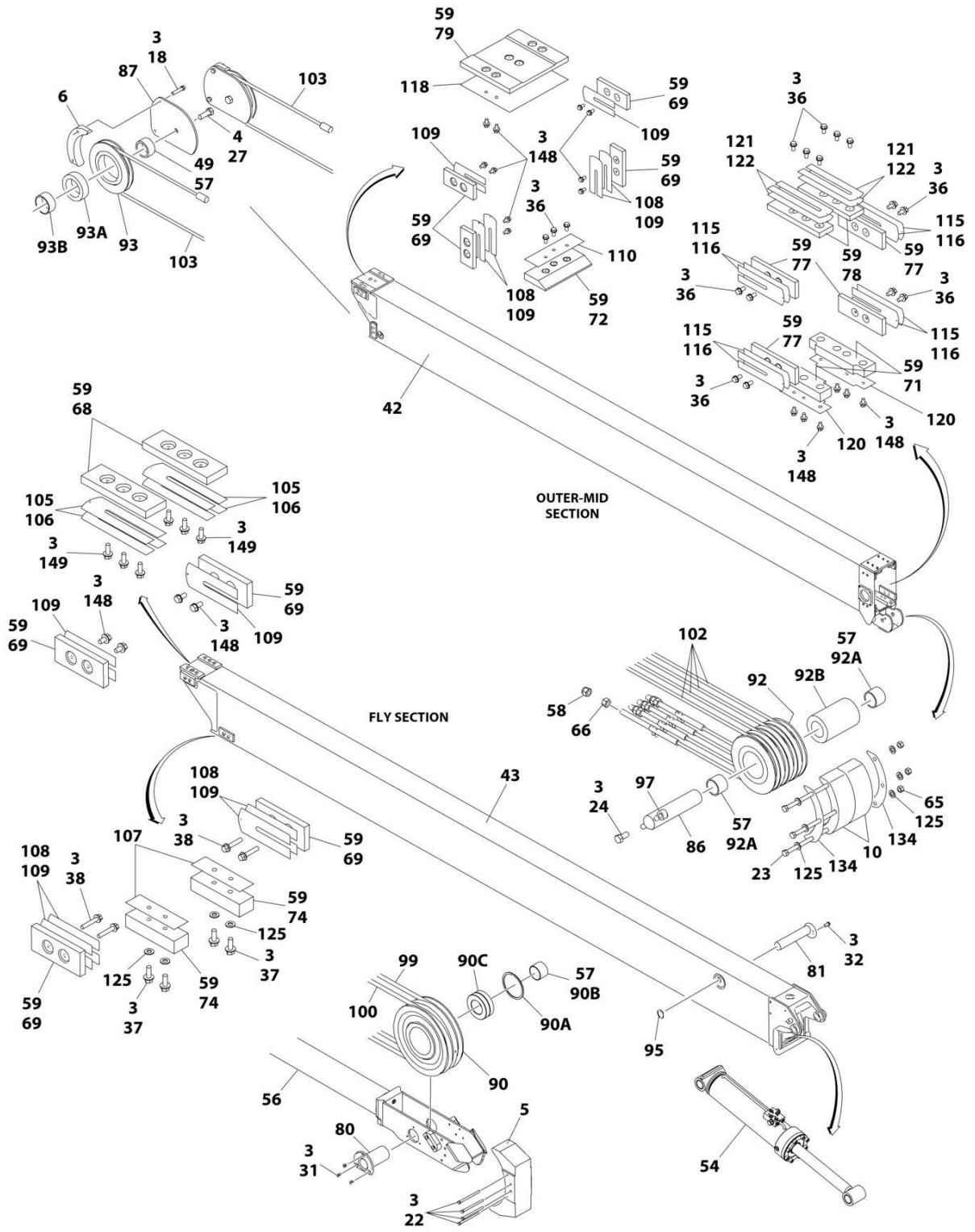
# SECTION 4 - BOOM

FIGURE 4-5. BOOM ASSEMBLY - WITHOUT COLD WEATHER PLUS PACKAGE (1200SJP)



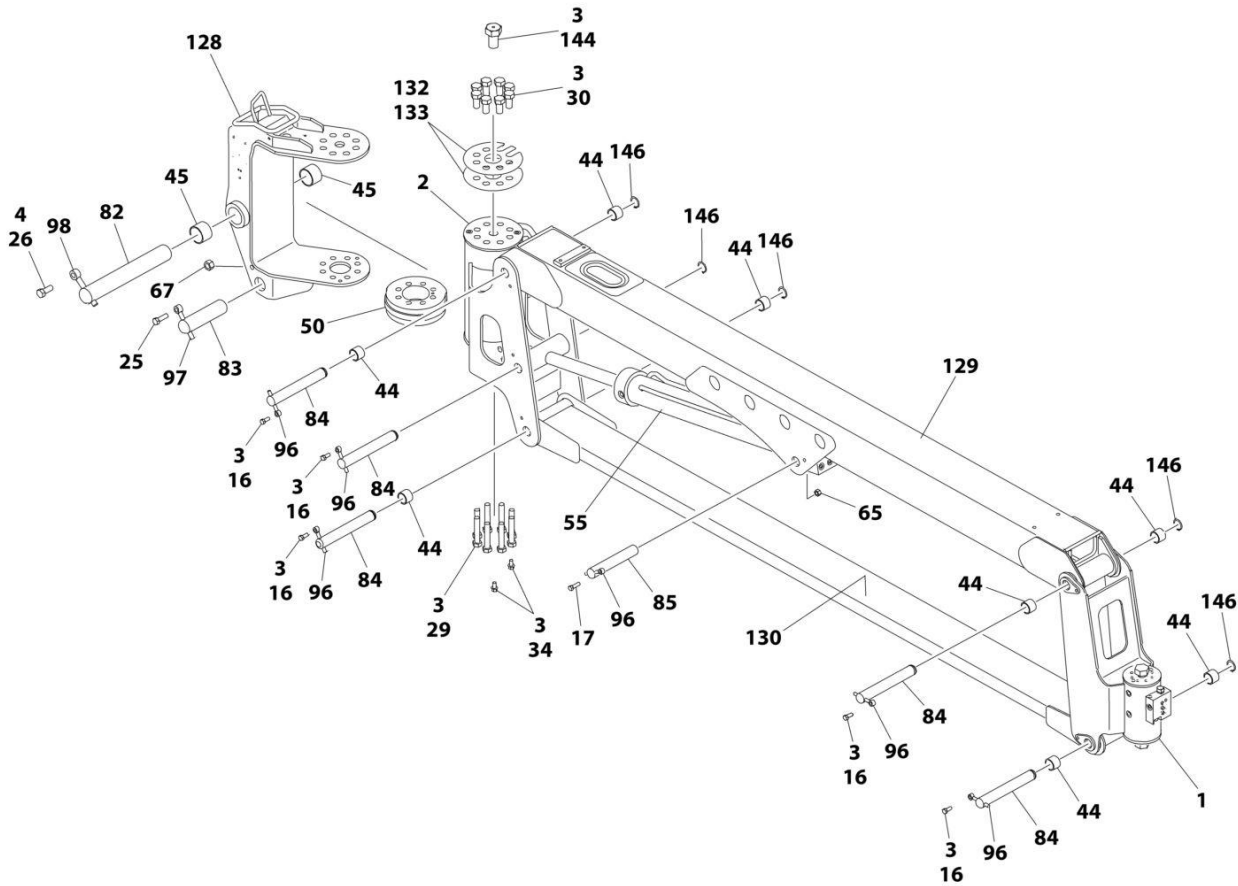
ART\_0801320\_Z\_10F3

# SECTION 4 - BOOM



ART\_0801320\_Z\_20F3

# SECTION 4 - BOOM



ART\_0801320\_Z\_30F3



## SECTION 4 - BOOM

**FIGURE 4-5. BOOM ASSEMBLY - WITHOUT COLD WEATHER PLUS PACKAGE (1200SJP)**

ITEM	PART NUMBER	QTY	DESCRIPTION	REV
	0801320	Ref	BOOM ASSEMBLY 1200SJP - WITHOUT COLD WEATHER PLUS PACKAGE (1200SJP)	Z
1	1001178247	1	Actuator Assembly (Platform Rotate) (See Separate Breakdown in this Section)	
2	1001178248	1	Actuator Assembly (Jib Rotate) (See Separate Breakdown in this Section)	
3	0100011	AR	Compound, Locking	
4	0100019	AR	Compound, Locking	
5	0561431	1	Block, Rope Retainer	
6	0561437	2	Block, Rope Retainer	
7	0561439	1	Block, Outer Mid Extend	
8	0561444	2	Block, Cable Retainer	
9	0561454	1	Block, Switch Adjuster	
10	0561457	2	Block, Cable Retainer	
11	0561458	2	Block, Cable Retainer	
12	0561471	2	Block, Spacer	
13	0561500	2	Block, Trunnion Keeper	
14	0561482	2	Block, Trunnion Keeper	
15	3340955	1	Pad	
16	0641607	5	Bolt 3/8 x 7/8	
17	0641610	1	Bolt 3/8 x 1-1/4	
18	0641615	4	Bolt 3/8 x 1-7/8	
19	0791618	4	Screw 3/8 x 2-1/4	
20	0791620	10	Screw 3/8 x 2-1/2	
21	0791624	4	Screw 3/8 x 3	
22	0641646	4	Bolt 3/8 x 5-3/4	
23	0641652	3	Bolt 3/8 x 6-1/2	
24	0641808	1	Bolt 1/2 x 1	
25	0641813	1	Bolt 1/2 x 1-5/8	
26	0642012	1	Bolt 5/8 x 1-1/2	
27	0642014	4	Bolt 5/8 x 1-3/4	
28	0642022	2	Bolt 5/8 x 2-3/4	
29	0682028	8	Bolt 5/8 x 3-1/2 Grade 8	
30	0682212	8	Bolt 3/4 x 1-1/2 Grade 8	
31	0741606	3	Screw 3/8 x 3/4	
32	0741806	1	Screw 1/2 x 3/4	
33	0791604	4	Screw 3/8 x 1/2	
34	0791606	2	Screw 3/8 x 3/4	
36	0811608	43	Screw 3/8 x 1	
37	0811610	10	Screw 3/8 x 1-1/4	
38	0811614	4	Screw 3/8 x 1-3/4	
39	0811616	6	Screw 3/8 x 2	
40	0801316	1	Base, Boom	
41	0801317	1	Mid, Inner	
42	0801318	1	Mid, Outer	
43	0801319	1	Fly, Boom	
44	0961951	8	Bushing (Part of Item 129 & 130)	
45	0962224	2	Bearing	
46	0791612	4	Screw 3/8 x 1-1/2	
47	0962297	2	Bushing	

## SECTION 4 - BOOM

ITEM	PART NUMBER	QTY	DESCRIPTION	REV
48	0962409	2	Bushing	
49	0962410	2	Bushing	
50	1100131	1	Cam	
52	1671032	1	Cover	
53	1671033	1	Cover	
54	1001251023	1	Platform Level Cylinder Assembly (See Separate Breakdown in CYLINDER Section)	
55	1001251025	1	Jib Cylinder Assembly (See Separate Breakdown in CYLINDER Section)	
56	1001251026	1	Telescope Cylinder Assembly (See Separate Breakdown in CYLINDER Section)	
57	3020039	AR	Lubricant, Moly	
58	3300239	4	Nut, Nylon Insert	
59	3020042	AR	Lubricant with PTFE	
60	3300458	1	Nut 1	
62	3300460	2	Nut 1-1/4	
63	3300461	3	Nut 1-3/8	
65	3311605	7	Nut 3/8	
66	3311801	4	Nut 1/2	
67	3311805	1	Nut 1/2	
68	3340871	2	Pad, Wear	
69	3340881	12	Pad, Wear	
70	3340910	1	Pad, Wear	
71	3340912	2	Pad, Wear	
72	4700039	1	Pad, Wear	
73	3340916	2	Pad, Wear	
74	3340917	2	Pad, Wear	
75	3340918	2	Pad, Wear	
76	4700038	1	Pad, Wear	
77	3340921	12	Pad, Wear	
78	3340922	6	Pad, Wear	
79	3340926	1	Pad, Wear	
80	3422926	1	Pin	
81	3422937	1	Pin	
82	1001119899	1	Pin	
83	3422956	1	Pin	
84	3422957	5	Pin	
85	3422958	1	Pin	
86	3422959	1	Pin	
87	3572950	2	Plate, Cable Retract Retainer	
88	3572951	2	Plate, Cable Retract Retainer	
89	3580342	2	Sheave	
90	1001154260	2	Sheave	
90A	1001154294	1	Ring, Snap	
90B	1001154304	1	Bushing (Inner)	
90C	1001154306	1	Bushing (Outer)	
91	3580298	2	Sheave	
91A	0962402	1	Bushing (Outer)	
91B	0962406	1	Bushing (Inner)	
92	3580300	1	Sheave	
92A	1001139972	1	Sleeve, Bushing (Inner)	
92B	0962403	1	Bushing (Outer)	

## SECTION 4 - BOOM

ITEM	PART NUMBER	QTY	DESCRIPTION	REV
93	3580302	2	Sheave	
93A	0962404	1	Bushing (Outer)	
93B	0962411	1	Bushing (Inner)	
94	3580341	2	Sheave	
95	3760233	1	Ring, Retaining	
96	3841143	6	Keeper, Pin	
97	3841203	2	Keeper, Pin	
98	3841258	1	Keeper, Pin	
99	3890034	1	Cable, Outer Mid Extend	
100	3890035	1	Cable, Outer Mid Extend	
101	3890036	2	Cable, Outer Mid Retract	
102	3890037	4	Cable, Fly Extend	
103	3890038	2	Cable, Fly Retract	
104	0641618	6	Screw 3/8 x 2-1/4	
105	4070863	2	Shim #11 Gauge	
106	4070864	2	Shim #18 Gauge	
107	4070895	2	Shim #16 Gauge	
108	4070897	6	Shim #18 Gauge	
109	4070898	12	Shim #11 Gauge	
110	4071012	1	Shim #16 Gauge	
112	4071015	2	Shim #16 Gauge	
114	4071017	1	Shim #16 Gauge	
115	4071018	8	Shim #16 Gauge	
116	4071019	12	Shim #11 Gauge	
117	4071024	1	Shim #16 Gauge	
118	4071025	1	Shim #16 Gauge	
120	4071027	2	Shim #16 Gauge	
121	4071028	6	Shim #16 Gauge	
122	4071029	6	Shim #11 Gauge	
123	4071031	4	Shim #16 Gauge	
124	4160197	1	Spring	
125	4711600	10	Washer 3/8	
126	4740509	2	Spacer	
127	4846453	1	Plate, Mounting	
128	4846462	1	Pivot	
129	4846482	1	Link, Jib (Upper) (Includes Item 44)	
130	0801550	1	Link, Jib (Lower) (Includes Item 44)	
131	4892000	2	Washer 5/8	
132	4071044	1	Shim #18 Gauge	
133	4071045	1	Shim #11 Gauge	
134	4071046	2	Shim #16 Gauge	
135	0363066	2	Bar, Stabilizer	
136	0962447	2	Bearing, Flanged	
137	3573437	1	Plate, Pulley Adjustment	
138	3580306	4	Pulley	
139	4568423	4	Tube, Spacer	
140	0641640	1	Bolt 3/8 x 5	
141	0641644	2	Bolt 3/8 x 5-1/2	
142	0791605	6	Screw 3/8 x 5/8	
143	3573444	6	Plate, Lock	
144	0630558	1	Bolt 1 x 2	

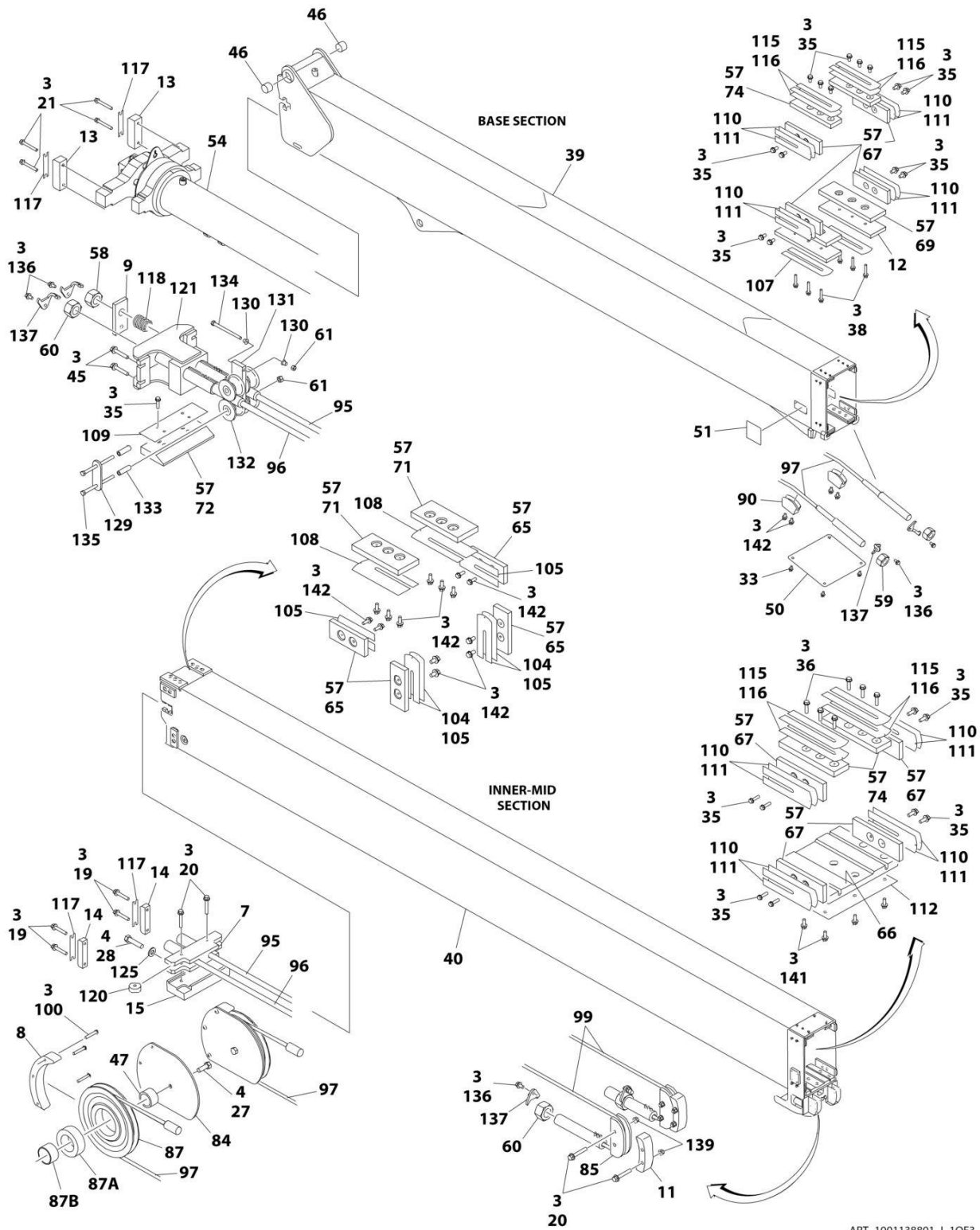
## SECTION 4 - BOOM

ITEM	PART NUMBER	QTY	DESCRIPTION	REV
145	3311608	8	Nut 3/8	
146	3760133	5	Ring, Retaining	
148	0811606	30	Screw 3/8 x 3/4	
149	0811607	24	Screw 3/8 x 7/8	



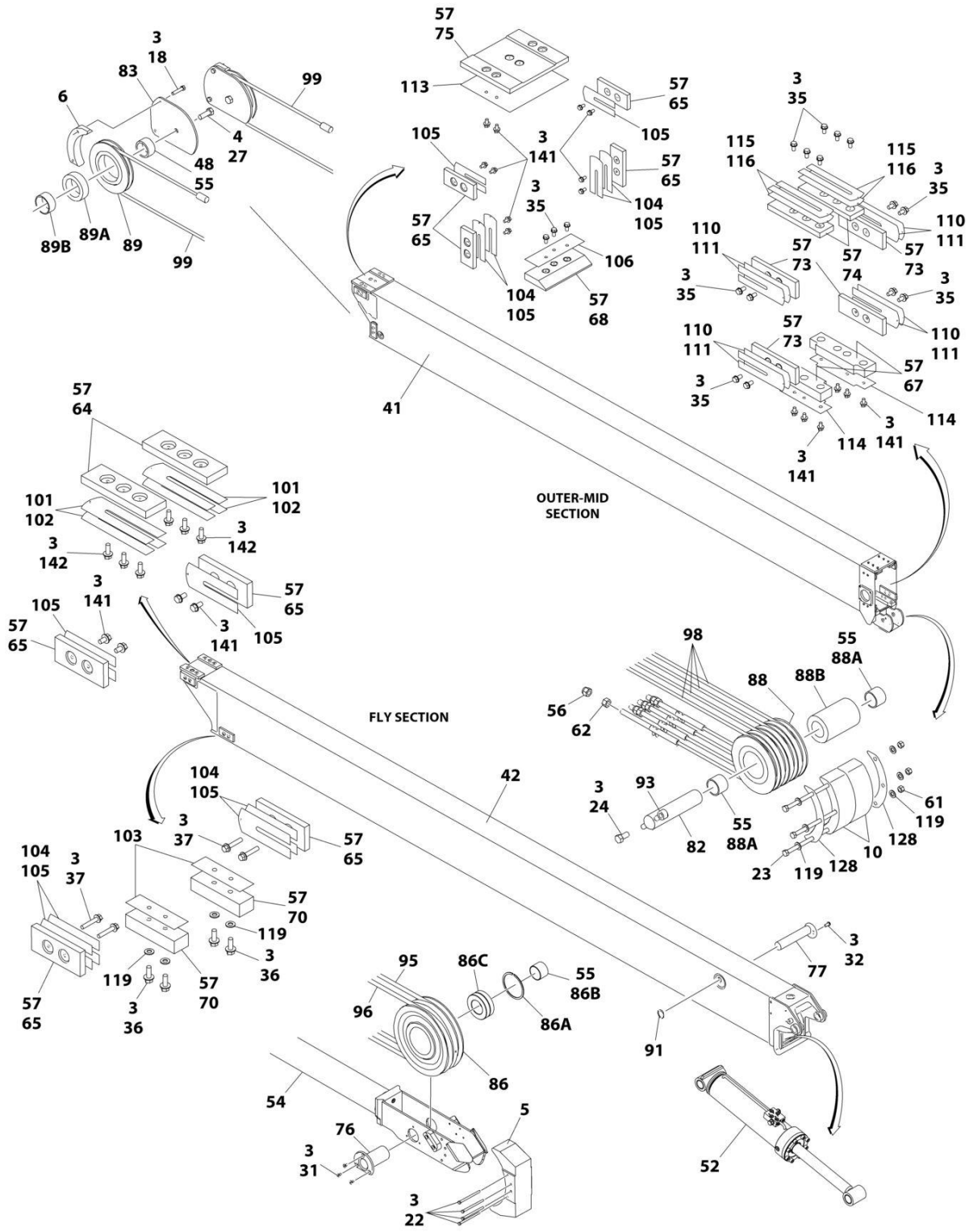
# SECTION 4 - BOOM

## FIGURE 4-6. BOOM ASSEMBLY - WITH COLD WEATHER PLUS PACKAGE (1200SJP)



ART\_1001138801\_1\_10F3

# SECTION 4 - BOOM



ART\_1001138801\_I\_20F3





## SECTION 4 - BOOM

**FIGURE 4-6. BOOM ASSEMBLY - WITH COLD WEATHER PLUS PACKAGE (1200SJP)**

ITEM	PART NUMBER	QTY	DESCRIPTION	REV
	1001138801	Ref	BOOM ASSEMBLY 1200SJP - WITH COLD WEATHER PLUS PACKAGE (1200SJP)	I
1	1001178247	1	Actuator Assembly (Platform Rotate) (See Separate Breakdown in this Section)	
2	1001178248	1	Actuator Assembly (Jib Rotate) (See Separate Breakdown in this Section)	
3	0100011	AR	Compound, Locking	
4	0100019	AR	Compound, Locking	
5	0561431	1	Block, Rope Retainer	
6	0561437	2	Block, Rope Retainer	
7	0561439	1	Block, Outer Mid Extend	
8	0561444	2	Block, Cable Retainer	
9	0561454	1	Block, Switch Adjuster	
10	0561457	2	Block, Cable Retainer	
11	0561458	2	Block, Cable Retainer	
12	0561471	2	Block, Spacer	
13	0561500	2	Block, Trunnion Keeper	
14	0561482	2	Block, Trunnion Keeper	
15	3340955	1	Pad	
16	0641607	5	Bolt 3/8 x 7/8	
17	0641610	1	Bolt 3/8 x 1-1/4	
18	0641615	4	Bolt 3/8 x 1-7/8	
19	0791618	4	Screw 3/8 x 2-1/4	
20	0791620	10	Screw 3/8 x 2-1/2	
21	0791624	4	Screw 3/8 x 3	
22	0641646	4	Bolt 3/8 x 5-3/4	
23	0641652	3	Bolt 3/8 x 6-1/2	
24	0641808	1	Bolt 1/2 x 1	
25	0641813	1	Bolt 1/2 x 1-5/8	
26	0642012	1	Bolt 5/8 x 1-1/2	
27	0642014	4	Bolt 5/8 x 1-3/4	
28	0642022	2	Bolt 5/8 x 2-3/4	
29	0682028	8	Bolt 5/8 x 3-1/2 Grade 8	
30	0682212	8	Bolt 3/4 x 1-1/2 Grade 8	
31	0741606	3	Screw 3/8 x 3/4	
32	0741806	1	Screw 1/2 x 3/4	
33	0791604	4	Screw 3/8 x 1/2	
34	0791606	2	Screw 3/8 x 3/4	
35	0811608	43	Screw 3/8 x 1	
36	0811610	10	Screw 3/8 x 1-1/4	
37	0811614	4	Screw 3/8 x 1-3/4	
38	0811616	6	Screw 3/8 x 2	
39	0801316	1	Base, Boom	
40	0801317	1	Mid, Inner	
41	0801318	1	Mid, Outer	
42	0801319	1	Fly, Boom	
43	0961951	8	Bushing (Part of Items 123 & 124)	
44	0962224	2	Bushing	
45	0791612	4	Screw 3/8 x 1-1/2	
46	0962297	2	Bushing	

## SECTION 4 - BOOM

ITEM	PART NUMBER	QTY	DESCRIPTION	REV
47	0962409	2	Bushing	
48	0962410	2	Bushing	
49	1100131	1	Cam	
50	1671032	1	Cover	
51	1671033	1	Cover	
52	1001228053	1	Platform Level Cylinder Assembly (See Separate Breakdown in CYLINDER Section)	
53	1001251025	1	Jib Cylinder Assembly (See Separate Breakdown in CYLINDER Section)	
54	1001251026	1	Telescope Cylinder Assembly (See Separate Breakdown in CYLINDER Section)	
55	3020039	AR	Lubricant, Moly	
56	3300239	4	Nut, Nylon Insert	
57	3020042	AR	Lubricant with PTFE	
58	3300458	1	Nut 1	
59	3300460	2	Nut 1-1/4	
60	3300461	3	Nut 1-3/8	
61	3311605	7	Nut 3/8	
62	3311801	4	Nut 1/2	
63	3311805	1	Nut 1/2	
64	3340871	2	Pad, Wear	
65	3340881	12	Pad, Wear	
66	3340910	1	Pad, Wear	
67	3340912	2	Pad, Wear	
68	4700039	1	Pad, Wear	
69	3340916	2	Pad, Wear	
70	3340917	2	Pad, Wear	
71	3340918	2	Pad, Wear	
72	4700038	1	Pad, Wear	
73	3340921	12	Pad, Wear	
74	3340922	6	Pad, Wear	
75	3340926	1	Pad, Wear	
76	3422926	1	Pin	
77	3422937	1	Pin	
78	1001119899	1	Pin	
79	3422956	1	Pin	
80	3422957	5	Pin	
81	3422958	1	Pin	
82	3422959	1	Pin	
83	3572950	2	Plate, Cable Retract Retainer	
84	3572951	2	Plate, Cable Retract Retainer	
85	3580342	2	Sheave	
86	1001154260	2	Sheave	
86A	1001154294	1	Ring, Snap	
86B	1001154304	1	Bushing (Inner)	
86C	1001154306	1	Bushing (Outer)	
87	3580298	2	Sheave	
87A	0962402	1	Bushing (Outer)	
87B	0962406	1	Bushing (Inner)	
88	3580300	1	Sheave	
88A	1001139972	1	Sleeve, Bushing (Inner)	
88B	0962403	1	Bushing (Outer)	

## SECTION 4 - BOOM

ITEM	PART NUMBER	QTY	DESCRIPTION	REV
89	3580302	2	Sheave	
89A	0962404	1	Bushing (Outer)	
89B	0962411	1	Bushing (Inner)	
90	3580341	2	Sheave	
91	3760233	1	Ring, Retaining	
92	3841143	6	Keeper, Pin	
93	3841203	2	Keeper, Pin	
94	3841258	1	Keeper, Pin	
95	3890034	1	Cable, Outer Mid Extend	
96	3890035	1	Cable, Outer Mid Extend	
97	3890036	2	Cable, Outer Mid Retract	
98	3890037	4	Cable, Fly Extend	
99	3890038	2	Cable, Fly Retract	
100	0641618	6	Screw 3/8 x 2-1/4	
101	4070863	2	Shim #11 Gauge	
102	4070864	2	Shim #18 Gauge	
103	4070895	2	Shim #16 Gauge	
104	4070897	6	Shim #18 Gauge	
105	4070898	12	Shim #11 Gauge	
106	4071012	1	Shim #16 Gauge	
107	4071013	2	Shim #16 Gauge	
108	4071015	2	Shim #16 Gauge	
109	4071017	1	Shim #16 Gauge	
110	4071018	8	Shim #16 Gauge	
111	4071019	12	Shim #11 Gauge	
112	4071024	1	Shim #16 Gauge	
113	4071025	1	Shim #16 Gauge	
114	4071027	2	Shim #16 Gauge	
115	4071028	6	Shim #16 Gauge	
116	4071029	6	Shim #11 Gauge	
117	4071031	4	Shim #16 Gauge	
118	4160197	1	Spring	
119	4711600	10	Washer 3/8	
120	4740509	2	Spacer	
121	4846453	1	Plate, Mounting	
122	4846462	1	Pivot	
123	4846482	1	Link, Jib (Upper) (Includes Item 43)	
124	0801550	1	Link, Jib (Lower) (Includes Item 43)	
125	4892000	2	Washer 5/8	
126	4071044	1	Shim #18 Gauge	
127	4071045	1	Shim #11 Gauge	
128	4071046	2	Shim #16 Gauge	
129	0363066	2	Bar, Stabilizer	
130	0962447	2	Bearing, Flanged	
131	3573437	1	Plate, Pulley Adjustment	
132	3580306	4	Pulley	
133	4568423	4	Tube, Spacer	
134	0641640	1	Bolt 3/8 x 5	
135	0641644	2	Bolt 3/8 x 5-1/2	
136	0791605	6	Screw 3/8 x 5/8	
137	3573444	6	Plate, Lock	

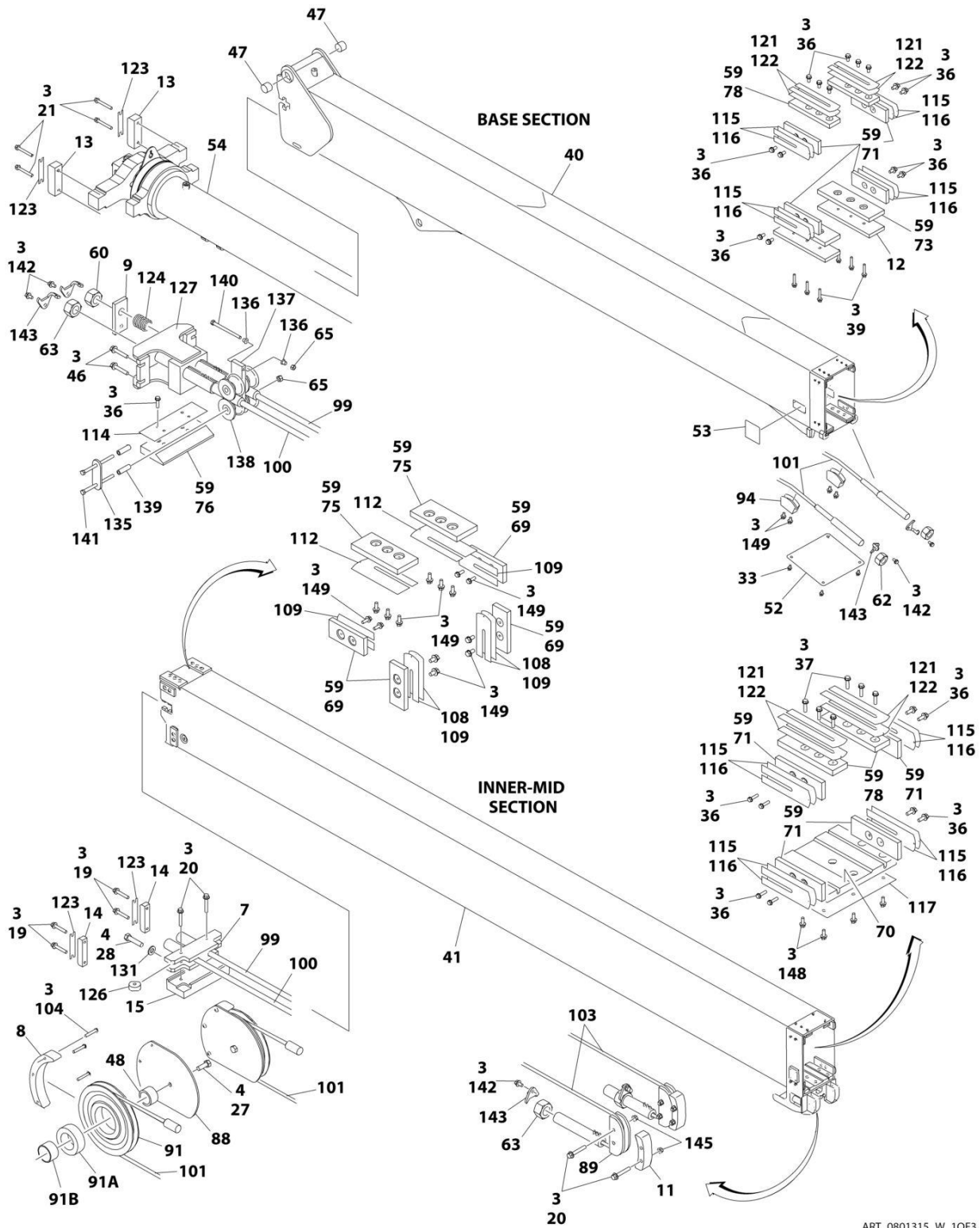
## SECTION 4 - BOOM

ITEM	PART NUMBER	QTY	DESCRIPTION	REV
138	0630558	1	Bolt 1 x 2	
139	3311608	8	Nut 3/8	
140	3760133	5	Ring, Retaining	
141	0811606	30	Screw 3/8 x 3/4	
142	0811607	24	Screw 3/8 x 7/8	



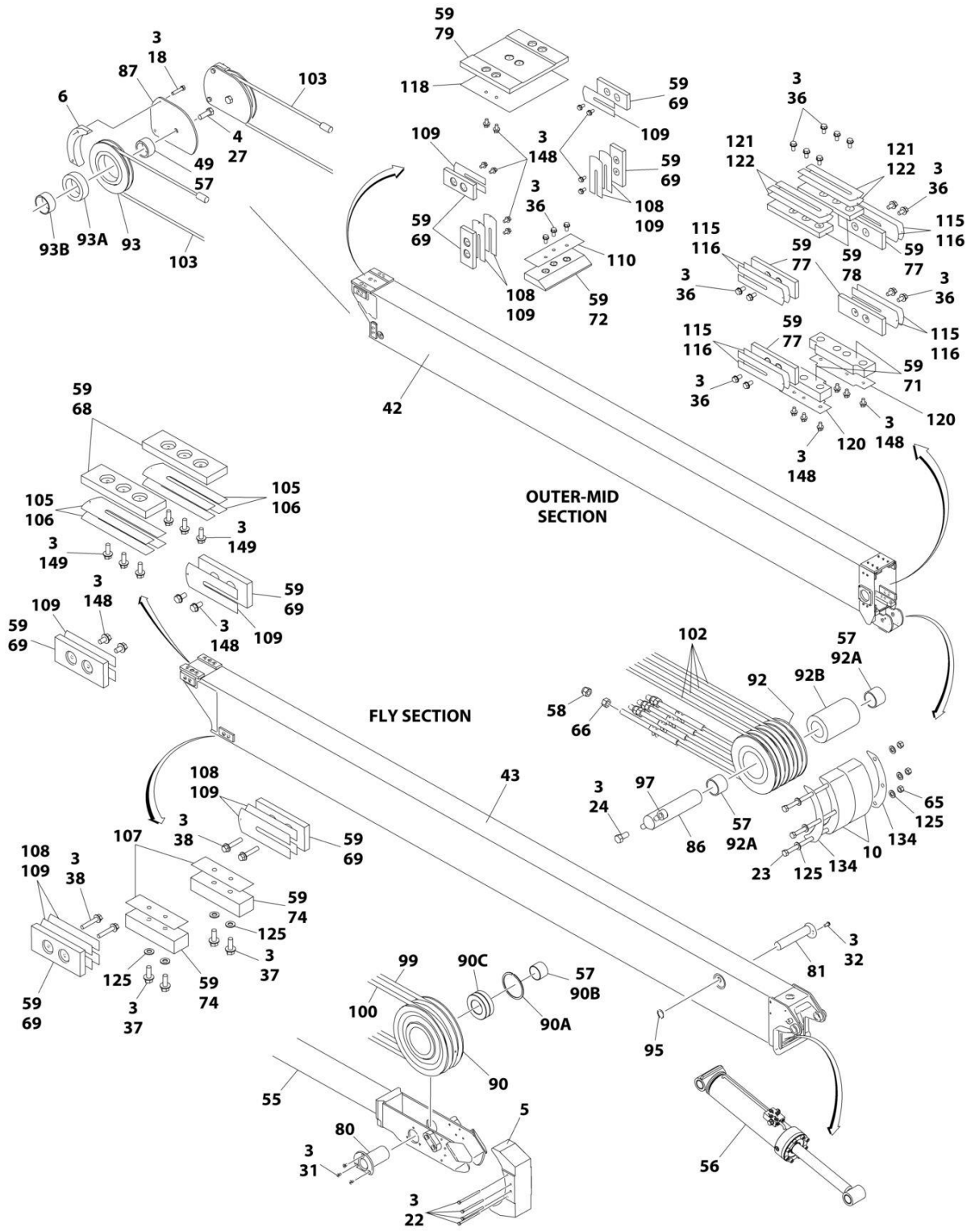
# SECTION 4 - BOOM

FIGURE 4-7. BOOM ASSEMBLY - WITHOUT COLD WEATHER PLUS PACKAGE (1350SJP)



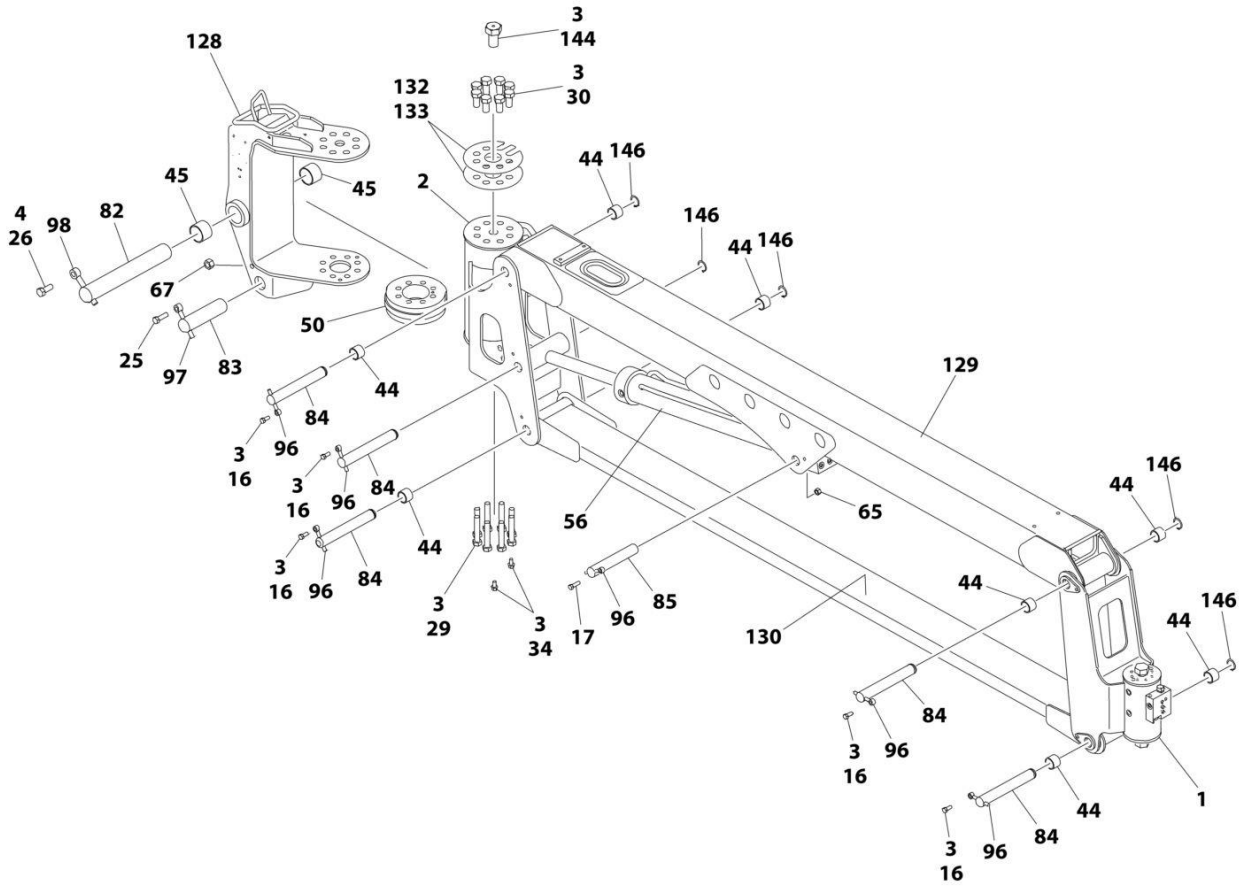
ART\_0801315\_W\_10F3

# SECTION 4 - BOOM



ART\_0801315\_W\_20F3

# SECTION 4 - BOOM



ART\_0801315\_W\_3OF3



## SECTION 4 - BOOM

**FIGURE 4-7. BOOM ASSEMBLY - WITHOUT COLD WEATHER PLUS PACKAGE (1350SJP)**

ITEM	PART NUMBER	QTY	DESCRIPTION	REV
	0801315	Ref	BOOM ASSEMBLY 1350SJP - WITHOUT COLD WEATHER PLUS PACKAGE (1350SJP)	W
1	1001178247	1	Actuator Assembly (Platform Rotate) (See Separate Breakdown in this Section)	
2	1001178248	1	Actuator Assembly (Jib Rotate) (See Separate Breakdown in this Section)	
3	0100011	AR	Compound, Locking	
4	0100019	AR	Compound, Locking	
5	0561431	1	Block, Rope Retainer	
6	0561437	2	Block, Rope Retainer	
7	0561439	1	Block, Outer Mid Extend	
8	0561444	2	Block, Cable Retainer	
9	0561454	1	Block, Switch Adjuster	
10	0561457	2	Block, Cable Retainer	
11	0561458	2	Block, Cable Retainer	
12	0561471	2	Block, Spacer	
13	0561500	2	Block, Trunnion Keeper	
14	0561482	2	Block, Trunnion Keeper	
15	3340955	1	Pad	
16	0641607	5	Bolt 3/8 x 7/8	
17	0641610	1	Bolt 3/8 x 1-1/4	
18	0641615	4	Bolt 3/8 x 1-7/8	
19	0791618	4	Screw 3/8 x 2-1/4	
20	0791620	10	Screw 3/8 x 2-1/2	
21	0791624	4	Screw 3/8 x 3	
22	0641646	4	Bolt 3/8 x 5-3/4	
23	0641652	3	Bolt 3/8 x 6-1/2	
24	0641808	1	Bolt 1/2 x 1	
25	0641813	1	Bolt 1/2 x 1-5/8	
26	0642012	1	Bolt 5/8 x 1-1/2	
27	0642014	4	Bolt 5/8 x 1-3/4	
28	0642022	2	Bolt 5/8 x 2-3/4	
29	0682028	8	Bolt 5/8 x 3-1/2 Grade 8	
30	0682212	8	Bolt 3/4 x 1-1/2 Grade 8	
31	0741606	3	Screw 3/8 x 3/4	
32	0741806	1	Screw 1/2 x 3/4	
33	0791604	4	Screw 3/8 x 1/2	
34	0791606	2	Screw 3/8 x 3/4	
36	0811608	43	Screw 3/8 x 1	
37	0811610	10	Screw 3/8 x 1-1/4	
38	0811614	4	Screw 3/8 x 1-3/4	
39	0811616	6	Screw 3/8 x 2	
40	0801301	1	Base, Boom	
41	0801302	1	Mid, Inner	
42	0801303	1	Mid, Outer	
43	0801304	1	Fly, Boom	
44	0961951	8	Bushing (Part of Item 129 & 130)	
45	0962224	2	Bearing	
46	0791612	4	Screw 3/8 x 1-1/2	
47	0962297	2	Bushing	

## SECTION 4 - BOOM

ITEM	PART NUMBER	QTY	DESCRIPTION	REV
48	0962409	2	Bushing	
49	0962410	2	Bushing	
50	1100131	1	Cam	
52	1671032	1	Cover	
53	1671033	1	Cover	
54	1001251021	1	Telescope Cylinder Assembly (See Separate Breakdown in CYLINDER Section)	
55	1001251023	1	Platform Level Cylinder Assembly (See Separate Breakdown in CYLINDER Section)	
56	1001251025	1	Jib Cylinder Assembly (See Separate Breakdown in CYLINDER Section)	
57	3020039	AR	Lubricant, Moly	
58	3300239	4	Nut, Nylon Insert	
59	3020042	AR	Lubricant with PTFE	
60	3300458	1	Nut 1	
62	3300460	2	Nut 1-1/4	
63	3300461	3	Nut 1-3/8	
65	3311605	7	Nut 3/8	
66	3311801	4	Nut 1/2	
67	3311805	1	Nut 1/2	
68	3340871	2	Pad, Wear	
69	3340881	12	Pad, Wear	
70	3340910	1	Pad, Wear	
71	3340912	2	Pad, Wear	
72	4700039	1	Pad, Wear	
73	3340916	2	Pad, Wear	
74	3340917	2	Pad, Wear	
75	3340918	2	Pad, Wear	
76	4700038	1	Pad, Wear	
77	3340921	12	Pad, Wear	
78	3340922	6	Pad, Wear	
79	3340926	1	Pad, Wear	
80	3422926	1	Pin	
81	3422937	1	Pin	
82	1001119899	1	Pin	
83	3422956	1	Pin	
84	3422957	5	Pin	
85	3422958	1	Pin	
86	3422959	1	Pin	
87	3572950	2	Plate, Cable Retract Retainer	
88	3572951	2	Plate, Cable Retract Retainer	
89	3580342	2	Sheave	
90	1001154260	2	Sheave	
90A	1001154294	1	Ring, Snap	
90B	1001154304	1	Bushing (Inner)	
90C	1001154306	1	Bushing (Outer)	
91	3580298	2	Sheave	
91A	0962402	1	Bushing (Outer)	
91B	0962406	1	Bushing (Inner)	
92	3580300	1	Sheave	
92A	1001139972	1	Bushing (Inner)	
92B	0962403	1	Bushing (Outer)	

## SECTION 4 - BOOM

ITEM	PART NUMBER	QTY	DESCRIPTION	REV
93	3580302	1	Sheave	
93A	0962404	1	Bushing (Outer)	
93B	0962411	1	Bushing (Inner)	
94	3580341	2	Sheave	
95	3760233	1	Ring, Retaining	
96	3841143	6	Keeper, Pin	
97	3841203	2	Keeper, Pin	
98	3841258	1	Keeper, Pin	
99	3890029	1	Cable, Outer Mid Extend	
100	3890030	1	Cable, Outer Mid Extend	
101	3890031	2	Cable, Outer Mid Retract	
102	3890032	4	Cable, Fly Extend	
103	3890033	2	Cable, Fly Retract	
104	0641618	6	Screw 3/8 x 2-1/4	
105	4070863	2	Shim #11 Gauge	
106	4070864	2	Shim #18 Gauge	
107	4070895	2	Shim #16 Gauge	
108	4070897	6	Shim #18 Gauge	
109	4070898	12	Shim #11 Gauge	
110	4071012	1	Shim #16 Gauge	
112	4071015	2	Shim #16 Gauge	
114	4071017	1	Shim #16 Gauge	
115	4071018	8	Shim #16 Gauge	
116	4071019	12	Shim #11 Gauge	
117	4071024	1	Shim #16 Gauge	
118	4071025	1	Shim #16 Gauge	
120	4071027	2	Shim #16 Gauge	
121	4071028	6	Shim #16 Gauge	
122	4071029	6	Shim #11 Gauge	
123	4071031	4	Shim #16 Gauge	
124	4160197	1	Spring	
125	4711600	10	Washer 3/8	
126	4740509	2	Spacer	
127	4846453	1	Plate, Mounting	
128	4846462	1	Pivot	
129	4846482	1	Link, Jib (Upper) (Includes Item 44)	
130	0801550	1	Link, Jib (Lower) (Includes Item 44)	
131	4892000	2	Washer 5/8	
132	4071044	1	Shim #18 Gauge	
133	4071045	1	Shim #11 Gauge	
134	4071046	2	Shim #16 Gauge	
135	0363066	2	Bar, Stabilizer	
136	0962447	2	Bearing, Flanged	
137	3573437	1	Plate, Pulley Adjustment	
138	3580306	4	Pulley	
139	4568423	4	Tube, Spacer	
140	0641640	1	Bolt 3/8 x 5	
141	0641644	2	Bolt 3/8 x 5-1/2	
142	0791605	6	Screw 3/8 x 5/8	
143	3573444	6	Plate, Lock	
144	0630558	1	Bolt 1-1/8 x 2	

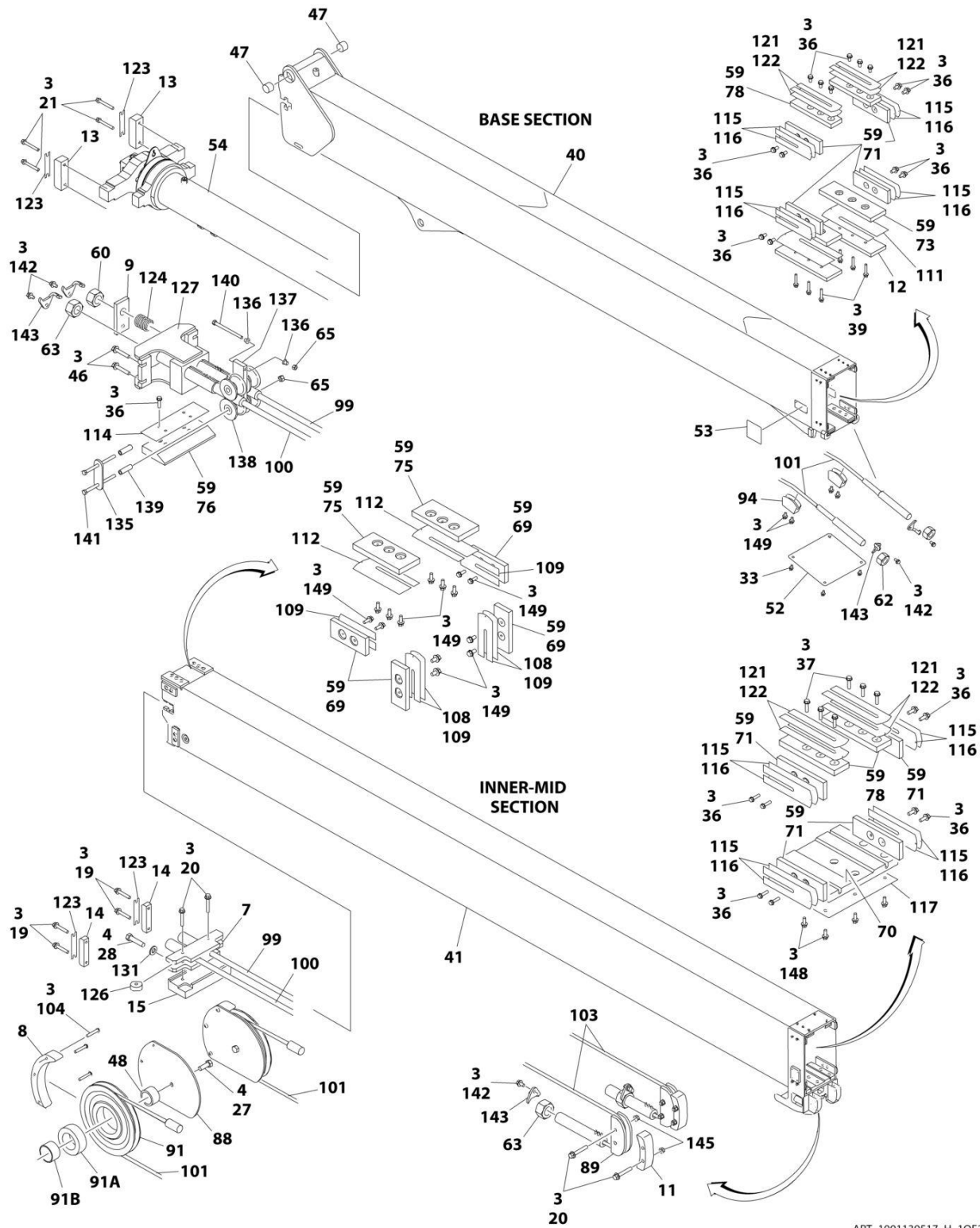
## SECTION 4 - BOOM

ITEM	PART NUMBER	QTY	DESCRIPTION	REV
145	3311608	8	Nut 3/8	
146	3760133	5	Ring, Retaining	
148	0811606	30	Screw 3/8 x 3/4	
149	0811607	24	Screw 3/8 x 7/8	



# SECTION 4 - BOOM

## FIGURE 4-8. BOOM ASSEMBLY - WITH COLD WEATHER PLUS PACKAGE (1200SJP)









## SECTION 4 - BOOM

**FIGURE 4-8. BOOM ASSEMBLY - WITH COLD WEATHER PLUS PACKAGE (1200SJP)**

ITEM	PART NUMBER	QTY	DESCRIPTION	REV
	1001139517	Ref	BOOM ASSEMBLY 1350SJP - WITH COLD WEATHER PLUS PACKAGE (1350SJP)	H
1	1001178247	1	Actuator Assembly (Platform Rotate) (See Separate Breakdown in this Section)	
2	1001178248	1	Actuator Assembly (Jib Rotate) (See Separate Breakdown in this Section)	
3	0100011	AR	Compound, Locking	
4	0100019	AR	Compound, Locking	
5	0561431	1	Block, Rope Retainer	
6	0561437	2	Block, Rope Retainer	
7	0561439	1	Block, Outer Mid Extend	
8	0561444	2	Block, Cable Retainer	
9	0561454	1	Block, Switch Adjuster	
10	0561457	2	Block, Cable Retainer	
11	0561458	2	Block, Cable Retainer	
12	0561471	2	Block, Spacer	
13	0561500	2	Block, Trunnion Keeper	
14	0561482	2	Block, Trunnion Keeper	
15	3340955	1	Pad	
16	0641607	5	Bolt 3/8 x 7/8	
17	0641610	1	Bolt 3/8 x 1-1/4	
18	0641615	4	Bolt 3/8 x 1-7/8	
19	0791618	4	Screw 3/8 x 2-1/4	
20	0791620	10	Screw 3/8 x 2-1/2	
21	0791624	4	Screw 3/8 x 3	
22	0641646	4	Bolt 3/8 x 5-3/4	
23	0641652	3	Bolt 3/8 x 6-1/2	
24	0641808	1	Bolt 1/2 x 1	
25	0641813	1	Bolt 1/2 x 1-5/8	
26	0642012	1	Bolt 5/8 x 1-1/2	
27	0642014	4	Bolt 5/8 x 1-3/4	
28	0642022	2	Bolt 5/8 x 2-3/4	
29	0682028	8	Bolt 5/8 x 3-1/2 Grade 8	
30	0682212	8	Bolt 3/4 x 1-1/2 Grade 8	
31	0741606	3	Screw 3/8 x 3/4	
32	0741806	1	Screw 1/2 x 3/4	
33	0791604	4	Screw 3/8 x 1/2	
34	0791606	2	Screw 3/8 x 3/4	
36	0811608	43	Screw 3/8 x 1	
37	0811610	10	Screw 3/8 x 1-1/4	
38	0811614	4	Screw 3/8 x 1-3/4	
39	0811616	6	Screw 3/8 x 2	
40	0801301	1	Base, Boom	
41	0801302	1	Mid, Inner	
42	0801303	1	Mid, Outer	
43	0801304	1	Fly, Boom	
44	0961951	8	Bushing (Part of Item 129 & 130)	
45	0962224	2	Bearing	
46	0791612	4	Screw 3/8 x 1-1/2	
47	0962297	2	Bushing	

## SECTION 4 - BOOM

ITEM	PART NUMBER	QTY	DESCRIPTION	REV
48	0962409	2	Bushing	
49	0962410	2	Bushing	
50	1100131	1	Cam	
52	1671032	1	Cover	
53	1671033	1	Cover	
54	1001251021	1	Telescope Cylinder Assembly (See Separate Breakdown in CYLINDER Section)	
55	1001228053	1	Platform Level Cylinder Assembly (See Separate Breakdown in CYLINDER Section)	
56	1001251025	1	Jib Cylinder Assembly (See Separate Breakdown in CYLINDER Section)	
57	3020039	AR	Lubricant, Moly	
58	3300239	4	Nut, Nylon Insert	
59	3020042	AR	Lubricant with PTFE	
60	3300458	1	Nut 1	
62	3300460	2	Nut 1-1/4	
63	3300461	3	Nut 1-3/8	
65	3311605	7	Nut 3/8	
66	3311801	4	Nut 1/2	
67	3311805	1	Nut 1/2	
68	3340871	2	Pad, Wear	
69	3340881	12	Pad, Wear	
70	3340910	1	Pad, Wear	
71	3340912	2	Pad, Wear	
72	4700039	1	Pad, Wear	
73	3340916	2	Pad, Wear	
74	3340917	2	Pad, Wear	
75	3340918	2	Pad, Wear	
76	4700038	1	Pad, Wear	
77	3340921	12	Pad, Wear	
78	3340922	6	Pad, Wear	
79	3340926	1	Pad, Wear	
80	3422926	1	Pin	
81	3422937	1	Pin	
82	1001119899	1	Pin	
83	3422956	1	Pin	
84	3422957	5	Pin	
85	3422958	1	Pin	
86	3422959	1	Pin	
87	3572950	2	Plate, Cable Retract Retainer	
88	3572951	2	Plate, Cable Retract Retainer	
89	3580342	2	Sheave	
90	1001154260	2	Sheave	
90A	1001154294	1	Ring, Snap	
90B	1001154304	1	Bushing (Inner)	
90C	1001154306	1	Bushing (Outer)	
91	3580298	2	Sheave	
91A	0962402	1	Bushing (Outer)	
91B	0962406	1	Bushing (Inner)	
92	3580300	1	Sheave	
92A	1001139972	1	Sleeve, Bushing (Inner)	
92B	0962403	1	Bushing (Outer)	

## SECTION 4 - BOOM

ITEM	PART NUMBER	QTY	DESCRIPTION	REV
93	3580302	2	Sheave	
93A	0962404	1	Bushing (Outer)	
93B	0962411	1	Bushing (Inner)	
94	3580341	2	Sheave	
95	3760233	1	Ring, Retaining	
96	3841143	6	Keeper, Pin	
97	3841203	2	Keeper, Pin	
98	3841258	1	Keeper, Pin	
99	3890029	1	Cable, Outer Mid Extend	
100	3890030	1	Cable, Outer Mid Extend	
101	3890031	2	Cable, Outer Mid Retract	
102	3890032	4	Cable, Fly Extend	
103	3890033	2	Cable, Fly Retract	
104	0641618	6	Screw 3/8 x 2-1/4	
105	4070863	2	Shim #11 Gauge	
106	4070864	2	Shim #18 Gauge	
107	4070895	2	Shim #16 Gauge	
108	4070897	6	Shim #18 Gauge	
109	4070898	12	Shim #11 Gauge	
110	4071012	1	Shim #16 Gauge	
111	4071013	2	Shim #16 Gauge	
112	4071015	2	Shim #16 Gauge	
114	4071017	1	Shim #16 Gauge	
115	4071018	8	Shim #16 Gauge	
116	4071019	12	Shim #11 Gauge	
117	4071024	1	Shim #16 Gauge	
118	4071025	1	Shim #16 Gauge	
120	4071027	2	Shim #16 Gauge	
121	4071028	6	Shim #16 Gauge	
122	4071029	6	Shim #11 Gauge	
123	4071031	4	Shim #16 Gauge	
124	4160197	1	Spring	
125	4711600	10	Washer 3/8	
126	4740509	2	Spacer	
127	4846453	1	Plate, Mounting	
128	4846462	1	Pivot	
129	4846482	1	Link, Jib (Upper) (Includes Item 44)	
130	0801550	1	Link, Jib (Lower) (Includes Item 44)	
131	4892000	2	Washer 5/8	
132	4071044	1	Shim #18 Gauge	
133	4071045	1	Shim #11 Gauge	
134	4071046	2	Shim #16 Gauge	
135	0363066	2	Bar, Stabilizer	
136	0962447	2	Bearing, Flanged	
137	3573437	1	Plate, Pulley Adjustment	
138	3580306	4	Pulley	
139	4568423	4	Tube, Spacer	
140	0641640	1	Bolt 3/8 x 5	
141	0641644	2	Bolt 3/8 x 5-1/2	
142	0791605	6	Screw 3/8 x 5/8	
143	3573444	6	Plate, Lock	

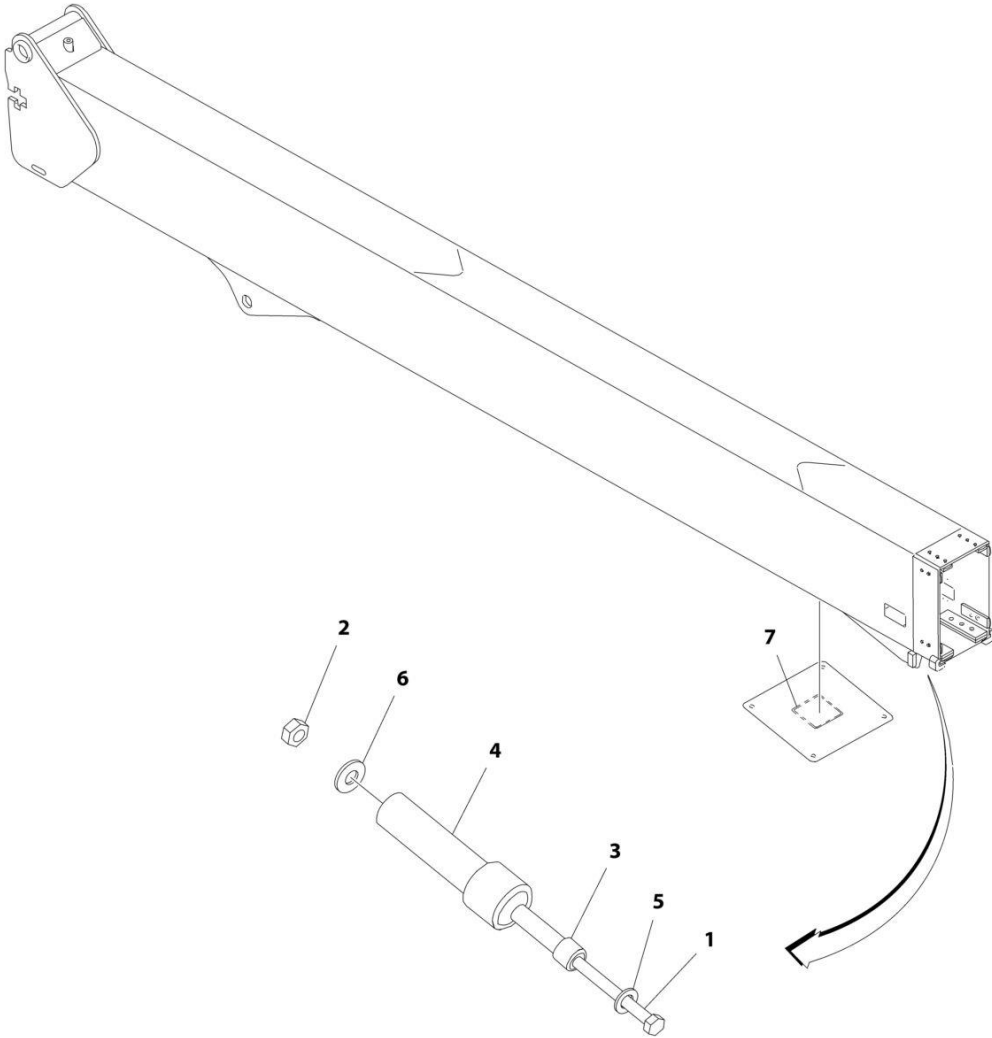
## SECTION 4 - BOOM

ITEM	PART NUMBER	QTY	DESCRIPTION	REV
144	0630558	1	Bolt 1 x 2	
145	3311608	8	Nut 3/8	
146	3760133	5	Ring, Retaining	
148	0811606	30	Screw 3/8 x 3/4	
149	0811607	24	Screw 3/8 x 7/8	



**SECTION 4 - BOOM**

**FIGURE 4-9. WIRE ROPE TOOLS INSTALLATION (OPTIONAL)**



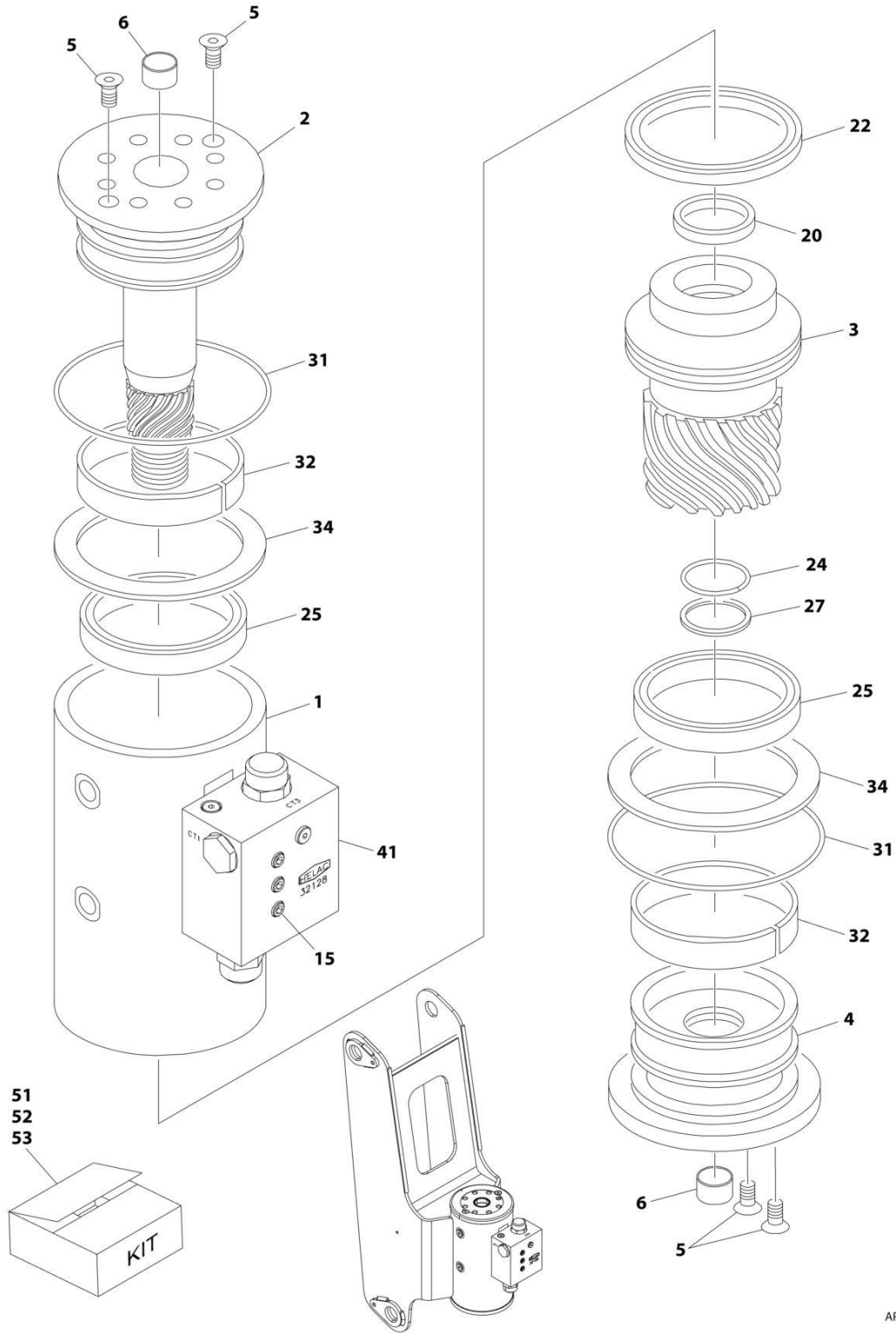
ART\_0272048

FIGURE 4-9. WIRE ROPE TOOLS INSTALLATION (OPTIONAL)

ITEM	PART NUMBER	QTY	DESCRIPTION	REV
	0272048	Ref	WIRE ROPE TOOLS INSTALLATION (OPTIONAL)	B
1	0641676	1	Bolt 3/8 x 9-1/2	
2	3311605	1	Nut 3/8	
3	4120040	1	Socket 3/4	
4	4120043	1	Socket 2	
5	4711600	1	Washer 3/8	
6	4891600	1	Washer 3/8	
7	1705307	1	Decal - Tool Location	

# SECTION 4 - BOOM

## FIGURE 4-10. PLATFORM ROTATE ASSEMBLY



ART\_1001178247

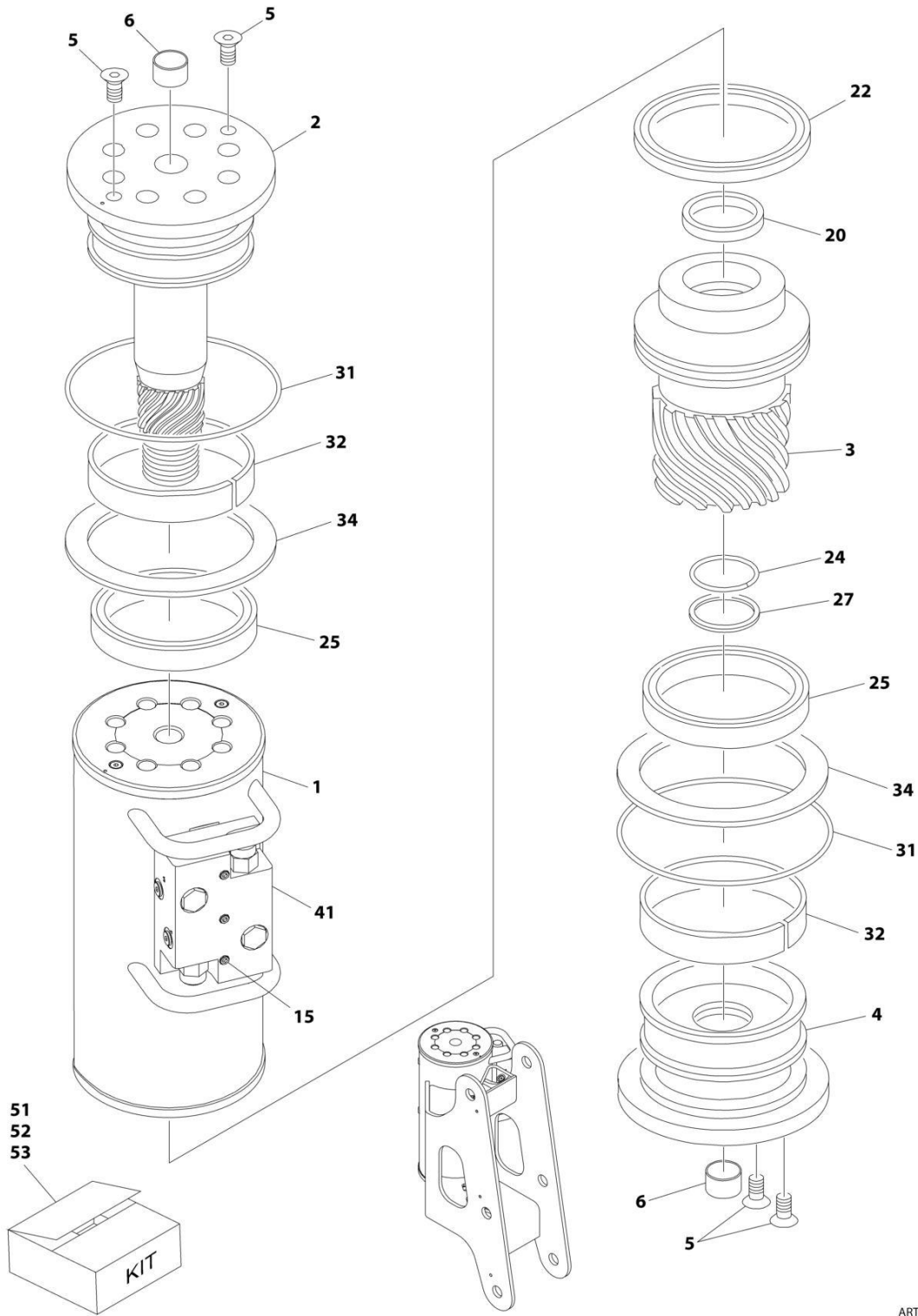


FIGURE 4-10. PLATFORM ROTATE ASSEMBLY

ITEM	PART NUMBER	QTY	DESCRIPTION	REV
	1001178247	Ref	PLATFORM ROTATE ASSEMBLY	A
1	See Note	NSS	Case/Bracket Weldment (Note: Not Available - Purchase Complete Assembly)	
2	7017162	1	Shaft	
3	7017163	1	Sleeve, Piston	
4	7017164	1	Cap, End	
5	See Note	AR	Screw (Note: See Item 53 for Replacement)	
5	See Note	AR	Dowel Pin (Note: See Item 53 for Replacement)	
6	7017195	2	Bushing	
15	See Note	NSS	Capscrew 1/4 x 1-1/2 Grade 8 (Note: Not Available for Purchase)	
20	See Note	1	Seal, Rod (Note: See Item 51 for Replacement Options)	
22	See Note	1	Seal, Piston (Note: See Item 51 for Replacement Options)	
24	See Note	1	Seal, Cap (Note: See Item 51 for Replacement Options)	
25	See Note	2	Packing, Bearing (Note: See Item 51 for Replacement Options)	
27	See Note	1	Ring, Cap Back-up (Note: See Item 51 for Replacement Options)	
31	See Note	2	Seal (Note: See Item 51 for Replacement Options)	
32	See Note	2	Bearing, Shaft (Note: See Item 52 for Replacement)	
34	See Note	2	Thrustwasher (Note: See Item 52 for Replacement)	
41	70001639	1	Motion Control Valve Assembly (Cartridges not serviced separately)	
51	70000342	1	Seal Kit (Includes Items 20, 22, 24, 25, 27 & 31)	
52	7017159	1	Bearing Kit (Includes Items 32 & 34)	
53	7017142	1	Hardware Kit (Includes Item 5 and Plugs)	

# SECTION 4 - BOOM

## FIGURE 4-11. JIB ROTATE ASSEMBLY



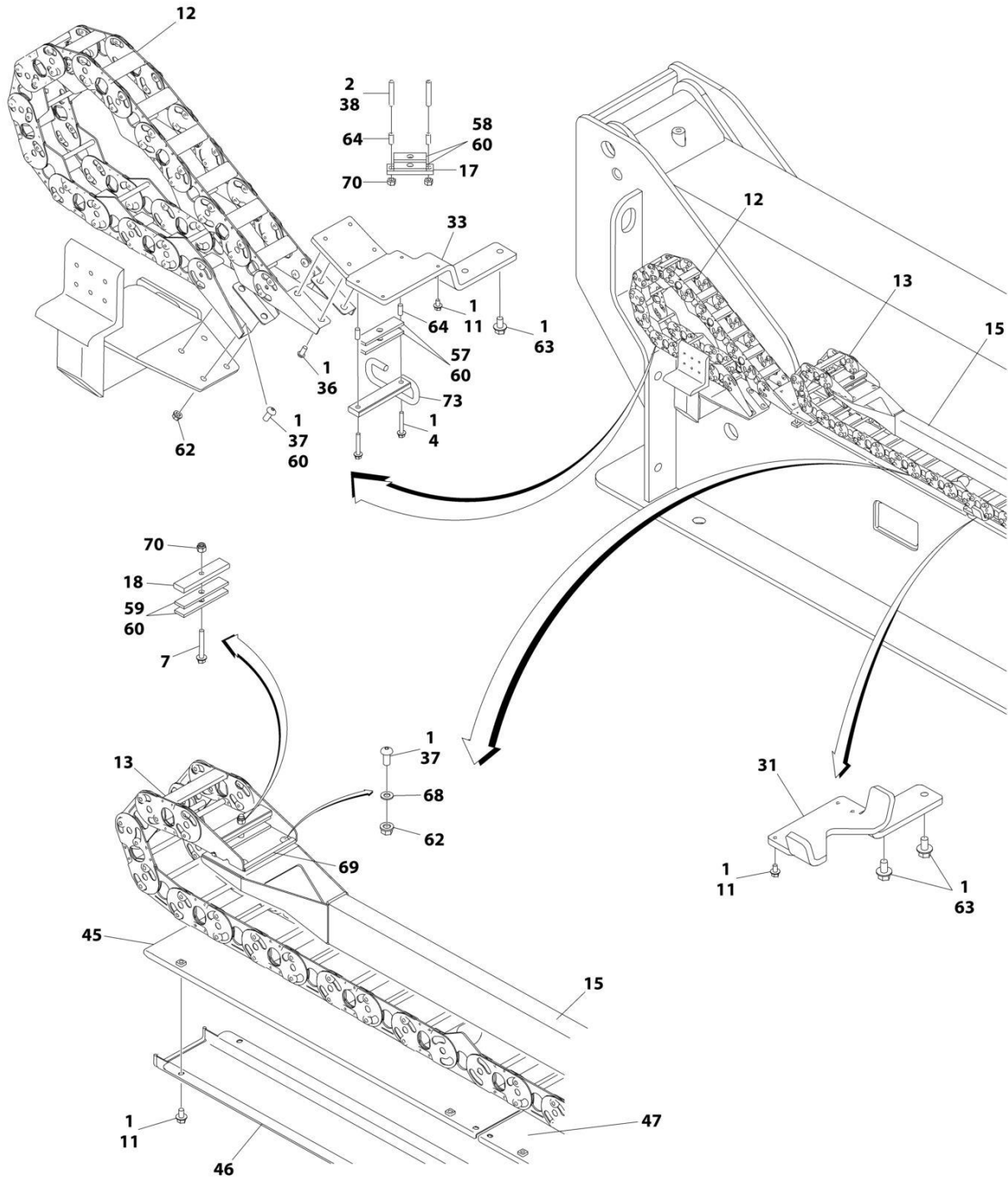
ART\_1001178248

FIGURE 4-11. JIB ROTATE ASSEMBLY

ITEM	PART NUMBER	QTY	DESCRIPTION	REV
	1001178248	Ref	JIB ROTATE ASSEMBLY	A
1	See Note	NSS	Case/Bracket Weldment (Note: Not Available - Purchase Complete Assembly)	
2	7017162	1	Shaft	
3	7017163	1	Sleeve, Piston	
4	7017164	1	Cap, End	
5	See Note	AR	Screw (Note: See Item 53 for Replacement)	
5	See Note	AR	Dowel Pin (Note: See Item 53 for Replacement)	
6	7017195	2	Bushing	
15	See Note	NSS	Capscrew 1/4 x 1-1/2 Grade 8 (Note: Not Available for Purchase)	
20	See Note	1	Seal, Rod (Note: See Item 51 for Replacement Options)	
22	See Note	1	Seal, Piston (Note: See Item 51 for Replacement Options)	
24	See Note	1	Seal, Cap (Note: See Item 51 for Replacement Options)	
25	See Note	2	Packing, Bearing (Note: See Item 51 for Replacement Options)	
27	See Note	1	Ring, Cap Back-up (Note: See Item 51 for Replacement Options)	
31	See Note	2	Seal (Note: See Item 51 for Replacement Options)	
32	See Note	2	Bearing, Shaft (Note: See Item 52 for Replacement)	
34	See Note	2	Thrustwasher (Note: See Item 52 for Replacement)	
41	70002859	1	Motion Control Valve Assembly (Cartridges not serviced separately)	
51	70000796	1	Seal Kit (Includes Items 20, 22, 24, 25, 27 & 31)	
52	7017185	1	Bearing Kit (Includes Items 32 & 34)	
53	70001640	1	Hardware Kit (Includes Item 5 and Plugs)	

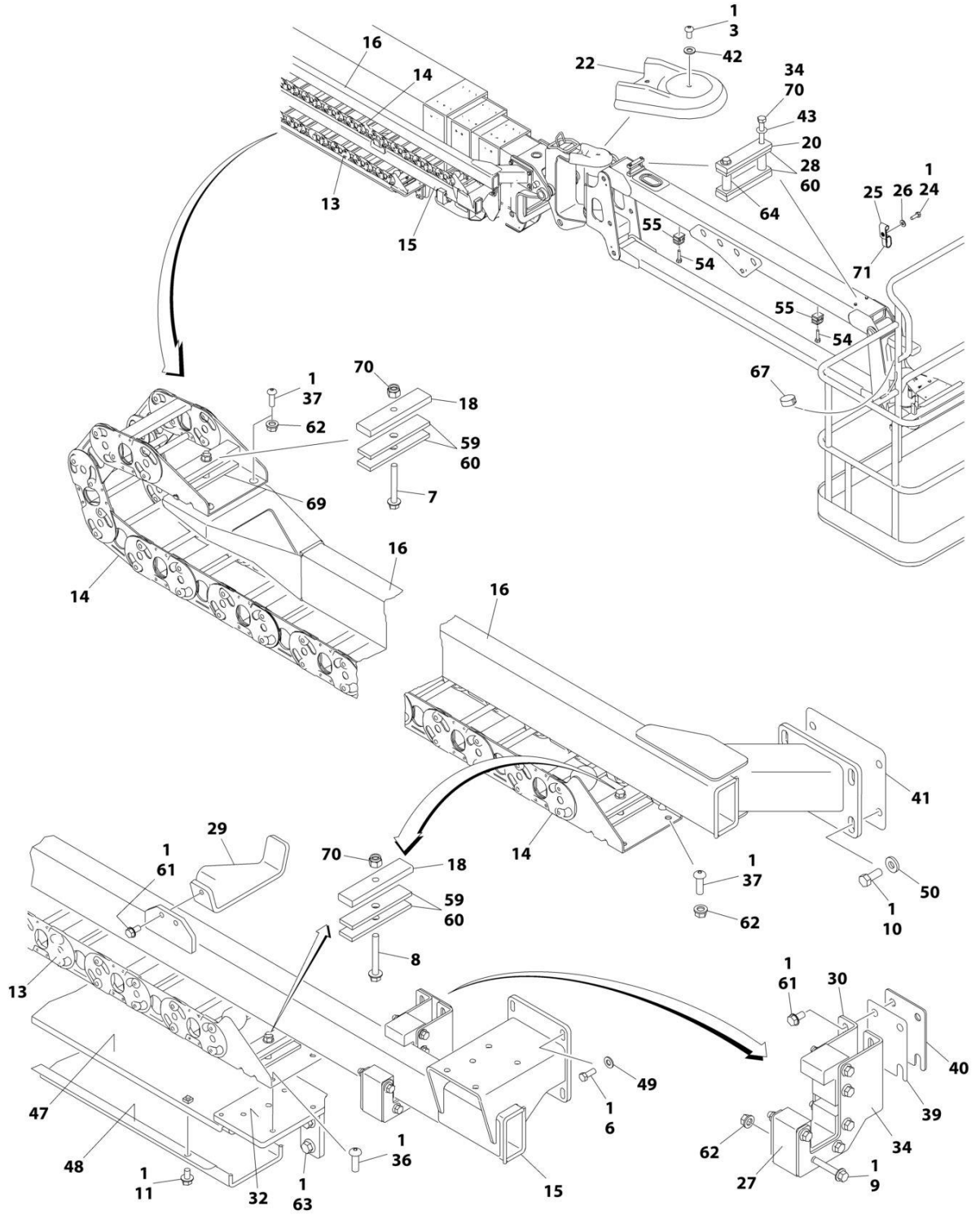
# SECTION 4 - BOOM

## FIGURE 4-12. POWER TRACK INSTALLATION (1200SJP)



ART\_0271800\_10F2

# SECTION 4 - BOOM



ART\_0271800\_20F2

## SECTION 4 - BOOM

**FIGURE 4-12. POWER TRACK INSTALLATION (1200SJP)**

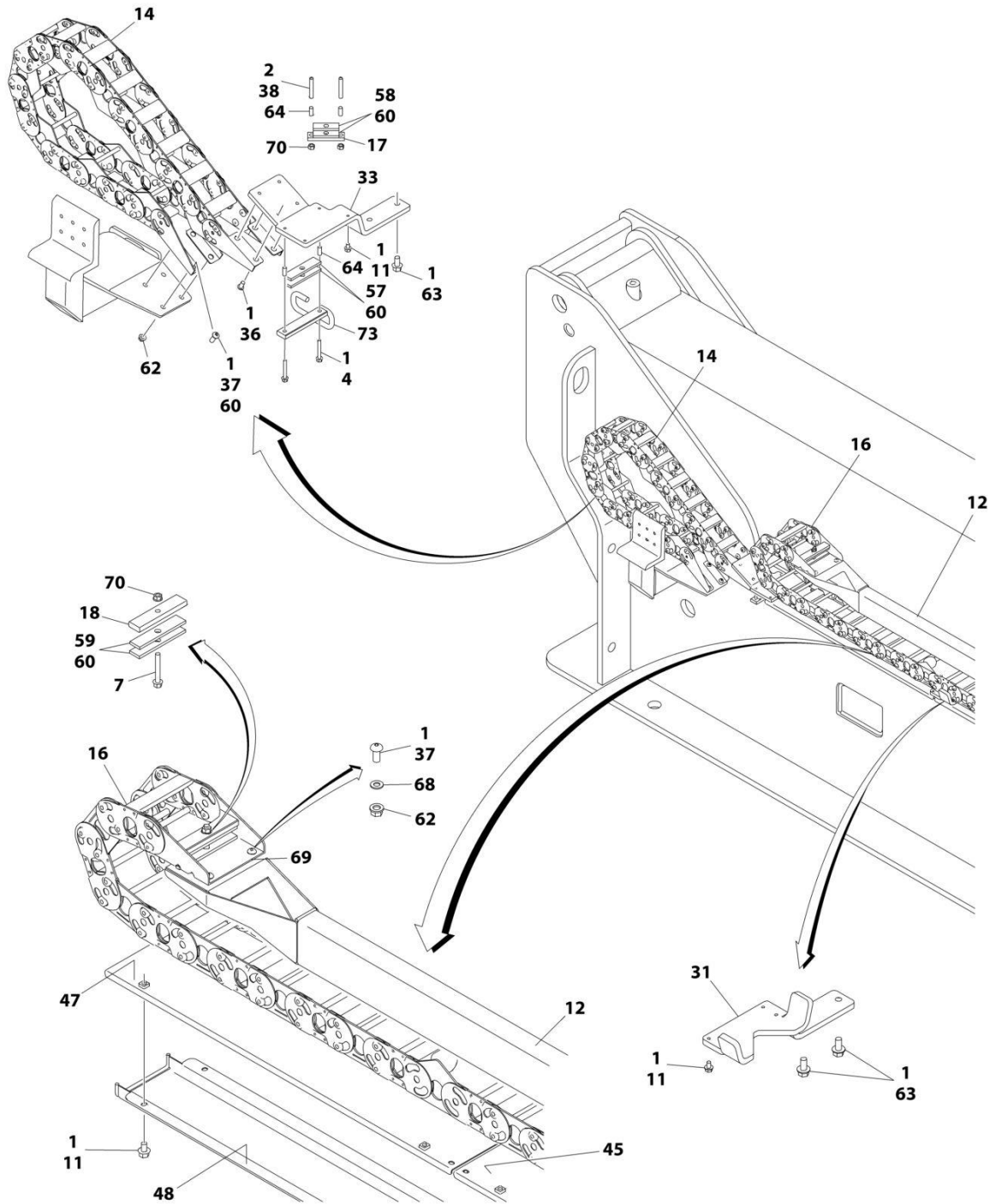
ITEM	PART NUMBER	QTY	DESCRIPTION	REV
	0271800	Ref	POWER TRACK INSTALLATION	Q
1	0100011	AR	Compound, Locking	
2	0100019	AR	Compound, Locking	
3	0630467	3	Screw 5/16 x 1/2	
4	0791518	2	Screw 5/16 x 2-1/4	
6	0641608	4	Bolt 3/8 x 1	
7	0791620	2	Screw 3/8 x 2-1/2	
8	0791622	2	Screw 3/8 x 2-3/4	
9	0791624	6	Screw 3/8 x 3	
10	0641810	4	Bolt 1/2 x 1-1/4	
11	0791504	48	Screw 5/16 x 1/2	
12	1001131620	Ref	Carrier (T/T to Boom)	
12	70003917	AR	Section Repair Kit (Includes Inner and Outer Links, Joining Bars and Rollers and Assembling Hardware)	
12	70003918	1	Mounting Bracket Kit (Includes Mounting Brackets for Both Ends, 1 Roller Assembly and Assembling Hardware)	
13	1001131734	1	Carrier (Lower)	
13	70003913	AR	Section Repair Kit (Includes Inner and Outer Links, Joining Bars and Rollers and Assembling Hardware)	
13	70003915	1	Mounting Bracket Kit (Includes Mounting Brackets for Both Ends, 1 Roller Assembly and Assembling Hardware)	
13	70003914	AR	Center Bracket Kit (Includes 1 Flat Bar, 1 Round Bar, 1 Roller and Assembling Hardware)	
14	1001131729	1	Carrier (Upper)	
14	70003913	AR	Section Repair (Includes Inner and Outer Links, Joining Bars and Rollers and Assembling Hardware)	
14	70003915	1	Mounting Bracket Kit (Includes Mounting Brackets for Both Ends, 1 Roller Assembly and Assembling Hardware)	
14	70003914	AR	Center Bracket Kit (Includes 1 Flat Bar, 1 Round Bar, 1 Roller and Assembling Hardware)	
15	1180369	1	Tube, Push (Lower)	
16	1180370	1	Tube, Push (Upper)	
17	1320277	1	Clamp, Hose	
18	1320294	4	Clamp, Bar	
20	1320296	3	Clamp, Bar	
22	1671043	1	Cover, Jib Pivot	
24	0641406	1	Screw 1/4 x 3/4	
25	1320263	1	Clamp, Cable	
26	4711400	1	Washer 1/4	
27	3340925	1	Pad	
28	3340934	4	Pad, Clamp	
29	3573016	3	Support, Track	
30	3573179	2	Plate, Mounting	
31	3573181	4	Support, Track	
32	3573194	1	Plate, Track Mounting	
33	3573210	1	Plate, Track Mounting	
34	3900260	4	Capscrew 3/8 x 4	
36	3900283	8	Screw 3/8 x 3/4	
37	3900316	16	Screw 3/8 x 1	
38	3951620	2	Setscrew 3/8 x 2-1/2	
39	4071021	1	Shim, Adjusting 16Ga	

## SECTION 4 - BOOM

ITEM	PART NUMBER	QTY	DESCRIPTION	REV
40	4071022	1	Shim, Adjusting 11Ga	
41	4071023	1	Shim, Adjusting 11Ga	
42	4711500	3	Washer 5/16	
43	4711600	4	Washer 3/8	
45	4846431	1	Cover, Cable (Front)	
46	4846485	1	Support, Cable (Front)	
47	4846515	4	Cover, Cable (Rear)	
48	4846516	4	Support, Cable (Rear)	
49	4891600	4	Washer 3/8	
50	4891800	4	Washer 1/2	
54	0641510	2	Bolt 5/16 x 1-1/4	
55	1320159	2	Clamp	
56	4240018	10	Tie-Strap (Not Shown)	
57	3340940	2	Pad, Rubber	
58	3340941	2	Pad, Rubber	
59	3340942	8	Pad, Rubber	
60	0100081	AR	Adhesive #454	
61	0791607	10	Screw 3/8 x 7/8	
62	3311608	22	Nut 3/8	
63	0791808	12	Screw 1/2 x 1	
64	4562516	AR	Tubing, Poly	
66	4240155	4	Strap, 8 Cinch (Not Shown)	
67	4240156	1	Strap, 12 Cinch	
68	4751500	4	Washer 5/16	
69	4060804	11 in /28cm	Shield, Flex Trim 3/16	
70	3300492	8	Nut, Nylon Insert	
71	1321385	1	Clamp, Hose	
72	4240153	1	Strap, 4 Cinch (Not Shown)	
73	1001212790	1	Clamp	

# SECTION 4 - BOOM

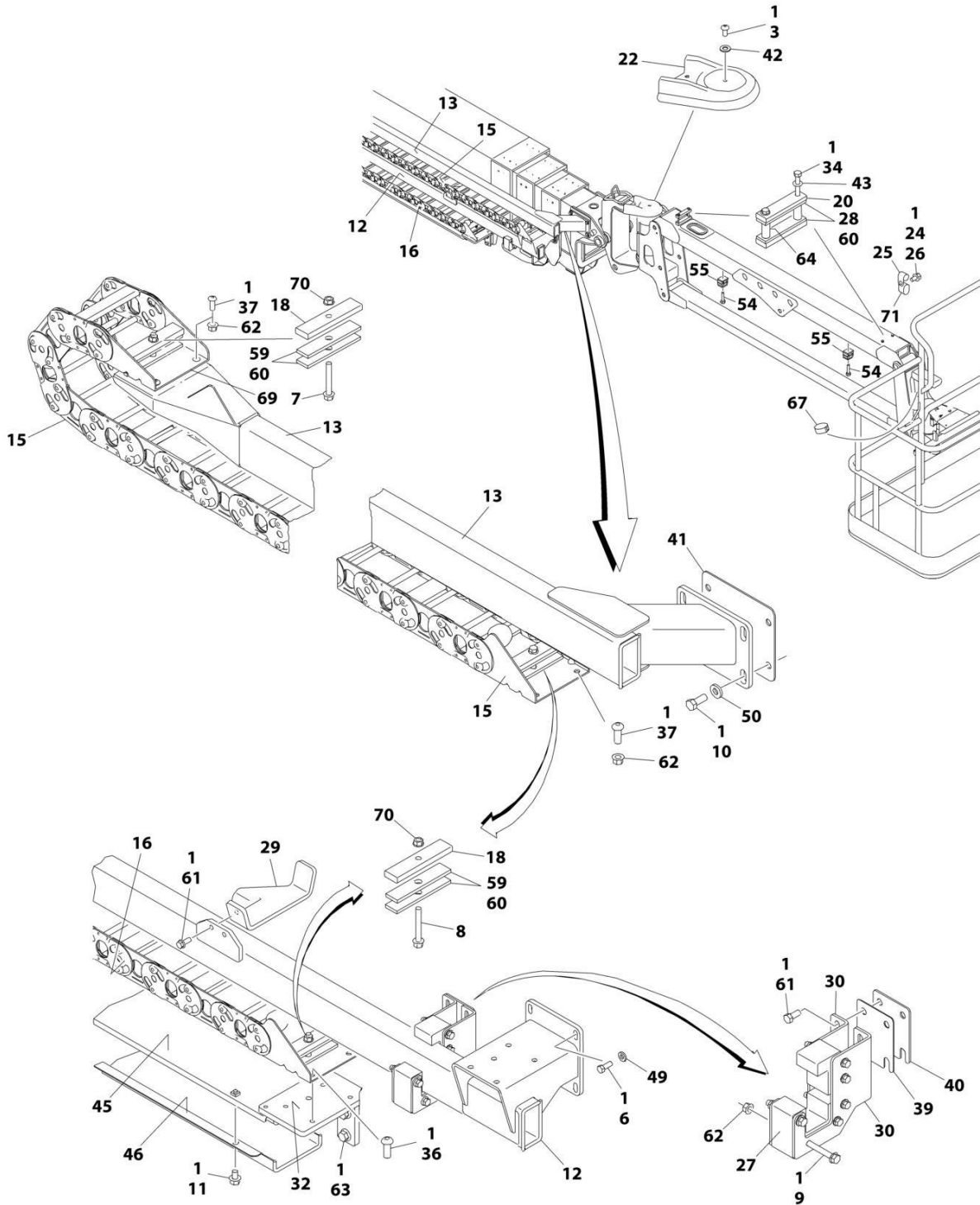
## FIGURE 4-13. POWER TRACK INSTALLATION (1350SJP)



ART\_0271570\_10F2



# SECTION 4 - BOOM



ART\_0271570\_20F2

## SECTION 4 - BOOM

FIGURE 4-13. POWER TRACK INSTALLATION (1350SJP)

ITEM	PART NUMBER	QTY	DESCRIPTION	REV
	0271570	Ref	POWER TRACK INSTALLATION	R
1	0100011	AR	Compound, Locking	
2	0100019	AR	Compound, Locking	
3	0630467	3	Screw 5/16 x 1/2	
4	0791518	2	Screw 5/16 x 2-1/4	
6	0641608	4	Bolt 3/8 x 1	
7	0791620	2	Screw 3/8 x 2-1/2	
8	0791622	2	Screw 3/8 x 2-3/4	
9	0791624	6	Screw 3/8 x 3	
10	0641810	4	Bolt 1/2 x 1-1/4	
11	0791504	58	Screw 5/16 x 1/2	
12	1180362	1	Tube, Push (Lower)	
13	1180363	1	Tube, Push (Upper)	
14	1001131620	1	Carrier (T/T to Boom)	
14	70003917	AR	Section Repair Kit (Includes Inner and Outer Links, Joining Bars and Rollers and Assembling Hardware)	
14	70003918	1	Mounting Bracket Kit (Includes Mounting Brackets for Both Ends, 1 Roller Assembly and Assembling Hardware)	
15	1001131728	1	Carrier (Upper)	
15	70003913	AR	Section Repair Kit (Includes Inner and Outer Links, Joining Bars and Rollers and Assembling Hardware)	
15	70003915	1	Mounting Bracket Kit (Includes Mounting Brackets for Both Ends, 1 Roller Assembly and Assembling Hardware)	
15	70003914	AR	Center Bracket Kit (Includes 1 Flat Bar, 1 Round Bar, 1 Roller and Assembling Hardware)	
16	1001131733	1	Carrier (Lower)	
16	70003913	AR	Section Repair Kit (Includes Inner and Outer Links, Joining Bars and Rollers and Assembling Hardware)	
16	70003915	1	Mounting Bracket Kit (Includes Mounting Brackets for Both Ends, 1 Roller Assembly and Assembling Hardware)	
16	70003914	AR	Center Bracket Kit (Includes 1 Flat Bar, 1 Round Bar, 1 Roller and Assembling Hardware)	
17	1320277	1	Clamp, Hose	
18	1320294	4	Clamp, Bar	
20	1320296	3	Clamp, Bar	
22	1671043	1	Cover, Jib Pivot	
24	0641406	1	Screw 1/4 x 3/4	
25	1320263	1	Clamp, Cable	
26	4711400	1	Washer 1/4	
27	3340925	1	Pad	
28	3340934	4	Pad, Clamp	
29	3573016	3	Support, Track	
30	3573179	2	Plate, Mounting	
31	3573181	5	Support, Track	
32	3573194	1	Plate, Track Mounting	
33	3573210	1	Plate, Track Mounting	
34	3900260	4	Capscrew 3/8 x 4	
36	3900283	8	Screw 3/8 x 3/4	
37	3900316	16	Screw 3/8 x 1	
38	3951620	2	Setscrew 3/8 x 2-1/2	
39	4071021	1	Shim, Adjusting 16Ga	

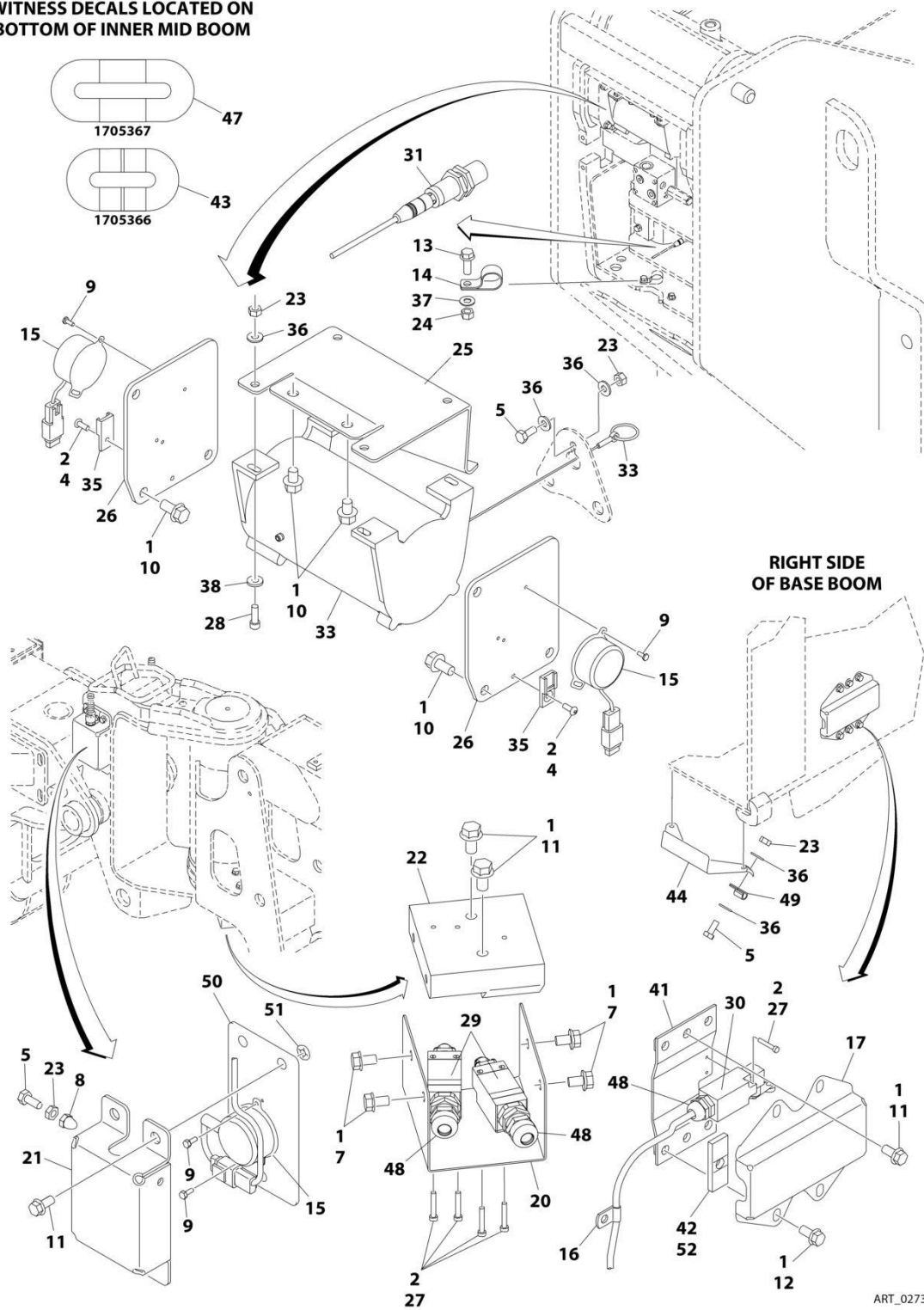
## SECTION 4 - BOOM

ITEM	PART NUMBER	QTY	DESCRIPTION	REV
40	4071022	1	Shim, Adjusting 11Ga	
41	4071023	1	Shim, Adjusting 11Ga	
42	4711500	3	Washer 5/16	
43	4711600	4	Washer 3/8	
45	4846423	5	Cover, Cable (Rear)	
46	4846429	5	Support, Cable (Rear)	
47	4846431	1	Cover, Cable (Front)	
48	4846485	1	Support, Cable (Front)	
49	4891600	4	Washer 3/8	
50	4891800	4	Washer 1/2	
54	0641510	2	Bolt 5/16 x 1-1/4	
55	1320159	2	Clamp	
56	4240018	10	Tie-Strap (Not Shown)	
57	3340940	2	Pad, Rubber	
58	3340941	2	Pad, Rubber	
59	3340942	8	Pad, Rubber	
60	0100081	AR	Adhesive #454	
61	0791607	10	Screw 3/8 x 7/8	
62	3311608	22	Nut 3/8	
63	0791808	14	Screw 1/2 x 1	
64	4562516	AR	Tubing, Poly	
66	4240155	4	Strap, 8 Cinch (Not Shown)	
67	4240156	1	Strap, 12 Cinch	
68	4751500	4	Washer 5/16	
69	4060804	11 in /28cm	Shield, Flex Trim 3/16	
70	3300492	8	Nut, Nylon Insert	
71	1321385	1	Clamp, Hose	
72	4240153	1	Strap, 4 Cinch (Not Shown)	
73	1001212790	1	Clamp	

# SECTION 4 - BOOM

## FIGURE 4-14. BOOM SENSORS AND SWITCHES INSTALLATION

WITNESS DECALS LOCATED ON  
BOTTOM OF INNER MID BOOM



ART\_0273696

## SECTION 4 - BOOM

**FIGURE 4-14. BOOM SENSORS AND SWITCHES INSTALLATION**

ITEM	PART NUMBER	QTY	DESCRIPTION	REV
	0273696	Ref	BOOM SENSORS AND SWITCHES INSTALLATION	H
1	0100011	AR	Compound, Locking	
2	0100035	AR	Compound, Locking	
3	0100048	AR	Grease, Dielectric	
4	0630464	2	Screw #10 x 1/2	
5	0641405	5	Bolt 1/4 x 5/8	
7	0791504	4	Screw 5/16 x 1/2	
8	3300430	2	Nut 1/4	
9	3930606	12	Screw, Machine #6 x 3/8	
10	0791604	8	Screw 3/8 x 1/2	
11	0791605	12	Screw 3/8 x 5/8	
12	0791606	4	Screw 3/8 x 3/4	
13	0791608	4	Screw 3/8 x 1	
14	1320130	2	Clamp, Hose	
15	1001147479	4	Sensor, Angle Indicator (Note: Control System must be recalibrated when Sensor is replaced)	
15	4460910	2	Connector, Female Deutsch - 3 Position	
15	4460917	6	Pin, Male	
15	4460913	1	Lock, Wedge	
16	1320301	1	Clamp, Cable	
17	1671031	1	Cover, Limit Switch	
20	1671039	1	Cover, Jib Switch	
21	1671044	2	Cover, Level Sensor	
22	3200433	1	Mount, Jib Switch	
23	3311405	9	Nut 1/4	
24	3311605	2	Nut 3/8	
25	3574431	1	Plate, Switch Mounting	
26	3573301	2	Plate, Sensor Mounting	
27	3930816	6	Capscrew #8 x 1	
28	3931414	4	Capscrew 1/4 x 7/8	
29	4360548	2	Switch, Jib Limit (Note: Control System must be recalibrated when Switch is replaced)	
30	4360578	1	Switch, Limit (Note: Control System must be recalibrated when Switch is replaced)	
31	4360527	1	Switch, Cable Break Proximity (Note: Control System must be recalibrated when Switch is replaced)	
33	4360543	1	Sensor, Boom Length (Note: Control System must be recalibrated when Sensor is replaced)	
35	4460914	2	Terminal, Base	
36	4711400	10	Washer 1/4	
37	4711600	2	Washer 3/8	
38	4891400	4	Washer 1/4	
41	4846484	1	Mount, Switch	
42	3340941	1	Pad, Rubber	
43	1705366	1	Decal - Boom Length (500LB Cap)	
44	3574616	1	Plate, Boom Length	
47	1705367	1	Decal - Boom Length (1000LB Cap)	
48	4460968	3	Connector, Strain Relief (Not Shown)	
49	1320136	2	Clamp, Cable (Not Shown)	
50	4341158	2	Plate, Mounting Sensor	
51	8310070	6	Pushnut 3/8	

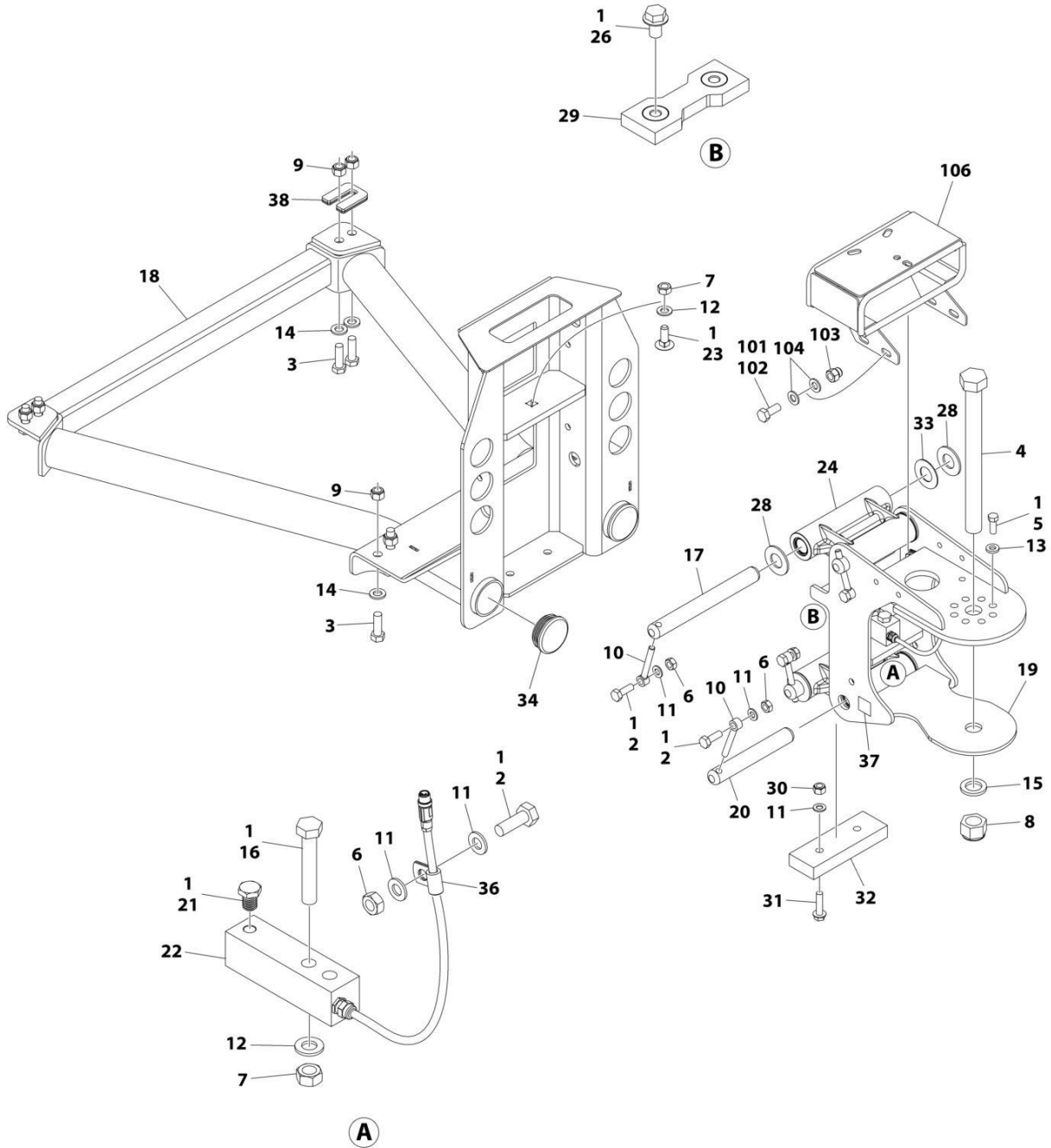
## SECTION 4 - BOOM

ITEM	PART NUMBER	QTY	DESCRIPTION	REV
52	0100081	AR	Adhesive	



# SECTION 4 - BOOM

## FIGURE 4-15. PLATFORM SUPPORT INSTALLATION



ART\_1001167596\_N



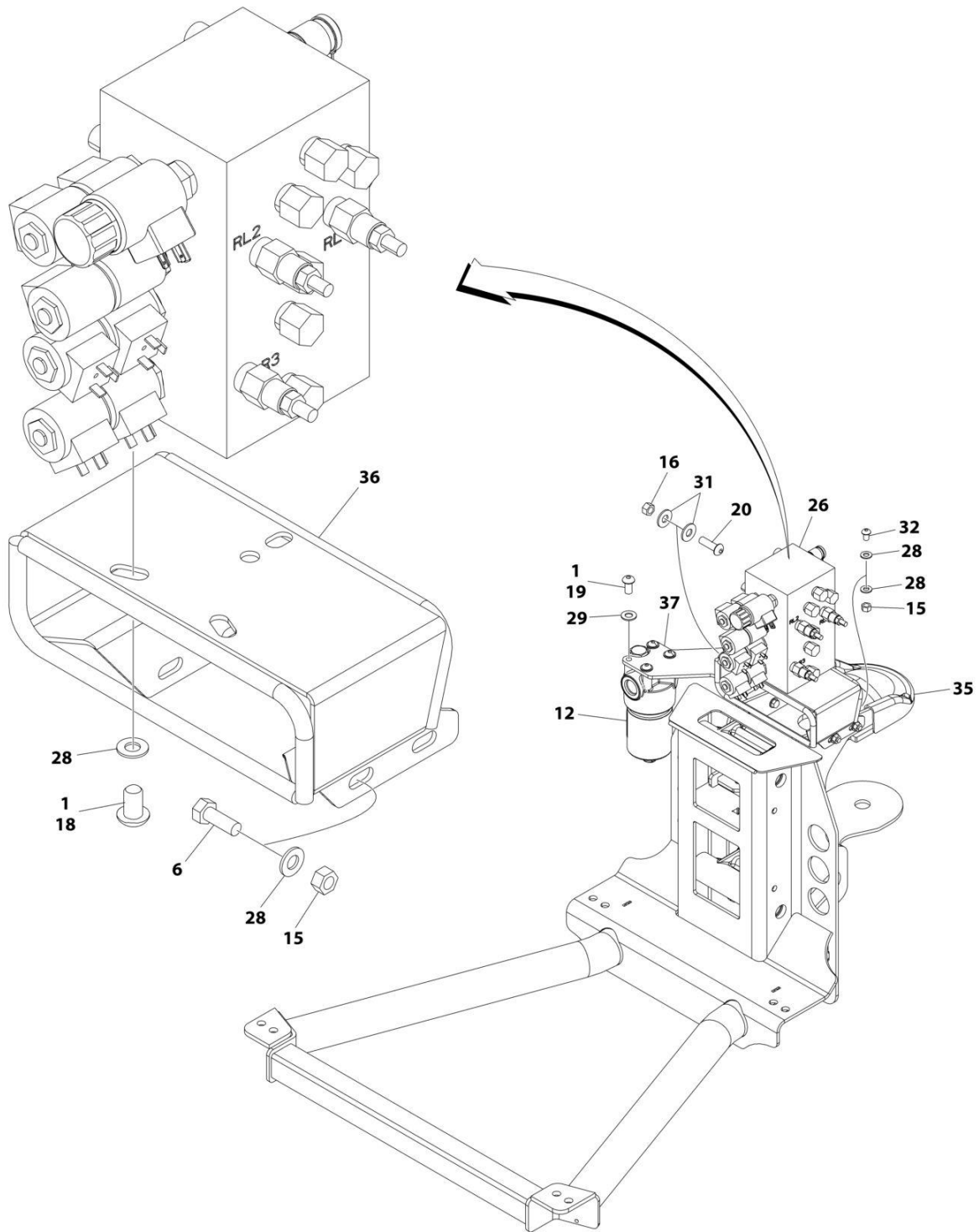
## SECTION 4 - BOOM

**FIGURE 4-15. PLATFORM SUPPORT INSTALLATION**

ITEM	PART NUMBER	QTY	DESCRIPTION	REV
	1001167596	Ref	PLATFORM SUPPORT INSTALLATION	N
1	0100011	AR	Compound, Locking	
2	0761014	5	Bolt M10 x 30	
3	0761216	8	Bolt M12 x 40	
4	1001255133	1	Bolt 1 x 11 GRD8	
5	0681608	8	Bolt 3/8 x 1 GRD8	
6	3291001	5	Nut M10	
7	3291201	3	Nut M12	
8	1001174040	1	Nut 1	
9	3291205	8	Nut M12	
10	3841143	4	Keeper, Pin	
11	4812000	8	Washer M10	
12	4812100	3	Washer M12	
13	4891600	8	Washer 3/8	
14	5241200	8	Washer M12	
15	4892600001	1	Washer 1	
16	1001098828	2	Bolt M12 x 70 CL10.9	
17	1001167565	2	Pin	
18	1001200494	1	Support, Platform	
19	1001167567	1	Support, Rotator	
20	1001168402	2	Pin	
21	1001188622	1	Screw	
22	1001247468	1	Loadcell	
23	1001188844	1	Bolt M12 x 35	
24	1001201351	2	Link	
24	1001187382	4	Bearing	
24	1001187383	4	Seal	
26	5251008	2	Bolt M10 x 16 CL10.9	
28	1001189002	8	Bearing	
29	1001190985	1	Pad, Wear	
30	3291005	2	Nut M10	
31	5251016	2	Bolt M10 x 40 CL10.9	
32	1001200491	1	Pad, Wear	
33	1001189001	4	Bearing	
34	1001204725	2	Plug	
36	91203039	1	Clamp	
37	1001216630	2	Decal - Tie Down/No Lift	
38	1001238421	Ref	Kit, Platform Leveling (Not Shown)	
	1001202687	Ref	VALVE MOUNT INSTALLATION	B
101	0100011	AR	Compound, Locking	
102	0760810	4	Bolt M8 x 20	
103	3290806	4	Nut M8	
104	4811900	8	Washer M8	
106	1001208994	1	Mount, Valve	

# SECTION 4 - BOOM

## FIGURE 4-16. CONTROL VALVE INSTALLATION



ART\_1001219990\_G\_30F3

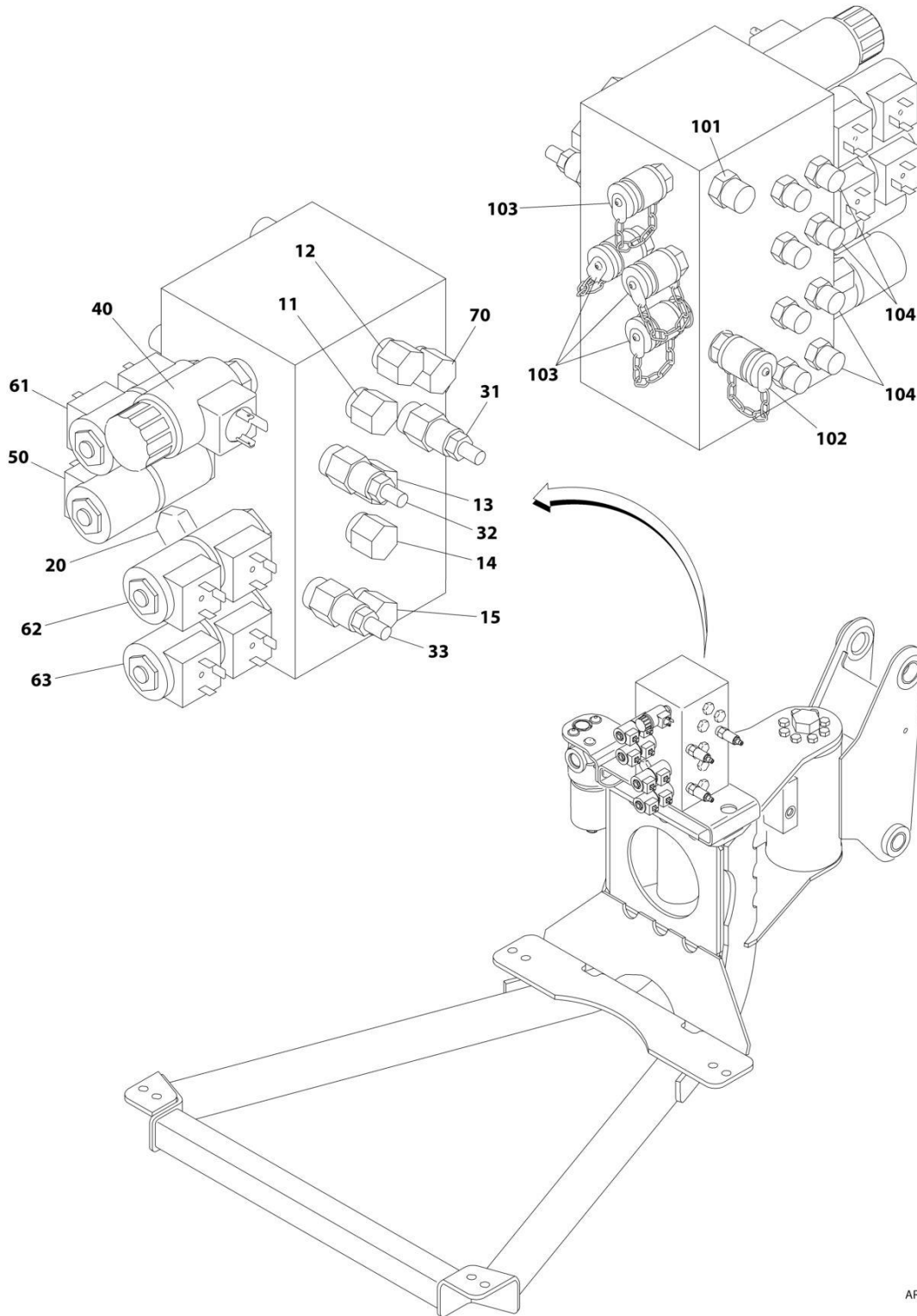
## SECTION 4 - BOOM

**FIGURE 4-16. CONTROL VALVE INSTALLATION**

ITEM	PART NUMBER	QTY	DESCRIPTION	REV
	1001219990	Ref	CONTROL VALVE INSTALLATION - WITH 1 CELL LSS	G
1	0100011	AR	Compound, Locking	
6	0641507	4	Bolt 5/16 x 7/8	
12	2120217	1	Filter, Pressure	
12	70002097	1	Element	
12	70004328	1	Plug, Indicator	
15	3311505	6	Nut 5/16	
16	3311605	2	Nut 3/8	
18	3900210	3	Screw 5/16 x 3/4	
19	3900283	4	Screw 3/8 x 3/4	
20	3900316	2	Screw 3/8 x 1	
26	4641460	1	Platform Valve (See Separate Breakdown in this Section)	
28	4711500	15	Washer 5/16	
29	4711600	4	Washer 3/8	
31	4751600	4	Washer 3/8	
32	88261024	2	Bolt 5/16 x 1	
35	1001207969	1	Cover, Support/Rotator	
36	1001208994	1	Plate, Valve Mounting	
37	1001222314	1	Bracket, Filter Mounting	

# SECTION 4 - BOOM

## FIGURE 4-17. CONTROL VALVE ASSEMBLY



ART\_4641460

**SECTION 4 - BOOM**

**FIGURE 4-17. CONTROL VALVE ASSEMBLY**

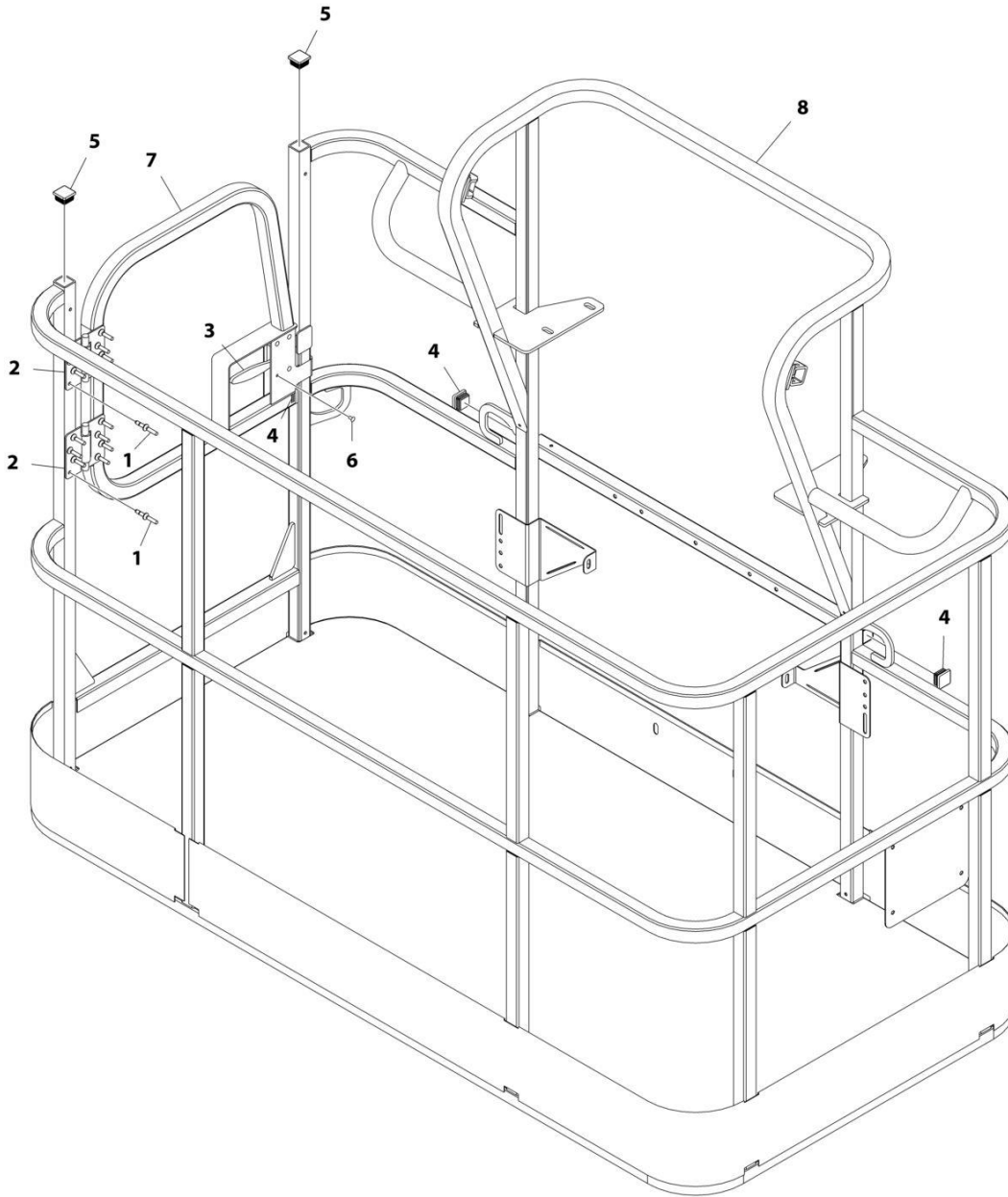
ITEM	PART NUMBER	QTY	DESCRIPTION	REV
	4641460	Ref	PLATFORM VALVE ASSEMBLY	C
11	7026018	1	Valve, Cartridge	
11	7011346	1	Seal Kit - Valve	
12	7026019	1	Valve, Cartridge (Flow Control)	
12	7011346	1	Seal Kit - Valve	
13	7026020	1	Valve, Cartridge (Rotate)	
13	7011346	1	Seal Kit - Valve	
14	7026021	1	Valve, Cartridge (Jib Swing)	
14	7011346	1	Seal Kit - Valve	
15	7026019	1	Valve, Cartridge (Jib Lift)	
15	7011346	1	Seal Kit - Valve	
20	7011355	1	Valve, Cartridge (Jib)	
20	2900770	1	Seal Kit - Valve	
31	7024572	1	Valve, Relief Cartridge (Platform Level Up)	
31	7011346	1	Seal Kit - Valve	
32	7024572	1	Valve, Relief Cartridge (Platform Level Down)	
32	7011346	1	Seal Kit - Valve	
33	7024572	1	Valve, Relief Cartridge (Jib Up/Down)	
33	7011346	1	Seal Kit - Valve	
40	7026022	1	Valve, Cartridge (Dump)	
40	2900770	1	Seal Kit - Valve	
40	7024571	1	Coil	
50	7023922	1	Valve, Cartridge (Platform Rotate)	
50	7017402	1	Seal Kit - Valve	
50	7012944	2	Coil	
61	7023922	1	Valve, Cartridge (Platform Level)	
61	7017402	1	Seal Kit - Valve	
61	7012944	2	Coil	
62	7023922	1	Valve, Cartridge (Jib Swing)	
62	7017402	1	Seal Kit - Valve	
62	7012944	2	Coil	
63	7023922	1	Valve, Cartridge (Jib Lift)	
63	7017402	1	Seal Kit - Valve	
63	7012944	2	Coil	
70	7026023	1	Valve, Cartridge (Check)	
70	7011346	1	Seal Kit - Valve	
	4641460	Ref	Platform Valve Assembly (Fitting Information)	C
101	2110606	1	Fitting, Straight	
102	4641255	1	Fitting (Check Valve)	
103	2221086	4	Check, Pressure	
104	2110404	8	Fitting, Straight	



**SECTION 5 - PLATFORM**

# SECTION 5 - PLATFORM

FIGURE 5-1. PLATFORM ASSEMBLY - 36IN X 6FT (91.5CM X 1.83M) WITH SWING GATE



ART\_1001186384



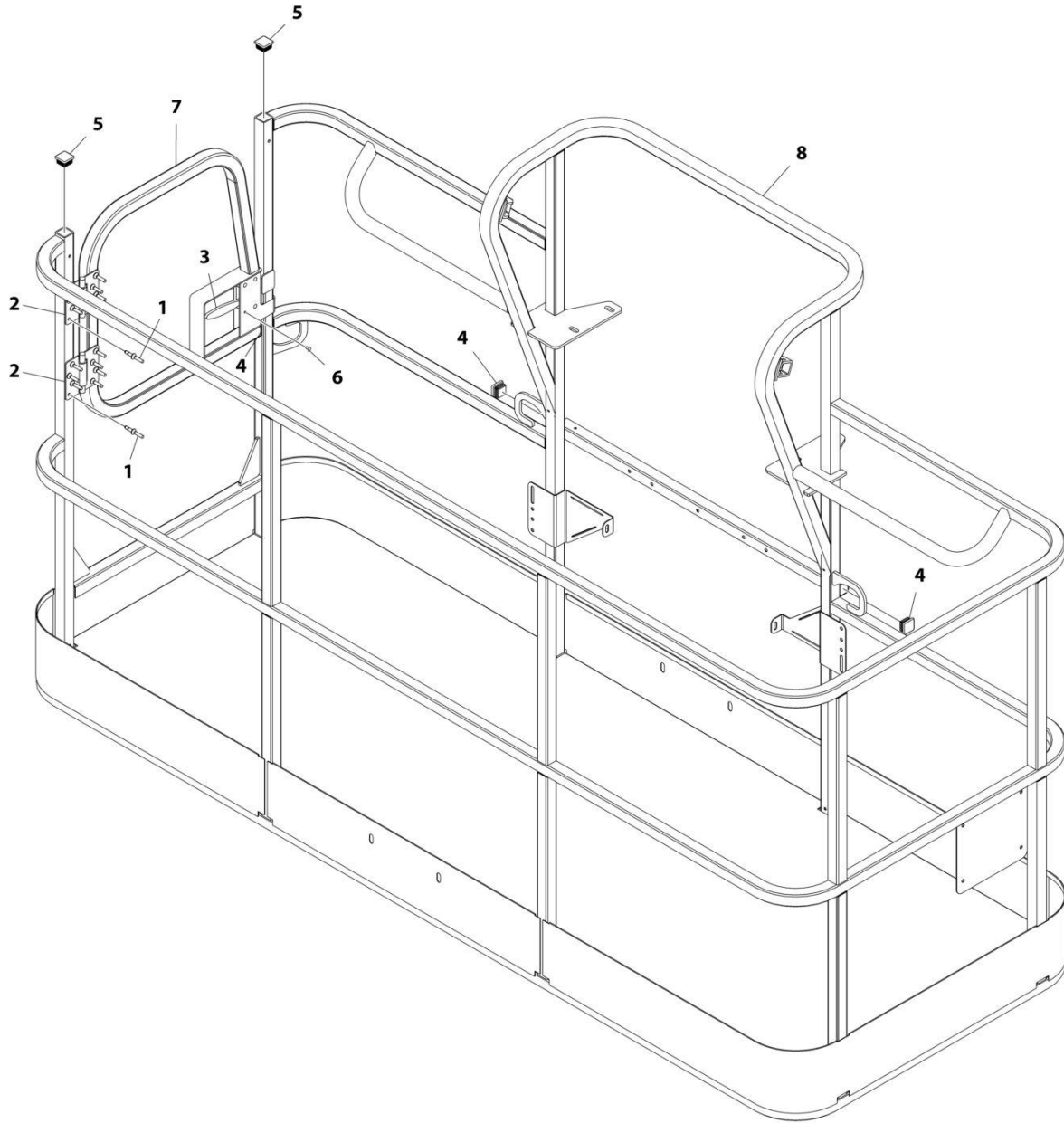
## SECTION 5 - PLATFORM

**FIGURE 5-1. PLATFORM ASSEMBLY - 36IN X 6FT (91.5CM X 1.83M) WITH SWING GATE**

ITEM	PART NUMBER	QTY	DESCRIPTION	REV
	1001186384	Ref	PLATFORM ASSEMBLY - 36IN X 6FT (91.5CM X 1.83M) WITH SWING GATE	C
	See Note	Ref	Note: Platform and Mesh must be ordered separately for Platforms with Mesh. See SPECIAL OPTIONS SECTION for Mesh Installations.	
	See Note	Ref	Note: Replacement Decals Must be Ordered Separately - See DECALS SECTION.	
1	2080040	16	Fastener, Huck	
2	2600281	2	Hinge	
3	2940074	1	Latch	
4	3520072	3	Plug	
5	3520198	2	Plug	
6	3820020	4	Rivet	
7	1001144629	1	Gate	
8	See Note	NSS	Platform (Note: Not Available - Purchase Platform Assembly)	

# SECTION 5 - PLATFORM

FIGURE 5-2. PLATFORM ASSEMBLY - 36IN X 8FT (91.5CM X 2.44M) WITH SWING GATE



ART\_1001186383

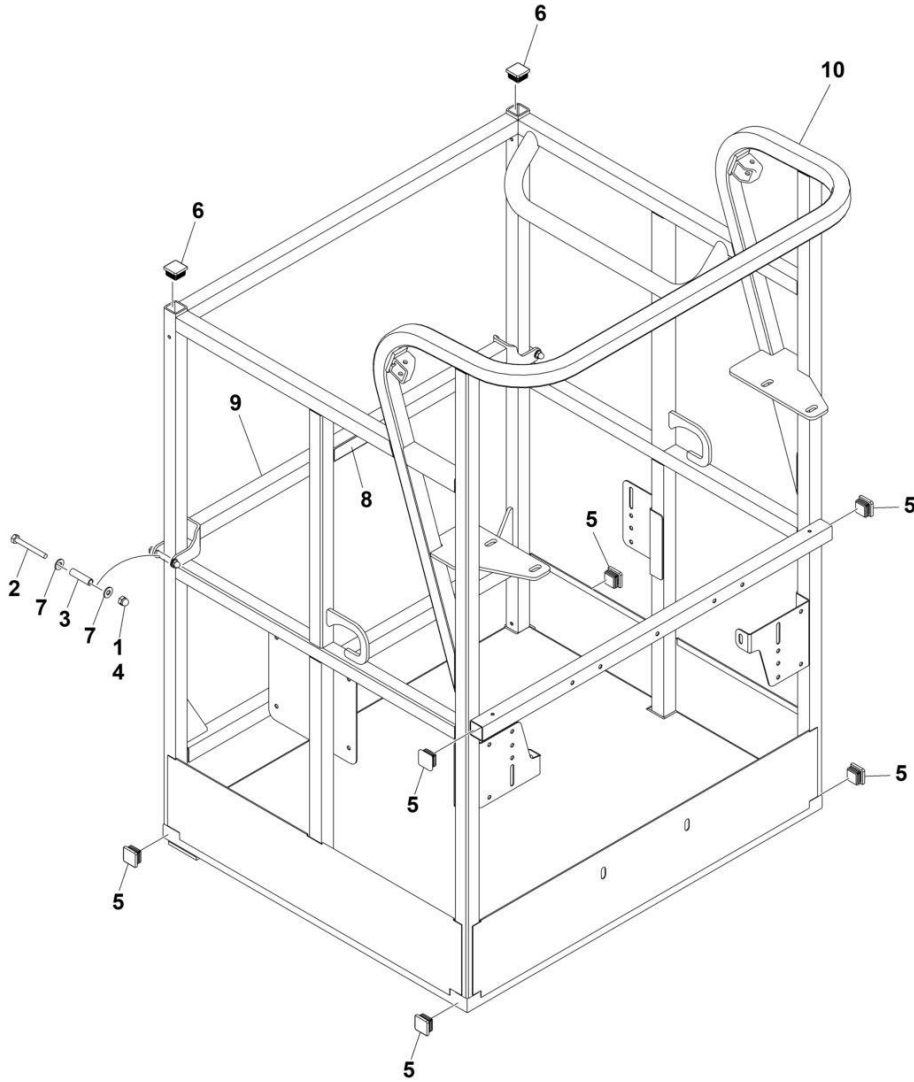
## SECTION 5 - PLATFORM

**FIGURE 5-2. PLATFORM ASSEMBLY - 36IN X 8FT (91.5CM X 2.44M) WITH SWING GATE**

ITEM	PART NUMBER	QTY	DESCRIPTION	REV
	1001186383	Ref	PLATFORM ASSEMBLY - 36IN X 8FT (91.5CM X 2.44M) WITH SWING GATE	D
		Ref	Note: Platform and Mesh must be ordered separately for Platforms with Mesh. See SPECIAL OPTIONS SECTION for Mesh Installations.	
		Ref	Note: Replacement Decals Must be Ordered Separately - See DECALS SECTION.	
1	2080040	16	Fastener, Huck	
2	2600281	2	Hinge	
3	2940074	1	Latch	
4	3520072	3	Plug	
5	3520198	2	Plug	
6	3820020	4	Rivet	
7	1001144629	1	Gate	
8	See Note	NSS	Platform (Note: Not Available - Purchase Platform Assembly)	

# SECTION 5 - PLATFORM

FIGURE 5-3. PLATFORM ASSEMBLY - 30IN X 3FT (76CM X .91M) - WITH DROP BAR



ART\_1001228215

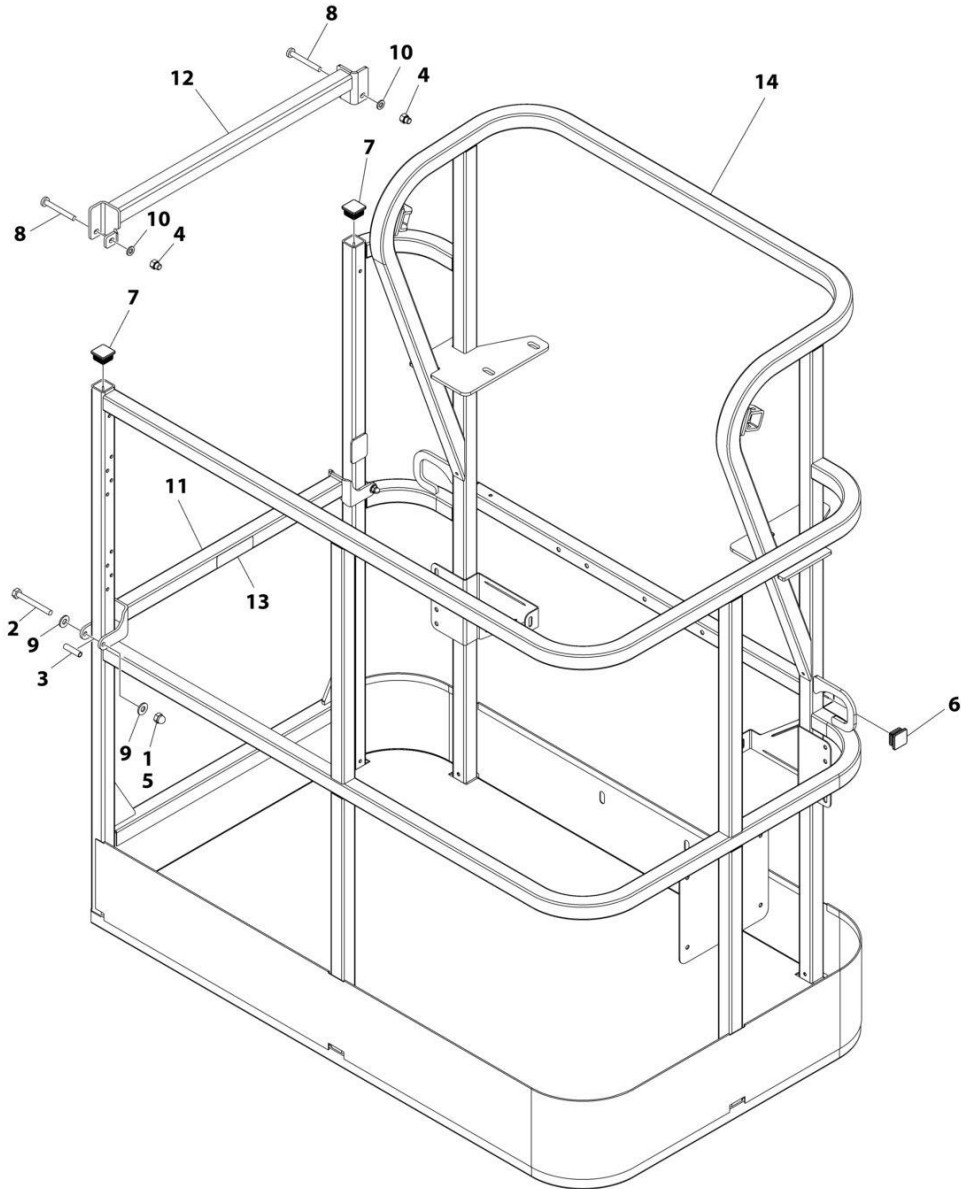
## SECTION 5 - PLATFORM

**FIGURE 5-3. PLATFORM ASSEMBLY - 30IN X 3FT (76CM X .91M) - WITH DROP BAR**

ITEM	PART NUMBER	QTY	DESCRIPTION	REV
	1001228215	Ref	PLATFORM ASSEMBLY	A
	See Note	Ref	Note: Platform and Mesh must be ordered separately for Platforms with Mesh. See SPECIAL OPTIONS SECTION for Mesh Installations.	
	See Note	Ref	Note: Replacement Decals Must be Ordered Separately - See DECAL SECTION.	
1	0100011	AR	Compound, Locking	
2	0641418	2	Bolt 1/4 x 2-1/4	
3	0961845	2	Bushing	
4	3300151	2	Nut 1/4	
5	3520072	6	Cap, Plug	
6	3520198	2	Cap, Plug	
7	4711400	4	Washer 1/4	
8	1001140429	1	Decal - Drop Bar	
9	1001226872	1	Bar, Drop	
10	See Note	NSS	Platform (Note: Not Available - Purchase Platform Assembly)	

# SECTION 5 - PLATFORM

FIGURE 5-4. PLATFORM ASSEMBLY - 30IN X 4FT (76.2CM X 1.22M) WITH DROP BAR



ART\_1001186375

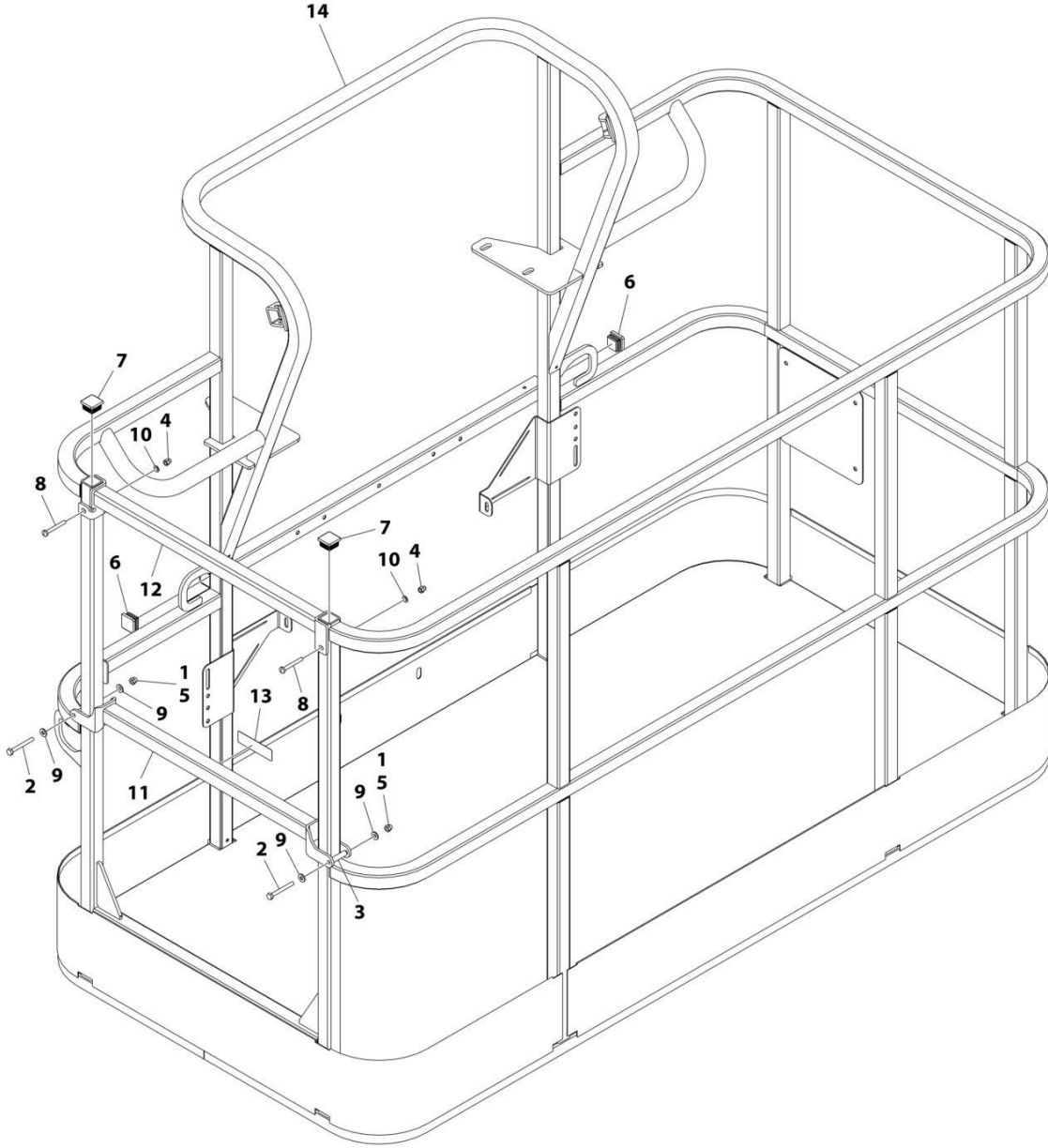
## SECTION 5 - PLATFORM

**FIGURE 5-4. PLATFORM ASSEMBLY - 30IN X 4FT (76.2CM X 1.22M) WITH DROP BAR**

ITEM	PART NUMBER	QTY	DESCRIPTION	REV
	1001186375	Ref	PLATFORM ASSEMBLY	B
		Ref	Note: Platform and Mesh must be ordered separately for Platforms with Mesh. See SPECIAL OPTIONS SECTION for Mesh Installations.	
		Ref	Note: Replacement Decals Must be Ordered Separately - See DECALS SECTION.	
1	0100011	AR	Compound, Locking	
2	0641418	2	Bolt 1/4 x 2-1/4	
3	0961845	2	Bushing	
4	3290606	2	Nut M6	
5	3300151	2	Nut 1/4	
6	3520072	2	Plug	
7	3520198	2	Plug	
8	4010618	2	Screw M6 x 50	
9	4711400	4	Washer 1/4	
10	4811700	2	Washer M6	
11	1001138494	1	Bar, Drop	
12	1001138514	1	Rail - Top	
13	1001140429	1	Decal - Drop Bar	
14	See Note	1	Platform (Note: Not Available - Purchase Platform Assembly)	

# SECTION 5 - PLATFORM

FIGURE 5-5. PLATFORM ASSEMBLY - 36IN X 6FT (91.5CM X 1.83M) WITH DROP BAR



ART\_1001186379



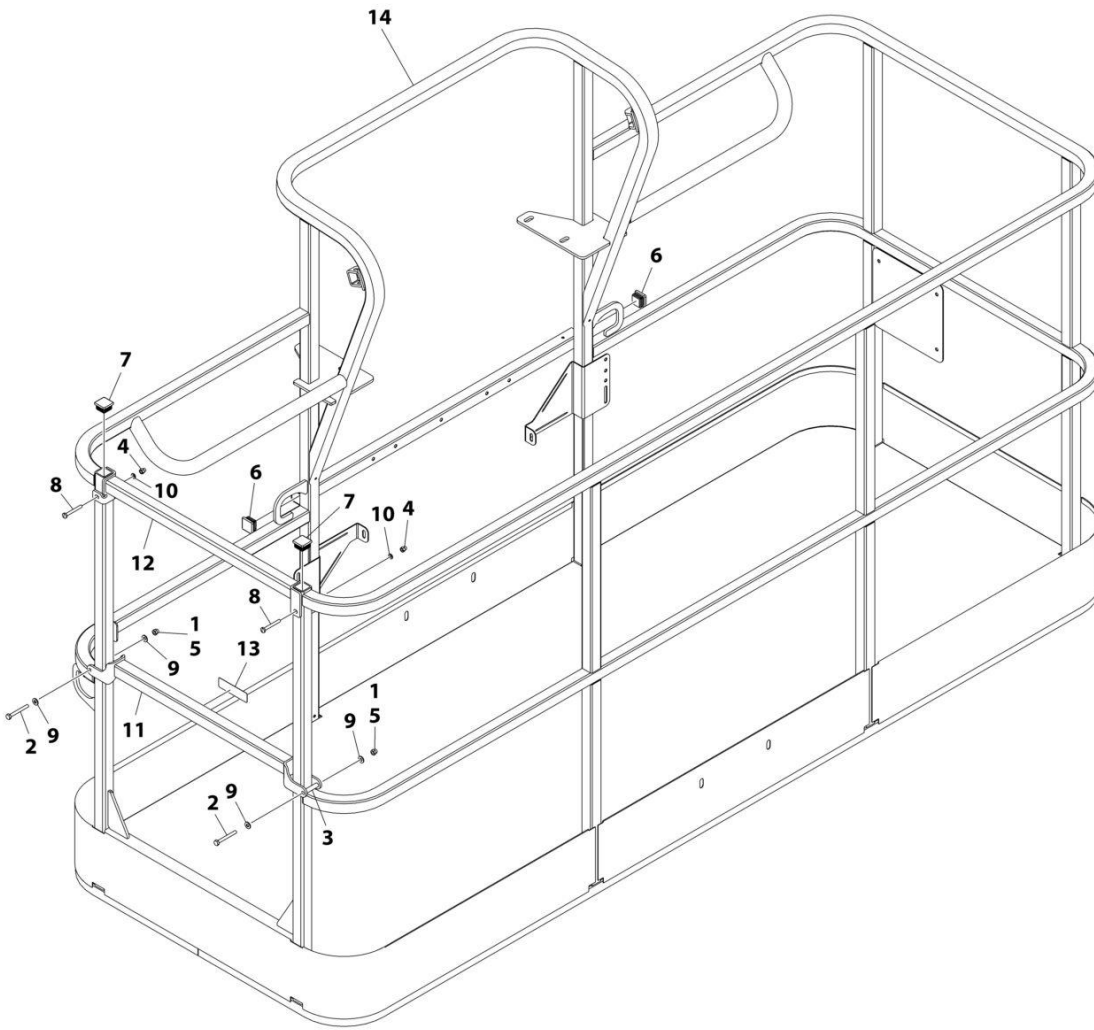
## SECTION 5 - PLATFORM

**FIGURE 5-5. PLATFORM ASSEMBLY - 36IN X 6FT (91.5CM X 1.83M) WITH DROP BAR**

ITEM	PART NUMBER	QTY	DESCRIPTION	REV
	1001186379	Ref	PLATFORM ASSEMBLY - 36IN X 6FT (91.5CM X 1.83M) WITH DROP BAR	B
		Ref	Note: Platform and Mesh must be ordered separately for Platforms with Mesh. See SPECIAL OPTIONS SECTION for Mesh Installations.	
		Ref	Note: Replacement Decals Must be Ordered Separately - See DECALS SECTION.	
1	0100011	AR	Compound, Locking	
2	0641418	2	Bolt 1/4 x 2-1/4	
3	0961845	2	Bushing	
4	3290606	2	Nut M6	
5	3300151	2	Nut 1/4	
6	3520072	2	Plug	
7	3520198	2	Plug	
8	4010618	2	Screw M6 x 50	
9	4711400	4	Washer 1/4	
10	4811700	2	Washer M6	
11	1001138494	1	Bar, Drop	
12	1001138514	1	Rail (Top)	
13	1001140429	1	Decal - Drop Bar	
14	See Note	NSS	Platform (Note: Not Available - Purchase Platform Assembly)	

# SECTION 5 - PLATFORM

FIGURE 5-6. PLATFORM ASSEMBLY - 36IN X 8FT (91.5CM X 2.44M) WITH DROP BAR



ART\_1001186382

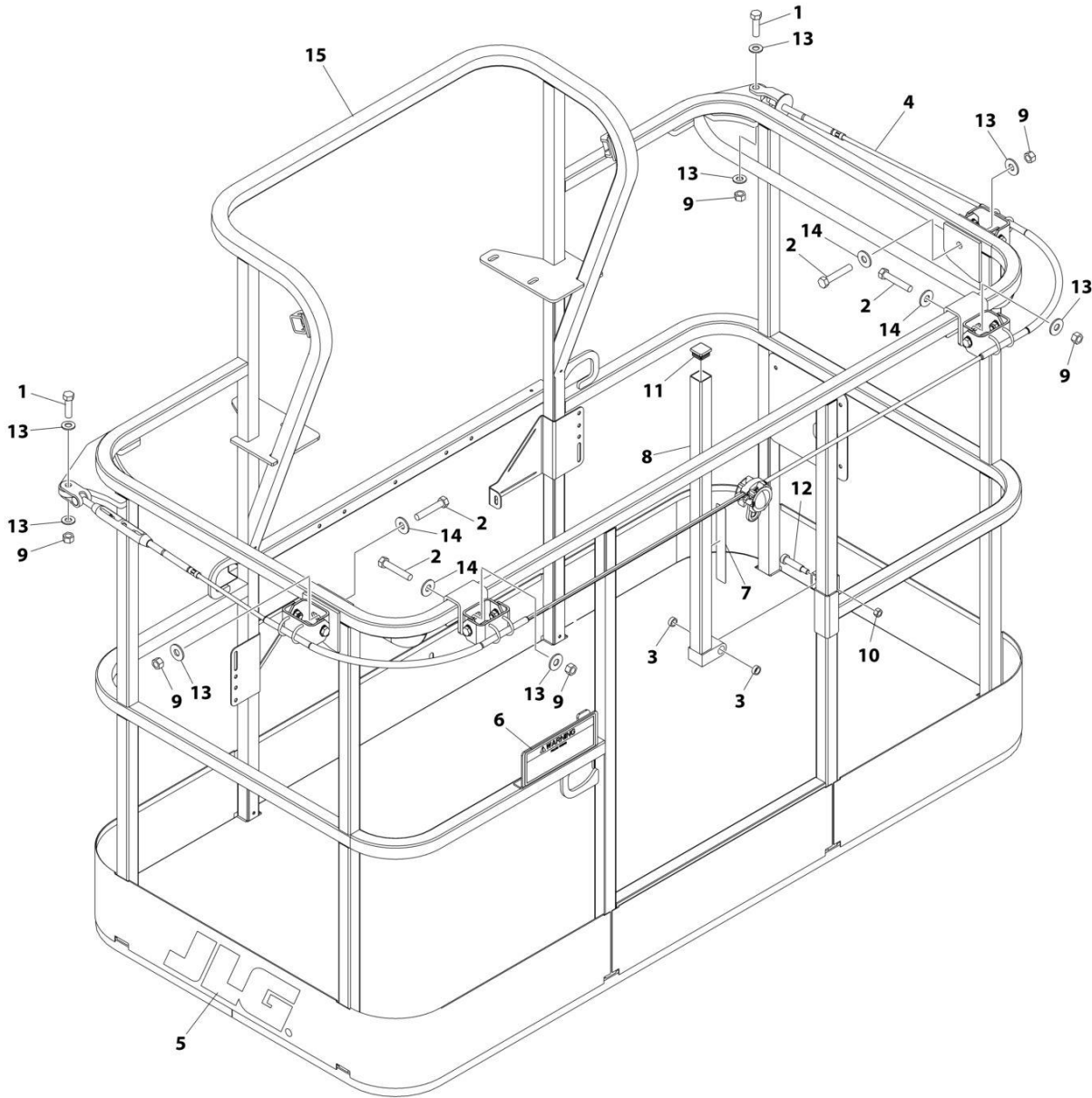
## SECTION 5 - PLATFORM

**FIGURE 5-6. PLATFORM ASSEMBLY - 36IN X 8FT (91.5CM X 2.44M) WITH DROP BAR**

ITEM	PART NUMBER	QTY	DESCRIPTION	REV
	1001186382	Ref	PLATFORM ASSEMBLY - 36IN X 8FT (91.5CM X 2.44M) WITH DROP BAR	C
		Ref	Note: Platform and Mesh must be ordered separately for Platforms with Mesh. See SPECIAL OPTIONS SECTION for Mesh Installations.	
		Ref	Note: Replacement Decals Must be Ordered Separately - See DECALS SECTION.	
1	0100011	AR	Compound, Locking	
2	0641418	2	Bolt 1/4 x 2-1/4	
3	0961845	2	Bushing	
4	3290606	2	Nut M6	
5	3300151	2	Nut 1/4	
6	3520072	2	Plug	
7	3520198	2	Plug	
8	4010618	2	Screw M6 x 50	
9	4711400	4	Washer 1/4	
10	4811700	2	Washer M6	
11	1001138494	1	Bar, Drop	
12	1001138514	1	Rail (Top)	
13	1001140429	1	Decal - Drop Bar	
14	See Note	NSS	Platform (Note: Not Available - Purchase Platform Assembly)	

# SECTION 5 - PLATFORM

FIGURE 5-7. PLATFORM ASSEMBLY - 36IN X 6FT (91.5CM X 1.83M) WITH FALL ARREST (ANSI, ANSI EXPORT AND CHINA SPECS)



ART\_1001186333

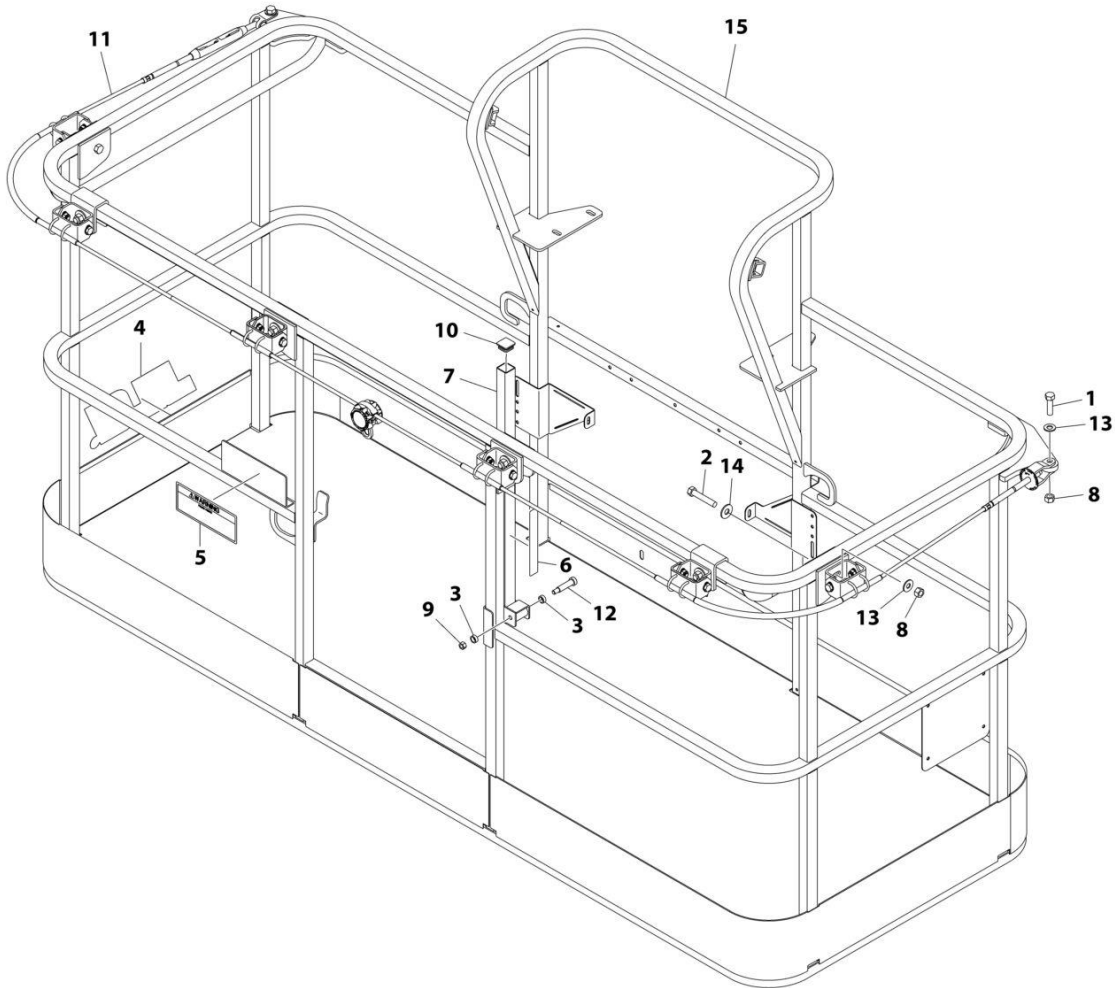
## SECTION 5 - PLATFORM

**FIGURE 5-7. PLATFORM ASSEMBLY - 36IN X 6FT (91.5CM X 1.83M) WITH FALL ARREST (ANSI, ANSI EXPORT AND CHINA SPECS)**

ITEM	PART NUMBER	QTY	DESCRIPTION	REV
	1001186333	Ref	PLATFORM ASSEMBLY	C
		Ref	Note: Replacement Decals Must be Ordered Separately - See DECALS SECTION.	
1	0681814	2	Bolt 1/2 x 1-3/4 Grade 8	
2	0681822	4	Bolt 1/2 x 2-3/4 Grade 8	
3	0962270	2	Bearing	
4	1001203655	1	Cable	
5	1702773	1	Decal - JLG	
6	1705014	1	Decal - Safety	
7	1706385	1	Decal - Drop Bar	
8	2410014	1	Bar, Drop	
9	3271805	6	Nut 1/2 Grade 8	
10	3311605	1	Nut 3/8	
11	3520072	1	Plug	
12	3900054	1	Bolt 1/2 x 1-3/4	
13	4711800	8	Washer 1/2	
14	4751800	4	Washer 1/2	
15	See Note	NSS	Platform (Note: Not Available - Purchase Platform Assembly)	

# SECTION 5 - PLATFORM

FIGURE 5-8. PLATFORM ASSEMBLY - 36IN X 8FT (91.5CM X 2.44M) WITH FALL ARREST (ANSI SPEC)



ART\_1001186334

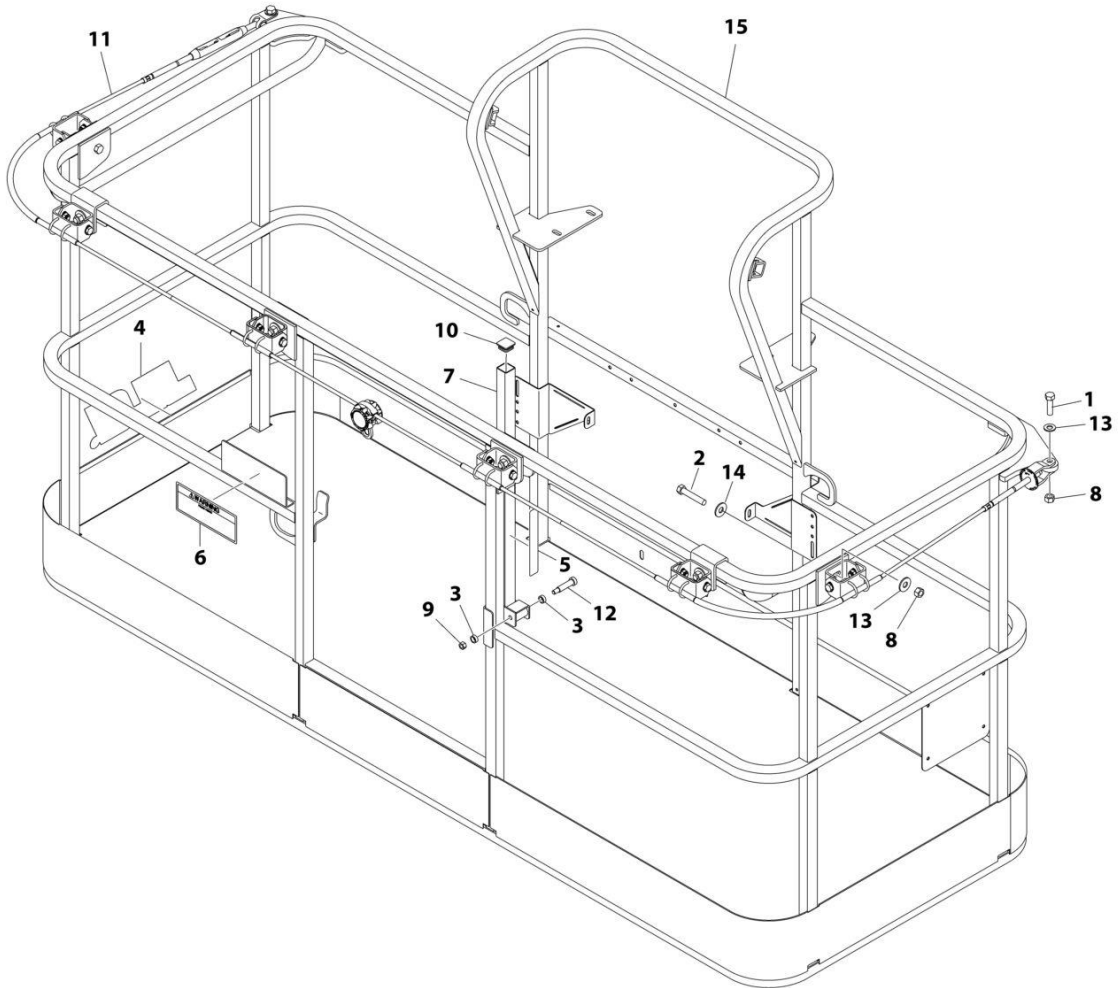
## SECTION 5 - PLATFORM

**FIGURE 5-8. PLATFORM ASSEMBLY - 36IN X 8FT (91.5CM X 2.44M) WITH FALL ARREST (ANSI SPEC)**

ITEM	PART NUMBER	QTY	DESCRIPTION	REV
	1001186334	Ref	PLATFORM ASSEMBLY	D
		Ref	Note: Replacement Decals Must be Ordered Separately - See DECALS SECTION.	
1	0681814	2	Bolt 1/2 x 1-3/4 Grade 8	
2	0681822	6	Bolt 1/2 x 2-3/4 Grade 8	
3	0962270	2	Bearing	
4	1702773	1	Decal - JLG	
5	1705014	1	Decal - Safety	
6	1706385	1	Decal - Drop Bar	
7	2410014	1	Bar, Drop	
8	3271805	8	Nut 1/2 Grade 8	
9	3311605	1	Nut 3/8	
10	3520072	1	Plug	
11	1001203656	1	Cable	
12	3900054	1	Bolt 1/2 x 1-3/4	
13	4711800	2	Washer 1/2	
14	4751800	6	Washer 1/2	
15	See Note	NSS	Platform (Note: Purchase Platform Assembly)	

# SECTION 5 - PLATFORM

FIGURE 5-9. PLATFORM ASSEMBLY - 36IN X 8FT (91.5CM X 2.44M) WITH FALL ARREST (AUSTRALIAN SPECS)



ART\_1001186389



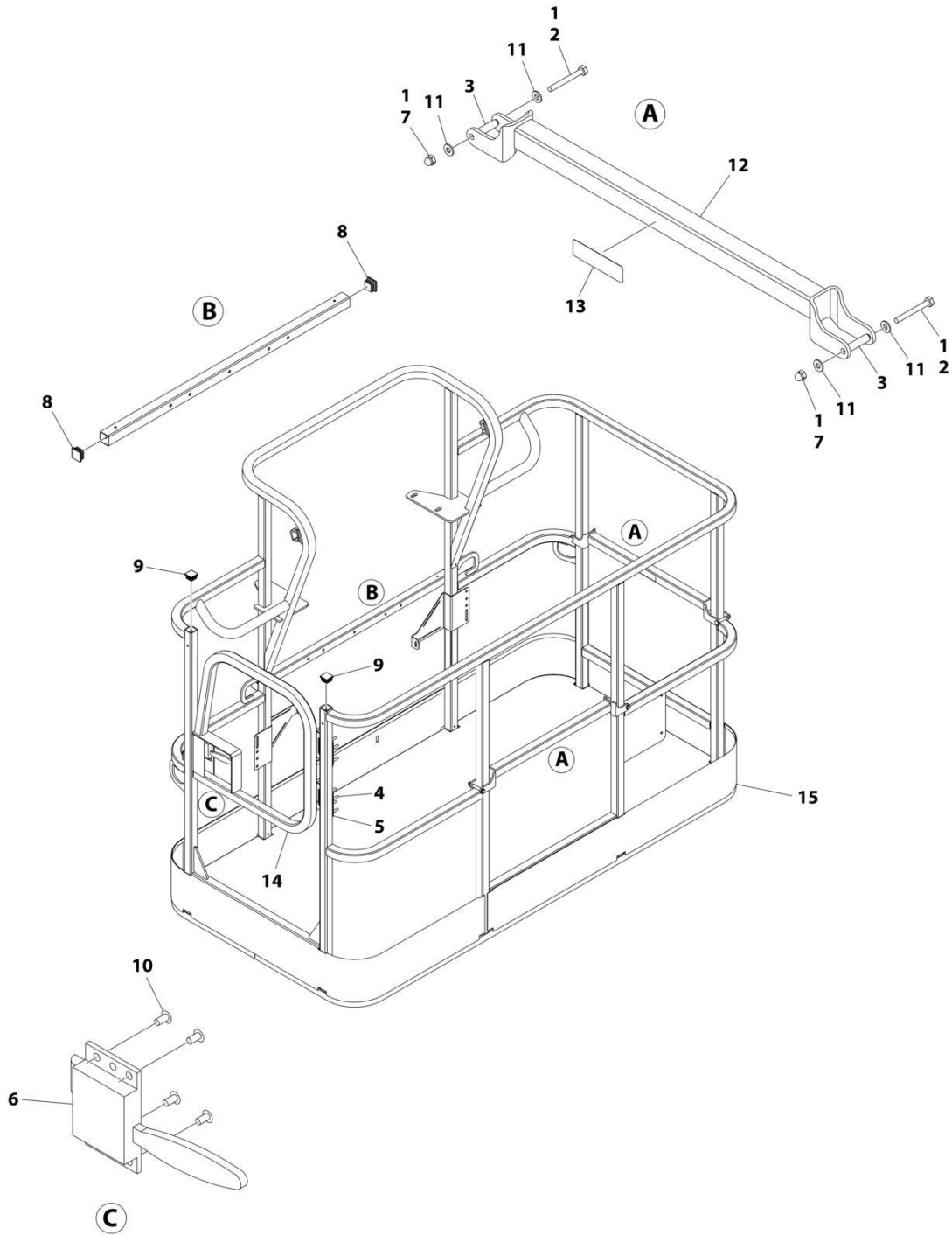
## SECTION 5 - PLATFORM

**FIGURE 5-9. PLATFORM ASSEMBLY - 36IN X 8FT (91.5CM X 2.44M) WITH FALL ARREST  
(AUSTRALIAN SPECS)**

ITEM	PART NUMBER	QTY	DESCRIPTION	REV
	1001186389	Ref	PLATFORM ASSEMBLY - 36IN X 8FT (91.5CM X 2.44M) WITH FALL ARREST	D
		Ref	Note: Standard decals must be ordered separately - See DECAL SECTION.	
1	0681814	2	Bolt 1/2 x 1-3/4 Grade 8	
2	0681822	6	Bolt 1/2 x 2-3/4 Grade 8	
3	0962270	2	Bearing	
4	1702773	1	Decal - JLG	
5	1706493	1	Decal - Drop Bar	
6	1706501	1	Decal - Safety	
7	2410014	1	Gate	
8	3271805	8	Nut 1/2 Grade 8	
9	3311605	1	Nut 3/8	
10	3520072	1	Plug	
11	1001203656	1	Cable	
12	3900054	1	Bolt 1/2 x 1-3/4	
13	4711800	8	Washer 1/2	
14	4751800	6	Washer 1/2	
15	1001186318	NSS	Platform (Note: Not Available - Purchase Platform Assembly)	

# SECTION 5 - PLATFORM

FIGURE 5-10. PLATFORM ASSEMBLY - 36IN X 6FT (91.5CM X 1.83M) TRI-ENTRY WITH SWING GATE



ART\_1001228376

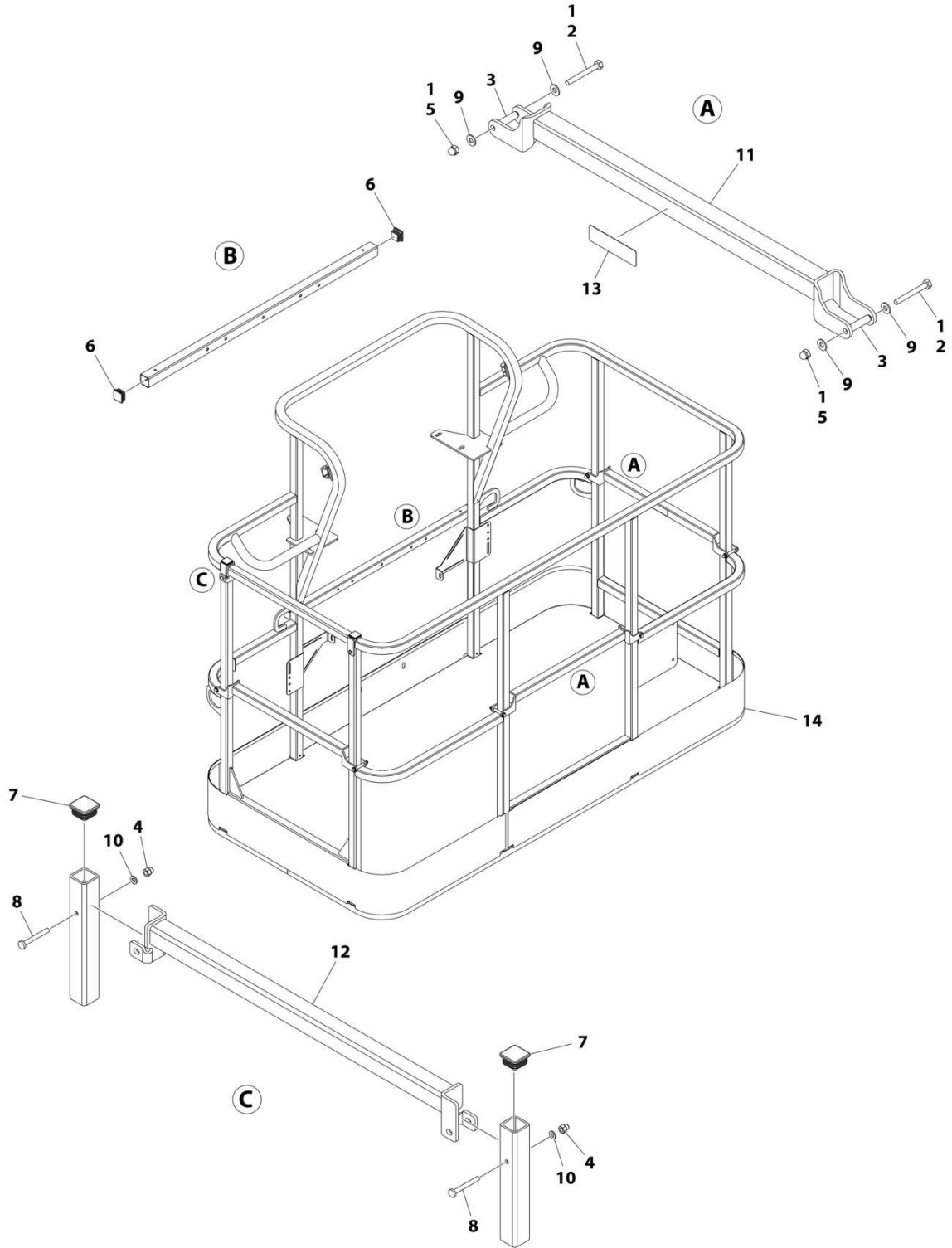
## SECTION 5 - PLATFORM

**FIGURE 5-10. PLATFORM ASSEMBLY - 36IN X 6FT (91.5CM X 1.83M) TRI-ENTRY WITH SWING GATE**

ITEM	PART NUMBER	QTY	DESCRIPTION	REV
	1001228376	Ref	PLATFORM ASSEMBLY - 36IN x 6FT (91.5CM x 1.83M)	B
		Ref	Note: Platform and Mesh must be ordered separately for Platforms with Mesh. See SPECIAL OPTIONS SECTION for Mesh Installations.	
		Ref	Note: Replacement Decals Must be Ordered Separately - See DECAL SECTION.	
1	0100011	AR	Compound, Locking	
2	0641418	4	Bolt 1/4 x 2-1/4	
3	0961845	4	Bushing	
4	2080040	16	Fastener	
5	2600281	2	Hinge	
6	2940074	1	Latch	
7	3300151	4	Nut 1/4	
8	3520072	3	Plug	
9	3520198	2	Plug	
10	3820020	4	Rivet	
11	4711400	8	Washer 1/4	
12	1001138494	2	Bar, Drop	
13	1001140429	2	Decal - Drop Bar	
14	1001144629	1	Gate	
15	See Note	NSS	Platform (Note: Not Available - Purchase Platform Assembly)	

# SECTION 5 - PLATFORM

FIGURE 5-11. PLATFORM ASSEMBLY - 36IN X 6FT (91.5CM X 1.83M) TRI-ENTRY WITH DROPBAR



ART\_1001228377

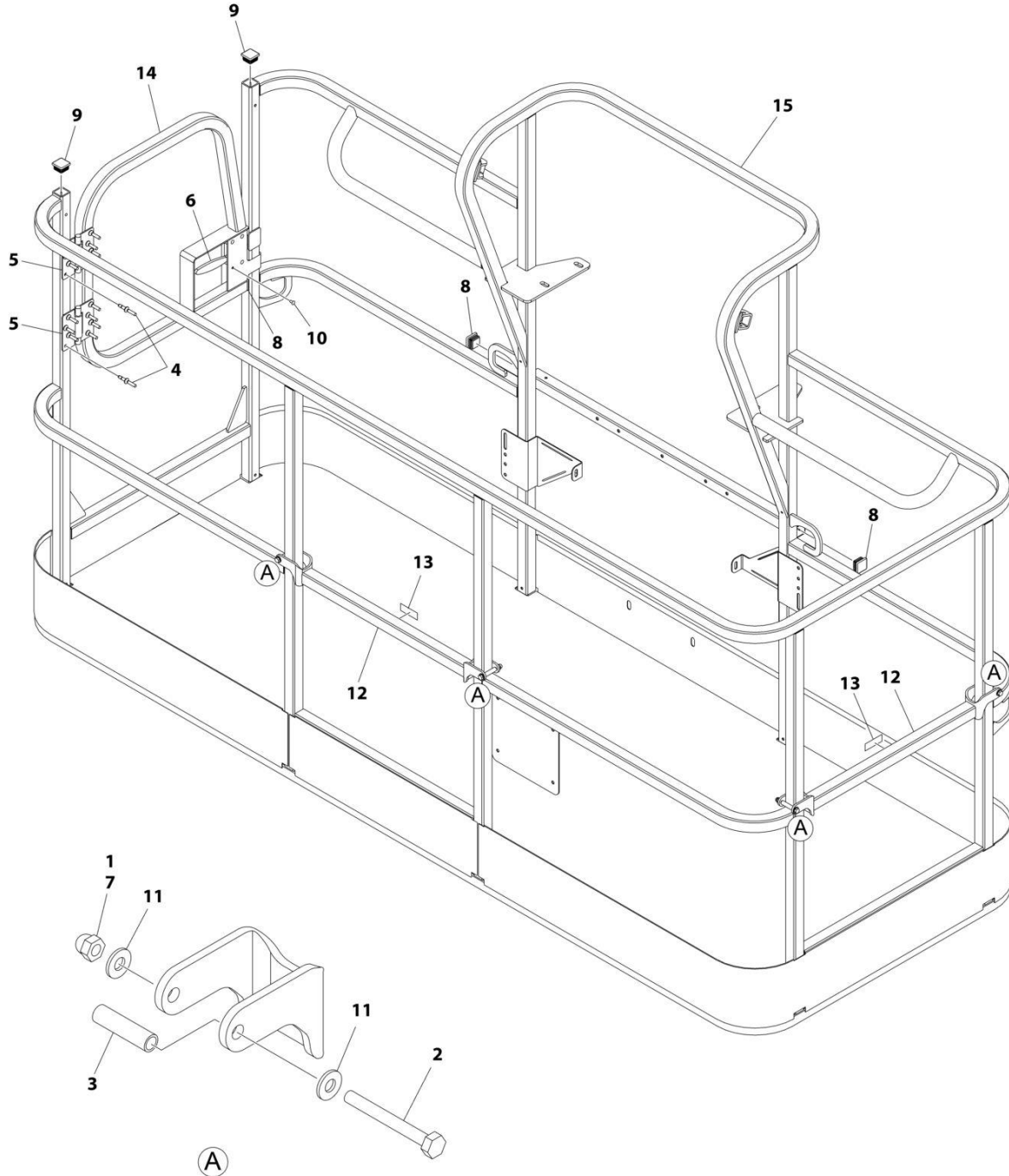
## SECTION 5 - PLATFORM

**FIGURE 5-11. PLATFORM ASSEMBLY - 36IN X 6FT (91.5CM X 1.83M) TRI-ENTRY WITH DROPBAR**

ITEM	PART NUMBER	QTY	DESCRIPTION	REV
	1001228377	Ref	PLATFORM ASSEMBLY - 36IN x 6FT (91.5CM x 1.83M)	B
		Ref	Note: Platform and Mesh must be ordered separately for Platforms with Mesh. See SPECIAL OPTIONS SECTION for Mesh Installations.	
		Ref	Note: Replacement Decals Must be Ordered Separately - See DECAL SECTION.	
1	0100011	1	Compound, Locking	
2	0641418	6	Bolt 1/4 x 2-1/4	
3	0961845	6	Bushing	
4	3290606	2	Nut M6	
5	3300151	6	Nut 1/4	
6	3520072	2	Plug	
7	3520198	2	Plug	
8	4010618	2	Screw M6 x 50	
9	4711400	12	Washer 1/4	
10	4811700	2	Washer M6	
11	1001138494	3	Bar, Drop	
12	1001138514	1	Rail (Top)	
13	1001140429	3	Decal - Drop Bar	
14	See Note	NSS	Platform, Weldment (Note: Not Available - Purchase Platform Assembly)	

# SECTION 5 - PLATFORM

FIGURE 5-12. PLATFORM ASSEMBLY - 36IN X 8FT (91.5CM X 2.44M) WITH TRI-ENTRY (1 GATE/2 DROP BARS)



ART\_1001228243

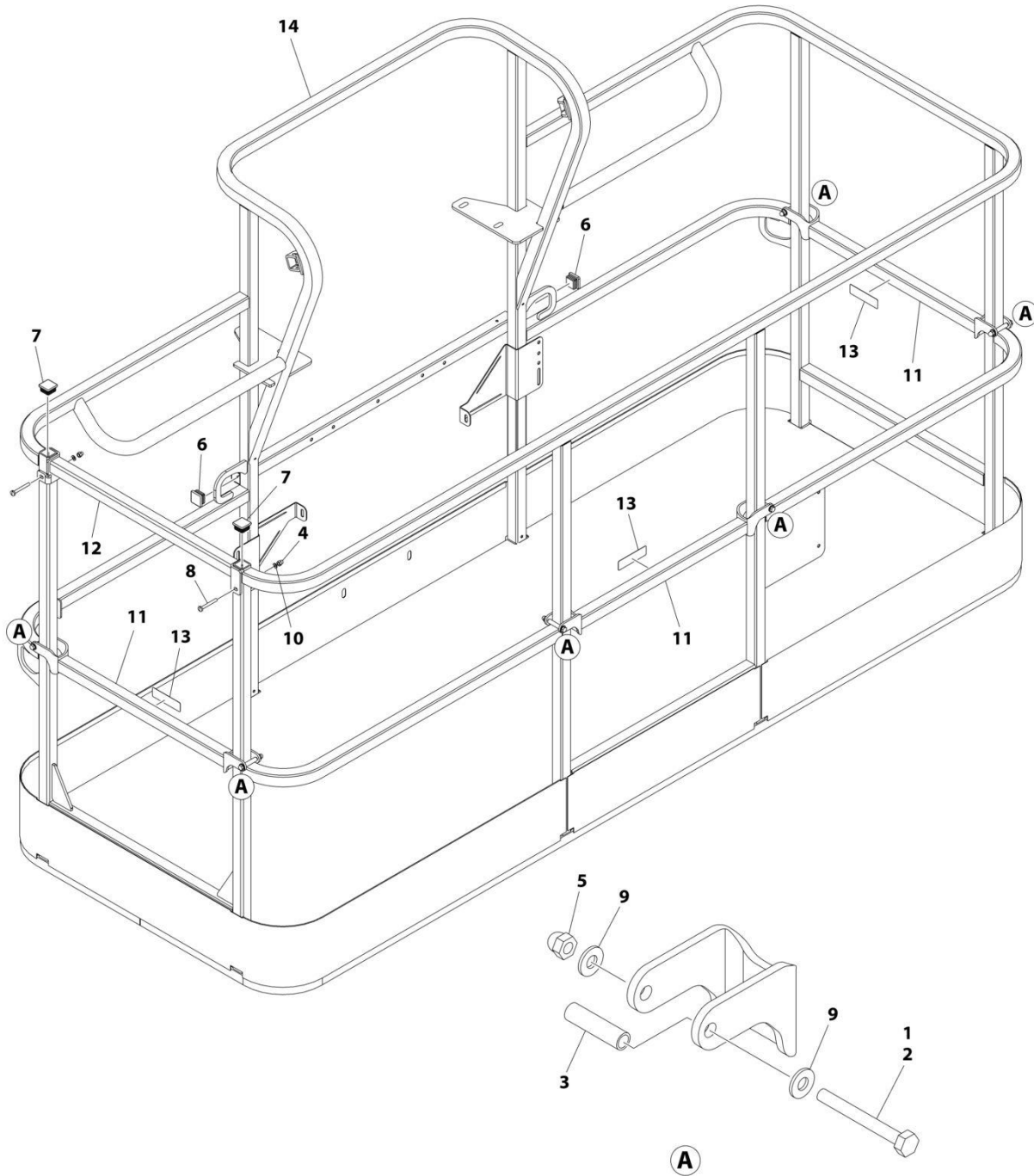
## SECTION 5 - PLATFORM

**FIGURE 5-12. PLATFORM ASSEMBLY - 36IN X 8FT (91.5CM X 2.44M) WITH TRI-ENTRY (1 GATE/2 DROP BARS)**

ITEM	PART NUMBER	QTY	DESCRIPTION	REV
	1001228243	Ref	PLATFORM ASSEMBLY - 36IN X 8FT (91.5CM X 2.44M) WITH TRI-ENTRY	A
		Ref	Note: Platform and Mesh must be ordered separately for Platforms with Mesh. See SPECIAL OPTIONS SECTION for Mesh Installations.	
1	0100011	AR	Compound, Locking	
2	0641418	4	Bolt 1/4 x 2-1/4	
3	0961845	4	Bushing	
4	2080040	16	Fastener, Huck	
5	2600281	2	Hinge, Self-Closing	
6	2940074	1	Latch	
7	3300151	4	Nut 1/4	
8	3520072	3	Cap, Plug	
9	3520198	2	Cap, Plug	
10	3820020	4	Rivet	
11	4711400	8	Washer 1/4	
12	1001138494	2	Bar, Drop	
13	1001140429	2	Decal - Drop Bar	
14	1001144629	1	Gate, Weldment	
15	See Note	1	Platform (Note: Not Available - Purchase Platform Assembly)	

# SECTION 5 - PLATFORM

FIGURE 5-13. PLATFORM ASSEMBLY - 36IN X 8FT (91.5CM X 2.44M) WITH TRI-ENTRY (3 DROP BARS)



ART\_1001228375



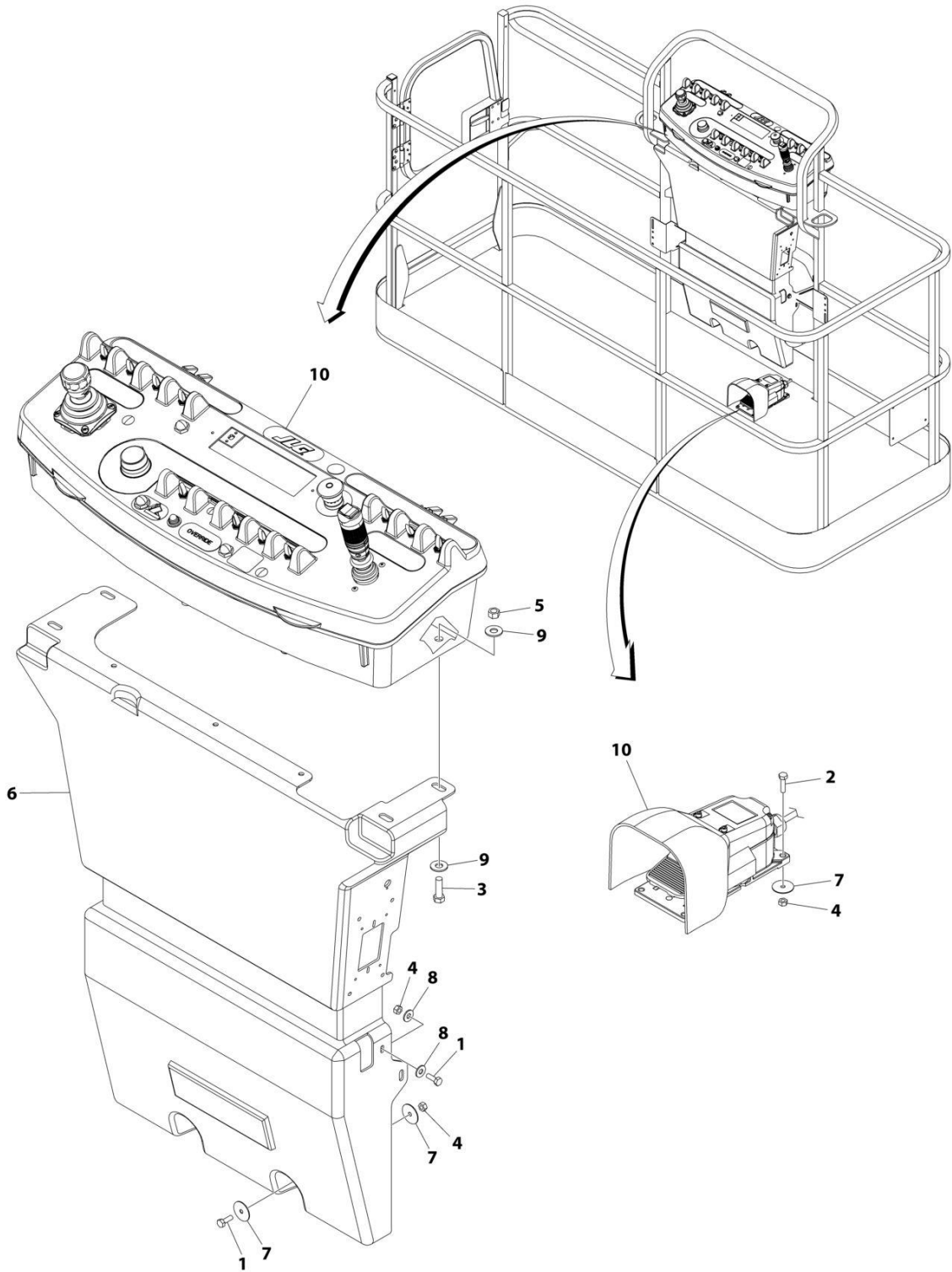
## SECTION 5 - PLATFORM

**FIGURE 5-13. PLATFORM ASSEMBLY - 36IN X 8FT (91.5CM X 2.44M) WITH TRI-ENTRY (3 DROP BARS)**

ITEM	PART NUMBER	QTY	DESCRIPTION	REV
	1001228375	Ref	PLATFORM ASSEMBLY - 36IN X 8FT (91.5CM X 2.44M) WITH TRI-ENTRY	A
		Ref	Note: Platform and Mesh must be ordered separately for Platforms with Mesh. See SPECIAL OPTIONS SECTION for Mesh Installations.	
		Ref	Note: Replacement Decals Must be Ordered Separately - See DECAL SECTION.	
1	0100011	AR	Compound, Locking	
2	0641418	6	Bolt 1/4 x 2-1/4	
3	0961845	6	Bushing	
4	3290606	2	Nut M6 x 1	
5	3300151	6	Nut 1/4	
6	3520072	2	Cap, Plug	
7	3520198	2	Cap, Plug	
8	4010618	2	Screw M6 x 50	
9	4711400	12	Washer 1/4	
10	4811700	2	Washer M6	
11	1001138494	3	Bar, Drop	
12	1001138514	1	Rail (Top)	
13	1001140429	3	Decal - Drop Bar	
14	See Note	1	Platform (Note: Not Available - Purchase Platform Assembly)	

# SECTION 5 - PLATFORM

## FIGURE 5-14. PLATFORM CONTROLS INSTALLATION



ART\_1001267387

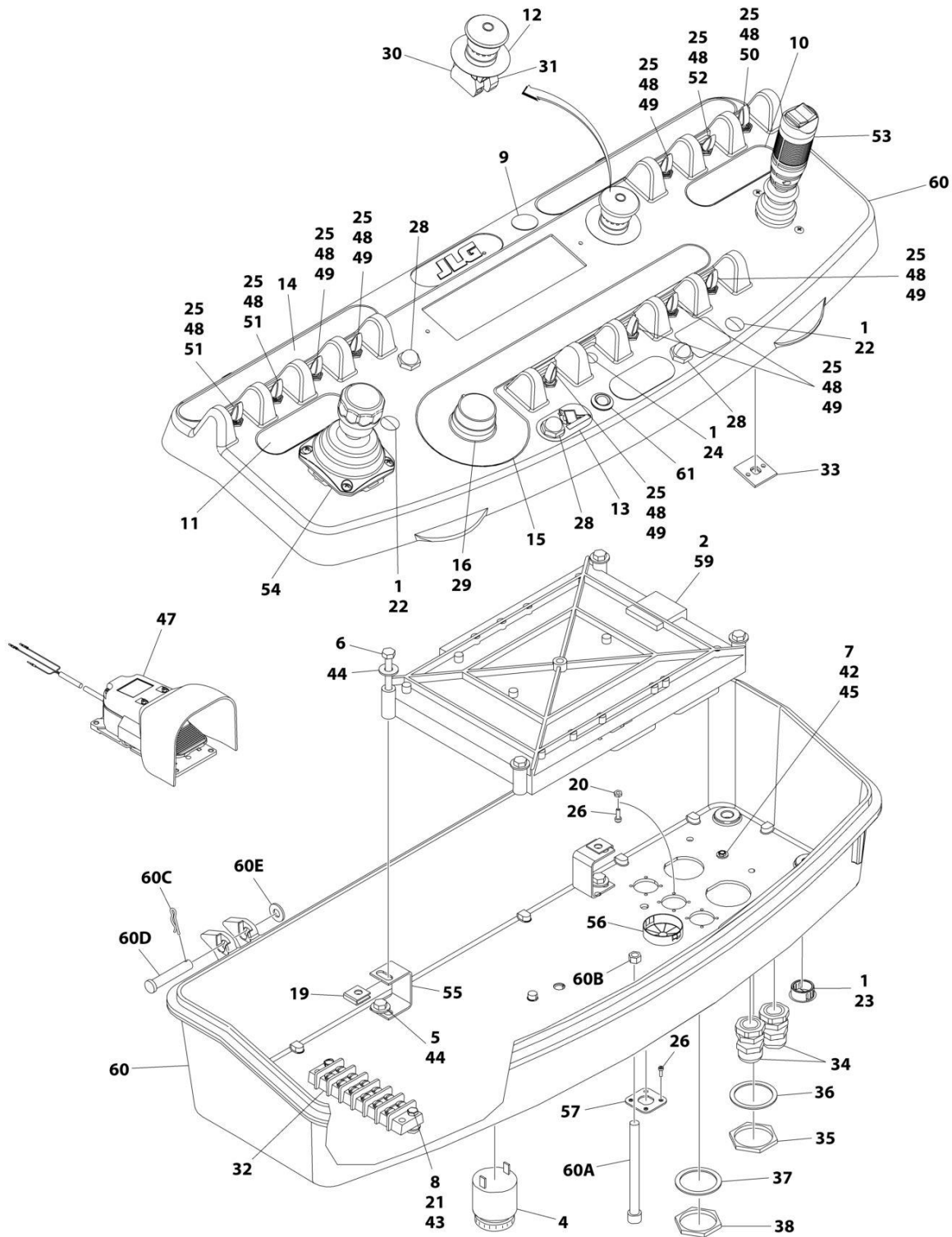
## SECTION 5 - PLATFORM

### FIGURE 5-14. PLATFORM CONTROLS INSTALLATION

ITEM	PART NUMBER	QTY	DESCRIPTION	REV
	1001267387	Ref	PLATFORM CONTROLS INSTALLATION	A
1	0641406	4	Bolt 1/4 x 3/4	
2	0641408	3	Bolt 1/4 x 1	
3	0641610	4	Bolt 3/8 x 1-1/4	
4	3311405	7	Nut 1/4	
5	3311605	4	Nut 3/8	
6	3380434	1	Panel, Molded	
7	4740362	7	Washer, Fender	
8	4751400	4	Washer 1/4	
9	4751600	8	Washer 3/8	
10	1001267389	1	Platform Console Box Assembly (See Separate Breakdown in this Section)	

# SECTION 5 - PLATFORM

## FIGURE 5-15. PLATFORM CONSOLE ASSEMBLY



ART\_1001267389\_D

## SECTION 5 - PLATFORM

**FIGURE 5-15. PLATFORM CONSOLE ASSEMBLY**

ITEM	PART NUMBER	QTY	DESCRIPTION	REV
	1001267389	Ref	PLATFORM CONSOLE ASSEMBLY	D
1	0100009	AR	Sealant	
2	0100035	AR	Compound, Locking	
4	0140011	1	Alarm	
5	0641405	4	Bolt 1/4 x 5/8	
6	0641414	4	Bolt 1/4 x 1-3/4	
7	0720804	1	Screw #8 x 1/2	
8	0721006	2	Bolt #10 x 3/4	
9	1671314	1	Cover, Hole	
10	1702565	1	Decal - Drive and Steer	
11	1702566	1	Decal - Lift and Swing	
12	1704260	1	Decal - EMS	
13	1705171	1	Decal - Jib Stow	
14	1705744	1	Decal - Horn	
15	1705745	1	Decal - Function Speed	
16	2560136	1	Handle, Knob	
19	3300353	4	Nut, Tinnerman	
20	3300482	2	Nut M2.5	
21	3311005	2	Nut #10	
22	3520026	2	Plug, Hole	
23	3520030	1	Plug, Hole	
24	3520054	1	Plug, Hole	
25	3790012	11	O-Ring	
26	3900349	12	Capscrew M2.5	
28	4360387	3	Switch, Pushbutton	
29	4360407	1	Controller, Speed	
29	See Note	NSS	Gasket "Top Hat" (Included with Switch) (Note: Not Available - Purchase Complete Controller)	
30	1001274559	1	Switch, Emergency Stop	
31	4360476	1	Block, Contact	
32	4460007	1	Bar, Buss	
33	4460234	AR	Mount, Tie-Strap	
34	4460428	2	Connector, Strain Relief	
35	4460470	1	Nut, Terminal	
36	4460471	1	Washer, Terminal	
37	4460496	1	Nut, Terminal	
38	4460497	1	Washer, Terminal	
42	4750800	1	Washer #8	
43	4751000	2	Washer #10	
44	4751400	8	Washer 1/4	
45	4760800	1	Washer	
46	4922666	1	Harness, Analyzer Cable (Not Shown - See Separate Breakdown in ELECTRICAL Section)	
47	1001117174	1	Footswitch Assembly (See Separate Breakdown in this Section)	
48	1001155044	11	Nut 15/32-32	
49	1001155045	7	Switch, Toggle	
50	1001159256	1	Switch, Toggle	
51	1001161709	2	Switch, Toggle	
52	1001161710	1	Switch, Toggle	
53	1001275628	1	Controller Assembly (Drive and Steer)	

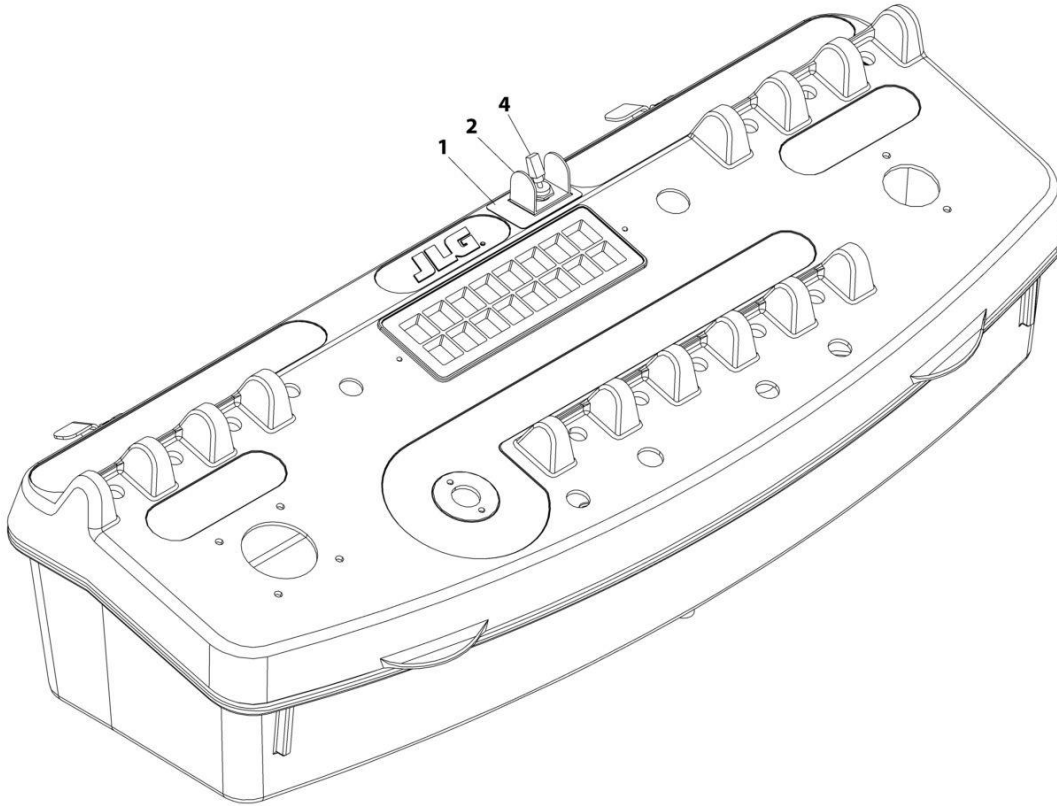
## SECTION 5 - PLATFORM

ITEM	PART NUMBER	QTY	DESCRIPTION	REV
54	1001275629	1	Controller Assembly (Lift and Swing)	B
55	1001172760	4	Bracket, Support	
56	1001185281	1	Plug	
57	1001220929	1	Mount, Connector	
58	1001241891	1	Harness, Console Box (Not Shown - See Separate Breakdown in ELECTRICAL Section)	
59	1600343	1	Module, Platform Control (Note: Re-calibration Required when Replaced)	
60	1001265905	1	Box, Console	
60A	0630568	1	Screw 3/8 x 4-1/2	
60B	3311601	1	Nut 3/8	
60C	3430616	2	Clevis	
60D	3470003	2	Pin	
60E	4711600	2	Washer 3/8	
61	1001206532	1	Light, Indicator	
62	4240099	AR	Tie-Strap (Not Shown)	



## SECTION 5 - PLATFORM

FIGURE 5-16. BOOM CONTROL SELECT SWITCH INSTALLATION



ART\_0275098



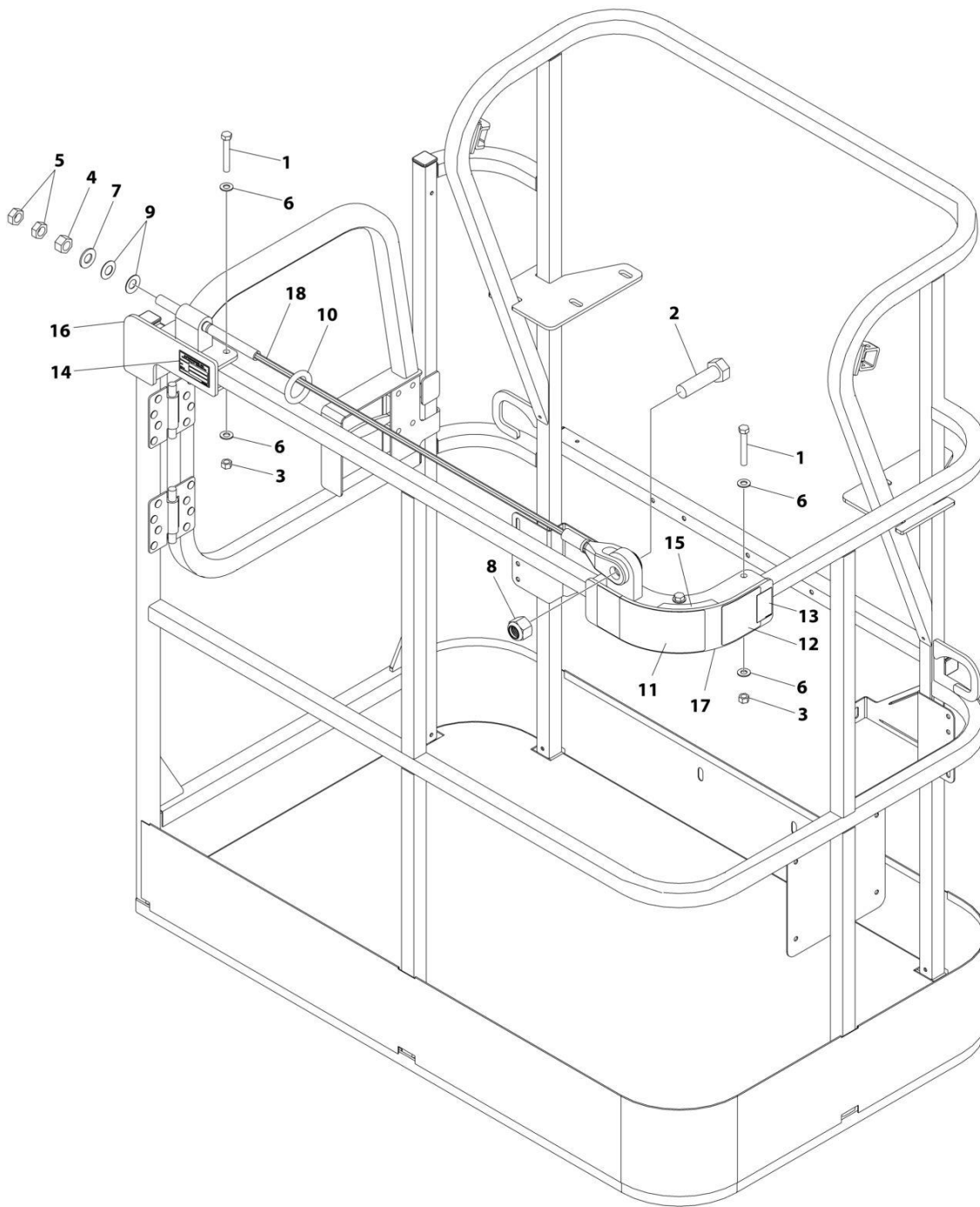
## SECTION 5 - PLATFORM

**FIGURE 5-16. BOOM CONTROL SELECT SWITCH INSTALLATION**

ITEM	PART NUMBER	QTY	DESCRIPTION	REV
	0275098	Ref	BOOM CONTROL SELECT SWITCH INSTALLATION	B
1	1706741	1	Decal - Boom Control Select	
2	4060906	1	Guard	
4	4360336	1	Switch, Toggle	

# SECTION 5 - PLATFORM

FIGURE 5-17. FALL ARREST INSTALLATION (BOLT - ON EXTERNAL) 4FFT/1.22M PLATFORM)



ART\_1001261338

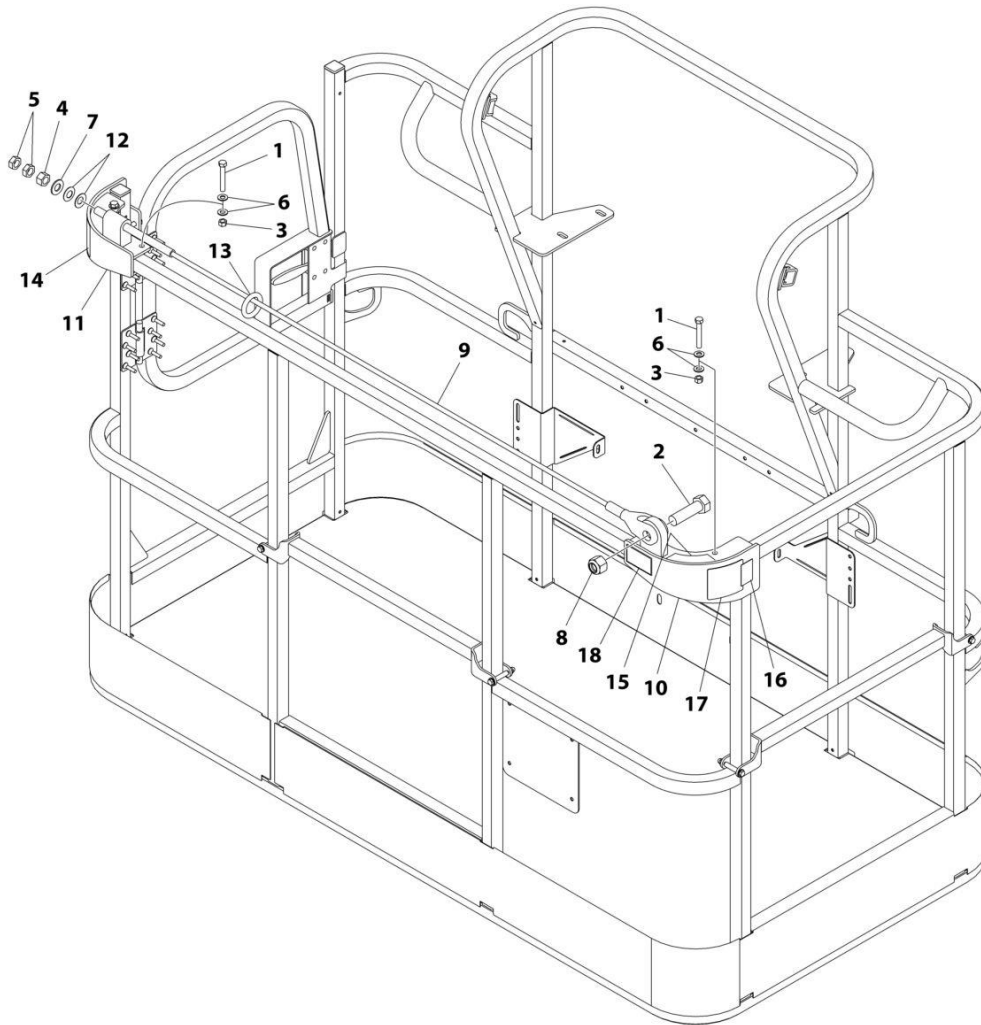
## SECTION 5 - PLATFORM

**FIGURE 5-17. FALL ARREST INSTALLATION (BOLT - ON EXTERNAL) 4FFT/1.22M PLATFORM)**

ITEM	PART NUMBER	QTY	DESCRIPTION	REV
	1001261338	Ref	FALL ARREST INSTALLATION	A
1	0681620	6	Bolt 3/8 x 2-1/2	
2	0682424	1	Bolt 7/8 x 3	
3	3271605	6	Nut 3/8	
4	3272001	1	Nut 5/8	
5	3312002	2	Nut 5/8	
6	4711600	12	Washer 3/8	
7	4712000	1	Washer 5/8	
8	88521214	1	Nut 7/8	
9	1001236891	2	Washer	
10	1001236895	1	Ring	
11	1001238263	1	Decal - Warning Falling Hazard	
12	1001248140	1	Decal - Bolt Fall Arrest Re-Cert	
13	1001248141	1	Decal - Incription	
14	See Note	NSS	Nameplate - Manufacturers Serial Number (Note: Not Available for Purchase)	
15	1001252629	1	Decal - Weight	
16	1001257271	1	Bracket (RH)	
17	1001257274	1	Bracket (LH)	
18	1001261335	1	Rope	

# SECTION 5 - PLATFORM

FIGURE 5-18. FALL ARREST INSTALLATION (BOLT - ON EXTERNAL) 6FT/1.82M PLATFORM



ART\_1001238463

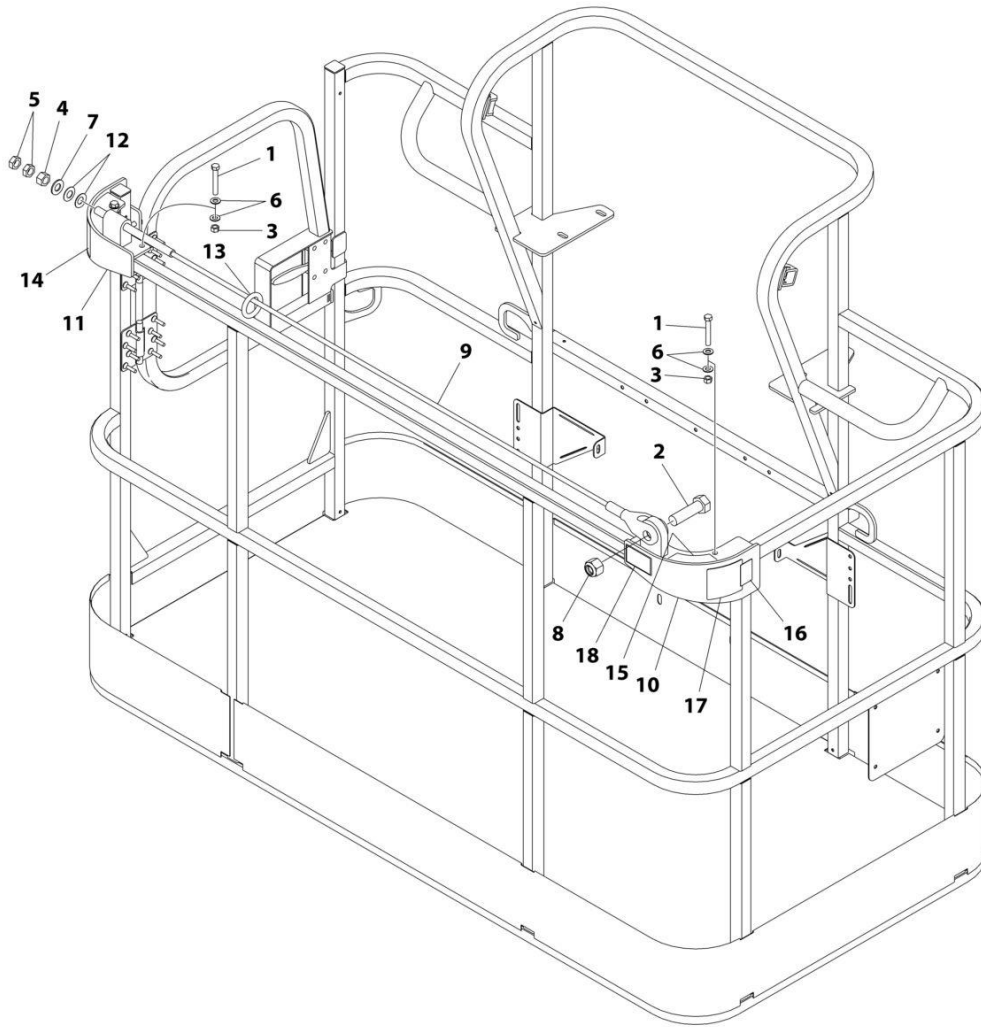
## SECTION 5 - PLATFORM

**FIGURE 5-18. FALL ARREST INSTALLATION (BOLT - ON EXTERNAL) 6FT/1.82M PLATFORM**

ITEM	PART NUMBER	QTY	DESCRIPTION	REV
	1001238463	Ref	FALL ARREST INSTALLATION (BOLT - ON) 6FT/1.82M PLATFORM	C
1	0681620	6	Bolt 3/8 x 2-1/2	
2	0682424	1	Bolt 7/8 x 3	
3	3271605	6	Nut 3/8	
4	3272001	1	Nut 5/8	
5	3312002	2	Nut 5/8	
6	4711600	12	Washer 3/8	
7	4712000	1	Washer 5/8	
8	88521214	1	Nut 7/8	
9	1001231950	1	Rope	
10	1001232010	1	Bracket (RH)	
11	1001232011	1	Bracket (LH)	
12	1001236891	2	Washer	
13	1001236895	1	Ring	
14	1001238263	1	Decal - Warning Falling Hazard	
15	1001252629	1	Decal - Weight	
16	1001248140	1	Decal - Bolt Fall Arrest Re-Cert	
17	1001248141	1	Decal - Inscription	

# SECTION 5 - PLATFORM

FIGURE 5-19. FALL ARREST INSTALLATION (BOLT - ON EXTERNAL) 6FT/1.82M PLATFORM (



ART\_1001236747

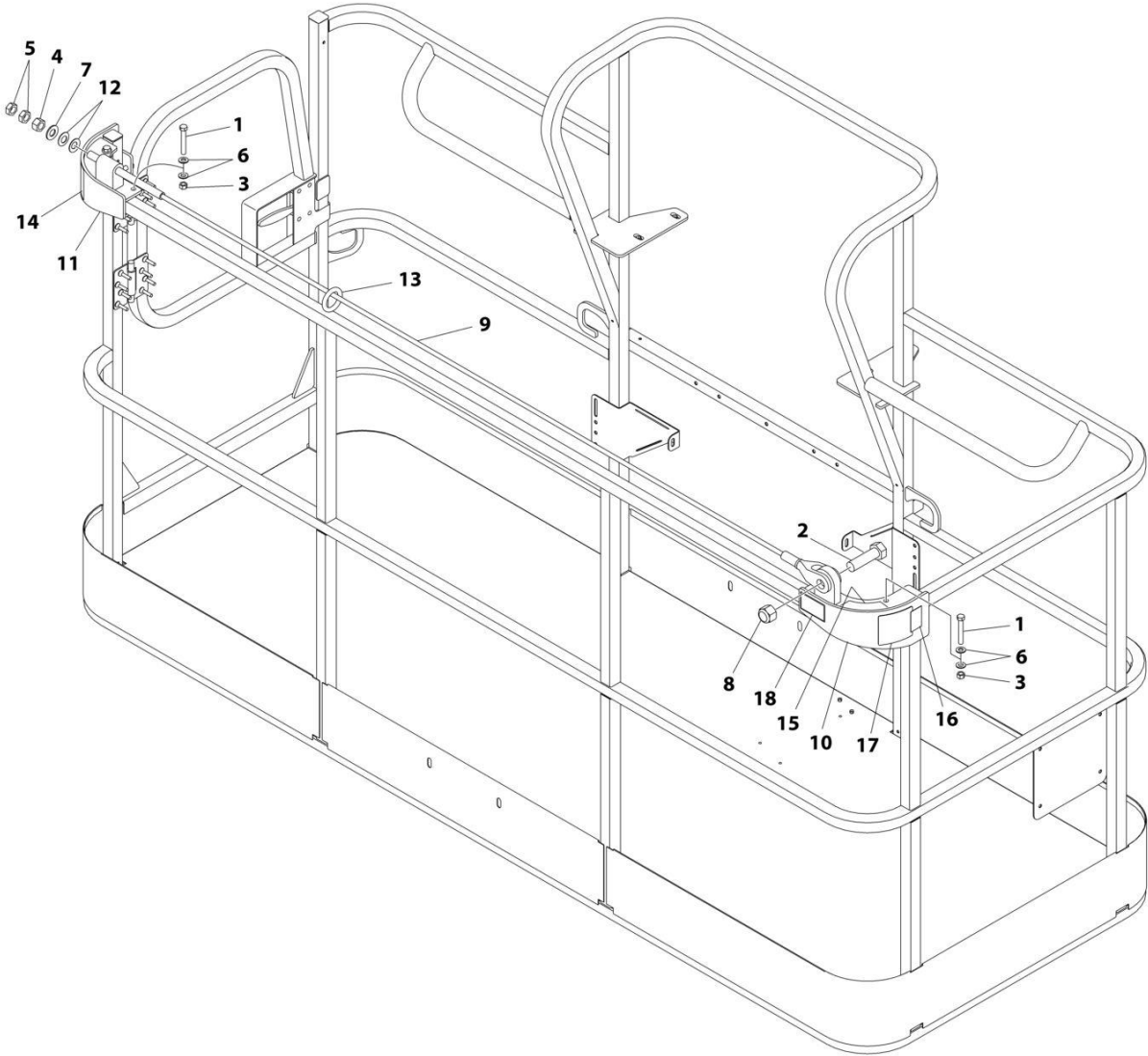
## SECTION 5 - PLATFORM

**FIGURE 5-19. FALL ARREST INSTALLATION (BOLT - ON EXTERNAL) 6FT/1.82M PLATFORM (**

ITEM	PART NUMBER	QTY	DESCRIPTION	REV
	1001236747	Ref	FALL ARREST INSTALLATION (BOLT - ON) 6FT/1.82M PLATFORM	C
1	0681620	6	Bolt 3/8 x 2-1/2	
2	0682424	1	Bolt 7/8 x 3	
3	3271605	6	Nut 3/8	
4	3272001	1	Nut 5/8	
5	3312002	2	Nut 5/8	
6	4711600	12	Washer 3/8	
7	4712000	1	Washer 5/8	
8	88521214	1	Nut 7/8	
9	1001231950	1	Rope	
10	1001232010	1	Bracket (RH)	
11	1001232011	1	Bracket (LH)	
12	1001236891	2	Washer	
13	1001236895	1	Ring	
14	1001238263	1	Decal - Warning Falling Hazard	
15	1001252629	1	Decal - Weight	
16	1001248140	1	Decal - Bolt Fall Arrest Re-Cert	
17	1001248141	1	Decal - Inscription	

**SECTION 5 - PLATFORM**

**FIGURE 5-20. FALL ARREST INSTALLATION (BOLT - ON EXTERNAL) 8FT/2.4M PLATFORM**



ART\_1001236746



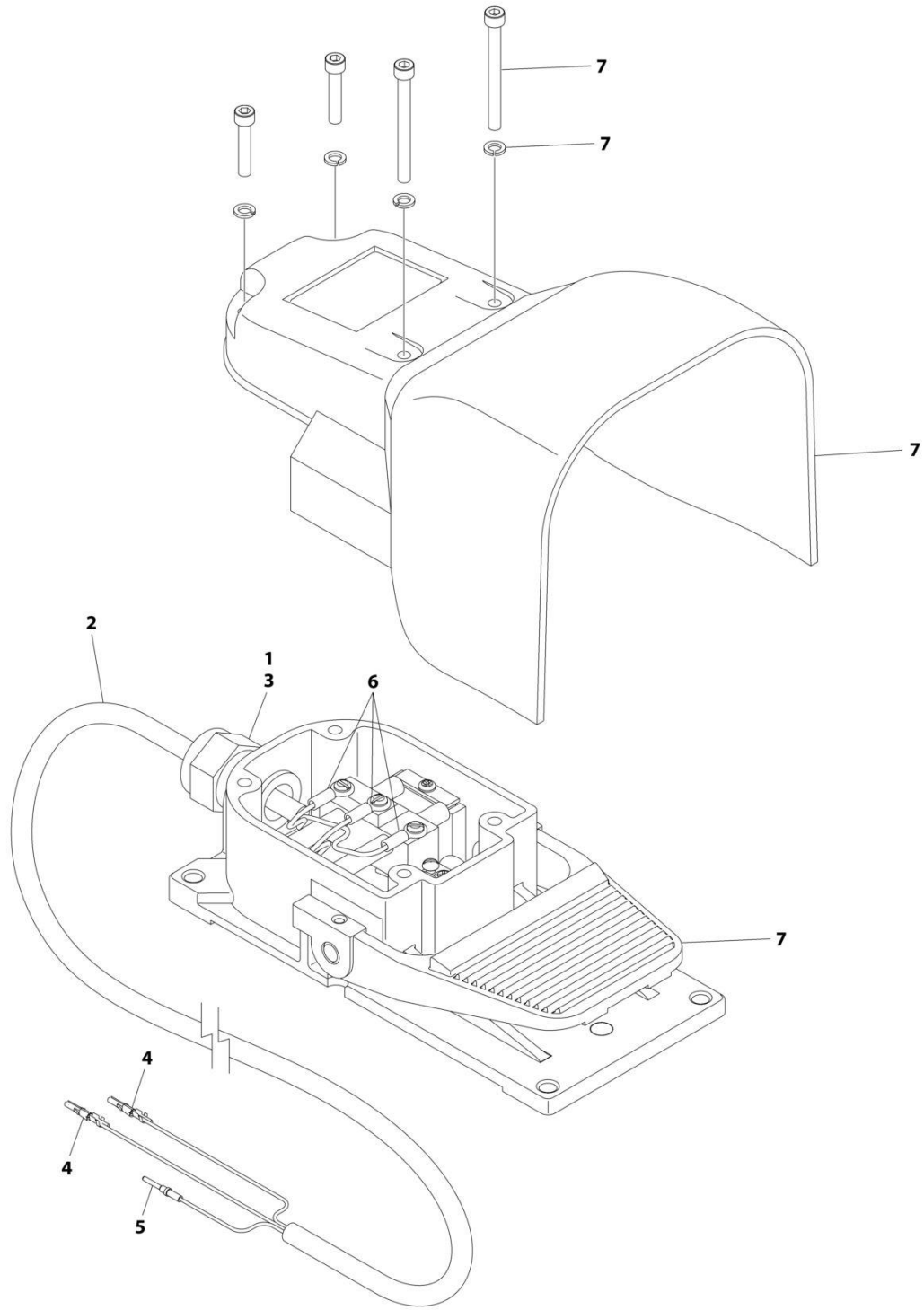
## SECTION 5 - PLATFORM

**FIGURE 5-20. FALL ARREST INSTALLATION (BOLT - ON EXTERNAL) 8FT/2.4M PLATFORM**

ITEM	PART NUMBER	QTY	DESCRIPTION	REV
	1001236746	Ref	FALL ARREST INSTALLATION (BOLT - ON) 8FT/2.4M PLATFORM	C
1	0681620	6	Bolt 3/8 x 2-1/2	
2	0682424	1	Bolt 7/8 x 3	
3	3271605	6	Nut 3/8	
4	3272001	1	Nut 5/8	
5	3312002	2	Nut 5/8	
6	4711600	12	Washer 3/8	
7	4712000	1	Washer 5/8	
8	88521214	1	Nut 7/8	
9	1001231949	1	Rope	
10	1001232010	1	Bracket (RH)	
11	1001232011	1	Bracket (LH)	
12	1001236891	2	Washer	
13	1001236895	1	Ring	
14	1001238263	1	Decal - Warning Falling Hazard	
15	1001252629	1	Decal - Weight 23LBS/10.4KG	
16	1001248140	1	Decal - Bolt Fall Arrest Re-Cert	
17	1001248141	1	Decal - Inscription	

# SECTION 5 - PLATFORM

## FIGURE 5-21. FOOTSWITCH ASSEMBLY



ART\_100117174

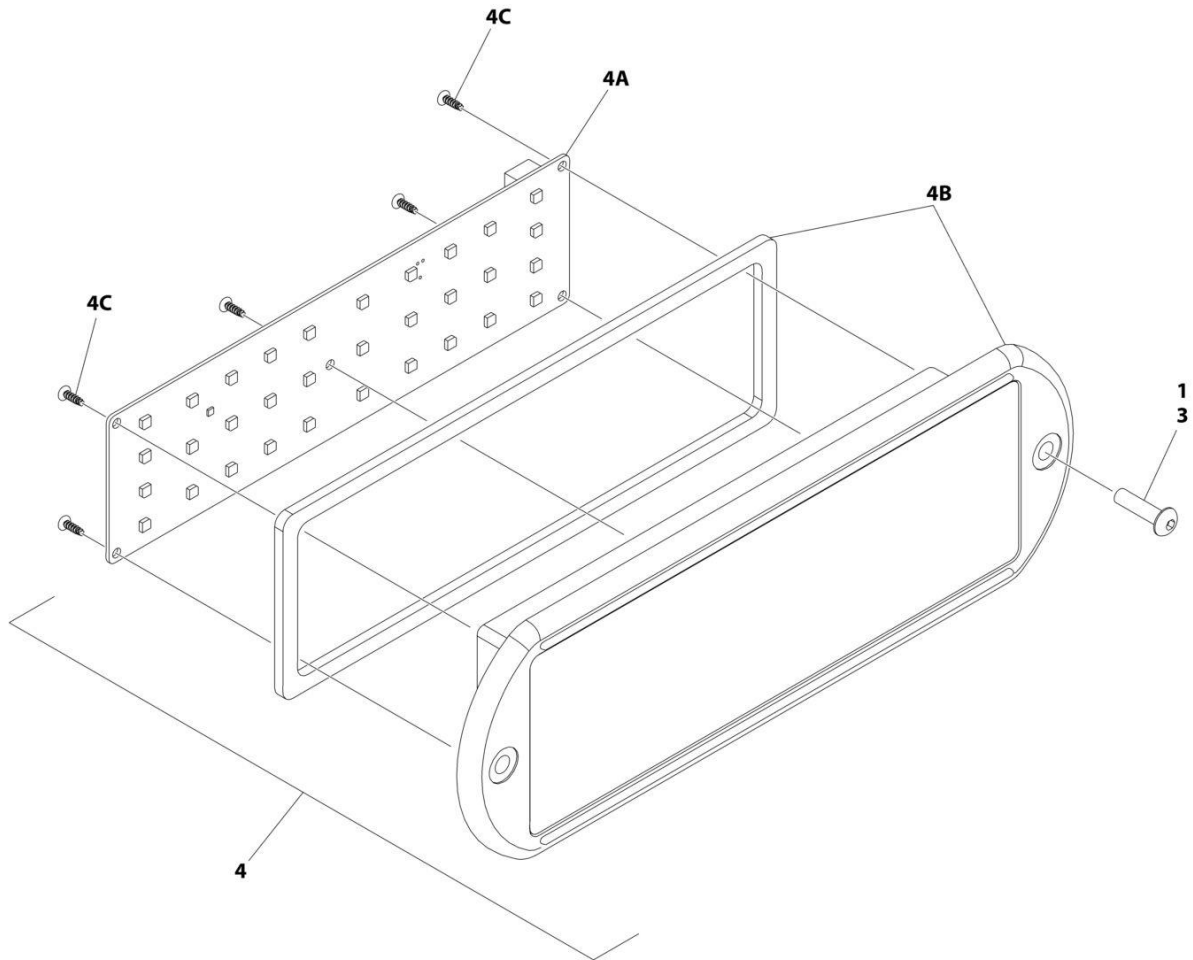
## SECTION 5 - PLATFORM

**FIGURE 5-21. FOOTSWITCH ASSEMBLY**

ITEM	PART NUMBER	QTY	DESCRIPTION	REV
	1001117174	Ref	FOOTSWITCH ASSEMBLY	C
1	0100020	AR	Sealant	
2	1060918	7.5 ft/ 2.3m	Cable, Electrical - 18/3	
3	4460071	1	Connector, Strain Relief	
4	4460226	2	Socket, Female	
5	4460464	1	Pin, Male	
6	1001098122	3	Terminal	
7	1001117172	1	Footswitch	
7	70002902	1	Switch, 20Amp	
7	70002903	1	Gasket	
7	70002905	1	Cover	
7	70002904	1	Kit, Replacement Bolt	

# SECTION 5 - PLATFORM

FIGURE 5-22. LIGHT PANEL INSTALLATION (MACHINES WITH SN STARTING WITH 03)



ART\_1001233959\_D\_20F2

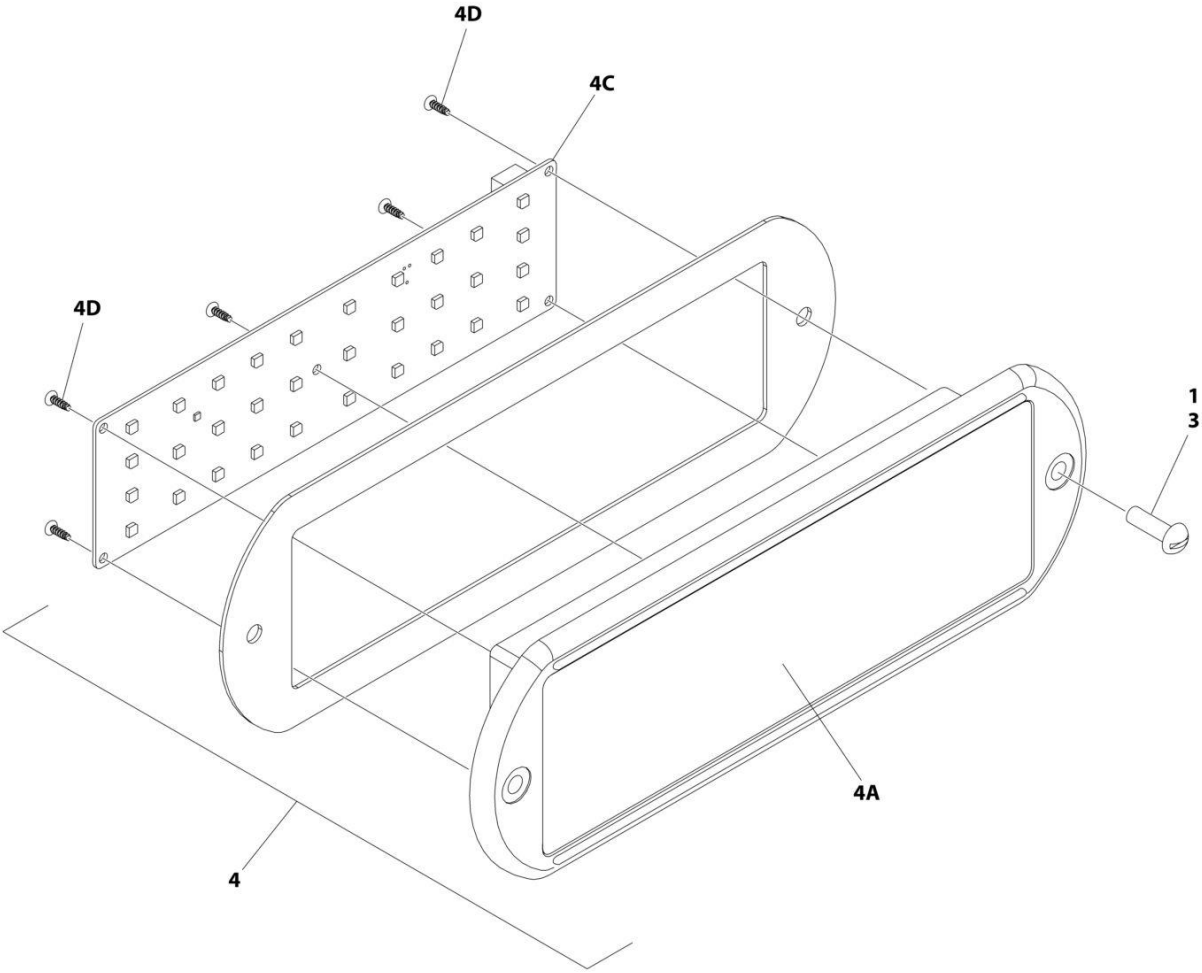
## SECTION 5 - PLATFORM

**FIGURE 5-22. LIGHT PANEL INSTALLATION (MACHINES WITH SN STARTING WITH 03)**

ITEM	PART NUMBER	QTY	DESCRIPTION	REV
	1001233959	Ref	LIGHT PANEL INSTALLATION - PLATFORM CONSOLE	D
1	0100035	AR	Compound, Locking	
3	0630518	2	Screw #10 x 3/4	
4	1001284583	1	Light Panel Assembly	A
4A	1001282106	1	Panel, LED Light	
4B	1001284582	1	Lens, Icon (Includes Gasket)	
4C		Ref	Screw	

**SECTION 5 - PLATFORM**

**FIGURE 5-23. LIGHT PANEL INSTALLATION (MACHINES WITH SN STARTING WITH B3)**



ART\_1001241398\_B\_2OF2

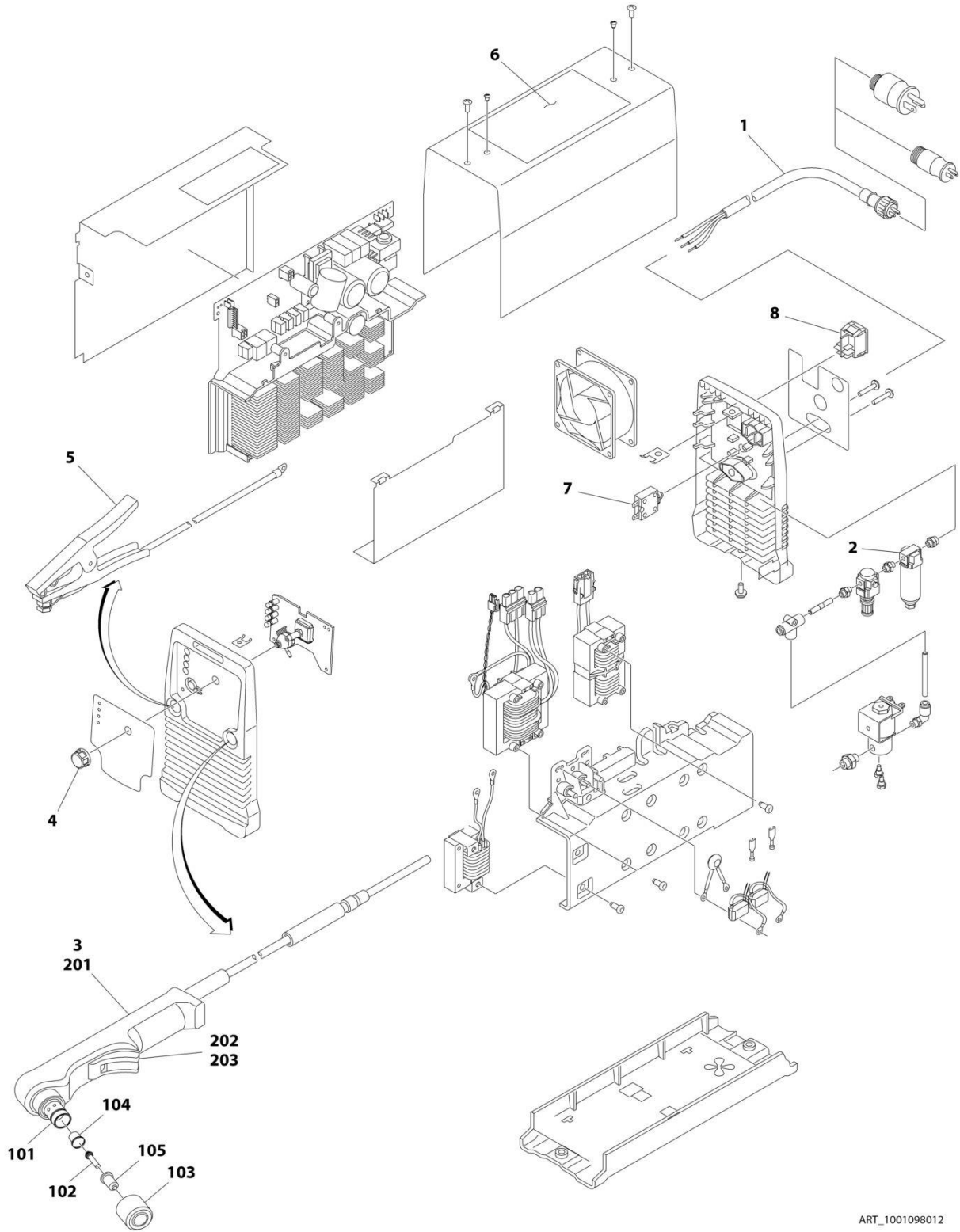
## SECTION 5 - PLATFORM

**FIGURE 5-23. LIGHT PANEL INSTALLATION (MACHINES WITH SN STARTING WITH B3)**

ITEM	PART NUMBER	QTY	DESCRIPTION	REV
	1001241398	Ref	LIGHT PANEL INSTALLATION - PLATFORM CONSOLE	B
1	0100035	AR	Compound, Locking	
3	3911010	2	Screw #10 x 5/8	
4	1001238671	1	Light Panel Assembly	
4A	1001236087	1	Lens, I-Con	
4C	1001238732	1	Panel, LED Light	
4D		Ref	Screw	

# SECTION 5 - PLATFORM

## FIGURE 5-24. PLASMA CUTTER ASSEMBLY



ART\_1001098012



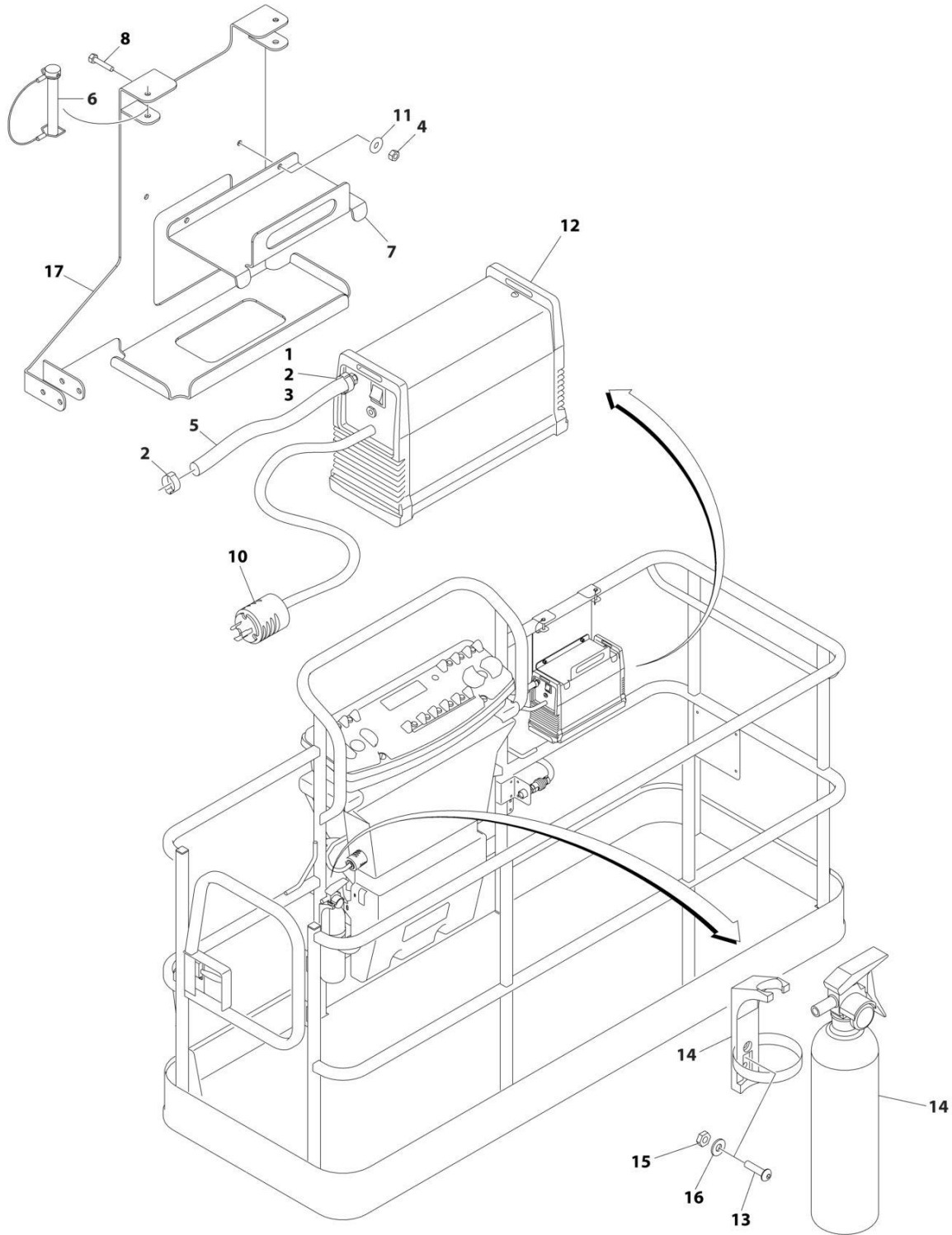
## SECTION 5 - PLATFORM

### FIGURE 5-24. PLASMA CUTTER ASSEMBLY

ITEM	PART NUMBER	QTY	DESCRIPTION	REV
	1001098012	Ref	PLASMA CUTTER ASSEMBLY	A
		Ref	Note: For Other Components, contact your Miller Welder Dealer.	
1	70001424	1	Cable, Power	
1	70001425	1	Decal - Voltage Warning	
2	70001427	1	Filter, Regulator	
3	70001428	1	Torch Assembly (See Items 101-203 for Breakdown)	
4	7024471	1	Knob	
5	70001429	1	Clamp with Cable	
6	70001430	1	Decal - Caution	
7	70001431	1	Breaker, Circuit	
8	70001432	1	Switch, Rocker	
	70001428	Ref	TORCH ASSEMBLY	
101	7024530	1	O-Ring	
102	7024531	1	Electrode	
103	7024532	1	Cup, Retaining	
104	7024533	1	Swirl Ring	
105	7024534	1	Tip	
201	7024535	1	Handle, Torch	
202	7024536	1	Switch	
203	7024537	1	Trigger	

# SECTION 5 - PLATFORM

FIGURE 5-25. SKYCUTTER INSTALLATION (ANSI, ANSI EXPORT, CHINA, CSA AND JAPANESE SPECS)



ART\_1001098149\_D

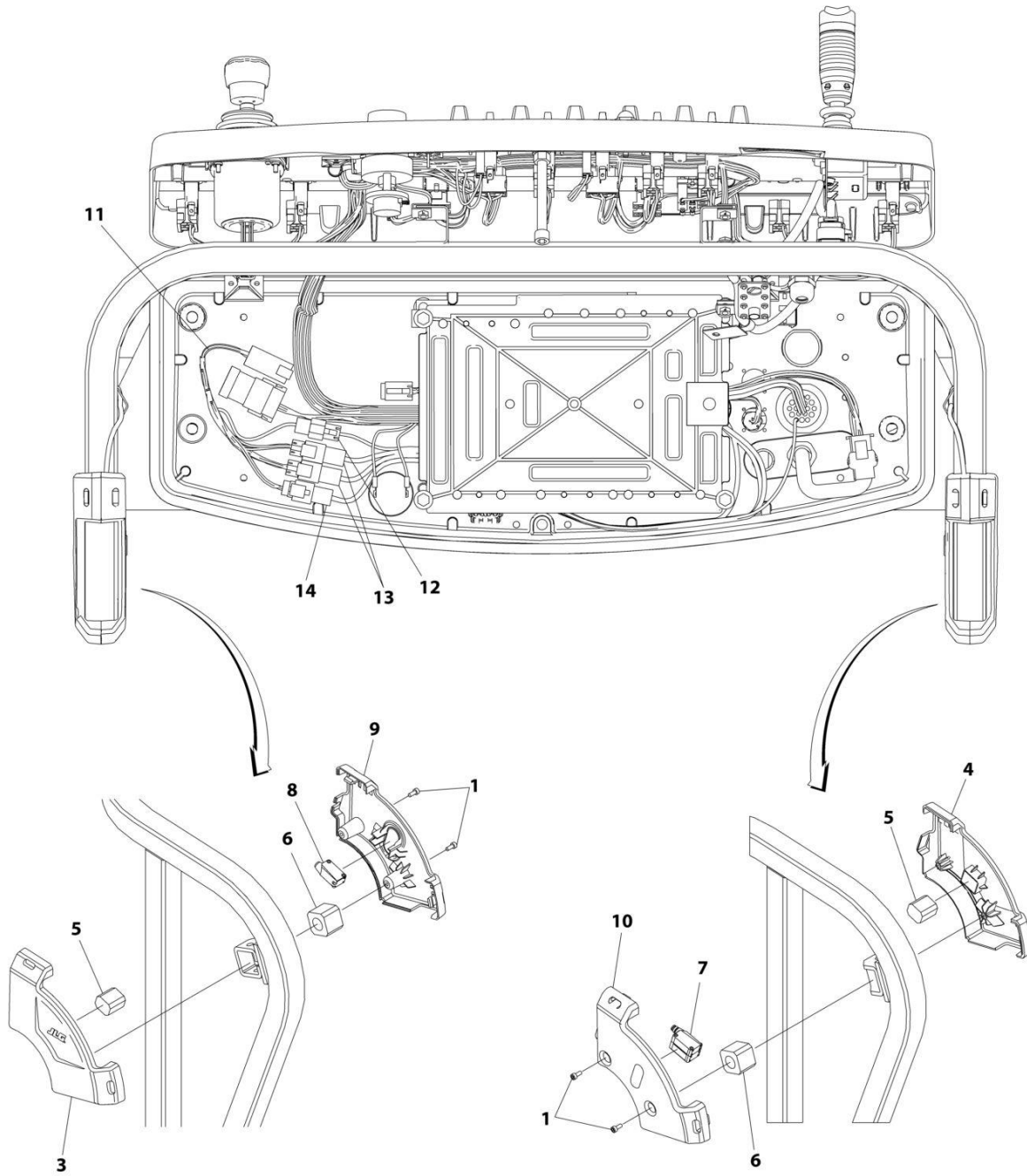
## SECTION 5 - PLATFORM

**FIGURE 5-25. SKYCUTTER INSTALLATION (ANSI, ANSI EXPORT, CHINA, CSA AND JAPANESE SPECS)**

ITEM	PART NUMBER	QTY	DESCRIPTION	REV
	1001098149	Ref	SKYCUTTER INSTALLATION	D
		Ref	Note: When replacing platform on machines with SkyCutter option, new bracket p/n 1001145405 must be purchased to accommodate SkyCutter components.	
1	0100020	AR	Sealant	
2	1320177	2	Clamp, Hose	
3	2180832	1	Fitting, NPT/Barbed	
4	3290605	2	Nut M6	
5	2720160	3 ft /.9m	Hose	
6	3421453	3	Pin	
7	3576799	1	Plate, Hold-Down	
8	4010608	2	Screw M6 x 16	
10	4460971	1	Plug, Twistlock	
11	4811700	2	Washer M6	
12	1001098012	1	Plasma Cutter Assembly (See Separate Breakdown in this Section)	
13	0630518	2	Screw #10 x 3/4	
14	2030010	1	Extinguisher, Fire	
15	3311005	2	Nut #10	
16	4751000	2	Washer #10	
17	1001145405	1	Support	

# SECTION 5 - PLATFORM

## FIGURE 5-26. SKYEYE INSTALLATION



ART\_1001229341

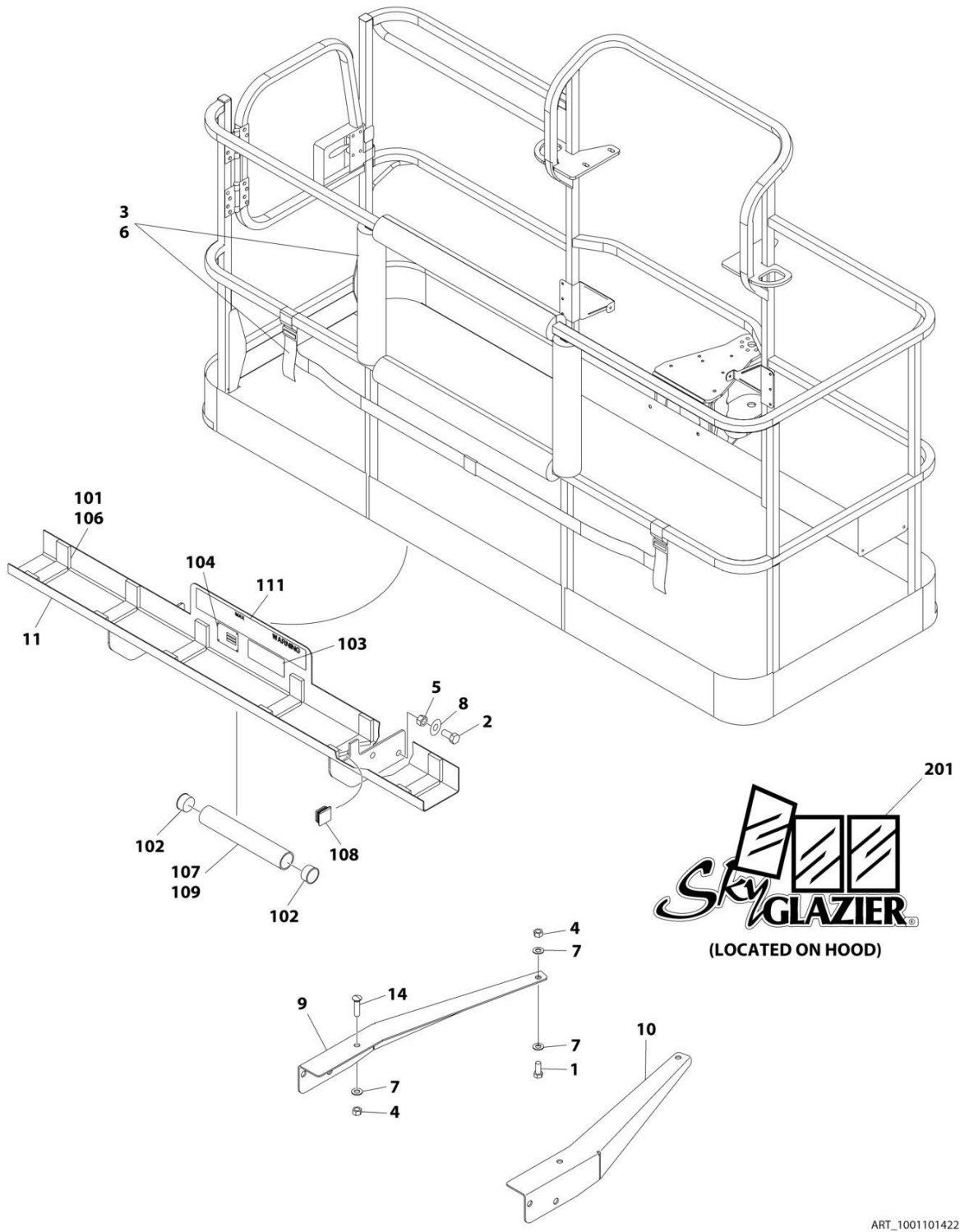
## SECTION 5 - PLATFORM

### FIGURE 5-26. SKYEYE INSTALLATION

ITEM	PART NUMBER	QTY	DESCRIPTION	REV
	1001229341	Ref	SKYEYE INSTALLATION	B
1	4031505	4	Bolt M4 x 10	
2	4240033	AR	Tie-Strap (Not Shown)	
3	1001227633	1	Housing, LH Outer	
4	1001227634	1	Housing, RH Outer	
5	1001227985	2	Shim	
6	1001227987	2	Shim	
7	1001228224	2	Sensor, Receiver	
8	1001228225	1	Sensor, Emitter	
9	1001232164	1	Housing, LH Inner	
10	1001232165	1	Housing, RH Inner	
11	1001237865	1	Harness, Skyeeye Intermediate (See Separate Breakdown in ELECTRICAL Section)	
12	1001238319	NLA	Harness, Skyeeye Drain Jumper	
12	1001187674	1	Plug, Male - 2 Position	
12	4460942	1	Terminal	
12	4460466	1	Plug, Terminal	
12	4460508	1	Pin, Male	
13	1001237863	2	Harness, Skyeeye Receiver (See Separate Breakdown in ELECTRICAL Section)	
14	1001237864	1	Harness, Skyeeye Emitter (See Separate Breakdown in ELECTRICAL Section)	

# SECTION 5 - PLATFORM

## FIGURE 5-27. SKYGLAZIER INSTALLATION (ANSI AND CSA SPECS)



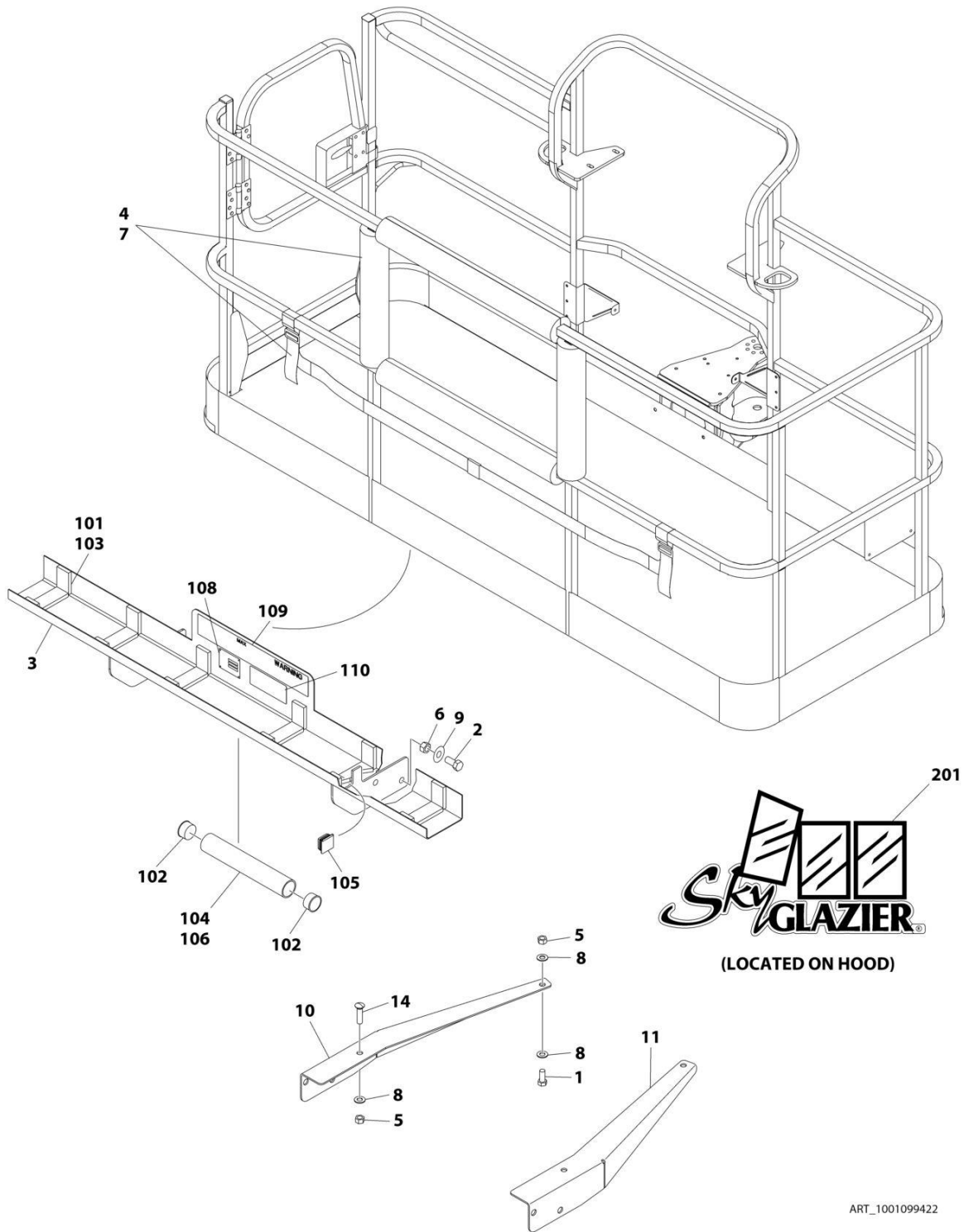
## SECTION 5 - PLATFORM

**FIGURE 5-27. SKYGLAZIER INSTALLATION (ANSI AND CSA SPECS)**

ITEM	PART NUMBER	QTY	DESCRIPTION	REV
	1001101422	Ref	SKYGLAZIER INSTALLATION	C
1	0642012	2	Bolt 5/8 x 1-1/2	
2	0642212	4	Bolt 3/4 x 1-1/2	
3	2902212	1	Bumpers and Strap Kit	
3	0940102	1	Bumper Only	
3	4240149	1	Strap Only	
4	3312005	4	Nut 5/8	
5	3312205	4	Nut 3/4	
6	4420014	AR	Tape	
7	4712000	6	Washer 5/8	
8	4712200	8	Washer 3/4	
9	1001099366	1	Support	
10	1001099367	1	Support	
11	1001101421	1	Tray Assembly (See Items 101-111 for Breakdown)	
14	8310129	2	Bolt 3/4 x 2-1/2	
	1001101421	Ref	TRAY ASSEMBLY	F
101	0100081	AR	Adhesive	
102	1120555	2	Cap, Tube	
103	1701509	1	Decal - Manual	
104	See Note	NSS	Nameplate - Serial Number (Note: Not Available for Purchase)	
106	3340956	1	Pad Kit	
107	3460334	1	Tube	
108	3520071	2	Plug	
109	4420066	AR	Tape, Double Sided	
111	1001163131	2	Decal - Glazier Capacity	
	0272418	Ref	SKYGLAZIER DECAL INSTALLATION	4
201	1705358	2	Decal - SkyGlazier	

# SECTION 5 - PLATFORM

## FIGURE 5-28. SKYGLAZIER INSTALLATION (BRAZIL SPECS)



ART\_1001099422



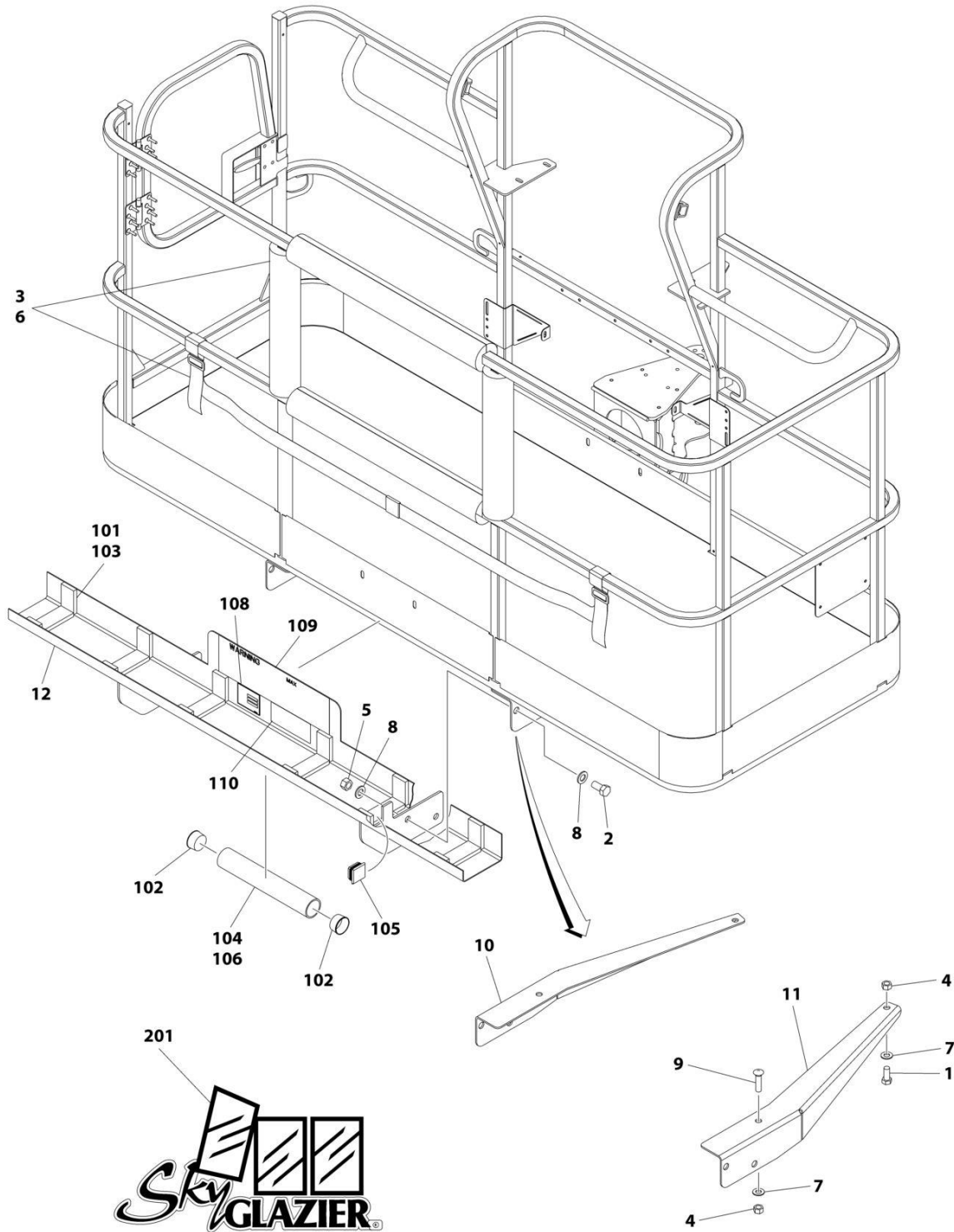
## SECTION 5 - PLATFORM

**FIGURE 5-28. SKYGLAZIER INSTALLATION (BRAZIL SPECS)**

ITEM	PART NUMBER	QTY	DESCRIPTION	REV
	1001099422	Ref	SKYGLAZIER INSTALLATION	C
1	0642012	2	Bolt 5/8 x 1-1/2	
2	0642212	4	Bolt 3/4 x 1-1/2	
3	0272951	1	Tray Assembly (See Items 101-110 for Breakdown)	
4	2902212	1	Bumpers and Strap Kit	
4	0940102	1	Bumper Only	
4	4240149	1	Strap Only	
5	3312005	4	Nut 5/8	
6	3312205	4	Nut 3/4	
7	4420014	AR	Tape	
8	4712000	6	Washer 5/8	
9	4712200	8	Washer 3/4	
10	1001099366	1	Support	
11	1001099367	1	Support	
14	8310129	2	Bolt 3/4 x 2-1/2	
	0272951	Ref	TRAY ASSEMBLY	F
101	0100081	AR	Adhesive	
102	1120555	2	Cap, Tube	
103	3340956	1	Pad Kit	
104	3460334	1	Tube	
105	3520071	2	Plug	
106	4420066	AR	Tape, Double Sided	
108	See Note	NSS	Nameplate - Serial Number (Note: Not Available for Purchase)	
109	1001163297	2	Decal - Glazier Capacity	
110	1701509	1	Decal - Manual	
	0272418	Ref	SKYGLAZIER DECAL INSTALLATION	4
201	1705358	2	Decal - SkyGlazier	

# SECTION 5 - PLATFORM

## FIGURE 5-29. SKYGLAZIER INSTALLATION (DANISH SPECS)



ART\_1001238462

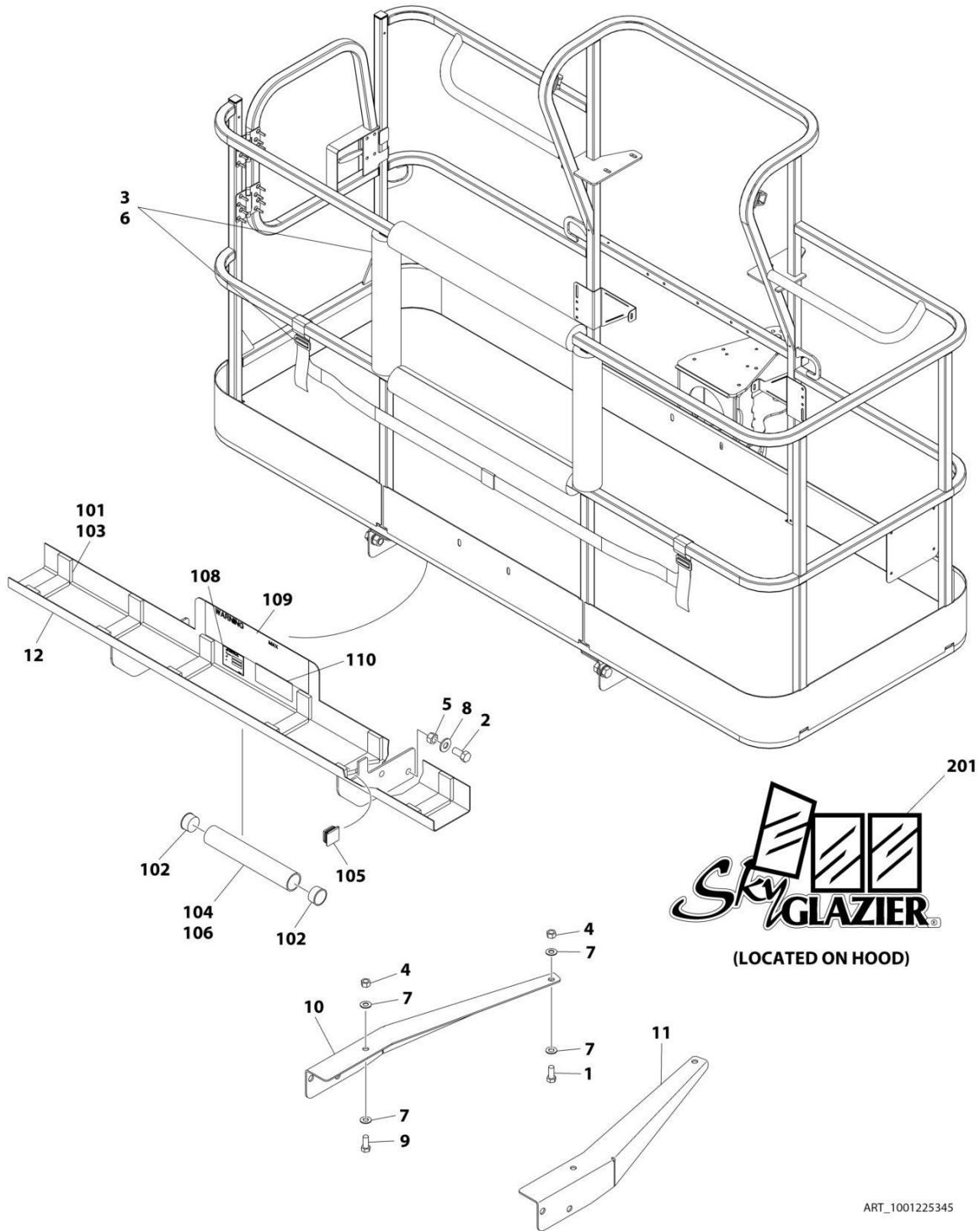
## SECTION 5 - PLATFORM

**FIGURE 5-29. SKYGLAZIER INSTALLATION (DANISH SPECS)**

ITEM	PART NUMBER	QTY	DESCRIPTION	REV
	1001238462	Ref	SKYGLAZIER INSTALLATION	A
1	0642012	2	Bolt 5/8 x 1-1/2	
2	0642212	4	Bolt 3/4 x 1-1/2	
3	2902212	1	Bumpers and Strap Kit	
3	0940102	1	Bumper Only	
3	4240149	1	Strap Only	
4	3312005	4	Nut 5/8	
5	3312205	4	Nut 3/4	
6	4420014	AR	Tape	
7	4712000	4	Washer 5/8	
8	4712200	8	Washer 3/4	
9	8310129	2	Bolt 5/8 x 2-1/2	
10	1001099366	1	Support	
11	1001099367	1	Support	
12	1001238423	1	Tray Assembly (See Items 101-110 for Breakdown)	
	1001238423	Ref	TRAY ASSEMBLY	B
101	0100081	AR	Adhesive	
102	1120555	2	Cap, Tube	
103	3340956	1	Pad Kit	
104	3460334	1	Tube	
105	3520071	2	Plug	
106	4420066	AR	Tape, Double Sided	
108	See Note	NSS	Nameplate - Serial Number (Note: Not Available for Purchase)	
109	1001237705	2	Decal - Glazier Capacity	
110	1701509	1	Decal - Manual	
	0272418	Ref	SKYGLAZIER DECAL INSTALLATION	4
201	1705358	2	Decal - SkyGlazier	

# SECTION 5 - PLATFORM

## FIGURE 5-30. SKYGLAZIER INSTALLATION (FINNISH SPECS)



ART\_1001225345

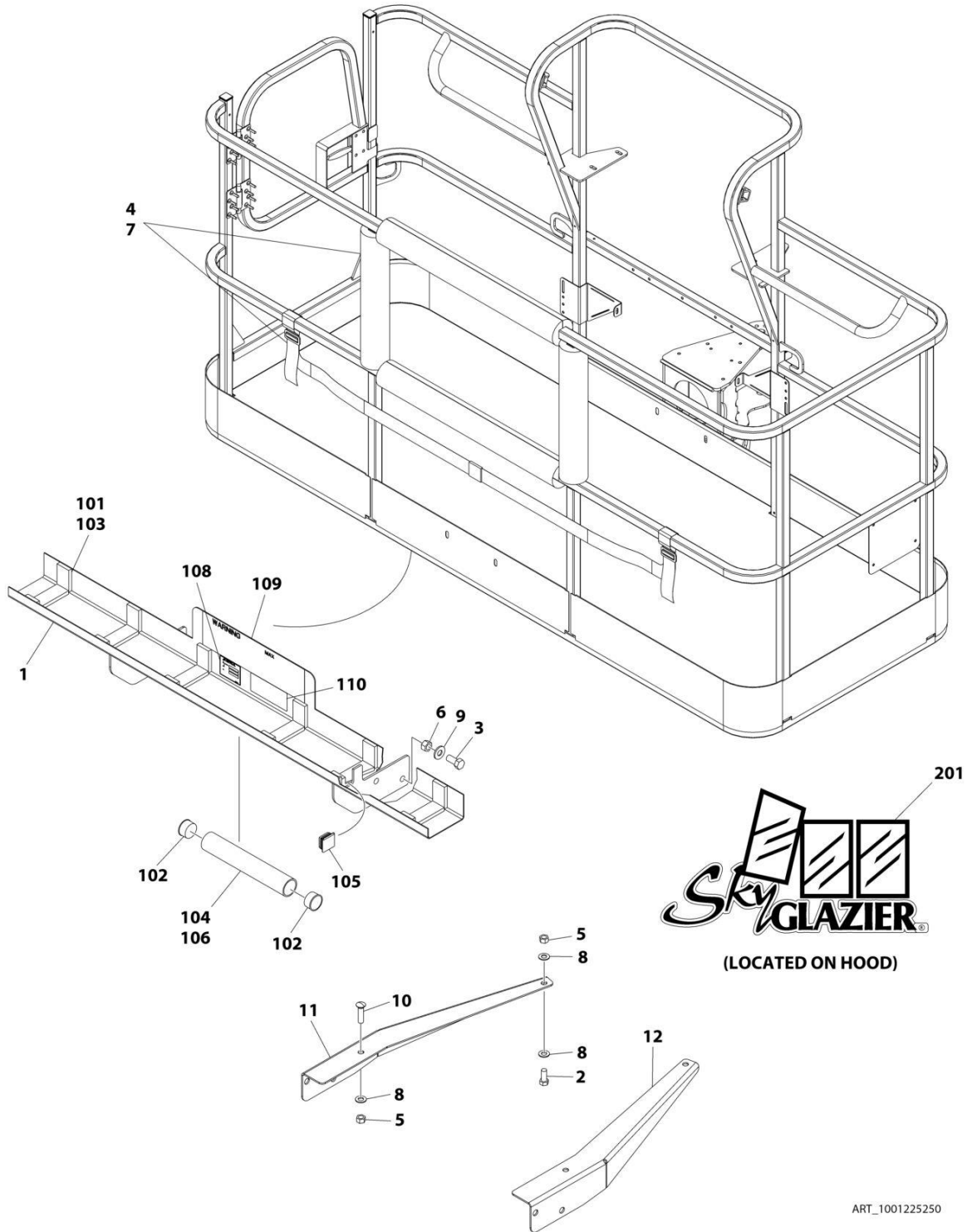
## SECTION 5 - PLATFORM

**FIGURE 5-30. SKYGLAZIER INSTALLATION (FINNISH SPECS)**

ITEM	PART NUMBER	QTY	DESCRIPTION	REV
	1001225345	Ref	SKYGLAZIER INSTALLATION	A
1	0642012	2	Bolt 5/8 x 1-1/2	
2	0642212	4	Bolt 3/4 x 1-1/2	
3	2902212	1	Bumpers and Strap Kit	
3	0940102	1	Bumper Only	
3	4240149	1	Strap Only	
4	3312005	4	Nut 5/8	
5	3312205	4	Nut 3/4	
6	4420014	AR	Tape	
7	4712000	6	Washer 5/8	
8	4712200	8	Washer 3/4	
9	8310129	2	Bolt 5/8 x 2-1/2	
10	1001099366	1	Support	
11	1001099367	1	Support	
12	1001181142	1	Tray Assembly (See Items 101-110 for Breakdown)	
	1001181142	Ref	TRAY ASSEMBLY	B
101	0100081	AR	Adhesive	
102	1120555	2	Cap, Tube	
103	3340956	1	Pad Kit	
104	3460334	1	Tube	
105	3520071	2	Plug	
106	4420066	AR	Tape, Double Sided	
108	See Note	NSS	Nameplate - Serial Number (Note: Not Available for Purchase)	
109	1001181134	2	Decal - Glazier Capacity	
110	1701509	1	Decal - Manual	
	0272418	Ref	SKYGLAZIER DECAL INSTALLATION	4
201	1705358	2	Decal - SkyGlazier	

# SECTION 5 - PLATFORM

## FIGURE 5-31. SKYGLAZIER INSTALLATION (FRENCH SPECS)



ART\_1001225250

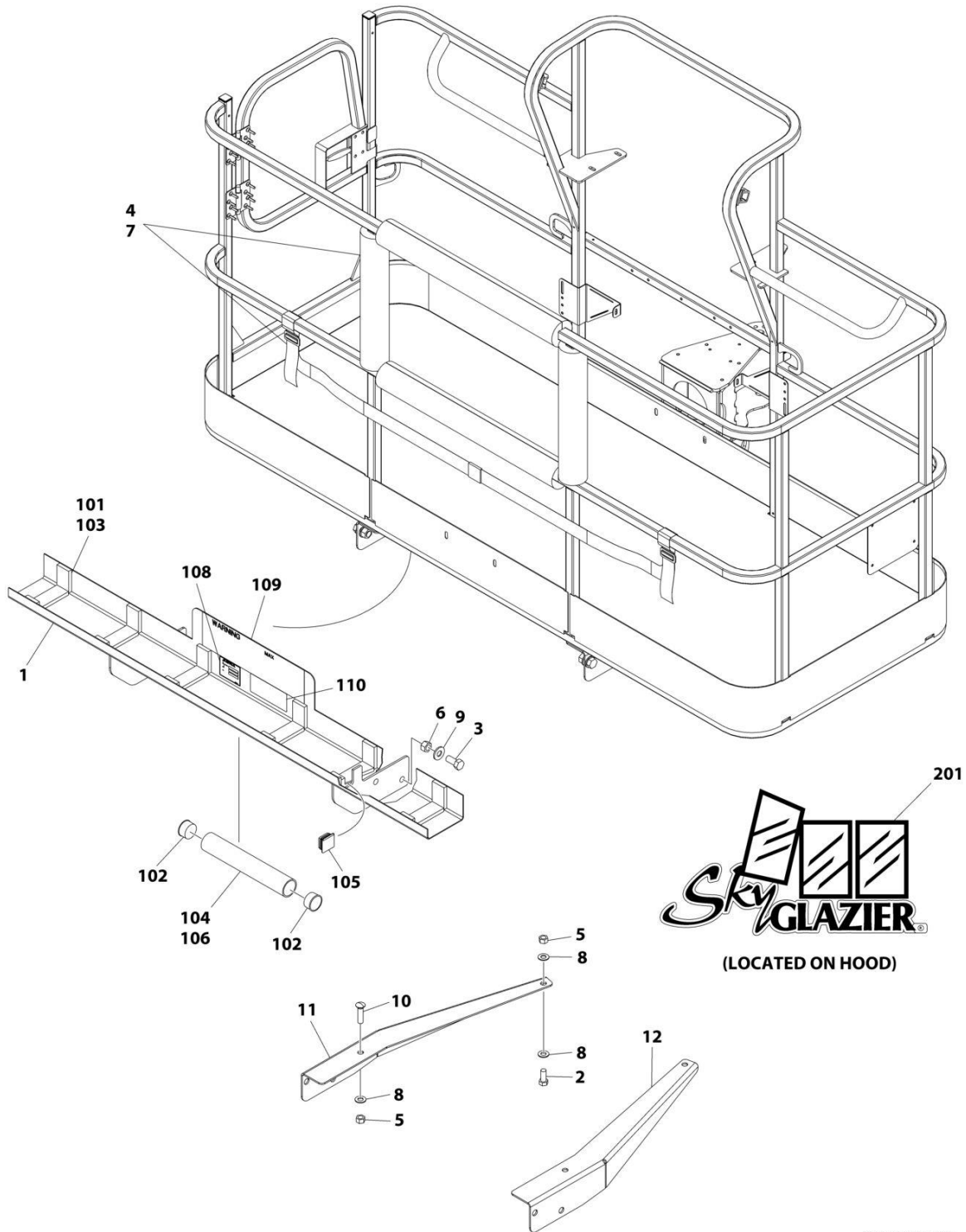
## SECTION 5 - PLATFORM

**FIGURE 5-31. SKYGLAZIER INSTALLATION (FRENCH SPECS)**

ITEM	PART NUMBER	QTY	DESCRIPTION	REV
	1001225250	Ref	SKYGLAZIER INSTALLATION	A
1	0272949	1	Tray Assembly (See Items 101-110 for Breakdown)	
2	0642012	2	Bolt 5/8 x 1-1/2	
3	0642212	4	Bolt 3/4 x 1-1/2	
4	2902212	1	Bumpers and Strap Kit	
4	0940102	1	Bumper Only	
4	4240149	1	Strap Only	
5	3312005	4	Nut 5/8	
6	3312205	4	Nut 3/4	
7	4420014	AR	Tape	
8	4712000	6	Washer 5/8	
9	4712200	8	Washer 3/4	
10	8310129	2	Bolt 5/8 x 2-1/2	
11	1001099366	1	Support	
12	1001099367	1	Support	
	0272949	Ref	TRAY ASSEMBLY	E
101	0100081	AR	Adhesive	
102	1120555	2	Cap, Tube	
103	3340956	1	Pad Kit	
104	3460334	1	Tube	
105	3520071	2	Plug	
106	4420066	AR	Tape, Double Sided	
108	See Note	NSS	Nameplate - Serial Number (Note: Not Available for Purchase)	
109	1001163293	2	Decal - Glazier Capacity	
110	1701509	1	Decal - Manual	
	0272418	Ref	SKYGLAZIER DECAL INSTALLATION	4
201	1705358	2	Decal - SkyGlazier	

# SECTION 5 - PLATFORM

## FIGURE 5-32. SKYGLAZIER INSTALLATION (GERMAN SPECS)



ART\_1001225249



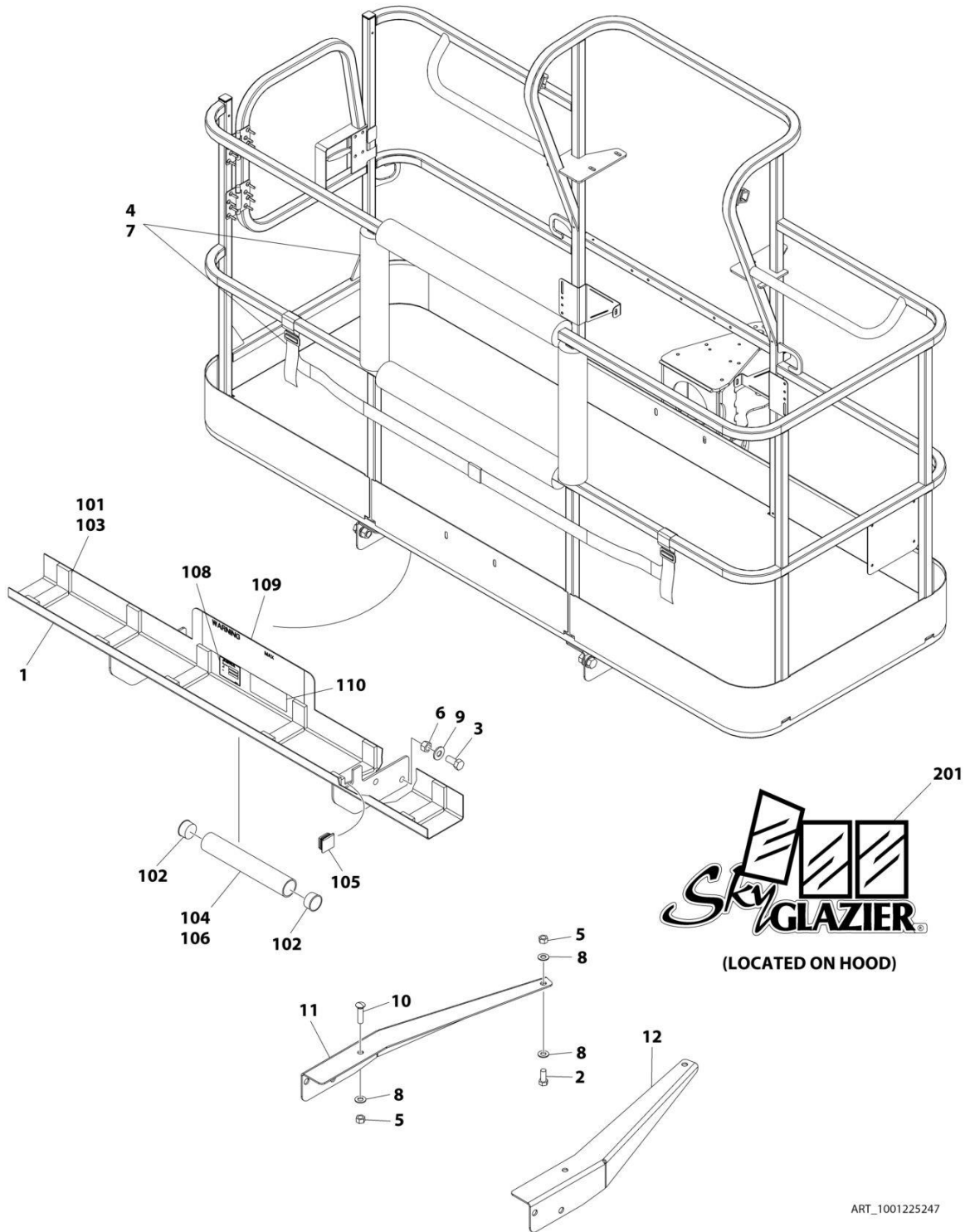
## SECTION 5 - PLATFORM

**FIGURE 5-32. SKYGLAZIER INSTALLATION (GERMAN SPECS)**

ITEM	PART NUMBER	QTY	DESCRIPTION	REV
	1001225249	Ref	SKYGLAZIER INSTALLATION	A
1	0272950	1	Tray Assembly (See Items 101-110 for Breakdown)	
2	0642012	2	Bolt 5/8 x 1-1/2	
3	0642212	4	Bolt 3/4 x 1-1/2	
4	2902212	1	Bumpers and Strap Kit	
4	0940102	1	Bumper Only	
4	4240149	1	Strap Only	
5	3312005	4	Nut 5/8	
6	3312205	4	Nut 3/4	
7	4420014	AR	Tape	
8	4712000	6	Washer 5/8	
9	4712200	8	Washer 3/4	
10	8310129	2	Bolt 5/8 x 2-1/2	
11	1001099366	1	Support	
12	1001099367	1	Support	
	0272950	Ref	TRAY ASSEMBLY	E
101	0100081	AR	Adhesive	
102	1120555	2	Cap, Tube	
103	3340956	1	Pad Kit	
104	3460334	1	Tube	
105	3520071	2	Plug	
106	4420066	AR	Tape, Double Sided	
108	See Note	NSS	Nameplate - Serial Number (Note: Not Available for Purchase)	
109	1001163298	2	Decal - Glazier Capacity	
110	1701509	1	Decal - Manual	
	0272418	Ref	SKYGLAZIER DECAL INSTALLATION	4
201	1705358	2	Decal - SkyGlazier	

# SECTION 5 - PLATFORM

## FIGURE 5-33. SKYGLAZIER INSTALLATION (ITALIAN SPECS)



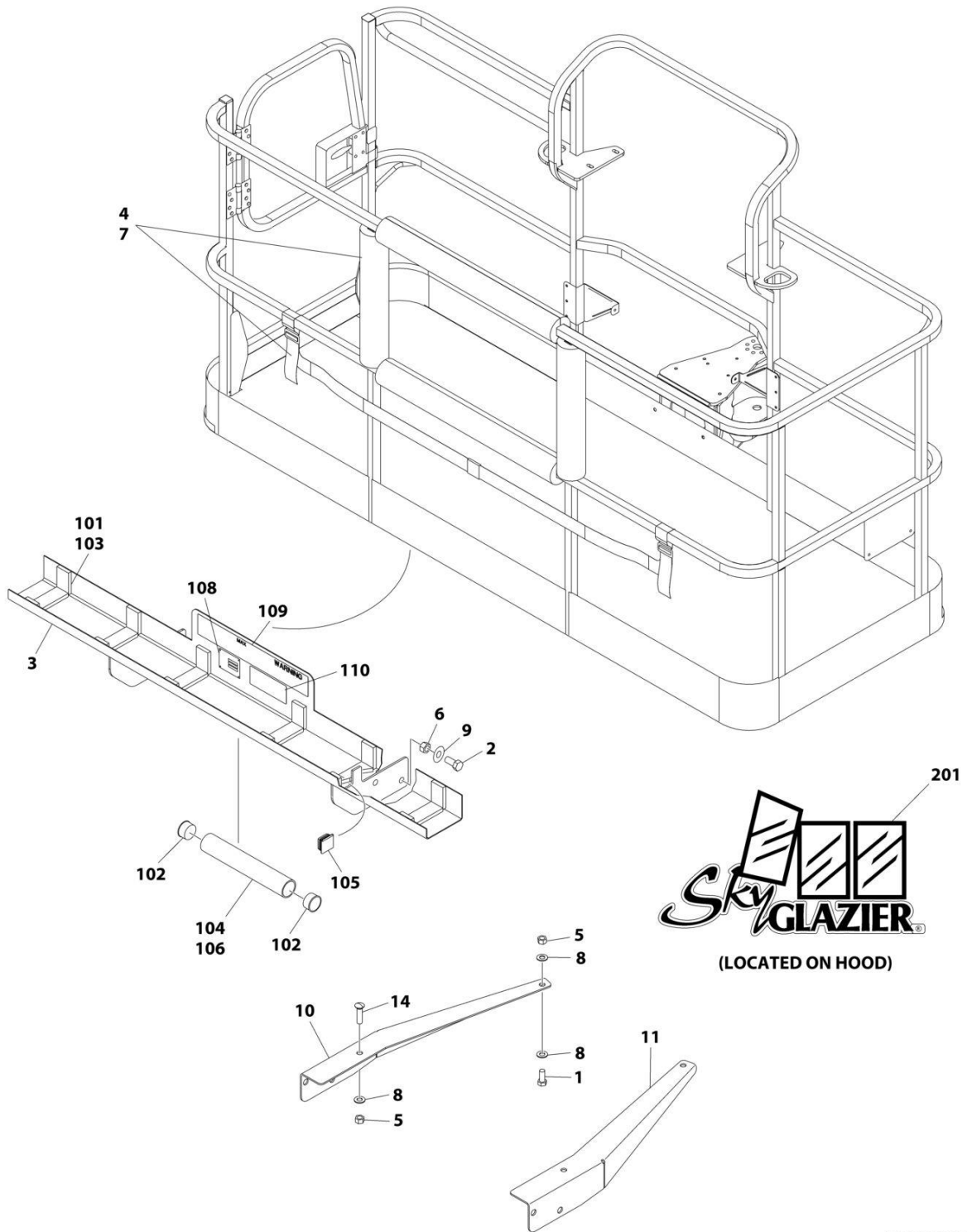
## SECTION 5 - PLATFORM

**FIGURE 5-33. SKYGLAZIER INSTALLATION (ITALIAN SPECS)**

ITEM	PART NUMBER	QTY	DESCRIPTION	REV
	1001225247	Ref	SKYGLAZIER INSTALLATION	A
1	0272952	1	Tray Assembly (See Items 101-110 for Breakdown)	
2	0642012	2	Bolt 5/8 x 1-1/2	
3	0642212	4	Bolt 3/4 x 1-1/2	
4	2902212	1	Bumpers and Strap Kit	
4	0940102	1	Bumper Only	
4	4240149	1	Strap Only	
5	3312005	4	Nut 5/8	
6	3312205	4	Nut 3/4	
7	4420014	AR	Tape	
8	4712000	6	Washer 5/8	
9	4712200	8	Washer 3/4	
10	8310129	2	Bolt 5/8 x 2-1/2	
11	1001099366	1	Support	
12	1001099367	1	Support	
	0272952	Ref	TRAY ASSEMBLY	E
101	0100081	AR	Adhesive	
102	1120555	2	Cap, Tube	
103	3340956	1	Pad Kit	
104	3460334	1	Tube	
105	3520071	2	Plug	
106	4420066	AR	Tape, Double Sided	
108	See Note	NSS	Nameplate - Serial Number (Note: Not Available for Purchase)	
109	1001163287	2	Decal - Glazier Capacity	
110	1701509	1	Decal - Manual	
	0272418	Ref	SKYGLAZIER DECAL INSTALLATION	4
201	1705358	2	Decal - SkyGlazier	

# SECTION 5 - PLATFORM

## FIGURE 5-34. SKYGLAZIER INSTALLATION (LATIN AMERICAN SPECS)



ART\_1001099421

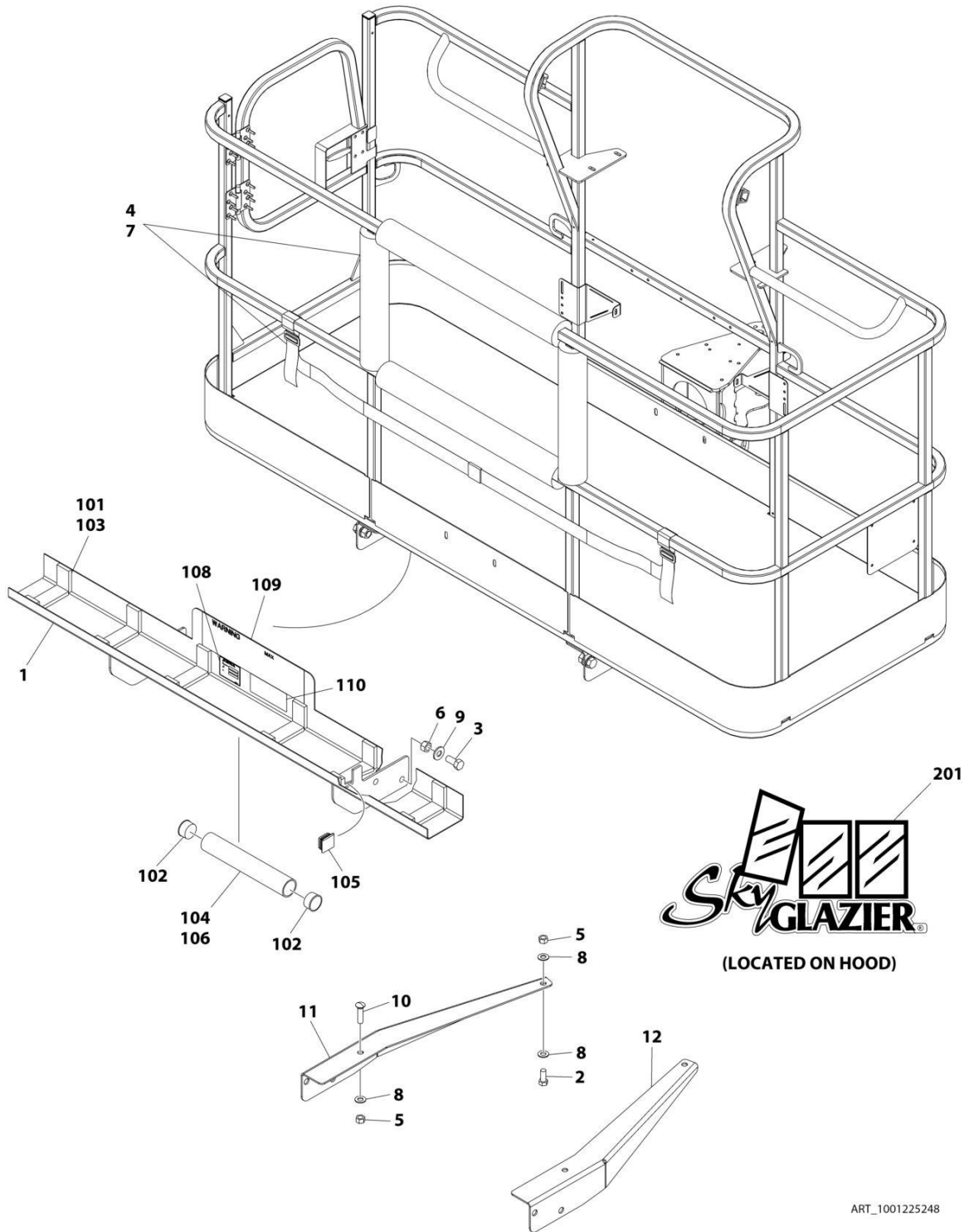
## SECTION 5 - PLATFORM

**FIGURE 5-34. SKYGLAZIER INSTALLATION (LATIN AMERICAN SPECS)**

ITEM	PART NUMBER	QTY	DESCRIPTION	REV
	1001099421	Ref	SKYGLAZIER INSTALLATION	C
1	0642012	2	Bolt 5/8 x 1-1/2	
2	0642212	4	Bolt 3/4 x 1-1/2	
3	0272948	1	Tray Assembly (See Items 101-110 for Breakdown)	
4	2902212	1	Bumpers and Strap Kit	
4	0940102	1	Bumper Only	
4	4240149	1	Strap Only	
5	3312005	4	Nut 5/8	
6	3312205	4	Nut 3/4	
7	4420014	AR	Tape	
8	4712000	6	Washer 5/8	
9	4712200	8	Washer 3/4	
10	1001099366	1	Support	
11	1001099367	1	Support	
14	8310129	2	Bolt 3/4 x 2-1/2	
	0272948	Ref	TRAY ASSEMBLY	F
101	0100081	AR	Adhesive	
102	1120555	2	Cap, Tube	
103	3340956	1	Pad Kit	
104	3460334	1	Tube	
105	3520071	2	Plug	
106	4420066	AR	Tape, Double Sided	
108	See Note	NSS	Nameplate - Serial Number (Note: Not Available for Purchase)	
109	1001163296	2	Decal - Glazier Capacity	
110	1701509	1	Decal - Manual	
	0272418	Ref	SKYGLAZIER DECAL INSTALLATION	4
201	1705358	2	Decal - SkyGlazier	

# SECTION 5 - PLATFORM

## FIGURE 5-35. SKYGLAZIER INSTALLATION (PORTUGUESE SPECS)



ART\_1001225248

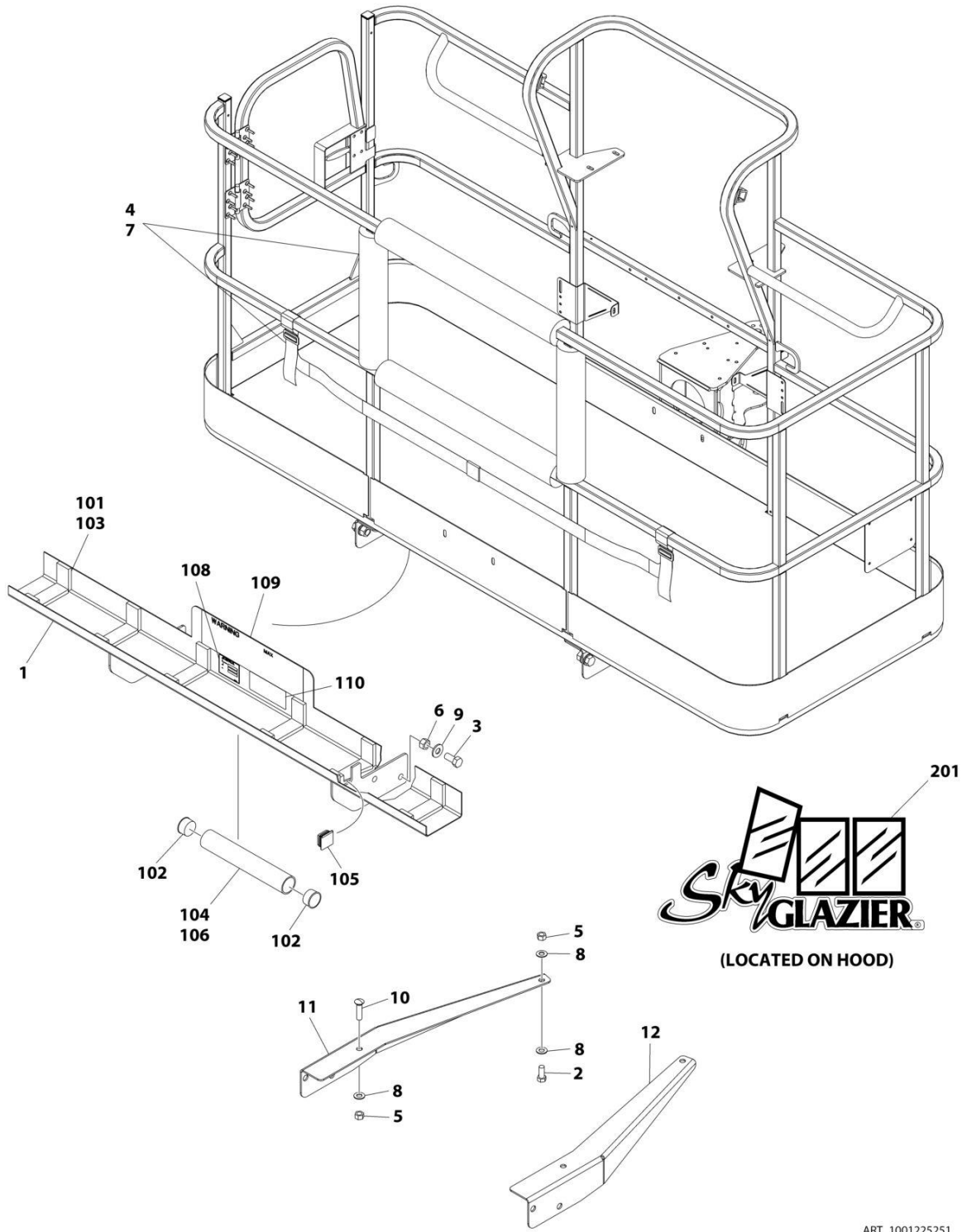
## SECTION 5 - PLATFORM

**FIGURE 5-35. SKYGLAZIER INSTALLATION (PORTUGUESE SPECS)**

ITEM	PART NUMBER	QTY	DESCRIPTION	REV
	1001225248	Ref	SKYGLAZIER INSTALLATION	A
1	0273406	1	Tray Assembly (See Items 101-110 for Breakdown)	
2	0642012	2	Bolt 5/8 x 1-1/2	
3	0642212	4	Bolt 3/4 x 1-1/2	
4	2902212	1	Bumpers and Strap Kit	
4	0940102	1	Bumper Only	
4	4240149	1	Strap Only	
5	3312005	4	Nut 5/8	
6	3312205	4	Nut 3/4	
7	4420014	AR	Tape	
8	4712000	6	Washer 5/8	
9	4712200	8	Washer 3/4	
10	8310129	2	Bolt 5/8 x 2-1/2	
11	1001099366	1	Support	
12	1001099367	1	Support	
	0273406	Ref	TRAY ASSEMBLY	E
101	0100081	AR	Adhesive	
102	1120555	2	Cap, Tube	
103	3340956	1	Pad Kit	
104	3460334	1	Tube	
105	3520071	2	Plug	
106	4420066	AR	Tape, Double Sided	
108	See Note	NSS	Nameplate - Serial Number (Note: Not Available for Purchase)	
109	1001163289	2	Decal - Glazier Capacity	
110	1701509	1	Decal - Manual	
	0272418	Ref	SKYGLAZIER DECAL INSTALLATION	4
201	1705358	2	Decal - SkyGlazier	

# SECTION 5 - PLATFORM

## FIGURE 5-36. SKYGLAZIER INSTALLATION (SPANISH SPECS)



ART\_1001225251



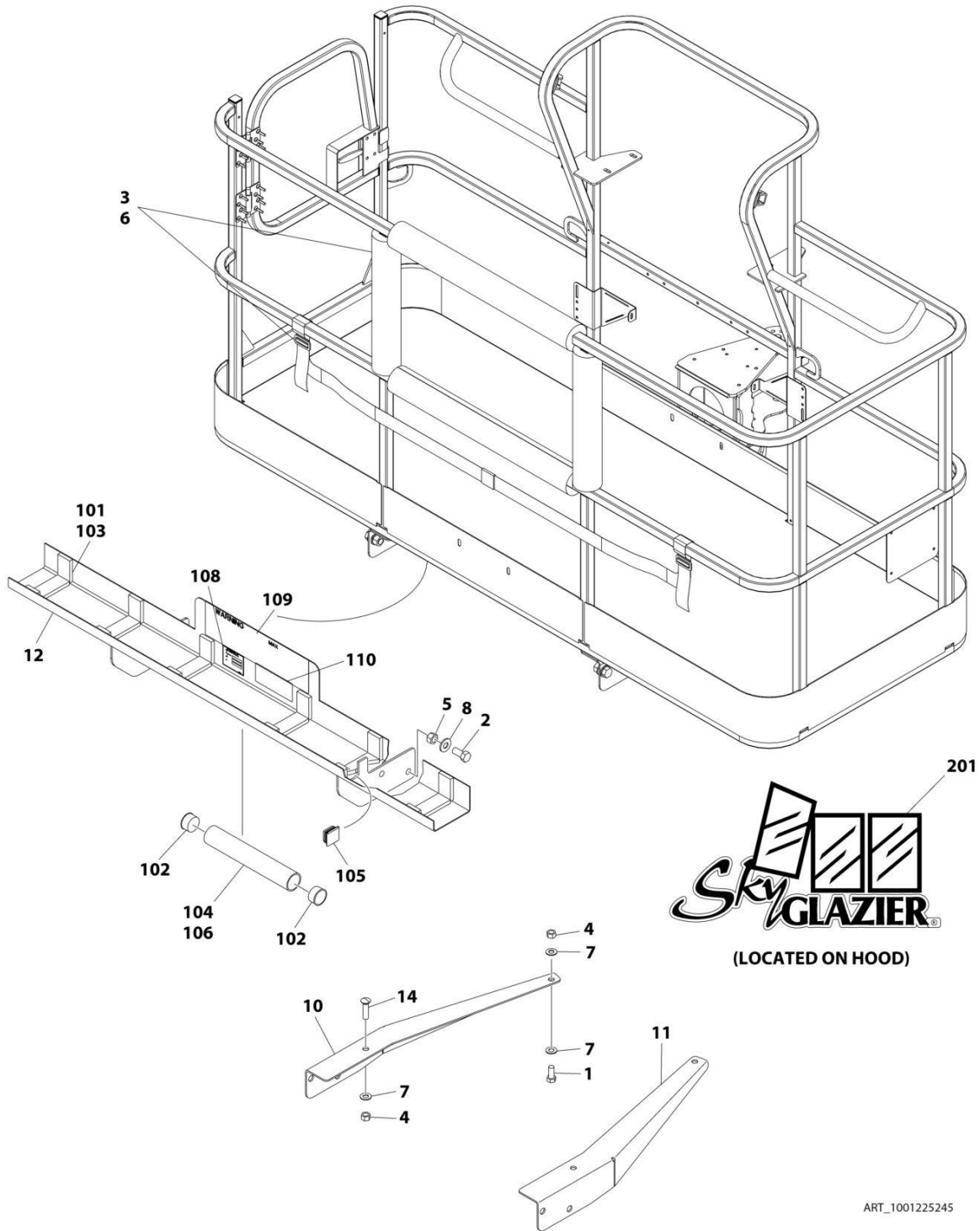
## SECTION 5 - PLATFORM

**FIGURE 5-36. SKYGLAZIER INSTALLATION (SPANISH SPECS)**

ITEM	PART NUMBER	QTY	DESCRIPTION	REV
	1001225251	Ref	SKYGLAZIER INSTALLATION	A
1	0273405	1	Tray Assembly (See Items 101-110 for Breakdown)	
2	0642012	2	Bolt 5/8 x 1-1/2	
3	0642212	4	Bolt 3/4 x 1-1/2	
4	2902212	1	Bumpers and Strap Kit	
4	0940102	1	Bumper Only	
4	4240149	1	Strap Only	
5	3312005	4	Nut 5/8	
6	3312205	4	Nut 3/4	
7	4420014	AR	Tape	
8	4712000	6	Washer 5/8	
9	4712200	8	Washer 3/4	
10	8310129	2	Bolt 5/8 x 2-1/2	
11	1001099366	1	Support	
12	1001099367	1	Support	
	0273405	Ref	TRAY ASSEMBLY	E
101	0100081	AR	Adhesive	
102	1120555	2	Cap, Tube	
103	3340956	1	Pad Kit	
104	3460334	1	Tube	
105	3520071	2	Plug	
106	4420066	AR	Tape, Double Sided	
108	See Note	NSS	Nameplate - Serial Number (Note: Not Available for Purchase)	
109	1001163288	2	Decal - Glazier Capacity	
110	1701509	1	Decal - Manual	
	0272418	Ref	SKYGLAZIER DECAL INSTALLATION	4
201	1705358	2	Decal - SkyGlazier	

# SECTION 5 - PLATFORM

## FIGURE 5-37. SKYGLAZIER INSTALLATION (SWEDISH SPECS)



ART\_1001225245

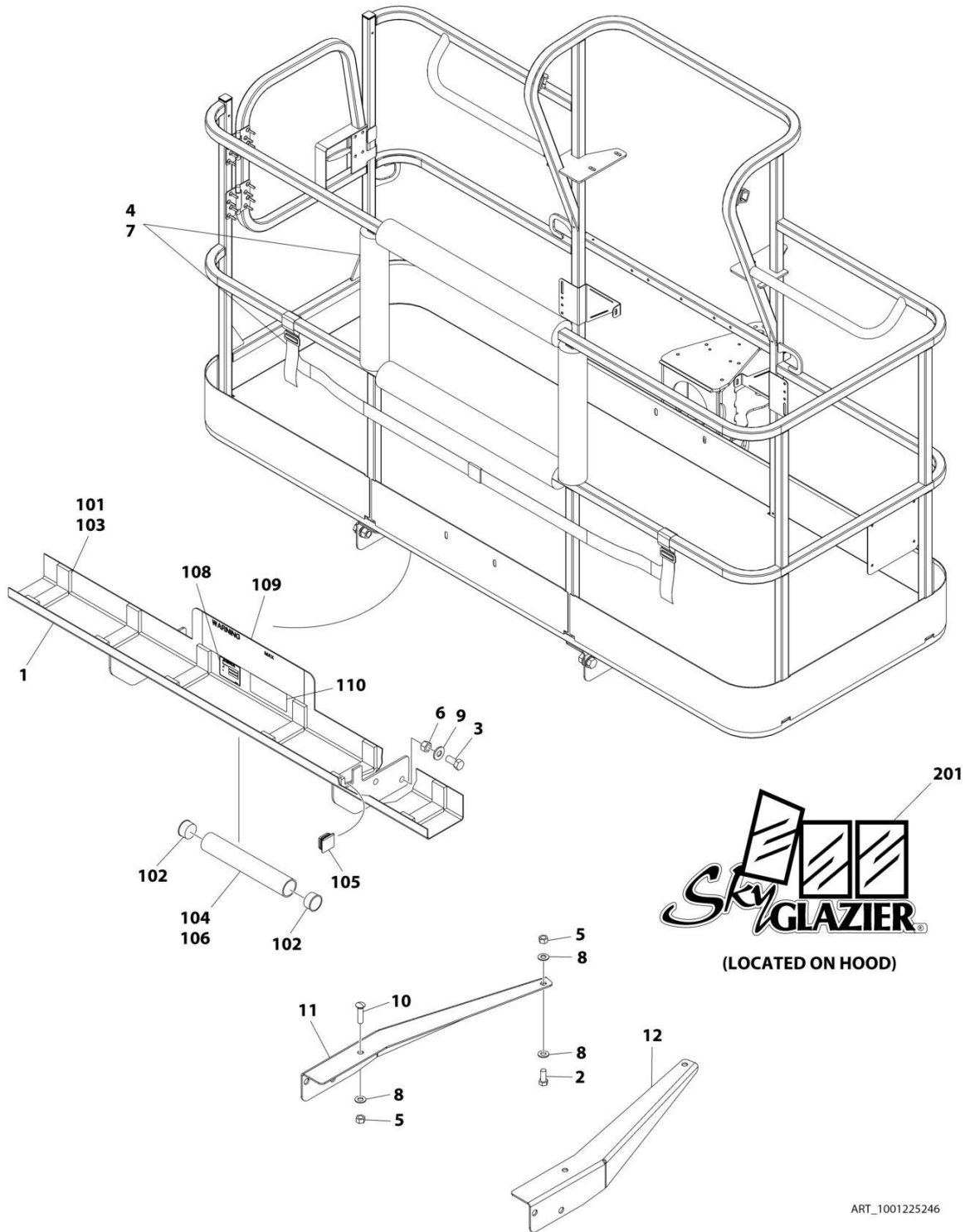
## SECTION 5 - PLATFORM

**FIGURE 5-37. SKYGLAZIER INSTALLATION (SWEDISH SPECS)**

ITEM	PART NUMBER	QTY	DESCRIPTION	REV
	1001225245	Ref	SKYGLAZIER INSTALLATION	B
1	0642012	2	Bolt 5/8 x 1-1/2	
2	0642212	4	Bolt 3/4 x 1-1/2	
3	2902212	1	Bumpers and Strap Kit	
3	0940102	1	Bumper Only	
3	4240149	1	Strap Only	
4	3312005	4	Nut 5/8	
5	3312205	4	Nut 3/4	
6	4420014	AR	Tape	
7	4712000	6	Washer 5/8	
8	4712200	8	Washer 3/4	
9	8310129	2	Bolt 5/8 x 2-1/2	
10	1001099366	1	Support	
11	1001099367	1	Support	
12	1001115603	1	Tray Assembly (See Items 101-110 for Breakdown)	
	1001115603	Ref	TRAY ASSEMBLY	D
101	0100081	AR	Adhesive	
102	1120555	2	Cap, Tube	
103	3340956	1	Pad Kit	
104	3460334	1	Tube	
105	3520071	2	Plug	
106	4420066	AR	Tape, Double Sided	
108	See Note	NSS	Nameplate - Serial Number (Note: Not Available for Purchase)	
109	1001163292	2	Decal - Glazier Capacity	
110	1701509	1	Decal - Manual	
	0272418	Ref	SKYGLAZIER DECAL INSTALLATION	4
201	1705358	2	Decal - SkyGlazier	

# SECTION 5 - PLATFORM

## FIGURE 5-38. SKYGLAZIER INSTALLATION (UK SPECS)



ART\_1001225246

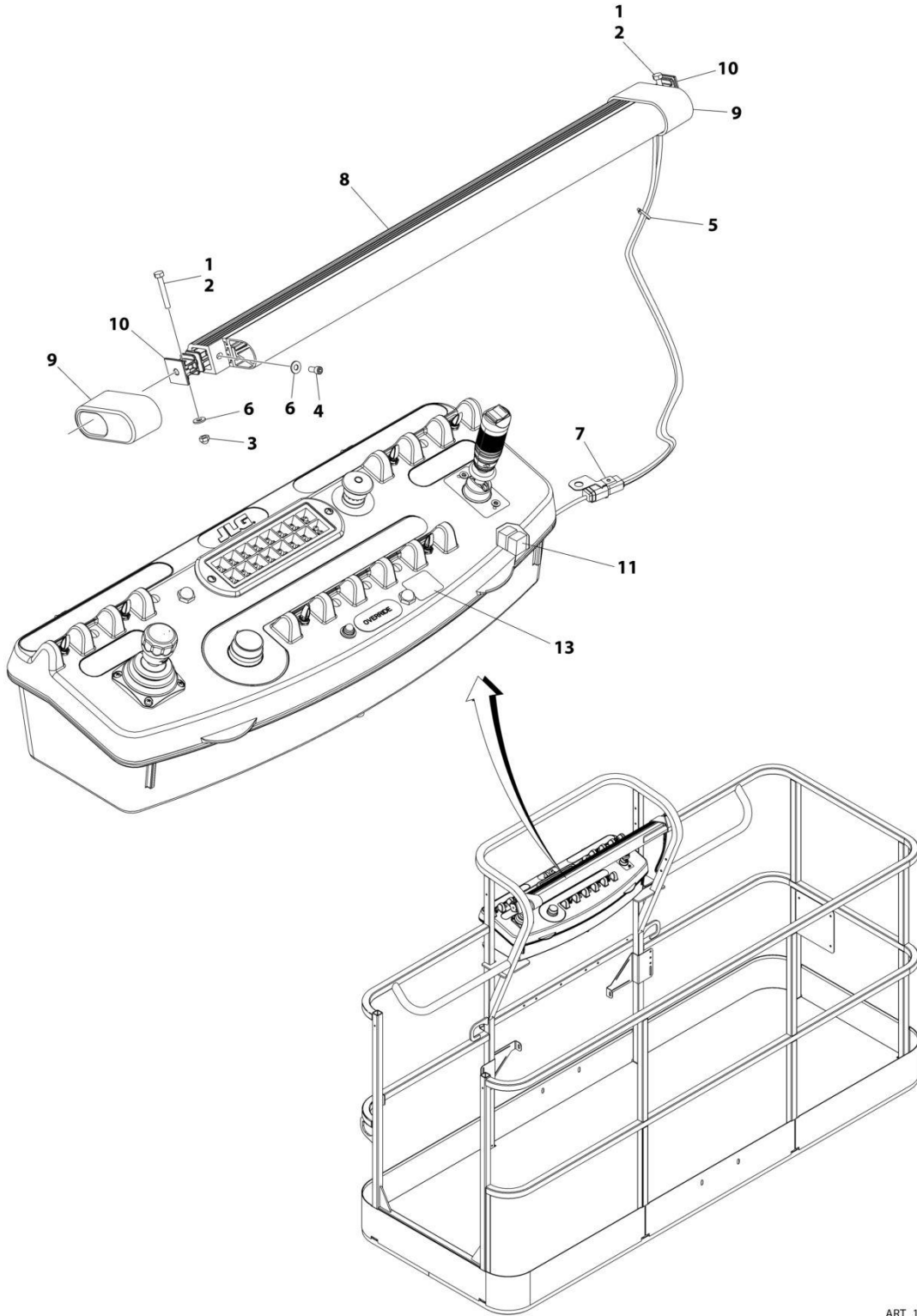
## SECTION 5 - PLATFORM

**FIGURE 5-38. SKYGLAZIER INSTALLATION (UK SPECS)**

ITEM	PART NUMBER	QTY	DESCRIPTION	REV
	1001225246	Ref	SKYGLAZIER INSTALLATION	A
1	0273404	1	Tray Assembly (See Items 101-110 for Breakdown)	
2	0642012	2	Bolt 5/8 x 1-1/2	
3	0642212	4	Bolt 3/4 x 1-1/2	
4	2902212	1	Bumpers and Strap Kit	
4	0940102	1	Bumper Only	
4	4240149	1	Strap Only	
5	3312005	4	Nut 3/4	
6	3312205	4	Nut 3/4	
7	4420014	AR	Tape	
8	4712000	6	Washer 5/8	
9	4712200	8	Washer 3/4	
10	8310129	2	Bolt 5/8 x 2-1/2	
11	1001099366	1	Support	
12	1001099367	1	Support	
	0273404	Ref	TRAY ASSEMBLY	F
101	0100081	AR	Adhesive	
102	1120555	2	Cap, Tube	
103	3340956	1	Pad Kit	
104	3460334	1	Tube	
105	3520071	2	Plug	
106	4420066	AR	Tape, Double Sided	
108	See Note	NSS	Nameplate - Serial Number (Note: Not Available for Purchase)	
109	1001163295	2	Decal - Glazier Capacity	
110	1701509	1	Decal - Manual	
	0272418	Ref	SKYGLAZIER DECAL INSTALLATION	4
201	1705358	2	Decal - SkyGlazier	

# SECTION 5 - PLATFORM

## FIGURE 5-39. SKYGUARD BAR INSTALLATION



ART\_1001238495

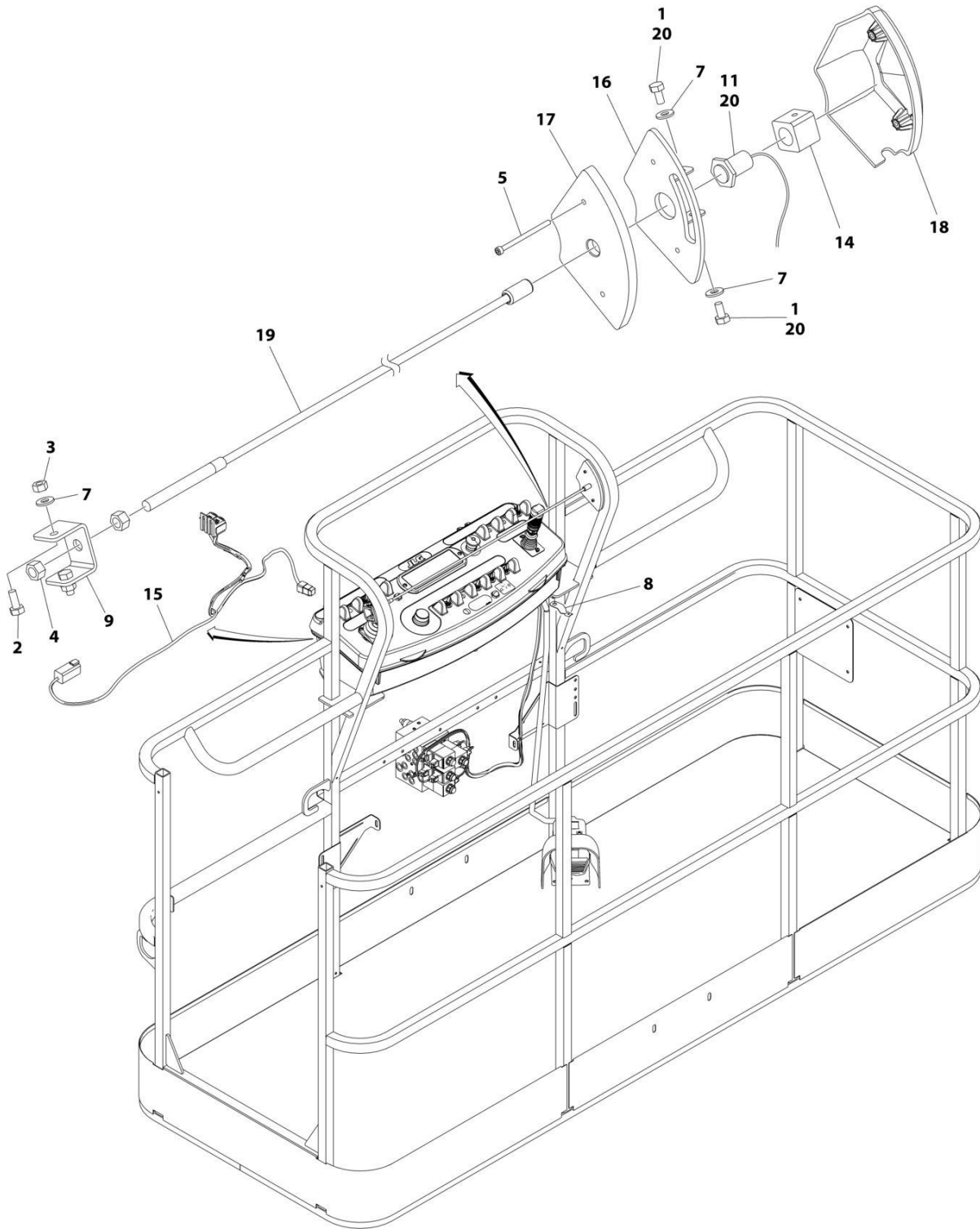
## SECTION 5 - PLATFORM

**FIGURE 5-39. SKYGUARD BAR INSTALLATION**

ITEM	PART NUMBER	QTY	DESCRIPTION	REV
	1001238495	Ref	SKYGUARD BAR INSTALLATION	A
1	0100011	AR	Compound, Locking	
2	0641414	2	Bolt 1/4 x 1-3/4	
3	3300430	2	Nut 1/4	
4	3931408	2	Capscrew 1/4 x 1/2	
5	4240033	8	Tie-Strap	
6	4711400	6	Washer 1/4	
7	1001120328	1	Mount	
8	1001137673	1	SkyGuard Switch Assembly	
9	1001186517	2	Cover, Platform Sensor	
10	1001209664	2	Support, Block	
11	1001186431	2	Relay	
12	1001225580	1	Interface Harness Assembly (Not Shown - Located Inside Console Box) (See Separate Breakdown in ELECTRICAL Section)	
13	1001144433	1	Decal - No Weight SkyGuard	

# SECTION 5 - PLATFORM

## FIGURE 5-40. SKYLINE INSTALLATION



ART\_1001238559\_D



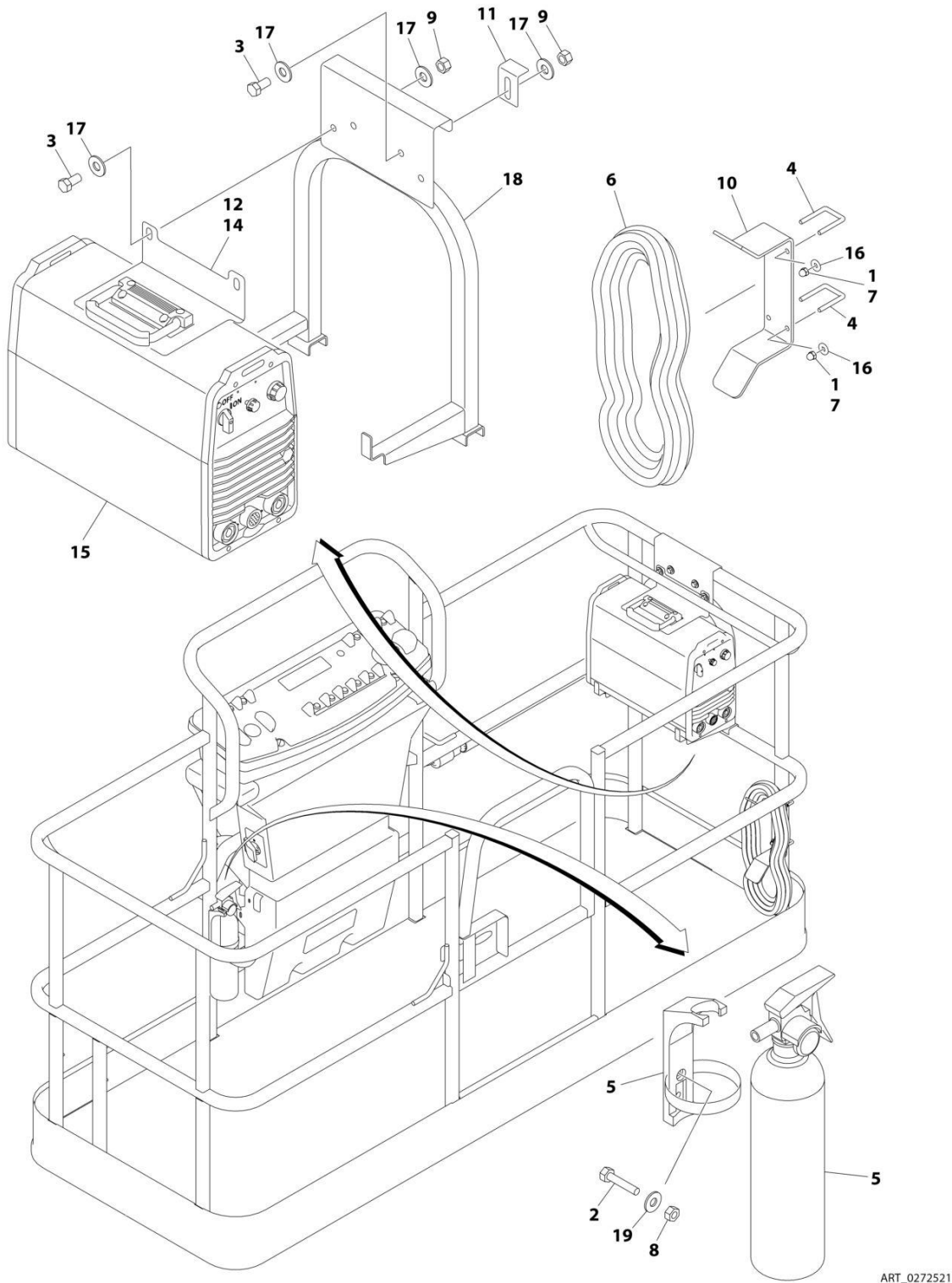
## SECTION 5 - PLATFORM

### FIGURE 5-40. SKYLINE INSTALLATION

ITEM	PART NUMBER	QTY	DESCRIPTION	REV
	1001238559	Ref	SKYLINE INSTALLATION	D
1	0641404	2	Bolt 1/4 x 1/2	
2	0641405	2	Bolt 1/4 x 5/8	
3	3311405	2	Nut 1/4	
4	3311601	2	Nut 3/8	
5	4031516	2	Capscrew M4 x 60	
6	4240033	AR	Tie-Strap (Not Shown)	
7	4711400	4	Washer 1/4	
8	1001120328	1	Mount	
9	1001232642	1	Bracket	
11	1001232667	1	Sensor, Proximity	
11	1001311034	1	Sensor, Proximity	
14	1001236552	1	Block	
15	1001238418	1	Harness, Skyline (See Separate Breakdown in ELECTRICAL Section)	
16	1001238472	1	Mount	
17	1001254473	1	Housing, LH	
18	1001241965	1	Housing, RH	
19	1001254472	1	Rod	
20	0100011	AR	Compound, Locking	

# SECTION 5 - PLATFORM

FIGURE 5-41. SKYWELDER INSTALLATION (50HZ) (ANSI EXPORT, AUSTRALIAN, CHINA AND JAPANESE SPECS)



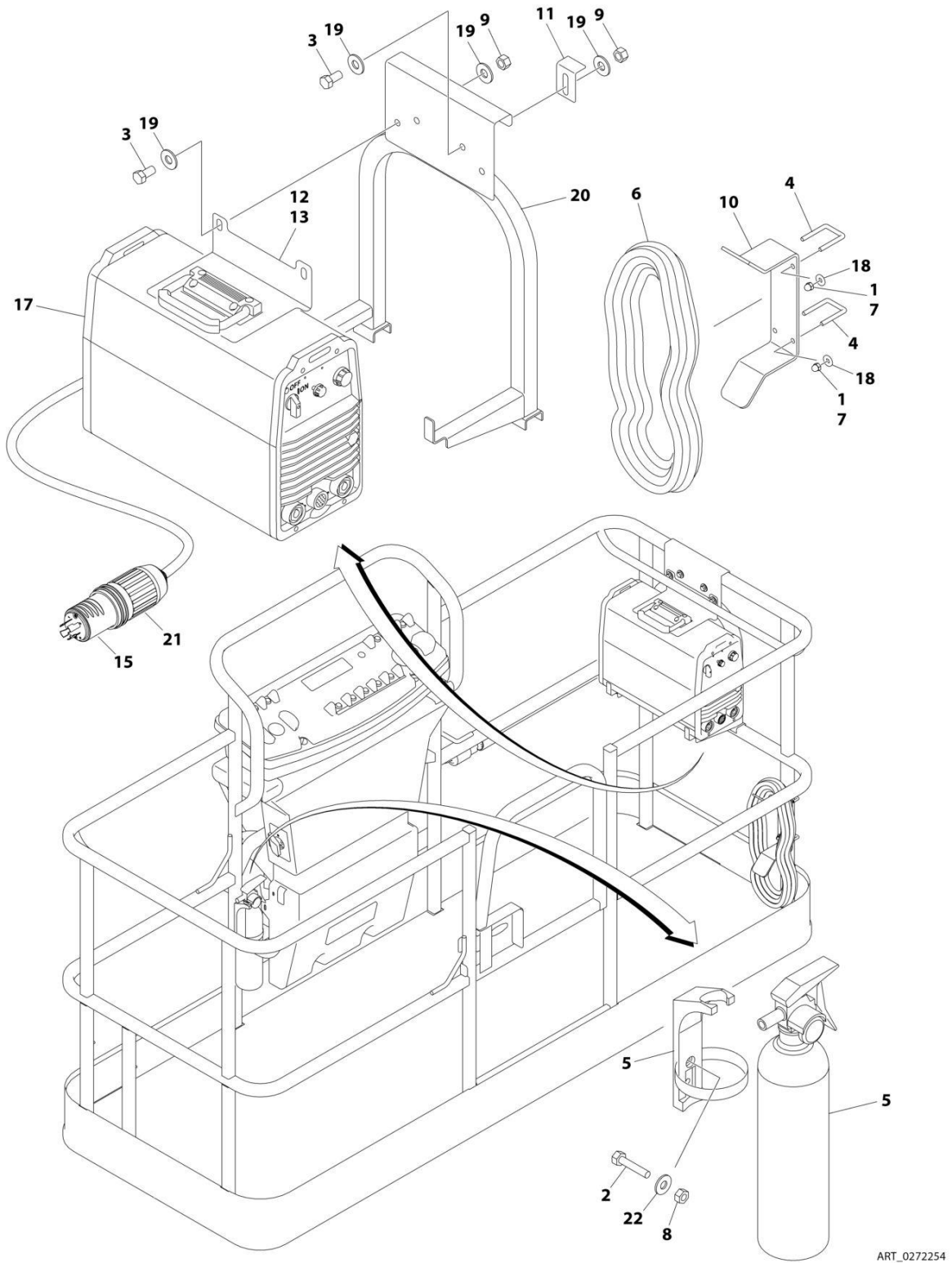
## SECTION 5 - PLATFORM

**FIGURE 5-41. SKYWELDER INSTALLATION (50HZ) (ANSI EXPORT, AUSTRALIAN, CHINA AND JAPANESE SPECS)**

ITEM	PART NUMBER	QTY	DESCRIPTION	REV
	0272521	Ref	SKYWELDER INSTALLATION	F
1	0100011	AR	Compound, Locking	
2	0630518	2	Screw #10 x 3/4	
3	0641606	4	Bolt 3/8 x 3/4	
4	1320302	2	U-Clamp	
5	2030010	1	Extinguisher, Fire	
6	2902217	1	Weld Leads Kit	
7	3300151	4	Nut 1/4	
8	3311005	2	Nut #10	
9	3311605	4	Nut 3/8	
10	3573400	1	Bracket	
11	3577121	2	Angle	
12	3573642	1	Plate	
13	4240099	AR	Tie-Strap (Not Shown)	
14	4420037	AR	Tape	
15	4530028	1	Welder Assembly (See Separate Breakdown in this Section)	
16	4751400	4	Washer 1/4	
17	4751600	8	Washer 3/8	
18	4846627	1	Support	
19	4751000	2	Washer #10	

# SECTION 5 - PLATFORM

FIGURE 5-42. SKYWELDER INSTALLATION (60HZ) (ANSI, ANSI EXPORT, CSA AND JAPANESE SPECS)



ART\_0272254

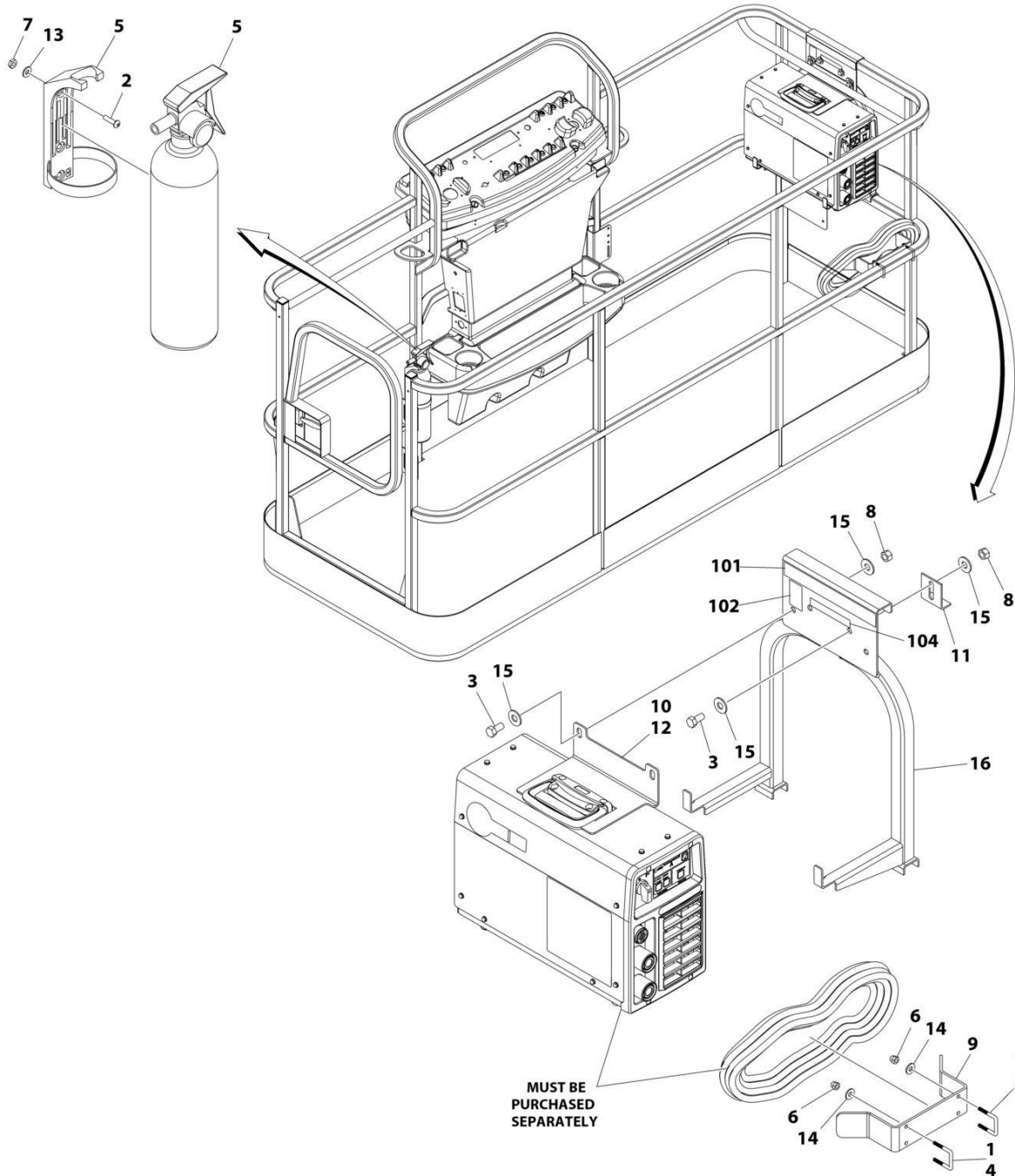
## SECTION 5 - PLATFORM

**FIGURE 5-42. SKYWELDER INSTALLATION (60HZ) (ANSI, ANSI EXPORT, CSA AND JAPANESE SPECS)**

ITEM	PART NUMBER	QTY	DESCRIPTION	REV
	0272254	Ref	SKYWELDER INSTALLATION	I
1	0100011	AR	Compound, Locking	
2	0630518	2	Screw #10 x 3/4	
3	0641606	4	Bolt 3/8 x 3/4	
4	1320302	2	U-Clamp	
5	2030010	1	Extinguisher, Fire	
6	2902217	1	Weld Leads Kit	
7	3300151	4	Nut 1/4	
8	3311005	2	Nut #10	
9	3311605	4	Nut 3/8	
10	3573400	1	Bracket	
11	3577121	2	Angle	
12	3573642	1	Plate	
13	4420037	AR	Tape	
14	4240099	AR	Tie-Strap (Not Shown)	
15	4460962	1	Plug, Male Twistlock	
17	4530028	1	Welder Assembly (See Separate Breakdown in this Section)	
18	4751400	4	Washer 1/4	
19	4751600	8	Washer 3/8	
20	4846627	1	Support	
21	1671093	1	Cover, Plug	
22	4751000	2	Washer #10	

# SECTION 5 - PLATFORM

FIGURE 5-43. SKYWELDER PREP PACKAGE (60HZ) (ANSI, ANSI EXPORT, CSA AND CHINA SPECS)



ART\_1001128527\_C

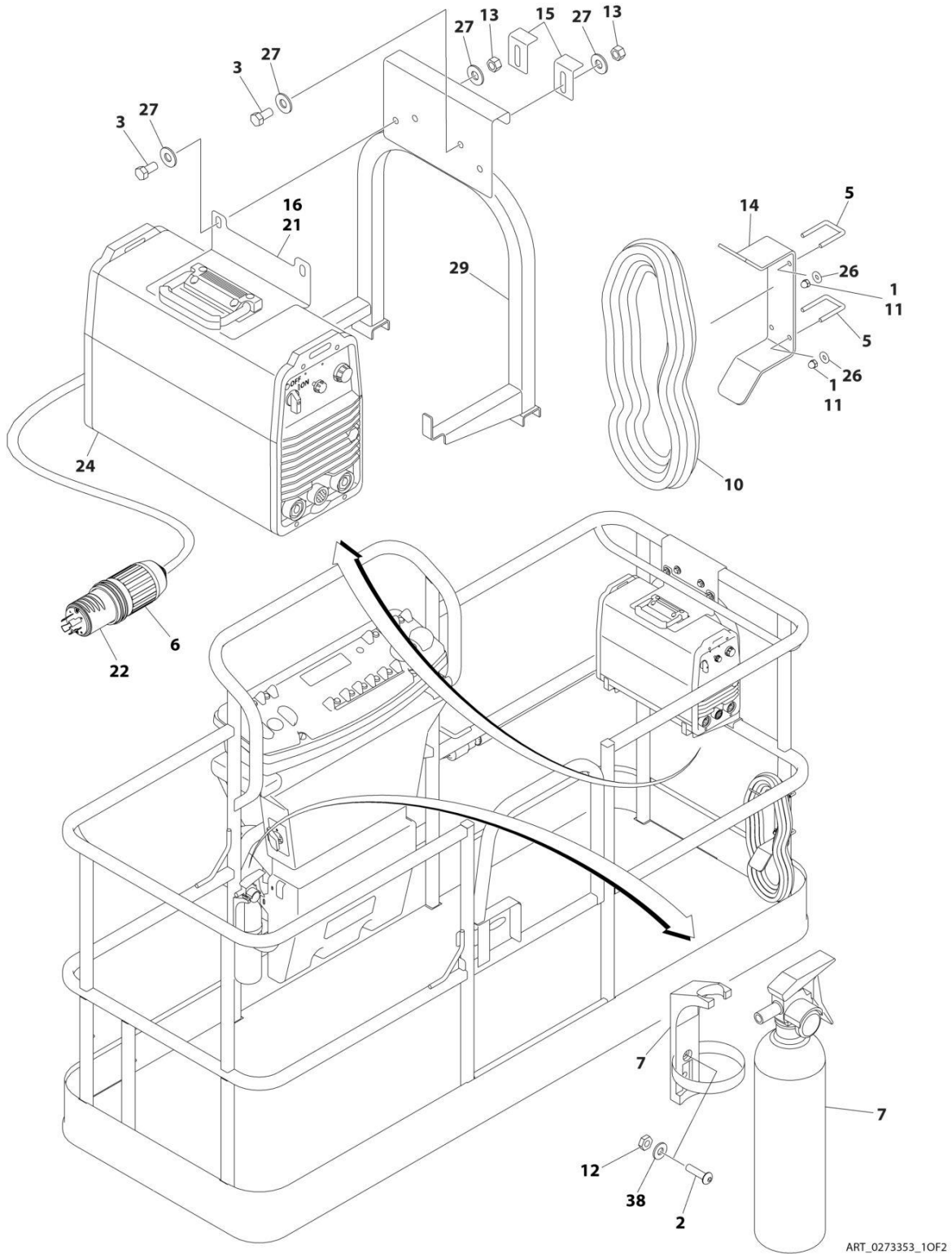
## SECTION 5 - PLATFORM

**FIGURE 5-43. SKYWELDER PREP PACKAGE (60HZ) (ANSI, ANSI EXPORT, CSA AND CHINA SPECS)**

ITEM	PART NUMBER	QTY	DESCRIPTION	REV
	1001128527	Ref	SKYWELDER PREP PACKAGE	C
1	0100011	AR	Compound, Locking	
2	0630518	2	Screw #10 x 3/4	
3	0641606	4	Bolt 3/8 x 3/4	
4	1320302	2	U-Clamp	
5	2030010	1	Extinguisher, Fire	
6	3300151	4	Nut 1/4	
7	3311005	2	Nut #10	
8	3311605	4	Nut 3/8	
9	3573400	1	Bracket	
10	1001269573	1	Plate	
11	3577121	2	Angle	
12	4420037	AR	Tape	
13	4751000	2	Washer #10	
14	4751400	4	Washer 1/4	
15	4751600	8	Washer 3/8	
16	1001269322	1	Support	
	1001128556	Ref	SKYWELDER DECAL INSTALLATION	D
101	1702868	1	Decal - No Hands	
102	1705305	1	Decal - Weld Lead	
104	1001228988	1	Decal - Weight	

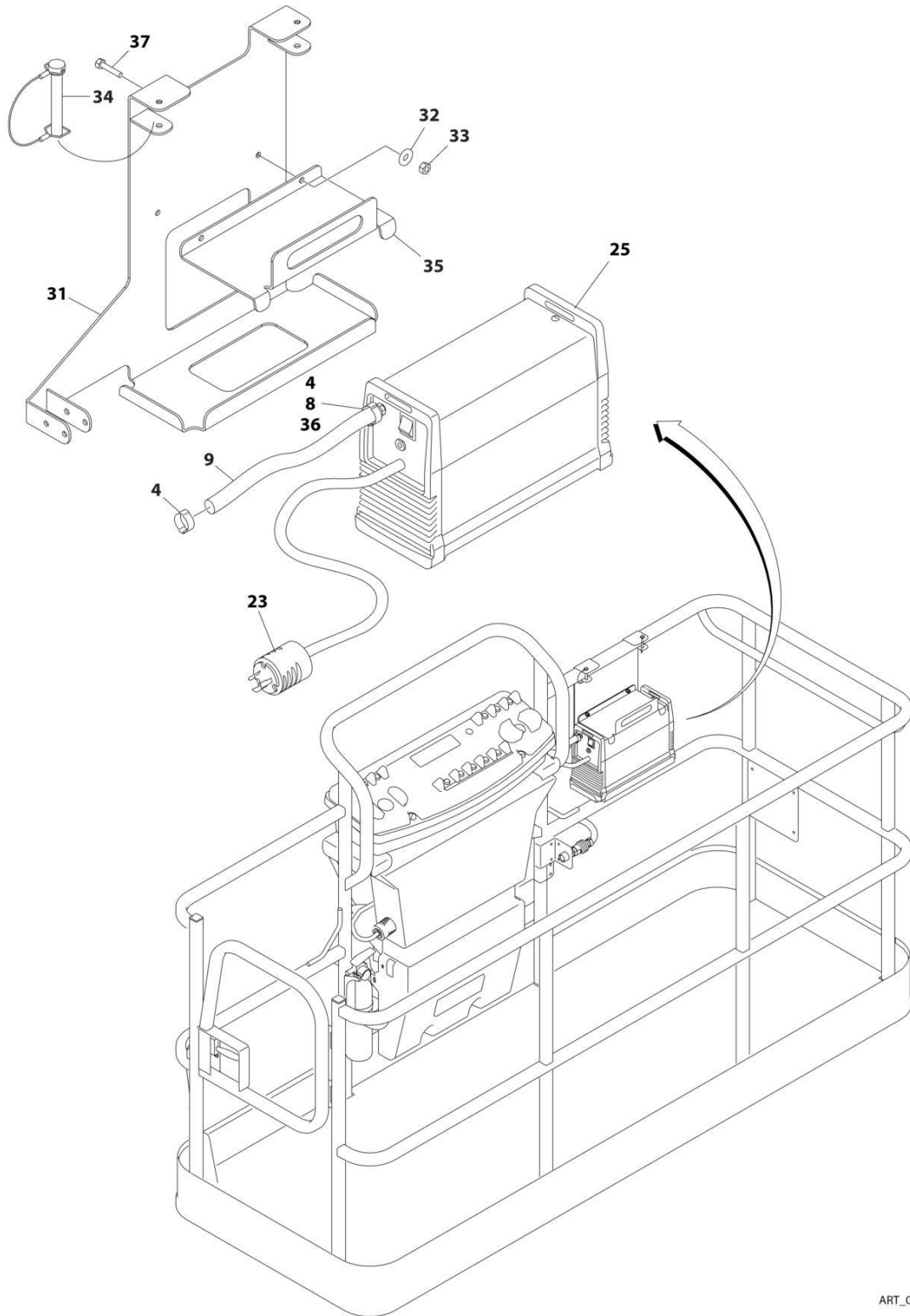
# SECTION 5 - PLATFORM

FIGURE 5-44. SKYWELDER/SKYCUTTER COMBO INSTALLATION (60HZ) (ANSI, ANSI EXPORT, CHINA, CSA AND JAPANESE SPECS)





# SECTION 5 - PLATFORM



ART\_0273353\_20F2

## SECTION 5 - PLATFORM

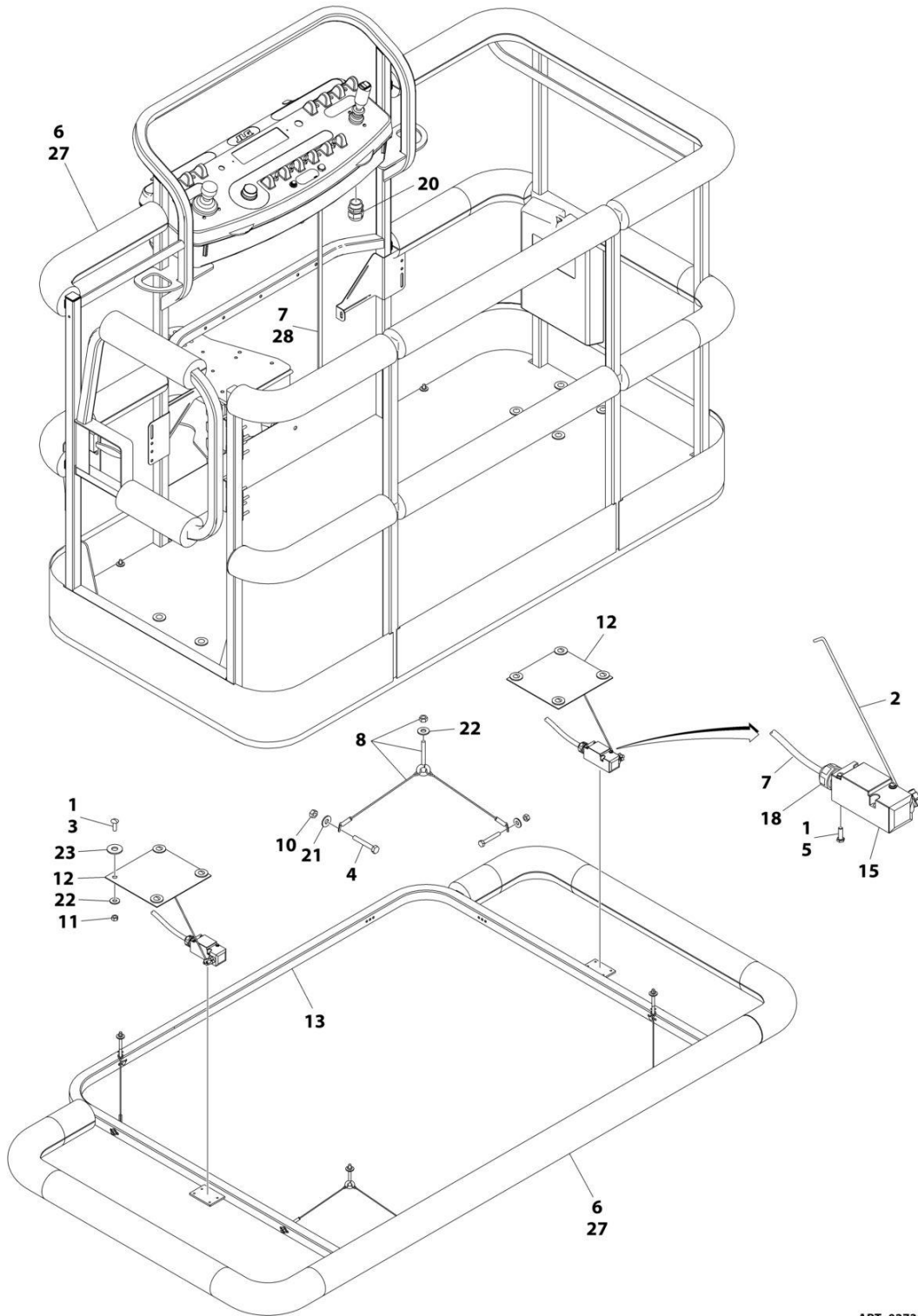
**FIGURE 5-44. SKYWELDER/SKYCUTTER COMBO INSTALLATION (60HZ) (ANSI, ANSI EXPORT, CHINA, CSA AND JAPANESE SPECS)**

ITEM	PART NUMBER	QTY	DESCRIPTION	REV
	0273353	Ref	SKYWELDER/SKYCUTTER COMBO INSTALLATION (60HZ)	G
1	0100011	AR	Compound, Locking	
2	0630518	2	Screw #10 x 3/4	
3	0641606	4	Bolt 3/8 x 3/4	
4	1320177	2	Clamp	
5	1320302	2	Clamp	
6	1671093	1	Cover, Plug	
7	2030010	1	Extinguisher, Fire	
8	2180832	1	Fitting, Barbed/NPT	
9	2720160	4.5 ft /1.37m	Hose	
10	2902217	1	Weld Leads Kit	
11	3300151	4	Nut 1/4	
12	3311005	2	Nut #10	
13	3311605	4	Nut 3/8	
14	3573400	1	Bracket	
15	3577121	2	Angle	
16	3573642	1	Plate	
20	4240099	AR	Tie-Strap (Not Shown)	
21	4420037	2.36 ft /.71m	Tape	
22	4460962	1	Plug, Twist Lock	
23	4460971	1	Plug, Twist Lock	
24	4530028	1	Welder Assembly (See Separate Breakdown in this section)	
25	1001098012	1	Plasma Cutter Assembly (See Separate Breakdown in this Section)	
26	4751400	4	Washer 1/4	
27	4751600	8	Washer 3/8	
29	4846627	1	Support	
31	1001145405	1	Bracket	
32	4811700	2	Washer M6	
33	3290605	2	Nut M6	
34	3421453	3	Pin	
35	3576799	1	Plate, Hold-Down	
36	0100020	1	Sealant	
37	4010608	2	Screw M6 x 16	
38	4751000	2	Washer #10	



# SECTION 5 - PLATFORM

## FIGURE 5-45. SOFT TOUCH SYSTEM INSTALLATION - 6FT/1.8M PLATFORMS (ALL SPECS)



ART\_0273824\_E

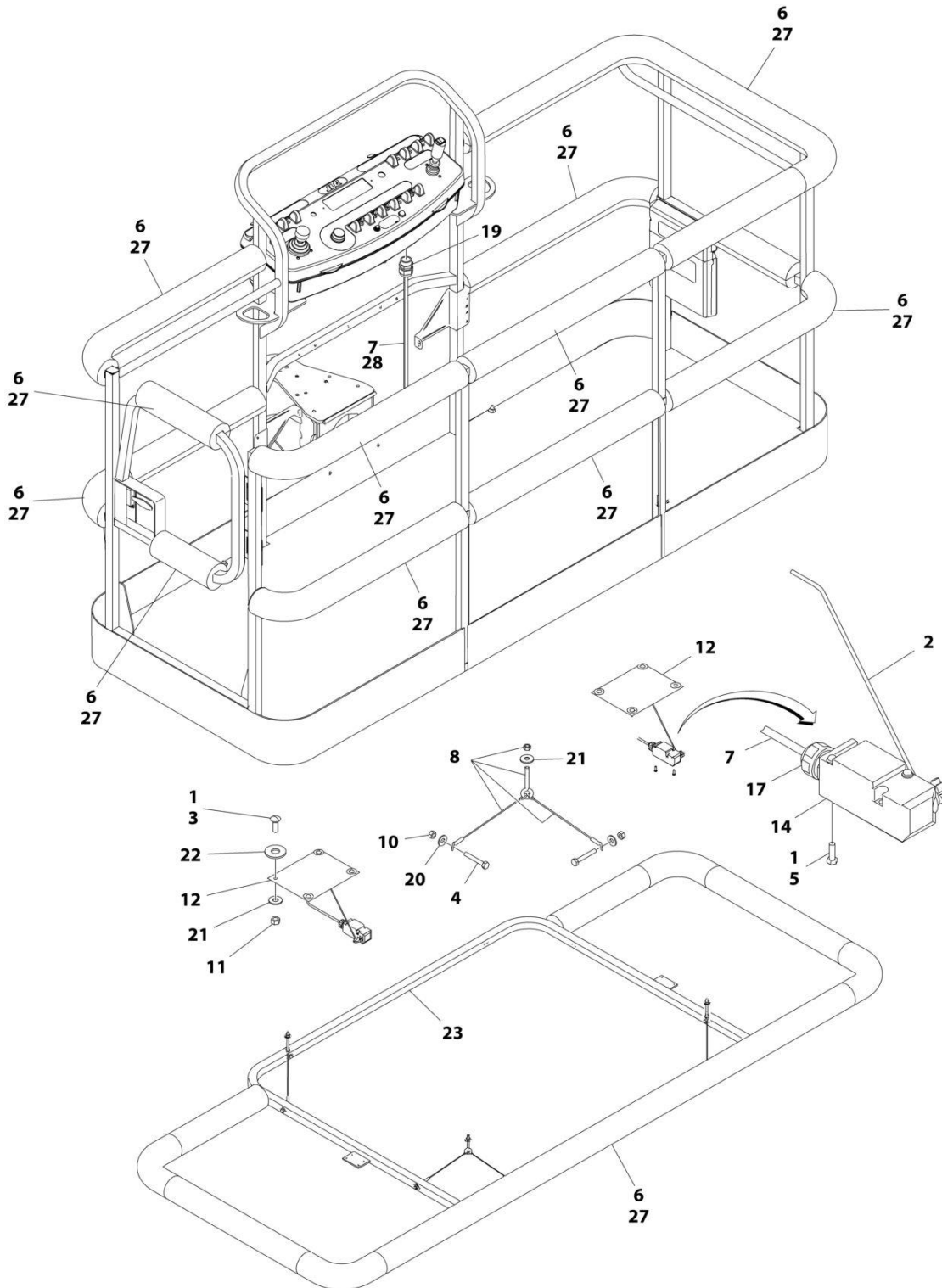
## SECTION 5 - PLATFORM

**FIGURE 5-45. SOFT TOUCH SYSTEM INSTALLATION - 6FT/1.8M PLATFORMS (ALL SPECS)**

ITEM	PART NUMBER	QTY	DESCRIPTION	REV
	0273824	Ref	SOFT TOUCH SYSTEM INSTALLATION	E
1	0100011	AR	Compound, Locking	
2	0200048	2	Arm, Switch	
3	0630462	8	Bolt	
4	0641414	8	Bolt 1/4 x 1-3/4	
5	0731005	4	Bolt #10 x 5/8	
6	0940134	1	Bumper Kit (Includes Corners and Enough Straight Material for One Platform)	
6	0940092	AR	Bumper (Corner)	
6	0940094	AR	Bumper (12ft Length)	
7	1060341	23 ft/7m	Cable, Soft Touch - 16/2	
8	1060903	4	Wire Rope and Eyebolt Assembly	
10	3311401	8	Nut 1/4	
11	3311501	8	Nut 5/16	
12	3575359	2	Plate, Switch Strike	
13	3641569	1	Rail, Soft Touch	
14	4240099	7	Tie-Strap (Not Shown)	
15	4360057	2	Switch, Limit	
18	4460049	2	Connector, Strain Relief	
19	4460234	7	Tie-Strap (Not Shown)	
20	4460425	1	Connector, Strain Relief	
21	4751400	8	Washer 1/4	
22	4751500	12	Washer 5/16	
23	4751800	8	Washer 1/2	
27	1001197017	AR	Tie-Strap	
28	4460226	4	Socket	

# SECTION 5 - PLATFORM

## FIGURE 5-46. SOFT TOUCH SYSTEM INSTALLATION - 8FT/2.4M PLATFORMS (ALL SPECS) (1350SJP)



ART\_0272427\_H

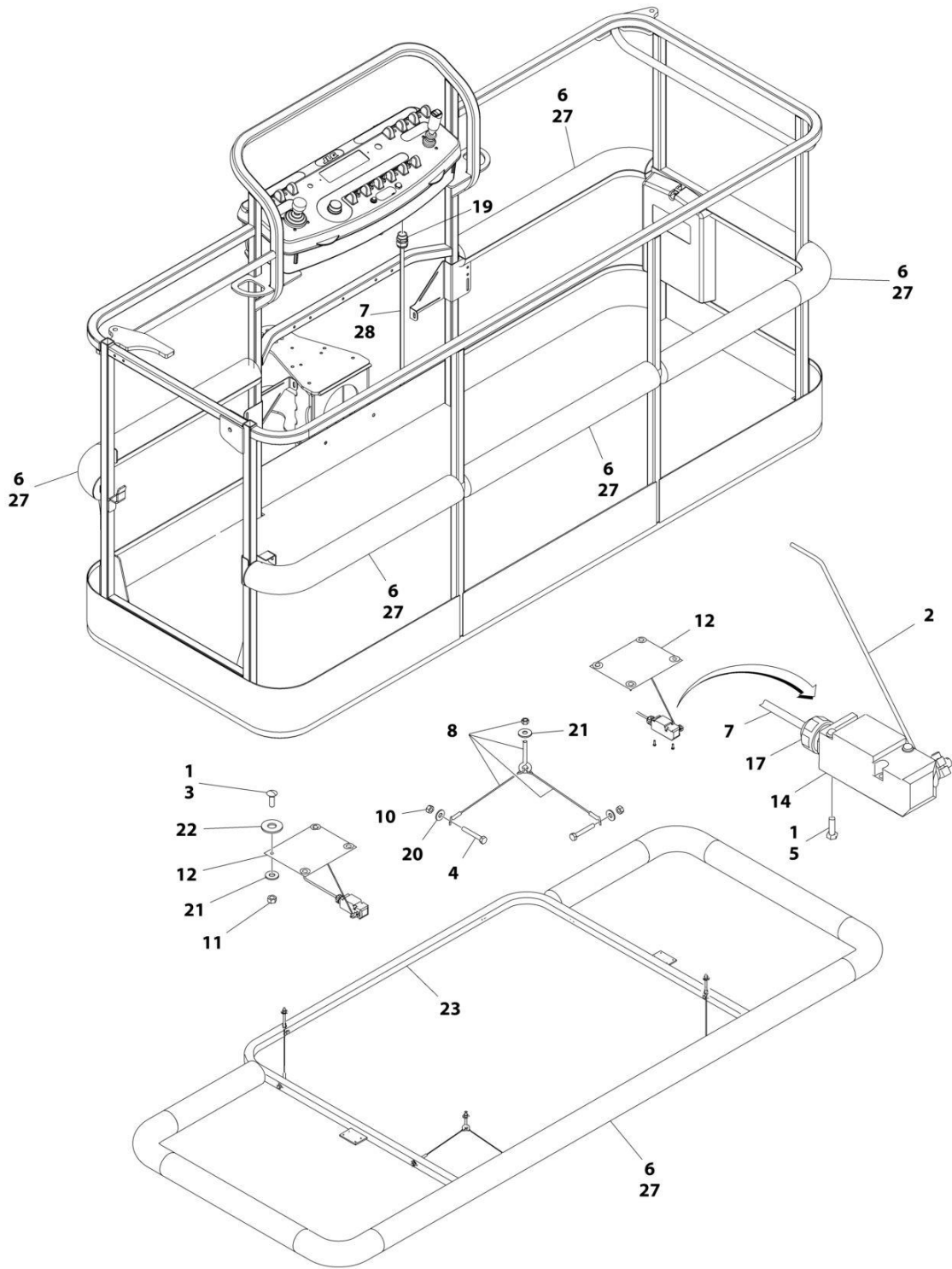
## SECTION 5 - PLATFORM

**FIGURE 5-46. SOFT TOUCH SYSTEM INSTALLATION - 8FT/2.4M PLATFORMS (ALL SPECS)  
(1350SJP)**

ITEM	PART NUMBER	QTY	DESCRIPTION	REV
	0272427	Ref	SOFT TOUCH INSTALLATION - 36IN X 8FT (91.5CM X 2.44M) PLATFORM	H
1	0100011	AR	Compound, Locking	
2	0200048	2	Arm, Switch	
3	0630462	8	Bolt	
4	0641414	8	Bolt 1/4 x 1-3/4	
5	0721005	4	Bolt #10 x 5/8	
6	0940103	1	Bumper Kit (Includes Corners and Enough Straight Material for One Platform)	
6	0940092	12	Bumper (Corner)	
6	0940094	AR	Bumper (12ft Length)	
7	1060341	23 ft/7m	Cable, Soft Touch - 16/2	
8	1060903	4	Wire Rope and Eyebolt Assembly	
10	3311401	8	Nut 1/4	
11	3311501	8	Nut 5/16	
12	3574091	2	Plate, Switch Strike	
13	4240099	7	Tie-Strap (Not Shown)	
14	4360057	2	Switch, Limit	
17	4460049	2	Connector, Strain Relief	
18	4460234	7	Tie-Strap (Not Shown)	
19	4460425	1	Connector, Strain Relief	
20	4751400	8	Washer 1/4	
21	4751500	12	Washer 5/16	
22	4751800	8	Washer 1/2	
23	4846673	1	Rail, Soft Touch	
27	1001197017	AR	Tie-Strap	
28	4460226	1	Socket	

# SECTION 5 - PLATFORM

FIGURE 5-47. SOFT TOUCH SYSTEM INSTALLATION - 8FT/2.4M PLATFORMS (ANSI SPECS WITH SN STARTING WITH 03)) (1350SJP)



ART\_0273706\_E



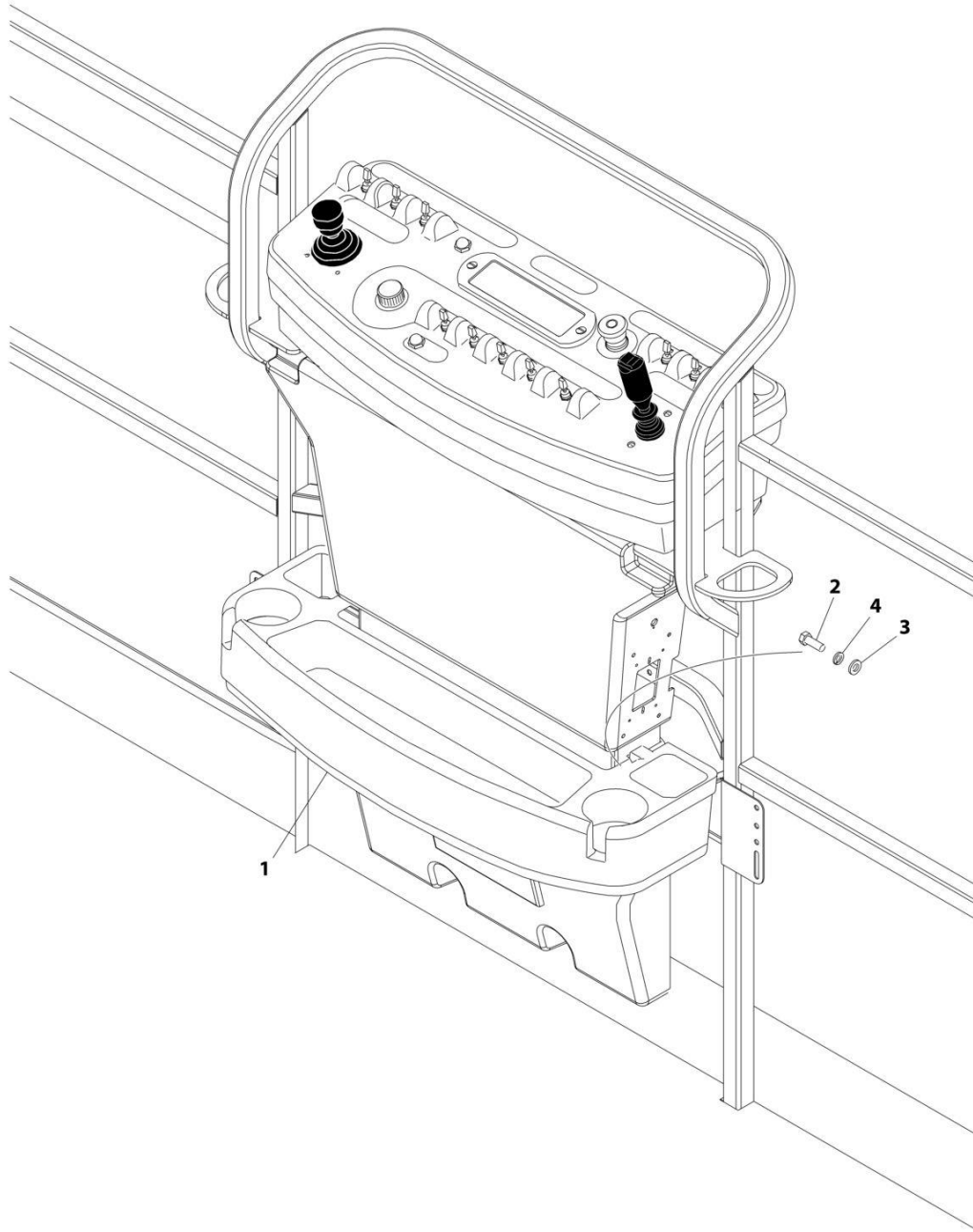
## SECTION 5 - PLATFORM

**FIGURE 5-47. SOFT TOUCH SYSTEM INSTALLATION - 8FT/2.4M PLATFORMS (ANSI SPECS WITH SN STARTING WITH 03)) (1350SJP)**

ITEM	PART NUMBER	QTY	DESCRIPTION	REV
	0273706	Ref	SOFT TOUCH INSTALLATION	E
1	0100011	AR	Compound, Locking	
2	0200048	2	Arm, Switch	
3	0630462	8	Bolt	
4	0641414	8	Bolt 1/4 x 1-3/4	
5	0721005	4	Bolt #10 x 5/8	
6	0940133	1	Bumper Kit (Includes Corners and Enough Straight Material for One Platform)	
6	0940092	8	Bumper (Corner)	
6	0940094	AR	Bumper (12ft Length)	
7	1060341	23 ft/7m	Cable, Soft Touch - 16/2	
8	1060903	4	Wire Rope and Eyebolt Assembly	
10	3311401	8	Nut 1/4	
11	3311501	8	Nut 5/16	
12	3574091	2	Plate, Switch Strike	
13	4240099	7	Tie-Strap (Not Shown)	
14	4360057	2	Switch, Limit	
17	4460049	2	Connector, Strain Relief	
18	4460234	7	Tie-Strap (Not Shown)	
19	4460425	1	Connector, Strain Relief	
20	4751400	8	Washer 1/4	
21	4751500	12	Washer 5/16	
22	4751800	8	Washer 1/2	
23	4846673	1	Rail, Soft Touch	
27	1001197017	AR	Tie-Strap	
28	4460226	4	Socket	

# SECTION 5 - PLATFORM

## FIGURE 5-48. TRAY ASSEMBLY



ART\_1580012

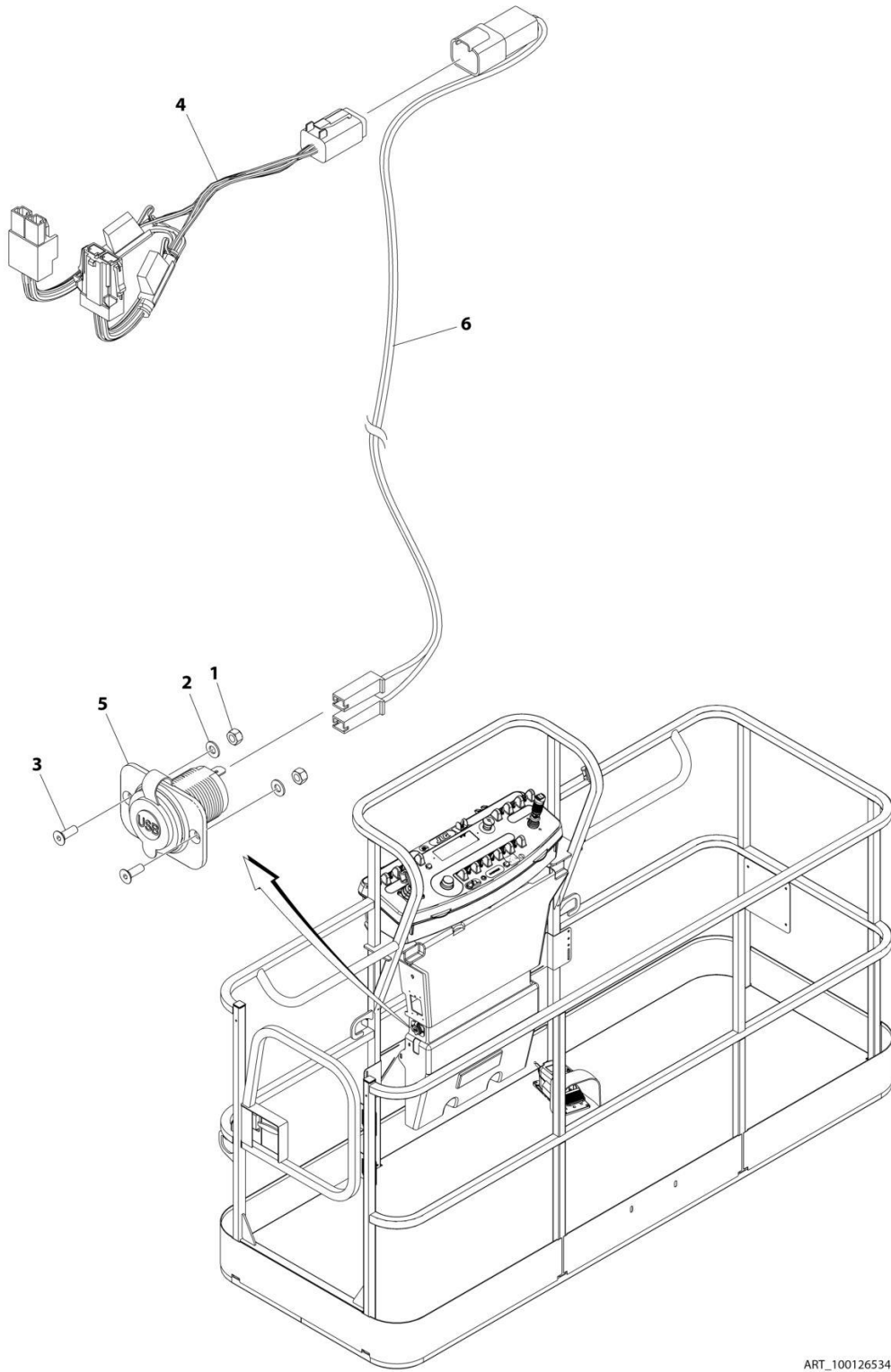
## SECTION 5 - PLATFORM

### FIGURE 5-48. TRAY ASSEMBLY

ITEM	PART NUMBER	QTY	DESCRIPTION	REV
	1580012	Ref	TRAY ASSEMBLY	C
1	See Note	NSS	Tray, Storage (Center) (Note: Purchase p/n 1580012)	
2	0641406	2	Bolt 1/4 x 3/4	
3	4751400	2	Washer 1/4	
4	4761400	2	Washer 1/4	

# SECTION 5 - PLATFORM

## FIGURE 5-49. USB CHARGER INSTALLATION



ART\_1001265342

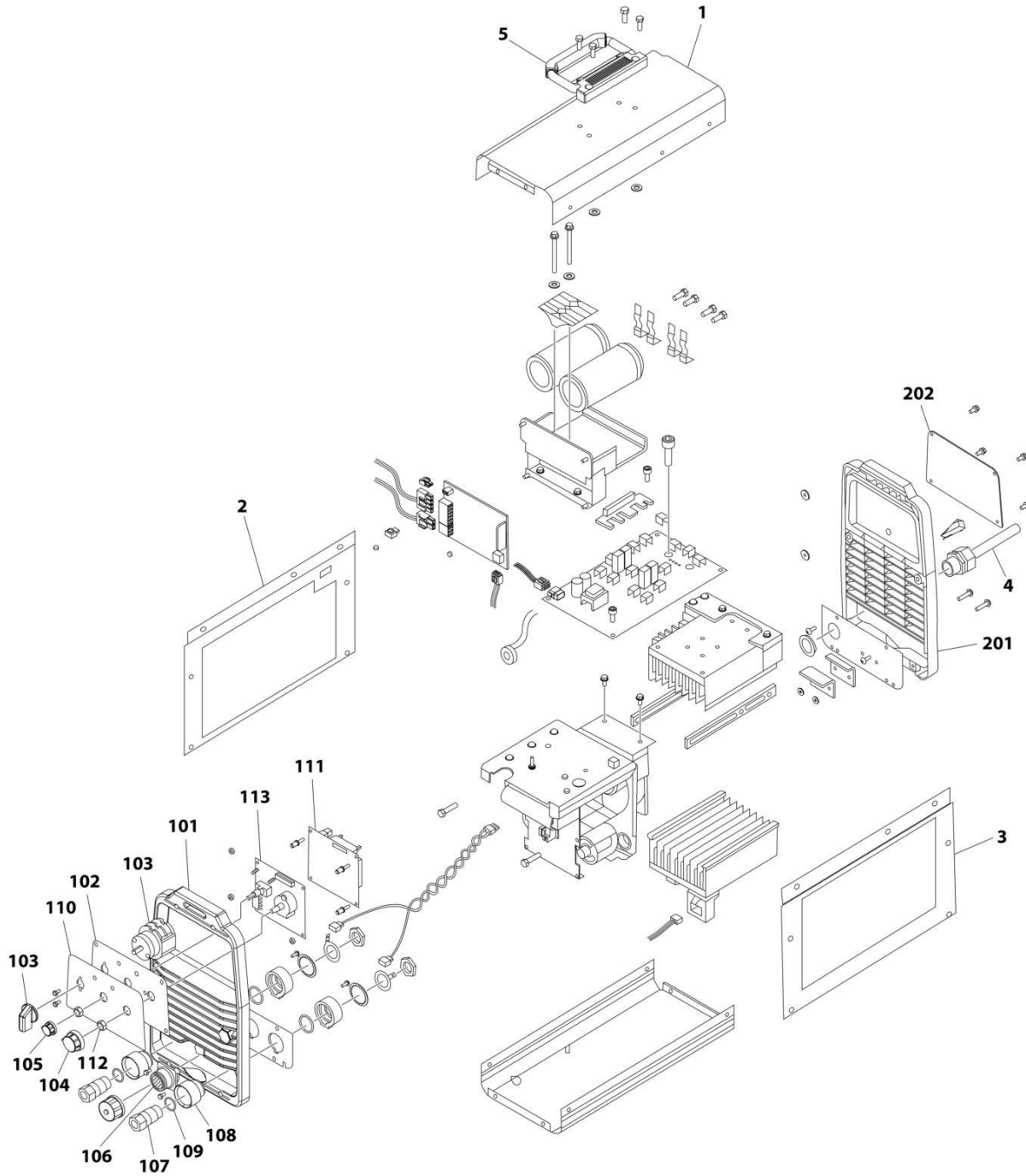
## SECTION 5 - PLATFORM

**FIGURE 5-49. USB CHARGER INSTALLATION**

ITEM	PART NUMBER	QTY	DESCRIPTION	REV
	1001265342	Ref	USB CHARGER INSTALLATION	A
1	3290405	2	Nut M4	
2	4811400	2	Washer M4	
3	1001097244	2	Screw M4 x 12	
4	1001120484	1	Harness, Work Lights	
4	4460879	1	Plug, Male - 2 Position	
4	4460887	2	Terminal	
4	2400060	2	Fuseholder Includes Cover	
4	8229249	2	Fuse, 3 Amp	
4	4460884	1	Connector - 4 Position	
4	4460465	4	Socket, Female	
4	1001120471	1	Connector - 2 Position	
4	1001120477	2	Terminal	
5	1001210636	1	Receptacle, USB	
6	1001265163	1	Harness, USB	A
6	4460260	2	Cover, Terminal	
6	4460259	2	Terminal	
6	4460932	1	Receptacle, Bussbar - 4 Position	
6	4460464	2	Pin, Male	
6	4460466	2	Plug, Terminal	

# SECTION 5 - PLATFORM

## FIGURE 5-50. WELDER ASSEMBLY



ART\_4530028

## SECTION 5 - PLATFORM

### FIGURE 5-50. WELDER ASSEMBLY

ITEM	PART NUMBER	QTY	DESCRIPTION	REV
	4530028	Ref	WELDER ASSEMBLY	B
		Ref	Note: For Other Components, contact your Miller Welder Dealer.	
1	7027773	1	Cover, Top	
1	7027774	1	Decal - Static Precautionary Warning	
2	See Note	NSS	Panel, LH Side (Note: Part of Item 1. Purchase Item 1)	
3	See Note	NSS	Panel, RH Side (Note: Part of Item 1. Purchase Item 1)	
4	7024467	1	Cable, Power	
4	7027775	1	Decal - Electrical Shock Warning (Not Shown)	
5	7027776	1	Handle, Carrying	
101	7024462	1	Panel, Front	
102	7024463	1	Panel, Console	
103	7024469	1	Switch with Lead	
104	7024470	1	Knob	
105	7024471	1	Knob	
106	7024472	1	Receptacle with Leads and Plugs	
107	7024473	2	Receptacle, Twistlock Female	
108	7024474	2	Insulator	
109	7024475	2	O-Ring	
110	7027777	1	Nameplate	
111	7027779	1	Circuit Card Assembly (Process Control)	
112	7024478	2	Nut	
113	7027778	1	Circuit Card Assembly (Operator Interface)	
201	7024462	1	Panel, Rear	
202	7027780	1	Panel, Cover	

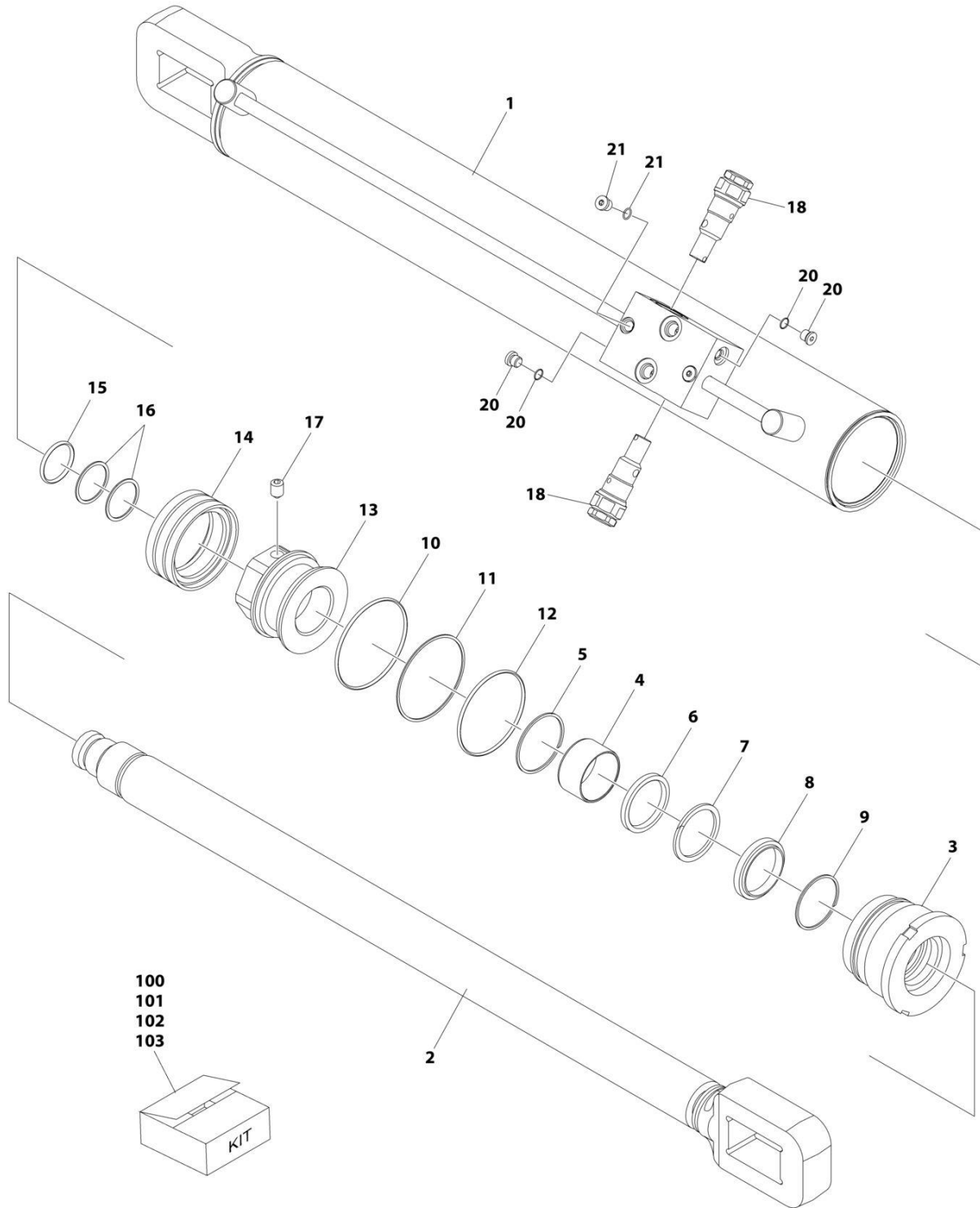




**SECTION 6 - CYLINDER**

# SECTION 6 - CYLINDER

## FIGURE 6-1. AXLE EXTENSION CYLINDER ASSEMBLY



ART\_1001251020

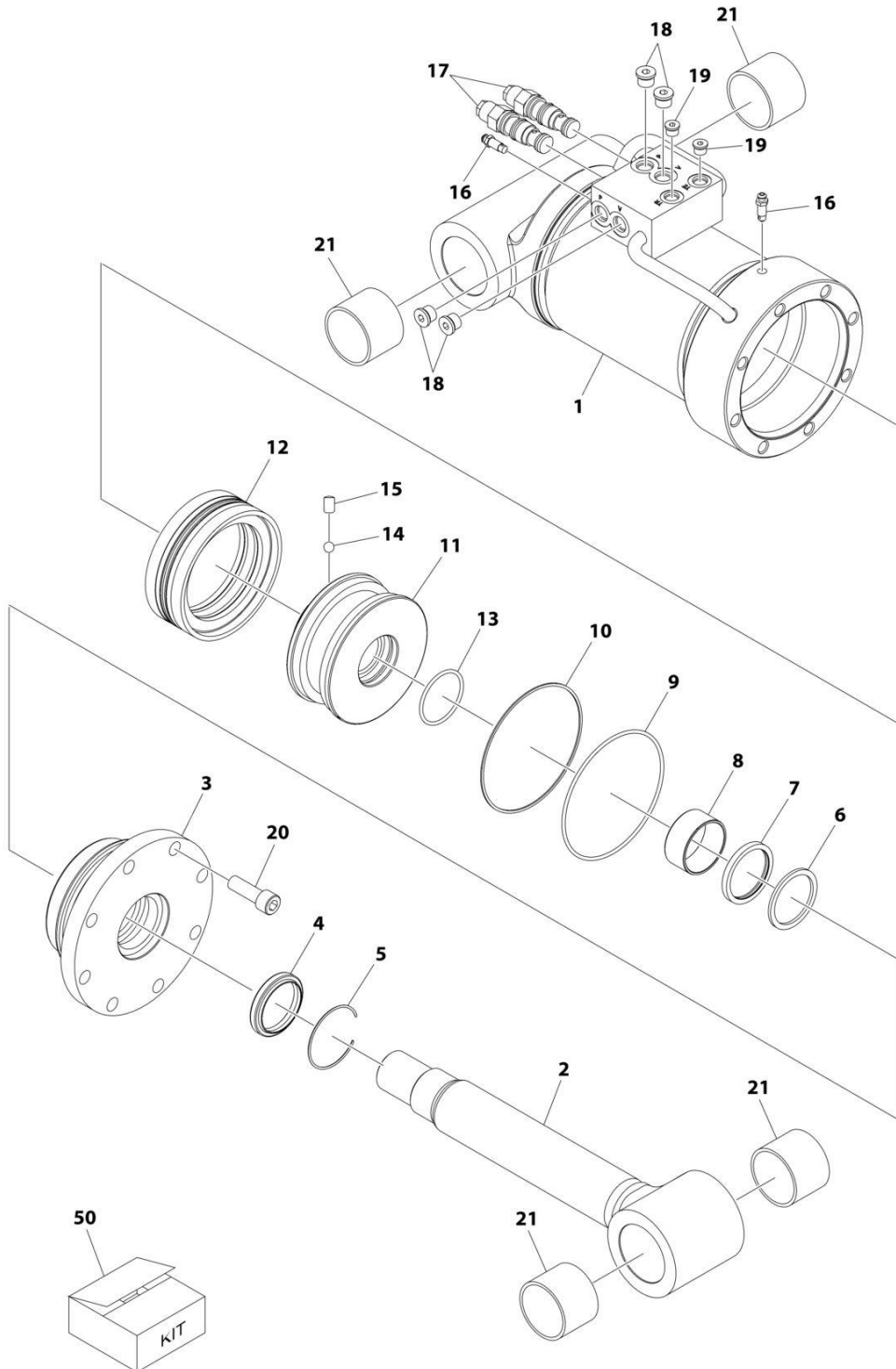
## SECTION 6 - CYLINDER

**FIGURE 6-1. AXLE EXTENSION CYLINDER ASSEMBLY**

ITEM	PART NUMBER	QTY	DESCRIPTION	REV
	1001251020	Ref	AXLE EXTENSION CYLINDER ASSEMBLY	A
		Ref	Note: Original Cylinder May Have Been Replaced with Service Replacement. Identify PN Stamped on Cylinder Before Ordering Parts.	
1	See Note	NSS	Barrel (Note: Use p/n 1001251020)	
2	70007382	1	Rod	
3	See Note	NSS	Head (Use Item 100)	
5	See Note	NSS	Ring (Note: Use Item 100)	
6	See Note	NSS	Seal (Note: Use Item 101)	
7	See Note	NSS	Ring, Back-up (Note: Use Item 101)	
8	See Note	NSS	Wiper, Rod (Note: Use Item 101)	
9	See Note	NSS	Ring, Retaining (Note: Use Item 101)	
10	See Note	NSS	O-Ring (Note: Use Item 101)	
11	See Note	NSS	Ring, Back-up (Note: Use Item 101)	
12	See Note	NSS	O-Ring (Note: Use Item 101)	
13	See Note	NSS	Piston (Note: Use Item 102)	
14	See Note	NSS	Seal (Note: Use Item 101)	
15	See Note	NSS	O-Ring (Note: Use Item 101)	
16	See Note	NSS	Ring, Back-up (Note: Use Item 101)	
17	See Note	NSS	Setscrew (Note: Use Item 102)	
18	4640509	2	Cartridge, Holding Valve	
18	2900792	2	Seal Kit - 4640509 Cartridge Valve (1 Per Assembly)	
20	See Note	NSS	Plug (Note: Use Item 103)	
21	See Note	NSS	Plug (Note: Use Item 103)	
100	70007383	1	Rod Cover Kit (Includes Items 3-5)	
101	70007384	1	Seal Kit (Includes Items 6-12 & 14-16)	
102	70007385	1	Piston Kit (Includes Items 13 & 17)	
103	70007386	1	Plug Kit (Includes Items 20 & 21)	

# SECTION 6 - CYLINDER

## FIGURE 6-2. AXLE LOCKOUT CYLINDER ASSEMBLY



ART\_1001251019

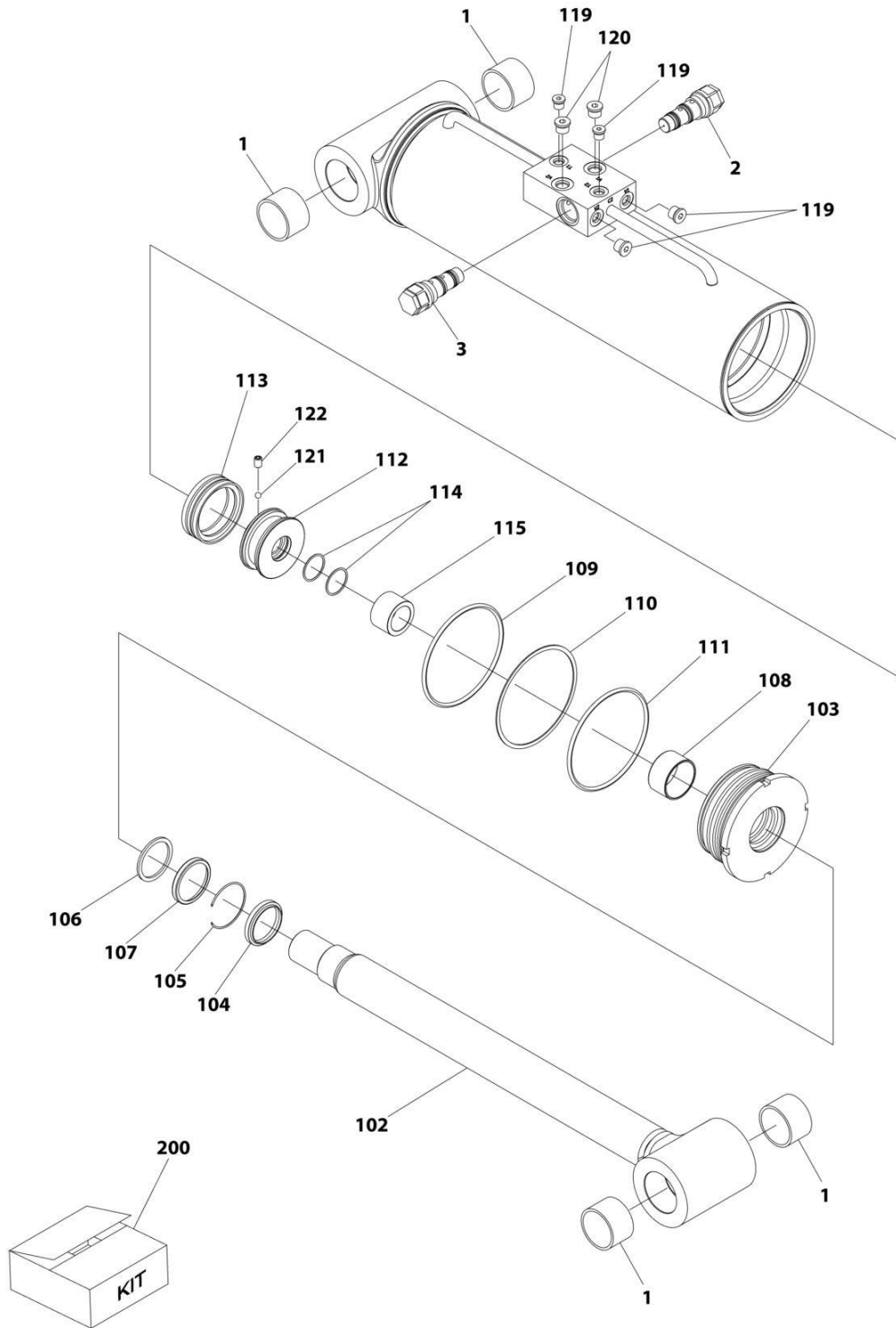
## SECTION 6 - CYLINDER

**FIGURE 6-2. AXLE LOCKOUT CYLINDER ASSEMBLY**

ITEM	PART NUMBER	QTY	DESCRIPTION	REV
	1001251019	Ref	AXLE LOCKOUT CYLINDER ASSEMBLY	B
		Ref	Note: Original Cylinder May Have Been Replaced with Service Replacement. Identify PN Stamped on Cylinder Before Ordering Parts.	
1	See Note	NSS	Barrel (Note: Use PN 1001251019)	
2	70007984	1	Rod	
3	70007985	1	Head	
4	See Note	NSS	Wiper (Note: Use Item 50)	
5	70002412	1	Ring, Retaining	
6	See Note	NSS	Seal, Rod (Note: Use Item 50)	
7	See Note	NSS	Ring, Back-up (Note: Use Item 50)	
8	70005153	1	Bearing	
9	See Note	NSS	O-Ring (Note: Use Item 50)	
10	See Note	NSS	Ring, Back-up (Note: Use Item 50)	
11	7007986	1	Piston	
12	See Note	NSS	Seal, Piston (Note: Use Item 50)	
13	See Note	NSS	O-Ring (Note: Use Item 50)	
14	70022564	1	Ball	
15	70006596	1	Setscrew M8 x 12	
16	70007987	2	Bleeder	
17	4641276	2	Cartridge, Valve - Counterbalance	
17	2900770	2	Seal Kit - 4641276 Valve	
18	2220885	4	Plug 9/16	
19	2220883	2	Plug 7/16	
20	70007988	8	Bolt M12 x 50	
21	0961950	4	Bearing	
50	70007989	1	Seal Kit - 1001251019 Cylinder (Includes Items 4, 6, 7, 9, 10, 12 & 13)	

# SECTION 6 - CYLINDER

## FIGURE 6-3. PLATFORM LEVEL CYLINDER ASSEMBLY - WITHOUT COLD WEATHER PLUS PACKAGE



ART\_1001251023

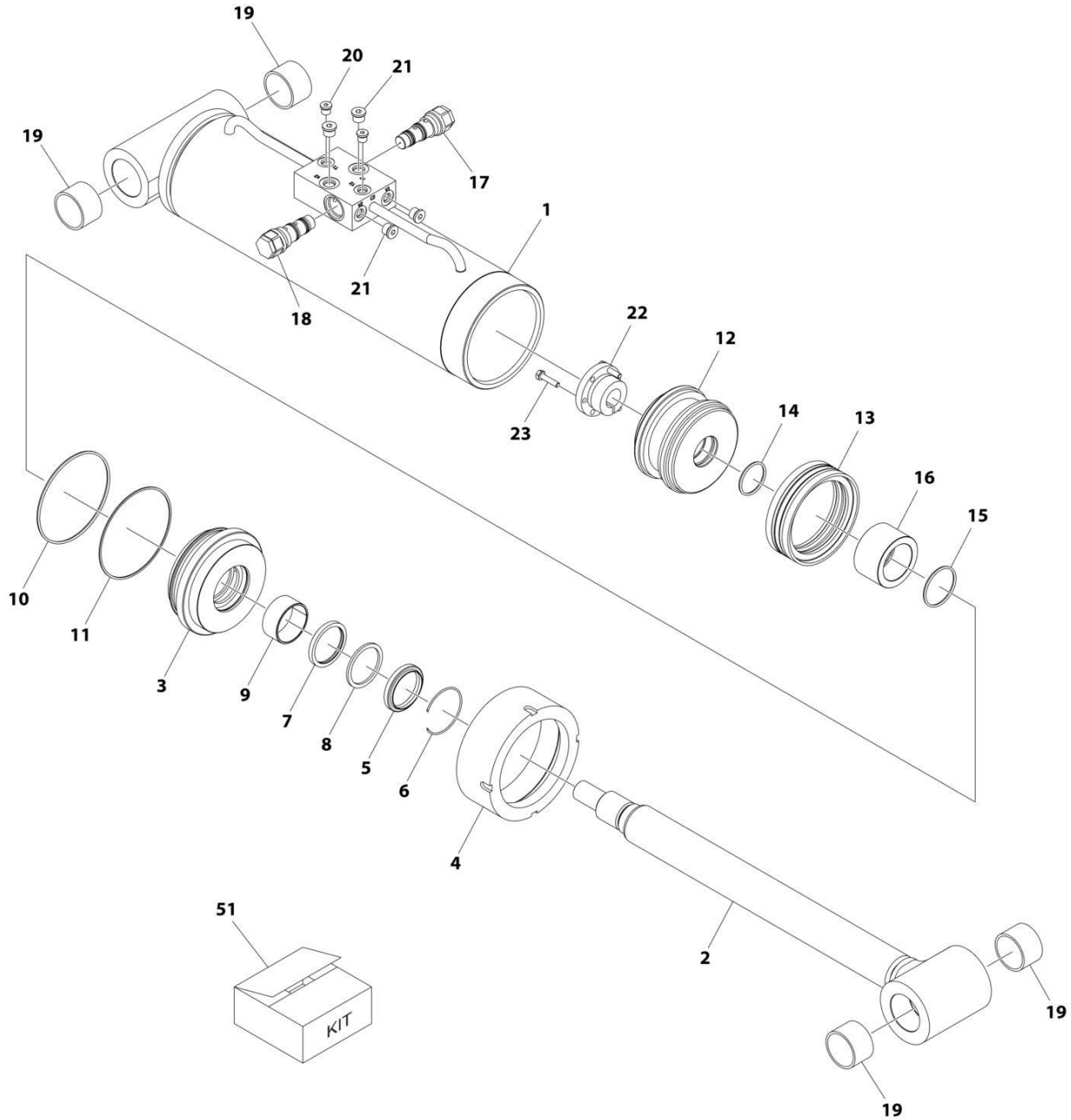
## SECTION 6 - CYLINDER

**FIGURE 6-3. PLATFORM LEVEL CYLINDER ASSEMBLY - WITHOUT COLD WEATHER PLUS PACKAGE**

ITEM	PART NUMBER	QTY	DESCRIPTION	REV
	1001251023	Ref	PLATFORM LEVEL CYLINDER ASSEMBLY	A
		Ref	Note: Original Cylinder May Have Been Replaced with Service Replacement. Identify PN Stamped on Cylinder Before Ordering Parts.	
1	0961949	4	Bushing	
2	4641248	1	Cartridge, Counterbalance Valve (Non-Vented)	
2	70004186	1	Seal Kit - For 4641248 Counterbalance Valve	
3	4640509	1	Cartridge, Holding Valve (Non-Vented)	
3	2900792	1	Seal Kit - For 4640509 Holding Valve	
102	70007999	1	Rod	
103	70008000	1	Head	
104	See Note	NSS	Wiper (Note: Use Item 200)	
105	70002412	1	Ring, Retaining	
106	See Note	NSS	Seal (Note: Use Item 200)	
107	See Note	NSS	Ring (Note: Use Item 200)	
108	70052577	1	Bearing	
109	See Note	NSS	O-Ring (Note: Use Item 200)	
110	See Note	NSS	Ring (Note: Use Item 200)	
111	See Note	NSS	O-Ring (Note: Use Item 200)	
112	70008001	1	Piston	
113	See Note	NSS	Seal (Note: Use Item 200)	
114	See Note	NSS	O-Ring (Note: Use Item 200)	
115	70008002	1	Spacer	
119	2220883	4	Plug 7/16	
120	2220885	2	Plug 9/16	
121	70022564	1	Ball, Steel	
122	70006596	1	Setscrew M8 x 1-1/4	
200	70008003	1	Seal Kit (Includes Items 4, 6, 7, 9-11, 13 & 14)	

# SECTION 6 - CYLINDER

## FIGURE 6-4. PLATFORM LEVEL CYLINDER ASSEMBLY - WITH COLD WEATHER PLUS PACKAGE



ART\_1001228053



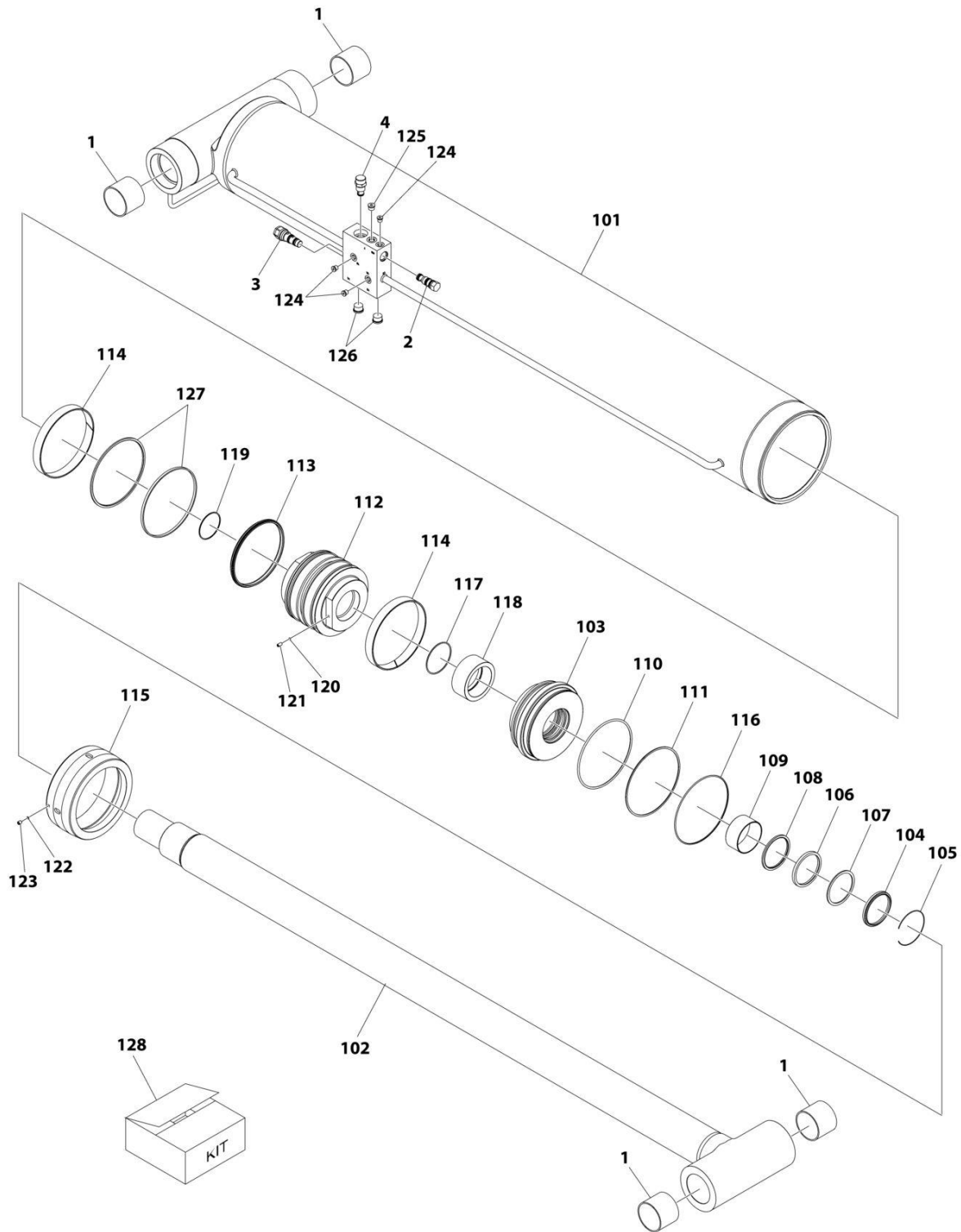
## SECTION 6 - CYLINDER

**FIGURE 6-4. PLATFORM LEVEL CYLINDER ASSEMBLY - WITH COLD WEATHER PLUS PACKAGE**

ITEM	PART NUMBER	QTY	DESCRIPTION	REV
	1001228053	Ref	PLATFORM LEVEL CYLINDER ASSEMBLY - WITH COLD WEATHER PLUS PACKAGE	B
		Ref	Note: Original Cylinder May Have Been Replaced with Service Replacement. Identify PN Stamped on Cylinder Before Ordering Parts.	
1	See Note	NSS	Barrel (Note: Not Available for Purchase)	
2	70007015	1	Rod	
3	70007016	1	Head	
4	70007017	1	Cap, Cylinder	
5	See Note	NSS	Wiper, Rod (Note: Use Item 51)	
6	70002412	1	Retainer	
7	See Note	NSS	Seal, Rod (Note: Use Item 51)	
8	See Note	NSS	Ring, Back-up (Note: Use Item 51)	
9	70005153	1	Ring, Wear	
10	See Note	NSS	O-Ring (Note: Use Item 51)	
11	See Note	NSS	Ring, Back-up (Note: Use Item 51)	
12	70007018	1	Piston	
13	See Note	NSS	Seal, Piston (Note: Use Item 51)	
14	See Note	NSS	O-Ring (Note: Use Item 51)	
15	See Note	NSS	O-Ring (Note: Use Item 51)	
16	70007019	1	Spacer	
17	4640509	1	Cartridge, Holding Valve (Non-Vented)	
17	2900792	1	Seal Kit - 4640509 Cartridge Valve	
18	4641248	1	Cartridge, Counterbalance Valve (Non-Vented)	
18	70004186	1	Seal Kit - 4641248 Cartridge Valve	
19	0961949	4	Bushing	
20	2220883	2	Plug, O-Ring	
21	2220885	4	Plug, O-Ring	
22	0961894	1	Bushing, Tapered	
23	0630535	3	Capscrew 1/4 x 1-1/8	
51	70007020	1	Seal Kit Options (Includes Items 5, 7, 8, 10, 11 & 13-15)	

# SECTION 6 - CYLINDER

## FIGURE 6-5. LIFT CYLINDER ASSEMBLY



ART\_1001228024

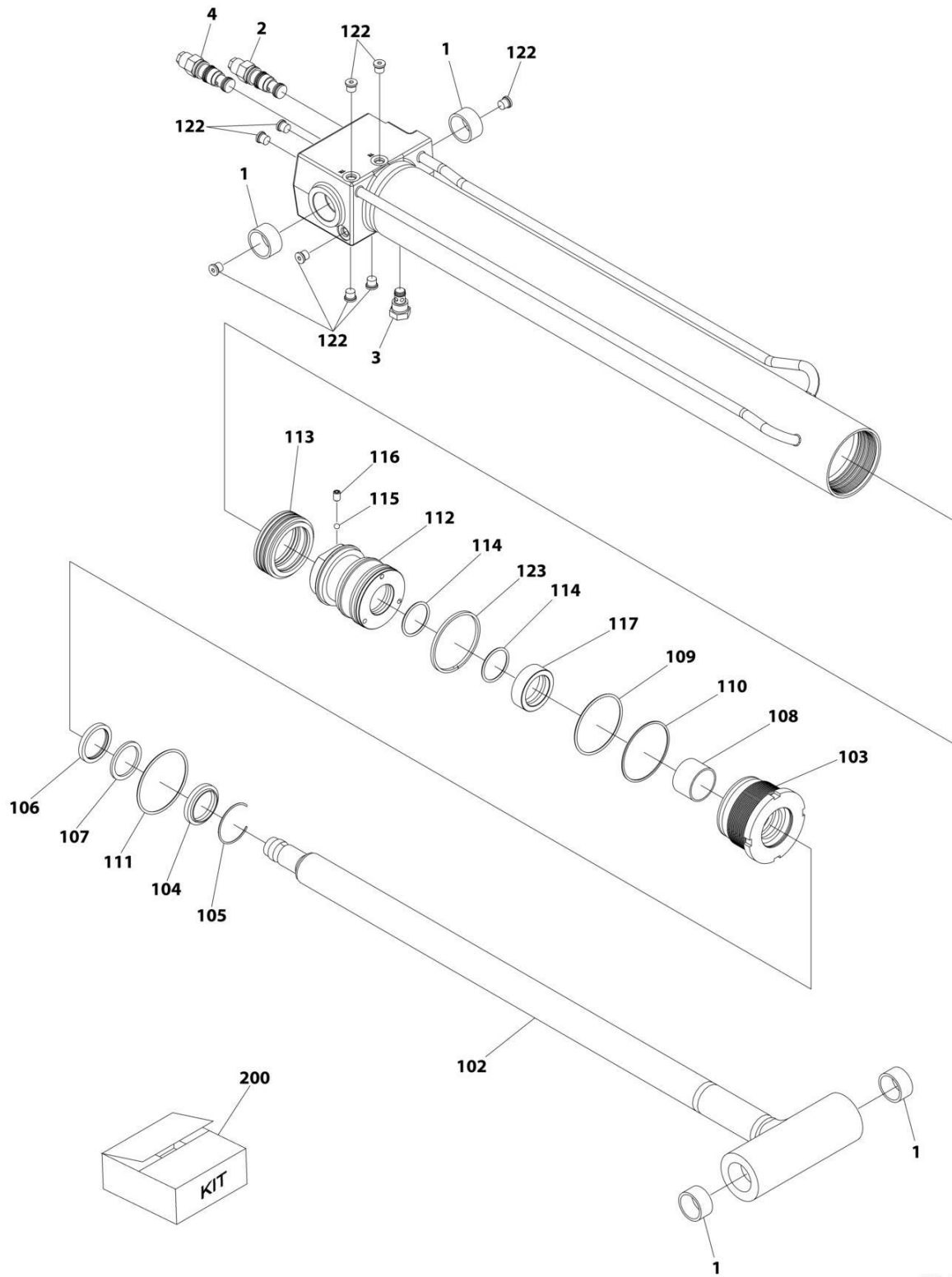
## SECTION 6 - CYLINDER

### FIGURE 6-5. LIFT CYLINDER ASSEMBLY

ITEM	PART NUMBER	QTY	DESCRIPTION	REV
	1001251024	Ref	LIFT CYLINDER ASSEMBLY	A
		Ref	Note: Original Cylinder May Have Been Replaced with Service Replacement. Identify PN Stamped on Cylinder Before Ordering Parts.	
1	0962297	4	Bushing	
2	4640438	1	Cartridge, Check Valve	
2	2900770	1	Seal Kit - 4640438 Cartridge Valve	
3	4640509	1	Cartridge, Holding Valve (Non-Vented)	
3	2900792	1	Seal Kit - 4640509 Cartridge Valve	
4	4641210	1	Cartridge, Pressure Regulator Valve	
4	7010545	1	Seal Kit - 4641210 Cartridge Valve	
101	See Note	NSS	Tube (Note: Not Available for Purchase)	
102	70008180	1	Rod	
103	70008181	1	Head	
104	See Note	NSS	Wiper, Dust (Note: Use Item 128)	
105	70026283	1	Ring, Retaining	
106	See Note	NSS	Seal, Rod (Note: Use Item 128)	
107	See Note	NSS	Ring, Backup (Note: Use Item 128)	
108	See Note	NSS	Ring, Buffer (Note: Use Item 128)	
109	70008182	1	Bushing	
110	See Note	NSS	O-Ring (Note: Use Item 128)	
111	See Note	NSS	Ring, Backup (Note: Use Item 128)	
112	70008183	1	Piston	
113	See Note	NSS	Seal, Piston (Note: Use Item 128)	
114	See Note	NSS	Ring, Wear (Note: Use Item 128)	
115	70007435	1	Cap, Tube	
116	See Note	NSS	O-Ring (Note: Use Item 128)	
117	See Note	NSS	O-Ring (Note: Use Item 128)	
118	70008184	1	Spacer	
119	See Note	NSS	O-Ring (Note: Use Item 128)	
120	70022564	1	Ball, Steel	
121	70007246	1	Setscrew	
122	70007282	1	Insert, Locking	
123	70007438	1	Setscrew	
124	2220883	3	Plug 7/16	
125	2220885	1	Plug 9/16	
126	70005433	2	Plug 7/8	
127	See Note	NSS	Ring, Dust (Note: Use Item 128)	
128	70008185	1	Seal Kit (Includes Items 104, 106-108, 110-111, 113-114, 116-117, 119 & 127)	

# SECTION 6 - CYLINDER

FIGURE 6-6. JIB CYLINDER ASSEMBLY - WITH OR WITHOUT COLD WEATHER PLUS PACKAGE



ART\_1001251025

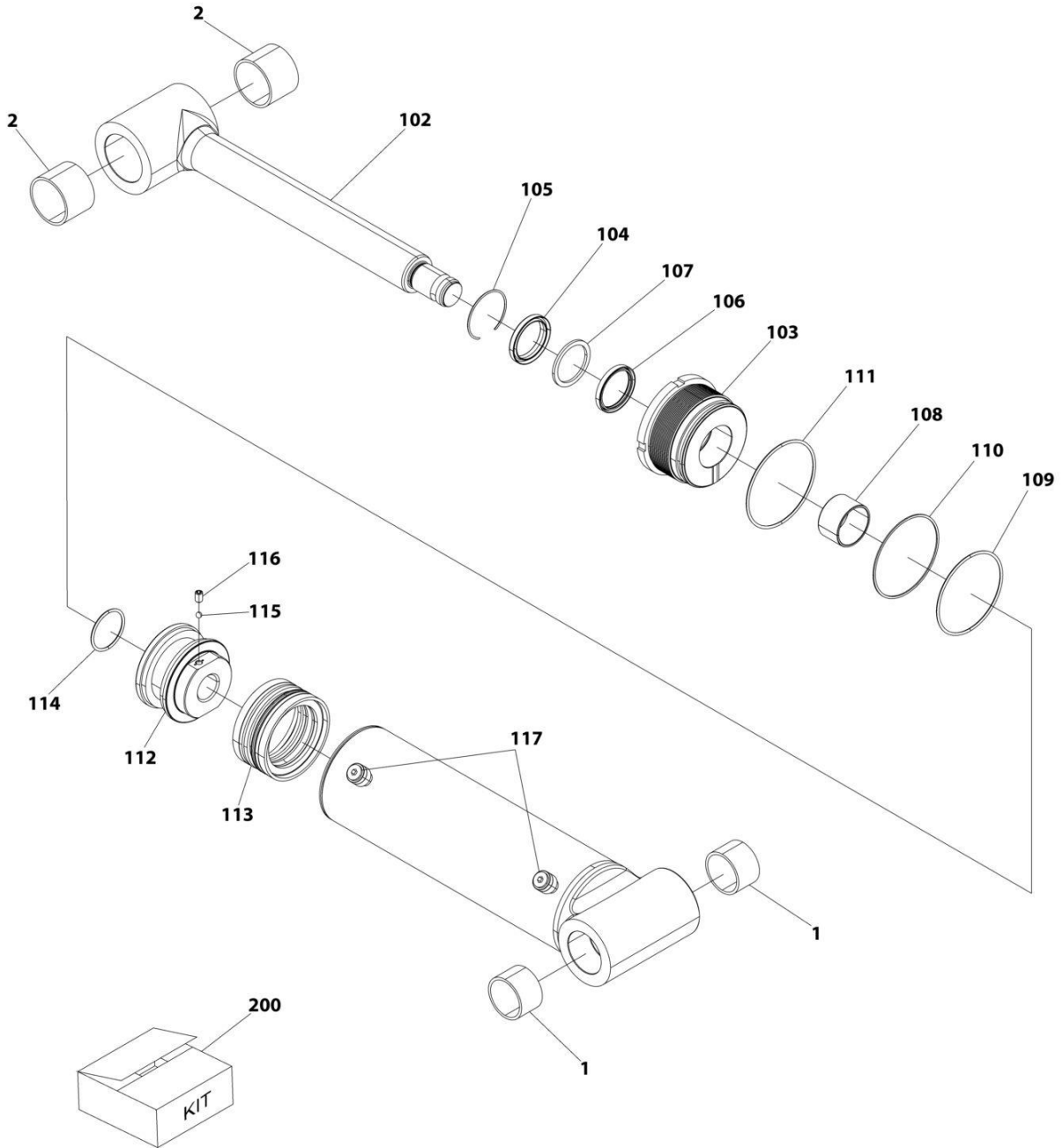
## SECTION 6 - CYLINDER

**FIGURE 6-6. JIB CYLINDER ASSEMBLY - WITH OR WITHOUT COLD WEATHER PLUS PACKAGE**

ITEM	PART NUMBER	QTY	DESCRIPTION	REV
	1001251025	Ref	JIB CYLINDER ASSEMBLY	A
		Ref	Note: Original Cylinder May Have Been Replaced with Service Replacement. Identify PN Stamped on Cylinder Before Ordering Parts.	
1	0962257	4	Bushing	
2	4640452	1	Valve, Counterbalance	
2	2900770	1	Seal Kit - For 4640452 Counterbalance Valve	
3	4641114	1	Valve, Check	
3	7012998	1	Seal Kit - For 4641114 Check Valve	
4	4641260	1	Valve, Counterbalance	
4	2900770	1	Seal Kit - For 4641260 Counterbalance Valve	
102	70007993	1	Rod	
103	70007994	1	Head	
104	See Note	NSS	Wiper (Note: Use Item 200)	
105	70002373	1	Ring, Retaining	
106	See Note	NSS	Seal (Note: Use Item 200)	
107	See Note	NSS	Ring (Note: Use Item 200)	
108	70005143	1	Bearing	
109	See Note	NSS	O-Ring (Note: Use Item 200)	
110	See Note	NSS	Ring (Note: Use Item 200)	
111	See Note	NSS	O-Ring (Note: Use Item 200)	
112	70007995	1	Piston	
113	See Note	NSS	Seal (Note: Use Item 200)	
114	See Note	NSS	O-Ring (Note: Use Item 200)	
115	70022564	1	Ball, Steel	
116	70006596	1	Setscrew M8 x 1-1/4	
117	70007996	1	Spacer	
122	2220883	9	Plug	
123	70007997	1	Ring	
200	70007998	1	Seal Kit (Includes Items 104, 106, 107, 109-111, 113 & 114)	

# SECTION 6 - CYLINDER

## FIGURE 6-7. STEER CYLINDER ASSEMBLY



ART\_1001251031

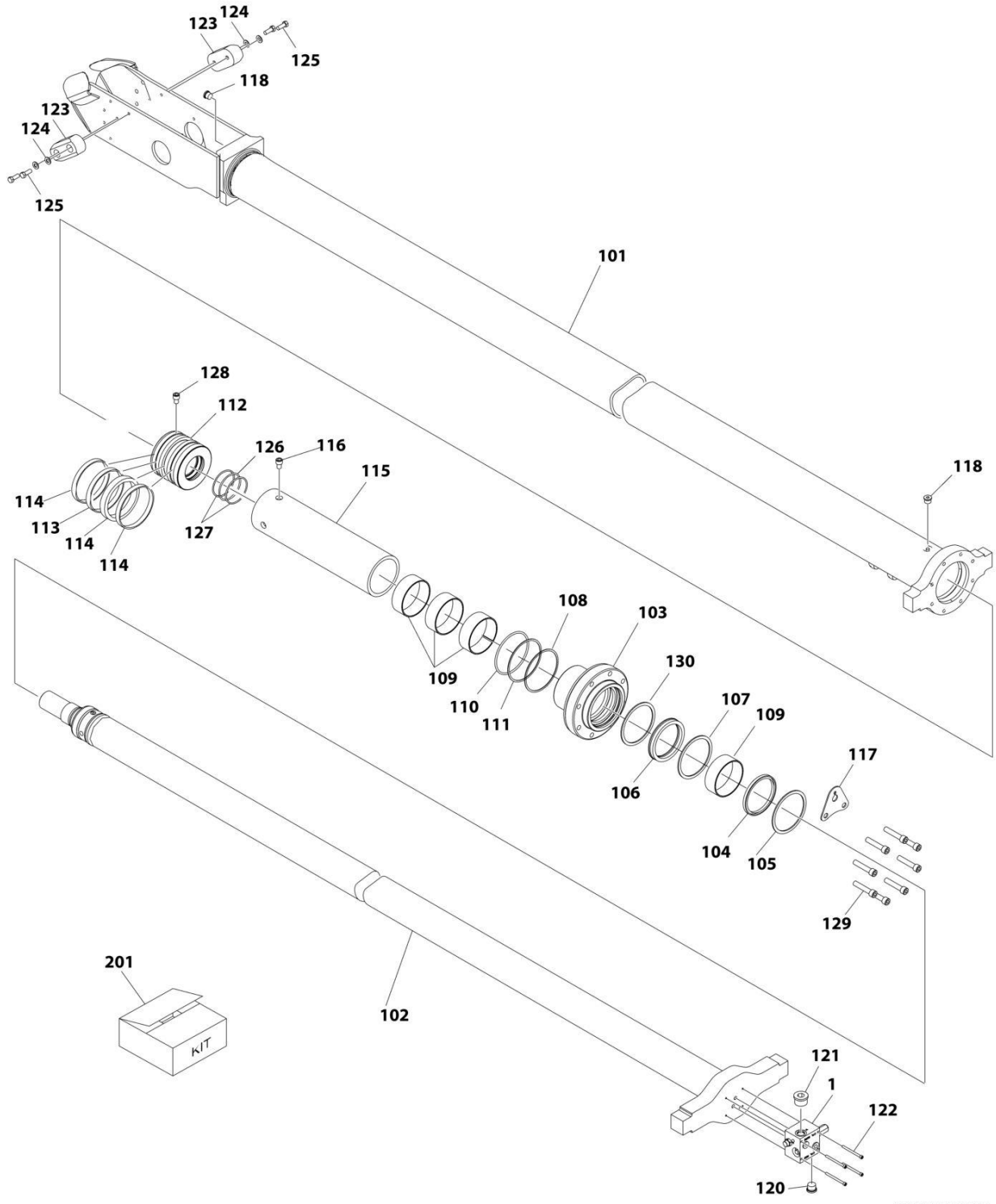
## SECTION 6 - CYLINDER

**FIGURE 6-7. STEER CYLINDER ASSEMBLY**

ITEM	PART NUMBER	QTY	DESCRIPTION	REV
	1001251031	Ref	STEER CYLINDER ASSEMBLY	A
		Ref	Note: Original Cylinder May Have Been Replaced with Service Replacement. Identify PN Stamped on Cylinder Before Ordering Parts.	
1	0961949	2	Bushing	
2	0961950	2	Bushing	
102	70008004	1	Rod	
103	70008005	1	Head	
104	See Note	NSS	Wiper (Note: Use Item 200)	
105	70002410	1	Ring, Retaining	
106	See Note	NSS	Seal (Note: Use Item 200)	
107	See Note	NSS	Ring (Note: Use Item 200)	
108	70004237	1	Bearing	
109	See Note	NSS	O-Ring (Note: Use Item 200)	
110	See Note	NSS	Ring (Note: Use Item 200)	
111	See Note	NSS	O-Ring (Note: Use Item 200)	
112	70008006	1	Piston	
113	See Note	NSS	Seal (Note: Use Item 200)	
114	See Note	NSS	O-Ring (Note: Use Item 200)	
115	70022564	1	Ball, Steel	
116	70006596	1	Setscrew M8 x 1-1/4	
117	2220885	2	Plug	
200	70008007	1	Seal Kit (Includes Items 104, 106, 107, 109-111, 113 & 114)	

# SECTION 6 - CYLINDER

## FIGURE 6-8. TELESCOPE CYLINDER ASSEMBLY (1200SJP)



ART\_1001251026



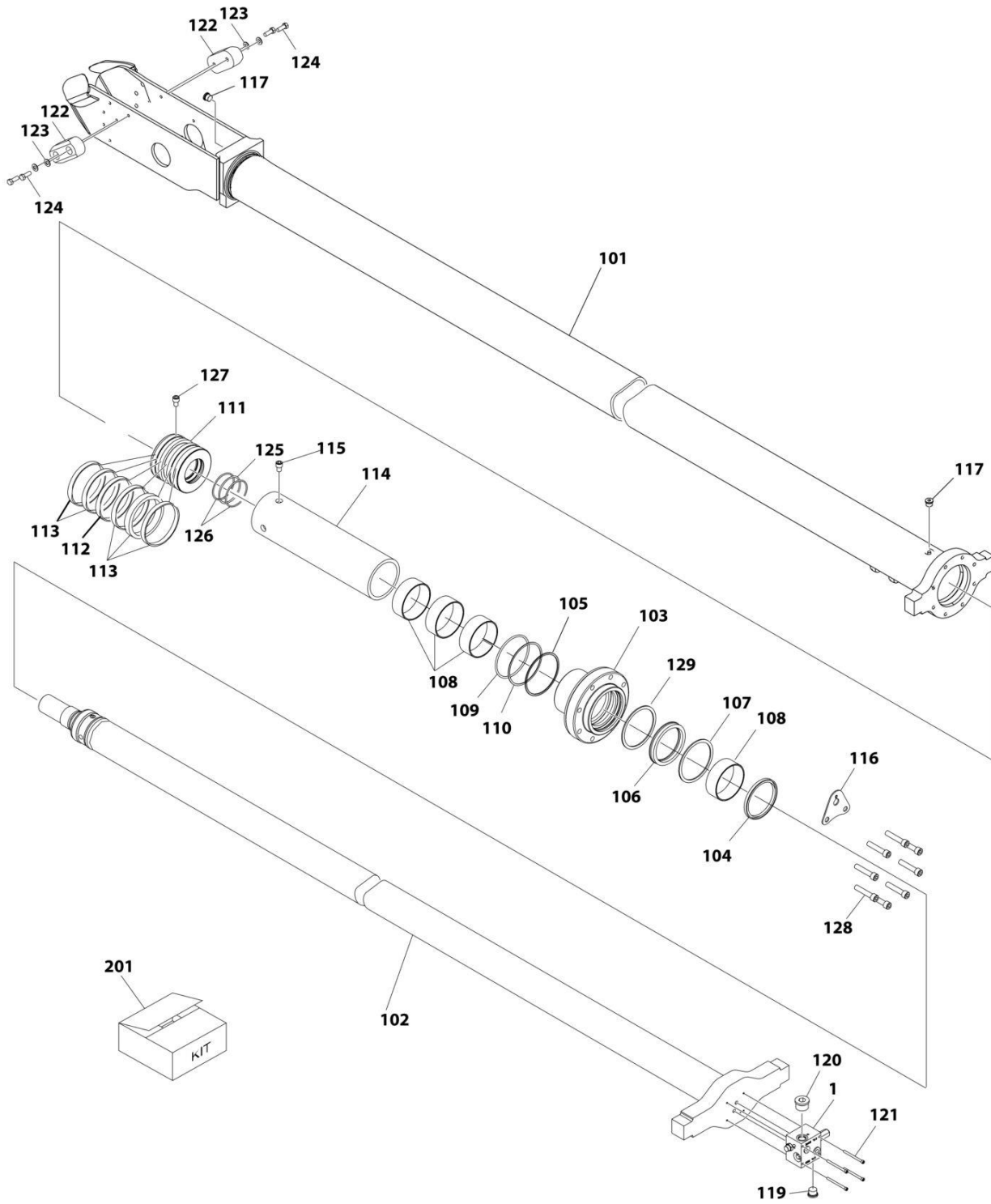
## SECTION 6 - CYLINDER

**FIGURE 6-8. TELESCOPE CYLINDER ASSEMBLY (1200SJP)**

ITEM	PART NUMBER	QTY	DESCRIPTION	REV
	1001251026	Ref	TELESCOPE CYLINDER ASSEMBLY	A
		Ref	Note: Original Cylinder May Have Been Replaced with Service Replacement. Identify PN Stamped on Cylinder Before Ordering Parts.	
1	4641256	1	Valve Assembly	
1	2220884	1	Plug, SAE #5 (With O-Ring)	
1	2220885	1	Plug, SAE #6 (With O-Ring)	
101	SEE NOTE	NSS	Tube (Note: Not Available for Purchase)	
102	70008039	1	Rod	
103	70008040	1	Gland	
104	SEE NOTE	NSS	Wiper, Dust (Note: Use Item 201)	
105	70026283	1	Ring, Retaining	
106	SEE NOTE	NSS	Seal, Rod (Note: Use Item 201)	
107	SEE NOTE	NSS	Ring, Backup (Note: Use Item 201)	
108	SEE NOTE	NSS	Ring, Buffer (Note: Use Item 201)	
109	SEE NOTE	NSS	Ring, Wear (Note: Use Item 201)	
110	SEE NOTE	NSS	O-Ring (Note: Use Item 201)	
111	SEE NOTE	NSS	Ring, Backup (Note: Use Item 201)	
112	700089041	1	Piston	
113	SEE NOTE	NSS	Seal, Piston (Note: Use Item 201)	
114	SEE NOTE	NSS	Ring, Wear (Note: Use Item 201)	
115	70008042	1	Spacer	
116	70008043	1	Bolt M8 X 16	
117	70008044	1	Bracket	
118	2220885	2	Plug, O-Ring	
120	2220886	1	Plug, O-Ring	
121	2220887	1	Plug, O-Ring	
122	70008045	4	Bolt M6 X 80	
123	70008046	2	Pad	
124	70006344	4	Washer	
125	70008047	4	Bolt M10 X 25	
126	SEE NOTE	NSS	O-Ring (Note: Use Item 201)	
127	SEE NOTE	NSS	Ring, Backup (Note: Use Item 201)	
128	70005839	1	Screw, Set	
129	70008048	8	Bolt M14 X 65	
130	70008049	1	Ring, Washer	
201	70008050	1	Seal Kit (Includes Items 104, 106-111, 113-114 & 126-127)	

# SECTION 6 - CYLINDER

## FIGURE 6-9. TELESCOPE CYLINDER ASSEMBLY (1350SJP)



ART\_1001251021

## SECTION 6 - CYLINDER

**FIGURE 6-9. TELESCOPE CYLINDER ASSEMBLY (1350SJP)**

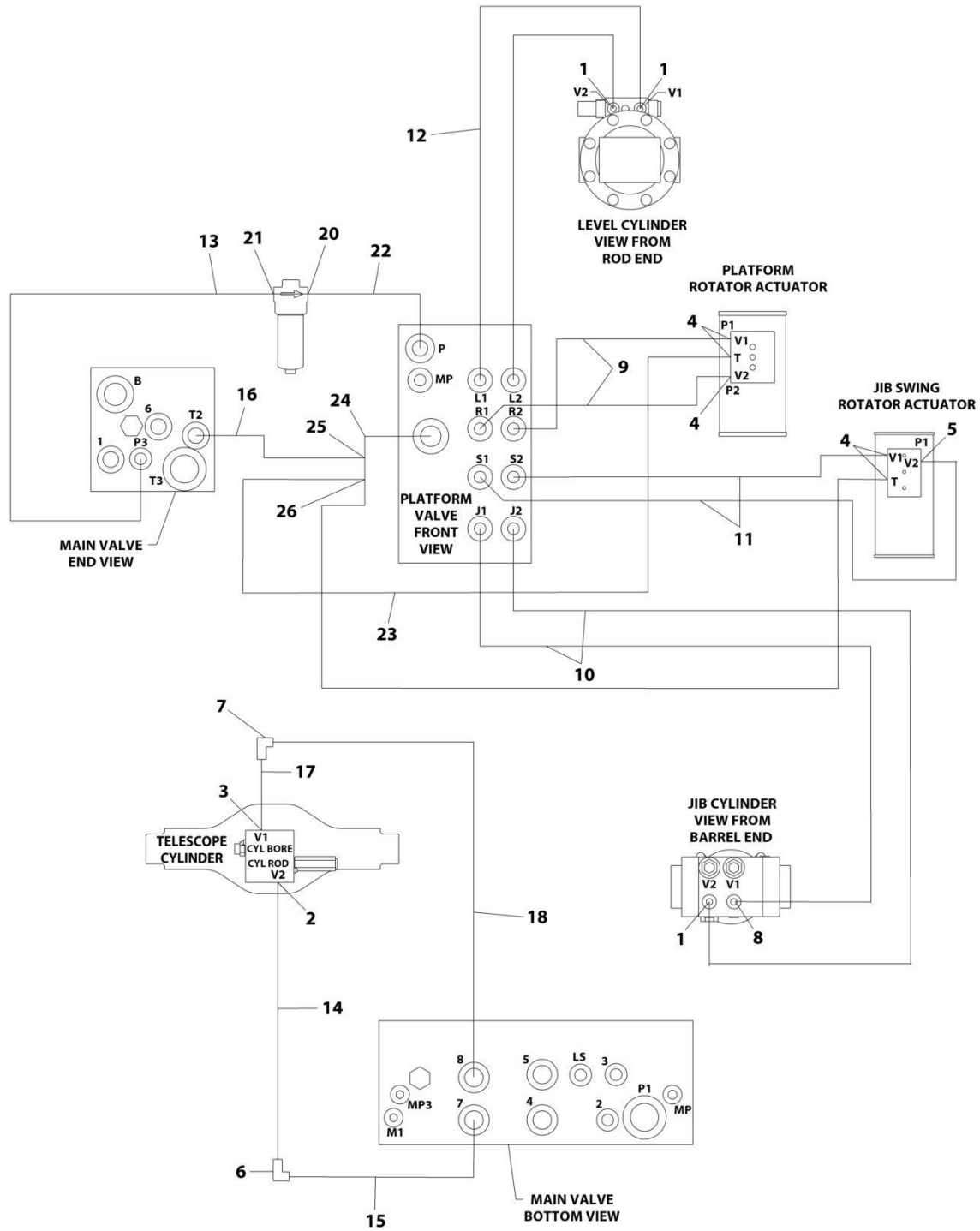
ITEM	PART NUMBER	QTY	DESCRIPTION	REV
	1001251021	Ref	TELESCOPE CYLINDER ASSEMBLY	A
		Ref	Note: Original Cylinder May Have Been Replaced with Service Replacement. Identify PN Stamped on Cylinder Before Ordering Parts.	
1	4641256	1	Valve Assembly	
101	SEE NOTE	NSS	Barrel (Note: Not Available for Purchase)	
102	70008083	1	Rod	
103	70008084	1	Head	
104	SEE NOTE	NSS	Wiper, Dust (Note: Use Item 201)	
105	SEE NOTE	NSS	Ring, Buffer (Note: Use Item 201)	
106	SEE NOTE	NSS	Seal, Rod (Note: Use Item 201)	
107	SEE NOTE	NSS	Ring, Backup (Note: Use Item 201)	
108	SEE NOTE	NSS	Ring, Wear (Note: Use Item 201)	
109	SEE NOTE	NSS	O-Ring (Note: Use Item 201)	
110	SEE NOTE	NSS	Ring, Backup (Note: Use Item 201)	
111	70008085	1	Piston	
112	SEE NOTE	NSS	Seal, Piston (Note: Use Item 201)	
113	SEE NOTE	NSS	Ring, Wear (Note: Use Item 201)	
114	70008086	1	Spacer	
115	70008043	1	Bolt M8 X 16	
116	70008044	1	Bracket	
117	2220885	2	Plug 9/16	
119	2220886	1	Plug 3/4	
120	70005433	1	Plug 7/8	
121	70008045	4	Bolt M6 X 80	
122	70008046	2	Pad	
123	70006344	4	Washer	
124	70008047	4	Bolt M10 X 25	
125	SEE NOTE	1	O-Ring (Note: Use Item 201)	
126	SEE NOTE	1	Ring, Backup (Note: Use Item 201)	
127	70005839	1	Screw, Set	
128	70008048	8	Bolt M14 X 65	
129	70008049	1	Ring, Washer	
201	70008087	1	Seal Kit (Includes 104-110, 112, 113, 125, 126)	



**SECTION 7 - HYDRAULIC**

# SECTION 7 - HYDRAULIC

## FIGURE 7-1. HYDRAULIC DIAGRAM - BOOM (1200SJP)



ART\_1283457\_10F7

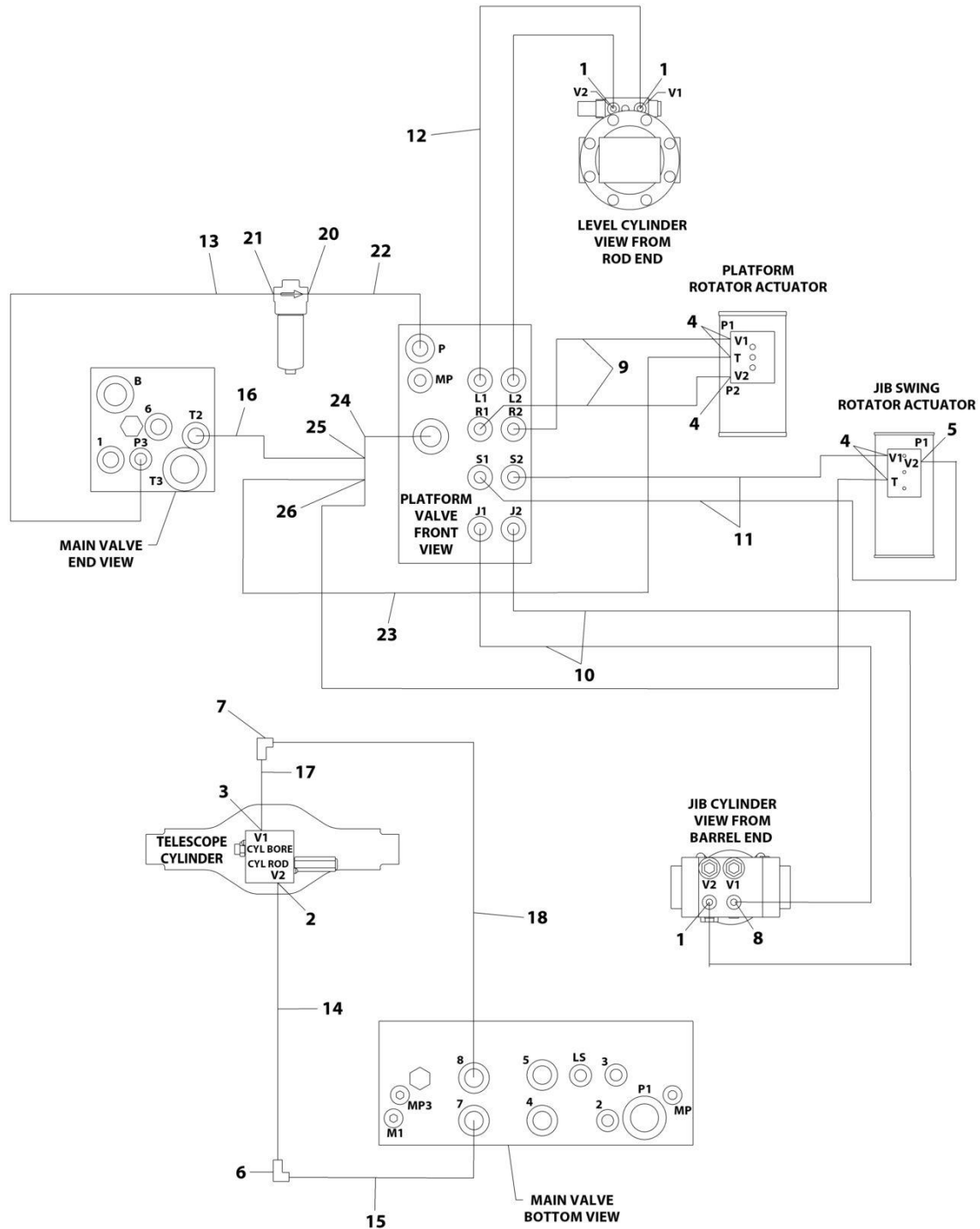
## SECTION 7 - HYDRAULIC

**FIGURE 7-1. HYDRAULIC DIAGRAM - BOOM (1200SJP)**

ITEM	PART NUMBER	QTY	DESCRIPTION	REV
	1283457	Ref	HYDRAULIC DIAGRAM - BOOM	L
	1001098025	Ref	Hydraulic Diagram - Upper Boom	3
1	2110404	3	Fitting, Straight ORFS/ORB	
2	2110808	1	Fitting, Straight ORFS/ORB	
3	2111010	1	Fitting, Straight ORFS/ORB	
4	2150404	5	Fitting, 45 ORFS/ORB	
5	2170204	1	Fitting, 90 ORFS/ORB	
6	2171208	1	Fitting, Elbow	
7	2171210	1	Fitting, Elbow	
8	2180830	1	Fitting, Orifice	
9	2753545	2	Hose	
10	2753717	2	Hose	
11	2753716	3	Hose	
12	2753552	2	Hose	
13	2753810	1	Hose	
14	2753745	1	Hose	
15	2753755	1	Hose	
16	2753811	1	Hose	
17	2753763	1	Hose	
18	2753767	1	Hose	
20	2110612	1	Fitting, Straight ORFS/ORB	
21	2130612	1	Fitting, 90 ORFS/ORB	
22	2717059	1	Hose	
23	2754288	1	Hose	
24	2170708	1	Fitting, Swivel Nut Run Tee ORFS/FSORFS/ORFS	
25	1001097820	1	Fitting, Adapter ORFS/FSORFS	
26	2170704	1	Fitting, Swivel Nut Run Tee ORFS/FSORFS/ORFS	

# SECTION 7 - HYDRAULIC

## FIGURE 7-2. HYDRAULIC DIAGRAM - BOOM (1350SJP)



ART\_1283457\_10F7



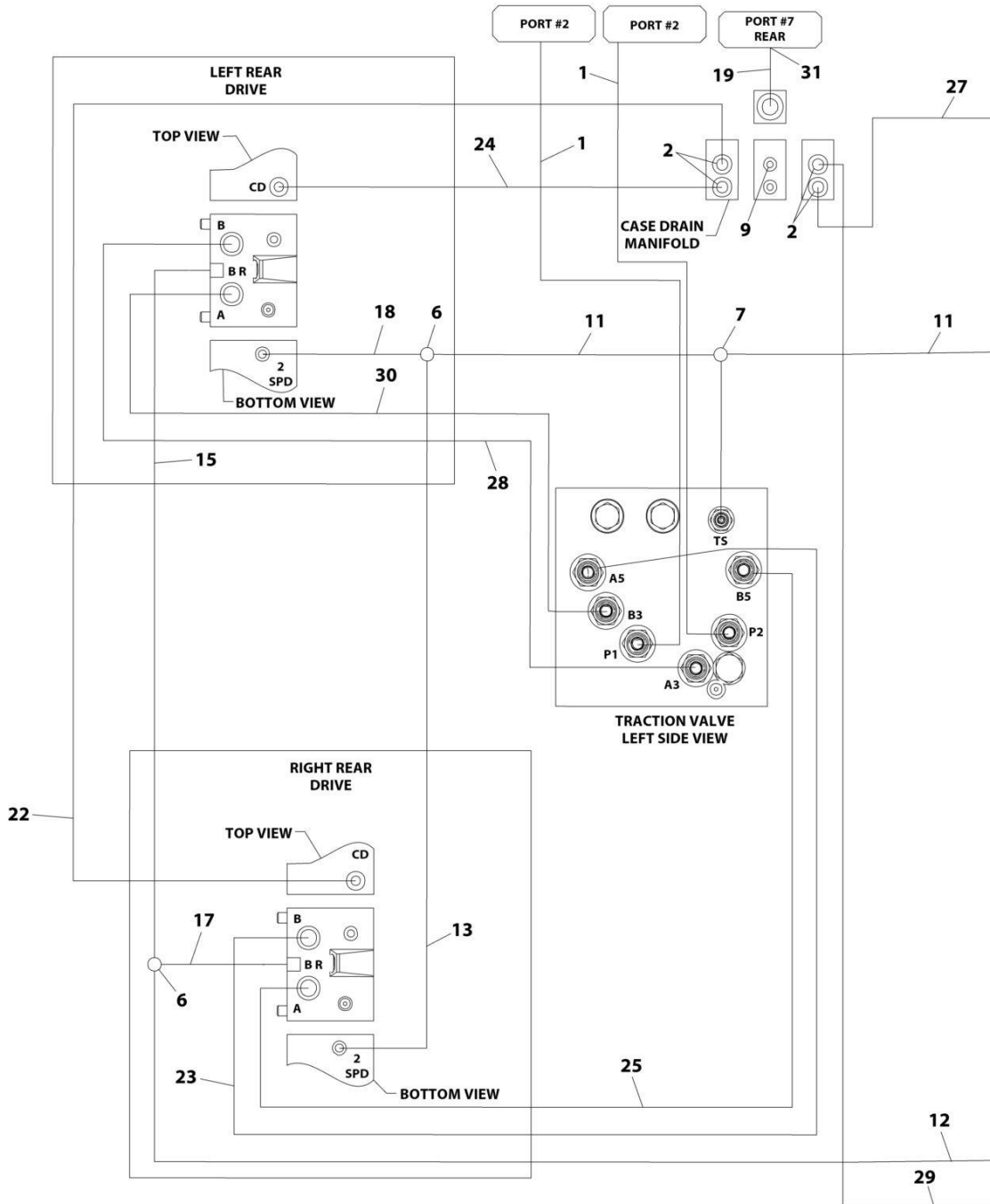
## SECTION 7 - HYDRAULIC

**FIGURE 7-2. HYDRAULIC DIAGRAM - BOOM (1350SJP)**

ITEM	PART NUMBER	QTY	DESCRIPTION	REV
	1283457	Ref	HYDRAULIC DIAGRAM - BOOM	L
	1001098026	Ref	Hydraulic Diagram - Upper Boom	3
1	2110404	3	Fitting, Straight ORFS/ORB	
2	2110808	1	Fitting, Straight ORFS/ORB	
3	2111010	1	Fitting, Straight ORFS/ORB	
4	2150404	5	Fitting, 45 ORFS/ORB	
5	2170204	1	Fitting, 90 ORFS/ORB	
6	2171208	1	Fitting, Elbow	
7	2171210	1	Fitting, Elbow	
8	2180830	1	Fitting, Orifice	
9	2753545	2	Hose	
10	2753717	2	Hose	
11	2753716	3	Hose	
12	2753552	2	Hose	
13	2753740	1	Hose	
14	2753745	1	Hose	
15	2753755	1	Hose	
16	2753751	1	Hose	
17	2753763	1	Hose	
18	2753767	1	Hose	
20	2110612	1	Fitting, Straight ORFS/ORB	
21	2130612	1	Fitting, 90 ORFS/ORB	
22	2717059	1	Hose	
23	2754288	1	Hose	
24	2170708	1	Fitting, Swivel Nut Run Tee ORFS/FSORFS/ORFS	
25	1001097820	1	Fitting, Adapter ORFS/FSORFS	
26	2170704	1	Fitting, Swivel Nut Run Tee ORFS/FSORFS/ORFS	

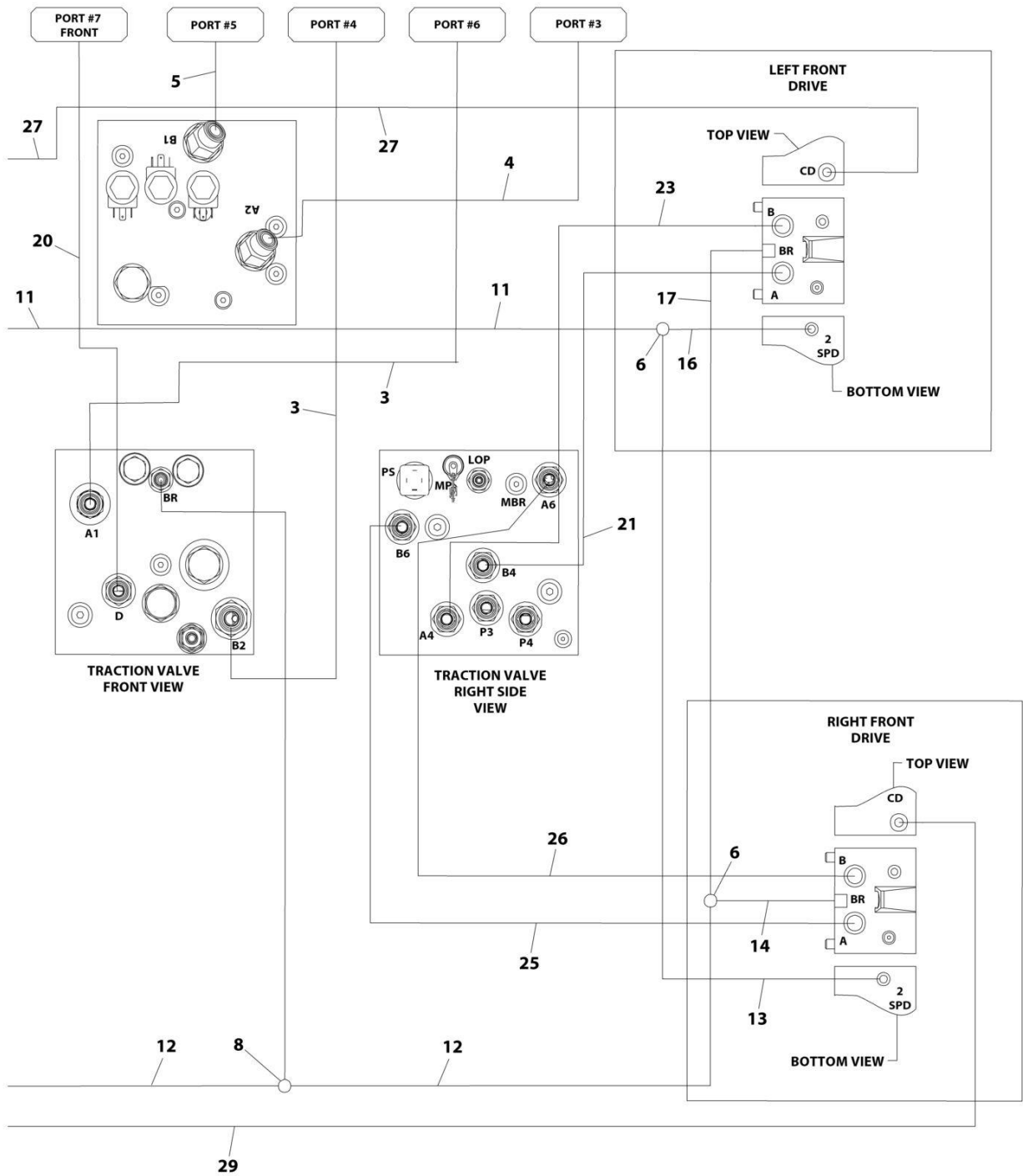
# SECTION 7 - HYDRAULIC

## FIGURE 7-3. HYDRAULIC DIAGRAM - DRIVE



ART\_2792772\_10F2

# SECTION 7 - HYDRAULIC



ART\_2792772\_2OF2

# SECTION 7 - HYDRAULIC

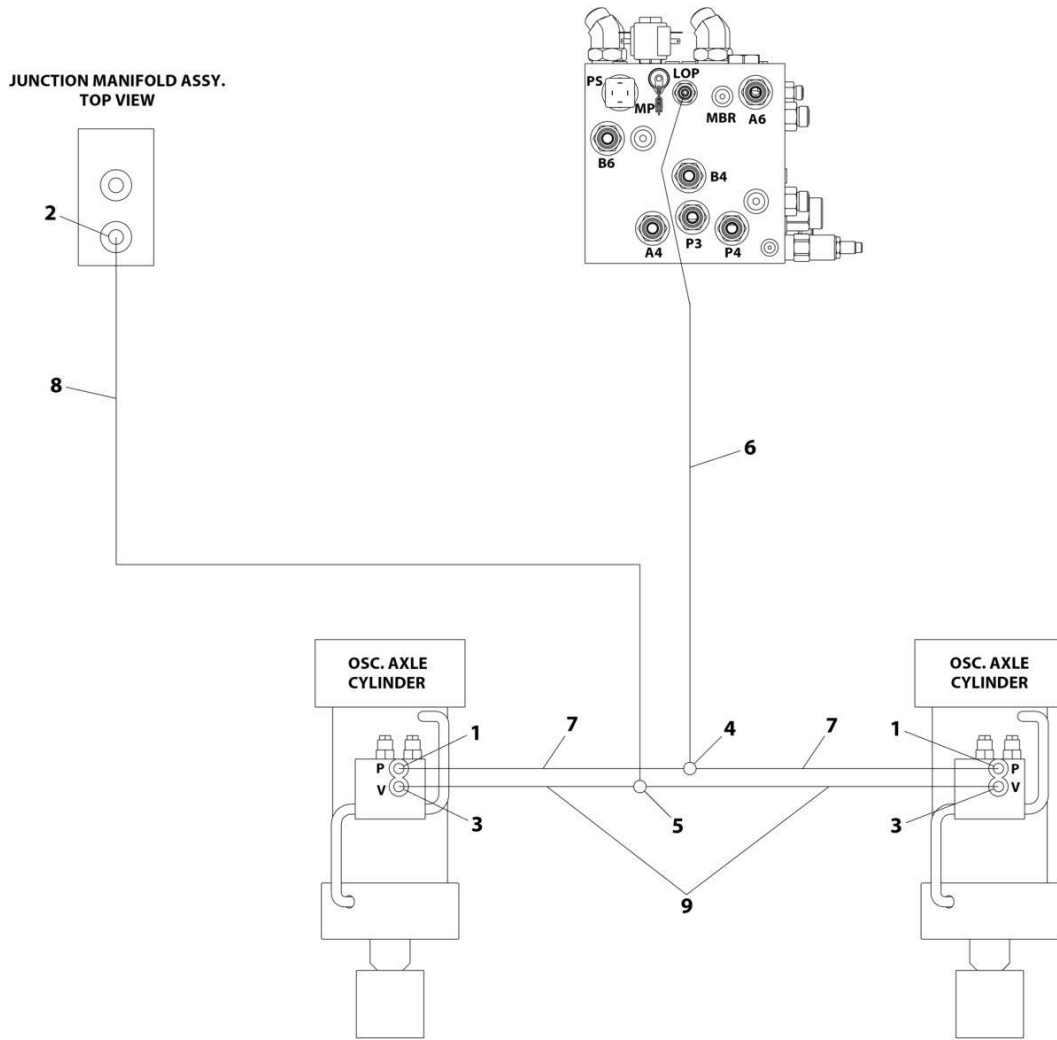
## FIGURE 7-3. HYDRAULIC DIAGRAM - DRIVE

ITEM	PART NUMBER	QTY	DESCRIPTION	REV
	1283457	Ref	HYDRAULIC DIAGRAM - DRIVE	L
	2792772	Ref	Hydraulic Diagram - Drive Circuit	F
1	2753685	2	Hose	
2	2110808	4	Fitting, Straight ORFS/ORB	
3	2753703	2	Hose	
4	2753764	1	Hose	
5	2753768	1	Hose	
6	2170504	4	Fitting, Tee ORFS	
7	2170704	1	Fitting, Tee ORFS/ORB/ORFS	
8	2170804	1	Fitting, Tee ORFS/ORB/ORFS	
9	2220235	1	Plug	
11	2753541	2	Hose	
12	2753545	2	Hose	
13	2753677	2	Hose	
14	2753714	1	Hose	
15	2753713	1	Hose	
16	2753716	1	Hose	
17	2753715	2	Hose	
18	2753552	1	Hose	
19	2753752	1	Hose	
20	2753582	1	Hose	
21	2753756	1	Hose	
22	2753747	1	Hose	
23	2753757	2	Hose	
24	2753748	1	Hose	
25	2753759	2	Hose	
26	2753760	1	Hose	
27	2753749	1	Hose	
28	2753761	1	Hose	
29	2753750	1	Hose	
30	2753762	1	Hose	
31	2110812	1	Fitting, Straight ORFS/ORB	



# SECTION 7 - HYDRAULIC

## FIGURE 7-4. HYDRAULIC DIAGRAM - OSCILLATING AXLE



ART\_2792647

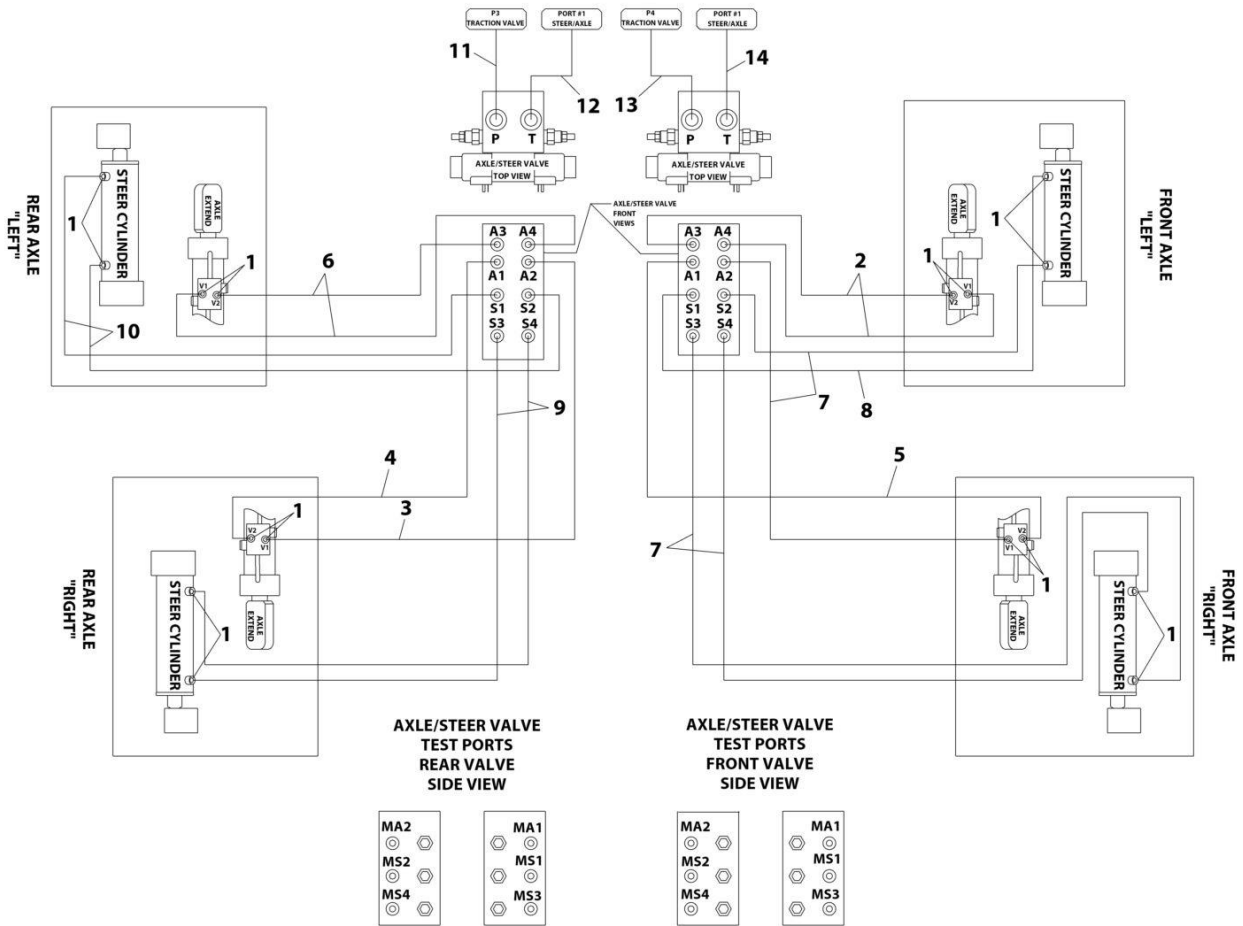
## SECTION 7 - HYDRAULIC

**FIGURE 7-4. HYDRAULIC DIAGRAM - OSCILLATING AXLE**

ITEM	PART NUMBER	QTY	DESCRIPTION	REV
	1283457	Ref	HYDRAULIC DIAGRAM - OSCILLATING AXLE	L
	2792647	Ref	Hydraulic Diagram - Oscillating Axle	4
1	2110406	2	Fitting, Straight ORFS/ORB	
2	2110604	1	Fitting, Straight ORFS/ORB	
3	2110606	2	Fitting, Straight ORFS/ORB	
4	2170504	1	Fitting, Tee ORFS	
5	2170506	1	Fitting, Tee ORFS	
6	2753726	1	Hose	
7	2753719	2	Hose	
8	2753727	1	Hose	
9	2753729	2	Hose	

# SECTION 7 - HYDRAULIC

## FIGURE 7-5. HYDRAULIC DIAGRAM - STEER



ART\_2792773



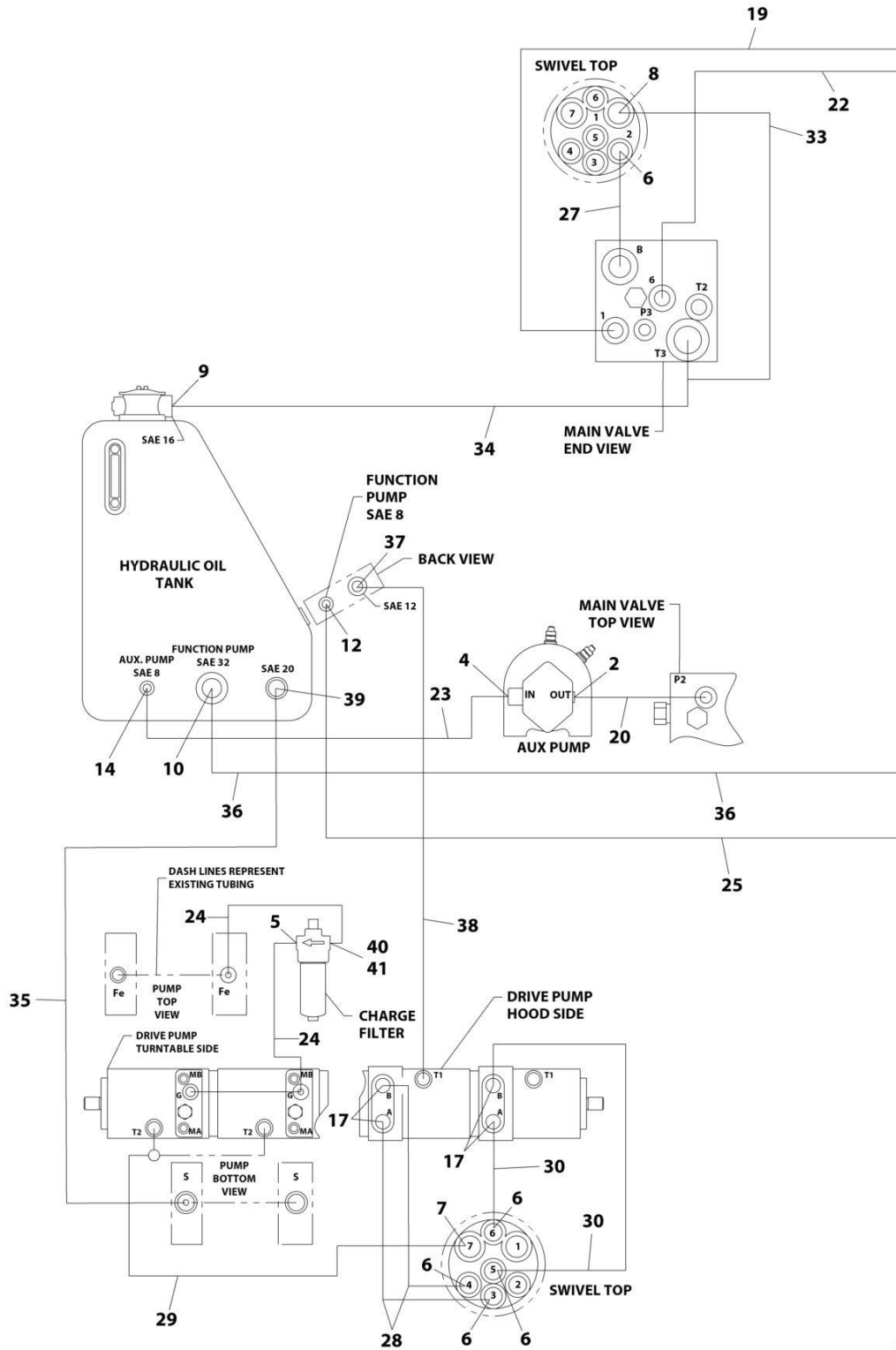
## SECTION 7 - HYDRAULIC

**FIGURE 7-5. HYDRAULIC DIAGRAM - STEER**

ITEM	PART NUMBER	QTY	DESCRIPTION	REV
	1283457	Ref	HYDRAULIC DIAGRAM - STEER	L
	2792773	Ref	Hydraulic Diagram - Steer	2
1	2130606	16	Fitting, 90 ORFS/ORB	
2	2753732	2	Hose	
3	2753733	1	Hose	
4	2753728	1	Hose	
5	2753734	1	Hose	
6	2753735	2	Hose	
7	2753736	4	Hose	
8	2753737	1	Hose	
9	2753738	2	Hose	
10	2753739	2	Hose	
11	2753753	1	Hose	
12	2753742	1	Hose	
13	2753754	1	Hose	
14	2753743	1	Hose	

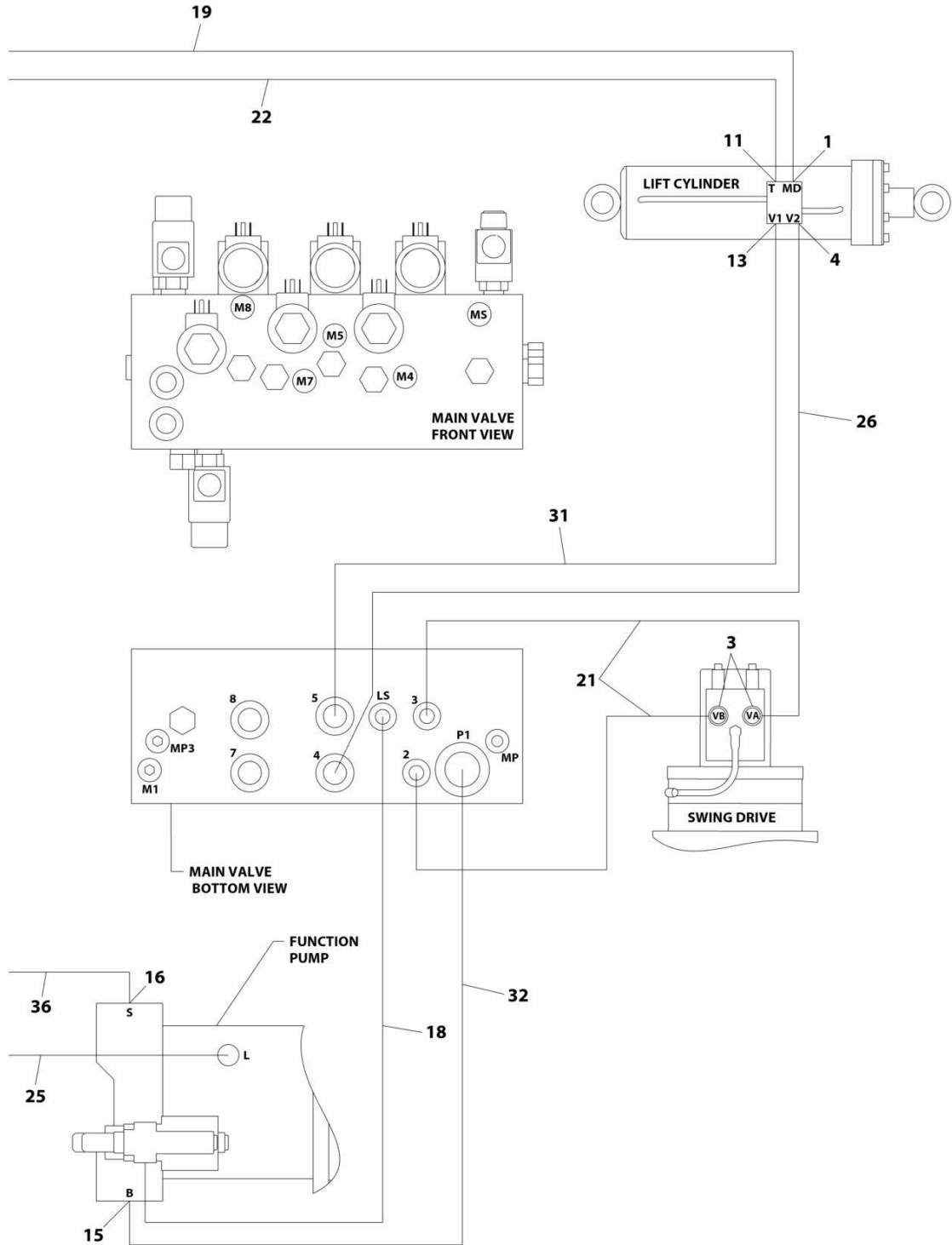
# SECTION 7 - HYDRAULIC

FIGURE 7-6. HYDRAULIC DIAGRAM - TURNTABLE (DEUTZ TD2011 ENGINES WITH REXROTH PUMPS)



ART\_1283457\_60F7

# SECTION 7 - HYDRAULIC



ART\_1283457\_7OF7

## SECTION 7 - HYDRAULIC

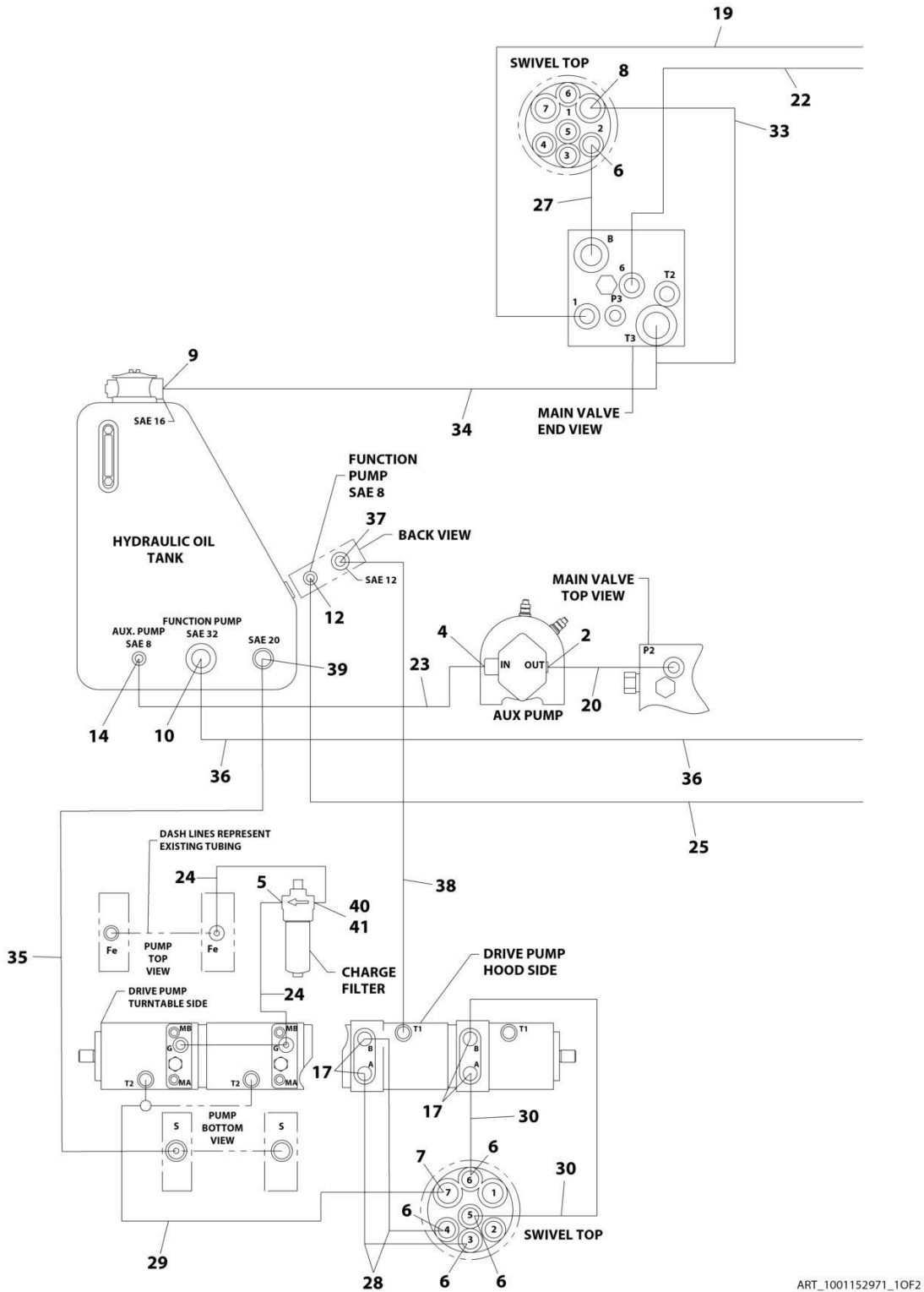
**FIGURE 7-6. HYDRAULIC DIAGRAM - TURNTABLE (DEUTZ TD2011 ENGINES WITH REXROTH PUMPS)**

ITEM	PART NUMBER	QTY	DESCRIPTION	REV
	1283457	Ref	HYDRAULIC DIAGRAM - TURNTABLE (DEUTZ TD2011 ENGINES WITH REXROTH PUMPS)	L
	1001114620	Ref	Hydraulic Diagram - Turntable	B
1	2110404	1	Fitting, Straight ORFS/ORB	
2	2110608	1	Fitting, Straight ORFS/ORB	
3	2110610	2	Fitting, Straight ORFS/ORB	
4	2110810	2	Fitting, Straight ORFS/ORB	
5	2110812	1	Fitting, Straight ORFS/ORB	
6	2111010	5	Fitting, Straight ORFS/ORB	
7	2111012	1	Fitting, Straight ORFS/ORB	
8	2111212	1	Fitting, Straight ORFS/ORB	
9	2111616	1	Fitting, Straight ORFS/ORB	
10	2113232	1	Fitting, Straight ORFS/ORB	
11	2130606	1	Fitting, 90 ORFS/ORB	
12	2130808	1	Fitting, 90 ORFS/ORB	
13	2131010	1	Fitting, 90 ORFS/ORB	
14	2150808	1	Fitting, 45 ORFS/ORB	
15	2220478	1	Flange Kit	
16	2220737	1	Flange Kit	
17	2221117	4	Flange Kit	
18	1001213385	1	Hose	
19	2753718	1	Hose	
20	2753730	1	Hose	
21	2753731	2	Hose	
22	2753734	1	Hose	
23	2753758	1	Hose	
24	2753746	2	Hose	
25	2753741	1	Hose	
26	2753744	1	Hose	
27	2753766	1	Hose	
28	2753769	2	Hose	
29	2753708	1	Hose	
30	2753770	2	Hose	
31	2753765	1	Hose	
32	2753771	1	Hose	
33	2753772	1	Hose	
34	2753774	1	Hose	
35	2753775	1	Hose	
36	2753776	1	Hose	
37	2131212	1	Fitting, 90 ORFS/ORB	
38	2753773	1	Hose	
39	2112020	1	Fitting, Straight ORFS/ORB	
40	2221084	1	Fitting, Tee ORFS/ORFS/ORB	
41	2170908	1	Fitting, Cap ORFS	



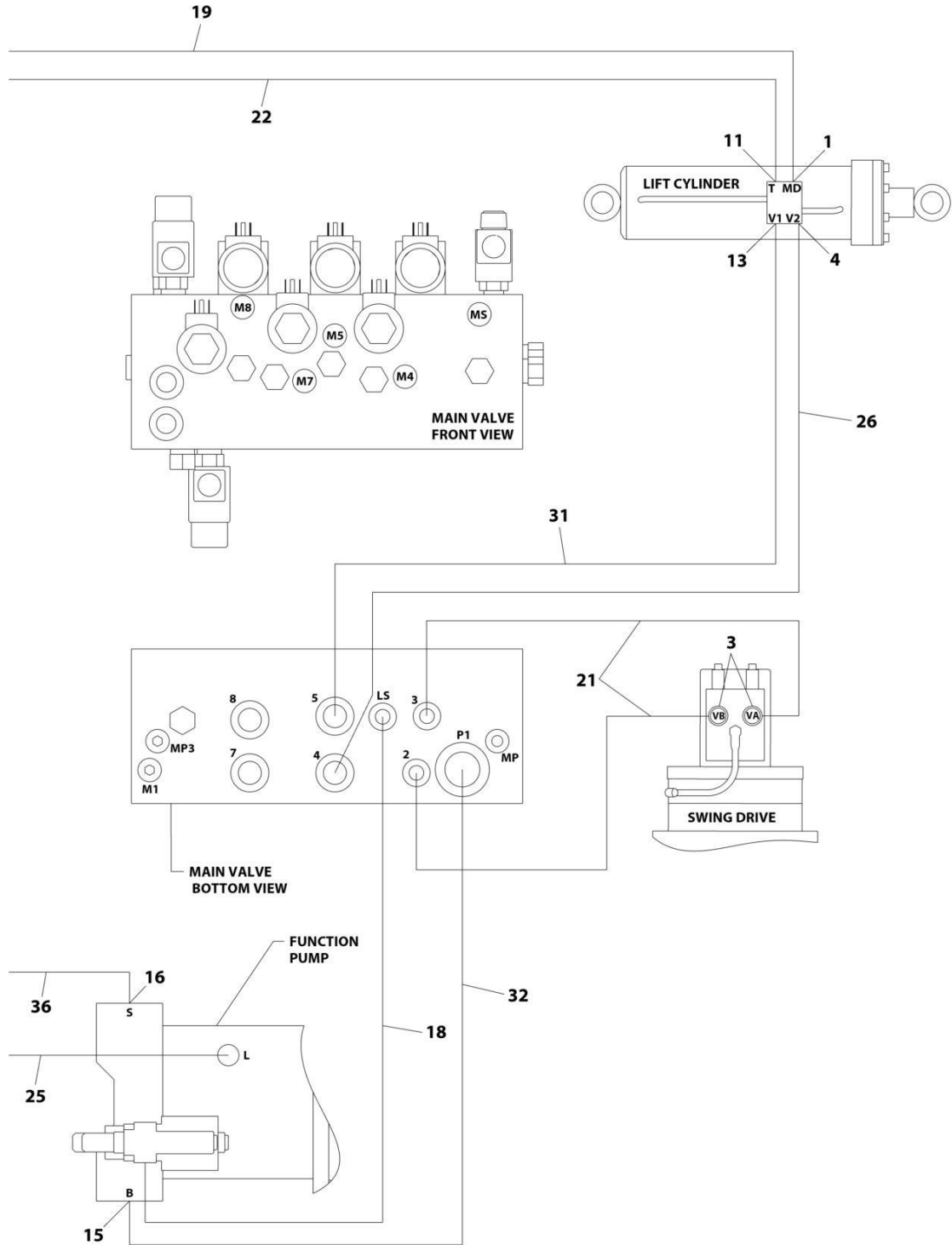
# SECTION 7 - HYDRAULIC

**FIGURE 7-7. HYDRAULIC DIAGRAM - TURNTABLE (DEUTZ TCD2.9L4 ENGINES AND DEUTZ TCD2.9L4 (STAGE V) ENGINES WITH REXROTH PUMPS)**



ART\_1001152971\_10F2

# SECTION 7 - HYDRAULIC



ART\_1001152971\_2OF2

## SECTION 7 - HYDRAULIC

**FIGURE 7-7. HYDRAULIC DIAGRAM - TURNTABLE (DEUTZ TCD2.9L4 ENGINES AND DEUTZ TCD2.9L4 (STAGE V) ENGINES WITH REXROTH PUMPS)**

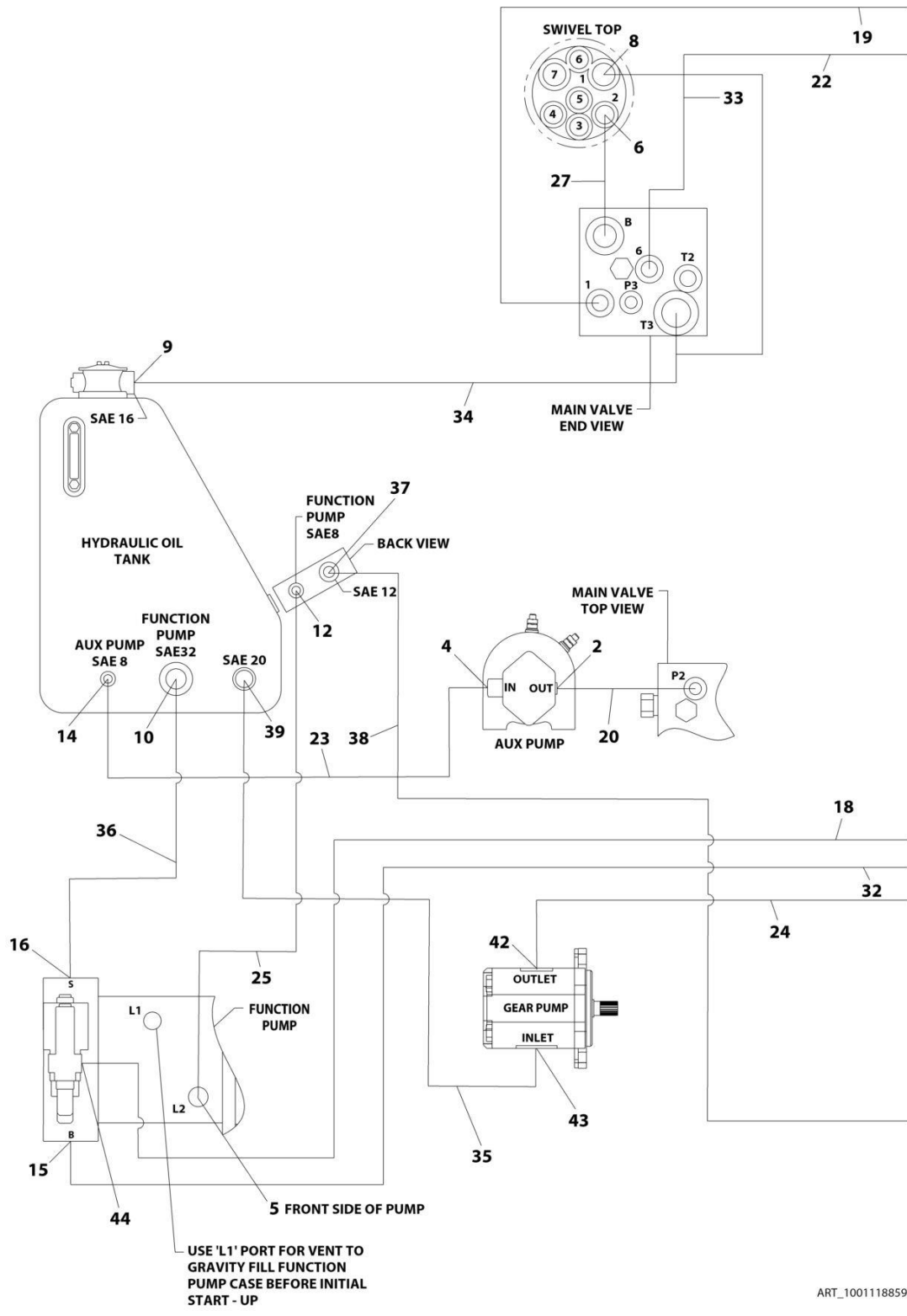
ITEM	PART NUMBER	QTY	DESCRIPTION	REV
	1001152971	Ref	HYDRAULIC DIAGRAM - TURNTABLE (DEUTZ TCD2.9L4 ENGINES AND DEUTZ TCD2.9L4 (STAGE V) ENGINES WITH REXROTH PUMPS)	C
	1001152968	Ref	Hydraulic Diagram - Turntable	B
1	2110404	1	Fitting, Straight ORFS/ORB	
2	2110608	1	Fitting, Straight ORFS/ORB	
3	2110610	2	Fitting, Straight ORFS/ORB	
4	2110810	2	Fitting, Straight ORFS/ORB	
5	2110812	1	Fitting, Straight ORFS/ORB	
6	2111010	5	Fitting, Straight ORFS/ORB	
7	2111012	1	Fitting, Straight ORFS/ORB	
8	2111212	1	Fitting, Straight ORFS/ORB	
9	2111616	1	Fitting, Straight ORFS/ORB	
10	2113232	1	Fitting, Straight ORFS/ORB	
11	2130606	1	Fitting, 90 ORFS/ORB	
12	2130808	1	Fitting, 90 ORFS/ORB	
13	2131010	1	Fitting, 90 ORFS/ORB	
14	2150808	1	Fitting, 45 ORFS/ORB	
15	2220478	1	Flange Kit	
16	2220737	1	Flange Kit	
17	2221117	4	Flange Kit	
18	1001213385	1	Hose	
19	2753718	1	Hose	
20	2753730	1	Hose	
21	2753731	2	Hose	
22	2753734	1	Hose	
23	2753758	1	Hose	
24	2753746	2	Hose	
25	2753741	1	Hose	
26	2753744	1	Hose	
27	2753766	1	Hose	
28	2753769	2	Hose	
29	2753708	1	Hose	
30	2753770	2	Hose	
31	2753765	1	Hose	
32	2753771	1	Hose	
33	2753772	1	Hose	
34	2753774	1	Hose	
35	1001152966	1	Hose	
36	2753776	1	Hose	
37	2131212	1	Fitting, 90 ORFS/ORB	
38	2753773	1	Hose	
39	2112020	1	Fitting, Straight ORFS/ORB	
40	2221084	1	Fitting, Tee ORFS/ORFS/ORB	
41	2170908	1	Fitting, Cap ORFS	





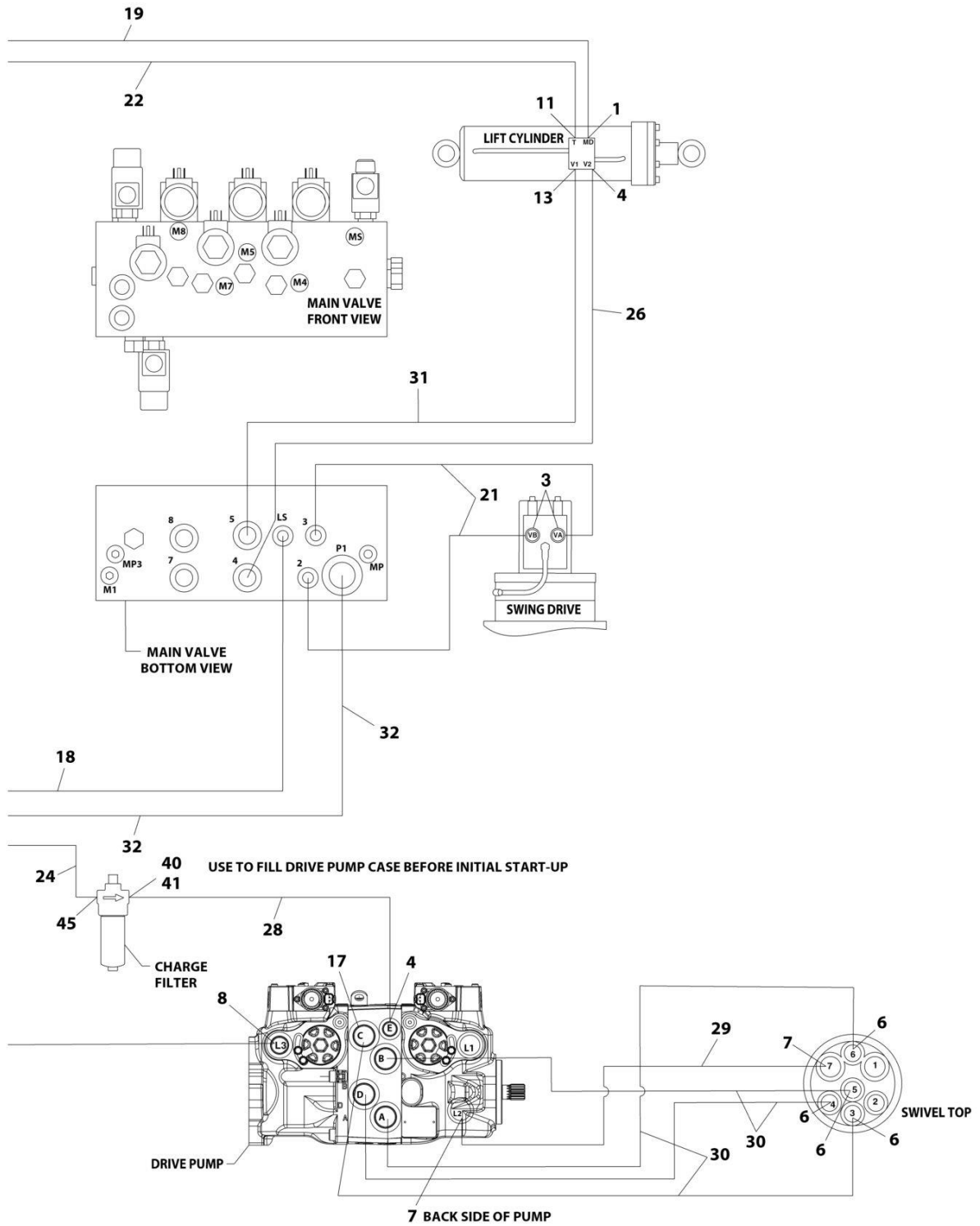
# SECTION 7 - HYDRAULIC

## FIGURE 7-8. HYDRAULIC DIAGRAM - TURNTABLE (WITH SAUER PUMPS)



ART\_100118859\_10F2

# SECTION 7 - HYDRAULIC



ART\_1001118859\_2OF2

## SECTION 7 - HYDRAULIC

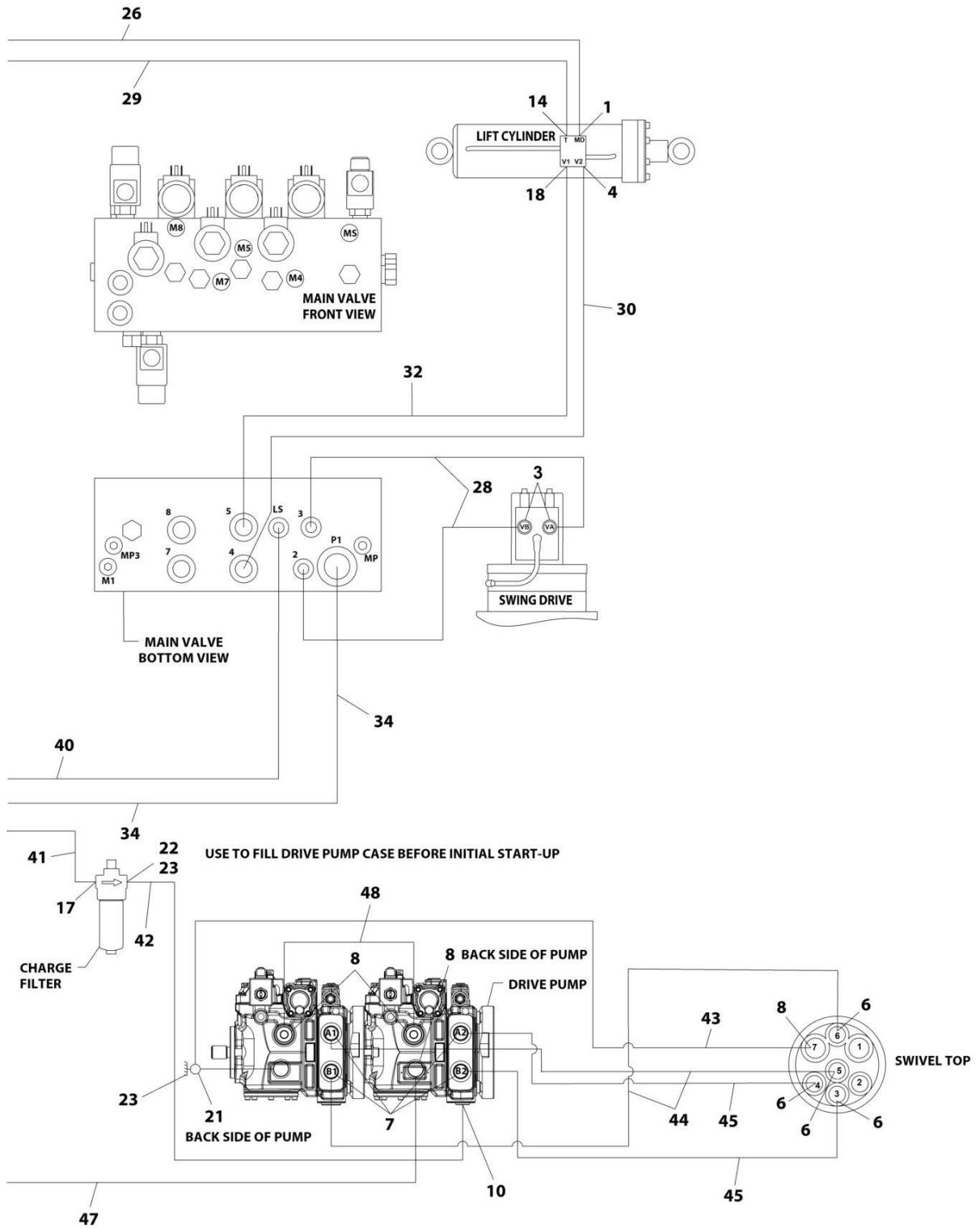
**FIGURE 7-8. HYDRAULIC DIAGRAM - TURNTABLE (WITH SAUER PUMPS)**

ITEM	PART NUMBER	QTY	DESCRIPTION	REV
	1001118859	Ref	HYDRAULIC DIAGRAM - TURNTABLE (WITH SAUER PUMPS)	D
	1001118869	Ref	Hydraulic Diagram - Turntable	B
1	2110404	1	Fitting, Straight ORFS/ORB	
2	2110608	1	Fitting, Straight ORFS/ORB	
3	2110610	2	Fitting, Straight ORFS/ORB	
4	2110810	3	Fitting, Straight ORFS/ORB	
5	2130810	1	Fitting, 90 ORFS/ORB	
6	2111010	5	Fitting, Straight ORFS/ORB	
7	2111012	2	Fitting, Straight ORFS/ORB	
8	2111212	2	Fitting, Straight ORFS/ORB	
9	2111616	1	Fitting, Straight ORFS/ORB	
10	2113232	1	Fitting, Straight ORFS/ORB	
11	2130606	1	Fitting, 90 ORFS/ORB	
12	2130808	1	Fitting, 90 ORFS/ORB	
13	2131010	1	Fitting, 90 ORFS/ORB	
14	2150808	1	Fitting, 45 ORFS/ORB	
15	2220478	1	Flange Kit	
16	1001110604	1	Flange Kit	
17	2111016	4	Fitting, Straight ORFS/ORB	
18	1001213385	1	Hose	
19	2753718	1	Hose	
20	2753730	1	Hose	
21	2753731	2	Hose	
22	2753734	1	Hose	
23	2753758	1	Hose	
24	2753746	1	Hose	
25	1001118934	1	Hose	
26	2753744	1	Hose	
27	2753766	1	Hose	
28	1001118933	1	Hose	
29	2753708	1	Hose	
30	1001109468	4	Hose	
31	2753765	1	Hose	
32	2753771	1	Hose	
33	2753772	1	Hose	
34	2753774	1	Hose	
35	1001119817	1	Hose	
36	1001118935	1	Hose	
37	2131612	1	Fitting, 90 ORFS/ORB	
38	1001119138	1	Hose	
39	2112020	1	Fitting, Straight ORFS/ORB	
40	2221084	1	Fitting, Tee ORFS/ORFS/ORB	
41	2170908	1	Fitting, Cap ORFS	
42	2110812	1	Fitting, Straight ORFS/ORB	
43	2112016	1	Fitting, Straight ORFS/ORB	
44	2130404	1	Fitting, 90 ORFS/ORB	
45	2130812	1	Fitting, 90 ORFS/ORB	





# SECTION 7 - HYDRAULIC



ART\_1001300099\_20F2

## SECTION 7 - HYDRAULIC

**FIGURE 7-9. HYDRAULIC DIAGRAM - TURNTABLE (WITH PMP PUMPS) (SN B300023322 to Present, SN B300023675 to Present, Excluding B300023444)**

ITEM	PART NUMBER	QTY	DESCRIPTION	REV
	1001300099	Ref	HYDRAULIC DIAGRAM - TURNTABLE (WITH PMP PUMPS)	A
1	2110404	1	Fitting, Straight ORFS/ORB	
2	2110608	1	Fitting, Straight ORFS/ORB	
3	2110610	2	Fitting, Straight ORFS/ORB	
4	2110810	2	Fitting, Straight ORFS/ORB	
5	2110812	1	Fitting, Straight ORFS/ORB	
6	2111010	5	Fitting, Straight ORFS/ORB	
7	2111012	4	Fitting, Straight ORFS/ORB	
8	2111212	5	Fitting, Straight ORFS/ORB	
9	2111616	2	Fitting, Straight ORFS/ORB	
10	2111620	1	Fitting, Straight ORFS/ORB	
11	2112020	1	Fitting, Straight ORFS/ORB	
12	2113232	1	Fitting, Straight ORFS/ORB	
13	2130404	1	Fitting, 90 ORFS/ORB	
14	2130606	1	Fitting, 90 ORFS/ORB	
15	2130808	1	Fitting, 90 ORFS/ORB	
17	2130812	1	Fitting, 90 ORFS/ORB	
18	2131010	1	Fitting, 90 ORFS/ORB	
19	2131612	1	Fitting, 90 ORFS/ORB	
20	2150808	1	Fitting, 45 ORFS/ORB	
21	2170312	1	Fitting, Tee ORFS/ORB/ORFS	
22	2170412	1	Fitting, Tee ORFS/ORFS/ORB	
23	2170912	2	Fitting, Cap FORFS	
24	2220478	1	Flange Kit	
25	2220737	1	Flange Kit	
26	2753718	1	Hose	
27	2753730	1	Hose	
28	2753731	2	Hose	
29	2753734	1	Hose	
30	2753744	1	Hose	
31	2753758	1	Hose	
32	2753765	1	Hose	
33	2753766	1	Hose	
34	2753771	1	Hose	
35	2753772	1	Hose	
36	2753774	1	Hose	
37	4061032	1	Hose (Not Shown)	
38	4240018	2	Tie-Strap (Not Shown)	
39	1001118934	1	Hose	
40	1001213385	1	Hose	
41	1001297564	1	Hose	
42	1001297565	1	Hose	
43	1001297566	1	Hose	
44	1001297567	2	Hose	
45	1001297568	2	Hose	
46	1001297569	1	Hose	
47	1001297570	1	Hose	
48	1001297571	1	Hose	
49	1001297572	1	Hose	



## SECTION 7 - HYDRAULIC

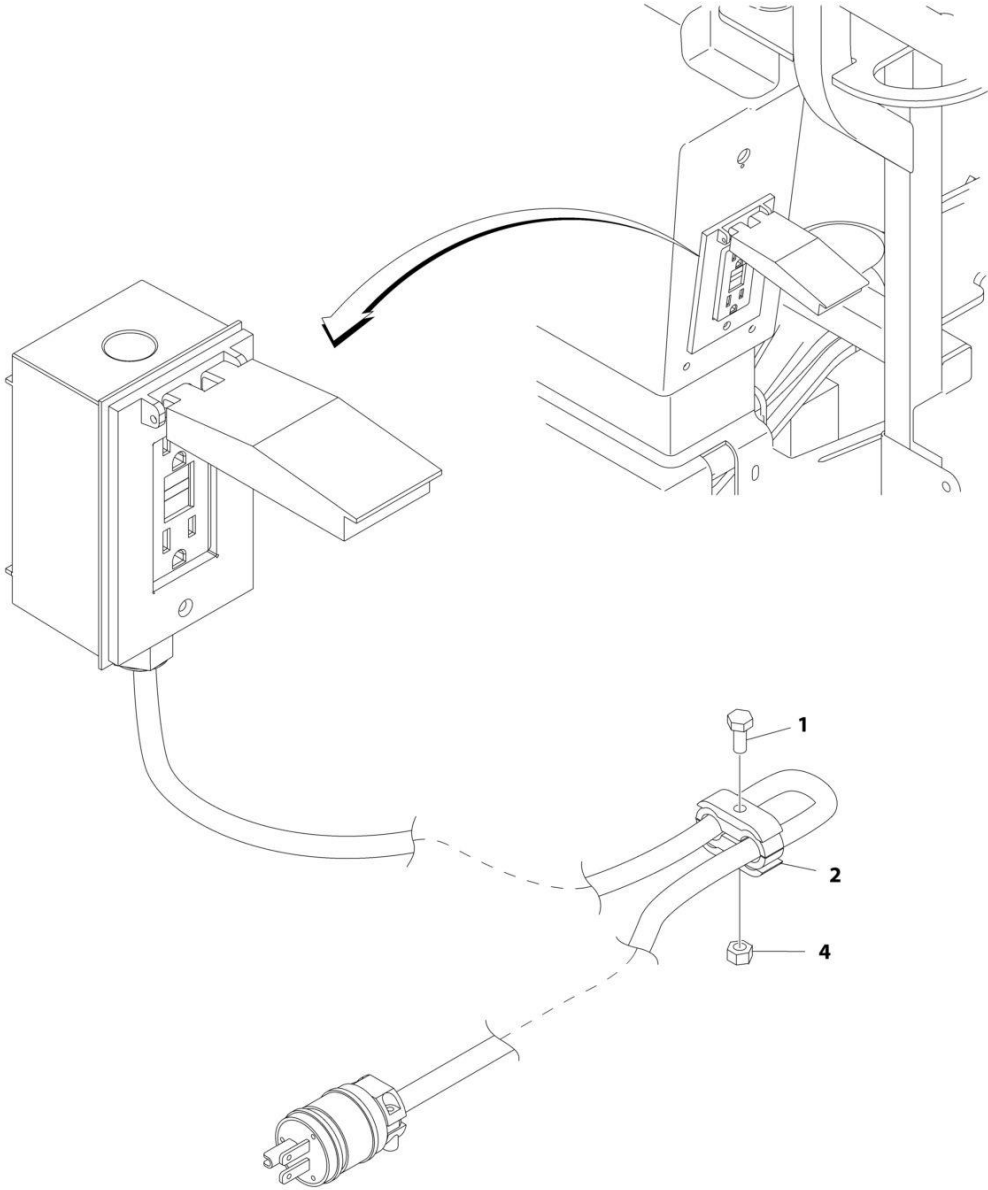
ITEM	PART NUMBER	QTY	DESCRIPTION	REV
50	1001297601	1	Hose	



**SECTION 8 - ELECTRICAL**

**SECTION 8 - ELECTRICAL**

**FIGURE 8-1. AC BOX AT PLATFORM - 110V (ANSI SPECS)**



ART\_0271955

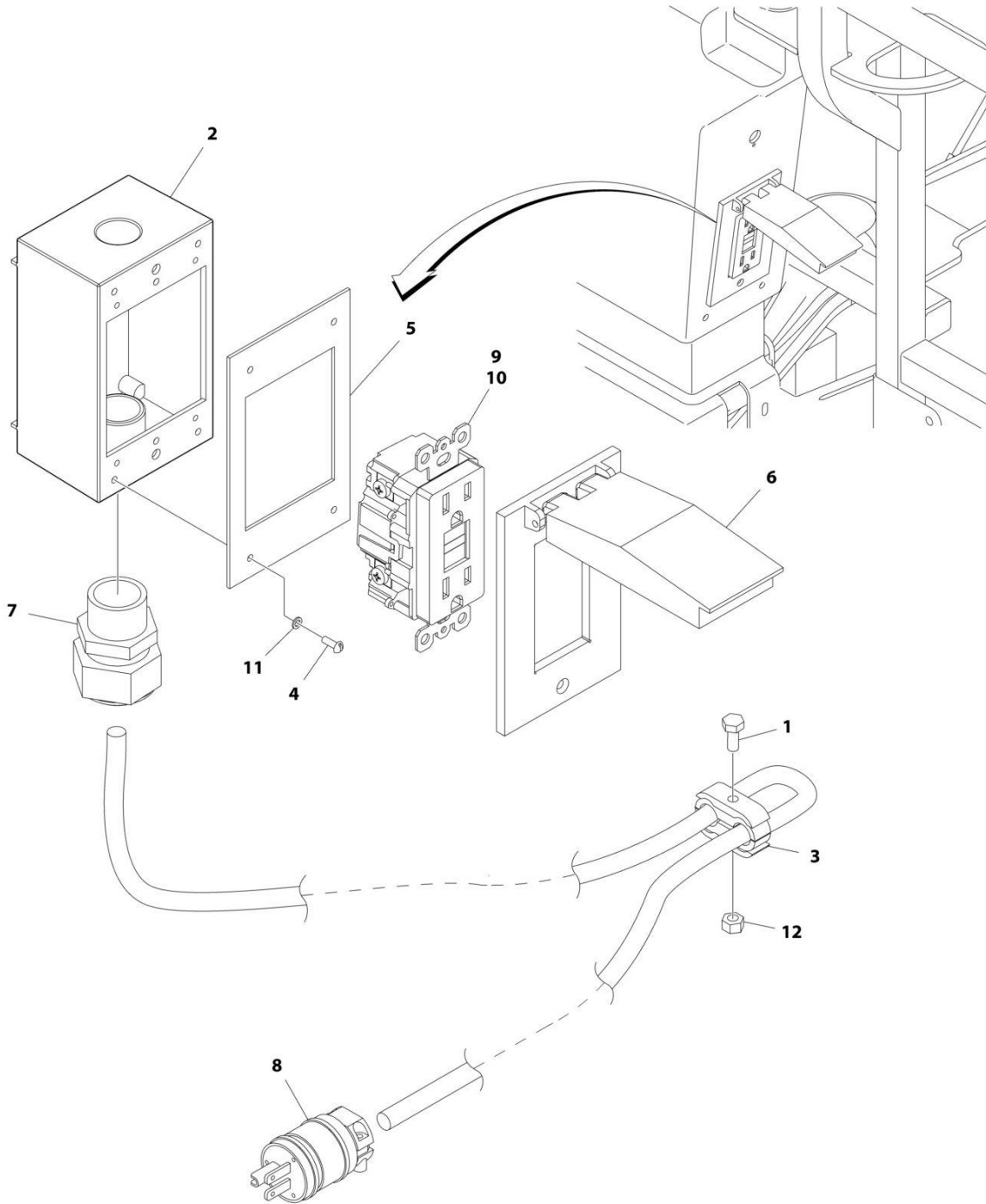
## SECTION 8 - ELECTRICAL

**FIGURE 8-1. AC BOX AT PLATFORM - 110V (ANSI SPECS)**

ITEM	PART NUMBER	QTY	DESCRIPTION	REV
	0271955	Ref	AC BOX AT PLATFORM - 110V	C
1	0641416	1	Bolt 1/4 x 2	
2	1320146	1	Clamp	
4	3311405	1	Nut 1/4	

# SECTION 8 - ELECTRICAL

## FIGURE 8-2. AC BOX AT PLATFORM - 110V GFI RECEPTACLE (ANSI, CSA AND JAPANESE SPECS)



ART\_0271953

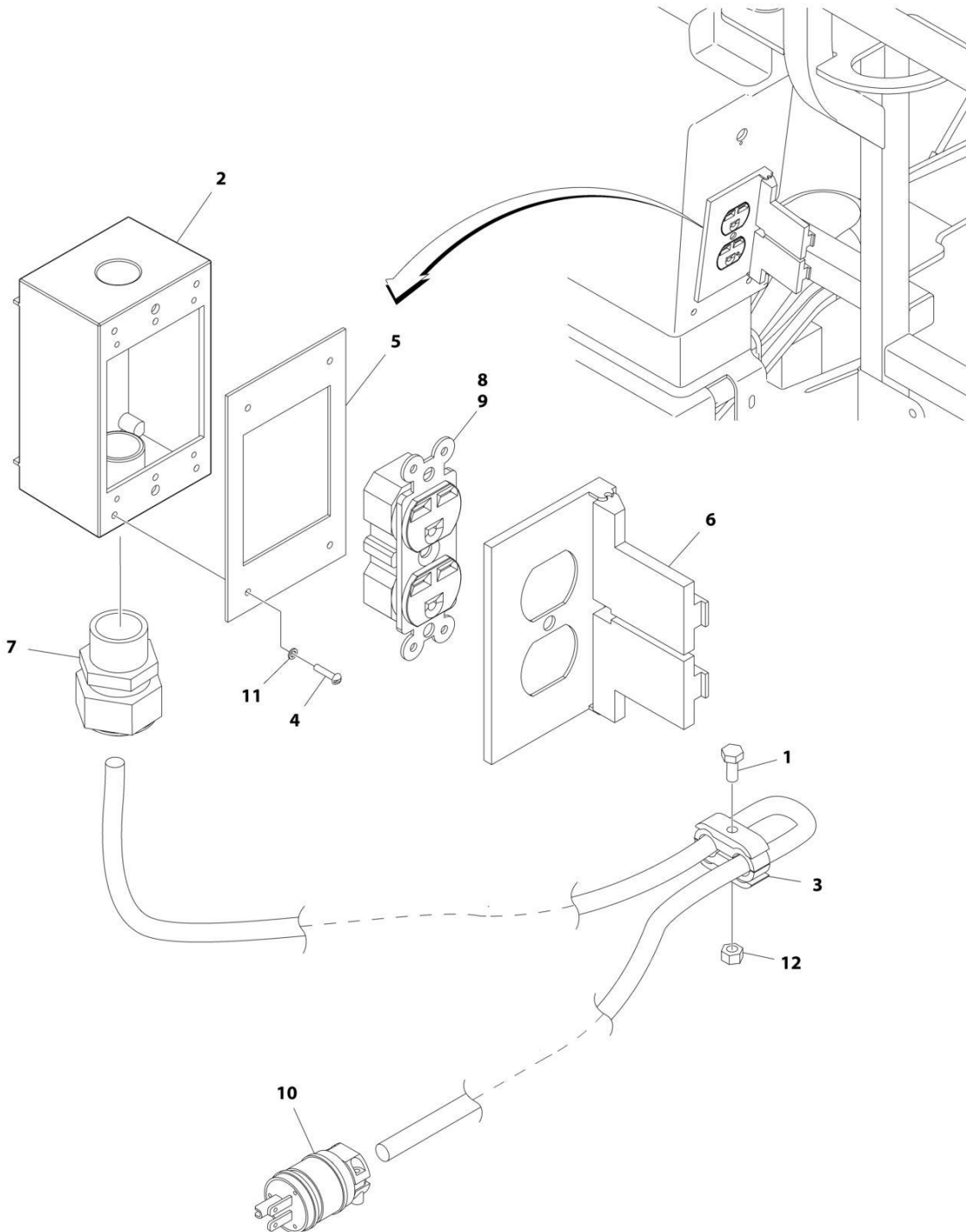
## SECTION 8 - ELECTRICAL

**FIGURE 8-2. AC BOX AT PLATFORM - 110V GFI RECEPTACLE (ANSI, CSA AND JAPANESE SPECS)**

ITEM	PART NUMBER	QTY	DESCRIPTION	REV
	0271953	Ref	AC BOX AT PLATFORM - 110V GFI RECEPTACLE	D
1	0641416	1	Bolt 1/4 x 2	
2	0860038	1	Box, Switch	
3	1320146	1	Clamp	
4	3910606	4	Screw 6 x 3/8	
5	3960422	1	Gasket, AC Receptacle	
6	1001110873	1	Shield, Receptacle Cover	
7	4460051	1	Connector, Strain Relief	
8	4460205	1	Plug, Male	
9	4460315	1	Terminal, Spade	
10	4460346	1	Terminal, Receptacle	
11	4760600	4	Washer 6	
12	3311405	1	Nut 1/4	

# SECTION 8 - ELECTRICAL

FIGURE 8-3. AC BOX AT PLATFORM - 220V GFI RECEPTACLE (ANSI, CSA AND JAPANESE SPECS)



ART\_0271954



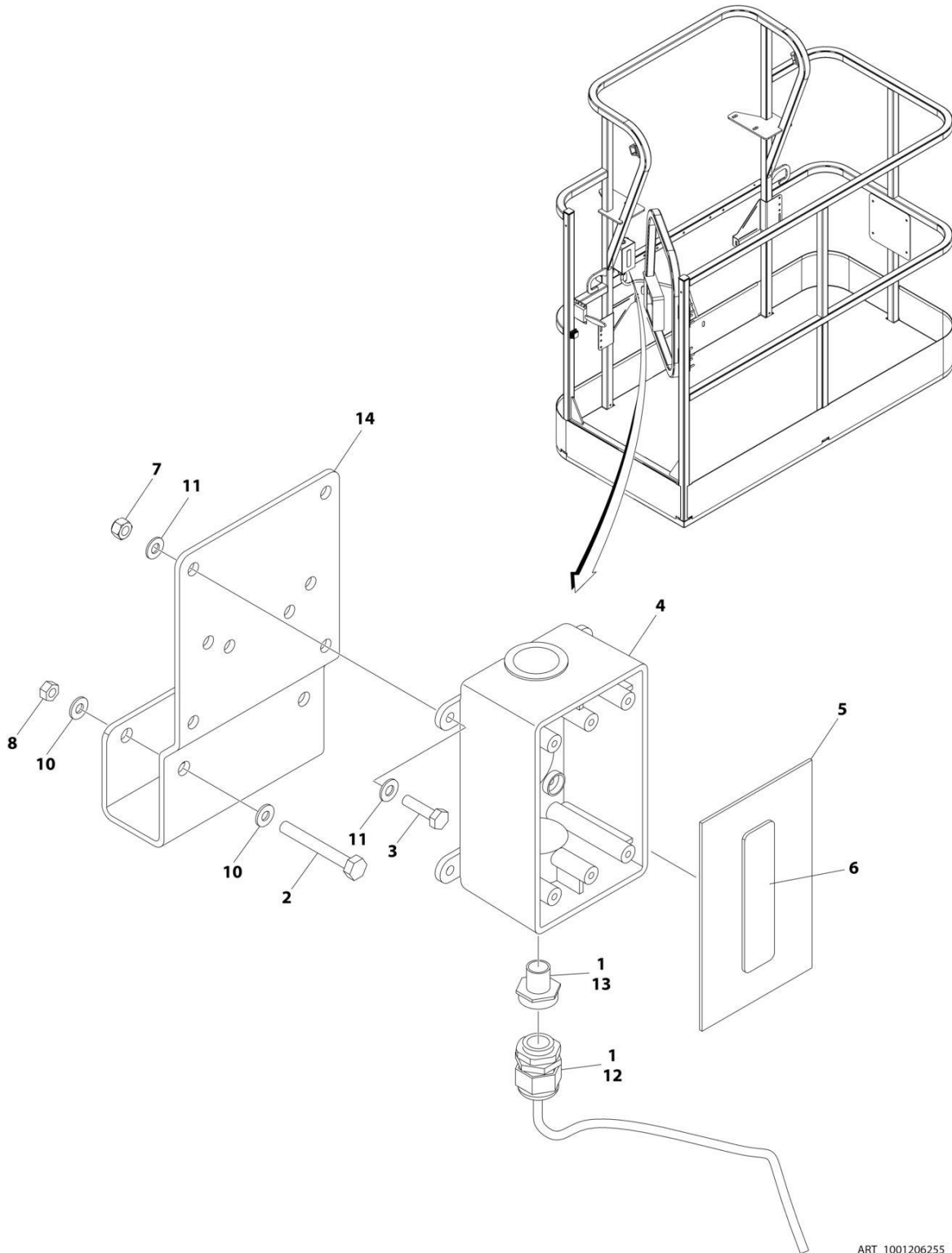
## SECTION 8 - ELECTRICAL

**FIGURE 8-3. AC BOX AT PLATFORM - 220V GFI RECEPTACLE (ANSI, CSA AND JAPANESE SPECS)**

ITEM	PART NUMBER	QTY	DESCRIPTION	REV
	0271954	Ref	AC BOX AT PLATFORM - 220V GFI RECEPTACLE	C
1	0641416	1	Bolt 1/4 x 2	
2	0860038	1	Box, Switch	
3	1320146	1	Clamp	
4	3910606	4	Screw 6 x 3/8	
5	3960422	1	Gasket, AC Receptacle	
6	4060092	1	Shield, Receptacle Cover	
7	4460051	1	Connector, Strain Relief	
8	4460125	1	Terminal, Receptacle	
9	4460315	1	Terminal, Spade	
10	4460709	1	Plug, Male	
11	4760600	4	Washer 6	
12	3311405	1	Nut 1/4	

# SECTION 8 - ELECTRICAL

FIGURE 8-4. AC BOX AT PLATFORM INSTALLATION - BOX WITH COVER (2X4 BOX) WITH 4000W GENERATOR (AUSTRALIAN SPECS)



ART\_1001206255

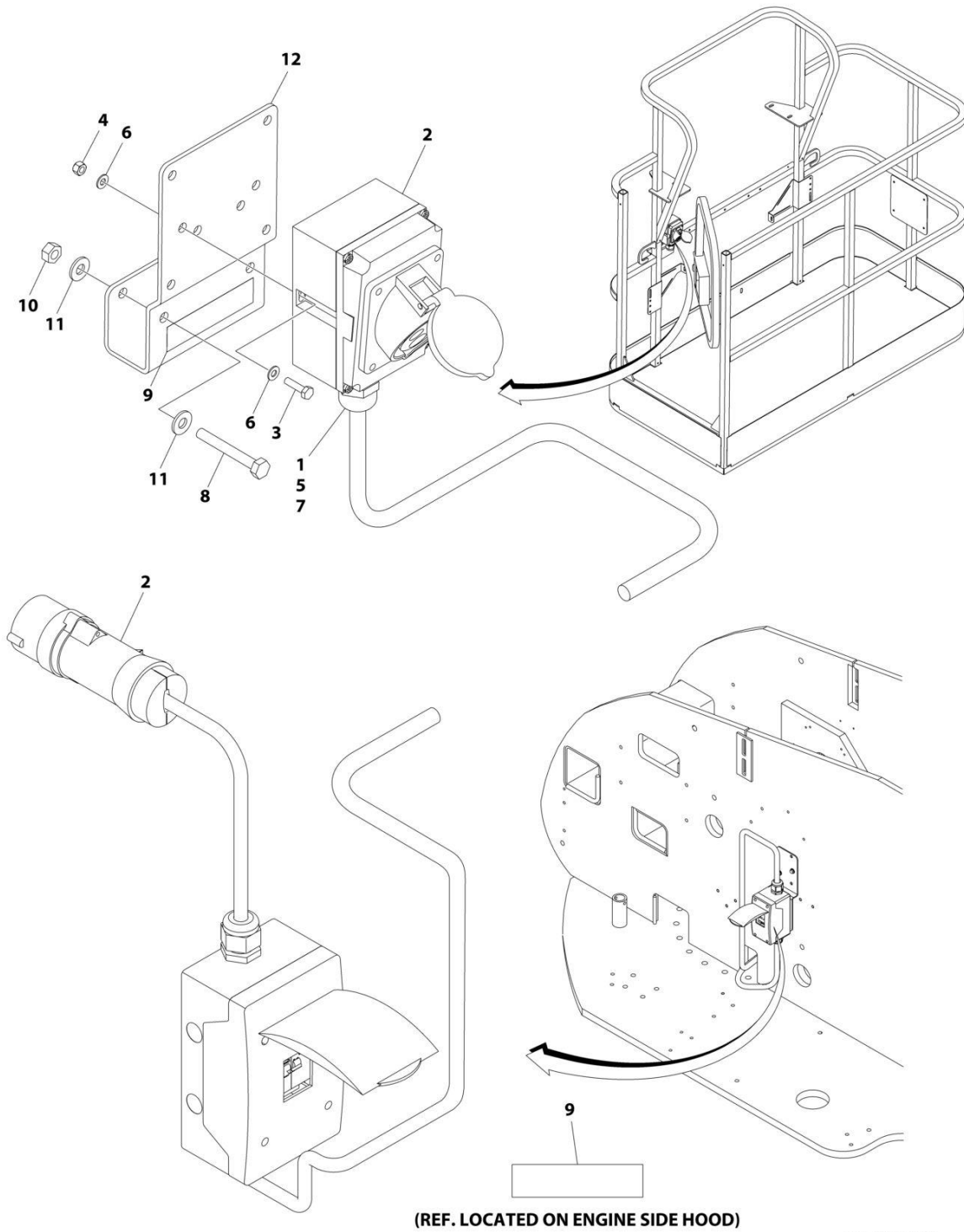
## SECTION 8 - ELECTRICAL

**FIGURE 8-4. AC BOX AT PLATFORM INSTALLATION - BOX WITH COVER (2X4 BOX) WITH 4000W GENERATOR (AUSTRALIAN SPECS)**

ITEM	PART NUMBER	QTY	DESCRIPTION	REV
	1001206255	Ref	AC BOX AT PLATFORM INSTALLATION - BOX WITH COVER (2X4 BOX) WITH 4000W GENERATOR	A
1	0100020	AR	Sealant, Pipe	
2	0641416	2	Bolt 1/4 x 2	
3	0700408	4	Bolt M4 x 16	
4	0861731	1	Box, Switch	
5	1670603	1	Cover	
6	3251242	1	Decal - 240V-50Hz	
7	3290405	4	Nut M4	
8	3311405	2	Nut 1/4	
10	4711400	4	Washer 1/4	
11	4811400	8	Washer M4	
12	1001101191	1	Connector, Strain Relief	
13	1001101197	1	Adapter	
14	1001193018	1	Bracket, AC Receptacle	

# SECTION 8 - ELECTRICAL

FIGURE 8-5. AC BOX AT PLATFORM INSTALLATION - 110V IEC 60309 YELLOW WITHOUT 2500W GENERATOR (CE & UK CA SPECS)



ART\_1001091969

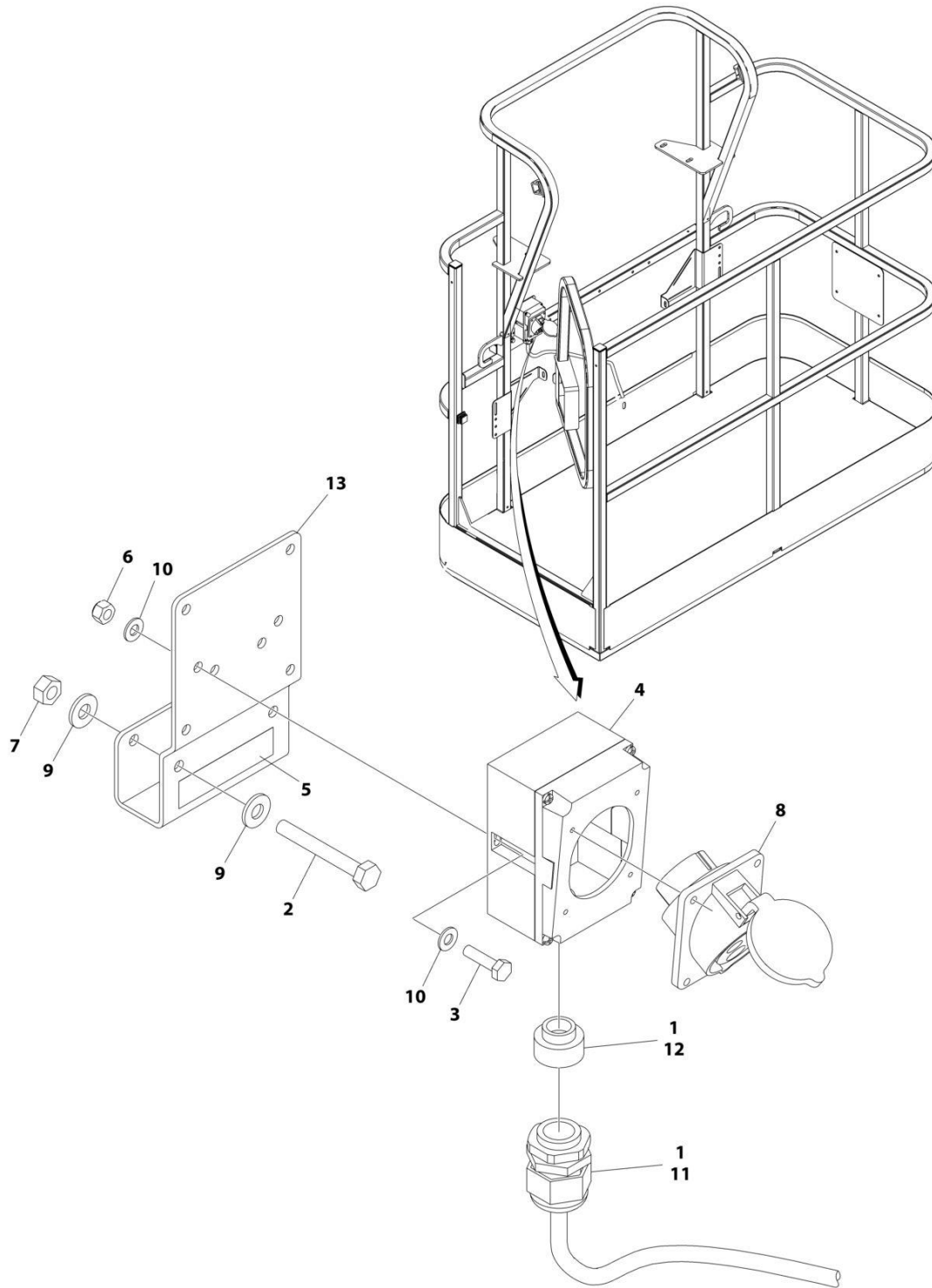
## SECTION 8 - ELECTRICAL

**FIGURE 8-5. AC BOX AT PLATFORM INSTALLATION - 110V IEC 60309 YELLOW WITHOUT 2500W GENERATOR (CE & UK CA SPECS)**

ITEM	PART NUMBER	QTY	DESCRIPTION	REV
	1001091969	Ref	AC BOX AT PLATFORM INSTALLATION - 110V IEC YELLOW	D
1	0100020	AR	Sealant, Pipe	
2	0275216	1	Receptacle Box Kit (See Separate Breakdown in this Section)	
3	0700408	2	Bolt M4 x 16	
4	3290405	2	Nut M4	
5	1001101196	1	Adapter	
6	4811400	4	Washer M4	
7	1001101191	1	Connector, Strain Relief	
8	0641416	2	Bolt 1/4 x 2	
9	1705325	2	Decal - 110V	
10	3311405	2	Nut 1/4	
11	4711400	4	Washer 1/4	
12	1001193018	1	Bracket	

# SECTION 8 - ELECTRICAL

FIGURE 8-6. AC BOX AT PLATFORM INSTALLATION - 110V IEC 60309 YELLOW WITHOUT 4000W GENERATOR (CE & UK CA SPECS)



ART\_1001206253

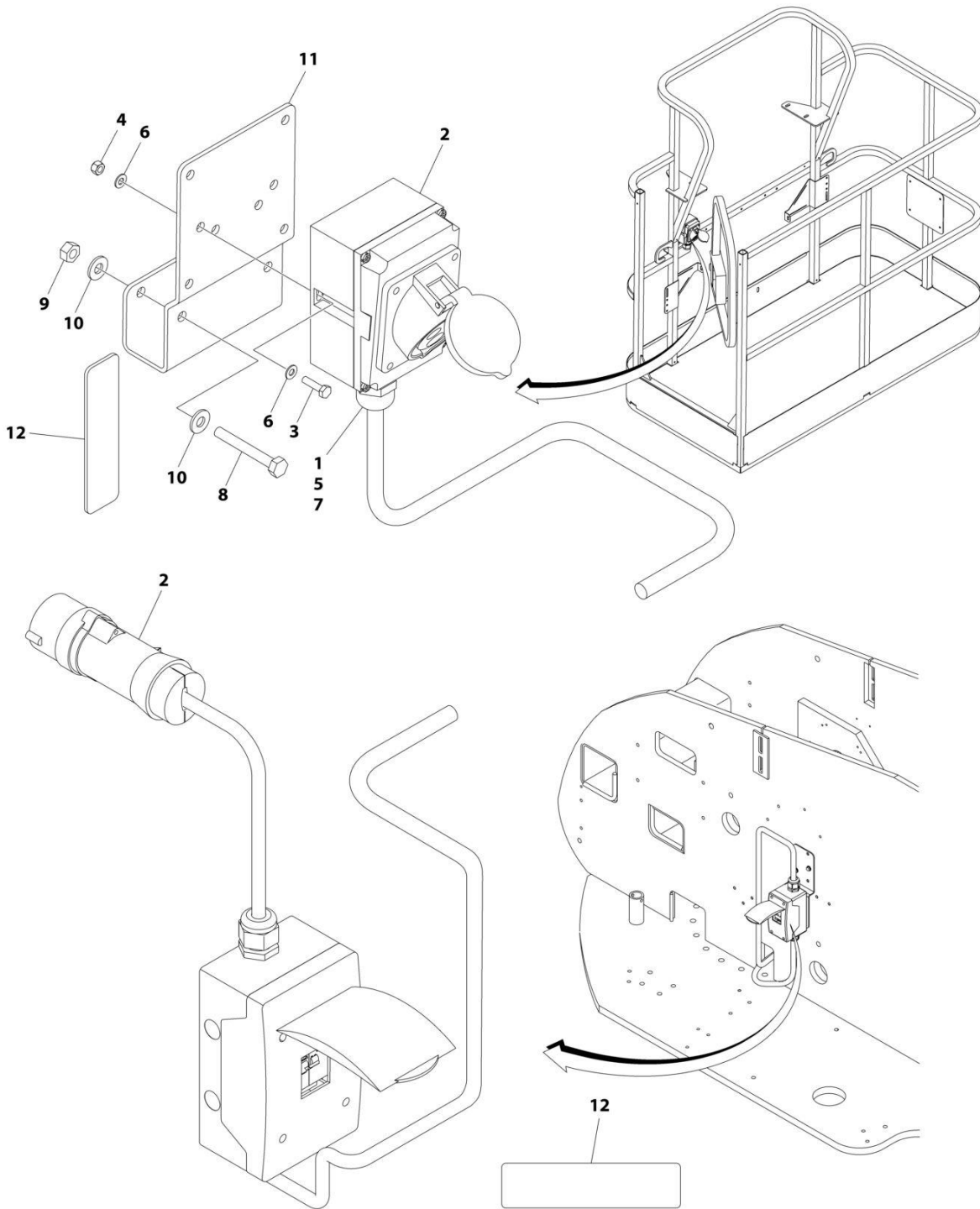
## SECTION 8 - ELECTRICAL

**FIGURE 8-6. AC BOX AT PLATFORM INSTALLATION - 110V IEC 60309 YELLOW WITHOUT 4000W GENERATOR (CE & UK CA SPECS)**

ITEM	PART NUMBER	QTY	DESCRIPTION	REV
	1001206253	Ref	AC BOX AT PLATFORM INSTALLATION - 110V IEC 60309 YELLOW WITHOUT 4000W GENERATOR	A
1	0100020	AR	Sealant, Pipe	
2	0641416	2	Bolt 1/4 x 2	
3	0700408	2	Bolt M4 x 16	
4	0861781	1	Box, Switch	
5	1705325	1	Decal - 110V	
6	3290405	2	Nut M4	
7	3311405	2	Nut 1/4	
8	4461198	1	Receptacle	
9	4711400	4	Washer 1/4	
10	4811400	4	Washer M4	
11	1001101191	1	Connector, Strain Relief	
12	1001101196	1	Adapter	
13	1001193018	1	Bracket, AC Receptacle	

# SECTION 8 - ELECTRICAL

FIGURE 8-7. AC BOX AT PLATFORM INSTALLATION - 220V IEC 60309 BLUE WITHOUT 2500W GENERATOR (CE & UK CA SPECS)



(REF. LOCATED ON ENGINE SIDE HOOD)

ART\_1001091970



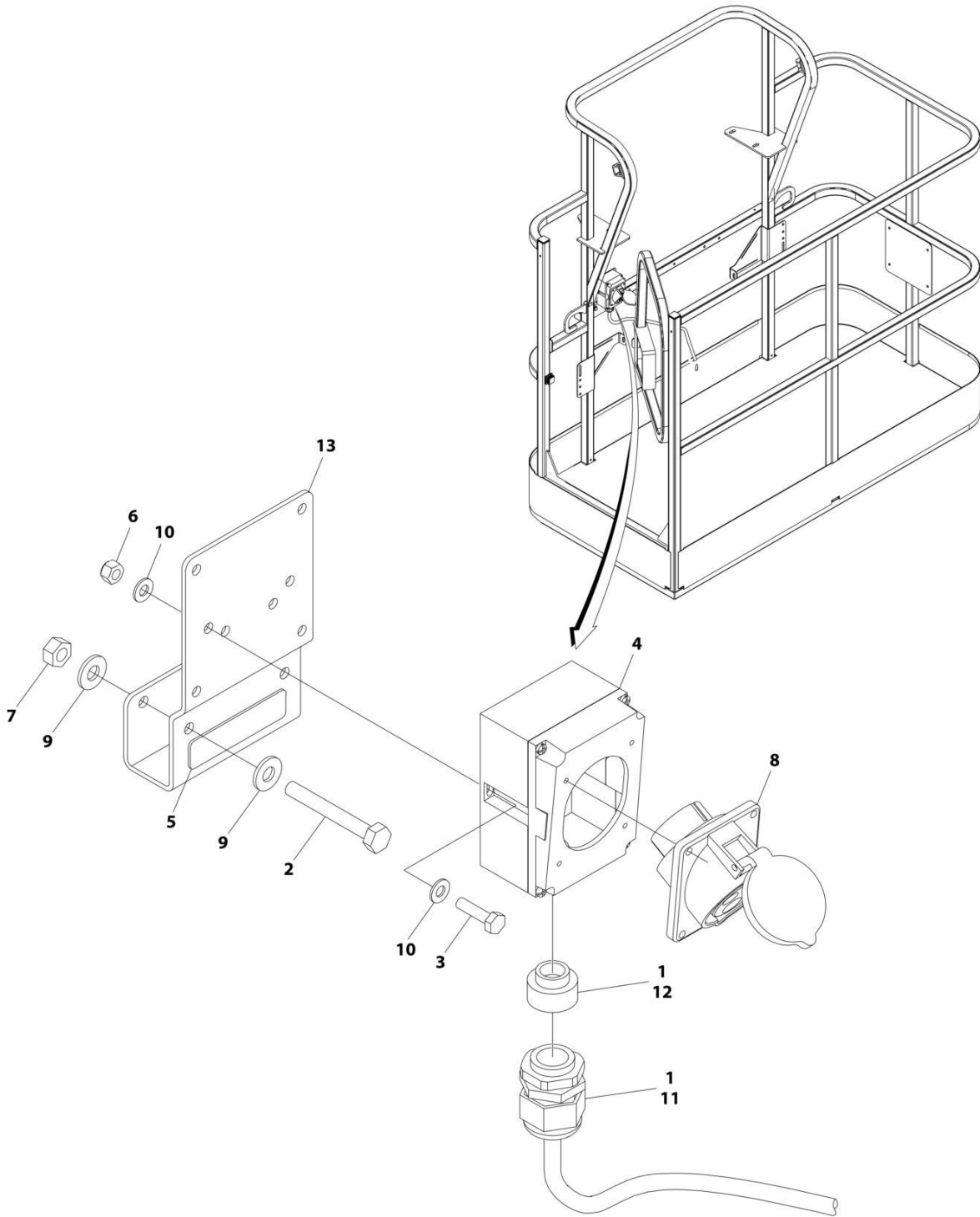
## SECTION 8 - ELECTRICAL

**FIGURE 8-7. AC BOX AT PLATFORM INSTALLATION - 220V IEC 60309 BLUE WITHOUT 2500W GENERATOR (CE & UK CA SPECS)**

ITEM	PART NUMBER	QTY	DESCRIPTION	REV
	1001091970	Ref	AC BOX AT PLATFORM INSTALLATION - 220V IEC BLUE	D
1	0100020	AR	Sealant, Pipe	
2	0275217	1	Receptacle Box Kit (See Separate Breakdown in this Section)	
3	0700408	2	Bolt M4 x 16	
4	3290405	2	Nut M4	
5	1001101196	1	Adapter	
6	4811400	4	Washer M4	
7	1001101191	1	Connector, Strain Relief	
8	0641416	2	Bolt 1/4 x 2	
9	3311405	2	Nut 1/4	
10	4711400	4	Washer 1/4	
11	1001193018	1	Bracket	
12	3251242	2	Decal - 240V/50Hz	

# SECTION 8 - ELECTRICAL

FIGURE 8-8. AC BOX AT PLATFORM INSTALLATION - 220V IEC 60309 BLUE WITHOUT 4000W GENERATOR (CE & UK CA SPECS)



ART\_1001206254

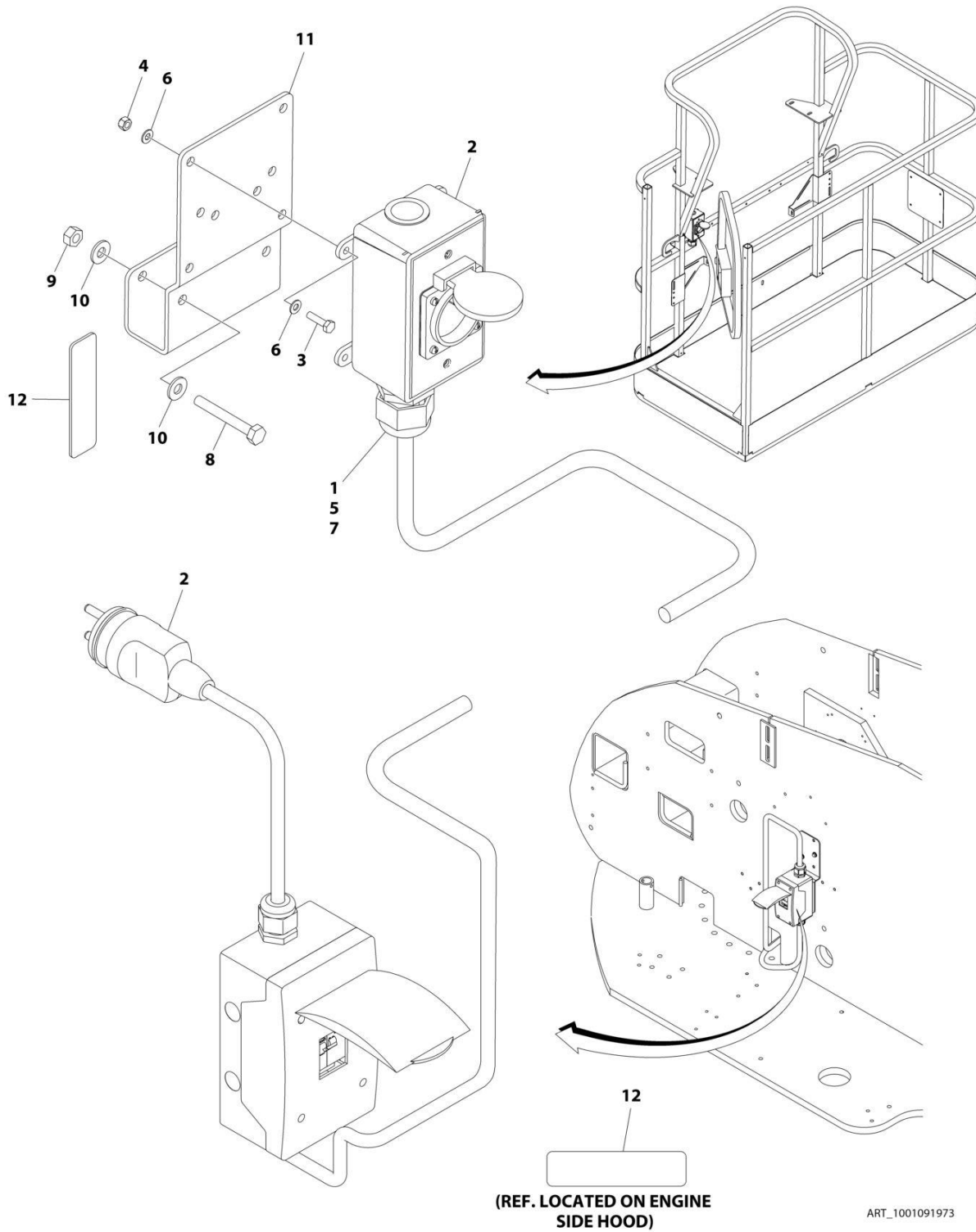
## SECTION 8 - ELECTRICAL

**FIGURE 8-8. AC BOX AT PLATFORM INSTALLATION - 220V IEC 60309 BLUE WITHOUT 4000W GENERATOR (CE & UK CA SPECS)**

ITEM	PART NUMBER	QTY	DESCRIPTION	REV
	1001206254	Ref	AC BOX AT PLATFORM INSTALLATION - 220V IEC BLUE	A
1	0100020	AR	Sealant, Pipe	
2	0641416	2	Bolt 1/4 x 2	
3	0700408	2	Bolt M4 x 16	
4	0861781	1	Box, Switch	
5	3251242	1	Decal - 240V/50Hz	
6	3290405	2	Nut M4	
7	3311405	2	Nut 1/4	
8	4461201	1	Receptacle	
9	4711400	4	Washer 1/4	
10	4811400	4	Washer M4	
11	1001101191	1	Connector, Strain Relief	
12	1001101196	1	Adapter	
13	1001193018	1	Bracket, AC Receptacle	

# SECTION 8 - ELECTRICAL

**FIGURE 8-9. AC BOX AT PLATFORM INSTALLATION - 220V CEE7 POST GROUND (2X4 BOX)  
WITHOUT 2500W GENERATOR (CE & UK CA SPECS)**



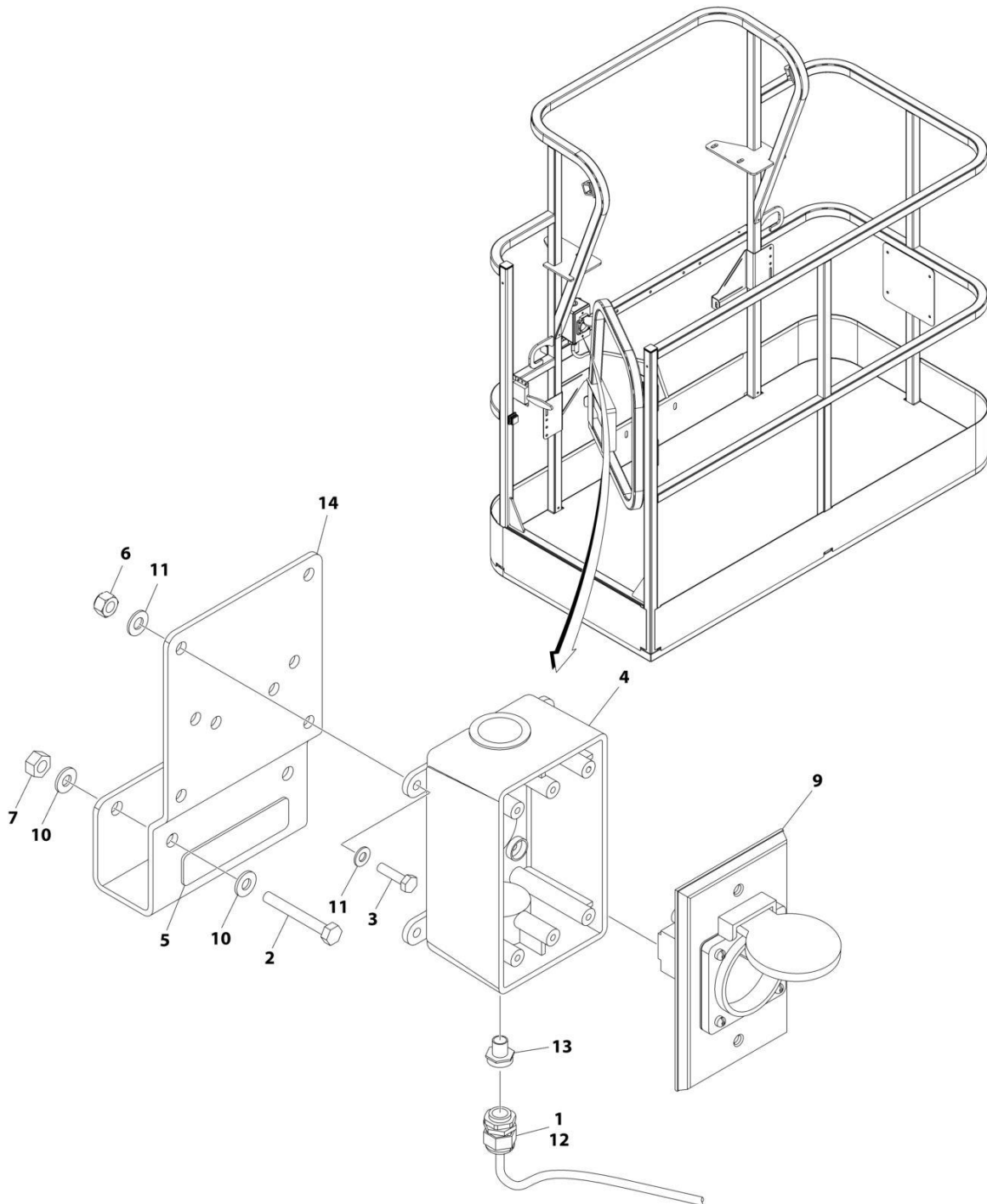
## SECTION 8 - ELECTRICAL

**FIGURE 8-9. AC BOX AT PLATFORM INSTALLATION - 220V CEE7 POST GROUND (2X4 BOX)  
WITHOUT 2500W GENERATOR (CE & UK CA SPECS)**

ITEM	PART NUMBER	QTY	DESCRIPTION	REV
	1001091973	Ref	AC BOX AT PLATFORM INSTALLATION - 220V CEE7 2X4 BOX POST GROUND	F
1	0100020	AR	Sealant, Pipe	
2	0275452	1	Receptacle Box Kit (See Separate Breakdown in this Section)	
3	0700408	4	Bolt M4 x 16	
4	3290405	4	Nut M4	
5	1001101197	1	Adapter	
6	4811400	8	Washer M4	
7	1001101191	1	Connector, Strain Relief	
8	0641416	2	Bolt 1/4 x 2	
9	3311405	2	Nut 1/4	
10	4711400	4	Washer 1/4	
11	1001193018	1	Bracket	
12	3251242	2	Decal - 240V/50Hz	
13	4460806	2	Terminal, Fork (Not Shown)	
14	1001205958	1	Terminal (Not Shown)	

# SECTION 8 - ELECTRICAL

FIGURE 8-10. AC BOX AT PLATFORM INSTALLATION - 220V CEE7 POST GROUND (2X4 BOX)  
WITHOUT 4000W GENERATOR (CE & UK CA SPECS)



ART\_1001206250

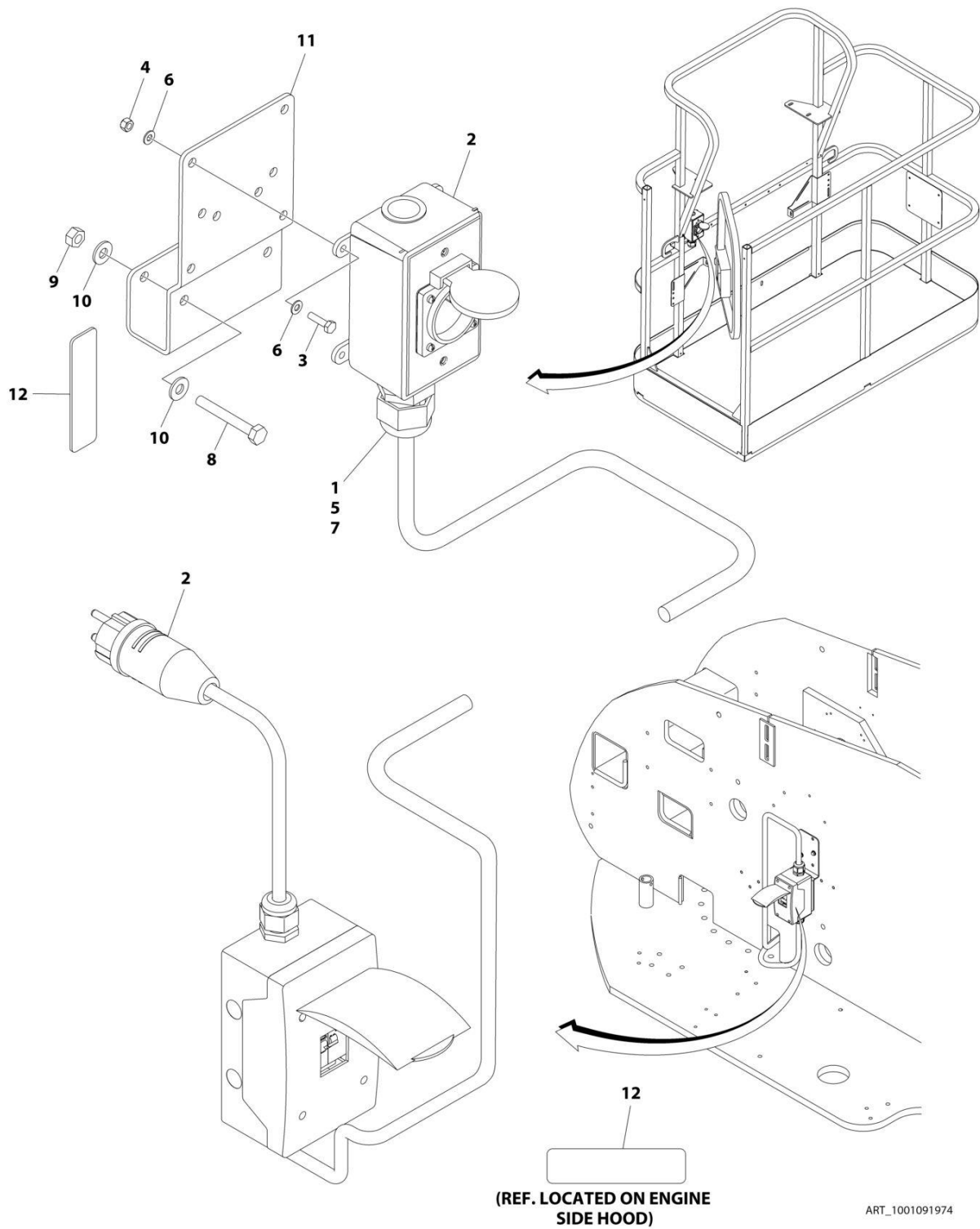
## SECTION 8 - ELECTRICAL

**FIGURE 8-10. AC BOX AT PLATFORM INSTALLATION - 220V CEE7 POST GROUND (2X4 BOX)  
WITHOUT 4000W GENERATOR (CE & UK CA SPECS)**

ITEM	PART NUMBER	QTY	DESCRIPTION	REV
	1001206250	Ref	AC BOX AT PLATFORM INSTALLATION - 220V CEE7 2X4 BOX POST GROUND	A
1	0100020	AR	Sealant, Pipe	
2	0641416	2	Bolt 1/4 x 2	
3	0700408	4	Bolt M4 x 16	
4	0861731	1	Box, Switch	
5	3251242	1	Decal - 240V/50Hz	
6	3290405	4	Nut M4	
7	3311405	2	Nut 1/4	
8	4460806	2	Terminal, Fork (Not Shown)	
9	4461244	1	Receptacle	
10	4711400	4	Washer 1/4	
11	4811400	8	Washer M4	
12	1001101191	1	Connector, Strain Relief	
13	1001101197	1	Adapter	
14	1001193018	1	Bracket, AC Receptacle	
15	1001205958	1	Terminal (Not Shown)	

# SECTION 8 - ELECTRICAL

**FIGURE 8-11. AC BOX AT PLATFORM INSTALLATION - 220V CEE7 SIDE GROUND (2X4 BOX)  
WITHOUT 2500W GENERATOR (CE & UK CA SPECS)**





## SECTION 8 - ELECTRICAL

**FIGURE 8-11. AC BOX AT PLATFORM INSTALLATION - 220V CEE7 SIDE GROUND (2X4 BOX)  
WITHOUT 2500W GENERATOR (CE & UK CA SPECS)**

ITEM	PART NUMBER	QTY	DESCRIPTION	REV
	1001091974	Ref	AC BOX AT PLATFORM INSTALLATION - 220V CEE7 2X4 BOX SIDE GROUND	F
1	0100020	AR	Sealant, Pipe	
2	0275453	1	Receptacle Box Kit (See Separate Breakdown in this Section)	
3	0700408	4	Bolt M4 x 16	
4	3290405	4	Nut M4	
5	1001101197	1	Adapter	
6	4811400	8	Washer M4	
7	1001101191	1	Connector, Strain Relief	
8	0641416	2	Bolt 1/4 x 2	
9	3311405	2	Nut 1/4	
10	4711400	4	Washer 1/4	
11	1001193018	1	Bracket	
12	3251242	2	Decal - 240V/50Hz	
13	4460806	2	Terminal, Fork (Not Shown)	
14	1001205958	1	Terminal (Not Shown)	



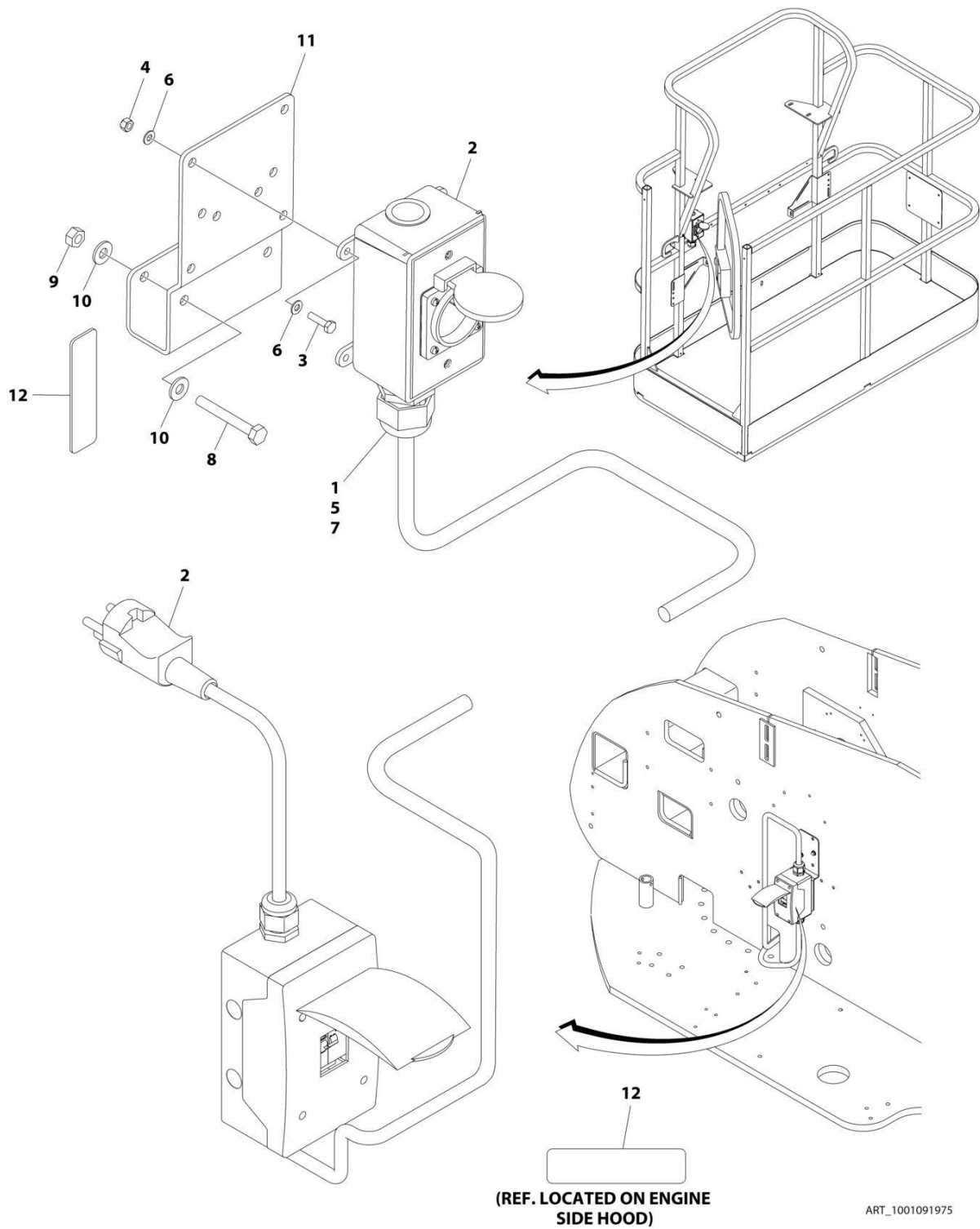
## SECTION 8 - ELECTRICAL

**FIGURE 8-12. AC BOX AT PLATFORM INSTALLATION - 220V CEE7 SIDE GROUND (2X4 BOX)  
WITHOUT 4000W GENERATOR (CE & UK CA SPECS)**

ITEM	PART NUMBER	QTY	DESCRIPTION	REV
	1001206251	Ref	AC BOX AT PLATFORM INSTALLATION - 220V CEE7 2X4 BOX SIDE GROUND	A
1	0100020	AR	Sealant, Pipe	
2	0641416	2	Bolt 1/4 x 2	
3	0700408	4	Bolt M4 x 16	
4	0861731	1	Box, Switch	
5	3251242	1	Decal - 240V/50Hz	
6	3290405	4	Nut M4	
7	3311405	2	Nut 1/4	
8	4460806	2	Terminal, Fork (Not Shown)	
9	4461245	1	Receptacle	
10	4711400	4	Washer 1/4	
11	4811400	8	Washer M4	
12	1001101191	1	Connector, Strain Relief	
13	1001101197	1	Adapter	
14	1001193018	1	Bracket, AC Receptacle	
15	1001205958	1	Terminal (Not Shown)	

# SECTION 8 - ELECTRICAL

**FIGURE 8-13. AC BOX AT PLATFORM INSTALLATION - 220V AFSINT 107 KEYED GROUND (2X4 BOX) WITHOUT 2500W GENERATOR (CE & UK CA SPECS)**



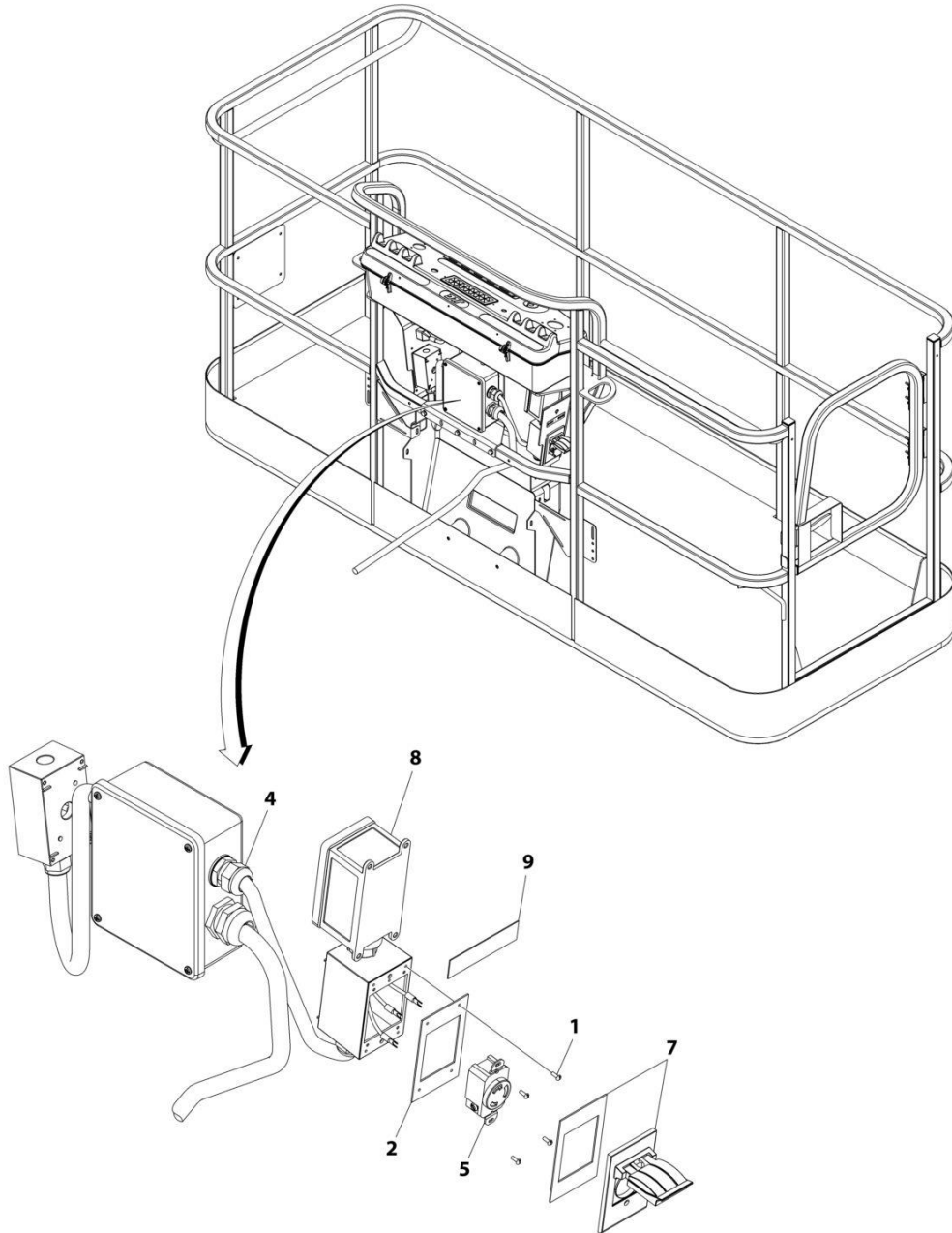
## SECTION 8 - ELECTRICAL

**FIGURE 8-13. AC BOX AT PLATFORM INSTALLATION - 220V AFSINT 107 KEYED GROUND (2X4 BOX) WITHOUT 2500W GENERATOR (CE & UK CA SPECS)**

ITEM	PART NUMBER	QTY	DESCRIPTION	REV
	1001091975	Ref	AC BOX AT PLATFORM INSTALLATION - 220V AFSINT 107 2X4 BOX KEYED GROUND	F
1	0100020	AR	Sealant, Pipe	
2	0275454	1	Receptacle Box Kit (See Separate Breakdown in this Section)	
3	0700408	4	Bolt M4 x 16	
4	3290405	4	Nut M4	
5	1001101197	1	Adapter	
6	4811400	8	Washer M4	
7	1001101191	1	Connector, Strain Relief	
8	0641416	2	Bolt 1/4 x 2	
9	3311405	2	Nut 1/4	
10	4711400	4	Washer 1/4	
11	1001193018	1	Bracket	
12	3251242	2	Decal - 240V/50Hz	
13	1001205958	3	Terminal (Not Shown)	

## SECTION 8 - ELECTRICAL

FIGURE 8-14. AC BOX AT PLATFORM INSTALLATION - 240V (WITH 4000W GENERATOR) (ANSI, ANSI EXPORT, CSA AND JAPANESE SPECS)



ART\_1001171131

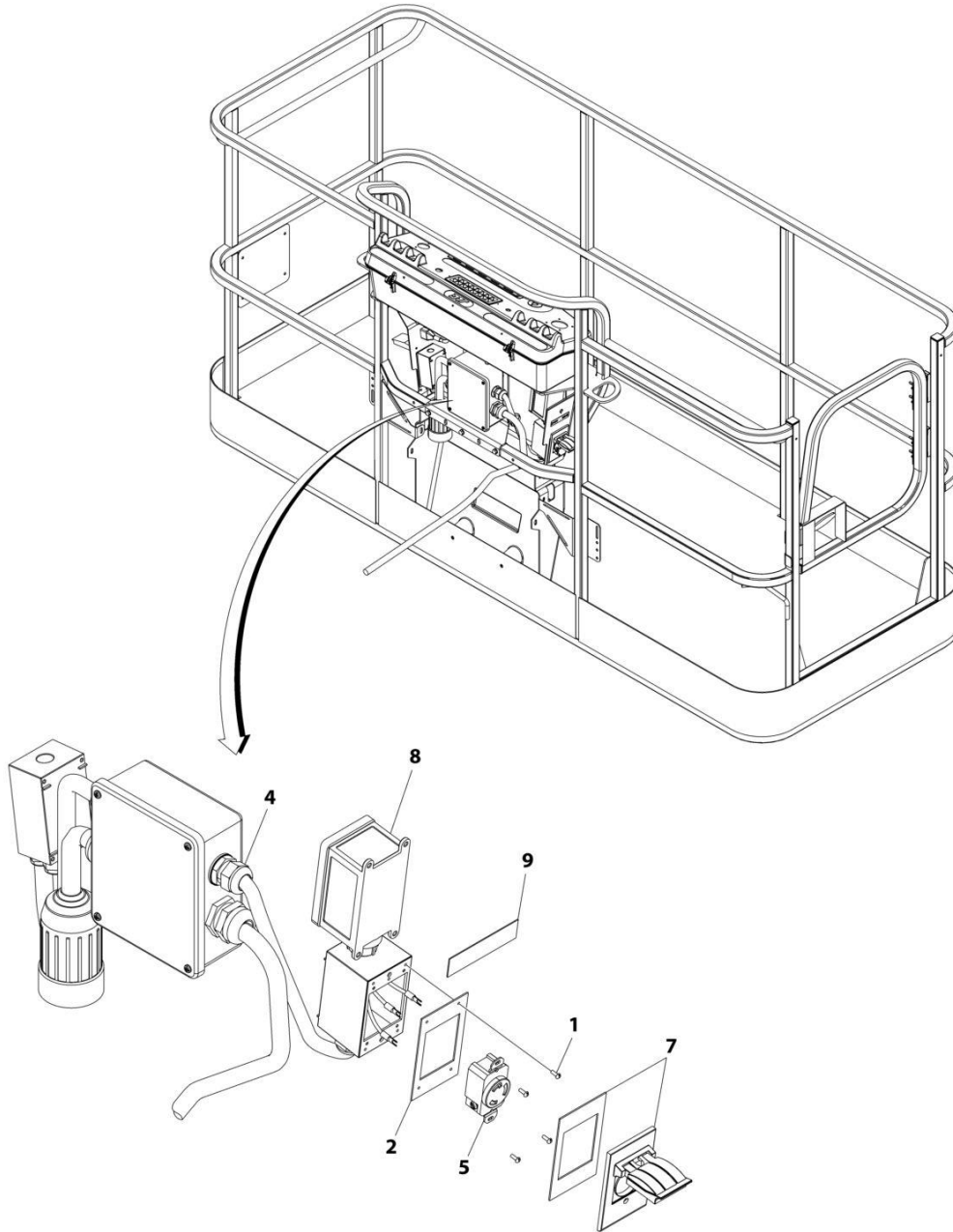
## SECTION 8 - ELECTRICAL

**FIGURE 8-14. AC BOX AT PLATFORM INSTALLATION - 240V (WITH 4000W GENERATOR) (ANSI, ANSI EXPORT, CSA AND JAPANESE SPECS)**

ITEM	PART NUMBER	QTY	DESCRIPTION	REV
	1001171131	Ref	AC BOX AT PLATFORM INSTALLATION - 240V RECEPTACLE	B
1	3910606	4	Screw 6 x 3/8	
2	3960422	1	Gasket	
3	4240018	AR	Tie-Strap (Not Shown)	
4	4460425	1	Connector, Strain Relief	
5	1001176862	1	Receptacle	
7	1001110872	1	Cover, Receptacle	
8	1001159120	1	Receptacle/Breaker Box Assembly	
8	1001148675	1	Box, Receptacle	
8	1001159118	1	Breaker GFCI 30Amp 240VAC	
8	4460612	1	Connector, Strain Relief	
8	1001159119	1	Connector (Between Boxes)	
9	1705374	1	Decal - 240V/60Hz	

## SECTION 8 - ELECTRICAL

FIGURE 8-15. AC BOX AT PLATFORM INSTALLATION - 240V (WITH 7500W SKYPOWER GENERATOR) (ALL SPECS EXCEPT AUSTRALIAN & CE & UK CA SPECS)



ART\_1001159121



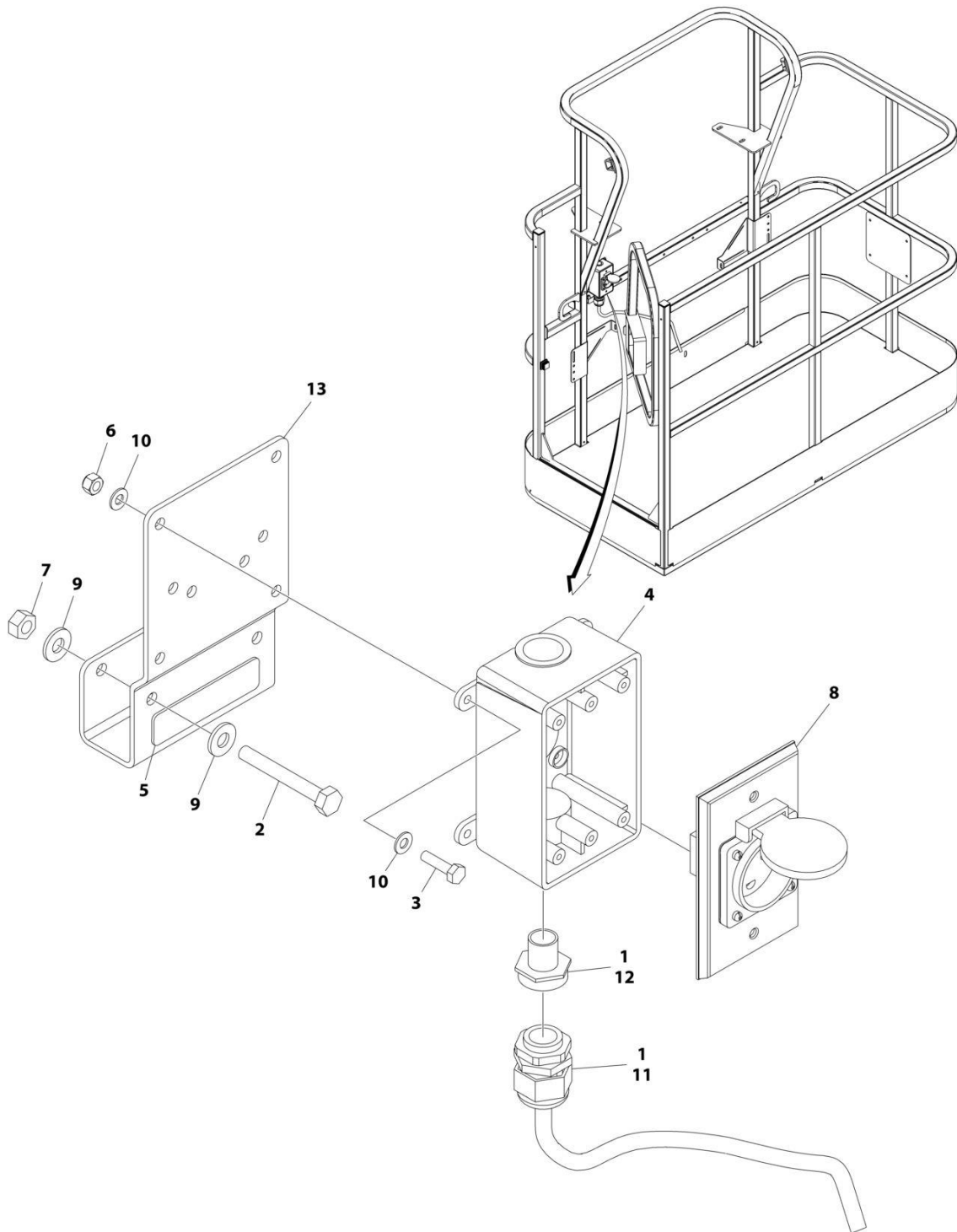
## SECTION 8 - ELECTRICAL

**FIGURE 8-15. AC BOX AT PLATFORM INSTALLATION - 240V (WITH 7500W SKYPOWER GENERATOR) (ALL SPECS EXCEPT AUSTRALIAN & CE & UK CA SPECS)**

ITEM	PART NUMBER	QTY	DESCRIPTION	REV
	1001159121	Ref	AC BOX AT PLATFORM INSTALLATION - 240V RECEPTACLE	B
1	3910606	4	Screw 6 x 3/8	
2	3960422	1	Gasket	
3	4240018	AR	Tie-Strap (Not Shown)	
4	4460425	1	Connector, Strain Relief	
5	4460958	1	Receptacle	
7	1001110872	1	Cover, Receptacle	
8	1001159120	1	Receptacle/Breaker Box Assembly	
8	1001148675	1	Box, Receptacle	
8	1001159118	1	Breaker Box Assembly	
8	4460612	1	Connector, Strain Relief	
8	1001159119	1	Connector (Between Boxes)	
9	1705374	1	Decal - 240V/60Hz	

# SECTION 8 - ELECTRICAL

FIGURE 8-16. AC BOX AT PLATFORM INSTALLATION - 220V AFSINT 107 KEYED GROUND (2X4 BOX) WITHOUT 4000W GENERATOR (CE & UK CA SPECS)



ART\_1001206252

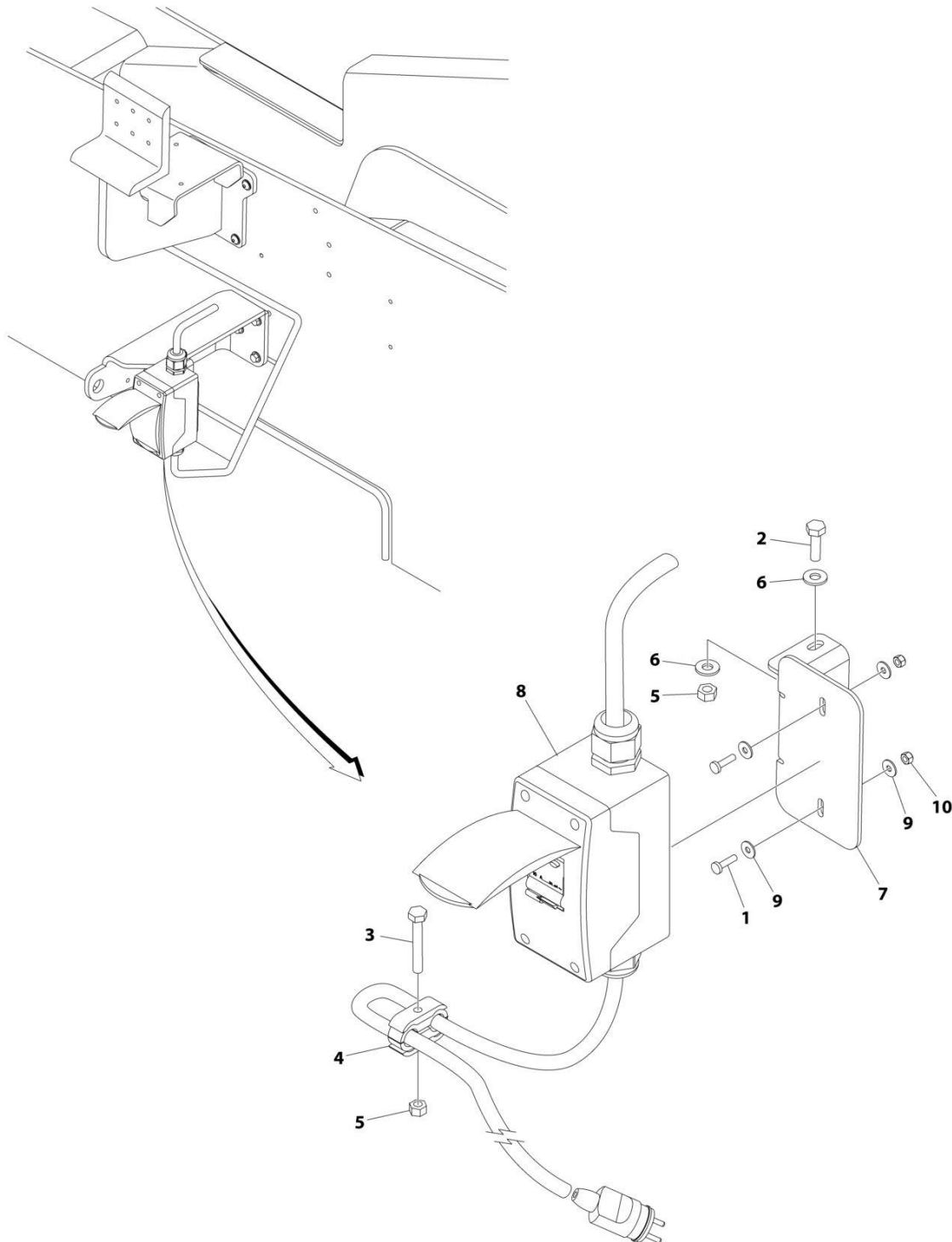
## SECTION 8 - ELECTRICAL

**FIGURE 8-16. AC BOX AT PLATFORM INSTALLATION - 220V AFSINT 107 KEYED GROUND (2X4 BOX) WITHOUT 4000W GENERATOR (CE & UK CA SPECS)**

ITEM	PART NUMBER	QTY	DESCRIPTION	REV
	1001206252	Ref	AC BOX AT PLATFORM INSTALLATION - 220V AFSINT 107 2x4 BOX KEYED GROUND	A
1	0100020	AR	Sealant, Pipe	
2	0641416	2	Bolt 1/4 x 2	
3	0700408	4	Bolt M4 x 16	
4	0861731	1	Box, Switch	
5	3251242	1	Decal - 240V/50Hz	
6	3290405	4	Nut M4	
7	3311405	2	Nut 1/4	
8	4461246	1	Receptacle	
9	4711400	4	Washer 1/4	
10	4811400	8	Washer M4	
11	1001101191	1	Connector, Strain Relief	
12	1001101197	1	Adapter	
13	1001193018	1	Bracket, AC Receptacle	
14	1001205958	3	Terminal (Not Shown)	

# SECTION 8 - ELECTRICAL

## FIGURE 8-17. AC 16 AMP BREAKER BOX INSTALLATION (CE & UK CA SPECS)



ART\_1001095976


## SECTION 8 - ELECTRICAL

**FIGURE 8-17. AC 16 AMP BREAKER BOX INSTALLATION (CE & UK CA SPECS)**

ITEM	PART NUMBER	QTY	DESCRIPTION	REV
	1001095976	Ref	AC 16 AMP BREAKER BOX INSTALLATION	D
1	4010408	2	Screw M4 x 16	
2	0641407	2	Bolt 1/4 x 7/8	
3	0641416	AR	Bolt 1/4 x 2	
4	1320146	1	Clamp	
5	3311405	AR	Nut 1/4	
6	4711400	AR	Washer 1/4	
7	1001094915	1	Bracket	
8	1001109654	1	Breaker Box Kit - 16 Amp (See Separate Breakdown in this Section)	
9	1001091102	4	Washer M4	
10	3290405	2	Nut M4	

# SECTION 8 - ELECTRICAL

## FIGURE 8-18. ANALYZER CABLE HARNESS



ART\_4922666

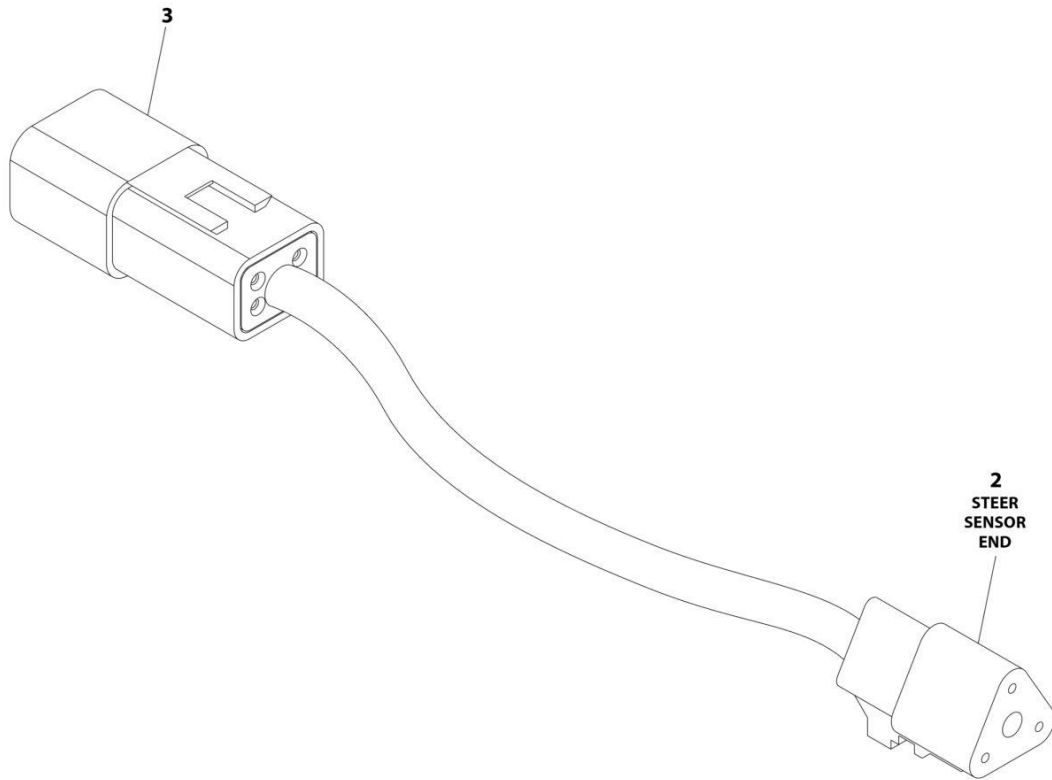
## SECTION 8 - ELECTRICAL

### FIGURE 8-18. ANALYZER CABLE HARNESS

ITEM	PART NUMBER	QTY	DESCRIPTION	REV
	4922666	Ref	ANALYZER CABLE HARNESS	C
3	4460226	4	Socket, Female	
4	4460761	1	Connector - 4 Position	
4	4460227	4	Pin, Male	

# SECTION 8 - ELECTRICAL

## FIGURE 8-19. AXLE POWER TRACK HARNESS ASSEMBLY



ART\_4922718



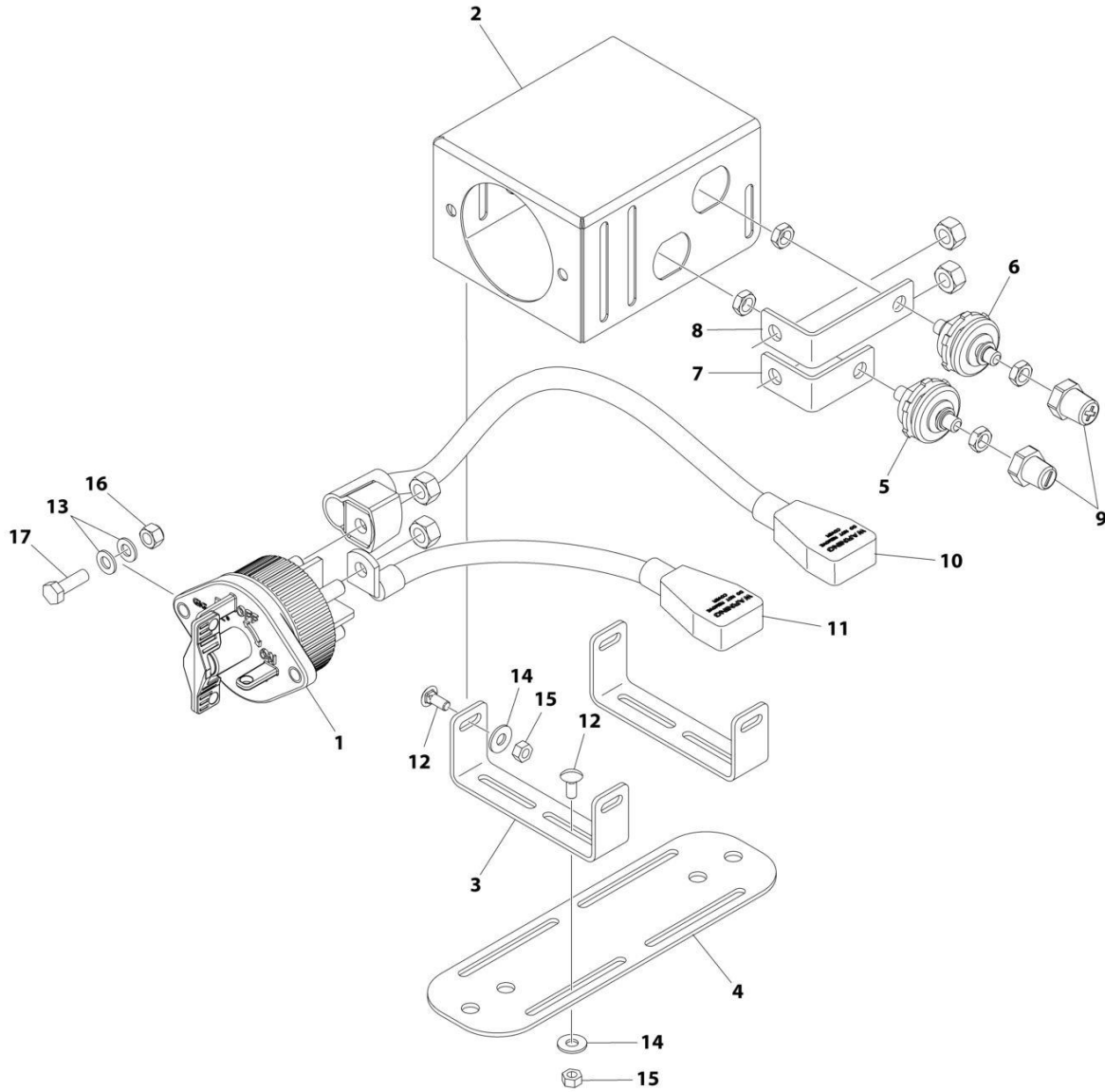
## SECTION 8 - ELECTRICAL

### FIGURE 8-19. AXLE POWER TRACK HARNESS ASSEMBLY

ITEM	PART NUMBER	QTY	DESCRIPTION	REV
	4922718	Ref	AXLE POWER TRACK HARNESS ASSEMBLY	E
2	4460539	1	Connector - 3 Position	
2	4460944	3	Socket, Female	
3	4460932	1	Connector - 4 Position	
3	4460943	4	Pin, Male	

# SECTION 8 - ELECTRICAL

## FIGURE 8-20. BATTERY DISCONNECT SWITCH



ART\_1001241630

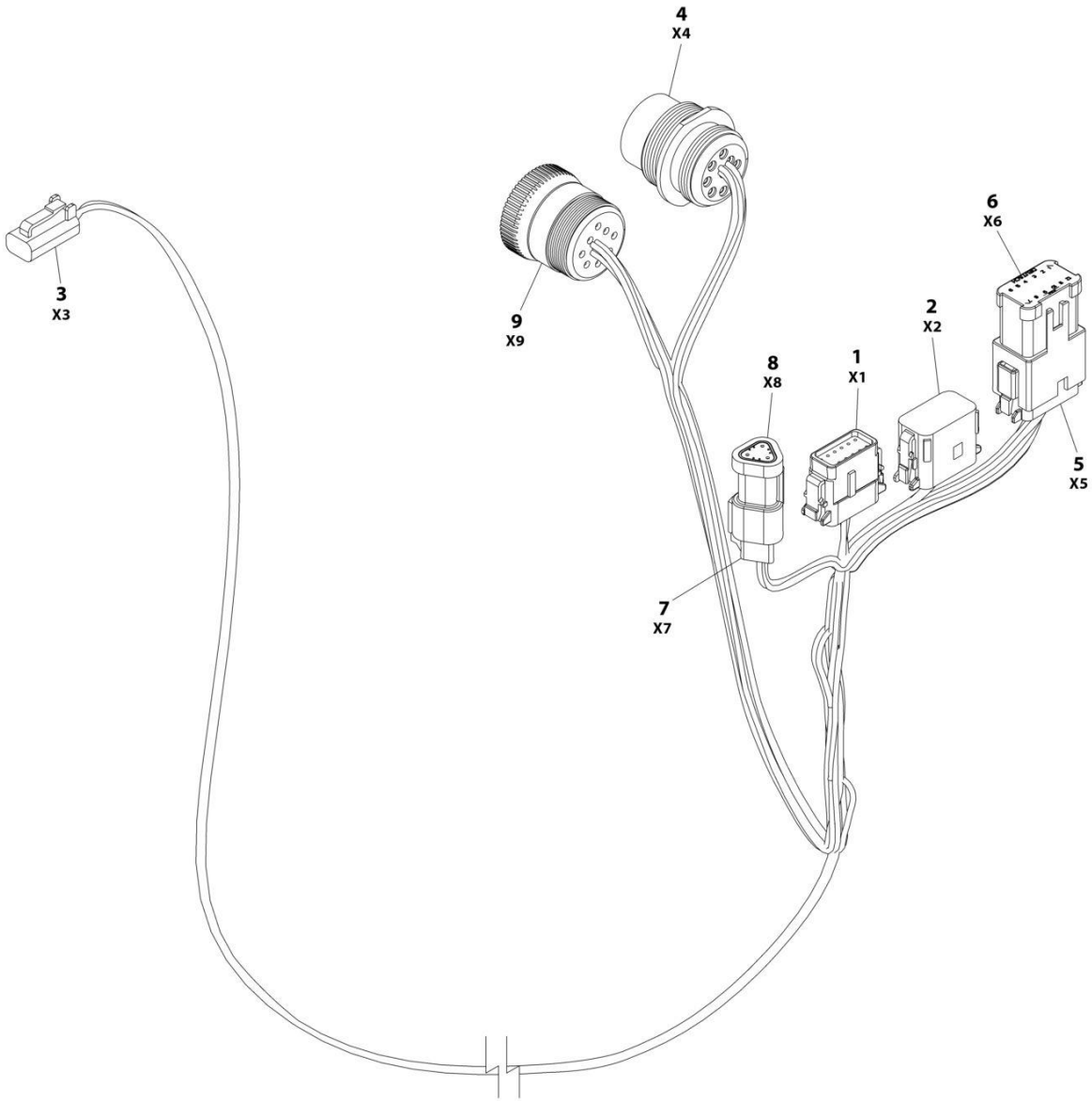
## SECTION 8 - ELECTRICAL

**FIGURE 8-20. BATTERY DISCONNECT SWITCH**

ITEM	PART NUMBER	QTY	DESCRIPTION	REV
	1001241630	Ref	BATTERY DISCONNECT SWITCH	A
1	1001225346	1	Switch, Battery Disconnect	
2	1001226531	1	Mount	
3	1001239805	2	Mount	
4	1001241585	1	Plate	
5	1001214571	1	Connector (Black)	
6	1001214570	1	Connector (Red)	
7	1001209474	1	Buss bar	
8	1001209432	1	Buss bar	
9	1001206476	1	Connector	
10	1001236504	1	Cable (Positive)	
11	1001236505	1	Cable (Negative)	
12	88411013	8	Bolt 1/4 x 3/4	
13	4811900	4	Washer M8	
14	4751400	8	Washer 1/4	
15	3311405	8	Nut 1/4	
16	3290805	2	Nut M8	
17	0760812	2	Bolt M8 x 25	

# SECTION 8 - ELECTRICAL

## FIGURE 8-21. BEACON LIGHT HARNESS (BLUE BEACON LIGHT ONLY)



ART\_1001142736

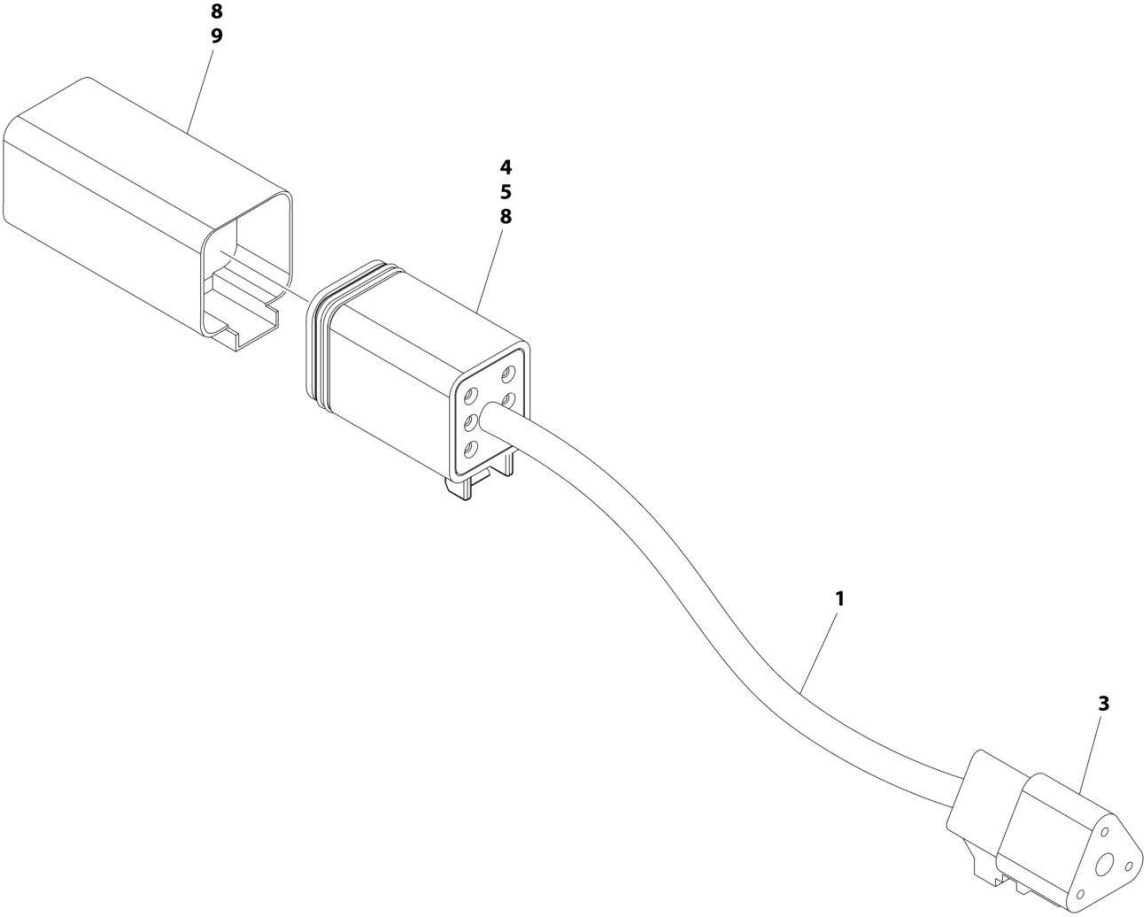
## SECTION 8 - ELECTRICAL

**FIGURE 8-21. BEACON LIGHT HARNESS (BLUE BEACON LIGHT ONLY)**

ITEM	PART NUMBER	QTY	DESCRIPTION	REV
	1001142736	Ref	STROBE LIGHT HARNESS	F
1	1001116808	1	Plug, Male - 12 Position	
1	4460928	3	Socket, Female	
1	4460518	9	Plug, Terminal	
2	1001116774	1	Plug, Male - 12 Position	
2	4460928	3	Socket, Female	
2	4460518	9	Plug, Terminal	
3	4460891	1	Plug, Male - 2 Position	
3	4460465	2	Socket, Female	
4	1001112612	1	Connector - 9 Position	
4	4460464	6	Pin, Male	
4	4460466	3	Plug, Terminal	
5	4460933	1	Plug, Male - 12 Position	
5	4460465	12	Socket, Female	
6	1001119020	1	Bussbar - 12 Position	
7	4461095	1	Plug, Male - 3 Position	
7	4460465	3	Socket, Female	
8	4461070	1	Bussbar - 3 Position	
9	1001112796	1	Connector - 9 Position	
9	4460465	6	Socket, Female	
9	4460466	3	Plug, Terminal	

**SECTION 8 - ELECTRICAL**

**FIGURE 8-22. B.L.A.M. TO BOOM LENGTH SENSOR HARNESS**



ART\_4922716

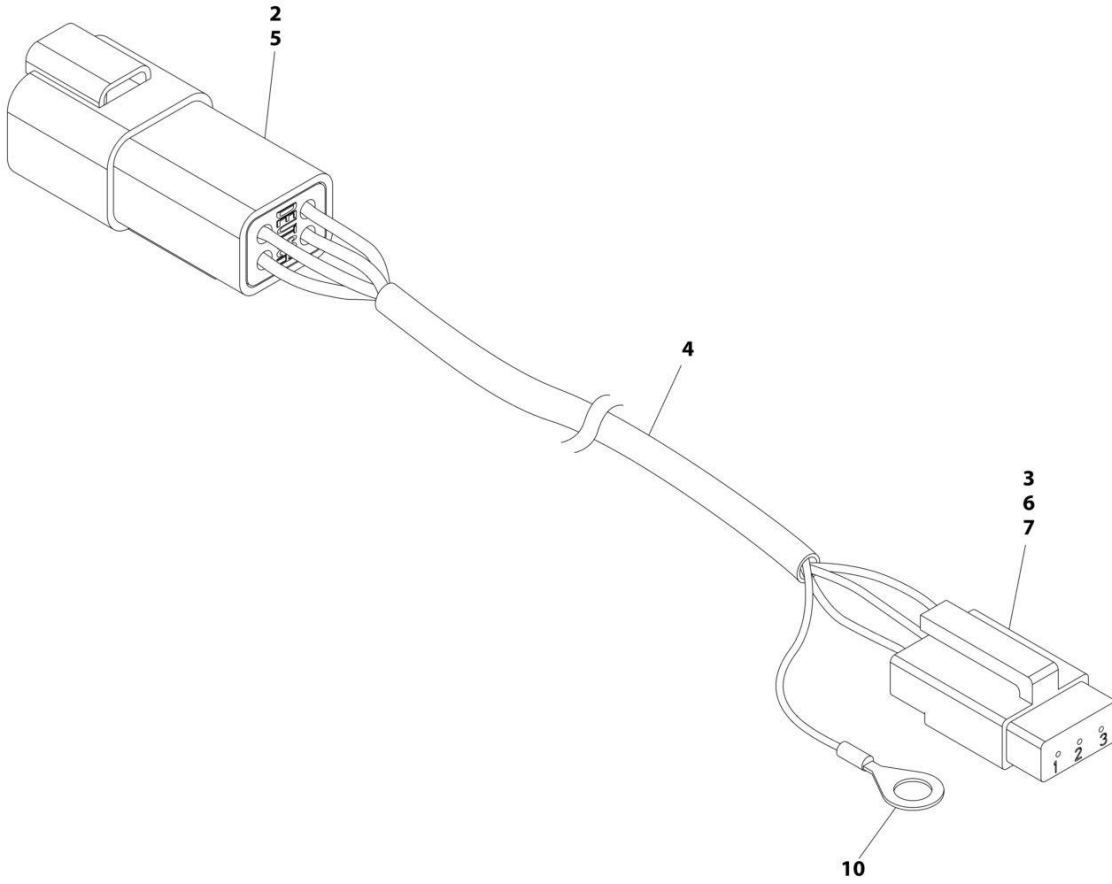
## SECTION 8 - ELECTRICAL

### FIGURE 8-22. B.L.A.M. TO BOOM LENGTH SENSOR HARNESS

ITEM	PART NUMBER	QTY	DESCRIPTION	REV
	4922716	Ref	B.L.A.M. TO BOOM LENGTH SENSOR HARNESS	H
1	1060981	14 ft/ 4.3m	Cable, Electrical 18/3	
3	4460539	1	Connector - 3 Position	
4	4460944	7	Socket, Female (Gold)	
5	4460894	1	Plug, Male - 6 Position	
8	4460466	AR	Plug, Terminal	
9	4460899	1	Connector, Female - 6 Position	

# SECTION 8 - ELECTRICAL

FIGURE 8-23. B.L.A.M. TO BOOM ANGLE SENSOR HARNESS (LEFT SIDE)



ART\_4922781



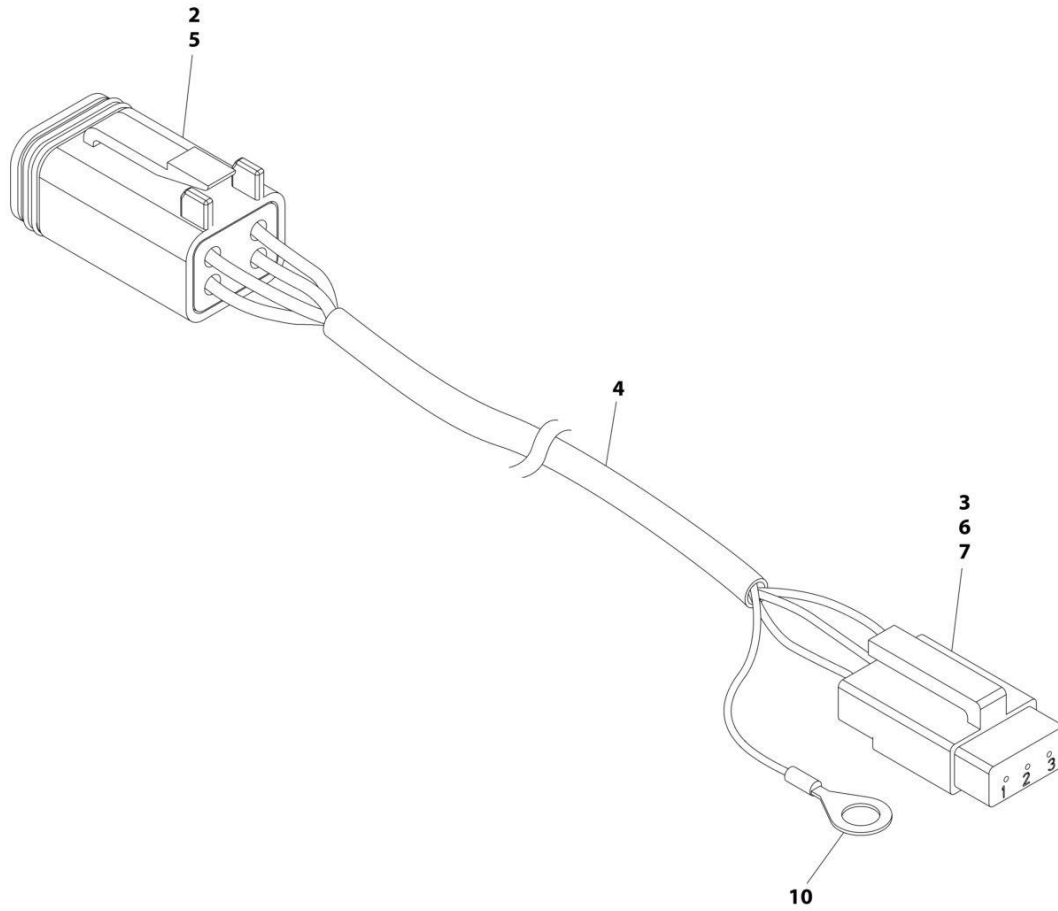
## SECTION 8 - ELECTRICAL

**FIGURE 8-23. B.L.A.M. TO BOOM ANGLE SENSOR HARNESS (LEFT SIDE)**

ITEM	PART NUMBER	QTY	DESCRIPTION	REV
	4922781	Ref	B.L.A.M. TO BOOM ANGLE SENSOR HARNESS (LEFT SIDE)	F
2	4460932	1	Connector, Female - 4 Position	
3	4460912	1	Lock, Wedge - Position	
4	1060982	16.2 ft/ 4.9m	Cable, Electrical 18/3	
5	4460943	4	Pin, Male 16 Ga	
6	4460911	1	Plug, Male - 3 Position	
7	4460918	3	Socket, Female (Gold)	
10	4460722	1	Terminal, Ring	

# SECTION 8 - ELECTRICAL

## FIGURE 8-24. B.L.A.M. TO BOOM ANGLE SENSOR HARNESS (RIGHT SIDE)



ART\_4922780

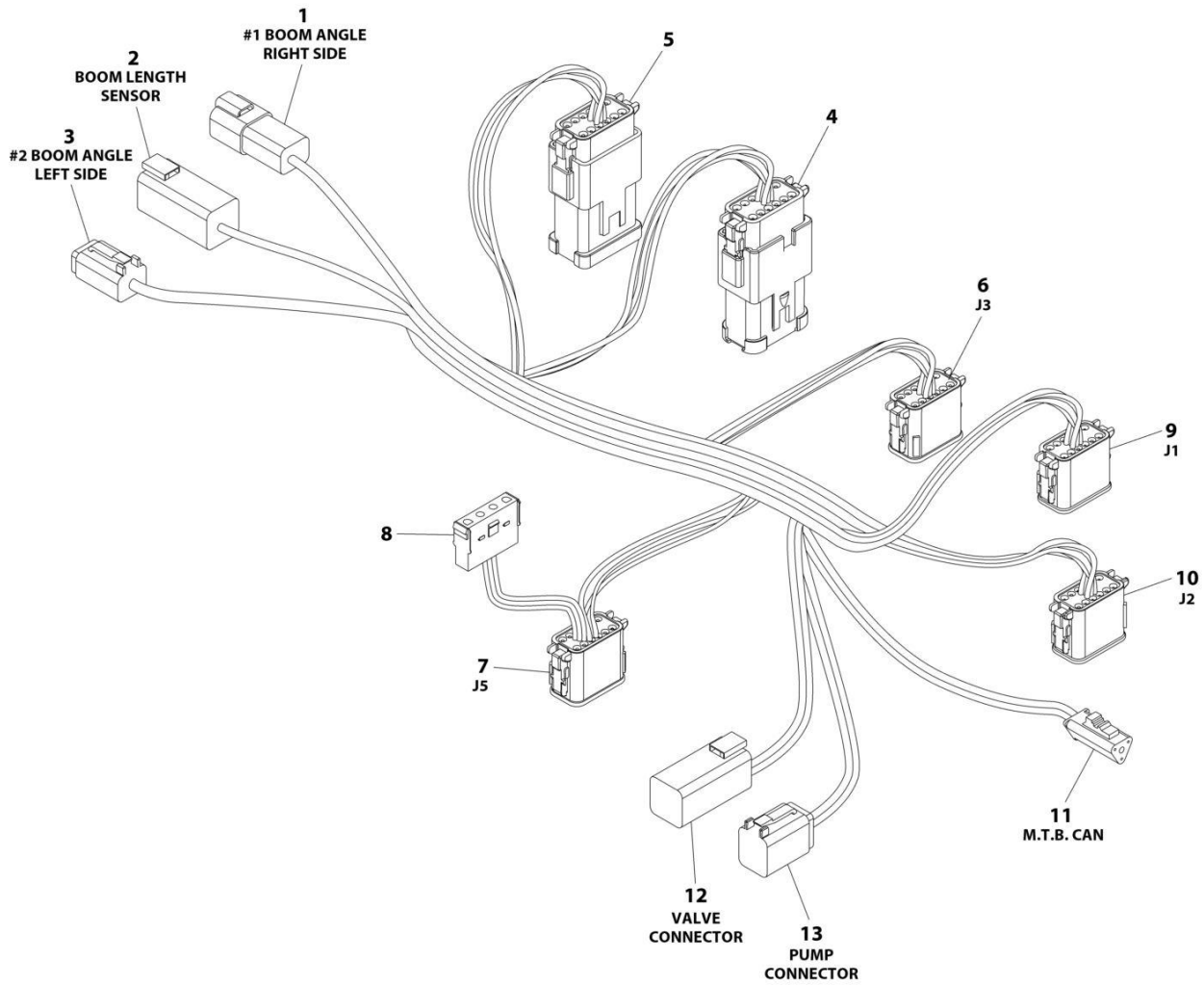
## SECTION 8 - ELECTRICAL

**FIGURE 8-24. B.L.A.M. TO BOOM ANGLE SENSOR HARNESS (RIGHT SIDE)**

ITEM	PART NUMBER	QTY	DESCRIPTION	REV
	4922780	Ref	B.L.A.M. TO BOOM ANGLE SENSOR HARNESS (RIGHT SIDE)	E
2	4460884	1	Connector, Gray - 4 Position	
3	4460912	1	Lock, Wedge - Position	
4	1060981	16.2 ft/ 4.9m	Cable, Electrical 18/3	
5	4460944	4	Socket, Female (Gold)	
6	4460911	1	Plug, Male - 3 Position	
7	4460918	3	Socket, Female (Gold)	
10	4460722	1	Terminal, Ring	

# SECTION 8 - ELECTRICAL

## FIGURE 8-25. B.L.A.M. HARNESS



ART\_1001242030\_C

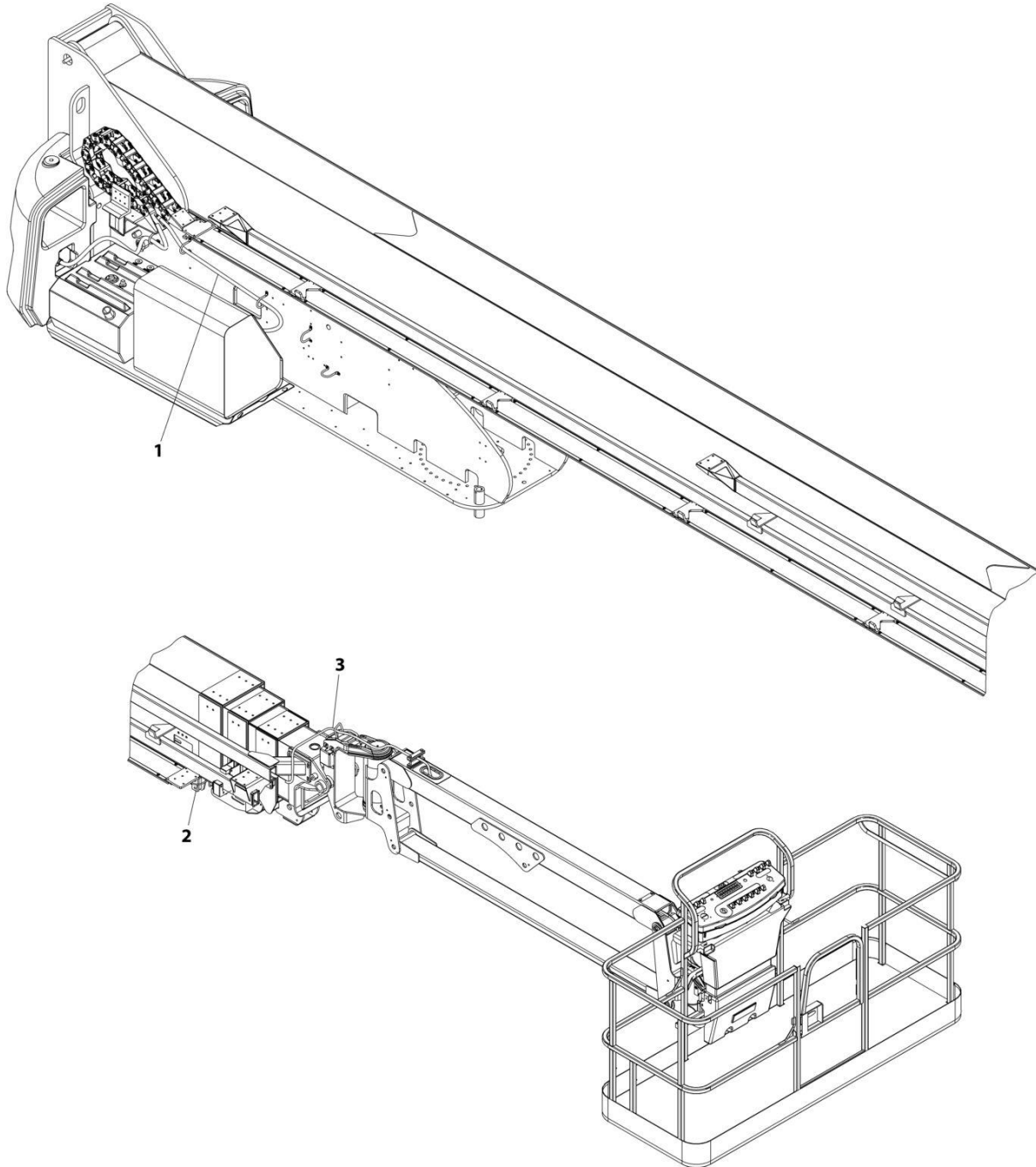
## SECTION 8 - ELECTRICAL

### FIGURE 8-25. B.L.A.M. HARNESS

ITEM	PART NUMBER	QTY	DESCRIPTION	REV
	1001242030	Ref	B.L.A.M. HARNESS	C
1	4460932	1	Connector - 4 Position (Gray)	
1	4460943	4	Pin, Male	
2	4460899	1	Connector, Female - 6 Position	
2	4460943	4	Pin, Male (Gold)	
2	4460466	2	Plug, Seal	
3	4460884	1	Connector - 4 Position (Gray)	
3	4460944	4	Socket, Female	
4	1001270340	1	Connector - 12 Position (Black)	
4	4460466	8	Plug, Seal	
4	4460465	2	Socket, Female	
4	4460942	2	Socket, Female	
4	1001271323	1	Connector - 12 Position Buss Bar	
5	1001270340	1	Plug, Male - 12 Position (Black)	
5	4460466	6	Plug, Seal	
5	4460944	5	Socket, Female	
5	4460465	1	Socket, Female	
5	4460837	1	Connector - 12 Position Buss Bar	
6	1001239344	1	Connector - 12 Position (Green)	
6	4460466	7	Plug, Seal	
6	4460944	3	Socket, Female	
6	4460465	2	Socket, Female	
7	1001239345	1	Connector - 12 Position (Brown)	
7	4460466	5	Plug, Seal	
7	4460465	7	Socket, Female	
8	4460761	1	Connector, Female - 4 Position (Natural)	
8	4460227	4	Pin, Male	
9	1001270339	1	Connector - 12 Position (Gray)	
9	4460466	7	Plug, Seal	
9	4460944	3	Socket, Female	
9	4460465	1	Socket, Female	
9	4460942	1	Socket, Female	
10	1001270340	1	Connector - 12 Position (Black)	
10	4460466	7	Plug, Seal	
10	4460944	2	Socket, Female	
10	4460465	3	Socket, Female	
11	4460966	1	Plug, Male - 3 Position (Green Lock)	
11	4460944	3	Socket, Female	
12	4460899	1	Connector, Female - 6 Position	
12	4460464	3	Socket, Female	
12	4460941	3	Pin, Male	
13	4460894	1	Connector - 6 Position (Gray)	
13	4460465	4	Socket, Female	
13	4460466	2	Plug, Seal	
14	4240033	AR	Tie-Strap (Not Shown)	

# SECTION 8 - ELECTRICAL

FIGURE 8-26. BOOM CABLES INSTALLATION (ANSI, ANSI EXPORT, CHINA, CSA AND JAPANESE SPECS) (1200SJP)



ART\_0271932

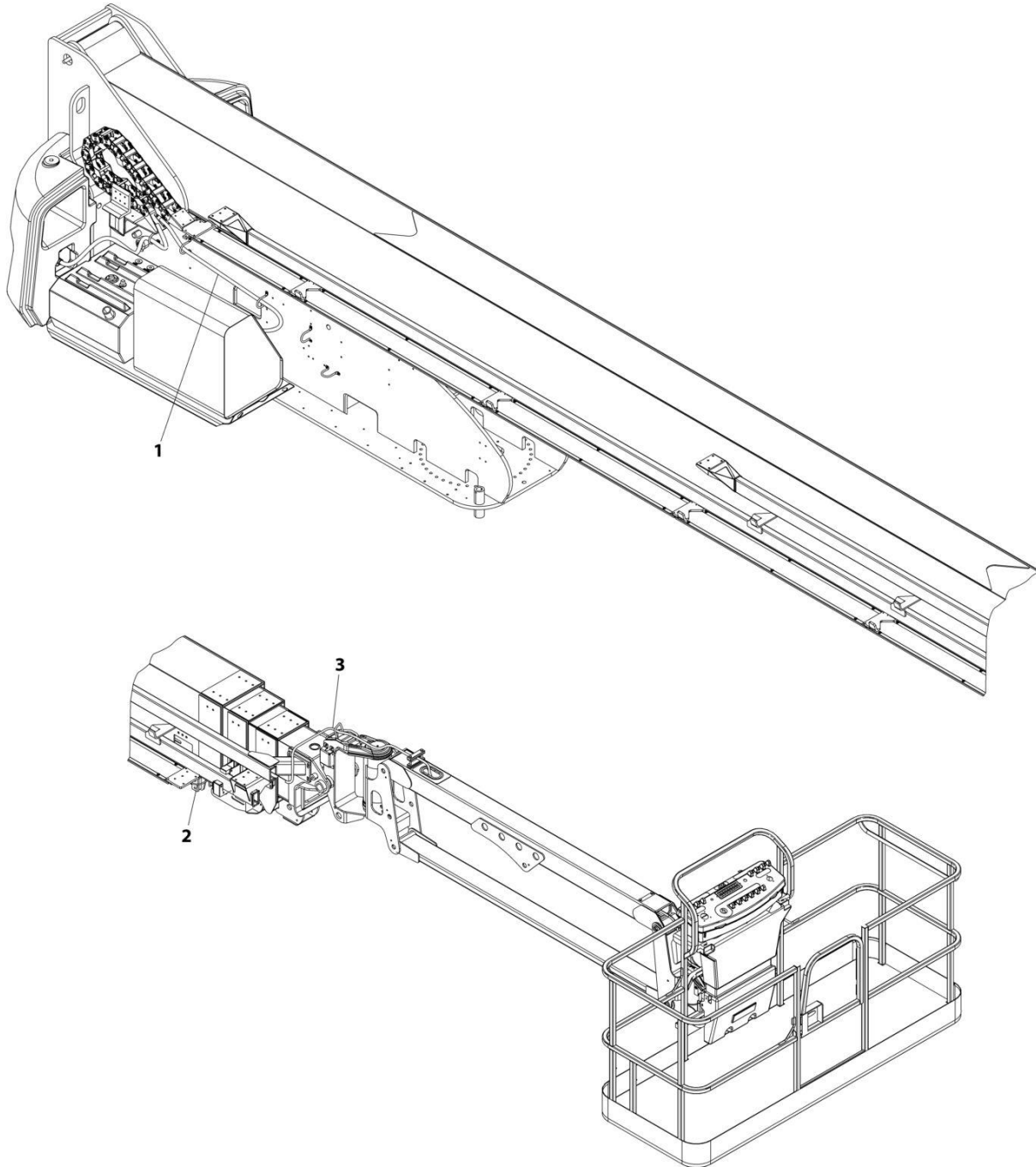
## SECTION 8 - ELECTRICAL

**FIGURE 8-26. BOOM CABLES INSTALLATION (ANSI, ANSI EXPORT, CHINA, CSA AND JAPANESE SPECS) (1200SJP)**

ITEM	PART NUMBER	QTY	DESCRIPTION	REV
	0271932	Ref	BOOM CABLES INSTALLATION	D
1	4922759	1	Harness, 10/3 AC	
2	4922763	1	Harness, 18/3 Transport Switch	
3	4922672	1	Harness, Main Boom Control (See Separate Breakdown in this Section)	

# SECTION 8 - ELECTRICAL

FIGURE 8-27. BOOM CABLES INSTALLATION (ANSI, ANSI EXPORT, CHINA, CSA AND JAPANESE SPECS) (1350SJP)



ART\_0271951



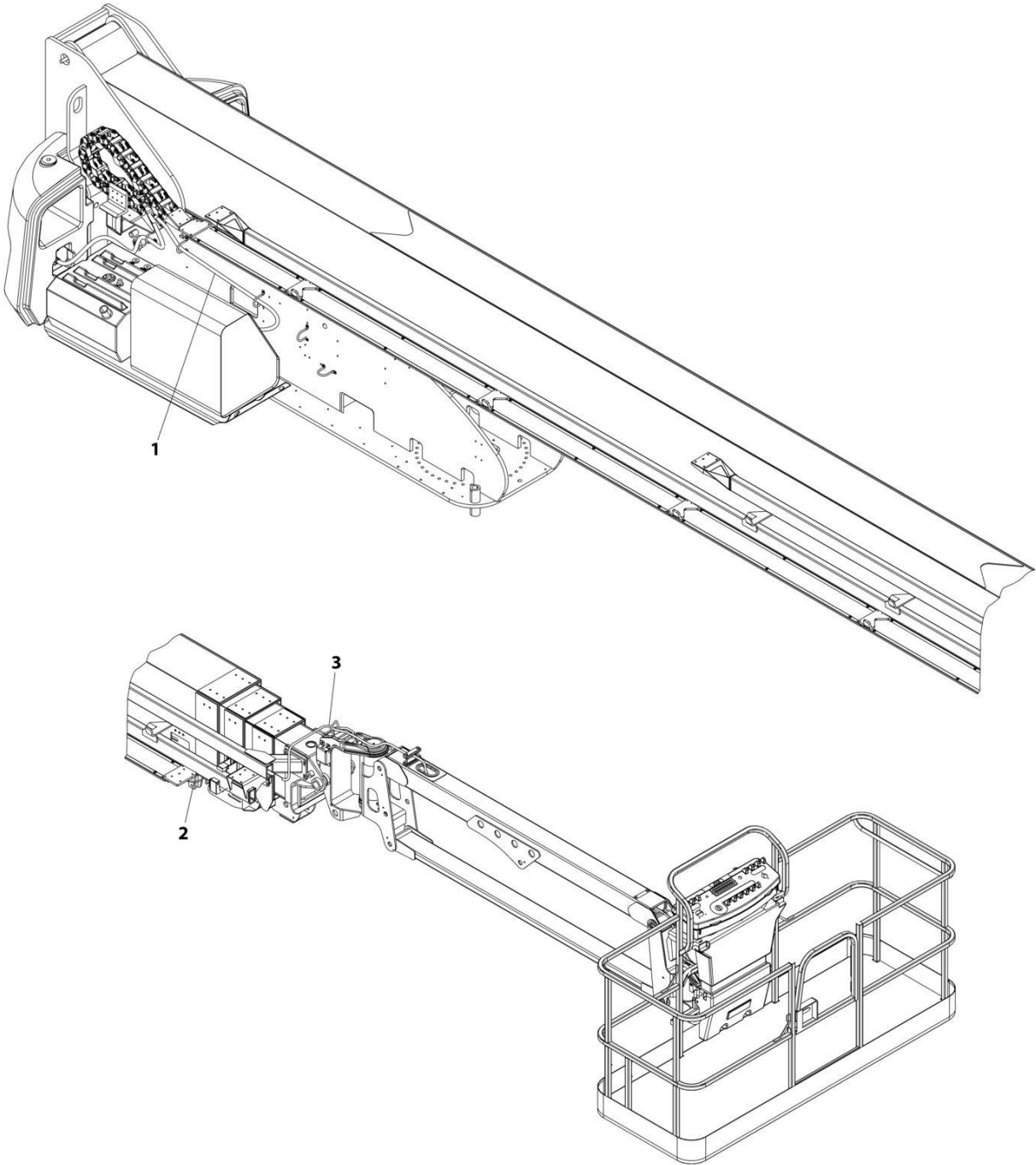
## SECTION 8 - ELECTRICAL

**FIGURE 8-27. BOOM CABLES INSTALLATION (ANSI, ANSI EXPORT, CHINA, CSA AND JAPANESE SPECS) (1350SJP)**

ITEM	PART NUMBER	QTY	DESCRIPTION	REV
	0271951	Ref	BOOM CABLES INSTALLATION	D
1	4922758	1	Harness, 10/3 AC	
2	4922762	1	Harness, 18/3 Transport Switch	
3	4922673	1	Harness, Main Boom Control (See Separate Breakdown in this Section)	

**SECTION 8 - ELECTRICAL**

**FIGURE 8-28. BOOM CABLES INSTALLATION (AUSTRALIAN, CE & UK CA SPECS) (1200SJP)**



ART\_0271950

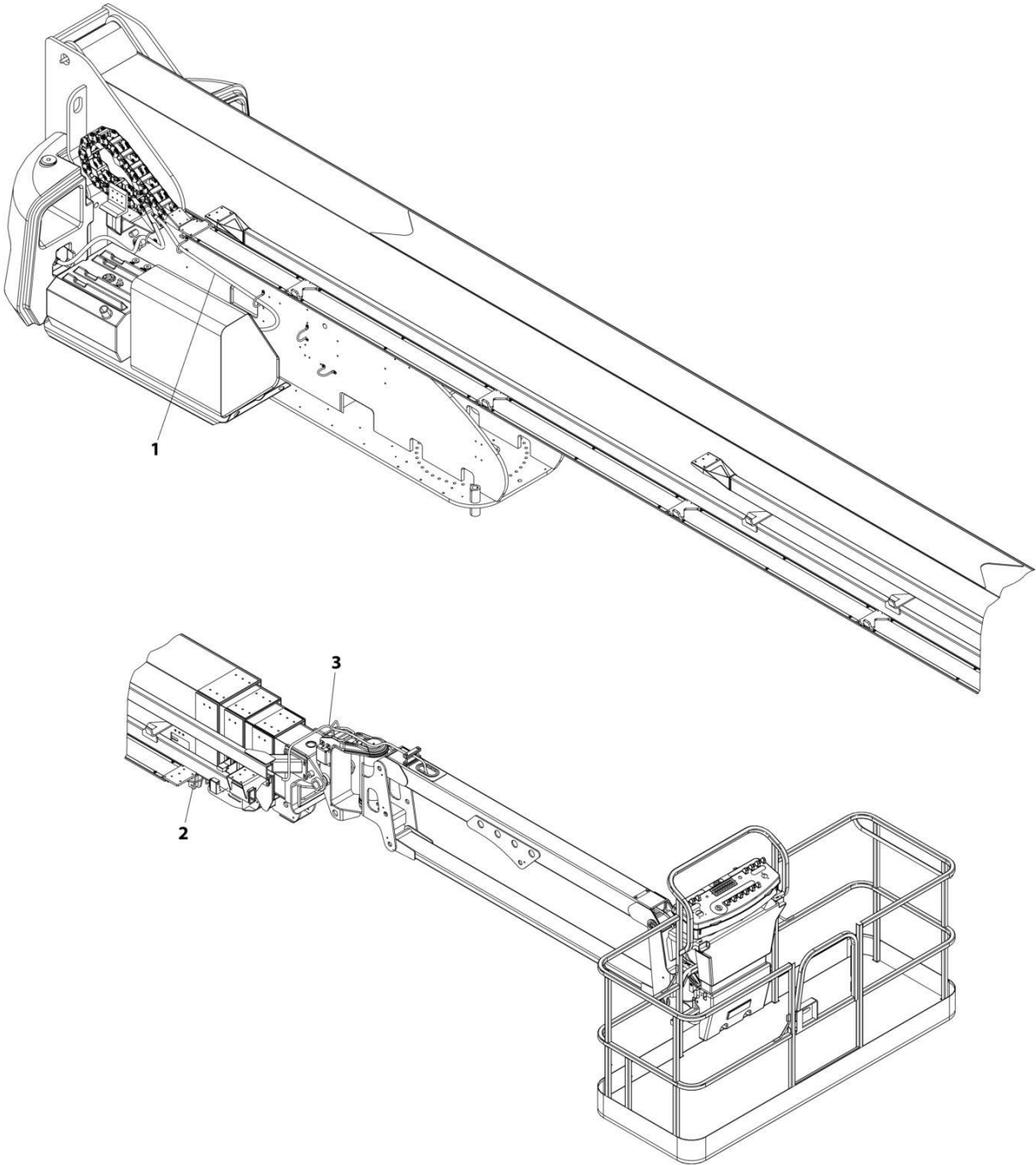
## SECTION 8 - ELECTRICAL

**FIGURE 8-28. BOOM CABLES INSTALLATION (AUSTRALIAN, CE & UK CA SPECS) (1200SJP)**

ITEM	PART NUMBER	QTY	DESCRIPTION	REV
	0271950	Ref	BOOM CABLES INSTALLATION	D
1	4922761	1	Harness, 10/3 AC	
2	4922763	1	Harness, 18/3 Transport Switch	
3	4922672	1	Harness, Main Boom Control (See Separate Breakdown in this Section)	

# SECTION 8 - ELECTRICAL

FIGURE 8-29. BOOM CABLES INSTALLATION (AUSTRALIAN, CE & UK CA SPECS) (1350SJP)



ART\_0271952

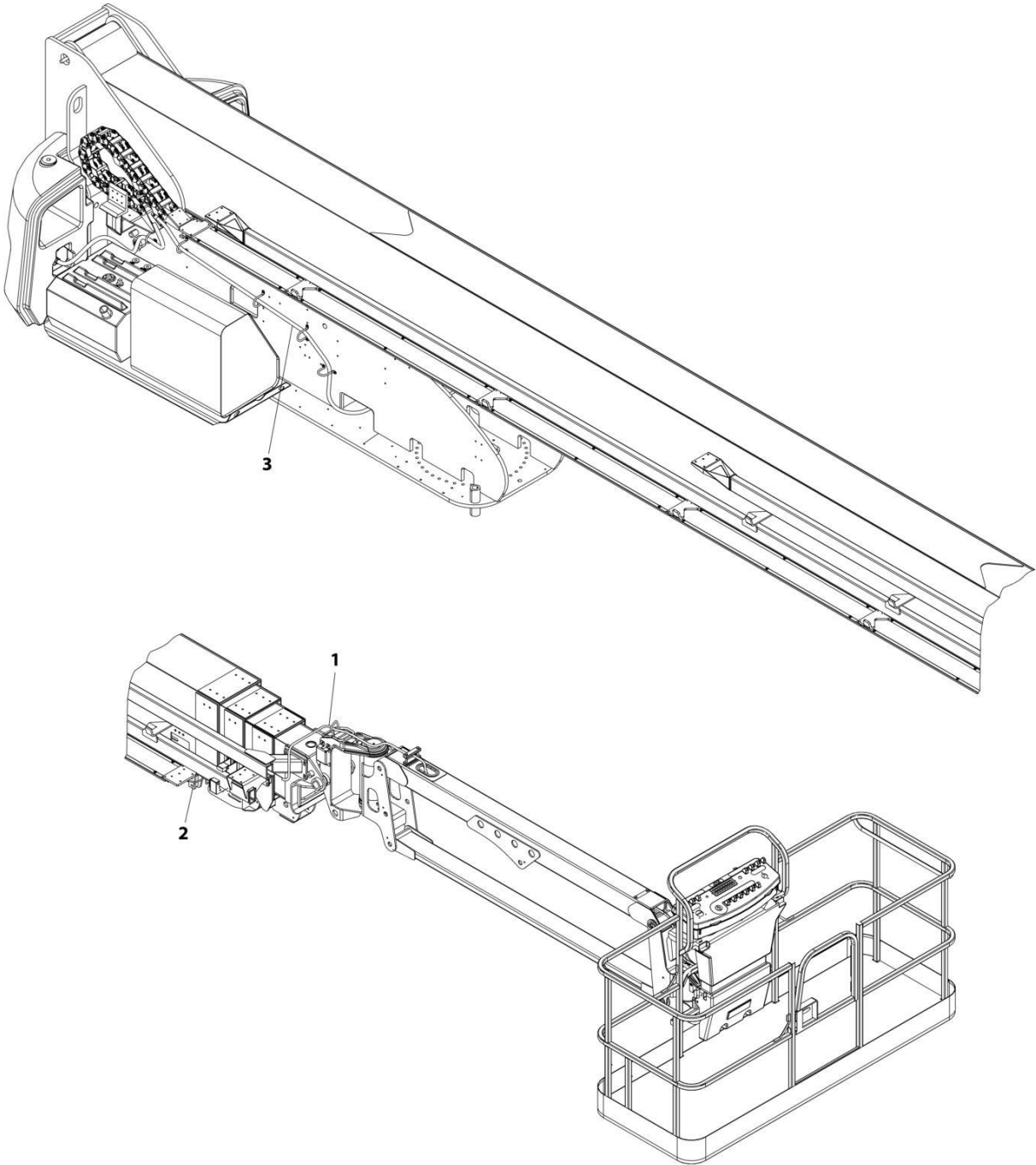
## SECTION 8 - ELECTRICAL

**FIGURE 8-29. BOOM CABLES INSTALLATION (AUSTRALIAN, CE & UK CA SPECS) (1350SJP)**

ITEM	PART NUMBER	QTY	DESCRIPTION	REV
	0271952	Ref	BOOM CABLES INSTALLATION	D
1	4922760	1	Harness, 10/3 AC	
2	4922762	1	Harness, 18/3 Transport Switch	
3	4922673	1	Harness, Main Boom Control (See Separate Breakdown in this Section)	

# SECTION 8 - ELECTRICAL

FIGURE 8-30. BOOM CABLES INSTALLATION - WITH 4000W GENERATOR (1200SJP)



ART\_1001161048

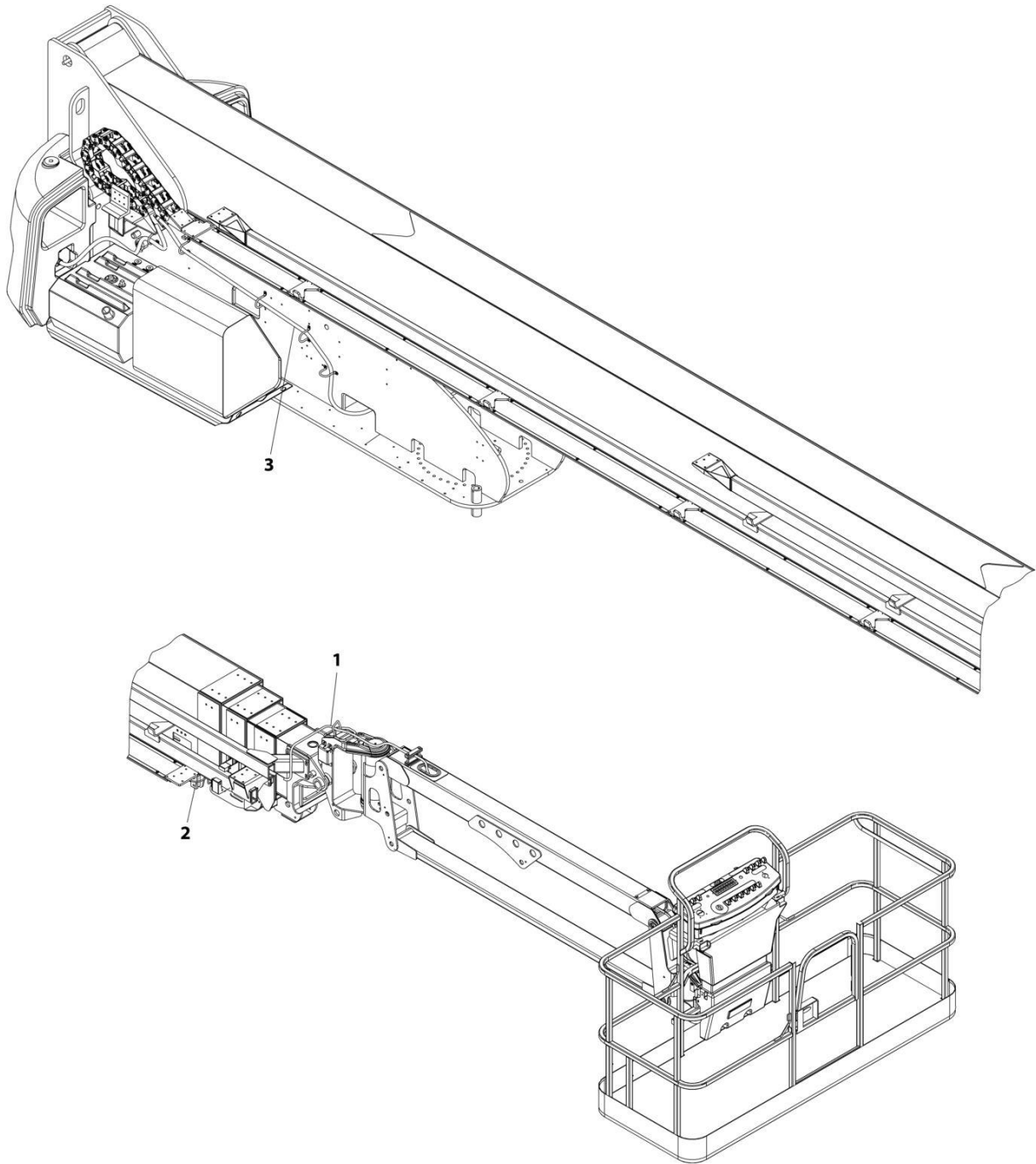
## SECTION 8 - ELECTRICAL

**FIGURE 8-30. BOOM CABLES INSTALLATION - WITH 4000W GENERATOR (1200SJP)**

ITEM	PART NUMBER	QTY	DESCRIPTION	REV
	1001161048	Ref	BOOM CABLES INSTALLATION	A
1	4922673	1	Harness, Main Boom Control (See Separate Breakdown in this Section)	
2	4922762	1	Harness, 18/3 Transport Switch	
3	1001161041	1	Harness, 8/4 Generator	
3	1001131969	152 ft /46.3m	Cable, Electrical 8/4	

# SECTION 8 - ELECTRICAL

FIGURE 8-31. BOOM CABLES INSTALLATION - WITH 4000W GENERATOR (1350SJP)



ART\_1001161050



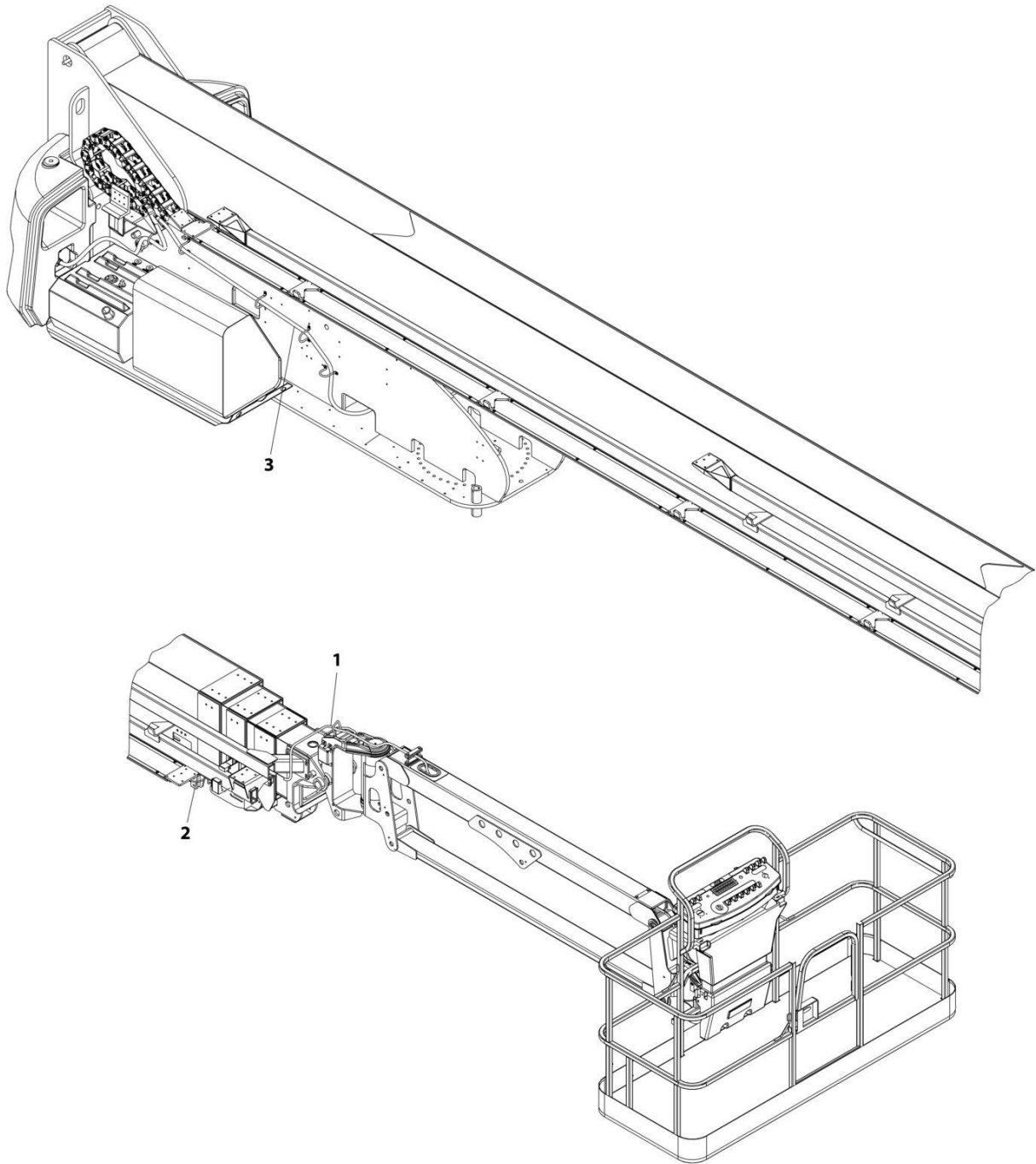
## SECTION 8 - ELECTRICAL

**FIGURE 8-31. BOOM CABLES INSTALLATION - WITH 4000W GENERATOR (1350SJP)**

ITEM	PART NUMBER	QTY	DESCRIPTION	REV
	1001161050	Ref	BOOM CABLES INSTALLATION	A
1	4922673	1	Harness, Main Boom Control (See Separate Breakdown in this Section)	
2	4922762	1	Harness, 18/3 Transport Switch	
3	1001161044	1	Harness, Generator	
3	1001131969	168 ft /51.2m	Cable, Electrical 8/4	

# SECTION 8 - ELECTRICAL

## FIGURE 8-32. BOOM CABLES INSTALLATION - WITH 7500W GENERATOR (1200SJP)



ART\_0273854

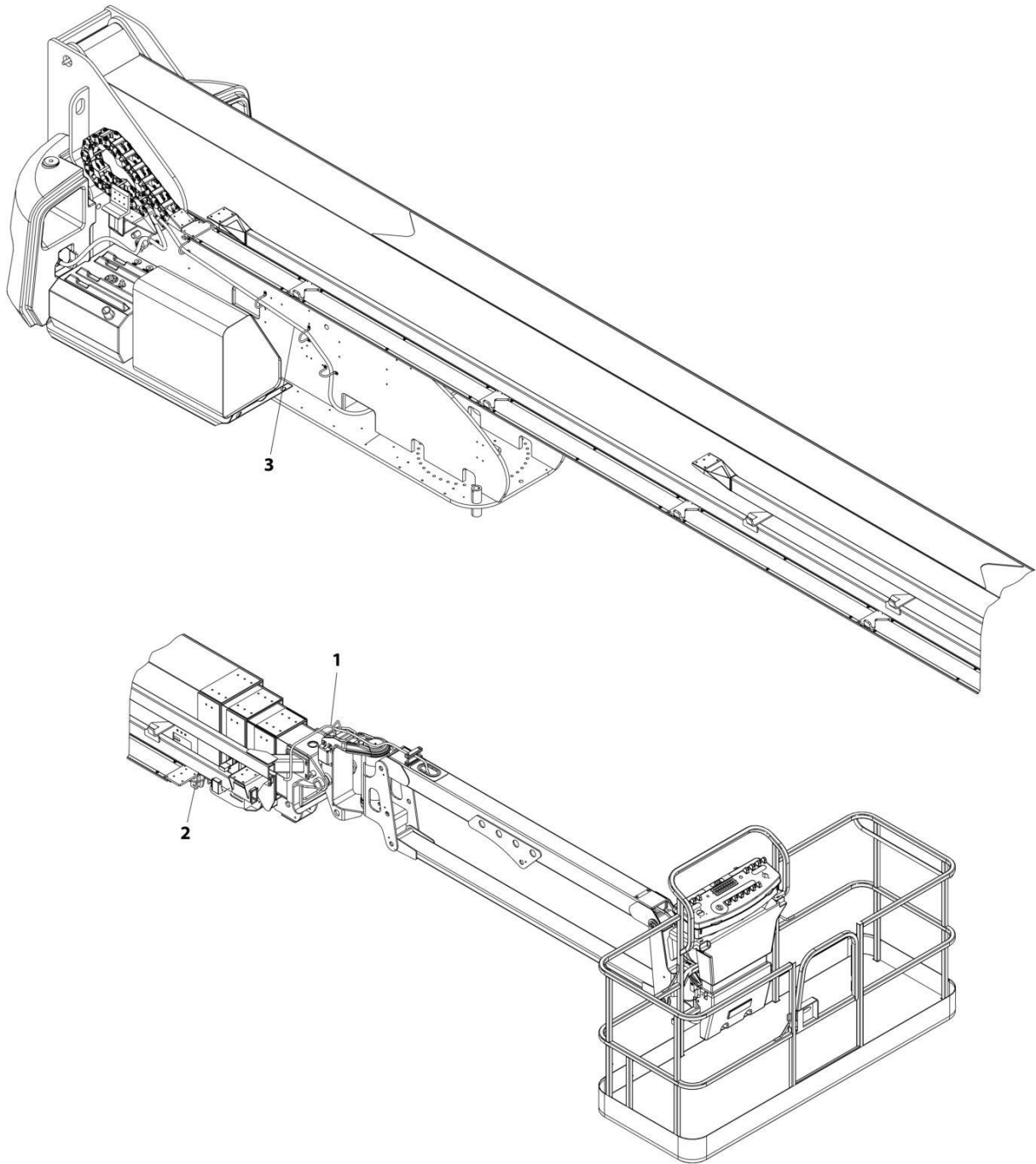
## SECTION 8 - ELECTRICAL

**FIGURE 8-32. BOOM CABLES INSTALLATION - WITH 7500W GENERATOR (1200SJP)**

ITEM	PART NUMBER	QTY	DESCRIPTION	REV
	0273854	Ref	BOOM CABLES INSTALLATION	A
1	4922672	1	Harness, Main Boom Control (See Separate Breakdown in this Section)	
2	4922763	1	Harness, 18/3 Transport Switch	
3	4922796	1	Harness, Generator	

# SECTION 8 - ELECTRICAL

## FIGURE 8-33. BOOM CABLES INSTALLATION - WITH 7500W GENERATOR (1350SJP)



ART\_0273855

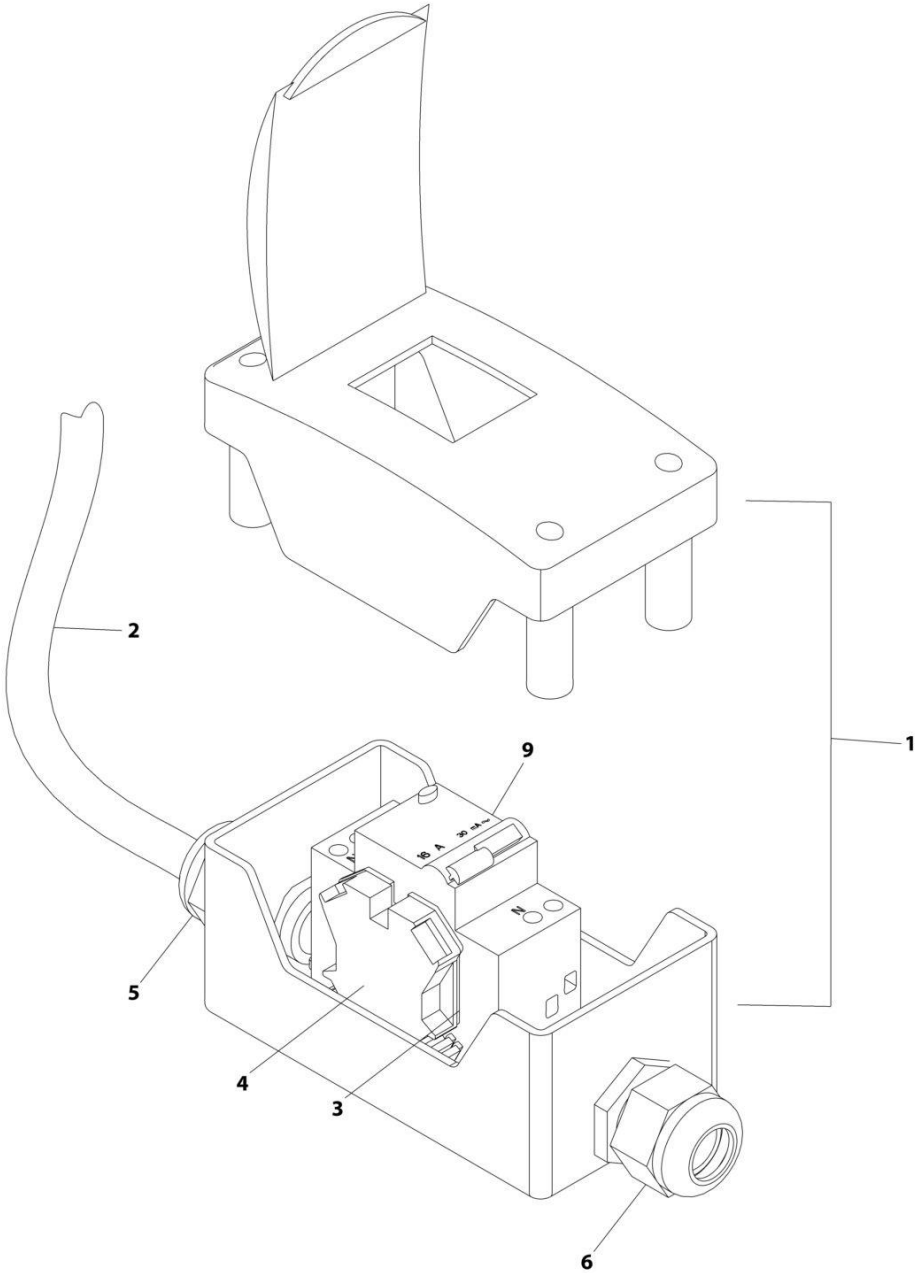
## SECTION 8 - ELECTRICAL

**FIGURE 8-33. BOOM CABLES INSTALLATION - WITH 7500W GENERATOR (1350SJP)**

ITEM	PART NUMBER	QTY	DESCRIPTION	REV
	0273855	Ref	BOOM CABLES INSTALLATION	A
1	4922673	1	Harness, Main Boom Control (See Separate Breakdown in this Section)	
2	4922762	1	Harness, 18/3 Transport Switch	
3	4922795	1	Harness, Generator	

**SECTION 8 - ELECTRICAL**

**FIGURE 8-34. BREAKER BOX KIT - 16 AMP (2500W GENERATOR)**



ART\_1001109654

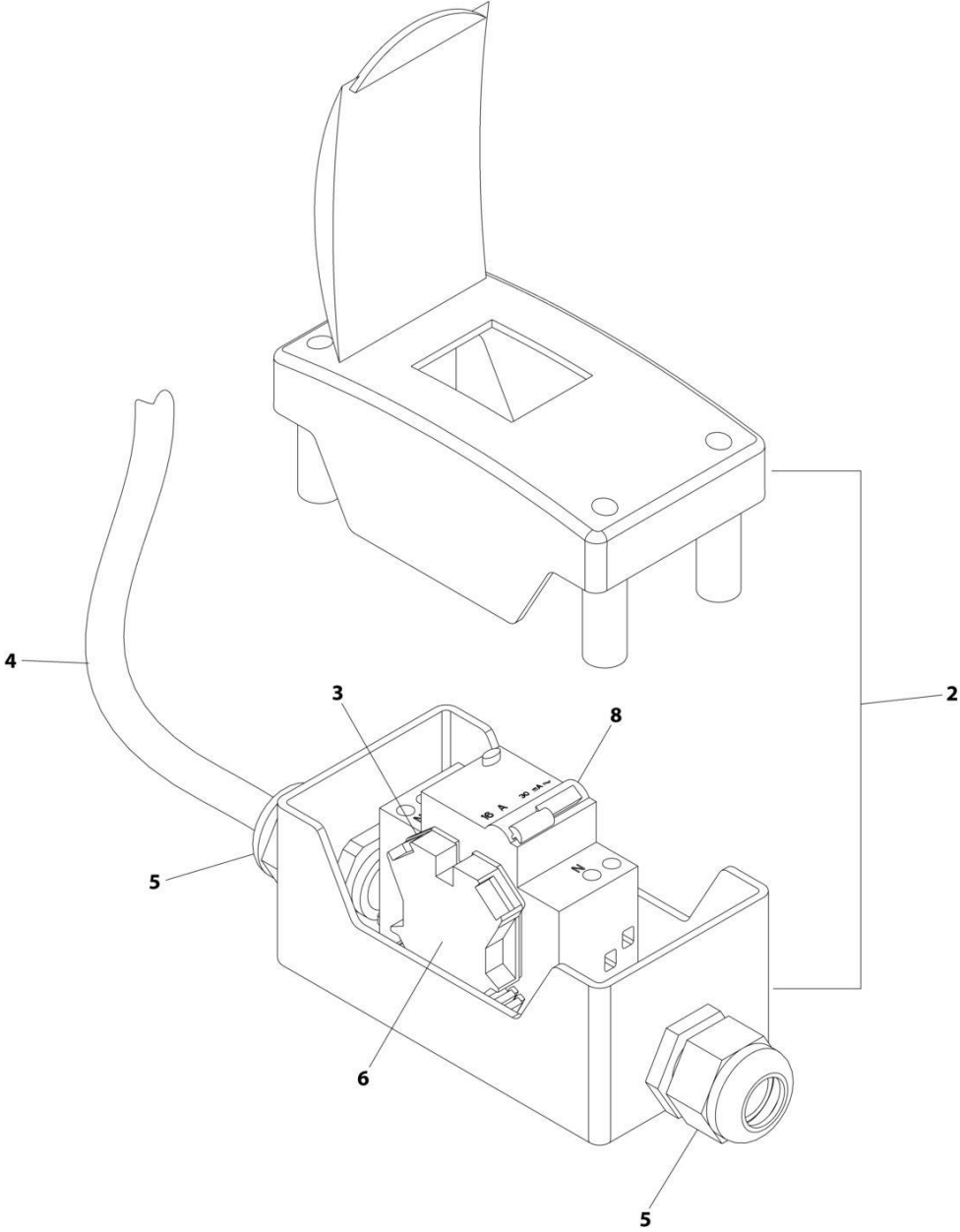
## SECTION 8 - ELECTRICAL

**FIGURE 8-34. BREAKER BOX KIT - 16 AMP (2500W GENERATOR)**

ITEM	PART NUMBER	QTY	DESCRIPTION	REV
	1001109654	Ref	BREAKER BOX KIT	C
1	0861880	1	Box, Breaker	
2	1060908	12 ft/ 3.6m	Cable 12/3	
3	4460956	1	Barrier, Terminal Block End	
4	4460957	1	Block, Terminal	
5	1001097150	1	Connector, Strain Relief	
6	1001101191	1	Connector, Strain Relief	
9	1001181045	1	Breaker - 30mA/16Amp	
10	1001100231	3	Terminal (Not Shown)	

**SECTION 8 - ELECTRICAL**

**FIGURE 8-35. BREAKER BOX KIT - 16 AMP (4000W GENERATOR)**



ART\_1001165368\_B



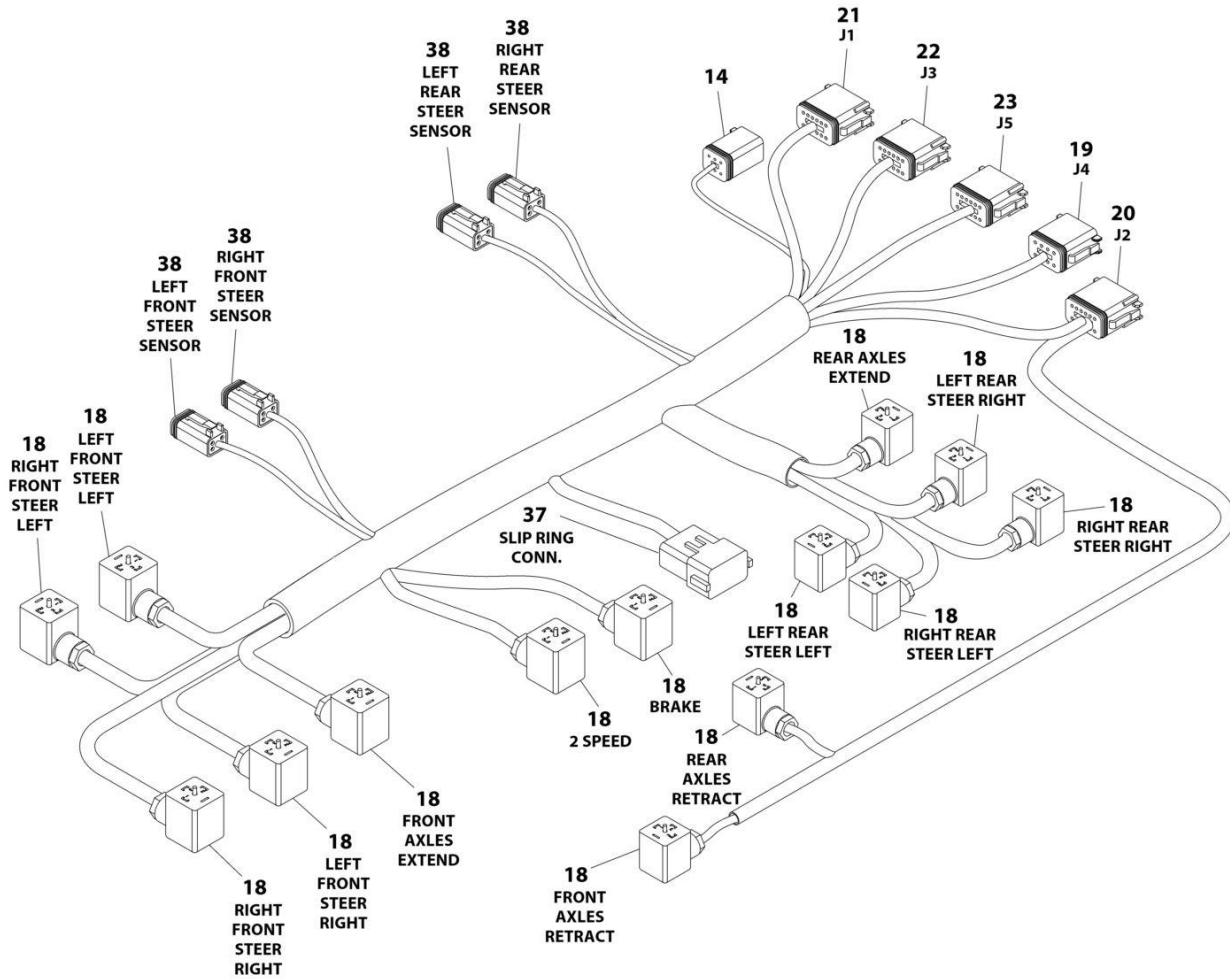
## SECTION 8 - ELECTRICAL

**FIGURE 8-35. BREAKER BOX KIT - 16 AMP (4000W GENERATOR)**

ITEM	PART NUMBER	QTY	DESCRIPTION	REV
	1001165368	Ref	BREAKER BOX KIT	B
2	0861880	1	Box, Circuit Breaker	
3	4460956	1	Barrier, Terminal Block End	
4	1060545	12 ft/ 3.6m	Cable, Electrical 10/3	
5	1001101191	2	Connector, Strain Relief	
6	4460957	1	Block, Terminal	
8	1001181045	1	Breaker 30mA/16Amp	

# SECTION 8 - ELECTRICAL

## FIGURE 8-36. CHASSIS HARNESS ASSEMBLY



ART\_4922696

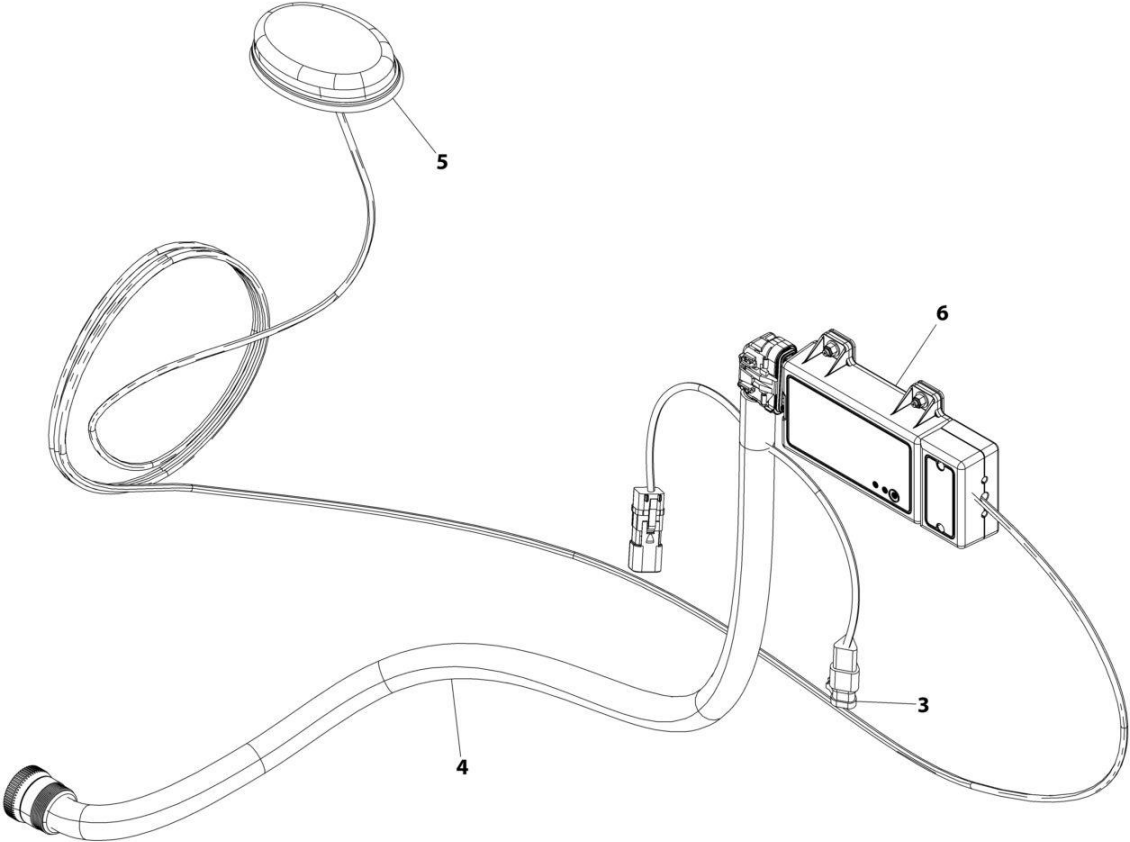
## SECTION 8 - ELECTRICAL

**FIGURE 8-36. CHASSIS HARNESS ASSEMBLY**

ITEM	PART NUMBER	QTY	DESCRIPTION	REV
	4922696	Ref	CHASSIS HARNESS ASSEMBLY	D
14	4460894	1	Connector - 6 Position	
14	4460465	6	Socket, Female	
14	4460892	1	Connector - 6 Position Buss Bar	
17	4460894	1	Connector - 6 Position (Not Shown)	
17	4460465	6	Socket, Female	
17	4460892	1	Connector - 6 Position Buss Bar	
18	4460880	14	DIN Connector	
19	4460930	1	Connector - 8 Position (Gray)	
19	4460465	1	Socket, Female	
19	4460466	7	Plug, Terminal	
20	4460836	1	Connector - 12 Position (Black)	
20	4460465	6	Socket, Female	
20	4460466	6	Plug, Terminal	
21	4460933	1	Connector - 12 Position (Gray)	
21	4460465	8	Socket, Female	
21	4460466	4	Plug, Terminal	
22	4460934	1	Connector - 12 Position (Green)	
22	4460944	12	Socket, Female	
23	4460935	1	Connector - 12 Position (Brown)	
23	4460465	8	Socket, Female	
25	4240032	10	Tie-Strap (Not Shown)	
26	4240033	15	Tie-Strap (Not Shown)	
37	4460950	1	Connector - 12 Position	
37	4460464	6	Pin, Male	
37	4460943	3	Pin, Male	
37	4460941	2	Pin, Male	
38	4460884	4	Connector - 4 Position (Gray)	
38	4460944	16	Socket, Female	

**SECTION 8 - ELECTRICAL**

**FIGURE 8-37. CLEARSKY INSTALLATION - 3G CANBUS CONNECTION (ANSI EXPORT, CE, AND UK CA SPECS)**



ART\_1001228951

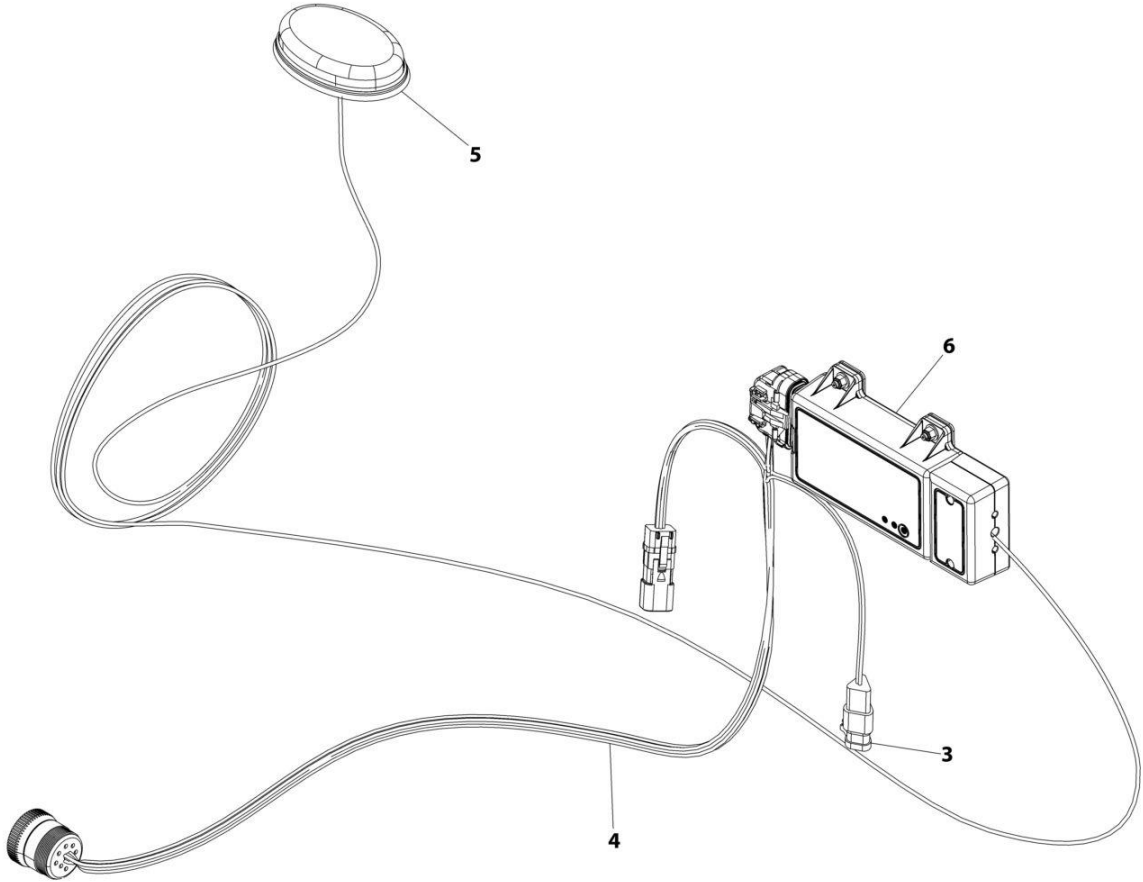
## SECTION 8 - ELECTRICAL

**FIGURE 8-37. CLEARSKY INSTALLATION - 3G CANBUS CONNECTION (ANSI EXPORT, CE, AND UK CA SPECS)**

ITEM	PART NUMBER	QTY	DESCRIPTION	REV
	1001228951	Ref	CLEARSKY INSTALLATION CANBUS CONNECTION	A
1	4240032	AR	Tie-Strap (Not Shown)	
2	4460234	AR	Strap, Cable -Tie (Not Shown)	
3	1001129408	1	Connector	
4	1001226739	1	ClearSky Harness (See Separate Breakdown in this Section)	
5	1001226799	1	Antenna	
6	1001228954	1	Telematics Control Module (Note: Re-calibration Required when Replaced)	

**SECTION 8 - ELECTRICAL**

**FIGURE 8-38. CLEARSKY INSTALLATION - 3G CANBUS CONNECTION (AUSTRALIAN SPECS)**



ART\_1001246136

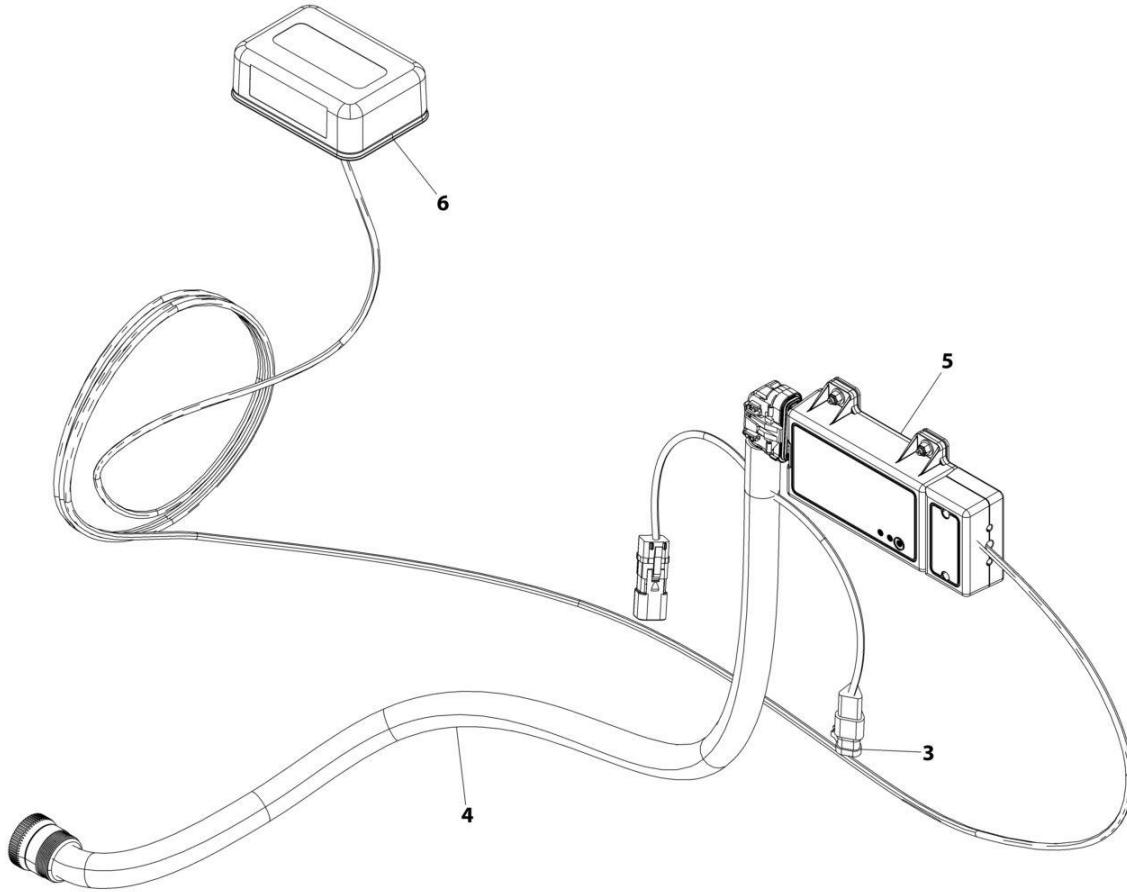
## SECTION 8 - ELECTRICAL

**FIGURE 8-38. CLEARSKY INSTALLATION - 3G CANBUS CONNECTION (AUSTRALIAN SPECS)**

ITEM	PART NUMBER	QTY	DESCRIPTION	REV
	1001246136	Ref	CLEARSKY INSTALLATION CANBUS CONNECTION	A
1	4240032	AR	Tie-Strap (Not Shown)	
2	4460234	AR	Strap, Cable -Tie (Not Shown)	
3	1001129408	1	Connector	
4	1001226739	1	ClearSky Harness (See Separate Breakdown in this Section)	
5	1001226799	1	Antenna	
6	1001246144	1	Telematics Control Module (Note: Re-calibration Required when Replaced)	

# SECTION 8 - ELECTRICAL

FIGURE 8-39. CLEARSKY INSTALLATION - 4G CANBUS CONNECTION (ALL SPECS EXCEPT CHINA SPECS)



ART\_1001227449



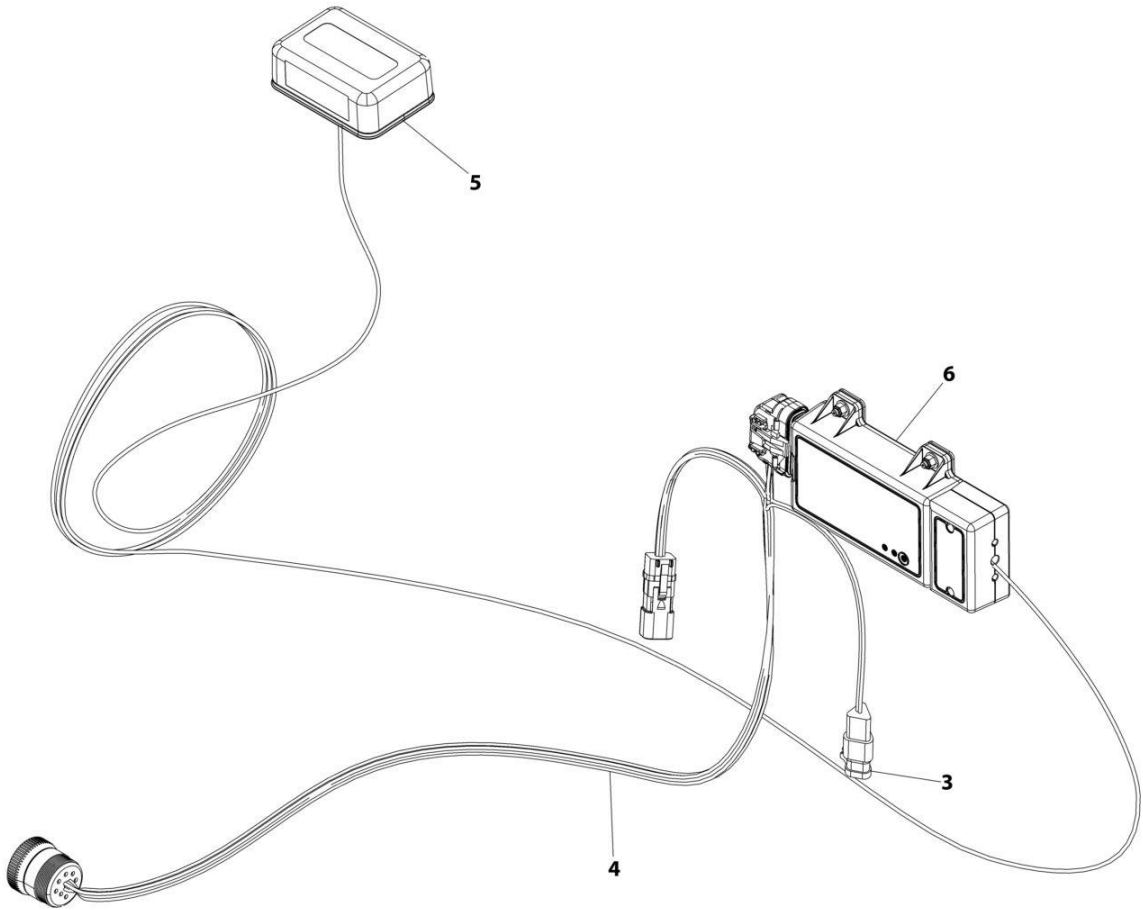
## SECTION 8 - ELECTRICAL

**FIGURE 8-39. CLEARSKY INSTALLATION - 4G CANBUS CONNECTION (ALL SPECS EXCEPT CHINA SPECS)**

ITEM	PART NUMBER	QTY	DESCRIPTION	REV
	1001227449	REF	CLEARSKY INSTALLATION CANBUS CONNECTION	B
1	4240032	AR	Tie-Strap (Not Shown)	
2	4460234	AR	Strap, Cable -Tie (Not Shown)	
3	1001129408	1	Connector	
4	1001226739	1	ClearSky Harness (See Separate Breakdown in this Section)	
5	1001262322	1	Telematics Control Module (Note: Re-calibration Required when Replaced)	
6	1001262327	1	Antenna	

**SECTION 8 - ELECTRICAL**

**FIGURE 8-40. CLEARSKY INSTALLATION - 4G CANBUS CONNECTION (CHINA SPECS)**



ART\_1001246137

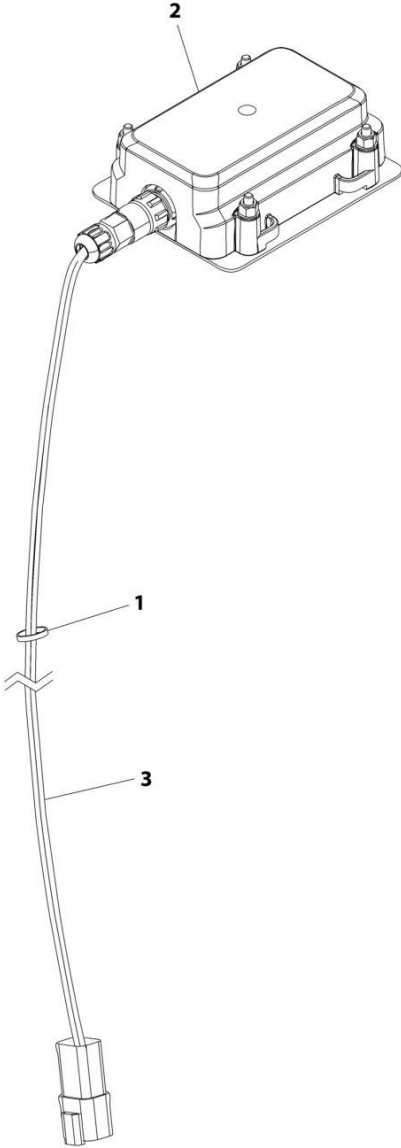
## SECTION 8 - ELECTRICAL

**FIGURE 8-40. CLEARSKY INSTALLATION - 4G CANBUS CONNECTION (CHINA SPECS)**

ITEM	PART NUMBER	QTY	DESCRIPTION	REV
	1001246137	Ref	CLEARSKY INSTALLATION CANBUS CONNECTION	A
1	4240032	AR	Tie-Strap (Not Shown)	
2	4460234	AR	Strap, Cable -Tie (Not Shown)	
3	1001129408	1	Connector	
4	1001226739	1	ClearSky Harness (See Separate Breakdown in this Section)	
5	1001226799	1	Antenna	
6	1001246145	1	Telematics Control Module (Note: Re-calibration Required when Replaced)	

**SECTION 8 - ELECTRICAL**

**FIGURE 8-41. CLEARSKY INSTALLATION - 3 WIRE GT1030 (ALL SPECS EXCEPT CHINA SPECS)**



ART\_1001276610

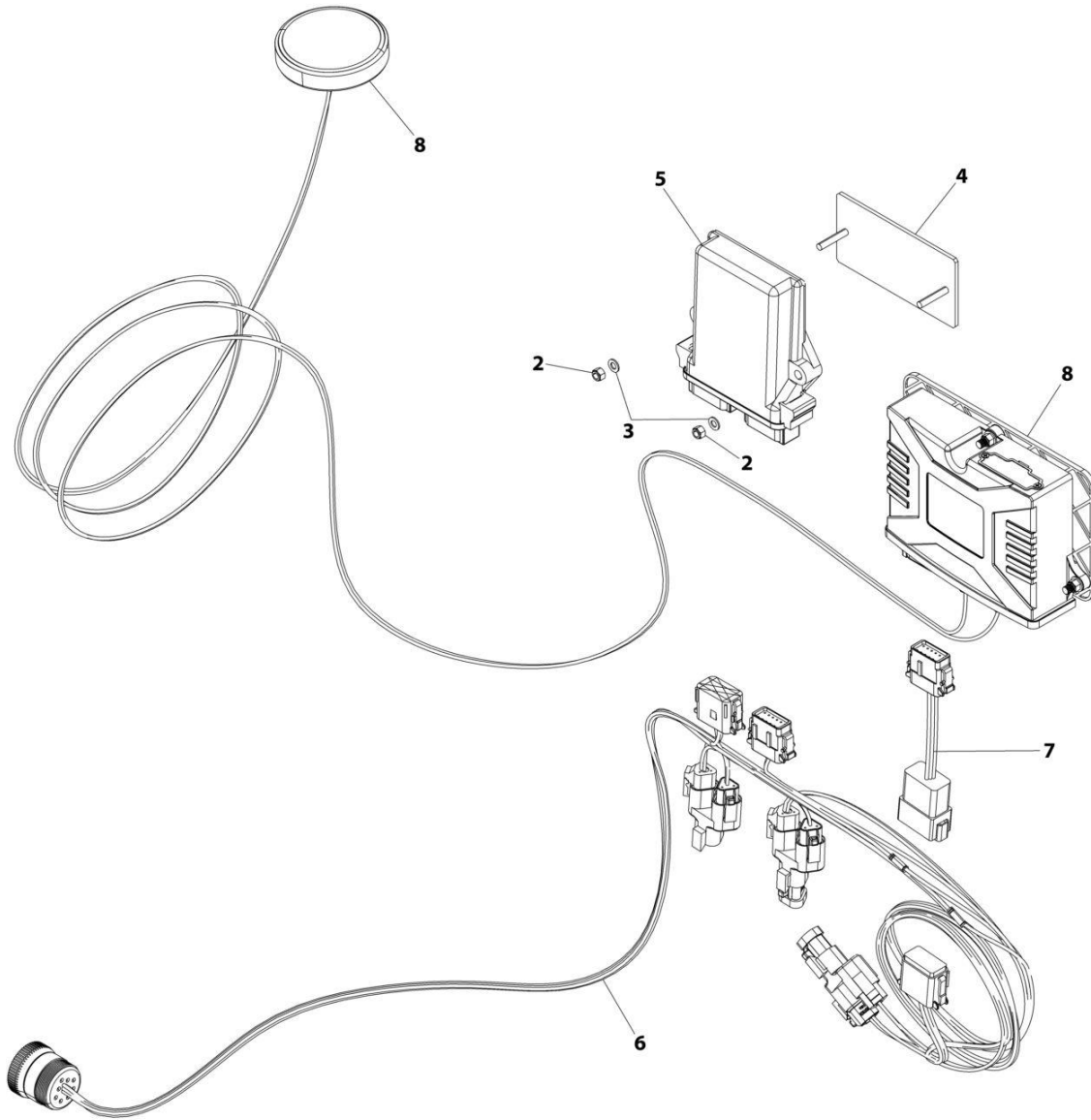
## SECTION 8 - ELECTRICAL

**FIGURE 8-41. CLEARSKY INSTALLATION - 3 WIRE GT1030 (ALL SPECS EXCEPT CHINA SPECS)**

ITEM	PART NUMBER	QTY	DESCRIPTION	REV
1	1001276610 4240032	Ref AR	CLEARSKY INSTALLATION 3-WIRE CONNECTION Tie-Strap	A
2	1001272659	1	Telematics Control Module Assembly (Note: Re-calibration Required when Replaced)	
3	1001273012	1	ClearSky Harness (See Separate Breakdown in this Section)	

# SECTION 8 - ELECTRICAL

FIGURE 8-42. CLEARSKY INSTALLATION - WITH DEUTZ TD2.9L4 (CHINA IV) ENGINES (CHINA SPECS)



ART\_1001289702

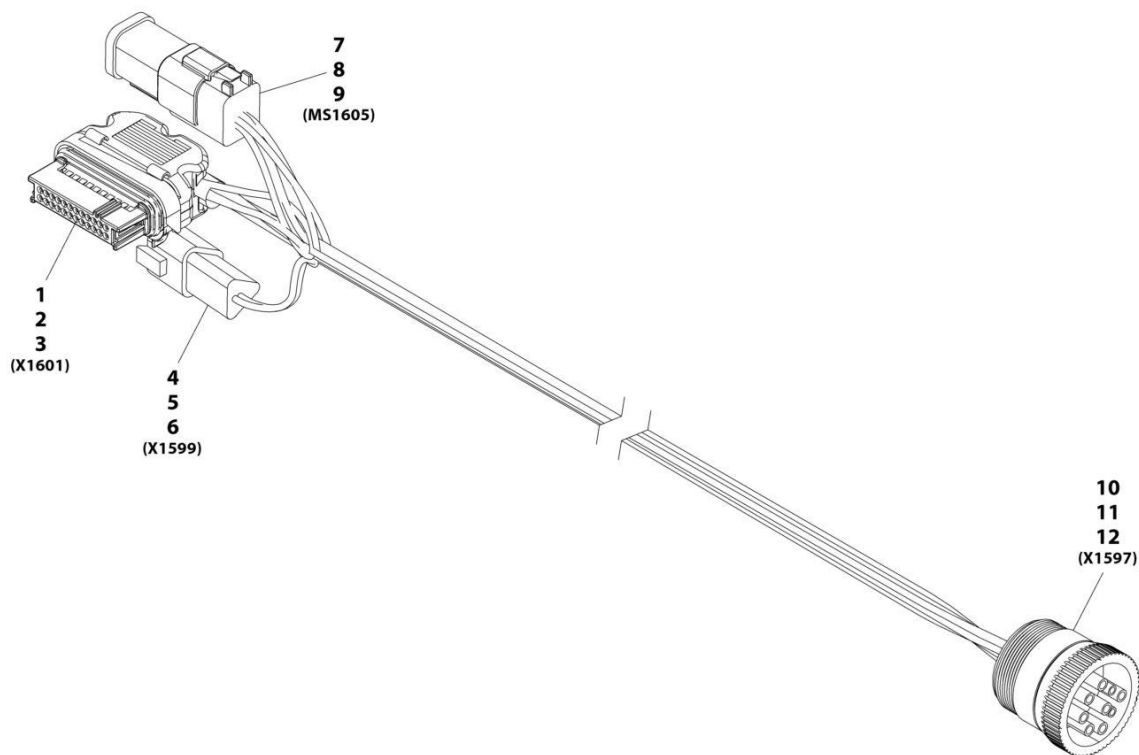
## SECTION 8 - ELECTRICAL

**FIGURE 8-42. CLEARSKY INSTALLATION - WITH DEUTZ TD2.9L4 (CHINA IV) ENGINES (CHINA SPECS)**

ITEM	PART NUMBER	QTY	DESCRIPTION	REV
	1001289702	Ref	CLEARSKY INSTALLATION	C
1	1062255	AR	Tie-Strap (Not Shown)	
2	3290505	2	Nut, Lock M5	
3	4811600	2	Washer M5	
4	1001219082	1	Bracket	
5	1001229458	1	Gateway Controller	
6	1001226831	1	ClearSky Harness (See Separate Breakdown in this Section)	
7	1001282406	1	Telematics Jumper Harness (See Separate Breakdown in this Section)	
8	1001289138	1	Telematics Control Module Assembly (Note: Re-calibration Required when Replaced) (See Separate Breakdown in this Section)	
9	1001244462	1	Connector, Cap	

# SECTION 8 - ELECTRICAL

## FIGURE 8-43. CLEARSKY HARNESS - 3G & 4G CANBUS CONNECTIONS



ART\_1001226739-A



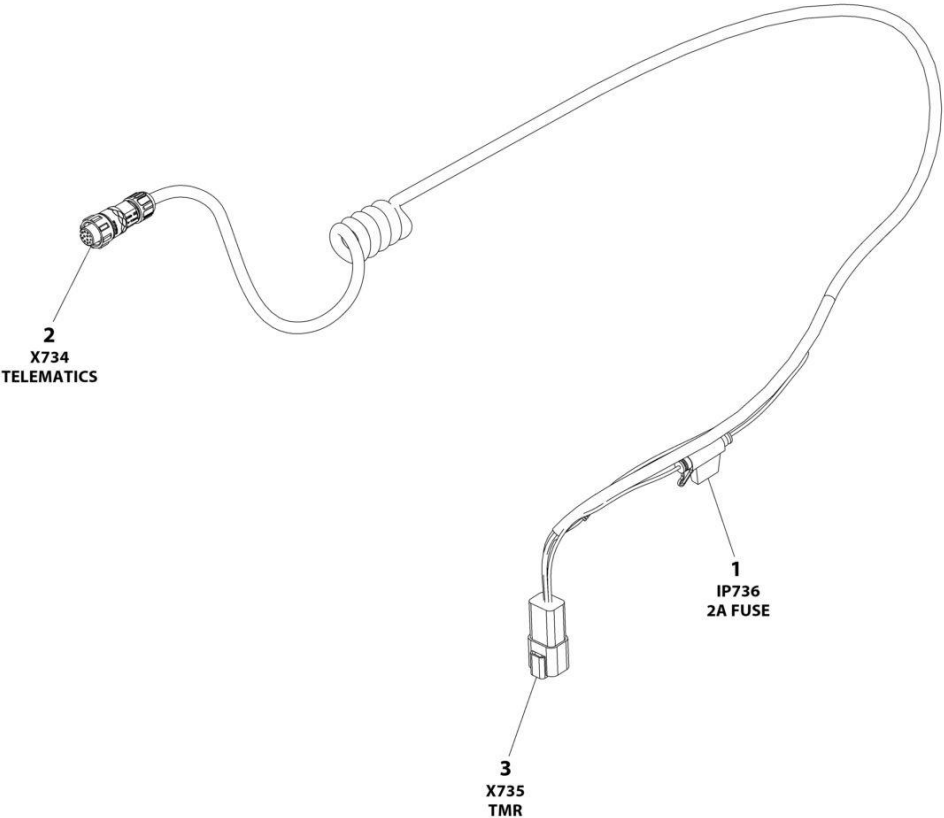
## SECTION 8 - ELECTRICAL

### FIGURE 8-43. CLEARSKY HARNESS - 3G & 4G CANBUS CONNECTIONS

ITEM	PART NUMBER	QTY	DESCRIPTION	REV
	1001226739	Ref	Clearsky Harness	A
1	1001226636	1	Connector	
2	1001116731	16	Plug, Terminal	
3	1001226637	8	Terminal	
4	1001144147	1	Connector	
5	4460464	2	Terminal	
6	4460466	1	Plug, Terminal	
7	4460894	1	Connector	
8	4460465	6	Terminal	
9	1001226541	1	Connector- 6 Pin Bussbar	
10	1001112796	1	Connector	
11	4460465	8	Terminal	
12	4460466	1	Plug, Terminal	

**SECTION 8 - ELECTRICAL**

**FIGURE 8-44. CLEARSKY HARNESS - 3 WIRE GT1030**



ART\_1001273012

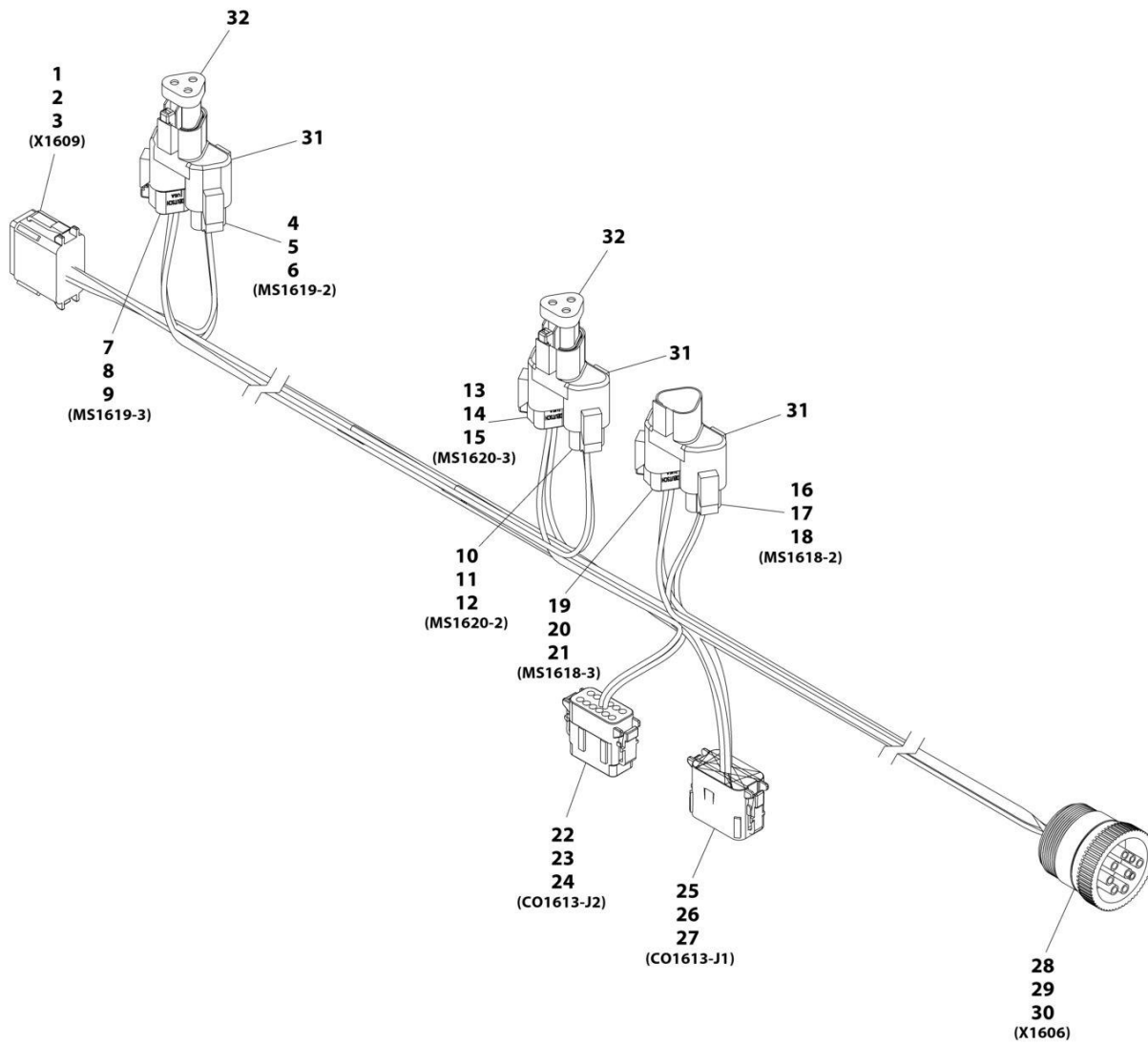
## SECTION 8 - ELECTRICAL

### FIGURE 8-44. CLEARSKY HARNESS - 3 WIRE GT1030

ITEM	PART NUMBER	QTY	DESCRIPTION	REV
	1001273012	Ref	CLEARSKY TELEMATICS HARNESS - GT1030	D
1	1001255901	1	Fuseholder	
1	1001196634	1	Fuse - 2Amp	
2	1001272997	1	Connector - 12 Position	
2		Ref	Terminal	
3	4460932	1	Receptacle, Female - 4 Position	
3	4460464	4	Pin, Male	

# SECTION 8 - ELECTRICAL

## FIGURE 8-45. CLEARSKY HARNESS - WITH DEUTZ TD2.9L4 (CHINA IV) ENGINES



ART\_1001226831-A

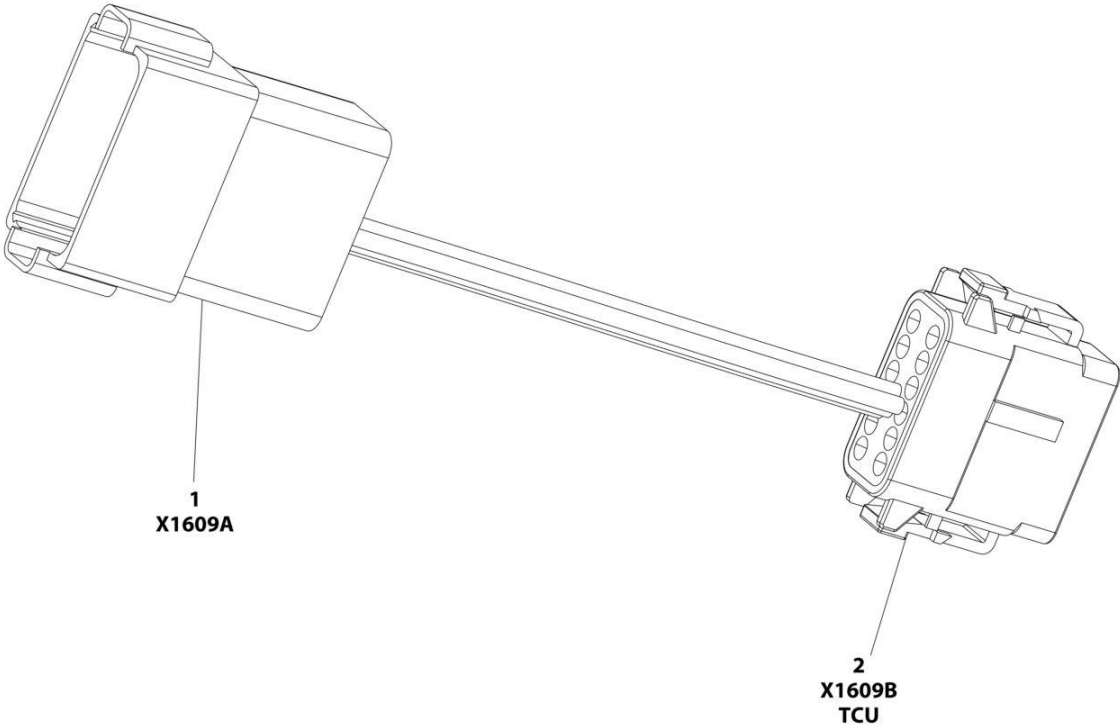
## SECTION 8 - ELECTRICAL

**FIGURE 8-45. CLEARSKY HARNESS - WITH DEUTZ TD2.9L4 (CHINA IV) ENGINES**

ITEM	PART NUMBER	QTY	DESCRIPTION	REV
	1001226831	Ref	Telematics Gateway Harness	A
1	4460933	1	Connector	
2	1001116692	5	Terminal	
3	4460466	7	Plug	
4	4460539	1	Connector	
5	4460465	2	Terminal	
6	4460466	1	Plug	
7	1001116812	1	Connector	
8	4460465	2	Terminal	
9	4460466	1	Plug	
10	4460539	1	Connector	
11	4460465	2	Terminal	
12	4460466	1	Plug	
13	1001116812	1	Connector	
14	4460465	2	Terminal	
15	4460466	1	Plug	
16	4460539	1	Connector	
17	4460465	2	Terminal	
18	4460466	1	Plug	
19	1001116812	1	Connector	
20	4460465	2	Terminal	
21	4460466	1	Plug	
22	1001116808	1	Connector	
23	1001116694	2	Terminal	
24	4460518	10	Plug	
25	1001116774	1	Connector	
26	1001116694	4	Terminal	
27	4460518	8	Plug	
28	1001112796	1	Connector	
29	1001116692	5	Terminal	
30	4460466	3	Plug	
31	4460945	3	Terminal, 3 Way "T" Receptacle	
32	1001116815	2	Connector, Plug 3-Pin	

**SECTION 8 - ELECTRICAL**

**FIGURE 8-46. CLEARSKY TELEMATICS JUMPER HARNESS**



ART\_1001282406

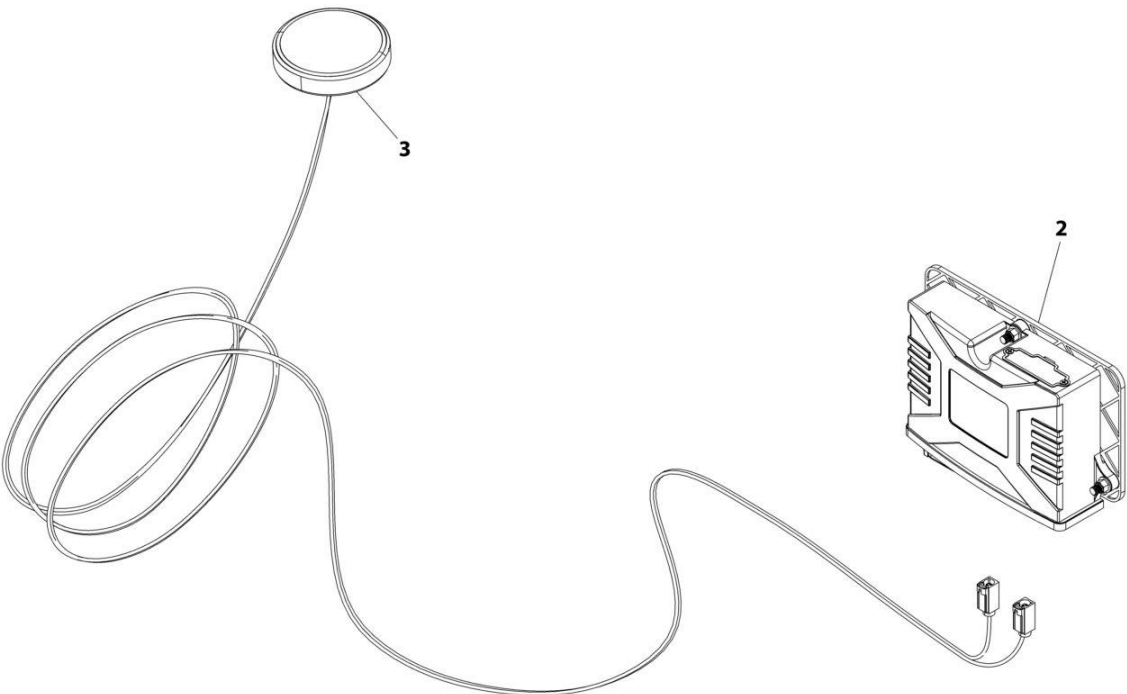
## SECTION 8 - ELECTRICAL

### FIGURE 8-46. CLEARSKY TELEMATICS JUMPER HARNESS

ITEM	PART NUMBER	QTY	DESCRIPTION	REV
	1001282406	REF	TELEMATICS JUMPER HARNESS	B
1	4460970	1	Connector	
1	1001116693	5	Socket	
1	4460466	7	Plug, Sealing	
2	1001116774	1	Connector	
2	4460518	5	Plug Sealing	
2	1001116694	7	Socket	

**SECTION 8 - ELECTRICAL**

**FIGURE 8-47. TELEMATICS CONTROL MODULE ASSEMBLY**



ART\_1001289138



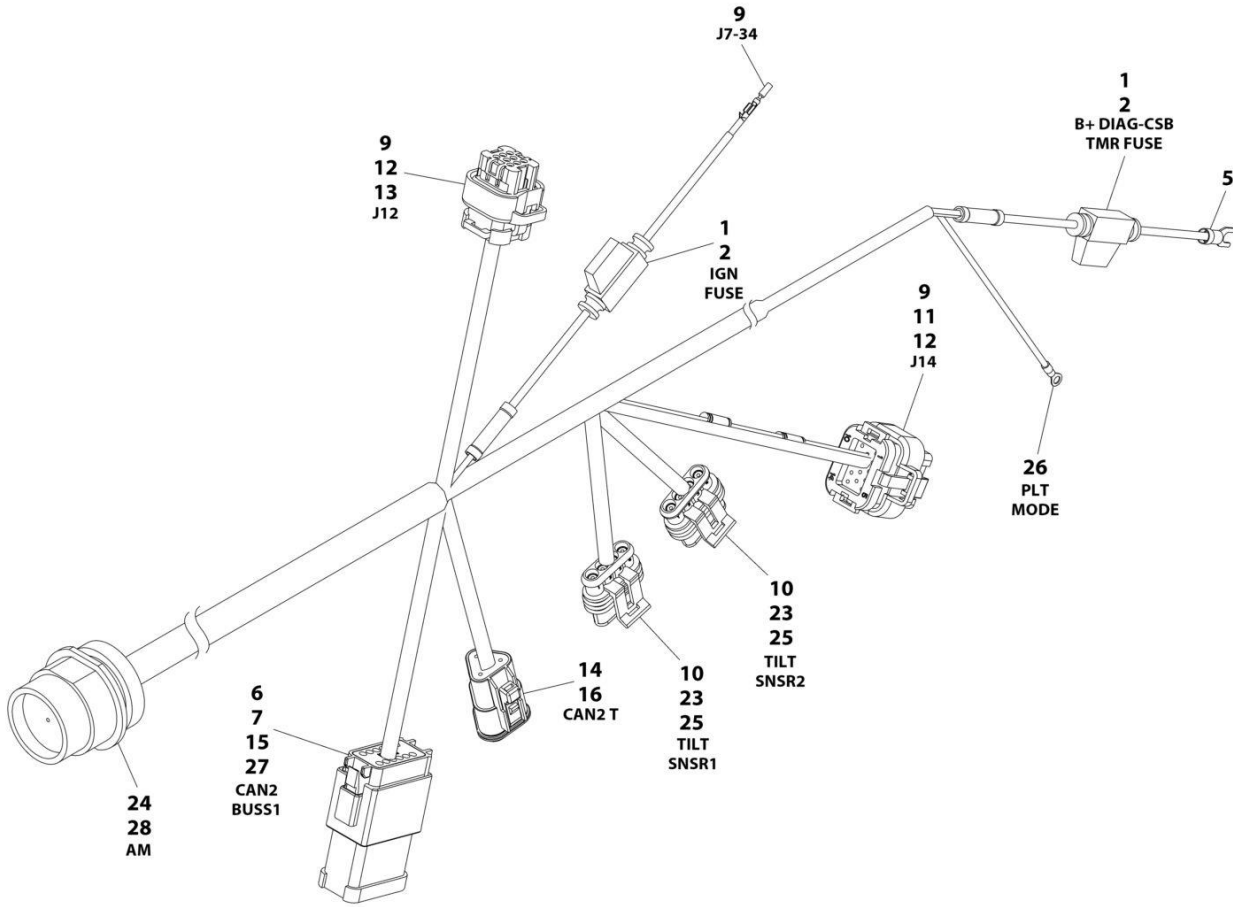
## SECTION 8 - ELECTRICAL

**FIGURE 8-47. TELEMATICS CONTROL MODULE ASSEMBLY**

ITEM	PART NUMBER	QTY	DESCRIPTION	REV
	1001289138	Ref	CLEARSKY CONTROL MODULE ASSEMBLY	A
2	1001289140	1	ClearSky Control Module	
3	1001289199	1	Antenna	

# SECTION 8 - ELECTRICAL

## FIGURE 8-48. CLEARSKY READY HARNESS



ART\_1001285139

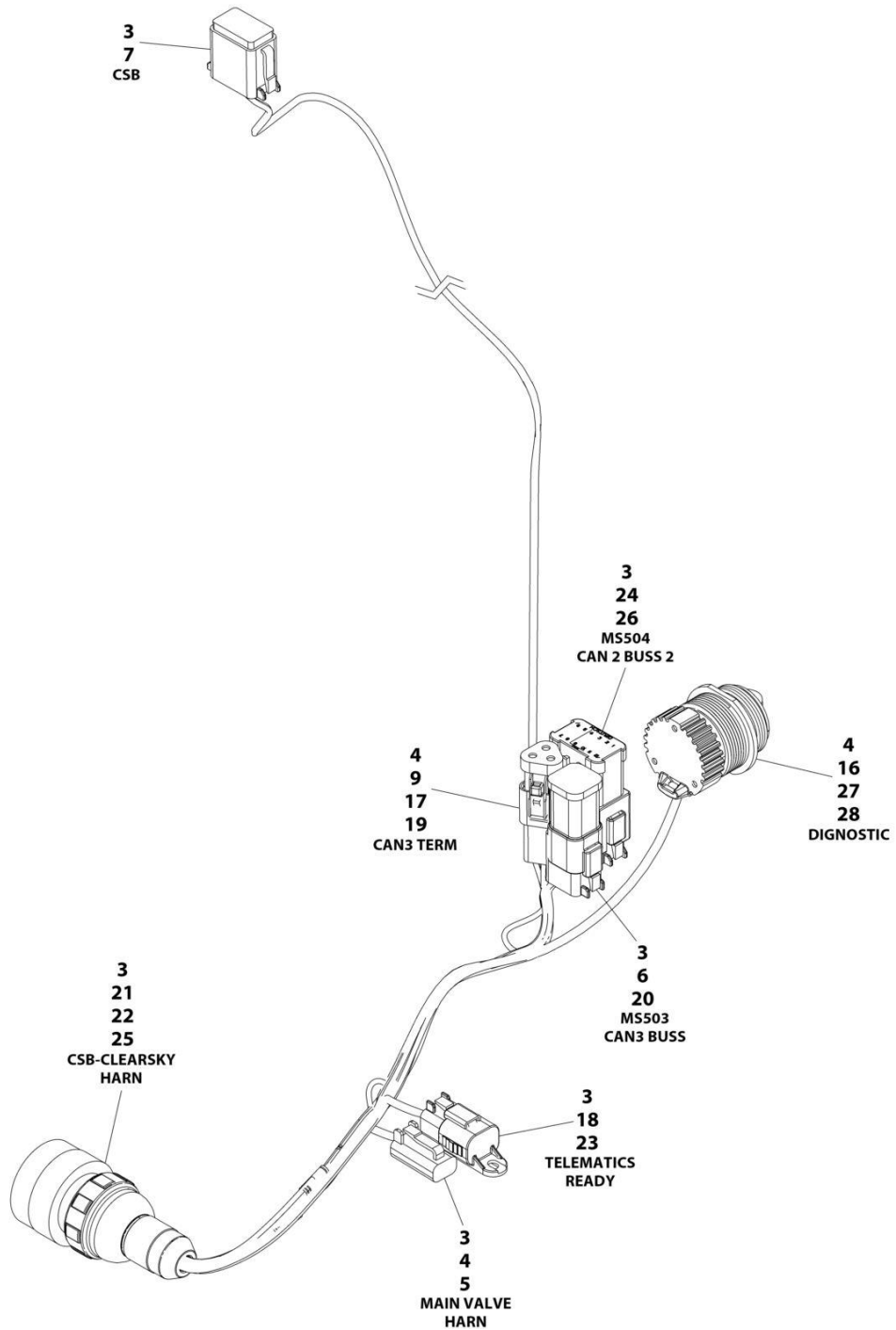
## SECTION 8 - ELECTRICAL

### FIGURE 8-48. CLEARSKY READY HARNESS

ITEM	PART NUMBER	QTY	DESCRIPTION	REV
	1001285139	Ref	CLEARSKY READY HARNESS	B
1	2400060	2	Fuseholder with Cover	
2	2400064	2	Fuse 5Amp	
5	4460183	1	Terminal, Fork	
5	4460144	1	Terminal, Fork	
6	4460933	1	Connector	
7	4460465	9	Socket	
9	4460871	15	Socket	
10	1001103012	2	Connector	
11	1001246859	1	Connector	
12	4460905	8	Plug	
13	1001113961	1	Connector	
14	1001116812	1	Connector	
15	1001119020	1	Connector	
16	4460944	3	Pin	
23	1001104498	8	Seal	
24	1001109484	1	Connector	
24	1001201081	1	Connector	
25	1001107854	8	Socket	
26	4460313	1	Terminal, Ring	
27	4460466	3	Plug	
28	4460464	12	Pin	

# SECTION 8 - ELECTRICAL

## FIGURE 8-49. DIAGNOSTIC HARNESS



ART\_1001287275

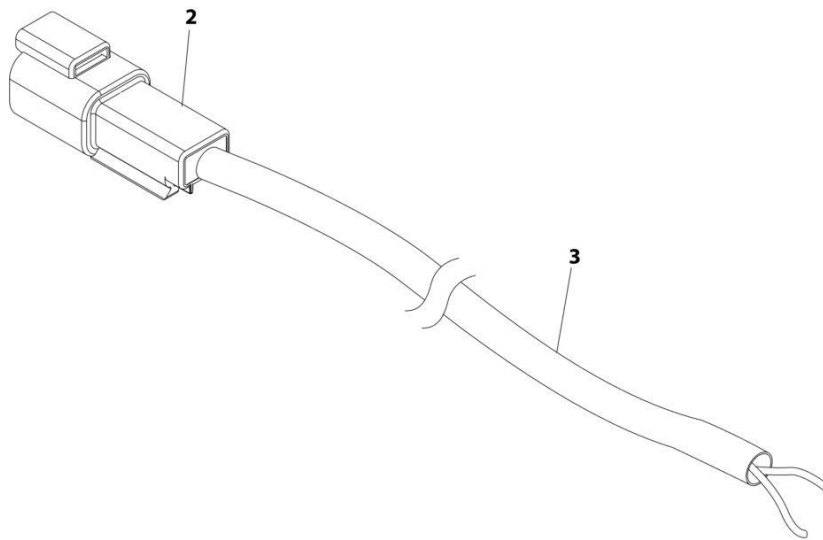
## SECTION 8 - ELECTRICAL

### FIGURE 8-49. DIAGNOSTIC HARNESS

ITEM	PART NUMBER	QTY	DESCRIPTION	REV
	1001287275	Ref	CSB HARNESS	A
3	4460465	43	Socket	
4	4460466	5	Plug	
5	4460891	1	Connector	
6	4460894	1	Connector	
7	4460930	1	Connector	
9	4460943	2	Pin	
16	1001112612	1	Connector	
17	1001116815	1	Connector	
18	1001192401	1	Connector	
19	1001144147	1	Pin	
20	1001226541	1	Connector	
21	1001241590	1	Connector	
22	1001241591	1	Connector	
23	4460884	1	Connector	
24	4460933	1	Connector	
25	1001109485	1	Connector	
26	1001119020	1	Connector	
27	1001106736	1	Cap, Dust	
28	4460464	6	Pin	

## SECTION 8 - ELECTRICAL

FIGURE 8-50. DUAL CAPACITY JIB POSITION SWITCH HARNESS



ART\_4922785

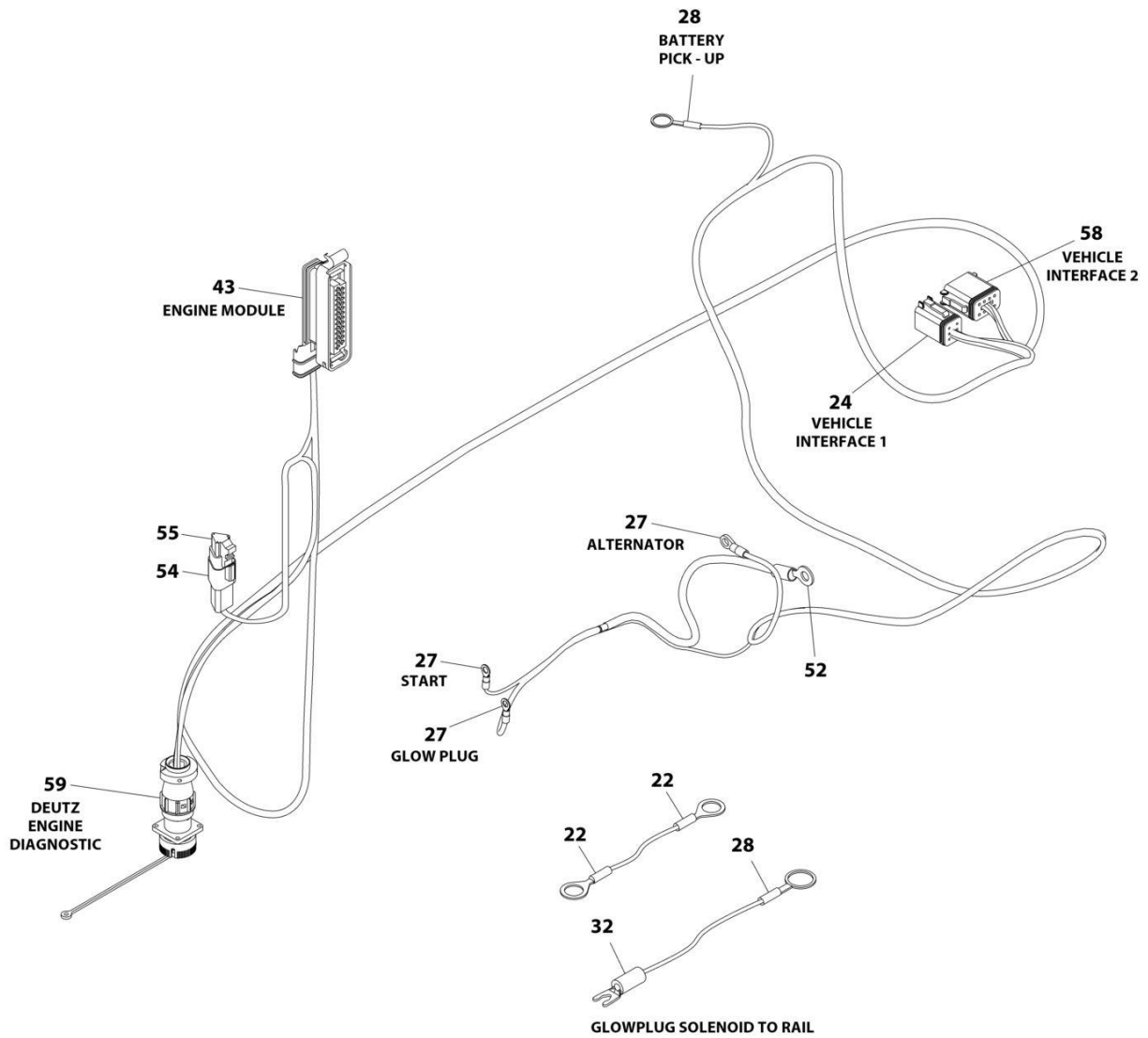
## SECTION 8 - ELECTRICAL

**FIGURE 8-50. DUAL CAPACITY JIB POSITION SWITCH HARNESS**

ITEM	PART NUMBER	QTY	DESCRIPTION	REV
	4922785	Ref	DUAL CAPACITY JIB POSITION SWITCH HARNESS	C
2	4460897	1	Connector - 2 Position	
2	4460464	2	Pin, Male	
3	1060902	15 ft/ 4.5m	Cable, Electrical 18/2	

# SECTION 8 - ELECTRICAL

## FIGURE 8-51. ENGINE HARNESS - DEUTZ TD2011 ENGINES AND DEUTZ TD2.9L4 ENGINES



ART\_1001119470



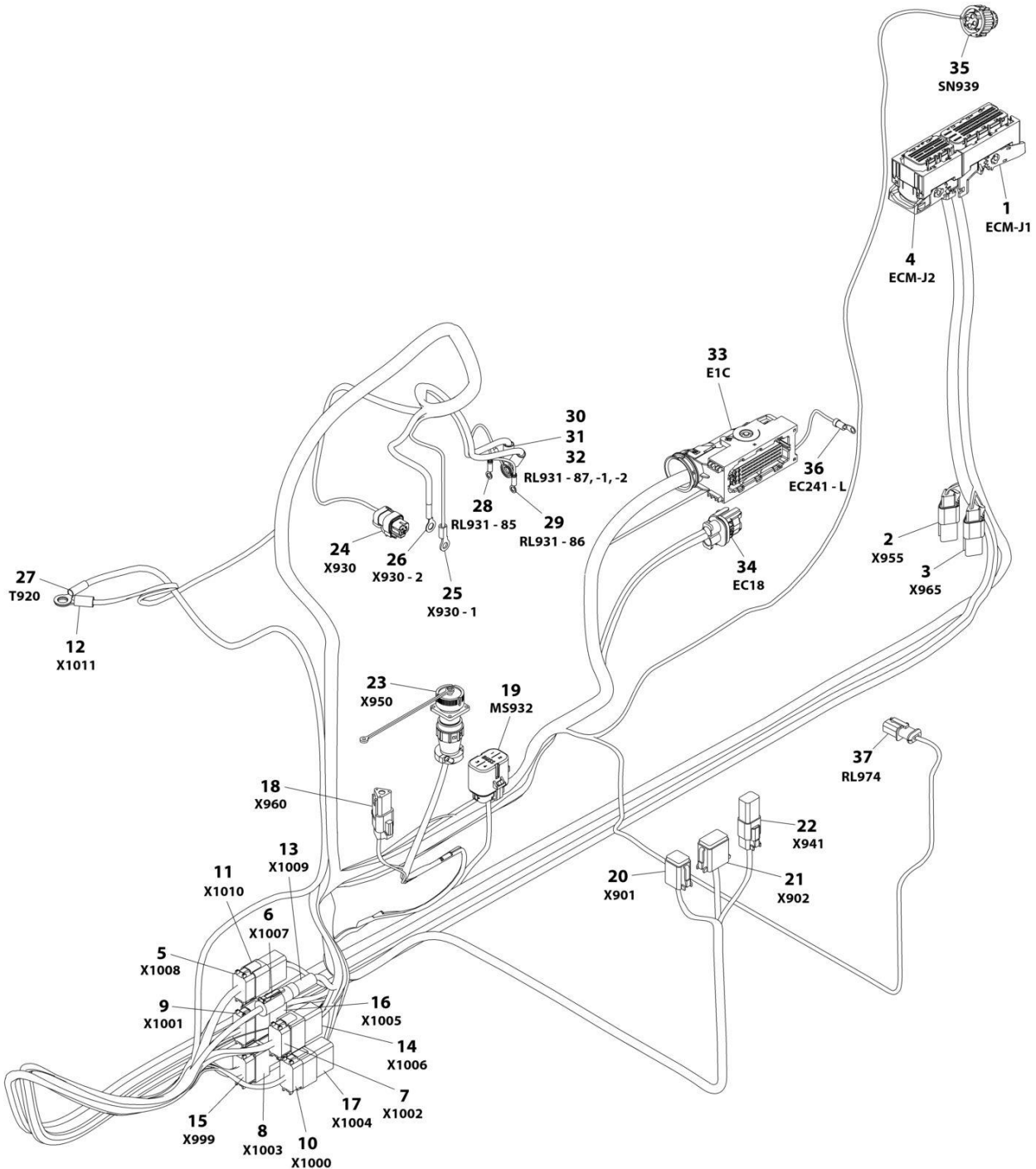
## SECTION 8 - ELECTRICAL

**FIGURE 8-51. ENGINE HARNESS - DEUTZ TD2011 ENGINES AND DEUTZ TD2.9L4 ENGINES**

ITEM	PART NUMBER	QTY	DESCRIPTION	REV
	1001119470	Ref	ENGINE HARNESS - DEUTZ TD2011 ENGINES	B
22	4460702	2	Terminal, Eyelet	
24	4460894	1	Connector - 6 Position	
24	4460465	2	Socket, Female	
24	4460466	1	Plug, Terminal	
24	4460944	3	Socket, Female	
27	4460313	3	Terminal, Eyelet	
28	4460019	2	Terminal, Eyelet	
32	4460315	1	Terminal, Fork	
43	4461052	1	Connector - 25 Position	
43	4461005	5	Terminal	
43	4461006	5	Seal	
43	4461060	2	Terminal (Tin)	
43	4461054	2	Seal, Terminal	
43	4461008	18	Plug, Hole	
43	4461053	1	Cover, Plug	
50	4240032	AR	Tie-Strap (Not Shown)	
51	4240033	AR	Tie-Strap (Not Shown)	
52	4461097	1	Terminal, Eyelet	
54	4461095	1	Connector - 3 Position	
54	4460944	3	Socket, Female	
55	4461070	1	Connector with Resistor (3 Position)	
58	4460930	1	Connector - 8 Position	
58	4460465	2	Socket, Female	
58	4460466	6	Seal, Plug	
59	2902443	1	Kit, Receptacle	
59	4461071	8	Terminal, Female (Gold)	
59	4461072	1	Connector, Flange Mount	
59	4461073	1	Connector, Dust Cap	
59	4461074	1	Connector, Shell	

# SECTION 8 - ELECTRICAL

## FIGURE 8-52. ENGINE HARNESS - DEUTZ TD2.9L4 ENGINES AND DEUTZ TCD2.9L4 ENGINES



ART\_1001138346

## SECTION 8 - ELECTRICAL

**FIGURE 8-52. ENGINE HARNESS - DEUTZ TD2.9L4 ENGINES AND DEUTZ TCD2.9L4 ENGINES**

ITEM	PART NUMBER	QTY	DESCRIPTION	REV
	1001138346	Ref	ENGINE HARNESS - DEUTZ TCD2.9L4 ENGINES AND DEUTZ TCD2.9L4 (STAGE V PRE-BUY) ENGINES	H
1	1001133956	1	Connector (Includes Cover, Locks and Retention Plate)	
1	1001182361	6	Terminal	
1	1001230934	15	Terminal	
1	1001126351	1	Terminal	
1	1001256507	4	Terminal	
1	1001230936	3	Plug, Terminal	
1	1001230935	62	Plug, Terminal	
1	1001126352	6	Terminal	
1	1001126384	19	Terminal	
1	1001126357	3	Plug, Seal	
1	1001126356	65	Plug, Seal	
2	4461070	1	Connector with Resistor (3 Position)	
2	4461095	1	Connector - 3 Position	
2	4460944	2	Socket, Female	
2	4460466	1	Seal, Plug	
3	4461070	1	Connector with Resistor (3 Position)	
3	4461095	1	Connector - 3 Position	
3	4460944	2	Socket, Female	
3	4460466	1	Seal, Plug	
4	1001133957	1	Connector (Includes Cover, Locks and Retention Plate)	
4	1001126351	13	Terminal	
4	1001230934	11	Terminal	
4	1001252527	4	Terminal	
4	1001256507	2	Terminal	
4	1001230935	19	Plug, Terminal	
4	1001230936	11	Plug, Terminal	
5	4460930	1	Connector - 8 Position	
5	4460944	5	Socket, Female (Gold)	
5	4460465	2	Socket, Female	
5	4460466	1	Seal, Plug	
6	1001116707	1	Connector - 1 Position	
6	91143340	1	Terminal	
7	4460935	1	Plug, Brown - 12 Position	
7	4460465	12	Socket, Female	
8	4460970	1	Connector - 12 Position	
8	4460941	12	Pin, Male	
9	4460934	1	Connector, Green - 12 Position	
9	4460465	10	Socket, Female	
9	4460466	2	Seal, Plug	
10	4460836	1	Connector, Black - 12 Position	
10	4460465	8	Socket, Female	
10	4460466	4	Seal, Plug	
11	4460931	1	Connector - 8 Position (Gray)	
11	4460943	5	Pin, Male (Gold)	
11	4460466	3	Plug, Socket	
12	8220164	1	Terminal, Eyelet	
13	1001116967	1	Connector - 1 Position	
13	91143339	1	Terminal	

## SECTION 8 - ELECTRICAL

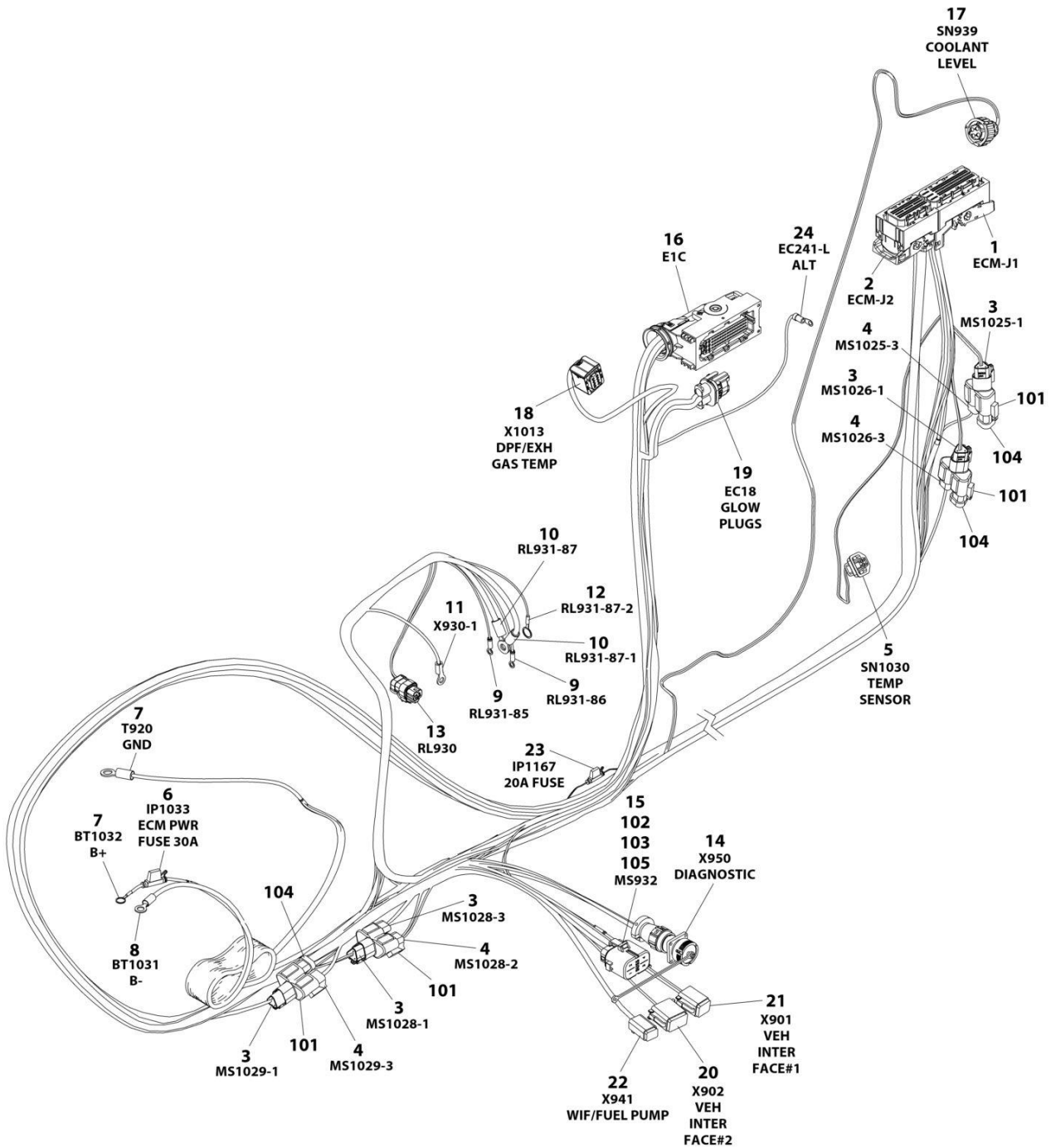
ITEM	PART NUMBER	QTY	DESCRIPTION	REV
14	4460982	1	Connector - 12 Position	
14	4460464	12	Pin, Male	
15	4460933	1	Connector, Gray - 12 Position	
15	4460942	12	Socket, Female	
16	1001152742	1	Connector - 12 Position	
16	4460464	10	Pin, Male	
16	4460466	2	Seal, Plug	
17	4460950	1	Connector - 12 Position	
17	4460464	8	Pin, Male	
17	4460466	4	Plug, Seal	
18	4461070	1	Connector with Resistor (3 Position)	
18	4461095	1	Connector - 3 Position	
18	4460944	2	Socket, Female	
18	4460466	1	Seal, Plug	
19	80484084	1	Connector - 8 Position	
19	8229242	1	Fuse - 5A	
19	80983191	1	Fuse - 10A	
19	1001147264	1	Cap	
19	1001116728	4	Plug	
19	4460458	4	Seal	
20	4460894	1	Connector - 6 Position	
20	4460465	3	Socket, Female	
20	4460944	2	Socket, Female	
20	4460466	1	Seal, Plug	
21	4460930	1	Connector - 8 Position	
21	4460465	1	Socket, Female	
21	4460466	7	Plug, Seal	
22	1001220379	1	Connector - 4 Position	
22	4460465	2	Socket, Female	
22	4460942	2	Socket, Female	
22	4460932	1	Connector - 4 Position	
22	4460466	4	Seal, Plug	
23	2902443	1	Kit, Receptacle	
23	4461071	8	Terminal, Female (Gold)	
23	4461072	1	Connector, Flange Mount	
23	4461073	1	Connector, Dust Cap	
23	4461074	1	Connector, Shell	
24	1001116952	1	Connector - 2 Position	
24	4460465	2	Socket, Female	
25	4460043	1	Terminal, Eyelet	
26	1001117106	1	Terminal, Eyelet	
27	4460019	1	Terminal, Eyelet	
28	4460247	1	Terminal, Eyelet	
29	4460247	1	Terminal, Eyelet	
30	1001117107	1	Terminal, Eyelet	
31	1001117107	1	Terminal, Eyelet	
32	4460703	1	Terminal, Eyelet	
33	1001126362	1	Connector - 62 Position	
33	1001126363	23	Terminal	
33	1001256506	2	Seal	
33	1001126364	21	Seal	

## SECTION 8 - ELECTRICAL

ITEM	PART NUMBER	QTY	DESCRIPTION	REV
33	1001126392	10	Terminal	
33	1001223459	10	Seal	
33	1001126365	2	Terminal	
33	4461054	2	Seal	
33	1001126391	22	Plug, Terminal	
33	4461008	4	Plug, Cavity	
34	1001142938	1	Connector - 2 Position	
34	1001142940	2	Terminal, Female	
34	1001142941	2	Seal	
35	1001133714	1	Connector - 4 Position	
35	1001133715	3	Terminal, Female	
35	1001135650	1	Seal	
35	1001135651	1	Plug, Cavity	
36	4460042	1	Terminal, Eyelet	
37	1001138110	1	Connector - 2 Position	
37	1001138111	2	Socket, Female	
37	1001138113	2	Seal	

# SECTION 8 - ELECTRICAL

## FIGURE 8-53. ENGINE HARNESS - DEUTZ TCD2.9L4 (STAGE V) & DEUTZ TCD2.9L4 (CHINA IV) ENGINES



ART\_1001276646

## SECTION 8 - ELECTRICAL

**FIGURE 8-53. ENGINE HARNESS - DEUTZ TCD2.9L4 (STAGE V) & DEUTZ TCD2.9L4 (CHINA IV) ENGINES**

ITEM	PART NUMBER	QTY	DESCRIPTION	REV
	1001276646	Ref	DEUTZ TCD2.9L4 STAGE V ENGINE HARNESS	B
1	1001133956	1	Connector (Includes Cover, Locks and Retention Plate)	
1	1001182361	6	Socket 18 - 15AWG Wire	
1	1001182365	6	Seal	
1	1001230934	23	Socket 0.75 MM2 Wire	
1	1001126351	3	Socket 2.5 - 1.5 MM2 Wire	
1	1001252527	4	Socket 0.85 MM2 Wire	
1	1001230935	57	Plug - Black	
1	1001230936	1	Plug - Natural	
2	1001133957	1	Connector (Includes Cover, Locks and Retention Plate)	
2	1001126351	13	Socket 2.5 - 1.5 MM2 Wire	
2	1001230934	26	Socket 0.75 MM2 Wire	
2	1001230935	10	Plug - Black	
2	1001230936	11	Plug - Natural	
3	1001116812	5	Connector	
3	4460944	10	Socket	
3	4460466	5	Plug	
4	4460539	4	Connector	
4	4460944	8	Socket	
4	4460466	4	Plug	
5	1001126487	1	Connector	
5	1001167635	2	Socket	
5	1001126485	2	Seal	
6	1001172064	1	Fuseholder	
6	1001172065	1	Fuse, 30Amp	
7	4460019	2	Terminal, Eyelet	
8	8220115	1	Terminal, Eyelet	
9	4460247	2	Terminal, Eyelet	
10	1001117107	2	Terminal, Eyelet	
11	4460043	1	Terminal, Eyelet	
12	4460703	1	Terminal, Eyelet	
13	1001116952	1	Connector	
13	4460465	2	Socket	
14	2902443	1	Kit, Receptacle	
14	4461071	8	Socket	
14	4461072	1	Connector	
14	4461073	1	Dust Cap	
14	4461074	1	Shell	
15	80484084	1	Connector	
15	4460748	4	Plug	
15	4460746	3	Socket 1.0 - 0.5 MM2 Wire	
15	1001234800	1	Socket 2.0 - 1.0 MM2 Wire	
15	4460458	4	Seal	
16	1001126362	1	Connector	
16	1001126363	37	Socket 20 - 17AWG	
16	1001126364	37	Seal (Use With 1001126363)	
16	1001126391	7	Plug - White	
16	4461008	4	Plug - Clear	
16	1001126392	12	Socket 16AWG	

## SECTION 8 - ELECTRICAL


ITEM	PART NUMBER	QTY	DESCRIPTION	REV
16	1001223459	12	Seal (Use With 1001223459)	
16	1001167632	2	Socket 1.0 - 0.5 MM2 Wire	
16	4461054	2	Seal (Use With 10011676323)	
16	1001151856	1	Backshell	
17	1001133714	1	Connector	
17	1001133715	3	Socket	
17	1001135650	3	Seal	
17	1001135651	1	Plug	
18	1001239202	1	Connector	
18	1001126363	7	Socket	
18	1001126364	7	Seal	
18	1001135651	1	Plug	
19	1001142938	1	Connector	
19	1001142940	2	Socket	
19	1001142941	2	Seal	
20	4460930	1	Connector	
20	4460465	1	Socket	
20	4460466	7	Plug	
21	4460894	1	Connector	
21	4460465	2	Socket - Nickel	
21	4460944	2	Socket - Gold	
21	4460466	2	Plug	
22	4460884	1	Connector	
22	4460465	2	Socket 20 - 16AWG	
22	4460942	2	Socket 16 - 14AWG	
23	1001170764	1	Fuseholder with Cover and 20AMP Fuse	
23	1001197719	1	Resistor 620ohm/5 watt	
24	4460042	1	Terminal, Eyelet	
101	4460945	4	Connector	
102	8229242	1	Fuse, 5Amp	
103	80983191	1	Fuse, 10Amp	
104	1001116815	3	Connector	
105	1001147264	1	Cap	





## SECTION 8 - ELECTRICAL

FIGURE 8-54. FUEL FILTER HARNESS - DEUTZ TCD2.9L4 ENGINES AND DEUTZ TCD2.9L4 (STAGE V) ENGINES



ART\_1001148843

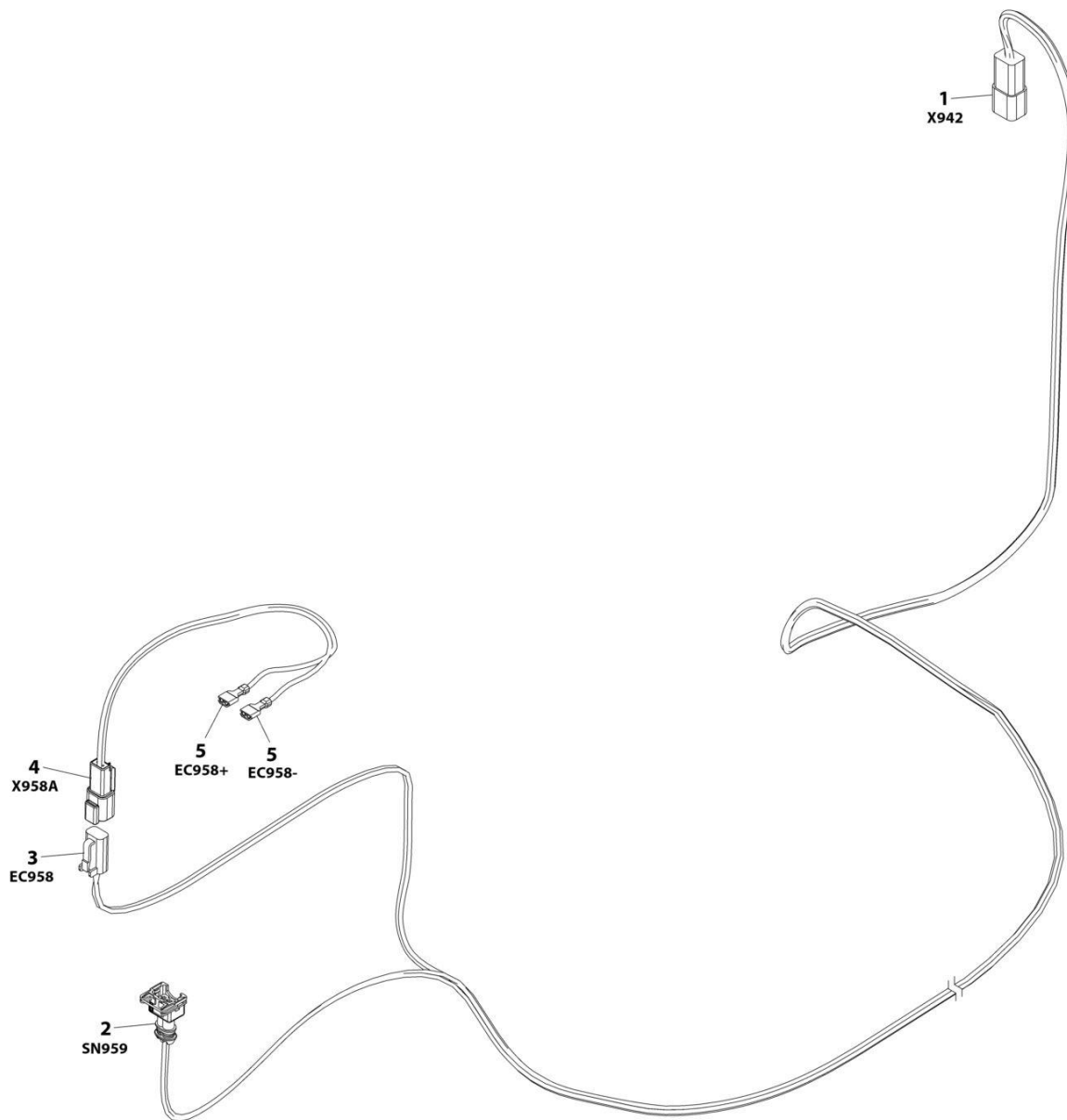
## SECTION 8 - ELECTRICAL

**FIGURE 8-54. FUEL FILTER HARNESS - DEUTZ TCD2.9L4 ENGINES AND DEUTZ TCD2.9L4 (STAGE V) ENGINES**

ITEM	PART NUMBER	QTY	DESCRIPTION	REV
	1001148843	Ref	FUEL FILTER HARNESS - DEUTZ TCD2.9L4 ENGINES	A
1	1001148842	1	Connector - 4 Position	
1	1001148841	4	Pin, Male	
1	1001135650	4	Seal	
2	1001133714	1	Plug, Male - 4 Position	
2	1001133715	4	Socket, Female	
2	1001135650	4	Seal	

# SECTION 8 - ELECTRICAL

## FIGURE 8-55. FUEL HARNESS - DEUTZ TCD2.9L4 ENGINES AND DEUTZ TCD2.9L4 (STAGE V) ENGINES



ART\_1001138491

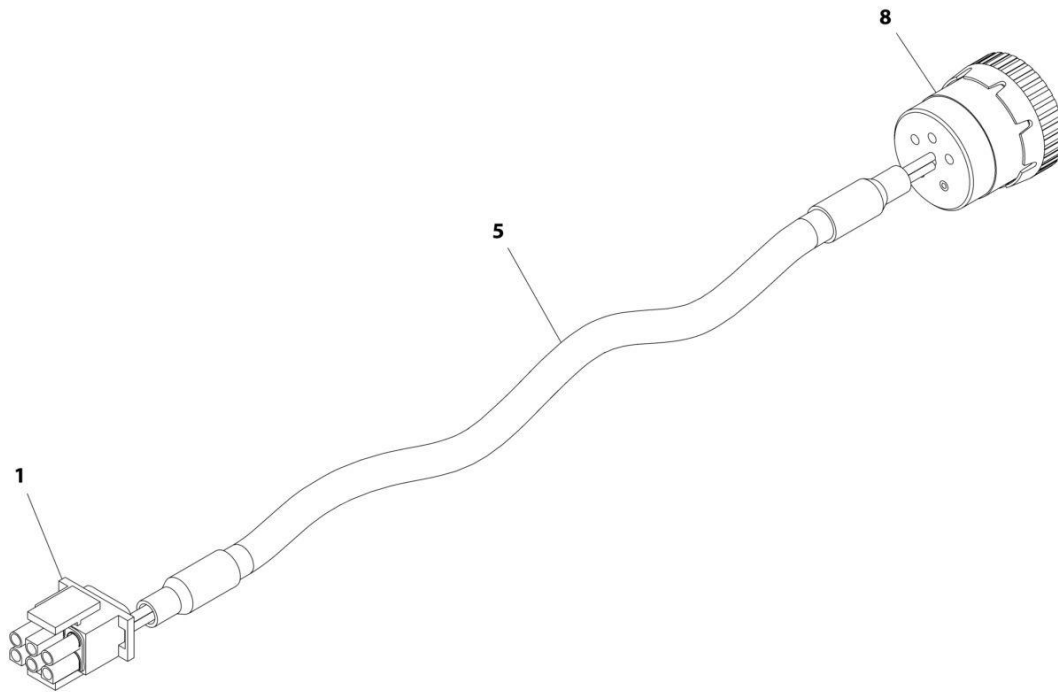
## SECTION 8 - ELECTRICAL

**FIGURE 8-55. FUEL HARNESS - DEUTZ TCD2.9L4 ENGINES AND DEUTZ TCD2.9L4 (STAGE V) ENGINES**

ITEM	PART NUMBER	QTY	DESCRIPTION	REV
	1001138491	Ref	FUEL PUMP HARNESS	D
1	4460932	1	Receptacle, Female - 4 Position	
1	4460941	2	Pin, Male	
1	4460464	2	Pin, Male	
2	1001116983	1	Plug, Male - 2 Position	
2	1001116710	2	Socket, Female	
2	4461054	2	Seal	
3	4460891	1	Plug, Male - 2 Position	
3	4460942	2	Socket, Female	
4	4460897	1	Connector - 2 Position	
4	4460941	2	Pin, Male	
5	8220051	2	Terminal, Ring	

# SECTION 8 - ELECTRICAL

FIGURE 8-56. GENERATOR HARNESS - 4000W GENERATOR



ART\_1001152533

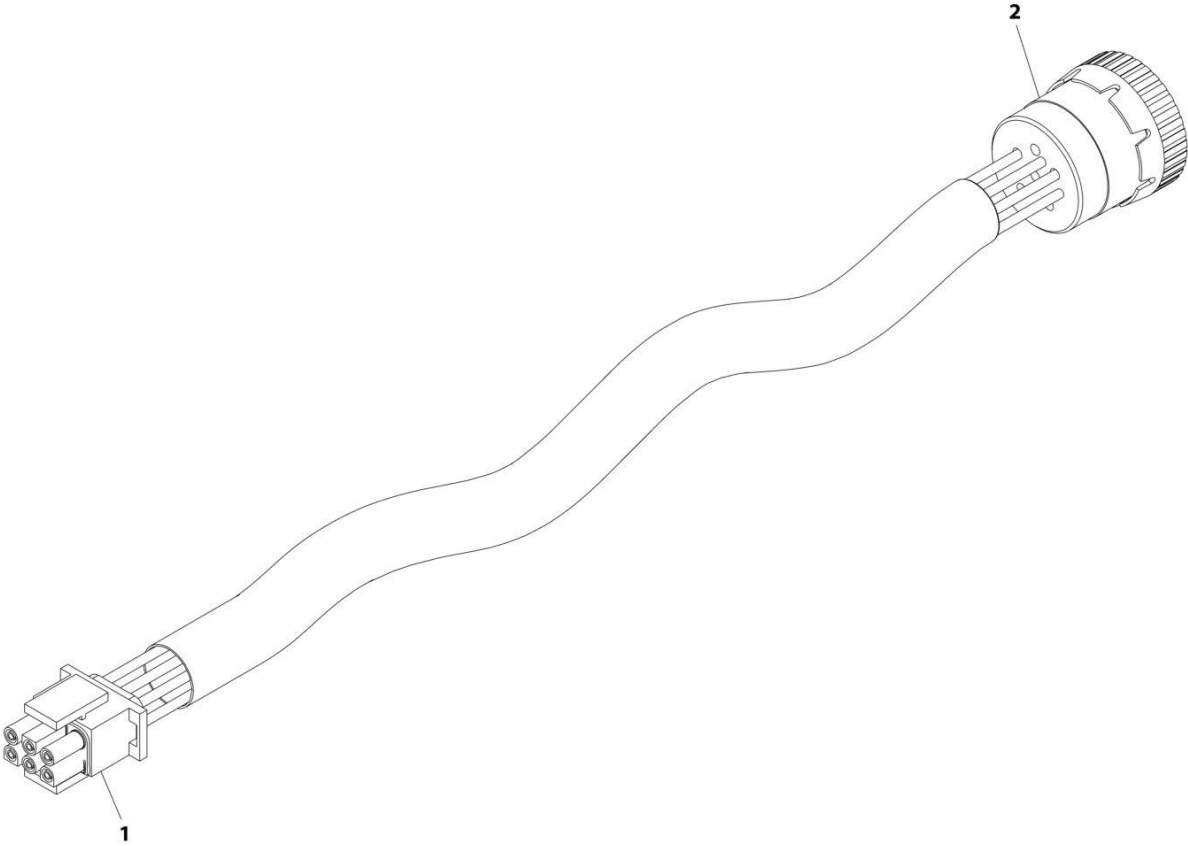
## SECTION 8 - ELECTRICAL

**FIGURE 8-56. GENERATOR HARNESS - 4000W GENERATOR**

ITEM	PART NUMBER	QTY	DESCRIPTION	REV
	1001152533	Ref	GENERATOR HARNESS - 4000W GENERATOR	A
1	4460225	1	Connector - 6 Position	
1	4460268	2	Socket, Female	
1	4460807	1	Seal, Plug	
1	4460808	1	Seal, Plug	
5	1060341	8 ft /2.4m	Cable, 16/2	
8	77363233	1	Connector - 6 Position	
8	4460465	2	Socket, Female	

**SECTION 8 - ELECTRICAL**

**FIGURE 8-57. GENERATOR HARNESS - 7500W GENERATOR**



ART\_4922972



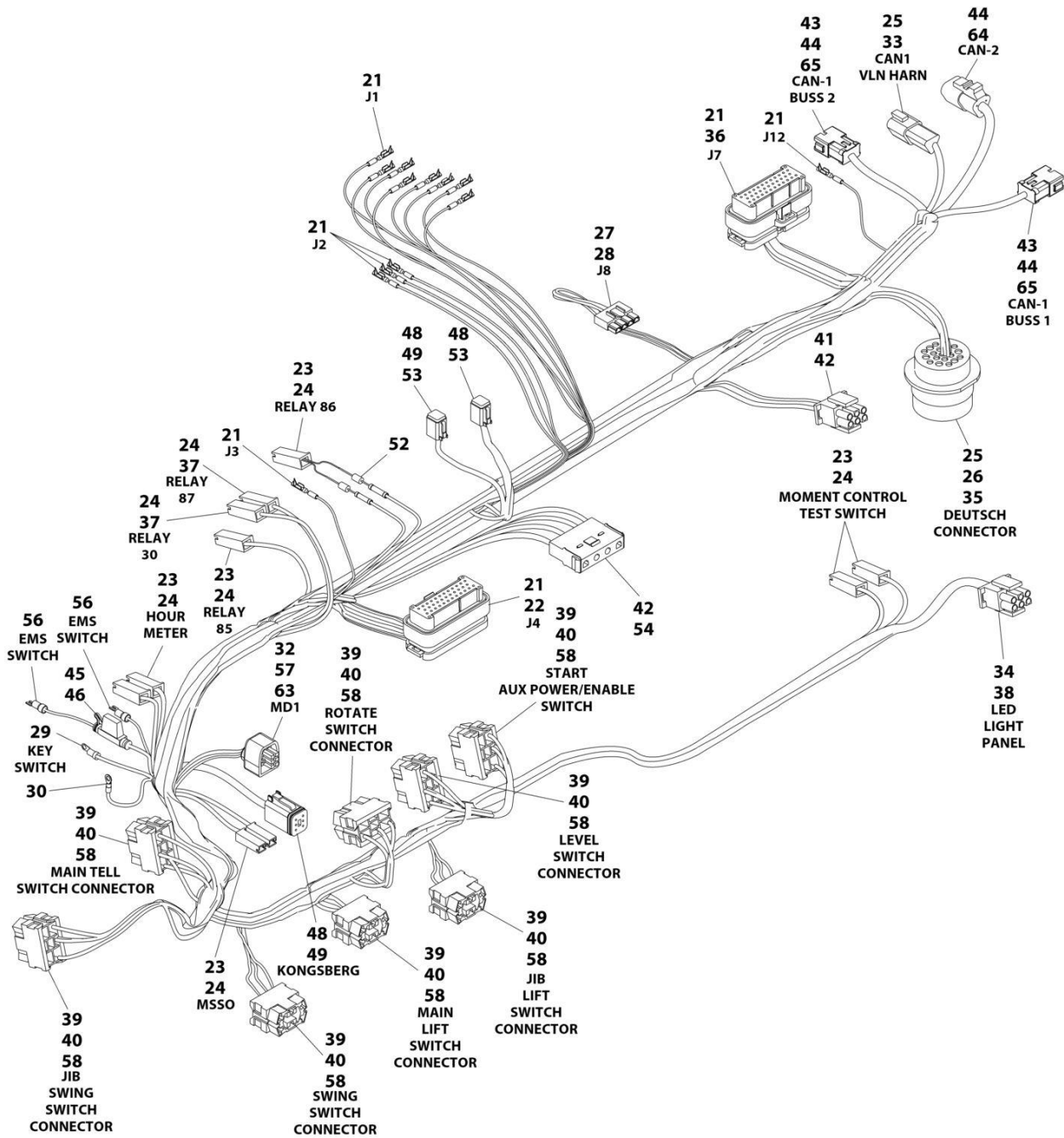
## SECTION 8 - ELECTRICAL

### FIGURE 8-57. GENERATOR HARNESS - 7500W GENERATOR

ITEM	PART NUMBER	QTY	DESCRIPTION	REV
	4922972	Ref	GENERATOR HARNESS - 7500W GENERATOR	C
1	4460225	1	Connector - 6 Position	
1	4460268	6	Socket, Female	
1	4460807	1	Seal, Plug	
1	4460808	1	Seal, Plug	
2	77363233	1	Connector - 6 Position	
2	4460465	6	Socket, Female	

# SECTION 8 - ELECTRICAL

## FIGURE 8-58. GROUND CONTROL BOX HARNESS



ART\_1001287193

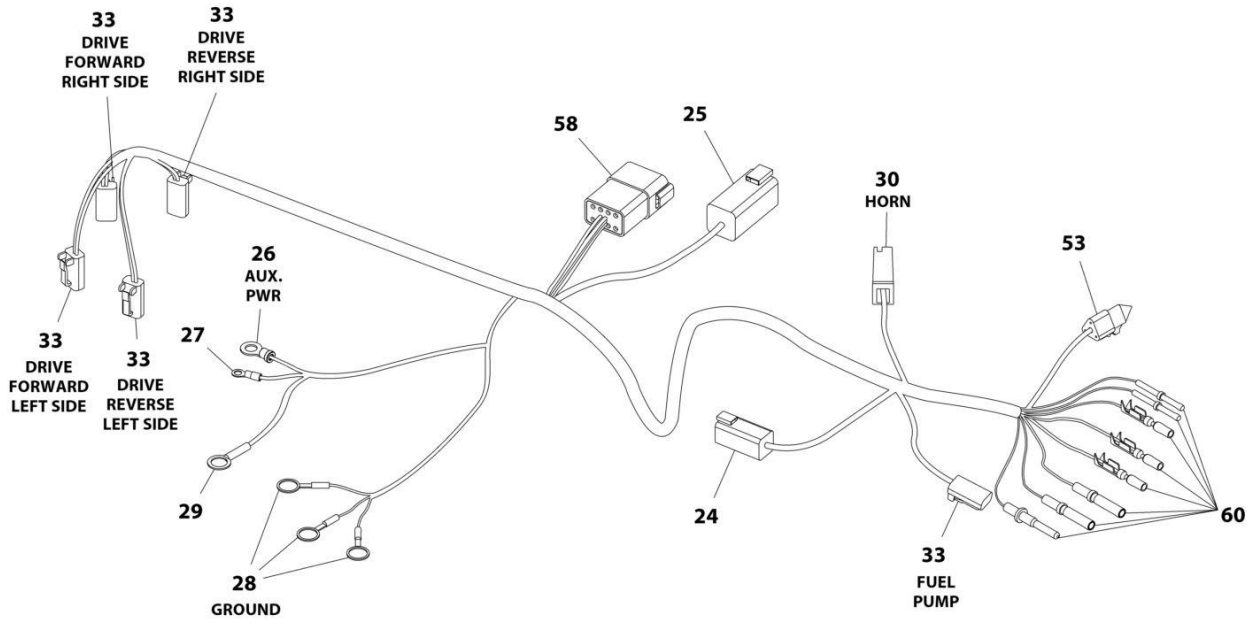
## SECTION 8 - ELECTRICAL

### FIGURE 8-58. GROUND CONTROL BOX HARNESS

ITEM	PART NUMBER	QTY	DESCRIPTION	REV
	1001287193	Ref	GROUND CONTROL BOX HARNESS	B
21	4460871	49	Socket	
22	4460876	1	Connector	
23	4460259	10	Socket	
24	4460260	12	Housing	
25	4460464	13	Pin 20 - 16AWG	
26	4460866	1	Connector	
27	4460878	1	Connector	
28	4460887	3	Socket	
29	4460142	3	Terminal, Ring	
30	4460313	3	Terminal, Ring	
32	4460868	1	Connector	
33	4460536	1	Connector	
34	1001237667	1	Connector	
35	4460508	3	Pin 14 - 12AWG	
36	4460873	1	Connector	
37	4460297	2	Socket	
38	1001237668	5	Socket	
39	4460418	8	Connector	
40	4460419	8	Socket 18 - 14AWG	
41	4460225	1	Plug	
42	4460227	10	Pin	
43	1001119020	2	Connector	
44	4460944	22	Socket	
45	2400066	1	Fuseholder with Cover	
46	2400065	1	Fuse, 30Amp	
48	4460894	3	Connector	
49	4460465	5	Socket 20 - 16AWG	
52	3990010	2	Diode - 3Amp	
53	4460942	2	Socket 16 - 14AWG	
54	4460761	1	Connector	
56	4460806	6	Terminal, Fork	
57	4460877	4	Socket	
58	1001159186	4	Socket 20 - 18AWG	
63	1001094105	1	Boot	
64	1001116812	1	Plug, Male - 3 Position	
65	4460933	2	Connector	

# SECTION 8 - ELECTRICAL

## FIGURE 8-59. GROUND CONTROLS TO ENGINE HARNESS



ART\_1001119372

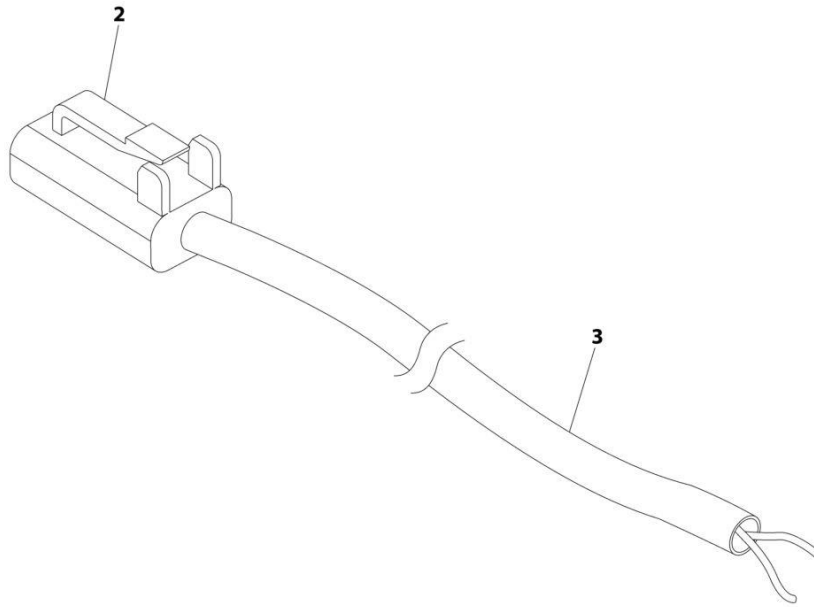
## SECTION 8 - ELECTRICAL

**FIGURE 8-59. GROUND CONTROLS TO ENGINE HARNESS**

ITEM	PART NUMBER	QTY	DESCRIPTION	REV
	1001119372	Ref	GROUND CONTROLS TO ENGINE HARNESS	C
24	4460899	1	Connector - 6 Position	
24	4460464	5	Pin, Male	
24	4460466	1	Plug, Terminal	
25	4460899	1	Connector - 6 Position	
25	4460464	4	Pin, Male	
25	4460943	2	Pin, Male (Gold)	
26	4460312	1	Terminal, Eyelet	
27	4460313	1	Terminal, Eyelet	
28	4460019	3	Terminal, Eyelet	
29	4460256	1	Terminal, Eyelet	
30	4460260	1	Terminal, Housing	
30	4460259	1	Terminal	
33	4460891	5	Connector - 2 Position	
33	4460465	10	Socket, Female	
53	4460539	1	Connector - 3 Position	
53	4460944	3	Socket, Female	
58	4460931	1	Connector - 8 Position	
58	4460464	8	Pin, Male	
60	4460465	2	Socket, Female	
60	4460887	1	Terminal (12 Gauge)	
60	4460871	11	Socket, Female	
60	4460508	1	Pin, Male	

# SECTION 8 - ELECTRICAL

## FIGURE 8-60. JIB STOW SWITCH HARNESS



ART\_4922784

## SECTION 8 - ELECTRICAL

### FIGURE 8-60. JIB STOW SWITCH HARNESS

ITEM	PART NUMBER	QTY	DESCRIPTION	REV
	4922784	Ref	JIB STOW SWITCH HARNESS	C
2	4460891	1	Connector - 2 Position	
2	4460465	2	Socket, Female	
3	1060902	15 ft/ 4.6m	Cable, Electrical 18/2	

# SECTION 8 - ELECTRICAL

## FIGURE 8-61. LOAD SENSING PIN HARNESS



ART\_4923256



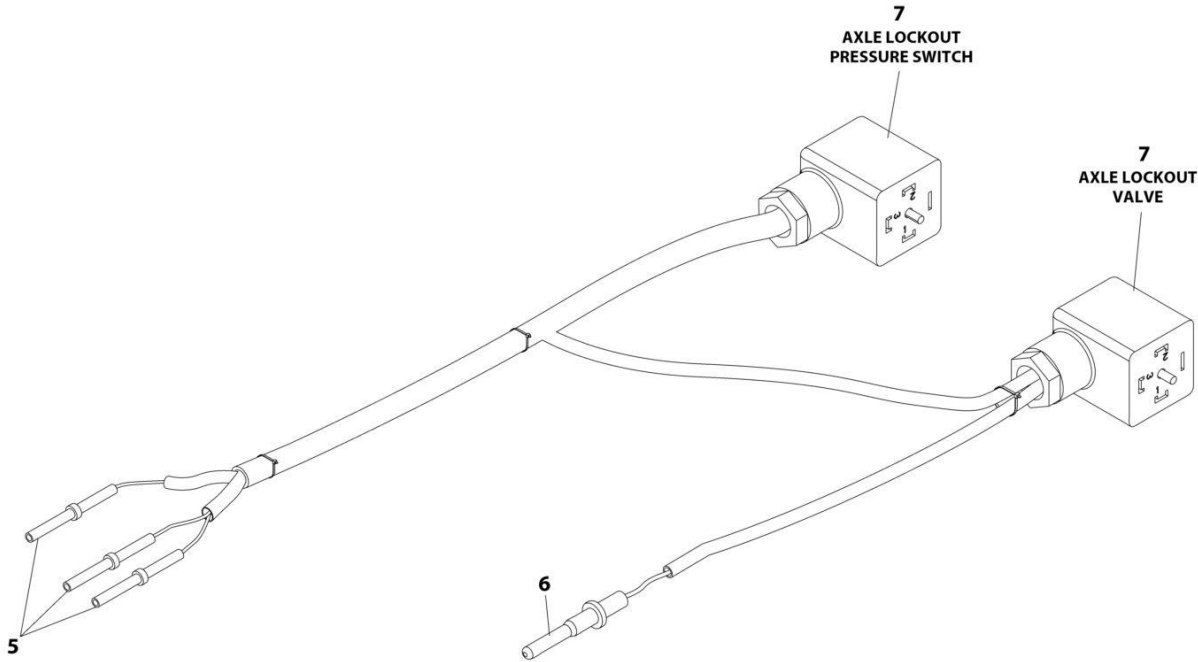
## SECTION 8 - ELECTRICAL

### FIGURE 8-61. LOAD SENSING PIN HARNESS

ITEM	PART NUMBER	QTY	DESCRIPTION	REV
	4923256	Ref	LOAD SENSING PIN HARNESS	C
1	4460930	1	Connector - 8 Position (Gray)	
1	4460465	4	Socket, Female	
1	4460466	3	Plug, Sealing	
2	See Note	NSS	Connector - 4 Position (Note: Not Available for Purchase)	
2	See Note	NSS	Terminal (Note: Not Available for Purchase)	

**SECTION 8 - ELECTRICAL**

**FIGURE 8-62. LOCKOUT VALVE HARNESS**



ART\_4922767\_D

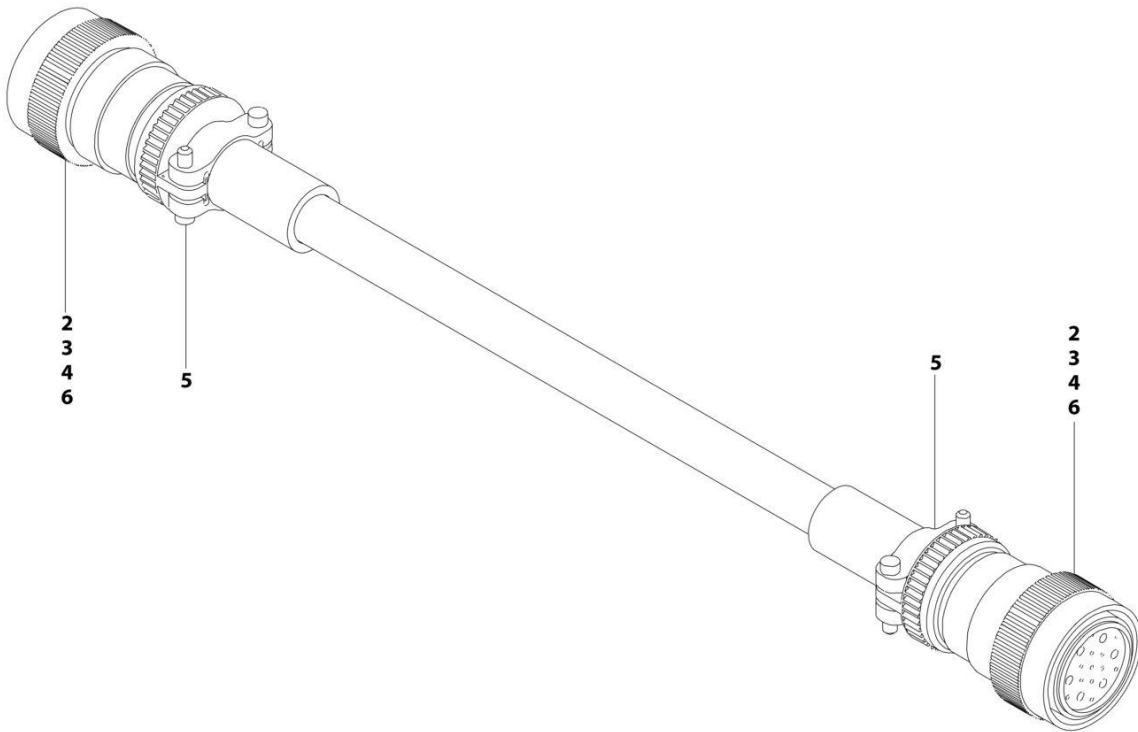
## SECTION 8 - ELECTRICAL

### FIGURE 8-62. LOCKOUT VALVE HARNESS

ITEM	PART NUMBER	QTY	DESCRIPTION	REV
	4922767	Ref	LOCKOUT VALVE HARNESS	D
5	4460465	3	Socket, Female	
6	4460464	1	Pin, Male	
7	1001263923	2	Connector, Din	
8	4240033	6	Tie-Strap (Not Shown)	

# SECTION 8 - ELECTRICAL

## FIGURE 8-63. MAIN BOOM CONTROL CABLE HARNESS (1200SJP)



ART\_4922672

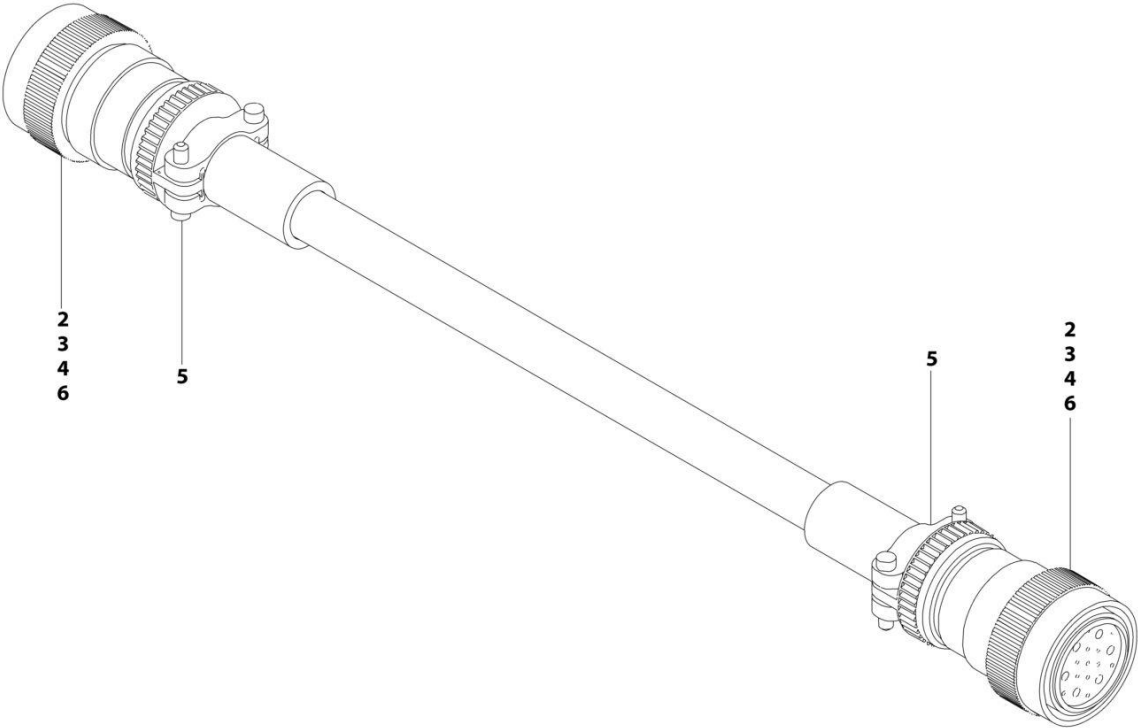
## SECTION 8 - ELECTRICAL

**FIGURE 8-63. MAIN BOOM CONTROL CABLE HARNESS (1200SJP)**

ITEM	PART NUMBER	QTY	DESCRIPTION	REV
	4922672	Ref	MAIN BOOM CONTROL CABLE HARNESS	C
2	4460465	22	Socket, Female	
3	4460865	2	Connector - 19 Position	
4	4460509	8	Socket, Female	
5	4460473	2	Clamp	
6	4460466	8	Plug, Socket	

**SECTION 8 - ELECTRICAL**

**FIGURE 8-64. MAIN BOOM CONTROL CABLE HARNESS (1350SJP)**



ART\_4922673

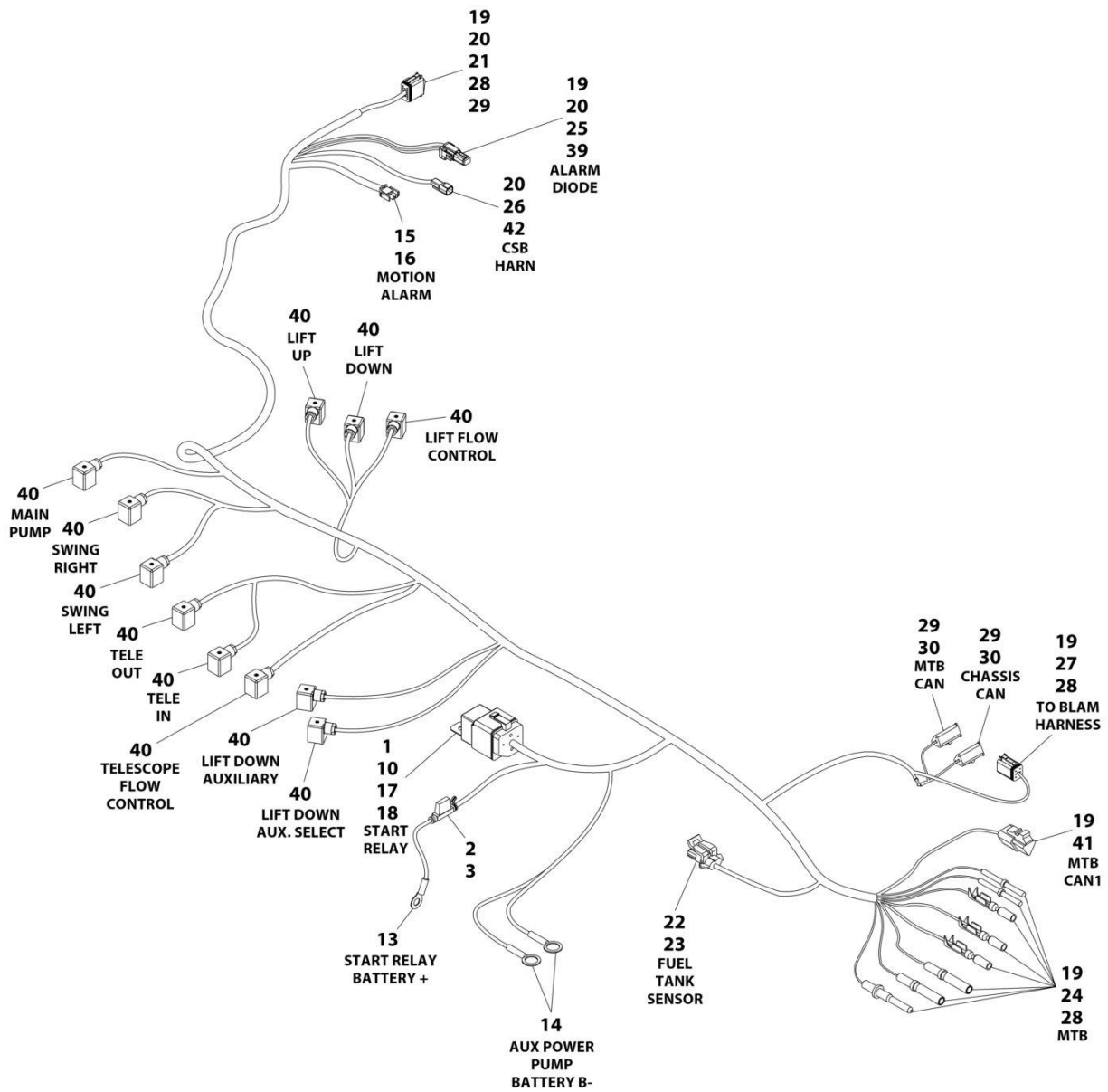
## SECTION 8 - ELECTRICAL

**FIGURE 8-64. MAIN BOOM CONTROL CABLE HARNESS (1350SJP)**

ITEM	PART NUMBER	QTY	DESCRIPTION	REV
	4922673	Ref	MAIN BOOM CONTROL CABLE HARNESS	D
2	4460465	22	Socket, Female	
3	4460865	2	Connector - 19 Position	
4	4460509	8	Socket, Female	
5	4460473	2	Clamp	
6	4460466	8	Plug, Socket	

# SECTION 8 - ELECTRICAL

## FIGURE 8-65. MAIN VALVE HARNESS



ART\_1001285060



## SECTION 8 - ELECTRICAL

### FIGURE 8-65. MAIN VALVE HARNESS

ITEM	PART NUMBER	QTY	DESCRIPTION	REV
	1001285060	Ref	MAIN VALVE HARNESS	A
1	0100048	AR	Grease, Dielectric	
2	2400065	1	Fuse, 30Amp	
3	2400066	1	Holder, Fuse	
10	3740080	1	Relay	
13	4460019	1	Terminal, Eyelet	
14	4460256	2	Terminal, Eyelet	
15	4460267	2	Pin	
16	4460320	1	Connector	
17	4460374	1	Plug	
18	4460375	5	Socket	
19	4460465	14	Socket 20 - 16AWG (Nickel)	
20	4460466	6	Plug	
21	4460836	1	Connector	
22	4460842	2	Socket	
23	4460843	1	Connector	
24	4460871	17	Socket 20 - 16AWG (Gold)	
25	4460884	1	Connector	
26	4460897	1	Connector	
27	4460894	1	Connector	
28	4460942	8	Socket 16 - 14AWG (Nickel)	
29	4460944	9	Socket 20 - 16AWG (Gold)	
30	4460965	2	Connector	
39	1001152266	1	Connector, Diode Pack	
40	1001263923	11	Connector	
41	4460539	1	Connector	
42	4460464	1	Pin	



## SECTION 8 - ELECTRICAL

### FIGURE 8-66. PLATFORM CONSOLE BOX HARNESS

ITEM	PART NUMBER	QTY	DESCRIPTION	REV
	1001241891	Ref	PLATFORM CONSOLE BOX HARNESS	J
2	4460866	1	Connector - 19 Pin	
2	4460464	7	Pin, Male Deutsch 16 Ga	
2	4460508	4	Pin, Male Deutsch 12 Ga	
2	4460943	3	Pin, Male 16 Ga (Gold)	
2	4460466	5	Plug	
3	4460874	1	Connector - 35 Position (Natural)	
3	4460871	33	Socket, Female	
3	4460905	2	Plug	
4	4460876	1	Connector - 35 Position (Blue)	
4	4460871	20	Socket, Female	
4	4460905	20	Plug	
5	4460873	1	Connector - 35 Position (Black)	
5	4460871	26	Socket, Female	
5	4460905	8	Plug	
8	4460879	1	Connector - 2 Position	
8	4460887	2	Terminal	
10	4460213	4	Terminal Eyelet	
11	4460260	10	Terminal, Housing	
11	4460259	10	Terminal	
13	4460418	12	Connector, Female - 6 Position	
13	4460419	12	Socket, Female	
13	1001159186	22	Terminal	
18	4460888	3	Terminal, Fork	
19	4460225	1	Connector - 6 Position	
19	4460227	5	Terminal (16 Gauge)	
25	4460806	1	Terminal, Fork	
26	4460434	2	Connector - 15 Position	
26	4460227	16	Pin, Male	
26	4460267	1	Pin, Male	
27	4460183	11	Terminal, Fork	
28	4460925	1	Connector - 21 Pin	
28	1001126011	13	Pin, Male Deutsch 16 Ga	
28	4460466	8	Plug	
30	1001121616	2	Connector - 6 Position	
30	1001121615	2	Base, Mounting	
33	4460142	1	Terminal, Eyelet	
36	4460016	2	Terminal (16 - 14AWG)	
36	1001271497	2	Terminal (22 - 18AWG)	
37	4460894	1	Connector - 6 Position	
37	4460465	5	Socket, Female	
37	4460466	1	Plug	
43	4460539	1	Plug, Male - 3 Position	
43	4460944	3	Socket, Female (Gold)	
44	4460536	1	Connector - 3 Position	
44	4460943	3	Pin, Male (Gold)	
47	4460933	1	Connector, Gray - 12 Position	
47	4460944	10	Socket, Female (Gold)	
47	4460466	2	Plug	
47	1001119020	1	Bussbar - 12 Position	

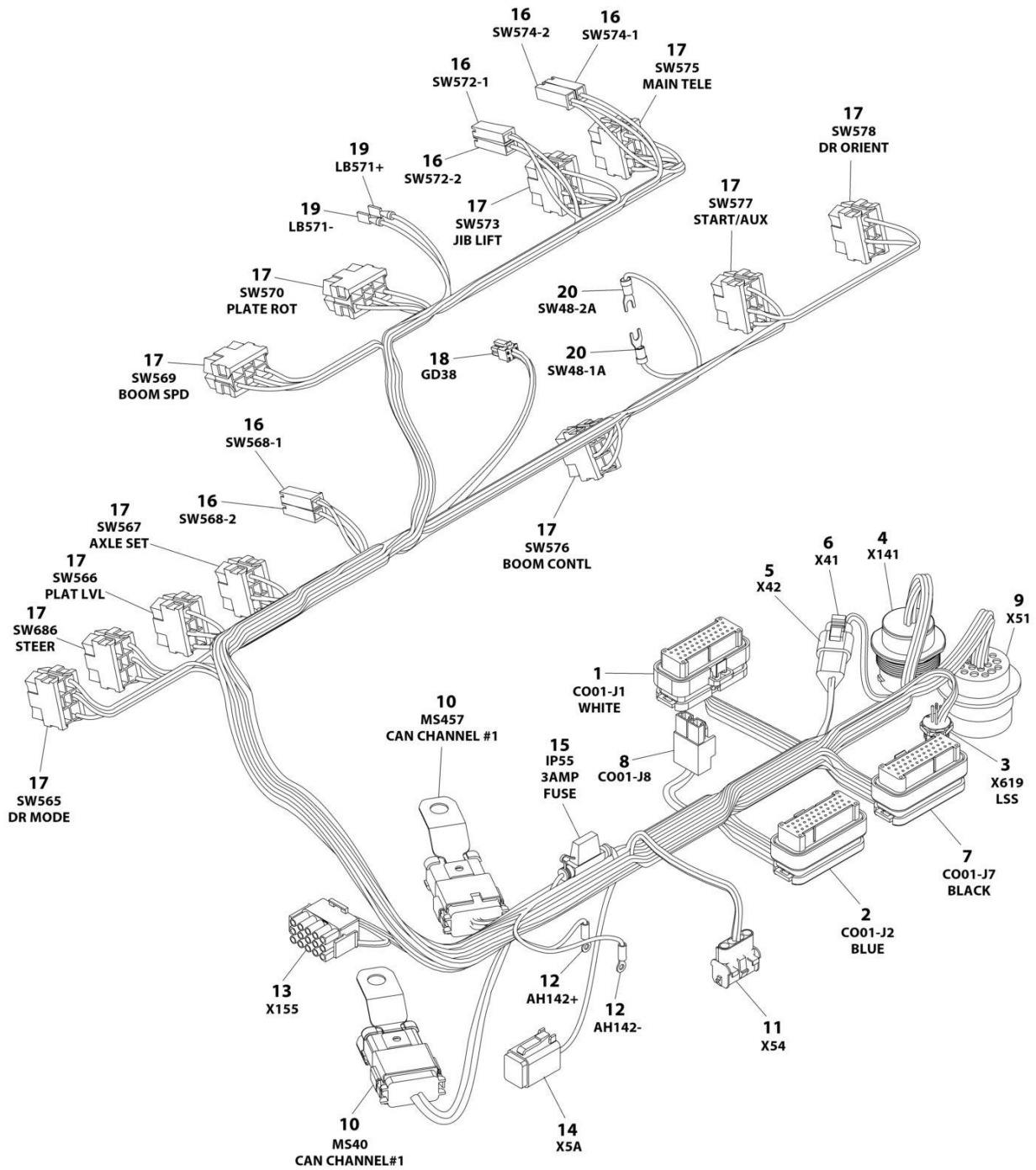
## SECTION 8 - ELECTRICAL

ITEM	PART NUMBER	QTY	DESCRIPTION	REV
50	1001213447	1	Connector - 5 Position	
70	1001237667	1	Connector - 6 Position	
70	1001237668	4	Socket, Female (Gold)	
71	2400060	1	Holder, Fuse	
71	8229249	1	Fuse	
75	4460042	1	Terminal, Ring	
83	4460708	2	Plug, Male - 15 Position	
83	4460226	2	Socket, Female	



# SECTION 8 - ELECTRICAL

## FIGURE 8-67. PLATFORM CONSOLE BOX HARNESS



ART\_1001243596

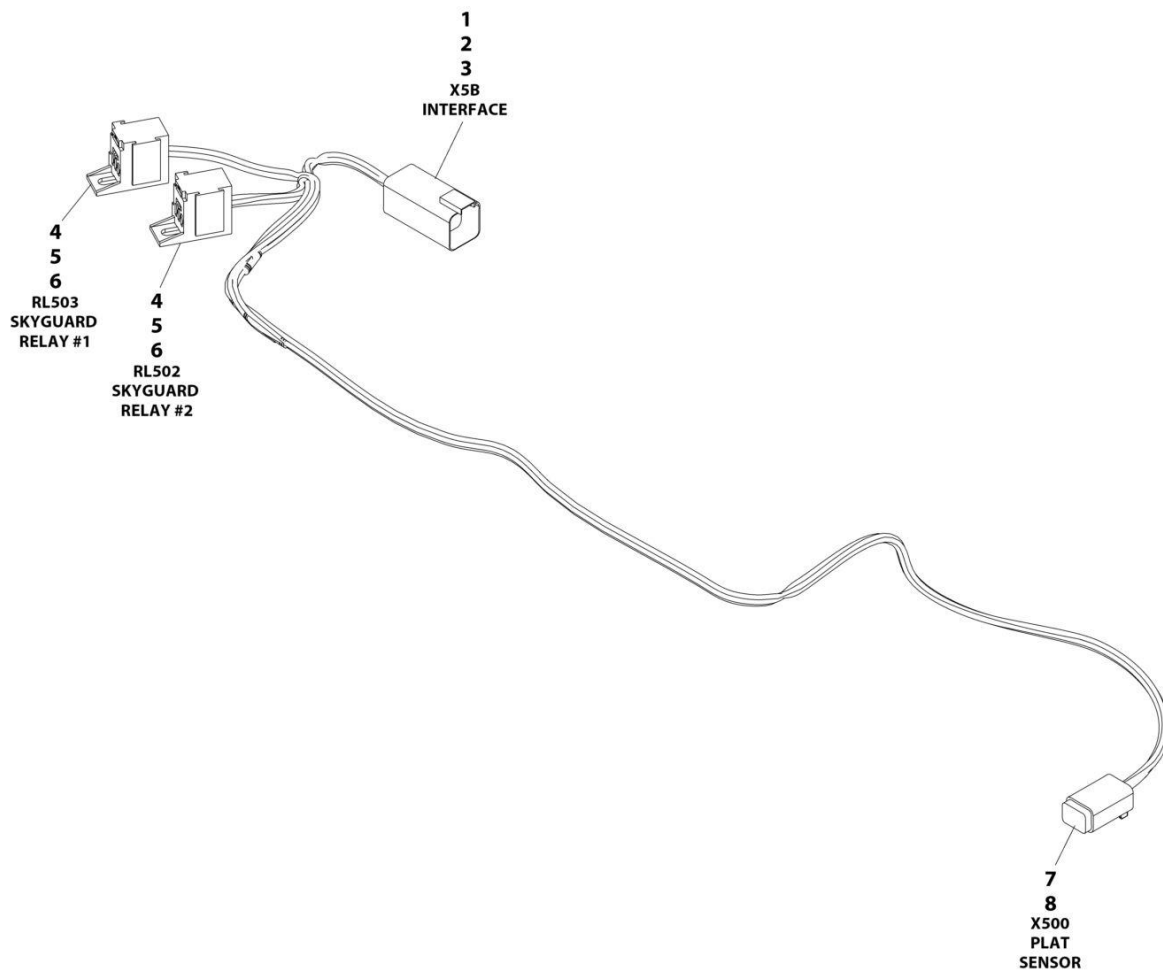
## SECTION 8 - ELECTRICAL

### FIGURE 8-67. PLATFORM CONSOLE BOX HARNESS

ITEM	PART NUMBER	QTY	DESCRIPTION	REV
	1001243596	Ref	PLATFORM CONSOLE BOX HARNESS	C
1	4460874	1	Connector - 35 Position	
1	4460871	24	Socket, Female	
1	4460905	11	Plug, Terminal	
2	4460876	1	Connector - 35 Position	
2	4460871	11	Socket, Female	
2	4460905	24	Plug, Terminal	
3	1001213447	1	Receptacle, Female - 5 Position (With Wires & Terminals)	
4	4460925	1	Connector - 21 Position	
4	1001126011	7	Pin, Male	
4	4460518	14	Plug, Terminal	
5	4460536	1	Recepracle, Female - 3 Position	
5	4460943	3	Pin, Male	
6	4460539	1	Plug, Male - 3 Position	
6	4460944	3	Socket, Male	
7	4460873	1	Connector - 35 Position	
7	4460871	19	Socket, Female	
7	4460905	16	Plug, Terminal	
8	4460879	1	Plug, Male - 2 Position	
8	4460887	2	Terminal	
9	4460866	1	Connector - 19 Position	
9	4460943	3	Pin, Male	
9	4460464	5	Pin, Male	
9	4460508	2	Pin, Male	
9	4460466	9	Plug, Terminal	
10	4460933	2	Plug, Male - 12 Position	
10	4460465	17	Socket, Female	
10	4460466	7	Plug, Terminal	
10	1001119020	2	Bussbar - 12 Position	
10	1001120328	2	Mount	
11	4460761	1	Receptacle, Female - 4 Position	
11	4460227	4	Pin, Male	
12	1001098122	2	Terminal, Ring	
13	4460434	2	Plug, Male - 15 Position	
13	4460227	6	Pin, Male	
13	4460267	12	Pin, Male	
14	4460894	1	Plug, Male - 6 Position	
14	4460465	4	Socket, Female	
14	4460466	2	Plug, Terminal	
15	2400060	1	Fuseholder with Cover	
15		Ref	Fuse - 3 AMP	
16	4460260	6	Cover, Terminal	
16	4460259	6	Terminal	
17	4460418	11	Connector - 6 Position	
17	4460419	20	Socket, Female	
17	1001159186	21	Socket, Female	
18	1001237667	1	Plug, Male - 6 Position	
18	1001237668	4	Socket, Female	
19	4460016	2	Terminal	
20	4460183	2	Terminal, Fork	

# SECTION 8 - ELECTRICAL

## FIGURE 8-68. PLATFORM INTERFACE HARNESS



ART\_1001225580



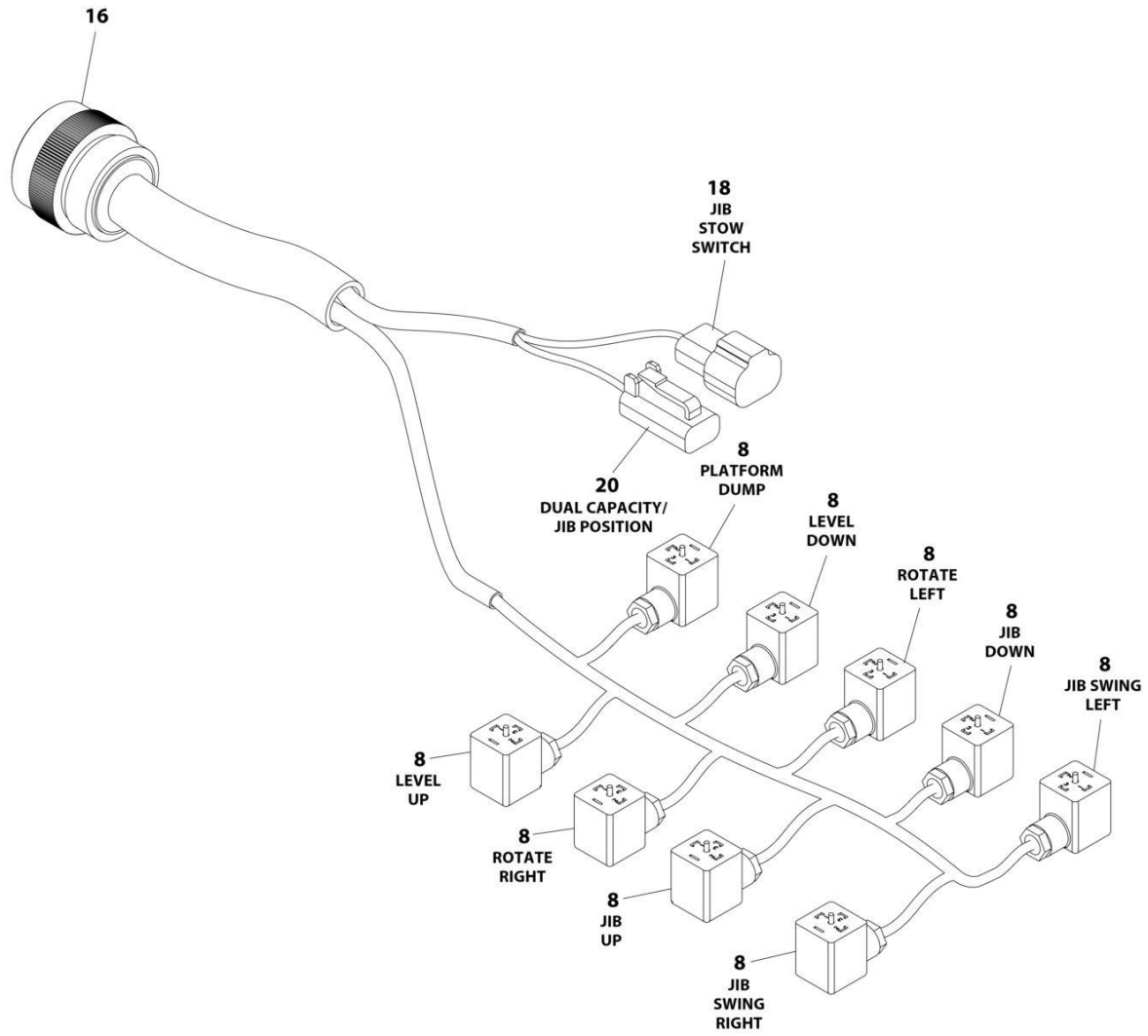
## SECTION 8 - ELECTRICAL

### FIGURE 8-68. PLATFORM INTERFACE HARNESS

ITEM	PART NUMBER	QTY	DESCRIPTION	REV
	1001225580	Ref	INTERFACE HARNESS - WITH 1 CELL LSS	D
1	4460899	1	Connector	
2	4460464	4	Terminal	
3	4460466	2	Plug	
4	1001186432	2	Connector	
5	1001116720	4	Terminal	
6	1001118388	4	Terminal	
7	4460884	1	Connector	
8	4460465	4	Terminal	

# SECTION 8 - ELECTRICAL

## FIGURE 8-69. PLATFORM VALVE HARNESS



ART\_4922777\_E

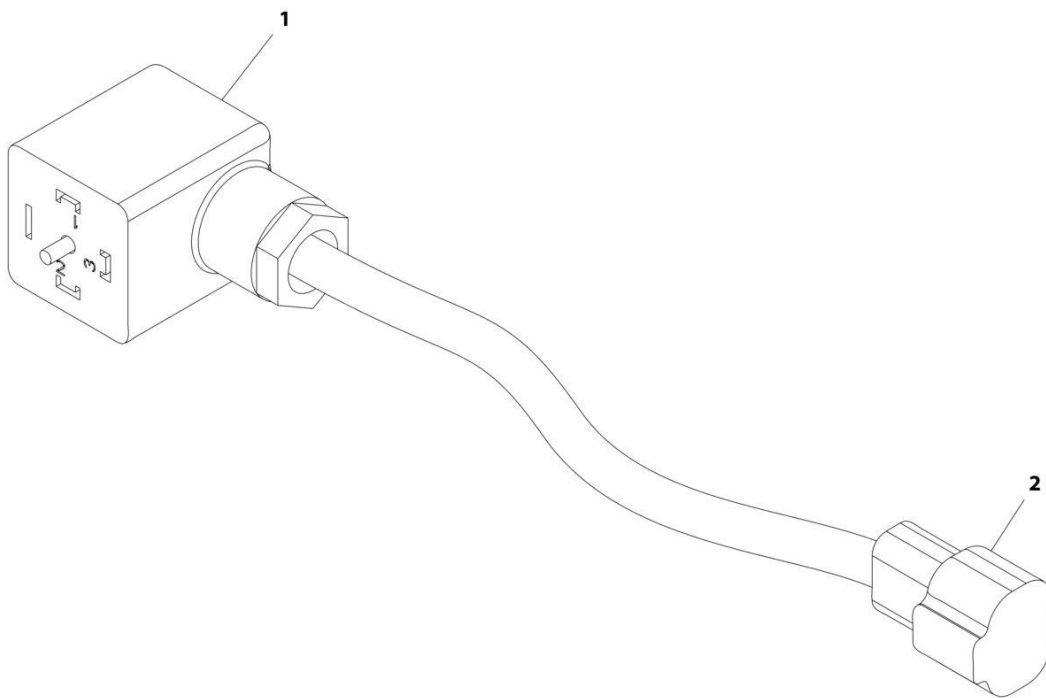
## SECTION 8 - ELECTRICAL

### FIGURE 8-69. PLATFORM VALVE HARNESS

ITEM	PART NUMBER	QTY	DESCRIPTION	REV
	4922777	Ref	PLATFORM VALVE HARNESS	E
7	4240033	10	Tie-Strap (Not Shown)	
8	1001263923	9	DIN Connector	
16	4460926	1	Connector - 21 Position	
16	4460928	13	Socket, Female	
16	4460466	8	Plug, Hole	
18	4460897	1	Connector - 2 Position	
18	4460464	2	Pin, Male	
20	4460891	1	Plug, Male - 2 Position	
20	4460465	2	Socket, Female	

# SECTION 8 - ELECTRICAL

## FIGURE 8-70. PUMP ADAPTER HARNESS - SAUER PUMPS



ART\_1001119456

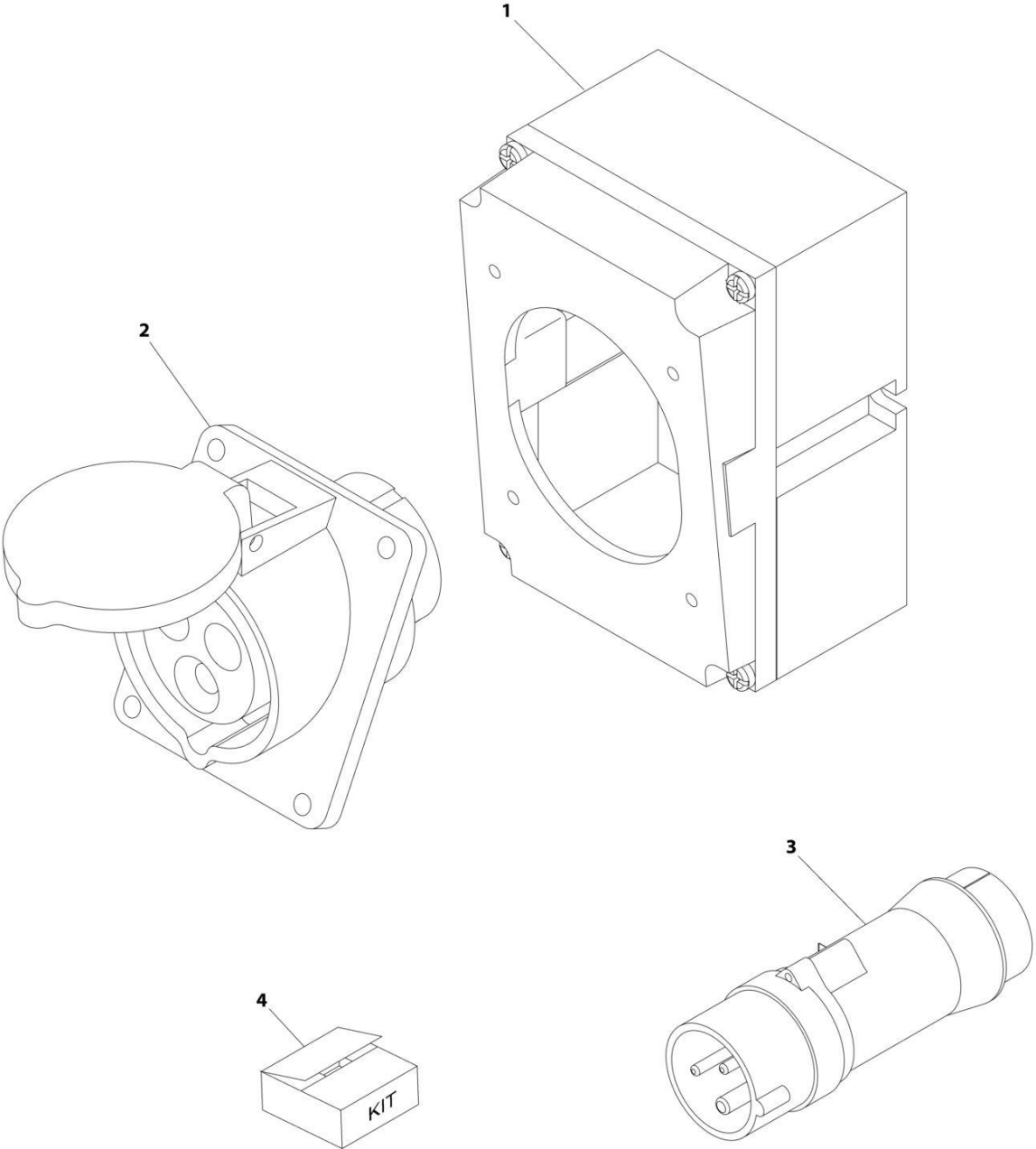
## SECTION 8 - ELECTRICAL

### FIGURE 8-70. PUMP ADAPTER HARNESS - SAUER PUMPS

ITEM	PART NUMBER	QTY	DESCRIPTION	REV
	1001119456	Ref	PUMP ADAPTER HARNESS - SAUER PUMPS	C
1	4460880	2	DIN Connector	
2	4460897	2	Connector - 2 Position	
2	4460464	4	Pin, Male	

**SECTION 8 - ELECTRICAL**

**FIGURE 8-71. RECEPTACLE BOX KIT - 110V IEC YELLOW WITHOUT 2500W GENERATOR (CE & UK CA SPECS)**



ART\_0275216

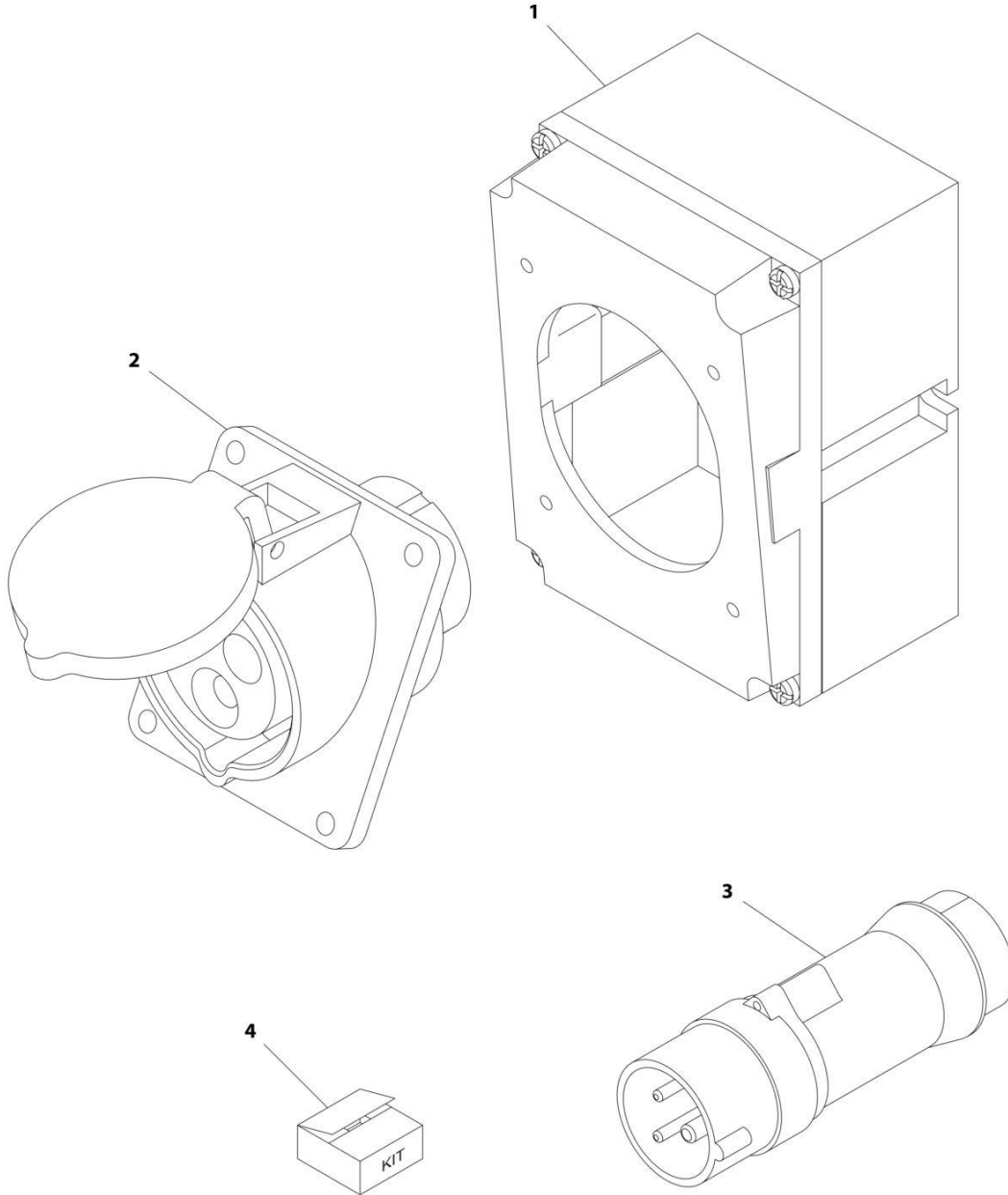
## SECTION 8 - ELECTRICAL

**FIGURE 8-71. RECEPTACLE BOX KIT - 110V IEC YELLOW WITHOUT 2500W GENERATOR (CE & UK CA SPECS)**

ITEM	PART NUMBER	QTY	DESCRIPTION	REV
	0275216	Ref	RECEPTACLE BOX KIT - 110V IEC YELLOW	B
1	0861781	1	Box, Switch	
2	4461198	1	Receptacle	
3	4461196	1	Plug, Male	
4	1001100341	1	Plug and Socket Kit (Includes Items 1-3 and Female Plug p/n 4461197)	

# SECTION 8 - ELECTRICAL

FIGURE 8-72. RECEPTACLE BOX KIT - 220V IEC BLUE WITHOUT 2500W GENERATOR (CE & UK CA SPECS)



ART\_0275217



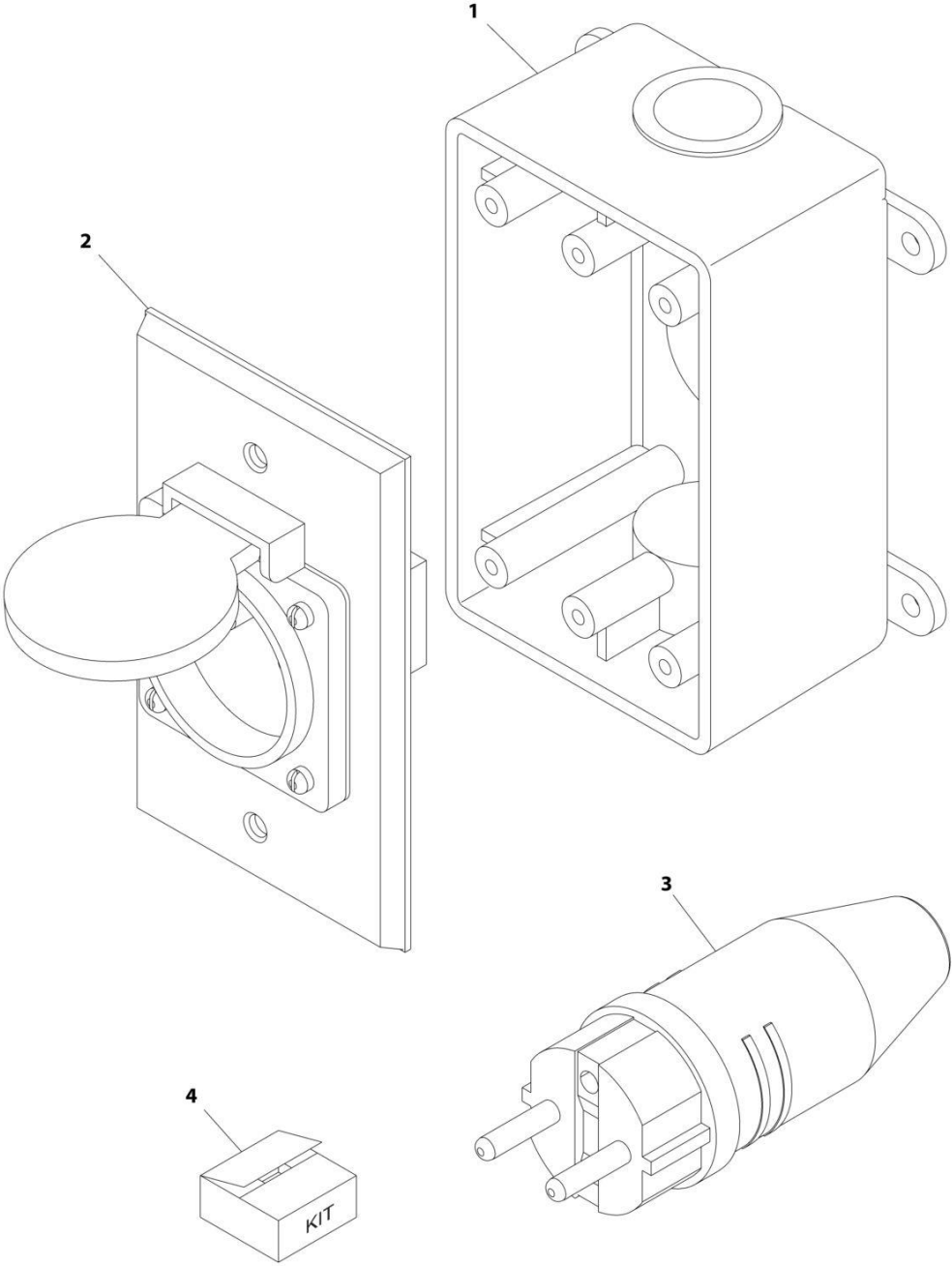
## SECTION 8 - ELECTRICAL

**FIGURE 8-72. RECEPTACLE BOX KIT - 220V IEC BLUE WITHOUT 2500W GENERATOR (CE & UK CA SPECS)**

ITEM	PART NUMBER	QTY	DESCRIPTION	REV
	0275217	Ref	RECEPTACLE BOX KIT - 220V IEC BLUE	B
1	0861781	1	Box, Switch	
2	4461201	1	Receptacle	
3	4461199	1	Plug, Male	
4	1001100342	1	Plug and Socket Kit (Includes Items 1-3 and Female Plug p/n 4461200)	

**SECTION 8 - ELECTRICAL**

**FIGURE 8-73. RECEPTACLE BOX KIT - 220V CEE7 POST GROUND WITHOUT 2500W GENERATOR  
(2X4 BOX) (CE & UK CA SPECS)**



ART\_0275452-C

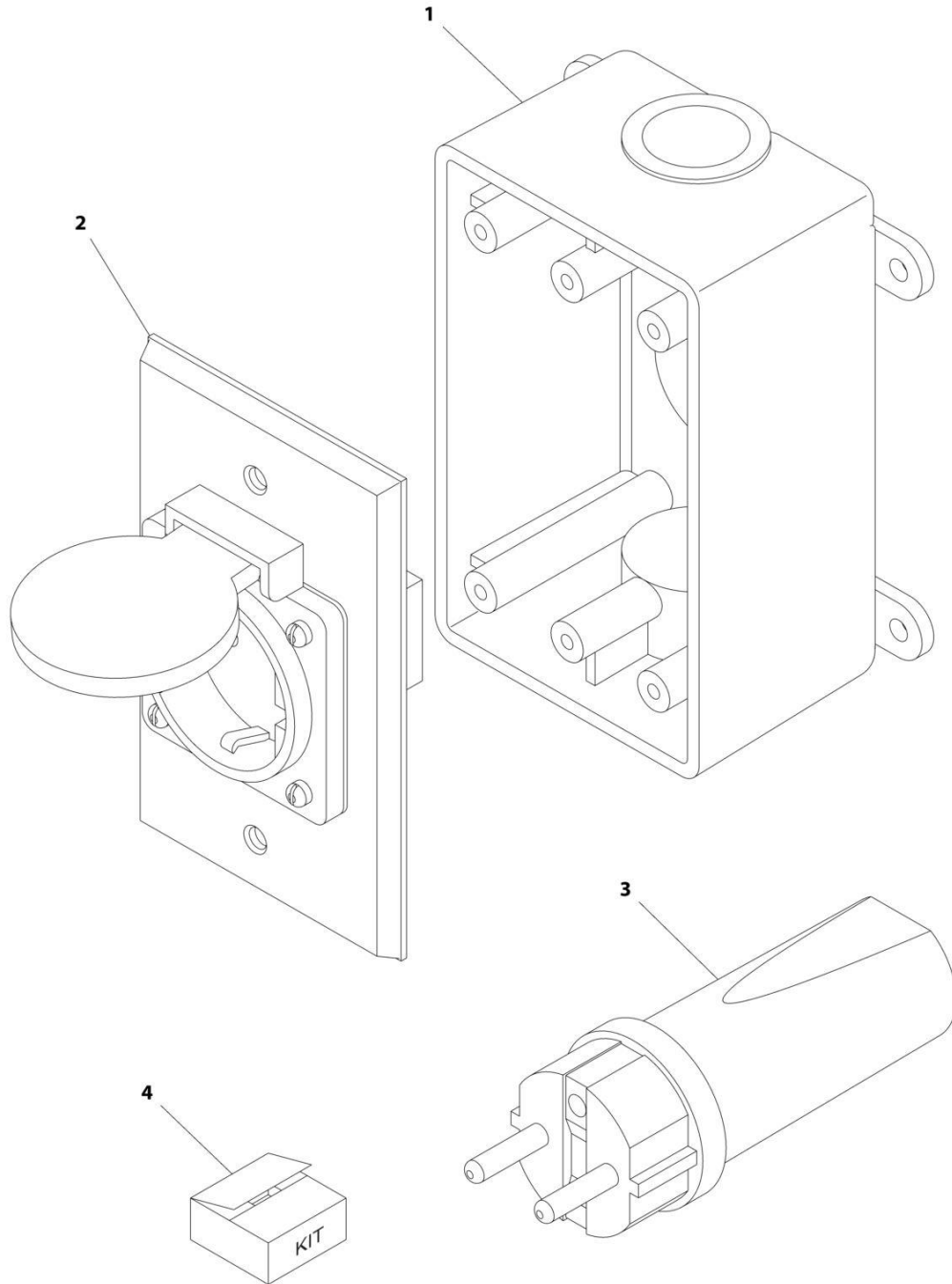
## SECTION 8 - ELECTRICAL

**FIGURE 8-73. RECEPTACLE BOX KIT - 220V CEE7 POST GROUND WITHOUT 2500W GENERATOR  
(2X4 BOX) (CE & UK CA SPECS)**

ITEM	PART NUMBER	QTY	DESCRIPTION	REV
	0275452	Ref	RECEPTACLE BOX KIT - 220V CEE7 POST GROUND 2IN X 4IN BOX	C
1	0861731	1	Box, Switch	
2	4461244	1	Receptacle	
3	4461205	1	Plug, Male	
4	1001100345	1	Plug and Socket Kit (Includes Items 1-3 and Female Plug p/n 4461203)	

## SECTION 8 - ELECTRICAL

FIGURE 8-74. RECEPTACLE BOX KIT - 220V CEE7 SIDE GROUND WITHOUT 2500W GENERATOR  
(2X4 BOX) (CE & UK CA SPECS)



ART\_0275453

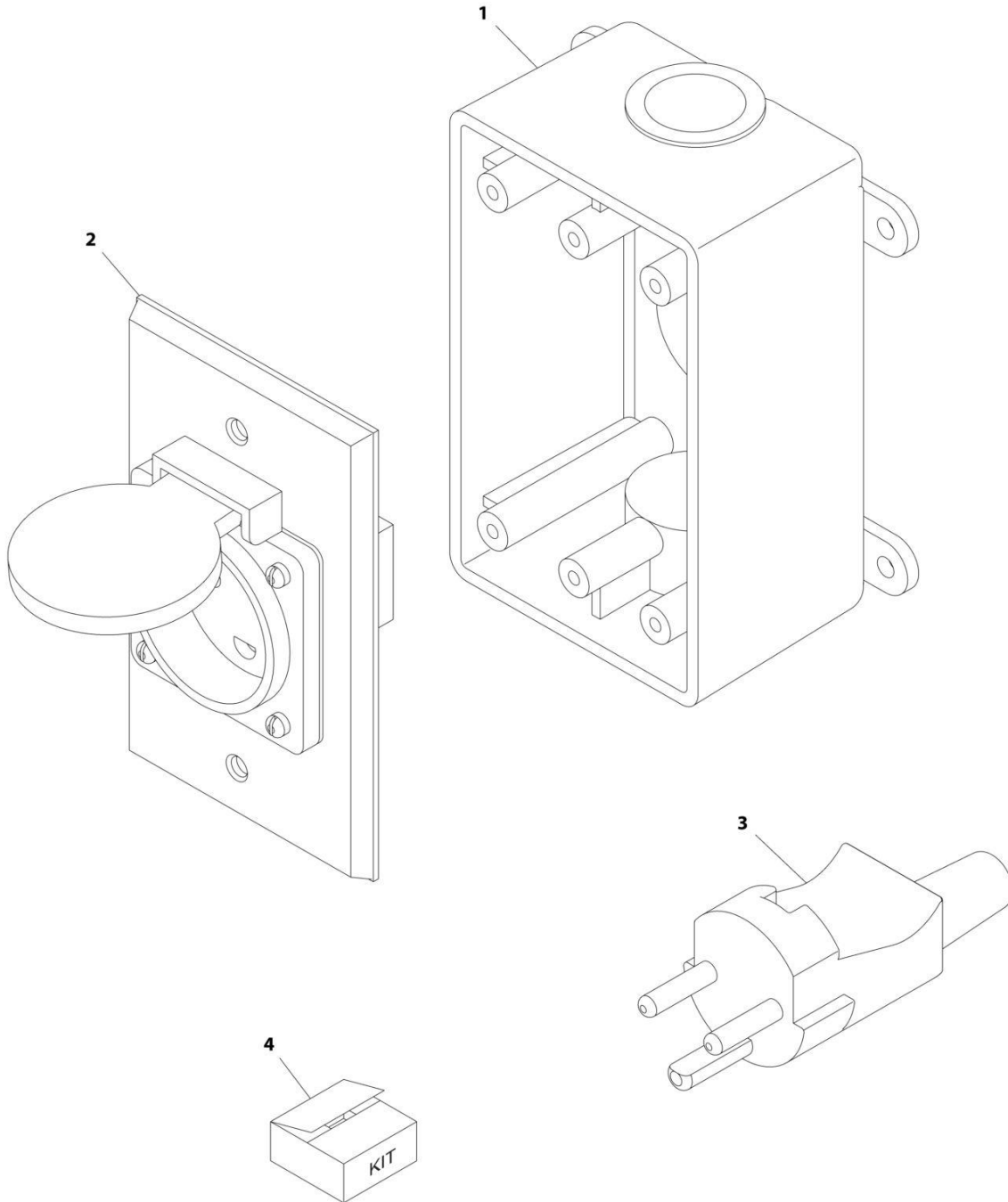
## SECTION 8 - ELECTRICAL

**FIGURE 8-74. RECEPTACLE BOX KIT - 220V CEE7 SIDE GROUND WITHOUT 2500W GENERATOR  
(2X4 BOX) (CE & UK CA SPECS)**

ITEM	PART NUMBER	QTY	DESCRIPTION	REV
	0275453	Ref	RECEPTACLE BOX KIT - 220V CEE7 SIDE GROUND	B
1	0861731	1	Box, Switch	
2	4461245	1	Receptacle	
3	4461205	1	Plug, Male	
4	1001100347	1	Plug and Socket Kit (Includes Items 1-3 and Female Plug p/n 4461206)	

# SECTION 8 - ELECTRICAL

FIGURE 8-75. RECEPTACLE BOX KIT - 220V AFSINT 107 KEYED GROUND WITHOUT 2500W GENERATOR (2X4 BOX) (CE & UK CA SPECS)



ART\_0275454

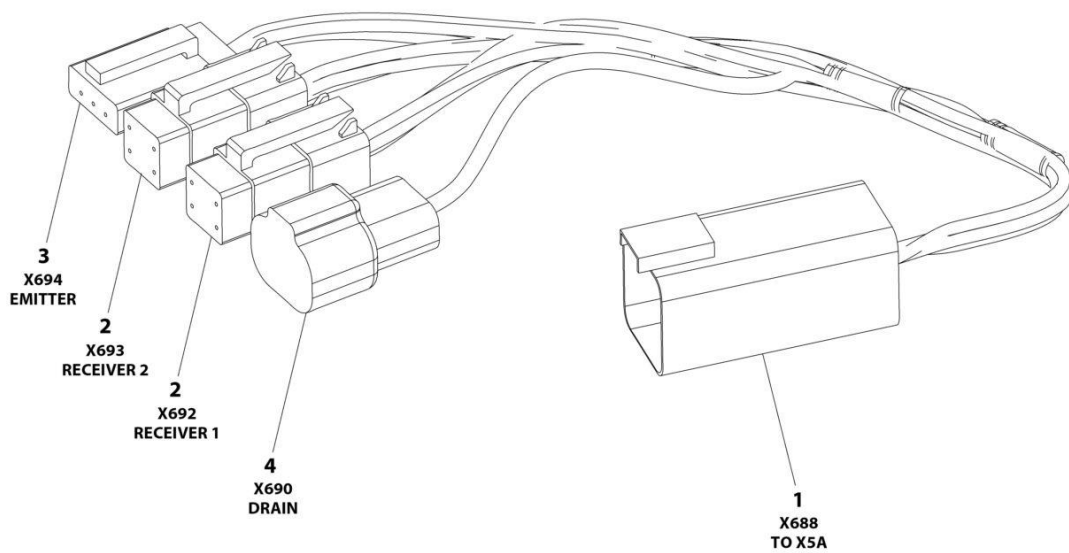
## SECTION 8 - ELECTRICAL

**FIGURE 8-75. RECEPTACLE BOX KIT - 220V AFSINT 107 KEYED GROUND WITHOUT 2500W GENERATOR (2X4 BOX) (CE & UK CA SPECS)**

ITEM	PART NUMBER	QTY	DESCRIPTION	REV
	0275454	Ref	RECEPTACLE BOX KIT - 220V AFSINT 107	B
1	0861731	1	Box, Switch	
2	4461246	1	Receptacle	
3	4461249	1	Plug, Male	
4	1001100346	1	Plug and Socket Kit (Includes Items 1-3 and Female Plug p/n 4461250)	

# SECTION 8 - ELECTRICAL

## FIGURE 8-76. SKYEYE INTERMEDIATE HARNESS



ART\_1001237865



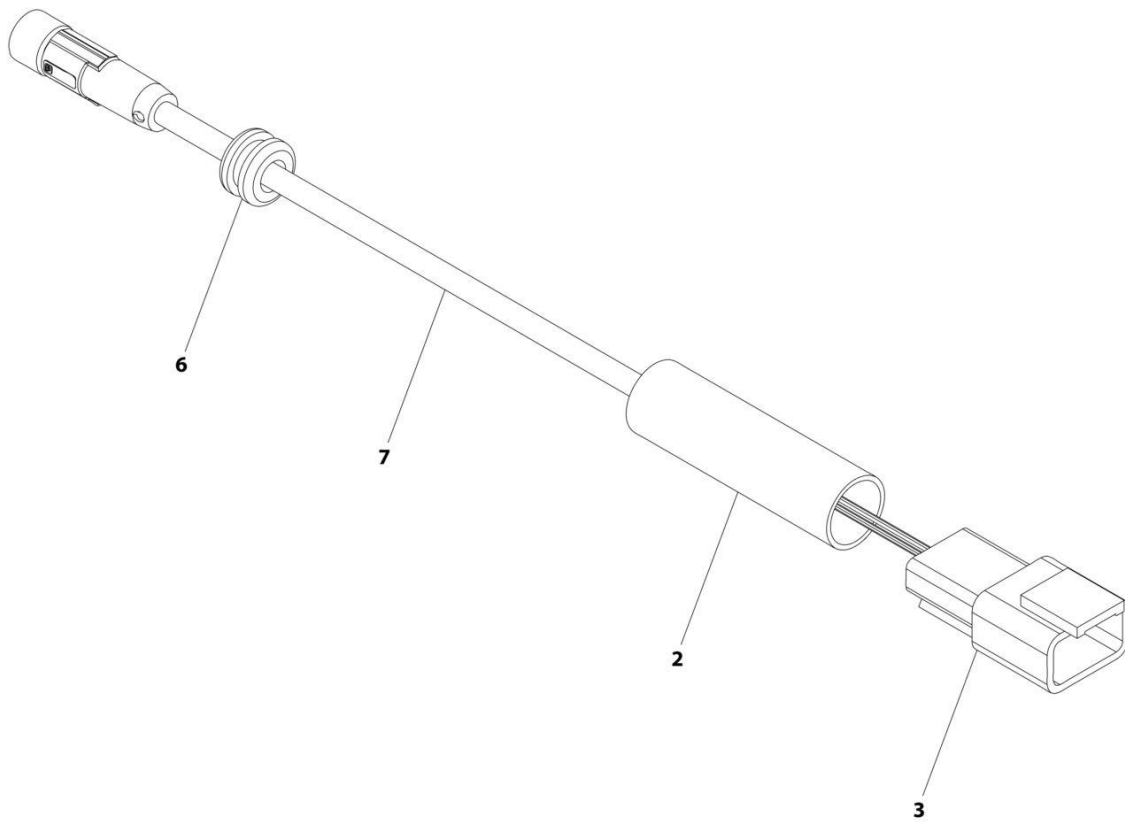
## SECTION 8 - ELECTRICAL

### FIGURE 8-76. SKYEYE INTERMEDIATE HARNESS

ITEM	PART NUMBER	QTY	DESCRIPTION	REV
	1001237865	Ref	SKYEYE INTERMEDIATE HARNESS	A
1	4460899	1	Connector - 6 Position	
1	4460943	4	Pin, Male	
1	4460466	2	Plug, Terminal	
2	4461077	2	Connector - 4 Position	
2	1001119619	8	Socket, Female	
3	4460911	1	Connector - 3 Position	
3	1001119619	3	Socket, Female	
4	1001187681	1	Connector - 2 Position	
4	4460941	1	Pin, Male	
4	4460466	1	Plug, Terminal	

# SECTION 8 - ELECTRICAL

## FIGURE 8-77. SKYEYE EMITTER HARNESS



ART\_1001237864

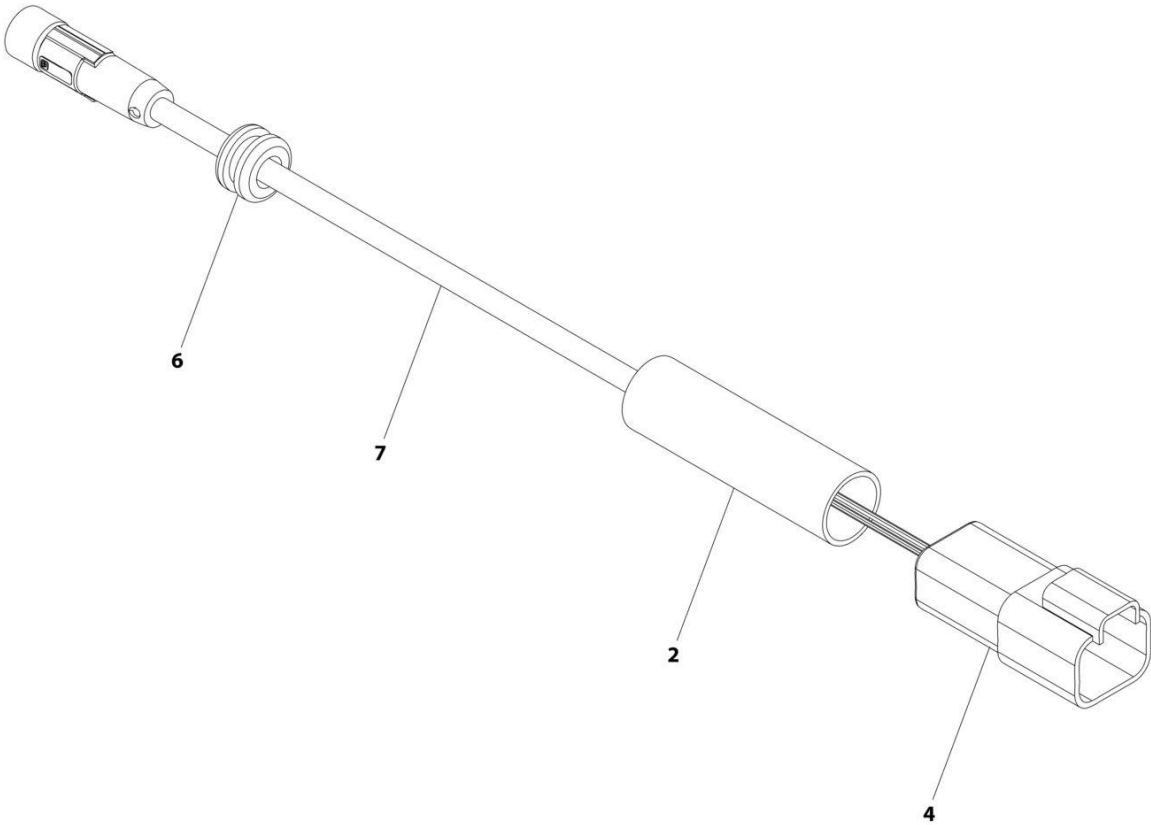
## SECTION 8 - ELECTRICAL

### FIGURE 8-77. SKYEYE EMITTER HARNESS

ITEM	PART NUMBER	QTY	DESCRIPTION	REV
	1001237864	Ref	SKYEYE EMITTER HARNESS	A
2	2820247	AR	Tubing, Heat Shrink	
3	4460910	1	Connector - 3 Position	
3	1001119620	3	Pin, Male	
6	1001227996	1	Grommet	
7	1001237862	1	Cable, M8 Female Cordset	

**SECTION 8 - ELECTRICAL**

**FIGURE 8-78. SKYEYE RECEIVER HARNESS**



ART\_1001237863

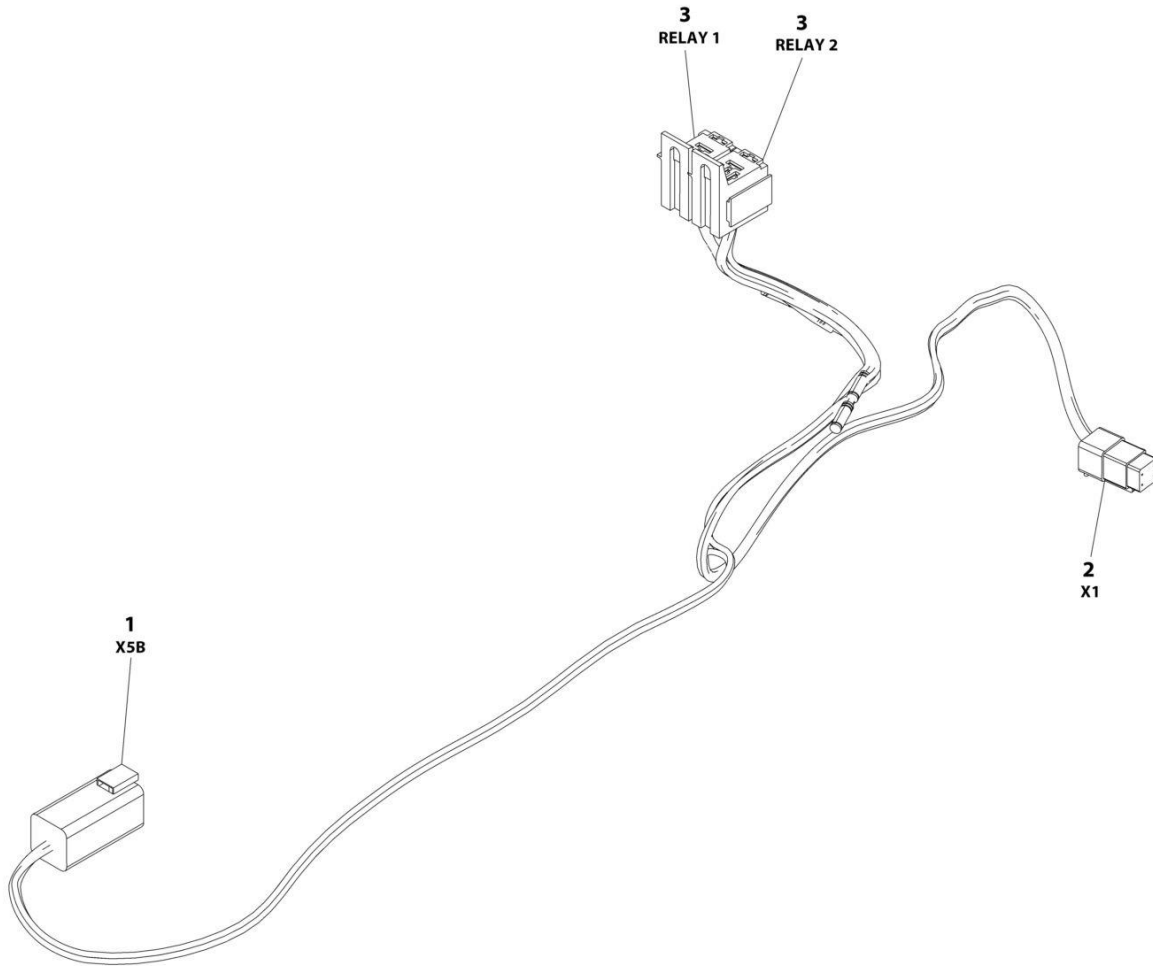
## SECTION 8 - ELECTRICAL

### FIGURE 8-78. SKYEYE RECEIVER HARNESS

ITEM	PART NUMBER	QTY	DESCRIPTION	REV
	1001237863	Ref	SKYEYE RECEIVER HARNESS	A
2	2820247	AR	Tubing, Heat Shrink	
4	1001097051	1	Connector - 4 Position	
4	1001119620	4	Pin, Male	
6	1001227996	1	Grommet	
7	1001237862	1	Cable, M8 Female Cordset	

# SECTION 8 - ELECTRICAL

## FIGURE 8-79. SKYLINE HARNESS



ART\_1001238418

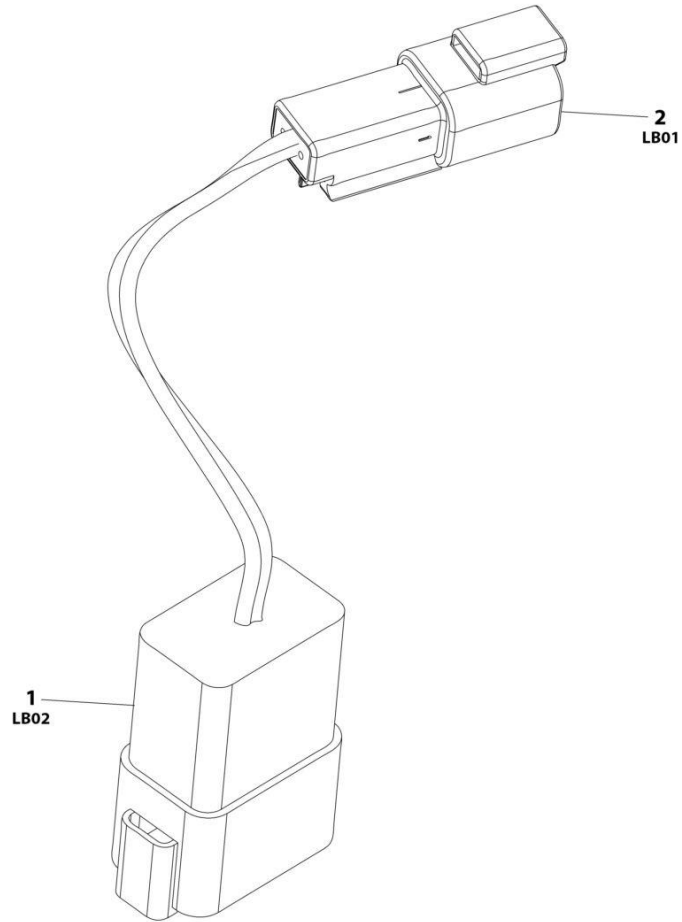
## SECTION 8 - ELECTRICAL

### FIGURE 8-79. SKYLINE HARNESS

ITEM	PART NUMBER	QTY	DESCRIPTION	REV
	1001238418	Ref	SKYLINE HARNESS	B
1	4460899	1	Connector - 6 Position	
1	4460464	4	Pin, Male	
1	4460466	2	Plug, Terminal	
2	4461077	1	Connector - 4 Position	
2	1001126009	4	Socket, Female	
3	1001186432	2	Plug, Relay	
3	1001118388	5	Terminal	
3	1001118384	3	Terminal	
3	3740086	2	Relay	

# SECTION 8 - ELECTRICAL

## FIGURE 8-80. STROBE LIGHT HARNESS (AMBER)



ART\_1001283776



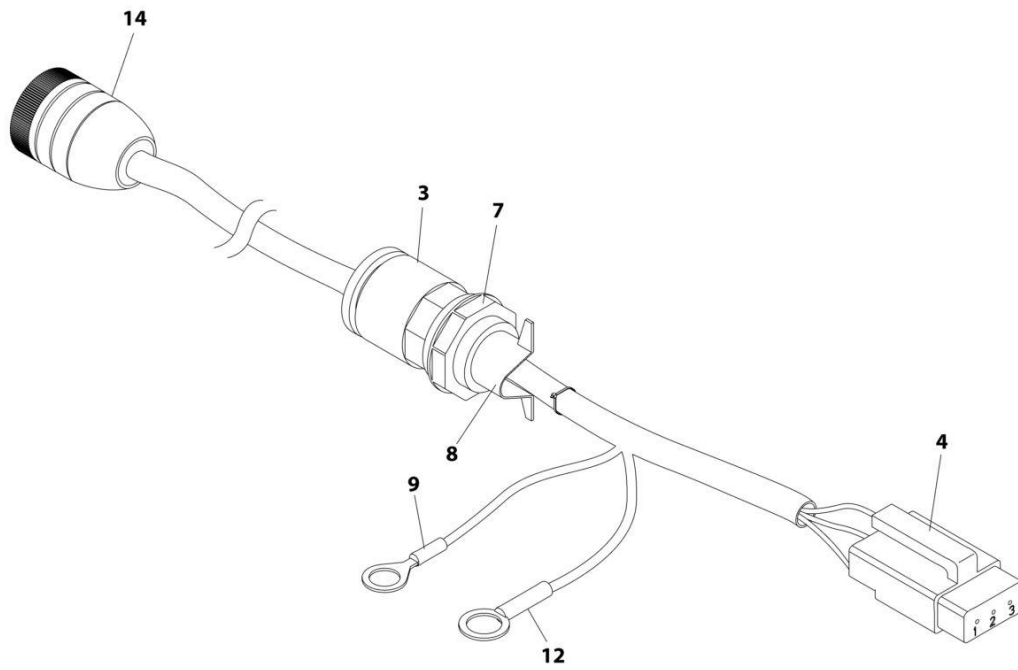
## SECTION 8 - ELECTRICAL

### FIGURE 8-80. STROBE LIGHT HARNESS (AMBER)

ITEM	PART NUMBER	QTY	DESCRIPTION	REV
	1001283776	Ref	STROBE LIGHT HARNESS (AMBER)	A
1	4460931	1	Connector	
1	4460464	2	Pin	
1	4460466	6	Plug	
2	4460897	1	Connector	
2	4460464	2	Pin	

# SECTION 8 - ELECTRICAL

## FIGURE 8-81. TILT SENSOR HARNESS (LEFT)



ART\_4922948

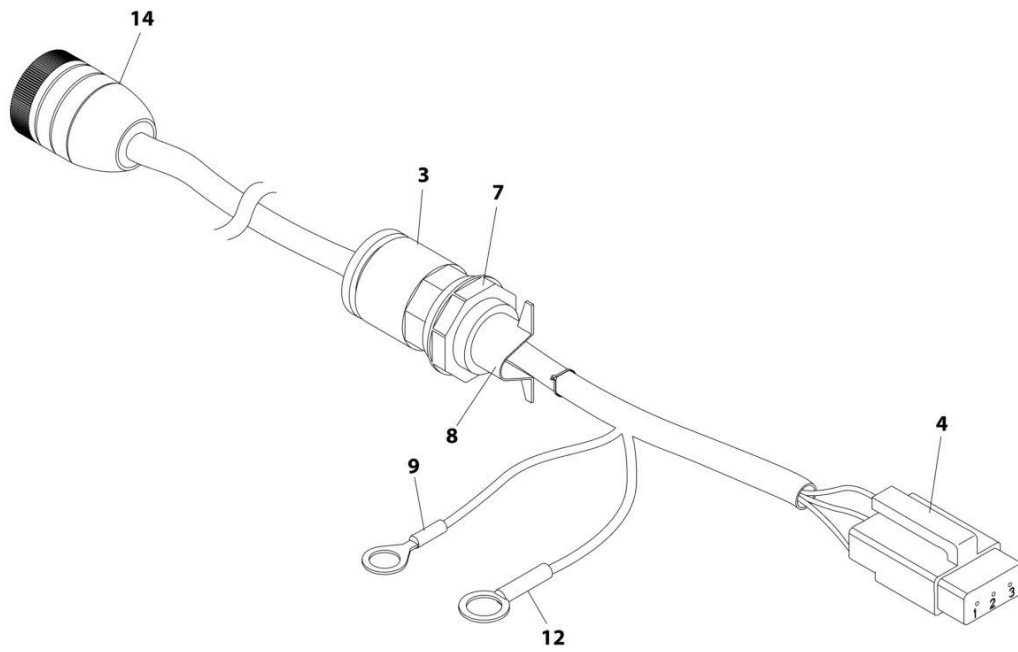
## SECTION 8 - ELECTRICAL

### FIGURE 8-81. TILT SENSOR HARNESS (LEFT)

ITEM	PART NUMBER	QTY	DESCRIPTION	REV
	4922948	Ref	TILT SENSOR HARNESS (LEFT)	E
3	1560011	1	Connector, Conduit	
4	4460911	1	Connector - 3 Position	
4	4460912	1	Lock, Wedge	
4	4460918	3	Pin, Male	
7	1560012	1	Nut, Conduit	
8	1320309	1	Clamp, Cable	
9	4460702	1	Terminal, Eyelet	
10	4240032	2	Tie-Strap (Not Shown)	
12	4460256	1	Terminal, Eyelet	
14	4461013	1	Connector - 6 Position	

# SECTION 8 - ELECTRICAL

## FIGURE 8-82. TILT SENSOR HARNESS (RIGHT)



ART\_4922947

## SECTION 8 - ELECTRICAL

### FIGURE 8-82. TILT SENSOR HARNESS (RIGHT)

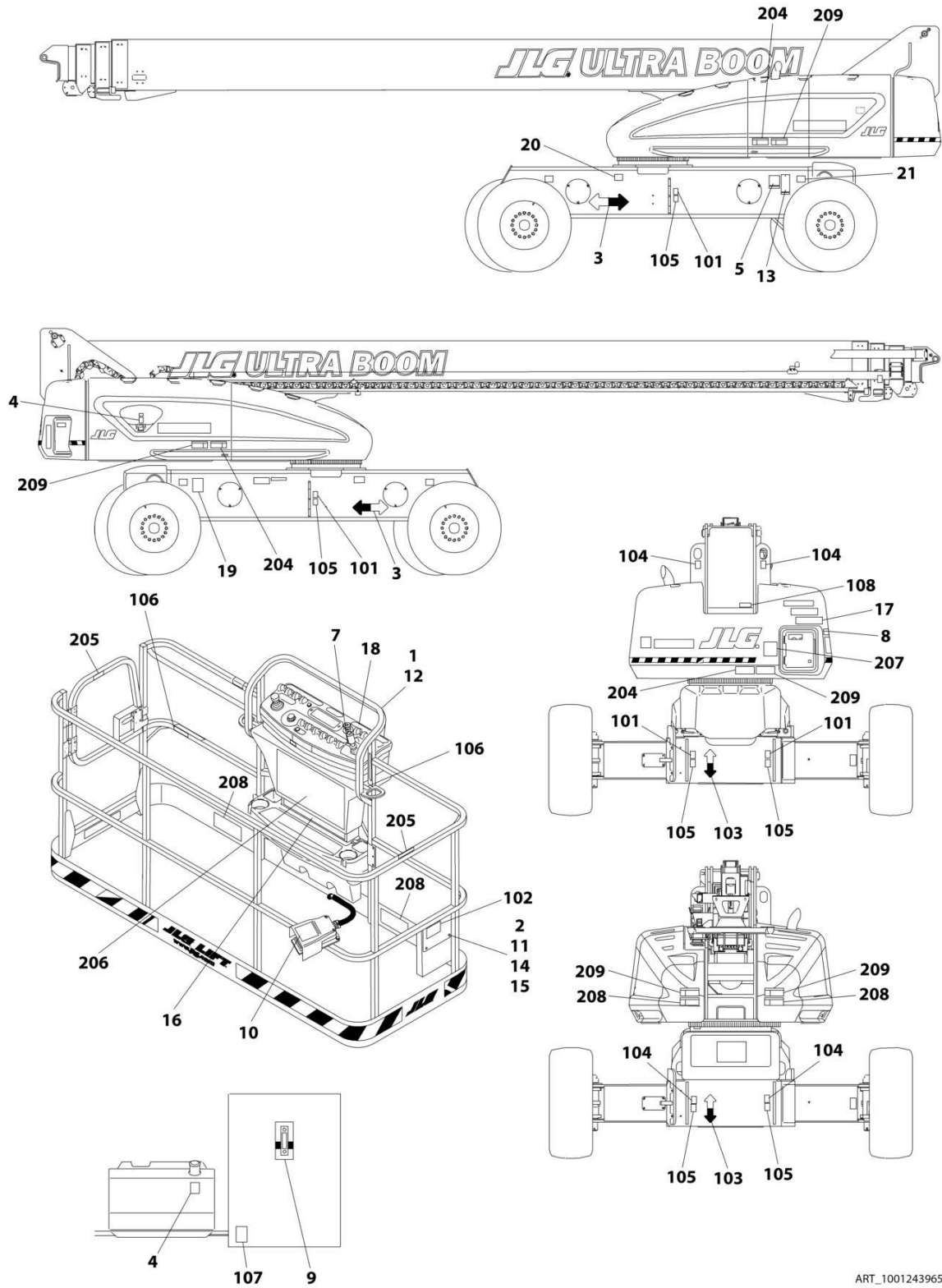
ITEM	PART NUMBER	QTY	DESCRIPTION	REV
	4922947	Ref	TILT SENSOR HARNESS (RIGHT)	E
3	1560011	1	Connector, Conduit	
4	4460911	1	Connector - 3 Position	
4	4460912	1	Lock, Wedge	
4	4460918	3	Pin, Male	
7	1560012	1	Nut, Conduit	
8	1320309	1	Clamp, Cable	
9	4460702	1	Terminal, Eyelet	
10	4240032	2	Tie-Strap (Not Shown)	
12	4460256	1	Terminal, Eyelet	
14	4461013	1	Connector - 6 Position	



**SECTION 9 - DECALS**

# SECTION 9 - DECALS

## FIGURE 9-1. DECAL INSTALLATION - ANSI SPEC



ART\_1001243965\_1200-1350



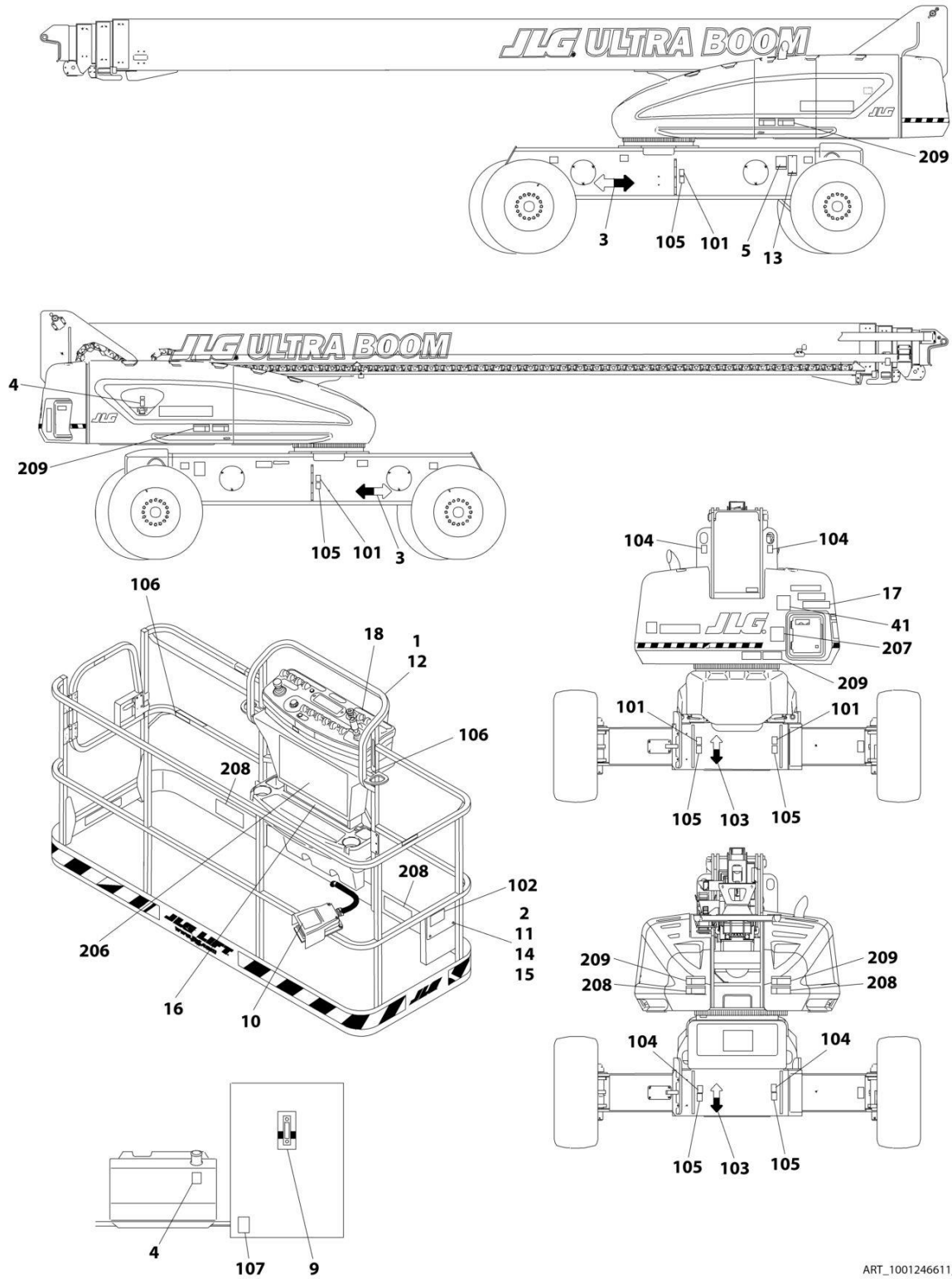
## SECTION 9 - DECALS

**FIGURE 9-1. DECAL INSTALLATION - ANSI SPEC**

ITEM	PART NUMBER	QTY	DESCRIPTION	REV
	1001248554	Ref	DECAL INSTALLATION - REFERENCE CHART	D
	1001243965	Ref	DECAL INSTALLATION - ANSI SPEC	B
1	0100048	AR	Grease, Dielectric	
2	0641406	4	Bolt 1/4 x 3/4	
3	1701501	4	Decal - Arrow	
4	1701505	2	Decal - Fuel	
5	See Note	1	Decal - Bar Code (Note: Not Available For Purchase)	
6	1704972	1	Decal - Warning Explosion/Fire (Not Shown - Located on Engine Air Filter Housing)	
7	1705351	1	Decal - Drive/Steer Instructions	
8	1705492	1	Decal - Tip Over Hazard	
9	1705511	1	Decal - Oil Level	
10	3252347	1	Decal - Footswitch	
11	3311405	4	Nut 1/4	
12	3520174	3	Plug	
13	3820001	2	Rivet	
14	4751400	4	Washer 1/4	
15	91403230	1	Box, Manual Storage	
16	1001253048	1	Decal - Capacity (Platform)	
17	1001253049	1	Decal - Capacity (Ground Control)	
18	1001122611	1	Decal - Stop	
19	1001131269	1	Decal - Patent	
20	1001223055	1	Decal - Yearly Inspection	
21	1001223453	1	Decal - Ices	
100	1001248539	1	Decal Master Kit (Not Shown - Includes Items 101-108)	
101	1701499	4	Decal - No Lift	
102	1701509	1	Decal - Manual	
103	1701529	2	Decal - Arrow	
104	1703811	8	Decal - Tie Down/Lift	
105	1703814	6	Decal - Tie Down	
106	1704277	4	Decal - Attach Lanyard Here	
107	1704412	1	Decal - Hydraulic Oil Chart	
108	3251243	1	Nameplate - 120V-60Hz	
200	1001248547	1	Decal Kit (Not Shown - Includes Items 204-209)	
204	1703953	7	Decal - Warning/Crushing	
205	1702868	2	Decal - No Hands	
206	1001231315	1	Decal - Danger/Warning (Platform)	
207	1705336	1	Decal - Danger/Warning (Ground Control)	
208	1703804	5	Decal - Warning Crushing	
209	1703805	5	Decal - Danger/Electrocution	

# SECTION 9 - DECALS

## FIGURE 9-2. DECAL INSTALLATION - AUSTRALIAN SPEC



ART\_1001246611\_1200-1350

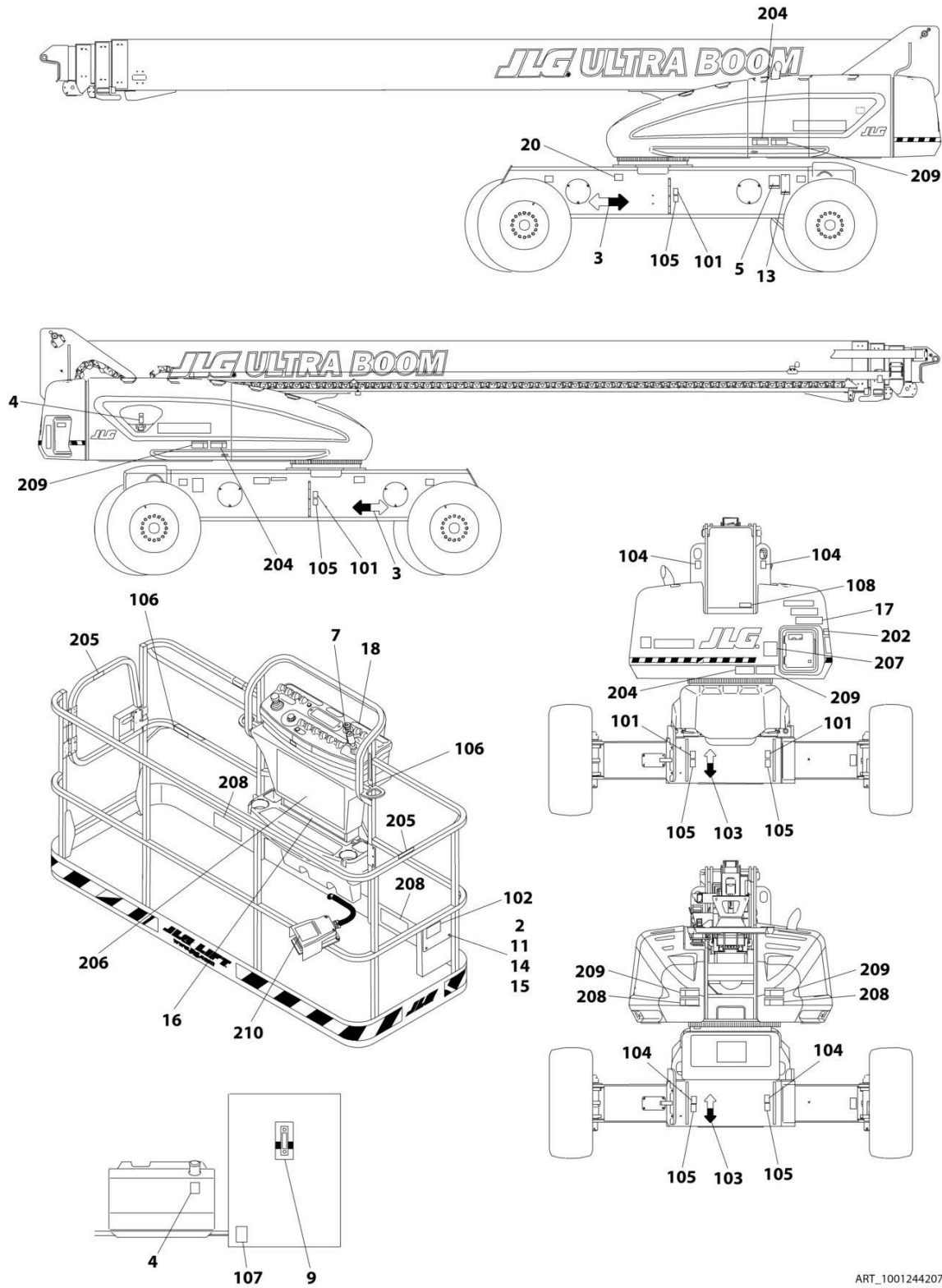
## SECTION 9 - DECALS

**FIGURE 9-2. DECAL INSTALLATION - AUSTRALIAN SPEC**

ITEM	PART NUMBER	QTY	DESCRIPTION	REV
	1001248554	Ref	DECAL INSTALLATION - REFERENCE CHART	D
	1001246611	Ref	DECAL INSTALLATION - AUSTRALIAN SPEC	A
1	0100048	AR	Grease, Dielectric	
2	0641406	4	Bolt 1/4 x 3/4	
3	1701501	4	Decal - Arrow	
4	1701505	2	Decal - Fuel	
5	See Note	1	Decal - Bar Code (Note: Not Available For Purchase)	
6	1706098	1	Decal - Warning Explosion/Fire (Not Shown - Located on Engine Air Filter Housing)	
9	1705511	1	Decal - Oil Level	
10	1705828	1	Decal - Footswitch	
11	3311405	4	Nut 1/4	
12	3520174	3	Plug	
13	3820001	6	Rivet	
14	4751400	4	Washer 1/4	
15	91403230	1	Box, Manual Storage	
16	1706770	1	Decal - Capacity (Platform)	
17	1705468	1	Decal - Capacity (Ground Control)	
18	1705174	1	Decal - Stop	
41	1001112551	1	Decal - Emergency Controls (Australian Spec)	
100	1001248540	1	Decal Master Kit (Not Shown - Includes Items 101-107)	
101	1701499	4	Decal - No Lift	
102	1701509	1	Decal - Manual	
103	1701529	2	Decal - Arrow	
104	1703811	4	Decal - Tie Down/Lift	
105	1703814	6	Decal - Tie Down	
106	1704277	4	Decal - Attach Lanyard Here	
107	1704412	1	Decal - Hydraulic Oil Chart	
200	1001248546	1	Decal Kit (Not Shown - Includes Items 206-209)	
206	1705921	1	Decal - Tipping/Electrical (Platform)	
207	1705822	1	Decal - Electrical/Safety (Ground Control)	
208	1701518	10	Decal - Warning Crushing	
209	1705961	5	Decal - Danger Electrocution	

# SECTION 9 - DECALS

FIGURE 9-3. DECAL INSTALLATION - BRAZIL SPEC (PORTGUESE/ENGLISH)



ART\_1001244207\_1200-1350

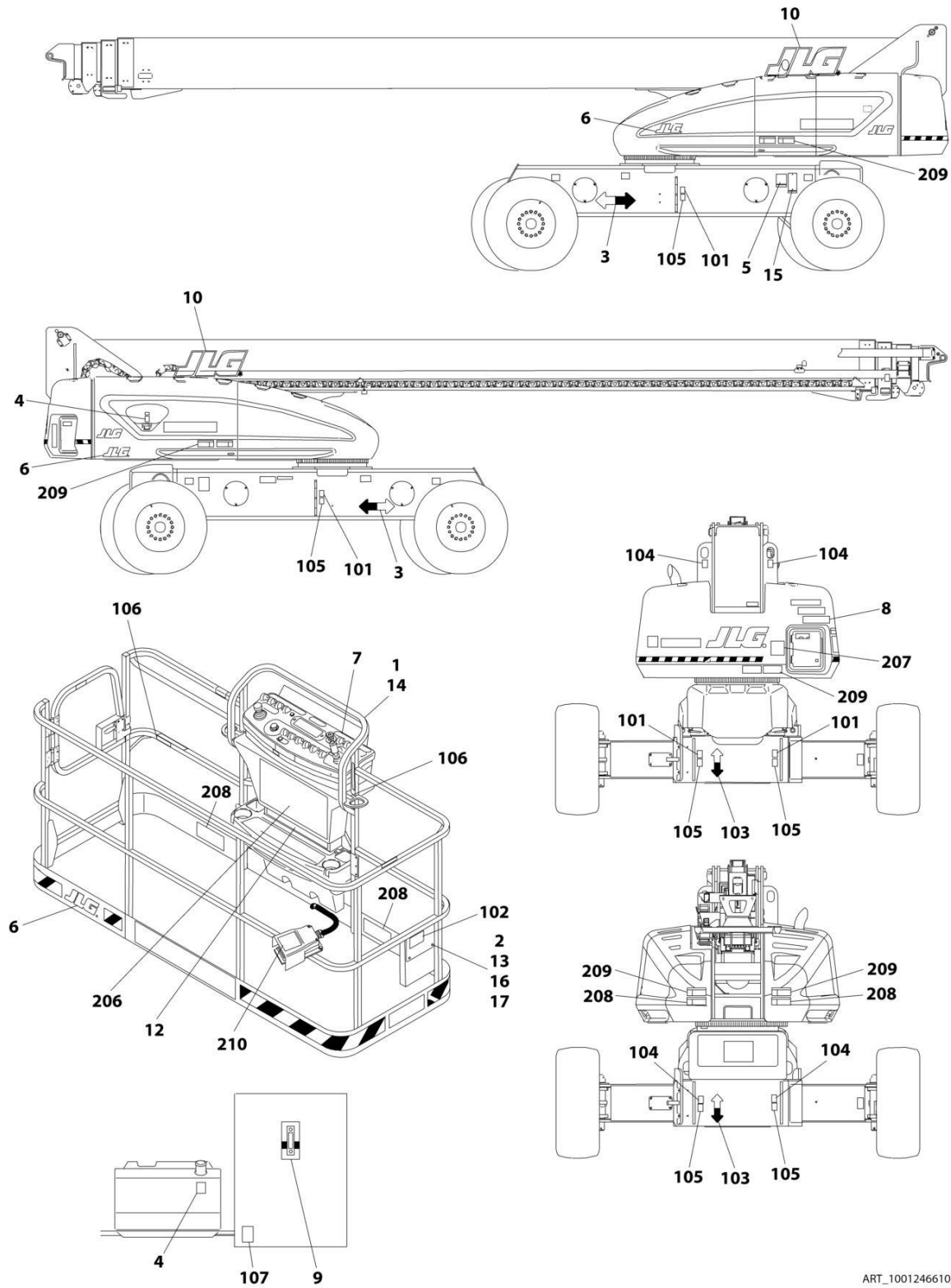
## SECTION 9 - DECALS

**FIGURE 9-3. DECAL INSTALLATION - BRAZIL SPEC (PORTGUESE/ENGLISH)**

ITEM	PART NUMBER	QTY	DESCRIPTION	REV
	1001248554	Ref	DECAL INSTALLATION - REFERENCE CHART	D
	1001244207	Ref	DECAL INSTALLATION - BRAZIL SPEC (PORTGUESE/ENGLISH)	B
2	0641406	4	Bolt 1/4 x 3/4	
3	1701501	4	Decal - Arrow	
4	1701505	2	Decal - Fuel	
5	See Note	1	Decal - Bar Code (Note: Not Available For Purchase)	
6	1706059	1	Decal - Warning Explosion/Fire (Not Shown - Located on Engine Air Filter Housing)	
7	1705905	1	Decal - Drive/Steer Instructions	
9	1705511	1	Decal - Oil Level	
11	3311405	4	Nut 1/4	
13	3820001	2	Rivet	
14	4751400	4	Washer 1/4	
15	91403230	1	Box, Manual Storage	
16	1001253057	1	Decal - Capacity (Platform)	
17	1001253058	1	Decal - Capacity (Ground Control)	
18	1001122611	1	Decal - Stop	
20	1001224052	1	Decal - Yearly Inspection	
100	1001248539	1	Decal Master Kit (Not Shown - Includes Items 101-108)	
101	1701499	4	Decal - No Lift	
102	1701509	1	Decal - Manual	
103	1701529	2	Decal - Arrow	
104	1703811	8	Decal - Tie Down/Lift	
105	1703814	6	Decal - Tie Down	
106	1704277	4	Decal - Attach Lanyard Here	
107	1704412	1	Decal - Hydraulic Oil Chart	
108	3251243	1	Nameplate - 120V-60Hz	
200	1001248551	1	Decal Kit (Not Shown - Includes Items 202-210)	
202	1705906	1	Decal - Tip Over Hazard	
203	1705901	1	Decal - Inspection (Not Shown)	
204	1705903	7	Decal - Warning/Crushing	
205	1705967	2	Decal - No Hands	
206	1001231319	1	Decal - Danger/Warning (Platform)	
207	1705896	1	Decal - Danger/Warning (Ground Control)	
208	1705898	5	Decal - Warning Crushing	
209	1705897	5	Decal - Danger/Electrocution	
210	1705902	1	Decal - Footswitch	

# SECTION 9 - DECALS

## FIGURE 9-4. DECAL INSTALLATION - CE & UK CA SPEC



ART\_1001246610\_1200-1350

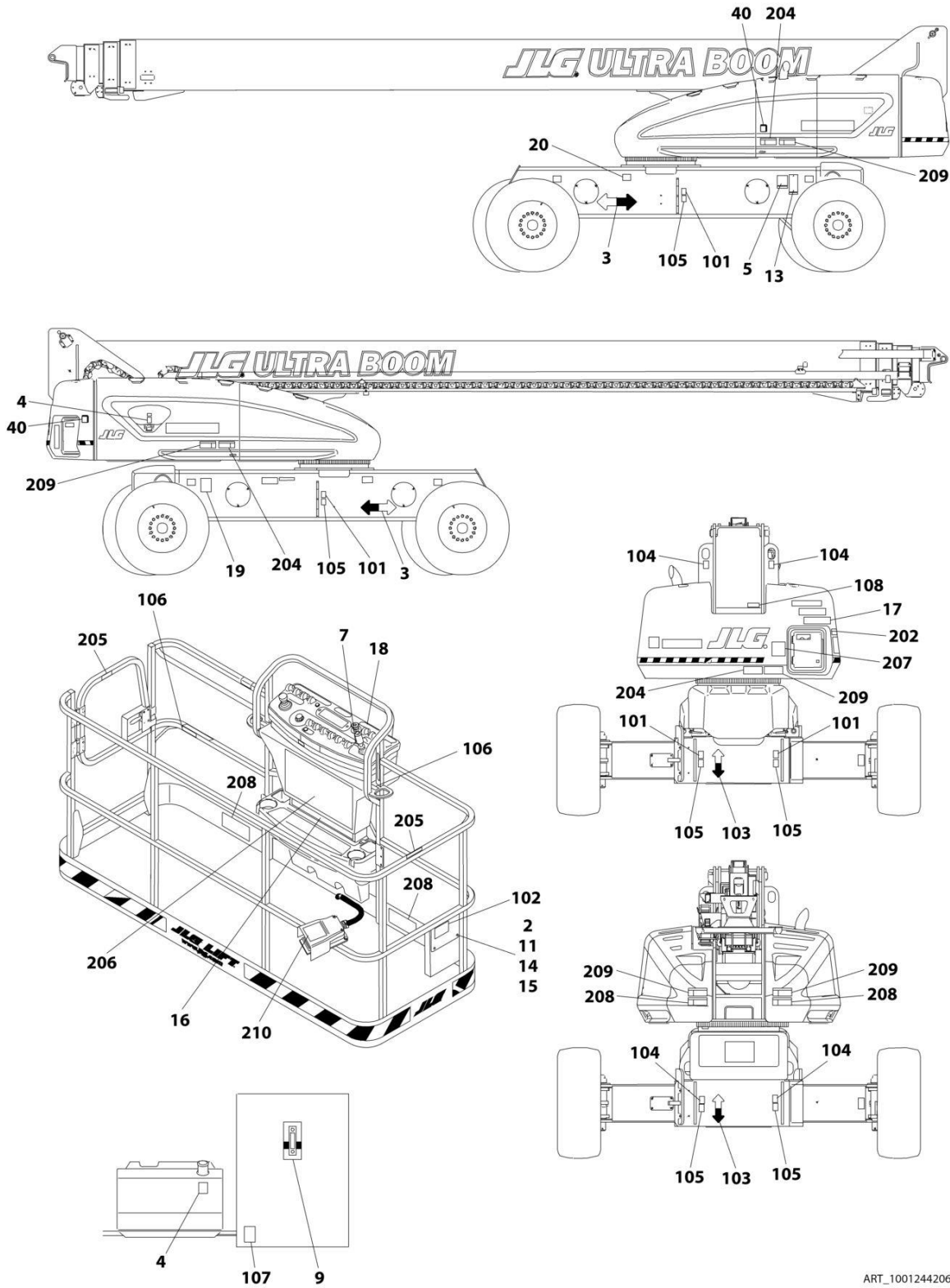
## SECTION 9 - DECALS

**FIGURE 9-4. DECAL INSTALLATION - CE & UK CA SPEC**

ITEM	PART NUMBER	QTY	DESCRIPTION	REV
	1001248559	Ref	DECAL INSTALLATION - REFERENCE CHART	B
	1001246610	Ref	DECAL INSTALLATION - CE & UK CA SPEC	A
1	0100048	AR	Grease, Dielectric	
2	0641406	7	Bolt 1/4 x 3/4	
3	1701501	4	Decal - Arrow	
4	1701505	2	Decal - Fuel	
5	See Note	1	Decal - Bar Code (Note: Not Available For Purchase)	
6	1702773	3	Decal - JLG	
7	1705174	1	Decal - Stop	
8	1705468	1	Decal - Capacity (Ground Control)	
9	1705511	1	Decal - Oil Level	
10	1705864	2	Decal - JLG	
11	1706098	1	Decal - Warning Explosion/Fire (Not Shown - Located on Engine Air Filter Housing)	
12	1706770	1	Decal - Capacity (Platform)	
13	3311405	4	Nut 1/4	
14	3520174	3	Plug	
15	3820001	6	Rivet	
16	4751400	7	Washer 1/4	
17	91403230	1	Box, Manual Storage	
100	1001248540	1	Decal Master Kit (Not Shown - Includes Items 101-107)	
101	1701499	4	Decal - No Lift	
102	1701509	1	Decal - Manual	
103	1701529	2	Decal - Arrow	
104	1703811	4	Decal - Tie Down/Lift	
105	1703814	6	Decal - Tie Down	
106	1704277	4	Decal - Attach Lanyard Here	
107	1704412	1	Decal - Hydraulic Oil Chart	
200	1001248546	1	Decal Kit (Not Shown - Includes Items 206-210)	
206	1705921	1	Decal - Tipping/Electrical (Platform)	
207	1705822	1	Decal - Electrical/Safety (Ground Control)	
208	1701518	10	Decal - Warning Crushing	
209	1705961	5	Decal - Danger Electrocution	
210	1705828	1	Decal - Footswitch	

# SECTION 9 - DECALS

FIGURE 9-5. DECAL INSTALLATION - CHINESE SPEC (CHINESE/ENGLISH)



ART\_1001244206\_1200-1350



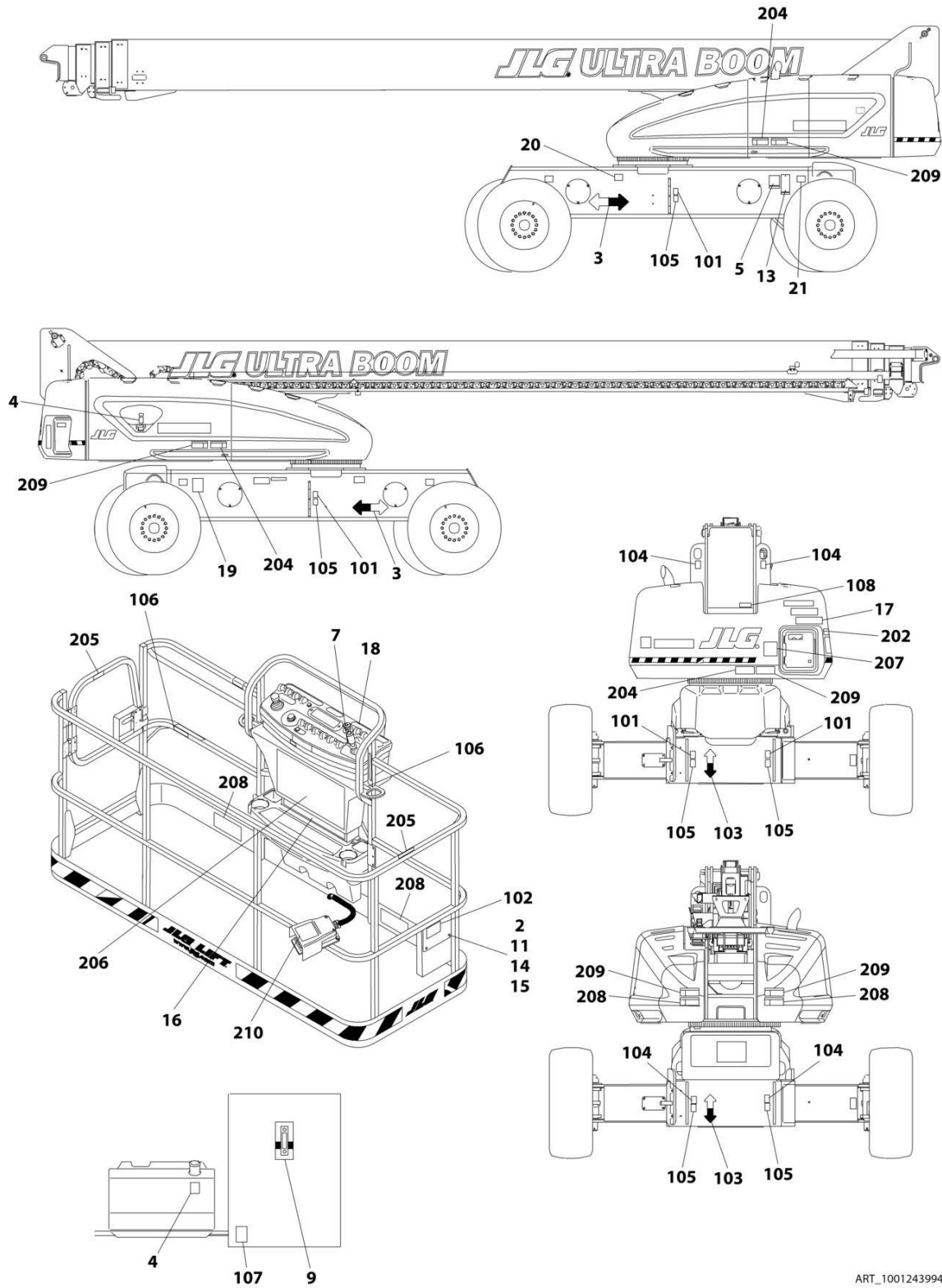
## SECTION 9 - DECALS

**FIGURE 9-5. DECAL INSTALLATION - CHINESE SPEC (CHINESE/ENGLISH)**

ITEM	PART NUMBER	QTY	DESCRIPTION	REV
	1001248554	Ref	DECAL INSTALLATION - REFERENCE CHART	D
	1001244206	Ref	DECAL INSTALLATION - CHINESE SPEC (CHINESE/ENGLISH)	B
2	0641406	4	Bolt 1/4 x 3/4	
3	1701501	4	Decal - Arrow	
4	1701505	2	Decal - Fuel	
5	See Note	1	Decal - Bar Code (Note: Not Available For Purchase)	
6	1706060	1	Decal - Warning Explosion/Fire (Not Shown - Located on Engine Air Filter Housing)	
7	1705430	1	Decal - Drive/Steer Instructions	
9	1705511	1	Decal - Oil Level	
11	3311405	4	Nut 1/4	
13	3820001	2	Rivet	
14	4751400	4	Washer 1/4	
15	91403230	1	Box, Manual Storage	
16	1001253054	2	Decal - Capacity (Platform)	
17	1001253056	1	Decal - Capacity (Ground Control)	
18	1001122611	1	Decal - Stop	
20	1001224050	1	Decal - Yearly Inspection	
40	1001244298	2	Decal - Wechat QR Code	
100	1001248539	1	Decal Master Kit (Not Shown - Includes Items 101-108)	
101	1701499	4	Decal - No Lift	
102	1701509	1	Decal - Manual	
103	1701529	2	Decal - Arrow	
104	1703811	8	Decal - Tie Down/Lift	
105	1703814	6	Decal - Tie Down	
106	1704277	4	Decal - Attach Lanyard Here	
107	1704412	1	Decal - Hydraulic Oil Chart	
108	3251243	1	Nameplate - 120V-60Hz	
200	1001248553	1	Decal Kit (Not Shown - Includes Items 202-210)	
202	1001117035	1	Decal - Tip Over Hazard	
204	1703943	7	Decal - Warning/Crushing	
205	1001116846	2	Decal - No Hands	
206	1001231321	1	Decal - Danger/Warning (Platform)	
207	1001116849	2	Decal - Danger/Warning (Ground Control)	
208	1703949	5	Decal - Warning Crushing	
209	1001116851	5	Decal - Danger/Electrocution	
210	1703982	1	Decal - Footswitch	

# SECTION 9 - DECALS

FIGURE 9-6. DECAL INSTALLATION - CSA SPEC (ENGLISH/FRENCH)



ART\_1001243994\_1200-1350

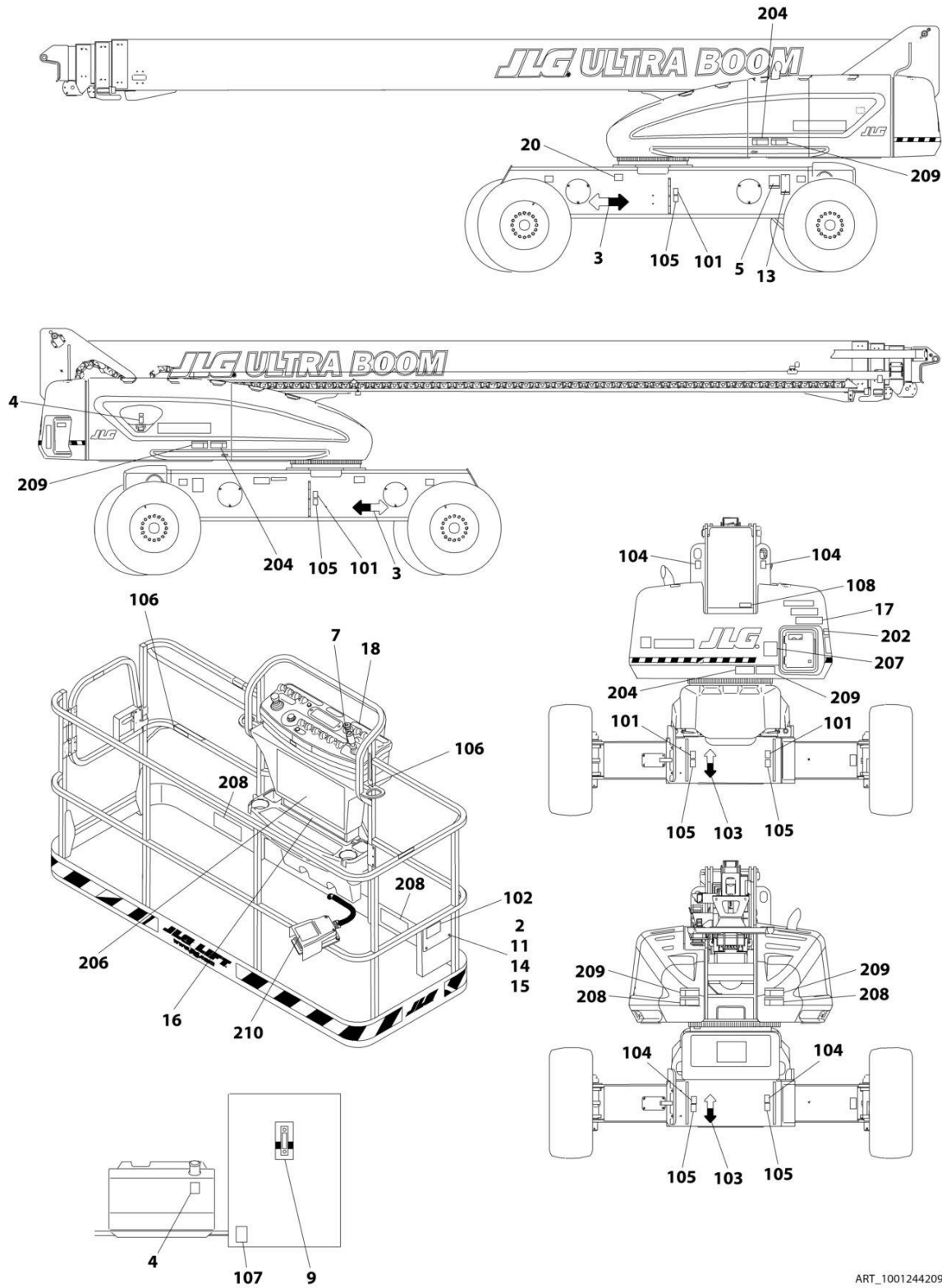
## SECTION 9 - DECALS

**FIGURE 9-6. DECAL INSTALLATION - CSA SPEC (ENGLISH/FRENCH)**

ITEM	PART NUMBER	QTY	DESCRIPTION	REV
	1001248554	Ref	DECAL INSTALLATION - REFERENCE CHART	D
	1001243994	Ref	DECAL INSTALLATION - CSA SPEC (ENGLISH/FRENCH)	B
2	0641406	4	Bolt 1/4 x 3/4	
3	1701501	4	Decal - Arrow	
4	1701505	2	Decal - Fuel	
5	See Note	1	Decal - Bar Code (Note: Not Available For Purchase)	
6	1706064	1	Decal - Warning Explosion/Fire (Not Shown - Located on Engine Air Filter Housing)	
7	1705429	1	Decal - Drive/Steer Instructions	
9	1705511	1	Decal - Oil Level	
11	3311405	4	Nut 1/4	
13	3820001	2	Rivet	
14	4751400	4	Washer 1/4	
15	91403230	1	Box, Manual Storage	
16	1001253050	1	Decal - Capacity (Platform)	
17	1001253051	1	Decal - Capacity (Ground Control)	
18	1705174	1	Decal - Stop	
19	1001131269	1	Decal - Patent	
20	1001223971	1	Decal - Yearly Inspection	
21	1001223453	1	Decal - Ices	
100	1001248539	1	Decal Master Kit (Not Shown - Includes Items 101-108)	
101	1701499	4	Decal - No Lift	
102	1701509	1	Decal - Manual	
103	1701529	2	Decal - Arrow	
104	1703811	8	Decal - Tie Down/Lift	
105	1703814	6	Decal - Tie Down	
106	1704277	4	Decal - Attach Lanyard Here	
107	1704412	1	Decal - Hydraulic Oil Chart	
108	3251243	1	Nameplate - 120V-60Hz	
200	1001248548	1	Decal Kit (Not Shown - Includes Items 202-210)	
202	1705505	1	Decal - Tip Over Hazard	
204	1703942	7	Decal - Warning/Crushing	
205	1704000	2	Decal - No Hands	
206	1001231316	1	Decal - Danger/Warning (Platform)	
207	1705347	1	Decal - Danger/Warning (Ground Control)	
208	1703948	5	Decal - Warning Crushing	
209	1703936	5	Decal - Danger/Electrocution	
210	1703984	1	Decal - Footswitch	

# SECTION 9 - DECALS

FIGURE 9-7. DECAL INSTALLATION - JAPANESE SPEC (JAPANESE/ENGLISH)



ART\_1001244209\_1200-1350

## SECTION 9 - DECALS

**FIGURE 9-7. DECAL INSTALLATION - JAPANESE SPEC (JAPANESE/ENGLISH)**

ITEM	PART NUMBER	QTY	DESCRIPTION	REV
	1001248554	Ref	DECAL INSTALLATION - REFERENCE CHART	D
	1001244209	Ref	DECAL INSTALLATION - JAPANESE SPEC (JAPANESE/ENGLISH)	B
2	0641406	4	Bolt 1/4 x 3/4	
3	1701501	4	Decal - Arrow	
4	1701505	2	Decal - Fuel	
5	See Note	1	Decal - Bar Code (Note: Not Available For Purchase)	
6	1706062	1	Decal - Warning Explosion/Fire (Not Shown - Located on Engine Air Filter Housing)	
7	1705426	1	Decal - Drive/Steer Instructions	
9	1705511	1	Decal - Oil Level	
11	3311405	4	Nut 1/4	
13	3820001	2	Rivet	
14	4751400	4	Washer 1/4	
15	91403230	1	Box, Manual Storage	
16	1001253061	1	Decal - Capacity (Platform)	
17	1001253062	1	Decal - Capacity (Ground Control)	
18	1001122611	1	Decal - Stop	
20	1001224053	1	Decal - Yearly Inspection	
100	1001248539	1	Decal Master Kit (Not Shown - Includes Items 101-108)	
101	1701499	4	Decal - No Lift	
102	1701509	1	Decal - Manual	
103	1701529	2	Decal - Arrow	
104	1703811	8	Decal - Tie Down/Lift	
105	1703814	6	Decal - Tie Down	
106	1704277	4	Decal - Attach Lanyard Here	
107	1704412	1	Decal - Hydraulic Oil Chart	
108	3251243	1	Nameplate - 120V-60Hz	
200	1001248552	1	Decal Kit (Not Shown - Includes Items 202-210)	
202	1705493	1	Decal - Tip Over Hazard	
204	1703944	7	Decal - Warning/Crushing	
206	1001231320	1	Decal - Danger/Warning (Platform)	
207	1705344	1	Decal - Danger/Warning (Ground Control)	
208	1703950	5	Decal - Warning Crushing	
209	1703938	5	Decal - Danger/Electrocution	
210	1703980	1	Decal - Footswitch	



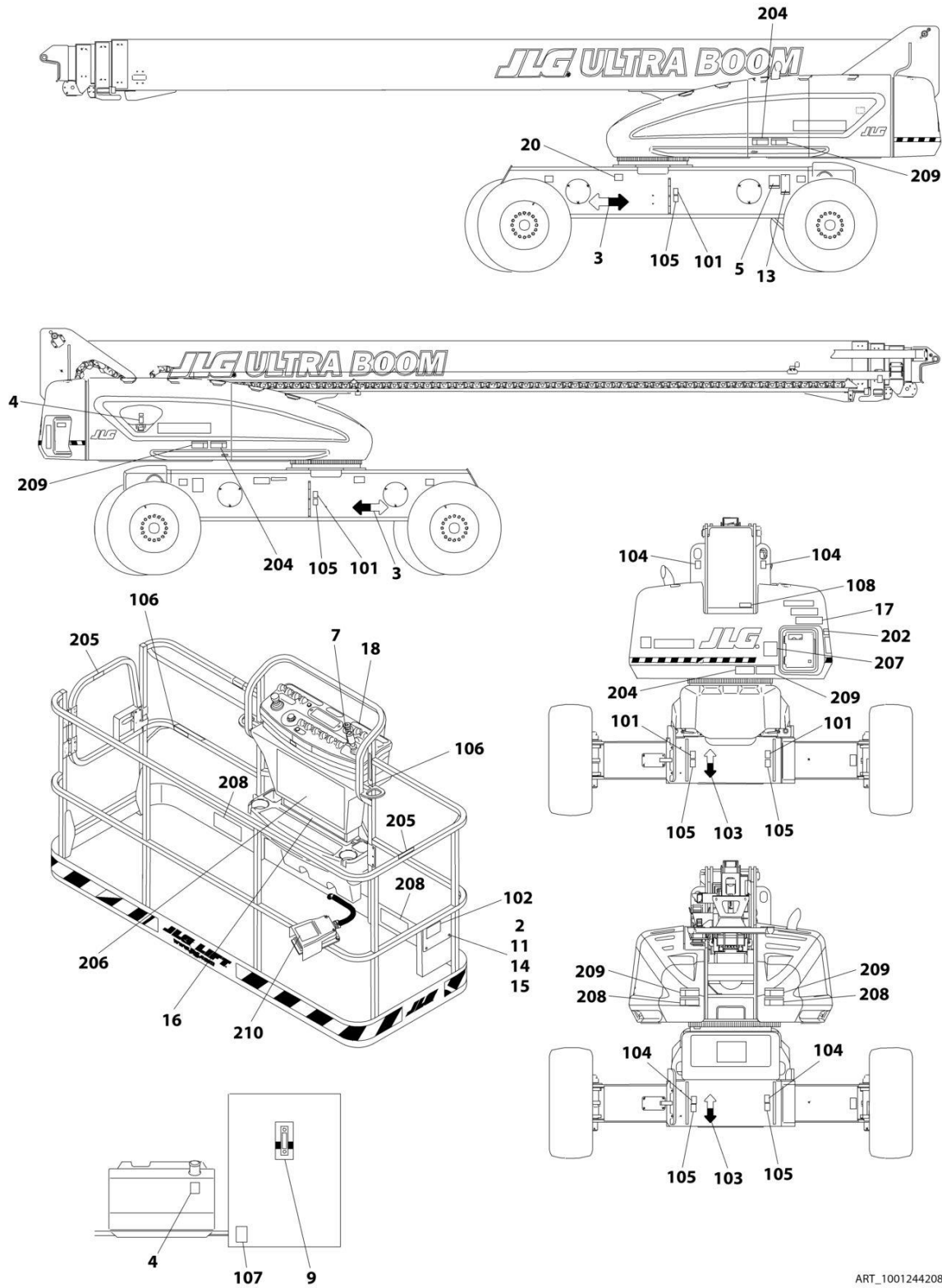
## SECTION 9 - DECALS

**FIGURE 9-8. DECAL INSTALLATION - KOREAN SPEC (KOREAN/ENGLISH)**

ITEM	PART NUMBER	QTY	DESCRIPTION	REV
	1001248554	Ref	DECAL INSTALLATION - REFERENCE CHART	D
	1001244205	Ref	DECAL INSTALLATION - KOREAN SPEC (KOREAN/ENGLISH)	B
2	0641406	4	Bolt 1/4 x 3/4	
3	1701501	4	Decal - Arrow	
4	1701505	2	Decal - Fuel	
5	See Note	1	Decal - Bar Code (Note: Not Available For Purchase)	
6	1706061	1	Decal - Warning Explosion/Fire (Not Shown - Located on Engine Air Filter Housing)	
7	1705427	1	Decal - Drive/Steer Instructions	
9	1705511	1	Decal - Oil Level	
11	3311405	4	Nut 1/4	
13	3820001	2	Rivet	
14	4751400	4	Washer 1/4	
15	91403230	1	Box, Manual Storage	
16	1001253052	1	Decal - Capacity (Platform)	
17	1001253053	1	Decal - Capacity (Ground Control)	
18	1001122611	1	Decal - Stop	
20	1001224048	1	Decal - Yearly Inspection	
100	1001248539	1	Decal Master Kit (Not Shown - Includes Items 101-108)	
101	1701499	4	Decal - No Lift	
102	1701509	1	Decal - Manual	
103	1701529	2	Decal - Arrow	
104	1703811	8	Decal - Tie Down/Lift	
105	1703814	6	Decal - Tie Down	
106	1704277	4	Decal - Attach Lanyard Here	
107	1704412	1	Decal - Hydraulic Oil Chart	
108	3251243	1	Nameplate - 120V-60Hz	
200	1001248549	1	Decal Kit (Not Shown - Includes Items 202-210)	
202	1705503	AR	Decal - Tip Over Hazard	
204	1703945	7	Decal - Warning/Crushing	
205	1705969	2	Decal - No Hands	
206	1001231317	1	Decal - Danger/Warning (Platform)	
207	1705345	1	Decal - Danger/Warning (Ground Control)	
208	1703951	5	Decal - Warning Crushing	
209	1703939	5	Decal - Danger/Electrocution	
210	1703981	1	Decal - Footswitch	

# SECTION 9 - DECALS

FIGURE 9-9. DECAL INSTALLATION - LATIN AMERICAN SPEC (SPANISH/ENGLISH)



ART\_1001244208\_1200-1350



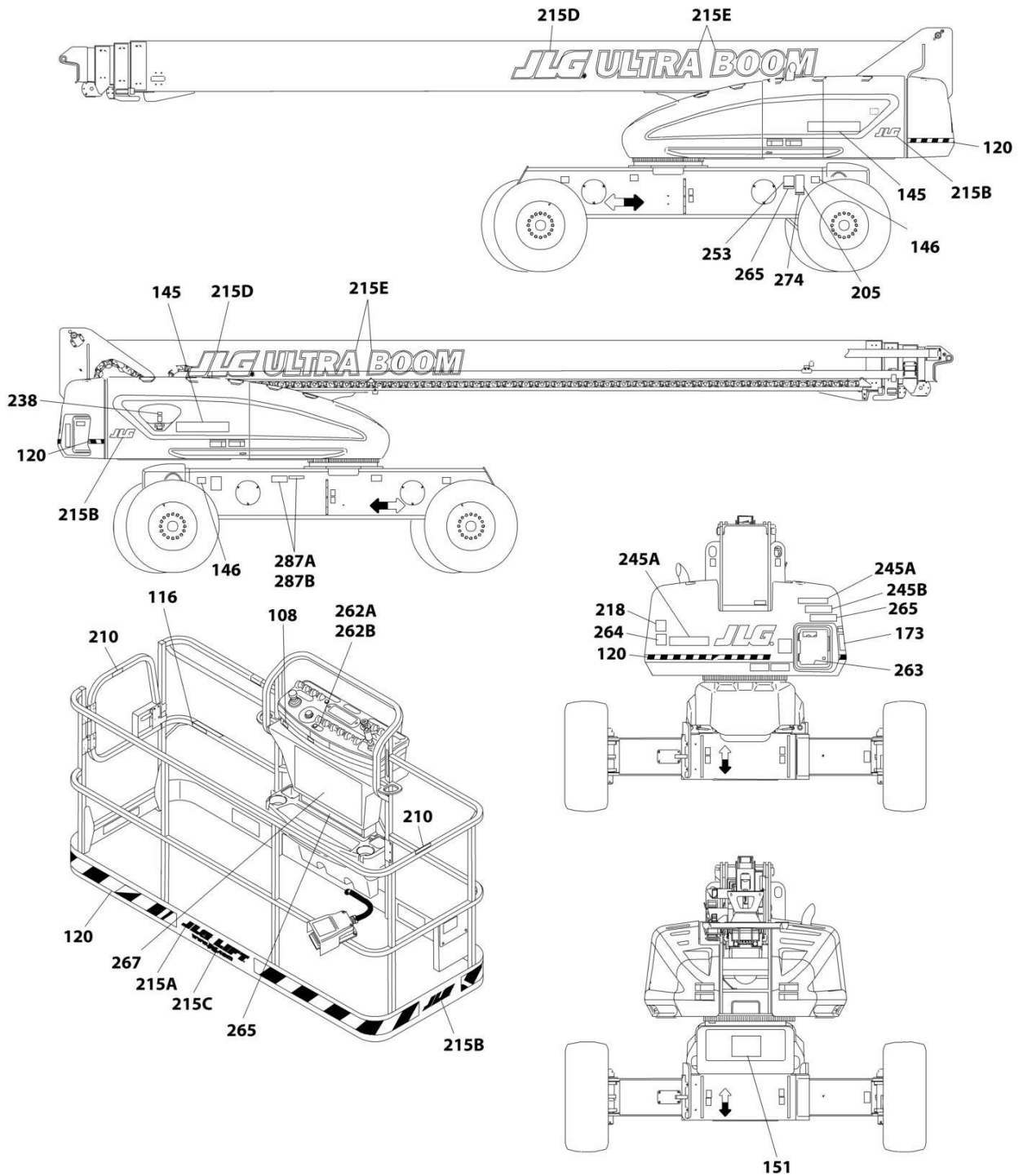
## SECTION 9 - DECALS

**FIGURE 9-9. DECAL INSTALLATION - LATIN AMERICAN SPEC (SPANISH/ENGLISH)**

ITEM	PART NUMBER	QTY	DESCRIPTION	REV
	1001248554	Ref	DECAL INSTALLATION - REFERENCE CHART	D
	1001244208	Ref	DECAL INSTALLATION - LATIN AMERICAN SPEC (SPANISH/ENGLISH)	B
2	0641406	4	Bolt 1/4 x 3/4	
3	1701501	4	Decal - Arrow	
4	1701505	2	Decal - Fuel	
5	See Note	1	Decal - Bar Code (Note: Not Available For Purchase)	
6	1706061	1	Decal - Warning Explosion/Fire (Not Shown - Located on Engine Air Filter Housing)	
7	1705910	1	Decal - Drive/Steer Instructions	
9	1705511	1	Decal - Oil Level	
11	3311405	4	Nut 1/4	
13	3820001	2	Rivet	
14	4751400	4	Washer 1/4	
15	91403230	1	Box, Manual Storage	
16	1001253059	1	Decal - Capacity (Platform)	
17	1001253060	1	Decal - Capacity (Ground Control)	
18	1001122611	1	Decal - Stop	
20	1001224049	1	Decal - Yearly Inspection	
100	1001248539	1	Decal Master Kit (Not Shown - Includes Items 101-108)	
101	1701499	4	Decal - No Lift	
102	1701509	1	Decal - Manual	
103	1701529	2	Decal - Arrow	
104	1703811	8	Decal - Tie Down/Lift	
105	1703814	6	Decal - Tie Down	
106	1704277	4	Decal - Attach Lanyard Here	
107	1704412	1	Decal - Hydraulic Oil Chart	
108	3251243	1	Nameplate - 120V-60Hz	
200	1001248550	1	Decal Kit (Not Shown - Includes Items 202-210)	
202	1705915	AR	Decal - Tip Over Hazard	
204	1703941	7	Decal - Warning/Crushing	
205	1704001	2	Decal - No Hands	
206	1001231318	1	Decal - Danger/Warning (Platform)	
207	1705917	1	Decal - Danger/Warning (Ground Control)	
208	1703947	5	Decal - Warning Crushing	
209	1703935	5	Decal - Danger/Electrocution	
210	1703983	1	Decal - Footswitch	

# SECTION 9 - DECALS

## FIGURE 9-10. DECAL INSTALLATION - OPTIONS



ART\_DECAL\_OPTIONS

## SECTION 9 - DECALS

**FIGURE 9-10. DECAL INSTALLATION - OPTIONS**

ITEM	PART NUMBER	QTY	DESCRIPTION	REV
	1001248554	Ref	DECAL INSTALLATION - REFERENCE CHART	D
	1001261213	Ref	DECAL INSTALLATION - OPTIONS	M
108	1001231801	1	Decal - Warning (Proposition 65) (ANSI Spec Only)	
116	1703175	1	Lanyard Attachment Decal (GM K-1 Spec) (ANSI and CSA Specs Only)	
120	4420051	21.9 ft/ 6.7m	Decal - Warning Stripes	
145	0272523	1	Decal - Model Designation Installation (1200SJP)	B
145	0272522	1	Decal - Model Designation Installation (1350SJP)	B
145A	1001268238	2	Decal - Model (1200SJP)	
145B	1001268239	2	Decal - Model (1350SJP)	
146	2902355	1	Decal - Max Tire Load Kit (1200SJP)	2
146	2902357	1	Decal - Max Tire Load Kit (1350SJP)	2
146A	1705178	4	Decal - Max Tire Load (1200SJP)	
146B	1705167	4	Decal - Max Tire Load (1350SJP)	
151	1001284689	1	Decal - Lift Diagram	
173	1705365	1	Decal - Daily Check List - ANSI Spec	
173	1705365	1	Decal - Daily Check List - Australian Spec	
173	1705452	1	Decal - Daily Check List - Chinese Spec (Chinese/English)	
173	1705451	1	Decal - Daily Check List - CSA Spec (English/French)	
173	1001285278	1	Decal - Daily Check List - Czech Spec	
173	1705552	1	Decal - Daily Check List - Danish Spec	
173	1705444	1	Decal - Daily Check List - Dutch Spec	
173	1705454	1	Decal - Daily Check List - Finnish Spec	
173	1705445	1	Decal - Daily Check List - French Spec	
173	1001172766	1	Decal - Daily Check List - German Spec (German/English)	
173	1705446	1	Decal - Daily Check List - Italian Spec	
173	1705449	1	Decal - Daily Check List - Japanese Spec (Japanese/English)	
173	1705448	1	Decal - Daily Check List - Korean Spec (Korean/English)	
173	1706904	1	Decal - Daily Check List - Latin American Spec (Spanish/English)	
173	1001219085	1	Decal - Daily Check List - Latvian Spec (Latvian/English)	
173	1001177533	1	Decal - Daily Check List - Norwegian Spec (Norwegian/English)	
173	1705554	1	Decal - Daily Check List - Polish Spec	
173	1705456	1	Decal - Daily Check List - Portuguese Spec	
173	1001221738	1	Decal - Daily Check List - Russian Spec	
173	1705447	1	Decal - Daily Check List - Spanish Spec	
173	1705455	1	Decal - Daily Check List - Swedish Spec	
173	1705365	1	Decal - Daily Check List - UK English Spec	
205	See Note	1	Decal - Nameplate (Note: Not Available for Purchase)	
210	1702868	2	Decal - No Hands - ANSI Spec	
210	1704000	2	Decal - No Hands - CSA Spec (French/English)	
210	1705969	2	Decal - No Hands - Korean Spec (Korean/English)	
215	0274730	1	Decal - JLG Decal Installation (ABS Hood)	E
215	1001116025	1	Decal - JLG Decal Installation (Steel Hood)	E
215	1001291459	1	Decal - JLG Decal Installation (Steel Hood)(Chinese)	A
215A	1702774	1	Decal - JLG Lift	
215A	1001288705	1	Decal - JLG Lift (Chinese)	
215B	1702773	1	Decal - JLG (Platform)	
215B	1702773	2	Decal - JLG (Steel Hood)	
215B	1001290348	1	Decal - JLG (Chinese)	

## SECTION 9 - DECALS

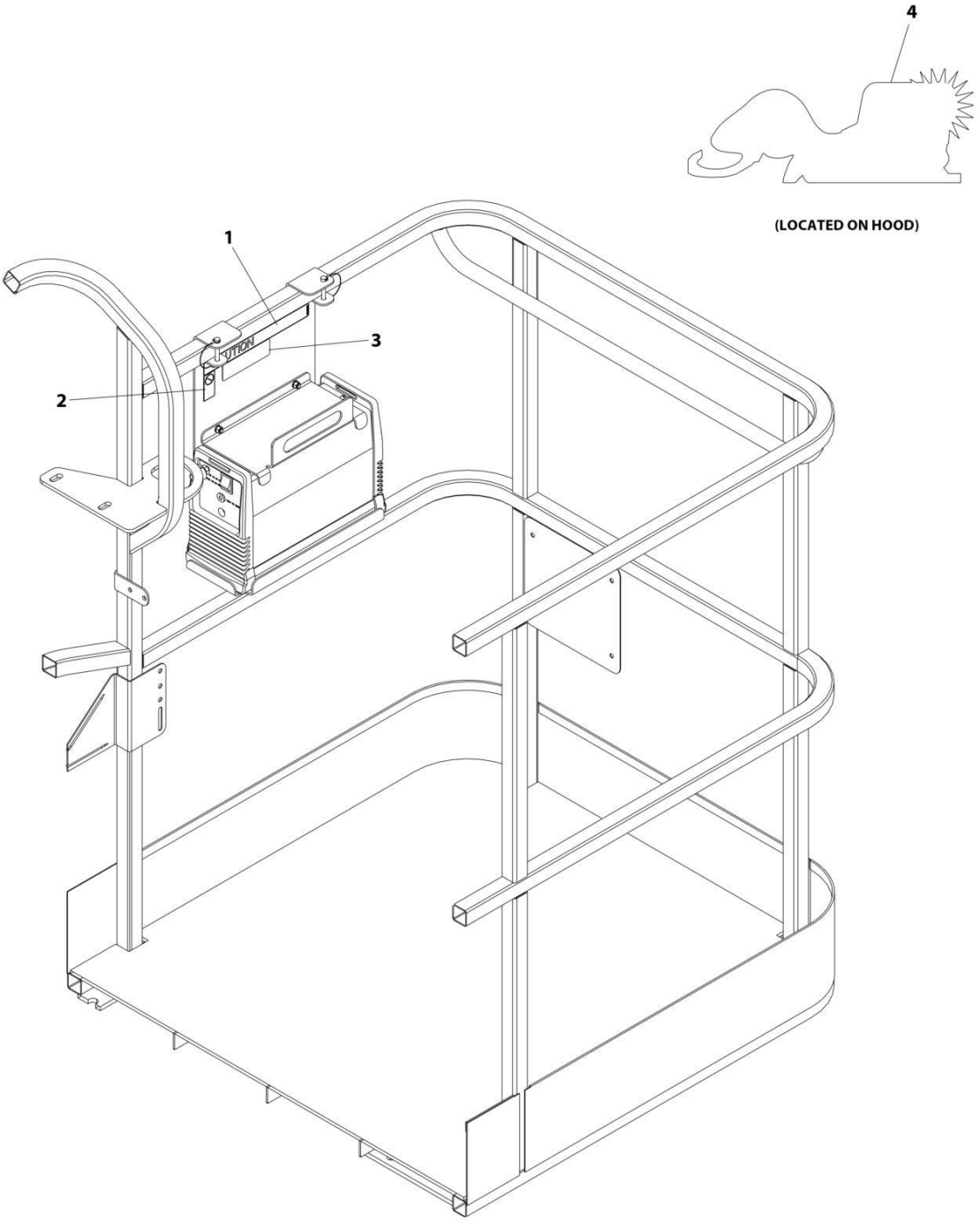
ITEM	PART NUMBER	QTY	DESCRIPTION	REV
215C	1704885	1	Decal - Website	
215D	1705864	2	Decal - JLG	
215D	1001290403	1	Decal - JLG (Chinese)	
215E	1001267315	2	Decal - Ultra Boom	
218	3251813	1	Decal - USA (ANSI, ANSI Export, China and CSA Specs)	
238	1001125387	1	Decal - Ultra Low Sulfur Fuel (Deutz TCD2.9L4 Engines) (ANSI and CSA Specs)	
238	1001139654	1	Decal - Ultra Low Sulfur Fuel (Deutz TCD2.9L4) (Deutz TCD2.9L4 Stage V) ( Deutz TCD2.9L China IV) Engines (ANSI Export (HRC), Japanese, CE & UK CA Specs)	
245	1001120994	1	Decal - ClearSky Telematics Decal Installation	A
245A	1001116208	2	Decal - ClearSky	
245B	1001120989	1	Decal - Radio Frequency Device	
245	1001294761	Ref	Smart Fleet ClearSky Decal Installation	A
245A	1001120989	1	Decal - Radio Frequency	
245B	1001294815	1	Decal - ClearSky	
253	1001143852	1	Decal - EPA (ANSI Export and Australian Specs)	
262A	1001141300	1	Decal - SkyGuard Override	
262B	1001141302	1	Decal - SkyGuard/Soft Touch Override	
263	1001197408	1	Decal - MSSO (CE & UK CA Specs Only)	
264	1705980	1	Decal - Sound Power (106Db) (Deutz TD2011 Engines)	
264	8007508	1	Decal - Sound Power (104Db) (Deutz TD2011 Engines)	
264	1001191526	1	Decal - Sound Power (110Db) (Deutz TCD2.9L4 Engines and Deutz TCD2.9L4 (Stage V) Engines)	
264	1001191525	1	Decal - Sound Power (108Db) (Deutz TCD2.9L4 (Stage V) Engines)	
265	1001275124	1	Decal - Soft Touch (ANSI) (English)	
265	1001275125	1	Decal - Soft Touch (China Spec) (English/Chinese)	
265	1001275126	1	Decal - Soft Touch (Latin American Spec) (English/Spanish)	
265	1001275127	1	Decal - Soft Touch (CSA Spec) (English/French)	
265	1001275128	1	Decal - Soft Touch (Japanese Spec) (English/Japanese)	
265	1001275129	1	Decal - Soft Touch (Korean Spec) (English/Korean)	
265	1001275130	1	Decal - Soft Touch (Brazil Spec) (English/Portuguese)	
265	1001275131	1	Decal - Soft Touch (Australian, CE & UK CA Spec)	
267	1001197529	1	Decal - Quick Reference (Dutch) (Lomax Rentals)	
267	1001197531	1	Decal - Quick Reference (Danish) (Lomax Rentals)	
267	1001180690	1	Decal - Quick Reference (English) (Lomax Rentals)	
267	1001197528	1	Decal - Quick Reference (French) (Lomax Rentals)	
267	1001197530	1	Decal - Quick Reference (German) (Lomax Rentals)	
267	1001197537	1	Decal - Quick Reference (Norwegian) (Lomax Rentals)	
267	1001197533	1	Decal - Quick Reference (Spanish) (Lomax Rentals)	
267	1001197532	1	Decal - Quick Reference (Swedish) (Lomax Rentals)	
274	1001214029	1	Decal Installation - EAC (Russian/CIS Specs)	
274	1001173703	1	Decal - EAC (Russian/CIS Specs)	
287A	1001236398	Ref	Decal Installation - ECO (With DEUTZ TCD2.9L4 (China IV) Engine)	
287A	3820001	8	Rivet	
287A	See Note	NSS	Plate - Environmental Protection (Note: Not Available for Purchase)	
287A	See Note	NSS	Plate - Mein Code (Note: Not Available for Purchase)	
287B	1001292058	1	Decal Installation - ECO (With Deutz TD2.9L4 Engine)	
287B	3820001	8	Rivet	
287B	See Note	NSS	Plate - Mein Code (Note: Not Available for Purchase)	

## SECTION 9 - DECALS

ITEM	PART NUMBER	QTY	DESCRIPTION	REV
287B	See Note	NSS	Plate - Environmental Protection (Note: Not Available for Purchase)	

# SECTION 9 - DECALS

FIGURE 9-11. SKYCUTTER DECAL INSTALLATION (ANSI, ANSI EXPORT, CHINESE & CSA SPECS)



ART\_0272599

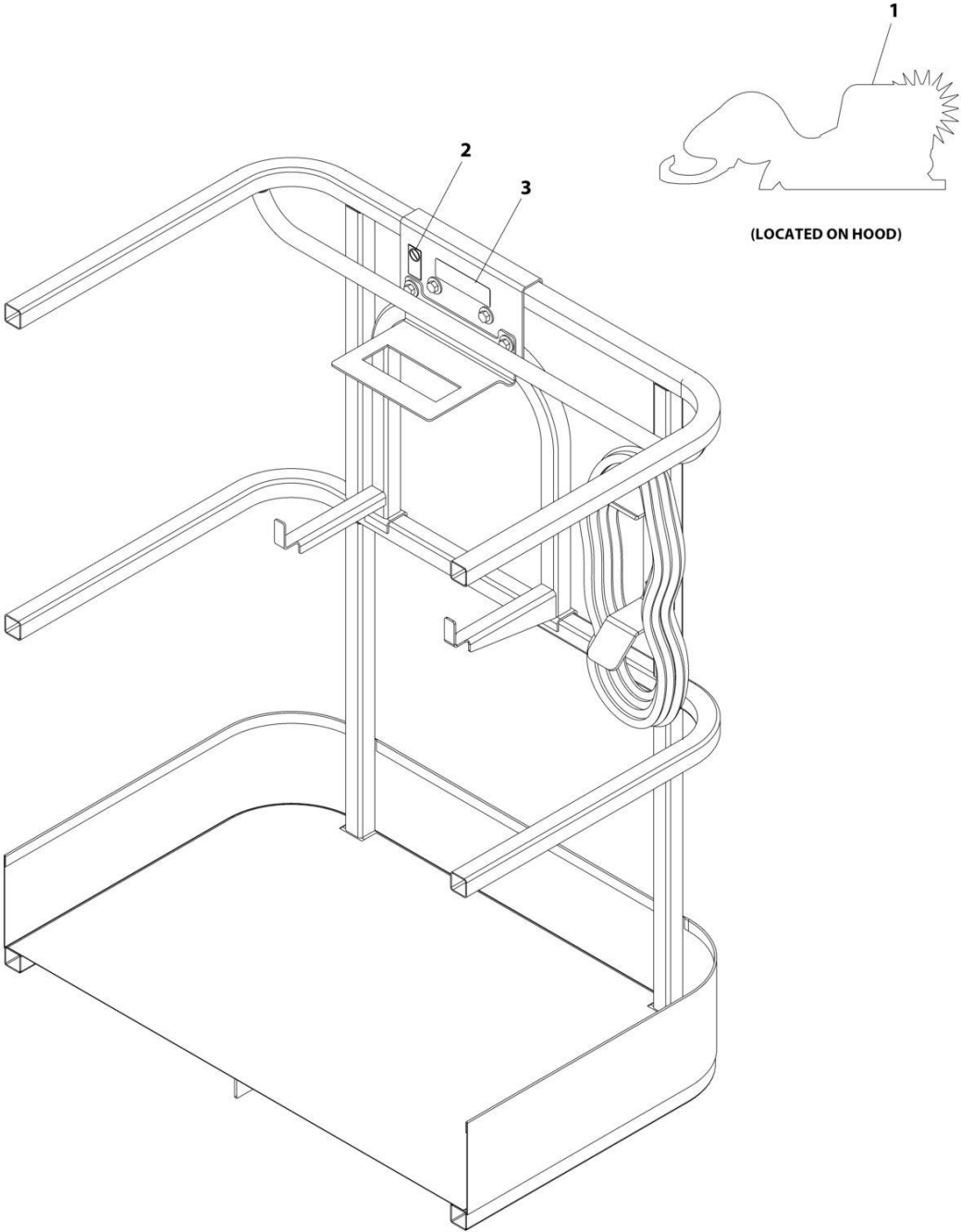
## SECTION 9 - DECALS

**FIGURE 9-11. SKYCUTTER DECAL INSTALLATION (ANSI, ANSI EXPORT, CHINESE & CSA SPECS)**

ITEM	PART NUMBER	QTY	DESCRIPTION	REV
	0272599	Ref	SKYCUTTER DECAL INSTALLATION	C
1	1702868	1	Decal - No Hands	
2	1705305	1	Decal - Weld Leads	
3	1001252627	1	Decal - Weight	
4	1705490	2	Decal - SkyCutter	

**SECTION 9 - DECALS**

**FIGURE 9-12. SKYCUTTER DECAL INSTALLATION (JAPANESE SPECS)**



ART\_0272607\_C



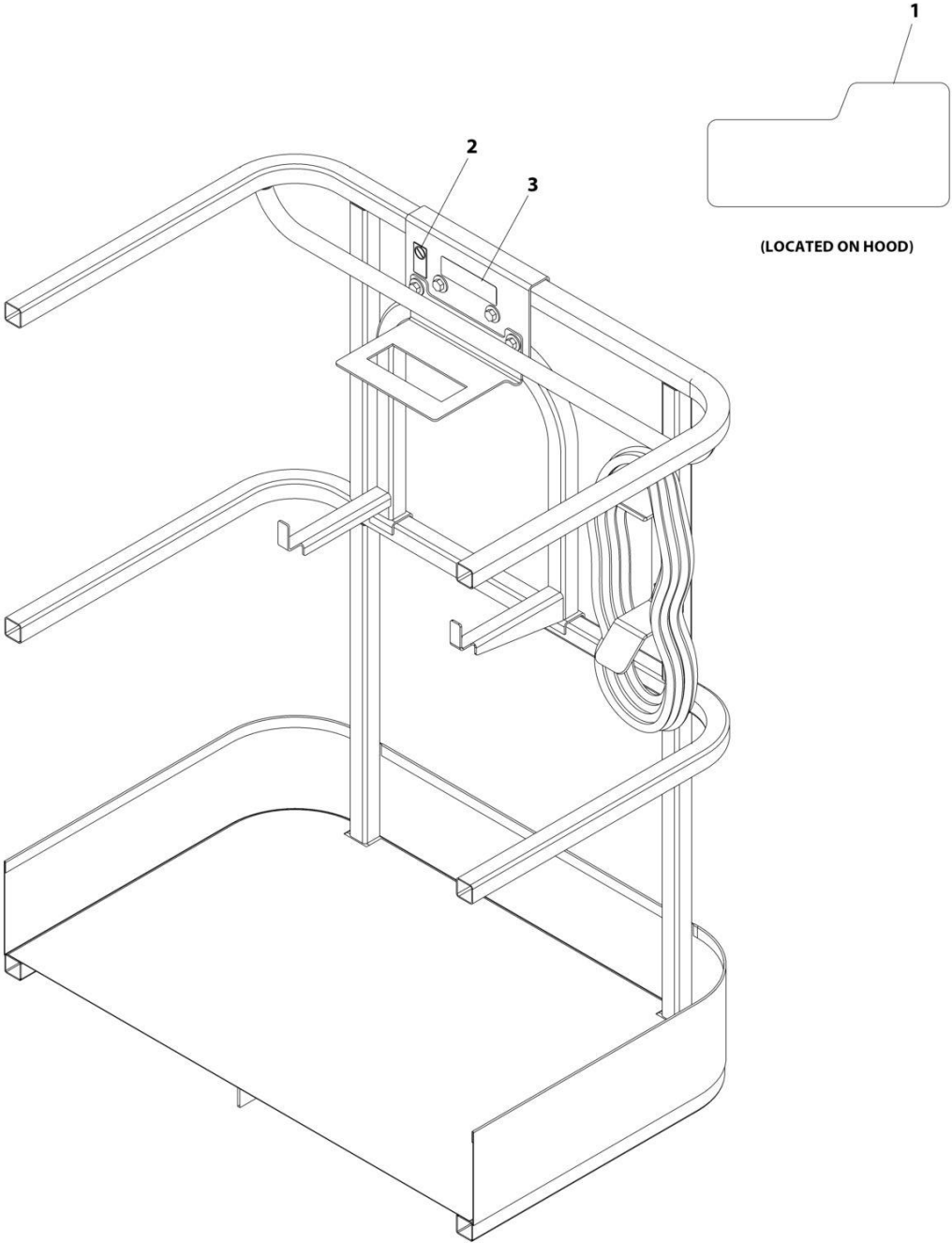
## SECTION 9 - DECALS

**FIGURE 9-12. SKYCUTTER DECAL INSTALLATION (JAPANESE SPECS)**

ITEM	PART NUMBER	QTY	DESCRIPTION	REV
	0272607	1	SKYCUTTER DECAL INSTALLATION	C
1	1705490	2	Decal - SkyCutter	
2	1705305	1	Decal - Weld Lead	
3	1001252627	1	Decal - Weight	

**SECTION 9 - DECALS**

**FIGURE 9-13. SKYWELDER DECAL INSTALLATION - 50HZ**



ART\_0272588

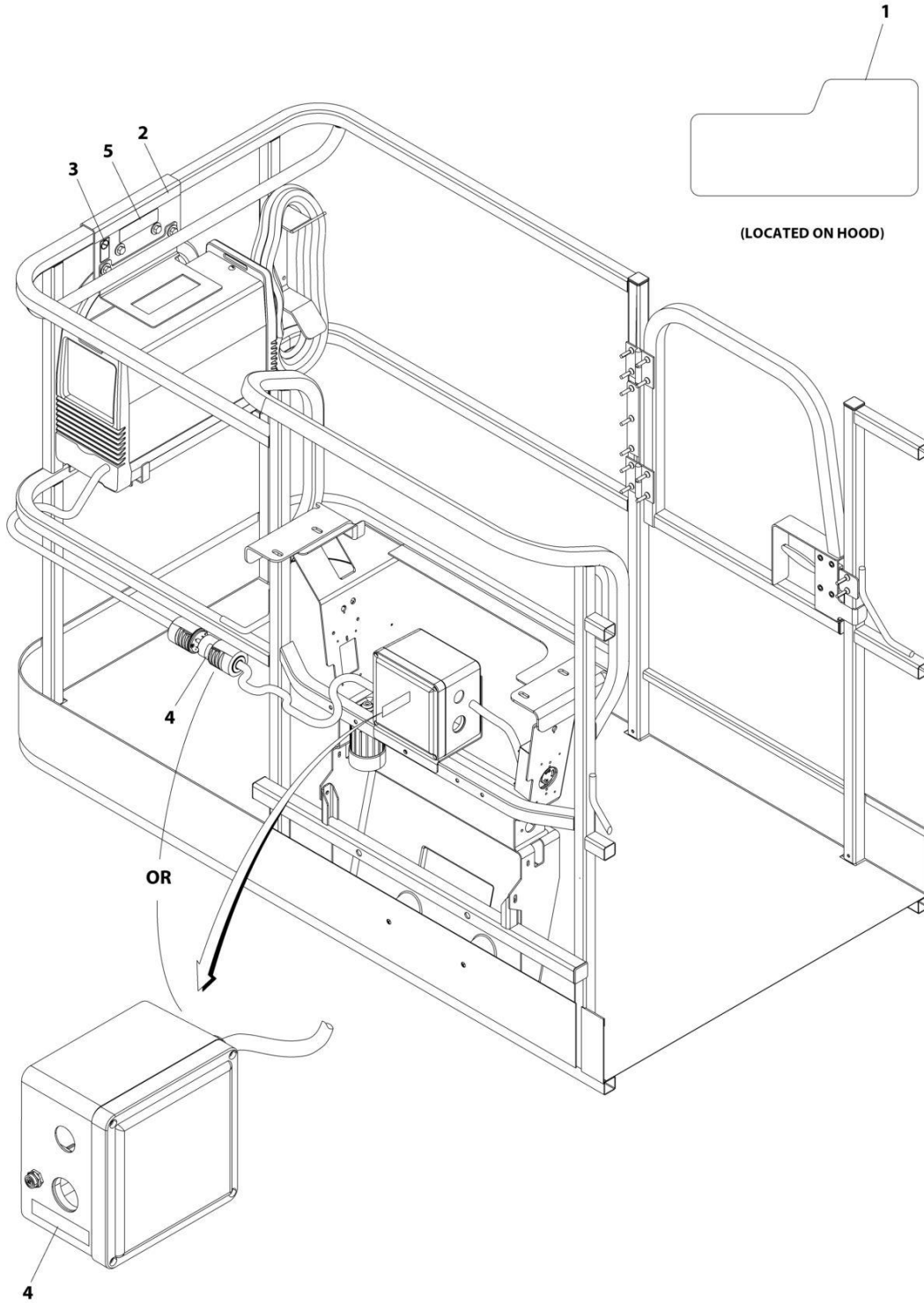
## SECTION 9 - DECALS

**FIGURE 9-13. SKYWELDER DECAL INSTALLATION - 50HZ**

ITEM	PART NUMBER	QTY	DESCRIPTION	REV
	0272588	Ref	SKYWELDER DECAL INSTALLATION - 50Hz	B
1	1705355	2	Decal - SkyWelder	
2	1705305	1	Decal - Weld Lead	
3	1001228988	1	Decal - Weight	

# SECTION 9 - DECALS

## FIGURE 9-14. SKYWELDER DECAL INSTALLATION - 60HZ



ART\_0272448\_C

## SECTION 9 - DECALS

### FIGURE 9-14. SKYWELDER DECAL INSTALLATION - 60HZ

ITEM	PART NUMBER	QTY	DESCRIPTION	REV
	0272448	Ref	SKYWELDER DECAL INSTALLATION - 60Hz	C
1	1705355	2	Decal - SkyWelder	
2	1702868	1	Decal - No Hands	
3	1705305	1	Decal - Weld Lead	
4	1705375	1	Decal - 240V - 3 Phase - 60Hz	
5	1001228988	1	Decal - Weight	



## **SECTION 10 - RECOMMENDED SERVICE PARTS STOCK**

## **SECTION 10 - RECOMMENDED SERVICE PARTS STOCK**

# SECTION 10 - RECOMMENDED SERVICE PARTS STOCK

## FIGURE 10-1. RECOMMENDED SERVICE PARTS STOCK

ITEM	PART NUMBER	QTY	DESCRIPTION	REV
		Ref	Note: The following list will service one machine (built to current production per date on the front cover) with emergency repair parts which can be installed in the field. Parts from the list should be replaced when inventory is depleted to keep service parts stock supplied. For further information, contact your JLG dealer or the JLG Industries Parts Department.	
	4360542	1	Breaker, Circuit (2500W Generator)	
	70001431	1	Breaker, Circuit (Plasma Cutter)	
	4360070	1	Breaker, Circuit 15Amp (4000W & 7500W Generator)	
	1001181045	1	Breaker, Circuit 30mA/16Amp (Breaker Box 16 Amp)	
	7024485	1	Breaker, Circuit 30Amp (7500W 60Hz Generator)	
	70006095	1	Breaker, Circuit 30Amp (7500W 50Hz Generator)	
	1001159118	1	Breaker, GFCI 30Amp (AC Box 240VAC)	
	7018991	1	Coil (Steer Valve & Main Valve)	
	7012944	1	Coil ( Traction Valve & Platform Valve)	
	7011354	1	Coil (Main Valve)	
	7017451	1	Coil (Main Valve)	
	7024571	1	Coil (Main Valve & Platform Valve)	
	7026029	1	Contactor, Rotary Circuit (Rotary Coupling & Collector Ring)	
	1001275628	1	Controller, Drive/Steer	
	1001275629	1	Controller, Lift/Swing	
	4360407	1	Controller, Speed (Potentiometer)	
	3990010	2	Diode - 3Amp (Ground Control Box Harness)	
		Ref	Engine - TD2011	
	1001202281	12	Element, Water/Fuel Separator	
	7016328	12	Filter, Fuel	
	7016331	12	Element, Oil	
	1600443	1	Module, EMR2 (ECM) (Note: Not available to order. Please Contact the JLG Parts Contact Center)	
	3740067	1	Relay	
	3740080	1	Relay	
	7026608	1	Relay, Start	
		Ref	Engine - TD2.9L4	
	70024190	12	Element, Air	
	70006405	12	Element, Water/Fuel Separator	
	70025153	12	Filter, Fuel Primary	
	70004512	12	Filter, Fuel Secondary	
	7016331	12	Filter, Oil	
	70023592	2	Fuse - 20Amp (Switched Output)	
	70023593	2	Fuse - 30Amp (Battery Output)	
	1001138228	1	Module, Power	
	1001117308	1	Relay	
	70005648	1	Relay	
	7024375	12	Element, Hydraulic Oil Filter	
	70002231	12	Element, Pressure Filter	
	70002097	12	Element, Pressure Filter	
	8229249	2	Fuse, 3A (USB Charger & Platform Control Box Harness)	
	2400064	2	Fuse, 5A (ClearSky Ready Harness)	
	8229242	2	Fuse, 5A (Ground Control Box Harness)	
	2400065	2	Fuse, 30A (Ground Control Box Harness & Main Valve Harness)	



## SECTION 10 - RECOMMENDED SERVICE PARTS STOCK

ITEM	PART NUMBER	QTY	DESCRIPTION	REV
	2860030	1	Key, Replacement	
	2940074	1	Latch, Platform	
	1001247468	1	Loadcell (Platform Support)	
	1001227960	1	Module, B.L.A.M.	
	1001277210	1	Module, Chassis ( <b>Prior to SN 0300298064, Prior to SN B300017880, Excluding 0300287515, B300016940, B300017007 and B300017072</b> )	
	1001112758	1	Module, Chassis ( <b>SN 0300298064 to Present, SN B300017880 to Present, Including 0300287515, B300016940, B300017007 and B300017072</b> )	
	1001142683	1	Module, Control Beacon	
	1001281100	1	Module, Ground Control	
	1600343	1	Module, Platform	
	3740067	1	Relay (Battery & Aux)	
	3740049	1	Relay (Ground Control Box)	
	3740080	1	Relay (110V/220V Generator Options & Main Valve Harness)	
	70006553	1	Relay (4000W Generator)	
	1001186431	1	Relay (SkyGuard Bar)	
	3740086	1	Relay (SkyLine Harness)	
	1001147479	1	Sensor, Angle Indicator (Boom Sensors & Switches)	
	4360543	1	Sensor, Boom Length (Boom Sensors & Switches)	
	4360527	1	Sensor, Cable Break Proximity (Boom Sensors & Switches)	
	1001228225	1	Sensor, Emitter (SkyEye)	
	4360548	1	Sensor, Jib Limit (Boom Sensors & Switches)	
	4360578	1	Sensor, Limit (Boom Sensors & Switches & Axle Install)	
	70000803	1	Sensor, Pressure (Steer Installation)	
	7026031	1	Sensor, Proximity (Rotary Coupling & Collector Ring)	
	1001232667	1	Sensor, Proximity (SkyLine)	
	1001228224	1	Sensor, Receiver (SkyEye)	
	4360505	1	Sensor, Rotary Angle Sensor (Steer)	
	1001137673	1	Sensor, SkyGuard Bar	
	1001219601	1	Sensor, Tilt Dual Axis Can (Ground Control Box)	
	1001225346	1	Switch, Battery Disconnect	
	1001117174	1	Switch, Foot	
	4360469	1	Switch, Key	
	4360274	1	Switch, Push Button Gray (Ground Control)	
	4360387	1	Switch, Push Button Yellow (Ground Control Box, Console Box & Soft Touch))	
	4360475	1	Switch, Push - Pull Emergency (Ground Control Box & Console Box)	
	4360328	1	Switch, Toggle (Ground Control Box)	
	4360336	1	Switch, Toggle (Generator & Boom Control)	
	1001155045	1	Switch, Toggle (Console Box)	
	1001159256	1	Switch, Toggle (Console Box)	
	1001161709	1	Switch, Toggle (Console Box)	
	1001161710	1	Switch, Toggle (Console Box)	
	70001432	1	Switch, Rocker (Plasma Cutter)	



**SECTION 11 - SPECIAL OPTIONS**

# SECTION 11 - SPECIAL OPTIONS

## FIGURE 11-1. SPECIAL OPTIONS/ACCESSORIES/KITS

ITEM	PART NUMBER	QTY	DESCRIPTION	REV
	1001283853	1	KIT,BOOM MID RAIL DECK	
		Ref	Note: This list is to accommodate machines ordered with special equipment. Options may not be applicable to all models. For more specific parts information contact JLG Parts Department.	
		Ref	MISCELLANEOUS SPECIAL OPTIONS/ACCESSORIES/KITS	
	0272078	Ref	Accessory Counterweight (Required with SkyWelder and Fall Arrest Platform Options)	
	1340067	Ref	Air Cleaner Pre-Cleaner	
	0271956	Ref	Airline Installation, 1/2in (1200SJP)	
	0271933	Ref	Airline Installation, 1/2in (1350SJP)	
	1001202697	Ref	Air Intake Shut-off Valve (Deutz TCD2.9L4 Engines)	
	1001241275	Ref	Axle Wear Pad Kit	
	0271803	Ref	Bellows, Cylinder (Fixed Axle)	
	0271804	Ref	Bellows, Cylinder (Oscillating Axle)	
	0271805	Ref	Bellows, Cylinder (Boom)	
	0271875	Ref	Boom Wipers Installation	
	1001233763	Ref	Breather Heater (Deutz TCD2.9L4 Engines and Deutz TCD2.9L4 (Stage V Engines)	
	1001252494	Ref	China Ultra Master Kit Installations (Machines With SN Starting With B3)	
	1001220745	Ref	Booms and Cylinder Kit (1200SJP)	
	1001220747	Ref	Booms and Cylinder Kit (1350SJP)	
	1001220041	Ref	China Parts Kit (With 1 Cell LSS and Sauer Pump) (1200SJP)	
	1001220743	Ref	China Parts Kit (With 1 Cell LSS and Sauer Pump) (1350SJP)	
	1001252492	Ref	Console and Footswitch Kit (1200SJP)	
	1001252493	Ref	Console and Footswitch Kit (1350SJP)	
	1001220039	Ref	Frame Kit (1200SJP)	
	1001252686	Ref	Frame Kit (1350SJP)	
	1001245072	Ref	Harness Kit	
	1001220044	Ref	Jib Kit (1200SJP)	
	1001220746	Ref	Jib Kit (1350SJP)	
	1001252490	Ref	Turntable Kit (1200SJP)	
	1001252491	Ref	Turntable Kit (1350SJP)	
		Ref	ClearSky (Telematics) Installations (Dealer Installed)	
	1001242192	Ref	ClearSky (Telematics) Access Control Installation Kit (Dealer Installed) (ANSI, ANSI Export and CSA Specs)	
	1001243183	Ref	ClearSky (Telematics) Added-on Kit (Dealer Installed) (ANSI, ANSI Export and CSA Specs)	
	1001246142	Ref	ClearSky (Telematics) Added-on Kit (Dealer Installed) (Australian Specs)	
	1001243184	Ref	ClearSky (Telematics) Added-on Kit (Dealer Installed) (CE & UK CA Specs)	
	1001119938	Ref	ClearSky Telematics (Dealer Installed) (ANSI Spec)	
	1001119946	Ref	ClearSky Telematics (Dealer Installed) (CSA Spec)	
	1001276923	Ref	ClearSky Telematics (Dealer Installed) (Contact JLG for Approved Countries)	
	1001265359	Ref	ClearSky Telematics Harness Kit (Dealer Installed)	
	1001293501	Ref	ClearSky Telematics CS550 Installation	
	0273862	Ref	Cold Weather Package (Deutz TD2011 Engines) (110V)	
	1001235617	Ref	Cold Weather Package (Deutz TCD2.9L4 Engines and Deutz TCD2.9L4 (Stage V Engines)	

## SECTION 11 - SPECIAL OPTIONS

ITEM	PART NUMBER	QTY	DESCRIPTION	REV
	1001271731	Ref	Cold Weather Package Deutz (Stage V)	
	1001282063	Ref	Cold Weather Package Deutz (Stage IV)	
	0272621	Ref	Control System Analyzer Installation	
	1001233047	Ref	Crankcase Breather Heater (Deutz TCD2'9L4 Engines)	
	1001213183	Ref	Cribbing Enable Installation	
	0257195	Ref	Government Warranty Decal	
		Ref	Decal Kits	
	1001248539	Ref	Decal Kit - Master (All Specs Except Australian, CE & UK CA Specs)	
	1001248540	Ref	Decal Kit - Master (Australian, CE & UK CA Specs)	
	1001248547	Ref	Decal Kit - Country Spec (ANSI Spec)	
	1001248546	Ref	Decal Kit - Country Spec (Australian, CE & UK CA Specs)	
	1001248551	Ref	Decal Kit - Country Spec (Brazilian Spec)	
	1001248553	Ref	Decal Kit - Country Spec (Chinese Spec)	
	1001248548	Ref	Decal Kit - Country Spec (CSA Spec)	
	1001248552	Ref	Decal Kit - Country Spec (Japanese Spec)	
	1001248549	Ref	Decal Kit - Country Spec (Korean Spec)	
	1001248550	Ref	Decal Kit - Country Spec (Latin American Spec)	
	1001270519	Ref	Decal Kit - Machine	
	1001272202	Ref	Decal Kit - Platform	
	1001272090	Ref	Decal Kit - Platform Console Box	
		Ref	Electrical Connector Kits	
	1001148902	Ref	Amp/Tyco Electrical Connector Kit	
	1001148903	Ref	Deutsch DT Electrical Connector Kit	
	1001148904	Ref	Deutsch HD Electrical Connector Kit	
	1001148905	Ref	Packard Electrical Connector Kit	
	1001148906	Ref	Various Electrical Connectors Kit	
	1001237883	Ref	Fall Arrest (Bolt-on) Add-on Kit (6ft/1.82m Platform (ANSI, ANSI Export, China, CSA & Japanese Specs Only) (Fits Platform p/ns 1001186384 & 1001228376)	
	1001237882	Ref	Fall Arrest (Bolt-on) Add-on Kit (8ft/2.4m Platform (ANSI, ANSI Export, China, CSA & Japanese Specs Only) (Fits Platform p/ns 1001186383)	
	1001206794	Ref	Fan & Belt Grille Add-on Kit (Deutz D2011 Engines Only)	
	1001206797	Ref	Fan & Belt Grille Add-on Kit (Deutz TCD2.9L4 Engines Only)	
	1001203564	Ref	Fan & Belt Grille Installation (Deutz TD2011 Engines and Deutz TCD2.9L4 (Stage V) Engines Only)	
	1001202221	Ref	Fan & Belt Grille Installation (Deutz TCD2.9L4 Engines Only)	
	1001182600	Ref	Fan Guard Installation (Deutz TD2011 Engines Only) (Factory Installed)	
	1001145708	Ref	Fan Guard Installation (Deutz TCD2.9L4 Engines and Deutz TCD2.9L4 (Stage V) Engines Only)	
		Ref	Filter Kits:	
	1001137027	Ref	Deutz TD2011 Engine Only	
	1001181151	Ref	Deutz TCD2.9L4 Engines Only	
	1001139099	Ref	Fire Extinguisher Installation	
	1001274833	Ref	Floor Mat Add-on Kit (30x48 Platform) (Dealer Installed)	
	1001274830	Ref	Floor Mat Add-on Kit (36x72 Platform) (Dealer Installed)	
	1001274829	Ref	Floor Mat Add-on Kit (36x96 Platform) (Dealer Installed)	
	1001191395	Ref	Fuel Cap Cover (Lockable) (Green)	
	1001202749	Ref	Fuel Cap Cover (Lockable) (Black)	
	1001103286	Ref	Generator Hourmeter Installation	
	1001277689	Ref	Generator Service Kit	

## SECTION 11 - SPECIAL OPTIONS

ITEM	PART NUMBER	QTY	DESCRIPTION	REV
	0271769	Ref	Headlight and Taillights Installation	
	1001293369	Ref	Hood Plug Installation	
	1001142966	Ref	Hood Bracket Kit (Eliminates bending of the hood when cranking engine tray open)	
	1001233534	Ref	Hose/Cable Protection (Platform)	
	1001112741	Ref	Hose/Cable Protection (Boom) (1200SJP)	
	1001228431	Ref	Hose/Cable Protection (Boom) (1350SJP)	
	1001229940	Ref	Hydraulic Tank Lock Installation (Machines With SN Starting With B3)	
	0271808	Ref	Illumination Lights Installation	
	1001204930	Ref	Hostile Environment - With Oscillating Axle (Add-on Kit)	
	1001241417	Ref	Hostile Environment - Fixed Axle (Add-on Kit)	
	1001148971	Ref	Lanyard (Bolt-on) Installation Kit	
	2915046	Ref	Load Pin Harness Kit	
	1001288636	Ref	Lockout Cylinder Kit	
	1001236951	Ref	Low Temperature Cutout Installation (Russian Specs)	
	1001120564	Ref	Oil Cooler Service Kit	
	1001117294	Ref	Panel, Foot Switch	
	1001272166	Ref	Pipe Rack Kit	
	1001172045	Ref	Platform Cable Carrier Installation	
	1001195304	Ref	Platform Console Cover Installation (Clear Polycarbonate Cover) (All Specs)	
	1001266290	Ref	Platform Console Cover Installation (Steel Cover) (ANSI, ANSI Export, China, CSA and Japanese Specs)	
	1580013	Ref	Platform Corner Storage Tray	
		Ref	Platform Entry Kits	
	1001142505	Ref	Drop Bar (Replacing Swing Gate with Drop Bar)	
	1001142504	Ref	Swing Gate (Replacing Drop Bar with Swing Gate)	
		Ref	Platform Light Installations	
	0272093	Ref	Flood Lights (1200SJP)	
	0272092	Ref	Flood Lights (1350SJP)	
	0272097	Ref	Work Lights (1200SJP)	
	0272096	Ref	Work Lights (1350SJP)	
		Ref	Platform Steel Mesh to Top Rail Add-on Kits (Dealer Installed)	
	1001281453	Ref	36in x 6ft (91.5cm x 1.83m) with Gate (ANSI and ANSI Export Specs)	
	1001281452	Ref	36in x 8ft (91.5cm x 2.44m) with Gate (ANSI and ANSI Export Specs)	
		Ref	Platform Steel Mesh to Top Rail Installations (Factory Installed)	
	1001269187	Ref	36in x 8ft (91.5cm x 2.44m) (ANSI and CSA Specs)	
	1001271642	Ref	36in x 6ft (91.5cm x 1.83m) (ANSI and CSA Specs)	
	1001272166	Ref	Platform Plastic Mesh to Top Rail Installations (Factory Installed)	
	1001266807	Ref	30in x 4ft (76cm x 1.22m) (ANSI, ANSI Export, CSA and Australian Specs) (China Specs with SN Starting with B3)	
	1001266489	Ref	36in x 6ft (91.5cm x 1.83m) (ANSI, ANSI Export, CSA and Australian Specs) (China Specs with SN Starting with B3)	
	1001266056	Ref	36in x 8ft (91.5cm x 2.44m) (ANSI, ANSI Export, CSA and Australian Specs) (China Specs with SN Starting with B3)	
		Ref	Platform Steel Mesh to Mid Rail Add-on Kits (Dealer Installed)	
	1001281461	Ref	30in x 4ft (76.2cm x 1.22m) with Gate (ANSI, ANSI Export and Australian Specs)	
	1001281458	Ref	36in x 6ft (91.5cm x 1.83m) with Gate (ANSI, ANSI Export and Australian Specs)	

## SECTION 11 - SPECIAL OPTIONS

ITEM	PART NUMBER	QTY	DESCRIPTION	REV
	1001281457	Ref	36in x 8ft (91.5cm x 2.44m) with Gate (ANSI, ANSI Export and Australian Specs)	
		Ref	Platform Steel Mesh to Mid Rail Installations (Factory Installed)	
	1001272274	Ref	30in x 4ft (76.2cm x 1.22m) (ANSI, ANSI Export and Australian Specs) (China Specs with SN Starting with 03)	
	1001271760	Ref	36in x 6ft (91.5cm x 1.83m) (ANSI, ANSI Export, Australian and China Specs)	
	1001269389	Ref	36in x 8ft (91.5cm x 2.44m) (ANSI, ANSI Export, Australian and China Specs)	
		Ref	Platform Plastic Mesh to Mid Rail Installations (Factory Installed)	
	1001266969	Ref	30in x 4ft (76cm x 1.22m) (ANSI, ANSI Export, CSA and Australian Specs) (China Specs with SN Starting with B3)	
	1001266284	Ref	36in x 6ft (91.5cm x 1.83m) (ANSI, ANSI Export, CSA and Australian Specs) (China Specs with SN Starting with B3)	
	1001266098	Ref	36in x 8ft (91.5cm x 2.44m) (ANSI, ANSI Export, CSA and Australian Specs) (China Specs with SN Starting with B3)	
	1001149730	Ref	Platform Mid Rail Repair Kit	
		Ref	Platform Rail Extensions	
	0272733	Ref	6ft Platform	
	0272725	Ref	8ft Platform	
	1001209059	Ref	Platform Work Surface Installation	
	1001099466	Ref	Programmable Security Lock Installation (CE & UK CA Spec Only) (1200SJP)	
	1001190891	Ref	Service Kits	V
	1001247073	Ref	SkyEye Retrofit Kit	
	1001241547	Ref	SkyEye Housing Repair Kit (LH Side)	
	1001241548	Ref	SkyEye Housing Repair Kit (RH Side)	
	1001249052	Ref	SkyGuard Retrofit Kit	
	1001250595	Ref	SkyGuard 6 Pin Retrofit Kit	
		Ref	SkyGuard Component Options:	
	1001210043	Ref	SkyGuard Complete Add-on Kit (Red Beacon)	
	1001209481	Ref	SkyGuard Complete Add-on Kit (Blue Beacon)	
	1001210042	Ref	SkyGuard Complete Add-on Kit (Red Beacon)	
	1001137672	Ref	SkyGuard Platform Sensor Kit	
	1001137440	Ref	Harness - Platform Sensor	
	1001186431	Ref	Relay	
	1001206544	Ref	SkyGuard Strobe Light Kit (Blue Beacon)	
	1001210028	Ref	SkyGuard Strobe Light Kit (Red Beacon)	
	1001262016	Ref	SkyLine Kit Add-on Kit (Dealer Installed)	
	1001250465	Ref	SkySense (EDS) Level 1 (2 Bar) Installation (Factory Installed)	
	1001250466	Ref	SkySense (EDS) Level 2 (3 Bar) Installation (Factory Installed)	
	1001289905	Ref	SkySense (EDS) Level 1 Kit (2 Bar) (Dealer Installed)	
	1001289906	Ref	SkySense (EDS) Level 2 Kit (3 Bar) (Dealer Installed)	
	1001253618	Ref	SkySense Module Service Kit (Level 1)	
	1001253619	Ref	SkySense Module Service Kit (Level 2)	
	1001282461	Ref	SkySense Padding Installation - For 36 x 48 Platforms equipped with SkySense	
	1001282434	Ref	SkySense Pre-cut Bumper Kit (use with 1001282461)	
	1001275642	Ref	SkySense Padding Installation - For 36 x 72 Platforms equipped with SkySense	
	1001275650	Ref	SkySense Pre-cut Bumper Kit (use with 1001275642)	
	1001269655	Ref	SkySense Padding Installation - For 36 x 96 Platforms equipped with SkySense	
	1001276062	Ref	SkySense Pre-cut Bumper Kit (use with 1001269655)	

## SECTION 11 - SPECIAL OPTIONS

ITEM	PART NUMBER	QTY	DESCRIPTION	REV
	1001231235	Ref	SkyWelder Locking Bracket	
	1001281070	Ref	Strobe Beacon Replacement Kit	
	1001284518	Ref	Telematics Gateway (Dealer Installed)	
	1001228926	Ref	Turntable Bearing Cover Installation	
		Ref	Tools For Service:	
	2901443	Ref	Analyzer Kit	
	1001249695	Ref	Analyzer and Cable Kit	
	1001249941	Ref	Analyzer and Cable Kit (Battery Powered)	
	1001137005	Ref	Cable Service Kit	
	0272048	Ref	Boom Cable Tools Installation	
	4120040	Ref	Socket 3/4in	
	4120043	Ref	Socket 2in	
	1705307	Ref	Decal - Tool Location	
	7002821	Ref	Crimper, Wire	
	70004646	Ref	Puller	
	70004647	Ref	Seal, Tool	
	70004648	Ref	Puller (Brake Assembly)	
	70004185	Ref	Torque Multiplier	
	7002823	Ref	Pin Extractor - Universal (For Electrical Connectors with Pins and Sockets)	
	4460467	Ref	Extractor - 16-18 Gauge (For Removal of Pin/Sockets from Deutsch Connectors)	
	4460510	Ref	Extractor - 12-14 Gauge (For Removal of Pin/Sockets from Deutsch Connectors)	
	7016654	Ref	Screwdriver, Magnetic	
	7002822	Ref	Screwdriver, Potentiometer	
	7004275	Ref	Seal Tool 1in (For Cylinders)	
	7004276	Ref	Seal Tool 1-1/2in (For Cylinders)	
	7002828	Ref	Stripper, Wire	
	4921850	Ref	Throttle Service Harness	
	70004185	Ref	Torque Multiplier	
	7016655	Ref	Wire Rope Sheave Gauge	
	1001277849	Ref	UGM2 Retrofit Kit	
	1001277844	Ref	UGM2 Retrofit Kit	
	1001274249	Ref	USB Charger Add-on Kit (Dealer Installed)	
	1001262959	Ref	Voltage Regulator Relocation Kit (ClearSky)	
	2910890	Ref	Wear Pad Kit (Includes Wear Pads, Shims and Hardware)	
		Ref	Weld Leads at Platform Installation	
	0271983	Ref	Weld Leads at Platform Installation (1200SJP)	
	0271820	Ref	Weld Leads at Platform Installation (1350SJP)	
	2910894	Ref	Wire Rope Kit (Includes Cables, Sheaves, Sheave Pins and Hardware) (1200SJP)	
	2910895	Ref	Wire Rope Kit (Includes Cables, Sheaves, Sheave Pins and Hardware) (1350SJP)	
	1001277222	Ref	White Noise Alarm Kit	
	1001277191	Ref	White Noise Ambient Alarm Kit	



**PART NUMBER INDEX**

## SECTION 11 - SPECIAL OPTIONS

0080237.....229, 241	349, 353, 357, 361,	0272448 ..... 941	0561482.... 529, 537, 545,
0080244.....233, 237, 245,	365, 397, 401, 405,	0272521 ..... 667	553
249	423, 467	0272522 ..... 931	0561500.... 529, 537, 545,
0080277.....27	0100081 ... 164, 165, 169,	0272523 ..... 931	553
0100009.....613	567, 571, 574, 639,	0272588 ..... 939	0630407.... 124, 128, 132,
0100011.... 19, 23, 27, 34,	641, 643, 645, 647,	0272589 ..... 508, 516	139
47, 53, 55, 59, 61, 63,	649, 651, 653, 655,	0272599 ..... 935	0630462.... 677, 679, 681
77, 79, 85, 89, 91, 93,	657, 659, 661	0272607 ..... 937	0630464..... 27, 123, 127,
109, 111, 113, 115,	0140001 ..... 61, 63	0272621 ..... 949	131, 135, 573
117, 119, 121, 123,	0140011 ..... 613	0272725 ..... 951	0630467..... 566, 570
124, 127, 128, 131,	0140032 ..... 147	0272733 ..... 951	0630511..... 79
132, 135, 139, 164,	0200048 ... 677, 679, 681	0272948 ..... 653	0630518.... 143, 629, 635,
165, 168, 169, 174,	0200742 ..... 479, 483	0272949 ..... 647	667, 669, 671, 674
175, 178, 182, 183,	0200833 ..... 27	0272950 ..... 649	0630535..... 697
185, 189, 193, 197,	0236768 ..... 61, 63	0272951 ..... 641	0630548.... 123, 127, 131,
201, 205, 209, 213,	0239842 ..... 75	0272952 ..... 651	135
217, 221, 225, 229,	0257195 ..... 949	0273353 ..... 674	0630558.... 531, 540, 547,
233, 237, 241, 245,	0257887 ..... 147	0273404 ..... 661	556
249, 257, 261, 264,	0259666 ..... 141	0273405 ..... 657	0630568..... 614
273, 277, 281, 285,	0271512 ..... 73	0273406 ..... 655	0641404..... 79, 487, 491,
289, 293, 297, 301,	0271520 ..... 27	0273696 ..... 573	495, 499, 503, 507,
305, 307, 309, 311,	0271530 ..... 523	0273706 ..... 681	511, 515, 665
313, 315, 319, 324,	0271570 ..... 570	0273824 ..... 677	0641405.... 573, 613, 665
333, 337, 341, 345,	0271572 ..... 89	0273854 ..... 803	0641406..... 55, 123, 127,
349, 353, 357, 361,	0271595 ..... 164	0273855 ..... 805	131, 135, 151, 168,
365, 369, 371, 373,	0271688 ..... 85	0273862 ..... 948	182, 229, 233, 237,
375, 377, 379, 382,	0271769 ..... 950	0274730 ..... 931	241, 245, 249, 261,
388, 397, 401, 405,	0271795 ..... 61	0275098 ..... 617	264, 318, 324, 382,
409, 411, 413, 416,	0271799 ..... 519	0275216 ..... 749, 887	388, 416, 430, 479,
423, 427, 430, 469,	0271800 ..... 566	0275217 ..... 753, 889	483, 566, 570, 611,
471, 479, 483, 487,	0271803 ..... 948	0275452 ..... 757, 891	683, 913, 915, 917,
491, 495, 499, 503,	0271804 ..... 948	0275453 ..... 761, 893	919, 921, 923, 925,
507, 511, 515, 519,	0271805 ..... 948	0275454 ..... 765, 895	927, 929
521, 523, 525, 529,	0271806 ..... 147	0340003 ... 229, 233, 237,	0641407..... 59, 149, 261,
537, 545, 553, 566,	0271808 ..... 950	241, 245, 249	416, 430, 491, 499, 773
570, 573, 577, 579,	0271820 ..... 952	0340051 ... 229, 233, 237,	0641408 61, 63, 155, 157,
589, 591, 593, 595,	0271852 ..... 39	241, 245, 249	164, 168, 175, 183,
603, 605, 607, 609,	0271874 ..... 77	0363037 ..... 19, 23	185, 261, 273, 277,
663, 665, 667, 669,	0271875 ..... 948	0363062 ..... 61, 63	281, 285, 289, 293,
671, 674, 677, 679, 681	0271932 ..... 791	0363066 ... 531, 539, 547,	297, 301, 333, 337,
0100019.... 19, 23, 27, 29,	0271933 ..... 948	555	341, 345, 349, 353,
71, 73, 495, 499, 503,	0271950 ..... 795	0363076 ..... 19	357, 361, 365, 397,
507, 511, 515, 519,	0271951 ..... 793	0363081 ..... 479, 483	401, 405, 423, 611
521, 523, 525, 529,	0271952 ..... 797	0363082 ..... 479, 483	0641410.... 189, 193, 197,
537, 545, 553, 566, 570	0271953 ..... 743	0400020 ..... 61, 63	201, 205, 209, 213,
0100020.... 264, 319, 324,	0271954 ..... 745	0440251 ..... 73	217, 221, 225, 257,
382, 388, 416, 430,	0271955 ..... 741	0480122 ..... 483	273, 277, 281, 285,
487, 495, 504, 511,	0271956 ..... 948	0480127 ..... 479	289, 293, 297, 301,
627, 635, 674, 747,	0271983 ..... 952	0480128 ..... 487, 503	333, 337, 341, 345,
749, 751, 753, 755,	0272048 ..... 559, 952	0480129 ..... 507	349, 353, 357, 361,
757, 759, 761, 763,	0272055 ..... 39	0561431 ... 529, 537, 545,	365, 397, 401, 405, 423
765, 771	0272056 ..... 39	553	0641412.... 53, 55, 61, 63
0100035..... 27, 266, 573,	0272060 ... 230, 233, 237,	0561437 ... 529, 537, 545,	0641414..... 55, 613, 663,
613, 629, 631	242, 245, 249	553	677, 679, 681
0100048..... 87, 123, 127,	0272064 ..... 159	0561439 ... 529, 537, 545,	0641416.... 741, 743, 745,
131, 135, 149, 151,	0272078 ..... 948	553	747, 749, 751, 753,
487, 495, 499, 504,	0272080 ..... 97	0561444 ... 529, 537, 545,	755, 757, 759, 761,
508, 511, 515, 573,	0272092 ..... 950	553	763, 765, 771, 773
873, 913, 915, 919	0272093 ..... 950	0561454 ... 529, 537, 545,	0641418.... 589, 591, 593,
0100062.... 264, 320, 326,	0272096 ..... 950	553	595, 603, 605, 607, 609
382, 388, 416, 430	0272097 ..... 950	0561457 ... 529, 537, 545,	0641424..... 47
0100079.... 189, 193, 197,	0272254 ..... 669	553	0641503.... 264, 320, 326,
201, 205, 209, 213,	0272418 ... 639, 641, 643,	0561458 ... 529, 537, 545,	382, 388, 416, 430
217, 221, 225, 257,	645, 647, 649, 651,	553	0641504..... 47
273, 277, 281, 285,	653, 655, 657, 659, 661	0561471 ... 529, 537, 545,	0641505..... 27
289, 293, 297, 301,	0272427 ..... 679	553	0641506 59, 79, 147, 164,
333, 337, 341, 345,	0272435 ..... 504, 512		165, 169, 174, 178,

## SECTION 11 - SPECIAL OPTIONS

182, 189, 193, 197, 201, 205, 209, 213, 217, 221, 225, 229, 233, 237, 241, 245, 249	409, 413, 416, 423, 427, 430, 473, 479, 483, 519, 521, 523, 525, 566, 570	241, 245, 249, 257, 273, 277, 281, 285, 289, 293, 297, 301, 333, 337, 341, 345, 349, 353, 357, 361, 365, 397, 401, 405, 423, 529, 537, 545, 553	0682424 ... 619, 621, 623, 625
0641507 ... 229, 233, 237, 241, 245, 249, 579	0641609 19, 23, 103, 107, 229, 233, 237, 241, 245, 249	0641810 41, 45, 487, 491, 495, 499, 503, 507, 511, 515, 566, 570	0700408 ... 747, 749, 751, 753, 755, 757, 759, 761, 763, 765, 771
0641508 ... 103, 107, 318, 324, 382, 388, 416, 430, 479, 483	0641610 ... 164, 168, 174, 178, 182, 189, 193, 197, 201, 205, 209, 213, 217, 221, 225, 229, 233, 237, 241, 245, 249, 257, 264, 273, 277, 281, 285, 289, 293, 297, 301, 318, 324, 333, 337, 341, 345, 349, 353, 357, 361, 365, 382, 388, 397, 401, 405, 416, 423, 430, 467, 471, 479, 483, 529, 537, 545, 553, 611	0641812 ..... 85, 229, 233, 237, 261, 305, 307, 309, 311, 313, 315, 369, 371, 377, 379, 413	0700615 ..... 155, 157 0700616 .... 175, 183, 185 0700812 ... 320, 326, 382, 388
0641509 ..... 47, 161, 189, 193, 197, 201, 205, 209, 213, 217, 221, 225	0641611 19, 23, 469, 521, 525	0641813 .... 174, 178, 182, 529, 537, 545, 553	0700815 ... 264, 318, 324, 382, 388, 416, 430
0641510 ... 169, 320, 326, 382, 388, 418, 432, 567, 571	0641612 ... 257, 273, 277, 281, 285, 289, 293, 297, 301, 320, 326, 333, 337, 341, 345, 349, 353, 357, 361, 365, 382, 388, 397, 401, 405, 418, 423, 432, 467, 519, 523	0641814 ..... 20, 241, 245, 249, 305, 307, 309, 311, 373, 375, 409, 411, 427	0701022 ..... 267 0701024 ..... 264 0701025 ..... 264 0701418 ..... 479, 483 0701617 ..... 29 0701619 .... 39, 41, 43, 45
0641511 ..... 27, 189, 193, 197, 201, 205, 209, 213, 217, 221, 225, 257, 273, 277, 281, 285, 289, 293, 297, 301, 333, 337, 341, 345, 349, 353, 357, 361, 365, 397, 401, 405, 423	0641613 ..... 19, 23 0641614 ..... 89, 91, 93 0641615 ... 529, 537, 545, 553	0641816 ..... 161 0641818 .... 159, 229, 233, 237, 241, 245, 249	0711214 ... 229, 233, 237, 241, 245, 249 0711417 ... 233, 237, 245, 249
0641516 ... 487, 495, 503, 507, 511, 515	0641616 ..... 487, 491 0641618 ... 495, 499, 504, 508, 511, 515, 531, 539, 547, 555	0641820 ..... 85 0641826 .... 229, 233, 237, 241, 245, 249	0720804 ..... 613 0721005 ..... 679, 681 0721006 .... 469, 471, 613 0731005 ..... 677 0731007 ..... 89, 91, 93
0641520 97, 99, 101, 105	0641630 ... 164, 168, 174, 178, 182	0642010 .... 189, 193, 197, 201, 205, 209, 213, 217, 221, 225, 257, 273, 277, 281, 285, 289, 293, 297, 301, 333, 337, 341, 345, 349, 353, 357, 361, 365, 397, 401, 405, 423	0741606 .... 27, 529, 537, 545, 553 0741607 ... 487, 491, 495, 499, 511, 515
0641524 ..... 103, 107	0641634 ..... 27 0641640 ... 531, 539, 547, 555	0642012 .... 529, 537, 545, 553, 639, 641, 643, 645, 647, 649, 651, 653, 655, 657, 659, 661	0741806 ... 529, 537, 545, 553 0760608 .... 164, 165, 169 0760612 ... 123, 127, 131, 135
0641605 ... 189, 193, 197, 201, 205, 209, 213, 217, 221, 225, 229, 233, 237, 241, 245, 249, 257, 273, 277, 281, 285, 289, 293, 297, 301, 333, 337, 341, 345, 349, 353, 357, 361, 365, 397, 401, 405, 423	0641644 ... 531, 539, 547, 555 0641646 ... 529, 537, 545, 553	0642014 .... 529, 537, 545, 553 0642016 ..... 27 0642020 ..... 23 0642022 .... 529, 537, 545, 553	0760808 ..... 416, 430 0760810 ... 264, 320, 326, 382, 388, 577 0760812 ..... 779 0760814 ..... 265 0760814001 ..... 265 0761014 ..... 577 0761016 ..... 264 0761210 ... 257, 266, 273, 277, 281, 285, 289, 293, 297, 301, 333, 337, 341, 345, 349, 353, 357, 361, 365, 397, 401, 405, 423
0641606 ... 19, 23, 61, 63, 79, 174, 178, 182, 190, 194, 198, 202, 206, 210, 213, 218, 222, 226, 257, 264, 273, 277, 281, 285, 289, 293, 297, 301, 318, 324, 333, 337, 341, 345, 349, 353, 357, 361, 365, 382, 388, 397, 401, 405, 416, 423, 430, 667, 669, 671, 674	0641652 ... 529, 537, 545, 553 0641676 ..... 559 0641706 ... 264, 318, 324, 382, 388, 416, 430	0681608 ..... 577 0681620 .... 619, 621, 623, 625 0681813 ..... 19, 23 0681814 19, 23, 597, 599, 601 0681815 ..... 19, 23 0681816 ..... 19, 23 0681822 ..... 597, 599, 601 0682026 ..... 73 0682028 .... 264, 318, 324, 382, 388, 416, 430, 529, 537, 545, 553	0761212 ..... 416, 430 0761214 .... 34, 264, 320, 326, 382, 388, 416, 430, 475 0761215 ... 242, 245, 250, 261, 309, 311, 313, 315, 369, 371, 377, 379, 409, 413, 427 0761216 ..... 577 0771212 ... 264, 318, 324, 382, 388, 416, 430 0771414 ... 229, 233, 237, 241, 245, 249, 264, 318, 324, 382, 388, 416, 430
0641607 ... 529, 537, 545, 553	0641708 ... 257, 264, 274, 278, 282, 286, 290, 294, 297, 301, 318, 324, 333, 337, 341, 345, 349, 353, 357, 361, 365, 382, 388, 397, 401, 405, 416, 423, 430	0682040 ..... 73 0682212 .... 529, 537, 545, 553 0682422 ..... 71	0791410 ..... 53, 55 0791504 .... 566, 570, 573 0791518 ..... 566, 570
0641608 ... 19, 23, 47, 59, 77, 79, 89, 91, 93, 97, 99, 159, 161, 164, 168, 174, 178, 182, 229, 233, 237, 241, 245, 249, 257, 261, 264, 273, 277, 281, 285, 289, 293, 297, 301, 309, 311, 313, 315, 318, 324, 333, 337, 341, 345, 349, 353, 357, 361, 365, 369, 371, 377, 379, 382, 388, 397, 401, 405,	0641718 ..... 479, 483 0641808 . 19, 23, 47, 189, 193, 197, 201, 205, 209, 213, 217, 221, 225, 229, 233, 237,		

## SECTION 11 - SPECIAL OPTIONS

0791604...53, 55, 79, 164, 168, 174, 178, 182, 529, 537, 545, 553, 573	0940070 ... 229, 233, 237, 241, 245, 249, 264, 318, 324, 382, 388, 416, 430	1001098012 ..... 633, 635, 674	1001108617..... 189, 193, 197, 201, 205, 210, 214, 217, 221, 225, 257, 273, 277, 281, 285, 289, 293, 297, 301, 333, 337, 341, 345, 349, 353, 357, 361, 365, 397, 401, 405, 423
0791605.....531, 539, 547, 555, 573	0940092 .... 677, 679, 681	1001098025 ..... 711	1001109048..... 93
0791606.....529, 537, 545, 553, 573	0940094 .... 677, 679, 681	1001098026 ..... 713	1001109468..... 732
0791607.....53, 567, 571	0940102 ... 639, 641, 643, 645, 647, 649, 651, 653, 655, 657, 659, 661	1001098122 ..... 627, 879	1001109484..... 835
0791608.....573	0940103 ..... 679	1001098149 ..... 635	1001109485..... 837
0791612.....529, 537, 545, 553	0940133 ..... 681	1001098512 ..... 189	1001109654..... 773, 807
0791618.....529, 537, 545, 553	0940134 ..... 677	1001098513 ..... 190, 198, 229	1001109677.99, 105, 107
0791620.....529, 537, 545, 553, 566, 570	0961845 ... 589, 591, 593, 595, 603, 605, 607, 609	1001098516 ..... 193	1001110027..... 174
0791622.....566, 570	0961894 ..... 697	1001098530 ..... 194, 202, 233	1001110059..... 93
0791624.....529, 537, 545, 553, 566, 570	0961949 .... 695, 697, 703	1001098531 ..... 206, 237	1001110064..... 124, 128, 132, 139
0791808.....567, 571	0961950 ..... 693, 703	1001098601 ..... 229, 234, 238, 241, 246, 250, 253	1001110108..... 55
0801301.....545, 553	0961951 ... 529, 537, 545, 553	1001098828 ..... 577	1001110109..... 55
0801302.....545, 553	0961986 ... 229, 233, 237, 241, 245, 249, 264, 318, 324, 382, 388, 416, 430	1001099366 ..... 639, 641, 643, 645, 647, 649, 651, 653, 655, 657, 659, 661	1001110110..... 55
0801303.....545, 553	0962033 ..... 19, 23	1001099367 ..... 639, 641, 643, 645, 647, 649, 651, 653, 655, 657, 659, 661	1001110111..... 55
0801304.....545, 553	0962051 ..... 159, 161	1001099421 ..... 653	1001110112..... 55
0801315.....523, 545	0962224 ... 529, 537, 545, 553	1001099422 ..... 641	1001110113..... 55
0801316.....529, 537	0962257 ..... 701	1001099466 ..... 951	1001110425..... 257, 273, 277, 281, 285, 289, 293, 297, 301, 333, 337, 341, 345, 349, 353, 357, 361, 365, 397, 401, 405, 423
0801317.....529, 537	0962270 .... 597, 599, 601	1001099632 ..... 27	1001110433..... 174, 178, 182
0801318.....529, 537	0962297 ... 529, 537, 545, 553, 699	1001099869 ..... 483	1001110486..... 174, 178, 182
0801319.....529, 537	0962402 ... 530, 538, 546, 554	1001100231 ..... 807	1001110513..... 55
0801320.....519, 529	0962403 ... 530, 538, 546, 554	1001100233 ..... 483	1001110604..... 732
0801550.....531, 539, 547, 555	0962404 ... 531, 539, 547, 555	1001100321 ..... 483	1001110740..... 63
0811606.....532, 540, 548, 556	0962406 ... 530, 538, 546, 554	1001100341 ..... 887	1001110872..... 767, 769
0811607.....532, 540, 548, 556	0962409 ... 530, 538, 546, 554	1001100342 ..... 889	1001110873..... 487, 495, 504, 512, 743
0811608.....529, 537, 545, 553	0962410 ... 530, 538, 546, 554	1001100345 ..... 891	1001110877..... 55
0811610.....529, 537, 545, 553	0962411 ... 531, 539, 547, 555	1001100346 ..... 895	1001110940..... 79
0811614.....529, 537, 545, 553	0962423 ..... 27	1001100347 ..... 893	1001111132..... 198, 202, 206, 218, 222, 226
0811616.....529, 537, 545, 553	0962447 ... 531, 539, 547, 555	1001101191 ..... 747, 749, 751, 753, 755, 757, 759, 761, 763, 765, 771, 807, 809	1001111175..... 79
0860038.....487, 495, 503, 511, 743, 745	0962449 ..... 484	1001101196 ..... 749, 751, 753, 755	1001111176..... 79
0861538.....503, 511	0962520 ... 487, 491, 495, 499, 503, 507, 511, 515	1001101197 ..... 747, 757, 759, 761, 763, 765, 771	1001111193..... 79
0861572.....507, 515	1001091102 ..... 491, 499, 773	1001101421 ..... 639	1001111219..... 79
0861731 .... 747, 759, 763, 771, 891, 893, 895	1001091969 ..... 749	1001101422 ..... 639	1001112551..... 915
0861781 .... 751, 755, 887, 889	1001091970 ..... 753	1001101550 ..... 33	1001112612..... 781, 837
0861880.....807, 809	1001091973 ..... 757	1001103012 ..... 835	1001112669..... 43
0902746.....164, 165, 169	1001091974 ..... 761	1001103286 ..... 949	1001112691..... 174, 178, 182
0902755.....59	1001091975 ..... 765	1001104315 ..... 29, 31	1001112716..... 43
0902761.....164, 169	1001094105 ..... 859	1001104324 ..... 29	1001112741..... 950
0902762.....165, 169	1001094915 ..... 491, 499, 773	1001104325 ..... 31, 33	1001112758..... 47, 945
0902763.....165, 169	1001095976 ..... 773	1001104498 ..... 835	1001112766..... 229, 233, 237, 241, 245, 249
0902800.....59	1001097051 ..... 901	1001106736 ..... 837	1001112796..... 781, 825, 829
0902813.....479, 483	1001097150 ..... 807	1001107359 ..... 91	1001112878..... 197, 201, 205, 217, 221, 225
0902888.....487, 495, 503, 507, 511, 515	1001097244 ..... 685	1001107854 ..... 835	1001112879..... 197, 201, 205, 217, 221, 225
0902915.....85	1001097820 ..... 711, 713	1001107971 ..... 209, 218, 241	1001112880..... 197, 201, 205, 217, 221, 225
0903154.....164, 168		1001107973 ..... 214, 226, 245	
0903156.....164, 168		1001107975 ..... 222, 249	
0903161.....165, 169		1001108579 ..... 93	
0903162.....165, 169		1001108616 ..... 242, 246, 251, 261, 309, 311, 377, 379, 409, 427, 452	

## SECTION 11 - SPECIAL OPTIONS

1001112911 ..... 79	1001118712.....209	1001126487.....847	1001135926 ..... 319, 325,
1001112927 ..... 242, 246,	1001118713.....213	1001128527.....671	383, 389, 417, 431
250, 261, 309, 311,	1001118859.....732	1001128556.....671	1001135943 ..... 319, 325,
313, 315, 369, 371,	1001118869.....732	1001129334.....124, 128,	383, 389, 417, 431
377, 379, 409, 413,	1001118933.....732	132, 136	1001135946 ..... 265, 417,
427, 459	1001118934.....732, 736	1001129408.....813, 815,	431
1001113047 ..... 174, 178,	1001118935.....732	817, 819	1001136356 ..... 491
182	1001118957.....99	1001129858.....487, 488	1001136357 ..... 499, 516
1001113103 ..... 93	1001119020.....781, 835,	1001131269.....913, 923	1001136626 ..... 319, 325,
1001113173 ..... 79	837, 859, 875, 879	1001131462.....174, 178,	383, 389, 417, 431
1001113698 ..... 131, 135	1001119052.....217	182	1001136665 ..... 265, 319,
1001113961 ..... 835	1001119053.....225	1001131482.....161	325, 383, 389, 417, 431
1001114392 ..... 79	1001119054.....221	1001131542.....229, 233,	1001136834 ..... 265, 319,
1001114620 ..... 724	1001119138.....732	237, 241, 245, 249,	325, 383, 389, 417, 431
1001115168 ..... 79	1001119372.....123, 127,	257, 274, 278, 282,	1001137005 ..... 952
1001115440 ..... 79	131, 135, 861	286, 290, 294, 297,	1001137027 ..... 949
1001115603 ..... 659	1001119456.....109, 115,	301, 333, 337, 341,	1001137276 ..... 265, 319,
1001115961 ..... 43	885	345, 349, 353, 357,	325, 383, 389, 417, 431
1001116015 ..... 205	1001119470.....109, 111,	361, 365, 397, 401,	1001137336 ..... 264
1001116025 ..... 931	115, 117, 841	405, 423	1001137440 ..... 951
1001116208 ..... 932	1001119619.....897	1001131620.....566, 570	1001137590 ..... 511
1001116290 ..... 175, 183,	1001119620.....899, 901	1001131728.....570	1001137591 ..... 515
185	1001119727.....265	1001131729.....566	1001137672 ..... 951
1001116692 ..... 829	1001119817.....732	1001131733.....570	1001137673 ..... 663, 945
1001116693 ..... 831	1001119899.....530, 538,	1001131734.....566	1001138011 ..... 495, 499,
1001116694 ..... 829, 831	546, 554	1001131969.....799, 801	512, 516
1001116707 ..... 843	1001119938.....948	1001133633.....266, 319,	1001138110 ..... 845
1001116710 ..... 853	1001119946.....948	325, 383, 389, 417, 431	1001138111 ..... 845
1001116720 ..... 881	1001119968.....504, 508,	1001133634.....265, 319,	1001138113 ..... 845
1001116728 ..... 844	513, 516	325, 383, 389, 417, 431	1001138228 ..... 265, 319,
1001116731 ..... 825	1001120328.....663, 665,	1001133714.....845, 848,	325, 383, 389, 417,
1001116774 ..... 781, 829,	879	851	431, 944
831	1001120378.....483	1001133715.....845, 848,	1001138248 ..... 266, 319,
1001116792 ..... 257, 273,	1001120382.....483	851	325, 383, 389, 417, 431
277, 281, 285, 289,	1001120471.....685	1001133956.....843, 847	1001138253 ..... 265, 319,
293, 297, 301, 333,	1001120477.....685	1001133957.....843, 847	325, 383, 389, 417, 431
337, 341, 345, 349,	1001120484.....685	1001134389.....289	1001138346 ..... 265, 319,
353, 357, 361, 365,	1001120564...97, 99, 950	1001134390.....285, 289,	325, 843
397, 401, 405, 423	1001120989.....932	309	1001138491 ..... 257, 273,
1001116808 ..... 781, 829	1001120994.....932	1001134392.....305, 309,	277, 281, 285, 289,
1001116812 ..... 829, 835,	1001121615.....875	313, 318	293, 297, 301, 333,
847, 859	1001121616.....875	1001134488.....265, 318,	337, 341, 345, 349,
1001116815 ..... 829, 837,	1001122528.....504, 508,	326, 383, 389, 417, 431	353, 357, 361, 365,
848	513, 516	1001135138.....265, 319,	397, 401, 405, 423, 853
1001116846 ..... 921	1001122611.....913, 917,	325, 383, 389, 417	1001138494 ..... 591, 593,
1001116849 ..... 921	921, 925, 927, 929	1001135560.....265, 319,	595, 603, 605, 607, 609
1001116851 ..... 921	1001125387.....932	325, 383, 389, 417, 431	1001138514 ..... 591, 593,
1001116952 ..... 844, 847	1001125425.....479	1001135562.....265, 319,	595, 605, 609
1001116967 ..... 843	1001125426.....483	325, 383, 389, 417, 431	1001138524 ..... 266, 319,
1001116983 ..... 853	1001125427.....503	1001135650.....845, 848,	325, 383, 389, 417, 431
1001117035 ..... 921	1001125428.....507	851	1001138559 ..... 267, 319,
1001117078 ..... 505, 508,	1001126009.....903	1001135651.....845, 848	325, 384, 390, 417, 431
513, 516	1001126011.....875, 879	1001135663.....161	1001138565 ..... 491
1001117106 ..... 844	1001126351.....843, 847	1001135679.....265, 319,	1001138566 ..... 487, 491,
1001117107 ..... 844, 847	1001126352.....843	325, 383, 389	495, 499
1001117140 ..... 169	1001126356.....843	1001135680.....319, 325,	1001138717 ..... 320, 326,
1001117172 ..... 627	1001126357.....843	383, 389, 417, 431	384, 390
1001117174 ..... 613, 627,	1001126362.....844, 847	1001135779.....266, 320,	1001138800 ..... 521
945	1001126363.....844, 847,	325, 383, 389, 417, 431	1001138801 ..... 521, 537
1001117294 ..... 950	848	1001135901.....319, 325,	1001138827 ..... 265, 319,
1001117308 ..... 265, 319,	1001126364.....844, 847,	383, 389, 417, 431	325, 384, 390, 417, 431
325, 383, 389, 417,	848	1001135903.....265, 417,	1001139099 ..... 949
431, 944	1001126365.....845	431	1001139240 ..... 265, 319,
1001117370 ..... 197	1001126384.....843	1001135913.....319, 325,	325, 384, 390, 417, 431
1001117371 ..... 201	1001126391.....845, 847	383, 389, 417, 431	1001139357 ..... 487, 491
1001118384 ..... 903	1001126392.....845, 847	1001135924.....319, 325,	1001139492 ..... 105
1001118388 ..... 881, 903	1001126485.....847	383, 389, 417, 431	1001139494 ..... 101

## SECTION 11 - SPECIAL OPTIONS

1001139516.....	525	1001142966.....	950	1001152457.....	487, 495, 496	1001161041.....	799
1001139517.....	525, 553	1001143087.....	101, 103, 105, 107	1001152525.....	488, 496, 504, 508, 512, 516	1001161044.....	801
1001139654.....	932	1001143123.....	101, 105	1001152530.....	488, 496	1001161048.....	799
1001139665.....	101, 105	1001143294.....	161	1001152533.....	487, 491, 495, 499, 855	1001161050.....	801
1001139666.....	101, 105	1001143298.....	161	1001152566.....	169	1001161401.....	19, 24
1001139778.....	182	1001143390.....	265, 320, 326, 384, 390, 418, 432	1001152742.....	844	1001161402.....	19, 24
1001139958.....	487	1001143852.....	932	1001152963.....	305, 307, 373, 375, 411, 446	1001161403.....	19, 24
1001139959.....	491	1001144089.....	265, 320, 326, 384, 390, 418, 432	1001152966.....	728	1001161709.....	613, 945
1001139972.....	530, 538, 546, 554	1001144147.....	825, 837	1001152968.....	728	1001161710.....	613, 945
1001140222.....	469	1001144433.....	663	1001152971.....	728	1001163131.....	639
1001140312.....	326, 384	1001144629.....	585, 587, 603, 607	1001153024.....	319, 325, 384, 390, 418, 432	1001163287.....	651
1001140344.....	495	1001145089.....	273, 277, 281, 285, 289, 293, 298, 302, 334, 338, 342, 346, 350, 354, 358, 362, 366, 398, 402, 406, 424	1001153257.....	487, 495	1001163288.....	657
1001140346.....	496	1001145154.....	266, 320, 326, 384, 390, 418, 432	1001153260.....	488, 496	1001163289.....	655
1001140347.....	499	1001145162.....	182	1001153387.....	320, 326, 384, 390, 418, 432	1001163292.....	659
1001140429.....	589, 591, 593, 595, 603, 605, 607, 609	1001145382.....	230, 234, 238, 242, 246, 250	1001154260.....	530, 538, 546, 554	1001163293.....	647
1001140485.....	168, 182	1001145405.....	635, 674	1001154294.....	530, 538, 546, 554	1001163295.....	661
1001140564.....	265, 318, 325, 384, 390, 417, 431	1001145560.....	273, 285, 298, 338, 350, 366, 398, 402, 406, 424	1001154304.....	530, 538, 546, 554	1001163296.....	653
1001140604.....	277, 281, 289, 293, 301, 333, 341, 345, 353, 357, 361	1001145708.....	949	1001154306.....	530, 538, 546, 554	1001163297.....	641
1001141225.....	257, 273, 277, 281, 285, 289, 293, 297, 301, 333, 337, 341, 345, 349, 353, 357, 361, 365, 397, 401, 405, 423	1001145842.....	274, 278, 282, 286, 290, 294, 298, 302, 334, 338, 342, 346, 350, 354, 358, 362, 366, 398, 402, 406, 424	1001154405.....	266, 273, 277, 281, 285, 289, 293, 298, 302, 320, 326, 334, 338, 342, 346, 350, 354, 358, 362, 366, 384, 390, 398, 402, 406, 418, 424, 432, 469, 471, 473	1001163298.....	649
1001141300.....	932	1001146132.....	168, 183	1001154405.....	266, 273, 277, 281, 285, 289, 293, 298, 302, 320, 326, 334, 338, 342, 346, 350, 354, 358, 362, 366, 384, 390, 398, 402, 406, 418, 424, 432, 469, 471, 473	1001165035.....	266, 319, 325, 384, 390, 418, 432
1001141302.....	932	1001146142.....	168	1001155044.....	613	1001165101.....	305, 307, 309, 311, 313, 315, 369, 371, 373, 375, 377, 379, 418, 469
1001141304.....	265, 320, 325, 384, 390, 418, 431	1001146178.....	168, 182	1001155045.....	613, 945	1001165368.....	491, 499, 809
1001141717.....	265, 320, 325, 384, 390, 418, 432	1001146183.....	168, 182	1001155575.....	266, 319, 325, 384, 390, 418, 432	1001165820.....	320, 326, 384, 390, 418, 432
1001141718.....	469, 471	1001146219.....	266, 318, 324, 384, 390, 418, 432	1001155823.....	266, 320, 326, 384, 390, 418, 432	1001166393.....	265, 319, 325, 384, 390, 418, 432
1001141719.....	265, 318, 325, 384, 390, 418, 432	1001146244.....	182	1001157520.....	504, 508, 512, 516	1001167164.....	261
1001141744.....	293	1001146588.....	398, 402, 406, 418, 424, 432	1001157521.....	504, 508, 512, 516	1001167565.....	577
1001141745.....	293, 311	1001147264.....	844, 848	1001157525.....	507, 508, 515, 516	1001167567.....	577
1001141746.....	307, 311, 315, 324	1001147479.....	573, 945	1001157528.....	504, 508, 512, 516	1001167596.....	577
1001141811.....	277	1001148675.....	767, 769	1001157592.....	503, 504, 511, 512	1001167632.....	848
1001141812.....	273, 277, 305	1001148841.....	851	1001158007.....	504, 508, 512, 516	1001167635.....	847
1001141813.....	281, 307	1001148842.....	851	1001158008.....	488, 496, 504, 508, 512, 516	1001168166.....	266
1001141815.....	281	1001148843.....	266, 320, 326, 384, 390, 418, 432, 851	1001158363.....	488, 496	1001168402.....	577
1001141817.....	285	1001148902.....	949	1001159118.....	767, 769, 944	1001169054.....	266
1001141819.....	273	1001148903.....	949	1001159119.....	767, 769	1001169138.....	266
1001142144.....	168	1001148904.....	949	1001159120.....	767, 769	1001170035.....	266
1001142501.....	265, 320, 326, 384, 390, 418, 432	1001148905.....	949	1001159121.....	769	1001170764.....	848
1001142504.....	950	1001148906.....	949	1001159186.....	859, 875, 879	1001170982.....	266, 418, 432
1001142505.....	950	1001148971.....	950	1001159256.....	613, 945	1001171095.....	242, 246, 251, 261, 309, 311, 377, 379, 409, 427, 455
1001142637.....	418, 432	1001149730.....	951	1001160505.....	164, 168	1001171130.....	495
1001142645.....	495, 512	1001149955.....	153	1001160567.....	89, 91	1001171131.....	767
1001142683.....	155, 157, 945	1001151393.....	141			1001171273.....	499
1001142685.....	265, 320, 326, 384, 390, 418, 432	1001151432.....	266			1001172045.....	950
1001142719.....	155, 157	1001151856.....	848			1001172064.....	847
1001142736.....	155, 157, 781	1001152266.....	873			1001172065.....	847
1001142938.....	845, 848	1001152456.....	488, 496			1001172760.....	614
1001142940.....	845, 848					1001172766.....	931
1001142941.....	845, 848					1001173163.....	175, 183, 185

## SECTION 11 - SPECIAL OPTIONS

1001173184 .....	183	1001182806.....	149	1001202749.....	949	1001221212 .....	266
1001173185 .....	174, 178, 182	1001182997.....	266	1001203564.....	949	1001221217 .....	266
1001173186 .....	174, 178, 182	1001184682.....	151	1001203655.....	597	1001221219 .....	266
1001173187 .....	174, 178, 182	1001185281.....	614	1001203656.....	599, 601	1001221261 .....	257
1001173202 .....	182	1001186318.....	601	1001204159.....	467	1001221265 .....	258, 261
1001173647 .....	174, 178, 183	1001186333.....	597	1001204725.....	577	1001221427 .....	266
1001173651 .....	174, 178, 183	1001186334.....	599	1001204930.....	950	1001221666 .....	107
1001173703 .....	932	1001186375.....	591	1001205958.....	757, 759, 761, 763, 765, 771	1001221738 .....	931
1001173912 .....	174	1001186379.....	593	1001206250.....	759	1001221802 .....	103
1001173913 .....	23	1001186382.....	595	1001206251.....	763	1001222314 .....	579
1001173914 .....	19	1001186383.....	587	1001206252.....	771	1001222773 .....	471
1001173915 .....	91	1001186384.....	585	1001206253.....	751	1001222817 .....	473
1001173918 .....	93	1001186389.....	601	1001206254.....	755	1001223055 .....	913
1001174040 .....	577	1001186431.....	663, 945, 951	1001206255.....	747	1001223068 .....	473
1001174331 .....	175	1001186432.....	881, 903	1001206476.....	779	1001223453 .....	913, 923
1001175237 .....	183	1001186517.....	663	1001206532.....	614	1001223459 .....	845, 848
1001175250 .....	175	1001187011.....	266	1001206544.....	951	1001223883 .....	45
1001175859 .....	174, 178, 183	1001187382.....	577	1001206794.....	949	1001223971 .....	923
1001175879 .....	174, 178, 183	1001187383.....	577	1001206797.....	949	1001224048 .....	927
1001175880 .....	174, 178, 183	1001187674.....	637	1001207969.....	579	1001224049 .....	929
1001176329 .....	266	1001187681.....	897	1001208299.....	418, 432	1001224050 .....	921
1001176330 .....	266	1001188376.....	103, 107	1001208994.....	577, 579	1001224052 .....	917
1001176346 .....	53	1001188382.....	103, 107	1001209059.....	951	1001224053 .....	925
1001176347 .....	55	1001188622.....	577	1001209432.....	779	1001225118 .....	230, 234, 238, 242, 246, 250
1001176415 .....	266	1001188844.....	577	1001209474.....	779	1001225245 .....	659
1001176416 .....	266	1001188884.....	467	1001209481.....	951	1001225246 .....	661
1001176469 .....	127, 131	1001188887.....	467	1001209664.....	663	1001225247 .....	651
1001176862 .....	767	1001189001.....	577	1001210028.....	951	1001225248 .....	655
1001177533 .....	931	1001189002.....	577	1001210042.....	951	1001225249 .....	649
1001177945 .....	261	1001190891.....	951	1001210043.....	951	1001225250 .....	647
1001177946 .....	261	1001190985.....	577	1001210636.....	685	1001225251 .....	657
1001177957 .....	261	1001191272.....	319, 325, 384, 390, 418, 432	1001211556.....	435	1001225345 .....	645
1001177958 .....	261	1001191395.....	949	1001212223.....	511, 515	1001225346 .....	779, 945
1001177959 .....	261	1001191525.....	932	1001212790.....	567, 571	1001225430 .....	329, 393, 435
1001178236 .....	266	1001191526.....	932	1001213183.....	949	1001225431 .....	329, 393
1001178247 .....	529, 537, 545, 553, 561	1001191526.....	19, 24	1001213385.....	724, 728, 732, 736	1001225432 .....	436
1001178248 .....	529, 537, 545, 553, 563	1001191541.....	19, 24	1001213447.....	876, 879	1001225580 .....	663, 881
1001178797 .....	473	1001191620.....	418, 432	1001213705.....	519, 521, 523, 525	1001226531 .....	779
1001178894 .....	266	1001192401.....	837	1001214029.....	932	1001226541 .....	825, 837
1001179154 .....	488, 496, 504, 512	1001193018.....	747, 749, 751, 753, 755, 757, 759, 761, 763, 765, 771	1001214570.....	779	1001226636 .....	825
1001180051 .....	174, 179, 183	1001193674.....	19, 24	1001214571.....	779	1001226637 .....	825
1001180620 .....	266, 418, 432	1001195214.....	467	1001214571.....	779	1001226739 .....	813, 815, 817, 819, 825
1001180690 .....	932	1001195214.....	467	1001216630.....	577	1001226799 .....	813, 815, 819
1001181045 .....	807, 809, 944	1001195304.....	950	1001216876.....	45	1001226831 .....	823, 829
1001181129 .....	103, 107	1001196634.....	827	1001216877.....	45	1001226872 .....	589
1001181134 .....	645	1001197017.....	677, 679, 681	1001219082.....	823	1001226923 .....	473
1001181142 .....	645	1001197408.....	932	1001219085.....	931	1001227449 .....	817
1001181151 .....	949	1001197528.....	932	1001219601.....	124, 128, 132, 135, 945	1001227606 .....	257, 432, 471
1001181895 .....	326, 384	1001197529.....	932	1001219642.....	266, 269	1001227633 .....	637
1001181899 .....	418, 432	1001197530.....	932	1001219990.....	47, 59, 579	1001227634 .....	637
1001182361 .....	843, 847	1001197531.....	932	1001220039.....	948	1001227960 .....	59, 945
1001182365 .....	847	1001197532.....	932	1001220041.....	948	1001227985 .....	637
1001182600 .....	949	1001197532.....	932	1001220044.....	948	1001227987 .....	637
		1001197533.....	932	1001220379.....	844	1001227996 .....	899, 901
		1001197537.....	932	1001220560.....	103, 107	1001228053 .....	538, 554, 697
		1001197719.....	848	1001220735.....	261, 264	1001228215 .....	589
		1001200491.....	577	1001220743.....	948	1001228224 .....	637, 945
		1001200494.....	577	1001220745.....	948	1001228225 .....	637, 945
		1001201081.....	835	1001220746.....	948	1001228243 .....	607
		1001201351.....	577	1001220747.....	948	1001228375 .....	609
		1001202221.....	949	1001220770.....	266	1001228376 .....	603
		1001202280.....	467	1001220929.....	614		
		1001202281.....	467, 944	1001221203.....	266		
		1001202687.....	577	1001221205.....	266		
		1001202697.....	948				

## SECTION 11 - SPECIAL OPTIONS

1001228377.....605	1001237668.....859, 876, 879	1001244207.....917	1001252494.....948
1001228431.....950	1001237705.....643	1001244208.....929	1001252527.....843, 847
1001228488.....71, 81	1001237755.....519, 521, 523, 525	1001244209.....925	1001252627.....935, 937
1001228617.....71	1001237825.....401	1001244298.....921	1001252629.....619, 621, 623, 625
1001228926.....952	1001237826.....397	1001244462.....823	1001252686.....948
1001228951.....813	1001237862.....899, 901	1001245072.....948	1001253048.....913
1001228954.....813	1001237863.....637, 901	1001246136.....815	1001253049.....913
1001228988.....671, 939, 941	1001237864.....637, 899	1001246137.....819	1001253050.....923
1001229058.....71	1001237865.....637, 897	1001246142.....948	1001253051.....923
1001229341.....637	1001237882.....949	1001246144.....815	1001253052.....927
1001229458.....823	1001237883.....949	1001246145.....819	1001253053.....927
1001229599.....266	1001238263.....619, 621, 623, 625	1001246610.....919	1001253053.....927
1001229600.....266	1001238319.....637	1001246611.....915	1001253054.....921
1001229940.....950	1001238418.....665, 903	1001246859.....835	1001253056.....921
1001230934.....843, 847	1001238421.....577	1001247073.....951	1001253057.....917
1001230935.....843, 847	1001238423.....643	1001247468.....577, 945	1001253058.....917
1001230936.....843, 847	1001238462.....643	1001248140.....619, 621, 623, 625	1001253059.....929
1001231235.....952	1001238463.....621	1001248141.....619, 621, 623, 625	1001253060.....929
1001231315.....913	1001238472.....665	1001248539.....913, 917, 921, 923, 925, 927, 929, 949	1001253061.....925
1001231316.....923	1001238495.....663	1001248540.....915, 919, 949	1001253062.....925
1001231317.....927	1001238559.....665	1001248546.....915, 919, 949	1001253618.....951
1001231318.....929	1001238671.....631	1001248547.....913, 949	1001253619.....951
1001231319.....917	1001238673.....145	1001248548.....923, 949	1001254472.....665
1001231320.....925	1001238732.....145, 631	1001248549.....927, 949	1001254473.....665
1001231321.....921	1001239202.....848	1001248550.....929, 949	1001255133.....577
1001231801.....931	1001239281.....151	1001248551.....917, 949	1001255901.....827
1001231886.....151	1001239344.....789	1001248552.....925, 949	1001256506.....844
1001231949.....625	1001239345.....789	1001248553.....921, 949	1001256507.....843
1001231950.....621, 623	1001239805.....779	1001248554.....913, 915, 917, 921, 923, 925, 927, 929, 931	1001256859.....101, 103, 105, 107
1001232010.....621, 623, 625	1001241275.....948	1001248559.....919	1001256864.....319, 325, 384, 390, 418, 432
1001232011.....621, 623, 625	1001241383.....149	1001249052.....951	1001256879.....398, 402, 406, 424
1001232164.....637	1001241398.....145, 631	1001249695.....952	1001257155.....266
1001232165.....637	1001241417.....950	1001249941.....952	1001257271.....619
1001232642.....665	1001241547.....951	1001249964.....319, 325, 329	1001257272.....619
1001232667.....665, 945	1001241548.....951	1001250296.....174, 179, 182	1001257277.....229, 234, 238, 242, 246, 250
1001233047.....949	1001241585.....779	1001250297.....174, 179, 182	1001258800.....418, 432
1001233492.....418, 432	1001241590.....837	1001250465.....951	1001260432.....418
1001233534.....950	1001241591.....837	1001250466.....951	1001261045.....418, 432
1001233763.....948	1001241630.....779	1001250595.....951	1001261085.....418, 432
1001233959.....143, 629	1001241891.....614, 875	1001251019.....23, 693	1001261213.....931
1001234800.....847	1001241965.....665	1001251020.....19, 23, 691 707	1001261335.....619
1001235617.....948	1001242030.....789	1001251021.....546, 554, 707	1001261338.....619
1001235952.....418, 432	1001242192.....948	1001251023.....530, 546, 695	1001262016.....951
1001236087.....631	1001242373.....124, 128, 132, 139	1001251024.....519, 521, 523, 525, 699	1001262322.....817
1001236091.....143, 145	1001243183.....948	1001251025.....530, 538, 546, 554, 701	1001262327.....817
1001236398.....932	1001243184.....948	1001251026.....530, 538, 705	1001262959.....952
1001236408.....168	1001243414.....175, 179, 183	1001251031.....27, 703	1001263923.....867, 873, 883
1001236504.....779	1001243596.....879	1001252490.....948	1001264917.....319, 325, 384, 390
1001236505.....779	1001243731.....149	1001252491.....948	1001264982.....319, 325, 384, 390
1001236552.....665	1001243734.....151	1001252492.....948	1001265163.....685
1001236746.....625	1001243849.....149	1001252493.....948	1001265342.....685
1001236747.....623	1001243965.....913		1001265359.....948
1001236754.....119	1001243973.....111		1001265880.....128, 132
1001236891.....619, 621, 623, 625	1001243974.....109		1001265905.....614
1001236895.....619, 621, 623, 625	1001244026.....155		1001265970.....127
1001236951.....950	1001244027.....157		1001265972.....123
1001237124.....169	1001244081.....113		1001265973.....131
1001237125.....168, 169	1001244082.....115		1001265974.....127, 131, 135, 139
1001237127.....168	1001244083.....117		
1001237546.....143	1001244205.....927		
1001237667.....859, 876, 879	1001244206.....921		



## SECTION 11 - SPECIAL OPTIONS

1001265975 ..... 109, 111, 127	1001276646..... 384, 390, 418, 432, 847	1001284583..... 629	1001301710 ..... 338, 342, 371
1001265976 ..... 113, 115, 117, 123	1001276923..... 948	1001284689..... 931	1001301713 ..... 350, 354, 375
1001266056 ..... 950	1001277191..... 952	1001285060..... 123, 127, 131, 135, 873	1001301718 ..... 341
1001266098 ..... 951	1001277210..... 945	1001285139..... 123, 127, 131, 136, 835	1001301720 ..... 337
1001266284 ..... 951	1001277222..... 952	1001285278..... 931	1001301722 ..... 353
1001266290 ..... 950	1001277593..... 418, 421	1001286113..... 123, 127, 131, 135	1001301723 ..... 349
1001266350 ..... 119, 131	1001277599..... 409, 411, 413, 416	1001286957..... 313, 315, 369, 371, 413, 461	1001301725 ..... 333
1001266489 ..... 950	1001277607..... 402, 411	1001286958..... 313, 315, 369, 371, 413, 463	1001301728 ..... 345
1001266807 ..... 950	1001277608..... 398, 409	1001286966..... 301	1001302756 ..... 362, 366, 379
1001266969 ..... 951	1001277689..... 949	1001286967..... 298, 302, 313	1001302757 ..... 358, 377
1001267315 ..... 932	1001277844..... 952	1001286969..... 315	1001302758 ..... 361
1001267387 ..... 611	1001277849..... 952	1001286970..... 297	1001302759 ..... 365
1001267389 ..... 611, 613	1001278483..... 124, 128, 132, 135	1001286981..... 405	1001302761 ..... 357
1001268238 ..... 931	1001278607..... 85, 87	1001286982..... 406, 413	1001311034 ..... 665
1001268239 ..... 931	1001278850..... 155, 157	1001287193..... 123, 127, 131, 135, 859	1060341 ... 677, 679, 681, 855
1001269187 ..... 950	1001280409..... 124	1001287275..... 109, 111, 113, 115, 117, 119, 121, 837	1060343 ..... 504, 512
1001269322 ..... 671	1001280411..... 123	1001288370..... 59	1060545 ..... 809
1001269389 ..... 951	1001281070..... 952	1001288636..... 950	1060902 ..... 839, 863
1001269573 ..... 671	1001281100..... 123, 127, 131, 136, 945	1001288705..... 931	1060903 .... 677, 679, 681
1001269655 ..... 951	1001281192..... 432	1001289138..... 823, 833	1060904 ..... 237, 249
1001270105 ..... 59, 67	1001281298..... 475	1001289140 ..... 833	1060908 ..... 807
1001270339 ..... 789	1001281304..... 475	1001289199 ..... 833	1060918 ..... 627
1001270340 ..... 789	1001281305..... 475	1001289702 ..... 823	1060981 ..... 783, 787
1001270519 ..... 949	1001281307..... 475	1001289905 ..... 951	1060982 ..... 785
1001270572 ..... 185	1001281309..... 475	1001289906 ..... 951	1062255 ..... 823
1001270573 ..... 179	1001281310..... 475	1001289964 ..... 431	10702077. 504, 508, 512, 516
1001270574 ..... 178	1001281311..... 475	1001290348 ..... 931	10702082. 504, 508, 512, 516
1001270575 ..... 179, 185	1001281359..... 475	1001290403 ..... 932	10836804. 123, 127, 131, 135
1001270594 ..... 153	1001281360..... 475	1001291401 ..... 267, 320, 326, 384, 390, 432	1100131 ... 530, 538, 546, 554
1001271323 ..... 789	1001281404..... 475	1001291459 ..... 931	1120549 ..... 27
1001271497 ..... 875	1001281452..... 950	1001291868 ..... 435	1120550 ..... 27
1001271642 ..... 950	1001281453..... 950	1001292058 ..... 932	1120555 ... 639, 641, 643, 645, 647, 649, 651, 653, 655, 657, 659, 661
1001271731 ..... 949	1001281457..... 951	1001292604 ..... 432, 435	1180362 ..... 570
1001271760 ..... 951	1001281458..... 950	1001293369 ..... 950	1180363 ..... 570
1001272090 ..... 949	1001281461..... 950	1001293501 ..... 948	1180369 ..... 566
1001272166 ..... 950	1001281656..... 475	1001294761 ..... 932	1180370 ..... 566
1001272202 ..... 949	1001281985..... 384, 390	1001294815 ..... 932	1260017 ..... 75
1001272274 ..... 951	1001281986..... 384, 390	1001297394 ..... 139	1283457 ... 711, 713, 716, 719, 721, 724
1001272659 ..... 821	1001282063..... 949	1001297564 ..... 736	1320022 ... 189, 193, 197, 201, 205, 209, 213, 217, 221, 225, 229, 233, 237, 241, 245, 249, 257, 266, 273, 277, 281, 285, 289, 293, 297, 301, 319, 325, 333, 337, 341, 345, 349, 353, 357, 361, 365, 382, 388, 397, 401, 405, 416, 423, 430, 467
1001272681 ..... 155	1001282106..... 143, 629	1001297565 ..... 736	1320058 ... 229, 233, 237, 241, 245, 249
1001272682 ..... 157	1001282199..... 424, 427	1001297566 ..... 736	1320060 ... 229, 233, 237, 241, 245, 249
1001272997 ..... 827	1001282200..... 427, 430	1001297567 ..... 736	1320095 ... 123, 127, 131, 135
1001273012 ..... 821, 827	1001282201..... 423	1001297569 ..... 736	
1001274249 ..... 952	1001282239..... 136	1001297570 ..... 736	
1001274559 ..... 613	1001282249..... 121, 135	1001297571 ..... 736	
1001274829 ..... 949	1001282250..... 121	1001297572 ..... 736	
1001274830 ..... 949	1001282333..... 475	1001297601 ..... 737	
1001274833 ..... 949	1001282406..... 823, 831	1001300099 ..... 736	
1001275124 ..... 932	1001282434..... 951	1001301545 ..... 384, 390, 393	
1001275125 ..... 932	1001282461..... 951	1001301546 ..... 371, 375, 379, 388	
1001275126 ..... 932	1001282650..... 41	1001301590 ..... 369, 373, 377, 382	
1001275127 ..... 932	1001282651..... 41	1001301654 ..... 334, 369	
1001275128 ..... 932	1001282652..... 41	1001301672 ..... 346, 373	
1001275129 ..... 932	1001282653..... 41		
1001275130 ..... 932	1001283008..... 265, 319, 325, 384, 390, 418, 432		
1001275131 ..... 932	1001283776..... 153, 905		
1001275149 ..... 153, 155, 157	1001283853..... 948		
1001275628 ..... 613, 944	1001284070..... 475		
1001275629 ..... 614, 944	1001284100..... 475		
1001275637 ..... 41, 45	1001284101..... 475		
1001275642 ..... 951	1001284518..... 952		
1001275650 ..... 951	1001284582..... 629		
1001276062 ..... 951			
1001276610 ..... 821			

## SECTION 11 - SPECIAL OPTIONS

1320130.....266, 573	1671045 ..... 53, 55	1703943 ..... 921	1705460.... 504, 508, 512, 516
1320136.....573	1671046 ..... 53, 55	1703944 ..... 925	1705461..... 508, 516
1320146.... 741, 743, 745, 773	1671047 ..... 53, 55	1703945 ..... 927	1705468..... 915, 919
1320159.....567, 571	1671048 ..... 53, 55	1703947 ..... 929	1705489.... 491, 499, 508, 516
1320162.97, 99, 101, 105	1671049 ..... 53, 55	1703948 ..... 923	1705490..... 935, 937
1320177.....635, 674	1671092 ..... 504, 512	1703949 ..... 921	1705492..... 913
1320187.... 189, 193, 197, 201, 205, 209, 213, 217, 221, 225, 257, 273, 277, 281, 285, 289, 293, 297, 301, 333, 337, 341, 345, 349, 353, 357, 361, 365, 397, 401, 405, 423	1671093 ..... 669, 674	1703950 ..... 925	1705493..... 925
1320190.... 189, 193, 197, 201, 205, 209, 213, 217, 221, 225, 257, 273, 277, 281, 285, 289, 293, 297, 301, 333, 337, 341, 345, 349, 353, 357, 361, 365, 397, 401, 405, 423	1671121 ... 189, 193, 197, 201, 205, 209, 213, 217, 221, 225, 257, 273, 277, 281, 285, 289, 293, 297, 301, 333, 337, 341, 345, 349, 353, 357, 361, 365, 397, 401, 405, 423	1703951 ..... 927	1705503..... 927
1320223.... 229, 233, 237, 241, 245, 249	1671191 ..... 165	1703953 ..... 913	1705505..... 923
1320263.19, 23, 566, 570	1671192 ..... 164	1703980 ..... 925	1705511.... 913, 915, 917, 919, 921, 923, 925, 927, 929
1320277.....566, 570	1671193 ..... 165, 169	1703981 ..... 927	1705552..... 931
1320294.....566, 570	1671194 ... 164, 165, 168, 169	1703982 ..... 921	1705554..... 931
1320296.....566, 570	1671314 ..... 613	1703983 ..... 929	1705744..... 613
1320301.....573	1701499... 913, 915, 917, 919, 921, 923, 925, 927, 929	1703984 ..... 923	1705745..... 613
1320302.... 667, 669, 671, 674	1701501 ... 913, 915, 917, 919, 921, 923, 925, 927, 929	1704000 ..... 923, 931	1705822..... 915, 919
1320309.....907, 909	1701505... 913, 915, 917, 919, 921, 923, 925, 927, 929	1704001 ..... 929	1705828..... 915, 919
1321283.... 398, 402, 405	1701509... 639, 641, 643, 645, 647, 649, 651, 653, 655, 657, 659, 661, 913, 915, 917, 919, 921, 923, 925, 927, 929	1704260 ..... 613	1705864..... 919, 932
1321289.... 320, 326, 382, 388	1701518 ..... 915, 919	1704277 ... 913, 915, 917, 919, 921, 923, 925, 927, 929	1705896..... 917
1321385.....567, 571	1701529... 913, 915, 917, 919, 921, 923, 925, 927, 929	1704412 ... 913, 915, 917, 919, 921, 923, 925, 927, 929	1705897..... 917
1321716.... 333, 337, 341, 345, 349, 353, 357, 361, 365, 398, 402, 405, 423	1702565 ..... 613	1704885 ..... 932	1705898..... 917
1340065.... 229, 233, 237, 241, 245, 249	1702566 ..... 613	1704972 ..... 913	1705901..... 917
1340067 ..... 948	1702773 ... 597, 599, 601, 919, 931	1705014 ..... 597, 599	1705902..... 917
1380147 ..... 159, 161	1702774 ..... 931	1705167 ..... 931	1705903..... 917
1380169.... 174, 178, 182	1702868... 671, 913, 931, 935, 941	1705171 ..... 613	1705905..... 917
1560011 ..... 907, 909	1702942 ..... 206, 222	1705174 .... 915, 919, 923	1705906..... 917
1560012..... 907, 909	1703162 ... 229, 233, 237, 241, 245, 249, 264, 320, 326, 382, 388, 416, 430	1705178 ..... 931	1705910..... 929
1580012..... 683	1703175 ..... 931	1705305 ... 671, 935, 937, 939, 941	1705915..... 929
1580013..... 950	1703804 ..... 913	1705307 ..... 559, 952	1705917..... 929
1600343..... 614, 945	1703805 ..... 913	1705325 ..... 749, 751	1705921..... 915, 919
1600443..... 253, 944	1703811 ... 913, 915, 917, 919, 921, 923, 925, 927, 929	1705336 ..... 913	1705961..... 915, 919
1670603..... 747	1703814 ... 913, 915, 917, 919, 921, 923, 925, 927, 929	1705344 ..... 925	1705967..... 917
1670996..... 53	1703935 ..... 929	1705345 ..... 927	1705969..... 927, 931
1671023.... 229, 233, 237, 241, 245, 249	1703936 ..... 923	1705347 ..... 923	1705980..... 932
1671031..... 573	1703938 ..... 925	1705351 ..... 913	1706059..... 917
1671032.... 530, 538, 546, 554	1703939 ..... 927	1705355 ..... 939, 941	1706060..... 921
1671033.... 530, 538, 546, 554	1703941 ..... 929	1705358 ... 639, 641, 643, 645, 647, 649, 651, 653, 655, 657, 659, 661	1706061..... 927, 929
1671038.... 164, 168, 174, 178, 182	1703942 ..... 923	1705365 ..... 931	1706062..... 925
1671039..... 573		1705366 ..... 573	1706064..... 923
1671040..... 27		1705367 ..... 573	1706098..... 915, 919
1671043..... 566, 570		1705374 ... 487, 496, 767, 769	1706385..... 597, 599
1671044..... 573		1705375 .... 504, 512, 941	1706493..... 601
		1705387 ... 487, 495, 504, 513	1706501..... 601
		1705426 ..... 925	1706741..... 617
		1705427 ..... 927	1706770..... 915, 919
		1705429 ..... 923	1706904..... 931
		1705430 ..... 921	2030010.... 635, 667, 669, 671, 674
		1705444 ..... 931	2060025.... 229, 233, 237, 241, 245, 249
		1705445 ..... 931	2080040.... 585, 587, 603, 607
		1705446 ..... 931	2080051..... 164, 168
		1705447 ..... 931	2110404.... 34, 581, 711, 713, 724, 728, 732, 736
		1705448 ..... 931	2110406..... 51, 68, 719
		1705449 ..... 931	2110408..... 68
		1705451 ..... 931	2110604..... 719
		1705452 ..... 931	2110606.49, 67, 581, 719
		1705454 ..... 931	2110608..... 68, 724, 728, 732, 736
		1705455 ..... 931	2110610.... 724, 728, 732, 736
		1705456 ..... 931	2110612..... 711, 713

## SECTION 11 - SPECIAL OPTIONS

211080834, 67, 711, 713, 716	2180832 ... 257, 273, 277, 281, 285, 289, 293, 297, 301, 333, 337, 341, 345, 349, 353, 357, 361, 365, 397, 401, 405, 423, 635, 674	2720500....229, 233, 237, 241, 245, 249	2753758 ... 724, 728, 732, 736
211081051, 68, 724, 728, 732, 736	2220063 ..... 73	2720501....229, 233, 237, 241, 245, 249	2753759 ..... 716
2110812 ..... 34, 716, 724, 728, 732, 736	2220235 ..... 20, 716	2750528.....73	2753760 ..... 716
2111010 ..... 68, 711, 713, 724, 728, 732, 736	2220273 ..... 264	2750532.... 189, 193, 197, 201, 205, 209, 213, 217, 221, 225, 229, 233, 237, 241, 247, 249, 257, 273, 277, 281, 285, 289, 293, 297, 301, 333, 337, 341, 345, 349, 353, 357, 361, 365, 397, 401, 405, 423	2753761 ..... 716
2111012 ..... 51, 724, 728, 732, 736	2220313 ... 189, 193, 197, 201, 205, 209, 213, 217, 221, 225, 257, 273, 277, 281, 285, 289, 293, 297, 301, 333, 337, 341, 345, 349, 353, 357, 361, 365, 397, 401, 405, 423	2753541.....716	2753762 ..... 716
2111016 ..... 732	2220451 ... 229, 233, 237, 241, 245, 249	2753545....711, 713, 716	2753763 ..... 711, 713
2111212 ... 724, 728, 732, 736	2220478 ... 724, 728, 732, 736	2753552....711, 713, 716	2753764 ..... 716
2111216 ..... 67	2220498 ... 229, 233, 237, 241, 245, 249	2753582.....716	2753765 ... 724, 728, 732, 736
2111616 ... 724, 728, 732, 736	2220737 .... 724, 728, 736	2753677 .....716	2753766 ... 724, 728, 732, 736
2111620 ..... 736	2220816 ..... 467, 473	2753685.....716	2753767 ..... 711, 713
2112016 ..... 732	2220883 ..... 51, 693, 695, 697, 699, 701	2753703.....716	2753768 ..... 716
2112020 ... 724, 728, 732, 736	2220884 ..... 705	2753708....724, 728, 732	2753769 ..... 724, 728
2113232 ... 724, 728, 732, 736	2220885 ... 693, 695, 697, 699, 703, 705, 707	2753713.....716	2753770 ..... 724, 728
2120217 ..... 579	2220886 ..... 705, 707	2753714.....716	2753771 ... 724, 728, 732, 736
2130404 ..... 732, 736	2220887 ..... 705	2753715.....716	2753772 ... 724, 728, 732, 736
2130406 ..... 34	2220890 ..... 68	2753716....711, 713, 716	2753773 ..... 724, 728
2130606 ..... 67, 721, 724, 728, 732, 736	2221084 .... 724, 728, 732	2753717.....711, 713	2753774 ... 724, 728, 732, 736
2130612 ..... 711, 713	2221086 .. 49, 51, 68, 581	2753718....724, 728, 732, 736	2753775 ..... 724
2130808 ... 724, 728, 732, 736	2221117 ..... 724, 728	2753719.....719	2753776 ..... 724, 728
2130810 ..... 49, 732	2221176 ... 189, 193, 197, 201, 205, 209, 213, 217, 221, 225	2753726.....719	2753778 ..... 97, 99
2130812 ..... 34, 732, 736	2400060 ... 685, 835, 876, 879	2753727 .....719	2753810 ..... 711
2131010 ... 724, 728, 732, 736	2400064 ..... 835, 944	2753728.....721	2753811 ..... 711
2131012 ..... 68	2400065 .... 859, 873, 944	2753729.....719	2753843 ..... 97
213121297, 99, 101, 103, 105, 107, 724, 728	2400066 ..... 859, 873	2753730....724, 728, 732, 736	2753999 ..... 99
2131612 ..... 732, 736	2410014 .... 597, 599, 601	2753731 ....724, 728, 732, 736	2754288 ..... 711, 713
2150404 ..... 711, 713	2420191 ..... 89, 91	2753732.....721	2792647 ..... 719
2150808 ... 724, 728, 732, 736	2420203 ..... 479	2753733.....721	2792772 ..... 716
2151012 ..... 51	2460048 ..... 503, 507	2753734....721, 724, 728, 732, 736	2792773 ..... 721
2160002 ..... 73	2460055 ..... 479	2753735.....721	2820031 ... 479, 483, 487, 491, 495, 499, 503, 507, 511, 515
2170204 ..... 711, 713	2540038 ..... 264	2753736.....721	2820035 ..... 147
2170312 ..... 736	2560136 ..... 613	2753737.....721	2820141 ..... 164
2170316 ..... 67	2560187 ... 165, 169, 175, 183, 185	2753738.....721	2820145 ..... 165
2170412 ..... 736	2580062 ..... 237, 249	2753739.....721	2820146 ..... 165
2170504 ..... 716, 719	2600279 ... 124, 128, 132, 139	2753740.....713	2820170 ... 189, 193, 197, 201, 205, 209, 213, 217, 221, 225
2170506 ..... 719	2600280 ..... 164, 168	2753741.....724, 728	2820247 ..... 899, 901
2170512 ..... 103, 107	2600281 ... 585, 587, 603, 607	2753742.....721	2840016 ..... 159, 161
2170704 ... 711, 713, 716	2680496 ..... 165, 169	2753743.....721	2860030 ..... 141, 945
2170708 ..... 711, 713	2680498 ..... 165, 169	2753744....724, 728, 732, 736	2900770 .... 67, 581, 693, 699, 701
2170712 97, 99, 101, 105	2717059 ..... 711, 713	2753745.....711, 713	2900792 ... 691, 695, 697, 699
2170804 ..... 716	2720015 ... 266, 319, 325, 382, 388	2753746....724, 728, 732	2901443 ..... 952
2170908 .... 724, 728, 732	2720058 ... 229, 233, 237, 241, 245, 249, 467	2753747 .....716	2902065 ... 229, 233, 237, 241, 245, 249, 264, 319, 324, 382, 388, 416, 430, 465
2170912 ..... 736	2720160 ..... 635, 674	2753748.....716	2902099 ... 189, 193, 197, 201, 205, 209, 213, 217, 221, 225
2171112 ... 101, 103, 105, 107		2753749.....716	2902212 ... 639, 641, 643, 645, 647, 649, 651, 653, 655, 657, 659, 661
2171208 ..... 711, 713		2753750.....716	2902217 .... 667, 669, 674
2171210 ..... 711, 713		2753751.....713	2902355 ..... 931
2172112 ..... 103, 107		2753752.....716	2902357 ..... 931
2180344 ..... 73		2753753.....721	2902443 .... 841, 844, 847
2180348 ... 189, 193, 197, 201, 205, 209, 213, 217, 221, 225, 467		2753754.....721	2910890 ..... 952
2180467 ..... 93		2753755.....711, 713	
2180830 ..... 711, 713		2753756.....716	
		2753757 .....716	

## SECTION 11 - SPECIAL OPTIONS

2910894.....952	3300220 ... 257, 273, 277, 281, 285, 289, 293, 297, 301, 397, 401, 405, 423	3311508 ... 487, 495, 503, 507, 511, 515	3340922.... 530, 538, 546, 554
2910895.....952		3311601 ... 61, 63, 89, 91, 93, 164, 168, 175, 178, 183, 614, 665	3340925..... 566, 570
2915046.....950		3311605 ... 47, 79, 97, 99, 103, 107, 159, 161, 164, 168, 174, 178, 182, 230, 234, 238, 242, 246, 250, 257, 264, 273, 277, 281, 285, 289, 293, 297, 301, 318, 324, 333, 337, 341, 345, 349, 353, 357, 361, 365, 382, 388, 397, 401, 405, 416, 423, 430, 469, 471, 473, 479,483, 530, 538, 546, 554, 559, 573, 579, 597, 599, 601, 611, 667, 669, 671, 674	3340926.... 530, 538, 546, 554
2915072.....73			3340934.....566, 570
2940045.....79	3300239 ... 530, 538, 546, 554		3340940.....567, 571
2940074....585, 587, 603, 607, 945	3300353 ..... 613		3340941.... 567, 571, 573
2940173.... 164, 168, 175, 183, 185	3300396 ... 488, 496, 504, 508, 512, 516		3340942.....567, 571
3020039....530, 538, 546, 554	3300408 ..... 143, 145		3340955....529, 537, 545, 553
3020042....530, 538, 546, 554	3300430 ..... 573, 663		3340956.... 639, 641, 643, 645, 647, 649, 651, 653, 655, 657, 659, 661
3160339.....31, 37	330045455, 59, 155, 157, 230, 234, 238, 242, 246, 250		3380434.....611
3200362....229, 233, 238, 241, 245, 250	3300458 ... 530, 538, 546, 554		3380472.... 189, 193, 209, 213
3200401 ....229, 233, 238, 241, 245, 250	3300460 ... 530, 538, 546, 554		3380473.... 189, 193, 197, 201, 205, 209, 213, 217, 221, 225
3200433.....573	3300461 ... 530, 538, 546, 554		3421453.....635, 674
3220130.....477			3421563..... 75
3251102....479, 483, 487, 491, 495, 499, 503, 507, 511, 515	3300464 ..... 27		3421565..... 75
3251242....747, 753, 755, 757, 759, 761, 763, 765, 771	3300482 ..... 613		3422446.... 189, 193, 197, 201, 205, 209, 213, 217, 221, 225, 257, 273, 277, 281, 285, 289, 293, 297, 301, 333, 337, 341, 345, 349, 353, 357, 361, 365, 397, 401, 405, 423
3251243....487, 496, 504, 512, 913, 917, 921, 923, 925, 927, 929	3300492 ..... 567, 571	3311608 ... 532, 540, 548, 556, 567, 571	3422532.... 230, 234, 238, 242, 246, 250
3251813.....932	3310401 ... 264, 319, 324, 382, 388, 416, 430	3311705 ... 257, 264, 274, 278, 282, 286, 290, 294, 297, 301, 318, 324, 333, 337, 341, 345, 349, 353, 357, 361, 365, 382, 388, 397, 401, 405, 416, 423, 430	3422833..... 23
3252347.....913	3310601 ..... 159, 161		3422915..... 23
3252507.....483	3310805 ..... 19, 23		3422917..... 27
3271601.....467	3311001 ... 123, 127, 131, 135, 469, 471, 488, 496, 504, 508, 512, 516		3422918..... 19, 23
3271605....619, 621, 623, 625	3311005 ... 479, 487, 495, 504, 508, 512, 516, 613, 635, 667, 669, 671, 674	3311801 ... 495, 499, 511, 515, 530, 538, 546, 554	3422926.... 530, 538, 546, 554
3271805....597, 599, 601	3311401 .... 677, 679, 681	3311805 . 41, 45, 85, 159, 161, 174, 178, 182, 230, 234, 238, 242, 246, 250, 530, 538, 546, 554	3422937.... 530, 538, 546, 554
3272001....264, 318, 324, 382, 388, 416, 430, 619, 621, 623, 625	3311402 ... 124, 128, 132, 139		3422940..... 27
3290405.... 153, 155, 157, 491, 499, 685, 747, 749, 751, 753, 755, 757, 759, 761, 763, 765, 771, 773	3311405 ... 47, 55, 61, 63, 149, 151, 168, 182, 230, 234, 238, 242, 246, 250, 261, 264, 273, 277, 281, 285, 289, 293, 297, 301, 318, 324, 333, 337, 341, 345, 349, 353, 357, 361, 365, 382, 388, 397, 401, 405, 416, 423, 430, 479, 483, 491, 499, 573, 611, 665, 741, 743,745, 747, 749, 751, 753, 755, 757, 759, 761, 763, 765, 771, 773, 779, 913, 915, 917, 919, 921, 923, 925, 927, 929	3312002 .... 71, 619, 621, 623, 625	3422941..... 27
3290505.....483, 823		3312005 ..... 23, 639, 641, 643, 645, 647, 649, 651, 653, 655, 657, 659, 661	3422955.... 519, 521, 523, 525
3290601 ....165, 169, 175, 183, 185		3312205 ... 639, 641, 643, 645, 647, 649, 651, 653, 655, 657, 659, 661	3422956.... 530, 538, 546, 554
3290605.... 123, 127, 131, 135, 635, 674		3312602 .... 153, 155, 157	3422957.... 530, 538, 546, 554
3290606....591, 593, 595, 605, 609		3322201 ..... 85	3422958.... 530, 538, 546, 554
3290607.....155, 157		3340871 ... 530, 538, 546, 554	3422959.... 530, 538, 546, 554
3290801 ....264, 318, 324, 382, 388, 416, 430		3340877 ..... 165, 169	3422960..... 19, 23
3290805.....266, 779		3340881 19, 23, 530, 538, 546, 554	3422988.... 519, 521, 523, 525
3290806....320, 326, 382, 388, 577		3340910 ... 530, 538, 546, 554	3423208.... 519, 521, 523, 525
3290807.....266		3340912 ... 530, 538, 546, 554	3423256..... 27
3291001.....264, 577		3340916 ... 530, 538, 546, 554	3430616..... 614
3291005.....577		3340917 ... 530, 538, 546, 554	3430816..... 159, 161
3291007.....264		3340918 ... 530, 538, 546, 554	3450404..... 159, 161
3291201.....577		3340921 ... 530, 538, 546, 554	3451214..... 27
3291205.....577			3460334.... 639, 641, 643, 645, 647, 649, 651, 653, 655, 657, 659, 661
3300151 ....589, 591, 593, 595, 603, 605, 607, 609, 667, 669, 671, 674	3311501 ... 165, 169, 677, 679, 681		3470003..... 614
	3311505 ... 27, 47, 97, 99, 101, 103, 105, 107, 147, 161, 174, 175, 178, 182, 183, 185, 189, 193, 197, 201, 205, 209, 213, 217, 221, 225, 230, 234, 238, 242, 246, 250, 579		

## SECTION 11 - SPECIAL OPTIONS

3520026 ..... 613	3573644 ... 189, 193, 197, 201, 205, 209, 213, 217, 221, 225	3790012.....613	3910408... 264, 319, 324, 382, 388, 416, 430
3520030 ..... 613	3573645 ... 189, 193, 209, 213	3790152....242, 246, 251, 261, 309, 311, 313, 315, 369, 371, 377, 379, 409, 413, 427	3910606... 487, 495, 504, 511, 743, 745, 767, 769
3520034 ... 164, 168, 174, 178, 182	3573646 ... 189, 193, 209, 213	3790155....242, 247, 251, 261, 309, 311, 313, 315, 369, 371, 377, 379, 409, 413, 427	3910608 ..... 159, 161
3520054 ..... 23, 230, 234, 238, 242, 246, 250, 257, 274, 278, 282, 286, 290, 294, 297, 301, 333, 337, 341, 345, 349, 353, 357, 361, 365, 397, 401, 405, 416, 423, 430, 613	3573669 ... 189, 193, 197, 201, 205, 209, 213, 217, 221, 225	3790158.....34	3910804 ..... 141
3520071 ... 639, 641, 643, 645, 647, 649, 651, 653, 655, 657, 659, 661	3573727 ... 189, 193, 209, 213	3820001....913, 915, 917, 919, 921, 923, 925, 927, 929, 932	3911010 ..... 145, 631
3520072 ... 585, 587, 589, 591, 593, 595, 597, 599, 601, 603, 605, 607, 609	3573728 ... 189, 193, 197, 201, 205, 209, 213, 217, 221, 225	3820020....585, 587, 603, 607	3930606 ..... 573
3520174 .... 913, 915, 919	3574091 ..... 679, 681	3841143....189, 193, 197, 201, 205, 209, 213, 217, 221, 225, 257, 273, 277, 281, 285, 289, 293, 297, 301, 333, 337, 341, 345, 349, 353, 357, 361, 365, 397, 401, 405, 423, 531, 539, 547, 555, 577	3930816 ..... 573
3520186 ..... 164, 168	3574431 ..... 573	3841203....531, 539, 547, 555	3930820 ..... 19, 23
3520189 ..... 508, 516	3574616 ..... 573	3841258 23, 27, 531, 539, 547, 555	3931016... 487, 495, 503, 507, 511, 515
3520192 ..... 508, 516	3575359 ..... 677	3841287 19, 23, 519, 521, 523, 525	3931020 ..... 27
3520198 ... 585, 587, 589, 591, 593, 595, 603, 605, 607, 609	3575782 ..... 165, 169	3841340.....47, 89, 91, 93	3931408 ..... 663
3537416 ... 230, 234, 238, 242, 246, 250	3576799 ..... 635, 674	3841581....519, 521, 523, 525	3931412 ..... 27
3537445 ..... 159	3577121 ... 667, 669, 671, 674	3890029.....547, 555	3931432 ... 264, 319, 324, 382, 388, 416, 430
3539971 ... 230, 234, 238, 242, 246, 250	3580158 ..... 230, 242	3890030.....547, 555	3931508... 264, 320, 326, 382, 388, 416, 430
3572950 ... 530, 538, 546, 554	3580276 ..... 479	3890031.....547, 555	3931512 .... 87, 264, 318, 324, 382, 388, 416, 430
3572951 ... 530, 538, 546, 554	3580298 ... 530, 538, 546, 554	3890032.....547, 555	3931616... 109, 111, 113, 115, 117, 119, 121, 123, 127, 131, 135
3573016 ..... 566, 570	3580300 ... 530, 538, 546, 554	3890033.....547, 555	3931628... 264, 318, 324, 382, 388
3573142 ... 230, 234, 238, 242, 246, 250	3580302 ... 531, 539, 547, 555	3890034.....531, 539	3932024 ..... 27
3573144 ... 124, 128, 132, 139	3580306 ... 531, 539, 547, 555	3890035.....531, 539	3951620 ..... 566, 570
3573179 ..... 566, 570	3580317 ... 487, 491, 495, 499, 504, 507, 511, 515	3890036.....531, 539	3952020 ..... 71
3573181 ..... 566, 570	3580318 ... 487, 495, 504, 511	3890037 ..... 531, 539	3960418 ... 124, 128, 132, 139
3573194 ..... 566, 570	3580319 ... 491, 499, 508, 515	3890038.....531, 539	3960422 ... 487, 495, 504, 511, 743, 745, 767, 769
3573210 ..... 566, 570	3580320 ... 234, 238, 246, 250, 264, 318, 324, 382, 388	3900054 ..... 597, 599, 601	3960447 .... 175, 178, 183
3573231 ..... 164, 168	3580342 ... 530, 538, 546, 554	3900174....174, 178, 182	3960464 ..... 165, 169
3573232 ... 164, 168, 174, 178, 182	3600339 ... 230, 234, 238, 440	3900210....174, 175, 178, 182, 183, 185, 579	3960543 ... 230, 234, 238, 242, 246, 250, 264, 318, 324, 382, 388, 416, 430
3573233 ..... 164, 168	3600424 ..... 61, 63, 65	3900232....164, 168, 174, 178, 182	3960544 ... 230, 234, 238, 242, 246, 250, 264, 318, 324, 382, 388, 416, 430
3573259 ..... 61	3620034 ..... 97, 99	3900251....124, 128, 132, 139	3960551 ..... 27
3573294 ..... 19, 23	3641569 ..... 677	3900260.....566, 570	3960552 ..... 27
3573301 ..... 573	3740049 ... 123, 127, 131, 135, 945	3900267 ..... 488, 496	3980006 ..... 61, 63
3573335 ..... 19, 23	3740067 61, 63, 230, 234, 238, 242, 246, 250, 944, 945	3900270..... 19, 23	3990010 ..... 859, 944
3573355 ..... 77	3740080 ... 230, 234, 238, 242, 246, 250, 479, 483, 873, 944, 945	3900272....189, 193, 197, 201, 205, 209, 213, 217, 221, 225	4010408 .... 491, 499, 773
3573400 ... 667, 669, 671, 674	3740086 ..... 903, 945	3900283....53, 61, 91, 93, 164, 168, 566, 570, 579	4010608 ..... 635, 674
3573411 ... 230, 234, 238, 242, 246, 250	3760133 ... 532, 540, 548, 556	3900300.....488, 496	4010618... 591, 593, 595, 605, 609
3573412 ... 230, 234, 238, 242, 246, 250	3760170 ..... 75	3900316.....566, 570, 579	4031505 ..... 637
3573437 ... 531, 539, 547, 555	3760233 ... 531, 539, 547, 555	3900322.....479, 483	4031509 .... 153, 155, 157
3573444 ... 531, 539, 547, 555	3760308 .... 175, 178, 183	3900349.....613	4031516 ..... 665
3573454 ..... 159	3760383 ..... 27	3900363....165, 169, 175, 183, 185	4031608 ..... 483
3573529 ... 230, 234, 238, 242, 246, 250			4031907 ..... 264
3573642 .... 667, 669, 674			4031912 ..... 430

## SECTION 11 - SPECIAL OPTIONS

4060802....479, 483, 487, 491, 495, 499, 504, 508, 511, 515	4160194 ... 164, 168, 174, 178	4360476 ... 123, 127, 131, 135, 613	4460313.... 835, 841, 859, 861
4060804.... 165, 169, 230, 234, 238, 242, 246, 250, 567, 571	4160197 ... 531, 539, 547, 555	4360505 ..... 27, 945	4460315.... 511, 743, 745, 841
4060805.... 230, 234, 238, 242, 246, 250	4240018 ... 189, 193, 197, 201, 205, 209, 213, 217, 221, 225, 257, 273, 277, 281, 285, 289, 293, 297, 301, 333, 337, 341, 345, 349, 353, 357, 361, 365, 397, 401, 405, 423, 487, 491, 495, 499, 504, 508, 511, 515, 567, 571, 736, 767, 769	4360527 ..... 573, 945	4460320..... 873
4060806..... 165, 169	4240032 ... 109, 111, 113, 115, 117, 119, 121, 155, 157, 267, 320, 326, 382, 388, 432, 811, 813, 815, 817, 819, 821, 841, 907, 909	4360542 ..... 479, 944	4460346.... 487, 495, 504, 511, 743
4060808..... 47	4240033 ... 637, 663, 665, 789, 811, 841, 867, 883	4360543 ..... 573, 945	4460374..... 873
4060906..... 617	4240099 ... 189, 193, 197, 201, 205, 209, 213, 217, 221, 225, 230, 234, 238, 242, 246, 250, 264, 320, 326, 382, 388, 398, 402, 405, 416, 423, 430, 614, 667, 669, 674, 677, 679, 681	4360548 ..... 573, 945	4460418.... 859, 875, 879
4061032..... 736	4240139 ..... 89, 91	4360578 19, 23, 573, 945	4460419.... 859, 875, 879
4070863.... 531, 539, 547, 555	4240149 ... 639, 641, 643, 645, 647, 649, 651, 653, 655, 657, 659, 661	4400457 .... 89, 91, 93, 95	4460424.... 147, 149, 151
4070864.... 531, 539, 547, 555	4240153 ..... 567, 571	4420014 ... 639, 641, 643, 645, 647, 649, 651, 653, 655, 657, 659, 661	4460425.... 488, 496, 504, 508, 512, 516, 677, 679, 681, 767, 769
4070895.... 531, 539, 547, 555	4240155 .19, 24, 567, 571	4420038 ..... 89, 91, 93	4460426.... 123, 127, 131, 135, 488, 496, 504, 508, 512, 516
4070897.... 531, 539, 547, 555	4240156 ..... 567, 571	4420051 ..... 931	4460428..... 613
4070898.... 531, 539, 547, 555	4300157 ... 495, 499, 511, 515	4420060 ..... 483	4460434..... 875, 879
4071012.... 531, 539, 547, 555	4340923 ..... 164, 168	4420066 ... 639, 641, 643, 645, 647, 649, 651, 653, 655, 657, 659, 661	4460458..... 844, 847
4071013..... 539, 555	4340924 ..... 164, 168	4460007 ..... 613	4460464.... 155, 157, 627, 685, 781, 789, 811, 825, 827, 835, 837, 839, 844, 853, 859, 861, 867, 873, 875, 879, 881, 883, 885, 903, 905
4071015.... 531, 539, 547, 555	4340995 ..... 164, 168	4460016 ..... 875, 879	4460465.... 153, 504, 508, 513, 516, 685, 781, 789, 811, 825, 829, 835, 837, 841, 843, 844, 847, 848, 855, 857, 859, 861, 863, 865, 867, 869, 871, 873, 875, 879, 881, 883
4071017.... 531, 539, 547, 555	4340996 ..... 164, 168	4460019 ... 841, 844, 847, 861, 873	4460466.... 87, 637, 685, 781, 783, 789, 811, 825, 829, 831, 835, 837, 841, 843, 844, 847, 848, 861, 865, 869, 871, 873, 875, 879, 881, 883, 897, 903, 905
4071018.... 531, 539, 547, 555	4340999 ... 164, 168, 174, 178, 182	4460027 ..... 479	4460467..... 952
4071019.... 531, 539, 547, 555	4341001 ..... 164, 168	4460042 .... 845, 848, 876	4460470.... 123, 127, 131, 135, 613
4071021..... 566, 570	4341158 ..... 573	4460043 ..... 844, 847	4460471.... 123, 127, 131, 135, 613
4071022..... 567, 571	4360057 .... 677, 679, 681	4460049 .... 677, 679, 681	4460473..... 869, 871
4071023..... 567, 571	4360070 ... 488, 496, 504, 508, 512, 516, 944	4460051 ..... 743, 745	4460483..... 488, 496
4071024.... 531, 539, 547, 555	4360274 ... 123, 127, 131, 135, 945	4460068 ..... 488, 496	4460488..... 155, 157
4071025.... 531, 539, 547, 555	4360328 ... 123, 127, 131, 135, 945	4460071 ... 487, 495, 504, 511, 627	4460496.... 109, 111, 113, 115, 117, 119, 121, 123, 127, 131, 135, 613
4071027.... 531, 539, 547, 555	4360336 ... 479, 483, 487, 491, 495, 499, 504, 508, 511, 515, 617, 945	4460125 ..... 745	4460497.... 109, 111, 113, 115, 117, 119, 121, 123, 127, 131, 135, 613
4071028.... 531, 539, 547, 555	4360387 ... 127, 131, 613, 945	4460142 ..... 859, 875	4460508.... 637, 859, 861, 875, 879
4071029.... 531, 539, 547, 555	4360407 ..... 613, 944	4460144 ..... 835	4460509..... 869, 871
4071031.... 531, 539, 547, 555	4360469 ..... 141, 945	4460183 .... 835, 875, 879	4460510..... 952
4071035..... 19, 23	4360475 ... 123, 127, 131, 135, 945	4460190 ..... 479	4460518.... 781, 829, 831, 879
4071036..... 19, 23		4460205 ..... 743	4460526.... 123, 127, 131, 135
4071039..... 19, 23		4460213 ..... 875	4460536.... 859, 875, 879
4071040..... 19, 23		4460224 ..... 500	
4071041..... 71		4460225 ... 855, 857, 859, 875	
4071042..... 19, 23		4460226 ... 627, 677, 679, 681, 775, 876	
4071044.... 531, 539, 547, 555		4460227 ... 775, 789, 859, 875, 879	
4071045.... 531, 539, 547, 555		4460234 ... 109, 111, 113, 115, 117, 119, 121, 238, 250, 326, 334, 338, 342, 346, 350, 354, 358, 362, 366, 382, 613, 677, 679, 681, 813, 815, 817, 819	
4071046.... 531, 539, 547, 555		4460256 ... 861, 873, 907, 909	
4071048..... 164, 168		4460259 ... 685, 859, 861, 875, 879	
4071049..... 20		4460260 ... 685, 859, 861, 875, 879	
4071050..... 20		4460267 .... 873, 875, 879	
4071054..... 19, 23		4460268 ... 147, 149, 151, 855, 857	
4071055..... 19, 23		4460294 ..... 500	
4120040..... 559, 952		4460297 ..... 859	
4120043..... 559, 952		4460312 ..... 861	

## SECTION 11 - SPECIAL OPTIONS

4460539 ... 777, 783, 829, 847, 861, 873, 875, 879	4460918 ... 785, 787, 907, 909	4461245.....763, 893	189, 193, 197, 201, 205, 209, 213, 217,
4460612 ..... 767, 769	4460925 ..... 875, 879	4461246.....771, 895	221, 225, 230, 234,
4460702 .... 841, 907, 909	4460926 ..... 883	4461249.....895	238, 242, 246, 250,
4460703 ..... 844, 847	4460928 ..... 781, 883	4530028....667, 669, 674, 687	264, 318, 324, 383,
4460708 ..... 876	4460930 ... 811, 837, 841, 843, 844, 848, 865	4562516.....567, 571	389, 416, 430, 567, 571, 579
4460709 ..... 745	4460931 ... 843, 861, 905	4568293....230, 234, 238, 242, 246, 250	4711600... 19, 23, 47, 59,
4460722 ..... 785, 787	4460932 ... 685, 777, 785, 789, 827, 844, 853	4568423....531, 539, 547, 555	61, 63, 103, 107, 159, 161, 164, 168, 174,
4460746 ..... 847	4460933 ... 781, 811, 829, 835, 837, 844, 859, 875, 879	4568426.....97, 99	178, 182, 189, 193, 197, 201, 205, 209,
4460748 ..... 847	4460934 ..... 811, 843	4568427.....97, 99	213, 217, 221, 225, 230, 234, 238, 242,
4460761 ... 775, 789, 859, 879	4460935 ..... 811, 843	4640438.....699	246, 250, 257, 265, 273, 277, 281, 285,
4460806 ... 757, 759, 761, 763, 859, 875	4460941 ... 789, 811, 843, 853, 897	4640452.....701	289, 293, 297, 301, 318, 324, 333, 337,
4460807 ..... 855, 857	4460942 ... 637, 789, 844, 848, 853, 859, 873	4640465.....87	341, 345, 349, 353, 357, 361, 365, 383,
4460808 ..... 855, 857	4460943 ... 777, 785, 789, 811, 837, 843, 861, 875, 879, 897	4640509....691, 695, 697, 699	389, 397, 401, 405, 416, 423, 430, 467,
4460836 ..... 87, 811, 843, 873	4460944 ..... 87, 777, 783, 787, 789, 811, 835, 841, 843, 844, 847, 848, 859, 861, 873, 875, 879	4640751 ....230, 234, 238, 242, 246, 250, 266, 320, 326, 382, 388, 416, 430	469, 471, 473, 479, 483, 487, 491, 495, 499, 504, 508, 511, 515, 531, 539, 547, 555, 559, 567, 571, 573, 579, 614, 619, 621, 623, 625
4460837 ..... 789	4460945 ..... 829, 848	4641114.....701	4711700... 257, 265, 274, 278, 282, 286, 290,
4460842 ..... 873	4460950 ..... 87, 811, 844	4641122.....41	294, 297, 301, 318, 324, 333, 337, 341,
4460843 ..... 873	4460956 ..... 807, 809	4641155.....47	345, 349, 353, 357, 361, 365, 383, 389,
4460865 ..... 869, 871	4460957 ..... 807, 809	4641210.....699	397, 401, 405, 416, 423, 430, 467, 479, 483
4460866 ... 131, 135, 859, 875, 879	4460958 ..... 769	4641247.....97, 101, 103	4711800... 19, 23, 27, 47, 159, 161, 230, 234, 238, 242, 246, 250, 597, 599, 601
4460868 ..... 859	4460962 ..... 669, 674	4641248.....695, 697	4711900 ..... 479, 483
4460871 ... 124, 128, 132, 136, 835, 859, 861, 873, 875, 879	4460963 ..... 504, 512	4641255.....581	4712000 .... 23, 619, 621, 623, 625, 639, 641, 643, 645, 647, 649, 651, 653, 655, 657, 659, 661
4460873 .... 859, 875, 879	4460965 ..... 873	4641256.....705, 707	4712200 ... 639, 641, 643, 645, 647, 649, 651, 653, 655, 657, 659, 661
4460874 ... 123, 127, 131, 135, 875, 879	4460966 ..... 789	4641260.....701	4740171 ..... 307, 373
4460875 ... 123, 127, 131, 135	4460967 ... 504, 508, 513, 516	4641268.....47, 49	4740181 ..... 27
4460876 .... 859, 875, 879	4460968 19, 23, 483, 573	4641276.....693	4740229 ..... 27
4460877 ..... 859	4460970 ..... 831, 843	4641454.....47, 51	4740274 ... 230, 234, 238, 242, 246, 250
4460878 ..... 859	4460971 ..... 635, 674	4641460.....579, 581	4740362 ..... 611
4460879 .... 685, 875, 879	4460982 ..... 844	4700038....530, 538, 546, 554	4740397 ... 123, 127, 131, 135, 479, 483
4460880 ..... 811, 885	4461005 ..... 841	4700039....530, 538, 546, 554	4740430 ..... 53, 55, 261
4460884 ..... 87, 685, 787, 789, 811, 837, 848, 873, 881	4461006 ..... 841	4710400....264, 319, 324, 383, 389, 416, 430	4740461 ..... 19, 23
4460887 ... 685, 859, 861, 875, 879	4461008 .... 841, 845, 847	4711000....469, 471, 488, 496, 504, 508, 512, 516	4740500 ..... 164, 168
4460888 ..... 875	4461013 ..... 907, 909	4711400....47, 55, 59, 61, 63, 149, 151, 164, 168, 175, 182, 183, 185, 189, 193, 197, 201, 205, 209, 213, 217, 221, 225, 257, 261, 264, 273, 277, 281, 285, 289, 293, 297, 301, 319, 324, 333, 337, 341, 345, 349, 353, 357, 361, 365, 383, 389, 397, 401, 405, 416, 423, 430, 487, 491, 495, 499, 504, 508, 511, 515, 566, 570, 573, 589, 591, 593, 595, 603, 605, 607, 609, 663, 665, 747, 749, 751, 753, 755, 757, 759, 761, 763, 765, 771, 773	4740505 ..... 27
4460891 ... 153, 781, 837, 853, 861, 863, 883	4461015 ..... 841	4711500....27, 47, 59, 79, 97, 99, 101, 103, 105, 107, 161, 174, 175, 178, 182, 183, 185,	4740509... 531, 539, 547, 555
4460892 ... 123, 127, 131, 135, 811	4461016 ..... 841		4740518... 230, 234, 238, 242, 246, 250
4460894 ... 783, 789, 811, 825, 837, 841, 844, 848, 859, 873, 875, 879	4461017 ... 841, 844, 847		4750600 ..... 159, 161
4460897 ... 155, 157, 839, 853, 873, 883, 885, 905	4461018 .... 841, 844, 847		
4460899 ... 783, 789, 861, 881, 897, 903	4461019 ..... 889		
4460905 ... 123, 127, 131, 135, 835, 875, 879	4461196 ..... 887		
4460910 ..... 573, 899	4461198 ..... 751, 887		
4460911 ... 785, 787, 897, 907, 909	4461199 ..... 889		
4460912 ... 785, 787, 907, 909	4461201 ..... 755, 889		
4460913 ..... 573	4461205 ..... 891, 893		
4460914 ..... 27, 123, 127, 131, 135, 573	4461244 ..... 759, 891		
4460917 ..... 573			

## SECTION 11 - SPECIAL OPTIONS

4750800.....19, 23, 613	4811902... 265, 318, 324, 383, 389, 417, 431	4920385 ..... 266	70000863.. 503, 507, 512, 515
4751000..89, 91, 93, 123, 127, 131, 135, 479, 487, 495, 504, 508, 512, 516, 613, 635, 667, 669, 671, 674	4812000... 265, 318, 324, 383, 389, 417, 431, 577	4921850 ..... 952	70000916.....253
4751400.....79, 123, 127, 131, 135, 155, 157, 175, 183, 185, 230, 234, 238, 242, 246, 250, 265, 318, 324, 383, 389, 416, 430, 480, 483, 611, 613, 667, 669, 671, 674, 677, 679, 681, 683, 779, 913, 915, 917, 919, 921, 923, 925, 927, 929	4812002 ..... 266	4922641 ... 483, 505, 508, 513, 516	70000917.....253
4751500.... 147, 165, 169, 174, 178, 182, 487, 495, 504, 508, 511, 515, 567, 571, 677, 679, 681	4812100... 257, 265, 273, 277, 281, 285, 289, 293, 297, 301, 318, 324, 333, 337, 341, 345, 349, 353, 357, 361, 365, 383, 389, 397, 401, 405, 417, 423, 431, 475, 577	4922666 ..... 613, 775	70000918.....253
4751600....27, 53, 77, 79, 89, 91, 93, 97, 99, 109, 111, 113, 115, 117, 119, 121, 123, 131, 135, 164, 168, 174, 178, 182, 519, 521, 523, 525, 579, 611, 667, 669, 671, 674	4812200... 265, 318, 324, 383, 389, 417, 431	4922672 ... 791, 795, 803, 869	70000919.....253
4751700....265, 318, 324, 383, 389, 416, 430	4831900... 318, 324, 383, 389, 417, 431	4922673 ... 793, 797, 799, 801, 805, 871	70000950.....447
4751800..41, 45, 85, 174, 178, 182, 597, 599, 601, 677, 679, 681	4846383 ..... 19, 24	4922696 ..... 811	70001017.....477
4752000.... 189, 193, 197, 201, 205, 209, 213, 217, 221, 225, 257, 273, 277, 281, 285, 289, 293, 297, 301, 333, 337, 341, 345, 349, 353, 357, 361, 365, 397, 401, 405, 423	4846423 ..... 571	4922716 ..... 783	70001056.....65
4755000.....27	4846429 ..... 571	4922718 ..... 777	70001100..503, 507, 511, 515
4760600.....743, 745	4846431 ..... 567, 571	4922758 ..... 793	70001101.....87
4760800.....613	4846453... 531, 539, 547, 555	4922759 ..... 791	70001102.....87
4761400.....683	4846462 ... 531, 539, 547, 555	4922760 ..... 797	70001125.....253
4770600.....159, 161	4846476 ..... 89	4922761 ..... 795	70001128.....253
479140061, 63, 230, 234, 238, 242, 246, 250, 318, 324, 383, 389, 416, 430, 487, 491, 495, 499, 504, 508, 511, 515	4846482 ... 531, 539, 547, 555	4922762 ... 793, 797, 799, 801, 805	70001129.....253
4811400.... 153, 155, 157, 685, 747, 749, 751, 753, 755, 757, 759, 761, 763, 765, 771	4846484 ..... 573	4922763 .... 791, 795, 803	70001130.....253
4811600.....27, 483, 823	4846485 ..... 567, 571	4922767 ..... 867	70001131.....253
4811700.... 123, 127, 132, 135, 155, 157, 591, 593, 595, 605, 609, 635, 674	4846503 ..... 164	4922777 ..... 883	70001135.....253
4811900.... 165, 169, 265, 318, 324, 383, 389, 417, 430, 577, 779	4846515 ..... 567	4922780 ..... 787	70001384..503, 507, 511, 515
	4846516 ..... 567	4922781 ..... 785	70001424.....633
	4846552 ... 230, 234, 238, 242, 246, 250	4922784 ..... 863	70001425.....633
	4846627 .... 667, 669, 674	4922785 ..... 839	70001427.....633
	4846637 ..... 19, 24	4922795 ..... 805	70001428.....633
	4846673 ..... 679, 681	4922796 ..... 803	70001429.....633
	4846945 ... 234, 238, 246, 250	4922947 ..... 909	70001430.....633
	4846946 ... 230, 234, 238, 242, 246, 250	4922948 ..... 907	70001431.....633, 944
	4860236 ..... 41	4922972 ... 504, 508, 511, 515, 857	70001432.....633, 945
	4891400 ..... 573	4923256 ..... 865	70001435.....253
	4891500 ..... 480, 483	4923468 ... 230, 234, 238, 242, 246, 250	70001639.....561
	4891600... 175, 178, 183, 242, 246, 250, 261, 309, 311, 313, 315, 369, 371, 377, 379, 409, 413, 427, 559, 567, 571, 577	4923592 ... 230, 234, 242, 246	70001640.....563
	4891800 ... 159, 161, 230, 234, 238, 242, 246, 250, 261, 305, 309, 311, 313, 315, 369, 371, 375, 377, 379, 409, 411, 413, 427, 487, 491, 495, 499, 504, 508, 511, 515, 567, 571	5241200 ..... 34, 577	70001696.....503, 507
	4892000 ... 29, 39, 41, 43, 45, 73, 265, 318, 324, 383, 389, 417, 431, 480, 483, 531, 539, 547, 555	5250808 ..... 266	70001847.....253
	4892400 ..... 71	5251008 ..... 577	70001850.....253
	4892600001 ..... 577	5251016 ..... 577	70001857.....253
		70000044 ..... 253	70001868.....253
		70000124 ..... 479	70001870..253, 269, 329, 394, 436
		70000125 ..... 479	70001871.....253
		70000342 ..... 561	70001930.....67
		70000345 .253, 269, 329, 393, 435	70001939.....49
		70000619 . 503, 507, 511, 515	70001952.....440
		70000793 ..... 465	70001953.....503, 507
		70000796 ..... 563	70001955.....455
		70000801 ..... 51	70001956.....455
		70000802 ..... 51	70001958.....453
		70000803 ..... 51, 945	70001966..488, 491, 496, 499, 503, 507, 512, 515
		70000804 ..... 51	70001968.....441, 447
		70000805 ..... 51	70001973..503, 507, 512, 516
		70000806 ..... 51	70001974..503, 507, 512, 516
		70000852 ..... 37	70001976.....49, 67
		70000853 ..... 37	70002015.....33
		70000854 ..... 37	70002016.....33
		70000855 ..... 37	70002018.....33
		70000856 ..... 37	70002019.....33
		70000857 ..... 37	70002020.....33
		70000858 ..... 37	70002021.....33
		70000859 ..... 37	70002026.....33
		70000860 ..... 37	70002027.....33
		70000861 ..... 37	70002029.....33
		70000862 ..... 37	70002030.....33



## SECTION 11 - SPECIAL OPTIONS

70002031 .....	33	70002255 .....	503, 507	70003708..	488, 491, 496,	70004682.	488, 491, 496,
70002032 .....	33, 81	70002291 .....	512, 516	499, 503, 507, 512, 515		500	
70002033 .....	33	70002297 .....	503, 507	70003709..	488, 491, 496,	70004683 .....	492, 500
70002034 .....	33	70002373 .....	701	499, 503, 507, 512, 515		70004684 .....	488
70002035 .....	33	70002410 .....	703	70003913.....	566, 570	70004685 .....	488, 496
70002036 .....	33	70002412 ..	693, 695, 697	70003914.....	566, 570	70004686 .....	499
70002037 .....	33	70002460 .	503, 507, 512,	70003915.....	566, 570	70004687 .....	496
70002039 .....	33	516		70003917.....	566, 570	70005023 .....	461
70002040 .....	33	70002569 .....	442	70003918.....	566, 570	70005041 .....	461
70002041 .....	33	70002576 .....	459	70004092..	488, 491, 496,	70005143 .....	701
70002044 .....	33	70002578 .....	455	499, 512, 516		70005153 .....	693, 697
70002045 .....	33	70002580 .....	455	70004094.....	512, 516	70005171 ..	269, 329, 436
70002046 .....	33	70002582 .....	455	70004098..	488, 496, 512,	70005172 .	269, 329, 394,
70002047 .....	33	70002583 .....	455	516		436	
70002048 .....	33	70002585 .....	455	70004099..	496, 499, 512,	70005173..	269, 394, 436
70002049 .....	33	70002586 .....	455	515		70005174 .....	269
70002050 .....	33	70002588 .....	455	70004169.....	503, 507	70005176 .....	394, 436
70002052 .....	33	70002589 .....	455	70004171..	488, 491, 503,	70005177 ..	270, 394, 436
70002057 .....	33, 81	70002590 .....	455	507		70005181 .....	270
70002088 .....	503, 507	70002592 .....	456	70004185.....	952	70005184 ..	270, 393, 435
70002097 .....	579, 944	70002593 .....	456	70004186.....	695, 697	70005188 .....	270
70002132 .....	452	70002599 .....	456	70004237.....	703	70005189 .....	270
70002133 .....	452, 455	70002600 .....	452	70004276.....	270	70005191 .....	271
70002134 .....	452	70002601 .....	452	70004277 ..	271, 330, 394,	70005317 .....	81
70002135 .....	452	70002602 .....	452	436		70005318 .....	81
70002136 .....	452	70002604 .....	453	70004280...269, 329, 436		70005418 .....	456
70002137 .....	452	70002605 .....	453	70004282.....	270, 330	70005433 .....	699, 707
70002138 .....	452	70002606 .....	453	70004328.....	579	70005480 .....	446
70002139 .....	452	70002607 .....	453	70004413.....	93	70005481 .....	446
70002140 .....	452	70002608 .....	453	70004414 .....	89, 91	70005527 .....	330
70002141 .....	452	70002609 .....	453	70004416 .....	455	70005647 .....	271, 330
70002142 .....	452	70002610 .....	453	70004417 .....	455	70005648 ..	271, 330, 944
70002145 .....	452	70002612 .....	453	70004420 .....	455	70005839.....	705, 707
70002148 .....	452	70002616 .....	453	70004421 .....	455	70005920 .....	269
70002150 .....	452	70002617 .....	453	70004422.....	456	70005921 .....	269, 329
70002151 .....	452	70002618 .....	452	70004423.....	455	70005923 .....	270
70002152 .....	452	70002619 .....	452	70004426.....	455	70005924 .....	270
70002153 .....	452	70002620 .....	452	70004467 .....	81	70005925 .....	270
70002154 .....	452	70002621 .....	453	70004469.....	81	70005926 .....	270, 330
70002155 .....	452	70002622 .....	453	70004474.....	81	70005927 .....	270
70002156 .....	452	70002623 .....	453	70004477.....	81	70005928 .....	270
70002157 .....	452	70002674 .....	33	70004480.....	81	70005929 .....	270, 330
70002158 .....	452	70002718 .	253, 269, 329,	70004481.....	81	70005931 ..	330, 393, 435
70002159 .....	452	394, 436		70004494.....	82	70005938 .....	394, 436
70002160 .....	452	70002758 .....	68	70004501.....	270, 330	70005941 .	269, 329, 394,
70002161 .....	452	70002759 .....	67, 68	70004502.....	330	436	
70002162 .....	452	70002760 .....	68	70004504...330, 393, 435		70005942 .	269, 329, 394,
70002163 .....	452	70002859 .....	563	70004505...329, 393, 436		436	
70002164 .....	452	70002902 .....	627	70004506.....	329	70006093 .....	512, 515
70002165 .....	452	70002903 .....	627	70004507.....	329	70006094 .....	512, 516
70002168 .....	453	70002904 .....	627	70004508...329, 393, 436		70006095 ..	512, 516, 944
70002174 .....	453	70002905 .....	627	70004509.....	329	70006096 .....	512, 516
70002175 .....	453	70003135 .....	253	70004510.....	329	70006097 .....	512, 516
70002177 .....	453	70003136 .....	253	70004511.....	269	70006127 .....	269
70002178 .....	453	70003165 .....	448	70004512.....	269, 944	70006144 .....	329
70002179 .....	453	70003167 .....	447	70004646.....	952	70006344 .....	705, 707
70002231 .	189, 193, 197,	70003170 .....	448	70004647.....	952	70006403 .....	473
201, 205, 210, 214,		70003173 .....	446	70004648.....	952	70006404 .....	473
217, 221, 225, 257,		70003174 .....	446	70004676..	488, 491, 496,	70006405 .....	473, 944
273, 277, 281, 285,		70003175 .....	446	499		70006406 .....	473
289, 293, 297, 301,		70003177 .....	446	70004677.....	491	70006407 .....	473
333, 337, 341, 345,		70003340 .....	447, 448	70004678..	488, 491, 496,	70006408 .....	473
349, 353, 357, 361,		70003475 .....	253	500		70006409 .....	473
365, 397, 401, 405, 944		70003628 .....	37	70004680..	488, 491, 496,	70006410 .....	473
70002247 .....	34	70003631 .	503, 507, 512,	500		70006552 .	487, 491, 495,
70002248 .....	34	515		70004681 .....	491, 500	499	
70002249 .....	34						

## SECTION 11 - SPECIAL OPTIONS

70006553..487, 491, 495, 499, 945	70007793..... 463	70008494..... 461	70024920..270, 271, 329, 330
70006596..693, 695, 701, 703	70007794..... 463	70008495..... 461	70024922..... 271
70006653..... 330	70007795..... 463	70008496..... 461	70024924..... 269, 329
70006986..... 81	70007796..... 463	70008497..... 461	70024925..... 269, 329
70006987..... 81	70007797..... 463	70008498..... 461	70024961..... 269, 329
70006988..... 81	70007798..... 463	70008499..... 461	70025076..... 269
70006989..... 81	70007799..... 463	70008500..... 461	70025077..... 271
70006990..... 81	70007800..... 463	70008501..... 461	70025080..... 269
70006991..... 81	70007801..... 463	70008502..... 461	70025082..... 269
70006992..... 81	70007984..... 693	70008503..... 461	70025084..... 270
70006993..... 81	70007985..... 693	70008504..... 461	70025091..... 269
70006994..... 81	70007987..... 693	70008505..... 461	70025101..... 270
70006995..... 81	70007988..... 693	70008506..... 461	70025107..... 270
70006996..... 81	70007989..... 693	70008507..... 461	70025109..... 270
70006997..... 81	70007993..... 701	70008508..... 461	7002511..... 329
70006998..... 81	70007994..... 701	70008509..... 461	70025111..... 269
70006999..... 81	70007995..... 701	70008510..... 461	70025112..... 270, 330
70007000..... 81	70007996..... 701	70008511..... 461	70025115..... 270
70007001..... 81	70007997..... 701	70008512..... 461	70025120..... 271, 330
70007002..... 81	70007998..... 701	70008525..... 463	70025130..... 393, 435
70007003..... 81	70007999..... 695	70008526..... 463	70025133..... 270
70007004..... 82	70008000..... 695	70008527..... 463	70025135..269, 329, 394, 436
70007005..... 82	70008001..... 695	70008528..... 463	70025136..... 329
70007006..... 82	70008002..... 695	70008537..... 435	70025137..... 269, 329
70007007..... 82	70008003..... 695	70008558..... 435	70025140..... 269, 329
70007008..... 82	70008004..... 703	70008564..... 435	70025142..270, 330, 393, 435
70007009..... 81	70008005..... 703	70008604..... 435	70025144..269, 329, 393, 436
70007010..... 82	70008006..... 703	70008607..... 436	70025145..... 269, 329
70007011..... 81	70008007..... 703	70008608..... 435	70025146..... 269, 329
70007012..... 82	70008008..... 703	700089041..... 705	70025149..... 271
70007013..... 82	70008009..... 705	70020329..... 447	70025151..... 270, 329
70007015..... 697	70008040..... 705	70020336..... 448	70025152...269, 329, 436
70007016..... 697	70008042..... 705	70021867..... 440, 446	70025153..... 269, 944
70007017..... 697	70008043..... 705, 707	70021895..... 270	70025155..... 270
70007018..... 697	70008044..... 705, 707	70022286..... 455	70025158..... 270
70007019..... 697	70008045..... 705, 707	70022564 . 693, 695, 699, 701, 703	70025162..... 269
70007020..... 697	70008046..... 705, 707	70023592 . 265, 319, 325, 383, 389, 417, 431, 944	70025164..270, 330, 393, 435
70007178..... 448	70008047..... 705, 707	70023593 . 265, 319, 325, 383, 389, 417, 431, 944	70025171..... 269
70007246..... 699	70008048..... 705, 707	70024190 . 266, 319, 325, 383, 389, 417, 431, 944	70025176..... 269
70007282..... 699	70008049..... 705, 707	70024484..... 270	70025178..... 270
70007325...330, 393, 435	70008050..... 705	70024494..... 269, 329	70025179..... 270
70007326..... 330, 435	70008083..... 707	70024502..... 270	70025180..... 270
70007327..... 330	70008084..... 707	70024504 . 269, 271, 330, 393, 435	70025181...269, 329, 393
70007328...330, 393, 435	70008085..... 707	70024505..... 435	70025182..... 270, 329
70007329..... 330	70008086..... 707	70024507 . 271, 330, 393, 435	70025183..... 270, 330
70007330..... 330, 393	70008087..... 707	70024509..... 270	70025184..... 270, 330
70007331..... 330, 393	70008088..... 707	70024513 . 269, 329, 393, 435	70025185..... 270
70007353..... 254	70008089..... 707	70024517..... 269	70025200..... 270, 330
70007354..... 393, 435	70008180..... 699	70024904 .. 329, 394, 436	70025203..... 270
70007382..... 691	70008181..... 699	70024905 . 269, 329, 394, 436	70025205...269, 329, 394
70007383..... 691	70008182..... 699	70024906 . 269, 329, 394, 436	70025210..... 270, 330
70007384..... 691	70008183..... 699	70024910..... 270	70025231..... 269, 393
70007385..... 691	70008184..... 699	70024912..... 270, 330	70025235..... 270, 329
70007386..... 691	70008185..... 699	70024915..... 271, 330	70025239..... 269, 329
70007435..... 699	70008296..... 394	70024917..... 330	70025240..... 270
70007438..... 699	70008359..... 87	70024918..... 271	70025242..... 330, 435
70007510..... 87	70008360..... 87	70024919..... 329	70025477..... 270
70007603..... 393, 435	70008361..... 87		70025533..... 271
70007786..... 463	70008362..... 87		70025660..... 271
70007787..... 463	70008363..... 87		70025733..... 394
70007788..... 463	70008364..... 87		70025768..... 270
70007789..... 463	70008365..... 87		
70007790..... 463	70008422..... 393, 436		
70007791..... 463	70008431..... 435		
70007792..... 463	70008432..... 435		
	70008436..... 393		
	70008490..... 461		
	70008491..... 461		
	70008492..... 461		
	70008493..... 461		

## SECTION 11 - SPECIAL OPTIONS

70025788 .....	330	7012513 .....	479, 483	7021275.....	37, 452, 455	7024475 .....	687
70025877 .....	330	7012514 .....	479, 483	7021293.....	453	7024478 .....	687
70025931 .....	270	7012558 .....	479	7021375.....	67	7024485 ....	503, 507, 944
70026210 .....	271, 330, 393, 435	7012706 .....	440, 446	7021636.....	67	7024488 ...	503, 507, 511, 515
70026283 .....	699, 705	7012709 .....	440	7022300.....	453	7024489 ...	503, 507, 511, 515
70026995 .....	270	7012715 .....	440	7022301.....	452	7024530 .....	633
70027432 .....	394, 436	7012773 .....	49, 67	7022311.....	37	7024531 .....	633
70028185 .....	394, 436	7012941 .....	51	7022314.....	37	7024532 .....	633
7002821 .....	952	7012942 .....	51	7022321.....	37	7024533 .....	633
7002822 .....	952	7012944 .....	51, 581, 944	7022340.....	455	7024534 .....	633
7002823 .....	952	7012955 .....	51	7022368.....	37	7024535 .....	633
7002828 .....	952	7012967 .....	51	7022371.....	37	7024536 .....	633
70028540 .....	330, 393, 435	7012998 .....	51, 701	7023306.....	95	7024537 .....	633
70028699 .....	330, 394	7015003 .....	229, 233, 237, 241, 245, 249	7023347.....	95	7024538 .....	633
70029401 .....	330	7015013 .....	229, 233, 237, 241, 245, 249	7023881.....	441	7024539 .....	633
70029407 .....	435	7015014 .....	229, 233, 237, 241, 245, 249	7023887.....	446	7024540 .....	67
70029409 .....	435	7015015 .....	229, 233, 237, 241, 245, 249	7023922.....	581	7024570 .....	67
70029433 .....	330	7016314 .....	93	7023962.....	455	7024571 .....	67, 581, 944
70029451 .....	329	7016322 .....	159, 161	7023964.....	455, 456	7024572 .....	581
70029512 .....	393	7016328 .....	253, 944	7024005.....	441	7024573 .....	67
70029517 .....	330, 393, 435	7016331 .....	253, 269, 329, 394, 436, 944	7024006.....	447	7024574 .....	67
70029520 .....	330, 393, 435	7016374 .....	159, 161	7024038.....	440, 446	7024579 ...	253, 269, 329, 394, 436
70029557 .....	330, 393, 435	7016654 .....	952	7024042.....	440	7024580 ...	189, 193, 197, 201, 205, 209, 213, 217, 221, 225
70029797 .....	330	7016655 .....	952	7024043.....	440	7024581 ...	189, 193, 197, 201, 205, 209, 213, 217, 221, 225
70030097 .....	435	7017142 .....	561	7024044.....	440, 446	7024582 ...	189, 193, 197, 201, 205, 209, 213, 217, 221, 225
70030099 .....	435	7017159 .....	561	7024064.....	440, 446	7024583 ...	189, 193, 197, 201, 205, 209, 213, 217, 221, 225
70030359 .....	436	7017162 .....	561, 563	7024065.....	441, 447	7024584 ...	189, 193, 197, 201, 205, 209, 213, 217, 221, 225
70030360 .....	393	7017163 .....	561, 563	7024066.....	441, 447	7024585 .....	159, 161
70030381 .....	393, 436	7017164 .....	561, 563	7024068.....	441	7024800 .....	453
70031055 .....	393, 435	7017185 .....	563	7024069.....	442, 448	7024865 .....	37
70031095 .....	393	7017195 .....	561, 563	7024070.....	441	7024867 .....	37
70031137 .....	393	7017402 .....	581	7024071.....	441, 447	7024868 .....	37
70031138 .....	435	7017405 .....	51	7024072.....	441, 447	7024905 .....	447
70031142 .....	393, 435	7017451 .....	67, 944	7024073.....	441, 447	7024906 .....	441, 447
70031143 .....	393, 435	7017495 .....	67	7024075.....	441, 447	7024907 .....	447
70031144 .....	393, 435	7018936 .....	442, 448	7024076.....	441, 447	7024908 .....	441, 447
70031388 .....	394, 436	7018942 .....	67	7024077.....	441, 447	7024909 .....	447
70031474 .....	394, 436	7018991 .....	49, 67, 944	7024078.....	447	7024911 .....	441, 447
70035212 .....	271	7019680 .....	479	7024079.....	447	7024913 .....	440, 446
7003655 ...	229, 233, 237, 241, 245, 249	7020043 .....	89, 91	7024080.....	441	7024914 .....	440
7004275 .....	952	7020108 .....	479, 483	7024081.....	441, 447	7024915 .....	440
7004276 .....	952	7020109 .....	479, 483	7024083.....	441	7024916 .....	440
70052577 .....	695	7020110 .....	479, 484	7024084.....	441	7024917 .....	440, 446
7007207 .....	452, 455	7020111 .....	479, 484	7024085.....	442	7024918 .....	440, 446
7007415 ....	453, 455, 456	7020175 ...	123, 127, 131, 135	7024087.....	442	7024919 .....	440, 446
7007418 .....	452	7020176 ...	123, 127, 131, 135	7024088.....	442	7024920 .....	440, 446
7007419 .....	452	7020190 .....	479, 483	7024089.....	442	7024921 .....	440, 446
7007420 .....	37	7020414 .....	253	7024096.....	448	7024922 .....	440, 446
7007437 .....	37	7020447 .....	253	7024097.....	441	7024924 .....	67
7007438 .....	37	7020460 .....	253	7024374.....	95	7024925 .....	67
7007439 .....	37, 453	7020465 ...	253, 269, 329, 394, 436	7024375.....	95, 944	7024927 .....	49
7007446 .....	37, 452, 455	7020468 .....	253	7024439.....	95	7026000 .....	67
7007489 .....	459	7020471 .....	253	7024440.....	95	7026001 .....	67
7007986 .....	693	7020479 .....	253	7024441.....	95	7026002 .....	67
7010543 .....	51	7020486 .....	253	7024442.....	95	7026003 .....	67
7010545 .....	699	7020492 ...	270, 330, 393	7024443.....	95	7026004 .....	67
7011016 .....	65	7021249 .....	37	7024444.....	95		
7011043 .....	65	7021256 .....	453	7024445.....	95		
7011044 .....	65	7021265 .....	453	7024446.....	95		
7011048 .....	65			7024462.....	687		
7011062 .....	65			7024463.....	687		
7011311 .....	67			7024467.....	687		
7011346 .....	49, 67, 581			7024469.....	687		
7011354 .....	67, 944			7024470.....	687		
7011355 .....	581			7024471.....	633, 687		
				7024472.....	687		
				7024473.....	687		
				7024474.....	687		

## SECTION 11 - SPECIAL OPTIONS

7026005.....67	297, 302, 334, 337,	80363179 ..... 87	8405213.....417, 431
7026006.....67	342, 346, 349, 354,	80484084 ..... 844, 847	8406102....265, 320, 326,
7026007.....67	358, 362, 365, 397,	80604016 ..... 87	383, 389, 417, 431
7026008.....67	401, 406, 423	80604021 ..... 87	8406109.....265
7026016.....67	7027045 ... 257, 273, 277,	80934174 ..... 447	8406112....265, 320, 326,
7026018.....581	281, 285, 289, 293,	80934644 ..... 448	383, 389, 417, 431
7026019.....581	298, 302, 334, 338,	80983191 ..... 844, 848	8406201.....417, 431
7026020.....581	342, 346, 350, 354,	8220051 ..... 853	8406302....265, 318, 324,
7026021.....581	358, 362, 366, 397,	8220115 ..... 847	383, 389, 417, 431
7026022.....581	401, 406, 423	8220164 ..... 843	8410011....265, 320, 326,
7026023.....581	7027235 ..... 253	8229242 .... 844, 848, 944	383, 389
7026028.....49	7027236 ..... 253	8229249 .... 685, 876, 944	8410013....230, 234, 238,
7026029.....944	7027239 ..... 253	8310056 ... 313, 315, 369,	242, 246, 250, 266,
7026031.....945	7027240 ..... 253	371, 413	318, 325, 383, 389
7026188.....503, 507	7027276 ..... 253	8310070 ... 123, 127, 132,	8410014.....417, 431
7026571.....95	7027740 ..... 37	135, 573	8580420.....53, 55
7026597....503, 507, 512,	7027773 ..... 687	8310129 ... 639, 641, 643,	8750024.....103, 107
516	7027774 ..... 687	645, 647, 649, 651,	88261024.....579
7026608.....253, 944	7027775 ..... 687	653, 655, 657, 659, 661	88411013.....779
7026626....503, 507, 512,	7027776 ..... 687	8310658 ..... 182	88521214..619, 621, 623,
516	7027777 ..... 687	8405006 ... 265, 273, 277,	625
7026980.....448	7027778 ..... 687	281, 285, 289, 293,	88662523... 174, 178, 183
7027042....257, 273, 277,	7027779 ..... 687	297, 301, 320, 326,	91143339.....843
281, 285, 289, 293,	7027780 ..... 687	333, 337, 341, 345,	91143340.....843
297, 301, 333, 337,	7027790 ..... 253	349, 353, 357, 361,	91203039.....577
341, 345, 349, 353,	7027791 ..... 253	365, 383, 389, 397,	91403230..913, 915, 917,
357, 361, 365, 397,	7027792 ..... 253	401, 405, 417, 423,	919, 921, 923, 925,
401, 406, 423	7027799 ... 503, 507, 512,	431, 469, 471, 473	927, 929
7027043....257, 273, 277,	516	8405007 ... 265, 319, 326,	91563070..318, 325, 383,
281, 285, 289, 293,	7027887 ..... 479, 484	383, 389, 417, 431	389, 417, 431
297, 301, 333, 337,	7029593 ..... 65	8405009 ..... 93, 417, 431	SEE NOTE ..... 705, 707
341, 345, 349, 353,	77143013. 123, 128, 132,	8405201 ... 265, 318, 325,	
357, 361, 365, 397,	135	383, 389, 417, 431	
401, 406, 423	77363233 ..... 855, 857	8405204 ... 265, 318, 325,	
7027044....257, 273, 277,	8007508 ..... 932	383, 389, 417, 431	
281, 285, 289, 293,	80334079 ..... 448	8405212 ..... 417, 431	





**Corporate Office  
JLG Industries, Inc.  
1 JLG Drive  
McConnellsburg, PA 17233-9533 USA  
☎ (717) 485-5161 (Corporate)  
☎ (877) 554-5438 (Customer Support)  
📠 (717) 485-6417**

**Visit our website for JLG Worldwide Locations.  
[www.jlg.com](http://www.jlg.com)**



**OSHKOSH™**