



Illustrated Parts Manual

Model 450AJ HC3

PVC
2101

P/N
31215876

July 15, 2023 - Rev D

ANSI

CE

EAC



AS/NZS



An Oshkosh Corporation Company

REVISION LOG

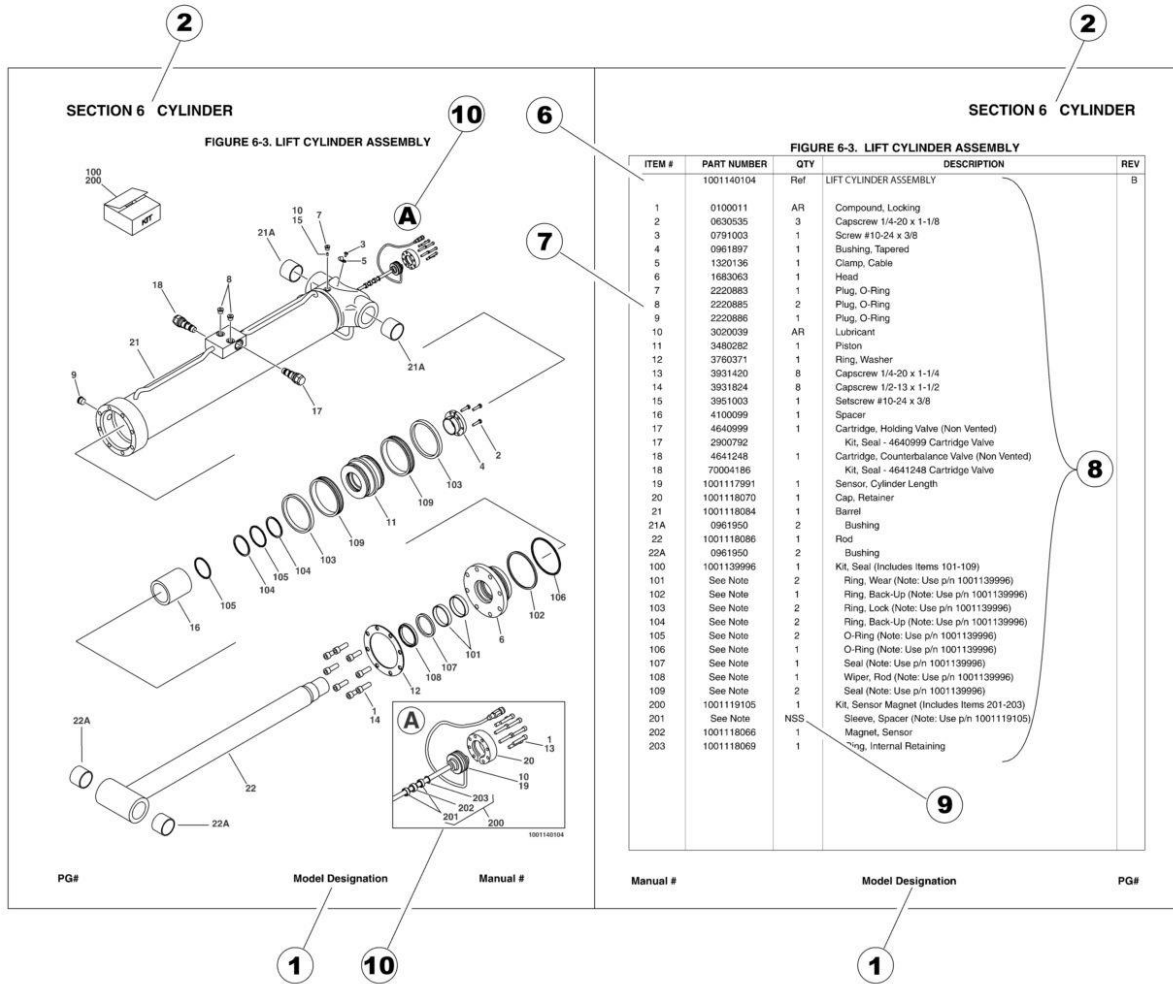
March 15, 2021 - A - Original Issue of Manual (Edited to B/M 1001246976 Revision C)

June 25, 2021 - B - Revised Manual (Edited to B/M 1001246976 Revision C)

July 11, 2022 - C - Revised Manual (Edited to B/M 1001246976 Revision C)

July 15, 2023 - D - Revised Manual (Edited to B/M 1001246976 Revision C)

GENERAL INFORMATION



1) MACHINE IDENTIFICATION

Machines are identified by model and in some cases a combination of models, serial number (SN) or regional standard (i.e ANSI, CE, CSA). Components may also be identified by SN or manufacturer. Common components that may be identified by these characteristics are engines and hydraulic components.

2) PARTS MANUAL ORGANIZATION

Product information in this manual is organized under section titles. Frame, Cylinder, Hydraulic and Electrical are a few examples. Each section is organized by figure and page number. The information within the Figure is then organized by item number, part number, description and corresponding illustration (s).

3) TABLE OF CONTENTS (NOT SHOWN)

A table of contents is found toward the beginning of the manual. Figure number, description and page number are provided for quick reference to the page containing the related information.

4) RECOMMENDED SPARE PARTS (NOT SHOWN)

The Recommended Spare Parts List, located near the end of the manual, reference most frequently used maintenance parts.

5) PART NUMBER INDEX (NOT SHOWN)

A numerical index listing all part numbers and the corresponding page number(s) appears at the back of the manual.

GENERAL INFORMATION

6) NON-SERVICED PARTS

In some instances, it is necessary to display non-serviced parts, assemblies or installations. In the case of assemblies and installations there will be a Ref in the Qty. column. In case of parts that are not available for service within assemblies or components, there will be a NSS (Not Sold Separately) or NLA (No Longer Available) listed in the Qty. column of the manual.

7) PARTS LIST ITEM NUMBERS

Numbers shown in the item# column correspond to numbers used in the associated illustration (s). Item numbers which are missing from the sequence in the parts list are not used on that page.

8) INDENTED PARTS DESCRIPTION

An indented part description is included in the item under which it is indented.

9) ABBREVIATION AND SYMBOLS

AC.....	Alternating Current	L.....	Liter
ADE.....	Advanced Design Electronics	LB(LBS).....	Pounds
AG.....	Agricultural	LCD.....	Liquid Crystal Display
ANSI.....	American National Standards Institute	LED.....	Light Emitting Diodes
AR.....	As Required	LH.....	Left Hand
ASSY.....	Assembly	LRC.....	Low Rated Countries
AUS.....	Australia	LSS.....	Load Sensing System
AUX.....	Auxiliary	M(m).....	Metric/Meter
AWG.....	American Wire Gauge	MM(mm).....	Milimeter
B/M.....	Bill of Material	mA.....	Miliamps
CAC.....	Charge Air Cooler	NLA.....	No Longer Available
CE.....	European Conformity	NPT.....	National Pipe Threads
CCW.....	Counter Clockwise	NSS.....	Not Sold Separately
CM.....	Centimeter	OD.....	Outside Diameter
CW.....	Clockwise	ORB.....	O-Ring Boss
CSA.....	Canadian Standards Association	ORFS.....	O-Ring Face Seal
CYL.....	Cylinder	OZ (oz).....	Ounces
DIA.....	Diameter	PG.....	Page
DC.....	Direct Current	PN.....	Part Number
DEF.....	Diesel Exhaust Fluid	QT(qt.).....	Quarts
EMS.....	Emergency Stop	QTY.....	Quantity
ENG.....	Engine	REF.....	Reference
FT(ft).....	Feet	REV.....	Revision Level
GA(Ga).....	Gauge	RH.....	Right Hand
HRC.....	High Rated Countries	SAE.....	Society of Automotive Engineers
HVAC.....	Heating, Ventilating, and Air Conditioning	SN.....	Serial Number
HYD.....	Hydraulic	SPEC(S).....	Specifications
Hz.....	Hertz	T/T.....	Turntable
ID.....	Inside Diameter	UGM.....	Universal Ground Module
IN.....	inches	V.....	Volts
ISO.....	International Organization for Standards	W.....	Watts
JIC.....	Joint Industry Council	#.....	Number
KG.....	Kilogram		

10) ILLUSTRATION REFERENCE LETTERS

When necessary, illustrations may contain reference letters that are intended to track information (i. e. hoses, harnesses) from one point to another or to track visual enlargement of components to show details that may be located in another area on the illustration.

Note: Due to continuous product improvements, JLG Industries, Inc. reserves the right to make specification changes without prior notification. Contact JLG Industries, Inc. for updated information.

TABLE OF CONTENTS

SECTION 1 - FRAME.....	13
FIGURE 1-1. AXLE INSTALLATION (USA AND ROMANIAN BUILT MACHINES)	14
FIGURE 1-2. AXLE INSTALLATION (CHINA BUILT MACHINES)	16
FIGURE 1-3. STEER INSTALLATION WITHOUT TOW PACKAGE	18
FIGURE 1-4. STEER INSTALLATION WITH TOW PACKAGE	20
FIGURE 1-5. WHEEL DRIVE INSTALLATION (4WD)	22
FIGURE 1-6. DRIVE HUB AND BRAKE ASSEMBLY - REAR	24
FIGURE 1-7. DRIVE HUB ASSEMBLY - FRONT	28
FIGURE 1-8. DRIVE MOTOR ASSEMBLY (4WD)	30
FIGURE 1-9. FRAME SHIELD INSTALLATION	32
FIGURE 1-10. TIRE AND WHEEL INSTALLATION - 12 X 16.5 FOAM FILLED (AVAILABLE ON ANSI, ANSI EXPORT, CSA AND JAPANESE SPECS)	34
FIGURE 1-11. TIRE AND WHEEL INSTALLATION - 12 X 16.5 FOAM FILLED NON MARKING (AVAILABLE ON ANSI, ANSI EXPORT, CSA AND JAPANESE SPECS)	36
FIGURE 1-12. TIRE AND WHEEL INSTALLATION - 33 X 12-20 SOLID NON-MARKING (AVAILABLE ON ANSI EXPORT, AUSTRALIAN, CE AND RUSSIA SPECS)	38
FIGURE 1-13. TIRE AND WHEEL INSTALLATION - 33 X 12 D610 FOAM FILLED (AVAILABLE ON ALL SPECS)	40
FIGURE 1-14. TIRE AND WHEEL INSTALLATION - 33/1550 X 16.5 FOAM-FILLED (AVAILABLE ON ALL SPECS)	42
FIGURE 1-15. TIRE AND WHEEL INSTALLATION - 315/55 D20 FOAM FILLED (AVAILABLE ON ANSI EXPORT, AUSTRALIAN, CE, CHINA AND RUSSIA SPECS)	44
FIGURE 1-16. TIRE AND WHEEL INSTALLATION - 315/55 D20 FOAM FILLED NON-MARKING (AVAILABLE ON ANSI EXPORT, AUSTRALIAN, CE, CHINA AND RUSSIA SPECS)	46
FIGURE 1-17. 4WD VALVES INSTALLATION	48
FIGURE 1-18. TRACTION VALVE ASSEMBLY - 4WD	50
FIGURE 1-19. TOW PACKAGE INSTALLATION (OPTIONAL)	52
FIGURE 1-20. TOW BAR ASSEMBLY	54
SECTION 2 - TURNTABLE	57
FIGURE 2-1. 4WD VALVES INSTALLATION	58
FIGURE 2-2. MAIN VALVE ASSEMBLY	60
FIGURE 2-3. AUXILIARY PUMP ASSEMBLY	62
FIGURE 2-4. SWING DRIVE AND TURNTABLE BEARING INSTALLATION	64
FIGURE 2-5. SWING MOTOR ASSEMBLY	66
FIGURE 2-6. TURNTABLE BEARING ASSEMBLY	68
FIGURE 2-7. TURNTABLE COVERS INSTALLATION	70
FIGURE 2-8. TURNTABLE LOCK INSTALLATION	72
FIGURE 2-9. TANKS INSTALLATION - DIESEL MACHINES	74
FIGURE 2-10. TANKS INSTALLATION - GAS MACHINES	76
FIGURE 2-11. DRIVE ORIENTATION INSTALLATION	78
FIGURE 2-12. GROUND CONTROL ASSEMBLY - 450AJ WITH DEUTZ ENGINES (ALL SPECS EXCEPT CE AND CHINA SPECS)	80
FIGURE 2-13. GROUND CONTROL ASSEMBLY - 450AJ WITH DEUTZ ENGINE (CE, CHINA AND RUSSIA SPECS)	82
FIGURE 2-14. GROUND CONTROL ASSEMBLY - 450AJ WITH DEUTZ D2.9L4 ENGINE (STAGE V) (CE SPECS)	84
FIGURE 2-15. LIGHT PANEL INSTALLATION – GROUND CONTROL (USA & CHINA BUILT MACHINES)	86
FIGURE 2-16. LIGHT PANEL INSTALLATION – GROUND CONTROL (ROMANIAN BUILT MACHINES)	88
FIGURE 2-17. ELECTRICAL SYSTEM INSTALLATION	90
FIGURE 2-18. WHITE NOISE ALARM INSTALLATION	94
FIGURE 2-19. BEACON LIGHT INSTALLATION - AMBER	96
FIGURE 2-20. BEACON LIGHT INSTALLATION - ORANGE	98
FIGURE 2-21. BEACON LIGHT INSTALLATION - BLUE	100
FIGURE 2-22. BEACON LIGHT INSTALLATION - RED	102
FIGURE 2-23. BATTERY AND CABLE INSTALLATION - USA AND CHINA BUILT MACHINES	104
FIGURE 2-24. HOODS INSTALLATION - 450A WITH DEUTZ ENGINES	106
FIGURE 2-25. HOODS INSTALLATION - 450AJ WITH DEUTZ ENGINES (CHINA BUILT MACHINES)	110
FIGURE 2-26. HOODS INSTALLATION - 450AJ WITH DEUTZ ENGINES (CHINA BUILT MACHINES)	112
FIGURE 2-27. HOODS INSTALLATION - 450AJ WITH KUBOTA ENGINE	116
FIGURE 2-28. HOOD ASSEMBLY - ENGINE SIDE	120
FIGURE 2-29. HOOD ASSEMBLY - TANK SIDE	122
FIGURE 2-30. HOOD ASSEMBLY - ENGINE SIDE (CHINA BUILT MACHINES)	124
FIGURE 2-31. HOOD ASSEMBLY - TANK SIDE (CHINA BUILT MACHINES)	126
SECTION 3 - ENGINE	129

TABLE OF CONTENTS

FIGURE 3-1. ENGINE INSTALLATION - DEUTZ D2.9L4 ENGINE (WITHOUT ARCTIC PACKAGE) (ANSI, ANSI EXPORT, CSA AND JAPANESE SPECS)	130
FIGURE 3-2. ENGINE AND PUMP SUB-ASSEMBLY - DEUTZ D2.9L4 (WITHOUT ARCTIC PACKAGE) (ANSI, ANSI EXPORT, CSA AND JAPANESE SPECS)	134
FIGURE 3-3. ENGINE ASSEMBLY - DEUTZ D2.9L4 ENGINE (WITHOUT ARCTIC PACKAGE) (ANSI, ANSI EXPORT, CSA AND JAPANESE SPECS)	136
FIGURE 3-4. ENGINE INSTALLATION - DEUTZ D2.9L4 ENGINE (WITH ARCTIC PACKAGE) (ANSI AND CSA SPECS)	142
FIGURE 3-5. ENGINE AND PUMP SUB-ASSEMBLY - DEUTZ D2.9L4 (WITH ARCTIC PACKAGE) (ANSI AND CSA SPECS)	148
FIGURE 3-6. ENGINE ASSEMBLY - DEUTZ D2.9L4 ENGINE (WITH ARCTIC PACKAGE) (ANSI AND CSA SPECS)	150
FIGURE 3-7. ENGINE COMPONENTS - DEUTZ D2.9L4 ENGINE (ANSI, ANSI EXPORT, CSA AND JAPANESE SPECS)	156
FIGURE 3-8. ENGINE INSTALLATION - DEUTZ D2.9L4 ENGINE (STAGE V) (CE SPECS)	160
FIGURE 3-9. ENGINE AND PUMP SUB-ASSEMBLY - DEUTZ D2.9L4 ENGINE (STAGE V) (CE SPECS)	166
FIGURE 3-10. ENGINE ASSEMBLY - DEUTZ D2.9L4 ENGINE (STAGE V) (CE SPECS)	168
FIGURE 3-11. ENGINE COMPONENTS - DEUTZ D2.9L4 ENGINE (STAGE V) (CE SPECS)	174
FIGURE 3-12. BRACKET ASSEMBLY - FUEL PUMP AND FILTER (DEUTZ D2.9L4 ENGINE)	178
FIGURE 3-13. BRACKET ASSEMBLY - FUEL PUMP AND FILTER (DEUTZ D2.9L4 ENGINE) (STAGE V)	180
FIGURE 3-14. BREATHER HEATER INSTALLATION - DEUTZ D2.9L4 ENGINE WITH ARCTIC PACKAGE	182
FIGURE 3-15. ENGINE INSTALLATION - DEUTZ D2011 ENGINE (WITHOUT ARCTIC PACKAGE) (ANSI EXPORT, AUSTRALIAN, CE (LRC), CHINA AND RUSSIA SPECS)	184
FIGURE 3-16. ENGINE AND PUMP SUB-ASSEMBLY - DEUTZ D2011 (WITHOUT ARCTIC PACKAGE) (ANSI EXPORT, AUSTRALIAN, CE (LRC), CHINA AND RUSSIA SPECS)	188
FIGURE 3-17. ENGINE ASSEMBLY - DEUTZ D2011 ENGINE (WITHOUT ARCTIC PACKAGE) (ANSI EXPORT, AUSTRALIAN, CE (LRC), CHINA AND RUSSIA SPECS)	190
FIGURE 3-18. ENGINE INSTALLATION - DEUTZ D2011 ENGINE (WITH ARCTIC PACKAGE) (ANSI EXPORT, CHINA AND RUSSIA SPECS)	194
FIGURE 3-19. ENGINE AND PUMP SUB-ASSEMBLY - DEUTZ D2011 (WITH ARCTIC PACKAGE) (ANSI EXPORT, CHINA AND RUSSIA SPECS)	198
FIGURE 3-20. ENGINE ASSEMBLY - DEUTZ D2011 ENGINE (WITH ARCTIC PACKAGE) (ANSI EXPORT, CHINA AND RUSSIA SPECS)	200
FIGURE 3-21. ENGINE COMPONENTS - DEUTZ D2011	204
FIGURE 3-22. PUMP COUPLING KIT - DEUTZ ENGINES	208
FIGURE 3-23. ENGINE INSTALLATION - KUBOTA ENGINE (WITHOUT ARCTIC PACKAGE)	210
FIGURE 3-24. ENGINE AND PUMP SUB-ASSEMBLY - KUBOTA ENGINE (WITHOUT ARCTIC PACKAGE)	216
FIGURE 3-25. ENGINE ASSEMBLY - KUBOTA ENGINE (WITHOUT ARCTIC PACKAGE)	218
FIGURE 3-26. ENGINE INSTALLATION - KUBOTA ENGINE (WITH ARCTIC PACKAGE)	224
FIGURE 3-27. ENGINE AND PUMP SUB-ASSEMBLY - KUBOTA ENGINE (WITH ARCTIC PACKAGE)	230
FIGURE 3-28. ENGINE ASSEMBLY - KUBOTA ENGINE (WITH ARCTIC PACKAGE)	232
FIGURE 3-29. ENGINE COMPONENTS - KUBOTA	238
FIGURE 3-30. PUMP COUPLING KIT - KUBOTA ENGINE	242
FIGURE 3-31. PISTON PUMP ASSEMBLY	244
FIGURE 3-32. SPARK ARRESTOR INSTALLATION - DEUTZ D2011 ENGINE	248
FIGURE 3-33. ENGINE BAFFLE INSTALLATION - WITH DEUTZ ENGINES	250
FIGURE 3-34. ENGINE BAFFLE INSTALLATION - WITH KUBOTA ENGINE	252
FIGURE 3-35. GENERATOR INSTALLATION - 2500W/50HZ (DEUTZ D2011 ENGINE)	254
FIGURE 3-36. GENERATOR INSTALLATION - 2500W/60HZ (DEUTZ D2011 ENGINE)	258
FIGURE 3-37. GENERATOR INSTALLATION - 2500W/60HZ (DEUTZ D2.9L4 ENGINE)	262
FIGURE 3-38. GENERATOR INSTALLATION - 2500W/60HZ (KUBOTA ENGINE)	266
FIGURE 3-39. GENERATOR INSTALLATION - 4000W/50HZ (DEUTZ D2011 ENGINE)	270
FIGURE 3-40. GENERATOR INSTALLATION - 4000W/60HZ (DEUTZ D2011 ENGINE)	274
FIGURE 3-41. GENERATOR INSTALLATION - 4000W/60HZ (DEUTZ D2.9L4 ENGINE)	278
FIGURE 3-42. GENERATOR INSTALLATION - 4000W/50HZ (DEUTZ ENGINE) (STAGE V)	282
FIGURE 3-43. GENERATOR INSTALLATION - 7500W/50HZ (DEUTZ D2011 ENGINE)	286
FIGURE 3-44. GENERATOR INSTALLATION - 7500W/60HZ (DEUTZ D2011 ENGINE)	290
FIGURE 3-45. GENERATOR INSTALLATION - 7500W/60HZ (DEUTZ D2.9L4 ENGINE)	294
FIGURE 3-46. GENERATOR INSTALLATION - 7500W/60HZ (KUBOTA ENGINE)	298
FIGURE 3-47. GENERATOR INSTALLATION - 7500W/60HZ (KUBOTA ENGINE)	302
SECTION 4 - BOOM	307
FIGURE 4-1. BOOM INSTALLATION - 450AJ	308
FIGURE 4-2. MAIN BOOM ASSEMBLY - 450AJ HC3	310
FIGURE 4-3. TOWER BOOM ASSEMBLY - 450AJ HC3	312
FIGURE 4-4. JIB INSTALLATION - USA BUILT MACHINES	314
FIGURE 4-5. JIB INSTALLATION - CHINA BUILT MACHINES	316
FIGURE 4-6. ROTATOR ASSEMBLY	318
FIGURE 4-7. PLATFORM SUPPORT INSTALLATION	320
FIGURE 4-8. 4WD VALVES INSTALLATION	322

TABLE OF CONTENTS

FIGURE 4-9. UPRIGHT VALVE ASSEMBLY	324
FIGURE 4-10. BOOM VALVE ASSEMBLY - 450AJ	326
SECTION 5 - PLATFORM	329
FIGURE 5-1. PLATFORM ASSEMBLY - 30IN X 4FT (76CM X 1.22M) - SIDE GATE ENTRY (USA BUILT MACHINES)	330
FIGURE 5-2. PLATFORM ASSEMBLY - 30IN X 5FT (76CM X 1.52M) - SIDE GATE ENTRY (USA AND CHINA BUILT MACHINES)	332
FIGURE 5-3. PLATFORM ASSEMBLY - 30IN X 6FT (76CM X 1.83M) - SIDE GATE ENTRY (USA AND CHINA BUILT MACHINES)	334
FIGURE 5-4. PLATFORM ASSEMBLY - 30IN X 3FT (76CM X .91M) - DROP BAR ENTRY (USA AND ROMANIAN BUILT MACHINES)	336
FIGURE 5-5. PLATFORM ASSEMBLY - 30IN X 4FT (76CM X 1.22M) - WITH DROP BAR (USA BUILT MACHINES)	338
FIGURE 5-6. PLATFORM ASSEMBLY - 30IN X 5FT (76CM X 1.52M) - WITH DROP BAR (USA AND CHINA BUILT MACHINES)	340
FIGURE 5-7. PLATFORM ASSEMBLY - 30IN X 6FT (76CM X 1.83M) - WITH DROP BAR (USA AND CHINA BUILT MACHINES)	342
FIGURE 5-8. PLATFORM ASSEMBLY - 30IN X 5FT (76CM X 1.52M) - FALL ARREST (ANSI, ANSI EXPORT AND CSA SPECS)	344
FIGURE 5-9. CONSOLE BOX INSTALLATION - 450A	346
FIGURE 5-10. CONSOLE BOX INSTALLATION - 450AJ	348
FIGURE 5-11. PLATFORM CONSOLE BOX ASSEMBLY - 450A	350
FIGURE 5-12. PLATFORM CONSOLE BOX ASSEMBLY - 450AJ	354
FIGURE 5-13. LIGHT PANEL INSTALLATION – PLATFORM CONSOLE (USA & CHINA BUILT MACHINES)	358
FIGURE 5-14. LIGHT PANEL INSTALLATION – PLATFORM CONSOLE (ROMANIAN BUILT MACHINES)	360
FIGURE 5-15. CONTROLLER ASSEMBLY - DRIVE AND STEER	362
FIGURE 5-16. CONTROLLER ASSEMBLY - LIFT AND SWING	364
FIGURE 5-17. FOOTSWITCH ASSEMBLY	368
FIGURE 5-18. TRAY ASSEMBLY	370
FIGURE 5-19. SKYEYE INSTALLATION	372
FIGURE 5-20. SKYGUARD BAR INSTALLATION	374
FIGURE 5-21. SKYLINE INSTALLATION	376
FIGURE 5-22. SKYGLAZIER INSTALLATION (Prior to SN 0300281039, Prior to SN B300011596)	378
FIGURE 5-23. SKYGLAZIER INSTALLATION (SN 0300281039 to Present, SN B300011596 to Present)	380
FIGURE 5-24. SKYWELDER INSTALLATION (50HZ)	382
FIGURE 5-25. SKYWELDER INSTALLATION (60HZ)	384
FIGURE 5-26. SKYWELDER PREP PACKAGE INSTALLATION	386
FIGURE 5-27. WELDER ASSEMBLY	388
FIGURE 5-28. PIPE RACK INSTALLATION (ALL SPECS EXCEPT AUSTRALIAN SPECS)	390
FIGURE 5-29. PIPE RACK INSTALLATION (AUSTRALIAN SPEC)	392
FIGURE 5-30. FALL ARREST INSTALLATION (BOLT-ON) (4FT/1.22M PLATFORM)	394
FIGURE 5-31. FALL ARREST INSTALLATION (BOLT-ON) (5FT/1.52M PLATFORM)	396
FIGURE 5-32. USB CHARGER INSTALLATION	398
SECTION 6 - CYLINDER	401
FIGURE 6-1. AXLE LOCKOUT CYLINDER ASSEMBLY (USA & ROMANIAN BUILT MACHINES)	402
FIGURE 6-2. AXLE LOCKOUT CYLINDER ASSEMBLY (CHINA BUILT MACHINES)	404
FIGURE 6-3. LEVEL PLATFORM SLAVE CYLINDER ASSEMBLY	406
FIGURE 6-4. LIFT CYLINDER ASSEMBLY	408
FIGURE 6-5. LIFT CYLINDER ASSEMBLY	410
FIGURE 6-6. LIFT CYLINDER ASSEMBLY - TOWER BOOM	412
FIGURE 6-7. MASTER CYLINDER ASSEMBLY	414
FIGURE 6-8. STEER CYLINDER ASSEMBLY	416
FIGURE 6-9. TELESCOPE CYLINDER ASSEMBLY	418
SECTION 7 - HYDRAULIC	421
FIGURE 7-1. 4WD HYDRAULIC SYSTEM INSTALLATION - 450AJ	422
SECTION 8 - ELECTRICAL	429
FIGURE 8-1. AC BOX AT PLATFORM INSTALLATION - 110V - ANSI, ANSI EXPORT, CHINA, CSA AND JAPANESE SPECS	430
FIGURE 8-2. AC BOX AT PLATFORM INSTALLATION - 110V IEC YELLOW (CE AND RUSSIA SPECS WITH 4000W/50HZ GENERATOR)	432

TABLE OF CONTENTS

FIGURE 8-3. AC BOX AT PLATFORM INSTALLATION - 110V IEC 60309 YELLOW WITHOUT 2500W GENERATOR (CE AND RUSSIA SPECS).....	434
FIGURE 8-4. AC BOX AT PLATFORM INSTALLATION - 220V IEC BLUE (CE AND RUSSIA SPECS WITH 4000W/50HZ GENERATOR).....	436
FIGURE 8-5. AC BOX AT PLATFORM INSTALLATION - 220V IEC 60309 BLUE WITHOUT 2500W GENERATOR (CE AND RUSSIA SPECS).....	438
FIGURE 8-6. AC BOX AT PLATFORM INSTALLATION - 220V CEE7 POST GROUND (2X4 BOX) WITHOUT 2500W GENERATOR (CE AND RUSSIA SPECS).....	440
FIGURE 8-7. AC BOX AT PLATFORM INSTALLATION - 220V CEE7 SIDE GROUND (2X4 BOX) WITHOUT 2500W GENERATOR (CE AND RUSSIA SPECS).....	442
FIGURE 8-8. AC BOX AT PLATFORM INSTALLATION - 220V CEE7 2IN X 4IN POST GROUND (CE AND RUSSIA SPECS WITH 4000W/50HZ GENERATOR).....	444
FIGURE 8-9. AC BOX AT PLATFORM INSTALLATION - 220V CEE7 2IN X 4IN SIDE GROUND (CE AND RUSSIA SPECS WITH 4000W/50HZ GENERATOR).....	446
FIGURE 8-10. AC BOX AT PLATFORM INSTALLATION - 220V AFSINT107 (CE AND RUSSIA SPECS WITH 4000W/50HZ GENERATOR).....	448
FIGURE 8-11. AC BOX AT PLATFORM INSTALLATION - 220V AFSINT 107 KEYED GROUND (2X4 BOX) WITHOUT 2500W GENERATOR (CE AND RUSSIA SPECS).....	450
FIGURE 8-12. AC BOX AT PLATFORM INSTALLATION - 220V CUSTOMER SUPPLIED COMPONENTS (AUSTRALIAN AND CE SPECS).....	452
FIGURE 8-13. AC BOX AT PLATFORM INSTALLATION - 240V (WITH 4000W GENERATOR) (ANSI, ANSI EXPORT, CSA AND JAPANESE SPECS).....	454
FIGURE 8-14. AC BOX AT PLATFORM INSTALLATION - 240V (WITH 7500W SKYPOWER GENERATOR) (ANSI, ANSI EXPORT, CSA AND JAPANESE SPECS).....	456
FIGURE 8-15. AC CABLE INSTALLATION - WITH TWO BREAKERS (CE AND RUSSIA SPECS).....	458
FIGURE 8-16. AC CABLE INSTALLATION - WITH THREE BREAKERS (CE AND RUSSIA SPECS).....	460
FIGURE 8-17. AC CABLE AND PLUG INSTALLATION (CHINA BUILT MACHINES).....	462
FIGURE 8-18. BATTERY DISCONNECT SWITCH.....	464
FIGURE 8-19. BEACON LIGHT HARNESS (BLUE AND RED BEACON LIGHT).....	466
FIGURE 8-20. BOOM CABLES AND CLAMPS INSTALLATION - 450AJ (MACHINES WITH 50HZ 4000W GENERATOR).....	468
FIGURE 8-21. BOOM CABLES AND CLAMPS INSTALLATION - 450AJ (MACHINES WITH 7500W GENERATOR).....	472
FIGURE 8-22. BOOM CABLES AND CLAMPS INSTALLATION - 450AJ (MACHINES WITH ARCTIC PACKAGE).....	476
FIGURE 8-23. BOOM CABLES AND CLAMPS INSTALLATION - 450AJ (MACHINES WITH 7500W GENERATOR AND WITH ARCTIC PACKAGE).....	480
FIGURE 8-24. BOOM CABLES AND CLAMPS INSTALLATION - 450AJ (MACHINES WITH 60HZ 4000W GENERATOR).....	484
FIGURE 8-25. BOOM CABLES AND CLAMPS INSTALLATION (MACHINES WITHOUT GENERATOR & WITHOUT AC CABLES).....	488
FIGURE 8-26. BOOM CABLES AND CLAMPS INSTALLATION (MACHINES WITHOUT GENERATOR & WITHOUT AC CABLES).....	490
FIGURE 8-27. BOOM CAPACITY HARNESS.....	494
FIGURE 8-28. BOOM HARNESS - 450AJ (MAIN BOOM) (WITHOUT ARCTIC PACKAGE).....	496
FIGURE 8-29. BOOM HARNESS - 450AJ (MAIN BOOM) (WITH ARCTIC PACKAGE).....	498
FIGURE 8-30. BOOM HARNESS - 450AJ (MAIN BOOM AC CABLE) (WITHOUT ARCTIC PACKAGE).....	500
FIGURE 8-31. BOOM HARNESS - 450AJ (MAIN BOOM AC CABLE) (WITH ARCTIC PACKAGE).....	502
FIGURE 8-32. BOOM HARNESS - TOWER BOOM (WITHOUT ARCTIC PACKAGE).....	504
FIGURE 8-33. BOOM HARNESS - TOWER BOOM (WITH ARCTIC PACKAGE).....	506
FIGURE 8-34. BOOM HARNESS - TOWER BOOM AC CABLE (WITHOUT ARCTIC PACKAGE).....	508
FIGURE 8-35. BOOM HARNESS - TOWER BOOM AC CABLE (WITH ARCTIC PACKAGE).....	510
FIGURE 8-36. BOOM SENSOR HARNESS.....	512
FIGURE 8-37. BOOM TRANSPORT HARNESS.....	514
FIGURE 8-38. BOOM VALVE HARNESS.....	516
FIGURE 8-39. BREAKER BOX KIT WITH SINGLE DOUBLE POLE BREAKER - CE AND RUSSIA SPECS.....	518
FIGURE 8-40. BREAKER BOX KIT WITH THREE BREAKERS - CE AND RUSSIA SPECS.....	520
FIGURE 8-41. BREAKER BOX KIT - 30MA/16 AMP.....	522
FIGURE 8-42. CHASSIS SOLENOID HARNESS.....	524
FIGURE 8-43. ENGINE HARNESS - DEUTZ D2011.....	526
FIGURE 8-44. ENGINE HARNESS - DEUTZ D2.9L4.....	528
FIGURE 8-45. ENGINE HARNESS - DEUTZ D2.9L4 ENGINE (STAGE V).....	532
FIGURE 8-46. ENGINE HARNESS - KUBOTA.....	536
FIGURE 8-47. FUEL HARNESS - DEUTZ D2.9L4 ENGINE.....	538
FIGURE 8-48. GENERATOR HARNESS - 2500W GENERATOR (60HZ).....	540
FIGURE 8-49. GENERATOR HARNESS - 2500W GENERATOR (50HZ).....	542
FIGURE 8-50. GENERATOR HARNESS - 4000W GENERATOR.....	544
FIGURE 8-51. GROUND CONTROL PANEL HARNESS.....	546
FIGURE 8-52. KUBOTA D/F POWER HARNESS.....	548
FIGURE 8-53. PLATFORM CONSOLE BOX HARNESS.....	550
FIGURE 8-54. PLATFORM INTERFACE HARNESS.....	554

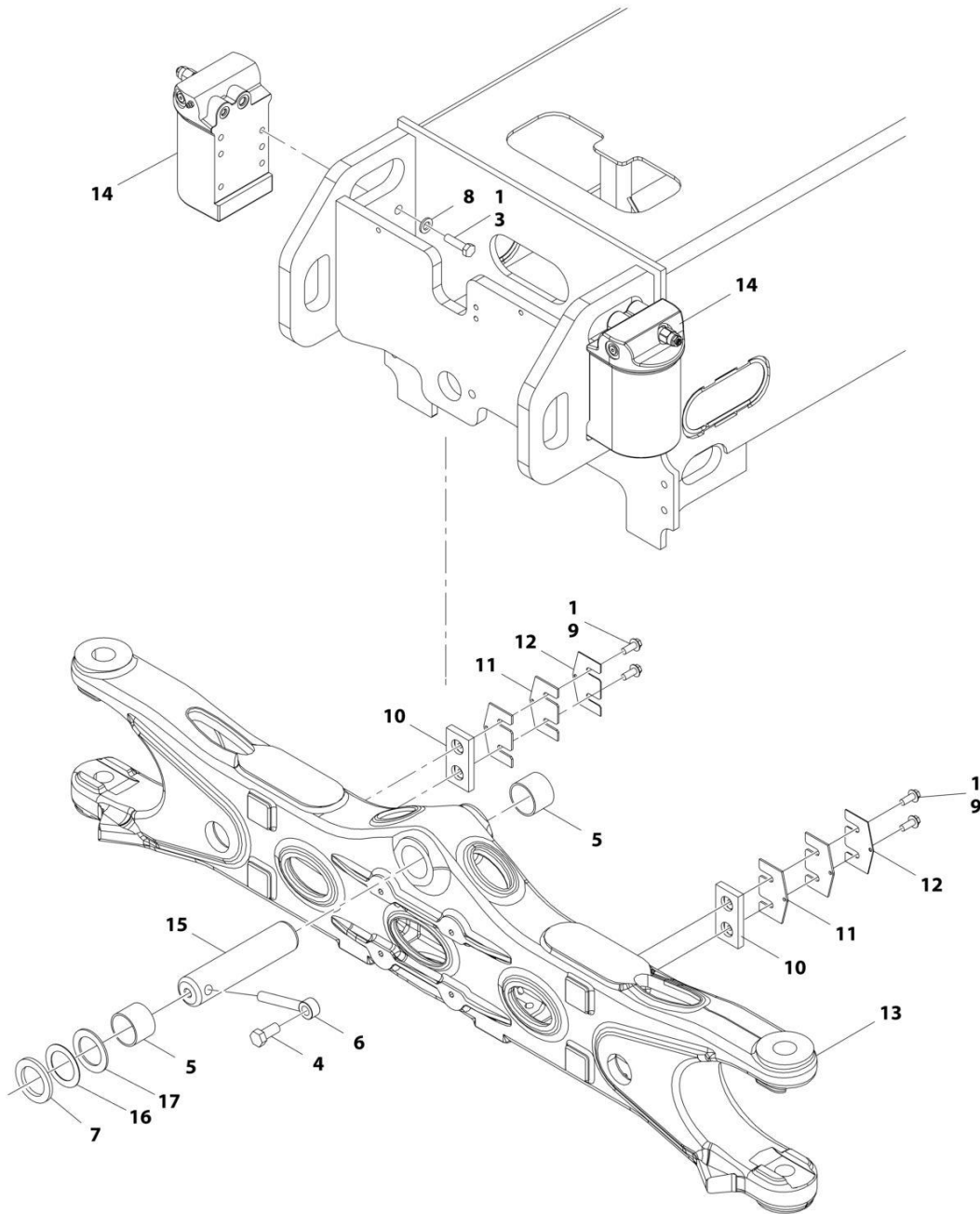
TABLE OF CONTENTS

FIGURE 8-55. RECEPTACLE BOX KIT - 110V IEC YELLOW (CE AND RUSSIA SPECS)	556
FIGURE 8-56. RECEPTACLE BOX KIT - 220V IEC BLUE (CE AND RUSSIA SPECS)	558
FIGURE 8-57. RECEPTACLE BOX KIT - 220V CEE7 POST GROUND 2IN X 4IN BOX (CE AND RUSSIA SPECS)	560
FIGURE 8-58. RECEPTACLE BOX KIT - 220V CEE7 SIDE GROUND 2IN X 4IN BOX (CE AND RUSSIA SPECS)	562
FIGURE 8-59. RECEPTACLE BOX KIT - 220V AFSINT 107 (CE AND RUSSIA SPECS)	564
FIGURE 8-60. SKYEYE INTERMEDIATE HARNESS	566
FIGURE 8-61. SKYEYE RECEIVER HARNESS	568
FIGURE 8-62. SKYEYE EMITTER HARNESS	570
FIGURE 8-63. SKYLINE HARNESS	572
FIGURE 8-64. TURNABLE HARNESS	574
FIGURE 8-65. VALVE HARNESS - MAIN VALVE	578
FIGURE 8-66. VALVE HARNESS - PLATFORM VALVE	580
FIGURE 8-67. BOOM SENSORS INSTALLATION	582
 SECTION 9 - DECALS	 585
FIGURE 9-1. DECAL INSTALLATION - ANSI, ANSI EXPORT AND CSA SPECS WITH DEUTZ ENGINES (ENGLISH LANGUAGE)	586
FIGURE 9-2. DECAL INSTALLATION - ANSI AND ANSI EXPORT SPECS WITH KUBOTA ENGINES (ENGLISH LANGUAGE)	588
FIGURE 9-3. DECAL INSTALLATION - AUSTRALIAN SPEC (ENGLISH LANGUAGE)	590
FIGURE 9-4. DECAL INSTALLATION - BRAZIL SPEC (PORTUGUESE/SPANISH LANGUAGES)	592
FIGURE 9-5. DECAL INSTALLATION - CE & UK CA SPEC (ENGLISH LANGUAGE)	594
FIGURE 9-6. DECAL INSTALLATION - CSA SPEC WITH DEUTZ ENGINES (FRENCH/ENGLISH LANGUAGES)	596
FIGURE 9-7. DECAL INSTALLATION - CSA SPEC WITH KUBOTA ENGINES (FRENCH/ENGLISH LANGUAGES)	598
FIGURE 9-8. DECAL INSTALLATION - CHINESE SPEC (CHINESE/ENGLISH LANGUAGES)	600
FIGURE 9-9. DECAL INSTALLATION - JAPANESE SPEC (JAPANESE/ENGLISH LANGUAGES)	602
FIGURE 9-10. DECAL INSTALLATION - KOREAN SPEC (KOREAN/ENGLISH LANGUAGES)	604
FIGURE 9-11. DECAL INSTALLATION - LATIN AMERICA SPEC (SPANISH/ENGLISH LANGUAGES)	606
FIGURE 9-12. DECAL INSTALLATION - OPTIONS	608
FIGURE 9-13. TOW BAR DECAL INSTALLATION - ENGLISH LANGUAGE (ANSI, ANSI EXPORT, CE, CHINA, JAPANESE AND RUSSIA SPECS)	612
FIGURE 9-14. TOW BAR DECAL INST ALLATION - ENGLISH/SPANISH LANGUAGE (ANSI EXPORT SPECS)	614
FIGURE 9-15. TOW BAR DECAL INST ALLATION - SPANISH LANGUAGE (ANSI EXPORT, CE AND RUSSIA SPECS)	616
FIGURE 9-16. SKYWELDER DECAL INSTALLATION – 50HZ (ANSI EXPORT SPECS)	618
FIGURE 9-17. SKYWELDER DECAL INSTALLATION - 60HZ (ANSI EXPORT SPECS)	620
 SECTION 10 - RECOMMENDED SERVICE PARTS STOCK	 623
FIGURE 10-1. RECOMMENDED SERVICE PARTS STOCK	624
 SECTION 11 - SPECIAL OPTIONS	 627
FIGURE 11-1. SPECIAL OPTIONS	628
 PART NUMBER INDEX	 631

SECTION 1 - FRAME

SECTION 1 - FRAME

FIGURE 1-1. AXLE INSTALLATION (USA AND ROMANIAN BUILT MACHINES)



ART_1001164093

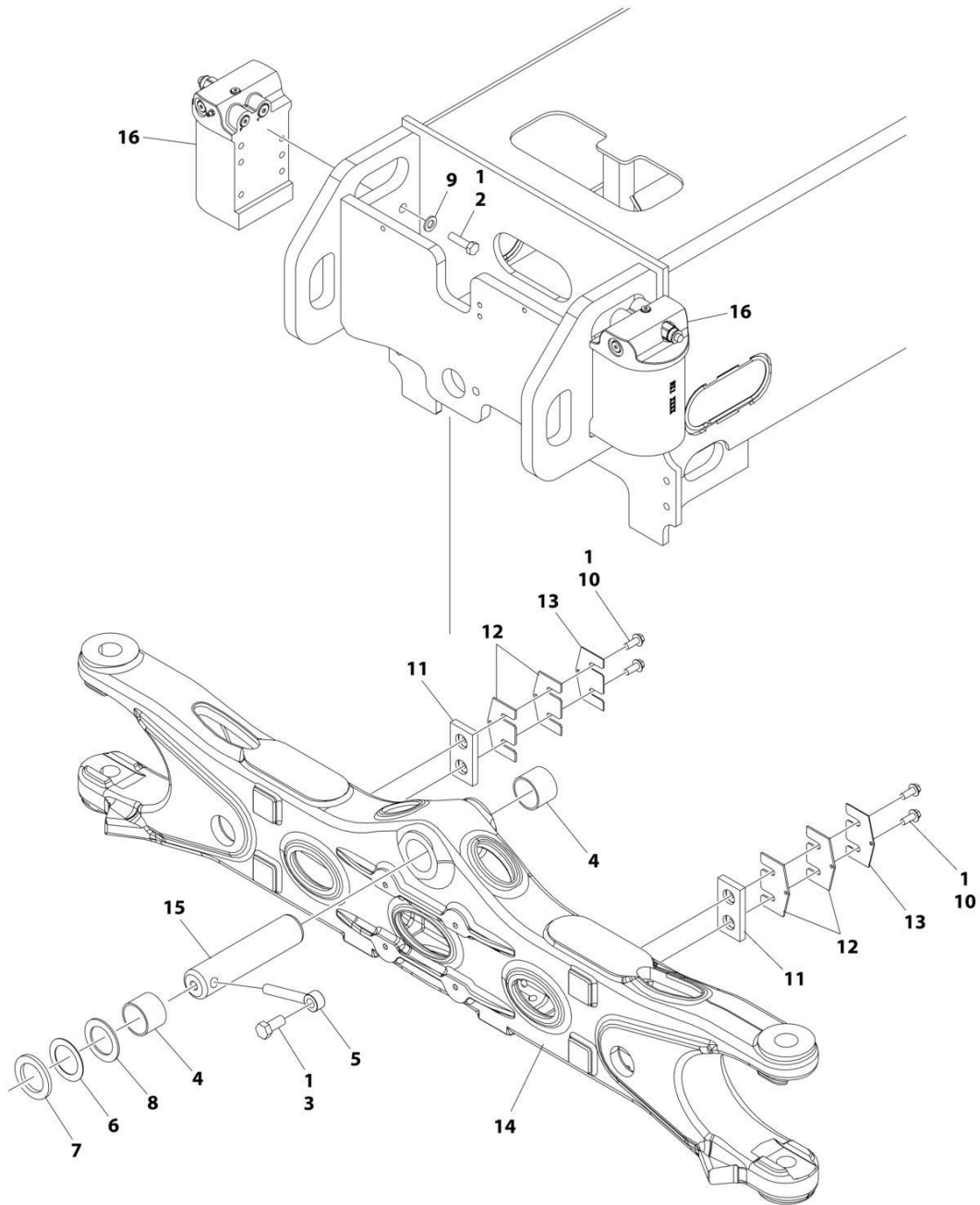
SECTION 1 - FRAME

FIGURE 1-1. AXLE INSTALLATION (USA AND ROMANIAN BUILT MACHINES)

ITEM	PART NUMBER	QTY	DESCRIPTION	REV
	1001164093	Ref	AXLE INSTALLATION	D
1	0100011	AR	Compound, Locking	
3	0701217	8	Bolt M12 x 45	
4	0761615	1	Bolt M16 x 35	
5	0961950	2	Bearing	
6	3841258	1	Keeper, Pin	
7	4740158	AR	Washer	
8	5241200	8	Washer M12	
9	5251012	4	Bolt M10 x 25	
10	1001118511	2	Pad, Wear	
11	1001118518	4	Shim 11Ga	
12	1001118519	2	Shim 16Ga	
13	1001162995	1	Axle	
14	1001163580	2	Axle Lockout Cylinder Assembly (See Separate Breakdown in CYLINDER SECTION)	
15	1001185030	1	Pin	
16	4071101	AR	Shim	
17	4740229	AR	Washer	

SECTION 1 - FRAME

FIGURE 1-2. AXLE INSTALLATION (CHINA BUILT MACHINES)



ART_1001264981

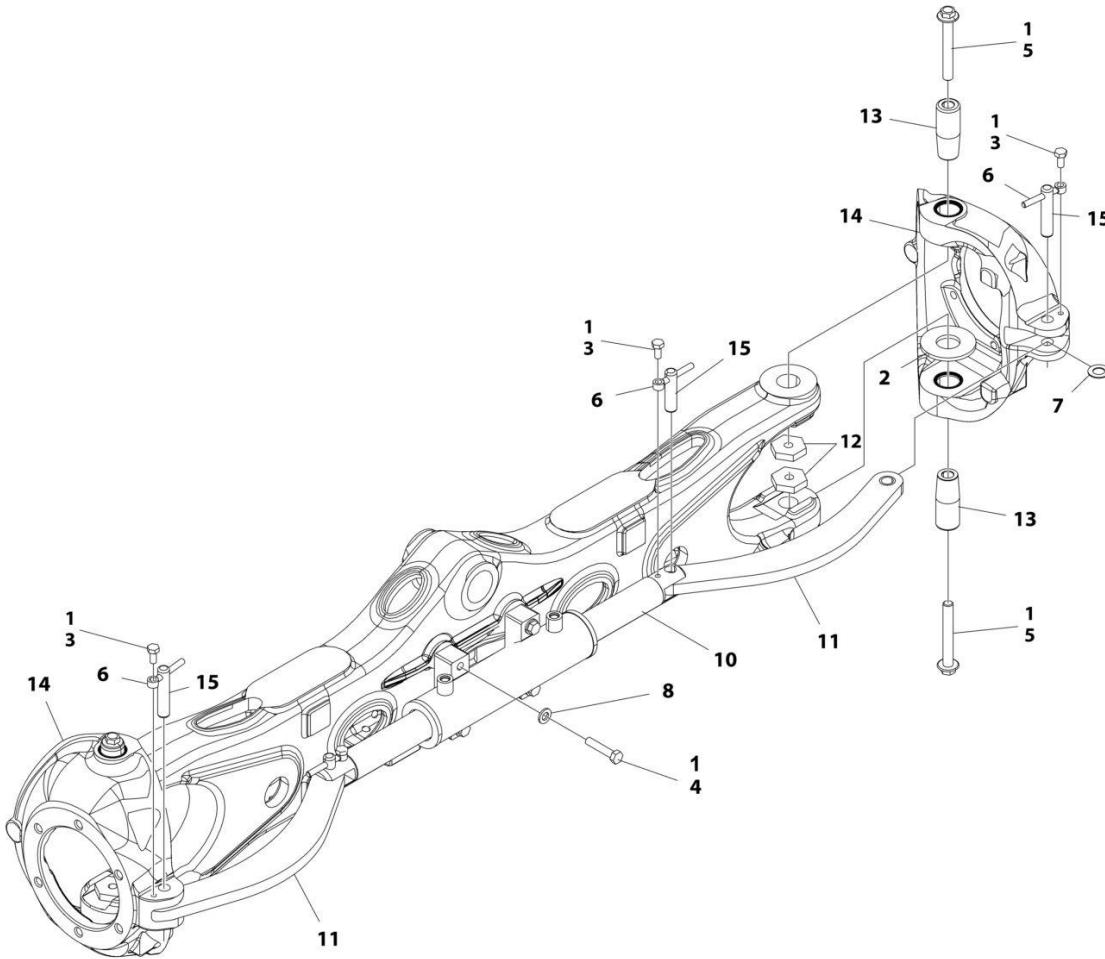
SECTION 1 - FRAME

FIGURE 1-2. AXLE INSTALLATION (CHINA BUILT MACHINES)

ITEM	PART NUMBER	QTY	DESCRIPTION	REV
	1001264981	Ref	AXLE INSTALLATION	B
1	0100011	AR	Compound, Locking	
2	0701217	8	Bolt M12 x 45	
3	0761615	1	Bolt M16 x 35	
4	0961950	2	Bearing	
5	3841258	1	Keeper, Pin	
6	4071101	AR	Shim	
7	4740158	AR	Washer	
8	4740229	AR	Washer	
9	5241200	8	Washer M12	
10	5251012	4	Bolt M10 x 25	
11	1001118511	2	Pad, Wear	
12	1001118518	AR	Shim 11Ga	
13	1001118519	AR	Shim 16Ga	
14	1001162995	1	Axle	
15	1001185030	1	Pin	
16	1001256179	2	Axle Lockout Cylinder Assembly (See Separate Breakdown in CYLINDER Section)	

SECTION 1 - FRAME

FIGURE 1-3. STEER INSTALLATION WITHOUT TOW PACKAGE



ART_1001164092

SECTION 1 - FRAME

FIGURE 1-3. STEER INSTALLATION WITHOUT TOW PACKAGE

ITEM	PART NUMBER	QTY	DESCRIPTION	REV
	1001164092	Ref	STEER INSTALLATION WITHOUT TOW PACKAGE	F
1	0100011	AR	Compound, Locking	
2	1001233139	2	Bearing, Thrust	
3	0761011	4	Bolt M10 x 22	
4	0711220	4	Bolt M12 x 60 Grade 10.9	
5	1001190368	4	Bolt M16 x 120	
6	3841143	4	Keeper, Pin	
7	4740086	4	Washer	
8	5241200	4	Washer M12	
10	1001163178	1	Steer Cylinder Assembly (See Separate Breakdown in CYLINDER SECTION)	
11	1001163179	2	Link	
11	1001164209	4	Bearing (2 Per Link)	
12	1001176848	4	Nut M16	
13	1001163405	4	Kingpin	
14	1001163715	2	Spindle	
14	0961948	4	Bearing (2 Per Spindle)	
14	1001163716	8	Seal (4 Per Spindle)	
15	3423304	4	Pin	

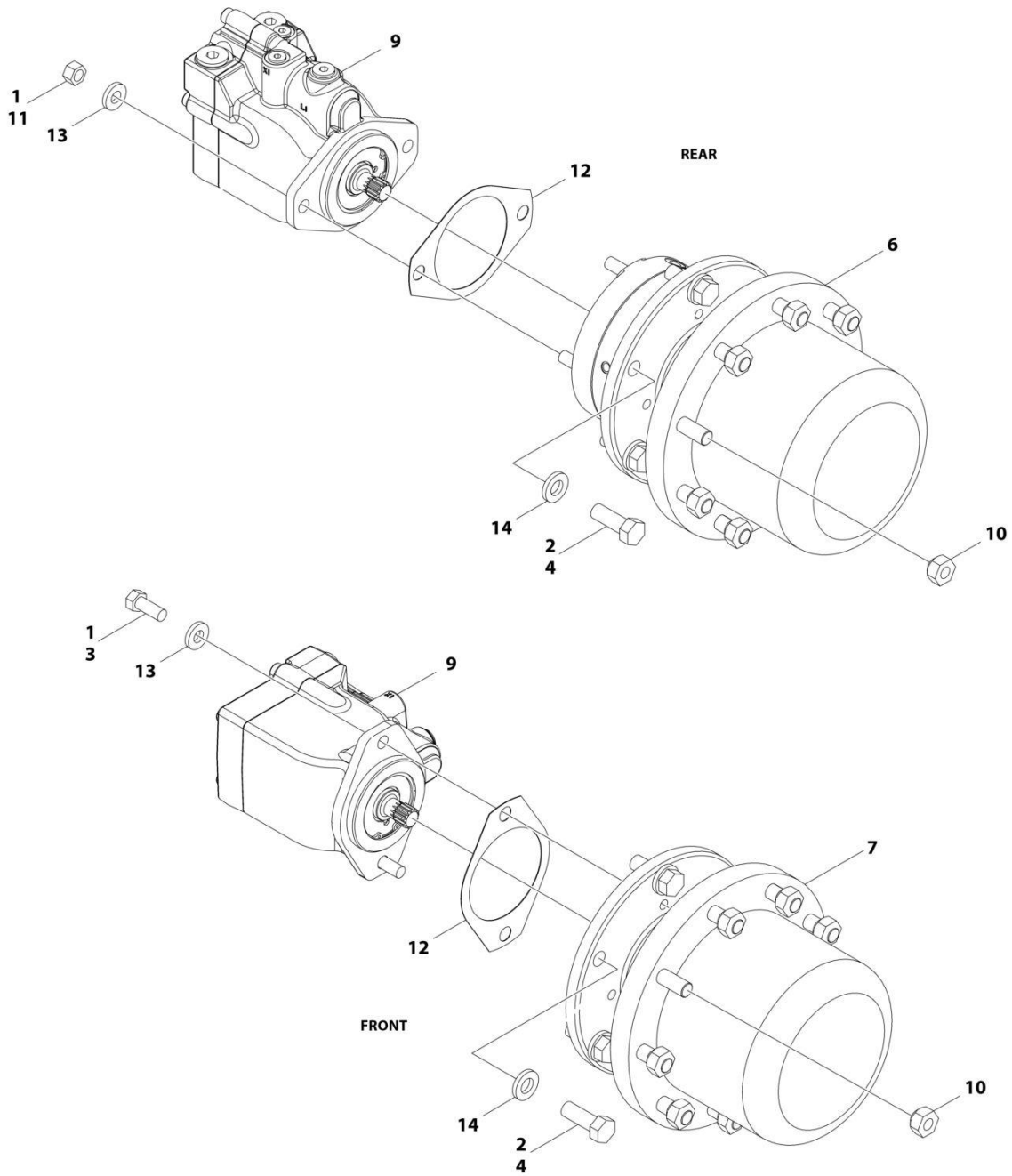
SECTION 1 - FRAME

FIGURE 1-4. STEER INSTALLATION WITH TOW PACKAGE

ITEM	PART NUMBER	QTY	DESCRIPTION	REV
	1001164095	Ref	STEER INSTALLATION WITH TOW PACKAGE	D
1	0100011	AR	Compound, Locking	
2	0440271	2	Bearing, Thrust	
3	0761011	5	Bolt M10 x 22	
4	0701617	2	Bolt M16 x 45	
5	0711220	4	Bolt M12 x 60 Grade 10.9	
6	0711629	4	Bolt M16 x 120	
7	0962348	1	Bearing	
8	3422848	1	Pin	
9	3841143	5	Keeper, Pin	
10	3900295	2	Bolt 1 X 3	
11	4740086	4	Washer	
12	4740155	1	Washer	
13	4740491	2	Washer	
15	5241200	4	Washer M12	
16	1001139586	2	Pin	
17	1001163178	1	Steer Cylinder Assembly (See Separate Breakdown in CYLINDER SECTION)	
18	1001163179	1	Link	
18	1001164209	2	Bearing	
19	1001176848	4	Nut M16	
20	1001163405	4	Kingpin	
21	1001163715	2	Spindle	
21	0961948	4	Bearing (2 per Spindle)	
21	1001163716	8	Seal (4 per Spindle)	
22	1001163717	1	Bracket, Tow	
23	1001163722	1	Plate	
24	1001163724	1	Link	
24	0962292	4	Bearing	
25	1001163726	1	Link	
25	1001164209	2	Bearing	
26	3423304	2	Pin	
27	1001190368	4	Bolt M16 x 120	
28	5241600	6	Washer M16	

SECTION 1 - FRAME

FIGURE 1-5. WHEEL DRIVE INSTALLATION (4WD)



ART_1001166239

SECTION 1 - FRAME

FIGURE 1-5. WHEEL DRIVE INSTALLATION (4WD)

ITEM	PART NUMBER	QTY	DESCRIPTION	REV
	1001166239	Ref	WHEEL DRIVE INSTALLATION (4WD)	E
1	0100011	AR	Compound, Locking	
2	0100019	AR	Compound, Locking	
3	0681810	4	Bolt 1/2 x 1-1/4 Grade 8	
4	0682014	24	Bolt 5/8 x 1-3/4 Grade 8	
6	2780267	2	Drive Hub Assembly - Rear (See Separate Breakdown in this Section)	
7	2780268	2	Drive Hub Assembly - Front (See Separate Breakdown in this Section)	
9	3160348	4	Drive Motor Assembly (See Separate Breakdown in this Section)	
10	3300106	36	Lugnut	
11	3311801	4	Nut 1/2	
12	3960526	4	Gasket, Brake	
13	4891800	8	Washer 1/2	
14	4892000	24	Washer 5/8	

SECTION 1 - FRAME

FIGURE 1-6. DRIVE HUB AND BRAKE ASSEMBLY - REAR

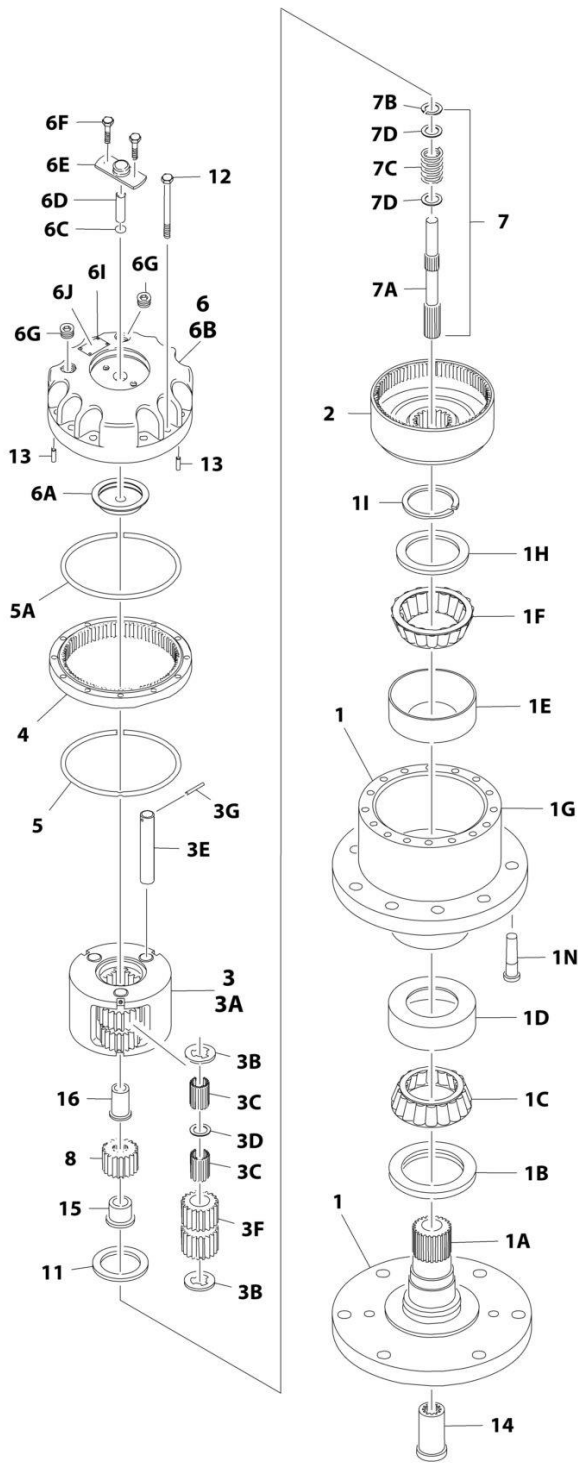
ITEM	PART NUMBER	QTY	DESCRIPTION	REV
	2780267	Ref	DRIVE HUB AND BRAKE ASSEMBLY - REAR	I
1	See Note	1	Spindle/Housing Assembly (Note: Purchase Individual Components)	
1A	7017059	1	Spindle	
1B	7001998	1	Seal	
1C	7010429	1	Cone, Bearing (Includes Item 1D)	
1D	7010429	1	Cup, Bearing (Includes Item 1C)	
1E	7000257	1	Cup, Bearing	
1F	7000258	1	Cone, Bearing	
1G	7007601	1	Housing/Ring Gear	
1H	7000232	1	Washer, Thrust	
1I	7000229	1	Ring, Retaining	
1N	7007640	9	Stud, Wheel	
2	7000246	1	Gear, Internal	
3	7024712	1	Carrier Assembly	
3A	See Note	1	Carrier (Note: Use Item 3)	
3B	See Note	6	Ring, Retaining (Note: Use Item 3)	
3C	See Note	AR	Bearing, Needle (Note: Use Item 3)	
3D	See Note	3	Washer, Thrust (Note: Use Item 3)	
3E	See Note	3	Shaft, Planet (Note: Use Item 3)	
3F	See Note	3	Gear, Planet (Note: Use Item 3)	
3G	See Note	3	Roll Pin (Note: Use Item 3)	
4	7000248	1	Ring Gear	
5	7000230	1	O-Ring	
5A	7017070	1	O-Ring	
6	70001349	1	Cover Assembly Kit	
6A	See Note	1	Spacer, Thrust (Note: Use Item 6)	
6B	See Note	1	Plate, Cover (Note: Use Item 6)	
6C	See Note	1	O-Ring (Note: Use Item 6)	
6D	See Note	1	Rod, Disconnect (Note: Use Item 6)	
6E	See Note	1	Cap, Disengage (Note: Use Item 6)	
6F	See Note	2	Bolt (Note: Use Item 6)	
6G	See Note	1	Plug, Pipe (Note: Use Item 6)	
6I	See Note	4	Rivet (Note: Not Available for Purchase)	
6J	See Note	1	Plate, ID (Note: Not Available for Purchase)	
7		Ref	Input Shaft Assembly	
7A	7024714	1	Shaft	
7B	7000261	1	Ring, Retaining	
7C	7000262	1	Spring	
7D	7000263	2	Spacer, Thrust	
8	7024713	1	Gear, Sun	
11	7000253	1	Washer, Thrust	
12	7017067	12	Bolt	
13	7017080	4	Pin, Dowel	
14	7000206	1	Coupling	
15	7024715	1	Spacer, Input	
16	7024716	1	Spacer, Input	
17	7024182	1	Brake Assembly (See Items 101-123 for Breakdown)	
27	7024705	1	O-Ring	
28	7024717	2	Rod, Threaded	

SECTION 1 - FRAME

ITEM	PART NUMBER	QTY	DESCRIPTION	REV
29	7024718	2	Nut 1/2in-13NC	
	7024182	Ref	BRAKE ASSEMBLY	
101	7024189	1	Shaft	
102	See Note	1	Housing (Note: Use Item 17)	
103	See Note	2	Plate, Friction (Note: Use Item 201B)	
104	See Note	1	Plate, Pressure (Note: Use Item 201B)	
105	7000731	2	Gasket	
106	See Note	2	Plate, Outer (Note: Use Item 201B)	
107	See Note	1	Gasket (Note: Use Item 200A, 201B or 201C)	
108	7024191	1	Cylinder	
109	7024192	1	Piston	
110	See Note	1	Bearing, Ball (Note: Use Item 201C)	
111	See Note	1	Ring, Retaining (Note: Use Item 201C)	
112	See Note	1	Seal, Shaft (Note: Use Item 201C)	
113	See Note	6	Capscrew (Note: Use Item 17)	
114	See Note	6	Lockwasher (Note: Use Item 17)	
115	See Note	1	O-Ring (Note: Use Item 200B)	
116	See Note	1	Ring, Back-up (Note: Use Item 200B)	
117	See Note	1	O-Ring (Note: Use Item 200B)	
118	See Note	1	Ring, Back-up (Note: Use Item 200B)	
119	7024190	2	Pin, Dowel	
120	See Note	1	Plug (Note: Use Item 17)	
121	See Note	2	Plug (Note: Use Item 17)	
122	See Note	12	Spring Kit (Natural) (Note: Use Item 201A)	
123	See Note	2	Spring Kit (Blue) (Note: Use Item 201A)	
		Ref	Kit Options	
200		Ref	Seal Kit Options:	
200A	See Note	1	Hub Seal Kit (Note: Purchase Individual Components)	
200B	7024194	1	Brake Seal Kit (Includes Items 105, 107 & 115-118)	
201		Ref	Repair Kit Options:	
201A	7024196	1	Brake Spring Kit (Includes 12 Natural Colored and 2 Blue Colored Springs Items 122 & 123)	
201B	7024193	1	Brake Friction Disc Kit (Includes Items 103, 104, 106 & 107)	
201C	7024197	1	Brake Bearing Kit (Includes Items 107 & 110-112)	

SECTION 1 - FRAME

FIGURE 1-7. DRIVE HUB ASSEMBLY - FRONT



ART_2780268

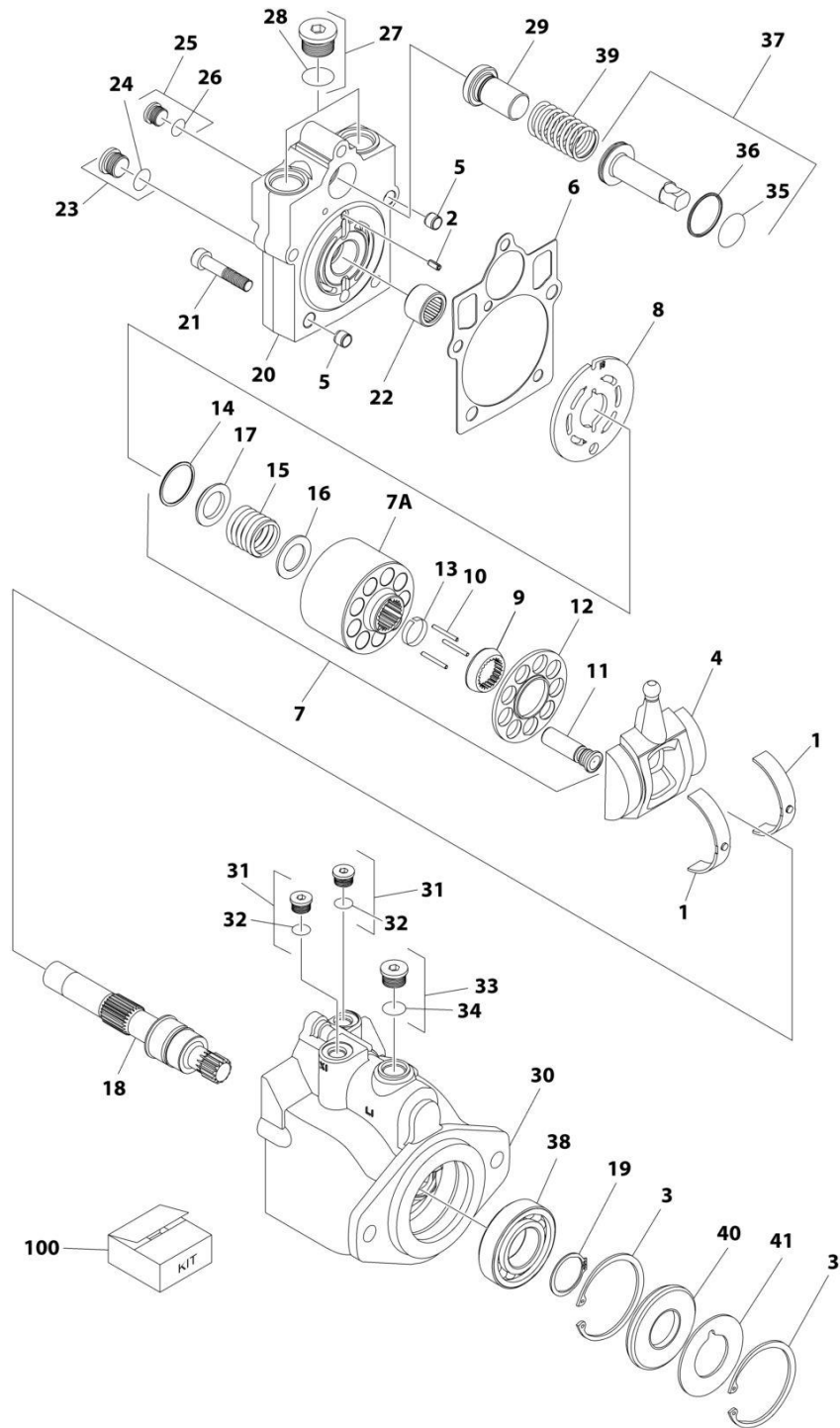
SECTION 1 - FRAME

FIGURE 1-7. DRIVE HUB ASSEMBLY - FRONT

ITEM	PART NUMBER	QTY	DESCRIPTION	REV
	2780268	Ref	DRIVE HUB ASSEMBLY - FRONT	F
1	See Note	1	Spindle/Housing Assembly (Note: Purchase Individual Components)	
1A	7017059	1	Spindle	
1B	7001998	1	Seal	
1C	7010429	1	Cone, Bearing (Includes Item 1D)	
1D	7010429	1	Cup, Bearing (Includes Item 1C)	
1E	7000257	1	Cup, Bearing	
1F	7000258	1	Cone, Bearing	
1G	7007601	1	Housing/Ring Gear	
1H	7000232	1	Washer, Thrust	
1I	7000229	1	Ring, Retaining	
1N	7007640	9	Stud, Wheel	
2	7000246	1	Gear, Internal	
3	7024712	1	Carrier Assembly	
3A	See Note	1	Carrier (Note: Use Item 3)	
3B	See Note	6	Ring, Retaining (Note: Use Item 3)	
3C	See Note	AR	Bearing, Needle (Note: Use Item 3)	
3D	See Note	3	Washer, Thrust (Note: Use Item 3)	
3E	See Note	3	Shaft, Planet (Note: Use Item 3)	
3F	See Note	3	Gear, Planet (Note: Use Item 3)	
3G	See Note	3	Roll Pin (Note: Use Item 3)	
4	7000248	1	Ring Gear	
5	7000230	1	O-Ring	
5A	7017070	1	O-Ring	
6	70001349	1	Cover Assembly Kit	
6A	See Note	1	Spacer, Thrust (Note: Use Item 6)	
6B	See Note	1	Plate, Cover (Note: Use Item 6)	
6C	See Note	1	O-Ring (Note: Use Item 6)	
6D	See Note	1	Rod, Disconnect (Note: Use Item 6)	
6E	See Note	1	Cap, Disengage (Note: Use Item 6)	
6F	See Note	2	Bolt (Note: Use Item 6)	
6G	See Note	1	Plug, Pipe (Note: Use Item 6)	
6I	See Note	4	Rivet (Note: Not Available for Purchase)	
6J	See Note	1	Plate, ID (Note: Not Available for Purchase)	
7		Ref	Input Shaft Assembly	
7A	7024714	1	Shaft	
7B	7000261	1	Ring, Retaining	
7C	7000262	1	Spring	
7D	7000263	2	Spacer, Thrust	
8	7024713	1	Gear, Sun	
11	7000253	1	Washer, Thrust	
12	7017067	12	Bolt	
13	7017080	4	Pin, Dowel	
14	7000206	1	Coupling	
15	7024715	1	Spacer, Input	
16	7024716	1	Spacer, Input	

SECTION 1 - FRAME

FIGURE 1-8. DRIVE MOTOR ASSEMBLY (4WD)



ART_3160348

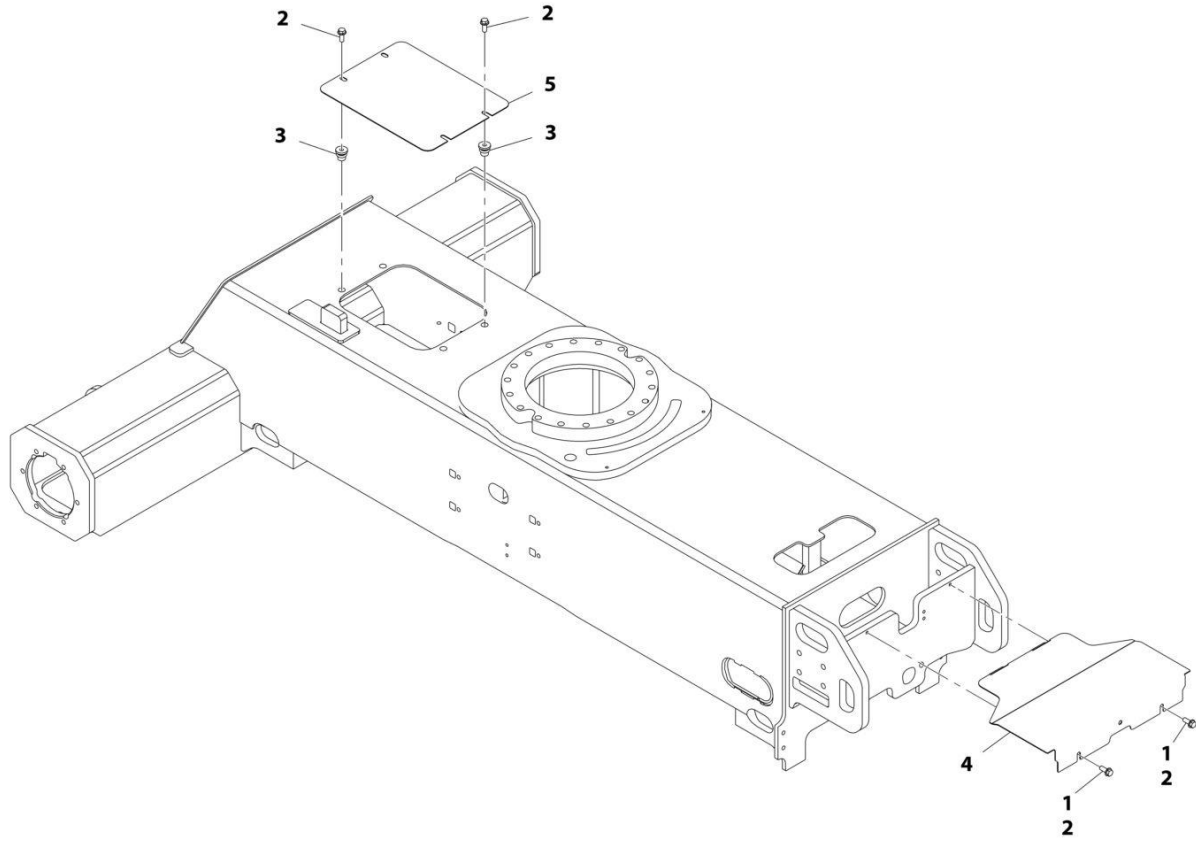
SECTION 1 - FRAME

FIGURE 1-8. DRIVE MOTOR ASSEMBLY (4WD)

ITEM	PART NUMBER	QTY	DESCRIPTION	REV
	3160348	Ref	DRIVE MOTOR ASSEMBLY	D
1	7022302	2	Bearing, Journal	
2	7007446	1	Pin	
3	7007438	2	Ring, Retaining	
4	7022305	1	Swash Plate	
5	See Note	2	Pin (Note: Not Available for Purchase)	
6	See Note	NSS	Gasket (Note: Use Item 100)	
7	7023907	1	Cylinder Block Kit (Includes Items 7A & 9-17)	
7A	See Note	NSS	Block, Cylinder (Note: Use Item 7)	
8	7023908	1	Plate, Valve	
9	7021277	1	Guide, Slipper Retainer	
10	7021275	3	Pin, Slipper Hold Down	
11	See Note	NSS	Piston Assembly (Note: Use Item 7)	
12	7022310	1	Retainer, Slipper	
13	7021276	1	Retainer, Hold Down Pin	
14	7022311	1	Ring, Retaining	
15	7022312	1	Spring	
16	7024868	1	Washer	
17	7022314	1	Retainer, Spring	
18	7023910	1	Shaft	
19	7007439	1	Ring, Retaining	
20	70000797	1	Cap, End - Axial	
21	7022368	5	Screw	
22	7021249	1	Bearing, Needle	
23	2220886	1	Plug (Includes Item 24)	
24	See Note	1	O-Ring (Note: Use Item 23 or 100)	
25	2220883	1	Plug (Includes Item 26)	
26	See Note	NSS	O-Ring (Note: Use Item 25 or 100)	
27	2220888	2	Plug (Includes Item 28)	
28	See Note	NSS	O-Ring (Note: Use Item 27 or 100)	
29	7022372	1	Seat, Spring	
30	See Note	NSS	Housing (Note: Not Available - Purchase Complete Assembly)	
31	2220883	2	Plug (Includes Item 32)	
32	See Note	NSS	O-Ring (Note: Use Item 31 or 100)	
33	2220886	1	Plug (Includes Item 34)	
34	See Note	NSS	O-Ring (Note: Use Item 33 or 100)	
35	See Note	NSS	O-Ring (Note: Use Item 100)	
36	See Note	NSS	Ring, Seal (Note: Use Item 100)	
37	7024854	1	Piston, Servo (Includes Items 35 & 36)	
38	7007437	1	Bearing	
39	7022326	1	Spring	
40	See Note	1	Seal, Lip (Note: Use Item 100)	
41	7022371	1	Washer, Support	
		Ref	KIT OPTIONS:	
100	7022328	1	Seal Kit (Includes Items 6, 24, 26, 28, 32, 34, 35, 36 & 40)	

SECTION 1 - FRAME

FIGURE 1-9. FRAME SHIELD INSTALLATION



ART_1001162105

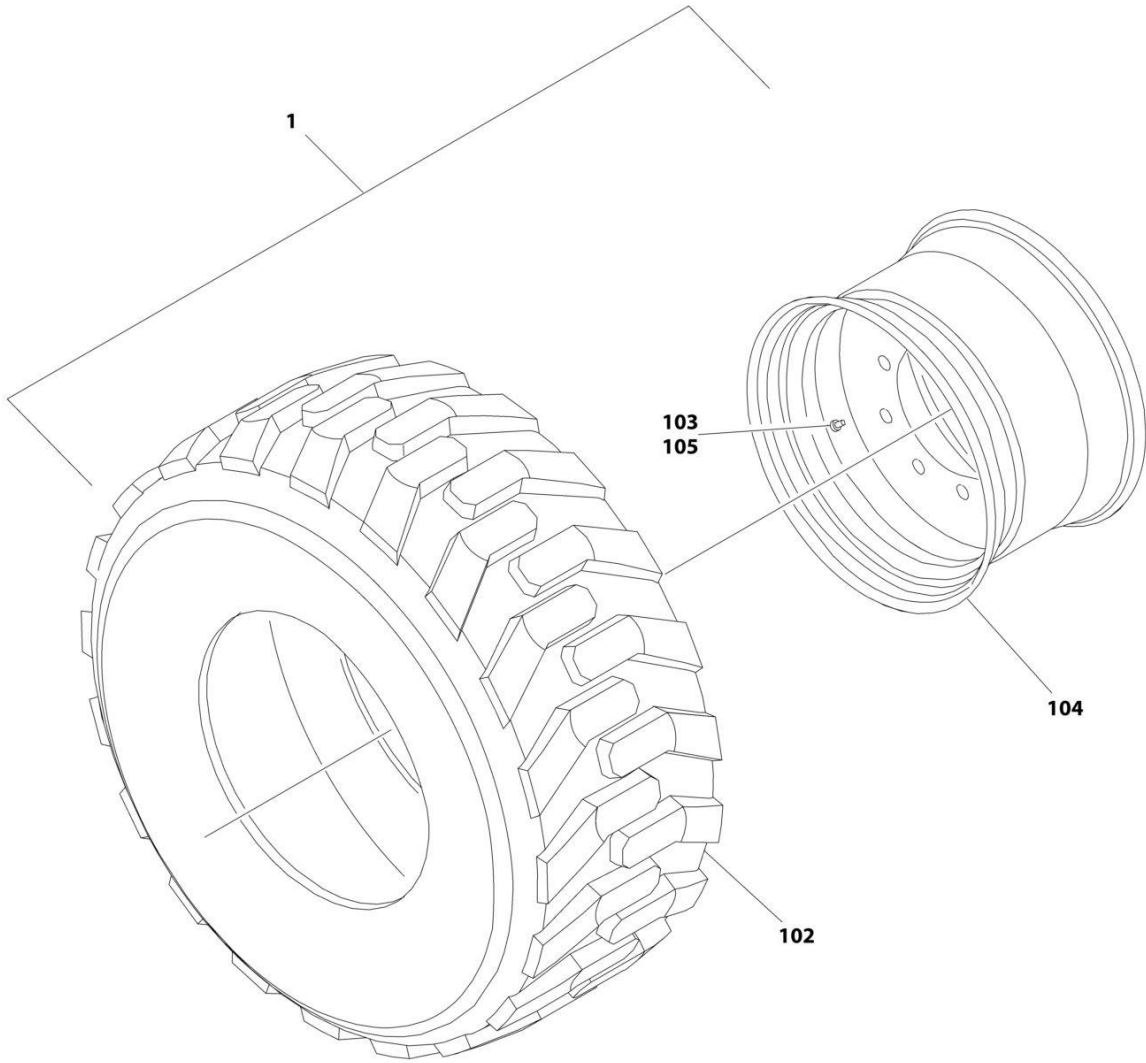
SECTION 1 - FRAME

FIGURE 1-9. FRAME SHIELD INSTALLATION

ITEM	PART NUMBER	QTY	DESCRIPTION	REV
	1001162105	Ref	FRAME SHIELD INSTALLATION	B
1	0100011	AR	Compound, Locking	
2	5251012	6	Bolt, M10 x 25	
3	1001180916	4	Nut	
4	1001162107	1	Plate, Valve Cover	
5	1001165968	1	Plate, Cover	

SECTION 1 - FRAME

FIGURE 1-10. TIRE AND WHEEL INSTALLATION - 12 X 16.5 FOAM FILLED (AVAILABLE ON ANSI, ANSI EXPORT, CSA AND JAPANESE SPECS)



ART_0270092

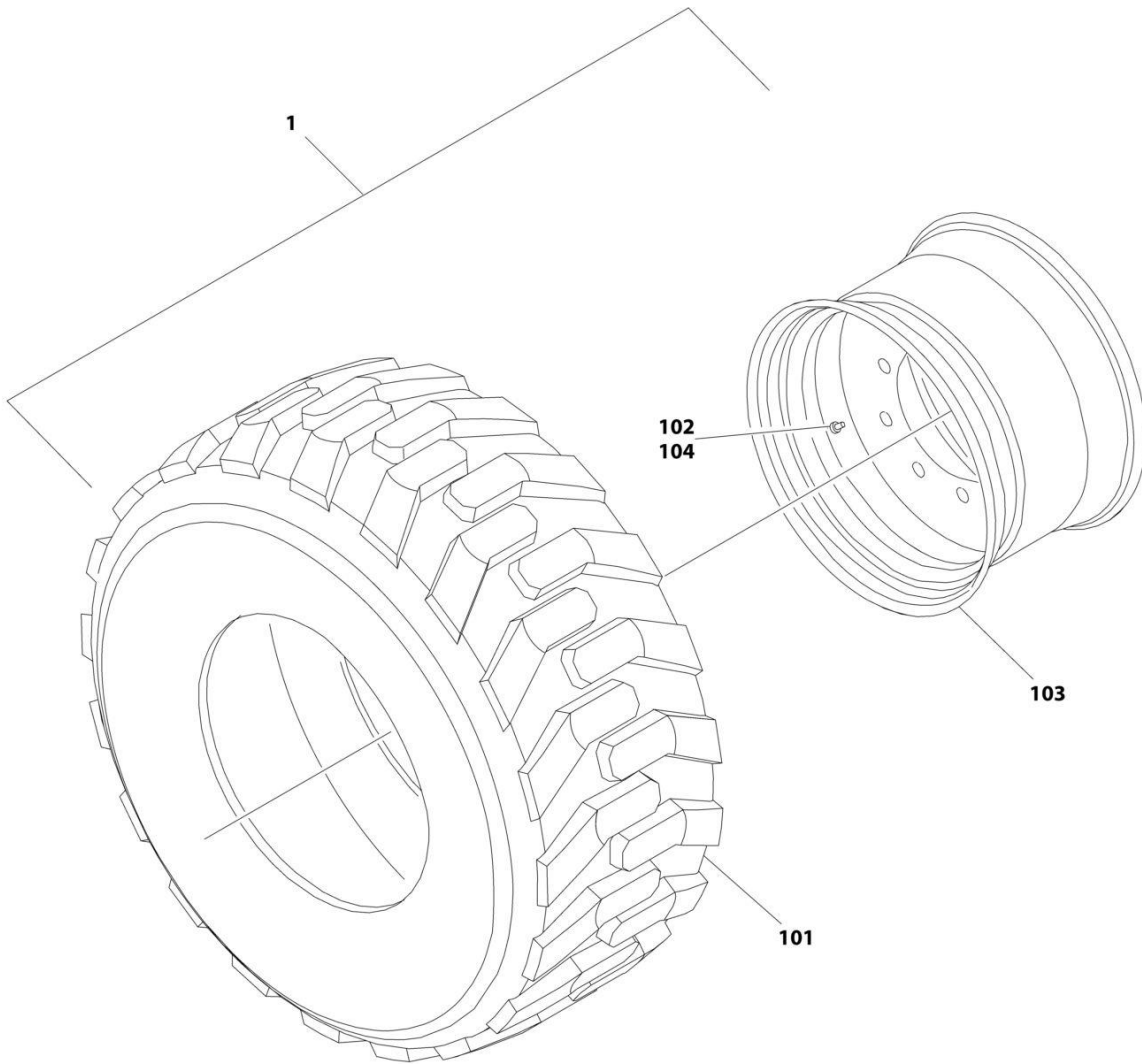
SECTION 1 - FRAME

FIGURE 1-10. TIRE AND WHEEL INSTALLATION - 12 X 16.5 FOAM FILLED (AVAILABLE ON ANSI, ANSI EXPORT, CSA AND JAPANESE SPECS)

ITEM	PART NUMBER	QTY	DESCRIPTION	REV
	0270092	Ref	TIRE AND WHEEL INSTALLATION - 12 X 16.5 FOAM FILLED	C
		Ref	Note: Assemblies may require ballast/foam filling to manufacturer's specifications prior to installing on a machine. Refer to Operation and Safety or Service and Maintenance Manuals. Purchase individual tire and/or rim only if able to foam fill tire and wheel assembly, otherwise, purchase complete assembly.	
1	1001148865	2	Tire and Wheel Assembly - 12 x 16.5 (RH Side)	G
1	1001148866	2	Tire and Wheel Assembly - 12 x 16.5 (LH Side)	G
102	4520216	4	Tire - 12 x 16.5	
103	4641122	4	Valve	
104	1001147274	4	Rim, Wheel	
105	1001149953	4	Cap, Valve Stem	

SECTION 1 - FRAME

**FIGURE 1-11. TIRE AND WHEEL INSTALLATION - 12 X 16.5 FOAM FILLED NON MARKING
(AVAILABLE ON ANSI, ANSI EXPORT, CSA AND JAPANESE SPECS)**



ART_0270653

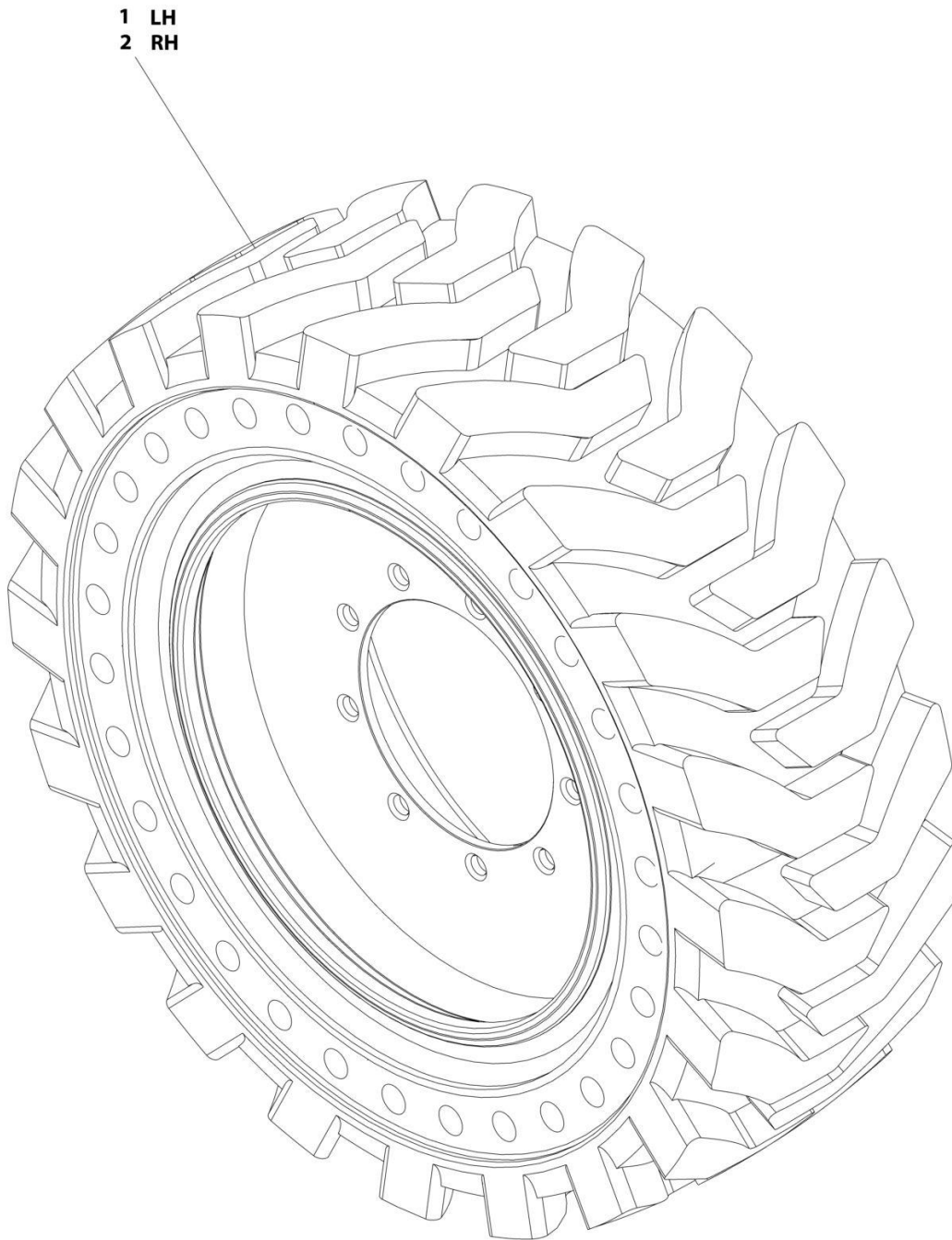
SECTION 1 - FRAME

**FIGURE 1-11. TIRE AND WHEEL INSTALLATION - 12 X 16.5 FOAM FILLED NON MARKING
(AVAILABLE ON ANSI, ANSI EXPORT, CSA AND JAPANESE SPECS)**

ITEM	PART NUMBER	QTY	DESCRIPTION	REV
	0270653	Ref	TIRE AND WHEEL INSTALLATION - 12 X 16.5 FOAM FILLED	B
		Ref	Note: Assemblies may require ballast/foam filling to manufacturer's specifications prior to installing on a machine. Refer to Operation and Safety or Service and Maintenance Manuals. Purchase individual tire and/or rim only if able to foam fill tire and wheel assembly, otherwise, purchase complete assembly.	
1	1001148869	1	Tire and Wheel Assembly - Right Side	H
1	1001148870	1	Tire and Wheel Assembly - Left Side	H
101	4520240	1	Tire 12 x 16.5 Non-Marking	
102	4641122	1	Valve	
103	1001147274	1	Rim, Wheel	
104	1001149953	1	Cap, Valve Stem	

SECTION 1 - FRAME

FIGURE 1-12. TIRE AND WHEEL INSTALLATION - 33 X 12-20 SOLID NON-MARKING (AVAILABLE ON ANSI EXPORT, AUSTRALIAN, CE AND RUSSIA SPECS)



ART_1001169062

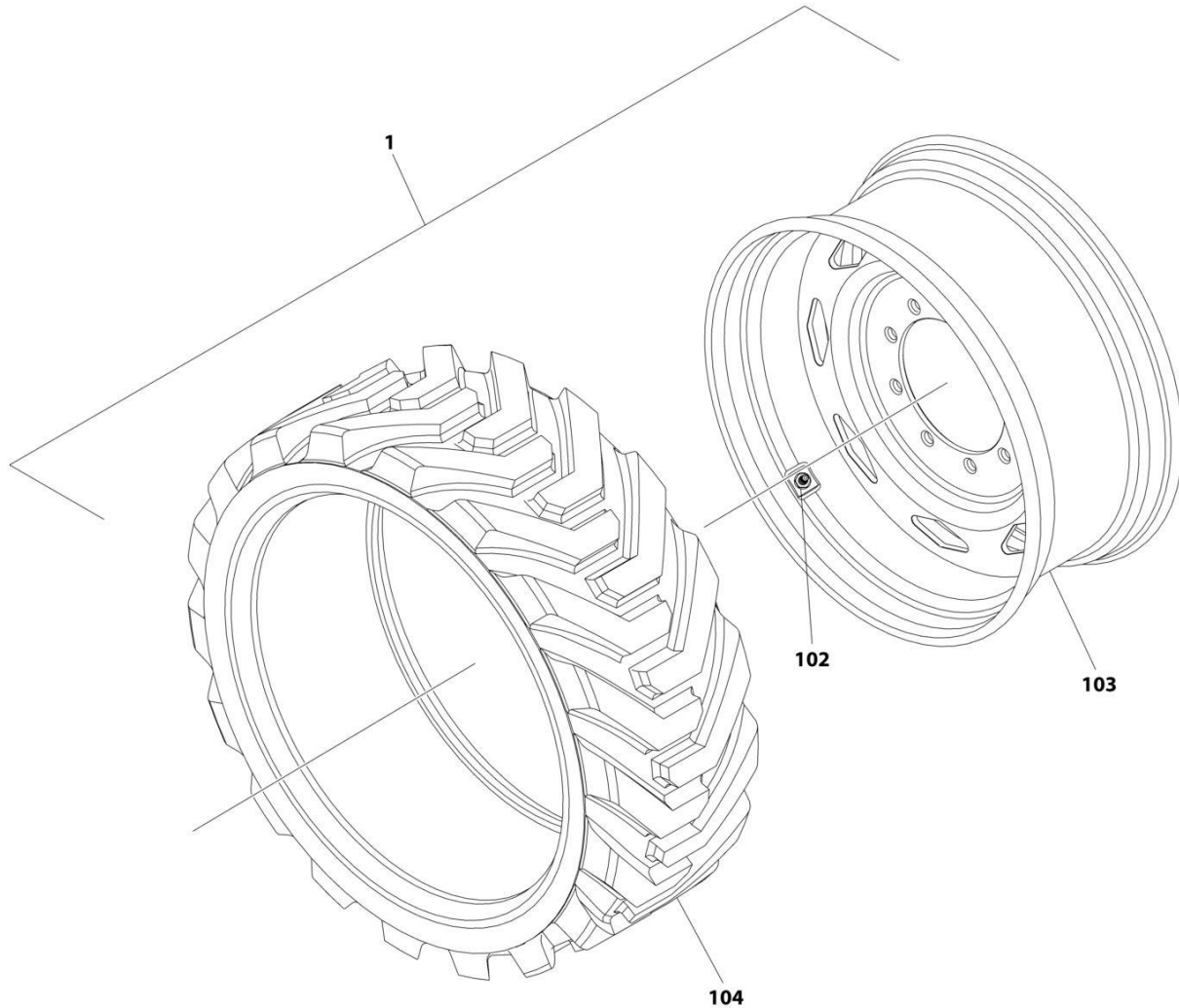
SECTION 1 - FRAME

FIGURE 1-12. TIRE AND WHEEL INSTALLATION - 33 X 12-20 SOLID NON-MARKING (AVAILABLE ON ANSI EXPORT, AUSTRALIAN, CE AND RUSSIA SPECS)

ITEM	PART NUMBER	QTY	DESCRIPTION	REV
	1001169062	Ref	TIRE AND WHEEL INSTALLATION - 33 X 12-20 SOLID NON-MARKING	A
		Ref	Note: Due to critical stable weights, only replace tire and wheel assemblies with like components.	
1	1001170098	2	Tire and Wheel Assembly - 33 x 12-20 Solid Non-Marking (LH Side)	
2	1001170099	2	Tire and Wheel Assembly - 33 x 12-20 Solid Non-Marking (RH Side)	

SECTION 1 - FRAME

FIGURE 1-13. TIRE AND WHEEL INSTALLATION - 33 X 12 D610 FOAM FILLED (AVAILABLE ON ALL SPECS)



ART_1001245211

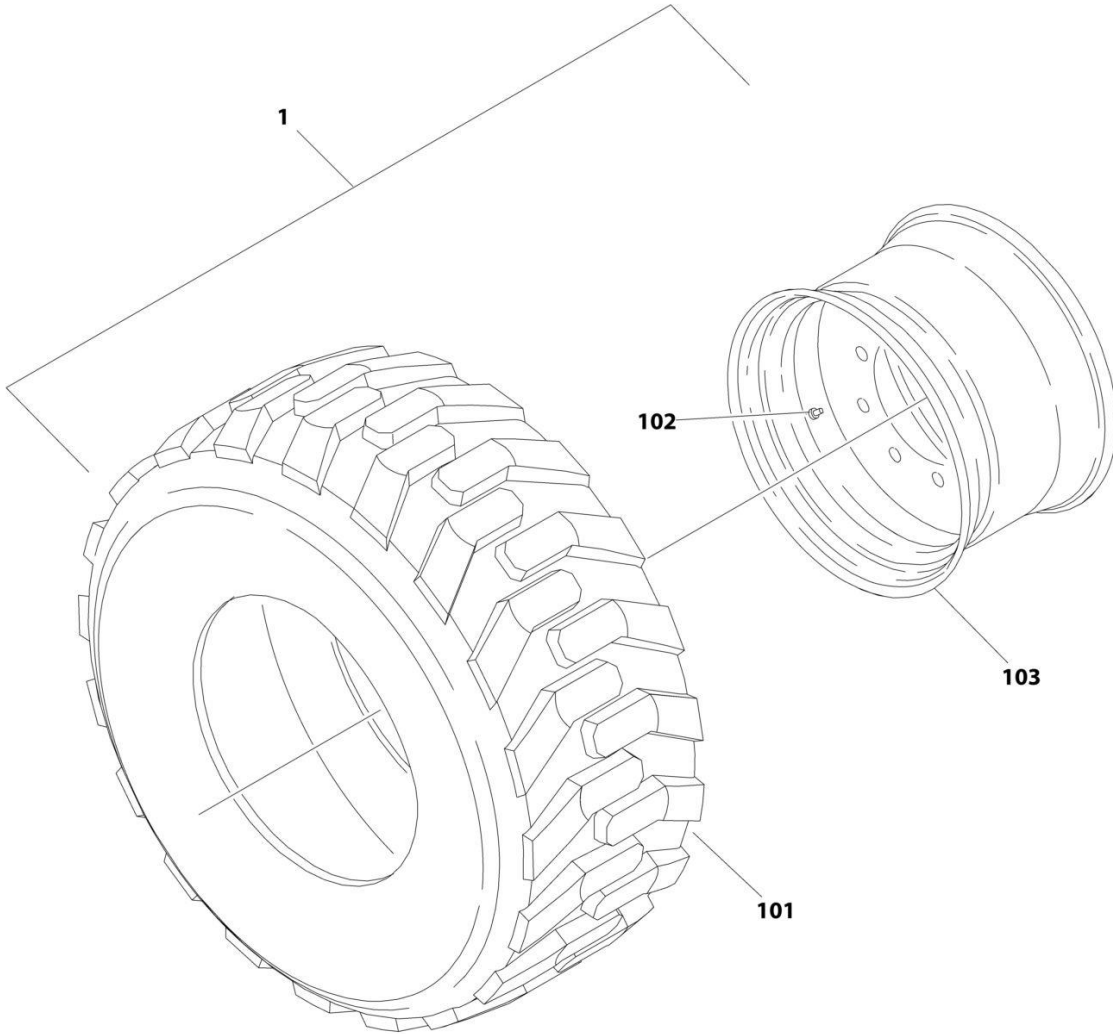
SECTION 1 - FRAME

FIGURE 1-13. TIRE AND WHEEL INSTALLATION - 33 X 12 D610 FOAM FILLED (AVAILABLE ON ALL SPECS)

ITEM	PART NUMBER	QTY	DESCRIPTION	REV
	1001245211	Ref	TIRE AND WHEEL INSTALLATION - 33 x 12D610 FOAM-FILLED	A
		Ref	Note: Assemblies may require ballast/foam filling to manufacturer's specifications prior to installing on a machine. Refer to Operation and Safety or Service and Maintenance Manuals.	
		Ref	Note: Purchase individual tire and/or rim only if able to foam fill tire and wheel assembly, otherwise, purchase complete assembly.	
1	1001245197	2	Tire and Wheel Assembly - 33 x 12 (RH Side)	
1	1001245198	2	Tire and Wheel Assembly - 33 x 12 (LH Side)	
102	4641122	1	Valve	
103	1001245195	1	Wheel	
104	1001245196	1	Tire - 33 x 12	

SECTION 1 - FRAME

FIGURE 1-14. TIRE AND WHEEL INSTALLATION - 33/1550 X 16.5 FOAM-FILLED (AVAILABLE ON ALL SPECS)



ART_1001169075

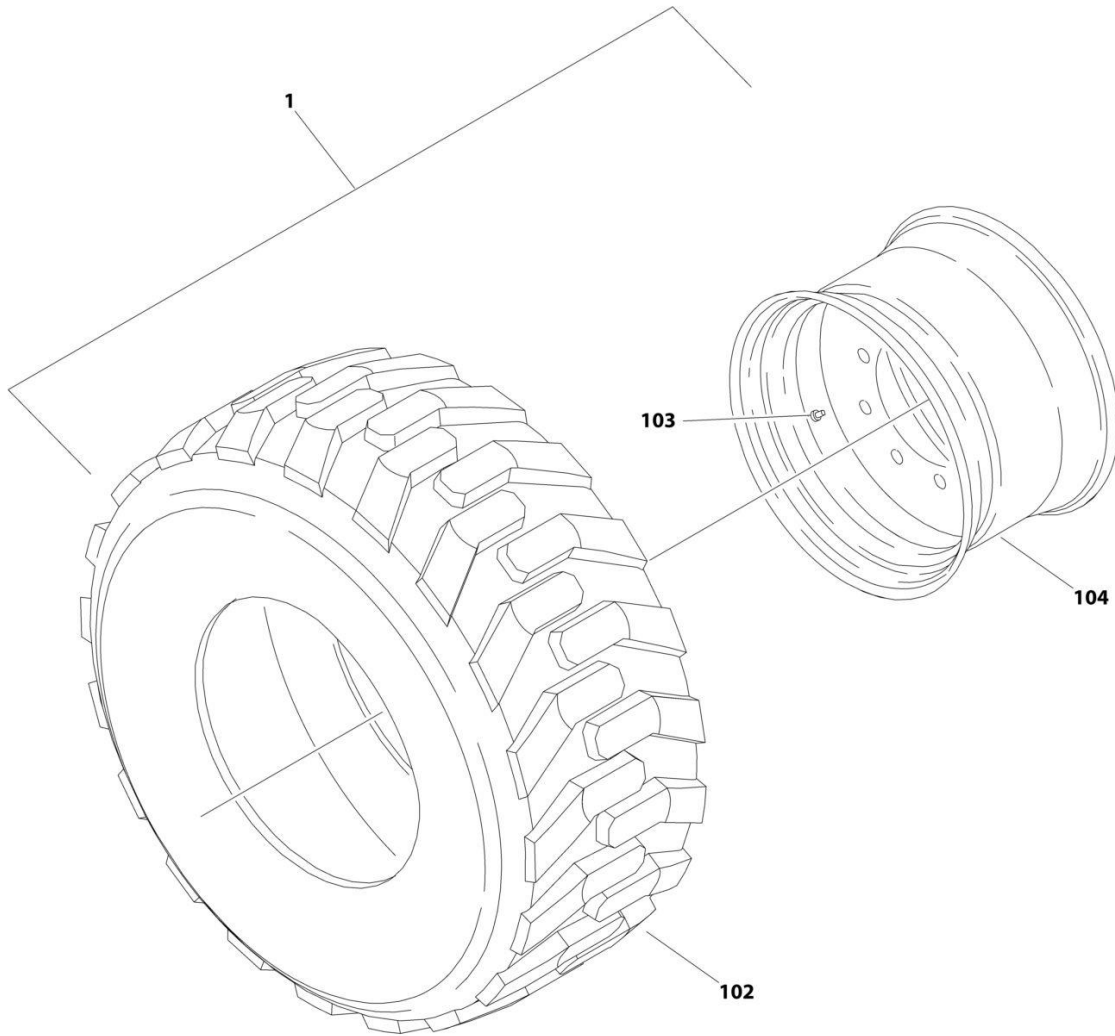
SECTION 1 - FRAME

FIGURE 1-14. TIRE AND WHEEL INSTALLATION - 33/1550 X 16.5 FOAM-FILLED (AVAILABLE ON ALL SPECS)

ITEM	PART NUMBER	QTY	DESCRIPTION	REV
	1001169075	Ref	TIRE AND WHEEL INSTALLATION - 33/1550 X 16.5 FOAM-FILLED	A
		Ref	Note: Assemblies may require ballast/foam filling to manufacturer's specifications prior to installing on a machine. Refer to Operation and Safety or Service and Maintenance Manuals. Purchase individual tire and/or rim only if able to foam fill tire and wheel assembly, otherwise, purchase complete assembly.	
1	0258011	2	Tire and Wheel Assembly (RH Side)	I
1	0258012	2	Tire and Wheel Assembly (LH Side)	I
101	4520217	4	Tire, 33/1550 x 16.5	
102	8786514	4	Valve, Stem	
103	4860179	4	Rim, Wheel	

SECTION 1 - FRAME

FIGURE 1-15. TIRE AND WHEEL INSTALLATION - 315/55 D20 FOAM FILLED (AVAILABLE ON ANSI EXPORT, AUSTRALIAN, CE, CHINA AND RUSSIA SPECS)



ART_1001166157

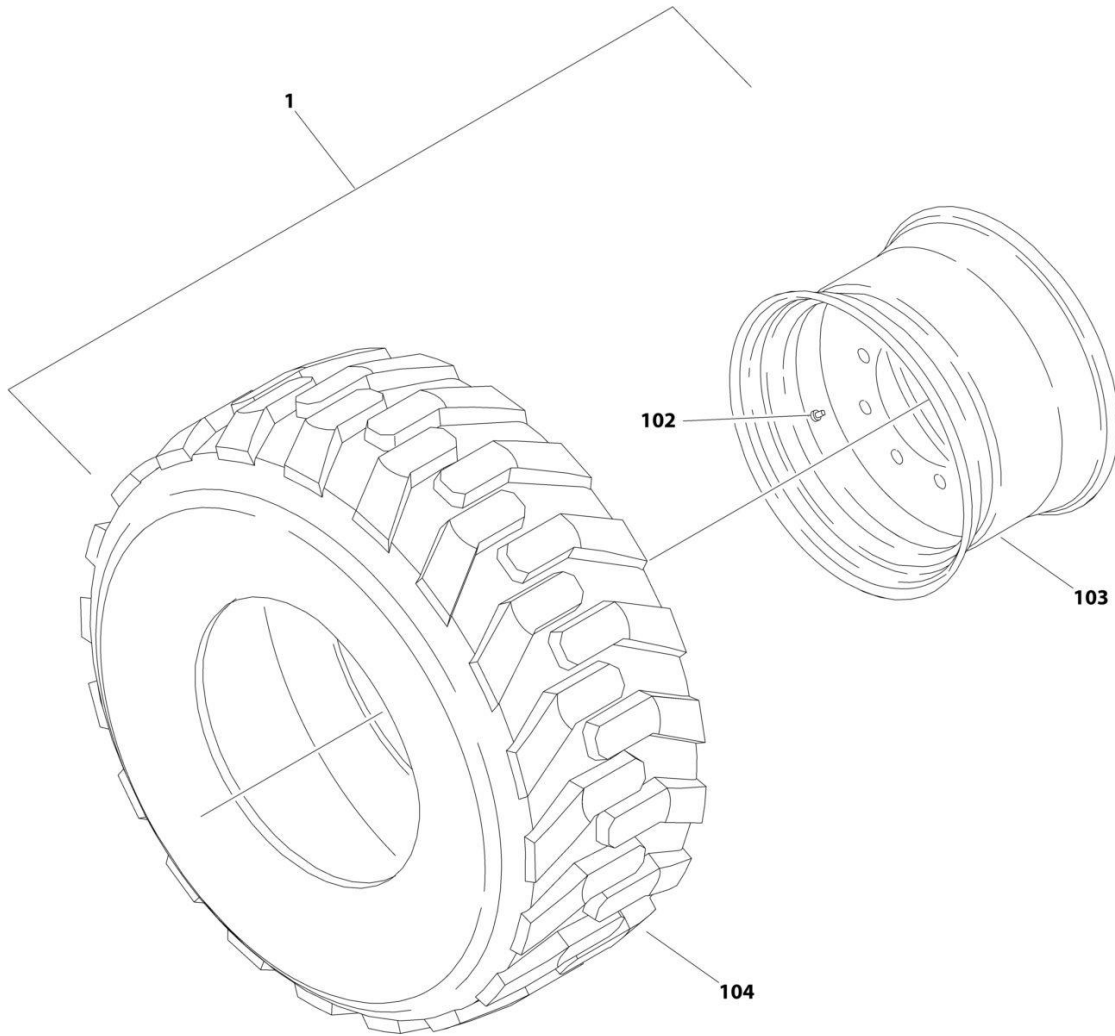
SECTION 1 - FRAME

FIGURE 1-15. TIRE AND WHEEL INSTALLATION - 315/55 D20 FOAM FILLED (AVAILABLE ON ANSI EXPORT, AUSTRALIAN, CE, CHINA AND RUSSIA SPECS)

ITEM	PART NUMBER	QTY	DESCRIPTION	REV
	1001166157	Ref	TIRE AND WHEEL INSTALLATION - 315/55 D20 FOAM FILLED	A
		Ref	Note: Assemblies may require ballast/foam filling to manufacturer's specifications prior to installing on a machine. Refer to Operation and Safety or Service and Maintenance Manuals. Purchase individual tire and/or rim only if able to foam fill tire and wheel assembly, otherwise, purchase complete assembly.	
1	1001166155	2	Tire and Wheel Assembly (LH Side)	I
1	1001166156	2	Tire and Wheel Assembly (RH Side)	I
102	4520608	4	Tire IN315/55/D20	
103	4641122	4	Valve, Stem	
104	1001166153	4	Rim, Wheel	

SECTION 1 - FRAME

**FIGURE 1-16. TIRE AND WHEEL INSTALLATION - 315/55 D20 FOAM FILLED NON-MARKING
(AVAILABLE ON ANSI EXPORT, AUSTRALIAN, CE, CHINA AND RUSSIA SPECS)**



ART_1001169058

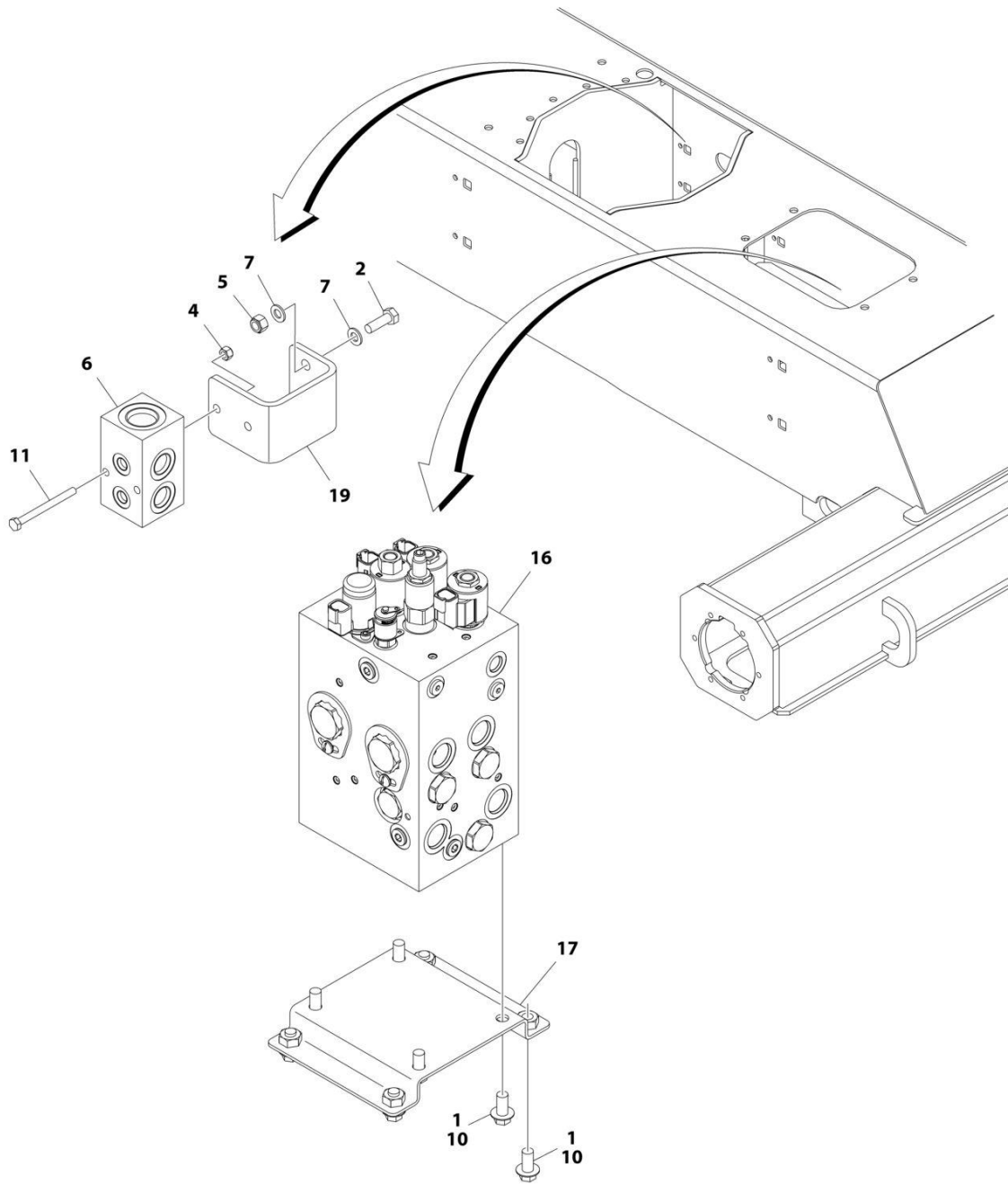
SECTION 1 - FRAME

**FIGURE 1-16. TIRE AND WHEEL INSTALLATION - 315/55 D20 FOAM FILLED NON-MARKING
(AVAILABLE ON ANSI EXPORT, AUSTRALIAN, CE, CHINA AND RUSSIA SPECS)**

ITEM	PART NUMBER	QTY	DESCRIPTION	REV
	1001169058	Ref	TIRE AND WHEEL INSTALLATION - 315/55 D20 FOAM FILLED NON-MARKING	A
		Ref	Note: Assemblies may require ballast/foam filling to manufacturer's specifications prior to installing on a machine. Refer to Operation and Safety or Service and Maintenance Manuals. Purchase individual tire and/or rim only if able to foam fill tire and wheel assembly, otherwise, purchase complete assembly.	
1	1001170459	2	Tire and Wheel Assembly (RH Side)	F
1	1001170460	2	Tire and Wheel Assembly (LH Side)	F
102	4641122	4	Valve, Stem	
103	1001166153	4	Rim, Wheel	
104	1001170458	4	Tire 315/55 D20 Non Marking	

SECTION 1 - FRAME

FIGURE 1-17. 4WD VALVES INSTALLATION



ART_1001271795_1OF3

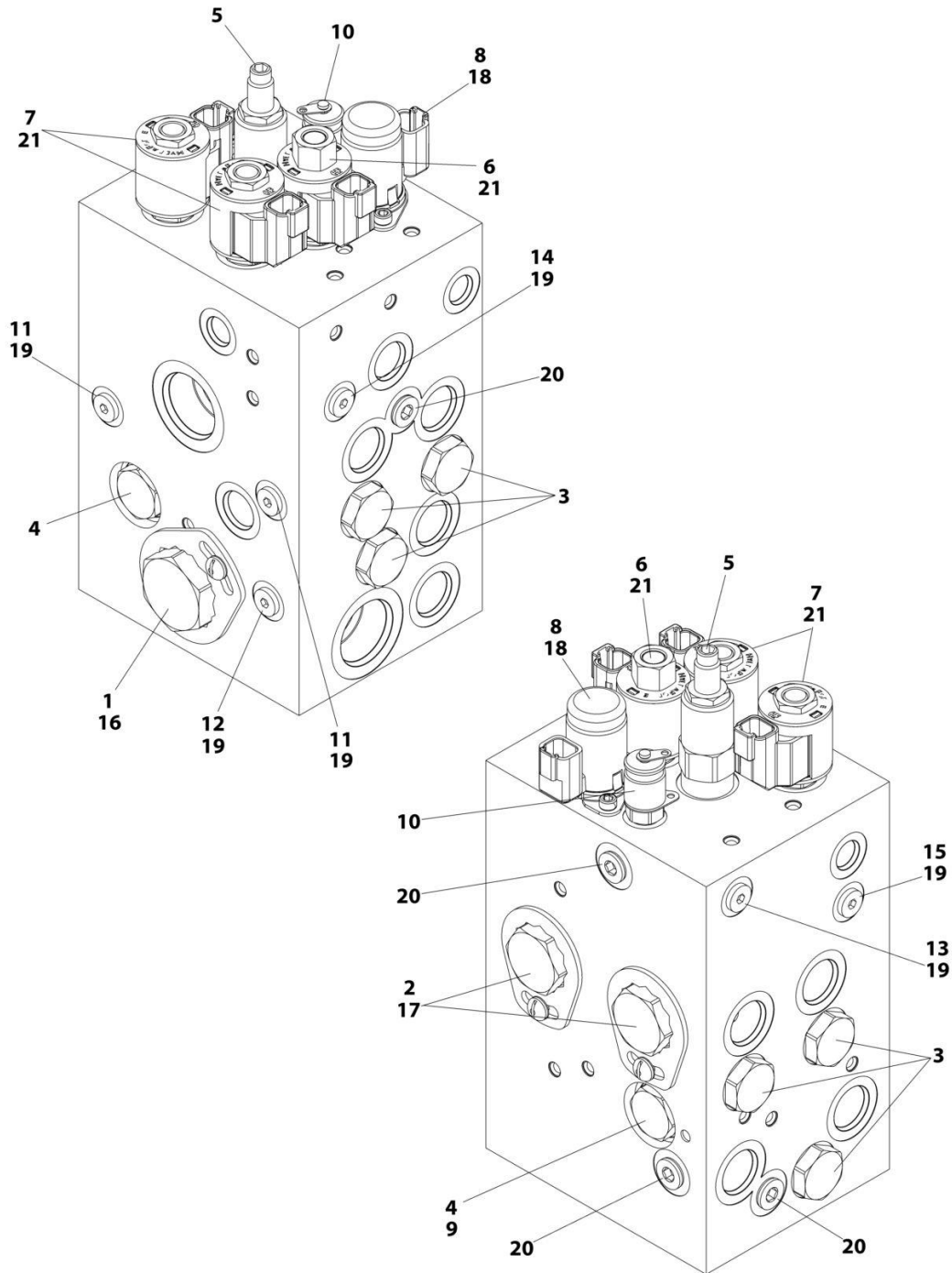
SECTION 1 - FRAME

FIGURE 1-17. 4WD VALVES INSTALLATION

ITEM	PART NUMBER	QTY	DESCRIPTION	REV
	1001271795	Ref	4WD VALVES INSTALLATION - BOOM MOUNTED	B
1	0100011	AR	Compound, Locking	
2	0760812	2	Bolt M8 x 25	
4	3290605	2	Nut M6	
5	3290805	2	Nut M8	
6	4641155	1	Junction Valve Assembly	
7	4811900	4	Washer M8	
10	5251010	15	Bolt M10 x 25	
11	1001096653	2	Bolt M6 x 70	
16	1001162539	1	Traction Valve Assembly (See Separate Breakdown in this Section)	
17	1001179517	1	Bracket	
19	1001197221	1	Bracket	

SECTION 1 - FRAME

FIGURE 1-18. TRACTION VALVE ASSEMBLY - 4WD



ART_1001162539

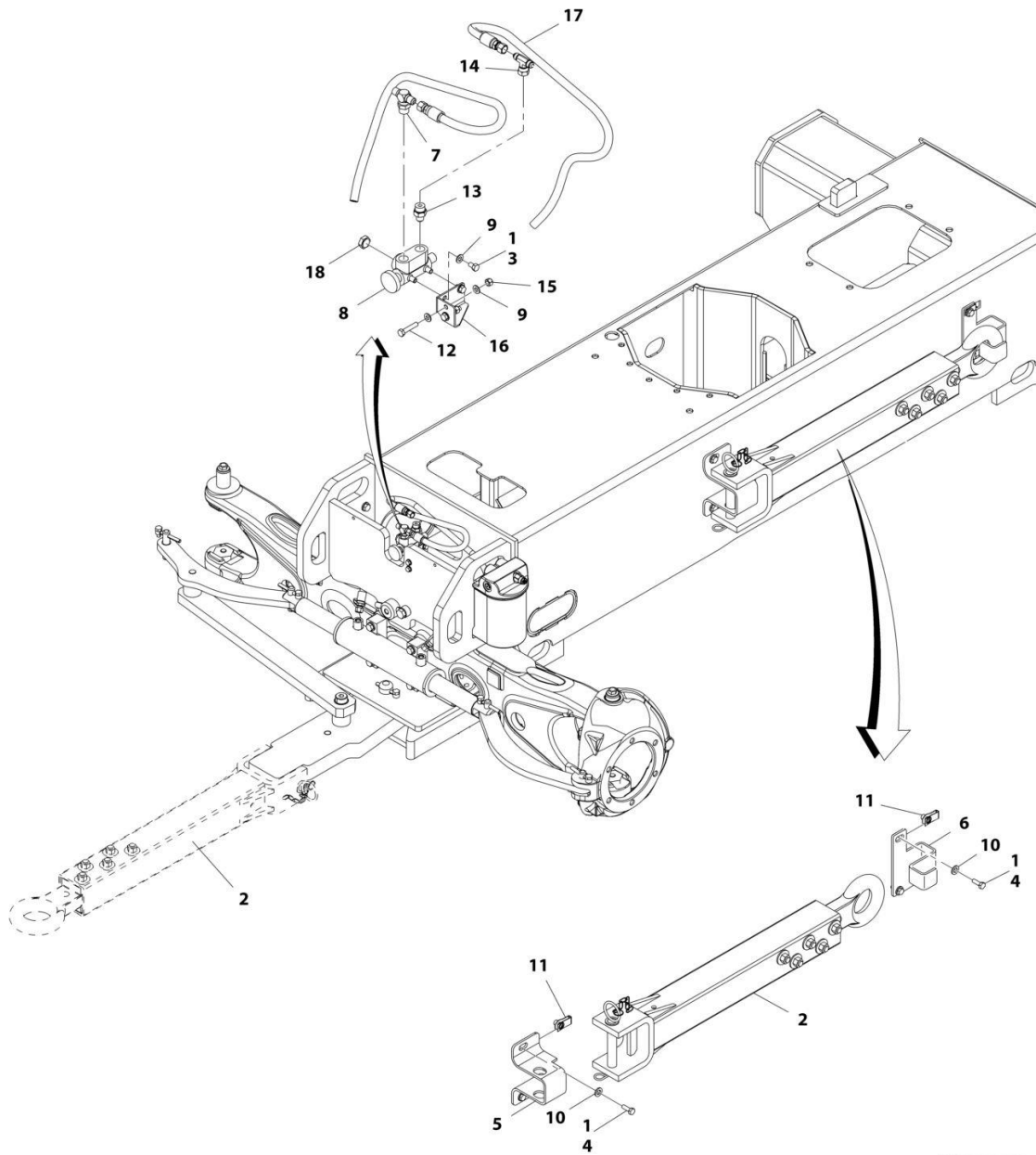
SECTION 1 - FRAME

FIGURE 1-18. TRACTION VALVE ASSEMBLY - 4WD

ITEM	PART NUMBER	QTY	DESCRIPTION	REV
	1001162539	Ref	TRACTION VALVE ASSEMBLY - 4WD	D
1	70004017	1	Cartridge, Flow Divider	
1	7021625	1	Seal Kit - 70004017 Valve	
2	70004885	2	Cartridge, Flow Divider	
2	70004577	2	Seal Kit - 70004885 Valve	
3	7022397	6	Cartridge, Check Valve	
3	7022399	6	Seal Kit - 7022397 Valve	
4	7021639	2	Cartridge, Check Valve	
4	2900756	2	Seal Kit - 7021639 Valve	
5	70004886	1	Cartridge, Relief Valve	
5	7017496	1	Seal Kit - 70004886 Valve	
6	7017410	1	Cartridge, Solenoid Less Coil	
6	7012967	1	Seal Kit - 7017410 Valve	
7	7012974	2	Cartridge, Solenoid Less Coil	
7	7010543	2	Seal Kit - 7012974 Valve	
8	70004887	1	Cartridge, Solenoid Less Coil	
8	70023606	1	Seal Kit - 70004887 Valve	
8	7024885	1	Coil	
9	7024881	1	Piston, Pilot	
10	2221086	1	Fitting, Diagnostic	
11	70003975	2	Orifice	
12	70002209	1	Orifice	
13	70002063	1	Orifice	
14	70004884	1	Orifice	
15	70004883	1	Orifice	
16	70000781	1	Locking Kit	
17	70002962	2	Locking Kit	
18	70004888	2	Screw	
19	2220883	6	Plug #4	
20	2220885	5	Plug #6	
21	70002386	3	Coil	

SECTION 1 - FRAME

FIGURE 1-19. TOW PACKAGE INSTALLATION (OPTIONAL)



ART_1001166232

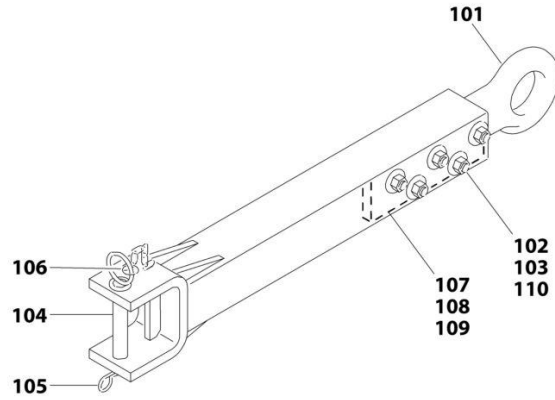
SECTION 1 - FRAME

FIGURE 1-19. TOW PACKAGE INSTALLATION (OPTIONAL)

ITEM	PART NUMBER	QTY	DESCRIPTION	REV
	1001166232	Ref	TOW PACKAGE INSTALLATION (OPTIONAL)	D
1	0100011	AR	Compound, Locking	
2	0363019	1	Tow Bar Assembly (See Separate Breakdown in this Section)	
3	0641504	2	Bolt 5/16 x 1/2	
4	0701014	4	Bolt M10 x 30	
5	0902733	1	Bracket	
6	0902734	1	Bracket	
7	2221052	1	Fitting, Tee JIC/ORB/JIC	
8	4640261	1	Steer/Tow Select Valve Assembly	
9	4711500	6	Washer 5/16	
10	5241200	4	Washer M12	
11	1001118972	4	Nut M10	
12	0700816	2	Bolt M8 x 40	
13	2220372	1	Fitting, Straight JIC/ORB	
14	2220579	1	Fitting, Tee JIC/FSJIC/JIC	
15	3290805	2	Nut M8	
16	1001181527	1	Bracket	
17	1001181913	2	Hose	
18	2220238	1	Plug	

SECTION 1 - FRAME

FIGURE 1-20. TOW BAR ASSEMBLY



ART_0363019

SECTION 1 - FRAME

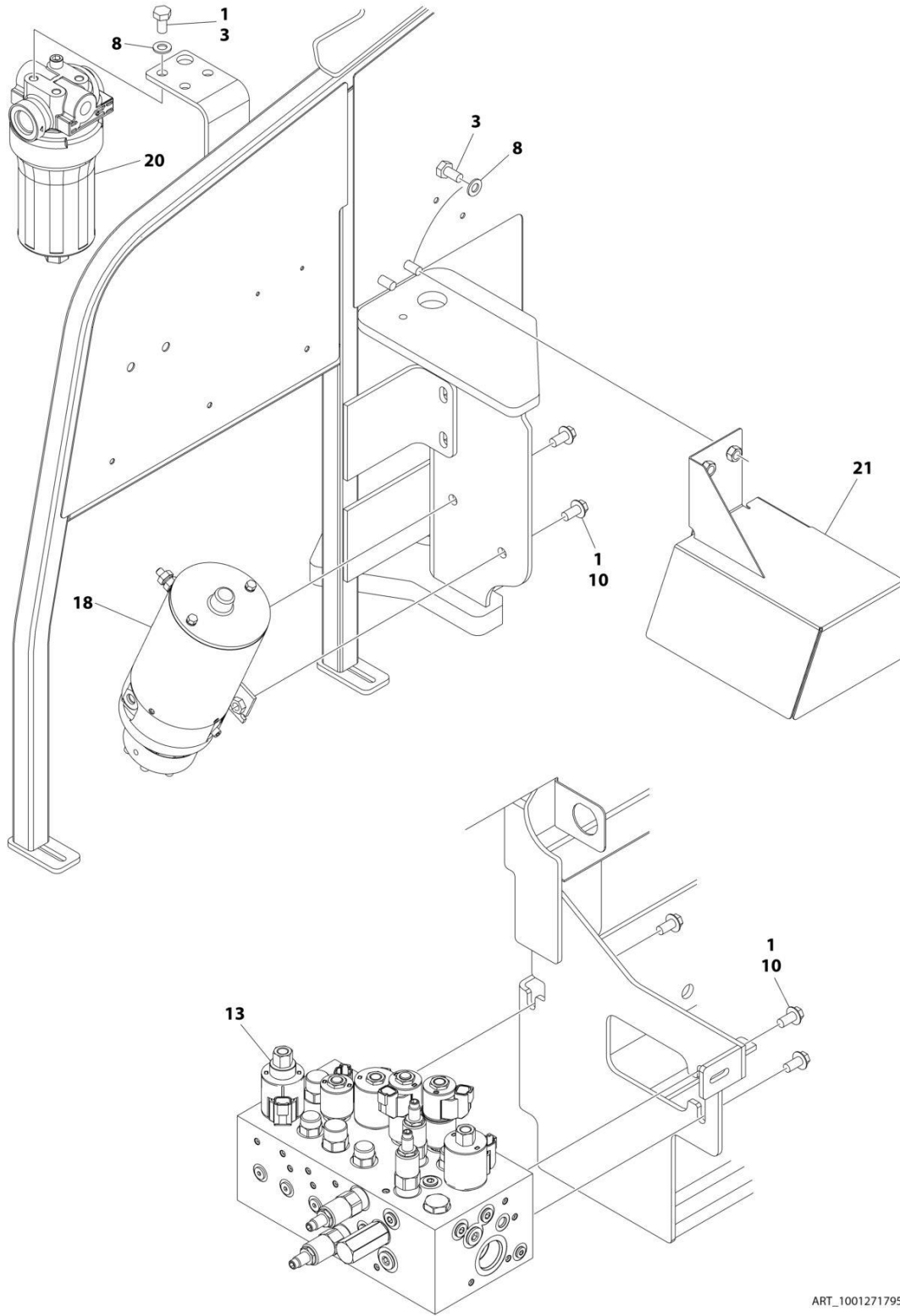
FIGURE 1-20. TOW BAR ASSEMBLY

ITEM	PART NUMBER	QTY	DESCRIPTION	REV
	0363019	Ref	TOW BAR ASSEMBLY	B
101	0360406	1	Pintle, Draw Eye	
102	0682040	5	Bolt 5/8 x 5	
103	3312005	5	Nut 5/8	
104	3420352	1	Pin, Towing	
105	3420372	1	Hairpin	
106	3760170	1	Ring, Split	
107	4070450	2	Shim (.07)	
108	4070560	2	Shim (.88)	
109	4070561	2	Shim (.12)	
110	4752000	10	Washer 5/8	

SECTION 2 - TURNTABLE

SECTION 2 - TURNTABLE

FIGURE 2-1. 4WD VALVES INSTALLATION



ART_1001271795_20F3

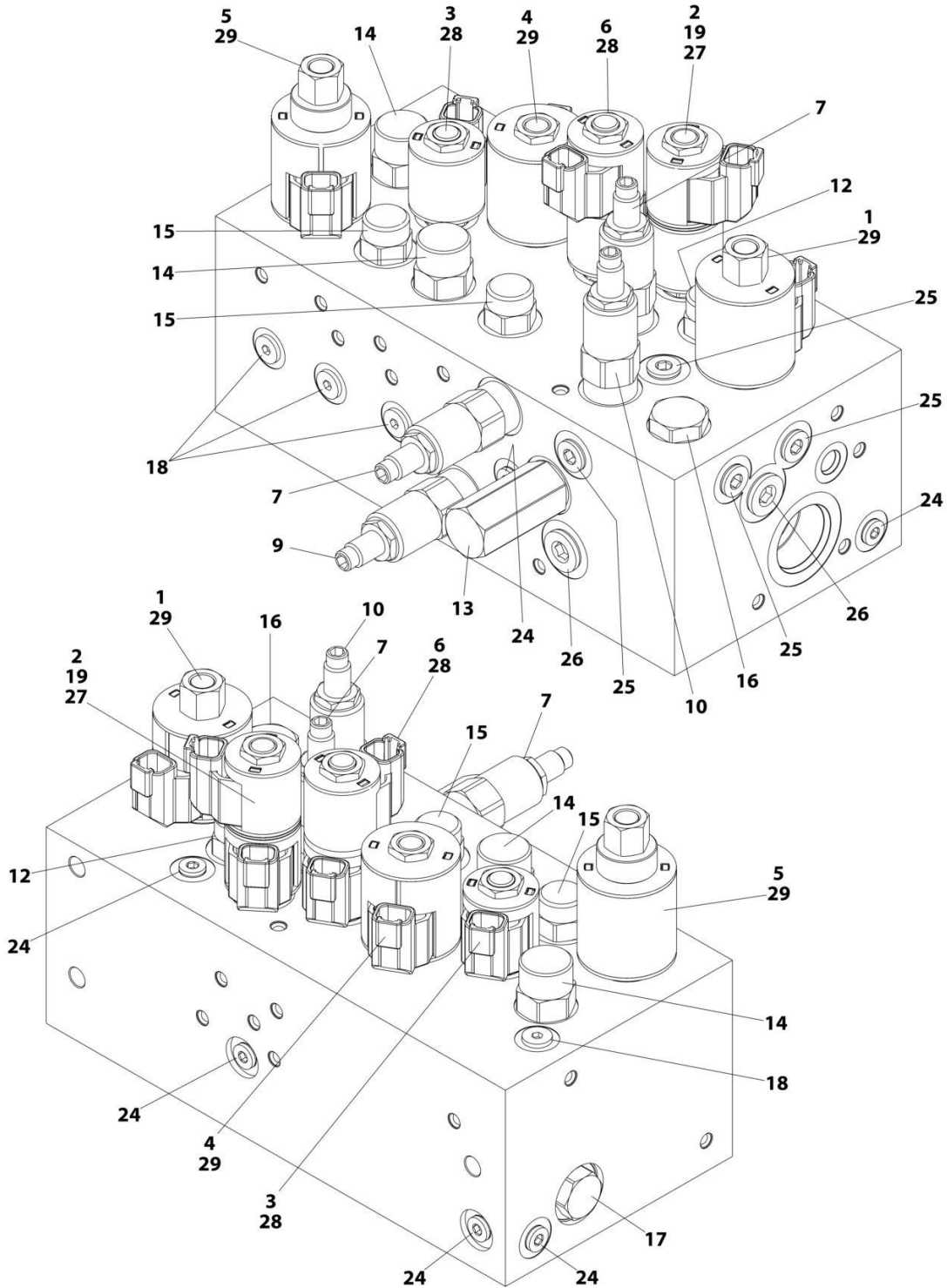
SECTION 2 - TURNTABLE

FIGURE 2-1. 4WD VALVES INSTALLATION

ITEM	PART NUMBER	QTY	DESCRIPTION	REV
	1001271795	Ref	4WD VALVES INSTALLATION - BOOM MOUNTED	B
1	0100011	AR	Compound, Locking	
3	0761010	5	Bolt M10 x 20	
8	4812000	5	Washer M10	
10	5251010	15	Bolt M10 x 25	
13	1001162534	1	Main Valve Assembly (See Separate Breakdown in this Section)	
18	1001185821	1	Auxiliary Pump Assembly (See Separate Breakdown in this Section)	
20	1001208874	1	Filter, Charge Pump	
20	70010383	1	Element, Filter (Includes O-Ring)	
21	1001265186	1	Cover	

SECTION 2 - TURNTABLE

FIGURE 2-2. MAIN VALVE ASSEMBLY



ART_1001162534

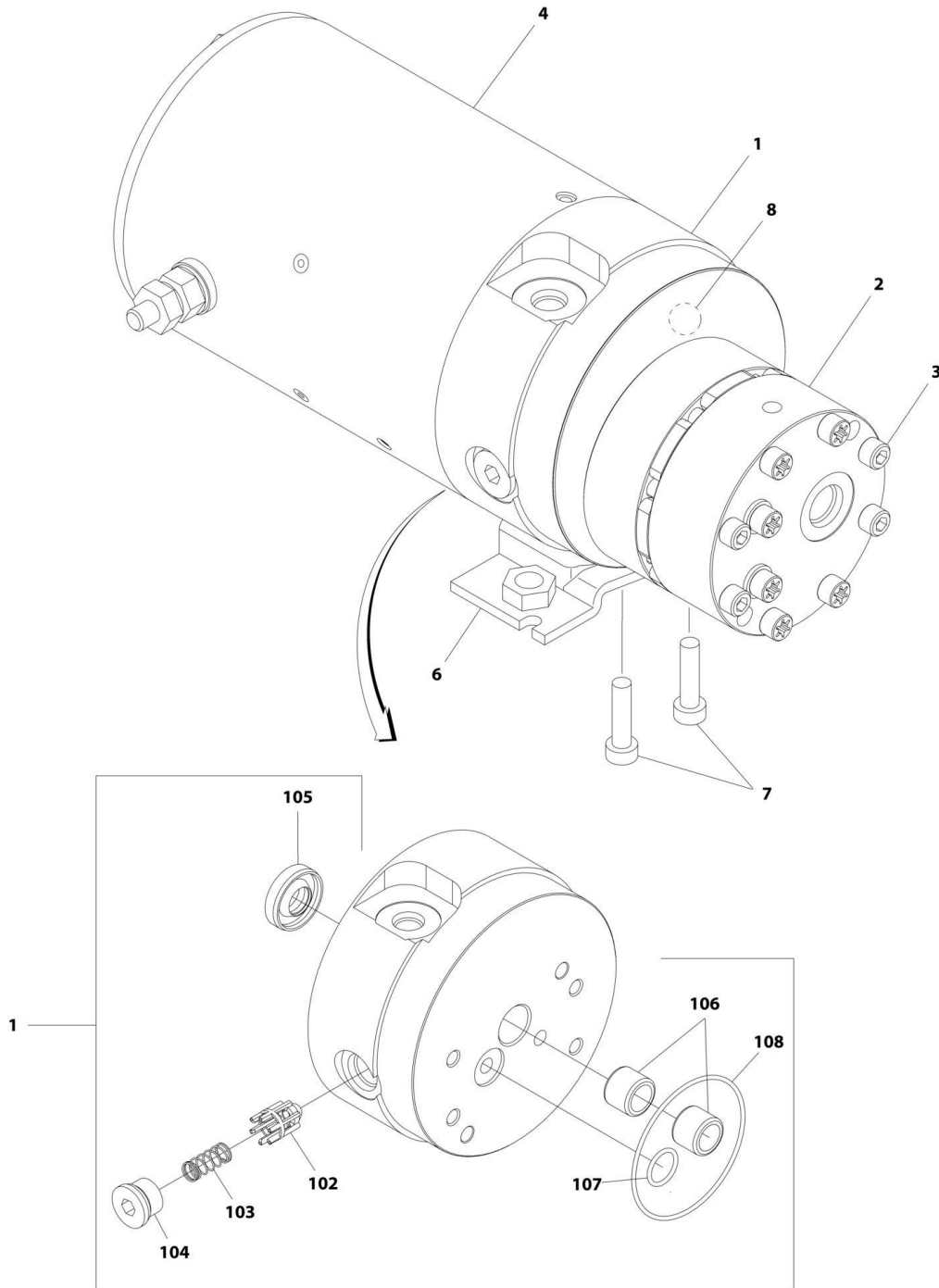
SECTION 2 - TURNTABLE

FIGURE 2-2. MAIN VALVE ASSEMBLY

ITEM	PART NUMBER	QTY	DESCRIPTION	REV
	1001162534	Ref	MAIN VALVE ASSEMBLY	F
1	70005069	1	Cartridge, Solenoid Less Coil (Main Dump)	
1	7022399	1	Seal Kit - 70005069 Valve	
1	70003977	1	Nut, Coil	
2	70005217	1	Cartridge, Solenoid Less Coil (Steer)	
2	70005071	1	Seal Kit - 70005217 Valve	
2	7022390	1	Nut, Coil	
3	70005094	1	Cartridge, Solenoid Less Coil (Main Lift Up)	
3	7023936	1	Seal Kit - 70005094 Valve	
3	7022390	1	Nut, Coil	
4	70005076	1	Cartridge, Solenoid Less Coil (Tower Lift Up)	
4	7022399	1	Seal Kit - 70005076 Valve	
4	7022390	1	Nut, Coil	
5	70005095	1	Cartridge, Solenoid Less Coil (Flow Control)	
5	7022399	1	Seal Kit - 70005095 Valve	
5	70003977	1	Nut, Coil	
6	70005096	1	Cartridge, Solenoid Less Coil (Swing)	
6	70005071	1	Seal Kit - 70005096 Valve	
7	70005097	1	Cartridge, Solenoid Less Coil	
7	70005082	2	Seal Kit - 70005097 Valve	
9	70005098	1	Cartridge, Relief Valve	
9	7023936	1	Seal Kit - 70005098 Valve	
10	70005080	1	Cartridge, Relief Valve	
10	7022399	1	Seal Kit - 70005080 Valve	
12	70005218	1	Cartridge, Valve	
12	70005082	1	Seal Kit - 70005218 Valve	
13	70005084	1	Cartridge, Valve	
13	70005085	1	Seal Kit - 70005084 Valve	
14	70005099	2	Cartridge, Valve	
14	70005087	2	Seal Kit - 70005099 Valve	
15	70005088	2	Cartridge, Valve	
15	7023900	2	Seal Kit - 70005088 Valve	
16	70005100	1	Cartridge, Check Valve	
16	7022399	1	Seal Kit - 70005100 Valve	
17	70005089	1	Cartridge, Check Valve	
17	7023936	1	Seal Kit - 70005089 Valve	
18	70005090	5	Cartridge, Check Valve	
18	70005092	5	Seal Kit - 70005092 Valve	
19	See Note	1	Disc, Check Valve (Note: Not Available for Purchase)	
24	91164059	7	Plug	
25	91164079	4	Plug	
26	91164057	2	Plug	
27	70005219	2	Coil	
28	70002386	3	Coil	
29	70003788	3	Coil	

SECTION 2 - TURNTABLE

FIGURE 2-3. AUXILIARY PUMP ASSEMBLY



ART_1001185821

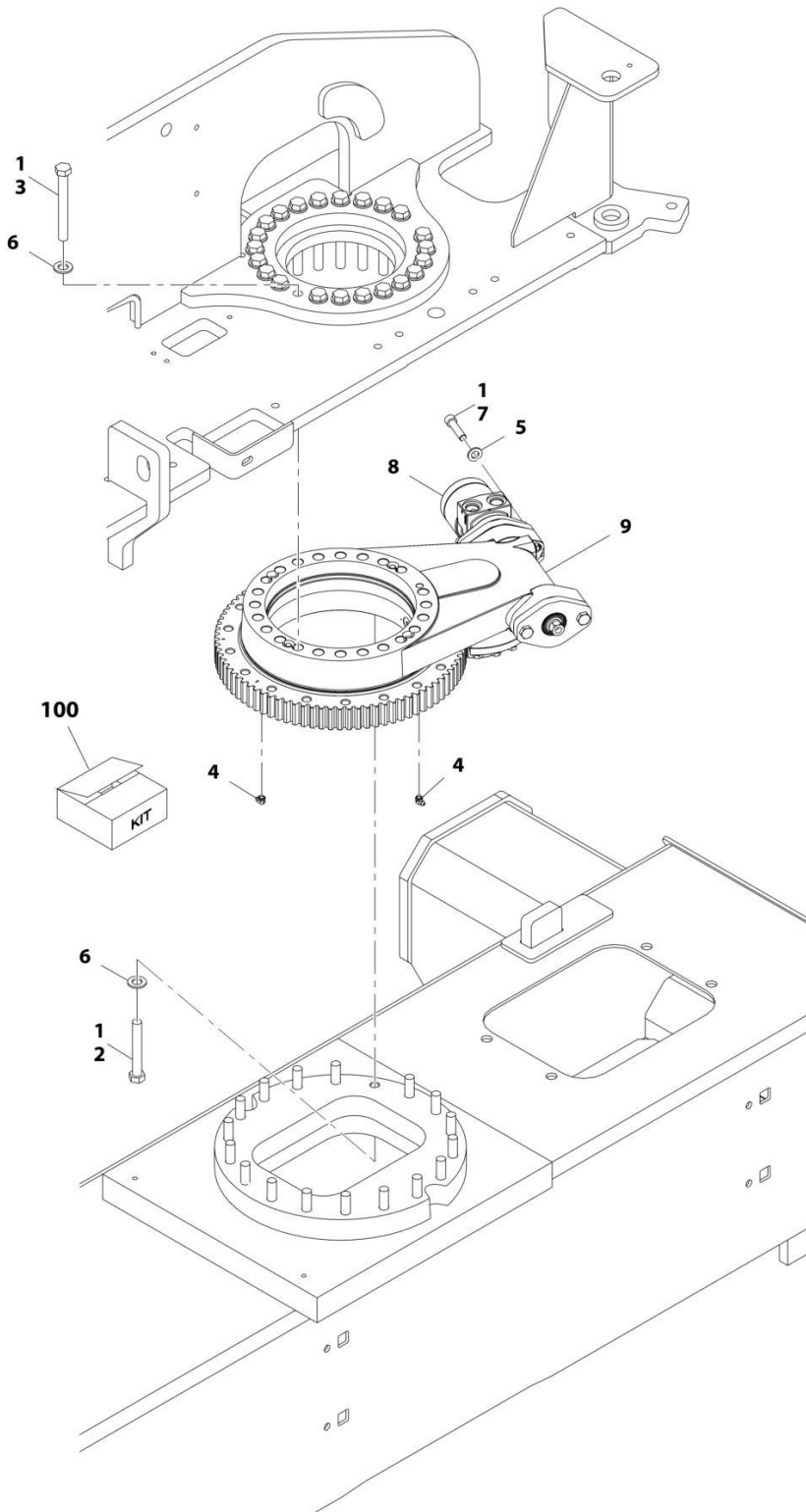
SECTION 2 - TURNTABLE

FIGURE 2-3. AUXILIARY PUMP ASSEMBLY

ITEM	PART NUMBER	QTY	DESCRIPTION	REV
	1001185821	Ref	AUXILIARY PUMP ASSEMBLY	B
1	70005065	1	Base Assembly (See Items 102-108 for Breakdown)	
2	70005066	1	Pump Assembly (Note: No Seal Kit or Internal Components are Available - Purchase Complete Pump Assembly)	
3	70005067	4	Capscrew 1/4 x 2-3/4	
4	70004013	1	Motor Assembly (Note: No Internal Components are Available - Purchase Complete Motor Assembly)	
6	70004014	1	Bracket	
7	70004000	2	Capscrew 3/8 x 1	
8	70005068	1	Relief Valve Assembly	
	70005065	Ref	BASE ASSEMBLY	
102	See Note	NSS	Poppet, Check (Note: Use p/n 70005065)	
103	See Note	NSS	Spring (Note: Use p/n 70005065)	
104	See Note	NSS	Plug (Note: Use p/n 70005065)	
105	7026330	1	Seal, Shaft	
106	70005139	2	Bearing	
107	70003612	1	O-Ring	
108	70004267	1	O-Ring	

SECTION 2 - TURNTABLE

FIGURE 2-4. SWING DRIVE AND TURNTABLE BEARING INSTALLATION



ART_1001165946

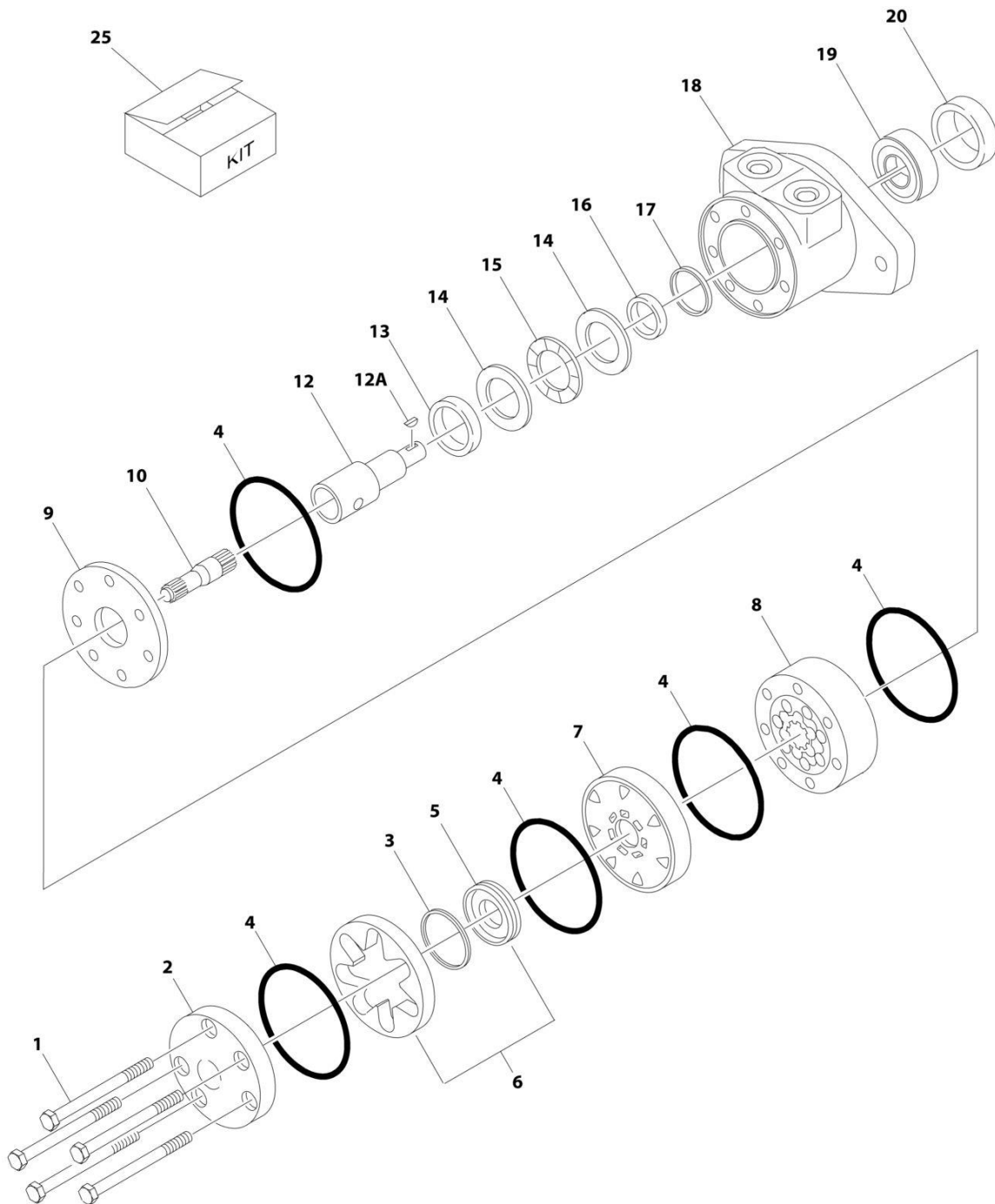
SECTION 2 - TURNTABLE

FIGURE 2-4. SWING DRIVE AND TURNTABLE BEARING INSTALLATION

ITEM	PART NUMBER	QTY	DESCRIPTION	REV
	1001165946	Ref	SWING DRIVE AND TURNTABLE BEARING INSTALLATION	B
1	0100019	AR	Compound, Locking	
2	0711628	18	Bolt M16 x 110 Grade 10.9	
3	0711631	23	Bolt M16 x 140	
4	2160001	2	Fitting, Grease 90	
5	5241200	2	Washer M12	
6	5241600	41	Washer M16	
7	5272114	2	Capscrew M12 x 50 Grade 12.9	
8	1001104850	1	Swing Motor Assembly (See Separate Breakdown in this Section)	
9	1001133972	1	Turntable Bearing Assembly (See Separate Breakdown in this Section)	
100	1001206436	1	Turntable Bearing Kit (Includes Items 2-7 & 9)	

SECTION 2 - TURNTABLE

FIGURE 2-5. SWING MOTOR ASSEMBLY



ART_1001104850

SECTION 2 - TURNTABLE

FIGURE 2-5. SWING MOTOR ASSEMBLY

ITEM	PART NUMBER	QTY	DESCRIPTION	REV
	1001104850	Ref	SWING MOTOR ASSEMBLY	A
1	See Note	5	Bolt (Note: Not Available for Purchase)	
2	7004035	1	Cover, End	
3	7023318	1	Seal, Commutator	
4	7004036	5	O-Ring	
5	See Note	NSS	Commutator (Note: Use Item 6)	
6	7024453	1	Commutator and Ring Assembly (Includes Item 5)	
7	7024379	1	Manifold	
8	70002206	1	Rotor Set	
9	7024380	1	Plate, Wear	
10	70002207	1	Link, Drive	
12	70000088	1	Shaft, Coupling	
12A	70000089	1	Key	
13	7024381	1	Bushing, Inner	
14	7004043	1	Thrustwasher	
15	7004044	1	Bearing, Thrust	
16	7004049	1	Seal, Inner Shaft	
17	7004045	1	Ring, Back-up	
18	See Note	NSS	Housing (Note: Not Available - Purchase Complete Motor)	
19	7024390	1	Bearing	
20	7004047	1	Seal, Outer Shaft	
25	7024389	1	Seal Kit (Includes Items 3, 4, 16, 17 & 20)	

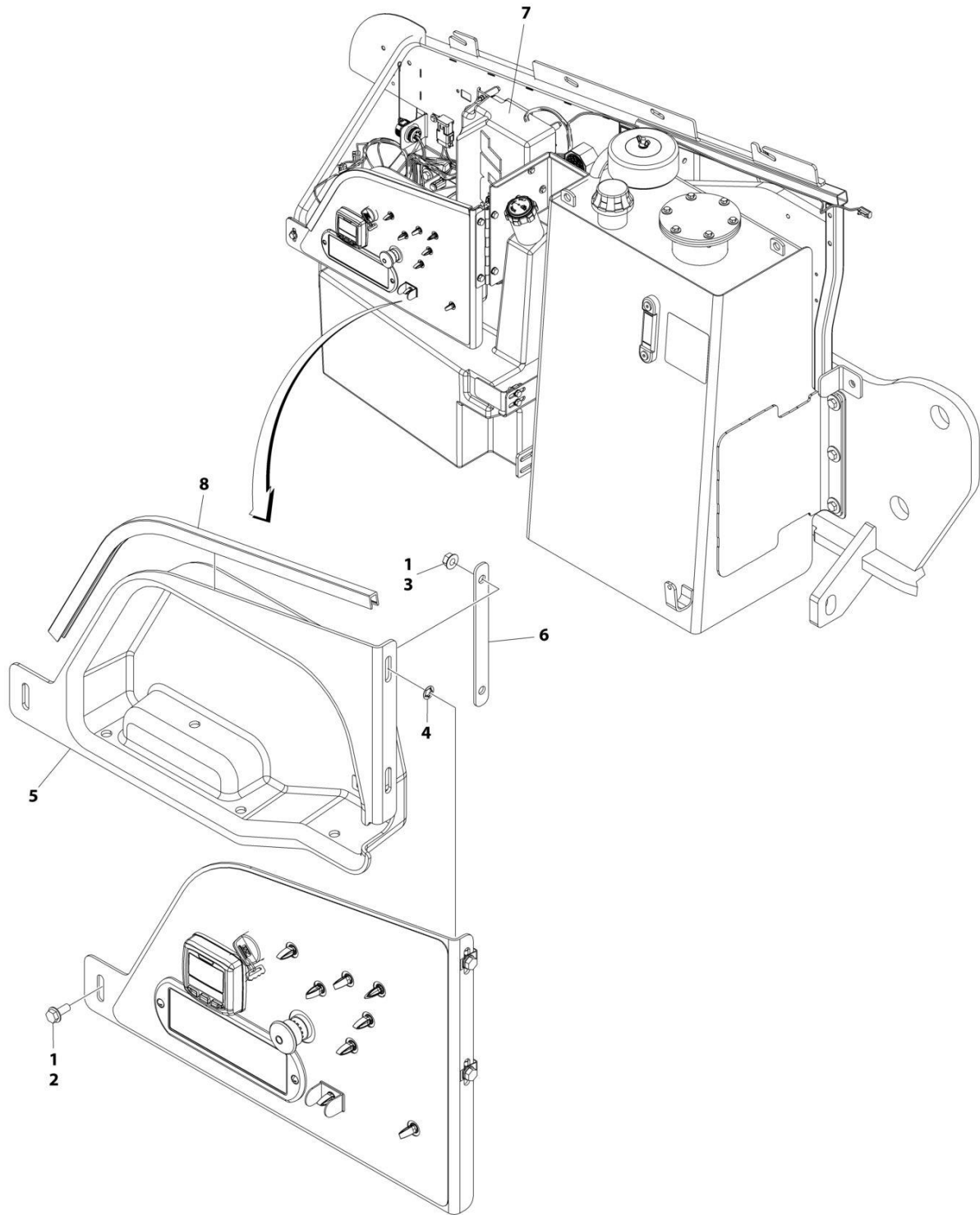
SECTION 2 - TURNTABLE

FIGURE 2-6. TURNTABLE BEARING ASSEMBLY

ITEM	PART NUMBER	QTY	DESCRIPTION	REV
	1001133972	Ref	TURNTABLE BEARING ASSEMBLY	D
101A	7026042	2	Cup, Bearing	
101B	7026043	2	Cone, Bearing	
102	7027356	1	Adapter, Motor	
103	7027354	1	Cap, Worm	
104	70004249	8	Bolt M10 x 35 Grade 10.9	
105	70004250	2	Bolt M12 x 30 Grade 10.9	
106	70004251	2	Bolt M12 x 40 Grade 10.9	
107	70004252	2	Bolt M8 x 65mm	
109	70000865	1	Plug	
110	70002649	1	Vent, Pressure	
111	70002651	1	Fitting, Grease	
112	7026044	1	Bushing, Reducer	
113A	7026045	1	Cup, Bearing	
113B	7026047	1	Cone, Bearing	
114	7026046	1	Ring, Grease	
115A	7026048	1	Cup, Bearing	
115B	7026049	1	Cone, Bearing	
116	7026050	1	Worm-Gear	
117	7026052	1	Spacer, Washer	
118	See Note	1	Housing (Note: Not Available - Purchase Complete Assembly)	
119	7026053	1	Cover, Gear	
120	7027350	AR	Shim, Blue (.005in)	
120	7027351	AR	Shim, Clear (.0075in)	
120	7027352	AR	Shim, Brown (.010in)	
121	7027353		Shim, Yellow (.020in)	
122	70004253	1	Bearing, Turntable	
123	70004254	1	O-Ring	
124	70004255	1	Cap, Gear	
125	70004256	8	Bolt M4 x 8	
126	70004257	AR	Shim, Green (.003)	
127	70004258	AR	Shim, Blue (.005)	
128	70004259	AR	Shim, Natural (.0075)	
129	7026057	1	Gear, Worm	
130	70004260	AR	Shim, Blue (.005)	
131	70004261	AR	Shim, Yellow (.020)	
132	70004262	1	Seal, Oil	
133	7026051	1	Pinion, Output	
134	70004263	1	Seal, Oil	

SECTION 2 - TURNTABLE

FIGURE 2-7. TURNTABLE COVERS INSTALLATION



ART_1001219129

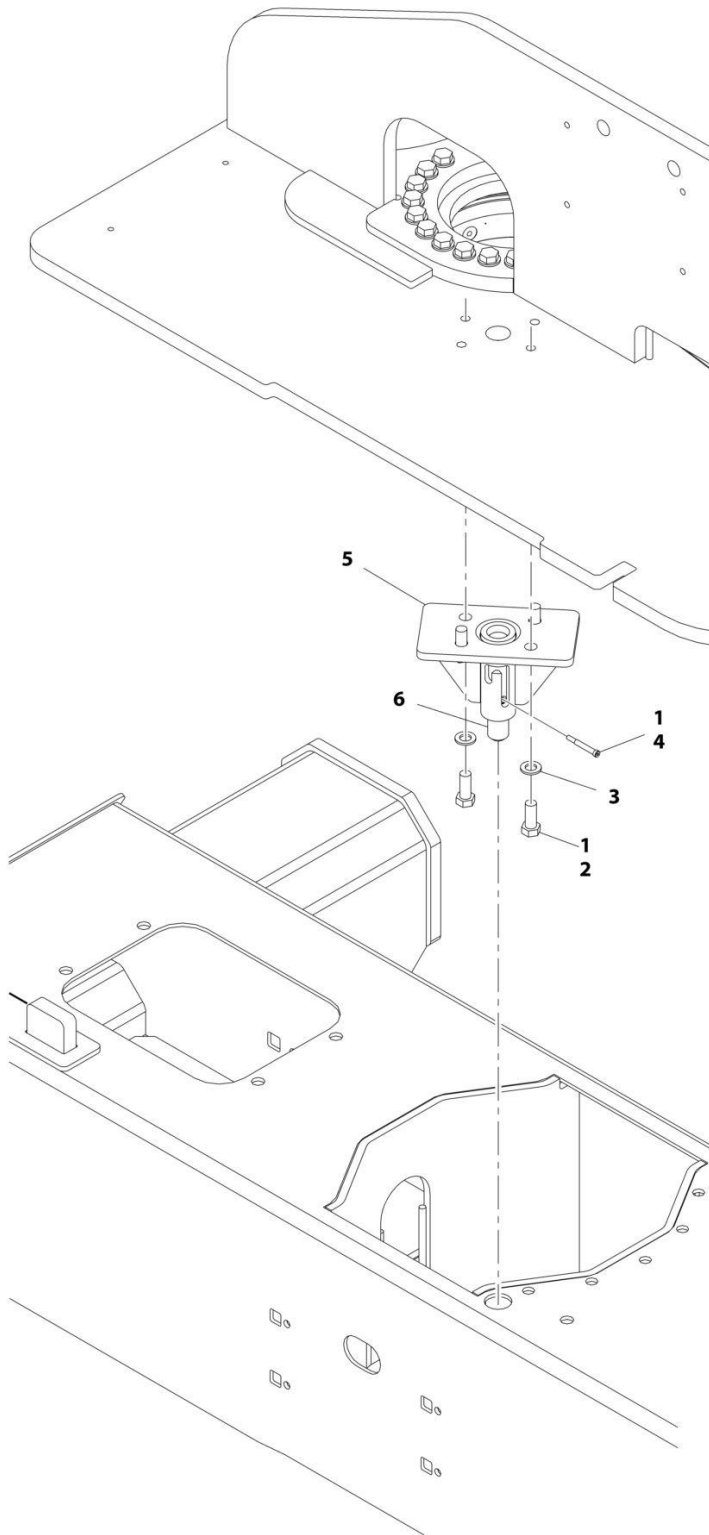
SECTION 2 - TURNTABLE

FIGURE 2-7. TURNTABLE COVERS INSTALLATION

ITEM	PART NUMBER	QTY	DESCRIPTION	REV
	1001219129	Ref	TURNTABLE COVERS INSTALLATION	A
1	0100011	AR	Compound, Locking	
2	5250812	1	Bolt M8 x 25	
3	5260800	2	Nut M8	
4	1001119228	2	Nut M8	
5	1001218533	1	Cover	
6	1001218535	1	Plate, Mounting	
7	1001218537	1	Cover	
8	4060806	2 ft/0.6m	Shield, Flex	

SECTION 2 - TURNTABLE

FIGURE 2-8. TURNTABLE LOCK INSTALLATION



ART_1001177820

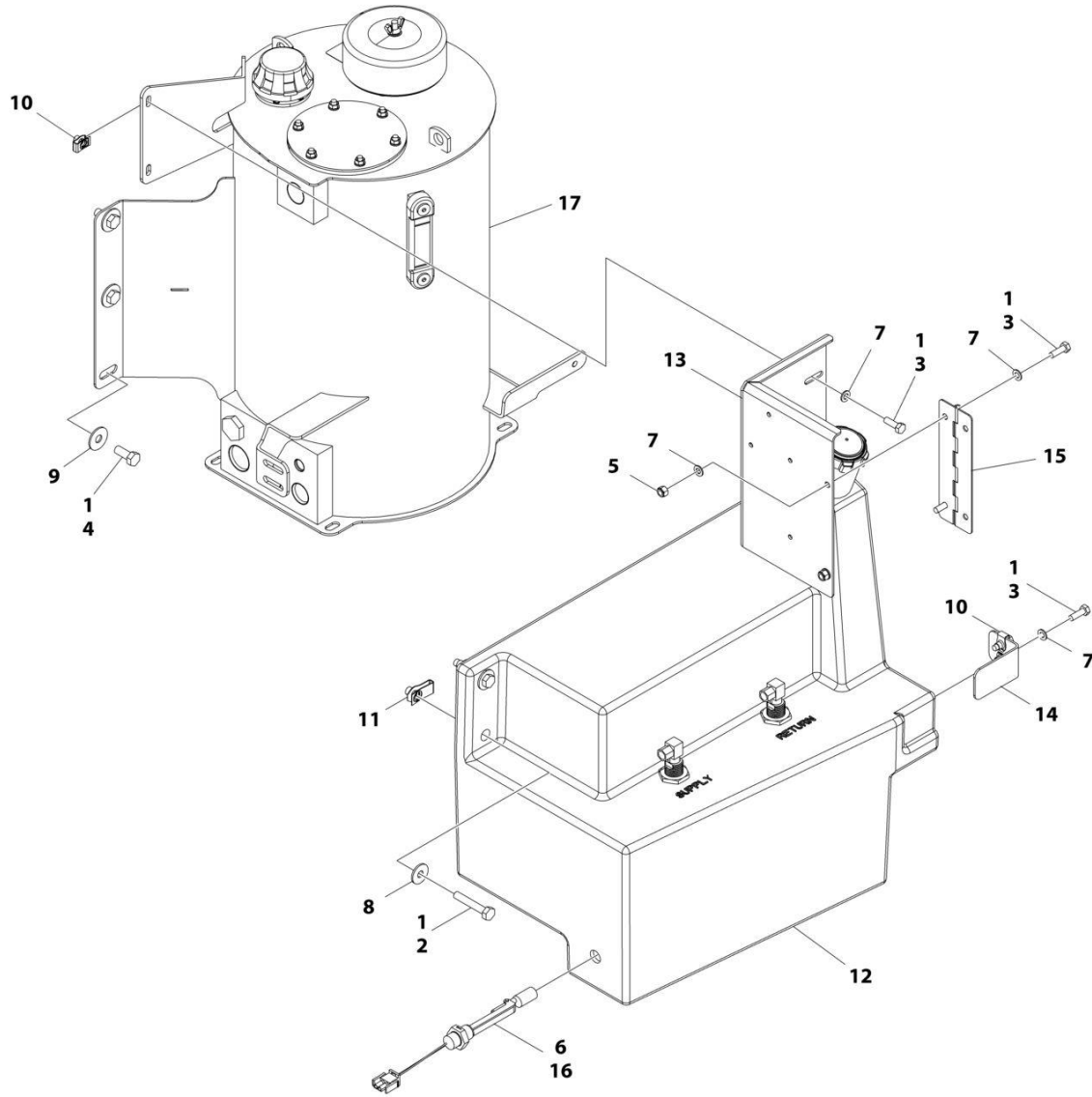
SECTION 2 - TURNTABLE

FIGURE 2-8. TURNTABLE LOCK INSTALLATION

ITEM	PART NUMBER	QTY	DESCRIPTION	REV
	1001177820	Ref	TURNTABLE LOCK INSTALLATION	B
1	0100011	AR	Compound, Locking	
2	0701616	4	Bolt M16 x 40	
3	4812300	4	Washer M16	
4	1001157466	1	Bolt M10 x 30	
5	1001177821	1	Support, Lock	
6	1001177834	1	Pin, Lock	
7	1001223118	1	Decal – Lift Diagram (Not Shown)	

SECTION 2 - TURNTABLE

FIGURE 2-9. TANKS INSTALLATION - DIESEL MACHINES



ART_1001207347

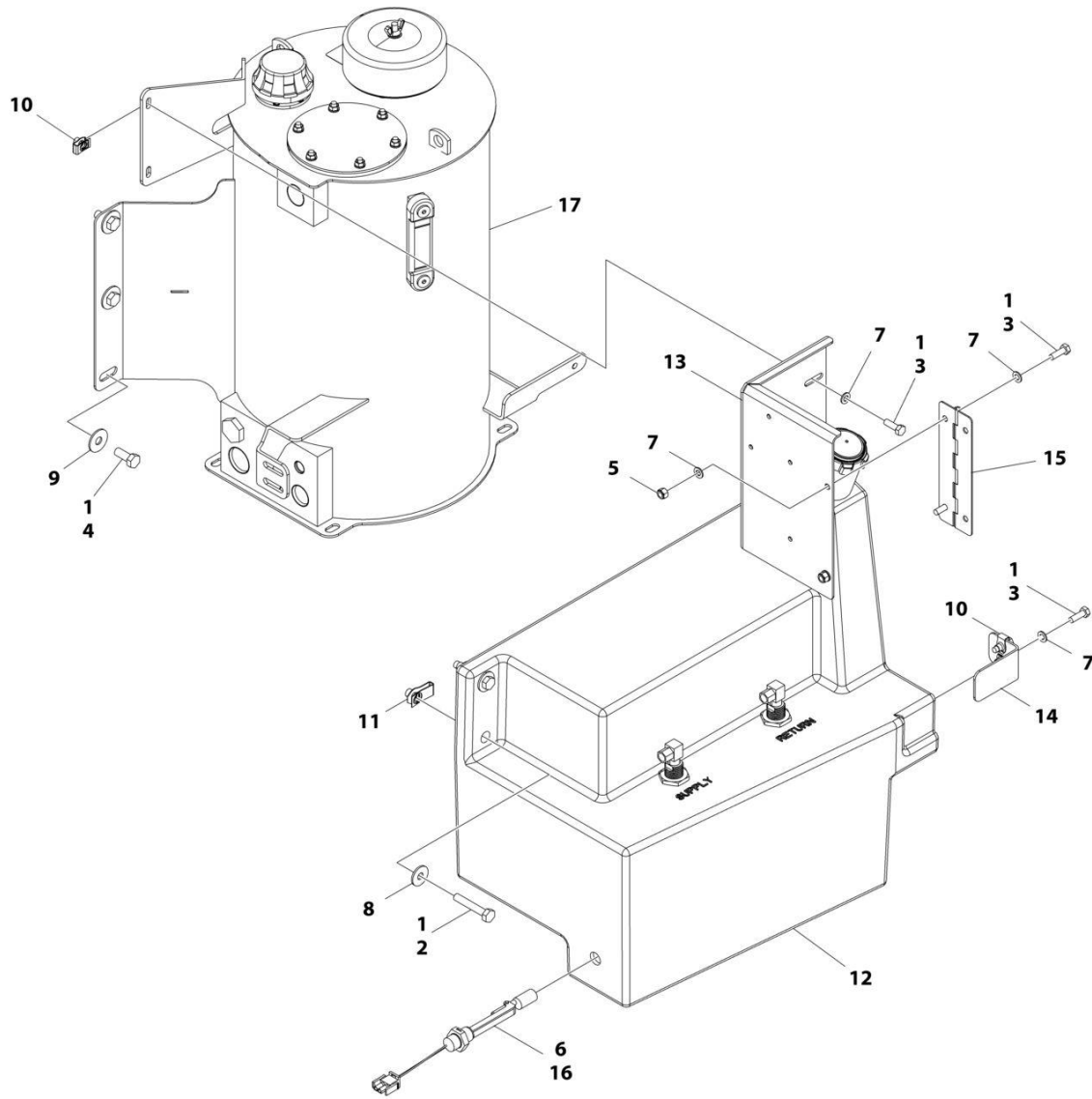
SECTION 2 - TURNTABLE

FIGURE 2-9. TANKS INSTALLATION - DIESEL MACHINES

ITEM	PART NUMBER	QTY	DESCRIPTION	REV
	1001207347	Ref	TANKS INSTALLATION - DIESEL MACHINES	B
1	0100011	AR	Compound, Locking	
2	0701020	2	Bolt M10 x 60	
3	0760812	6	Bolt M8 x 25	
4	0761214	6	Bolt M12 x 30	
5	3290805	2	Nut M8	
6	4360436	1	Switch, Fuel Level	
6	4460320	1	Plug, Male - 2 Position	
6	4460267	1	Pin, Male	
7	4811900	8	Washer M8	
8	4812002	2	Washer M10	
9	4812102	6	Washer M12	
10	1001118274	4	Nut M8	
11	1001118972	2	Nut M10	
12	1001163061	1	Fuel Tank Assembly	
12	1001193336	1	Cap, Fuel	
12	70004876	2	Tube, Pick-up	
12	0100020	AR	Compound, Locking	
13	1001169898	1	Support, Ground Control	
14	1001170480	1	Support, Tank	
15	1001179339	1	Hinge	
16	1001182997	AR	Adhesive	
17	1001206916	1	Hydraulic Tank Assembly	
17	70003614	1	Filter Kit (Includes Hydraulic Element, Breather Element and Gasket)	
17	70002838	1	Fill Cap Assembly (Includes Cap, Chain and Fill Basket)	
17	7024441	1	Gauge, Sight	
17	70002112	1	Plug, Drain	

SECTION 2 - TURNTABLE

FIGURE 2-10. TANKS INSTALLATION - GAS MACHINES



ART_1001207348

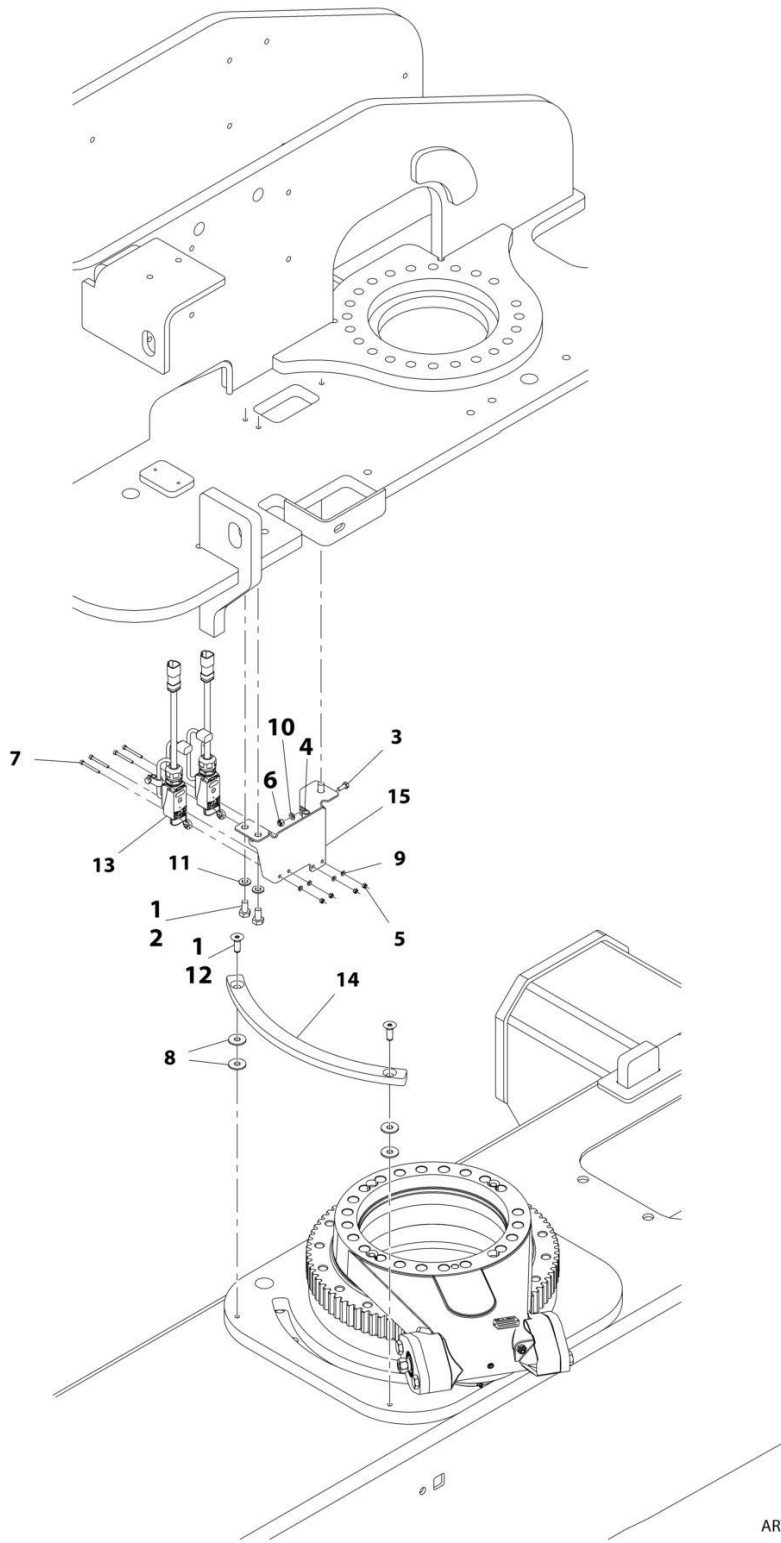
SECTION 2 - TURNTABLE

FIGURE 2-10. TANKS INSTALLATION - GAS MACHINES

ITEM	PART NUMBER	QTY	DESCRIPTION	REV
	1001207348	Ref	TANKS INSTALLATION - GAS MACHINES	B
1	0100011	AR	Compound, Locking	
2	0701020	2	Bolt M10 x 60	
3	0760812	6	Bolt M8 x 25	
4	0761214	6	Bolt M12 x 30	
5	3290805	2	Nut M8	
6	4360436	1	Switch, Fuel Level	
6	4460320	1	Plug, Male - 2 Position	
6	4460267	1	Pin, Male	
7	4811900	8	Washer M8	
8	4812002	2	Washer M10	
9	4812102	6	Washer M12	
10	1001118274	4	Nut M8	
11	1001118972	2	Nut M10	
12	1001163062	1	Fuel Tank Assembly	
12	1001211336	1	Cap, Tank	
12	70004877	2	Tube, Pick-up	
12	0100020	AR	Compound, Locking	
13	1001169898	1	Support, Ground Control	
14	1001170480	1	Support, Tank	
15	1001179339	1	Hinge	
16	1001182997	AR	Adhesive	
17	1001206916	1	Hydraulic Tank Assembly	
17	70003614	1	Filter Kit (Includes Hydraulic Element, Breather Element and Gasket)	
17	70002838	1	Fill Cap Assembly (Includes Cap, Chain and Fill Basket)	
17	7024441	1	Gauge, Sight	
17	70002112	1	Plug, Drain	

SECTION 2 - TURNTABLE

FIGURE 2-11. DRIVE ORIENTATION INSTALLATION



ART_1001166767

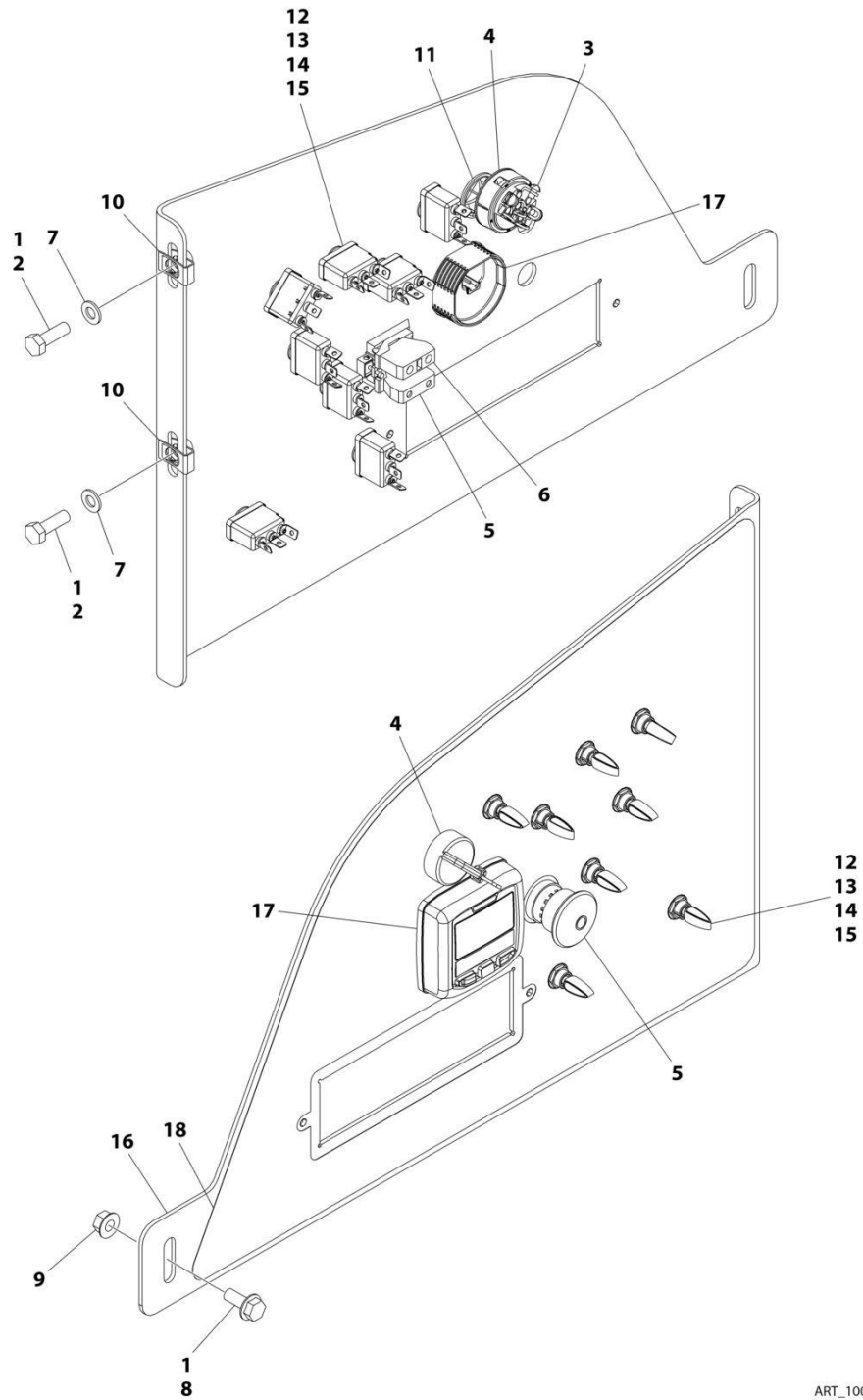
SECTION 2 - TURNTABLE

FIGURE 2-11. DRIVE ORIENTATION INSTALLATION

ITEM	PART NUMBER	QTY	DESCRIPTION	REV
	1001166767	Ref	DRIVE ORIENTATION INSTALLATION	F
1	0100011	AR	Compound, Locking	
2	0761010	3	Bolt M10 x 20	
3	0760608	2	Bolt M6 x 16	
4	1321293	2	Clamp, Cable	
5	3290405	4	Nut M4	
6	3290605	2	Nut M6	
7	4031512	4	Capscrew M4 x 40	
8	4812002	4	Washer M10	
9	4811400	4	Washer M4	
10	4811700	2	Washer M6	
11	4812000	3	Washer M10	
12	8310614	2	Screw M10 x 30	
13	1001119176	2	Switch, Limit	
13	1001129407	1	Receptacle, Female - 4 Position	
13	4460464	4	Pin, Male	
14	1001162106	1	Cam	
15	1001166768	1	Bracket	
16	8881800	AR	Tie-Strap (Not Shown)	

SECTION 2 - TURNTABLE

FIGURE 2-12. GROUND CONTROL ASSEMBLY - 450AJ WITH DEUTZ ENGINES (ALL SPECS EXCEPT CE AND CHINA SPECS)



ART_1001246450

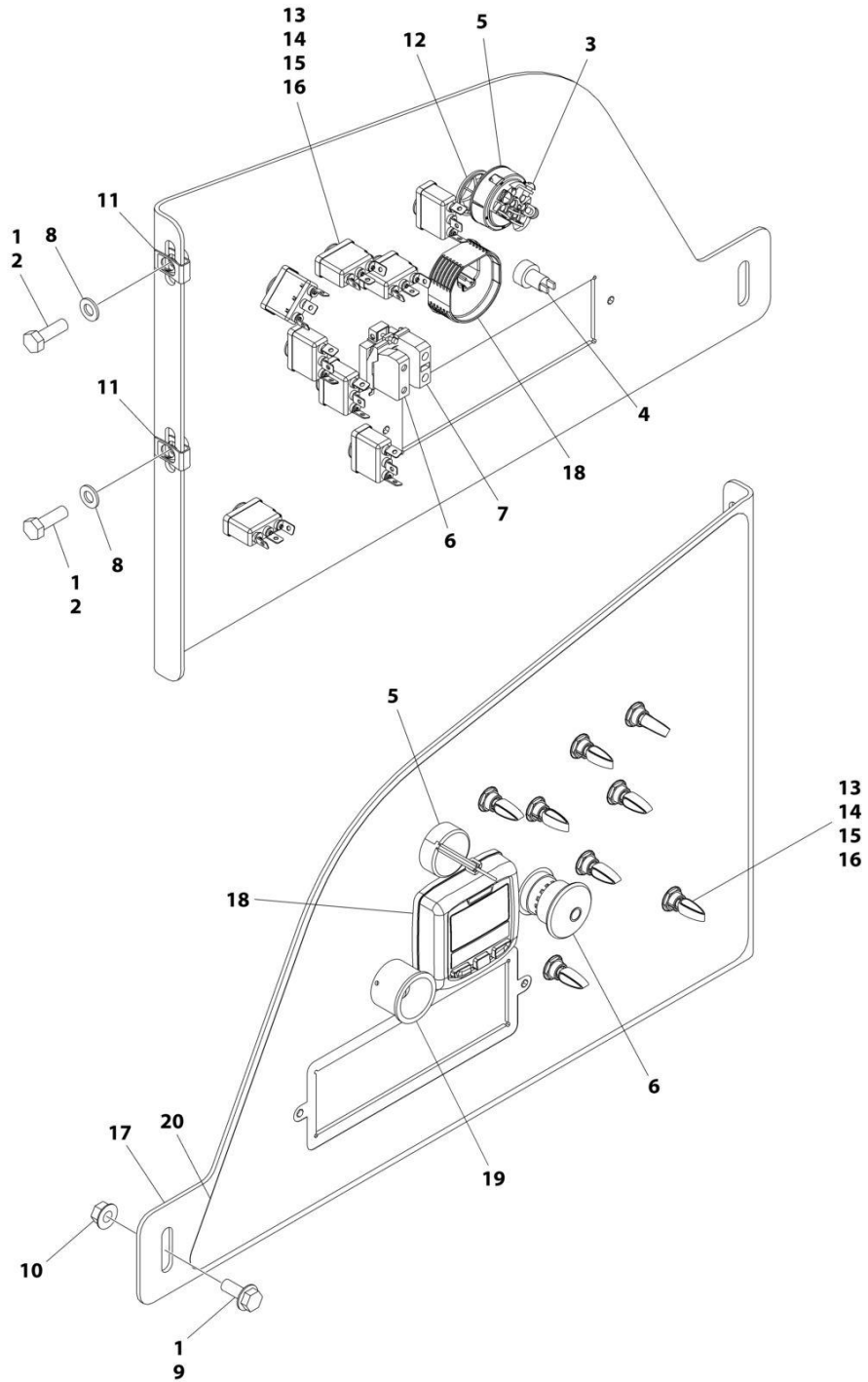
SECTION 2 - TURNTABLE

FIGURE 2-12. GROUND CONTROL ASSEMBLY - 450AJ WITH DEUTZ ENGINES (ALL SPECS EXCEPT CE AND CHINA SPECS)

ITEM	PART NUMBER	QTY	DESCRIPTION	REV
	1001246450	Ref	GROUND CONTROL ASSEMBLY	B
1	0100011	AR	Compound, Locking	
2	0760812	2	Bolt M8 x 25	
3	3910804	3	Screw M8 x 1/4	
4	4360469	1	Switch, Key	
4	2860030	1	Key, Replacement	
5	4360475	1	Switch, Emergency	
5	7020175	1	Cap	
5	7020176	1	Block, Contact	
6	4360476	1	Block, Contact	
7	4811900	2	Washer M8	
8	5250810	1	Bolt M8 x 20	
9	5260800	1	Nut M8	
10	1001118274	2	Nut M8	
11	1001151393	1	Shim .063	
12	1001155043	8	Washer	
13	1001155044	8	Nut, Special 15/32-32	
14	1001155045	8	Switch, Toggle	
15	1001162807	8	Washer	
16	1001264735	1	Panel, Ground Control	
17	1001171482	1	Gauge, Display	
18	1001264733	1	Decal - Ground Control	

SECTION 2 - TURNTABLE

FIGURE 2-13. GROUND CONTROL ASSEMBLY - 450AJ WITH DEUTZ ENGINE (CE, CHINA AND RUSSIA SPECS)



ART_1001246451

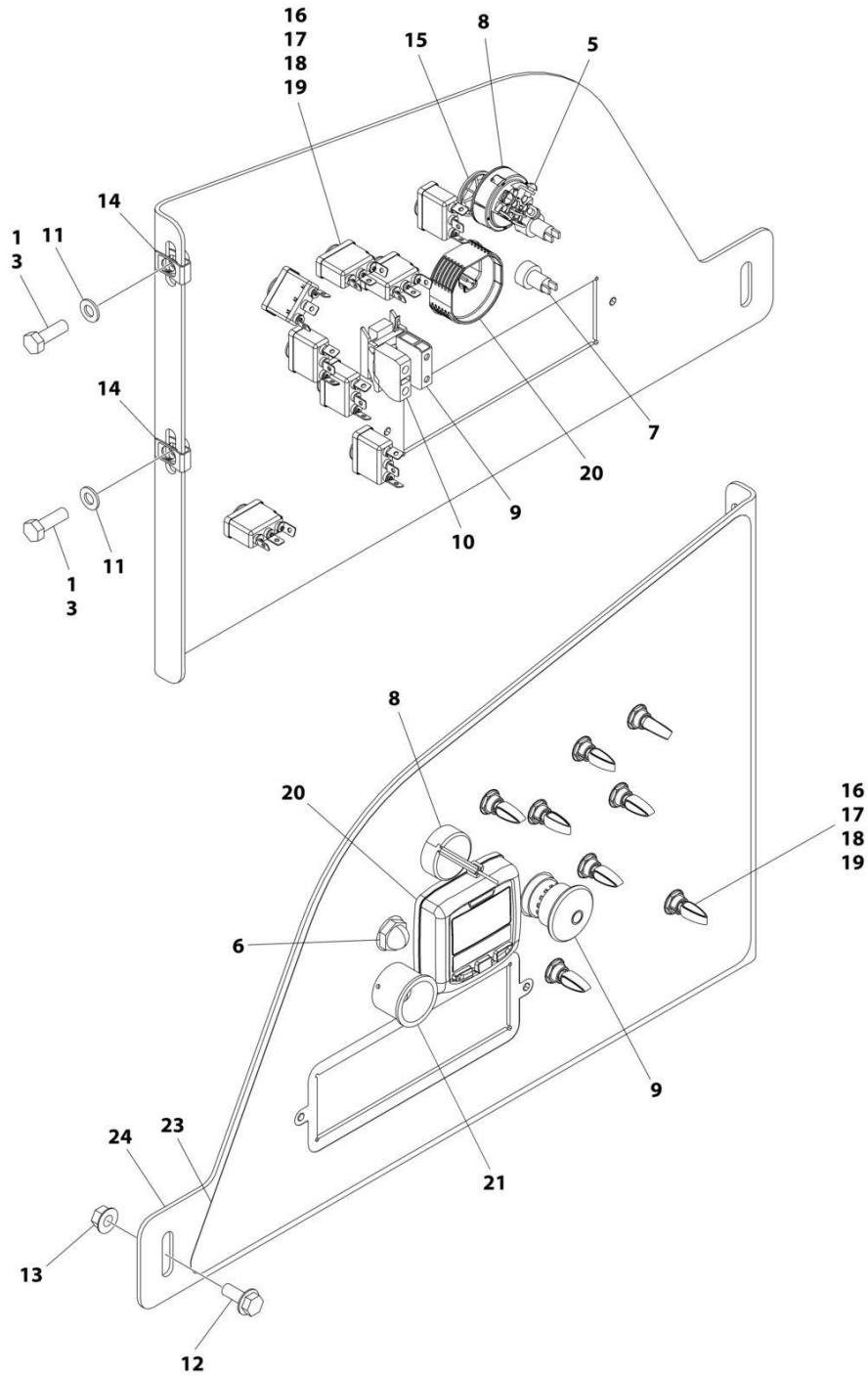
SECTION 2 - TURNTABLE

FIGURE 2-13. GROUND CONTROL ASSEMBLY - 450AJ WITH DEUTZ ENGINE (CE, CHINA AND RUSSIA SPECS)

ITEM	PART NUMBER	QTY	DESCRIPTION	REV
	1001246451	Ref	GROUND CONTROL ASSEMBLY	B
1	0100011	AR	Compound, Locking	
2	0760812	2	Bolt M8 x 25	
3	3910804	3	Screw M8 x 1/4	
4	4360387	1	Switch, Push Button	
5	4360469	1	Switch, Key	
5	2860030	1	Key, Replacement	
6	4360475	1	Switch, Emergency	
6	7020175	1	Cap	
6	7020176	1	Block, Contact	
7	4360476	1	Block, Contact	
8	4811900	2	Washer M8	
9	5250810	1	Bolt M8 x 20	
10	5260800	1	Nut M8	
11	1001118274	2	Nut M8	
12	1001151393	1	Shim .063	
13	1001155043	8	Washer	
14	1001155044	8	Nut, Special 15/32-32	
15	1001155045	8	Switch, Toggle	
16	1001162807	8	Washer	
17	1001264735	1	Panel, Ground Control	
18	1001171482	1	Gauge, Display	
19	1001176469	1	Shroud, Switch	
20	1001264732	1	Decal - Ground Control	

SECTION 2 - TURNTABLE

FIGURE 2-14. GROUND CONTROL ASSEMBLY - 450AJ WITH DEUTZ D2.9L4 ENGINE (STAGE V) (CE SPECS)



ART_1001245656

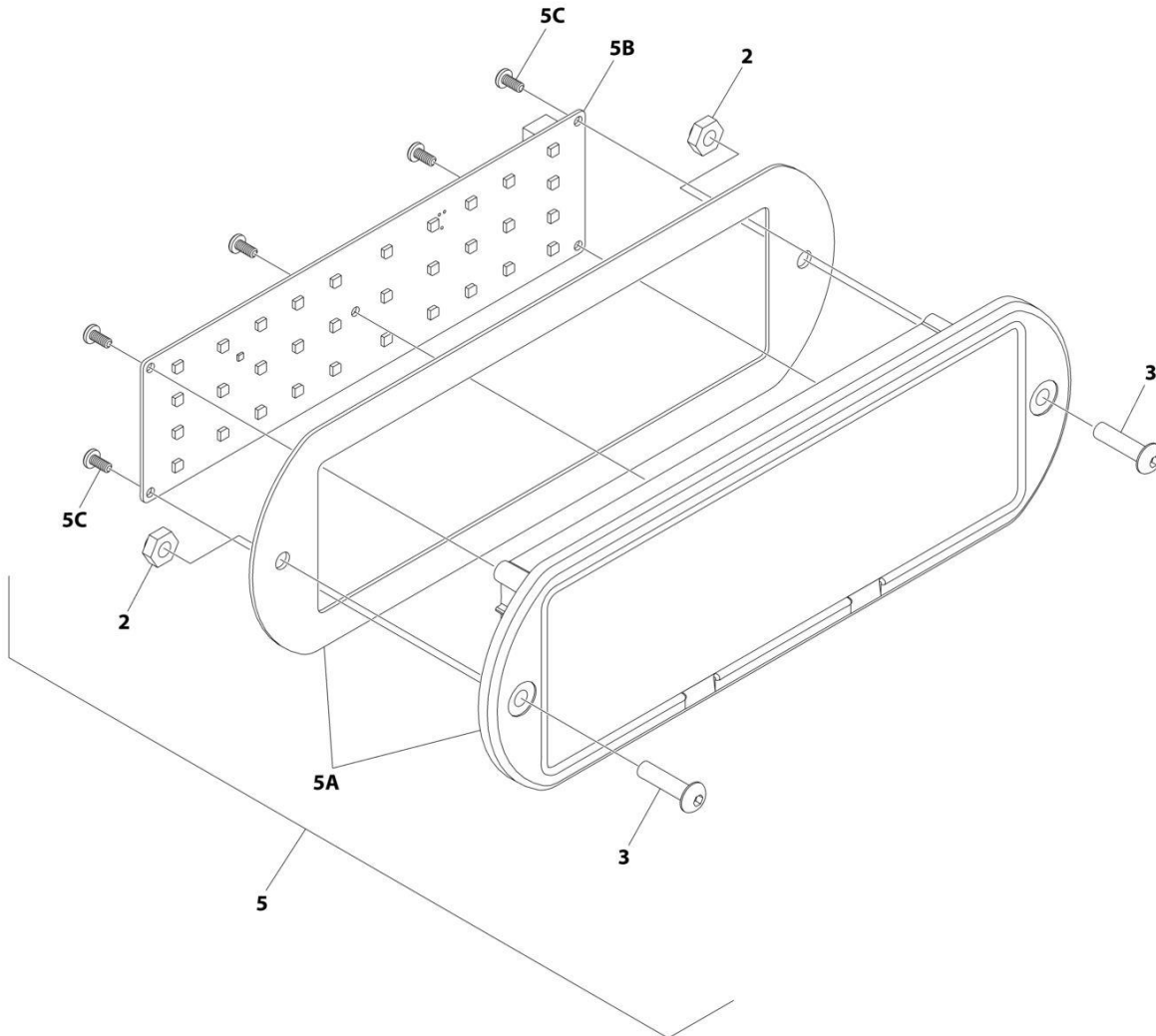
SECTION 2 - TURNTABLE

FIGURE 2-14. GROUND CONTROL ASSEMBLY - 450AJ WITH DEUTZ D2.9L4 ENGINE (STAGE V) (CE SPECS)

ITEM	PART NUMBER	QTY	DESCRIPTION	REV
	1001245656	Ref	GROUND CONTROL ASSEMBLY	C
1	0100011	AR	Compound, Locking	
3	0760812	2	Bolt M8 x 25	
5	3910804	3	Screw M8 x 1/4	
6	4360274	1	Switch, Push Button	
7	4360387	1	Switch, Push Button	
8	4360469	1	Switch, Key	
8	2860030	1	Key, Replacement	
9	4360475	1	Switch, Emergency	
9	7020175	1	Cap	
9	7020176	1	Block, Contact	
10	4360476	1	Block, Contact	
11	4811900	2	Washer M8	
12	5250810	1	Bolt M8 x 20	
13	5260800	1	Nut M8	
14	1001118274	2	Nut M8	
15	1001151393	1	Shim .063	
16	1001155043	8	Washer	
17	1001155044	8	Nut, Special 15/32-32	
18	1001155045	8	Switch, Toggle	
19	1001162807	8	Washer	
20	1001171482	1	Gauge, Display	
21	1001176469	1	Shroud, Switch	
23	1001264731	1	Decal - Ground Control	
24	1001264735	1	Panel, Ground Control	

SECTION 2 - TURNTABLE

FIGURE 2-15. LIGHT PANEL INSTALLATION – GROUND CONTROL (USA & CHINA BUILT MACHINES)



ART_1001241403_10F2

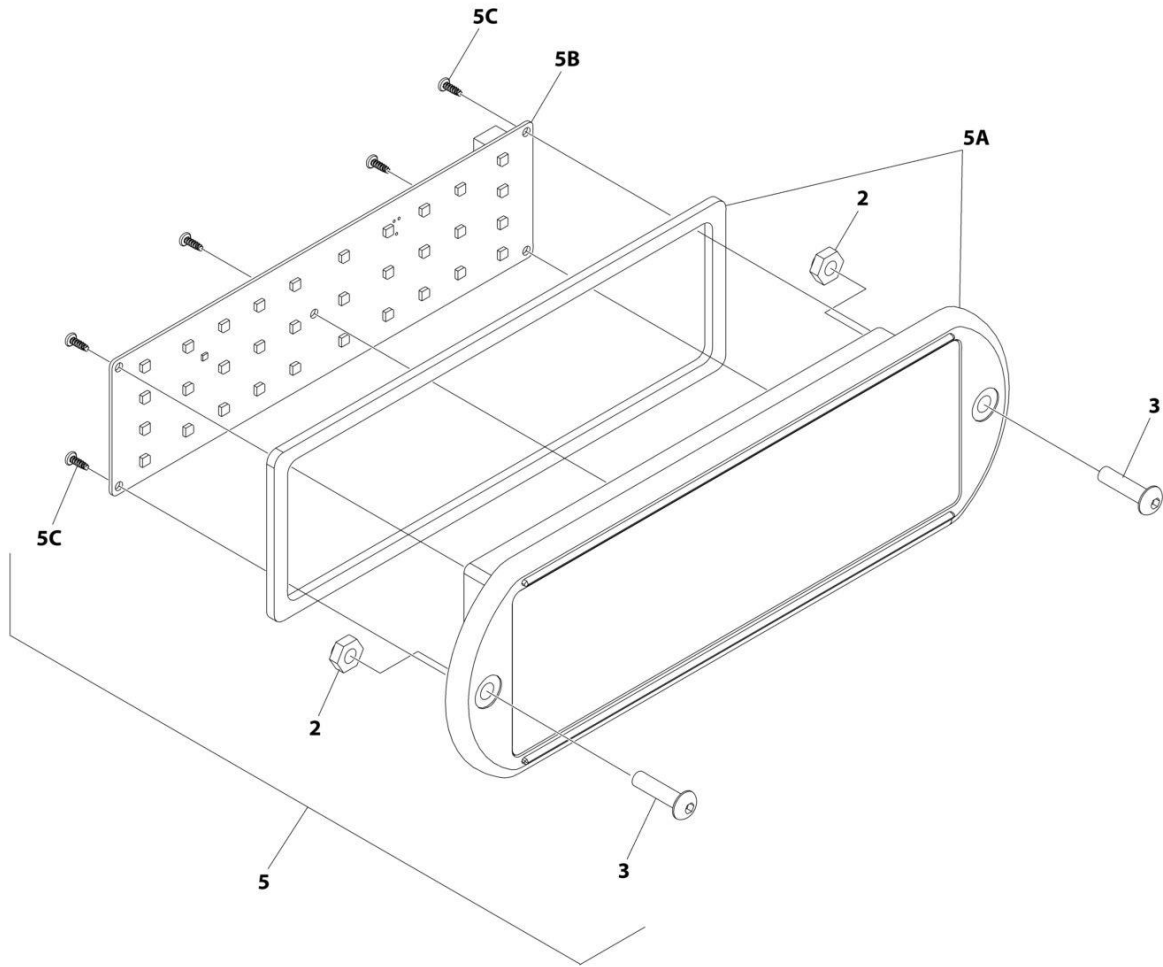
SECTION 2 - TURNTABLE

FIGURE 2-15. LIGHT PANEL INSTALLATION – GROUND CONTROL (USA & CHINA BUILT MACHINES)

ITEM	PART NUMBER	QTY	DESCRIPTION	REV
	1001241403	Ref	LIGHT PANEL INSTALLATION - GROUND CONTROL	C
2	3300408	2	Nut, Nylon Insert	
3	0630518	2	Screw #10 x 3/4	
5	1001238674	1	Light Panel Assembly	H
5A	1001236092	1	Lens Assembly (Includes Housing Shell, Decal/Lens with Icons & Gasket)	
5B	1001238732	1	Panel, LED Light	
5C		Ref	Screw	

SECTION 2 - TURNTABLE

FIGURE 2-16. LIGHT PANEL INSTALLATION – GROUND CONTROL (ROMANIAN BUILT MACHINES)



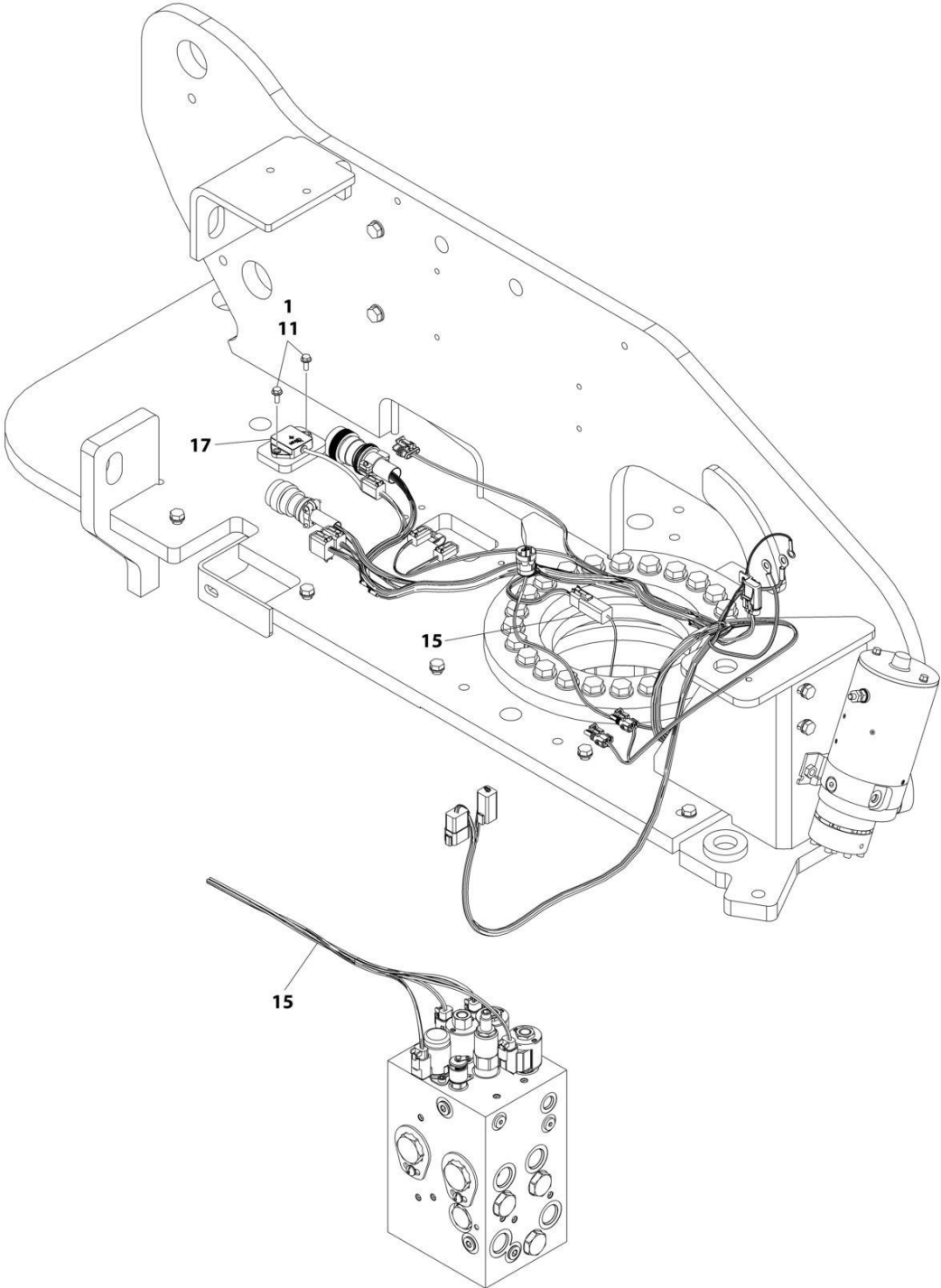
ART_1001241404_10F2

SECTION 2 - TURNTABLE

FIGURE 2-16. LIGHT PANEL INSTALLATION – GROUND CONTROL (ROMANIAN BUILT MACHINES)

ITEM	PART NUMBER	QTY	DESCRIPTION	REV
	1001241404	Ref	LIGHT PANEL INSTALLATION - GROUND CONTROL	B
2	3300408	2	Nut, Nylon Insert	
3	0630518	2	Screw #10 x 3/4	
5	1001237547	1	Light Panel Assembly	G
5A	1001236092	1	Lens, I-Con (Includes Gasket)	
5B	1001187807	1	Panel, LED Light	
5C		Ref	Screw	

SECTION 2 - TURNTABLE



DETAIL OF TRACTION VALVE

ART_1001246369_2OF2

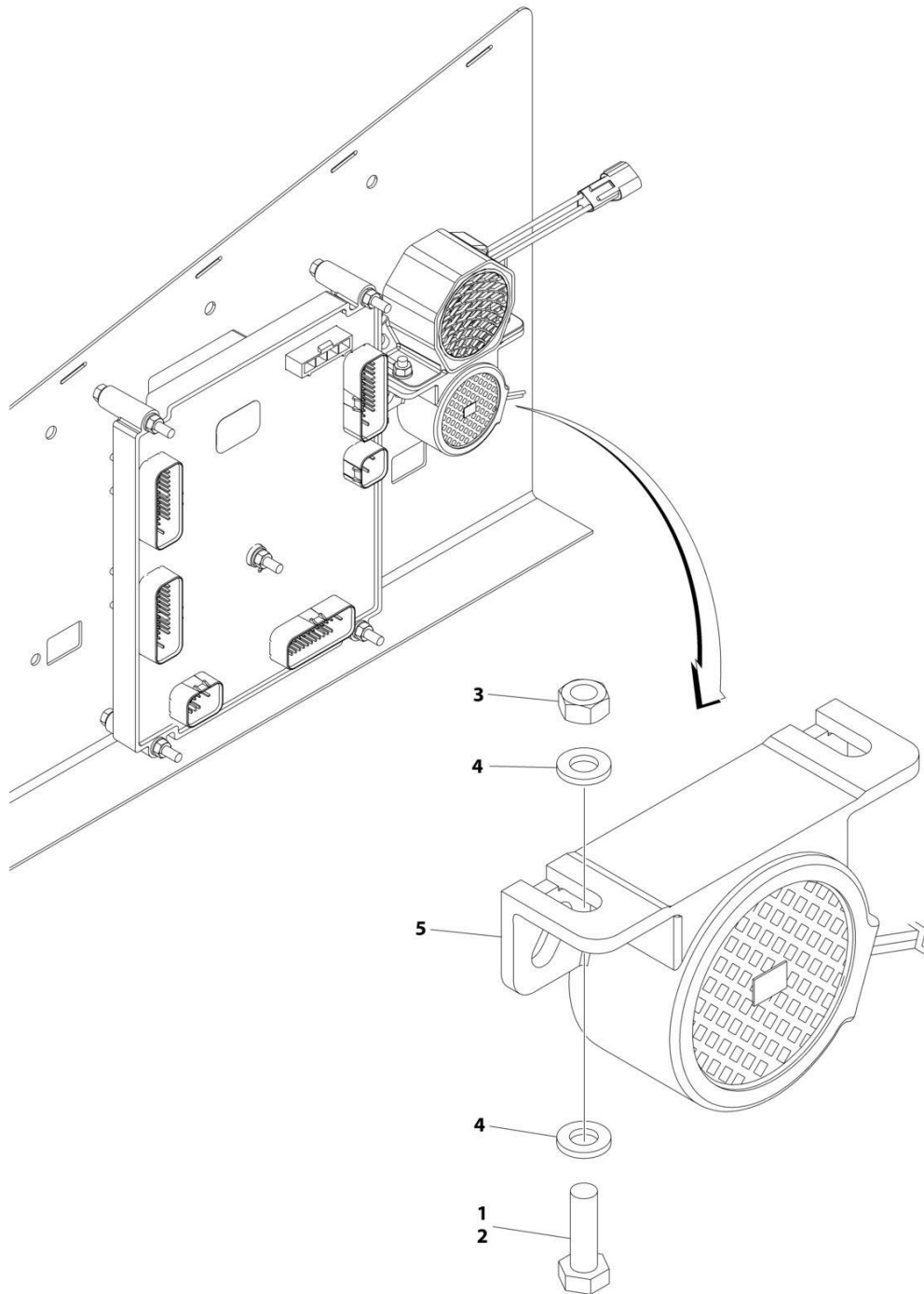
SECTION 2 - TURNTABLE

FIGURE 2-17. ELECTRICAL SYSTEM INSTALLATION

ITEM	PART NUMBER	QTY	DESCRIPTION	REV
	1001246369	Ref	ELECTRICAL SYSTEM INSTALLATION	A
1	0100011	AR	Compound, Locking	
2	0140043	1	Alarm	
3	0760610	7	Bolt M6 x 20	
4	0760621	5	Bolt M6 x 65	
5	3290601	10	Nut M6	
6	3290605	2	Nut M6	
7	4460496	1	Washer, Terminal	
8	4460497	1	Nut, Terminal	
9	4811700	12	Washer M6	
10	4811702	7	Washer M6	
11	5250608	2	Bolt M6 x 16	
12	1001106736	1	Cap, Dust	
13	1001130220	3	Nut, Tinnerman M6	
14	1001170094	1	Module, Ground Control	
	See Note	Ref	Note: Re-calibration Required when Replaced	
15	1001179236	1	Chassis Solenoid Harness (See Separate Breakdown in ELECTRICAL SECTION)	
16	1001196637	1	Decal - Fuse Box	
17	1001219601	1	Sensor	
17	See Note	1	Receptacle, Female - 4 Position (Note: Not Available for Purchase)	
17	See Note	4	Pin, Male (Note: Not Available for Purchase)	
18	1001244293	1	Turntable Harness (See Separate Breakdown in ELECTRICAL SECTION)	
19	1001244294	1	Valve Harness - Main Valve (See Separate Breakdown in ELECTRICAL SECTION)	
20	1001244295	1	Ground Control Panel Harness (See Separate Breakdown in ELECTRICAL SECTION)	

SECTION 2 - TURNTABLE

FIGURE 2-18. WHITE NOISE ALARM INSTALLATION



ART_1001263174

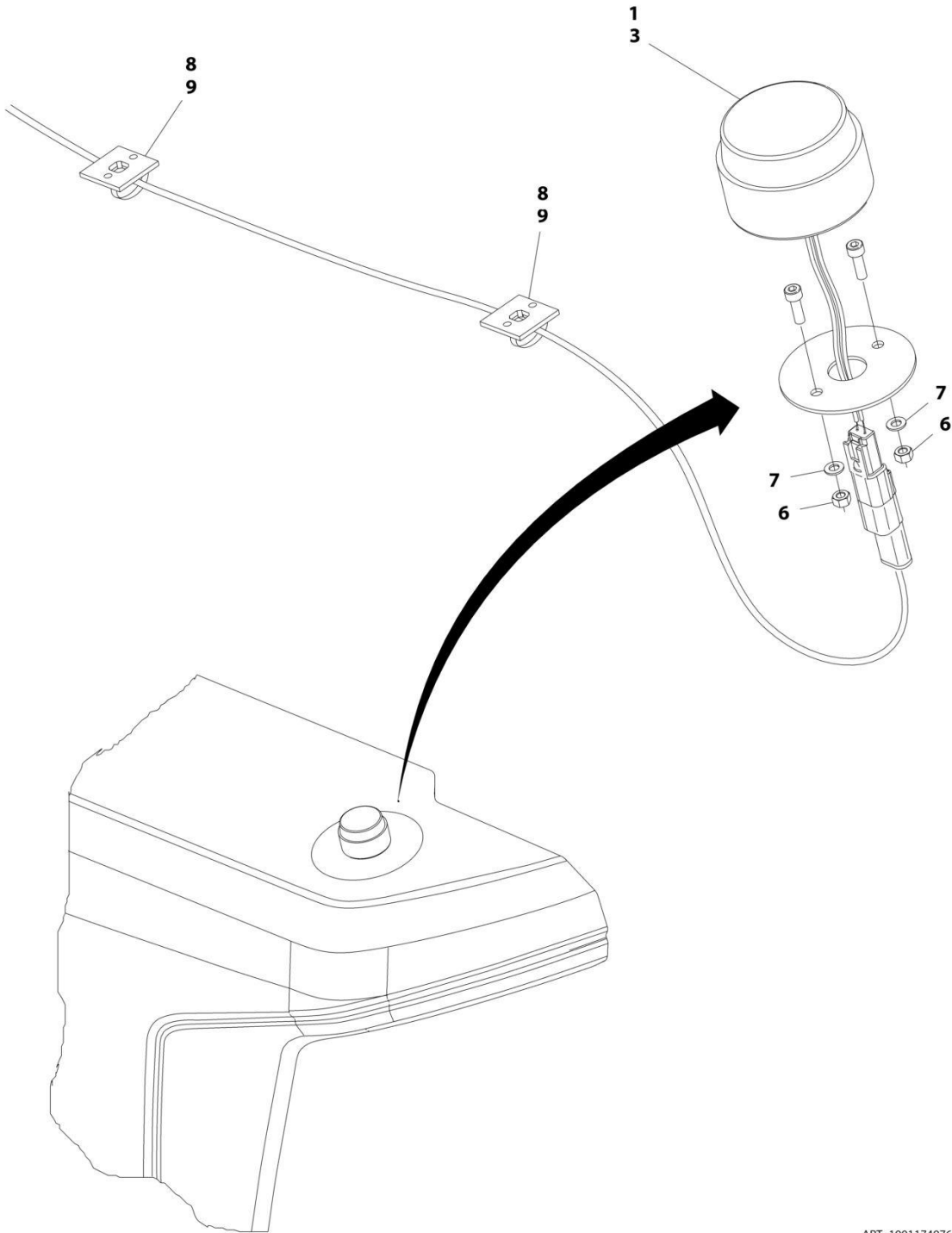
SECTION 2 - TURNTABLE

FIGURE 2-18. WHITE NOISE ALARM INSTALLATION

ITEM	PART NUMBER	QTY	DESCRIPTION	REV
	1001263174	Ref	WHITE NOISE ALARM INSTALLATION	A
1	0100011	AR	Compound, Locking	
2	0760610	2	Bolt M6 x 20	
3	3290601	2	Nut M6	
4	4811700	4	Washer M6	
5	1001184682	1	Alarm	
6	1001190663	1	Harness, Jumper (Not Shown)	
6	4460891	1	Connector – 2 Position	
6	4460465	2	Socket, Female	
6	4460871	2	Socket, Female	

SECTION 2 - TURNTABLE

FIGURE 2-19. BEACON LIGHT INSTALLATION - AMBER



ART_1001174976

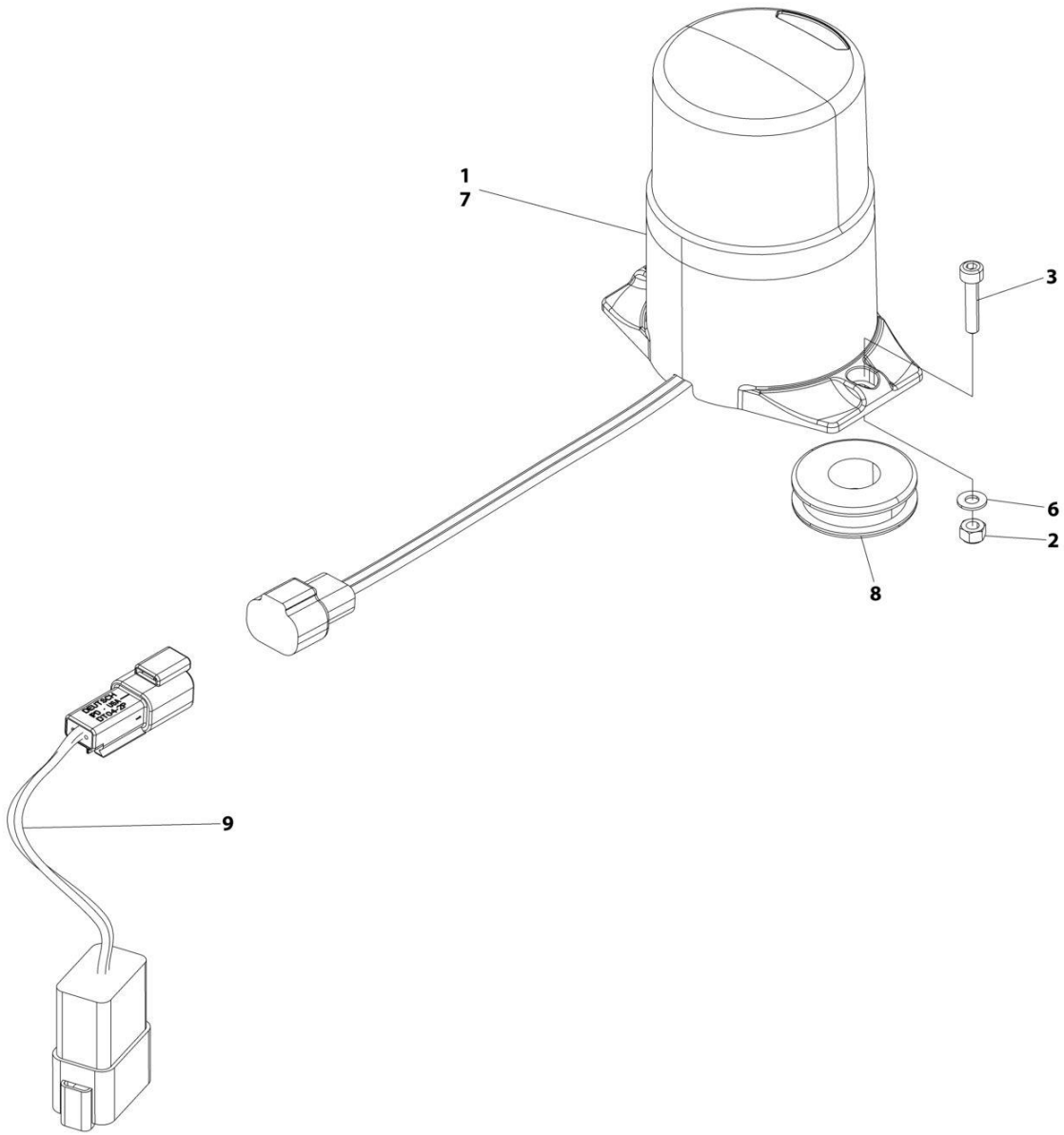
SECTION 2 - TURNTABLE

FIGURE 2-19. BEACON LIGHT INSTALLATION - AMBER

ITEM	PART NUMBER	QTY	DESCRIPTION	REV
	1001174976	Ref	BEACON LIGHT INSTALLATION - AMBER	D
1	0100048	AR	Compound, Silicone	
3	1001181405	1	Lamp, Strobe	
3	4460897	1	Receptacle, Female - 2 Position	
3	4460464	2	Pin, Male	
6	3290505	2	Nut M5	
7	4811600	2	Washer M5	
8	4240032	AR	Tie-Strap	
9	4460234	2	Mount, Tie-Strap	

SECTION 2 - TURNTABLE

FIGURE 2-20. BEACON LIGHT INSTALLATION - ORANGE



ART_1001266664

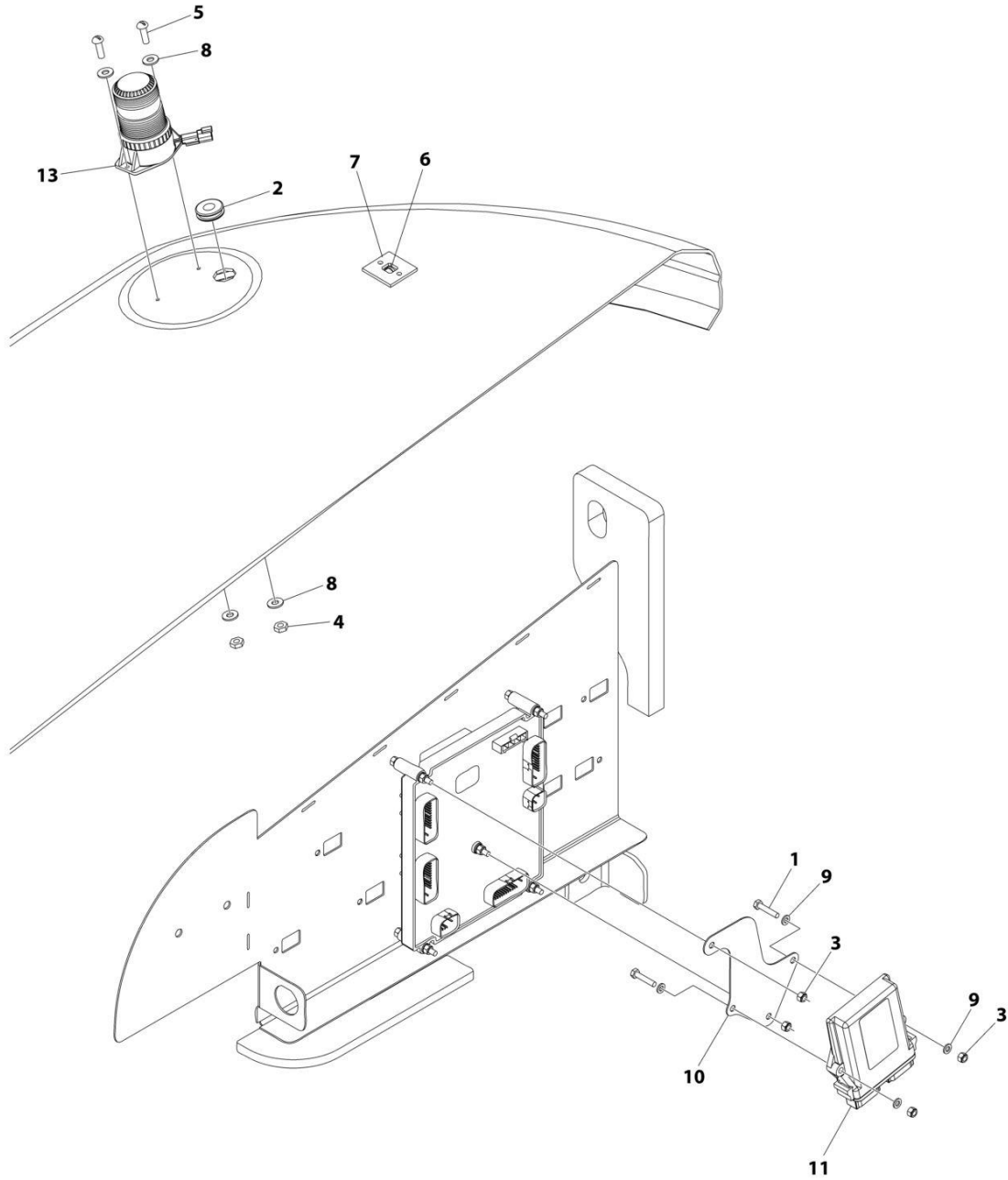
SECTION 2 - TURNTABLE

FIGURE 2-20. BEACON LIGHT INSTALLATION - ORANGE

ITEM	PART NUMBER	QTY	DESCRIPTION	REV
	1001266664	Ref	BEACON LIGHT INSTALLATION - AMBER	B
1	0100048	AR	Compound, Silicone	
2	3290405	2	Nut, Lock M4	
3	4031508	2	Capscrew M4 x 20	
4	4240032	AR	Tie-Strap (Not Shown)	
5	4460234	AR	Mount, Tie-Strap (Not Shown)	
6	4811400	2	Washer M4	
7	1001233479	1	Lamp, Strobe	
7	4460891	1	Connector	
7	4460465	2	Socket	
8	2540020	1	Grommet	
9	1001283776	1	Harness, Beacon Jumper (See Separate Breakdown in ELECTRICAL Section)	

SECTION 2 - TURNTABLE

FIGURE 2-21. BEACON LIGHT INSTALLATION - BLUE



ART_1001242855

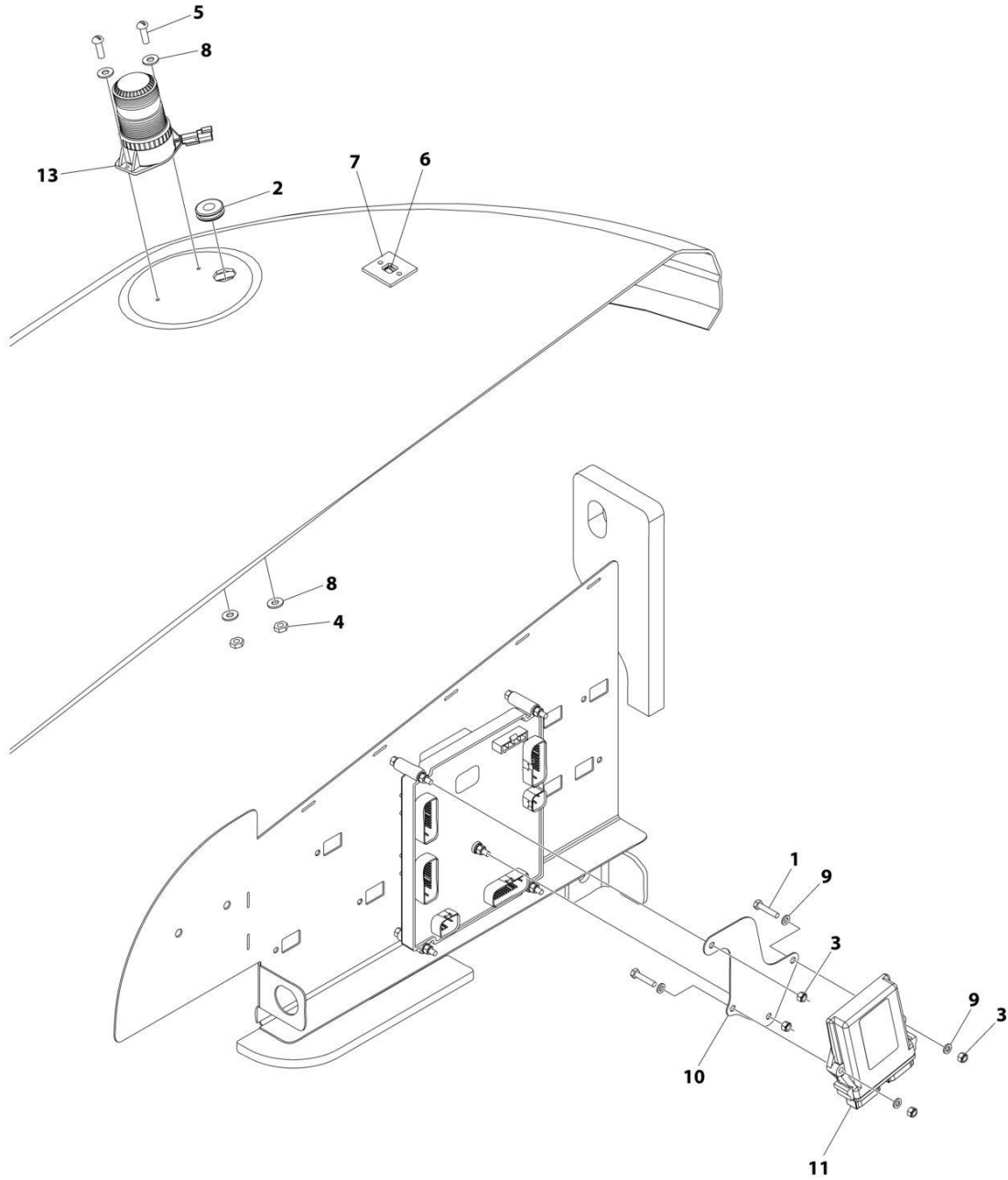
SECTION 2 - TURNTABLE

FIGURE 2-21. BEACON LIGHT INSTALLATION - BLUE

ITEM	PART NUMBER	QTY	DESCRIPTION	REV
	1001242855	Ref	BEACON LIGHT INSTALLATION - BLUE	A
1	0760614	2	Bolt M6 x 30	
2	2540020	1	Grommet	
3	3290605	4	Nut M6	
4	3311005	2	Nut #10	
5	3911010	2	Screw #10 x 5/8	
6	4240032	AR	Tie-Strap	
7	4460488	AR	Terminal, Mounting	
8	4711000	4	Washer #10	
9	4811700	4	Washer M6	
10	1001100433	1	Mount, Module	
11	1001142683	1	Module, Control	
12	1001142736	1	Beacon Harness (Not Shown - See Separate Breakdown in ELECTRICAL SECTION)	
13	1001200910	1	Light, Beacon	
13	4460897	1	Receptacle, Female - 2 Position	
13	4460943	2	Pin, Male	

SECTION 2 - TURNTABLE

FIGURE 2-22. BEACON LIGHT INSTALLATION - RED



ART_1001242856

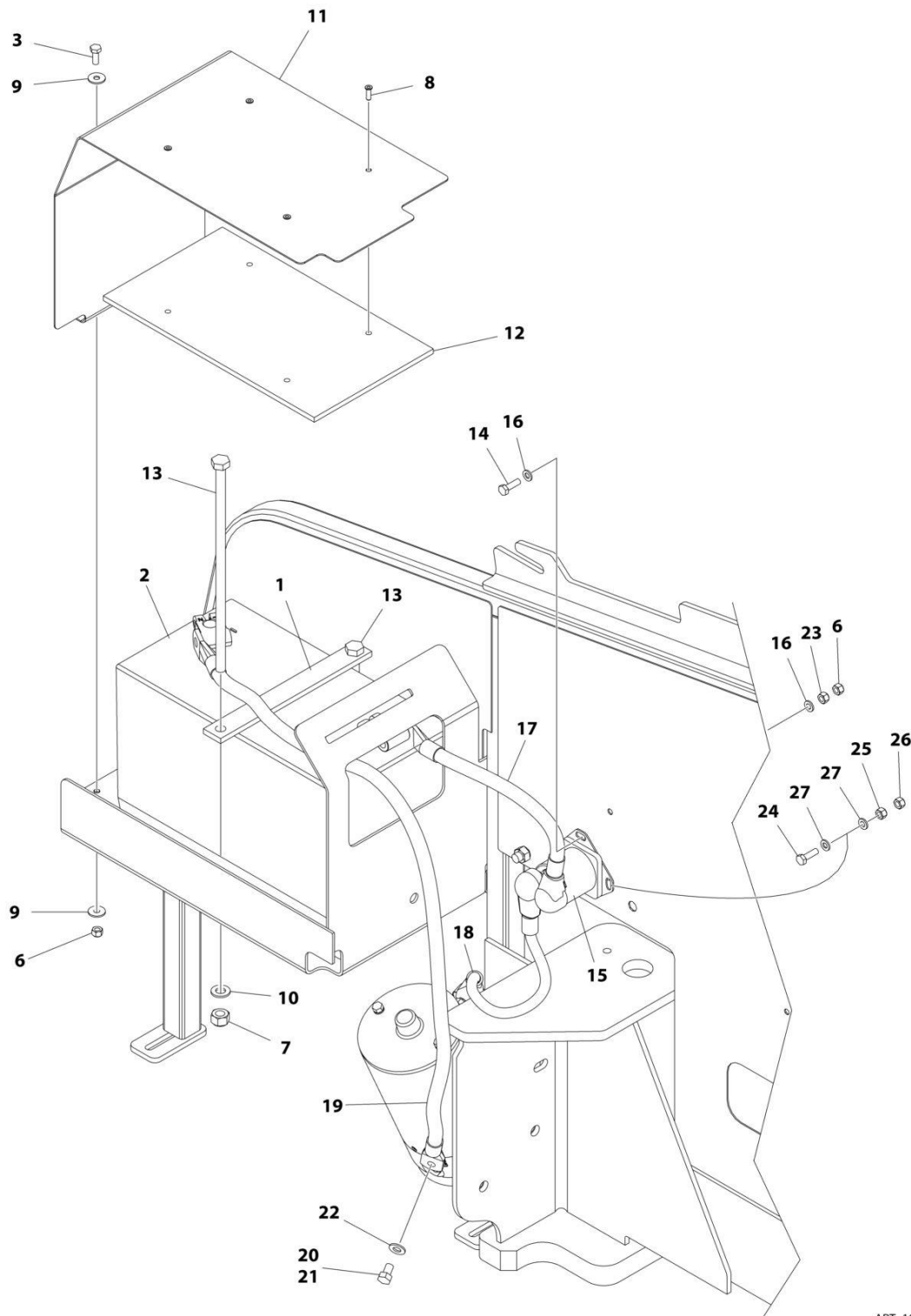
SECTION 2 - TURNTABLE

FIGURE 2-22. BEACON LIGHT INSTALLATION - RED

ITEM	PART NUMBER	QTY	DESCRIPTION	REV
	1001242856	Ref	BEACON LIGHT INSTALLATION - RED	A
1	0760614	2	Bolt M6 x 30	
2	2540020	1	Grommet	
3	3290605	4	Nut M6	
4	3311005	2	Nut #10	
5	3911010	2	Screw #10 x 5/8	
6	4240032	AR	Tie-Strap	
7	4460488	AR	Terminal, Mounting	
8	4711000	4	Washer #10	
9	4811700	4	Washer M6	
10	1001100433	1	Mount, Module	
11	1001142683	1	Module, Control	
12	1001142736	1	Beacon Harness (Not Shown - See Separate Breakdown in ELECTRICAL Section)	
13	1001207004	1	Light, Beacon	
13	4460897	1	Receptacle, Female - 2 Position	
13	4460943	2	Pin, Male	

SECTION 2 - TURNTABLE

FIGURE 2-23. BATTERY AND CABLE INSTALLATION - USA AND CHINA BUILT MACHINES



ART_1001166316_H

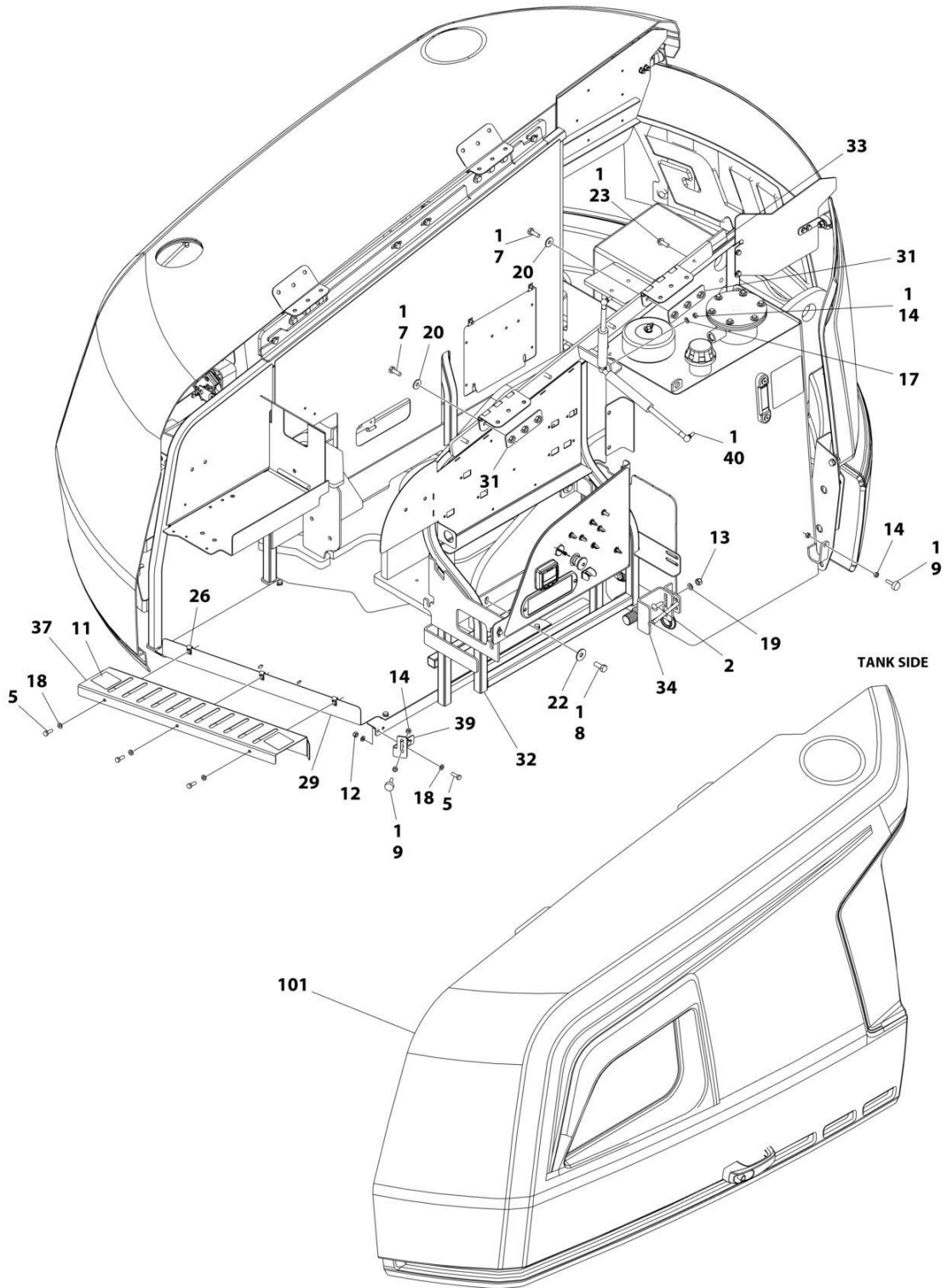
SECTION 2 - TURNTABLE

FIGURE 2-23. BATTERY AND CABLE INSTALLATION - USA AND CHINA BUILT MACHINES

ITEM	PART NUMBER	QTY	DESCRIPTION	REV
	1001166316	Ref	BATTERY AND CABLE INSTALLATION	H
1	0361810	1	Bar, Hold-down	
2	0400075	1	Battery	
3	0760610	2	Bolt M6 x 20	
6	3290605	3	Nut M6	
7	3291005	2	Nut M10	
8	3820032	4	Rivet	
9	4811702	4	Washer M6	
10	4812000	2	Washer M10	
11	1001117240	1	Cover	
12	1001119278	1	Insulation	
13	1001119280	2	Bolt M16 x 260	
14	0760612	1	Bolt M6 x 25	
15	3740067	1	Relay	
15	3300220	2	Nut 3/8	
15	1001111424	2	Washer 3/8	
15	3321001	1	Nut #10	
15	4761000	1	Washer #10	
16	4811700	2	Washer M6	
17	1001171678	1	Cable, Battery (Positive + to Aux Relay)	
18	1001171679	1	Cable, Battery (Aux Relay to Aux Pump)	
19	1001171680	1	Cable, Battery (Negative - to Aux Pump)	
20	0100011	AR	Compound, Locking	
21	0641504	1	Bolt 5/16 x 1/2	
22	4711500	1	Washer 5/16	
23	3290601	2	Nut M6	
24	0760512	1	Bolt M5 x 25	
25	3290501	1	Nut M5	
26	3290505	1	Nut M5	
27	4811600	2	Washer M5	

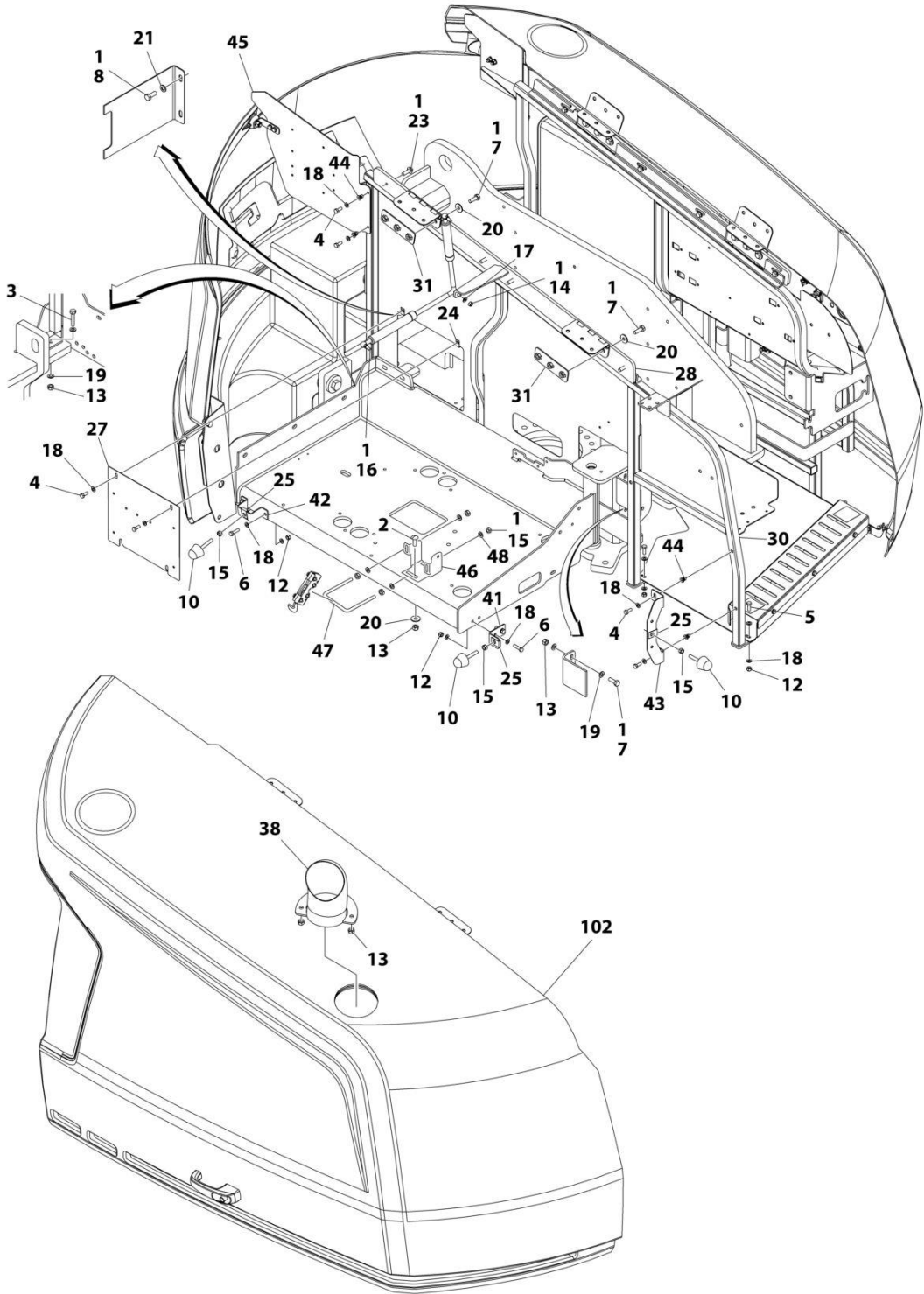
SECTION 2 - TURNTABLE

FIGURE 2-24. HOODS INSTALLATION - 450A WITH DEUTZ ENGINES



ART_1001219201_F_10F2

SECTION 2 - TURNTABLE



ART_1001219201_F_20F2

SECTION 2 - TURNTABLE

FIGURE 2-24. HOODS INSTALLATION - 450A WITH DEUTZ ENGINES

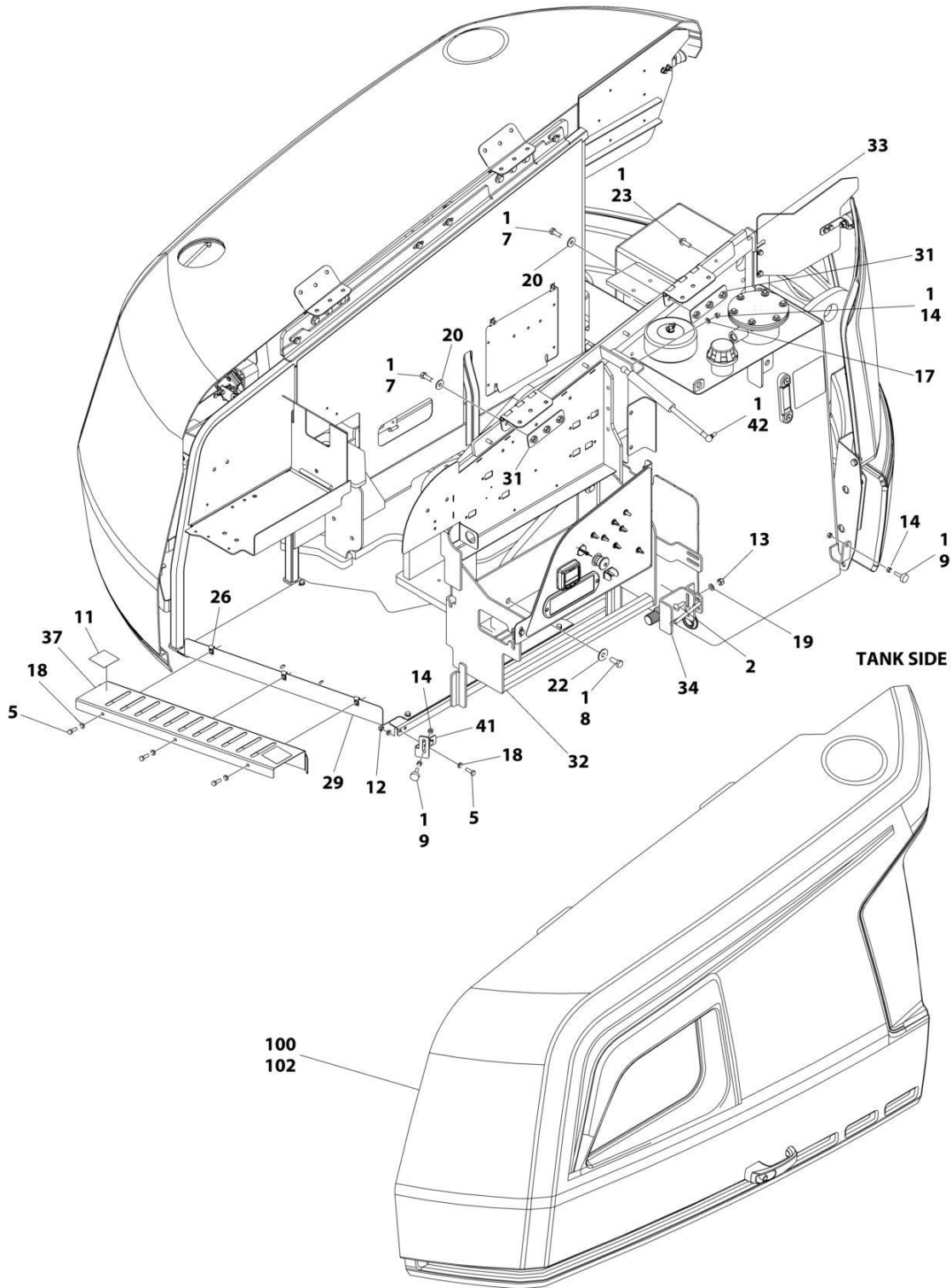
ITEM	PART NUMBER	QTY	DESCRIPTION	REV
	1001219201	Ref	HOODS INSTALLATION	F
1	0100011	AR	Compound, Locking	
2	0630613	4	Bolt M10 x 30	
3	0701018	5	Bolt M10 x 50	
4	0760810	4	Bolt M8 x 20	
5	0760812	11	Bolt M8 x 25	
6	0760814	4	Bolt M8 x 30	
7	0761014	14	Bolt M10 x 30	
8	0761214	6	Bolt M12 x 30	
9	0940049	2	Bumper	
10	0940071	3	Bumper	
11	1701691	2	Decal - No Step	
12	3290805	10	Nut M8	
13	3291005	14	Nut M10	
14	3311501	6	Nut 5/16	
15	3311601	7	Nut 3/8	
16	4160182	1	Spring, Gas	
17	4711500	2	Washer 5/16	
18	4811900	29	Washer M8	
19	4812000	16	Washer M10	
20	4812002	14	Washer M10	
21	4812100	2	Washer M12	
22	4812102	4	Washer M12	
23	5251014	8	Bolt M10 x 30	
24	8310686	2	Nut, Retainer M8	
25	88662523	3	Nut, Tinnerman	
26	1001118274	3	Nut M8	
27	1001167149	1	Panel, Filler	
28	1001167159	1	Mount	
29	1001167163	1	Tray	
30	1001167169	1	Mount	
31	1001169046	4	Nut	
32	1001211716	1	Support, Hood	
33	1001170018	1	Mount	
34	1001170022	1	Mount	
37	1001171216	1	Cover	
38	1001174098	1	Pipe, Exhaust	
39	1001179904	1	Mount	
40	1001182169	1	Spring, Gas	
41	1001182875	1	Mount	
42	1001182877	1	Mount	
43	1001182879	1	Mount	
44	1001191832	4	Rivnut M8	
45	1001211717	1	Support	
46	1001250291	1	Bracket	
47	1001243414	1	U-Bolt	
48	4891600	1	Washer 3/8	
100	1001285598	1	Hood Kit (Includes Items 101-102)	A
101	1001285597	1	Hood Assembly - Tank Side (See Separate Breakdown in this Section)	

SECTION 2 - TURNTABLE

ITEM	PART NUMBER	QTY	DESCRIPTION	REV
102	1001172833	1	Hood Assembly - Engine Side (See Separate Breakdown in this Section)	

SECTION 2 - TURNTABLE

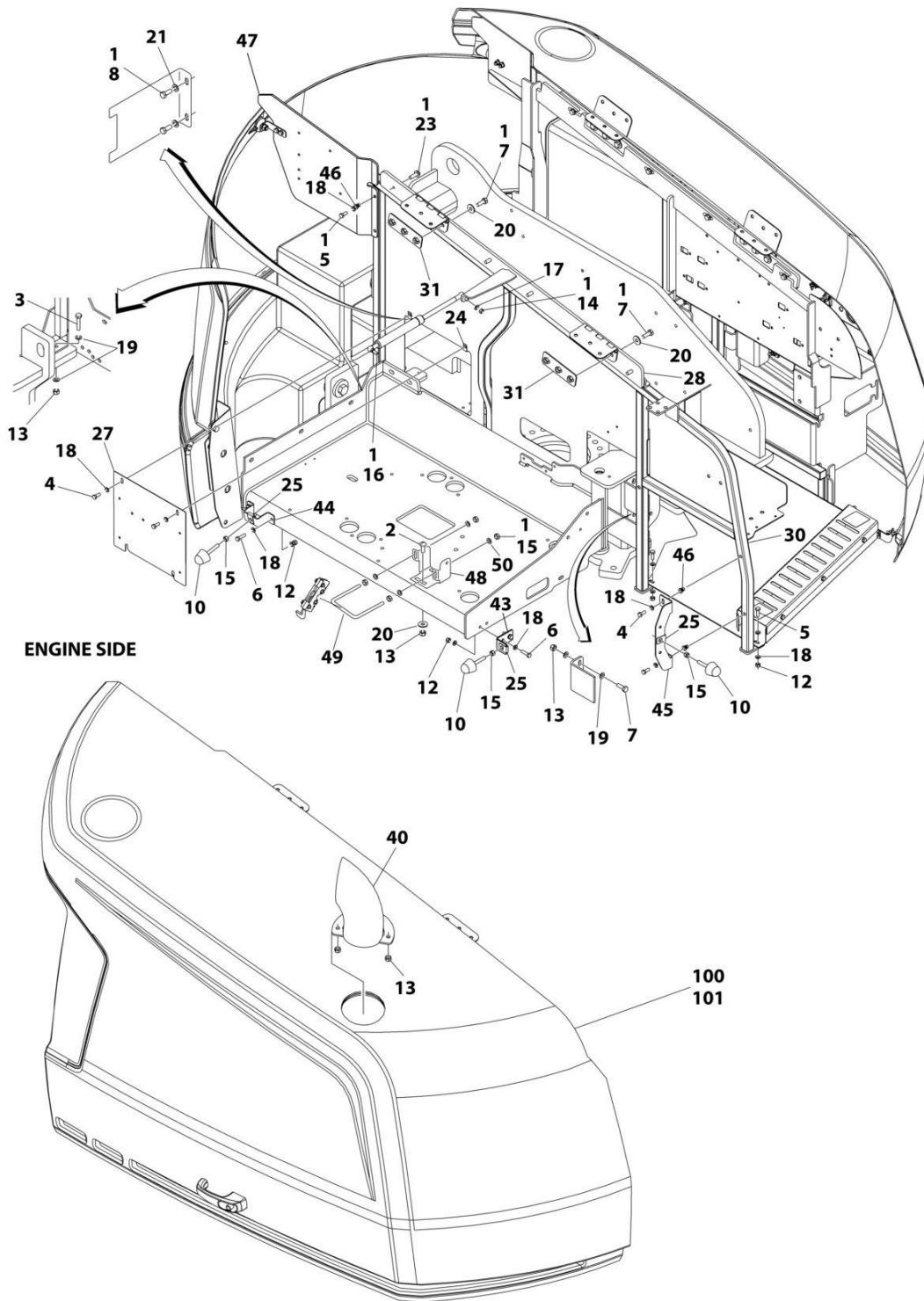
FIGURE 2-25. HOODS INSTALLATION - 450AJ WITH DEUTZ ENGINES (CHINA BUILT MACHINES)



ART_1001241286_D_10F2

SECTION 2 - TURNTABLE

FIGURE 2-26. HOODS INSTALLATION - 450AJ WITH DEUTZ ENGINES (CHINA BUILT MACHINES)



ART_1001241286_D_20F2

SECTION 2 - TURNTABLE

FIGURE 2-26. HOODS INSTALLATION - 450AJ WITH DEUTZ ENGINES (CHINA BUILT MACHINES)

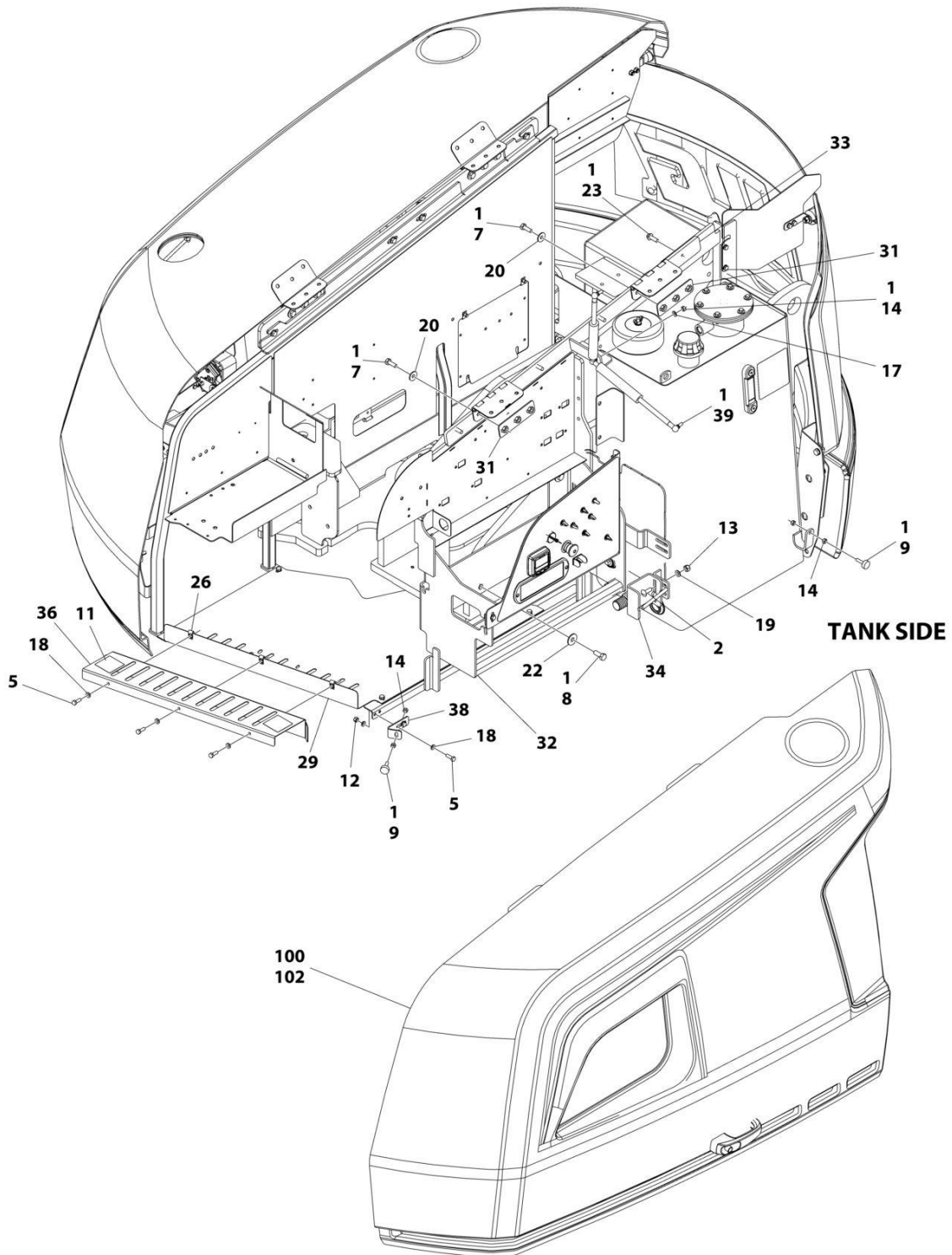
ITEM	PART NUMBER	QTY	DESCRIPTION	REV
	1001241286	Ref	HOODS INSTALLATION	D
1	0100011	AR	Compound, Locking	
2	0630613	4	Bolt M10 x 30	
3	0701018	5	Bolt M10 x 50	
4	0760810	4	Bolt M8 x 20	
5	0760812	11	Bolt M8 x 25	
6	0760814	4	Bolt M8 x 30	
7	0761014	14	Bolt M10 x 30	
8	0761214	6	Bolt M12 x 30	
9	0940049	2	Bumper	
10	0940071	3	Bumper	
11	1701691	2	Decal - No Step	
12	3290805	10	Nut M8	
13	3291005	14	Nut M10	
14	3311501	6	Nut 5/16	
15	3311601	7	Nut 3/8	
16	4160182	1	Spring, Gas	
17	4711500	2	Washer 5/16	
18	4811900	29	Washer M8	
19	4812000	16	Washer M10	
20	4812002	14	Washer M10	
21	4812100	2	Washer M12	
22	4812102	4	Washer M12	
23	5251014	8	Bolt M10 x 30	
24	8310686	2	Nut, Retainer M8	
25	88662523	3	Nut, Tinnerman	
26	1001118274	3	Nut M8	
27	1001167149	1	Panel, Filler	
28	1001167159	1	Mount	
29	1001167163	1	Tray	
30	1001167169	1	Mount	
31	1001169046	4	Nut	
32	1001211716	1	Support, Hood	
33	1001170018	1	Mount	
34	1001170022	1	Mount	
37	1001171216	1	Cover	
40	1001233899	1	Pipe, Exhaust	
41	1001179904	1	Mount	
42	1001182169	1	Spring, Gas	
43	1001182875	1	Mount	
44	1001182877	1	Mount	
45	1001182879	1	Mount	
46	1001191832	4	Rivnut M8	
47	1001211717	1	Panel, Filler	
48	1001250291	1	Bracket	
49	1001243414	1	U-Bolt	
50	4891600	4	Washer 3/8	
100	1001285789	1	Hood Kit (Includes Items 101-102)	A
101	1001241295	1	Hood Assembly - Engine Side (See Separate Breakdown in this Section)	

SECTION 2 - TURNTABLE

ITEM	PART NUMBER	QTY	DESCRIPTION	REV
102	1001285788	1	Hood Assembly - Tank Side (See Separate Breakdown in this Section)	

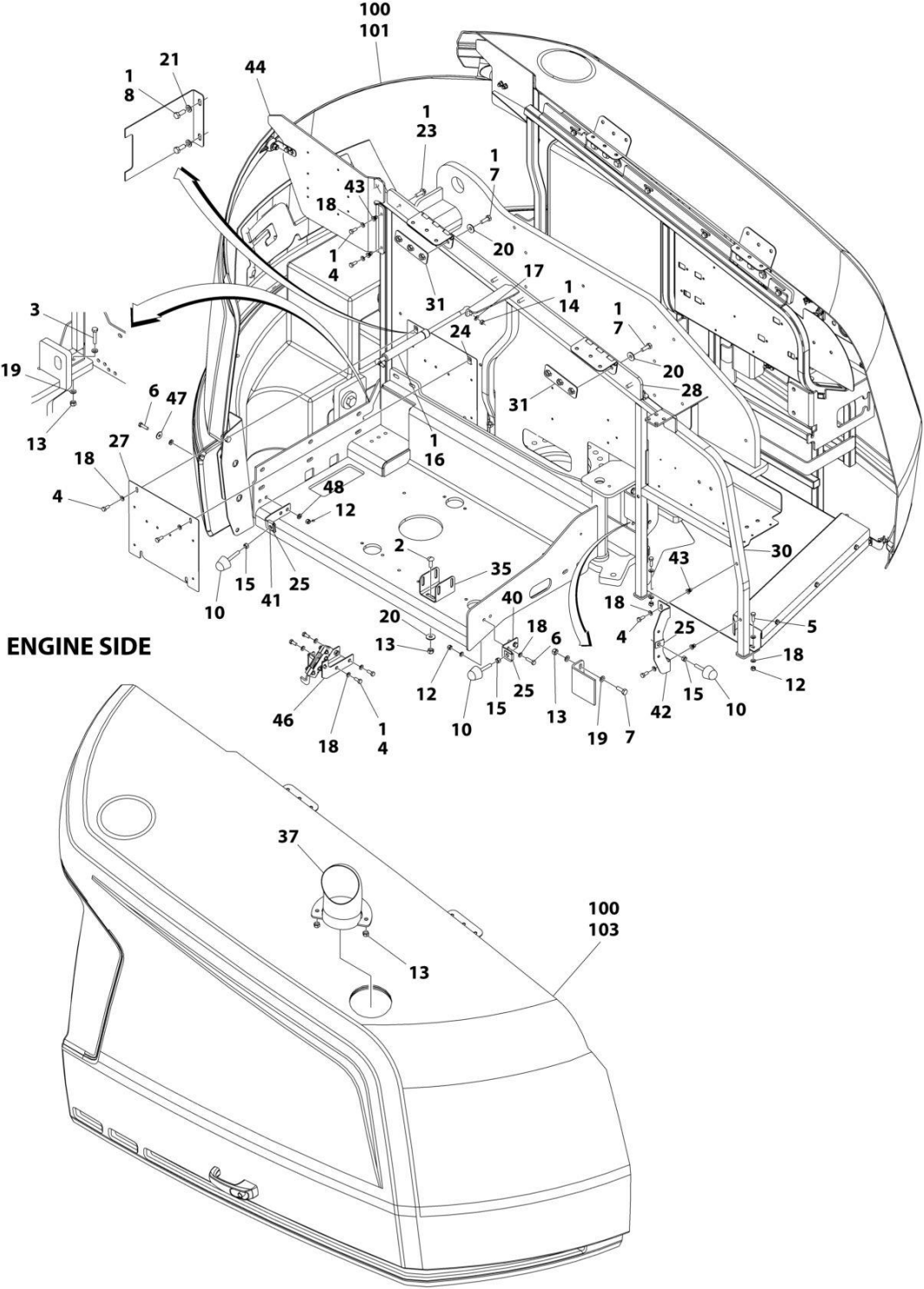
SECTION 2 - TURNTABLE

FIGURE 2-27. HOODS INSTALLATION - 450AJ WITH KUBOTA ENGINE



ART_1001216599_10F2

SECTION 2 - TURNTABLE



ART_1001216599_20F2

SECTION 2 - TURNTABLE

FIGURE 2-27. HOODS INSTALLATION - 450AJ WITH KUBOTA ENGINE

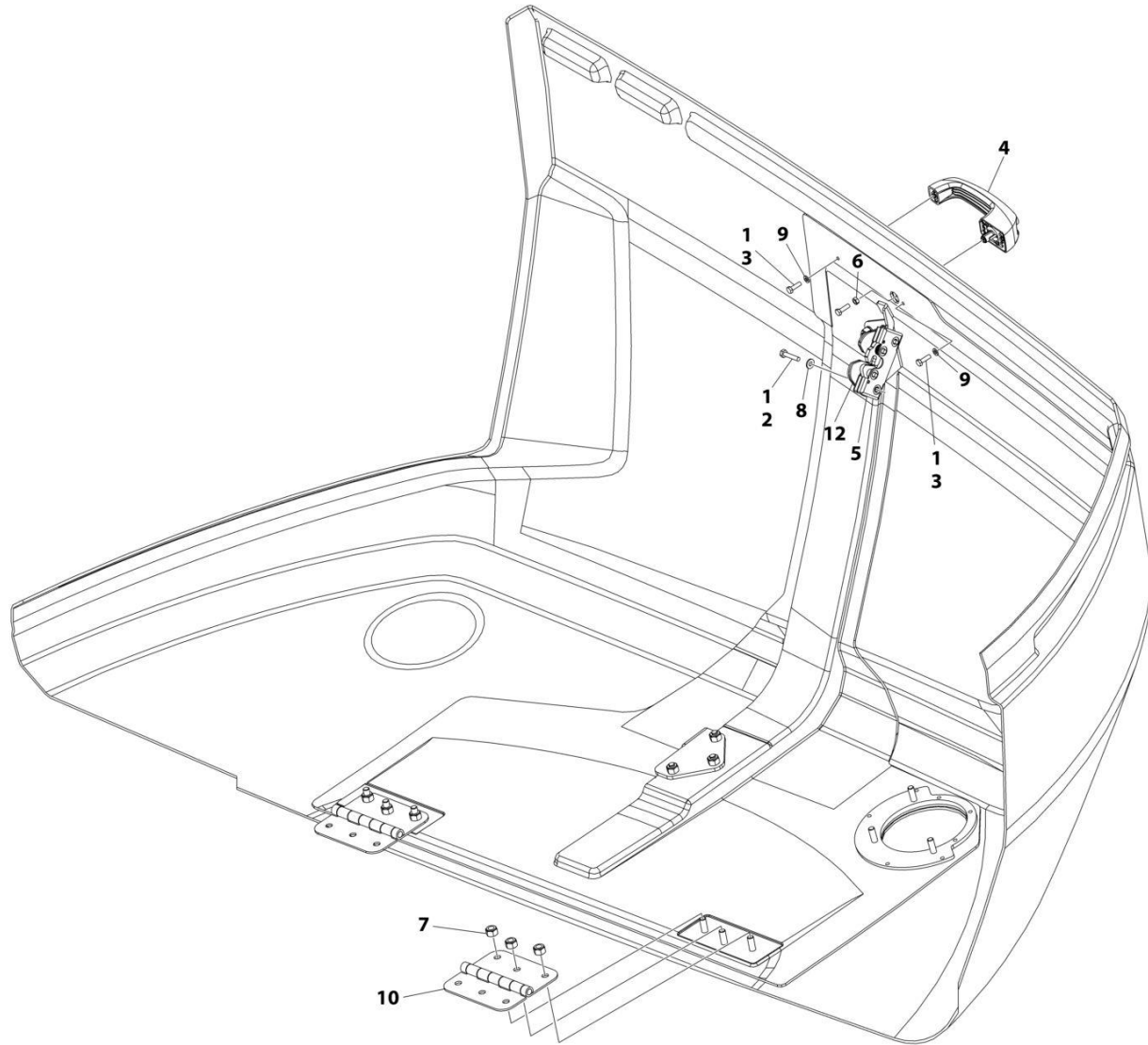
ITEM	PART NUMBER	QTY	DESCRIPTION	REV
	1001216599	Ref	HOODS INSTALLATION - KUBOTA ENGINE	E
1	0100011	AR	Compound, Locking	
2	0630613	4	Bolt M10 x 30	
3	0701018	5	Bolt M10 x 50	
4	0760810	8	Bolt M8 x 20	
5	0760812	11	Bolt M8 x 25	
6	0760814	4	Bolt M8 x 30	
7	0761014	14	Bolt M10 x 30	
8	0761214	6	Bolt M12 x 30	
9	0940049	2	Bumper	
10	0940071	6	Bumper	
11	1701691	2	Decal - No Step	
12	3290805	10	Nut M8	
13	3291005	14	Nut M10	
14	3311501	6	Nut 5/16	
15	3311601	3	Nut 3/8	
16	4160182	1	Spring, Gas	
17	4711500	2	Washer 5/16	
18	4811900	29	Washer M8	
19	4812000	19	Washer M10	
20	4812002	14	Washer M10	
21	4812100	2	Washer M12	
22	4812102	4	Washer M12	
23	5251014	8	Bolt M10 x 30	
24	8310686	2	Nut, Retainer M8	
25	88662523	3	Nut, Tinnerman	
26	1001118274	3	Nut M8	
27	1001167149	1	Panel, Filler	
28	1001167159	1	Mount	
29	1001167163	1	Tray	
30	1001167169	1	Mount	
31	1001169046	4	Nut	
32	1001211716	1	Support, Hood	
33	1001170018	1	Mount	
34	1001170022	1	Mount	
35	1001170859	1	Mount	
36	1001171216	1	Cover	
37	1001174098	1	Pipe, Exhaust	
38	1001179904	1	Mount	
39	1001182169	1	Spring, Gas	
40	1001182875	1	Mount	
41	1001216677	1	Bracket	
42	1001182879	1	Mount	
43	1001191832	4	Rivnut M8	
44	1001211717	1	Support	
46	1001215394	1	Support	
47	4811702	2	Washer M6	
48	5240800	4	Washer M8	
100	1001285691	1	Hood Kit (Includes Items 101-103)	A
101	1001169183	1	Hood, Front	

SECTION 2 - TURNTABLE

ITEM	PART NUMBER	QTY	DESCRIPTION	REV
102	1001285597	1	Hood Assembly - Tank Side (See Separate Breakdown in this Section)	
103	1001172833	1	Hood Assembly - Engine Side (See Separate Breakdown in this Section)	

SECTION 2 - TURNTABLE

FIGURE 2-28. HOOD ASSEMBLY - ENGINE SIDE



NOTE: REPLACEMENT DECALS MUST BE ORDERED SEPARATELY - SEE DECAL SECTION.

ART_1001172833

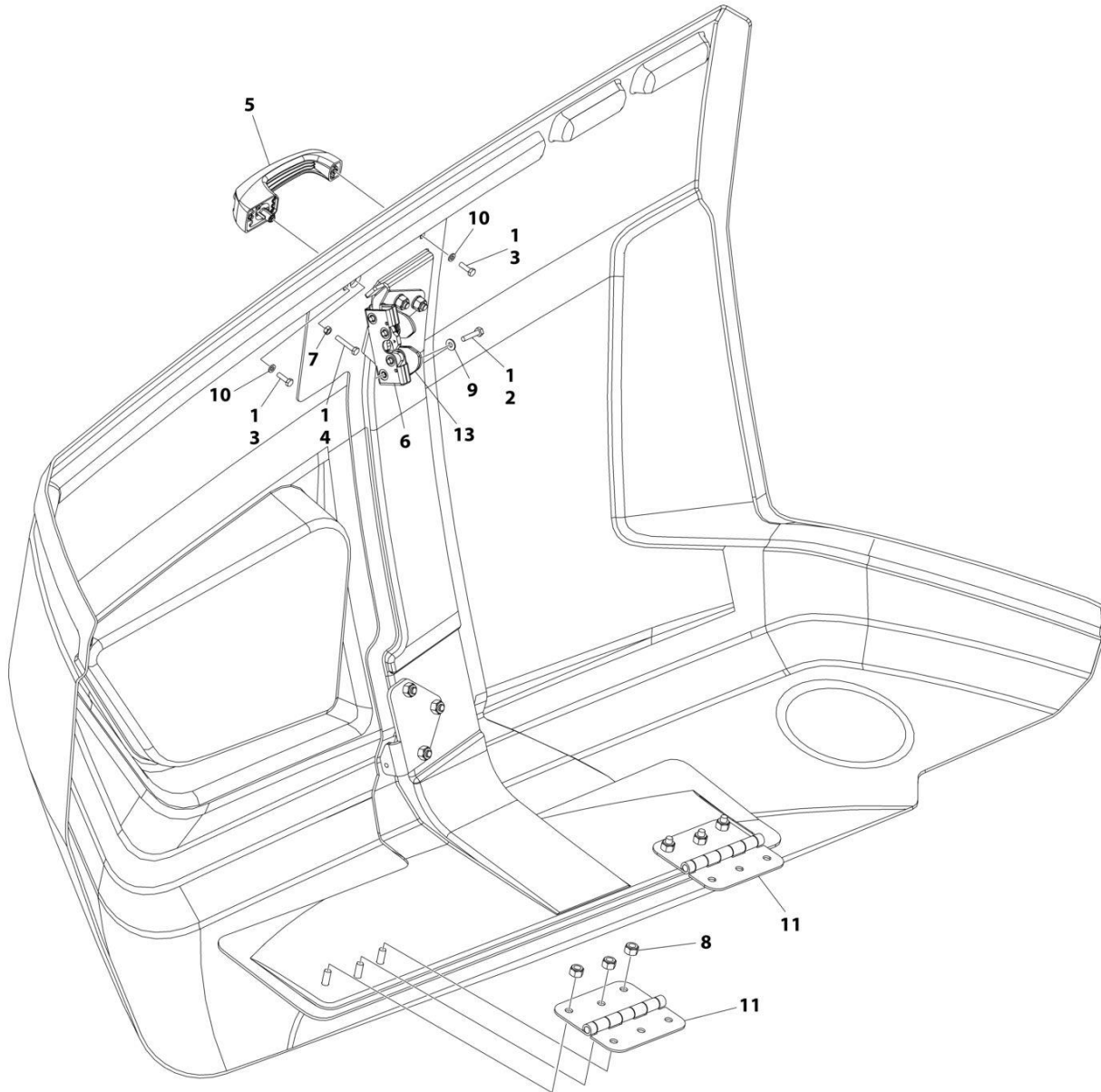
SECTION 2 - TURNTABLE

FIGURE 2-28. HOOD ASSEMBLY - ENGINE SIDE

ITEM	PART NUMBER	QTY	DESCRIPTION	REV
	1001172833	Ref	HOOD ASSEMBLY - ENGINE SIDE	C
1	0100011	AR	Compound, Locking	
2	0641410	4	Bolt 1/4 x 1-1/4	
3	0760610	3	Bolt M6 x 20	
4	2560187	1	Handle	
5	2940173	1	Latch	
6	3290601	1	Nut M6	
7	3291005	6	Nut M10	
8	4711400	4	Washer 1/4	
9	4811700	2	Washer M6	
10	1001139384	2	Hinge	
12	1001200458	1	Plate, Latch Guide	

SECTION 2 - TURNTABLE

FIGURE 2-29. HOOD ASSEMBLY - TANK SIDE



NOTE: REPLACEMENT DECALS MUST BE ORDERED SEPARATELY - SEE DECAL SECTION.

ART_1001172282

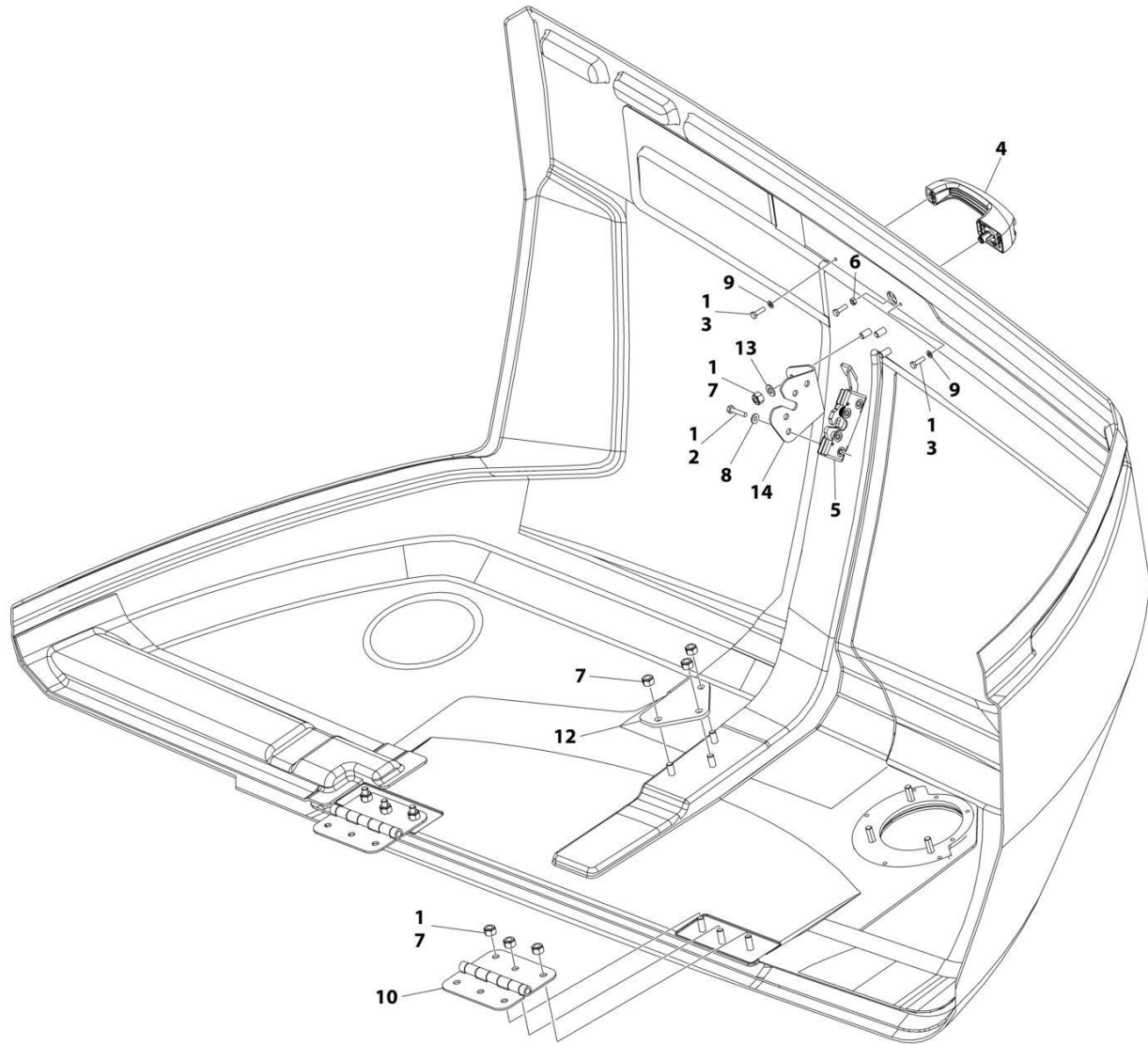
SECTION 2 - TURNTABLE

FIGURE 2-29. HOOD ASSEMBLY - TANK SIDE

ITEM	PART NUMBER	QTY	DESCRIPTION	REV
	1001172282	Ref	HOOD ASSEMBLY - TANK SIDE	C
1	0100011	AR	Compound, Locking	
2	0641410	4	Bolt 1/4 x 1-1/4	
3	0760610	2	Bolt M6 x 20	
4	0760615	1	Bolt M6 x 35	
5	2560187	1	Handle	
6	2940173	1	Latch	
7	3290601	1	Nut M6	
8	3291005	6	Nut M10	
9	4711400	4	Washer 1/4	
10	4811700	2	Washer M6	
11	1001139384	2	Hinge	
13	1001200458	1	Plate, Latch Guide	

SECTION 2 - TURNTABLE

FIGURE 2-30. HOOD ASSEMBLY - ENGINE SIDE (CHINA BUILT MACHINES)



NOTE: REPLACEMENT DECALS MUST BE ORDERED SEPARATELY - SEE DECAL SECTION.

ART_1001241295

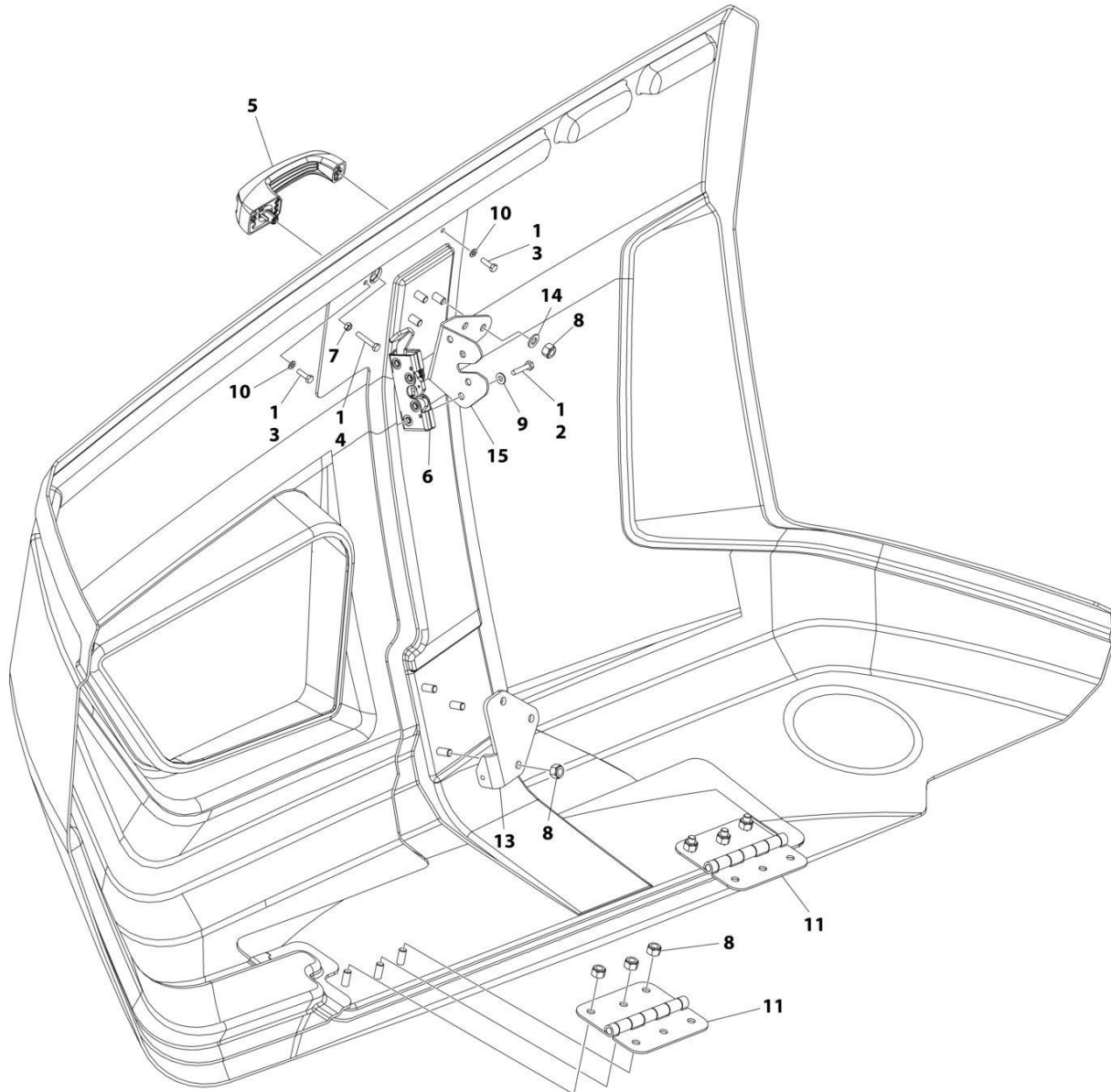
SECTION 2 - TURNTABLE

FIGURE 2-30. HOOD ASSEMBLY - ENGINE SIDE (CHINA BUILT MACHINES)

ITEM	PART NUMBER	QTY	DESCRIPTION	REV
	1001241295	Ref	HOOD ASSEMBLY - ENGINE SIDE	C
1	0100011	AR	Compound, Locking	
2	0641410	4	Bolt 1/4 x 1-1/4	
3	0760610	3	Bolt M6 x 20	
4	2560187	1	Handle	
5	2940173	1	Latch	
6	3290601	1	Nut M6	
7	3291005	12	Nut M10	
8	4711400	4	Washer 1/4	
9	4811700	2	Washer M6	
10	1001259230	2	Hinge	
12	1001178228	1	Bracket	
13	4812000	3	Washer M10	
14	1001202830	1	Support	

SECTION 2 - TURNTABLE

FIGURE 2-31. HOOD ASSEMBLY - TANK SIDE (CHINA BUILT MACHINES)



NOTE: REPLACEMENT DECALS MUST BE ORDERED SEPARATELY - SEE DECAL SECTION.

ART_1001241296

SECTION 2 - TURNTABLE

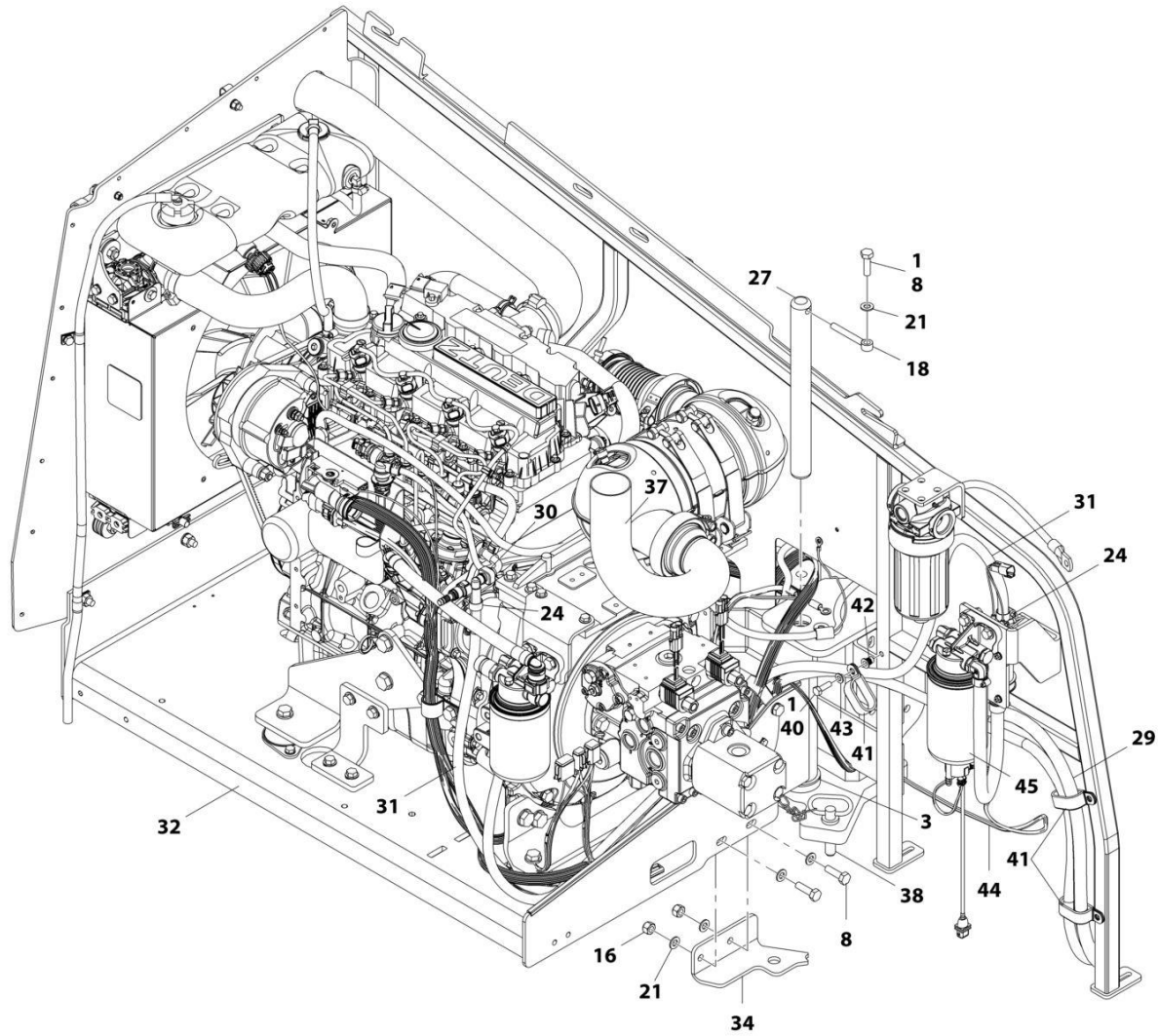
FIGURE 2-31. HOOD ASSEMBLY - TANK SIDE (CHINA BUILT MACHINES)

ITEM	PART NUMBER	QTY	DESCRIPTION	REV
	1001241296	Ref	HOOD ASSEMBLY - TANK SIDE	C
1	0100011	AR	Compound, Locking	
2	0641410	4	Bolt 1/4 x 1-1/4	
3	0760610	2	Bolt M6 x 20	
4	0760615	1	Bolt M6 x 35	
5	2560187	1	Handle	
6	2940173	1	Latch	
7	3290601	1	Nut M6	
8	3291005	12	Nut M10	
9	4711400	4	Washer 1/4	
10	4811700	2	Washer M6	
11	1001259230	2	Hinge	
13	1001170475	1	Bracket	
14	4812000	3	Washer M10	
15	1001203322	1	Support	

SECTION 3 - ENGINE

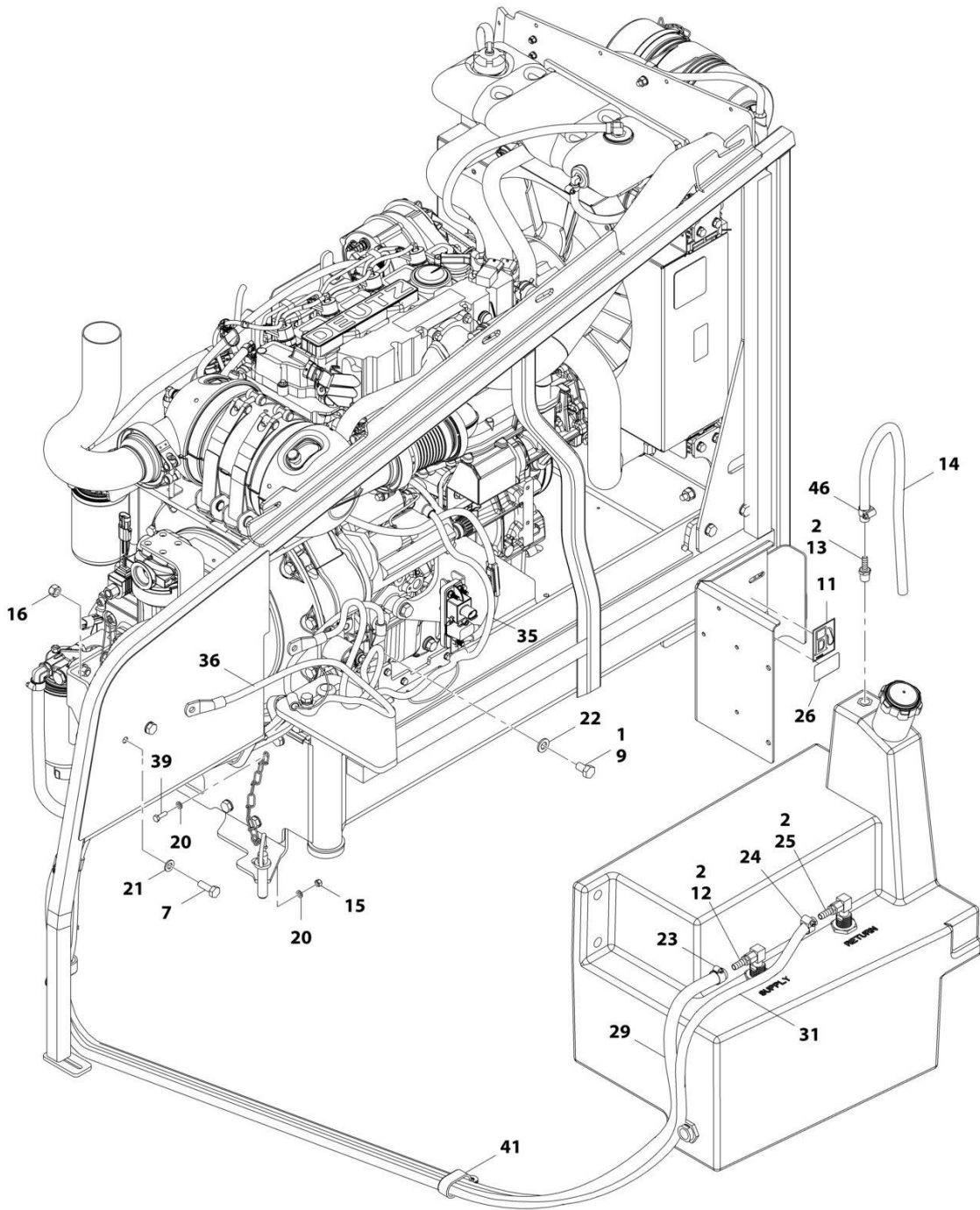
SECTION 3 - ENGINE

FIGURE 3-1. ENGINE INSTALLATION - DEUTZ D2.9L4 ENGINE (WITHOUT ARCTIC PACKAGE) (ANSI, ANSI EXPORT, CSA AND JAPANESE SPECS)



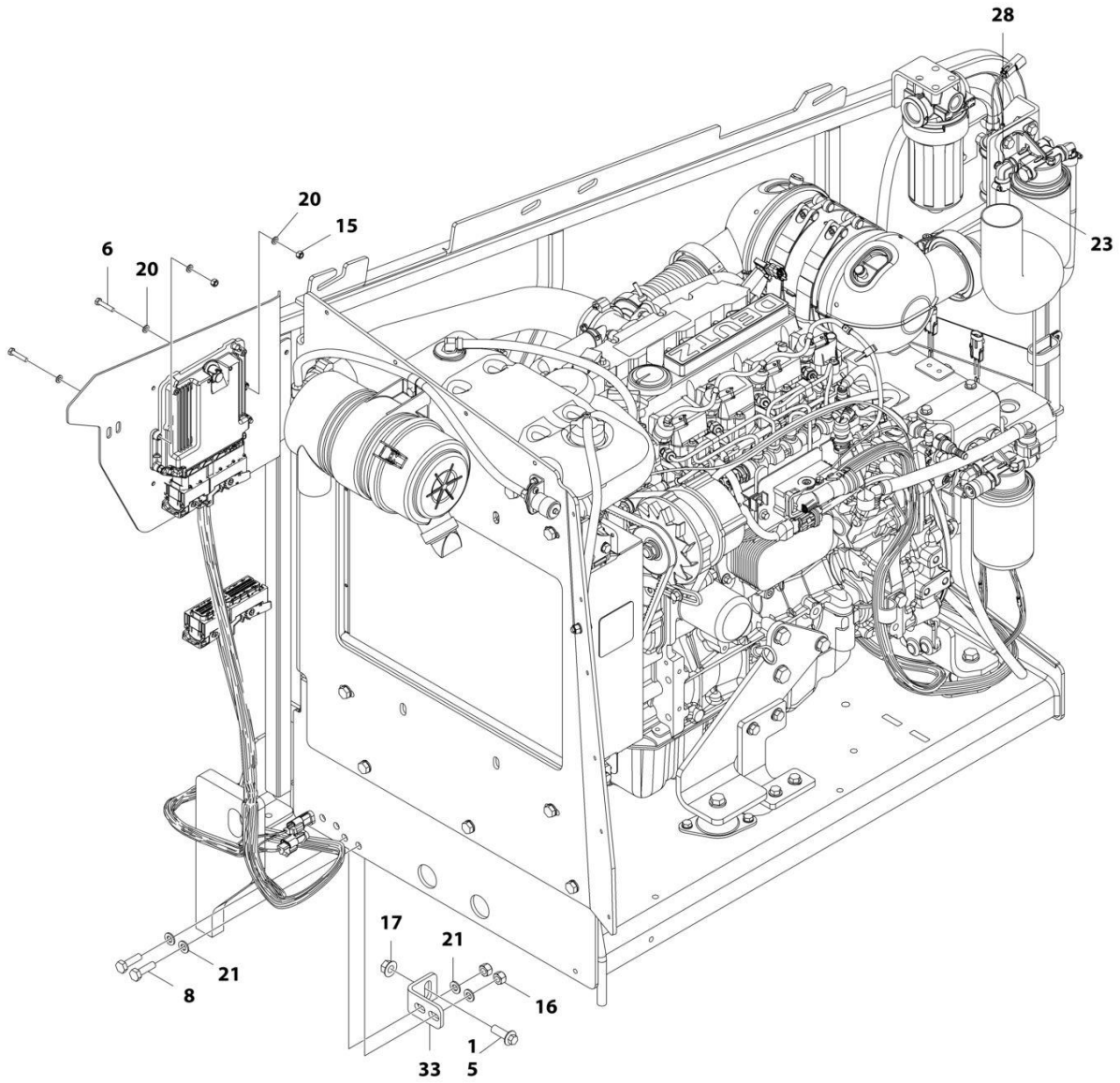
ART_1001166304_10F3

SECTION 3 - ENGINE



ART_1001166304_20F3

SECTION 3 - ENGINE



ART_1001166304_30F3

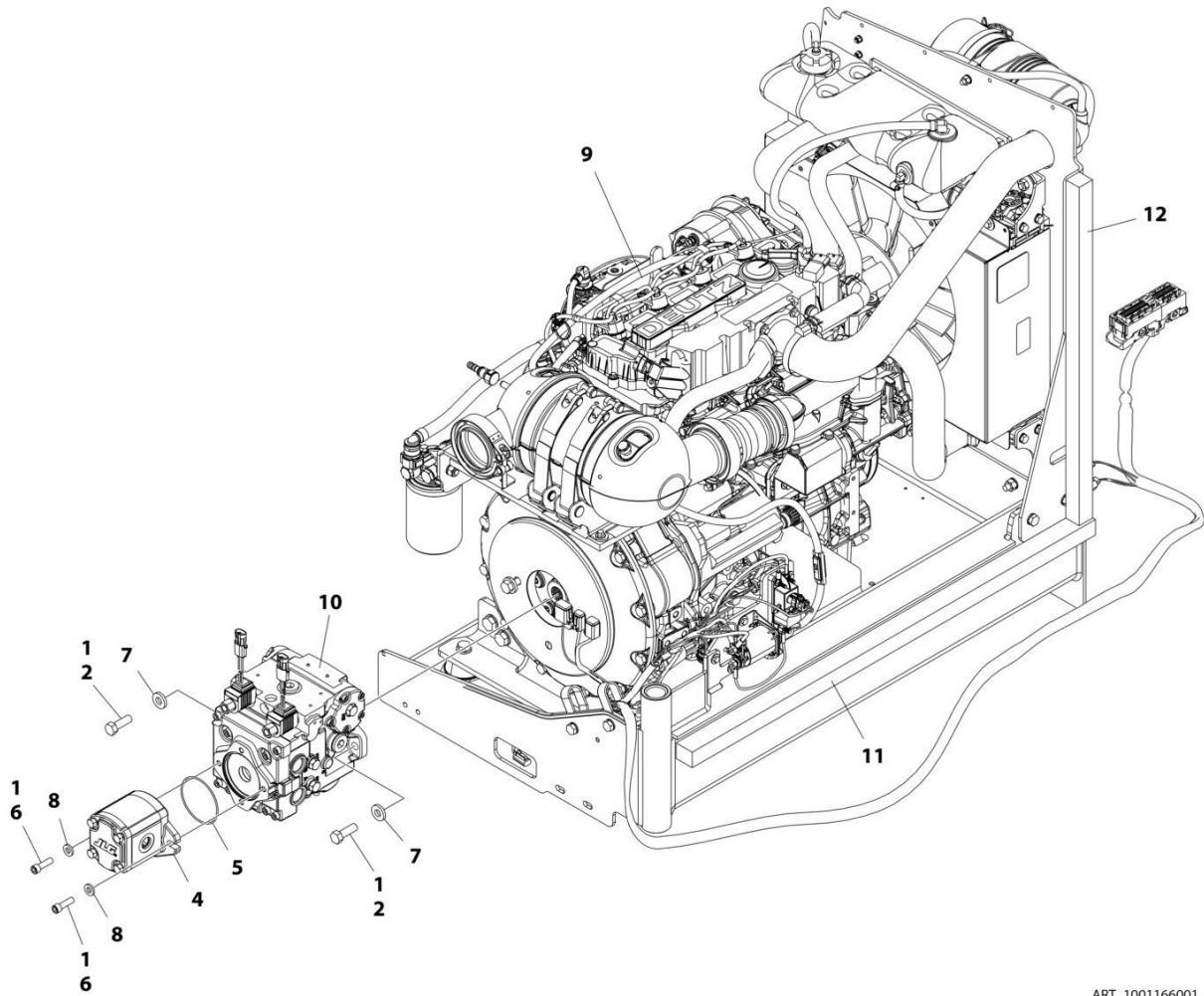
SECTION 3 - ENGINE

FIGURE 3-1. ENGINE INSTALLATION - DEUTZ D2.9L4 ENGINE (WITHOUT ARCTIC PACKAGE) (ANSI, ANSI EXPORT, CSA AND JAPANESE SPECS)

ITEM	PART NUMBER	QTY	DESCRIPTION	REV
	1001166304	Ref	ENGINE INSTALLATION - DEUTZ D2.9L4 ENGINE (WITHOUT ARCTIC PACKAGE)	G
1	0100011	AR	Compound, Locking	
2	0100020	AR	Sealant, Pipe	
3	0440162	1	Bearing	
5	5251215	1	Bolt M12 x 35	
6	0760614	4	Bolt M6 x 30	
7	0761014	2	Bolt M10 x 30	
8	0761015	5	Bolt M10 x 35	
9	0761210	1	Bolt M12 x 20	
11	1701505	1	Decal - Diesel Fuel	
12	2180832	1	Fitting, Barbed	
13	2180876	1	Fitting, Barbed	
14	2720058	2 ft /0.6m	Hose	
15	3290605	5	Nut M6	
16	3291005	6	Nut M10	
17	5261200	1	Nut, Flange M12 Grade 10.9	
18	3841143	1	Keeper, Pin	
20	4811700	10	Washer M6	
21	4812000	11	Washer M10	
22	4812100	1	Washer M12	
23	8405006	2	Clamp	
24	8410013	4	Clamp	
25	8430007	1	Coupling	
26	1001125387	1	Decal - Ultra Low Sulfur Diesel	
27	1001135196	1	Pin	
28	1001142501	1	Fitting, Barbed 90	
29	1001154405	7.25 ft /2.21m	Hose	
30	1001155823	1	Coupling, Quick Disconnect 90	
31	1001165035	17.25 ft /5.26m	Hose	
32	1001166001	1	Engine and Pump Sub-Assembly - Deutz D2.9L4 (Without Arctic Package) (See Separate Breakdown in this Section)	
33	1001167512	1	Bracket	
34	1001169823	1	Plate, Engine Lock	
35	1001171683	1	Cable, Battery (Red) (Battery Positive to Auxiliary Power Relay)	
36	1001171684	1	Cable, Battery (Black) (Battery Negative to Auxiliary Power Pump)	
37	1001172736	1	Pipe, Exhaust	
38	3422532	1	Pin	
39	0760610	1	Bolt M6 x 20	
40	0760812	1	Bolt M8 x 25	
41	1321716	4	Clamp	
42	1001191832	1	Nut, Rivet M8	
43	4811900	1	Washer M8	
44	1001181358	1	Harness, Fuel Pump (See Separate Breakdown in ELECTRICAL SECTION)	
45	1001162335	1	Bracket Assembly - Fuel Pump/Filter (See Separate Breakdown in this Section)	
46	1320022	1	Clamp	

SECTION 3 - ENGINE

FIGURE 3-2. ENGINE AND PUMP SUB-ASSEMBLY - DEUTZ D2.9L4 (WITHOUT ARCTIC PACKAGE)
(ANSI, ANSI EXPORT, CSA AND JAPANESE SPECS)



ART_1001166001_J

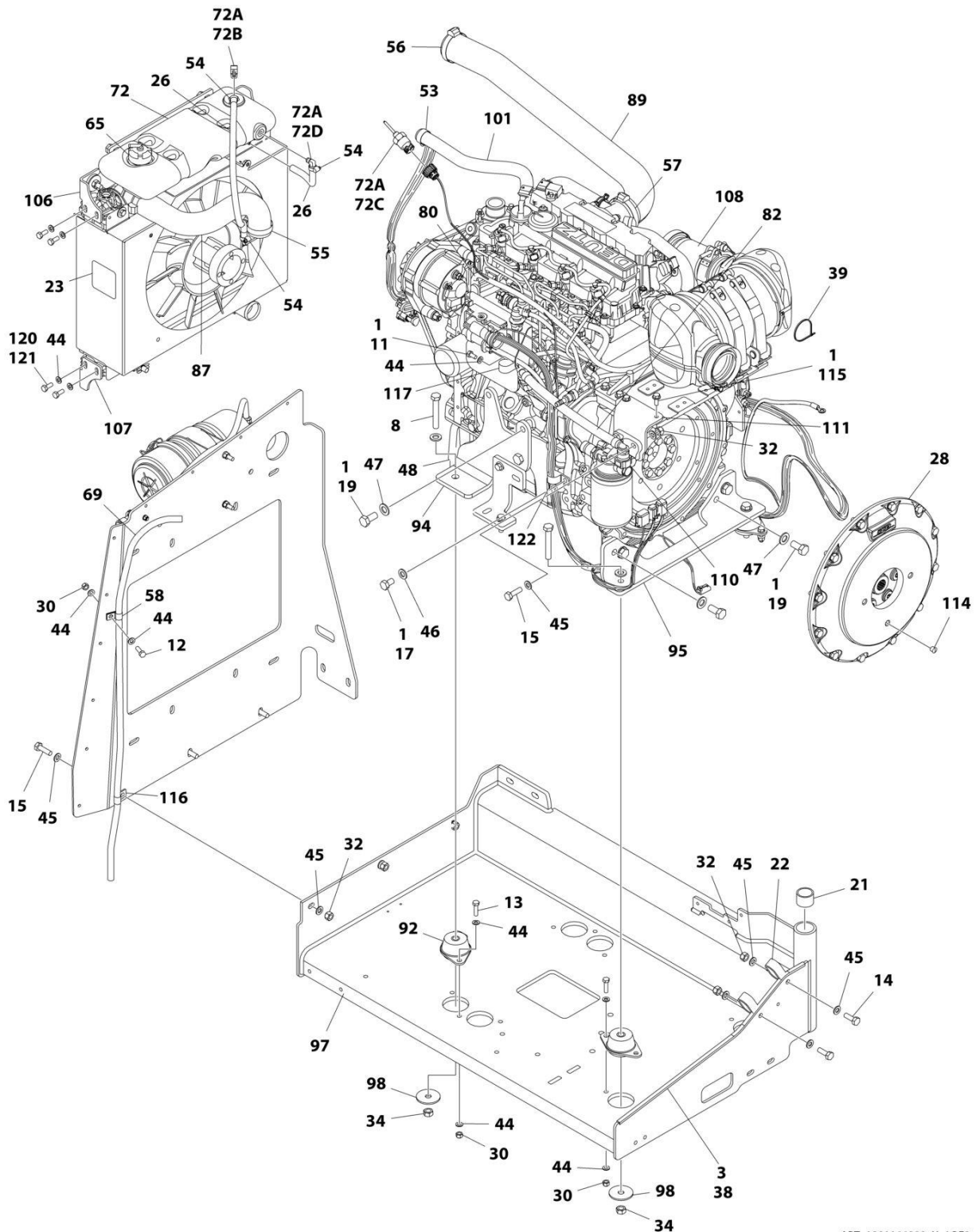
SECTION 3 - ENGINE

**FIGURE 3-2. ENGINE AND PUMP SUB-ASSEMBLY - DEUTZ D2.9L4 (WITHOUT ARCTIC PACKAGE)
(ANSI, ANSI EXPORT, CSA AND JAPANESE SPECS)**

ITEM	PART NUMBER	QTY	DESCRIPTION	REV
	1001166001	Ref	ENGINE AND PUMP SUB-ASSEMBLY - DEUTZ D2.9L4 (WITHOUT ARCTIC PACKAGE)	J
1	0100011	AR	Compound, Locking	
2	0641812	2	Bolt 1/2 x 1-1/2	
4	1001214207	1	Gear Pump Assembly	
4	70006356	1	Seal Kit - 1001214207 Pump	
5	3790152	1	O-Ring	
6	3931618	2	Capscrew 3/8 x 1-1/8	
7	4891800	2	Washer 1/2 Hardened	
8	4891600	2	Washer 3/8 Hardened	
9	1001166000	1	Engine Assembly - Deutz D2.9L4 Engine (Without Arctic Package) (See Separate Breakdown in this Section)	
10	1001167036	1	Piston Pump Assembly (See Separate Breakdown in this Section)	
11	1001171953	1	Seal	
12	1001171954	1	Seal	

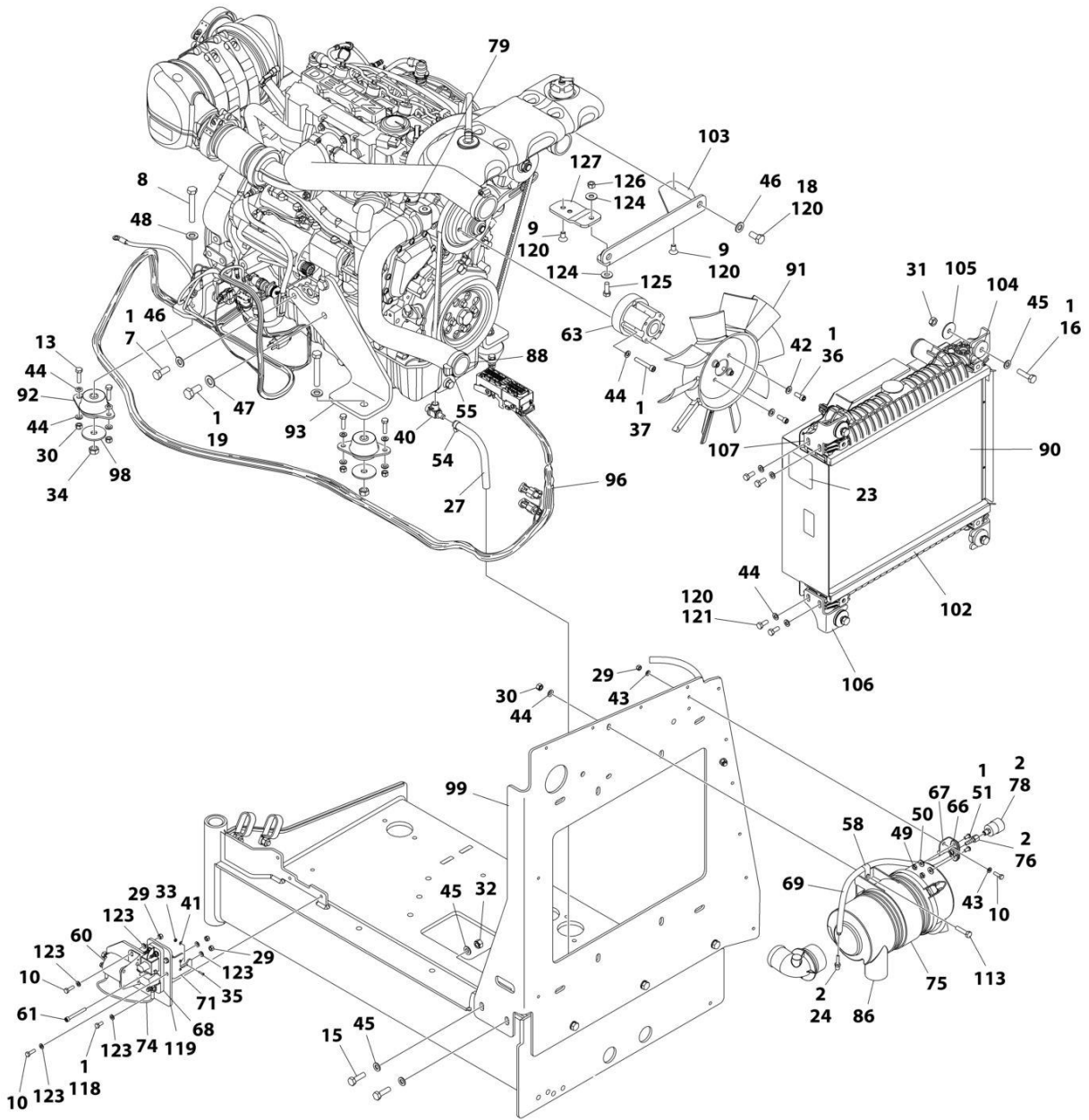
SECTION 3 - ENGINE

FIGURE 3-3. ENGINE ASSEMBLY - DEUTZ D2.9L4 ENGINE (WITHOUT ARCTIC PACKAGE) (ANSI, ANSI EXPORT, CSA AND JAPANESE SPECS)



ART_1001166000_X_10F2

SECTION 3 - ENGINE



ART_1001166000_X_2OF2

SECTION 3 - ENGINE

FIGURE 3-3. ENGINE ASSEMBLY - DEUTZ D2.9L4 ENGINE (WITHOUT ARCTIC PACKAGE) (ANSI, ANSI EXPORT, CSA AND JAPANESE SPECS)

ITEM	PART NUMBER	QTY	DESCRIPTION	REV
	1001166000	Ref	ENGINE ASSEMBLY - DEUTZ D2.9L4 ENGINE (WITHOUT ARCTIC PACKAGE)	Y
1	0100011	AR	Compound, Locking	
2	0100020	AR	Sealant, Pipe	
3	0100081	AR	Adhesive	
7	0711214	1	Bolt M12 x 30	
8	0711224	AR	Bolt M12 x 80 Grade 10.9	
9	0741606	2	Screw 3/8 x 3/4	
10	0760610	6	Bolt M6 x 20	
11	0760808	1	Bolt M8 x 16	
12	0760812	1	Bolt M8 x 25	
13	0760814	AR	Bolt M8 x 30	
14	0761014	2	Bolt M10 x 30	
15	0761015	7	Bolt M10 x 35	
16	0761016	4	Bolt M10 x 40	
17	0761210	1	Bolt M12 x 20	
18	0761212	2	Bolt M12 x 25	
19	0771414	AR	Bolt M14 x 30 Grade 10.9	
21	0961951	2	Bushing	
22	1321716	2	Clamp	
23	1703162	2	Decal - Caution Fan	
24	2220315	1	Fitting, Straight Barbed	
26	2720015	2 ft/ 0.61m	Hose	
27	2720340	8 in/ 20.3cm	Hose	
28	2902065	1	Pump Coupling Kit (See Separate Breakdown in this Section)	
29	3290605	7	Nut M6	
30	3290805	AR	Nut M8	
31	3291001	4	Nut M10	
32	3291005	9	Nut M10	
33	3310401	3	Nut #4	
34	3331215	AR	Nut M12	
35	3910408	3	Screw #4- x 1/2	
36	3931512	4	Capscrew, 5/16 x 3/4	
37	4031914	4	Bolt M8 x 50	
38	4060805	2.25 ft/ 0.69m	Flex-Trim	
39	4240099	AR	Tie-Strap	
40	4640751	1	Valve, Oil Drain	
41	4710400	3	Washer #4	
42	4711500	4	Washer 5/16	
43	4811700	4	Washer M6	
44	4811900	AR	Washer M8	
45	4812000	22	Washer M10	
46	4812100	4	Washer M12	
47	4812200	AR	Washer M14	
48	5241200	4	Washer M12 Hardened	
49	8305401	2	Nut, Jam	
50	8307109	2	Washer	

SECTION 3 - ENGINE

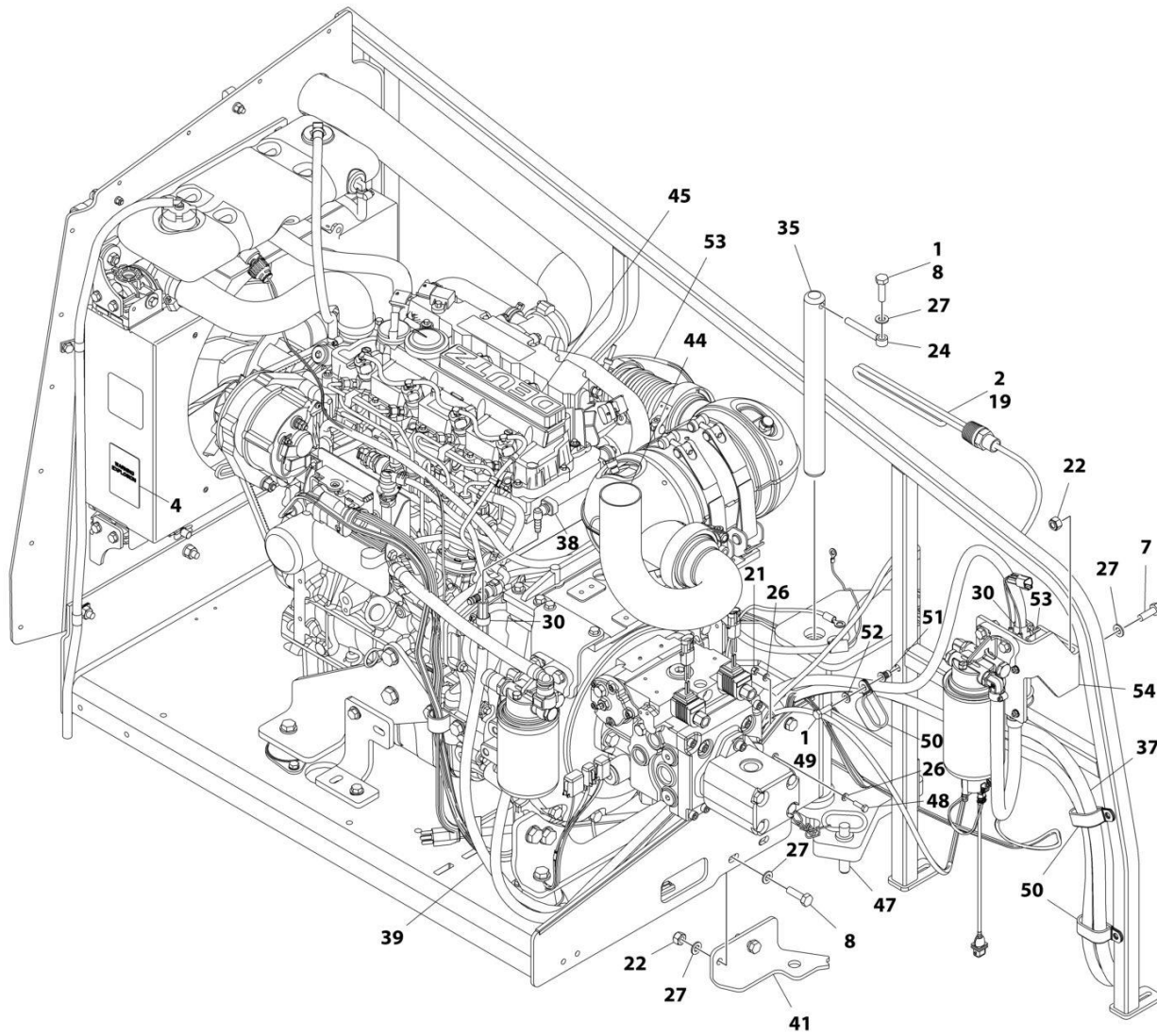
ITEM	PART NUMBER	QTY	DESCRIPTION	REV
51	8310548	2	Screw, 1/4 x 1/2	
53	8405007	2	Clamp	
54	8405009	5	Clamp	
55	8405104	4	Clamp	
56	8405202	1	Clamp	
57	8405204	1	Clamp	
58	8406109	2	Clip	
60	1001117308	1	Relay, 200Amp	
60	3300220	2	Nut	
60	3321001	2	Nut #10	
60	4761000	2	Washer #10	
60	1001111424	2	Washer	
61	1001118878	1	Bolt M6 x 55	
63	1001144116	1	Spacer, Fan	
65	1001136834	1	Cap, Tank	
66	1001138173	1	Support, Service Indicator	
67	1001138175	1	Bracket, Service Indicator	
68	1001138228	1	Relay, Power Module	
68	70023592	1	Fuse 20Amp	
68	70023593	1	Fuse 30Amp	
69	1001138248	5.25 ft/ 1.6m	Tube	
71	1001139240	1	Bracket	
72	1001230635	1	Tank, Surge (Includes Items 72A-72D)	
72A	0100020	AR	Sealant, Pipe	
72B	1001134488	1	Fitting, Barbed	
72C	1001138827	1	Sensor, Coolant Level	
72D	1001140564	1	Fitting, Barbed 90	
74	1001141304	1	Harness, Glow Plug	
75	1001141694	1	Clamp, Air Cleaner	
76	1001141995	1	Fitting, Barbed	
78	1001143390	1	Indicator	
79	1001143797	1	Fitting, Barbed	
80	1001178788	1	Cable, Alternator	
82	1001152489	1	Fitting, Barbed 90	
86	1001165388	1	Air Cleaner Assembly	
86	70003783	1	Element, Air Cleaner	
87	1001165405	1	Hose, Upper Radiator	
88	1001165406	1	Hose, Lower Radiator	
89	1001165721	1	Hose, Air Intake	
90	1001165722	1	Radiator	
91	1001165849	1	Fan	
92	1001166718	AR	Mount, Motor	
93	1001166921	1	Plate, Engine Mount	
94	1001166922	Ref	Plate, Engine Mount	
95	1001166924	1	Plate, Engine Mount	
96	1001167108	1	Harness Engine - Deutz D2.9L4 (See Separate Breakdown in ELECTRICAL SECTION)	
97	1001167520	1	Tray, Engine	
98	1001168018	4	Washer, Special	
99	1001168026	1	Plate, Radiator Mounting	
101	1001168099	1	Hose	

SECTION 3 - ENGINE

ITEM	PART NUMBER	QTY	DESCRIPTION	REV
102	1001168166	2	Seal	
103	1001260420	1	Bracket	
104	1001169054	4	Isolator	
105	1001169138	4	Washer, Snubbing	
106	1001169967	2	Bracket	
107	1001170035	2	Bracket	
108	1001249965	1	Engine, Deutz D2.9L4 (See Separate Breakdown in this Section)	
110	1001177359	1	Hose	
111	1001178876	1	Mount, Fuel Filter	
113	0760815	2	Bolt M8 x 35	
114	3520054	1	Plug	
115	5250810	2	Bolt M8 x 20	
116	8406110	1	Clip	
117	8406201	1	Clip	
118	0760607	3	Bolt M6 x 14	
119	1001179903	1	Bracket	
120	1001180620	AR	Adhesive	
121	0760810	8	Bolt M8 x 20	
122	1001191620	1	Clamp	
123	4811702	12	Washer M6	
124	4751600	2	Washer 3/8	
125	0681608	1	Bolt 3/8 x 1	
126	3311605	1	Nut 3/8	
127	1001260412	1	Bracket	
128	1001162335	1	Bracket Assembly - Fuel Pump/Filter (Not Shown - See Separate Breakdown in this Section)	

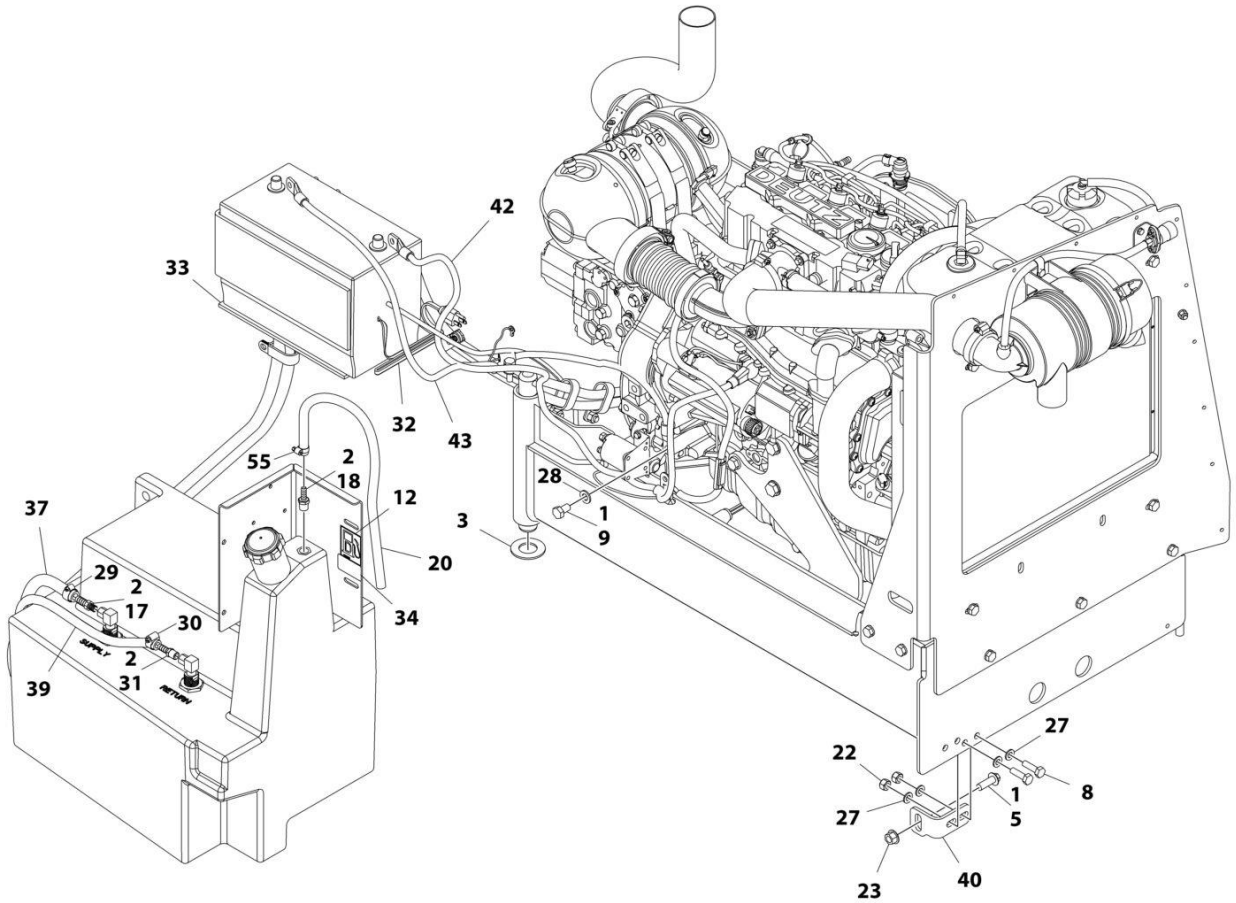
SECTION 3 - ENGINE

FIGURE 3-4. ENGINE INSTALLATION - DEUTZ D2.9L4 ENGINE (WITH ARCTIC PACKAGE) (ANSI AND CSA SPECS)



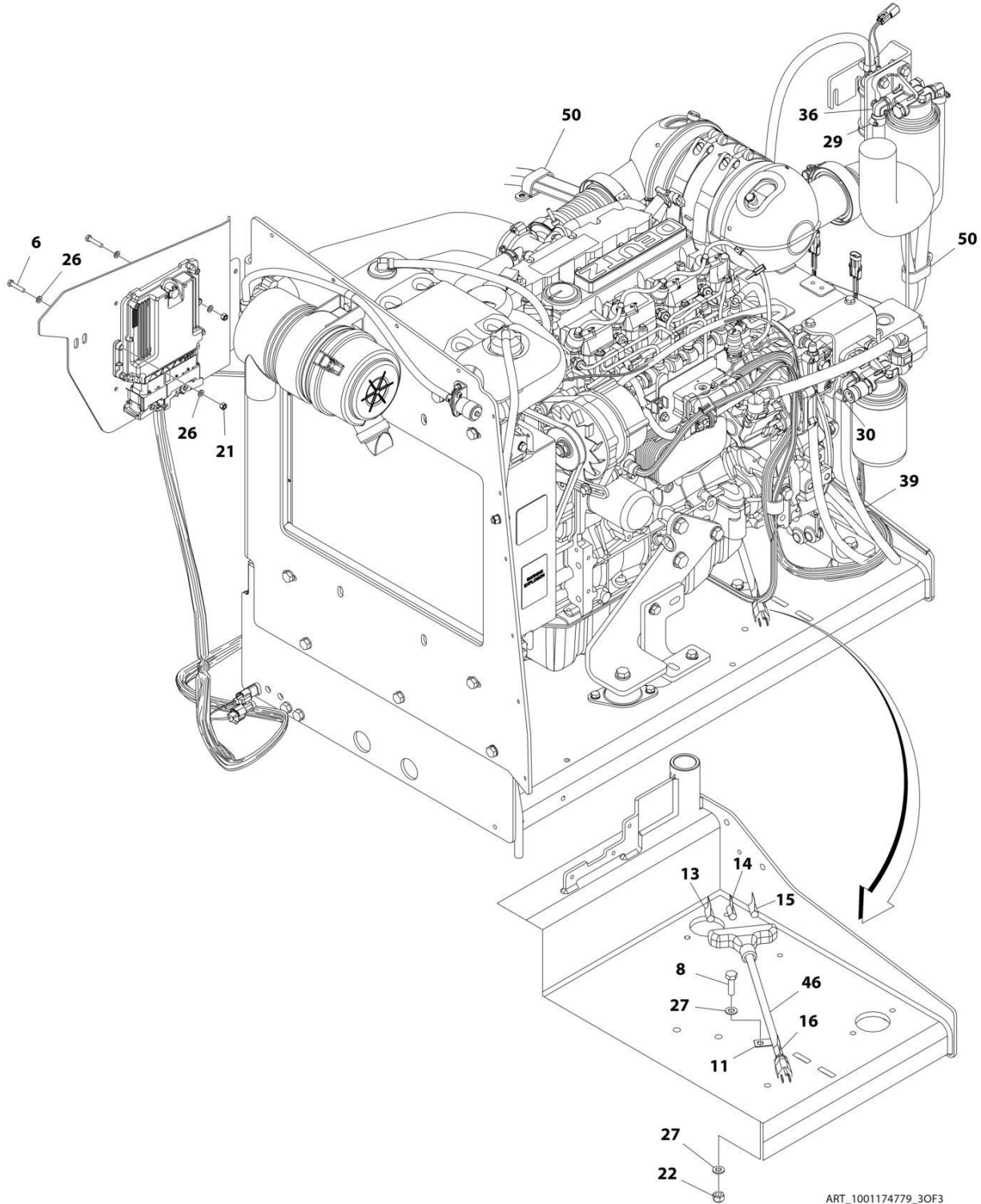
ART_1001174779_10F3

SECTION 3 - ENGINE



ART_1001174779_2OF3

SECTION 3 - ENGINE



ART_1001174779_3OF3

SECTION 3 - ENGINE

FIGURE 3-4. ENGINE INSTALLATION - DEUTZ D2.9L4 ENGINE (WITH ARCTIC PACKAGE) (ANSI AND CSA SPECS)

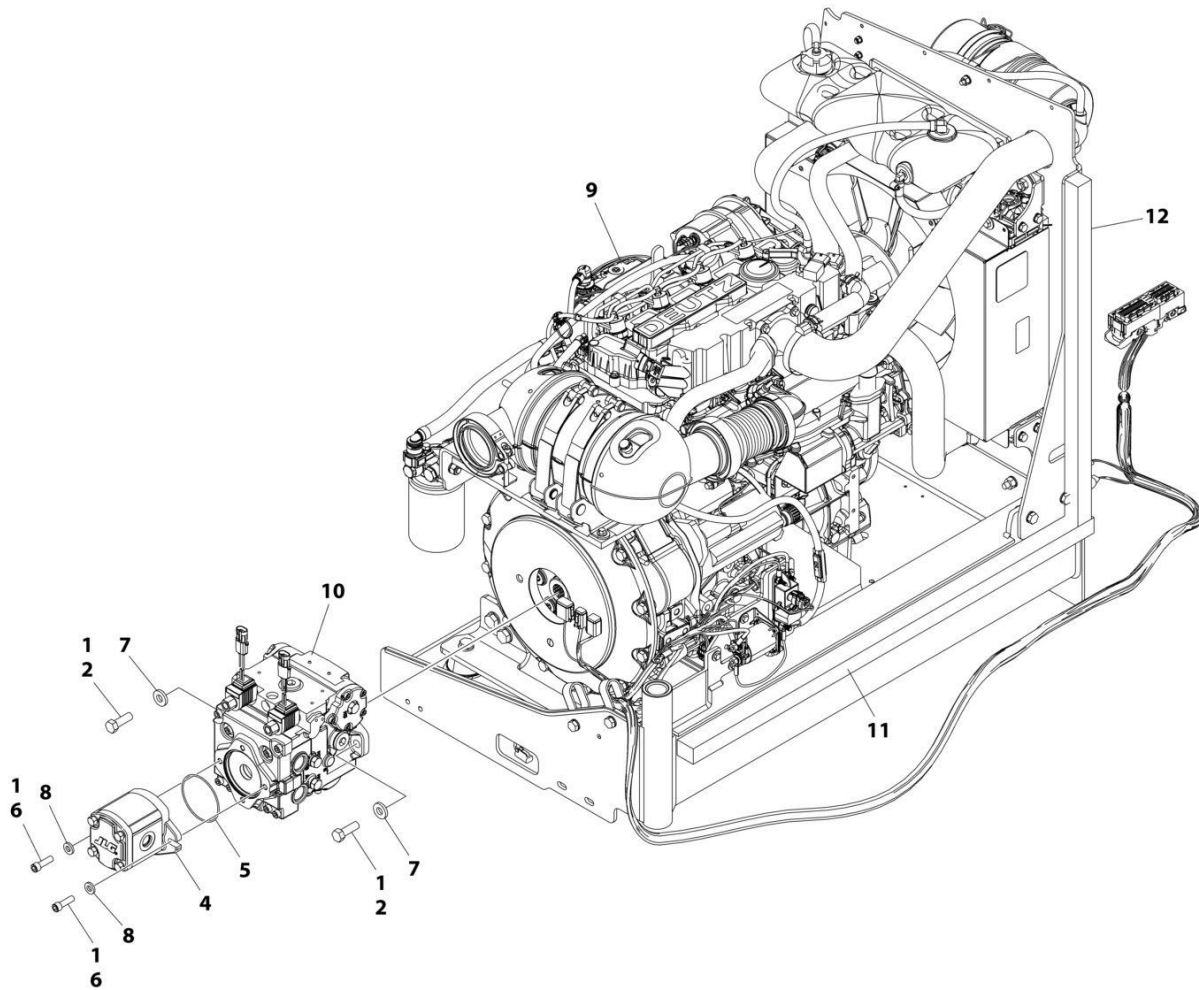
ITEM	PART NUMBER	QTY	DESCRIPTION	REV
	1001174779	Ref	ENGINE INSTALLATION - DEUTZ D2.9L4 ENGINE (WITH ARCTIC PACKAGE)	H
1	0100011	AR	Compound, Locking	
2	0100020	AR	Sealant, Pipe	
3	0440162	1	Bearing	
5	5251215	1	Bolt, M12 x 35	
6	0760614	4	Bolt M6 x 30	
7	0761014	2	Bolt M10 x 30	
8	0761015	6	Bolt M10 x 35	
9	0761210	1	Bolt M12 x 20	
11	1320223	1	Clamp	
12	1701505	1	Decal - Diesel Fuel	
13	1702941	1	Decal - Battery Heater	
14	1702942	1	Decal - Engine Block Heater	
15	1702943	1	Decal - Hydraulic Tank Heater	
16	1702944	1	Decal - Heater Cord	
17	2180832	1	Fitting, Barbed	
18	2180876	1	Fitting, Barbed	
19	1001188972	1	Heater, Hydraulic Tank	
20	2720058	2 ft /0.61m	Hose	
21	3290605	5	Nut Lock M6	
22	3291005	7	Nut Lock M10	
23	5261200	1	Nut, Flange M12 Grade 10.9	
24	3841143	1	Keeper, Pin	
26	4811700	10	Washer M6	
27	4812000	13	Washer M10	
28	4812100	1	Washer M12	
29	8405006	2	Clamp	
30	8410013	4	Clamp	
31	8430007	1	Coupling	
32	2580024	1	Heater, Battery	
33	1001119278	1	Insulate	
34	1001125387	1	Decal - Ultra Low Sulfur Fuel	
35	1001135196	1	Pin	
36	1001142501	1	Fitting, Barbed 90	
37	1001154405	7.25 ft /2.21m	Hose	
38	1001155823	1	Coupling, Quick Disconnect 90	
39	1001165035	17.25 ft /5.26m	Hose	
40	1001167512	1	Bracket, Engine Tray	
41	1001169823	1	Plate, Engine Lock	
42	1001171683	1	Cable, Battery (Red) (Battery Positive to Auxiliary Power Relay)	
43	1001171684	1	Cable, Battery (Black) (Battery Negative to Auxiliary Power Pump)	
44	1001172736	1	Pipe, Exhaust	
45	1001174778	1	Engine and Pump Sub-Assembly - Deutz D2.9L4 (With Arctic Package) (See Separate Breakdown in this Section)	
46	1060626	1	Plug, 3 Way	
47	3422532	1	Pin	

SECTION 3 - ENGINE

ITEM	PART NUMBER	QTY	DESCRIPTION	REV
48	0760610	1	Bolt M6 x 20	
49	0760812	1	Bolt M8 x 25	
50	1321716	4	Clamp	
51	1001191832	1	Nut, Rivet M8	
52	4811900	1	Washer, M8	
53	1001181358	1	Harness, Fuel Pump (See Separate Breakdown in ELECTRICAL SECTION)	
54	1001162335	1	Bracket Assembly - Fuel Pump/Filter (See Separate Breakdown in this Section)	
55	1320022	1	Clamp	
56	1001233763	Ref	Breather Heater Installation (Not Shown - See Separate Breakdown in this Section)	
56	1001196634	1	Fuse, 2 Amp	
56	1001232842	1	Breather Heater Kit	
56	2400060	1	Holder, Fuse	

SECTION 3 - ENGINE

FIGURE 3-5. ENGINE AND PUMP SUB-ASSEMBLY - DEUTZ D2.9L4 (WITH ARCTIC PACKAGE) (ANSI AND CSA SPECS)



ART_1001174778_I

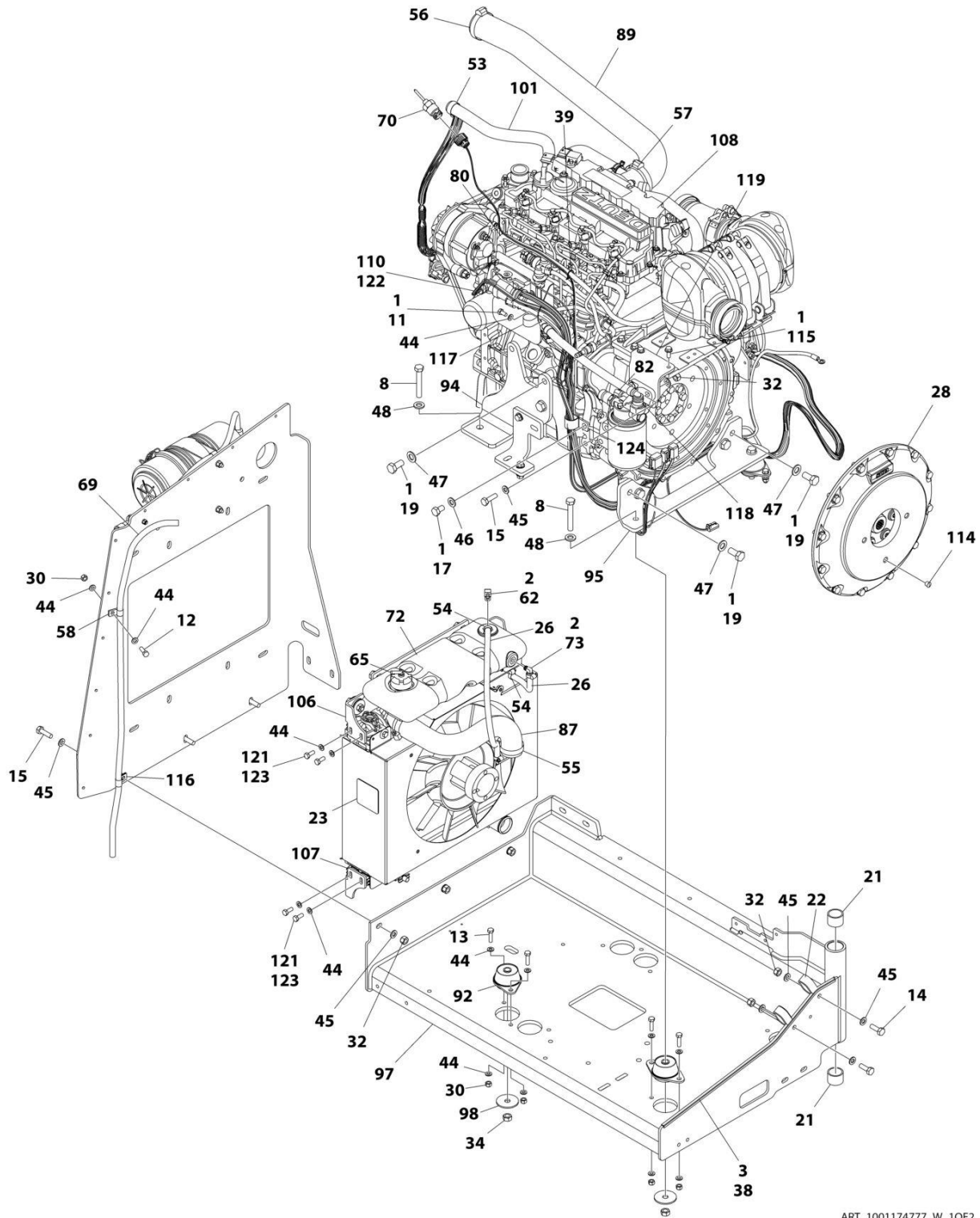
SECTION 3 - ENGINE

FIGURE 3-5. ENGINE AND PUMP SUB-ASSEMBLY - DEUTZ D2.9L4 (WITH ARCTIC PACKAGE) (ANSI AND CSA SPECS)

ITEM	PART NUMBER	QTY	DESCRIPTION	REV
	1001174778	Ref	ENGINE AND PUMP SUB-ASSEMBLY - DEUTZ D2.9L4 (WITH ARCTIC PACKAGE)	1
1	0100011	AR	Compound, Locking	
2	0641812	2	Bolt 1/2 x 1-1/2	
4	1001214207	1	Gear Pump Assembly	
4	70006356	1	Seal Kit - 1001214207 Pump	
5	3790152	1	O-Ring	
6	3931618	2	Capscrew 3/8 x 1 1/8	
7	4891800	2	Washer 1/2 Hardened	
8	4891600	2	Washer 3/8 Hardened	
9	1001174777	1	Engine Assembly - Deutz D2.9L4 Engine (With Arctic Package) (See Separate Breakdown in this Section)	
10	1001167036	1	Piston Pump Assembly (See Separate Breakdown in this Section)	
11	1001171953	1	Seal	
12	1001171954	1	Seal	

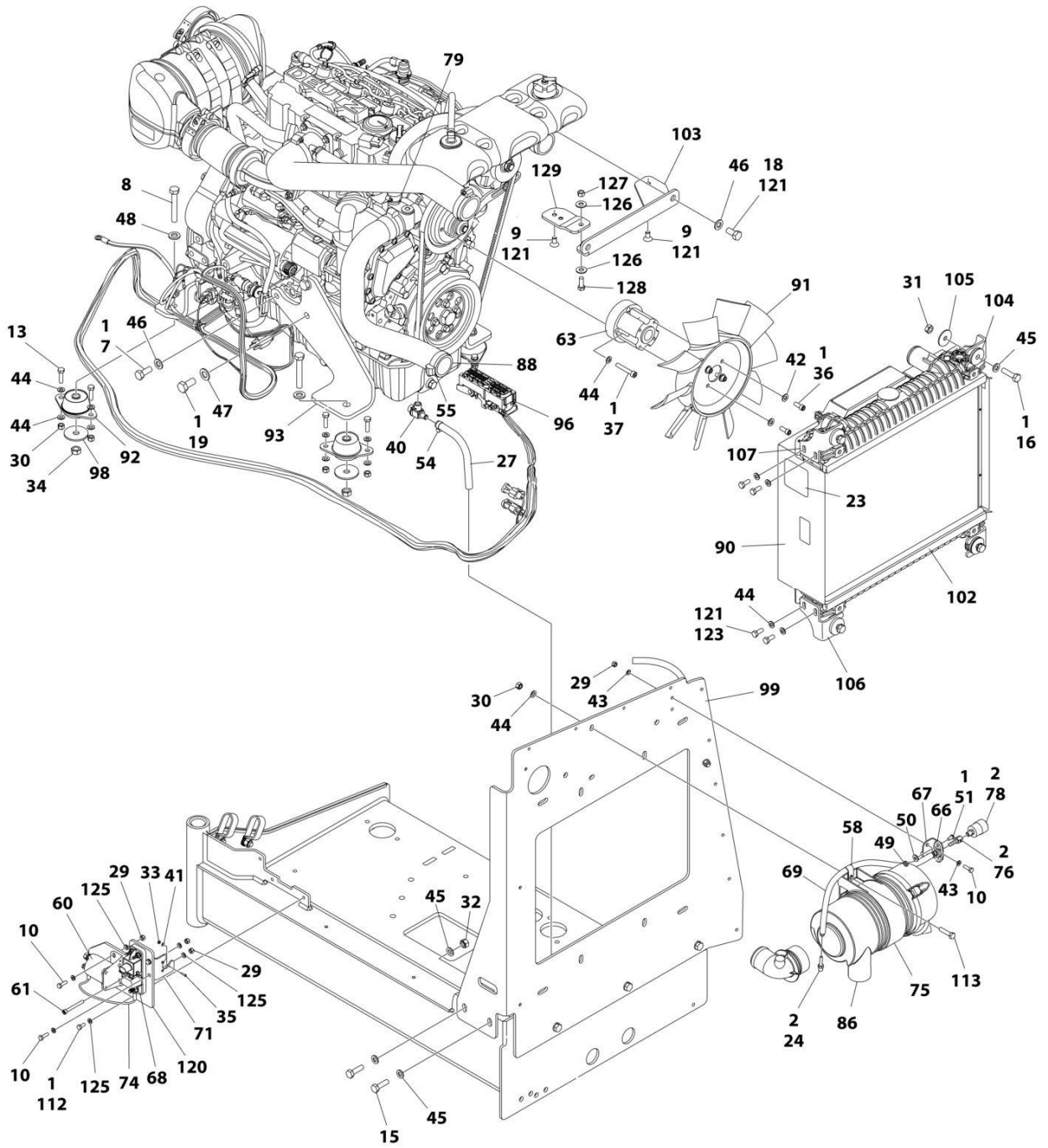
SECTION 3 - ENGINE

FIGURE 3-6. ENGINE ASSEMBLY - DEUTZ D2.9L4 ENGINE (WITH ARCTIC PACKAGE) (ANSI AND CSA SPECS)



ART_1001174777_W_10F2

SECTION 3 - ENGINE



ART_1001174777_W_20F2

SECTION 3 - ENGINE

FIGURE 3-6. ENGINE ASSEMBLY - DEUTZ D2.9L4 ENGINE (WITH ARCTIC PACKAGE) (ANSI AND CSA SPECS)

ITEM	PART NUMBER	QTY	DESCRIPTION	REV
	1001174777	Ref	ENGINE ASSEMBLY - DEUTZ D2.9L4 ENGINE (WITH ARCTIC PACKAGE)	X
1	0100011	AR	Compound, Locking	
2	0100020	AR	Sealant, Pipe	
3	0100081	AR	Adhesive	
7	0711214	1	Bolt M12 x 30	
8	0711224	AR	Bolt M12 x 80	
9	0741606	2	Screw 3/8 x 3/4	
10	0760610	6	Bolt M6 x 20	
11	0760808	1	Bolt M8 x 16	
12	0760812	1	Bolt M8 x 25	
13	0760814	8	Bolt M8 x 30	
14	0761014	2	Bolt M10 x 30	
15	0761015	7	Bolt M10 x 35	
16	0761016	4	Bolt M10 x 40	
17	0761210	1	Bolt M12 x 20	
18	0761212	2	Bolt M12 x 25	
19	0771414	AR	Bolt M14 x 30 Grade 10.9	
21	0961951	2	Bushing	
22	1321716	2	Clamp	
23	1703162	2	Decal - Caution Fan	
24	2220315	1	Fitting, Barbed	
26	2720015	2 ft/0.61m	Hose	
27	2720340	8 in /0.2m	Hose	
28	2902065	1	Pump Coupling Kit (See Separate Breakdown in this Section)	
29	3290605	7	Nut M6	
30	3290805	AR	Nut M8	
31	3291001	4	Nut M10	
32	3291005	9	Nut M10	
33	3310401	3	Nut #4	
34	3331215	AR	Nut M12 x 1.75	
35	3910408	3	Screw #4- x 1/2	
36	3931512	4	Capscrew 5/16 x 3/4	
37	4031914	4	Bolt M8 x 50	
38	4060805	2.25 ft/ 0.69m	Flex-Trim	
39	4240099	AR	Tie-Strap	
40	4640751	1	Valve, Oil Drain	
41	4710400	3	Washer #4	
42	4711500	4	Washer 5/16	
43	4811700	4	Washer M6	
44	4811900	AR	Washer M8	
45	4812000	22	Washer M10	
46	4812100	4	Washer M12	
47	4812200	9	Washer M14	
48	5241200	AR	Washer M12	
49	8305401	2	Nut Jam	
50	8307109	2	Washer, .250	
51	8310548	2	Screw 1/4 x 1/2	

SECTION 3 - ENGINE

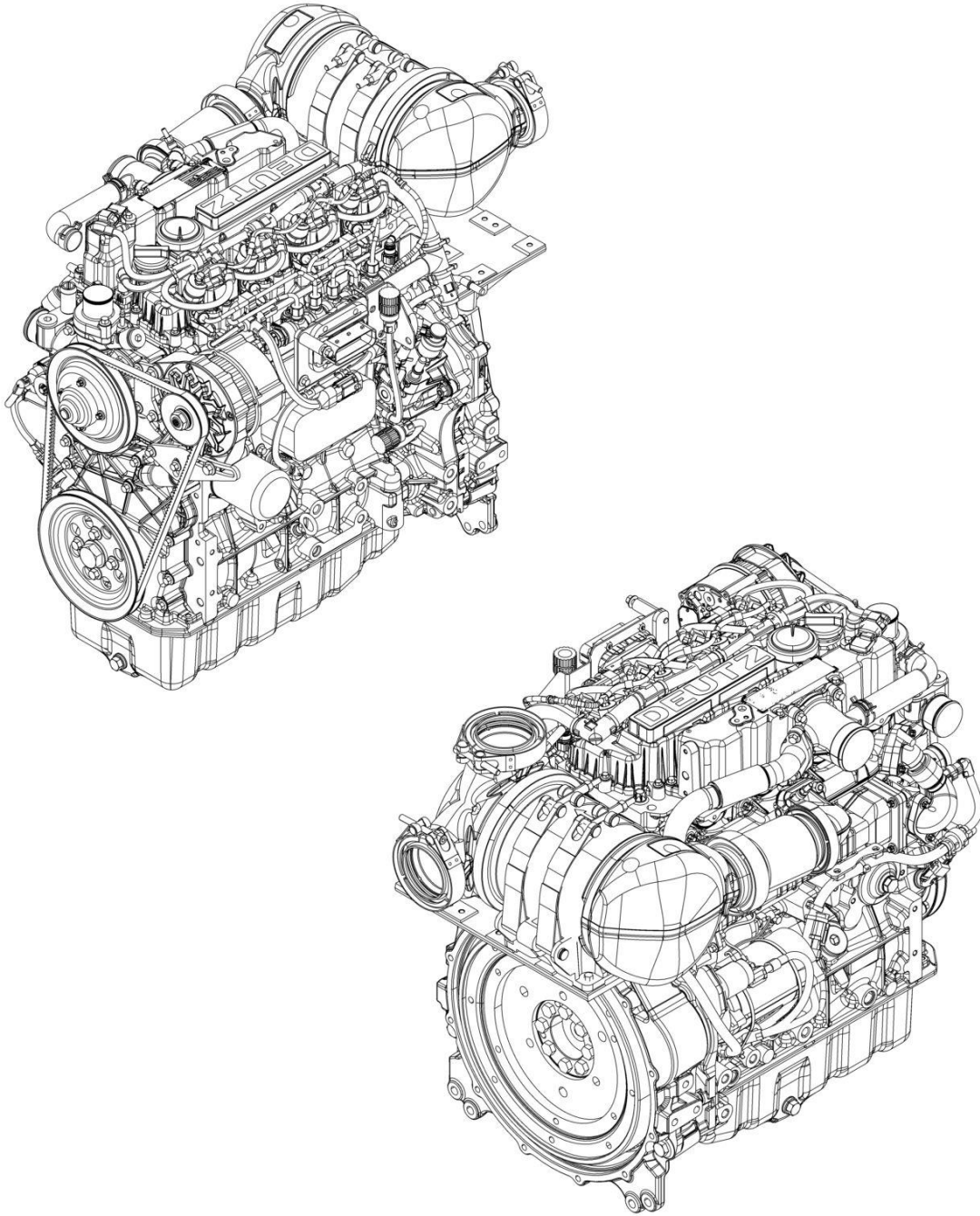
ITEM	PART NUMBER	QTY	DESCRIPTION	REV
53	8405007	2	Clamp	
54	8405009	5	Clamp	
55	8405104	4	Clamp	
56	8405202	1	Clamp	
57	8405204	1	Clamp	
58	8406109	2	Clip	
60	1001117308	1	Relay, 200Amp	
60	3300220	2	Nut	
60	3321001	2	Nut #10	
60	4761000	2	Washer #10	
60	1001111424	2	Washer	
61	1001118878	1	Bolt M6 x 55	
62	1001134488	1	Fitting, Barbed 90	
63	1001144116	1	Spacer, Fan	
65	1001136834	1	Cap, Tank	
66	1001138173	1	Support, Service Indicator	
67	1001138175	1	Bracket, Service Indicator	
68	1001138228	1	Relay, Power Module	
68	70023592	1	Fuse 20Amp	
68	70023593	1	Fuse 30Amp	
69	1001138248	5.25 ft/ 1.6m	Tube	
70	1001138827	1	Sensor, Coolant Level	
71	1001139240	1	Bracket	
72	1001230635	1	Tank, Surge (Includes Items 62, 70 & 73)	
73	1001140564	1	Fitting, Barbed 90	
74	1001141304	1	Harness, Glow Plug	
75	1001141694	1	Clamp, Air Cleaner	
76	1001141995	1	Fitting, Barbed	
78	1001143390	1	Indicator	
79	1001143797	1	Fitting, Barbed	
80	1001178788	1	Cable, Alternator	
82	1001152489	1	Fitting, Barbed 90	
86	1001165388	1	Air Cleaner Assembly	
86	70003783	1	Element, Air Cleaner	
87	1001165405	1	Hose, Upper Radiator	
88	1001165406	1	Hose, Lower Radiator	
89	1001165721	1	Hose, Air Intake	
90	1001165722	1	Radiator	
91	1001165849	1	Fan	
92	1001166718	AR	Mount, Motor	
93	1001166921	1	Plate, Engine Mount	
94	1001166922	Ref	Plate, Engine Mount	
95	1001166924	1	Plate, Engine Mount	
96	1001167108	1	Harness Engine - Deutz D2.9L4 (See Separate Breakdown in ELECTRICAL SECTION)	
97	1001167520	1	Tray, Engine	
98	1001168018	AR	Washer, Special	
99	1001168026	1	Plate, Radiator Mounting	
101	1001168099	1	Hose	
102	1001168166	2	Seal	
103	1001260420	1	Bracket	

SECTION 3 - ENGINE

ITEM	PART NUMBER	QTY	DESCRIPTION	REV
104	1001169054	4	Isolator	
105	1001169138	4	Washer, Snubbing	
106	1001169967	2	Bracket	
107	1001170035	2	Bracket	
108	1001249965	1	Engine, Deutz D2.9L4 (See Separate Breakdown in this Section)	
110	1001140312	1	Heater, Engine Block	
112	0760607	3	Bolt M6 x 14	
113	0760815	2	Bolt M8 x 35	
114	3520054	1	Plug	
115	5250810	2	Bolt M8 x 20	
116	8406110	1	Clip	
117	8406201	1	Clip	
118	1001177359	1	Hose	
119	1001178876	1	Mount, Fuel Filter	
120	1001179903	1	Bracket	
121	1001180620	AR	Adhesive	
122	1001181895	AR	Adhesive	
123	0760810	8	Bolt M8 x 20	
124	1001191620	1	Clamp	
125	4811702	12	Washer M6	
126	4751600	2	Washer 3/8	
127	3311605	1	Nut 3/8	
128	0681608	1	Bolt 3/8 x 1	
129	1001260412	1	Bracket	
130	1001162335	1	Bracket Assembly - Fuel Pump/Filter (Not Shown) (See Separate Breakdown in this Section)	

SECTION 3 - ENGINE

FIGURE 3-7. ENGINE COMPONENTS - DEUTZ D2.9L4 ENGINE (ANSI, ANSI EXPORT, CSA AND JAPANESE SPECS)



ART_1001249965

SECTION 3 - ENGINE

FIGURE 3-7. ENGINE COMPONENTS - DEUTZ D2.9L4 ENGINE (ANSI, ANSI EXPORT, CSA AND JAPANESE SPECS)

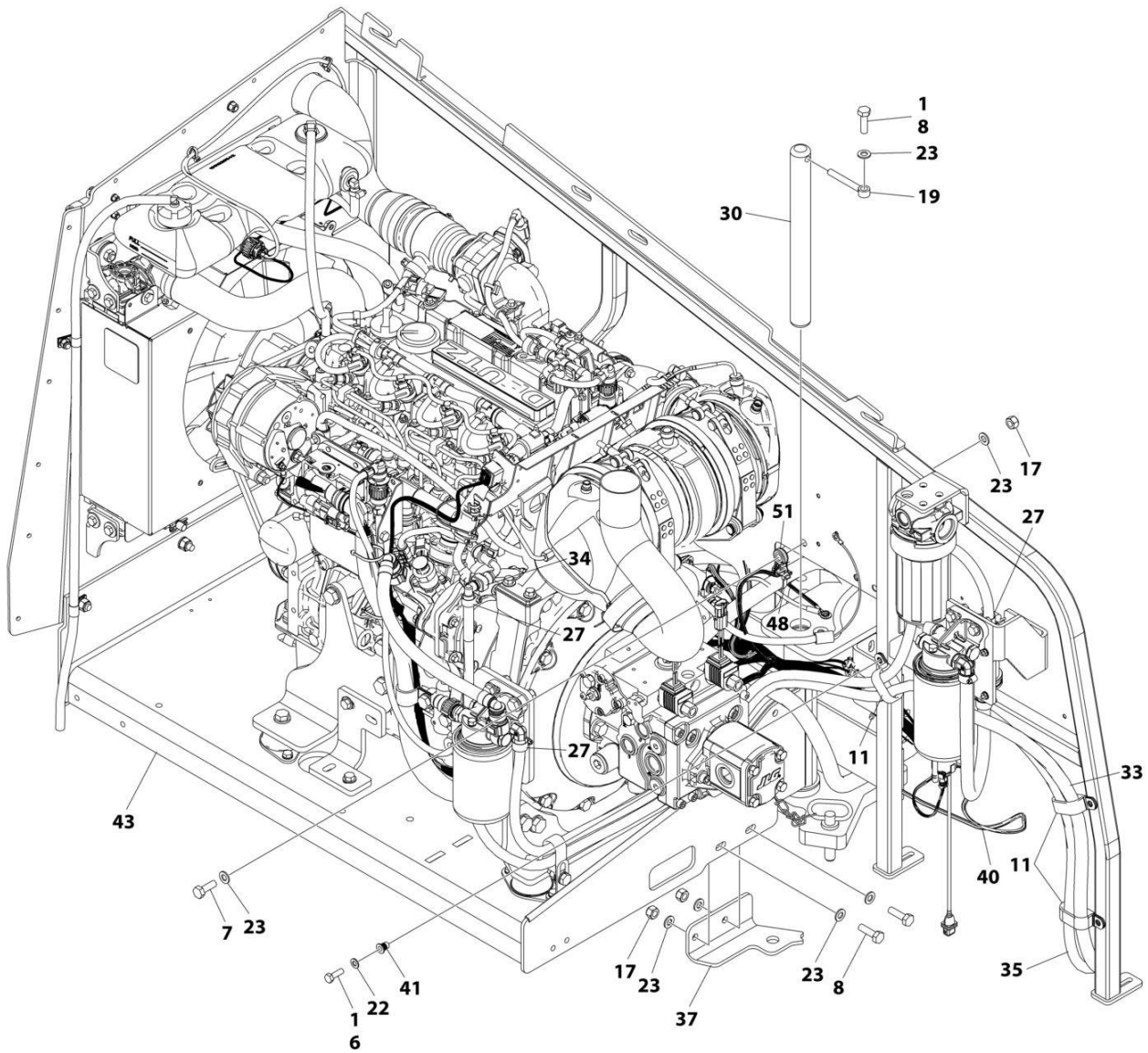
ITEM	PART NUMBER	QTY	DESCRIPTION	REV
	1001249965	Ref	DEUTZ D2.9L4 - 49HP ENGINE COMPONENTS	B
	See Note	Ref	Note: Contact JLG Customer Service for Availability of Additional Components.	
		Ref	Air Intake System	
	70005182	1	Charge Air Elbow	
	70005183	1	Breather Line	
		Ref	Cooling System Components	
	70030360	1	Pump, Coolant	
	70007603	1	Thermostat	
		Ref	Electrical Components	
	70025210	1	Module, Engine Control (ECM/ECU)	
	70024513	1	Harness, Fuel Filter Sensor	
	70024504	1	Sensor, Fuel Pressure	
	70006652	1	Generator	
	70024915	1	Starter	
	70025231	1	Harness, Glow Plug	
	70028540	1	Sensor, Temperature	
	70026210	1	Sensor, Speed	
	70024507	1	Sensor, Pressure (Air Intake)	
	70031145	4	Plug, Glow	
		Ref	Exhaust Components	
	70031136	1	Pipe, Exhaust	
	70004282	1	Exhaust Manifold	
		Ref	Fuel System Components	
	70030381	1	Pump, High Pressure	
	700004508	1	Valve, Volume Control	
	70004281	1	Injector, Fuel	
	70006144	1	Pump, Fuel Supply (Includes Qty 2 Mounting Clamps)	
	1001225430	1	Filter, Fuel (Pre-Filter) Assembly	
	70024961	1	Filter, Fuel	
	70025239	1	Seal	
	70024513	1	Cable, Sensor	
	70029451	1	Filter, Fuel	
		Ref	Gasket & Seal Components	
	70024905	1	Seal, Dipstick	
	70005942	2	Seal, Oil Plug	
	70024906	1	Gasket, Head	
	70005171	1	Gasket, Valve Cover	
	70002718	1	Seal, Rear Main	
	70025135	1	O-Ring, Oil Lube Pump	
	70005173	1	Gasket, Oil Lube Pump	
	70024925	1	Seal, Oil Cooler	
	70005177	1	Gasket, Charge Air Housing	
	70025200	1	O-Ring, Coolant Pump	
	70007325	1	Seal, Coolant Pump	
	70005184	1	O-Ring, Thermostat	
	70005931	1	Seal, Thermostat	
	70025164	1	Gasket, Exhaust Manifold to Head	
	70007354	1	Gasket, Short Exhaust Pipe to JLG supplied Exhaust	

SECTION 3 - ENGINE

ITEM	PART NUMBER	QTY	DESCRIPTION	REV
	70007326	1	Gasket EGR Valve	
	70031095	1	Gasket, Exhaust Return Pipe (to Air Intake Housing)	
		Ref	Other Components	
	70001870	1	Flywheel	
	7024579	1	Gear, Ring	
		Ref	Oil Lube System	
	7020465	1	Cap, Oil Fill	
	70024904	1	Dipstick	
	70005941	2	Plug, Oil (Includes Seal)	
	70005172	1	Pump, Oil Lube (Includes O-Ring & Gasket)	
	70024494	1	Oil Cooler	
	7016331	1	Filter, Oil	

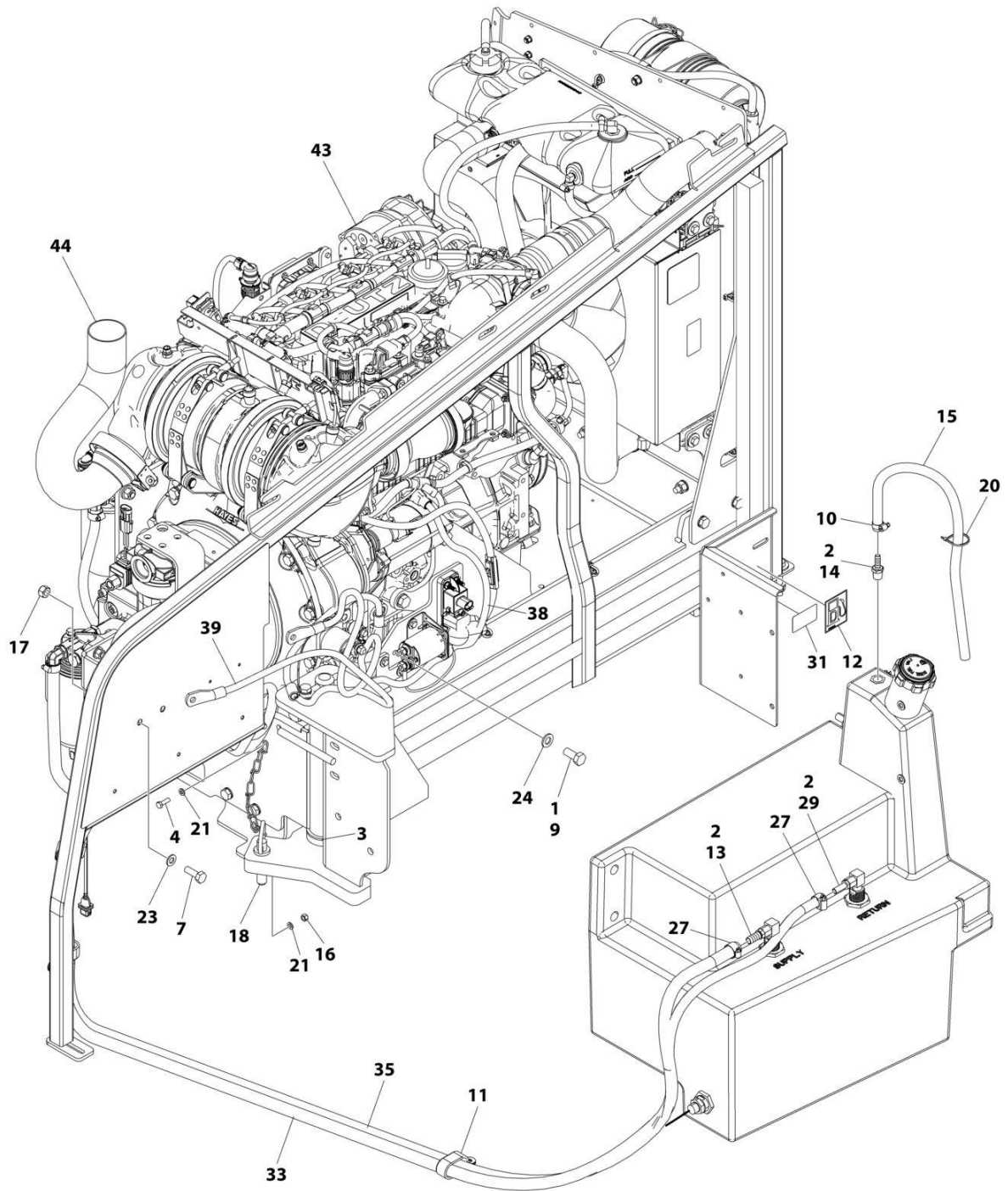
SECTION 3 - ENGINE

FIGURE 3-8. ENGINE INSTALLATION - DEUTZ D2.9L4 ENGINE (STAGE V) (CE SPECS)



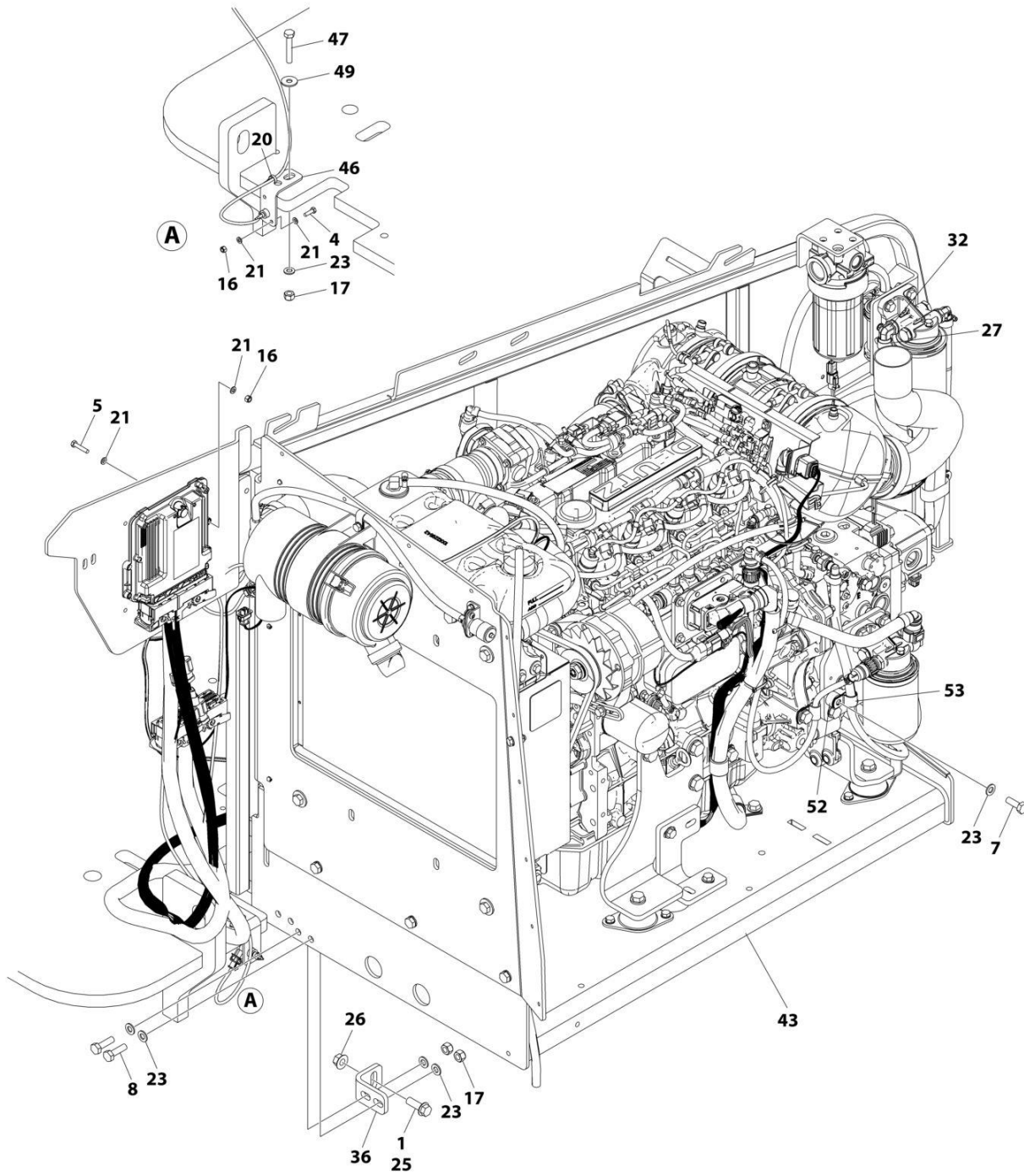
ART_1001244287_H_10F3

SECTION 3 - ENGINE



ART_1001244287_H_20F3

SECTION 3 - ENGINE



ART_1001244287_H_30F3

SECTION 3 - ENGINE

FIGURE 3-8. ENGINE INSTALLATION - DEUTZ D2.9L4 ENGINE (STAGE V) (CE SPECS)

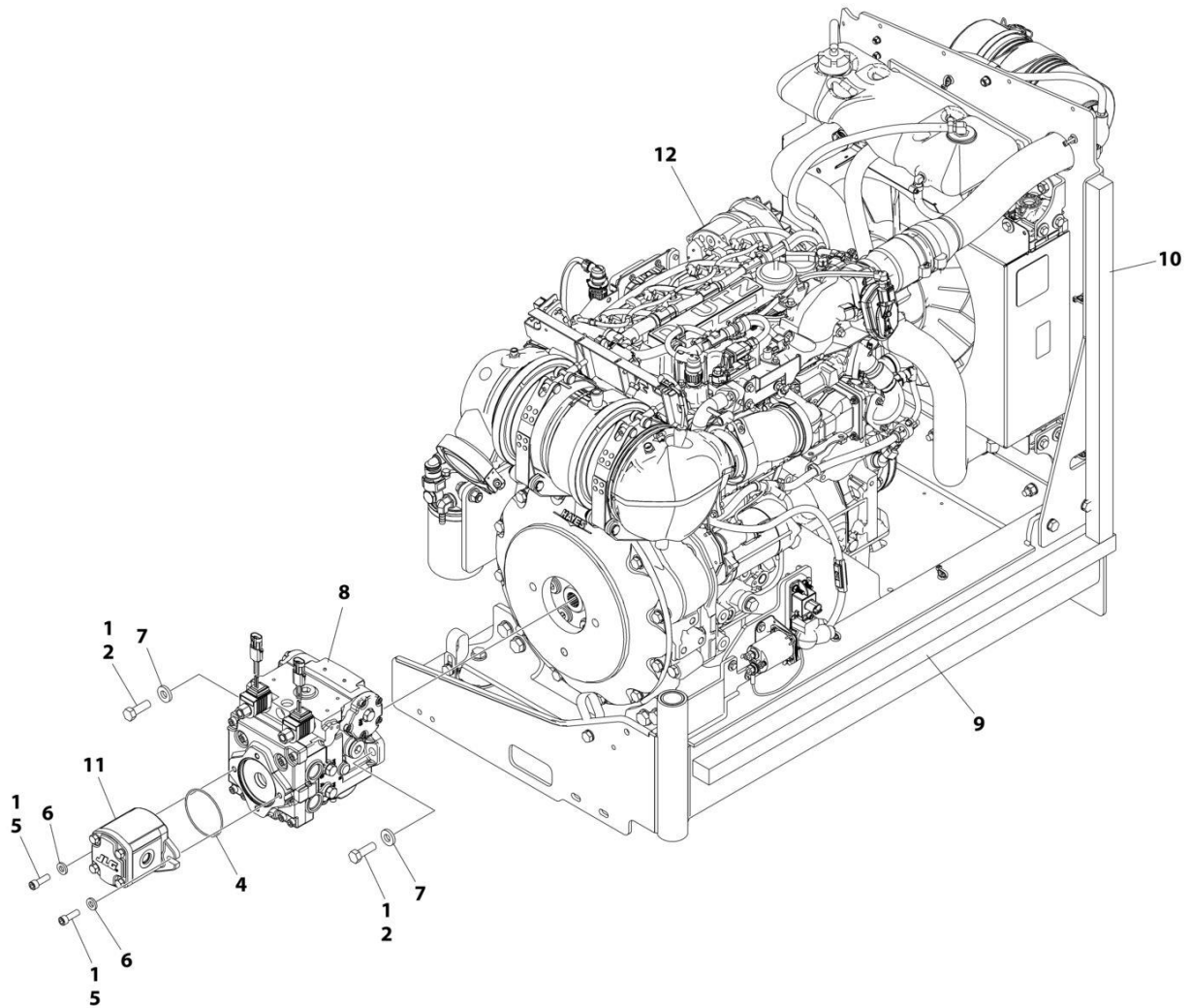
ITEM	PART NUMBER	QTY	DESCRIPTION	REV
	1001244287	Ref	ENGINE INSTALLATION - DEUTZ D2.9L4 ENGINE (STAGE V)	H
1	0100011	AR	Compound, Locking	
2	0100020	AR	Sealant, Pipe	
3	0440162	1	Bearing	
4	0760610	2	Bolt M6 x 20	
5	0760614	4	Bolt M6 x 30	
6	0760812	1	Bolt M8 x 25	
7	0761014	4	Bolt M10 x 30	
8	0761015	5	Bolt M10 x 35	
9	0771212	1	Bolt M12 x 25	
10	1320022	1	Clamp	
11	1321716	4	Clamp	
12	1701505	1	Decal - Diesel Fuel	
13	2180832	1	Fitting, Barbed	
14	2180876	1	Fitting, Barbed	
15	2720058	2 ft /0.6m	Hose	
16	3290605	6	Nut M6	
17	3291005	8	Nut M10	
18	3422532	1	Pin	
19	3841143	1	Keeper, Pin	
20	4240099	AR	Tie-Strap	
21	4811700	12	Washer M6	
22	4811900	1	Washer M8	
23	4812000	15	Washer M10	
24	4812100	1	Washer M12	
25	5251215	1	Bolt M12 x 35	
26	5261200	1	Nut, Flange M12 Grade 10.9	
27	8405006	6	Clamp	
29	2220767	AR	Fitting, Barbed 90	
29	8430007	AR	Fitting, Barbed	
30	1001135196	1	Pin	
31	1001139654	1	Decal - Ultra Low Sulfur Diesel	
32	1001142501	1	Fitting, Barbed 90	
33	1001154405	7.25 ft /2.21m	Hose	
34	1001155823	1	Coupling, Quick Disconnect 90	
35	1001165035	17.25 ft /5.26m	Hose	
36	1001167512	1	Bracket	
37	1001169823	1	Plate, Engine Lock	
38	1001171683	1	Cable, Battery (Red) (Battery Positive to Auxiliary Power Relay)	
39	1001171684	1	Cable, Battery (Black) (Battery Negative to Auxiliary Power Pump)	
40	1001181358	1	Harness, Fuel Pump (See Separate Breakdown in ELECTRICAL SECTION)	
41	1001191832	1	Nut, Rivet M8	
43	1001277600	1	Engine and Pump Sub-Assembly - Deutz D2.9L4 (Without Arctic Package) (See Separate Breakdown in this Section)	
44	1001247440	1	Pipe, Exhaust	
46	1001256879	1	Bracket	
47	0701020	1	Bolt M10 x 60	

SECTION 3 - ENGINE

ITEM	PART NUMBER	QTY	DESCRIPTION	REV
48	1062255	1	Tie-Strap	
49	4812002	1	Washer M10	
51	1001156107	1	Holder	
52	1001220266	1	Spacer	
53	1320061	1	Clamp	

SECTION 3 - ENGINE

FIGURE 3-9. ENGINE AND PUMP SUB-ASSEMBLY - DEUTZ D2.9L4 ENGINE (STAGE V) (CE SPECS)



ART_1001244285

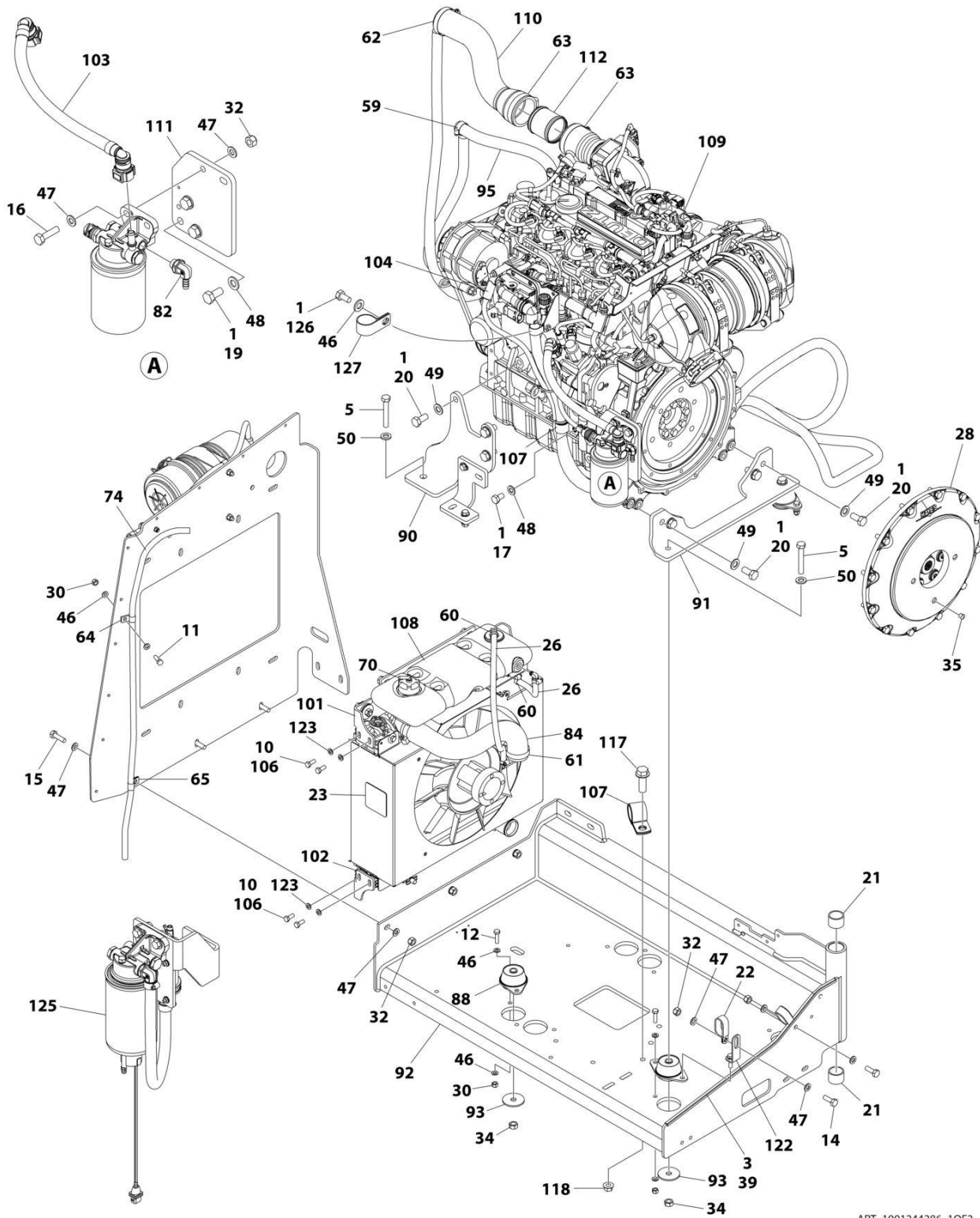
SECTION 3 - ENGINE

FIGURE 3-9. ENGINE AND PUMP SUB-ASSEMBLY - DEUTZ D2.9L4 ENGINE (STAGE V) (CE SPECS)

ITEM	PART NUMBER	QTY	DESCRIPTION	REV
	1001244285	Ref	ENGINE AND PUMP SUB-ASSEMBLY - DEUTZ (STAGE V) ENGINE	E
1	0100011	AR	Compound, Locking	
2	0641812	2	Bolt 1/2 x 1-1/2	
4	3790152	1	O-Ring	
5	3931618	2	Capscrew, 3/8 x 1-1/8	
6	4891600	2	Washer, 3/8 Hardened	
7	4891800	2	Washer 1/2 Hardened	
8	1001167036	1	Piston Pump Assembly (See Separate Breakdown in this Section)	
9	1001171953	1	Seal	
10	1001171954	1	Seal	
11	1001214207	1	Gear Pump Assembly	
11	70006356	1	Seal Kit - 1001214207 Pump	
12	1001244286	1	Engine Assembly, Deutz (Stage V) Engine (See Separate Breakdown in this Section)	

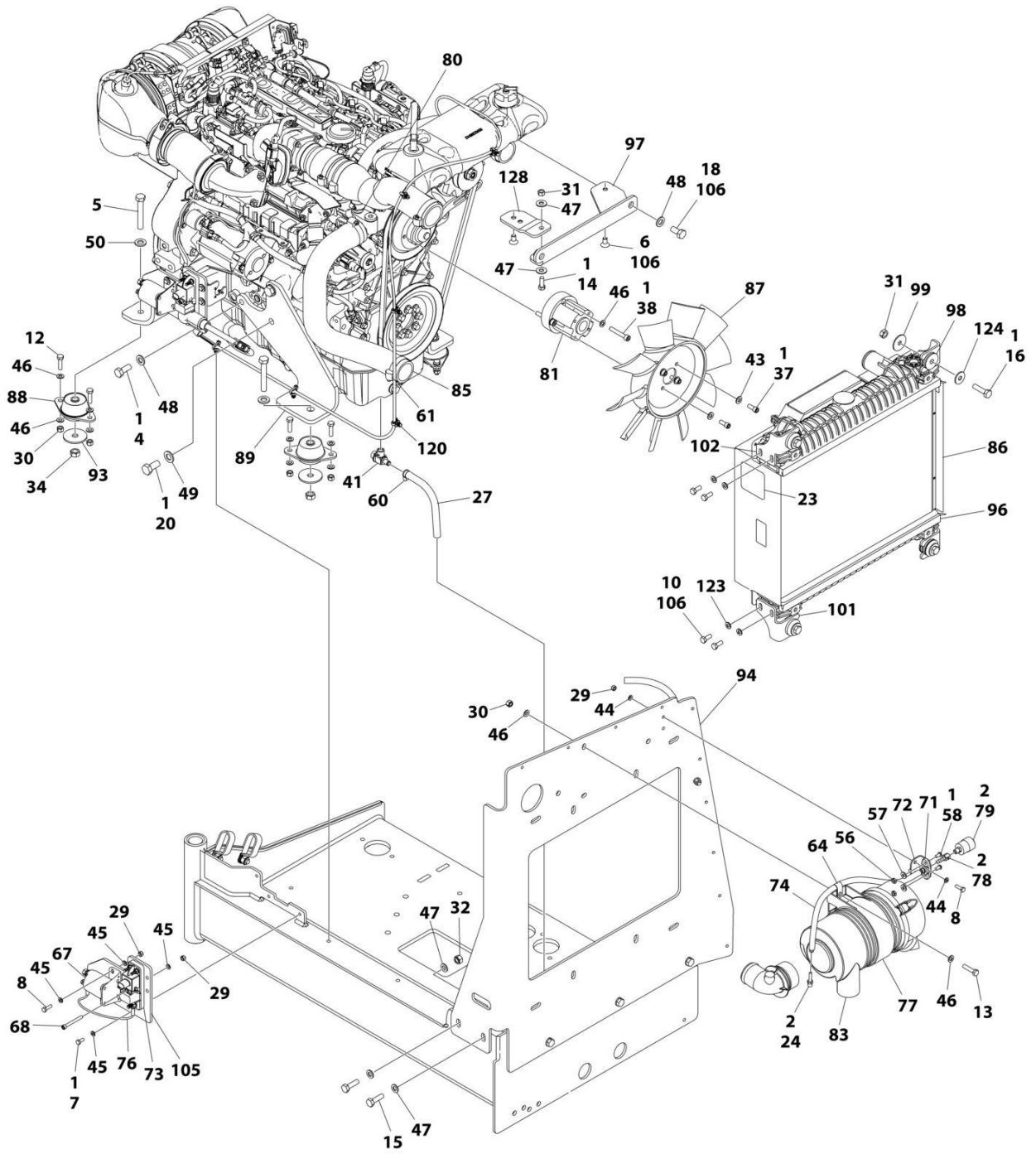
SECTION 3 - ENGINE

FIGURE 3-10. ENGINE ASSEMBLY – DEUTZ D2.9L4 ENGINE (STAGE V) (CE SPECS)



ART_1001244286_10F2

SECTION 3 - ENGINE



ART_1001244286_20F2

SECTION 3 - ENGINE

FIGURE 3-10. ENGINE ASSEMBLY – DEUTZ D2.9L4 ENGINE (STAGE V) (CE SPECS)

ITEM	PART NUMBER	QTY	DESCRIPTION	REV
	1001244286	Ref	ENGINE ASSEMBLY, DEUTZ (STAGE V) ENGINE	K
1	0100011	AR	Compound, Locking	
2	0100020	AR	Sealant, Pipe	
3	0100081	AR	Adhesive	
4	0711214	1	Bolt M12 x 30	
5	0711224	AR	Bolt M12 x 80	
6	0741606	2	Screw 3/8 x 3/4	
7	0760607	3	Bolt M6 x 14	
8	0760610	4	Bolt M6 x 20	
10	0760810	8	Bolt M8 x 20	
11	0760812	1	Bolt M8 x 25	
12	0760814	AR	Bolt M8 x 30	
13	0760815	2	Bolt M8 x 35	
14	0761014	3	Bolt M10 x 30	
15	0761015	5	Bolt M8 x 35	
16	0761016	6	Bolt M10 x 40	
17	0761210	1	Bolt M12 x 20	
18	0761212	2	Bolt M12 x 25	
19	0771212	3	Bolt M12 x 25	
20	0771414	9	Bolt M14 x 30	
21	0961951	2	Bushing	
22	1321716	2	Clamp	
23	1703162	2	Decal - Caution Fan	
24	2220315	1	Fitting, Barbed	
26	2720015	1.94 ft /0.59m	Hose	
27	2720340	0.66 ft/ 0.20m	Hose	
28	2902065	1	Pump Coupling Kit (See Separate Breakdown in this Section)	
29	3290605	5	Nut M6	
30	3290805	AR	Nut M8	
31	3291001	5	Nut M10	
32	3291005	9	Nut M10	
34	3331215	4	Nut M12 x 1.75	
35	3520054	1	Plug	
37	3931512	4	Capscrew, 5/16 x 3/4	
38	4031914	4	Bolt M8 x 50	
39	4060805	2.03 ft /0.62m	Flex-Trim	
40	4240099	AR	Tie-Strap (Not Shown)	
41	4640751	1	Valve, Oil Drain	
43	4711500	4	Washer 5/16	
44	4811700	4	Washer M6	
45	4811702	8	Washer M6	
46	4811900	AR	Washer M8	
47	4812000	20	Washer M10	
48	4812100	7	Washer M12	
49	4812200	AR	Washer M14	
50	5241200	AR	Washer M12	
56	8305401	2	Nut Jam	

SECTION 3 - ENGINE


ITEM	PART NUMBER	QTY	DESCRIPTION	REV
57	8307109	2	Washer 1/4	
58	8310548	2	Screw 1/4 x 1/2	
59	8405007	2	Clamp	
60	8405009	5	Clamp	
61	8405104	4	Clamp	
62	8405202	1	Clamp	
63	8405204	2	Clamp	
64	8406109	2	Clip	
65	8406110	1	Clip	
67	1001117308	1	Relay, 200Amp	
68	1001118878	1	Bolt M6 x 55	
70	1001136834	1	Cap, Tank	
71	1001138173	1	Support, Service Indicator	
72	1001138175	1	Bracket, Service Indicator	
73	1001138228	1	Relay, Power Module	
74	1001138248	5.09 ft /1.55m	Tube	
76	1001141304	1	Harness, Glow Plug	
77	1001141694	1	Clamp, Air Cleaner	
78	1001141995	1	Fitting, Barbed	
79	1001143390	1	Indicator	
80	1001143797	1	Fitting, Barbed	
81	1001144116	1	Spacer, Fan	
82	1001152489	1	Fitting, Barbed 90	
83	1001165388	1	Air Cleaner Assembly	
83	70003783	1	Element, Air Cleaner	
84	1001165405	1	Hose, Upper Radiator	
85	1001165406	1	Hose, Lower Radiator	
86	1001165722	1	Radiator	
87	1001165849	1	Fan	
88	1001166718	AR	Mount, Motor	
89	1001166921	1	Plate, Engine Mount	
90	1001166922	1	Plate, Engine Mount (Prior to PVC2107)	
91	1001166924	1	Plate, Engine Mount	
92	1001167520	1	Tray, Engine	
93	1001168018	AR	Washer, Special	
94	1001168026	1	Plate, Radiator Mounting	
95	1001168099	1	Hose	
96	1001168166	2	Seal	
97	1001260420	1	Bracket (note: may require P/N 1001260412)	
98	1001169054	4	Isolator	
99	1001169138	4	Washer, Snubbing	
101	1001169967	2	Bracket	
102	1001170035	2	Bracket	
103	1001177359	1	Hose	
104	1001178788	1	Cable, Alternator	
105	1001179903	1	Bracket	
106	1001180620	AR	Adhesive	
107	1001191620	2	Clamp	
108	1001230635	1	Tank, Surge (Includes Items 62, 70, & 73)	
109	1001232545	1	Engine, Deutz 2.9L4 (Stage V) (See Separate Breakdown in this Section)	

SECTION 3 - ENGINE

ITEM	PART NUMBER	QTY	DESCRIPTION	REV
110	1001236780	1	Hose, Air Intake	
111	1001258804	1	Mount, Fuel Filter	
112	1001238911	1	Pipe, Air Intake	
113	1001245839	1	Harness, Engine (Not Shown - See Separate Breakdown in ELECTRICAL Section)	
117	5251215	1	Bolt M12 x 35	
118	5261200	1	Nut, Flange M12 Class10	
120	1001146588	AR	Tie-Strap (Not Shown)	
122	1001223122	1	Support	
123	4811902	8	Washer M8	
124	4812002	4	Washer M10	
125	1001235949	1	Bracket (See Separate Breakdown in this Section)	
126	0760808	1	Bolt M8 x 16	
127	8406201	1	Clip	
128	1001260412	1	Bracket	

SECTION 3 - ENGINE

FIGURE 3-11. ENGINE COMPONENTS - DEUTZ D2.9L4 ENGINE (STAGE V) (CE SPECS)



ART_1001232545

SECTION 3 - ENGINE

FIGURE 3-11. ENGINE COMPONENTS - DEUTZ D2.9L4 ENGINE (STAGE V) (CE SPECS)

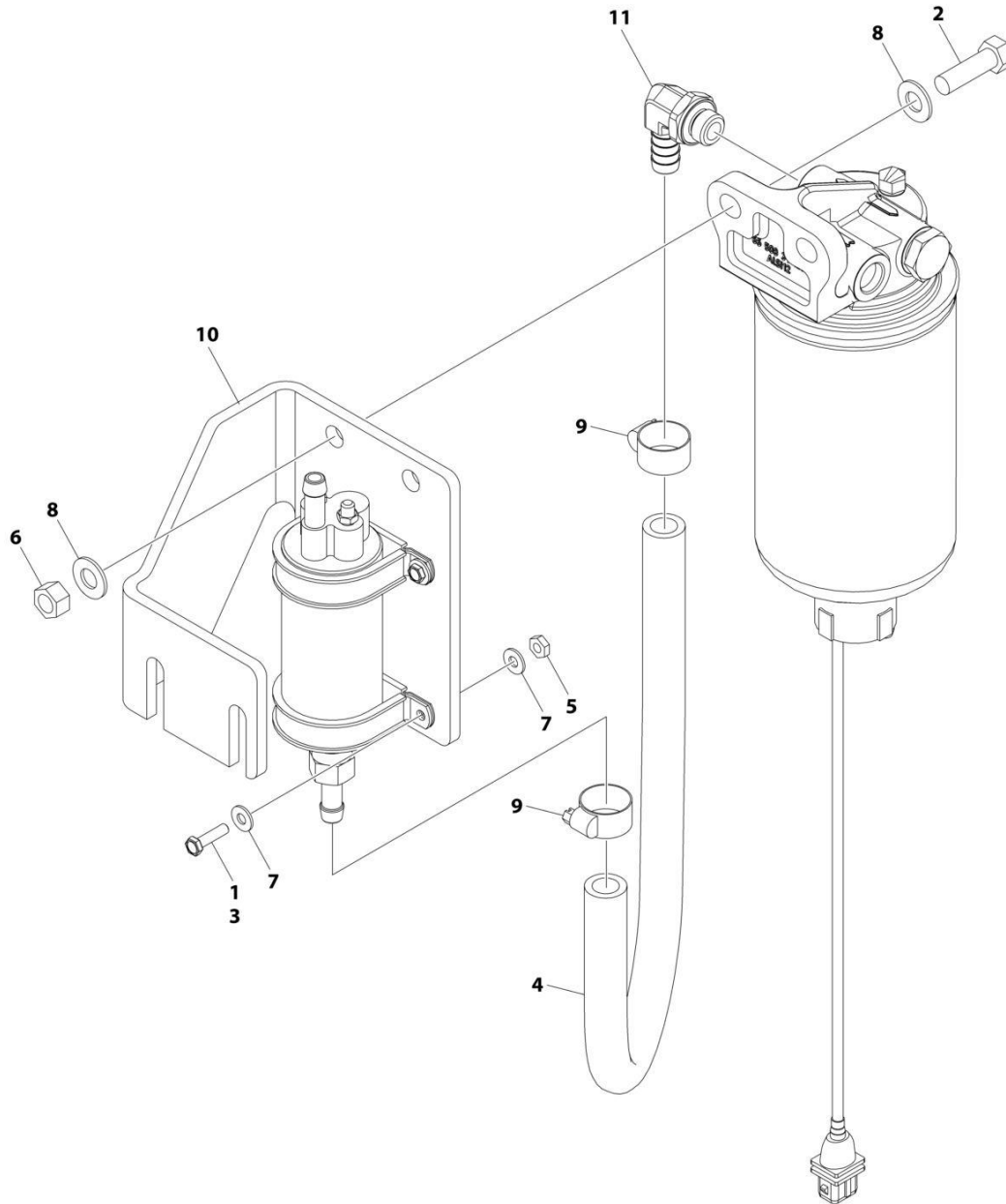
ITEM	PART NUMBER	QTY	DESCRIPTION	REV
	1001232545	Ref	DEUTZ ENGINE COMPONENTS	H
		Ref	Note: For complete list of parts, contact JLG Parts Department	
		Ref	Air Intake System Components	
		Ref	Charge Air Pipe	
	70025168	1	Intake Pipe	
		Ref	Mixing Tube	
		Ref	Throttle Valve	
		Ref	Cooling System Components	
	70029797	1	Pump, Coolant (Includes Gasket & Seals)	
	70007603	1	Thermostat	
	70005184	1	O-Ring	
	70005931	1	Gasket	
	70025142	1	Cover	
		Ref	Electrical System Components	
	70029512	1	Module, ECU/ECM	
	70007784	1	Alternator	
	70031143	1	Module, Alternator Control	
	70029015	1	Fan, Alternator	
	70029402	1	Nut, Alternator Fan	
	70029403	1	Nut, Alternator Power Stud	
	70029404	1	Washer, Alternator Power Stud Spring	
	70031144	1	Starter (Includes Solenoid)	
	70025099	1	Bolt, Starter Mounting	
	70026210	1	Sender, Tacho-Generator (Speed) (On Rear of Block) (Includes Seal)	
	70024916	1	Sender, Tacho-Generator (Speed) (On Cover) (Includes Seal)	
	70024918	1	Sender, Temperature (Includes Seal) (On Air Intake Manifold)	
		Ref	Sensor, Pressure (Includes Seal) (On Air Intake Manifold)	
	70024504	1	Sensor, Pressure (Includes Seal) (On Fuel Filter & Side of Block)	
	70005504	1	Sensor, Pressure (Includes Seal) (On Exhaust Manifold)	
	70027405	1	Sensor, Temperature (Includes Seal) (On Exhaust Manifold)	
	70000345	4	Plug, Glow	
		Ref	Exhaust System Components	
		Ref	Valve, EGR	
	70025130	8	Bolt, Exhaust Manifold	
	70025164	1	Gasket, Exhaust Manifold	
		Ref	Outlet, Muffler	
		Ref	Muffler	
		Ref	Bracket, Muffler Mounting	
	70004504	1	Compensator, Exhaust	
		Ref	Fuel System Components	
		Ref	Pump, High Pressure	
	70004281	1	Injector (Includes Sealing washer, Clamp & O-Ring)	
	70006144	1	Pump, Fuel Supply (Includes Clamps)	
	70024961	1	Filter, Fuel (Pre-Filter Assembly) (Includes Head, Spin on filter, Sensor Cable & Seal)	
	70025153	1	Filter, Fuel Spin On	
	70024513	1	Sensor Cable (Includes Seal)	
	70025160	1	Filter, Fuel (Assembly) (Includes Head & Spin on Filter)	
	70025161	1	Filter, Fuel Spin On	

SECTION 3 - ENGINE

ITEM	PART NUMBER	QTY	DESCRIPTION	REV
	70004508	1	Vol. Control Valve (Includes O-Ring & Gasket)	
		Ref	Lubricating System Components	
	7020465	2	Cap, Oil Fill	
	70005941	2	Plug, Oil Drain	
	70005942	2	Seal, Oil Drain Plug	
	70005172	1	Pump, Oil (Includes Seal & Gasket)	
	7016331	1	Filter, Oil	
	70024494	1	Cooler, Oil	
	70024925	1	Gasket, Oil Cooler	
	70024904	1	Dipstick (Includes Seal)	
		Ref	Mechanical Components	
	70001870	1	Flywheel (includes Gear)	
	70024913	1	V-Belt	
		Ref	Gasket Set - Complete	

SECTION 3 - ENGINE

FIGURE 3-12. BRACKET ASSEMBLY - FUEL PUMP AND FILTER (DEUTZ D2.9L4 ENGINE)



ART_1001162335

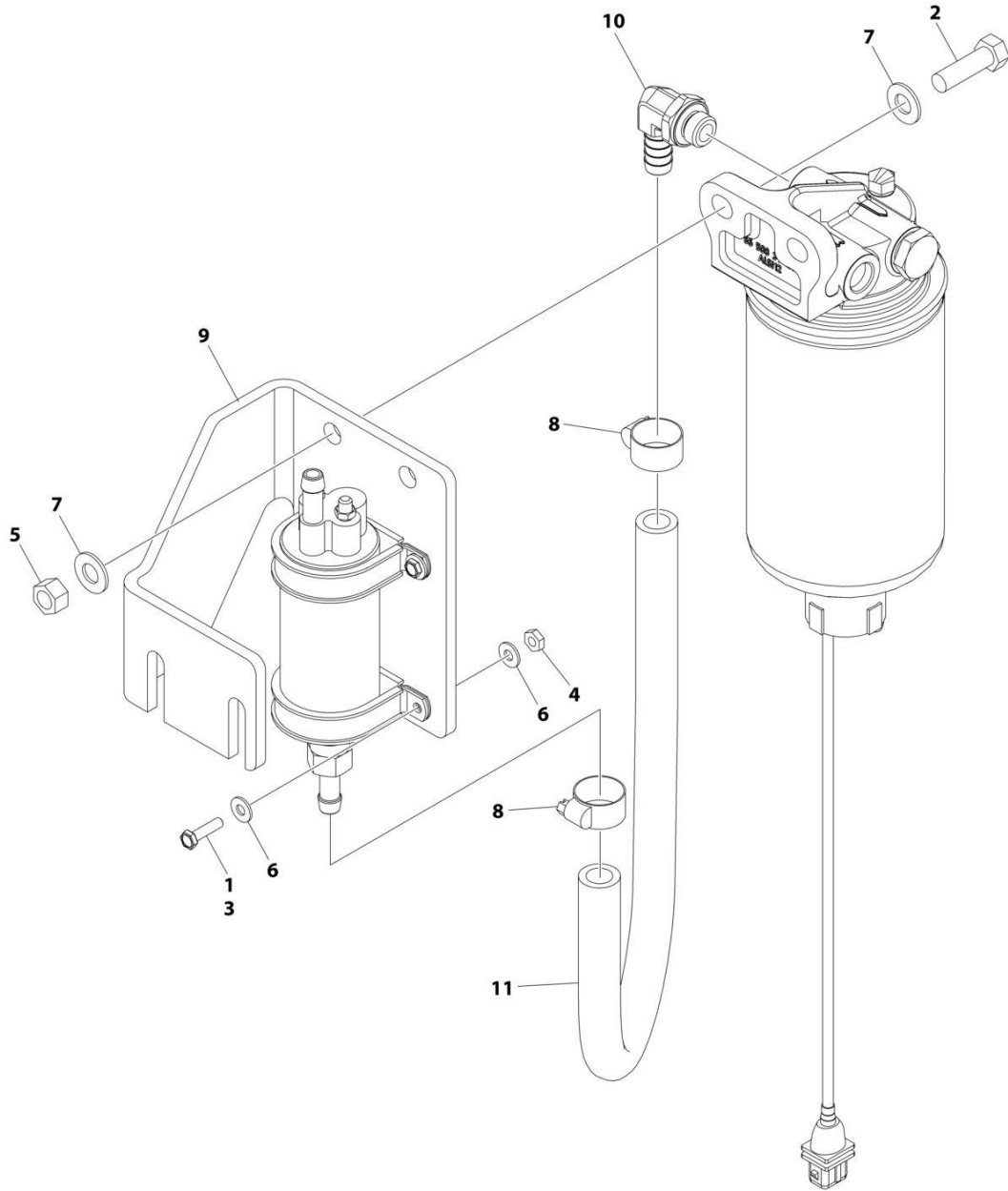
SECTION 3 - ENGINE

FIGURE 3-12. BRACKET ASSEMBLY - FUEL PUMP AND FILTER (DEUTZ D2.9L4 ENGINE)

ITEM	PART NUMBER	QTY	DESCRIPTION	REV
	1001162335	Ref	BRACKET ASSEMBLY - FUEL PUMP AND FILTER (DEUTZ D2.9L4 ENGINE)	E
1	0100011	AR	Compound, Locking	
2	0641610	2	Bolt 3/8 x 1-1/4	
3	0721006	4	Bolt #10 x 3/4	
4	1001154405	AR	Hose	
5	3311001	4	Nut #10	
6	3311605	2	Nut 3/8	
7	4711000	8	Washer #10	
8	4711600	4	Washer 3/8	
9	8405006	2	Clamp	
10	1001141870	1	Plate, Fuel Pump Mount	
11	1001142501	1	Fitting, Elbow Barbed	

SECTION 3 - ENGINE

FIGURE 3-13. BRACKET ASSEMBLY - FUEL PUMP AND FILTER (DEUTZ D2.9L4 ENGINE) (STAGE V)



ART_1001235949

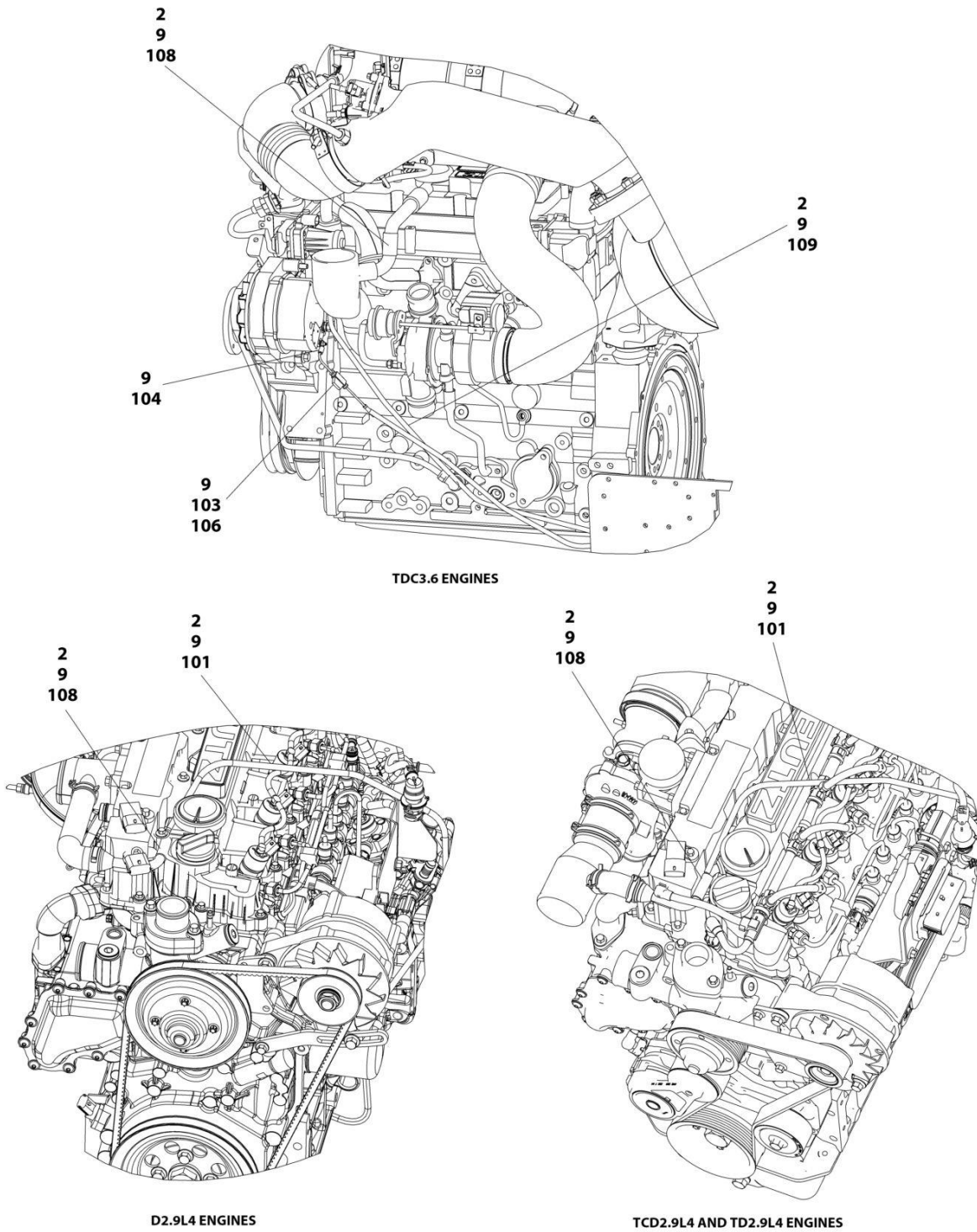
SECTION 3 - ENGINE

FIGURE 3-13. BRACKET ASSEMBLY - FUEL PUMP AND FILTER (DEUTZ D2.9L4 ENGINE) (STAGE V)

ITEM	PART NUMBER	QTY	DESCRIPTION	REV
	1001235949	Ref	BRACKET ASSEMBLY - FUEL PUMP AND FILTER (DEUTZ D2.9L4 (STAGE V) ENGINE)	A
1	0100035	AR	Compound, Locking	
2	0641610	2	Bolt 3/8 x 1-1/4	
3	0721006	4	Bolt #10 x 3/4	
4	3311001	4	Nut #10	
5	3311605	2	Nut 3/8	
6	4711000	8	Washer #10	
7	4711600	4	Washer 3/8	
8	8405006	2	Clamp	
9	1001141870	1	Plate, Fuel Pump Mount	
10	1001142501	1	Fitting, Elbow Barbed	
11	1001154405	1.5 ft /0.4m	Hose	

SECTION 3 - ENGINE

FIGURE 3-14. BREATHER HEATER INSTALLATION - DEUTZ D2.9L4 ENGINE WITH ARCTIC PACKAGE



ART_1001233763

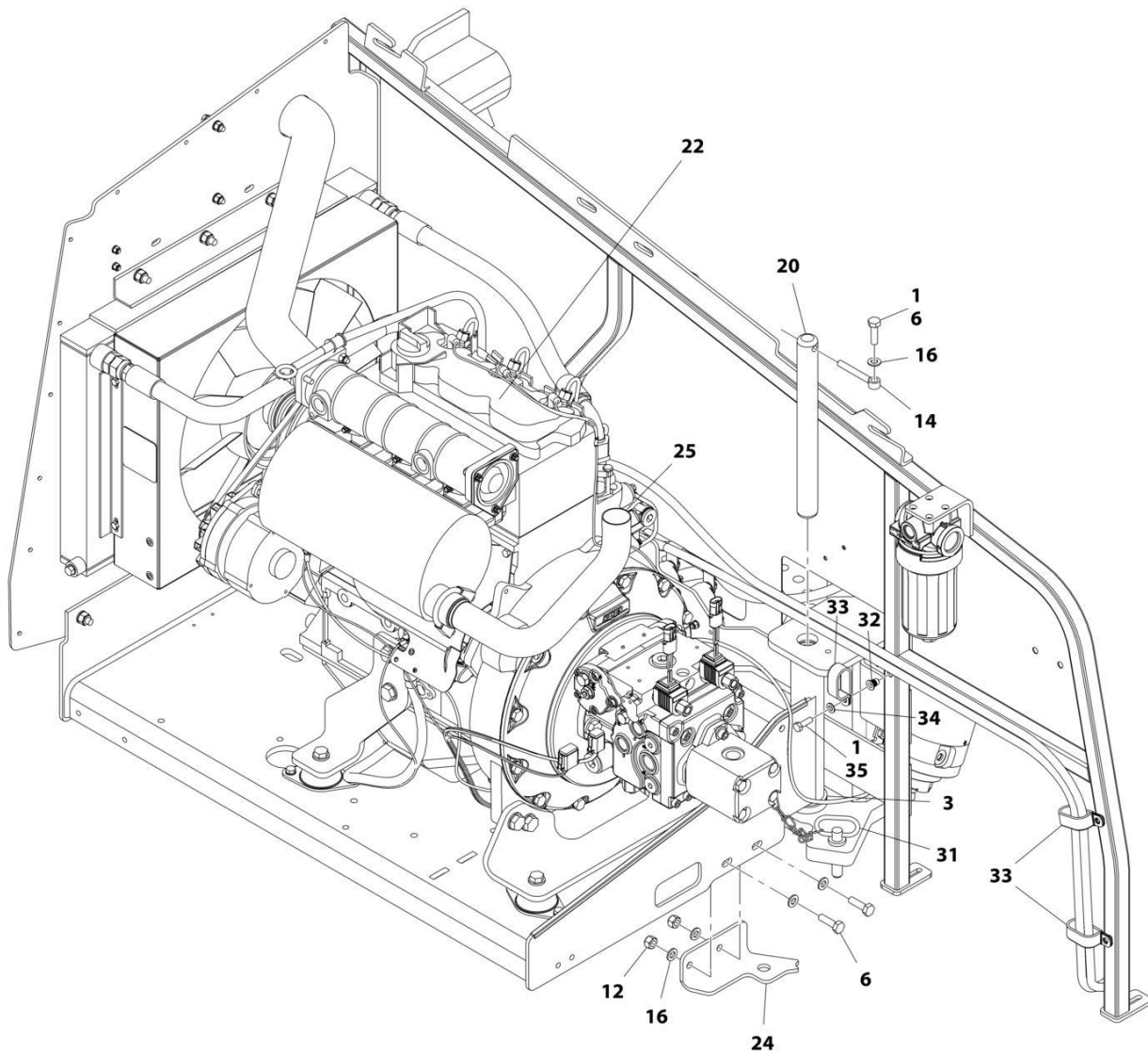
SECTION 3 - ENGINE

FIGURE 3-14. BREATHER HEATER INSTALLATION - DEUTZ D2.9L4 ENGINE WITH ARCTIC PACKAGE

ITEM	PART NUMBER	QTY	DESCRIPTION	REV
	1001233763	Ref	BREATHER HEATER INSTALLATION - DEUTZ ENGINES	D
2	4240099	AR	Tie-Strap	
9	1001243895	1	Breather Heater Harness	C
101	2820035	AR	Insulation	
103	2400060	1	Fuseholder with Cover	
104	4460043	1	Terminal, Ring	
105	4460722	1	Terminal, Ring (Not Shown)	
106	1001196634	1	Fuse - 2 Amp	
108	1001232842	1	Breather Heater Kit	

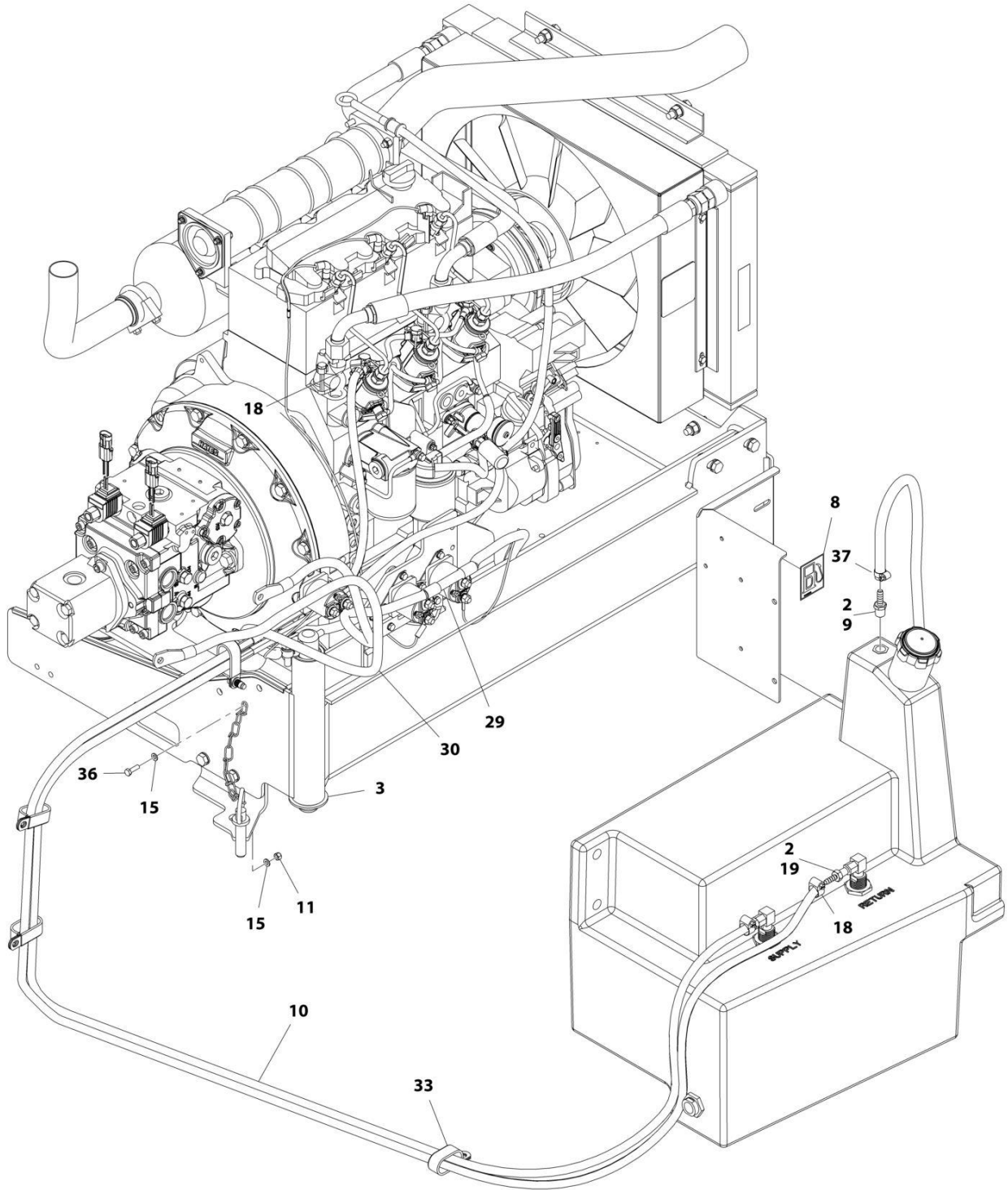
SECTION 3 - ENGINE

FIGURE 3-15. ENGINE INSTALLATION - DEUTZ D2011 ENGINE (WITHOUT ARCTIC PACKAGE) (ANSI EXPORT, AUSTRALIAN, CE (LRC), CHINA AND RUSSIA SPECS)



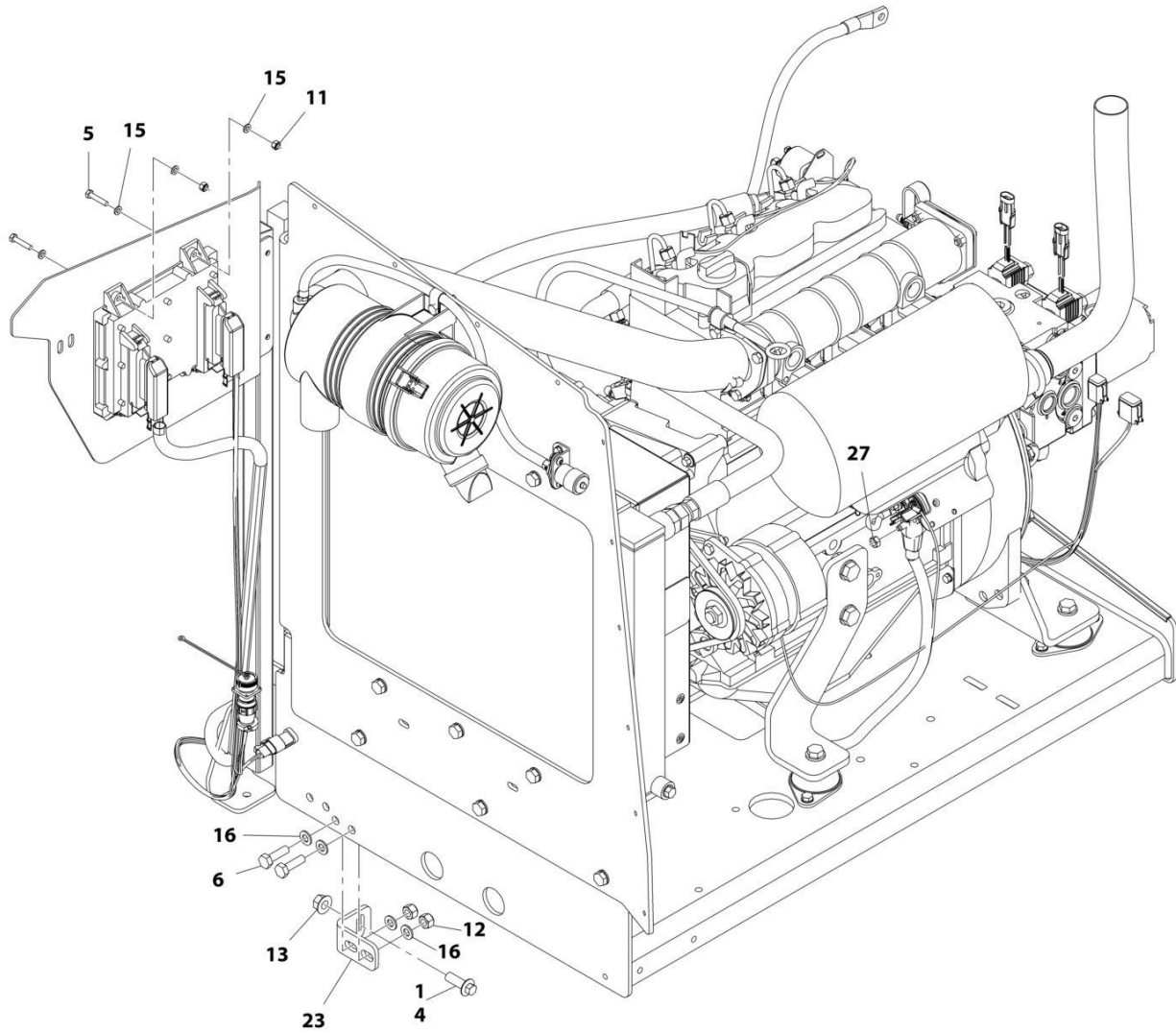
ART_1001166305_10F3

SECTION 3 - ENGINE



ART_1001166305_2OF3

SECTION 3 - ENGINE



ART_1001166305_3OF3

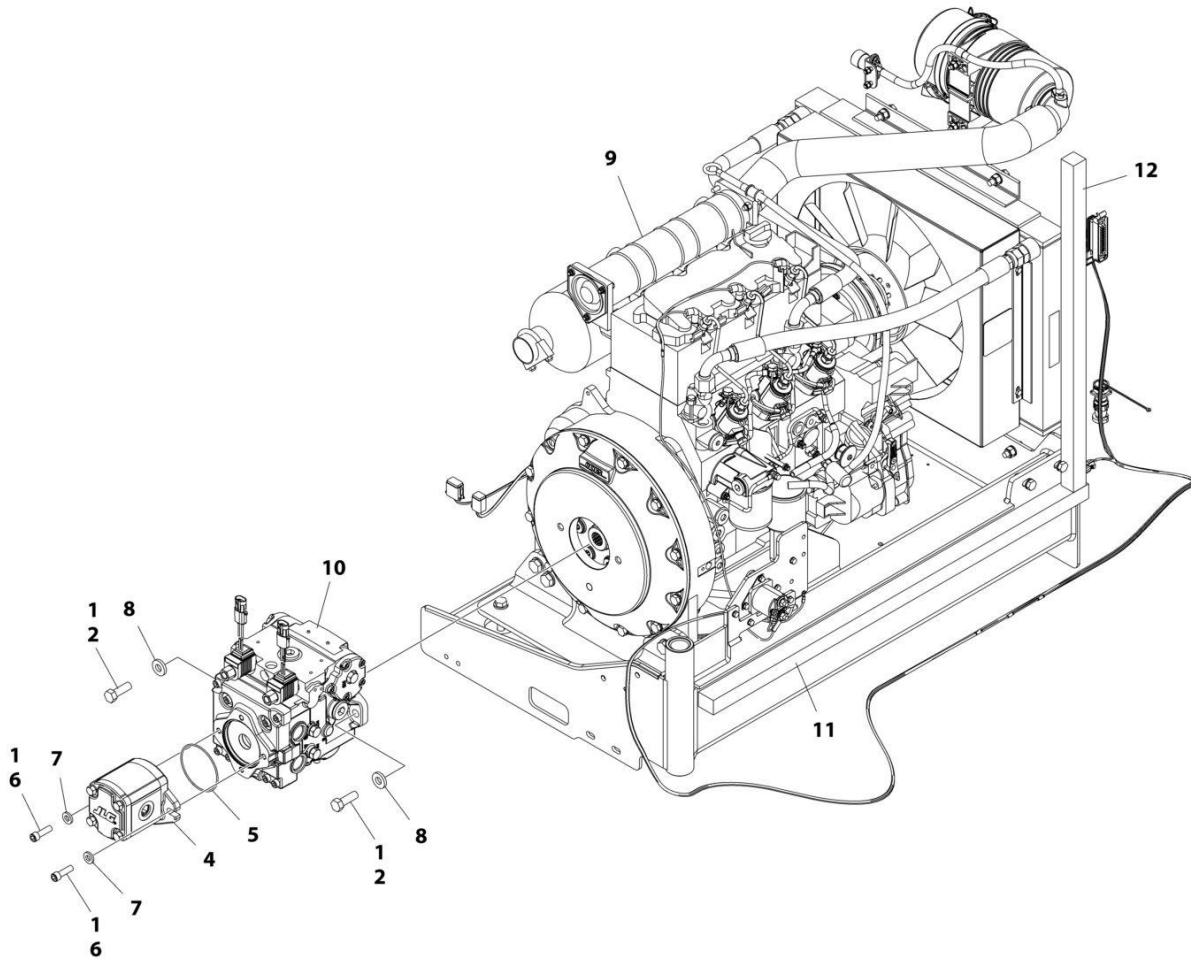
SECTION 3 - ENGINE

FIGURE 3-15. ENGINE INSTALLATION - DEUTZ D2011 ENGINE (WITHOUT ARCTIC PACKAGE) (ANSI EXPORT, AUSTRALIAN, CE (LRC), CHINA AND RUSSIA SPECS)

ITEM	PART NUMBER	QTY	DESCRIPTION	REV
	1001166305	Ref	ENGINE INSTALLATION - DEUTZ D2011 ENGINE (WITHOUT ARCTIC PACKAGE)	F
1	0100011	AR	Compound, Locking	
2	0100020	AR	Sealant, Pipe	
3	0440162	1	Bearing	
4	5251215	1	Bolt M12 x 35	
5	0760614	4	Bolt M6 x 30	
6	0761015	5	Bolt M10 x 35	
7	1704972	1	Decal - Warning Explosion/Fire	
8	1701505	1	Decal - Diesel Fuel	
9	2180876	1	Fitting, Barbed	
10	2720058	22 ft /6.7m	Hose	
11	3290605	5	Nut M6	
12	3291005	4	Nut M10	
13	5261200	1	Nut, Flange M12 Grade 10.9	
14	3841143	1	Keeper, Pin	
15	4811700	10	Washer M6	
16	4812000	9	Washer M10	
18	8410013	4	Clamp	
19	2180348	2	Fitting, Barbed	
20	1001135196	1	Pin	
22	1001166021	1	Engine and Pump Sub-Assembly - Deutz D2011 (Without Arctic Package) (See Separate Breakdown in this Section)	
23	1001167512	1	Bracket, Engine	
24	1001169823	1	Bracket, Engine	
25	1001172202	1	Pipe, Exhaust	
27	3290801	1	Nut M8	
29	1001171681	1	Cable, Battery (Red) (Battery Positive to Auxiliary Power Relay)	
30	1001171682	1	Cable, Battery (Black) (Battery Negative to Auxiliary Power Pump)	
31	3422532	1	Pin	
32	1001191832	1	Nut, Rivet, M8	
33	1321716	4	Clamp	
34	4811900	1	Washer M8	
35	0760812	1	Bolt M8 x 25	
36	0760610	1	Bolt M6 x 20	
37	1320022	1	Clamp	

SECTION 3 - ENGINE

**FIGURE 3-16. ENGINE AND PUMP SUB-ASSEMBLY - DEUTZ D2011 (WITHOUT ARCTIC PACKAGE)
(ANSI EXPORT, AUSTRALIAN, CE (LRC), CHINA AND RUSSIA SPECS)**



ART_1001166021_G

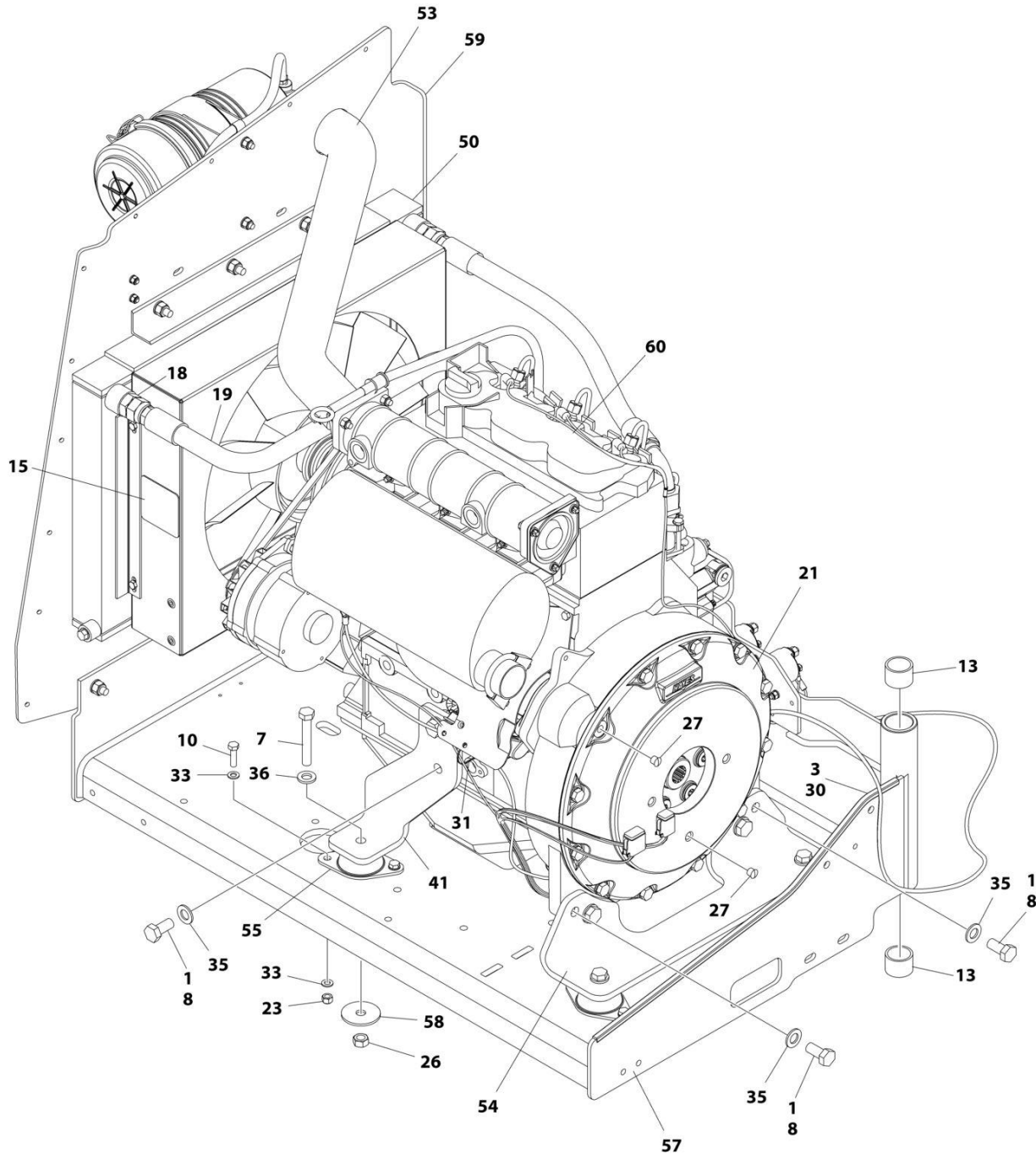
SECTION 3 - ENGINE

**FIGURE 3-16. ENGINE AND PUMP SUB-ASSEMBLY - DEUTZ D2011 (WITHOUT ARCTIC PACKAGE)
(ANSI EXPORT, AUSTRALIAN, CE (LRC), CHINA AND RUSSIA SPECS)**

ITEM	PART NUMBER	QTY	DESCRIPTION	REV
	1001166021	Ref	ENGINE AND PUMP SUB-ASSEMBLY - DEUTZ D2011 (WITHOUT ARCTIC PACKAGE)	G
1	0100011	AR	Compound, Locking	
2	0641812	2	Bolt 1/2 x 1-1/2	
4	1001214207	1	Gear Pump Assembly	
4	70006356	1	Seal Kit	
5	3790152	1	O-Ring	
6	3931618	2	Capscrew 3/8 x 1-1/8	
7	4891600	2	Washer 3/8 Hardened	
8	4891800	2	Washer 1/2 Hardened	
9	1001166020	1	Engine Assembly - Deutz D2011 Engine (Without Arctic Package) (See Separate Breakdown in this Section)	
10	1001167036	1	Piston Pump Assembly (See Separate Breakdown in this Section)	
11	1001171953	1	Seal	
12	1001171954	1	Seal	

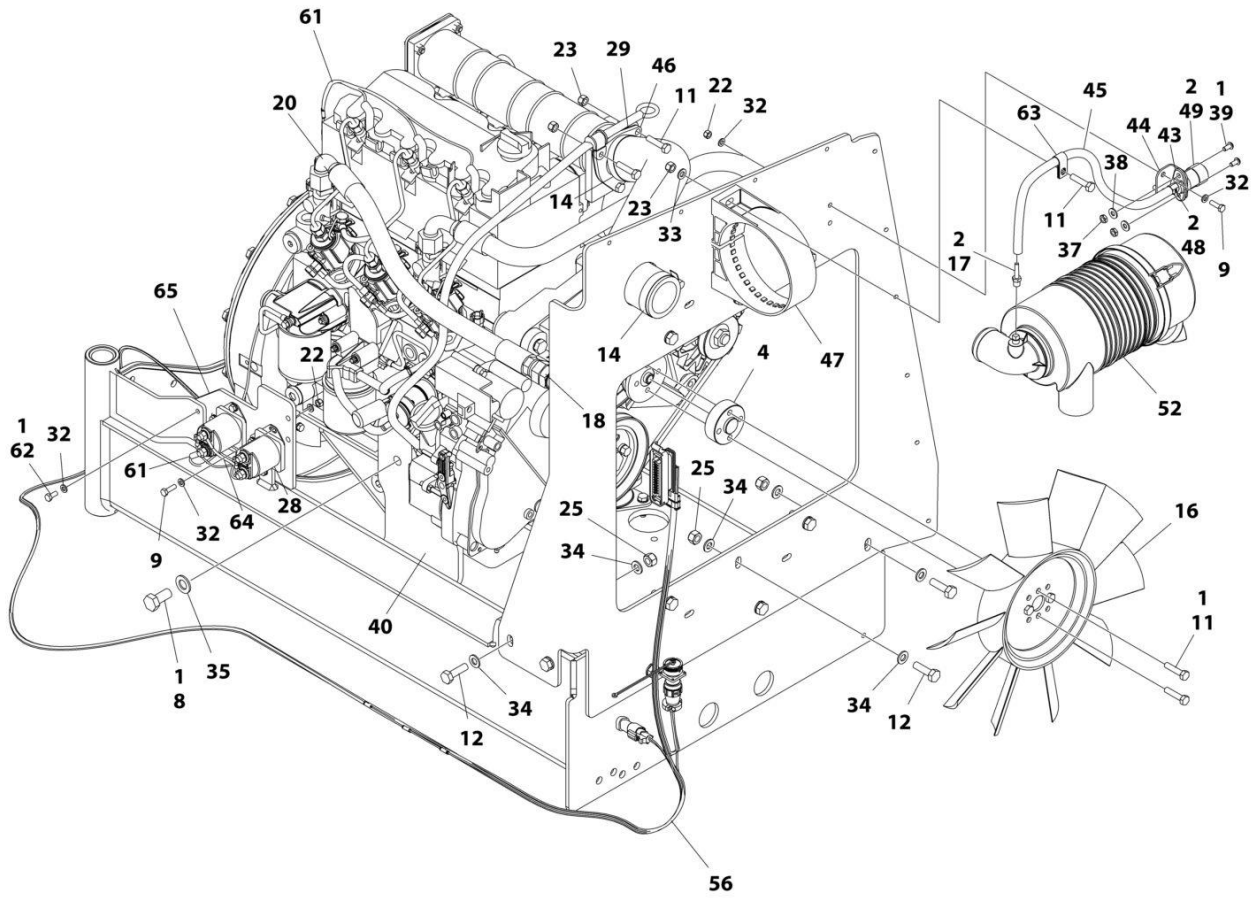
SECTION 3 - ENGINE

FIGURE 3-17. ENGINE ASSEMBLY - DEUTZ D2011 ENGINE (WITHOUT ARCTIC PACKAGE) (ANSI EXPORT, AUSTRALIAN, CE (LRC), CHINA AND RUSSIA SPECS)



ART_1001166020_10F2

SECTION 3 - ENGINE



ART_1001166020_2OF2

SECTION 3 - ENGINE

FIGURE 3-17. ENGINE ASSEMBLY - DEUTZ D2011 ENGINE (WITHOUT ARCTIC PACKAGE) (ANSI EXPORT, AUSTRALIAN, CE (LRC), CHINA AND RUSSIA SPECS)

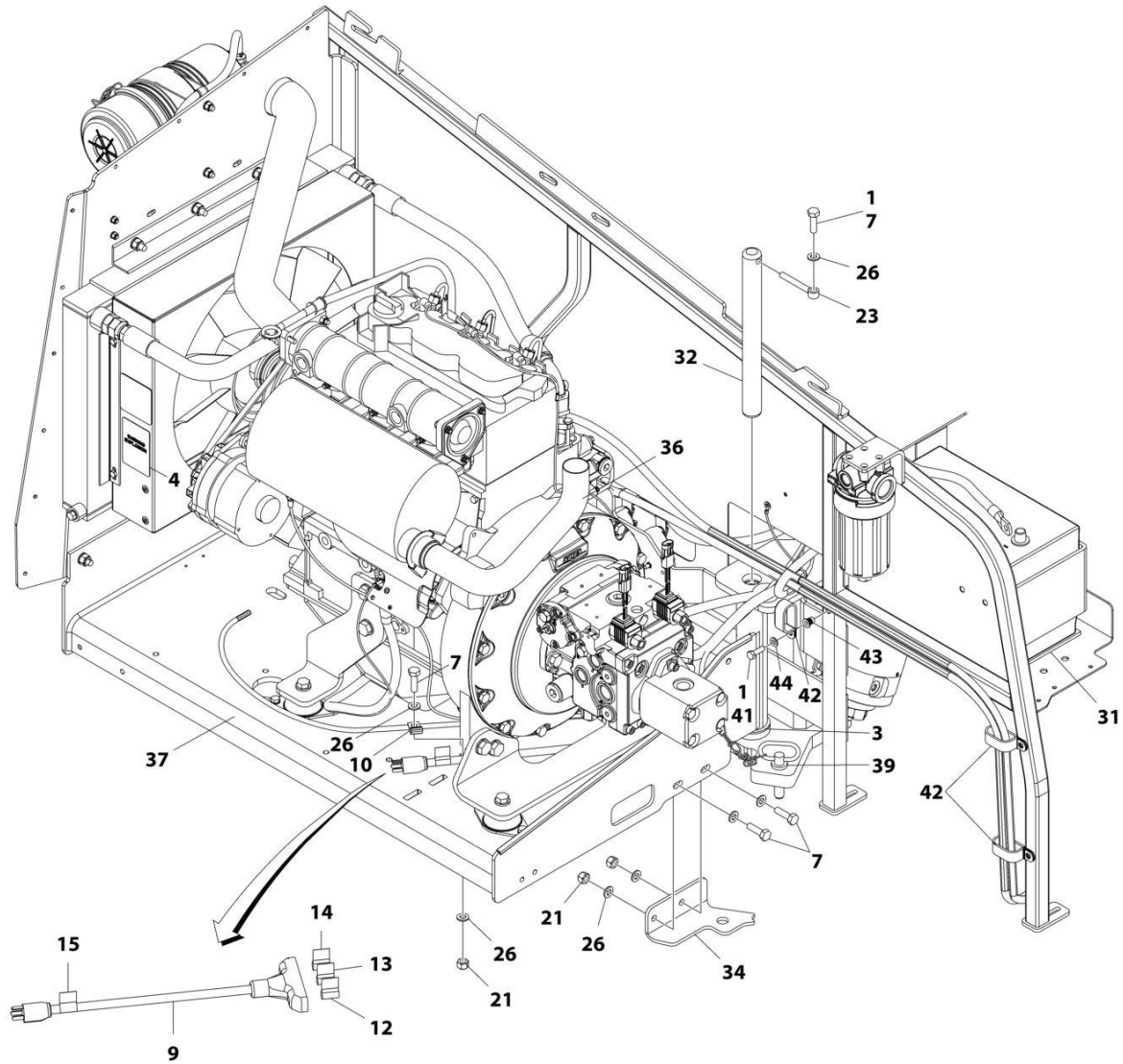
ITEM	PART NUMBER	QTY	DESCRIPTION	REV
	1001166020	Ref	ENGINE ASSEMBLY - DEUTZ D2011 ENGINE (WITHOUT ARCTIC PACKAGE)	O
1	0100011	AR	Compound, Locking	
2	0100020	AR	Sealant, Pipe	
3	0100081	AR	Adhesive	
4	0080231	1	Spacer, Fan	
7	0711224	4	Bolt M12 x 80 Grade 10.9	
8	0771414	8	Bolt M14 x 30 Grade 10.9	
9	0760610	6	Bolt M6 x 20	
10	0760814	8	Bolt M8 x 30	
11	0760815	9	Bolt M8 x 35	
12	0761015	11	Bolt M10 x 35	
13	0961951	2	Bushing	
14	1320016	2	Clamp	
15	1703162	2	Decal - Caution Fan	
16	2060025	1	Fan	
17	2220315	1	Fitting, Barbed	
18	2220451	2	Fitting, Straight JIC/ORB	
19	2720398	1	Hose	
20	2720447	1	Hose	
21	2902065	1	Pump Coupling Kit (See Separate Breakdown in this Section)	
22	3290605	6	Nut M6 x 1	
23	3290805	13	Nut M8 x 1-1/4	
25	3291005	11	Nut M10 x 1-1/2	
26	3331215	4	Nut M12 x 1-3/4	
27	3520054	2	Plug	
28	3740067	2	Relay Assembly	
28	3300220	2	Nut	
28	3321001	1	Nut #10	
28	3740140	1	Relay	
28	4761000	1	Washer #10	
28	1001111424	2	Washer	
29	3960407	1	Gasket	
30	4060805	2.25 ft/ 0.69m	Trim-Flex	
31	4240099	AR	Tie-Strap	
32	4811700	15	Washer M6	
33	4811900	20	Washer M8	
34	4812000	22	Washer M10	
35	4812200	8	Washer M14	
36	5241200	4	Washer M12	
37	8305401	2	Nut, Jam	
38	8307109	2	Washer, .250	
39	8310548	2	Screw 1/4 x 1/2	
40	1001132195	1	Bracket, Engine Mount	
41	1001132196	1	Bracket, Engine Mount	
43	1001138173	1	Support, Service Indicator	
44	1001138175	1	Bracket, Service Indicator	
45	1001138248	2 ft/	Tube	

SECTION 3 - ENGINE

ITEM	PART NUMBER	QTY	DESCRIPTION	REV
		0.61m		
46	1001139819	1	Adapter, Air Intake	
47	1001141694	1	Clamp, Air Cleaner	
48	1001141995	1	Fitting, Barbed	
49	1001143390	1	Indicator	
50	1001150998	1	Radiator	
52	1001165388	1	Air Cleaner Assembly	
52	70003783	1	Element, Air Cleaner	
53	1001165389	1	Hose	
54	1001166717	1	Bracket, Engine Mount	
55	1001166718	4	Isolator, Engine Mount	
56	1001167111	1	Harness Engine - Deutz D2011 (See Separate Breakdown in ELECTRICAL SECTION)	
57	1001167520	1	Tray, Engine	
58	1001168018	4	Washer, Snubbing	
59	1001168059	1	Plate, Radiator Mounting	
60	1001170693	1	Engine, Deutz D2011 (See Separate Breakdown in this Section)	
61	4923451	1	Harness, Glow Plugs	
62	0760614	3	Bolt M6 x 30	
63	8406109	1	Clip	
64	1001178859	1	Cable, Alternator	
65	1001214975	1	Bracket	

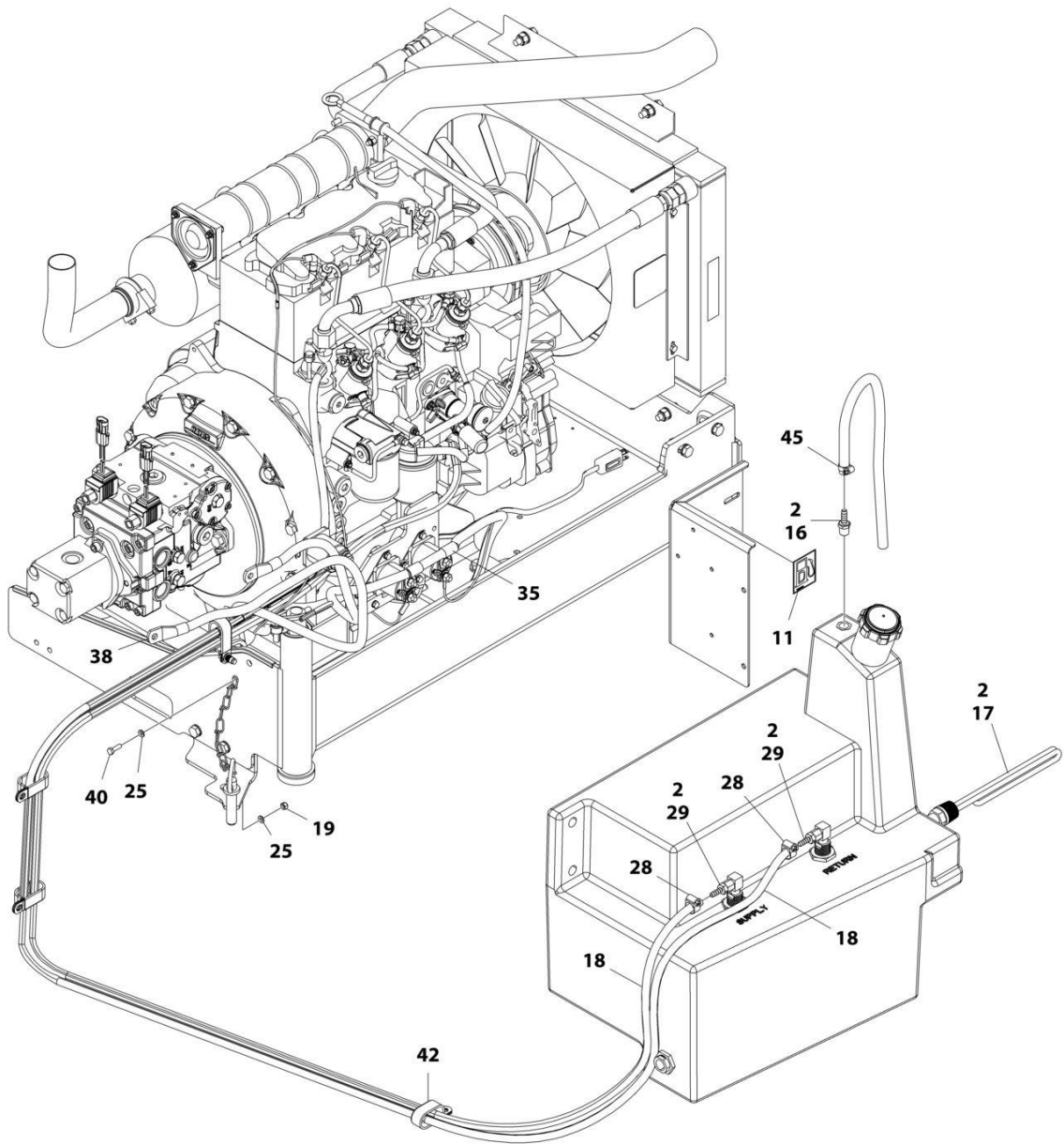
SECTION 3 - ENGINE

FIGURE 3-18. ENGINE INSTALLATION - DEUTZ D2011 ENGINE (WITH ARCTIC PACKAGE) (ANSI EXPORT, CHINA AND RUSSIA SPECS)



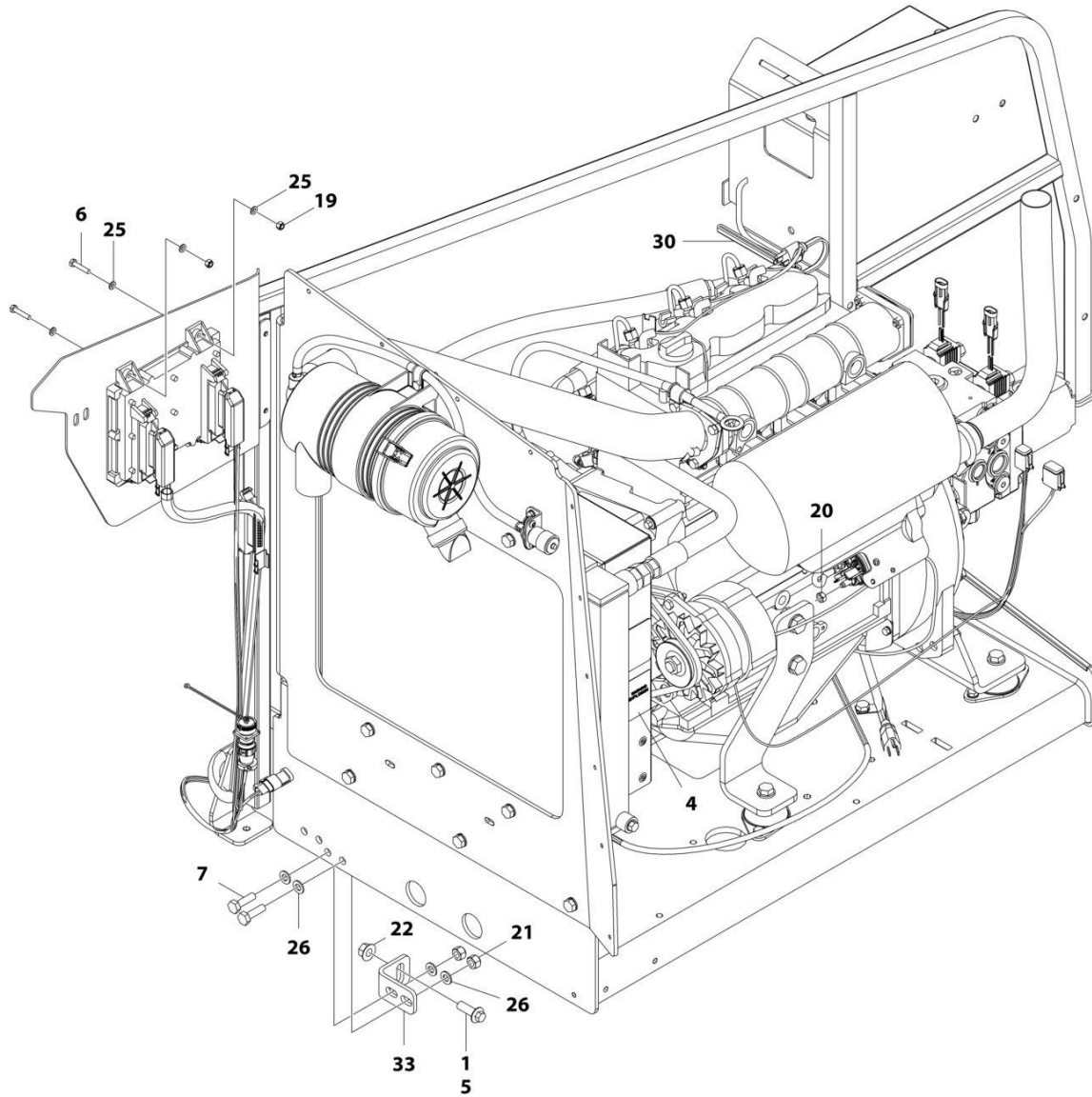
ART_1001174785_10F3

SECTION 3 - ENGINE



ART_1001174785_2OF3

SECTION 3 - ENGINE



ART_1001174785_3OF3

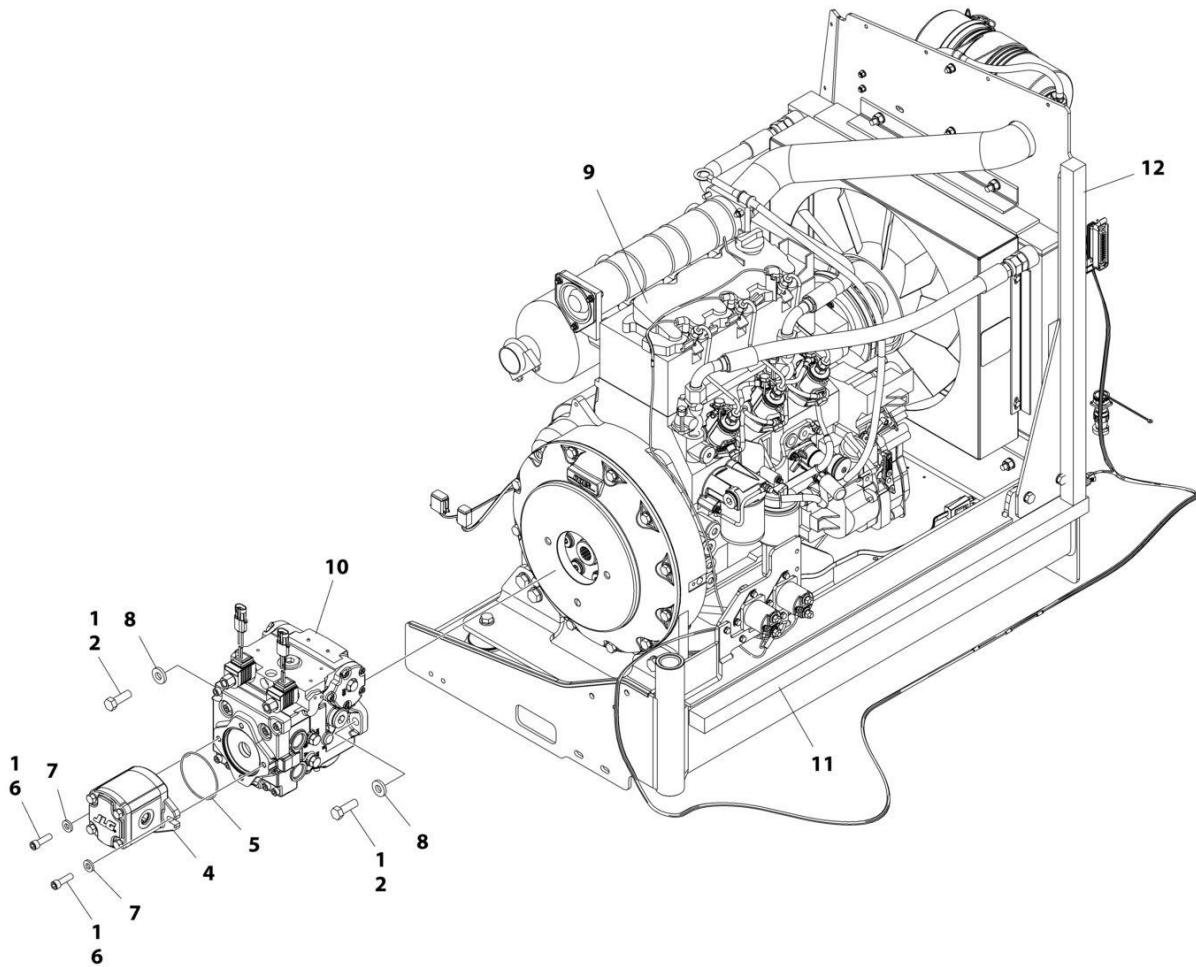
SECTION 3 - ENGINE

FIGURE 3-18. ENGINE INSTALLATION - DEUTZ D2011 ENGINE (WITH ARCTIC PACKAGE) (ANSI EXPORT, CHINA AND RUSSIA SPECS)

ITEM	PART NUMBER	QTY	DESCRIPTION	REV
	1001174785	Ref	ENGINE INSTALLATION - DEUTZ D2011 ENGINE (WITH ARCTIC PACKAGE)	F
1	0100011	AR	Compound, Locking	
2	0100020	AR	Sealant, Pipe	
3	0440162	1	Bearing	
4	1704972	1	Decal - Warning Explosion/Fire	
5	5251215	1	Bolt M12 x 35	
6	0760614	4	Bolt M6 x 30	
7	0761015	6	Bolt M10 x 35	
9	1060626	1	Plug, 3 Way	
10	1320223	1	Clamp	
11	1701505	1	Decal - Diesel Fuel	
12	1702941	1	Decal - Battery Heater	
13	1702942	1	Decal - Engine Block Heater	
14	1702943	1	Decal - Hydraulic Tank Heater	
15	1702944	1	Decal - Heater Cord	
16	2180876	1	Fitting, Barbed	
17	1001188972	1	Heater, Hydraulic Tank	
18	2720058	22 ft /6.7m	Hose	
19	3290605	5	Nut M6	
20	3290801	1	Nut M8	
21	3291005	5	Nut M10	
22	5261200	1	Nut, Flange M12 Grade 10.9	
23	3841143	1	Keeper, Pin	
25	4811700	10	Washer M6	
26	4812000	11	Washer M10	
28	8410013	4	Clamp	
29	2180348	2	Fitting, Barbed	
30	2580024	1	Heater, Battery	
31	1001119278	1	Insulate	
32	1001135196	1	Pin	
33	1001167512	1	Bracket, Engine	
34	1001169823	1	Plate, Engine Lock	
35	1001171681	1	Cable, Battery (Red) (Battery Positive to Auxiliary Power Relay)	
36	1001172202	1	Pipe, Exhaust	
37	1001174784	1	Engine and Pump Sub-Assembly - Deutz D2011 (With Arctic Package) (See Separate Breakdown in this Section)	
38	1001171682	1	Cable, Battery (Black) (Battery Negative to Auxiliary Power Pump)	
39	3422532	1	Pin	
40	0760610	1	Bolt M6 x 20	
41	0760812	1	Bolt M8 x 25	
42	1321716	4	Clamp	
43	1001191832	1	Nut, Rivet M8	
44	4811900	1	Washer M8	
45	1320022	1	Clamp	

SECTION 3 - ENGINE

FIGURE 3-19. ENGINE AND PUMP SUB-ASSEMBLY - DEUTZ D2011 (WITH ARCTIC PACKAGE) (ANSI EXPORT, CHINA AND RUSSIA SPECS)



ART_1001174784_G

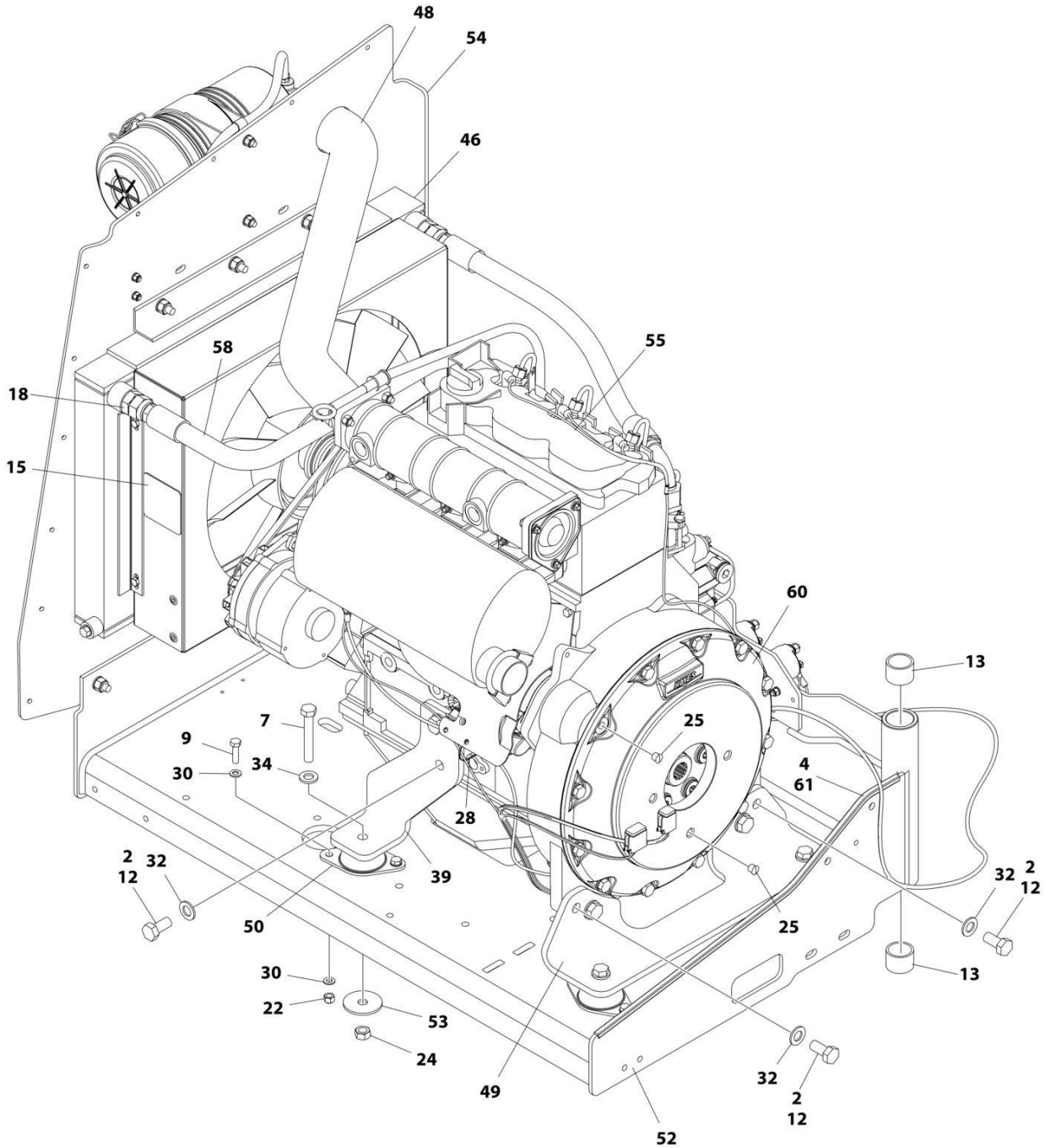
SECTION 3 - ENGINE

FIGURE 3-19. ENGINE AND PUMP SUB-ASSEMBLY - DEUTZ D2011 (WITH ARCTIC PACKAGE) (ANSI EXPORT, CHINA AND RUSSIA SPECS)

ITEM	PART NUMBER	QTY	DESCRIPTION	REV
	1001174784	Ref	ENGINE AND PUMP SUB-ASSEMBLY - DEUTZ D2011 (WITH ARCTIC PACKAGE)	G
1	0100011	AR	Compound, Locking	
2	0641812	2	Bolt 1/2 x 1-1/2	
4	1001214207	1	Gear Pump Assembly	
4	70006356	1	Seal Kit - 1001214207 Pump	
5	3790152	1	O-Ring	
6	3931618	2	Capscrew 3/8 x 1 1/8	
7	4891600	2	Washer 3/8 Hardened	
8	4891800	2	Washer 1/2 Hardened	
9	1001174783	1	Engine Assembly - Deutz D2011 Engine (With Arctic Package) (See Separate Breakdown in this Section)	
10	1001167036	1	Piston Pump Assembly (See Separate Breakdown in this Section)	
11	1001171953	1	Seal	
12	1001171954	1	Seal	

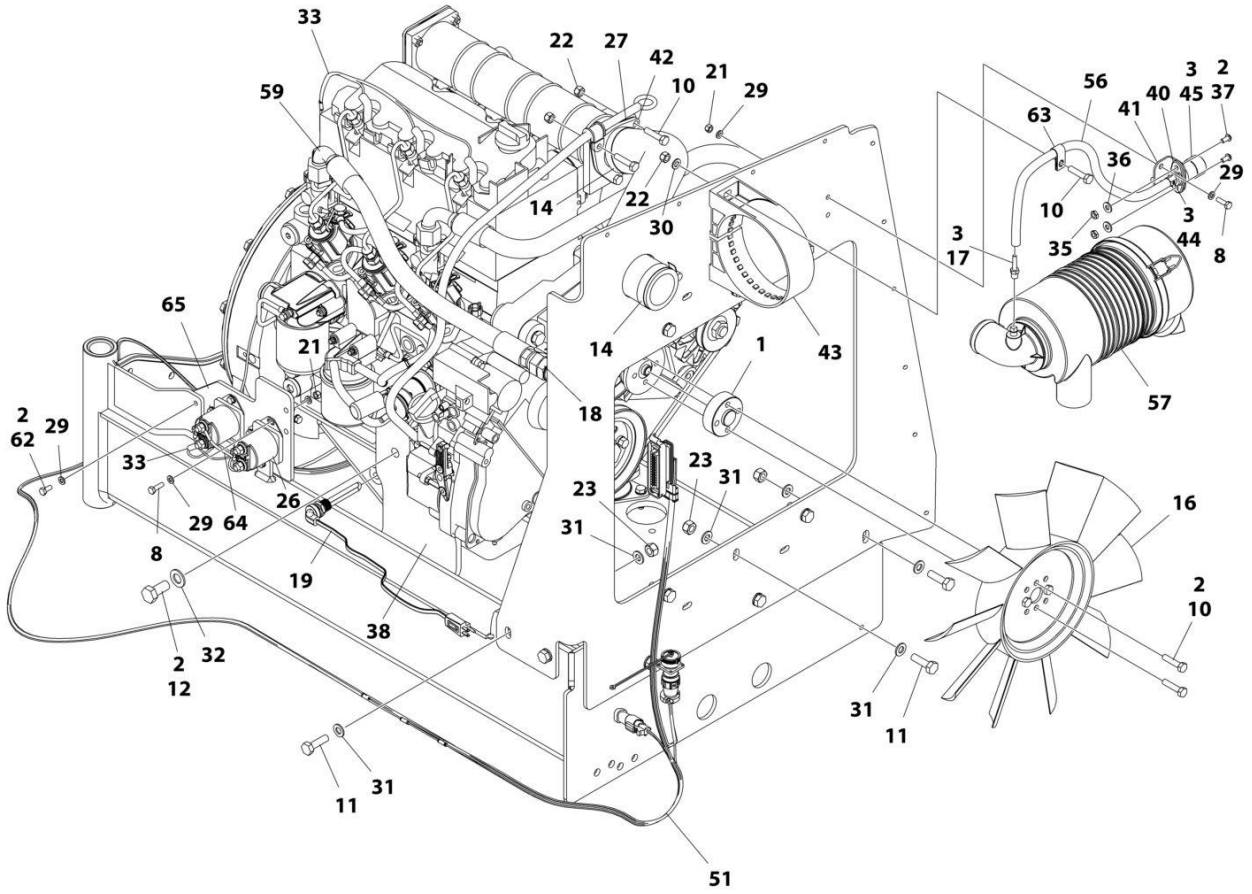
SECTION 3 - ENGINE

FIGURE 3-20. ENGINE ASSEMBLY - DEUTZ D2011 ENGINE (WITH ARCTIC PACKAGE) (ANSI EXPORT, CHINA AND RUSSIA SPECS)



ART_1001174783_10F2

SECTION 3 - ENGINE



ART_1001174783_2OF2

SECTION 3 - ENGINE

FIGURE 3-20. ENGINE ASSEMBLY - DEUTZ D2011 ENGINE (WITH ARCTIC PACKAGE) (ANSI EXPORT, CHINA AND RUSSIA SPECS)

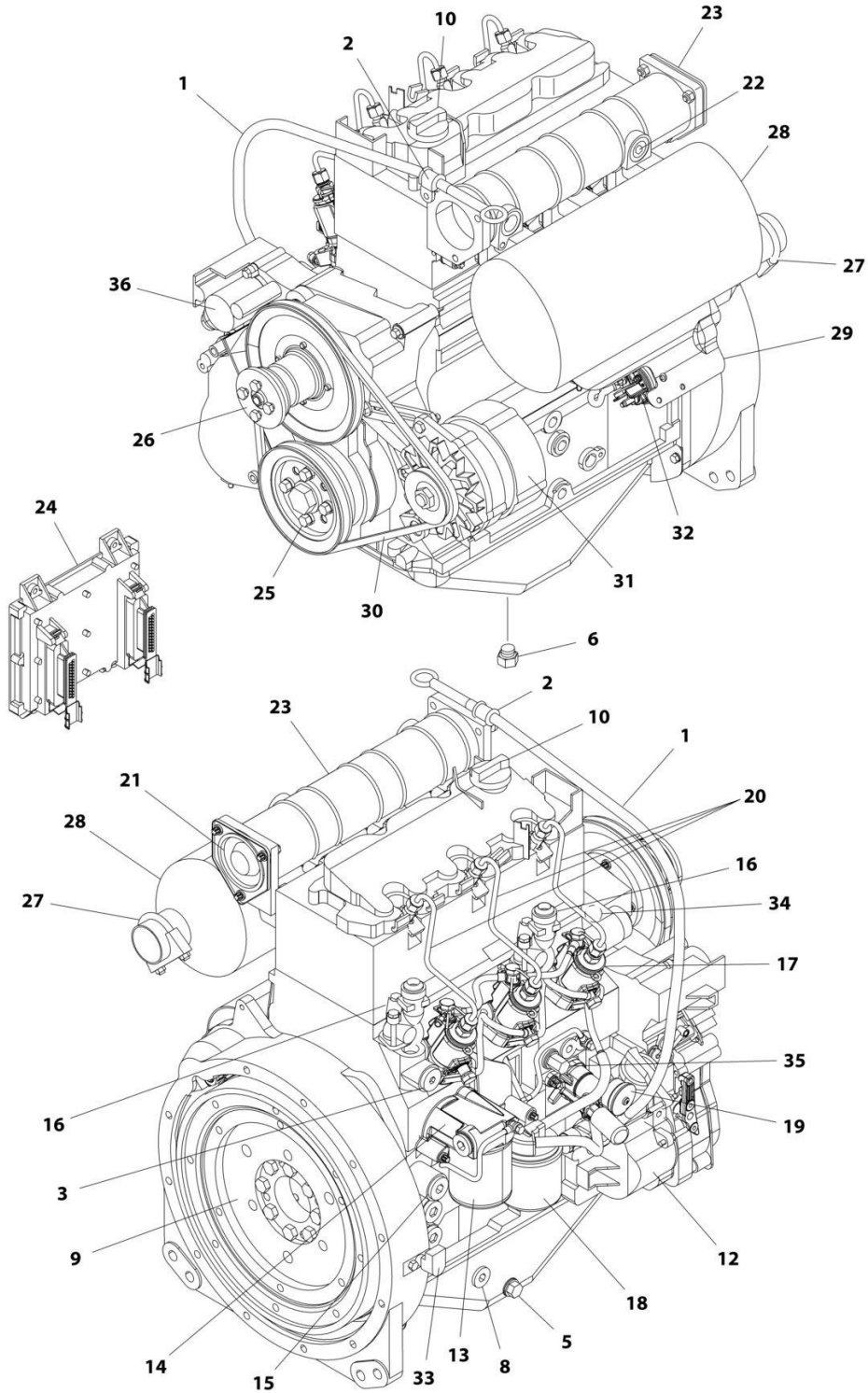
ITEM	PART NUMBER	QTY	DESCRIPTION	REV
	1001174783	Ref	ENGINE ASSEMBLY - DEUTZ D2011 ENGINE (WITH ARCTIC PACKAGE)	N
1	0080231	1	Spacer, Fan	
2	0100011	AR	Compound, Locking	
3	0100020	AR	Sealant, Pipe	
4	0100081	AR	Adhesive	
7	0711224	4	Bolt M12 x 80 Grade 10.9	
8	0760610	6	Bolt M6 x 20	
9	0760814	8	Bolt M8 x 30	
10	0760815	9	Bolt M8 x 35	
11	0761015	11	Bolt M10 x 35	
12	0771414	8	Bolt M14 x 30 Grade 10.9	
13	0961951	2	Bushing	
14	1320016	2	Clamp	
15	1703162	2	Decal - Caution Fan	
16	2060025	1	Fan	
17	2220315	1	Fitting, Barbed	
18	2220451	2	Fitting, Straight JIC/ORB	
19	2580062	1	Heater, Engine Block	
21	3290605	6	Nut M6	
22	3290805	13	Nut M8	
23	3291005	11	Nut M10	
24	3331215	4	Nut M12	
25	3520054	2	Plug	
26	3740067	2	Relay Assembly	
26	3300220	2	Nut	
26	3321001	1	Nut #10	
26	3740140	1	Relay	
26	4761000	1	Washer #10	
26	1001111424	2	Washer	
27	3960407	1	Gasket	
28	4240099	AR	Tie-Strap (Not Shown)	
29	4811700	15	Washer M6	
30	4811900	20	Washer M8	
31	4812000	22	Washer M10	
32	4812200	8	Washer M14	
33	4923451	1	Harness, Glow Plugs	
34	5241200	4	Washer M12	
35	8305401	2	Nut, Jam	
36	8307109	2	Washer	
37	8310548	2	Screw 1/4 x 1/2	
38	1001132195	1	Bracket, Engine Mount	
39	1001132196	1	Bracket, Engine Mount	
40	1001138173	1	Support, Service Indicator	
41	1001138175	1	Bracket, Service Indicator	
42	1001139819	1	Adapter, Air Intake	
43	1001141694	1	Clamp, Air Cleaner	
44	1001141995	1	Fitting, Barbed	
45	1001143390	1	Indicator	

SECTION 3 - ENGINE

ITEM	PART NUMBER	QTY	DESCRIPTION	REV
46	1001150998	1	Radiator	
48	1001165389	1	Hose	
49	1001166717	1	Bracket, Engine Mount	
50	1001166718	4	Isolator, Engine Mount	
51	1001167111	1	Harness Engine - Deutz D2011 (See Separate Breakdown in ELECTRICAL SECTION)	
52	1001167520	1	Tray, Engine	
53	1001168018	4	Washer, Snubbing	
54	1001168059	1	Plate, Radiator Mounting	
55	1001170693	1	Engine, Deutz D2011 (See Separate Breakdown in this Section)	
56	1001138248	2 ft/ 0.61m	Tube	
57	1001165388	1	Air Cleaner Assembly	
57	70003783	1	Element, Air Cleaner	
58	2720398	1	Hose	
59	2720447	1	Hose	
60	2902065	1	Pump Coupling Kit (See Separate Breakdown in this Section)	
61	4060805	2.25 ft/ 0.69m	Flex-Trim	
62	0760614	3	Bolt M6 x 30	
63	8406109	1	Clip	
64	1001178859	1	Cable, Alternator	
65	1001214975	1	Bracket	

SECTION 3 - ENGINE

FIGURE 3-21. ENGINE COMPONENTS - DEUTZ D2011



ART_1001170693

SECTION 3 - ENGINE

FIGURE 3-21. ENGINE COMPONENTS - DEUTZ D2011

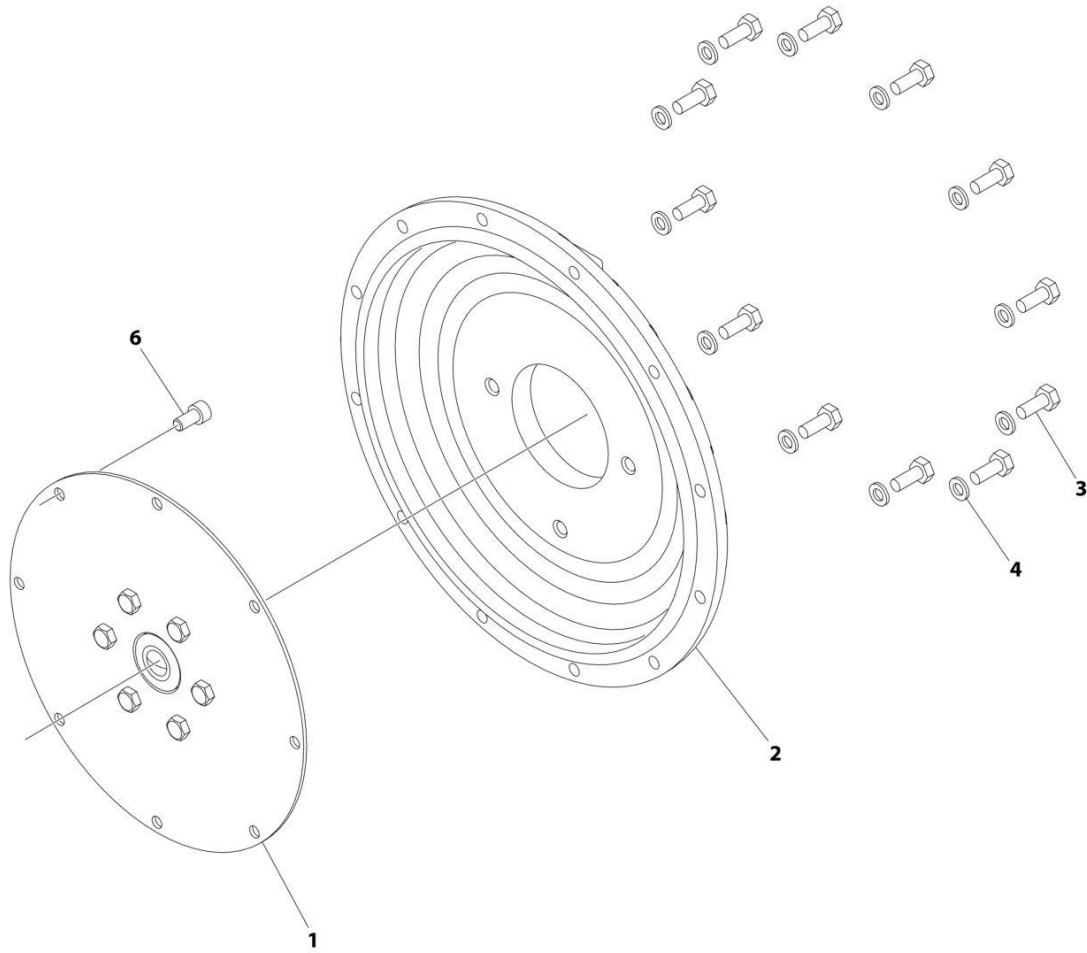
ITEM	PART NUMBER	QTY	DESCRIPTION	REV
	1001170693	Ref	ENGINE COMPONENTS - DEUTZ D2011	C
1	70001002	1	Tube, Dipstick	
1	7020403	1	Seal, Tube	
1	7020026	1	Dipstick	
2	70001654	1	Clamp	
2	70001655	1	Bolt	
3	70003475	1	Thermostat	
3	7020460	1	Spring	
4		Ref	Seal and Gasket Options (Not Shown):	
4	70002718	1	Seal, Rear Main	
4	7020430	1	Gasket, Valve Cover	
4	70003479	1	Gasket, Head - 1 Notch	
4	70003480	1	Gasket, Head - 2 Notch	
4	70003481	1	Gasket, Head - 3 Notch	
5	70025088	1	Plug	
6	70025667	1	Plug	
7	70025123	22	Bolt, Torx (Oil Pan Bolts) (Not Shown)	
8	7020492	1	Seal	
8	70025084	1	Plug	
9	70001870	1	Flywheel	
9	7024579	1	Ring Gear (Part of Flywheel)	
9	70025139	8	Bolt	
10	7020465	1	Cap, Oil Fill	
11	70000800	1	Timing Belt/Idler Kit (Includes Timing Belt, Tensioner and Tensioner Bolt) (Not Shown)	
12	70001850	1	Pump, Lubricating	
12	7020468	1	Seal, Pump to Engine Block (Not Shown)	
13	7016331	1	Filter, Oil	
14	70003472	1	Bracket, Oil Filter (Includes Plug with Seal, Temperature Sensor, Control Valve and Compression Spring)	
14	7027236	1	Sensor, Temperature	
14	70025082	1	Seal, Plug	
14	70025091	1	Plug	
14	70003473	1	Gasket, Bracket to Engine Block (Not Shown)	
15	70001181	1	Valve	
15	70025091	1	Plug	
15	70025082	1	Seal, Plug	
16	70004268	2	Connector, Radiator Neck	
16	70004269	2	Seal, Radiator Neck to Engine Block	
17	70000912	3	Pump, Fuel Injector - A Spec	
17	70000913	3	Pump, Fuel Injector - B Spec	
17	70000914	3	Pump, Fuel Injector - C Spec	
17	70000915	3	Pump, Fuel Injector - D Spec	
17	70003464	3	O-Ring, Pump to Engine Block	
18	7020023	1	Filter, Fuel	
18	70003463	1	Filter, Fuel - RME Resistant	
18	70001423	1	Bracket, Fuel Filter	
19	70000916	1	Pump Fuel Supply	
19	70000917	1	O-Seal Between Fuel Pump and Engine Block	
19	70000918	1	Sealing Ring Between Hand Pump and Supply Pump	

SECTION 3 - ENGINE

ITEM	PART NUMBER	QTY	DESCRIPTION	REV
19	7000919	1	Pump, Hand	
19	70001435	1	Repair Kit	
19	70025694	2	Bolt, Torx	
20	70000931	3	Pipe, High Pressure	
21	70003469	1	Flange, Intake	
21	70003468	1	Seal	
22	70025084	1	Plug	
22	7020492	1	Seal, Plug	
23	7027903	1	Manifold, Air Intake	
23	70001871	3	Gasket Between Manifold and Engine Block	
24	See Note	1	Module, Engine Control (Note: Not Currently Available)	
24	7027796	1	Cable, Electrical Between Module and Engine Harness (Not Shown)	
24	70001872	1	Harness, Engine (Connects to p/n 70004060) (Not Shown)	
24	70004060	1	Plug, Connector Located on Cable Near Module (Not Shown)	
24	70004059	1	Plug, Analyzer (Not Shown)	
25	70025123	4	Bolt, Torx	
26	70000787	1	Support, Fan (Includes Support, Internal Shaft, Bearings and Circlip)	
27	70001844	1	Clamp	
28	See Note	1	Muffler (Note: See Separate Breakdown in this Section)	
28	7020471	3	Gasket, Exhaust Between Muffler and Engine Block	
28	70004270	6	Stud, Muffler	
29	70001498	1	Shield, Starter	
29	70025693	3	Bolt	
30	70004102	1	V-Belt	
31	70004056	1	Alternator (Includes Voltage Regulator and Gaskets, Fan and Fan Mounting Hardware)	
31	70001868	1	Regulator, Voltage	
31	70001866	1	Gasket Set, Voltage Regulator	
31	70025131	1	Fan	
31	70025086	1	Nut, Fan	
31	70000851	1	Bracket, Alternator Mounting	
31	70002234	1	Bracket, Alternator Adjustment	
31	70004103	1	Harness, Alternator (Not Shown)	
32	7020479	1	Starter	
32	70025121	2	Bolt, Starter Mounting	
32	70004058	1	Relay	
32	70004062	1	Harness, Starter (Not Shown)	
33	7024565	1	Sensor, Speed	
33	70003931	1	Bolt	
33	70003932	1	Spacer, Sleeve	
34	7027791	1	Sensor, Temperature	
35	7027790	1	Sensor, Oil Pressure	
36	7027792	1	Actuator	
37	70000345	3	Plug, Glow (Not Shown)	

SECTION 3 - ENGINE

FIGURE 3-22. PUMP COUPLING KIT – DEUTZ ENGINES



ART_2902065

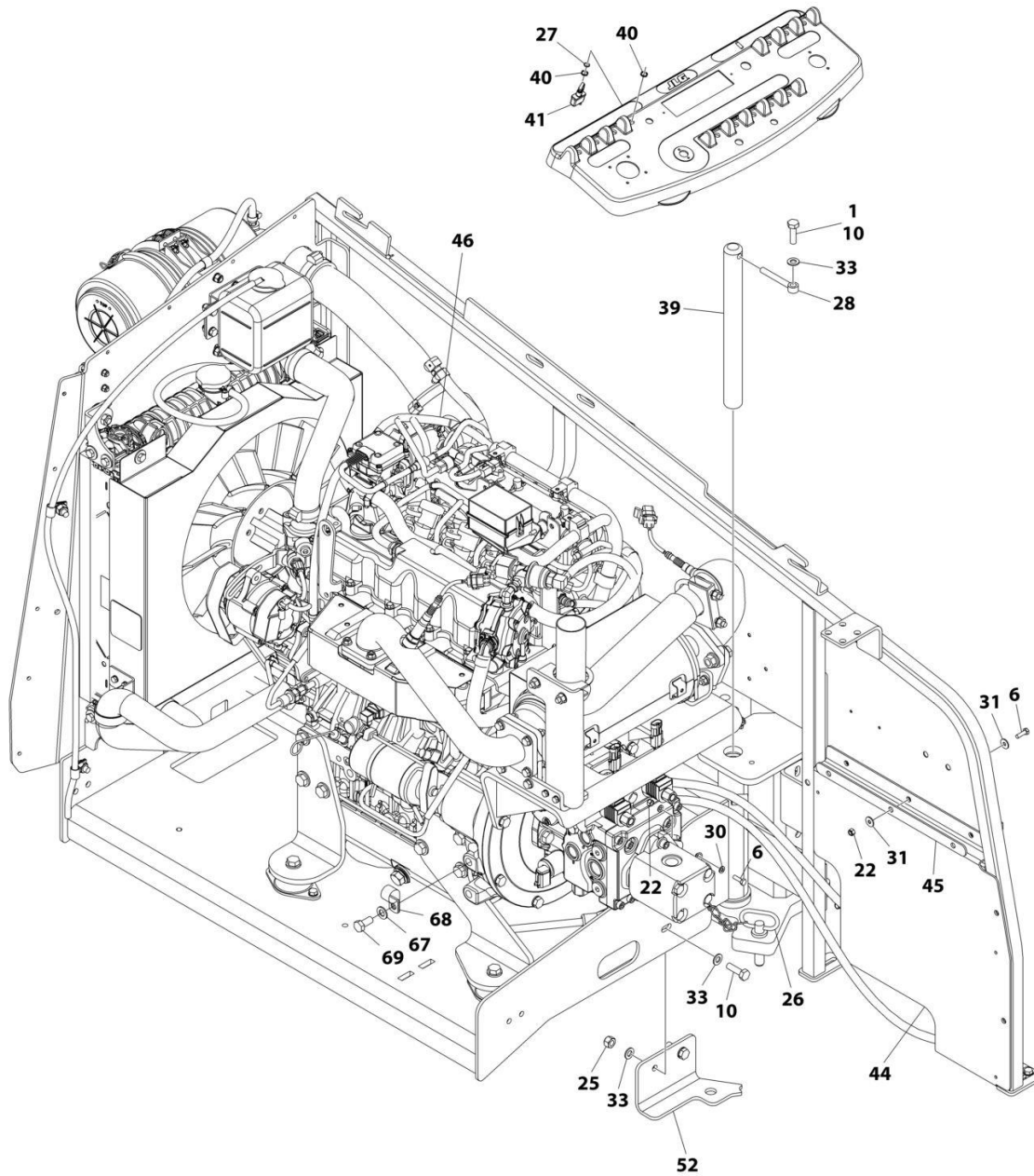
SECTION 3 - ENGINE

FIGURE 3-22. PUMP COUPLING KIT – DEUTZ ENGINES

ITEM	PART NUMBER	QTY	DESCRIPTION	REV
	2902065	Ref	PUMP COUPLING KIT	L
1	70000793	1	Coupling, Hayes	
2	See Note	NSS	Plate, Pump Adapter (Note: Use p/n 2902065)	
3	See Note	NSS	Bolt M10 x 30 Grade 10.9 (Note: Use p/n 2902065)	
4	See Note	NSS	Washer M10 (Note: Use p/n 2902065)	
6	See Note	NSS	Bolt M10 x 20 Grade 10.9 (Note: Use p/n 2902065)	

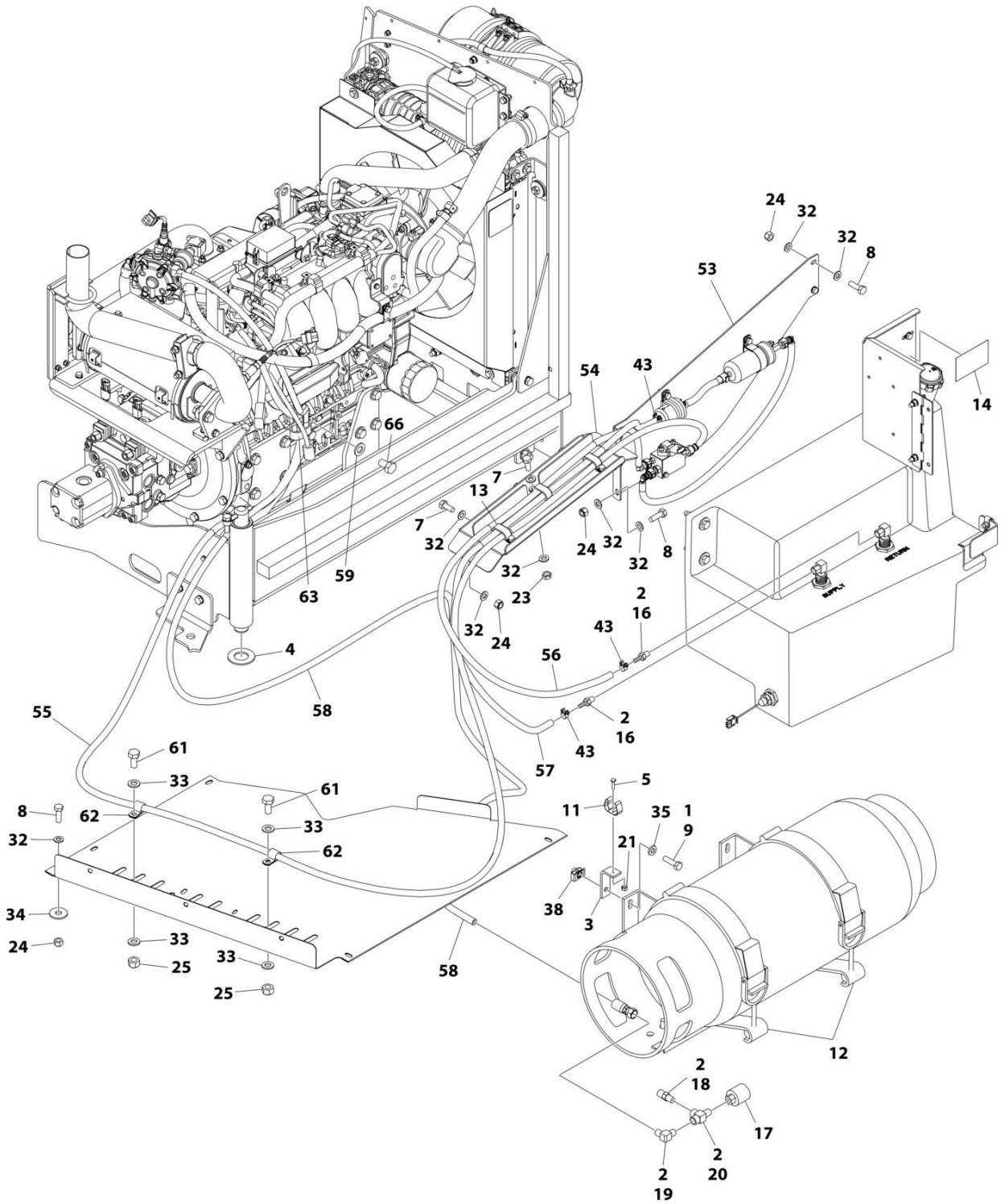
SECTION 3 - ENGINE

FIGURE 3-23. ENGINE INSTALLATION - KUBOTA ENGINE (WITHOUT ARCTIC PACKAGE)



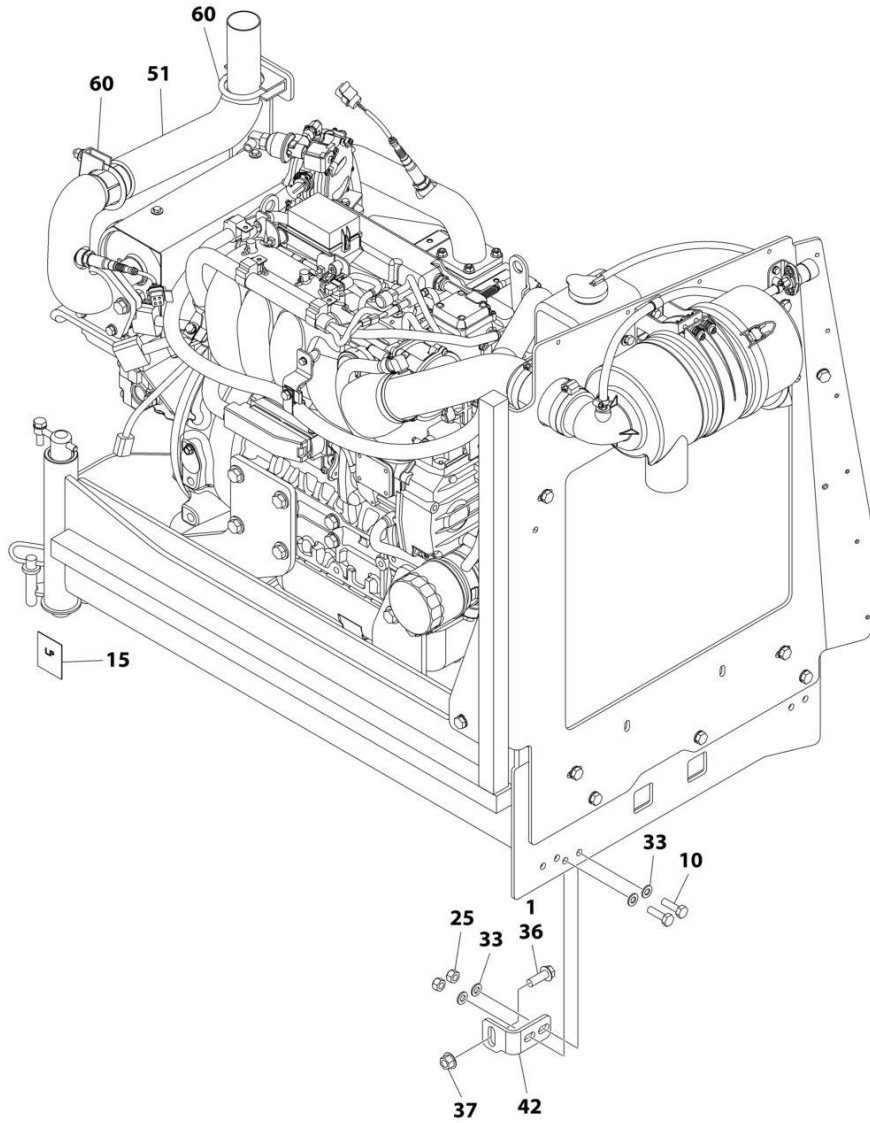
ART_1001236251_10F3

SECTION 3 - ENGINE



ART_1001236251_20F3

SECTION 3 - ENGINE



ART_1001236251_3OF3

SECTION 3 - ENGINE

FIGURE 3-23. ENGINE INSTALLATION - KUBOTA ENGINE (WITHOUT ARCTIC PACKAGE)

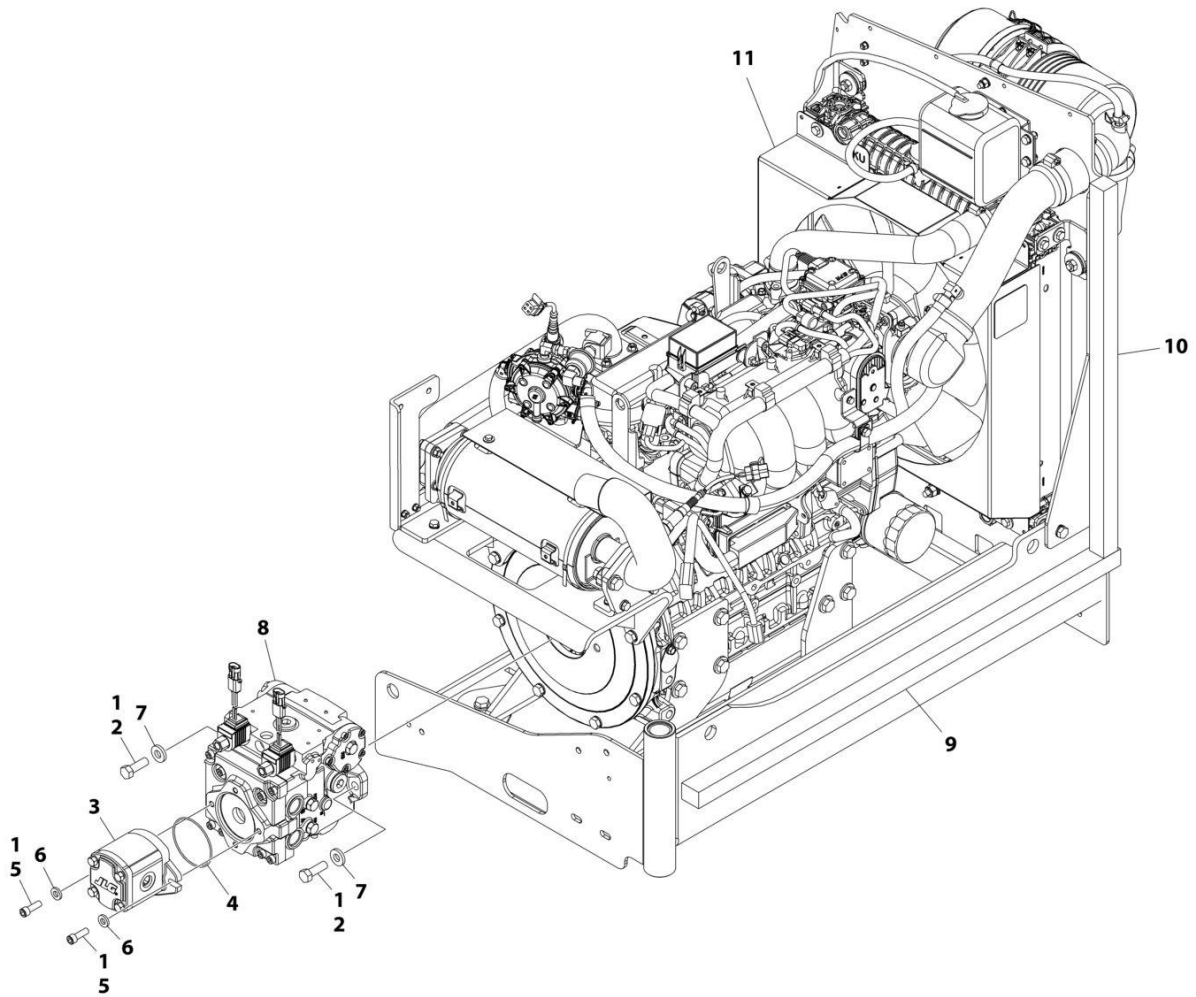
ITEM	PART NUMBER	QTY	DESCRIPTION	REV
	1001236251	Ref	ENGINE INSTALLATION - KUBOTA ENGINE (WITHOUT ARCTIC PACKAGE)	A
1	0100011	AR	Compound, Locking	
2	0100020	AR	Sealant, Pipe	
3	0181949	1	Angle	
4	0440162	1	Bearing	
5	0760408	1	Bolt M4 x 16	
6	0760610	4	Bolt M6 x 20	
7	0760810	6	Bolt M8 x 20	
8	0760812	4	Bolt M8 x 25	
9	0760814	4	Bolt M8 x 30	
10	0761015	5	Bolt M10 x 35	
11	1320218	1	Clamp	
12	1320220	1	Clamp Kit - LP	
13	1321283	3	Clamp	
14	1701542	1	Decal - Gas	
15	1701543	1	Decal - LPG	
16	2180348	2	Fitting, Barbed	
17	2180387	1	Fitting, LP	
18	2180389	1	Fitting	
19	2180504	1	Fitting, Barbed	
20	2220290	1	Fitting, Tee FNPTF/NPTF/FNPTF	
21	3290405	1	Nut Lock M4	
22	3290605	4	Nut Lock M6	
23	3290801	3	Nut M8	
24	3290805	7	Nut Lock M8	
25	3291005	8	Nut Lock M10	
26	3422532	1	Pin	
27	3790012	1	O-Ring	
28	3841143	1	Keeper, Pin	
29	4240099	AR	Tie-Strap (Not Shown)	
30	4811700	2	Washer M6	
31	4811702	6	Washer M6	
32	4811900	19	Washer M8	
33	4812000	17	Washer M10	
34	4812002	1	Washer M10	
35	5240800	4	Washer M8 Hardened	
36	5251215	1	Bolt M12 x 35	
37	5261200	1	Nut M12 Grade 10.9	
38	100118274	4	Nut Special M8	
39	1001135196	1	Pin	
40	1001155044	2	Nut Special 15/32	
41	1001161710	1	Switch, Toggle	
42	1001167512	1	Bracket, Engine Tray Stow	
43	1001174486	3	Clamp	
44	1001196376	1	Seal, Rubber	
45	1001204123	1	Plate, Support	
46	1001236254	1	Engine and Pump Sub-Assembly - Kubota Engine (Without Arctic Package) (See Separate Breakdown in this Section)	
47	1001212257	1	Cable, Battery (Red) (Alternator Positive to Starter) (Not Shown)	

SECTION 3 - ENGINE

ITEM	PART NUMBER	QTY	DESCRIPTION	REV
48	1001213060	1	Cable, Battery (Red) (Battery Positive to Auxiliary Power Relay) (Not Shown)	
49	1001213061	1	Cable, Battery (Black) (Battery Negative to Pivot Pin to Engine Ground) (Not Shown)	
50	1001213706	1	Harness Engine - Kubota Engine (Not Shown - See Separate Breakdown in ELECTRICAL SECTION)	
51	1001214503	1	Pipe, Tail Pipe	
52	1001215259	1	Plate, Engine Lock	
53	1001215813	1	Mount, Fuel System	
54	1001216308	1	Support, Fuel Lines	
55	1001216400	1	Hose	
56	1001216401	1	Hose	
57	1001156819	4.5 ft/ 1.3m	Hose	
58	1001216405	1	Hose	
59	4812100	2	Washer M12	
60	1001217785	2	Clamp	
61	0761011	2	Bolt M10 x 22	
62	85841094	6	Clamp	
63	1001195039	1	Clamp	
64	4460466	8	Terminal, Sealing Plug (Not Shown)	
65	4460930	1	Plug (Not Shown)	
66	1001217494	2	Bolt M12 x 20	
67	4812200	1	Washer M14	
68	24431386	1	Clamp	
69	1001217345	1	Bolt M14 x 30	
70	1001229797	1	Harness, Kubota D/F Power (Not Shown - See Separate Breakdown in ELECTRICAL SECTION)	

SECTION 3 - ENGINE

FIGURE 3-24. ENGINE AND PUMP SUB-ASSEMBLY - KUBOTA ENGINE (WITHOUT ARCTIC PACKAGE)



ART_1001236254

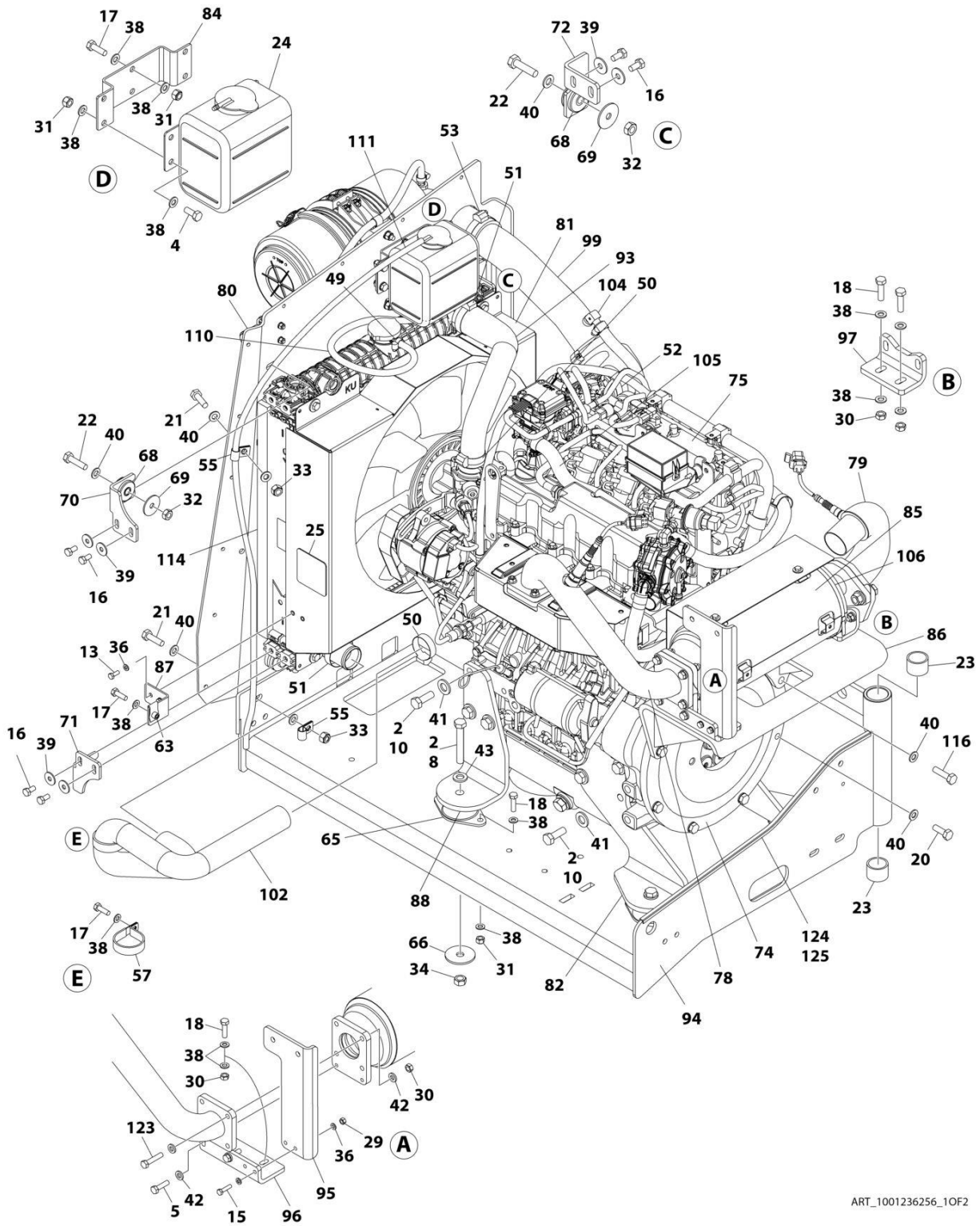
SECTION 3 - ENGINE

FIGURE 3-24. ENGINE AND PUMP SUB-ASSEMBLY - KUBOTA ENGINE (WITHOUT ARCTIC PACKAGE)

ITEM	PART NUMBER	QTY	DESCRIPTION	REV
	1001236254	Ref	ENGINE AND PUMP SUB-ASSEMBLY - KUBOTA ENGINE (WITHOUT ARCTIC PACKAGE)	A
1	0100011	AR	Compound, Locking	
2	0641812	2	Bolt 1/2 x 1-1/2	
3	1001214207	1	Pump, Gear	
3	70006356	1	Seal Kit - 1001214207 Pump	
4	3790152	1	O-Ring	
5	3931618	2	Bolt 3/8 x 1-1/8	
6	4891600	2	Washer 3/8	
7	4891800	2	Washer 1/2	
8	1001167036	1	Piston Pump Assembly (See Separate Breakdown in this Section)	
9	1001171953	1	Seal, Gasket	
10	1001171954	1	Seal, Gasket	
11	1001236256	1	Engine Assembly - Kubota Engine (Without Arctic Package) (See Separate Breakdown in this Section)	

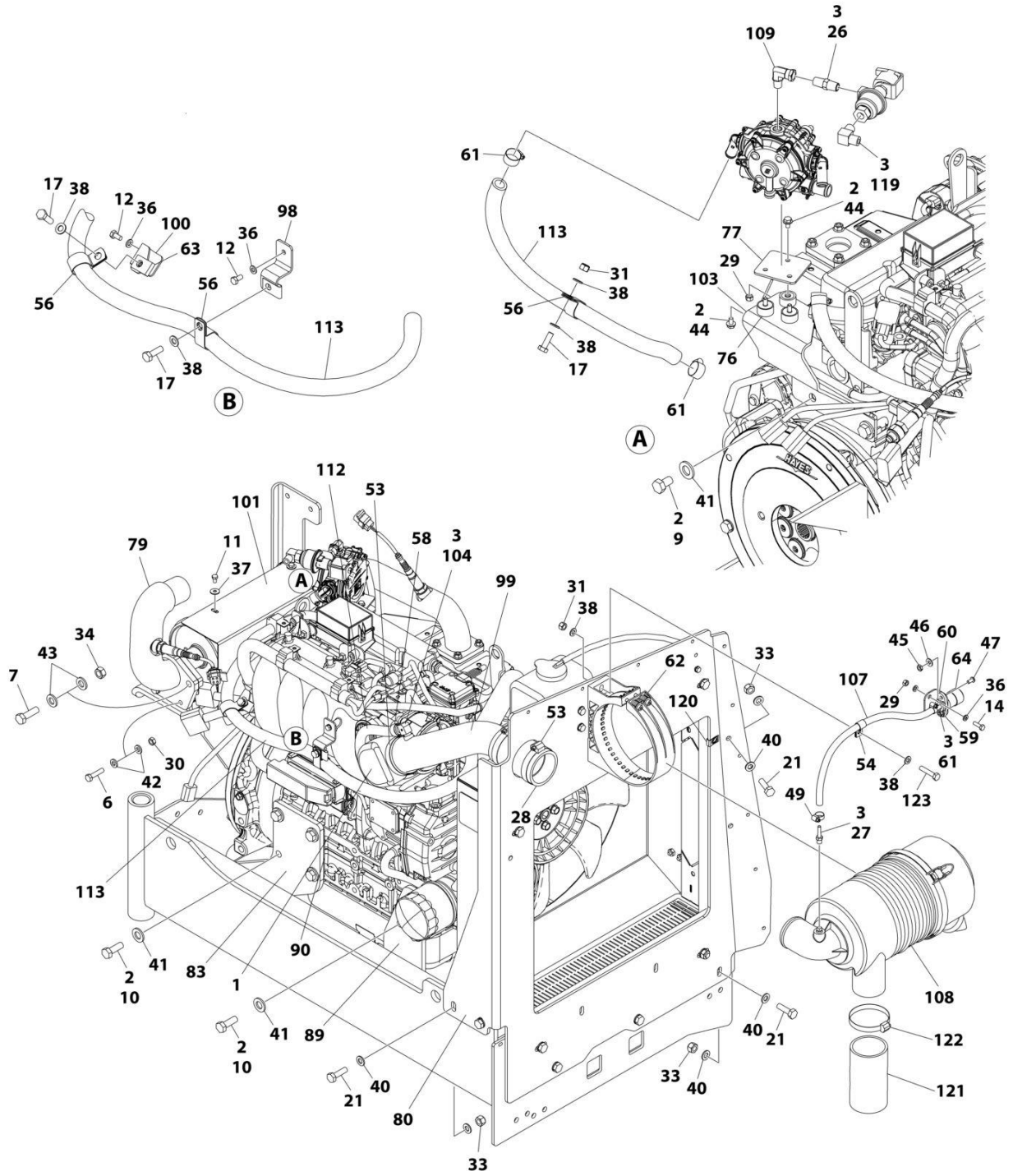
SECTION 3 - ENGINE

FIGURE 3-25. ENGINE ASSEMBLY - KUBOTA ENGINE (WITHOUT ARCTIC PACKAGE)



ART_1001236256_10F2

SECTION 3 - ENGINE



ART_1001236256_2OF2

SECTION 3 - ENGINE

FIGURE 3-25. ENGINE ASSEMBLY - KUBOTA ENGINE (WITHOUT ARCTIC PACKAGE)

ITEM	PART NUMBER	QTY	DESCRIPTION	REV
	1001236256	Ref	ENGINE ASSEMBLY - KUBOTA ENGINE (WITHOUT ARCTIC PACKAGE)	E
1	0080201	1	Adapter, 90	
2	0100011	AR	Compound, Locking	
3	0100020	AR	Sealant, Pipe	
4	0700810	4	Bolt M8 x 20	
5	0700814	2	Bolt M8 x 30	
6	0700815	2	Bolt M8 x 35	
7	0701216	2	Bolt M12 x 40	
8	0701224	4	Bolt M12 x 80	
9	1001217494	2	Bolt M12 x 20	
10	1001217343	14	Bolt M12 x 35	
11	0760605	4	Bolt M6 x 10	
12	0760606	2	Bolt M6 x 12	
13	0760608	2	Bolt M6 x 16	
14	0760610	2	Bolt M6 x 20	
15	0760612	2	Bolt M6 x 25	
16	0760808	8	Bolt M8 x 16	
17	0760812	6	Bolt M8 x 25	
18	0760814	12	Bolt M8 x 30	
19	0760815	1	Bolt M8 x 35	
20	0761014	4	Bolt M10 x 30	
21	0761015	6	Bolt M10 x 35	
22	0761016	4	Bolt M10 x 40	
23	0961951	2	Bushing	
24	1580011	1	Container, Coolant Overflow	
25	1703162	2	Decal - Caution Fan	
26	2220261	1	Fitting, Nipple NPTF/NPTF	
27	2220315	1	Fitting, Barbed	
28	2720644	1	Hose	
29	3290607	5	Nut M6	
30	3290801	10	Nut M8	
31	3290805	17	Nut M8	
32	3291001	4	Nut M10	
33	3291005	6	Nut M10	
34	3291201	6	Nut M12	
35	4240099	AR	Tie-Strap (Not Shown)	
36	4811700	12	Washer M6	
37	4811702	4	Washer M6	
38	4811900	45	Washer M8	
39	4811902	8	Washer M8	
40	4812000	24	Washer M10	
41	5241400	16	Washer M14	
42	5240800	14	Washer M8	
43	5241200	8	Washer M12	
44	5250605	3	Bolt M6 x 10	
45	8305401	2	Nut 1/4	
46	8307109	2	Washer 1/4	
47	8310548	2	Screw 1/4 NC x 1/2	
48	1001173535	2	Clamp	

SECTION 3 - ENGINE

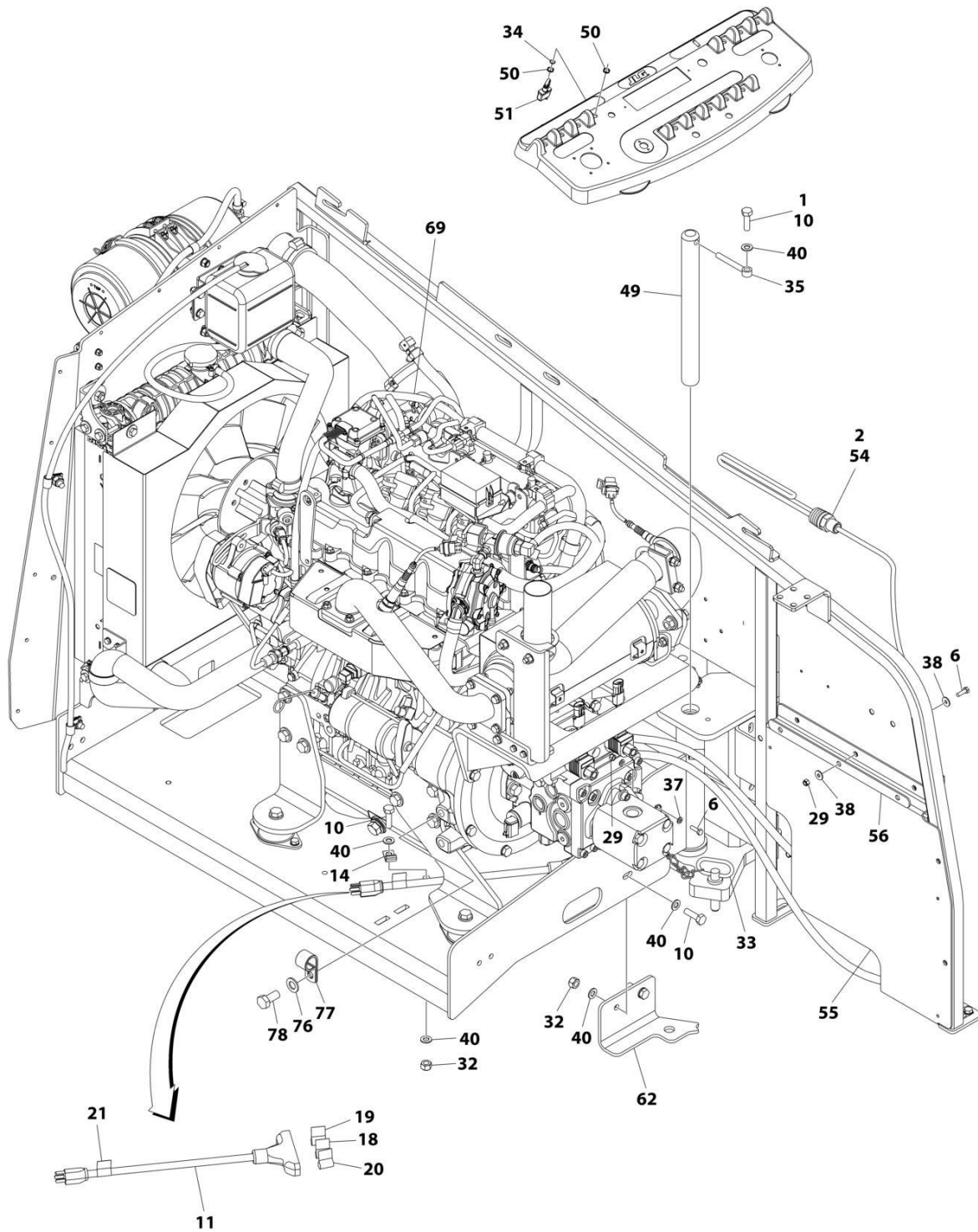
ITEM	PART NUMBER	QTY	DESCRIPTION	REV
49	8405009	4	Clamp	
50	8405102	2	Clamp	
51	8405104	2	Clamp	
52	8405202	1	Clamp	
53	8405203	3	Clamp	
54	8406109	1	Clip	
55	8406110	2	Clip	
56	8406201	3	Clip	
57	8410001	1	Clamp	
58	8410009	6	Clamp	
59	1001138173	1	Support, Service Indicator	
60	1001138175	1	Bracket, Service Indicator	
61	1001141995	1	Fitting, Barbed	
62	1001147812	1	Clamp, Air Cleaner	
63	1001149160	3	Nut M8	
64	1001149639	1	Indicator, Air Intake	
65	1001166718	4	Isolator, Engine Mount	
66	1001168018	4	Washer, Snubbing	
67	1001168166	2	Seal	
68	1001169054	4	Isolator, Radiator	
69	1001169138	4	Washer, Snubbing	
70	1001169967	2	Bracket	
71	1001170035	1	Bracket	
72	1001176330	1	Bracket	
73	1001180620	AR	Adhesive	
74	1001209844	1	Pump Coupling Kit (See Separate Breakdown in this Section)	
75	1001236393	1	Engine, Kubota (See Separate Breakdown in this Section)	
76	1001211794	3	Mount	
77	1001211797	1	Mount	
78	1001212989	1	Pipe, Exhaust (Inlet)	
79	1001212993	1	Pipe Exhaust (Outlet)	
80	1001213305	1	Plate, Mounting	
81	1001236257	1	Radiator	
82	1001213425	1	Plate, Engine Mount (Left Rear)	
83	1001213426	1	Plate, Engine Mount (Right Rear)	
84	1001213482	1	Bracket	
85	1001213824	1	Insulation	
86	1001214138	1	Bracket	
87	1001214205	1	Support	
88	1001214233	1	Plate (Front Left)	
89	1001214234	1	Plate (Front Right)	
90	1001214276	1	Shim	
91	1001214277	1	Shim	
92	1001214278	2	Shim	
93	1001214307	1	Hose	
94	1001214508	1	Support	
95	1001214553	1	Support	
96	1001214555	1	Bracket	
97	1001214556	1	Bracket	
98	1001214558	1	Bracket	
99	1001214598	1	Tube	

SECTION 3 - ENGINE

ITEM	PART NUMBER	QTY	DESCRIPTION	REV
100	1001214599	1	Bracket	
101	1001214664	1	Cover	
102	1001214694	1	Hose	
103	1001214841	1	Bracket	
104	1001215125	1	Fitting, 90	
105	1001215869	1	Hose	
106	1001137336	2	Strap	
107	1001138248	2 ft/ 0.61m	Tube	
108	1001147813	1	Air Cleaner Assembly Including Filter Element	
108	70004020	1	Element, Air Filter	
109	1001247359	1	Fitting, 90	
110	2720058	1.75 ft/ 0.53m	Hose	
111	2720271	4 ft/ 1.22m	Hose	
112	2720615	1.25 ft/ 0.38m	Hose	
113	82033995	5.5 ft/ 1.68m	Hose	
114	1001216825	2	Seal	
115	0700816	4	Bolt M8 x 40	
116	0701016	4	Bolt M10 x 40	
119	2180504	1	Fitting, Barbed	
120	1001118274	1	Nut, Special M8	
121	1001001939	1	Tube, Flex	
122	8410011	1	Clamp	
123	0760816	1	Bolt M8 x 40	
124	4060805	1.94 ft/ 0.59m	Flex-Trim	
125	0100081	AR	Adhesive	

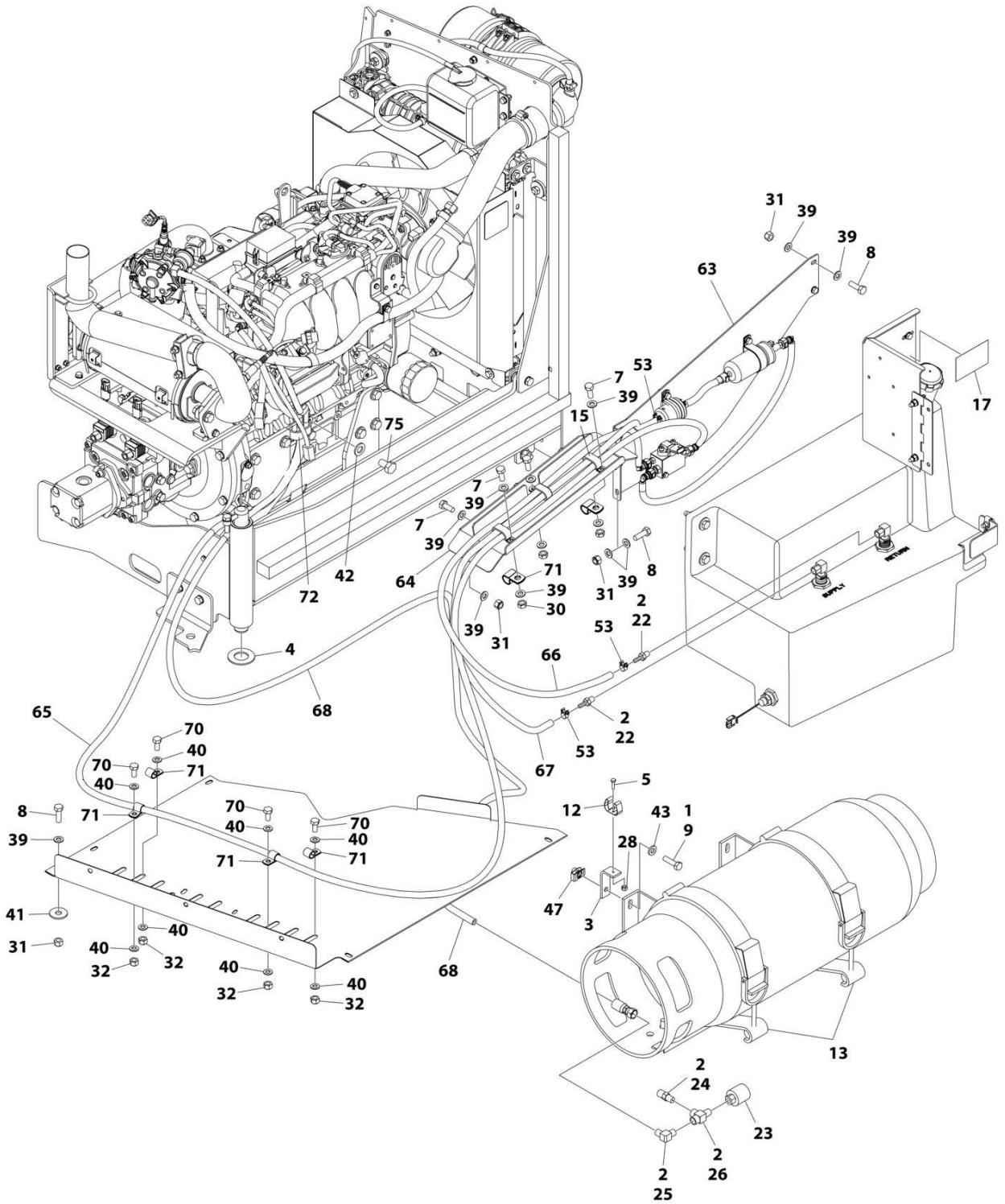
SECTION 3 - ENGINE

FIGURE 3-26. ENGINE INSTALLATION - KUBOTA ENGINE (WITH ARCTIC PACKAGE)



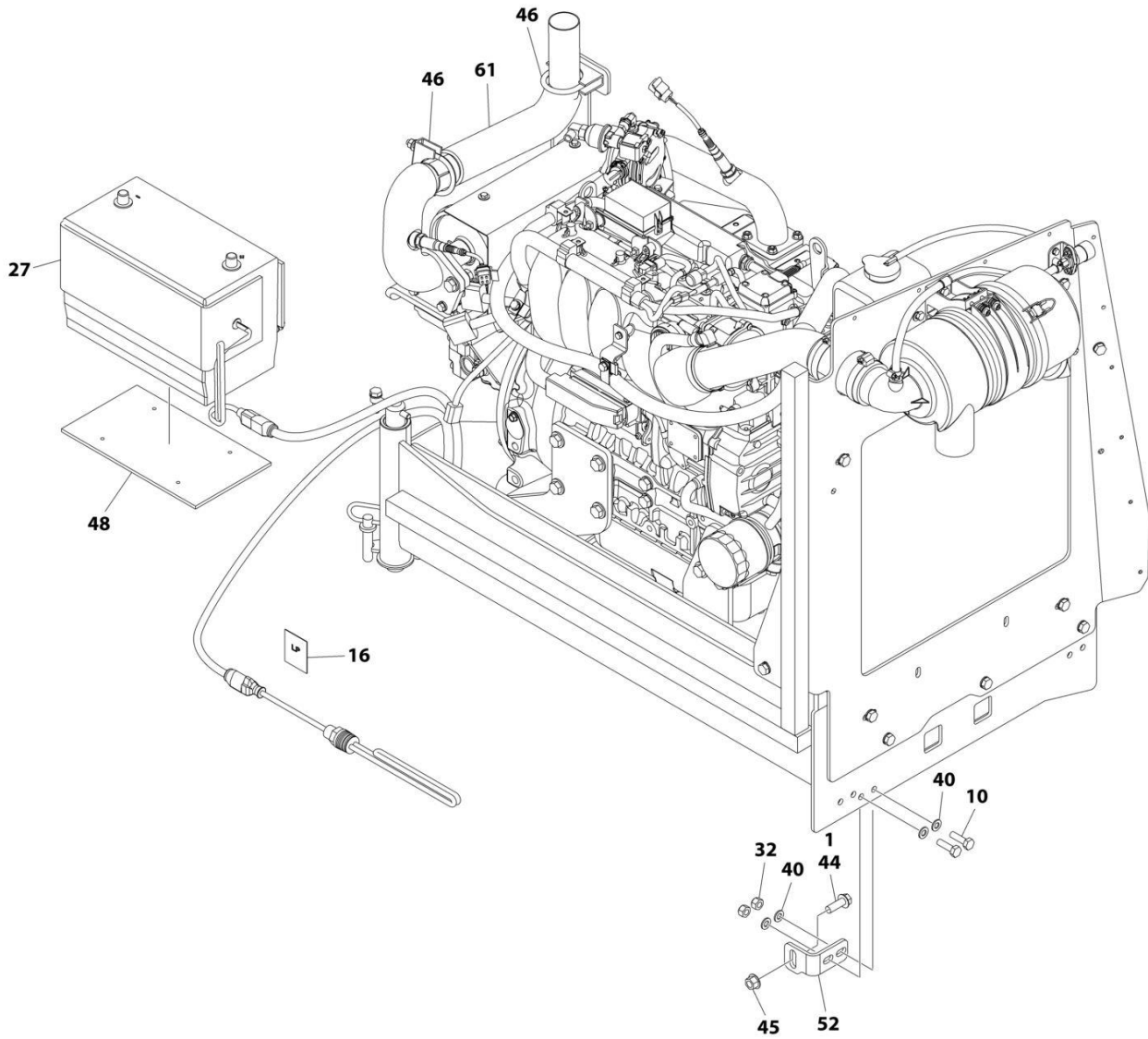
ART_1001236253_10F3

SECTION 3 - ENGINE



ART_1001236253_20F3

SECTION 3 - ENGINE



ART_1001236253_3OF3

SECTION 3 - ENGINE

FIGURE 3-26. ENGINE INSTALLATION - KUBOTA ENGINE (WITH ARCTIC PACKAGE)

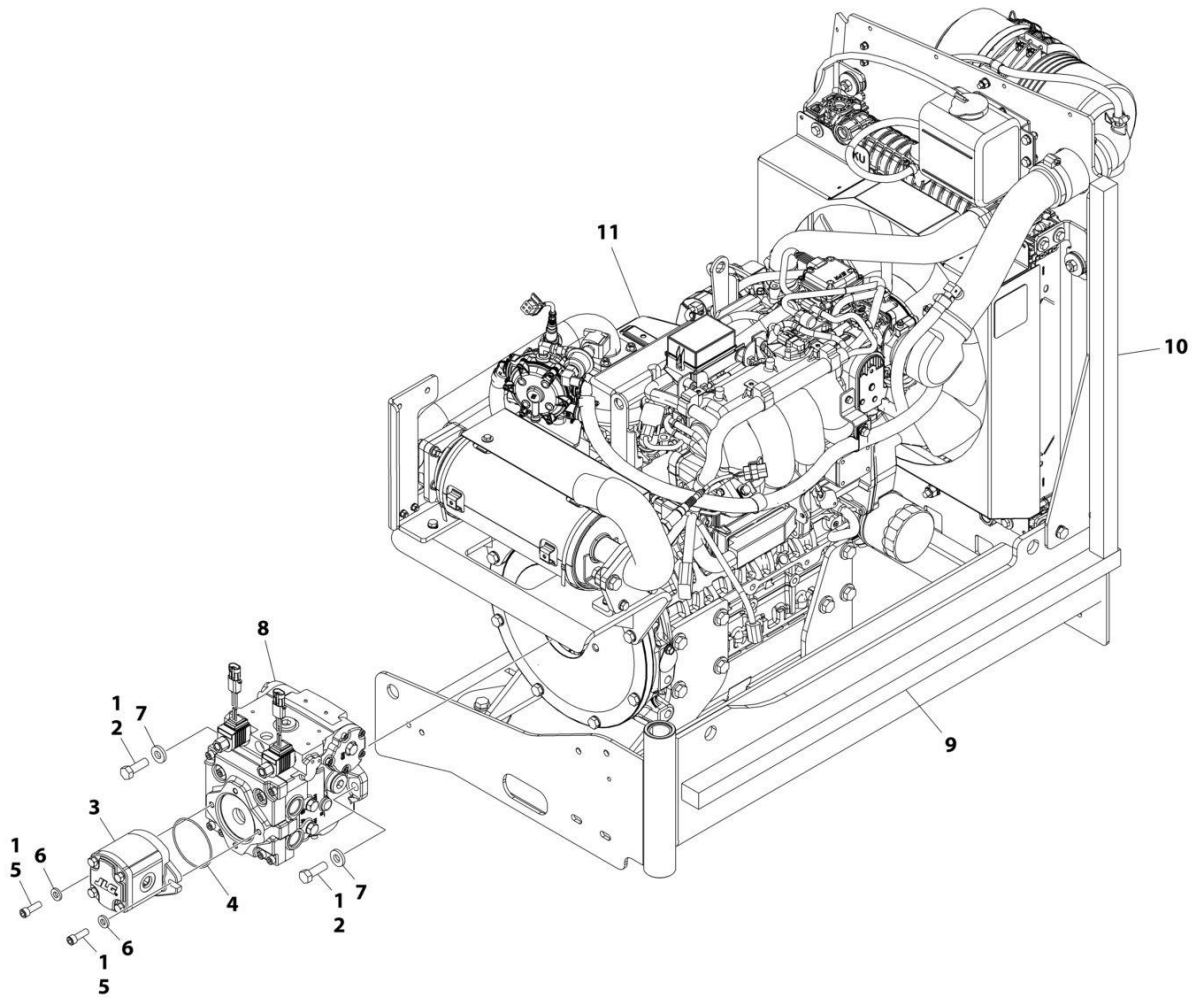
ITEM	PART NUMBER	QTY	DESCRIPTION	REV
	1001236253	Ref	ENGINE INSTALLATION - KUBOTA ENGINE (WITH ARCTIC PACKAGE)	A
1	0100011	AR	Compound, Locking	
2	0100020	AR	Sealant, Pipe	
3	0181949	1	Angle	
4	0440162	1	Bearing	
5	0760408	1	Bolt M4 x 16	
6	0760610	4	Bolt M6 x 20	
7	0760810	6	Bolt M8 x 20	
8	0760812	4	Bolt M8 x 25	
9	0760814	4	Bolt M8 x 30	
10	0761015	6	Bolt M10 x 35	
11	1060626	1	Cord, 3 Way Extension	
12	1320218	1	Clamp	
13	1320220	1	Clamp Kit - LP	
14	1320223	1	Clamp	
15	1321283	3	Clamp	
16	1701543	1	Decal - LPG	
17	1701542	1	Decal - Gas	
18	1702941	1	Decal - Battery Heater	
19	1702942	1	Decal - Engine Block Heater	
20	1702943	1	Decal - Hydraulic Tank Heater	
21	1702944	1	Decal - Heater Cord	
22	2180348	2	Fitting, Barbed	
23	2180387	1	Fitting, LP	
24	2180389	1	Fitting	
25	2180504	1	Fitting, Barbed	
26	2220290	1	Fitting, Tee FNPTF/NPTF/FNPTF	
27	2580024	1	Heater, Battery	
28	3290405	1	Nut M4	
29	3290605	4	Nut M6	
30	3290801	3	Nut M8	
31	3290805	7	Nut M8	
32	3291005	9	Nut M10	
33	3422532	1	Pin	
34	3790012	1	O-Ring	
35	3841143	1	Keeper, Pin	
36	4240099	AR	Tie-Strap (Not Shown)	
37	4811700	2	Washer M6	
38	4811702	6	Washer M6	
39	4811900	19	Washer M8	
40	4812000	19	Washer M10	
41	4812002	1	Washer M10	
42	4812100	2	Washer M12	
43	5240800	4	Washer M8	
44	5251215	1	Bolt M12 x 35	
45	5261200	1	Nut M12 Grade 10.9	
46	1001217785	2	Clamp	
47	1001118274	4	Nut Special M8	
48	1001119278	1	Insulate	

SECTION 3 - ENGINE

ITEM	PART NUMBER	QTY	DESCRIPTION	REV
49	1001135196	1	Pin	
50	1001155044	2	Nut, Special 15/32	
51	1001161710	1	Switch, Toggle	
52	1001167512	1	Bracket, Engine Tray Stow	
53	1001174486	3	Clamp	
54	1001188972	1	Heater, Hydraulic Tank	
55	1001196376	1	Seal, Rubber	
56	1001204123	1	Plate, Support	
57	1001212257	1	Cable, Battery (Red) (Alternator Positive to Starter) (Not Shown)	
58	1001213060	1	Cable, Battery (Red) (Battery Positive to Auxiliary Power Relay) (Not Shown)	
59	1001213061	1	Cable, Battery (Black) (Battery Negative to Pivot Pin to Engine Ground) (Not Shown)	
60	1001213706	1	Harness Engine - Kubota Engine (Not Shown - See Separate Breakdown in ELECTRICAL SECTION)	
61	1001214503	1	Pipe, Tail Pipe	
62	1001215259	1	Plate, Engine Lock	
63	1001215813	1	Mount, Fuel System	
64	1001216308	1	Support, Fuel Lines	
65	1001216400	1	Hose	
66	1001216401	1	Hose	
67	1001156819	4.5 ft/ 1.4m	Hose	
68	1001216405	1	Hose	
69	1001236258	1	Engine and Pump Sub-Assembly - Kubota Engine (With Arctic Package) (See Separate Breakdown in this Section)	
70	0761011	4	Bolt M10 x 22	
71	85841094	6	Clamp	
72	1001195039	1	Clamp	
73	4460466	8	Seal, Terminal (Not Shown)	
74	4460930	1	Plug (Not Shown)	
75	1001217494	2	Bolt M12 x 20	
76	4812200	1	Washer M14	
77	24431386	1	Clamp	
78	1001217345	1	Bolt M14 x 30	
79	1001229797	1	Harness, Kubota D/F Power (Not Shown - See Separate Breakdown in ELECTRICAL SECTION)	

SECTION 3 - ENGINE

FIGURE 3-27. ENGINE AND PUMP SUB-ASSEMBLY - KUBOTA ENGINE (WITH ARCTIC PACKAGE)



ART_1001236258

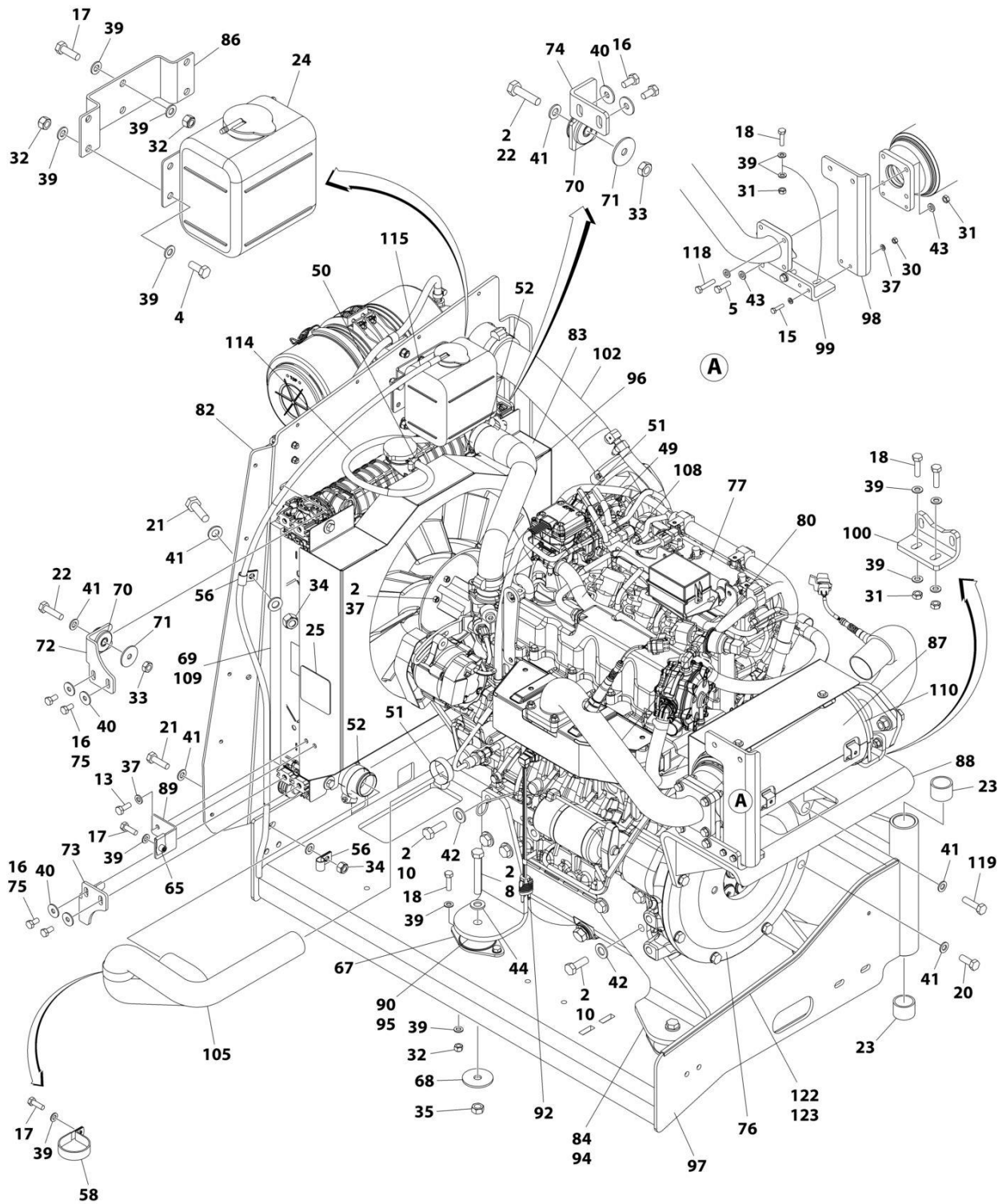
SECTION 3 - ENGINE

FIGURE 3-27. ENGINE AND PUMP SUB-ASSEMBLY - KUBOTA ENGINE (WITH ARCTIC PACKAGE)

ITEM	PART NUMBER	QTY	DESCRIPTION	REV
	1001236258	Ref	ENGINE AND PUMP SUB-ASSEMBLY - KUBOTA ENGINE (WITH ARCTIC PACKAGE)	A
1	0100011	AR	Compound, Locking	
2	0641812	2	Bolt 1/2 x 1-1/2	
3	1001214207	1	Gear Pump Assembly	
3	70006356	1	Seal Kit - 1001214207 Pump	
4	3790152	1	O-Ring	
5	3931618	2	Capscrew 3/8 x 1-1/8	
6	4891600	2	Washer 3/8	
7	4891800	2	Washer 1/2	
8	1001167036	1	Piston Pump Assembly (See Separate Breakdown in this Section)	
9	1001171953	1	Seal	
10	1001171954	1	Seal	
11	1001236259	1	Engine Assembly - Kubota Engine (With Arctic Package) (See Separate Breakdown in this Section)	

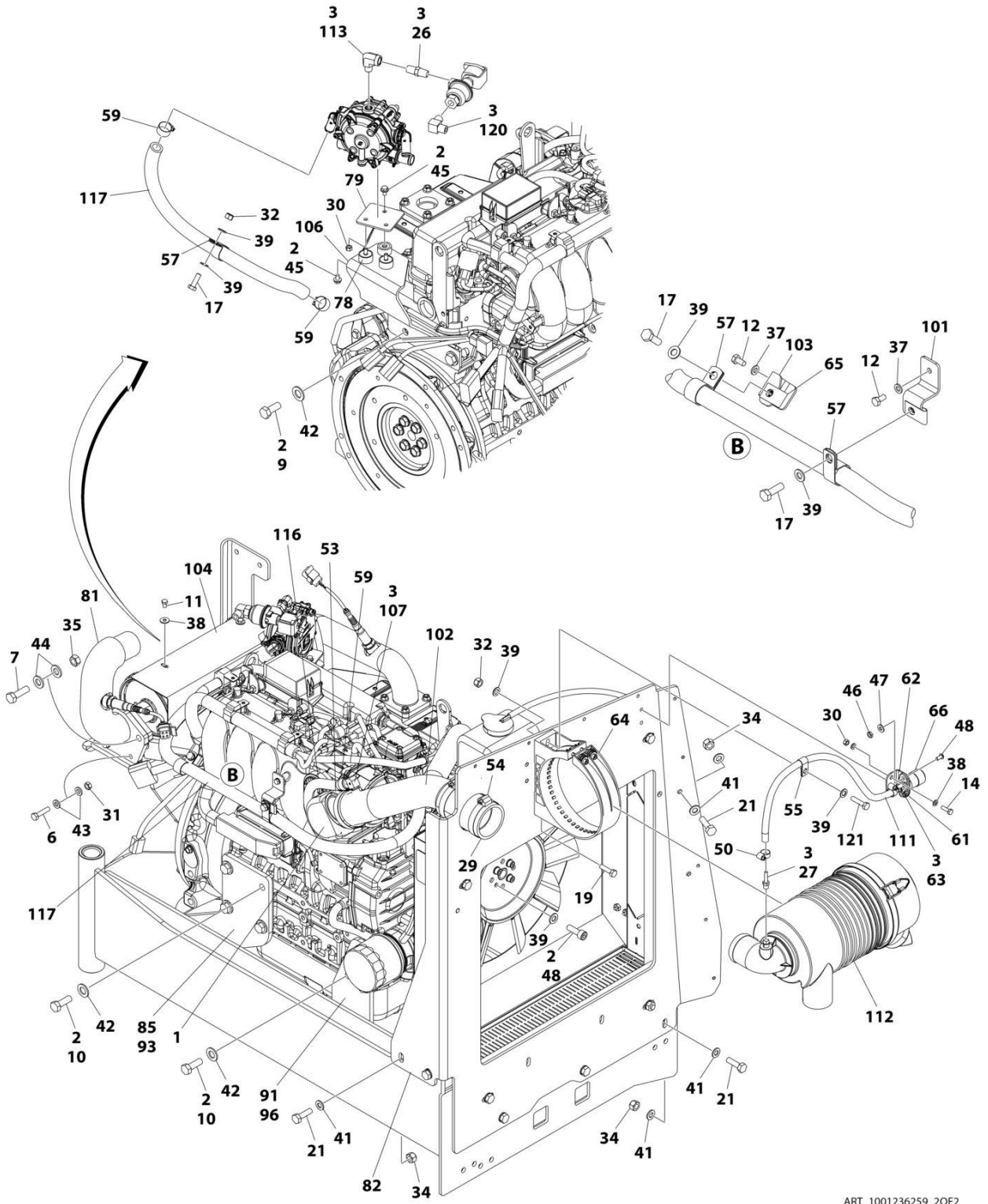
SECTION 3 - ENGINE

FIGURE 3-28. ENGINE ASSEMBLY - KUBOTA ENGINE (WITH ARCTIC PACKAGE)



ART_1001236259_10F2

SECTION 3 - ENGINE



ART_1001236259_2OF2

SECTION 3 - ENGINE

FIGURE 3-28. ENGINE ASSEMBLY - KUBOTA ENGINE (WITH ARCTIC PACKAGE)

ITEM	PART NUMBER	QTY	DESCRIPTION	REV
	1001236259	Ref	ENGINE ASSEMBLY - KUBOTA ENGINE (WITH ARCTIC PACKAGE)	E
1	0080201	1	Adapter, 90	
2	0100011	AR	Compound, Locking	
3	0100020	AR	Sealant, Pipe	
4	0700810	4	Bolt M8 x 20	
5	0700814	2	Bolt M8 x 30	
6	0700815	2	Bolt M8 x 35	
7	0701216	2	Bolt M12 x 40	
8	0701224	4	Bolt M12 x 80	
9	1001217494	2	Bolt M12 x 20	
10	1001217343	14	Bolt M12 x 35	
11	0760605	4	Bolt M6 x 10	
12	0760606	2	Bolt M6 x 12	
13	0760608	2	Bolt M6 x 16	
14	0760610	2	Bolt M6 x 20	
15	0760612	2	Bolt M6 x 25	
16	0760808	8	Bolt M8 x 16	
17	0760812	6	Bolt M8 x 25	
18	0760814	12	Bolt M8 x 30	
19	0760815	1	Bolt M8 x 35	
20	0761014	4	Bolt M10 x 30	
21	0761015	6	Bolt M10 x 35	
22	0761016	4	Bolt M10 x 40	
23	0961951	2	Bushing	
24	1580011	1	Container, Coolant Overflow	
25	1703162	2	Decal - Caution Fan	
26	2220261	1	Fitting, Nipple NPTF/NPTF	
27	2220315	1	Fitting, Barbed	
29	2720644	1	Hose	
30	3290607	5	Nut M6	
31	3290801	10	Nut M8	
32	3290805	17	Nut M8	
33	3291001	4	Nut M10	
34	3291005	6	Nut M10	
35	3291201	6	Nut M12	
36	4240099	AR	Tie-Strap (Not Shown)	
37	4811700	16	Washer M6	
38	4811702	4	Washer M6	
39	4811900	45	Washer M8	
40	4811902	8	Washer M8	
41	4812000	24	Washer M10	
42	5241400	16	Washer M14	
43	5240800	14	Washer M8	
44	5241200	8	Washer M12	
45	5250605	3	Bolt M6 x 10	
46	8305401	2	Nut 1/4	
47	8307109	2	Washer 1/4	
48	8310548	2	Screw 1/4 x 1/2	
49	1001173535	2	Clamp	

SECTION 3 - ENGINE

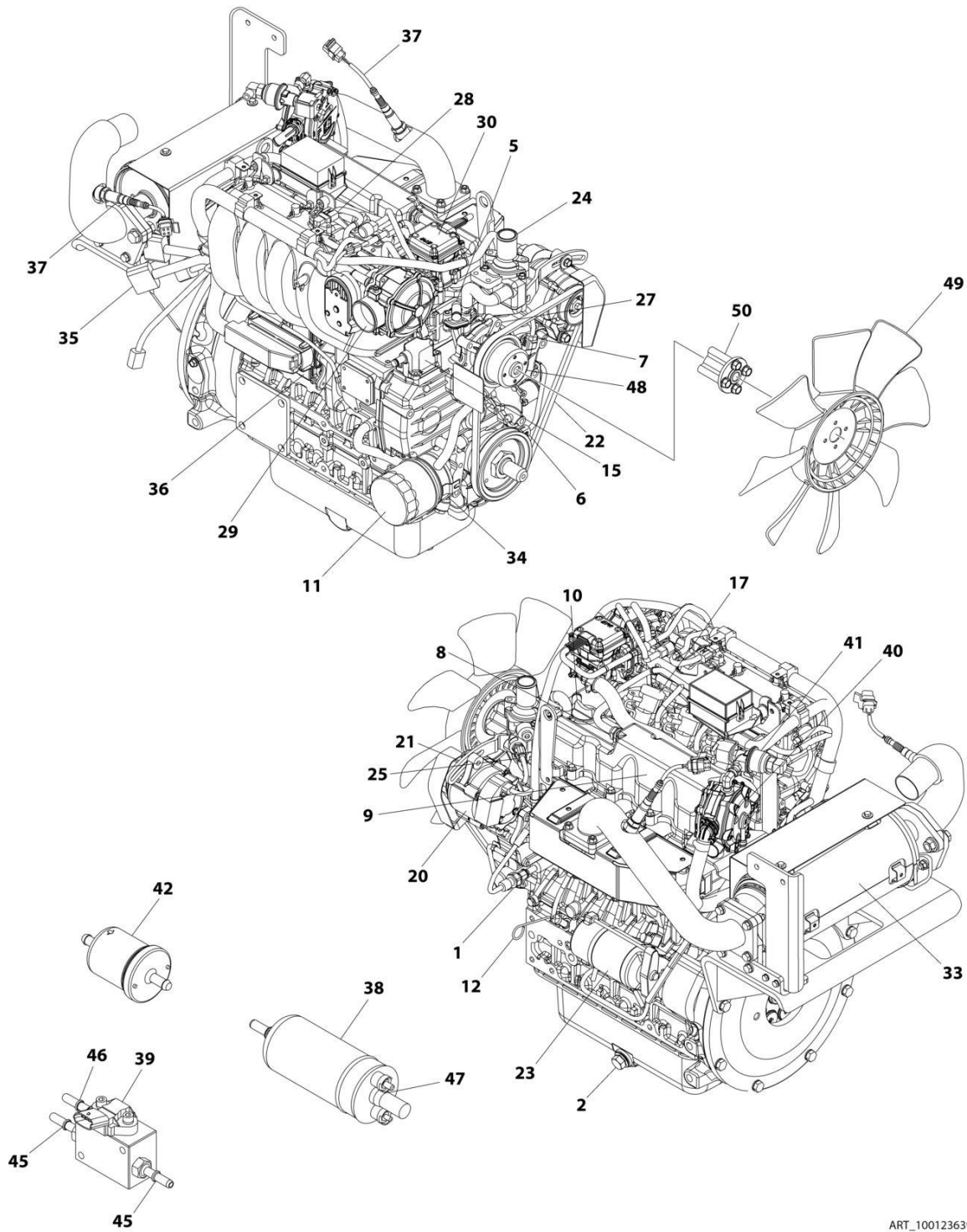
ITEM	PART NUMBER	QTY	DESCRIPTION	REV
50	8405009	4	Clamp	
51	8405102	2	Clamp	
52	8405104	2	Clamp	
53	8405202	1	Clamp	
54	8405203	3	Clamp	
55	8406109	1	Clip	
56	8406110	2	Clip	
57	8406201	3	Clip	
58	8410001	1	Clamp	
59	8410009	6	Clamp	
61	1001138173	1	Support, Service Indicator	
62	1001138175	1	Bracket, Service Indicator	
63	1001141995	1	Fitting, Barbed	
64	1001147812	1	Clamp, Air Cleaner	
65	1001149160	3	Nut M8	
66	1001149639	1	Indicator, Air Intake	
67	1001166718	4	Isolator, Engine Mount	
68	1001168018	4	Washer, Snubbing	
69	1001168166	2	Seal	
70	1001169054	4	Isolator, Radiator	
71	1001169138	4	Washer, Snubbing	
72	1001169967	2	Bracket	
73	1001170035	1	Bracket	
74	1001176330	1	Bracket	
75	1001180620	AR	Adhesive	
76	1001209844	1	Pump Coupling Kit (See Separate Breakdown in this Section)	
77	1001236393	1	Engine, Kubota (See Separate Breakdown in this Section)	
78	1001211794	3	Mount	
79	1001211797	1	Mount	
80	1001212989	1	Pipe, Exhaust (Inlet)	
81	1001212993	1	Pipe, Exhaust (Outlet)	
82	1001213305	1	Plate, Mounting	
83	1001236257	1	Radiator	
84	1001213425	1	Plate, Engine Mount (Left Rear)	
85	1001213426	1	Plate, Engine Mount (Right Rear)	
86	1001213482	1	Bracket	
87	1001213824	1	Insulation	
88	1001214138	1	Bracket	
89	1001214205	1	Support	
90	1001214233	1	Plate (Front Left)	
91	1001214234	1	Plate (Front Right)	
92	1001214269	1	Heater, Block	
93	1001214276	1	Shim	
94	1001214277	1	Shim	
95	1001214278	2	Shim	
96	1001214307	1	Hose	
97	1001214508	1	Support	
98	1001214553	1	Support	
99	1001214555	1	Bracket	
100	1001214556	1	Bracket	
101	1001214558	1	Bracket	

SECTION 3 - ENGINE

ITEM	PART NUMBER	QTY	DESCRIPTION	REV
102	1001214598	1	Tube	
103	1001214599	1	Bracket	
104	1001214664	1	Cover	
105	1001214694	1	Hose	
106	1001214841	1	Bracket	
107	1001215125	1	Fitting, 90	
108	1001215869	1	Hose	
109	1001216825	2	Seal	
110	1001137336	2	Strap	
111	1001138248	2 ft/ 0.6m	Tube	
112	1001147813	1	Air Cleaner Assembly Including Filter Element	
112	70004020	1	Element, Filter (Not Shown)	
113	1001247359	1	Fitting, Street Elbow	
114	2720058	1.8 ft/ 0.5m	Hose	
115	2720271	4 ft/ 1.2m	Hose	
116	2720615	1.2 ft/ 0.4m	Hose	
117	82033995	5.5 ft/ 1.7m	Hose	
118	0700816	4	Bolt M8 x 40	
119	0701016	4	Bolt M10 x 40	
120	2180504	1	Fitting, Barbed	
121	0760816	1	Bolt M8 x 40	
122	4060805	1.94 ft/ 59m	Flex-Trim	
123	0100081	AR	Adhesive	

SECTION 3 - ENGINE

FIGURE 3-29. ENGINE COMPONENTS - KUBOTA



ART_1001236393

SECTION 3 - ENGINE

FIGURE 3-29. ENGINE COMPONENTS - KUBOTA

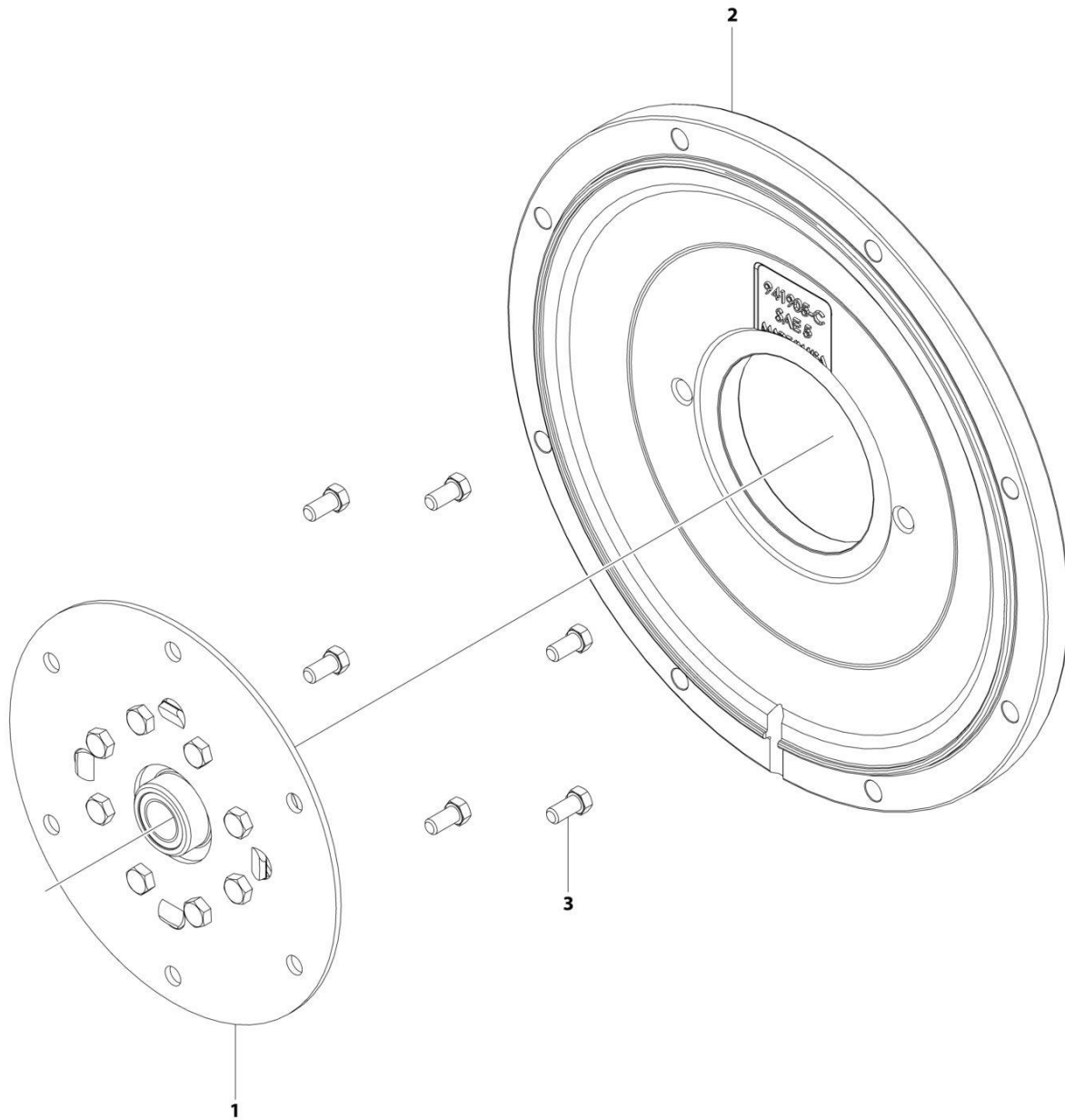
ITEM	PART NUMBER	QTY	DESCRIPTION	REV
	1001236393	Ref	ENGINE COMPONENTS - KUBOTA	B
1	70005745	1	Switch, Oil	
1	70006013	1	Adapter	
2	7023154	1	Plug, Drain	
2	7017904	1	Gasket, Oil Pan Drain	
3	70006014	1	Gasket, Cylinder Head (Not Shown)	
4	70006015	1	Sensor (Knock) (Not Shown - Located on Left Side of Engine)	
5	70006016	1	Flange Assembly (Water Return)	
5	70002316	1	Pipe	
5	70006017	1	Gasket	
6	70005737	1	Sensor Stick Assembly	
7	70006018	1	Sensor	
8	70006019	1	Valve (PCV)	
8	70006020	1	Seal	
9	7017932	3	Element, Breather	
9	70006021	1	Gasket	
10	70002318	1	Oil Filler Cap	
10	70006022	1	O-Ring	
11	70006023	1	Filter, Oil	
12	70006024	1	Dipstick	
13	70006025	1	Pump Assembly, Oil (Not Shown - Located Under Front Cover)	
13	70006026	1	Gasket	
13	70006027	1	Key	
14	70006028	1	Flywheel (Not Shown - Located Behind Coupling Plate)	
14	70006029	1	Ring Gear (Part of Flywheel)	
15	70006030	1	Flange Assembly (Breather)	
15	70002316	1	Pipe	
15	70006031	1	Gasket	
16	70006035	1	Pipe Assembly (Not Shown)	
16	70005727	1	Gasket	
17	70006034	4	Coil	
17	70006033	4	Spark Plug	
18	70006032	1	Gasket (Not Shown)	
19	70005751	4	Injector (Not Shown)	
20	70006036	1	Alternator (Includes Voltage Regulator and Gaskets, Fan and Fan Mounting Hardware)	
21	70006037	1	Bracket	
22	70006038	1	Belt	
23	70006039	1	Starter	
24	70006041	1	Thermostat	
24	70002326	1	Gasket	
25	70005726	1	Sensor	
25	70006042	1	O-Ring	
26	70006040	1	Gasket (Not Shown - Located Between Engine Head and Water Flange)	
27	70006043	1	Water Pump Assembly	
27	70004829	1	Pipe	
27	70006044	1	Gasket	
28	70005746	1	Sensor (TMAP)	
28	70005747	1	O-Ring	

SECTION 3 - ENGINE

ITEM	PART NUMBER	QTY	DESCRIPTION	REV
29	70006049	1	Mixer Assembly	
29	70006050	1	Seal, Rubber	
29	70006045	1	Throttle Body	
29	70006046	1	Gasket	
29	70006047	1	Adapter	
29	70006048	1	O-Ring	
30	70006051	1	Regulator Assembly	
30	70006052	1	Seal, Rubber	
30	70006053	1	Seal, Rubber	
30	70006054	1	Seal, Rubber	
31	70006055	1	Gasket (Not Shown - Located Between Intake Manifold and Engine Head)	
32	70006056	1	Gasket (Not Shown - Located Between Exhaust Manifold and Engine Head)	
33	70006057	1	Muffler	
33	70006065	1	Gasket	
33	70006066	1	Gasket	
33	70006072	1	Gasket	
34	70006058	1	Oil Cooler Assembly	
34	70006059	1	Seal	
34	7017959	2	Clamp	
35	70006060	1	Engine Harness	
36	70006061	1	Module, Engine Control	
37	70006062	2	Sensor (O2)	
38	70006063	1	Pump, Fuel	
39	70006064	1	Manifold (FPM)	
40	70006067	1	Regulator Assembly	
40	70006068	1	Connector	
40	70006069	3	Clip	
40	70006070	2	Connector	
41	70006071	1	Valve, Lockoff	
41	70006078	1	Valve, Lockoff Kit	
42	7017992	1	Filter, Fuel	
43	70006079	1	Gasket Kit (Upper) (Not Shown)	
44	70006080	1	Gasket Kit (Lower) (Not Shown)	
45	70006074	2	Joint (Includes O-Ring)	
46	70006075	1	Joint (Includes O-Ring)	
47	70006076	1	Joint (Includes O-Ring)	
47	70006077	1	Gasket	
48	70006379	1	Pulley	
49	70006639	1	Fan	
50	70006640	1	Collar, Fan	

SECTION 3 - ENGINE

FIGURE 3-30. PUMP COUPLING KIT - KUBOTA ENGINE



ART_1001209844

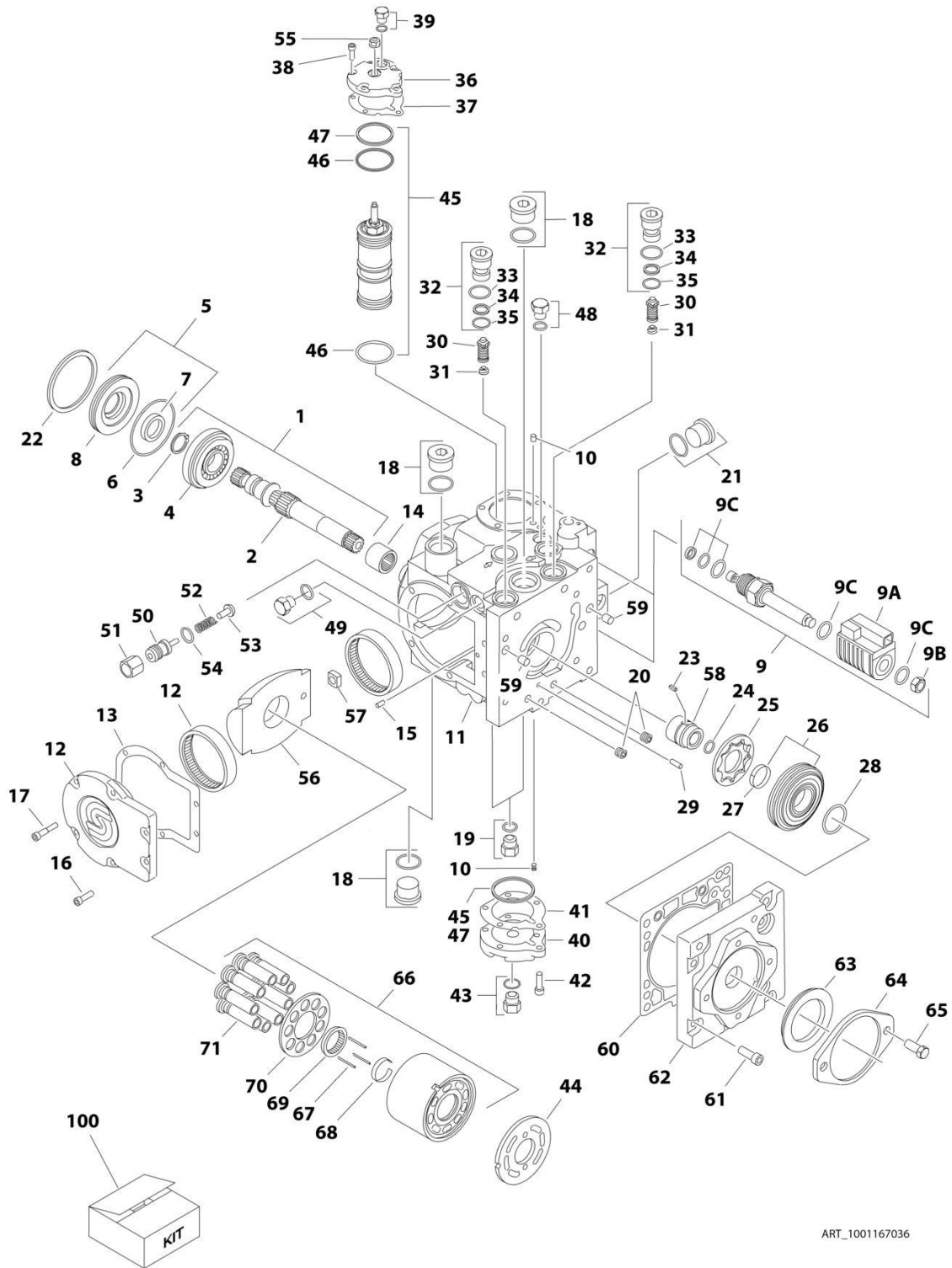
SECTION 3 - ENGINE

FIGURE 3-30. PUMP COUPLING KIT - KUBOTA ENGINE

ITEM	PART NUMBER	QTY	DESCRIPTION	REV
	1001209844	Ref	PUMP COUPLING KIT - KUBOTA ENGINE	C
1	70006010	1	Coupling Assembly, Hayes	
2	70006011	1	Plate, Pump Adapter	
3	70006012	1	Bolt Kit	

SECTION 3 - ENGINE

FIGURE 3-31. PISTON PUMP ASSEMBLY



ART_1001167036

SECTION 3 - ENGINE

FIGURE 3-31. PISTON PUMP ASSEMBLY

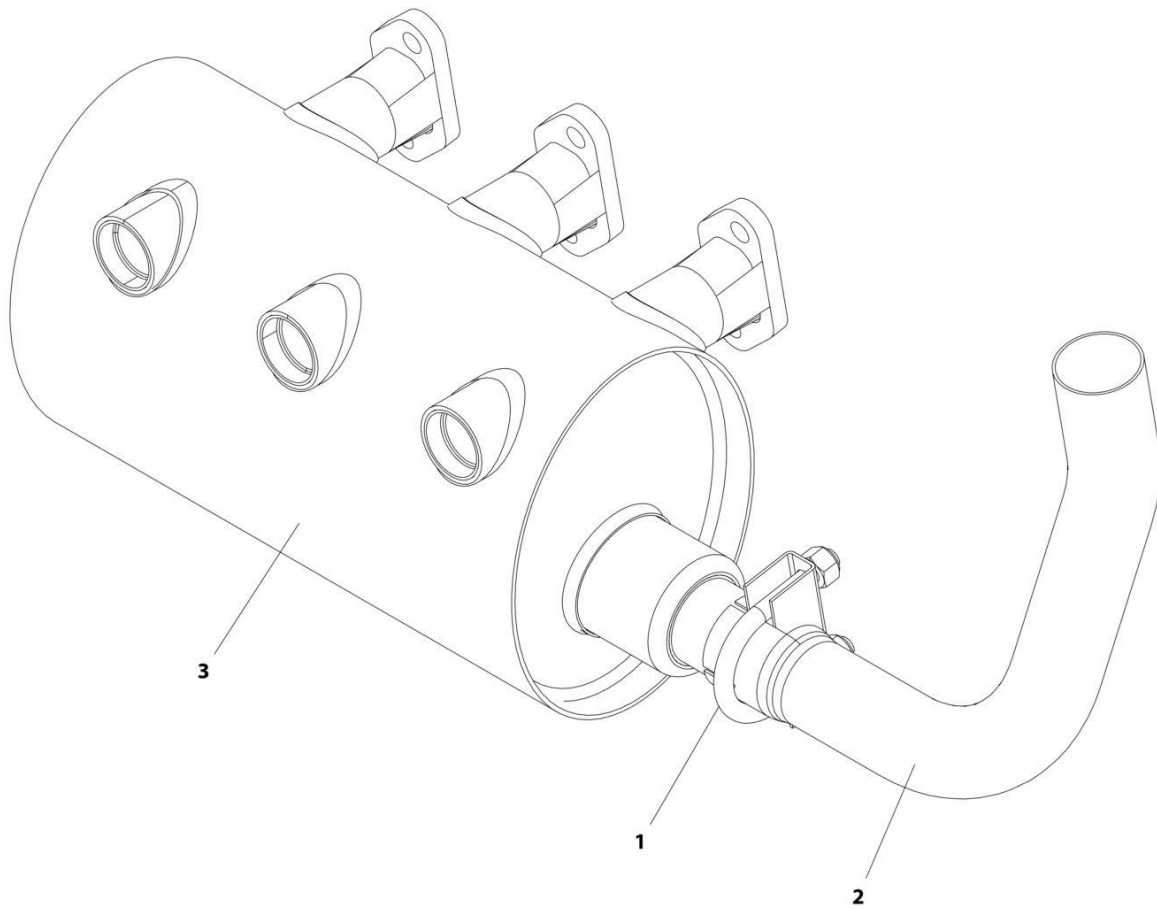
ITEM	PART NUMBER	QTY	DESCRIPTION	REV
	1001167036	Ref	PISTON PUMP ASSEMBLY	B
1	7021240	1	Shaft Assembly (Includes Items 2-4)	
2	7021237	1	Shaft	
3	7021238	1	Ring, Retaining	
4	7021239	1	Bearing, Roller	
5	70004896	1	Shaft Seal Kit (Includes Items 6-8)	
6	7021241	1	O-Ring	
7	7021242	1	Seal, Lip	
8	7021243	1	Carrier, Seal Shaft	
9	7024855	2	Solenoid Assembly	
9A	70004897	2	Coil (1 Per Assembly)	
9B	7024857	2	Nut (1 Per Assembly)	
9C	7024858	2	Seal Kit - 7024855 Cartridge (1 Per Assembly)	
10	70004889	2	Orifice	
11	See Note	NSS	Housing Assembly (Note: Not Available for Purchase)	
12	7021248	1	Side Cover Assembly (Includes Item 13)	
13	70004891	1	Gasket	
14	7021249	1	Bearing, Needle	
15	See Note	NSS	Pin (Note: Not Available for Purchase)	
16	70004890	2	Screw	
17	70004892	4	Screw	
18	7007419	2	Plug Assembly (Includes O-Ring)	
19	7007420	2	Plug Assembly (Includes O-Ring)	
20	See Note	NSS	Plug (Note: Not Available for Purchase)	
21	7007419	1	Plug Assembly (Includes O-Ring)	
22	7021257	1	Ring, Retaining	
23	70004893	1	Key	
24	7022341	1	Ring, Retaining	
25	7021258	1	Gerotor	
26	70004894	1	Gerotor Cover Assembly (Includes Item 27)	
27	7021259	1	Bearing, Journal	
28	7021262	1	O-Ring	
29	See Note	NSS	Pin (Note: Not Available for Purchase)	
30	7021263	2	Bypass Valve Assembly	
31	7024800	2	Spring	
32	7021265	2	Bypass Valve Assembly (Includes Items 32-34)	
33	7007415	2	O-Ring	
34	7021293	2	Ring, Back-up	
35	7022300	2	O-Ring	
36	70004895	1	Cover, Servo	
37	7021253	1	Gasket	
38	70004892	5	Screw	
39	7007420	1	Plug Assembly (Includes O-Ring)	
40	7021268	1	Cover, Servo	
41	7021253	1	Gasket	
42	70004892	5	Screw	
43	7007420	1	Plug Assembly (Includes O-Ring)	
44	7021281	1	Plate, Valve	
45	70004898	1	Servo Piston Kit (Includes Items 46 & 47)	
46	7007495	2	O-Ring	

SECTION 3 - ENGINE

ITEM	PART NUMBER	QTY	DESCRIPTION	REV
47	7007493	2	O-Ring	
48	7007420	1	Plug Assembly (Includes O-Ring)	
49	70004900	1	Plug Assembly (Includes O-Ring)	
50	7022346	1	Adjuster	
51	7021290	1	Nut	
52	7022347	1	Spring	
53	70004901	1	Poppet	
54	7007415	1	O-Ring	
55	70004902	1	Nut, Seal	
56	70004903	1	Swash Plate	
57	70004904	1	Bearing Assembly	
58	70004905	1	Coupling	
59	7001481	2	Pin	
60	70002257	1	Gasket	
61	70004906	8	Screw	
62	70004907	1	Cover, Charge Pump	
63	70004908	1	Seal	
64	7021299	1	Plate, Cover	
65	7007289	2	Screw	
66	70004909	1	Cylinder Block Assembly (Includes Items 67-71)	
67	70004910	3	Pin, Slipper Hold Down	
68	7021276	1	Retainer, Hold Down Pin	
69	7021277	1	Guide, Slipper Retainer	
70	7021278	1	Retainer, Slipper	
71	70004911	1	Piston Assembly	
100	70004899	1	Seal Kit (Includes Items 5-8, 33-35, 37, 41, 46, 47 & 54)	

SECTION 3 - ENGINE

FIGURE 3-32. SPARK ARRESTOR INSTALLATION - DEUTZ D2011 ENGINE



ART_1001174378

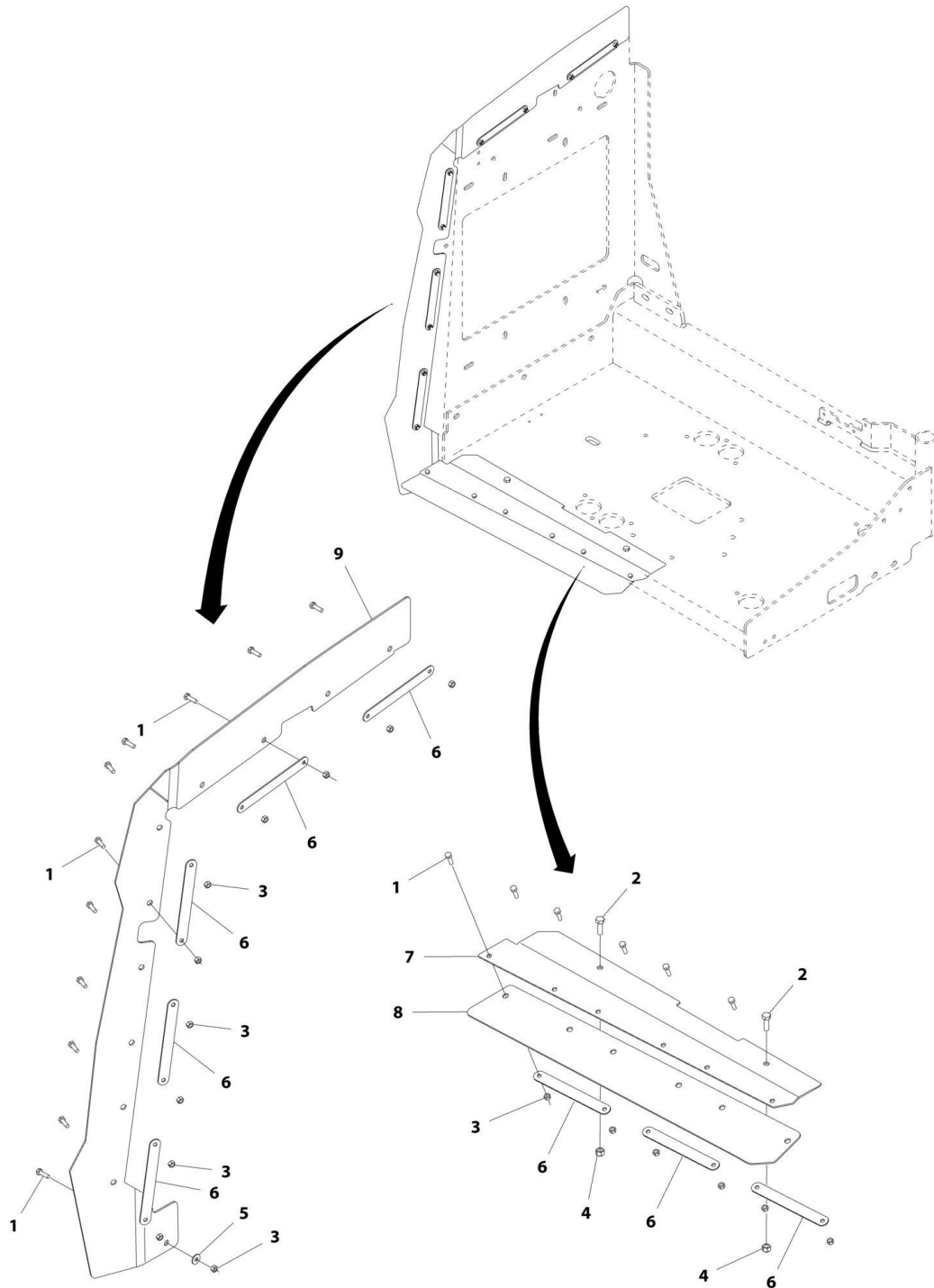
SECTION 3 - ENGINE

FIGURE 3-32. SPARK ARRESTOR INSTALLATION - DEUTZ D2011 ENGINE

ITEM	PART NUMBER	QTY	DESCRIPTION	REV
	1001174378	Ref	SPARK ARRESTOR INSTALLATION - DEUTZ D2011 ENGINE	A
1	1320176	1	Clamp	
2	1001169525	1	Pipe, Exhaust	
3	1001170224	1	Muffler, Spark Arresting	

SECTION 3 - ENGINE

FIGURE 3-33. ENGINE Baffle INSTALLATION - WITH DEUTZ ENGINES



ART_1001172265

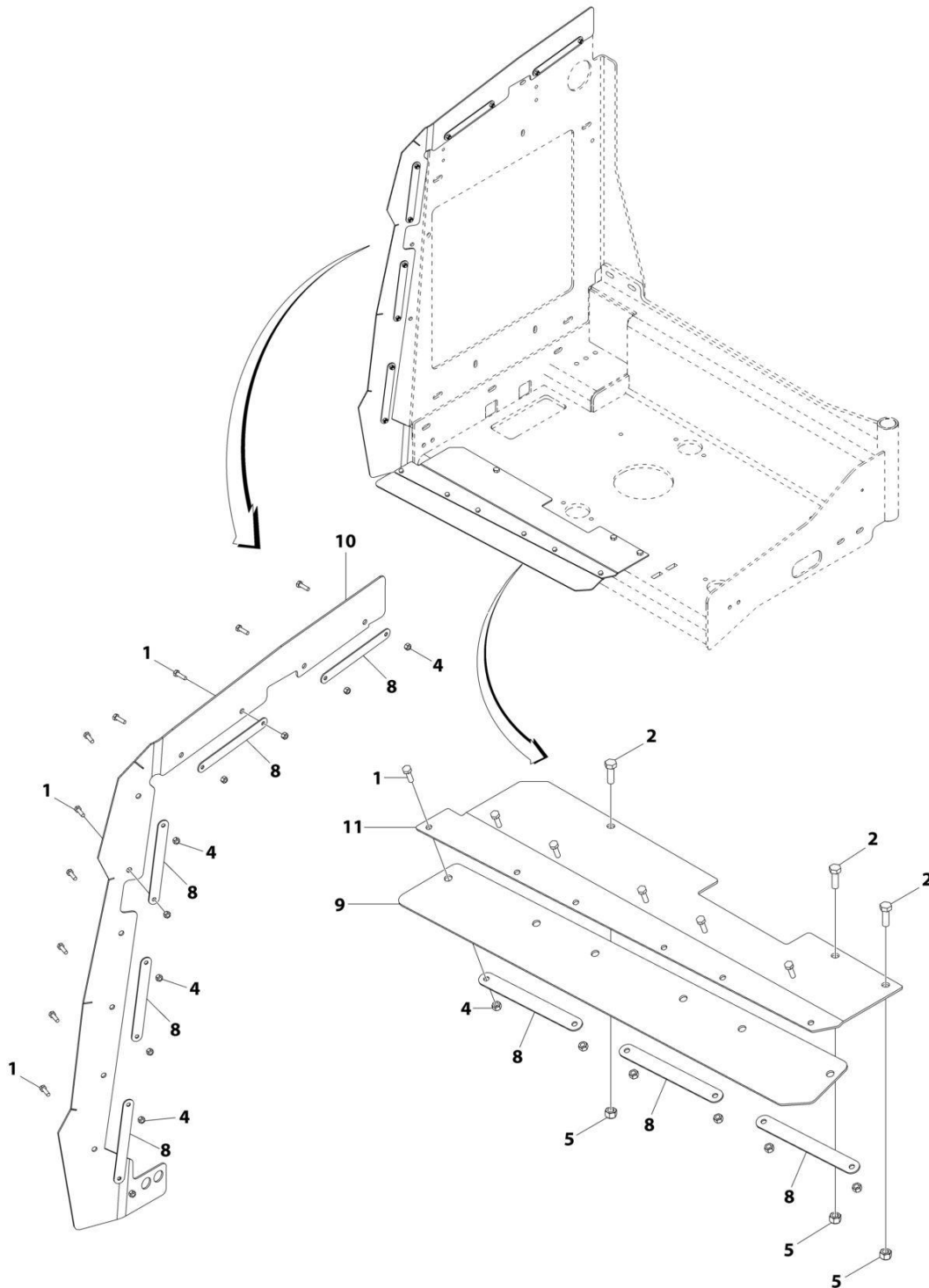
SECTION 3 - ENGINE

FIGURE 3-33. ENGINE BAFFLE INSTALLATION - WITH DEUTZ ENGINES

ITEM	PART NUMBER	QTY	DESCRIPTION	REV
	1001172265	Ref	ENGINE BAFFLE INSTALLATION - WITH DEUTZ/GM ENGINES	B
1	0760610	17	Bolt M6 x 20	
2	0760812	2	Bolt M8 x 25	
3	3290605	17	Nut M6	
4	3290805	2	Nut M8	
5	4811702	1	Washer M6	
6	1001167164	8	Plate, Support	
7	1001170663	1	Bracket	
8	1001170664	1	Seal	
9	1001172264	1	Seal	

SECTION 3 - ENGINE

FIGURE 3-34. ENGINE Baffle INSTALLATION – WITH KUBOTA ENGINE



ART_1001216415

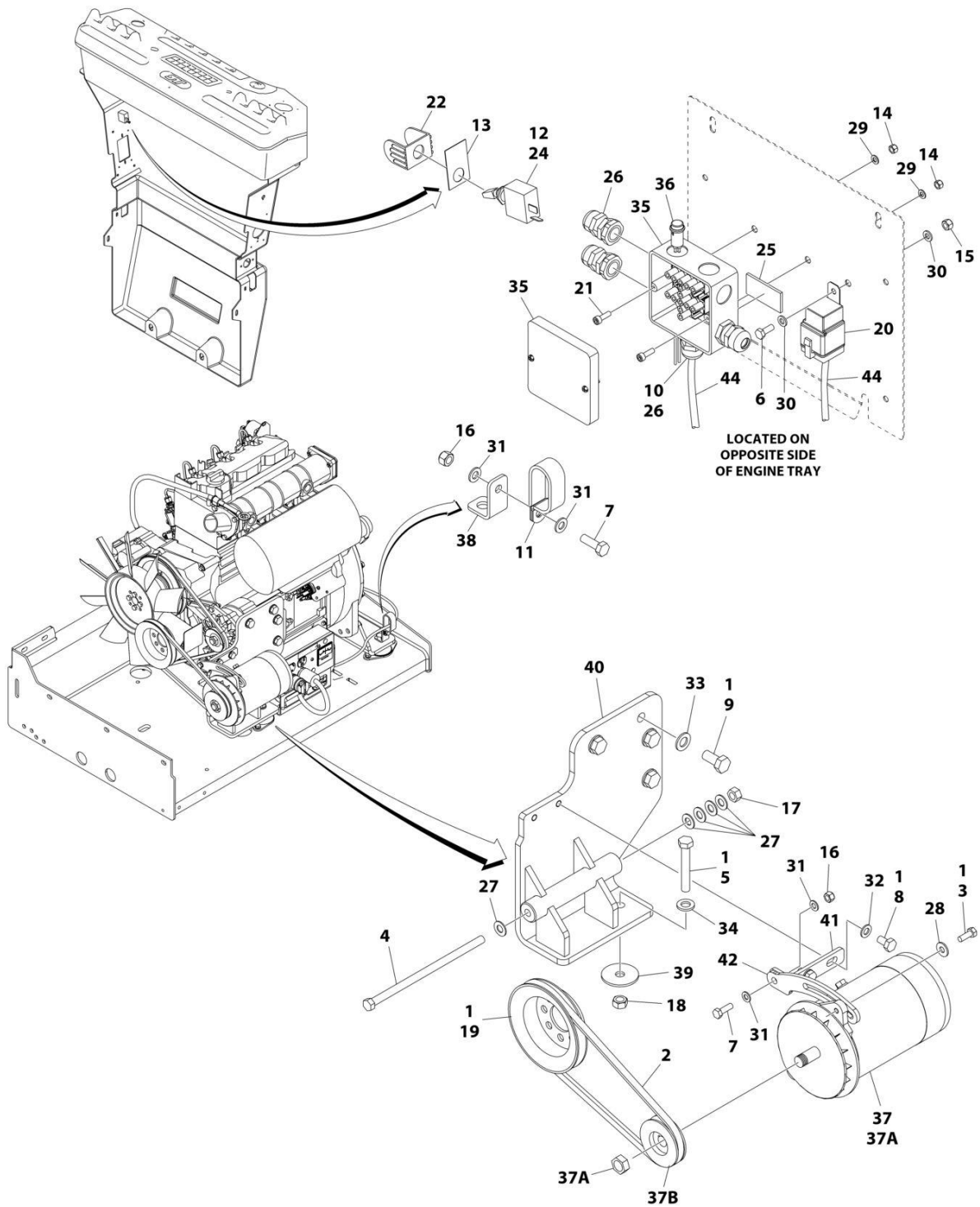
SECTION 3 - ENGINE

FIGURE 3-34. ENGINE BAFFLE INSTALLATION – WITH KUBOTA ENGINE

ITEM	PART NUMBER	QTY	DESCRIPTION	REV
	1001216415	Ref	ENGINE BAFFLE INSTALLATION – WITH KUBOTA ENGINE	C
1	0760610	16	Bolt M6 x 20	
2	0760812	3	Bolt M8 x 25	
4	3290605	16	Nut M6	
5	3290805	3	Nut M8	
8	1001167164	8	Plate, Support	
9	1001170664	1	Seal	
10	1001216416	1	Seal	
11	1001216512	1	Bracket	

SECTION 3 - ENGINE

FIGURE 3-35. GENERATOR INSTALLATION - 2500W/50HZ (DEUTZ D2011 ENGINE)



ART_1001185025

SECTION 3 - ENGINE

FIGURE 3-35. GENERATOR INSTALLATION - 2500W/50HZ (DEUTZ D2011 ENGINE)

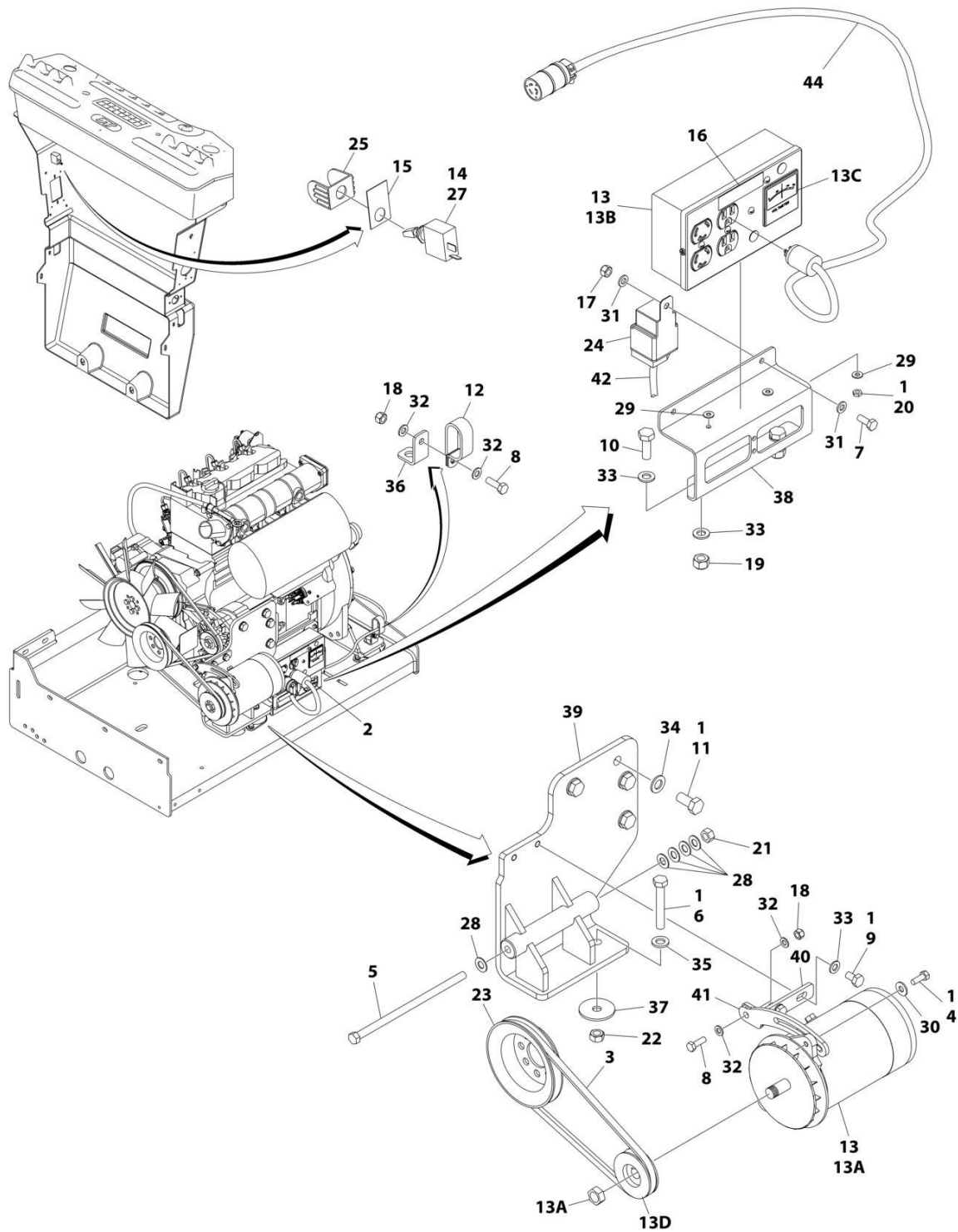
ITEM	PART NUMBER	QTY	DESCRIPTION	REV
	1001185025	Ref	GENERATOR INSTALLATION - 2500W/50Hz (DEUTZ D2011 ENGINE)	C
1	0100011	AR	Compound, Locking	
2	0480120	1	Belt	
3	0641507	1	Bolt 5/16 x 7/8	
4	0641772	1	Bolt 7/16 x 9	
5	0711224	1	Bolt M12 x 80 Grade 10.9	
6	0760608	1	Bolt M6 x 16	
7	0760812	2	Bolt M8 x 25	
8	0761009	2	Bolt M10 x 18	
9	0771414	4	Bolt M14 x 30 Grade 10.9	
10	0962449	1	Bushing	
11	1321716	1	Clamp	
12	2820031	AR	Heat Shrink	
13	See Note	1	Nameplate (Note: Not Available for Purchase)	
14	3290505	2	Nut M5	
15	3290605	1	Nut M6	
16	3290805	2	Nut M8	
17	3311705	1	Nut 7/16	
18	3331211	1	Nut M12	
19	3580158	1	Pulley	
20	3740080	1	Relay	
21	4031607	2	Bolt M5 x 16	
22	4060802	1	Guard, Switch	
23	4240099	AR	Tie-Strap (Not Shown)	
24	4360336	1	Switch, Toggle	
25	4420060	AR	Tape, Double Sided	
26	4460968	3	Connector, Strain Relief	
27	4711700	5	Washer 7/16	
28	4751500	1	Washer 5/16	
29	4811600	2	Washer M5	
30	4811700	2	Washer M6	
31	4811900	4	Washer M8	
32	4812000	2	Washer M10	
33	4812200	4	Washer M14	
34	5241200	1	Washer M12 Hardened	
35	1001099869	1	Box, Junction	
36	1001100233	1	Light Red	
37	1001100321	1	Generator and Control Box Assembly	
	See Note	Ref	Note: Replacement Generators come standard with p/n 3580134 pulley. This pulley may not be correct for all applications. Refer to pulley options below.	
37A	70000123	1	Armature with Slip Rings	
37A	7012513	4	Cap, Brush Holder	
37A	7020108	4	Brush	
37A	7020109	4	Holder, Brush	
37A	7012514	1	Fan	
37A	7020110	1	Bell, Front	
37A	7020111	1	Bell, Rear	
37A	7020190	2	Bearing	

SECTION 3 - ENGINE

ITEM	PART NUMBER	QTY	DESCRIPTION	REV
37B	7027887	1	Key, Woodruff	
38	1001148641	1	Bracket	
39	1001168018	1	Washer, Snubbing	
40	1001184637	1	Mount, Engine	
41	1001184644	1	Support	
42	1001184645	1	Bracket	
43	1001188732	1	Wiring Diagram (Not Shown)	
44	1001187352	1	Harness, Generator (See Separate Breakdown in ELECTRICAL SECTION)	

SECTION 3 - ENGINE

FIGURE 3-36. GENERATOR INSTALLATION - 2500W/60HZ (DEUTZ D2011 ENGINE)



ART_1001180798

SECTION 3 - ENGINE

FIGURE 3-36. GENERATOR INSTALLATION - 2500W/60HZ (DEUTZ D2011 ENGINE)

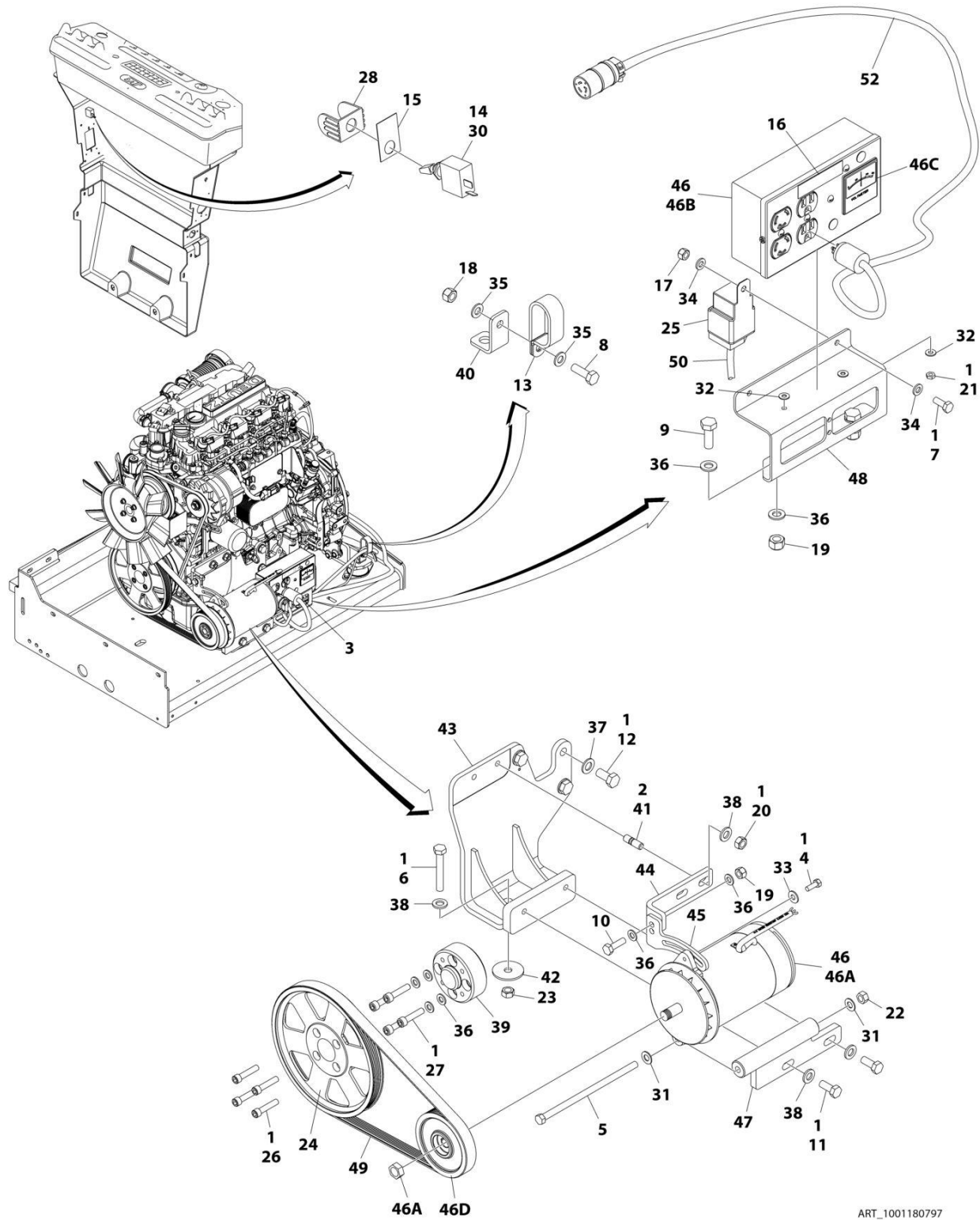
ITEM	PART NUMBER	QTY	DESCRIPTION	REV
	1001180798	Ref	GENERATOR INSTALLATION - 2500W/60HZ (DEUTZ D2011 ENGINE)	B
1	0100011	AR	Compound, Locking	
2	0100048	AR	Grease, Dielectric	
3	0480122	1	Belt	
4	0641507	1	Bolt 5/16 x 7/8	
5	0641772	1	Bolt 7/16 x 9	
6	0711224	1	Bolt M12 x 80 Grade 10.9	
7	0760608	1	Bolt M6 x 16	
8	0760812	2	Bolt M8 x 25	
9	0761009	2	Bolt M10 x 18	
10	0761014	2	Bolt M10 x 30	
11	0771414	4	Bolt M14 x 30 Grade 10.9	
12	1321716	1	Clamp	
13	2460055	1	Generator and Control Box Assembly	
13A	7012558	1	Generator	
	See Note	Ref	Note: Replacement Generators come standard with p/n 3580134 pulley. This pulley may not be correct for all applications. Refer to pulley options below.	
13A	7026199	1	Armature with Slip Rings	
13A	7012513	3	Cap, Brush Holder	
13A	7020108	4	Brush	
13A	7020109	4	Holder, Brush	
13A	7012514	1	Fan	
13A	7020110	1	Bell, Front	
13A	7020111	1	Bell, Rear	
13A	7020190	1	Bearing	
13B	7019680	1	Box, Control	
13B	4460190	1	Receptacle, Standard	
13B	4460027	1	Receptacle, Twistlock	
13B	4360542	1	Breaker, Circuit	
13B	3520028	1	Plug, Hole	
13B	4460961	1	Connector - 4 Position	
13B	4460705	4	Pin, Male	
13B	4460321	1	Connector - 4 Position (Note: Mate to p/n 4460961 Purchase Separately)	
13B	4460268	3	Socket, Female (Note: Mate to p/n 4460705 Purchase Separately)	
13C	2420203	1	Voltmeter	
13D	3580276	1	Pulley	
13D	7027887	1	Key, Woodruff	
14	2820031	AR	Heat Shrink	
15	See Note	1	Nameplate (Note: Not Available for Purchase)	
16	3251243	1	Nameplate 120V-60Hz	
17	3290605	1	Nut M6	
18	3290805	2	Nut M8	
19	3291005	2	Nut M10	
20	3311001	2	Nut #10	
21	3311705	1	Nut 7/16	
22	3331211	1	Nut M12	
23	3580158	1	Pulley	

SECTION 3 - ENGINE

ITEM	PART NUMBER	QTY	DESCRIPTION	REV
24	3740080	1	Relay	
25	4060802	1	Guard, Switch	
26	4240099	AR	Tie-Strap (Not Shown)	
27	4360336	1	Switch, Toggle	
28	4711700	5	Washer 7/16	
29	4751000	4	Washer #10	
30	4751500	1	Washer 5/16	
31	4811700	2	Washer M6	
32	4811900	4	Washer M8	
33	4812000	6	Washer M10	
34	4812200	4	Washer M14	
35	5241200	1	Washer M12 Hardened	
36	1001148641	1	Bracket	
37	1001168018	1	Washer, Snubbing	
38	1001183477	1	Support	
39	1001184637	1	Mount, Engine	
40	1001184644	1	Support	
41	1001184645	1	Bracket	
42	1001187522	1	Harness, Generator (See Separate Breakdown in ELECTRICAL SECTION)	
43	1001188731	1	Wiring Diagram (Not Shown)	
43	4922641	1	Harness, On/Off Switch (Not Shown - Located at Platform)	
44	1001182296	1	Harness, Inverter	
44	1060494	10 ft/3.5m	Cable, Electrical - 12/3	
44	4460134	1	Receptacle, Female	
44	4460138	1	Plug, Male	

SECTION 3 - ENGINE

FIGURE 3-37. GENERATOR INSTALLATION - 2500W/60HZ (DEUTZ D2.9L4 ENGINE)



ART_1001180797

SECTION 3 - ENGINE

FIGURE 3-37. GENERATOR INSTALLATION - 2500W/60HZ (DEUTZ D2.9L4 ENGINE)

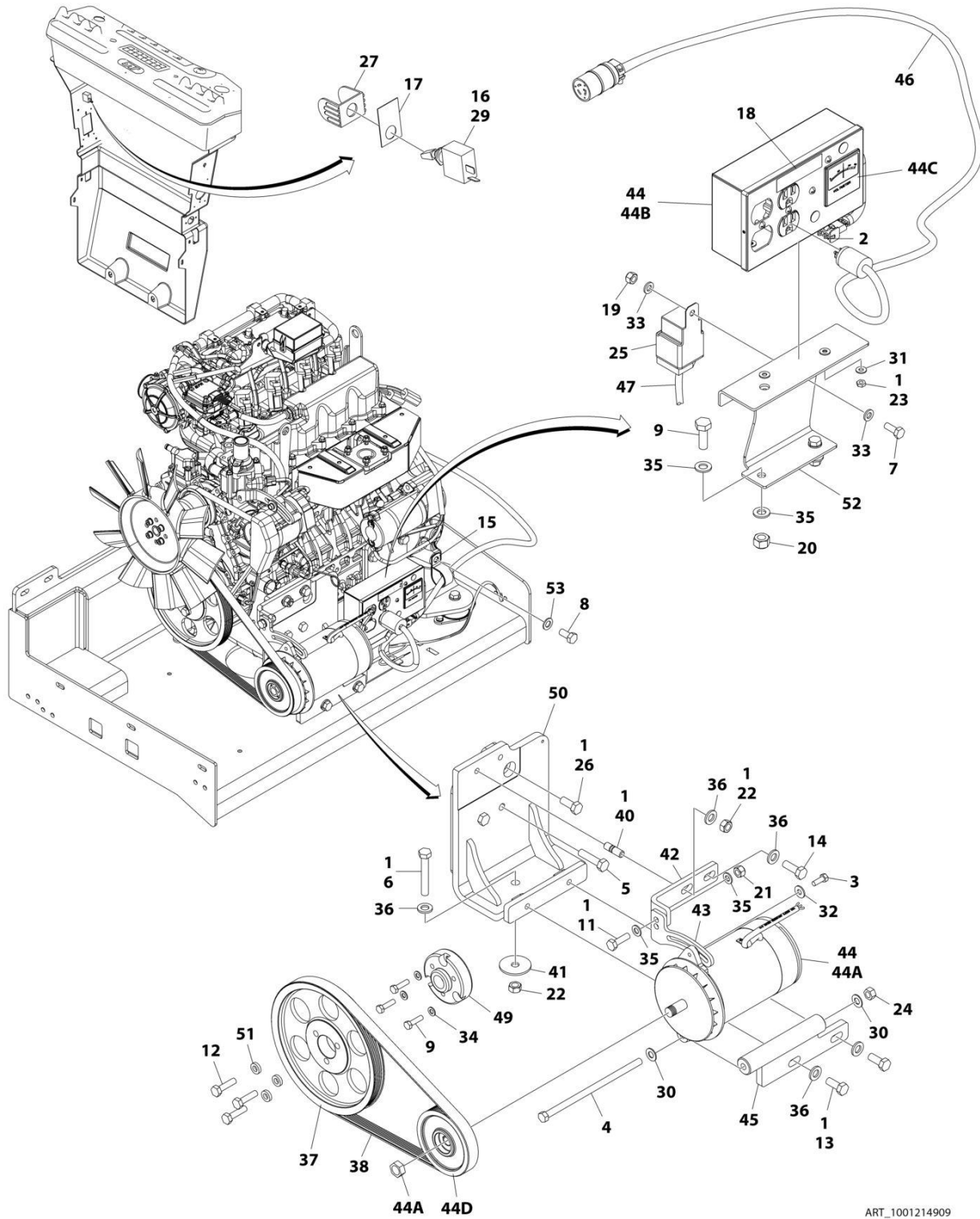
ITEM	PART NUMBER	QTY	DESCRIPTION	REV
	1001180797	Ref	GENERATOR INSTALLATION - 2500W/60HZ (DEUTZ D2.9L4 ENGINE)	F
1	0100011	AR	Compound, Locking	
2	0100019	AR	Compound, Locking	
3	0100048	AR	Grease, Dielectric	
4	0641507	1	Bolt 5/16 x 7/8	
5	0641772	1	Bolt 7/16 x 9	
6	0711224	AR	Bolt M12 x 80 Grade 10.9	
7	0760608	1	Bolt M6 x 16	
8	0760812	1	Bolt M8 x 25	
9	0761014	2	Bolt M10 x 30	
10	0761015	1	Bolt M10 x 35	
11	0761214	2	Bolt M12 x 30	
12	0771414	3	Bolt M14 x 30 Grade 10.9	
13	1321716	1	Clamp	
14	2820031	AR	Heat Shrink	
15	See Note	1	Nameplate (Note: Not Available for Purchase)	
16	3251243	1	Nameplate 120V-60Hz	
17	3290605	1	Nut M6	
18	3290805	1	Nut M8	
19	3291005	3	Nut M10	
20	3291201	2	Nut M12	
21	3311001	2	Nut #10	
22	3311705	1	Nut 7/16	
23	3331211	AR	Nut M12	
24	3580320	1	Pulley	
25	3740080	1	Relay	
26	3931628	4	Capscrew 3/8 x 1-3/4	
27	4032014	4	Bolt M10 x 50	
28	4060802	1	Guard, Switch	
29	4240099	AR	Tie-Strap (Not Shown)	
30	4360336	1	Switch, Toggle	
31	4711700	2	Washer 7/16	
32	4751000	4	Washer #10	
33	4751500	1	Washer 5/16	
34	4811700	2	Washer M6	
35	4811900	2	Washer M8	
36	4812000	AR	Washer M10	
37	4812200	AR	Washer M14	
38	5241200	AR	Washer M12 Hardened	
39	1001135679	1	Adapter	
40	1001148641	1	Bracket	
41	1001155041	2	Stud	
42	1001168018	AR	Washer, Snubbing	
43	1001168207	Ref	Support	
44	1001179836	1	Mount, Upper Generator	
45	1001179837	1	Arm Adjustment	
46	1001180001	1	Generator	
46A	7026199	1	Armature with Slip Rings	
46A	7012513	3	Cap, Brush Holder	

SECTION 3 - ENGINE

ITEM	PART NUMBER	QTY	DESCRIPTION	REV
46A	7020108	4	Brush	
46A	7020109	4	Holder, Brush	
46A	7012514	1	Fan	
46A	7020110	1	Bell, Front	
46A	7020111	1	Bell, Rear	
46A	7020190	1	Bearing	
46B	7019680	1	Box, Control	
46B	4460190	1	Receptacle, Standard	
46B	4460027	1	Receptacle, Twistlock	
46B	4360542	1	Breaker, Circuit	
46B	3520028	1	Plug, Hole	
46B	4460961	1	Connector - 4 Position	
46B	4460705	4	Pin, Male	
46B	4460321	1	Connector - 4 Position (Note: Mate to p/n 4460961 Purchase Separately)	
46B	4460268	3	Socket, Female (Note: Mate to p/n 4460705 Purchase Separately)	
46C	2420203	1	Voltmeter	
46D	1001179893	1	Pulley	
46D	7027887	1	Key, Woodruff	
47	1001181243	1	Mount, Lower Generator	
48	1001183477	1	Support	
49	1001148138	1	Belt	
50	1001187522	1	Harness, Generator (See Separate Breakdown in ELECTRICAL SECTION)	
51	1001188731	1	Wiring Diagram (Not Shown)	
51	4922641	1	Harness, On/Off Switch (Not Shown - Located at Platform)	
52	1001182296	1	Harness, Inverter	
52	1060494	10 ft/3.5m	Cable, Electrical - 12/3	
52	4460134	1	Receptacle, Female	
52	4460138	1	Plug, Male	

SECTION 3 - ENGINE

FIGURE 3-38. GENERATOR INSTALLATION - 2500W/60HZ (KUBOTA ENGINE)



ART_1001214909

SECTION 3 - ENGINE

FIGURE 3-38. GENERATOR INSTALLATION - 2500W/60HZ (KUBOTA ENGINE)

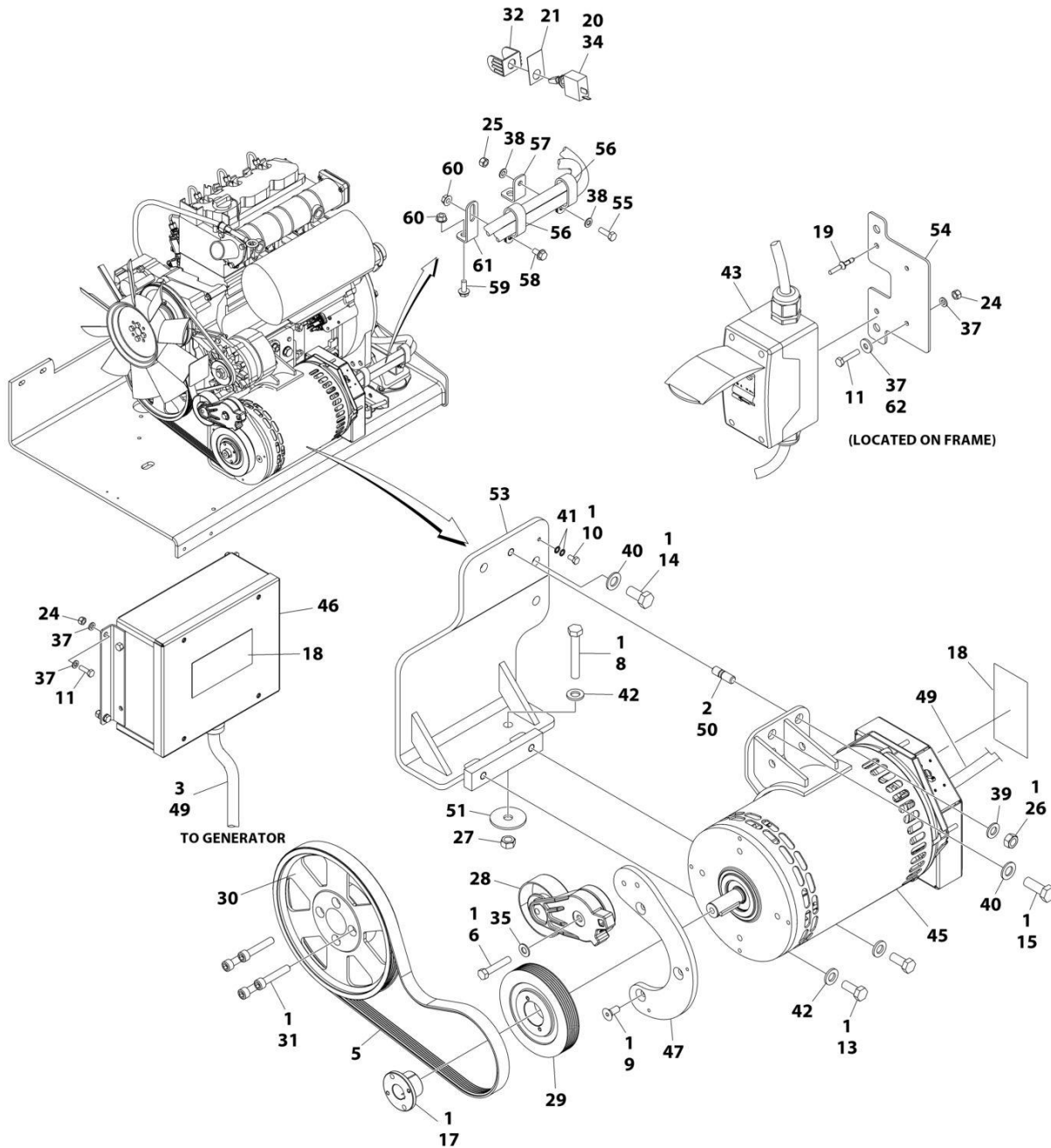
ITEM	PART NUMBER	QTY	DESCRIPTION	REV
	1001214909	Ref	GENERATOR INSTALLATION - 2500W/60Hz (KUBOTA ENGINE)	E
1	0100011	AR	Compound, Locking	
2	0100048	AR	Grease, Dielectric	
3	0641507	1	Bolt 5/16 x 7/8	
4	0641772	1	Bolt 7/16 x 9	
5	1001217344	2	Bolt M12 x 50	
6	0711224	AR	Bolt M12 x 80 Grade 10.9	
6	0701224	AR	Bolt M12 x 80	
7	0760608	1	Bolt M6 x 16	
8	1001217345	1	Bolt M14 x 30	
9	0760814	5	Bolt M8 x 30	
11	0761015	1	Bolt M10 x 35	
12	0761016	3	Bolt M10 x 40	
13	0761214	2	Bolt M12 x 30	
14	0761215	1	Bolt M12 x 35	
15	84521061	1	Clamp	
16	2820031	AR	Heat Shrink	
17	See Note	1	Nameplate (Note: Not Available for Purchase)	
18	3251243	1	Nameplate 120V-60Hz	
19	3290605	1	Nut M6	
20	3290805	2	Nut M8	
21	3291005	1	Nut M10	
22	3291201	2	Nut M12	
23	3311001	2	Nut #10	
24	3311705	1	Nut 7/16	
25	3740080	1	Relay	
26	1001217342	1	Bolt M12 x 30	
27	4060802	1	Guard, Switch	
28	4240099	AR	Tie-Strap (Not Shown)	
29	4360336	1	Switch, Toggle	
30	4711700	2	Washer 7/16	
31	4751000	4	Washer #10	
32	4751500	1	Washer 5/16	
33	4811700	2	Washer M6	
34	4811900	5	Washer M8	
35	4812000	4	Washer M10	
36	5241200	1	Washer M12 Hardened	
37	1001147233	1	Pulley	
38	1001148138	1	Belt	
40	1001155041	1	Stud	
41	1001168018	1	Washer, Snubbing	
42	1001179836	1	Mount, Upper Generator	
43	1001179837	1	Arm Adjustment	
44	1001180001	1	Generator	
44A	7026199	1	Armature with Slip Rings	
44A	7012513	3	Cap, Brush Holder	
44A	7020108	4	Brush	
44A	7020109	4	Holder, Brush	
44A	7012514	1	Fan	
44A	7020110	1	Bell, Front	

SECTION 3 - ENGINE

ITEM	PART NUMBER	QTY	DESCRIPTION	REV
44A	7020111	1	Bell, Rear	
44A	7020190	1	Bearing	
44B	7019680	1	Box, Control	
44B	4460190	1	Receptacle, Standard	
44B	4460027	1	Receptacle, Twistlock	
44B	4360542	1	Breaker, Circuit	
44B	3520028	1	Plug, Hole	
44B	4460961	1	Connector - 4 Position	
44B	4460705	4	Pin, Male	
44B	4460321	1	Connector - 4 Position (Note: Mate to p/n 4460961 Purchase Separately)	
44B	4460268	3	Socket, Female (Note: Mate to p/n 4460705 Purchase Separately)	
44C	2420203	1	Voltmeter	
44D	1001179893	1	Pulley	
44D	7027887	1	Key, Woodruff	
45	1001181243	1	Mount, Lower Generator	
46	1001182296	1	Harness, Inverter	
46	1060494	10 ft/ 3.5m	Cable, Electrical - 12/3	
46	4460134	1	Receptacle, Female	
46	4460138	1	Plug, Male	
47	1001187522	1	Harness, Generator (See Separate Breakdown in ELECTRICAL SECTION)	
48	1001188731	1	Wiring Diagram (Not Shown)	
48	4922641	1	Harness, On/Off Switch (Not Shown - Located at Platform)	
49	1001213029	1	Adapter, Pulley	
50	1001214546	1	Support	
51	1001216805	1	Spacer	
52	1001216840	1	Support	
53	4812200	1	Washer M14	

SECTION 3 - ENGINE

FIGURE 3-39. GENERATOR INSTALLATION - 4000W/50HZ (DEUTZ D2011 ENGINE)



ART_1001173984

SECTION 3 - ENGINE

FIGURE 3-39. GENERATOR INSTALLATION - 4000W/50HZ (DEUTZ D2011 ENGINE)

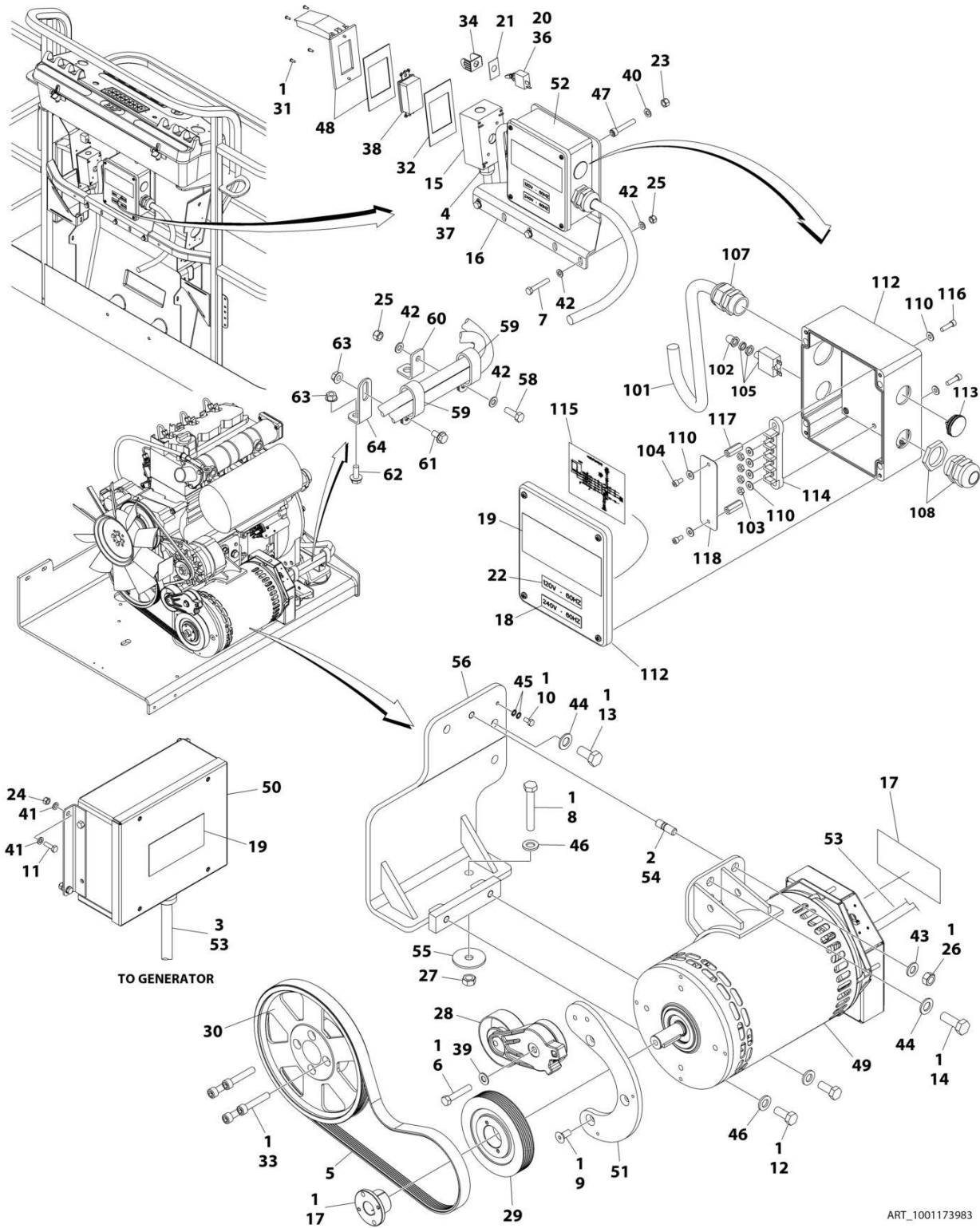
ITEM	PART NUMBER	QTY	DESCRIPTION	REV
	1001173984	Ref	GENERATOR INSTALLATION - 4000W/50HZ (DEUTZ D2011 ENGINE)	J
1	0100011	AR	Compound, Locking	
2	0100019	AR	Compound, Locking	
3	0100048	AR	Grease, Dielectric	
4	0100079	AR	Sealant (Not Shown)	
5	0480126	1	Belt	
6	0641616	1	Bolt 3/8 x 2	
8	0711224	1	Bolt M12 x 80 Grade 10.9	
9	0741607	3	Screw 3/8 x 7/8	
10	0760606	1	Bolt M6 x 12	
11	0760610	AR	Bolt M6 x 20	
11	0760614	AR	Bolt M6 x 30	
13	0761214	2	Bolt M12 x 30	
14	0771414	2	Bolt M14 x 30 Grade 10.9	
15	0771416	1	Bolt M14 x 40	
17	0962520	1	Bushing	
18	1705489	AR	Decal - Hazardous Voltage	
19	2080040	2	Fastener, Huck	
20	2820031	AR	Heat Shrink	
21	See Note	1	Nameplate (Note: Not Available for Purchase)	
24	3290605	6	Nut M6	
25	3290805	1	Nut M8	
26	3291201	1	Nut M12	
27	3331211	1	Nut M12	
28	3580317	1	Pulley	
29	3580319	1	Pulley	
30	3580320	1	Pulley	
31	4032015	4	Bolt M10 x 55	
32	4060802	1	Guard, Switch	
33	4240099	AR	Tie-Strap (Not Shown)	
34	4360336	1	Switch, Toggle	
35	4711600	1	Washer 3/8	
37	4811700	AR	Washer M6	
38	4811900	1	Washer M8	
39	4812100	1	Washer M12	
40	4812200	3	Washer M14	
41	4871700	2	Washer M6	
42	5241200	3	Washer M12 Hardened	
43	1001096070	1	Breaker Box Kit (50Hz) (See Separate Breakdown in ELECTRICAL Section)	
45	1001138565	1	Generator Assembly	
45	70003709	1	Ring, Retaining (External)	
45	70003708	1	Ring, Retaining (Internal)	
45	70001966	1	Bearing	
45	70004092	1	Endbell (Shaft End)	
45	70004171	1	Key	
45	70004676	1	Rotor	
45	70004677	1	Stator	
45	70004678	1	Endbell (Rear)	

SECTION 3 - ENGINE

ITEM	PART NUMBER	QTY	DESCRIPTION	REV
45	70004679	1	Cover, Endbell (Rear)	
45	70004680	1	Enclosure, Wiring	
45	70004681	1	Cover, Enclosure	
45	70004682	1	Switch, Reset (Located on Enclosure Cover)	
45	70004683	1	Connector, Strain Relief (Located on Enclosure Cover)	
46	1001138566	1	Box, Control	
46	70006552	1	Capacitor	
46	70006553	1	Relay	
47	1001139357	1	Mount, Tensioner	
49	1001152532	1	Harness, Generator (See Separate Breakdown in ELECTRICAL Section)	
50	1001196382	1	Stud	
51	1001168018	1	Washer, Snubbing	
53	1001173925	1	Mount	
54	1001174158	1	Mount	
55	0760812	1	Bolt M8 x 25	
56	1321716	2	Clamp	
57	1001148641	1	Bracket	
58	5250808	1	Bolt M8 x 16	
59	5250810	1	Bolt M8 x 20	
60	5260800	2	Nut M8	
61	1001223122	1	Support	
62	4811702	AR	Washer M6	

SECTION 3 - ENGINE

FIGURE 3-40. GENERATOR INSTALLATION - 4000W/60HZ (DEUTZ D2011 ENGINE)



ART_1001173983

SECTION 3 - ENGINE

FIGURE 3-40. GENERATOR INSTALLATION - 4000W/60HZ (DEUTZ D2011 ENGINE)

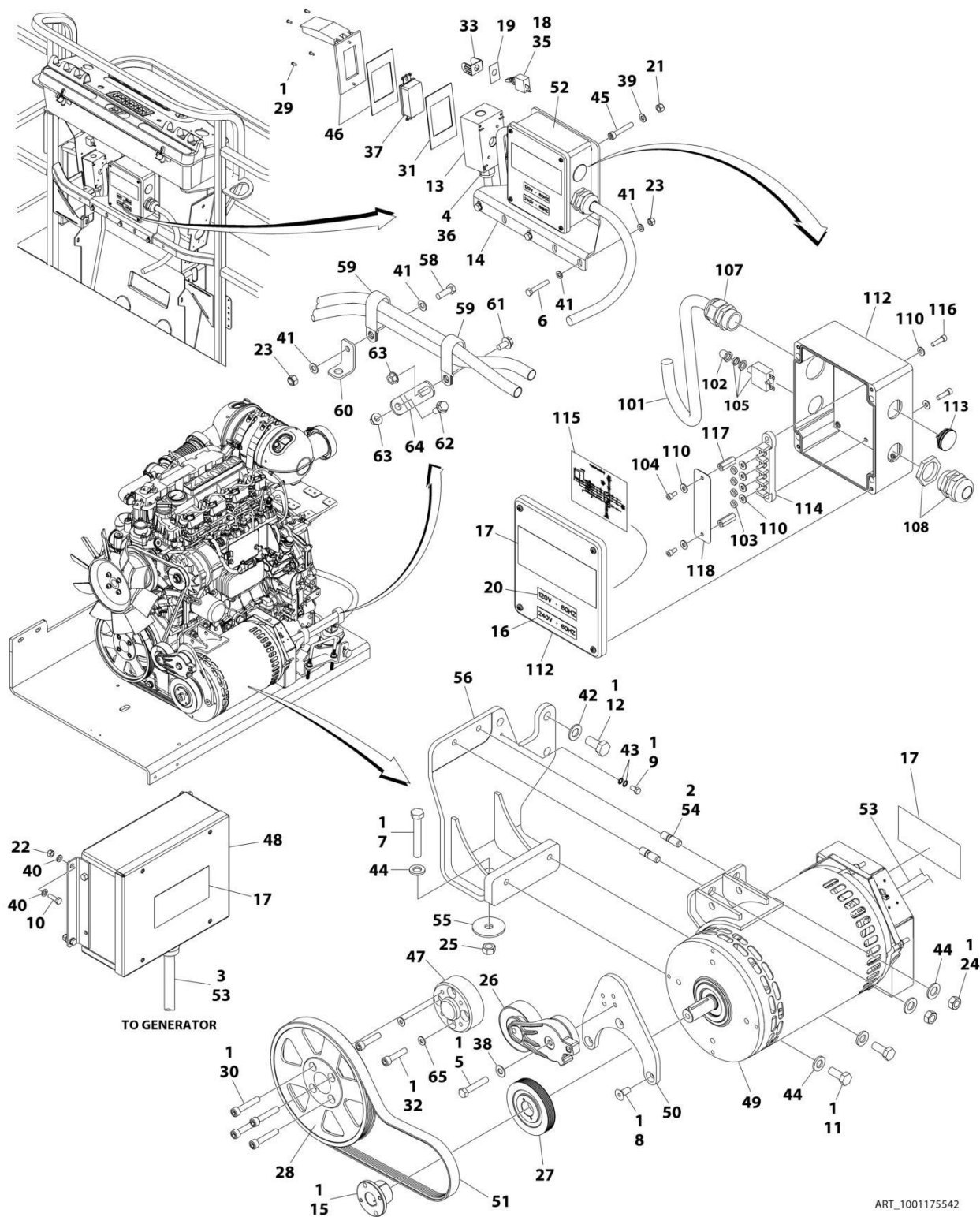
ITEM	PART NUMBER	QTY	DESCRIPTION	REV
	1001173983	Ref	GENERATOR INSTALLATION - 4000W/60HZ (DEUTZ D2011 ENGINE)	F
1	0100011	AR	Compound, Locking	
2	0100019	AR	Compound, Locking	
3	0100048	AR	Grease, Dielectric	
4	0100079	AR	Sealant	
5	0480128	1	Belt	
6	0641616	1	Bolt 3/8 x 2	
7	0700818	3	Bolt M8 x 50	
8	0711224	1	Bolt M12 x 80 Grade 10.9	
9	0741607	3	Screw 3/8 x 7/8	
10	0760606	1	Bolt M6 x 12	
11	0760610	4	Bolt M6 x 20	
12	0761214	2	Bolt M12 x 30	
13	0771414	2	Bolt M14 x 30 Grade 10.9	
14	0771416	1	Bolt M14 x 40	
15	0860038	1	Box, Switch	
16	0902888	1	Bracket	
17	0962520	1	Bushing	
18	1705374	1	Decal - 240V-60Hz	
19	1705387	3	Decal - Hazardous Voltage	
20	2820031	AR	Heat Shrink	
21	See Note	1	Nameplate (Note: Not Available for Purchase)	
22	3251243	1	Nameplate 120V-60Hz	
23	3290505	4	Nut M5	
24	3290605	4	Nut M6	
25	3290805	4	Nut M8	
26	3291201	2	Nut M12	
27	3331211	1	Nut M12	
28	3580317	1	Pulley	
29	3580318	1	Pulley	
30	3580320	1	Pulley	
31	3910606	4	Screw #6 x 3/8	
32	3960422	1	Gasket	
33	4032015	4	Bolt M10 x 55	
34	4060802	1	Guard, Switch	
35	4240099	AR	Tie-Strap (Not Shown)	
36	4360336	1	Switch, Toggle	
37	4460071	1	Connector, Strain Relief	
38	4460346	1	Receptacle	
39	4711600	1	Washer 3/8	
40	4811600	4	Washer M5	
41	4811700	8	Washer M6	
42	4811900	8	Washer M8	
43	4812100	1	Washer M12	
44	4812200	3	Washer M14	
45	4871700	2	Washer M6	
46	5241200	3	Washer M12 Hardened	
47	1001104029	4	Screw M5 x 30	
48	1001110873	1	Shield, Cover	

SECTION 3 - ENGINE

ITEM	PART NUMBER	QTY	DESCRIPTION	REV
49	1001129858	1	Generator	
49	70003709	1	Ring, Retaining (External)	
49	70003708	1	Ring, Retaining (Internal)	
49	70001966	1	Bearing	
49	70004092	1	Endbell (Shaft End)	
49	70004171	1	Key	
49	70004676	1	Rotor	
49	70004684	1	Stator	
49	70004678	1	Endbell (Rear)	
49	70004679	1	Cover, Endbell (Rear)	
49	70004680	1	Enclosure, Wiring	
49	70004685	1	Cover, Enclosure	
49	70004682	1	Switch, Reset (Located on Enclosure Cover)	
49	70004098	1	Connector, Strain Relief (Located on Enclosure Cover)	
50	1001138566	1	Box, Control	
50	70006552	1	Capacitor	
50	70006553	1	Relay	
51	1001139357	1	Mount, Tensioner	
52	1001152457	1	Generator Junction Box Assembly (See Items 101-118 for Breakdown)	
53	1001152532	1	Harness, Generator (See Separate Breakdown in ELECTRICAL SECTION)	
54	1001196382	1	Stud	
55	1001168018	1	Washer, Snubbing	
56	1001173925	1	Mount	
57	1001175631	1	Wiring Diagram (Not Shown)	
57	4922641	1	Harness, On/Off Switch (Not Shown - Located at Platform)	
58	0760812	1	Bolt M8 x 25	
59	1321716	2	Clamp	
60	1001148641	1	Bracket	
61	5250808	1	Bolt M8 x 16	
62	5250810	1	Bolt M8 x 20	
63	5260800	2	Nut M8	
64	1001223122	1	Support	
	1001152457	Ref	GENERATOR JUNCTION BOX COMPONENTS	
101	1001179154	2.5 ft/ 0.8m	Cable, Electrical - 12/3	
102	3300396	1	Cover, Breaker	
103	3311001	4	Nut #10	
104	3900300	2	Screw	
105	4360070	1	Breaker, Circuit - 15Amp	
107	4460425	1	Connector, Strain Relief (LH Side)	
108	4460426	1	Connector, Strain Relief (RH Side)	
110	4711000	8	Washer #10	
112	1001152456	1	Box, Junction	
113	1001152525	1	Plug	
114	1001152530	1	Terminal, Block	
115	1001153260	1	Decal - Wiring Diagram	
116	3900267	2	Screw	
117	1001158008	2	Stand-Off	
118	1001158363	1	Cover, Terminal Block	

SECTION 3 - ENGINE

FIGURE 3-41. GENERATOR INSTALLATION - 4000W/60HZ (DEUTZ D2.9L4 ENGINE)



SECTION 3 - ENGINE

FIGURE 3-41. GENERATOR INSTALLATION - 4000W/60HZ (DEUTZ D2.9L4 ENGINE)

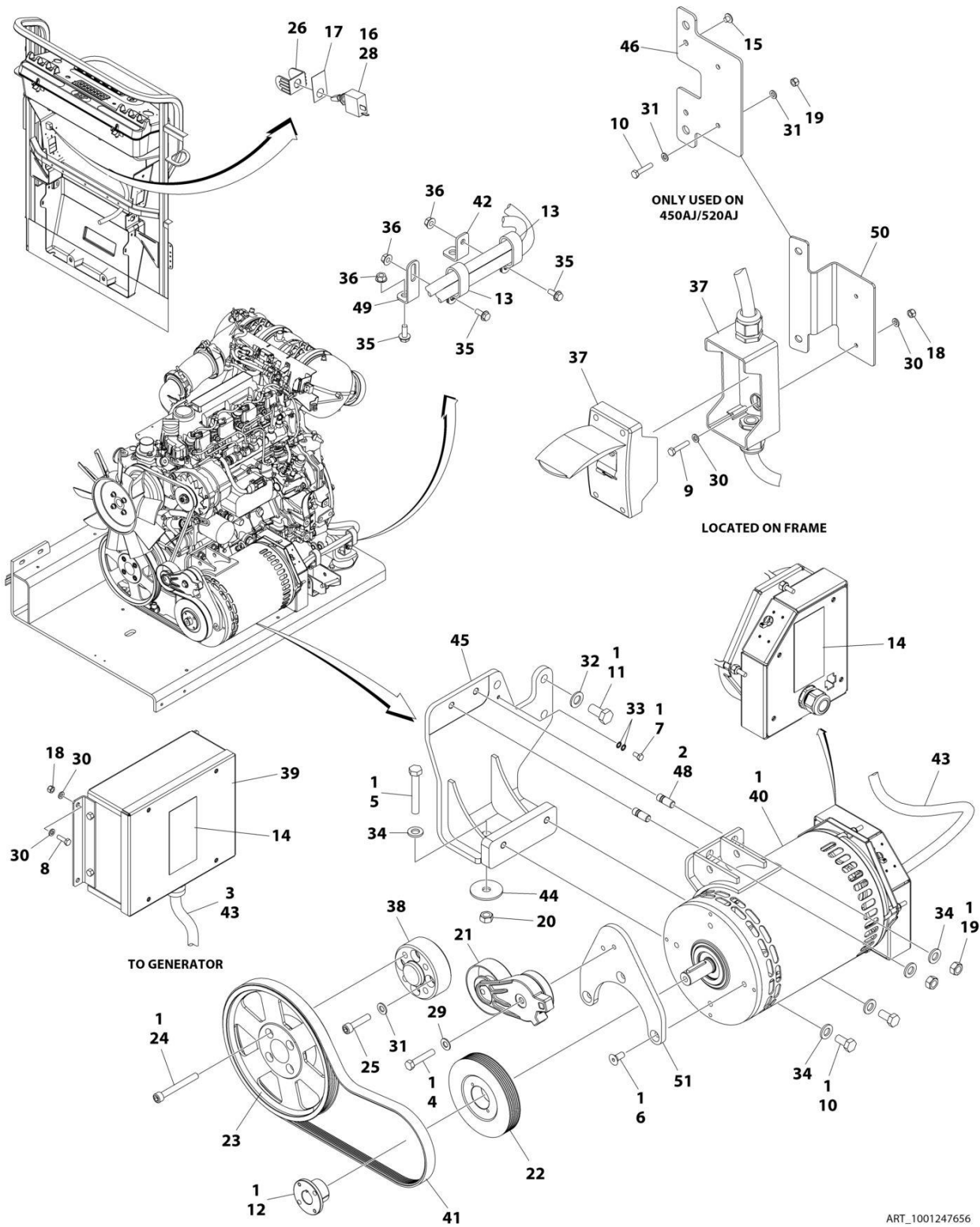
ITEM	PART NUMBER	QTY	DESCRIPTION	REV
	1001175542	Ref	GENERATOR INSTALLATION - 4000W/60HZ (DEUTZ D2.9L4 ENGINE)	J
1	0100011	AR	Compound, Locking	
2	0100019	AR	Compound, Locking	
3	0100048	AR	Grease, Dielectric	
4	0100079	AR	Sealant	
5	0641616	1	Bolt 3/8 x 2	
6	0700818	3	Bolt M8 x 50	
7	0711224	AR	Bolt M12 x 80 Grade 10.9	
8	0741607	3	Screw 3/8 x 7/8	
9	0760606	1	Bolt M6 x 12	
10	0760610	4	Bolt M6 x 20	
11	0761212	2	Bolt M12 x 25	
12	0771414	AR	Bolt M14 x 30 Grade 10.9	
13	0860038	1	Box, Switch	
14	0902888	1	Bracket	
15	0962520	1	Bushing	
16	1705374	1	Decal - 240V-60Hz	
17	1705387	3	Decal - Hazardous Voltage	
18	2820031	AR	Heat Shrink	
19	See Note	1	Nameplate (Note: Not Available for Purchase)	
20	3251243	1	Nameplate 120V-60Hz	
21	3290505	4	Nut M5	
22	3290605	4	Nut M6	
23	3290805	4	Nut M8	
24	3291201	2	Nut M12	
25	3331211	AR	Nut M12	
26	3580317	1	Pulley	
27	3580318	1	Pulley	
28	3580320	1	Pulley	
29	3910606	4	Screw #6 x 3/8	
30	3931628	4	Capscrew 3/8 x 1-3/4	
31	3960422	1	Gasket	
32	4032014	4	Capscrew M10 x 50	
33	4060802	1	Guard, Switch	
34	4240099	AR	Tie-Strap (Not Shown)	
35	4360336	1	Switch, Toggle	
36	4460071	1	Connector, Strain Relief	
37	4460346	1	Receptacle	
38	4711600	1	Washer 3/8	
39	4811600	4	Washer M5	
40	4811700	8	Washer M6	
41	4811900	8	Washer M8	
42	4812200	AR	Washer M14	
43	4871700	2	Washer M6	
44	5241200	AR	Washer M12 Hardened	
45	1001104029	4	Screw M5 x 30	
46	1001110873	1	Shield, Cover	
47	1001135679	1	Adapter	
48	1001138566	1	Box, Control	

SECTION 3 - ENGINE

ITEM	PART NUMBER	QTY	DESCRIPTION	REV
49	1001140346	1	Generator Assembly	
49	70003709	1	Ring, Retaining (External)	
49	70003708	1	Ring, Retaining (Internal)	
49	70001966	1	Bearing	
49	70004092	1	Endbell (Shaft End)	
49	70004099	1	Key	
49	70004676	1	Rotor	
49	70004687	1	Stator	
49	70004678	1	Endbell (Rear)	
49	70004679	1	Cover, Endbell (Rear)	
49	70004680	1	Enclosure, Wiring	
49	70004685	1	Cover, Enclosure	
49	70004682	1	Switch, Reset (Located on Enclosure Cover)	
49	70004098	1	Connector, Strain Relief (Located on Enclosure Cover)	
50	1001142643	1	Support	
51	1001142646	1	Belt	
52	1001152457	1	Generator Junction Box Assembly (See Items 101-118 for Breakdown)	
53	1001152532	1	Harness, Generator (See Separate Breakdown in ELECTRICAL SECTION)	
54	1001196382	2	Stud	
55	1001168018	AR	Washer, Snubbing	
56	1001168207	Ref	Support	
57	1001175631	1	Wiring Diagram (Not Shown)	
57	4922641	1	Harness, On/Off Switch (Not Shown - Located at Platform)	
58	0760812	1	Bolt M8 x 25	
59	1321716	2	Clamp	
60	1001148641	1	Bracket	
61	5250808	1	Bolt M8 x 16	
62	5250810	1	Bolt M8 x 20	
63	5260800	2	Nut M8	
64	1001223122	1	Support	
65	4812000	4	Washer M10	
	1001152457	Ref	GENERATOR JUNCTION BOX COMPONENTS	
101	1001179154	2.5 ft/ 0.8m	Cable, Electrical - 12/3	
102	3300396	1	Cover, Breaker	
103	3311001	4	Nut #10	
104	3900300	2	Screw	
105	4360070	1	Breaker, Circuit - 15Amp	
107	4460425	1	Connector, Strain Relief (LH Side)	
108	4460426	1	Connector, Strain Relief (RH Side)	
110	4711000	8	Washer #10	
112	1001152456	1	Box, Junction	
113	1001152525	1	Plug	
114	1001152530	1	Terminal, Block	
115	1001153260	1	Decal - Wiring Diagram	
116	3900267	2	Screw	
117	1001158008	2	Stand-Off	
118	1001158363	1	Cover, Terminal Block	

SECTION 3 - ENGINE

FIGURE 3-42. GENERATOR INSTALLATION - 4000W/50HZ (DEUTZ ENGINE) (STAGE V)



ART_1001247656

SECTION 3 - ENGINE

FIGURE 3-42. GENERATOR INSTALLATION - 4000W/50HZ (DEUTZ ENGINE) (STAGE V)

ITEM	PART NUMBER	QTY	DESCRIPTION	REV
	1001247656	Ref	GENERATOR INSTALLATION - 4000W/50HZ (DEUTZ (STAGE V) ENGINE)	D
1	0100011	AR	Compound, Locking	
2	0100019	AR	Compound, Locking	
3	0100048	AR	Grease, Dielectric	
4	0641616	1	Bolt 3/8 x 2	
5	0711224	1	Bolt M12 x 80	
6	0741607	3	Screw 3/8 x 7/8	
7	0760606	1	Bolt M6 x 12	
8	0760610	4	Bolt M6 x 20	
9	0760614	2	Screw M6 x 30	
10	0761212	2	Bolt M12 x 25	
11	0771414	3	Bolt M14 x 30	
12	0962520	1	Bushing	
13	1321716	2	Clamp	
14	1705489	2	Decal - Hazardous Voltage	
15	2080040	2	Fastener, Huck	
16	2820031	0.33 ft /0.10m	Heat Shrink	
17	3251102	1	Nameplate, Generator	
18	3290605	6	Nut M6	
19	3291201	2	Nut M12	
20	3331211	1	Nut M12	
21	3580317	1	Pulley	
22	3580319	1	Pulley	
23	1001260432	1	Pulley	
24	1001261085	4	Capscrew M10 x 85	
25	1001261045	4	Capscrew M10 x 45	
26	4060802	1	Guard, Switch	
27	4240099	AR	Tie-Strap (Not Shown)	
28	4360336	1	Switch, Toggle	
29	4711600	1	Washer 3/8	
30	4811700	12	Washer M6	
31	4812000	4	Washer M14	
32	4812200	3	Washer M14	
33	4871700	2	Washer M6	
34	5241200	5	Washer M12 Hardened	
35	5250810	3	Bolt M8 x 20	
36	5260800	3	Nut M8	
37	1001096070	1	Breaker Box Kit (50Hz) (See Separate Breakdown in ELECTRICAL Section)	
38	1001135679	1	Adapter	
39	1001138566	1	Box, Control	
40	1001140347	1	Generator, 4000W/ 50HZ - Deutz Engine	
40	70003709	1	Ring, Retaining (External)	
40	70003708	1	Ring, Retaining (Internal)	
40	70001966	1	Bearing	
40	70004092	1	Endbell (Shaft End)	
40	70004099	1	Key	
40	70004676	1	Rotor	

SECTION 3 - ENGINE

ITEM	PART NUMBER	QTY	DESCRIPTION	REV
40	70004686	1	Stator	
40	70004678	1	Endbell (Rear)	
40	70004679	1	Cover, Endbell (Rear)	
40	70004680	1	Enclosure, Wiring	
40	70004681	1	Cover, Enclosure	
40	70004682	1	Switch, Reset (Located on Enclosure Cover)	
40	70004683	1	Connector, Strain Relief (Located on Enclosure Cover)	
41	1001148059	1	Belt, Generator	
42	1001148641	1	Bracket	
43	1001152532	1	Harness, Generator (See Separate Breakdown in ELECTRICAL Section)	
44	1001168018	1	Washer, Snubbing	
45	1001168207	1	Support (Prior to PVC 2107)	
46	1001174158	1	Mount	
47	1001174675	1	Wiring Diagram (Not Shown)	
48	1001196382	2	Stud	
49	1001223122	1	Support	
50	1001230784	1	Bracket	
51	1001248190	1	Support	
		Ref	ELECTRICAL DIAGRAM COMPONENTS	
101	4922641	1	Generator Switch Harness (Not Shown)	

SECTION 3 - ENGINE

FIGURE 3-43. GENERATOR INSTALLATION - 7500W/50HZ (DEUTZ D2011 ENGINE)

ITEM	PART NUMBER	QTY	DESCRIPTION	REV
	1001173811	Ref	GENERATOR INSTALLATION - 7500W/50HZ (DEUTZ D2011 ENGINE)	G
1	0100011	AR	Compound, Locking	
2	0100019	AR	Compound, Locking	
3	0100048	AR	Grease, Dielectric	
4	0100079	AR	Sealant (Not Shown)	
5	0480126	1	Belt	
6	0641616	1	Bolt 3/8 x 2	
7	0700818	3	Bolt M8 x 50	
8	0711224	1	Bolt M12 x 80 Grade 10.9	
9	0760606	1	Bolt M6 x 12	
10	0760610	4	Bolt M6 x 20	
11	0761214	2	Bolt M12 x 30	
12	0771414	2	Bolt M14 x 30 Grade 10.9	
13	0771416	1	Bolt M14 x 40	
14	0861572	1	Control Box Assembly	
14	7024488	1	Card, Circuit - Generator Power	
14	See Note	NSS	Fuse (Note: Not Available - Purchase Locally)	
14	7024489	1	Card, Circuit - Control	
14	70000619	1	Harness, Control Box (Internal)	
15	0902888	1	Bracket	
16	0962520	1	Bushing	
17	2460048	1	Generator Assembly	
17	70001100	1	Rotor (Includes p/n 70001384 & 70000863) (Not Shown)	
17	70001384	1	Bearing, Ball Radial (Not Shown)	
17	70000863	1	Fan (Not Shown)	
17	70002088	1	Stator (Not Shown)	
17	70002297	1	Stud	
17	70003631	1	Brushholder Assembly (Not Shown)	
17A	70004171	1	Key	
17B	70001966	1	Bearing, Ball Radial (Located in Belt Tensioner Endbell)	
17B	70003708	1	Ring, Internal Retaining (Located in Belt Tensioner Endbell)	
17B	70003709	1	Ring, External Retaining (Located in Belt Tensioner Endbell)	
17C	70001953	1	Endbell, Belt Tensioner	
17D	70004169	1	Endbell, Brush Block	
17E	70004169	1	Shroud	
17E	See Note	NSS	Insulator, Endbell (Note: Not Available for Purchase)	
17E	7027799	1	Block, Connector 6 Position (Not Shown)	
17E	70002460	1	Nut, Brass (Attaches p/n 7027799 to Cover) (Not Shown)	
17E	7024485	1	Breaker, Circuit 30Amp (Not Shown)	
17E	70001696	1	Boot, Breaker (Not Shown)	
17E	7026626	1	Connector, 6 Position (Includes Seal) (Not Shown - Plugs into Item 39)	
17E	7026597	1	Connector, with Leads (Not Shown)	
17E	7026188	1	Clamp, Cable Options (Not Shown)	
17E	70004169	1	Plate, End Panel	
17E	70001974	1	Decal - Terminal Connections	
17F	70001973	1	Decal - Warning Moving Parts	
18	2820031	AR	Heat Shrink	
19	3252764	1	Nameplate	

SECTION 3 - ENGINE

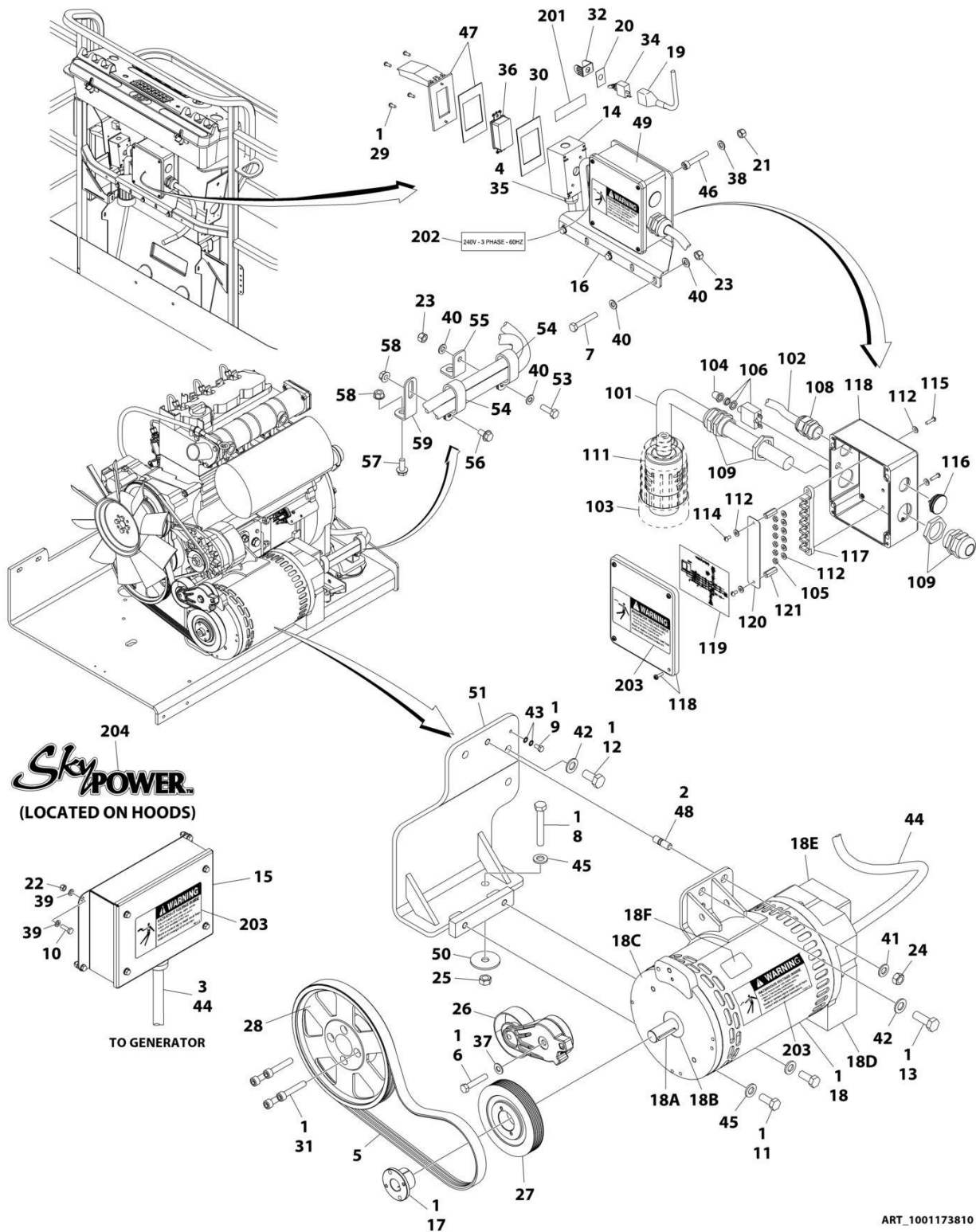
ITEM	PART NUMBER	QTY	DESCRIPTION	REV
20	3290505	4	Nut M5	
21	3290605	4	Nut M6	
22	3290805	4	Nut M8	
23	3291201	1	Nut M12	
24	3331211	1	Nut M12	
25	3580317	1	Pulley	
26	3580319	1	Pulley	
27	3580320	1	Pulley	
28	4032015	4	Bolt M10 x 55	
29	4060802	1	Guard, Switch	
30	4240099	AR	Tie-Strap (Not Shown)	
31	4360336	1	Switch, Toggle	
32	4711600	1	Washer 3/8	
33	4811600	4	Washer M5	
34	4811700	8	Washer M6	
35	4811900	8	Washer M8	
36	4812100	1	Washer M12	
37	4812200	3	Washer M14	
38	4871700	2	Washer M6	
39	4922925	1	Harness, Generator	
39	4460225	1	Plug, Male 6 Position (Plugs into Generator)	
39	See Note	NSS	Socket, Female (Use with 4460225)	
39	See Note	NSS	Seal, Plug (Use with 4460225)	
39	See Note	NSS	Seal, Interface (Use with 4460225)	
40	5241200	3	Washer M12 Hardened	
41	1001104029	4	Screw M5 x 30	
42	1001196382	1	Stud	
43	1001157525	1	Junction Box Assembly (See Items 101-117 for Breakdown)	
44	1001168018	1	Washer, Snubbing	
45	1001173925	1	Mount	
46	1001174675	1	Wiring Diagram (Not Shown)	
46	4922641	1	Harness, On/Off Switch (Not Shown - Located at Platform)	
47	0760812	1	Bolt M8 x 25	
48	1321716	2	Clamp	
49	1001148641	1	Bracket	
50	5250808	1	Bolt M8 x 16	
51	5250810	1	Bolt M8 x 20	
52	5260800	2	Nut M8	
53	1001223122	1	Support	
54	1705489	2	Decal - Hazardous Voltage	
	1001157525	Ref	JUNCTION BOX ASSEMBLY	B
101	3300396	1	Cover, Fuse	
102	3311001	6	Nut #10	
103	3520189	1	Plug	
104	3520192	1	Plug	
105	4360070	1	Circuit Breaker - 15Amp	
106	4460425	1	Connector, Strain Relief	
107	4460426	2	Connector, Strain Relief	
109	4711000	10	Flatwasher #10	
110	10702077	2	Screw #10 x 3/8	
111	10702082	2	Screw #10 x 3/4	

SECTION 3 - ENGINE

ITEM	PART NUMBER	QTY	DESCRIPTION	REV
112	1001152525	1	Plug	
113	1001157520	1	Block, Terminal	
114	1001157521	1	Box, Junction	
115	1001157528	1	Decal - Wiring Schematic	
116	1001158007	1	Cover, PVC	
117	1001158008	2	Stand-Off	
	0272589	Ref	DECAL INSTALLATION	A
201	1705460	2	Decal - SkyPower	
202	1705461	1	Decal - 240V - 3 Phase - 50Hz	
203	1705489	3	Decal - Hazardous Voltage	

SECTION 3 - ENGINE

FIGURE 3-44. GENERATOR INSTALLATION - 7500W/60HZ (DEUTZ D2011 ENGINE)



SECTION 3 - ENGINE

FIGURE 3-44. GENERATOR INSTALLATION - 7500W/60HZ (DEUTZ D2011 ENGINE)

ITEM	PART NUMBER	QTY	DESCRIPTION	REV
	1001173810	Ref	GENERATOR INSTALLATION - 7500W/60Hz (DEUTZ D2011 ENGINE)	F
1	0100011	AR	Compound, Locking	
2	0100019	AR	Compound, Locking	
3	0100048	AR	Grease, Dielectric	
4	0100079	AR	Sealant	
5	0480128	1	Belt	
6	0641616	1	Bolt 3/8 x 2	
7	0700818	3	Bolt M8 x 50	
8	0711224	1	Bolt M12 x 80 Grade 10.9	
9	0760606	1	Bolt M6 x 12	
10	0760610	4	Bolt M6 x 20	
11	0761214	2	Bolt M12 x 30	
12	0771414	2	Bolt M14 x 30 Grade 10.9	
13	0771416	1	Bolt M14 x 40	
14	0860038	1	Box, Switch	
15	0861538	1	Control Box Assembly	
15	7024488	1	Card, Circuit - Generator Power	
15	See Note	NSS	Fuse (Note: Not Available - Purchase Locally)	
15	7024489	1	Card, Circuit - Control	
15	70000619	1	Harness, Control Box (Internal)	
16	0902888	1	Bracket	
17	0962520	1	Bushing	
18	2460048	1	Generator Assembly	
18	70001100	1	Rotor (Includes p/n 70001384 & 70000863) (Not Shown)	
18	70001384	1	Bearing, Ball Radial (Not Shown)	
18	70000863	1	Fan (Not Shown)	
18	70002088	1	Stator (Not Shown)	
18	70002297	1	Stud	
18	70003631	1	Brushholder Assembly (Not Shown)	
18A	70004171	1	Key	
18B	70001966	1	Bearing, Ball Radial (Located in Belt Tensioner Endbell)	
18B	70003708	1	Ring, Internal Retaining (Located in Belt Tensioner Endbell)	
18B	70003709	1	Ring, External Retaining (Located in Belt Tensioner Endbell)	
18C	70001953	1	Endbell, Belt Tensioner	
18D	70004169	1	Endbell, Brush Block	
18E	70004169	1	Shroud	
18E	See Note	NSS	Insulator, Endbell (Note: Not Available for Purchase)	
18E	7027799	1	Block, Connector 6 Position (Not Shown)	
18E	70002460	1	Nut, Brass (Attaches p/n 7027799 to Cover) (Not Shown)	
18E	7024485	1	Breaker, Circuit 30Amp (Not Shown)	
18E	70001696	1	Boot, Breaker (Not Shown)	
18E	7026626	1	Connector, 6 Position (Includes Seal) (Not Shown - Plugs into Item 39)	
18E	7026597	1	Connector, with Leads (Not Shown)	
18E	7026188	1	Clamp, Cable Options (Not Shown)	
18E	70004169	1	Plate, End Panel	
18E	70001974	1	Decal - Terminal Connections	
18F	70001973	1	Decal - Warning Moving Parts	
19	2820031	AR	Heat Shrink	

SECTION 3 - ENGINE

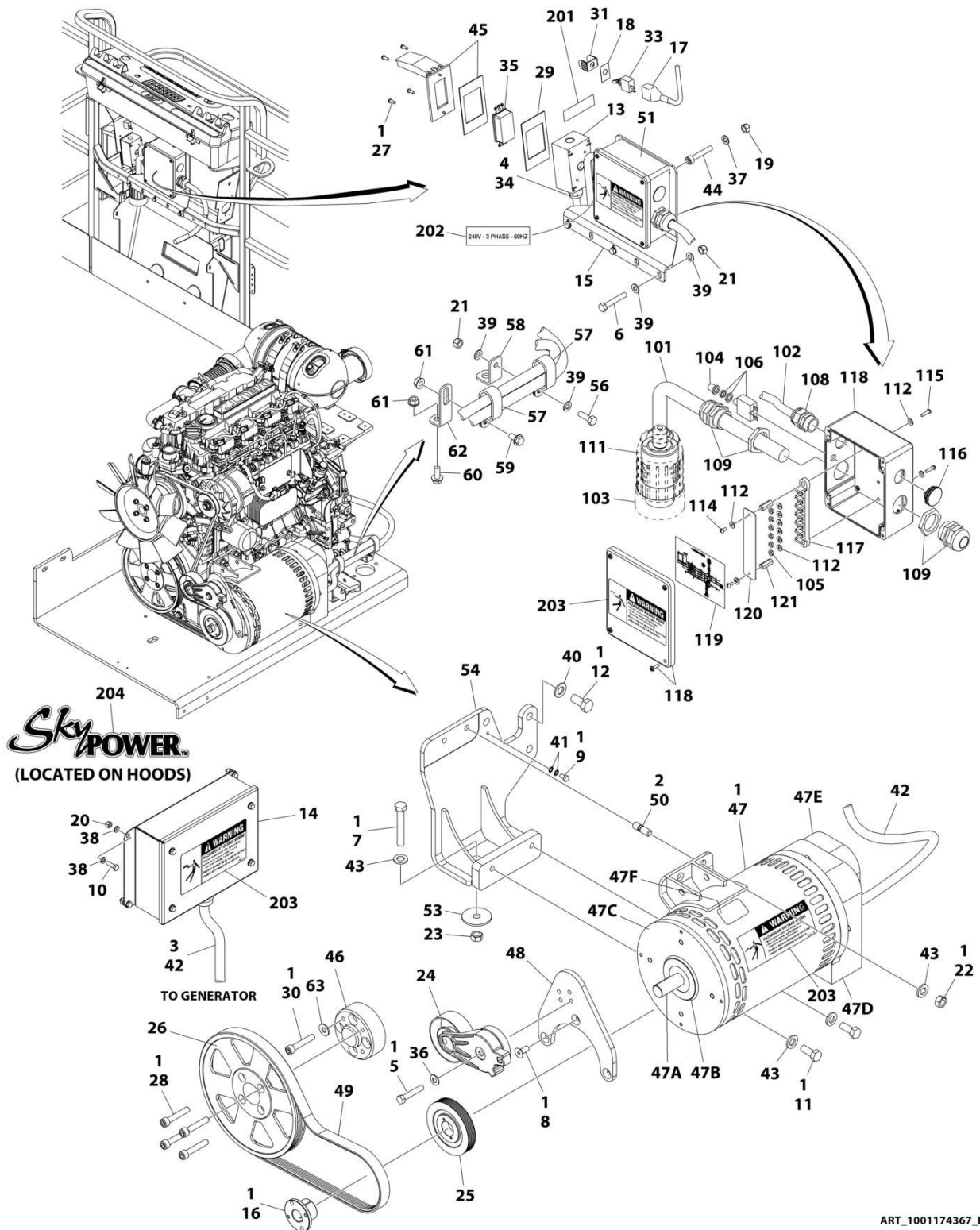
ITEM	PART NUMBER	QTY	DESCRIPTION	REV
20	3252764	1	Nameplate	
21	3290505	4	Nut M5	
22	3290605	4	Nut M6	
23	3290805	4	Nut M8	
24	3291201	1	Nut M12	
25	3331211	1	Nut M12	
26	3580317	1	Pulley	
27	3580318	1	Pulley	
28	3580320	1	Pulley	
29	3910606	4	Screw #6 x 3/8	
30	3960422	1	Gasket	
31	4032015	4	Bolt M10 x 55	
32	4060802	1	Guard, Switch	
33	4240099	AR	Tie-Strap (Not Shown)	
34	4360336	1	Switch, Toggle	
35	4460071	1	Connector, Strain Relief	
36	4460346	1	Receptacle	
37	4711600	1	Washer 3/8	
38	4811600	4	Washer M5	
39	4811700	8	Washer M6	
40	4811900	8	Washer M8	
41	4812100	1	Washer M12	
42	4812200	3	Washer M14	
43	4871700	2	Washer M6	
44	4922925	1	Harness, Generator	
44	4460225	1	Plug, Male 6 Position (Plugs into Generator)	
44	See Note	NSS	Socket, Female (Use with 4460225)	
44	See Note	NSS	Seal, Plug (Use with 4460225)	
44	See Note	NSS	Seal, Interface (Use with 4460225)	
45	5241200	3	Washer M12 Hardened	
46	1001104029	4	Screw M5 x 30	
47	1001110873	1	Shield, Cover	
48	1001196382	1	Stud	
49	1001157592	1	Junction Box Assembly Options (See Items 101-121 for Breakdown)	
50	1001168018	1	Washer, Snubbing	
51	1001173925	1	Mount	
52	1001174675	1	Wiring Diagram (Not Shown)	
52	4922641	1	Harness, On/Off Switch (Not Shown - Located at Plaform)	
53	0760812	1	Bolt M8 x 25	
54	1321716	2	Clamp	
55	1001148641	1	Bracket	
56	5250808	1	Bolt M8 x 16	
57	5250810	1	Bolt M8 x 20	
58	5260800	2	Nut M8	
59	1001223122	1	Support	
	1001157592	Ref	JUNCTION BOX ASSEMBLY	C
101	1060343	1.5 ft /0.5m	Cable, Electrical 10/4	
102	1001179154	2.5 ft /0.8m	Cable, Electrical 12/3	
103	1671092	1	Cover	

SECTION 3 - ENGINE

ITEM	PART NUMBER	QTY	DESCRIPTION	REV
104	3300396	1	Cover, Fuse	
105	3311001	6	Nut #10	
106	4360070	1	Circuit Breaker - 15Amp	
108	4460425	1	Connector, Strain Relief	
109	4460426	2	Connector, Strain Relief	
111	4460963	1	Connector	
112	4711000	10	Flatwasher #10	
114	10702077	2	Screw #10 x 3/8	
115	10702082	2	Screw #10 x 3/4	
116	1001152525	1	Plug	
117	1001157520	1	Block, Terminal	
118	1001157521	1	Box, Junction	
119	1001157528	1	Decal - Wiring Schematic	
120	1001158007	1	Cover, PVC	
121	1001158008	2	Stand-Off	
	0272435	Ref	DECAL INSTALLATION	D
	0273380	Ref	DECAL INSTALLATION	B
201	3251243	1	Decal - 120V - 60Hz	
202	1705375	1	Decal - 240V - 3 Phase - 60Hz	
203	1705387	3	Decal - Hazardous Voltage	
204	1705460	2	Decal - SkyPower	

SECTION 3 - ENGINE

FIGURE 3-45. GENERATOR INSTALLATION - 7500W/60HZ (DEUTZ D2.9L4 ENGINE)



SECTION 3 - ENGINE

FIGURE 3-45. GENERATOR INSTALLATION - 7500W/60HZ (DEUTZ D2.9L4 ENGINE)

ITEM	PART NUMBER	QTY	DESCRIPTION	REV
	1001174367	Ref	GENERATOR INSTALLATION - 7500W/60Hz (DEUTZ D2.9L4 ENGINE)	J
1	0100011	AR	Compound, Locking	
2	0100019	AR	Compound, Locking	
3	0100048	AR	Grease, Dielectric	
4	0100079	AR	Sealant	
5	0641616	1	Bolt 3/8 x 2	
6	0700818	3	Bolt M8 x 50	
7	0711224	Ref	Bolt M12 x 80 Grade 10.9	
8	0741607	3	Screw 3/8 x 7/8	
9	0760606	1	Bolt M6 x 12	
10	0760610	4	Bolt M6 x 20	
11	0761212	2	Bolt M12 x 25	
12	0771414	Ref	Bolt M14 x 30 Grade 10.9	
13	0860038	1	Box, Switch	
14	0861538	1	Control Box Assembly	
14	7024488	1	Card, Circuit - Generator Power	
14	See Note	NSS	Fuse (Note: Not Available - Purchase Locally)	
14	7024489	1	Card, Circuit - Control	
14	70000619	1	Harness, Control Box (Internal)	
15	0902888	1	Bracket	
16	0962520	1	Bushing	
17	2820031	AR	Heat Shrink	
18	3252764	1	Nameplate	
19	3290505	4	Nut M5	
20	3290605	4	Nut M6	
21	3290805	4	Nut M8	
22	3291201	2	Nut M12	
23	3331211	Ref	Nut M12	
24	3580317	1	Pulley	
25	3580318	1	Pulley	
26	3580320	1	Pulley	
27	3910606	4	Screw #6 x 3/8	
28	3931628	4	Capscrew 3/8 x 1-3/4	
29	3960422	1	Gasket	
30	4032014	4	Bolt M10 x 50	
31	4060802	1	Guard, Switch	
32	4240099	AR	Tie-Strap (Not Shown)	
33	4360336	1	Switch, Toggle	
34	4460071	1	Connector, Strain Relief	
35	4460346	1	Receptacle	
36	4711600	1	Washer 3/8	
37	4811600	4	Washer M5	
38	4811700	8	Washer M6	
39	4811900	8	Washer M8	
40	4812200	Ref	Washer M14	
41	4871700	2	Washer M6	
42	4922925	1	Harness, Generator	
42	4460225	1	Plug, Male 6 Position (Plugs into Generator)	
42	See Note	NSS	Socket, Female (Use with 4460225)	

SECTION 3 - ENGINE

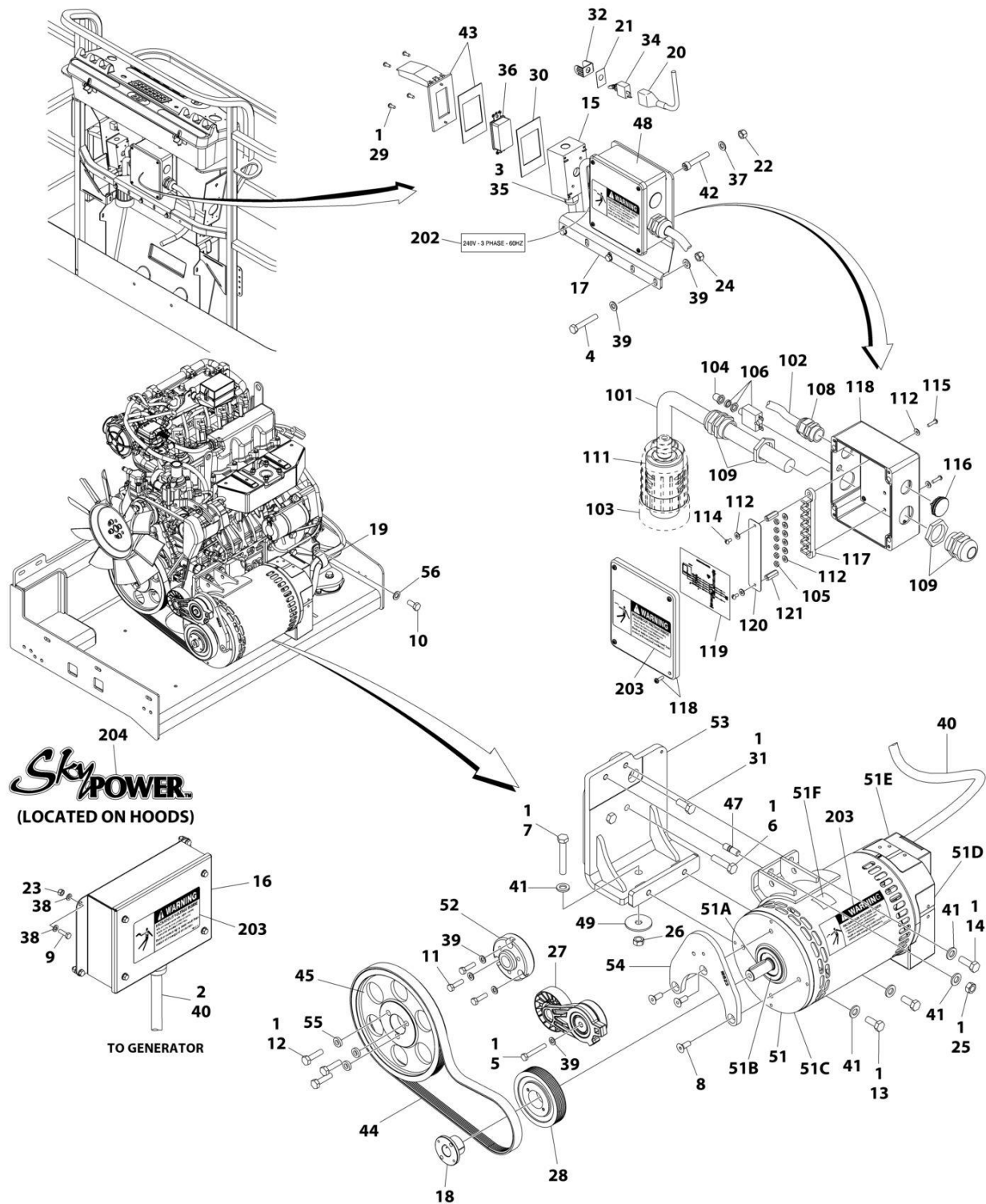
ITEM	PART NUMBER	QTY	DESCRIPTION	REV
42	See Note	NSS	Seal, Plug (Use with 4460225)	
42	See Note	NSS	Seal, Interface (Use with 4460225)	
43	5241200	5	Washer M12 Hardened	
44	1001104029	4	Screw M5 x 30	
45	1001110873	1	Shield, Cover	
46	1001135679	1	Adapter	
47	1001212223	1	Generator Assembly	
47	70001100	1	Rotor (Includes p/n 70001384 & 70000863) (Not Shown)	
47	70001384	1	Bearing, Ball Radial (Not Shown)	
47	70000863	1	Fan (Not Shown)	
47	70006093	1	Stator (Not Shown)	
47	70002297	1	Stud	
47	70003631	1	Brushholder Assembly (Not Shown)	
47A	70004099	1	Key	
47B	70001966	1	Bearing, Ball Radial (Located in Belt Tensioner Endbell)	
47B	70003708	1	Ring, Internal Retaining (Located in Belt Tensioner Endbell)	
47B	70003709	1	Ring, External Retaining (Located in Belt Tensioner Endbell)	
47C	70004092	1	Endbell, Belt Tensioner	
47D	70004094	1	Endbell, Brush Block	
47E	70006094	1	Shroud	
47E	70002291	1	Insulator, Endbell	
47E	7027799	1	Block, Connector 6 Position (Not Shown)	
47E	70002460	1	Nut, Brass (Attaches p/n 7027799 to Cover) (Not Shown)	
47E	70006095	1	Breaker, Circuit 30Amp (Not Shown)	
47E	70006096	1	Guard, Breaker (Not Shown)	
47E	7026626	1	Connector, 6 Position (Includes Seal) (Not Shown - Plugs into Item 36)	
47E	7026597	1	Connector, with Leads (Not Shown)	
47E	70004098	1	Clamp, Cable (Not Shown)	
47E	70006097	1	Plate, End Panel	
47E	70001974	1	Decal - Terminal Connections	
47F	70001973	1	Decal - Warning Moving Parts	
48	1001142643	1	Support	
49	1001142646	1	Belt	
50	1001196382	2	Stud	
51	1001157592	1	Junction Box Assembly Options (See Items 101-121 for Breakdown)	
53	1001168018	Ref	Washer, Snubbing	
54	1001168207	Ref	Support	
55	1001174675	1	Wiring Diagram (Not Shown)	
55	4922641	1	Harness, On/Off Switch (Not Shown - Located at Platform)	
56	0760812	1	Bolt M8 x 25	
57	1321716	2	Clamp	
58	1001148641	1	Bracket	
59	5250808	1	Bolt M8 x 16	
60	5250810	1	Bolt M8 x 20	
61	5260800	2	Nut M8	
62	1001223122	1	Support	
63	4812000	4	Washer M10	
	1001157592	Ref	JUNCTION BOX ASSEMBLY	C
101	1060343	1.5 ft/ 0.5m	Cable, Electrical 10/4	

SECTION 3 - ENGINE

ITEM	PART NUMBER	QTY	DESCRIPTION	REV
102	1001179154	2.5 ft/ 0.8m	Cable, Electrical 12/3	
103	1671092	1	Cover	
104	3300396	1	Cover, Fuse	
105	3311001	6	Nut #10	
106	4360070	1	Circuit Breaker - 15Amp	
108	4460425	1	Connector, Strain Relief	
109	4460426	2	Connector, Strain Relief	
111	4460963	1	Connector	
112	4711000	10	Flatwasher #10	
114	10702077	2	Screw #10 x 3/8	
115	10702082	2	Screw #10 x 3/4	
116	1001152525	1	Plug	
117	1001157520	1	Block, Terminal	
118	1001157521	1	Box, Junction	
119	1001157528	1	Decal - Wiring Schematic	
120	1001158007	1	Cover, PVC	
121	1001158008	2	Stand-Off	
	0272435	Ref	DECAL INSTALLATION	D
	0273380	Ref	DECAL INSTALLATION	B
201	3251243	1	Decal - 120V - 60Hz	
202	1705375	1	Decal - 240V - 3 Phase - 60Hz	
203	1705387	3	Decal - Hazardous Voltage	
204	1705460	2	Decal - SkyPower	

SECTION 3 - ENGINE

FIGURE 3-46. GENERATOR INSTALLATION - 7500W/60HZ (KUBOTA ENGINE)



ART_1001214910

SECTION 3 - ENGINE

FIGURE 3-46. GENERATOR INSTALLATION - 7500W/60HZ (KUBOTA ENGINE)

ITEM	PART NUMBER	QTY	DESCRIPTION	REV
	1001214910	Ref	GENERATOR INSTALLATION - 7500W/60HZ (KUBOTA ENGINE)	C
1	0100011	AR	Compound, Locking	
2	0100048	AR	Grease, Dielectric	
3	0100079	AR	Sealant	
4	0700818	3	Bolt M8 x 50	
5	0700819	1	Bolt M8 x 55	
6	1001217344	2	Bolt M12 x 50	
7	0711224	AR	Bolt M12 x 80 Grade 10.9	
7	0701224	AR	Bolt M12 x 80	
8	0741608	3	Screw 3/8 x 1	
9	0760610	4	Bolt M6 x 20	
10	1001217345	1	Bolt M14 x 30	
11	0760814	3	Bolt M8 x 30	
12	0701016	3	Bolt M10 x 40	
13	0761214	2	Bolt M12 x 30	
14	0761215	1	Bolt M12 x 35	
15	0860038	1	Box, Switch	
16	0861538	1	Control Box Assembly	
16	7024488	1	Card, Circuit - Generator Power	
16	See Note	NSS	Fuse (Note: Not Available - Purchase Locally)	
16	7024489	1	Card, Circuit - Control	
16	70000619	1	Harness, Control Box (Internal)	
17	0902888	1	Bracket	
18	0962520	1	Bushing	
19	84521062	1	Clamp	
20	2820031	AR	Heat Shrink	
21	3252764	1	Nameplate	
22	3290505	4	Nut M5	
23	3290605	4	Nut M6	
24	3290805	3	Nut M8	
25	3291201	AR	Nut M12	
26	3331211	AR	Nut M12	
27	3580317	1	Pulley	
28	3580318	1	Pulley	
29	3910606	4	Screw #6 x 3/8	
30	3960422	1	Gasket	
31	1001217342	1	Bolt M12 x 30	
32	4060802	1	Guard, Switch	
33	4240099	AR	Tie-Strap (Not Shown)	
34	4360336	1	Switch, Toggle	
35	4460071	1	Connector, Strain Relief	
36	4460346	1	Receptacle	
37	4811600	4	Washer M5	
38	4811700	8	Washer M6	
39	4811900	10	Washer M8	
40	4922925	1	Harness, Generator	
40	4460225	1	Plug, Male - 6 Position (Plugs into Generator)	
40	See Note	NSS	Socket, Female (Use with 4460225)	
40	See Note	NSS	Seal, Plug (Use with 4460225)	
40	See Note	NSS	Seal, Interface (Use with 4460225)	

SECTION 3 - ENGINE

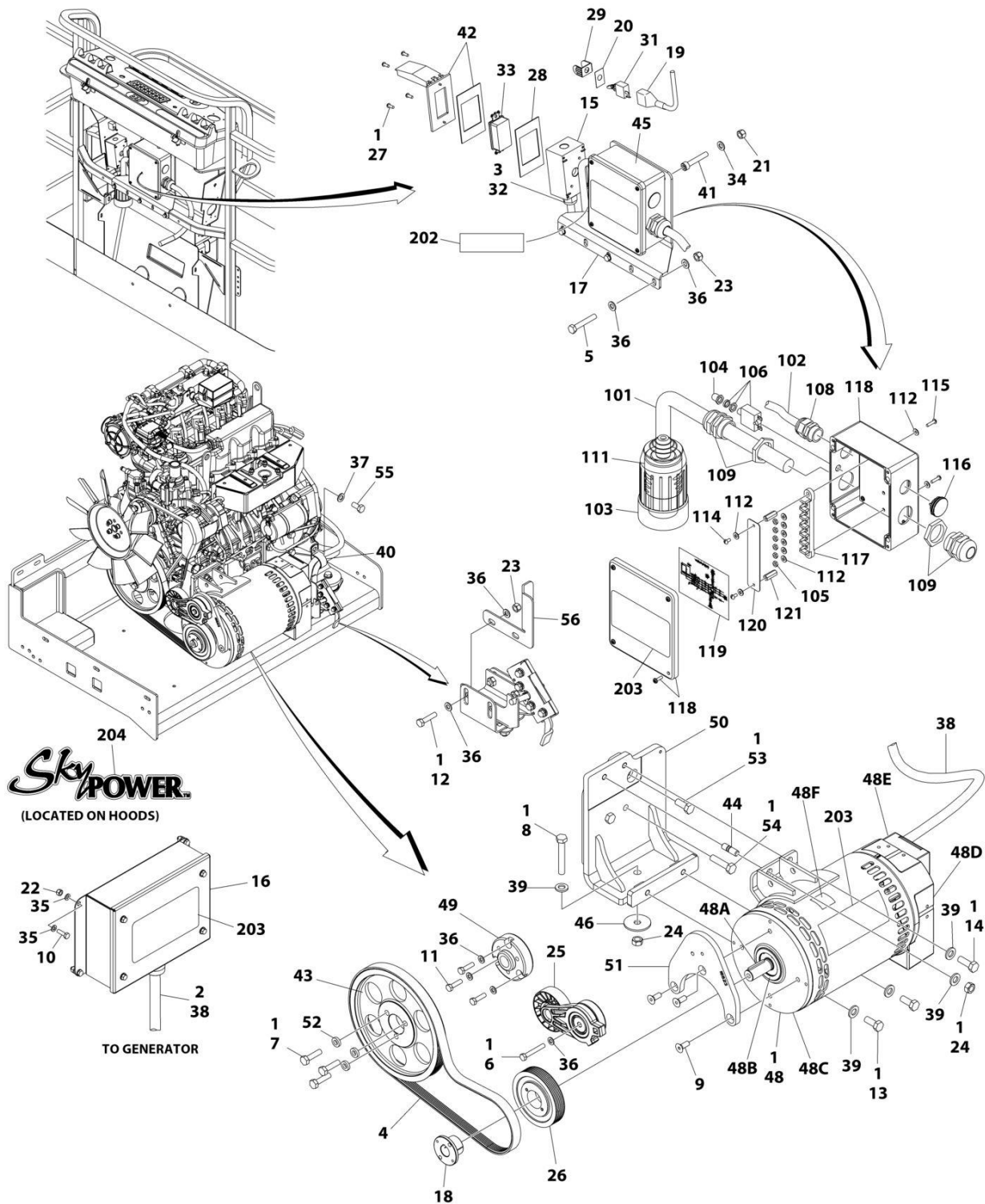
ITEM	PART NUMBER	QTY	DESCRIPTION	REV
41	5241200	5	Washer M12 Hardened	
42	1001104029	4	Screw M5 x 30	
43	1001110873	1	Shield, Cover	
44	0480129	1	Belt	
45	1001147233	1	Pulley	
47	1001155041	1	Stud	
48	1001157592	1	Junction Box Assembly (See Items 101-121 for Breakdown)	
49	1001168018	1	Washer, Snubbing	
50	1001174675	1	Wiring Diagram (Not Shown)	
50	4922641	1	Harness, On/Off Switch (Not Shown - Located at Platform)	
51	1001212223	1	Generator Assembly	
51	70001100	1	Rotor (Includes p/n 70001384 & 70000863) (Not Shown)	
51	70001384	1	Bearing, Ball Radial (Not Shown)	
51	70000863	1	Fan (Not Shown)	
51	70006093	1	Stator (Not Shown)	
51	70002297	1	Stud	
51	70003631	1	Brushholder Assembly (Not Shown)	
51A	70004099	1	Key	
51B	70001966	1	Bearing, Ball Radial (Located in Belt Tensioner Endbell)	
51B	70003708	1	Ring, Internal Retaining (Located in Belt Tensioner Endbell)	
51B	70003709	1	Ring, External Retaining (Located in Belt Tensioner Endbell)	
51C	70004092	1	Endbell, Belt Tensioner	
51D	70004094	1	Endbell, Brush Block	
51E	70006094	1	Shroud	
51E	70002291	1	Insulator, Endbell	
51E	7027799	1	Block, Connector 6 Position (Not Shown)	
51E	70002460	1	Nut, Brass (Attaches p/n 7027799 to Cover) (Not Shown)	
51E	70006095	1	Breaker, Circuit 30Amp (Not Shown)	
51E	70006096	1	Guard, Breaker (Not Shown)	
51E	7026626	1	Connector, 6 Position (Includes Seal) (Not Shown - Plugs into Item 36)	
51E	70004098	1	Clamp, Cable (Not Shown)	
51E	70006097	1	Plate, End Panel	
51E	70001974	1	Decal - Terminal Connections	
51F	70001973	1	Decal - Warning Moving Parts	
52	1001213029	1	Adapter, Pulley	
53	1001214546	1	Support	
54	1001215523	1	Support	
55	1001216805	3	Spacer	
56	4812200	1	Washer M14	
	1001157592	Ref	JUNCTION BOX ASSEMBLY	C
101	1060343	1.5 ft/ 0.5m	Cable, Electrical 10/4	
102	1001179154	2.5 ft/ 0.8m	Cable, Electrical 12/3	
103	1671092	1	Cover	
104	3300396	1	Cover, Fuse	
105	3311001	6	Nut #10	
106	4360070	1	Circuit Breaker - 15Amp	
108	4460425	1	Connector, Strain Relief	
109	4460426	2	Connector, Strain Relief	
111	4460963	1	Connector	

SECTION 3 - ENGINE

ITEM	PART NUMBER	QTY	DESCRIPTION	REV
112	4711000	10	Washer #10	
114	10702077	2	Screw #10 x 3/8	
115	10702082	2	Screw #10 x 3/4	
116	1001152525	1	Plug	
117	1001157520	1	Block, Terminal	
118	1001157521	1	Box, Junction	
119	1001157528	1	Decal - Wiring Schematic	
120	1001158007	1	Cover, PVC	
121	1001158008	2	Stand-Off	
	0272435	Ref	DECAL INSTALLATION	D
	0273380	Ref	DECAL INSTALLATION	B
201	3251243	1	Decal - 120V - 60Hz	
202	1705375	1	Decal - 240V-3 Phase-60Hz	
203	1705387	3	Decal - Hazardous Voltage	
204	1705460	2	Decal - SkyPower	

SECTION 3 - ENGINE

FIGURE 3-47. GENERATOR INSTALLATION - 7500W/60HZ (KUBOTA ENGINE)



ART_1001272123

SECTION 3 - ENGINE

FIGURE 3-47. GENERATOR INSTALLATION - 7500W/60HZ (KUBOTA ENGINE)

ITEM	PART NUMBER	QTY	DESCRIPTION	REV
	1001272123	Ref	GENERATOR INSTALLATION - 7500W/60HZ (KUBOTA ENGINE)	A
1	0100011	AR	Compound, Locking	
2	0100048	AR	Grease, Dielectric	
3	0100079	AR	Sealant	
4	0480129	1	Belt	
5	0700818	3	Bolt M8 x 50	
6	0700819	1	Bolt M8 x 55	
7	0701016	3	Bolt M10 x 40	
8	0701224	1	Bolt M12 x 80	
9	0741608	3	Screw 3/8 x 1	
10	0760610	4	Bolt M6 x 20	
11	0760814	3	Bolt M8 x 30	
12	0760815	2	Bolt M8 x 35	
13	0761214	2	Bolt M12 x 30	
14	0761215	1	Bolt M12 x 35	
15	0860038	1	Box, Switch	
16	0861538	1	Control Box Assembly	
16	7024488	1	Card, Circuit - Generator Power	
16	See Note	NSS	Fuse (Note: Not Available - Purchase Locally)	
16	7024489	1	Card, Circuit - Control	
16	70000619	1	Harness, Control Box (Internal)	
17	0902888	1	Bracket	
18	0962520	1	Bushing	
19	2820031	AR	Heat Shrink	
20	3252764	1	Nameplate	
21	3290505	4	Nut M5	
22	3290605	4	Nut M6	
23	3290805	5	Nut M8	
24	3291201	2	Nut M12	
25	3580317	1	Pulley	
26	3580318	1	Pulley	
27	3910606	4	Screw #6 x 3/8	
28	3960422	1	Gasket	
29	4060802	1	Guard, Switch	
30	4240099	AR	Tie-Strap (Not Shown)	
31	4360336	1	Switch, Toggle	
32	4460071	1	Connector, Strain Relief	
33	4460346	1	Receptacle	
34	4811600	4	Washer M5	
35	4811700	8	Washer M6	
36	4811900	12	Washer M8	
37	4812200	1	Washer M14	
38	4922925	1	Harness, Generator	
38	4460225	1	Plug, Male - 6 Position (Plugs into Generator)	
38	See Note	NSS	Socket, Female (Use with 4460225)	
38	See Note	NSS	Seal, Plug (Use with 4460225)	
38	See Note	NSS	Seal, Interface (Use with 4460225)	
39	5241200	5	Washer M12 Hardened	
40	84521062	1	Clamp	
41	1001104029	4	Screw M5 x 30	

SECTION 3 - ENGINE

ITEM	PART NUMBER	QTY	DESCRIPTION	REV
42	1001110873	1	Shield, Cover	
43	1001147233	1	Pulley	
44	1001155041	1	Stud	
45	1001157592	1	Junction Box Assembly (See Items 101-121 for Breakdown)	
46	1001168018	1	Washer, Snubbing	
47	1001174675	1	Wiring Diagram (Not Shown)	
47	4922641	1	Harness, On/Off Switch (Not Shown - Located at Platform)	
48	1001212223	1	Generator Assembly	
48	70001100	1	Rotor (Includes p/n 70001384 & 70000863) (Not Shown)	
48	70001384	1	Bearing, Ball Radial (Not Shown)	
48	70000863	1	Fan (Not Shown)	
48	70006093	1	Stator (Not Shown)	
48	70002297	1	Stud	
48	70003631	1	Brushholder Assembly (Not Shown)	
48A	70004099	1	Key	
48B	70001966	1	Bearing, Ball Radial (Located in Belt Tensioner Endbell)	
48B	70003708	1	Ring, Internal Retaining (Located in Belt Tensioner Endbell)	
48B	70003709	1	Ring, External Retaining (Located in Belt Tensioner Endbell)	
48C	70004092	1	Endbell, Belt Tensioner	
48D	70004094	1	Endbell, Brush Block	
48E	70006094	1	Shroud	
48E	70002291	1	Insulator, Endbell	
48E	7027799	1	Block, Connector 6 Position (Not Shown)	
48E	70002460	1	Nut, Brass (Attaches p/n 7027799 to Cover) (Not Shown)	
48E	70006095	1	Breaker, Circuit 30Amp (Not Shown)	
48E	70006096	1	Guard, Breaker (Not Shown)	
48E	7026626	1	Connector, 6 Position (Includes Seal) (Not Shown - Plugs into Item 36)	
48E	70004098	1	Clamp, Cable (Not Shown)	
48E	70006097	1	Plate, End Panel	
48E	70001974	1	Decal - Terminal Connections	
48F	70001973	1	Decal - Warning Moving Parts	
49	1001213029	1	Adapter, Pulley	
50	1001214546	1	Support	
51	1001215523	1	Support	
52	1001216805	3	Spacer	
53	1001217342	1	Bolt M12 x 30	
54	1001217344	2	Bolt M12 x 50	
55	1001217345	1	Bolt M14 x 30	
56	1001271649	1	Bracket	
	1001157592	Ref	JUNCTION BOX ASSEMBLY	C
101	1060343	1.5 ft/ 0.5m	Cable, Electrical 10/4	
102	1001179154	2.5 ft/ 0.8m	Cable, Electrical 12/3	
103	1671092	1	Cover	
104	3300396	1	Cover, Fuse	
105	3311001	6	Nut #10	
106	4360070	1	Circuit Breaker - 15Amp	
108	4460425	1	Connector, Strain Relief	
109	4460426	2	Connector, Strain Relief	
111	4460963	1	Connector	

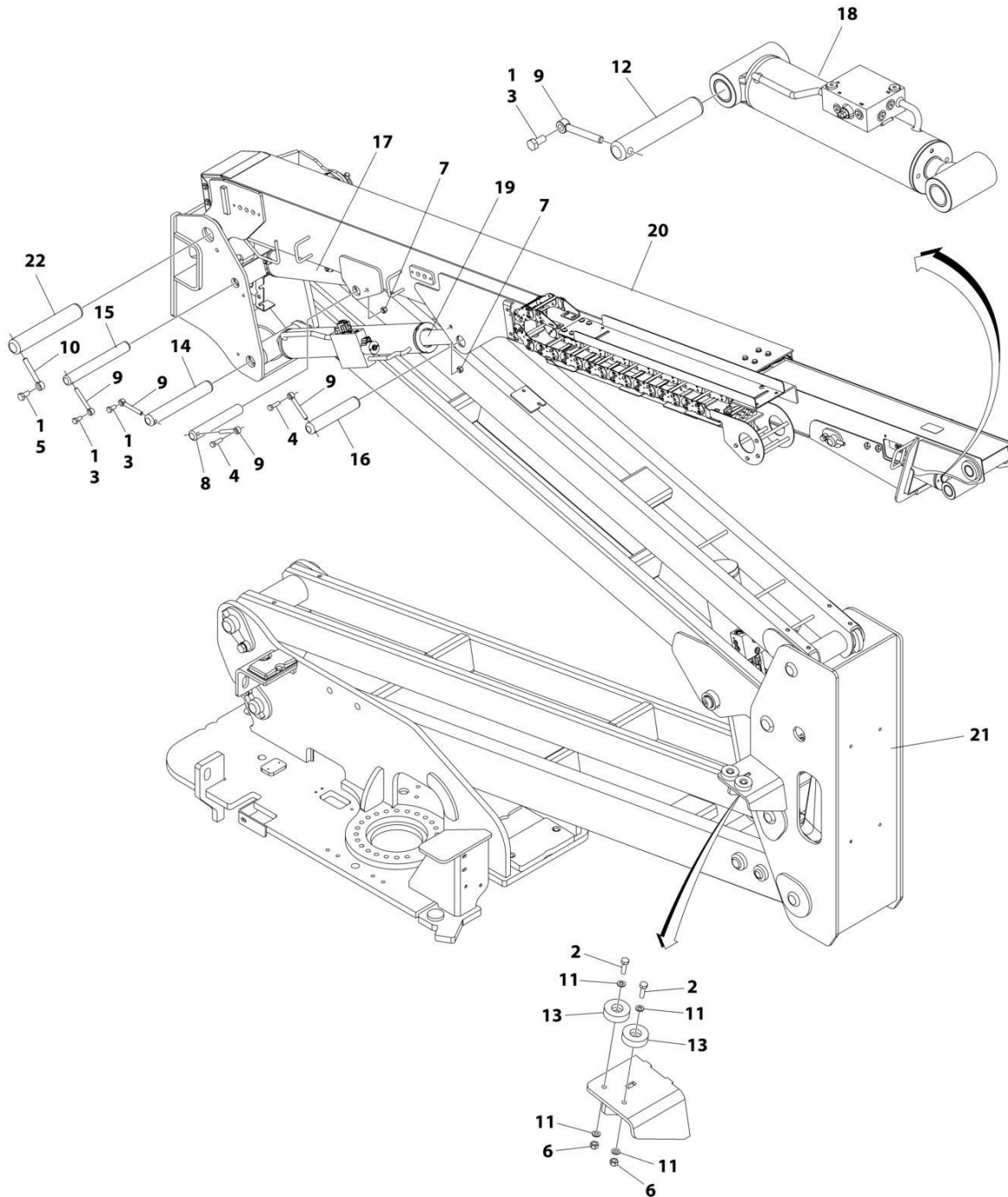
SECTION 3 - ENGINE

ITEM	PART NUMBER	QTY	DESCRIPTION	REV
112	4711000	10	Washer #10	
114	10702077	2	Screw #10 x 3/8	
115	10702082	2	Screw #10 x 3/4	
116	1001152525	1	Plug	
117	1001157520	1	Block, Terminal	
118	1001157521	1	Box, Junction	
119	1001157528	1	Decal - Wiring Schematic	
120	1001158007	1	Cover, PVC	
121	1001158008	2	Stand-Off	
	0273380	Ref	DECAL INSTALLATION	B
202	1705375	1	Decal - 240V-3 Phase-60Hz	
203	1705387	3	Decal - Hazardous Voltage	
204	1705460	2	Decal - SkyPower	

SECTION 4 - BOOM

SECTION 4 - BOOM

FIGURE 4-1. BOOM INSTALLATION - 450AJ



ART_1001256092

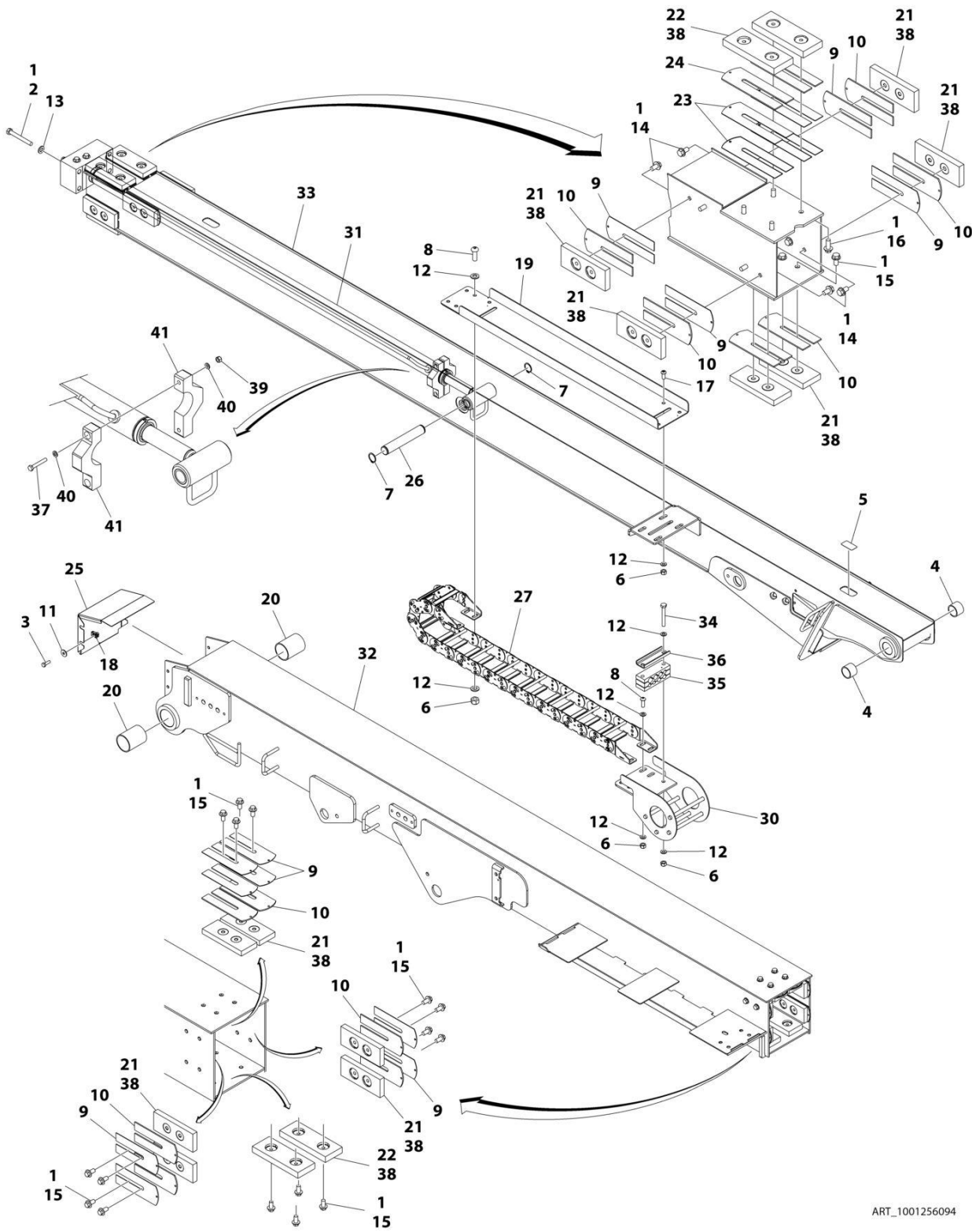
SECTION 4 - BOOM

FIGURE 4-1. BOOM INSTALLATION - 450AJ

ITEM	PART NUMBER	QTY	DESCRIPTION	REV
	1001256092	Ref	BOOM INSTALLATION	A
1	0100011	AR	Compound, Locking	
2	0761015	2	Bolt M10 x 35	
3	0761212	3	Bolt M12 x 25	
4	0761216	2	Bolt M12 x 40	
5	0761614	1	Bolt M16 x 30	
6	3291005	2	Nut M10	
7	3291205	2	Nut M12	
8	3422793	1	Pin	
9	3841203	5	Keeper, Pin	
10	3841258	1	Keeper, Pin	
11	4812000	4	Washer M10	
12	1001109528	1	Pin	
13	1001112607	2	Block, Boom Rest	
14	1001116546	1	Pin	
15	1001169247	1	Pin	
16	1001237949	1	Pin	
17	1001255970	1	Master Cylinder Assembly (See Separate Breakdown in CYLINDER Section)	
18	1001255971	1	Level Cylinder Assembly (See Separate Breakdown in CYLINDER Section)	
19	1001255972	1	Upper Lift Cylinder Assembly (See Separate Breakdown in CYLINDER Section)	
20	1001256094	1	Main Boom Assembly (See Separate Breakdown in this Section)	
21	1001256096	1	Tower Boom Assembly (See Separate Breakdown in this Section)	
22	1001256910	1	Pin	

SECTION 4 - BOOM

FIGURE 4-2. MAIN BOOM ASSEMBLY - 450AJ HC3



ART_1001256094

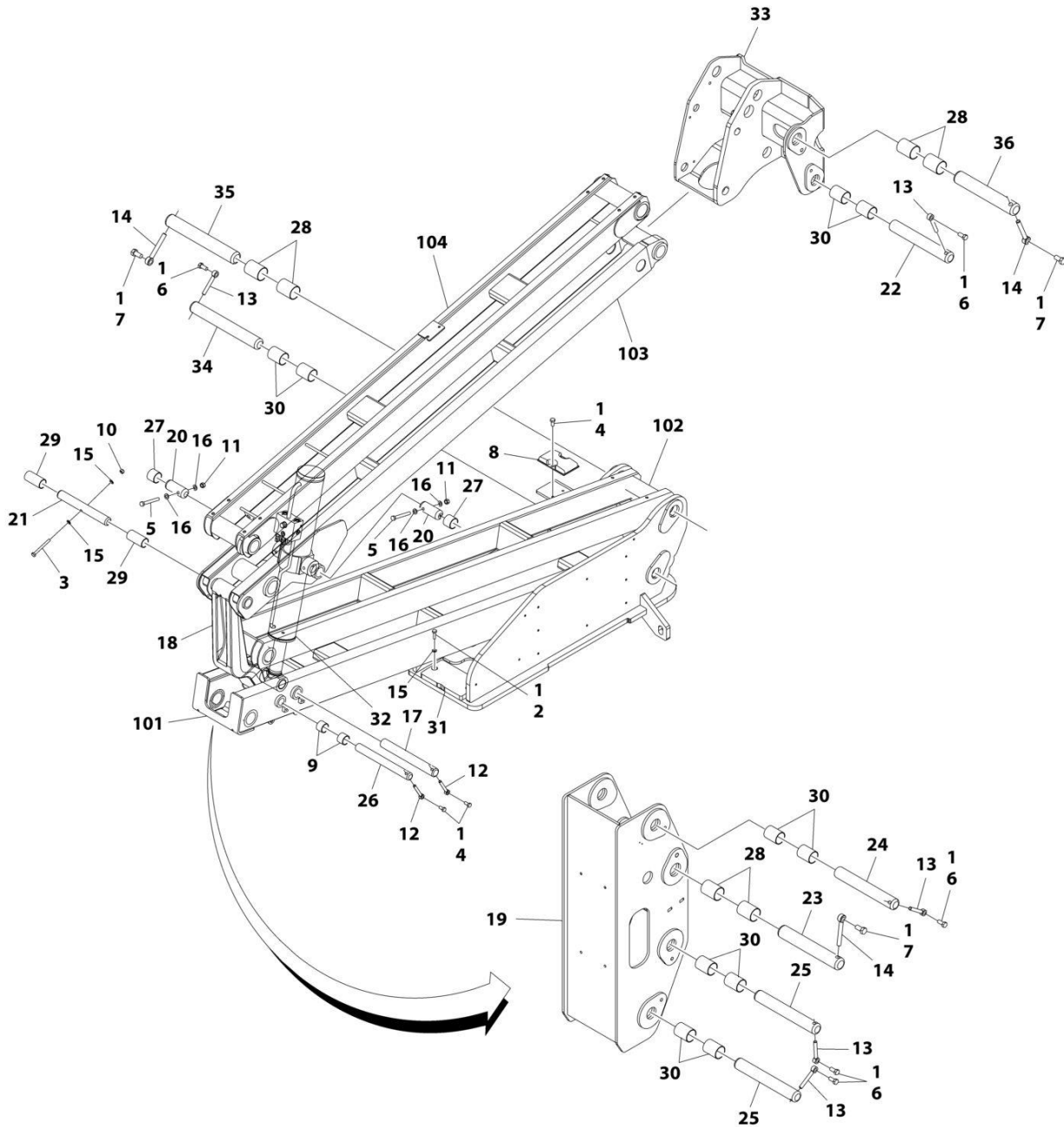
SECTION 4 - BOOM

FIGURE 4-2. MAIN BOOM ASSEMBLY - 450AJ HC3

ITEM	PART NUMBER	QTY	DESCRIPTION	REV
	1001256094	Ref	MAIN BOOM ASSEMBLY	D
1	0100011	AR	Compound, Locking	
2	0711227	4	Bolt M12 x 100	
3	0760812	4	Bolt M8 x 25	
4	0961948	2	Bearing	
5	1670836	1	Cover	
6	3291005	12	Nut M10	
7	3760115	2	Ring, Retaining	
8	3900351	8	Screw M10 x 30	
9	4070897	11	Shim	
10	4070898	13	Shim	
11	4811902	4	Washer M8	
12	4812000	22	Washer M10	
13	5241200	4	Washer M12	
14	5251009	8	Bolt M10 x 18	
15	5251010	20	Bolt M10 x 20	
16	5251012	4	Bolt M10 x 25	
17	8310668	2	Screw M10 x 25	
18	1001118274	4	Nut M8	
19	1001166651	1	Tube, Carrier	
20	1001169302	2	Bearing	
21	1001169304	12	Pad, Wear	
22	1001169305	4	Pad, Wear	
23	1001169402	4	Shim	
24	1001169403	2	Shim	
25	1001170226	1	Cover, Boom End	
26	1001180540	1	Pin	
27	1001224889	1	Powertrack Assembly	
27	70006256	1	Link, Repair	
27	70006271	1	Feet, Mounting	
30	1001255329	1	Mount, Weldment Carrier Tube	
31	1001161713	1	Telescope Cylinder Assembly (See Separate Breakdown in CYLINDER Section)	
32	1001256123	1	Base, Boom	
33	1001256124	1	Fly, Boom	
34	0701024	2	Bolt M10 x 80	
35	1001166656	1	Block, Clamping	
36	1001166662	1	Plate	
37	0700616	2	Bolt M6 x 40	
38	3020042	AR	Lube	
39	3290605	2	Nut M6	
40	4811700	4	Washer M6	
41	1001270208	2	Support, Telescope Cylinder	

SECTION 4 - BOOM

FIGURE 4-3. TOWER BOOM ASSEMBLY - 450AJ HC3



ART_1001256096

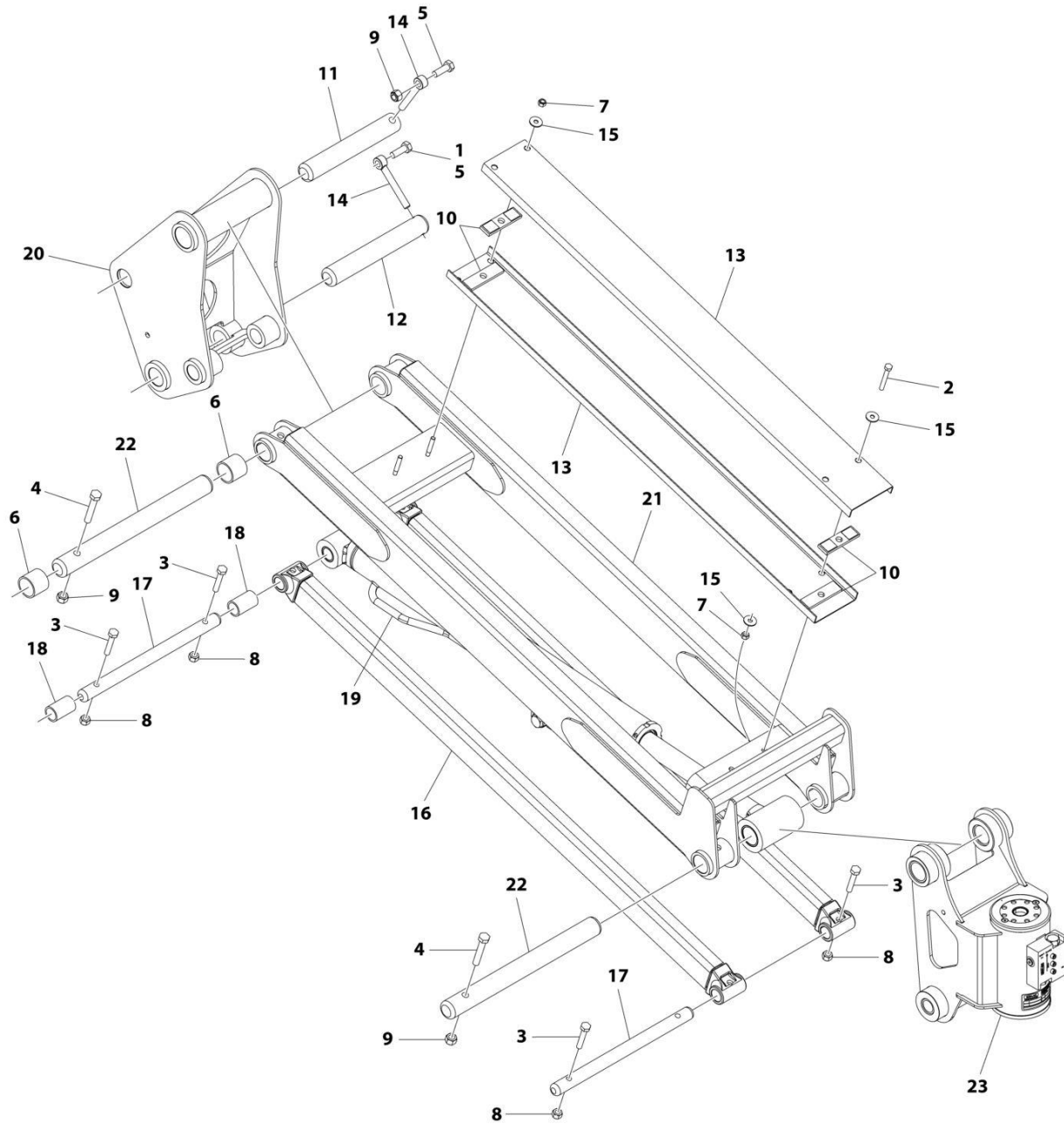
SECTION 4 - BOOM

FIGURE 4-3. TOWER BOOM ASSEMBLY - 450AJ HC3

ITEM	PART NUMBER	QTY	DESCRIPTION	REV
	1001256096	Ref	TOWER BOOM ASSEMBLY	A
1	0100011	AR	Compound, Locking	
2	0701015	2	Bolt M10 x 35	
3	0701027	1	Bolt M10 x 100	
4	0761212	4	Bolt M12 x 25	
5	0761227	2	Bolt M12 x 100	
6	0761615	5	Bolt M16 x 35	
7	0762016	3	Bolt M20 x 40	
8	0940048	1	Bumper	
9	0961948	2	Bearing	
10	3291005	1	Nut M10	
11	3291205	2	Nut M12	
12	3841203	2	Keeper, Pin	
13	3841258	5	Keeper, Pin	
14	3841287	3	Keeper, Pin	
15	4812000	4	Washer M10	
16	4812100	4	Washer M12	
17	1001155093	1	Pin	
18	1001166096	1	Link, Timing	
19	1001166853	1	Upright, Lower	
20	1001169240	2	Pin	
21	1001169241	1	Pin	
22	1001169242	1	Pin	
23	1001169295	1	Pin	
24	1001169296	1	Pin	
25	1001169297	2	Pin	
26	1001169298	1	Pin	
27	1001169299	2	Bearing	
28	1001169300	6	Bearing	
29	1001169301	2	Bearing	
30	1001169302	10	Bearing	
31	1001180056	1	Pad, Wear	
32	1001255968	1	Tower Lift Cylinder (See Separate Breakdown in CYLINDER Section)	
33	1001256098	1	Upright, Upper	
34	1001256911	1	Pin	
35	1001258264	1	Pin	
36	1001258265	1	Pin	
100	1001256099	1	Tower Boom Kit (Not Shown - Includes Items 101-104)	
101	1001256100	1	Boom, Lower Tower	
102	1001256101	1	Boom, Lower Link	
103	1001256102	1	Boom, Upper Tower	
104	1001256103	1	Boom, Upper Link	

SECTION 4 - BOOM

FIGURE 4-4. JIB INSTALLATION - USA BUILT MACHINES



ART_1001256830

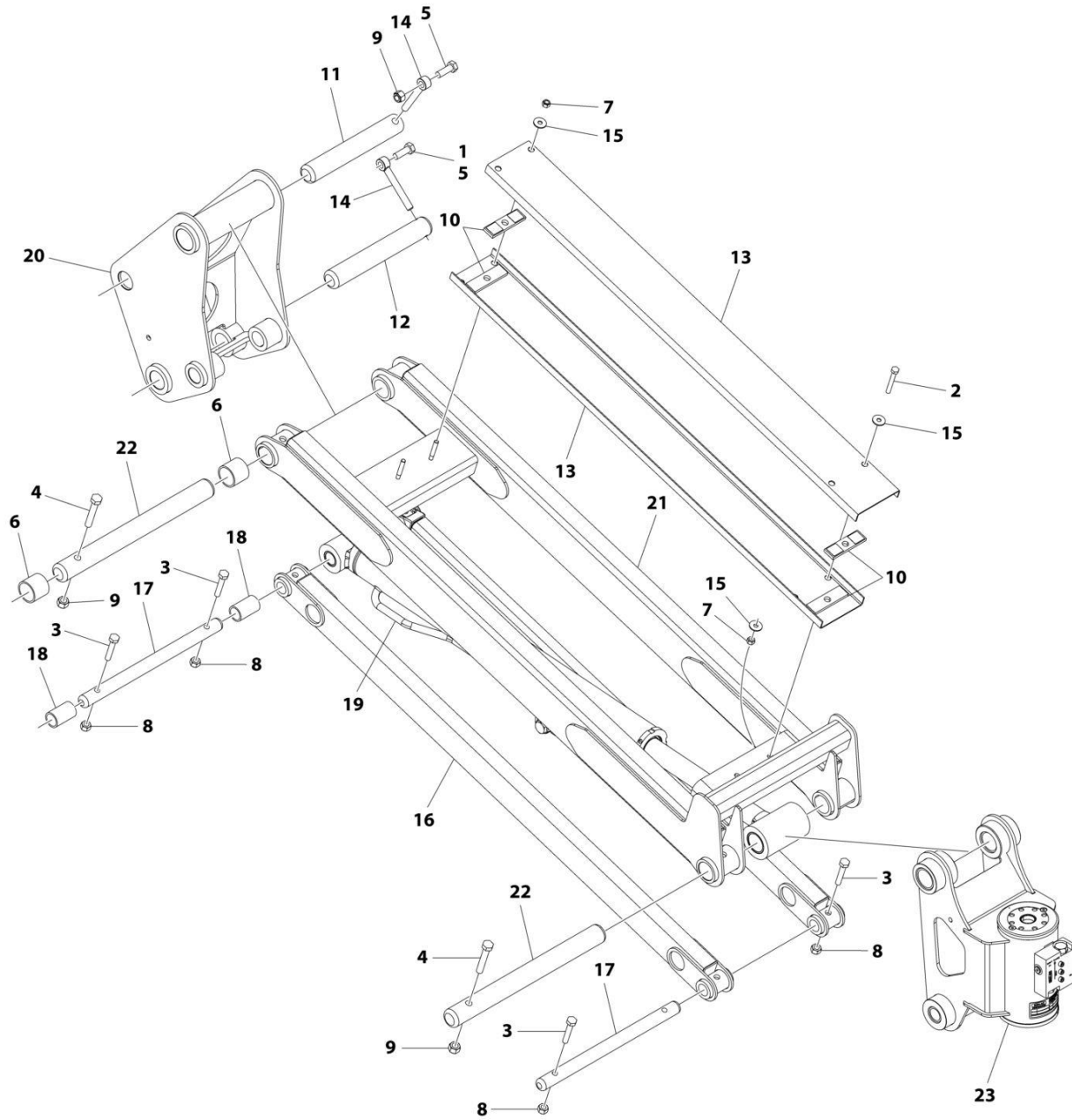
SECTION 4 - BOOM

FIGURE 4-4. JIB INSTALLATION - USA BUILT MACHINES

ITEM	PART NUMBER	QTY	DESCRIPTION	REV
	1001256830	Ref	JIB INSTALLATION	B
1	0100011	AR	Compound, Locking	
2	0700820	2	Bolt M8 x 60	
3	0701019	4	Bolt M10 x 55	
4	0701222	2	Bolt M12 x 70	
5	0761215	2	Bolt M12 x 35	
6	0962272	2	Bearing, Composite	
7	3290805	4	Nut M8	
8	3291005	4	Nut M10	
9	3291205	3	Nut M12	
10	3340860	4	Pad, Rubber	
11	3422793	1	Pin	
12	3422814	1	Pin	
13	3572551	2	Channel	
14	3841203	2	Keeper, Pin	
15	4811902	6	Washer M8	
16	1001094670	2	Link (Lower)	
17	1001182064	2	Pin	
18	1001182695	2	Bearing, Composite	
19	1001255969	1	Jib Cylinder Assembly (See Separate Breakdown in CYLINDER Section))	
20	1001255991	1	Pivot	
21	1001256002	1	Link, Upper Jib	
22	1001256790	2	Pin, Upper Jib Link	
23	1001270730	1	Rotator Assembly (See Separate Breakdown in this Section)	

SECTION 4 - BOOM

FIGURE 4-5. JIB INSTALLATION - CHINA BUILT MACHINES



ART_1001259058

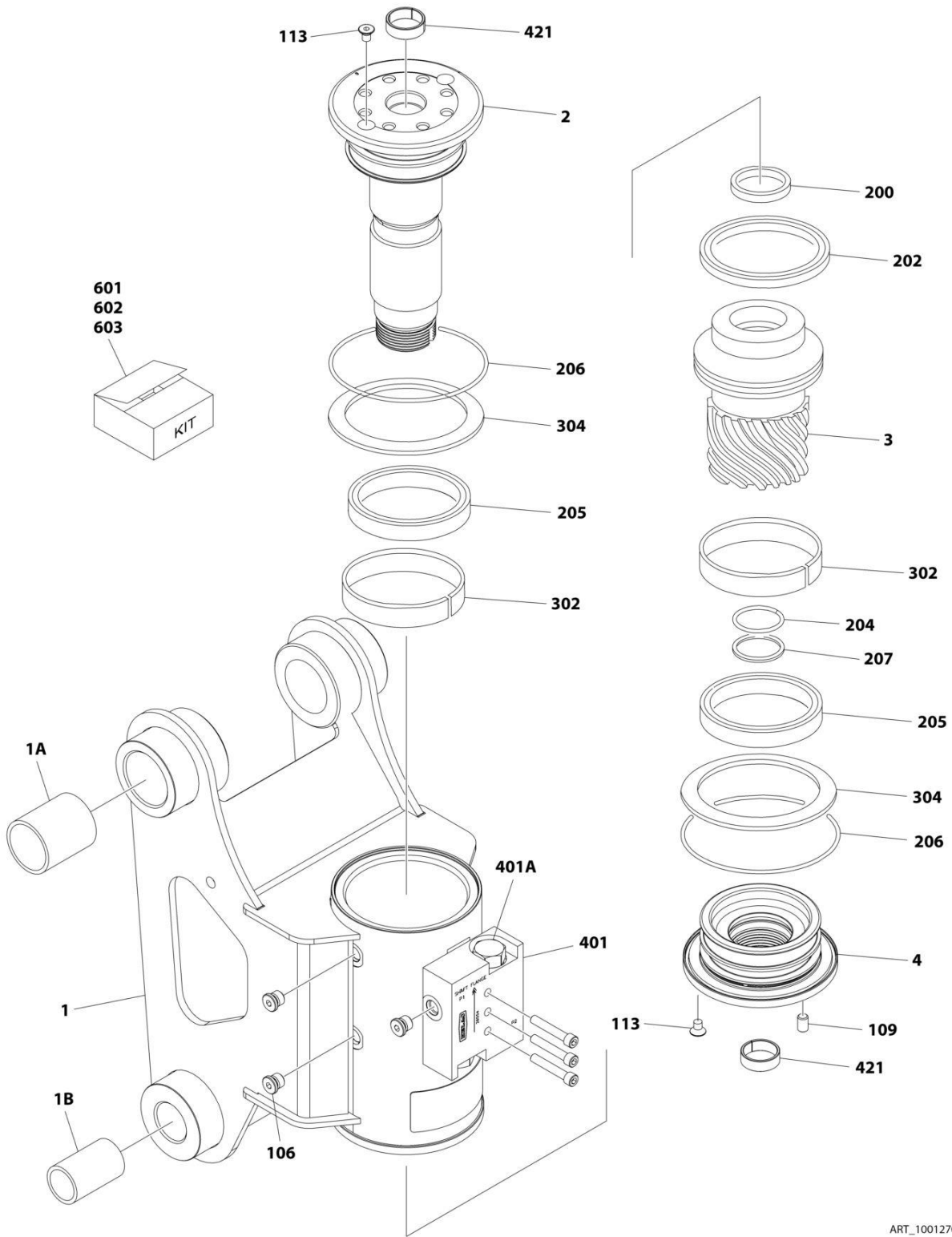
SECTION 4 - BOOM

FIGURE 4-5. JIB INSTALLATION - CHINA BUILT MACHINES

ITEM	PART NUMBER	QTY	DESCRIPTION	REV
	1001259058	Ref	JIB INSTALLATION	B
1	0100011	AR	Compound, Locking	
2	0700820	2	Bolt M8 x 60	
3	0701019	4	Bolt M10 x 55	
4	0701222	2	Bolt M12 x 70	
5	0761215	2	Bolt M12 x 35	
6	0962272	2	Bearing	
7	3290805	4	Nut M8	
8	3291005	4	Nut M10	
9	3291205	3	Nut M12	
10	3340860	4	Pad, Rubber	
11	3422793	1	Pin	
12	3422814	1	Pin	
13	3572551	2	Channel	
14	3841203	2	Keeper, Pin	
15	4811902	6	Washer M8	
16	1001259196	2	Link (Lower)	
17	1001182064	2	Pin	
18	1001182695	2	Bearing, Composite	
19	1001255969	1	Jib Cylinder Assembly (See Separate Breakdown in CYLINDER Section)	
20	1001255991	1	Pivot	
21	1001256002	1	Link (Upper)	
22	1001256790	2	Pin	
23	1001270730	1	Rotator Assembly (See Separate Breakdown in this Section)	

SECTION 4 - BOOM

FIGURE 4-6. ROTATOR ASSEMBLY



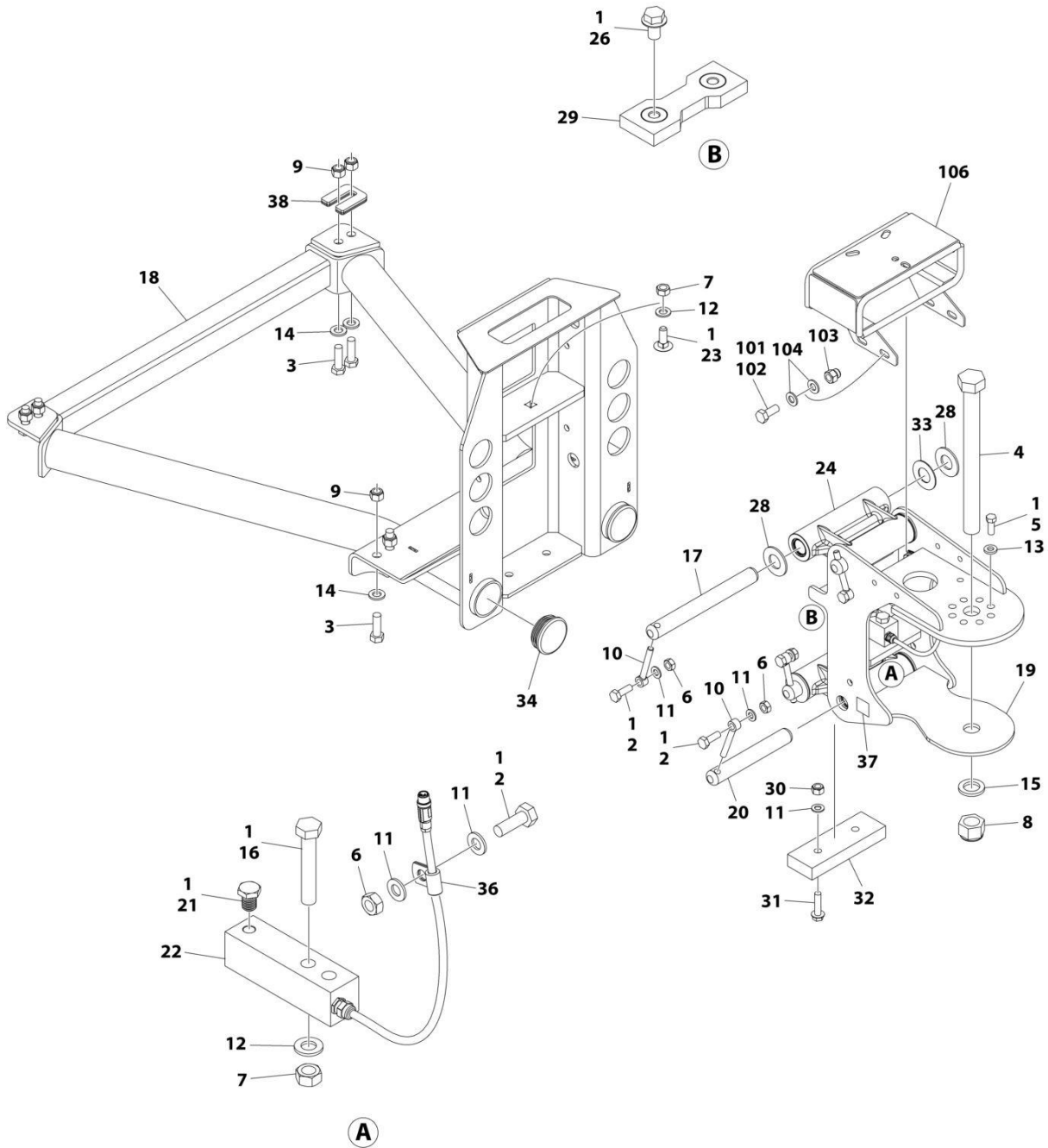
ART_1001270730

FIGURE 4-6. ROTATOR ASSEMBLY

ITEM	PART NUMBER	QTY	DESCRIPTION	REV
	1001270730	Ref	ROTATOR ASSEMBLY	A
1	See Note	NSS	Housing (Note: Purchase Complete Assembly)	
1A	1001182695	2	Bushing	
1B	0962348	2	Bushing	
2	7017162	1	Shaft	
3	7017163	1	Piston	
4	7017164	1	Cap, End	
106	See Note	NSS	Plug (Note: Purchase P/N 7017142)	
109	See Note	NSS	Pin (Note: Purchase P/N 7017142)	
113	See Note	NSS	Screw (Note: Purchase P/N 7017142)	
200	See Note	NSS	Seal, Piston (Note: Purchase P/N 70000342)	
202	See Note	NSS	Seal, Piston (Note: Purchase P/N 70000342)	
204	See Note	NSS	O-Ring (Note: Use P/N 70000342)	
205	See Note	NSS	Seal, Shaft (Note: Purchase P/N 70000342)	
206	See Note	NSS	O-Ring (Note: Use P/N 70000342)	
207	See Note	NSS	Ring, Back-up (Note: Purchase P/N 70000342)	
302	See Note	NSS	Bearing, Shaft (Note: Purchase P/N 7017159)	
304	See Note	NSS	Washer, Thrust (Note: Purchase P/N 7017159)	
401	7017172	1	Counterbalance Valve Assembly	
401A	7017192	2	Valve Cartridge (No Seal Kit Available)	
421	7017195	2	Bushing	
601	70000342	NSS	Seal Kit (Includes Items 200-207)	
602	7017159	NSS	Bearing Kit (Includes Items 302 & 304)	
603	7017142	NSS	Hardware Kit (Includes Items 106-113)	

SECTION 4 - BOOM

FIGURE 4-7. PLATFORM SUPPORT INSTALLATION



ART_1001167596_N

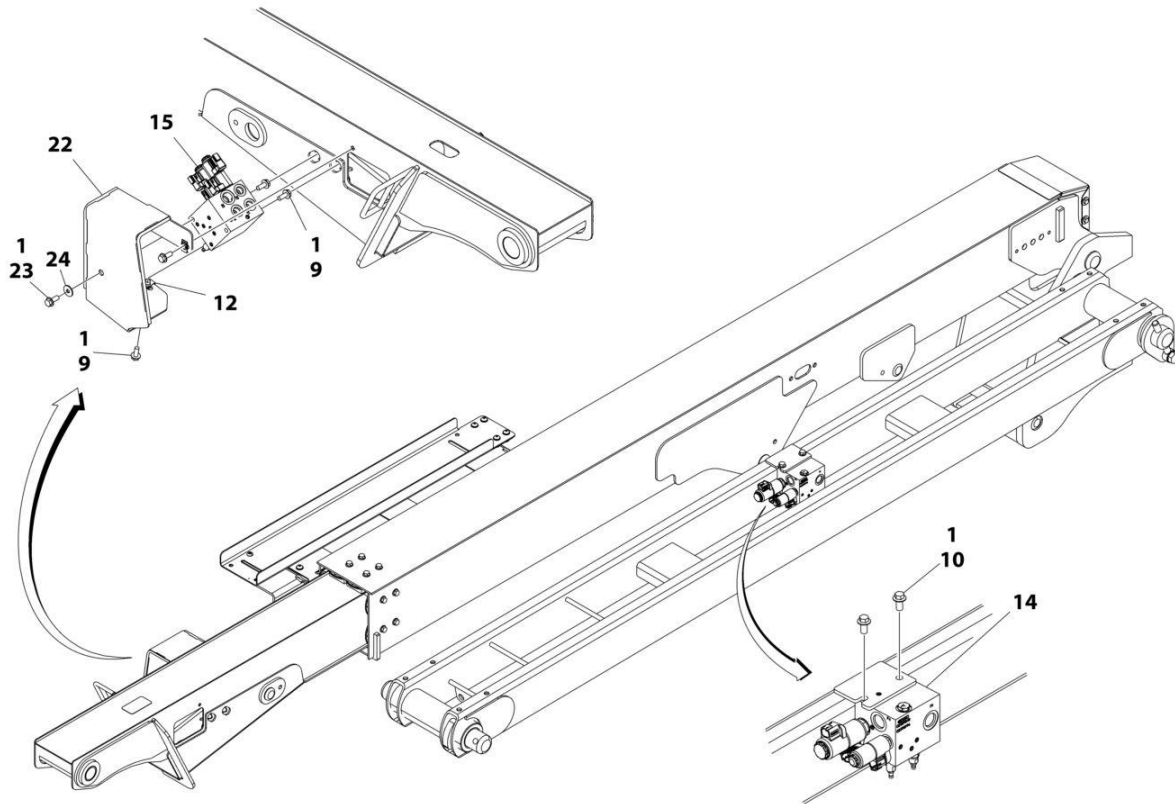
SECTION 4 - BOOM

FIGURE 4-7. PLATFORM SUPPORT INSTALLATION

ITEM	PART NUMBER	QTY	DESCRIPTION	REV
	1001167596	Ref	PLATFORM SUPPORT INSTALLATION	N
1	0100011	AR	Compound, Locking	
2	0761014	5	Bolt M10 x 30	
3	0761216	8	Bolt M12 x 40	
4	1001255133	1	Bolt 1 x 11	
5	0681608	8	Bolt 3/8 x 1	
6	3291001	5	Nut M10	
7	3291201	3	Nut M12	
8	1001174040	1	Nut 1	
9	3291205	8	Nut M12	
10	3841143	4	Keeper, Pin	
11	4812000	8	Washer M10	
12	4812100	3	Washer M12	
13	4891600	8	Washer 3/8	
14	5241200	8	Washer M12	
15	4892600001	1	Washer 1	
16	1001098828	2	Bolt M12 x 70 Grade 10.9	
17	1001167565	2	Pin	
18	1001200494	1	Support, Platform	
19	1001167567	1	Support, Rotator	
20	1001168402	2	Pin	
21	1001188622	1	Screw	
22	1001247468	1	Loadcell	
23	1001188844	1	Bolt M12 x 35	
24	1001201351	2	Link	
24	1001187382	4	Bearing	
24	1001187383	4	Seal	
26	5251008	2	Bolt M10 x 16	
28	1001189002	8	Bearing	
29	1001190985	1	Pad, Wear	
30	3291005	2	Nut M10	
31	5251016	2	Bolt M10 x 40	
32	1001200491	1	Pad, Wear	
33	1001189001	4	Bearing	
34	1001204725	2	Plug	
36	91203039	1	Clamp	
37	1001216630	2	Decal - Tie Down/No Lift	
38	1001238421	Ref	Kit, Platform Leveling (Not Shown)	
	1001202687	Ref	VALVE MOUNT INSTALLATION	B
101	0100011	AR	Compound, Locking	
102	0760810	4	Bolt M8 x 20	
103	3290806	4	Nut M8	
104	4811900	8	Washer M8	
106	1001208994	1	Mount, Valve	

SECTION 4 - BOOM

FIGURE 4-8. 4WD VALVES INSTALLATION



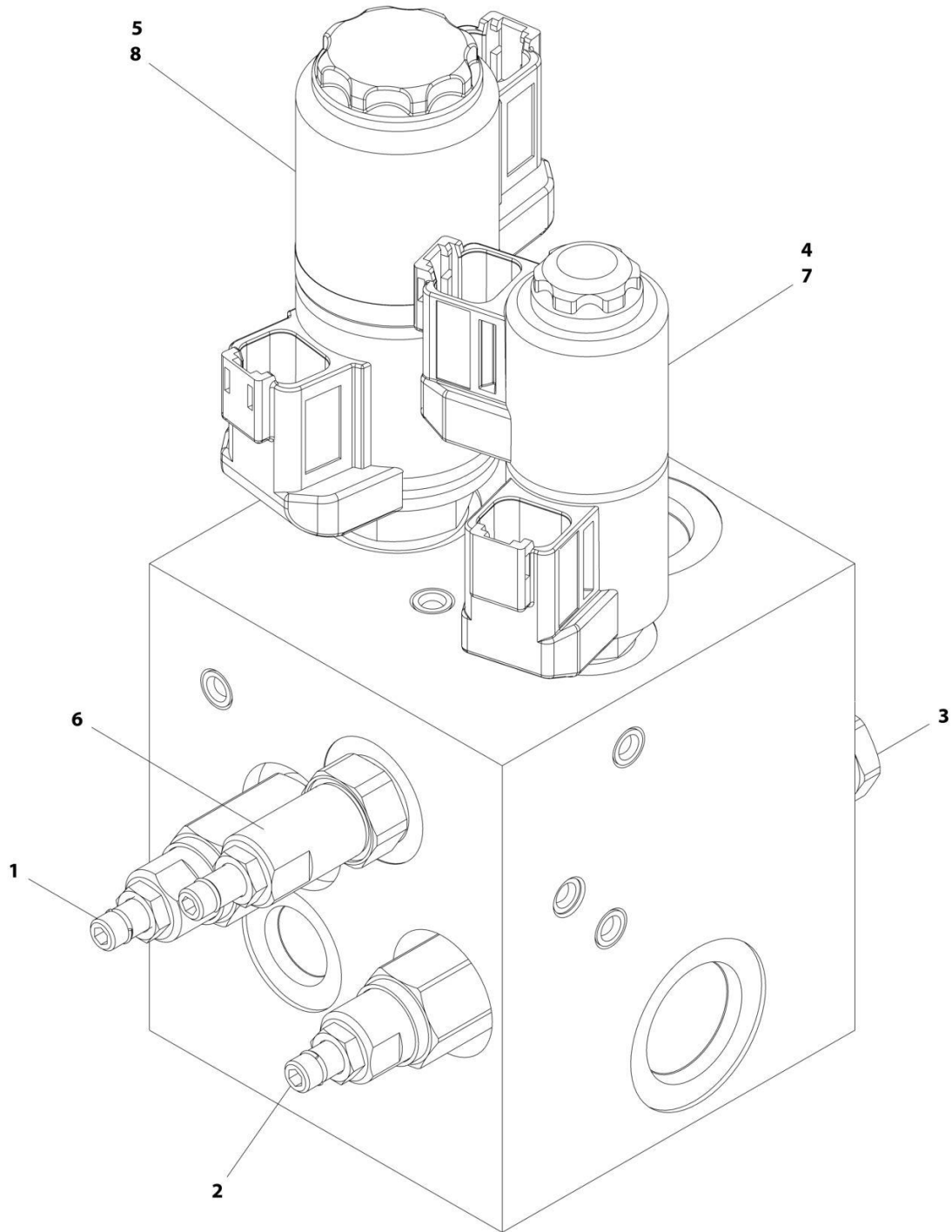
ART_1001271795_30F3

FIGURE 4-8. 4WD VALVES INSTALLATION

ITEM	PART NUMBER	QTY	DESCRIPTION	REV
	1001271795	Ref	4WD VALVES INSTALLATION - BOOM MOUNTED	B
1	0100011	AR	Compound, Locking	
9	5250810	4	Bolt M8 x 20 Class 10.9	
10	5251010	15	Bolt M10 x 25 Class 10.9	
12	1001118274	2	Nut, Tinnerman M8	
14	1001162535	1	Upright Valve Assembly (See Separate Breakdown in this Section)	
15	1001162536	1	Boom Valve Assembly (See Separate Breakdown in this Section)	
22	1001265186	1	Shield, Fly Boom Valve	
23	0770810	1	Bolt M8 x 20 Class 10.9	
24	4811902	1	Washer M8	

SECTION 4 - BOOM

FIGURE 4-9. UPRIGHT VALVE ASSEMBLY



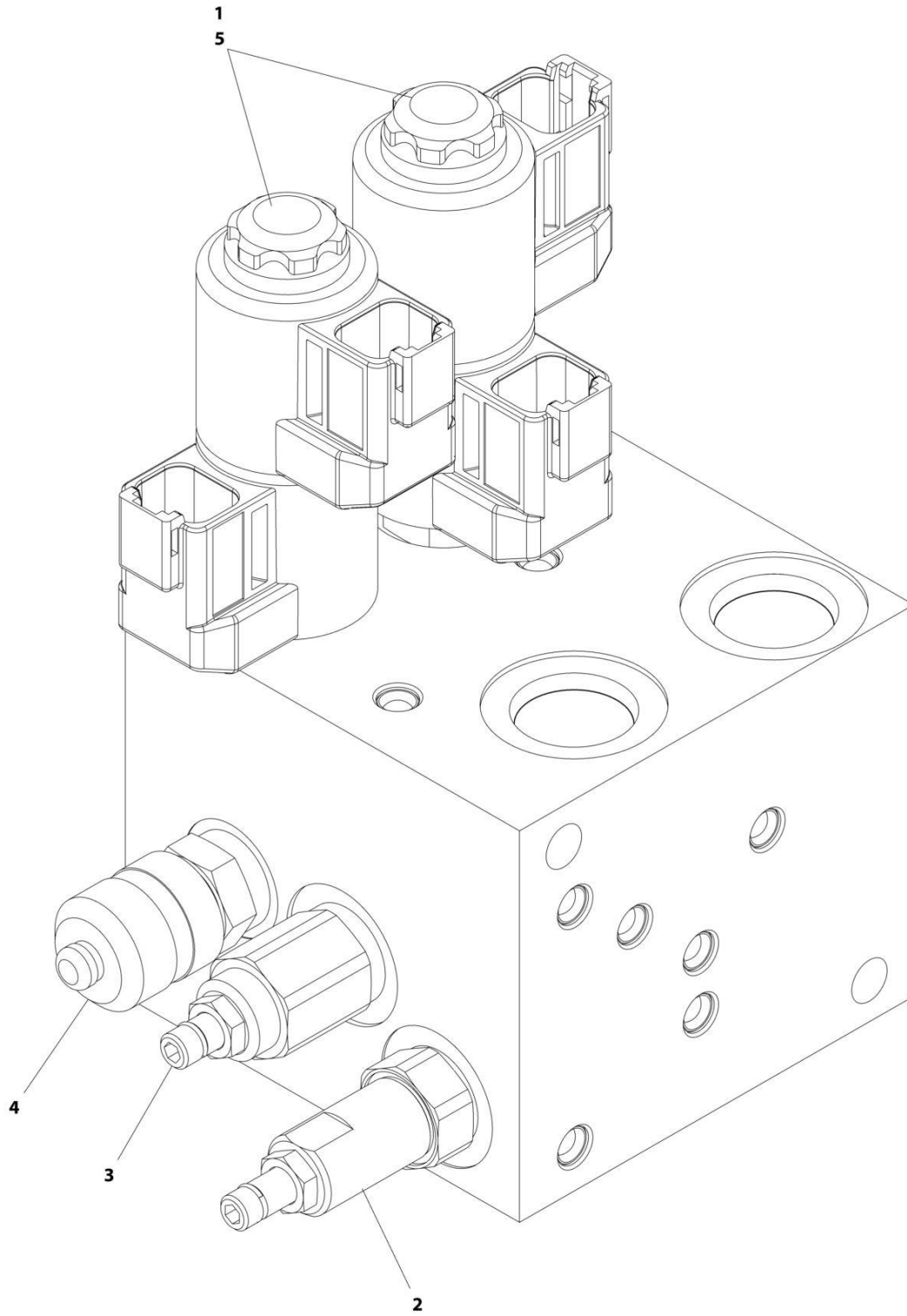
ART_1001162535

FIGURE 4-9. UPRIGHT VALVE ASSEMBLY

ITEM	PART NUMBER	QTY	DESCRIPTION	REV
	1001162535	Ref	UPRIGHT VALVE ASSEMBLY	D
1	70004864	1	Cartridge, Valve	
1	70004875	1	Seal Kit - 70004864 Valve	
2	70004865	1	Cartridge, Valve	
2	70004875	1	Seal Kit - 70004865 Valve	
3	70004866	1	Cartridge, Relief Valve	
3	70004867	1	Seal Kit - 70004866 Valve	
4	70004868	1	Cartridge, Solenoid Valve Less Coil	
4	70004869	1	Seal Kit - 70004868 Valve	
5	7027625	1	Cartridge, Solenoid Valve Less Coil	
5	70000100	1	Seal Kit - 7027625 Valve	
6	70006660	1	Cartridge, Valve	
6	70004867	1	Seal Kit - 70006660 Valve	
7	70004871	2	Coil	
8	7027628	2	Coil	

SECTION 4 - BOOM

FIGURE 4-10. BOOM VALVE ASSEMBLY - 450AJ



ART_1001162536_G

SECTION 4 - BOOM

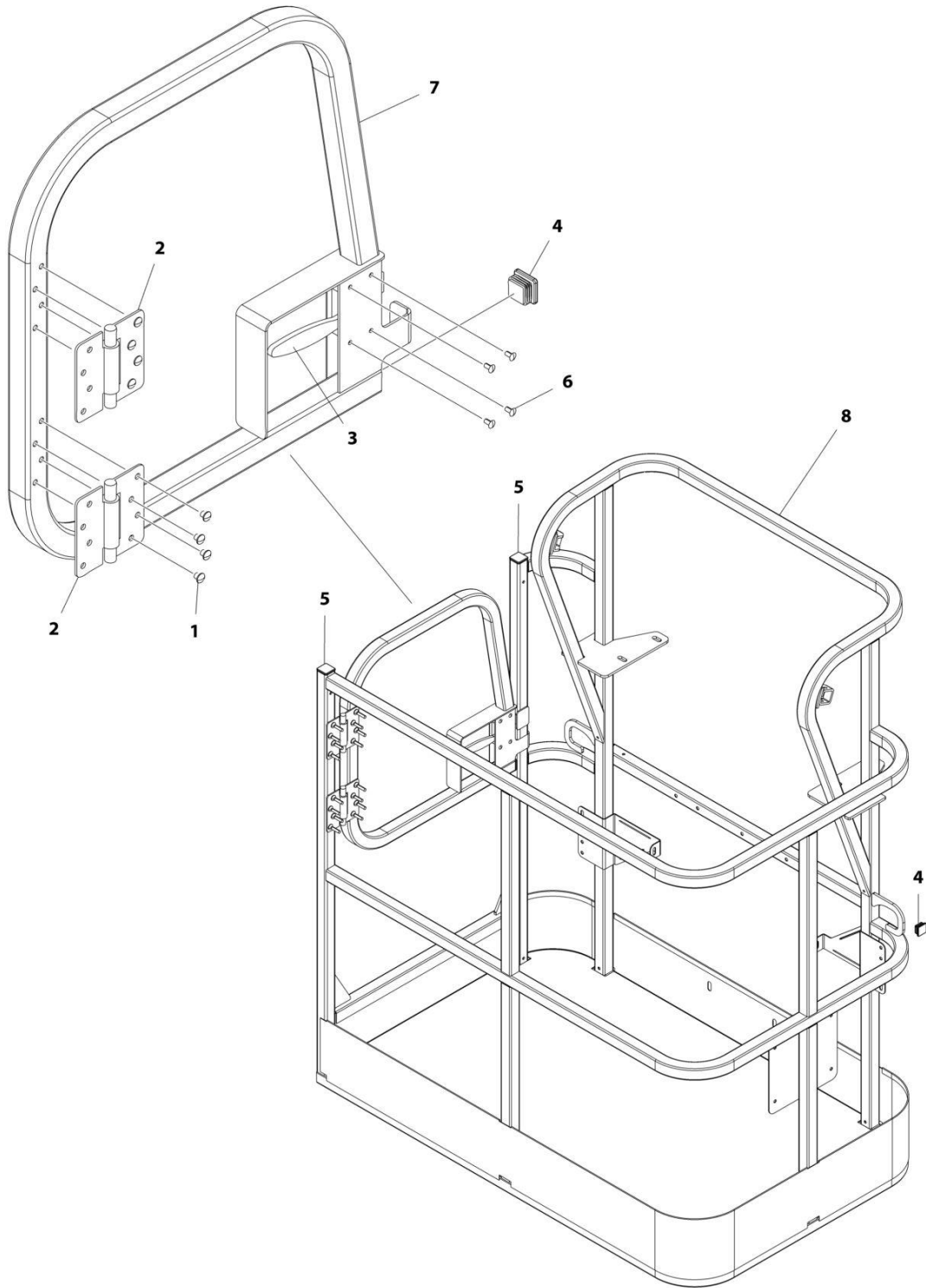
FIGURE 4-10. BOOM VALVE ASSEMBLY - 450AJ

ITEM	PART NUMBER	QTY	DESCRIPTION	REV
	1001162536	Ref	BOOM VALVE ASSEMBLY	G
1	70005243	2	Cartridge, Solenoid Valve Less Coil	
1	70004869	2	Seal Kit - 70005243 Valve	
2	70004873	1	Cartridge, Valve	
2	70004867	1	Seal Kit - 70004873 Valve	
3	70007556	1	Cartridge, Valve	
3	70004867	1	Seal Kit - 70006970 Valve	
4	2221086	1	Fitting, Test	
5	70004871	4	Coil	

SECTION 5 - PLATFORM

SECTION 5 - PLATFORM

FIGURE 5-1. PLATFORM ASSEMBLY - 30IN X 4FT (76CM X 1.22M) - SIDE GATE ENTRY (USA BUILT MACHINES)



ART_1001186387

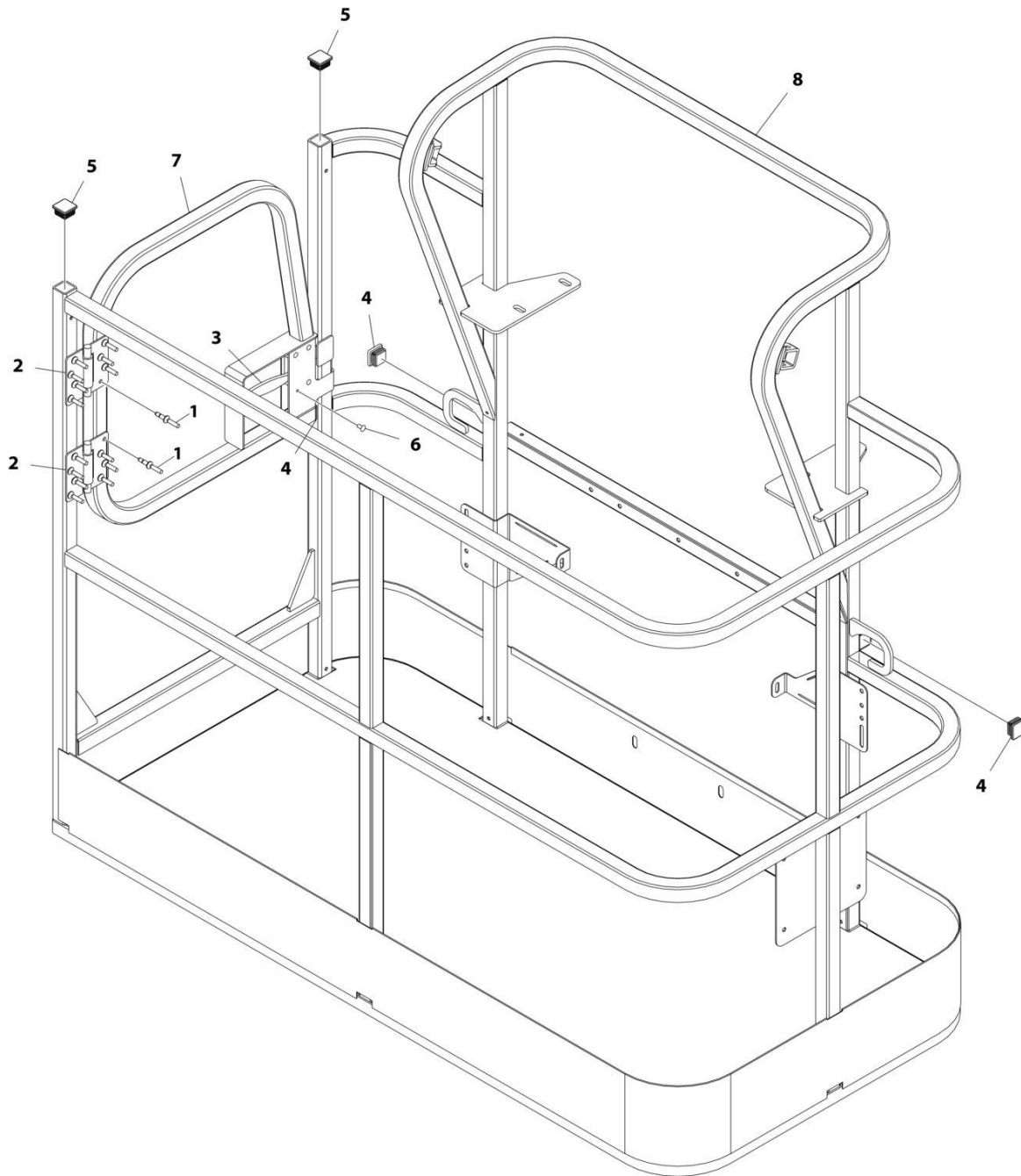
SECTION 5 - PLATFORM

FIGURE 5-1. PLATFORM ASSEMBLY - 30IN X 4FT (76CM X 1.22M) - SIDE GATE ENTRY (USA BUILT MACHINES)

ITEM	PART NUMBER	QTY	DESCRIPTION	REV
	1001186387	Ref	PLATFORM ASSEMBLY	C
		Ref	Note: Platform and Mesh must be ordered separately for Platforms with Mesh. See SPECIAL OPTIONS SECTION for Mesh Installations.	
		Ref	Note: Replacement Decals Must be Ordered Separately - See DECALS SECTION.	
1	2080040	16	Fastener, Huck	
2	2600281	2	Hinge, Self-Closing	
3	2940074	1	Latch	
4	3520072	3	Plug	
5	3520198	2	Plug	
6	3820020	4	Rivet	
7	1001144629	1	Gate	
8	See Note	1	Platform (Note: Not Available - Purchase Platform Assembly)	

SECTION 5 - PLATFORM

FIGURE 5-2. PLATFORM ASSEMBLY - 30IN X 5FT (76CM X 1.52M) - SIDE GATE ENTRY (USA AND CHINA BUILT MACHINES)



ART_1001186386

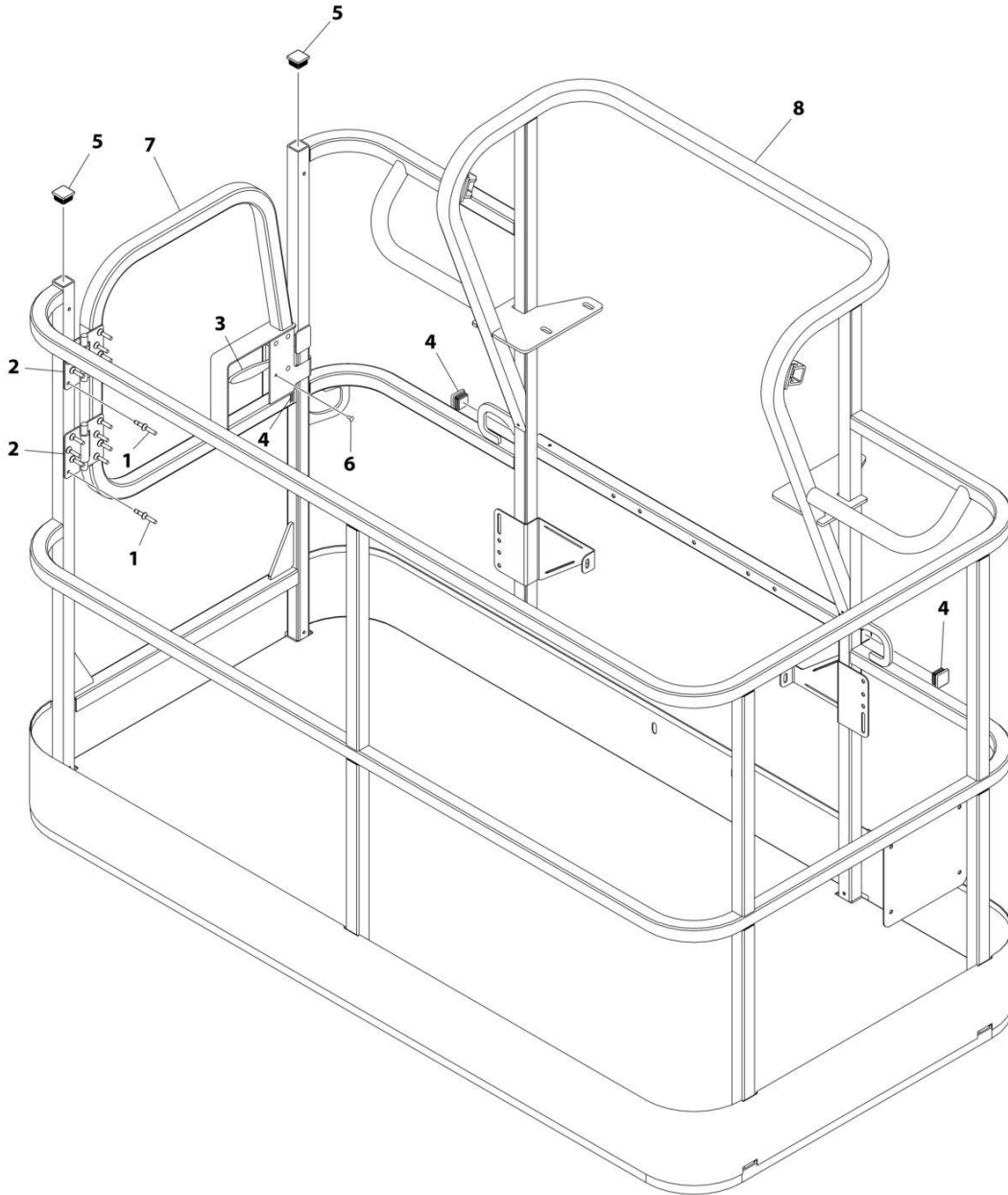
SECTION 5 - PLATFORM

FIGURE 5-2. PLATFORM ASSEMBLY - 30IN X 5FT (76CM X 1.52M) - SIDE GATE ENTRY (USA AND CHINA BUILT MACHINES)

ITEM	PART NUMBER	QTY	DESCRIPTION	REV
	1001186386	Ref	PLATFORM ASSEMBLY	C
		Ref	Note: Platform and Mesh must be ordered separately for Platforms with Mesh. See SPECIAL OPTIONS SECTION for Mesh Installations.	
		Ref	Note: Replacement Decals Must be Ordered Separately - See DECALS SECTION.	
1	2080040	16	Fastener, Huck	
2	2600281	2	Hinge, Self-Closing	
3	2940074	1	Latch	
4	3520072	3	Plug	
5	3520198	2	Plug	
6	3820020	4	Rivet	
7	1001144629	1	Gate	
8	See Note	NSS	Platform (Note: Not Available - Purchase Platform Assembly)	

SECTION 5 - PLATFORM

FIGURE 5-3. PLATFORM ASSEMBLY - 30IN X 6FT (76CM X 1.83M) - SIDE GATE ENTRY (USA AND CHINA BUILT MACHINES)



ART_1001186385

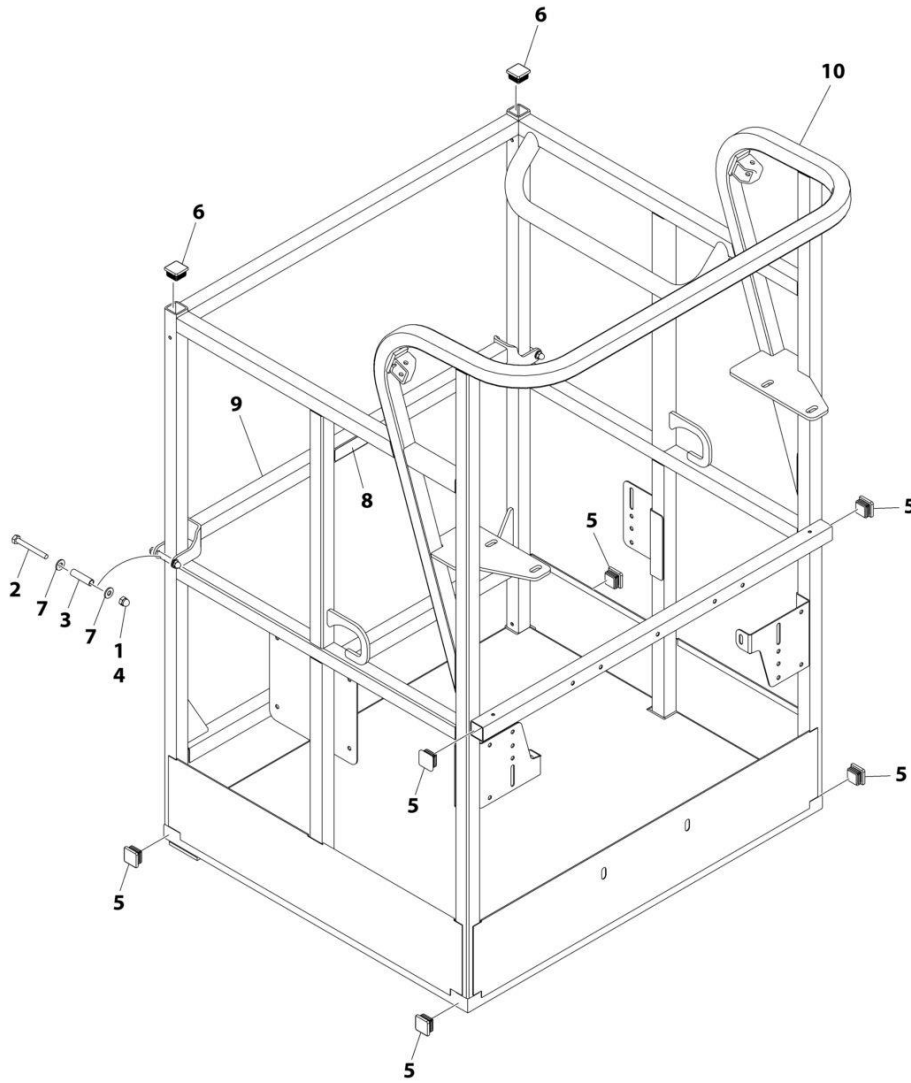
SECTION 5 - PLATFORM

FIGURE 5-3. PLATFORM ASSEMBLY - 30IN X 6FT (76CM X 1.83M) - SIDE GATE ENTRY (USA AND CHINA BUILT MACHINES)

ITEM	PART NUMBER	QTY	DESCRIPTION	REV
	1001186385	Ref	PLATFORM ASSEMBLY	D
		Ref	Note: Platform and Mesh must be ordered separately for Platforms with Mesh. See SPECIAL OPTIONS SECTION for Mesh Installations.	
		Ref	Note: Replacement Decals Must be Ordered Separately - See DECALS SECTION.	
1	2080040	16	Fastener, Huck	
2	2600281	2	Hinge	
3	2940074	1	Latch	
4	3520072	3	Plug	
5	3520198	2	Plug	
6	3820020	4	Rivet	
7	1001144629	1	Gate	
8	See Note	NSS	Platform (Note: Not Available - Purchase Platform Assembly)	

SECTION 5 - PLATFORM

FIGURE 5-4. PLATFORM ASSEMBLY - 30IN X 3FT (76CM X .91M) - DROP BAR ENTRY (USA AND ROMANIAN BUILT MACHINES)



ART_1001228215

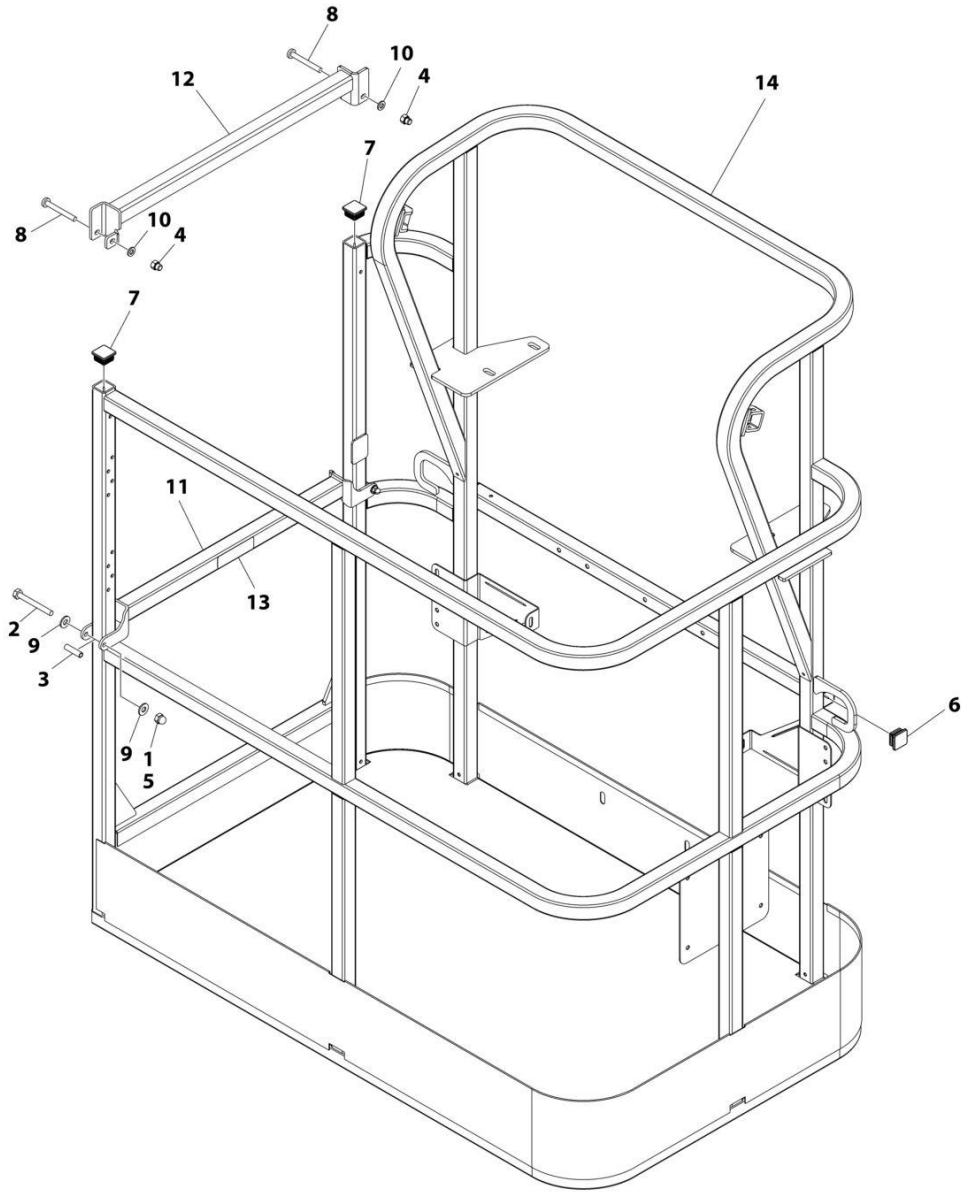
SECTION 5 - PLATFORM

FIGURE 5-4. PLATFORM ASSEMBLY - 30IN X 3FT (76CM X .91M) - DROP BAR ENTRY (USA AND ROMANIAN BUILT MACHINES)

ITEM	PART NUMBER	QTY	DESCRIPTION	REV
	1001228215	Ref	PLATFORM ASSEMBLY	A
	See Note	Ref	Note: Platform and Mesh must be ordered separately for Platforms with Mesh. See SPECIAL OPTIONS SECTION for Mesh Installations.	
	See Note	Ref	Note: Replacement Decals Must be Ordered Separately - See DECAL SECTION.	
1	0100011	AR	Compound, Locking	
2	0641418	2	Bolt 1/4 x 2-1/4	
3	0961845	2	Bushing	
4	3300151	2	Nut 1/4	
5	3520072	6	Cap, Plug	
6	3520198	2	Cap, Plug	
7	4711400	4	Washer 1/4	
8	1001140429	1	Decal - Drop Bar	
9	1001226872	1	Bar, Drop	
10	See Note	NSS	Platform (Note: Not Available - Purchase Platform Assembly)	

SECTION 5 - PLATFORM

FIGURE 5-5. PLATFORM ASSEMBLY - 30IN X 4FT (76CM X 1.22M) - WITH DROP BAR (USA BUILT MACHINES)



ART_1001186375

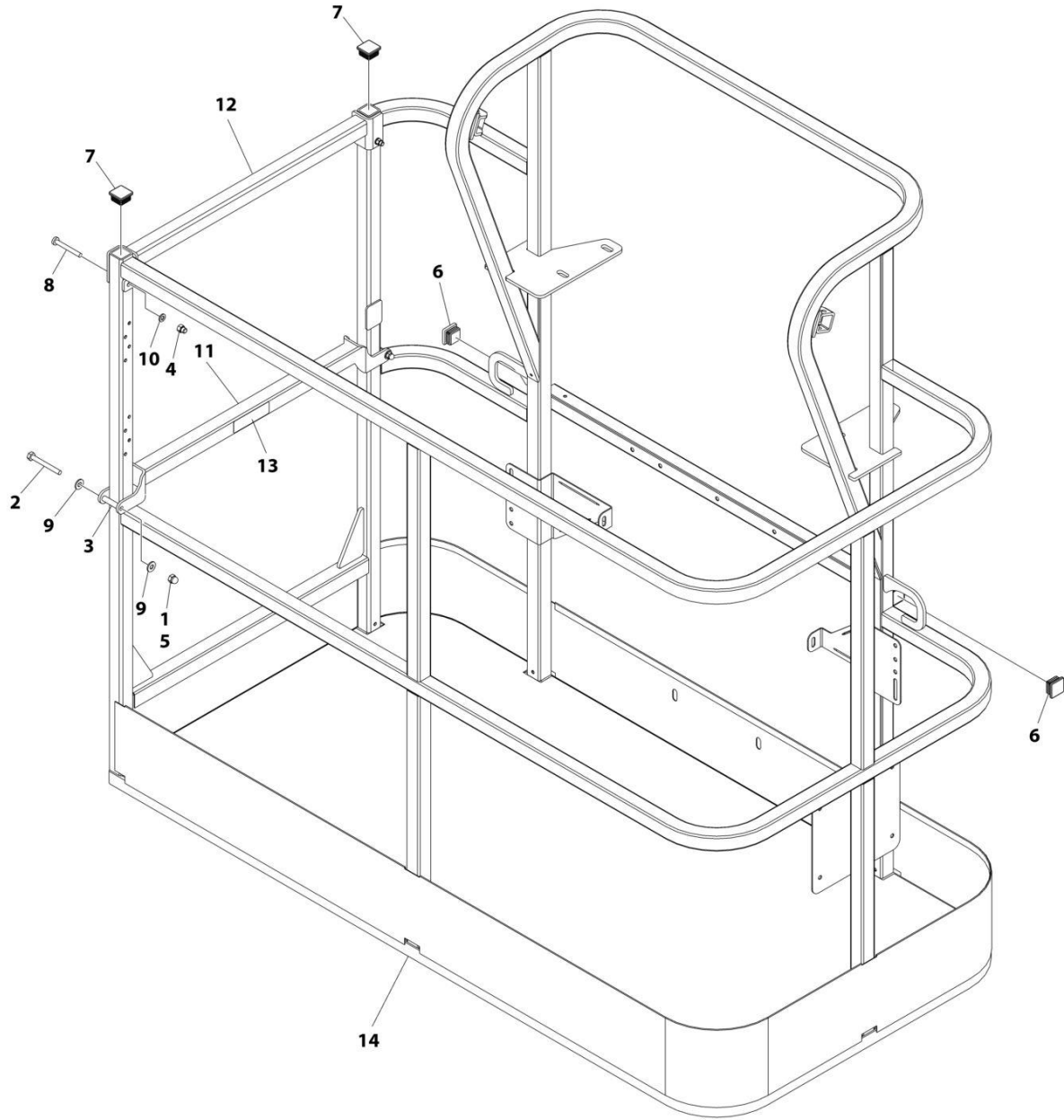
SECTION 5 - PLATFORM

FIGURE 5-5. PLATFORM ASSEMBLY - 30IN X 4FT (76CM X 1.22M) - WITH DROP BAR (USA BUILT MACHINES)

ITEM	PART NUMBER	QTY	DESCRIPTION	REV
	1001186375	Ref	PLATFORM ASSEMBLY	B
		Ref	Note: Platform and Mesh must be ordered separately for Platforms with Mesh. See SPECIAL OPTIONS SECTION for Mesh Installations.	
		Ref	Note: Replacement Decals Must be Ordered Separately - See DECALS SECTION.	
1	0100011	AR	Compound, Locking	
2	0641418	2	Bolt 1/4 x 2-1/4	
3	0961845	2	Bushing	
4	3290606	2	Nut M6	
5	3300151	2	Nut 1/4	
6	3520072	2	Plug	
7	3520198	2	Plug	
8	4010618	2	Screw M6 x 50	
9	4711400	4	Washer 1/4	
10	4811700	2	Washer M6	
11	1001138494	1	Bar, Drop	
12	1001138514	1	Rail - Top	
13	1001140429	1	Decal - Drop Bar	
14	See Note	1	Platform (Note: Not Available - Purchase Platform Assembly)	

SECTION 5 - PLATFORM

FIGURE 5-6. PLATFORM ASSEMBLY - 30IN X 5FT (76CM X 1.52M) - WITH DROP BAR (USA AND CHINA BUILT MACHINES)



ART_1001186377

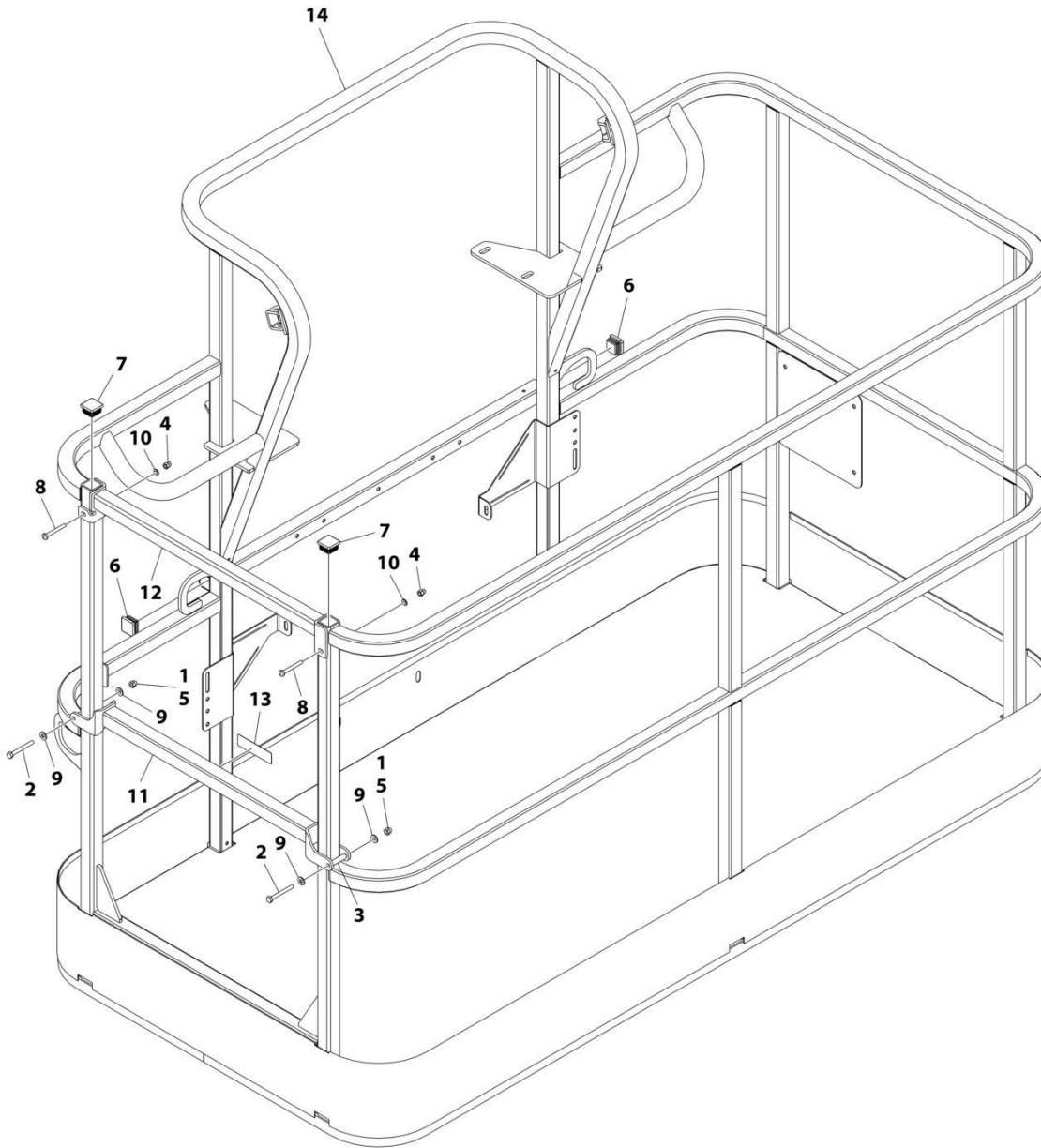
SECTION 5 - PLATFORM

FIGURE 5-6. PLATFORM ASSEMBLY - 30IN X 5FT (76CM X 1.52M) - WITH DROP BAR (USA AND CHINA BUILT MACHINES)

ITEM	PART NUMBER	QTY	DESCRIPTION	REV
	1001186377	Ref	PLATFORM ASSEMBLY	C
		Ref	Note: Platform and Mesh must be ordered separately for Platforms with Mesh. See SPECIAL OPTIONS SECTION for Mesh Installations.	
		Ref	Note: Replacement Decals Must be Ordered Separately - See DECALS SECTION.	
1	0100011	AR	Compound, Locking	
2	0641420	2	Bolt 1/4 x 2-1/2	
3	0961845	2	Bushing	
4	3290606	2	Nut M6	
5	3300151	2	Nut 1/4	
6	3520072	2	Plug	
7	3520198	2	Plug	
8	4010618	2	Screw M6 x 50	
9	4711400	4	Washer 1/4	
10	4811700	2	Washer M6	
11	1001138494	1	Bar, Drop	
12	1001138514	1	Rail (Top)	
13	1001140429	1	Decal - Drop Bar	
14	See Note	NSS	Platform (Note: Not Available - Purchase Platform Assembly)	

SECTION 5 - PLATFORM

FIGURE 5-7. PLATFORM ASSEMBLY - 30IN X 6FT (76CM X 1.83M) - WITH DROP BAR (USA AND CHINA BUILT MACHINES)



ART_1001186378

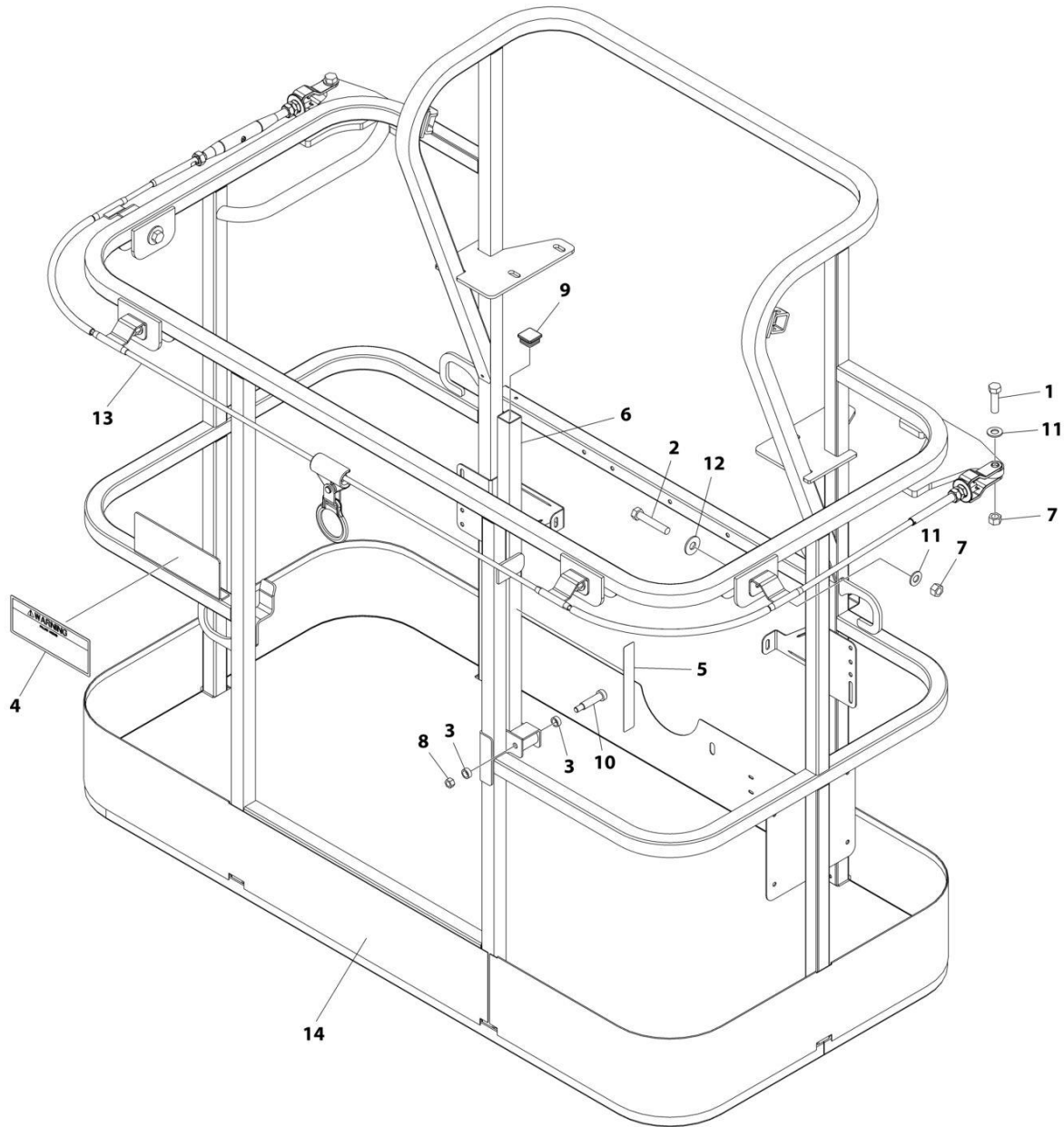
SECTION 5 - PLATFORM

FIGURE 5-7. PLATFORM ASSEMBLY - 30IN X 6FT (76CM X 1.83M) - WITH DROP BAR (USA AND CHINA BUILT MACHINES)

ITEM	PART NUMBER	QTY	DESCRIPTION	REV
	1001186378	Ref	PLATFORM ASSEMBLY	C
		Ref	Note: Platform and Mesh must be ordered separately for Platforms with Mesh. See SPECIAL OPTIONS SECTION for Mesh Installations.	
		Ref	Note: Replacement Decals Must be Ordered Separately - See DECALS SECTION.	
1	0100011	AR	Compound, Locking	
2	0641418	2	Bolt 1/4 x 2-1/4	
3	0961845	2	Bushing	
4	3290606	2	Nut M6	
5	3300151	2	Nut 1/4	
6	3520072	2	Plug	
7	3520198	2	Plug	
8	4010618	2	Screw M6 x 50	
9	4711400	4	Washer 1/4	
10	4811700	2	Washer M6	
11	1001138494	1	Bar, Drop	
12	1001138514	1	Rail (Top)	
13	1001140429	1	Decal - Drop Bar	
14	See Note	NSS	Platform (Note: Not Available - Purchase Platform Assembly)	

SECTION 5 - PLATFORM

FIGURE 5-8. PLATFORM ASSEMBLY - 30IN X 5FT (76CM X 1.52M - FALL ARREST (ANSI, ANSI EXPORT AND CSA SPECS)



ART_1001186388

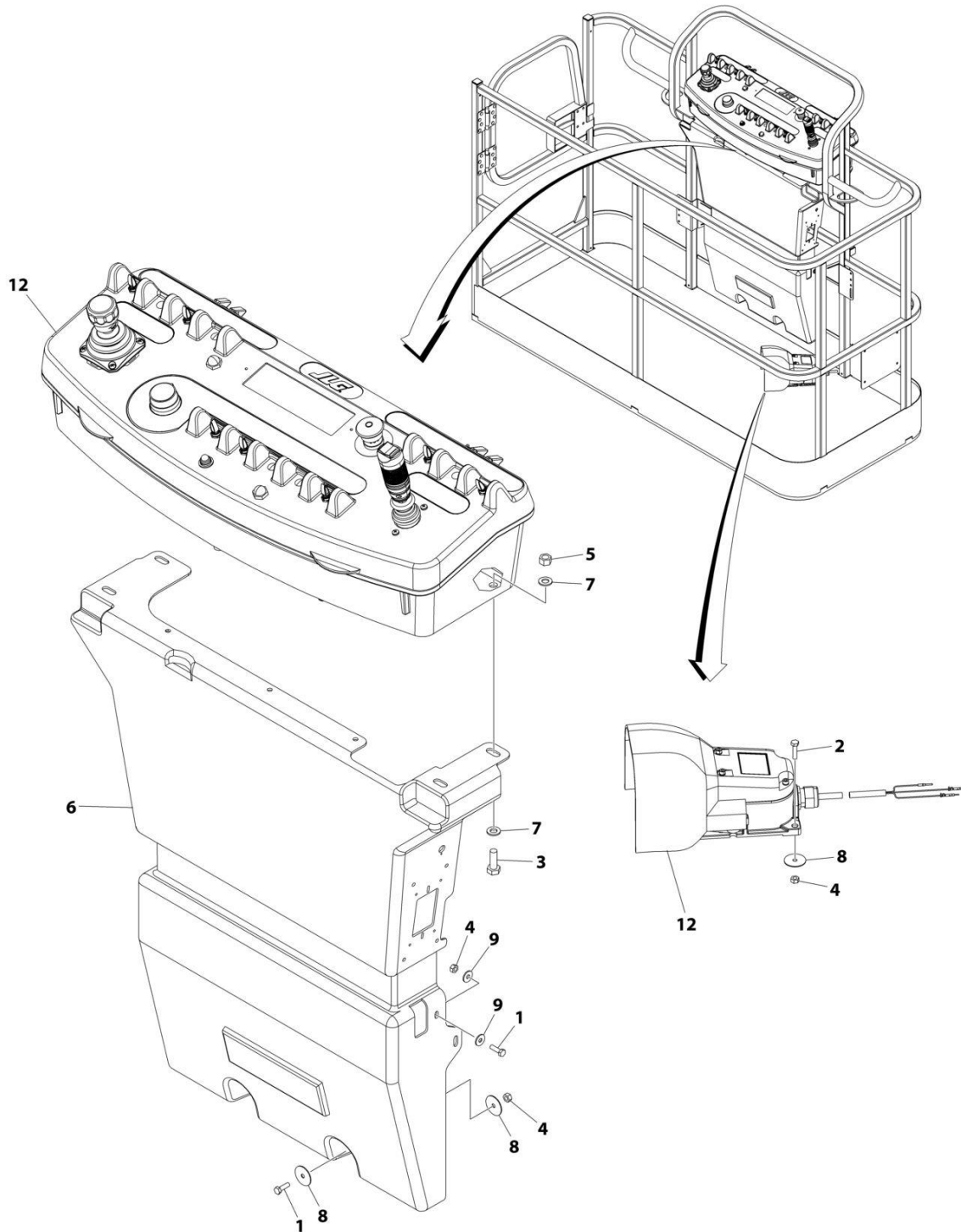
SECTION 5 - PLATFORM

FIGURE 5-8. PLATFORM ASSEMBLY - 30IN X 5FT (76CM X 1.52M - FALL ARREST (ANSI, ANSI EXPORT AND CSA SPECS)

ITEM	PART NUMBER	QTY	DESCRIPTION	REV
	1001186388	Ref	PLATFORM ASSEMBLY	C
	See Note	Ref	Note: Replacement Decals Must be Ordered Separately - See DECALS SECTION.	
1	0681814	2	Bolt 1/2 x 1-3/4 (Grade 8)	
2	0681822	4	Bolt 1/2 x 2-3/4 (Grade 8)	
3	0962270	2	Bearing	
4	1705014	1	Decal - Safety	
5	1706385	1	Decal - Drop Bar	
6	2410014	1	Gate, Weldment	
7	3271805	6	Nut 1/2	
8	3311605	1	Nut 3/8	
9	3520072	1	Cap, Plug	
10	3900054	1	Bolt 1/2 x 1-3/4	
11	4711800	6	Washer 1/2	
12	4751800	4	Washer 1/2	
13	1001203654	1	Lanyard	
14	See Note	NSS	Platform (Note: Not Available - Purchase Platform Assembly)	

SECTION 5 - PLATFORM

FIGURE 5-9. CONSOLE BOX INSTALLATION - 450A



ART_1001246297

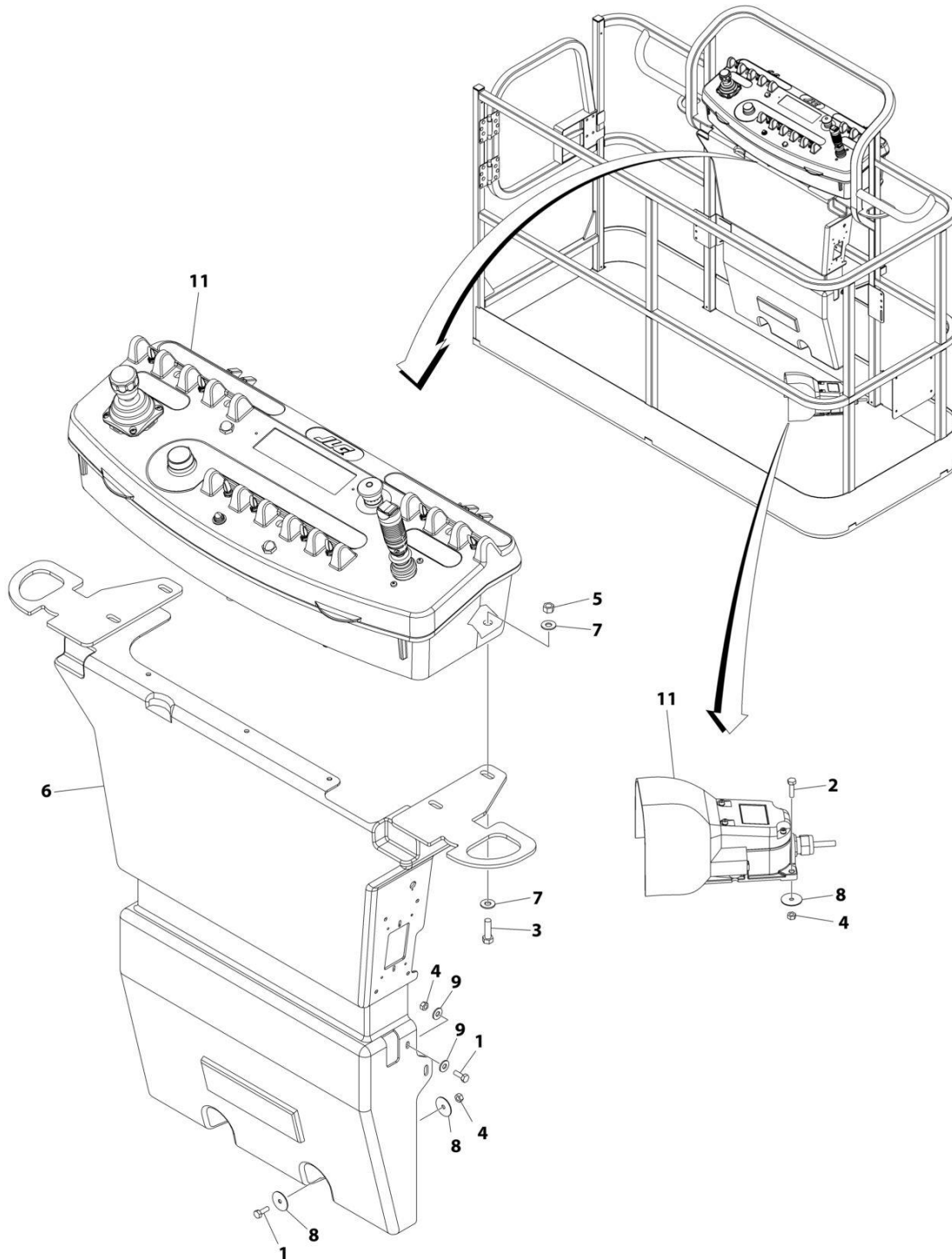
SECTION 5 - PLATFORM

FIGURE 5-9. CONSOLE BOX INSTALLATION - 450A

ITEM	PART NUMBER	QTY	DESCRIPTION	REV
	1001246297	Ref	CONSOLE BOX INSTALLATION	A
1	0641406	4	Bolt 1/4 x 3/4	
2	0641408	3	Bolt 1/4 x 1	
3	0641610	4	Bolt 3/8 x 1-1/4	
4	3311405	7	Nut Lock 1/4	
5	3311605	4	Nut Lock 3/8	
6	3380434	1	Panel, Decal Mount	
7	4751600	8	Washer 3/8	
8	4740362	7	Washer 1/4	
9	4751400	4	Washer 1/4	
10	1001144295	2	Cap, Connector (Not Shown)	
11	1001164728	1	Harness, Platform Valve (Not Shown - See Separate Breakdown in ELECTRICAL SECTION)	
12	1001246286	1	Platform Console Box Assembly (See Separate Breakdown in this Section)	

SECTION 5 - PLATFORM

FIGURE 5-10. CONSOLE BOX INSTALLATION - 450AJ



ART_1001246436

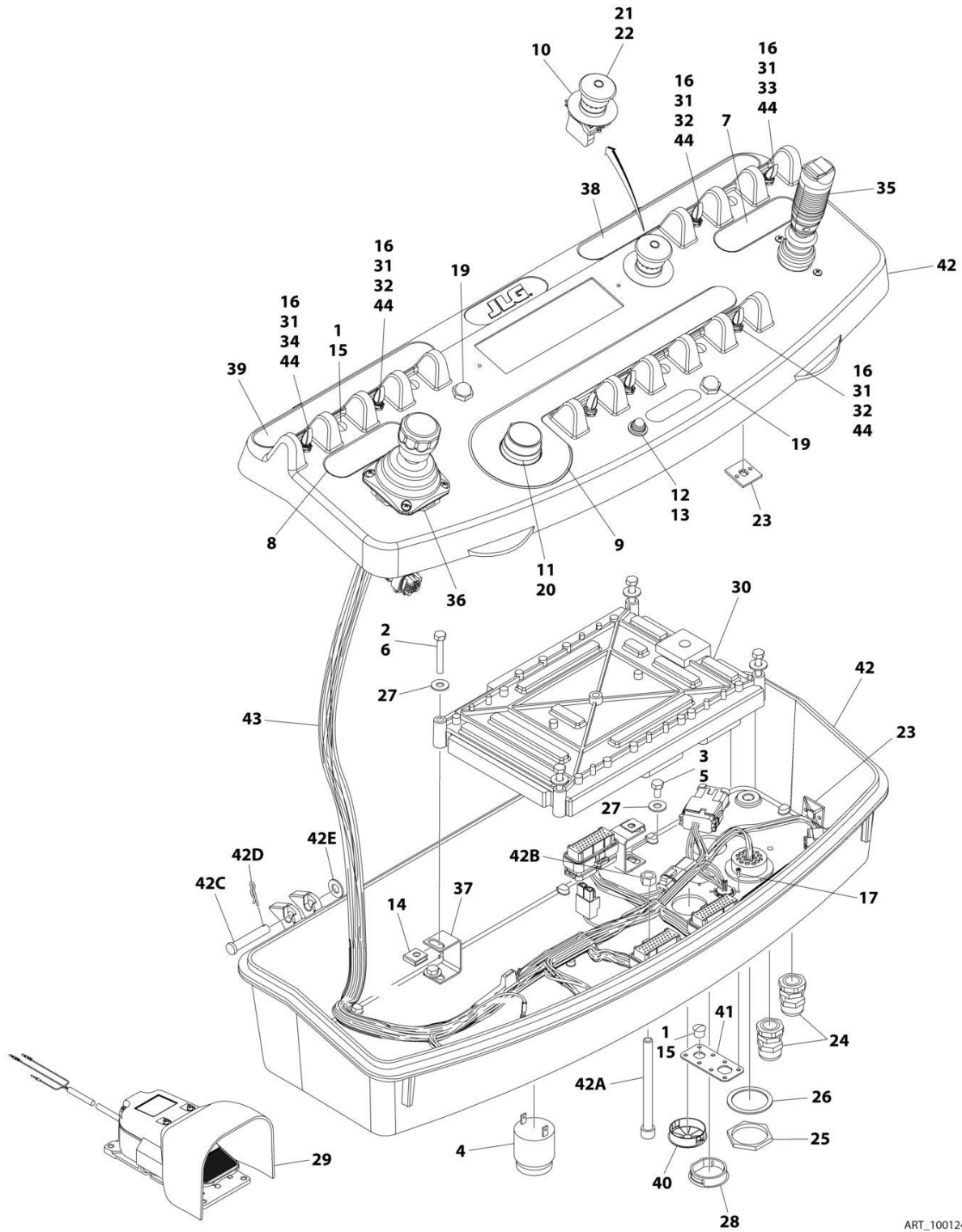
SECTION 5 - PLATFORM

FIGURE 5-10. CONSOLE BOX INSTALLATION - 450AJ

ITEM	PART NUMBER	QTY	DESCRIPTION	REV
	1001246436	Ref	CONSOLE BOX INSTALLATION	A
1	0641406	4	Bolt 1/4 x 3/4	
2	0641408	3	Bolt 1/4 x 1	
3	0641610	4	Bolt 3/8 x 1-1/4	
4	3311405	7	Nut Lock 1/4	
5	3311605	4	Nut Lock 3/8	
6	3380434	1	Panel, Decal Mount	
7	4751600	8	Washer 3/8	
8	4740362	7	Washer 1/4	
9	4751400	4	Washer 1/4	
10	1001164728	1	Harness, Platform Valve (Not Shown - See Separate Breakdown in ELECTRICAL SECTION)	
11	1001246435	1	Platform Console Box Assembly (See Separate Breakdown in this Section)	

SECTION 5 - PLATFORM

FIGURE 5-11. PLATFORM CONSOLE BOX ASSEMBLY - 450A



ART_1001246286

SECTION 5 - PLATFORM

FIGURE 5-11. PLATFORM CONSOLE BOX ASSEMBLY - 450A

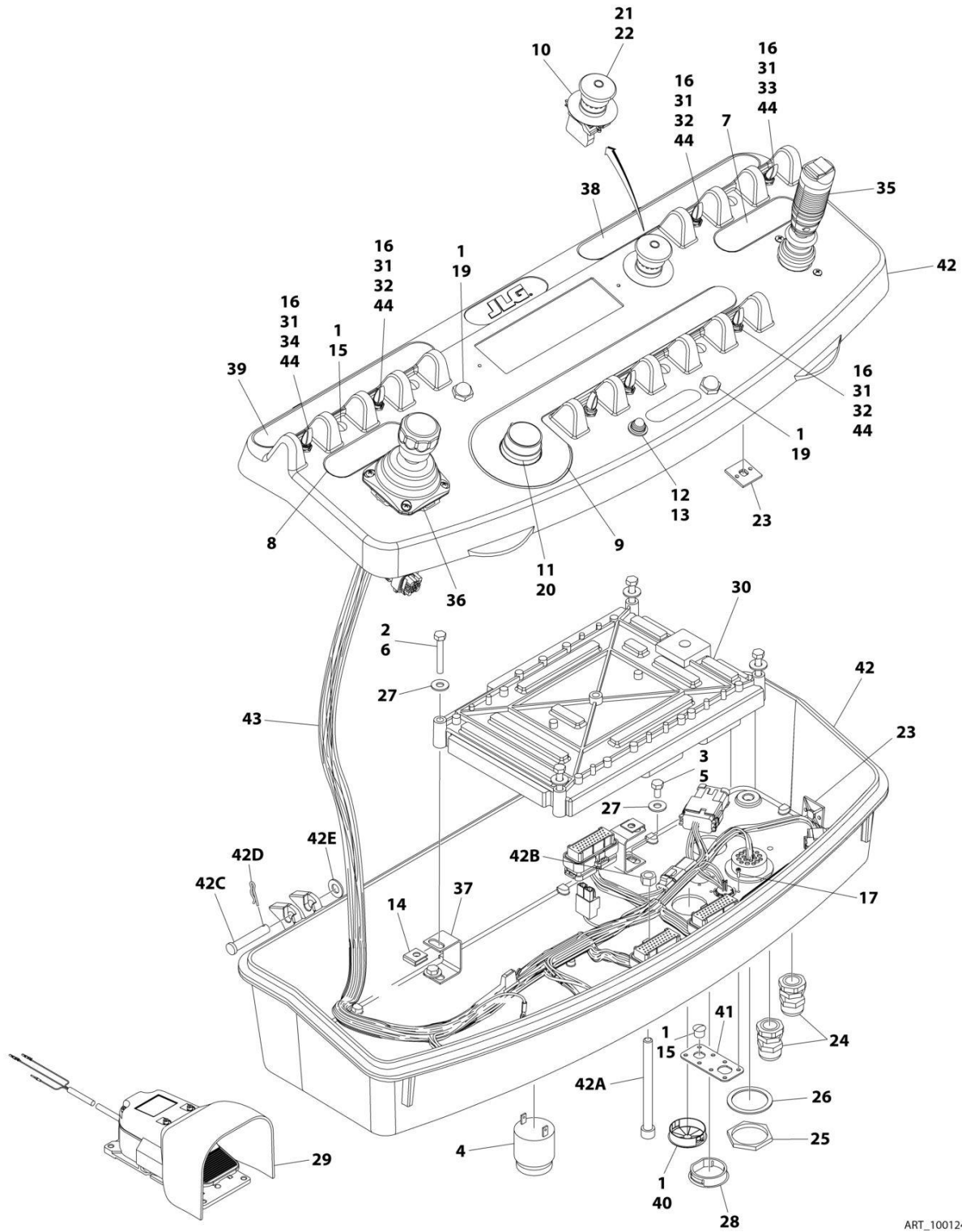
ITEM	PART NUMBER	QTY	DESCRIPTION	REV
	1001246286	Ref	PLATFORM CONSOLE BOX ASSEMBLY	B
1	0100009	AR	Sealant	
2	0100048	AR	Grease, Dielectric	
3	0100035	AR	Compound, Locking	
4	0140011	1	Alarm	
5	0641405	4	Bolt 1/4 x 5/8	
6	0641414	4	Bolt 1/4 x 1-3/4	
7	1702565	1	Decal - Drive and Steer	
8	1702566	1	Decal - Lift and Swing	
9	1702567	1	Decal - Function Speed	
10	1704260	1	Decal - EMS	
11	2560136	1	Handle, Knob	
12	2920028	1	Light, Indicator	
13	2920029	1	Bulb, Light	
14	3300353	4	Nut	
15	3520054	6	Plug	
16	3790012	7	O-Ring	
17	3900349	8	Screw	
18	4240099	AR	Tie-Strap (Not Shown)	
19	4360387	2	Switch, Pushbutton	
20	4360407	1	Switch, Potentiometer	
21	4360475	1	Switch, Emergency	
21	7020175	1	Cap, Red	
21	7020176	1	Contact Block	
22	4360476	1	Switch, Contact	
23	4460234	4	Terminal	
24	4460428	2	Connector, Strain Relief	
25	4460470	1	Nut	
26	4460471	1	Washer	
27	4751400	8	Washer 1/4	
28	1001110434	1	Plug	
29	1001117174	1	Footswitch Assembly (See Separate Breakdown in this Section)	
30	1001118412	1	Module, Control	
31	1001155044	7	Nut 15/32	
32	1001155045	5	Switch, Toggle	
33	1001159256	1	Switch, Toggle	
34	1001161709	1	Switch, Toggle	
35	1001166538	NLA	Controller Assembly (Drive and Steer) (Use p/n 1001212415) (See Separate Breakdown in this Section)	
36	1001166539	NLA	Controller Assembly (Lift and Swing) (See Separate Breakdown in this Section) (Note: Use p/n 1001129555 as Replacement)	
37	1001172760	4	Bracket	
38	1001184618	1	Decal - Stop	
39	1001184626	1	Decal - Horn	
40	1001185281	1	Plug	
41	1001213882	1	Connector, Mounting	
42	1001215228	1	Platform Console Box	
42A	0630568	1	Capscrew 3/8 x 4-1/2	
42B	3311601	1	Nut 3/8	
42C	3430616	2	Pin, Clevis	

SECTION 5 - PLATFORM

ITEM	PART NUMBER	QTY	DESCRIPTION	REV
42D	3470003	2	Hairpin	
42E	4711600	2	Washer 3/8	
43	1001238254	1	Harness, Platform Console Box (See Separate Breakdown in ELECTRICAL SECTION)	
44	4740397	7	Spacer	

SECTION 5 - PLATFORM

FIGURE 5-12. PLATFORM CONSOLE BOX ASSEMBLY - 450AJ



ART_1001246435

SECTION 5 - PLATFORM

FIGURE 5-12. PLATFORM CONSOLE BOX ASSEMBLY - 450AJ

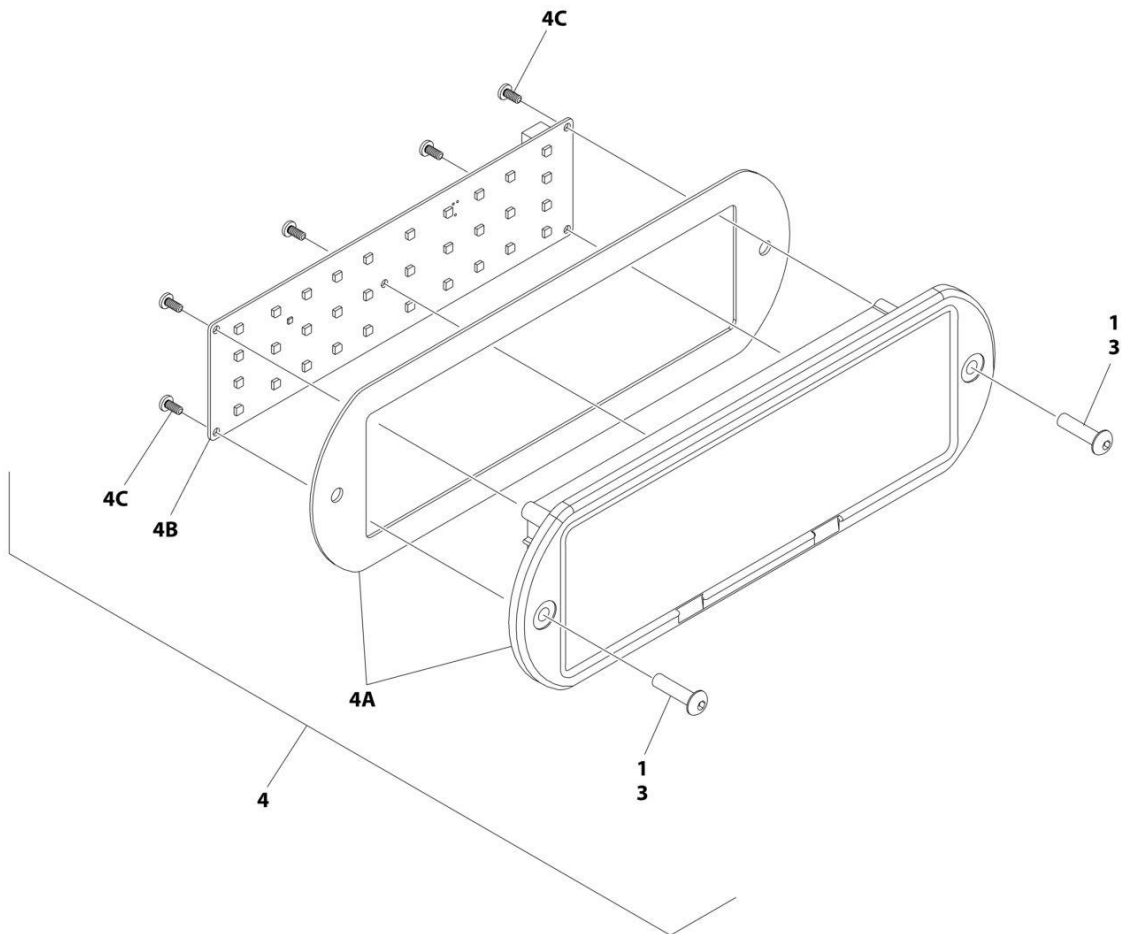
ITEM	PART NUMBER	QTY	DESCRIPTION	REV
	1001246435	Ref	PLATFORM CONSOLE BOX ASSEMBLY	B
1	0100009	AR	Sealant	
2	0100048	AR	Grease, Dielectric	
3	0100035	AR	Compound, Locking	
4	0140011	1	Alarm	
5	0641405	4	Bolt 1/4 x 5/8	
6	0641414	4	Bolt 1/4 x 1-3/4	
7	1702565	1	Decal - Drive and Steer	
8	1702566	1	Decal - Lift and Swing	
9	1702567	1	Decal - Function Speed	
10	1704260	1	Decal - EMS	
11	2560136	1	Handle, Knob	
12	2920028	1	Light, Indicator	
13	2920029	1	Bulb, Light	
14	3300353	4	Nut	
15	3520054	5	Plug	
16	3790012	8	O-Ring	
17	3900349	8	Screw	
18	4240099	AR	Tie-Strap (Not Shown)	
19	4360387	2	Switch, Pushbutton	
20	4360407	1	Switch, Potentiometer	
21	4360475	1	Switch, Emergency	
21	7020175	1	Cap, Red	
21	7020176	1	Contact Block	
22	4360476	1	Block, Contact	
23	4460234	4	Terminal	
24	4460428	2	Connector, Strain Relief	
25	4460470	1	Nut	
26	4460471	1	Washer	
27	4751400	8	Washer 1/4	
28	1001110434	1	Plug	
29	1001117174	1	Footswitch Assembly (See Separate Breakdown in this Section)	
30	1001118412	1	Module, Control	
31	1001155044	8	Nut 15/32	
32	1001155045	6	Switch, Toggle	
33	1001159256	1	Switch, Toggle	
34	1001161709	1	Switch, Toggle	
35	1001166538	NLA	Controller Assembly (Drive and Steer) (Use p/n 1001212415) (See Separate Breakdown in this Section)	
36	1001166539	NLA	Controller Assembly (Lift and Swing) (See Separate Breakdown in this Section) (Note: Use p/n 1001129555 as Replacement)	
37	1001172760	4	Bracket	
38	1001184618	1	Decal - Stop	
39	1001184626	1	Decal - Horn	
40	1001185281	1	Plug	
41	1001213882	1	Connector, Mounting	
42	1001215228	1	Platform Console Box	
42A	0630568	1	Capscrew 3/8 x 4-1/2	
42B	3311601	1	Nut 3/8	
42C	3430616	2	Pin, Clevis	

SECTION 5 - PLATFORM

ITEM	PART NUMBER	QTY	DESCRIPTION	REV
42D	3470003	2	Hairpin	
42E	4711600	2	Washer 3/8	
43	1001238254	1	Harness, Platform Console Box (See Separate Breakdown in ELECTRICAL SECTION)	
44	4740397	7	Spacer	

SECTION 5 - PLATFORM

FIGURE 5-13. LIGHT PANEL INSTALLATION – PLATFORM CONSOLE (USA & CHINA BUILT MACHINES)



ART_1001241403_20F2

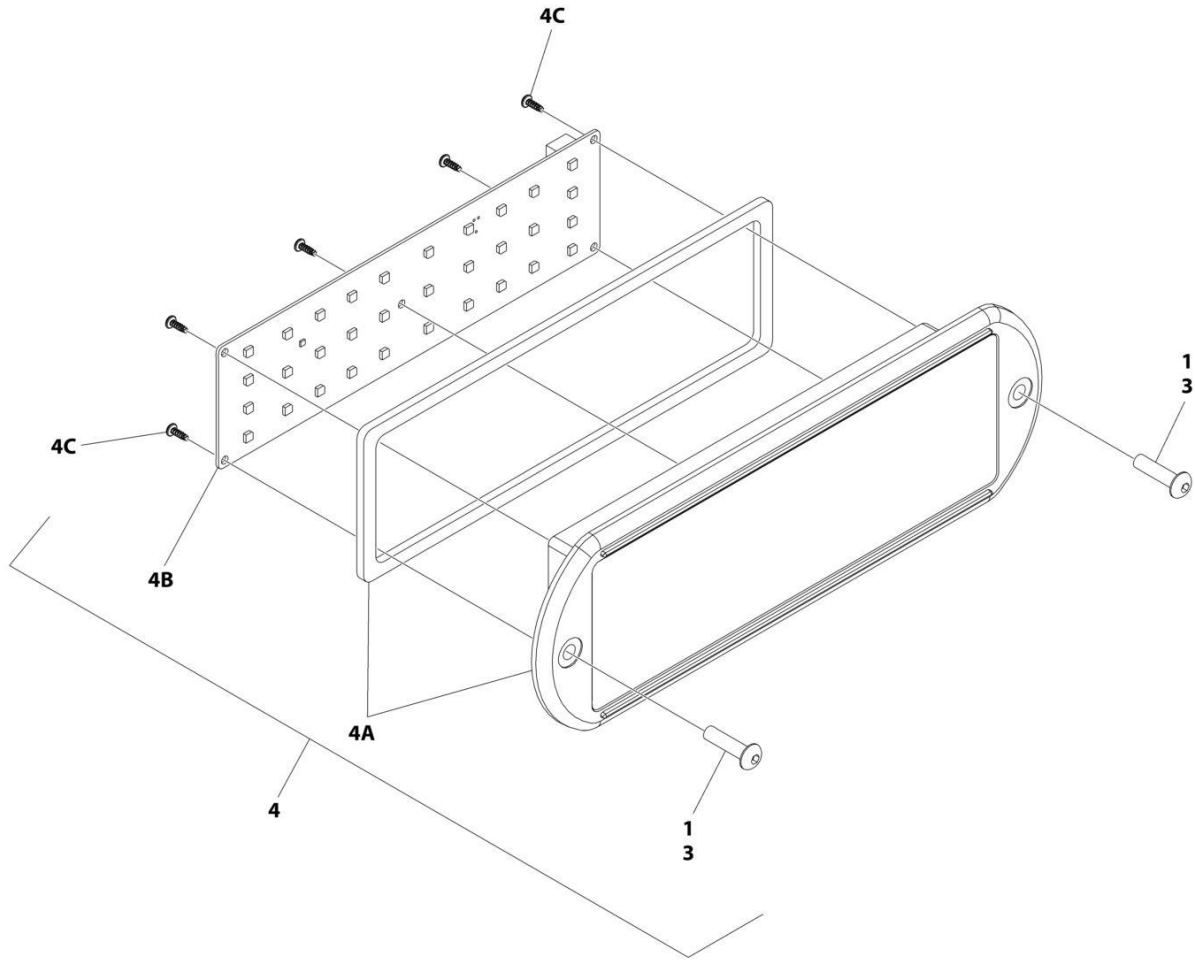
SECTION 5 - PLATFORM

FIGURE 5-13. LIGHT PANEL INSTALLATION – PLATFORM CONSOLE (USA & CHINA BUILT MACHINES)

ITEM	PART NUMBER	QTY	DESCRIPTION	REV
	1001241403	Ref	LIGHT PANEL INSTALLATION - PLATFORM CONSOLE	C
1	3300408	1	Nut, Nylon Insert	
3	0630518	2	Screw #10 x 3/4	
4	1001238672	1	Light Panel Electrical Assembly	H
4A	1001236089	1	Lens Assembly (Includes Housing Shell, Decal/Lens with Icons & Gasket)	
4B	1001238732	1	Panel, LED Light	
4C		Ref	Screw	

SECTION 5 - PLATFORM

FIGURE 5-14. LIGHT PANEL INSTALLATION – PLATFORM CONSOLE (ROMANIAN BUILT MACHINES)



ART_1001241404_20F2

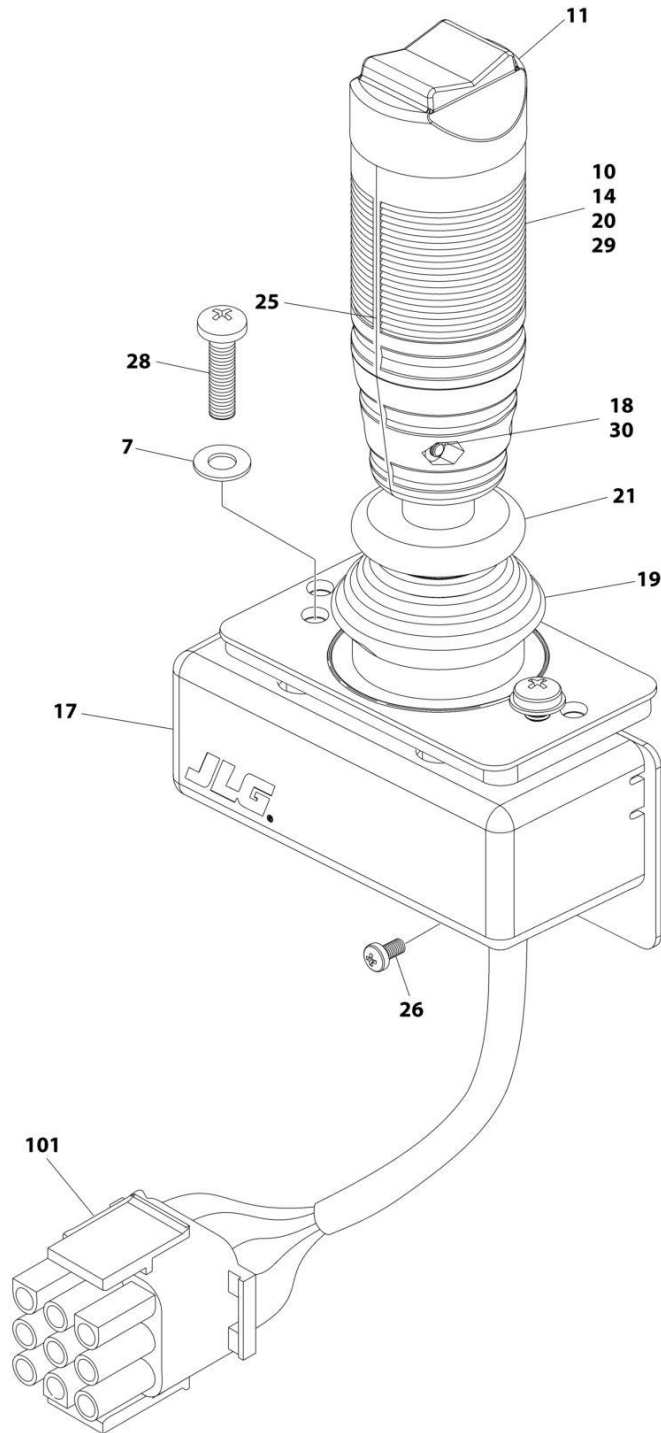
SECTION 5 - PLATFORM

FIGURE 5-14. LIGHT PANEL INSTALLATION – PLATFORM CONSOLE (ROMANIAN BUILT MACHINES)

ITEM	PART NUMBER	QTY	DESCRIPTION	REV
	1001241404	Ref	LIGHT PANEL INSTALLATION - PLATFORM CONSOLE	B
1	0100035	AR	Compound, Locking	
3	0630518	2	Screw #10 x 3/4	
4	1001237545	1	Light Panel Electrical Assembly	G
4A	1001236089	1	Lens, I-Con (Includes Gasket)	
4B	1001187807	1	Panel, LED Light	
4C		Ref	Screw	

SECTION 5 - PLATFORM

FIGURE 5-15. CONTROLLER ASSEMBLY - DRIVE AND STEER



ART_1001166538

SECTION 5 - PLATFORM

FIGURE 5-15. CONTROLLER ASSEMBLY - DRIVE AND STEER

ITEM	PART NUMBER	QTY	DESCRIPTION	REV
	1001166538	Ref	CONTROLLER ASSEMBLY - DRIVE AND STEER	G
		Ref	Note: For Replacement, Use p/n 1001212415.	
7	70004738	2	Washer	
10	70004739	1	Roller	
11	70004740	1	Boot, Switch	
14	70004741	2	Half, Handle	
17	70004742	1	Enclosure	
18	70004743	4	Nut	
19	70004744	NLA	Boot, Controller (Use p/n 70005230 Boot/Base Assembly)	
20	70004745	NLA	Tube, Locking (Use p/n 70005230 Boot/Base Assembly)	
21	70004746	NLA	Disc, Locking (Use p/n 70005230 Boot/Base Assembly)	
25	70004747	2	Seal, Rope	
26	70004748	1	Screw M3 x 6	
28	70004749	2	Screw M5 x 20	
29	70004750	1	Pin, Dowel	
30	70004751	4	Screw M3 x 16	
101	4460265	1	Connector - 9 Position	
101	4460226	7	Socket, Female	

SECTION 5 - PLATFORM

FIGURE 5-16. CONTROLLER ASSEMBLY - LIFT AND SWING

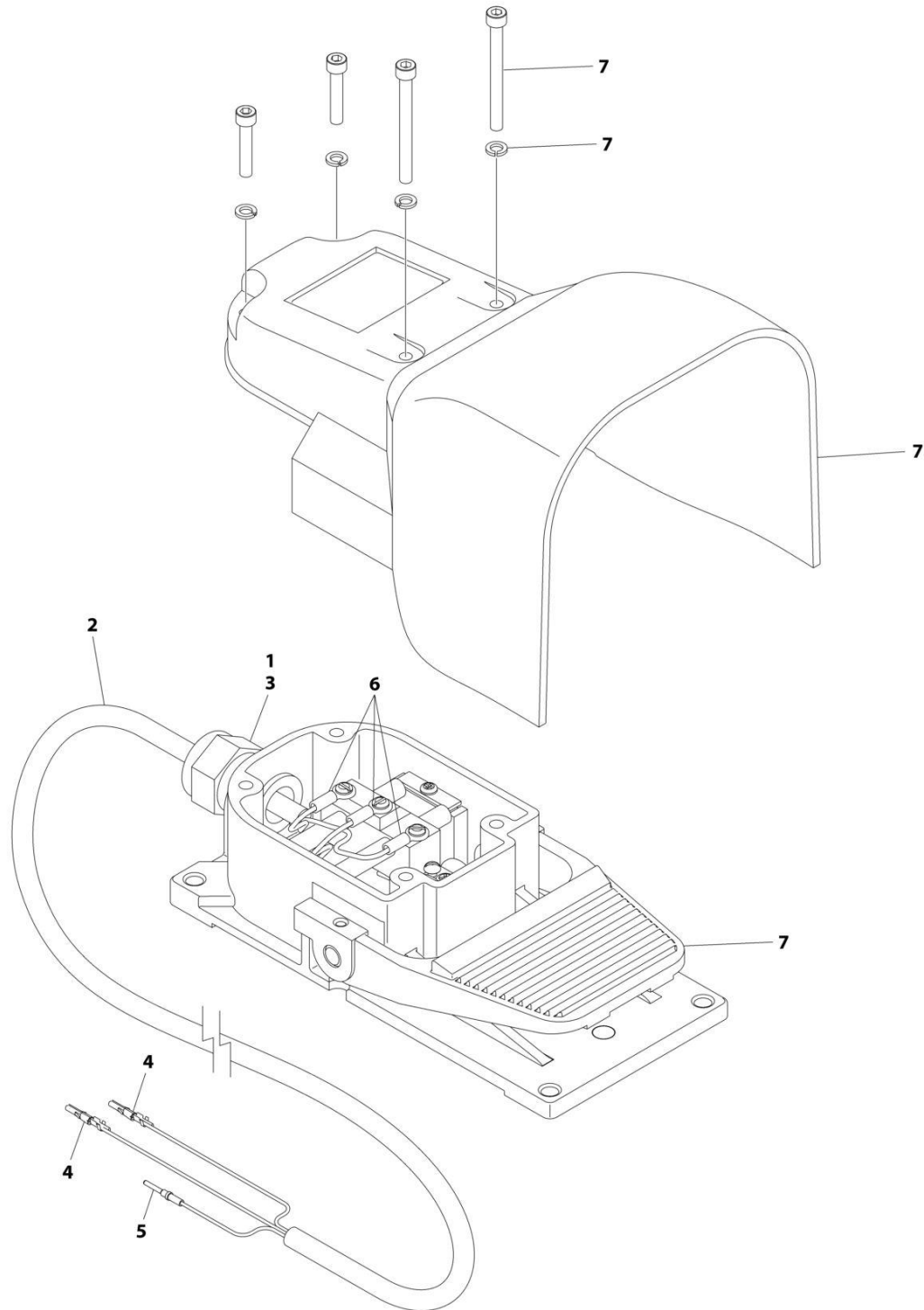
ITEM	PART NUMBER	QTY	DESCRIPTION	REV
	1001166539	Ref	CONTROLLER ASSEMBLY	E
		Ref	Note: Original Equipment Controller May Have Been Replaced with Service Replacement Controller. Visually Identify Controller Before Ordering Parts.	
		Ref	Note: For Replacement, Use p/n 1001129555	
1	See Note	NSS	Main Cast Body (Note: Not Available - Purchase Complete Assembly)	
2	70004752	1	Adapter	
3	See Note	NSS	Pivot Arm, Plastic (Note: Not Available - Purchase Complete Assembly)	
4	See Note	NSS	Holder, Magnet (Note: Not Available - Purchase Complete Assembly)	
5	See Note	NSS	Arc, Magnet (Note: Not Available - Purchase Complete Assembly)	
6	See Note	NSS	Screw (Note: Not Available for Purchase)	
7	See Note	NSS	Pivot Arm, Cast (Note: Not Available - Purchase Complete Assembly)	
8	See Note	NSS	Shaft, Main (Note: Not Available - Purchase Complete Assembly)	
9	See Note	NSS	Bearing (Note: Not Available - Purchase Complete Assembly)	
10	See Note	NSS	Pin (Note: Not Available - Purchase Complete Assembly)	
11	See Note	NSS	Shim (Note: Not Available - Purchase Complete Assembly)	
12	See Note	NSS	Pin (Note: Not Available - Purchase Complete Assembly)	
13	See Note	NSS	Bearing (Note: Not Available - Purchase Complete Assembly)	
14	See Note	NSS	Dome, Centering (Note: Not Available - Purchase Complete Assembly)	
15	70004753	1	Cap	
16	70004754	1	Insert, Cap	
17	70004755	3	Pin	
18	70004756	2	Washer	
19	70004757	1	Pin, Centering	
20	70004758	1	Spring	
21	70004759	1	Ring, Retaining	
22	70004760	1	E-Ring	
23	70004761	1	Can, Enclosure	
24	70004762	1	Boot	
25	70004763	1	Bezel	
26	See Note	NSS	Screw (Note: Not Available for Purchase)	
27	See Note	NSS	Base Mounting (Note: Not Available - Purchase Complete Assembly)	
28	See Note	NSS	Screw (Note: Not Available for Purchase)	
29	70004764	4	Screw	
30	70004765	4	Screw	
31	70004766	1	O-Ring	
32	See Note	NSS	Plate (Note: Not Available - Purchase Complete Assembly)	
33	See Note	NSS	Harness (Note: Not Available - Purchase Complete Assembly)	
34	70004767	1	Grommet, Rubber	
35	70004768	1	Housing	
36	70004769	1	Spring	
37	70004770	1	Stopper	
38	70004771	1	Spacer	
39	70004772	1	Washer	
40	70004773	1	Disc	

SECTION 5 - PLATFORM

ITEM	PART NUMBER	QTY	DESCRIPTION	REV
41	70004774	2	Ring, Retaining	
42	70004775	1	Spring	
101	4460265	1	Connector - 9 Position	
101	4460226	6	Socket, Female	

SECTION 5 - PLATFORM

FIGURE 5-17. FOOTSWITCH ASSEMBLY



ART_1001117174

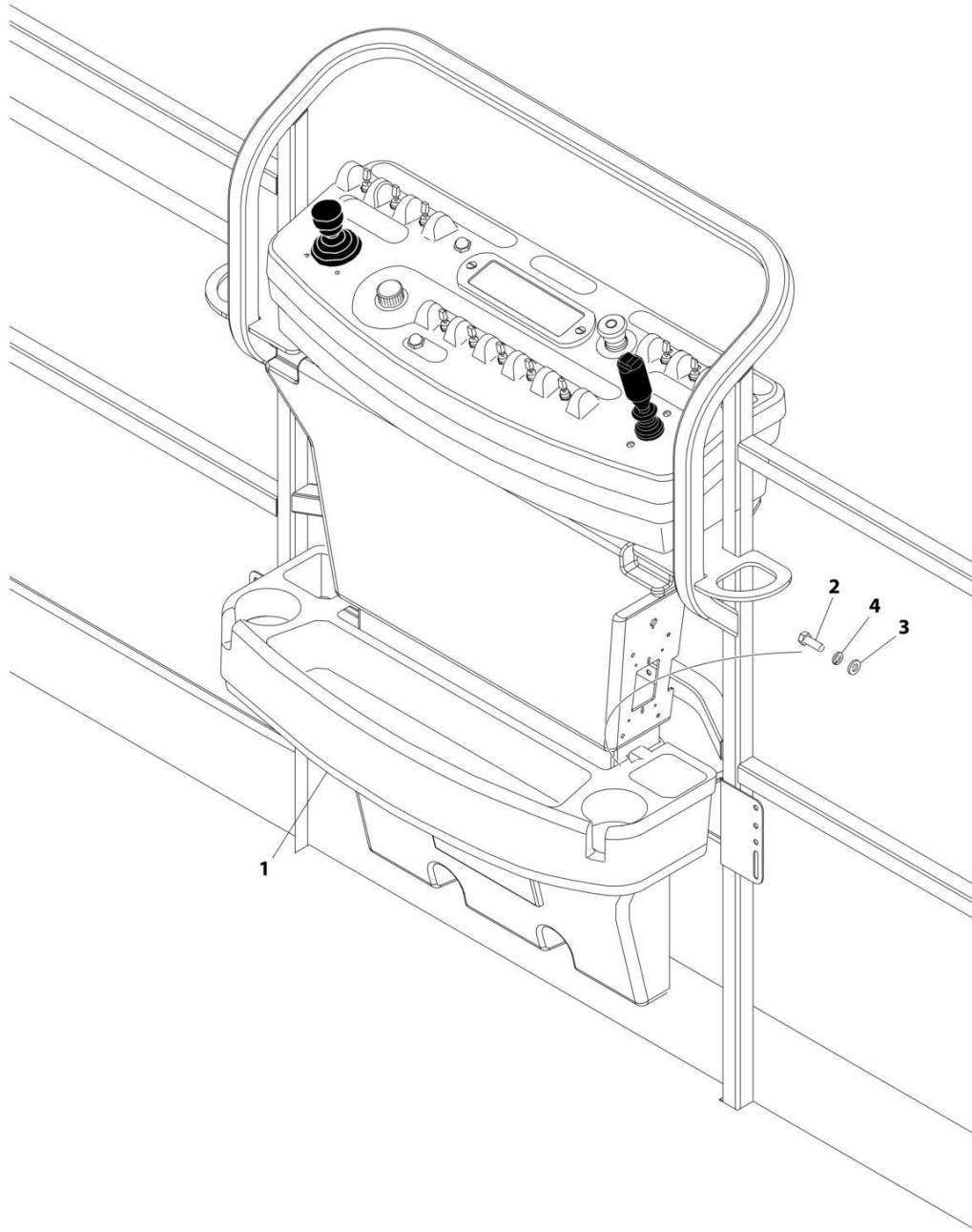
SECTION 5 - PLATFORM

FIGURE 5-17. FOOTSWITCH ASSEMBLY

ITEM	PART NUMBER	QTY	DESCRIPTION	REV
	1001117174	Ref	FOOTSWITCH ASSEMBLY	C
1	0100020	AR	Sealant	
2	1060918	7.5 ft/ 2.3m	Cable, Electrical - 18/3	
3	4460071	1	Connector, Strain Relief	
4	4460226	2	Socket, Female	
5	4460464	1	Pin, Male	
6	1001098122	3	Terminal	
7	1001117172	1	Footswitch	
7	70002902	1	Switch, 20Amp	
7	70002903	1	Gasket	
7	70002905	1	Cover	
7	70002904	1	Kit, Replacement Bolt	

SECTION 5 - PLATFORM

FIGURE 5-18. TRAY ASSEMBLY



ART_1580012

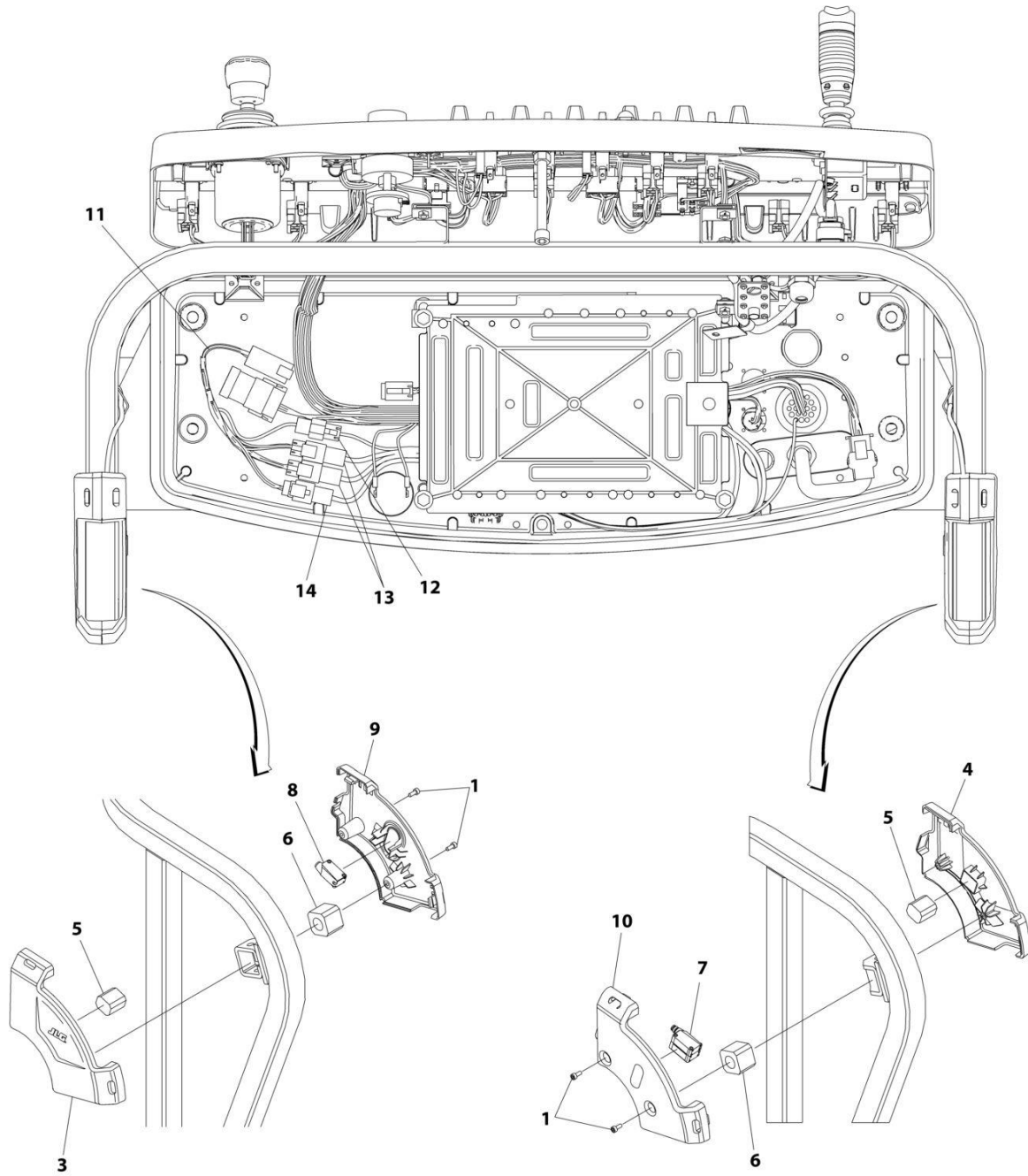
SECTION 5 - PLATFORM

FIGURE 5-18. TRAY ASSEMBLY

ITEM	PART NUMBER	QTY	DESCRIPTION	REV
	1580012	Ref	TRAY ASSEMBLY	C
1	See Note	NSS	Tray, Storage (Center) (Note: Purchase p/n 1580012)	
2	0641406	2	Bolt 1/4 x 3/4	
3	4751400	2	Washer 1/4	
4	4761400	2	Washer 1/4	

SECTION 5 - PLATFORM

FIGURE 5-19. SKYEYE INSTALLATION



ART_1001229341

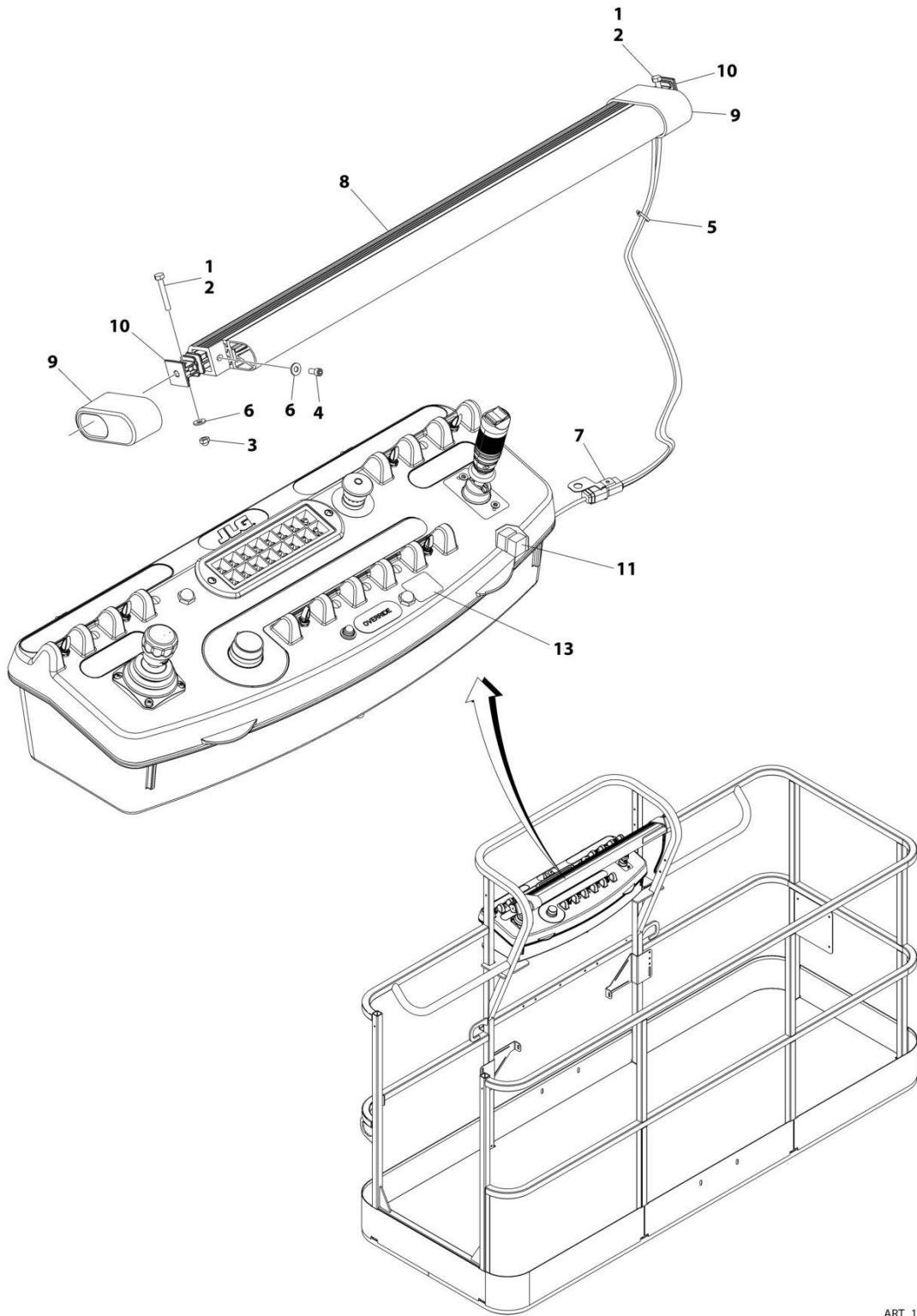
SECTION 5 - PLATFORM

FIGURE 5-19. SKYEYE INSTALLATION

ITEM	PART NUMBER	QTY	DESCRIPTION	REV
	1001229341	Ref	SKYEYE INSTALLATION	B
1	4031505	4	Bolt M4 x 10	
2	4240033	AR	Tie-Strap (Not Shown)	
3	1001227633	1	Housing, LH Outer	
4	1001227634	1	Housing, RH Outer	
5	1001227985	2	Shim	
6	1001227987	2	Shim	
7	1001228224	2	Sensor, Receiver	
8	1001228225	1	Sensor, Emitter	
9	1001232164	1	Housing, LH Inner	
10	1001232165	1	Housing, RH Inner	
11	1001237865	1	Harness, Skyeye Intermediate (See Separate Breakdown in ELECTRICAL Section)	
12	1001238319	NLA	Harness, Skyeye Drain Jumper	
12	1001187674	1	Plug, Male - 2 Position	
12	4460942	1	Terminal	
12	4460466	1	Plug, Terminal	
12	4460508	1	Pin, Male	
13	1001237863	2	Harness, Skyeye Receiver (See Separate Breakdown in ELECTRICAL Section)	
14	1001237864	1	Harness, Skyeye Emitter (See Separate Breakdown in ELECTRICAL Section)	

SECTION 5 - PLATFORM

FIGURE 5-20. SKYGUARD BAR INSTALLATION



ART_1001238495

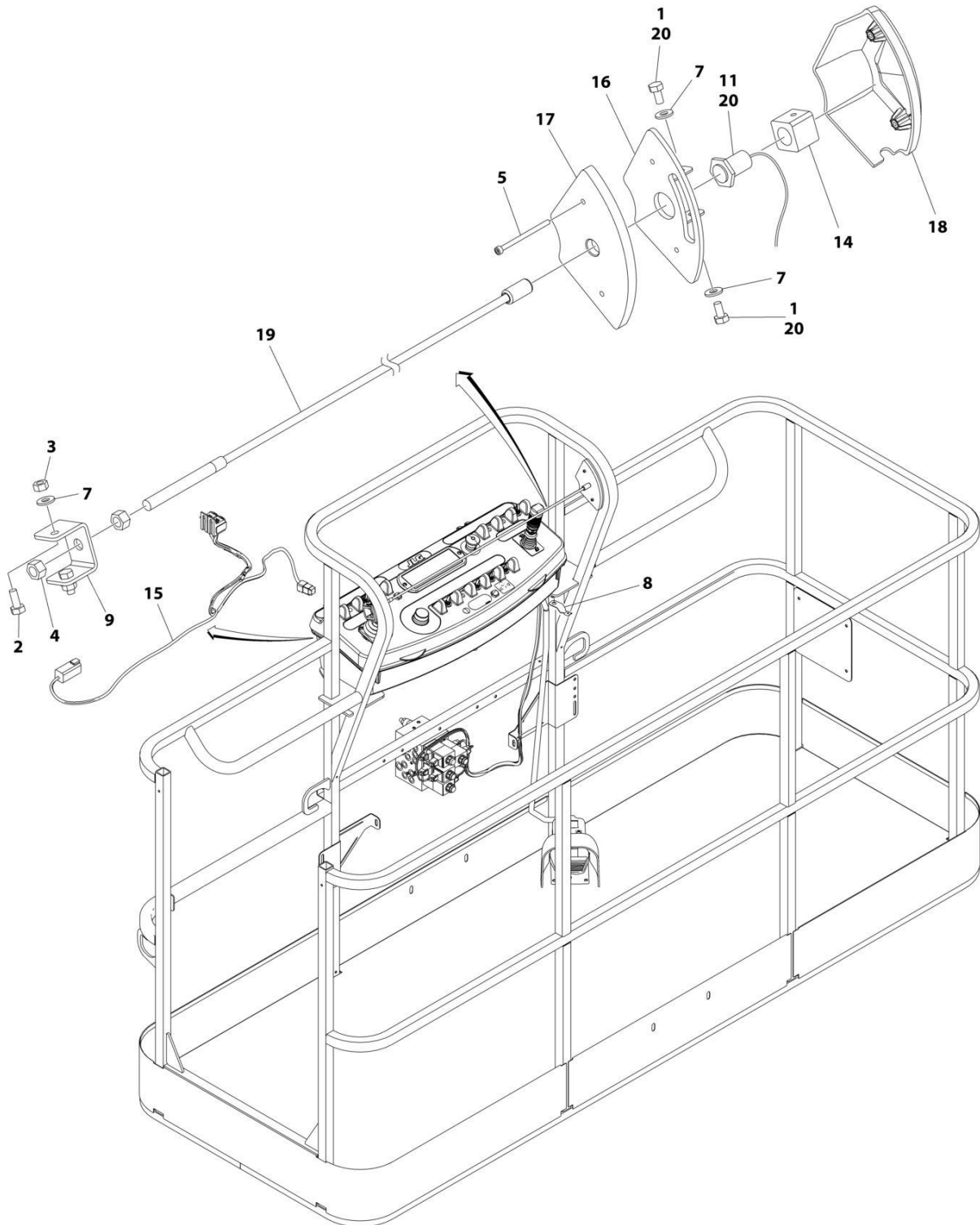
SECTION 5 - PLATFORM

FIGURE 5-20. SKYGUARD BAR INSTALLATION

ITEM	PART NUMBER	QTY	DESCRIPTION	REV
	1001238495	Ref	SKYGUARD BAR INSTALLATION	A
1	0100011	AR	Compound, Locking	
2	0641414	2	Bolt 1/4 x 1-3/4	
3	3300430	2	Nut 1/4	
4	3931408	2	Capscrew 1/4 x 1/2	
5	4240033	8	Tie-Strap	
6	4711400	6	Washer 1/4	
7	1001120328	1	Mount	
8	1001137673	1	SkyGuard Switch Assembly	
9	1001186517	2	Cover, Platform Sensor	
10	1001209664	2	Support, Block	
11	1001186431	2	Relay	
12	1001225580	1	Interface Harness Assembly (Not Shown - Located Inside Console Box) (See Separate Breakdown in ELECTRICAL Section)	
13	1001144433	1	Decal - No Weight SkyGuard	

SECTION 5 - PLATFORM

FIGURE 5-21. SKYLINE INSTALLATION



ART_1001238559_D

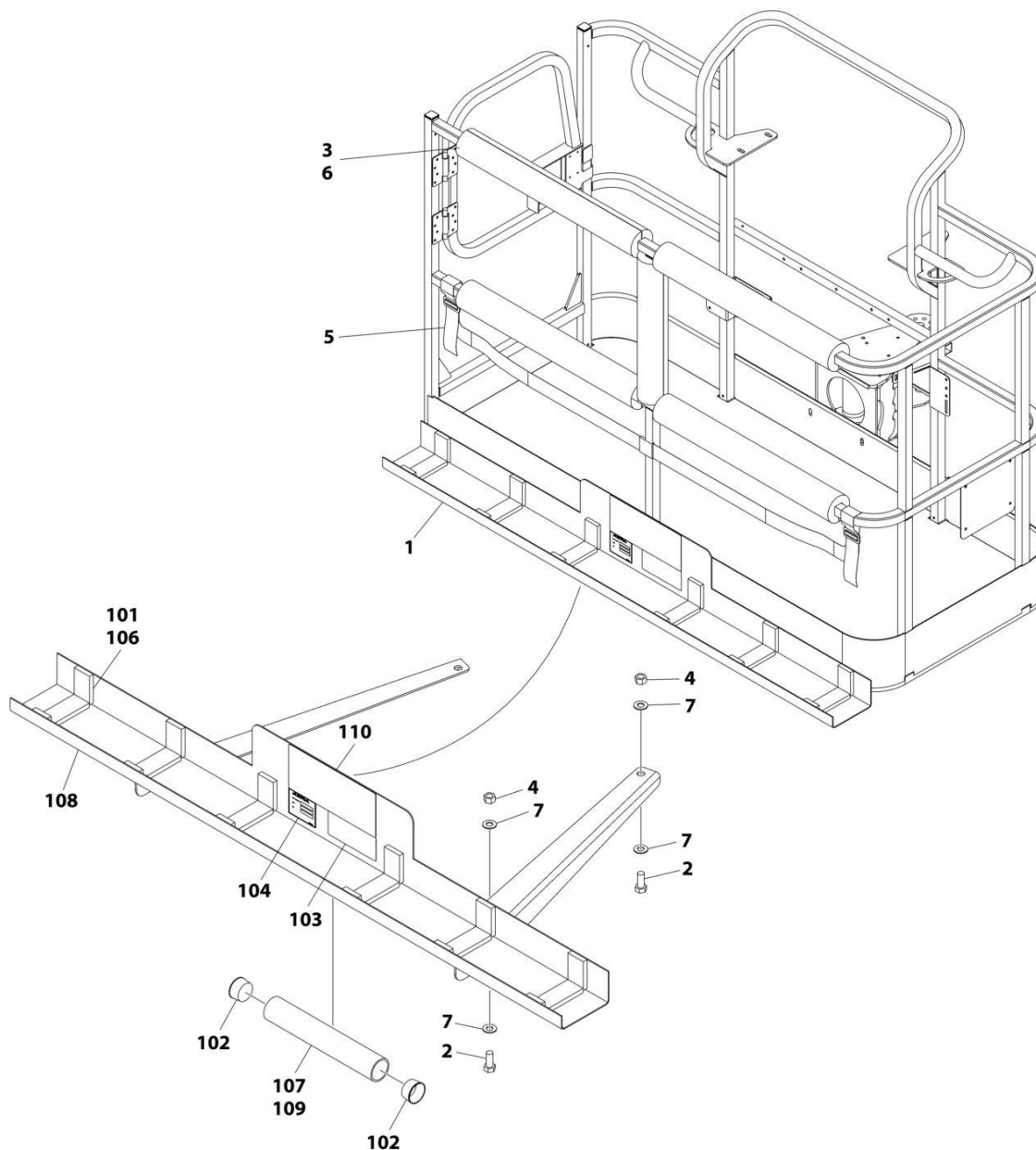
SECTION 5 - PLATFORM

FIGURE 5-21. SKYLINE INSTALLATION

ITEM	PART NUMBER	QTY	DESCRIPTION	REV
	1001238559	Ref	SKYLINE INSTALLATION	D
1	0641404	2	Bolt 1/4 x 1/2	
2	0641405	2	Bolt 1/4 x 5/8	
3	3311405	2	Nut 1/4	
4	3311601	2	Nut 3/8	
5	4031516	2	Capscrew M4 x 60	
6	4240033	AR	Tie-Strap (Not Shown)	
7	4711400	4	Washer 1/4	
8	1001120328	1	Mount	
9	1001232642	1	Bracket	
11	1001232667	1	Sensor, Proximity	
14	1001236552	1	Block	
15	1001238418	1	Harness, Skyline (See Separate Breakdown in ELECTRICAL Section)	
16	1001238472	1	Mount	
17	1001254473	1	Housing, LH	
18	1001241965	1	Housing, RH	
19	1001254472	1	Rod	
20	0100011	AR	Compound, Locking	

SECTION 5 - PLATFORM

FIGURE 5-22. SKYGLAZIER INSTALLATION (Prior to SN 0300281039, Prior to SN B300011596)



ART_1001173975

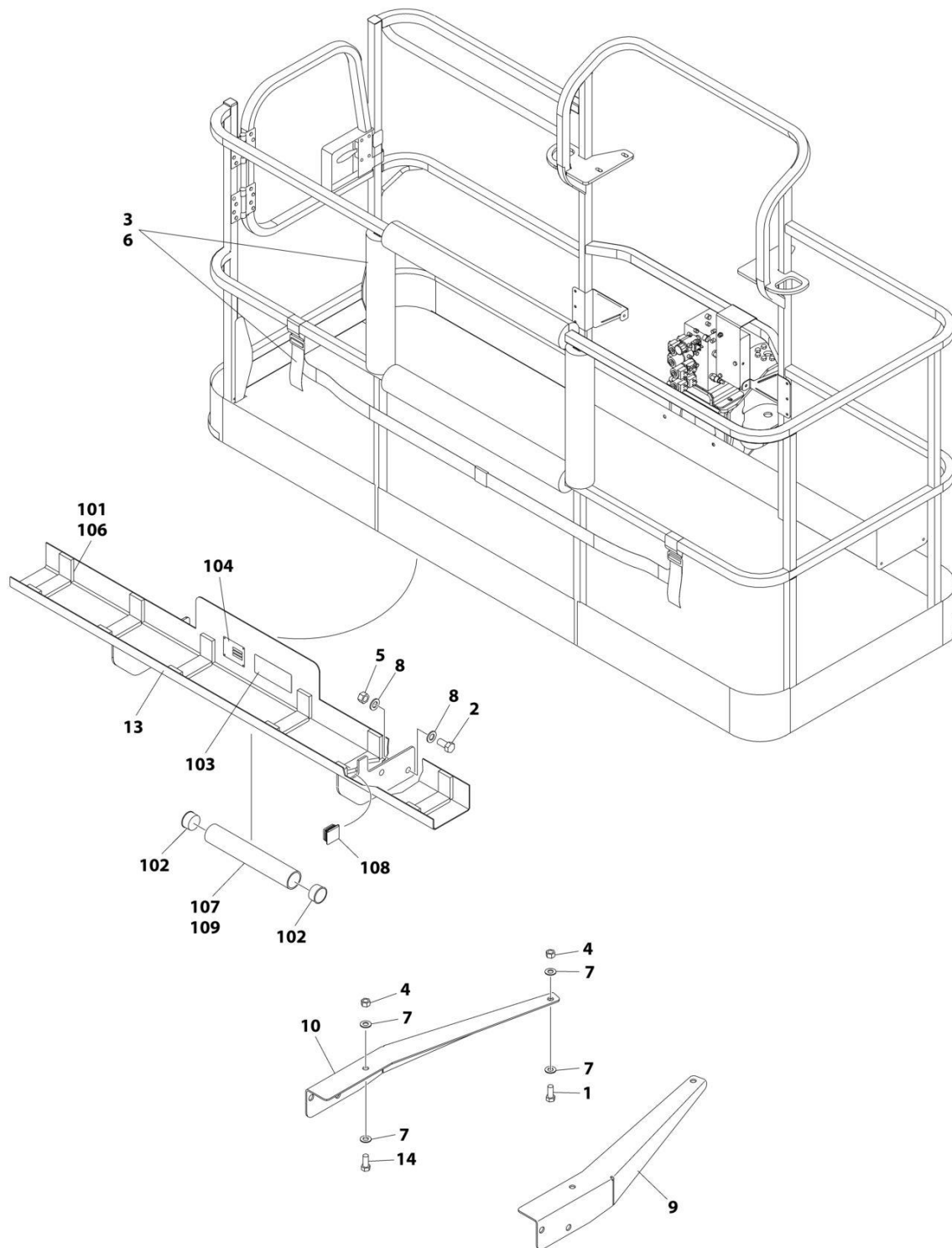
SECTION 5 - PLATFORM

FIGURE 5-22. SKYGLAZIER INSTALLATION (Prior to SN 0300281039, Prior to SN B300011596)

ITEM	PART NUMBER	QTY	DESCRIPTION	REV
	1001173975	Ref	SKYGLAZIER INSTALLATION	B
1	1001173973	1	Tray Assembly (See Items 101-110 for Breakdown)	
2	0642012	4	Bolt 5/8 x 1-1/2	
3	0940199	1	Bumper Kit	
4	3312005	4	Nut 5/8	
5	4240149	1	Strap Kit	
6	4420014	AR	Tape	
7	4712000	8	Washer 5/8	
	1001173973	Ref	TRAY ASSEMBLY	C
101	0100081	AR	Adhesive	
102	1120555	2	Cap, Tube	
103	1701509	1	Decal - Manual	
104	See Note	NSS	Nameplate - Serial Number (Note: Not Available for Purchase)	
106	3340956	1	Pad Kit	
107	3460334	1	Tube	
108	4341415	1	Support	
109	4420066	AR	Tape, Double Sided	
110	1001229138	1	Decal - Glazier Capacity	

SECTION 5 - PLATFORM

FIGURE 5-23. SKYGLAZIER INSTALLATION (SN 0300281039 to Present, SN B300011596 to Present)



ART_1001172578_C

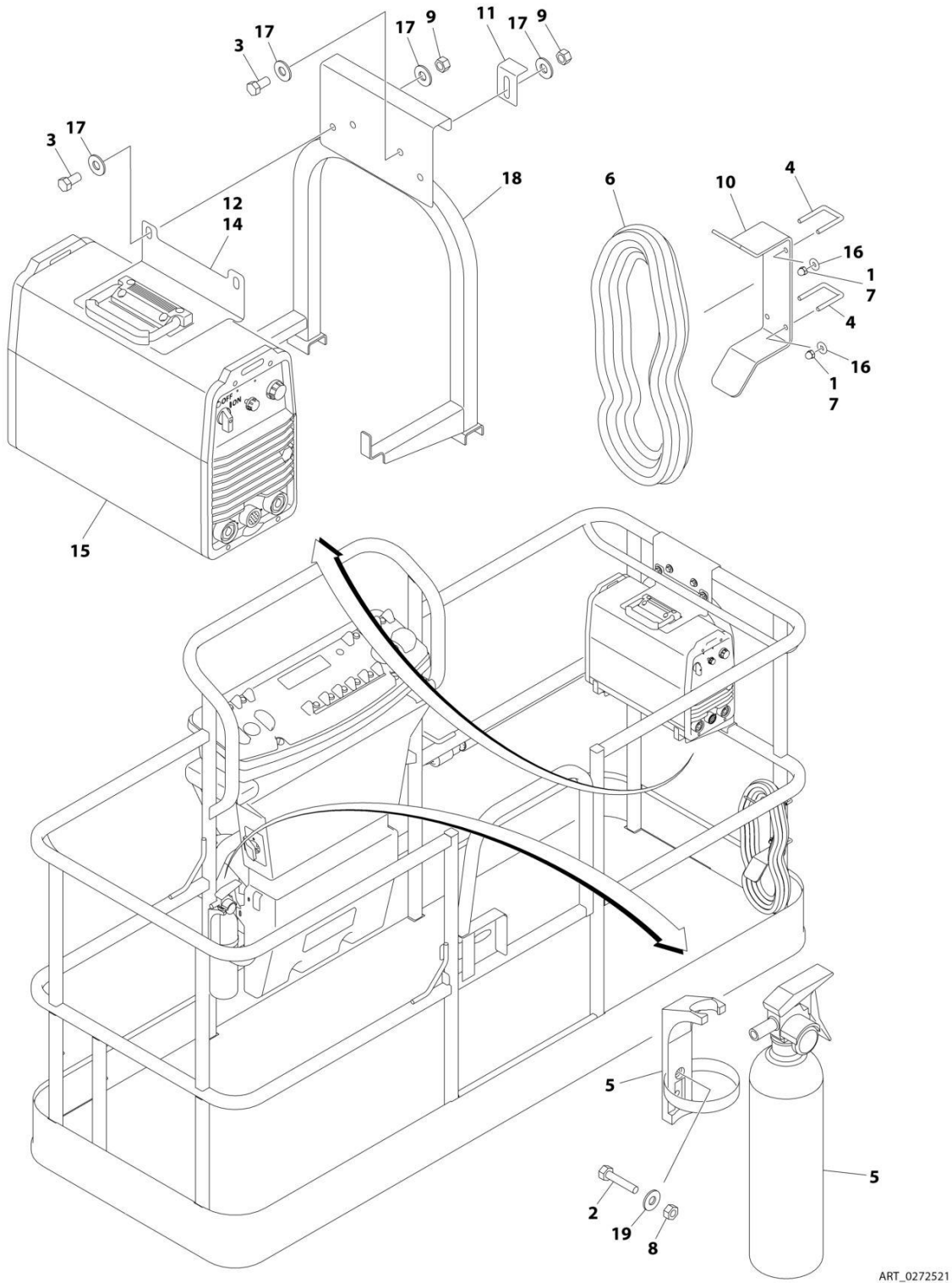
SECTION 5 - PLATFORM

FIGURE 5-23. SKYGLAZIER INSTALLATION (SN 0300281039 to Present, SN B300011596 to Present)

ITEM	PART NUMBER	QTY	DESCRIPTION	REV
	1001172578	Ref	SKYGLAZIER INSTALLATION	C
1	0642012	2	Bolt 5/8 x 1-1/2	
2	0642212	4	Bolt 3/4 x 1-1/2	
3	2902212	1	Bumpers and Strap Kit	
3	0940102	1	Bumper Only	
3	4240149	1	Strap Only	
4	3312005	1	Nut 5/8	
5	3312205	4	Nut 3/4	
6	4420014	AR	Tape	
7	4712000	6	Washer 5/8	
8	4712200	8	Washer 3/4	
9	1001099366	1	Support	
10	1001099367	1	Support	
13	1001172577	1	Tray Assembly (See Items 101-109 for Breakdown)	
14	8310129	2	Bolt 3/4 x 2-1/2	
	1001172577	Ref	TRAY ASSEMBLY	C
101	0100081	AR	Adhesive	
102	1120555	2	Cap, Tube	
103	1701509	1	Decal - Manual	
104	See Note	NSS	Nameplate - Serial Number (Note: Not Available for Purchase)	
106	3340956	1	Pad Kit	
107	3460334	1	Tube	
108	3520071	2	Plug	
109	4420066	AR	Tape, Double Sided	

SECTION 5 - PLATFORM

FIGURE 5-24. SKYWELDER INSTALLATION (50HZ)



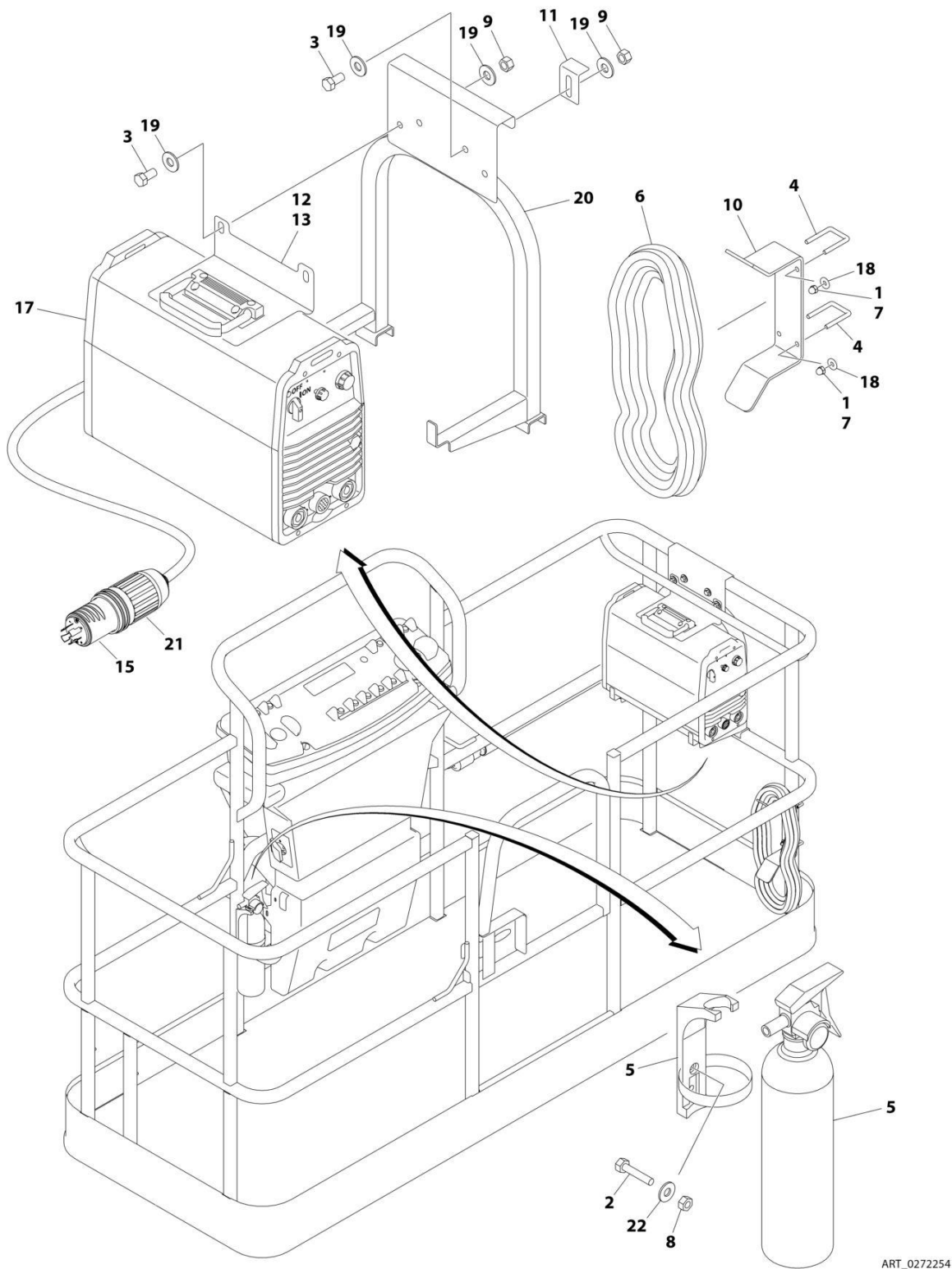
SECTION 5 - PLATFORM

FIGURE 5-24. SKYWELDER INSTALLATION (50HZ)

ITEM	PART NUMBER	QTY	DESCRIPTION	REV
	0272521	Ref	SKYWELDER INSTALLATION	F
1	0100011	AR	Compound, Locking	
2	0630518	2	Screw #10 x 3/4	
3	0641606	4	Bolt 3/8 x 3/4	
4	1320302	2	U-Clamp	
5	2030010	1	Extinguisher, Fire	
6	2902217	1	Weld Leads Kit	
7	3300151	4	Nut 1/4	
8	3311005	2	Nut #10	
9	3311605	4	Nut 3/8	
10	3573400	1	Bracket	
11	3577121	2	Angle	
12	3573642	1	Plate	
13	4240099	AR	Tie-Strap (Not Shown)	
14	4420037	AR	Tape	
15	4530028	1	Welder Assembly (See Separate Breakdown in this Section)	
16	4751400	4	Washer 1/4	
17	4751600	8	Washer 3/8	
18	4846627	1	Support	
19	4751000	2	Washer #10	

SECTION 5 - PLATFORM

FIGURE 5-25. SKYWELDER INSTALLATION (60HZ)



ART_0272254

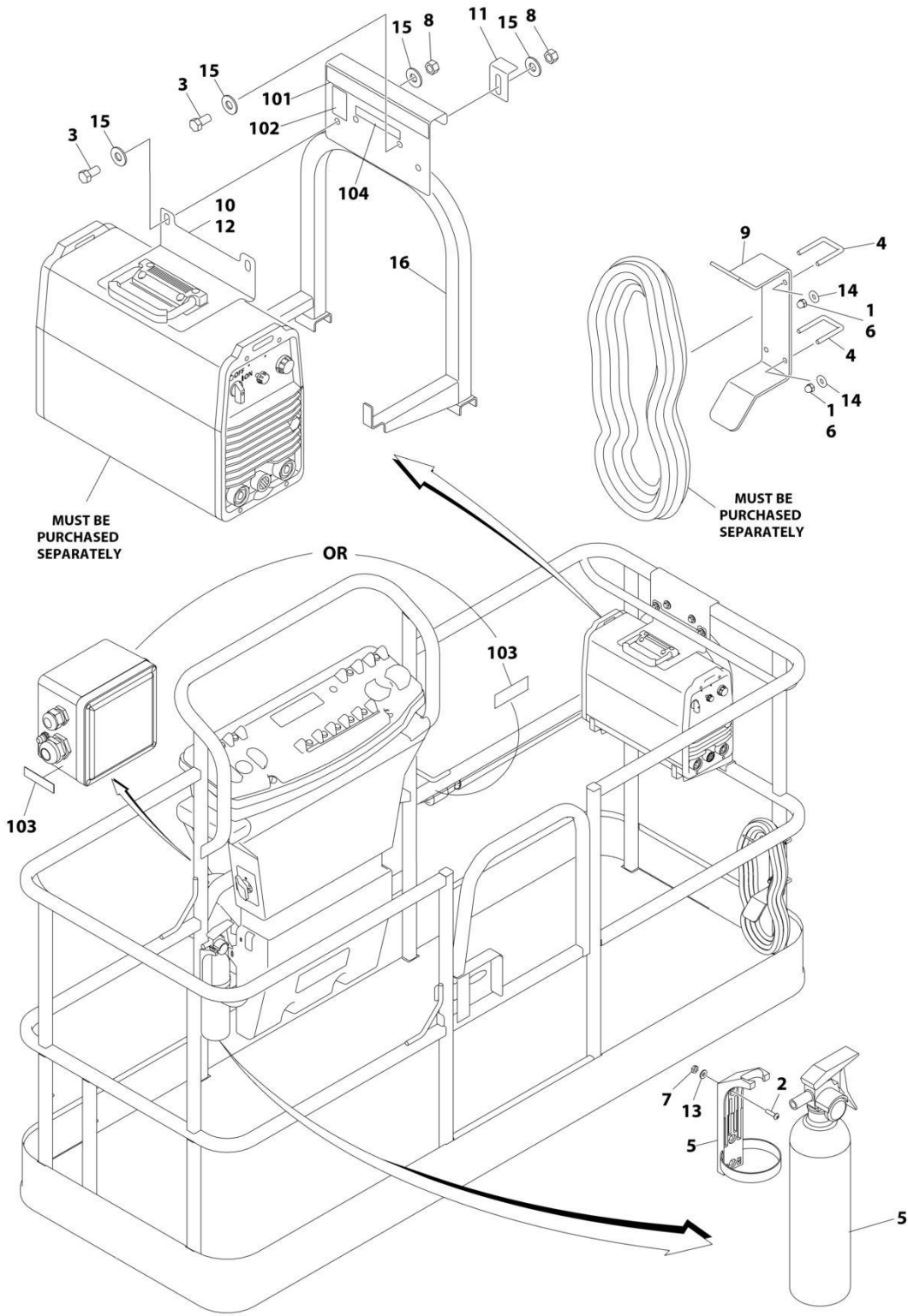
SECTION 5 - PLATFORM

FIGURE 5-25. SKYWELDER INSTALLATION (60HZ)

ITEM	PART NUMBER	QTY	DESCRIPTION	REV
	0272254	Ref	SKYWELDER INSTALLATION	1
1	0100011	AR	Compound, Locking	
2	0630518	2	Screw #10 x 3/4	
3	0641606	4	Bolt 3/8 x 3/4	
4	1320302	2	U-Clamp	
5	2030010	1	Extinguisher, Fire	
6	2902217	1	Weld Leads Kit	
7	3300151	4	Nut 1/4	
8	3311005	2	Nut #10	
9	3311605	4	Nut 3/8	
10	3573400	1	Bracket	
11	3577121	2	Angle	
12	3573642	1	Plate	
13	4420037	AR	Tape	
14	4240099	AR	Tie-Strap (Not Shown)	
15	4460962	1	Plug, Male Twistlock	
17	4530028	1	Welder Assembly (See Separate Breakdown in this Section)	
18	4751400	4	Washer 1/4	
19	4751600	8	Washer 3/8	
20	4846627	1	Support	
21	1671093	1	Cover, Plug	
22	4751000	2	Washer #10	

SECTION 5 - PLATFORM

FIGURE 5-26. SKYWELDER PREP PACKAGE INSTALLATION



ART_1001128527_B

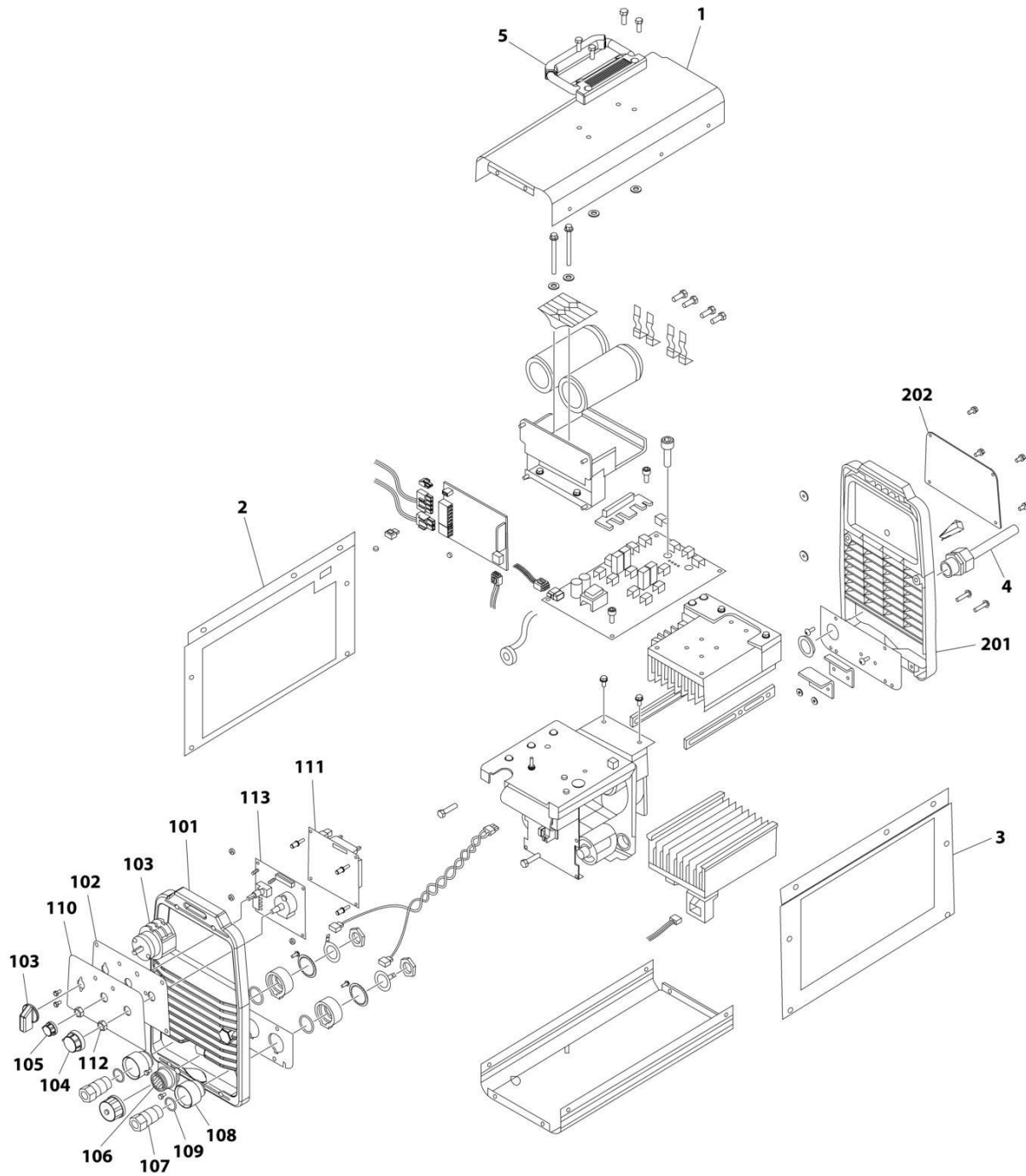
SECTION 5 - PLATFORM

FIGURE 5-26. SKYWELDER PREP PACKAGE INSTALLATION

ITEM	PART NUMBER	QTY	DESCRIPTION	REV
	1001128527	Ref	SKYWELDER PREP PACKAGE	B
1	0100011	AR	Compound, Locking	
2	0630518	2	Screw #10 x 3/4	
3	0641606	4	Bolt 3/8 x 3/4	
4	1320302	2	U-Clamp	
5	2030010	1	Extinguisher, Fire	
6	3300151	4	Nut 1/4	
7	3311005	2	Nut #10	
8	3311605	4	Nut 3/8	
9	3573400	1	Bracket	
10	3573642	1	Plate	
11	3577121	2	Angle	
12	4420037	AR	Tape	
13	4751000	2	Washer #10	
14	4751400	4	Washer 1/4	
15	4751600	8	Washer 3/8	
16	4846627	1	Support	
	1001128556	Ref	SKYWELDER DECAL INSTALLATION	C
101	1702868	1	Decal - No Hands	
102	1705305	1	Decal - Weld Lead	
103	1705375	1	Decal - 240V - 3 Phase - 60Hz	
104	1001228988	1	Decal - Weight	

SECTION 5 - PLATFORM

FIGURE 5-27. WELDER ASSEMBLY



ART_4530028

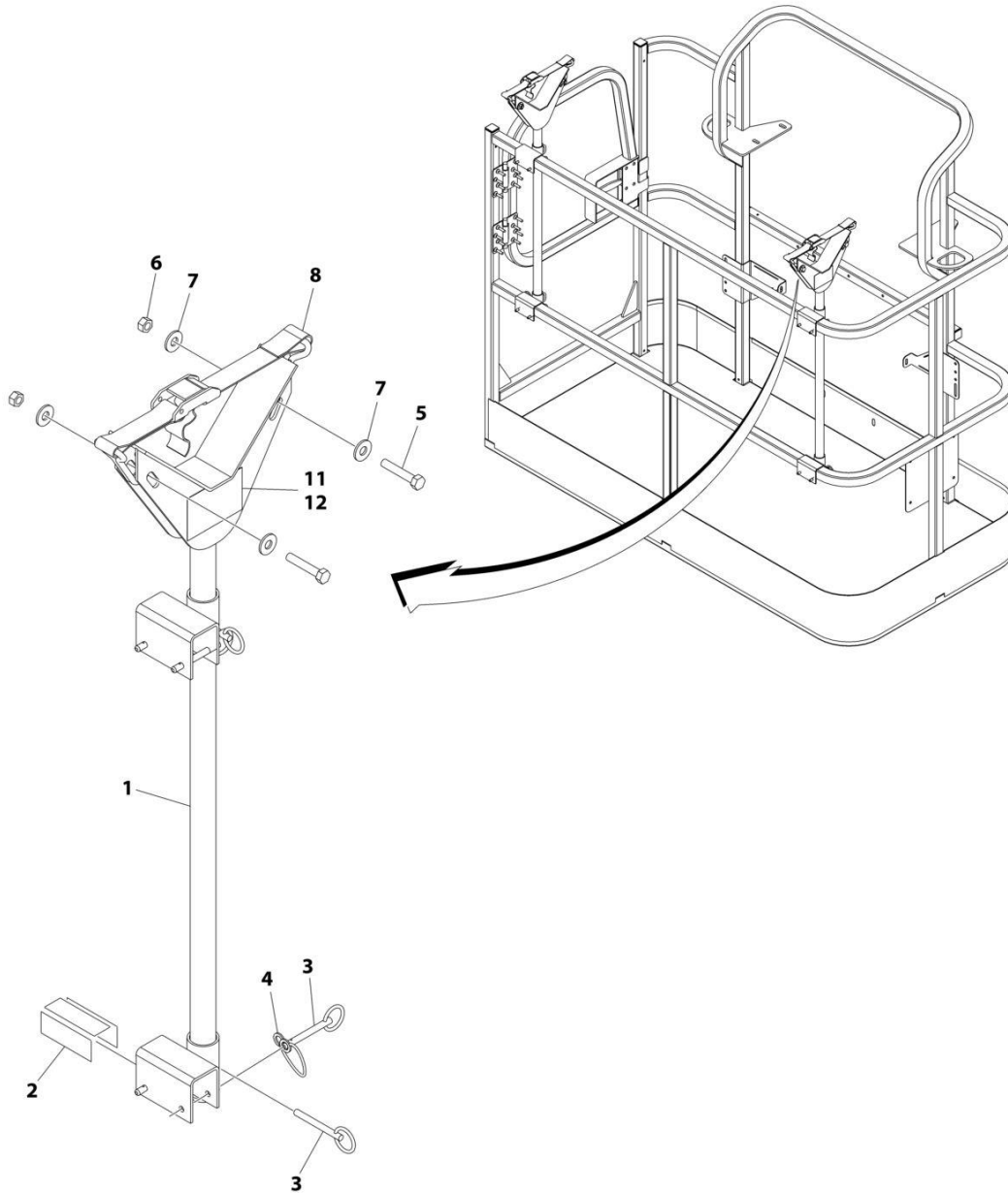
SECTION 5 - PLATFORM

FIGURE 5-27. WELDER ASSEMBLY

ITEM	PART NUMBER	QTY	DESCRIPTION	REV
	4530028	Ref	WELDER ASSEMBLY	B
		Ref	Note: For Other Components, contact your Miller Welder Dealer.	
1	7027773	1	Cover, Top	
1	7027774	1	Decal - Static Precautionary Warning	
2	See Note	NSS	Panel, LH Side (Note: Part of Item 1. Purchase Item 1)	
3	See Note	NSS	Panel, RH Side (Note: Part of Item 1. Purchase Item 1)	
4	7024467	1	Cable, Power	
4	7027775	1	Decal - Electrical Shock Warning (Not Shown)	
5	7027776	1	Handle, Carrying	
101	7024462	1	Panel, Front	
102	7024463	1	Panel, Console	
103	7024469	1	Switch with Lead	
104	7024470	1	Knob	
105	7024471	1	Knob	
106	7024472	1	Receptacle with Leads and Plugs	
107	7024473	2	Receptacle, Twistlock Female	
108	7024474	2	Insulator	
109	7024475	2	O-Ring	
110	7027777	1	Nameplate	
111	7027779	1	Circuit Card Assembly (Process Control)	
112	7024478	2	Nut	
113	7027778	1	Circuit Card Assembly (Operator Interface)	
201	7024462	1	Panel, Rear	
202	7027780	1	Panel, Cover	

SECTION 5 - PLATFORM

FIGURE 5-28. PIPE RACK INSTALLATION (ALL SPECS EXCEPT AUSTRALIAN SPECS)



ART_0257728_E

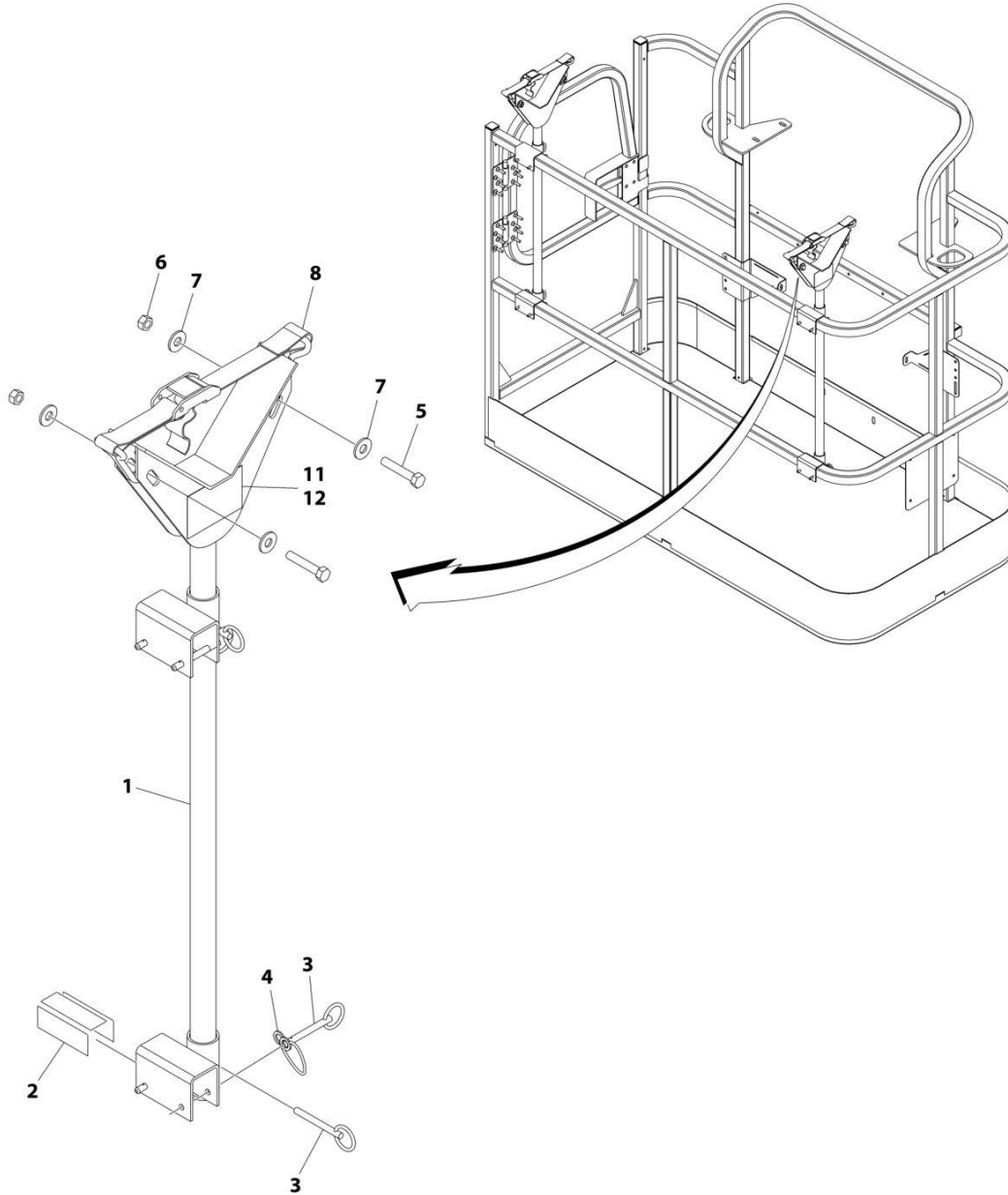
SECTION 5 - PLATFORM

FIGURE 5-28. PIPE RACK INSTALLATION (ALL SPECS EXCEPT AUSTRALIAN SPECS)

ITEM	PART NUMBER	QTY	DESCRIPTION	REV
	0257728	Ref	PIPE RACK INSTALLATION	E
1	4845582	2	Rack, Pipe	
2	4420062	AR	Tape	
3	3422661	10	Pin	
4	1060379	4	Lanyard	
5	0641514	4	Bolt 5/16 x 1-3/4	
6	3311505	4	Nut 5/16	
7	4751500	8	Washer 5/16	
8	0480100	2	Tie-Down	
11	1001252946	2	Decal - Capacity (500-600LBS/2227-272KG Zones)	
12	1001252947	2	Decal - Capacity (660-1000LBS/299-454KG Zones)	

SECTION 5 - PLATFORM

FIGURE 5-29. PIPE RACK INSTALLATION (AUSTRALIAN SPEC)



ART_0274661_C

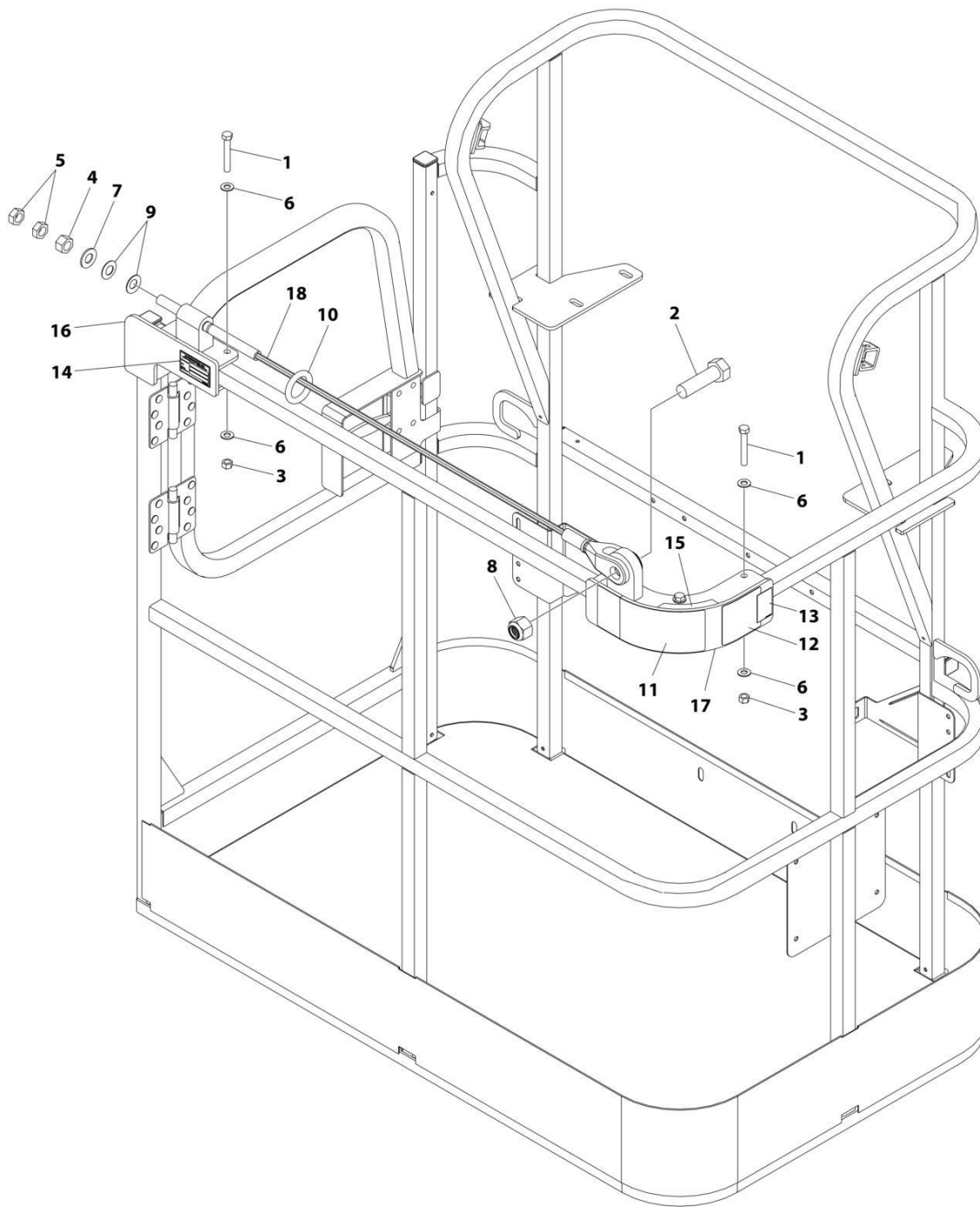
SECTION 5 - PLATFORM

FIGURE 5-29. PIPE RACK INSTALLATION (AUSTRALIAN SPEC)

ITEM	PART NUMBER	QTY	DESCRIPTION	REV
	0274661	Ref	PIPE RACK INSTALLATION	C
1	4845582	2	Rack, Pipe	
2	4420062	AR	Tape	
3	3422661	10	Pin	
4	1060379	4	Lanyard	
5	0641514	4	Bolt 5/16 x 1-3/4	
6	3311505	4	Nut 5/16	
7	4751500	8	Washer 5/16	
8	0480100	2	Tie-Down	
12	1001252947	2	Decal - Capacity (2) (660-1000LBSS/299-454KG Zones)	

SECTION 5 - PLATFORM

FIGURE 5-30. FALL ARREST INSTALLATION (BOLT-ON) (4FT/1.22M PLATFORM)



ART_1001261338

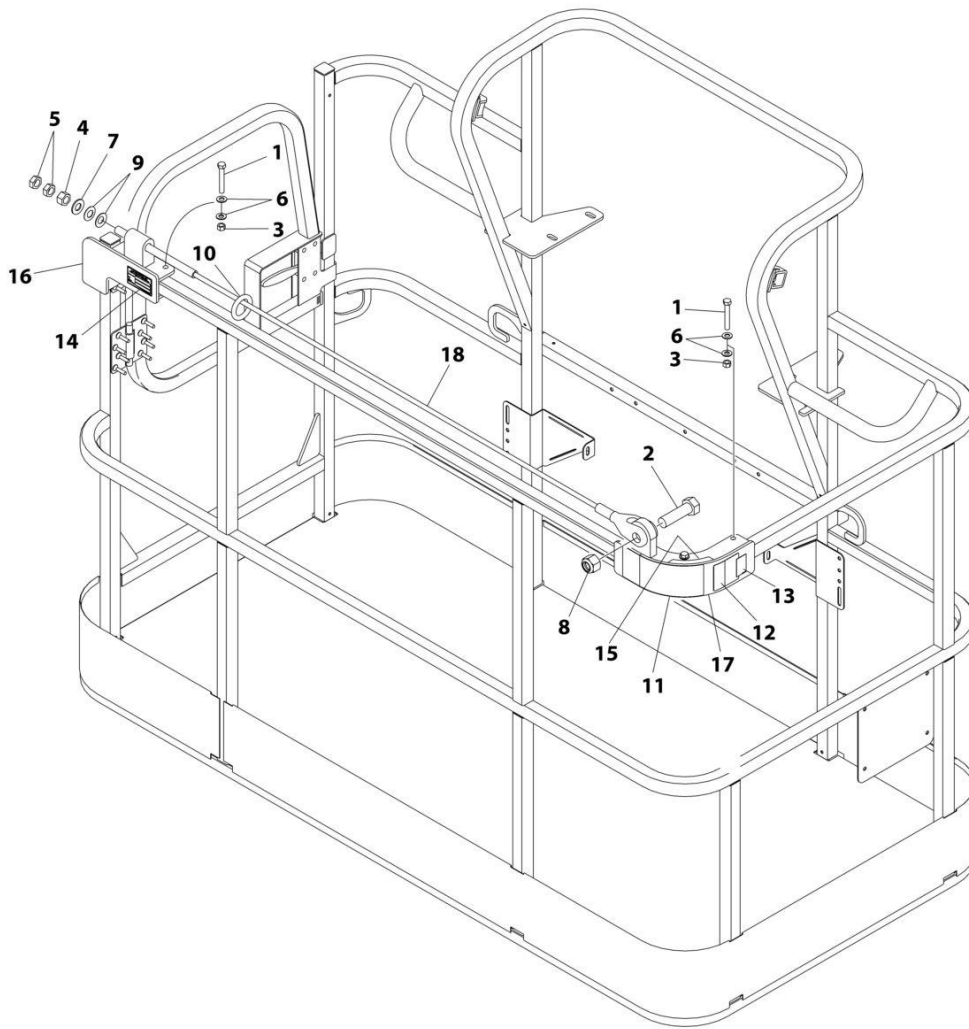
SECTION 5 - PLATFORM

FIGURE 5-30. FALL ARREST INSTALLATION (BOLT-ON) (4FT/1.22M PLATFORM)

ITEM	PART NUMBER	QTY	DESCRIPTION	REV
	1001261338	Ref	FALL ARREST INSTALLATION	A
1	0681620	6	Bolt 3/8 x 2-1/2	
2	0682424	1	Bolt 7/8 x 3	
3	3271605	6	Nut 3/8	
4	3272001	1	Nut 5/8	
5	3312002	2	Nut 5/8	
6	4711600	12	Washer 3/8	
7	4712000	1	Washer 5/8	
8	88521214	1	Nut 7/8	
9	1001236891	2	Washer	
10	1001236895	1	Ring	
11	1001238263	1	Decal - Warning Falling Hazard	
12	1001248140	1	Decal - Bolt Fall Arrest Re-Cert	
13	1001248141	1	Decal - Incription	
14	See Note	NSS	Nameplate - Manufacturers Serial Number (Note: Not Available for Purchase)	
15	1001252629	1	Decal - Weight	
16	1001257271	1	Bracket (RH)	
17	1001257274	1	Bracket (LH)	
18	1001261335	1	Rope	

SECTION 5 - PLATFORM

FIGURE 5-31. FALL ARREST INSTALLATION (BOLT-ON) (5FT/1.52M PLATFORM)



ART_1001257275

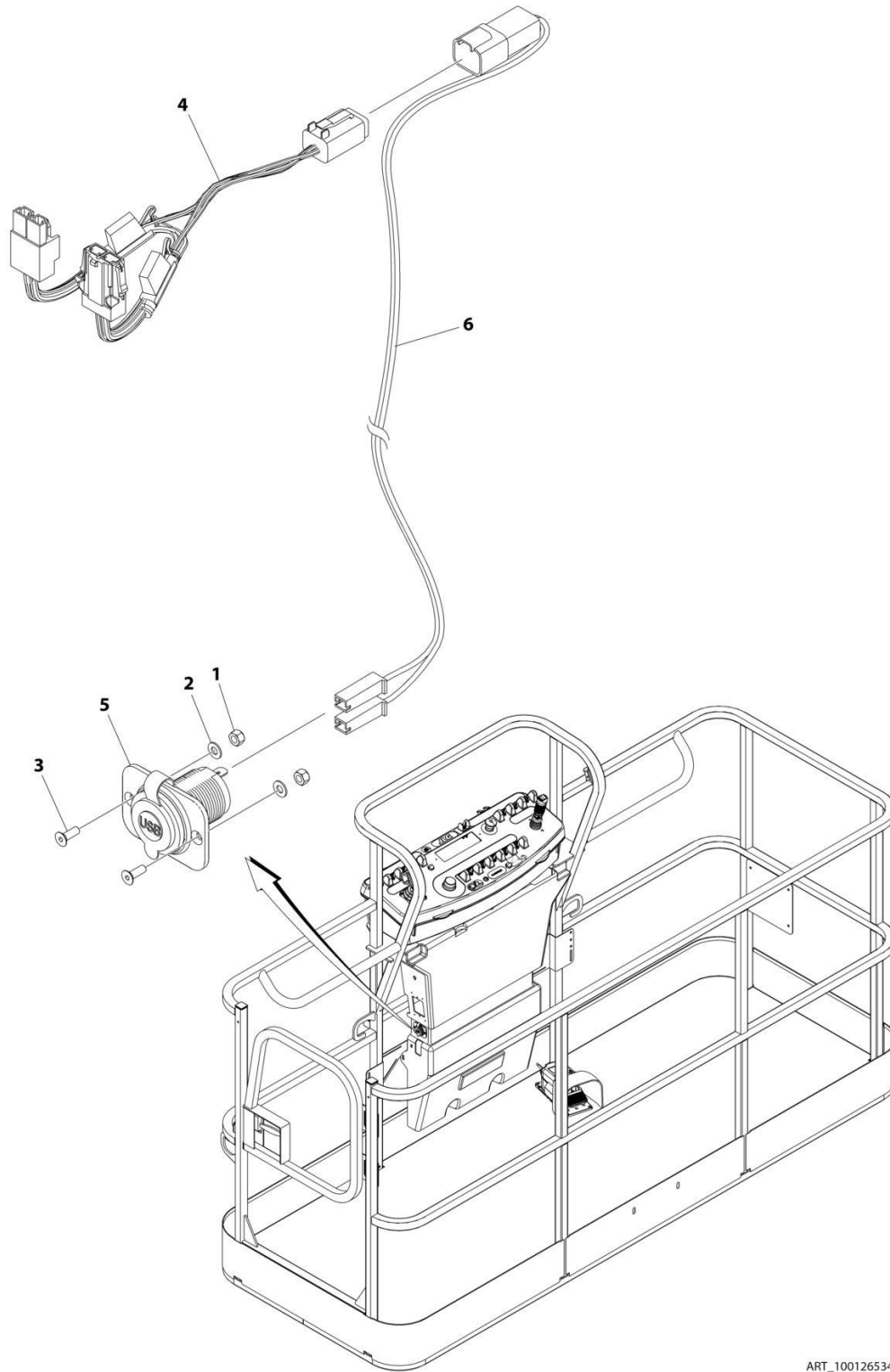
SECTION 5 - PLATFORM

FIGURE 5-31. FALL ARREST INSTALLATION (BOLT-ON) (5FT/1.52M PLATFORM)

ITEM	PART NUMBER	QTY	DESCRIPTION	REV
	1001257275	Ref	FALL ARREST INSTALLATION (BOLT - ON) 6FT/1.82M PLATFORM	A
1	0681620	6	Bolt 3/8 x 2-1/2	
2	0682424	1	Bolt 7/8 x 3	
3	3271605	6	Nut 3/8	
4	3272001	1	Nut 5/8	
5	3312002	2	Nut 5/8	
6	4711600	12	Washer 3/8	
7	4712000	1	Washer 5/8	
8	88521214	1	Nut 7/8	
9	1001236891	2	Washer	
10	1001236895	1	Ring	
11	1001238263	1	Decal - Warning Falling Hazard	
12	1001248140	1	Decal - Bolt Fall Arrest Re-Cert	
13	1001248141	1	Decal - Incription	
14	See Note	NSS	Nameplate - Manufacturers Serial Number (Note: Not Available for Purchase)	
15	1001252629	1	Decal - Weight	
16	1001257271	1	Bracket (RH)	
17	1001257274	1	Bracket (LH)	
18	1001258005	1	Rope	

SECTION 5 - PLATFORM

FIGURE 5-32. USB CHARGER INSTALLATION



ART_1001265342

SECTION 5 - PLATFORM

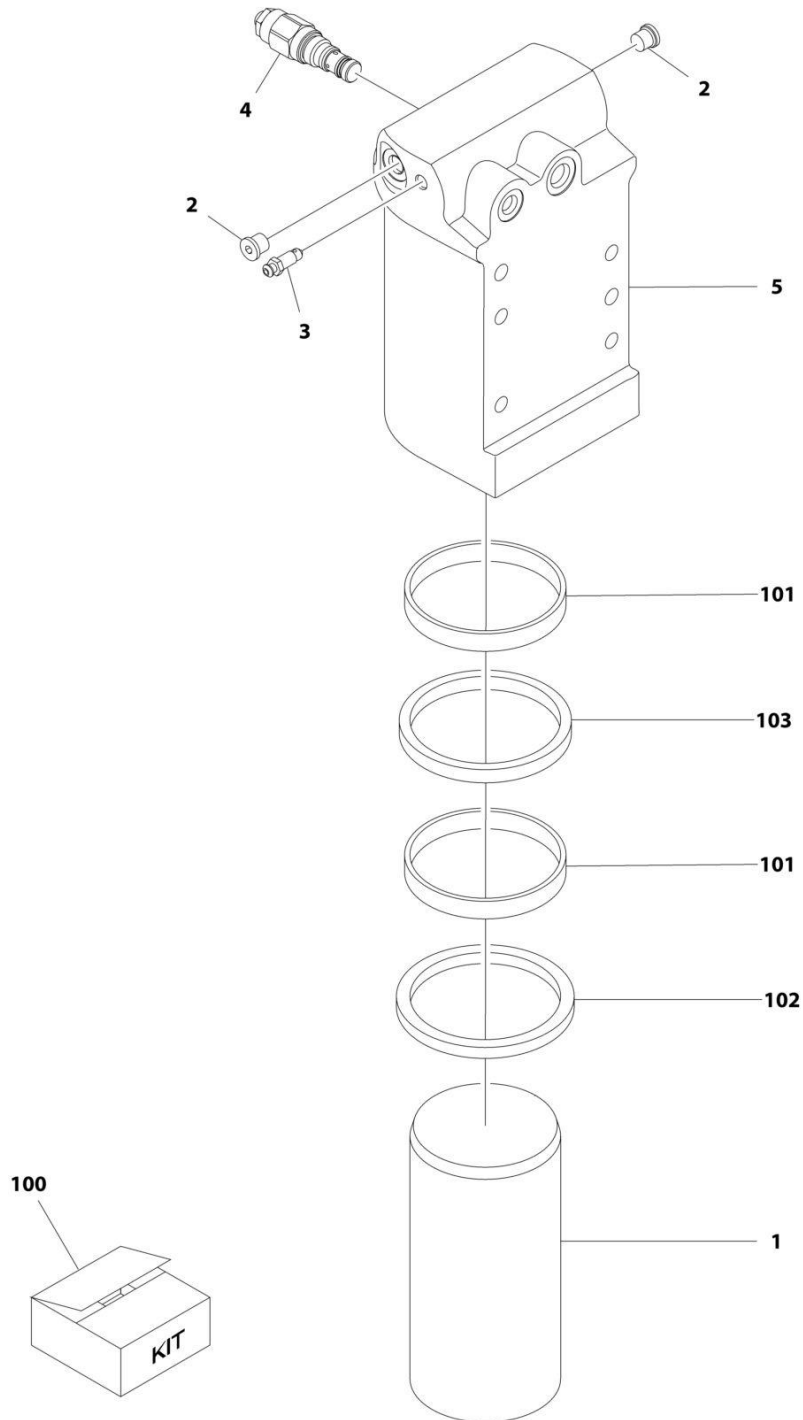
FIGURE 5-32. USB CHARGER INSTALLATION

ITEM	PART NUMBER	QTY	DESCRIPTION	REV
	1001265342	Ref	USB CHARGER INSTALLATION	A
1	3290405	2	Nut M4	
2	4811400	2	Washer M4	
3	1001097244	2	Screw M4 x 12	
4	1001120484	1	Harness, Work Lights	
4	4460879	1	Plug, Male - 2 Position	
4	4460887	2	Terminal	
4	2400060	2	Fuseholder Includes Cover	
4	8229249	2	Fuse, 3 Amp	
4	4460884	1	Connector - 4 Position	
4	4460465	4	Socket, Female	
4	1001120471	1	Connector - 2 Position	
4	1001120477	2	Terminal	
5	1001210636	1	Receptacle, USB	
6	1001265163	1	Harness, USB	A
6	4460260	2	Cover, Terminal	
6	4460259	2	Terminal	
6	4460932	1	Receptacle, Bussbar - 4 Position	
6	4460464	2	Pin, Male	
6	4460466	2	Plug, Terminal	

SECTION 6 - CYLINDER

SECTION 6 - CYLINDER

FIGURE 6-1. AXLE LOCKOUT CYLINDER ASSEMBLY (USA & ROMANIAN BUILT MACHINES)



ART_1001163580

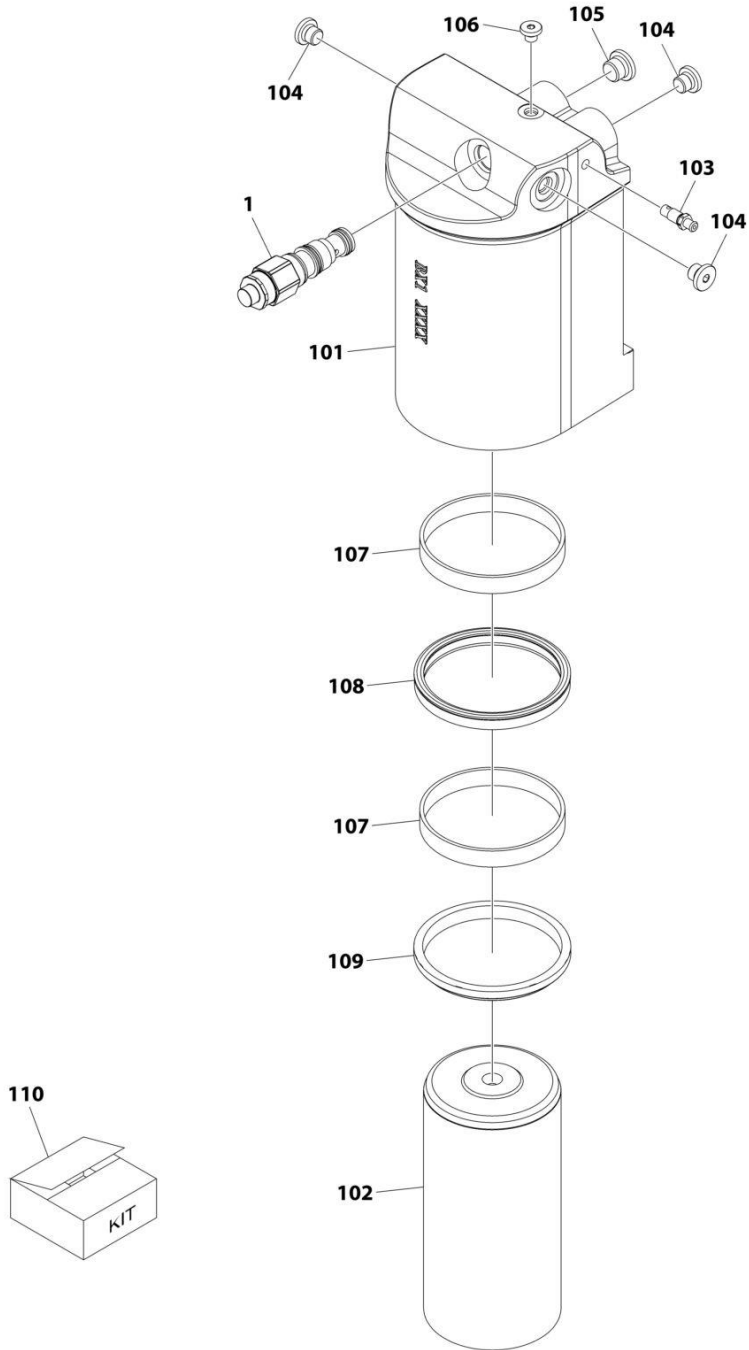
SECTION 6 - CYLINDER

FIGURE 6-1. AXLE LOCKOUT CYLINDER ASSEMBLY (USA & ROMANIAN BUILT MACHINES)

ITEM	PART NUMBER	QTY	DESCRIPTION	REV
	1001163580	Ref	AXLE LOCKOUT CYLINDER ASSEMBLY	I
		Ref	Note: Original Cylinder May Have Been Replaced with Service Replacement. Identify PN Stamped on Cylinder Before Ordering Parts.	
1	1684290	1	Rod	
2	2220883	2	Plug #4	
3	4640858	1	Valve, Bleeder	
4	1001117372	1	Cartridge, Valve	
4	70002842	1	Seal Kit - 1001117372 Valve	
5	1001164817	1	Barrel	
100	2902266	NLA	Seal Kit - 1001163590 Cylinder (Includes Items 101-103)	
101	See Note	NSS	Ring, Wear (Note: Use Item 100)	
102	See Note	NSS	Seal (Note: Use Item 100)	
103	See Note	NSS	Wiper (Note: Use Item 100)	

SECTION 6 - CYLINDER

FIGURE 6-2. AXLE LOCKOUT CYLINDER ASSEMBLY (CHINA BUILT MACHINES)



ART_1001256179

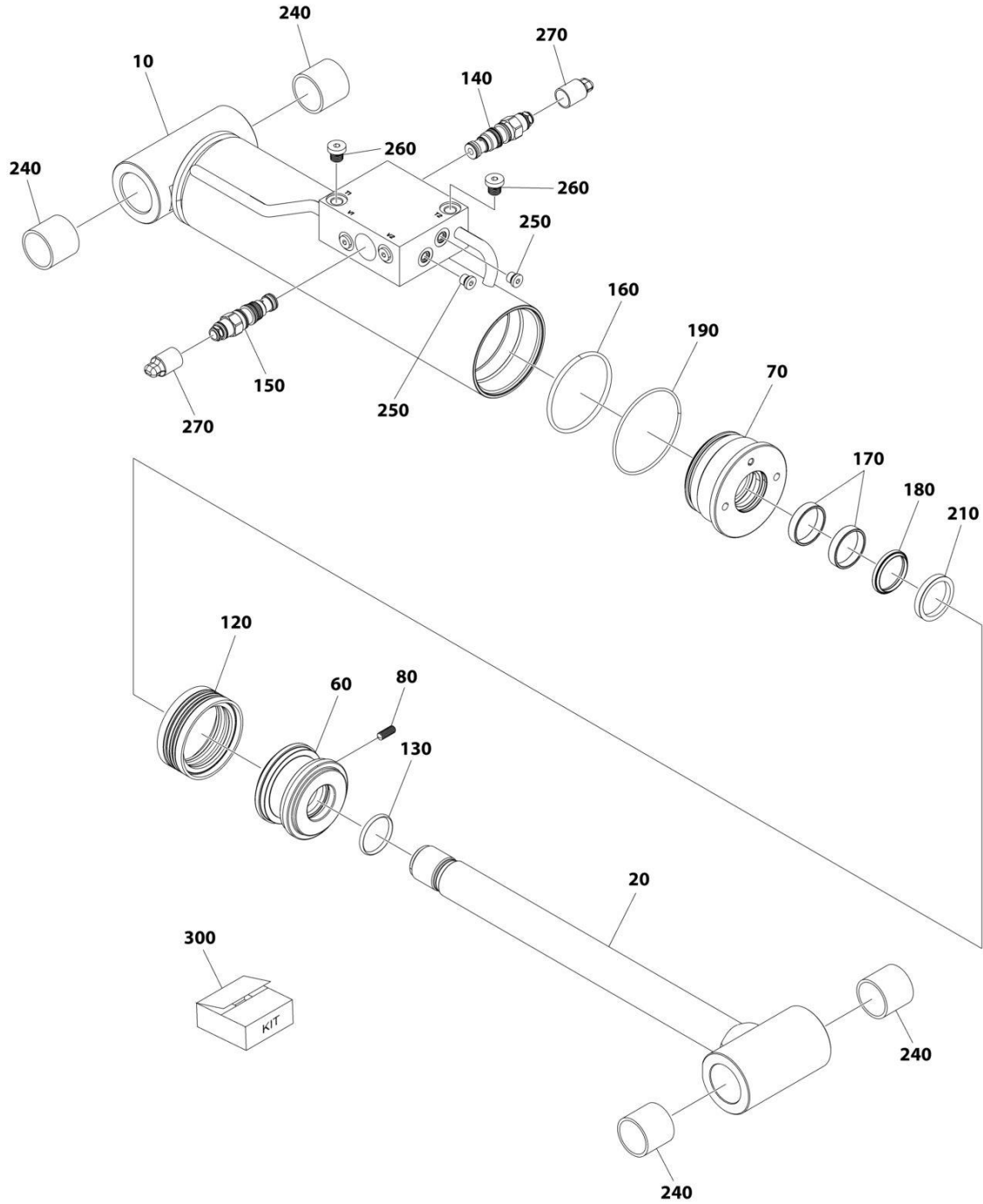
SECTION 6 - CYLINDER

FIGURE 6-2. AXLE LOCKOUT CYLINDER ASSEMBLY (CHINA BUILT MACHINES)

ITEM	PART NUMBER	QTY	DESCRIPTION	REV
	1001256179	Ref	MASTER CYLINDER ASSEMBLY	A
		Ref	Note: Original Cylinder May Have Been Replaced with Service Replacement. Identify PN Stamped on Cylinder Before Ordering Parts.	
1	1001117372	1	Cartridge, Valve	
1	70002842	1	Seal Kit - 1001117372	
101	See Note	NSS	Tube (Note: Not Available for Purchase)	
102	70008244	1	Rod	
103	70008246	1	Plug, Bleeder	
104	2220883	3	Plug 7/16	
105	2220885	1	Plug 9/16	
106	2220881	1	Plug 5/16	
107	See Note	NSS	Ring, Wear (Note: Use Item 110)	
108	See Note	NSS	Seal, Rod (Note: Use Item 110)	
109	See Note	NSS	Wiper, Rod (Note: Use Item 110)	
110	70008247	1	Seal Kit (Includes Items 107-109)	

SECTION 6 - CYLINDER

FIGURE 6-3. LEVEL PLATFORM SLAVE CYLINDER ASSEMBLY



ART_1001255971

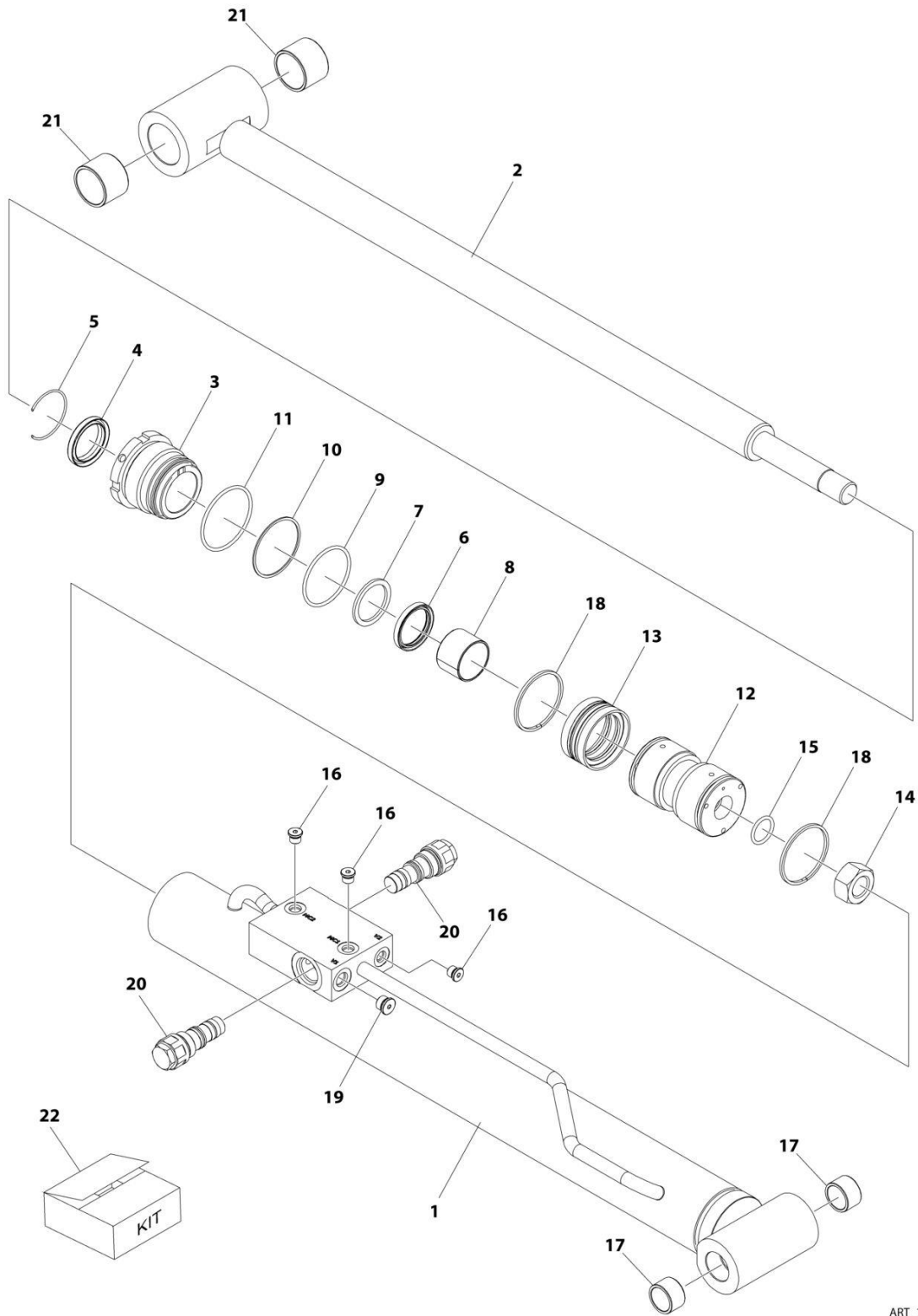
SECTION 6 - CYLINDER

FIGURE 6-3. LEVEL PLATFORM SLAVE CYLINDER ASSEMBLY

ITEM	PART NUMBER	QTY	DESCRIPTION	REV
	1001255971	Ref	CYLINDER ASSEMBLY	B
		Ref	Note: Original Cylinder May Have Been Replaced with Service Replacement. Identify PN Stamped on Cylinder Before Ordering Parts.	
10	See Note	NSS	Barrel	
20	70007728	1	Rod	
60	70007720	1	Piston Head	
70	70007721	1	Screwed Gland	
80	70007722	1	Screw M8	
120	See Note	NSS	Piston Seal (Note: Use Item 300)	
130	See Note	NSS	O-Ring (Note: Use Item 300)	
140	1001168209	1	Counterbalance, Valve	
140	2900770	1	Seal Kit - 1001168209 Valve	
150	1001168210	1	Counterbalance, Valve	
150	2900770	1	Seal Kit - 1001168210 Valve	
160	See Note	NSS	O-Ring (Note: Use Item 300)	
170	See Note	NSS	Ring (Note: Use Item 300)	
180	See Note	NSS	Seal (Note: Use Item 300)	
190	See Note	NSS	O-Ring (Note: Use Item 300)	
210	See Note	NSS	Wiper (Note: Use Item 300)	
240	70007723	4	Bushing	
250	70025619	2	Plug	
260	70024262	2	Plug	
300	70007729	1	Seal Kit - 1001255971 Cylinder (Includes Items 120 ,130 & 160-210)	

SECTION 6 - CYLINDER

FIGURE 6-4. LIFT CYLINDER ASSEMBLY



ART_1001255969

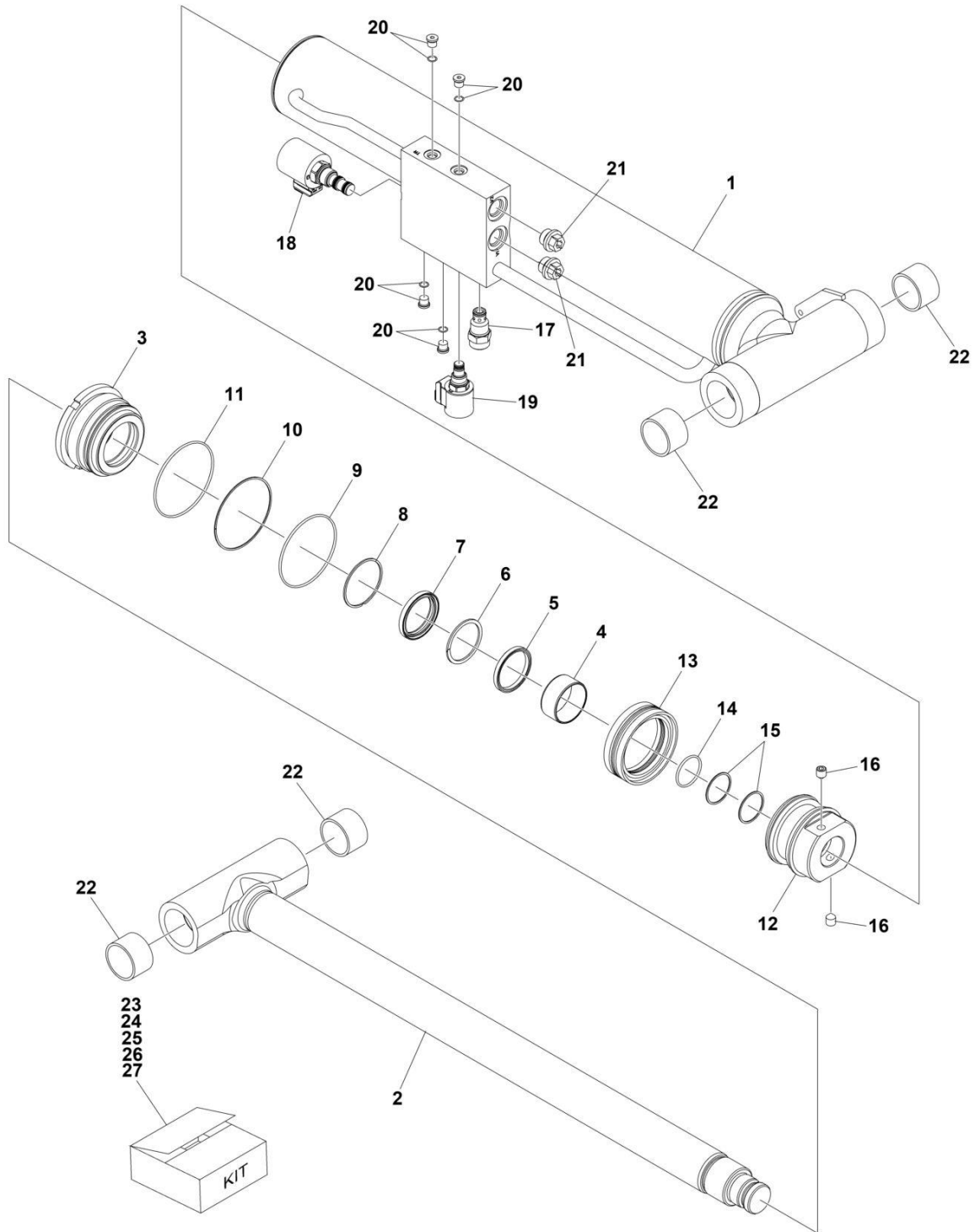
SECTION 6 - CYLINDER

FIGURE 6-4. LIFT CYLINDER ASSEMBLY

ITEM	PART NUMBER	QTY	DESCRIPTION	REV
	1001255969	Ref	LIFT CYLINDER ASSEMBLY - JIB	B
		Ref	Note: Original Cylinder May Have Been Replaced with Service Replacement. Identify PN Stamped on Cylinder Before Ordering Parts.	
1	NSS	1	Barrel	
2	70007738	1	Rod	
3	70007739	1	Head	
4	See Note	1	Wiper (Note: Use Item 220)	
5	70002373	1	Ring, Retaining	
6	See Note	1	Seal, Rod (Note: Use Item 220)	
7	See Note	1	Ring, Back-up (Note: Use Item 220)	
8	70005143	1	Bearing, Dry	
9	See Note	1	O-Ring (Note: Use Item 220)	
10	See Note	1	Ring, Back-up (Note: Use Item 220)	
11	See Note	1	O-Ring (Note: Use Item 220)	
12	70007740	1	Piston	
13	See Note	1	Seal, Piston (Note: Use Item 220)	
14	70002335	1	Nut	
15	See Note	1	O-Ring (Note: Use Item 220)	
16	2220883	3	Plug	
17	0962292	2	Bearing	
18	70007741	2	Ring, Piston	
19	2220885	1	Plug	
20	4640509	2	Cartridge, Valve	
20	2900792	2	Seal Kit - 4640509 Valve	
21	0961948	2	Bearing	
22	70007742	1	Seal Kit (Includes Items 4,6,7,9-11,13 & 15)	

SECTION 6 - CYLINDER

FIGURE 6-5. LIFT CYLINDER ASSEMBLY



ART_1001255972

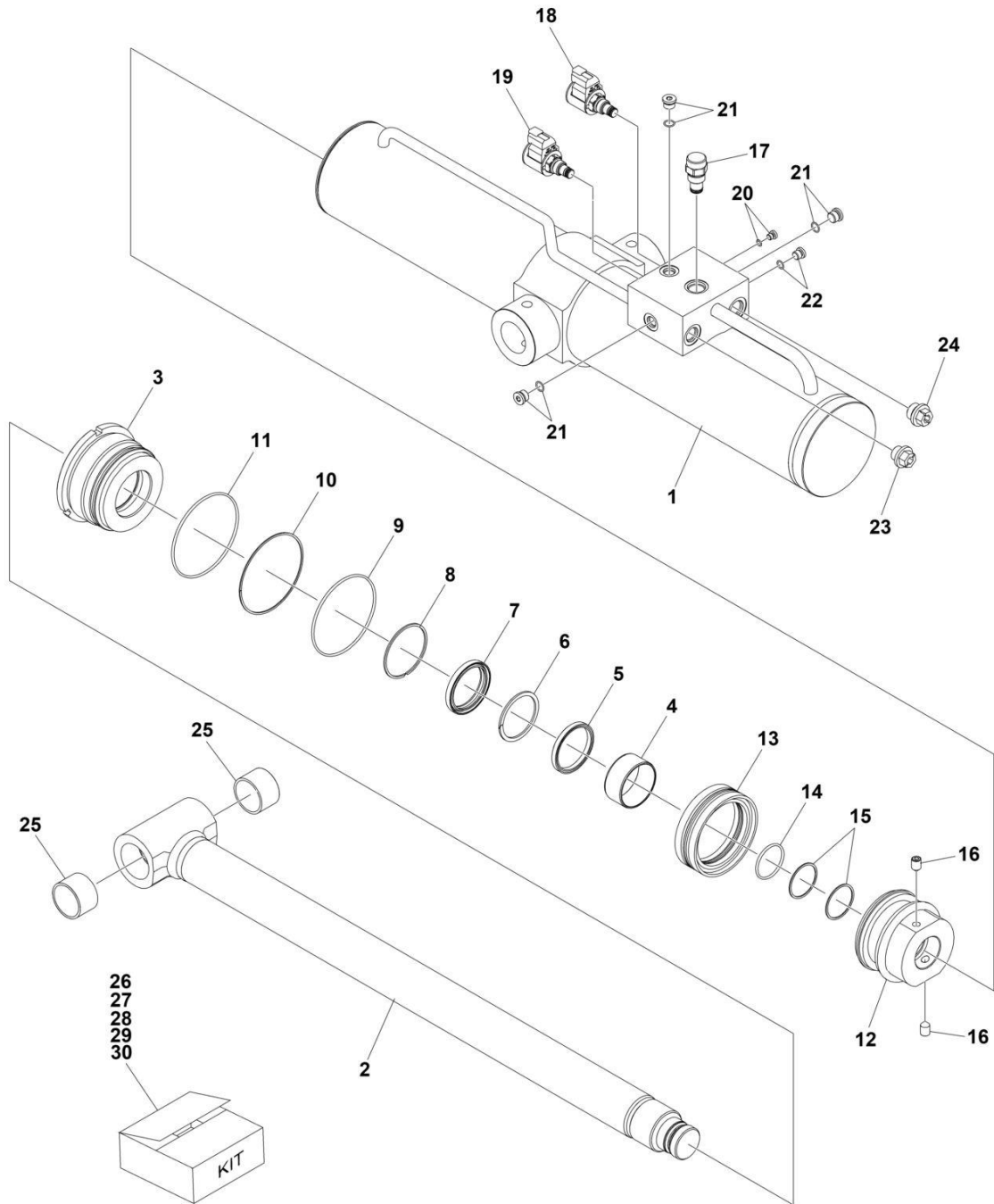
SECTION 6 - CYLINDER

FIGURE 6-5. LIFT CYLINDER ASSEMBLY

ITEM	PART NUMBER	QTY	DESCRIPTION	REV
	1001255972	Ref	LIFT CYLINDER ASSEMBLY - UPPER LIFT	E
		Ref	Note: Original Cylinder May Have Been Replaced with Service Replacement. Identify PN Stamped on Cylinder Before Ordering Parts.	
1	NSS	1	Barrel (Note: Not Available for Purchase)	
2	NSS	1	Rod (Note: Use Item 23)	
3	NSS	1	Head (Note: (Use Item 24)	
4	NSS	1	Bushing (Note: Use Item 24)	
5	NSS	1	Seal Kit (Note: Use Item 25)	
6	NSS	1	Ring (Note: Use Item 25)	
7	NSS	1	Wiper (Note: Use Item 25)	
8	NSS	1	Ring, Retaining (Note: Use Item 25)	
9	NSS	1	O-Ring (Note: Use Item 25)	
10	NSS	1	Ring, Back-up (Note: Use Item 25)	
11	NSS	1	O-Ring (Note: Use Item 25)	
12	NSS	1	Piston (Note: Use Item 26)	
13	NSS	1	Seal (Note: Use Item 25)	
14	NSS	1	O-Ring (Note: Use Item 25)	
15	NSS	1	Ring, Back-up (Note: Use Item 25)	
16	NSS	1	Setscrew (Note: Use Item 26)	
17	4641390	1	Cartridge, Check Valve	
17	7017496	1	Seal Kit - 4641390 Valve	
18	1001164709	1	Cartridge, Solenoid Valve (Including Coil)	
18	7017467	1	Cartridge, Solenoid Valve (Less Coil)	
18	7012998	1	Seal Kit - 1001164709 & 7017467 Valve)	
18	70002386	1	Coil	
19	1001206625	1	Cartridge, Compensator Valve	
19	70003788	1	Coil	
19	70006104	1	Cartridge, Solenoid Valve (Less Coil)	
19	70006105	1	Seal Kit - 70006104 Valve	
19	7022390	1	Coil Nut	
20	NSS	1	Plug (Note: Use Item 27)	
20	NSS	1	O-Ring (Note: Use Item 27)	
21	NSS	1	Dust Cap	
22	NSS	1	Bushing (Note: Use Item 27)	
22	NSS	1	Bushing (Note: Use Item 27)	
23	70007748	1	Rod Kit (Includes Items 2 & 22)	
24	70007749	1	Head Kit (Includes Items 3 & 4)	
25	70007750	1	Seal Kit (Includes Items 5 - 11 & 13-15)	
26	70007751	1	Piston Kit (Includes Items 12 & 16)	
27	70007752	1	Plug Kit (Includes Items 20 - 21)	

SECTION 6 - CYLINDER

FIGURE 6-6. LIFT CYLINDER ASSEMBLY - TOWER BOOM



ART_1001255968

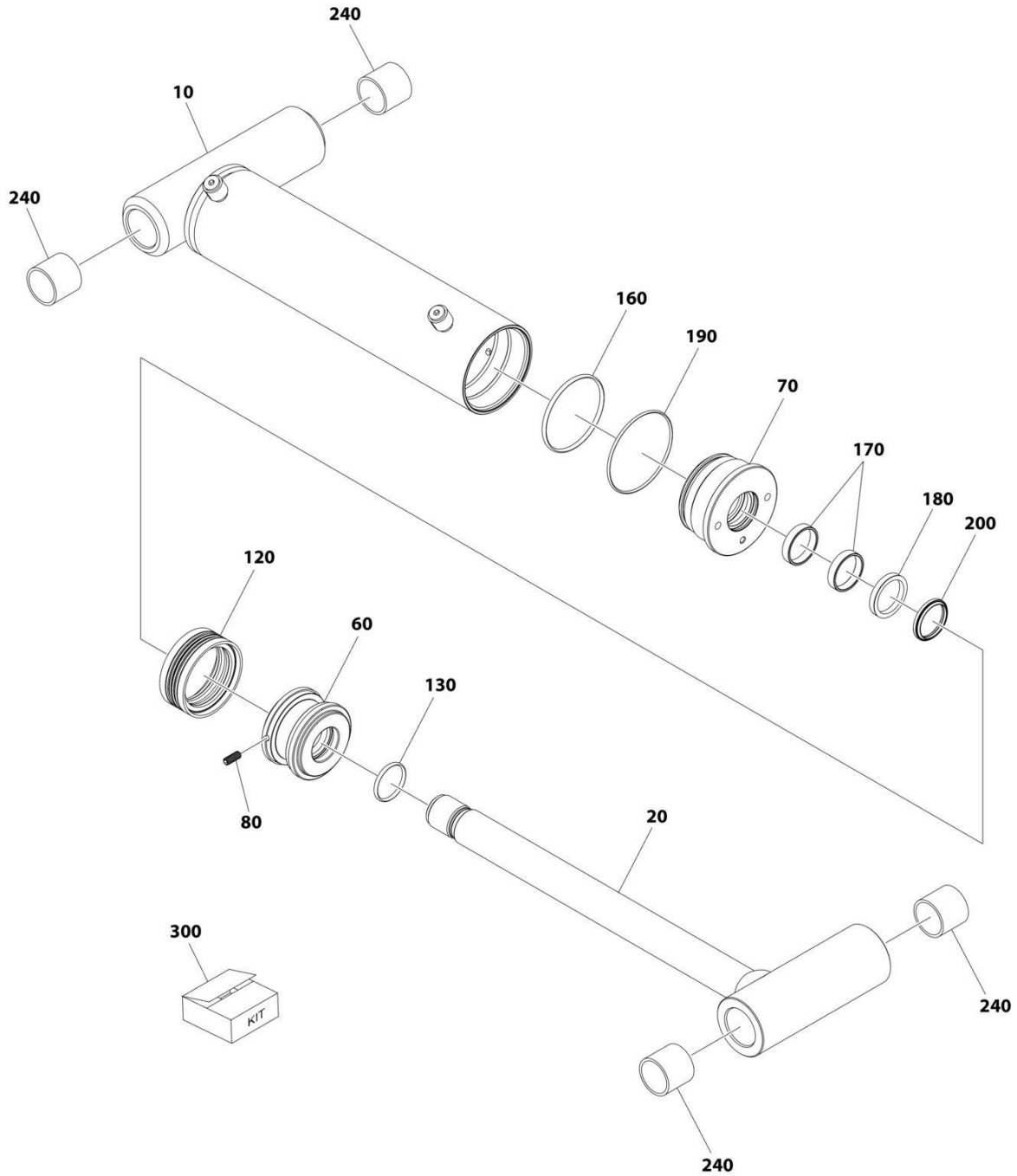
SECTION 6 - CYLINDER

FIGURE 6-6. LIFT CYLINDER ASSEMBLY - TOWER BOOM

ITEM	PART NUMBER	QTY	DESCRIPTION	REV
	1001255968	Ref	TOWER LIFT CYLINDER	D
1	NSS	1	Barrel	
2	NSS	1	Rod (Note: Use Item 26)	
3	NSS	1	Head (Note: Use Item 27)	
4	NSS	1	Bushing (Note: Use Item 27)	
5	NSS	1	Seal Kit (Note: Use Item 28)	
6	NSS	1	Ring (Note: Use Item 28)	
7	NSS	1	Wiper (Note: Use Item 28)	
8	NSS	1	Ring, Retaining (Note: Use Item 28)	
9	NSS	1	O-Ring (Note: Use Item 28)	
10	NSS	1	Ring, Back-up (Note: Use Item 28)	
11	NSS	1	O-Ring (Note: Use Item 28)	
12	NSS	1	Piston (Note: Use Item 28)	
13	NSS	1	Seal (Note: Use Item 28)	
14	NSS	1	O-Ring (Note: Use Item 28)	
15	NSS	1	Ring, Back-up (Note: Use Item 28)	
16	NSS	1	Setscrew (Note: Use Item 28)	
17	4641390	1	Cartridge, Check Valve	
17	7017496	1	Seal Kit - 4641390 Valve	
18	1001164709	1	Cartridge, Solenoid Valve (Including Coil)	
18	7017467	1	Cartridge, Solenoid Valve (Less Coil)	
18	7012998	1	Seal Kit - 1001164709 & 7017467 Valves	
18	70002386	1	Coil	
19	1001166208	1	Cartridge, Solenoid Valve (Including Coil)	
19	7024884	1	Cartridge, Solenoid Valve (Less Coil)	
19	7012967	1	Seal Kit - 1001166208& 7024884 Valves	
20	NSS	1	Plug + O-Ring (Note: Use Item 30)	
21	NSS	1	Plug + O-Ring (Note: Use Item 30)	
22	NSS	1	Plug + O-Ring (Note: Use Item 30)	
23	NSS	1	Dust Cap	
24	NSS	1	Dust Cap	
25	NSS	1	Bushing (Note: Use Item 26)	
26	70007743	1	Rod Kit (Includes Items 2 & 25)	
27	70007744	1	Head Kit (Includes Items 3 & 4)	
28	70007745	1	Seal Kit (Includes Items 5-11 & 13-15)	
29	70007746	1	Piston Kit (Includes Items 12 & 16)	
30	70007747	1	Plug Kit (Includes Items 20 - 22)	

SECTION 6 - CYLINDER

FIGURE 6-7. MASTER CYLINDER ASSEMBLY



ART_1001255970

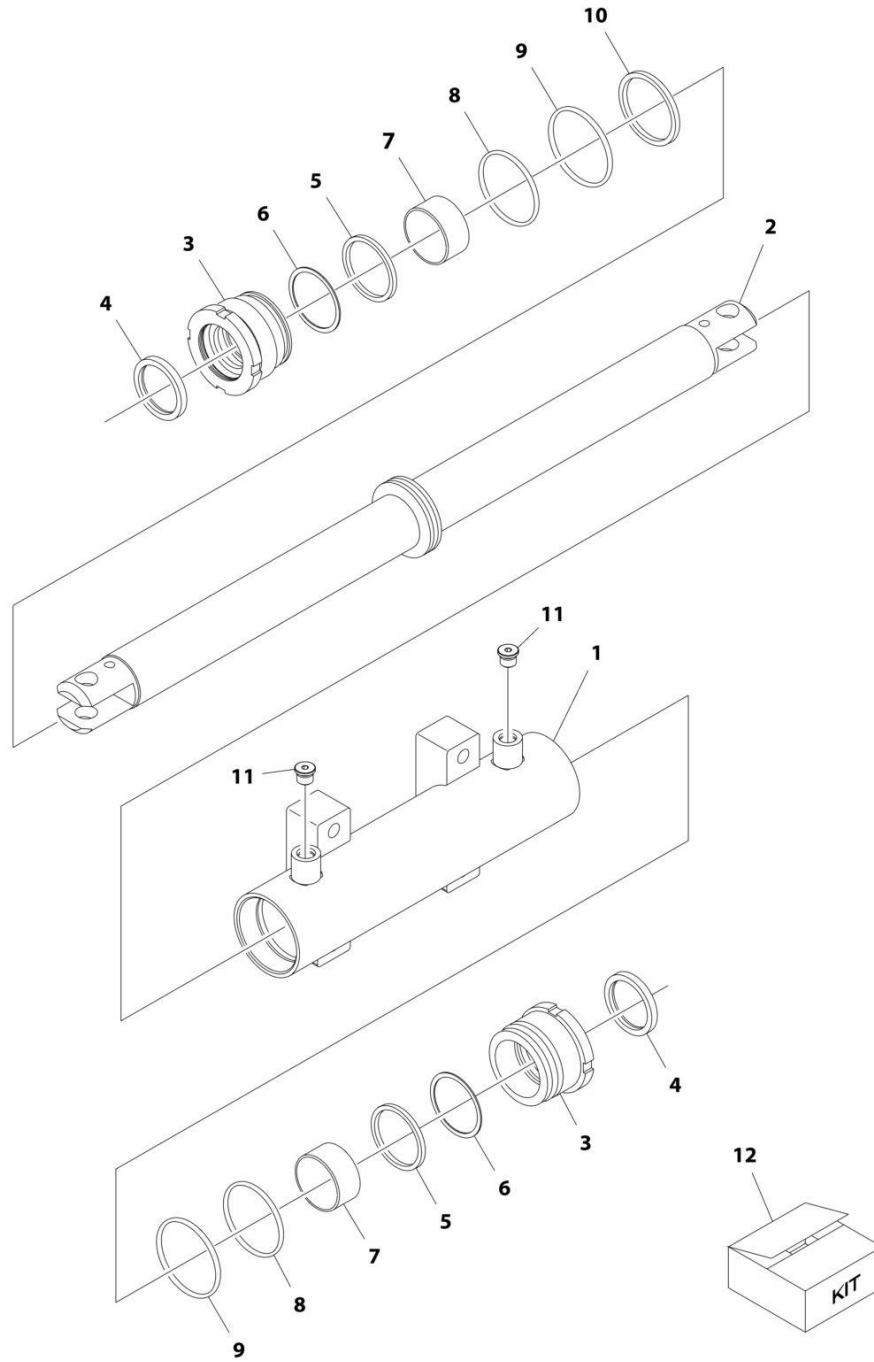
SECTION 6 - CYLINDER

FIGURE 6-7. MASTER CYLINDER ASSEMBLY

ITEM	PART NUMBER	QTY	DESCRIPTION	REV
	1001255970	Ref	CYLINDER ASSEMBLY	B
		Ref	Note: Original Cylinder May Have Been Replaced with Service Replacement. Identify PN Stamped on Cylinder Before Ordering Parts.	
10	See Note	NSS	Barrel	
20	70007719	1	Rod	
60	70007720	1	Piston Head	
70	70007721	1	Screwed Gland	
80	70007722	1	Screw M8	
120	See Note	NSS	Piston Seal (Note: Use Item 300)	
130	See Note	NSS	O-Ring (Note: Use Item 300)	
160	See Note	NSS	O-Ring (Note: Use Item 300)	
170	See Note	NSS	Ring (Note: Use Item 300)	
180	See Note	NSS	Seal (Note: Use Item 300)	
190	See Note	NSS	O-Ring (Note: Use Item 300)	
200	See Note	NSS	Wiper (Note: Use Item 300)	
240	70007723	4	Bushing	
300	70007724	1	Seal Kit - 1001255971 Cylinder (Includes Items 120 ,130 & 160-200)	

SECTION 6 - CYLINDER

FIGURE 6-8. STEER CYLINDER ASSEMBLY



ART_1001163178

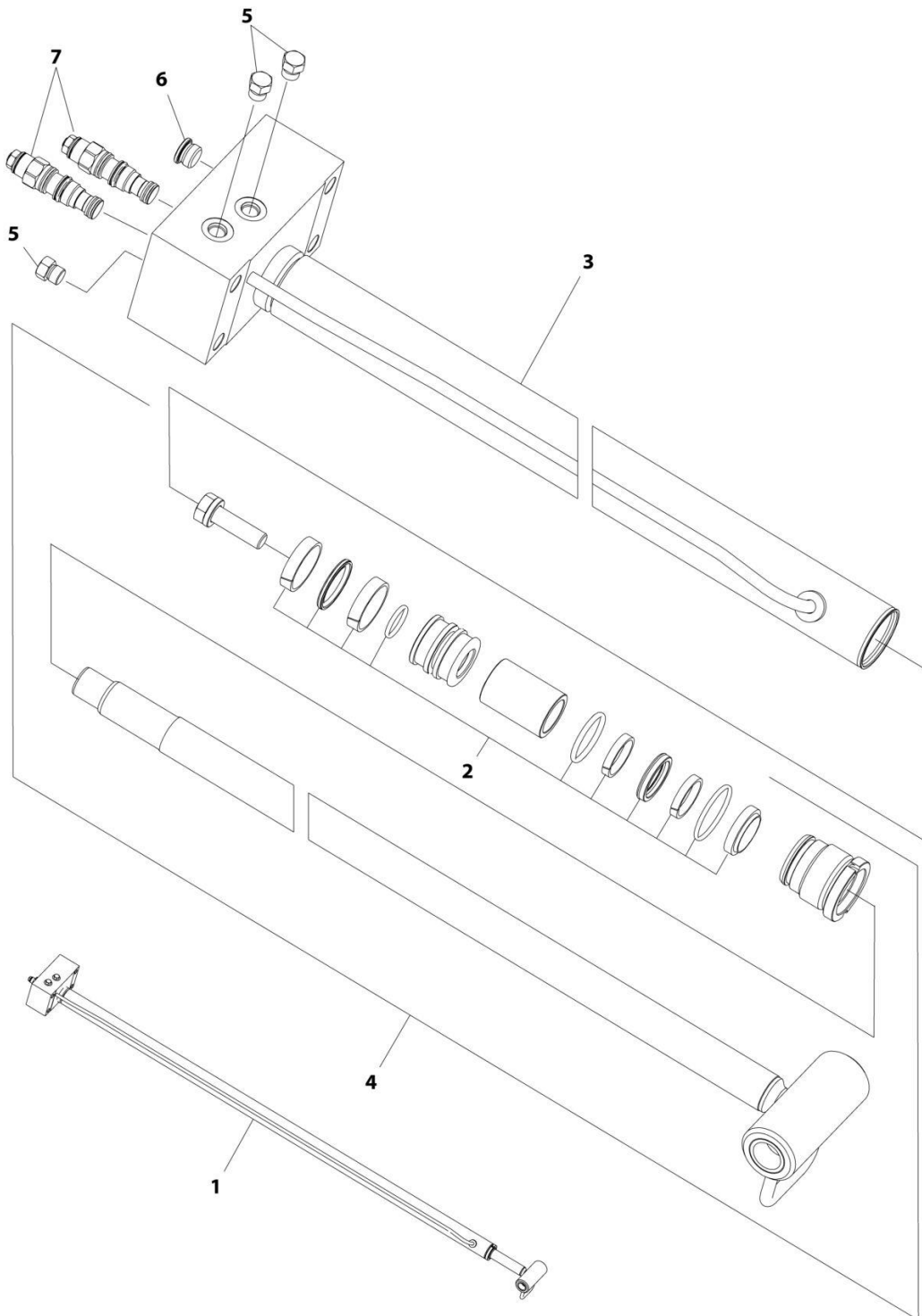
SECTION 6 - CYLINDER

FIGURE 6-8. STEER CYLINDER ASSEMBLY

ITEM	PART NUMBER	QTY	DESCRIPTION	REV
	1001163178	Ref	STEER CYLINDER ASSEMBLY	E
		Ref	Note: Original Cylinder May Have Been Replaced with Service Replacement. Identify PN Stamped on Cylinder Before Ordering Parts.	
1	70005150	1	Barrel	
2	70005151	1	Rod	
3	70005152	2	Head	
4	See Note	NSS	Wiper (Note: Use Item 12)	
5	See Note	NSS	Seal, Rod (Note: Use Item 12)	
6	See Note	NSS	Ring, Back-up (Note: Use Item 12)	
7	70005153	2	Bearing, Dry	
8	See Note	NSS	O-Ring (Note: Use Item 12)	
9	See Note	NSS	O-Ring (Note: Use Item 12)	
10	See Note	NSS	Seal, Piston (Note: Use Item 12)	
11	See Note	2	Plug 9/16 (Note: Not Available for Purchase)	
12	70005154	1	Seal Kit - 1001163178 Cylinder (Includes Items 4-6 & 8-10)	

SECTION 6 - CYLINDER

FIGURE 6-9. TELESCOPE CYLINDER ASSEMBLY



ART_1001161713

SECTION 6 - CYLINDER

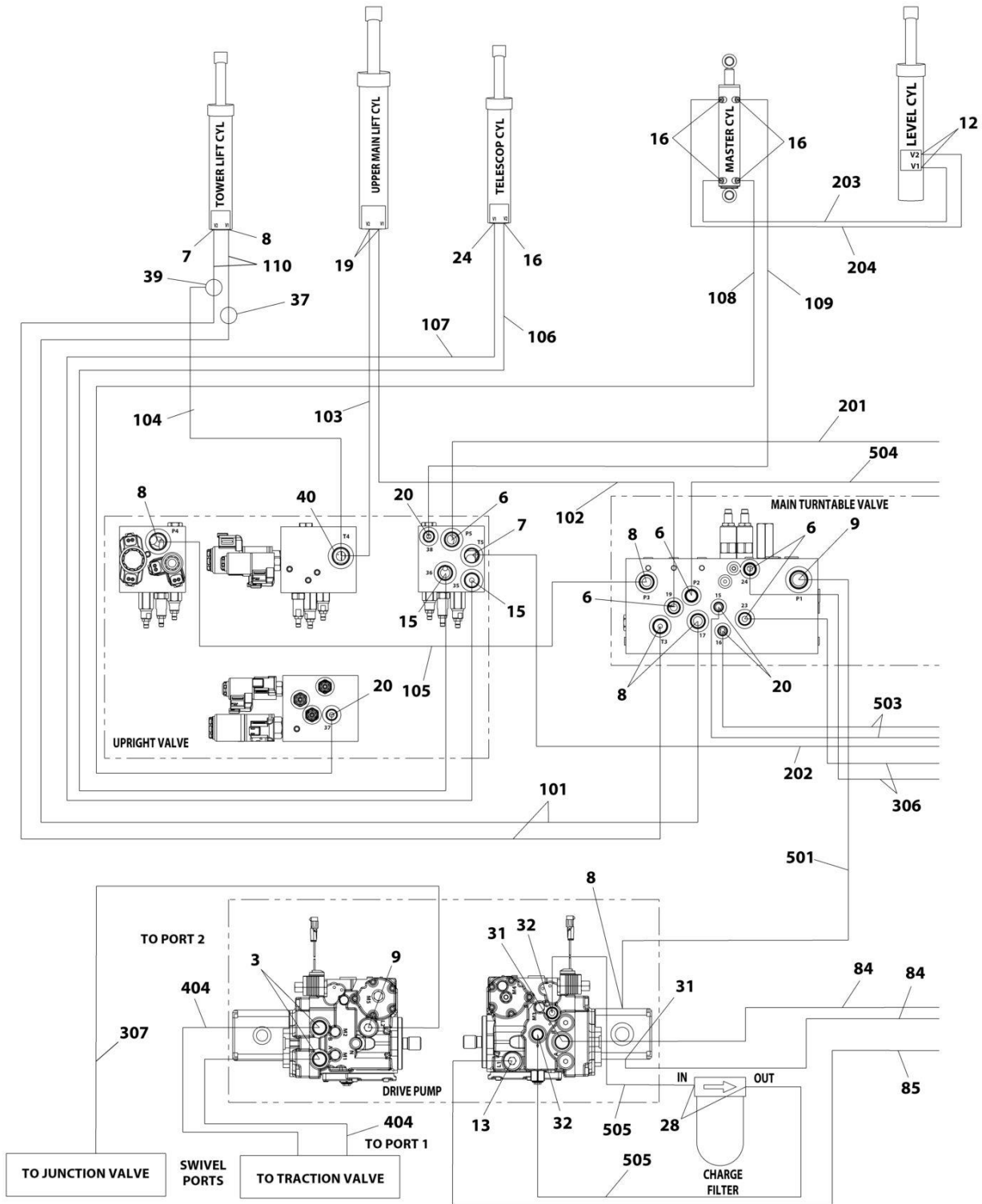
FIGURE 6-9. TELESCOPE CYLINDER ASSEMBLY

ITEM	PART NUMBER	QTY	DESCRIPTION	REV
1	1001161713	Ref	TELESCOPE CYLINDER ASSEMBLY	E
		Ref	Note: Original Cylinder May Have Been Replaced with Service Replacement. Identify PN Stamped on Cylinder Before Ordering Parts.	
2	70004957	1	Seal Kit - 1001161713 Cylinder (Part of Item 4)	
3	70004956	1	Barrel	
4	70004955	1	Rod Assembly (Includes Seal Kit and Bushings)	
4	0962292	2	Bushing	
5	2220237	3	Plug #6	
6	2220886	1	Plug #8	
7	4640771	2	Cartridge, Valve	
7	2900770	2	Seal Kit - 4640771 Valve	

SECTION 7 - HYDRAULIC

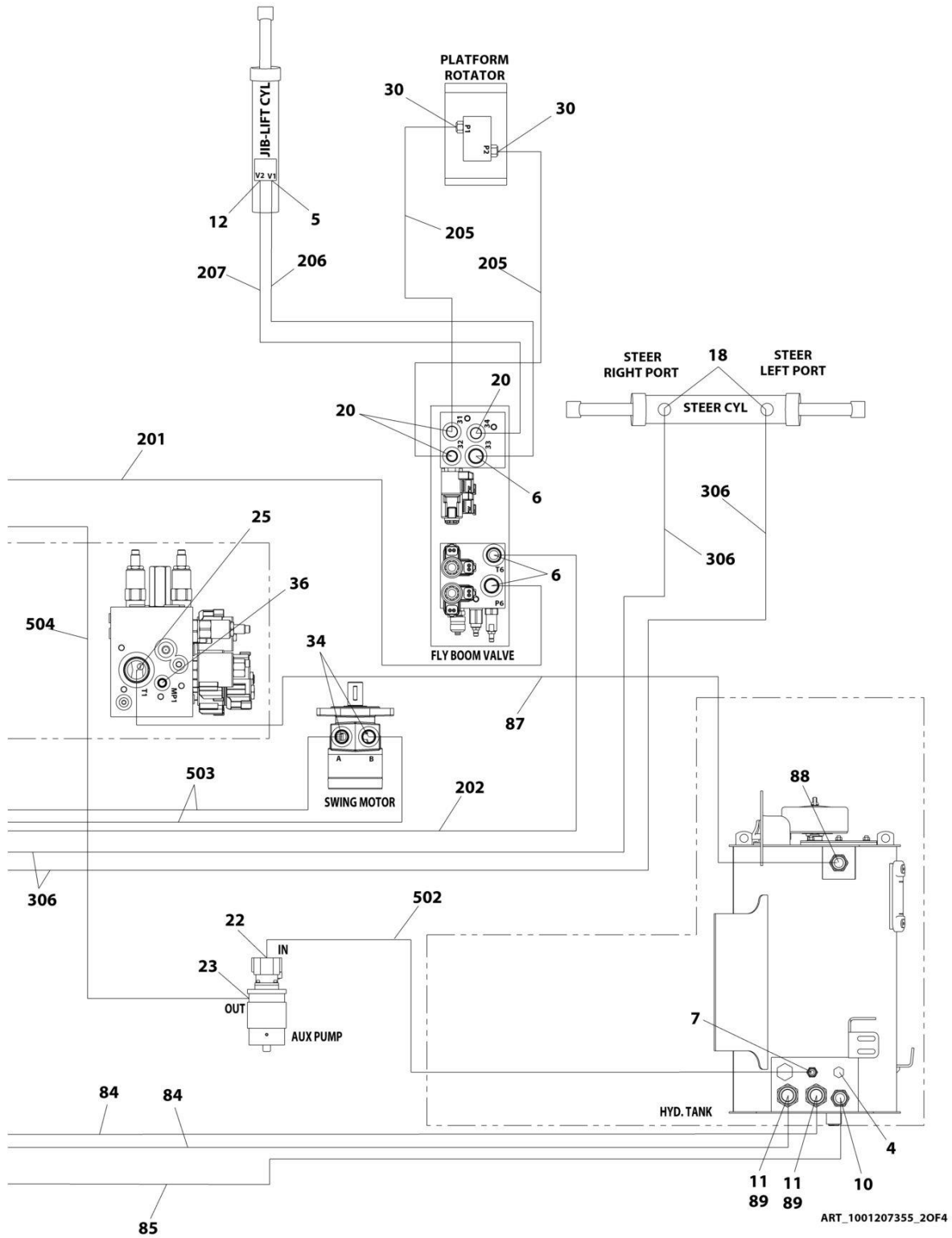
SECTION 7 - HYDRAULIC

FIGURE 7-1. 4WD HYDRAULIC SYSTEM INSTALLATION - 450AJ

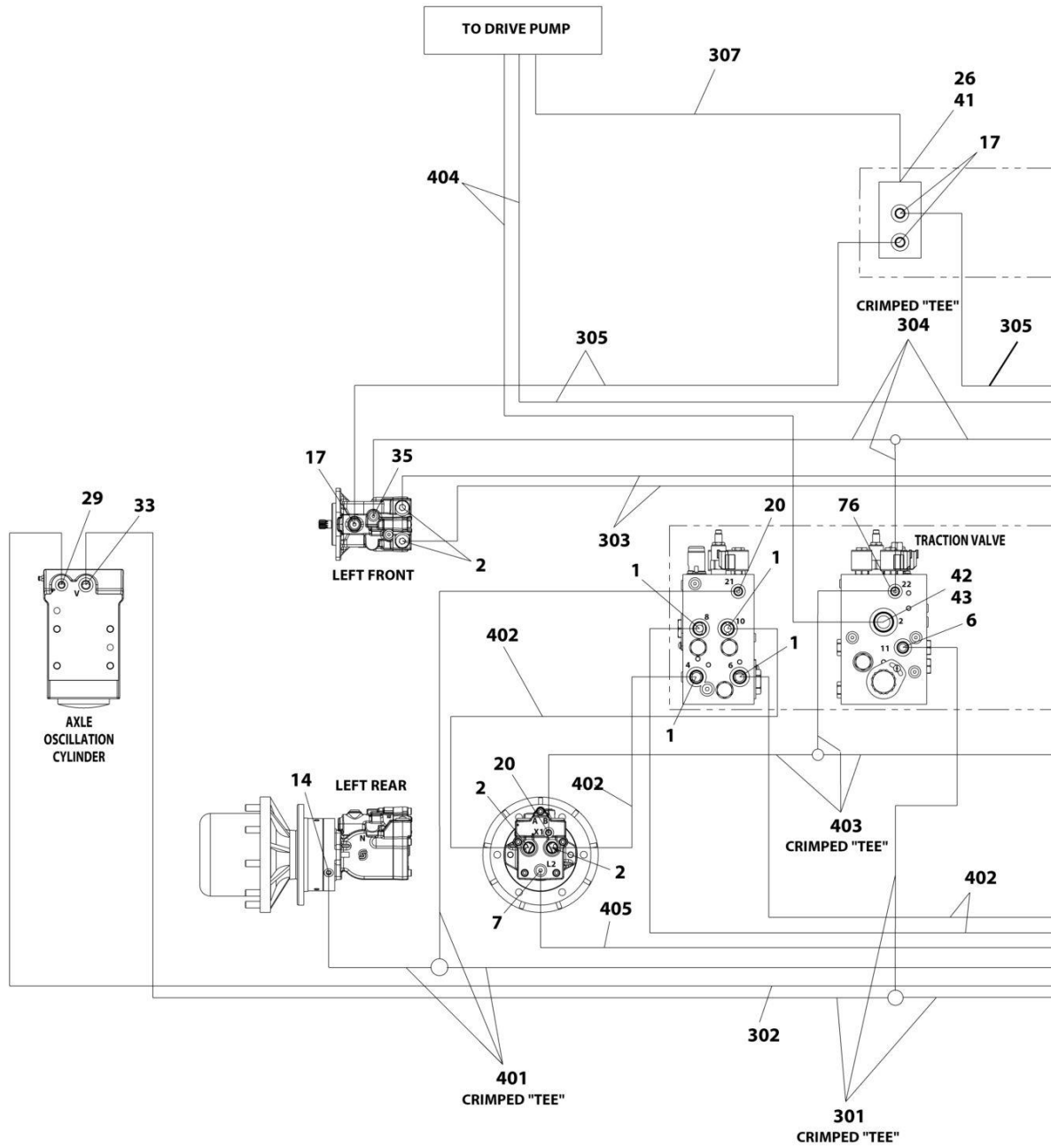


ART_1001207355_10F4

SECTION 7 - HYDRAULIC

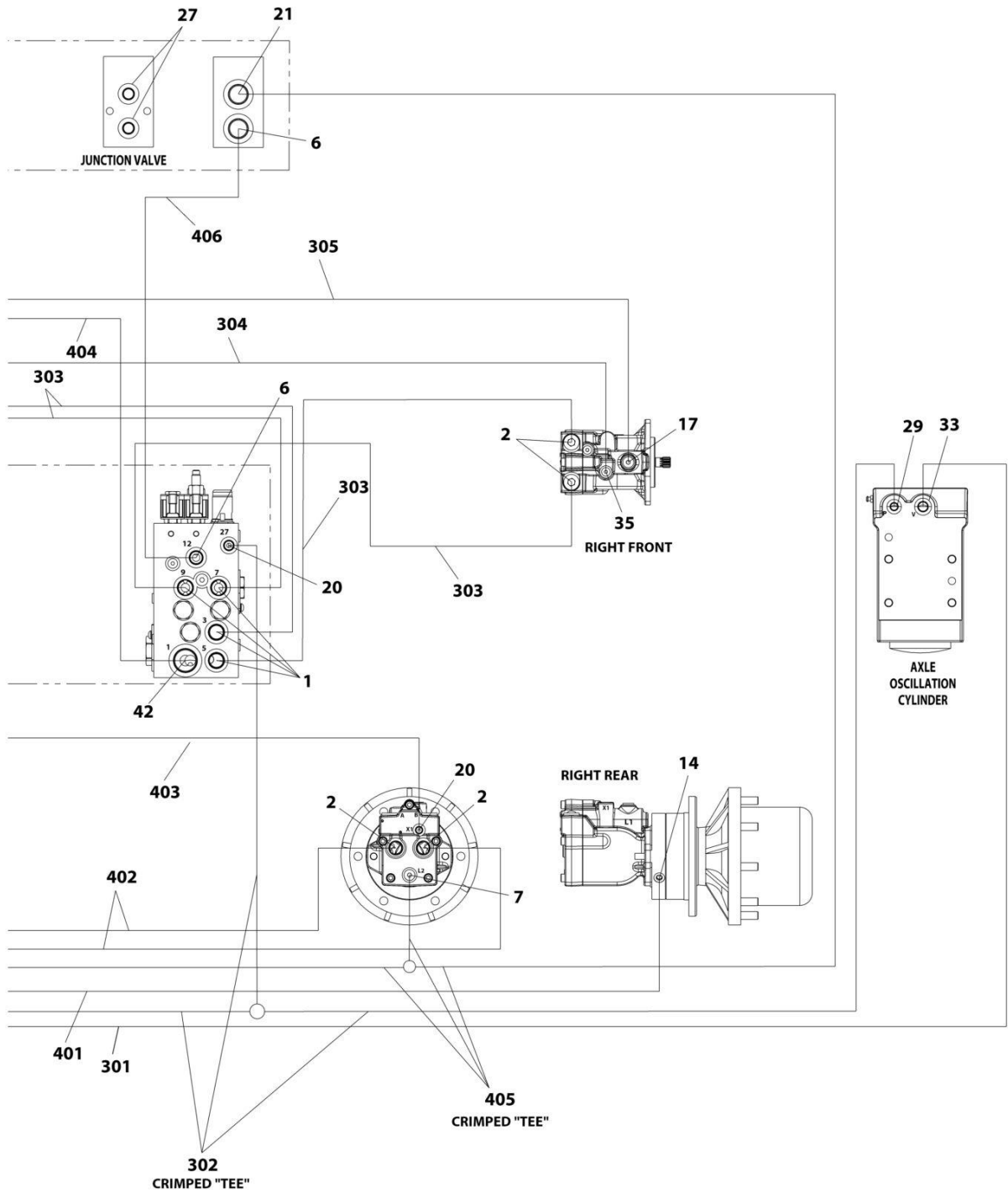


SECTION 7 - HYDRAULIC



ART_1001207355_30F4

SECTION 7 - HYDRAULIC



ART_1001207355_40F4

SECTION 7 - HYDRAULIC

FIGURE 7-1. 4WD HYDRAULIC SYSTEM INSTALLATION - 450AJ

ITEM	PART NUMBER	QTY	DESCRIPTION	REV
1	2110810	8	Fitting, Straight ORFS/ORB	
2	2110812	8	Fitting, Straight ORFS/ORB	
3	2151212	2	Fitting, 45 ORFS/ORB	
4	2220238	1	Plug	
5	2220371	1	Fitting, Straight JIC/ORB	
6	2220372	11	Fitting, Straight JIC/ORB	
7	2220373	5	Fitting, Straight JIC/ORB	
8	2220374	6	Fitting, Straight JIC/ORB	
9	2220375	2	Fitting, Straight JIC/ORB	
10	2220377	1	Fitting, Straight JIC/ORB	
11	1001202910	2	Fitting, Straight MORB	
12	2220415	3	Fitting, Straight JIC/ORB	
13	2220451	1	Fitting, Straight JIC/ORB	
14	2220466	2	Fitting, 90 JIC/ORB	
15	2220468	2	Fitting, Straight JIC/ORB	
16	2220472	5	Fitting, 90 JIC/ORB	
17	2220500	4	Fitting, 45 JIC/ORB	
18	2220501	2	Fitting, 45 JIC/ORB	
19	2220497	2	Fitting, Straight JIC/ORB	
20	2220582	11	Fitting, Straight JIC/ORB	
21	2220596	1	Fitting, 90 JIC/ORB	
22	2220600	1	Fitting, Straight JIC/ORB	
23	2220603	1	Fitting, Straight JIC/ORB	
24	2220628	1	Fitting, 90 JIC/ORB	
25	2220465	1	Fitting, 90 JIC/ORB	
26	2220811	1	Fitting, Straight FORB/ORB	
27	2220883	2	Plug #4	
28	2220906	2	Fitting, 90 JIC/ORB	
29	2220923	2	Fitting, Straight JIC/ORB	
30	2220940	2	Fitting, Elbow	
31	2220946	2	Fitting, Straight JIC/ORB	
32	2220947	2	Fitting, Straight JIC/ORB	
33	2220998	2	Fitting, Straight JIC/ORB	
34	2221033	2	Fitting, Straight JIC/ORB	
35	2221040	2	Fitting, 45 JIC/ORB	
36	2221086	1	Fitting, Diagnostic	
37	2230025	1	Fitting, Straight JIC/JIC	
39	8760477	1	Fitting, Tee JIC/JIC/JIC	
40	8770289	1	Fitting, Tee JIC/ORB/JIC	
41	1001119627	1	Fitting, Straight JIC/ORB	
42	1001142679	2	Fitting, Straight ORFS/ORB	
43	1001143936	1	Fitting, 90 FORB/ORB	
76	1001175024	1	Fitting, Tee JIC/JIC/ORB	
84	1001207335	2	Hose	
85	1001207336	1	Hose	
87	1001210356	1	Tube	
88	2220435	1	Fitting, Straight JIC/ORB	
89	80633030	2	Clamp, Hose	
100	1001194424	1	Hose Kit - Lower Boom (Not Shown)	
101	1001173006	2	Hose	

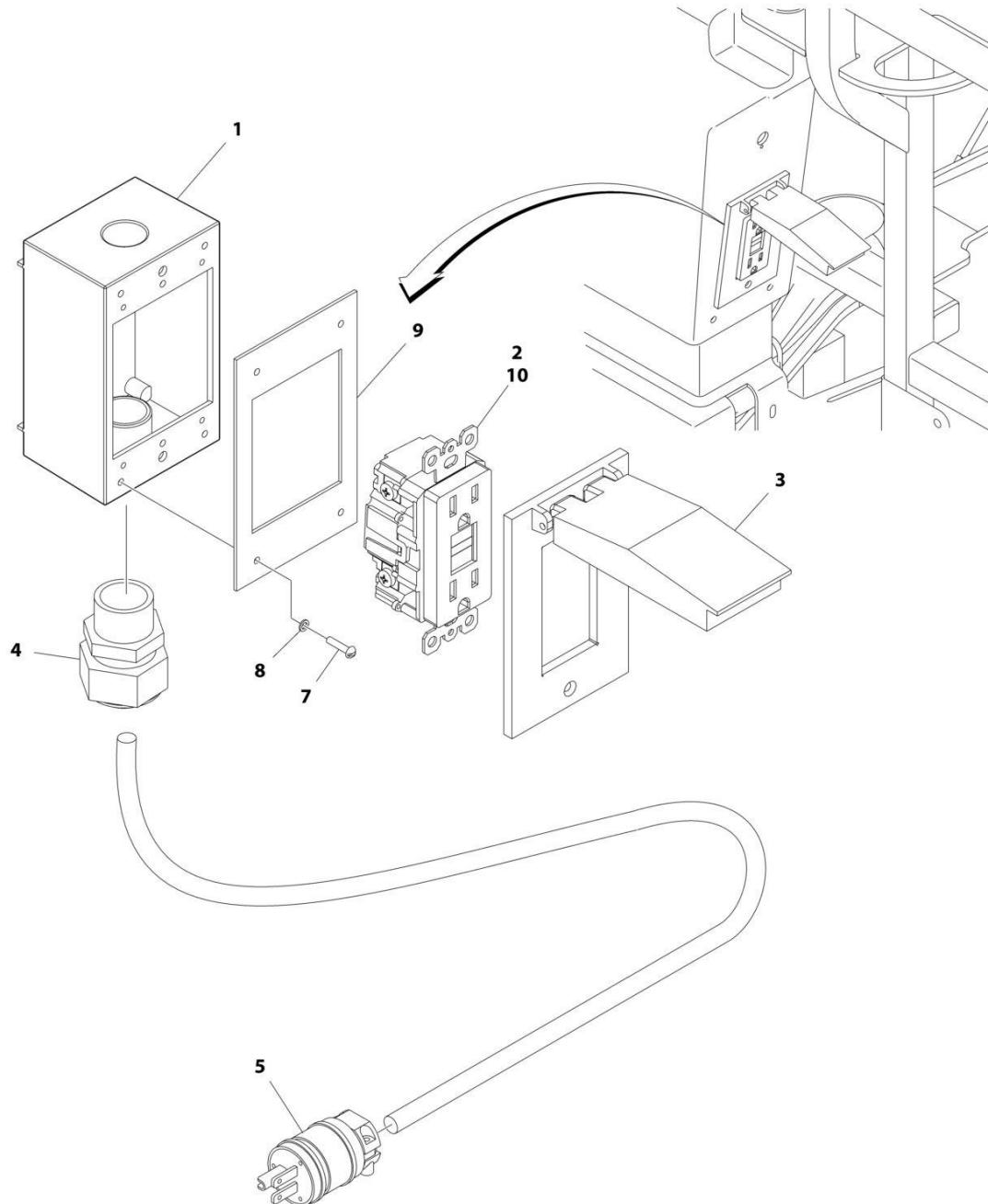
SECTION 7 - HYDRAULIC

ITEM	PART NUMBER	QTY	DESCRIPTION	REV
102	1001173034	1	Hose	
103	1001173035	1	Hose	
104	1001173036	1	Hose	
105	1001173037	1	Hose	
106	1001173038	1	Hose	
107	1001173039	1	Hose	
108	1001173042	1	Hose	
109	1001173043	1	Hose	
110	1001180035	2	Hose	
200	1001194425	1	Hose Kit - Upper Boom (Not Shown)	
201	1001173040	1	Hose	
202	1001173041	1	Hose	
203	1001173044	1	Hose	
204	1001173045	1	Hose	
205	1001173046	2	Hose	
206	1001173048	1	Hose	
207	1001173049	1	Hose	
300	1001194427	1	Hose Kit - Front (Not Shown)	
301	1001173053	1	Hose	
302	1001173054	1	Hose	
303	1001173055	4	Hose	
304	1001173056	1	Hose	
305	1001173057	2	Hose	
306	1001173058	2	Hose	
307	1001173066	1	Hose	
400	1001194428	1	Hose Kit - Rear (Not Shown)	
401	1001173052	1	Hose	
402	1001173059	4	Hose	
403	1001173061	1	Hose	
404	1001173062	2	Hose	
405	1001173063	1	Hose	
406	1001197039	1	Hose	
500	1001252926	1	Hose Kit - Turntable (Not Shown)	
501	2752504	1	Hose	
502	2752519	1	Hose	
503	1001173027	2	Hose	
504	1001173028	1	Hose	
505	1001173029	2	Hose	

SECTION 8 - ELECTRICAL

SECTION 8 - ELECTRICAL

FIGURE 8-1. AC BOX AT PLATFORM INSTALLATION - 110V - ANSI, ANSI EXPORT, CHINA, CSA AND JAPANESE SPECS



ART_0270022

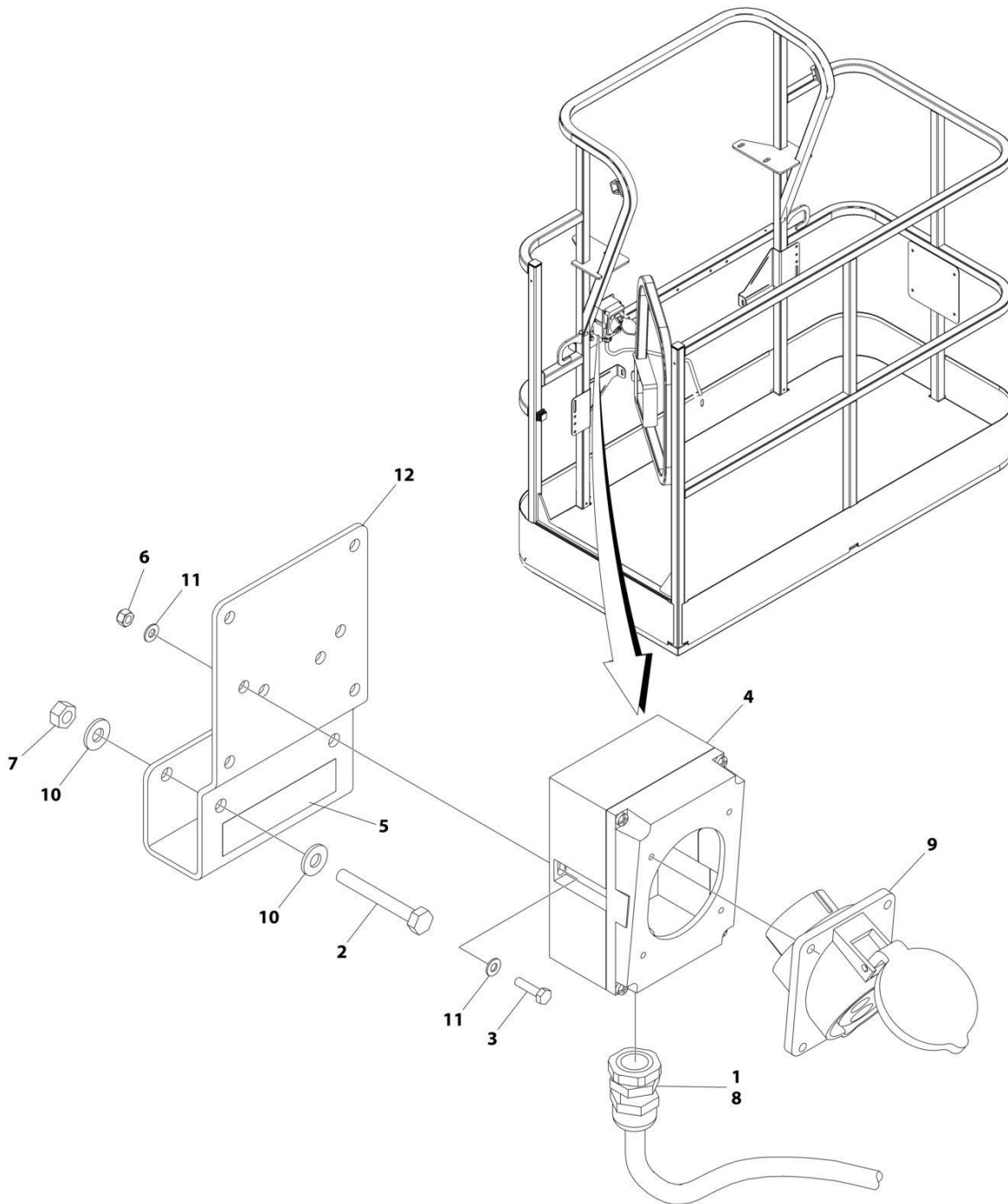
SECTION 8 - ELECTRICAL

FIGURE 8-1. AC BOX AT PLATFORM INSTALLATION - 110V - ANSI, ANSI EXPORT, CHINA, CSA AND JAPANESE SPECS

ITEM	PART NUMBER	QTY	DESCRIPTION	REV
	0270022	Ref	AC BOX AT PLATFORM INSTALLATION - 110V	4-B
1	0860038	1	Box, Switch	
2	4460346	1	Receptacle	
3	1001110873	1	Shield, Cover	
4	4460071	1	Connector, Strain Relief	
5	4460205	1	Plug, Male	
7	3910610	4	Screw #6 x 5/8	
8	4760600	4	Washer #6	
9	3960422	1	Gasket	
10	4460315	1	Terminal, Spade	

SECTION 8 - ELECTRICAL

FIGURE 8-2. AC BOX AT PLATFORM INSTALLATION - 110V IEC YELLOW (CE AND RUSSIA SPECS WITH 4000W/50HZ GENERATOR)



ART_1001194203

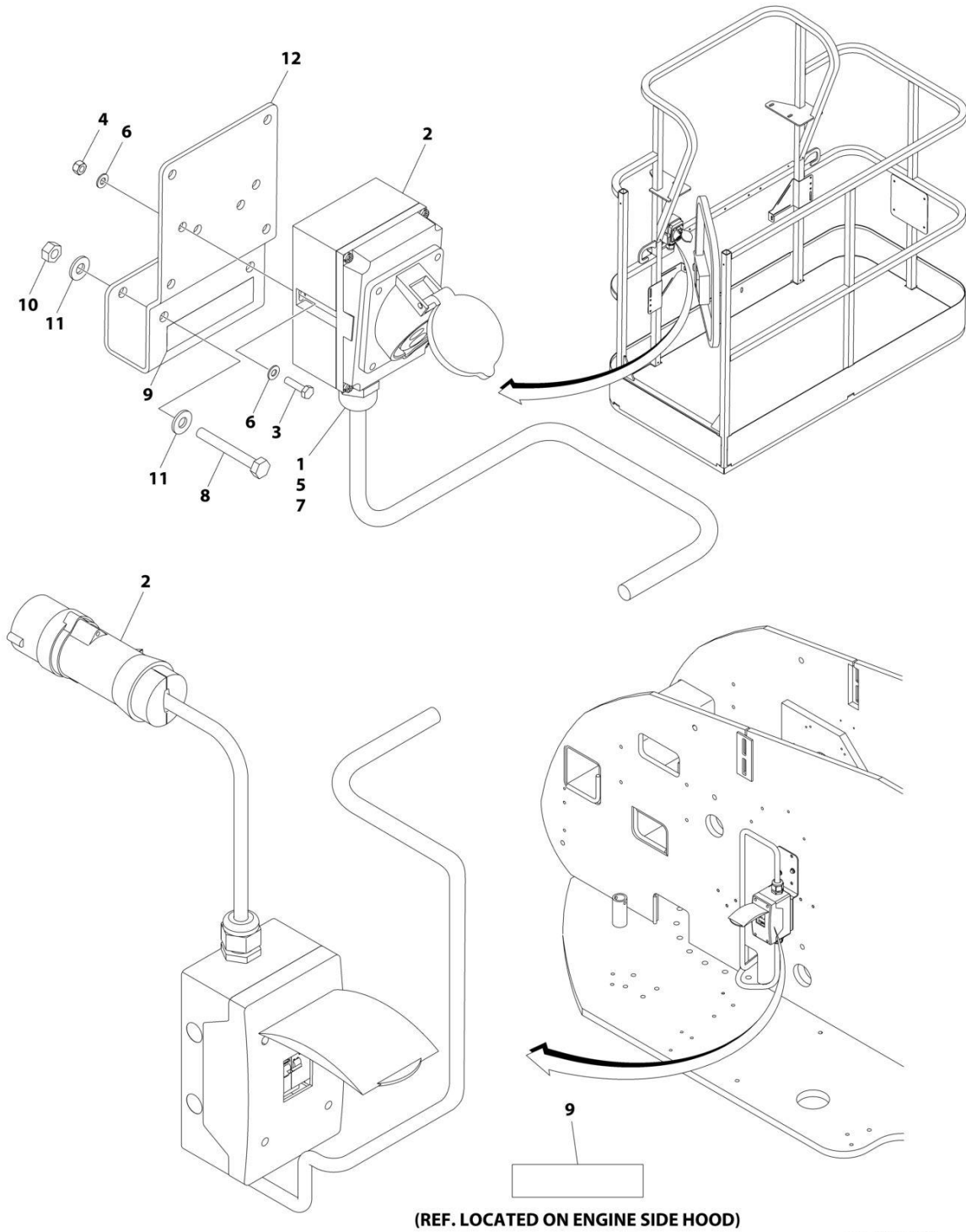
SECTION 8 - ELECTRICAL

FIGURE 8-2. AC BOX AT PLATFORM INSTALLATION - 110V IEC YELLOW (CE AND RUSSIA SPECS WITH 4000W/50HZ GENERATOR)

ITEM	PART NUMBER	QTY	DESCRIPTION	REV
	1001194203	Ref	AC BOX AT PLATFORM INSTALLATION	B
1	0100020	AR	Sealant, Pipe	
2	0641416	2	Bolt 1/4 x 2	
3	0700408	2	Bolt M4 x 16	
4	0861781	1	Box, Switch	
5	1705325	1	Decal - 110V	
6	3290405	2	Nut M4	
7	3311405	2	Nut 1/4	
8	4460968	1	Connector, Strain Relief	
9	4461198	1	Receptacle	
10	4711400	4	Washer 1/4	
11	4811400	4	Washer M4	
12	1001193018	1	Bracket, AC Receptacle	

SECTION 8 - ELECTRICAL

FIGURE 8-3. AC BOX AT PLATFORM INSTALLATION - 110V IEC 60309 YELLOW WITHOUT 2500W GENERATOR (CE AND RUSSIA SPECS)



ART_1001091969

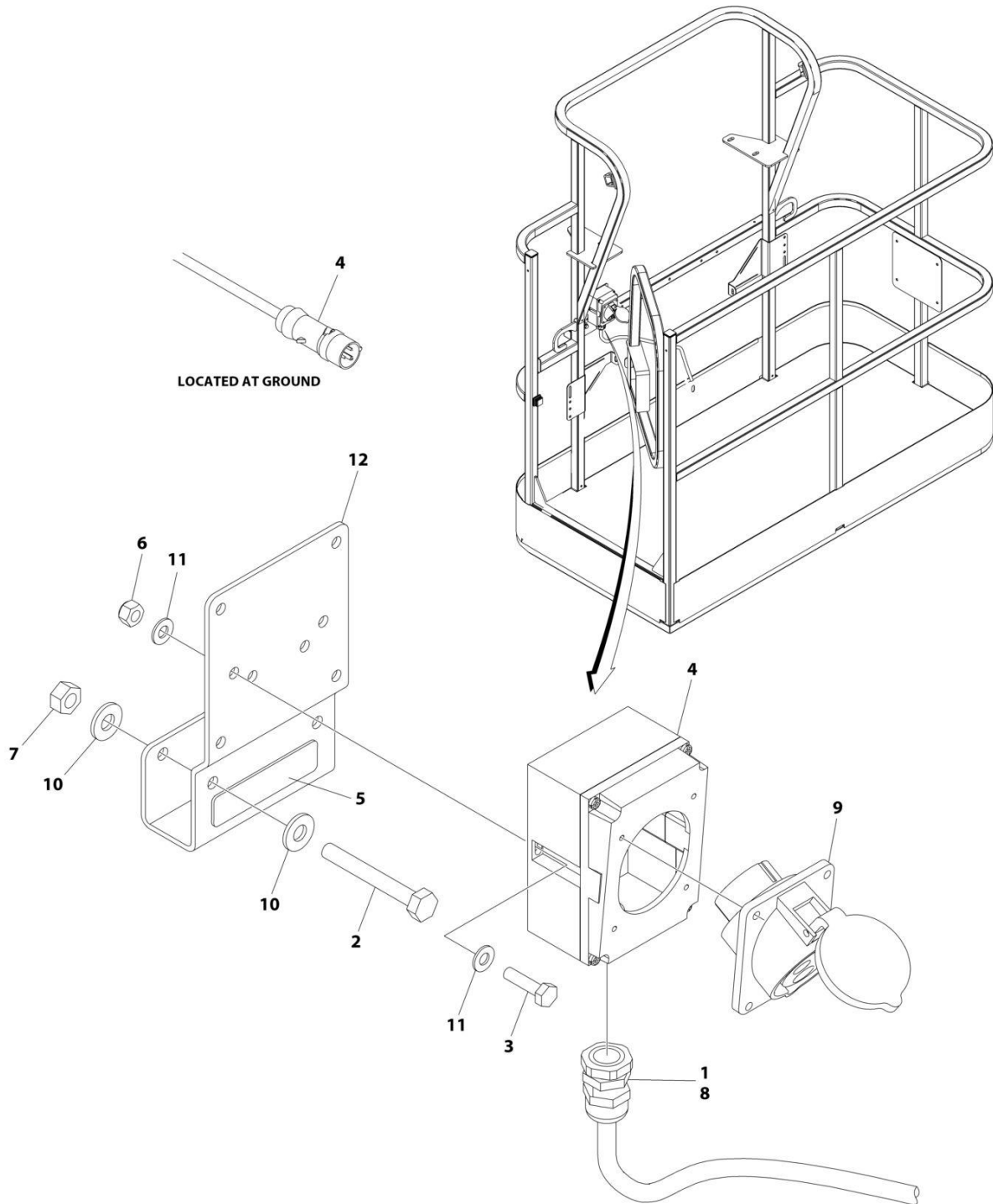
SECTION 8 - ELECTRICAL

FIGURE 8-3. AC BOX AT PLATFORM INSTALLATION - 110V IEC 60309 YELLOW WITHOUT 2500W GENERATOR (CE AND RUSSIA SPECS)

ITEM	PART NUMBER	QTY	DESCRIPTION	REV
	1001091969	Ref	AC BOX AT PLATFORM INSTALLATION - 110V IEC YELLOW	D
1	0100020	AR	Sealant, Pipe	
2	0275216	1	Receptacle Box Kit (See Separate Breakdown in this Section)	
3	0700408	2	Bolt M4 x 16	
4	3290405	2	Nut M4	
5	1001101196	1	Adapter	
6	4811400	4	Washer M4	
7	1001101191	1	Connector, Strain Relief	
8	0641416	2	Bolt 1/4 x 2	
9	1705325	2	Decal - 110V	
10	3311405	2	Nut 1/4	
11	4711400	4	Washer 1/4	
12	1001193018	1	Bracket	

SECTION 8 - ELECTRICAL

FIGURE 8-4. AC BOX AT PLATFORM INSTALLATION - 220V IEC BLUE (CE AND RUSSIA SPECS WITH 4000W/50HZ GENERATOR)



ART_1001194204

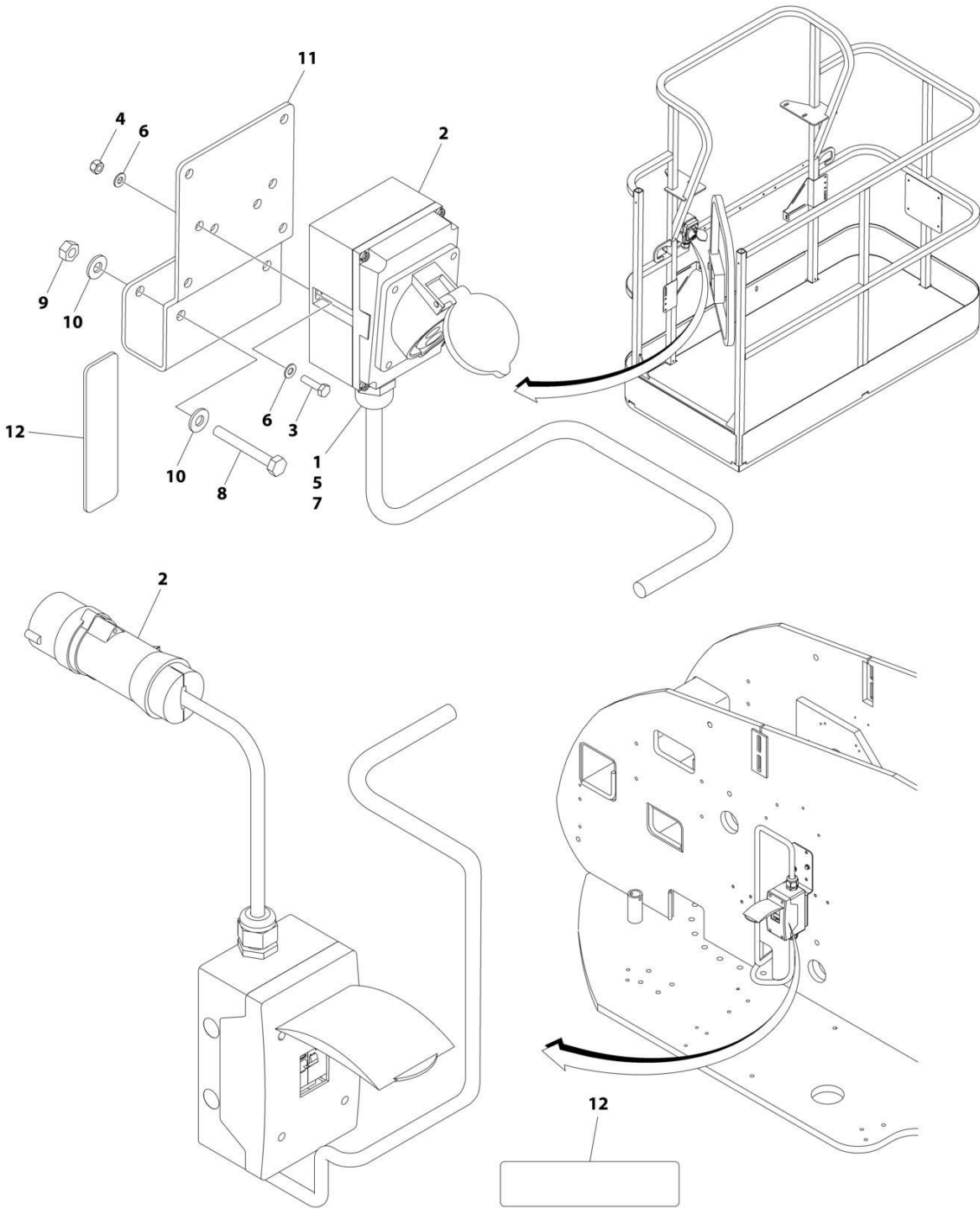
SECTION 8 - ELECTRICAL

FIGURE 8-4. AC BOX AT PLATFORM INSTALLATION - 220V IEC BLUE (CE AND RUSSIA SPECS WITH 4000W/50HZ GENERATOR)

ITEM	PART NUMBER	QTY	DESCRIPTION	REV
	1001194204	Ref	AC BOX AT PLATFORM INSTALLATION	B
1	0100020	AR	Sealant, Pipe	
2	0641416	2	Bolt 1/4 x 2	
3	0700408	2	Bolt M4 x 16	
4	0861781	1	Box, Switch	
5	3251242	1	Decal - 240V/50Hz	
6	3290405	2	Nut M4	
7	3311405	2	Nut 1/4	
8	4460968	1	Connector, Strain Relief	
9	4461201	1	Receptacle	
10	4711400	4	Washer 1/4	
11	4811400	4	Washer M4	
12	1001193018	1	Bracket, AC Receptacle	

SECTION 8 - ELECTRICAL

FIGURE 8-5. AC BOX AT PLATFORM INSTALLATION - 220V IEC 60309 BLUE WITHOUT 2500W GENERATOR (CE AND RUSSIASPECS)



(REF. LOCATED ON ENGINE SIDE HOOD)

ART_1001091970

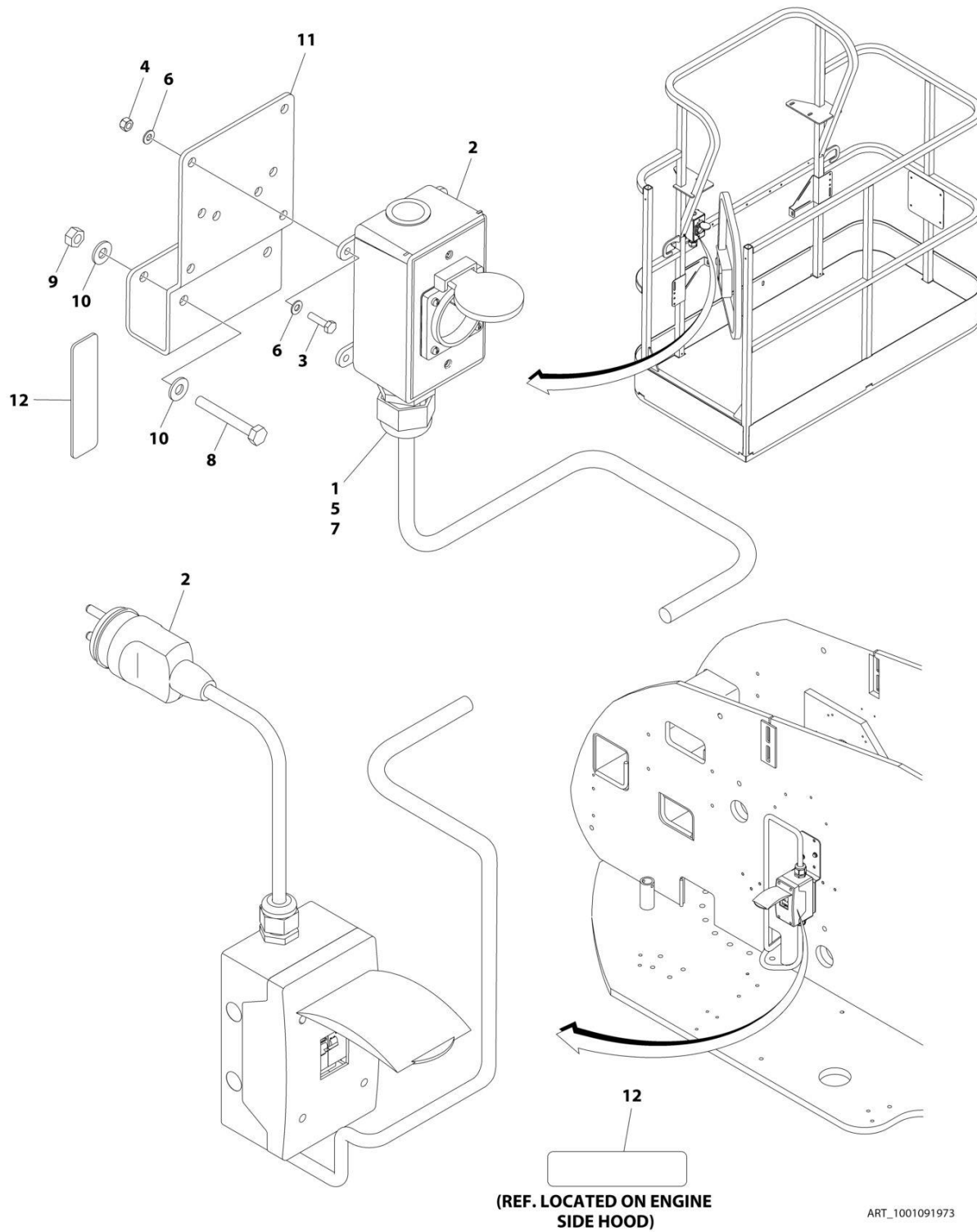
SECTION 8 - ELECTRICAL

FIGURE 8-5. AC BOX AT PLATFORM INSTALLATION - 220V IEC 60309 BLUE WITHOUT 2500W GENERATOR (CE AND RUSSIASPECS)

ITEM	PART NUMBER	QTY	DESCRIPTION	REV
	1001091970	Ref	AC BOX AT PLATFORM INSTALLATION - 220V IEC BLUE	D
1	0100020	AR	Sealant, Pipe	
2	0275217	1	Receptacle Box Kit (See Separate Breakdown in this Section)	
3	0700408	2	Bolt M4 x 16	
4	3290405	2	Nut M4	
5	1001101196	1	Adapter	
6	4811400	4	Washer M4	
7	1001101191	1	Connector, Strain Relief	
8	0641416	2	Bolt 1/4 x 2	
9	3311405	2	Nut 1/4	
10	4711400	4	Washer 1/4	
11	1001193018	1	Bracket	
12	3251242	2	Decal - 240V/50Hz	

SECTION 8 - ELECTRICAL

FIGURE 8-6. AC BOX AT PLATFORM INSTALLATION - 220V CEE7 POST GROUND (2X4 BOX) WITHOUT 2500W GENERATOR (CE AND RUSSIA SPECS)



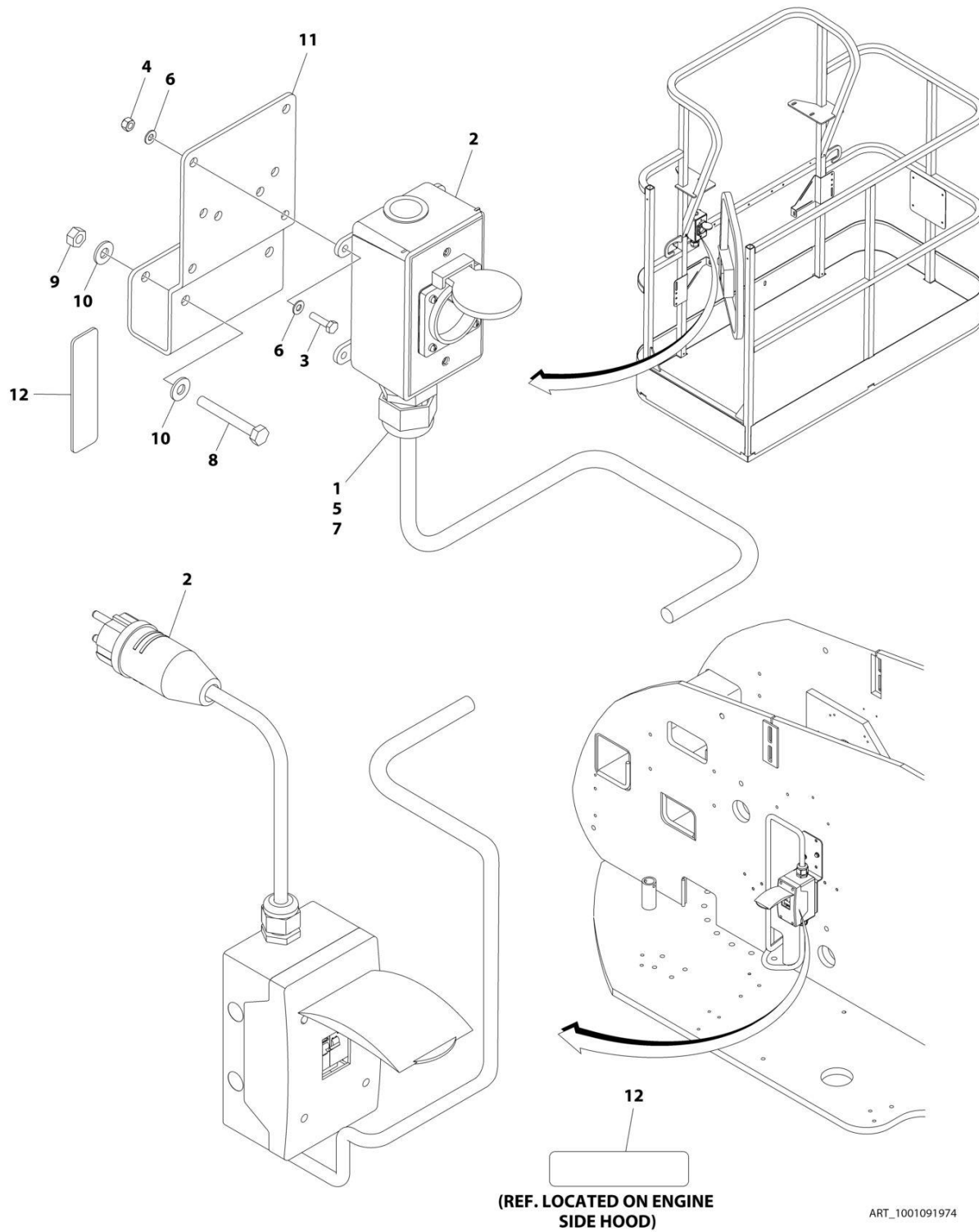
SECTION 8 - ELECTRICAL

**FIGURE 8-6. AC BOX AT PLATFORM INSTALLATION - 220V CEE7 POST GROUND (2X4 BOX)
WITHOUT 2500W GENERATOR (CE AND RUSSIA SPECS)**

ITEM	PART NUMBER	QTY	DESCRIPTION	REV
	1001091973	Ref	AC BOX AT PLATFORM INSTALLATION - 220V CEE7 2X4 BOX POST GROUND	F
1	0100020	AR	Sealant, Pipe	
2	0275452	1	Receptacle Box Kit (See Separate Breakdown in this Section)	
3	0700408	4	Bolt M4 x 16	
4	3290405	4	Nut M4	
5	1001101197	1	Adapter	
6	4811400	8	Washer M4	
7	1001101191	1	Connector, Strain Relief	
8	0641416	2	Bolt 1/4 x 2	
9	3311405	2	Nut 1/4	
10	4711400	4	Washer 1/4	
11	1001193018	1	Bracket	
12	3251242	2	Decal - 240V/50Hz	
13	4460806	2	Terminal, Fork (Not Shown)	
14	1001205958	1	Terminal (Not Shown)	

SECTION 8 - ELECTRICAL

**FIGURE 8-7. AC BOX AT PLATFORM INSTALLATION - 220V CEE7 SIDE GROUND (2X4 BOX)
WITHOUT 2500W GENERATOR (CE AND RUSSIA SPECS)**



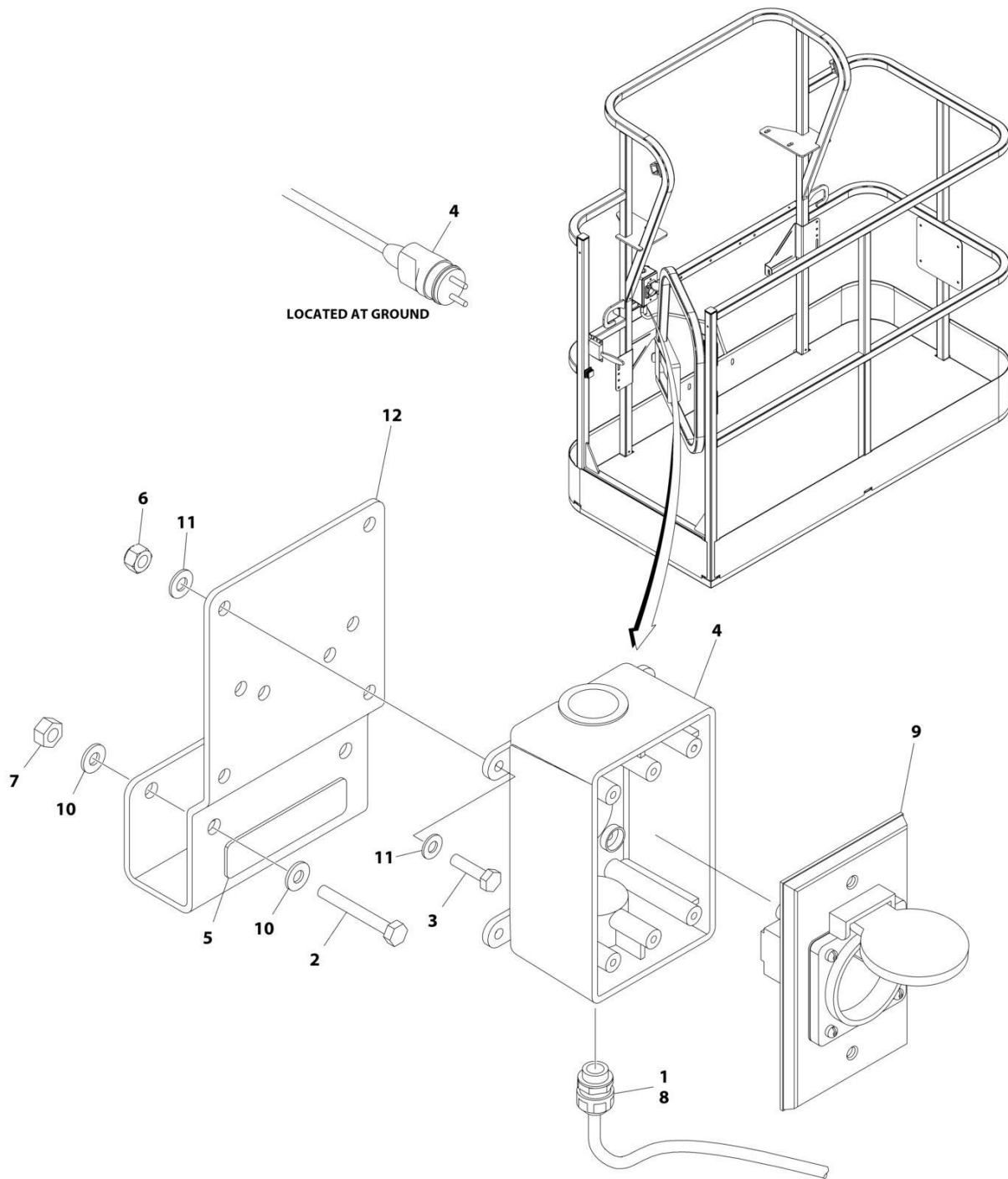
SECTION 8 - ELECTRICAL

**FIGURE 8-7. AC BOX AT PLATFORM INSTALLATION - 220V CEE7 SIDE GROUND (2X4 BOX)
WITHOUT 2500W GENERATOR (CE AND RUSSIA SPECS)**

ITEM	PART NUMBER	QTY	DESCRIPTION	REV
	1001091974	Ref	AC BOX AT PLATFORM INSTALLATION - 220V CEE7 2X4 BOX SIDE GROUND	F
1	0100020	AR	Sealant, Pipe	
2	0275453	1	Receptacle Box Kit (See Separate Breakdown in this Section)	
3	0700408	4	Bolt M4 x 16	
4	3290405	4	Nut M4	
5	1001101197	1	Adapter	
6	4811400	8	Washer M4	
7	1001101191	1	Connector, Strain Relief	
8	0641416	2	Bolt 1/4 x 2	
9	3311405	2	Nut 1/4	
10	4711400	4	Washer 1/4	
11	1001193018	1	Bracket	
12	3251242	2	Decal - 240V/50Hz	
13	4460806	2	Terminal, Fork (Not Shown)	
14	1001205958	1	Terminal (Not Shown)	

SECTION 8 - ELECTRICAL

FIGURE 8-8. AC BOX AT PLATFORM INSTALLATION - 220V CEE7 2IN X 4IN POST GROUND (CE AND RUSSIA SPECS WITH 4000W/50HZ GENERATOR)



ART_1001194197

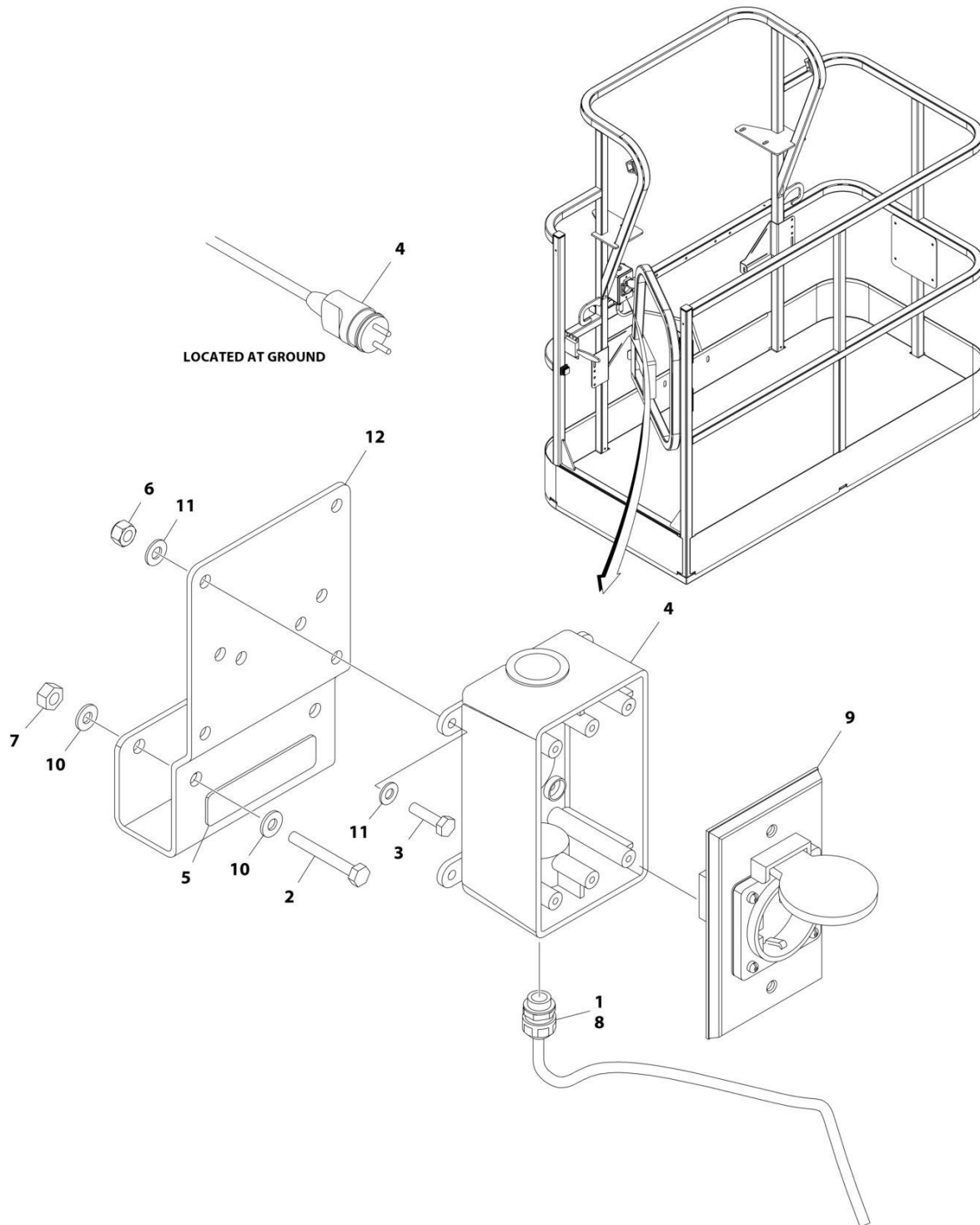
SECTION 8 - ELECTRICAL

FIGURE 8-8. AC BOX AT PLATFORM INSTALLATION - 220V CEE7 2IN X 4IN POST GROUND (CE AND RUSSIA SPECS WITH 4000W/50HZ GENERATOR)

ITEM	PART NUMBER	QTY	DESCRIPTION	REV
	1001194197	Ref	AC BOX AT PLATFORM INSTALLATION	B
1	0100020	AR	Sealant, Pipe	
2	0641416	2	Bolt 1/4 x 2	
3	0700408	4	Bolt M4 x 16	
4	0861731	1	Box, Switch	
5	3251242	1	Decal - 240V/50Hz	
6	3290405	4	Nut M4	
7	3311405	2	Nut 1/4	
8	4460662	1	Connector, Strain Relief	
9	4461244	1	Receptacle	
10	4711400	4	Washer 1/4	
11	4811400	8	Washer M4	
12	1001193018	1	Bracket, AC Receptacle	
13	4460806	2	Terminal, Fork (Not Shown)	
14	1001205958	1	Terminal (Not Shown)	

SECTION 8 - ELECTRICAL

FIGURE 8-9. AC BOX AT PLATFORM INSTALLATION - 220V CEE7 2IN X 4IN SIDE GROUND (CE AND RUSSIA SPECS WITH 4000W/50HZ GENERATOR)



ART_1001194198

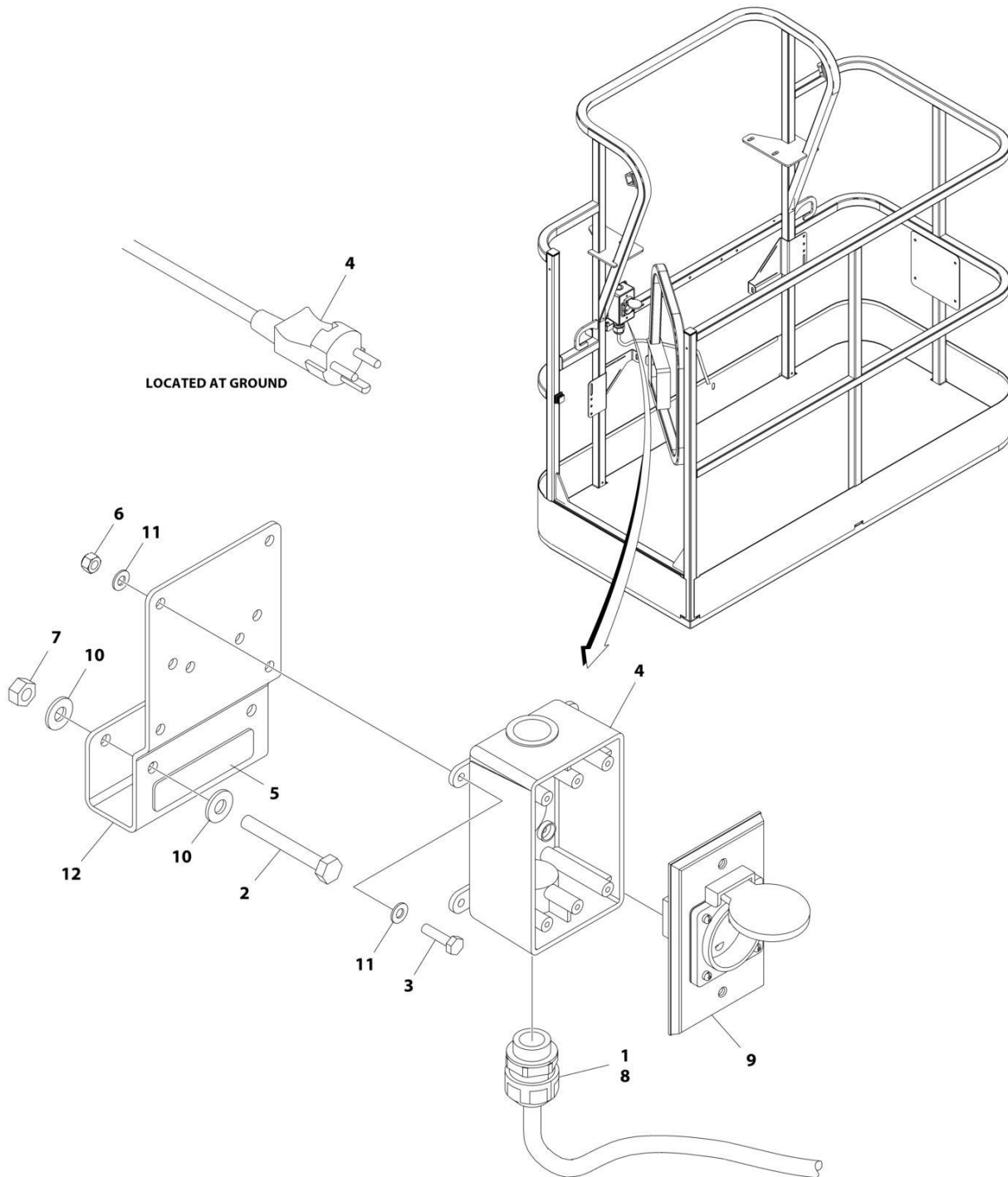
SECTION 8 - ELECTRICAL

FIGURE 8-9. AC BOX AT PLATFORM INSTALLATION - 220V CEE7 2IN X 4IN SIDE GROUND (CE AND RUSSIA SPECS WITH 4000W/50HZ GENERATOR)

ITEM	PART NUMBER	QTY	DESCRIPTION	REV
	1001194198	Ref	AC BOX AT PLATFORM INSTALLATION	B
1	0100020	AR	Sealant, Pipe	
2	0641416	2	Bolt 1/4 x 2	
3	0700408	4	Bolt M4 x 16	
4	0861731	1	Box, Switch	
5	3251242	1	Decal - 240V/50Hz	
6	3290405	4	Nut M4	
7	3311405	2	Nut 1/4	
8	4460662	1	Connector, Strain Relief	
9	4461245	1	Receptacle	
10	4711400	4	Washer 1/4	
11	4811400	8	Washer M4	
12	1001193018	1	Bracket, AC Receptacle	
13	4460806	2	Terminal, Fork (Not Shown)	
14	1001205958	1	Terminal (Not Shown)	

SECTION 8 - ELECTRICAL

FIGURE 8-10. AC BOX AT PLATFORM INSTALLATION - 220V AFSINT107 (CE AND RUSSIA SPECS WITH 4000W/50HZ GENERATOR)



ART_1001194200

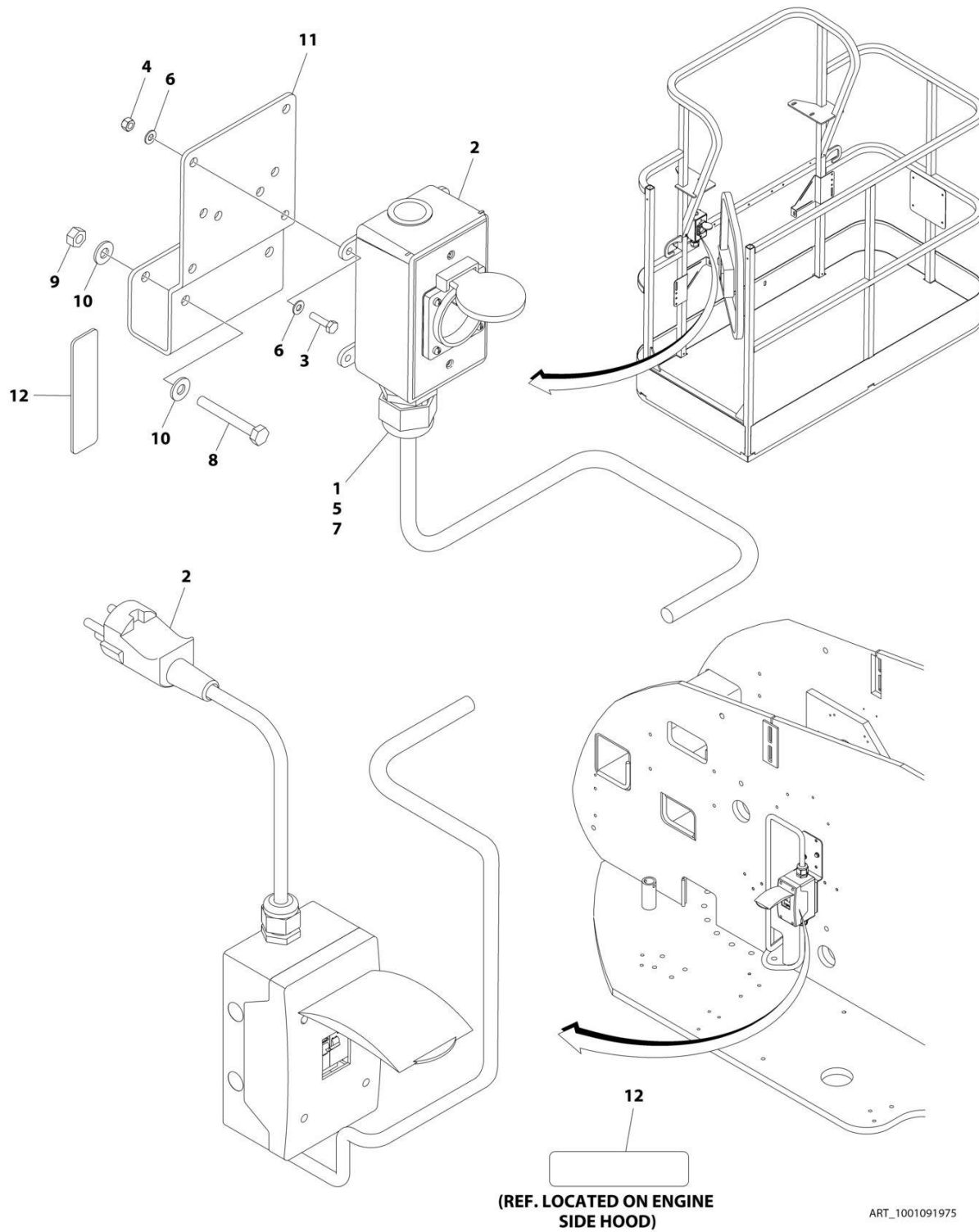
SECTION 8 - ELECTRICAL

FIGURE 8-10. AC BOX AT PLATFORM INSTALLATION - 220V AFSINT107 (CE AND RUSSIA SPECS WITH 4000W/50HZ GENERATOR)

ITEM	PART NUMBER	QTY	DESCRIPTION	REV
	1001194200	Ref	AC BOX AT PLATFORM INSTALLATION	B
1	0100020	AR	Sealant, Pipe	
2	0641416	2	Bolt 1/4 x 2	
3	0700408	4	Bolt M4 x 16	
4	0861731	1	Box, Switch	
5	3251242	1	Decal - 240V/50Hz	
6	3290405	4	Nut M4	
7	3311405	2	Nut 1/4	
8	4460662	1	Connector, Strain Relief	
9	4461246	1	Receptacle	
10	4711400	4	Washer 1/4	
11	4811400	8	Washer M4	
12	1001193018	1	Bracket, AC Receptacle	
13	1001205958	1	Terminal (Not Shown)	

SECTION 8 - ELECTRICAL

FIGURE 8-11. AC BOX AT PLATFORM INSTALLATION - 220V AFSINT 107 KEYED GROUND (2X4 BOX) WITHOUT 2500W GENERATOR (CE AND RUSSIA SPECS)



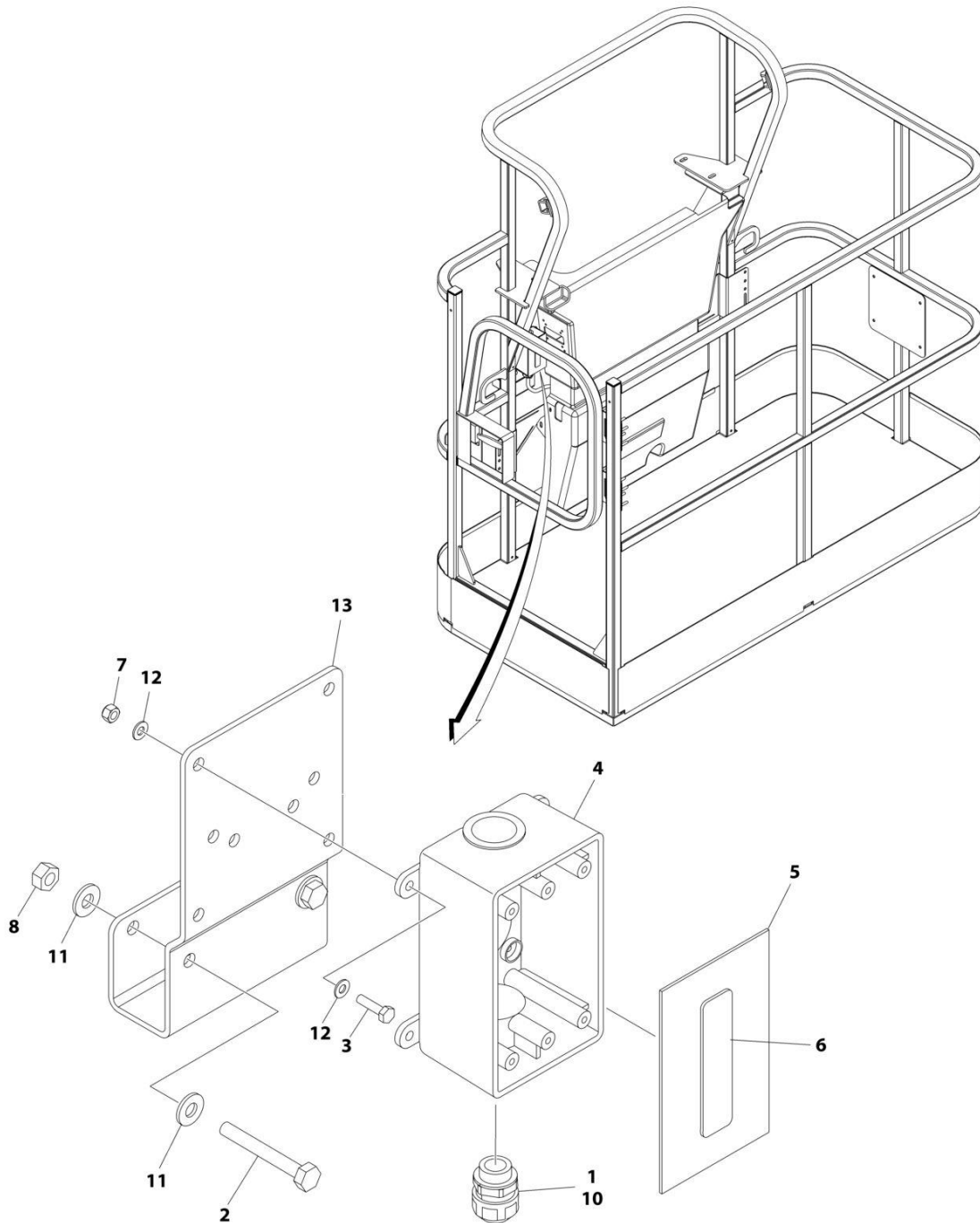
SECTION 8 - ELECTRICAL

FIGURE 8-11. AC BOX AT PLATFORM INSTALLATION - 220V AFSINT 107 KEYED GROUND (2X4 BOX) WITHOUT 2500W GENERATOR (CE AND RUSSIA SPECS)

ITEM	PART NUMBER	QTY	DESCRIPTION	REV
	1001091975	Ref	AC BOX AT PLATFORM INSTALLATION - 220V AFSINT 107 2X4 BOX KEYED GROUND	F
1	0100020	AR	Sealant, Pipe	
2	0275454	1	Receptacle Box Kit (See Separate Breakdown in this Section)	
3	0700408	4	Bolt M4 x 16	
4	3290405	4	Nut M4	
5	1001101197	1	Adapter	
6	4811400	8	Washer M4	
7	1001101191	1	Connector, Strain Relief	
8	0641416	2	Bolt 1/4 x 2	
9	3311405	2	Nut 1/4	
10	4711400	4	Washer 1/4	
11	1001193018	1	Bracket	
12	3251242	2	Decal - 240V/50Hz	
13	1001205958	3	Terminal (Not Shown)	

SECTION 8 - ELECTRICAL

FIGURE 8-12. AC BOX AT PLATFORM INSTALLATION - 220V CUSTOMER SUPPLIED COMPONENTS (AUSTRALIAN AND CE SPECS)



ART_1001194365

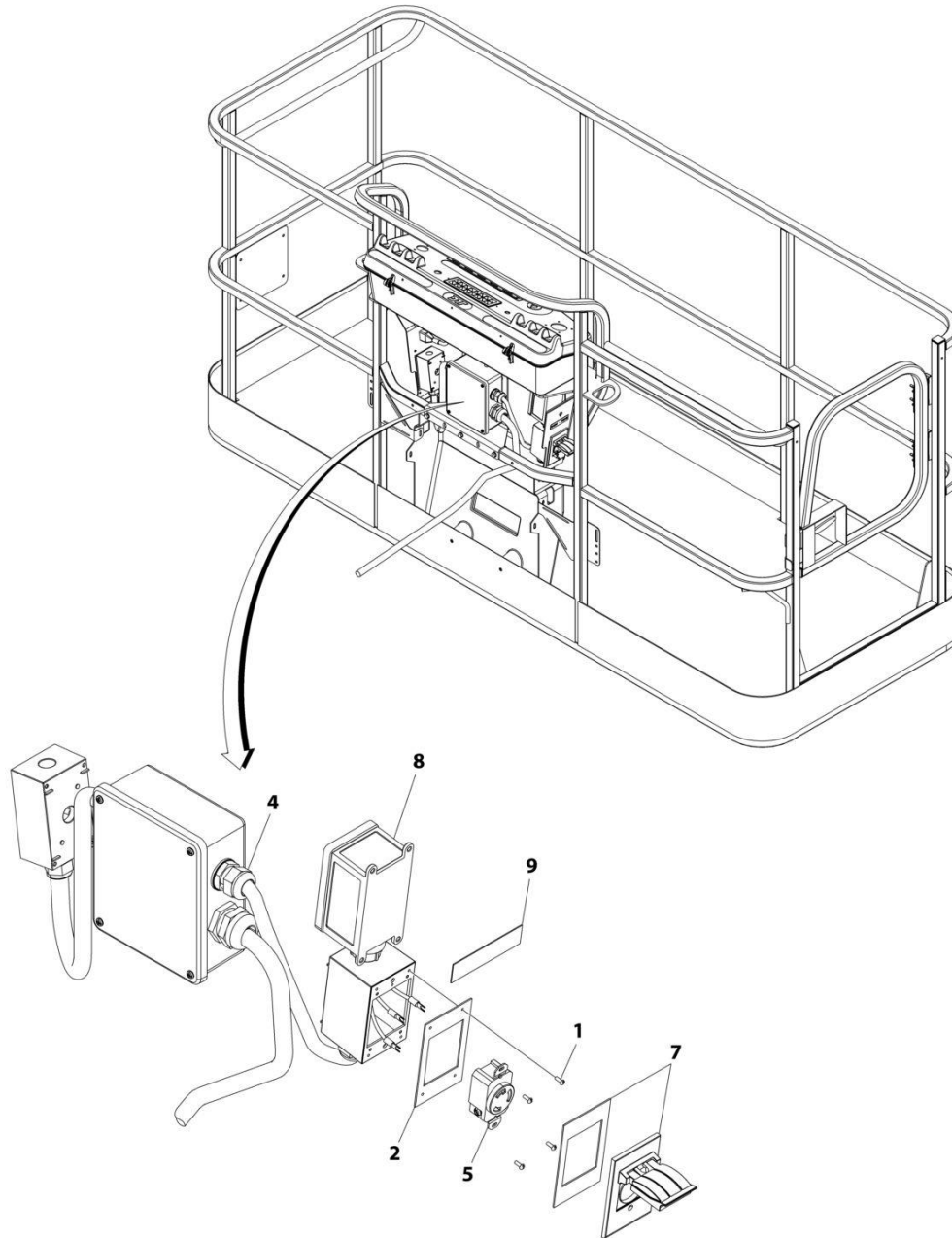
SECTION 8 - ELECTRICAL

**FIGURE 8-12. AC BOX AT PLATFORM INSTALLATION - 220V CUSTOMER SUPPLIED COMPONENTS
(AUSTRALIAN AND CE SPECS)**

ITEM	PART NUMBER	QTY	DESCRIPTION	REV
	1001194365	Ref	AC BOX AT PLATFORM INSTALLATION - BOX WITH COVER (2X4 BOX)	A
1	0100020	AR	Sealant	
2	0641416	2	Bolt 1/4 x 2	
3	0700408	4	Bolt M4 x 16	
4	0861731	1	Box, Switch	
5	1670603	1	Cover	
6	3251242	1	Decal - 240V/50Hz	
7	3290405	4	Nut M4	
8	3311405	2	Nut 1/4	
9	4460384	3	Terminal (Not Shown)	
10	4460662	1	Connector, Strain Relief	
11	4711400	4	Washer 1/4	
12	4811400	8	Washer M4	
13	1001193018	1	Bracket, AC Receptacle	

SECTION 8 - ELECTRICAL

FIGURE 8-13. AC BOX AT PLATFORM INSTALLATION - 240V (WITH 4000W GENERATOR) (ANSI, ANSI EXPORT, CSA AND JAPANESE SPECS)



ART_1001171131

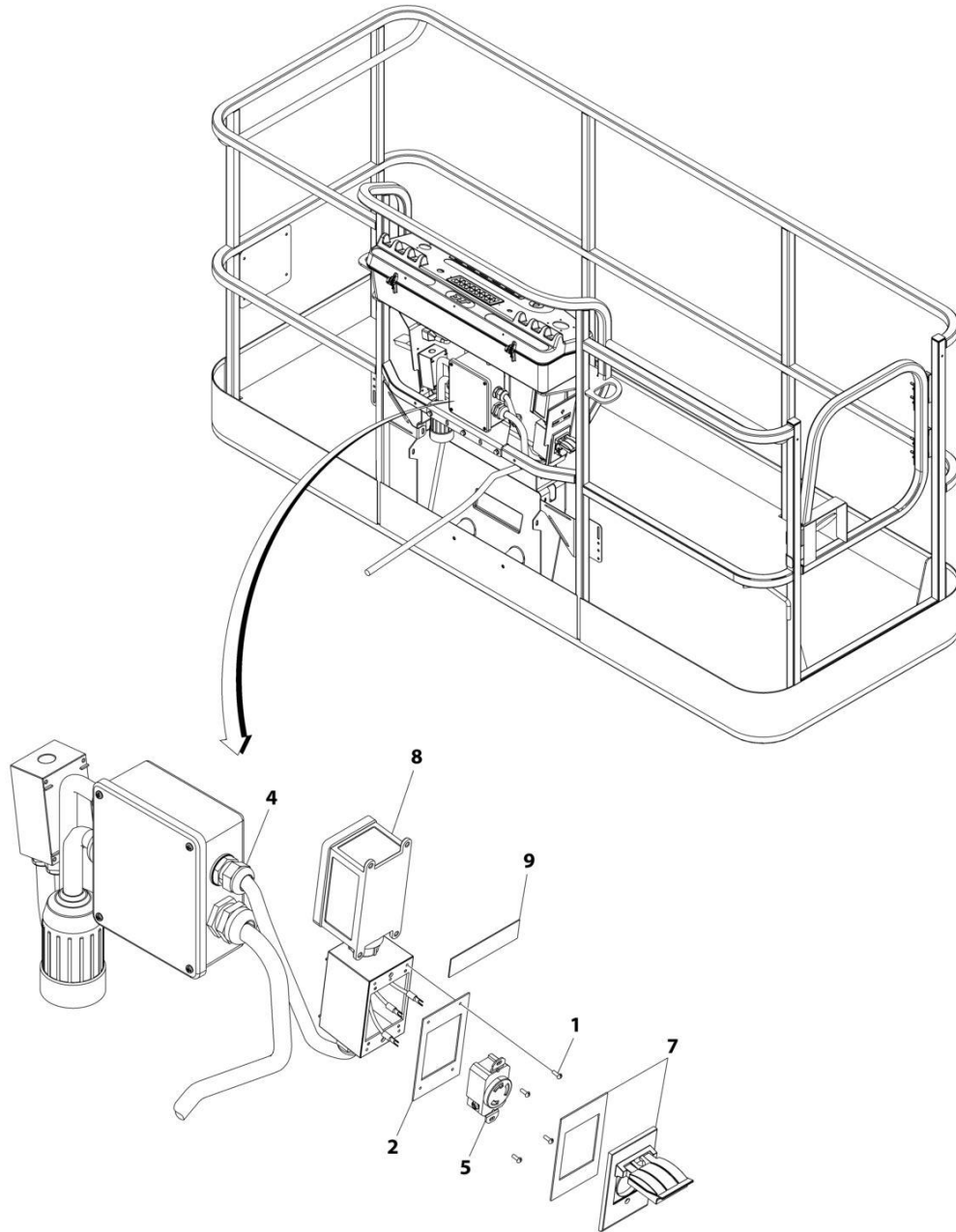
SECTION 8 - ELECTRICAL

FIGURE 8-13. AC BOX AT PLATFORM INSTALLATION - 240V (WITH 4000W GENERATOR) (ANSI, ANSI EXPORT, CSA AND JAPANESE SPECS)

ITEM	PART NUMBER	QTY	DESCRIPTION	REV
	1001171131	Ref	AC BOX AT PLATFORM INSTALLATION - 240V RECEPTACLE	B
1	3910606	4	Screw 6 x 3/8	
2	3960422	1	Gasket	
3	4240018	AR	Tie-Strap (Not Shown)	
4	4460425	1	Connector, Strain Relief	
5	1001176862	1	Receptacle	
7	1001110872	1	Cover, Receptacle	
8	1001159120	1	Receptacle/Breaker Box Assembly	
8	1001148675	1	Box, Receptacle	
8	1001159118	1	Breaker GFCI 30Amp 240VAC	
8	4460612	1	Connector, Strain Relief	
8	1001159119	1	Connector (Between Boxes)	
9	1705374	1	Decal - 240V/60Hz	

SECTION 8 - ELECTRICAL

FIGURE 8-14. AC BOX AT PLATFORM INSTALLATION - 240V (WITH 7500W SKYPOWER GENERATOR) (ANSI, ANSI EXPORT, CSA AND JAPANESE SPECS)



ART_1001159121

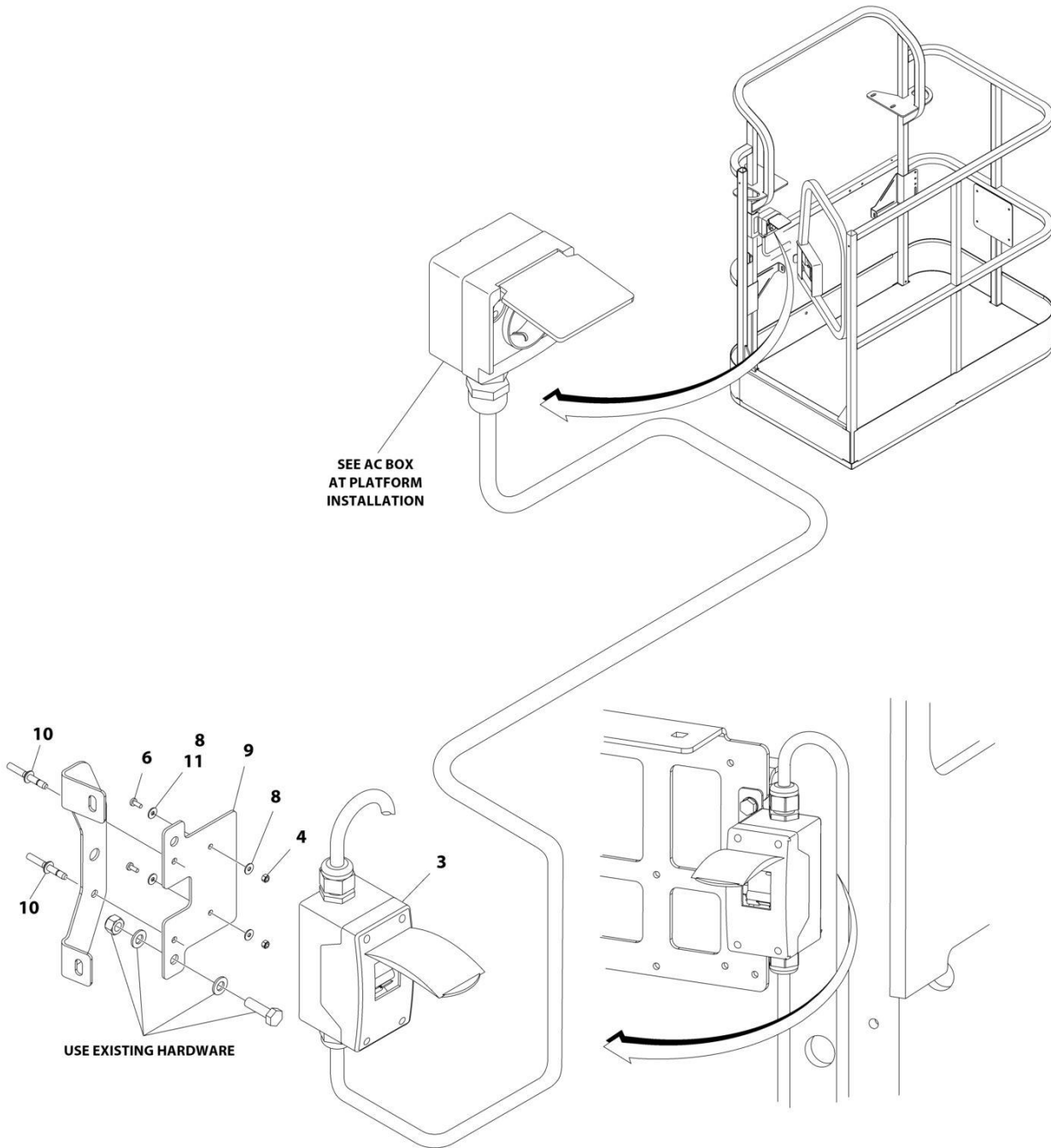
SECTION 8 - ELECTRICAL

FIGURE 8-14. AC BOX AT PLATFORM INSTALLATION - 240V (WITH 7500W SKYPOWER GENERATOR) (ANSI, ANSI EXPORT, CSA AND JAPANESE SPECS)

ITEM	PART NUMBER	QTY	DESCRIPTION	REV
	1001159121	Ref	AC BOX AT PLATFORM INSTALLATION - 240V RECEPTACLE	B
1	3910606	4	Screw 6 x 3/8	
2	3960422	1	Gasket	
3	4240018	AR	Tie-Strap (Not Shown)	
4	4460425	1	Connector, Strain Relief	
5	4460958	1	Receptacle	
7	1001110872	1	Cover, Receptacle	
8	1001159120	1	Receptacle/Breaker Box Assembly	
8	1001148675	1	Box, Receptacle	
8	1001159118	1	Breaker Box Assembly	
8	4460612	1	Connector, Strain Relief	
8	1001159119	1	Connector (Between Boxes)	
9	1705374	1	Decal - 240V/60Hz	

SECTION 8 - ELECTRICAL

FIGURE 8-15. AC CABLE INSTALLATION - WITH TWO BREAKERS (CE AND RUSSIA SPECS)



ART_1001167312

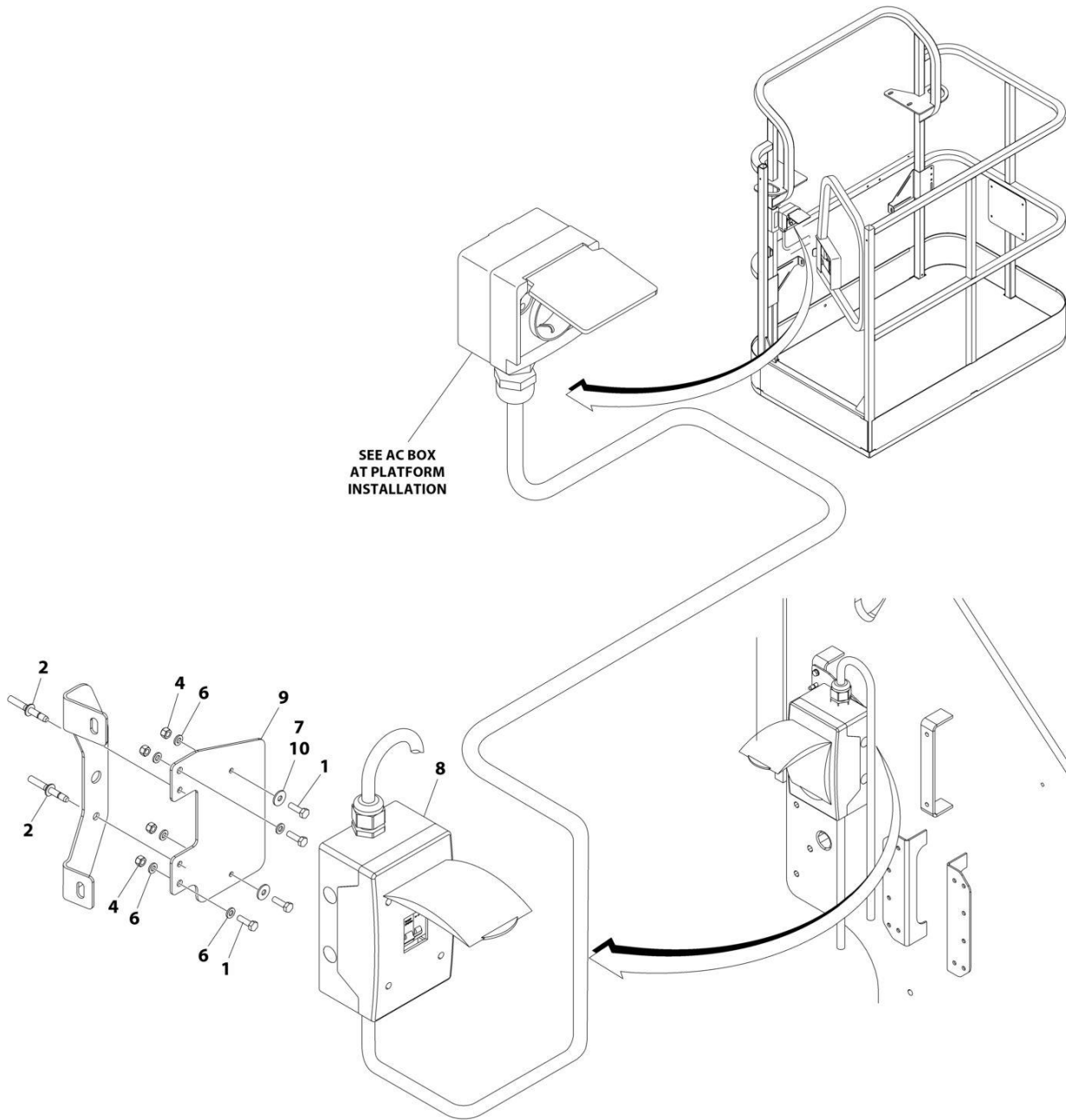
SECTION 8 - ELECTRICAL

FIGURE 8-15. AC CABLE INSTALLATION - WITH TWO BREAKERS (CE AND RUSSIA SPECS)

ITEM	PART NUMBER	QTY	DESCRIPTION	REV
	1001167312	Ref	AC CABLE INSTALLATION - WITH TWO BREAKERS	G
3	2902549	1	Breaker Box Kit - CE Spec (See Separate Breakdown in this Section)	
4	3290405	2	Nut M4	
4	3290605	2	Nut M6	
6	4010405	AR	Screw M4 x 10	
6	0760610	AR	Screw M6 x 20	
6	0760614	AR	Screw M6 x 30	
8	1001091102	2	Washer M4	
8	4811700	AR	Washer M6	
9	1001174158	1	Bracket	
10	2080040	2	Fastener, Huck	
11	4811702	2	Washer M6	

SECTION 8 - ELECTRICAL

FIGURE 8-16. AC CABLE INSTALLATION - WITH THREE BREAKERS (CE AND RUSSIA SPECS)



ART_1001209677

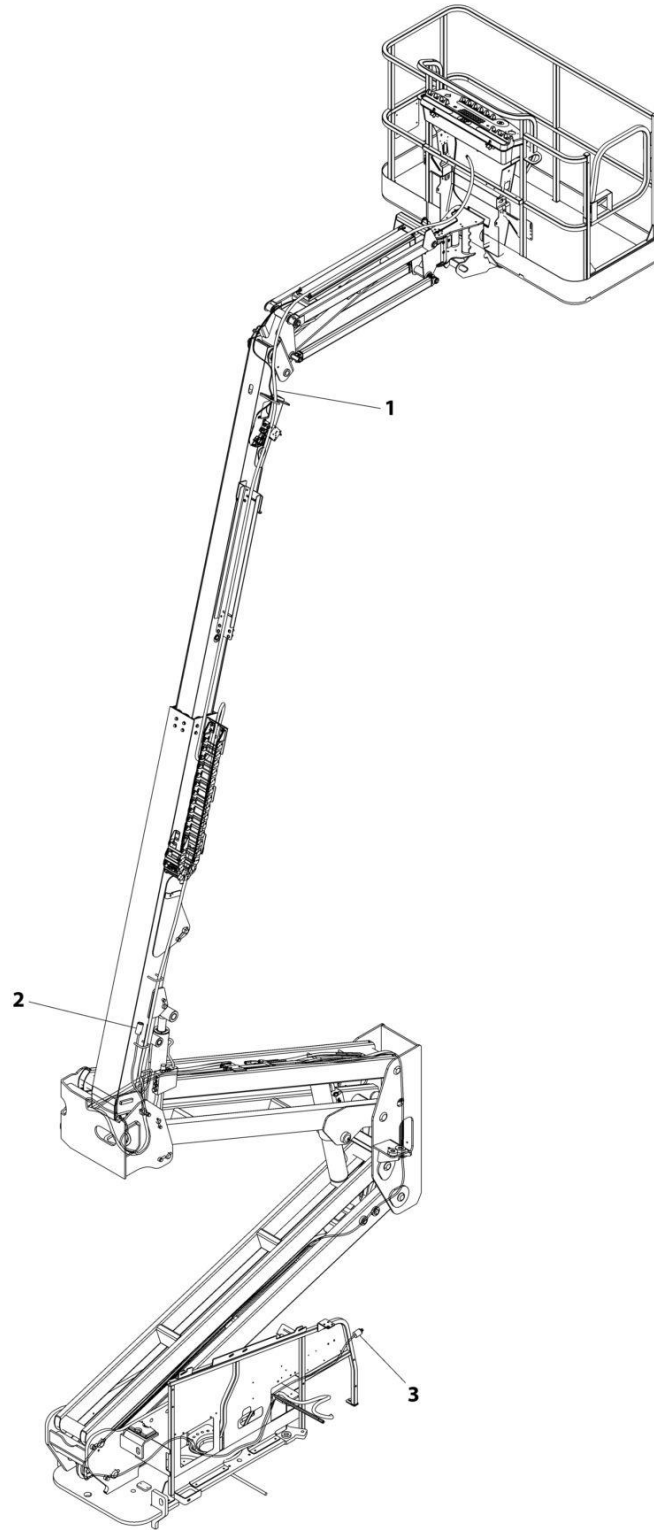
SECTION 8 - ELECTRICAL

FIGURE 8-16. AC CABLE INSTALLATION - WITH THREE BREAKERS (CE AND RUSSIA SPECS)

ITEM	PART NUMBER	QTY	DESCRIPTION	REV
	1001209677	Ref	AC CABLE INSTALLATION - WITH THREE BREAKERS	B
1	0760610	AR	Bolt M6 x 20	
1	4010405	AR	Bolt M4 x 10	
2	2080040	AR	Fastener, Huck	
4	3290605	AR	Nut M6	
6	4811700	4	Washer M6	
7	1001091102	AR	Washer M4	
8	1001152485	1	Breaker Box Kit (See Separate Breakdown in this Section)	
9	1001209832	1	Bracket	
10	4811702	AR	Washer M6	

SECTION 8 - ELECTRICAL

FIGURE 8-17. AC CABLE AND PLUG INSTALLATION (CHINA BUILT MACHINES)



ART_1001265275

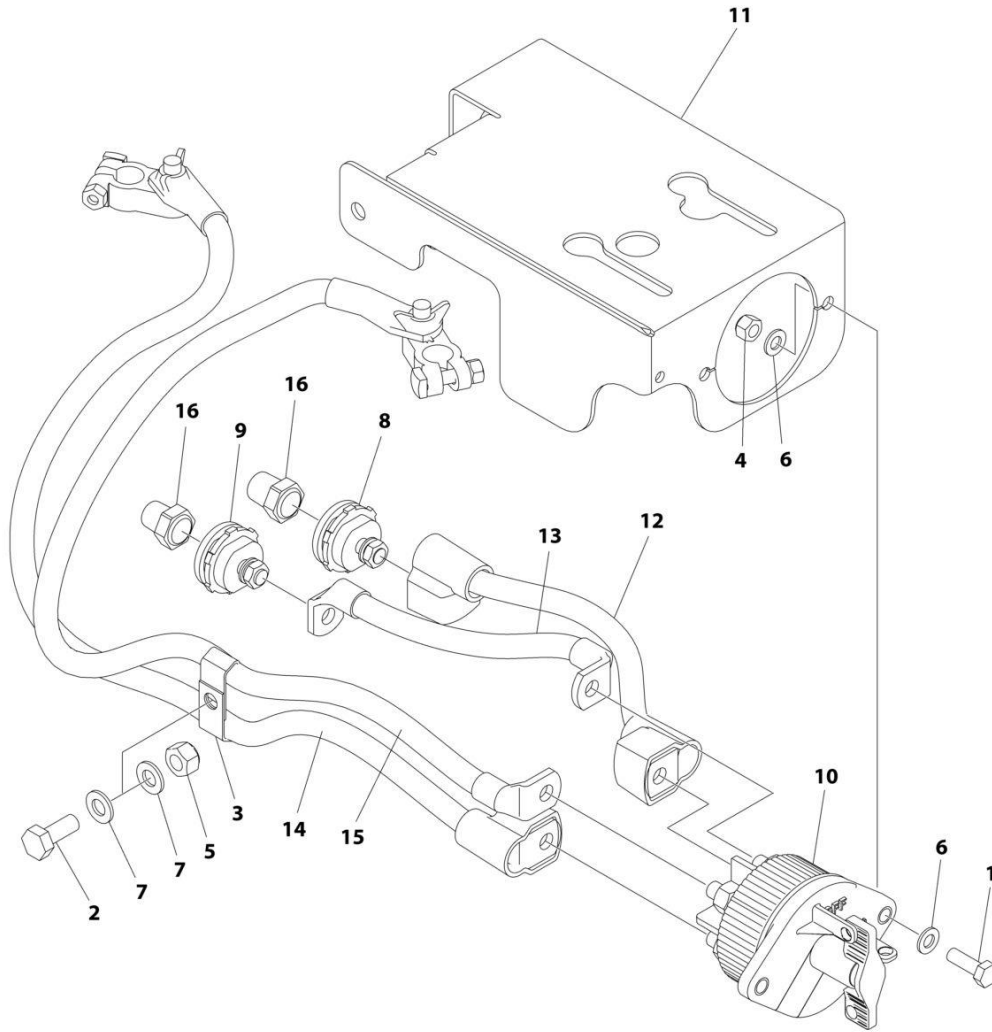
SECTION 8 - ELECTRICAL

FIGURE 8-17. AC CABLE AND PLUG INSTALLATION (CHINA BUILT MACHINES)

ITEM	PART NUMBER	QTY	DESCRIPTION	REV
	1001265275	Ref	AC CABLE AND PLUG INSTALLATION	A
1	1001164731	1	Harness, Main Boom AC Cable (See Separate Breakdown in this Section)	
2	1001174749	1	Harness, Tower Boom AC Cable (See Separate Breakdown in this Section)	
3	1001187816	1	Plug, Male	

SECTION 8 - ELECTRICAL

FIGURE 8-18. BATTERY DISCONNECT SWITCH



ART_1001214397

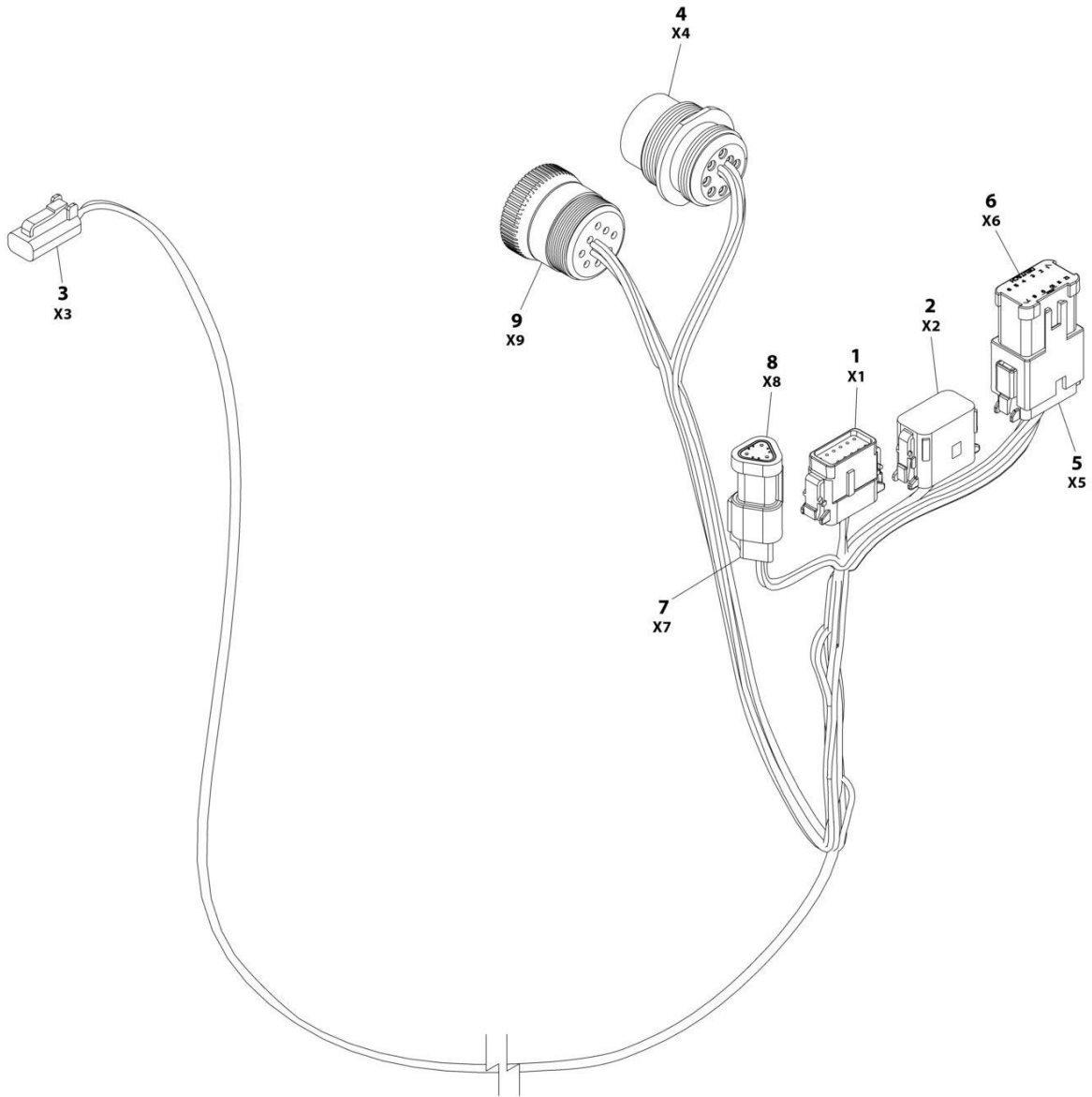
SECTION 8 - ELECTRICAL

FIGURE 8-18. BATTERY DISCONNECT SWITCH

ITEM	PART NUMBER	QTY	DESCRIPTION	REV
	1001214397	Ref	BATTERY DISCONNECT SWITCH	A
1	0760812	2	Bolt M8 x 25	
2	0761012	1	Bolt M10 x 25	
3	1320223	2	Clamp	
4	3290805	2	Nut M8	
5	3291005	1	Nut M10	
6	4811900	4	Washer M8	
7	4812000	2	Washer M10	
8	1001214570	1	Connector (Red)	
9	1001214571	1	Connector (Black)	
10	1001225346	1	Switch	
11	1001226530	1	Mount	
12	1001237878	1	Cable, Battery Disconnect (Positive)	
13	1001237879	1	Cable, Battery Disconnect (Negative)	
14	1001237880	1	Cable (Positive)	
15	1001237881	1	Cable (Negative)	
16	1001206476	1	Connector	

SECTION 8 - ELECTRICAL

FIGURE 8-19. BEACON LIGHT HARNESS (BLUE AND RED BEACON LIGHT)



ART_1001142736

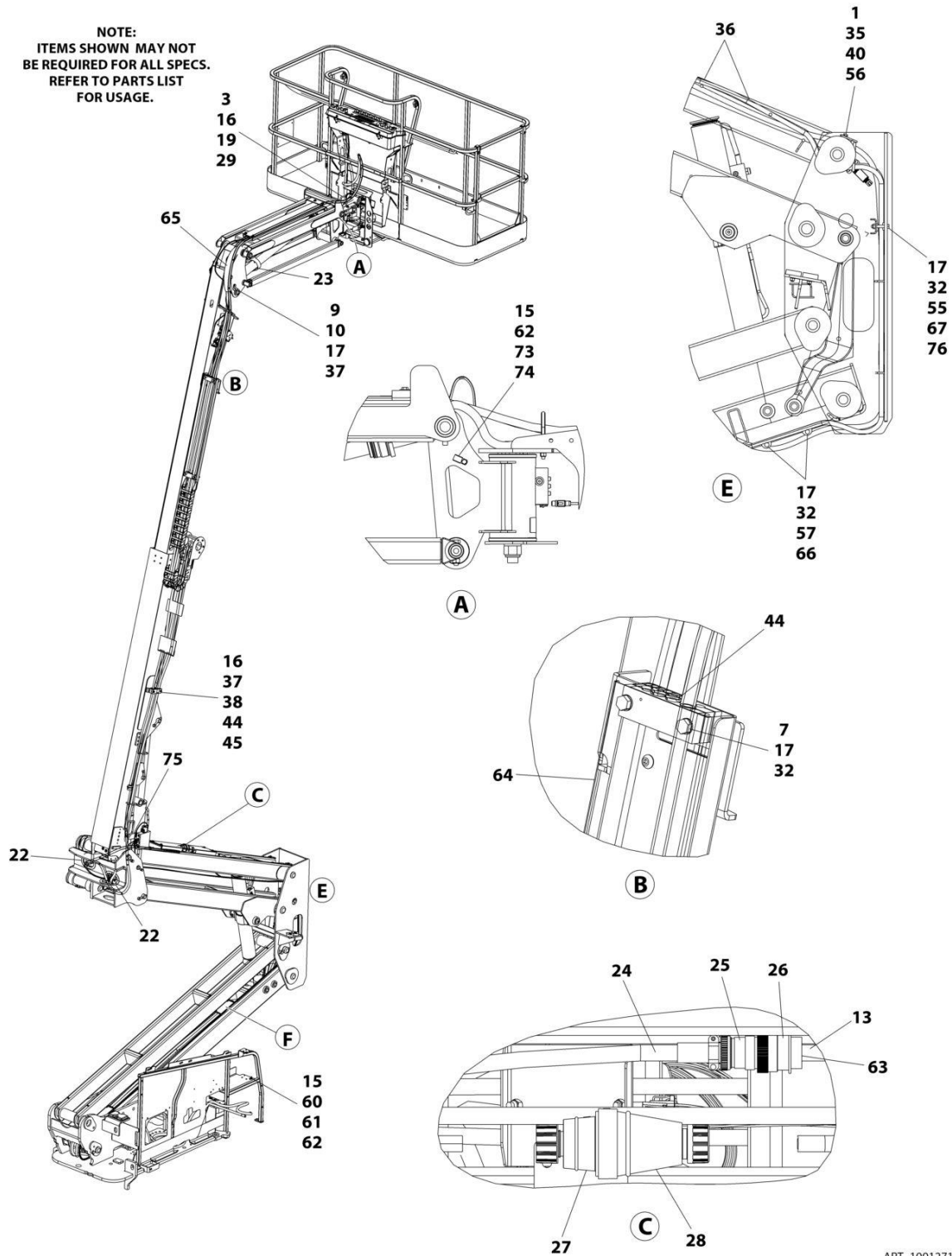
SECTION 8 - ELECTRICAL

FIGURE 8-19. BEACON LIGHT HARNESS (BLUE AND RED BEACON LIGHT)

ITEM	PART NUMBER	QTY	DESCRIPTION	REV
	1001142736	Ref	STROBE LIGHT HARNESS	F
1	1001116808	1	Plug, Male - 12 Position	
1	4460928	3	Socket, Female	
1	4460518	9	Plug, Terminal	
2	1001116774	1	Plug, Male - 12 Position	
2	4460928	3	Socket, Female	
2	4460518	9	Plug, Terminal	
3	4460891	1	Plug, Male - 2 Position	
3	4460465	2	Socket, Female	
4	1001112612	1	Connector - 9 Position	
4	4460464	6	Pin, Male	
4	4460466	3	Plug, Terminal	
5	4460933	1	Plug, Male - 12 Position	
5	4460465	12	Socket, Female	
6	1001119020	1	Bussbar - 12 Position	
7	4461095	1	Plug, Male - 3 Position	
7	4460465	3	Socket, Female	
8	4461070	1	Bussbar - 3 Position	
9	1001112796	1	Connector - 9 Position	
9	4460465	6	Socket, Female	
9	4460466	3	Plug, Terminal	

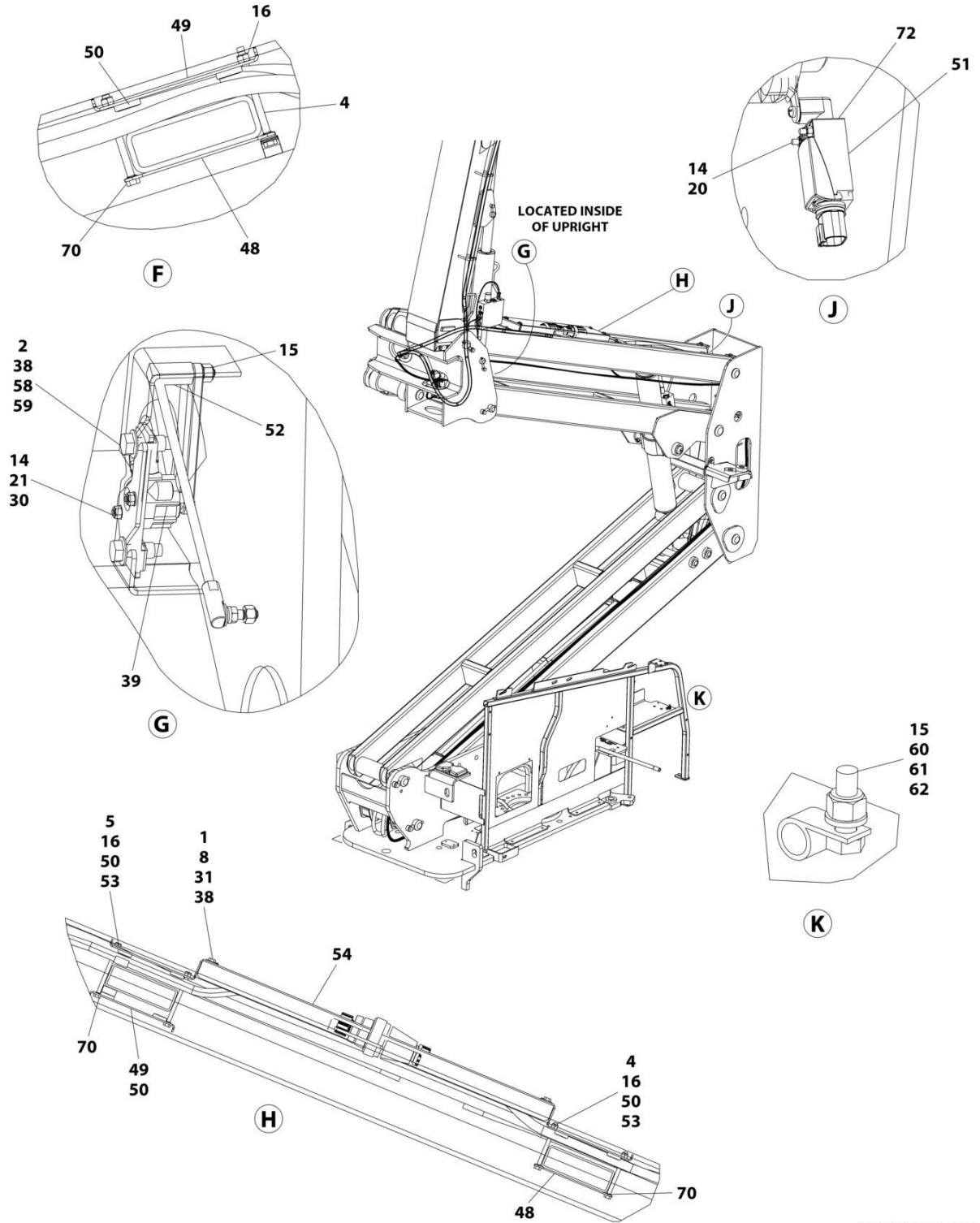
SECTION 8 - ELECTRICAL

FIGURE 8-20. BOOM CABLES AND CLAMPS INSTALLATION - 450AJ (MACHINES WITH 50HZ 4000W GENERATOR)



ART_1001271175_1OF2

SECTION 8 - ELECTRICAL



ART_1001271175_2OF2

SECTION 8 - ELECTRICAL

FIGURE 8-20. BOOM CABLES AND CLAMPS INSTALLATION - 450AJ (MACHINES WITH 50HZ 4000W GENERATOR)

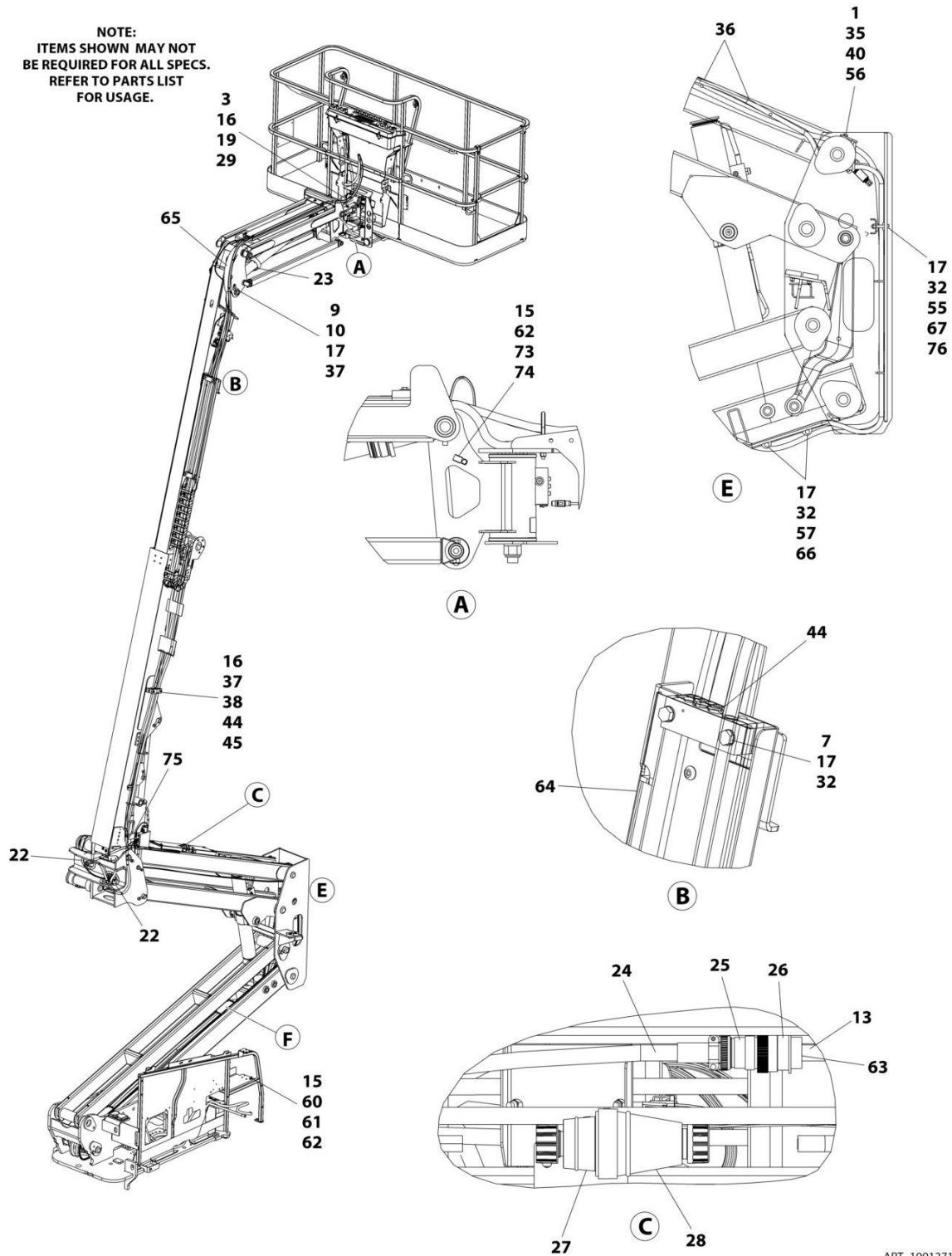
ITEM	PART NUMBER	QTY	DESCRIPTION	REV
	1001271175	Ref	BOOM CABLES AND CLAMPS INSTALLATION	G
1	0100011	AR	Compound, Locking	
2	0100081	AR	Adhesive	
3	0760814	2	Bolt M8 x 30	
4	0700827	6	Bolt M8 x 100	
5	0700828	2	Bolt M8 x 110	
7	0701024	4	Bolt M10 x 80	
8	0760812	4	Bolt M8 x 25	
9	0761012	1	Bolt M10 x 25	
10	1320130	1	Clamp	
13	2820031	AR	Heat Shrink	
14	3290405	4	Nut M4	
15	3290605	5	Nut M6	
16	3290805	12	Nut M8	
17	3291005	9	Nut M10	
19	3841340	1	Loop, Hose	
20	4010418	2	Screw M4 x 50	
21	4031511	2	Capscrew M4 x 35	
22	4060808	27.5 in/ 8.38m	Flex-Trim	
23	4240156	1	Strap, Clinch	
24	4460473	AR	Clamp, Cable	
25	4460865	1	Connector - 19 Position	
26	4460866	1	Connector - 19 Position	
29	4811900	4	Washer M8	
30	4811400	2	Washer M4	
31	4811902	4	Washer M8	
32	4812000	13	Washer M10	
33	1001176951	1	Harness, Tower Boom (Not Shown - See Separate Breakdown in this Section)	
34	1001174749	1	Harness, Tower Boom AC Cable (Not Shown - See Separate Breakdown in this Section)	
35	5251014	2	Bolt M10 x 30	
36	8881800	AR	Tie-Strap	
37	5281918	2	Bolt M8 x 70	
38	1001118274	AR	Nut M8	
39	1001118971	1	Sensor, Angle	
39	70005667	1	Arm	
40	1001118972	2	Nut M10	
41	1001164730	1	Harness, Main Boom (Not Shown - See Separate Breakdown in this Section)	
42	1001164731	1	Harness, Main Boom AC Cable (Not Shown - See Separate Breakdown in this Section)	
43	1001164738	1	Harness, Boom Valve (Not Shown - See Separate Breakdown in this Section)	
44	1001273302	3	Clamp	
45	1001273303	1	Plate	
48	1001171553	3	Plate, Clamping	
49	1001171555	3	Plate, Clamping	
50	1001171559	10	Pad	

SECTION 8 - ELECTRICAL

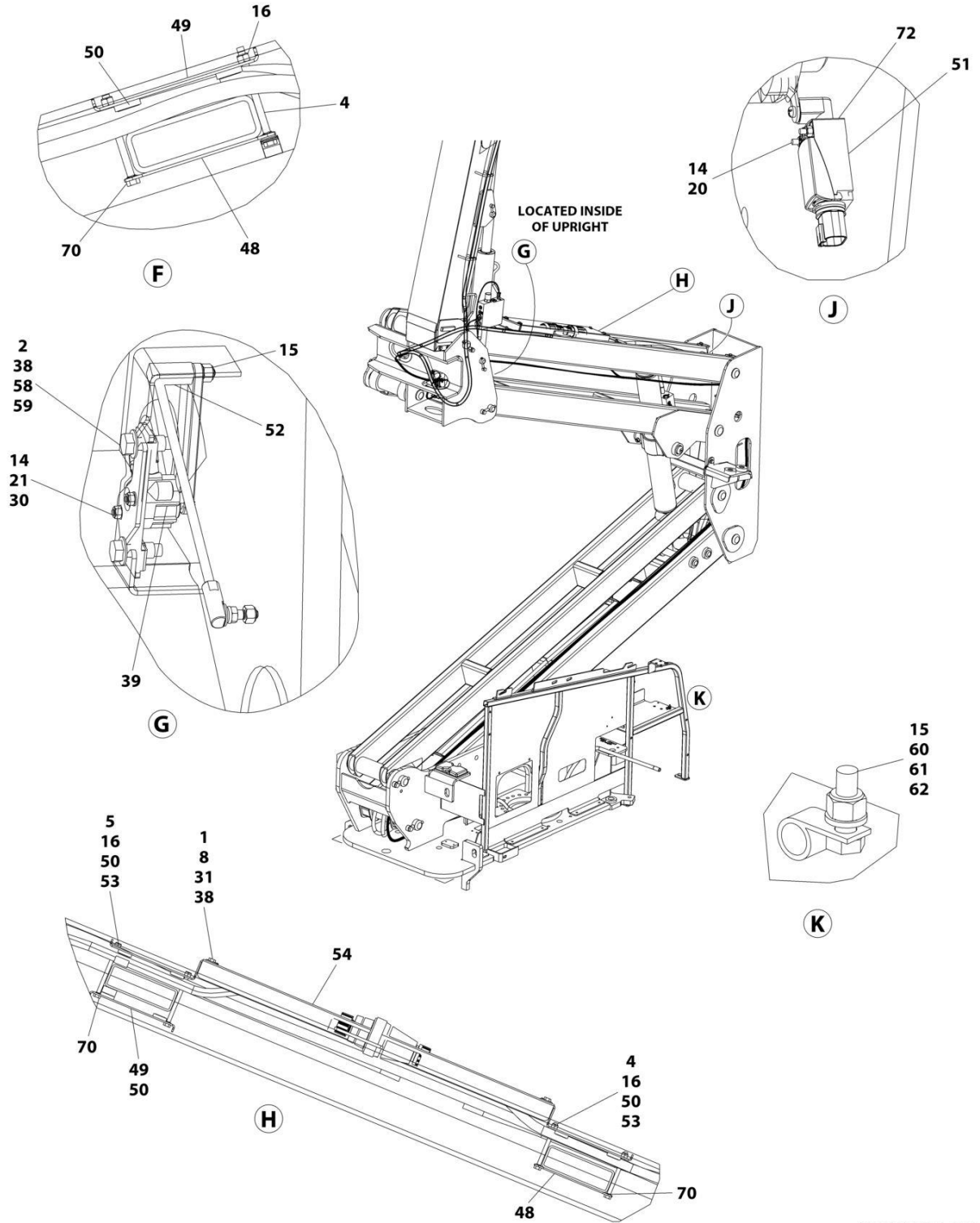
ITEM	PART NUMBER	QTY	DESCRIPTION	REV
51	1001284504	1	Switch, Limit	
52	1001238466	1	Link, Sensor (Note: Sold as Assembly Only)	
53	1001178448	2	Plate, Clamping	
54	1001178449	1	Cover	
55	1001178644	1	Plate	
56	1001260306	1	Bracket	
57	1001182561	2	Roller	
58	5250812	2	Bolt M8 x 25	
59	1001179266	1	Plate, Mounting	
60	0760610	1	Bolt M6 x 20	
61	1320043	1	Clamp	
62	4811700	5	Washer M6	
63	4460466	AR	Plug, Terminal	
64	1001181621	1	Cover	
65	1001181923	1	Shield, Hose	
66	1001119280	2	Bolt M10 x 260	
67	1001185747	2	Pad	
70	1001119228	8	Nut M8	
72	4750800	AR	Washer #8	
73	1320041	2	Clamp	
74	0760612	2	Bolt M6 x 25	
75	1001143645	1	Strap	
76	0701022	AR	Bolt M10 x 70	

SECTION 8 - ELECTRICAL

FIGURE 8-21. BOOM CABLES AND CLAMPS INSTALLATION - 450AJ (MACHINES WITH 7500W GENERATOR)



SECTION 8 - ELECTRICAL



ART_1001271176_2OF2

SECTION 8 - ELECTRICAL

FIGURE 8-21. BOOM CABLES AND CLAMPS INSTALLATION - 450AJ (MACHINES WITH 7500W GENERATOR)

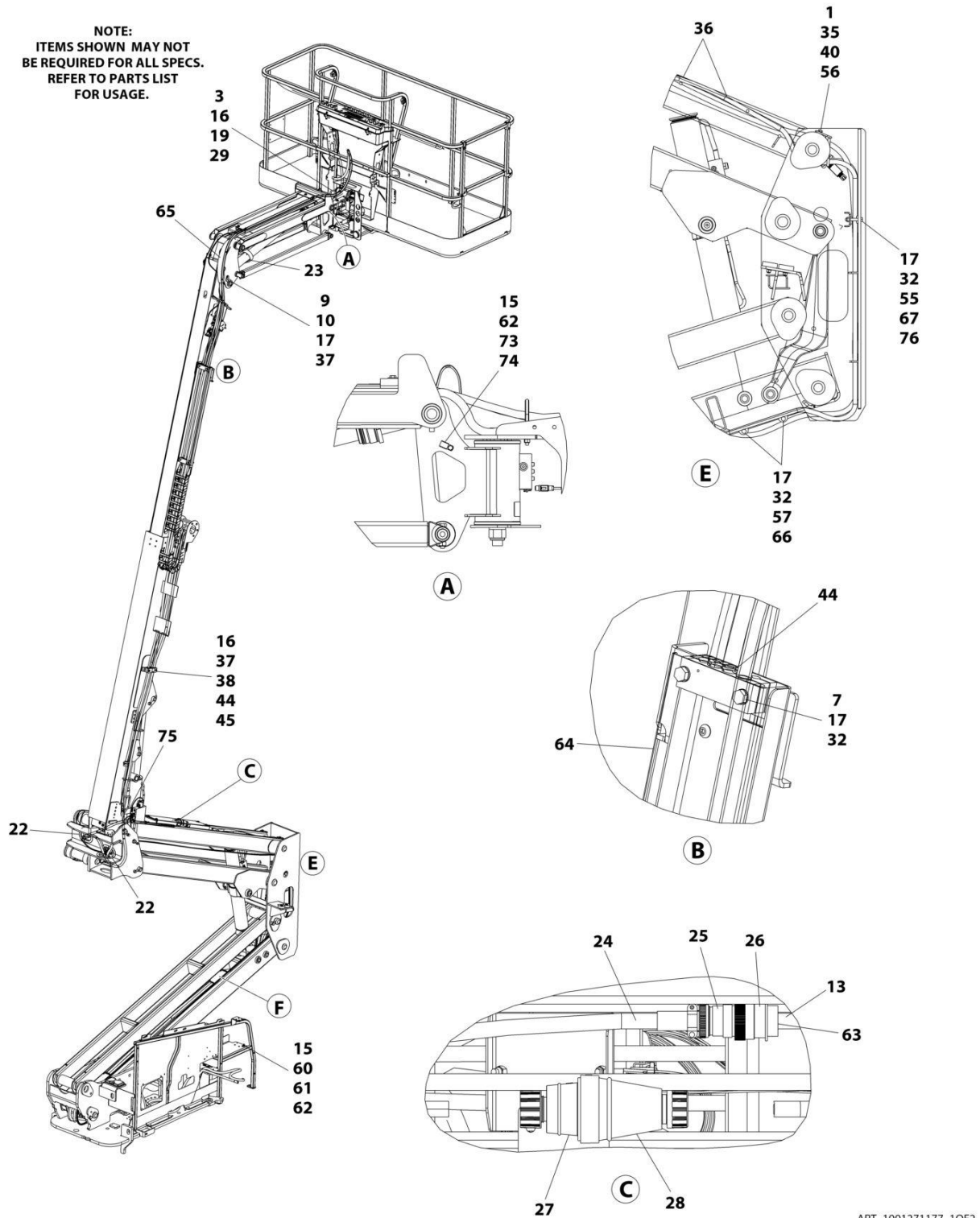
ITEM	PART NUMBER	QTY	DESCRIPTION	REV
	1001271176	Ref	BOOM CABLES AND CLAMPS INSTALLATION	G
1	0100011	AR	Compound, Locking	
2	0100081	AR	Adhesive	
3	0760814	2	Bolt M8 x 30	
4	0700827	6	Bolt M8 x 100	
5	0700828	2	Bolt M8 x 110	
7	0701024	4	Bolt M10 x 80	
8	0760812	4	Bolt M8 x 25	
9	0761012	1	Bolt M10 x 25	
10	1320130	1	Clamp	
13	2820031	AR	Heat Shrink	
14	3290405	4	Nut M4	
15	3290605	2	Nut M6	
16	3290805	12	Nut M8	
17	3291005	9	Nut M10	
19	3841340	1	Loop, Hose	
20	4010418	2	Screw M4 x 50	
21	4031511	2	Capscrew M4 x 35	
22	4060808	27.5 in/ 8.38m	Flex-Trim	
23	4240156	1	Strap, Clinch	
24	4460473	AR	Clamp, Cable	
25	4460865	1	Connector - 19 Position	
26	4460866	1	Connector - 19 Position	
27	1001218622	1	Terminal, Turnlock Plug	
28	1001218623	1	Terminal, Turnlock Connector	
29	4811900	4	Washer M8	
30	4811400	2	Washer M4	
31	4811902	4	Washer M8	
32	4812000	13	Washer M10	
33	1001176951	1	Harness, Tower Boom (Not Shown - See Separate Breakdown in this Section)	
34	4922929	1	Harness, Tower Boom – 8/5 AC – Lower Generator Cable (Not Shown)	
35	5251014	2	Bolt M10 x 30	
36	8881800	AR	Tie-Strap	
37	5281918	2	Bolt M8 x 70	
38	1001118274	AR	Nut M8	
39	1001118971	1	Sensor, Angle	
39	70005667	1	Arm	
40	1001118972	2	Nut M10	
41	1001164730	1	Harness, Main Boom (Not Shown - See Separate Breakdown in this Section)	
42	1001164732	1	Harness, Main Boom – 8/5 AC – Upper Generator Cable (Not Shown)	
43	1001164738	1	Harness, Boom Valve (Not Shown - See Separate Breakdown in this Section)	
44	1001273302	3	Block, Clamping	
45	1001273303	1	Plate, Clamping	
48	1001171553	3	Plate, Clamping	

SECTION 8 - ELECTRICAL

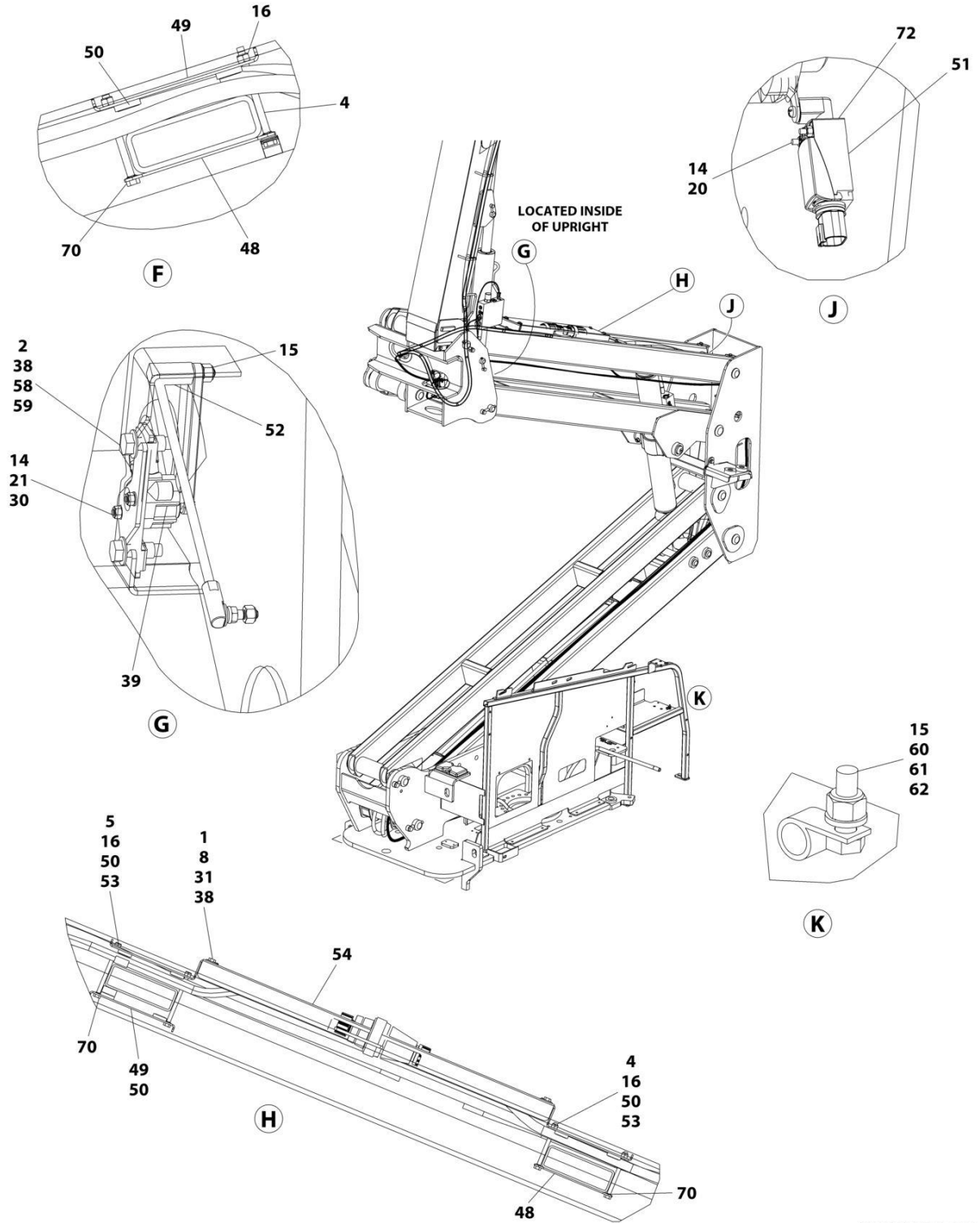
ITEM	PART NUMBER	QTY	DESCRIPTION	REV
49	1001171555	3	Plate, Clamping	
50	1001171559	10	Pad	
51	1001172271	1	Switch, Limit	
51	1001284504	1	Switch, Limit	
52	1001238466	1	Link, Sensor (Note: Sold as Assembly Only)	
53	1001178448	2	Plate, Clamping	
54	1001178449	1	Cover	
55	1001178644	1	Plate	
56	1001260306	1	Bracket	
57	1001182561	2	Roller	
58	5250812	2	Bolt M8 x 25	
59	1001179266	1	Plate, Mounting	
62	4811700	4	Washer M6	
63	4460466	AR	Plug, Terminal	
64	1001181621	1	Cover	
65	1001181923	1	Shield, Hose	
66	1001119280	2	Bolt M10 x 260	
67	1001185747	2	Pad	
70	1001119228	8	Nut M8	
72	4750800	AR	Washer #8	
73	1320041	2	Clamp	
74	0760612	2	Bolt M6 x 25	
75	1001143645	1	Strap	
76	0701022	AR	Bolt M10 x 70	

SECTION 8 - ELECTRICAL

FIGURE 8-22. BOOM CABLES AND CLAMPS INSTALLATION - 450AJ (MACHINES WITH ARCTIC PACKAGE)



SECTION 8 - ELECTRICAL



ART_1001271177_2OF2

SECTION 8 - ELECTRICAL

FIGURE 8-22. BOOM CABLES AND CLAMPS INSTALLATION - 450AJ (MACHINES WITH ARCTIC PACKAGE)

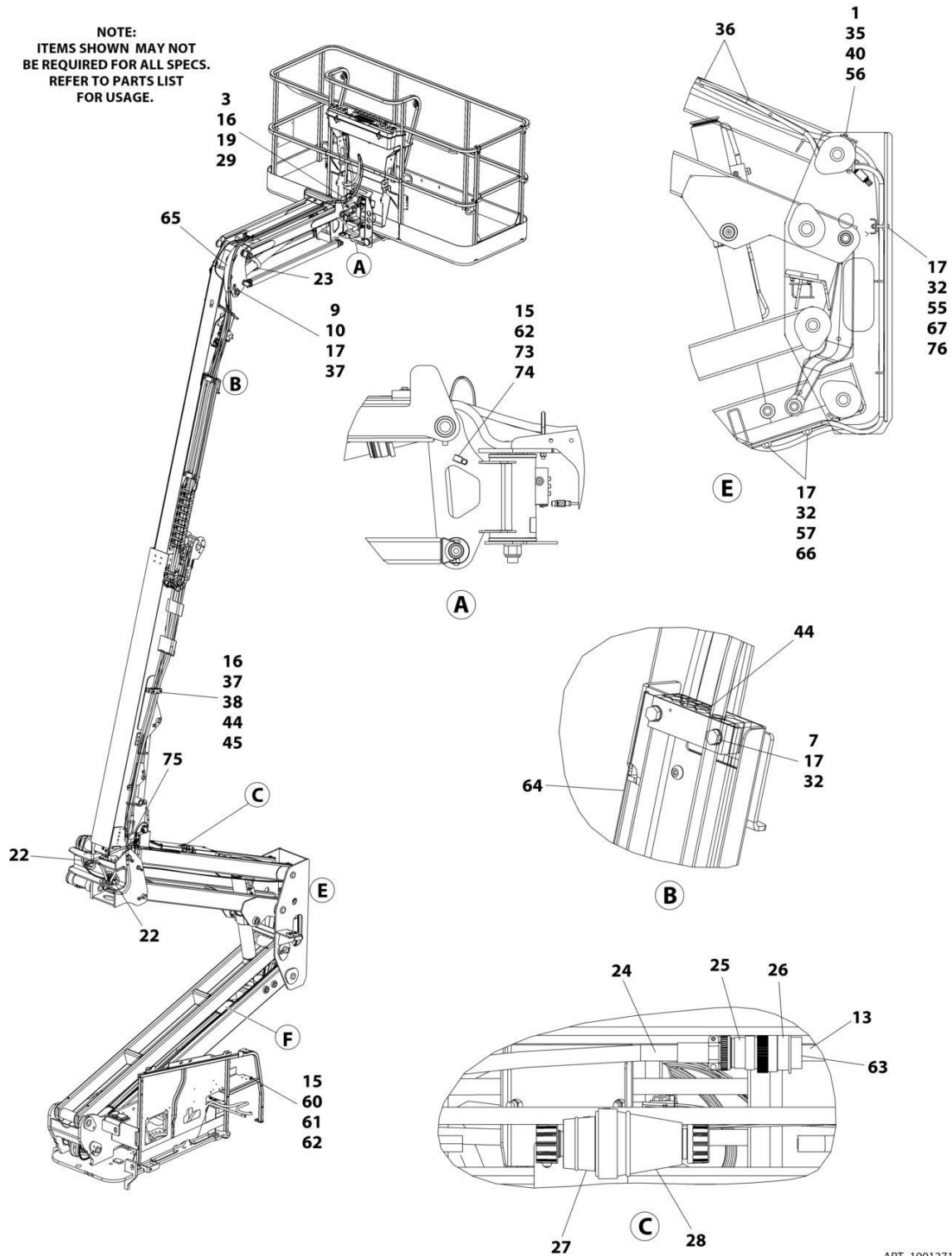
ITEM	PART NUMBER	QTY	DESCRIPTION	REV
	1001271177	Ref	BOOM CABLES AND CLAMPS INSTALLATION	G
1	0100011	AR	Compound, Locking	
2	0100081	AR	Adhesive	
3	0760814	2	Bolt M8 x 30	
4	0700827	6	Bolt M8 x 100	
5	0700828	2	Bolt M8 x 110	
7	0701024	4	Bolt M10 x 80	
8	0760812	4	Bolt M8 x 25	
9	0761012	1	Bolt M10 x 25	
10	1320130	1	Clamp	
13	2820031	AR	Heat Shrink	
14	3290405	4	Nut M4	
15	3290605	5	Nut M6	
16	3290805	12	Nut M8	
17	3291005	9	Nut M10	
19	3841340	1	Loop, Hose	
20	4010418	2	Screw M4 x 50	
21	4031511	2	Capscrew M4 x 35	
22	4060808	27.5 in/ 8.38m	Flex-Trim	
23	4240156	1	Strap, Clinch	
24	4460473	AR	Clamp, Cable	
25	4460865	1	Connector - 19 Position	
26	4460866	1	Connector - 19 Position	
29	4811900	4	Washer M8	
30	4811400	2	Washer M4	
31	4811902	4	Washer M8	
32	4812000	13	Washer M10	
33	1001179439	1	Harness, Tower Boom (Not Shown - See Separate Breakdown in this Section)	
34	1001174754	1	Harness, Tower Boom AC Cable (Not Shown - See Separate Breakdown in this Section)	
35	5251014	2	Bolt M10 x 30	
36	8881800	AR	Tie-Strap	
37	5281918	2	Screw M8 x 70	
38	1001118274	AR	Nut M8	
39	1001118971	1	Sensor, Angle	
40	1001118972	2	Nut M10	
41	1001174748	1	Harness, Main Boom (Not Shown - See Separate Breakdown in this Section)	
42	1001174750	1	Harness, Main Boom AC Cable (Not Shown - See Separate Breakdown in this Section)	
43	1001164738	1	Harness, Boom Valve (Not Shown - See Separate Breakdown in this Section)	
44	1001273304	3	Clamp	
45	1001273303	1	Plate	
48	1001171553	3	Plate, Clamping	
49	1001171555	3	Plate, Clamping	
50	1001171559	10	Pad	
51	1001172271	1	Switch, Limit	

SECTION 8 - ELECTRICAL

ITEM	PART NUMBER	QTY	DESCRIPTION	REV
51	1001284504	1	Switch, Limit	
52	1001238466	1	Link, Sensor (Note: Sold as Assembly Only)	
53	1001178448	2	Plate, Clamping	
54	1001178449	1	Cover	
55	1001178644	1	Plate	
56	1001260306	1	Bracket	
57	1001182561	2	Roller	
58	5250812	2	Bolt M8 x 25	
59	1001179266	1	Plate, Mounting	
60	0760610	1	Bolt M6 x 20	
61	1320043	1	Clamp	
62	4811700	5	Washer M6	
63	4460466	AR	Plug, Terminal	
64	1001181621	1	Cover	
65	1001181923	1	Shield, Hose	
66	1001119280	2	Bolt M10 x 260	
67	1001185747	2	Pad	
70	1001119228	8	Nut M8	
73	1320041	2	Clamp	
74	0760612	2	Bolt M6 x 25	
75	1001143645	1	Strap	
76	0701022	AR	Bolt M10 x 70	

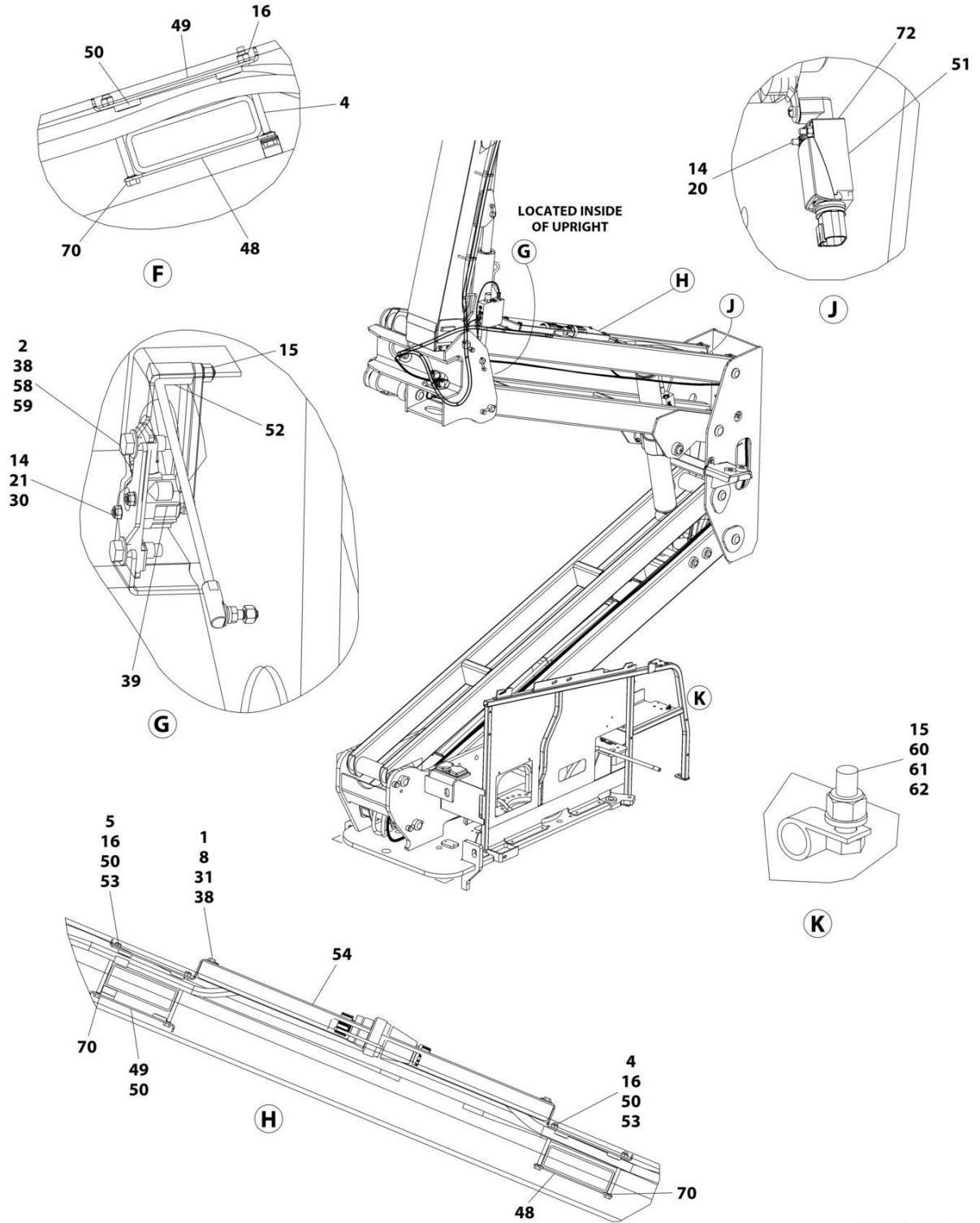
SECTION 8 - ELECTRICAL

FIGURE 8-23. BOOM CABLES AND CLAMPS INSTALLATION - 450AJ (MACHINES WITH 7500W GENERATOR AND WITH ARCTIC PACKAGE)



ART_1001271178_1OF2

SECTION 8 - ELECTRICAL



ART_1001271178_2OF2

SECTION 8 - ELECTRICAL

FIGURE 8-23. BOOM CABLES AND CLAMPS INSTALLATION - 450AJ (MACHINES WITH 7500W GENERATOR AND WITH ARCTIC PACKAGE)

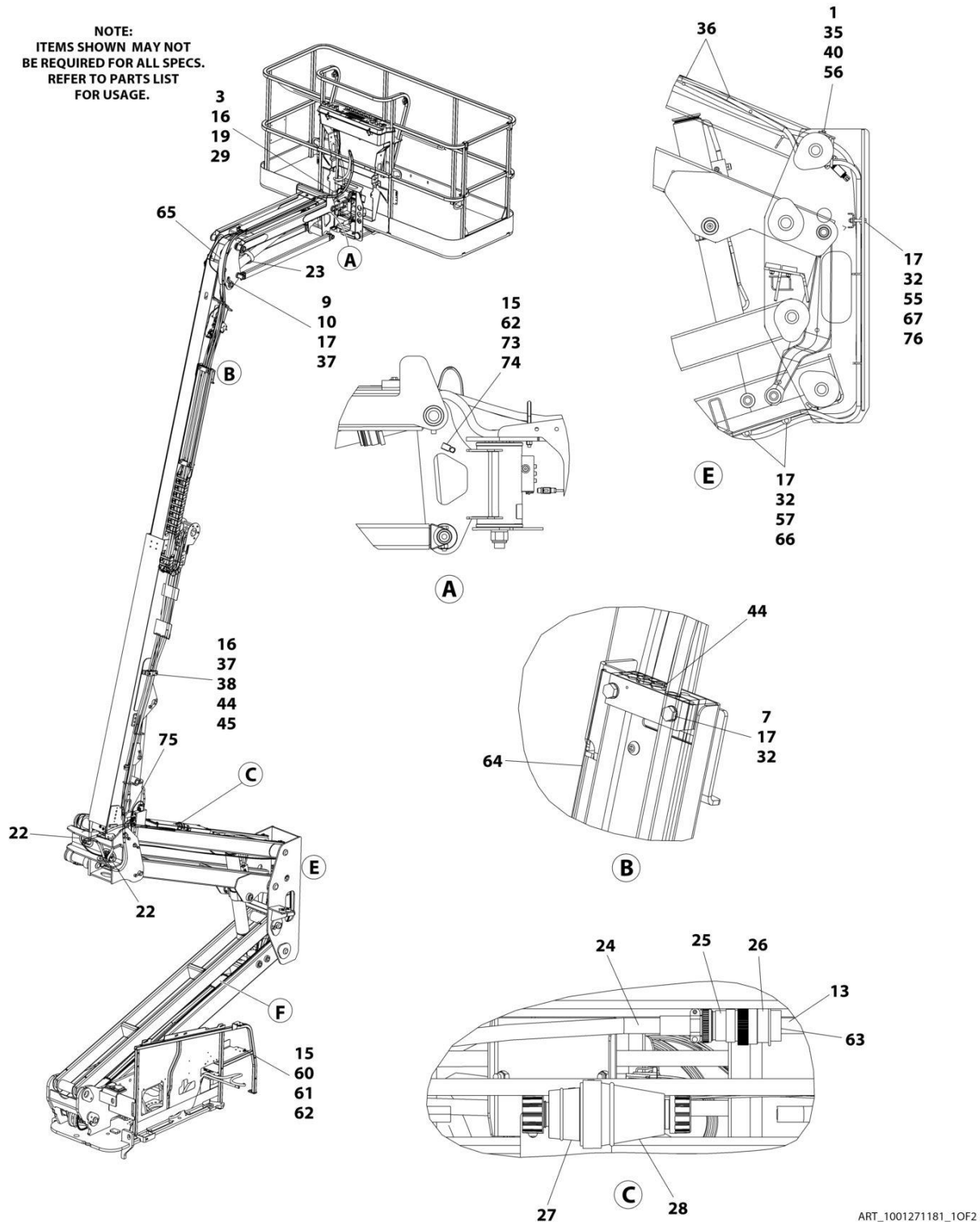
ITEM	PART NUMBER	QTY	DESCRIPTION	REV
	1001271178	Ref	BOOM CABLES AND CLAMPS INSTALLATION	G
1	0100011	AR	Compound, Locking	
2	0100081	AR	Adhesive	
3	0760814	2	Bolt M8 x 30	
4	0700827	6	Bolt M8 x 100	
5	0700828	2	Bolt M8 x 110	
7	0701024	4	Bolt M10 x 80	
8	0760812	4	Bolt M8 x 25	
9	0761012	1	Bolt M10 x 25	
10	1320130	1	Clamp	
13	2820031	AR	Heat Shrink	
14	3290405	4	Nut M4	
15	3290605	4	Nut M6	
16	3290805	12	Nut M8	
17	3291005	9	Nut M10	
19	3841340	1	Loop, Hose	
20	4010418	2	Screw M4 x 50	
21	4031511	2	Capscrew M4 x 35	
22	4060808	27.5 in/ 8.38m	Flex-Trim	
23	4240156	1	Strap, Clinch	
24	4460473	AR	Clamp, Cable	
25	4460865	1	Connector - 19 Position	
26	4460866	1	Connector - 19 Position	
27	1001218622	1	Terminal, Turnlock Plug	
28	1001218623	1	Terminal, Turnlock Connector	
29	4811900	4	Washer M8	
30	4811400	2	Washer M4	
31	4811902	4	Washer M8	
32	4812000	13	Washer M10	
33	1001179439	1	Harness, Tower Boom (Not Shown - See Separate Breakdown in this Section)	
34	4922929	1	Harness, Tower Boom - 8/5 AC Generator Cable (Not Shown)	
35	5251014	2	Bolt M10 x 30	
36	8881800	AR	Tie-Strap	
37	5281918	2	Screw M8 x 70	
38	1001118274	AR	Nut M8	
39	1001118971	1	Sensor, Angle	
39	70005667	1	Arm	
40	1001118972	2	Nut M10	
41	1001174748	1	Harness, Main Boom (Not Shown - See Separate Breakdown in this Section)	
42	1001164732	1	Harness, Main Boom – 8/5 AC – Upper Generator Cable (Not Shown)	
43	1001164738	1	Harness, Boom Valve (Not Shown - See Separate Breakdown in this Section)	
44	1001273304	3	Clamp	
45	1001273303	1	Plate	
48	1001171553	3	Plate, Clamping	
49	1001171555	3	Plate, Clamping	

SECTION 8 - ELECTRICAL

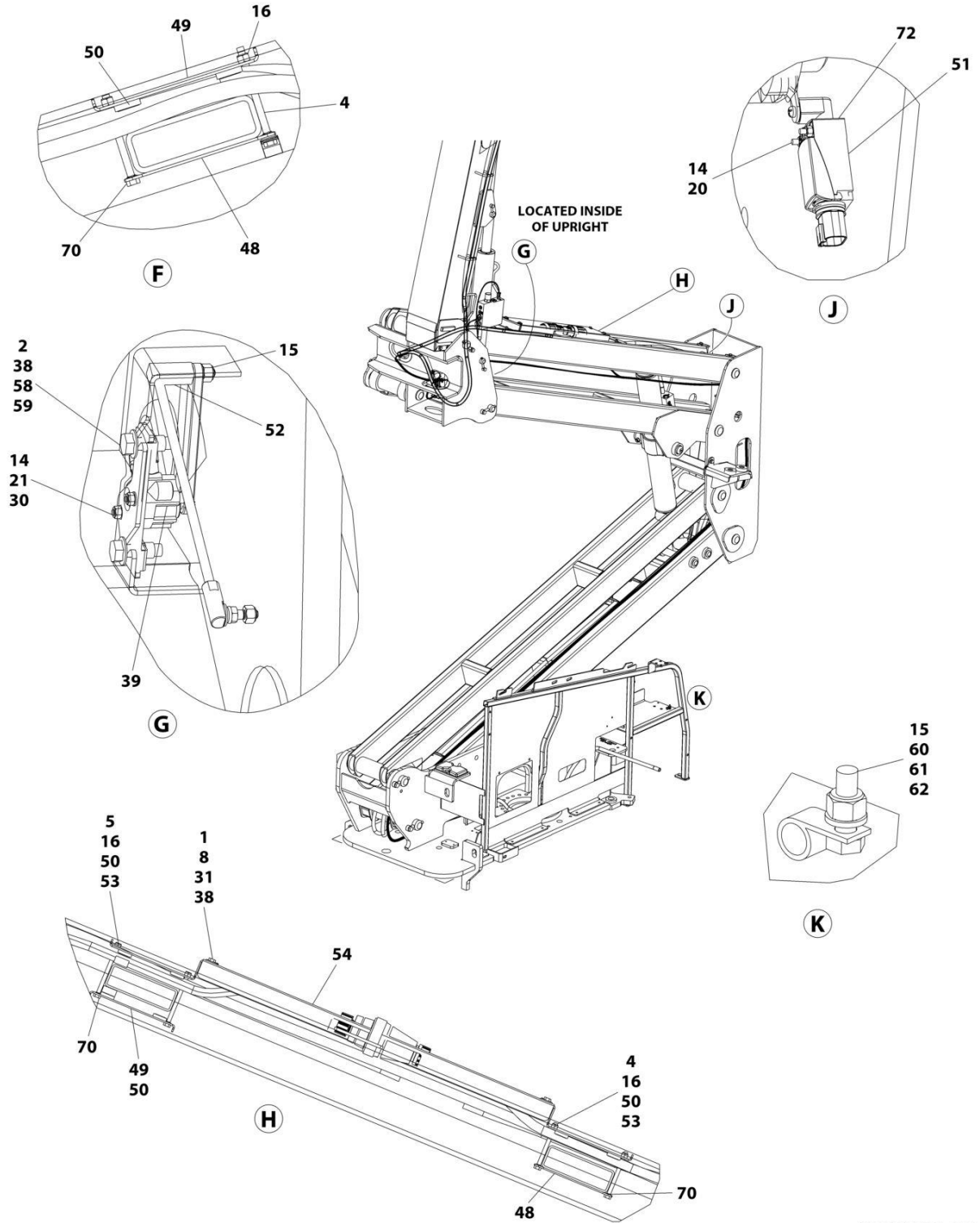
ITEM	PART NUMBER	QTY	DESCRIPTION	REV
50	1001171559	10	Pad	
51	1001284504	1	Switch, Limit	
52	1001238466	1	Link, Sensor (Note: Sold as Assembly Only)	
53	1001178448	2	Plate, Clamping	
54	1001178449	1	Cover	
55	1001178644	1	Plate	
56	1001260306	1	Bracket	
57	1001182561	2	Roller	
58	5250812	2	Bolt M8 x 25	
59	1001179266	1	Plate, Mounting	
62	4811700	4	Washer M6	
63	4460466	AR	Plug, Terminal	
64	1001181621	1	Cover	
65	1001181923	1	Shield, Hose	
66	1001119280	2	Bolt M10 x 260	
67	1001185747	2	Pad	
70	1001119228	8	Nut M8	
73	1320041	2	Clamp	
74	0760612	2	Bolt M6 x 25	
75	1001143645	1	Strap	
76	0701022	AR	Bolt M10 x 70	

SECTION 8 - ELECTRICAL

FIGURE 8-24. BOOM CABLES AND CLAMPS INSTALLATION - 450AJ (MACHINES WITH 60HZ 4000W GENERATOR)



SECTION 8 - ELECTRICAL



ART_1001271181_2OF2

SECTION 8 - ELECTRICAL

FIGURE 8-24. BOOM CABLES AND CLAMPS INSTALLATION - 450AJ (MACHINES WITH 60HZ 4000W GENERATOR)

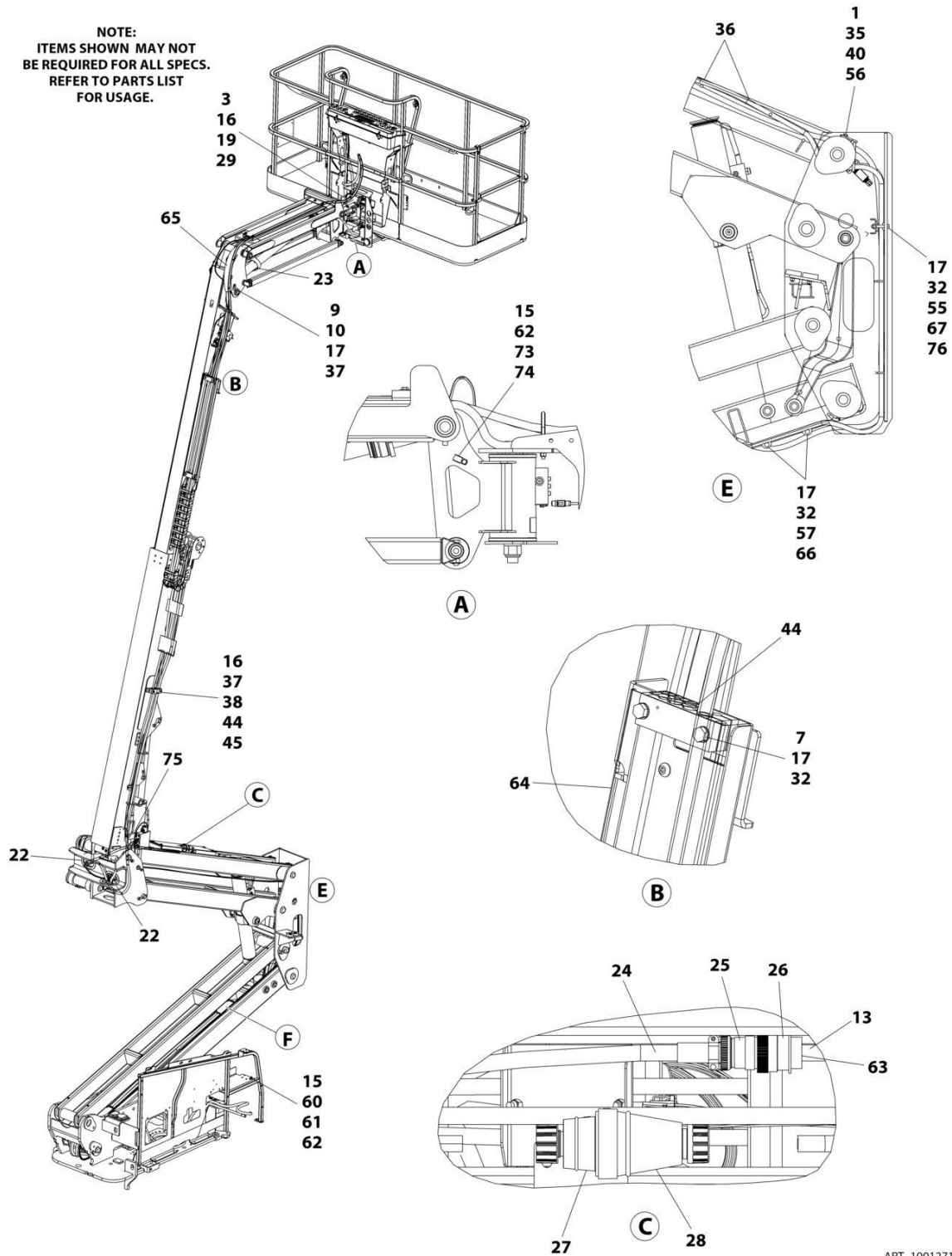
ITEM	PART NUMBER	QTY	DESCRIPTION	REV
	1001271181	Ref	BOOM CABLES AND CLAMPS INSTALLATION	G
1	0100011	AR	Compound, Locking	
2	0100081	AR	Adhesive	
3	0760814	2	Bolt M8 x 30	
4	0700827	6	Bolt M8 x 100	
5	0700828	2	Bolt M8 x 110	
7	0701024	4	Bolt M10 x 80	
8	0760812	4	Bolt M8 x 25	
9	0761012	1	Bolt M10 x 25	
10	1320130	1	Clamp	
11	1671092	1	Cover, Connector (Not Shown)	
12	1671093	1	Cover, Plug (Not Shown)	
13	2820031	AR	Heat Shrink	
14	3290405	4	Nut M4	
15	3290605	4	Nut M6	
16	3290805	12	Nut M8	
17	3291005	9	Nut M10	
19	3841340	1	Loop, Hose	
20	4010418	2	Screw M4 x 50	
21	4031511	2	Capscrew M4 x 35	
22	4060808	27.5 in/ 8.38m	Flex-Trim	
23	4240156	1	Strap, Clinch	
24	4460473	AR	Clamp, Cable	
25	4460865	1	Connector - 19 Position	
26	4460866	1	Connector - 19 Position	
27	4460959	1	Plug, Male	
28	4460960	1	Receptacle, Female	
29	4811900	4	Washer M8	
30	4811400	2	Washer M4	
31	4811902	4	Washer M8	
32	4812000	13	Washer M10	
33	1001176951	1	Harness, Tower Boom (Not Shown - See Separate Breakdown in this Section)	
34	1001175663	1	Harness, Tower Boom - 10/4 AC- Lower Generator Cable (Not Shown)	
35	5251014	2	Bolt M10 x 30	
36	8881800	AR	Tie-Strap	
37	5281918	2	Screw M8 x 70	
38	1001118274	AR	Nut M8	
39	1001118971	1	Sensor, Angle	
39	70005667	1	Arm	
40	1001118972	2	Nut M10	
41	1001164730	1	Harness, Main Boom (Not Shown - See Separate Breakdown in this Section)	
42	1001175664	1	Harness, Main Boom - 10/4 AC - Upper Generator Cable (Not Shown)	
43	1001164738	1	Harness, Boom Valve (Not Shown - See Separate Breakdown in this Section)	
44	1001273302	3	Clamp	

SECTION 8 - ELECTRICAL

ITEM	PART NUMBER	QTY	DESCRIPTION	REV
45	1001273303	1	Plate	
48	1001171553	3	Plate, Clamping	
49	1001171555	3	Plate, Clamping	
50	1001171559	10	Pad	
51	1001172271	1	Switch, Limit	
51	1001284504	1	Switch, Limit	
52	1001238466	1	Link, Sensor (Note: Sold as Assembly Only)	
53	1001178448	2	Plate, Clamping	
54	1001178449	1	Cover	
55	1001178644	1	Plate	
56	1001260306	1	Bracket	
57	1001182561	2	Roller	
58	5250812	2	Bolt M8 x 25	
59	1001179266	1	Plate, Mounting	
62	4811700	4	Washer M6	
63	4460466	AR	Plug, Terminal	
64	1001181621	1	Cover	
65	1001181923	1	Shield, Hose	
66	1001119280	2	Bolt M10 x 260	
67	1001185747	2	Pad	
68	1001191230	3	Pad	
70	1001119228	8	Nut M8	
72	4750800	AR	Washer #8	
73	1320041	2	Clamp	
74	0760612	2	Bolt M6 x 25	
75	1001143645	1	Strap	
76	0701022	AR	Bolt M10 x 70	

SECTION 8 - ELECTRICAL

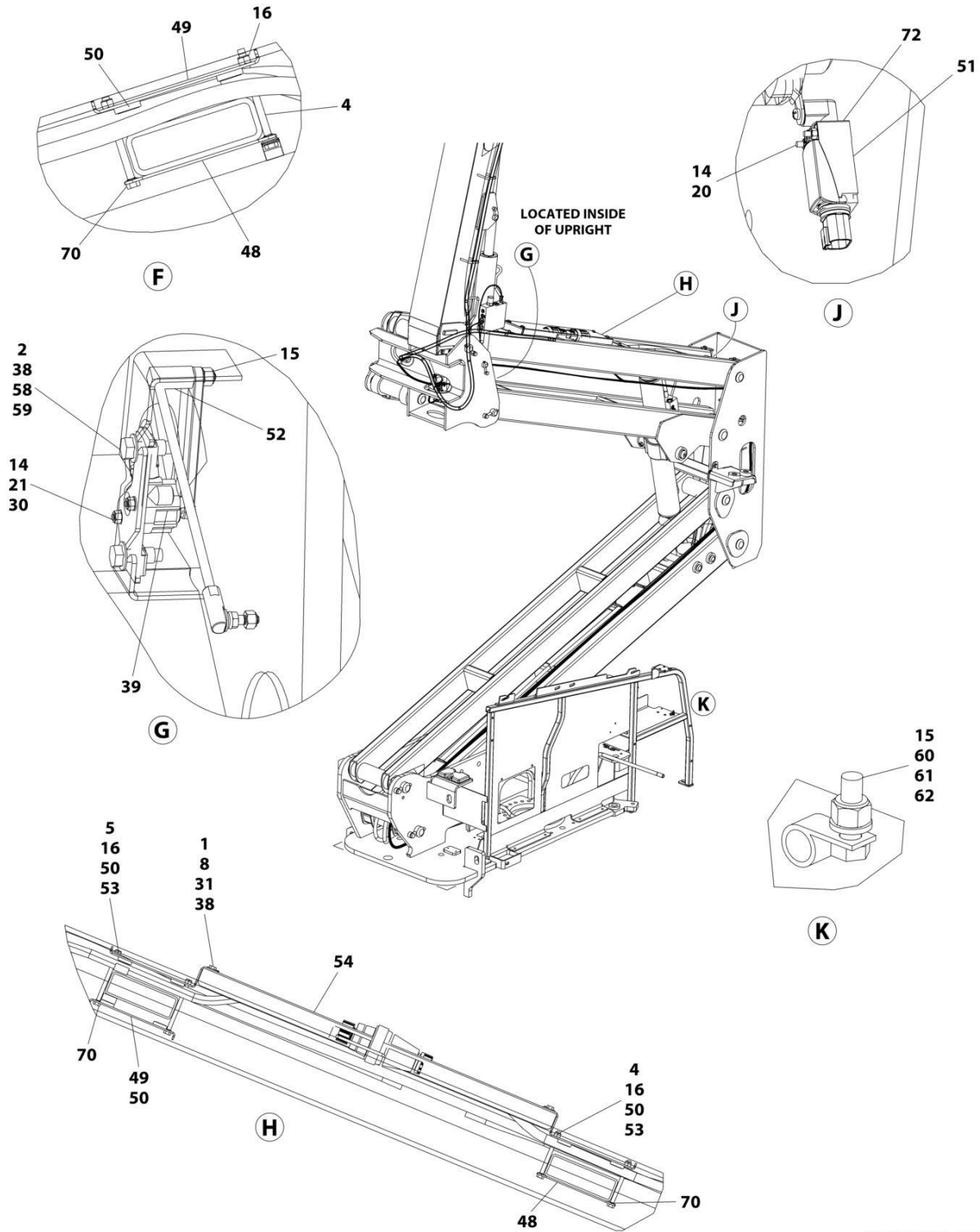
FIGURE 8-25. BOOM CABLES AND CLAMPS INSTALLATION (MACHINES WITHOUT GENERATOR & WITHOUT AC CABLES)



ART_1001271182_10F2

SECTION 8 - ELECTRICAL

FIGURE 8-26. BOOM CABLES AND CLAMPS INSTALLATION (MACHINES WITHOUT GENERATOR & WITHOUT AC CABLES)



ART_1001271182_20F2

SECTION 8 - ELECTRICAL

FIGURE 8-26. BOOM CABLES AND CLAMPS INSTALLATION (MACHINES WITHOUT GENERATOR & WITHOUT AC CABLES)

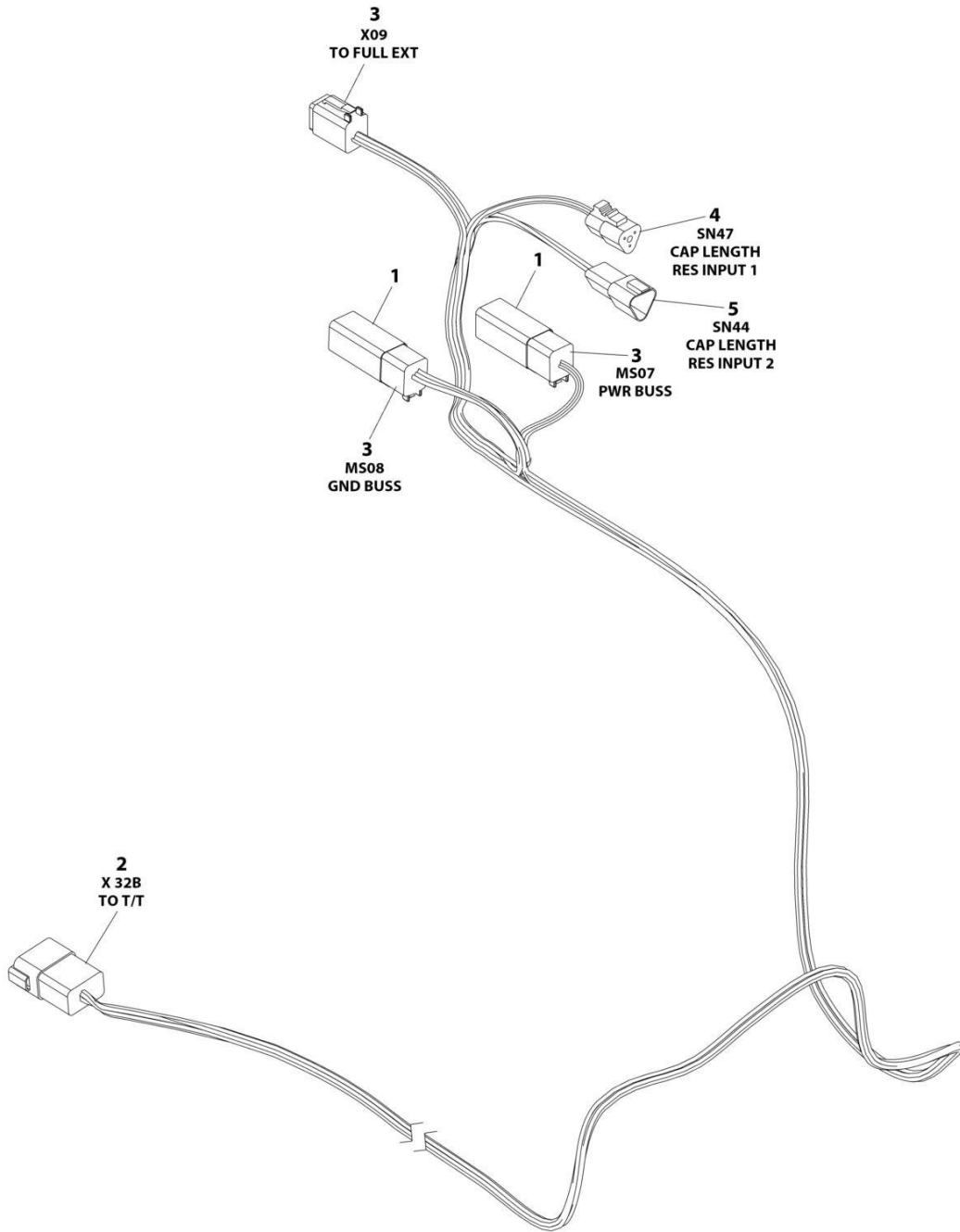
ITEM	PART NUMBER	QTY	DESCRIPTION	REV
	1001271182	Ref	BOOM CABLES AND CLAMPS INSTALLATION	G
1	0100011	AR	Compound, Locking	
2	0100081	AR	Adhesive	
3	0760814	2	Bolt M8 x 30	
4	0700827	6	Bolt M8 x 100	
5	0700828	2	Bolt M8 x 110	
7	0701024	4	Bolt M10 x 80	
8	0760812	4	Bolt M8 x 25	
9	0761012	1	Bolt M10 x 25	
10	1320130	1	Clamp	
13	2820031	AR	Heat Shrink	
14	3290405	4	Nut M4	
15	3290605	5	Nut M6	
16	3290805	12	Nut M8	
17	3291005	9	Nut M10	
19	3841340	1	Loop, Hose	
20	4010418	2	Screw M4 x 50	
21	4031511	2	Capscrew M4 x 35	
22	4060808	27.5 in/ 8.38m	Flex-Trim	
23	4240156	1	Strap, Clinch	
24	4460473	AR	Clamp, Cable	
25	4460865	1	Connector - 19 Position	
26	4460866	1	Connector - 19 Position	
29	4811900	4	Washer M8	
30	4811400	2	Washer M4	
31	4811902	4	Washer M8	
32	4812000	13	Washer M10	
33	1001176951	1	Harness, Tower Boom (Not Shown - See Separate Breakdown in this Section)	
35	5251014	2	Bolt M10 x 30	
36	8881800	AR	Tie-Strap	
37	5281918	2	Screw M8 x 70	
38	1001118274	AR	Nut M8	
39	1001118971	1	Sensor, Angle	
39	70005667	1	Arm	
40	1001118972	2	Nut M10	
41	1001164730	1	Harness, Main Boom (Not Shown - See Separate Breakdown in this Section)	
43	1001164738	1	Harness, Boom Valve (Not Shown - See Separate Breakdown in this Section)	
44	1001273302	3	Block, Clamping	
45	1001273303	1	Plate	
48	1001171553	3	Plate, Clamping	
49	1001171555	3	Plate, Clamping	
50	1001171559	10	Pad	
51	1001284504	1	Switch, Limit	
52	1001238466	1	Link, Sensor (Note: Sold as Assembly Only)	
53	1001178448	2	Plate, Clamping	
54	1001178449	1	Cover	

SECTION 8 - ELECTRICAL

ITEM	PART NUMBER	QTY	DESCRIPTION	REV
55	1001178644	1	Plate	
56	1001260306	1	Bracket	
57	1001182561	2	Roller	
58	5250812	2	Bolt M8 x 25	
59	1001179266	1	Plate, Mounting	
60	0760610	1	Bolt M6 x 20	
61	1320043	1	Clamp	
62	4811700	5	Washer M6	
63	4460466	AR	Plug, Terminal	
64	1001181621	1	Cover	
65	1001181923	1	Shield, Hose	
66	1001119280	2	Bolt M10 x 260	
67	1001185747	2	Pad	
70	1001119228	8	Nut M8	
72	4750800	AR	Washer #8	
73	1320041	2	Clamp	
74	0760612	2	Bolt M6 x 25	
75	1001143645	1	Strap	
76	0701022	AR	Bolt M10 x 70	

SECTION 8 - ELECTRICAL

FIGURE 8-27. BOOM CAPACITY HARNESS



ART_1001263007

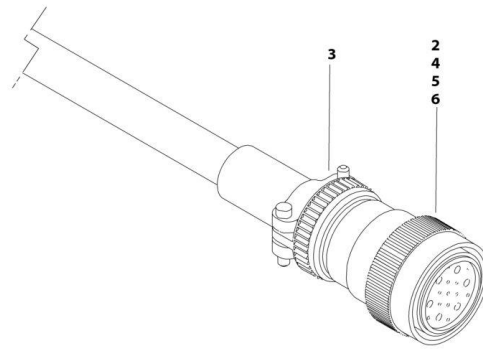
SECTION 8 - ELECTRICAL

FIGURE 8-27. BOOM CAPACITY HARNESS

ITEM	PART NUMBER	QTY	DESCRIPTION	REV
	1001263007	Ref	CAPACITY HARNESS	C
1	4460892	2	Bussbar - 6 Position	
2	4460931	1	Receptacle, Female - 8 Position	
2	4460464	6	Pin, Male	
2	4460466	2	Plug, Terminal	
3	4460894	3	Plug, Male - 6 Position	
3	4460465	16	Socket, Female	
3	4460466	2	Plug, Terminal	
4	4460539	1	Plug, Male - 3 Position	
4	4460465	3	Socket, Female	
5	4460536	1	Receptacle, Female	
5	4460464	3	Pin, Male	

SECTION 8 - ELECTRICAL

FIGURE 8-28. BOOM HARNESS - 450AJ (MAIN BOOM) (WITHOUT ARCTIC PACKAGE)



ART_1001164730

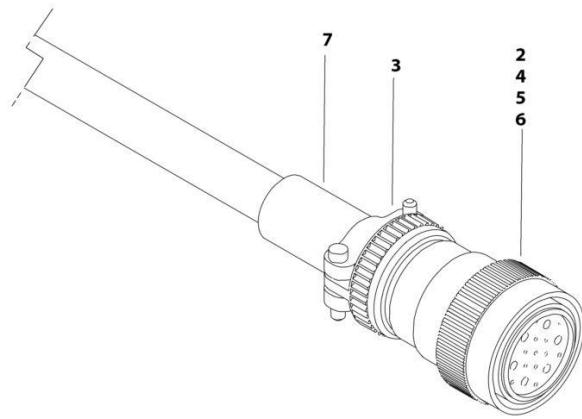
SECTION 8 - ELECTRICAL

FIGURE 8-28. BOOM HARNESS - 450AJ (MAIN BOOM) (WITHOUT ARCTIC PACKAGE)

ITEM	PART NUMBER	QTY	DESCRIPTION	REV
	1001164730	Ref	BOOM HARNESS - MAIN BOOM	D
2	4460865	1	Connector - 19 Position	
3	4460473	1	Clamp	
4	4460465	20	Socket, Female	
5	4460509	8	Socket, Female	
6	4460466	5	Plug, Socket	

SECTION 8 - ELECTRICAL

FIGURE 8-29. BOOM HARNESS - 450AJ (MAIN BOOM) (WITH ARCTIC PACKAGE)



ART_1001174748


SECTION 8 - ELECTRICAL

FIGURE 8-29. BOOM HARNESS - 450AJ (MAIN BOOM) (WITH ARCTIC PACKAGE)

ITEM	PART NUMBER	QTY	DESCRIPTION	REV
	1001174748	Ref	BOOM HARNESS - 450AJ (MAIN BOOM)	C
2	4460865	1	Connector - 19 Position	
3	4460473	1	Clamp	
4	4460465	20	Socket, Female	
5	4460509	8	Socket, Female	
6	4460466	5	Plug, Socket	

SECTION 8 - ELECTRICAL

FIGURE 8-30. BOOM HARNESS - 450AJ (MAIN BOOM AC CABLE) (WITHOUT ARCTIC PACKAGE)



ART_1001164731

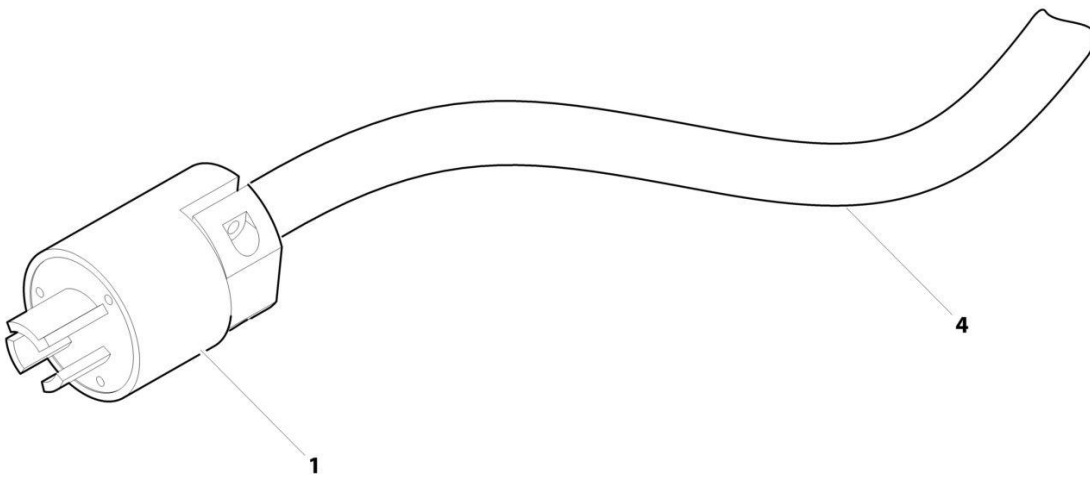
SECTION 8 - ELECTRICAL

FIGURE 8-30. BOOM HARNESS - 450AJ (MAIN BOOM AC CABLE) (WITHOUT ARCTIC PACKAGE)

ITEM	PART NUMBER	QTY	DESCRIPTION	REV
	1001164731	Ref	BOOM HARNESS - MAIN BOOM AC CABLE	C
1	1001120204	1	Plug, Male	
4	1060461	494 in/ 12.6m	Cable, Electrical - 12/3	

SECTION 8 - ELECTRICAL

FIGURE 8-31. BOOM HARNESS - 450AJ (MAIN BOOM AC CABLE) (WITH ARCTIC PACKAGE)



ART_1001174750

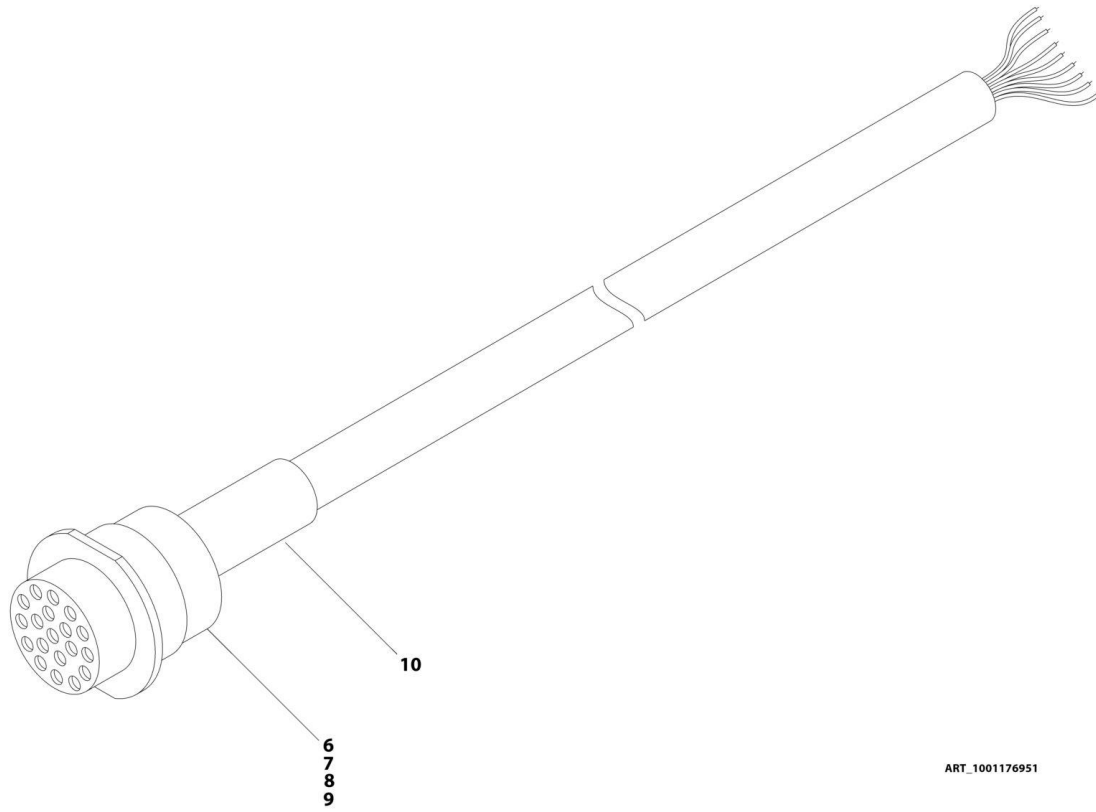
SECTION 8 - ELECTRICAL

FIGURE 8-31. BOOM HARNESS - 450AJ (MAIN BOOM AC CABLE) (WITH ARCTIC PACKAGE)

ITEM	PART NUMBER	QTY	DESCRIPTION	REV
	1001174750	Ref	BOOM HARNESS - 450AJ (MAIN BOOM AC CABLE)	B
1	1001120204	1	Plug, Male	
4	4923463	494 in/ 12.6m	Cable, Electrical - 12/3	

SECTION 8 - ELECTRICAL

FIGURE 8-32. BOOM HARNESS - TOWER BOOM (WITHOUT ARCTIC PACKAGE)



ART_1001176951

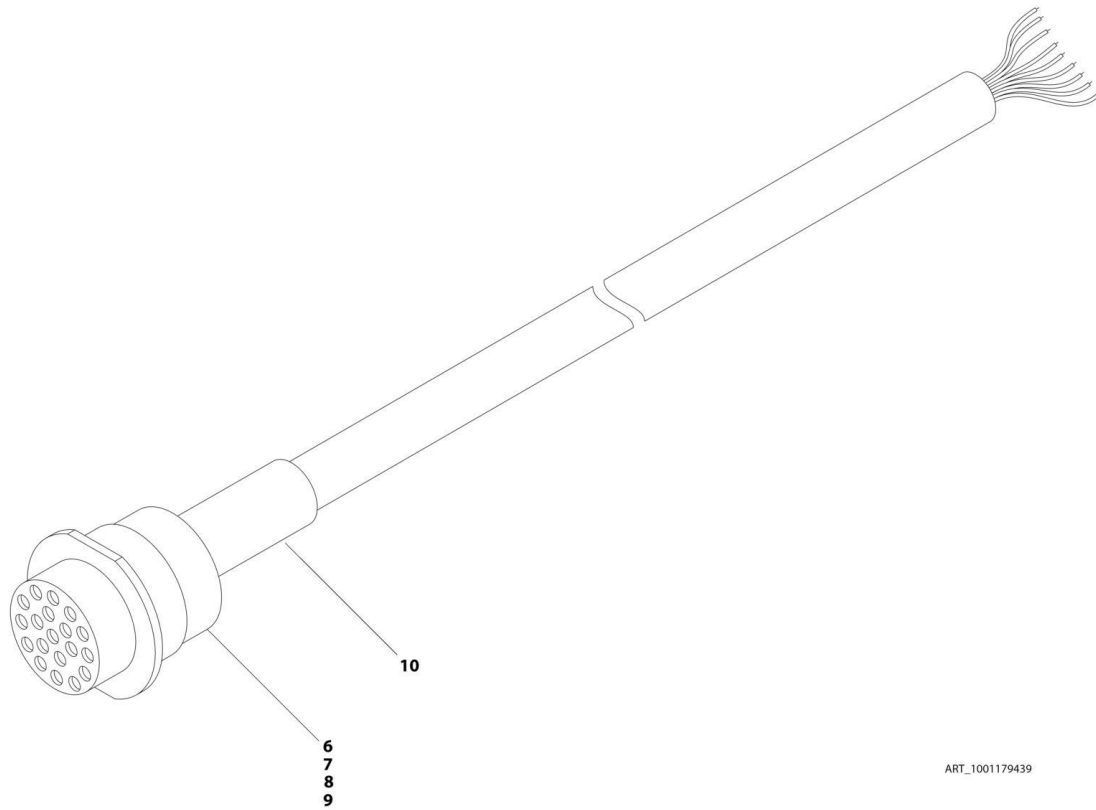
SECTION 8 - ELECTRICAL

FIGURE 8-32. BOOM HARNESS - TOWER BOOM (WITHOUT ARCTIC PACKAGE)

ITEM	PART NUMBER	QTY	DESCRIPTION	REV
	1001176951	Ref	BOOM HARNESS - TOWER BOOM	E
6	4460466	5	Plug, Terminal	
7	4460464	20	Pin, Male	
8	4460508	8	Pin, Male	
9	4460866	1	Connector - 19 Position	
10	2820031	AR	Heat Shrink	

SECTION 8 - ELECTRICAL

FIGURE 8-33. BOOM HARNESS - TOWER BOOM (WITH ARCTIC PACKAGE)



ART_1001179439

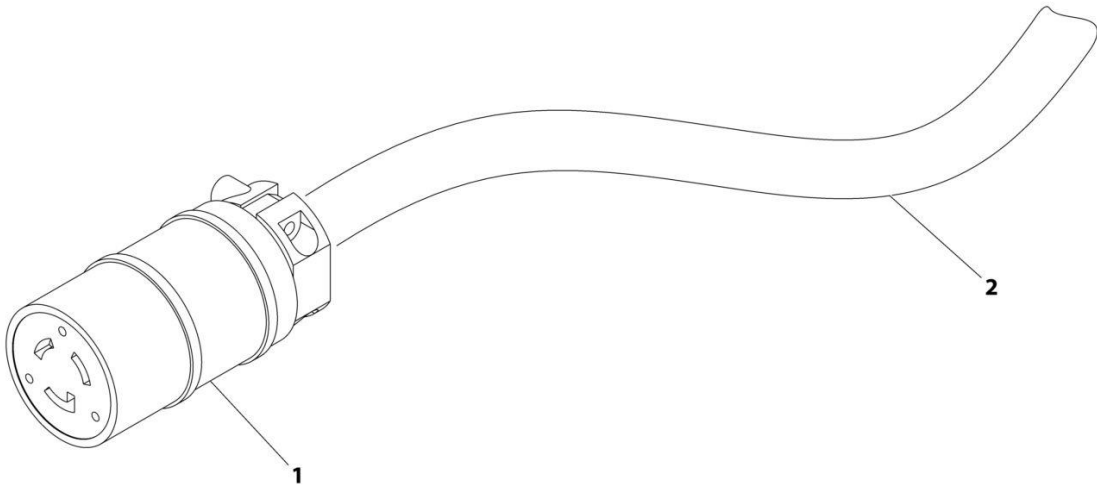
SECTION 8 - ELECTRICAL

FIGURE 8-33. BOOM HARNESS - TOWER BOOM (WITH ARCTIC PACKAGE)

ITEM	PART NUMBER	QTY	DESCRIPTION	REV
	1001179439	Ref	BOOM HARNESS - TOWER BOOM	D
6	4460466	4	Plug, Terminal	
7	4460464	22	Pin, Male	
8	4460508	8	Pin, Male	
9	4460866	1	Connector - 19 Position	
10	2820031	AR	Heat Shrink	

SECTION 8 - ELECTRICAL

FIGURE 8-34. BOOM HARNESS - TOWER BOOM AC CABLE (WITHOUT ARCTIC PACKAGE)



ART_1001174749

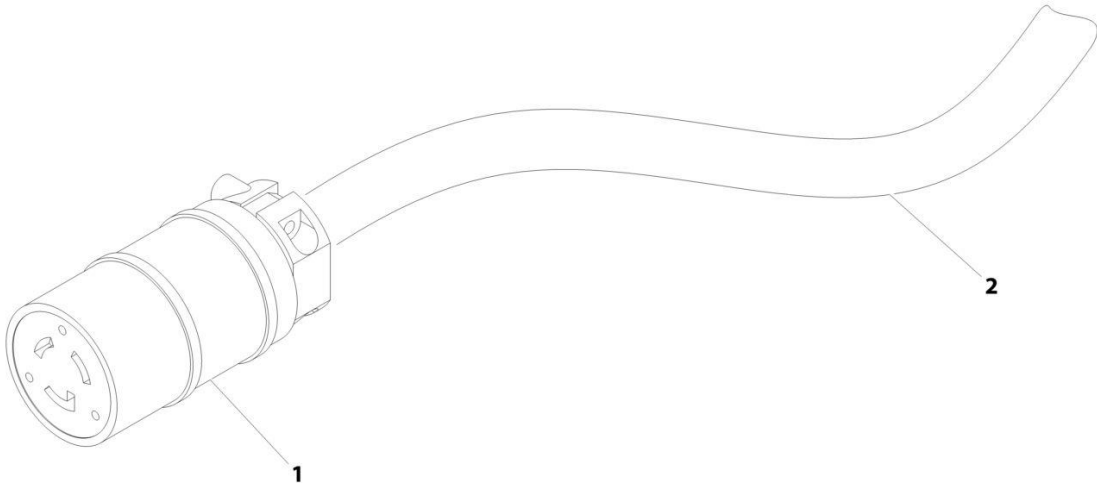
SECTION 8 - ELECTRICAL

FIGURE 8-34. BOOM HARNESS - TOWER BOOM AC CABLE (WITHOUT ARCTIC PACKAGE)

ITEM	PART NUMBER	QTY	DESCRIPTION	REV
	1001174749	Ref	BOOM HARNESS - TOWER BOOM AC CABLE	C
1	1001120205	1	Connector, Female	
2	1060461	28 ft/ 8.5m	Electrical Cable, 12/3	

SECTION 8 - ELECTRICAL

FIGURE 8-35. BOOM HARNESS - TOWER BOOM AC CABLE (WITH ARCTIC PACKAGE)



ART_1001174754

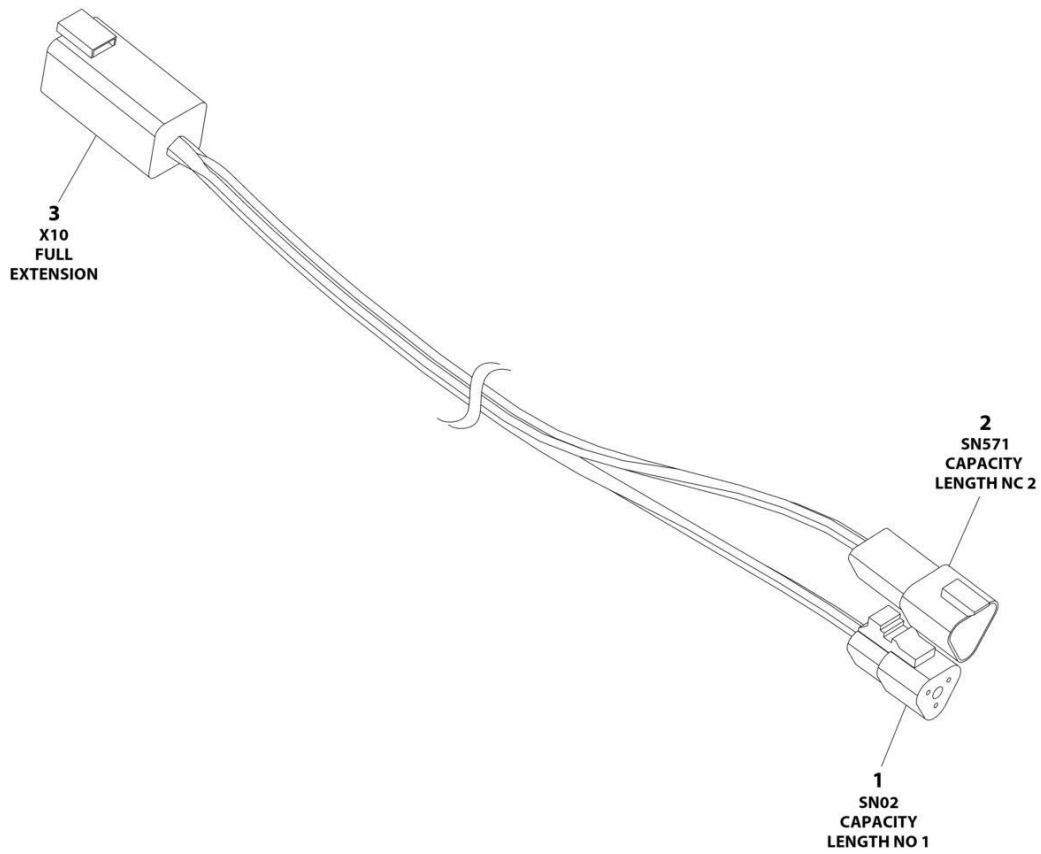
SECTION 8 - ELECTRICAL

FIGURE 8-35. BOOM HARNESS - TOWER BOOM AC CABLE (WITH ARCTIC PACKAGE)

ITEM	PART NUMBER	QTY	DESCRIPTION	REV
	1001174754	Ref	BOOM HARNESS - TOWER BOOM AC CABLE	B
1	1001120205	1	Connector, Female	
2	4920463	28 ft/ 8.5m	Cable, Electrical - 12/3	

SECTION 8 - ELECTRICAL

FIGURE 8-36. BOOM SENSOR HARNESS



ART_1001238192

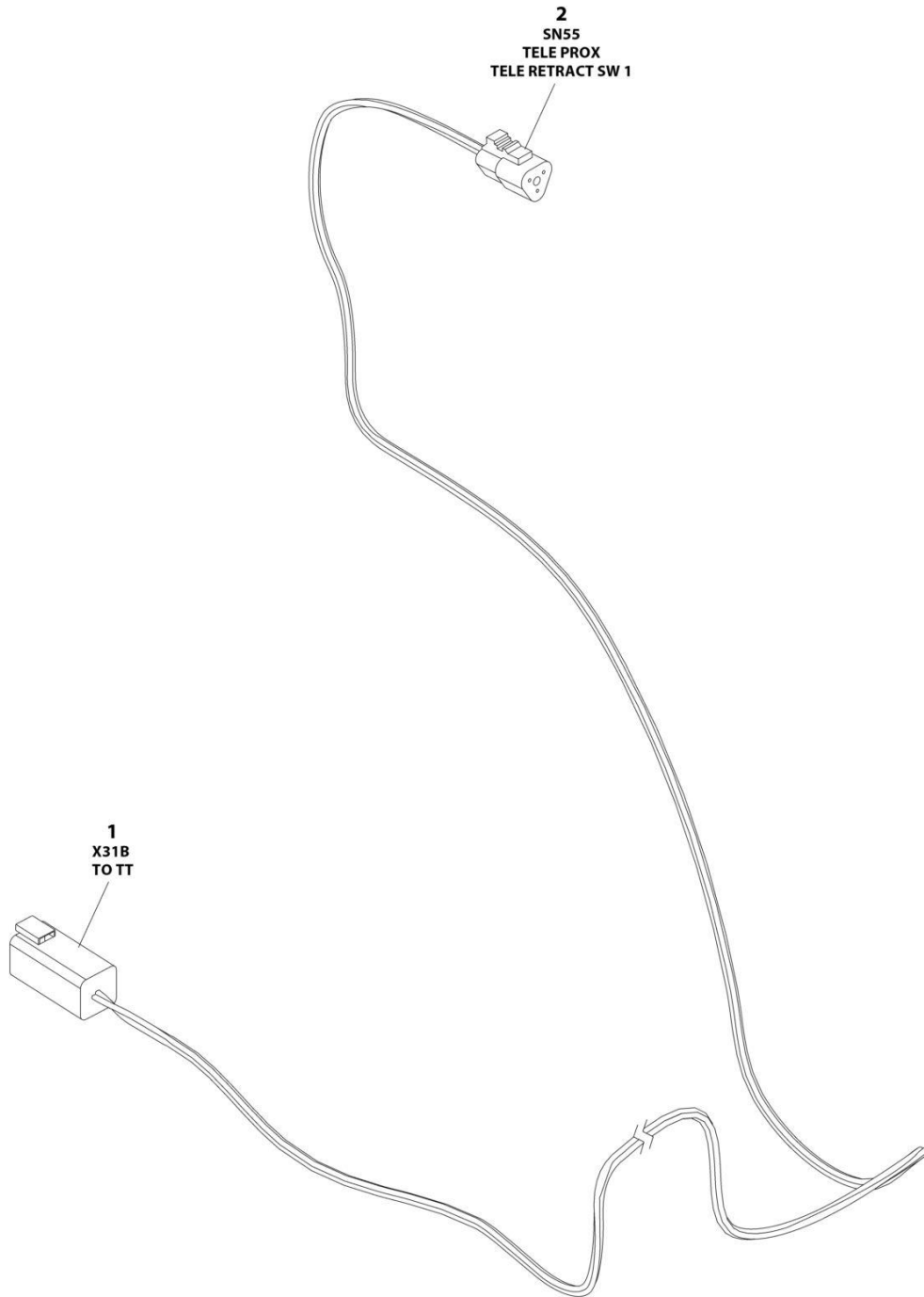
SECTION 8 - ELECTRICAL

FIGURE 8-36. BOOM SENSOR HARNESS

ITEM	PART NUMBER	QTY	DESCRIPTION	REV
	1001238192	Ref	BOOM SENSOR / CAPACITY PROXIMITY HARNESS	B
1	4460539	1	Plug, Male - 3 Position	
1	4460465	3	Socket, Female	
2	4460536	1	Receptacle, Female - 3 Position	
2	4640464	3	Pin, Male	
3	4460899	1	Receptacle, Female - 6 Position	
3	4460464	6	Pin, Male	

SECTION 8 - ELECTRICAL

FIGURE 8-37. BOOM TRANSPORT HARNESS



ART_1001263008

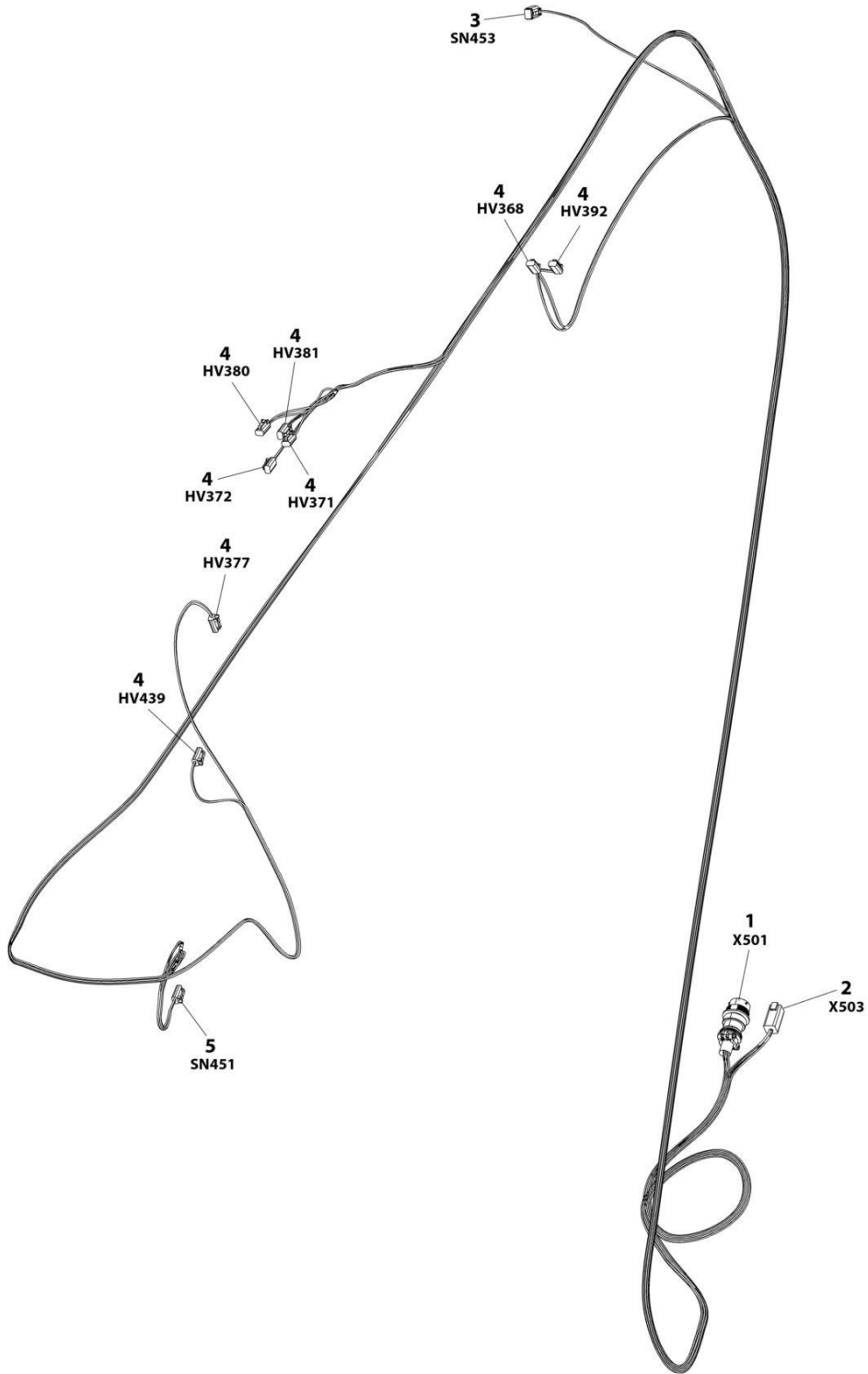
SECTION 8 - ELECTRICAL

FIGURE 8-37. BOOM TRANSPORT HARNESS

ITEM	PART NUMBER	QTY	DESCRIPTION	REV
	1001263008	Ref	TRANSPORT HARNESS	B
1	4460899	1	Receptacle, Female - 6 Position	
1	4460464	3	Pin, Male	
1	4460466	3	Plug, Terminal	
2	4460539	1	Plug, Male - 3 Position	
2	4460465	3	Socket, Female	

SECTION 8 - ELECTRICAL

FIGURE 8-38. BOOM VALVE HARNESS



ART_1001164738

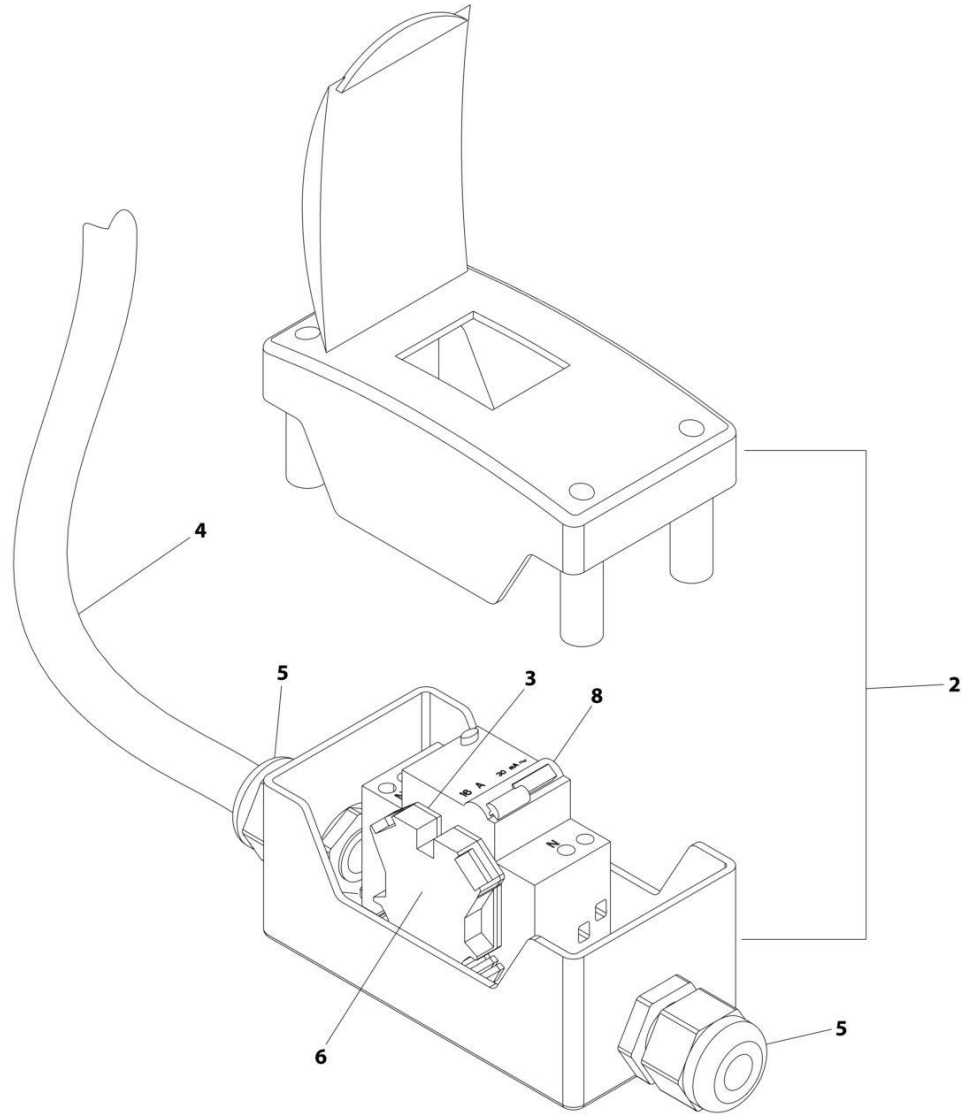
SECTION 8 - ELECTRICAL

FIGURE 8-38. BOOM VALVE HARNESS

ITEM	PART NUMBER	QTY	DESCRIPTION	REV
	1001164738	Ref	BOOM VALVE HARNESS	1
1	1001156541	1	Connector - 19 Position	
1	4460464	13	Pin, Male	
1	4460466	1	Plug, Terminal	
2	4460899	1	Connector - 6 Position	
2	4460464	6	Pin, Male	
3	4460884	1	Plug, Male - 4 Position	
3	4460465	2	Socket, Female	
3	4460466	2	Plug, Terminal	
4	4460891	8	Plug, Male - 2 Position	
4	4460465	16	Socket, Female	
5	1001230931	1	Plug, Male - 6 Position	
5	1001116748	6	Terminal	

SECTION 8 - ELECTRICAL

FIGURE 8-39. BREAKER BOX KIT WITH SINGLE DOUBLE POLE BREAKER - CE AND RUSSIA SPECS



ART_2902549

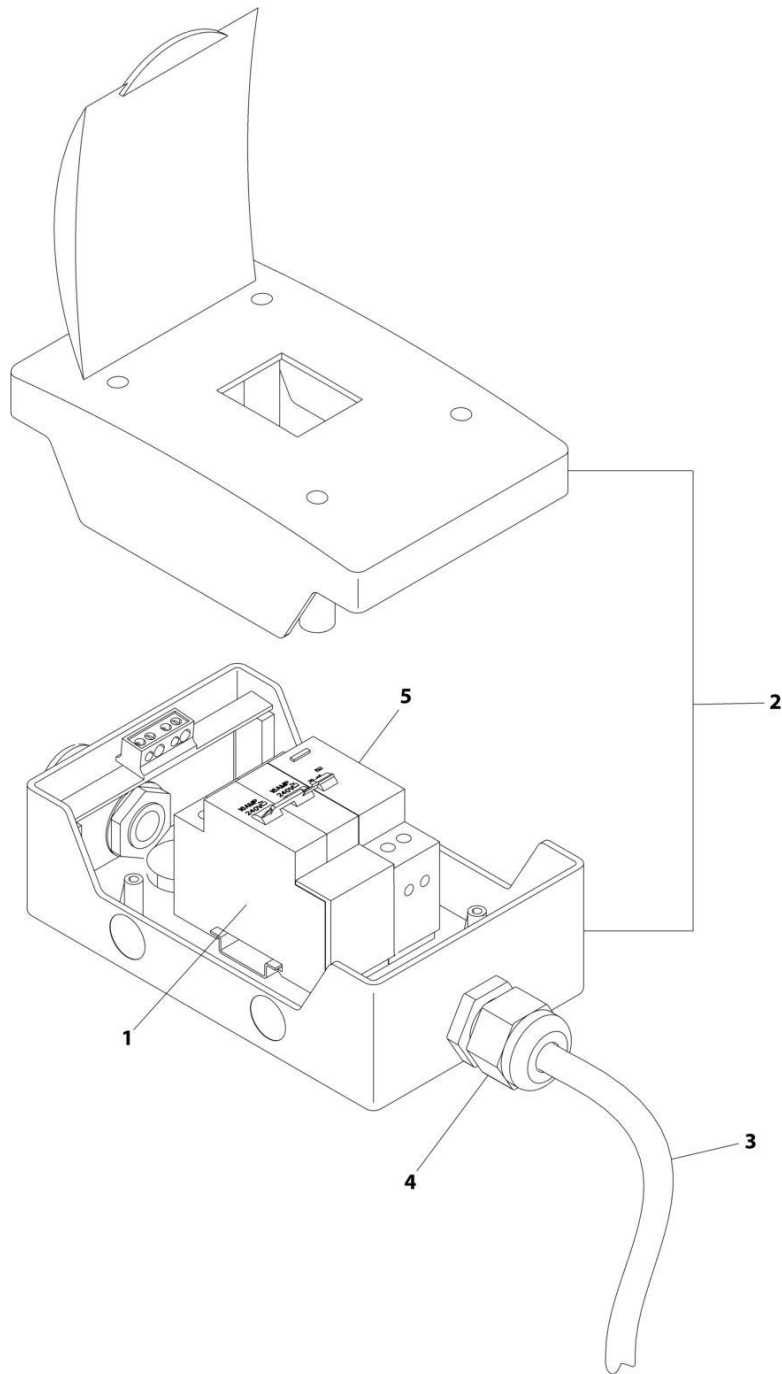
SECTION 8 - ELECTRICAL

FIGURE 8-39. BREAKER BOX KIT WITH SINGLE DOUBLE POLE BREAKER - CE AND RUSSIA SPECS

ITEM	PART NUMBER	QTY	DESCRIPTION	REV
	2902549	Ref	BREAKER BOX KIT - 110/220V 16AMP BREAKER	F
2	0861880	1	Box	
3	4460956	1	Barrier, Terminal	
4	1060908	6 ft/1.8m	Cable, 12/3	
5	1001097150	2	Connector, Strain Relief	
6	4460957	1	Block, Terminal	
8	1001181045	1	Breaker, Combination 16Amp/30mAmp	

SECTION 8 - ELECTRICAL

FIGURE 8-40. BREAKER BOX KIT WITH THREE BREAKERS - CE AND RUSSIA SPECS



ART_1001152485_F

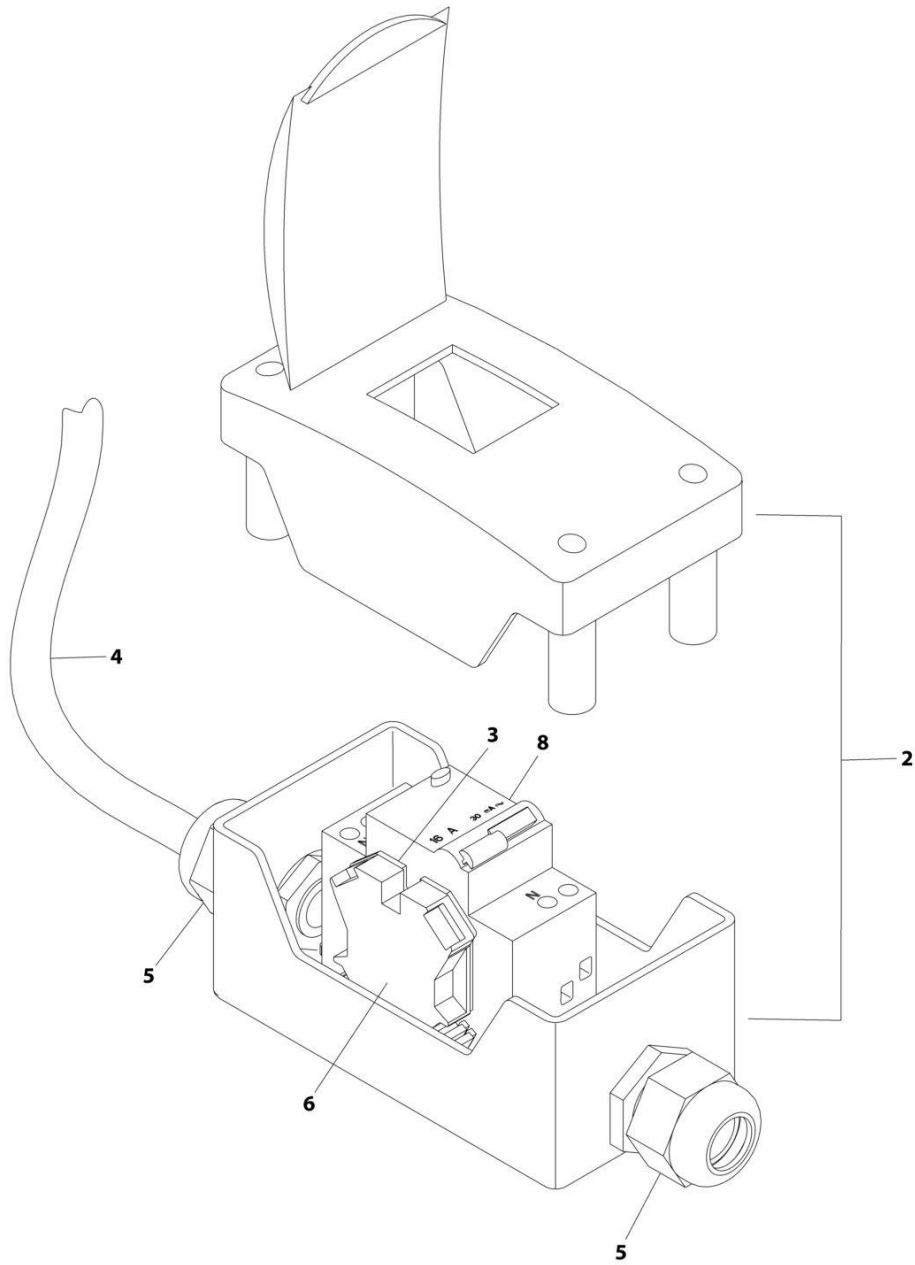
SECTION 8 - ELECTRICAL

FIGURE 8-40. BREAKER BOX KIT WITH THREE BREAKERS - CE AND RUSSIA SPECS

ITEM	PART NUMBER	QTY	DESCRIPTION	REV
	1001152485	Ref	BREAKER BOX KIT WITH TWO BREAKERS	F
1	1001189172	1	Breaker 16Amp Double	
2	1001152483	1	Box	
3	1060908	6 ft/1.8m	Cable, 12/3	
4	1001097150	2	Connector, Strain Relief	
5	1001189171	1	Breaker, 30mA	

SECTION 8 - ELECTRICAL

FIGURE 8-41. BREAKER BOX KIT - 30MA/16 AMP



ART_1001096070

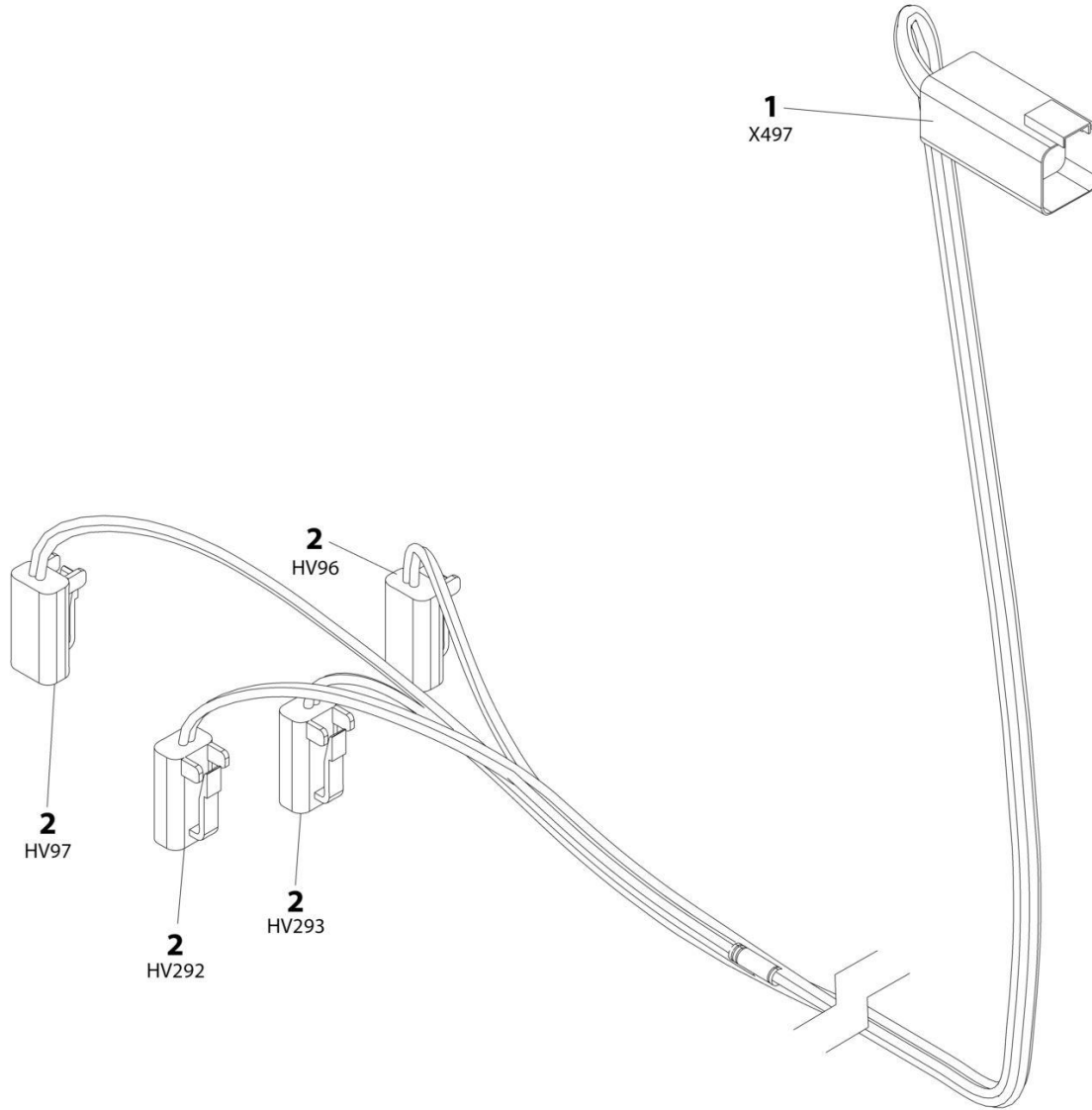
SECTION 8 - ELECTRICAL

FIGURE 8-41. BREAKER BOX KIT - 30MA/16 AMP

ITEM	PART NUMBER	QTY	DESCRIPTION	REV
	1001096070	Ref	BREAKER BOX KIT	E
2	0861880	1	Box	
3	4460956	1	Barrier, Terminal Block End	
4	1060908	12 ft/ 3.6m	Cable, 12/3	
5	1001097150	2	Connector, Strain Relief	
6	4460957	1	Block, Terminal	
8	1001181045	1	Breaker, 16Amp	

SECTION 8 - ELECTRICAL

FIGURE 8-42. CHASSIS SOLENOID HARNESS



ART_1001179236

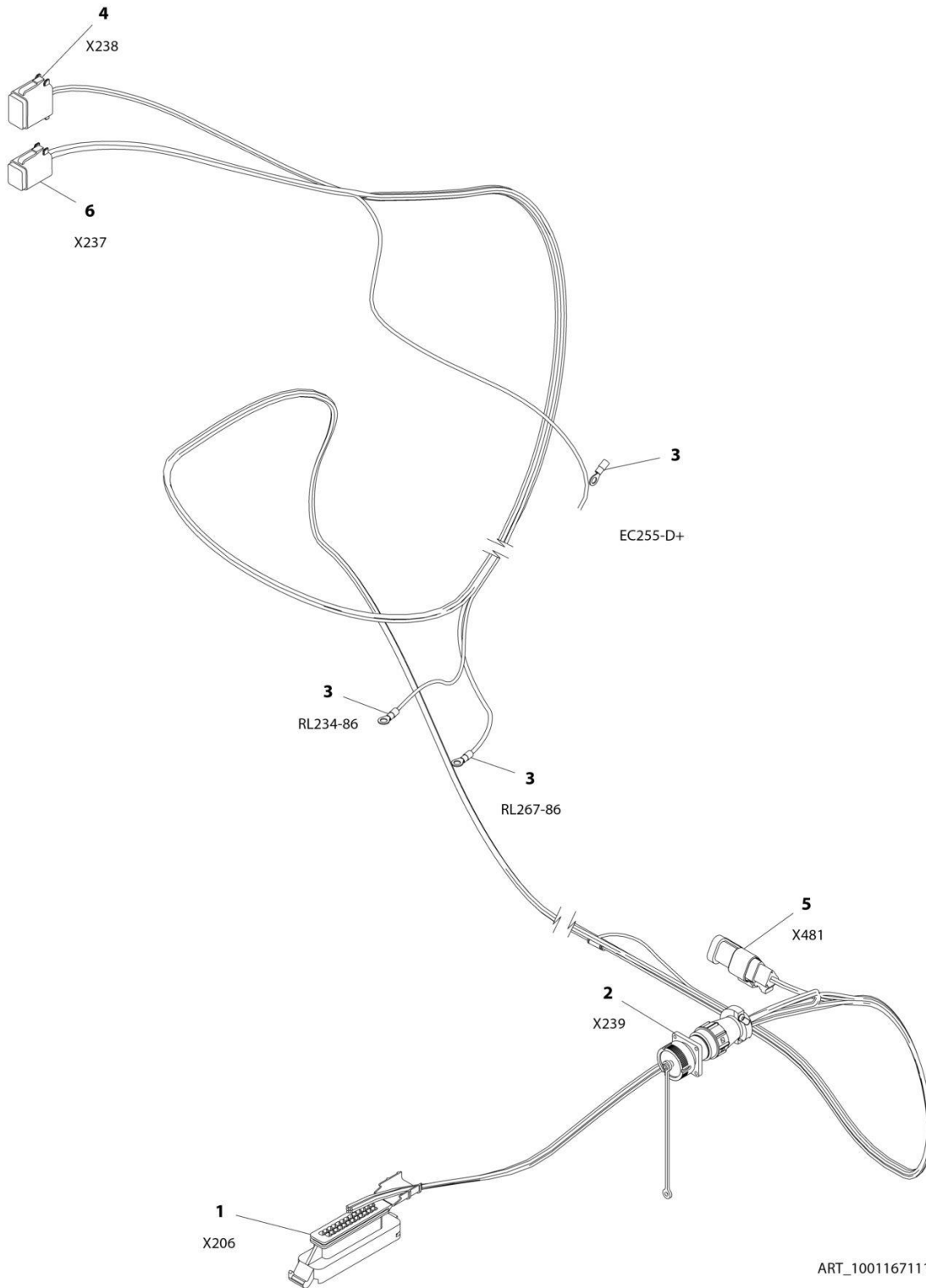
SECTION 8 - ELECTRICAL

FIGURE 8-42. CHASSIS SOLENOID HARNESS

ITEM	PART NUMBER	QTY	DESCRIPTION	REV
	1001179236	Ref	CHASSIS SOLENOID HARNESS	A
1	4460899	1	Receptacle, Female - 6 Position	
1	4460464	6	Pin, Male	
2	4460891	4	Plug, Male - 2 Position	
2	4460465	8	Socket, Female	

SECTION 8 - ELECTRICAL

FIGURE 8-43. ENGINE HARNESS - DEUTZ D2011



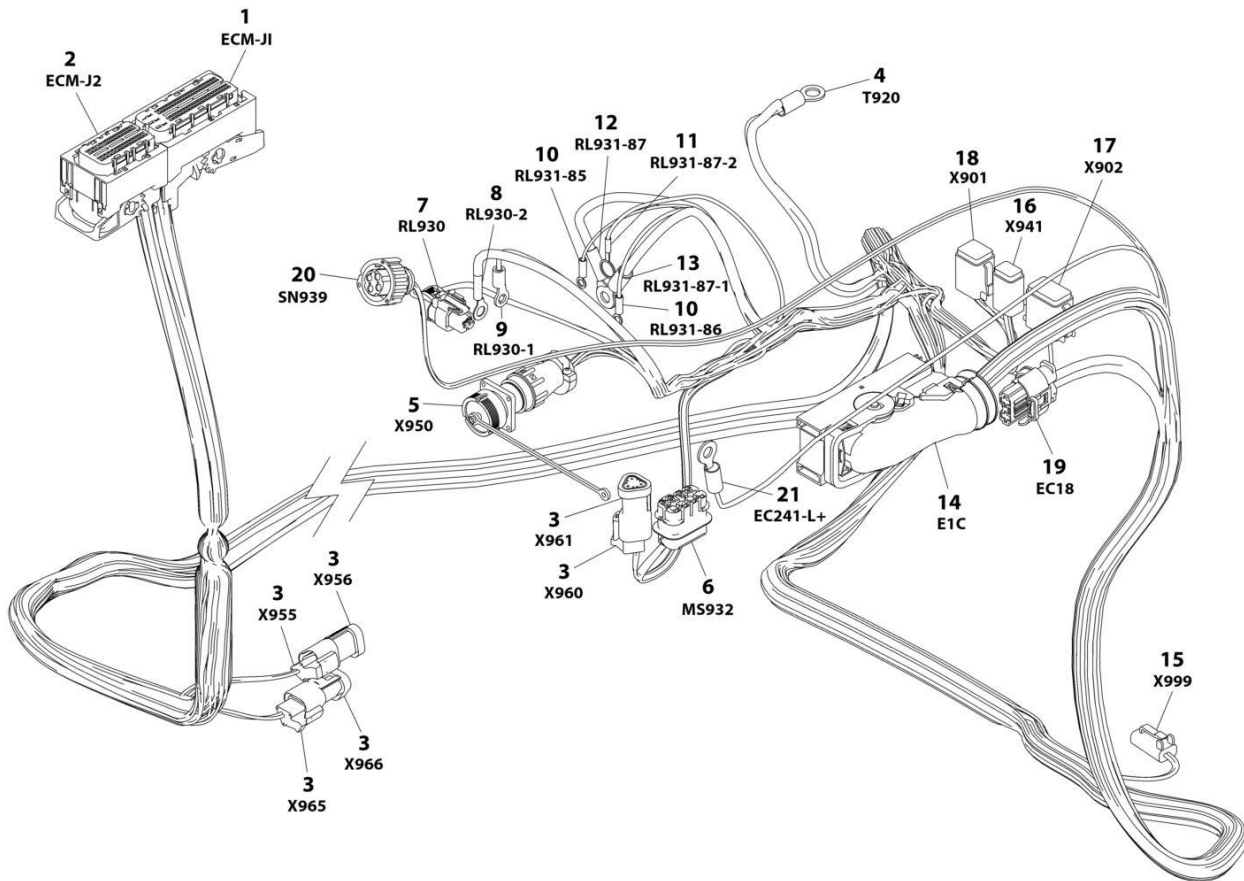
SECTION 8 - ELECTRICAL

FIGURE 8-43. ENGINE HARNESS - DEUTZ D2011

ITEM	PART NUMBER	QTY	DESCRIPTION	REV
	1001167111	Ref	ENGINE HARNESS - DEUTZ D2011	B
1	4461052	1	Connector - 25 Position	
1	4461005	7	Terminal	
1	4461008	18	Plug, Terminal	
2	2902443	1	Receptacle Kit	
2	4461071	8	Socket, Female	
2	4461072	1	Receptacle with Flange - 8 Position	
2	4461073	1	Cap, Dust	
2	4461074	1	Shell, Black	
3	4460313	3	Terminal, Ring	
4	4460930	1	Plug, Male - 8 Position	
4	4460465	2	Socket, Female	
4	4460466	6	Seal, Terminal	
5	4461095	1	Plug, Male - 3 Position	
5	4460465	3	Socket, Female	
6	4460894	1	Plug, Male - 6 Position	
6	4460465	6	Socket, Female	

SECTION 8 - ELECTRICAL

FIGURE 8-44. ENGINE HARNESS - DEUTZ D2.9L4



ART_1001167108_L

SECTION 8 - ELECTRICAL

FIGURE 8-44. ENGINE HARNESS - DEUTZ D2.9L4

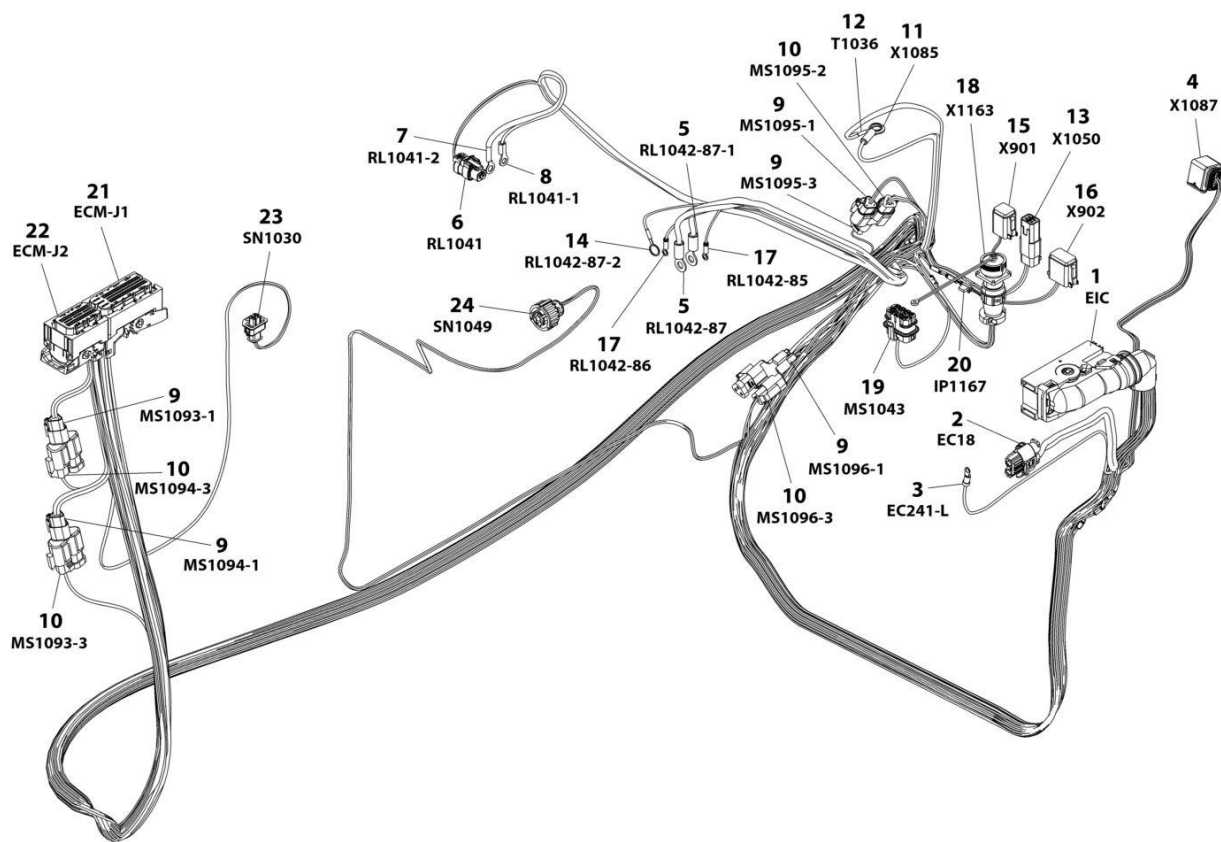
ITEM	PART NUMBER	QTY	DESCRIPTION	REV
	1001167108	Ref	ENGINE HARNESS - DEUTZ D2.9L4	L
1	1001133956	1	Connector, 94 Position	
1	1001182361	6	Terminal	
1	1001126351	2	Terminal	
1	1001230934	17	Terminal	
1	1001230935	63	Plug, Terminal	
1	1001256507	4	Terminal	
1	1001230936	2	Plug, Terminal	
1	1001182365	6	Seal	
2	1001133957	1	Connector - 60 Position	
2	1001230936	11	Plug, Terminal	
2	1001126351	13	Terminal	
2	1001230935	19	Plug, Terminal	
2	1001230934	11	Terminal	
2	1001252527	4	Terminal	
2	1001256507	2	Terminal	
3	4461095	3	Plug, Male - 3 Position	
3	4460944	6	Socket, Female	
3	4460466	3	Plug, Terminal	
3	4461070	3	Connector, Female with Resistor 3 Position	
4	8220115	1	Terminal, Ring	
5	2902443	1	Receptacle Kit	
5	4461071	8	Socket, Female	
5	4461072	1	Receptacle with Flange - 8 Position	
5	4461073	1	Cap, Dust	
5	4461074	1	Shell, Black	
6	80484084	1	Connector - 8 Position	
6	4460746	3	Terminal	
6	1001234800	1	Terminal	
6	4460748	4	Plug, Terminal	
6	4460458	4	Seal	
6	8229242	1	Fuse - 5Amp	
6	80983191	1	Fuse - 10Amp	
6	1001147264	1	Cap	
7	1001116952	1	Plug, Male - 2 Position	
7	4460465	2	Socket, Female	
8	1001117106	1	Terminal, Ring	
9	4460043	1	Terminal, Ring	
10	4460247	2	Terminal, Ring	
11	4460703	1	Terminal, Ring	
12	8220164	1	Terminal, Ring	
13	1001117107	1	Terminal, Ring	
14	1001126362	1	Connector - 62 Position	
14	1001126363	25	Terminal	
14	1001126391	21	Seal, Terminal	
14	1001126392	10	Terminal	
14	4461008	4	Seal, Terminal	
14	1001126365	2	Terminal	
14	1001223459	10	Seal, Terminal	
14	1001126364	23	Seal, Terminal	

SECTION 8 - ELECTRICAL

ITEM	PART NUMBER	QTY	DESCRIPTION	REV
14	1001256506	2	Seal, Terminal	
14	4461054	2	Seal, Terminal	
15	4460891	1	Plug, Male - 2 Position	
15	4460465	2	Socket, Female	
16	1001220379	1	Plug, Male - 4 Position	
16	4460465	2	Socket, Female	
16	4460942	2	Socket, Female	
17	4460930	1	Plug, Male - 8 Position	
17	4460465	1	Socket, Female	
17	4460466	7	Seal, Terminal	
18	4460894	1	Plug, Male - 6 Position	
18	4460465	3	Socket, Female	
18	4460944	2	Socket, Female	
18	4460466	1	Plug, Terminal	
19	1001142938	1	Connector - 2 Position	
19	1001142940	2	Terminal	
19	1001142941	2	Seal, Terminal	
20	1001133714	1	Plug, Male - 4 Position	
20	1001133715	3	Terminal	
20	1001135651	1	Plug, Terminal	
20	1001135650	3	Seal	
21	4460042	1	Terminal, Ring	

SECTION 8 - ELECTRICAL

FIGURE 8-45. ENGINE HARNESS - DEUTZ D2.9L4 ENGINE (STAGE V)



ART_1001245839

SECTION 8 - ELECTRICAL

FIGURE 8-45. ENGINE HARNESS - DEUTZ D2.9L4 ENGINE (STAGE V)

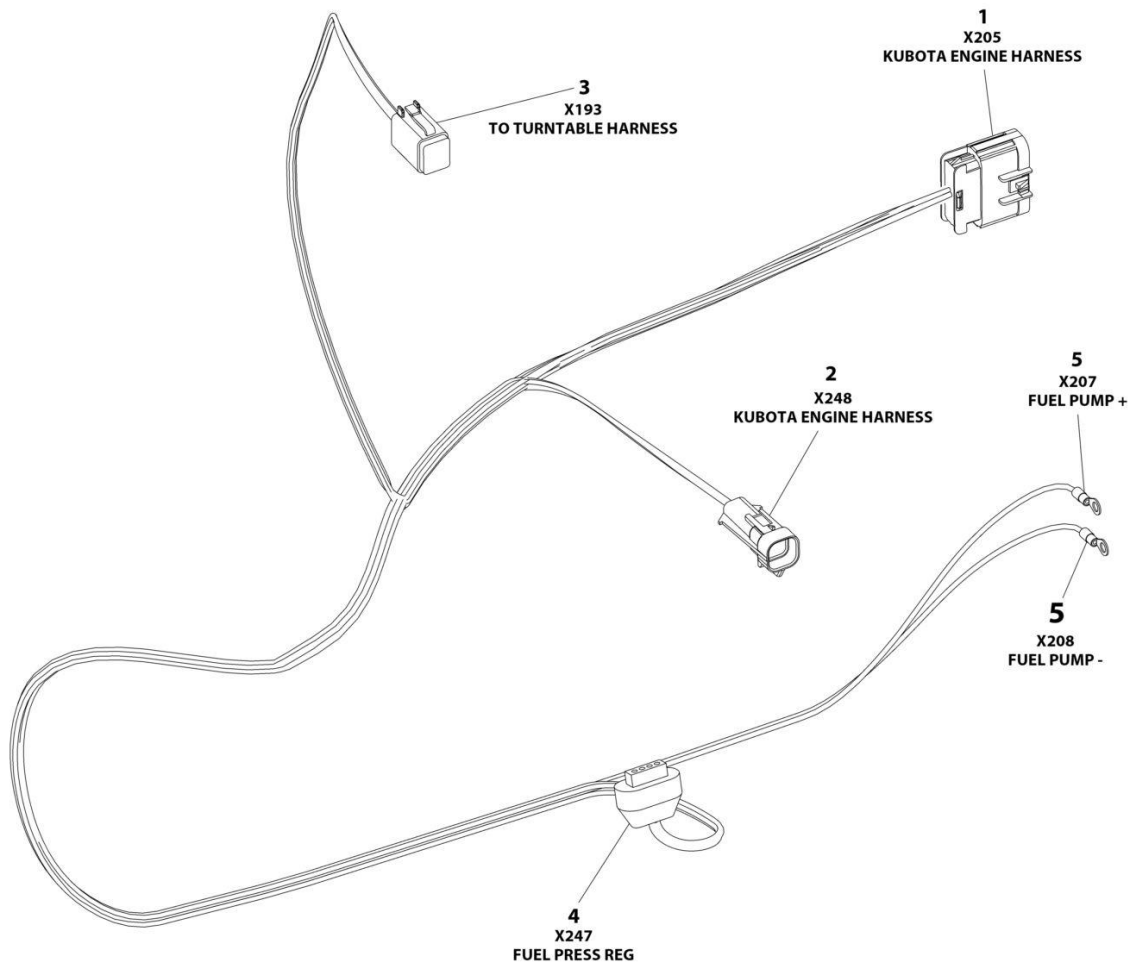
ITEM	PART NUMBER	QTY	DESCRIPTION	REV
	1001245839	Ref	ENGINE HARNESS - DEUTZ (STAGE V)	F
1	1001126362	1	Connector - 62 Position	
1	1001126363	37	Terminal	
1	1001126391	7	Seal, Terminal	
1	1001126392	12	Terminal	
1	4461008	4	Seal, Terminal	
1	1001167632	2	Terminal	
1	1001126364	36	Seal, Terminal	
1	1001223459	12	Seal, Terminal	
1	4461054	2	Seal, Terminal	
2	1001142938	1	Connector - 2 Position	
2	1001142940	2	Terminal	
2	1001142941	2	Seal, Terminal	
3	4460042	1	Terminal, Ring	
4	1001239202	1	Connector - 8 Position	
4	1001126363	7	Terminal	
4	1001126391	1	Seal, Terminal	
4	1001126364	7	Seal, Terminal	
5	1001117107	2	Terminal, Ring	
6	1001116952	1	Plug, Male - 2 Position	
6	4460465	2	Socket, Female	
7	1001117106	1	Terminal, Ring	
8	4460043	1	Terminal, Ring	
9	1001116812	5	Connector, 3 Position	
9	4460944	10	Socket, Female	
9	4460466	5	Plug, Terminal	
10	4460539	4	Plug, Male - 3 Position	
10	4460944	8	Socket, Female	
10	4460466	4	Plug, Terminal	
11	8220164	1	Terminal, Ring	
12	4460019	1	Terminal, Ring	
13	4460884	1	Plug, Male - 4 Position	
13	4460465	2	Socket, Female	
13	4460942	2	Socket, Female	
14	4460703	1	Terminal, Ring	
15	4460894	1	Plug, Male - 6 Position	
15	4460465	2	Socket, Female	
15	4460944	2	Socket, Female	
15	4460465	2	Socket, Female	
16	4460930	1	Plug, Male - 8 Position	
16	4460465	1	Socket, Female	
16	4460466	7	Plug, Terminal	
17	4460247	2	Terminal, Ring	
18	2902443	1	Receptacle Kit	
18	4461071	8	Socket, Female	
18	4461072	1	Receptacle with Flange - 8 Position	
18	4461073	1	Cap, Dust	
18	4461074	1	Shell, Black	
19	80484084	1	Connector - 8 Position	
19	4460746	3	Terminal	

SECTION 8 - ELECTRICAL

ITEM	PART NUMBER	QTY	DESCRIPTION	REV
19	1001234800	1	Terminal	
19	4460748	4	Plug, Terminal	
19	4460458	4	Seal	
20	1001170764	1	Holder, Fuse	
20	1001197719	1	Fuse 0.5 Watt	
21	1001133956	1	Connector, 94 Position	
21	1001182361	8	Terminal	
21	1001126351	3	Terminal	
21	1001230934	25	Terminal	
21	1001230935	55	Plug, Terminal	
21	1001252527	4	Terminal	
21	1001230936	1	Plug, Terminal	
21	1001182365	8	Seal	
22	1001133957	1	Connector - 60 Position	
22	1001230936	11	Plug, Terminal	
22	1001126351	13	Terminal	
22	1001230935	10	Plug, Terminal	
22	1001230934	26	Terminal	
23	1001126487	1	Connector - 2 Position	
23	1001167635	2	Terminal	
23	1001126485	2	Seal	
24	1001133714	1	Plug, Male - 4 Position	
24	1001133715	3	Terminal	
24	1001135651	1	Plug, Terminal	
24	1001135650	2	Seal	

SECTION 8 - ELECTRICAL

FIGURE 8-46. ENGINE HARNESS - KUBOTA



ART_1001213706

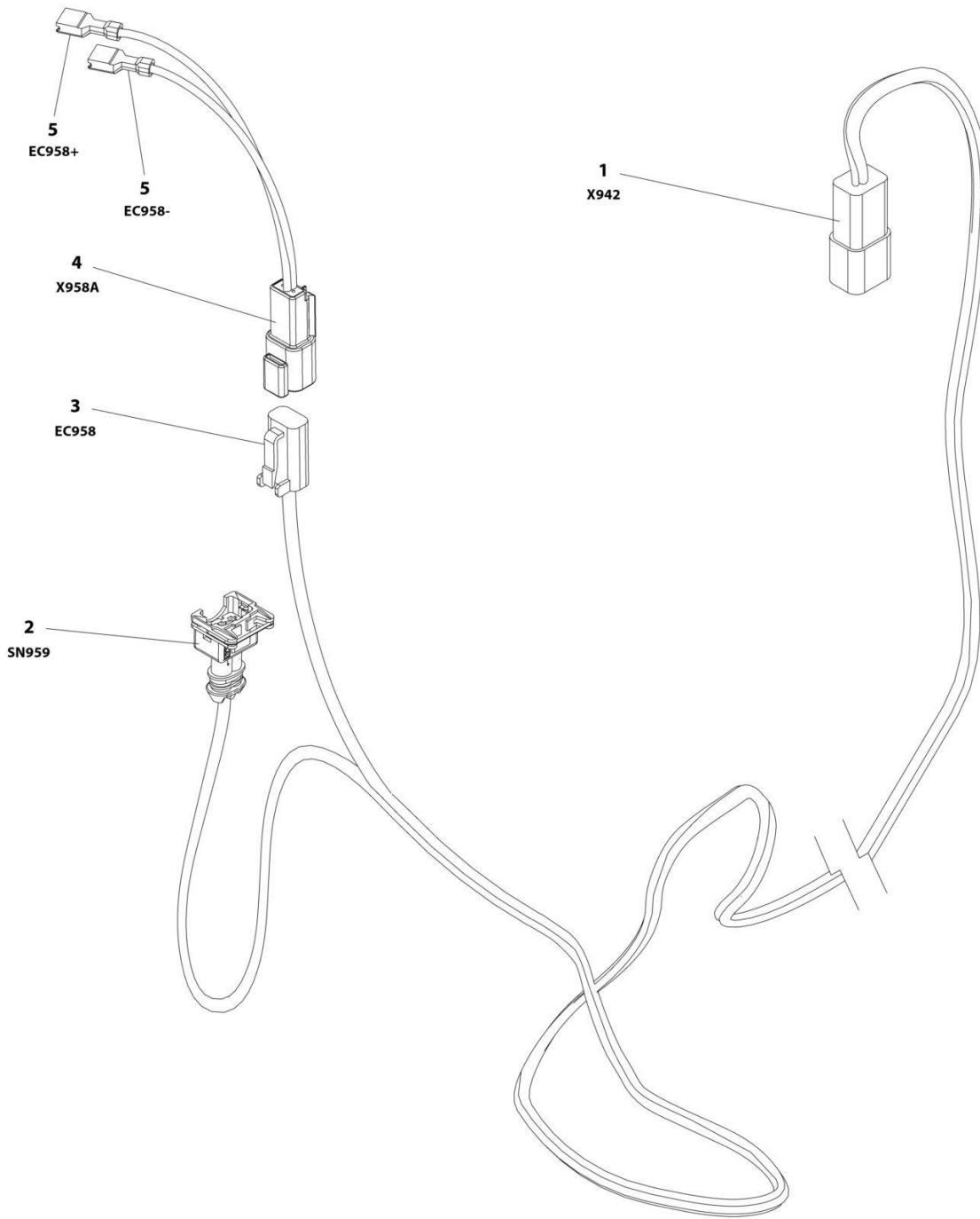
SECTION 8 - ELECTRICAL

FIGURE 8-46. ENGINE HARNESS - KUBOTA

ITEM	PART NUMBER	QTY	DESCRIPTION	REV
	1001213706	Ref	ENGINE HARNESS - KUBOTA	D
1	4461109	1	Plug, Male - 16 Position	
1	4461111	AR	Pin, Male	
1	4461113	AR	Seal	
1	4461222	AR	Plug	
2	4461124	1	Connector - 4 Position	
2	4460693	4	Terminal	
2	4461123	4	Seal	
3	4460894	1	Plug, Male - 6 Position	
3	4460465	5	Socket, Female	
3	4460466	1	Plug, Terminal	
4	4461121	1	Plug, Male - 4 Position	
4	4461122	4	Terminal	
4	4461006	4	Seal	
5	4460042	2	Terminal, Ring	

SECTION 8 - ELECTRICAL

FIGURE 8-47. FUEL HARNESS - DEUTZ D2.9L4 ENGINE



ART_1001181358

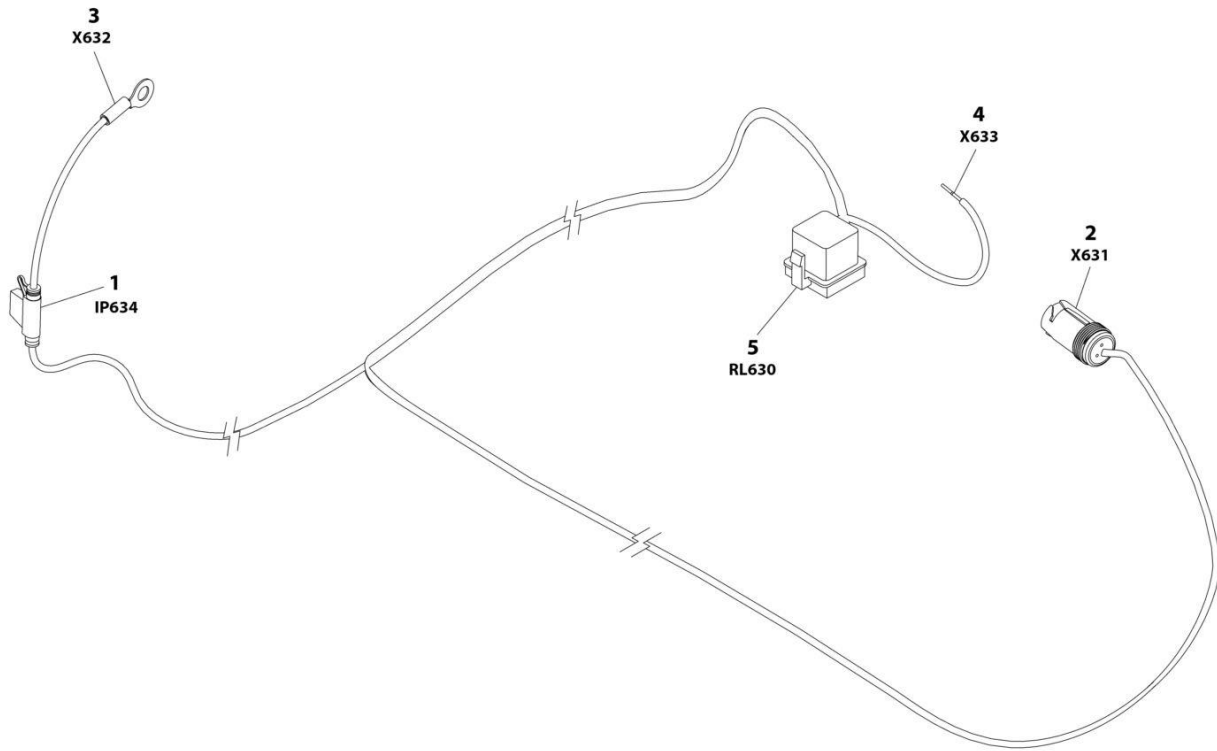
SECTION 8 - ELECTRICAL

FIGURE 8-47. FUEL HARNESS - DEUTZ D2.9L4 ENGINE

ITEM	PART NUMBER	QTY	DESCRIPTION	REV
	1001181358	Ref	FUEL HARNESS - DEUTZ D2.9L4 ENGINE	D
1	4460932	1	Receptacle, Female - 4 Position	
1	4460464	2	Pin, Male	
1	4460941	2	Pin, Male	
2	1001116983	1	Plug, Male - 2 Position	
2	4461060	2	Socket, Female	
2	4461054	2	Seal	
3	4460891	1	Plug, Male - 2 Position	
3	4460942	2	Socket, Female	
4	4460897	1	Receptacle, Female - 2 Position	
4	4460941	2	Pin, Male	
5	8220051	2	Coupler, Female	

SECTION 8 - ELECTRICAL

FIGURE 8-48. GENERATOR HARNESS - 2500W GENERATOR (60HZ)



ART_1001187522


SECTION 8 - ELECTRICAL

FIGURE 8-48. GENERATOR HARNESS - 2500W GENERATOR (60HZ)

ITEM	PART NUMBER	QTY	DESCRIPTION	REV
	1001187522	Ref	GENERATOR HARNESS - 2500W	B
1	2400066	1	Fuseholder - 30Amp (Includes Cover)	
1	8229245	1	Fuse 30Amp	
2	1001154726	1	Receptacle, Female - 3 Position	
2	4460464	2	Pin, Male	
2	4460466	1	Plug, Terminal	
3	8220045	1	Terminal, Ring	
4	4460906	1	Socket, Female	
5	1001117057	1	Connector, Relay	
5	1001116734	2	Terminal	
5	1001116732	2	Terminal	
5	3740080	1	Relay	

SECTION 8 - ELECTRICAL

FIGURE 8-49. GENERATOR HARNESS - 2500W GENERATOR (50HZ)



ART_1001187352

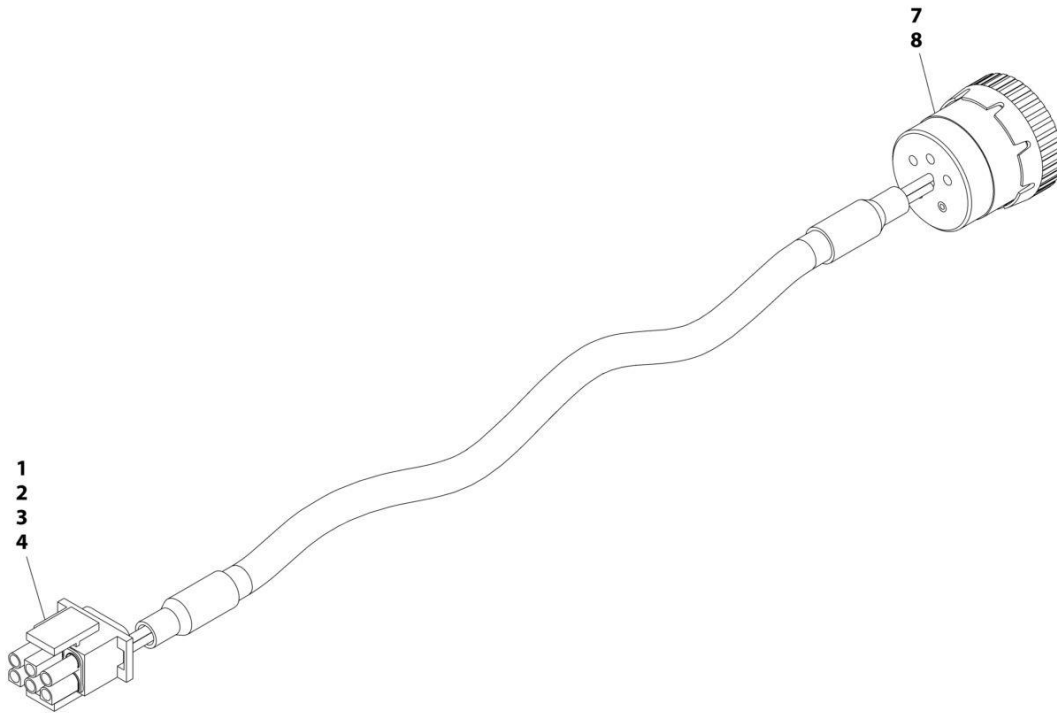
SECTION 8 - ELECTRICAL

FIGURE 8-49. GENERATOR HARNESS - 2500W GENERATOR (50HZ)

ITEM	PART NUMBER	QTY	DESCRIPTION	REV
	1001187352	Ref	GENERATOR HARNESS - 2500W GENERATOR (50HZ)	A
1	8220045	1	Terminal, Ring	
2	2400060	1	Holder, Fuse	
2	8229245	1	Fuse 30Amp	
3	1001154726	1	Connector - 3 Position	
3	4460464	2	Pin, Male	
3	4460466	1	Plug, Terminal	
4	1001100231	1	Terminal	
5	1001117057	1	Plug, Relay	
5	1001116734	2	Terminal	
5	1001116732	2	Terminal	

SECTION 8 - ELECTRICAL

FIGURE 8-50. GENERATOR HARNESS - 4000W GENERATOR



ART_1001152532

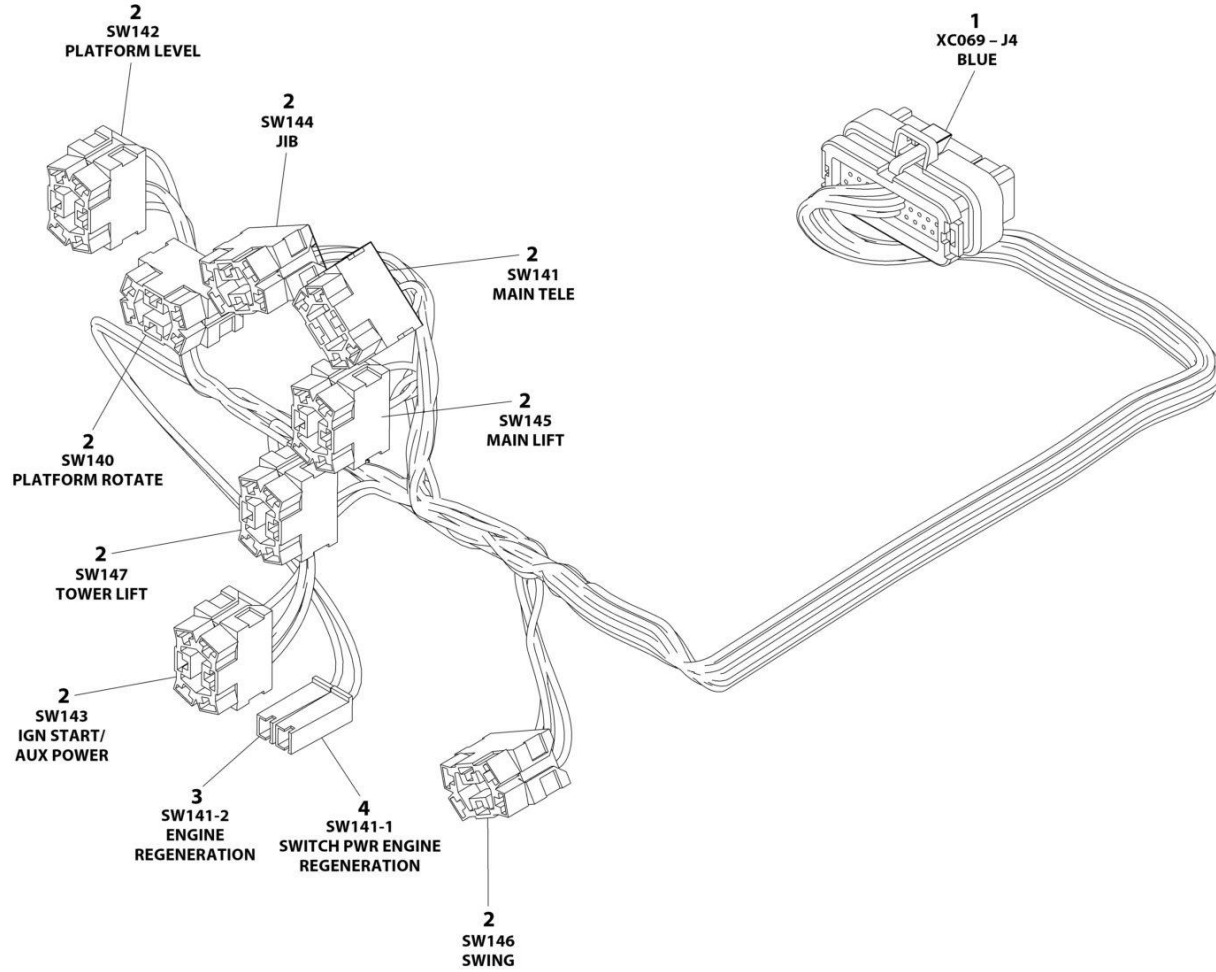
SECTION 8 - ELECTRICAL

FIGURE 8-50. GENERATOR HARNESS - 4000W GENERATOR

ITEM	PART NUMBER	QTY	DESCRIPTION	REV
	1001152532	Ref	GENERATOR HARNESS	A
1	4460225	1	Connector - 6 Position	
2	4460268	2	Socket, Female	
3	4460807	1	Seal	
4	4460808	1	Seal	
7	4460465	2	Socket, Female	
8	77363233	1	Connector - 6 Position	

SECTION 8 - ELECTRICAL

FIGURE 8-51. GROUND CONTROL PANEL HARNESS



ART_1001244295

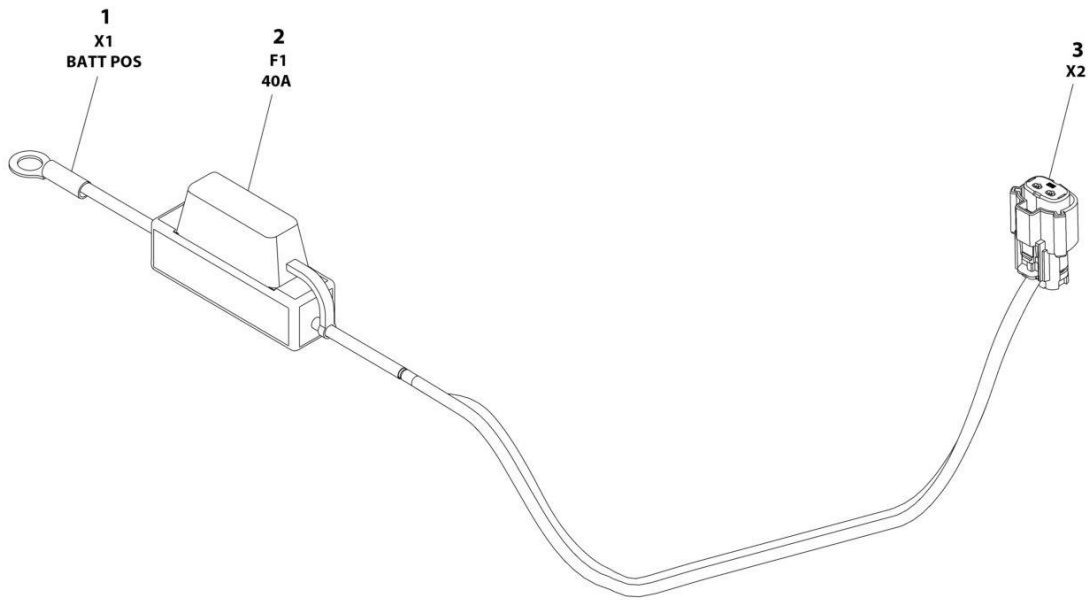
SECTION 8 - ELECTRICAL

FIGURE 8-51. GROUND CONTROL PANEL HARNESS

ITEM	PART NUMBER	QTY	DESCRIPTION	REV
	1001244295	Ref	GROUND CONTROL PANEL HARNESS	C
1	4460876	1	Connector - 35 Position	
1	4460871	18	Socket, Female	
1	4460905	17	Plug, Terminal	
2	4460418	8	Connector - 6 Position	
2	4460419	16	Terminal	
2	1001159186	16	Terminal	
3	4460260	2	Housing, Terminal	
3	4460259	2	Terminal	
4	4460260	1	Terminal, Housing	
4	4460259	1	Terminal	

SECTION 8 - ELECTRICAL

FIGURE 8-52. KUBOTA D/F POWER HARNESS



ART_1001229797

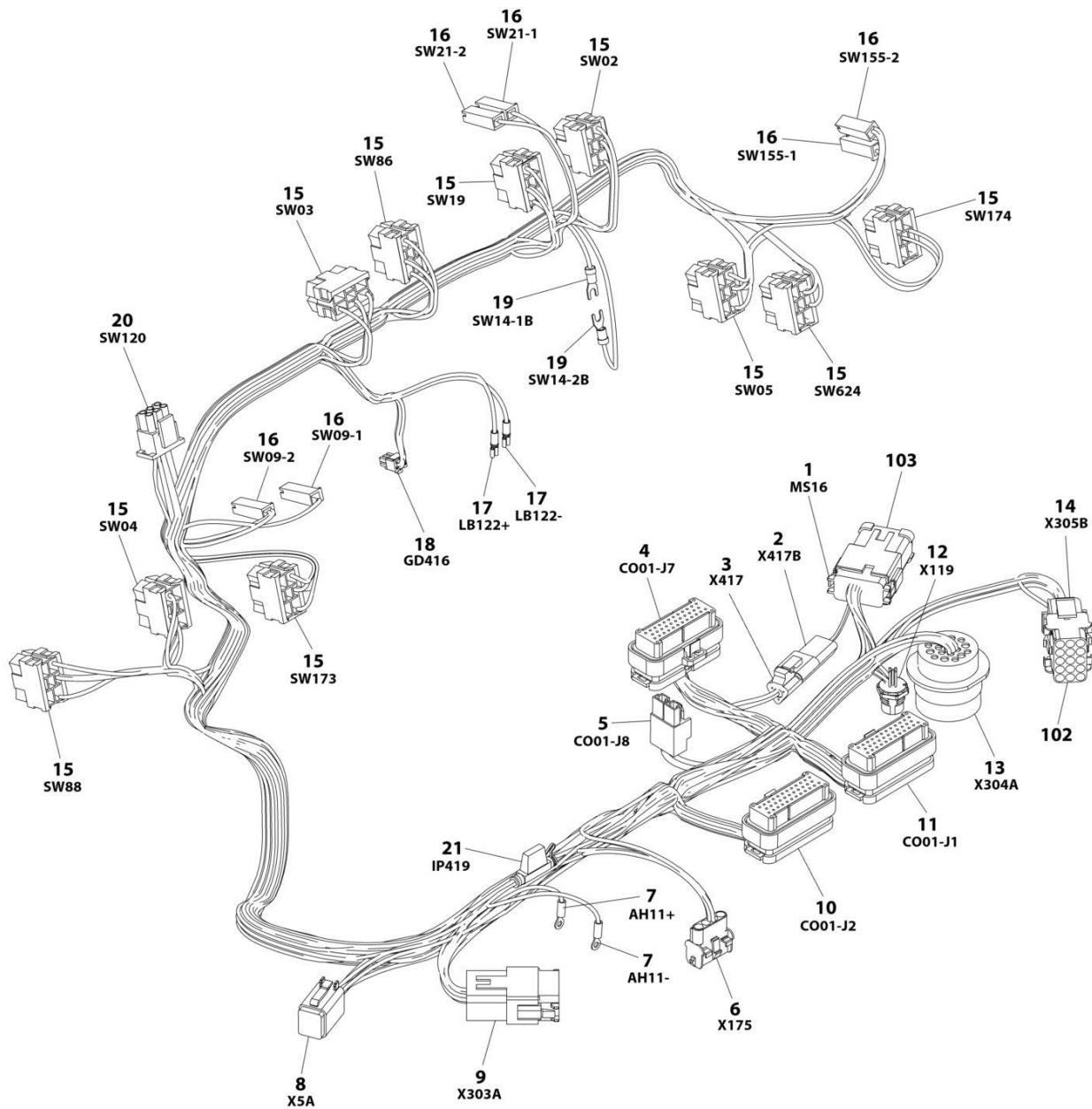
SECTION 8 - ELECTRICAL

FIGURE 8-52. KUBOTA D/F POWER HARNESS

ITEM	PART NUMBER	QTY	DESCRIPTION	REV
	1001229797	Ref	KUBOTA D/F POWER HARNESS	A
1	4460977	1	Terminal, Ring	
2	2400082	1	Fuse 40Amp	
3	1001229795	1	Connector - 2 Position	
3	1001229796	2	Socket, Female	

SECTION 8 - ELECTRICAL

FIGURE 8-53. PLATFORM CONSOLE BOX HARNESS



ART_1001238254

SECTION 8 - ELECTRICAL

FIGURE 8-53. PLATFORM CONSOLE BOX HARNESS

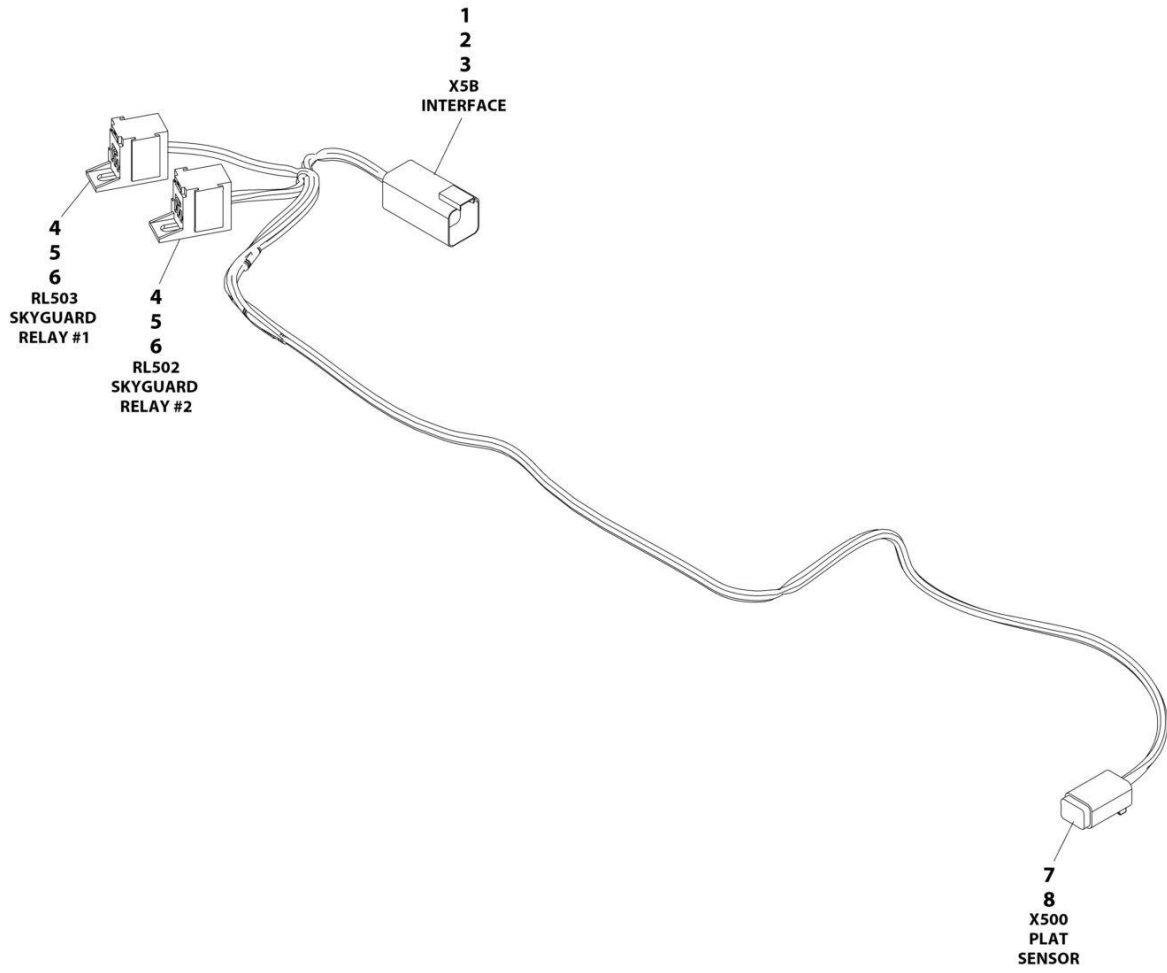
ITEM	PART NUMBER	QTY	DESCRIPTION	REV
	1001238254	Ref	PLATFORM CONSOLE BOX HARNESS	H
1	4460933	1	Plug, Male - 12 Position	
1	4460465	10	Socket, Female	
1	4460466	2	Plug, Terminal	
2	4460536	1	Receptacle, Female - 3 Position	
2	4460464	2	Pin, Male	
2	4460466	1	Plug, Terminal	
3	4460539	1	Plug, Male - 3 Position	
3	4460465	2	Socket, Female	
3	4460466	1	Plug, Terminal	
4	4460873	1	Connector - 35 Position	
4	4460871	21	Socket, Female	
4	4460905	14	Plug, Terminal	
5	4460879	1	Plug, Male - 2 Position	
5	4460887	2	Terminal	
6	4460761	1	Receptacle, Female - 4 Position	
6	4460267	4	Pin, Male	
7	1001098122	2	Terminal, Ring	
8	4460894	1	Plug, Male - 6 Position	
8	4460465	6	Socket, Female	
9	4460970	1	Receptacle, Female - 12 Position	
9	1001116693	9	Pin, Male	
9	4460466	1	Plug, Terminal	
9	4460464	2	Pin, Male	
10	4460875	1	Connector - 35 Position	
10	4460871	12	Socket, Female	
10	4460905	23	Plug, Terminal	
11	4460874	1	Connector - 35 Position	
11	4460871	27	Socket, Female	
11	4460905	8	Plug, Terminal	
12	1001213447	1	Connector - 4 Position	
12	See Note	NSS	Terminal (Note: Purchase p/n 1001213447)	
13	4460866	1	Connector - 19 Position	
13	4460464	5	Pin, Male	
13	4460466	11	Plug, Terminal	
13	4460508	1	Pin, Male	
14	4460434	1	Connector - 15 Position	
14	4460267	8	Pin, Male	
15	4460418	10	Connector - 6 Position	
15	4460419	45	Terminal	
16	4460260	6	Housing, Terminal	
16	4460259	8	Terminal	
17	1001271497	2	Terminal	
18	1001237667	1	Plug, Male - 6 Position	
18	1001237668	4	Terminal	
19	4460183	2	Terminal, Fork	
20	4460225	1	Plug, Male - 6 Position	
20	4460227	6	Pin, Male (Note: Used on Pump Potentiometer Connection Only)	
21	2400060	1	Fuse Holder	
102	4460708	1	Connector, Bussbar - 15 Position	

SECTION 8 - ELECTRICAL

ITEM	PART NUMBER	QTY	DESCRIPTION	REV
103	1001125677	1	Connector, Bussbar - 12 Posititon	

SECTION 8 - ELECTRICAL

FIGURE 8-54. PLATFORM INTERFACE HARNESS



ART_1001225580_E

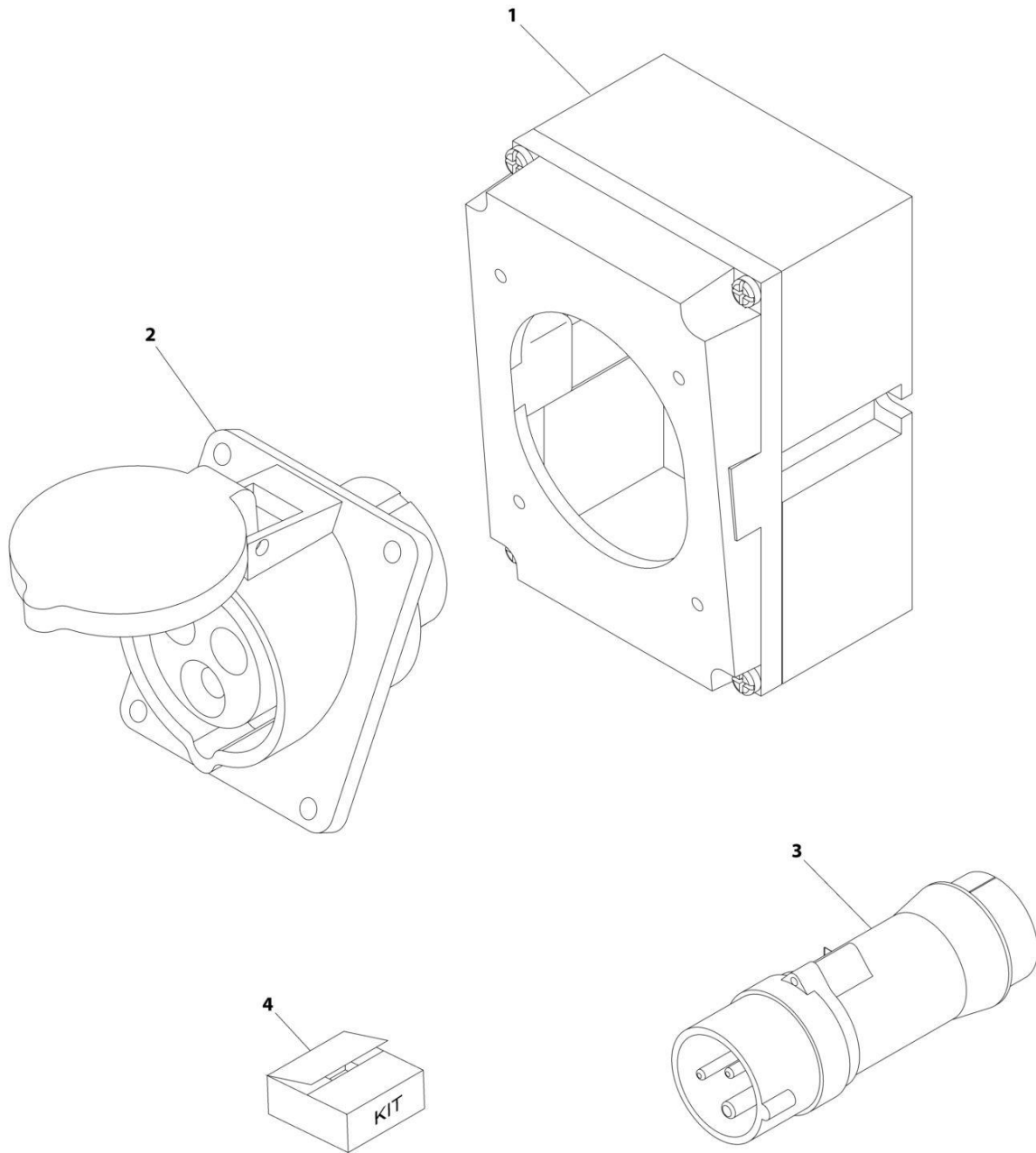
SECTION 8 - ELECTRICAL

FIGURE 8-54. PLATFORM INTERFACE HARNESS

ITEM	PART NUMBER	QTY	DESCRIPTION	REV
	1001225580	Ref	PLATFORM INTERFACE HARNESS - WITH 1 CELL LSS	E
1	4460899	1	Connector	
2	4460464	4	Terminal	
3	4460466	2	Plug	
4	1001186432	2	Connector	
5	1001253375	4	Terminal	
6	1001104519	4	Terminal	
7	4460884	1	Connector	
8	4460465	4	Terminal	

SECTION 8 - ELECTRICAL

FIGURE 8-55. RECEPTACLE BOX KIT - 110V IEC YELLOW (CE AND RUSSIA SPECS)



ART_0275216

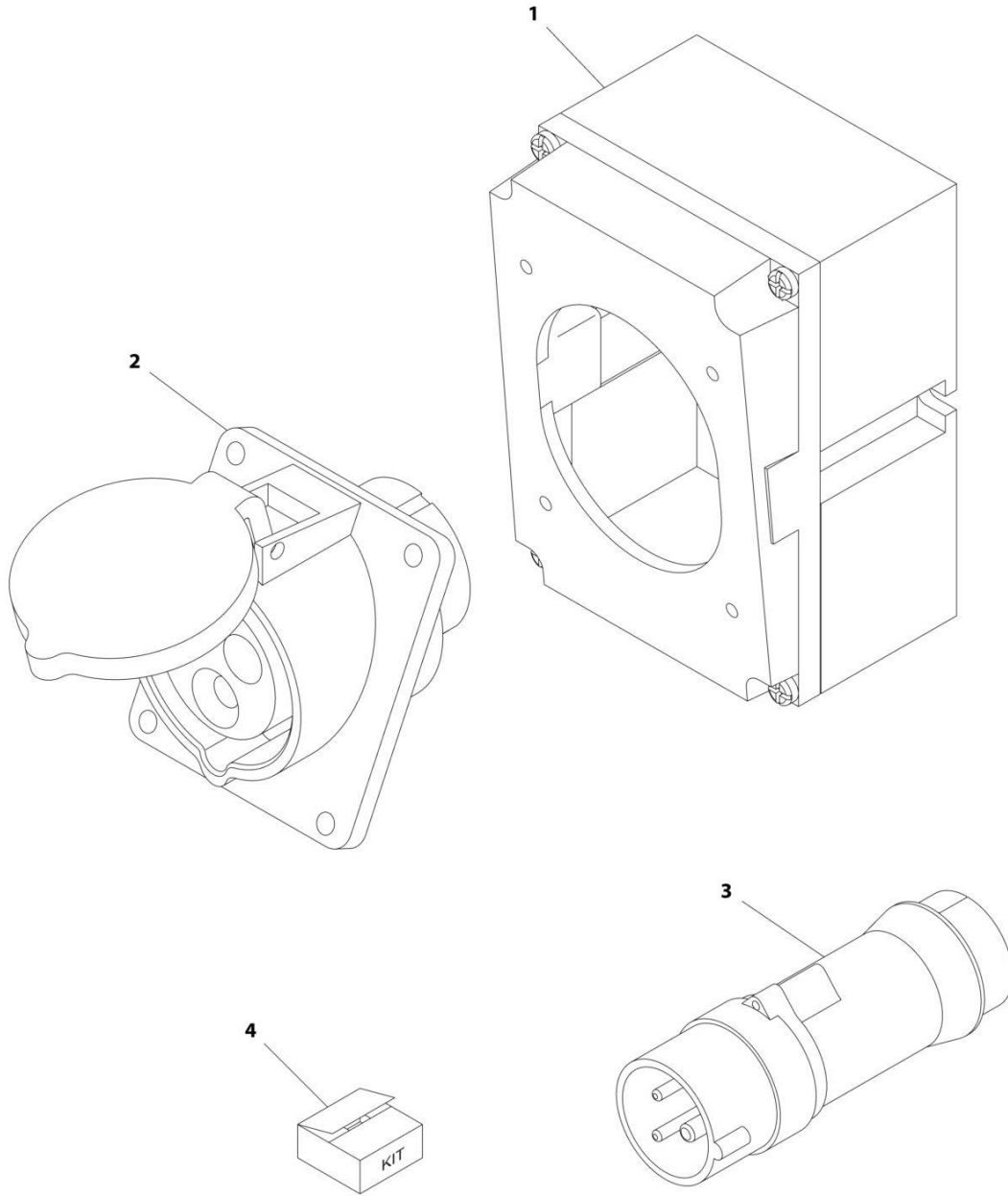
SECTION 8 - ELECTRICAL

FIGURE 8-55. RECEPTACLE BOX KIT - 110V IEC YELLOW (CE AND RUSSIA SPECS)

ITEM	PART NUMBER	QTY	DESCRIPTION	REV
	0275216	Ref	RECEPTACLE BOX KIT - 110V IEC YELLOW	B
1	0861781	1	Box, Switch	
2	4461198	1	Receptacle	
3	4461196	1	Plug, Male	
4	1001100341	1	Plug and Socket Kit (Includes Items 1-3 and Female Plug p/n 4461197)	

SECTION 8 - ELECTRICAL

FIGURE 8-56. RECEPTACLE BOX KIT - 220V IEC BLUE (CE AND RUSSIA SPECS)



ART_0275217

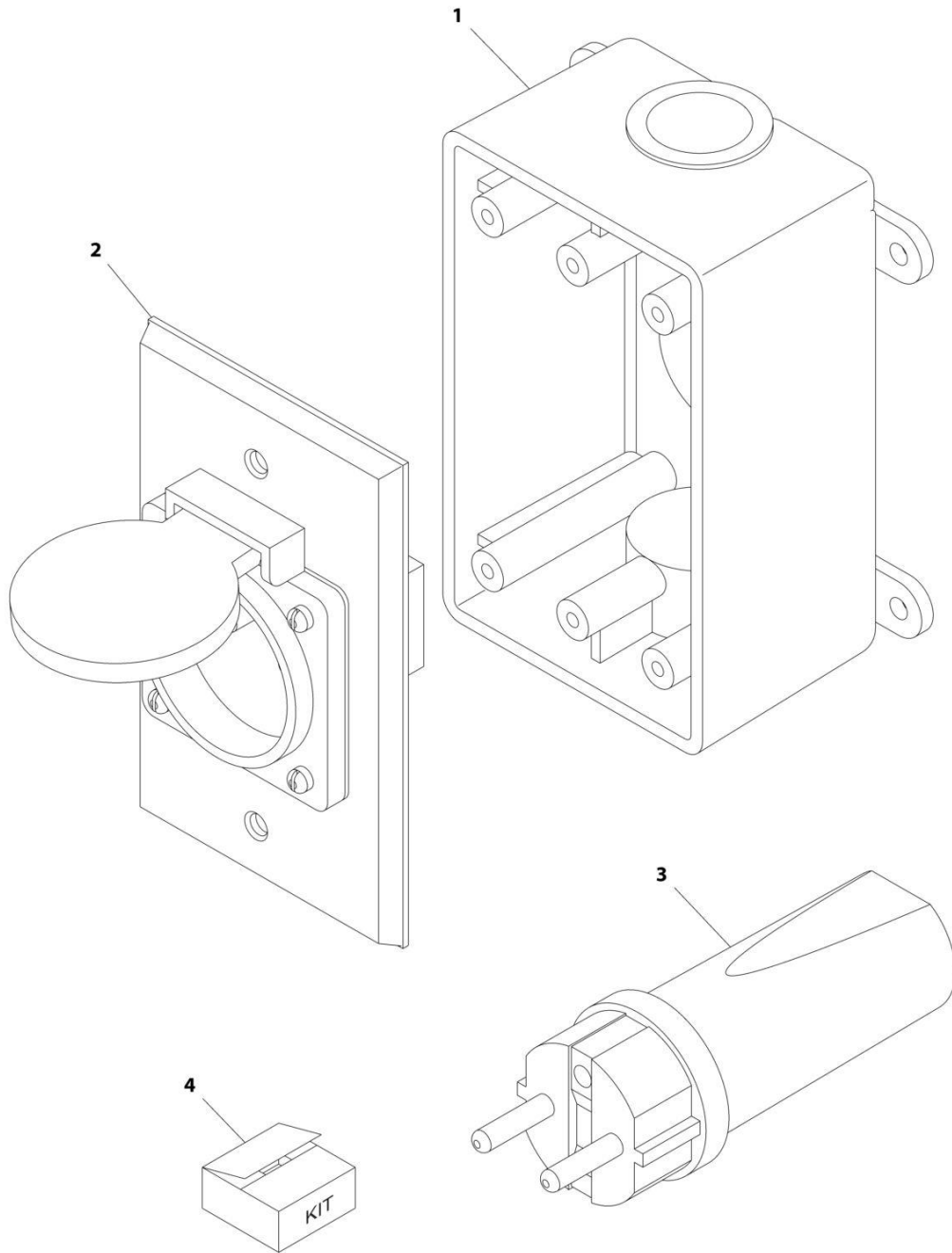
SECTION 8 - ELECTRICAL

FIGURE 8-56. RECEPTACLE BOX KIT - 220V IEC BLUE (CE AND RUSSIA SPECS)

ITEM	PART NUMBER	QTY	DESCRIPTION	REV
	0275217	Ref	RECEPTACLE BOX KIT - 220V IEC BLUE	B
1	0861781	1	Box, Switch	
2	4461201	1	Receptacle	
3	4461199	1	Plug, Male	
4	1001100342	1	Plug and Socket Kit (Includes Items 1-3 and Female Plug p/n 4461200)	

SECTION 8 - ELECTRICAL

FIGURE 8-57. RECEPTACLE BOX KIT - 220V CEE7 POST GROUND 2IN X 4IN BOX (CE AND RUSSIA SPECS)



ART_0275452

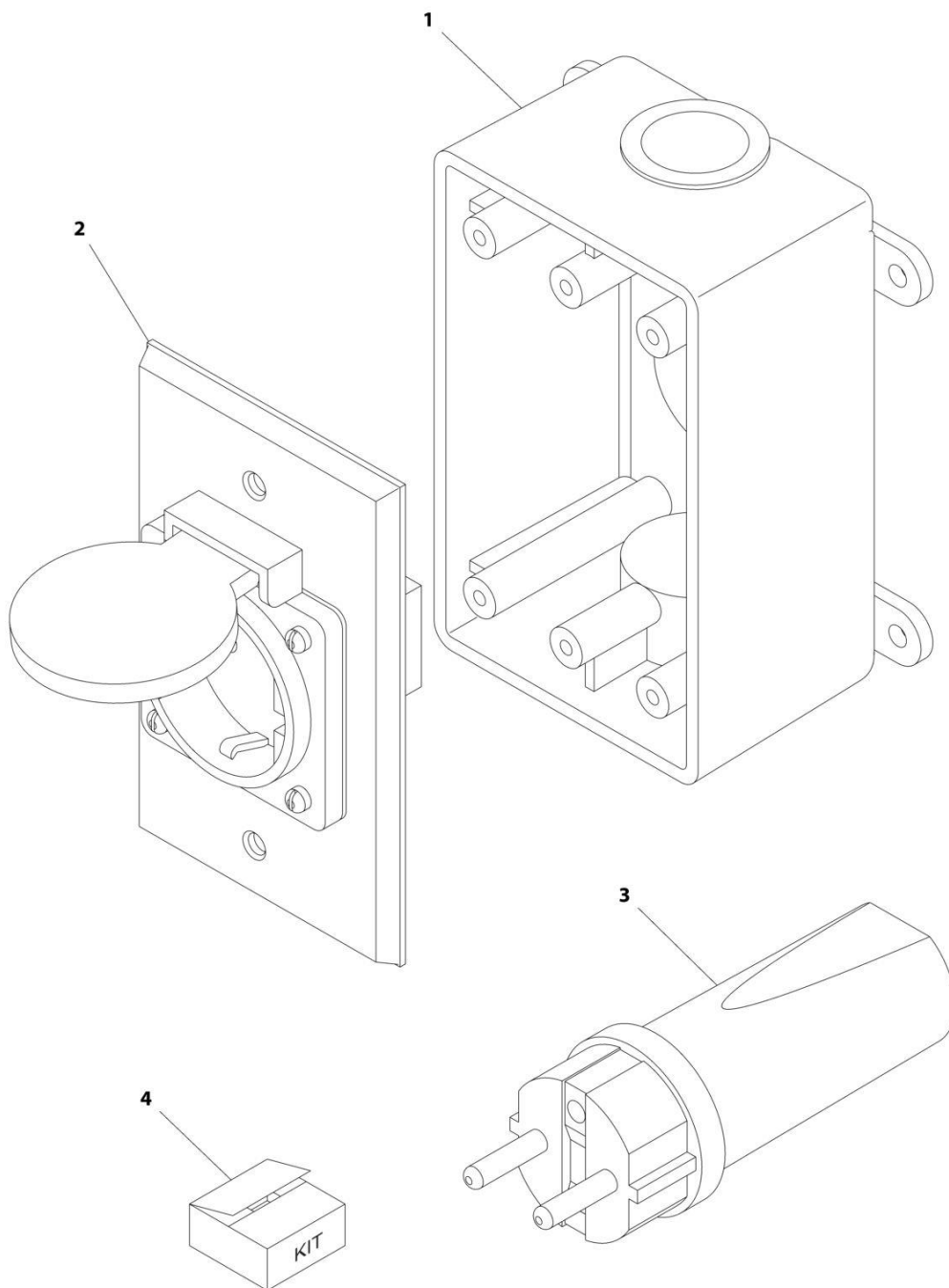
SECTION 8 - ELECTRICAL

FIGURE 8-57. RECEPTACLE BOX KIT - 220V CEE7 POST GROUND 2IN X 4IN BOX (CE AND RUSSIA SPECS)

ITEM	PART NUMBER	QTY	DESCRIPTION	REV
	0275452	Ref	RECEPTACLE BOX KIT - 220V CEE7 POST GROUND	C
1	0861731	1	Box, Switch	
2	4461244	1	Receptacle	
3	4461205	1	Plug, Male	
4	1001100345	1	Plug and Socket Kit (Includes Items 1-3 and Female Plug p/n 4461206)	

SECTION 8 - ELECTRICAL

FIGURE 8-58. RECEPTACLE BOX KIT - 220V CEE7 SIDE GROUND 2IN X 4IN BOX (CE AND RUSSIA SPECS)



ART_0275453

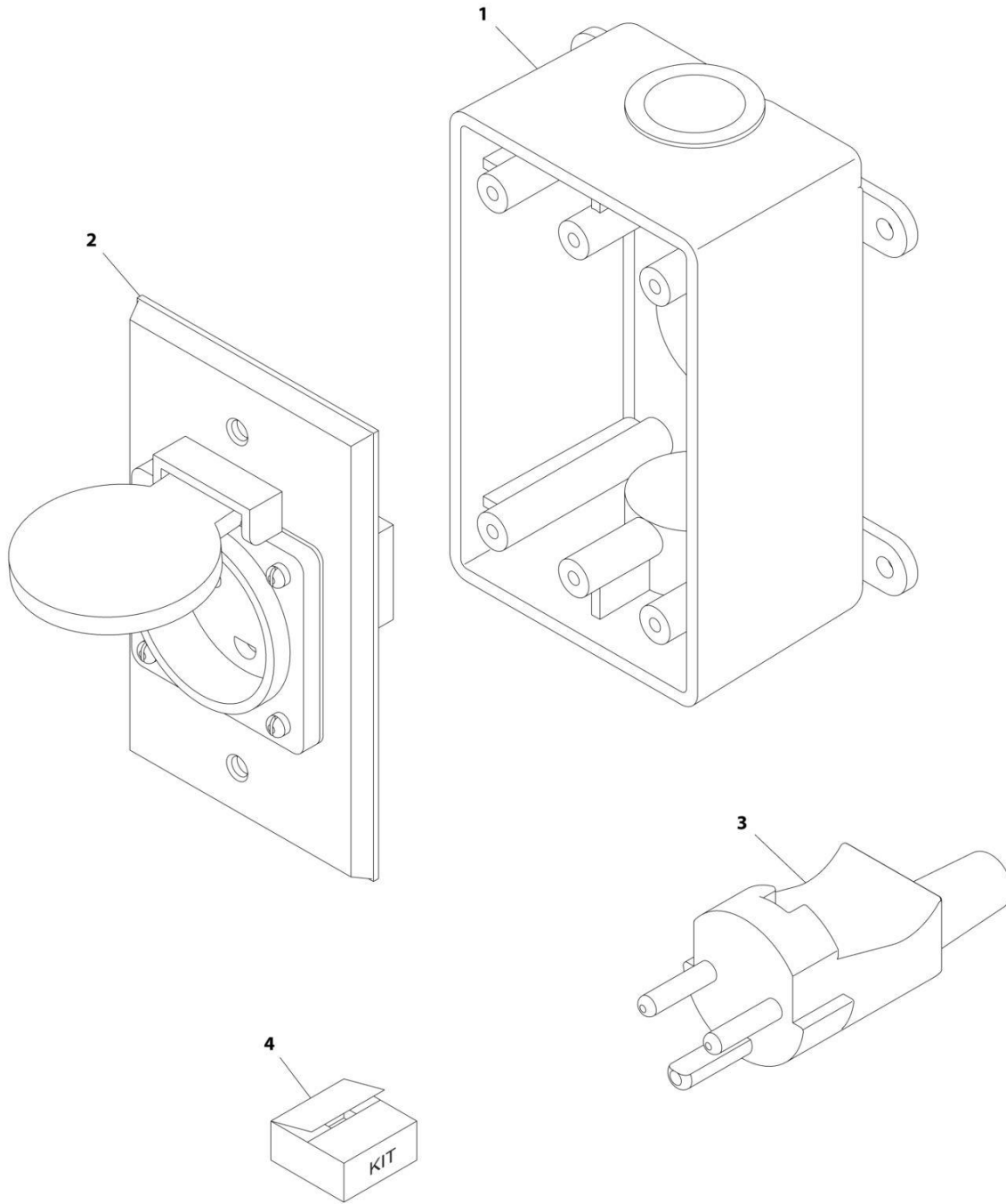
SECTION 8 - ELECTRICAL

FIGURE 8-58. RECEPTACLE BOX KIT - 220V CEE7 SIDE GROUND 2IN X 4IN BOX (CE AND RUSSIA SPECS)

ITEM	PART NUMBER	QTY	DESCRIPTION	REV
	0275453	Ref	RECEPTACLE BOX KIT - 220V CEE7 SIDE GROUND	B
1	0861731	1	Box, Switch	
2	4461245	1	Receptacle	
3	4461205	1	Plug, Male	
4	1001100347	1	Plug and Socket Kit (Includes Items 1-3 and Female Plug p/n 4461206)	

SECTION 8 - ELECTRICAL

FIGURE 8-59. RECEPTACLE BOX KIT - 220V AFSINT 107 (CE AND RUSSIA SPECS)



ART_0275454

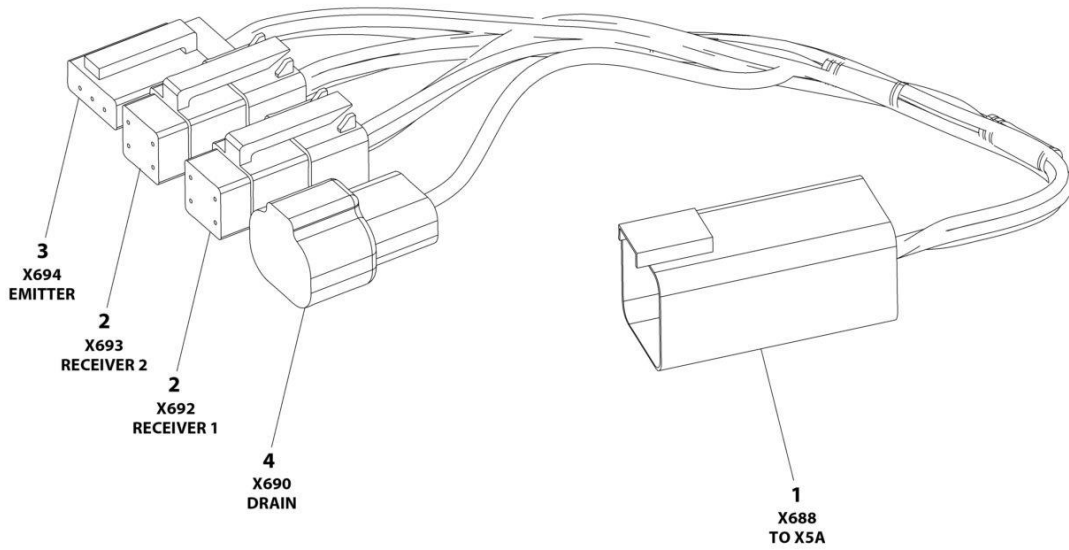
SECTION 8 - ELECTRICAL

FIGURE 8-59. RECEPTACLE BOX KIT - 220V AFSINT 107 (CE AND RUSSIA SPECS)

ITEM	PART NUMBER	QTY	DESCRIPTION	REV
	0275454	Ref	RECEPTACLE BOX KIT - 220V AFSINT 107	B
1	0861731	1	Box, Switch	
2	4461246	1	Receptacle	
3	4461249	1	Plug, Male	
4	1001100346	1	Plug and Socket Kit (Includes Items 1-3 and Female Plug p/n 4461250)	

SECTION 8 - ELECTRICAL

FIGURE 8-60. SKYEYE INTERMEDIATE HARNESS



ART_1001237865

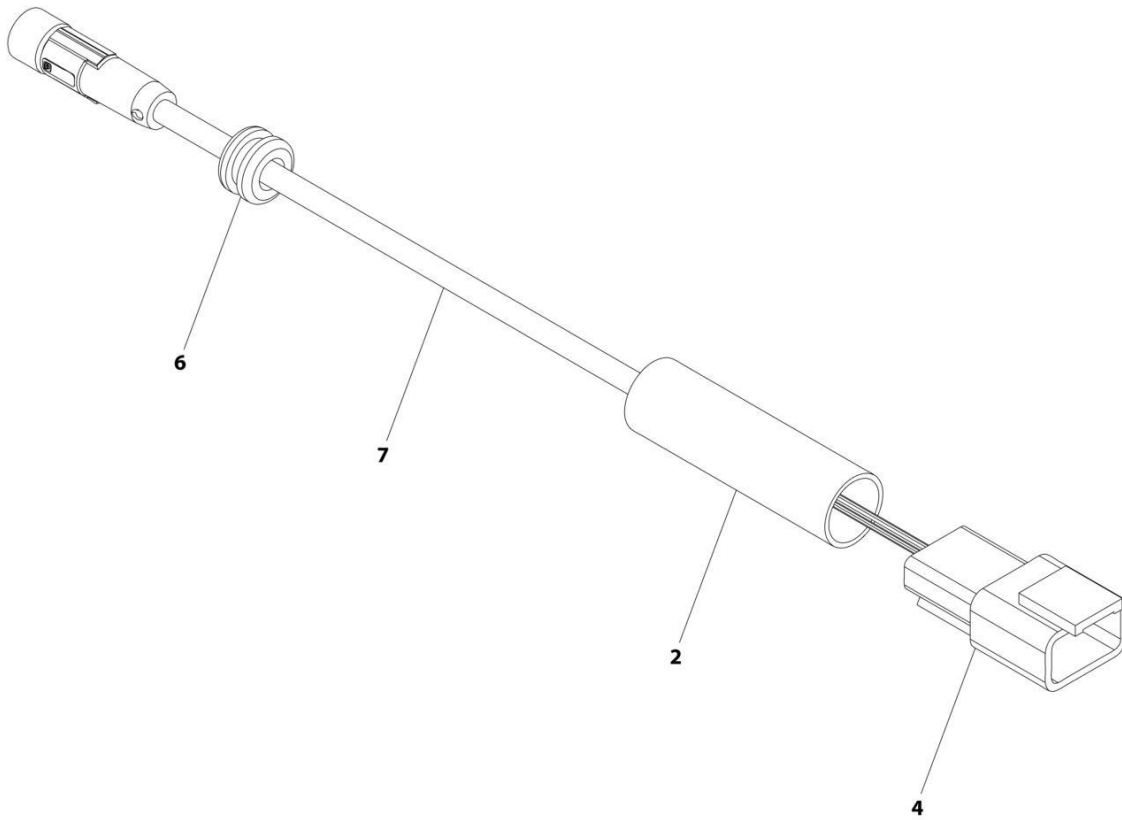
SECTION 8 - ELECTRICAL

FIGURE 8-60. SKYEYE INTERMEDIATE HARNESS

ITEM	PART NUMBER	QTY	DESCRIPTION	REV
	1001237865	Ref	SKYEYE INTERMEDIATE HARNESS	A
1	4460899	1	Connector - 6 Position	
1	4460943	4	Pin, Male	
1	4460466	2	Plug, Terminal	
2	4461077	2	Connector - 4 Position	
2	1001119619	8	Socket, Female	
3	4460911	1	Connector - 3 Position	
3	1001119619	3	Socket, Female	
4	1001187681	1	Connector - 2 Position	
4	4460941	1	Pin, Male	
4	4460466	1	Plug, Terminal	

SECTION 8 - ELECTRICAL

FIGURE 8-61. SKYEYE RECEIVER HARNESS



ART_1001237863_B

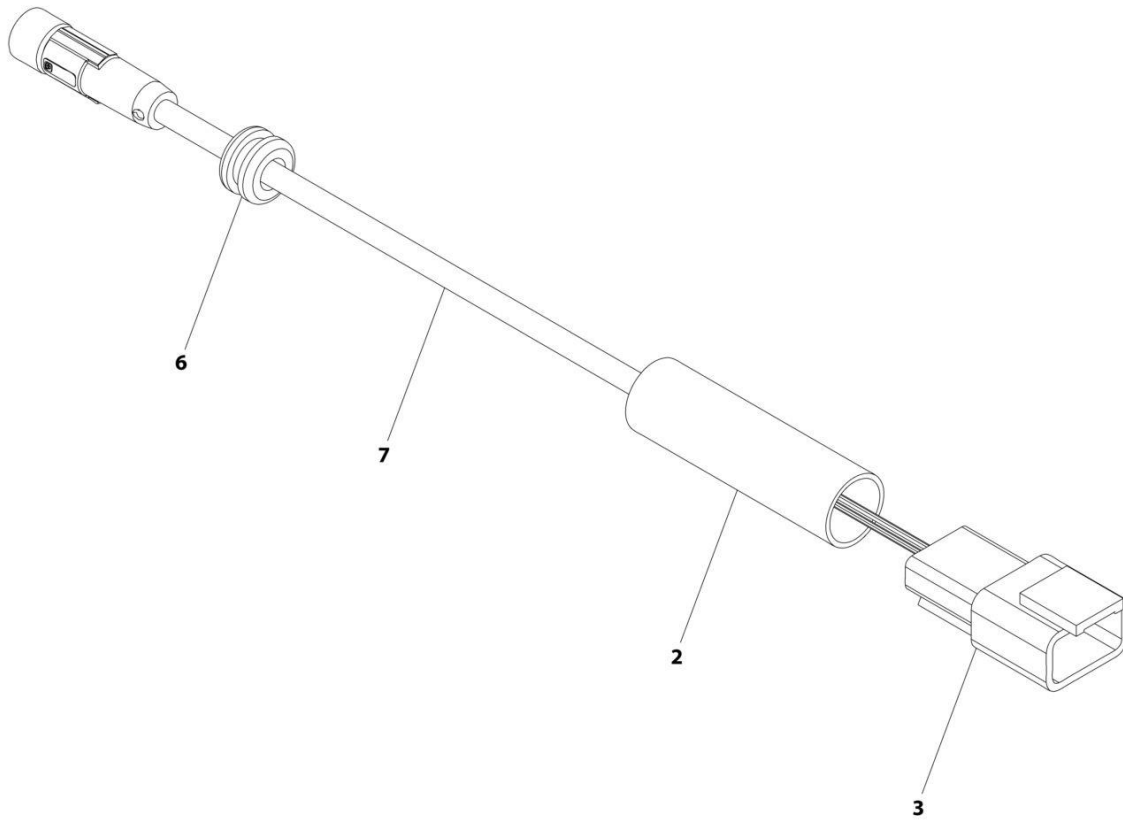
SECTION 8 - ELECTRICAL

FIGURE 8-61. SKYEYE RECEIVER HARNESS

ITEM	PART NUMBER	QTY	DESCRIPTION	REV
	1001237863	Ref	SKYEYE RECEIVER HARNESS	B
2	2820247	AR	Tubing, Heat Shrink	
4	1001097051	1	Connector - 4 Position	
4	1001119620	4	Pin, Male	
6	1001227996	1	Grommet	
7	1001258495	1	Cable, M8 Female Cordset	

SECTION 8 - ELECTRICAL

FIGURE 8-62. SKYEYE EMITTER HARNESS



ART_1001237864_B

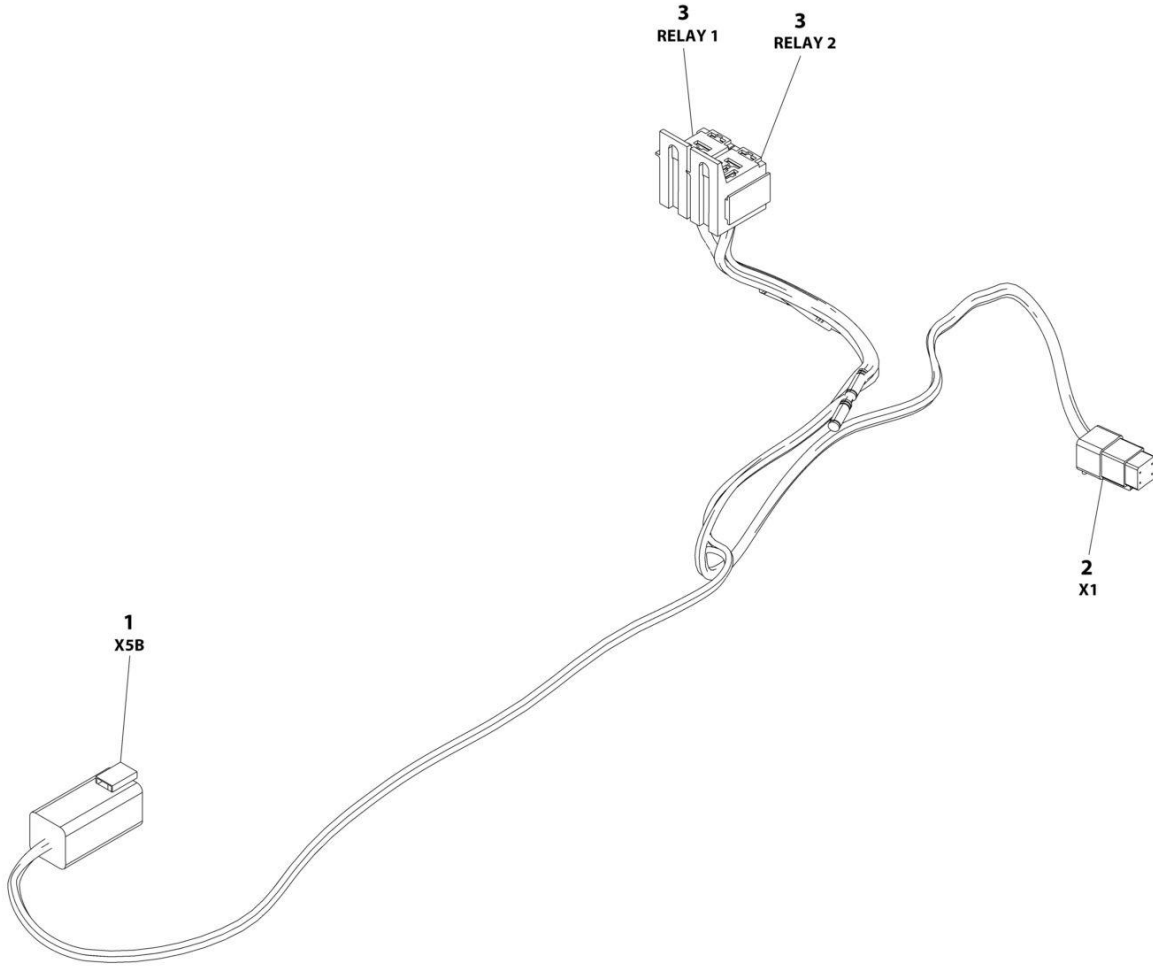
SECTION 8 - ELECTRICAL

FIGURE 8-62. SKYEYE EMITTER HARNESS

ITEM	PART NUMBER	QTY	DESCRIPTION	REV
	1001237864	Ref	SKYEYE EMITTER HARNESS	B
2	2820247	AR	Tubing, Heat Shrink	
3	4460910	1	Connector - 3 Position	
3	1001119620	3	Pin, Male	
6	1001227996	1	Grommet	
7	1001258495	1	Cable, M8 Female Cordset	

SECTION 8 - ELECTRICAL

FIGURE 8-63. SKYLINE HARNESS



ART_1001238418

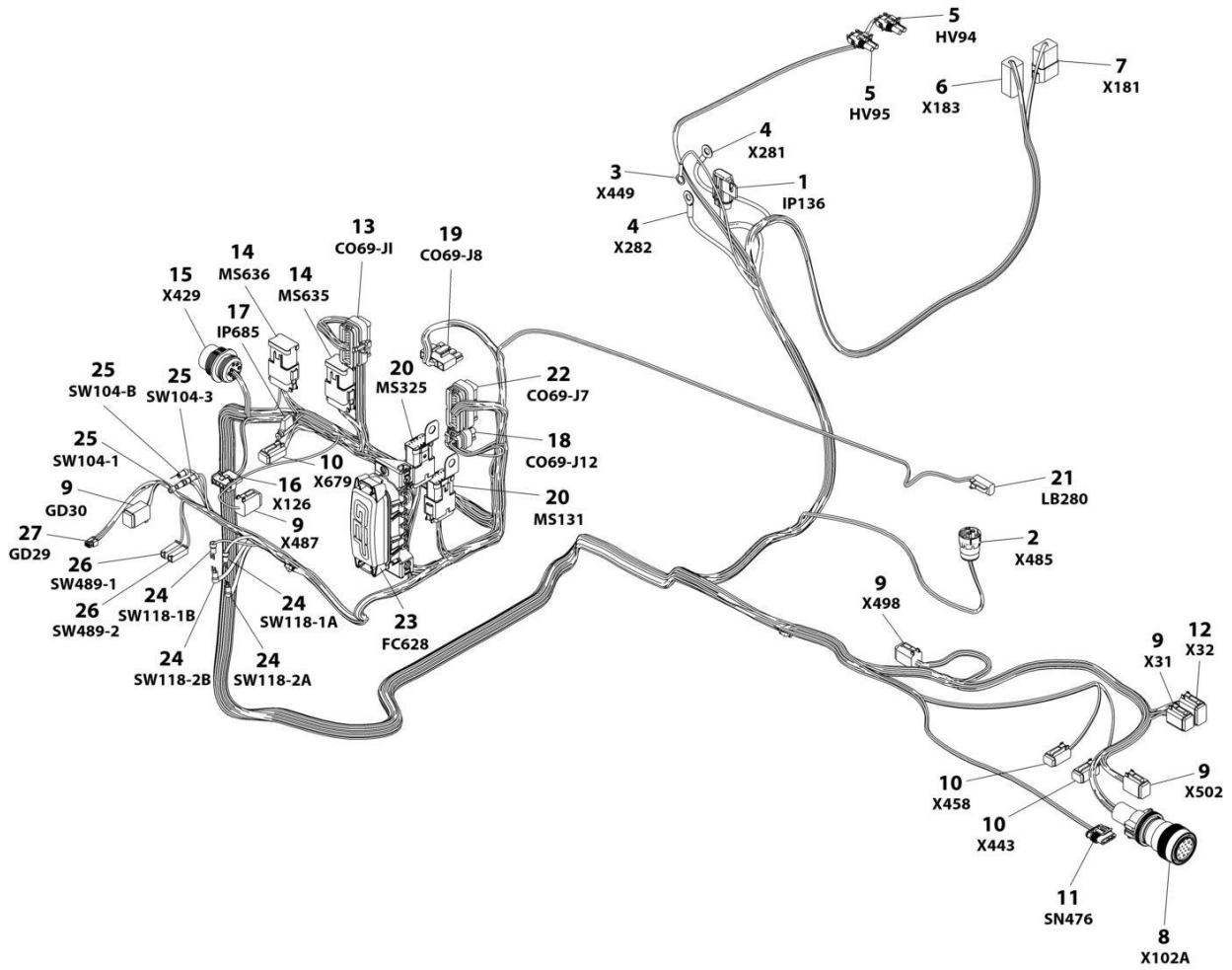
SECTION 8 - ELECTRICAL

FIGURE 8-63. SKYLINE HARNESS

ITEM	PART NUMBER	QTY	DESCRIPTION	REV
	1001238418	Ref	SKYLINE HARNESS	B
1	4460899	1	Connector - 6 Position	
1	4460464	4	Pin, Male	
1	4460466	2	Plug, Terminal	
2	4461077	1	Connector - 4 Position	
2	1001126009	4	Socket, Female	
3	1001186432	2	Plug, Relay	
3	1001118388	5	Terminal	
3	1001118384	3	Terminal	
3	3740086	2	Relay	

SECTION 8 - ELECTRICAL

FIGURE 8-64. TURNTABLE HARNESS



ART_1001244293

SECTION 8 - ELECTRICAL

FIGURE 8-64. TURNTABLE HARNESS

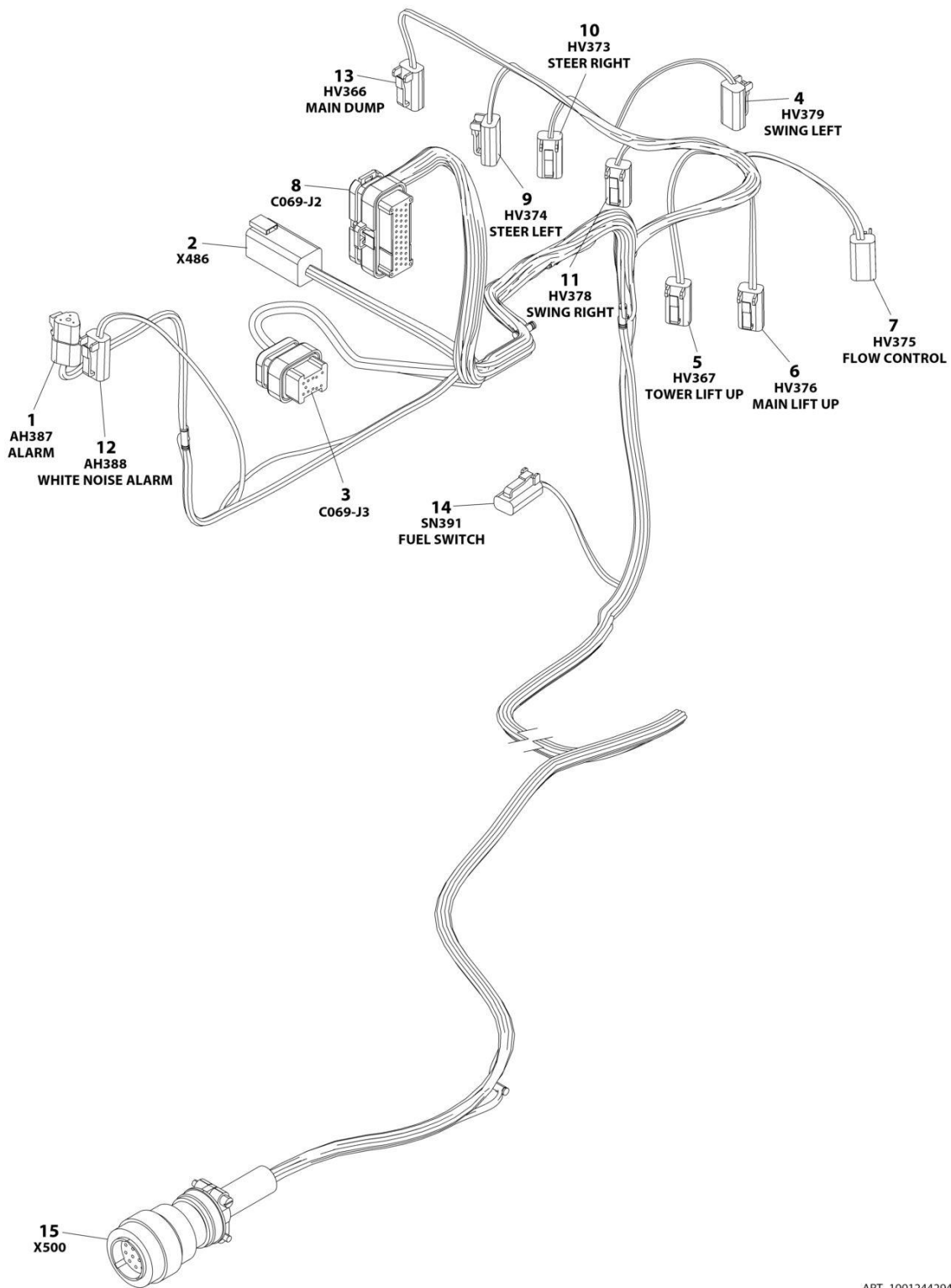
ITEM	PART NUMBER	QTY	DESCRIPTION	REV
	1001244293	Ref	TURNTABLE HARNESS	D
1	1001117070	1	Fuseholder with 30Amp Fuse	
1	See Note	1	Fuse 30Amp (Note: Not Available - Purchase Locally)	
1	1001116734	2	Terminal, Female	
2	4460967	1	Connector - 3 Position	
2	4460465	3	Socket, Female	
3	4460247	1	Terminal, Ring	
4	8220045	2	Terminal, Ring	
5	4460742	2	Plug, Male - 2 Position	
5	4460743	4	Socket, Female	
5	4460458	4	Seal, Terminal	
6	4460899	1	Receptacle, Female - 6 Position	
6	4460464	3	Pin, Male	
6	4460943	2	Pin, Male	
6	4460466	1	Plug, Terminal	
7	4460931	1	Receptacle, Female	
7	4460464	5	Pin, Male	
7	4460466	3	Plug, Terminal	
8	4460865	1	Connector - 19 Position	
8	4460465	6	Socket, Female	
8	4460509	2	Socket, Female	
8	4460466	11	Plug, Terminal	
8	1321647	1	Clamp	
9	4460894	5	Plug, Male - 6 Position	
9	4460465	24	Socket, Female	
9	4460466	6	Plug, Terminal	
10	4460884	3	Plug, Male - 4 Position	
10	4460465	8	Socket, Female	
10	4460466	4	Plug, Terminal	
11	1001103012	1	Connector - 4 Position	
11	1001107854	4	Socket, Female	
11	1001104498	4	Seal, Terminal	
12	4460930	1	Plug, Male - 8 Position	
12	4460465	6	Socket, Female	
12	4460466	2	Seal, Terminal	
13	4460874	1	Connector - 35 Position	
13	4460871	21	Socket, Female	
14	4460905	14	Plug, Terminal	
14	4460836	2	Connector - 12 Position	
14	4460465	16	Socket, Female	
14	4460466	8	Plug, Terminal	
14	4460837	2	Bussbar - 12 Position	
15	1001112612	1	Connector - 9 Position	
15	4460464	3	Pin, Male	
15	4460943	2	Pin, Male (Gold)	
15	4460466	4	Plug, Terminal	
16	4460761	1	Receptacle, Female - 4 Position	
16	4460267	4	Pin, Male	
17	2400060	1	Holder, Fuse	
17	8229242	1	Fuse 5Amp	

SECTION 8 - ELECTRICAL

ITEM	PART NUMBER	QTY	DESCRIPTION	REV
18	1001113961	1	Plug, Male - 8 Position	
18	4460871	5	Socket, Female	
18	4460905	3	Plug, Terminal	
19	4460878	1	Plug, Male - 4 Position	
19	4460887	4	Terminal	
20	4460933	2	Plug, Male - 12 Position	
20	4460465	12	Socket, Female	
20	4460466	11	Plug, Terminal	
20	1001125677	2	Bussbar - 12 Position	
20	1001120328	2	Clip, Mounting	
21	4460891	1	Plug, Male - 2 Position	
21	4460465	2	Socket, Female	
22	4460873	1	Connector - 35 Position	
22	4460871	28	Socket, Female	
22	4460905	7	Plug, Terminal	
23	1001185964	1	Fuse Box Assembly	
23	8229244	2	Fuse 15Amp	
23	8229242	4	Fuse 5Amp	
23	1001196635	1	Fuse 3Amp	
23	1001129285	2	Fuse with Diode	
23	1001095704	1	Relay	
23	1001116728	14	Terminal, Female	
23	8220125	9	Terminal, Female	
23	4460748	25	Plug, Terminal	
23	4460458	14	Seal, Terminal	
23	80963067	9	Seal, Cable	
24	4460806	4	Terminal, Fork	
25	4460142	3	Terminal, Ring	
26	4460260	2	Housing, Terminal	
26	4460259	2	Terminal	
27	1001237667	1	Connector - 6 Position	
27	1001237668	5	Socket, Female	

SECTION 8 - ELECTRICAL

FIGURE 8-65. VALVE HARNESS - MAIN VALVE



ART_1001244294

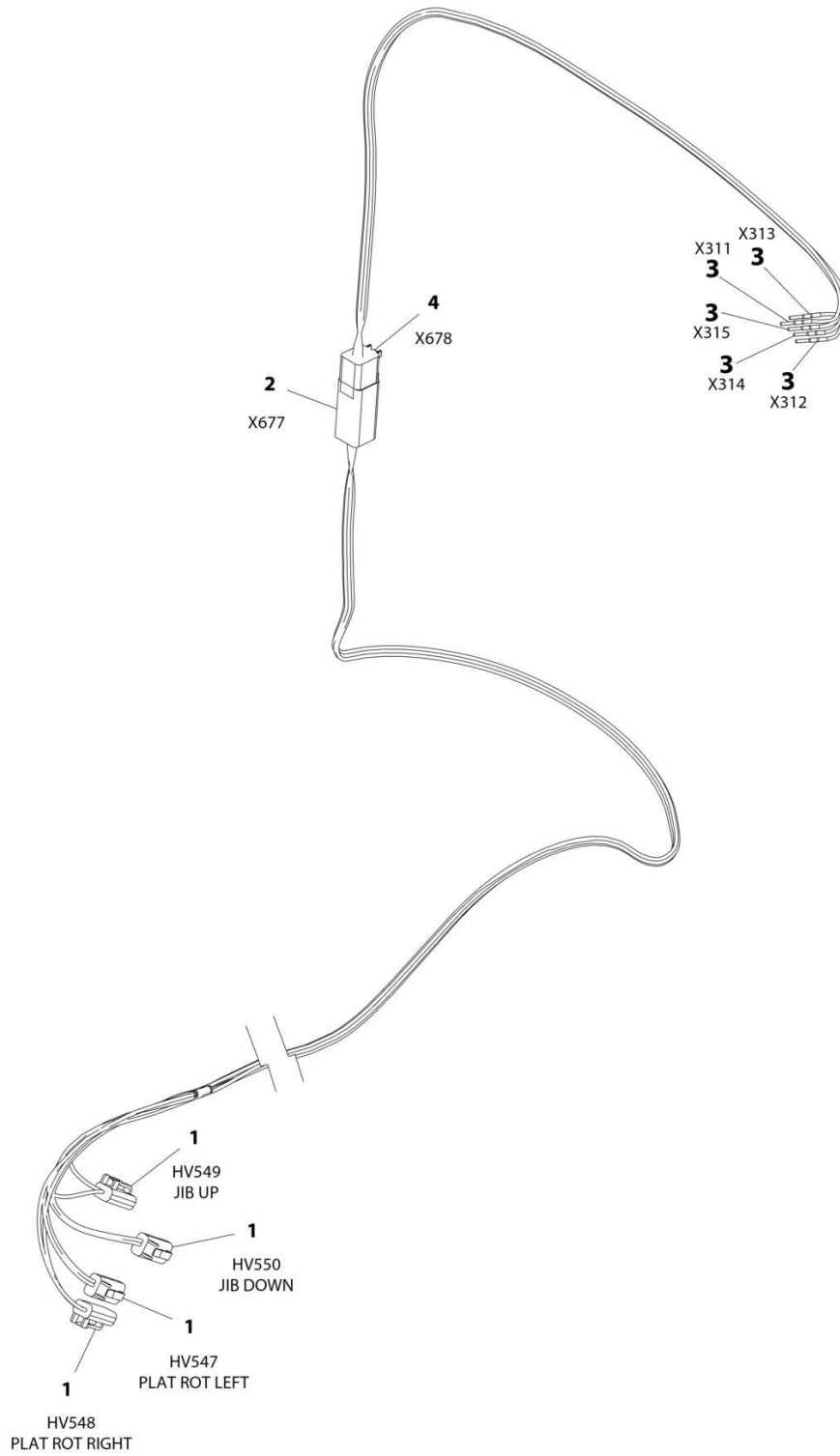
SECTION 8 - ELECTRICAL

FIGURE 8-65. VALVE HARNESS - MAIN VALVE

ITEM	PART NUMBER	QTY	DESCRIPTION	REV
	1001244294	Ref	TRACTION HARNESS	B
1	4460539	1	Plug, Male - 3 Position	
1	4460465	3	Socket, Female	
2	4460899	1	Connector - 6 Position	
2	4460464	4	Pin, Male	
2	4460466	2	Plug, Terminal	
3	4460872	1	Connector - 14 Position	
3	4460871	9	Terminal, Female	
3	4460905	5	Seal, Terminal	
4	4460891	1	Connector - 2 Position	
4	4460465	2	Socket, Female	
5	4460891	1	Connector - 2 Position	
5	4460465	2	Socket, Female	
6	4460891	1	Connector - 2 Position	
6	4460465	2	Socket, Female	
7	4460891	1	Connector - 2 Position	
7	4460465	2	Socket, Female	
8	4460875	1	Connector - 35 Position	
8	4460871	26	Socket, Female	
8	4460905	9	Plug, Terminal	
9	4460891	1	Plug, Male - 2 Position	
9	4460465	2	Socket, Female	
10	4460891	1	Connector - 2 Position	
10	4460465	2	Socket, Female	
11	4460891	1	Connector - 2 Position	
11	4460465	2	Socket, Female	
12	4460891	1	Connector - 2 Position	
12	4460465	2	Socket, Female	
13	4460891	1	Connector - 2 Position	
13	4460465	2	Socket, Female	
14	4460424	1	Connector - 2 Position	
14	4460268	2	Socket, Female	
15	4460754	1	Connector - 14 Position	
15	4460465	13	Socket, Female	
15	4460466	1	Plug, Terminal	

SECTION 8 - ELECTRICAL

FIGURE 8-66. VALVE HARNESS - PLATFORM VALVE



ART_1001164728

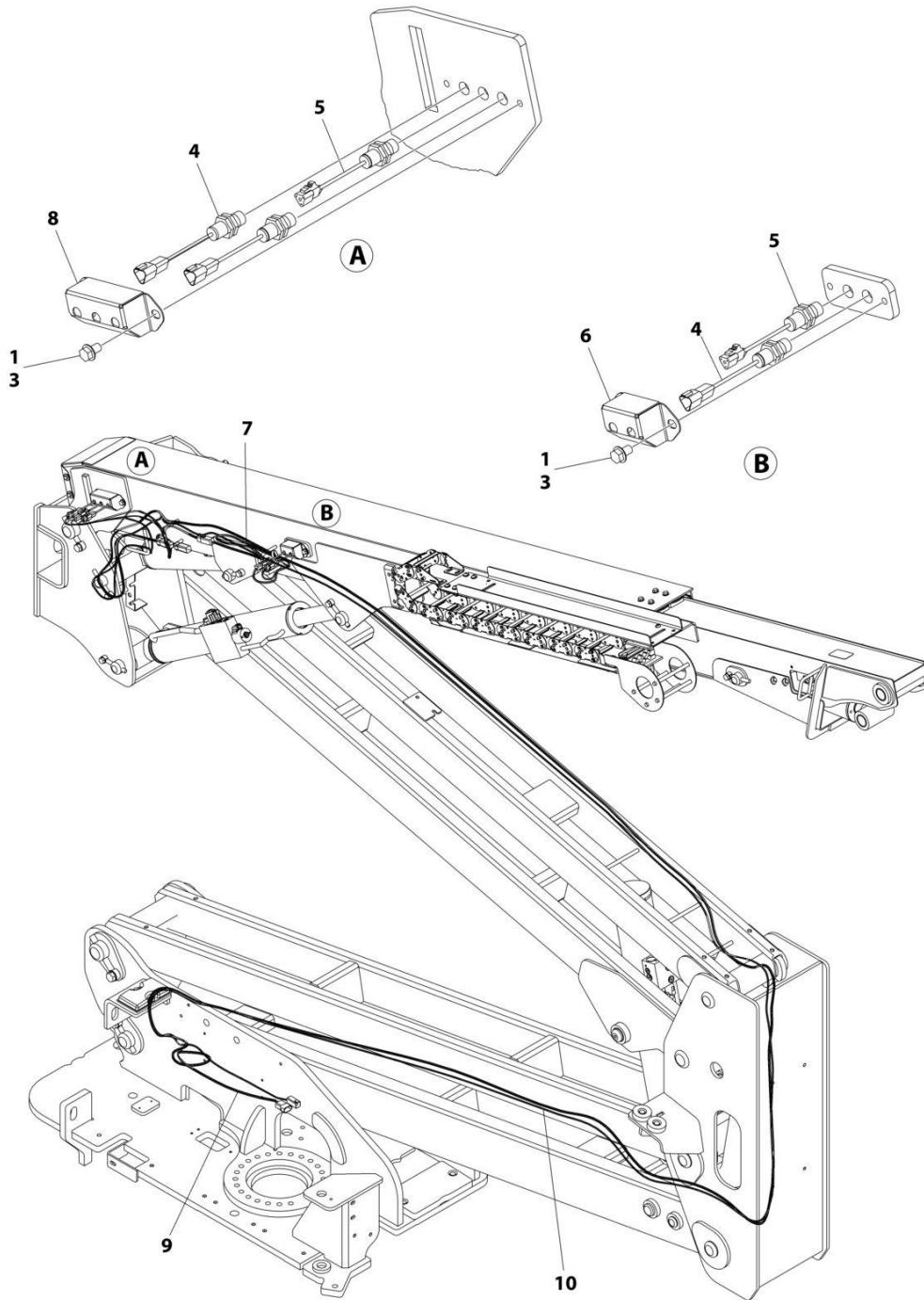
SECTION 8 - ELECTRICAL

FIGURE 8-66. VALVE HARNESS - PLATFORM VALVE

ITEM	PART NUMBER	QTY	DESCRIPTION	REV
	1001164728	Ref	VALVE HARNESS - PLATFORM VALVE	D
1	4460891	4	Plug, Male - 2 Position	
1	4460465	8	Socket, Female	
2	4460899	1	Receptacle, Female - 6 Position	
2	4460464	5	Pin, Male	
2	4460466	1	Plug, Terminal	
3	4460465	5	Socket, Female	
4	4460894	1	Plug, Male - 6 Position	
4	4460465	5	Socket, Female	
4	4460466	1	Plug, Terminal	

SECTION 8 - ELECTRICAL

FIGURE 8-67. BOOM SENSORS INSTALLATION



ART_1001263610

SECTION 8 - ELECTRICAL

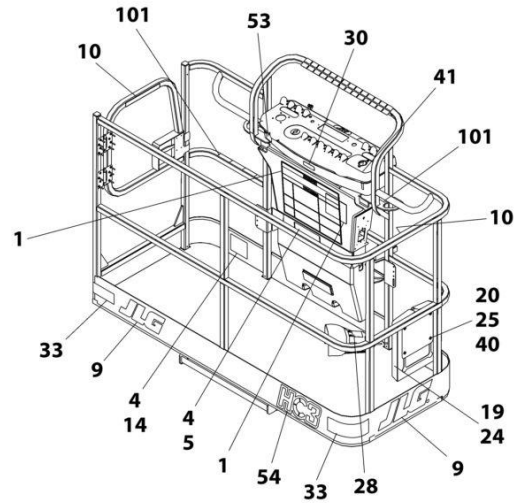
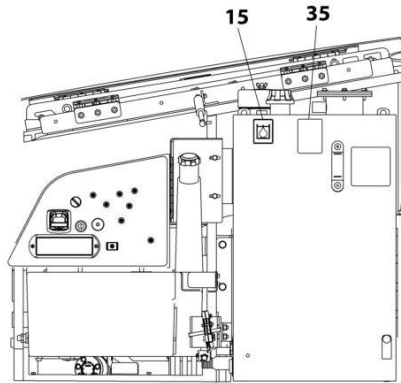
FIGURE 8-67. BOOM SENSORS INSTALLATION

ITEM	PART NUMBER	QTY	DESCRIPTION	REV
	1001263610	Ref	BOOM SENSORS INSTALLATION	C
1	0100011	AR	Compound, Locking	
2	4240018	1	Tie-Strap (Not Shown)	
3	5251008	4	Bolt M10 x 16	
4	1001170847	3	Sensor, Proximity	
5	1001182570	2	Sensor, Proximity	
6	1001204715	1	Bracket	
7	1001238192	1	Harness, Boom Sensor (See Separate Breakdown in this Section)	
8	1001256527	1	Bracket	
9	1001263007	1	Harness, Capacity (See Separate Breakdown in this Section)	
10	1001263008	1	Harness, Transport (See Separate Breakdown in this Section)	

SECTION 9 - DECALS

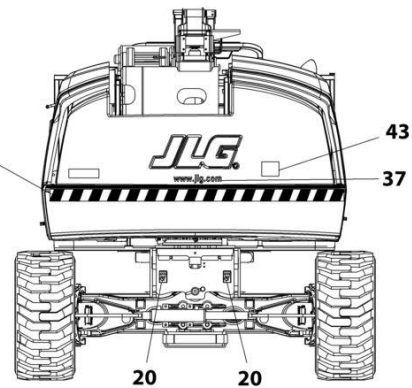
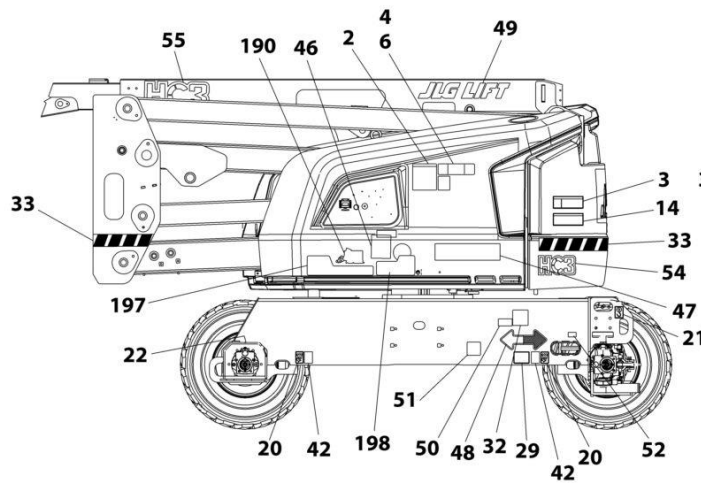
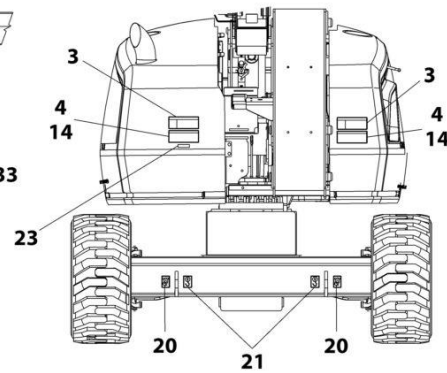
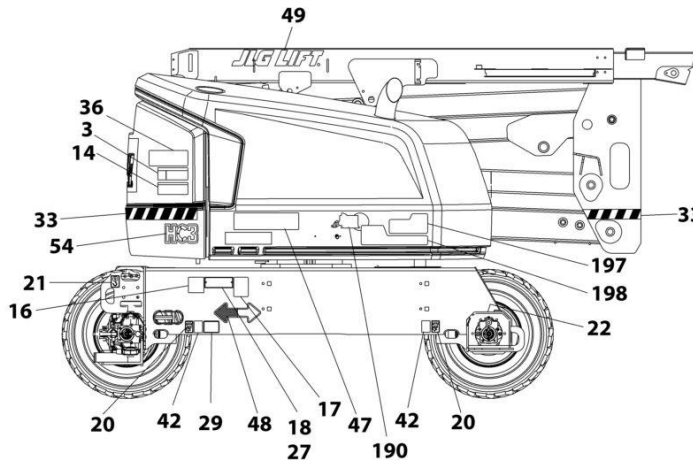
SECTION 9 - DECALS

FIGURE 9-1. DECAL INSTALLATION - ANSI, ANSI EXPORT AND CSA SPECS WITH DEUTZ ENGINES (ENGLISH LANGUAGE)



NOTE: SOME DECALS ARE CALLED OUT ON DECAL INSTALLATION - OPTIONS.

NOTE: ITEMS SHOWN MAY NOT BE REQUIRED FOR ALL SPECS. REFER TO PARTS LIST FOR USAGE.



ART_1001254300

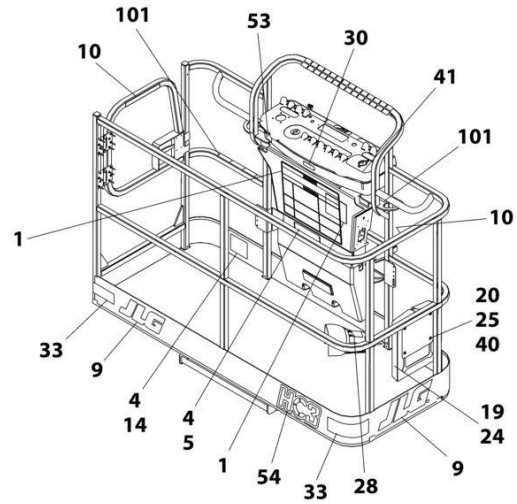
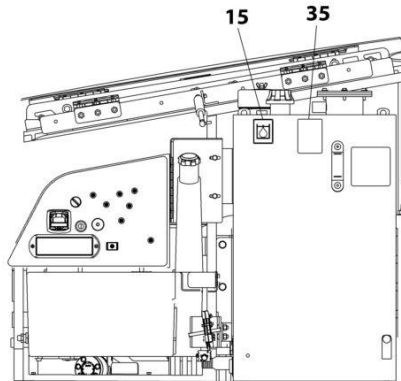
SECTION 9 - DECALS

**FIGURE 9-1. DECAL INSTALLATION - ANSI, ANSI EXPORT AND CSA SPECS WITH DEUTZ ENGINES
(ENGLISH LANGUAGE)**

ITEM	PART NUMBER	QTY	DESCRIPTION	REV
	1001254314	Ref	DECAL INSTALLATION - REFERENCE CHART	C
	1001254300	Ref	DECAL INSTALLATION	D
1	1703797	1	Decal - Danger/Warning	
2	1705336	1	Decal - Danger/Warning	
3	1703805	4	Decal - Danger/Electrocution	
4	1703804	4	Decal - Warning/Crushing	
5	1001234425	1	Decal - Warning	
6	1001234426	1	Decal - Warning	
10	1702868	2	Decal - No Hands	
14	1703953	2	Decal - Warning/Crushing	
15	1701504	1	Decal - Hydraulic Oil	
16	See Note	NSS	Decal - Bar Code (Note: Not Available for Purchase)	
17	1001131269	1	Decal - Patent	
18		Ref	Nameplate - Manufacturers Serial Number	
19	1701509	1	Decal - Manual	
20	1702300	8	Decal - Tie Down /Lift	
21	1701500	4	Decal - Tie Down /Lift	
22	1703687	2	Decal - Arrow	
23	3251243	1	Nameplate 120V-60Hz	
24	0860520	1	Box, Manual Storage	
25	4751400	4	Washer 1/4	
26	3311405	4	Nut 1/4	
27	3820001	2	Rivet	
28	3252347	1	Decal - Footswitch	
35	1704412	1	Decal - Hydraulic Fluid	
36	1001274782	1	Decal - Lift Diagram	
37	1704885	1	Decal - Website	
40	0641406	4	Bolt 1/4 x 3/4	
41	1705351	1	Decal - Drive/Steer	
42	1701499	4	Decal - Tie Down /Lift	
43	3251813	1	Decal - USA	
48	1701529	2	Decal - Arrow	
51	1001223055	1	Decal - Yearly Inspection	
52	1001223453	1	Decal - ICES (Canada)	
100	1001232026	1	Decal - Platform Lanyard Kit (Not Shown)	
101	1704277	3	Decal - Attach Lanyard Here	

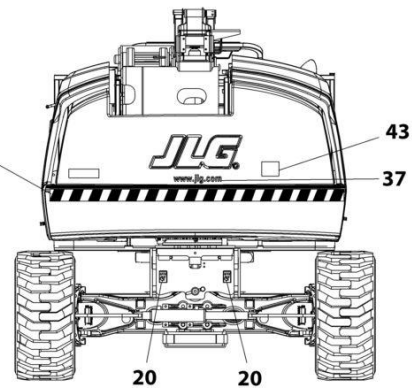
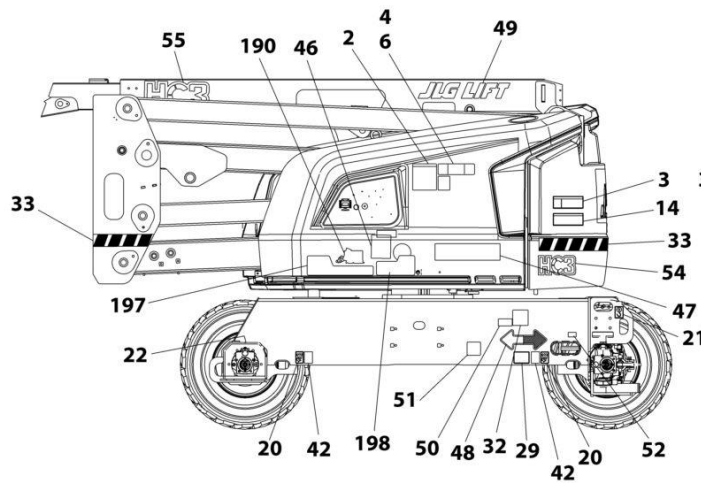
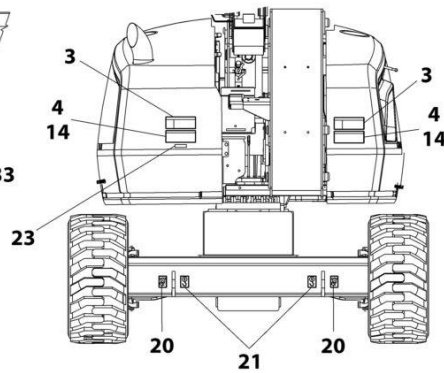
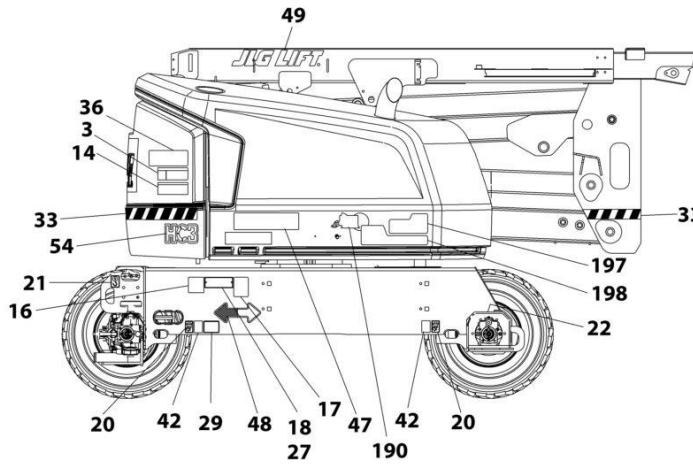
SECTION 9 - DECALS

FIGURE 9-2. DECAL INSTALLATION - ANSI AND ANSI EXPORT SPECS WITH KUBOTA ENGINES
(ENGLISH LANGUAGE)



NOTE: SOME DECALS ARE CALLED OUT ON DECAL INSTALLATION - OPTIONS.

NOTE: ITEMS SHOWN MAY NOT BE REQUIRED FOR ALL SPECS. REFER TO PARTS LIST FOR USAGE.



ART_1001254309

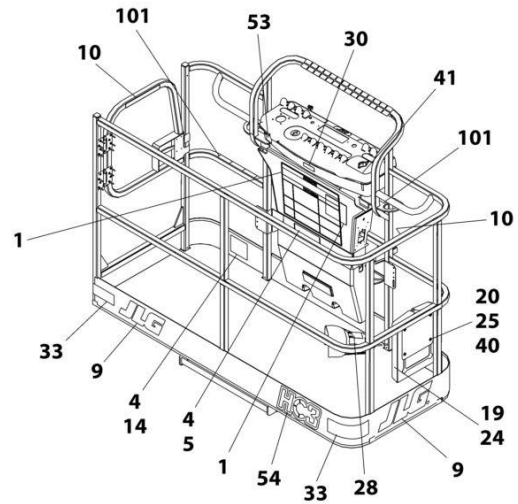
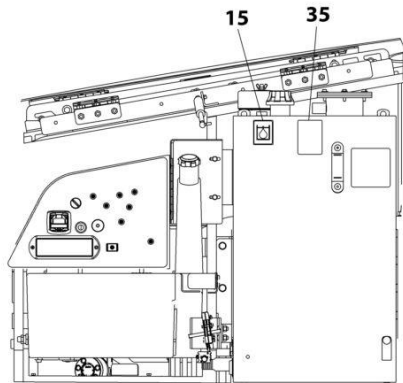
SECTION 9 - DECALS

**FIGURE 9-2. DECAL INSTALLATION - ANSI AND ANSI EXPORT SPECS WITH KUBOTA ENGINES
(ENGLISH LANGUAGE)**

ITEM	PART NUMBER	QTY	DESCRIPTION	REV
	1001254314	Ref	DECAL INSTALLATION - REFERENCE CHART	C
	1001254309	Ref	DECAL INSTALLATION	D
1	1703797	1	Decal - Danger/Warning	
2	1705336	1	Decal - Danger/Warning	
3	1703805	4	Decal - Danger/Electrocution	
4	1703804	4	Decal - Warning/Crushing	
5	1001234425	1	Decal - Warning	
6	1001234426	1	Decal - Warning	
10	1702868	2	Decal - No Hands	
14	1703953	2	Decal - Warning/Crushing	
15	1701504	1	Decal - Hydraulic Oil	
16	See Note	NSS	Decal - Bar Code (Note: Not Available for Purchase)	
17	1001131269	1	Decal - Patent	
18		Ref	Nameplate - Manufacturers Serial Number	
19	1701509	1	Decal - Manual	
20	1702300	8	Decal - Tie Down /Lift	
21	1701500	4	Decal - Tie Down /Lift	
22	1703687	2	Decal - Arrow	
23	3251243	1	Nameplate 120V-60Hz	
24	0860520	1	Box, Manual Storage	
25	4751400	4	Washer 1/4	
26	3311405	4	Nut 1/4	
27	3820001	2	Rivet	
28	3252347	1	Decal - Footswitch	
35	1704412	1	Decal - Hydraulic Fluid	
36	1001274782	1	Decal - Lift Diagram	
37	1704885	1	Decal - Website	
40	0641406	4	Bolt 1/4 x 3/4	
41	1705351	1	Decal - Drive/Steer	
42	1701499	4	Decal - Tie Down /Lift	
43	3251813	1	Decal - USA	
48	1701529	2	Decal - Arrow	
51	1001223055	1	Decal - Yearly Inspection	
52	1001223453	1	Decal - ICES (Canada)	
100	1001232026	1	Decal - Platform Lanyard Kit (Not Shown)	
101	1704277	3	Decal - Attach Lanyard Here	

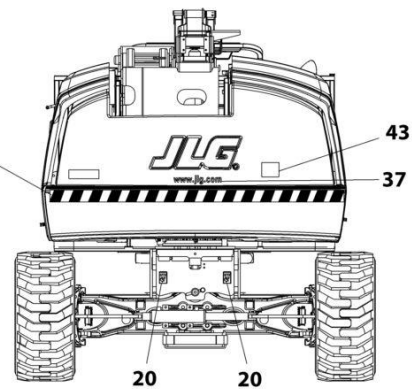
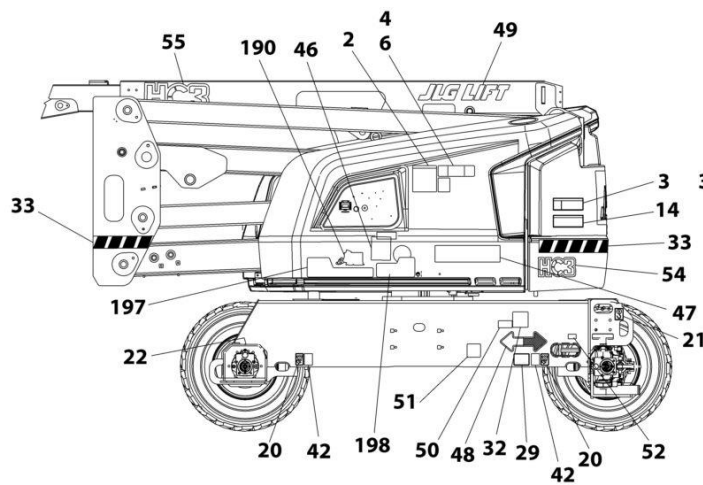
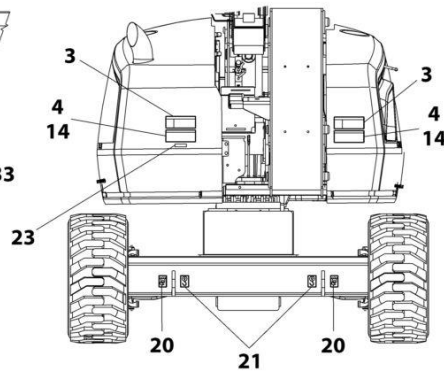
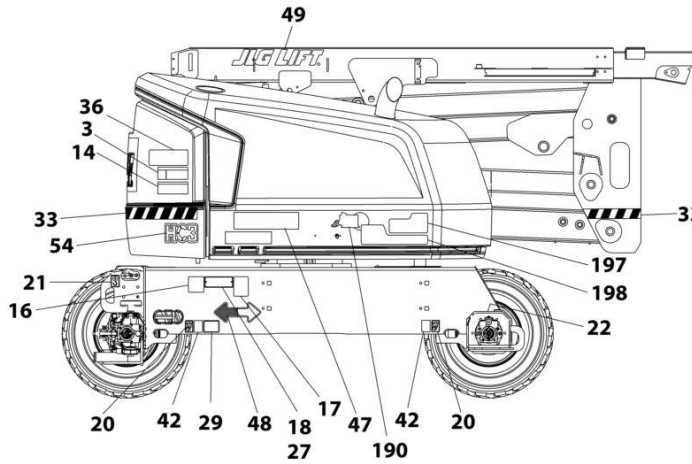
SECTION 9 - DECALS

FIGURE 9-3. DECAL INSTALLATION - AUSTRALIAN SPEC (ENGLISH LANGUAGE)



NOTE: SOME DECALS ARE CALLED OUT ON DECAL INSTALLATION - OPTIONS.

NOTE: ITEMS SHOWN MAY NOT BE REQUIRED FOR ALL SPECS. REFER TO PARTS LIST FOR USAGE.



ART_1001254301

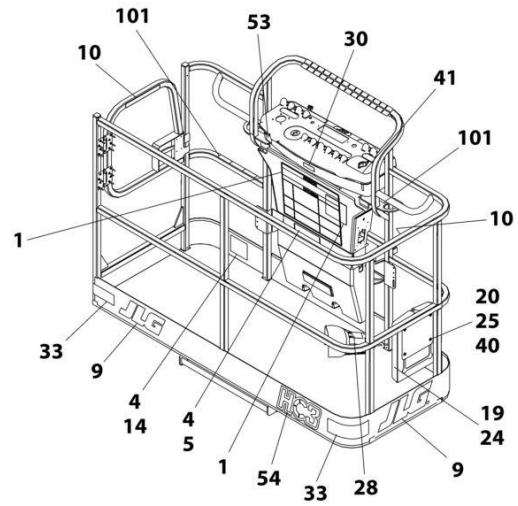
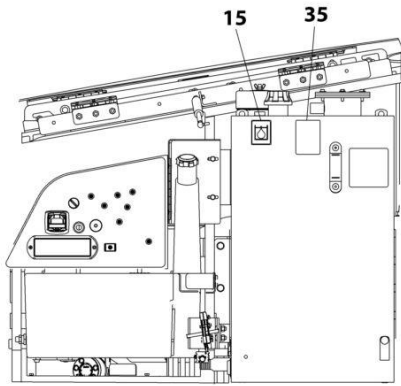
SECTION 9 - DECALS

FIGURE 9-3. DECAL INSTALLATION - AUSTRALIAN SPEC (ENGLISH LANGUAGE)

ITEM	PART NUMBER	QTY	DESCRIPTION	REV
	1001254314	Ref	DECAL INSTALLATION - REFERENCE CHART	C
	1001254301	Ref	DECAL INSTALLATION	E
1	1705921	1	Decal - Tipping/Electrocution	
2	1705822	1	Decal - Electrocution/Safety Manual	
3	1705961	4	Decal - Danger/Electrocution	
4	1001234439	2	Decal - Warning	
14	1701518	6	Decal - Warning/Crushing	
15	1701504	1	Decal - Hydraulic Oil	
16	See Note	NSS	Decal - Bar Code (Note: Not Available for Purchase)	
18		Ref	Nameplate - Manufacturers Serial Number	
19	1701509	1	Decal - Manual	
20	1702300	8	Decal - Tie Down /Lift	
21	1701500	4	Decal - Tie Down /Lift	
22	1703687	2	Decal - Arrow	
24	0860520	1	Box, Manual Storage	
25	4751400	4	Washer 1/4	
26	3311405	4	Nut 1/4	
27	3820001	2	Rivet	
28	1705828	1	Decal - Footswitch	
35	1704412	1	Decal - Hydraulic Fluid	
36	1001274782	1	Decal - Lift Diagram	
37	1704885	1	Decal - Website	
40	0641406	4	Bolt 1/4 x 3/4	
42	1701499	4	Decal - Tie Down /Lift	
43	1001204510	1	Decal - Sound Power Level	
46	1001112551	1	Decal - Emergency Controls	
48	1701529	2	Decal - Arrow	
100	1001232026	1	Decal - Platform Lanyard Kit (Not Shown)	
101	1704277	3	Decal - Attach Lanyard Here	

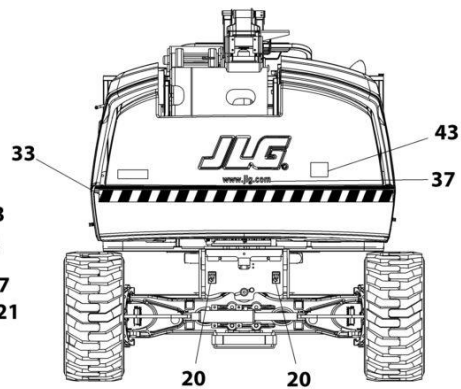
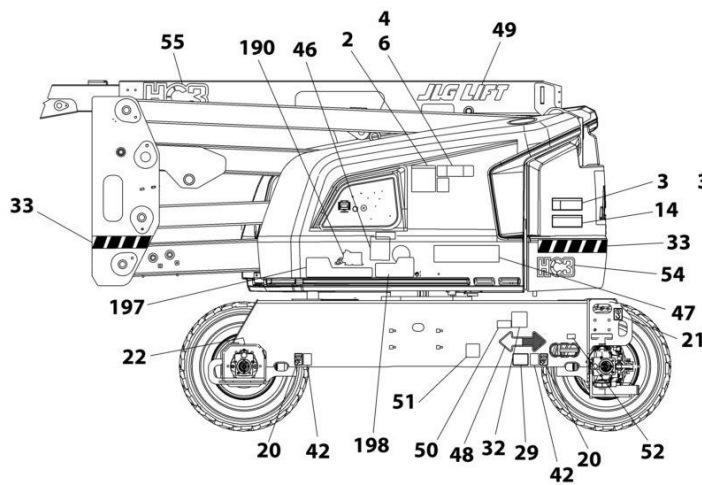
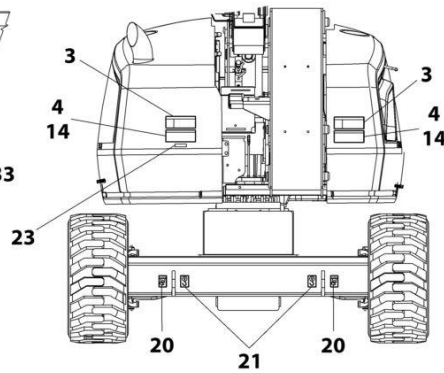
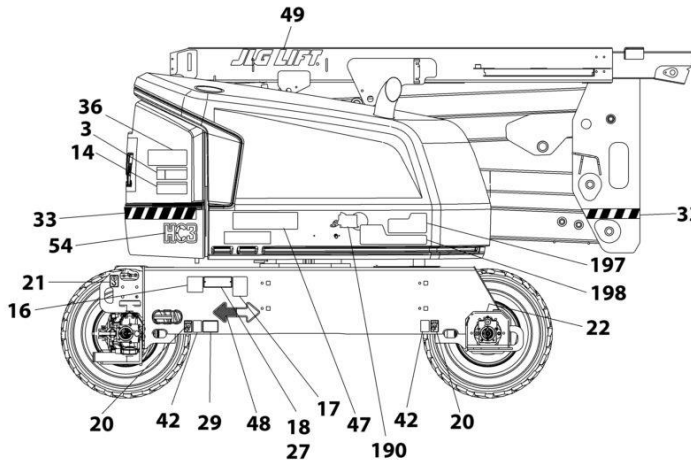
SECTION 9 - DECALS

FIGURE 9-4. DECAL INSTALLATION - BRAZIL SPEC (PORTUGUESE/SPANISH LANGUAGES)



NOTE: SOME DECALS ARE CALLED OUT ON DECAL INSTALLATION - OPTIONS.

NOTE: ITEMS SHOWN MAY NOT BE REQUIRED FOR ALL SPECS. REFER TO PARTS LIST FOR USAGE.



ART_1001254306

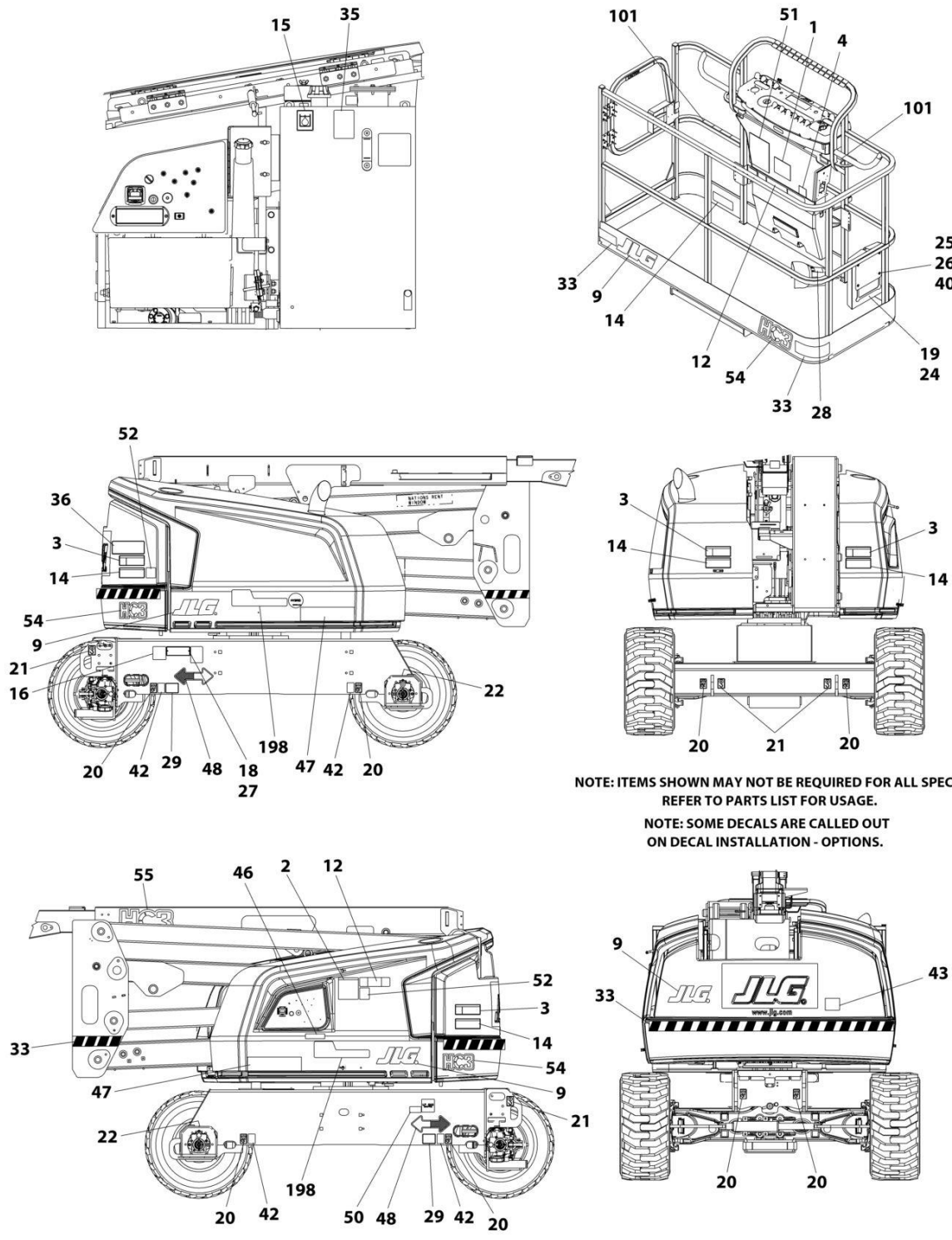
SECTION 9 - DECALS

FIGURE 9-4. DECAL INSTALLATION - BRAZIL SPEC (PORTUGUESE/SPANISH LANGUAGES)

ITEM	PART NUMBER	QTY	DESCRIPTION	REV
	1001254314	Ref	DECAL INSTALLATION - REFERENCE CHART	C
	1001254306	Ref	DECAL INSTALLATION	D
1	1703928	1	Decal - Danger/Warning	
2	1705349	1	Decal - Warning Inspection	
3	1703940	4	Decal - Danger Electrocution	
4	1703952	4	Decal - Warning/Crushing	
5	1001234437	1	Decal - Warning	
6	1001234438	1	Decal - Warning	
10	1704002	2	Decal - No Hands	
14	1703946	2	Decal - Warning/Crushing	
15	1701504	1	Decal - Hydraulic Oil	
16	See Note	NSS	Decal - Bar Code (Note: Not Available for Purchase)	
18		Ref	Nameplate - Manufacturers Serial Number	
19	1701509	1	Decal - Manual	
20	1702300	8	Decal - Tie Down /Lift	
21	1701500	4	Decal - Tie Down /Lift	
22	1703687	2	Decal - Arrow	
23	3251243	1	Decal - 120V-60Hz	
24	0860520	1	Box, Manual Storage	
25	4751400	4	Washer 1/4	
26	3311405	4	Nut 1/4	
27	3820001	2	Rivet	
28	1703985	1	Decal, Foot Switch	
35	1704412	1	Decal - Hydraulic Fluid	
36	1001274782	1	Decal - Lift Diagram	
37	1704885	1	Decal - Website	
40	0641406	4	Bolt 1/4 x 3/4	
41	1001113680	1	Decal - Drive/Steer	
42	1701499	4	Decal - No Tie Down/Lift	
43	3251813	1	Decal - USA	
48	1701529	2	Decal - Arrow	
51	1001224052	1	Decal - Yearly Inspection	
100	1001232026	1	Decal - Platform Lanyard Kit (Not Shown)	
101	1704277	3	Decal - Attach Lanyard Here	

SECTION 9 - DECALS

FIGURE 9-5. DECAL INSTALLATION - CE & UK CA SPEC (ENGLISH LANGUAGE)



NOTE: ITEMS SHOWN MAY NOT BE REQUIRED FOR ALL SPECS.
REFER TO PARTS LIST FOR USAGE.
NOTE: SOME DECALS ARE CALLED OUT
ON DECAL INSTALLATION - OPTIONS.

ART_1001254307

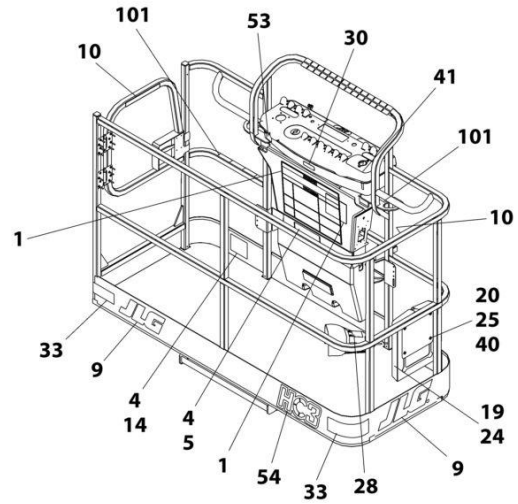
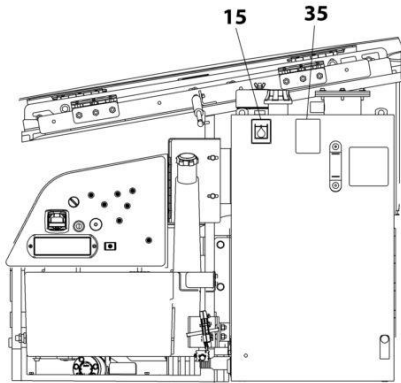
SECTION 9 - DECALS

FIGURE 9-5. DECAL INSTALLATION - CE & UK CA SPEC (ENGLISH LANGUAGE)

ITEM	PART NUMBER	QTY	DESCRIPTION	REV
	1001254315	Ref	DECAL INSTALLATION - REFERENCE CHART	B
	1001254307	Ref	DECAL INSTALLATION	E
1	1705921	1	Decal - Tipping/Electrocution	
2	1705822	1	Decal - Electrocution/Safety Manual	
3	1705961	4	Decal - Danger Electrocution	
4	1001244301	1	Decal - No Platform to Ground	
9	1702773	4	Decal - JLG	
12	1001234439	2	Decal - Max Capacity	
14	1701518	6	Decal - Warning/Crushing	
15	1701504	1	Decal - Hydraulic Oil	
16	See Note	NSS	Decal - Bar Code (Note: Not Available for Purchase)	
18		Ref	Nameplate - Manufacturers Serial Number	
19	1701509	1	Decal - Manual	
20	1702300	8	Decal - Tie Down /Lift	
21	1701500	4	Decal - Tie Down /Lift	
22	1703687	2	Decal - Arrow	
24	0860520	1	Box, Manual Storage	
25	4751400	4	Washer 1/4	
26	3311405	4	Nut 1/4	
27	3820001	2	Rivet	
28	1705828	1	Decal - Footswitch	
35	1704412	1	Decal - Hydraulic Fluid	
36	1001274782	1	Decal - Lift Diagram	
40	0641406	4	BoI 1/4 x 3/4	
42	1701499	4	Decal - No Tie Down/Lift	
46	1001189882	1	Decal - MSSO	
48	1701529	2	Decal - Arrow	
52	1001244298	2	Decal - Wechat	
54	1001244212	3	Decal - HC3	
55	1001256906	1	Decal - HC3	
100	1001232026	1	Decal - Platform Lanyard Kit (Not Shown)	
101	1704277	3	Decal - Attach Lanyard Here	

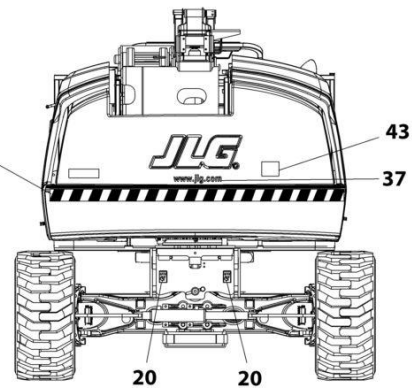
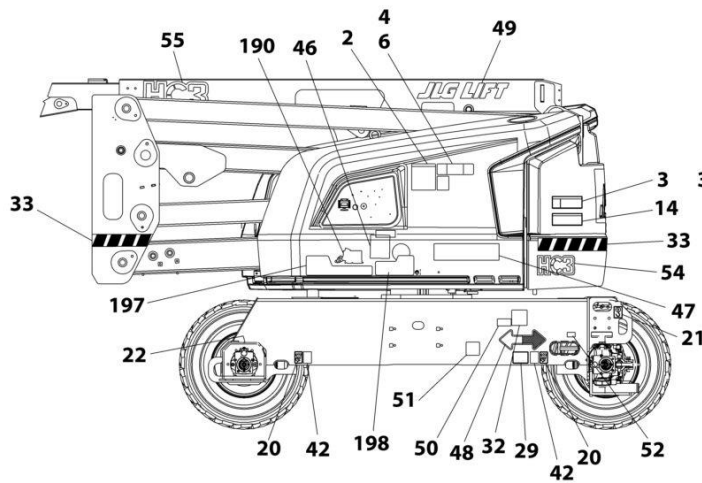
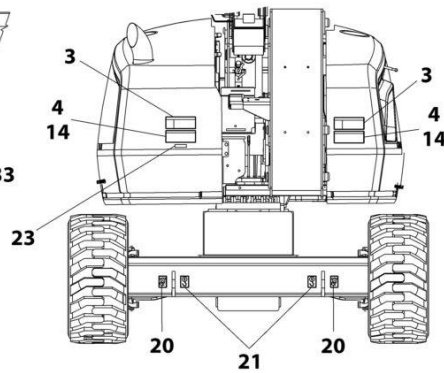
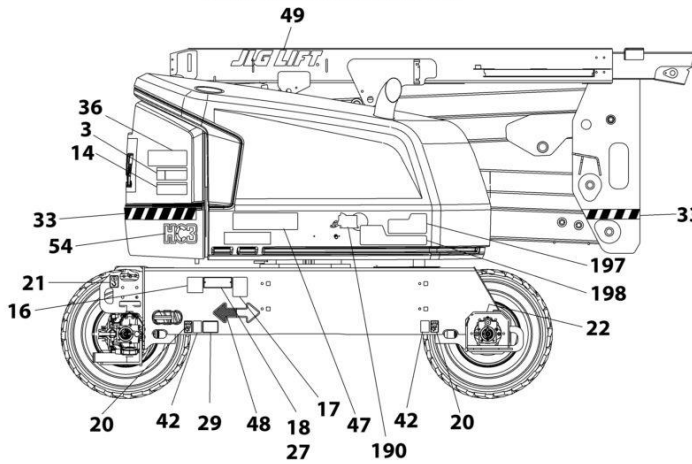
SECTION 9 - DECALS

FIGURE 9-6. DECAL INSTALLATION - CSA SPEC WITH DEUTZ ENGINES (FRENCH/ENGLISH LANGUAGES)



NOTE: SOME DECALS ARE CALLED OUT ON DECAL INSTALLATION - OPTIONS.

NOTE: ITEMS SHOWN MAY NOT BE REQUIRED FOR ALL SPECS. REFER TO PARTS LIST FOR USAGE.



ART_1001254304

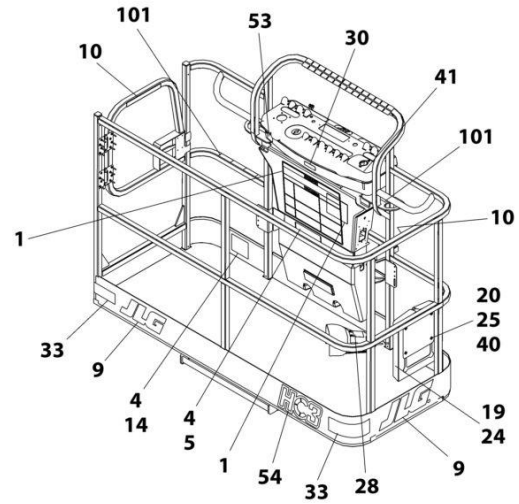
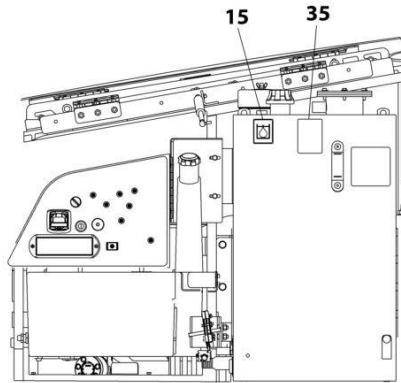
SECTION 9 - DECALS

FIGURE 9-6. DECAL INSTALLATION - CSA SPEC WITH DEUTZ ENGINES (FRENCH/ENGLISH LANGUAGES)

ITEM	PART NUMBER	QTY	DESCRIPTION	REV
	1001254314	Ref	DECAL INSTALLATION - REFERENCE CHART	C
	1001254304	Ref	DECAL INSTALLATION	D
1	1703924	1	Decal - Danger/Warning	
2	1705347	1	Decal - Warning Inspection	
3	1703936	4	Decal - Danger Electrocution	
4	1703948	4	Decal - Warning/Crushing	
5	1001234433	1	Decal - Warning	
6	1001234434	1	Decal - Warning	
10	1704000	2	Decal - No Hands	
14	1703942	2	Decal - Warning/Crushing	
15	1701504	1	Decal - Hydraulic Oil	
16	See Note	NSS	Decal - Bar Code (Note: Not Available for Purchase)	
17	1001131269	1	Decal - Patent	
18		Ref	Nameplate - Manufacturers Serial Number	
19	1701509	1	Decal - Manual	
20	1702300	8	Decal - Tie Down /Lift	
21	1701500	4	Decal - Tie Down /Lift	
22	1703687	2	Decal - Arrow	
23	3251243	1	Decal - 120V-60Hz	
24	0860520	1	Box, Manual Storage	
25	4751400	4	Washer 1/4	
26	3311405	4	Nut 1/4	
27	3820001	2	Rivet	
28	1703984	1	Decal - Footswitch	
35	1704412	1	Decal - Hydraulic Fluid	
36	1001274782	1	Decal - Lift Diagram	
37	1704885	1	Decal - Website	
40	0641406	4	Bolt 1/4 x 3/4	
41	1705429	1	Decal - Drive/Steer	
42	1701499	4	Decal - No Tie Down/Lift	
43	3251813	1	Decal - USA	
48	1701529	2	Decal - Arrow	
51	1001223971	1	Decal - Yearly Inspection	
52	1001223453	1	Decal - ICES (Canada)	
100	1001232026	1	Decal - Platform Lanyard Kit (Not Shown)	
101	1704277	3	Decal - Attach Lanyard Here	

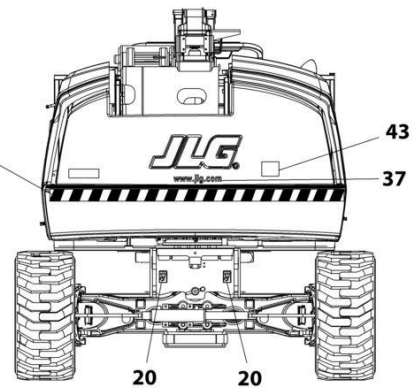
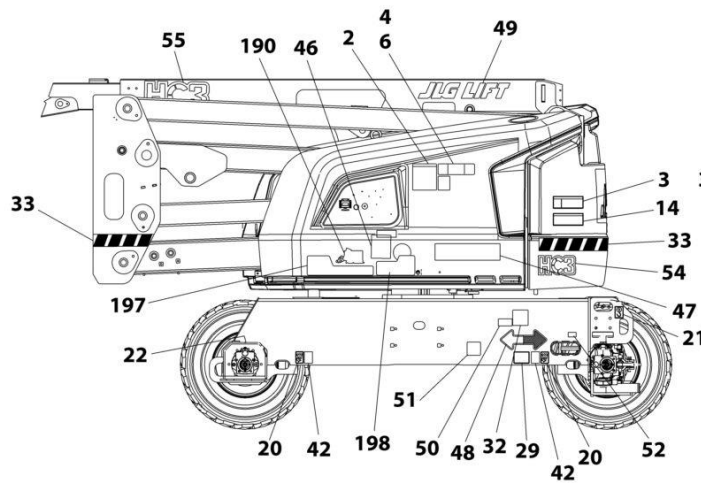
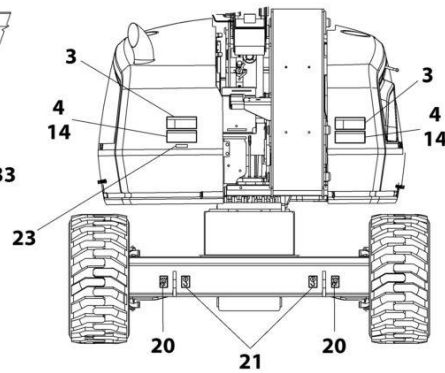
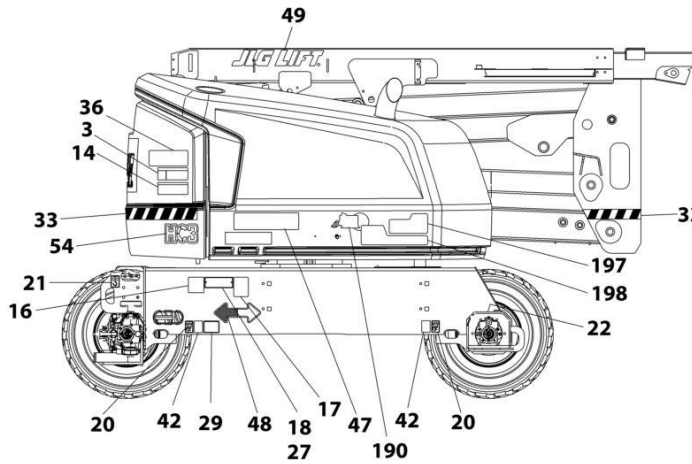
SECTION 9 - DECALS

FIGURE 9-7. DECAL INSTALLATION - CSA SPEC WITH KUBOTA ENGINES (FRENCH/ENGLISH LANGUAGES)



NOTE: SOME DECALS ARE CALLED OUT ON DECAL INSTALLATION - OPTIONS.

NOTE: ITEMS SHOWN MAY NOT BE REQUIRED FOR ALL SPECS. REFER TO PARTS LIST FOR USAGE.



ART_1001254310

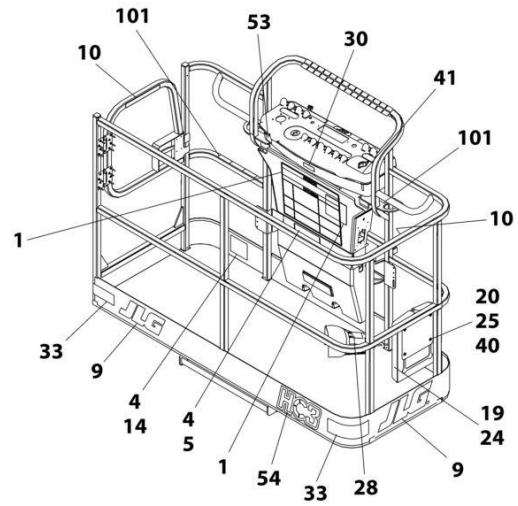
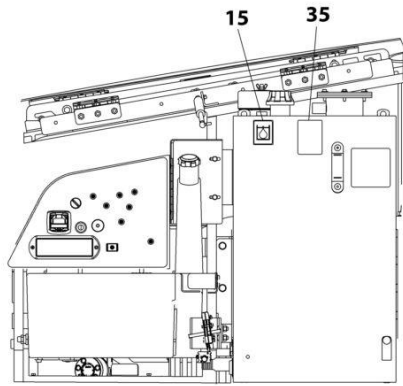
SECTION 9 - DECALS

FIGURE 9-7. DECAL INSTALLATION - CSA SPEC WITH KUBOTA ENGINES (FRENCH/ENGLISH LANGUAGES)

ITEM	PART NUMBER	QTY	DESCRIPTION	REV
	1001254314	Ref	DECAL INSTALLATION - REFERENCE CHART	C
	1001254310	Ref	DECAL INSTALLATION	D
1	1703924	1	Decal - Danger/Warning	
2	1705347	1	Decal - Warning Inspection	
3	1703936	4	Decal - Danger Electrocution	
4	1703948	4	Decal - Warning/Crushing	
5	1001234433	1	Decal - Warning	
6	1001234434	1	Decal - Warning	
10	1704000	2	Decal - No Hands	
14	1703942	2	Decal - Warning/Crushing	
15	1701504	1	Decal - Hydraulic Oil	
16	See Note	NSS	Decal - Bar Code (Note: Not Available for Purchase)	
17	1001131269	1	Decal - Patent	
18		Ref	Nameplate - Manufacturers Serial Number	
19	1701509	1	Decal - Manual	
20	1702300	8	Decal - Tie Down /Lift	
21	1701500	4	Decal - Tie Down /Lift	
22	1703687	2	Decal - Arrow	
23	3251243	1	Decal - 120V-60Hz	
24	0860520	1	Box, Manual Storage	
25	4751400	4	Washer 1/4	
26	3311405	4	Nut 1/4	
27	3820001	2	Rivet	
28	1703984	1	Decal - Footswitch	
35	1704412	1	Decal - Hydraulic Fluid	
36	1001274782	1	Decal - Lift Diagram	
37	1704885	1	Decal - Website	
40	0641406	4	Bolt 1/4 x 3/4	
41	1705429	1	Decal - Drive/Steer	
42	1701499	4	Decal - No Tie Down/Lift	
43	3251813	1	Decal - USA	
48	1701529	2	Decal - Arrow	
51	1001223971	1	Decal - Yearly Inspection	
52	1001223453	1	Decal - ICES (Canada)	
100	1001232026	1	Decal - Platform Lanyard Kit (Not Shown)	
101	1704277	3	Decal - Attach Lanyard Here	

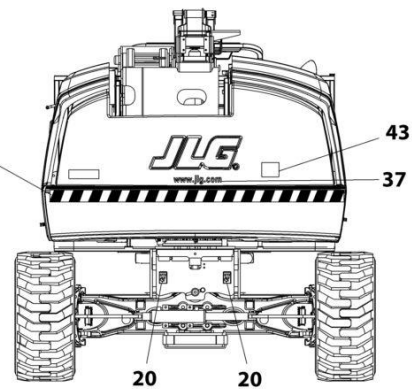
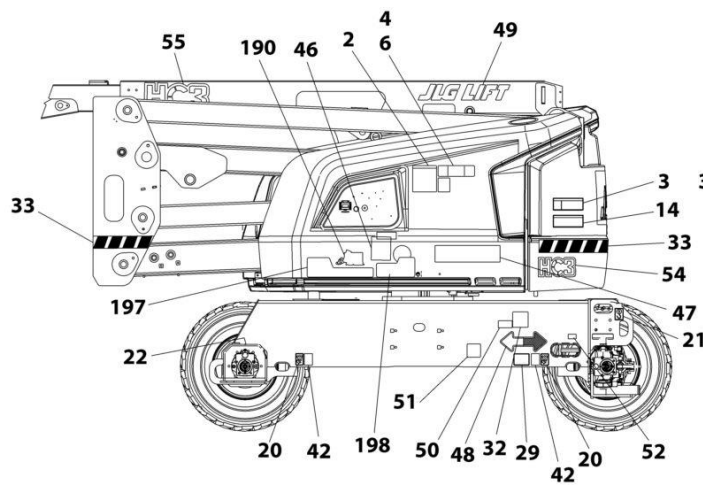
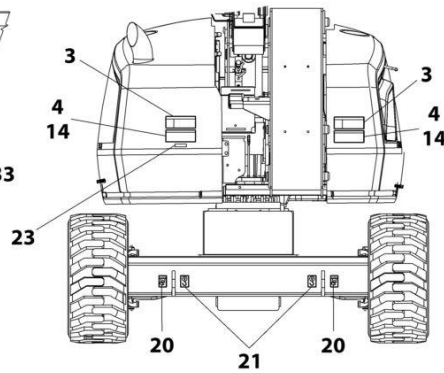
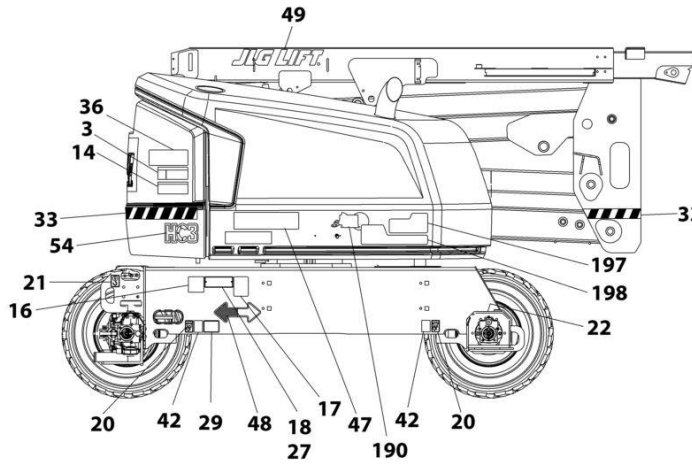
SECTION 9 - DECALS

FIGURE 9-8. DECAL INSTALLATION - CHINESE SPEC (CHINESE/ENGLISH LANGUAGES)



NOTE: SOME DECALS ARE CALLED OUT ON DECAL INSTALLATION - OPTIONS.

NOTE: ITEMS SHOWN MAY NOT BE REQUIRED FOR ALL SPECS. REFER TO PARTS LIST FOR USAGE.



ART_1001254305

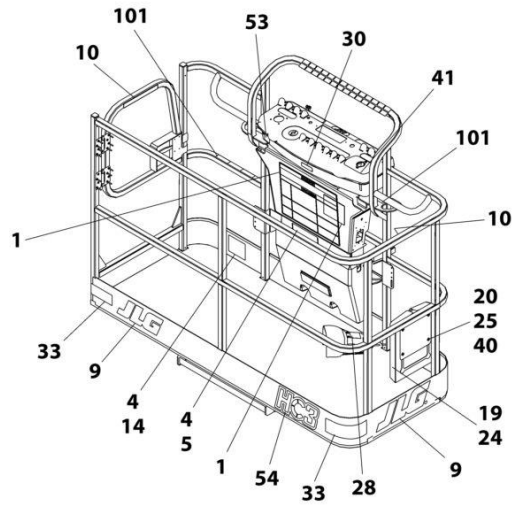
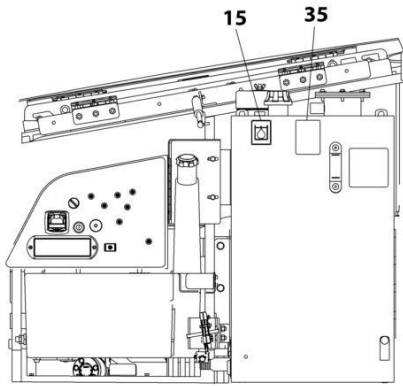
SECTION 9 - DECALS

FIGURE 9-8. DECAL INSTALLATION - CHINESE SPEC (CHINESE/ENGLISH LANGUAGES)

ITEM	PART NUMBER	QTY	DESCRIPTION	REV
	1001254314	Ref	DECAL INSTALLATION - REFERENCE CHART	C
	1001254305	Ref	DECAL INSTALLATION	D
1	1703925	1	Decal - Danger/Warning	
2	1001116849	1	Decal - Warning Inspection	
3	1703937	4	Decal - Danger Electrocution	
4	1703949	4	Decal - Warning/Crushing	
5	1001234435	1	Decal - Warning	
6	1001234436	1	Decal - Warning	
10	1705968	2	Decal - No Hands	
14	1703943	2	Decal - Warning/Crushing	
15	1701504	1	Decal - Hydraulic Oil	
16	See Note	NSS	Decal - Bar Code (Note: Not Available for Purchase)	
18		Ref	Nameplate - Manufacturers Serial Number	
19	1701509	1	Decal - Manual	
20	1702300	8	Decal - Tie Down /Lift	
21	1701500	4	Decal - Tie Down /Lift	
22	1703687	2	Decal - Arrow	
24	0860520	1	Box, Manual Storage	
25	4751400	4	Washer 1/4	
26	3311405	4	Nut 1/4	
27	3820001	2	Rivet	
28	1703982	1	Decal - Footswitch	
35	1704412	1	Decal - Hydraulic Fluid	
36	1001274782	1	Decal - Lift Diagram	
37	1704885	1	Decal - Website	
40	0641406	4	Bolt 1/4 x 3/4	
41	1705430	1	Decal - Drive/Steer	
42	1701499	4	Decal - No Tie Down/Lift	
48	1701529	2	Decal - Arrow	
51	1001224050	1	Decal - Yearly Inspection	
100	1001232026	1	Decal - Platform Lanyard Kit (Not Shown)	
101	1704277	3	Decal - Attach Lanyard Here	

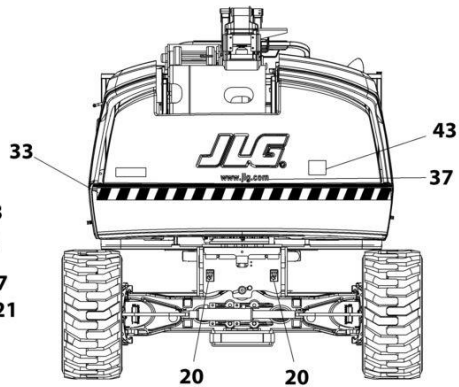
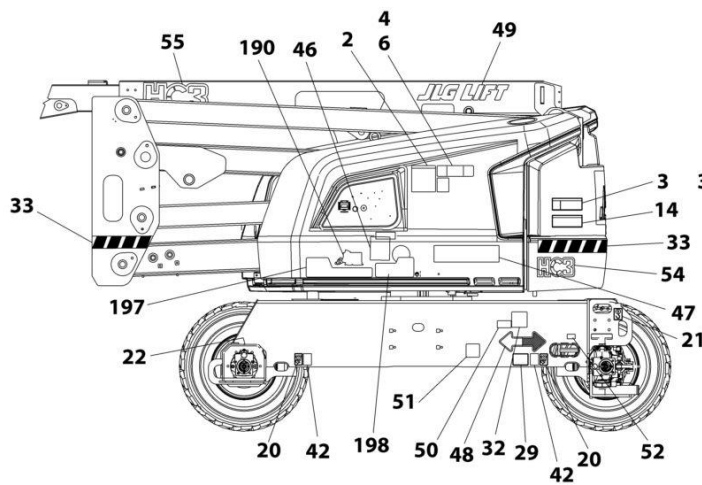
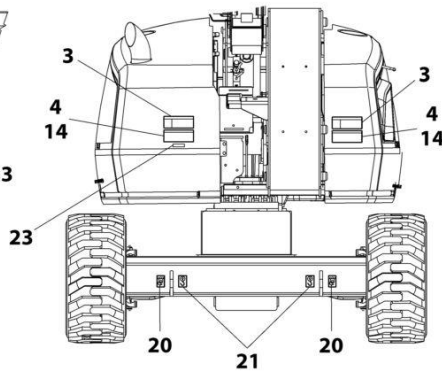
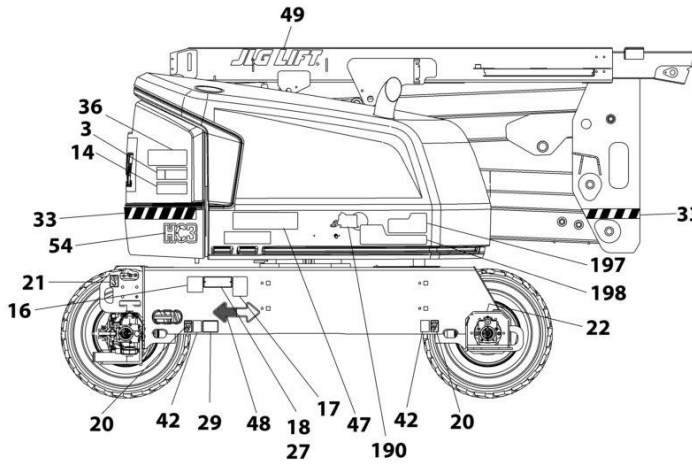
SECTION 9 - DECALS

FIGURE 9-9. DECAL INSTALLATION - JAPANESE SPEC (JAPANESE/ENGLISH LANGUAGES)



NOTE: SOME DECALS ARE CALLED OUT ON DECAL INSTALLATION - OPTIONS.

NOTE: ITEMS SHOWN MAY NOT BE REQUIRED FOR ALL SPECS. REFER TO PARTS LIST FOR USAGE.



ART_1001254302

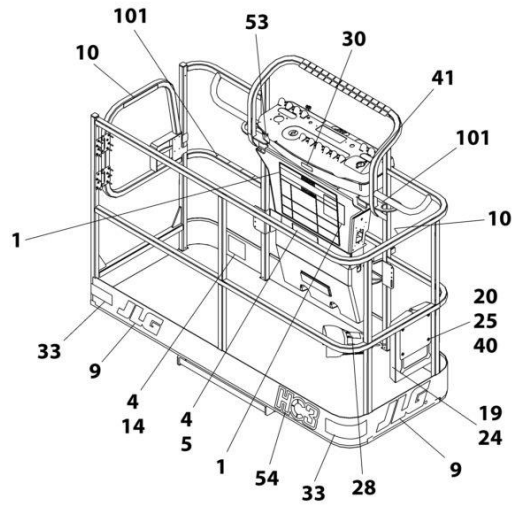
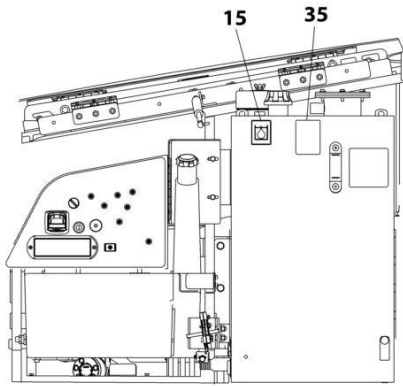
SECTION 9 - DECALS

FIGURE 9-9. DECAL INSTALLATION - JAPANESE SPEC (JAPANESE/ENGLISH LANGUAGES)

ITEM	PART NUMBER	QTY	DESCRIPTION	REV
	1001254314	Ref	DECAL INSTALLATION - REFERENCE CHART	C
	1001254302	Ref	DECAL INSTALLATION	D
1	1703926	1	Decal - Danger/Warning	
2	1705344	1	Decal - Warning Inspection	
3	1703938	4	Decal - Danger Electrocutation	
4	1703950	4	Decal - Warning/Crushing	
5	1001234428	1	Decal - Warning	
6	1001234429	1	Decal - Warning	
14	1703944	2	Decal - Warning/Crushing	
15	1701504	1	Decal - Hydraulic Oil	
16	See Note	NSS	Decal - Bar Code (Note: Not Available for Purchase)	
18		Ref	Nameplate - Manufacturers Serial Number	
19	1701509	1	Decal - Manual	
20	1702300	8	Decal - Tie Down /Lift	
21	1701500	4	Decal - Tie Down /Lift	
22	1703687	2	Decal - Arrow	
24	0860520	1	Box, Manual Storage	
25	4751400	4	Washer 1/4	
26	3311405	4	Nut 1/4	
27	3820001	2	Rivet	
28	1703980	1	Decal - Footswitch	
35	1704412	1	Decal - Hydraulic Fluid	
36	1001274782	1	Decal - Lift Diagram	
37	1704885	1	Decal - Website	
40	0641406	4	Bolt 1/4 x 3/4	
41	1705426	1	Decal - Drive/Steer	
42	1701499	4	Decal - No Tie Down/Lift	
48	1701529	2	Decal - Arrow	
51	1001224053	1	Decal - Yearly Inspection	
100	1001232026	1	Decal - Platform Lanyard Kit (Not Shown)	
101	1704277	3	Decal - Attach Lanyard Here	

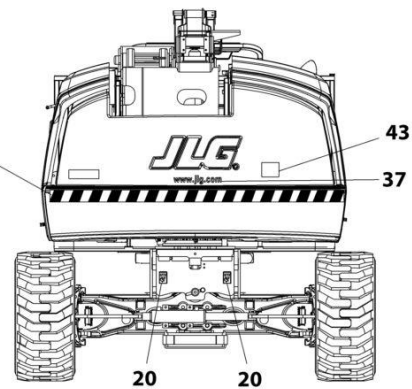
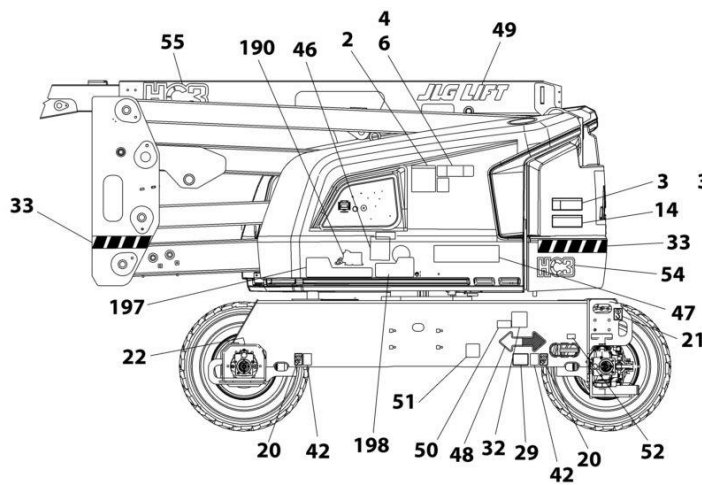
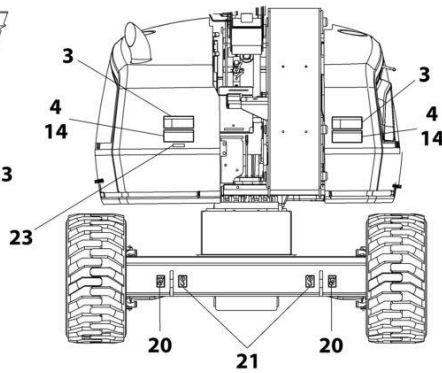
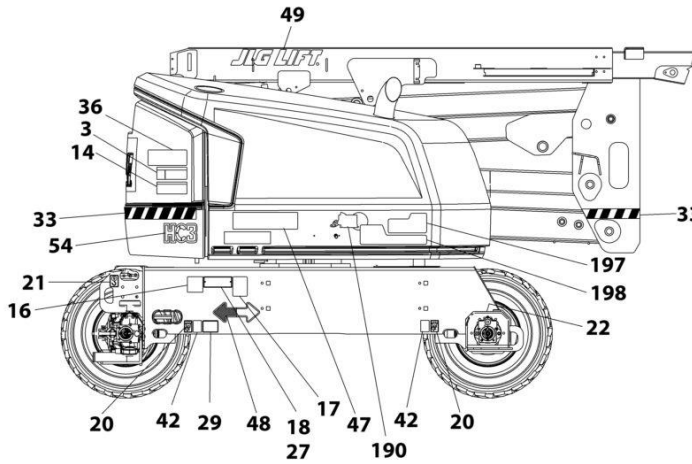
SECTION 9 - DECALS

FIGURE 9-10. DECAL INSTALLATION - KOREAN SPEC (KOREAN/ENGLISH LANGUAGES)



NOTE: SOME DECALS ARE CALLED OUT ON DECAL INSTALLATION - OPTIONS.

NOTE: ITEMS SHOWN MAY NOT BE REQUIRED FOR ALL SPECS. REFER TO PARTS LIST FOR USAGE.



ART_1001254303

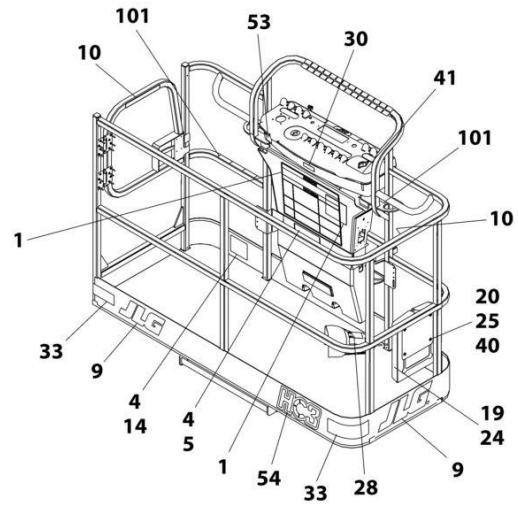
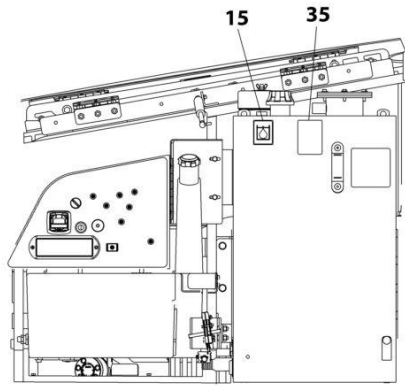
SECTION 9 - DECALS

FIGURE 9-10. DECAL INSTALLATION - KOREAN SPEC (KOREAN/ENGLISH LANGUAGES)

ITEM	PART NUMBER	QTY	DESCRIPTION	REV
	1001254314	Ref	DECAL INSTALLATION - REFERENCE CHART	C
	1001254303	Ref	DECAL INSTALLATION	D
1	1703927	1	Decal - Danger/Warning	
2	1705345	1	Decal - Warning Inspection	
3	1703939	4	Decal - Danger Electrocution	
4	1703951	4	Decal - Warning/Crushing	
5	1001234430	1	Decal - Warning	
6	1001235585	1	Decal - Warning	
10	1705969	2	Decal - No Hands	
14	1703945	2	Decal - Warning/Crushing	
15	1701504	1	Decal - Hydraulic Oil	
16	See Note	NSS	Decal - Bar Code (Note: Not Available for Purchase)	
18		Ref	Nameplate - Manufacturers Serial Number	
19	1701509	1	Decal - Manual	
20	1702300	8	Decal - Tie Down /Lift	
21	1701500	4	Decal - Tie Down /Lift	
22	1703687	2	Decal - Arrow	
24	0860520	1	Box, Manual Storage	
25	4751400	4	Washer 1/4	
26	3311405	4	Nut 1/4	
27	3820001	2	Rivet	
28	1703981	1	Decal - Footswitch	
35	1704412	1	Decal - Hydraulic Fluid	
36	1001274782	1	Decal - Lift Diagram	
37	1704885	1	Decal - Website	
40	0641406	4	Bolt 1/4 x 3/4	
41	1705427	1	Decal - Drive/Steer	
42	1701499	4	Decal - No Tie Down/Lift	
48	1701529	2	Decal - Arrow	
51	1001224048	1	Decal - Yearly Inspection	
100	1001232026	1	Decal - Platform Lanyard Kit (Not Shown)	
101	1704277	3	Decal - Attach Lanyard Here	

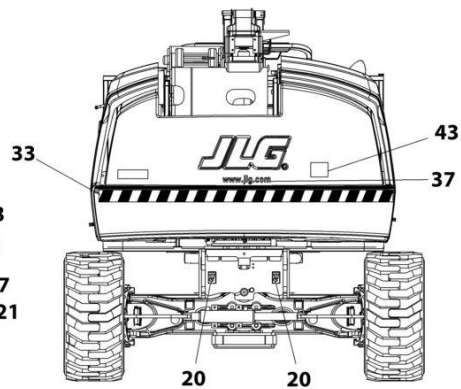
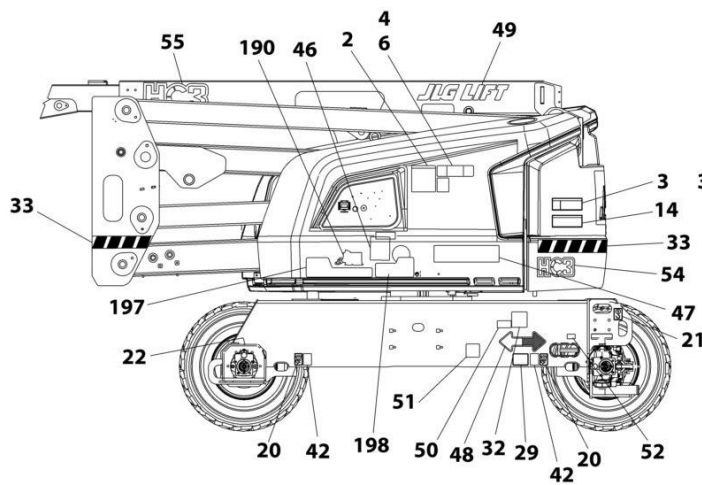
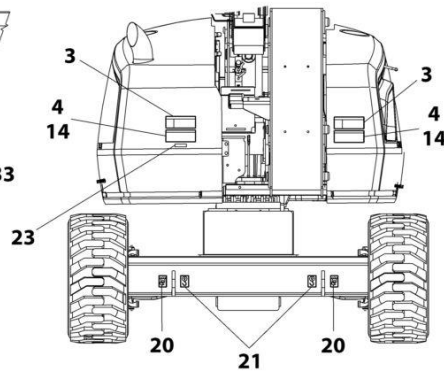
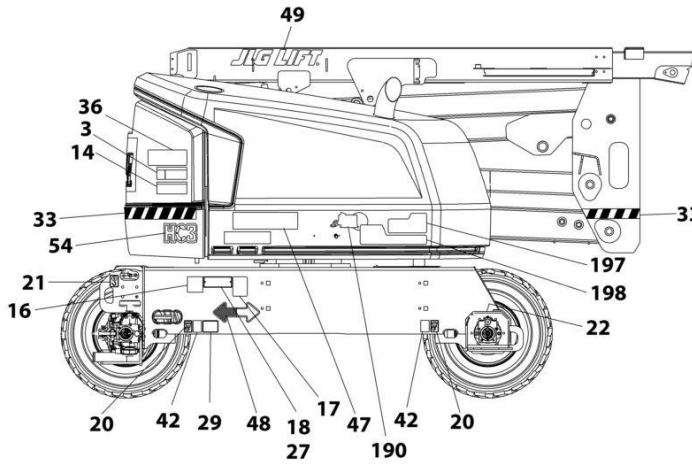
SECTION 9 - DECALS

FIGURE 9-11. DECAL INSTALLATION - LATIN AMERICA SPEC (SPANISH/ENGLISH LANGUAGES)



NOTE: SOME DECALS ARE CALLED OUT ON DECAL INSTALLATION - OPTIONS.

NOTE: ITEMS SHOWN MAY NOT BE REQUIRED FOR ALL SPECS. REFER TO PARTS LIST FOR USAGE.



ART_1001254308

SECTION 9 - DECALS

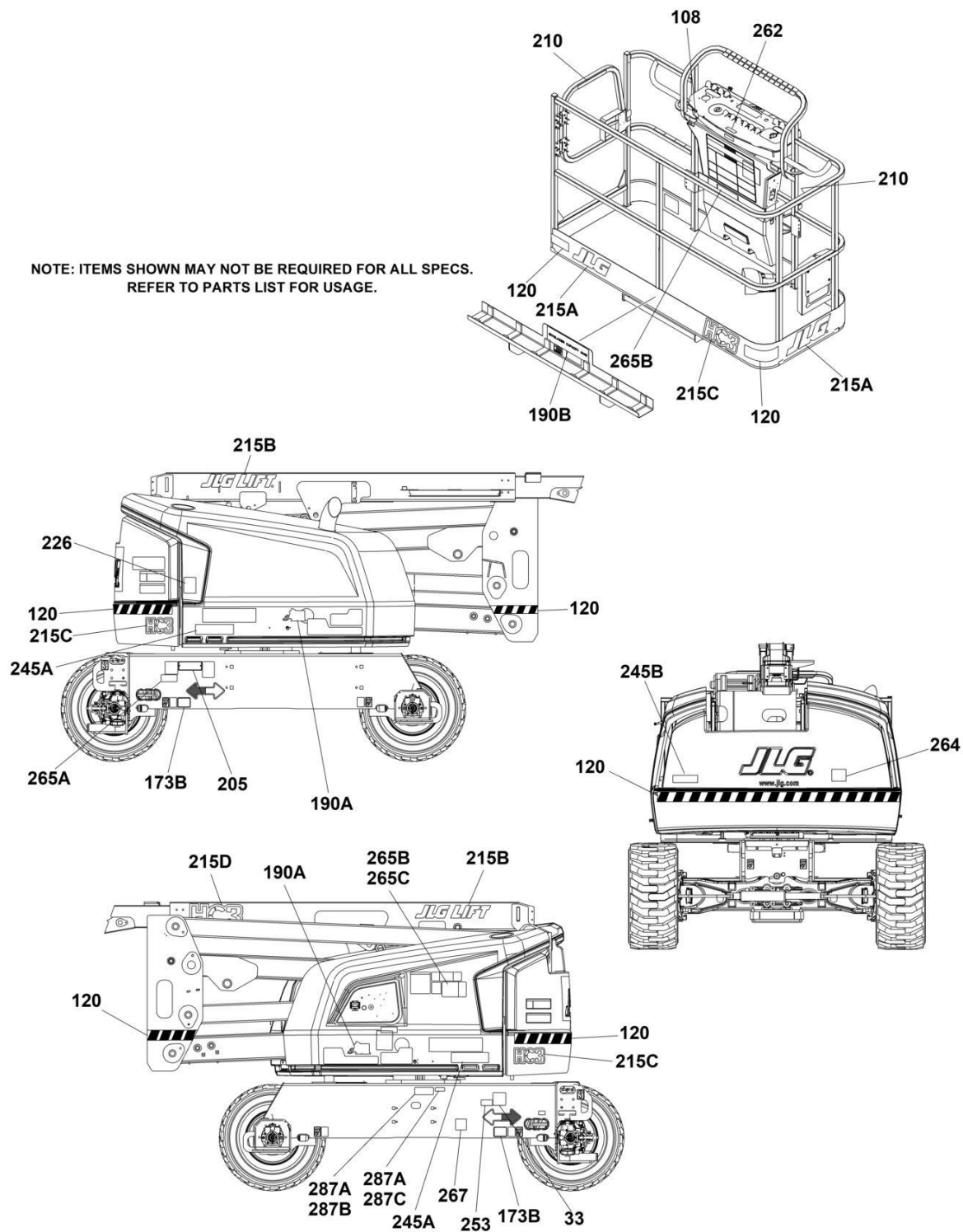
FIGURE 9-11. DECAL INSTALLATION - LATIN AMERICA SPEC (SPANISH/ENGLISH LANGUAGES)

ITEM	PART NUMBER	QTY	DESCRIPTION	REV
	1001254314	Ref	DECAL INSTALLATION - REFERENCE CHART	C
	1001254308	Ref	DECAL INSTALLATION	D
1	1703923	1	Decal - Danger/Warning	
2	1705917	1	Decal - Warning Inspection	
3	1703935	4	Decal - Danger Electrocution	
4	1703947	4	Decal - Warning/Crushing	
5	1001234431	1	Decal - Warning	
6	1001234432	1	Decal - Warning	
10	1704001	2	Decal - No Hands	
14	1703941	2	Decal - Warning/Crushing	
15	1701504	1	Decal - Hydraulic Oil	
16	See Note	NSS	Decal - Bar Code (Note: Not Available for Purchase)	
18		Ref	Nameplate - Manufacturers Serial Number	
19	1701509	1	Decal - Manual	
20	1702300	8	Decal - Tie Down /Lift	
21	1701500	4	Decal - Tie Down /Lift	
22	1703687	2	Decal - Arrow	
23	3251243	1	Decal - 120V-60Hz	
24	0860520	1	Box, Manual Storage	
25	4751400	4	Washer 1/4	
26	3311405	4	Nut 1/4	
27	3820001	2	Rivet	
28	1703983	1	Decal - Footswitch	
35	1704412	1	Decal - Hydraulic Fluid	
36	1001274782	1	Decal - Lift Diagram	
37	1704885	1	Decal - Website	
40	0641406	4	Bolt 1/4 x 3/4	
41	1705910	1	Decal - Drive/Steer	
42	1701499	4	Decal - No Tie Down/Lift	
43	3251813	1	Decal - USA	
48	1701529	2	Decal - Arrow	
51	1001224049	1	Decal - Yearly Inspection	
100	1001232026	1	Decal - Platform Lanyard Kit (Not Shown)	
101	1704277	3	Decal - Attach Lanyard Here	

SECTION 9 - DECALS

FIGURE 9-12. DECAL INSTALLATION - OPTIONS

NOTE: ITEMS SHOWN MAY NOT BE REQUIRED FOR ALL SPECS.
REFER TO PARTS LIST FOR USAGE.



ART_DECAL_OPTIONS

SECTION 9 - DECALS

FIGURE 9-12. DECAL INSTALLATION - OPTIONS

ITEM	PART NUMBER	QTY	DESCRIPTION	REV
	1001254314	Ref	DECAL INSTALLATION - REFERENCE CHART (ALL SPECS EXCEPT CE SPECS)	C
	1001254315	Ref	DECAL INSTALLATION - REFERENCE CHART (CE SPECS)	B
	1001246976	Ref	DECAL INSTALLATION - OPTIONS	F
33	1700818	1	Decal - LP (ANSI, ANSI Export & CSA Specs)	
33	1704271	1	Decal - LP (CSA Specs)	
108	1001231801	1	Decal - Warning (Prop 65) (ANSI & CSA Specs)	
120	1001188883	Ref	Warning Stripes Installation	A
120	4420051	21.5 ft /6.55m	Tape, Safety	
173	1001255845	Ref	Model Decal Installation	B
173A	1001267310	2	Decal - 450AJ	
173B	1001255849	2	Decal - Max Tire Load	
190	1001262102	Ref	SkyGlazier Decal Installation (ANSI & CSA Specs)	
190	1001262105	Ref	SkyGlazier Decal Installation (Australian Specs)	
190A	1705358	2	Decal - SkyGlazier	
190B	1001259018	2	Decal - SkyGlazier Capacity (ANSI Specs)	
190B	1001262117	2	Decal - SkyGlazier Capacity (Australian Specs)	
205	See Note	Ref	Nameplate - Manufacturers Serial Number (Note: Not Available for Purchase)	
210	1702868	2	Decal - No Hands (English Language)	
210	1704000	2	Decal - No Hands (English and French Languages)	
210	1705969	2	Decal - No Hands (English and Korean Languages)	
210	1704001	2	Decal - No Hands (English and Spanish Languages)	
210	1704002	2	Decal - No Hands (Portuguese and Spanish Language)	
210	1705968	2	Decal - No Hands (ANSI Export Specs)	
215	1001254311	Ref	JLG Logo Installation (All Specs except CE Specs) (Note: For Logo Decals on CE Specs Machines, See Decal Installation CE Specs)	C
215A	1702773	2	Decal - JLG	
215B	1702774	2	Decal - JLG Lift (3in)	
215C	1001244212	3	Decal - HC3	
215D	1001256906	1	Decal - HC3	
226	1704972	1	Decal - Warning Explosion/Fire (ANSI, ANSI Export and CSA Spec)	
226	1706059	1	Decal - Warning Explosion/Fire (Brazil Spec)	
226	1706098	1	Decal - Warning Explosion/Fire (CE Spec)	
226	1706060	1	Decal - Warning Explosion/Fire (Chinese Spec)	
226	1706064	1	Decal - Warning Explosion/Fire (CSA Spec)	
226	1706062	1	Decal - Warning Explosion/Fire (Japanese Spec)	
226	1706061	1	Decal - Warning Explosion/Fire (Korean Spec)	
226	1706063	1	Decal - Warning Explosion/Fire (Latin America Spec)	
245	1001127096	Ref	Decal - ClearSky	
245A	1001116208	2	Decal - ClearSky	
245B	1001120989	1	Decal - Radio Frequency	
253	1001143852	1	Decal - Emissions Compliance (Deutz D2011 Engines/Deutz D2011 Engines (Stage V)/Deutz D2.9L4 Engines (Stage V))	
262	1001141300	1	Decal - SkyGuard Override	
262	1001141302	1	Decal - SkyGuard Override with Soft-Touch	
264	1001204510	1	Decal - Sound Power (Deutz D2011 Engines)	
264	1001130492	1	Decal - Sound Power (Deutz D2011 (Stage V) Engines)	

SECTION 9 - DECALS

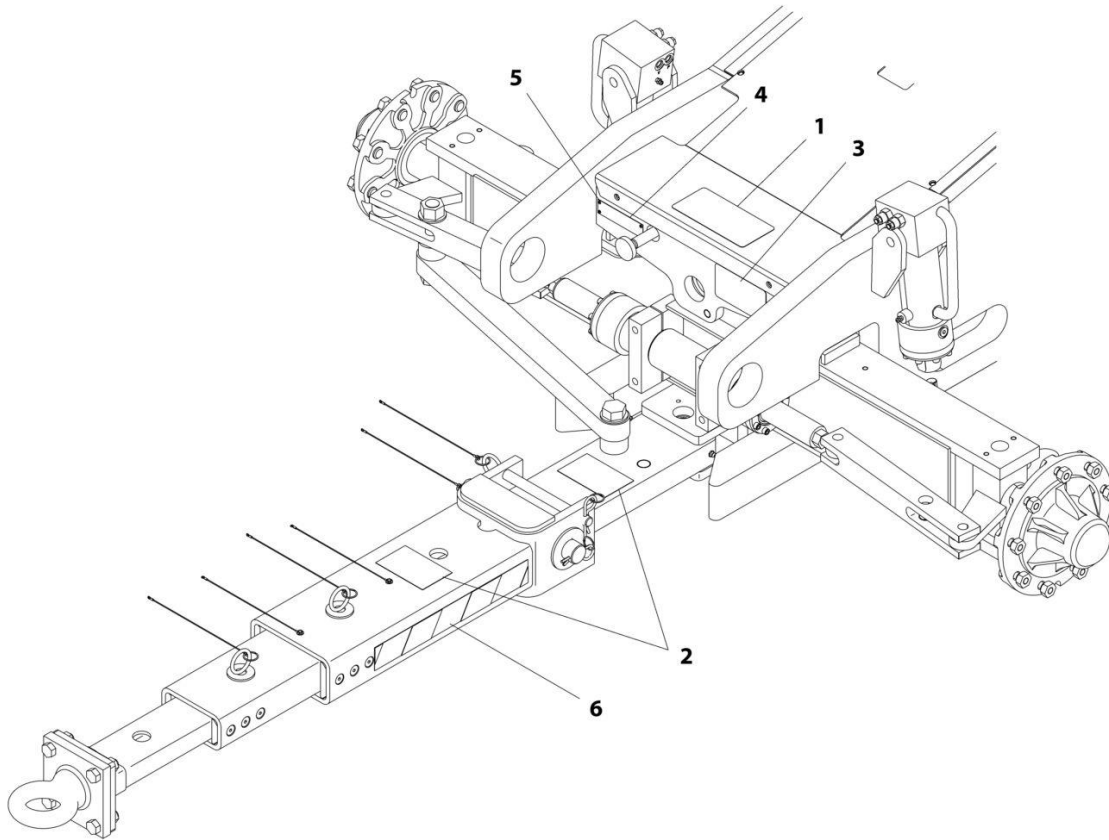
ITEM	PART NUMBER	QTY	DESCRIPTION	REV
265	1001271605	Ref	Soft -Touch Decal Installation (Without Fall Arrest) (Pictograph)	
265	1001271588	Ref	Soft -Touch Decal Installation (Without Fall Arrest) (English Language)	
265	1001276688	Ref	Soft -Touch Decal Installation (Without Fall Arrest) (English/Chinese Languages)	
265	1001276686	Ref	Soft -Touch Decal Installation (Without Fall Arrest) (English/French Languages)	
265	1001271617	Ref	Soft -Touch Decal Installation (Without Fall Arrest) (English/Japanese Languages)	
265	1001276884	Ref	Soft -Touch Decal Installation (Without Fall Arrest) (English/Korean Languages)	
265	1001276692	Ref	Soft -Touch Decal Installation (Without Fall Arrest) (English/Spanish Languages)	
265	1001276690	Ref	Soft -Touch Decal Installation (Without Fall Arrest) (Spanish/Portuguese Languages)	
265	1001271606	Ref	Soft -Touch Decal Installation (With Fall Arrest) (Pictograph)	
265	1001271589	Ref	Soft -Touch Decal Installation (With Fall Arrest) (English Language)	
265	1001276689	Ref	Soft -Touch Decal Installation (With Fall Arrest) (English/Chinese Languages)	
265	1001276687	Ref	Soft -Touch Decal Installation (With Fall Arrest) (English/French Languages)	
265	1001271621	Ref	Soft -Touch Decal Installation (With Fall Arrest) (English/Japanese Languages)	
265	1001276885	Ref	Soft -Touch Decal Installation (With Fall Arrest) (English/Korean Languages)	
265	1001276693	Ref	Soft -Touch Decal Installation (With Fall Arrest) (English/Spanish Languages)	
265	1001276691	Ref	Soft -Touch Decal Installation (With Fall Arrest) (Spanish/Portuguese Languages)	
265A	1001195490	1	Decal - Soft-Touch (Pictograph)	
265A	1001195491	1	Decal - Soft-Touch (English Language)	
265A	1001271708	1	Decal - Soft-Touch (English/Chinese Languages)	
265A	1001271709	1	Decal - Soft-Touch (English/French Languages)	
265A	1001271712	1	Decal - Soft-Touch (English/Japanese Languages)	
265A	1001271710	1	Decal - Soft-Touch (English/Korean Languages)	
265A	1001271711	1	Decal - Soft-Touch (English/Spanish Languages)	
265A	1001271707	1	Decal - Soft-Touch (Spanish/Portuguese Languages)	
265B	1001277484	2	Decal - Warning (Without Fall Arrest) (Pictograph)	
265B	1001277481	1	Decal - Warning (Without Fall Arrest) (English Language)	
265B	1001278197	1	Decal - Warning (Without Fall Arrest) (English/Chinese Languages)	
265B	1001277970	1	Decal - Warning (Without Fall Arrest) (English/French Languages)	
265B	1001271622	1	Decal - Warning (Without Fall Arrest) (English/Japanese Languages)	
265B	1001277685	1	Decal - Warning (Without Fall Arrest) (English/Korean Languages)	
265B	1001278249	1	Decal - Warning (Without Fall Arrest) (English/Spanish Languages)	
265B	1001278209	1	Decal - Warning (Without Fall Arrest) (Spanish/Portuguese Languages)	
265B	1001277485	2	Decal - Warning (With Fall Arrest) (Pictograph Language)	
265B	1001277483	1	Decal - Warning (With Fall Arrest) (English Language)	
265B	1001278199	1	Decal - Warning (With Fall Arrest) (English/Chinese Languages)	

SECTION 9 - DECALS

ITEM	PART NUMBER	QTY	DESCRIPTION	REV
265B	1001277972	1	Decal - Warning (With Fall Arrest) (English/French Languages)	
265B	1001271625	1	Decal - Warning (With Fall Arrest) (English/Japanese Languages)	
265B	1001277691	1	Decal - Warning (With Fall Arrest) (English/Korean Languages)	
265B	1001278251	1	Decal - Warning (With Fall Arrest) (English/Spanish Languages)	
265B	1001278216	1	Decal - Warning (With Fall Arrest) (Spanish/Portuguese Languages)	
265C	1001277482	1	Decal - Warning (Without Fall Arrest) (English Language)	
265C	1001278198	1	Decal - Warning (Without Fall Arrest) (English/Chinese Languages)	
265C	1001277911	1	Decal - Warning (Without Fall Arrest) (English/French Languages)	
265C	1001271624	1	Decal - Warning (Without Fall Arrest) (English/Japanese Languages)	
265C	1001277686	1	Decal - Warning (Without Fall Arrest) (English/Korean Languages)	
265C	1001278250	1	Decal - Warning (Without Fall Arrest) (English/Spanish Languages)	
265C	1001278215	1	Decal - Warning (Without Fall Arrest) (Spanish/Portuguese Languages)	
265C	1001277486	1	Decal - Warning (With Fall Arrest) (English Language)	
265C	1001278208	1	Decal - Warning (With Fall Arrest) (English/Chinese Languages)	
265C	1001277973	1	Decal - Warning (With Fall Arrest) (English/French Languages)	
265C	1001271626	1	Decal - Warning (With Fall Arrest) (English/Japanese Languages)	
265C	1001278252	1	Decal - Warning (With Fall Arrest) (English/Spanish Languages)	
265C	1001277692	1	Decal - Warning (With Fall Arrest) (English/Korean Languages)	
265C	1001278217	1	Decal - Warning (With Fall Arrest) (Spanish/Portuguese Languages)	
267	1001200131	1	Decal - Quick Start Reference (Loxam Rental) (Danish Spec)	
267	1001200129	1	Decal - Quick Start Reference (Loxam Rental) (Dutch Spec)	
267	1001181145	1	Decal - Quick Start Reference (Loxam Rental) (English Spec)	
267	1001200128	1	Decal - Quick Start Reference (Loxam Rental) (French Spec)	
267	1001200130	1	Decal - Quick Start Reference (Loxam Rental) (German Spec)	
267	1001200134	1	Decal - Quick Start Reference (Loxam Rental) (Norwegian Spec)	
267	1001200133	1	Decal - Quick Start Reference (Loxam Rental) (Spanish Spec)	
267	1001200132	1	Decal - Quick Start Reference (Loxam Rental) (Swedish Spec)	
287	1001239371	Ref	Decal - Eco Label Installation (China Specs Only)	A
287A	3820001	8	Rivet	
287B	1001232904	1	Decal - Eco Label	
287C	1001236396	1	Plate, Mein Code	

SECTION 9 - DECALS

FIGURE 9-13. TOW BAR DECAL INSTALLATION - ENGLISH LANGUAGE (ANSI, ANSI EXPORT, CE, CHINA, JAPANESE AND RUSSIA SPECS)



ART_0270115

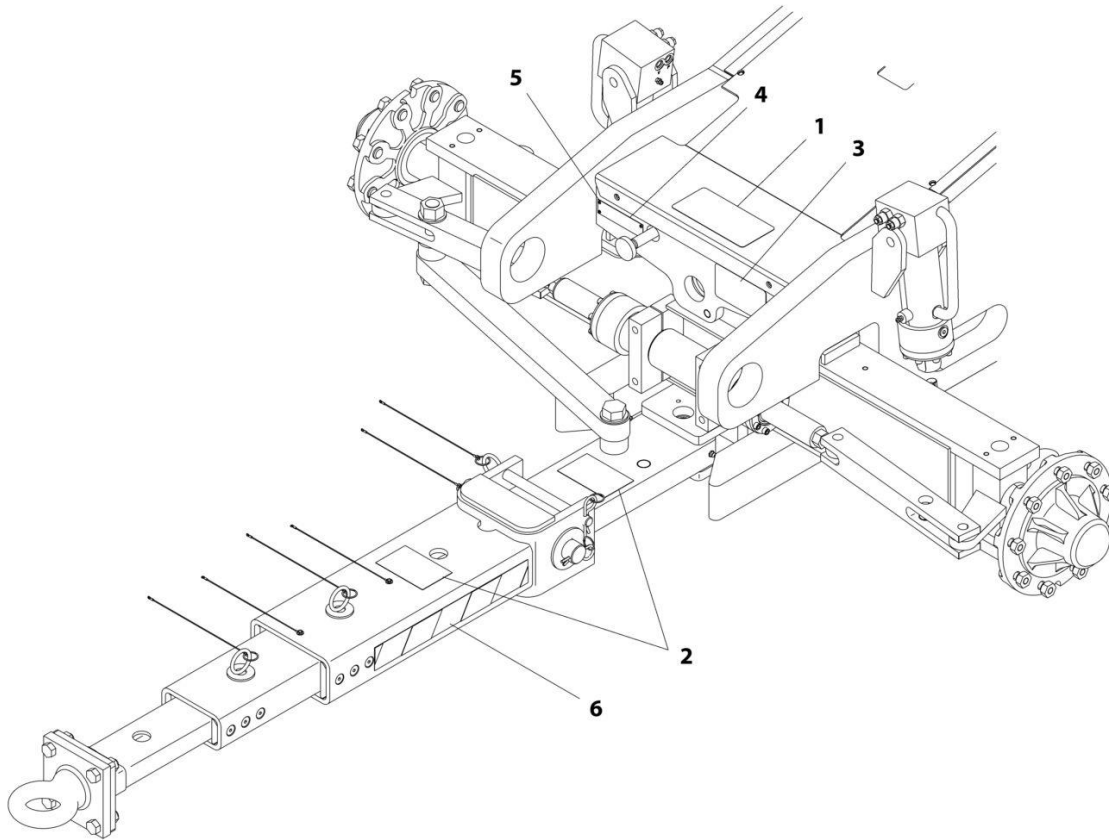
SECTION 9 - DECALS

FIGURE 9-13. TOW BAR DECAL INSTALLATION - ENGLISH LANGUAGE (ANSI, ANSI EXPORT, CE, CHINA, JAPANESE AND RUSSIA SPECS)

ITEM	PART NUMBER	QTY	DESCRIPTION	REV
	0270115	Ref	TOW BAR DECAL INSTALLATION	A
1	1704482	1	Decal - Tow Instructions	
2	1704578	3	Decal - Crushing	
3	1703450	1	Decal - Warning	
4	3250872	1	Nameplate - Steer/Tow Select Valve	
5	3820001	4	Rivet	
6	4420051	43 in /109.2cm	Tape, Safety	

SECTION 9 - DECALS

FIGURE 9-14. TOW BAR DECAL INSTALLATION - ENGLISH/SPANISH LANGUAGE (ANSI EXPORT SPECS)



ART_0270119

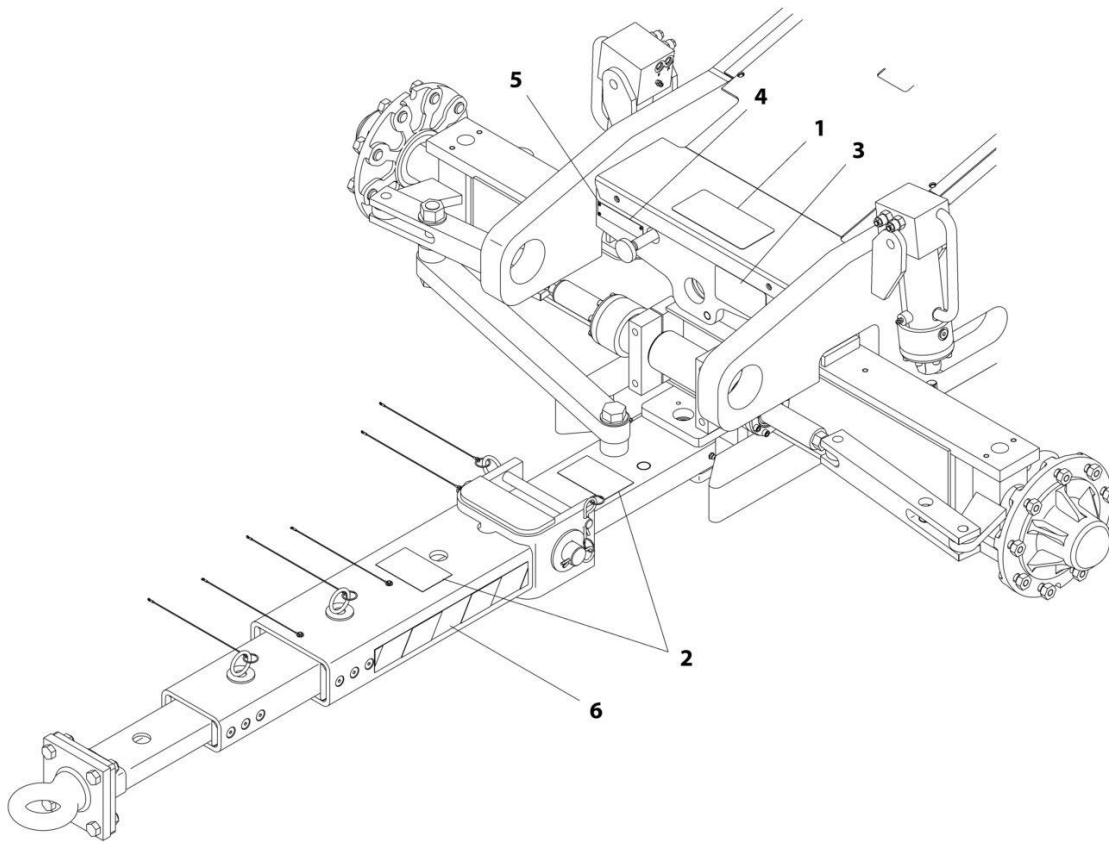
SECTION 9 - DECALS

FIGURE 9-14. TOW BAR DECAL INSTALLATION - ENGLISH/SPANISH LANGUAGE (ANSI EXPORT SPECS)

ITEM	PART NUMBER	QTY	DESCRIPTION	REV
	0270119	Ref	TOW BAR DECAL INSTALLATION	A
1	1704457	1	Decal - Tow Instructions	
2	1704577	3	Decal - Crushing	
3	1704576	1	Decal - Warning	
4	3252693	1	Nameplate - Steer/Tow Select Valve	
5	3820001	4	Rivet	
6	4420051	43 in /109.2cm	Tape, Safety	

SECTION 9 - DECALS

FIGURE 9-15. TOW BAR DECAL INSTALLATION - SPANISH LANGUAGE (ANSI EXPORT, CE AND RUSSIA SPECS)



ART_0270116

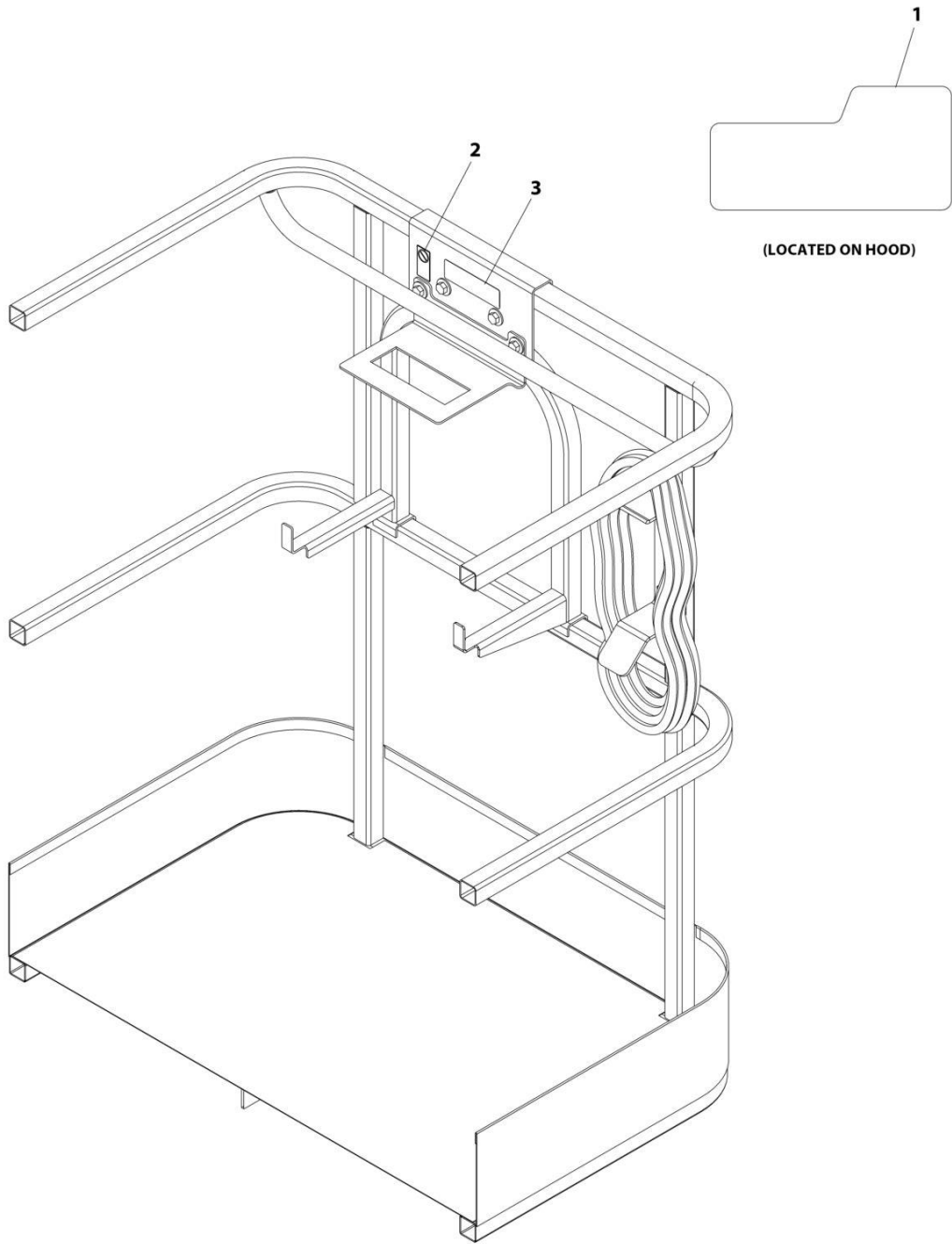
SECTION 9 - DECALS

FIGURE 9-15. TOW BAR DECAL INSTALLATION - SPANISH LANGUAGE (ANSI EXPORT, CE AND RUSSIA SPECS)

ITEM	PART NUMBER	QTY	DESCRIPTION	REV
	0270116	Ref	TOW BAR DECAL INSTALLATION	A
1	1704455	1	Decal - Tow Instructions	
2	1701518	3	Decal - Crushing	
3	1704456	1	Decal - Warning	
4	3252692	1	Nameplate - Steer/Tow Select Valve	
5	3820001	4	Rivet	
6	4420051	43 in /109.2cm	Tape, Safety	

SECTION 9 - DECALS

FIGURE 9-16. SKYWELDER DECAL INSTALLATION – 50HZ (ANSI EXPORT SPECS)



ART_0272588

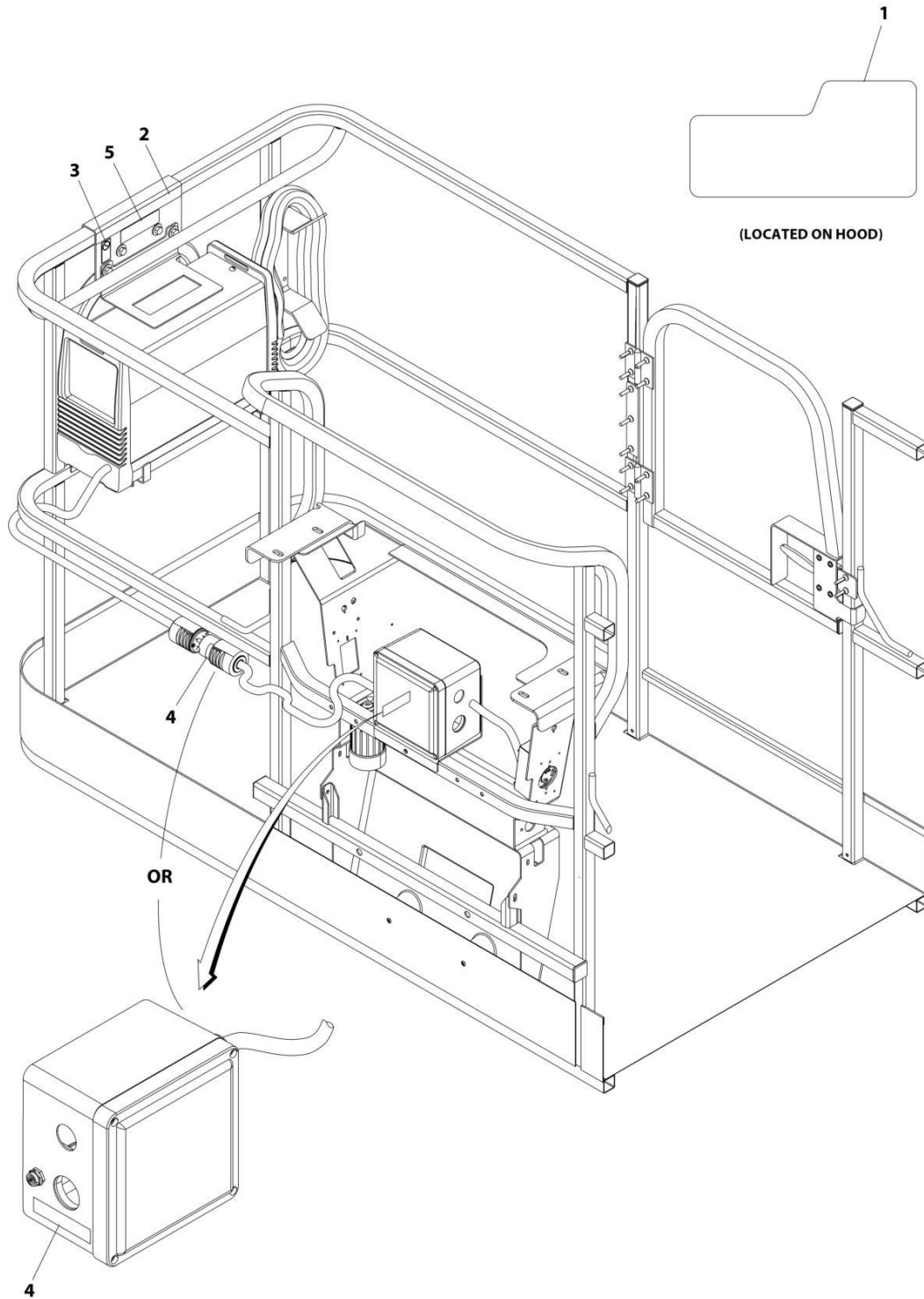
SECTION 9 - DECALS

FIGURE 9-16. SKYWELDER DECAL INSTALLATION – 50HZ (ANSI EXPORT SPECS)

ITEM	PART NUMBER	QTY	DESCRIPTION	REV
	0272588	Ref	SKYWELDER DECAL INSTALLATION - 50Hz	B
1	1705355	2	Decal - SkyWelder	
2	1705305	1	Decal - Weld Lead	
3	1001228988	1	Decal - Weight	

SECTION 9 - DECALS

FIGURE 9-17. SKYWELDER DECAL INSTALLATION - 60HZ (ANSI EXPORT SPECS)



ART_0272448_C

SECTION 9 - DECALS

FIGURE 9-17. SKYWELDER DECAL INSTALLATION - 60HZ (ANSI EXPORT SPECS)

ITEM	PART NUMBER	QTY	DESCRIPTION	REV
	0272448	Ref	SKYWELDER DECAL INSTALLATION - 60Hz	C
1	1705355	2	Decal - SkyWelder	
2	1702868	1	Decal - No Hands	
3	1705305	1	Decal - Weld Lead	
4	1705375	1	Decal - 240V - 3 Phase - 60Hz	
5	1001228988	1	Decal - Weight	

SECTION 10 - RECOMMENDED SERVICE PARTS STOCK

SECTION 10 - RECOMMENDED SERVICE PARTS STOCK

SECTION 10 - RECOMMENDED SERVICE PARTS STOCK

FIGURE 10-1. RECOMMENDED SERVICE PARTS STOCK

ITEM	PART NUMBER	QTY	DESCRIPTION	REV
		Ref	Note: The following list will service one machine (built to current production per date on the front cover) with emergency repair parts which can be installed in the field. Parts from the list should be replaced when inventory is depleted to keep service parts stock supplied. For further information, contact your JLG dealer or the JLG Industries Parts Department.	
		Ref	STANDARD PARTS	
	7024885	1	Coil	
	70002386	1	Coil	
	70003788	1	Coil	
	70005219	1	Coil	
	70004897	1	Coil	
	70004871	1	Coil	
	7027628	1	Coil	
	1001212415	1	Controller Assembly (Drive and Steer)	
	1001129555	1	Controller Assembly (Lift and Swing)	
	70010383	1	Element, Filter Charge Pump (Includes O-Ring)	
	70002838	1	Fill Cap Assembly (Includes Cap, Chain and Fill Basket)	
	70003614	1	Filter Kit (Includes Hydraulic Element, Breather Element and Gasket)	
	1001196635	2	Fuse - 3Amp	
	8229242	2	Fuse - 5Amp	
	8229244	2	Fuse - 15Amp	
	1001129285	2	Fuse with Diode – 1Amp	
	3740067	1	Relay	
	3740140	1	Relay	
	3740086	1	Relay	
	1001095704	1	Relay	
	1001117308	1	Relay	
	2860030	1	Key, Replacement	
	4360387	1	Switch, Push Button	
	4360475	1	Switch, Emergency Stop	
	4360476	1	Switch, Contact Block	
	4360407	1	Switch, Potentiometer	
	1001155045	1	Switch, Toggle	
	1001159256	1	Switch, Toggle	
	1001161709	1	Switch, Toggle	
	1001172271	1	Switch, Limit	
		Ref	VARIABLE PARTS	
	1001181045	1	Breaker, 30mA/16Amp (CE Spec with 2 Breaker Box)	
	1001189171	1	Breaker, Circuit 16A Double (CE Specs Machines with 3 Breaker Box)	
	1001189172	1	Breaker, Circuit 30mA (CE Specs Machines with 3 Breaker Box)	
	70003783	12	Element, Air Cleaner (Deutz 2.9L4, Deutz D2011 Engines and Deutz D2.9L4 Engines (Stage V))	
	70004020	12	Element, Air Cleaner (Kubota Engines)	
	7016331	12	Filter, Oil (Deutz Engines)	
	70006023	12	Filter, Oil (Kubota Engines)	
	70025153	12	Filter, Fuel (Deutz 2.9L4 Engines)	
	70025161	12	Filter, Fuel (Deutz 2.9L4 Engines)	

SECTION 10 - RECOMMENDED SERVICE PARTS STOCK

ITEM	PART NUMBER	QTY	DESCRIPTION	REV
	7020023	12	Filter, Fuel (Deutz D2011 Engines)	
	70003463	12	Filter, Fuel - RME Resistant (Deutz D2011 Engines)	
	8229249	2	Fuse - 3Amp	
	8229242	1	Fuse - 5Amp (Deutz D2.9L4 Engine)	
	80983191	1	Fuse - 10Amp (Deutz D2.9L4 Engine)	
	70023592	2	Fuse - 20Amp (Deutz D2.9L4 Engine)	
	70023593	2	Fuse - 30Amp (Deutz D2.9L4 Engine)	
	8229245	2	Fuse - 30Amp (Machines with 2500W Generator)	
	2400082	2	Fuse - 40Amp (Kubota Engine)	
	2940074	1	Latch (Machines with Gate)	
	1001142683	1	Module, Beacon Light (With SkyGuard)	
	70006061	1	Module, ECU (Kubota Engines)	
	1001170094	1	Module, Ground Control	
	1001118412	1	Module, Platform Control	
	1001138228	1	Module, Power Relay	
	3740080	1	Relay (Machines with 2500W Generator)	
	70006553	1	Relay (Machines Deutz D2011 Engines with 4000W Generator)	
	1001186431	1	Relay (Machines with SkyGuard Bar)	
	1001119176	1	Switch, Limit (Drive Orientation)	
	1001161710	1	Switch, Toggle (Dual Fuel Machines)	
	4360336	1	Switch, Toggle (Generator)	
	1001137673	1	Switch, SkyGuard Assembly	

SECTION 11 - SPECIAL OPTIONS

SECTION 11 - SPECIAL OPTIONS

FIGURE 11-1. SPECIAL OPTIONS

ITEM	PART NUMBER	QTY	DESCRIPTION	REV
	Note	Ref	Note: This list is to accommodate machines ordered with special equipment. Options may not be applicable to all models. For more specific parts information contact JLG Parts Department.	
		Ref	MISCELLANEOUS SPECIAL OPTIONS	
	1001218978	Ref	Airline Installation - 450A (Machines without Arctic Package)	
	70006428	Ref	Bearing and Seal Kit (For Huh Assembly 2780267 & 2780268)	
	1001206438	Ref	Boom Wear Pad Kit	
	1001236123	Ref	Boom Wiper Cover Installation	
	1001233047	Ref	Breather Heater Kit - Deutz D2.9L4 Engines)	
	1001172045	Ref	Cable Carrier Tray Installation	
		Ref	ClearSky (Telematics) Installations (Dealer Installed)	
	1001242639	Ref	ClearSky (Telematics) Access Control Installation Kit (Dealer Installed) (ANSI, ANSI Export, CSA and CE Specs)	
	1001243183	Ref	ClearSky (Telematics) Added-on Kit (Dealer Installed) (ANSI, ANSI Export, CSA and CE Specs)	
	1001246142	Ref	ClearSky (Telematics) Service Kit (Dealer Installed) (Australian Specs)	
	1001243184	Ref	ClearSky (Telematics) Added-on Kit (Dealer Installed) (CE Specs)	
		Ref	ClearSky Telematics (Factory Installed)	
	1001227278	Ref	ClearSky 4G (Telematics) Installation (Factory Installed) Canbus Connection (All Specs Except China and Russia Specs)	
	1001246433	Ref	ClearSky (Telematics) Installation (Factory Installed) 3-Wire Connection (Australian Specs)	
	1001228960	Ref	ClearSky 3G (Telematics) Installation (Factory Installed) Canbus Connection (ANSI Export, CE and Russia Specs)	
	1001246434	Ref	ClearSky (Telematics) Installation (Factory Installed) 3-Wire Connection (China Specs)	
	1001229107	Ref	ClearSky (Telematics) Installation (Factory Installed) 3-Wire Connection (ANSI and CSA Specs)	
	1001233237	Ref	ClearSky (Telematics) Installation (Factory Installed) 3-Wire Connection (ANSI Export, CE and Russia Specs)	
	1001262959	Ref	ClearSky Voltage Regulator Installation Kit	
	1001174767	Ref	Cold Weather Package - Deutz D2011 Engines	
	1001174766	Ref	Cold Weather Package - Deutz D2.9L4 Engines	
	1001255807	Ref	Cold Weather Package - Deutz D2.9L4 Engines (Stage V)	
	1001215181	Ref	Cold Weather Package - Kubota Engines	
	1001186976	Ref	Cold Weather Transformer Installation (Required with Deutz D2011 Engines)	
	1001148145	Ref	Container/Transport Wheels Installation - 12 x 16.5 Tires	
	0272031	Ref	Container/Transport Wheels Installation - 33/1550 x 16.5 Tires	
	1001176343	Ref	Cribbing Switch Installation (ANSI Only)	
	1001215382	Ref	Deutz Engine Installation (450A) (China III Specs)	
	70006429	Ref	Drive Hub Seal Kit (For Huh Assembly 2780267 & 2780268)	
	1001148902	Ref	Electrical Connector Kit - Amp/Tyco Electrical Connectors	
	1001148903	Ref	Electrical Connector Kit - Deutsch DT Electrical Connectors	
	1001148904	Ref	Electrical Connector Kit - Deutsch HD Electrical Connectors	
	1001148905	Ref	Electrical Connector Kit - Packard Electrical Connectors	
	1001148906	Ref	Electrical Connector Kit - Various Electrical Connectors	
	1001214833	Ref	Engine Block Heater Installation - Kubota Engines	
	1001243331	Ref	Fan Cover Installation - Deutz D2011 Engines	

SECTION 11 - SPECIAL OPTIONS

ITEM	PART NUMBER	QTY	DESCRIPTION	REV
	1001172751	Ref	Fan Cover Installation - Deutz D2.9L4 Engines/Deutz D2.9L4 Engines (Stage V)	
		Ref	Filter Kits:	
	1001204481	Ref	Combined Filter Kit (Hydraulic/Air and Fuel/Engine Oil) (Deutz D2011 Engine Only)	
	1001225794	1	Combined Filter Kit (Hydraulic/Air and Fuel/Engine Oil) (Deutz D2011 Engine Only) (Stage V)	
	1001204482	1	Combined Filter Kit - Deutz D2.9L4 Engine (Air/Engine Oil/Fuel/Hydraulic/Air)	
	1001242589	1	Combined Filter Kit (Hydraulic/Air and Fuel/Engine Oil) (Kobota Engine Only)	
	1001139099	Ref	Fire Extinguisher Installation	
	1001117294	Ref	Footswitch Shield Installation	
	1001191394	Ref	Fuel Cap Cover (Red) (Gas/Dual Fuel Machines)	
	1001191395	Ref	Fuel Cap Cover (Green)	
	1001202749	Ref	Fuel Cap Cover (Black)	
	1001220003	Ref	Ground Control and UGM Covers Kit	
	1001258231	Ref	Hydraulic Load Installation (Deutz D2011, Deutz D2.9L4 and Stage V Engines)	
	1001265688	Ref	Hydraulic Tank Lock Installation (China Built Machines)	
	1001172001	Ref	Lights Installation - Headlights and Taillights	
	1001120466	Ref	Lights Installation - Platform Worklights	
	1001183407	Ref	Low Temperature Cutout Installation (Russian Specs)	
	1001173664	Ref	Oil Cooler Installation - Deutz D2011 Engines	
	1001164493	Ref	Oil Cooler Installation - Deutz D2.9L4 Engines/Deutz D2.9L4 Engines (Stage V)	
	1001216552	Ref	Oil Cooler Installation - Kubota Engines	
	1001236122	Ref	Platform Console Cover Installation (Plastic)	
	1001110974	Ref	Platform Console Cover Installation (Steel)	
	1580013	Ref	Platform Corner Storage Tray	
	1001267283	Ref	Platform Hose/Cable Protection	
	1001238421	Ref	Platform Leveling Kit	
	1001140318	Ref	Platform Mesh to Mid Rail Installation - 30in x 48in Platforms	
	1001140315	Ref	Platform Mesh to Mid Rail Installation - 30in x 60in Platforms	
	1001145985	Ref	Platform Mesh to Mid Rail Installation - 30in x 72in Platforms	
	1001266969	Ref	Platform Plastic Mesh to Mid Rail Installation - 30in x 48in Platforms	
	1001266799	Ref	Platform Plastic Mesh to Mid Rail Installation - 30in x 60in Platforms	
	1001266465	Ref	Platform Plastic Mesh to Mid Rail Installation - 30in x 72in Platforms	
	1001214478	Ref	Platform Mesh to Mid Rail Kit - 30in x 48in Platforms (Use on Platform p/n 1001186387)	
	1001214515	Ref	Platform Mesh to Mid Rail Kit - 30in x 60in Platforms (Use on Platform p/n 1001186386)	
	0273147	Ref	Platform Mesh to Top Rail Installation - 30in x 48in Platforms	
	0273146	Ref	Platform Mesh to Top Rail Installation - 30in x 60in Platforms	
	0273148	Ref	Platform Mesh to Top Rail Installation - 30in x 72in Platforms	
	1001266807	1	Platform Plastic Mesh to Top Rail Installation - 30in x 48in Platforms	
	1001266801	1	Platform Plastic Mesh to Top Rail Installation - 30in x 60in Platforms	
	1001266491	1	Platform Plastic Mesh to Top Rail Installation - 30in x 72in Platforms	
	1001214552	Ref	Platform Mesh to Top Rail Kit - 30in x 48in Platforms (Use on	

SECTION 11 - SPECIAL OPTIONS

ITEM	PART NUMBER	QTY	DESCRIPTION	REV
			Platform p/n 1001186387)	
	1001214559	Ref	Platform Mesh to Top Rail Kit - 30in x 60in Platforms (Use on Platform p/n 1001186386)	
	1001214560	Ref	Platform Mesh to Top Rail Kit - 30in x 72in Platforms (Use on Platform p/n 1001186385)	
	0274095	Ref	Platform Rail Extension Installation - 30in x 72in Platforms	
	1001239575	Ref	Platform Valve Hose Kit - 450AJ	
	1001209059	Ref	Platform Work Surface Installation	
	1001233080	Ref	Pump Rotation Kit (Re-orient Gear Pump 90 Degrees)	
	1001247800	Ref	Quad Tracks Replacement Kit	
	1001204110	Ref	Service Kits	Q
	1001247073	Ref	SkyEye Retrofit Kit	
	1001241547	Ref	SkyEye LH Housing Retrofit Kit	
	1001241548	Ref	SkyEye RH Retrofit Kit	
	1001249052	Ref	SkyGuard Retrofit Kit	
	1001250595	Ref	SkyGuard 6 Pin Retrofit Kit	
	1001203510	Ref	SkyGuard Platform Sensor Kit	
	1001203511	Ref	SkyGuard Beacon Kit (Blue Light)	
	1001210036	Ref	SkyGuard Beacon Kit (Red Light)	
	1001262016	Ref	SkyLine Kit	
	1001250465	Ref	SkySense (EDS) Level 1 Booms Installation (Factory Installed)	
	1001250466	Ref	SkySense (EDS) Level 2 Booms Installation (Factory Installed)	
	1001252033	Ref	SkySense Enhanced Detection System (EDS) Level 1 (2-Bar) Add-on Kit (Dealer Installed)	
	1001252034	Ref	SkySense Enhanced Detection System (EDS) Level 2 (3-Bar) Add-on Kit (Dealer Installed)	
	1001231235	Ref	SkyWelder Locking Bracket Installation	
	2901443	Ref	Tools - Analyzer Kit	
	1001249695	Ref	Tools - Analyzer and Cable Kit	
	1001249941	Ref	Tools - Analyzer and Cable Kit (Battery Powered)	
	1001137005	Ref	Tools - Cable Kit, Software (Not Shown)	
	7002821	Ref	Tools - Crimper, Wire	
	7002823	Ref	Tools - Pin Extractor - Universal (For Electrical Connectors with Pins and Sockets)	
	4460510	Ref	Tools - Pin Extractor - 12-14 Gauge (For Removal of Pin/Sockets from Deutsch Connectors)	
	4460467	Ref	Tools - Pin Extractor - 16-18 Gauge (For Removal of Pin/Sockets from Deutsch Connectors)	
	7016654	Ref	Tools - Screwdriver, Magnetic	
	7002822	Ref	Tools - Screwdriver, Potentiometer	
	7004275	Ref	Tools - Seal Tool 1in (For Cylinders)	
	7004276	Ref	Tools - Seal Tool 1-1/2in (For Cylinders)	
	7002828	Ref	Tools - Stripper, Wire	
	1001275935	Ref	Turntable Lock	
	1001239573	Ref	Upper Power Track Hose Kit - 400A	
	1001239574	Ref	Upper Power Track Hose Kit - 400AJ	
	1001236496	Ref	Wet Stacking Prevention Kit (Deutz D2.9L4 Engines)	

PART NUMBER INDEX

SECTION 11 - SPECIAL OPTIONS

0080201.....220, 234	0273148629	0700408.....433, 435, 437,	275, 279, 283, 287,
0080231.....192, 202	0273380 293, 297, 301,	439, 441, 443, 445,	291, 295, 299, 303,
0100009.....351, 355	305	447, 449, 451, 453	459, 461, 471, 479, 492
0100011.....15, 17, 19, 21,	0274095630	0700616.....311	0760612 105, 220, 234,
23, 33, 49, 53, 59, 71,	0274661393	0700810.....220, 234	471, 475, 479, 483,
73, 75, 77, 79, 81, 83,	0275216435, 557	0700814.....220, 234	487, 492
85, 92, 95, 105, 108,	0275217439, 559	0700815.....220, 234	0760614 101, 103, 133,
113, 118, 121, 123,	0275452441, 561	0700816.....53, 222, 236	145, 163, 187, 193,
125, 127, 133, 135,	0275453443, 563	0700818.....275, 279, 287,	197, 203, 271, 283, 459
138, 145, 149, 152,	0275454451, 565	291, 295, 299, 303	0760615123, 127
163, 167, 170, 179,	036040655	0700819.....299, 303	076062192
187, 189, 192, 197,	0361810105	0700820.....315, 317	0760808 138, 152, 172,
199, 202, 213, 217,	036301953, 55	0700827.....470, 474, 478,	220, 234
220, 227, 231, 234,	0400075105	482, 486, 491	0760810 108, 113, 118,
255, 259, 263, 267,	0440162 133, 145, 163,	0700828.....470, 474, 478,	140, 154, 170, 213,
271, 275, 279, 283, 287,	187, 197, 213, 227	482, 486, 491	227, 321
291, 295, 299, 303,	044027121	0701014.....53	0760812 49, 75, 77, 81,
309, 311, 313, 315,	0480100391, 393	0701015.....313	83, 85, 108, 113, 118,
317, 321, 323, 337,	0480120255	0701016.....222, 236, 299,	133, 138, 146, 152,
339, 341, 343, 375,	0480122259	303	163, 170, 187, 197,
377, 383, 385, 387,	0480126271, 287	0701018.....108, 113, 118	213, 220, 227, 234,
470, 474, 478, 482,	0480128275, 291	0701019.....315, 317	251, 253, 255, 259,
486, 491, 583	0480129300, 303	0701020.....75, 77, 163	263, 272, 276, 280,
0100019 23, 65, 263, 271,	0630518 87, 89, 359, 361,	0701022.....471, 475, 479,	288, 292, 296, 311,
275, 279, 283, 287,	383, 385, 387	483, 487, 492	465, 470, 474, 478,
291, 295	0630568351, 355	0701024.....311, 470, 474,	482, 486, 491
0100020 75, 77, 133, 138,	0630613 108, 113, 118	478, 482, 486, 491	0760814 108, 113, 118,
139, 145, 152, 163,	0641404377	0701027.....313	138, 152, 170, 192,
170, 187, 192, 197,	0641405 351, 355, 377	0701216.....220, 234	202, 213, 220, 227,
202, 213, 220, 227,	0641406 347, 349, 371,	0701217.....15, 17	234, 267, 299, 303,
234, 369, 433, 435,	587, 589, 591, 593,	0701222.....315, 317	470, 474, 478, 482,
437, 439, 441, 443,	595, 597, 599, 601,	0701224.....220, 234, 267,	486, 491
445, 447, 449, 451, 453	603, 605, 607	299, 303	0760815 140, 154, 170,
0100035.....181, 351, 355,	0641408347, 349	0701616.....73	192, 202, 220, 234, 303
361	0641410 121, 123, 125,	0701617.....21	0760816222, 236
0100048 97, 99, 259, 263,	127	0711214.....138, 152, 170	0761009255, 259
267, 271, 275, 279,	0641414 351, 355, 375	0711220.....19, 21	076101059, 79
283, 287, 291, 295,	0641416 433, 435, 437,	0711224.....138, 152, 170,	0761011 .19, 21, 214, 228
299, 303, 351, 355	439, 441, 443, 445,	192, 202, 255, 259,	0761012 465, 470, 474,
0100079.....271, 275, 279,	447, 449, 451, 453	263, 267, 271, 275,	478, 482, 486, 491
287, 291, 295, 299, 303	0641418 337, 339, 343	279, 283, 287, 291,	0761014 108, 113, 118,
0100081.....138, 152, 170,	0641420341	295, 299	133, 138, 145, 152,
192, 202, 222, 236,	064150453, 105	0711227.....311	163, 170, 220, 234,
379, 381, 470, 474,	0641507 255, 259, 263,	0711628.....65	259, 263, 321
478, 482, 486, 491	267	0711629.....21	0761015 133, 138, 145,
0140011.....351, 355	0641514391, 393	0711631.....65	152, 163, 170, 187,
0140043.....92	0641606 383, 385, 387	0721006.....179, 181	192, 197, 202, 213,
0181949.....213, 227	0641610 179, 181, 347,	0741606.....138, 152, 170	220, 227, 234, 263,
0257728.....391	349	0741607.....271, 275, 279,	267, 309
0258011.....43	0641616 271, 275, 279,	283, 295	0761016 138, 152, 170,
0258012.....43	283, 287, 291, 295	0741608.....299, 303	220, 234, 267
0270022.....431	0641772 255, 259, 263,	0760408.....213, 227	0761210 133, 138, 145,
0270092.....35	267	0760512.....105	152, 170
0270115.....613	0641812 135, 149, 167,	0760605.....220, 234	0761212 138, 152, 170,
0270116.....617	189, 199, 217, 231	0760606.....220, 234, 271,	279, 283, 295, 309, 313
0270119.....615	0642012379, 381	275, 279, 283, 287,	0761214 75, 77, 108, 113,
0270653.....37	0642212381	291, 295	118, 263, 267, 271,
0272031.....628	0681608 140, 154, 321	0760607.....140, 154, 170	275, 287, 291, 299, 303
0272254.....385	0681620395, 397	0760608.....79, 220, 234,	0761215 267, 299, 303,
0272435.....293, 297, 301	068181023	255, 259, 263, 267	315, 317
0272448.....621	0681814345	0760610 92, 95, 105, 121,	0761216309, 321
0272521.....383	0681822345	123, 125, 127, 133,	0761227313
0272588.....619	068201423	138, 146, 152, 163,	0761614309
0272589.....289	068204055	170, 187, 192, 197,	076161515, 17, 313
0273146.....629	0682424395, 397	202, 213, 220, 227,	0762016313
0273147.....629		234, 251, 253, 271,	0770810323

SECTION 11 - SPECIAL OPTIONS

0771212 163, 170	1001100321 255	1001118412 351, 355,	1001135679 263, 279,
0771414 138, 152, 170,	1001100341 557	625	283, 296
192, 202, 255, 259,	1001100342 559	1001118511 15, 17	1001136834 139, 153,
263, 271, 275, 279,	1001100345 561	1001118518 15, 17	171
283, 287, 291, 295	1001100346 565	1001118519 15, 17	1001137005 630
0771416 271, 275, 287,	1001100347 563	1001118878 139, 153,	1001137336 222, 236
291	1001100433 101, 103	171	1001137673 375, 625
0860038 275, 279, 291,	1001101191 435, 439,	1001118971 470, 474,	1001138173 139, 153,
295, 299, 303, 431	441, 443, 451	478, 482, 486, 491	171, 192, 202, 221, 235
0860520 587, 589, 591,	1001101196 435, 439	1001118972 53, 75, 77,	1001138175 139, 153,
593, 595, 597, 599,	1001101197 441, 443,	470, 474, 478, 482,	171, 192, 202, 221, 235
601, 603, 605, 607	451	486, 491	1001138228 139, 153,
0861538 291, 295, 299,	1001103012 575	1001119020 467	171, 625
303	1001104029 275, 279,	1001119176 79, 625	1001138248 139, 153,
0861572 287	288, 292, 296, 300, 303	1001119228 71, 471, 475,	171, 192, 203, 222, 236
0861731 445, 447, 449,	1001104498 575	479, 483, 487, 492	1001138494 339, 341,
453, 561, 563, 565	1001104519 555	1001119278 105, 145,	343
0861781 433, 437, 557,	1001104850 65, 67	197, 227	1001138514 339, 341,
559	1001106736 92	1001119280 105, 471,	343
0861880 519, 523	1001107854 575	475, 479, 483, 487, 492	1001138565 271
0902733 53	1001109528 309	1001119619 567	1001138566 272, 276,
0902734 53	1001110434 351, 355	1001119620 569, 571	279, 283
0902888 275, 279, 287,	1001110872 455, 457	1001119627 426	1001138827 139, 153
291, 295, 299, 303	1001110873 275, 279,	1001120204 501, 503	1001139099 629
0940048 313	292, 296, 300, 304, 431	1001120205 509, 511	1001139240 139, 153
0940049 108, 113, 118	1001110974 629	1001120328 375, 377,	1001139357 272, 276
0940071 108, 113, 118	1001111424 105, 139,	576	1001139384 121, 123
0940102 381	153, 192, 202	1001120466 629	1001139586 21
0940199 379	1001112551 591	1001120471 399	1001139654 163
0961845 337, 339, 341,	1001112607 309	1001120477 399	1001139819 193, 202
343	1001112612 467, 575	1001120484 399	1001140312 154
0961948 19, 21, 311, 313,	1001112796 467	1001120989 609	1001140315 629
409	1001113680 593	1001125387 133, 145	1001140318 629
0961950 15, 17	1001113961 576	1001125677 552, 576	1001140346 280
0961951 138, 152, 170,	1001116208 609	1001126009 573	1001140347 283
192, 202, 220, 234	1001116546 309	1001126351 529, 534	1001140429 337, 339,
0962270 345	1001116693 551	1001126362 529, 533	341, 343
0962272 315, 317	1001116728 576	1001126363 529, 533	1001140564 139, 153
0962292 21, 409, 419	1001116732 541, 543	1001126364 529, 533	1001141300 609
0962348 21, 319	1001116734 541, 543,	1001126365 529	1001141302 609
0962449 255	575	1001126391 529, 533	1001141304 139, 153,
0962520 271, 275, 279,	1001116748 517	1001126392 529, 533	171
283, 287, 291, 295,	1001116774 467	1001126485 534	1001141694 139, 153,
299, 303	1001116808 467	1001126487 534	171, 193, 202
1001001939 222	1001116812 533	1001127096 609	1001141870 179, 181
1001091102 459, 461	1001116849 601	1001128527 387	1001141995 139, 153,
1001091969 435	1001116952 529, 533	1001128556 387	171, 193, 202, 221, 235
1001091970 439	1001116983 539	1001129285 576, 624	1001142501 133, 145,
1001091973 441	1001117057 541, 543	1001129407 79	163, 179, 181
1001091974 443	1001117070 575	1001129555 624	1001142643 280, 296
1001091975 451	1001117106 529, 533	1001129858 276	1001142646 280, 296
1001094670 315	1001117107 529, 533	1001130220 92	1001142679 426
1001095704 576, 624	1001117172 369	1001130492 609	1001142683 101, 103,
1001096070 271, 283,	1001117174 351, 355,	1001131269 587, 589,	625
523	369	597, 599	1001142736 101, 103,
1001096653 49	1001117240 105	1001132195 192, 202	467
1001097051 569	1001117294 629	1001132196 192, 202	1001142938 530, 533
1001097150 519, 521,	1001117308 139, 153,	1001133714 530, 534	1001142940 530, 533
523	171, 624	1001133715 530, 534	1001142941 530, 533
1001097244 399	1001117372 403, 405	1001133956 529, 534	1001143390 139, 153,
1001098122 369, 551	1001118274 75, 77, 81,	1001133957 529, 534	171, 193, 202
1001098828 321	83, 85, 108, 113, 118,	1001133972 65, 69	1001143645 471, 475,
1001099366 381	213, 222, 227, 311,	1001134488 139, 153	479, 483, 487, 492
1001099367 381	323, 470, 474, 478,	1001135196 133, 145,	1001143797 139, 153,
1001099869 255	482, 486, 491	163, 187, 197, 213, 228	171
1001100231 543	1001118384 573	1001135650 530, 534	1001143852 609
1001100233 255	1001118388 573	1001135651 530, 534	1001143936 426

SECTION 11 - SPECIAL OPTIONS

1001144116 139, 153, 171	1001157521 289, 293, 297, 301, 305	1001165389 193, 203	1001167565 321
1001144295 347	1001157525 288	1001165405 139, 153, 171	1001167567 321
1001144433 375	1001157528 289, 293, 297, 301, 305	1001165406 139, 153, 171	1001167596 321
1001144629 331, 333, 335	1001157592 292, 296, 300, 304	1001165721 139, 153	1001167632 533
1001145985 629	1001158007 289, 293, 297, 301, 305	1001165722 139, 153, 171	1001167635 534
1001146588 172	1001158008 276, 280, 289, 293, 297, 301, 305	1001165849 139, 153, 171	1001168018 139, 153, 171, 193, 203, 221, 235, 256, 260, 263, 267, 272, 276, 280, 284, 288, 292, 296, 300, 304
1001147233 267, 300, 304	1001158363 276, 280	1001165946 65	1001168026 139, 153, 171
1001147264 529	1001159118 455, 457	1001165968 33	1001168059 193, 203
1001147274 35, 37	1001159119 455, 457	1001166000 135, 138	1001168099 139, 153, 171
1001147812 221, 235	1001159120 455, 457	1001166001 133, 135	1001168166 140, 153, 171, 221, 235
1001147813 222, 236	1001159121 457	1001166020 189, 192	1001168207 263, 280, 284, 296
1001148059 284	1001159186 547	1001166021 187, 189	1001168209 407
1001148138 264, 267	1001159256 351, 355, 624	1001166096 313	1001168210 407
1001148145 628	1001161709 351, 355, 624	1001166153 45, 47	1001168402 321
1001148641 256, 260, 263, 272, 276, 280, 284, 288, 292, 296	1001161710 213, 228, 625	1001166155 45	1001169046 108, 113, 118
1001148675 455, 457	1001161713 311, 419	1001166156 45	1001169054 140, 154, 171, 221, 235
1001148865 35	1001162105 33	1001166157 45	1001169058 47
1001148866 35	1001162106 79	1001166208 413	1001169062 39
1001148869 37	1001162107 33	1001166232 53	1001169075 43
1001148870 37	1001162335 133, 140, 146, 154, 179	1001166239 23	1001169138 140, 154, 171, 221, 235
1001148902 628	1001162534 59, 61	1001166304 133	1001169183 118
1001148903 628	1001162535 323, 325	1001166305 187	1001169240 313
1001148904 628	1001162536 323, 327	1001166316 105	1001169241 313
1001148905 628	1001162539 49, 51	1001166538 351, 355, 363	1001169242 313
1001148906 628	1001162807 81, 83, 85	1001166539 351, 355, 365	1001169247 309
1001149160 221, 235	1001162995 15, 17	1001166651 311	1001169295 313
1001149639 221, 235	1001163061 75	1001166656 311	1001169296 313
1001149953 35, 37	1001163062 77	1001166662 311	1001169297 313
1001150998 193, 203	1001163178 19, 21, 417	1001166717 193, 203	1001169298 313
1001151393 81, 83, 85	1001163179 19, 21	1001166718 139, 153, 171, 193, 203, 221, 235	1001169299 313
1001152456 276, 280	1001163405 19, 21	1001166767 79	1001169300 313
1001152457 276, 280	1001163580 15, 403	1001166768 79	1001169301 313
1001152483 521	1001163715 19, 21	1001166853 313	1001169304 311
1001152485 461, 521	1001163716 19, 21	1001166921 139, 153, 171	1001169305 311
1001152489 139, 153, 171	1001163717 21	1001166922 139, 153, 171	1001169402 311
1001152525 276, 280, 289, 293, 297, 301, 305	1001163722 21	1001166924 139, 153, 171	1001169403 311
1001152530 276, 280	1001163724 21	1001167036 135, 149, 167, 189, 199, 217, 231, 245	1001169525 249
1001152532 272, 276, 280, 284, 545	1001163726 21	1001167108 139, 153, 529	1001169823 133, 145, 163, 187, 197
1001153260 276, 280	1001164092 19	1001167111 193, 203, 527	1001169898 75, 77
1001154405 133, 145, 163, 179, 181	1001164093 15	1001167149 108, 113, 118	1001169967 140, 154, 171, 221, 235
1001154726 541, 543	1001164095 21	1001167159 108, 113, 118	1001170018 108, 113, 118
1001155041 263, 267, 300, 304	1001164209 19, 21	1001167163 108, 113, 118	1001170022 108, 113, 118
1001155043 81, 83, 85	1001164493 629	1001167164 251, 253	1001170035 140, 154, 171, 221, 235
1001155044 81, 83, 85, 213, 228, 351, 355	1001164709 411, 413	1001167169 108, 113, 118	1001170094 92, 625
1001155045 81, 83, 85, 351, 355, 624	1001164728 347, 349, 581	1001167312 459	1001170098 39
1001155093 313	1001164730 470, 474, 486, 491, 497	1001167512 133, 145, 163, 187, 197, 213, 228	1001170099 39
1001155823 133, 145, 163	1001164731 463, 470, 501	1001167520 139, 153, 171, 193, 203	1001170224 249
1001156107 164	1001164732 474, 482		1001170226 311
1001156541 517	1001164738 470, 474, 478, 482, 486, 491, 517		1001170458 47
1001156819 214, 228	1001164817 403		
1001157466 73	1001165035 133, 145, 163		
1001157520 289, 293, 297, 301, 305	1001165388 139, 153, 171, 193, 203		

SECTION 11 - SPECIAL OPTIONS

1001170459.....47	1001173049.....427	1001178449.....471, 475, 479, 483, 487, 491	1001184618.....351, 355
1001170460.....47	1001173052.....427	1001178644.....471, 475, 479, 483, 487, 492	1001184626.....351, 355
1001170475.....127	1001173053.....427	1001178788.....139, 153, 171	1001184637.....256, 260
1001170480.....75, 77	1001173054.....427	1001178859.....193, 203	1001184644.....256, 260
1001170663.....251	1001173055.....427	1001178876.....140, 154	1001184645.....256, 260
1001170664.....251, 253	1001173056.....427	1001179154.....276, 280, 292, 297, 300, 304	1001184682.....95
1001170693.....193, 203, 205	1001173057.....427	1001179236.....92, 525	1001185025.....255
1001170764.....534	1001173058.....427	1001179266.....471, 475, 479, 483, 487, 492	1001185030.....15, 17
1001170847.....583	1001173059.....427	1001179339.....75, 77	1001185281.....351, 355
1001170859.....118	1001173061.....427	1001179439.....478, 482, 507	1001185747.....471, 475, 479, 483, 487, 492
1001171131.....455	1001173062.....427	1001179517.....49	1001185821.....59, 63
1001171216.....108, 113, 118	1001173063.....427	1001179836.....263, 267	1001185964.....576
1001171482.....81, 83, 85	1001173066.....427	1001179837.....263, 267	1001186375.....339
1001171553.....470, 474, 478, 482, 487, 491	1001173535.....220, 234	1001179893.....264, 268	1001186377.....341
1001171555.....470, 475, 478, 482, 487, 491	1001173664.....629	1001179903.....140, 154, 171	1001186378.....343
1001171559.....470, 475, 478, 483, 487, 491	1001173810.....291	1001179904.....108, 113, 118	1001186385.....335
1001171678.....105	1001173811.....287	1001180001.....263, 267	1001186386.....333
1001171679.....105	1001173925.....272, 276, 288, 292	1001180035.....427	1001186387.....331
1001171680.....105	1001173973.....379	1001180056.....313	1001186388.....345
1001171681.....187, 197	1001173975.....379	1001180540.....311	1001186431.....375, 625
1001171682.....187, 197	1001173983.....275	1001180620.....140, 154, 171, 221, 235	1001186432.....555, 573
1001171683.....133, 145, 163	1001173984.....271	1001180797.....263	1001186517.....375
1001171684.....133, 145, 163	1001174040.....321	1001180798.....259	1001186976.....628
1001171953.....135, 149, 167, 189, 199, 217, 231	1001174098.....108, 118	1001180916.....33	1001187352.....256, 543
1001171954.....135, 149, 167, 189, 199, 217, 231	1001174158.....272, 284, 459	1001181045.....519, 523, 624	1001187382.....321
1001172001.....629	1001174367.....295	1001181145.....611	1001187383.....321
1001172045.....628	1001174378.....249	1001181243.....264, 268	1001187522.....260, 264, 268, 541
1001172202.....187, 197	1001174486.....213, 228	1001181258.....133, 146, 163, 539	1001187674.....373
1001172264.....251	1001174675.....284, 288, 292, 296, 300, 304	1001181405.....97	1001187681.....567
1001172265.....251	1001174748.....478, 482, 499	1001181527.....53	1001187807.....89, 361
1001172271.....475, 478, 487, 624	1001174749.....463, 470, 509	1001181621.....471, 475, 479, 483, 487, 492	1001187816.....463
1001172282.....123	1001174750.....478, 503	1001181895.....154	1001188622.....321
1001172577.....381	1001174754.....478, 511	1001181913.....53	1001188731.....260, 264, 268
1001172578.....381	1001174766.....628	1001181923.....471, 475, 479, 483, 487, 492	1001188732.....256
1001172736.....133, 145	1001174767.....628	1001182064.....315, 317	1001188844.....321
1001172751.....629	1001174777.....149, 152	1001182169.....108, 113, 118	1001188883.....609
1001172760.....351, 355	1001174778.....145, 149	1001182296.....260, 264, 268	1001188972.....145, 197, 228
1001172833.....109, 119, 121	1001174779.....145	1001182361.....529, 534	1001189001.....321
1001173006.....426	1001174783.....199, 202	1001182365.....529, 534	1001189002.....321
1001173027.....427	1001174784.....197, 199	1001182561.....471, 475, 479, 483, 487, 492	1001189171.....521, 624
1001173028.....427	1001174785.....197	1001182570.....583	1001189172.....521, 624
1001173029.....427	1001174976.....97	1001182695.....315, 317, 319	1001189882.....595
1001173034.....427	1001175024.....426	1001182875.....108, 113, 118	1001190368.....19, 21
1001173035.....427	1001175542.....279	1001182877.....108, 113	1001190663.....95
1001173036.....427	1001175631.....276, 280	1001182879.....108, 113, 118	1001190985.....321
1001173037.....427	1001175663.....486	1001182997.....75, 77	1001191230.....487
1001173038.....427	1001175664.....486	1001183407.....629	1001191394.....629
1001173039.....427	1001176330.....221, 235	1001183477.....260, 264	1001191395.....629
1001173040.....427	1001176343.....628		1001191620.....140, 154, 171
1001173041.....427	1001176469.....83, 85		1001191832.....108, 113, 118, 133, 146, 163, 187, 197
1001173042.....427	1001176848.....19, 21		1001193018.....433, 435, 437, 439, 441, 443, 445, 447, 449, 451, 453
1001173043.....427	1001176862.....455		1001193336.....75
1001173044.....427	1001176951.....470, 474, 486, 491, 505		1001194197.....445
1001173045.....427	1001177359.....140, 154, 171		1001194198.....447
1001173046.....427	1001177820.....73		1001194200.....449
1001173048.....427	1001177821.....73		1001194203.....433
	1001177834.....73		1001194204.....437
	1001178228.....125		1001194365.....453
	1001178448.....471, 475, 479, 483, 487, 491		

SECTION 11 - SPECIAL OPTIONS

1001194424 426	1001211716 108, 113, 118	1001215523 300, 304	1001228215 337
1001194425 427		1001215813 214, 228	1001228224 373
1001194427 427	1001211717 108, 113, 118	1001215869 222, 236	1001228225 373
1001194428 427		1001216308 214, 228	1001228960 628
1001195039 214, 228	1001211794 221, 235	1001216400 214, 228	1001228988 387, 619, 621
1001195490 610	1001211797 221, 235	1001216401 214, 228	1001229107 628
1001195491 610	1001212223 296, 300, 304	1001216405 214, 228	1001229138 379
1001196376 213, 228	1001212257 213, 228	1001216415 253	1001229341 373
1001196382 272, 276, 280, 284, 288, 292, 296	1001212415 624	1001216416 253	1001229795 549
1001196634 146, 183	1001212989 221, 235	1001216512 253	1001229796 549
1001196635 576, 624	1001212993 221, 235	1001216552 629	1001229797 214, 228, 549
1001196637 92	1001212993 221, 235	1001216599 118	1001230635 139, 153, 171
1001197039 427	1001213029 268, 300, 304	1001216630 321	1001230784 284
1001197221 49	1001213060 214, 228	1001216677 118	1001230931 517
1001197719 534	1001213061 214, 228	1001216805 268, 300, 304	1001230934 529, 534
1001200128 611	1001213305 221, 235	1001216825 222, 236	1001230935 529, 534
1001200129 611	1001213425 221, 235	1001216840 268	1001230936 529, 534
1001200130 611	1001213426 221, 235	1001217342 267, 299, 304	1001231235 630
1001200131 611	1001213447 551	1001217343 220, 234	1001231801 609
1001200132 611	1001213482 221, 235	1001217344 267, 299, 304	1001232026 587, 589, 591, 593, 595, 597, 599, 601, 603, 605, 607
1001200133 611	1001213706 214, 228, 537	1001217345 214, 228, 267, 299, 304	1001232164 373
1001200134 611	1001213824 221, 235	1001217494 214, 220, 228, 234	1001232165 373
1001200458 121, 123	1001213882 351, 355	1001217785 214, 227	1001232545 171, 175
1001200491 321	1001214138 221, 235	1001218533 71	1001232642 377
1001200494 321	1001214205 221, 235	1001218535 71	1001232667 377
1001200910 101	1001214207 135, 149, 167, 189, 199, 217, 231	1001218537 71	1001232842 146, 183
1001201351 321	1001214233 221, 235	1001218622 474, 482	1001232904 611
1001202687 321	1001214234 221, 235	1001218623 474, 482	1001233047 628
1001202749 629	1001214269 235	1001218978 628	1001233080 630
1001202830 125	1001214276 221, 235	1001219129 71	1001233139 19
1001202910 426	1001214277 221, 235	1001219201 108	1001233237 628
1001203322 127	1001214278 221, 235	1001219601 92	1001233479 99
1001203510 630	1001214307 221, 235	1001220003 629	1001233763 146, 183
1001203511 630	1001214397 465	1001220266 164	1001233899 113
1001203654 345	1001214478 629	1001220379 530	1001234425 587, 589
1001204110 630	1001214503 214, 228	1001223055 587, 589	1001234426 587, 589
1001204123 213, 228	1001214508 221, 235	1001223118 73	1001234428 603
1001204481 629	1001214515 629	1001223122 172, 272, 276, 280, 284, 288, 292, 296	1001234429 603
1001204482 629	1001214546 268, 300, 304	1001223453 587, 589, 597, 599	1001234430 605
1001204510 591, 609	1001214552 629	1001223459 529, 533	1001234431 607
1001204715 583	1001214553 221, 235	1001223971 597, 599	1001234432 607
1001204725 321	1001214555 221, 235	1001224048 605	1001234433 597, 599
1001205958 441, 443, 445, 447, 449, 451	1001214556 221, 235	1001224049 607	1001234435 601
1001206436 65	1001214558 221, 235	1001224050 601	1001234436 601
1001206438 628	1001214559 630	1001224052 593	1001234437 593
1001206476 465	1001214560 630	1001224053 603	1001234438 593
1001206625 411	1001214570 465	1001224889 311	1001234439 591, 595
1001206916 75, 77	1001214571 465	1001225346 465	1001234800 529, 534
1001207004 103	1001214578 221, 236	1001225430 157	1001235585 605
1001207335 426	1001214599 222, 236	1001225580 375, 555	1001235949 172, 181
1001207336 426	1001214664 222, 236	1001225794 629	1001236089 359, 361
1001207347 75	1001214694 222, 236	1001226530 465	1001236092 87, 89
1001207348 77	1001214833 628	1001226872 337	1001236122 629
1001208874 59	1001214841 222, 236	1001227278 628	1001236123 628
1001208994 321	1001214909 267	1001227633 373	1001236251 213
1001209059 630	1001214910 299	1001227634 373	1001236253 227
1001209664 375	1001214975 193, 203	1001227985 373	1001236254 213, 217
1001209677 461	1001215125 222, 236	1001227987 373	1001236256 217, 220
1001209832 461	1001215181 628	1001227996 569, 571	1001236257 221, 235
1001209844 221, 235, 243	1001215228 351, 355		1001236258 228, 231
1001210036 630	1001215259 214, 228		1001236259 231, 234
1001210356 426	1001215382 628		
1001210636 399	1001215394 118		
1001211336 77			

SECTION 11 - SPECIAL OPTIONS

1001236393 221, 235, 239	1001245195 41	1001255968 313, 413	1001265163 399
1001236396 611	1001245196 41	1001255969 315, 317, 409	1001265186 59, 323
1001236496 630	1001245197 41	1001255970 309, 415	1001265275 463
1001236552 377	1001245198 41	1001255971 309, 407	1001265342 399
1001236780 172	1001245211 41	1001255972 309, 411	1001265688 629
1001236891 395, 397	1001245656 85	1001255991 315, 317	1001266465 629
1001236895 395, 397	1001245839 172, 533	1001256002 315, 317	1001266491 629
1001237545 361	1001246142 628	1001256092 309	1001266664 99
1001237547 89	1001246286 347, 351	1001256094 309, 311	1001266799 629
1001237667 551, 576	1001246297 347	1001256096 309, 313	1001266801 629
1001237668 551, 576	1001246369 92	1001256098 313	1001266807 629
1001237863 373, 569	1001246433 628	1001256099 313	1001266969 629
1001237864 373, 571	1001246434 628	1001256100 313	1001267283 629
1001237865 373, 567	1001246435 349, 355	1001256101 313	1001267310 609
1001237878 465	1001246436 349	1001256102 313	1001270208 311
1001237879 465	1001246450 81	1001256103 313	1001270730 315, 317, 319
1001237880 465	1001246451 83	1001256123 311	1001271175 470
1001237881 465	1001246976 609	1001256124 311	1001271176 474
1001237949 309	1001247073 630	1001256179 17, 405	1001271177 478
1001238192 513, 583	1001247359 222, 236	1001256506 530	1001271178 482
1001238254 352, 356, 551	1001247440 163	1001256507 529	1001271181 486
1001238263 395, 397	1001247468 321	1001256527 583	1001271182 491
1001238319 373	1001247656 283	1001256790 315, 317	1001271497 551
1001238418 377, 573	1001247800 630	1001256830 315	1001271588 610
1001238421 321, 629	1001248140 395, 397	1001256879 163	1001271589 610
1001238466 471, 475, 479, 483, 487, 491	1001248141 395, 397	1001256906 595, 609	1001271605 610
1001238472 377	1001248190 284	1001256910 309	1001271606 610
1001238495 375	1001249052 630	1001256911 313	1001271617 610
1001238559 377	1001249695 630	1001257271 395, 397	1001271621 610
1001238672 359	1001249941 630	1001257274 395, 397	1001271622 610
1001238674 87	1001249965 140, 154, 157	1001257275 397	1001271624 611
1001238732 87, 359	1001250291 108, 113	1001258005 397	1001271625 611
1001238911 172	1001250465 630	1001258231 629	1001271626 611
1001239202 533	1001250466 630	1001258264 313	1001271649 304
1001239371 611	1001250595 630	1001258265 313	1001271707 610
1001239573 630	1001252033 630	1001258495 569, 571	1001271708 610
1001239574 630	1001252034 630	1001258804 172	1001271709 610
1001239575 630	1001252527 529, 534	1001259018 609	1001271710 610
1001241286 113	1001252629 395, 397	1001259058 317	1001271711 610
1001241295 113, 125	1001252926 427	1001259196 317	1001271712 610
1001241296 127	1001252946 391	1001259230 125, 127	1001271795 49, 59, 323
1001241403 87, 359	1001252947 391, 393	1001260306 471, 475, 479, 483, 487, 492	1001272123 303
1001241404 89, 361	1001253375 555	1001260412 140, 154, 172	1001273302 470, 474, 486, 491
1001241547 630	1001254300 587	1001260420 140, 153, 171	1001273303 470, 474, 478, 482, 487, 491
1001241548 630	1001254301 591	1001260432 283	1001273304 478, 482
1001241965 377	1001254302 603	1001261045 283	1001274782 587, 589, 591, 593, 595, 597, 599, 601, 603, 605, 607
1001242589 629	1001254303 605	1001261085 283	1001275935 630
1001242639 628	1001254304 597	1001261335 395	1001276686 610
1001242855 101	1001254305 601	1001261338 395	1001276687 610
1001242856 103	1001254306 593	1001262016 630	1001276688 610
1001243183 628	1001254307 595	1001262102 609	1001276689 610
1001243184 628	1001254308 607	1001262105 609	1001276690 610
1001243331 628	1001254309 589	1001262117 609	1001276691 610
1001243414 108, 113	1001254310 599	1001262959 628	1001276692 610
1001243895 183	1001254311 609	1001263007 495, 583	1001276693 610
1001244212 595, 609	1001254314 587, 589, 591, 593, 597, 599, 601, 603, 605, 607, 609	1001263008 515, 583	1001276884 610
1001244285 167	1001254315 595, 609	1001263174 95	1001276885 610
1001244286 167, 170	1001254472 377	1001263610 583	1001277481 610
1001244287 163	1001254473 377	1001264731 85	1001277482 611
1001244293 92, 575	1001255133 321	1001264732 83	1001277483 610
1001244294 92, 579	1001255329 311	1001264733 81	1001277484 610
1001244295 92, 547	1001255807 628	1001264735 81, 83, 85	1001277485 610
1001244298 595	1001255845 609	1001264981 17	
1001244301 595	1001255849 609		

SECTION 11 - SPECIAL OPTIONS

1001277486	611	1580011	220, 234	1703941	607	1705822	591, 595
1001277600	163	1580012	371	1703942	597, 599	1705828	591, 595
1001277685	610	1580013	629	1703943	601	1705910	607
1001277686	611	1670603	453	1703944	603	1705917	607
1001277691	611	1670836	311	1703945	605	1705921	591, 595
1001277692	611	1671092	292, 297, 300, 304, 486	1703946	593	1705961	591, 595
1001277911	611	1671093	385, 486	1703947	607	1705968	601, 609
1001277970	610	1684290	403	1703948	597, 599	1705969	605, 609
1001277972	611	1700818	609	1703949	601	1706059	609
1001277973	611	1701499	587, 589, 591, 593, 595, 597, 599,	1703950	603	1706060	609
1001278197	610	1701499	587, 589, 591, 593, 595, 597, 599,	1703951	605	1706061	609
1001278198	611	1701500	587, 589, 591, 593, 595, 597, 599,	1703952	593	1706062	609
1001278199	610	1701500	587, 589, 591, 593, 595, 597, 599,	1703953	587, 589	1706063	609
1001278208	611	1701500	587, 589, 591, 593, 595, 597, 599,	1703980	603	1706064	609
1001278209	610	1701504	587, 589, 591, 593, 595, 597, 599,	1703981	605	1706098	609
1001278215	611	1701504	587, 589, 591, 593, 595, 597, 599,	1703982	601	1706385	345
1001278216	611	1701505	133, 145, 163, 187, 197	1703983	607	2030010	383, 385, 387
1001278217	611	1701505	133, 145, 163, 187, 197	1703984	597, 599	2060025	192, 202
1001278249	610	1701509	379, 381, 587, 589, 591, 593, 595,	1703985	593	2080040	271, 283, 331, 333, 335, 459, 461
1001278250	611	1701509	379, 381, 587, 589, 591, 593, 595,	1704000	597, 599, 609	2110810	426
1001278251	611	1701509	379, 381, 587, 589, 591, 593, 595,	1704001	607, 609	2110812	426
1001278252	611	1701529	587, 589, 591, 593, 595, 597, 599,	1704002	593, 609	2151212	426
1001283776	99	1701529	587, 589, 591, 593, 595, 597, 599,	1704260	351, 355	2160001	65
1001284504	471, 475, 479, 483, 487, 491	1701542	213, 227	1704271	609	2180348	187, 197, 213, 227
1001285597	108, 119	1701543	213, 227	1704277	587, 589, 591, 593, 595, 597, 599,	2180387	213, 227
1001285598	108	1701691	108, 113, 118	1704412	587, 589, 591, 593, 595, 597, 599,	2180389	213, 227
1001285691	118	1701691	108, 113, 118	1704412	587, 589, 591, 593, 595, 597, 599,	2180504	213, 222, 227, 236
1001285788	114	1702300	587, 589, 591, 593, 595, 597, 599,	1704455	617	2180832	133, 145, 163
1001285789	113	1702300	587, 589, 591, 593, 595, 597, 599,	1704456	617	2180876	133, 145, 163, 187, 197
1060343	292, 296, 300, 304	1702300	587, 589, 591, 593, 595, 597, 599,	1704457	615	2220237	419
1060379	391, 393	1702565	351, 355	1704482	613	2220238	53, 426
1060461	501, 509	1702566	351, 355	1704576	615	2220261	220, 234
1060494	260, 264, 268	1702567	351, 355	1704577	615	2220290	213, 227
1060626	145, 197, 227	1702773	595, 609	1704578	613	2220290	213, 227
1060908	519, 521, 523	1702774	609	1704885	587, 589, 591, 593, 597, 599, 601, 603, 605, 607	2220315	138, 152, 170, 192, 202, 220, 234
1060918	369	1702868	387, 587, 589, 609, 621	1704972	187, 197, 609	2220371	426
1062255	164	1702941	145, 197, 227	1705014	345	2220372	53, 426
10702077	288, 293, 297, 301, 305	1702942	145, 197, 227	1705305	387, 619, 621	2220373	426
10702082	288, 293, 297, 301, 305	1702943	145, 197, 227	1705325	433, 435	2220374	426
1120555	379, 381	1702944	145, 197, 227	1705336	587, 589	2220375	426
1320016	192, 202	1703162	138, 152, 170, 192, 202, 220, 234	1705344	603	2220377	426
1320022	133, 146, 163, 187, 197	1703450	613	1705345	605	2220415	192, 202, 426
1320041	471, 475, 479, 483, 487, 492	1703687	587, 589, 591, 593, 595, 597, 599,	1705347	597, 599	2220451	192, 202, 426
1320043	471, 479, 492	1703687	587, 589, 591, 593, 595, 597, 599,	1705349	593	2220465	426
1320061	164	1703797	587, 589	1705351	587, 589	2220466	426
1320130	470, 474, 478, 482, 486, 491	1703804	587, 589	1705355	619, 621	2220468	426
1320176	249	1703805	587, 589	1705358	609	2220472	426
1320218	213, 227	1703923	607	1705374	275, 279, 455, 457	2220497	426
1320220	213, 227	1703924	597, 599	1705375	293, 297, 301, 305, 387, 621	2220500	426
1320223	145, 197, 227, 465	1703925	601	1705387	275, 279, 293, 297, 301, 305	2220501	426
1320302	383, 385, 387	1703926	603	1705426	603	2220579	53
1321283	213, 227	1703927	605	1705427	605	2220582	426
1321293	79	1703928	593	1705429	597, 599	2220596	426
1321647	575	1703935	607	1705430	601	2220600	426
1321716	133, 138, 146, 152, 163, 170, 187, 197, 255, 259, 263, 272, 276, 280, 283, 288, 292, 296	1703936	597, 599	1705460	289, 293, 297, 301, 305	2220603	426
		1703937	601	1705489	271, 283, 288, 289	2220628	426
		1703938	603			2220767	163
		1703939	605			2220811	426
		1703940	593			2220881	405
						2220883 31,	51, 403, 405, 409, 426
						2220885	51, 405, 409

SECTION 11 - SPECIAL OPTIONS

2220886 31, 419	2940173 121, 123, 125, 127	192, 197, 202, 213, 220, 227, 234, 259, 263, 267, 309, 311, 313, 315, 317, 321, 465, 470, 474, 478, 482, 486, 491	3430616351, 355
222088831	3020042 311	3291201.....220, 234, 263, 267, 271, 275, 279, 283, 288, 292, 295, 299, 303, 321	3460334379, 381
2220906426	316034823, 31	3291205.....309, 313, 315, 317, 321	3470003352, 356
2220923426	3250872 613	3300106..... 23	3520028 259, 264, 268
2220940426	3251102 283	3300151.....337, 339, 341, 343, 383, 385, 387	3520054 140, 154, 170, 192, 202, 351, 355
2220946426	3251242 437, 439, 441, 443, 445, 447, 449, 451, 453	3300220.....105, 139, 153, 192, 202	3520071 381
2220947426	3251243 259, 263, 267, 275, 279, 293, 297, 301, 587, 589, 593, 597, 599, 607	3300353..... 351, 355	3520072 331, 333, 335, 337, 339, 341, 343, 345
2220998426	3251813 587, 589, 593, 597, 599, 607	3300396.....276, 280, 288, 293, 297, 300, 304	3520189 288
2221033426	3252347587, 589	3300408.....87, 89, 359	3520192 288
2221040426	3252692 617	3300430..... 375	3520198 331, 333, 335, 337, 339, 341, 343
222105253	3252693 615	3310401..... 138, 152	3572551315, 317
2221086 51, 327, 426	3252764 287, 292, 295, 299, 303	3311001.....179, 181, 259, 263, 267, 276, 280, 288, 293, 297, 300, 304	3573400 383, 385, 387
2230025426	3271605395, 397	3311005.....101, 103, 383, 385, 387	3573642 383, 385, 387
2400060 146, 183, 399, 543, 551, 575	3271805345	3311405.....347, 349, 377, 433, 435, 437, 439, 441, 443, 445, 447, 449, 451, 453, 587, 589, 591, 593, 595, 597, 599, 601, 603, 605, 607	3577121 383, 385, 387
2400066541	3272001395, 397	3311501.....108, 113, 118	3580158255, 259
2400082 549, 625	3290405 79, 99, 213, 227, 399, 433, 435, 437, 439, 441, 443, 445, 447, 449, 451, 453, 459, 470, 474, 478, 482, 486, 491	3311505.....391, 393	3580276 259
2410014345	3290501 105	3311601.....108, 113, 118, 351, 355, 377	3580317 271, 275, 279, 283, 288, 292, 295, 299, 303
2420203 259, 264, 268	3290505 97, 105, 255, 275, 279, 288, 292, 295, 299, 303	3311605.....140, 154, 179, 181, 345, 347, 349, 383, 385, 387	3580318 275, 279, 292, 295, 299, 303
24431386 214, 228	3290601 92, 95, 105, 121, 123, 125, 127	3311705.....255, 259, 263, 267	3580319 271, 283, 288
2460048 287, 291	3290605 .. 49, 79, 92, 101, 103, 105, 133, 138, 145, 152, 163, 170, 187, 192, 197, 202, 213, 227, 251, 253, 255, 259, 263, 267, 271, 275, 279, 283, 288, 292, 295, 299, 303, 311, 459, 461, 470, 474, 478, 482, 486, 491	3311801..... 23	3580320 263, 271, 275, 279, 288, 292, 295
2460055259	3290606 339, 341, 343	3312002.....395, 397	3740067 105, 192, 202, 624
2540020 99, 101, 103	3290607220, 234	3312005.....55, 379, 381	3740080 255, 260, 263, 267, 541, 625
2560136 351, 355	3290801 187, 197, 213, 220, 227, 234	3312205..... 381	3740086573, 624
2560187 121, 123, 125, 127	3290805 49, 53, 75, 77, 108, 113, 118, 138, 152, 170, 192, 202, 213, 220, 227, 234, 251, 253, 255, 259, 263, 267, 271, 275, 279, 288, 292, 295, 299, 303, 315, 317, 465, 470, 474, 478, 482, 486, 491	3321001.....105, 139, 153, 192, 202	3740140 192, 202, 624
2580024 145, 197, 227	3290806321	3331211.....255, 259, 263, 271, 275, 279, 283, 288, 292, 295, 299	3760115311
2580062202	3291001 138, 152, 170, 220, 234, 321	3331215.....138, 152, 170, 192, 202	376017055
2600281331, 333, 335	3291005 105, 108, 113, 118, 121, 123, 125, 127, 133, 138, 145, 152, 163, 170, 187,	3340860..... 315, 317	3790012 213, 227, 351, 355
2720015 138, 152, 170	3291006 192, 197, 213, 227	3340956..... 379, 381	3790152 135, 149, 167, 189, 199, 217, 231
2720058 133, 145, 163, 187, 197, 222, 236	3291007 315, 317	3380434..... 347, 349	3820001 587, 589, 591, 593, 595, 597, 599, 601, 603, 605, 607, 611, 613, 615, 617
2720271 222, 236	3291008 21	3420352..... 55	3820020 331, 333, 335
2720340 138, 152, 170	3291009 19, 21	3420372..... 55	3820032 105
2720398 192, 203	3291010 138, 145, 163, 187, 197, 213, 227	3422532.....133, 145, 163, 187, 197, 213, 227	3841143 19, 21, 133, 145, 163, 187, 197, 213, 227, 321
2720447 192, 203	3291011 315, 317	3422661.....391, 393	3841203 309, 313, 315, 317
2720615 222, 236	3291012 315, 317	3422793.....309, 315, 317	3841258 .15, 17, 309, 313
2720644 220, 234	3291013 315, 317	3422814.....315, 317	3841287 313
2752504427	3291014 21	3422848..... 21	3841340 470, 474, 478, 482, 486, 491
2752519427	3291015 19, 21	3423304..... 19, 21	3900054 345
2780267 23, 25			3900267276, 280
2780268 23, 29			390029521
2820031 255, 259, 263, 267, 271, 275, 279, 283, 287, 291, 295, 299, 303, 470, 474, 478, 482, 486, 491, 505, 507			3900300276, 280
2820035183			3900349351, 355
2820247 569, 571			3900351 311
2860030 ...81, 83, 85, 624			3910408138, 152
290075651			3910606 275, 279, 292, 295, 299, 303, 455, 457
2900770 407, 419			3910610431
2900792409			3910804 81, 83, 85
2901443630			3911010101, 103
2902065 138, 152, 170, 192, 203, 209			3931408 375
2902212381			
2902217 383, 385			
2902266403			
2902443527, 529, 533			
2902549 459, 519			
2920028 351, 355			
2920029 351, 355			
2940074 331, 333, 335, 625			

SECTION 11 - SPECIAL OPTIONS

3931512.....138, 152, 170	4360475 .. 81, 83, 85, 351, 355, 624	545, 551, 555, 575, 576, 579, 581	4460891 95, 99, 467, 517, 525, 530, 539, 576, 579, 581
3931618.....135, 149, 167, 189, 199, 217, 231	4360476 .. 81, 83, 85, 351, 355, 624	4460466.....214, 228, 373, 399, 467, 471, 475, 479, 483, 487, 492, 495, 497, 499, 505, 507, 515, 517, 527, 529, 530, 533, 537, 541, 543, 551, 555, 567, 573, 575, 576, 579, 581	4460892495
3931628.....263, 279, 295	4360542 259, 264, 268	4460467 630	4460894 495, 527, 530, 533, 537, 551, 575, 581
3960407192, 202	4420014379, 381	4460470 351, 355	4460897 97, 101, 103, 539
3960422.....275, 279, 292, 295, 299, 303, 431, 455, 457	4420037 383, 385, 387	4460471 351, 355	4460899 513, 515, 517, 525, 555, 567, 573, 575, 579, 581
396052623	4420051 609, 613, 615, 617	4460473.....470, 474, 478, 482, 486, 491, 497, 499	4460905 547, 551, 575, 576, 579
4010405459, 461	4420060255	4460477 470, 474, 478, 482, 486, 491, 497, 499	4460906541
4010418.....470, 474, 478, 482, 486, 491	4420062391, 393	4460488 101, 103	4460910571
4010618339, 341, 343	4420066379, 381	4460496 92	4460911567
4031505 373	4460019533	4460497 92	4460928467
4031508 99	4460027 259, 264, 268	4460508.....373, 505, 507, 551	4460930 214, 228, 527, 530, 533, 575
4031511.....470, 474, 478, 482, 486, 491	4460042 530, 533, 537	4460509.....497, 499, 575	4460931495, 575
4031512 79	4460043 183, 529, 533	4460510 630	4460932399, 539
4031516 377	4460071 275, 279, 292, 295, 299, 303, 369, 431	4460518 467	4460933 467, 551, 576
4031607 255	4460134 260, 264, 268	4460536.....495, 513, 551	4460941539, 567
4031914.....138, 152, 170	4460138 260, 264, 268	4460539.....495, 513, 515, 533, 551, 579	4460942 373, 530, 533, 539
4032014.....263, 279, 295	4460142576	4460612455, 457	4460943 101, 103, 567, 575
4032015.....271, 275, 288, 292	4460183551	4460662.....445, 447, 449, 453	4460944 529, 530, 533
4060802.....255, 260, 263, 267, 271, 275, 279, 283, 288, 292, 295, 299, 303	4460190 259, 264, 268	4460693 537	4460956519, 523
4060805.....138, 152, 170, 192, 203, 222, 236	4460205431	4460703529, 533	4460957519, 523
4060806 71	4460225 288, 292, 295, 299, 303, 545, 551	4460705.....259, 264, 268	4460958457
4060808.....470, 474, 478, 482, 486, 491	4460226 363, 366, 369	4460708 551	4460959486
4070450 55	4460227551	4460722 183	4460960486
4070560 55	4460234 .97, 99, 351, 355	4460742 575	4460961 259, 264, 268
4070561 55	4460247 529, 533, 575	4460743 575	4460962385
4070897 311	4460259 399, 547, 551, 576	4460746 529, 533	4460963 293, 297, 300, 304
4070898 311	4460260 399, 547, 551, 576	4460748 529, 534, 576	4460967575
4071101 15, 17	4460265363, 366	4460754 579	4460968 255, 433, 437
4160182.....108, 113, 118	4460267 .75, 77, 551, 575	4460761 551, 575	4460970551
4240018.....455, 457, 583	4460268 259, 264, 268, 545, 579	4460806.....441, 443, 445, 447, 576	4460977549
4240032 .97, 99, 101, 103	4460313527	4460807 545	4461005527
4240033.....373, 375, 377	4460315431	4460808 545	4461006537
4240099.....138, 152, 163, 170, 183, 192, 202, 213, 220, 227, 234, 255, 260, 263, 267, 271, 275, 279, 283, 288, 292, 295, 299, 303, 351, 355, 383, 385	446032075, 77	4460836 575	4461008 527, 529, 533
4240149379, 381	4460321 259, 264, 268	4460837 575	4461052 530, 533, 539
4240156.....470, 474, 478, 482, 486, 491	4460346 275, 279, 292, 295, 299, 303, 431	4460865.....470, 474, 478, 482, 486, 491, 497, 499, 575	4461060539
4341415 379	4460384453	4460866.....470, 474, 478, 482, 486, 491, 505, 507, 551	4461070467, 529
4360070.....276, 280, 288, 293, 297, 300, 304	4460418547, 551	446087195, 547, 551, 575, 576, 579	4461071 527, 529, 533
4360274 85	4460419547, 551	4460872 579	4461072 527, 529, 533
4360336.....255, 260, 263, 267, 271, 275, 279, 283, 288, 292, 295, 299, 303, 625	4460424579	4460873 551, 576	4461073 527, 529, 533
4360387 83, 85, 351, 355, 624	4460425 276, 280, 288, 293, 297, 300, 304, 455, 457	4460874551, 575	4461074 527, 529, 533
4360407351, 355, 624	4460426 276, 280, 288, 293, 297, 300, 304	4460875551, 579	4461077567, 573
436043675, 77	4460428351, 355	4460876 547	4461095 467, 527, 529
4360469.....81, 83, 85	4460434551	4460878 576	4461109537
	4460458 529, 534, 575, 576	4460879399, 551	4461111537
	4460464 79, 97, 369, 399, 467, 495, 505, 507, 513, 515, 517, 525, 539, 541, 543, 551, 555, 573, 575, 579, 581	4460884.....399, 517, 533, 555, 575	4461112537
	4460465 95, 99, 399, 467, 495, 497, 499, 513, 515, 517, 525, 527, 529, 530, 533, 537,	4460887399, 551, 576	4461121537
			4461122537
			4461123537
			4461124537
			4461196557
			4461198433, 557
			4461199559
			4461201437, 559
			4461205561, 563
			4461222537

SECTION 11 - SPECIAL OPTIONS

4461244 445, 561	4811400 79, 99, 399, 433,	4860179..... 43	70000787 206
4461245 447, 563	435, 437, 439, 441,	4871700.....271, 275, 279,	70000793 209
4461246 449, 565	443, 445, 447, 449,	283, 288, 292, 295	70000797 31
4461249 565	451, 453, 470, 474,	4891600.....108, 113, 135,	70000800 205
4520216 35	478, 482, 486, 491	149, 167, 189, 199,	70000851 206
4520217 43	4811600 97, 105, 255,	217, 231, 321	70000863 .. 287, 291, 296,
4520240 37	275, 279, 288, 292,	4891800.....23, 135, 149,	300, 304
4520608 45	295, 299, 303	167, 189, 199, 217, 231	70000865 69
4530028 383, 385, 389	4811700 .. 79, 92, 95, 101,	4892000..... 23	70000912 205
4640261 53	103, 105, 121, 123,	4892600001 321	70000913 205
4640464 513	125, 127, 133, 138,	4920463..... 511	70000914 205
4640509 409	145, 152, 163, 170,	4922641.....260, 264, 268,	70000915 205
4640751 138, 152, 170	187, 192, 197, 202,	276, 280, 284, 288,	70000916 205
4640771 419	213, 220, 227, 234,	292, 296, 300, 304	70000917 205
4640858 403	255, 260, 263, 267,	4922925.....288, 292, 295,	70000918 205
4641122 35, 37, 41, 45,	271, 275, 279, 283,	299, 303	70000919 206
47	288, 292, 295, 299,	4922929.....474, 482	70000931 206
4641155 49	303, 311, 339, 341,	4923451..... 193, 202	70001002 205
4641390 411, 413	343, 459, 461, 471,	4923463..... 503	70001100 .. 287, 291, 296,
4710400 138, 152	475, 479, 483, 487, 492	5240800.....118, 213, 220,	300, 304
4711000 101, 103, 179,	4811702 92, 105, 118,	227, 234	70001181 205
181, 276, 280, 288,	140, 154, 170, 213,	5241200.....15, 17, 19, 21,	70001349 25, 29
293, 297, 301, 305	220, 227, 234, 251,	53, 65, 138, 152, 170,	70001384 .. 287, 291, 296,
4711400 121, 123, 125,	272, 459, 461	192, 202, 220, 234,	300, 304
127, 337, 339, 341,	4811900 49, 75, 77, 81,	255, 260, 263, 267,	70001423 205
343, 375, 377, 433,	83, 85, 108, 113, 118,	271, 275, 279, 283,	70001435 206
435, 437, 439, 441,	133, 138, 146, 152,	288, 292, 296, 300,	70001498 206
443, 445, 447, 449,	163, 170, 187, 192,	303, 311, 321	70001654 205
451, 453	197, 202, 213, 220,	5241400..... 220, 234	70001655 205
4711500 53, 105, 108,	227, 234, 255, 260,	5241600..... 21, 65	70001696 287, 291
113, 118, 138, 152, 170	263, 267, 271, 275,	5250605..... 220, 234	70001844 206
4711600 179, 181, 271,	279, 288, 292, 295,	5250608..... 92	70001850 205
275, 279, 283, 288,	299, 303, 321, 465,	5250808.....272, 276, 280,	70001866 206
292, 295, 352, 356,	470, 474, 478, 482,	288, 292, 296	70001868 206
395, 397	486, 491	5250810...81, 83, 85, 140,	70001870 ... 158, 176, 205
4711700 255, 260, 263,	4811902 172, 220, 234,	154, 272, 276, 280,	70001871 206
267	311, 315, 317, 323,	283, 288, 292, 296, 323	70001872 206
4711800 345	470, 474, 478, 482,	5250812.....71, 471, 475,	70001953 287, 291
4712000 379, 381, 395,	486, 491	479, 483, 487, 492	70001966 .. 271, 276, 280,
397	4812000 59, 79, 105, 108,	5251008..... 321, 583	283, 287, 291, 296,
4712200 381	113, 118, 125, 127,	5251009..... 311	300, 304
4740086 19, 21	133, 138, 145, 152,	5251010. 49, 59, 311, 323	70001973 .. 287, 291, 296,
4740155 21	163, 170, 187, 192,	5251012....15, 17, 33, 311	300, 304
4740158 15, 17	197, 202, 213, 220,	5251014.....108, 113, 118,	70001974 .. 287, 291, 296,
4740229 15, 17	227, 234, 255, 260,	470, 474, 478, 482,	300, 304
4740362 347, 349	263, 267, 280, 283,	486, 491	7000206 25, 29
4740397 352, 356	296, 309, 311, 313,	5251016..... 321	70002063 51
4740491 21	321, 465, 470, 474,	5251215.....133, 145, 163,	70002088 287, 291
4750800 471, 475, 487,	478, 482, 486, 491	172, 187, 197, 213, 227	70002112 75, 77
492	4812002 .. 75, 77, 79, 108,	5260800.....71, 81, 83, 85,	70002206 67
4751000 260, 263, 267,	113, 118, 164, 172,	272, 276, 280, 283,	70002207 67
383, 385, 387	213, 227	288, 292, 296	70002209 51
4751400 347, 349, 351,	4812100 108, 113, 118,	5261200.....133, 145, 163,	70002234 206
355, 371, 383, 385,	133, 138, 145, 152,	172, 187, 197, 213, 227	70002257 246
387, 587, 589, 591,	163, 170, 214, 227,	5272114..... 65	7000229 25, 29
593, 595, 597, 599,	271, 275, 288, 292,	5281918.....470, 474, 478,	70002291 ... 296, 300, 304
601, 603, 605, 607	313, 321	482, 486, 491	70002297 .. 287, 291, 296,
4751500 255, 260, 263,	4812102 75, 77, 108, 113,	70000088..... 67	300, 304
267, 391, 393	118	70000089..... 67	7000230 25, 29
4751600 140, 154, 347,	4812200 138, 152, 170,	70000100..... 325	70002316 239
349, 383, 385, 387	192, 202, 214, 228,	70000123..... 255	70002318 239
4751800 345	255, 260, 263, 268,	70000342..... 319	7000232 25, 29
4752000 55	271, 275, 279, 283,	70000345..... 175, 206	70002326 239
4760600 431	288, 292, 295, 300, 303	700004508..... 157	70002335 409
4761000 105, 139, 153,	4812300 73	70000619 .. 287, 291, 295,	70002373 409
192, 202	4845582 391, 393	299, 303	70002386 51, 61, 411,
4761400 371	4846627 383, 385, 387	70000781 51	413, 624

SECTION 11 - SPECIAL OPTIONS

7000246.....25, 29	70004171 .. 271, 276, 287, 291	70004762..... 365	70005084..... 61
70002460...287, 291, 296, 300, 304	70004249..... 69	70004763..... 365	70005085..... 61
7000248..... 25, 29	70004250..... 69	70004764..... 365	70005087..... 61
7000253..... 25, 29	70004251..... 69	70004765..... 365	70005088..... 61
7000257..... 25, 29	70004252..... 69	70004766..... 365	70005089..... 61
7000258..... 25, 29	70004253..... 69	70004767..... 365	70005090..... 61
7000261..... 25, 29	70004254..... 69	70004768..... 365	70005092..... 61
7000262..... 25, 29	70004255..... 69	70004769..... 365	70005094..... 61
7000263..... 25, 29	70004256..... 69	70004770..... 365	70005095..... 61
70002649..... 69	70004257..... 69	70004771..... 365	70005096..... 61
70002651..... 69	70004258..... 69	70004772..... 365	70005097..... 61
70002718..... 157, 205	70004259..... 69	70004773..... 365	70005098..... 61
70002838.....75, 77, 624	70004260..... 69	70004774..... 366	70005099..... 61
70002842..... 403, 405	70004261..... 69	70004775..... 366	70005100..... 61
70002902..... 369	70004262..... 69	70004829..... 239	70005139..... 63
70002903..... 369	70004262..... 69	70004864..... 325	70005143..... 409
70002904..... 369	70004263..... 69	70004865..... 325	70005150..... 417
70002905..... 369	70004267..... 63	70004866..... 325	70005151..... 417
70002962..... 51	70004268..... 205	70004867..... 325, 327	70005152..... 417
70003463..... 205, 625	70004269..... 205	70004868..... 325	70005153..... 417
70003464..... 205	70004270..... 206	70004869..... 325, 327	70005154..... 417
70003468..... 206	70004281..... 157, 175	70004871.... 325, 327, 624	70005171..... 157
70003469..... 206	70004282..... 157	70004873..... 327	70005172..... 158, 176
70003472..... 205	70004504..... 175	70004875..... 325	70005173..... 157
70003473..... 205	70004508..... 176	70004876..... 75	70005177..... 157
70003475..... 205	70004577..... 51	70004877..... 77	70005182..... 157
70003479..... 205	70004676 .. 271, 276, 280, 283	70004883..... 51	70005183..... 157
70003480..... 205	70004677..... 271	70004884..... 51	70005184..... 157, 175
70003481..... 205	70004678 .. 271, 276, 280, 284	70004885..... 51	70005217..... 61
70003612..... 63	70004679 .. 272, 276, 280, 284	70004886..... 51	70005218..... 61
70003614.....75, 77, 624	70004680 .. 272, 276, 280, 284	70004887..... 51	70005219..... 61, 624
70003631...287, 291, 296, 300, 304	70004681..... 272, 284	70004888..... 51	70005243..... 327
70003708...271, 276, 280, 283, 287, 291, 296, 300, 304	70004682 .. 272, 276, 280, 284	70004889..... 245	70005504..... 175
70003709...271, 276, 280, 283, 287, 291, 296, 300, 304	70004683..... 272, 284	70004890..... 245	70005667 .. 470, 474, 482, 486, 491
70003783...139, 153, 171, 193, 203, 624	70004684..... 276	70004891..... 245	70005726..... 239
70003788.....61, 411, 624	70004685..... 276, 280	70004892..... 245	70005727..... 239
70003931..... 206	70004686..... 284	70004893..... 245	70005737..... 239
70003932..... 206	70004687..... 280	70004894..... 245	70005745..... 239
70003975..... 51	70004738..... 363	70004895..... 245	70005746..... 239
70003977..... 61	70004739..... 363	70004896..... 245	70005747..... 239
70004000..... 63	70004740..... 363	70004897..... 245, 624	70005751..... 239
70004013..... 63	70004741..... 363	70004898..... 245	70005931..... 157, 175
70004014..... 63	70004742..... 363	70004899..... 246	70005941..... 158, 176
70004017..... 51	70004743..... 363	70004900..... 246	70005942..... 157, 176
70004020...222, 236, 624	70004744..... 363	70004901..... 246	70006010..... 243
70004056..... 206	70004745..... 363	70004902..... 246	70006011..... 243
70004058..... 206	70004746..... 363	70004903..... 246	70006012..... 243
70004059..... 206	70004747..... 363	70004904..... 246	70006013..... 239
70004060..... 206	70004748..... 363	70004905..... 246	70006014..... 239
70004062..... 206	70004749..... 363	70004906..... 246	70006015..... 239
70004092...271, 276, 280, 283, 296, 300, 304	70004750..... 363	70004907..... 246	70006016..... 239
70004094...296, 300, 304	70004751..... 363	70004908..... 246	70006017..... 239
70004098...276, 280, 296, 300, 304	70004752..... 365	70004909..... 246	70006018..... 239
70004099...280, 283, 296, 300, 304	70004753..... 365	70004910..... 246	70006019..... 239
70004102..... 206	70004754..... 365	70004911..... 246	70006020..... 239
70004103..... 206	70004755..... 365	70004955..... 419	70006021..... 239
70004169.....287, 291	70004756..... 365	70004956..... 419	70006022..... 239
	70004757..... 365	70004957..... 419	70006023..... 239, 624
	70004758..... 365	70005065..... 63	70006024..... 239
	70004759..... 365	70005066..... 63	70006025..... 239
	70004760..... 365	70005067..... 63	70006026..... 239
	70004761..... 365	70005068..... 63	70006027..... 239
		70005069..... 61	70006028..... 239
		70005071..... 61	70006029..... 239
		70005076..... 61	70006030..... 239
		70005080..... 61	70006031..... 239
		70005082..... 61	

SECTION 11 - SPECIAL OPTIONS

70006032	239	70006652	157	70025142	175	7016331	158, 176, 205, 624
70006033	239	70006660	325	70025153	175, 624	7016654	630
70006034	239	7000731	26	70025160	175	7017059	25, 29
70006035	239	70007325	157	70025161	175, 624	7017067	25, 29
70006036	239	70007326	158	70025164	157, 175	7017070	25, 29
70006037	239	70007354	157	70025168	175	7017080	25, 29
70006038	239	70007556	327	70025200	157	7017142	319
70006039	239	70007603	157, 175	70025210	157	7017159	319
70006040	239	70007719	415	70025231	157	7017162	319
70006041	239	70007720	407, 415	70025239	157	7017163	319
70006042	239	70007721	407, 415	70025619	407	7017164	319
70006043	239	70007722	407, 415	70025667	205	7017172	319
70006044	239	70007723	407, 415	70025693	206	7017192	319
70006045	240	70007724	415	70025694	206	7017195	319
70006046	240	70007728	407	70026210	157, 175	7017410	51
70006047	240	70007729	407	70027405	175	7017467	411, 413
70006048	240	70007738	409	7002821	630	7017496	51, 411, 413
70006049	240	70007739	409	7002822	630	7017904	239
70006050	240	70007740	409	7002823	630	7017932	239
70006051	240	70007741	409	7002828	630	7017959	240
70006052	240	70007742	409	70028540	157	7017992	240
70006053	240	70007743	413	70029015	175	7019680	259, 264, 268
70006054	240	70007744	413	70029402	175	7020023	205, 625
70006055	240	70007745	413	70029403	175	7020026	205
70006056	240	70007746	413	70029404	175	7020108	255, 259, 264, 267
70006057	240	70007747	413	70029451	157	7020109	255, 259, 264, 267
70006058	240	70007748	411	70029512	175	7020110	255, 259, 264, 267
70006059	240	70007749	411	70029797	175	7020111	255, 259, 264, 268
70006060	240	70007750	411	70030360	157	7020175 ..	81, 83, 85, 351, 355
70006061	240, 625	70007751	411	70030381	157	7020176 ..	81, 83, 85, 351, 355
70006062	240	70007752	411	70031095	158	7020190	255, 259, 264, 268
70006063	240	70007784	175	70031136	157	7020403	205
70006064	240	70008244	405	70031143	175	7020430	205
70006065	240	70008246	405	70031144	175	7020460	205
70006066	240	70008247	405	70031145	157	7020465	158, 176, 205
70006067	240	70010383	59, 624	7004035	67	7020468	205
70006068	240	7001481	246	7004036	67	7020471	206
70006069	240	7001998	25, 29	7004043	67	7020479	206
70006070	240	70023592 ...	139, 153, 625	7004044	67	7020492	205, 206
70006071	240	70023593 ...	139, 153, 625	7004045	67	7021237	245
70006072	240	70023606	51	7004047	67	7021238	245
70006074	240	70024262	407	7004049	67	7021239	245
70006075	240	70024494	158, 176	7004275	630	7021240	245
70006076	240	70024504	157, 175	7004276	630	7021241	245
70006077	240	70024507	157	7007289	246	7021242	245
70006078	240	70024513	157, 175	7007415	245, 246	7021243	245
70006079	240	70024904	158, 176	7007419	245	7021248	245
70006080	240	70024905	157	7007420	245, 246	7021249	31, 245
70006093 ...	296, 300, 304	70024906	157	7007437	31	7021253	245
70006094 ...	296, 300, 304	70024913	176	7007438	31	7021257	245
70006095 ...	296, 300, 304	70024915	157	7007439	31	7021258	245
70006096 ...	296, 300, 304	70024916	175	7007446	31	7021259	245
70006097 ...	296, 300, 304	70024918	175	7007493	246	7021262	245
70006104	411	70024925	157, 176	7007495	245	7021263	245
70006105	411	70024961	157, 175	7007601	25, 29	7021265	245
70006144	157, 175	70025082	205	7007640	25, 29	7021268	245
70006256	311	70025084	205, 206	7010429	25, 29	7021275	31
70006271	311	70025086	206	7010543	51	7021276	31, 246
70006356 ..	135, 149, 167, 189, 199, 217, 231	70025088	205	7012513	255, 259, 263, 267	7021277	31, 246
70006379	240	70025091	205	7012514	255, 259, 264, 267		
70006428	628	70025099	175	7012558	259		
70006429	628	70025121	206	7012967	51, 413		
70006552	272, 276	70025123	205, 206	7012974	51		
70006553 ...	272, 276, 625	70025130	175	7012998	411, 413		
70006639	240	70025131	206				
70006640	240	70025135	157				
		70025139	205				

SECTION 11 - SPECIAL OPTIONS

7021278.....	246	7024462.....	389	7026188.....	287, 291	8305401	138, 152, 170, 192, 202, 220, 234
7021281.....	245	7024463.....	389	7026199.....	259, 263, 267	8307109	138, 152, 171, 192, 202, 220, 234
7021290.....	246	7024467.....	389	7026330.....	63	8310129.....	381
7021293.....	245	7024469.....	389	7026597.....	287, 291, 296	8310548	139, 152, 171, 192, 202, 220, 234
7021299.....	246	7024470.....	389	7026626.....	287, 291, 296, 300, 304	8310614.....	79
7021625.....	51	7024471.....	389	7027236.....	205	8310668.....	311
7021639.....	51	7024472.....	389	7027350.....	69	8310686.....	108, 113, 118
7022300.....	245	7024473.....	389	7027351.....	69	8405006	133, 145, 163, 179, 181
7022302.....	31	7024474.....	389	7027352.....	69	8405007	139, 153, 171
7022305.....	31	7024475.....	389	7027353.....	69	8405009	139, 153, 171, 221, 235
7022310.....	31	7024478.....	389	7027354.....	69	8405102.....	221, 235
7022311.....	31	7024485.....	287, 291	7027356.....	69	8405104	139, 153, 171, 221, 235
7022312.....	31	7024488	287, 291, 295, 299, 303	7027625.....	325	8405202	139, 153, 171, 221, 235
7022314.....	31	7024489	287, 291, 295, 299, 303	7027628.....	325, 624	8405203.....	221, 235
7022326.....	31	7024565.....	206	7027773.....	389	8405204	139, 153, 171
7022328.....	31	7024579.....	158, 205	7027774.....	389	8406109	139, 153, 171, 193, 203, 221, 235
7022341.....	245	7024705.....	25	7027775.....	389	8406110	140, 154, 171, 221, 235
7022346.....	246	7024712.....	25, 29	7027776.....	389	8406201	140, 154, 172, 221, 235
7022347.....	246	7024713.....	25, 29	7027777.....	389	8410001.....	221, 235
7022368.....	31	7024714.....	25, 29	7027778.....	389	8410009.....	221, 235
7022371.....	31	7024715.....	25, 29	7027779.....	389	8410011.....	222
7022372.....	31	7024716.....	25, 29	7027780.....	389	8410013	133, 145, 187, 197
7022390.....	61, 411	7024717.....	25	7027790.....	206	8430007	133, 145, 163
7022397.....	51	7024718.....	26	7027791.....	206	84521061.....	267
7022399.....	51, 61	7024800.....	245	7027792.....	206	84521062.....	299, 303
7023154.....	239	7024854.....	31	7027796.....	206	85841094.....	214, 228
7023318.....	67	7024855.....	245	7027799.....	287, 291, 296, 300, 304	8760477.....	426
7023900.....	61	7024857.....	245	7027887.....	256, 259, 264, 268	8770289.....	426
7023907.....	31	7024858.....	245	7027903.....	206	8786514.....	43
7023908.....	31	7024868.....	31	77363233.....	545	88521214.....	395, 397
7023910.....	31	7024881.....	51	80484084.....	529, 533	88662523 ...	108, 113, 118
7023936.....	61	7024884.....	413	80633030.....	426	8881800.....	79, 470, 474, 478, 482, 486, 491
7024182.....	25, 26	7024885.....	51, 624	80963067.....	576	91164057.....	61
7024189.....	26	7026042.....	69	80983191.....	529, 625	91164059.....	61
7024190.....	26	7026043.....	69	82033995.....	222, 236	91164079.....	61
7024191.....	26	7026044.....	69	8220045.....	541, 543, 575	91203039.....	321
7024192.....	26	7026045.....	69	8220051.....	539		
7024193.....	26	7026046.....	69	8220115.....	529		
7024194.....	26	7026047.....	69	8220125.....	576		
7024196.....	26	7026048.....	69	8220164.....	529, 533		
7024197.....	26	7026049.....	69	8229242.....	529, 575, 576, 624, 625		
7024379.....	67	7026050.....	69	8229244.....	576, 624		
7024380.....	67	7026051.....	69	8229245.....	541, 543, 625		
7024381.....	67	7026052.....	69	8229249.....	399, 625		
7024389.....	67	7026053.....	69				
7024390.....	67	7026057.....	69				
7024441.....	75, 77						
7024453.....	67						



**Corporate Office
JLG Industries, Inc.
1 JLG Drive
McConnellsburg, PA 17233-9533 USA
☎ (717) 485-5161 (Corporate)
☎ (877) 554-5438 (Customer Support)
📠 (717) 485-6417**

**Visit our website for JLG Worldwide Locations.
www.jlg.com**



OSHKOSH™