



Illustrated Parts Manual

Model
ES1932
ES1932i

PVC
2110

P/N
31219136
March 31, 2024 - Rev C

ANSI

CE



UK
CA

AS/NZS



An Oshkosh Corporation Company

REVISION LOG

October 1, 2021 - A - Original Issue of Manual (Edited to B/M 1001250333 Rev V, 1001259307 Rev D & 1001259308 Rev D)

August 25, 2023 - B - Revised Manual (Edited to B/M 1001250333 Rev V, 1001259307 Rev D & 1001259308 Rev D)

March 31, 2024 - C - Revised Manual (Edited to B/M 1001250333 Rev V, 1001259307 Rev D & 1001259308 Rev D)

GENERAL INFORMATION

SECTION 6 CYLINDER

FIGURE 6-3. LIFT CYLINDER ASSEMBLY

PG# Model Designation Manual #

SECTION 6 CYLINDER

FIGURE 6-3. LIFT CYLINDER ASSEMBLY

| ITEM # | PART NUMBER | QTY | DESCRIPTION | REV |
|--------|-------------|-----|---|-----|
| | 1001140104 | Ref | LIFT CYLINDER ASSEMBLY | B |
| 1 | 0100011 | AR | Compound, Locking | |
| 2 | 0630305 | 3 | Capscrew 1/4-20 x 1-1/8 | |
| 3 | 0791003 | 1 | Screw #10-24 x 3/8 | |
| 4 | 0961897 | 1 | Bushing, Tapered | |
| 5 | 1320136 | 1 | Clamp, Cable | |
| 6 | 1683063 | 1 | Head | |
| 7 | 2220683 | 1 | Plug, O-Ring | |
| 8 | 2220685 | 2 | Plug, O-Ring | |
| 9 | 2220686 | 1 | Plug, O-Ring | |
| 10 | 3020039 | AR | Lubricant | |
| 11 | 3480282 | 1 | Piston | |
| 12 | 3760371 | 1 | Ring, Washer | |
| 13 | 3931420 | 8 | Capscrew 1/4-20 x 1-1/4 | |
| 14 | 3931824 | 8 | Capscrew 1/2-13 x 1-1/2 | |
| 15 | 3951003 | 1 | Setcrew #10-24 x 3/8 | |
| 16 | 4100099 | 1 | Spacer | |
| 17 | 4640999 | 1 | Cartridge, Holding Valve (Non Vented) | |
| 17 | 2900792 | 1 | Kit, Seal - 4640999 Cartridge Valve | |
| 18 | 4641248 | 1 | Cartridge, Countbalance Valve (Non Vented) | |
| 18 | 70004186 | 1 | Kit, Seal - 4641248 Cartridge Valve | |
| 19 | 1001117991 | 1 | Sensor, Cylinder Length | |
| 20 | 1001118070 | 1 | Cap, Retainer | |
| 21 | 1001119084 | 1 | Barrel | |
| 21A | 0961950 | 2 | Bushing | |
| 22 | 1001118086 | 1 | Rod | |
| 22A | 0961950 | 2 | Bushing | |
| 100 | 1001139996 | 1 | Kit, Seal (Includes Items 101-109) | |
| 101 | See Note | 2 | Ring, Wear (Note: Use p/n 1001139996) | |
| 102 | See Note | 1 | Ring, Back-Up (Note: Use p/n 1001139996) | |
| 103 | See Note | 2 | Ring, Lock (Note: Use p/n 1001139996) | |
| 104 | See Note | 2 | Ring, Back-Up (Note: Use p/n 1001139996) | |
| 105 | See Note | 2 | O-Ring (Note: Use p/n 1001139996) | |
| 106 | See Note | 1 | O-Ring (Note: Use p/n 1001139996) | |
| 107 | See Note | 1 | Seal (Note: Use p/n 1001139996) | |
| 108 | See Note | 1 | Wiper, Rod (Note: Use p/n 1001139996) | |
| 109 | See Note | 2 | Seal (Note: Use p/n 1001139996) | |
| 200 | 1001119105 | 1 | Kit, Sensor Magnet (Includes Items 201-203) | |
| 201 | See Note | | Sleeve, Spacer (Note: Use p/n 1001119105) | |
| 202 | 1001118066 | | Magnet, Sensor | |
| 203 | 1001118069 | 1 | Ring, Internal Retaining | |

Manual # Model Designation PG#

1) MACHINE IDENTIFICATION

Machines are identified by model and in some cases a combination of models, serial number (SN) or regional standard (i.e ANSI, CE, CSA). Components may also be identified by SN or manufacturer. Common components that may be identified by these characteristics are engines and hydraulic components.

2) PARTS MANUAL ORGANIZATION

Product information in this manual is organized under section titles. Frame, Cylinder, Hydraulic and Electrical are a few examples. Each section is organized by figure and page number. The information within the Figure is then organized by item number, part number, description and corresponding illustration (s).

3) TABLE OF CONTENTS (NOT SHOWN)

A table of contents is found toward the beginning of the manual. Figure number, description and page number are provided for quick reference to the page containing the related information.

4) RECOMMENDED SPARE PARTS (NOT SHOWN)

The Recommended Spare Parts List, located near the end of the manual, reference most frequently used maintenance parts.

5) PART NUMBER INDEX (NOT SHOWN)

A numerical index listing all part numbers and the corresponding page number(s) appears at the back of the manual.

GENERAL INFORMATION

6) NON-SERVICED PARTS

In some instances, it is necessary to display non-serviced parts, assemblies or installations. In the case of assemblies and installations there will be a Ref in the Qty. column. In case of parts that are not available for service within assemblies or components, there will be a NSS (Not Sold Separately) or NLA (No Longer Available) listed in the Qty. column of the manual.

7) PARTS LIST ITEM NUMBERS

Numbers shown in the item# column correspond to numbers used in the associated illustration (s). Item numbers which are missing from the sequence in the parts list are not used on that page.

8) INDENTED PARTS DESCRIPTION

An indented part description is included in the item under which it is indented.

9) ABBREVIATION AND SYMBOLS

| | | | |
|-------------|--|--------------|---------------------------------|
| AC..... | Alternating Current | L..... | Liter |
| ADE..... | Advanced Design Electronics | LB(LBS)..... | Pounds |
| AG..... | Agricultural | LCD..... | Liquid Crystal Display |
| ANSI..... | American National Standards Institute | LED..... | Light Emitting Diodes |
| AR..... | As Required | LH..... | Left Hand |
| ASSY..... | Assembly | LRC..... | Low Rated Countries |
| AUS..... | Australia | LSS..... | Load Sensing System |
| AUX..... | Auxiliary | M(m)..... | Metric/Meter |
| AWG..... | American Wire Gauge | MM(mm)..... | Milimeter |
| B/M..... | Bill of Material | mA..... | Miliamps |
| CAC..... | Charge Air Cooler | NLA..... | No Longer Available |
| CE..... | European Conformity | NPT..... | National Pipe Threads |
| CCW..... | Counter Clockwise | NSS..... | Not Sold Separately |
| CM..... | Centimeter | OD..... | Outside Diameter |
| CW..... | Clockwise | ORB..... | O-Ring Boss |
| CSA..... | Canadian Standards Association | ORFS..... | O-Ring Face Seal |
| CYL..... | Cylinder | OZ (oz)..... | Ounces |
| DIA..... | Diameter | PG..... | Page |
| DC..... | Direct Current | PN..... | Part Number |
| DEF..... | Diesel Exhaust Fluid | QT(qt.)..... | Quarts |
| EMS..... | Emergency Stop | QTY..... | Quantity |
| ENG..... | Engine | REF..... | Reference |
| FT(ft)..... | Feet | REV..... | Revision Level |
| GA(Ga)..... | Gauge | RH..... | Right Hand |
| HRC..... | High Rated Countries | SAE..... | Society of Automotive Engineers |
| HVAC..... | Heating, Ventilating, and Air Conditioning | SN..... | Serial Number |
| HYD..... | Hydraulic | SPEC(S)..... | Specifications |
| Hz..... | Hertz | T/T..... | Turntable |
| ID..... | Inside Diameter | UGM..... | Universal Ground Module |
| IN..... | inches | V..... | Volts |
| ISO..... | International Organization for Standards | W..... | Watts |
| JIC..... | Joint Industry Council | #..... | Number |
| KG..... | Kilogram | | |

10) ILLUSTRATION REFERENCE LETTERS

When necessary, illustrations may contain reference letters that are intended to track information (i. e. hoses, harnesses) from one point to another or to track visual enlargement of components to show details that may be located in another area on the illustration.

Note: Due to continuous product improvements, JLG Industries, Inc. reserves the right to make specification changes without prior notification. Contact JLG Industries, Inc. for updated information.

TABLE OF CONTENTS

| | |
|---|----|
| SECTION 1 - FRAME..... | 11 |
| FIGURE 1-1. DRIVE MOTOR AND STEER INSTALLATION (MACHINES WITH SN STARTING WITH M2) | 12 |
| FIGURE 1-2. DRIVE MOTOR AND STEER INSTALLATION (MACHINES WITH SN STARTING WITH G2)..... | 14 |
| FIGURE 1-3. DRIVE MOTOR AND STEER INSTALLATION (MACHINES WITH SN STARTING WITH 12) | 16 |
| FIGURE 1-4. DRIVE MOTOR ASSEMBLY | 18 |
| FIGURE 1-5. STEER SPINDLE COVER INSTALLATION (ALL SPECS EXCEPT CHINA SPECS) | 22 |
| FIGURE 1-6. STEER SPINDLE COVER INSTALLATION (CHINA SPECS)..... | 24 |
| FIGURE 1-7. REAR WHEEL HUB AND FRAME CLAMPS INSTALLATION..... | 26 |
| FIGURE 1-8. HUB ASSEMBLY - REAR | 28 |
| FIGURE 1-9. TIRE AND WHEEL INSTALLATION | 30 |
| FIGURE 1-10. POTHOLE PROTECTION INSTALLATION | 32 |
| FIGURE 1-11. POTHOLE PROTECTION SYSTEM INSTALLATION (MACHINES WITH SN STARTING WITH G2) | 34 |
| FIGURE 1-12. TILT SENSOR INSTALLATION | 36 |
| FIGURE 1-13. BATTERY CHARGER INSTALLATION - DELTA-Q (WITHOUT COMMUNICATION PORT)..... | 38 |
| FIGURE 1-14. BATTERY CHARGER INSTALLATION - DELTA-Q (WITH COMMUNICATION PORT) | 40 |
| FIGURE 1-15. BATTERY CHARGER INSTALLATION - GREEN POWER (LOCALLY SUPPLIED PLUG) (MACHINES WITH SN STARTING WITH 12, B2 & G2)..... | 42 |
| FIGURE 1-16. STROBE LIGHT INSTALLATION – SINGLE (AMBER) (WITH GUARD)..... | 44 |
| FIGURE 1-17. STROBE LIGHT INSTALLATION – DUAL (AMBER) (WITH GUARD) | 46 |
| FIGURE 1-18. BEACON ZN INSTALLATION..... | 48 |
| FIGURE 1-19. ALARM INSTALLATION (AMBIENT/WHITE NOISE) (OPTIONAL) | 50 |
| FIGURE 1-20. LADDER INSTALLATION | 52 |
| FIGURE 1-21. FRAME COVERS INSTALLATION (ES1932)..... | 54 |
| FIGURE 1-22. FRAME COVERS INSTALLATION (ES1932I)..... | 56 |
| SECTION 2 - GROUND CONTROLS | 59 |
| FIGURE 2-1. PUMP/MOTOR/TANK AND HOSES INSTALLATION | 60 |
| FIGURE 2-2. PUMP/MOTOR/TANK ASSEMBLY..... | 62 |
| FIGURE 2-3. CLEANGUARD INSTALLATION (MACHINES WITH SN STARTING WITH 12, B2, M2 & G2)..... | 64 |
| FIGURE 2-4. CLEANGUARD INSTALLATION (MACHINES WITH SN STARTING WITH 12, B2 & G2)..... | 66 |
| FIGURE 2-5. ELECTRICAL COMPONENTS INSTALLATION (MACHINES WITH SN STARTING WITH 12, B2, M2 & G2)..... | 68 |
| FIGURE 2-6. ELECTRICAL COMPONENTS INSTALLATION #1 (MACHINES WITH SN STARTING WITH 12, B2 & G2) | 70 |
| FIGURE 2-7. ELECTRICAL COMPONENTS INSTALLATION #2 (MACHINES WITH SN STARTING WITH 12, B2 & G2) | 72 |
| FIGURE 2-8. ACCESS CONTROL INSTALLATION | 74 |
| FIGURE 2-9. MDI INSTALLATION | 76 |
| FIGURE 2-10. BATTERIES INSTALLATION - AGM BATTERIES WITH DISCONNECT (MACHINES WITH SN STARTING WITH M2) | 78 |
| FIGURE 2-11. BATTERIES INSTALLATION - AGM EVCG BATTERIES WITH DISCONNECT (MACHINES WITH SN STARTING WITH 12, B2 & G2)..... | 80 |
| FIGURE 2-12. BATTERIES INSTALLATION - TROJAN BATTERIES WITH DISCONNECT (MACHINES WITH SN STARTING WITH 12, B2 & G2)..... | 82 |
| FIGURE 2-13. BATTERIES INSTALLATION - STANDARD BATTERIES (U.S. BRAND) | 84 |
| FIGURE 2-14. BATTERIES INSTALLATION - STANDARD BATTERIES (TROJAN BRAND)..... | 86 |
| FIGURE 2-15. BATTERIES INSTALLATION - AGM BATTERIES | 88 |
| FIGURE 2-16. BATTERIES INSTALLATION - AGM EVCG BATTERIES | 90 |
| FIGURE 2-17. INVERTER INSTALLATION (OPTIONAL)..... | 92 |

TABLE OF CONTENTS

| | |
|--|-----|
| FIGURE 2-18. DOORS INSTALLATION | 94 |
| FIGURE 2-19. DOORS INSTALLATION (MACHINES WITH SN STARTING WITH G2) | 96 |
| FIGURE 2-20. GROUND CONTROL INSTALLATION (MACHINES WITH SN STARTING WITH G2) | 98 |
| SECTION 3 - SCISSORS ARMS | 101 |
| FIGURE 3-1. SCISSORS ARMS INSTALLATION (MACHINES WITH SN STARTING WITH M2) | 102 |
| FIGURE 3-2. SCISSORS ARMS INSTALLATION (MACHINES WITH SN STARTING WITH G2) | 106 |
| FIGURE 3-3. SCISSORS ARMS INSTALLATION (MACHINES WITH SN STARTING WITH 12) | 110 |
| FIGURE 3-4. SCISSORS ARMS KIT | 114 |
| FIGURE 3-5. ARM GUARD INSTALLATION | 116 |
| SECTION 4 - PLATFORM | 119 |
| FIGURE 4-1. PLATFORM EXTENSION INSTALLATION | 120 |
| FIGURE 4-2. RAILS INSTALLATION - FIXED | 122 |
| FIGURE 4-3. RAILS INSTALLATION - FOLD-DOWN RAILS/GATE ENTRY (ANSI EXPORT & CHINA SPECS) | 124 |
| FIGURE 4-4. RAILS INSTALLATION - QUIK ACCESS (ANSI & JAPANESE SPECS ONLY) | 126 |
| FIGURE 4-5. RAILS INSTALLATION - QUIK FOLD-DOWN (ALL SPECS EXCEPT AUSTRALIAN, CE & UK CA SPECS) | 130 |
| FIGURE 4-6. RAILS INSTALLATION - STANDARD FOLD-DOWN RAILS (ALL SPECS) | 132 |
| FIGURE 4-7. HANDLE EXTENSION INSTALLATION (OPTIONAL) | 134 |
| FIGURE 4-8. GATE LATCH INSTALLATION - OPTIONAL (ALL SPECS EXCEPT KOREAN SPECS) | 136 |
| FIGURE 4-9. PLATFORM CONTROL INSTALLATION (ALL SPECS) | 138 |
| FIGURE 4-10. DRIVE/STEER CONTROLLER ASSEMBLY (AUSTRALIAN, CE & UK CA SPECS) | 140 |
| FIGURE 4-11. USB/PHONE CRADLE INSTALLATION | 142 |
| FIGURE 4-12. OVERHEAD PROTECTION INSTALLATION (KOREAN SPECS) | 144 |
| FIGURE 4-13. PANEL CARRIER INSTALLATION (AUSTRALIAN, CE & UK CA SPECS) | 146 |
| FIGURE 4-14. PIPE RACK INSTALLATION | 148 |
| FIGURE 4-15. ELECTRICIANS TREE ACCESSORY | 150 |
| FIGURE 4-16. WORKSTATION ACCESSORY | 152 |
| FIGURE 4-17. WORKSTATION INSTALLATION | 154 |
| FIGURE 4-18. PIPE RACK ASSEMBLY ACCESSORY | 156 |
| FIGURE 4-19. ELECTRICIAN TREE INSTALLATION | 158 |
| FIGURE 4-20. WORKLIGHT INSTALLATION | 160 |
| FIGURE 4-21. PLATFORM INSTALLATION (MACHINES WITH SN STARTING WITH G2) | 162 |
| SECTION 5 - CYLINDER | 165 |
| FIGURE 5-1. LIFT CYLINDER ASSEMBLY (MACHINES WITH SN STARTING WITH M2) | 166 |
| FIGURE 5-2. LIFT CYLINDER ASSEMBLY (MACHINES WITH SN STARTING WITH G2) | 168 |
| FIGURE 5-3. LIFT CYLINDER ASSEMBLY (MACHINES WITH SN STARTING WITH 12) | 170 |
| FIGURE 5-4. STEER CYLINDER ASSEMBLY (MACHINES WITH SN STARTING WITH M2) | 172 |
| FIGURE 5-5. STEER CYLINDER ASSEMBLY (MACHINES WITH SN STARTING WITH G2) | 174 |
| FIGURE 5-6. STEER CYLINDER ASSEMBLY (MACHINES WITH SN STARTING WITH 12) | 176 |
| SECTION 6 - ELECTRICAL | 179 |
| FIGURE 6-1. AC BOX AT PLATFORM INSTALLATION - 110V GFI (ANSI, ANSI EXPORT, CHINA AND JAPANESE SPECS) | 180 |
| FIGURE 6-2. AC BOX AT PLATFORM INSTALLATION - 110V IEC YELLOW (CE & UK CA SPECS) | 182 |
| FIGURE 6-3. AC BOX AT PLATFORM INSTALLATION - 220V IEC BLUE (CE & UK CA SPECS) | 184 |
| FIGURE 6-4. AC BOX AT PLATFORM INSTALLATION - 220V CEE7 POST GROUND (CE & UK CA SPECS) | 186 |

TABLE OF CONTENTS

| | |
|--|-----|
| FIGURE 6-5. AC BOX AT PLATFORM INSTALLATION - 220V CEE7 SIDE GROUND (CE & UK CA SPECS) | 188 |
| FIGURE 6-6. AC BOX AT PLATFORM INSTALLATION - 220V AFSINT 107 (CE & UK CA SPECS) | 190 |
| FIGURE 6-7. AC BOX AT PLATFORM INSTALLATION - 220V CHINA PLUG (CHINA SPECS) | 192 |
| FIGURE 6-8. AC BOX AT PLATFORM INSTALLATION - 220V LOCALLY SUPPLIED COMPONENTS (ALL SPECS) | 194 |
| FIGURE 6-9. BREAKER BOX KIT WITH 1 DOUBLE BREAKER | 196 |
| FIGURE 6-10. BREAKER BOX KIT WITH 3 BREAKERS | 198 |
| FIGURE 6-11. CAN SPLICE HARNESS | 200 |
| FIGURE 6-12. CHASSIS HARNESS | 202 |
| FIGURE 6-13. CHARGER TO BATTERY HARNESS | 206 |
| FIGURE 6-14. CHARGER PLUG INSTALLATION - LOCALLY SUPPLIED PLUG (ALL SPECS) | 208 |
| FIGURE 6-15. CHARGER PLUG INSTALLATION - 110V PLUG (ALL SPECS EXCEPT AUSTRALIAN, CE, KOREA & UK CA SPECS) | 210 |
| FIGURE 6-16. CHARGER PLUG INSTALLATION (KOREAN PLUG)..... | 212 |
| FIGURE 6-17. CHARGER PLUG INSTALLATION - 220V CEE7 PLUG (CE & UK CA SPECS)..... | 214 |
| FIGURE 6-18. CHARGER PLUG INSTALLATION - 220V AFSINT 107 (CE & UK CA SPEC) | 216 |
| FIGURE 6-19. CHARGER PLUG INSTALLATION - 110V IEC YELLOW (CE & UK CA SPEC) | 218 |
| FIGURE 6-20. CHARGER PLUG INSTALLATION - 220V IEC BLUE (CE & UK CA SPEC)..... | 220 |
| FIGURE 6-21. CHARGER PLUG INSTALLATION (CHINA PLUG)..... | 222 |
| FIGURE 6-22. CHARGER PLUG INSTALLATION (AUSTRALIAN PLUG) | 224 |
| FIGURE 6-23. DRIVE HARNESS..... | 226 |
| FIGURE 6-24. GROUND TO PLATFORM CABLE INSTALLATION - WITHOUT PLATFORM COIL CABLE (ALL SPECS EXCEPT AUSTRALIAN SPECS) (MACHINES WITH SN STARTING WITH 12, B2, M2 & G2)..... | 228 |
| FIGURE 6-25. GROUND TO PLATFORM CABLE INSTALLATION - WITHOUT PLATFORM COIL CABLE (AUSTRALIAN SPECS) (MACHINES WITH SN STARTING WITH 12, B2 & G2) | 230 |
| FIGURE 6-26. GROUND TO PLATFORM CABLE INSTALLATION - WITHOUT PLATFORM COIL CABLE AND WITH FOOTSWITCH (MACHINES WITH SN STARTING WITH 12, B2 & G2)..... | 232 |
| FIGURE 6-27. GROUND TO PLATFORM CABLE INSTALLATION - ES1932 WITHOUT PLATFORM COIL CABLE (MACHINES WITH SN STARTING WITH 12, B2 & G2)..... | 234 |
| FIGURE 6-28. GROUND TO PLATFORM CABLE INSTALLATION - WITH PLATFORM COIL CABLE (ALL SPECS EXCEPT AUSTRALIAN SPECS) (MACHINES WITH SN STARTING WITH 12, B2, M2 & G2)..... | 236 |
| FIGURE 6-29. GROUND TO PLATFORM CABLE INSTALLATION - WITH PLATFORM COIL CABLE (AUSTRALIAN SPECS) (MACHINES WITH SN STARTING WITH 12, B2 & G2)..... | 238 |
| FIGURE 6-30. GROUND TO PLATFORM CABLE INSTALLATION - WITH PLATFORM COIL CABLE AND FOOTSWITCH (MACHINES WITH SN STARTING WITH 12, B2 & G2)..... | 240 |
| FIGURE 6-31. GROUND TO PLATFORM CABLE INSTALLATION - SCISSORS ARM CABLE ONLY (MACHINES WITH SN STARTING WITH 12, B2 & G2)..... | 242 |
| FIGURE 6-32. GROUND TO PLATFORM CABLE INSTALLATION - PLATFORM CABLE ONLY (STRAIGHT CABLE) (MACHINES WITH SN STARTING WITH 12, B2 & G2)..... | 244 |
| FIGURE 6-33. GROUND TO PLATFORM CABLE INSTALLATION - PLATFORM CABLE ONLY (COILED CABLE) (MACHINES WITH SN STARTING WITH 12, B2 & G2)..... | 246 |
| FIGURE 6-34. LIFT DOWN HARNESS | 248 |
| FIGURE 6-35. PLATFORM BOX HARNESS..... | 250 |
| FIGURE 6-36. CABLE, WORKLIGHT..... | 252 |
| FIGURE 6-37. HARNESS, LIGHT | 254 |
| FIGURE 6-38. RECEPTACLE BOX KIT - 110V GFI..... | 256 |
| FIGURE 6-39. RECEPTACLE BOX KIT - 110V IEC YELLOW (CE & UK CA SPEC) | 258 |
| FIGURE 6-40. RECEPTACLE BOX KIT - 220V IEC BLUE (CE & UK CA SPEC)..... | 260 |
| FIGURE 6-41. RECEPTACLE BOX KIT - 220V CEE7 POST GROUND (CE & UK CA SPEC) | 262 |
| FIGURE 6-42. RECEPTACLE BOX KIT - 220V CEE7 SIDE GROUND (CE & UK CA SPEC)..... | 264 |

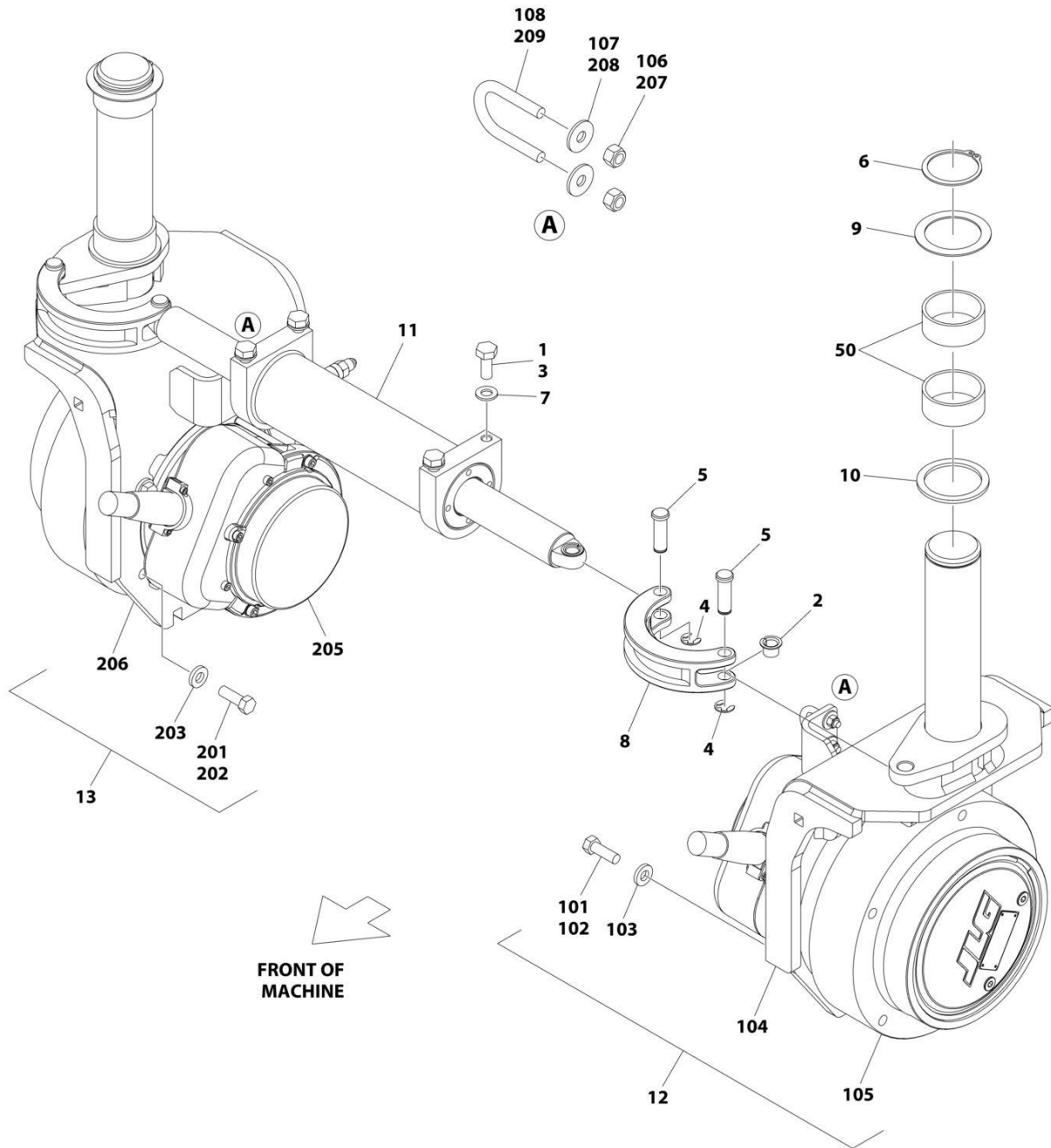
TABLE OF CONTENTS

| | |
|---|-----|
| FIGURE 6-43. RECEPTACLE BOX KIT - 220V AFSINT 107 (CE & UK CA SPEC) | 266 |
| SECTION 7 - DECALS | 269 |
| FIGURE 7-1. DECAL INSTALLATION - ANSI SPECS (ENGLISH LANGUAGE)..... | 270 |
| FIGURE 7-2. DECAL INSTALLATION - AUSTRALIAN & JAPANESE SPECS (ENGLISH LANGUAGE)..... | 272 |
| FIGURE 7-3. DECAL INSTALLATION - BRAZIL SPECS (PORTUGUESE/SPANISH LANGUAGES) | 274 |
| FIGURE 7-4. DECAL INSTALLATION - CE & UK CA SPECS (ENGLISH LANGUAGE)..... | 276 |
| FIGURE 7-5. DECAL INSTALLATION - CHINA SPECS (ENGLISH/CHINESE LANGUAGES)..... | 278 |
| FIGURE 7-6. DECAL INSTALLATION - CSA SPECS (ENGLISH/FRENCH LANGUAGES) | 280 |
| FIGURE 7-7. DECAL INSTALLATION - KOREAN SPECS (ENGLISH/KOREAN LANGUAGES) | 282 |
| FIGURE 7-8. DECAL INSTALLATION - LATIN AMERICAN SPECS (ENGLISH/SPANISH LANGUAGES) | 284 |
| FIGURE 7-9. DECAL INSTALLATION - OPTIONS..... | 286 |
| SECTION 8 - RECOMMENDED SERVICE PARTS STOCK..... | 289 |
| FIGURE 8-1. RECOMMENDED SERVICE PARTS STOCK..... | 290 |
| SECTION 9 - SPECIAL OPTIONS/ACCESSORIES/KITS..... | 291 |
| FIGURE 9-1. SPECIAL OPTIONS/ACCESSORIES/KITS..... | 292 |
| PART NUMBER INDEX..... | 295 |

SECTION 1 - FRAME

SECTION 1 - FRAME

FIGURE 1-1. DRIVE MOTOR AND STEER INSTALLATION (MACHINES WITH SN STARTING WITH M2)



ART_1001256129

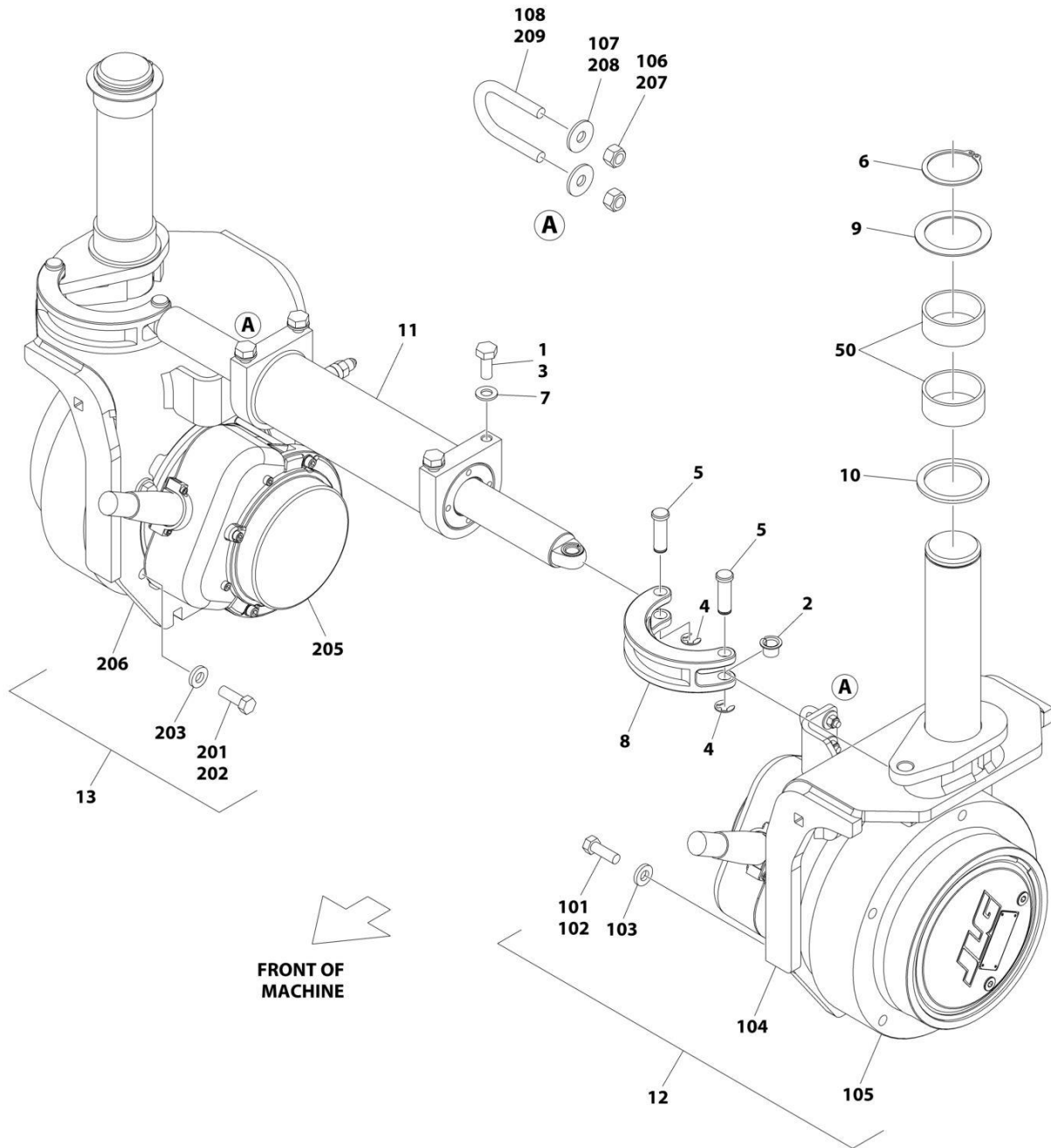
SECTION 1 - FRAME

FIGURE 1-1. DRIVE MOTOR AND STEER INSTALLATION (MACHINES WITH SN STARTING WITH M2)

| ITEM | PART NUMBER | QTY | DESCRIPTION | REV |
|------|-------------|-----|--|-----|
| | 1001256129 | Ref | STEER INSTALLATION | D |
| 1 | 0100011 | AR | Compound, Locking | |
| 2 | 0440259 | 2 | Bearing | |
| 3 | 0761012 | 4 | Bolt M10 x 25 | |
| 4 | 1380153 | 4 | E-Clip | |
| 5 | 3423037 | 4 | Pin | |
| 6 | 3760217 | 2 | Ring, Retaining | |
| 7 | 4812000 | 4 | Washer M10 | |
| 8 | 4846757 | 2 | Lug, Steering | |
| 9 | 1001197396 | 2 | Washer | |
| 10 | 1001205751 | 2 | Washer | |
| 11 | 1001220570 | 1 | Steer Cylinder Assembly (See Separate Breakdown in CYLINDER Section) | |
| 12 | 1001258427 | 1 | Motor/Spindle Assembly (See item 101-108 for Breakdown) | |
| 13 | 1001258428 | 1 | Motor/Spindle Assembly (See item 201-209 for Breakdown) | |
| 50 | 1001153785 | 4 | Bearing (Part of Frame) | |
| | 1001258427 | Ref | MOTOR/SPINDLE ASSEMBLY | G |
| 101 | 0100011 | AR | Compound, Locking | |
| 102 | 0681609 | 6 | Bolt 3/8 x 1-1/8 Grade 8 | |
| 103 | 4891600 | 6 | Washer 3/8 | |
| 104 | 1001226487 | 1 | Spindle | |
| 105 | 1001256741 | 1 | Drive Motor Assembly (See Separate Breakdown in this Section) | |
| 106 | 3290605 | 2 | Nut M6 | |
| 107 | 4811702 | 2 | Washer M6 | |
| 108 | 1001259015 | 1 | U-Bolt | |
| | 1001258428 | Ref | MOTOR/SPINDLE ASSEMBLY | G |
| 201 | 0100011 | AR | Compound, Locking | |
| 202 | 0681609 | 6 | Bolt 3/8 x 1-1/8 Grade 8 | |
| 203 | 4891600 | 6 | Washer 3/8 | |
| 205 | 1001256741 | 1 | Drive Motor Assembly (See Separate Breakdown in this Section) | |
| 206 | 1001250162 | 1 | Spindle | |
| 207 | 3290605 | 2 | Nut M6 | |
| 208 | 4811702 | 2 | Washer M6 | |
| 209 | 1001259015 | 1 | U-Bolt | |

SECTION 1 - FRAME

FIGURE 1-2. DRIVE MOTOR AND STEER INSTALLATION (MACHINES WITH SN STARTING WITH G2)



ART_1001263537

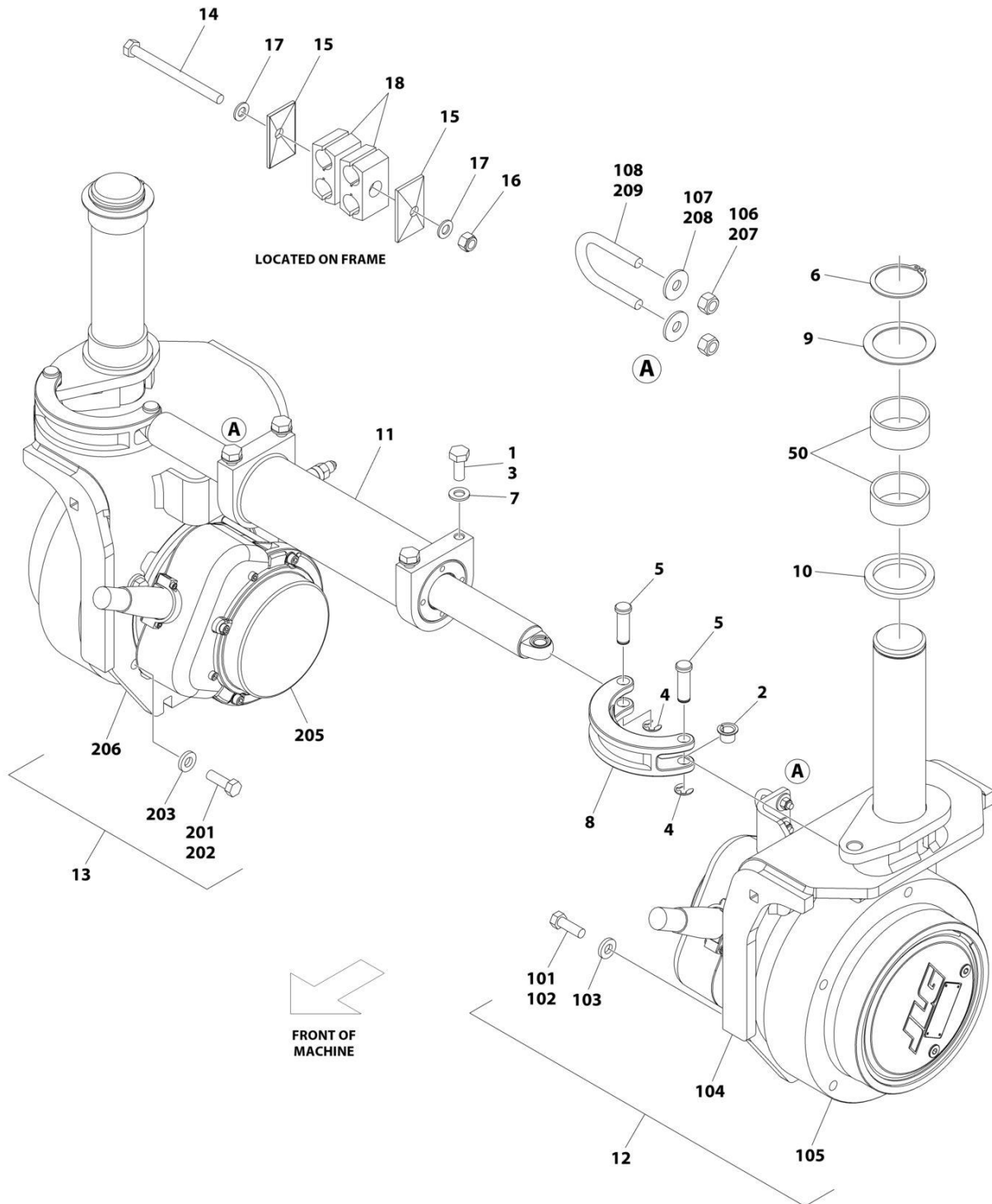
SECTION 1 - FRAME

FIGURE 1-2. DRIVE MOTOR AND STEER INSTALLATION (MACHINES WITH SN STARTING WITH G2)

| ITEM | PART NUMBER | QTY | DESCRIPTION | REV |
|------|-------------|-----|---|-----|
| | 1001263537 | Ref | STEER INSTALLATION | C |
| 1 | 0100011 | AR | Compound, Locking | |
| 2 | 0440259 | 2 | Bearing | |
| 3 | 0761012 | 4 | Bolt M10 x 25 | |
| 4 | 1380153 | 4 | E-Clip | |
| 5 | 3423037 | 4 | Pin | |
| 6 | 3760217 | 2 | Ring, Retaining | |
| 7 | 4812000 | 4 | Washer M10 | |
| 8 | 4846757 | 2 | Lug, Steering | |
| 9 | 1001197396 | 2 | Washer | |
| 10 | 1001269507 | 2 | Washer | |
| 11 | 1001256788 | 1 | Steer Cylinder Assembly | |
| 12 | 1001258427 | 1 | Motor/Spindle Assembly (See item 101-105 for Breakdown) | |
| 13 | 1001258428 | 1 | Motor/Spindle Assembly (See item 201-206 for Breakdown) | |
| 50 | 1001153785 | 4 | Bearing (Part of Frame) | |
| | 1001258427 | Ref | MOTOR/SPINDLE ASSEMBLY | G |
| 101 | 0100011 | AR | Compound, Locking | |
| 102 | 0681609 | 6 | Bolt 3/8 x 1-1/8 Grade 8 | |
| 103 | 4891600 | 6 | Washer 3/8 | |
| 104 | 1001226487 | 1 | Spindle | |
| 105 | 1001256741 | 1 | Drive Motor Assembly (See Separate Breakdown in this Section) | |
| 106 | 3290605 | 2 | Nut M6 | |
| 107 | 4811702 | 2 | Washer M6 | |
| 108 | 1001259015 | 1 | U-Bolt | |
| | 1001258428 | Ref | MOTOR/SPINDLE ASSEMBLY | G |
| 201 | 0100011 | AR | Compound, Locking | |
| 202 | 0681609 | 6 | Bolt 3/8 x 1-1/8 Grade 8 | |
| 203 | 4891600 | 6 | Washer 3/8 | |
| 204 | 1001256741 | 1 | Drive Motor Assembly (See Separate Breakdown in this Section) | |
| 206 | 1001250162 | 1 | Spindle | |
| 207 | 3290605 | 2 | Nut M6 | |
| 208 | 4811702 | 2 | Washer M6 | |
| 209 | 1001259015 | 1 | U-Bolt | |

SECTION 1 - FRAME

FIGURE 1-3. DRIVE MOTOR AND STEER INSTALLATION (MACHINES WITH SN STARTING WITH 12)



ART_1001280431

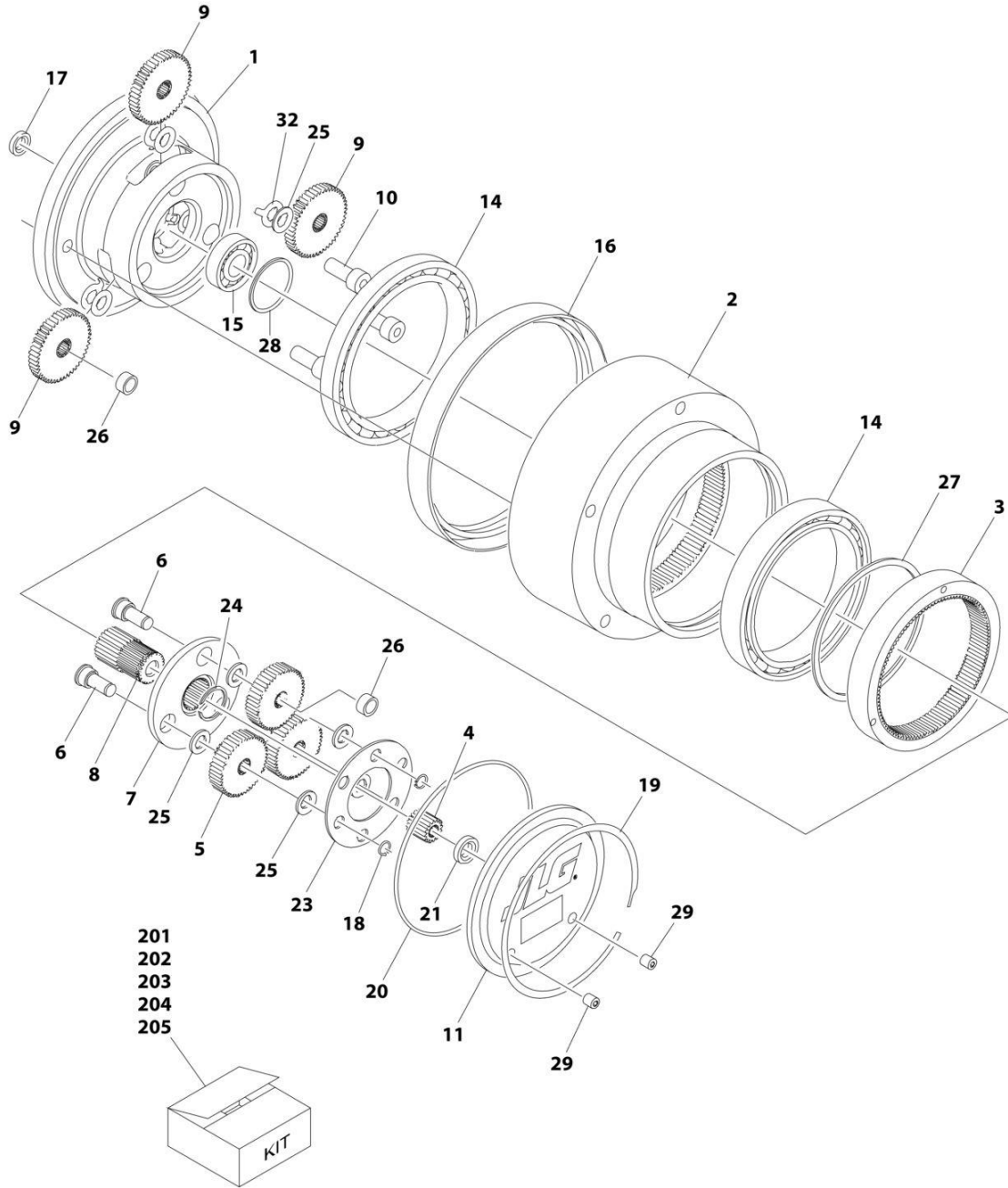
SECTION 1 - FRAME

FIGURE 1-3. DRIVE MOTOR AND STEER INSTALLATION (MACHINES WITH SN STARTING WITH 12)

| ITEM | PART NUMBER | QTY | DESCRIPTION | REV |
|------|-------------|-----|--|-----|
| | 1001280431 | Ref | STEER INSTALLATION | A |
| 1 | 0100011 | AR | Compound Locking | |
| 2 | 1001276696 | 2 | Bearing, Flange | |
| 3 | 0761012 | 4 | Bolt M10 x 25 | |
| 4 | 1380153 | 4 | E-Clip | |
| 5 | 3423037 | 4 | Pin | |
| 6 | 3760217 | 2 | Ring, Retaining | |
| 7 | 4812000 | 4 | Washer M10 | |
| 8 | 4846757 | 2 | Steering Lug | |
| 9 | 1001197396 | 2 | Washer | |
| 10 | 1001269507 | 2 | Washer, Thrust | |
| 11 | 1001276701 | 1 | Steer Cylinder Assembly (See Separate Breakdown in CYLINDER Section) | |
| 12 | 1001258427 | 1 | Motor/Spindle Assembly (See item 101-108 for Breakdown) | |
| 13 | 1001258428 | 1 | Motor/Spindle Assembly (See item 201-209 for Breakdown) | |
| 14 | 0760827 | 1 | Bolt M8 x 100 | |
| 15 | 1321752 | 2 | Clamp | |
| 16 | 3290805 | 1 | Nut M8 | |
| 17 | 4811900 | 2 | Washer M8 | |
| 18 | 8750015 | 2 | Clamp Set | |
| 50 | 1001153785 | 4 | Bearing (Part of Frame) | |
| | 1001258427 | Ref | MOTOR/SPINDLE ASSEMBLY | G |
| 101 | 0100011 | 1 | Compound, Locking | |
| 102 | 0681609 | 6 | Bolt 3/8 x 1-1/8 Grade 8 | |
| 103 | 4891600 | 6 | Washer 3/8 | |
| 104 | 1001226487 | 1 | Spindle | |
| 105 | 1001256741 | 1 | Drive Motor Assembly (See Separate Breakdown in this Section) | |
| 106 | 3290605 | 2 | Nut M6 | |
| 107 | 4811702 | 2 | Washer M6 | |
| 108 | 1001259015 | 1 | U-Bolt | |
| | 1001258428 | Ref | MOTOR/SPINDLE ASSEMBLY | G |
| 201 | 0100011 | 1 | Compound, Locking | |
| 202 | 0681609 | 6 | Bolt 3/8 x 1-1/8 Grade 8 | |
| 203 | 4891600 | 6 | Washer 3/8 | |
| 205 | 1001256741 | 1 | Drive Motor Assembly (See Separate Breakdown in this Section) | |
| 206 | 1001250162 | 1 | Spindle | |
| 207 | 3290605 | 2 | Nut M6 | |
| 208 | 4811702 | 2 | Washer M6 | |
| 209 | 1001259015 | 1 | U-Bolt | |

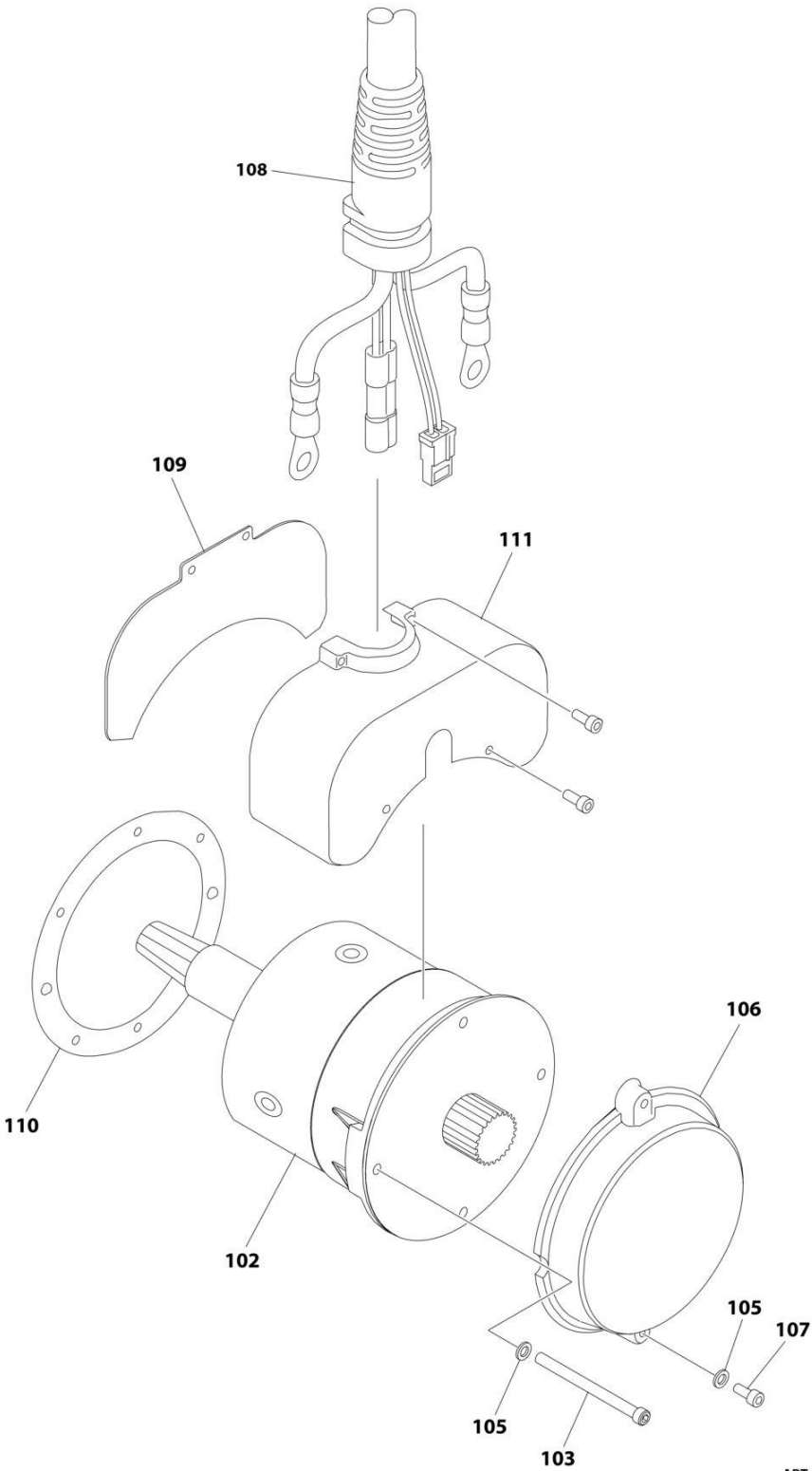
SECTION 1 - FRAME

FIGURE 1-4. DRIVE MOTOR ASSEMBLY



ART_1001256741_10F2

SECTION 1 - FRAME



ART_1001256741_20F2

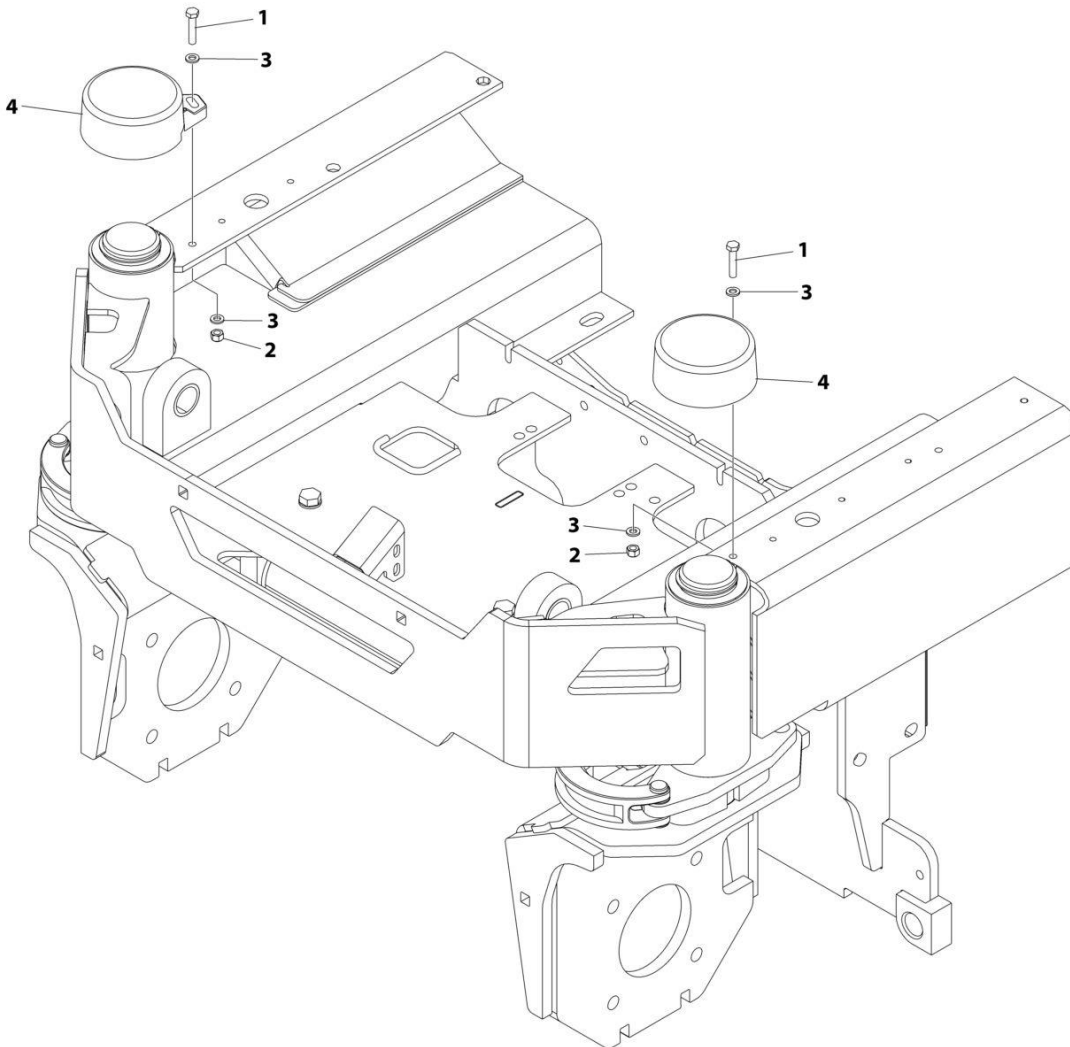
SECTION 1 - FRAME

FIGURE 1-4. DRIVE MOTOR ASSEMBLY

| ITEM | PART NUMBER | QTY | DESCRIPTION | REV |
|------|-------------|-----|---|-----|
| | 1001256741 | Ref | DRIVE MOTOR ASSEMBLY | G |
| | | Ref | HUB ASSEMBLY | |
| 1 | 70007493 | 1 | Spindle | |
| 2 | See Note | NSS | Hub (Note: Use Item 203) | |
| 3 | 70007494 | 1 | Ring, Input | |
| 4 | 70007491 | 1 | Gear, Input Sun | |
| 5 | 70007490 | 3 | Gear, Input Planet (Includes Item 26) | |
| 6 | 70007196 | 3 | Pin, Planet Gear | |
| 7 | 70007492 | 1 | Carrier | |
| 8 | 70007195 | 1 | Gear, Output Sun | |
| 9 | 70007193 | 3 | Gear, Output Planet (Includes Item 26) | |
| 10 | 70007199 | 3 | Pin, Output Planet | |
| 11 | See Note | NSS | Cover (Note: Use Item 201) | |
| 14 | See Note | NSS | Bearing, Main (Note: Use Item 202 or 203) | |
| 15 | 70007200 | 1 | Bearing , Shaft | |
| 16 | 70001739 | 1 | Seal, Lip (Note: Included in Items 202 or 203) | |
| 17 | 7024786 | 1 | Seal, Lip | |
| 18 | 70007204 | 3 | Ring, Retaining | |
| 19 | See Note | NSS | Ring , Retaining (Note: Use Item 201) | |
| 20 | 70000191 | 1 | O-Ring (Note: Included in Items 201 or 202 or 203) | |
| 21 | See Note | NSS | Washer, Thrust (Note: Use Item 201) | |
| 23 | 70007207 | 1 | Plate, Thrust | |
| 24 | 70007203 | 1 | Ring, Retaining | |
| 25 | 70007206 | 9 | Washer, Thrust | |
| 26 | 70007201 | 6 | Bushing | |
| 27 | See Note | NSS | Ring, Retaining (Note: Use Item 203) | |
| 28 | 70007202 | 1 | Ring, Retaining | |
| 29 | See Note | NSS | Plug (Note: Use Item 201) | |
| 32 | 70007205 | 3 | Washer, Tanged | |
| | | Ref | BRAKE AND MOTOR | |
| 102 | 70007496 | 1 | Motor, Electric | |
| 103 | 70007495 | 2 | Bolt M6 x 100 | |
| 105 | 4711400 | 4 | Washer 1/4 | |
| 106 | SEE NOTE | NSS | Brake, Input (Use Motor/Brake Kit PN 70007673) | |
| 107 | 70007191 | 2 | Bolt M6 x 20 | |
| 108 | 70007759 | 1 | Harness, Motor | |
| 109 | See Note | NSS | Plate, Cover (Note: Use Item 204) | |
| 110 | See Note | NSS | Gasket (Note: Use Item 204) | |
| 111 | See Note | NSS | Cover, Top (Note: Use Item 204) | |
| | | Ref | KIT OPTIONS | |
| 201 | 7024747 | 1 | Cover Kit (Includes Items 11, 19, 20, 21 & 29) | |
| 202 | 7024748 | 1 | Main Seal Kit (Includes Qty 1 of Items 14, 16 & 20) | |
| 203 | 7024756 | 1 | Hub Kit (Includes Items 2, 16, 20, 27 & Qty 1 of Item 14) | |
| 204 | 70007631 | 1 | Cover Kit (Includes Item 109-111) | |
| 205 | 70007673 | 1 | Motor/Brake Kit (includes Attaching Hardware) | |

SECTION 1 - FRAME

FIGURE 1-5. STEER SPINDLE COVER INSTALLATION (ALL SPECS EXCEPT CHINA SPECS)



ART_1001269704

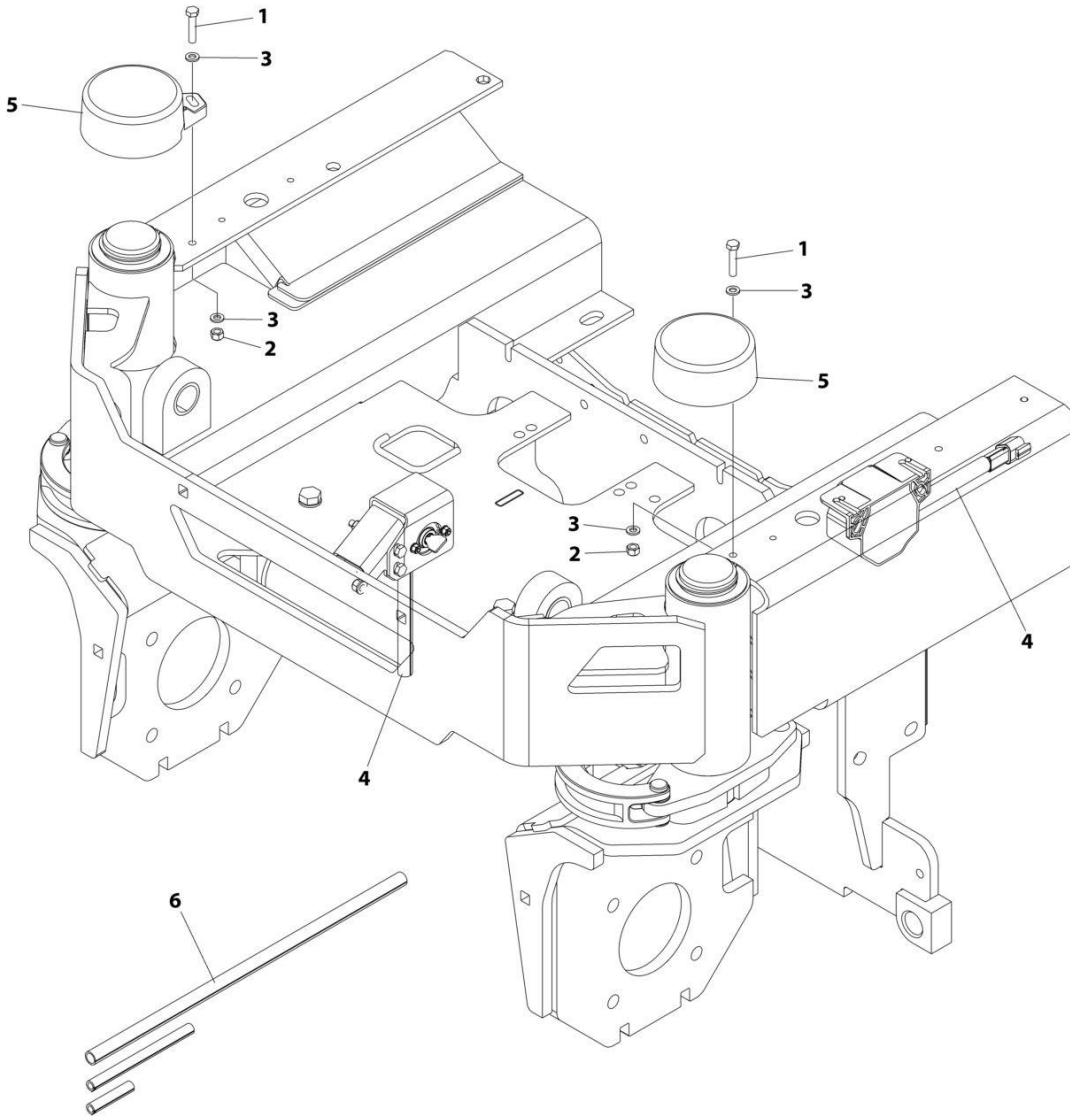
SECTION 1 - FRAME

FIGURE 1-5. STEER SPINDLE COVER INSTALLATION (ALL SPECS EXCEPT CHINA SPECS)

| ITEM | PART NUMBER | QTY | DESCRIPTION | REV |
|------|-------------|-----|----------------------------------|-----|
| | 1001269704 | Ref | STEER SPINDLE COVER INSTALLATION | A |
| 1 | 0700614 | 2 | Bolt M6 x 30 | |
| 2 | 3290605 | 2 | Nut M6 | |
| 3 | 4811700 | 4 | Washer M6 | |
| 4 | 1001262464 | 2 | Cover, Steering | |

SECTION 1 - FRAME

FIGURE 1-6. STEER SPINDLE COVER INSTALLATION (CHINA SPECS)



(INSTALLED ON LSS HARNESS)

ART_1001271574

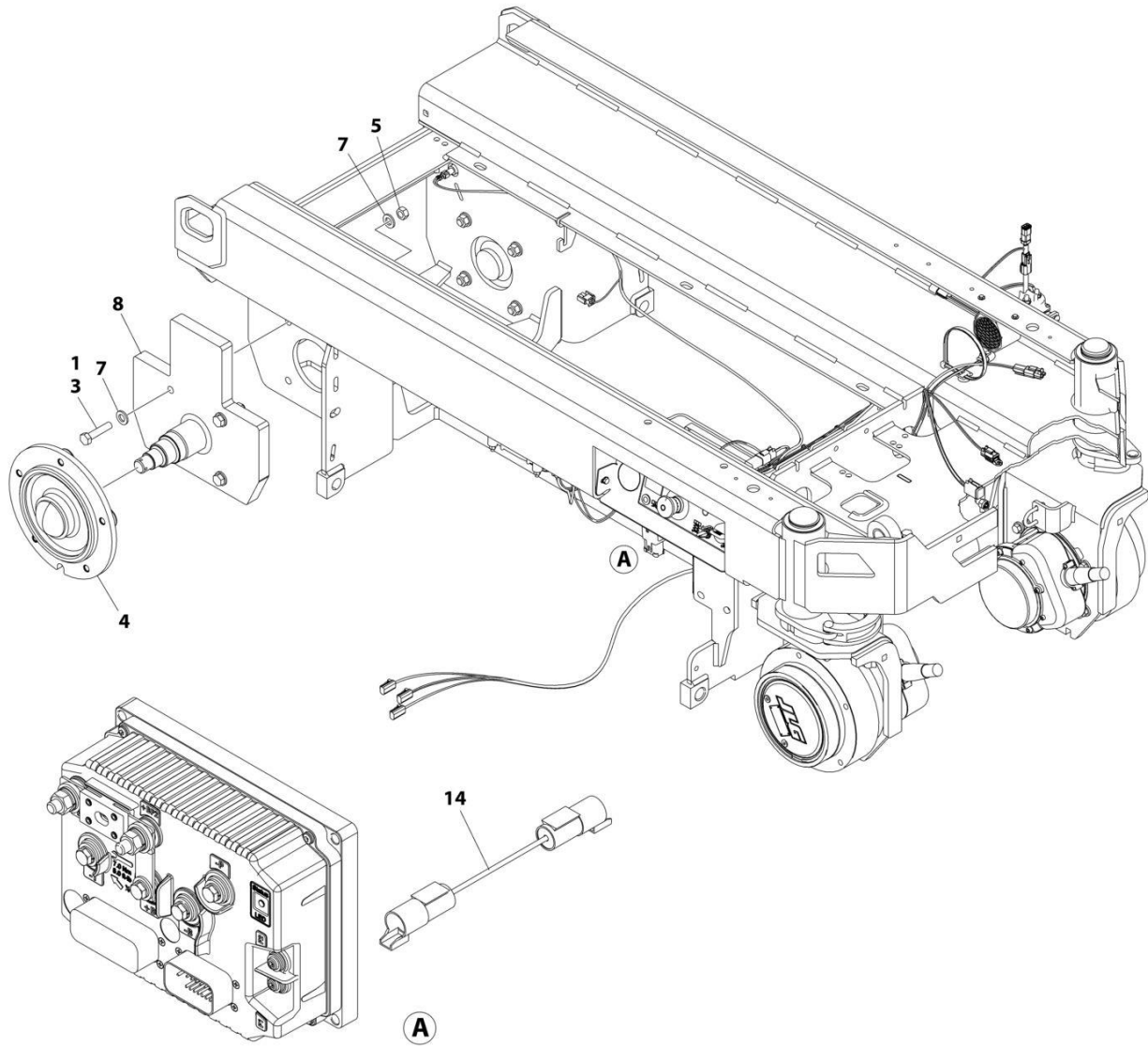
SECTION 1 - FRAME

FIGURE 1-6. STEER SPINDLE COVER INSTALLATION (CHINA SPECS)

| ITEM | PART NUMBER | QTY | DESCRIPTION | REV |
|-------------|--------------------|------------|----------------------------------|------------|
| | 1001271574 | Ref | STEER SPINDLE COVER INSTALLATION | A |
| 1 | 0700614 | 2 | Bolt M6 x 30 | |
| 2 | 3290605 | 2 | Nut M6 | |
| 3 | 4811700 | 4 | Washer M6 | |
| 4 | 1001262299 | 2 | Conduit | |
| 5 | 1001262464 | 2 | Cover, Steering | |
| 6 | 1001270823 | 1 | Conduit | |

SECTION 1 - FRAME

FIGURE 1-7. REAR WHEEL HUB AND FRAME CLAMPS INSTALLATION



ART_1001256130_F

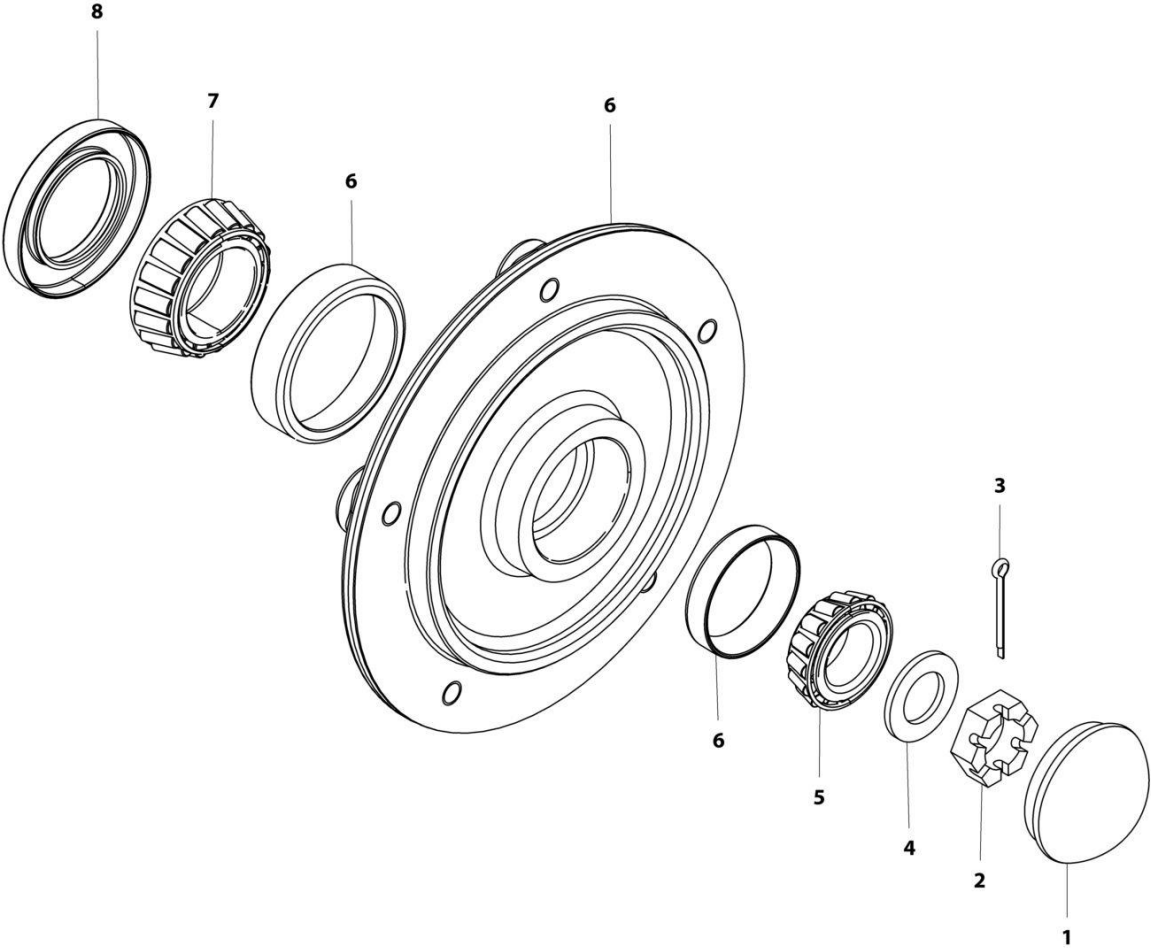
SECTION 1 - FRAME

FIGURE 1-7. REAR WHEEL HUB AND FRAME CLAMPS INSTALLATION

| ITEM | PART NUMBER | QTY | DESCRIPTION | REV |
|------|-------------|-----|--|-----|
| | 1001256130 | Ref | REAR WHEEL HUB INSTALLATION | F |
| 1 | 0100011 | AR | Compound, Locking | |
| 3 | 0711219 | 8 | Bolt M12 x 55 | |
| 4 | 2780266 | 2 | Hub Assembly - Rear (See Separate Breakdown in this Section) | |
| 5 | 3331211 | 8 | Nut M12 | |
| 7 | 5241200 | 16 | Washer M12 | |
| 8 | 1001226423 | 2 | Spindle Rear | |
| 14 | 4923602 | 1 | Harness, Field Wire Connection | |

SECTION 1 - FRAME

FIGURE 1-8. HUB ASSEMBLY - REAR



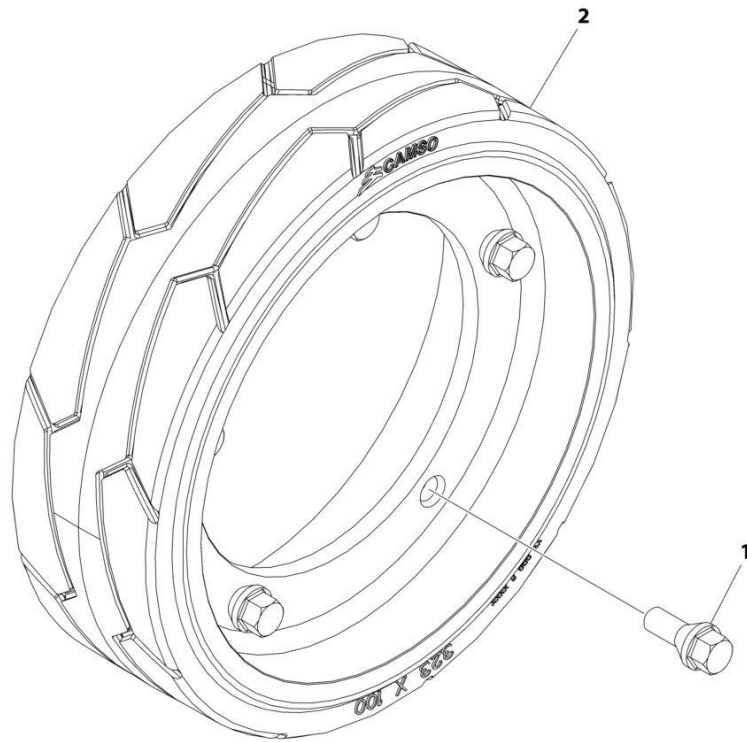
ART_2780266

FIGURE 1-8. HUB ASSEMBLY - REAR

| ITEM | PART NUMBER | QTY | DESCRIPTION | REV |
|------|-------------|-----|--|-----|
| | 2780266 | Ref | HUB ASSEMBLY - REAR | E |
| 1 | 1001102354 | 1 | Cap, Dust (was p/n 7012524) | |
| 2 | 3300423 | 1 | Nut, Slotted (was p/n 7010641) | |
| 3 | 3450406 | 1 | Pin, Cotter 2 x 3/16 (was p/n 7010642) | |
| 4 | 4740468 | 1 | Washer (was p/n 7019697) | |
| 5 | 1001102351 | 1 | Bearing, Cone - Outer (was p/n 7026185) | |
| 6 | See Note | NSS | Hub (Note: Purchase Complete Assembly p/n 2780266) | |
| 7 | 1001102353 | 1 | Bearing, Cone - Inner (was p/n 7026183) | |
| 8 | 1001102349 | 1 | Seal (was p/n 7026184) | |

SECTION 1 - FRAME

FIGURE 1-9. TIRE AND WHEEL INSTALLATION



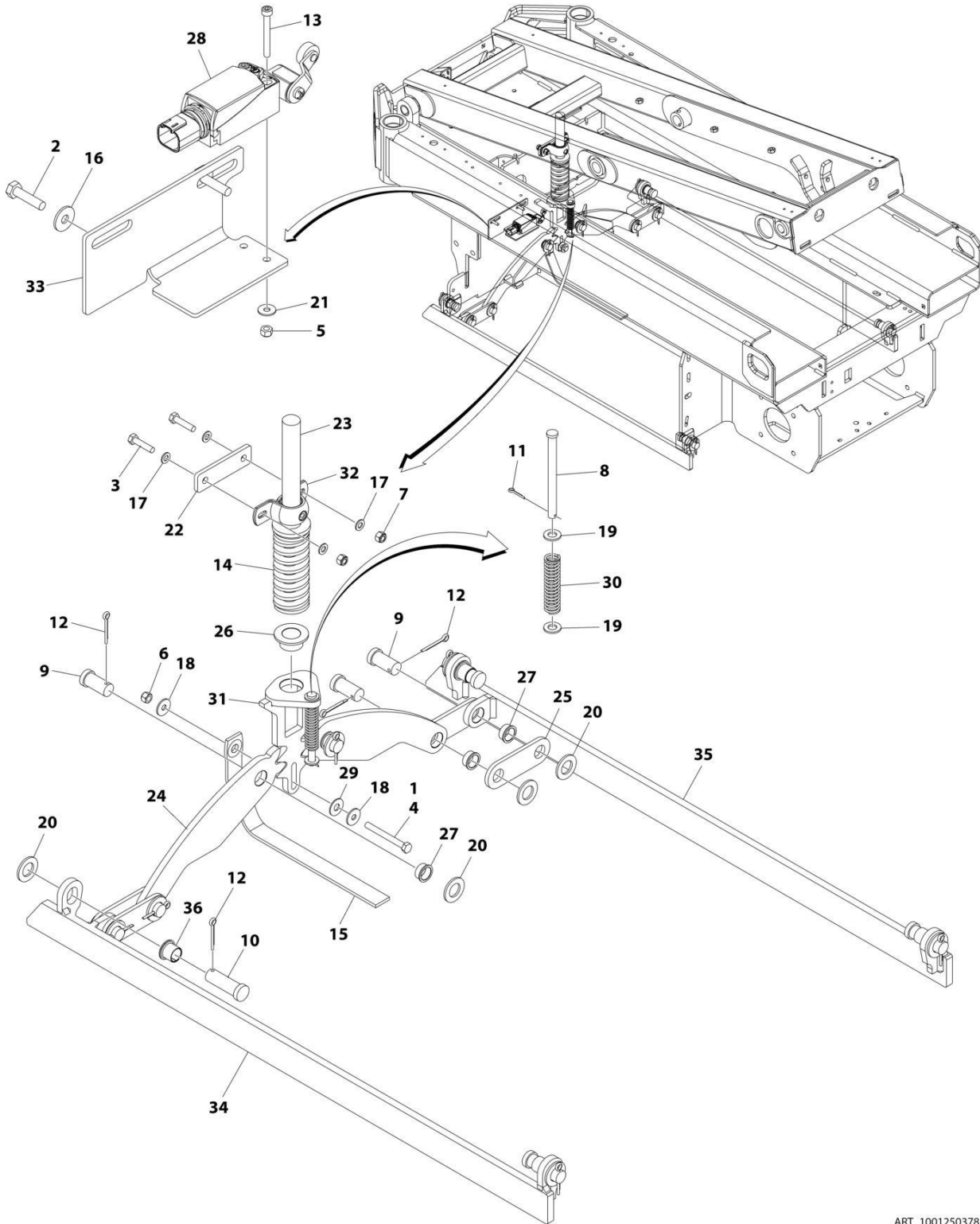
ART_1001248612

FIGURE 1-9. TIRE AND WHEEL INSTALLATION

| ITEM | PART NUMBER | QTY | DESCRIPTION | REV |
|-------------|--------------------|------------|-------------------------|------------|
| | 1001248612 | Ref | TIRE AND WHEEL ASSEMBLY | B |
| 1 | 0630580 | 20 | Bolt | |
| 2 | 1001114467 | 4 | Tire, 100 x 323 | |

SECTION 1 - FRAME

FIGURE 1-10. POTHOLE PROTECTION INSTALLATION



ART_1001250378

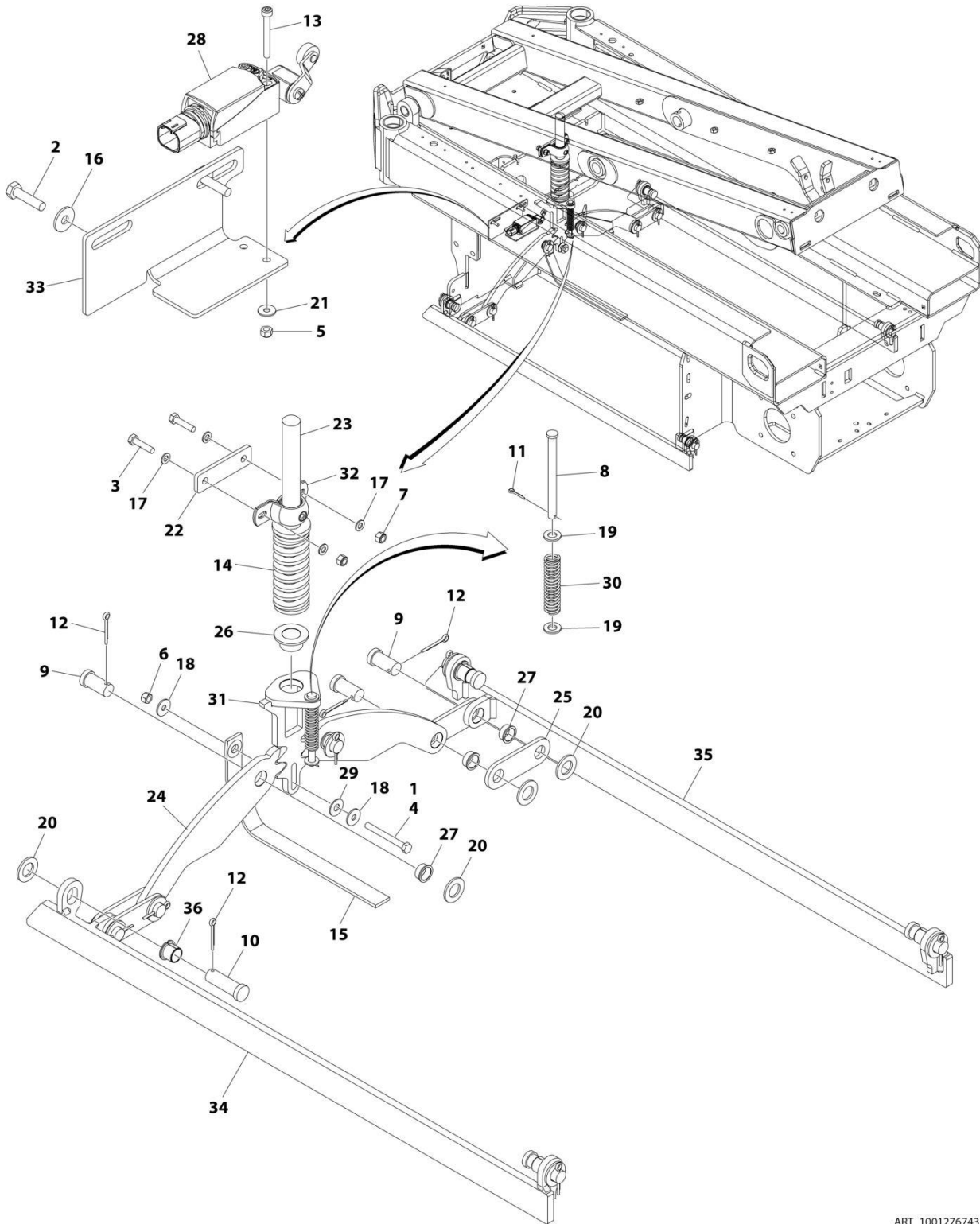
SECTION 1 - FRAME

FIGURE 1-10. POTHOLE PROTECTION INSTALLATION

| ITEM | PART NUMBER | QTY | DESCRIPTION | REV |
|------|-------------|-----|---------------------------------|-----|
| | 1001250378 | Ref | POTHOLE PROTECTION INSTALLATION | B |
| 1 | 0100011 | AR | Compound, Locking | |
| 2 | 0700612 | 2 | Bolt M6 x 25 | |
| 3 | 0700815 | 2 | Bolt M8 x 35 | |
| 4 | 0700823 | 1 | Bolt M8 x 75 | |
| 5 | 3290405 | 2 | Nut M4 | |
| 6 | 3290801 | 1 | Nut M8 | |
| 7 | 3290805 | 2 | Nut M8 | |
| 8 | 3430636 | 1 | Pin | |
| 9 | 3431212 | 6 | Pin | |
| 10 | 3431218 | 4 | Pin | |
| 11 | 3450302 | 1 | Pin, Cotter 7/8 x 1/2 | |
| 12 | 3450505 | 10 | Pin, Cotter 5/32 x 1/2 | |
| 13 | 4031511 | 2 | Capscrew M4 x 35 | |
| 14 | 4160202 | 1 | Spring | |
| 15 | 4240147 | 1 | Strap, Anti-Static | |
| 16 | 4811702 | 2 | Washer M6 | |
| 17 | 4811900 | 4 | Washer M8 | |
| 18 | 4811902 | 2 | Washer M8 | |
| 19 | 4812000 | 2 | Washer M10 | |
| 20 | 4812500 | 10 | Washer M20 | |
| 21 | 1001091102 | 2 | Washer M4 | |
| 22 | 1001202987 | 1 | Plate, Mounting | |
| 23 | 1001202988 | 1 | Actuator (Upper) | |
| 24 | 1001202994 | 2 | Plate, Pinion | |
| 25 | 1001202999 | 4 | Link | |
| 26 | 1001203869 | 1 | Bearing | |
| 27 | 1001203870 | 6 | Bearing | |
| 28 | 1001203871 | 1 | Switch, Limit | |
| 29 | 1001203872 | 1 | Washer 3/8 | |
| 30 | 1001212068 | 1 | Spring | |
| 31 | 1001214526 | 1 | Actuator (Lower) | |
| 32 | 1001215953 | 1 | Bearing | |
| 33 | 1001218307 | 1 | Plate, Sensor Mount | |
| 34 | 1001251436 | 1 | Bar (LH) | |
| 35 | 1001251437 | 1 | Bar (RH) | |
| 36 | 0440263 | 4 | Bearing | |

SECTION 1 - FRAME

FIGURE 1-11. POTHOLE PROTECTION SYSTEM INSTALLATION (MACHINES WITH SN STARTING WITH G2)



ART_1001276743

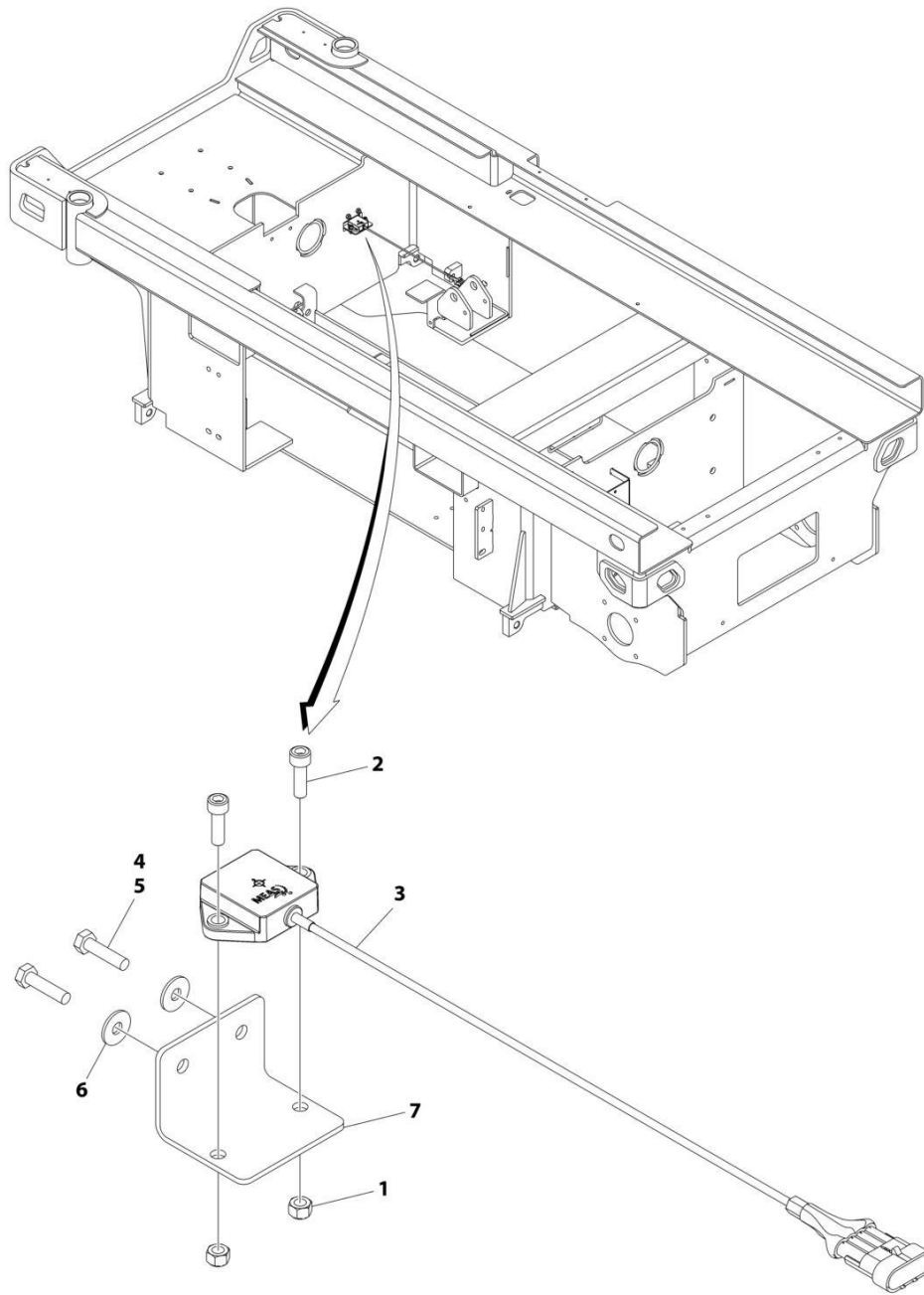
SECTION 1 - FRAME

FIGURE 1-11. POTHOLE PROTECTION SYSTEM INSTALLATION (MACHINES WITH SN STARTING WITH G2)

| ITEM | PART NUMBER | QTY | DESCRIPTION | REV |
|------|-------------|-----|--|-----|
| | 1001276743 | Ref | POTHOLE PROTECTION SYSTEM INSTALLATION | A |
| 1 | 0100011 | AR | Compound, Locking | |
| 2 | 0700612 | 2 | Bolt M6 x 25 | |
| 3 | 0700815 | 2 | Bolt M8 x 35 | |
| 4 | 0700823 | 1 | Bolt M8 x 75 | |
| 5 | 3290405 | 2 | Nut M4 | |
| 6 | 3290801 | 1 | Nut M8 | |
| 7 | 3290805 | 2 | Nut M8 | |
| 8 | 3430636 | 1 | Pin | |
| 9 | 3431212 | 6 | Pin | |
| 10 | 3431218 | 4 | Pin | |
| 11 | 3450302 | 1 | Pin, Cotter 7/8 x 1/2 | |
| 12 | 3450505 | 10 | Pin, Cotter 5/32 x 1/2 | |
| 13 | 4031511 | 2 | Capscrew M4 x 35 | |
| 14 | 1001276718 | 1 | Spring | |
| 15 | 4240147 | 1 | Strap, Anti-Static | |
| 16 | 4811702 | 2 | Washer M6 | |
| 17 | 4811900 | 4 | Washer M8 | |
| 18 | 4811902 | 2 | Washer M8 | |
| 19 | 4812000 | 2 | Washer M10 | |
| 20 | 4812500 | 10 | Washer M20 | |
| 21 | 1001091102 | 2 | Washer M4 | |
| 22 | 1001202987 | 1 | Plate, Mounting | |
| 23 | 1001202988 | 1 | Actuator (Upper) | |
| 24 | 1001202994 | 2 | Plate, Pinion | |
| 25 | 1001202999 | 4 | Link | |
| 26 | 1001276720 | 1 | Bearing | |
| 27 | 1001276721 | 6 | Bearing | |
| 28 | 1001276741 | 1 | Switch, Limit | |
| 29 | 1001203872 | 1 | Washer 3/8 | |
| 30 | 1001212068 | 1 | Spring | |
| 31 | 1001214526 | 1 | Actuator (Lower) | |
| 32 | 1001215953 | 1 | Bearing | |
| 33 | 1001218307 | 1 | Plate, Sensor Mount | |
| 34 | 1001251436 | 1 | Bar (LH) | |
| 35 | 1001251437 | 1 | Bar (RH) | |
| 36 | 1001276722 | 4 | Bearing | |

SECTION 1 - FRAME

FIGURE 1-12. TILT SENSOR INSTALLATION



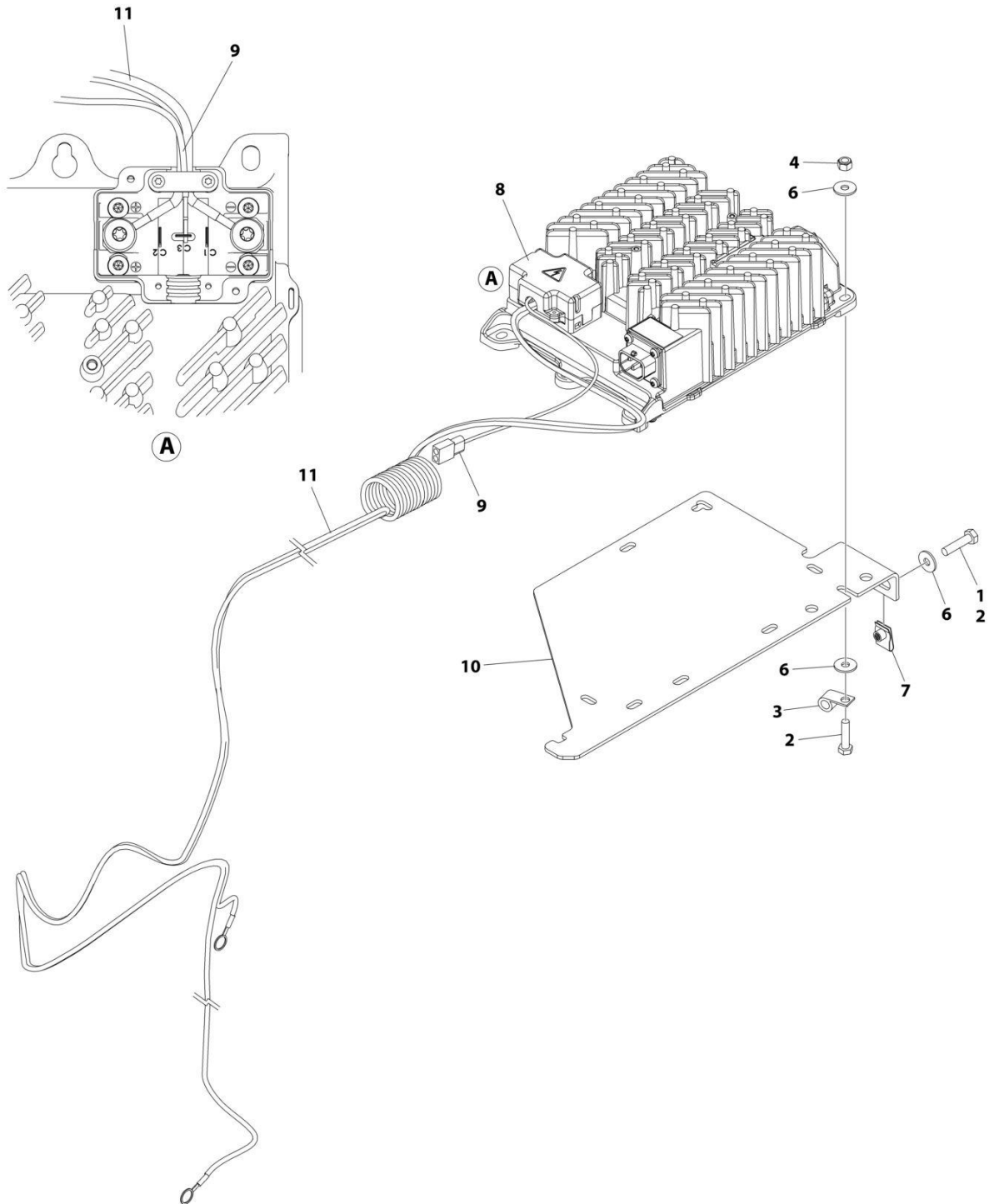
ART_1001214217

FIGURE 1-12. TILT SENSOR INSTALLATION

| ITEM | PART NUMBER | QTY | DESCRIPTION | REV |
|------|-------------|-----|--------------------------|-----|
| | 1001214217 | Ref | TILT SENSOR INSTALLATION | D |
| 1 | 3290601 | 2 | Nut M6 | |
| 2 | 4031708 | 2 | Capscrew M6 x 20 | |
| 3 | 1001186466 | 1 | Sensor, Tilt | |
| 4 | 0100011 | AR | Compound, Locking | |
| 5 | 0700612 | 2 | Bolt M6 x 25 | |
| 6 | 4811702 | 2 | Washer M6 | |
| 7 | 1001217059 | 1 | Plate, Mounting | |

SECTION 1 - FRAME

FIGURE 1-13. BATTERY CHARGER INSTALLATION - DELTA-Q (WITHOUT COMMUNICATION PORT)



ART_1001263256

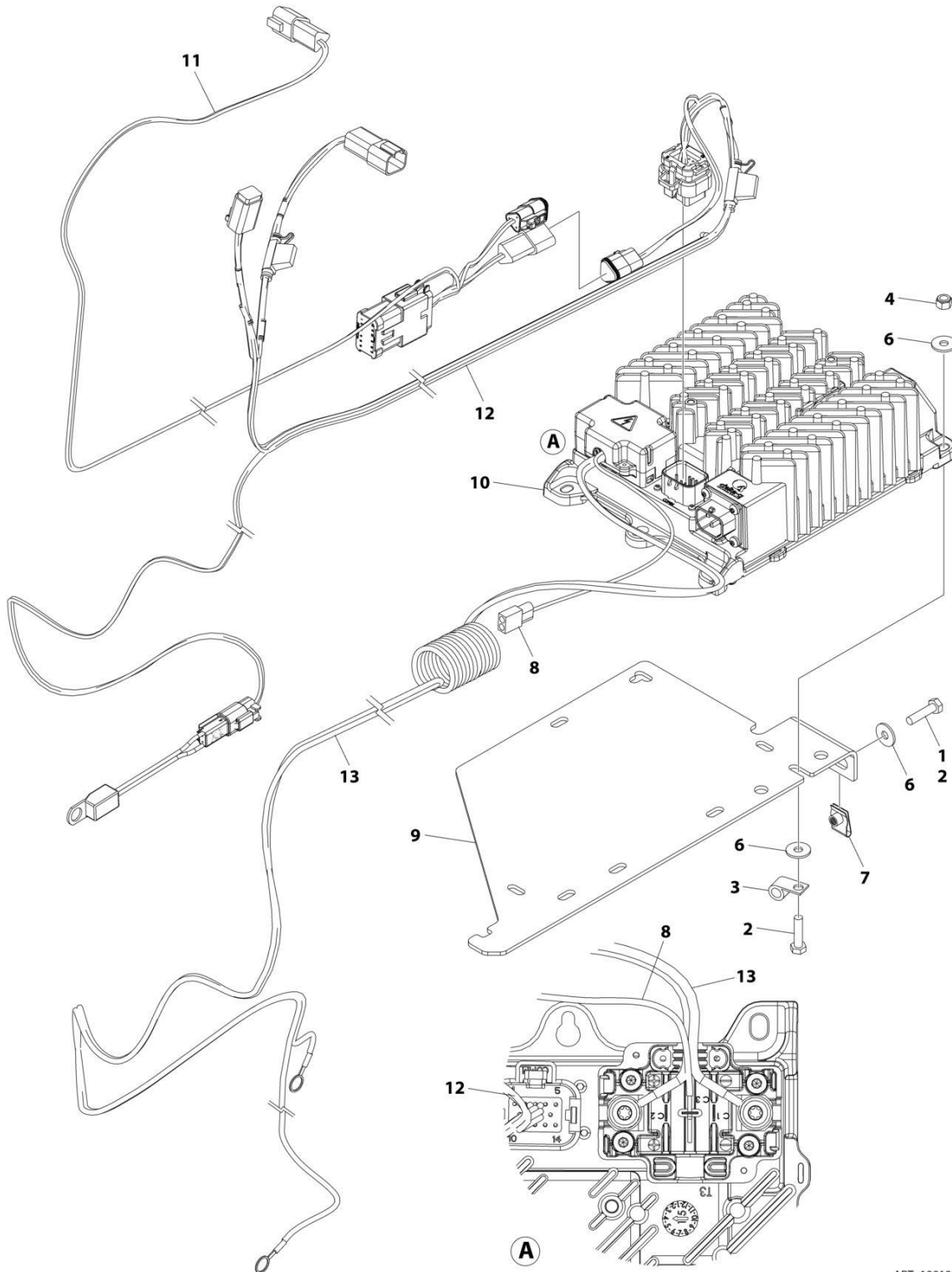
SECTION 1 - FRAME

FIGURE 1-13. BATTERY CHARGER INSTALLATION - DELTA-Q (WITHOUT COMMUNICATION PORT)

| ITEM | PART NUMBER | QTY | DESCRIPTION | REV |
|------|-------------|-----|--|-----|
| | 1001263256 | Ref | BATTERY CHARGER INSTALLATION - DELTA-Q | A |
| 1 | 0100011 | AR | Compound, Locking | |
| 2 | 0760612 | 5 | Bolt M6 x 25 | |
| 3 | 1321293 | 1 | Clamp | |
| 4 | 3290605 | 3 | Nut M6 | |
| 5 | 4240017 | AR | Tie-Strap (Not Shown) | |
| 6 | 4811702 | 8 | Washer M6 | |
| 7 | 1001130220 | 2 | Nut, Tinnerman M6 | |
| 8 | 1001200561 | 1 | Charger, Battery - Delta-Q | |
| 9 | 1001207009 | 1 | Charger Interlock Harness | |
| 9 | 4460424 | 1 | Receptacle, Female - 2 Position | |
| 9 | 4460227 | 2 | Pin, Male | |
| 10 | 1001236139 | 1 | Bracket | |
| 11 | 1001256642 | 1 | Charger DC Connection Harness | |

SECTION 1 - FRAME

FIGURE 1-14. BATTERY CHARGER INSTALLATION - DELTA-Q (WITH COMMUNICATION PORT)



ART_1001263257

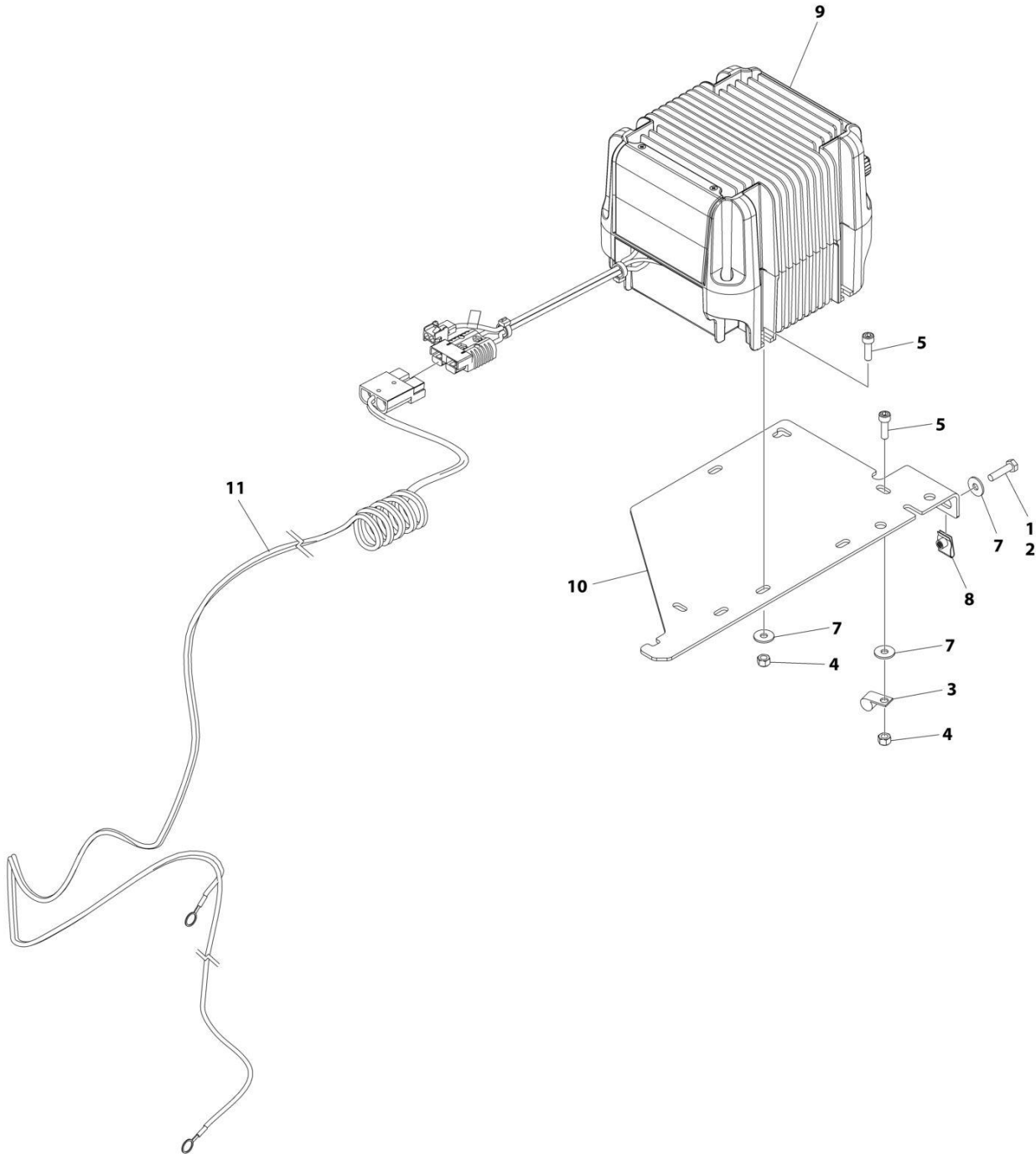
SECTION 1 - FRAME

FIGURE 1-14. BATTERY CHARGER INSTALLATION - DELTA-Q (WITH COMMUNICATION PORT)

| ITEM | PART NUMBER | QTY | DESCRIPTION | REV |
|------|-------------|-----|---|-----|
| | 1001263257 | Ref | BATTERY CHARGER INSTALLATION - DELTA-Q | A |
| 1 | 0100011 | AR | Compound, Locking | |
| 2 | 0760612 | 5 | Bolt M6 x 25 | |
| 3 | 1321293 | 1 | Clamp | |
| 4 | 3290605 | 3 | Nut M6 | |
| 5 | 4240017 | AR | Tie-Strap (Not Shown) | |
| 6 | 4811702 | 8 | Washer M6 | |
| 7 | 1001130220 | 2 | Nut, Tinnerman M6 | |
| 8 | 1001207009 | 1 | Charger Interlock Harness | |
| 8 | 4460424 | 1 | Receptacle, Female - 2 Position | |
| 8 | 4460227 | 2 | Pin, Male | |
| 9 | 1001236139 | 1 | Bracket | |
| 10 | 1001253952 | 1 | Charger, Battery - Delta-Q | |
| 11 | 1001254027 | 1 | Can Splice Harness (See Separate Breakdown in ELECTRICAL Section) | |
| 12 | 1001254028 | 1 | Charger To Battery Harness (See Separate Breakdown in ELECTRICAL Section) | |
| 13 | 1001256642 | 1 | Battery Charger to DC Connection Cable | |

SECTION 1 - FRAME

**FIGURE 1-15. BATTERY CHARGER INSTALLATION - GREEN POWER (LOCALLY SUPPLIED PLUG)
(MACHINES WITH SN STARTING WITH 12, B2 & G2)**



ART_1001263259

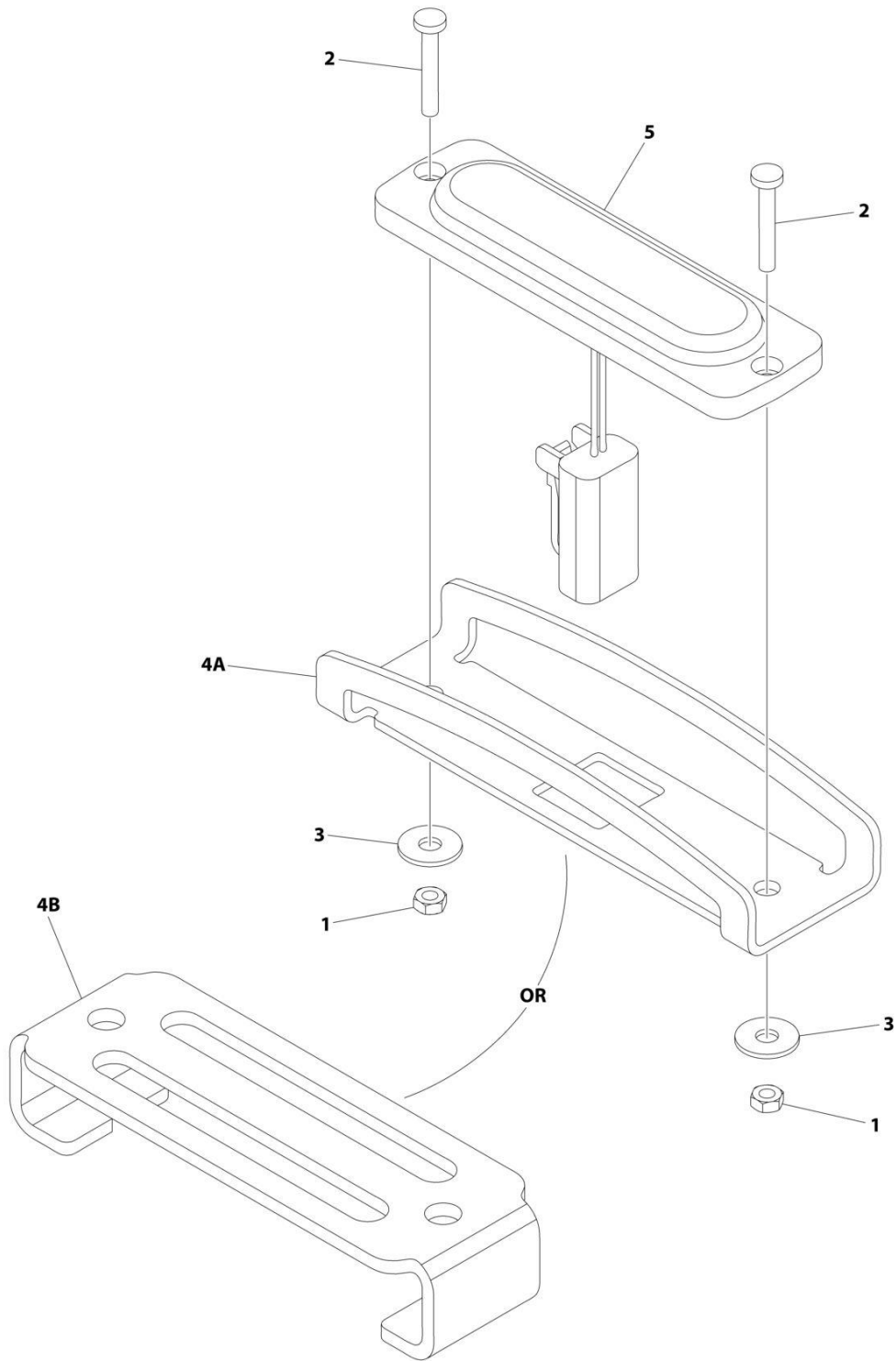
SECTION 1 - FRAME

**FIGURE 1-15. BATTERY CHARGER INSTALLATION - GREEN POWER (LOCALLY SUPPLIED PLUG)
(MACHINES WITH SN STARTING WITH 12, B2 & G2)**

| ITEM | PART NUMBER | QTY | DESCRIPTION | REV |
|------|-------------|-----|--|-----|
| | 1001263259 | Ref | BATTERY CHARGER INSTALLATION - GREEN POWER | A |
| 1 | 0100011 | AR | Compound, Locking | |
| 2 | 0700612 | 2 | Bolt M6 x 25 | |
| 3 | 1321293 | 1 | Clamp, Cable | |
| 4 | 3290605 | 4 | Nut M6 | |
| 5 | 4031708 | 4 | Capscrew M6 x 20 | |
| 6 | 4240017 | AR | Tie-Strap (Not Shown) | |
| 7 | 4811702 | 6 | Washer M6 | |
| 8 | 1001130220 | 2 | Nut, Tinnerman M6 | |
| 9 | 1001205598 | 1 | Charger, Battery Green Power | |
| 10 | 1001236139 | 1 | Bracket | |
| 11 | 1001256643 | 1 | Charger DC Connection Harness | |

SECTION 1 - FRAME

FIGURE 1-16. STROBE LIGHT INSTALLATION – SINGLE (AMBER) (WITH GUARD)



ART_1001242697

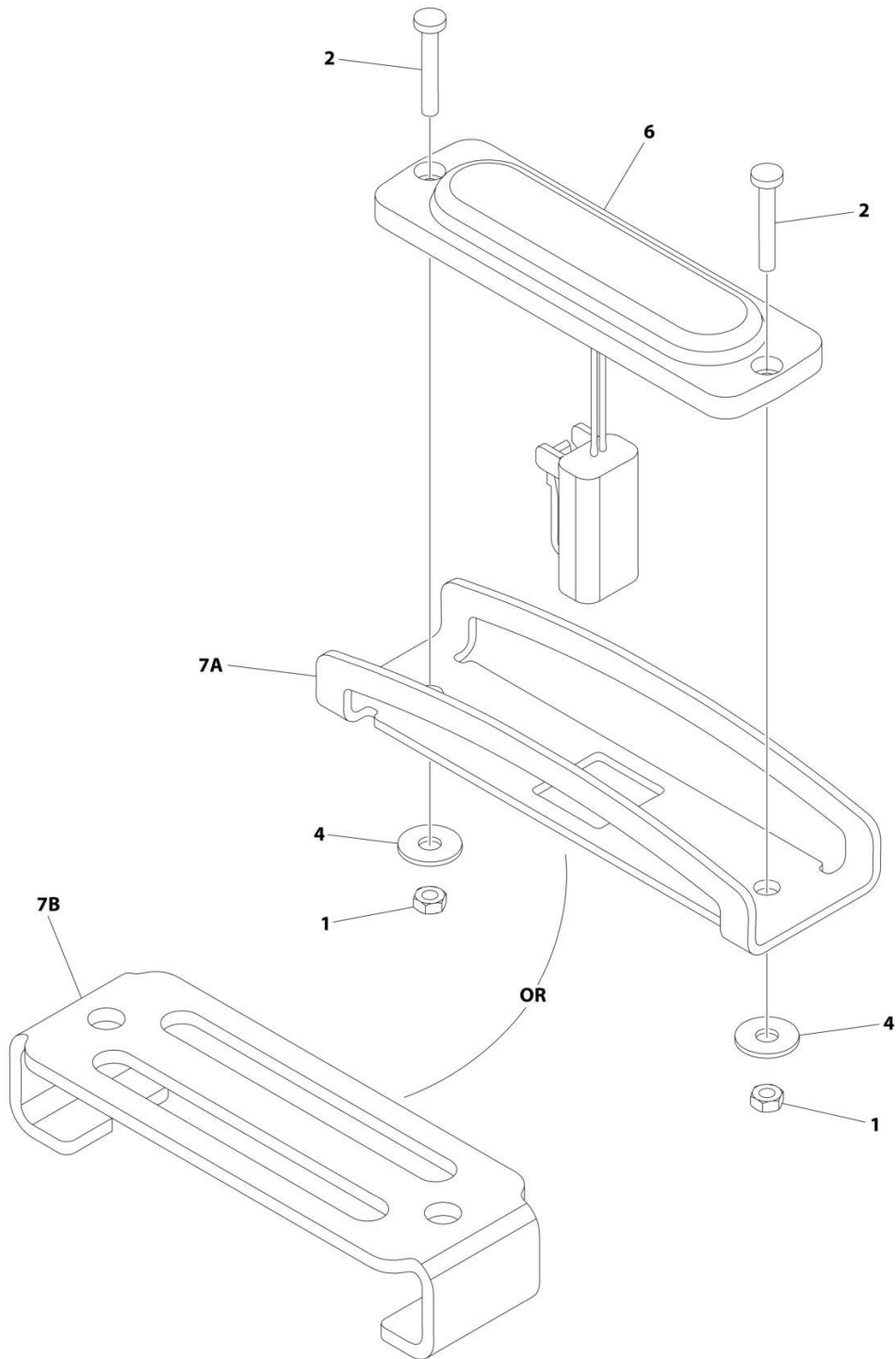
SECTION 1 - FRAME

FIGURE 1-16. STROBE LIGHT INSTALLATION – SINGLE (AMBER) (WITH GUARD)

| ITEM | PART NUMBER | QTY | DESCRIPTION | REV |
|------|-------------|-----|---|-----|
| | 1001242697 | Ref | STROBE LIGHT INSTALLATION - SINGLE (AMBER) (WITH GUARD) | D |
| 1 | 3290305 | 2 | Nut M3 | |
| 2 | 4010310 | 2 | Screw M3 x 20 | |
| 3 | 1001091102 | 2 | Washer M4 | |
| 4A | 1001242539 | 1 | Guard | |
| 4B | 1001239661 | 1 | Cover | |
| 5 | 1001239224 | 1 | Light, Strobe | |
| 5 | 4460891 | 1 | Plug, Male - 2 Position | |
| 5 | 4460465 | 2 | Socket, Female | |

SECTION 1 - FRAME

FIGURE 1-17. STROBE LIGHT INSTALLATION – DUAL (AMBER) (WITH GUARD)



ART_1001247862

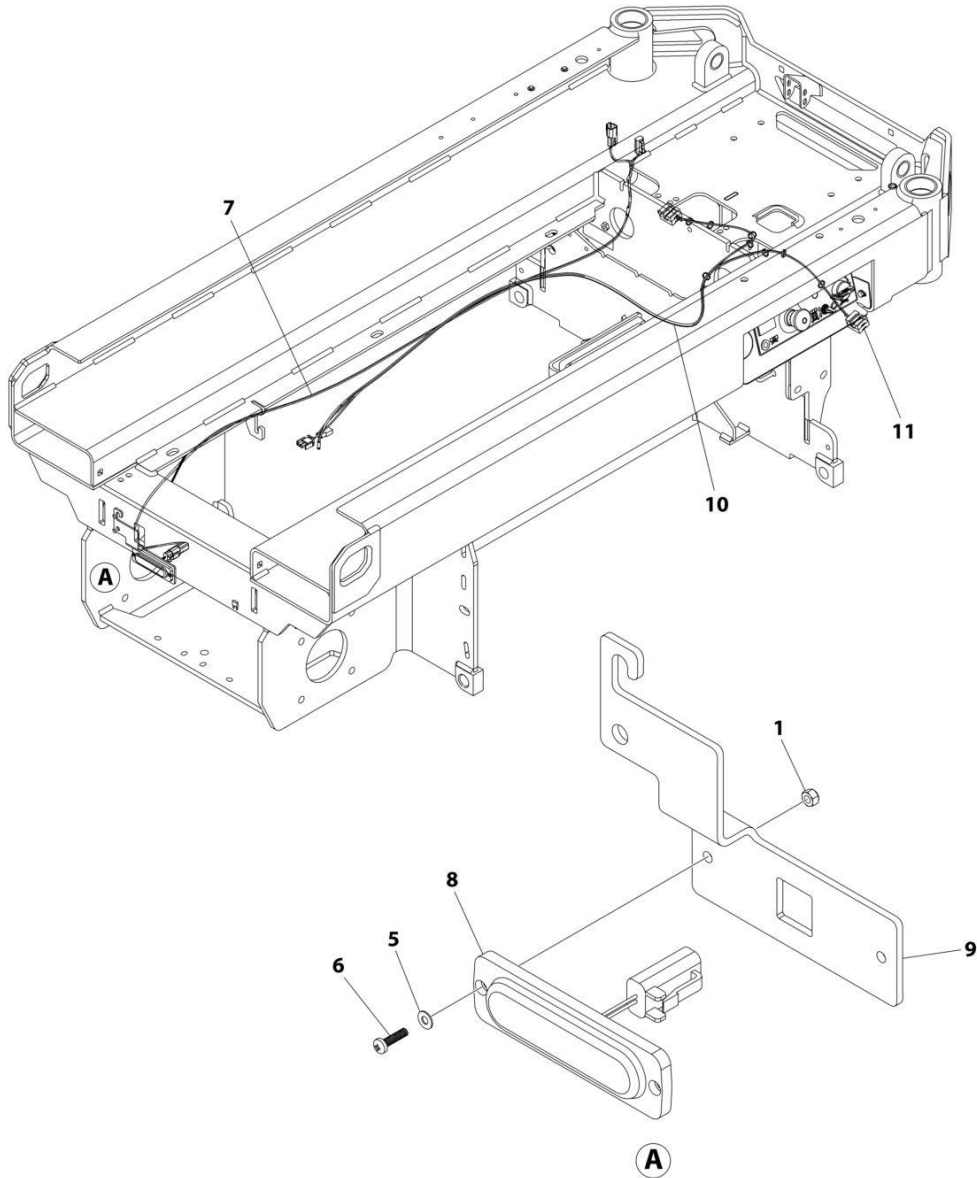
SECTION 1 - FRAME

FIGURE 1-17. STROBE LIGHT INSTALLATION – DUAL (AMBER) (WITH GUARD)

| ITEM | PART NUMBER | QTY | DESCRIPTION | REV |
|------|-------------|-----|---|-----|
| | 1001247862 | Ref | STROBE LIGHT INSTALLATION - DUAL (AMBER) (WITH GUARD) | C |
| 1 | 3290305 | 4 | Nut M3 | |
| 2 | 4010310 | 4 | Screw M3 x 20 | |
| 3 | 4240018 | AR | Tie-Strap (Not Shown) | |
| 4 | 1001091102 | 4 | Washer M4 | |
| 5 | 1001201707 | 1 | Strobe Light Jumper Harness (Not Shown) | |
| 6 | 1001239224 | 2 | Light, Strobe | |
| 6 | 4460891 | 1 | Plug, Male - 2 Position | |
| 6 | 4460465 | 2 | Socket, Female | |
| 7A | 1001242539 | 2 | Guard | |
| 7B | 1001239661 | 2 | Cover | |

SECTION 1 - FRAME

FIGURE 1-18. BEACON ZN INSTALLATION



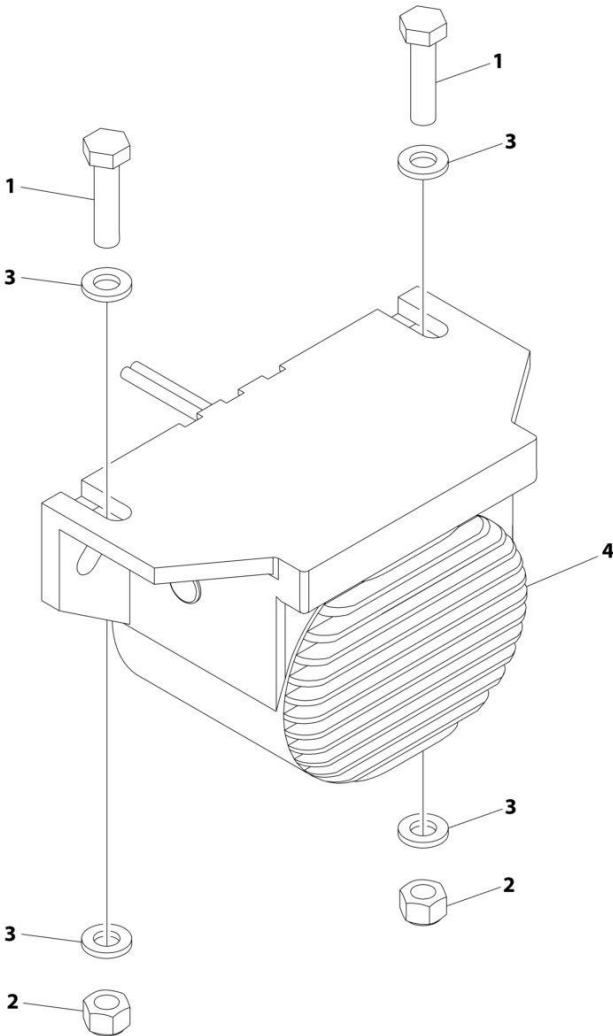
ART_1001277151

FIGURE 1-18. BEACON ZN INSTALLATION

| ITEM | PART NUMBER | QTY | DESCRIPTION | REV |
|------|-------------|-----|-----------------------------------|-----|
| | 1001277151 | Ref | BEACON ZN INSTALLATION | A |
| 1 | 3290305 | 2 | Nut M3 | |
| 2 | 4240017 | AR | Tie-Strap (Not Shown) | |
| 3 | 8229242 | 10 | Fuse (Not Shown) | |
| 4 | 8229244 | 10 | Fuse (Not Shown) | |
| 5 | 1001110544 | 2 | Washer M3 | |
| 6 | 1001198576 | 2 | Screw M3 | |
| 7 | 1001215216 | 1 | Harness, Beacon Jumper | |
| 8 | 1001239224 | 1 | Lamp, Beacon Slim | |
| 9 | 1001272614 | 1 | Bracket, Beacon Slim | |
| 10 | 1001272889 | 1 | Harness, Motor Temperature Switch | |
| 11 | 1001277396 | 2 | Holder, Sensor Mount | |

SECTION 1 - FRAME

FIGURE 1-19. ALARM INSTALLATION (AMBIENT/WHITE NOISE) (OPTIONAL)



ART_1001204495

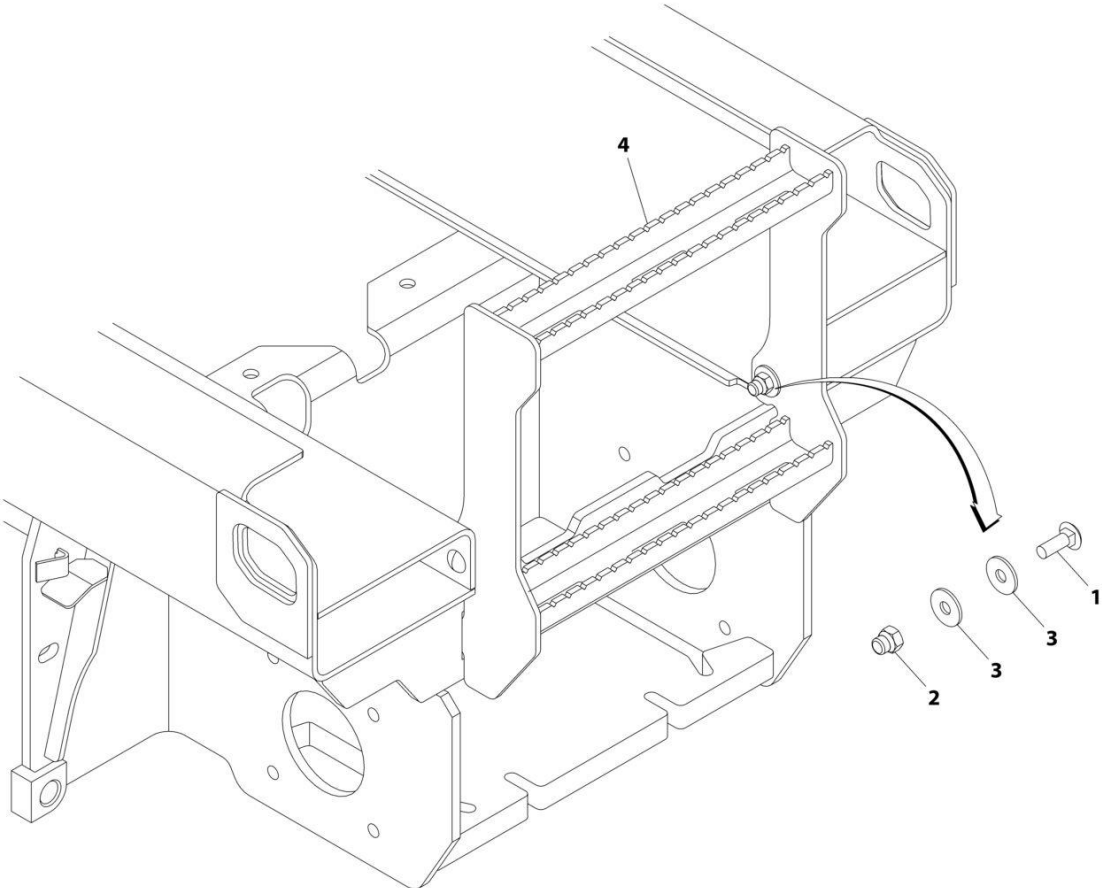
SECTION 1 - FRAME

FIGURE 1-19. ALARM INSTALLATION (AMBIENT/WHITE NOISE) (OPTIONAL)

| ITEM | PART NUMBER | QTY | DESCRIPTION | REV |
|-------------|--------------------|------------|--|------------|
| | 1001204495 | Ref | ALARM INSTALLATION (AMBIENT/WHITE NOISE) | B |
| 1 | 0760612 | 2 | Bolt M6 x 25 | |
| 2 | 3290605 | 2 | Nut M6 | |
| 3 | 4811700 | 4 | Washer M6 | |
| 4 | 1001182806 | 1 | Alarm | |
| 4 | 4460897 | 1 | Receptacle, Female - 2 Position | |
| 4 | 4460464 | 2 | Pin, Male | |

SECTION 1 - FRAME

FIGURE 1-20. LADDER INSTALLATION



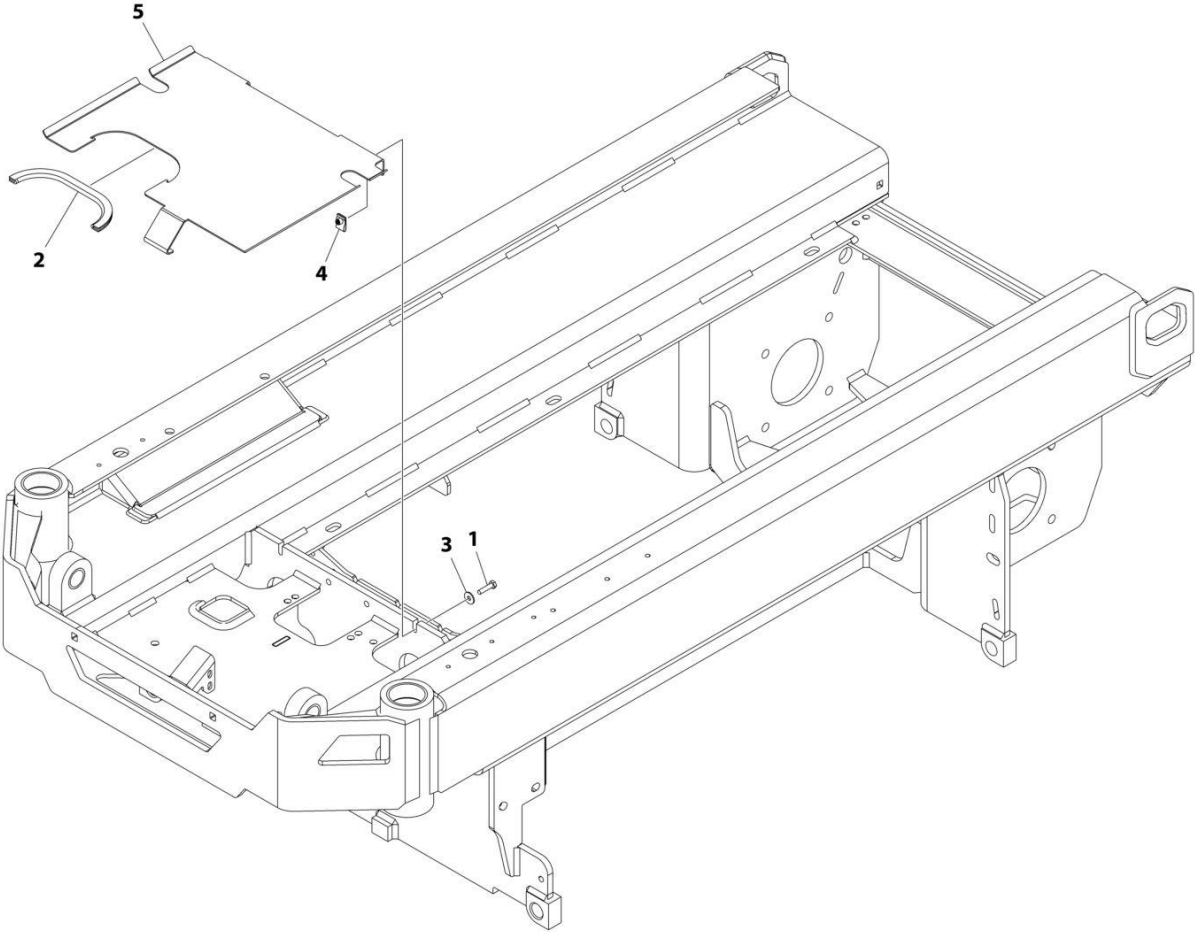
ART_1001203453

FIGURE 1-20. LADDER INSTALLATION

| ITEM | PART NUMBER | QTY | DESCRIPTION | REV |
|-------------|--------------------|------------|---------------------|------------|
| | 1001203453 | Ref | LADDER INSTALLATION | C |
| 1 | 0630613 | 2 | Bolt M10 x 30 | |
| 2 | 3291006 | 2 | Nut M10 | |
| 3 | 4812002 | AR | Washer M10 | |
| 4 | 1001203457 | 1 | Ladder | |

SECTION 1 - FRAME

FIGURE 1-21. FRAME COVERS INSTALLATION (ES1932)



ART_1001250431

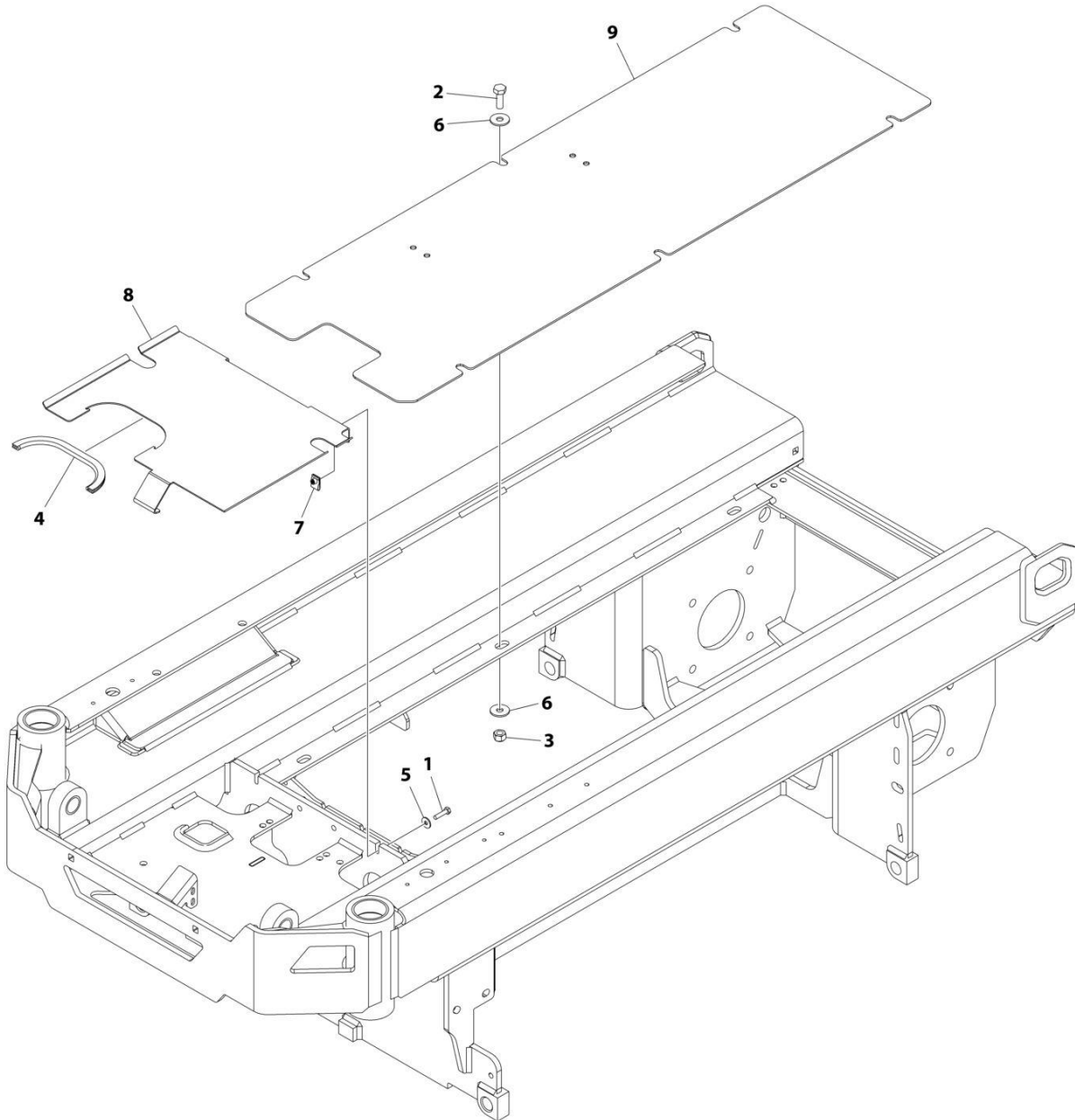
SECTION 1 - FRAME

FIGURE 1-21. FRAME COVERS INSTALLATION (ES1932)

| ITEM | PART NUMBER | QTY | DESCRIPTION | REV |
|-------------|--------------------|-------------------|---------------------------|------------|
| | 1001250431 | Ref | FRAME COVERS INSTALLATION | A |
| 1 | 0700612 | 2 | Bolt M6 x 25 | |
| 2 | 4060803 | 12.99 in /33cm | Flex-Trim | |
| 3 | 4811702 | 2 | Washer M6 | |
| 4 | 1001130220 | 2 | Nut, Tinnerman M6 | |
| 5 | 1001227966 | 1 | Cover | |

SECTION 1 - FRAME

FIGURE 1-22. FRAME COVERS INSTALLATION (ES1932I)



ART_1001253359

SECTION 1 - FRAME

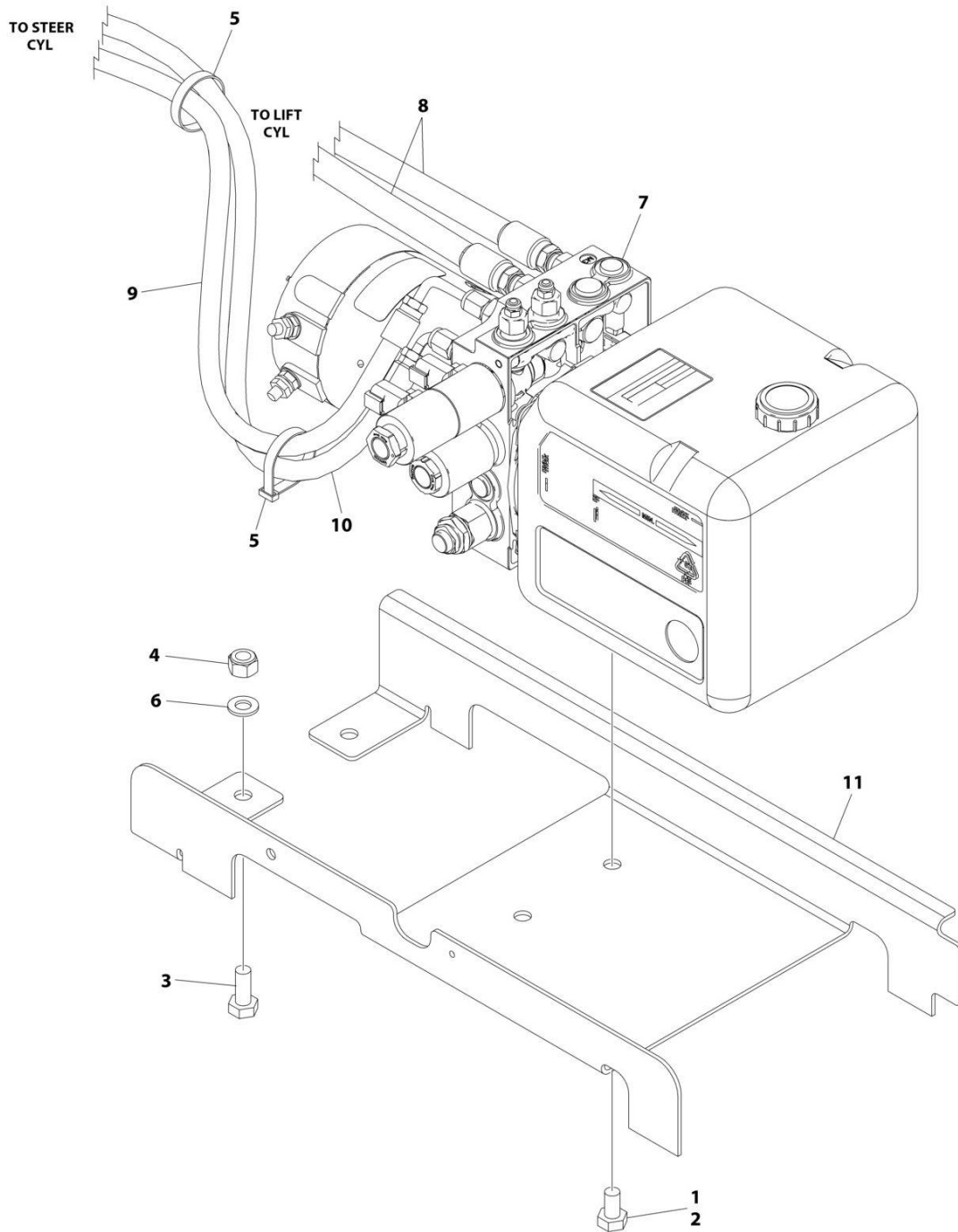
FIGURE 1-22. FRAME COVERS INSTALLATION (ES1932I)

| ITEM | PART NUMBER | QTY | DESCRIPTION | REV |
|------|-------------|-------------------|---------------------------|-----|
| | 1001253359 | Ref | FRAME COVERS INSTALLATION | B |
| 1 | 0700612 | 2 | Bolt M6 x 25 | |
| 2 | 0701014 | 6 | Bolt M10 x 30 | |
| 3 | 3291005 | 6 | Nut M10 | |
| 4 | 4060803 | 12.99 in /33cm | Flex-Trim | |
| 5 | 4811702 | 2 | Washer M6 | |
| 6 | 4812002 | 12 | Washer M10 | |
| 7 | 1001130220 | 2 | Nut, Tinnerman M6 | |
| 8 | 1001227966 | 1 | Cover | |
| 9 | 1001253039 | 1 | Cover | |

SECTION 2 - GROUND CONTROLS

SECTION 2 - GROUND CONTROLS

FIGURE 2-1. PUMP/MOTOR/TANK AND HOSES INSTALLATION



ART_1001256288_F

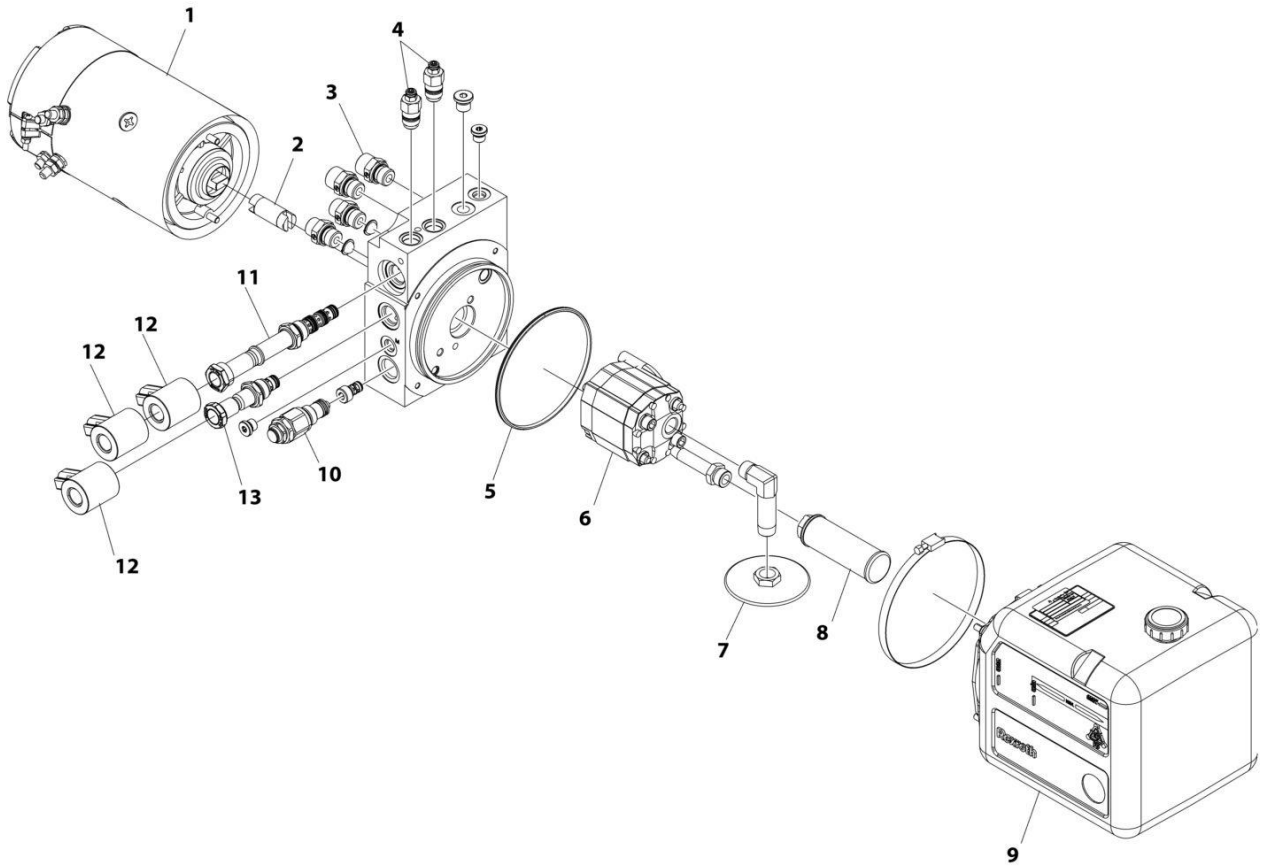
SECTION 2 - GROUND CONTROLS

FIGURE 2-1. PUMP/MOTOR/TANK AND HOSES INSTALLATION

| ITEM | PART NUMBER | QTY | DESCRIPTION | REV |
|------|-------------|-----|---|-----|
| | 1001256288 | Ref | PUMP/MOTOR/TANK AND HOSES INSTALLATION | F |
| 1 | 0100011 | AR | Compound, Locking | |
| 2 | 0761008 | 2 | Bolt M10 x 16 | |
| 3 | 0761012 | 2 | Bolt M10 x 25 | |
| 4 | 3291005 | 2 | Nut M10 | |
| 5 | 4240018 | AR | Tie-Strap | |
| 6 | 4812000 | 2 | Washer M10 | |
| 7 | 1001274484 | 1 | Pump/Motor/Tank Assembly (See Separate Breakdown in this Section) | |
| 8 | 1001256330 | 2 | Hose | |
| 9 | 1001258955 | 1 | Hose | |
| 10 | 1001258956 | 1 | Hose | |
| 11 | 1001256936 | 1 | Bracket | |

SECTION 2 - GROUND CONTROLS

FIGURE 2-2. PUMP/MOTOR/TANK ASSEMBLY



ART_1001274484

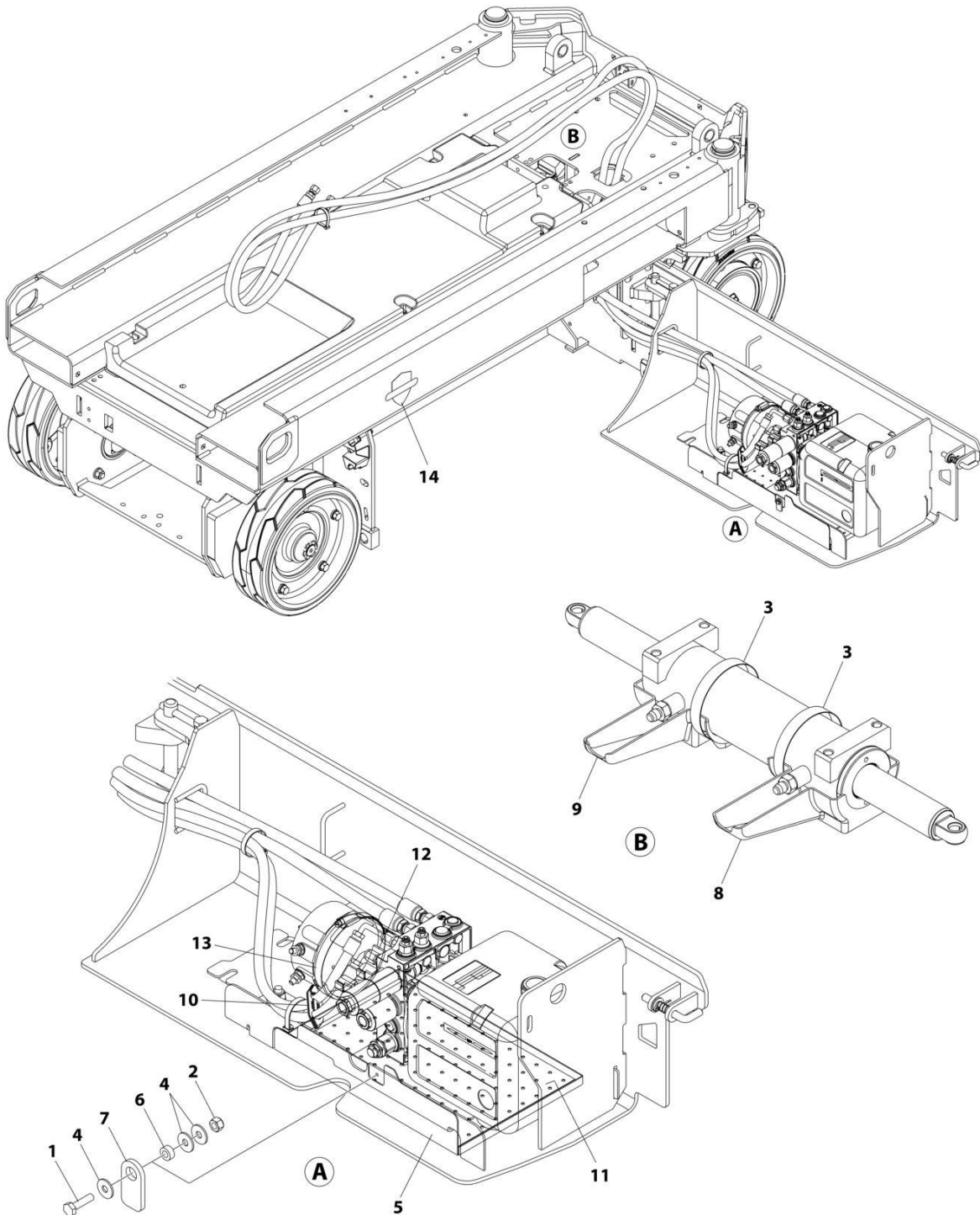
SECTION 2 - GROUND CONTROLS

FIGURE 2-2. PUMP/MOTOR/TANK ASSEMBLY

| ITEM | PART NUMBER | QTY | DESCRIPTION | REV |
|------|-------------|-----|---|-----|
| | 1001274484 | Ref | PUMP/MOTOR/TANK ASSEMBLY | A |
| 1 | 70007123 | 1 | Motor | |
| 2 | See Note | 1 | Coupling (Note: Purchase Complete Assembly) | |
| 3 | 70007613 | 1 | Filter & Fitting Kit | |
| 4 | 70007615 | 2 | Relief, Valve | |
| 5 | See Note | 1 | Seal (Note: Purchase Complete Assembly) | |
| 6 | 70007616 | 1 | Pump | |
| 7 | 70007706 | 1 | Filter, Suction | |
| 8 | 70003734 | 1 | Filter, Return | |
| 9 | See Note | 1 | Tank (Note: Purchase Complete Assembly) | |
| 10 | 70007614 | 1 | Relief, Valve | |
| 11 | 70007589 | 1 | Solenoid | |
| 12 | 70007590 | 3 | Coil | |
| 13 | 70007588 | 1 | Solenoid | |

SECTION 2 - GROUND CONTROLS

FIGURE 2-3. CLEANGUARD INSTALLATION (MACHINES WITH SN STARTING WITH 12, B2, M2 & G2)



ART_1001263358

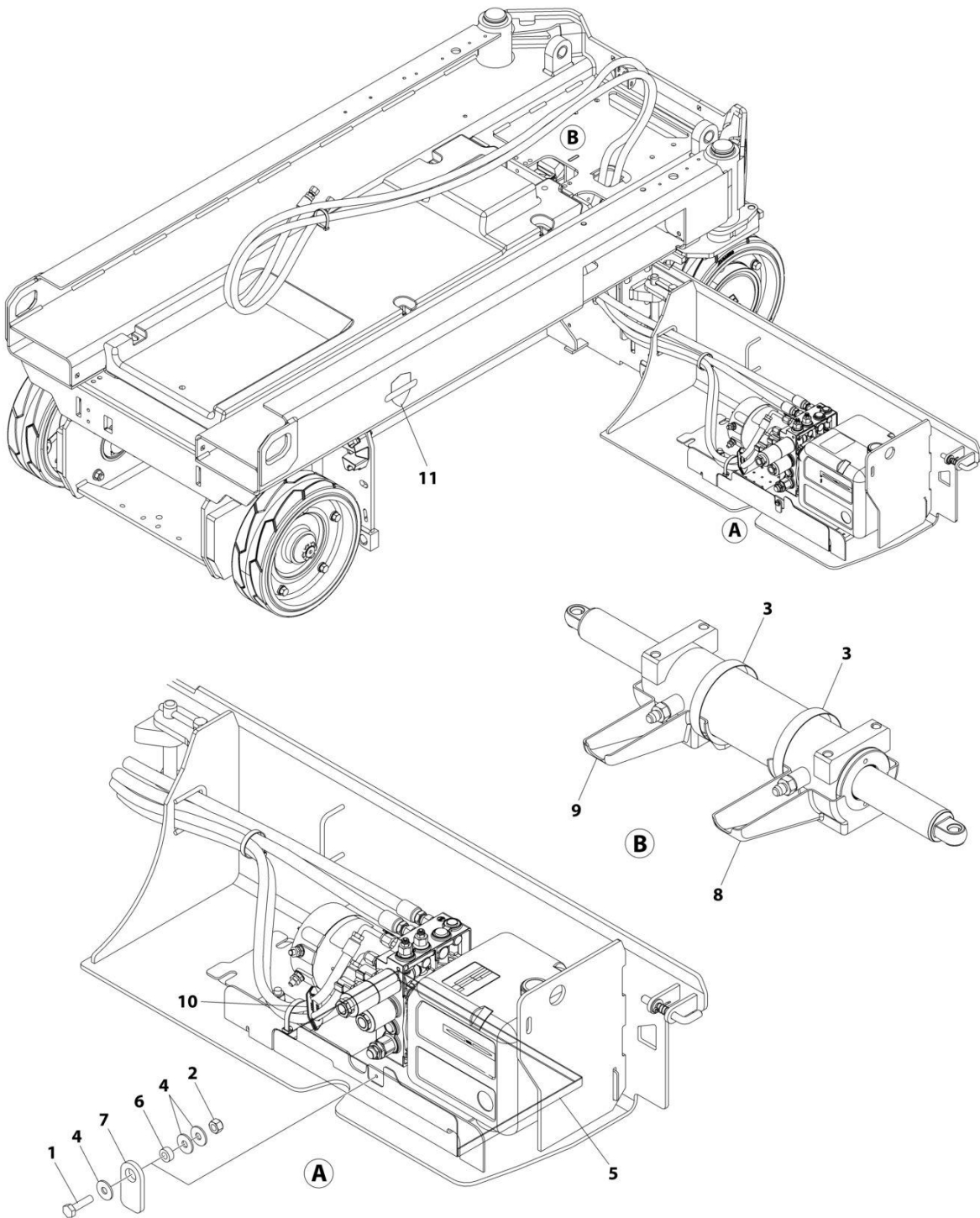
SECTION 2 - GROUND CONTROLS

FIGURE 2-3. CLEANGUARD INSTALLATION (MACHINES WITH SN STARTING WITH 12, B2, M2 & G2)

| ITEM | PART NUMBER | QTY | DESCRIPTION | REV |
|------|-------------|-----|-------------------------|-----|
| | 1001263358 | Ref | CLEANGUARD INSTALLATION | E |
| 1 | 0760408 | 1 | Bolt M4 x 16 | |
| 2 | 3290405 | 1 | Nut M4 | |
| 3 | 8405204 | 2 | Clamp | |
| 4 | 1001091102 | 3 | Washer M4 | |
| 5 | 1001260501 | 1 | Tray | |
| 6 | 1001260503 | 1 | Bushing | |
| 7 | 1001260504 | 1 | Plate, Stopper | |
| 8 | 1001260861 | 1 | Tray (LH) | |
| 9 | 1001260862 | 1 | Tray (RH) | |
| 10 | 1001260887 | 2 | Plate, Oil Diverting | |
| 11 | 1001263359 | 1 | Pad | |
| 12 | 1001263785 | 1 | Pad | |
| 13 | 1001279795 | 1 | Clamp | |
| 14 | 1001262581 | 1 | Decal - Clean Guard | |

SECTION 2 - GROUND CONTROLS

FIGURE 2-4. CLEAN GUARD INSTALLATION (MACHINES WITH SN STARTING WITH 12, B2 & G2)



ART_1001270834

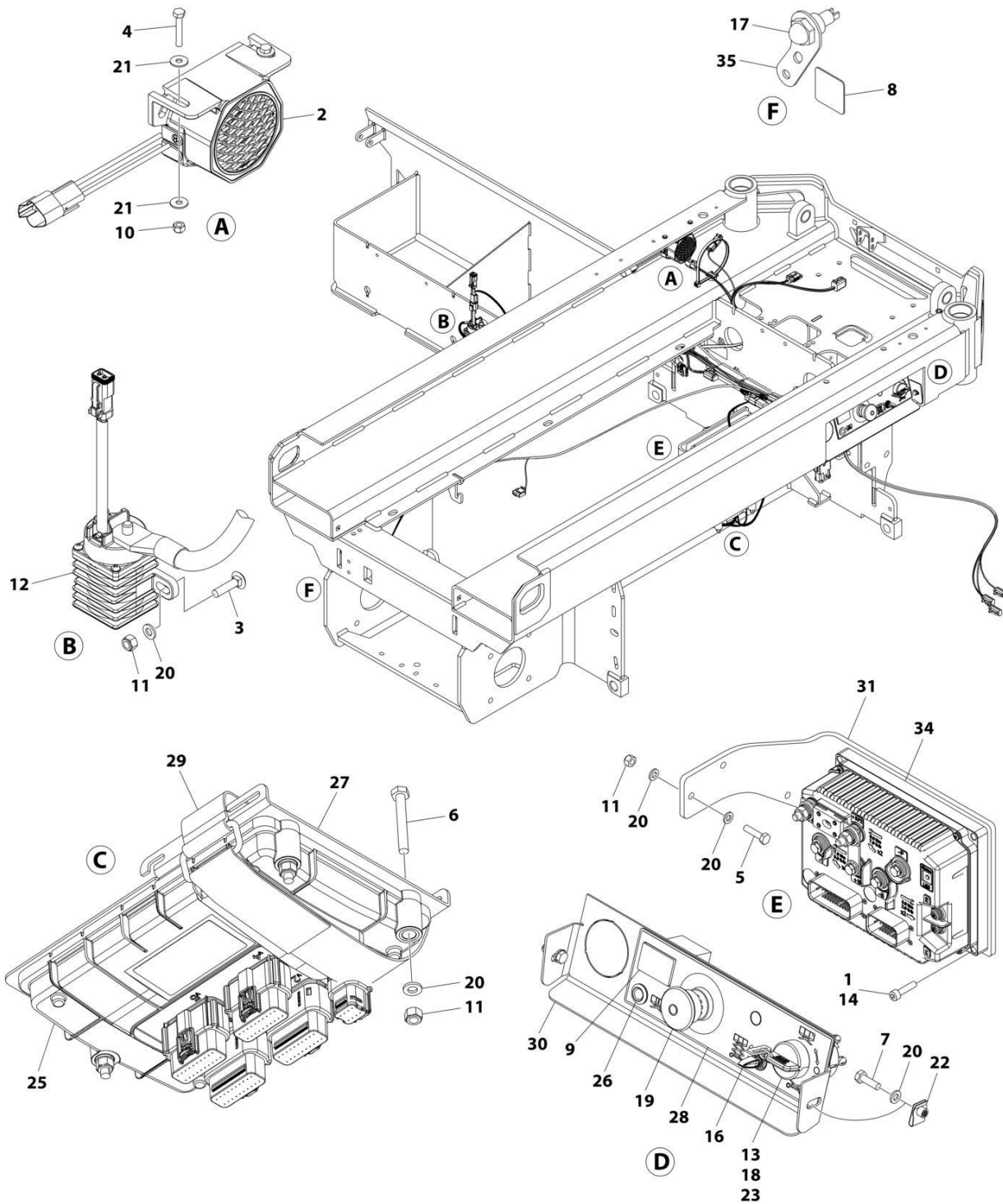
SECTION 2 - GROUND CONTROLS

FIGURE 2-4. CLEAN GUARD INSTALLATION (MACHINES WITH SN STARTING WITH 12, B2 & G2)

| ITEM | PART NUMBER | QTY | DESCRIPTION | REV |
|------|-------------|-----|--------------------------|-----|
| | 1001270834 | Ref | CLEAN GUARD INSTALLATION | A |
| 1 | 0760408 | 1 | Bolt M4 x 16 | |
| 2 | 3290405 | 1 | Nut M4 | |
| 3 | 8405204 | 2 | Clamp | |
| 4 | 1001091102 | 3 | Washer M4 | |
| 5 | 1001260501 | 1 | Tray | |
| 6 | 1001260503 | 1 | Bushing | |
| 7 | 1001260504 | 1 | Plate, Stopper | |
| 8 | 1001260861 | 1 | Tray (LH) | |
| 9 | 1001260862 | 1 | Tray (RH) | |
| 10 | 1001260887 | 2 | Plate, Oil Diverting | |
| 11 | 1001262581 | 1 | Decal - Clean Guard | |

SECTION 2 - GROUND CONTROLS

FIGURE 2-5. ELECTRICAL COMPONENTS INSTALLATION (MACHINES WITH SN STARTING WITH 12, B2, M2 & G2)



ART_1001255932

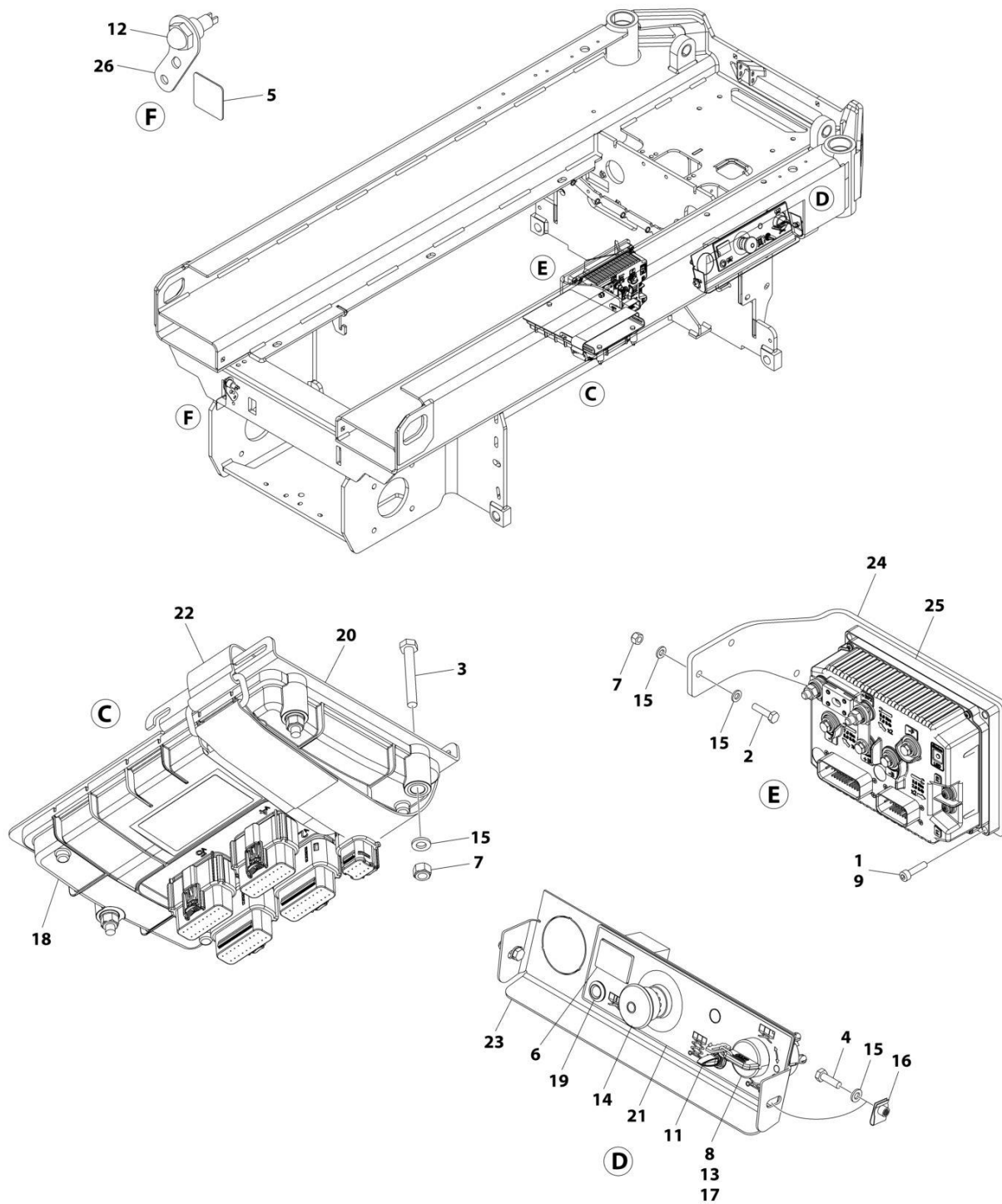
SECTION 2 - GROUND CONTROLS

FIGURE 2-5. ELECTRICAL COMPONENTS INSTALLATION (MACHINES WITH SN STARTING WITH 12, B2, M2 & G2)

| ITEM | PART NUMBER | QTY | DESCRIPTION | REV |
|------|-------------|-------|--|-----|
| | 1001255932 | Ref | ELECTRICAL COMPONENTS INSTALLATION | G |
| 1 | 0100011 | AR | Compound, Locking | |
| 2 | 0140043 | 1 | Alarm | |
| 3 | 0630587 | 2 | Bolt M6 x 25 | |
| 4 | 0700412 | 2 | Bolt M4 x 25 | |
| 5 | 0700612 | 2 | Bolt M6 x 25 | |
| 6 | 0700617 | 3 | Bolt M6 x 45 | |
| 7 | 0760610 | 2 | Bolt M6 x 20 | |
| 8 | 1706679 | 1 | Decal - Brake Release | |
| 9 | 2420172 | 1 | Hourmeter | |
| 10 | 3290405 | 2 | Nut M4 | |
| 11 | 3290605 | 7 | Nut M6 | |
| 12 | 3740150 | 1 | Relay | |
| 13 | 3910804 | 3 | Screw #8 x 1/4 | |
| 14 | 4031708 | 4 | Capscrew M6 x 20 | |
| 15 | 4240017 | AR | Tie-Strap (Not Shown) | |
| 16 | 4360328 | 1 | Switch, Toggle | |
| 17 | 4360387 | 1 | Switch, Push Button | |
| 18 | 4360469 | 1 | Switch, Key | |
| 18 | 2860030 | 1 Set | Key, Replacement | |
| 19 | 4360475 | 1 | Switch, Emergency Stop (Metal) | |
| 19 | 7020175 | 1 | Cap | |
| 19 | 7020176 | 1 | Block, Contact | |
| 19 | 1001274559 | 1 | Switch, Emergency Stop (Plastic) | |
| 20 | 4811700 | 11 | Washer M6 | |
| 21 | 1001091102 | 4 | Washer M4 | |
| 22 | 1001130220 | 2 | Nut, Tinnerman M6 | |
| 23 | 1001130590 | 1 | Plate, Key Switch | |
| 24 | 1001187781 | 1 | Tie-Strap (Not Shown) | |
| 25 | 1001200629 | 1 | Module, Control (Note: Re-calibration Required when Replaced) | |
| 26 | 1001200631 | 1 | Light, Indicator | |
| 27 | 1001207494 | 1 | Bracket | |
| 28 | 1001209682 | 1 | Decal - Ground Control | |
| 29 | 1001215762 | 1 | Strap, Cinch | |
| 30 | 1001235559 | 1 | Support | |
| 31 | 1001255885 | 1 | Bracket | |
| 32 | 1001255933 | 1 | Chassis Harness (Not Shown - See Separate Breakdown in ELECTRICAL SECTION) | |
| 33 | 1001255934 | 1 | Drive Harness (Not Shown - See Separate Breakdown in ELECTRICAL SECTION) | |
| 34 | See Note | Ref | Module, System (Note: Identify PN on Label Before Ordering. Re-calibration Required when Replaced) | |
| 34 | 1001256876 | 1 | Module, System (Note: Re-calibration Required when Replaced) | |
| 34 | 1001268506 | 1 | Module, System (Note: Re-calibration Required when Replaced) | |
| 35 | 1001257138 | 1 | Bracket | |
| 36 | 0100048 | AR | Grease, Di-electric (Not Shown) | |

SECTION 2 - GROUND CONTROLS

FIGURE 2-6. ELECTRICAL COMPONENTS INSTALLATION #1 (MACHINES WITH SN STARTING WITH 12, B2 & G2)



ART_1001260985

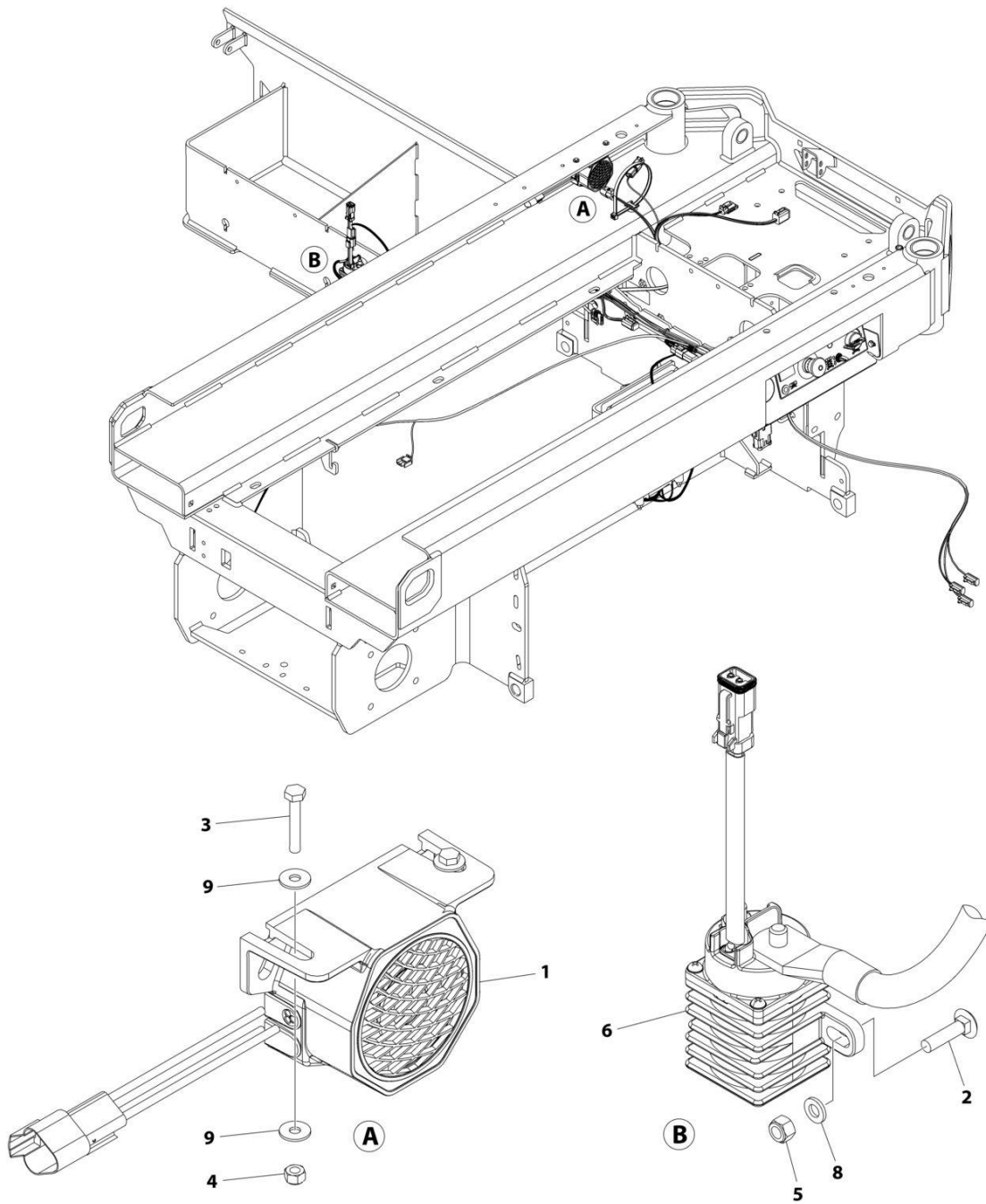
SECTION 2 - GROUND CONTROLS

FIGURE 2-6. ELECTRICAL COMPONENTS INSTALLATION #1 (MACHINES WITH SN STARTING WITH 12, B2 & G2)

| ITEM | PART NUMBER | QTY | DESCRIPTION | REV |
|------|-------------|-------|--|-----|
| | 1001260985 | Ref | ELECTRICAL COMPONENTS INSTALLATION | C |
| 1 | 0100011 | AR | Compound, Locking | |
| 2 | 0700612 | 2 | Bolt M6 x 25 | |
| 3 | 0700617 | 3 | Bolt M6 x 45 | |
| 4 | 0760610 | 2 | Bolt M6 x 20 | |
| 5 | 1706679 | 1 | Decal - Brake Release | |
| 6 | 2420172 | 1 | Hourmeter | |
| 7 | 3290605 | 5 | Nut M6 | |
| 8 | 3910804 | 3 | Screw #8 x 1/4 | |
| 9 | 4031709 | 4 | Capscrew M6 x 25 | |
| 10 | 4240017 | AR | Tie-Strap (Not Shown) | |
| 11 | 4360328 | 1 | Switch, Toggle | |
| 12 | 4360387 | 1 | Switch, Push Button | |
| 13 | 4360469 | 1 | Switch, Key | |
| 13 | 2860030 | 1 Set | Key, Replacement | |
| 14 | 4360475 | 1 | Switch, Emergency Stop (Metal) | |
| 14 | 7020175 | 1 | Cap | |
| 14 | 7020176 | 1 | Block, Contact | |
| 14 | 1001274559 | 1 | Switch, Emergency Stop (Plastic) | |
| 15 | 4811700 | 9 | Washer M6 | |
| 16 | 1001130220 | 2 | Nut, Tinnerman M6 | |
| 17 | 1001130590 | 1 | Plate, Key Switch | |
| 18 | 1001200629 | 1 | Module, Control (Note: Re-calibration Required when Replaced) | |
| 19 | 1001200631 | 1 | Lamp | |
| 20 | 1001207494 | 1 | Bracket | |
| 21 | 1001209682 | 1 | Decal - Ground Control | |
| 22 | 1001215762 | 1 | Strap, Cinch | |
| 23 | 1001235559 | 1 | Support | |
| 24 | 1001255885 | 1 | Bracket | |
| 25 | See Note | Ref | Module, System (Note: Identify PN on Label Before Ordering. Re-Calibration Required when Replaced) | |
| 25 | 1001256876 | 1 | Module, System (Note: Re-Calibration Required when Replaced) | |
| 25 | 1001268506 | 1 | Module, System (Note: Re-Calibration Required when Replaced) | |
| 26 | 1001257138 | 1 | Bracket | |

SECTION 2 - GROUND CONTROLS

FIGURE 2-7. ELECTRICAL COMPONENTS INSTALLATION #2 (MACHINES WITH SN STARTING WITH 12, B2 & G2)



ART_1001260986

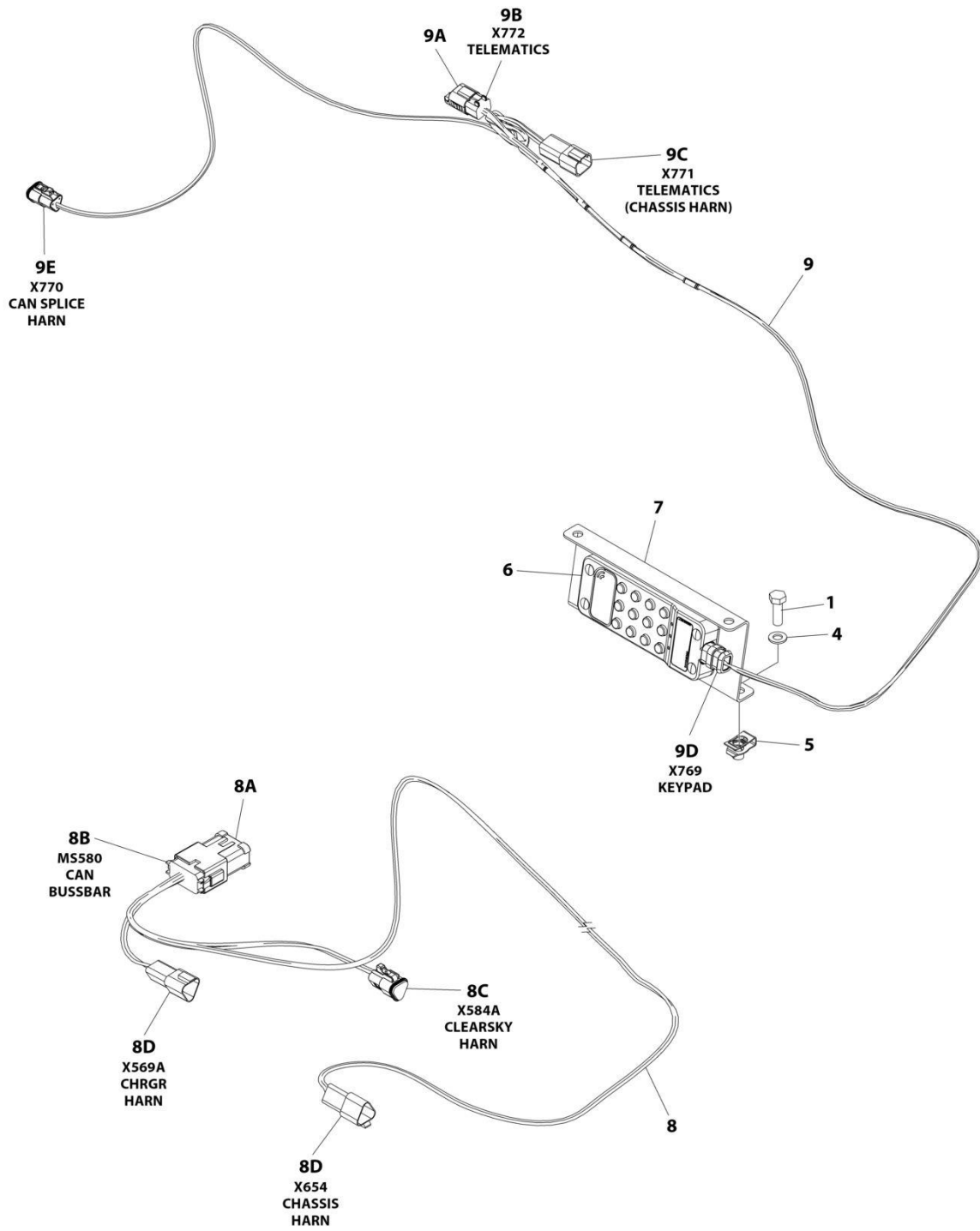
SECTION 2 - GROUND CONTROLS

FIGURE 2-7. ELECTRICAL COMPONENTS INSTALLATION #2 (MACHINES WITH SN STARTING WITH 12, B2 & G2)

| ITEM | PART NUMBER | QTY | DESCRIPTION | REV |
|------|-------------|-----|--|-----|
| | 1001260986 | Ref | ELECTRICAL COMPONENTS INSTALLATION | A |
| 1 | 0140043 | 1 | Alarm | |
| 2 | 0630587 | 2 | Bolt M6 x 25 | |
| 3 | 0700412 | 2 | Bolt M4 x 25 | |
| 4 | 3290405 | 2 | Nut M4 | |
| 5 | 3290605 | 2 | Nut M6 | |
| 6 | 3740150 | 1 | Relay | |
| 7 | 4240017 | AR | Tie-Strap (Not Shown) | |
| 8 | 4811700 | 2 | Washer M6 | |
| 9 | 1001091102 | 4 | Washer M4 | |
| 10 | 1001187781 | 1 | Tie-Strap (Not Shown) | |
| 11 | 1001255933 | 1 | Chassis Harness (Not Shown - See Separate Breakdown in ELECTRICAL SECTION) | |
| 12 | 1001255934 | 1 | Drive Harness (Not Shown - See Separate Breakdown in ELECTRICAL SECTION) | |

SECTION 2 - GROUND CONTROLS

FIGURE 2-8. ACCESS CONTROL INSTALLATION



ART_1001258356

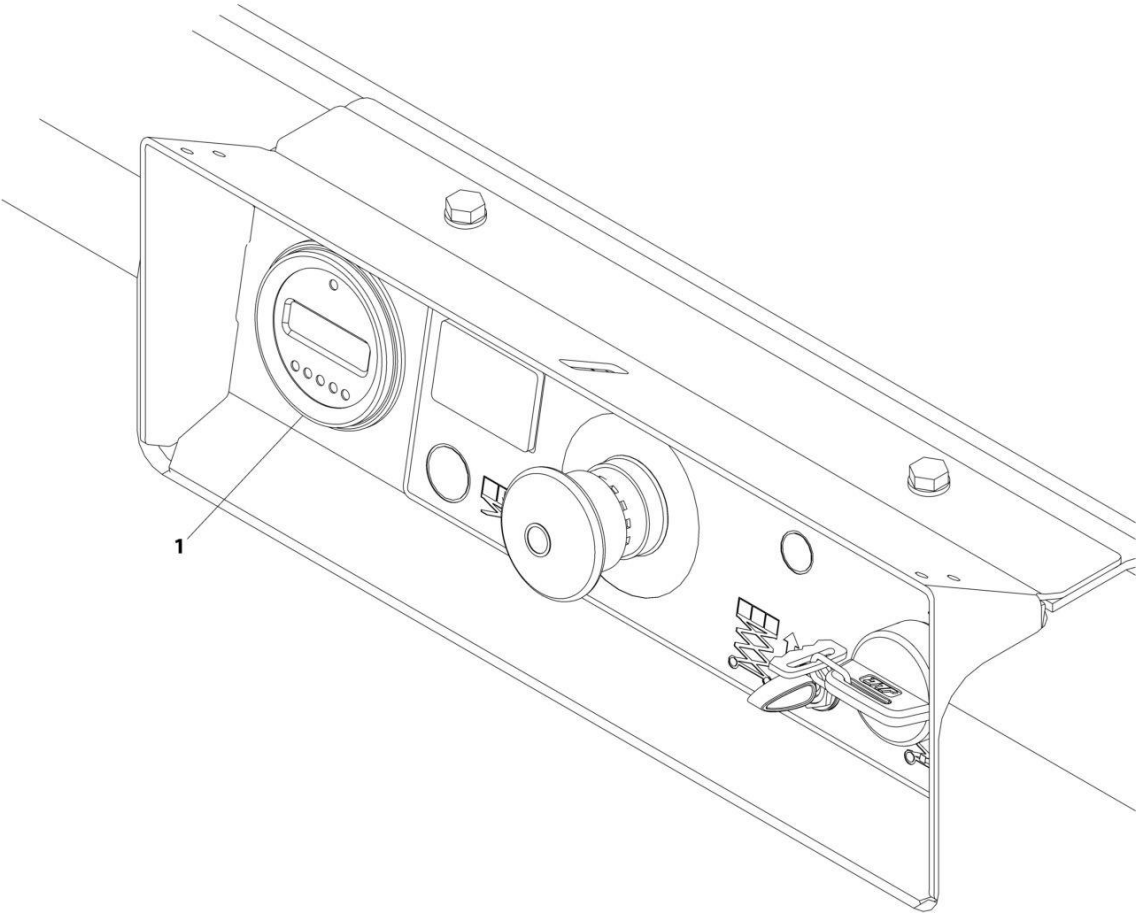
SECTION 2 - GROUND CONTROLS

FIGURE 2-8. ACCESS CONTROL INSTALLATION

| ITEM | PART NUMBER | QTY | DESCRIPTION | REV |
|------|-------------|-----|--|-----|
| | 1001258356 | Ref | ACCESS CONTROL KEYPAD INSTALLATION | A |
| 1 | 0760812 | 2 | Bolt, M8 x 25 | |
| 2 | 1062255 | AR | Tie-Strap (Not Shown) | |
| 3 | 4240032 | AR | Tie-Strap (Not Shown) | |
| 4 | 4811900 | 2 | Washer M8 | |
| 5 | 1001118274 | 2 | Nut, Tinnerman | |
| 6 | 1001238392 | 1 | Keypad | |
| 7 | 1001248773 | 1 | Bracket | |
| 8 | 1001254027 | 1 | Access Control Keypad Can Splice Harness | |
| 8A | 1001125677 | AR | Connector, Bus Bar - 12 Position | |
| 8B | 4460933 | 1 | Plug, Male - 12 Position | |
| 8B | 4460944 | 6 | Socket, Female | |
| 8B | 4460466 | 6 | Plug, Terminal | |
| 8C | 1001118812 | 1 | Plug, Male - 3 Position | |
| 8C | 4460944 | 2 | Socket, Female | |
| 8C | 4460466 | 1 | Plug, Terminal | |
| 8D | 1001144147 | 2 | Receptacle, Female - 3 Position | |
| 8D | 4460943 | 4 | Pin, Male | |
| 8D | 4460466 | 2 | Plug, Terminal | |
| 9 | 1001258691 | 1 | Access Control Keypad Harness | |
| 9A | 1001192401 | 1 | Dustcap | |
| 9B | 4460884 | 1 | Plug, Male - 4 Position | |
| 9B | 4460465 | 4 | Socket, Female | |
| 9C | 4460932 | 1 | Receptacle, Female - 4 Position | |
| 9C | 4460464 | 4 | Pin, Male | |
| 9D | 1001210079 | 1 | Plug, Male - 4 Position | |
| 9D | 4460465 | 2 | Socket, Female | |
| 9D | 4460944 | 2 | Socket, Female | |
| 9E | 1001116812 | 1 | Plug, Male - 3 Position | |
| 9E | 4460944 | 2 | Socket, Female | |
| 9E | 4460466 | 1 | Plug, Terminal | |

SECTION 2 - GROUND CONTROLS

FIGURE 2-9. MDI INSTALLATION



ART_1001207293

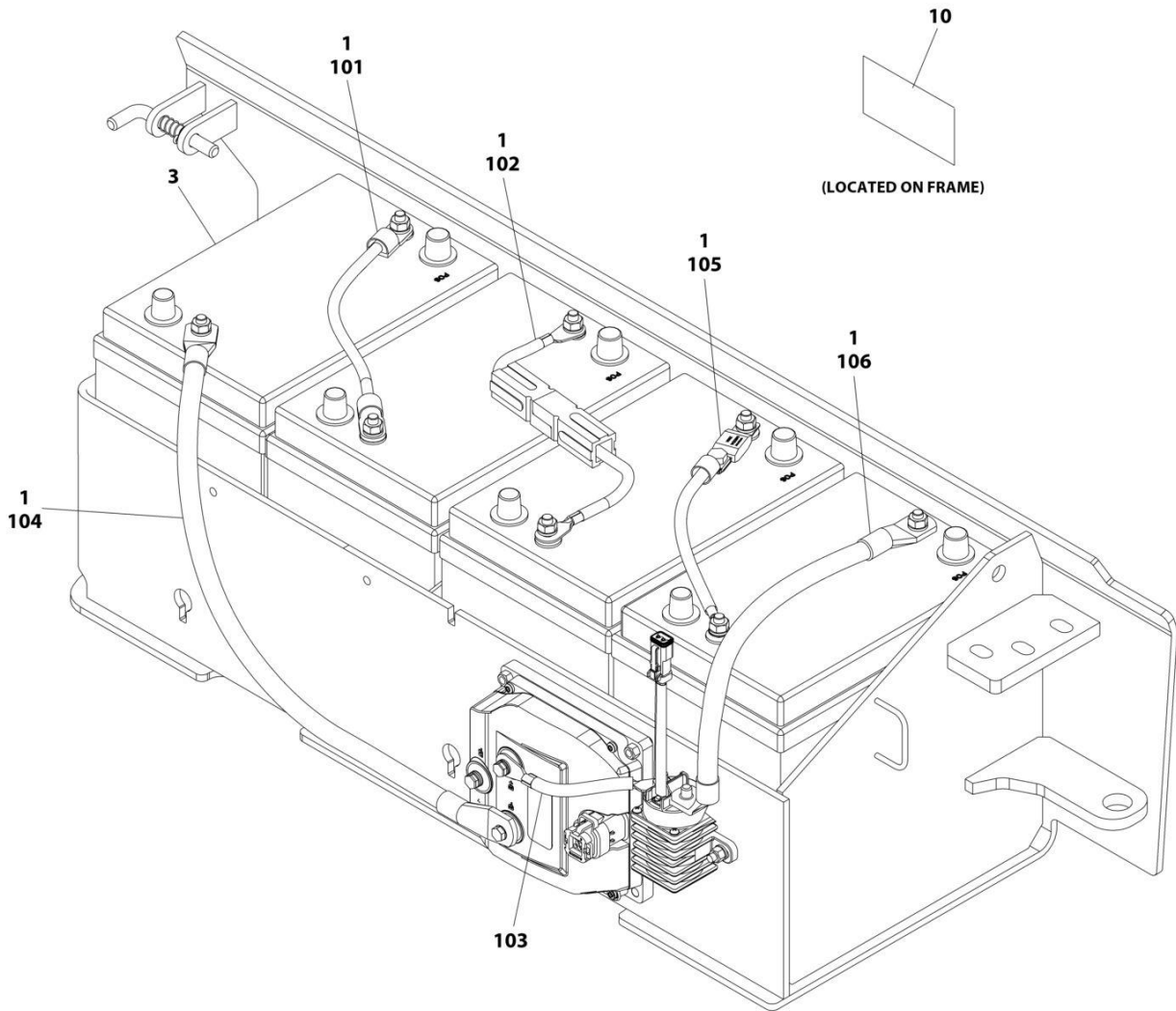
SECTION 2 - GROUND CONTROLS

FIGURE 2-9. MDI INSTALLATION

| ITEM | PART NUMBER | QTY | DESCRIPTION | REV |
|------|--------------------------|----------|--------------------------------|-----|
| 1 | 1001207293 1001200632 | Ref 1 | MDI INSTALLATION Gauge, MDI | B |

SECTION 2 - GROUND CONTROLS

FIGURE 2-10. BATTERIES INSTALLATION - AGM BATTERIES WITH DISCONNECT (MACHINES WITH SN STARTING WITH M2)



ART_1001208058_F

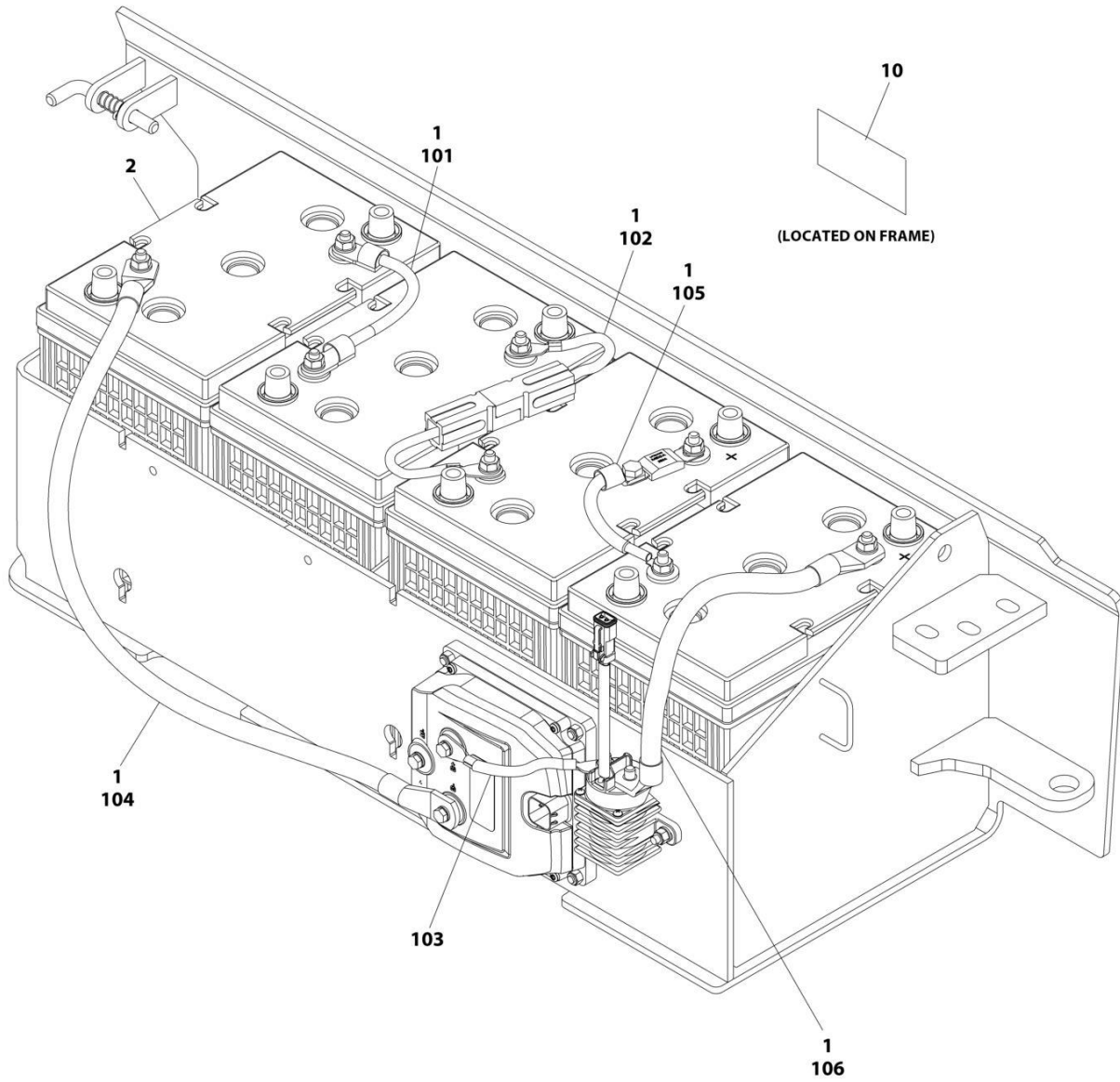
SECTION 2 - GROUND CONTROLS

FIGURE 2-10. BATTERIES INSTALLATION - AGM BATTERIES WITH DISCONNECT (MACHINES WITH SN STARTING WITH M2)

| ITEM | PART NUMBER | QTY | DESCRIPTION | REV |
|------|-------------|-----|--|-----|
| | 1001208058 | Ref | BATTERIES INSTALLATION - AGM BATTERIES WITH DISCONNECT (MACHINES WITH SN STARTING WITH M2) | F |
| 1 | 0100051 | AR | Grease, Terminal | |
| 3 | 1001112112 | 4 | Battery | |
| 9 | 4240017 | AR | Tie-Strap (Not Shown) | |
| 10 | 1702155 | 1 | Decal - Battery Disconnect | |
| 100 | 1001228123 | 1 | Battery Cable Kit (Not Shown) | A |
| 101 | 1060998 | 2 | Cable, Positive to Negative | |
| 102 | 4923328 | 1 | Cable, Positive to Negative | |
| 103 | 1001201708 | 1 | Cable, Contactor to Pump Control B+ | |
| 104 | 1001201711 | 1 | Cable, Battery Negative to Pump Control B- | |
| 105 | 1001210401 | 1 | Cable, Battery Fuse | |
| 106 | 1001229110 | 1 | Cable, Battery Positive to Contactor | |

SECTION 2 - GROUND CONTROLS

FIGURE 2-11. BATTERIES INSTALLATION - AGM EVCG BATTERIES WITH DISCONNECT
(MACHINES WITH SN STARTING WITH 12, B2 & G2)



ART_1001216250_E

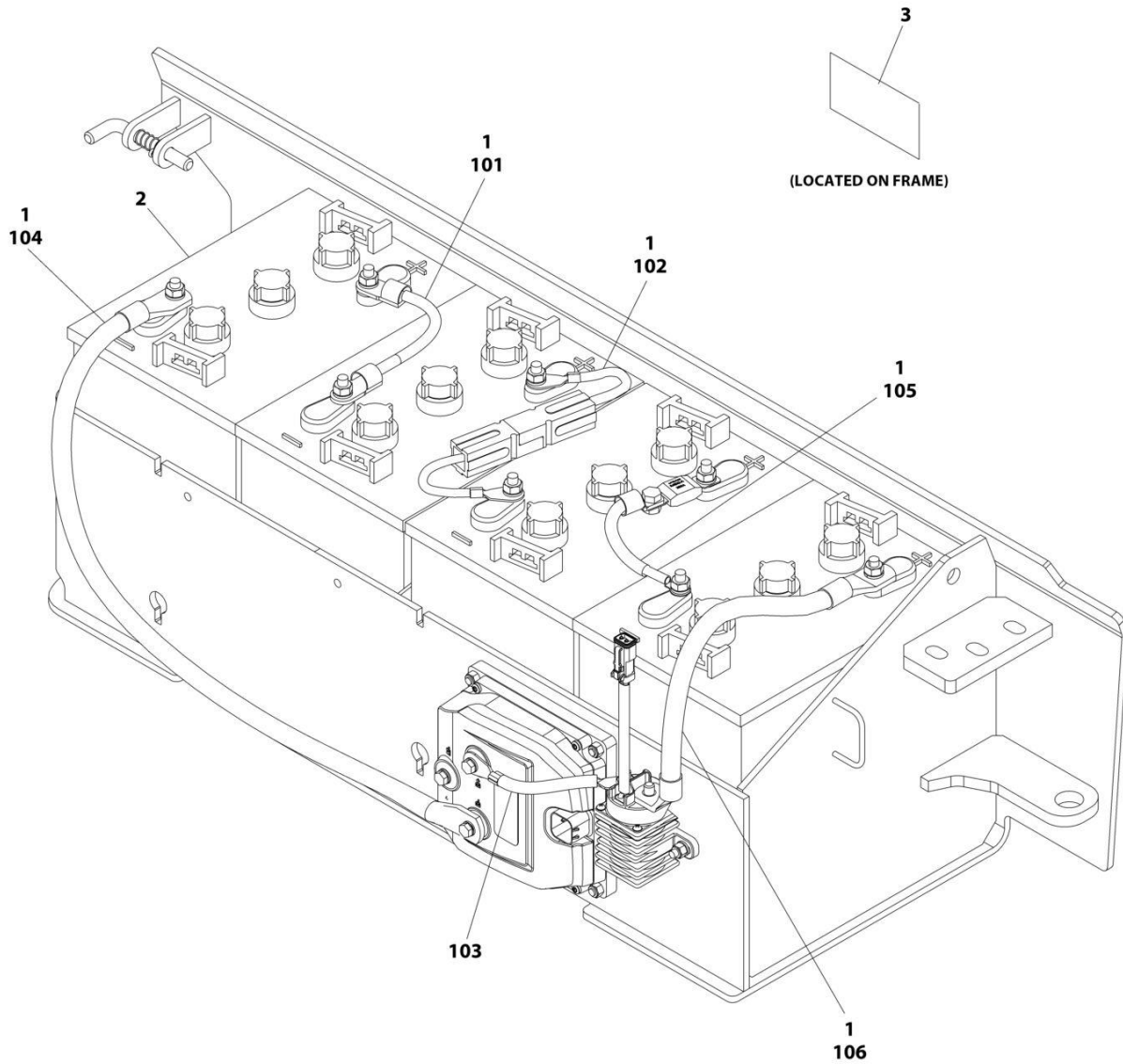
SECTION 2 - GROUND CONTROLS

**FIGURE 2-11. BATTERIES INSTALLATION - AGM EVCG BATTERIES WITH DISCONNECT
(MACHINES WITH SN STARTING WITH 12, B2 & G2)**

| ITEM | PART NUMBER | QTY | DESCRIPTION | REV |
|------|-------------|-----|---|-----|
| | 1001216250 | Ref | BATTERIES INSTALLATION - AGM EVCG BATTERIES WITH DISCONNECT | E |
| 1 | 0100051 | AR | Grease, Terminal | |
| 2 | 1001214347 | 4 | Battery | |
| 9 | 4240017 | AR | Tie-Strap (Not Shown) | |
| 10 | 1702155 | 1 | Decal - Battery Disconnect | |
| 100 | 1001228123 | 1 | Battery Cable Kit (Not Shown) | A |
| 101 | 1060998 | 1 | Cable, Positive to Negative | |
| 102 | 4923328 | 1 | Cable, Positive to Negative | |
| 103 | 1001201708 | 1 | Cable, Contactor to Pump Control B+ | |
| 104 | 1001201711 | 1 | Cable, Battery Negative to Pump Control B- | |
| 105 | 1001210401 | 1 | Cable, Battery Fuse | |
| 106 | 1001229110 | 1 | Cable, Battery Positive to Contactor | |

SECTION 2 - GROUND CONTROLS

FIGURE 2-12. BATTERIES INSTALLATION - TROJAN BATTERIES WITH DISCONNECT (MACHINES WITH SN STARTING WITH 12, B2 & G2)



ART_1001247926_B

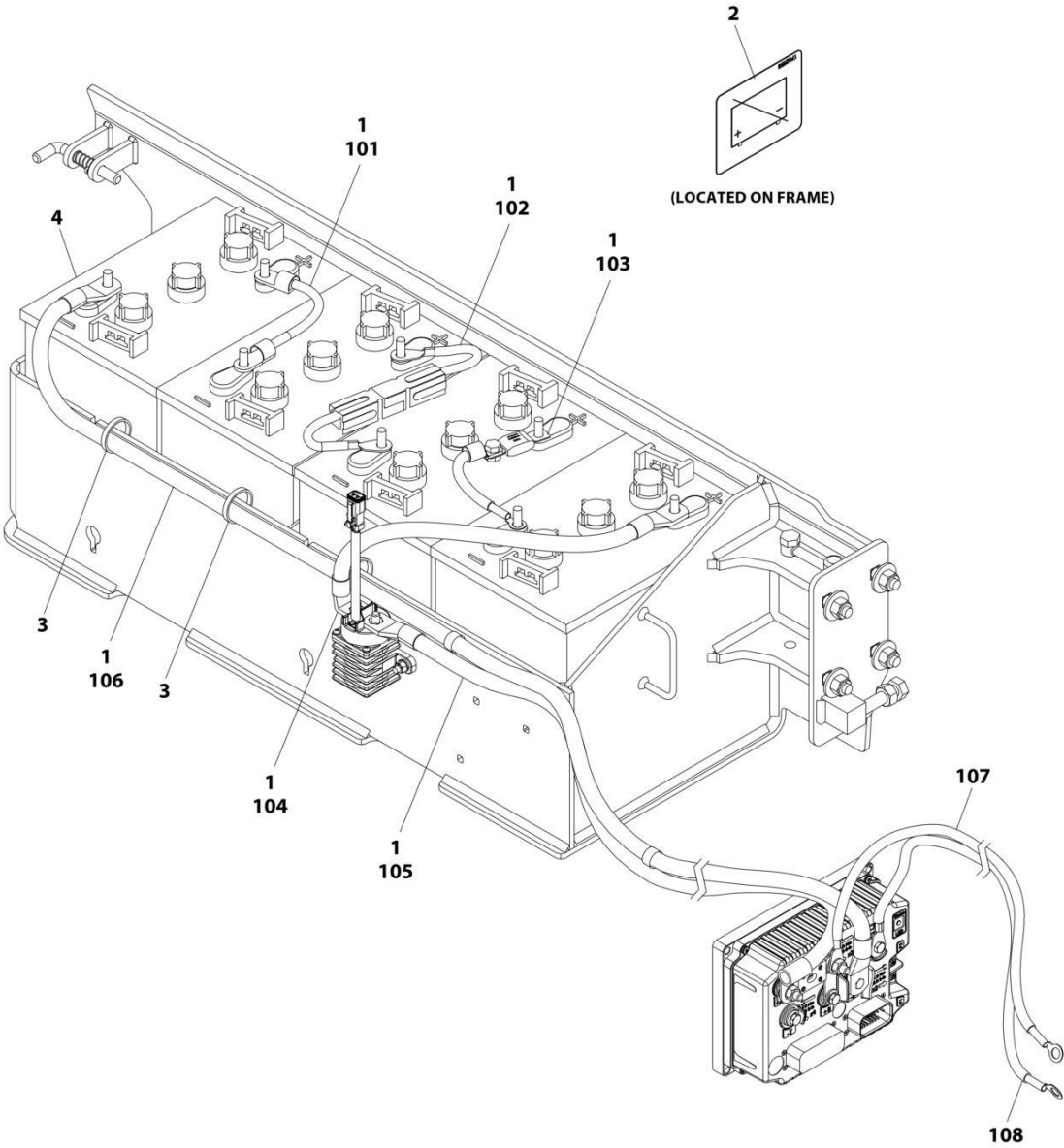
SECTION 2 - GROUND CONTROLS

FIGURE 2-12. BATTERIES INSTALLATION - TROJAN BATTERIES WITH DISCONNECT (MACHINES WITH SN STARTING WITH 12, B2 & G2)

| ITEM | PART NUMBER | QTY | DESCRIPTION | REV |
|------|-------------|-----|---|-----|
| | 1001247926 | Ref | BATTERIES INSTALLATION - TROJAN BATTERIES WITH DISCONNECT | B |
| 1 | 0100051 | AR | Grease, Terminal | |
| 2 | 1001258498 | 4 | Battery | |
| 3 | 1702155 | 1 | Decal - Battery Disconnect | |
| 4 | 4240017 | AR | Tie-Strap (Not Shown) | |
| 100 | 1001228123 | 1 | Battery Cable Kit (Not Shown) | A |
| 101 | 1060998 | 2 | Cable, Positive to Negative | |
| 102 | 4923328 | 1 | Cable, Positive to Negative | |
| 103 | 1001201708 | 1 | Cable, Contactor to Pump Control B+ | |
| 104 | 1001201711 | 1 | Cable, Battery Negative to Pump Control B- | |
| 105 | 1001210401 | 1 | Cable, Battery Fuse | |
| 106 | 1001229110 | 1 | Cable, Battery Positive to Contactor | |

SECTION 2 - GROUND CONTROLS

FIGURE 2-13. BATTERIES INSTALLATION - STANDARD BATTERIES (U.S. BRAND)



ART_1001256323

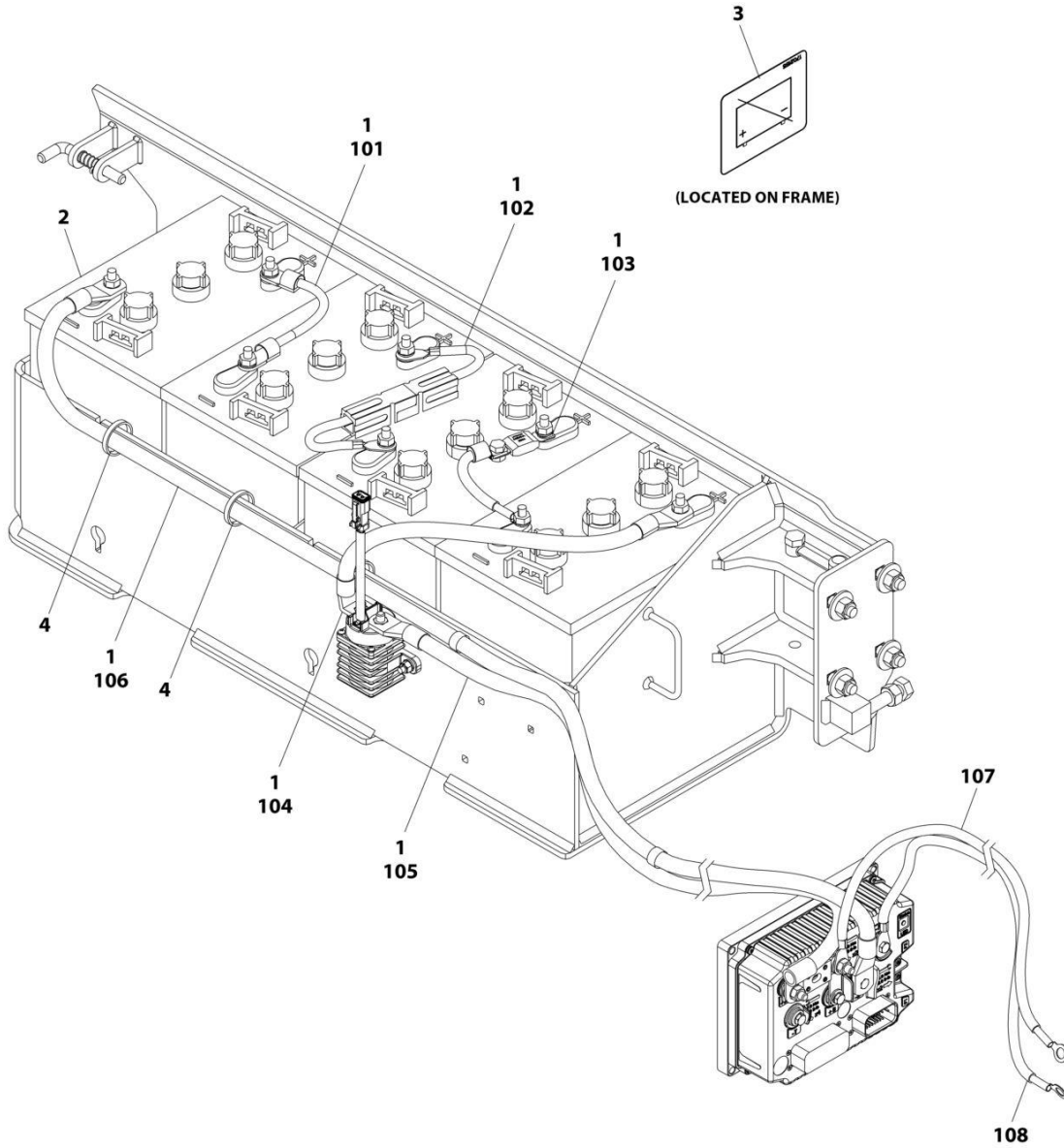
SECTION 2 - GROUND CONTROLS

FIGURE 2-13. BATTERIES INSTALLATION - STANDARD BATTERIES (U.S. BRAND)

| ITEM | PART NUMBER | QTY | DESCRIPTION | REV |
|------|-------------|-----|--|-----|
| | 1001256323 | Ref | BATTERIES INSTALLATION - STANDARD BATTERIES (U.S. BRAND) | C |
| 1 | 0100051 | AR | Grease, Terminal | |
| 2 | 1702155 | 1 | Decal - Battery Disconnect | |
| 3 | 4240017 | AR | Tie-Strap (Not Shown) | |
| 4 | 1001216180 | 4 | Battery | |
| 100 | 1001256327 | 1 | Cable, Electrical Kit | |
| 101 | 1060998 | 2 | Cable, Positive to Negative | |
| 102 | 4923328 | 1 | Cable, Positive to Negative | |
| 103 | 1001264310 | 1 | Cable, Battery Fuse | |
| 104 | 1001259017 | 1 | Cable, Battery to Contactor | |
| 105 | 1001256328 | 1 | Cable, Contactor to Module B+ | |
| 106 | 1001256329 | 1 | Cable, Battery- to Module B- | |
| 107 | 1001243232 | 1 | Cable, Pump Positive | |
| 108 | 1001243233 | 1 | Cable, Pump Negative | |

SECTION 2 - GROUND CONTROLS

FIGURE 2-14. BATTERIES INSTALLATION - STANDARD BATTERIES (TROJAN BRAND)



ART_1001256324

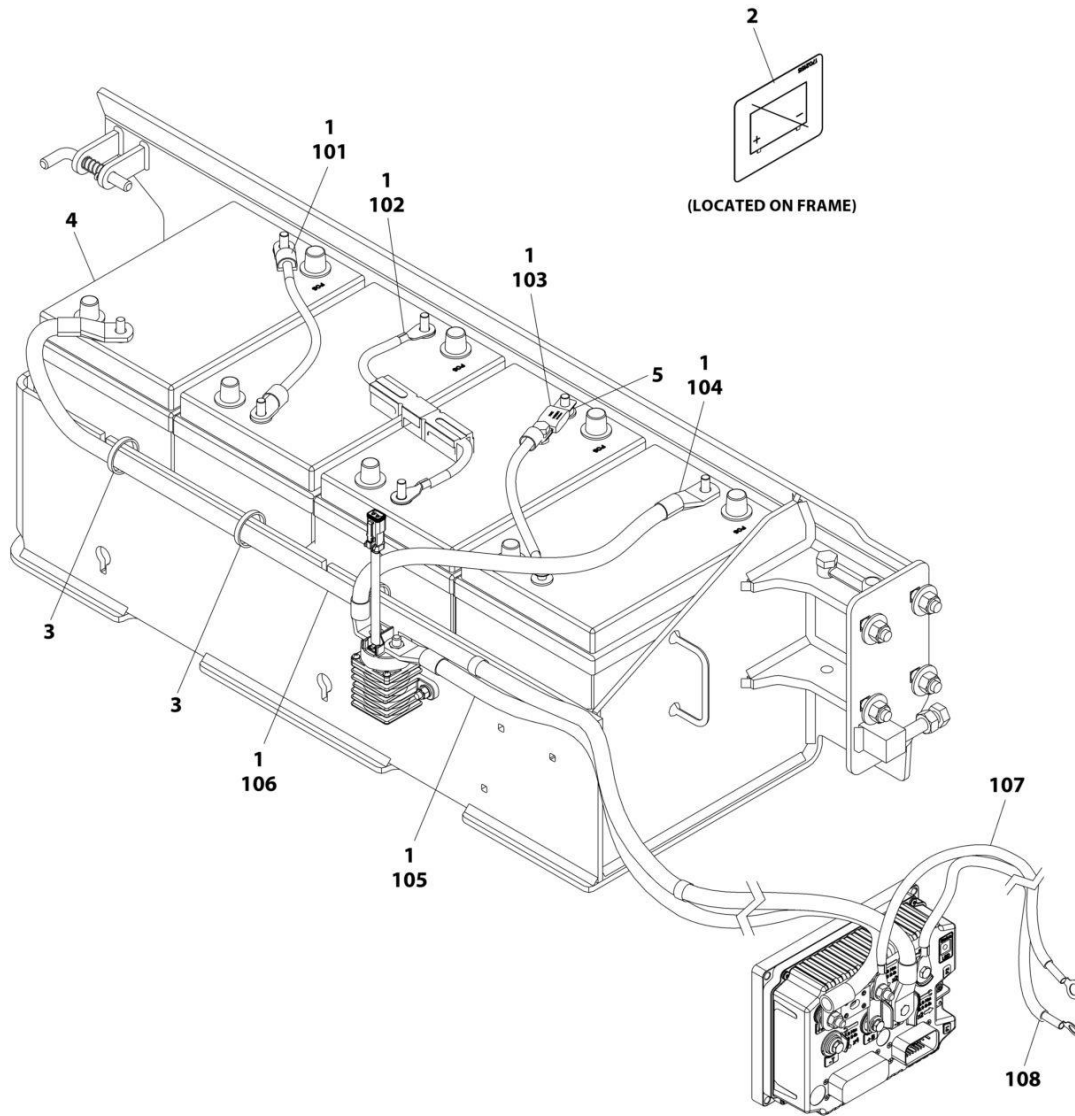
SECTION 2 - GROUND CONTROLS

FIGURE 2-14. BATTERIES INSTALLATION - STANDARD BATTERIES (TROJAN BRAND)

| ITEM | PART NUMBER | QTY | DESCRIPTION | REV |
|------|-------------|-----|--|-----|
| | 1001256324 | 1 | BATTERIES INSTALLATION - STANDARD BATTERIES (TROJAN BRAND) | C |
| 1 | 0100051 | AR | Grease, Terminal | |
| 2 | 1001258498 | 4 | Battery | |
| 3 | 1702155 | 1 | Decal - Battery Disconnect | |
| 4 | 4240017 | AR | Tie-Strap (Not Shown) | |
| 100 | 1001256327 | 1 | Cable, Electrical Kit | |
| 101 | 1060998 | 1 | Cable, Positive to Negative | |
| 102 | 4923328 | 1 | Cable, Positive to Negative | |
| 103 | 1001264310 | 1 | Cable, Battery Fuse | |
| 104 | 1001259017 | 1 | Cable, Battery to Contactor | |
| 105 | 1001256328 | 1 | Cable, Contactor to Module B+ | |
| 106 | 1001256329 | 1 | Cable, Battery- to Module B- | |
| 107 | 1001243232 | 1 | Cable, Pump Positive | |
| 108 | 1001243233 | 1 | Cable, Pump Negative | |

SECTION 2 - GROUND CONTROLS

FIGURE 2-15. BATTERIES INSTALLATION - AGM BATTERIES



ART_1001256325

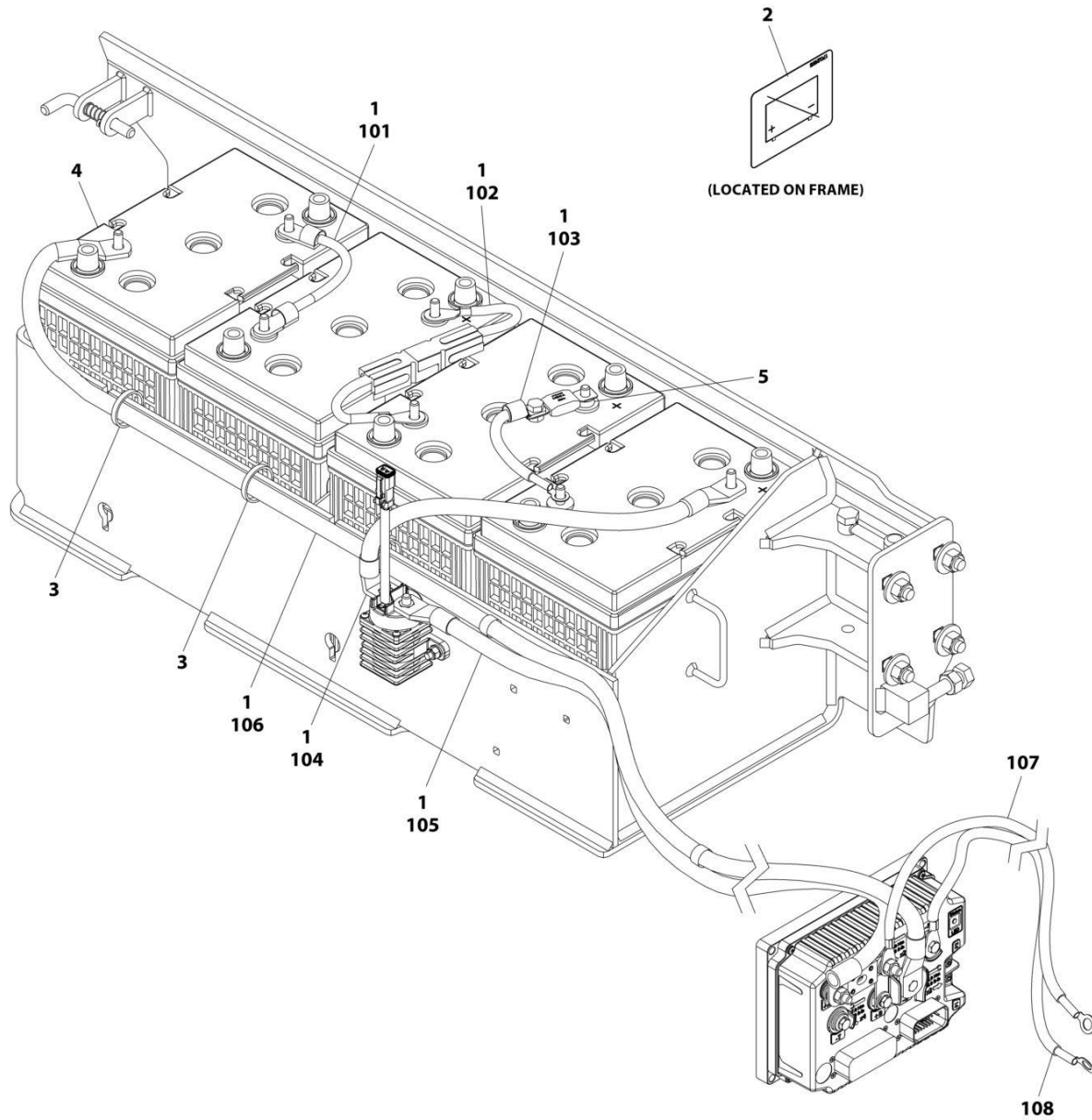
SECTION 2 - GROUND CONTROLS

FIGURE 2-15. BATTERIES INSTALLATION - AGM BATTERIES

| ITEM | PART NUMBER | QTY | DESCRIPTION | REV |
|------|-------------|-----|--|-----|
| | 1001256325 | Ref | BATTERIES INSTALLATION - AGM BATTERIES | C |
| 1 | 0100051 | AR | Grease, Terminal | |
| 2 | 1702155 | 1 | Decal - Battery Disconnect | |
| 3 | 4240017 | AR | Tie-Strap (Not Shown) | |
| 4 | 1001112112 | 4 | Battery | |
| 5 | 1001249668 | 1 | Washer | |
| 100 | 1001256327 | 1 | Cable, Electrical Kit | |
| 101 | 1060998 | 1 | Cable, Positive to Negative | |
| 102 | 4923328 | 1 | Cable, Positive to Negative | |
| 103 | 1001210401 | 1 | Cable, Battery Fuse | |
| 104 | 1001259017 | 1 | Cable, Battery to Contactor | |
| 105 | 1001256328 | 1 | Cable, Contactor to Module B+ | |
| 106 | 1001256329 | 1 | Cable, Battery- to Module B- | |
| 107 | 1001243232 | 1 | Cable, Pump Positive | |
| 108 | 1001243233 | 1 | Cable, Pump Negative | |

SECTION 2 - GROUND CONTROLS

FIGURE 2-16. BATTERIES INSTALLATION - AGM EVCG BATTERIES



ART_1001256326

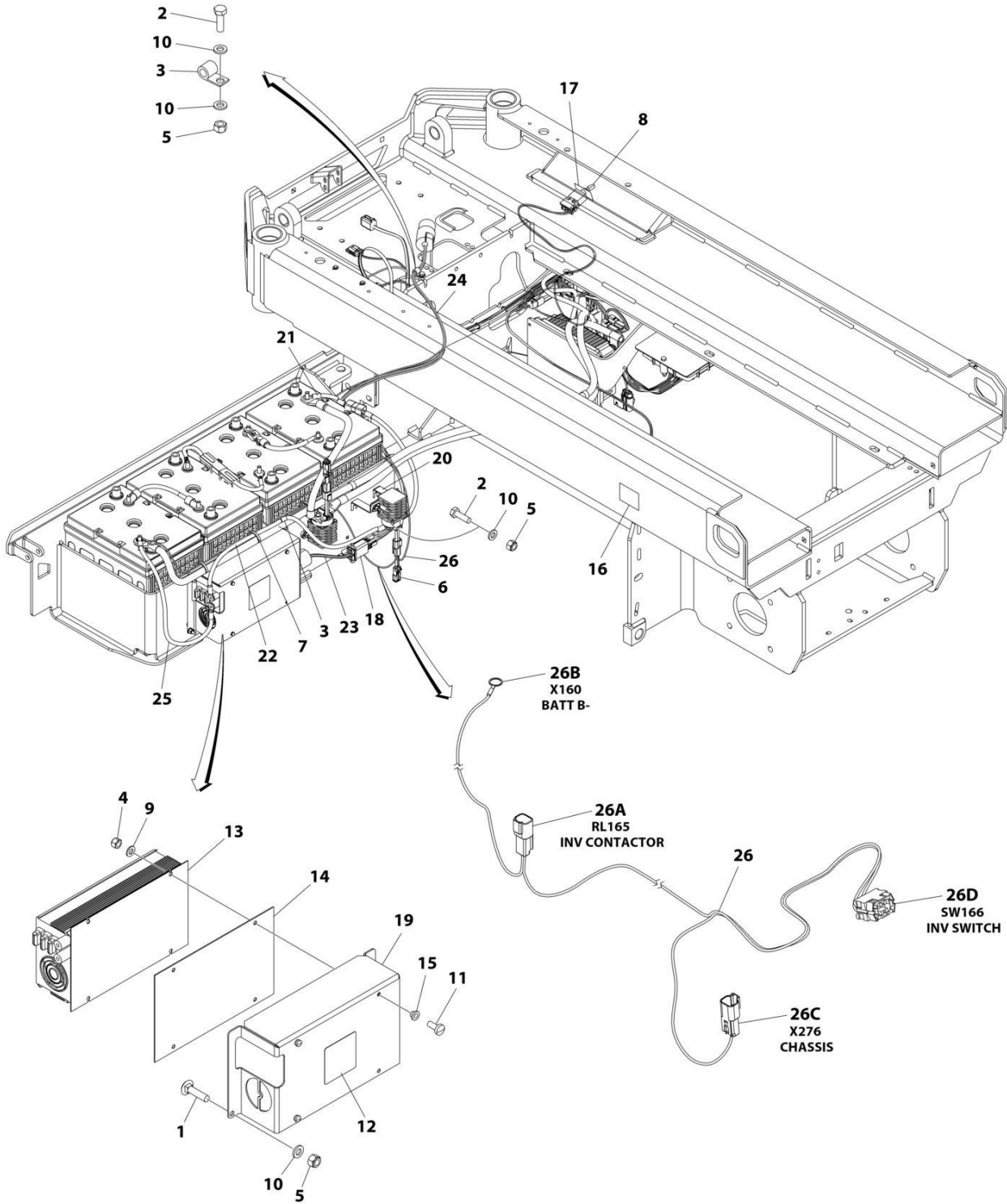
SECTION 2 - GROUND CONTROLS

FIGURE 2-16. BATTERIES INSTALLATION - AGM EVCG BATTERIES

| ITEM | PART NUMBER | QTY | DESCRIPTION | REV |
|------|-------------|-----|---|-----|
| | 1001256326 | Ref | BATTERIES INSTALLATION - AGM EVCG BATTERIES | C |
| 1 | 0100051 | AR | Grease, Terminal | |
| 2 | 1702155 | 1 | Decal - Battery Disconnect | |
| 3 | 4240017 | AR | Tie-Strap (Not Shown) | |
| 4 | 1001214347 | 4 | Battery | |
| 5 | 1001249668 | 1 | Washer | |
| 100 | 1001256327 | 1 | Cable, Electrical Kit | |
| 101 | 1060998 | 1 | Cable, Positive to Negative | |
| 102 | 4923328 | 1 | Cable, Positive to Negative | |
| 103 | 1001264310 | 1 | Cable, Battery Fuse | |
| 104 | 1001259017 | 1 | Cable, Battery to Contactor | |
| 105 | 1001256328 | 1 | Cable, Contactor to Module B+ | |
| 106 | 1001256329 | 1 | Cable, Battery- to Module B- | |
| 107 | 1001243232 | 1 | Cable, Pump Positive | |
| 108 | 1001243233 | 1 | Cable, Pump Negative | |

SECTION 2 - GROUND CONTROLS

FIGURE 2-17. INVERTER INSTALLATION (OPTIONAL)



ART_1001257121

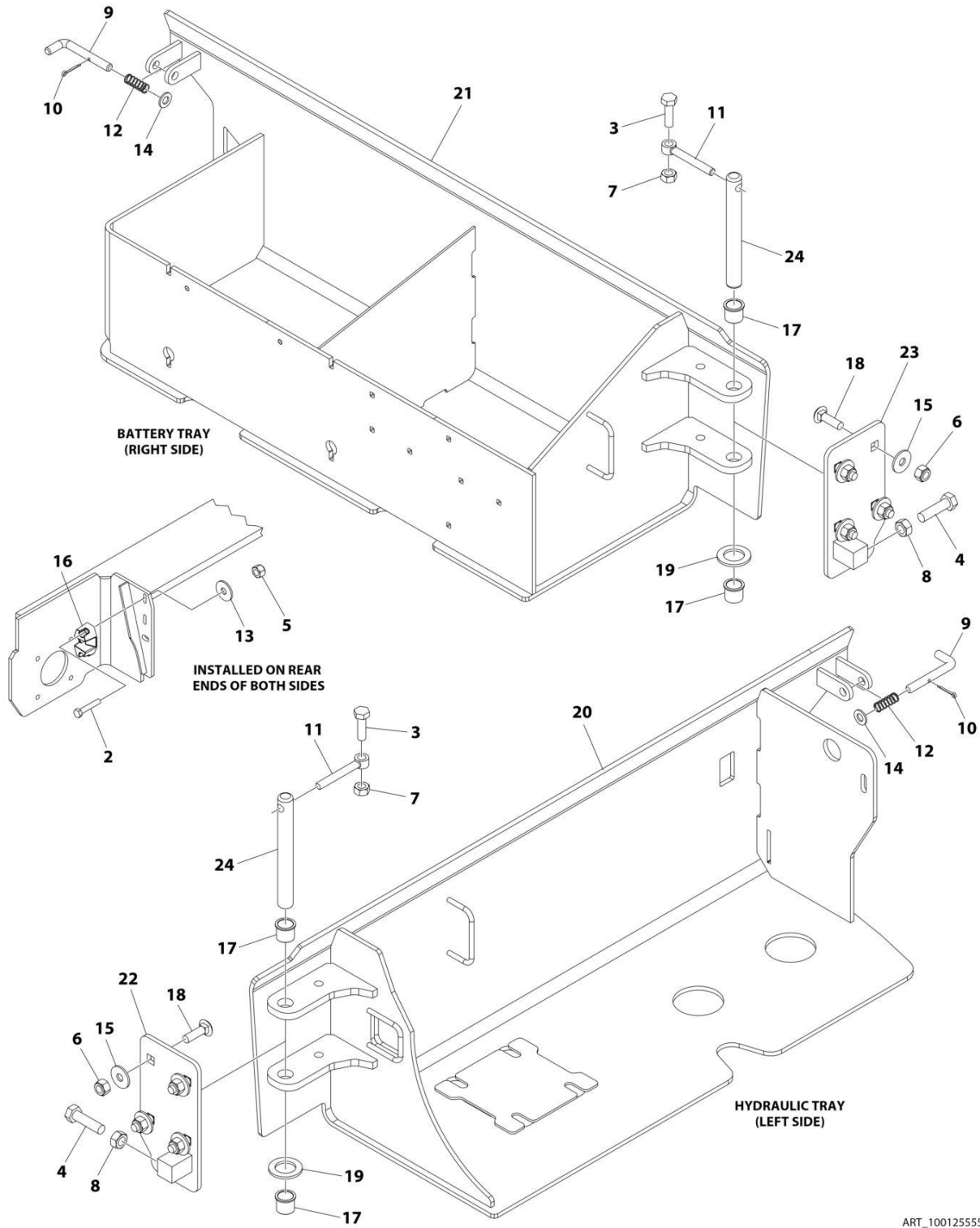
SECTION 2 - GROUND CONTROLS

FIGURE 2-17. INVERTER INSTALLATION (OPTIONAL)

| ITEM | PART NUMBER | QTY | DESCRIPTION | REV |
|------|-------------|-----|---|-----|
| | 1001257121 | Ref | INVERTER INSTALLATION (OPTIONAL) | B |
| 1 | 0630587 | 4 | Bolt M6 x 25 | |
| 2 | 0760610 | 3 | Bolt M6 x 20 | |
| 3 | 1321293 | 2 | Clamp | |
| 4 | 3290405 | 3 | Nut M4 | |
| 5 | 3290605 | 7 | Nut M6 | |
| 6 | 3740150 | 1 | Relay | |
| 8 | 4240017 | AR | Tie-Strap | |
| 9 | 4360336 | 1 | Switch, Toggle | |
| 10 | 4811400 | 3 | Washer M4 | |
| 11 | 4811700 | 8 | Washer M6 | |
| 7 | 1001101540 | 3 | Screw M4 x 14 | |
| 12 | 1001125483 | 1 | Decal - Pressure Wash | |
| 13 | 1001136757 | 1 | Inverter | |
| 14 | 1001142173 | 1 | Insulate | |
| 15 | 1001142174 | 3 | Washer 1/8 | |
| 16 | 1001143009 | 1 | Decal - Inverter | |
| 17 | 1001143010 | 1 | Decal - On/Off Inverter | |
| 18 | 1001157547 | 1 | Filter, AC | |
| 19 | 1001210440 | 1 | Support | |
| 20 | 1001210605 | 1 | Support | |
| 21 | 1001210878 | 1 | Cable, Battery + to Inverter Contactor | |
| 22 | 1001210879 | 1 | Cable, Inverter Contactor to Inverter + | |
| 23 | 1001210881 | 1 | Cable, Inverter to AC Filter | |
| 24 | 1001210882 | 1 | Cable, AC Filter to AC Plug | |
| 25 | 1001256744 | 1 | Cable, Pump Control B- to Inverter- | |
| 26 | 1001256746 | 1 | Harness, Inverter | C |
| 26A | 4460897 | 1 | Connector | |
| 26A | 4460464 | 2 | Terminal | |
| 26B | 4460722 | 1 | Connector | |
| 26C | 4460897 | 1 | Connector | |
| 26C | 4460464 | 1 | Terminal | |
| 26C | 4460466 | 1 | Terminal | |
| 26D | 4460418 | 1 | Connector | |
| 26D | 1001159186 | 2 | Terminal | |

SECTION 2 - GROUND CONTROLS

FIGURE 2-18. DOORS INSTALLATION



ART_100125555

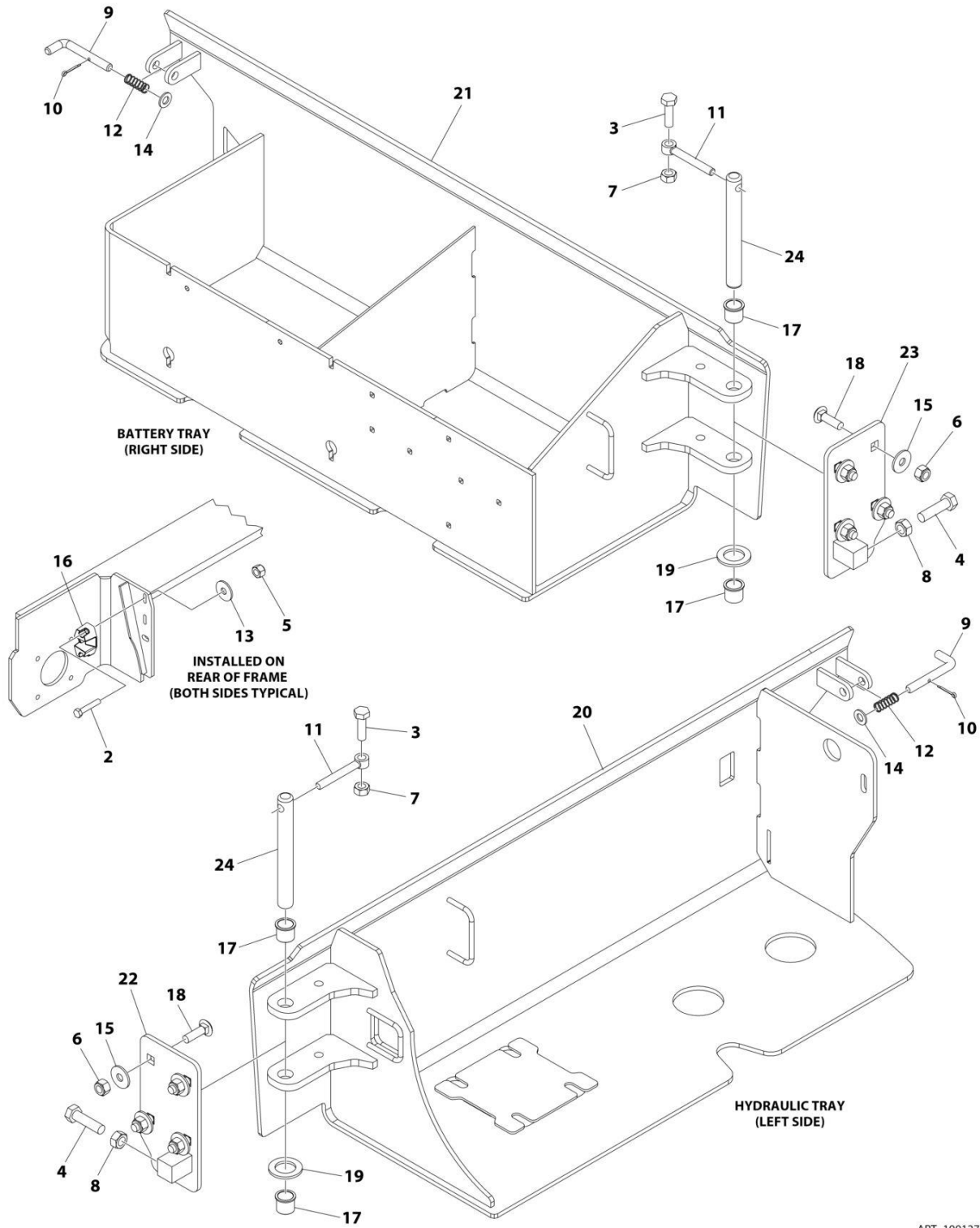
SECTION 2 - GROUND CONTROLS

FIGURE 2-18. DOORS INSTALLATION

| ITEM | PART NUMBER | QTY | DESCRIPTION | REV |
|------|-------------|-----|------------------------|-----|
| | 1001255555 | Ref | DOORS INSTALLATION | C |
| 2 | 0700817 | 4 | Bolt M8 x 45 | |
| 3 | 0701015 | 2 | Bolt M10 x 35 | |
| 4 | 0761217 | 2 | Bolt M12 x 45 | |
| 5 | 3290805 | 4 | Nut M8 | |
| 6 | 3291005 | 8 | Nut M10 | |
| 7 | 3291007 | 2 | Nut M10 | |
| 8 | 3291201 | 2 | Nut M12 | |
| 9 | 3423243 | 2 | Pin | |
| 10 | 3450303 | 2 | Pin, Cotter 3/32 x 3/4 | |
| 11 | 3841143 | 2 | Keeper, Pin | |
| 12 | 4160214 | 2 | Spring | |
| 13 | 4811902 | 4 | Washer M8 | |
| 14 | 4812000 | AR | Washer M10 | |
| 15 | 4812002 | 8 | Washer M10 | |
| 16 | 1001214810 | 2 | Support, Door Latch | |
| 17 | 1001218573 | 4 | Bearing | |
| 18 | 1001228406 | 8 | Bolt M10 x 35 | |
| 19 | 1001229792 | 2 | Washer | |
| 20 | 1001251232 | 1 | Tray, Hydraulic | |
| 21 | 1001251233 | 1 | Tray, Battery | |
| 22 | 1001251234 | 1 | Hinge (Right) | |
| 23 | 1001251235 | 1 | Hinge (Left) | |
| 24 | 1001251242 | 2 | Pin | |

SECTION 2 - GROUND CONTROLS

FIGURE 2-19. DOORS INSTALLATION (MACHINES WITH SN STARTING WITH G2)



ART_1001276704

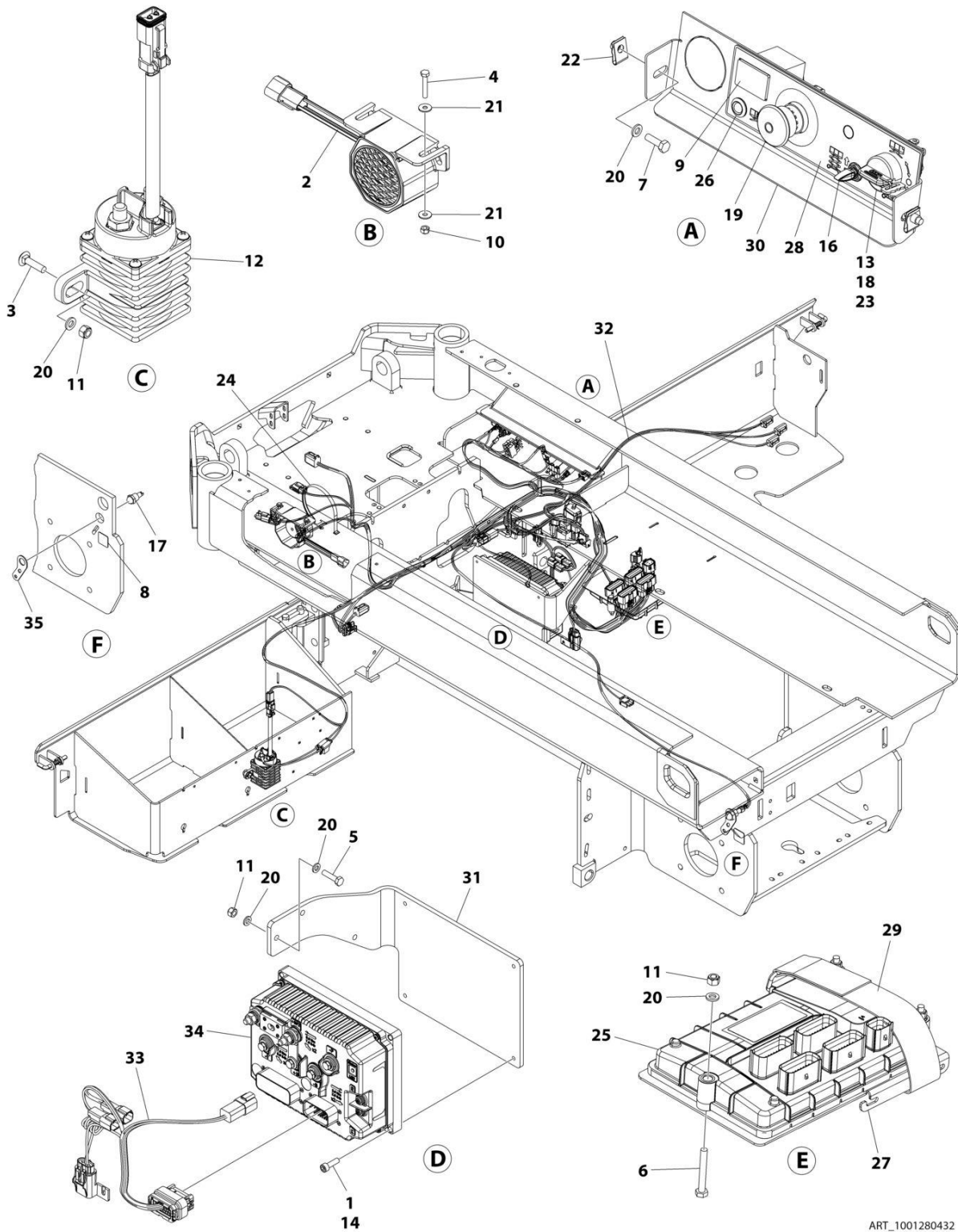
SECTION 2 - GROUND CONTROLS

FIGURE 2-19. DOORS INSTALLATION (MACHINES WITH SN STARTING WITH G2)

| ITEM | PART NUMBER | QTY | DESCRIPTION | REV |
|------|-------------|-----|---------------------|-----|
| | 1001276704 | Ref | DOORS INSTALLATION | A |
| 2 | 0700817 | 4 | Bolt M8 x 45 | |
| 3 | 0701015 | 2 | Bolt M10 x 35 | |
| 4 | 0761217 | 2 | Bolt M12 x 45 | |
| 5 | 3290805 | 4 | Nut M8 | |
| 6 | 3291005 | 8 | Nut M10 | |
| 7 | 3291007 | 2 | Nut M10 | |
| 8 | 3291201 | 2 | Nut M12 | |
| 9 | 3423243 | 2 | Pin | |
| 10 | 3450303 | 2 | Pin, Cotter | |
| 11 | 3841143 | 2 | Keeper, Pin | |
| 12 | 4160214 | 2 | Spring | |
| 13 | 4811902 | 4 | Washer M8 | |
| 14 | 4812000 | AR | Washer M10 | |
| 15 | 4812002 | 8 | Washer M10 | |
| 16 | 1001214810 | 2 | Support, Door Latch | |
| 17 | 1001276715 | 4 | Bearing | |
| 18 | 1001228406 | 8 | Bolt M10 x 35 | |
| 19 | 1001276716 | 2 | Washer | |
| 20 | 1001251232 | 1 | Tray, Hydraulic | |
| 21 | 1001251233 | 1 | Tray, Battery | |
| 22 | 1001251234 | 1 | Hinge (Right) | |
| 23 | 1001251235 | 1 | Hinge (Left) | |
| 24 | 1001276717 | 2 | Pin | |

SECTION 2 - GROUND CONTROLS

FIGURE 2-20. GROUND CONTROL INSTALLATION (MACHINES WITH SN STARTING WITH G2)



ART_1001280432

SECTION 2 - GROUND CONTROLS

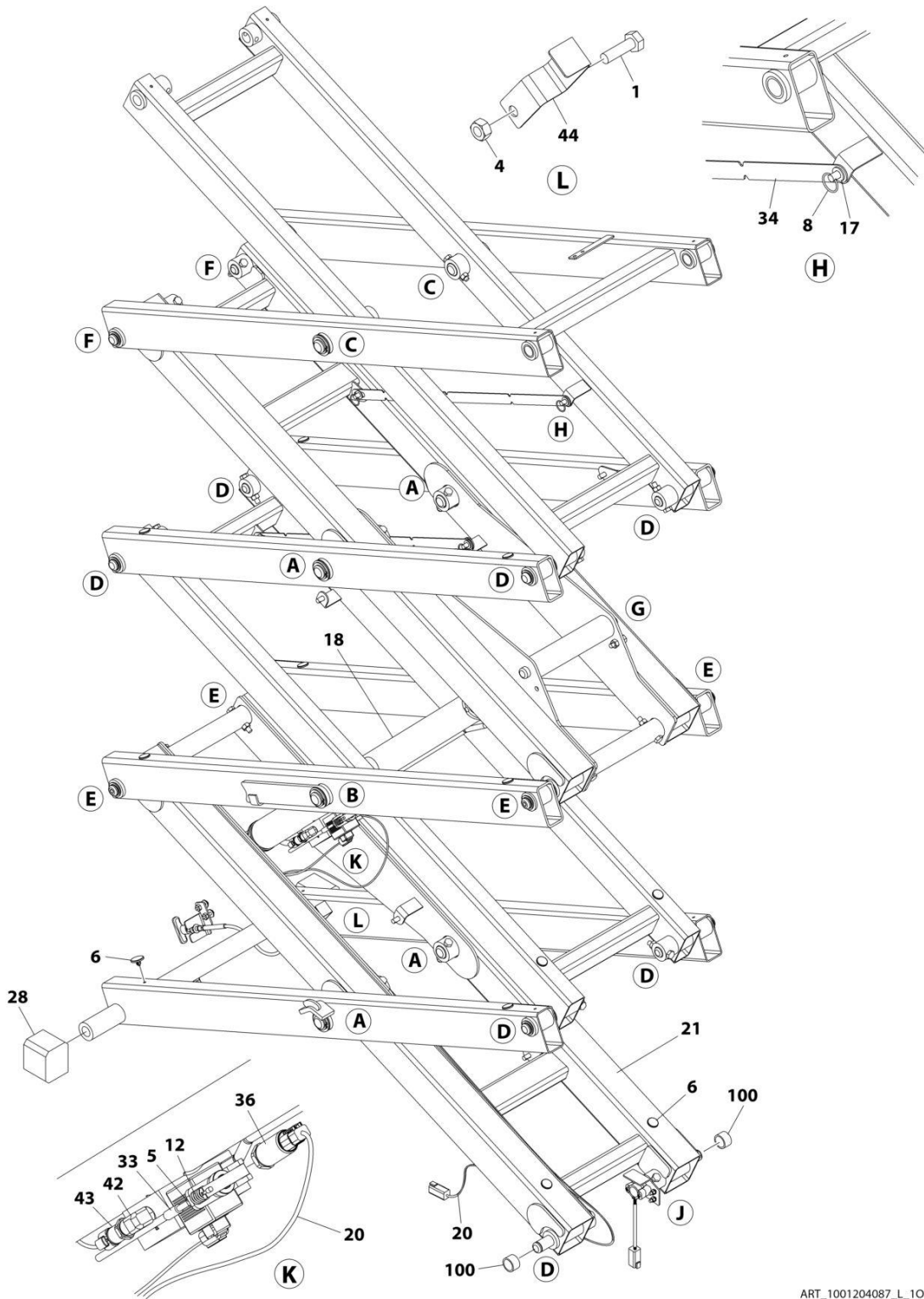
FIGURE 2-20. GROUND CONTROL INSTALLATION (MACHINES WITH SN STARTING WITH G2)

| ITEM | PART NUMBER | QTY | DESCRIPTION | REV |
|------|-------------|-----|------------------------------|-----|
| | 1001280432 | Ref | GROUND CONTROL INSTALLATION | B |
| 1 | 0100011 | AR | Compound Locking | |
| 2 | 0140043 | 1 | Alarm Horn | |
| 3 | 0630587 | 2 | Bolt M6 x 25 | |
| 4 | 0700412 | 2 | Bolt M4 x 25 | |
| 5 | 0700612 | 2 | Bolt M6 x 25 | |
| 6 | 0700617 | 3 | Bolt M6 x 45 | |
| 7 | 0760610 | 2 | Bolt M6 x 20 | |
| 8 | 1706679 | 1 | Decal - Break Release | |
| 9 | 1001276659 | 1 | Gauge, Hour Meter | |
| 10 | 3290405 | 2 | Nut M4 | |
| 11 | 3290605 | 7 | Nut M6 | |
| 12 | 3740150 | 1 | Relay | |
| 13 | 3910804 | 3 | Screw 8 x 1/4 | |
| 14 | 4031708 | 4 | Bolt M6 x 20 | |
| 15 | 4240017 | AR | Tie-Strap (Not Shown) | |
| 16 | 1001276738 | 1 | Switch, Toggle | |
| 17 | 4360387 | 1 | Switch, Yellow Push Button | |
| 18 | 4360469 | 1 | Switch, Key | |
| 19 | 4360475 | 1 | Switch, E-Stop | |
| 20 | 4811700 | 11 | Washer M6 | |
| 21 | 1001091102 | 4 | Washer M4 | |
| 22 | 1001130220 | 2 | Nut M6 | |
| 23 | 1001130590 | 1 | Plate, Key Switch | |
| 24 | 1001187781 | 1 | Tie-Strap | |
| 25 | 1001200629 | 1 | Control, Logic Module | |
| 26 | 1001276740 | 1 | Lamp, LED Indicator Red | |
| 27 | 1001207494 | 1 | Bracket, Logic Controller | |
| 28 | 1001209682 | 1 | Decal - Ground Control | |
| 29 | 1001276979 | 1 | Tie-Strap | |
| 30 | 1001235559 | 1 | Support, Ground Control | |
| 31 | 1001255885 | 1 | Bracket, Controller | |
| 32 | 1001255933 | 1 | Harness, LSS Chassis | |
| 32 | 1001283415 | 1 | Harness, LSS Chassis | |
| 33 | 1001255934 | 1 | Harness, Drive Control | |
| 34 | 1001268506 | 1 | Control, ES System Module | |
| 35 | 1001257138 | 1 | Bracket, Break Release | |
| 36 | 0100048 | AR | Compound Locking (Not Shown) | |

SECTION 3 - SCISSORS ARMS

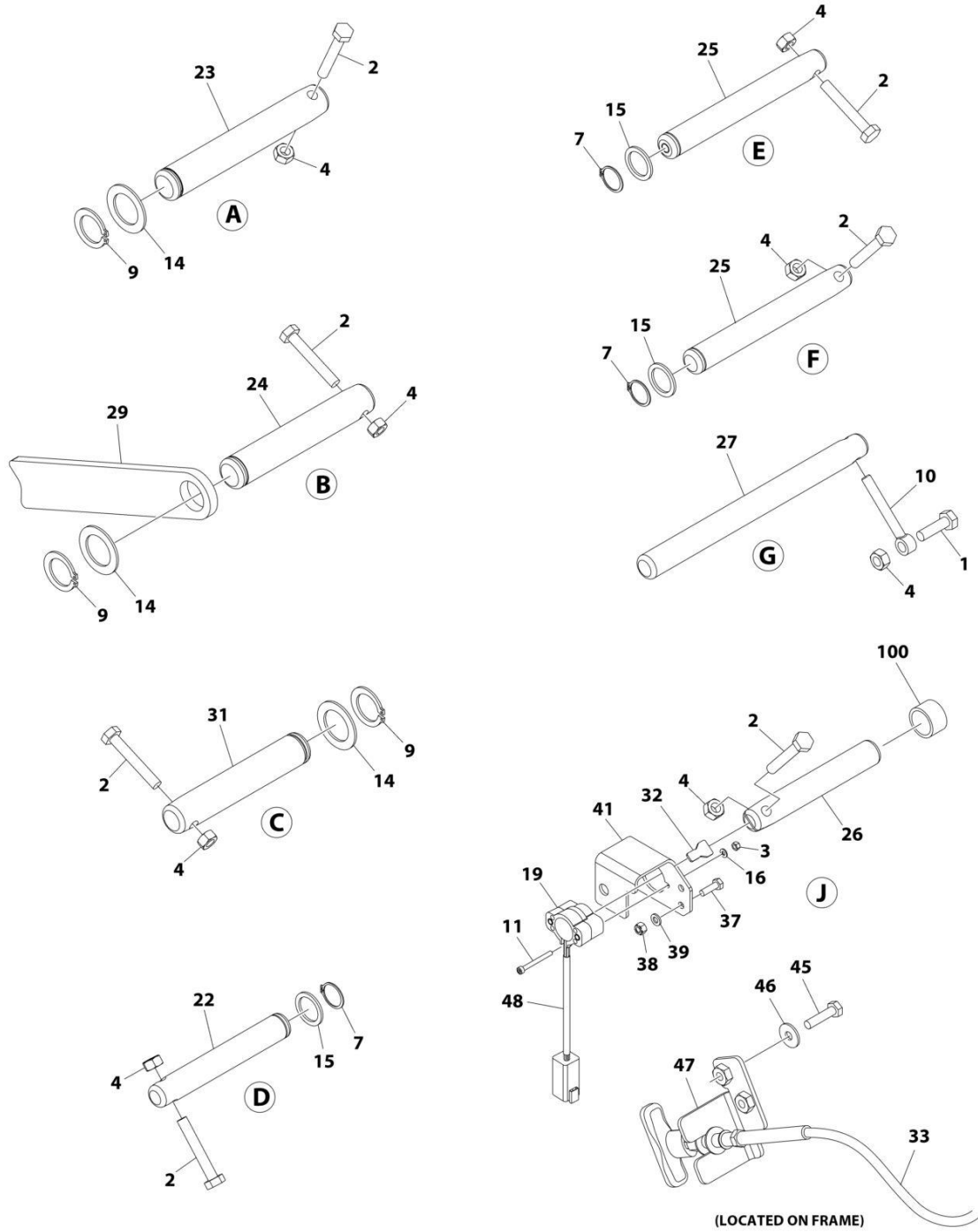
SECTION 3 - SCISSORS ARMS

FIGURE 3-1. SCISSORS ARMS INSTALLATION (MACHINES WITH SN STARTING WITH M2)



ART_1001204087_L_10F2

SECTION 3 - SCISSORS ARMS



ART_1001204087_L_20F2

SECTION 3 - SCISSORS ARMS

FIGURE 3-1. SCISSORS ARMS INSTALLATION (MACHINES WITH SN STARTING WITH M2)

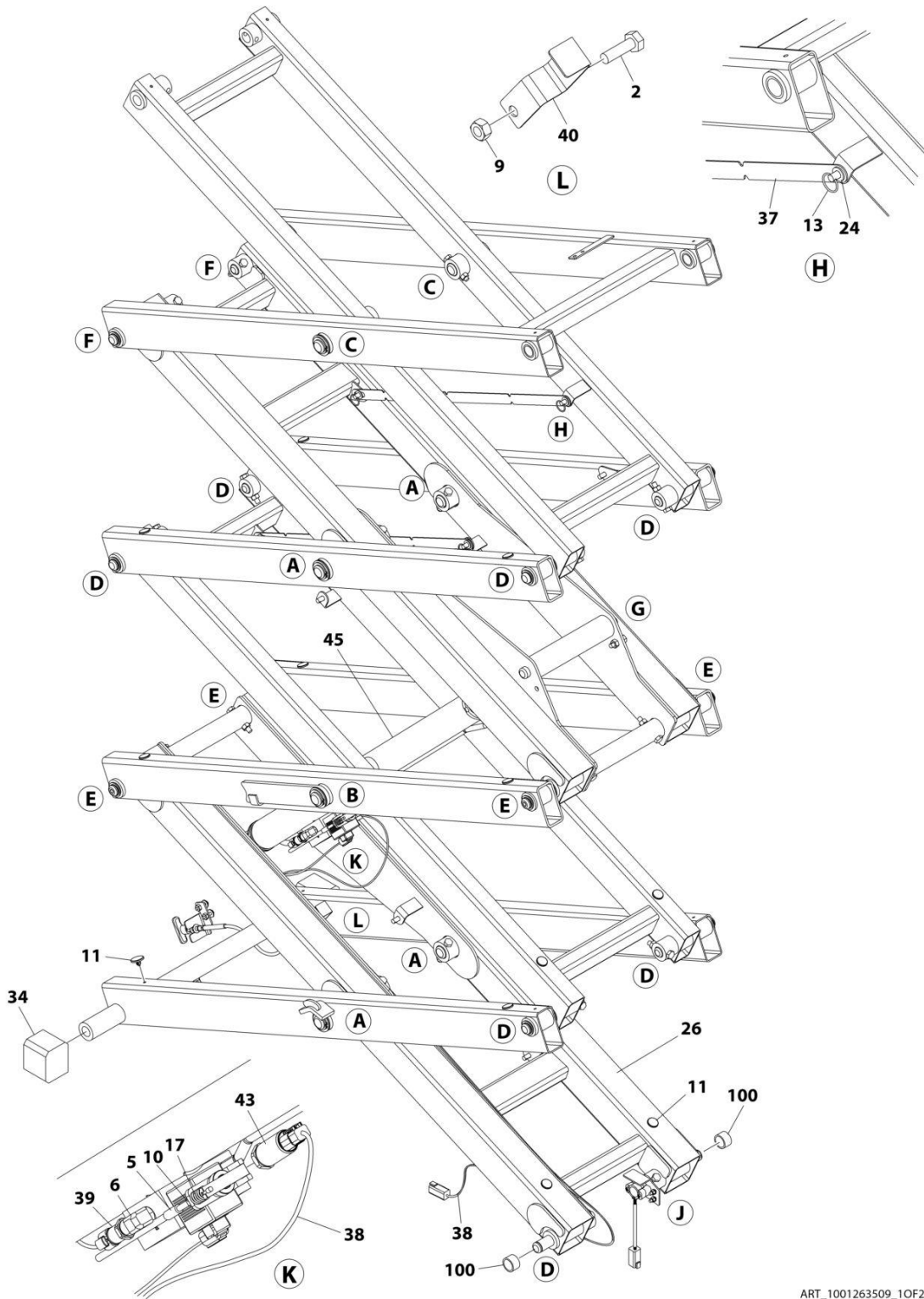
| ITEM | PART NUMBER | QTY | DESCRIPTION | REV |
|------|-------------|-----|---|-----|
| | 1001204087 | Ref | SCISSORS ARMS INSTALLATION | L |
| 1 | 0701015 | AR | Bolt M10 x 35 | |
| 2 | 0701021 | 22 | Bolt M10 x 65 | |
| 3 | 3290405 | 2 | Nut M4 | |
| 4 | 3291007 | AR | Nut M10 | |
| 5 | 3321402 | 1 | Nut 1/4 | |
| 6 | 3340962 | 24 | Pad | |
| 7 | 3760115 | 12 | Ring, Retaining | |
| 8 | 3760170 | 4 | Ring, Split | |
| 9 | 3760387 | 8 | Ring, Retaining | |
| 10 | 3841143 | 2 | Keeper, Pin | |
| 11 | 4031512 | 2 | Capscrew M4 x 40 | |
| 12 | 4160078 | 1 | Spring | |
| 13 | 4240017 | 5 | Tie-Strap (Not Shown) | |
| 14 | 4740438 | 8 | Washer | |
| 15 | 4740531 | 12 | Washer | |
| 16 | 4811400 | 2 | Washer M4 | |
| 17 | 4812000 | 4 | Washer M10 | |
| 18 | 1001198935 | 1 | Lift Cylinder Assembly (See Separate Breakdown in CYLINDER Section) | |
| 19 | 1001146963 | 1 | Sensor, Angle | |
| 19 | 4460899 | 1 | Receptacle, Female - 6 Position | |
| 19 | 4460464 | 6 | Pin, Male | |
| 20 | 1001222687 | 1 | Lift Down Harness (See Separate Breakdown in ELECTRICAL Section) | |
| 21 | 1001201355 | 1 | Scissors Arms Kit (See Separate Breakdown in this Section) | |
| 22 | 1001203443 | 7 | Pin | |
| 23 | 1001203444 | 4 | Pin | |
| 24 | 1001203445 | 1 | Pin | |
| 25 | 1001203446 | 6 | Pin | |
| 26 | 1001203447 | 1 | Pin | |
| 27 | 1001203448 | 2 | Pin | |
| 28 | 1001204311 | 2 | Block, Slide | |
| 29 | 1001204312 | 1 | Plate, Prop | |
| 31 | 1001204994 | 3 | Pin | |
| 32 | 1001234204 | 1 | Key, Angle Sensor | |
| 33 | 1061034 | 1 | Cable, Manual Descent | |
| 33 | 7020218 | 1 | T-Handle (1/4 Threads) | |
| 33 | 70001878 | 1 | T-Handle (M5 Threads) | |
| 34 | 1001206487 | 2 | Support | |
| 36 | 1001235104 | 1 | Transducer, Pressure | |
| 37 | 0700620 | 2 | Bolt M6 x 60 | |
| 38 | 3290605 | 2 | Nut M6 | |
| 39 | 4811700 | 2 | Washer M6 | |
| 41 | 1001231268 | 1 | Mount, Sensor | |
| 42 | 2221116 | 1 | Fitting, 90 ORB/ORB | |
| 43 | 1001225164 | 1 | Transducer, Pressure | |
| 44 | 1001226791 | 1 | Bracket | |
| 45 | 0760612 | 2 | Bolt M6 x 25 | |
| 46 | 4811702 | 2 | Washer M6 | |

SECTION 3 - SCISSORS ARMS

| ITEM | PART NUMBER | QTY | DESCRIPTION | REV |
|------|-------------|------------------|-------------------------|-----|
| 47 | 1001253153 | 1 | Mount | |
| 48 | 280013 | 6.5 in/16.5cm | Conduit | |
| 100 | 1001134289 | 2 | Bearing (Part of Frame) | |

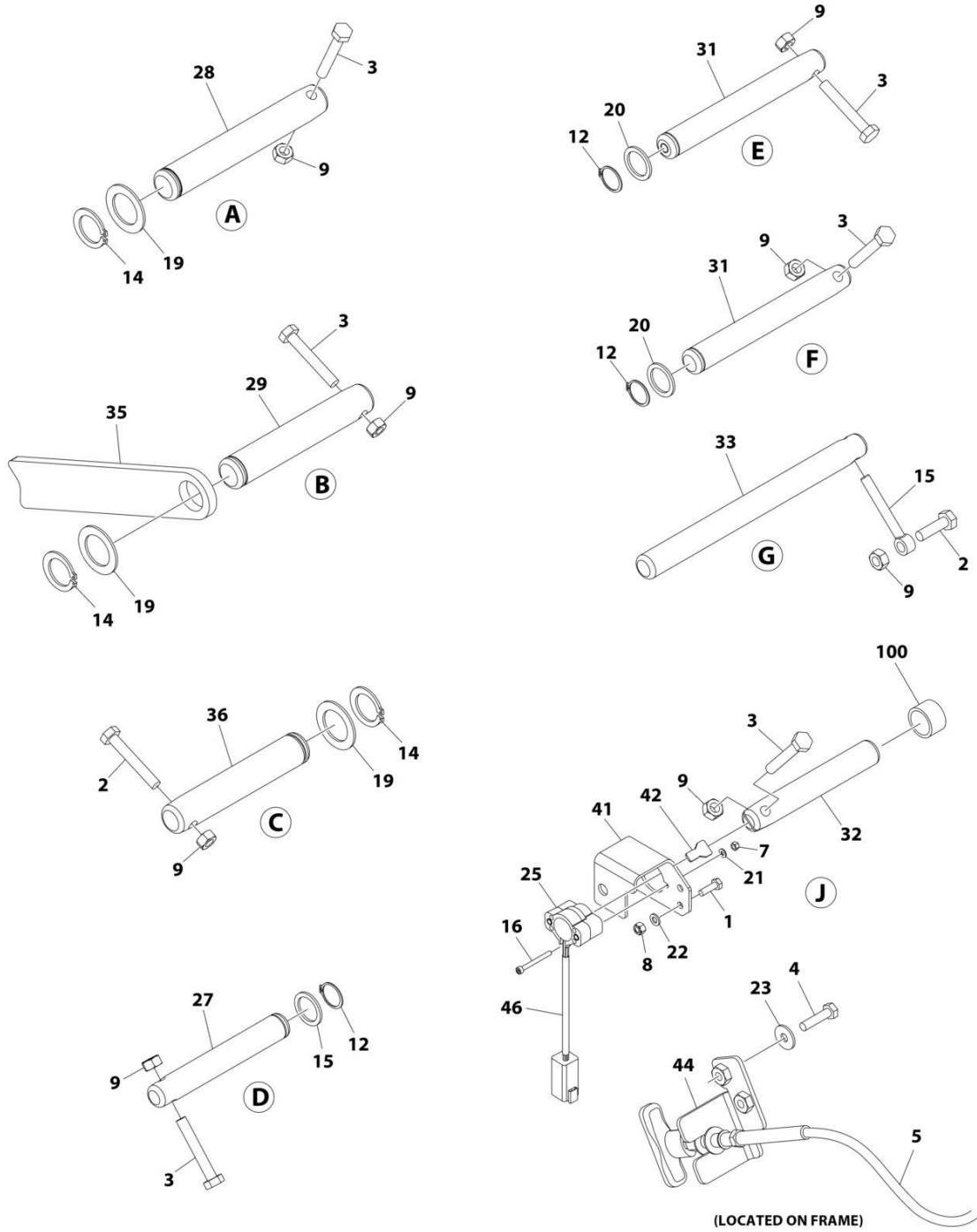
SECTION 3 - SCISSORS ARMS

FIGURE 3-2. SCISSORS ARMS INSTALLATION (MACHINES WITH SN STARTING WITH G2)



ART_1001263509_10F2

SECTION 3 - SCISSORS ARMS



ART_1001263509_20F2

SECTION 3 - SCISSORS ARMS

FIGURE 3-2. SCISSORS ARMS INSTALLATION (MACHINES WITH SN STARTING WITH G2)

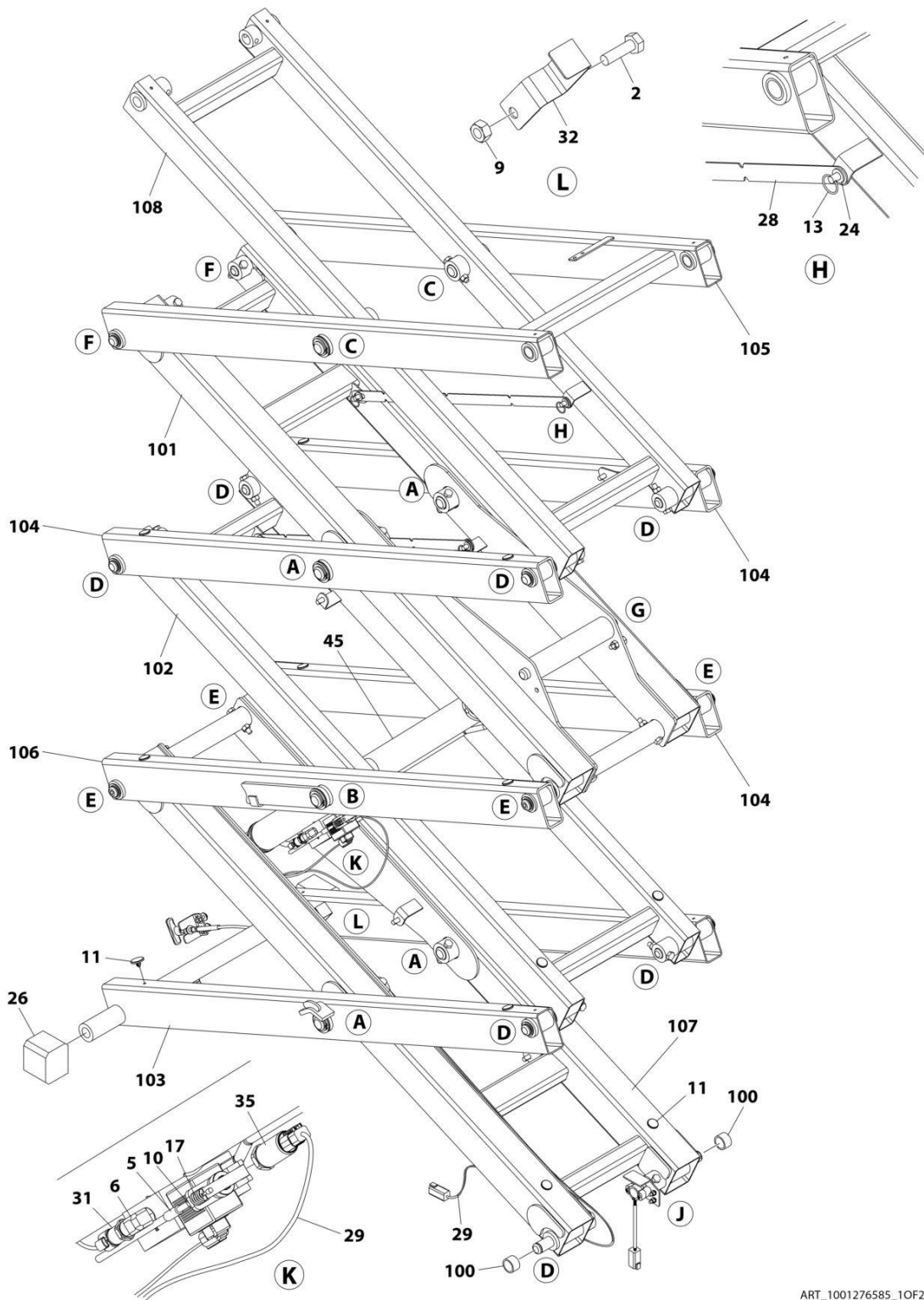
| ITEM | PART NUMBER | QTY | DESCRIPTION | REV |
|------|-------------|-----|--|-----|
| | 1001263509 | Ref | SCISSORS ARMS INSTALLATION | C |
| 1 | 0700620 | 2 | Bolt M6 x 60 | |
| 2 | 0701015 | 3 | Bolt M10 x 35 | |
| 3 | 0701021 | 22 | Bolt M10 x 65 | |
| 4 | 0760612 | 2 | Bolt M6 x 25 | |
| 5 | 1061034 | 1 | Cable, Manual Descent | |
| 5 | 7020218 | 1 | T-Handle (1/4 Threads) | |
| 5 | 70001878 | 1 | T-Handle (M5 Threads) | |
| 6 | 2221116 | 1 | Fitting, 90 ORB/ORB | |
| 7 | 3290405 | 2 | Nut M4 | |
| 8 | 3290605 | 2 | Nut M6 | |
| 9 | 3291007 | 25 | Nut M10 | |
| 10 | 3321402 | 1 | Nut 1/4 | |
| 11 | 3340962 | 24 | Pad | |
| 12 | 3760115 | 12 | Ring, Retaining | |
| 13 | 3760170 | 4 | Ring, Split | |
| 14 | 3760387 | 8 | Ring, Retaining | |
| 15 | 3841143 | 2 | Keeper, Pin | |
| 16 | 4031512 | 2 | Capscrew M4 x 40 | |
| 17 | 4160078 | 1 | Spring | |
| 18 | 4240017 | 5 | Tie-Strap (Not Shown) | |
| 19 | 4740438 | 8 | Washer | |
| 20 | 4740531 | 12 | Washer | |
| 21 | 4811400 | 2 | Washer M4 | |
| 22 | 4811700 | 2 | Washer M6 | |
| 23 | 4811702 | 2 | Washer M6 | |
| 24 | 4812000 | 4 | Washer M10 | |
| 25 | 1001146963 | 1 | Sensor, Angle | |
| 25 | 4460899 | 1 | Receptacle, Female - 6 Position | |
| 25 | 4460464 | 6 | Pin, Male | |
| 26 | 1001201355 | 1 | Scissors Arms Kit (See Separate Breakdown in this Section) | |
| 27 | 1001203443 | 7 | Pin | |
| 28 | 1001203444 | 4 | Pin | |
| 29 | 1001203445 | 1 | Pin | |
| 31 | 1001203446 | 6 | Pin | |
| 32 | 1001203447 | 1 | Pin | |
| 33 | 1001203448 | 2 | Pin | |
| 34 | 1001204311 | 2 | Block, Slide | |
| 35 | 1001204312 | 1 | Plate, Prop | |
| 36 | 1001204994 | 3 | Pin | |
| 37 | 1001206487 | 2 | Support | |
| 38 | 1001222687 | 1 | Lift Down Harness (See Separate Breakdown in ELECTRICAL Section) | |
| 39 | 1001225164 | 1 | Transducer, Pressure | |
| 40 | 1001226791 | 1 | Bracket | |
| 41 | 1001231268 | 1 | Mount, Sensor | |
| 42 | 1001234204 | 1 | Key, Angle Sensor | |
| 43 | 1001235104 | 1 | Transducer, Pressure | |
| 44 | 1001253153 | 1 | Mount | |

SECTION 3 - SCISSORS ARMS

| ITEM | PART NUMBER | QTY | DESCRIPTION | REV |
|------|-------------|-----|---|-----|
| 45 | 1001256787 | 1 | Lift Cylinder Assembly (See Separate Breakdown in CYLINDER Section) | |
| 46 | 1001262299 | 1 | Conduit | |
| 100 | 1001134289 | 2 | Bearing (Part of Frame) | |

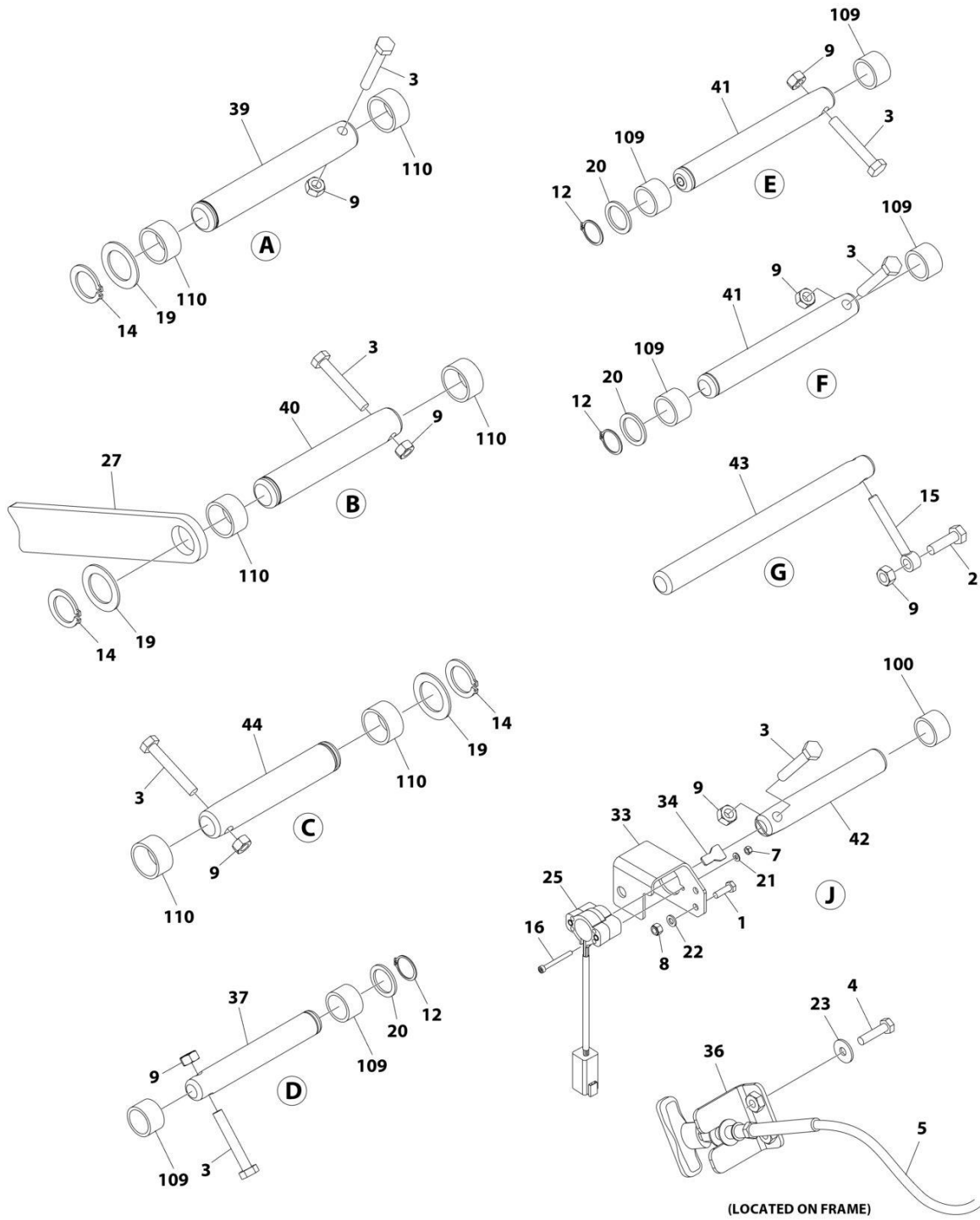
SECTION 3 - SCISSORS ARMS

FIGURE 3-3. SCISSORS ARMS INSTALLATION (MACHINES WITH SN STARTING WITH 12)



ART_1001276585_10F2

SECTION 3 - SCISSORS ARMS



ART_1001276585_20F2

SECTION 3 - SCISSORS ARMS

FIGURE 3-3. SCISSORS ARMS INSTALLATION (MACHINES WITH SN STARTING WITH 12)

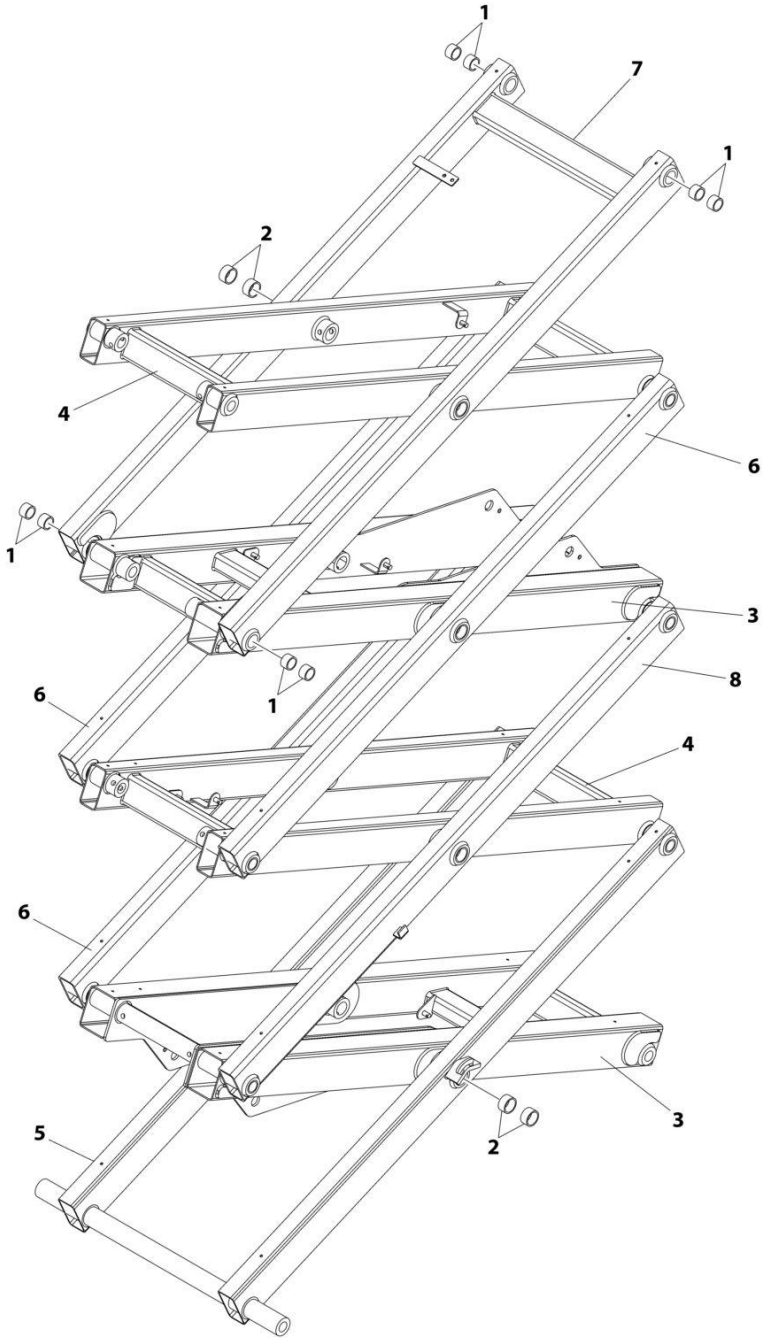
| ITEM | PART NUMBER | QTY | DESCRIPTION | REV |
|------|-------------|-----|--|-----|
| | 1001276585 | Ref | SCISSORS ARMS INSTALLATION | C |
| 1 | 0700620 | 2 | Bolt M6 x 60 | |
| 2 | 0701015 | 3 | Bolt M10 x 35 | |
| 3 | 0701021 | 22 | Bolt M10 x 65 | |
| 4 | 0760612 | 2 | Bolt M6 x 25 | |
| 5 | 1061034 | 1 | Cable, Manual Descent | |
| 5 | 7020218 | 1 | T-Handle (1/4 Threads) | |
| 5 | 70001878 | 1 | T-Handle (M5 Threads) | |
| 6 | 2221116 | 1 | Fitting, 90 ORB/ORB | |
| 7 | 3290405 | 2 | Nut M4 | |
| 8 | 3290605 | 2 | Nut M6 | |
| 9 | 3291007 | 25 | Nut M10 | |
| 10 | 3321402 | 1 | Nut 1/4 | |
| 11 | 3340962 | 24 | Pad | |
| 12 | 3760115 | 12 | Ring, Retaining | |
| 13 | 3760170 | 4 | Ring, Split | |
| 14 | 3760387 | 8 | Ring, Retaining | |
| 15 | 3841143 | 2 | Keeper, Pin | |
| 16 | 4031512 | 2 | Capscrew M4 x 40 | |
| 17 | 4160078 | 1 | Spring | |
| 18 | 4240017 | 5 | Tie-Strap (Not Shown) | |
| 19 | 4740438 | 8 | Washer | |
| 20 | 4740531 | 12 | Washer | |
| 21 | 4811400 | 2 | Washer M4 | |
| 22 | 4811700 | 2 | Washer M6 | |
| 23 | 4811702 | 2 | Washer M6 | |
| 24 | 4812000 | 4 | Washer M10 | |
| 25 | 1001295195 | 1 | Sensor, Angle | |
| 25 | 4460899 | 1 | Receptacle, Female - 6 Position | |
| 25 | 4460464 | 1 | Pin, Male | |
| 26 | 1001204311 | 2 | Block, Slide | |
| 27 | 1001204312 | 1 | Plate, Prop | |
| 28 | 1001206487 | 2 | Support | |
| 29 | 1001294256 | 1 | Lift Down Harness (See Separate Breakdown in ELECTRICAL Section) | |
| 31 | 1001225164 | 1 | Transducer, Pressure | |
| 32 | 1001226791 | 1 | Bracket | |
| 33 | 1001231268 | 1 | Mount, Sensor | |
| 34 | 1001234204 | 1 | Key, Angle Sensor | |
| 35 | 1001285320 | 1 | Transducer, Pressure (3 Pin) | |
| 35 | 1001235104 | 1 | Transducer, Pressure (4 Pin) | |
| 36 | 1001253153 | 1 | Mount | |
| 37 | 1001276707 | 7 | Pin | |
| 38 | 1001276725 | 1 | Scissors Arms Kit (Not Shown) (Include Items 101-110) | |
| 39 | 1001276728 | 4 | Pin | |
| 40 | 1001276729 | 1 | Pin | |
| 41 | 1001276730 | 6 | Pin | |
| 42 | 1001276731 | 1 | Pin | |
| 43 | 1001276732 | 2 | Pin | |
| 44 | 1001276733 | 3 | Pin | |

SECTION 3 - SCISSORS ARMS

| ITEM | PART NUMBER | QTY | DESCRIPTION | REV |
|------|-------------|-----|---|-----|
| 45 | 1001276734 | 1 | Lift Cylinder Assembly (See Separate Breakdown in CYLINDER Section) | |
| 100 | 1001134289 | 2 | Bearing (Part of Frame) | |
| 101 | 1001203973 | 1 | Arm, Inboard Cylinder Mount | |
| 102 | 1001203974 | 1 | Arm, Inboard | |
| 103 | 1001203975 | 1 | Arm, Outboard | |
| 104 | 1001203976 | 3 | Arm, Outboard (Mid) | |
| 105 | 1001204621 | 1 | Arm, Outboard (Top) | |
| 106 | 1001213554 | 1 | Arm, Outboard (Mid) | |
| 107 | 1001241604 | 1 | Arm, Inboard Cylinder Mount (Lower) | |
| 108 | 1001241605 | 1 | Arm, Inboard (Upper) | |
| 109 | 1001276726 | 28 | Bearing | |
| 110 | 1001276727 | 16 | Bearing | |

SECTION 3 - SCISSORS ARMS

FIGURE 3-4. SCISSORS ARMS KIT



ART_1001201355

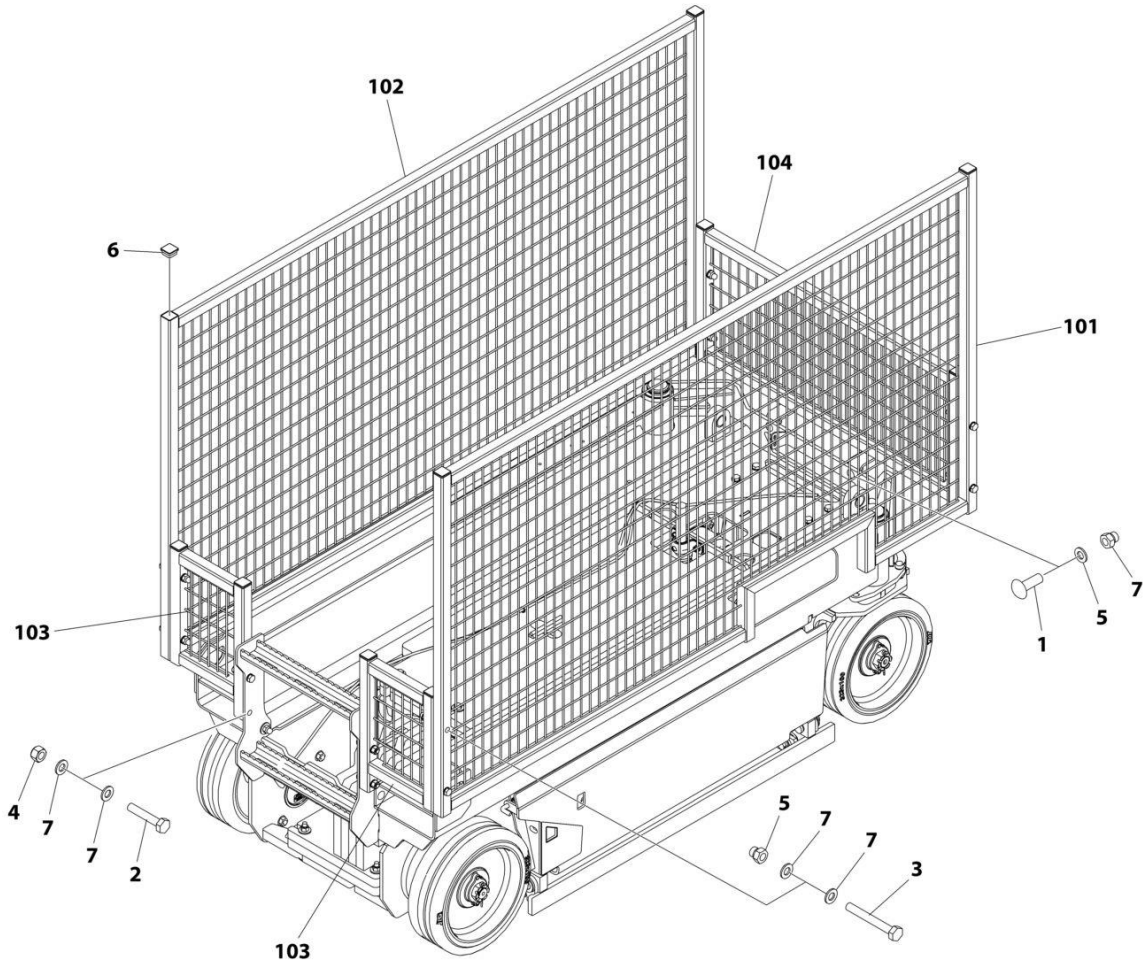
SECTION 3 - SCISSORS ARMS

FIGURE 3-4. SCISSORS ARMS KIT

| ITEM | PART NUMBER | QTY | DESCRIPTION | REV |
|------|-------------|-----|--|-----|
| | 1001201355 | Ref | SCISSORS ARMS KIT | D |
| 1 | 0440264 | 28 | Bearing | |
| 2 | 0440265 | 16 | Bearing | |
| 3 | 1001203973 | 1 | Arm, Inboard (Upper Mid) | |
| 4 | 1001203974 | 1 | Arm, Inboard (Lower Mid) | |
| 5 | 1001203975 | 1 | Arm, Outboard (Bottom) | |
| 6 | 1001203976 | 3 | Arm, Outboard (Lower Mid Left Side and Upper Mid Right/Left) | |
| 7 | 1001204621 | 1 | Arm, Outboard (Top) | |
| 8 | 1001213554 | 1 | Arm, Outboard (Lower Mid Right Side) | |
| 9 | 1001241604 | 1 | Arm, Inboard (Bottom) | |
| 10 | 1001241605 | 1 | Arm, Inboard (Top) | |

SECTION 3 - SCISSORS ARMS

FIGURE 3-5. ARM GUARD INSTALLATION



ART_1001224623

SECTION 3 - SCISSORS ARMS

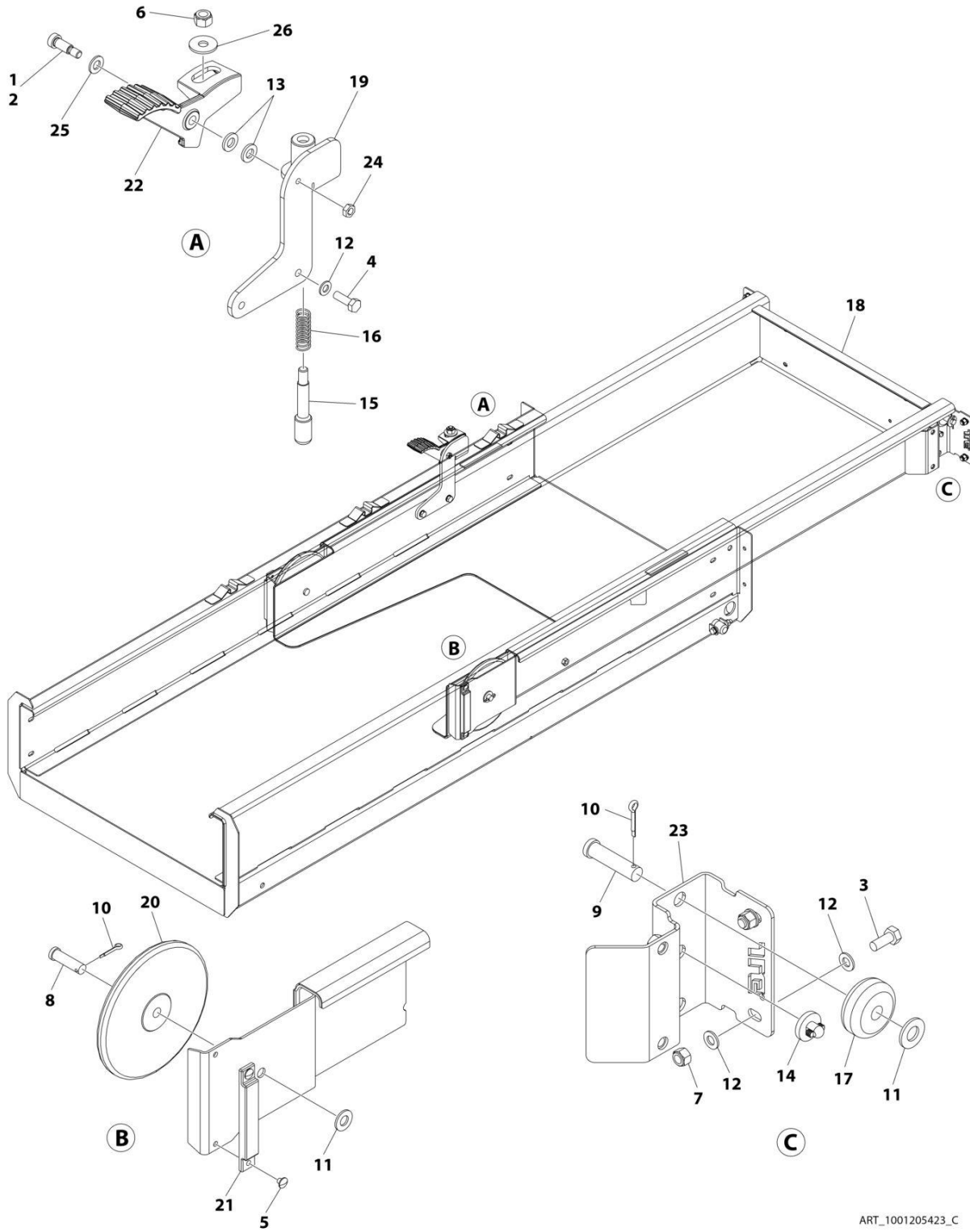
FIGURE 3-5. ARM GUARD INSTALLATION

| ITEM | PART NUMBER | QTY | DESCRIPTION | REV |
|------|-------------|-----|------------------------|-----|
| | 1001224623 | Ref | ARM GUARD INSTALLATION | A |
| 1 | 0630613 | 2 | Bolt M10 x 30 | |
| 2 | 0701019 | 4 | Bolt M10 x 55 | |
| 3 | 0701024 | 8 | Bolt M10 x 80 | |
| 4 | 3291005 | 4 | Nut M10 | |
| 5 | 3291006 | 10 | Nut M10 | |
| 6 | 3520072 | 10 | Plug | |
| 7 | 4812000 | 26 | Washer M10 | |
| 8 | 1001224622 | 1 | Arm Guard Kit | |
| 101 | 1001224604 | 1 | Guard, Arm (RH) | |
| 102 | 1001224608 | 1 | Guard, Arm (LH) | |
| 103 | 1001224614 | 2 | Guard, Arm (Rear) | |
| 104 | 1001224620 | 1 | Guard, Arm (Front) | |

SECTION 4 - PLATFORM

SECTION 4 - PLATFORM

FIGURE 4-1. PLATFORM EXTENSION INSTALLATION



ART_1001205423_C

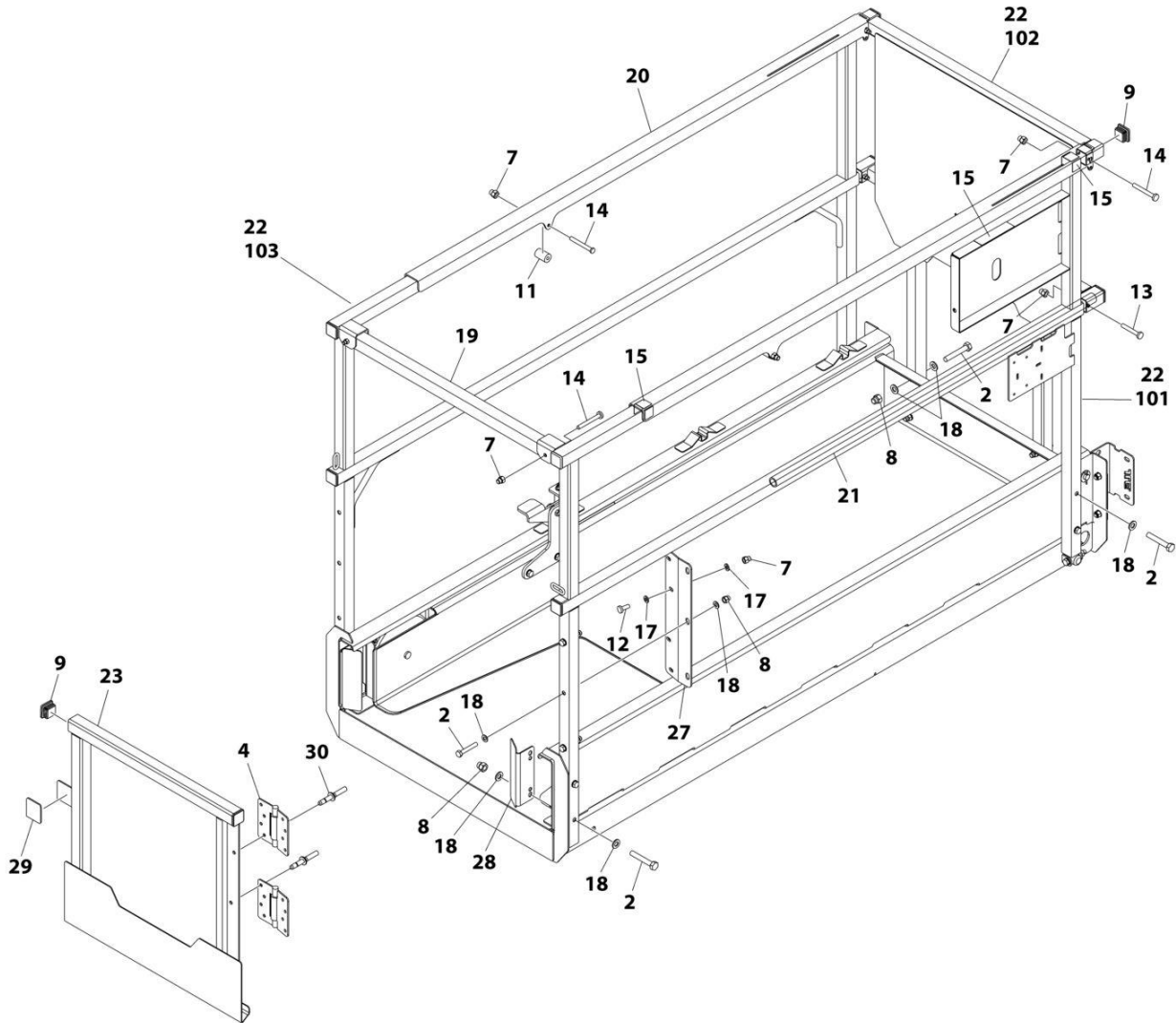
SECTION 4 - PLATFORM

FIGURE 4-1. PLATFORM EXTENSION INSTALLATION

| ITEM | PART NUMBER | QTY | DESCRIPTION | REV |
|------|-------------|-----|---------------------------------|-----|
| | 1001205423 | Ref | PLATFORM EXTENSION INSTALLATION | C |
| 1 | 0100011 | AR | Compound, Locking | |
| 2 | 0630183 | 1 | Screw 3/8 x 1 | |
| 3 | 0760810 | 4 | Bolt M8 x 20 | |
| 4 | 0760812 | 2 | Bolt M8 x 25 | |
| 5 | 2080040 | 4 | Fastener | |
| 6 | 3290605 | AR | Nut M6 | |
| 6 | 3291005 | AR | Nut M10 | |
| 7 | 3290805 | 4 | Nut M8 | |
| 8 | 3430814 | 2 | Pin | |
| 9 | 3430816 | 2 | Pin | |
| 10 | 3450403 | 4 | Pin, Cotter 1/8 x 3/4 | |
| 11 | 4711800 | 4 | Washer 1/2 | |
| 12 | 4811900 | 11 | Washer M8 | |
| 13 | 5241000 | 5 | Washer M10 | |
| 14 | 1001137675 | 2 | Bumper | |
| 15 | 1001221476 | 1 | Rod | |
| 16 | 1001221475 | 1 | Spring | |
| 17 | 1001205422 | 2 | Roller (Front) | |
| 18 | 1001205424 | 1 | Extension, Platform | |
| 19 | 1001236129 | 1 | Bracket | |
| 20 | 1001205430 | 2 | Roller (Rear) | |
| 21 | 1001208852 | 2 | Pad | |
| 22 | 1001217043 | 1 | Plate | |
| 23 | 1001210064 | 2 | Support | |
| 24 | 3311502 | 1 | Nut 5/16 | |
| 25 | 4812000 | AR | Washer M10 | |
| 26 | 4812002 | AR | Washer M10 | |

SECTION 4 - PLATFORM

FIGURE 4-2. RAILS INSTALLATION - FIXED



ART_1001207806_F

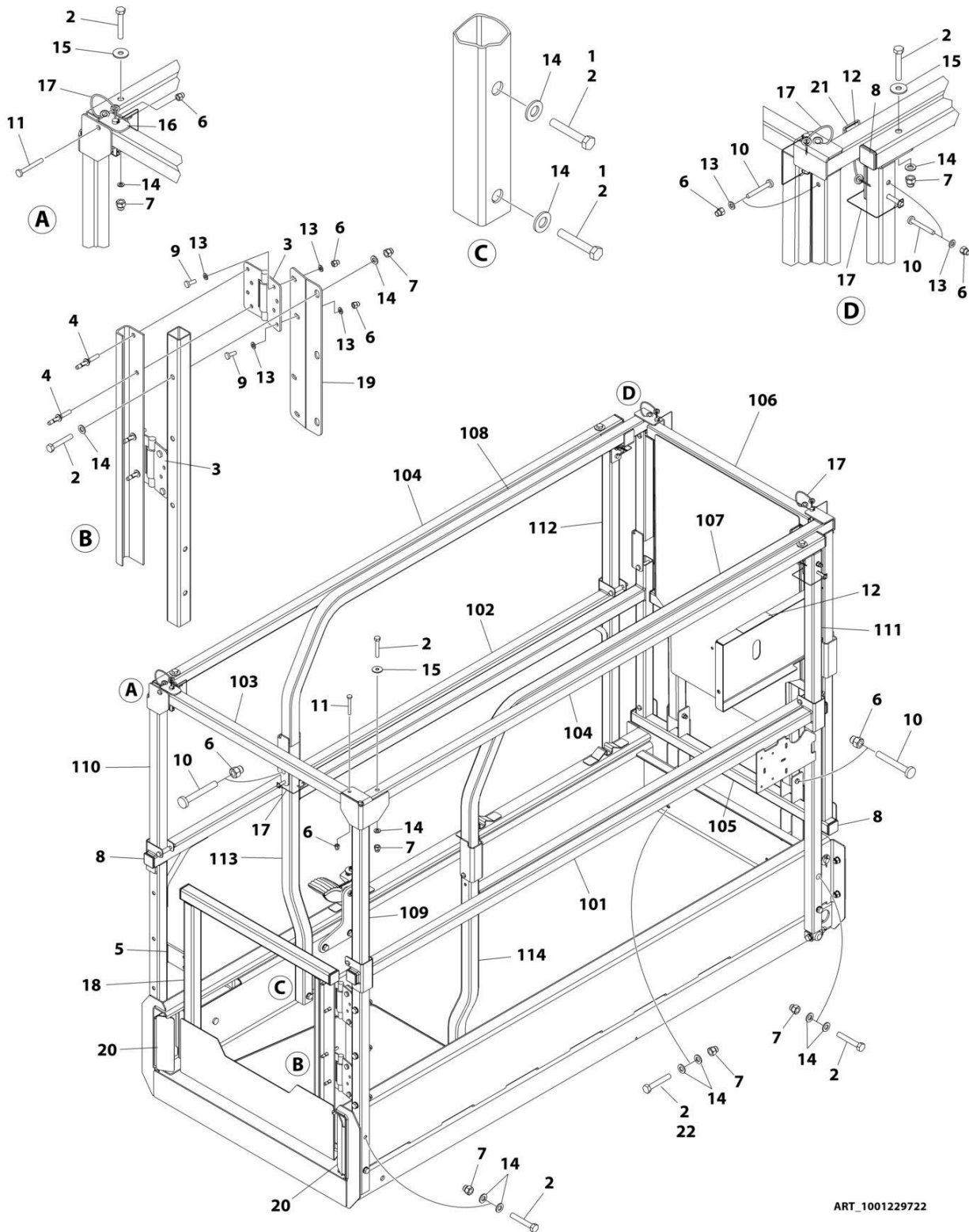
SECTION 4 - PLATFORM

FIGURE 4-2. RAILS INSTALLATION - FIXED

| ITEM | PART NUMBER | QTY | DESCRIPTION | REV |
|------|-------------|-----------------|--|-----|
| | 1001207806 | Ref | RAILS INSTALLATION - FIXED RAILS/GATE ENTRY (INSIDE TUBE SLIDER) | F |
| 2 | 0700818 | 15 | Bolt M8 x 50 | |
| 4 | 2600281 | 2 | Hinge | |
| 7 | 3290606 | 12 | Nut M6 | |
| 8 | 3290806 | 11 | Nut M8 | |
| 9 | 3520072 | 10 | Plug | |
| 11 | 3860111 | 2 | Roller | |
| 12 | 4010608 | 4 | Screw M6 x 16 | |
| 13 | 4010616 | 2 | Screw M6 x 40 | |
| 14 | 4010618 | 6 | Screw M6 x 50 | |
| 15 | 4420062 | 1.3 ft/ 40cm | Tape | |
| 17 | 4811700 | 8 | Washer M6 | |
| 18 | 4811900 | 28 | Washer M8 | |
| 19 | 1001206224 | 1 | Tube (Rear) | |
| 20 | 1001206225 | 2 | Rail, Top Slide | |
| 21 | 1001206226 | 2 | Rod | |
| 22 | 1001206228 | 1 | Rail Kit - Fixed Rails (See Items 101-103 for Breakdown)) | |
| 23 | 1001210302 | 1 | Gate | |
| 27 | 1001210586 | 1 | Plate, Gate Hinge | |
| 28 | 1001210963 | 2 | Cover | |
| 29 | 3080007 | 1 | Magnet, Latch | |
| 30 | 2080040 | 4 | Fastener | |
| | 1001206228 | Ref | RAIL KIT - FIXED RAILS | H |
| 101 | 1001206207 | 1 | Rail, Side | |
| 102 | 1001206217 | 1 | Rail, Front | |
| 103 | 1001206222 | 1 | Rail, Side | |

SECTION 4 - PLATFORM

FIGURE 4-3. RAILS INSTALLATION - FOLD-DOWN RAILS/GATE ENTRY (ANSI EXPORT & CHINA SPECS)



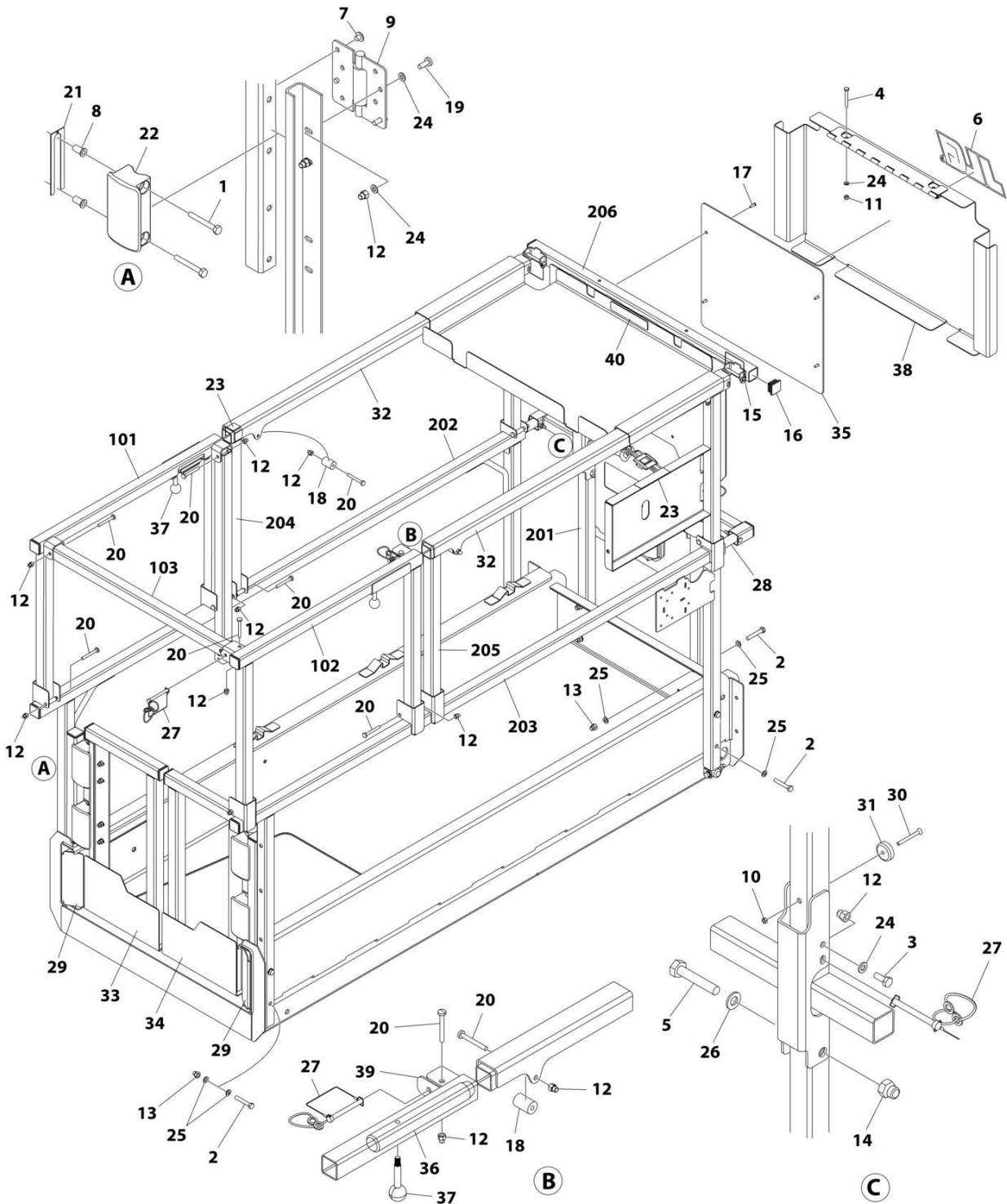
SECTION 4 - PLATFORM

FIGURE 4-3. RAILS INSTALLATION - FOLD-DOWN RAILS/GATE ENTRY (ANSI EXPORT & CHINA SPECS)

| ITEM | PART NUMBER | QTY | DESCRIPTION | REV |
|------|-------------|----------------|---|-----|
| | 1001229722 | Ref | RAILS INSTALLATION - FOLD-DOWN RAILS/GATE ENTRY | D |
| 1 | 0100011 | AR | Compound, Locking | |
| 2 | 0700818 | AR | Bolt M8 x 50 | |
| 3 | 2600281 | 2 | Hinge | |
| 4 | 2080040 | 4 | Fastener | |
| 5 | 3080007 | 1 | Magnet | |
| 6 | 3290606 | 23 | Nut M6 | |
| 7 | 3290806 | 15 | Nut M8 | |
| 8 | 3520072 | 12 | Plug | |
| 9 | 4010608 | 5 | Screw M6 x 16 | |
| 10 | 4010617 | 16 | Screw M6 x 45 | |
| 11 | 4010618 | 2 | Screw M6 x 50 | |
| 12 | 4420062 | 15 in/ 37cm | Tape | |
| 13 | 4811700 | 13 | Washer M6 | |
| 14 | 4811900 | 30 | Washer M8 | |
| 15 | 4811902 | 4 | Washer M8 | |
| 16 | 1001154378 | 1 | Bracket | |
| 17 | 1001187587 | 6 | Pin | |
| 18 | 1001210302 | 1 | Gate | |
| 19 | 1001210586 | 1 | Plate, Gate Support | |
| 20 | 1001210963 | 2 | Cover (LH) | |
| 21 | 1001232257 | 2 | Brace | |
| 22 | 0700820 | AR | Bolt M8 x 60 | |
| 100 | 1001229723 | 1 | Rail (Not Shown) | |
| 101 | 1001210442 | 1 | Rail (Side Lower Right) | |
| 102 | 1001210444 | 1 | Rail (Side Lower Left) | |
| 103 | 1001210458 | 1 | Rail (Rear Top) | |
| 104 | 1001223835 | 2 | Rail (Side Top) | |
| 105 | 1001231405 | 1 | Rail (Extention Front Lower) | |
| 106 | 1001229732 | 1 | Rail (Extention Front Upper) | |
| 107 | 1001229733 | 1 | Rail (Extention Upper Right) | |
| 108 | 1001229734 | 1 | Rail (Extention Upper Left) | |
| 109 | 1001229739 | 1 | Rail (Rear Upper Right) | |
| 110 | 1001229740 | 1 | Rail (Rear Upper Left) | |
| 111 | 1001229741 | 1 | Rail (Front Upper Right) | |
| 112 | 1001229742 | 1 | Rail (Front Upper Left) | |
| 113 | 1001230248 | 1 | Rail (Extention Side Lower Left) | |
| 114 | 1001230249 | 1 | Rail (Extention Side Lower Right) | |

SECTION 4 - PLATFORM

FIGURE 4-4. RAILS INSTALLATION - QUIK ACCESS (ANSI & JAPANESE SPECS ONLY)



ART_1001249082

SECTION 4 - PLATFORM

FIGURE 4-4. RAILS INSTALLATION - QUIK ACCESS (ANSI & JAPANESE SPECS ONLY)

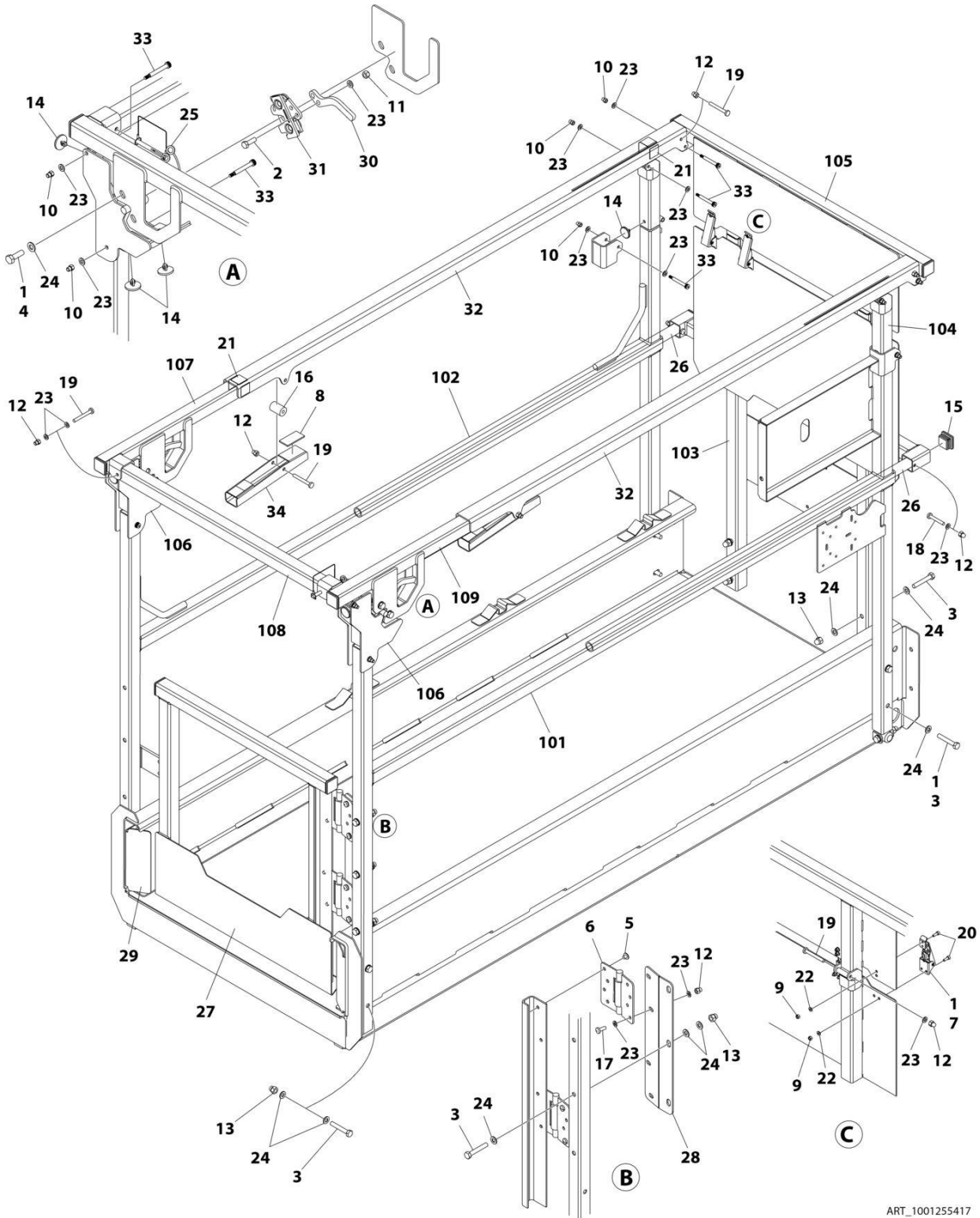
| ITEM | PART NUMBER | QTY | DESCRIPTION | REV |
|------|-------------|------------------|---|-----|
| | 1001249082 | Ref | RAILS INSTALLATION - FOLD-DOWN RAILS/GATE ENTRY | C |
| 1 | 0641416 | 8 | Bolt 1/4 x 2 | |
| 2 | 0700818 | 12 | Bolt M8 x 50 | |
| 3 | 0760608 | 2 | Bolt M6 x 16 | |
| 4 | 0760618 | 2 | Bolt M6 x 50 | |
| 5 | 0761019 | 2 | Bolt M10 x 55 | |
| 6 | 1001256675 | 1 | Decal - JLG | |
| 7 | 2080040 | 8 | Fastener | |
| 8 | 2080043 | 8 | Rivnut | |
| 9 | 2600281 | 4 | Hinge | |
| 10 | 3290501 | 2 | Nut M5 | |
| 11 | 3290605 | 2 | Nut M6 | |
| 12 | 3290606 | 26 | Nut M6 | |
| 13 | 3290806 | 8 | Nut M8 | |
| 14 | 3291006 | 2 | Nut M10 | |
| 15 | 3422219 | 2 | Pin | |
| 16 | 3520072 | 16 | Plug | |
| 17 | 3820032 | 4 | Rivet | |
| 18 | 3860111 | 2 | Roller | |
| 19 | 4010608 | 8 | Screw M6 x 16 | |
| 20 | 4010618 | 16 | Screw M6 x 50 | |
| 21 | 4071095 | AR | Shim | |
| 22 | 4220309 | 4 | Stop | |
| 23 | 4420062 | 1.5 ft /0.46m | Tape | |
| 24 | 4811700 | 20 | Washer M6 | |
| 25 | 4811900 | 20 | Washer M8 | |
| 26 | 4812000 | 2 | Washer M10 | |
| 27 | 1001187587 | 4 | Pin | |
| 28 | 1001206226 | 2 | Rod | |
| 29 | 1001210963 | 2 | Cover (LH) | |
| 30 | 1001234395 | 2 | Bolt M5 x 50 | |
| 31 | 1001243528 | 2 | Magnet | |
| 32 | 1001249114 | 2 | Rail (Upper Slide) | |
| 33 | 1001251383 | 1 | Gate (Right) | |
| 34 | 1001251388 | 1 | Gate (Left) | |
| 35 | 1001254825 | 1 | Panel | |
| 36 | 1001256471 | 2 | Rail (Platform Extension) | |
| 37 | 1001257890 | 2 | Knob | |
| 38 | 1001258528 | 1 | Plate | |
| 39 | 1001258704 | 2 | Bracket | |
| 40 | 1001261040 | 1 | Decal - Max Capacity | |
| 100 | 1001258617 | 1 | Rail Narrow Access Kit (Not Shown) | A |
| 101 | 1001249109 | 1 | Rail (Upper Left) | |
| 102 | 1001249111 | 1 | Rail (Upper Right) | |
| 103 | 1001258620 | 2 | Tube (Drop Bar) | |
| 200 | 1001258618 | 1 | Rail Narrow Access Kit (Not Shown) | B |
| 201 | 1001210446 | 1 | Rail (Lower Extension) | |
| 202 | 1001249096 | 1 | Rail (Lower Left) | |
| 203 | 1001249107 | 1 | Rail (Lower Right) | |

SECTION 4 - PLATFORM

| ITEM | PART NUMBER | QTY | DESCRIPTION | REV |
|------|-------------|-----|------------------------|-----|
| 204 | 1001249110 | 1 | Rail (Upper Left) | |
| 205 | 1001249112 | 1 | Rail (Upper Right) | |
| 206 | 1001258411 | 1 | Rail (Upper Extension) | |

SECTION 4 - PLATFORM

FIGURE 4-5. RAILS INSTALLATION - QUIK FOLD-DOWN (ALL SPECS EXCEPT AUSTRALIAN, CE & UK CA SPECS)



ART_1001255417

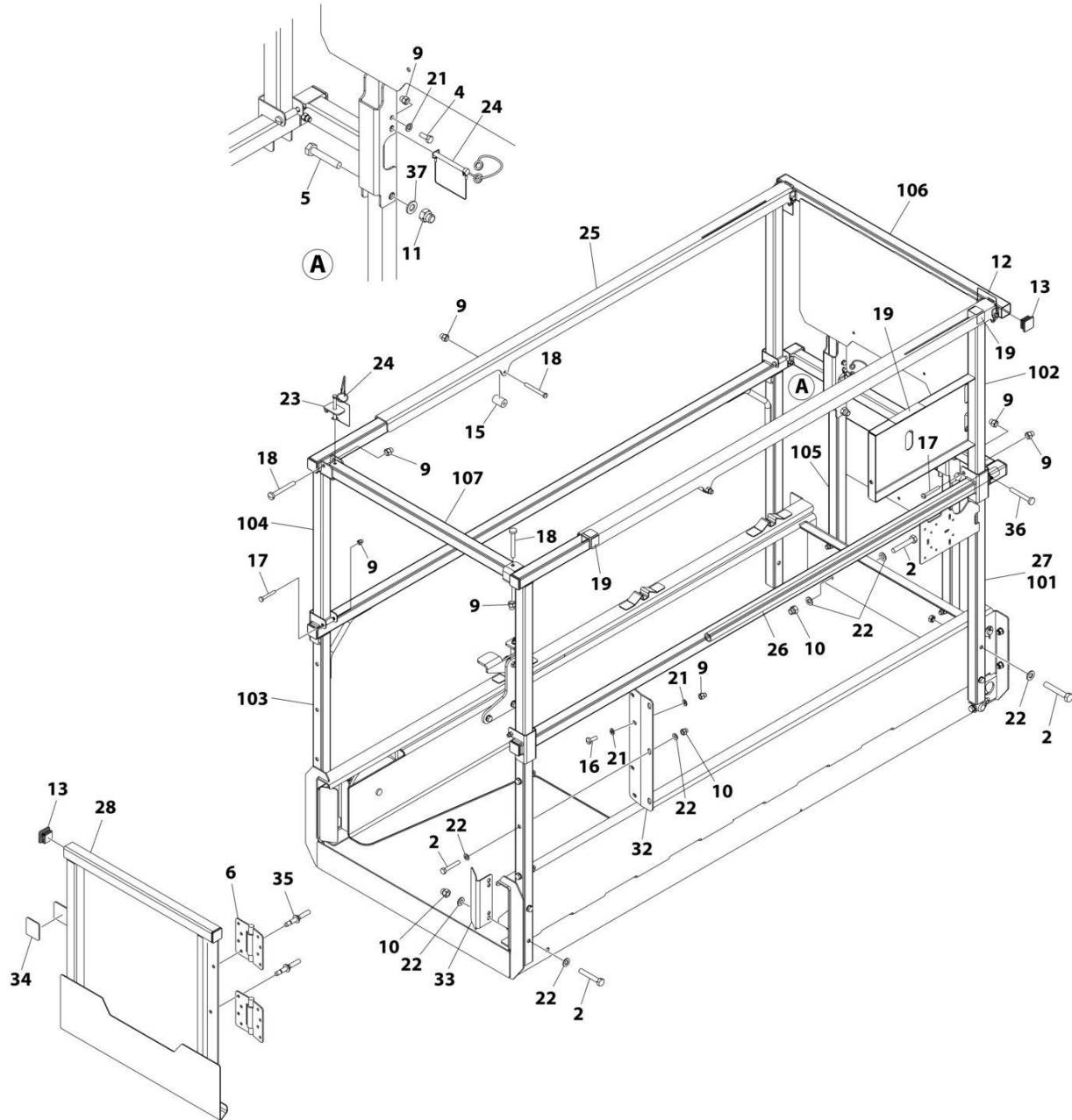
SECTION 4 - PLATFORM

FIGURE 4-5. RAILS INSTALLATION - QUIK FOLD-DOWN (ALL SPECS EXCEPT AUSTRALIAN, CE & UK CA SPECS)

| ITEM | PART NUMBER | QTY | DESCRIPTION | REV |
|------|-------------|-----------------|--|-----|
| | 1001255417 | Ref | RAILS INSTALLATION - FOLD-DOWN RAILS/GATE ENTRY (QUIK FOLD) (INSIDE TUBE SLIDER) | E |
| 1 | 0100011 | AR | Compound, Locking | |
| 2 | 0700610 | 4 | Bolt M6 x 20 | |
| 3 | 0700818 | 15 | Bolt M8 x 50 | |
| 4 | 0700812 | 4 | Bolt M8 x 25 | |
| 5 | 2080040 | 4 | Fastener | |
| 6 | 2600281 | 2 | Hinge | |
| 7 | 2940129 | 2 | Latch | |
| 8 | 3080007 | 3 | Magnet | |
| 9 | 3290405 | 8 | Nut M4 | |
| 10 | 3290506 | 10 | Nut M5 | |
| 11 | 3290605 | 4 | Nut M6 | |
| 12 | 3290606 | 13 | Nut M6 | |
| 13 | 3290806 | 11 | Nut M8 | |
| 14 | 3340962 | 8 | Pad | |
| 15 | 3520072 | 10 | Plug | |
| 16 | 3860111 | 2 | Roller | |
| 17 | 4010608 | 4 | Screw M6 x 16 | |
| 18 | 4010616 | 2 | Screw M6 x 40 | |
| 19 | 4010618 | 7 | Screw M6 x 50 | |
| 20 | 4031506 | 8 | Bolt M4 x 12 | |
| 21 | 4420062 | 1.3 ft /40cm | Tape | |
| 22 | 4811400 | 8 | Washer M4 | |
| 23 | 4811700 | 38 | Washer M6 | |
| 24 | 4811900 | 33 | Washer M8 | |
| 25 | 1001187587 | 1 | Pin | |
| 26 | 1001206226 | 2 | Rod | |
| 27 | 1001210302 | 1 | Gate | |
| 28 | 1001210586 | 1 | Plate, Gate Hinge | |
| 29 | 1001210963 | 2 | Cover | |
| 30 | 1001259102 | 1 | Plate, Latch Trigger | |
| 31 | 1001255470 | 1 | Latch Assembly | |
| 32 | 1001255505 | 2 | Rail, Top Slide | |
| 33 | 1001256657 | 10 | Bolt M6 x 40 | |
| 34 | 1001261149 | 2 | Handle | |
| 100 | 1001255420 | 1 | Rail Kit (Not Shown) | D |
| 101 | 1001255421 | 1 | Rail (Right Platform) | |
| 102 | 1001255428 | 1 | Rail (Left Platform) | |
| 103 | 1001255430 | 1 | Rail (Platform Extension) | |
| 104 | 1001255442 | 2 | Tube (Rail Hinge) | |
| 105 | 1001255457 | 1 | Rail (Upper Extension) | |
| 106 | 1001259105 | 2 | Rail (Latch Assembly) | |
| 107 | 1001259106 | 1 | Rail (Upper) | |
| 108 | 1001255491 | 1 | Tube (Upper Extension) | |
| 109 | 1001259107 | 1 | Rail (Upper) | |

SECTION 4 - PLATFORM

FIGURE 4-6. RAILS INSTALLATION - STANDARD FOLD-DOWN RAILS (ALL SPECS)



ART_1001207807_E

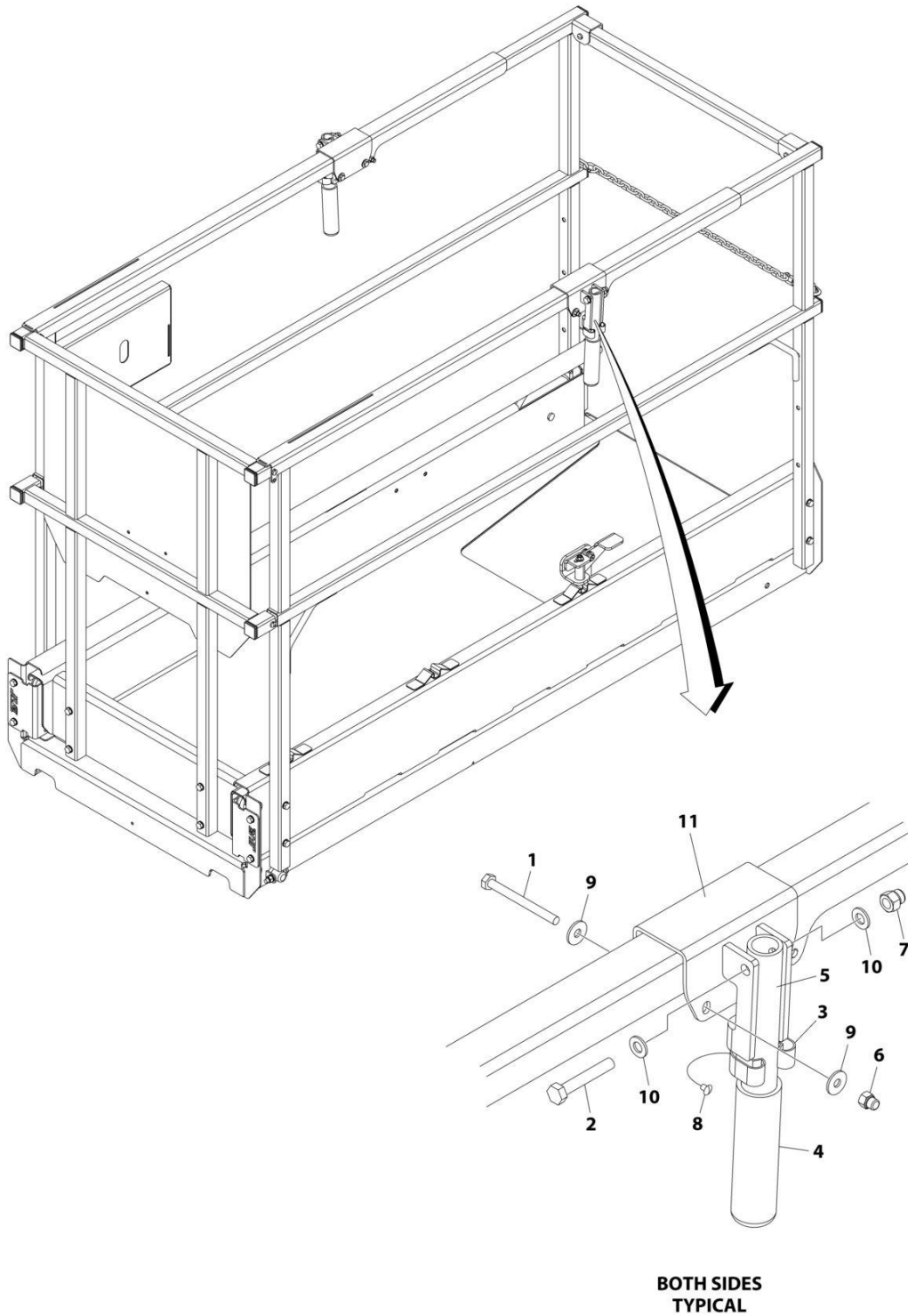
SECTION 4 - PLATFORM

FIGURE 4-6. RAILS INSTALLATION - STANDARD FOLD-DOWN RAILS (ALL SPECS)

| ITEM | PART NUMBER | QTY | DESCRIPTION | REV |
|------|-------------|-----------------|---|-----|
| | 1001207807 | Ref | RAILS INSTALLATION - FOLD-DOWN RAILS/GATE ENTRY (INSIDE TUBE SLIDER) | E |
| 2 | 0700818 | 15 | Bolt M8 x 50 | |
| 4 | 0760608 | 2 | Bolt M6 x 16 | |
| 5 | 0761019 | 2 | Bolt M10 x 55 | |
| 6 | 2600281 | 2 | Hinge | |
| 9 | 3290606 | 16 | Nut M6 | |
| 10 | 3290806 | 11 | Nut M8 | |
| 11 | 3291006 | 2 | Nut M10 | |
| 12 | 3422219 | 2 | Pin | |
| 13 | 3520072 | 10 | Plug | |
| 15 | 3860111 | 2 | Roller | |
| 16 | 4010608 | 4 | Screw M6 x 16 | |
| 17 | 4010617 | 4 | Screw M6 x 45 | |
| 18 | 4010618 | 4 | Screw M6 x 50 | |
| 19 | 4420062 | 1.3 ft/ 40cm | Tape | |
| 21 | 4811700 | 10 | Washer M6 | |
| 22 | 4811900 | 26 | Washer M8 | |
| 23 | 1001154378 | 1 | Bracket | |
| 24 | 1001187587 | 3 | Pin | |
| 25 | 1001206225 | 2 | Rail, Top Slide | |
| 26 | 1001206226 | 2 | Rod | |
| 27 | 1001208073 | 1 | Rail Kit - Fold-Down Rails (Includes Items 101-107) | |
| 28 | 1001210302 | 1 | Gate | |
| 32 | 1001210586 | 1 | Plate, Gate Hinge | |
| 33 | 1001210963 | 2 | Cover | |
| 34 | 3080007 | 1 | Magnet | |
| 35 | 2080040 | 4 | Fastener | |
| 36 | 4010616 | 4 | Screw M6 x 40 | |
| 37 | 4812000 | 2 | Washer M10 | |
| 101 | 1001210442 | 1 | Rail - Lower (Right) | |
| 102 | 1001210443 | 1 | Rail - Upper (Right) | |
| 103 | 1001210444 | 1 | Rail - Lower (Left) | |
| 104 | 1001210445 | 1 | Rail - Upper (Left) | |
| 105 | 1001210446 | 1 | Rail - Extension Lower (Front) | |
| 106 | 1001210447 | 1 | Rail - Extension Upper (Front) | |
| 107 | 1001210458 | 1 | Rail (Rear) | |

SECTION 4 - PLATFORM

FIGURE 4-7. HANDLE EXTENSION INSTALLATION (OPTIONAL)



ART_1001222587

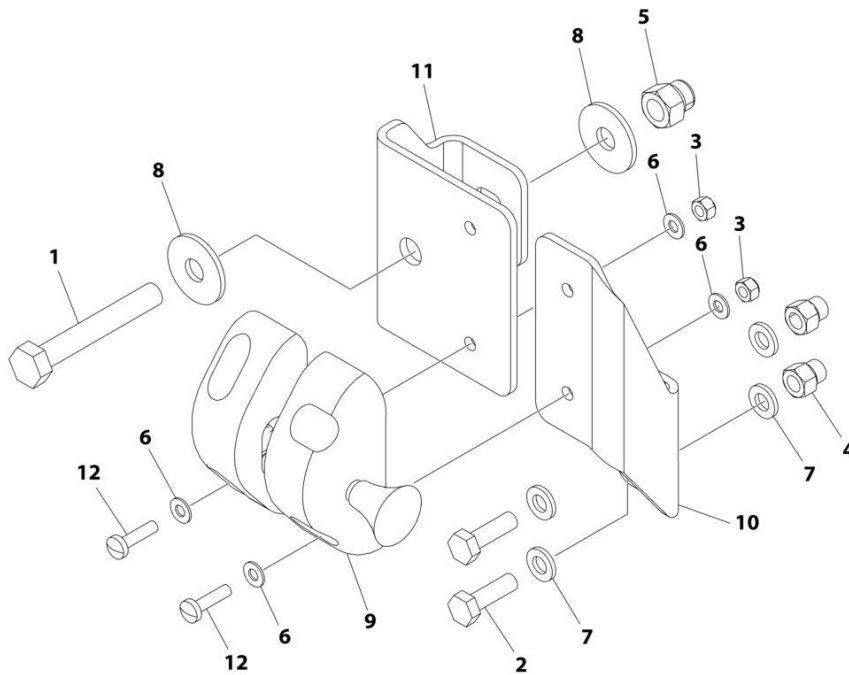
SECTION 4 - PLATFORM

FIGURE 4-7. HANDLE EXTENSION INSTALLATION (OPTIONAL)

| ITEM | PART NUMBER | QTY | DESCRIPTION | REV |
|------|-------------|-----|--|-----|
| | 1001222587 | Ref | HANDLE EXTENSION INSTALLATION (OPTIONAL) | B |
| 1 | 0700621 | 4 | Bolt M6 x 65 | |
| 2 | 0700818 | 2 | Bolt M8 x 50 | |
| 3 | 1380132 | 2 | Clip | |
| 4 | 2560088 | 2 | Grip, Handle | |
| 5 | 2560190 | 2 | Handle | |
| 6 | 3290606 | 2 | Nut M6 | |
| 7 | 3290806 | 2 | Nut M8 | |
| 8 | 3820019 | 2 | Rivet | |
| 9 | 4811702 | 8 | Washer M6 | |
| 10 | 4811900 | 4 | Washer M8 | |
| 11 | 1001216823 | 2 | Bracket | |

SECTION 4 - PLATFORM

FIGURE 4-8. GATE LATCH INSTALLATION - OPTIONAL (ALL SPECS EXCEPT KOREAN SPECS)



ART_1001220995

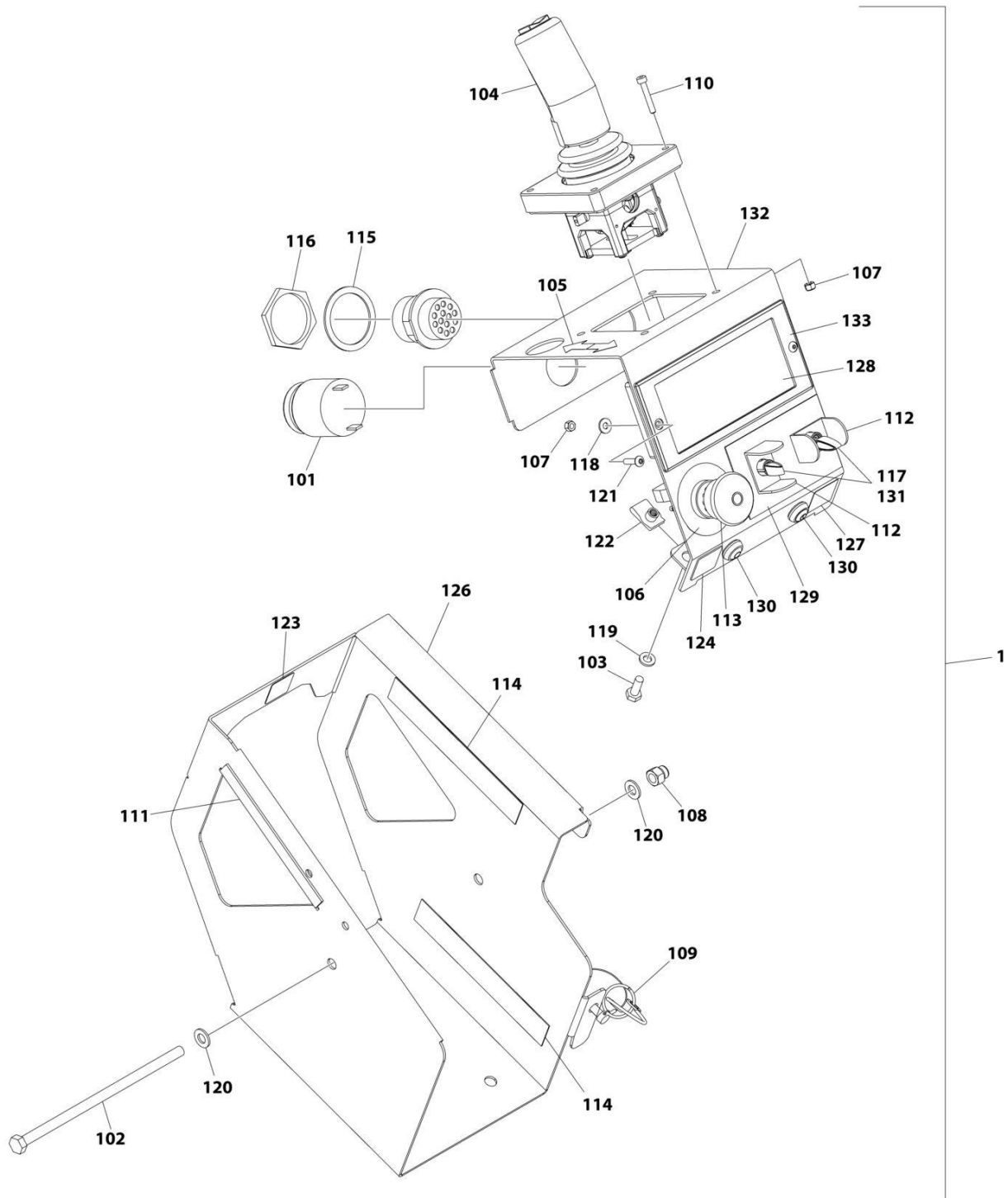
SECTION 4 - PLATFORM

FIGURE 4-8. GATE LATCH INSTALLATION - OPTIONAL (ALL SPECS EXCEPT KOREAN SPECS)

| ITEM | PART NUMBER | QTY | DESCRIPTION | REV |
|------|-------------|-----|-------------------------|-----|
| | 1001220995 | Ref | GATE LATCH INSTALLATION | B |
| 1 | 0700819 | 1 | Bolt M8 x 55 | |
| 2 | 0760610 | 2 | Bolt M6 x 20 | |
| 3 | 3290405 | 4 | Nut M4 | |
| 4 | 3290606 | 2 | Nut M6 | |
| 5 | 3290806 | 1 | Nut M8 | |
| 6 | 4811400 | 8 | Washer M4 | |
| 7 | 4811700 | 4 | Washer M6 | |
| 8 | 4811902 | 2 | Washer M8 | |
| 9 | 1001134821 | 1 | Latch | |
| 10 | 1001220409 | 1 | Mount | |
| 11 | 1001220410 | 1 | Plate | |
| 12 | 4010408 | 4 | Screw M4 x 16 | |

SECTION 4 - PLATFORM

FIGURE 4-9. PLATFORM CONTROL INSTALLATION (ALL SPECS)



ART_1001274659

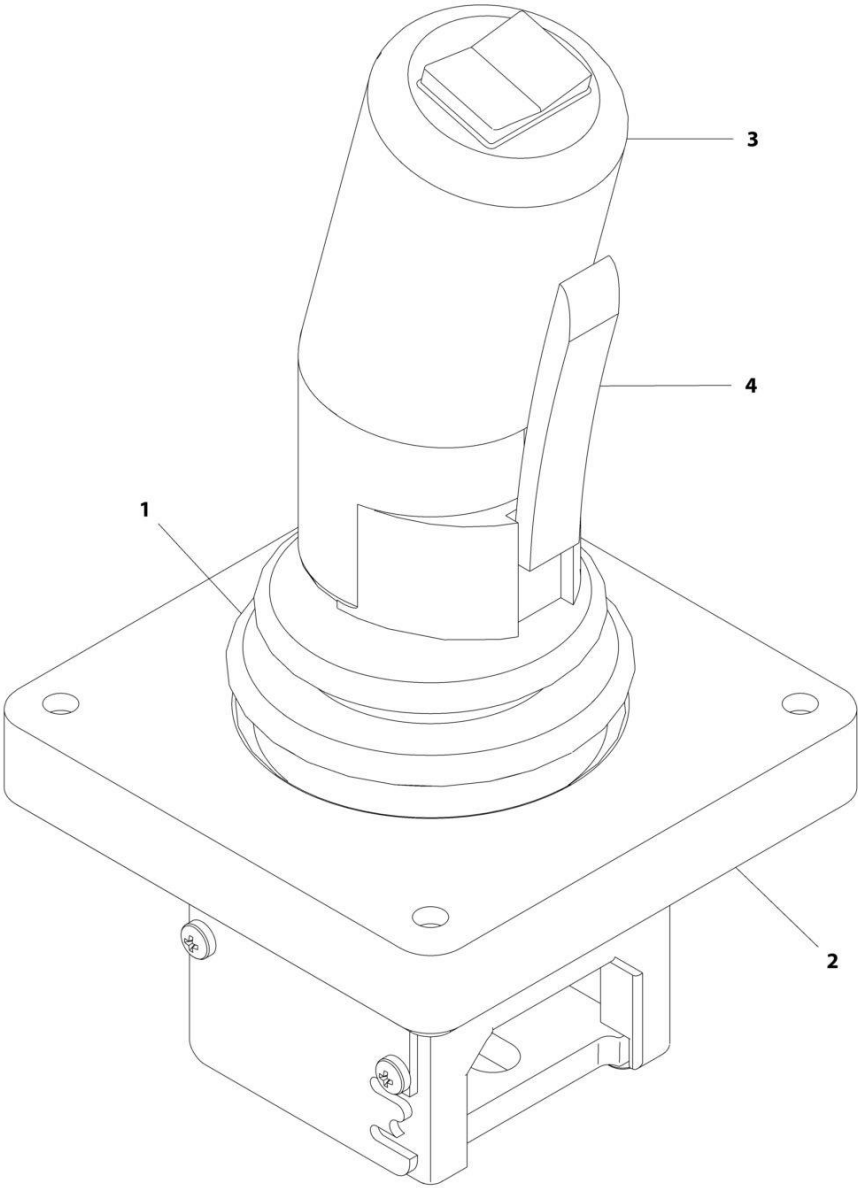
SECTION 4 - PLATFORM

FIGURE 4-9. PLATFORM CONTROL INSTALLATION (ALL SPECS)

| ITEM | PART NUMBER | QTY | DESCRIPTION | REV |
|------|-------------|----------------|---|-----|
| | 1001274659 | Ref | PLATFORM CONTROL INSTALLATION (LED) | A |
| 1 | 1001274604 | 1 | Platform Control Box | B |
| 101 | 0140030 | 1 | Alarm | |
| 102 | 0700835 | 1 | Bolt M8 x 180 | |
| 103 | 0760610 | 2 | Bolt M6 x 20 | |
| 104 | 1600402 | 1 | Controller Assembly (See Separate Breakdown in this Section) | |
| 105 | 1703819 | 1 | Decal - Arrow | |
| 106 | 1704260 | 1 | Decal - Emergency Stop | |
| 107 | 3290405 | 6 | Nut M4 | |
| 108 | 3290806 | 1 | Nut M8 | |
| 109 | 3423278 | 1 | Pin, Snap with Lanyard | |
| 110 | 4031509 | 4 | Capscrew M4 x 25 | |
| 111 | 4060803 | 6 in/ 14cm | Flex-Trim | |
| 112 | 4060906 | 2 | Guard, Switch | |
| 113 | 4360475 | 1 | Switch, Emergency Stop | |
| 113 | 7020175 | 1 | Cap | |
| 113 | 7020176 | 1 | Block, Contact | |
| 114 | 4420062 | 12 in/ 30cm | Tape | |
| 115 | 4460496 | 1 | Washer, Terminal | |
| 116 | 4460497 | 1 | Nut, Terminal | |
| 117 | 4711700 | 2 | Washer 7/16 | |
| 118 | 4811400 | 2 | Washer M4 | |
| 119 | 4811700 | 2 | Washer M6 | |
| 120 | 4811900 | 2 | Washer M8 | |
| 121 | 1001047064 | 2 | Screw M4 x 15 | |
| 122 | 1001130220 | 2 | Nut, Tinnerman M6 | |
| 123 | 1001132358 | 1 | Decal - Steer | |
| 124 | 1001132361 | 1 | Decal - Horn | |
| 125 | 1001200819 | 1 | Platform Control Box Harness (Not Shown) (See Separate Breakdown in ELECTRICAL Section) | |
| 126 | 1001209596 | 1 | Plate, Box (Outside) | |
| 127 | 1001213886 | 1 | Decal - Indoor/Outdoor | |
| 128 | 1001218285 | 1 | Decal - Platform Control | |
| 129 | 1001220893 | 1 | Decal - Lift/Drive Function | |
| 130 | 1001226749 | 2 | Switch, Push Button | |
| 131 | 1001258446 | 2 | Switch, Toggle | |
| 132 | 1001262655 | 1 | Plate, Box (Inside) | |
| 133 | 1001274605 | 1 | Module, Platform Control | |

SECTION 4 - PLATFORM

FIGURE 4-10. DRIVE/STEER CONTROLLER ASSEMBLY (AUSTRALIAN, CE & UK CA SPECS)



ART_1600402

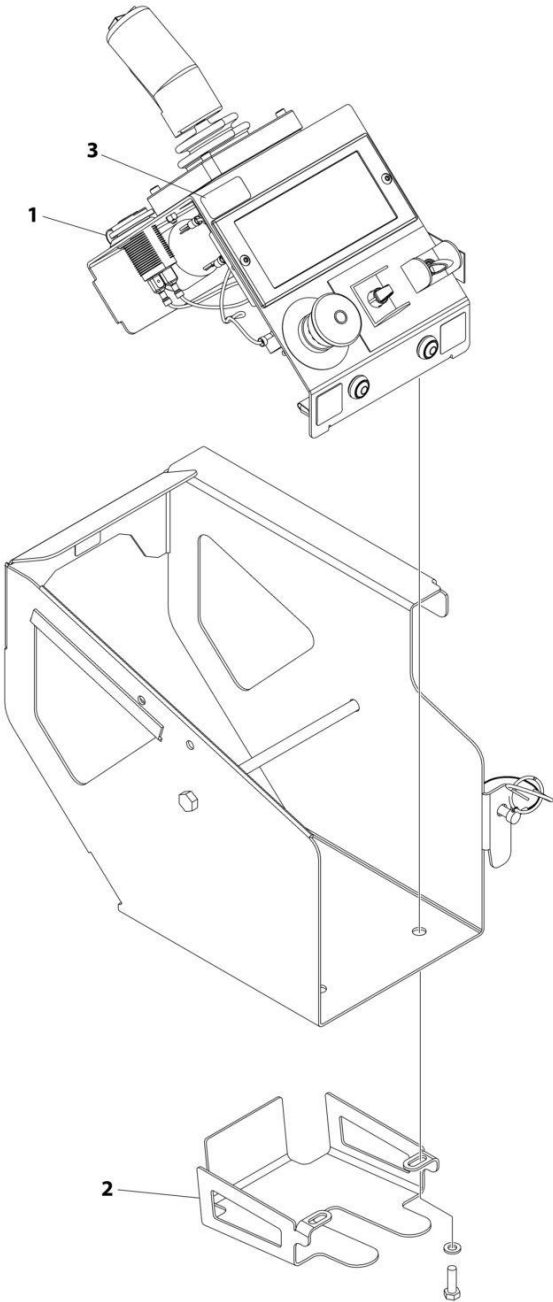
SECTION 4 - PLATFORM

FIGURE 4-10. DRIVE/STEER CONTROLLER ASSEMBLY (AUSTRALIAN, CE & UK CA SPECS)

| ITEM | PART NUMBER | QTY | DESCRIPTION | REV |
|------|-------------|-----|---|-----|
| | 1600402 | Ref | DRIVE/STEER CONTROLLER ASSEMBLY | A |
| 1 | 70001250 | 1 | Boot, Panel | |
| 2 | 70001252 | 1 | Gasket, Mounting | |
| 2 | 70001251 | 1 | Bezel, Mounting | |
| 3 | 70003650 | 1 | Handle Repair Kit (Includes handle gasket, item#4 push button and item #4 lever installed in front handle half, back handle half, top actuator, boot and hardware.) | |
| 3 | 70000084 | 1 | Cap, Rubber | |
| 3 | 70000082 | 1 | Microswitch | |
| 3 | 7027766 | 1 | Ring, Retaining | |
| 3 | 7027365 | 1 | Actuator, Handle | |
| 3 | 70001253 | 1 | Gasket, Handle | |
| 3 | 70000683 | 4 | Washer, Neoprene | |
| 3 | 70000685 | 2 | Spacer, Plastic | |
| 3 | 70000686 | 2 | Screw (Top) | |
| 3 | 70000684 | 2 | Screw (Bottom) | |
| 4 | 7027367 | 1 | Switch, Push Button | |
| 4 | 7027765 | 1 | Lever, Enable | |

SECTION 4 - PLATFORM

FIGURE 4-11. USB/PHONE CRADLE INSTALLATION



ART_1001262150

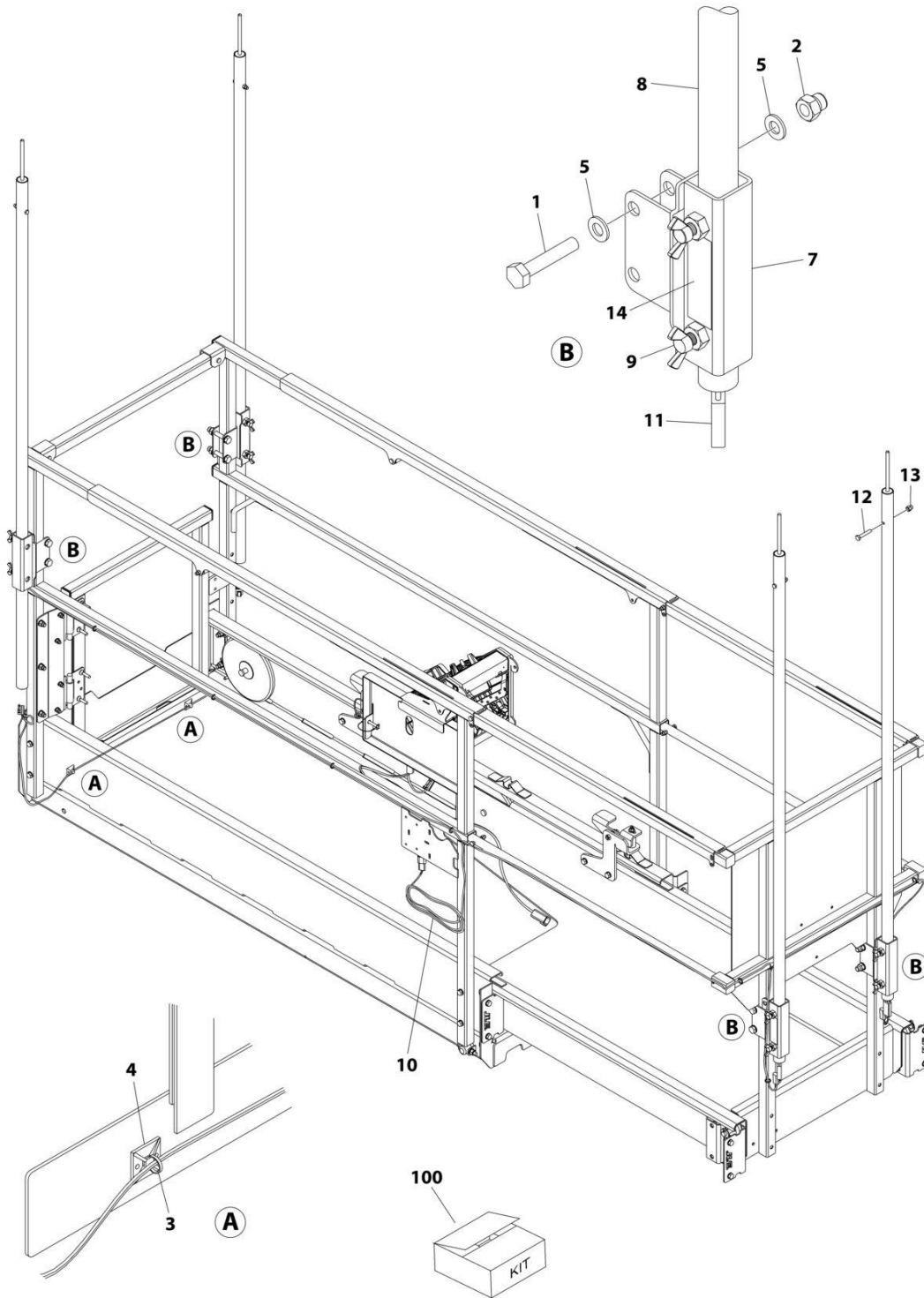
SECTION 4 - PLATFORM

FIGURE 4-11. USB/PHONE CRADLE INSTALLATION

| ITEM | PART NUMBER | QTY | DESCRIPTION | REV |
|------|-------------|-----|-------------------------------|-----|
| | 1001262150 | Ref | USB/PHONE CRADLE INSTALLATION | B |
| 1 | 1001253800 | 1 | Terminal, USB Receptacle | |
| 2 | 1001261131 | 1 | Bracket, Phone | |
| 3 | 1001274168 | 1 | Decal, USB Charge | |

SECTION 4 - PLATFORM

FIGURE 4-12. OVERHEAD PROTECTION INSTALLATION (KOREAN SPECS)



ART_1001220216

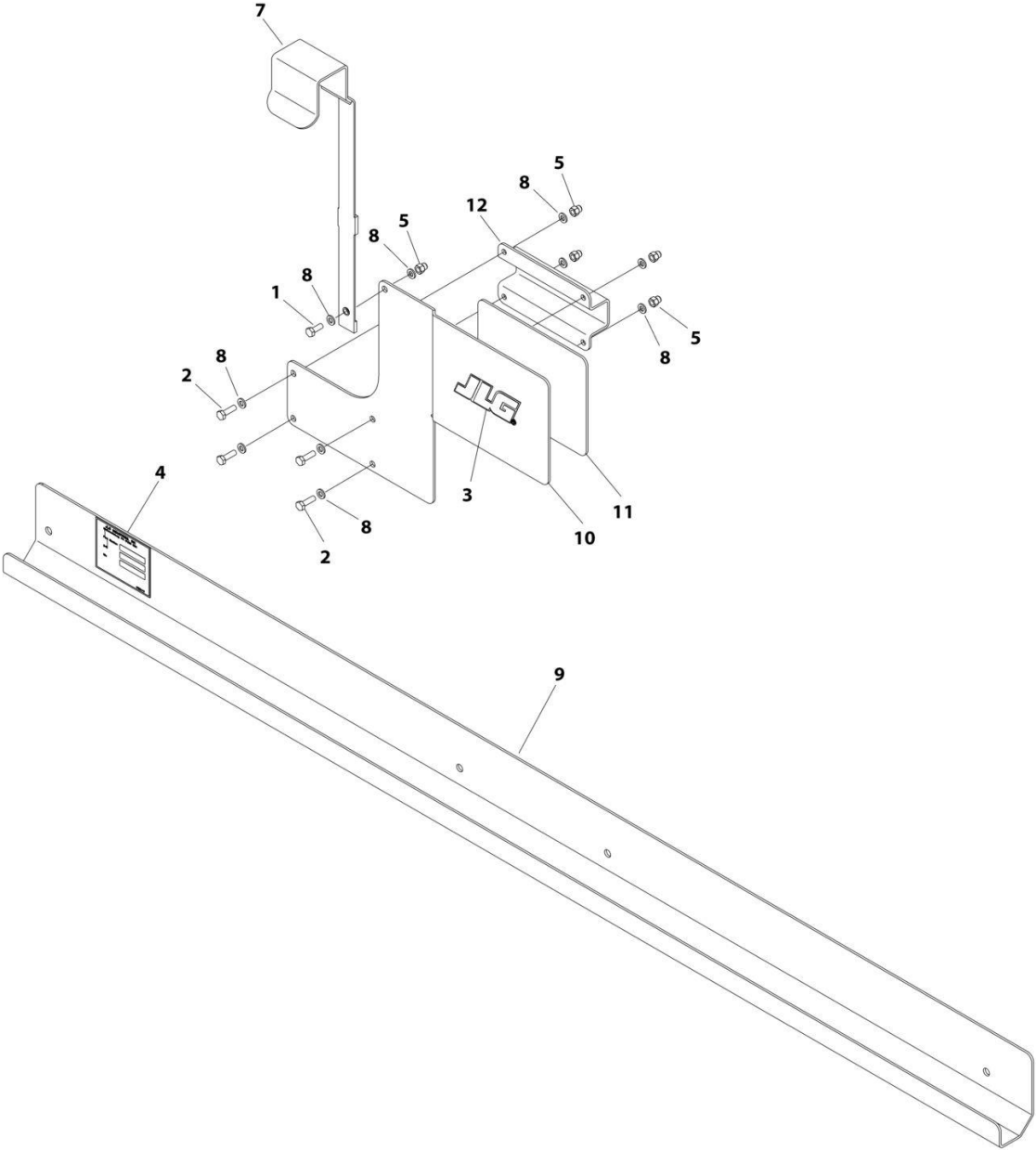
SECTION 4 - PLATFORM

FIGURE 4-12. OVERHEAD PROTECTION INSTALLATION (KOREAN SPECS)

| ITEM | PART NUMBER | QTY | DESCRIPTION | REV |
|------|-------------|-----|--|-----|
| | 1001220216 | Ref | OVERHEAD PROTECTION INSTALLATION (KOREAN SPECS) | B |
| 1 | 0701019 | 8 | Bolt M10 x 55 | |
| 2 | 3291006 | 8 | Nut M10 | |
| 3 | 4240017 | AR | Tie-Strap | |
| 4 | 4460234 | 2 | Mount, Tie-Strap | |
| 5 | 4812000 | 16 | Washer M10 | |
| 7 | 1001221275 | 4 | Bracket | |
| 8 | 1001221276 | 4 | Tube | |
| 9 | 1001222914 | 8 | Thumb Screw | |
| 10 | 1001224468 | 1 | Overhead Protection Harness | |
| 10 | 4460891 | 4 | Plug, Male - 2 Position (SW03-SW06) | |
| 10 | 4460465 | 8 | Socket, Female | |
| 10 | 4460536 | 1 | Receptacle, Female - 3 Position (X567) | |
| 10 | 4460464 | 2 | Pin, Male | |
| 10 | 4460466 | 1 | Plug, Terminal | |
| 11 | 1001226277 | 4 | Switch, Overhead Protection | |
| 12 | 0700616 | 4 | Bolt M6 x 40 | |
| 13 | 3290606 | 4 | Nut M6 | |
| 14 | 1001228184 | 1 | Decal - Overhead Protection Weight | |
| 100 | 1001221244 | 1 | Overhead Protection Kit (Includes Items 1, 2, 5-9 & 11-14) | |

SECTION 4 - PLATFORM

FIGURE 4-13. PANEL CARRIER INSTALLATION (AUSTRALIAN, CE & UK CA SPECS)



ART_1001235924

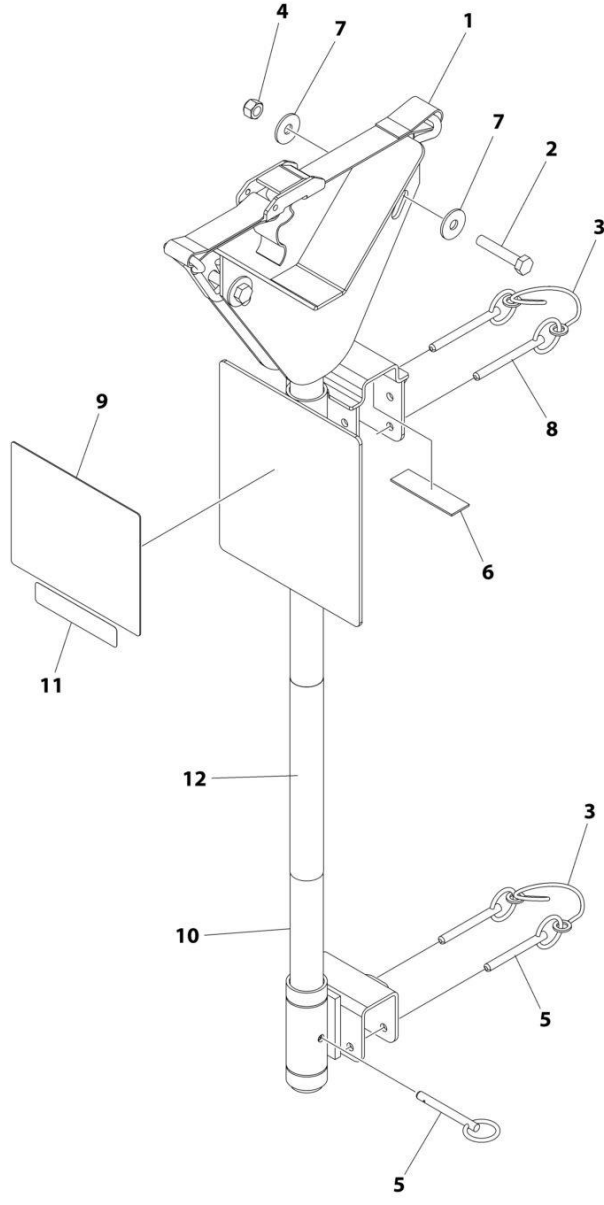
SECTION 4 - PLATFORM

FIGURE 4-13. PANEL CARRIER INSTALLATION (AUSTRALIAN, CE & UK CA SPECS)

| ITEM | PART NUMBER | QTY | DESCRIPTION | REV |
|------|-------------|------------|---|-----|
| | 1001235924 | Ref | PANEL CARRIER INSTALLATION | B |
| 1 | 0760608 | 1 | Bolt M6 x 16 | |
| 2 | 0760610 | 4 | Bolt M6 x 20 | |
| 3 | 1702010 | 1 | Decal - JLG | |
| 4 | See Note | NSS | Nameplate - Accessory SN (Note: Not Available for Purchase) | |
| 5 | 3290606 | 5 | Nut M6 | |
| 6 | 3574505 | 1 | Plate | |
| 7 | 4240165 | 1 | Strap | |
| 8 | 4811700 | 10 | Washer M6 | |
| 9 | 1001235536 | 1 | Channel | |
| 10 | 1001235863 | 1 | Plate | |
| 11 | 1001236507 | 1 | Decal – Panel Carrier Capacity | |
| 12 | 4420037 | 6 in /15cm | Tape | |

SECTION 4 - PLATFORM

FIGURE 4-14. PIPE RACK INSTALLATION



ART_1001270855

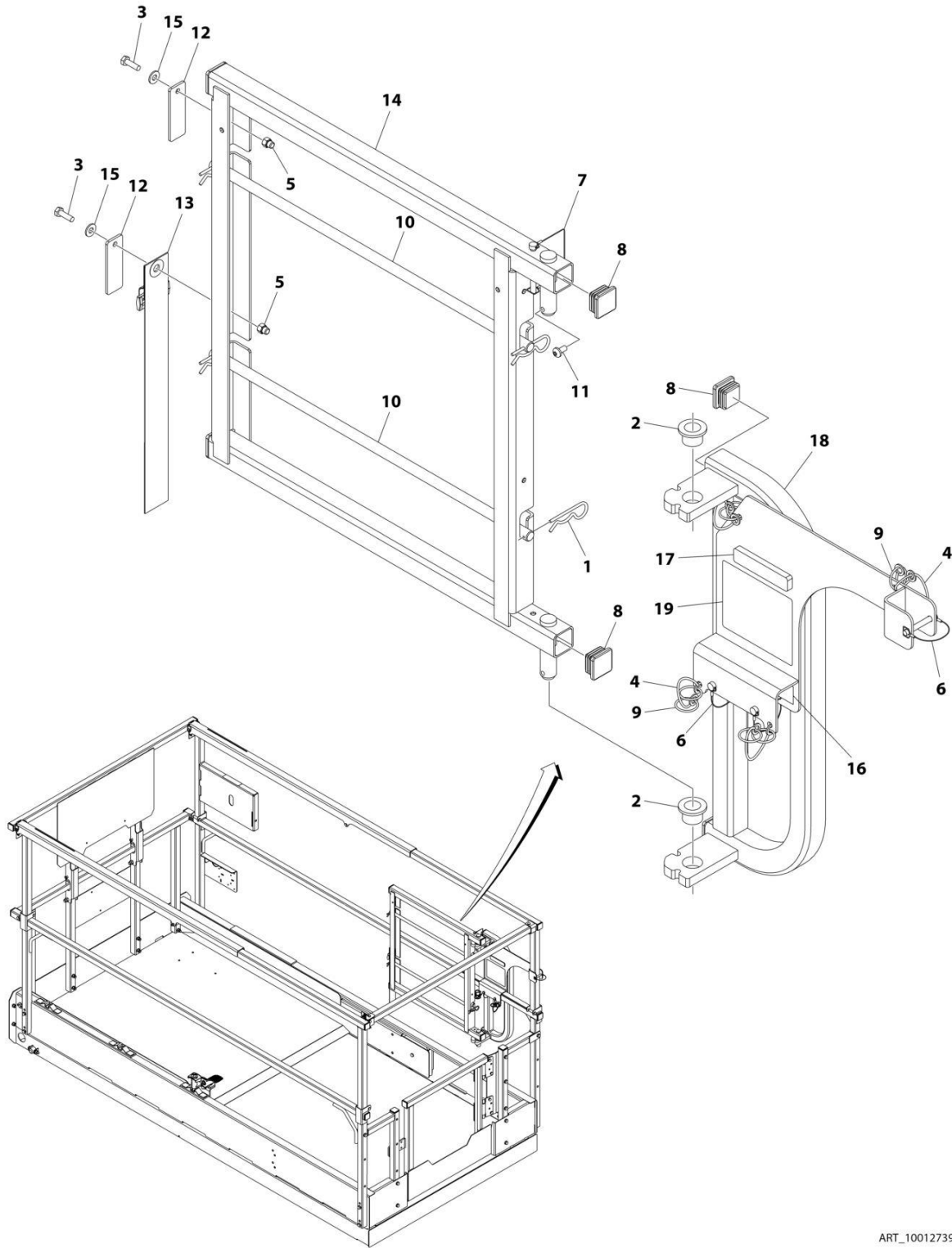
SECTION 4 - PLATFORM

FIGURE 4-14. PIPE RACK INSTALLATION

| ITEM | PART NUMBER | QTY | DESCRIPTION | REV |
|------|-------------|-----|----------------------------|-----|
| | 1001270855 | Ref | PIPE RACK INSTALLATION | C |
| 1 | 0480100 | 2 | Tie-Strap | |
| 2 | 0700817 | 4 | Bolt M8 x 45 | |
| 3 | 1060379 | 4 | Lanyard | |
| 4 | 3290805 | 4 | Nut M8 | |
| 5 | 3422661 | 6 | Pin | |
| 6 | 4420062 | AR | Tape | |
| 7 | 4811902 | 8 | Washer M8 | |
| 8 | 1001235941 | 4 | Pin | |
| 9 | 1001287711 | 2 | Decal - Pipe Rack Capacity | |
| 10 | 1001270533 | 2 | Rack Pipe | |
| 11 | 1001270631 | 2 | Decal - ACCY Weight | |
| 12 | 1001271412 | 2 | Decal - JLG | |

SECTION 4 - PLATFORM

FIGURE 4-15. ELECTRICIANS TREE ACCESSORY



ART_1001273907

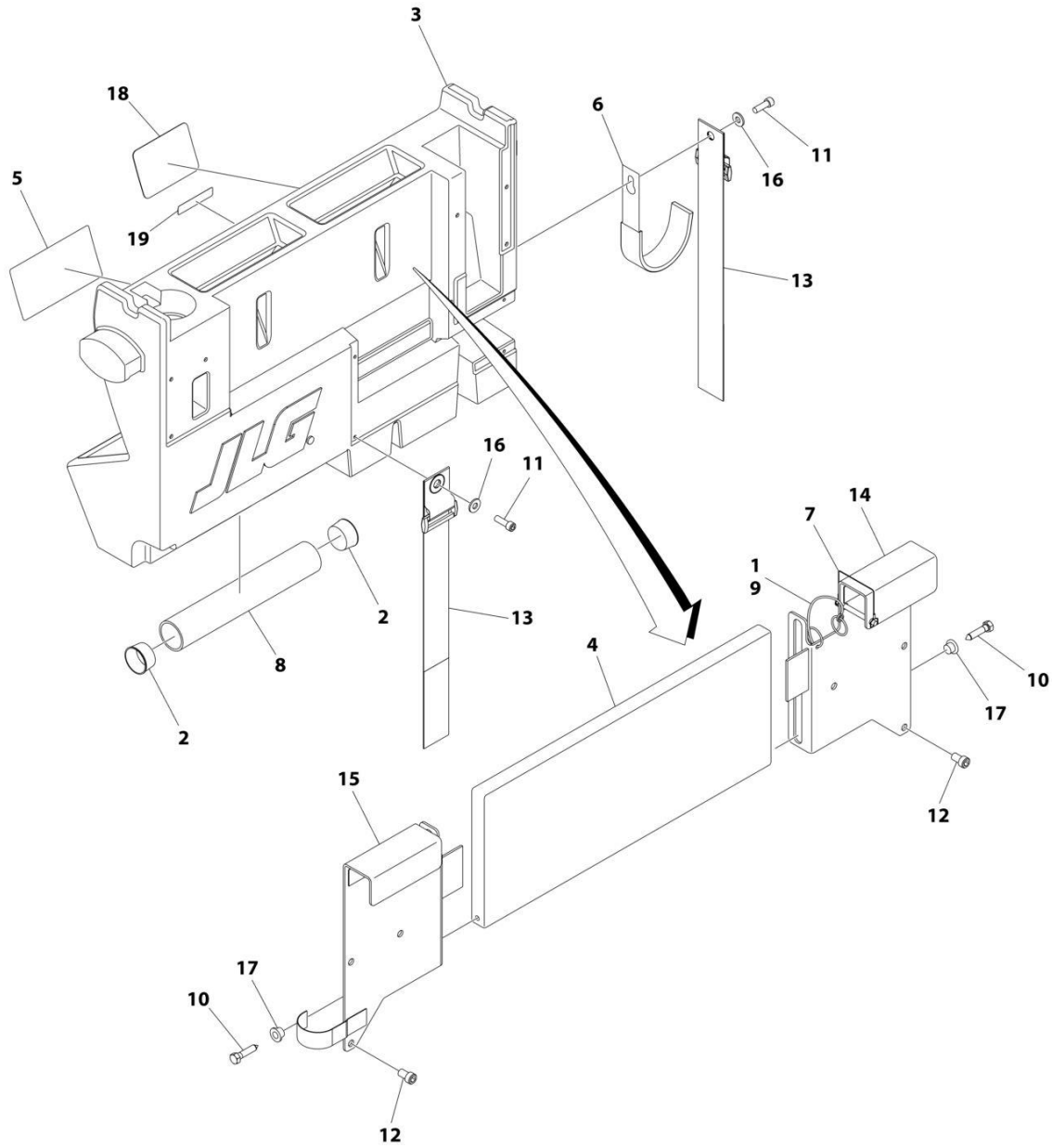
SECTION 4 - PLATFORM

FIGURE 4-15. ELECTRICIANS TREE ACCESSORY

| ITEM | PART NUMBER | QTY | DESCRIPTION | REV |
|------|-------------|------|----------------------------------|-----|
| | 1001273907 | Ref | ELECTRICIANS TREE ACCESSORY | A |
| 1 | 80325 | 4 | Hairpin, Cotter | |
| 2 | 0440223 | 2 | Bearing, Oilite Flange | |
| 3 | 0700610 | 2 | Bolt M6 x 20 | |
| 4 | 1060379 | 4 | Lanyard | |
| 5 | 3290606 | 2 | Nut M6 | |
| 6 | 3421453 | 3 | Pin | |
| 7 | 3422219 | 1 | Pin | |
| 8 | 3520072 | 6 | Plug | |
| 9 | 3760170 | 8 | Ring, Split | |
| 10 | 3841675 | 2 | Rod | |
| 11 | 4191706 | 1 | Bolt M6 x 12 | |
| 12 | 4220227 | 2 | Stop, Spool Rod | |
| 13 | 4240003 | 1 | Strap | |
| 14 | 4340947 | 1 | Mount, Spool Rack | |
| 15 | 4711400 | 2 | Washer 1/4 | |
| 16 | 1001189762 | 3 ft | Tape | |
| 17 | 1001252626 | 1 | Decal - Accessory Weight | |
| 18 | 1001273909 | 1 | Support, Base Pivot | |
| 19 | 1001274838 | 1 | Decal - Electrical Tree Capacity | |

SECTION 4 - PLATFORM

FIGURE 4-16. WORKSTATION ACCESSORY



ART_1001273957

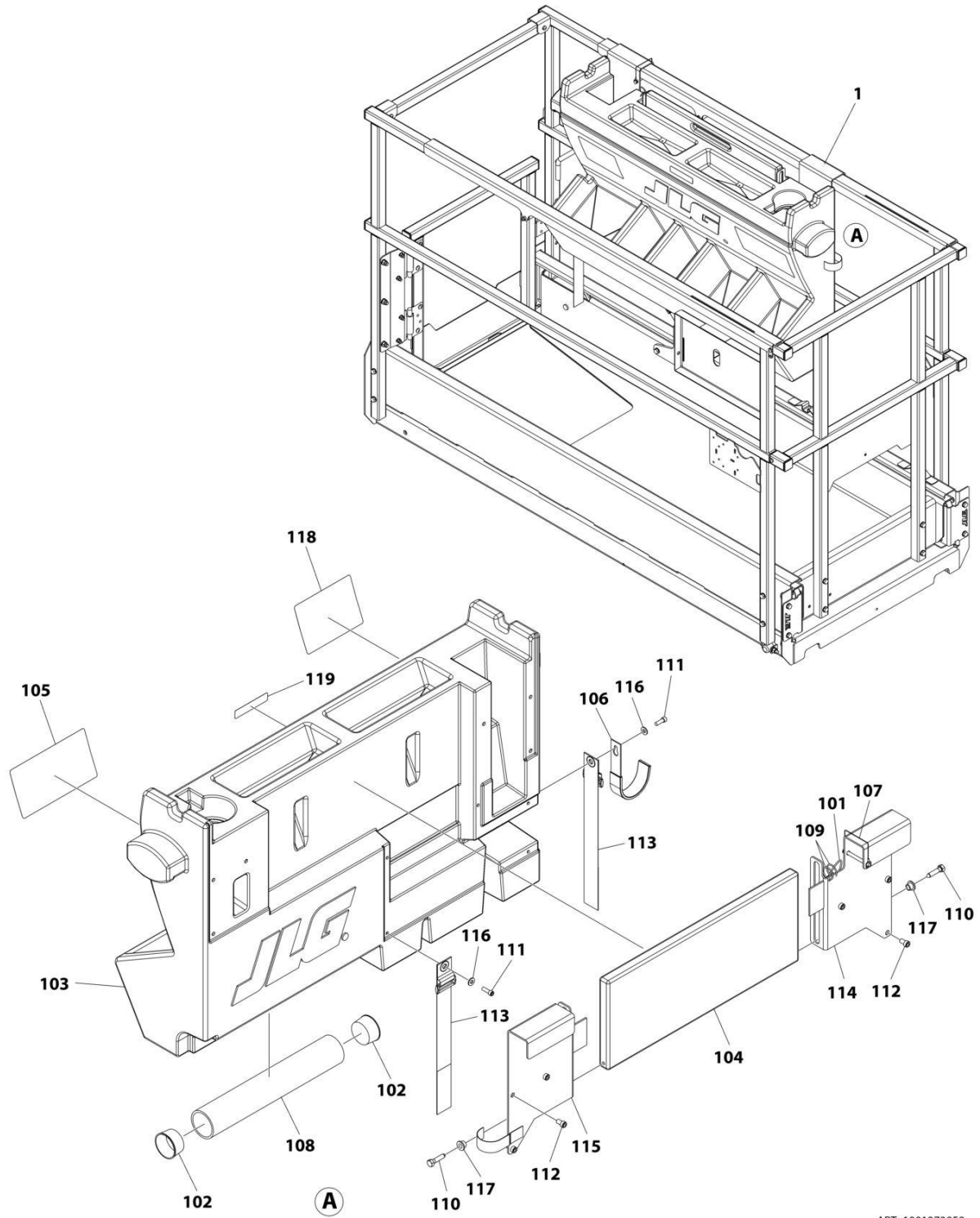
SECTION 4 - PLATFORM

FIGURE 4-16. WORKSTATION ACCESSORY

| ITEM | PART NUMBER | QTY | DESCRIPTION | REV |
|------|-------------|-----|------------------------------|-----|
| | 1001273957 | Ref | WORKSTATION ACCESSORY | A |
| 1 | 1060379 | 1 | Lanyard | |
| 2 | 1120555 | 2 | Cap | |
| 3 | 1580023 | 1 | Container, Work Bench | |
| 4 | 1580024 | 1 | Tray, Work Surface | |
| 5 | 1705997 | 1 | Decal - Workstation | |
| 6 | 2700100 | 1 | Hook | |
| 7 | 3422219 | 1 | Pin | |
| 8 | 3460334 | 1 | Pipe | |
| 9 | 3760170 | 2 | Ring | |
| 10 | 3900355 | 2 | Bolt 5/16 | |
| 11 | 3931412 | 2 | Bolt 1/4 x 3/4 | |
| 12 | 3931508 | 6 | Bolt 5/16 x 1/2 | |
| 13 | 4240003 | 2 | Strap | |
| 14 | 4340853 | 1 | Mount, RH Channel | |
| 15 | 4340854 | 1 | Mount, LH Channel | |
| 16 | 4711400 | 2 | Washer 1/4 | |
| 17 | 4740480 | 2 | Washer | |
| 18 | 1001274837 | 1 | Decal - Workstation Capacity | |
| 19 | 1001275631 | 1 | Decal - Accessory Weight | |

SECTION 4 - PLATFORM

FIGURE 4-17. WORKSTATION INSTALLATION



ART_1001273958

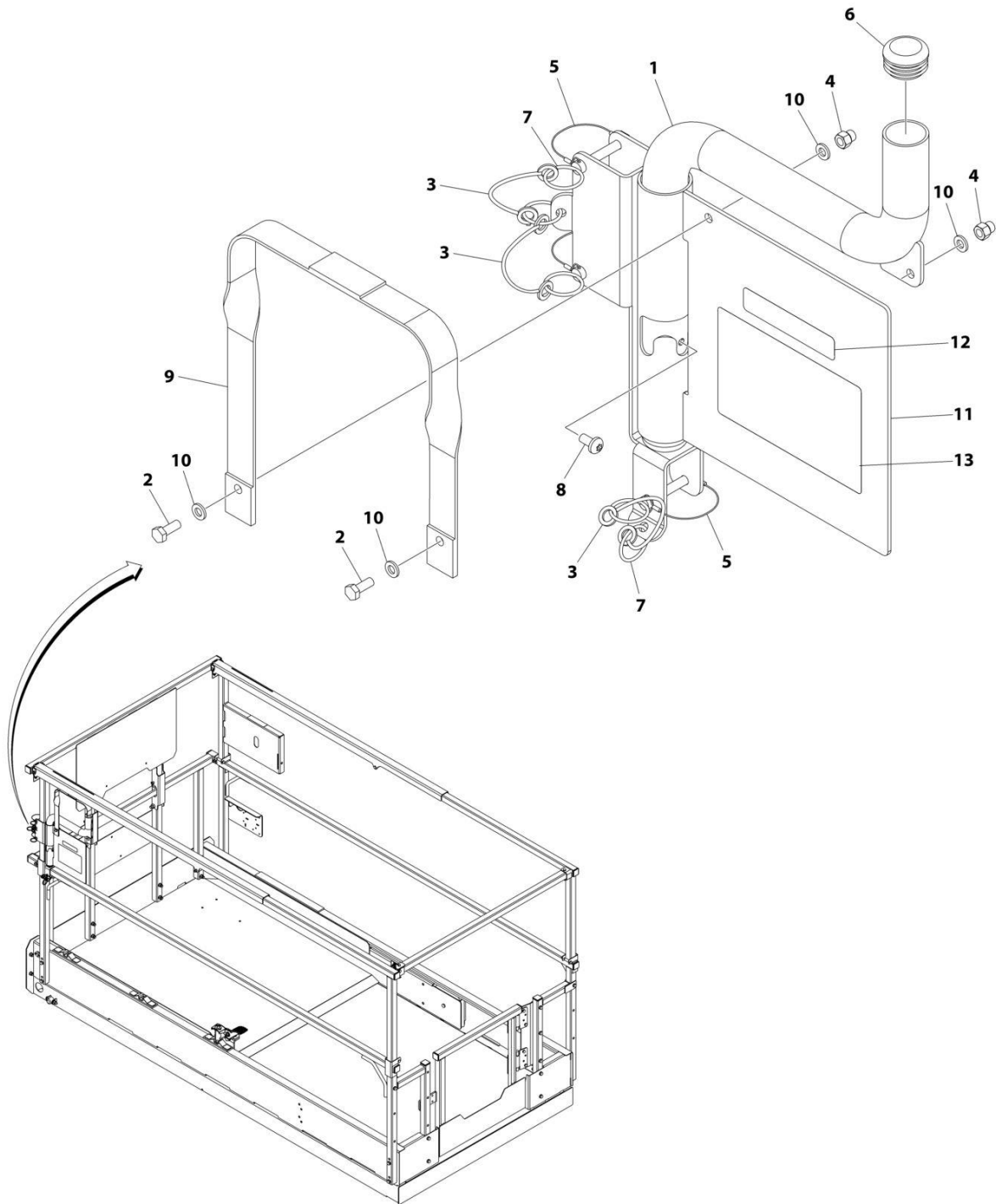
SECTION 4 - PLATFORM

FIGURE 4-17. WORKSTATION INSTALLATION

| ITEM | PART NUMBER | QTY | DESCRIPTION | REV |
|------|-------------|-----|------------------------------|-----|
| | 1001273958 | Ref | WORKSTATION INSTALLATION | A |
| 1 | 1001273957 | 1 | Workstation Accessory | A |
| 101 | 1060379 | 1 | Lanyard | |
| 102 | 1120555 | 2 | Cap | |
| 103 | 1580023 | 1 | Container, Work Bench | |
| 104 | 1580024 | 1 | Tray, Work Surface | |
| 105 | 1705997 | 1 | Decal - Workstation | |
| 106 | 2700100 | 1 | Hook, Hanger | |
| 107 | 3422219 | 1 | Pin | |
| 108 | 3460334 | 1 | Pipe | |
| 109 | 3760170 | 2 | Ring | |
| 110 | 3900355 | 2 | Screw | |
| 111 | 3931412 | 2 | Bolt 1/4 x 3/4 | |
| 112 | 3931508 | 6 | Bolt 5/16 x 1/2 | |
| 113 | 4240003 | 2 | Strap | |
| 114 | 4340853 | 1 | Mount, Channel (RH) | |
| 115 | 4340854 | 1 | Mount, Channel (LH) | |
| 116 | 4711400 | 2 | Washer 1/4 | |
| 117 | 4740480 | 2 | Washer, Plastic Insert | |
| 118 | 1001274837 | 1 | Decal - Workstation Capacity | |
| 119 | 1001275631 | 1 | Decal - ACCY Weight | |

SECTION 4 - PLATFORM

FIGURE 4-18. PIPE RACK ASSEMBLY ACCESSORY



ART_1001273959

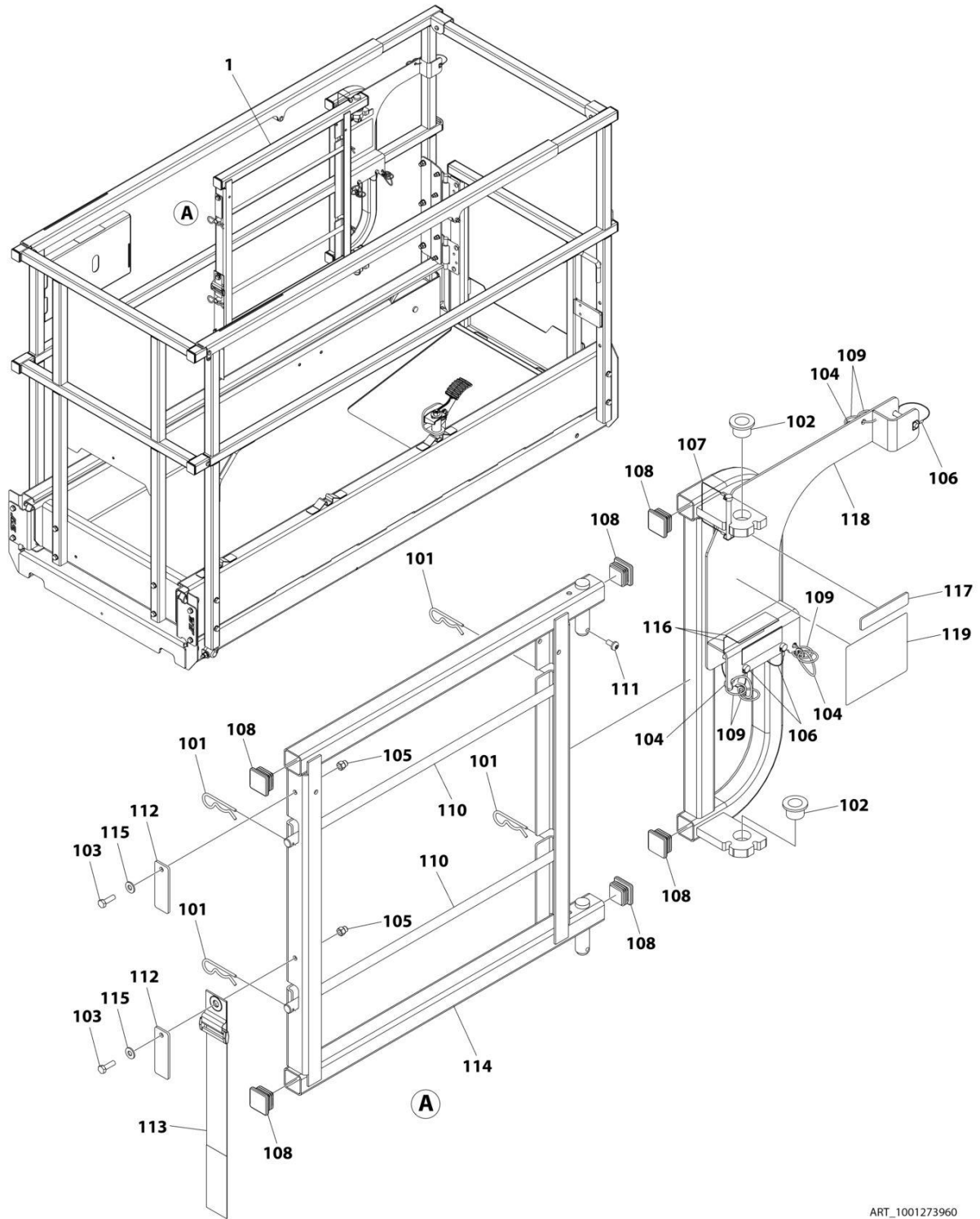
SECTION 4 - PLATFORM

FIGURE 4-18. PIPE RACK ASSEMBLY ACCESSORY

| ITEM | PART NUMBER | QTY | DESCRIPTION | REV |
|------|-------------|-----|------------------------------|-----|
| | 1001273959 | Ref | PIPE RACK ASSEMBLY ACCESSORY | A |
| 1 | 0240054 | 1 | Pipe | |
| 2 | 0700608 | 2 | Bolt M6 x 16 | |
| 3 | 1060379 | 3 | Lanyard | |
| 4 | 3290606 | 2 | Nut M6 | |
| 5 | 3421453 | 3 | Pin | |
| 6 | 3520176 | 2 | Plug | |
| 7 | 3760170 | 5 | Ring | |
| 8 | 4191706 | 1 | Bolt M6 x 12 | |
| 9 | 4240164 | 1 | Strap | |
| 10 | 4811700 | 4 | Washer M6 | |
| 11 | 1001180205 | 1 | Pipe Rack Weldment | |
| 12 | 1001251855 | 2 | Decal - Accessory Weight | |
| 13 | 1001275538 | 2 | Decal - Pipe Rack Capacity | |

SECTION 4 - PLATFORM

FIGURE 4-19. ELECTRICIAN TREE INSTALLATION



ART_1001273960

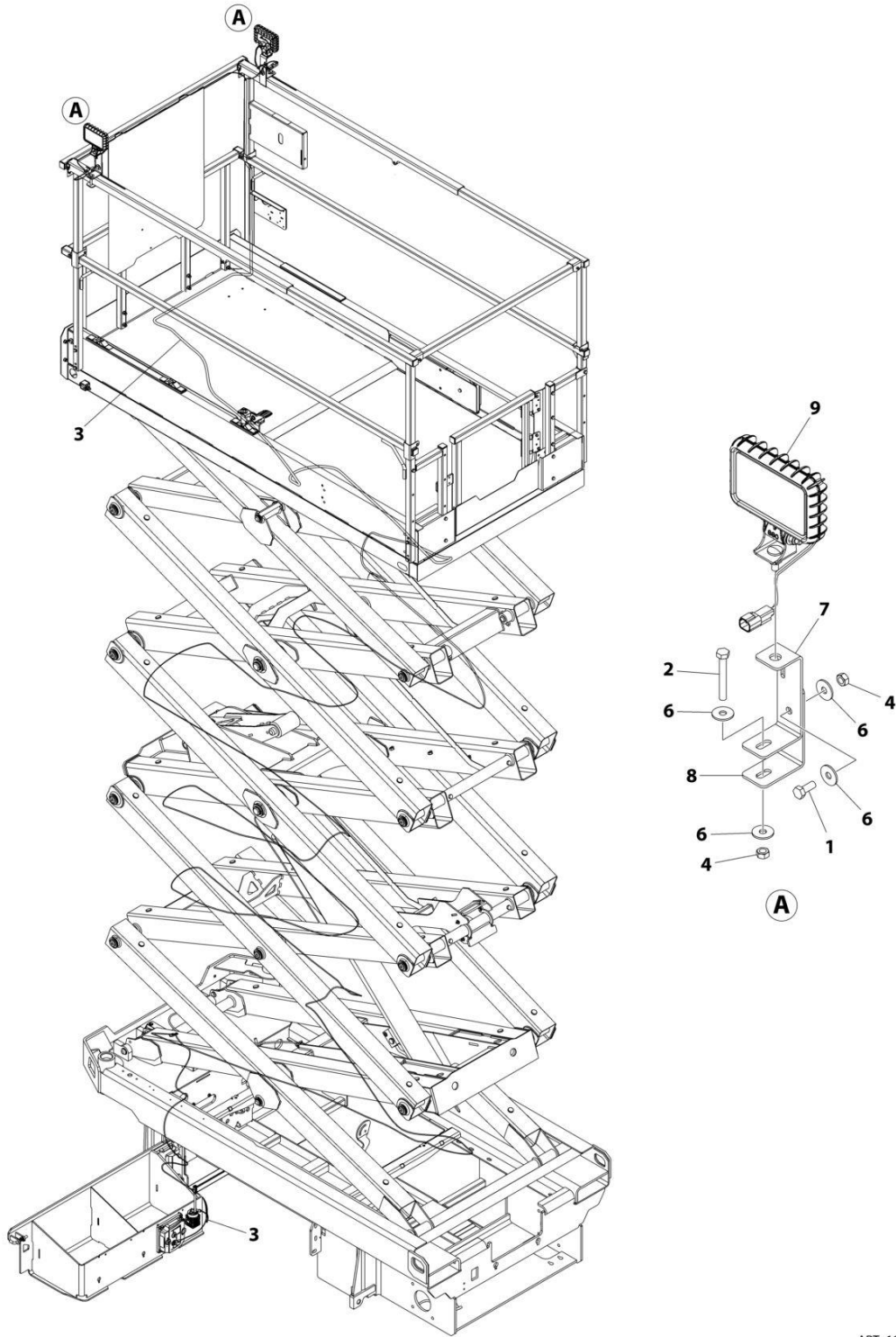
SECTION 4 - PLATFORM

FIGURE 4-19. ELECTRICIAN TREE INSTALLATION

| ITEM | PART NUMBER | QTY | DESCRIPTION | REV |
|------|-------------|-----|-------------------------------|-----|
| | 1001273960 | Ref | ELECTRICIAN TREE INSTALLATION | A |
| 1 | 1001273907 | 1 | Electrician Tree Accessory | A |
| 101 | 80325 | 4 | Hairpin, Cotter | |
| 102 | 0440223 | 2 | Bushing | |
| 103 | 0700610 | 2 | Bolt M6 x 20 | |
| 104 | 1060379 | 4 | Lanyard | |
| 105 | 3290606 | 2 | Cap, Nut M6 x 1 | |
| 106 | 3421453 | 3 | Pin | |
| 107 | 3422219 | 1 | Pin | |
| 108 | 3520072 | 6 | Plug, Cap | |
| 109 | 3760170 | 8 | Ring | |
| 110 | 3841675 | 2 | Rod | |
| 111 | 4191706 | 1 | Screw M6 x 12 | |
| 112 | 4220227 | 2 | Stop, Spool Rod | |
| 113 | 4240003 | 1 | Strap | |
| 114 | 4340947 | 1 | Mount, Spool Rack | |
| 115 | 4711400 | 2 | Washer 1/4 | |
| 116 | 1001189762 | 3 | Tape | |
| 117 | 1001252626 | 1 | Decal - ACCY Weight | |
| 118 | 1001273909 | 1 | Support | |
| 119 | 1001274838 | 1 | Decal | |

SECTION 4 - PLATFORM

FIGURE 4-20. WORKLIGHT INSTALLATION



ART_1001273965

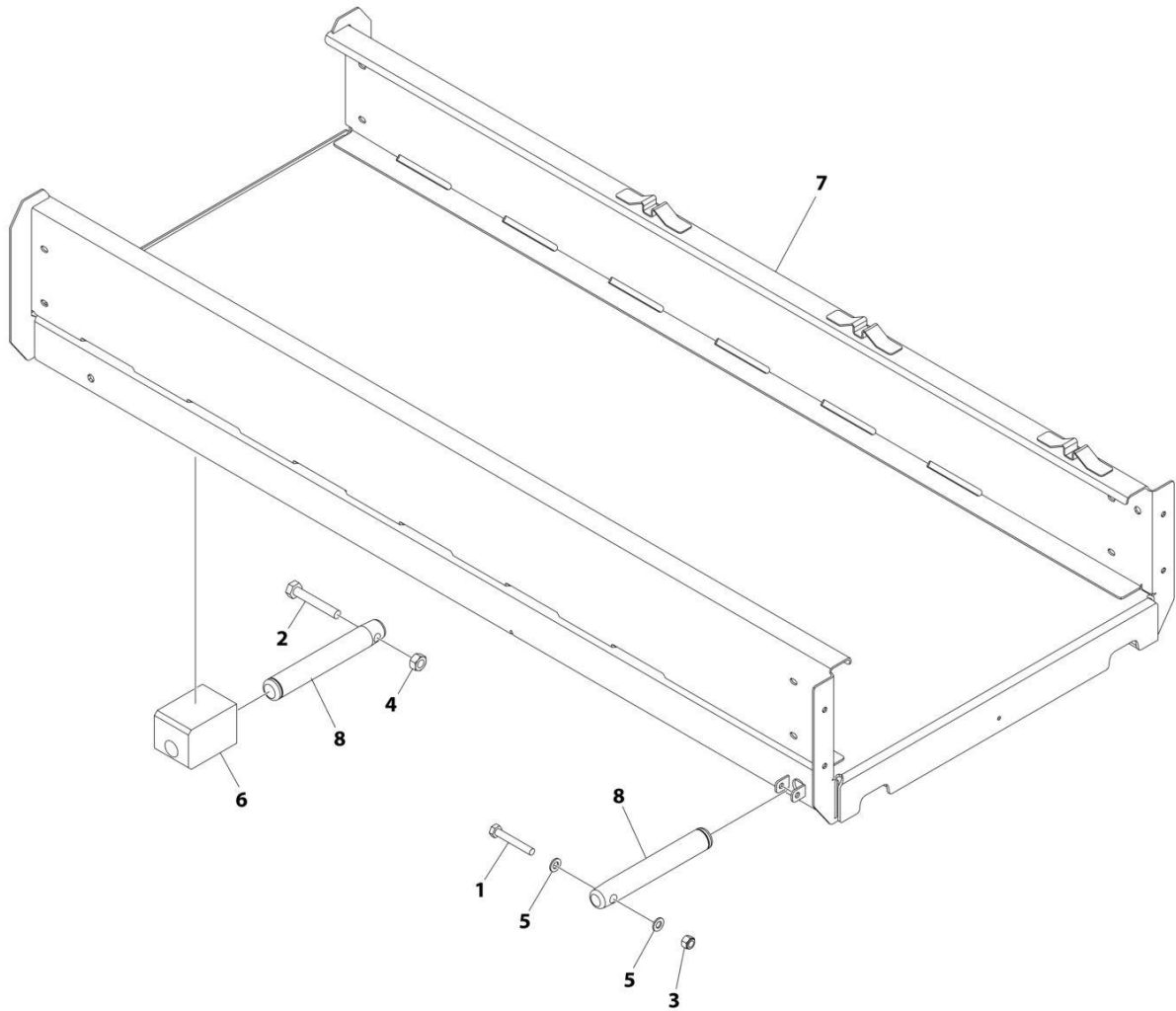
SECTION 4 - PLATFORM

FIGURE 4-20. WORKLIGHT INSTALLATION

| ITEM | PART NUMBER | QTY | DESCRIPTION | REV |
|------|-------------|-----|---|-----|
| | 1001273965 | Ref | WORKLIGHT INSTALLATION | A |
| 1 | 0760810 | 2 | Bolt M8 x 20 | |
| 2 | 0760820 | 2 | Bolt M8 x 60 | |
| 3 | 1061041 | 1 | Cable, Worklight (See Separate Breakdown in ELECTRICAL Section) | |
| 4 | 3290801 | 4 | Nut M8 | |
| 5 | 4240033 | AR | Tie-Strap (Not Shown) | |
| 6 | 4811902 | 8 | Washer M8 | |
| 7 | 1001273961 | 2 | Bracket | |
| 8 | 1001273962 | 2 | Bracket | |
| 9 | 1001273964 | 2 | Lamp, Worklight Kit | |
| 9 | 1001232586 | 1 | Lamp, Worklight LED with Switch | |
| 9 | 1001274026 | 1 | Harness, Light (See Separate Breakdown in ELECTRICAL Section) | |

SECTION 4 - PLATFORM

FIGURE 4-21. PLATFORM INSTALLATION (MACHINES WITH SN STARTING WITH G2)



ART_1001276705

SECTION 4 - PLATFORM

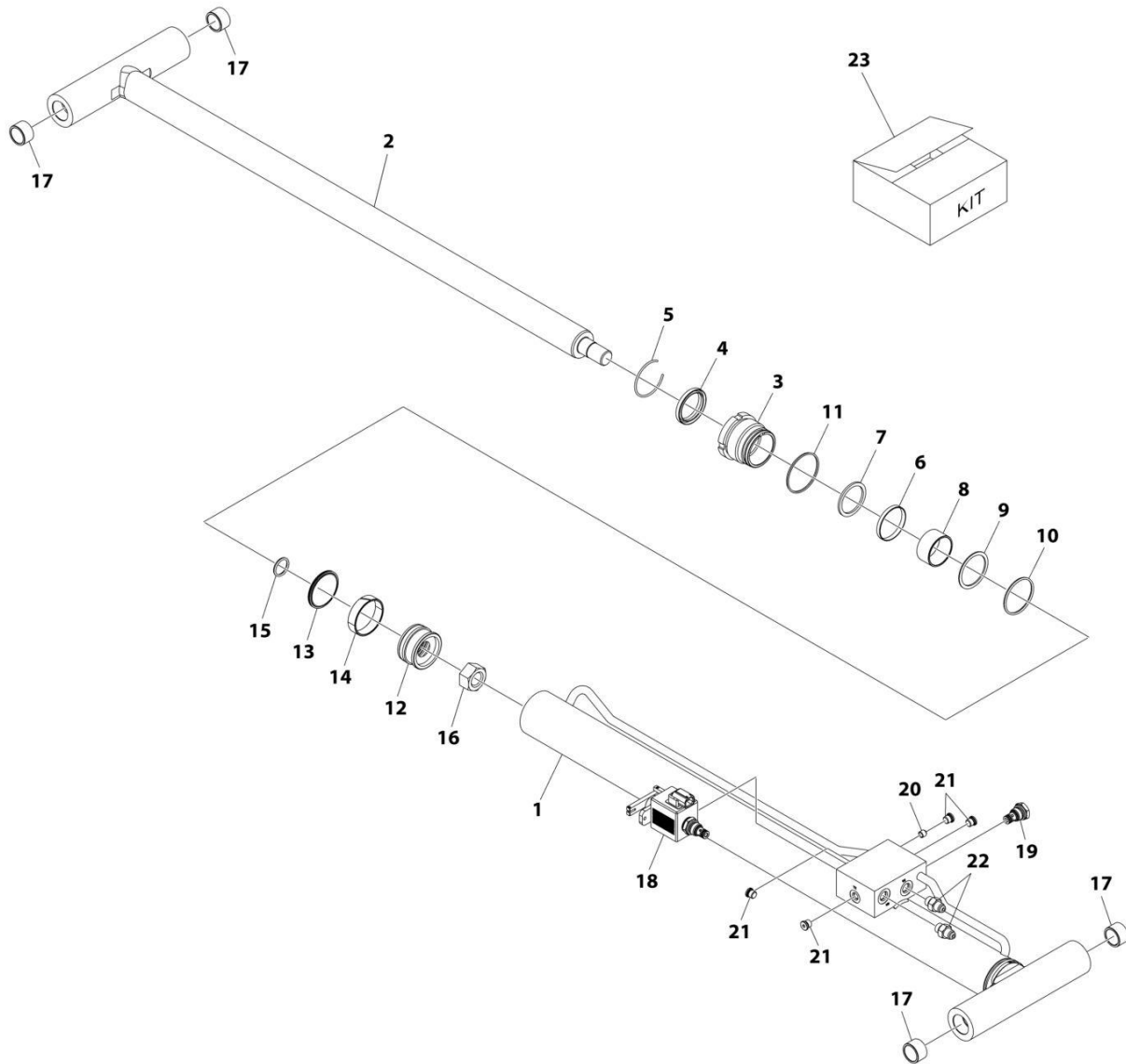
FIGURE 4-21. PLATFORM INSTALLATION (MACHINES WITH SN STARTING WITH G2)

| ITEM | PART NUMBER | QTY | DESCRIPTION | REV |
|------|-------------|-----|-----------------------|-----|
| | 1001276705 | Ref | PLATFORM INSTALLATION | A |
| 1 | 0700819 | 2 | Bolt M8 x 55 | |
| 2 | 0701021 | 2 | Bolt M10 x 65 | |
| 3 | 3290805 | 2 | Nut M8 | |
| 4 | 3291007 | 2 | Nut M10 | |
| 5 | 4811900 | 4 | Washer M8 | |
| 6 | 1001205156 | 2 | Block, Slide | |
| 7 | 1001235541 | 1 | Platform | |
| 8 | 1001276707 | 4 | Pin | |

SECTION 5 - CYLINDER

SECTION 5 - CYLINDER

FIGURE 5-1. LIFT CYLINDER ASSEMBLY (MACHINES WITH SN STARTING WITH M2)



ART_1001198935

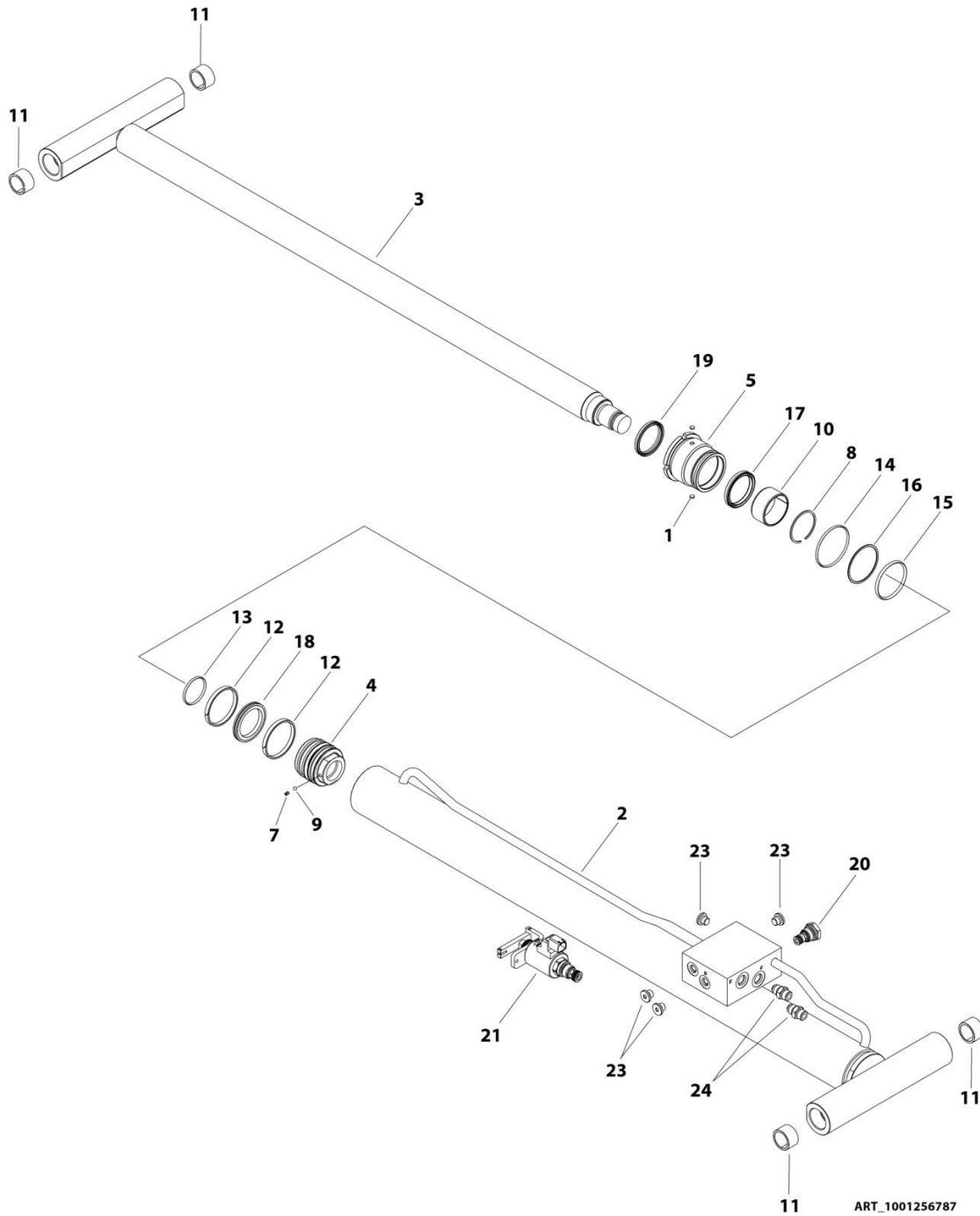
SECTION 5 - CYLINDER

FIGURE 5-1. LIFT CYLINDER ASSEMBLY (MACHINES WITH SN STARTING WITH M2)

| ITEM | PART NUMBER | QTY | DESCRIPTION | REV |
|------|-------------|-----|--|-----|
| | 1001198935 | Ref | LIFT CYLINDER ASSEMBLY | C |
| | | Ref | Note: Original Cylinder May Have Been Replaced with Service Replacement. Identify PN Stamped on Cylinder Before Ordering Parts. | |
| 1 | 70005790 | 1 | Barrel | |
| 2 | 70005791 | 1 | Rod | |
| 3 | 70005792 | 1 | Head | |
| 4 | See Note | NSS | Wiper (Note: Use Item 23) | |
| 5 | 70002410 | 1 | Ring, Retaining | |
| 6 | See Note | NSS | Seal, Rod (Note: Use Item 23) | |
| 7 | See Note | NSS | Ring, Back-up (Note: Use Item 23) | |
| 8 | 70005793 | 1 | Spacer | |
| 9 | See Note | NSS | O-Ring (Note: Use Item 23) | |
| 10 | See Note | NSS | Ring, Back-up (Note: Use Item 23) | |
| 11 | See Note | NSS | O-Ring (Note: Use Item 23) | |
| 12 | 70005794 | 1 | Piston | |
| 13 | See Note | NSS | Seal, Piston (Note: Use Item 23) | |
| 14 | See Note | NSS | Ring, Wear (Note: Use Item 23) | |
| 15 | See Note | NSS | O-Ring (Note: Use Item 23) | |
| 16 | 70005796 | 1 | Nut | |
| 17 | 0962292 | 4 | Bearing | |
| 18 | 70004233 | 1 | Valve, Manual Descent | |
| 19 | 70004232 | 1 | Valve, Check | |
| 20 | 70004231 | 1 | Orifice | |
| 21 | 70023370 | 4 | Plug | |
| 22 | 70005795 | 2 | Fitting, Straight JIC | |
| 23 | 70005797 | 1 | Seal Kit - Cylinder (Includes Items 4, 6, 7, 9-11 & 13-15) | |

SECTION 5 - CYLINDER

FIGURE 5-2. LIFT CYLINDER ASSEMBLY (MACHINES WITH SN STARTING WITH G2)



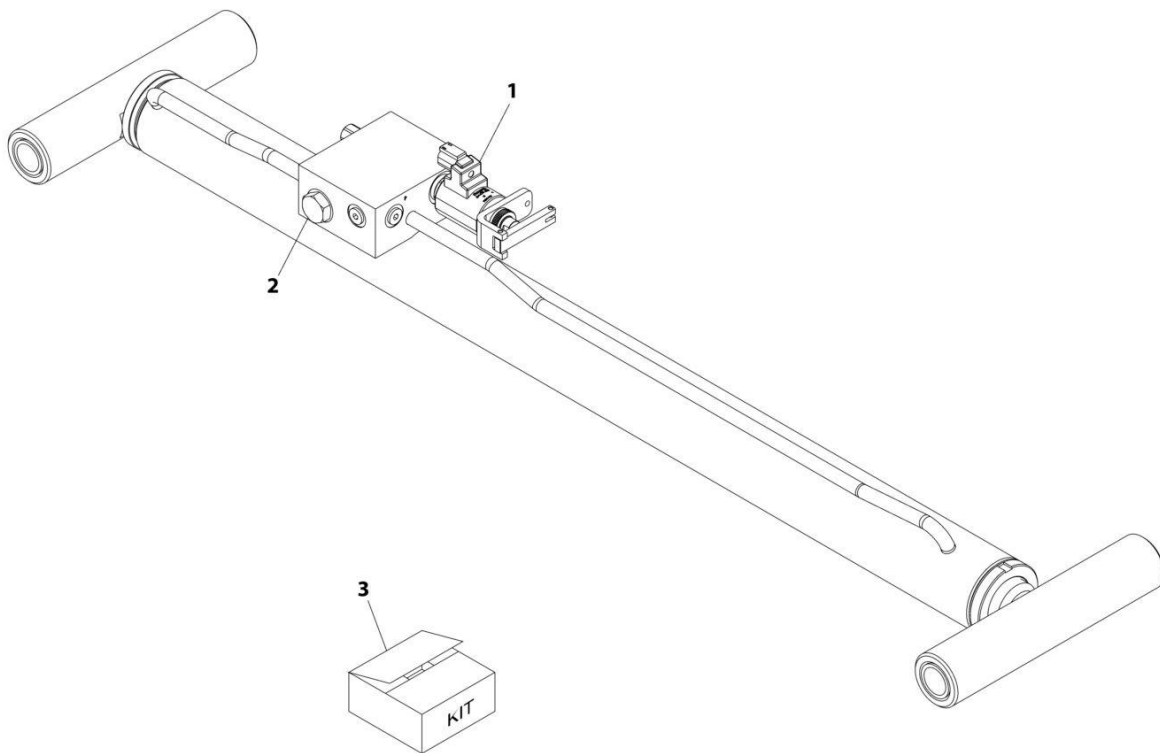
SECTION 5 - CYLINDER

FIGURE 5-2. LIFT CYLINDER ASSEMBLY (MACHINES WITH SN STARTING WITH G2)

| ITEM | PART NUMBER | QTY | DESCRIPTION | REV |
|------|-------------|-----|--|-----|
| | 1001256787 | Ref | LIFT CYLINDER ASSEMBLY | A |
| | | Ref | Note: Original Cylinder May Have Been Replaced with Service Replacement. Identify PN Stamped on Cylinder Before Ordering Parts. | |
| 1 | 70003636 | 2 | Lock | |
| 2 | See Note | NSS | Barrel (Note: Purchase Complete Assembly) | |
| 3 | 70007572 | 1 | Rod | |
| 4 | 70007573 | 1 | Piston | |
| 5 | 70007574 | 1 | Head | |
| 6 | 70007575 | 1 | Plug | |
| 7 | See Note | NSS | Setscrew (Note: Use Item 23) | |
| 8 | 70007576 | 1 | Ring, Retaining | |
| 9 | See Note | NSS | Ball, Steel (Note: Use Item 50) | |
| 10 | 70007577 | 1 | Bearing | |
| 11 | 0962292 | 4 | Bearing | |
| 12 | See Note | NSS | Ring, Wear (Note: Use Item 50) | |
| 13 | See Note | NSS | O-Ring (Note: Use Item 50) | |
| 14 | See Note | NSS | O-Ring (Note: Use Item 50) | |
| 15 | See Note | NSS | O-Ring (Note: Use Item 50) | |
| 16 | See Note | NSS | Ring, Back-up (Note: Use Item 50) | |
| 17 | See Note | NSS | Seal, Rod (Note: Use Item 50) | |
| 18 | See Note | NSS | Seal, Piston (Note: Use Item 50) | |
| 19 | See Note | NSS | Wiper (Note: Use Item 50) | |
| 20 | 70004585 | 1 | Cartridge, Valve (Bosch Rexroth) | |
| 20 | 70008142 | 1 | Cartridge, Valve (Sant - Valvole) | |
| 21 | 70005236 | 1 | Cartridge, Solenoid Valve (Bosch Rexroth) | |
| 21 | 70008143 | 1 | Cartridge, Solenoid Valve (Sant - Valvole) | |
| 22 | 70007134 | 2 | Fitting, Straight (Not Shown) | |
| 23 | 2220883 | 4 | Plug | |
| 24 | 70007135 | 2 | Fitting, Straight | |
| 50 | 70007578 | 1 | Seal Kit - Cylinder (Includes Items 7, 9 & 12-19) | |

SECTION 5 - CYLINDER

FIGURE 5-3. LIFT CYLINDER ASSEMBLY (MACHINES WITH SN STARTING WITH 12)



ART_1001276734

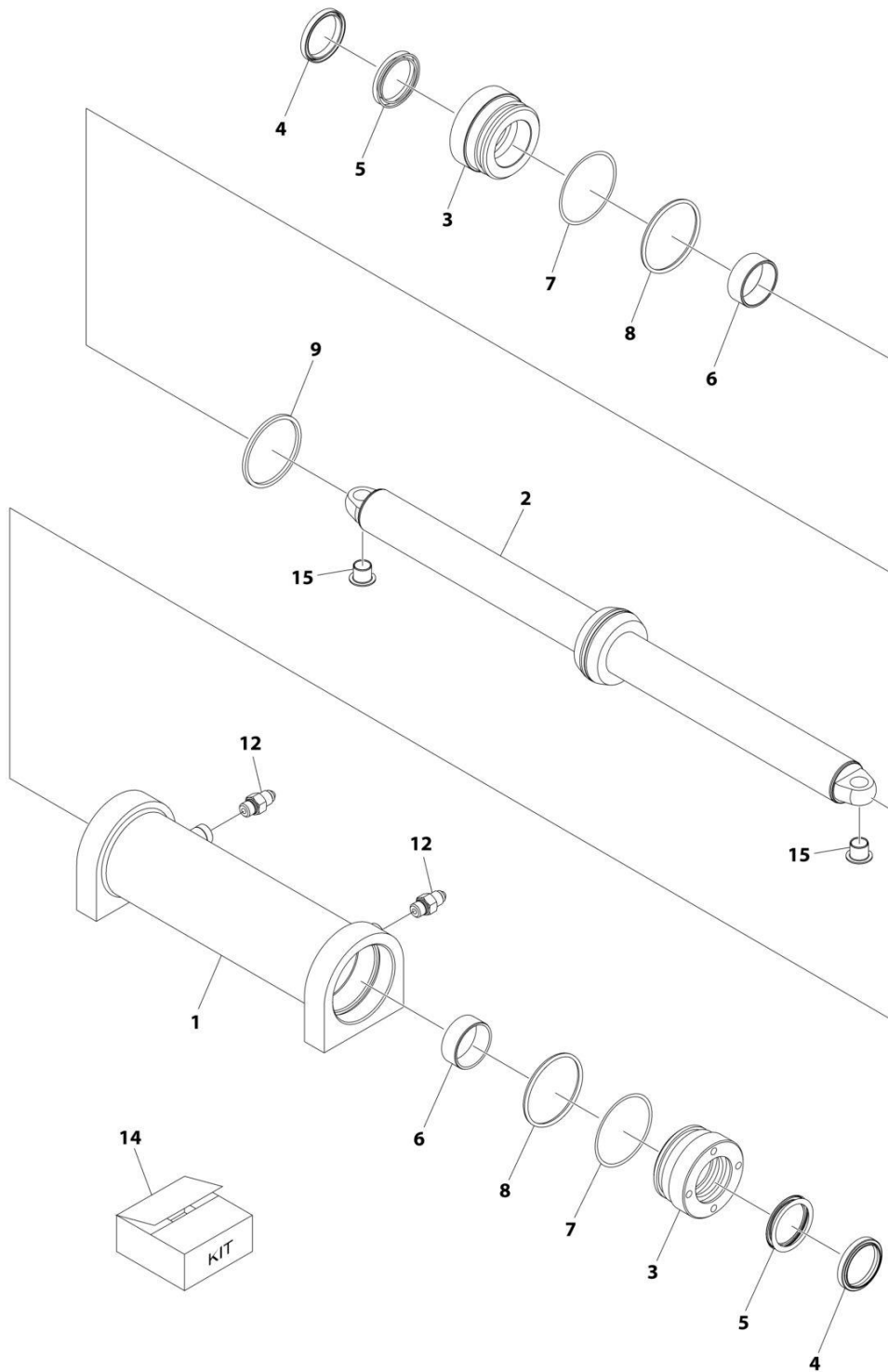
SECTION 5 - CYLINDER

FIGURE 5-3. LIFT CYLINDER ASSEMBLY (MACHINES WITH SN STARTING WITH 12)

| ITEM | PART NUMBER | QTY | DESCRIPTION | REV |
|------|-------------|-----|---|-----|
| | 1001276734 | Ref | LIFT CYLINDER ASSEMBLY | A |
| | | Ref | Note: Original Cylinder May Have Been Replaced with Service Replacement. Identify PN Stamped on Cylinder Before Ordering Parts. | |
| | | Ref | Note: No Other Service Parts Available. | |
| 1 | 70005236 | 1 | Valve, Lowering | |
| 2 | 70004585 | 1 | Cartridge, Valve | |
| 3 | 70007991 | 1 | Seal Kit - 1001276734 Cylinder | |

SECTION 5 - CYLINDER

FIGURE 5-4. STEER CYLINDER ASSEMBLY (MACHINES WITH SN STARTING WITH M2)



ART_1001220570_B

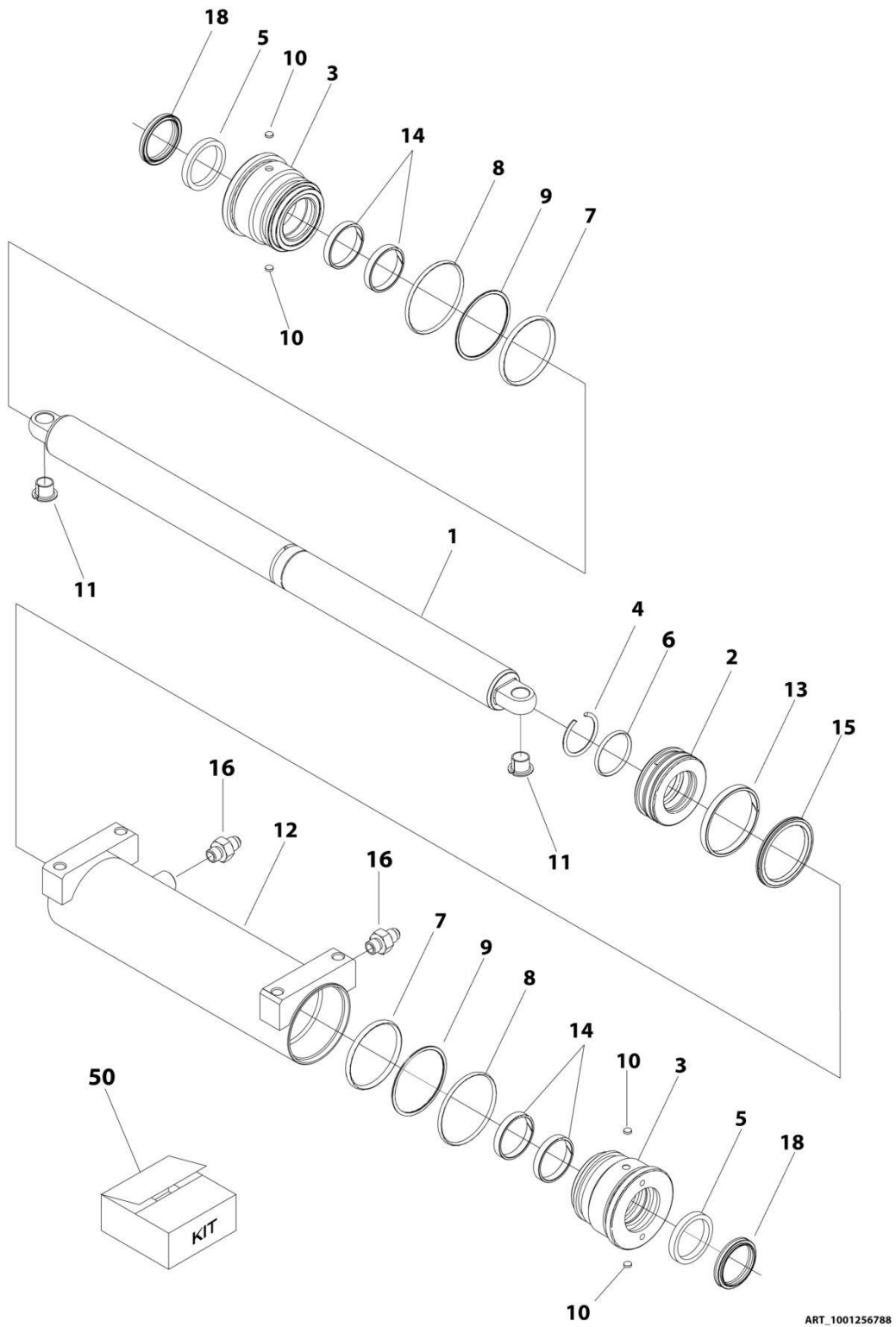
SECTION 5 - CYLINDER

FIGURE 5-4. STEER CYLINDER ASSEMBLY (MACHINES WITH SN STARTING WITH M2)

| ITEM | PART NUMBER | QTY | DESCRIPTION | REV |
|------|-------------|-----|--|-----|
| | 1001220570 | Ref | STEER CYLINDER ASSEMBLY | B |
| | | Ref | Note: See Usage Chart on Illustration before ordering parts. | |
| | | Ref | Note: Original Cylinder May Have Been Replaced with Service Replacement. Identify PN Stamped on Cylinder Before Ordering Parts. | |
| 1 | 70005798 | 1 | Barrel | |
| 2 | 70006143 | 1 | Rod | |
| 3 | 70004241 | 2 | Head | |
| 4 | See Note | NSS | Wiper (Note: Use Item 14) | |
| 5 | See Note | NSS | Seal (Note: Use Item 14) | |
| 6 | 70005800 | 2 | Spacer | |
| 7 | See Note | NSS | O-Ring (Note: Use Item 14) | |
| 8 | See Note | NSS | Ring, Back-up (Note: Use Item 14) | |
| 9 | See Note | NSS | Seal, Piston (Note: Use Item 14) | |
| 12 | 70005803 | 2 | Fitting, Straight JIC | |
| 14 | 70005805 | 1 | Seal Kit - Cylinder (Includes Items 4, 5 & 7-9) | |
| 15 | 0440259 | 2 | Bushing | |

SECTION 5 - CYLINDER

FIGURE 5-5. STEER CYLINDER ASSEMBLY (MACHINES WITH SN STARTING WITH G2)



ART_1001256788

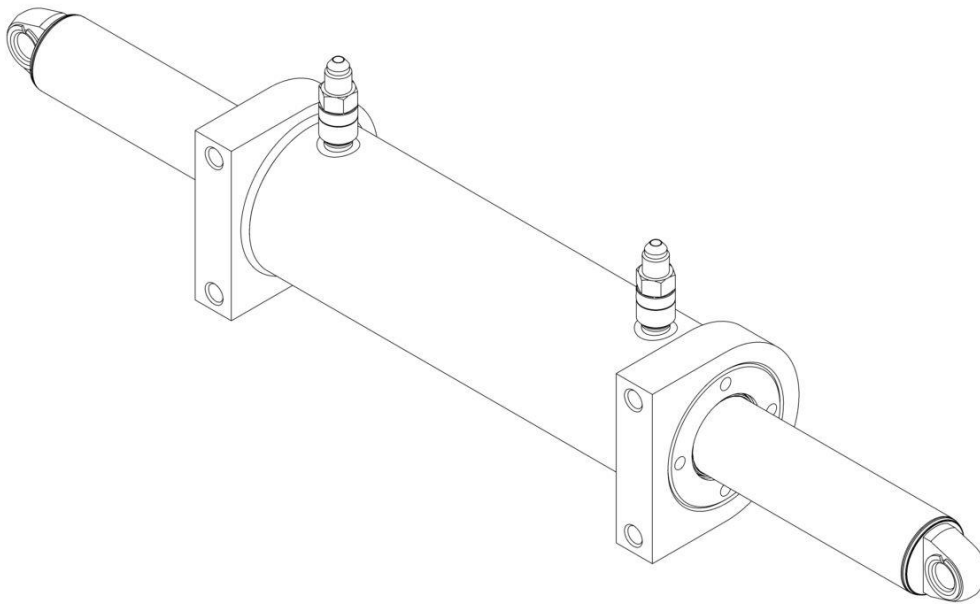
SECTION 5 - CYLINDER

FIGURE 5-5. STEER CYLINDER ASSEMBLY (MACHINES WITH SN STARTING WITH G2)

| ITEM | PART NUMBER | QTY | DESCRIPTION | REV |
|------|-------------|-----|--|-----|
| | 1001256788 | Ref | STEER CYLINDER ASSEMBLY | A |
| | | Ref | Note: Original Cylinder May Have Been Replaced with Service Replacement. Identify PN Stamped on Cylinder Before Ordering Parts. | |
| 1 | 70007579 | 1 | Rod | |
| 2 | 70007580 | 1 | Piston | |
| 3 | 70007581 | 2 | Head | |
| 4 | 70007077 | 1 | Ring, Retaining | |
| 5 | See Note | NSS | Seal, Rod (Note: Use Item 50) | |
| 6 | See Note | NSS | O-Ring (Note: Use Item 50) | |
| 7 | See Note | NSS | O-Ring (Note: Use Item 50) | |
| 8 | See Note | NSS | O-Ring (Note: Use Item 50) | |
| 9 | See Note | NSS | Ring, Back-up (Note: Use Item 50) | |
| 10 | 70003636 | 4 | Lock | |
| 11 | 0440259 | 2 | Bearing | |
| 12 | See Note | NSS | Barrel (Note: Purchase Complete Assembly) | |
| 13 | See Note | NSS | Ring, Wear (Note: Use Item 50) | |
| 14 | See Note | NSS | Ring, Wear (Note: Use Item 50) | |
| 15 | See Note | NSS | Seal, Piston (Note: Use Item 50) | |
| 16 | 70007079 | 2 | Fitting | |
| 18 | See Note | NSS | Wiper (Note: Use Item 50) | |
| 50 | 70007118 | 1 | Seal Kit - Cylinder (Includes Items 5-9,13-15 & 18) | |

SECTION 5 - CYLINDER

FIGURE 5-6. STEER CYLINDER ASSEMBLY (MACHINES WITH SN STARTING WITH 12)



ART_1001276701

SECTION 5 - CYLINDER

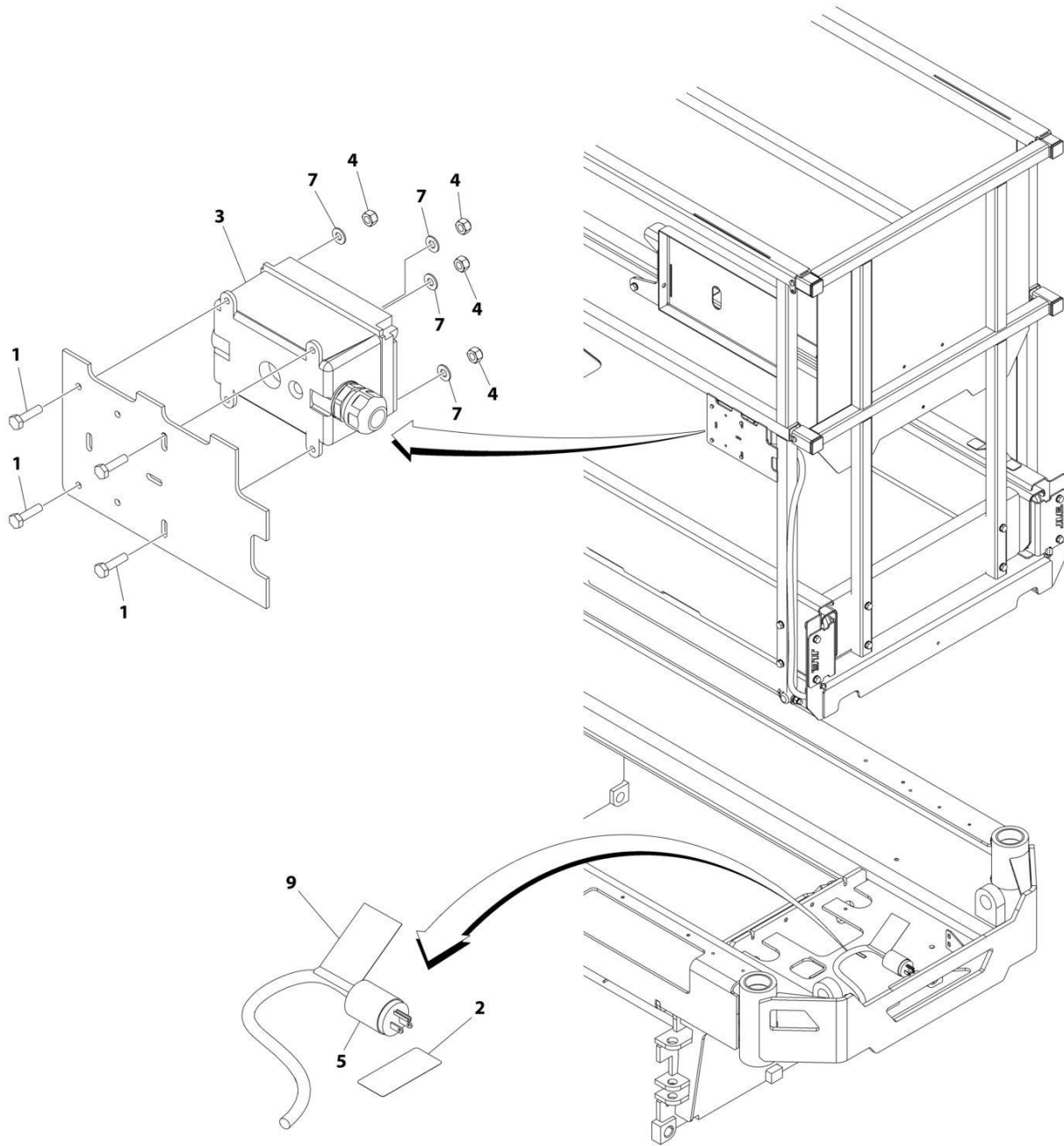
FIGURE 5-6. STEER CYLINDER ASSEMBLY (MACHINES WITH SN STARTING WITH 12)

| ITEM | PART NUMBER | QTY | DESCRIPTION | REV |
|------|-------------|-----|---|-----|
| | 1001276701 | Ref | STEER CYLINDER ASSEMBLY | A |
| | | Ref | Note: No Other Service Parts Available.. | |
| | | Ref | Note: Original Cylinder May Have Been Replaced with Service Replacement. Identify PN Stamped on Cylinder Before Ordering Parts. | |
| | 70008472 | 1 | Kit, Seal - 1001276701 Cylinder | |

SECTION 6 - ELECTRICAL

SECTION 6 - ELECTRICAL

FIGURE 6-1. AC BOX AT PLATFORM INSTALLATION - 110V GFI (ANSI, ANSI EXPORT, CHINA AND JAPANESE SPECS)



ART_1001208930

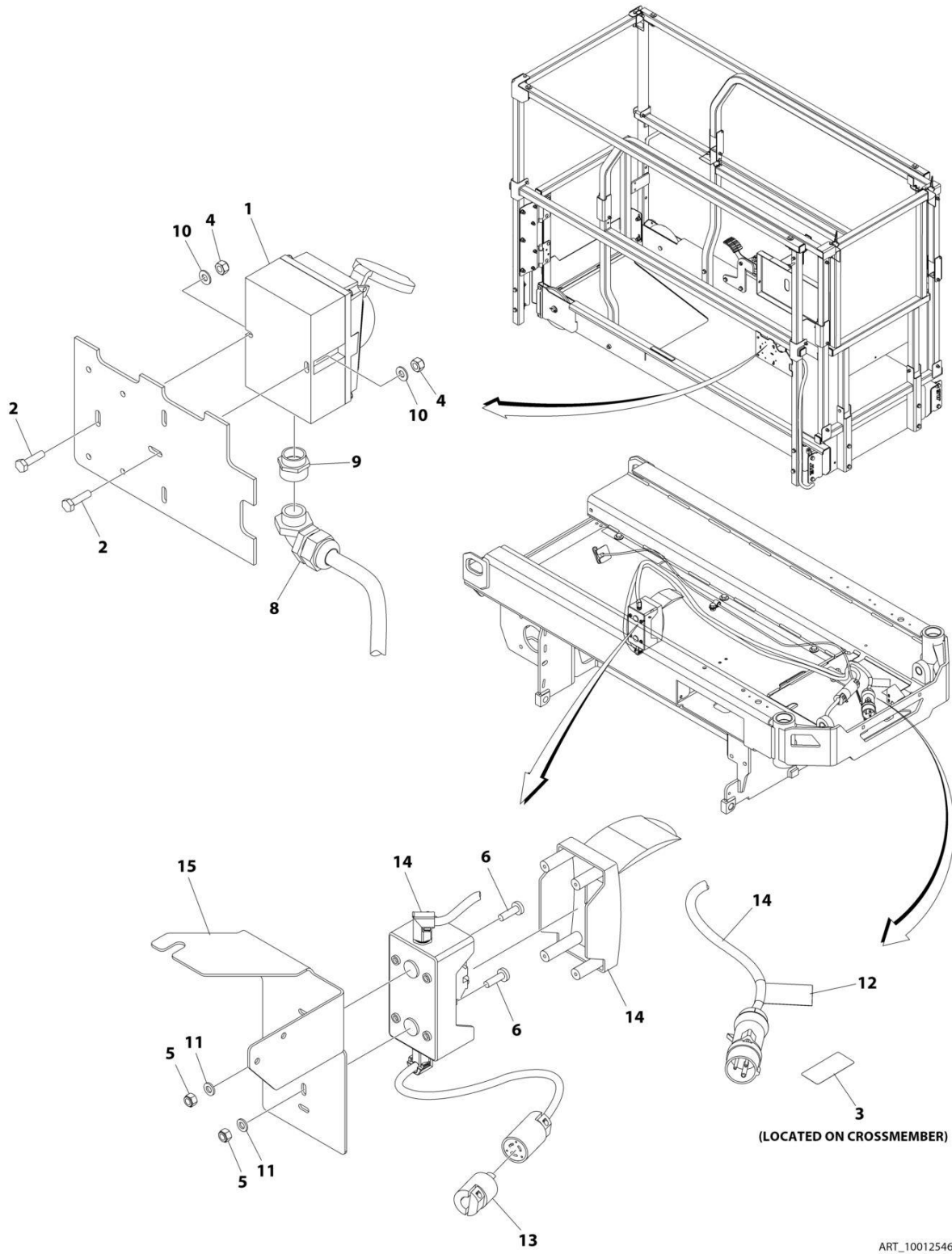
SECTION 6 - ELECTRICAL

FIGURE 6-1. AC BOX AT PLATFORM INSTALLATION - 110V GFI (ANSI, ANSI EXPORT, CHINA AND JAPANESE SPECS)

| ITEM | PART NUMBER | QTY | DESCRIPTION | REV |
|------|-------------|-----|---|-----|
| | 1001208930 | Ref | AC BOX AT PLATFORM INSTALLATION - 110V GFI | C |
| 1 | 0760408 | 4 | Bolt M4 x 16 | |
| 2 | 1703464 | 1 | Decal - AC Power | |
| 3 | 2902431 | 1 | Receptacle Box Kit (See Separate Breakdown in this Section) | |
| 4 | 3290405 | 4 | Nut M4 | |
| 5 | 4460138 | 1 | Plug, Male - AC | |
| 6 | 4460315 | 1 | Terminal (Not Shown) | |
| 7 | 4811400 | 4 | Washer M4 | |
| 9 | 1001102258 | 1 | Decal - AC Label | |
| 10 | 4240017 | AR | Tie-Strap (Not Shown) | |

SECTION 6 - ELECTRICAL

FIGURE 6-2. AC BOX AT PLATFORM INSTALLATION - 110V IEC YELLOW (CE & UK CA SPECS)



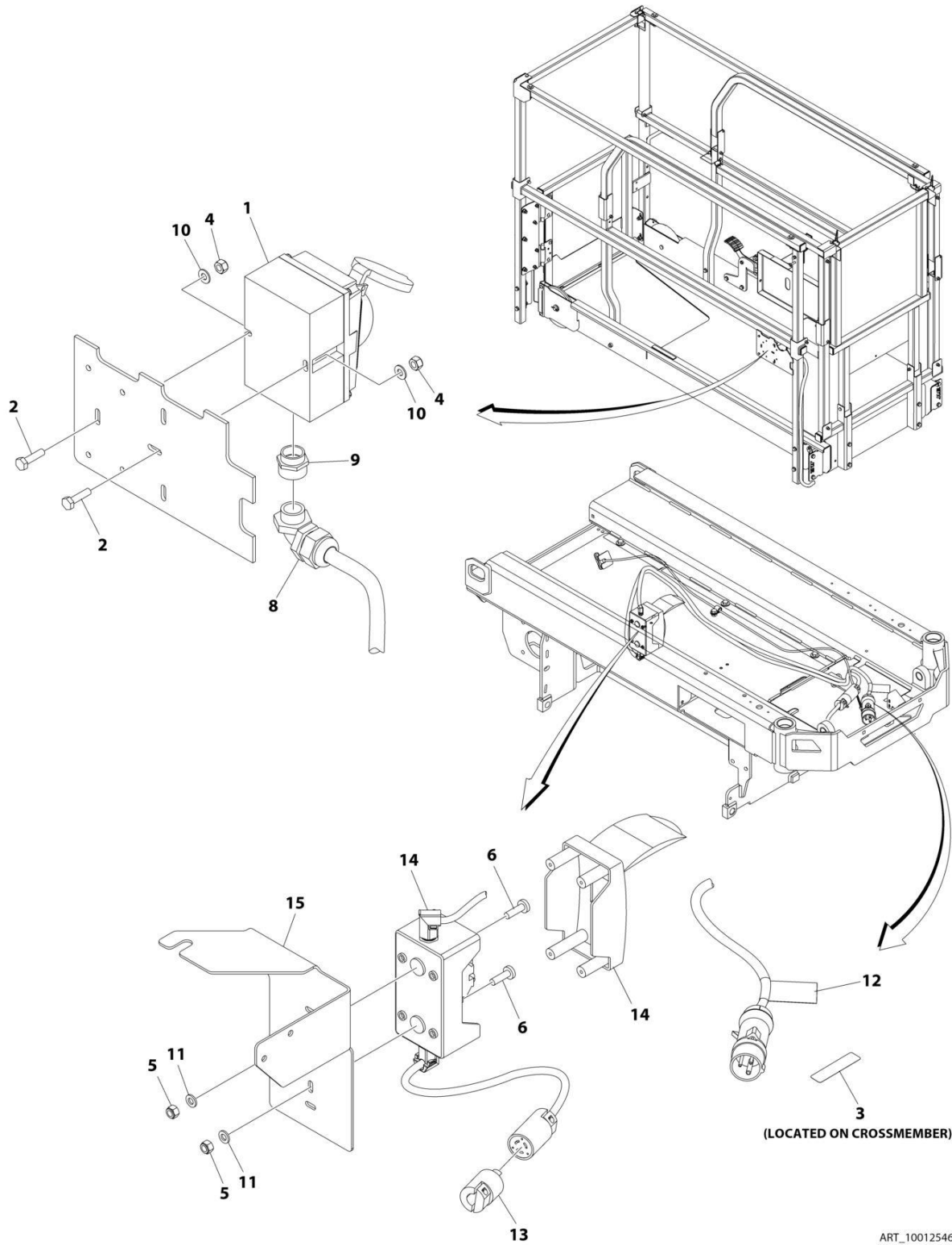
SECTION 6 - ELECTRICAL

FIGURE 6-2. AC BOX AT PLATFORM INSTALLATION - 110V IEC YELLOW (CE & UK CA SPECS)

| ITEM | PART NUMBER | QTY | DESCRIPTION | REV |
|------|-------------|-----|---|-----|
| | 1001254639 | Ref | AC BOX AT PLATFORM INSTALLATION - 110V IEC YELLOW | A |
| 1 | 0275216 | 1 | Receptacle Box Kit - 110V IEC Yellow (See Separate Breakdown in this Section) | |
| 2 | 0760408 | 2 | Bolt M4 x 16 | |
| 3 | 1703464 | 1 | Decal - AC Power | |
| 4 | 3290405 | 2 | Nut M4 | |
| 5 | 3290605 | 2 | Nut M6 | |
| 6 | 4010610 | 2 | Screw M6 x 20 | |
| 7 | 4240017 | AR | Tie-Strap (Not Shown) | |
| 8 | 4461257 | 1 | Connector, Strain Relief | |
| 9 | 4461258 | 1 | Connector, Adapter | |
| 10 | 4811400 | 2 | Washer M4 | |
| 11 | 4811700 | 4 | Washer M6 | |
| 12 | 1001102258 | 1 | Decal - AC Label | |
| 13 | 1001120204 | 1 | Plug, Male Twist | |
| 14 | 1001209776 | 1 | Breaker Box Kit (See Separate Breakdown in this Section) | |
| 15 | 1001253280 | 1 | Bracket | |

SECTION 6 - ELECTRICAL

FIGURE 6-3. AC BOX AT PLATFORM INSTALLATION - 220V IEC BLUE (CE & UK CA SPECS)



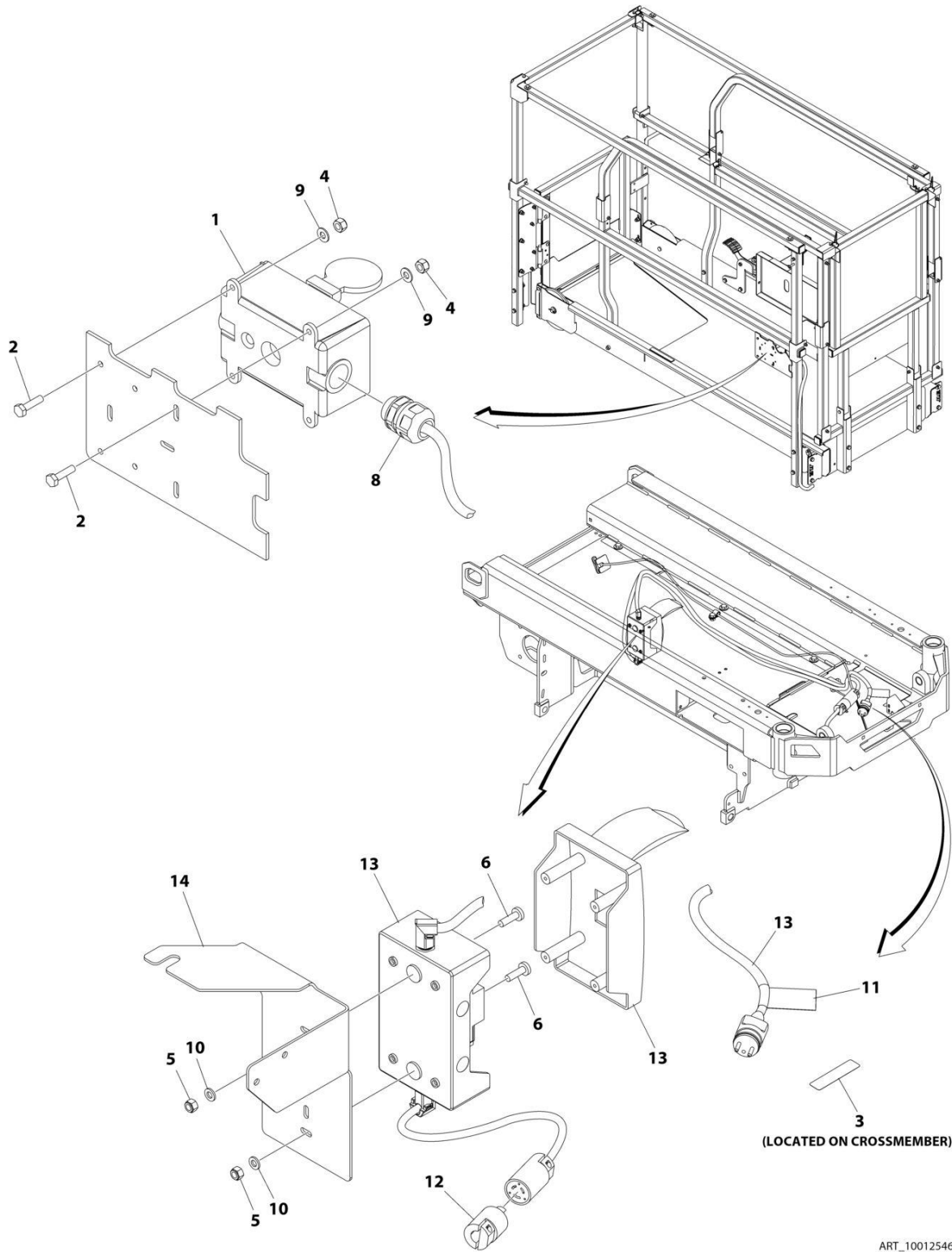
SECTION 6 - ELECTRICAL

FIGURE 6-3. AC BOX AT PLATFORM INSTALLATION - 220V IEC BLUE (CE & UK CA SPECS)

| ITEM | PART NUMBER | QTY | DESCRIPTION | REV |
|------|-------------|-----|---|-----|
| | 1001254640 | Ref | AC BOX AT PLATFORM INSTALLATION - 220V IEC BLUE | A |
| 1 | 0275217 | 1 | Receptacle Box Kit - 220V IEC Blue (See Separate Breakdown in this Section) | |
| 2 | 0760408 | 2 | Bolt M4 x 16 | |
| 3 | 3252507 | 1 | Decal - AC Power | |
| 4 | 3290405 | 2 | Nut M4 | |
| 5 | 3290605 | 2 | Nut M6 | |
| 6 | 4010610 | 2 | Screw M6 x 20 | |
| 7 | 4240017 | AR | Tie-Strap (Not Shown) | |
| 8 | 4461257 | 1 | Connector, Strain Relief | |
| 9 | 4461258 | 1 | Connector, Adapter | |
| 10 | 4811400 | 2 | Washer M4 | |
| 11 | 4811700 | 4 | Washer M6 | |
| 12 | 1001102258 | 1 | Decal - AC Label | |
| 13 | 1001120204 | 1 | Plug, Male Twist | |
| 14 | 1001209776 | 1 | Breaker Box Kit (See Separate Breakdown in this Section) | |
| 15 | 1001253280 | 1 | Bracket | |

SECTION 6 - ELECTRICAL

FIGURE 6-4. AC BOX AT PLATFORM INSTALLATION - 220V CEE7 POST GROUND (CE & UK CA SPECS)



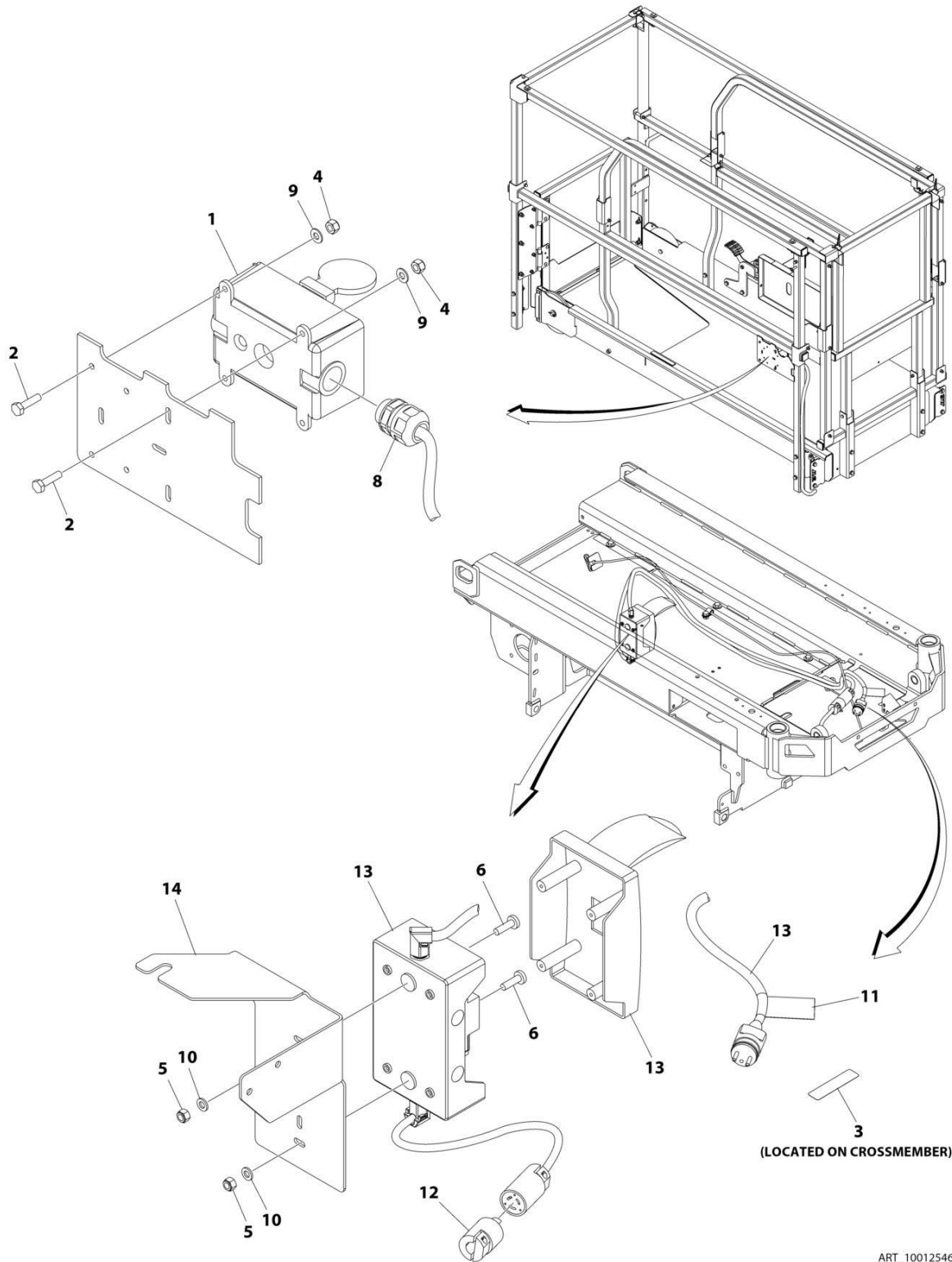
SECTION 6 - ELECTRICAL

FIGURE 6-4. AC BOX AT PLATFORM INSTALLATION - 220V CEE7 POST GROUND (CE & UK CA SPECS)

| ITEM | PART NUMBER | QTY | DESCRIPTION | REV |
|------|-------------|-----|---|-----|
| | 1001254636 | Ref | AC BOX AT PLATFORM INSTALLATION - 220V CEE7 POST GROUND | A |
| 1 | 0275452 | 1 | Receptacle Box Kit - 220V CEE7 Post Ground (See Separate Breakdown in this Section) | |
| 2 | 0760408 | 4 | Bolt M4 x 16 | |
| 3 | 3252507 | 1 | Decal - AC Power | |
| 4 | 3290405 | 4 | Nut M4 | |
| 5 | 3290605 | 2 | Nut M6 | |
| 6 | 4010610 | 2 | Screw M6 x 20 | |
| 7 | 4240017 | AR | Tie-Strap (Not Shown) | |
| 8 | 4460662 | 1 | Connector, Strain Relief | |
| 9 | 4811400 | 4 | Washer M4 | |
| 10 | 4811700 | 4 | Washer M6 | |
| 11 | 1001102258 | 1 | Decal - AC Label | |
| 12 | 1001120204 | 1 | Plug, Male Twist | |
| 13 | 1001209482 | 1 | Breaker Box Kit (See Separate Breakdown in this Section) | |
| 14 | 1001253280 | 1 | Bracket | |

SECTION 6 - ELECTRICAL

FIGURE 6-5. AC BOX AT PLATFORM INSTALLATION - 220V CEE7 SIDE GROUND (CE & UK CA SPECS)



ART_1001254637

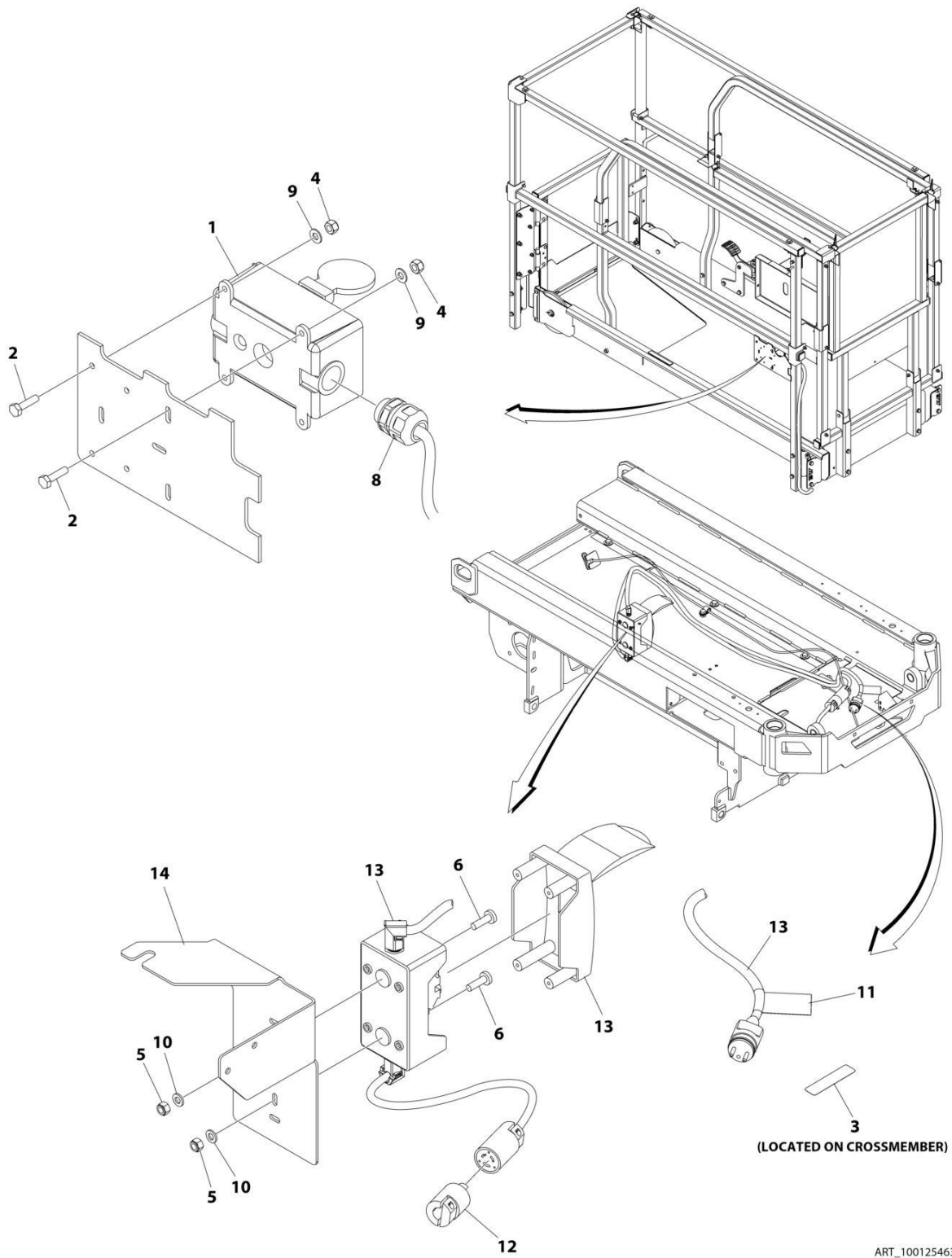
SECTION 6 - ELECTRICAL

FIGURE 6-5. AC BOX AT PLATFORM INSTALLATION - 220V CEE7 SIDE GROUND (CE & UK CA SPECS)

| ITEM | PART NUMBER | QTY | DESCRIPTION | REV |
|------|-------------|-----|---|-----|
| | 1001254637 | Ref | AC BOX AT PLATFORM INSTALLATION - 220V CEE7 SIDE GROUND | A |
| 1 | 0275453 | 1 | Receptacle Box Kit - 220V CEE7 Side Ground (See Separate Breakdown in this Section) | |
| 2 | 0760408 | 4 | Bolt M4 x 16 | |
| 3 | 3252507 | 1 | Decal - AC Power | |
| 4 | 3290405 | 4 | Nut M4 | |
| 5 | 3290605 | 2 | Nut M6 | |
| 6 | 4010610 | 2 | Screw M6 x 20 | |
| 7 | 4240017 | AR | Tie-Strap (Not Shown) | |
| 8 | 4460662 | 1 | Connector, Strain Relief | |
| 9 | 4811400 | 4 | Washer M4 | |
| 10 | 4811700 | 4 | Washer M6 | |
| 11 | 1001102258 | 1 | Decal - AC Label | |
| 12 | 1001120204 | 1 | Plug, Male Twist | |
| 13 | 1001209482 | 1 | Breaker Box Kit (See Separate Breakdown in this Section) | |
| 14 | 1001253280 | 1 | Bracket | |

SECTION 6 - ELECTRICAL

FIGURE 6-6. AC BOX AT PLATFORM INSTALLATION - 220V AFSINT 107 (CE & UK CA SPECS)



ART_1001254638

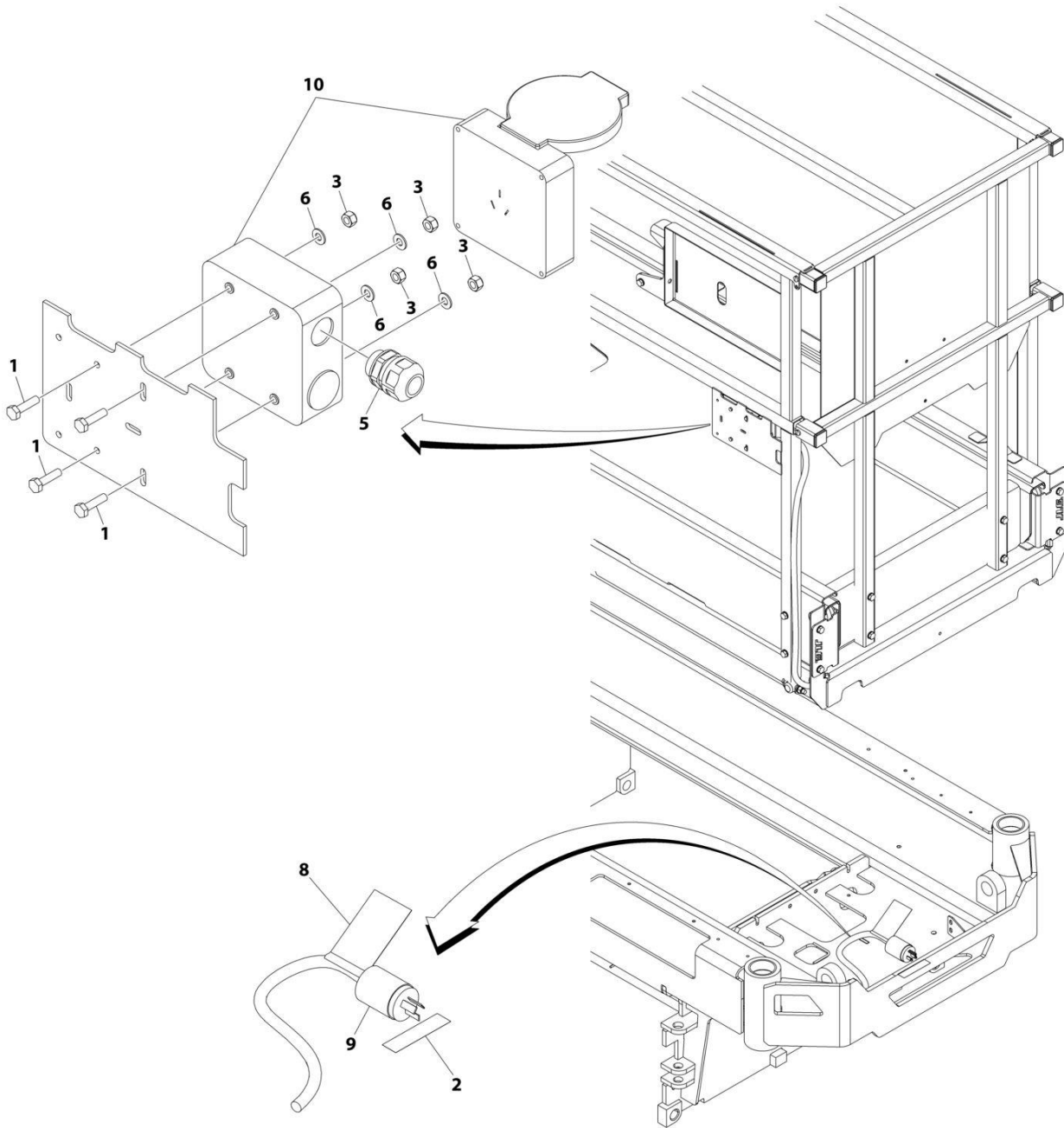
SECTION 6 - ELECTRICAL

FIGURE 6-6. AC BOX AT PLATFORM INSTALLATION - 220V AFSINT 107 (CE & UK CA SPECS)

| ITEM | PART NUMBER | QTY | DESCRIPTION | REV |
|------|-------------|-----|---|-----|
| | 1001254638 | Ref | AC BOX AT PLATFORM INSTALLATION - 220V AFSINT 107 | A |
| 1 | 0275454 | 1 | Receptacle Box Kit - 220V AFSINT 107 (See Separate Breakdown in this Section) | |
| 2 | 0760408 | 4 | Bolt M4 x 16 | |
| 3 | 3252507 | 1 | Decal - AC Power | |
| 4 | 3290405 | 4 | Nut M4 | |
| 5 | 3290605 | 2 | Nut M6 | |
| 6 | 4010610 | 2 | Screw M6 x 20 | |
| 7 | 4240017 | AR | Tie-Strap (Not Shown) | |
| 8 | 4460662 | 1 | Connector, Strain Relief | |
| 9 | 4811400 | 4 | Washer M4 | |
| 10 | 4811700 | 4 | Washer M6 | |
| 11 | 1001102258 | 1 | Decal - AC Label | |
| 12 | 1001120204 | 1 | Plug, Male Twist | |
| 13 | 1001209776 | 1 | Breaker Box Kit (See Separate Breakdown in this Section) | |
| 14 | 1001253280 | 1 | Bracket | |

SECTION 6 - ELECTRICAL

FIGURE 6-7. AC BOX AT PLATFORM INSTALLATION - 220V CHINA PLUG (CHINA SPECS)



ART_1001208938

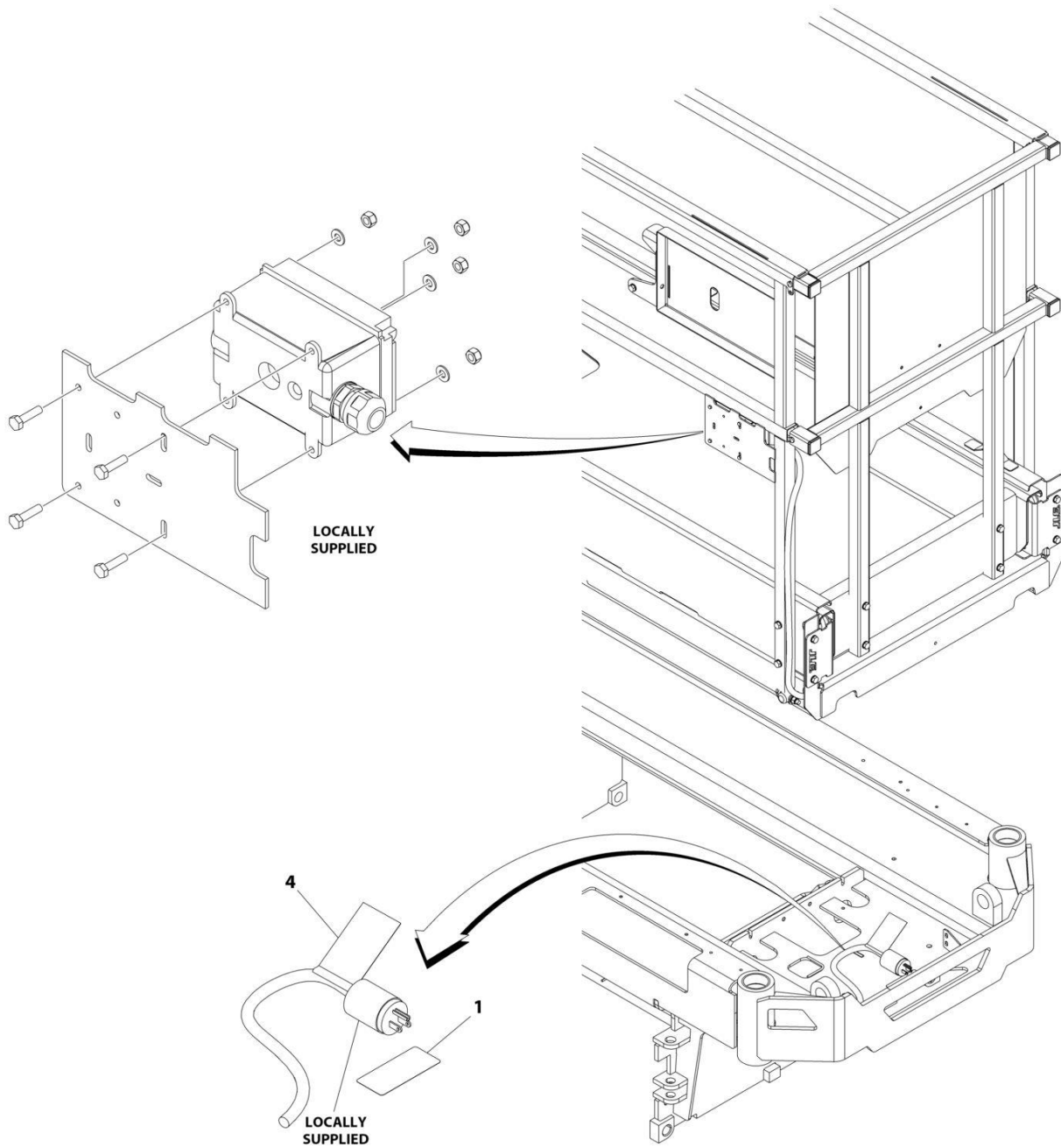
SECTION 6 - ELECTRICAL

FIGURE 6-7. AC BOX AT PLATFORM INSTALLATION - 220V CHINA PLUG (CHINA SPECS)

| ITEM | PART NUMBER | QTY | DESCRIPTION | REV |
|------|-------------|-----|---|-----|
| | 1001208938 | Ref | AC BOX AT PLATFORM INSTALLATION - 220V CHINA PLUG | B |
| 1 | 0760408 | 4 | Bolt M4 x 16 | |
| 2 | 3252507 | 1 | Decal - 220 Volt | |
| 3 | 3290405 | 4 | Nut M4 | |
| 4 | 4460315 | 1 | Terminal (Not Shown) | |
| 5 | 4460968 | 1 | Connector, Strain Relief | |
| 6 | 4811400 | 4 | Washer M4 | |
| 8 | 1001102258 | 1 | Decal - AC Label | |
| 9 | 1001187816 | 1 | Plug | |
| 10 | 1001188116 | 1 | Box | |
| 11 | 4240017 | AR | Tie-Strap (Not Shown) | |

SECTION 6 - ELECTRICAL

FIGURE 6-8. AC BOX AT PLATFORM INSTALLATION - 220V LOCALLY SUPPLIED COMPONENTS (ALL SPECS)



ART_1001208931

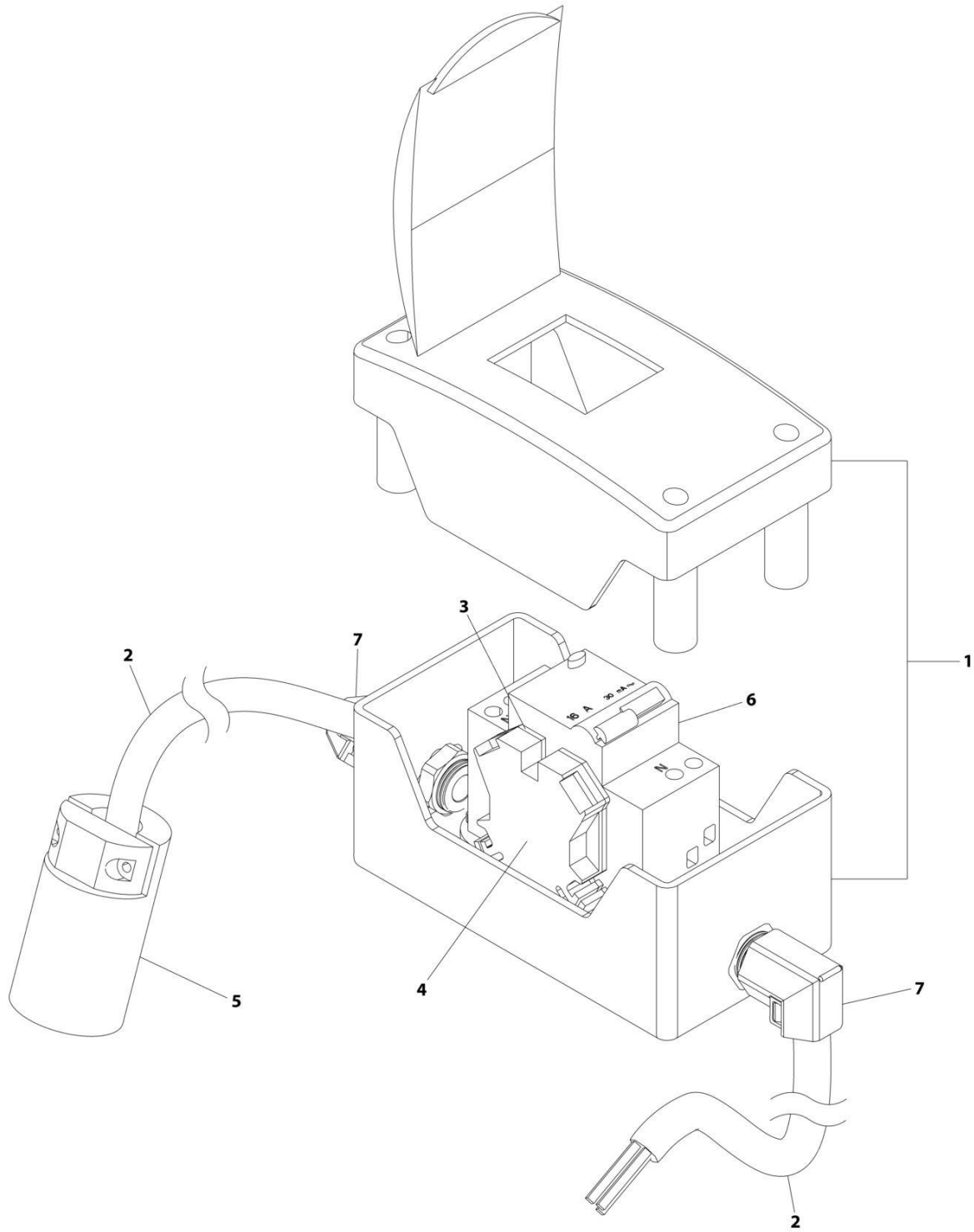
SECTION 6 - ELECTRICAL

**FIGURE 6-8. AC BOX AT PLATFORM INSTALLATION - 220V LOCALLY SUPPLIED COMPONENTS
(ALL SPECS)**

| ITEM | PART NUMBER | QTY | DESCRIPTION | REV |
|------|-------------|-----|--|-----|
| | 1001208931 | Ref | AC BOX AT PLATFORM INSTALLATION - 220V LOCALLY SUPPLIED COMPONENTS | C |
| 1 | 3252507 | 1 | Decal - 220 Volt | |
| 4 | 1001102258 | 1 | Decal - AC Label | |
| 5 | 4240017 | AR | Tie-Strap (Not Shown) | |

SECTION 6 - ELECTRICAL

FIGURE 6-9. BREAKER BOX KIT WITH 1 DOUBLE BREAKER



ART_1001209776

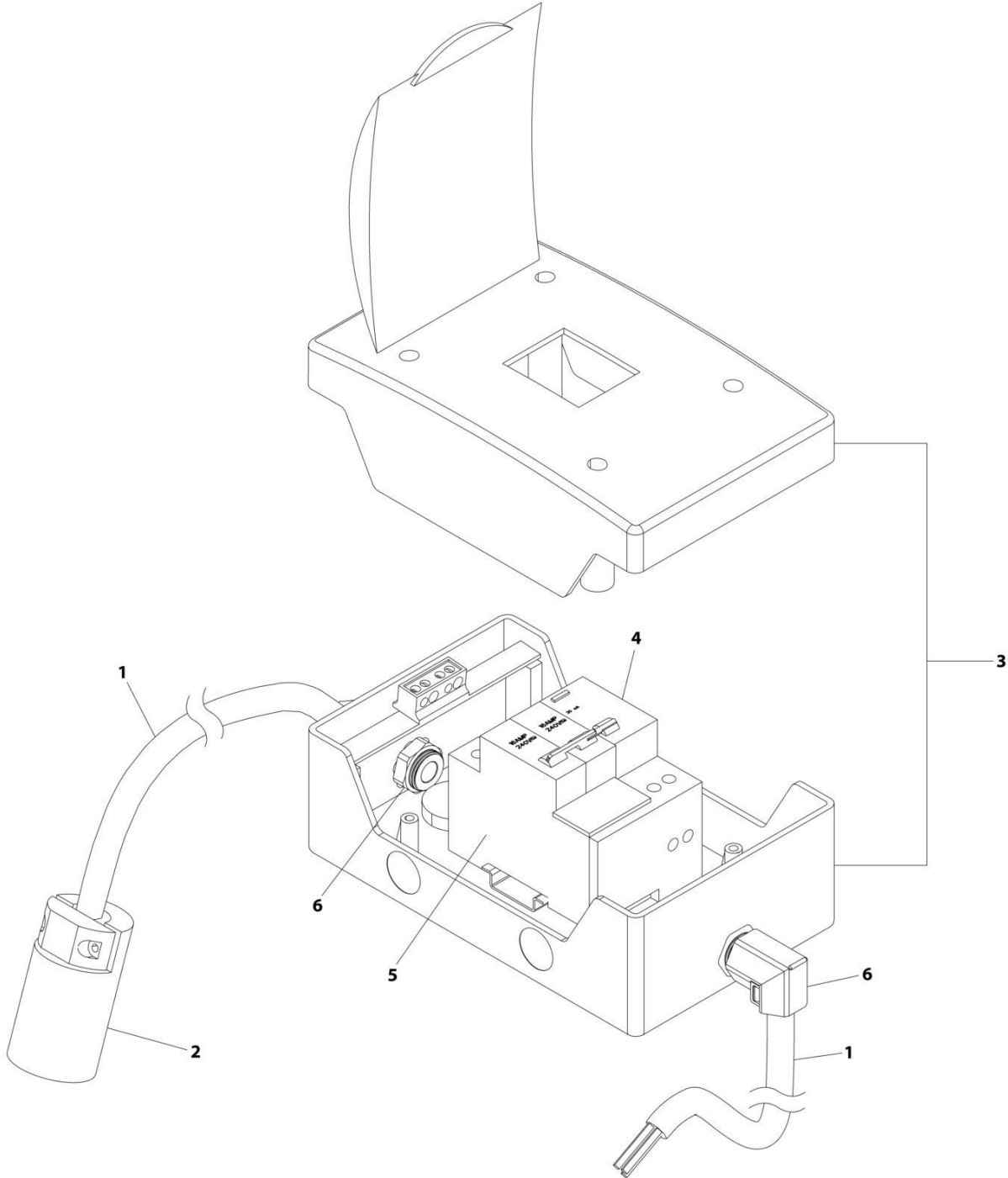
SECTION 6 - ELECTRICAL

FIGURE 6-9. BREAKER BOX KIT WITH 1 DOUBLE BREAKER

| ITEM | PART NUMBER | QTY | DESCRIPTION | REV |
|------|-------------|-----------------|---------------------------------------|-----|
| | 1001209776 | Ref | BREAKER BOX KIT WITH 1 DOUBLE BREAKER | F |
| 1 | 0861880 | 1 | Box | |
| 2 | 1060908 | 126 in /3.2m | Cable, 12/3 | |
| 3 | 4460956 | 1 | Barrier, Terminal | |
| 4 | 4460957 | 1 | Block, Terminal | |
| 5 | 1001120205 | 1 | Connector, Female Twist | |
| 6 | 1001181045 | 1 | Breaker 30mAmp/16 Amp | |
| 7 | 1001217164 | 2 | Connector, Strain Relief 90 | |

SECTION 6 - ELECTRICAL

FIGURE 6-10. BREAKER BOX KIT WITH 3 BREAKERS



ART_1001209482

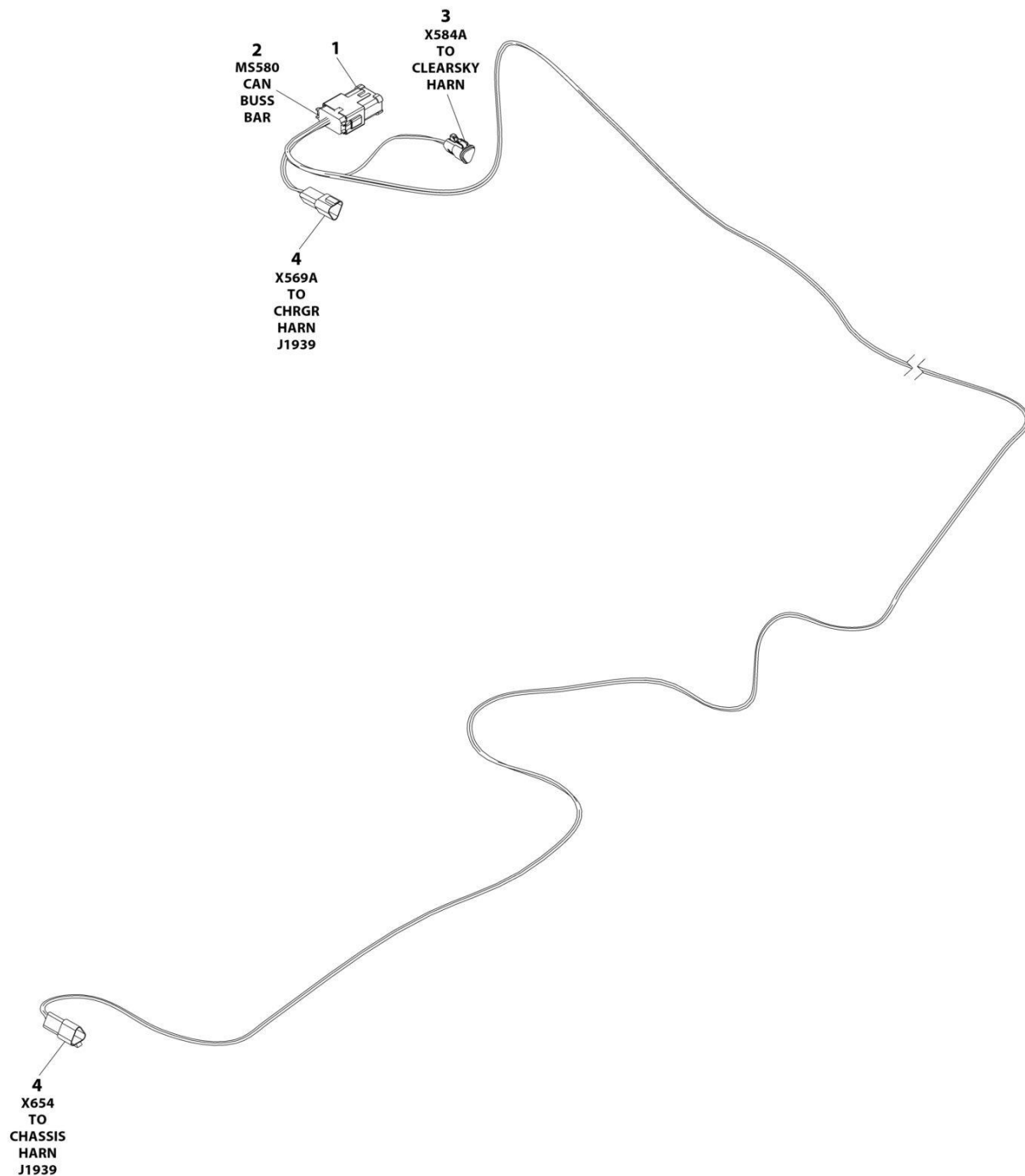
SECTION 6 - ELECTRICAL

FIGURE 6-10. BREAKER BOX KIT WITH 3 BREAKERS

| ITEM | PART NUMBER | QTY | DESCRIPTION | REV |
|------|-------------|-----------------|---------------------------------|-----|
| 1 | 1001209482 | Ref | BREAKER BOX KIT WITH 3 BREAKERS | G |
| | 1060908 | 126 in /3.2m | Cable, 12/3 | |
| 2 | 1001120205 | 1 | Connector, Female Twist | |
| 3 | 1001152483 | 1 | Box | |
| 4 | 1001189171 | 1 | Breaker, 30mAmp | |
| 5 | 1001189172 | 1 | Breaker 16 Amp, Double | |
| 6 | 1001217164 | 2 | Connector, Strain Relief 90 | |

SECTION 6 - ELECTRICAL

FIGURE 6-11. CAN SPLICE HARNESS



ART_1001254027

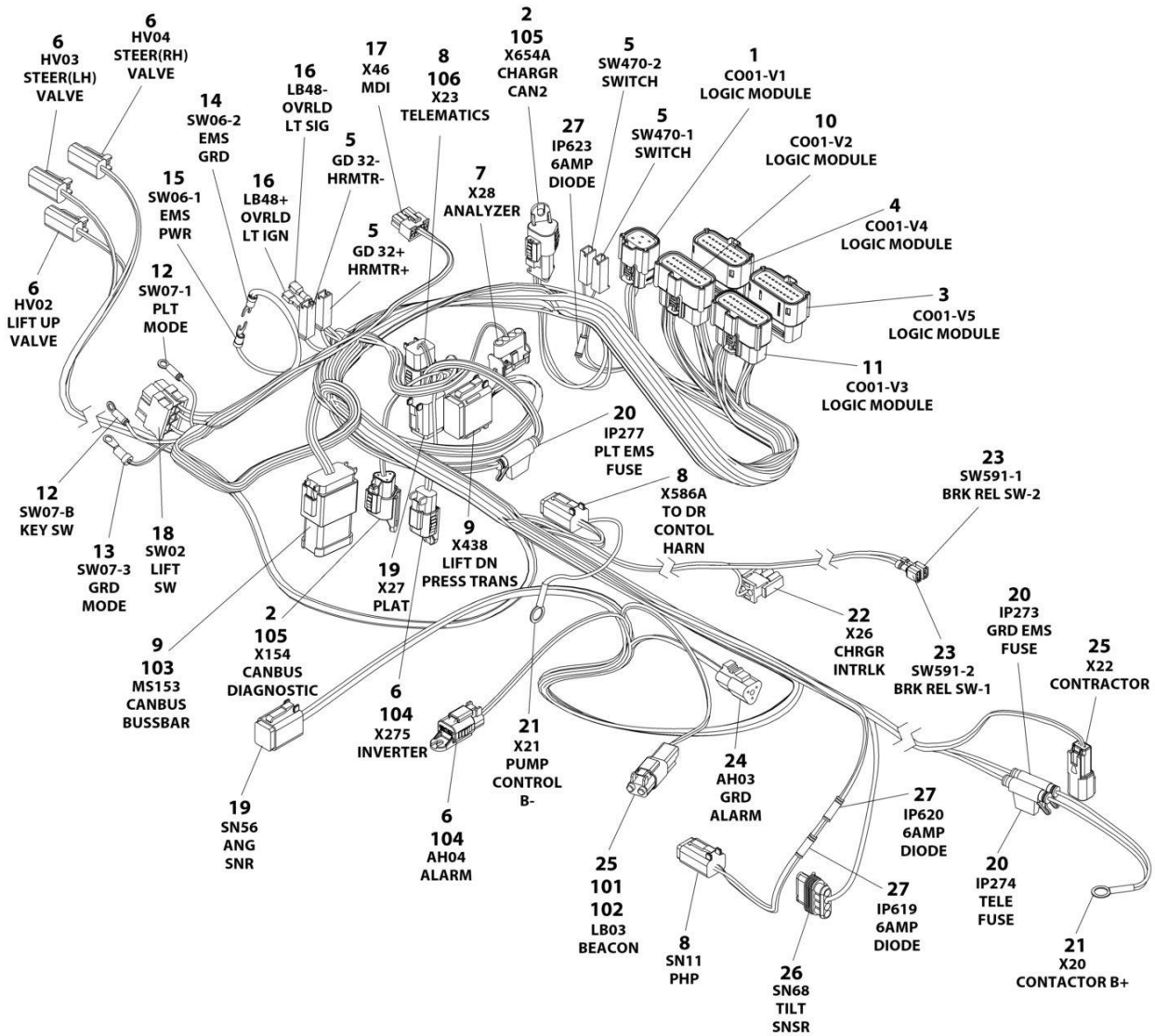
SECTION 6 - ELECTRICAL

FIGURE 6-11. CAN SPLICE HARNESS

| ITEM | PART NUMBER | QTY | DESCRIPTION | REV |
|------|-------------|-----|----------------------------------|-----|
| | 1001254027 | Ref | CAN SPLICE HARNESS | A |
| 1 | 1001125677 | 1 | Connector, Bus Bar - 12 Position | |
| 2 | 4460933 | 1 | Plug, Male - 12 Position | |
| 2 | 4460944 | 6 | Socket, Female | |
| 2 | 4460466 | 6 | Plug, Terminal | |
| 3 | 1001118812 | 1 | Plug, Male - 3 Position | |
| 3 | 4460944 | 2 | Socket, Female | |
| 3 | 4460466 | 1 | Plug, Terminal | |
| 4 | 1001144147 | 2 | Receptacle, Female - 3 Position | |
| 4 | 4460943 | 4 | Pin, Male | |
| 4 | 4460466 | 2 | Plug, Terminal | |

SECTION 6 - ELECTRICAL

FIGURE 6-12. CHASSIS HARNESS



ART_1001255933

SECTION 6 - ELECTRICAL

FIGURE 6-12. CHASSIS HARNESS

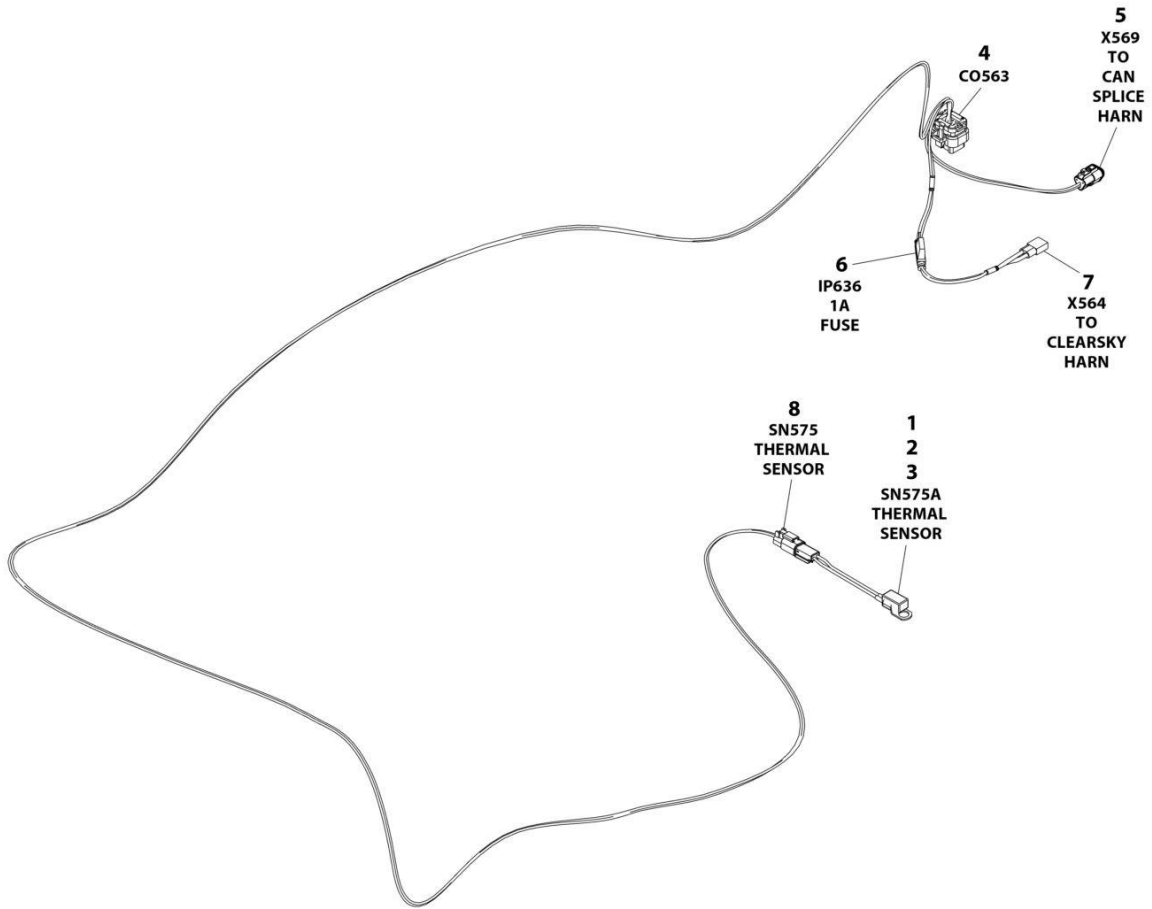
| ITEM | PART NUMBER | QTY | DESCRIPTION | REV |
|------|-------------|-----|---------------------------------|-----|
| | 1001255933 | Ref | CHASSIS HARNESS | G |
| 1 | 1001205409 | 1 | Connector- 8 Position | |
| 1 | 1001162887 | 8 | Terminal | |
| 2 | 4460965 | 2 | Receptacle, Female - 3 Position | |
| 2 | 4460944 | 4 | Pin, Male | |
| 2 | 4460466 | 2 | Plug, Terminal | |
| 3 | 1001205412 | 1 | Connector - 20 Position | |
| 3 | 1001162887 | 14 | Terminal | |
| 3 | 1001163340 | 6 | Plug, Terminal | |
| 4 | 1001205411 | 1 | Connector - 20 Position | |
| 4 | 1001162887 | 16 | Terminal | |
| 4 | 1001163340 | 4 | Plug, Terminal | |
| 5 | 4460260 | 4 | Cover, Terminal | |
| 5 | 4460259 | 4 | Terminal | |
| 6 | 4460891 | 5 | Plug, Male - 4 Position | |
| 6 | 4460465 | 9 | Socket, Female | |
| 6 | 4460466 | 1 | Plug, Terminal | |
| 7 | 4460761 | 1 | Plug, Male - 4 Position | |
| 7 | 4460227 | 4 | Socket, Female | |
| 8 | 4460884 | 3 | Plug, Male - 4 Position | |
| 8 | 4460465 | 12 | Socket, Female | |
| 9 | 4460933 | 2 | Plug, Male - 12 Position | |
| 9 | 4460944 | 12 | Socket, Female | |
| 9 | 4460465 | 10 | Socket, Female | |
| 9 | 4460466 | 2 | Plug, Terminal | |
| 10 | 1001205410 | 1 | Connector - 20 Position | |
| 10 | 1001162887 | 13 | Terminal | |
| 10 | 1001163340 | 7 | Plug, Terminal | |
| 11 | 1001162886 | 1 | Connector - 20 Position | |
| 11 | 1001162887 | 15 | Terminal | |
| 11 | 1001163340 | 5 | Plug, Terminal | |
| 12 | 4460247 | 2 | Terminal, Ring | |
| 13 | 4460042 | 1 | Terminal, Ring | |
| 14 | 4460115 | 1 | Terminal, Ring | |
| 15 | 4460183 | 1 | Terminal, Ring | |
| 16 | 1001201885 | 2 | Terminal | |
| 17 | 1001151629 | 1 | Plug, Male - 8 Position | |
| 17 | 4461023 | 2 | Terminal | |
| 17 | 4460877 | 2 | Terminal | |
| 18 | 4460418 | 1 | Connector - 6 Position | |
| 18 | 4460419 | 3 | Terminal | |
| 19 | 4460894 | 2 | Plug, Male - 6 Position | |
| 19 | 4460465 | 10 | Socket, Female | |
| 19 | 4460944 | 2 | Socket, Female | |
| 20 | 2400060 | 3 | Holder/Cover, Fuse | |
| 20 | 8229242 | 2 | Fuse 5 Amp | |
| 20 | 8229244 | 1 | Fuse 15 Amp | |
| 21 | 4460256 | 2 | Terminal | |
| 22 | 4460320 | 1 | Plug, Male - 2 Position | |
| 22 | 4460226 | 1 | Socket, Female | |

SECTION 6 - ELECTRICAL

| ITEM | PART NUMBER | QTY | DESCRIPTION | REV |
|------|-------------|-----|---|-----|
| 23 | 1001194421 | 2 | Terminal, Faston (Transparent - Shown) | |
| 23 | 4460260 | 2 | Housing, Terminal (Black - Not Shown) | |
| 23 | 4460259 | 2 | Terminal (Used with PN 4460260) (Not Shown) | |
| 24 | 4460539 | 1 | Plug, Male - 3 Position | |
| 24 | 4460465 | 3 | Socket, Female | |
| 25 | 4460897 | 2 | Receptacle, Female - 2 Position | |
| 25 | 4460464 | 4 | Pin, Male | |
| 26 | 1001103012 | 1 | Plug, Male - 4 Position | |
| 26 | 1001237212 | 4 | Socket Female | |
| 26 | 1001197457 | 4 | Seal, Terminal | |
| 27 | 3990010 | 3 | Diode 6 Amp | |
| 101 | 4460466 | 2 | Plug, Terminal | |
| 102 | 4460891 | 1 | Plug, Male - 2 Position | |
| 103 | 1001125677 | 1 | Receptacle, Female Buss Bar - 2x6 Position | |
| 104 | 1001144295 | 2 | Cap | |
| 105 | 1001144296 | 2 | Cap | |
| 106 | 1001192401 | 1 | Cover | |

SECTION 6 - ELECTRICAL

FIGURE 6-13. CHARGER TO BATTERY HARNESS



ART_1001254028

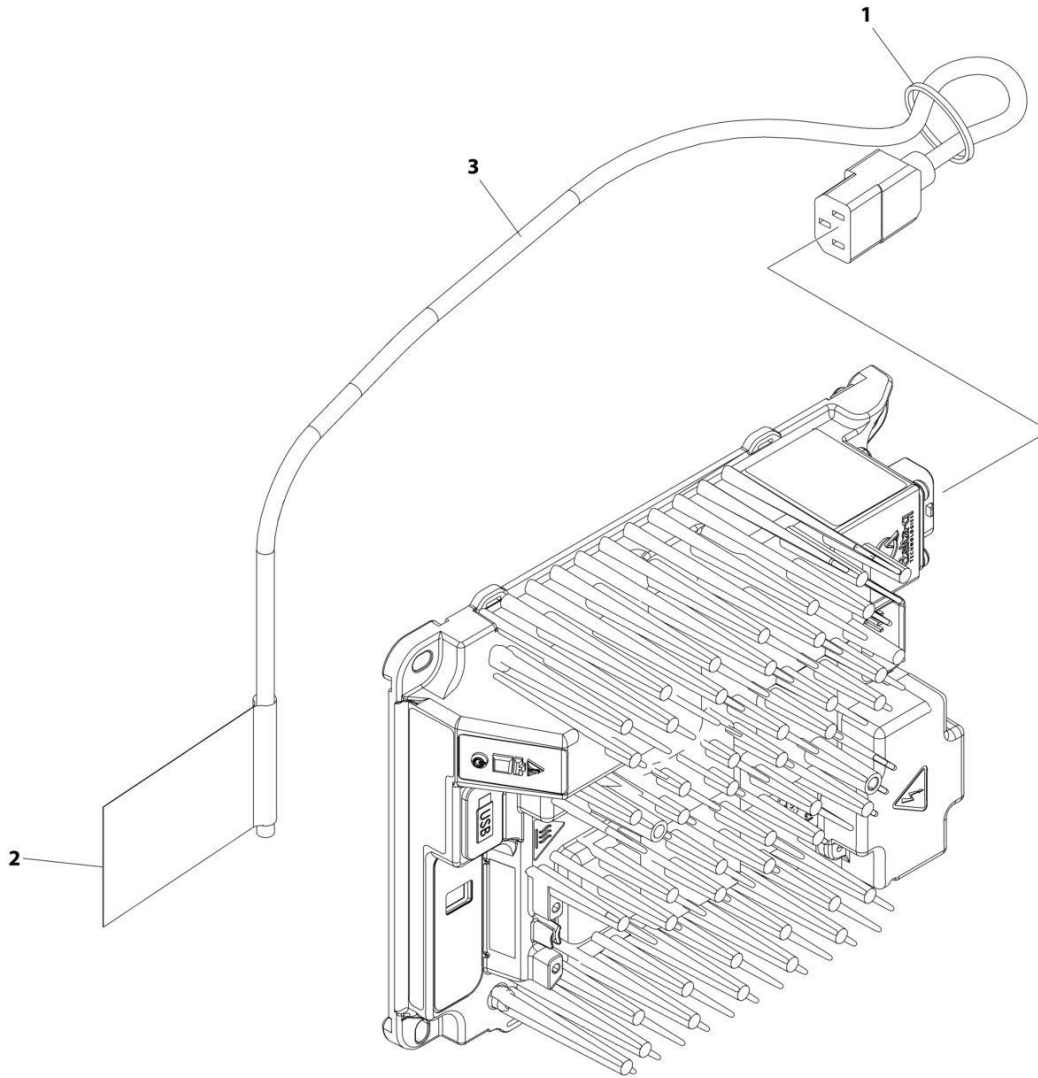
SECTION 6 - ELECTRICAL

FIGURE 6-13. CHARGER TO BATTERY HARNESS

| ITEM | PART NUMBER | QTY | DESCRIPTION | REV |
|------|-------------|-----|---------------------------------|-----|
| | 1001254028 | Ref | CHARGER HARNESS | A |
| 1 | 4460464 | 2 | Pin, Male | |
| 2 | 4460897 | 1 | Receptacle, Female - 2 Position | |
| 3 | 1001102771 | 1 | Sensor, Temperature | |
| 4 | 4460872 | 1 | Connector - 14 Position | |
| 4 | 4460871 | 6 | Terminal | |
| 4 | 4460905 | 8 | Plug, Terminal | |
| 5 | 1001116812 | 1 | Plug, Male - 3 Position | |
| 5 | 4460944 | 2 | Socket, Female | |
| 5 | 4460466 | 1 | Plug, Terminal | |
| 6 | 2400060 | 1 | Fuseholder With Cover | |
| 6 | 1001228388 | 1 | Fuse 1A | |
| 7 | 4460424 | 1 | Receptacle, Female - 2 Position | |
| 7 | 4460227 | 2 | Pin, Male | |
| 8 | 4460891 | 1 | Plug, Male - 2 Position | |
| 8 | 4460465 | 2 | Socket, Female | |

SECTION 6 - ELECTRICAL

FIGURE 6-14. CHARGER PLUG INSTALLATION - LOCALLY SUPPLIED PLUG (ALL SPECS)



ART_1001248631

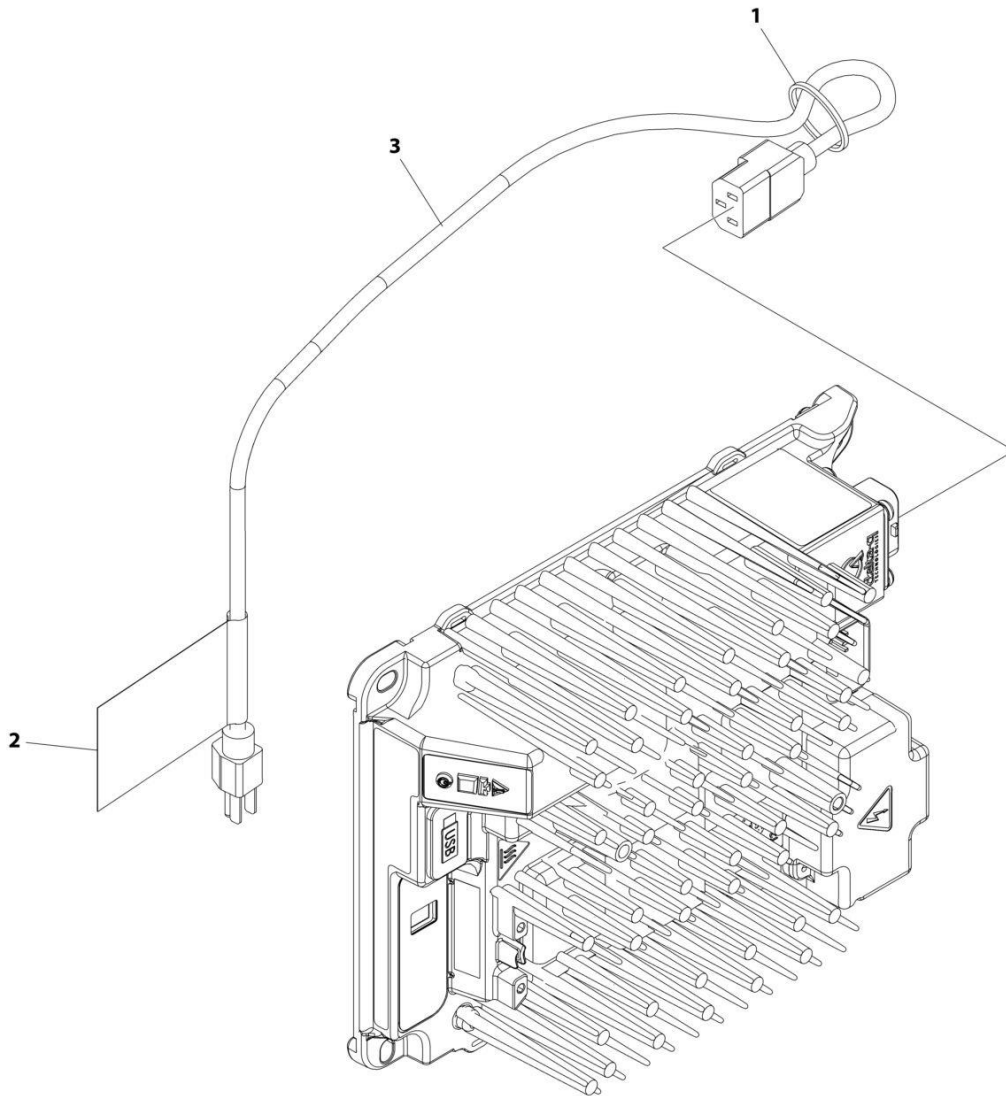
SECTION 6 - ELECTRICAL

FIGURE 6-14. CHARGER PLUG INSTALLATION - LOCALLY SUPPLIED PLUG (ALL SPECS)

| ITEM | PART NUMBER | QTY | DESCRIPTION | REV |
|------|-------------|-----|-------------------------------|-----|
| | 1001248631 | Ref | CHARGER PLUG INSTALLATION | B |
| 1 | 4240017 | AR | Tie-Strap | |
| 2 | 1001102489 | 1 | Decal - Charger | |
| 3 | 1001207974 | 1 | Cable, Charger Plug (No Plug) | |

SECTION 6 - ELECTRICAL

FIGURE 6-15. CHARGER PLUG INSTALLATION - 110V PLUG (ALL SPECS EXCEPT AUSTRALIAN, CE, KOREA & UK CA SPECS)



ART_1001248632

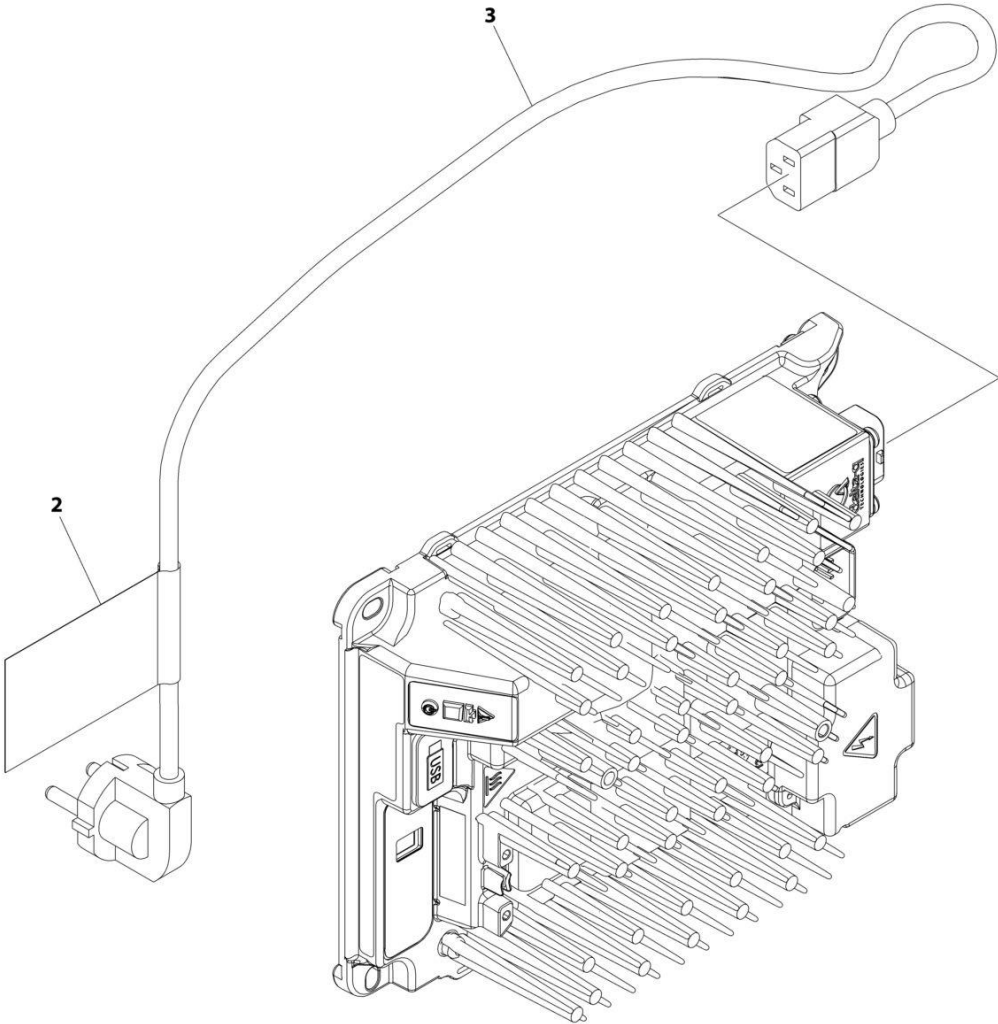
SECTION 6 - ELECTRICAL

FIGURE 6-15. CHARGER PLUG INSTALLATION - 110V PLUG (ALL SPECS EXCEPT AUSTRALIAN, CE, KOREA & UK CA SPECS)

| ITEM | PART NUMBER | QTY | DESCRIPTION | REV |
|------|-------------|-----|---------------------------|-----|
| | 1001248632 | Ref | CHARGER PLUG INSTALLATION | B |
| 1 | 4240017 | AR | Tie-Strap | |
| 2 | 1001102489 | 1 | Decal - Charger | |
| 3 | 1001207970 | 1 | Cable, Charger Plug | |

SECTION 6 - ELECTRICAL

FIGURE 6-16. CHARGER PLUG INSTALLATION (KOREAN PLUG)



ART_1001248634

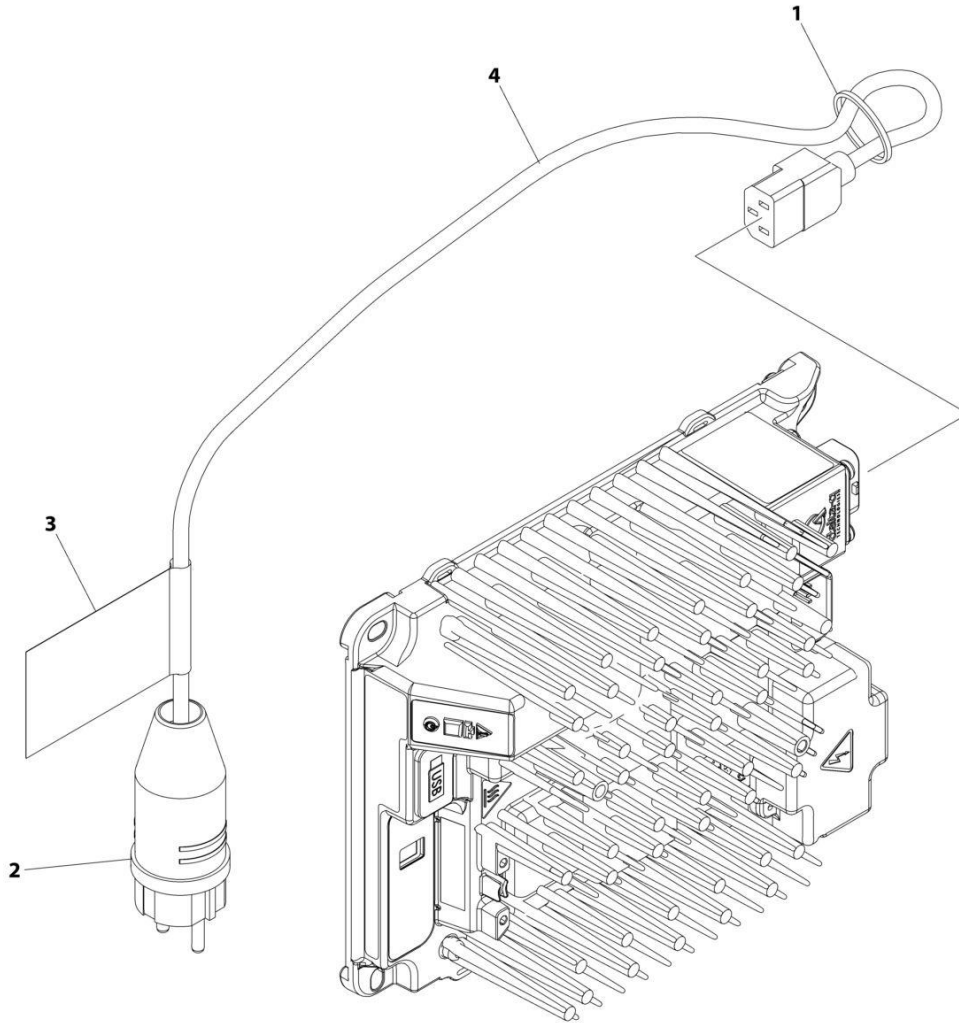
SECTION 6 - ELECTRICAL

FIGURE 6-16. CHARGER PLUG INSTALLATION (KOREAN PLUG)

| ITEM | PART NUMBER | QTY | DESCRIPTION | REV |
|------|-------------|-----|---------------------------|-----|
| | 1001248634 | Ref | CHARGER PLUG INSTALLATION | A |
| 1 | 4240017 | AR | Tie-Strap (Not Shown) | |
| 2 | 1001102489 | 1 | Decal - Charger Label | |
| 3 | 1001221949 | 1 | Cable, Charger AC Input | |

SECTION 6 - ELECTRICAL

FIGURE 6-17. CHARGER PLUG INSTALLATION - 220V CEE7 PLUG (CE & UK CA SPECS)



ART_1001258768

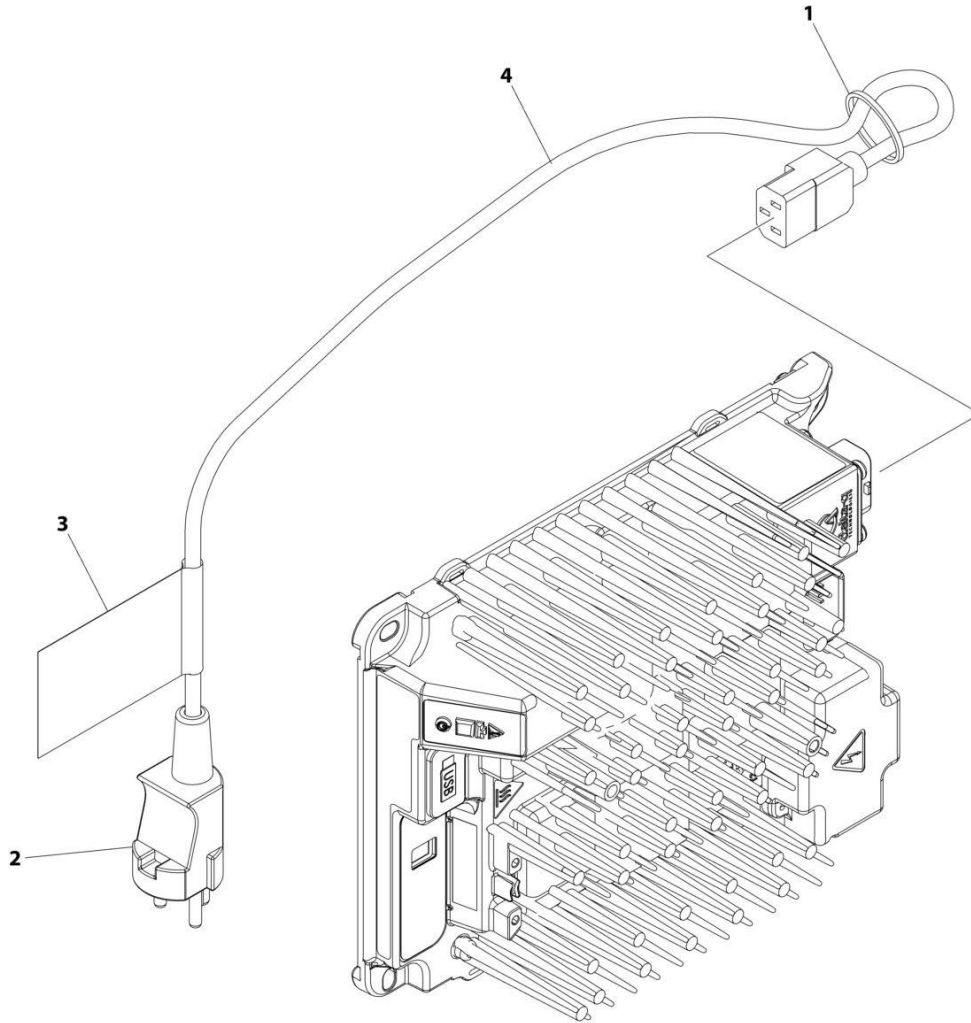
SECTION 6 - ELECTRICAL

FIGURE 6-17. CHARGER PLUG INSTALLATION - 220V CEE7 PLUG (CE & UK CA SPECS)

| ITEM | PART NUMBER | QTY | DESCRIPTION | REV |
|------|-------------|-----|-------------------------------|-----|
| | 1001258768 | Ref | CHARGER PLUG INSTALLATION | A |
| 1 | 4240017 | AR | Tie-Strap | |
| 2 | 4461205 | 1 | Terminal | |
| 3 | 1001102489 | 1 | Decal - Charger | |
| 4 | 1001207974 | 1 | Cable, Charger Plug (No Plug) | |

SECTION 6 - ELECTRICAL

FIGURE 6-18. CHARGER PLUG INSTALLATION - 220V AFSINT 107 (CE & UK CA SPEC)



ART_1001258770

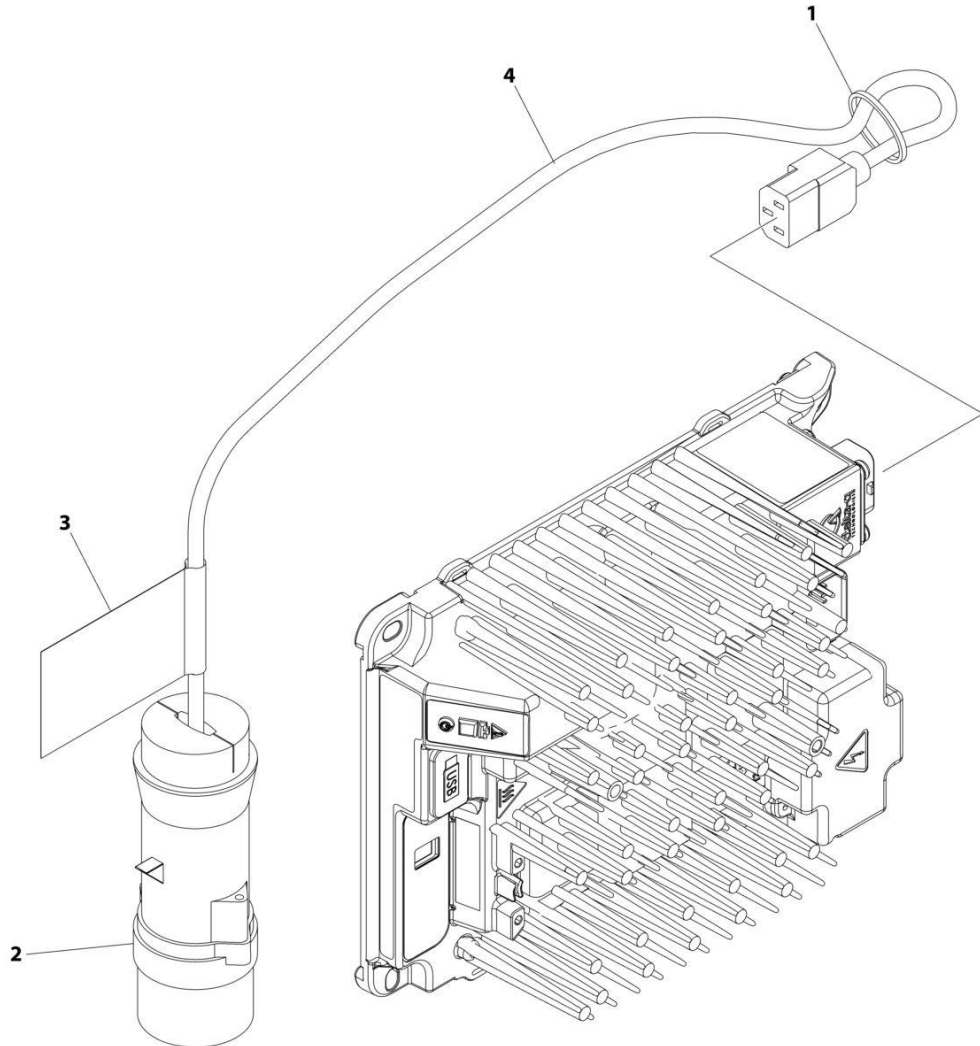
SECTION 6 - ELECTRICAL

FIGURE 6-18. CHARGER PLUG INSTALLATION - 220V AFSINT 107 (CE & UK CA SPEC)

| ITEM | PART NUMBER | QTY | DESCRIPTION | REV |
|------|-------------|-----|-------------------------------|-----|
| | 1001258770 | Ref | CHARGER PLUG INSTALLATION | A |
| 1 | 4240017 | AR | Tie-Strap | |
| 2 | 4461249 | 1 | Terminal | |
| 3 | 1001102489 | 1 | Decal - Charger | |
| 4 | 1001207974 | 1 | Cable, Charger Plug (No Plug) | |

SECTION 6 - ELECTRICAL

FIGURE 6-19. CHARGER PLUG INSTALLATION - 110V IEC YELLOW (CE & UK CA SPEC)



ART_1001258771

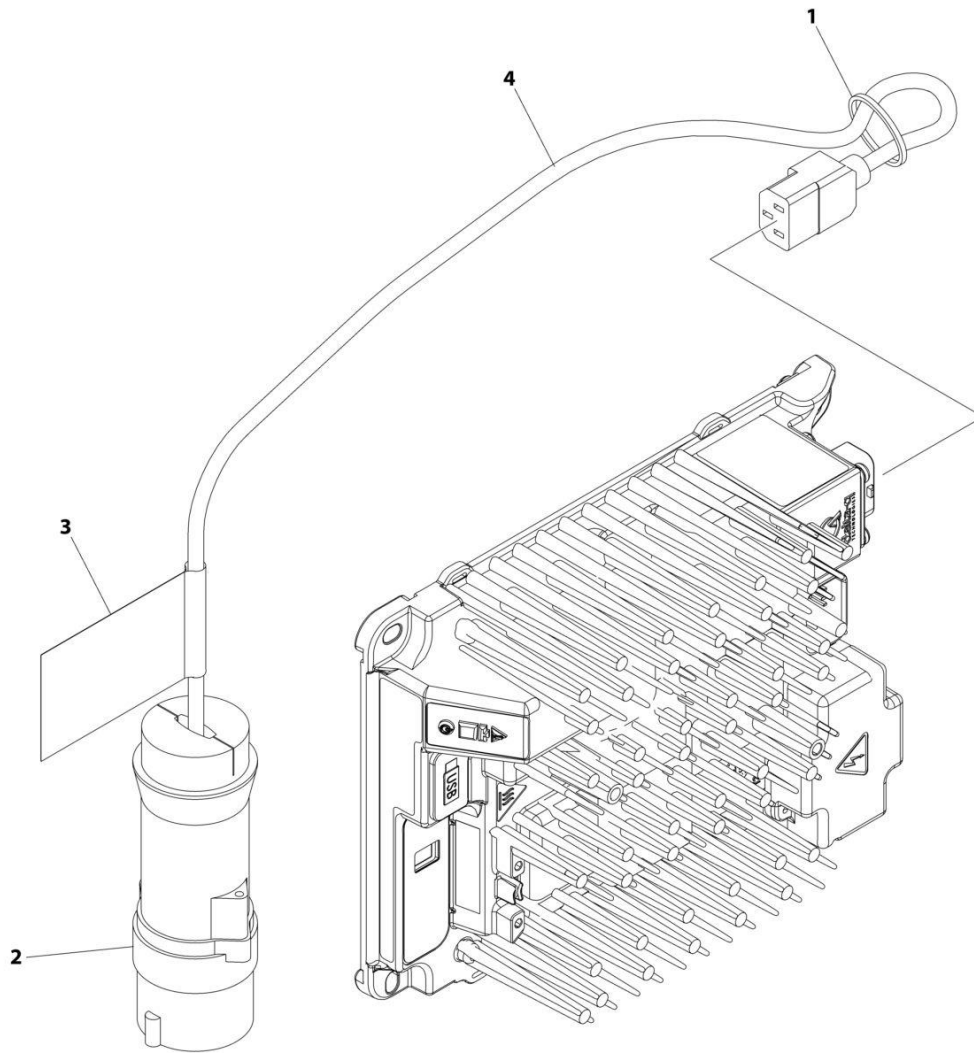
SECTION 6 - ELECTRICAL

FIGURE 6-19. CHARGER PLUG INSTALLATION - 110V IEC YELLOW (CE & UK CA SPEC)

| ITEM | PART NUMBER | QTY | DESCRIPTION | REV |
|------|-------------|-----|-------------------------------|-----|
| | 1001258771 | Ref | CHARGER PLUG INSTALLATION | A |
| 1 | 4240017 | AR | Tie-Strap | |
| 2 | 4461196 | 1 | Terminal | |
| 3 | 1001102489 | 1 | Decal - Charger | |
| 4 | 1001207974 | 1 | Cable, Charger Plug (No Plug) | |

SECTION 6 - ELECTRICAL

FIGURE 6-20. CHARGER PLUG INSTALLATION - 220V IEC BLUE (CE & UK CA SPEC)



ART_1001258772

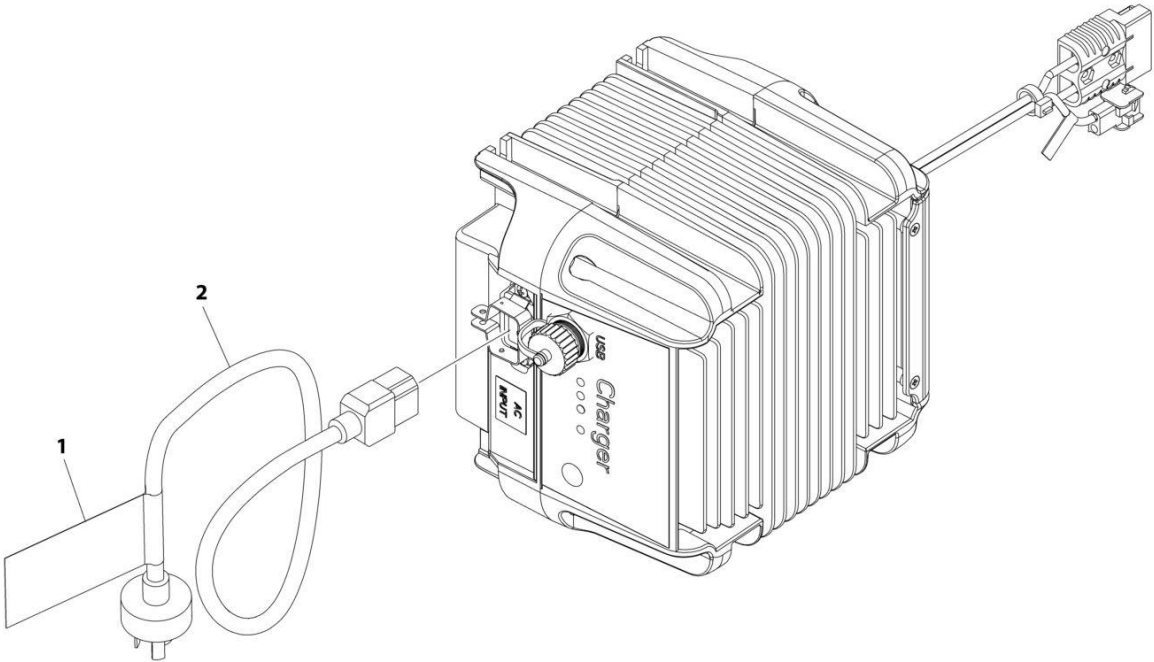
SECTION 6 - ELECTRICAL

FIGURE 6-20. CHARGER PLUG INSTALLATION - 220V IEC BLUE (CE & UK CA SPEC)

| ITEM | PART NUMBER | QTY | DESCRIPTION | REV |
|------|-------------|-----|-------------------------------|-----|
| | 1001258772 | Ref | CHARGER PLUG INSTALLATION | A |
| 1 | 4240017 | AR | Tie-Strap | |
| 2 | 4461199 | 1 | Terminal | |
| 3 | 1001102489 | 1 | Decal - Charger | |
| 4 | 1001207974 | 1 | Cable, Charger Plug (No Plug) | |

SECTION 6 - ELECTRICAL

FIGURE 6-21. CHARGER PLUG INSTALLATION (CHINA PLUG)



ART_1001263294

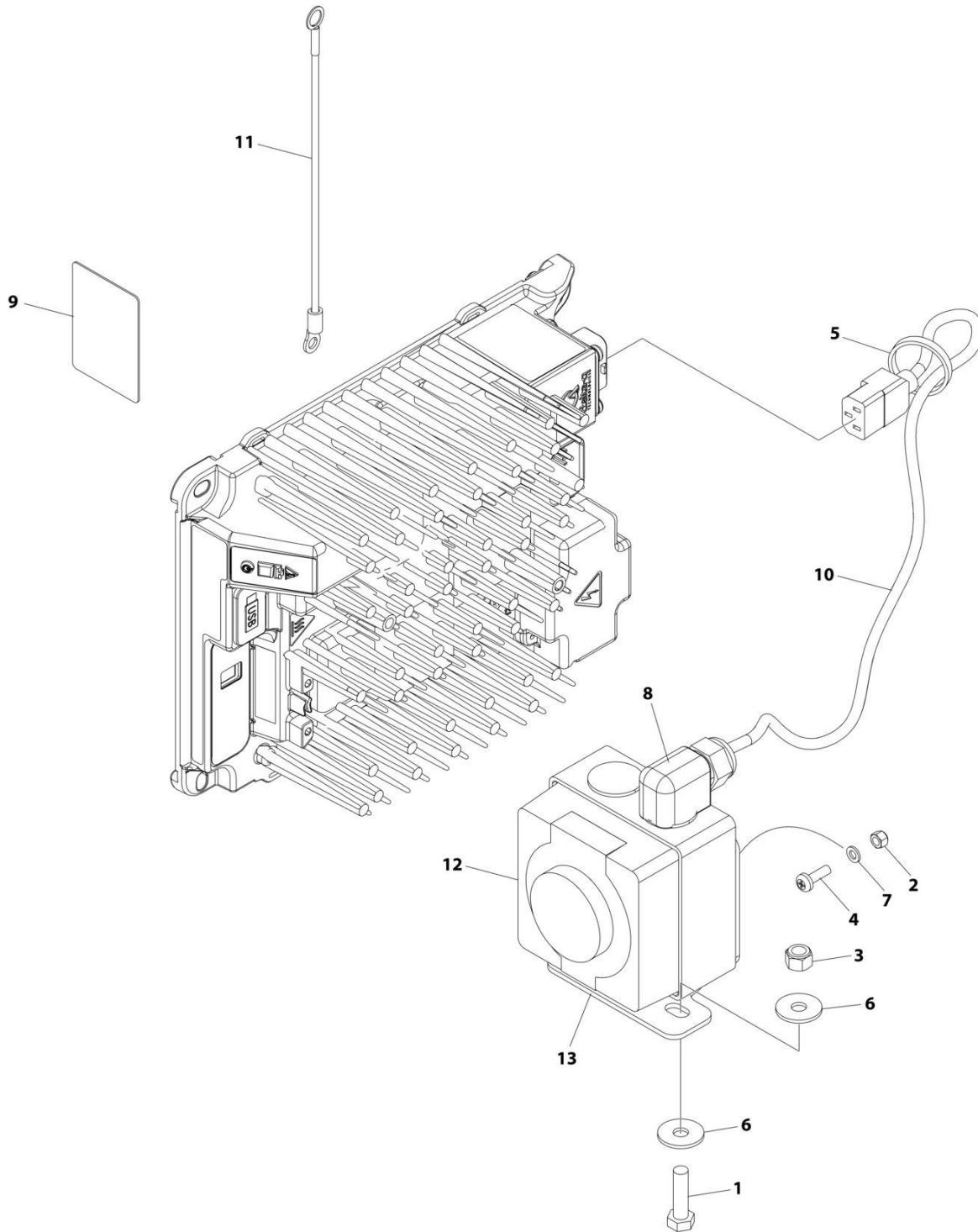
SECTION 6 - ELECTRICAL

FIGURE 6-21. CHARGER PLUG INSTALLATION (CHINA PLUG)

| ITEM | PART NUMBER | QTY | DESCRIPTION | REV |
|------|-------------|-----|---------------------------|-----|
| | 1001263294 | Ref | CHARGER PLUG INSTALLATION | A |
| 1 | 1001102489 | 1 | Decal - Charger Label | |
| 2 | 1001207973 | 1 | Cable, Charger AC Input | |

SECTION 6 - ELECTRICAL

FIGURE 6-22. CHARGER PLUG INSTALLATION (AUSTRALIAN PLUG)



ART_1001248633

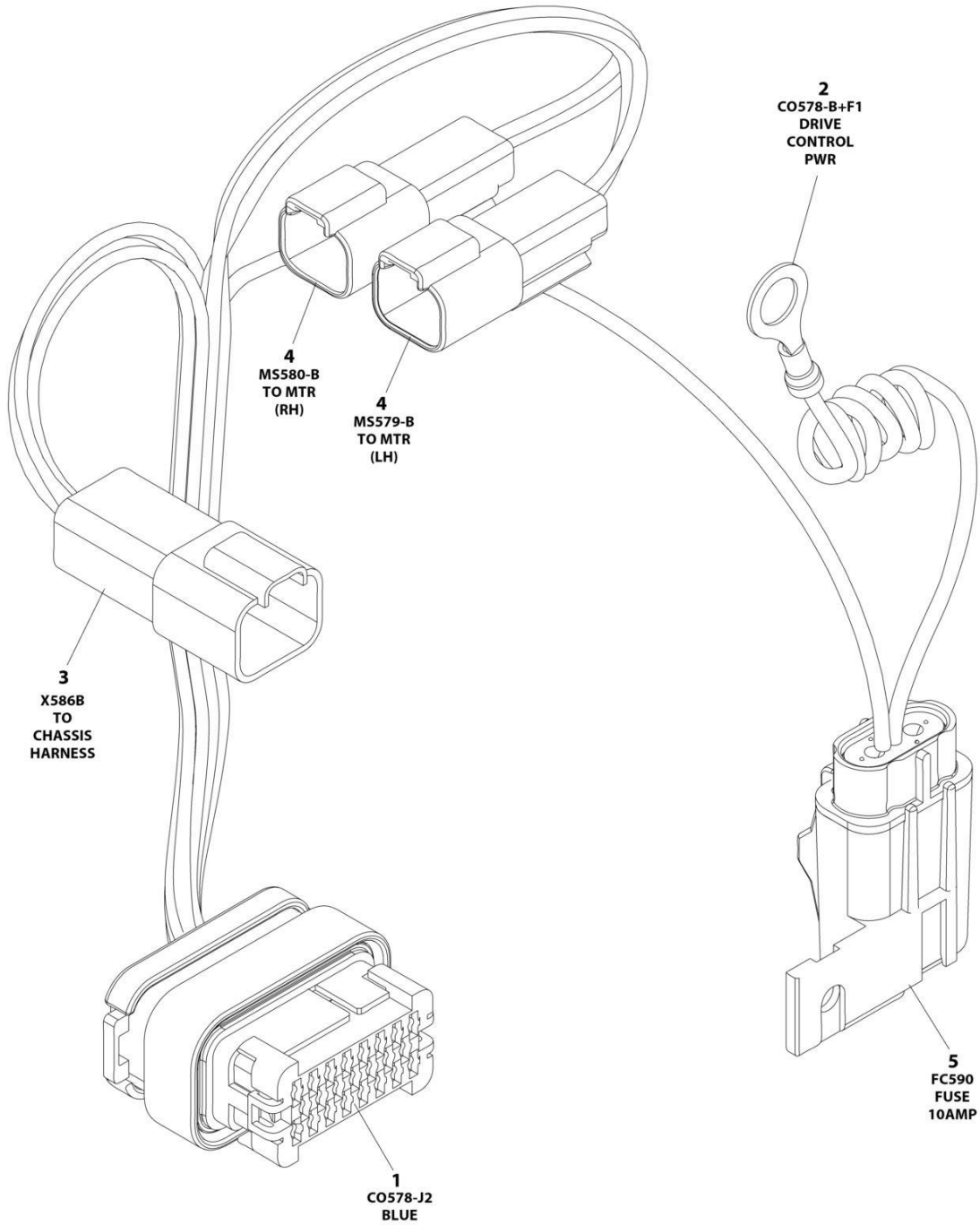
SECTION 6 - ELECTRICAL

FIGURE 6-22. CHARGER PLUG INSTALLATION (AUSTRALIAN PLUG)

| ITEM | PART NUMBER | QTY | DESCRIPTION | REV |
|------|-------------|-----|-------------------------------|-----|
| | 1001248633 | Ref | CHARGER PLUG INSTALLATION | C |
| 1 | 0700814 | 2 | Bolt M8 x 30 | |
| 2 | 3290505 | 4 | Nut M5 | |
| 3 | 3290805 | 2 | Nut M8 | |
| 4 | 3900381 | 4 | Screw M5 x 16 | |
| 5 | 4240017 | AR | Tie-Strap | |
| 6 | 4811902 | 4 | Washer M8 | |
| 7 | 4831600 | 4 | Lockwasher M5 | |
| 8 | 1001103471 | 1 | Connector, Strain Relief 90 | |
| 9 | 1001134280 | 1 | Decal - Charger | |
| 10 | 1001207974 | 1 | Cable, Charger Plug (No Plug) | |
| 11 | 1001227219 | 1 | Harness, Earth/Ground | |
| 12 | 1001227267 | 1 | Inlet Socket/Box Assembly | |
| 13 | 1001256503 | 1 | Bracket | |

SECTION 6 - ELECTRICAL

FIGURE 6-23. DRIVE HARNESS



ART_1001255934

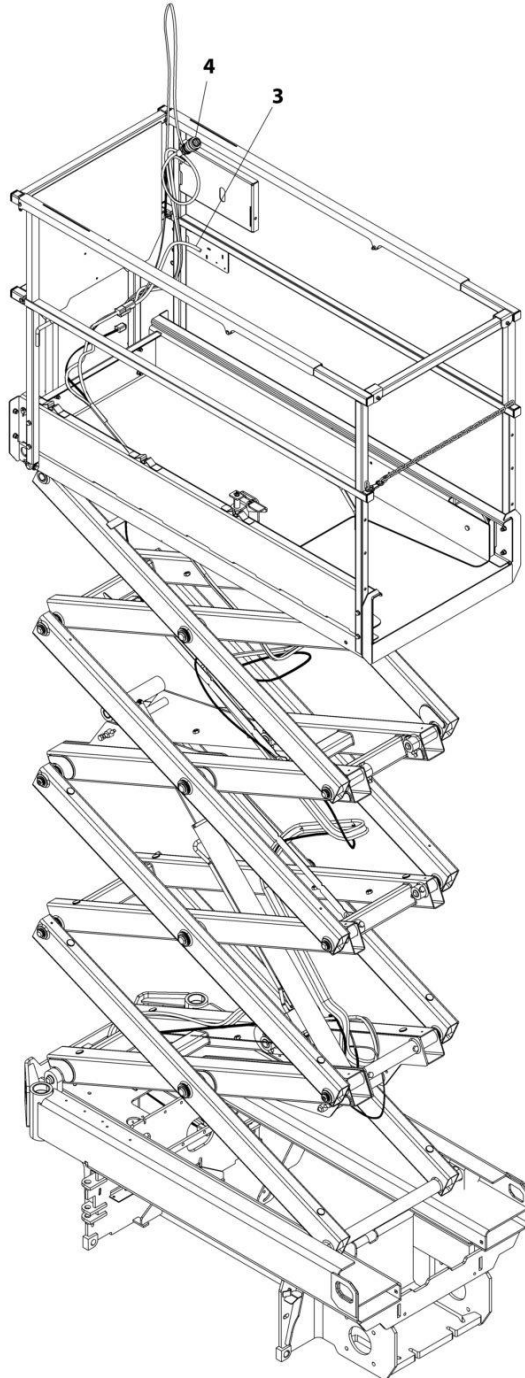
SECTION 6 - ELECTRICAL

FIGURE 6-23. DRIVE HARNESS

| ITEM | PART NUMBER | QTY | DESCRIPTION | REV |
|------|-------------|-----|---------------------------------|-----|
| | 1001255934 | Ref | DRIVE HARNESS | E |
| 1 | 1001096138 | 1 | Connector - 23 Position | |
| 1 | 4460871 | 9 | Terminal | |
| 1 | 4460905 | 14 | Plug, Terminal | |
| 2 | 4460670 | 1 | Terminal, Ring | |
| 3 | 4460932 | 1 | Receptacle, Female - 4 Position | |
| 3 | 4460943 | 2 | Pin, Male | |
| 3 | 4460464 | 2 | Pin, Male | |
| 4 | 4460897 | 2 | Receptacle, Female - 2 Position | |
| 4 | 4460464 | 4 | Pin, Male | |
| 5 | 1001217843 | 1 | Fuseholder with Cap | |
| 5 | 1001217842 | 1 | Cap, Cover | |
| 5 | 8229234 | 1 | Fuse - 10Amp | |
| 5 | 1001116733 | 2 | Terminal | |

SECTION 6 - ELECTRICAL

FIGURE 6-24. GROUND TO PLATFORM CABLE INSTALLATION - WITHOUT PLATFORM COIL CABLE
(ALL SPECS EXCEPT AUSTRALIAN SPECS) (MACHINES WITH SN STARTING WITH 12, B2, M2 & G2)



ART_1001201087

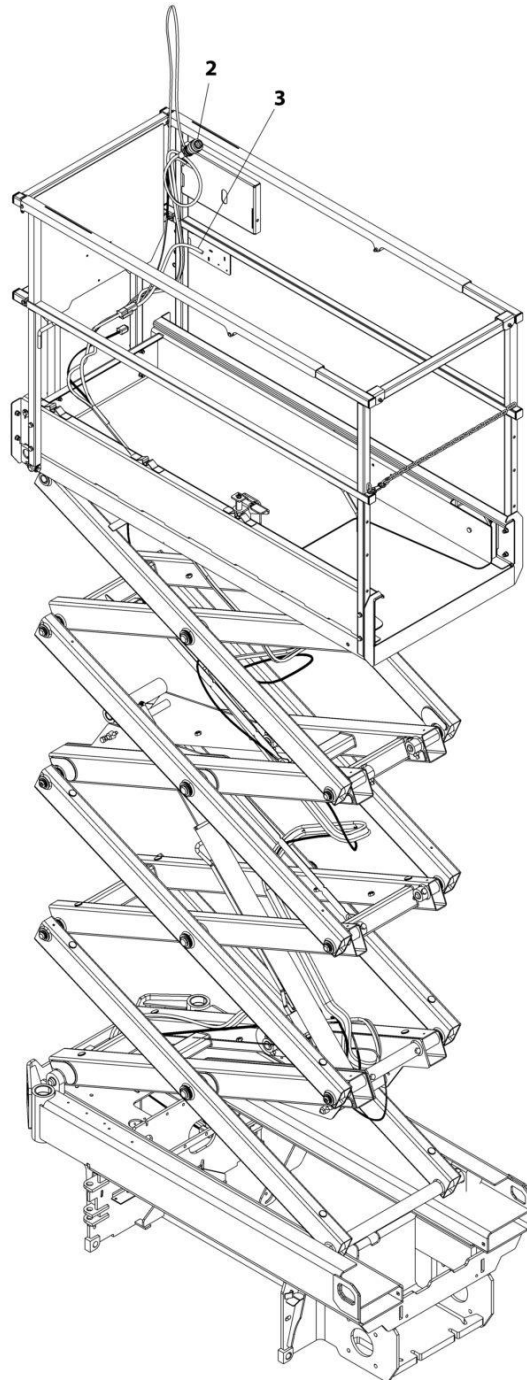
SECTION 6 - ELECTRICAL

**FIGURE 6-24. GROUND TO PLATFORM CABLE INSTALLATION - WITHOUT PLATFORM COIL CABLE
(ALL SPECS EXCEPT AUSTRALIAN SPECS) (MACHINES WITH SN STARTING WITH 12, B2, M2 & G2)**

| ITEM | PART NUMBER | QTY | DESCRIPTION | REV |
|------|-------------|-----|--|-----|
| | 1001201087 | Ref | GROUND TO PLATFORM CABLE INSTALLATION | E |
| 1 | 4240017 | AR | Tie-Strap (Not Shown) | |
| 3 | 1001200811 | 1 | Cable Assembly - Ground to Platform | |
| 3 | 4460894 | 1 | Plug, Male - 6 Position (To Platform Harness Item 4) | |
| 3 | 4460465 | 4 | Socket, Female | |
| 3 | 4460944 | 2 | Socket, Female | |
| 3 | 4460899 | 1 | Receptacle, Female - 6 Position (To Chassis Harness) | |
| 3 | 4460464 | 4 | Pin, Male | |
| 3 | 4460943 | 2 | Pin, Male | |
| 4 | 1001200812 | 1 | Platform Harness | |
| 4 | 4460899 | 1 | Receptacle, Female - 6 Position (To Item 3) | |
| 4 | 4460464 | 4 | Pin, Male | |
| 4 | 4460943 | 2 | Pin, Male | |
| 4 | 4460754 | 1 | Connector - 14 Position (To Console Box) | |
| 4 | 4460465 | 8 | Socket, Female | |
| 4 | 4460466 | 6 | Plug, Terminal | |

SECTION 6 - ELECTRICAL

FIGURE 6-25. GROUND TO PLATFORM CABLE INSTALLATION - WITHOUT PLATFORM COIL CABLE
(AUSTRALIAN SPECS) (MACHINES WITH SN STARTING WITH 12, B2 & G2)



ART_1001230932

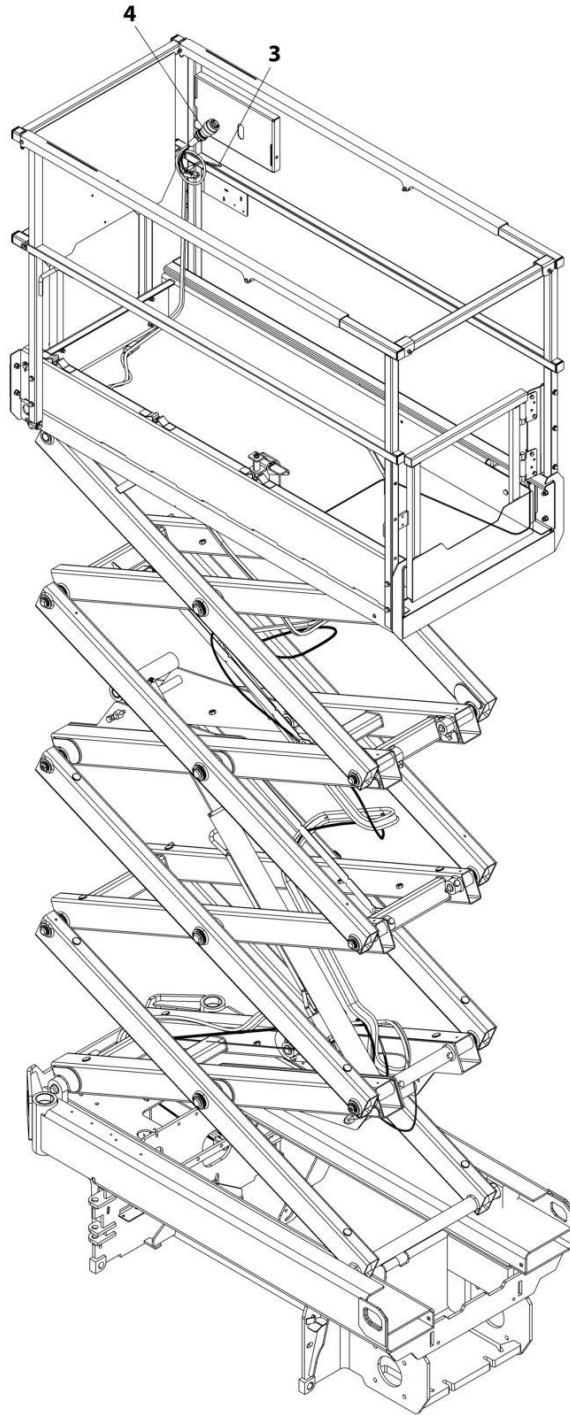
SECTION 6 - ELECTRICAL

**FIGURE 6-25. GROUND TO PLATFORM CABLE INSTALLATION - WITHOUT PLATFORM COIL CABLE
(AUSTRALIAN SPECS) (MACHINES WITH SN STARTING WITH 12, B2 & G2)**

| ITEM | PART NUMBER | QTY | DESCRIPTION | REV |
|------|-------------|-----|--|-----|
| | 1001230932 | Ref | GROUND TO PLATFORM CABLE INSTALLATION | A |
| 1 | 4240017 | AR | Tie-Strap (Not Shown) | |
| 2 | 1001200812 | 1 | Platform Harness | |
| 2 | 4460899 | 1 | Receptacle, Female - 6 Position (To Item 3) | |
| 2 | 4460464 | 4 | Pin, Male | |
| 2 | 4460943 | 2 | Pin, Male | |
| 2 | 4460754 | 1 | Connector - 14 Position (To Console Box) | |
| 2 | 4460465 | 8 | Socket, Female | |
| 2 | 4460466 | 6 | Plug, Terminal | |
| 3 | 1001230839 | 1 | Cable Assembly - Ground to Platform | |
| 3 | 4460894 | 1 | Plug, Male - 6 Position (To Platform Harness Item 2) | |
| 3 | 4460465 | 4 | Socket, Female | |
| 3 | 4460944 | 2 | Socket, Female | |
| 3 | 4460899 | 1 | Receptacle, Female - 6 Position (To Chassis Harness) | |
| 3 | 4460464 | 4 | Pin, Male | |
| 3 | 4460943 | 2 | Pin, Male | |

SECTION 6 - ELECTRICAL

FIGURE 6-26. GROUND TO PLATFORM CABLE INSTALLATION - WITHOUT PLATFORM COIL CABLE AND WITH FOOTSWITCH (MACHINES WITH SN STARTING WITH 12, B2 & G2)



ART_1001201129_F

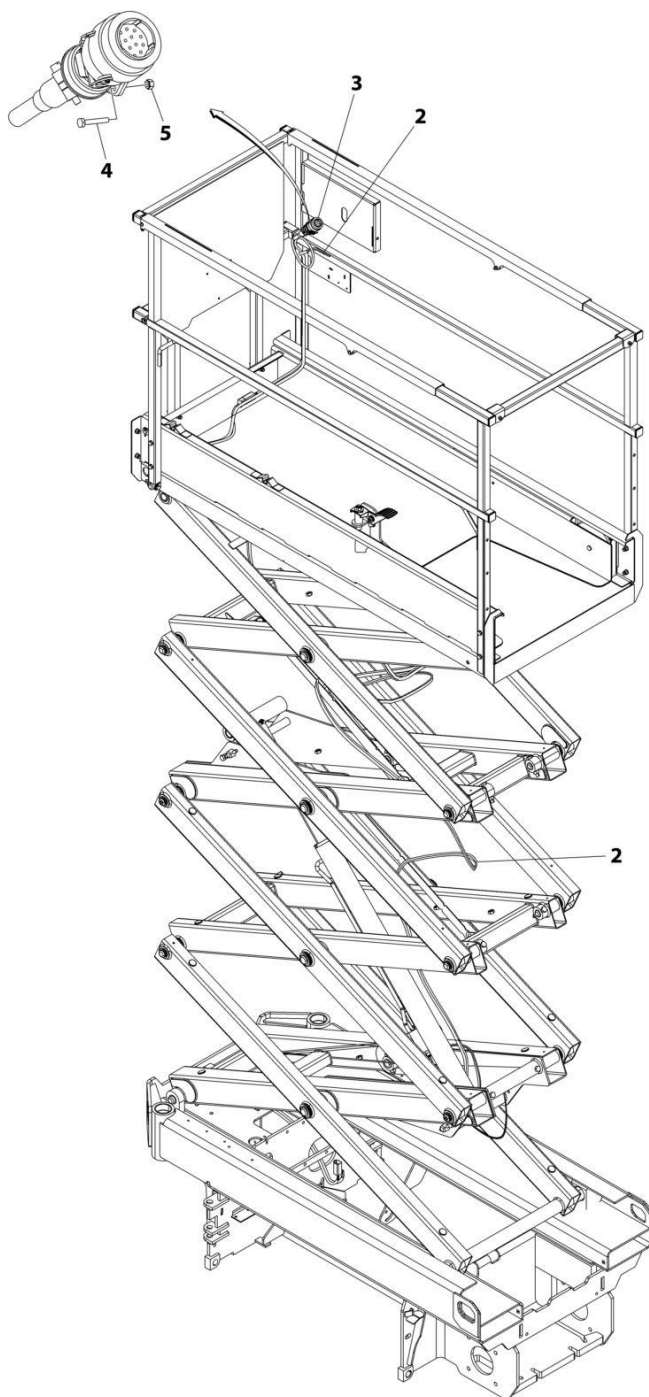
SECTION 6 - ELECTRICAL

FIGURE 6-26. GROUND TO PLATFORM CABLE INSTALLATION - WITHOUT PLATFORM COIL CABLE AND WITH FOOTSWITCH (MACHINES WITH SN STARTING WITH 12, B2 & G2)

| ITEM | PART NUMBER | QTY | DESCRIPTION | REV |
|------|-------------|-----|--|-----|
| | 1001201129 | Ref | GROUND TO PLATFORM CABLE INSTALLATION | F |
| | | Ref | Note: Only Available on Japanese Specs. | |
| 1 | 4240017 | AR | Tie-Strap (Not Shown) | |
| 3 | 1001200811 | 1 | Cable Assembly - Ground to Platform | |
| 3 | 4460894 | 1 | Plug, Male - 6 Position (To Platform Harness Item 4) | |
| 3 | 4460465 | 4 | Socket, Female | |
| 3 | 4460944 | 2 | Socket, Female | |
| 3 | 4460899 | 1 | Receptacle, Female - 6 Position (To Chassis Harness) | |
| 3 | 4460464 | 4 | Pin, Male | |
| 3 | 4460943 | 2 | Pin, Male | |
| 4 | 1001223263 | 1 | Platform Harness | |
| 4 | 4460899 | 1 | Receptacle, Female - 6 Position (To Item 3) | |
| 4 | 4460464 | 4 | Pin, Male | |
| 4 | 4460943 | 2 | Pin, Male | |
| 4 | 4460754 | 1 | Connector - 14 Position (To Console Box) | |
| 4 | 4460465 | 8 | Socket, Female | |
| 4 | 4460944 | 2 | Socket, Female | |
| 4 | 4460466 | 4 | Plug, Terminal | |
| 4 | 4460891 | 1 | Plug, Male - 2 Position (To Footswitch) | |
| 4 | 4460465 | 2 | Socket, Female | |
| 4 | 4460897 | 1 | Receptacle, Female - 2 Position (Footswitch Jumper) | |
| 4 | 4460464 | 2 | Pin, Male | |
| 4 | 4460539 | 1 | Plug, Male - 3 Position (To Overhead Switches) | |
| 4 | 4460465 | 2 | Socket, Female | |
| 4 | 4460466 | 1 | Plug, Terminal | |

SECTION 6 - ELECTRICAL

FIGURE 6-27. GROUND TO PLATFORM CABLE INSTALLATION - ES1932 WITHOUT PLATFORM COIL CABLE (MACHINES WITH SN STARTING WITH 12, B2 & G2)



ART_1001270899

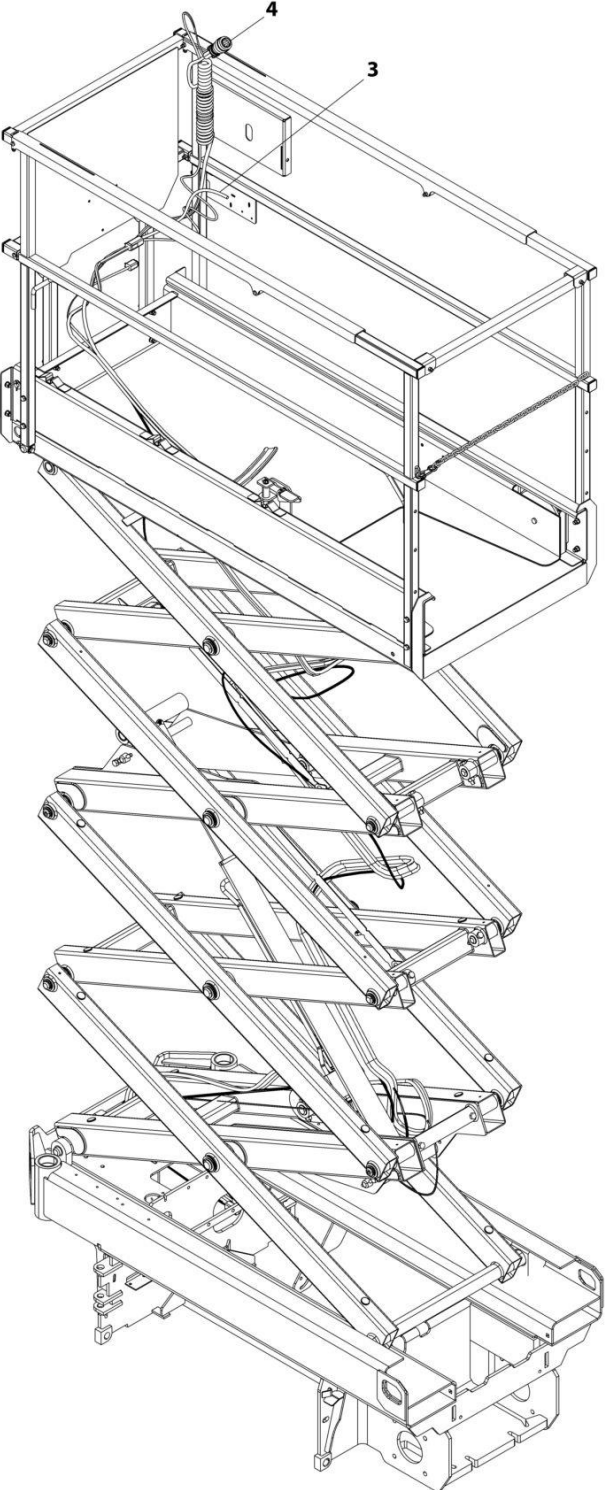
SECTION 6 - ELECTRICAL

FIGURE 6-27. GROUND TO PLATFORM CABLE INSTALLATION - ES1932 WITHOUT PLATFORM COIL CABLE (MACHINES WITH SN STARTING WITH 12, B2 & G2)

| ITEM | PART NUMBER | QTY | DESCRIPTION | REV |
|------|-------------|-----|--|-----|
| | 1001270899 | Ref | GROUND TO PLATFORM CABLE INSTALLATION | C |
| 1 | 4240017 | AR | Tie-Strap (Not Shown) | |
| 2 | 1001239544 | 1 | Cable Assembly - Ground to Platform | |
| 2 | 4460894 | 1 | Plug, Male - 6 Position (To Platform Harness Item 4) | |
| 2 | 4460465 | 4 | Socket, Female | |
| 2 | 4460944 | 2 | Socket, Female | |
| 2 | 4460899 | 1 | Receptacle, Female - 6 Position (To Chassis Harness) | |
| 2 | 4460464 | 4 | Pin, Male | |
| 2 | 4460943 | 2 | Pin, Male | |
| 3 | 1001270443 | 1 | Platform Harness | |
| 3 | 4460899 | 1 | Receptacle, Female - 6 Position (To Item 3) | |
| 3 | 4460464 | 4 | Pin, Male | |
| 3 | 4460943 | 2 | Pin, Male | |
| 3 | 1001269947 | 1 | Connector - 14 Position (To Console Box) | |
| 3 | 1001269944 | 6 | Socket, Female | |
| 3 | 1001269949 | 2 | Socket, Female | |
| 4 | 0760310 | 2 | Bolt M3 x 20 | |
| 5 | 3290305 | 2 | Nut M3 | |

SECTION 6 - ELECTRICAL

**FIGURE 6-28. GROUND TO PLATFORM CABLE INSTALLATION - WITH PLATFORM COIL CABLE
(ALL SPECS EXCEPT AUSTRALIAN SPECS) (MACHINES WITH SN STARTING WITH 12, B2, M2 & G2)**



ART_1001203630

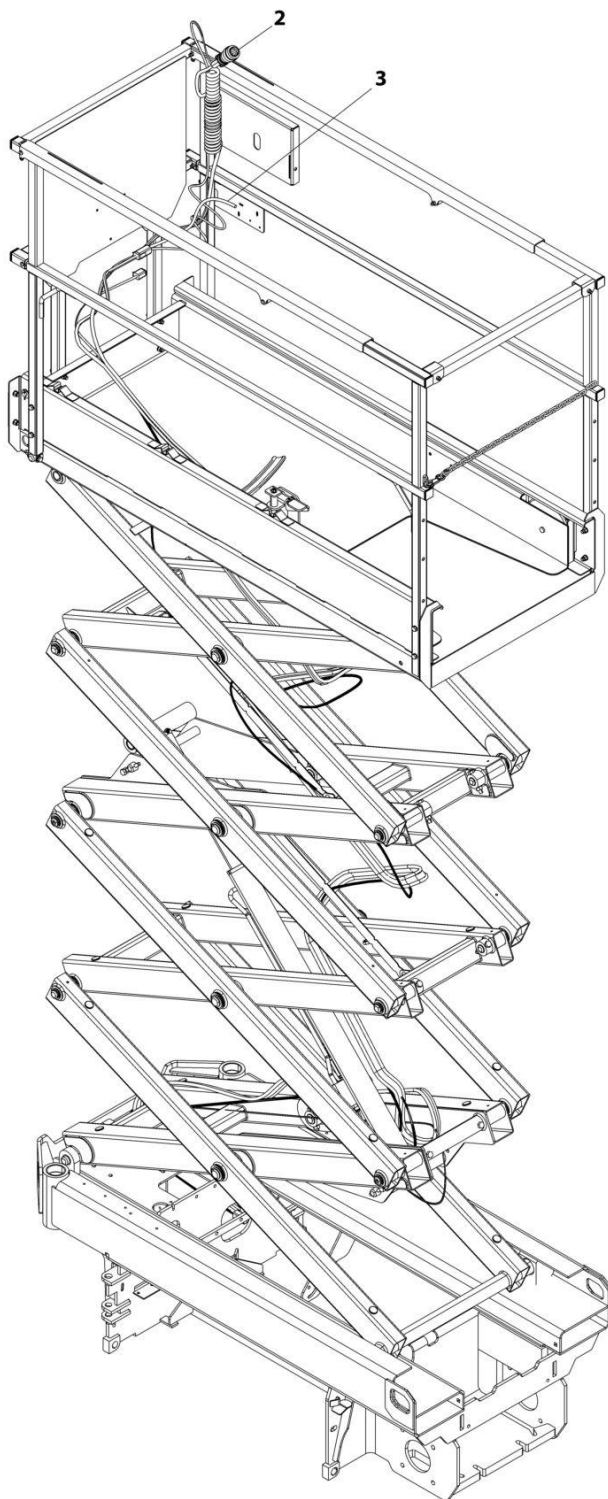
SECTION 6 - ELECTRICAL

**FIGURE 6-28. GROUND TO PLATFORM CABLE INSTALLATION - WITH PLATFORM COIL CABLE
(ALL SPECS EXCEPT AUSTRALIAN SPECS) (MACHINES WITH SN STARTING WITH 12, B2, M2 & G2)**

| ITEM | PART NUMBER | QTY | DESCRIPTION | REV |
|------|-------------|-----|--|-----|
| | 1001203630 | Ref | GROUND TO PLATFORM CABLE INSTALLATION | E |
| 1 | 4240017 | AR | Tie-Strap (Not Shown) | |
| 3 | 1001200811 | 1 | Cable Assembly - Ground to Platform | |
| 3 | 4460894 | 1 | Plug, Male - 6 Position (To Platform Harness Item 4) | |
| 3 | 4460465 | 4 | Socket, Female | |
| 3 | 4460944 | 2 | Socket, Female | |
| 3 | 4460899 | 1 | Receptacle, Female - 6 Position (To Chassis Harness) | |
| 3 | 4460464 | 4 | Pin, Male | |
| 3 | 4460943 | 2 | Pin, Male | |
| 4 | 1001202184 | 1 | Platform Harness | |
| 4 | 4460899 | 1 | Receptacle, Female - 6 Position (To Item 3) | |
| 4 | 4460464 | 4 | Pin, Male | |
| 4 | 4460943 | 2 | Pin, Male | |
| 4 | 4460754 | 1 | Connector - 14 Position (To Console Box) | |
| 4 | 4460465 | 8 | Socket, Female | |
| 4 | 4460466 | 6 | Plug, Terminal | |

SECTION 6 - ELECTRICAL

FIGURE 6-29. GROUND TO PLATFORM CABLE INSTALLATION - WITH PLATFORM COIL CABLE (AUSTRALIAN SPECS) (MACHINES WITH SN STARTING WITH 12, B2 & G2)



ART_1001230933

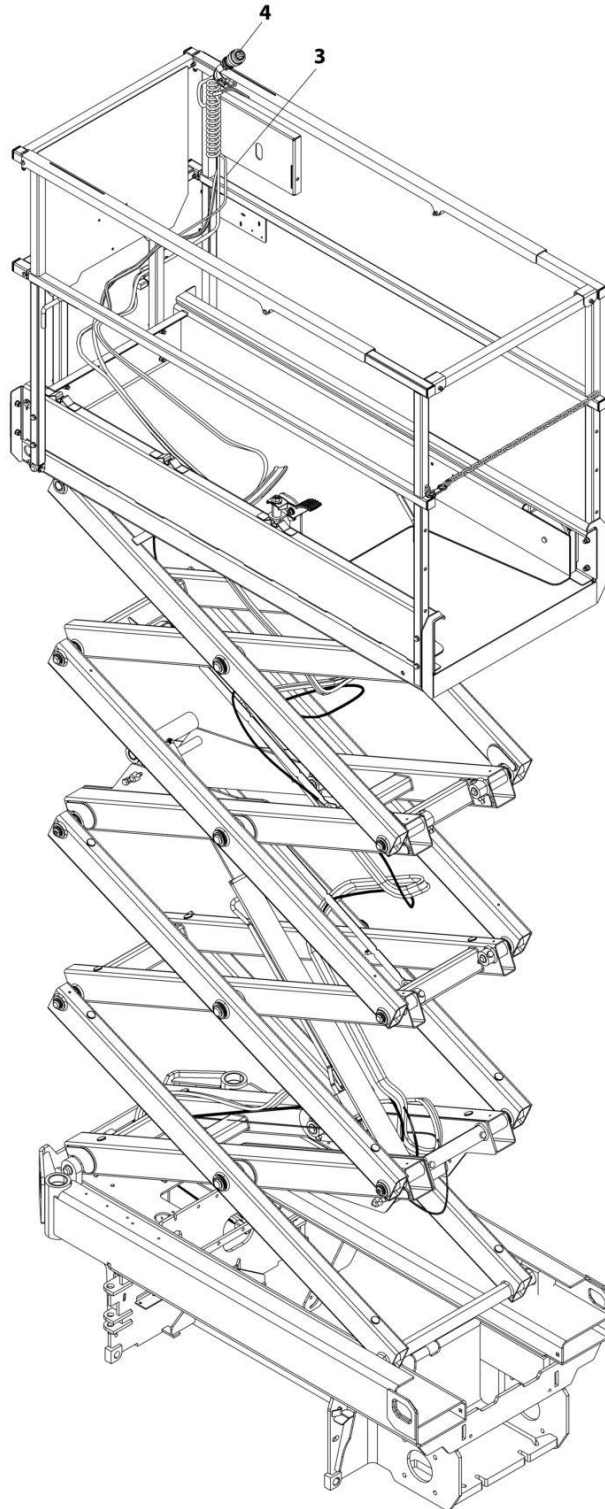
SECTION 6 - ELECTRICAL

**FIGURE 6-29. GROUND TO PLATFORM CABLE INSTALLATION - WITH PLATFORM COIL CABLE
(AUSTRALIAN SPECS) (MACHINES WITH SN STARTING WITH 12, B2 & G2)**

| ITEM | PART NUMBER | QTY | DESCRIPTION | REV |
|------|-------------|-----|--|-----|
| | 1001230933 | Ref | GROUND TO PLATFORM CABLE INSTALLATION | A |
| 1 | 4240017 | AR | Tie-Strap (Not Shown) | |
| 2 | 1001202184 | 1 | Platform Harness | |
| 2 | 4460899 | 1 | Receptacle, Female - 6 Position (To Item 3) | |
| 2 | 4460464 | 4 | Pin, Male | |
| 2 | 4460943 | 2 | Pin, Male | |
| 2 | 4460754 | 1 | Connector - 14 Position (To Console Box) | |
| 2 | 4460465 | 8 | Socket, Female | |
| 2 | 4460466 | 6 | Plug, Terminal | |
| 3 | 1001230839 | 1 | Cable Assembly - Ground to Platform | |
| 3 | 4460894 | 1 | Plug, Male - 6 Position (To Platform Harness Item 2) | |
| 3 | 4460465 | 4 | Socket, Female | |
| 3 | 4460944 | 2 | Socket, Female | |
| 3 | 4460899 | 1 | Receptacle, Female - 6 Position (To Chassis Harness) | |
| 3 | 4460464 | 4 | Pin, Male | |
| 3 | 4460943 | 2 | Pin, Male | |

SECTION 6 - ELECTRICAL

FIGURE 6-30. GROUND TO PLATFORM CABLE INSTALLATION - WITH PLATFORM COIL CABLE AND FOOTSWITCH (MACHINES WITH SN STARTING WITH 12, B2 & G2)



ART_1001203631_F

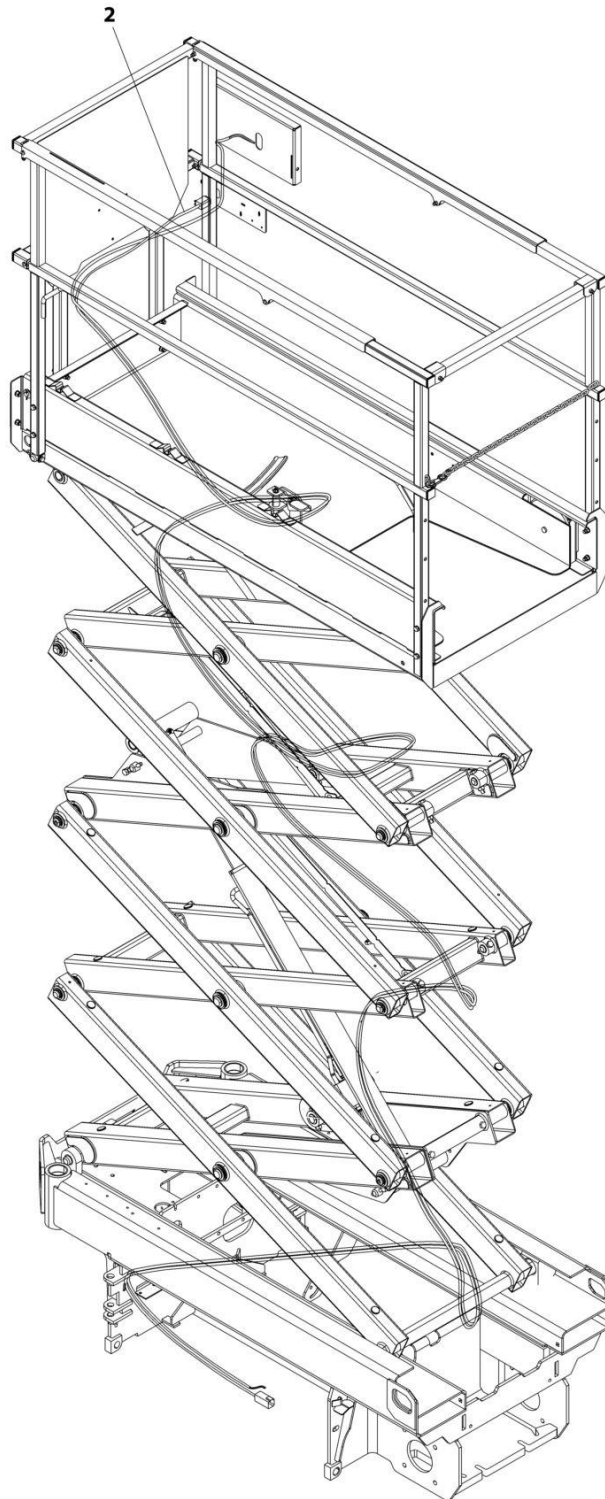
SECTION 6 - ELECTRICAL

FIGURE 6-30. GROUND TO PLATFORM CABLE INSTALLATION - WITH PLATFORM COIL CABLE AND FOOTSWITCH (MACHINES WITH SN STARTING WITH 12, B2 & G2)

| ITEM | PART NUMBER | QTY | DESCRIPTION | REV |
|------|-------------|-----|--|-----|
| | 1001203631 | Ref | GROUND TO PLATFORM CABLE INSTALLATION | F |
| | | Ref | Note: Only Available on Japanese Specs. | |
| 1 | 4240017 | AR | Tie-Strap (Not Shown) | |
| 3 | 1001200811 | 1 | Cable Assembly - Ground to Platform | |
| 3 | 4460894 | 1 | Plug, Male - 6 Position (To Platform Harness Item 4) | |
| 3 | 4460465 | 4 | Socket, Female | |
| 3 | 4460944 | 2 | Socket, Female | |
| 3 | 4460899 | 1 | Receptacle, Female - 6 Position (To Chassis Harness) | |
| 3 | 4460464 | 4 | Pin, Male | |
| 3 | 4460943 | 2 | Pin, Male | |
| 4 | 1001223262 | 1 | Platform Harness | |
| 4 | 4460899 | 1 | Receptacle, Female - 6 Position (To Item 3) | |
| 4 | 4460464 | 4 | Pin, Male | |
| 4 | 4460943 | 2 | Pin, Male | |
| 4 | 4460754 | 1 | Connector - 14 Position (To Console Box) | |
| 4 | 4460465 | 8 | Socket, Female | |
| 4 | 4460944 | 2 | Socket, Female | |
| 4 | 4460466 | 4 | Plug, Terminal | |
| 4 | 4460891 | 1 | Plug, Male - 2 Position (To Footswitch) | |
| 4 | 4460465 | 2 | Socket, Female | |
| 4 | 4460897 | 1 | Receptacle, Female - 2 Position (Footswitch Jumper) | |
| 4 | 4460464 | 2 | Pin, Male | |
| 4 | 4460539 | 1 | Plug, Male - 3 Position (To Overhead Switches) | |
| 4 | 4460465 | 2 | Socket, Female | |
| 4 | 4460466 | 1 | Plug, Terminal | |

SECTION 6 - ELECTRICAL

FIGURE 6-31. GROUND TO PLATFORM CABLE INSTALLATION - SCISSORS ARM CABLE ONLY
(MACHINES WITH SN STARTING WITH 12, B2 & G2)



ART_1001253807

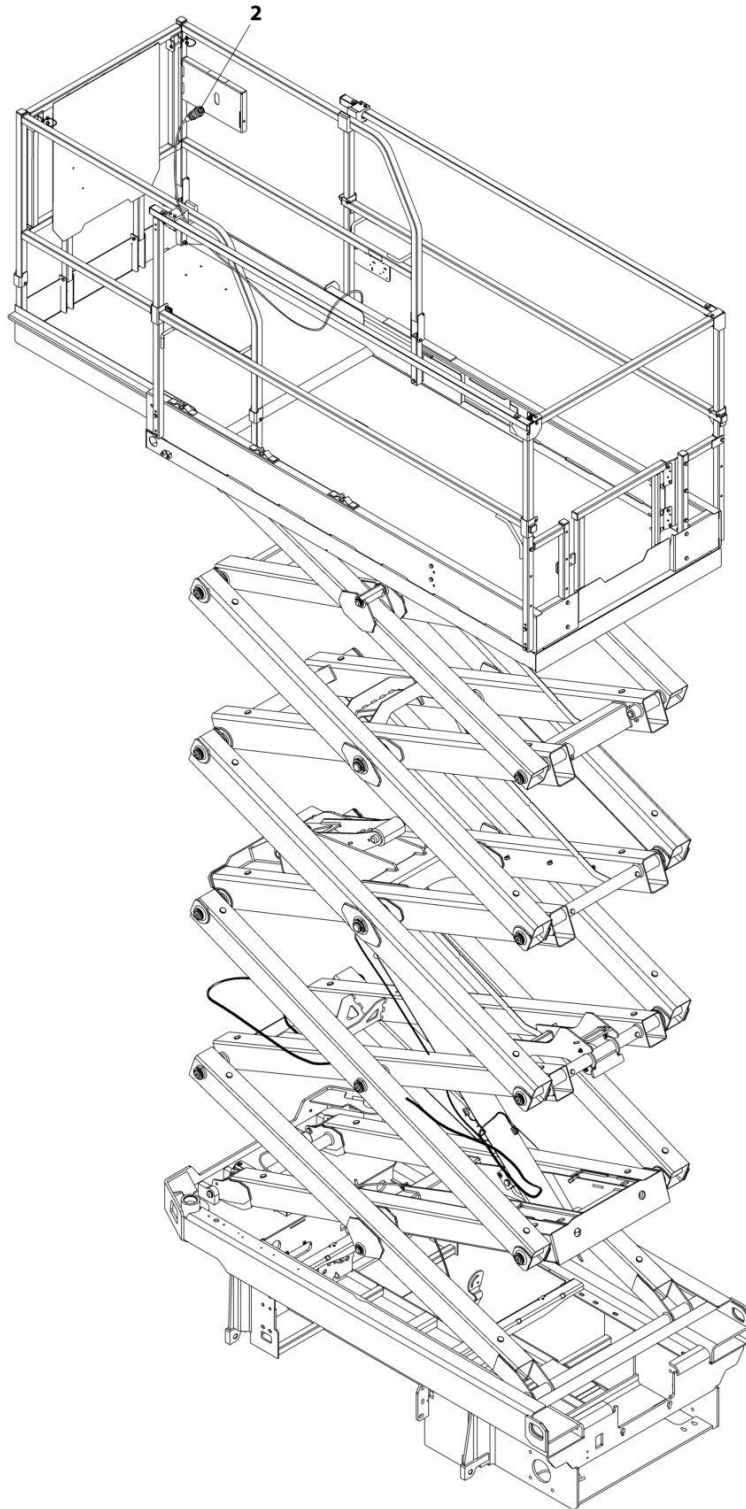
SECTION 6 - ELECTRICAL

**FIGURE 6-31. GROUND TO PLATFORM CABLE INSTALLATION - SCISSORS ARM CABLE ONLY
(MACHINES WITH SN STARTING WITH 12, B2 & G2)**

| ITEM | PART NUMBER | QTY | DESCRIPTION | REV |
|------|-------------|-----|--|-----|
| | 1001253807 | Ref | GROUND TO PLATFORM CABLE INSTALLATION - SCISSORS ARMS CABLE ONLY | A |
| 1 | 4240017 | AR | Tie-Strap (Not Shown) | |
| 2 | 1001200811 | 1 | Cable Assembly - Ground to Platform | |
| 2 | 4460894 | 1 | Plug, Male - 6 Position (To Platform Harness Item 2) | |
| 2 | 4460465 | 4 | Socket, Female | |
| 2 | 4460944 | 2 | Socket, Female | |
| 2 | 4460899 | 1 | Receptacle, Female - 6 Position (To Chassis Harness) | |
| 2 | 4460464 | 4 | Pin, Male | |
| 2 | 4460943 | 2 | Pin, Male | |

SECTION 6 - ELECTRICAL

**FIGURE 6-32. GROUND TO PLATFORM CABLE INSTALLATION - PLATFORM CABLE ONLY
(STRAIGHT CABLE) (MACHINES WITH SN STARTING WITH 12, B2 & G2)**



ART_1001223650

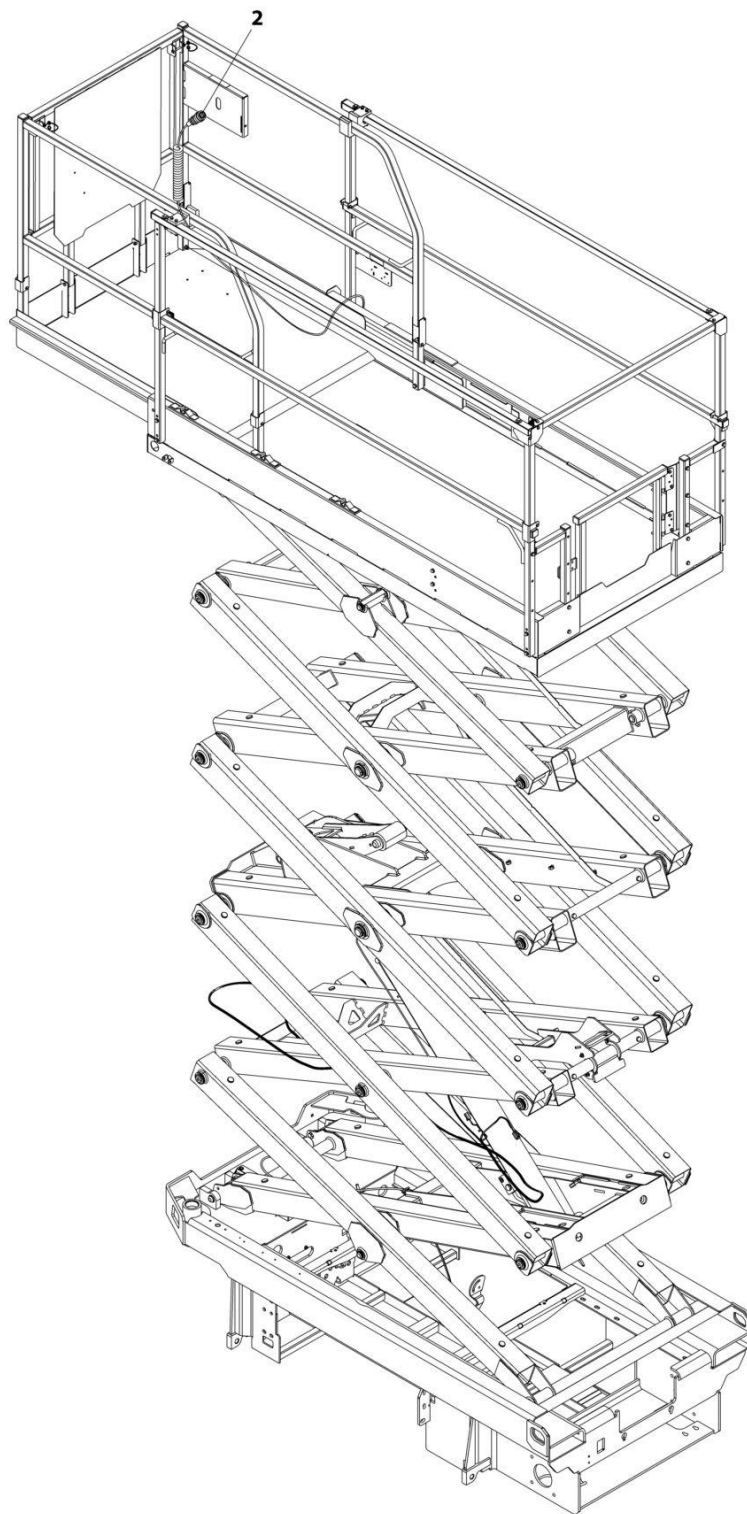
SECTION 6 - ELECTRICAL

**FIGURE 6-32. GROUND TO PLATFORM CABLE INSTALLATION - PLATFORM CABLE ONLY
(STRAIGHT CABLE) (MACHINES WITH SN STARTING WITH 12, B2 & G2)**

| ITEM | PART NUMBER | QTY | DESCRIPTION | REV |
|------|-------------|-----|--|-----|
| | 1001223650 | Ref | GROUND TO PLATFORM CABLE INSTALLATION | A |
| 1 | 4240017 | AR | Tie-Strap (Not Shown) | |
| 2 | 1001200812 | 1 | Platform Harness | |
| 2 | 4460899 | 1 | Receptacle, Female - 6 position (To Platform/AC Cable Connector) | |
| 2 | 4460464 | 4 | Pin, Male | |
| 2 | 4460943 | 2 | Pin, Male | |
| 2 | 4460754 | 1 | Connector - 14 Position (To Console Box) | |
| 2 | 4460465 | 8 | Socket, Female | |
| 2 | 4460466 | 6 | Plug, Terminal | |

SECTION 6 - ELECTRICAL

FIGURE 6-33. GROUND TO PLATFORM CABLE INSTALLATION - PLATFORM CABLE ONLY (COILED CABLE) (MACHINES WITH SN STARTING WITH 12, B2 & G2)



ART_1001223651

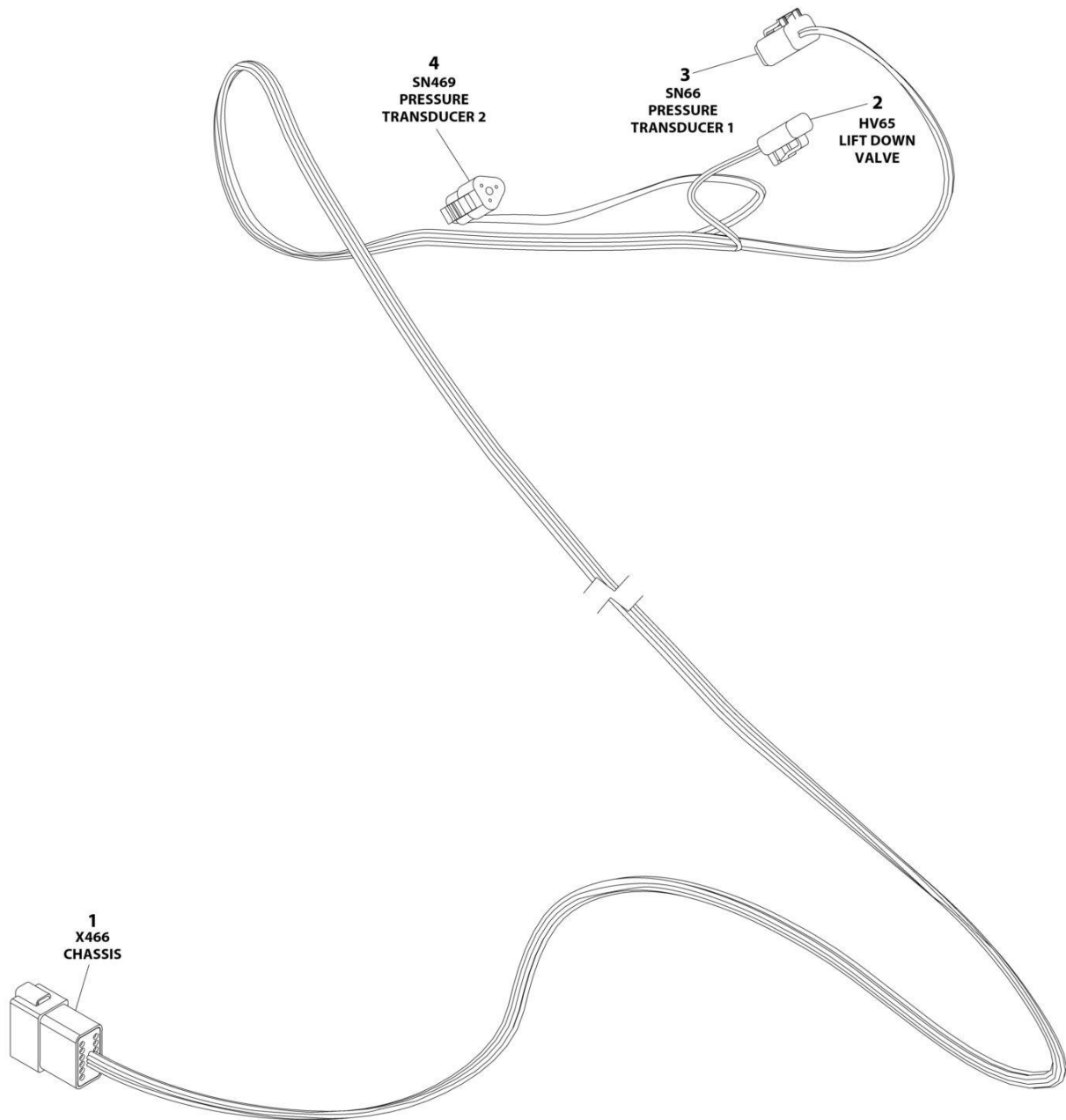
SECTION 6 - ELECTRICAL

FIGURE 6-33. GROUND TO PLATFORM CABLE INSTALLATION - PLATFORM CABLE ONLY (COILED CABLE) (MACHINES WITH SN STARTING WITH 12, B2 & G2)

| ITEM | PART NUMBER | QTY | DESCRIPTION | REV |
|------|-------------|-----|--|-----|
| | 1001223651 | Ref | GROUND TO PLATFORM CABLE INSTALLATION | A |
| 1 | 4240017 | AR | Tie-Strap (Not Shown) | |
| 2 | 1001202184 | 1 | Platform Harness | |
| 2 | 4460899 | 1 | Receptacle, Female - 6 position (To Platform/AC Cable Connector) | |
| 2 | 4460464 | 4 | Pin, Male | |
| 2 | 4460943 | 2 | Pin, Male | |
| 2 | 4460754 | 1 | Connector - 14 Position (To Console Box) | |
| 2 | 4460465 | 8 | Socket, Female | |
| 2 | 4460466 | 6 | Plug, Terminal | |

SECTION 6 - ELECTRICAL

FIGURE 6-34. LIFT DOWN HARNESS



ART_1001222687_B

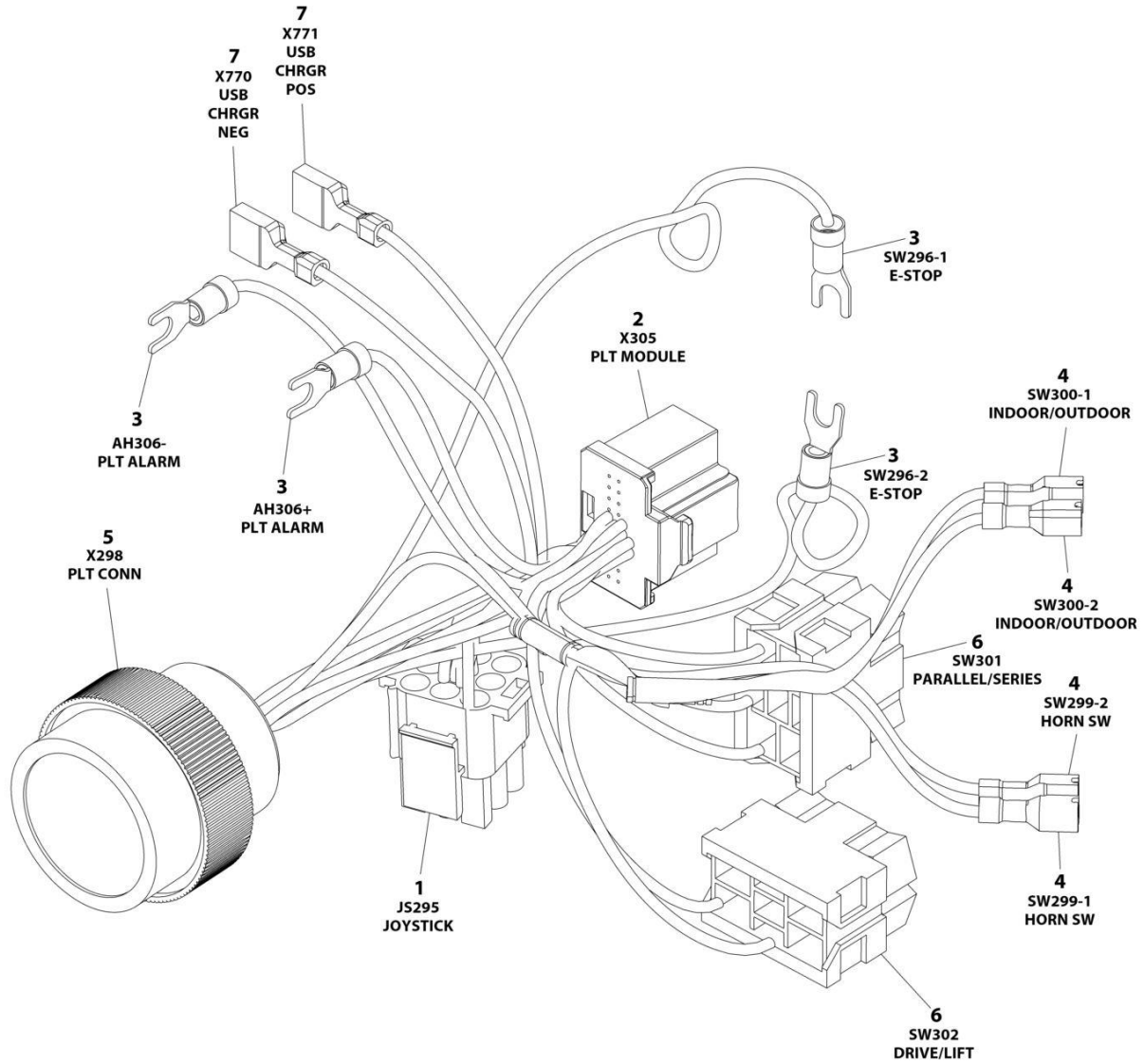
SECTION 6 - ELECTRICAL

FIGURE 6-34. LIFT DOWN HARNESS

| ITEM | PART NUMBER | QTY | DESCRIPTION | REV |
|------|-------------|-----|----------------------------------|-----|
| | 1001222687 | Ref | LIFT DOWN HARNESS - WITH LSS | B |
| 1 | 4460970 | 1 | Receptacle, Female - 12 Position | |
| 1 | 4460464 | 9 | Pin, Male | |
| 1 | 4460466 | 3 | Plug, Terminal | |
| 2 | 4460891 | 1 | Plug, Male - 4 Position | |
| 2 | 4460465 | 2 | Socket, Female | |
| 3 | 4460884 | 1 | Plug, Male - 4 Position | |
| 3 | 4460465 | 4 | Socket, Female | |
| 4 | 4460539 | 1 | Plug, Male - 3 Position | |
| 4 | 4460465 | 3 | Socket, Female | |

SECTION 6 - ELECTRICAL

FIGURE 6-35. PLATFORM BOX HARNESS



ART_1001200819

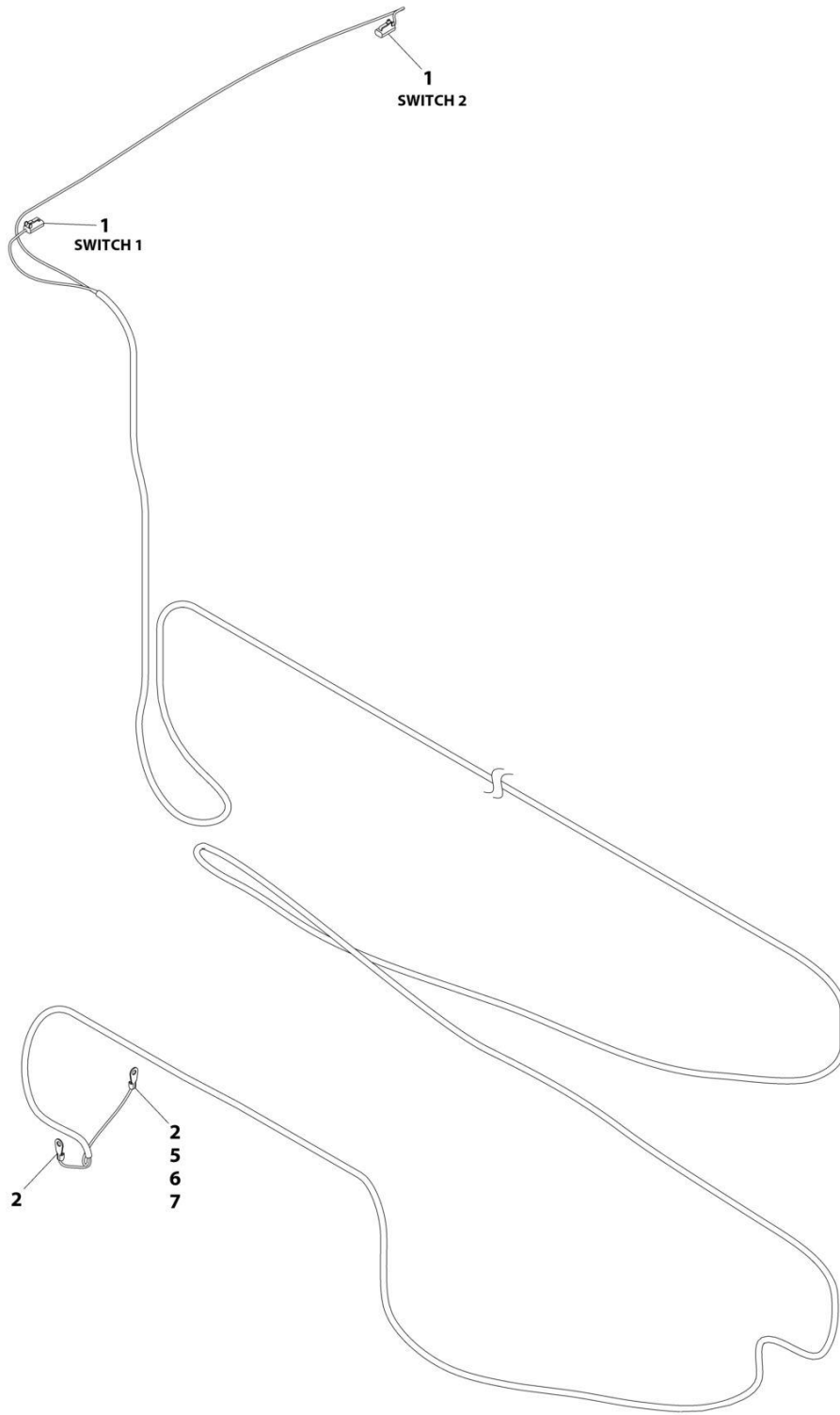
SECTION 6 - ELECTRICAL

FIGURE 6-35. PLATFORM BOX HARNESS

| ITEM | PART NUMBER | QTY | DESCRIPTION | REV |
|------|-------------|-----|------------------------------|-----|
| | 1001200819 | Ref | PLATFORM CONTROL BOX HARNESS | E |
| 1 | 4460265 | 1 | Plug, Male - 9 Position | |
| 1 | 4460267 | 6 | Pin, Male | |
| 2 | 1001212036 | 1 | Connector - 20 Position | |
| 2 | 1001212035 | 16 | Terminal | |
| 3 | 4460183 | 4 | Terminal, Fork | |
| 4 | 1001201885 | 4 | Terminal with Cover | |
| 5 | 4461016 | 1 | Connector - 14 Position | |
| 5 | 4460464 | 8 | Pin, Male | |
| 5 | 4460466 | 6 | Plug, Terminal | |
| 6 | 4460418 | 2 | Connector - 6 Position | |
| 6 | 1001159186 | 5 | Terminal | |
| 7 | 1001194421 | 2 | Terminal | |

SECTION 6 - ELECTRICAL

FIGURE 6-36. CABLE, WORKLIGHT



ART_1061041


SECTION 6 - ELECTRICAL

FIGURE 6-36. CABLE, WORKLIGHT

| ITEM | PART NUMBER | QTY | DESCRIPTION | REV |
|------|-------------|-----|-------------------------|-----|
| | 1061041 | Ref | CABLE WORKLIGHT | C |
| 1 | 4460891 | 2 | Plug, Male - 2 Position | |
| 2 | 4460986 | 2 | Terminal, Ring | |
| 3 | 4460465 | 4 | Socket (Not Shown) | |
| 5 | 4460018 | 1 | Connector, Butt Splice | |
| 6 | 2400061 | 1 | Fuse | |
| 7 | 2400066 | 1 | Fuse Holder | |

SECTION 6 - ELECTRICAL

FIGURE 6-37. HARNESS, LIGHT



ART_1001274026

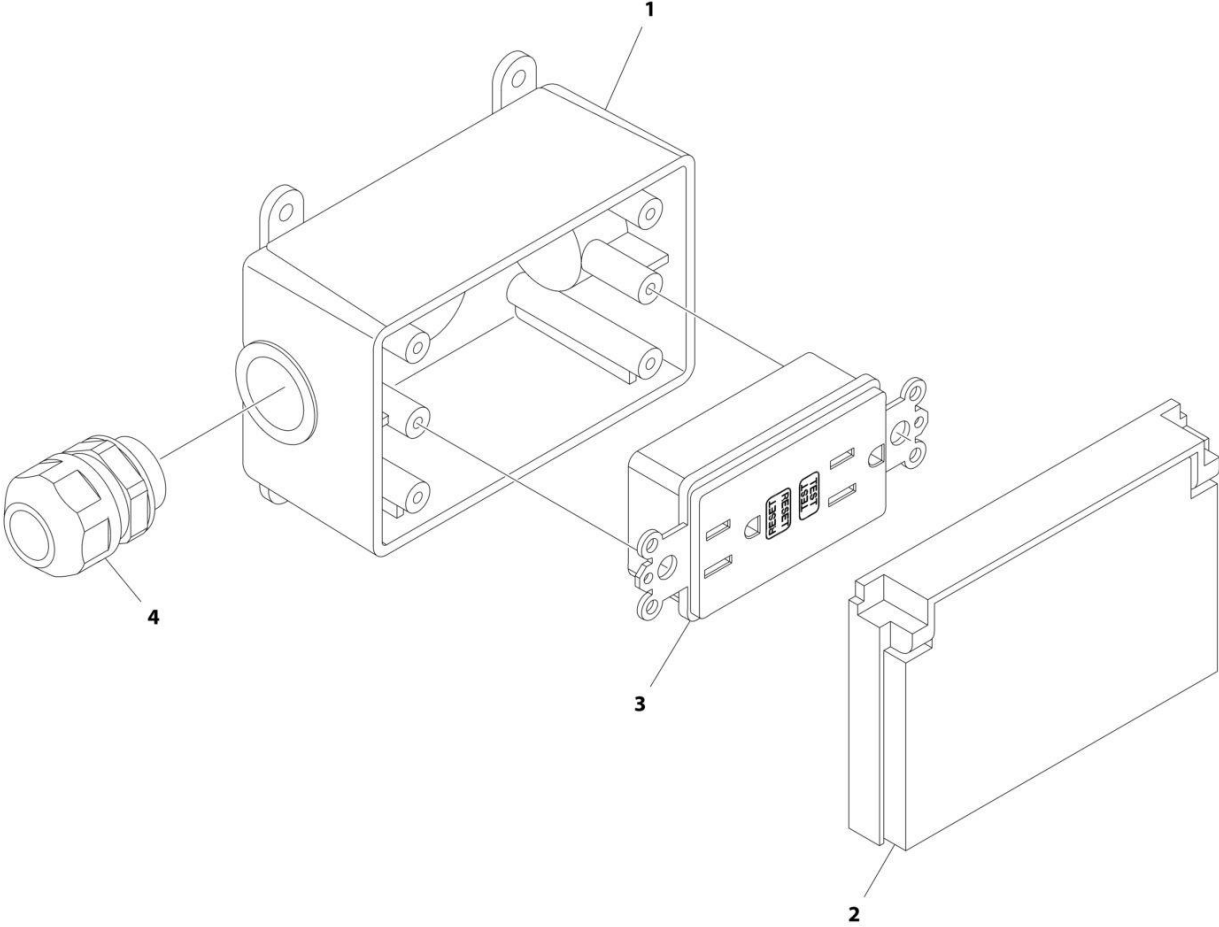
SECTION 6 - ELECTRICAL

FIGURE 6-37. HARNESS, LIGHT

| ITEM | PART NUMBER | QTY | DESCRIPTION | REV |
|------|-------------|-----|--------------------------------|-----|
| | 1001274026 | Ref | HARNESS, LIGHT | A |
| 1 | 4460897 | 1 | Receptacle, Female -2 Position | |
| 1 | 4460464 | 2 | Pin, Male | |
| 2 | 4460891 | 1 | Plug, Male 2 Position | |
| 2 | 4460465 | 2 | Socket, Female | |

SECTION 6 - ELECTRICAL

FIGURE 6-38. RECEPTACLE BOX KIT - 110V GFI



ART_2902431

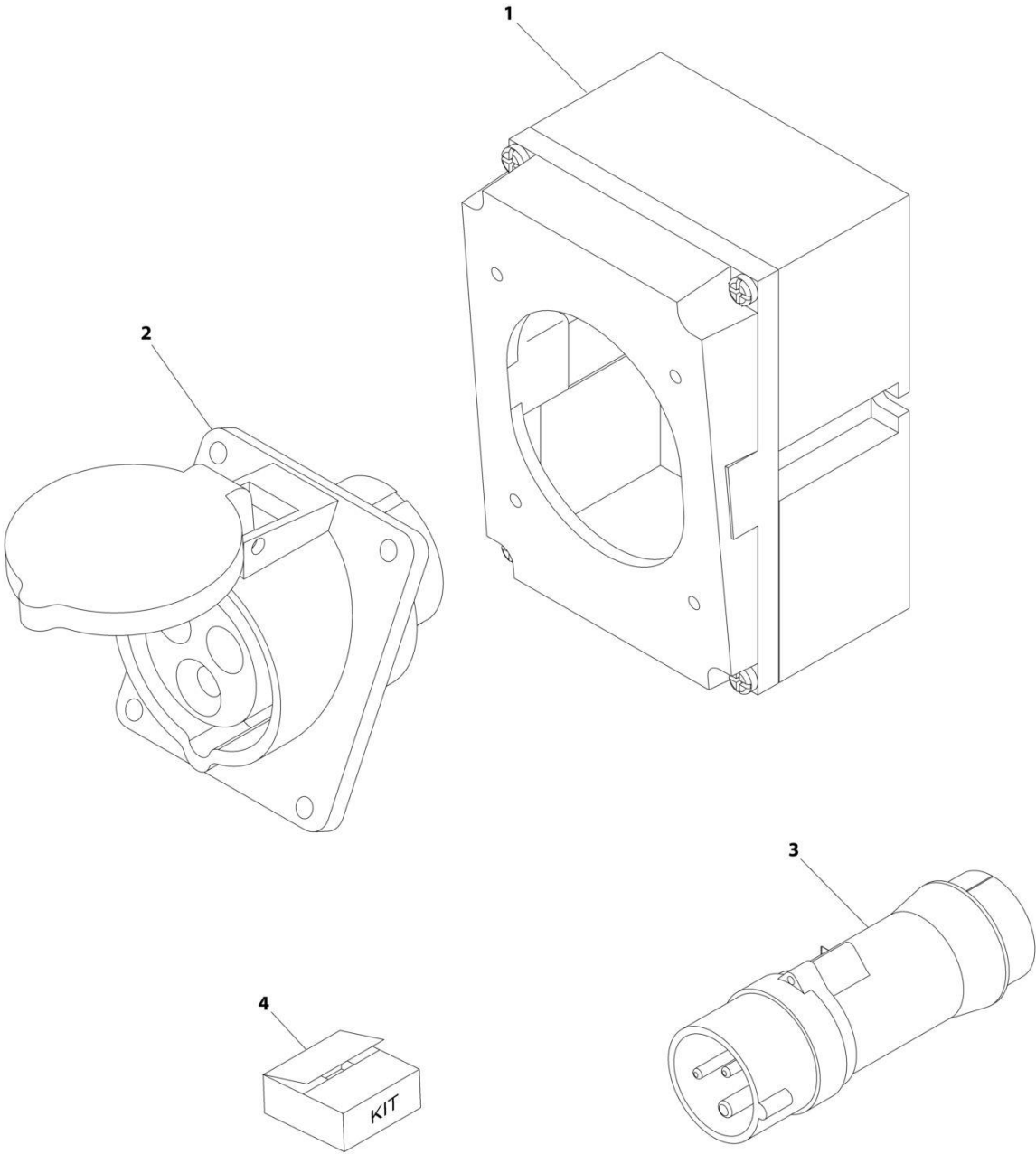
SECTION 6 - ELECTRICAL

FIGURE 6-38. RECEPTACLE BOX KIT - 110V GFI

| ITEM | PART NUMBER | QTY | DESCRIPTION | REV |
|------|-------------|-----|-------------------------------|-----|
| | 2902431 | Ref | RECEPTACLE BOX KIT - 110V GFI | D |
| 1 | 0861731 | 1 | Box, Receptacle | |
| 2 | 1671207 | 1 | Cover, Receptacle | |
| 3 | 4460346 | 1 | Receptacle | |
| 4 | 4460662 | 1 | Connector, Strain Relief | |

SECTION 6 - ELECTRICAL

FIGURE 6-39. RECEPTACLE BOX KIT - 110V IEC YELLOW (CE & UK CA SPEC)



ART_0275216

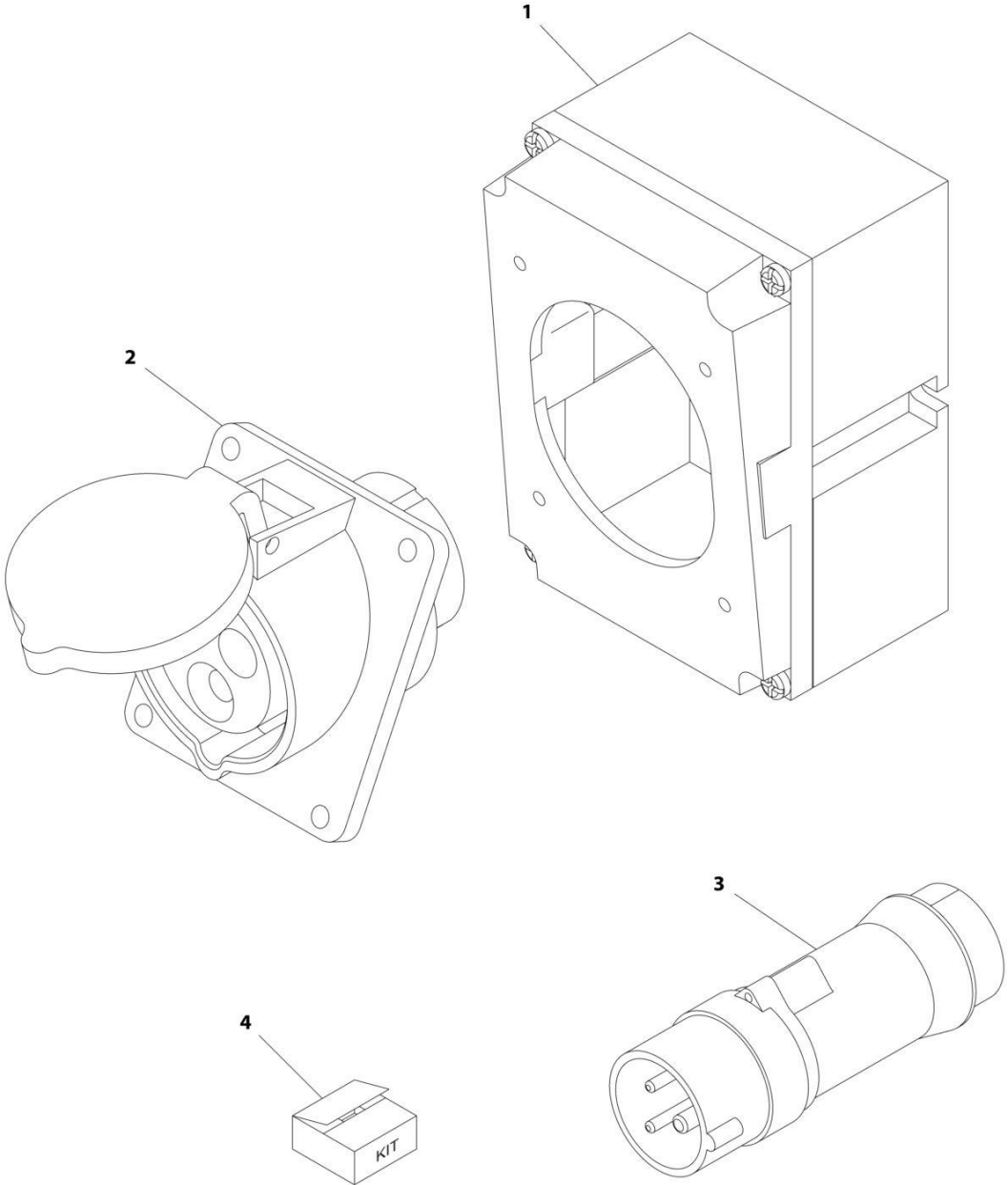
SECTION 6 - ELECTRICAL

FIGURE 6-39. RECEPTACLE BOX KIT - 110V IEC YELLOW (CE & UK CA SPEC)

| ITEM | PART NUMBER | QTY | DESCRIPTION | REV |
|------|-------------|-----|--|-----|
| | 0275216 | Ref | RECEPTACLE BOX KIT - 110V IEC YELLOW | B |
| 1 | 0861781 | 1 | Box, Switch | |
| 2 | 4461198 | 1 | Receptacle | |
| 3 | 4461196 | 1 | Plug, Male | |
| 4 | 1001100341 | 1 | Plug and Socket Kit (Includes Items 1-3 and Female Plug p/n 4461197) | |

SECTION 6 - ELECTRICAL

FIGURE 6-40. RECEPTACLE BOX KIT - 220V IEC BLUE (CE & UK CA SPEC)



ART_0275217

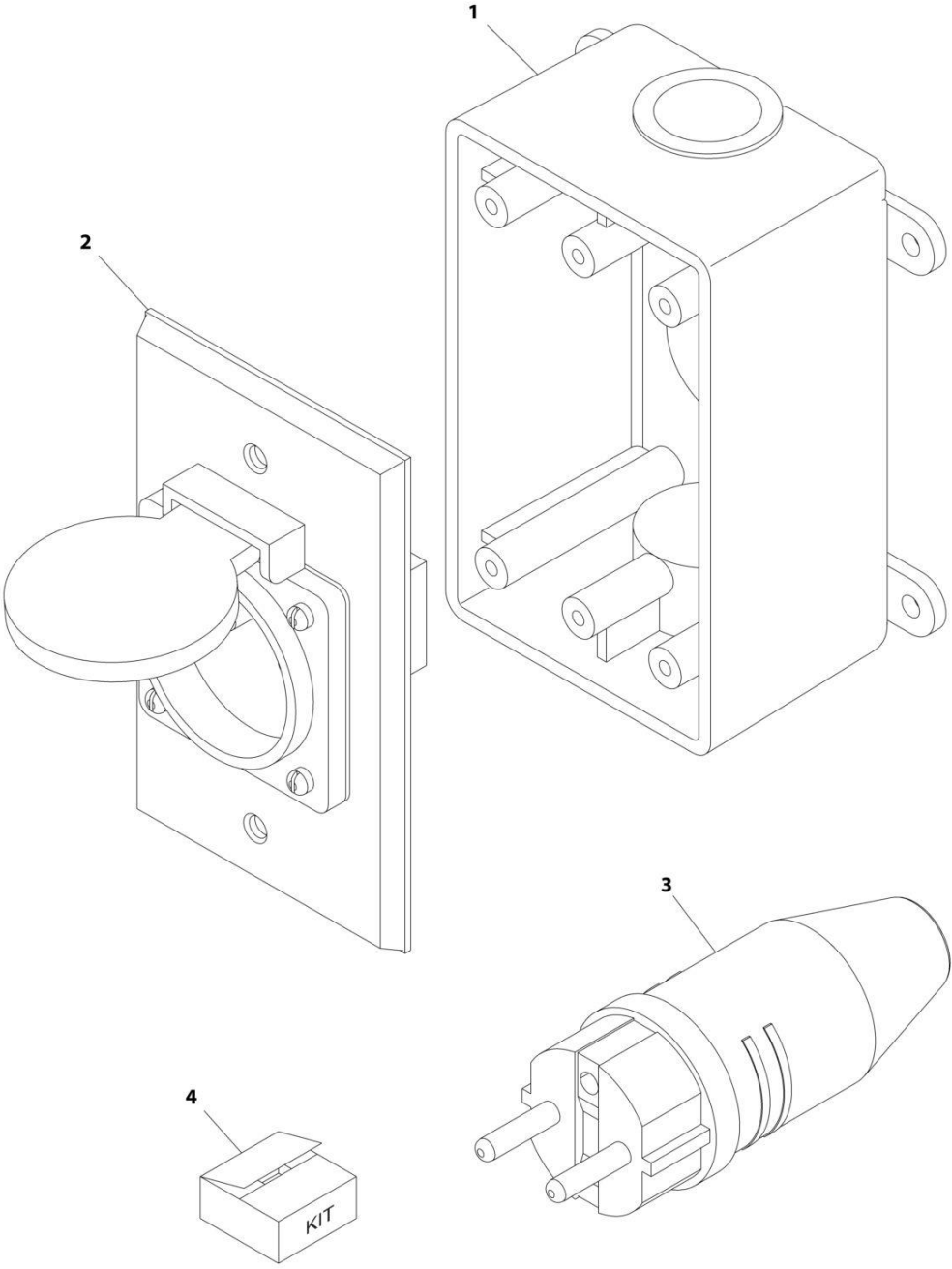
SECTION 6 - ELECTRICAL

FIGURE 6-40. RECEPTACLE BOX KIT - 220V IEC BLUE (CE & UK CA SPEC)

| ITEM | PART NUMBER | QTY | DESCRIPTION | REV |
|------|-------------|-----|--|-----|
| | 0275217 | Ref | RECEPTACLE BOX KIT - 220V IEC BLUE | B |
| 1 | 0861781 | 1 | Box, Switch | |
| 2 | 4461201 | 1 | Receptacle | |
| 3 | 4461199 | 1 | Plug, Male | |
| 4 | 1001100342 | 1 | Plug and Socket Kit (Includes Items 1-3 and Female Plug p/n 4461200) | |

SECTION 6 - ELECTRICAL

FIGURE 6-41. RECEPTACLE BOX KIT - 220V CEE7 POST GROUND (CE & UK CA SPEC)



ART_0275452-C

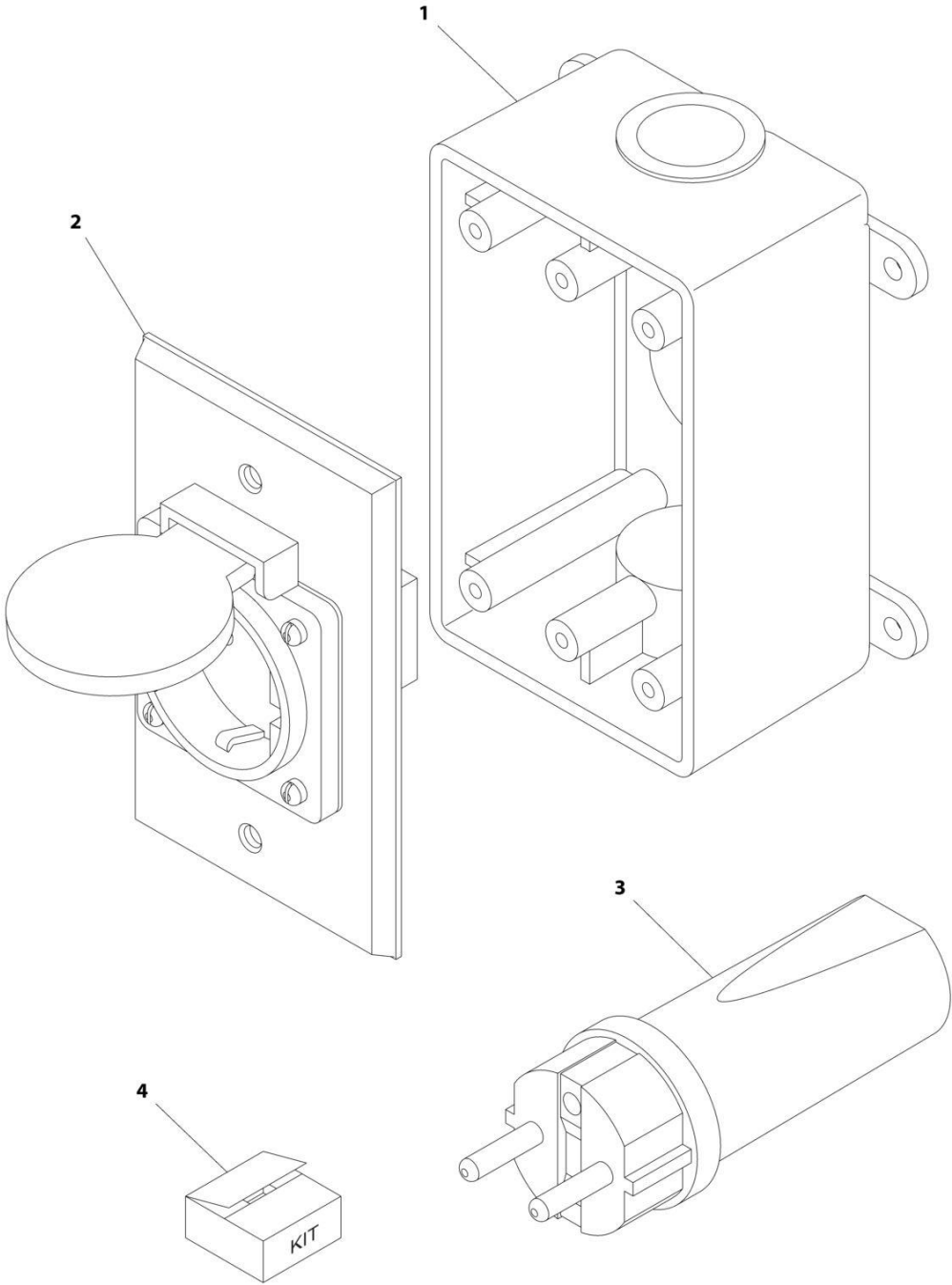
SECTION 6 - ELECTRICAL

FIGURE 6-41. RECEPTACLE BOX KIT - 220V CEE7 POST GROUND (CE & UK CA SPEC)

| ITEM | PART NUMBER | QTY | DESCRIPTION | REV |
|------|-------------|-----|--|-----|
| | 0275452 | Ref | RECEPTACLE BOX KIT - 220V CEE7 POST GROUND 2IN X 4IN BOX | C |
| 1 | 0861731 | 1 | Box, Switch | |
| 2 | 4461244 | 1 | Receptacle | |
| 3 | 4461205 | 1 | Plug, Male | |
| 4 | 1001100345 | 1 | Plug and Socket Kit (Includes Items 1-3 and Female Plug p/n 4461203) | |

SECTION 6 - ELECTRICAL

FIGURE 6-42. RECEPTACLE BOX KIT - 220V CEE7 SIDE GROUND (CE & UK CA SPEC)



ART_0275453

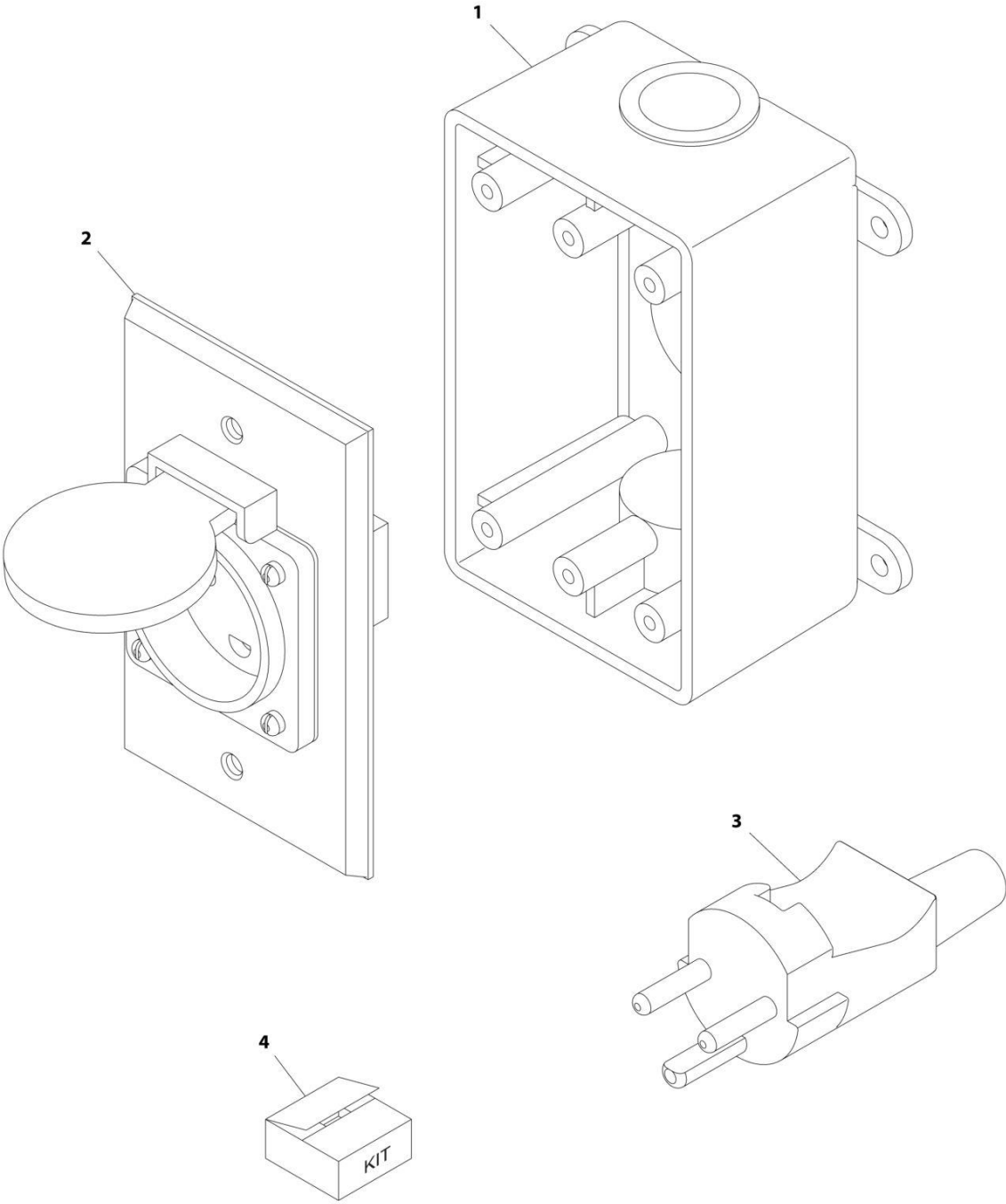
SECTION 6 - ELECTRICAL

FIGURE 6-42. RECEPTACLE BOX KIT - 220V CEE7 SIDE GROUND (CE & UK CA SPEC)

| ITEM | PART NUMBER | QTY | DESCRIPTION | REV |
|------|-------------|-----|--|-----|
| | 0275453 | Ref | RECEPTACLE BOX KIT - 220V CEE7 SIDE GROUND | B |
| 1 | 0861731 | 1 | Box, Switch | |
| 2 | 4461245 | 1 | Receptacle | |
| 3 | 4461205 | 1 | Plug, Male | |
| 4 | 1001100347 | 1 | Plug and Socket Kit (Includes Items 1-3 and Female Plug p/n 4461206) | |

SECTION 6 - ELECTRICAL

FIGURE 6-43. RECEPTACLE BOX KIT - 220V AFSINT 107 (CE & UK CA SPEC)



ART_0275454

SECTION 6 - ELECTRICAL

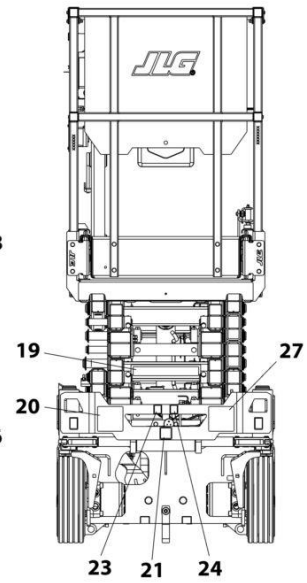
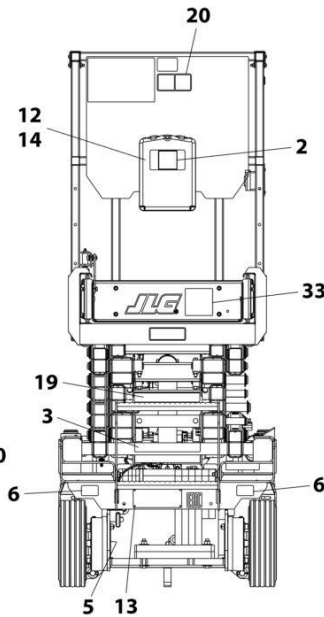
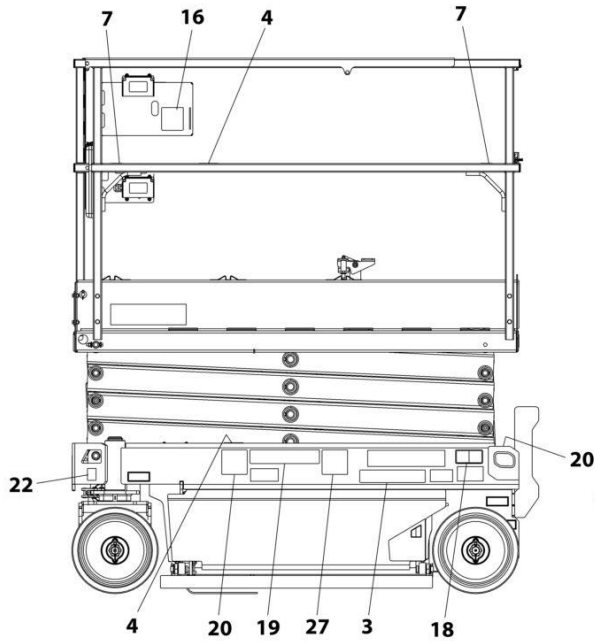
FIGURE 6-43. RECEPTACLE BOX KIT - 220V AFSINT 107 (CE & UK CA SPEC)

| ITEM | PART NUMBER | QTY | DESCRIPTION | REV |
|------|-------------|-----|--|-----|
| | 0275454 | Ref | RECEPTACLE BOX KIT - 220V AFSINT 107 | B |
| 1 | 0861731 | 1 | Box, Switch | |
| 2 | 4461246 | 1 | Receptacle | |
| 3 | 4461249 | 1 | Plug, Male | |
| 4 | 1001100346 | 1 | Plug and Socket Kit (Includes Items 1-3 and Female Plug p/n 4461250) | |

SECTION 7 - DECALS

SECTION 7 - DECALS

FIGURE 7-1. DECAL INSTALLATION - ANSI SPECS (ENGLISH LANGUAGE)

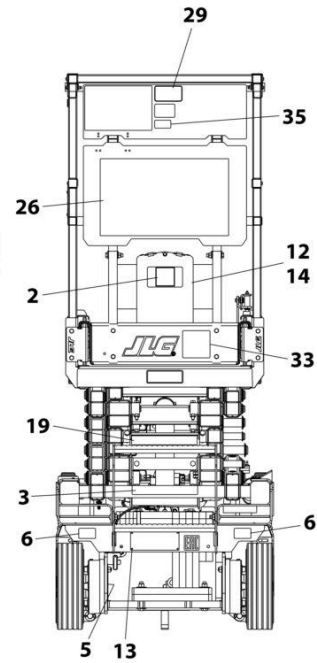
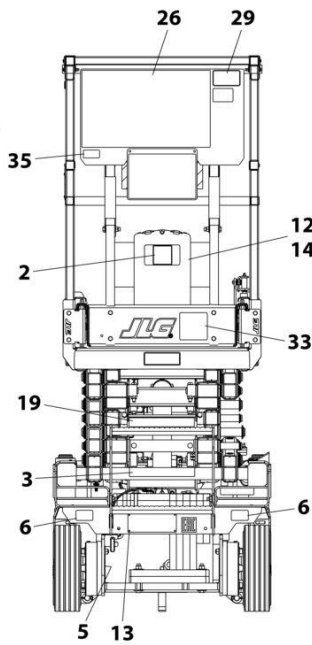
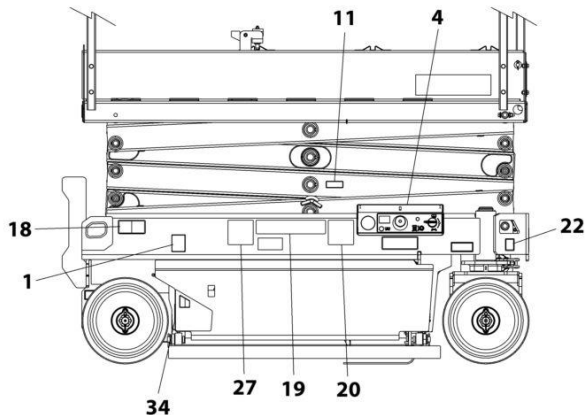


REAR VIEW - FIXED RAILS
(LADDER AND PLATFORM BOX
REMOVED FOR CLARITY)

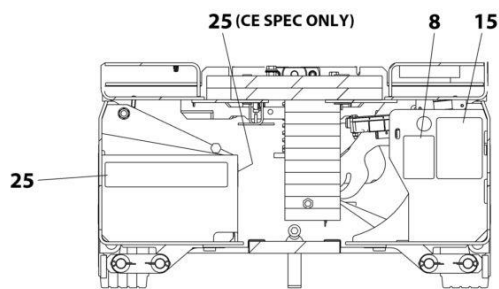
FRONT VIEW

NOTE: ITEMS SHOWN MAY NOT BE REQUIRED FOR ALL SPECS. REFER TO PARTS LISTS FOR USAGE.

NOTE: ADDITIONAL DECALS CALLED OUT ON DECAL INSTALLATION - OPTIONS.



REAR VIEW - FOLD-DOWN RAILS
(LADDER AND PLATFORM BOX REMOVED FOR CLARITY)



DETAIL OF COMPONENTS
INSIDE FRAME TRAYS

ART_1001209907_E

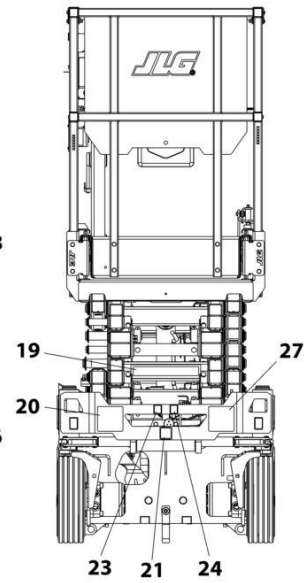
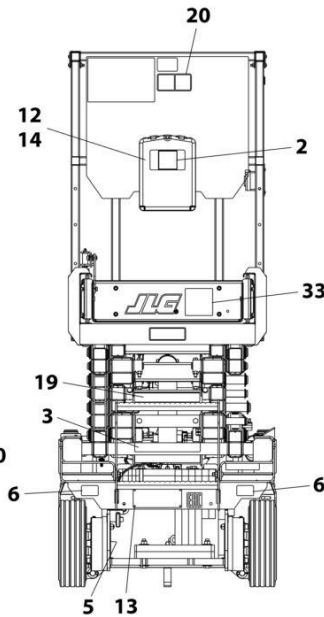
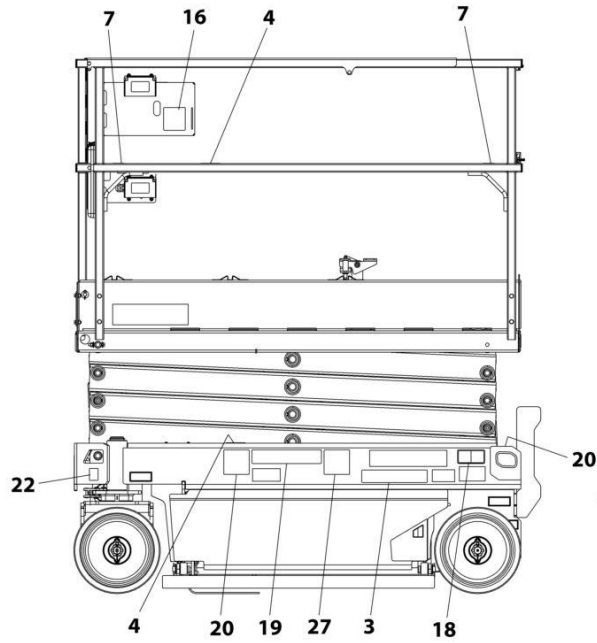
SECTION 7 - DECALS

FIGURE 7-1. DECAL INSTALLATION - ANSI SPECS (ENGLISH LANGUAGE)

| ITEM | PART NUMBER | QTY | DESCRIPTION | REV |
|------|-------------|-----|-------------------------------------|-----|
| | 1001209907 | Ref | DECAL INSTALLATION | E |
| | 1001257773 | Ref | DECAL CHART DRAWING | G |
| 1 | 1701504 | 1 | Decal - Hydraulic Oil | |
| 2 | 1701640 | 1 | Decal - Manual | |
| 3 | 1703813 | 2 | Decal - Warning Battery Ventilation | |
| 4 | 1703819 | 4 | Decal - Direction Arrow | |
| 5 | 1703822 | 1 | Decal - Manual Descent Instruction | |
| 6 | 1704016 | 2 | Decal - Fork Lift | |
| 7 | 1704277 | 2 | Decal - Lanyard Attach | |
| 8 | 1704412 | 1 | Decal - Hydraulic Oil | |
| 11 | 1001220430 | 1 | Decal - Safety Prop | |
| 12 | 2080040 | 3 | Fastener | |
| 13 | 2080057 | 4 | Fastener | |
| 14 | 8990147 | 1 | Holder, Manual | |
| 15 | 1001131270 | 1 | Decal - Patent | |
| 16 | 1001132359 | 1 | Decal - Control Box Locate | |
| 18 | 1001162864 | 2 | Decal - Lift Up/Tie Down | |
| 19 | 1001211777 | 4 | Decal - Crushing Hazard | |
| 20 | 1001211779 | 4 | Decal - Electrocution | |
| 21 | 1001212290 | 1 | Decal - Tie Down | |
| 22 | 1001212291 | 2 | Decal - Lifting Lug | |
| 23 | 1001212292 | 1 | Decal - No Lifting | |
| 24 | 1001212293 | 1 | Decal - No Forklift | |
| 25 | 1001146794 | 1 | Decal - Battery/Charger Service | |
| 26 | 1703816 | 1 | Decal - Danger/Warning | |
| 29 | 1001231801 | 1 | Decal - Prop 65 Warning | |
| 34 | 1001223055 | 1 | Decal - Yearly Inspection | |
| 35 | 1001228370 | 1 | Decal - ICES | |

SECTION 7 - DECALS

FIGURE 7-2. DECAL INSTALLATION - AUSTRALIAN & JAPANESE SPECS (ENGLISH LANGUAGE)

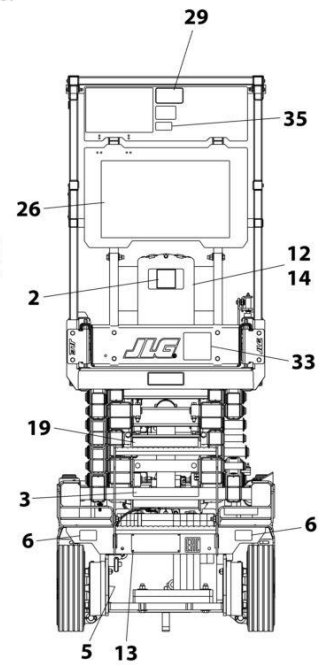
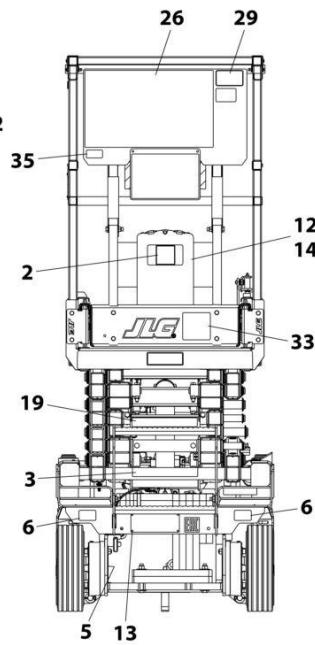
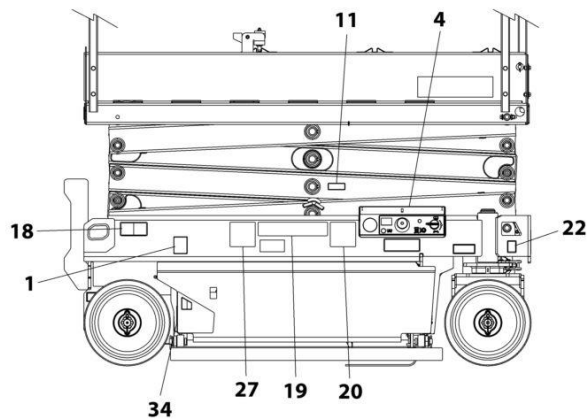


REAR VIEW - FIXED RAILS
(LADDER AND PLATFORM BOX
REMOVED FOR CLARITY)

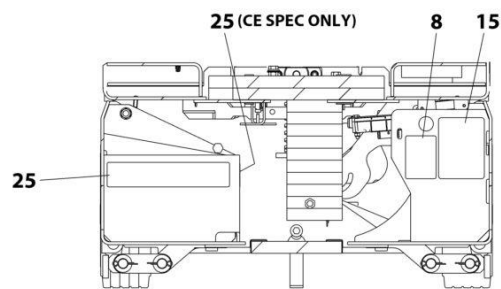
FRONT VIEW

NOTE: ITEMS SHOWN MAY NOT BE REQUIRED FOR ALL SPECS. REFER TO PARTS LISTS FOR USAGE.

NOTE: ADDITIONAL DECALS CALLED OUT ON DECAL INSTALLATION - OPTIONS.



REAR VIEW - FOLD-DOWN RAILS
(LADDER AND PLATFORM BOX REMOVED FOR CLARITY)



DETAIL OF COMPONENTS
INSIDE FRAME TRAYS

ART_1001209914_D

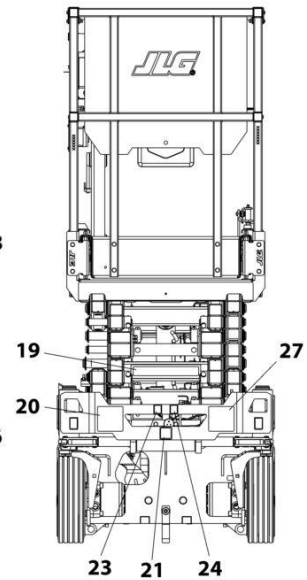
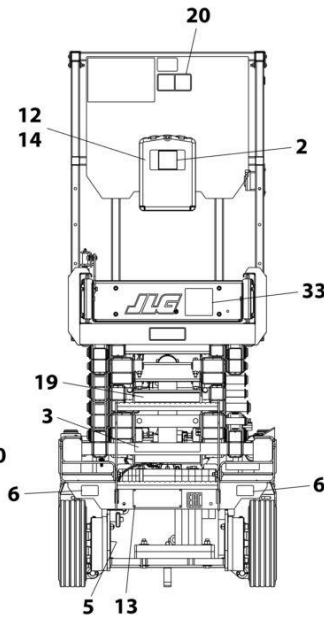
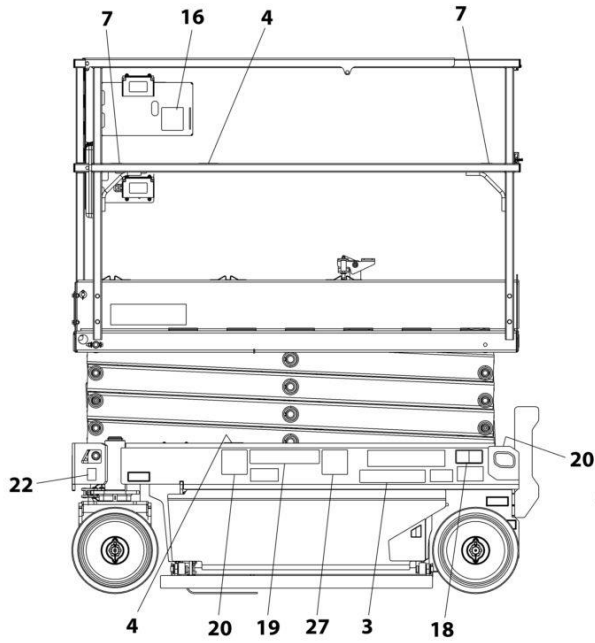
SECTION 7 - DECALS

FIGURE 7-2. DECAL INSTALLATION - AUSTRALIAN & JAPANESE SPECS (ENGLISH LANGUAGE)

| ITEM | PART NUMBER | QTY | DESCRIPTION | REV |
|------|-------------|-----|------------------------------------|-----|
| | 1001209914 | Ref | DECAL INSTALLATION | D |
| | 1001257773 | Ref | DECAL CHART DRAWING | G |
| 1 | 1701504 | 1 | Decal - Hydraulic Oil | |
| 2 | 1701640 | 1 | Decal - Manual | |
| 3 | 1705670 | 2 | Decal - Fire Hazard | |
| 4 | 1703819 | 4 | Decal - Direction Arrow | |
| 5 | 1703822 | 1 | Decal - Manual Descent Instruction | |
| 6 | 1704016 | 2 | Decal - Fork Lift | |
| 7 | 1704277 | 2 | Decal - Lanyard Attach | |
| 8 | 1704412 | 1 | Decal - Hydraulic Oil | |
| 11 | 1001220430 | 1 | Decal - Safety Prop | |
| 12 | 2080040 | 3 | Fastener | |
| 13 | 2080057 | 4 | Fastener | |
| 14 | 8990147 | 1 | Holder, Manual | |
| 16 | 1001132359 | 1 | Decal - Control Box Locate | |
| 18 | 1001162864 | 2 | Decal - Lift Up/Tie Down | |
| 19 | 1001219172 | 4 | Decal - Crushing | |
| 20 | 1001219171 | 5 | Decal - Electrocution | |
| 21 | 1001212290 | 1 | Decal - Tie Down | |
| 22 | 1001212291 | 2 | Decal - Lifting Lug | |
| 23 | 1001212292 | 1 | Decal - No Lifting | |
| 24 | 1001212293 | 1 | Decal - No Forklift | |
| 25 | 1001146794 | 1 | Decal - Battery/Charger Service | |

SECTION 7 - DECALS

FIGURE 7-3. DECAL INSTALLATION - BRAZIL SPECS (PORTUGUESE/SPANISH LANGUAGES)

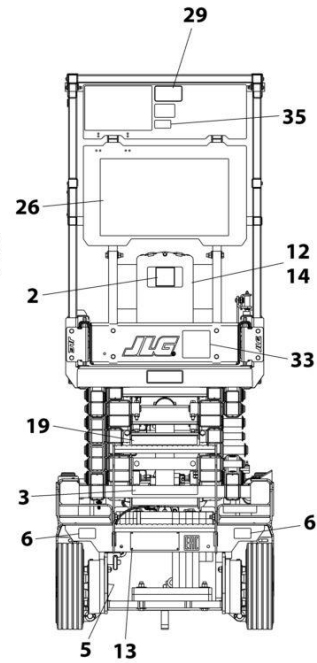
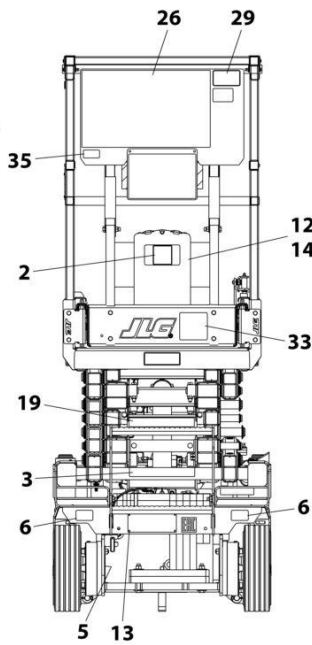
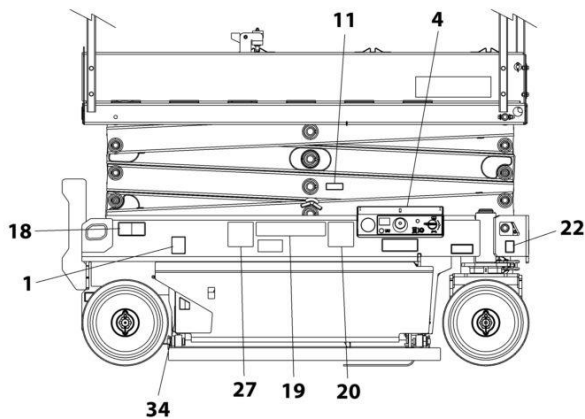


REAR VIEW - FIXED RAILS
(LADDER AND PLATFORM BOX
REMOVED FOR CLARITY)

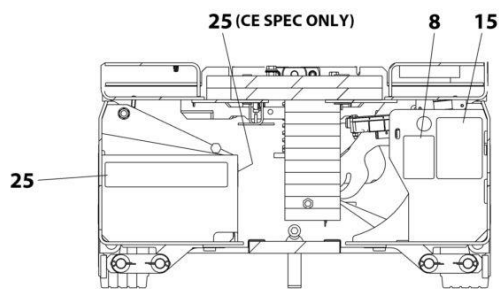
FRONT VIEW

NOTE: ITEMS SHOWN MAY NOT BE REQUIRED FOR ALL SPECS. REFER TO PARTS LISTS FOR USAGE.

NOTE: ADDITIONAL DECALS CALLED OUT ON DECAL INSTALLATION - OPTIONS.



REAR VIEW - FOLD-DOWN RAILS
(LADDER AND PLATFORM BOX REMOVED FOR CLARITY)



DETAIL OF COMPONENTS
INSIDE FRAME TRAYS

ART_1001209910_C

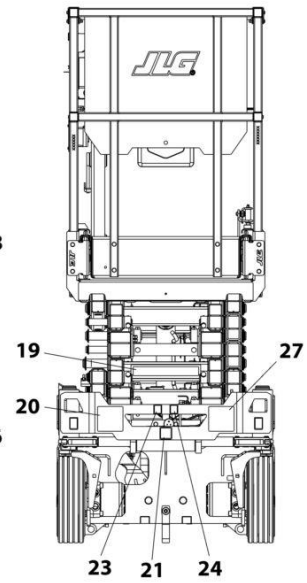
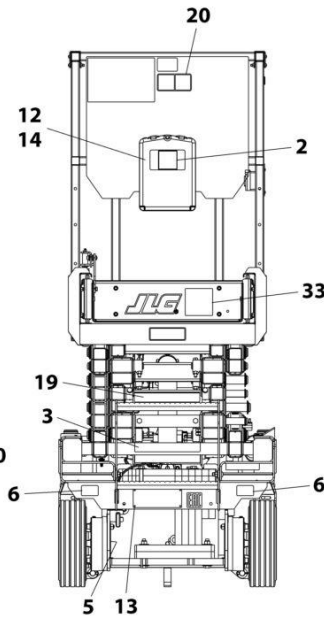
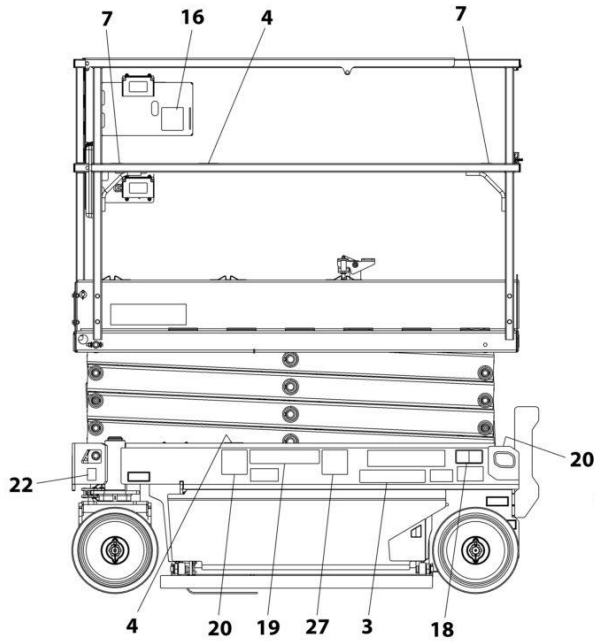
SECTION 7 - DECALS

FIGURE 7-3. DECAL INSTALLATION - BRAZIL SPECS (PORTUGUESE/SPANISH LANGUAGES)

| ITEM | PART NUMBER | QTY | DESCRIPTION | REV |
|------|-------------|-----|-------------------------------------|-----|
| | 1001209910 | Ref | DECAL INSTALLATION | C |
| | 1001257773 | Ref | DECAL CHART DRAWING | G |
| 1 | 1701504 | 1 | Decal - Hydraulic Oil | |
| 2 | 1701640 | 1 | Decal - Manual | |
| 3 | 1704341 | 2 | Decal - Warning Battery Ventilation | |
| 4 | 1703819 | 4 | Decal - Direction Arrow | |
| 5 | 1703822 | 1 | Decal - Manual Descent Instruction | |
| 6 | 1704016 | 2 | Decal - Fork Lift | |
| 7 | 1704277 | 2 | Decal - Lanyard Attach | |
| 8 | 1704412 | 1 | Decal - Hydraulic Oil | |
| 11 | 1001220430 | 1 | Decal - Safety Prop | |
| 12 | 2080040 | 3 | Fastener | |
| 13 | 2080057 | 4 | Fastener | |
| 14 | 8990147 | 1 | Holder, Manual | |
| 16 | 1001132359 | 1 | Decal - Control Box Locate | |
| 18 | 1001162864 | 2 | Decal - Lift Up/Tie Down | |
| 19 | 1001216650 | 4 | Decal - Crushing Hazard | |
| 20 | 1001215748 | 4 | Decal - Danger Electrocution | |
| 21 | 1001212290 | 1 | Decal - Tie Down | |
| 22 | 1001212291 | 2 | Decal - Lifting Lug | |
| 23 | 1001212292 | 1 | Decal - No Lifting | |
| 24 | 1001212293 | 1 | Decal - No Forklift | |
| 25 | 1001146794 | 1 | Decal - Battery/Charger Service | |
| 26 | 1704699 | 1 | Decal - Danger/Warning | |
| 27 | 1001216648 | 4 | Decal - Danger Electrocution | |
| 34 | 1001224052 | 1 | Decal - Yearly Inspection | |

SECTION 7 - DECALS

FIGURE 7-4. DECAL INSTALLATION - CE & UK CA SPECS (ENGLISH LANGUAGE)

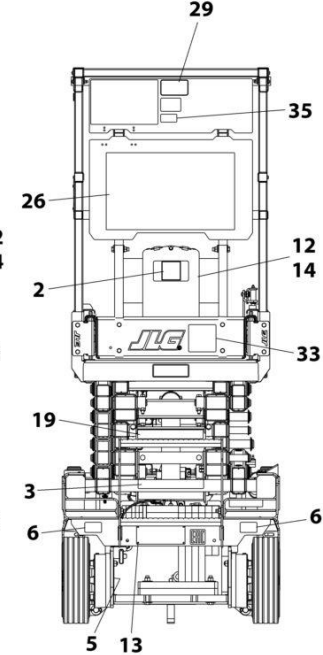
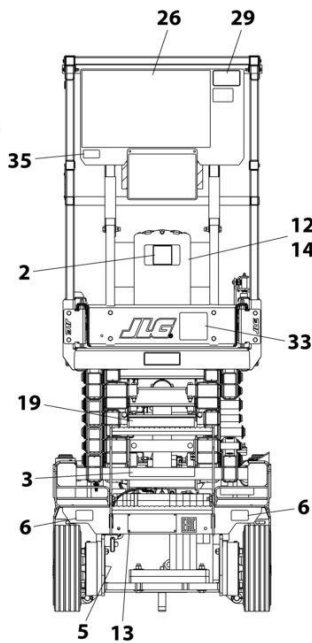
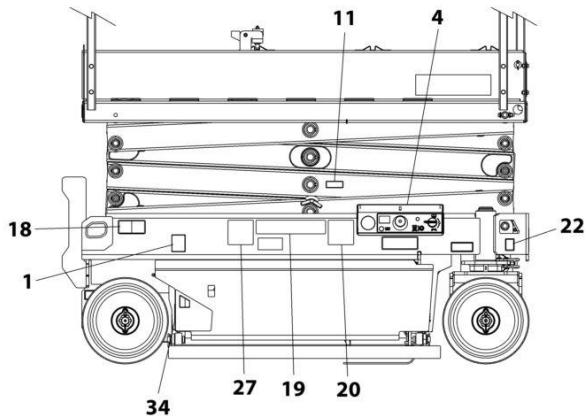


REAR VIEW - FIXED RAILS
(LADDER AND PLATFORM BOX
REMOVED FOR CLARITY)

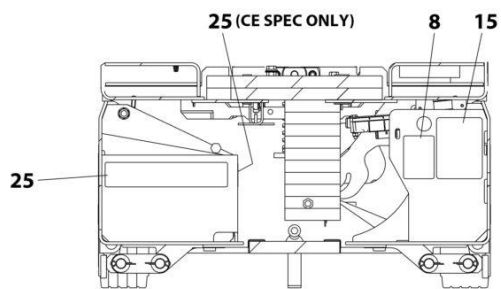
FRONT VIEW

NOTE: ITEMS SHOWN MAY NOT BE REQUIRED FOR ALL SPECS. REFER TO PARTS LISTS FOR USAGE.

NOTE: ADDITIONAL DECALS CALLED OUT ON DECAL INSTALLATION - OPTIONS.



REAR VIEW - FOLD-DOWN RAILS
(LADDER AND PLATFORM BOX REMOVED FOR CLARITY)



DETAIL OF COMPONENTS
INSIDE FRAME TRAYS

ART_1001209913_D

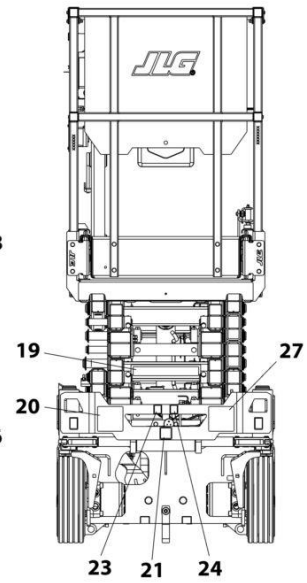
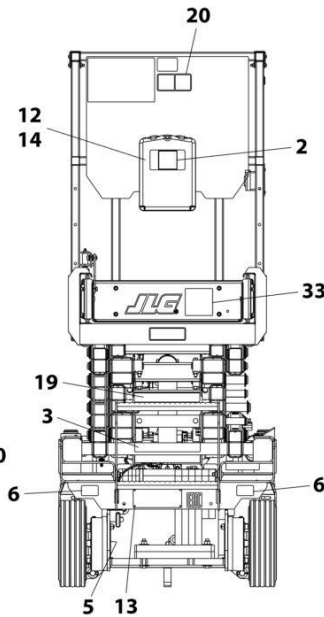
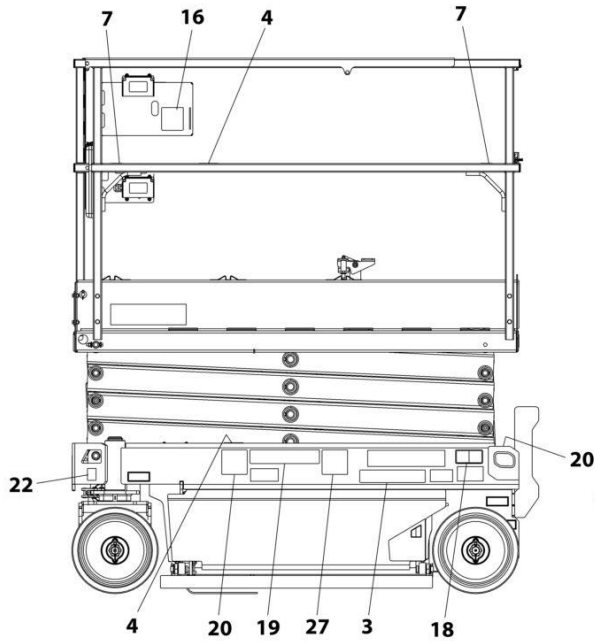
SECTION 7 - DECALS

FIGURE 7-4. DECAL INSTALLATION - CE & UK CA SPECS (ENGLISH LANGUAGE)

| ITEM | PART NUMBER | QTY | DESCRIPTION | REV |
|------|-------------|-----|-------------------------------------|-----|
| | 1001209913 | Ref | DECAL INSTALLATION | D |
| | 1001257773 | Ref | DECAL CHART DRAWING | G |
| 1 | 1701504 | 1 | Decal - Hydraulic Oil | |
| 2 | 1701640 | 1 | Decal - Manual | |
| 3 | 1704340 | 2 | Decal - Warning Battery Ventilation | |
| 4 | 1703819 | 4 | Decal - Direction Arrow | |
| 5 | 1703822 | 1 | Decal - Manual Descent Instruction | |
| 6 | 1704016 | 2 | Decal - Fork Lift | |
| 7 | 1704277 | 2 | Decal - Lanyard Attach | |
| 8 | 1704412 | 1 | Decal - Hydraulic Oil | |
| 11 | 1001220430 | 1 | Decal - Safety Prop | |
| 12 | 2080040 | 3 | Fastener | |
| 13 | 2080057 | 4 | Fastener | |
| 14 | 8990147 | 1 | Holder, Manual | |
| 16 | 1001132359 | 1 | Decal - Control Box Locate | |
| 18 | 1001162864 | 2 | Decal - Lift Up/Tie Down | |
| 19 | 1001215755 | 4 | Decal - Crushing | |
| 20 | 1001211779 | 4 | Decal - Electrocutation | |
| 21 | 1001212290 | 1 | Decal - Tie Down | |
| 22 | 1001212291 | 2 | Decal - Lifting Lug | |
| 23 | 1001212292 | 1 | Decal - No Lifting | |
| 24 | 1001212293 | 1 | Decal - No Forklift | |
| 25 | 1001146794 | 1 | Decal - Battery/Charger Service | |
| 26 | 1704684 | 1 | Decal - Danger/Warning | |
| 27 | 1001215749 | 4 | Decal - Danger Electrocutation | |
| 34 | 1001223971 | 1 | Decal - Yearly Inspection | |
| 35 | 1001228370 | 1 | Decal - ICES | |

SECTION 7 - DECALS

FIGURE 7-5. DECAL INSTALLATION - CHINA SPECS (ENGLISH/CHINESE LANGUAGES)

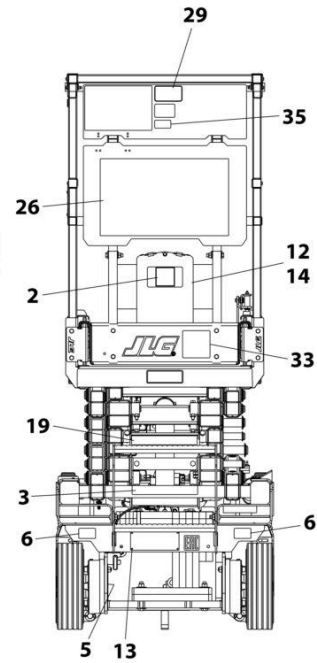
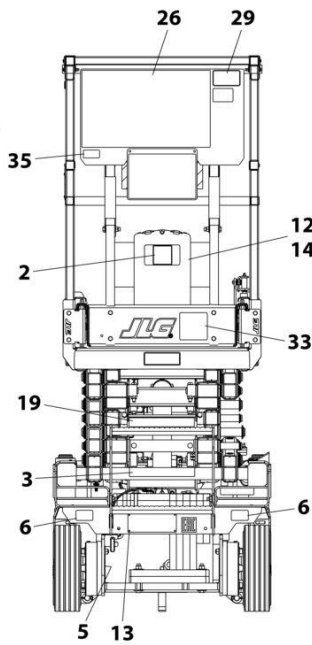
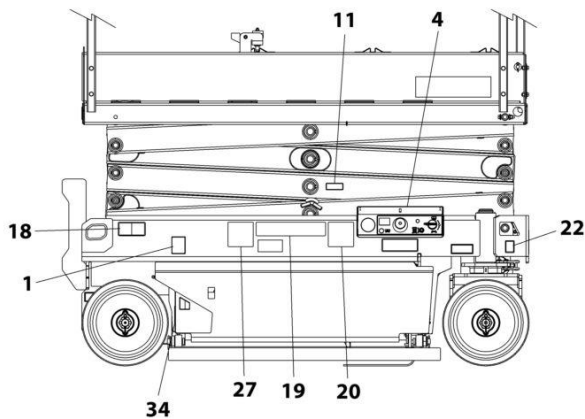


REAR VIEW - FIXED RAILS
(LADDER AND PLATFORM BOX
REMOVED FOR CLARITY)

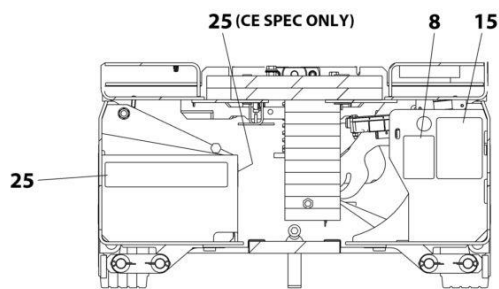
FRONT VIEW

NOTE: ITEMS SHOWN MAY NOT BE REQUIRED FOR ALL SPECS. REFER TO PARTS LISTS FOR USAGE.

NOTE: ADDITIONAL DECALS CALLED OUT ON DECAL INSTALLATION - OPTIONS.



REAR VIEW - FOLD-DOWN RAILS
(LADDER AND PLATFORM BOX REMOVED FOR CLARITY)



DETAIL OF COMPONENTS
INSIDE FRAME TRAYS

ART_1001209909_E

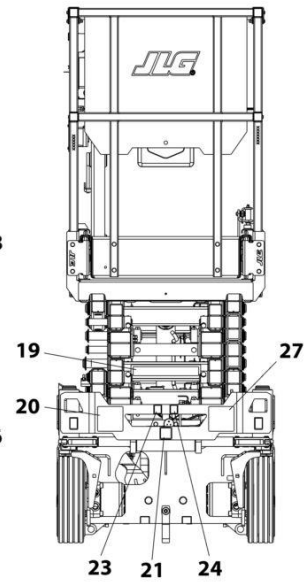
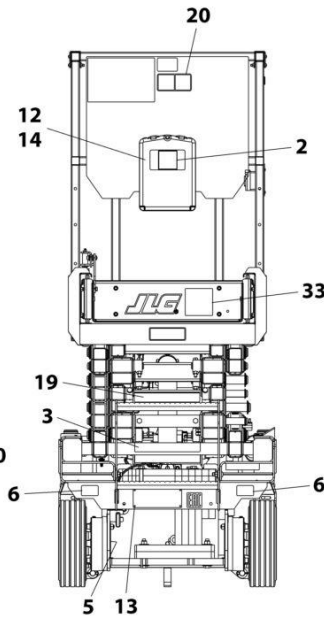
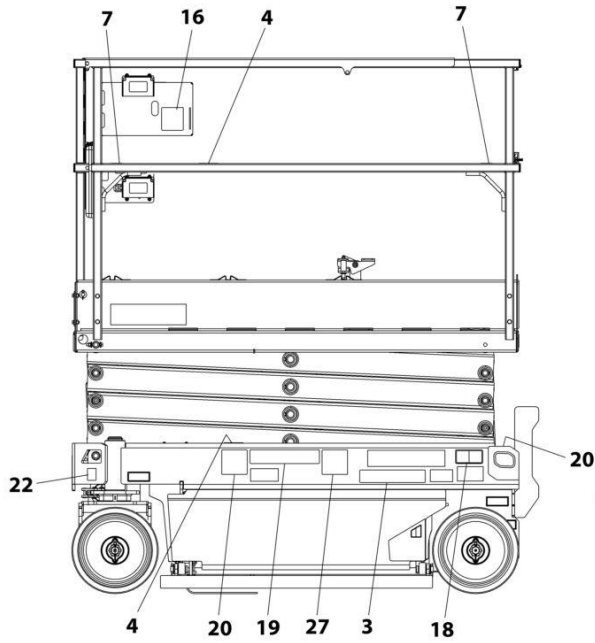
SECTION 7 - DECALS

FIGURE 7-5. DECAL INSTALLATION - CHINA SPECS (ENGLISH/CHINESE LANGUAGES)

| ITEM | PART NUMBER | QTY | DESCRIPTION | REV |
|------|-------------|-----|-------------------------------------|-----|
| | 1001209909 | Ref | DECAL INSTALLATION | E |
| | 1001257773 | Ref | DECAL CHART DRAWING | G |
| 1 | 1701504 | 1 | Decal - Hydraulic Oil | |
| 2 | 1701640 | 1 | Decal - Manual | |
| 3 | 1704344 | 2 | Decal - Warning Battery Ventilation | |
| 4 | 1703819 | 4 | Decal - Direction Arrow | |
| 5 | 1703822 | 1 | Decal - Manual Descent Instruction | |
| 6 | 1704016 | 2 | Decal - Fork Lift | |
| 7 | 1704277 | 2 | Decal - Lanyard Attach | |
| 8 | 1704412 | 1 | Decal - Hydraulic Oil | |
| 11 | 1001220430 | 1 | Decal - Safety Prop | |
| 12 | 2080040 | 5 | Fastener | |
| 13 | 2080057 | 4 | Fastener | |
| 14 | 8990147 | 1 | Holder, Manual | |
| 16 | 1001132359 | 1 | Decal - Control Box Locate | |
| 18 | 1001162864 | 2 | Decal - Lift Up/Tie Down | |
| 19 | 1001215752 | 4 | Decal - Crushing Hazard | |
| 20 | 1001211779 | 4 | Decal - Electrocution | |
| 21 | 1001212290 | 1 | Decal - Tie Down | |
| 22 | 1001212291 | 2 | Decal - Lifting Lug | |
| 23 | 1001212292 | 1 | Decal - No Lifting | |
| 24 | 1001212293 | 1 | Decal - No Forklift | |
| 25 | 1001146794 | 1 | Decal - Battery/Charger Service | |
| 26 | 1705195 | 1 | Decal - Danger/Warning | |
| 27 | 1001215747 | 4 | Decal - Danger Electrocution | |
| 33 | 1001244298 | 2 | Decal - Wechat | |
| 34 | 1001224051 | 1 | Decal - Yearly Inspection | |

SECTION 7 - DECALS

FIGURE 7-6. DECAL INSTALLATION - CSA SPECS (ENGLISH/FRENCH LANGUAGES)

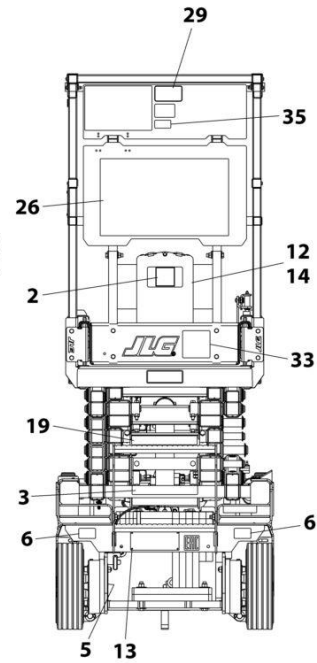
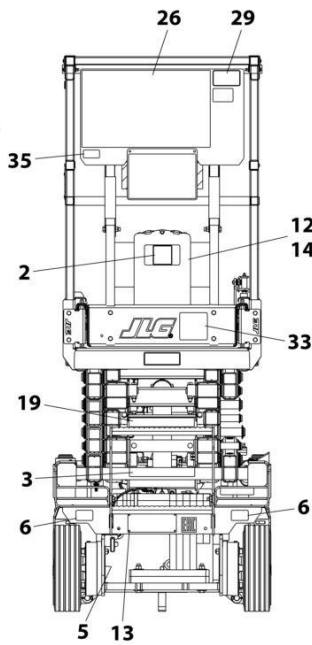
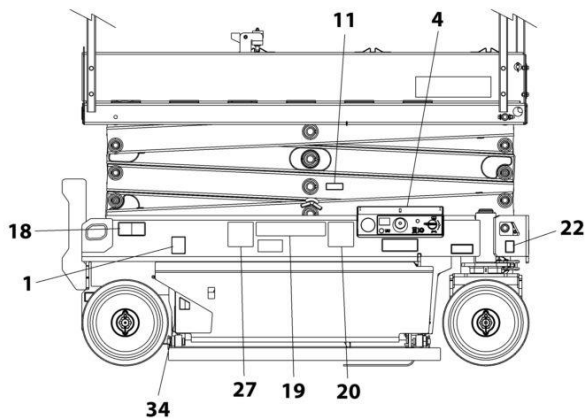


REAR VIEW - FIXED RAILS
(LADDER AND PLATFORM BOX
REMOVED FOR CLARITY)

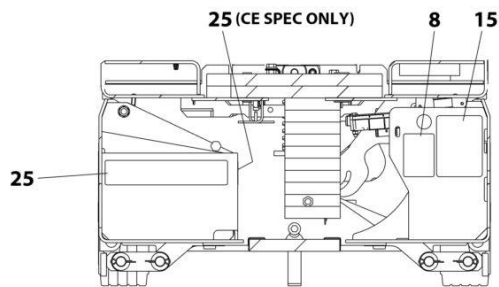
FRONT VIEW

NOTE: ITEMS SHOWN MAY NOT BE REQUIRED FOR ALL SPECS. REFER TO PARTS LISTS FOR USAGE.

NOTE: ADDITIONAL DECALS CALLED OUT ON DECAL INSTALLATION - OPTIONS.



REAR VIEW - FOLD-DOWN RAILS
(LADDER AND PLATFORM BOX REMOVED FOR CLARITY)



DETAIL OF COMPONENTS
INSIDE FRAME TRAYS

ART_1001219265_C

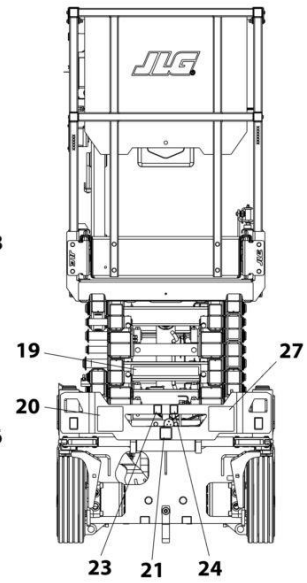
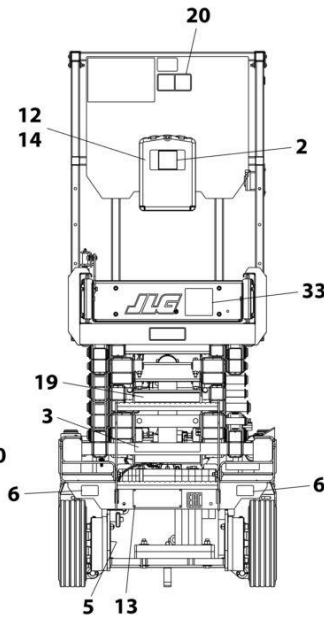
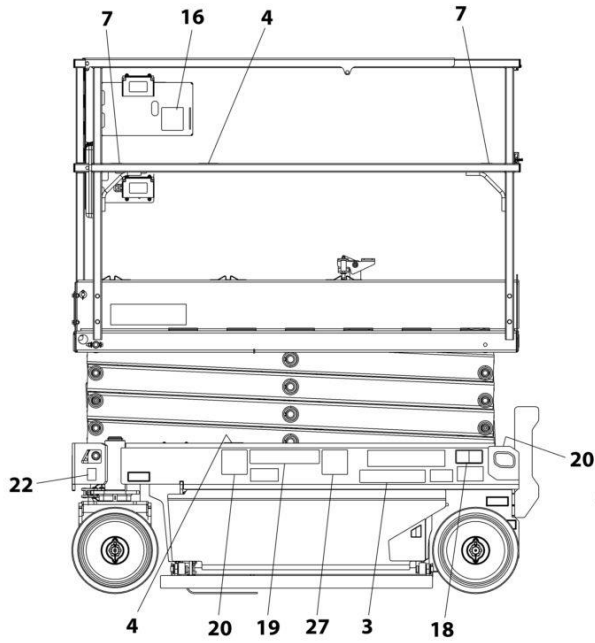
SECTION 7 - DECALS

FIGURE 7-6. DECAL INSTALLATION - CSA SPECS (ENGLISH/FRENCH LANGUAGES)

| ITEM | PART NUMBER | QTY | DESCRIPTION | REV |
|------|-------------|-----|-------------------------------------|-----|
| | 1001219265 | Ref | DECAL INSTALLATION | C |
| | 1001257773 | Ref | DECAL CHART DRAWING | G |
| 1 | 1701504 | 1 | Decal - Hydraulic Oil | |
| 2 | 1701640 | 1 | Decal - Manual | |
| 3 | 1704340 | 2 | Decal - Warning Battery Ventilation | |
| 4 | 1703819 | 4 | Decal - Direction Arrow | |
| 5 | 1703822 | 1 | Decal - Manual Descent Instruction | |
| 6 | 1704016 | 2 | Decal - Fork Lift | |
| 7 | 1704277 | 2 | Decal - Lanyard Attach | |
| 8 | 1704412 | 1 | Decal - Hydraulic Oil | |
| 11 | 1001220430 | 1 | Decal - Safety Prop | |
| 12 | 2080040 | 5 | Fastener | |
| 13 | 2080057 | 4 | Fastener | |
| 14 | 8990147 | 1 | Holder, Manual | |
| 15 | 1001131270 | 1 | Decal - Patent | |
| 16 | 1001132359 | 1 | Decal - Control Box Locate | |
| 18 | 1001162864 | 2 | Decal - Lift Up/Tie Down | |
| 19 | 1001215755 | 4 | Decal - Crushing Hazard | |
| 20 | 1001211779 | 4 | Decal - Electrocution | |
| 21 | 1001212290 | 1 | Decal - Tie Down | |
| 22 | 1001212291 | 2 | Decal - Lifting Lug | |
| 23 | 1001212292 | 1 | Decal - No Lifting | |
| 24 | 1001212293 | 1 | Decal - No Forklift | |
| 25 | 1001146794 | 1 | Decal - Battery/Charger Service | |
| 26 | 1704684 | 1 | Decal - Danger/Warning | |
| 27 | 1001215749 | 4 | Decal - Danger Electrocution | |
| 34 | 1001223971 | 1 | Decal - Yearly Inspection | |
| 35 | 1001228370 | 1 | Decal - ICES | |

SECTION 7 - DECALS

FIGURE 7-7. DECAL INSTALLATION - KOREAN SPECS (ENGLISH/KOREAN LANGUAGES)

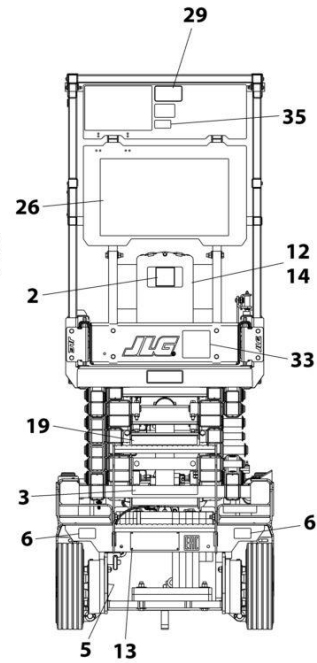
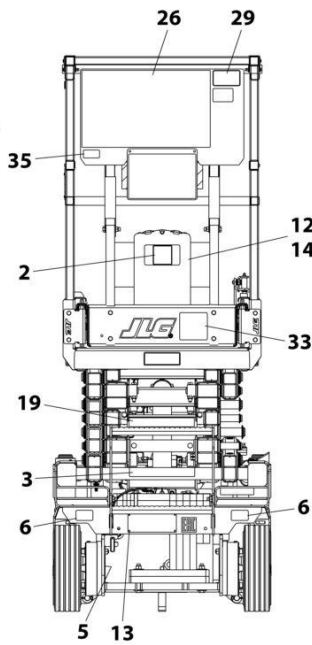
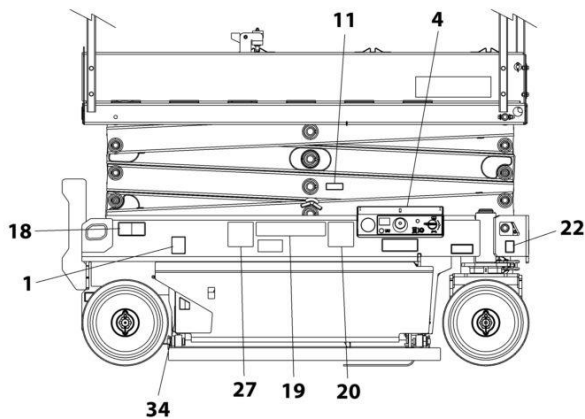


REAR VIEW - FIXED RAILS
(LADDER AND PLATFORM BOX
REMOVED FOR CLARITY)

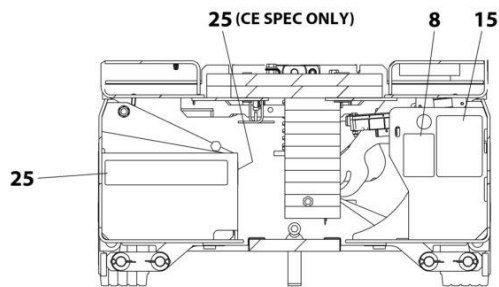
FRONT VIEW

NOTE: ITEMS SHOWN MAY NOT BE REQUIRED FOR ALL SPECS. REFER TO PARTS LISTS FOR USAGE.

NOTE: ADDITIONAL DECALS CALLED OUT ON DECAL INSTALLATION - OPTIONS.



REAR VIEW - FOLD-DOWN RAILS
(LADDER AND PLATFORM BOX REMOVED FOR CLARITY)



DETAIL OF COMPONENTS
INSIDE FRAME TRAYS

ART_1001209908_C

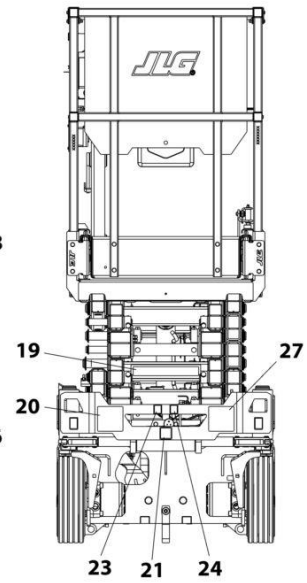
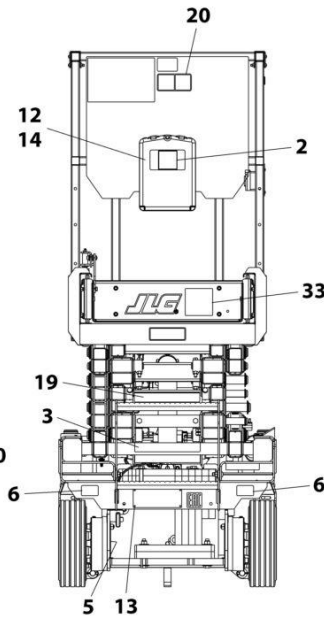
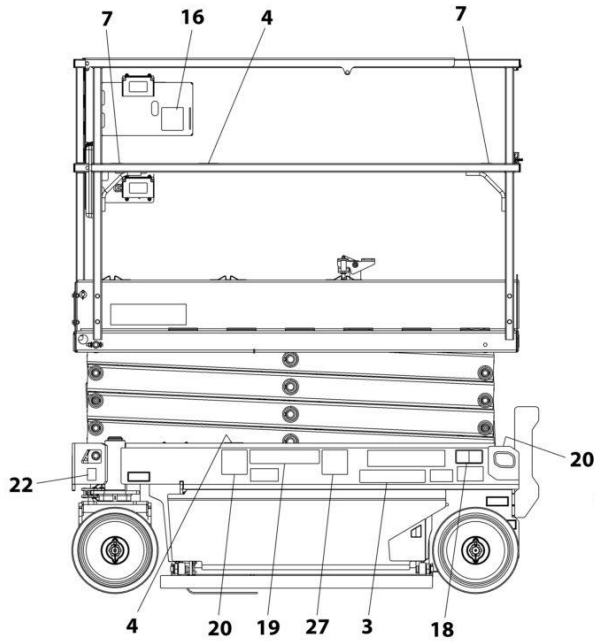
SECTION 7 - DECALS

FIGURE 7-7. DECAL INSTALLATION - KOREAN SPECS (ENGLISH/KOREAN LANGUAGES)

| ITEM | PART NUMBER | QTY | DESCRIPTION | REV |
|------|-------------|-----|-------------------------------------|-----|
| | 1001209908 | Ref | DECAL INSTALLATION | C |
| | 1001257773 | Ref | DECAL CHART DRAWING | G |
| 1 | 1701504 | 1 | Decal - Hydraulic Oil | |
| 2 | 1701640 | 1 | Decal - Manual | |
| 3 | 1707022 | 2 | Decal - Warning Battery Ventilation | |
| 4 | 1703819 | 4 | Decal - Direction Arrow | |
| 5 | 1703822 | 1 | Decal - Manual Descent Instruction | |
| 6 | 1704016 | 2 | Decal - Fork Lift | |
| 7 | 1704277 | 2 | Decal - Lanyard Attach | |
| 8 | 1704412 | 1 | Decal - Hydraulic Oil | |
| 11 | 1001220430 | 1 | Decal - Safety Prop | |
| 12 | 2080040 | 3 | Fastener | |
| 13 | 2080057 | 4 | Fastener | |
| 14 | 8990147 | 1 | Holder, Manual | |
| 16 | 1001132359 | 1 | Decal - Control Box Locate | |
| 18 | 1001162864 | 2 | Decal - Lift Up/Tie Down | |
| 19 | 1001215751 | 4 | Decal - Crushing Hazard | |
| 20 | 1001211779 | 4 | Decal - Electrocution | |
| 21 | 1001212290 | 1 | Decal - Tie Down | |
| 22 | 1001212291 | 2 | Decal - Lifting Lug | |
| 23 | 1001212292 | 1 | Decal - No Lifting | |
| 24 | 1001212293 | 1 | Decal - No Forklift | |
| 25 | 1001146794 | 1 | Decal - Battery/Charger Service | |
| 26 | 1001162115 | 1 | Decal - Danger/Warning | |
| 27 | 1001215750 | 4 | Decal - Danger Electrocution | |
| 28 | 1001224048 | 1 | Decal - Yearly Inspection | |

SECTION 7 - DECALS

FIGURE 7-8. DECAL INSTALLATION - LATIN AMERICAN SPECS (ENGLISH/SPANISH LANGUAGES)

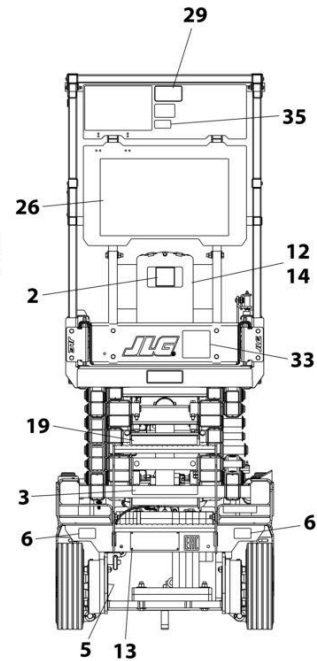
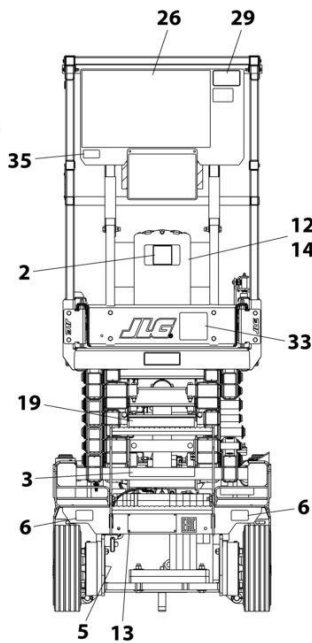
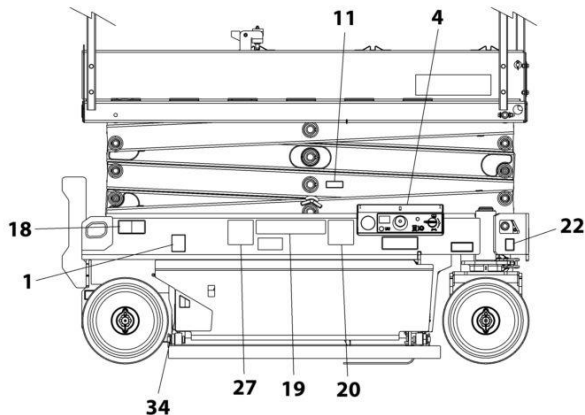


REAR VIEW - FIXED RAILS
(LADDER AND PLATFORM BOX
REMOVED FOR CLARITY)

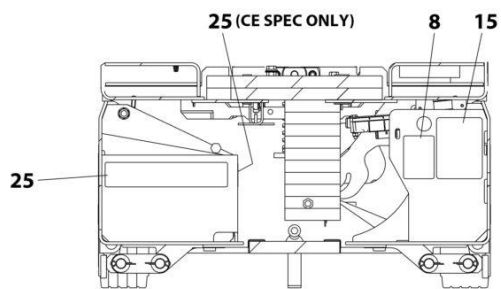
FRONT VIEW

NOTE: ITEMS SHOWN MAY NOT BE REQUIRED FOR ALL SPECS. REFER TO PARTS LISTS FOR USAGE.

NOTE: ADDITIONAL DECALS CALLED OUT ON DECAL INSTALLATION - OPTIONS.



REAR VIEW - FOLD-DOWN RAILS
(LADDER AND PLATFORM BOX REMOVED FOR CLARITY)



DETAIL OF COMPONENTS
INSIDE FRAME TRAYS

ART_1001209911_C

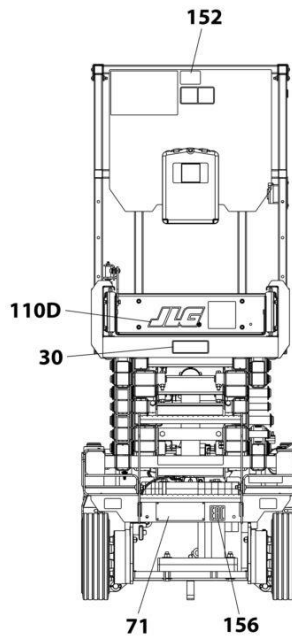
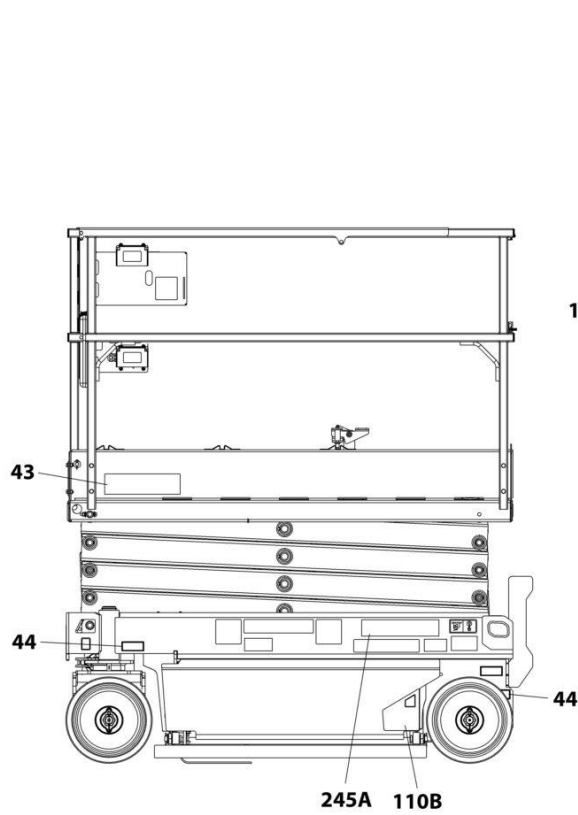
SECTION 7 - DECALS

FIGURE 7-8. DECAL INSTALLATION - LATIN AMERICAN SPECS (ENGLISH/SPANISH LANGUAGES)

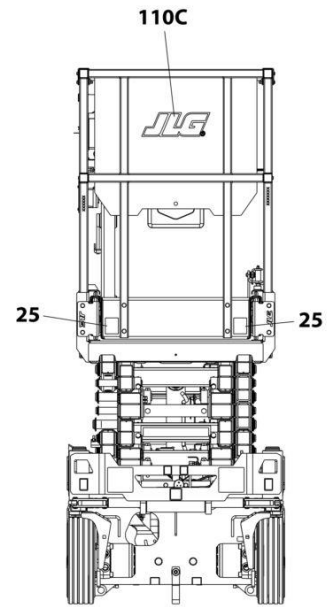
| ITEM | PART NUMBER | QTY | DESCRIPTION | REV |
|------|-------------|-----|-------------------------------------|-----|
| | 1001209911 | Ref | DECAL INSTALLATION | C |
| | 1001257773 | Ref | DECAL CHART DRAWING | G |
| 1 | 1701504 | 1 | Decal - Hydraulic Oil | |
| 2 | 1701640 | 1 | Decal - Manual | |
| 3 | 1704339 | 2 | Decal - Warning Battery Ventilation | |
| 4 | 1703819 | 4 | Decal - Direction Arrow | |
| 5 | 1703822 | 1 | Decal - Manual Descent Instruction | |
| 6 | 1704016 | 2 | Decal - Fork Lift | |
| 7 | 1704277 | 2 | Decal - Lanyard Attach | |
| 8 | 1704412 | 1 | Decal - Hydraulic Oil | |
| 11 | 1001220430 | 1 | Decal - Safety Prop | |
| 12 | 2080040 | 3 | Fastener | |
| 13 | 2080057 | 4 | Fastener | |
| 14 | 8990147 | 1 | Holder, Manual | |
| 16 | 1001132359 | 1 | Decal - Control Box Locate | |
| 18 | 1001162864 | 2 | Decal - Lift Up/Tie Down | |
| 19 | 1001215754 | 4 | Decal - Crushing Hazard | |
| 20 | 1001211779 | 4 | Decal - Electrocution | |
| 21 | 1001212290 | 1 | Decal - Tie Down | |
| 22 | 1001212291 | 2 | Decal - Lifting Lug | |
| 23 | 1001212292 | 1 | Decal - No Lifting | |
| 24 | 1001212293 | 1 | Decal - No Forklift | |
| 25 | 1001146794 | 1 | Decal - Battery/Charger Service | |
| 26 | 1704691 | 1 | Decal - Danger/Warning | |
| 27 | 1001215748 | 4 | Decal - Danger Electrocution | |
| 34 | 1001224049 | 1 | Decal - Yearly Inspection | |

SECTION 7 - DECALS

FIGURE 7-9. DECAL INSTALLATION - OPTIONS

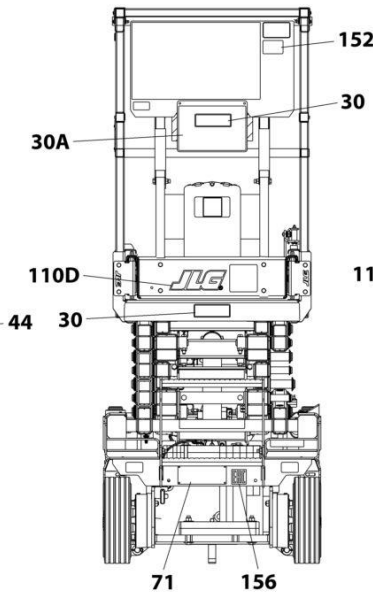
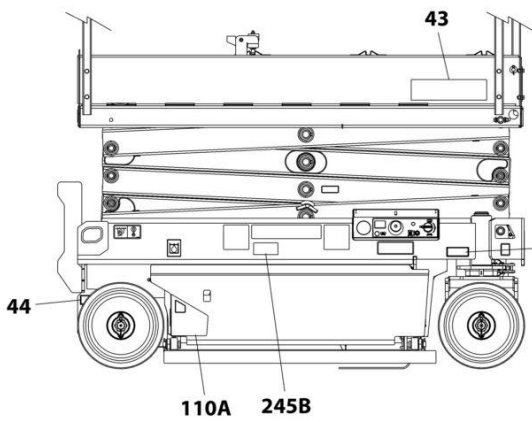


REAR VIEW - FIXED RAILS
(LADDER AND PLATFORM BOX
REMOVED FOR CLARITY)

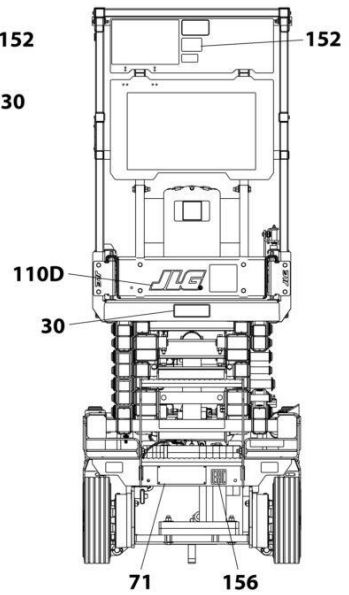


FRONT VIEW

NOTE: ITEMS SHOWN MAY NOT BE REQUIRED
FOR ALL SPECS. REFER TO PARTS LISTS FOR USAGE.



REAR VIEW - FOLD-DOWN RAILS
(LADDER AND PLATFORM BOX REMOVED FOR CLARITY)



ART_DECAL_OPTIONS

SECTION 7 - DECALS

FIGURE 7-9. DECAL INSTALLATION - OPTIONS

| ITEM | PART NUMBER | QTY | DESCRIPTION | REV |
|------|-------------|-----------------|---|-----|
| | | Ref | DECAL INSTALLATION - OPTIONS | |
| | 1001257773 | Ref | DECAL CHART DRAWING | C |
| 25 | 1001209906 | Ref | Corner Stripes Installation | |
| 25 | 4420051 | 2.5 ft /75cm | Tape, Safety | |
| 30 | | Ref | Decal - Capacity Options | |
| | | Ref | ES1932i: | |
| 30 | 1001256174 | 1 | Decal - Capacity (507LB/230KG) (All Specs Except Australian Specs) | |
| 30 | 1001258900 | Ref | Decal - Capacity with Plate (ANSI Export, CSA and Korean Specs) | |
| 30 | 1001225496 | 1 | Decal - Capacity (507LB/230KG) (ANSI Export, CSA and Korean Specs) | |
| 30A | 1001216865 | 1 | Plate, Mounting (507LB/230KG) (ANSI Export, CSA and Korean Specs) | |
| | | Ref | ES1932: | |
| 30 | 1001256176 | 1 | Decal - Capacity (507LB/230KG) (All Specs Except Japanese & Korean Specs) | |
| 30 | 1001265048 | 1 | Decal - Capacity (507LB/230KG) (Japanese & Korean MOL70 Specs) | |
| 30 | 1001258822 | Ref | Decal - Capacity with Plate (ANSI Export, CSA and Korean Specs) | |
| 30 | 1001256176 | 1 | Decal - Capacity (507LB/230KG) (ANSI Export, CSA and Korean Specs) | |
| 30A | 1001216865 | 1 | Plate, Mounting (507LB/230KG) (ANSI Export, CSA and Korean Specs) | |
| 43 | | Ref | Decal - Model Designation Options: | |
| 43 | 1001258320 | 2 | Decal - Model Designation (ES1932i) | |
| 43 | 1001257177 | 2 | Decal - Model Designation (ES1932) | |
| 44 | | Ref | Decal - Maximum Tire Load Options: | |
| 44 | 1705647 | 4 | Decal - Maximum Tire Load (ES1932i) | |
| 44 | 1705648 | 4 | Decal - Maximum Tire Load (ES1932) | |
| 71 | See Note | NSS | Decal - Manufacturers Serial Number (Note: Not Available for Purchase) | |
| 110 | 1001258754 | Ref | JLG Decals Installation | A |
| 110A | 1001258322 | 1 | Decal - JLG | |
| 110B | 1001258321 | 1 | Decal - JLG | |
| 110C | 1001256675 | 1 | Decal - JLG | |
| 110D | 1001256676 | 1 | Decal - JLG | |
| 152 | | Ref | Decal - No Pipe Racks Allowed Options | |
| 152 | 1001092071 | 1 | Decal - No Pipe Racks Allowed (English) (ANSI, ANSI Export and China Specs) | |
| 152 | 1001092497 | 1 | Decal - No Pipe Racks Allowed (English) (CE, Japanese & UK CA Specs)) | |
| 152 | 1001120623 | 1 | Decal - No Pipe Racks Allowed (Spanish/ Portuguese) (Brazil Specs) | |
| 152 | 1001120622 | 1 | Decal - No Pipe Racks Allowed (English/Chinese) (China Specs) | |
| 152 | 1001092580 | 1 | Decal - No Pipe Racks Allowed (English/French) (CSA Specs) | |
| 152 | 1001120621 | 1 | Decal - No Pipe Racks Allowed (English/Korean) (Korean Specs) | |
| 152 | 1001120629 | 1 | Decal - No Pipe Racks Allowed (English/Spanish) (Latin American Specs) | |
| 156 | 1001173703 | 1 | Decal - EAC (Russian/CIS Specs) | |
| 245 | 1001236984 | Ref | Clearsky Decals Installation | B |

SECTION 7 - DECALS

| ITEM | PART NUMBER | QTY | DESCRIPTION | REV |
|------|-------------|-----|-------------------------|-----|
| 245A | 1001116208 | 1 | Decal - Clearsky | |
| 245B | 1001120989 | 1 | Decal - Radio Frequency | |

SECTION 8 - RECOMMENDED SERVICE PARTS STOCK

SECTION 8 - RECOMMENDED SERVICE PARTS STOCK

SECTION 8 - RECOMMENDED SERVICE PARTS STOCK

FIGURE 8-1. RECOMMENDED SERVICE PARTS STOCK

| ITEM | PART NUMBER | QTY | DESCRIPTION | REV |
|------|-------------|-----|---|-----|
| | | Ref | Note: The following list will service one machine (built to current production per date on the front cover) with emergency repair parts which can be installed in the field. Parts from the list should be replaced when inventory is depleted to keep service parts stock supplied. For further information, contact your JLG dealer or the JLG Industries Parts Department. | |
| | 1001189172 | 1 | Breaker 16Amp Double (CE & UK CA Specs Machines) | |
| | 1001189171 | 1 | Breaker 30mAmp (CE & UK CA Specs Machines) | |
| | 1001181045 | 1 | Breaker 30mAmp/16Amp (CE & UK CA Specs Machines) | |
| | 1600402 | 1 | Controller, Drive/Steer | |
| | 8229234 | 2 | Fuse 10 Amp | |
| | 8229244 | 2 | Fuse 15Amp | |
| | 8229242 | 2 | Fuse 5Amp | |
| | 2860030 | 1 | Key, Replacement | |
| | 3080007 | 1 | Magnet, Latch (Machines with Quik-Fold Rails) | |
| | 1001243528 | 1 | Magnet, Latch (Machines with Standard Fold-Down or Quik-Access Rails) | |
| | 1001200629 | 1 | Module, Control | |
| | 1001228112 | 1 | Module, Platform | |
| | 1001256876 | 1 | Module, System | |
| | 3740150 | 1 | Relay | |
| | 1001146963 | 1 | Sensor, Angle | |
| | 1001186466 | 1 | Sensor, Tilt | |
| | 4360475 | 1 | Switch, Emergency Stop | |
| | 4360469 | 1 | Switch, Key | |
| | 1001226277 | 1 | Switch, Overhead Protection (Korean Specs) | |
| | 4360387 | 1 | Switch, Push Button | |
| | 1001226749 | 1 | Switch, Push Button | |
| | 1001203871 | 1 | Switch, Roller | |
| | 4360328 | 1 | Switch, Toggle | |
| | 4360345 | 1 | Switch, Toggle | |

SECTION 9 - SPECIAL OPTIONS/ACCESSORIES/KITS

SECTION 9 - SPECIAL OPTIONS/ACCESSORIES/KITS

SECTION 9 - SPECIAL OPTIONS/ACCESSORIES/KITS

FIGURE 9-1. SPECIAL OPTIONS/ACCESSORIES/KITS

| ITEM | PART NUMBER | QTY | DESCRIPTION | REV |
|------|-------------|-----|---|-----|
| | | Ref | Note: This list is to accommodate machines ordered with special equipment. Options may not be applicable to all models. For more specific parts information contact the JLG Parts Department. | |
| | | Ref | MISCELLANEOUS SPECIAL OPTIONS/ACCESSORIES/KITS | |
| | 1001248689 | Ref | Access Control Add-on Kit (Dealer Installed) | |
| | 1001249639 | Ref | Anti-Vandalism Package Add-on Kit (Dealer Installed) | |
| | 1001255597 | Ref | Battery Charger (Can) Add-on Kit (Dealer Installed) | |
| | 1001249229 | Ref | Beacon Single Light Add-on Kit (Dealer Installed) | |
| | 1001249326 | Ref | Beacon Dual Light Add-on Kit (Dealer Installed) | |
| | 1001265835 | Ref | Cleanguard Leak Containment Installation | |
| | | Ref | ClearSky Installation (Factory Installed) Options: | |
| | 1001278847 | Ref | ClearSky Installation - 3-Wire | |
| | 1001251144 | Ref | ClearSky Installation - Canbus (ANSI & CSA Specs) | |
| | 1001251145 | Ref | ClearSky Installation - Canbus (ANSI Export, CE & UK CA Specs) | |
| | 1001251146 | Ref | ClearSky Installation - Canbus (Australian Specs) | |
| | | Ref | ClearSky Add-on Kit (Dealer Installed) | |
| | 1001265376 | Ref | ClearSky Add-on Kit - Canbus (Dealer Installed) (ANSI, ANSI Export & CSA Specs) | |
| | 1001237257 | Ref | ClearSky Add-on Kit - Canbus (Dealer Installed) (ANSI Export, CE & UK CA Specs) | |
| | 1001248502 | Ref | ClearSky Add-on Kit - Canbus (Dealer Installed) (Australian Specs) | |
| | 1001248503 | Ref | ClearSky Add-on Kit (Dealer Installed) (China Specs) | |
| | 1001276923 | Ref | ClearSky Add-on Kit - GT1030 (Contact JLG for Approved Countries) | |
| | 1001278848 | Ref | ClearSky Add-on Kit - 3 Wire GT1030 (Contact JLG for Approved Countries) | |
| | | Ref | Decal Options: | |
| | 1001258633 | Ref | Decals Installation - Panel (ES1932 ANSI Specs Only) | |
| | 1001274822 | Ref | Decal Kit - ES1932 | |
| | 1001251532 | Ref | Drive Motor Covers installation | |
| | | Ref | Electrical Connector Kits | |
| | 1001148902 | Ref | Amp/Tyco Electrical Connector Kit | |
| | 1001148903 | Ref | Deutsch DT Electrical Connector Kit | |
| | 1001148904 | Ref | Deutsch HD Electrical Connector Kit | |
| | 1001148905 | Ref | Packard Electrical Connector Kit | |
| | 1001148906 | Ref | Various Electrical Connector Kit | |
| | 1001217667 | Ref | Fire Extinguisher Installation | |
| | 1001241486 | Ref | Footswitch Installation Add-on Kit (Dealer Installed) | |
| | 1001208061 | Ref | Footswitch Installation (ANSI Export & Japanese Specs Only) | |
| | 1001223243 | Ref | Ground to Platform Cable Installation - Without Platform Coil Cable (Korean Spec Machines with Overhead Protection) | |
| | 1001223244 | Ref | Ground to Platform Cable Installation - With Platform Coil Cable (Korean Spec Machines with Overhead Protection) | |
| | 1001220933 | Ref | Height Restrictor Switch Installation | |
| | 1001262059 | Ref | Invertor Add-on Kit (Dealer Installed) | |
| | 1001250532 | Ref | Mobile Control Add-on Kit (Dealer Installed) | |
| | 1001229727 | Ref | Overhead Protection Add-on Kit (Dealer Installed) | |
| | 1001270721 | Ref | Pipe Racks Add-on Kit (Dealer Installed) | |
| | 1001269651 | Ref | Platform Box Cover Kit (Dealer Installed) | |

SECTION 9 - SPECIAL OPTIONS/ACCESSORIES/KITS

| ITEM | PART NUMBER | QTY | DESCRIPTION | REV |
|------|-------------|-----|---|-----|
| | 1001225790 | Ref | Platform Extension Deployment Handles Add-on Kit (Dealer Installed) | W |
| | 1001262557 | Ref | Platform Self Closing Gate Add-on Kit (Dealer Installed) | |
| | 1001262558 | Ref | Platform Self Closing Gate Add-on Kit (Dealer Installed) | |
| | 1001272023 | Ref | Rail (Dual, Fold Down, Self-Closing Gate) Add-on Kit (Dealer Installed) | |
| | 1001269798 | Ref | Rail (Quick Access) Add-on Kit (Dealer Installed) | |
| | 1001224583 | Ref | Service Kits List | |
| | 1001255883 | Ref | SkySense Installation - Level 1 (Factory Installed) | |
| | 1001254721 | Ref | SkySense Add-on Kit - Level 1 (Dealer Installed) | |
| | | Ref | Tools for Service | |
| | 2901443 | 1 | Analyzer Kit | |
| | 1001232474 | 1 | Benchtop Harness | |
| | 8896941 | 1 | Wire Stripper | |
| | 7002821 | 1 | Wire Crimper (To install wire ends to wires) | |
| | 7002823 | 1 | Pin/Socket Extractor - Universal (To Remove Pins/Sockets from Connectors) | |
| | 4460467 | 1 | Extractor - 16-18 Gauge (For Removal Pins/Sockets from Deutsch Connectors) | |
| | 4460510 | 1 | Extractor - 12-14 Gauge (For Removal of Pins/Sockets from Deutsch Connectors) | |
| | 7002822 | 1 | Screwdriver, Potentiometer (To Adjust Drive Controllers) | |
| | 7016654 | 1 | Screwdriver, Magnetic | |
| | 7004275 | 1 | Seal Installation Tool - 1in | |
| | 7004276 | 1 | Seal Installation Tool - 1-1/2in | |
| | 7002826 | 1 | Seal Installation Tool - 2in | |
| | 1001264614 | Ref | Tool Tray Accessory (Dealer Installed) | |
| | 1001269646 | Ref | Tool Tray Add-on Kit (Dealer Installed) | |

SECTION 9 - SPECIAL OPTIONS/ACCESSORIES/KITS

PART NUMBER INDEX

SECTION 9 - SPECIAL OPTIONS/ACCESSORIES/KITS

| | | | |
|--|--|--|--|
| 0100011.....13, 15, 17, 27, 33, 35, 37, 39, 41, 43, 61, 69, 71, 99, 121, 125, 131 | 0760827 17 | 1001136757 93 | 1001201711.....79, 81, 83 |
| 0100048.....69, 99 | 0761008 61 | 1001137675 121 | 1001201885.....203, 251 |
| 0100051.....79, 81, 83, 85, 87, 89, 91 | 0761012 13, 15, 17, 61 | 1001142173 93 | 1001202184.....237, 239, 247 |
| 0140030.....139 | 0761019 127, 133 | 1001142174 93 | 1001202987.....33, 35 |
| 0140043.....69, 73, 99 | 0761217 95, 97 | 1001143009 93 | 1001202988.....33, 35 |
| 0240054.....157 | 0861731 ... 257, 263, 265, 267 | 1001143010 93 | 1001202994.....33, 35 |
| 0275216.....183, 259 | 0861781 259, 261 | 1001144147 75, 201 | 1001202999.....33, 35 |
| 0275217 185, 261 | 0861880 197 | 1001144295 204 | 1001203443.....104, 108 |
| 0275452.....187, 263 | 0962292 167, 169 | 1001144296 204 | 1001203444.....104, 108 |
| 0275453.....189, 265 | 1001047064 139 | 1001146794 271, 273, 275, 277, 279, 281, 283, 285 | 1001203445.....104, 108 |
| 0275454.....191, 267 | 1001091102 ... 33, 35, 45, 47, 65, 67, 69, 73, 99 | 1001146963 104, 108, 290 | 1001203446.....104, 108 |
| 0440223 151, 159 | 1001092071 287 | 1001148902 292 | 1001203447.....104, 108 |
| 0440259.13, 15, 173, 175 | 1001092497 287 | 1001148903 292 | 1001203448.....104, 108 |
| 0440263.....33 | 1001092580 287 | 1001148904 292 | 1001203453.....53 |
| 0440264.....115 | 1001096138 227 | 1001148905 292 | 1001203457.....53 |
| 0440265.....115 | 1001100341 259 | 1001148906 292 | 1001203630.....237 |
| 0480100.....149 | 1001100342 261 | 1001151629 203 | 1001203631.....241 |
| 0630183.....121 | 1001100345 263 | 1001152483 199 | 1001203869.....33 |
| 0630580.....31 | 1001100346 267 | 1001152483 199 | 1001203870.....33 |
| 0630587 69, 73, 93, 99 | 1001100347 265 | 1001153785 13, 15, 17 | 1001203871.....33, 290 |
| 0630613.....53, 117 | 1001101540 93 | 1001153785 13, 15, 17 | 1001203872.....33, 35 |
| 0641416.....127 | 1001102258 181, 183, 185, 187, 189, 191, 193, 195 | 1001154378 125, 133 | 1001203973.....113, 115 |
| 0681609.....13, 15, 17 | 1001102349 29 | 1001157547 93 | 1001203974.....113, 115 |
| 0700412.....69, 73, 99 | 1001102351 29 | 1001159186 93, 251 | 1001203975.....113, 115 |
| 0700608.....157 | 1001102353 29 | 1001162115 283 | 1001203976.....113, 115 |
| 0700610.....131, 151, 159 | 1001102354 29 | 1001162864 271, 273, 275, 277, 279, 281, 283, 285 | 1001204087.....104 |
| 0700612.....33, 35, 37, 43, 55, 57, 69, 71, 99 | 1001102489 209, 211, 213, 215, 217, 219, 221, 223 | 1001162886 203 | 1001204311.....104, 108, 112 |
| 0700614.....23, 25 | 1001102771 207 | 1001162887 203 | 1001204312.....104, 108, 112 |
| 0700616.....145 | 1001103012 204 | 1001163340 203 | 1001204495.....51 |
| 0700617 69, 71, 99 | 1001103471 225 | 1001173703 287 | 1001204621.....113, 115 |
| 0700620.....104, 108, 112 | 1001110544 49 | 1001180205 157 | 1001204994.....104, 108 |
| 0700621 135 | 1001112112 79, 89 | 1001181045 197, 290 | 1001205156.....163 |
| 0700812 131 | 1001114467 31 | 1001182806 51 | 1001205409.....203 |
| 0700814.....225 | 1001116208 288 | 1001186466 37, 290 | 1001205410.....203 |
| 0700815.....33, 35 | 1001116733 227 | 1001187587 125, 127, 131, 133 | 1001205411.....203 |
| 0700817 95, 97, 149 | 1001116812 75, 207 | 1001187781 69, 73, 99 | 1001205412.....203 |
| 0700818....123, 125, 127, 131, 133, 135 | 1001118274 75 | 1001187816 193 | 1001205422.....121 |
| 0700819.....137, 163 | 1001118812 75, 201 | 1001188116 193 | 1001205423.....121 |
| 0700820.....125 | 1001120204 183, 185, 187, 189, 191 | 1001189171 199, 290 | 1001205424.....121 |
| 0700823.....33, 35 | 1001120205 197, 199 | 1001189172 199, 290 | 1001205430.....121 |
| 0700835.....139 | 1001120621 287 | 1001189762 151, 159 | 1001205598.....43 |
| 0701014.....57 | 1001120622 287 | 1001192401 75, 204 | 1001205751.....13 |
| 0701015.95, 97, 104, 108, 112 | 1001120623 287 | 1001194421 204, 251 | 1001206207.....123 |
| 0701019.....117, 145 | 1001120629 287 | 1001197396 ... 13, 15, 17 | 1001206217.....123 |
| 0701021 104, 108, 112, 163 | 1001120989 288 | 1001197457 204 | 1001206222.....123 |
| 0701024.....117 | 1001125483 93 | 1001198576 49 | 1001206224.....123 |
| 0711219.....27 | 1001125677 75, 201, 204 | 1001198935 104, 167 | 1001206225.....123, 133 |
| 0760310.....235 | 1001130220 ... 39, 41, 43, 55, 57, 69, 71, 99, 139 | 1001200561 39 | 1001206226.....123, 127, 131, 133 |
| 0760408.65, 67, 181, 183, 185, 187, 189, 191, 193 | 1001130590 69, 71, 99 | 1001200629 ... 69, 71, 99, 290 | 1001206228.....123 |
| 0760608.....127, 133, 147 | 1001131270 271, 281 | 1001200631 69, 71 | 1001206487.....104, 108, 112 |
| 0760610....69, 71, 93, 99, 137, 139, 147 | 1001132358 139 | 1001200632 77 | 1001207009.....39, 41 |
| 0760612..39, 41, 51, 104, 108, 112 | 1001132359 271, 273, 275, 277, 279, 281, 283, 285 | 1001200811 229, 233, 237, 241, 243 | 1001207293.....77 |
| 0760618.....127 | 1001132361 139 | 1001200812 229, 231, 245 | 1001207494.....69, 71, 99 |
| 0760810.....121, 161 | 1001134280 225 | 1001200819 139, 251 | 1001207806.....123 |
| 0760812.....75, 121 | 1001134289 105, 109, 113 | 1001201087 229 | 1001207807.....133 |
| 0760820.....161 | 1001134821 137 | 1001201129 233 | 1001207970.....211 |
| | | 1001201355 104, 108, 115 | 1001207973.....223 |
| | | 1001201707 47 | 1001207974.....209, 215, 217, 219, 221, 225 |
| | | 1001201708 79, 81, 83 | 1001208058.....79 |
| | | | 1001208061.....292 |
| | | | 1001208073.....133 |

SECTION 9 - SPECIAL OPTIONS/ACCESSORIES/KITS

| | | | |
|---|---|-----------------------------------|---|
| 1001208852 121 | 1001215748.....275, 285 | 1001224623.....117 | 1001241604 113, 115 |
| 1001208930 181 | 1001215749.....277, 281 | 1001225164.....104, 108, 112 | 1001241605 113, 115 |
| 1001208931 195 | 1001215750.....283 | 1001225496.....287 | 1001242539 45, 47 |
| 1001208938 193 | 1001215751.....283 | 1001225790.....293 | 1001242697 45 |
| 1001209482 187, 189, 199 | 1001215752.....279 | 1001226277 145, 290 | 1001243232 ... 85, 87, 89, 91 |
| 1001209596 139 | 1001215754.....285 | 1001226423.....27 | 1001243233 ... 85, 87, 89, 91 |
| 1001209682 69, 71, 99 | 1001215755.....277, 281 | 1001226487 13, 15, 17 | 1001243528 127, 290 |
| 1001209776 183, 185, 191, 197 | 1001215762.....69, 71 | 1001226749 139, 290 | 1001244298 279 |
| 1001209906 287 | 1001215953.....33, 35 | 1001226791 104, 108, 112 | 1001247862 47 |
| 1001209907 271 | 1001216180.....85 | 1001227219 225 | 1001247926 83 |
| 1001209908 283 | 1001216250.....81 | 1001227267 225 | 1001248502 292 |
| 1001209909 279 | 1001216648.....275 | 1001227966 55, 57 | 1001248503 292 |
| 1001209910 275 | 1001216650.....275 | 1001228112 290 | 1001248612 31 |
| 1001209911 285 | 1001216823.....135 | 1001228123 79, 81, 83 | 1001248631 209 |
| 1001209913 277 | 1001216865.....287 | 1001228184 145 | 1001248632 211 |
| 1001209914 273 | 1001217043.....121 | 1001228370 271, 277, 281 | 1001248633 225 |
| 1001210064 121 | 1001217059.....37 | 1001228388 207 | 1001248634 213 |
| 1001210079 75 | 1001217164 197, 199 | 1001228406 95, 97 | 1001248689 292 |
| 1001210302 123, 125, 131, 133 | 1001217667.....292 | 1001229110 79, 81, 83 | 1001248773 75 |
| 1001210401 ... 79, 81, 83, 89 | 1001217842.....227 | 1001229722 125 | 1001249082 127 |
| 1001210440 93 | 1001217843.....227 | 1001229723 125 | 1001249096 127 |
| 1001210442 125, 133 | 1001218285.....139 | 1001229727 292 | 1001249107 127 |
| 1001210443 133 | 1001218307.....33, 35 | 1001229732 125 | 1001249109 127 |
| 1001210444 125, 133 | 1001218573.....95 | 1001229733 125 | 1001249110 128 |
| 1001210445 133 | 1001219171.....273 | 1001229734 125 | 1001249111 127 |
| 1001210446 127, 133 | 1001219172.....273 | 1001229739 125 | 1001249112 128 |
| 1001210447 133 | 1001219265.....281 | 1001229740 125 | 1001249124 127 |
| 1001210458 125, 133 | 1001220216.....145 | 1001229741 125 | 1001249229 292 |
| 1001210586 123, 125, 131, 133 | 1001220409.....137 | 1001229742 125 | 1001249326 292 |
| 1001210605 93 | 1001220410.....137 | 1001229792 95 | 1001249639 292 |
| 1001210878 93 | 1001220430 271, 273, 275, 277, 279, 281, 283, 285 | 1001230248 125 | 1001249668 89, 91 |
| 1001210879 93 | 1001220570 13, 173 | 1001230249 125 | 1001250162 ... 13, 15, 17 |
| 1001210881 93 | 1001220893.....139 | 1001230839 231, 239 | 1001250378 33 |
| 1001210882 93 | 1001220933.....292 | 1001230932 231 | 1001250431 55 |
| 1001210963 123, 125, 127, 131, 133 | 1001220995.....137 | 1001230933 239 | 1001250532 292 |
| 1001211777 271 | 1001221244 145 | 1001231268 104, 108, 112 | 1001251144 292 |
| 1001211779 271, 277, 279, 281, 283, 285 | 1001221275.....145 | 1001231405 125 | 1001251145 292 |
| 1001212035 251 | 1001221276.....145 | 1001231801 271 | 1001251146 292 |
| 1001212036 251 | 1001221475.....121 | 1001232257 125 | 1001251232 95, 97 |
| 1001212068 33, 35 | 1001221476.....121 | 1001232474 293 | 1001251233 95, 97 |
| 1001212290 271, 273, 275, 277, 279, 281, 283, 285 | 1001221949.....213 | 1001232586 161 | 1001251234 95, 97 |
| 1001212291 271, 273, 275, 277, 279, 281, 283, 285 | 1001222587.....135 | 1001234204 104, 108, 112 | 1001251242 95 |
| 1001212292 271, 273, 275, 277, 279, 281, 283, 285 | 1001222687 104, 108, 249 | 1001234395 127 | 1001251383 127 |
| 1001212293 271, 273, 275, 277, 279, 281, 283, 285 | 1001222914.....145 | 1001235104 104, 108, 112 | 1001251388 127 |
| 1001213554 113, 115 | 1001223055.....271 | 1001235536 147 | 1001251436 33, 35 |
| 1001213886 139 | 1001223243.....292 | 1001235541 163 | 1001251437 33, 35 |
| 1001214217 37 | 1001223244.....292 | 1001235559 69, 71, 99 | 1001251532 292 |
| 1001214347 81, 91 | 1001223262.....241 | 1001235863 147 | 1001251855 157 |
| 1001214526 33, 35 | 1001223263.....233 | 1001235924 147 | 1001252626 151, 159 |
| 1001214810 95, 97 | 1001223650.....245 | 1001235941 149 | 1001253039 57 |
| 1001215216 49 | 1001223651.....247 | 1001236129 121 | 1001253153 105, 108, 112 |
| 1001215747 279 | 1001223835.....125 | 1001236139 39, 41, 43 | 1001253280 183, 185, 187, 189, 191 |
| | 1001223971 277, 281 | 1001236507 147 | 1001253359 57 |
| | 1001224048 283 | 1001236984 287 | 1001253800 143 |
| | 1001224049 285 | 1001237212 204 | 1001253807 243 |
| | 1001224051 279 | 1001237257 292 | 1001253952 41 |
| | 1001224052 275 | 1001238392 75 | 1001254027 .. 41, 75, 201 |
| | 1001224468 145 | 1001239224 45, 47, 49 | 1001254028 41, 207 |
| | 1001224583 293 | 1001239544 235 | 1001254636 187 |
| | 1001224604 117 | 1001239661 45, 47 | 1001254637 189 |
| | 1001224608 117 | 1001241486 292 | 1001254638 191 |
| | 1001224614 117 | | 1001254639 183 |
| | 1001224620 117 | | |
| | 1001224622 117 | | |

SECTION 9 - SPECIAL OPTIONS/ACCESSORIES/KITS

| | | | | | | | |
|-----------------|---|-----------------|-------------------|-----------------|----------|-----------------|---|
| 1001254640..... | 185 | 1001258446..... | 139 | 1001270443..... | 235 | 1001278847..... | 292 |
| 1001254721..... | 293 | 1001258498..... | 83, 87 | 1001270533..... | 149 | 1001278848..... | 292 |
| 1001254825..... | 127 | 1001258528..... | 127 | 1001270631..... | 149 | 1001279795..... | 65 |
| 1001255417..... | 131 | 1001258617..... | 127 | 1001270721..... | 292 | 1001280431..... | 17 |
| 1001255420..... | 131 | 1001258618..... | 127 | 1001270823..... | 25 | 1001280432..... | 99 |
| 1001255421..... | 131 | 1001258620..... | 127 | 1001270834..... | 67 | 1001283415..... | 99 |
| 1001255428..... | 131 | 1001258633..... | 292 | 1001270855..... | 149 | 1001285320..... | 112 |
| 1001255430..... | 131 | 1001258691..... | 75 | 1001270899..... | 235 | 1001287711..... | 149 |
| 1001255442..... | 131 | 1001258704..... | 127 | 1001271412..... | 149 | 1001294256..... | 112 |
| 1001255457..... | 131 | 1001258754..... | 287 | 1001271574..... | 25 | 1001295195..... | 112 |
| 1001255470..... | 131 | 1001258768..... | 215 | 1001272023..... | 293 | 1060379..... | 149, 151, 153, 155, 157, 159 |
| 1001255491..... | 131 | 1001258770..... | 217 | 1001272614..... | 49 | 1060908..... | 197, 199 |
| 1001255505..... | 131 | 1001258771..... | 219 | 1001272889..... | 49 | 1060998..... | 79, 81, 83, 85, 87, 89, 91 |
| 1001255555..... | 95 | 1001258772..... | 221 | 1001273907..... | 151, 159 | 1061034..... | 104, 108, 112 |
| 1001255597..... | 292 | 1001258822..... | 287 | 1001273909..... | 151, 159 | 1061041..... | 161, 253 |
| 1001255883..... | 293 | 1001258900..... | 287 | 1001273957..... | 153, 155 | 1062255..... | 75 |
| 1001255885..... | 69, 71, 99 | 1001258955..... | 61 | 1001273958..... | 155 | 1120555..... | 153, 155 |
| 1001255932..... | 69 | 1001258956..... | 61 | 1001273959..... | 157 | 1321293..... | 39, 41, 43, 93 |
| 1001255933..... | 69, 73, 99, 203 | 1001259015..... | 13, 15, 17 | 1001273960..... | 159 | 1321752..... | 17 |
| 1001255934..... | 69, 73, 99, 227 | 1001259017..... | 85, 87, 89, 91 | 1001273961..... | 161 | 1380132..... | 135 |
| 1001256129..... | 13 | 1001259102..... | 131 | 1001273962..... | 161 | 1380153..... | 13, 15, 17 |
| 1001256130..... | 27 | 1001259105..... | 131 | 1001273964..... | 161 | 1580023..... | 153, 155 |
| 1001256174..... | 287 | 1001259106..... | 131 | 1001274026..... | 161, 255 | 1580024..... | 153, 155 |
| 1001256176..... | 287 | 1001259107..... | 131 | 1001274168..... | 143 | 1600402..... | 139, 141, 290 |
| 1001256288..... | 61 | 1001260501..... | 65, 67 | 1001274484..... | 61, 63 | 1671207..... | 257 |
| 1001256323..... | 85 | 1001260503..... | 65, 67 | 1001274559..... | 69, 71 | 1701504..... | 271, 273, 275, 277, 279, 281, 283, 285 |
| 1001256324..... | 87 | 1001260504..... | 65, 67 | 1001274604..... | 139 | 1701640..... | 271, 273, 275, 277, 279, 281, 283, 285 |
| 1001256325..... | 89 | 1001260861..... | 65, 67 | 1001274605..... | 139 | 1702010..... | 147 |
| 1001256326..... | 91 | 1001260862..... | 65, 67 | 1001274659..... | 139 | 1702155..... | 79, 81, 83, 85, 87, 89, 91 |
| 1001256327..... | 85, 87, 89, 91 | 1001260887..... | 65, 67 | 1001274822..... | 292 | 1703464..... | 181, 183 |
| 1001256328..... | 85, 87, 89, 91 | 1001260985..... | 71 | 1001274837..... | 153, 155 | 1703813..... | 271 |
| 1001256329..... | 85, 87, 89, 91 | 1001260986..... | 73 | 1001274838..... | 151, 159 | 1703816..... | 271 |
| 1001256330..... | 61 | 1001261040..... | 127 | 1001275538..... | 157 | 1703819..... | 139, 271, 273, 275, 277, 279, 281, 283, 285 |
| 1001256471..... | 127 | 1001261131..... | 143 | 1001275631..... | 153, 155 | 1703822..... | 271, 273, 275, 277, 279, 281, 283, 285 |
| 1001256503..... | 225 | 1001261149..... | 131 | 1001276585..... | 112 | 1704016..... | 271, 273, 275, 277, 279, 281, 283, 285 |
| 1001256642..... | 39, 41 | 1001262059..... | 292 | 1001276659..... | 99 | 1704260..... | 139 |
| 1001256643..... | 43 | 1001262150..... | 143 | 1001276696..... | 17 | 1704277..... | 271, 273, 275, 277, 279, 281, 283, 285 |
| 1001256657..... | 131 | 1001262299..... | 25, 109 | 1001276701..... | 17, 177 | 1704339..... | 285 |
| 1001256675..... | 127, 287 | 1001262464..... | 23, 25 | 1001276704..... | 97 | 1704340..... | 277, 281 |
| 1001256676..... | 287 | 1001262557..... | 293 | 1001276705..... | 163 | 1704341..... | 275 |
| 1001256741..... | 13, 15, 17, 20 | 1001262558..... | 293 | 1001276707..... | 112, 163 | 1704344..... | 279 |
| 1001256744..... | 93 | 1001262581..... | 65, 67 | 1001276715..... | 97 | 1704412..... | 271, 273, 275, 277, 279, 281, 283, 285 |
| 1001256746..... | 93 | 1001262655..... | 139 | 1001276716..... | 97 | 1704684..... | 277, 281 |
| 1001256787..... | 109, 169 | 1001262656..... | 39 | 1001276717..... | 97 | 1704691..... | 285 |
| 1001256788..... | 15, 175 | 1001263257..... | 41 | 1001276718..... | 35 | 1704699..... | 275 |
| 1001256876..... | 69, 71, 290 | 1001263259..... | 43 | 1001276720..... | 35 | 1705195..... | 279 |
| 1001256936..... | 61 | 1001263294..... | 223 | 1001276721..... | 35 | 1705647..... | 287 |
| 1001257121..... | 93 | 1001263299..... | 25, 109 | 1001276722..... | 35 | 1705648..... | 287 |
| 1001257138..... | 69, 71, 99 | 1001263358..... | 65 | 1001276725..... | 112 | 1705670..... | 273 |
| 1001257177..... | 287 | 1001263359..... | 65 | 1001276726..... | 112 | 1705997..... | 153, 155 |
| 1001257773..... | 271, 273, 275, 277, 279, 281, 283, 285, 287 | 1001263509..... | 108 | 1001276727..... | 113 | 1706679..... | 69, 71, 99 |
| 1001257890..... | 127 | 1001263537..... | 15 | 1001276728..... | 112 | 1707022..... | 283 |
| 1001258320..... | 287 | 1001263785..... | 65 | 1001276729..... | 112 | 2080040..... | 121, 123, 125, 127, 131, 133, 271, 273, 275, 277, 279, 281, 283, 285 |
| 1001258321..... | 287 | 1001264310..... | 85, 87, 91 | 1001276730..... | 112 | | |
| 1001258322..... | 287 | 1001264614..... | 293 | 1001276731..... | 112 | | |
| 1001258356..... | 75 | 1001265048..... | 287 | 1001276732..... | 112 | | |
| 1001258411..... | 128 | 1001265376..... | 292 | 1001276733..... | 112 | | |
| 1001258427..... | 13, 15, 17 | 1001265835..... | 292 | 1001276734..... | 113, 171 | | |
| 1001258428..... | 13, 15, 17 | 1001268506..... | 69, 71, 99 | 1001276738..... | 99 | | |
| | | 1001269507..... | 15, 17 | 1001276740..... | 99 | | |
| | | 1001269646..... | 293 | 1001276741..... | 35 | | |
| | | 1001269651..... | 292 | 1001276743..... | 35 | | |
| | | 1001269704..... | 23 | 1001276923..... | 292 | | |
| | | 1001269798..... | 293 | 1001276979..... | 99 | | |
| | | 1001269944..... | 235 | 1001277151..... | 49 | | |
| | | 1001269947..... | 235 | 1001277396..... | 49 | | |
| | | 1001269949..... | 235 | | | | |

SECTION 9 - SPECIAL OPTIONS/ACCESSORIES/KITS

| | | | | | | |
|---------------------------|-----------------|---------------------------|-----------------|---------------------------|-------------------------|----------------|
| 2080043 | 127 | 3423278 | 139 | 181, 183, 185, 187, | 4460539 ... | 204, 233, 241, |
| 2080057 ... | 271, 273, 275, | 3430636 | 33, 35 | 189, 191, 193, 195, | 249 | |
| 277, 279, 281, 283, 285 | | 3430814 | 121 | 209, 211, 213, 215, | 4460662 ... | 187, 189, 191, |
| 2220883 | 169 | 3430816 | 121 | 217, 219, 221, 225, | 257 | |
| 2221116 | 104, 108, 112 | 3431212 | 33, 35 | 229, 231, 233, 235, | 4460670 | 227 |
| 2400060 | 203, 207 | 3431218 | 33, 35 | 237, 239, 241, 243, | 4460722 | 93 |
| 2400061 | 253 | 3450302 | 33, 35 | 245, 247 | 4460754 ... | 229, 231, 233, |
| 2400066 | 253 | 3450303 | 95, 97 | 4240018..... | 237, 239, 241, 245, 247 | |
| 2420172 | 69, 71 | 3450403 | 121 | 4240032..... | 75 | |
| 2560088 | 135 | 3450406 | 29 | 4240033..... | 161 | |
| 2560190 | 135 | 3450505 | 33, 35 | 4240147..... | 33, 35 | |
| 2600281 ... | 123, 125, 127, | 3460334 | 153, 155 | 4240164..... | 157 | |
| 131, 133 | | 3520072 ... | 117, 123, 125, | 4240165..... | 147 | |
| 2700100 | 153, 155 | 127, 131, 133, 151, 159 | | 4340853..... | 153, 155 | |
| 2780266 | 27, 29 | 3520176 | 157 | 4340854..... | 153, 155 | |
| 280013 | 105 | 3574505 | 147 | 4340947..... | 151, 159 | |
| 2860030 | 69, 71, 290 | 3740150 ... | 69, 73, 93, 99, | 4360328..... | 69, 71, 290 | |
| 2901443 | 293 | 290 | | 4360336..... | 93 | |
| 2902431 | 181, 257 | 3760115 | 104, 108, 112 | 4360345..... | 290 | |
| 2940129 | 131 | 3760170 ... | 104, 108, 112, | 4360387...69, 71, 99, 290 | | |
| 3080007 ... | 123, 125, 131, | 151, 153, 155, 157, 159 | | 4360469...69, 71, 99, 290 | | |
| 133, 290 | | 3760217 | 13, 15, 17 | 4360475..69, 71, 99, 139, | | |
| 3252507 ... | 185, 187, 189, | 3760387 | 104, 108, 112 | 290 | | |
| 191, 193, 195 | | 3820019 | 135 | 4420037..... | 147 | |
| 3290305 .. | 45, 47, 49, 235 | 3820032 | 127 | 4420051..... | 287 | |
| 3290405 ... | 33, 35, 65, 67, | 3841143 95, 97, 104, 108, | | 4420062.... | 123, 125, 127, | |
| 69, 73, 93, 99, 104, | | 112 | | 131, 133, 139, 149 | | |
| 108, 112, 131, 137, | | 3841675 | 151, 159 | 4460018..... | 253 | |
| 139, 181, 183, 185, | | 3860111 ... | 123, 127, 131, | 4460042..... | 203 | |
| 187, 189, 191, 193 | | 133 | | 4460115..... | 203 | |
| 3290501 | 127 | 3900355 | 153, 155 | 4460138..... | 181 | |
| 3290505 | 225 | 3900381 | 225 | 4460183..... | 203, 251 | |
| 3290506 | 131 | 3910804 | 69, 71, 99 | 4460226..... | 203 | |
| 3290601 | 37 | 3931412 | 153, 155 | 4460227..39, 41, 203, 207 | | |
| 3290605 ... | 13, 15, 17, 23, | 3931508 | 153, 155 | 4460234..... | 145 | |
| 25, 39, 41, 43, 51, 69, | | 3990010 | 204 | 4460247..... | 203 | |
| 71, 73, 93, 99, 104, | | 4010310 | 45, 47 | 4460256..... | 203 | |
| 108, 112, 121, 127, | | 4010408 | 137 | 4460259..... | 203, 204 | |
| 131, 183, 185, 187, | | 4010608 ... | 123, 125, 127, | 4460260..... | 203, 204 | |
| 189, 191 | | 131, 133 | | 4460265..... | 251 | |
| 3290606 ... | 123, 125, 127, | 4010610 ... | 183, 185, 187, | 4460267..... | 251 | |
| 131, 133, 135, 137, | | 189, 191 | | 4460315..... | 181, 193 | |
| 145, 147, 151, 157, 159 | | 4010616 | 123, 131, 133 | 4460320..... | 203 | |
| 3290801 | 33, 35, 161 | 4010617 | 125, 133 | 4460346..... | 257 | |
| 3290805 ... | 17, 33, 35, 95, | 4010618 ... | 123, 125, 127, | 4460418..... | 93, 203, 251 | |
| 97, 121, 149, 163, 225 | | 131, 133 | | 4460419..... | 203 | |
| 3290806 ... | 123, 125, 127, | 4031506 | 131 | 4460424..... | 39, 41, 207 | |
| 131, 133, 135, 137, 139 | | 4031509 | 139 | 4460464..51, 75, 93, 104, | | |
| 3291005 ... | 57, 61, 95, 97, | 4031511 | 33, 35 | 108, 112, 145, 204, | | |
| 117, 121 | | 4031512 | 104, 108, 112 | 207, 227, 229, 231, | | |
| 3291006 | 53, 117, 127, | 4031708 | 37, 43, 69, 99 | 233, 235, 237, 239, | | |
| 133, 145 | | 4031709 | 71 | 241, 243, 245, 247, | | |
| 3291007 95, 97, 104, 108, | | 4060803 | 55, 57, 139 | 249, 251, 255 | | |
| 112, 163 | | 4060906 | 139 | 4460465..45, 47, 75, 145, | | |
| 3291201 | 95, 97 | 4071095 | 127 | 203, 204, 207, 229, | | |
| 3300423 | 29 | 4160078 | 104, 108, 112 | 231, 233, 235, 237, | | |
| 3311502 | 121 | 4160202 | 33 | 239, 241, 243, 245, | | |
| 3321402 | 104, 108, 112 | 4160214 | 95, 97 | 247, 249, 253, 255 | | |
| 3331211 | 27 | 4191706 | 151, 157, 159 | 4460466 75, 93, 145, 201, | | |
| 3340962 ... | 104, 108, 112, | 4220227 | 151, 159 | 203, 204, 207, 229, | | |
| 131 | | 4220309 | 127 | 231, 233, 237, 239, | | |
| 3421453 | 151, 157, 159 | 4240003 ... | 151, 153, 155, | 241, 245, 247, 249, 251 | | |
| 3422219 ... | 127, 133, 151, | 159 | | 4460467..... | 293 | |
| 153, 155, 159 | | 4240017 ... | 39, 41, 43, 49, | 4460496..... | 139 | |
| 3422661 | 149 | 69, 71, 73, 79, 81, 83, | | 4460497..... | 139 | |
| 3423037 | 13, 15, 17 | 85, 87, 89, 91, 93, 99, | | 4460510..... | 293 | |
| 3423243 | 95, 97 | 104, 108, 112, 145, | | 4460536..... | 145 | |

SECTION 9 - SPECIAL OPTIONS/ACCESSORIES/KITS

| | | | |
|--|---------------------------|--------------------|---|
| 4811700.....23, 25, 51, 69, 71, 73, 93, 99, 104, 108, 112, 123, 125, 127, 131, 133, 137, 139, 147, 157, 183, 185, 187, 189, 191 | 70001250 141 | 70007193 20 | 70007631 20 |
| 4811702..... 13, 15, 17, 33, 35, 37, 39, 41, 43, 55, 57, 104, 108, 112, 135 | 70001251 141 | 70007195 20 | 70007673 20 |
| 4811900..... 17, 33, 35, 75, 121, 123, 125, 127, 131, 133, 135, 139, 163 | 70001252 141 | 70007196 20 | 70007706 63 |
| 4811902..... 33, 35, 95, 97, 125, 137, 149, 161, 225 | 70001253 141 | 70007199 20 | 70007759 20 |
| 4812000..... 13, 15, 17, 33, 35, 61, 95, 97, 104, 108, 112, 117, 121, 127, 133, 145 | 70001739 20 | 70007200 20 | 70007991 171 |
| 4812002..... 53, 57, 95, 97, 121 | 70001878 .. 104, 108, 112 | 70007201 20 | 70008142 169 |
| 4812500 33, 35 | 70002410 167 | 70007202 20 | 70008143 169 |
| 4831600 225 | 70003636 169, 175 | 70007203 20 | 70008472 177 |
| 4846757 13, 15, 17 | 70003650 141 | 70007204 20 | 70023370 167 |
| 4891600 13, 15, 17 | 70003734 63 | 70007205 20 | 7002821 293 |
| 4923328..... 79, 81, 83, 85, 87, 89, 91 | 70004231 167 | 70007206 20 | 7002822 293 |
| 4923602 27 | 70004232 167 | 70007207 20 | 7002823 293 |
| 5241000 121 | 70004233 167 | 70007490 20 | 7002826 293 |
| 5241200 27 | 70004241 173 | 70007491 20 | 7004275 293 |
| 70000082 141 | 70004585 169, 171 | 70007492 20 | 7004276 293 |
| 70000084 141 | 70005236 169, 171 | 70007493 20 | 7016654 293 |
| 70000191 20 | 70005790 167 | 70007494 20 | 7020175 69, 71, 139 |
| 70000683 141 | 70005791 167 | 70007495 20 | 7020176 69, 71, 139 |
| 70000684 141 | 70005792 167 | 70007496 20 | 7020218 104, 108, 112 |
| 70000685 141 | 70005793 167 | 70007572 169 | 7024747 20 |
| 70000686 141 | 70005794 167 | 70007573 169 | 7024748 20 |
| | 70005795 167 | 70007574 169 | 7024756 20 |
| | 70005796 167 | 70007575 169 | 7024786 20 |
| | 70005797 167 | 70007576 169 | 7027365 141 |
| | 70005798 173 | 70007577 169 | 7027367 141 |
| | 70005800 173 | 70007578 169 | 7027765 141 |
| | 70005803 173 | 70007579 175 | 7027766 141 |
| | 70005805 173 | 70007580 175 | 80325 151, 159 |
| | 70006143 173 | 70007581 175 | 8229234 227, 290 |
| | 70007077 175 | 70007588 63 | 8229242 49, 203, 290 |
| | 70007079 175 | 70007589 63 | 8229244 49, 203, 290 |
| | 70007118 175 | 70007590 63 | 8405204 65, 67 |
| | 70007123 63 | 70007613 63 | 8750015 17 |
| | 70007134 169 | 70007614 63 | 8896941 293 |
| | 70007135 169 | 70007615 63 | 8990147 271, 273, 275, 277, 279, 281, 283, 285 |
| | 70007191 20 | 70007616 63 | |



**Corporate Office
JLG Industries, Inc.
1 JLG Drive
McConnellsburg, PA 17233-9533 USA**

☎ (717) 485-5161 (Corporate)
☎ (877) 554-5438 (Customer Support)
📠 (717) 485-6417

**Visit our website for JLG Worldwide Locations.
www.jlg.com**



OSHKOSH™