

# **GRADALL**<sup>®</sup>

---

## ***Illustrated Parts Manual***

***Models***

***522***

***524***


S/N 0177005 thru 0177427

***P/N - 9108-4020***

*Revised July 6, 2007*



***JLG***<sup>®</sup>





**SECTION 1 — INTRODUCTION**

Table of Contents ..... 1-1 thru 1-4  
Alphabetical Index ..... 1-5 thru 1-8  
Service Kits ..... 1-9  
Part Number Index ..... 1-10 thru 1-15

**SECTION 2 — CHASSIS & ATTACHING PARTS**

Frame Shrouding & Trim ..... 2-1  
Rear Axle & Attaching Parts ..... 2-2  
Front Axle Mounting ..... 2-3  
Cab Glass ..... 2-4

**SECTION 3 — BOOM**

First Boom Section ..... 3-1  
Second Boom Section ..... 3-2  
Quick Switch ..... 3-3

**SECTION 4 — ATTACHMENTS**

Carriage Assembly ..... 4-1  
Quick Switch Mounted Carriage Assembly ..... 4-2  
Buckets ..... 4-3  
Slope Piler Carriage ..... 4-4

**SECTION 5 — ENGINE & ATTACHING PARTS**

Engine Left Side View (522) ..... 5-1  
Engine Right Side View (522) ..... 5-2  
Engine Left Side View (524) ..... 5-3  
Engine Right Side View (524) ..... 5-4  
Fuel Tank & Lines ..... 5-5  
Radiator & Hoses ..... 5-6  
Air Cleaner Piping ..... 5-7  
Air Cleaner ..... 5-8  
Exhaust System ..... 5-9

**SECTION 6 — DRIVE TRAIN**

Front Axle Assembly ..... 6-1  
Front Axle Housing ..... 6-2

**SECTION 6 — DRIVE TRAIN (continued)**

Front Axle Differential Carrier .....	6-3
Brake Assembly .....	6-4
Front Axle Shaft & Planetary Wheel End .....	6-5
Rear Steering Axle Drive Hub (524) .....	6-6
Rear Steering Axle Non-Drive Hub (522) .....	6-7
Wheels & Tires .....	6-8

**SECTION 7 — CONTROLS**

Tilt & Sway .....	7-1
Lift & Crowd .....	7-2
Accelerator Linkage/Pedal Assembly .....	7-3
Steering Column .....	7-4, 7-5
Floorplate Assembly .....	7-6
Brake and Inching Linkage .....	7-7

\* **SECTION 8 — BRAKES**

Service Brake Lines .....	8-1
Service Brake .....	8-2
Brake & Inching Linkage (see page 7-7) .....	8-3
Inching & Parking Brake Lines (522) .....	8-4
Inchine & Parking Brake Lines (524) .....	8-5

**SECTION 9 — HYDRAULIC CIRCUITS**

Oil Supply & Pressure Lines .....	9-1
Dump Circuit (524) .....	9-2
Dump Circuit (522) .....	9-3
Drive Circuit (524) .....	9-4
Drive Circuit (522) .....	9-5
Lift Cylinder .....	9-6
Crowd Cylinder .....	9-7
Tilt & Tilt Compensating Cylinder .....	9-8
Sway Cylinder .....	9-9
Steering .....	9-10
Joystick Circuit .....	9-11

**SECTION 10 — HYDRAULIC COMPONENTS**

Lift Cylinder Assembly .....	10-1
Crowd Cylinder Assembly .....	10-2

**SECTION 10 — HYDRAULIC COMPONENTS (Continued)**

Tilt Cylinder Assembly .....	10-3
Compensating Cylinder Assembly .....	10-4
Sway Cylinder Assembly .....	10-5
Steering Cylinder Assembly .....	10-6
Main Hydraulic Control Valve Assembly .....	10-7
Priority Flow Control Valve .....	10-8
Flow Divider Valve .....	10-9
Brake Valve .....	10-10
Solenoid Valve .....	10-11
Dual P.O. Check Valve .....	10-12
Inching Valve .....	10-13
Main Hydraulic Pump .....	10-14
Hydrostatic Transmission Pump .....	10-15
Front Drive Motor (524) .....	10-16
Front Drive Motor (522) .....	10-17
Manifold Assembly .....	10-18
Hydraulic Reservoir & Filters .....	10-19
Steering Orbitrol .....	10-20
Rear Drive Motor .....	10-21
Joystick Assembly .....	10-22
Traction Lock Valve .....	10-23

**SECTION 11 — ELECTRICAL**

Engine Wiring (522) .....	11-1
Engine Wiring (524) .....	11-2
Dash Panel (522) .....	11-3
Dash Panel (524) .....	11-4
Battery & Cables .....	11-5
Gauge Panel Assembly(522) .....	11-6
Gauge Panel Assembly(524) .....	11-7
Dash Harness(522) .....	11-8
Dash Harness(524) .....	11-9

**\* SECTION 12 — MISCELLANEOUS**

Complete Decal Lists .....	12-1
Frame Decals .....	12-1
Boom Decals .....	12-2

**SECTION 13 — OPTIONAL EQUIPMENT**

Ether Starting Kit .....	13-1
Left Hand Tilt/Sway Control .....	13-2
Glow Plug Installation .....	13-3
Vandal Cover/Kit .....	13-4
Work Light Package .....	13-5
Quick Hook Assembly .....	13-6
Auxiliary Hydraulics .....	13-7
Cab Enclosure .....	13-8
Joystick Installation .....	13-9
Joystick .....	13-10
Rear Axle Stabilizer .....	13-11
Stabilizer Cylinder .....	13-12
Auxiliary Hydraulics with Electrics .....	13-13
Slope Piler Carriage .....	13-14
Sway Cylinder Assembly .....	13-15
Dual P.O. Check Valve .....	13-16
Six Foot Mast .....	13-17
Drywall Swing Forks .....	13-18
Swing Cylinder .....	13-19
100 Degree Swing Forks .....	13-20
Deluxe Light Package .....	13-21
Beacon Light Package .....	13-22
Drywall Carriage Assembly .....	13-23
Three Section Boom .....	13-24
Crowd Cylinder Assembly .....	13-25
Pintle Hook .....	13-26
Tilt on Joystick .....	13-27
Auxiliary Hydraulics - 3S Boom .....	13-28
Control Valve Assembly .....	13-29
Block Heater .....	13-30
Hydraulic Reservoir Heater .....	13-31
Inline Bypass (9112-5056) .....	13-32
Low Profile Machine Package (522-2S) .....	13-33
Low Profile Machine Package (524-2S) .....	13-34
Rear Axle Rework Kit .....	13-35
Rear Axle Advantage Kit .....	13-36
5-Button Handle (9103-3387) .....	13-37
* (9103-4404) Rail Cylinder Assy .....	13-38
* (9045-3031 & 9045-3032) Carriage Weldment .....	13-39
* (9045-3030) Outer Rail Assy .....	13-40

ACCELERATOR CABLE .....	7-3
ACCELERATOR PEDAL .....	7-3
AIR CLEANER.....	5-8
AIR CLEANER ELEMENT .....	5-8
AIR CLEANER SERVICE INDICATOR.....	5-7
ALTERNATOR .....	5-2, 5-4, 11-1, 11-2
ALTERNATOR FAN.....	5-2, 5-4
ATTACHMENTS.....	4-1 thru 4-4, 13-6, 13-14, 13-17, 13-18, 13-20, 13-23
BATTERY .....	11-5
BATTERY HOLD DOWN .....	11-5
BATTERY CABLES .....	11-5
BEACON LIGHT PACKAGE .....	13-22
BEARING PADS (Boom Sections)(2S) .....	3-1, 3-2
BEARING PADS (Boom Sections)(3S) .....	13-24
BOOM DECALS .....	12-3
BOOM SECTIONS (2S) .....	3-1, 3-2
BOOM SECTIONS (3S) .....	13-24
BRAKE ASSEMBLY .....	6-4
BRAKE PEDAL.....	7-7
BRAKE VALVE .....	10-10
BRAKE WARNING LIGHT .....	11-3
BREATHER (Filler cap .....	10-19
BUCKETS .....	4-3
CARRIAGE & FORKS (VARIOUS) .....	4-1
CIRCUIT BREAKERS .....	11-3
COMPENSATING CYLINDER .....	10-4
COMPENSATING CYLINDER HYDRAULIC CIRCUIT.....	9-8
CONTROL VALVES .....	10-7, 10-8, 10-9
CROWD CYLINDER (2S) .....	10-2
CROWD CYLINDER (3S) .....	13-25
CROWD CYLINDER HYDRAULIC CIRCUIT .....	9-7
DECALS .....	12-1, 12-2, 12-3
DECK .....	2-1
DELUXE LIGHT PACKAGE .....	13-21
DRIVE BELT .....	5-2, 5-4
DRIVE CIRCUIT (524) .....	9-4
DRIVE CIRCUIT (522) .....	9-5
DRYWALL CARRIAGE ASSEMBLY .....	13-23

DRYWALL SWING FORKS .....	13-18
DUAL P.O. CHECK VALVE .....	10-12, 13-16
DUMP CIRCUIT .....	9-2, 9-3
ELECTRICAL SYSTEMS .....	11-1 thru 11-9
ENGINE LEFT SIDE VIEW .....	5-1, 5-3
ENGINE MOUNT .....	5-1, 5-3
ENGINE RIGHT SIDE VIEW .....	5-2, 5-4
ENGINE THROTTLE CONTROL .....	7-3
ETHER STARTING KIT .....	13-1
EXHAUST MANIFOLD .....	5-9
EXHAUST PIPE .....	5-9
EXHAUST STACK .....	5-9
EXHAUST SYSTEM .....	5-9
FAN BELT .....	5-2, 5-4
FILTERS .....	5-1, 5-2, 5-3, 5-4, 5-5, 5-8, 10-19
FILTER ELEMENT .....	10-19
FIRST BOOM SECTION .....	3-1
FIRST BOOM SECTION MOUNTING PIN .....	3-1
FRAME .....	2-1
FRAME SHROUDING & TRIM .....	2-1
FRONT AXLE .....	6-1
FRONT AXLE MOUNTING .....	2-3
FRONT AXLE DIFFERENTIAL CARRIER .....	6-3
FRONT AXLE HOUSING .....	6-2
FRONT AXLE SHAFT & PLANETARY WHEEL END .....	6-5
FRONT DISC WHEEL & RIM .....	6-8
FUEL GAUGE .....	11-3, 11-4, 11-6, 11-7
FUEL LEVEL SENDER .....	5-5
FUEL LINES .....	5-5
FUEL TANK & CAP .....	5-5
GROUND CABLE .....	5-2, 5-4
HOOD .....	2-1
HORN .....	11-1, 11-2
HORN BUTTON .....	11-3, 11-4
HORN WIRING .....	11-1, 11-2
HOSE CARRIER .....	9-8
HOURLY METER .....	11-3, 11-4, 11-6, 11-7



HYDRAULIC CIRCUITS .....	9-1 THRU 9-11
HYDRAULIC RESERVOIR, FILLER-BREATHER .....	10-19
HYDRAULIC FILTERS .....	10-19
HYDRAULIC RESERVOIR HEATER .....	13-31
INCHING VALVE .....	8-3, 10-13
INSTRUMENT PANEL .....	11-3, 11-4, 11-6, 11-7
JOYSTICK .....	10-22, 13-9, 13-10, 13-27
KITS .....	1-9
LEFT HAND TILT/SWAY CONTROL .....	13-2
LIFT CYLINDER .....	10-1
LIFT CYLINDER HYDRAULIC CIRCUIT .....	9-6
MAIN BOOM SECTIONS .....	3-1, 3-2
MAIN HYDRAULIC PUMP .....	5-1, 5-3, 10-14
MISCELLANEOUS ELECTRICAL COMPONENTS .....	11-3, 11-4
MUFFLER .....	5-9
NEGATIVE BATTERY CABLE .....	11-5
OIL COOLER .....	5-6, 9-2, 9-3
OIL FILTER .....	5-1, 5-3, 10-19
OIL PRESSURE GAUGE .....	11-3, 11-4, 11-6, 11-7
OIL PRESSURE SENDER .....	5-1, 5-3, 11-1, 11-2
OIL RESERVOIR .....	10-19
OIL SUPPLY & PRESSURE LINES .....	9-1
PINTLE HOOK .....	13-26
POSITIVE BATTERY CABLE .....	11-5
PRIORITY FLOW CONTROL VALVE .....	10-8
QUICK SWITCH ASSEMBLY .....	3-3
QUICK SWITCH MOUNTED CARRIAGE ASSEMBLY .....	4-2
RADIATOR & HOSES .....	5-6
REPAIR KITS .....	1-9
REAR AXLE FRAME .....	2-2
REAR AXLE MOUNTING PIN .....	2-2
RS .....	1-7

REAR DRIVE MOTOR.....	10-21
REAR STEERING AXLE .....	2-2
REAR STEERING AXLE NON DRIVE HUB .....	6-7
RESERVOIR SUPPLY CIRCUIT .....	9-1
REVERSING MASTER SWITCH .....	7-4
SEAT.....	2-1
SEAT BELT .....	2-1
SECOND BOOM SECTION .....	3-2
SERVICE BRAKE LINES .....	8-1
SERVICE KITS .....	1-9
SIX FOOT MAST.....	13-17
SLOPE PILER CARRIAGE.....	13-18
SOLENOID VALVES .....	10-11
STARTER MOTOR .....	5-2, 5-4, 11-2, 11-2
STEERING COLUMN .....	7-4, 7-5
STEERING CYLINDER.....	10-6
STEERING CYLINDER HYDRAULIC CIRCUIT .....	9-10
STEERING KNUCKLES .....	2-2
STEERING ORBITROL .....	7-4, 7-5, 10-20
STEERING WHEEL .....	7-5
SUPPLY HYDRAULIC CIRCUIT .....	9-1
SWAY CONTROL HANDLE & LINKAGE.....	7-1
SWAY CYLINDER .....	10-5, 13-15
SWAY CYLINDER HYDRAULIC CIRCUIT .....	9-9
SWING CYLINDER.....	13-19
SWING FORKS (100 DEGREE).....	13-20
TIE ROD ARM .....	2-2
TILT CONTROL HANDLE & LINKAGE .....	7-1
TILT CYLINDER .....	10-3
TILT CYLINDER HYDRAULIC CIRCUIT .....	9-8
TILT ON JOYSTICK.....	13-27
TRACTION LOCK VALVE .....	10-23
TRAVEL ALARM .....	11-1, 11-2
WATER TEMPERATURE GAUGE .....	11-3, 11-4, 11-6, 11-7
WATER TEMPERATURE SENDER .....	5-2, 5-4
WHEELS & TIRES .....	6-8
WIRING HARNESS .....	5-1, 5-3, 11-1, 11-2, 11-8, 11-9

<u>SECTION</u>	<u>PAGE NO.</u>	<u>PART NUMBER</u>	<u>DESCRIPTION</u>
2	2-2	9103-5240	STEERING KNUCKLE KIT
2	2-2	9104-5152	STEERING CYLINDER PIN KIT
2	2-2	9108-5077	STEERING CYLINDER PIVOT BLOCK KIT
5	5-2/4	9108-5053	CUMMINS ENGINE FILTER KIT
6	6-4	9108-3211	BRAKE ASSY SPRING KIT
6	6-4	9108-3212	BRAKE ASSY SEAL KIT
6	6-4	9108-3213	BRAKE ASSY LINING KIT
6	6-6	9104-4462	DRIVE HUB SEAL KIT
7	7-3	9114-4195	CABLE HANGER KIT
7	7-3	9114-4196	CABLE ATTACH KIT
7	7-3	9114-4197	BOOT KIT
7	7-3	9114-4198	HEEL REST KIT
10	10-1	9108-3173	LIFT CYLINDER SEAL KIT
10	10-2	9104-4320	CROWD CYLINDER SEAL KIT
10	10-3	9103-4297	TILT CYLINDER SEAL KIT
10	10-4	9108-3169	COMPENSATING CYLINDER SEAL KIT
10	10-5	9108-3189	SWAY CYLINDER SEAL KIT
10	10-6	9108-3183	STEER CYLINDER SEAL KIT
10	10-7	9108-3005	SPOOL SEAL KIT (Main Hydraulic Control Valve)
10	10-7	9108-3202	LOAD CHECK PLUG SEAL KIT (Main Hydraulic Control Valve)
10	10-7	9108-3201	RELIEF SEAL KIT (Main Hydraulic Control Valve)
10	10-7	9108-3200	RELIEF SERVICE KIT (Main Hydraulic Control Valve)
10	10-7	9108-3015	VALVE SECTION SEAL KIT (Main Hydraulic Control Valve)
10	10-7	9108-3019	STUD KIT (Main Hydraulic Control Valve)
10	10-10	9108-3043	BRAKE VALVE REPAIR KIT
10	10-12	9104-4002	DUAL P.O. CHECK VALVE SEAL KIT
10	10-13	9103-4018	INCHING VALVE SEAL KIT
10	10-14	9108-3218	HYDRAULIC PUMP SEAL KIT
10	10-15	9108-3132	COMPLETE SEAL KIT (Hydrostatic Transmission Pump)
10	10-15	9108-3269	ROTARY GROUP KIT

<u>SECTION</u>	<u>PAGE NO.</u>	<u>PART NUMBER</u>	<u>DESCRIPTION</u>
10	10-16	9108-4195	FRONT AXLE DRIVE MOTOR SEAL KIT (524)
10	10-16	9108-4197	SWIVEL TIME ORIFICE KIT (524)
10	10-17	9108-4152	FRONT AXLE DRIVE MOTOR SEAL KIT (522)
10	10-17	9108-4123	SWIVEL TIME ORIFICE KIT (522)
10	10-20	9112-4092/9020-6567	STEERING ORBITROL SEAL KIT
10	10-22	9108-4226	JOYSTICK SEAL KIT
10	10-23	9108-3284	TRACTION LOCK VALVE SEAL KIT
12	12-2	9108-5043	524 DECAL KIT (White)
12	12-2	9109-5010	522 DECAL KIT (White)
12	12-2	9108-3283	COMMON DECAL KIT (White)
13	13-1	9108-5054/9108-5105	ETHER START KIT
13	13-1	9108-3361	QUICK START KIT
13	13-4	9108-5102	VANDAL KIT
13	13-10	9112-4056	PLUNGER KIT
13	13-10	9112-4070	PLUNGER SEAL KIT
13	13-12	9104-4330	CYLINDER SEAL KIT
13	13-15	9108-3189	CYLINDER SEAL KIT
13	13-16	9104-4002	DUAL P.O. CHECK SEAL KIT
13	13-19	9103-4301	CYLINDER SEAL KIT
13	13-25	9112-3080	CYLINDER PACKING KIT
13	13-27	9130-1064	HYDRAULIC VALVE POSITIONER KIT
13	13-29	9112-3075	SPOOL POSITIONER KIT
13	13-29	9108-3203	STUD KIT
13	13-29	9108-3015	VALVE SECTION SEAL KIT
13	13-29	9108-3005	SPOOL SEAL KIT
13	13-29	9108-3201	RELIEF SEAL KIT
13	13-29	9108-3200	RELIEF SERVICE KIT

# INDEX

PART NUMBER	PAGE	PART NUMBER	PAGE	PART NUMBER	PAGE
0510-1441	4-4, 13-14	7713-3306	5-6, 9-4	8093-4052	10-15
1100-2410	13-2	7713-3390	5-6, 9-4	8093-4077	10-15
1440-2248	2-1, 13-7, 13-13, 13-24, 13-28	7713-3430	8-4	8093-4080	10-16, 10-17
1440-3190	13-8	7713-3447	5-3, 9-4	8093-4082	10-15
1440-3416	11-5	7713-3893	9-7, 13-24	8093-4084	10-15
1440-4645	12-1	7714-3003	2-1, 9-11, 11-3, 11-4, 11-5	8093-4202	10-13
1440-4646	12-1	7714-3004	13-8	8093-4205	10-23
2443-1386	13-17	7714-3006	2-1, 5-6, 9-11, 11-3, 11-4, 11-5, 13-8	8093-4228	10-22
2460-1570	2-2, 13-36	7714-3015	11-5, 13-14	8093-4230	10-22
2460-4126	12-1	7714-3016	13-8	8093-4231	10-22
2464-1328	13-8	7714-3017	13-8	8093-4233	10-22
2474-1047	5-1, 5-3, 11-1, 11-2	7714-3017	13-8	8093-4234	10-22
2477-1004	11-3, 11-4, 11-6, 11-7, 13-3	7716-3102	13-5	8093-4235	10-22
2486-1167	13-5, 13-21	7716-3117	13-1	8093-4236	10-22
2486-1170	5-1, 5-2, 5-3, 5-4, 5-6, 9-5, 11-3, 11-4, 13-3	7716-3144	11-3	8093-4237	10-22
2492-1332	5-7, 5-9	7721-3031	5-9	8093-4238	13-10
2492-1393	2-1, 11-1, 11-2	7732-3029	5-6, 9-4	8093-4240	10-22
2492-1394	2-1	7733-3027	12-1	8093-4241	10-22, 13-10
2492-1395	2-1	7736-3079	13-6	8093-4242	10-22
7149-2134	2-1	7736-3179	13-25	8093-4243	10-22
7702-3006	12-1	7736-3191	13-5	8093-4244	10-22
7702-3007	12-1	7736-3225	11-8, 11-9	8093-4245	10-22
7702-3009	12-2	7736-3263	11-8, 11-9	8093-4246	10-22
7710-3138	5-7	7736-3264	11-8, 11-9	8093-4247	10-22
7710-4289	6-2	7736-3268	11-3, 11-4, 13-3, 13-5, 13-8, 13-21, 13-22	8093-4248	10-22
7710-4297	6-3	7736-4316	10-22	8093-4249	10-22
7710-4343	6-2, 6-5	7736-4320	10-22	8093-4253	10-22
7713-3052	9-2, 9-3, 9-4, 9-7, 9-10, 13-24	7738-3154	5-7	8093-4254	10-22
7713-3053	9-2, 9-3, 9-4, 9-10	7738-3202	5-1, 5-2, 5-3, 5-4	8093-4256	10-22
7713-3089	5-1, 5-3, 8-1, 8-4, 9-1, 9-4, 9-5	7738-3203	5-1, 5-2, 5-3, 5-4	8093-4257	10-22
7713-3136	9-8, 13-6	7738-3410	13-5, 13-21	8093-4258	10-22
7713-3137	9-4, 9-8, 13-6	7738-3467	11-7, 13-5, 13-21, 13-22	8093-4259	10-22
7713-3139	5-6, 9-6, 9-7, 13-7, 13-13	7738-3470	11-6, 11-7, 13-1, 13-3, 13-5, 13-8, 13-21, 13-22	8093-4260	10-22
7713-3140	5-6, 9-6, 9-7, 13-7, 13-13, 13-18, 13-20	7738-3540	13-8	8093-4261	10-22
7713-3141	13-13	7738-3567	11-5	8093-4262	10-22
7713-3166	9-1	7738-3709	11-3, 11-4, 11-6, 11-7	8093-4263	10-22
7713-3168	13-13	7738-3744	13-8	8093-4328	10-22
7713-3177	9-6, 9-7, 13-7, 13-13, 13-18, 13-20	7738-4267	10-11	8093-4340	10-15
7713-3197	8-3, 8-4, 9-11, 13-9	7738-6065	5-5	8093-4416	10-15
7713-3201	13-18, 13-20	7868-3122	13-13	8093-4423	10-13
7713-3209	9-4, 9-7, 9-10, 13-24	8000-3152	13-25	8096-3050	13-5, 13-21
7713-3240	9-6	8060-3019	12-2	8096-3055	13-5, 13-21
7713-3248	10-12, 13-16	8060-3022	12-1	8096-3056	13-5, 13-21
7713-3270	13-6	8060-3026	12-1	8096-3057	7-14, 11-1, 11-2, 11-8, 11-9, 13-1
		8091-4235	10-16, 10-17	8096-3058	11-1, 11-2, 11-8, 11-9, 13-1, 13-5, 13-8, 13-21
		8091-4241	10-16, 10-17	8096-3059	7-14
		8093-4035	10-11	8096-3060	11-8, 11-9, 13-21, 13-27
		8093-4037	13-27	8096-3062	13-5, 13-21
				8096-3065	11-9, 13-1

# INDEX

PART NUMBER	PAGE	PART NUMBER	PAGE	PART NUMBER	PAGE
8096-3066	7-14, 11-8, 11-9, 13-5, 13-21	8364-1359	13-4	8471-7861	9-9
8096-3067	13-8, 13-21, 13-27	8364-1675	12-1	8471-7862	13-24
8096-3068	7-14, 11-8, 11-9, 13-1, 13-5, 13-21	8365-1133	9-4	8471-7863	13-24
8096-3069	11-8, 11-9, 13-1, 13-5, 13-8, 13-21, 13-27	8366-1145	13-8	8471-7865	9-4, 9-5
8203-3993	13-13	8366-1316	4-4, 9-1, 13-14	8471-7869	8-3, 8-4
8203-3996	11-1, 11-2	8366-1336	13-21	8471-7872	5-6, 9-2, 9-3, 13-32
8209-2118	5-2, 5-4	8366-2008	9-1	8471-7878	9-4
8307-3699	6-2, 6-3	8366-3097	13-5, 13-21	8471-7884	9-7
8307-3828	6-3	8368-3175	5-9	8471-7885	9-7
8308-1152	6-5	8368-3181	13-8	8471-7886	9-8
8319-1004	5-2, 5-3, 5-4	8368-3254	11-1, 11-2	8471-7887	13-11
8319-1005	5-2, 5-4	8368-3291	2-1	8471-7888	13-11
8319-1006	5-2, 5-4	8368-3308	5-6	8471-7889	8-3, 8-4
8319-1007	5-2, 5-4	8368-4127	6-5	8471-7890	8-3, 8-4
8319-1010	5-1, 5-2, 5-3, 5-4	8381-4054	10-23	8471-7892	8-3
8319-1011	5-2, 5-4	8381-4056	10-23	8471-7893	8-4, 13-27
8319-1013	5-2, 5-4, 5-9	8392-4123	10-16, 10-17	8471-7896	13-24
8319-1021	5-2, 5-4, 5-9	8392-4135	10-16, 10-17	8471-7905	8-3
8319-1032	5-1, 5-3, 5-4	8452-1056	5-6	8471-7906	9-2, 9-3, 13-32
8319-1041	5-1, 5-3	8452-1062	13-14	8471-7908	9-2, 9-3
8319-1057	5-1, 5-3	8471-2738	5-1, 5-2, 5-3, 5-4, 9-4, 9-5	8471-7930	5-4, 9-2, 9-4
8319-1059	7-15	8471-2739	9-4, 9-5	8471-7931	9-1
8320-1006	2-2	8471-2746	5-4, 5-5	8471-7946	9-4, 9-5
8320-1017	13-24	8471-4006	5-2, 9-5	8471-8021	6-1, 8-1, 8-4
8320-1024	13-18, 13-20	8471-6358	8-3, 8-4	8471-8026	13-7, 13-13, 13-28
8320-1026	13-18, 13-20, 13-24	8471-6426	13-11	8471-8032	13-7, 13-13
8320-1031	2-3	8471-6434	4-4, 13-14	8471-8040	13-13
8320-1039	13-24	8471-6726	8-3, 8-4	8471-8041	13-13, 13-28
8320-1058	6-1	8471-7458	9-11, 13-9	8471-8067	13-18, 13-20
8320-1073	13-11, 13-24	8471-7458	9-11, 13-9	8471-8077	6-1, 8-1
8320-1120	9-4, 9-5, 13-26	8471-7460	8-3, 8-4, 9-4, 9-5	8471-8129	5-3
8320-1123	3-3, 13-13, 13-24	8471-7519	9-11, 13-9	8471-8153	6-1, 8-3, 8-4
8320-1135	5-1, 5-2, 5-3, 5-4, 9-4, 9-5	8471-7537	8-4, 13-27	8471-8181	9-4
8320-1140	2-2, 13-36	8471-7563	9-8, 13-7, 13-13	8471-8182	9-4
8320-1144	2-2, 13-36	8471-7597	9-4	8471-8183	9-4
8320-1155	5-4, 9-4	8471-7640	13-17	8471-8187	9-10
8348-1285	11-1, 11-2, 11-9	8471-7803	9-1	8471-8188	9-10
8348-1286	11-1, 11-2, 11-9	8471-7810	9-2, 9-3, 9-10	8471-8202	9-10
8348-1289	11-8, 11-9	8471-7816	9-2, 9-3	8471-8207	5-3, 9-4
8348-3078	13-8	8471-7817	8-3, 8-4	8471-8208	5-4, 9-4
8348-3113	7-14	8471-7824	9-4	8471-8221	5-4, 9-4, 13-27
8348-3114	7-14, 11-3	8471-7830	9-4, 9-5	8471-8280	13-13, 13-24, 13-28
8348-3497	5-4, 5-5	8471-7832	9-1, 9-4, 9-5	8471-8281	13-13, 13-24, 13-28
8348-3584	6-3	8471-7835	9-2, 9-3, 9-4, 9-5	8471-8476	9-4
8360-1011	12-1	8471-7839	9-2, 9-3	8471-8657	9-4, 9-5
8362-1283	3-2, 13-24	8471-7851	5-1, 5-3, 9-1	8471-8760	9-4, 9-5
8363-3002	8-1	8471-7852	8-3, 8-4, 9-5	8471-8861	9-4, 9-5
		8471-7853	8-3, 8-4	8471-8903	6-1, 8-1, 8-3, 8-4
		8471-7854	9-10	8471-8925	13-32
		8471-7858	9-10	8471-8926	13-32
		8471-7860	9-6	8471-8930	9-4, 9-5

# INDEX

PART NUMBER	PAGE	PART NUMBER	PAGE	PART NUMBER	PAGE
8471-9110	9-2, 9-3	8820-1003	7-13, 9-5, 13-8	8820-1536	4-4, 13-14, 13-24
8505-1384	9-11, 13-9	8820-1004	13-9	8820-1537	3-2, 4-4, 13-14
8507-1128	5-6	8820-1005	5-1, 5-3, 7-13, 13-1, 13-6, 13-8, 13-13	8820-1538	13-24
8510-1098	2-2	8820-1006	13-6	8820-1562	13-24
8521-1040	2-1	8820-1008	7-14, 8-3, 8-4, 9-4, 13-18, 13-20	8820-1563	13-24
8540-1340	5-3	8820-1010	9-2, 9-3	8820-1564	3-2, 13-24
8564-1094	13-4	8820-1011	13-27	8820-1565	13-24
8584-1150	5-2, 5-4	8820-1016	5-6, 13-3	8820-1566	13-24
8594-1016	5-2, 5-4, 13-13	8820-1017	2-1, 13-13	8820-1568	3-1, 13-24
8594-1017	5-3, 11-5	8820-1018	5-2, 5-7, 9-4, 9-11, 13-5, 13-7, 13-9, 13-13, 13-28	8820-1569	3-1
8654-1381	5-4, 5-5	8820-1019	13-13, 13-28	8820-1607	3-1
8656-1308	13-24	8820-1020	2-1, 5-4, 5-6, 5-7, 7-17, 13-24	8820-1608	13-24
8656-1326	13-5, 13-21	8820-1021	4-5, 5-6	8821-1030	13-8
8662-1230	9-5, 13-21	8820-1022	7-17	8821-1068	5-1, 5-3, 13-25
8664-1158	13-24	8820-1023	9-4, 9-8, 13-6	8821-1117	2-2, 13-35
8667-1022	2-2	8820-1024	7-17	8821-1121	2-2, 13-35, 13-36
8667-1164	2-1	8820-1031	5-9	8821-1510	13-8
8668-1572	2-2	8820-1033	7-14	8821-2228	7-17, 10-13
8668-3118	7-13	8820-1034	13-6, 13-13, 13-24, 13-28	8821-2321	2-2, 13-35, 13-36
8668-3122	13-5, 13-13, 13-21, 13-22	8820-1035	2-2, 4-5, 7-14, 7-15, 9-4, 13-5, 13-21, 13-36	8822-1701	2-2
8668-3127	13-21	8820-1036	4-5, 9-4, 10-19, 13-7, 13-13, 13-21, 13-28	8824-1053	13-18, 13-23
8668-3136	13-21	8820-1037	7-14, 13-17, 13-21	8825-1018	7-13
8668-3193	13-8	8820-1040	4-4, 9-9, 13-14	8826-1017	9-11
8668-3330	13-3	8820-1043	13-24	8826-1022	11-3, 11-4, 13-2
8668-3381	13-21	8820-1044	13-11	8826-1024	7-17
8668-3480	5-4, 7-14, 13-5, 13-8, 13-21, 13-22	8820-1046	13-24	8830-1070	13-8
8688-1002	13-24	8820-1050	2-1	8830-1075	11-6
8688-1227	5-1, 5-3	8820-1065	2-2, 3-2, 3-3, 4-4, 9-6, 13-14, 13-24	8830-1077	11-7
8688-1273	13-24	8820-1066	4-1, 5-4, 9-5	8830-1093	2-1
8688-1276	13-24	8820-1067	5-6	8830-1099	13-11
8688-1421	6-4	8820-1073	4-5	8830-1126	13-4
8688-3071	13-5	8820-1095	5-5	8830-1141	11-3
8688-3075	5-1, 5-3	8820-1103	7-17	8830-1191	13-21
8688-3106	5-1, 5-2, 5-3, 5-4, 5-5	8820-1104	9-9	8830-1193	2-1, 3-3, 13-8
8688-3260	5-4, 13-5	8820-1105	4-1, 4-2, 4-4, 13-14, 13-18, 13-20, 13-23	8830-1311	7-15
8688-3327	5-6	8820-1106	5-1, 5-3	8832-1020	13-8
8688-3469	4-4, 9-1	8820-1107	3-1, 3-3	8832-1022	13-5, 13-21
8692-1268	2-2, 13-35, 13-36	8820-1108	13-5	8832-1029	11-3, 11-4
8696-1044	13-4	8820-1112	5-1, 5-3	8832-1030	2-1
8698-1178	13-5	8820-1532	3-1, 3-2, 13-24	8832-1039	13-5, 13-8, 13-21
8698-3041	13-5	8820-1533	3-1, 3-2	8834-1022	4-2, 4-4, 4-5, 13-6, 13-14, 13-17, 13-18, 13-20, 13-23
8698-3188	11-3, 13-5, 13-8, 13-21	8820-1534	13-24	8841-1036	9-8
8698-3190	13-3	8820-1535	13-24	8841-1037	13-7, 13-13
8698-3193	13-13, 13-21			8844-1001	7-17
8698-3195	13-1			8850-1004	7-13, 9-2, 9-3, 9-11, 13-1, 13-8, 13-9, 13-21, 13-22, 13-27
8698-3202	13-1			8850-1005	2-1, 4-5, 5-2, 5-4, 7-17, 9-4, 9-11, 13-7, 13-9, 13-13, 13-24, 13-28
8698-4451	6-5				
8698-4452	6-5				
8820-1001	13-8				
8820-1002	13-1, 13-21				

# INDEX

PART NUMBER	PAGE	PART NUMBER	PAGE	PART NUMBER	PAGE
8850-1006	2-2, 4-5, 9-4, 10-19, 11-3, 11-4, 13-5, 13-7, 13-13, 13-17, 13-18, 13-21, 13-23, 13-28, 13-36	..... 13-18, 13-21, 13-23, 13-24, 13-28, 13-36		..... 9-10	
8850-1007	2-1	8855-1012	5-1, 5-2, 5-3, 5-4, 9-4, 9-5	8859-1204	5-2, 5-4, 6-1, 8-1, 8-3, 8-4, 9-2, 9-4, 9-5, 9-10, 9-11, 13-9, 13-18, 13-20, 13-27
8850-1008	4-5, 7-12, 9-5, 13-13, 13-24, 13-28	8855-1013	2-2, 3-2, 3-3, 4-1, 4-4, 5-4, 5-6, 9-5, 9-6, 13-14, 13-24, 13-26	8859-1205	6-1, 8-3, 8-4, 9-4, 9-5, 9-7, 9-8, 9-10, 10-8, 10-18, 13-11, 13-18, 13-24, 13-25
8850-1010	3-1, 3-3, 9-9	8855-1015	5-4, 5-5	8859-1206	5-3, 6-1, 8-3, 8-4, 9-4, 9-6, 9-7, 9-8, 9-9, 9-10, 10-8, 13-7, 13-13, 13-28
8850-1012	6-1, 13-24	8855-1016	5-1, 5-3, 13-5	8859-1207	5-4, 8-3, 8-4, 9-1, 9-2, 9-3, 9-4, 9-5, 9-8, 13-24, 13-32
8850-1016	4-4, 13-14	8855-1109	2-2, 13-35	8859-1209	5-1, 5-3, 5-4, 9-1, 9-4
8850-1105	7-13	8855-1153	2-2, 13-35, 13-36	8859-1210	5-1, 5-3, 9-1
8850-1106	4-5	8855-4900	2-1	8859-1506	5-3
8850-1108	7-12, 13-13, 13-24, 13-28	8855-4917	11-3	8859-1508	9-4
8850-1110	2-2, 7-17, 13-36	8856-1001	9-4	8859-1509	9-5
8850-1112	13-13, 13-24	8856-1002	13-6, 13-18, 13-20	8861-3064	8-3
8850-1304	13-2	8856-1003	2-1, 5-6	8863-1301	7-11, 7-12, 7-13
8850-1314	13-24	8856-1004	10-19, 13-7, 13-17, 13-21, 13-28	8863-1302	13-7, 13-13, 13-28
8850-1404	7-13, 13-7, 13-13, 13-28	8856-1006	5-6	8863-1318	7-13
8850-1405	7-17	8856-1007	13-1	8863-1338	7-11
8850-1406	7-11, 7-12, 7-17	8856-1008	5-4, 5-5	8863-1343	13-6
8850-1408	10-10	8856-1013	9-4, 9-5	8863-1449	13-18, 13-20
8850-1414	13-24	8856-1104	11-6, 11-7, 13-8	8863-1509	3-3
8850-1416	2-2, 13-36	8856-1105	3-3	8863-3001	7-13, 13-7, 13-13, 13-28
8850-1610	11-6, 11-7	8856-1107	7-13, 8-3, 8-4, 9-2, 9-3, 13-1, 13-8	8866-1009	9-4
8850-1612	2-1	8856-1108	5-1, 5-2, 5-3, 5-4, 5-6, 5-7, 9-4, 12-2, 13-5	8866-1010	9-2, 9-3, 13-14
8850-1613	2-1, 5-1, 5-3, 11-3, 13-8, 13-21	8856-1109	4-4, 5-2, 5-3, 5-4, 7-13, 13-5, 13-13, 13-14, 13-21, 13-24, 13-28	8866-1013	4-4, 13-17, 13-18, 13-20
8850-1616	5-1, 5-3, 7-13, 7-15	8856-1111	3-3, 5-2, 5-4, 7-13, 9-5, 13-24	8866-1016	13-17
8852-1010	5-1, 5-3	8856-1113	7-11, 7-12	8866-1065	13-7, 13-13, 13-28
8852-1016	2-3, 4-4, 13-14	8856-1115	13-5	8866-1109	8-3, 9-4
8852-1205	5-6, 9-8, 13-7, 13-13	8856-1119	2-2	8866-1110	13-6
8852-1206	5-6, 13-11	8858-1136	13-18, 13-20	8866-1180	13-17
8852-1208	2-2, 13-24, 13-35, 13-36	8858-1140	13-11	8866-1204	13-27
8852-1304	13-4, 13-13	8858-1303	7-17	8866-1305	8-1, 8-3, 8-4
8852-1305	5-7	8858-1310	13-24	8866-1341	9-9
8852-1306	2-2, 13-24, 13-36	8858-1320	13-13, 13-24, 13-28	8866-1345	5-6, 9-2, 9-3
8852-1310	4-1, 4-2, 4-4, 13-14, 13-18, 13-20, 13-23	8858-1323	2-2, 13-35, 13-36	8866-1348	13-7, 13-13, 13-28
8852-1312	2-2, 13-36	8859-1005	13-8	8866-1362	9-2, 9-3
8852-1604	13-8	8859-1015	9-10	8866-1364	8-3, 8-4, 9-3
8855-1004	13-27	8859-1019	2-2, 13-36	8866-1384	9-5
8855-1007	2-1, 13-8, 13-11, 13-21	8859-1020	9-4	8866-1406	9-9
8855-1009	5-1, 5-3, 7-13, 8-3, 8-4, 9-2, 9-3, 9-4, 9-5, 9-11, 13-1, 13-2, 13-8, 13-9, 13-21	8859-1032	2-2, 13-35, 13-36	8866-1407	13-7, 13-13, 13-28
8855-1010	2-1, 5-2, 5-4, 5-6, 7-17, 9-11, 11-3, 13-3, 13-5, 13-7, 13-9, 13-13, 13-24, 13-28	8859-1036	13-25	8866-1408	5-6, 9-2, 9-3
8855-1011	2-2, 4-4, 5-1, 5-3, 5-9, 7-14, 7-15, 9-4, 9-9, 10-19, 13-5, 13-6, 13-7, 13-13, 13-14, 13-17,	8859-1104	2-2, 13-36	8866-2003	8-3, 8-4, 9-4, 9-5, 9-9, 9-10



# INDEX

PART NUMBER	PAGE	PART NUMBER	PAGE	PART NUMBER	PAGE
8866-2008	9-1, 9-2, 9-3, 9-4	8867-1033	2-2, 10-1, 10-3, 10-4, 10-5, 10-6, 13-12, 13-15, 13-19	9002-8660	5-2, 5-4, 9-5
8866-2010	5-1, 5-3, 9-1	8867-4343	10-5	9002-8662	7-11, 7-12, 13-7, 13-13, 13-28
8866-2011	5-1, 5-3, 9-1	8869-1387	13-8	9002-8695	5-1, 5-3, 9-1
8866-2017	8-3, 8-4, 9-4, 9-5	8870-1002	13-3	9002-8935	9-9
8866-2018	5-4, 8-3, 8-4, 9-4, 9-5, 9-10, 13-18, 13-20	8870-1023	5-7	9002-8946	7-13
8866-2019	9-8, 9-10	8870-1070	13-8	9002-8955	13-13
8866-2026	9-10	8871-1210	5-7	9002-8956	13-13
8866-2059	9-9	8871-1213	13-8	9002-8958	13-13
8866-2061	9-1	8871-1281	6-2	9002-8968	13-13
8866-2062	9-4, 9-5, 9-10	8871-1283	5-4, 5-5	9002-8977	5-1, 5-3, 7-13
8866-2064	5-2, 5-4, 8-3, 8-4, 9-2, 9-4, 9-5, 9-10, 13-27	8871-1284	5-2, 5-4	9002-8978	13-13
8866-2065	9-7, 9-8, 9-10, 13-11	8871-1380	13-5, 13-21	9002-9955	13-5, 13-8, 13-21
8866-2067	9-1	8871-1383	13-8	9002-9999	13-6
8866-2082	9-9	8871-1384	5-2, 5-4	9003-0271	5-1, 5-2, 5-3, 5-4, 5-6
8866-2084	13-18, 13-20, 13-27	8871-1385	5-5	9015-3001	4-4, 4-5, 13-6, 13-14, 13-17, 13-18, 13-20, 13-23
8866-2085	13-11	8871-2011	5-5, 13-24	9020-0003	4-2, 4-4, 13-14, 13-18, 13-20, 13-23
8866-2087	9-4, 13-32	8871-2013	5-5	9020-0171	13-22
8866-2103	8-3, 8-4, 9-4	8871-2034	13-8	9020-0266	7-15
8866-2105	5-4, 8-1, 8-3, 8-4, 9-4, 9-5, 9-8, 13-14, 13-18, 13-20, 13-24	8871-2232	13-5, 13-21	9020-0284	7-17
8866-2106	6-1, 9-1, 13-18, 13-20	8871-2305	13-7, 13-13, 13-28	9020-0299	13-7, 13-28
8866-2108	9-2, 9-3, 13-32	8874-1805	5-5	9020-0381	13-8
8866-2110	13-32	8882-1002	13-7, 13-13, 13-28	9020-0382	11-5
8866-2119	5-4, 9-4, 9-5	8882-1004	7-11, 7-17	9020-0406	7-12
8866-2139	8-3, 8-4	8897-1003	2-1	9020-0434	11-3, 11-4
8866-2142	9-2, 9-3, 9-4	8903-1196	7-14	9020-0440	6-3
8866-2152	13-18, 13-20, 13-27	9002-0247	2-2	9020-0445	12-2
8866-2174	13-27	9002-1152	7-12	9020-0506	13-22
8866-2175	10-18	9002-1552	5-1, 5-3, 7-11	9020-0602	13-26
8866-2193	13-25	9002-1584	7-13	9020-0638	7-11, 7-12
8866-2194	6-1	9002-3155	9-4	9020-0680	13-8
8866-2195	10-15	9002-6491	12-2	9020-0685	13-22
8866-2224	5-4, 6-1, 9-4	9002-6803	11-1, 11-2	9020-0688	12-2
8866-2227	5-6, 9-2, 9-3	9002-7179	9-8, 13-7, 13-13, 13-24, 13-28	9020-0755	13-8
8866-2237	9-4	9002-7187	5-1, 5-2, 5-3, 5-4, 9-4, 9-11, 13-1, 13-7, 13-9, 13-11, 13-13, 13-28	9020-0807	5-8
8866-2239	8-3, 8-4, 9-1, 9-2, 9-3, 9-4, 9-5, 13-9, 13-27	9002-7214	13-5, 13-8, 13-21, 13-22	9020-0999	13-21
8866-2240	9-4, 9-10	9002-7239	11-5	9020-1346	7-15
8866-2242	9-2, 9-4, 13-32	9002-7319	13-5, 13-8, 13-22	9020-1347	7-15
8866-2244	13-11, 13-32	9002-7331	5-5	9020-1348	7-15
8866-2306	9-4	9002-7470	3-1, 3-2, 9-4	9020-1349	7-15
8866-2421	5-4, 9-4	9002-7471	3-1, 3-2, 5-1, 5-3, 9-4, 13-13, 13-24, 13-28	9020-1350	7-15
8866-2425	9-4	9002-7473	6-1, 13-24	9020-1414	5-8
8867-1001	2-2, 4-5, 13-6, 13-24, 13-36	9002-7713	5-7	9020-1443	13-6
8867-1008	3-3, 13-11, 13-18, 13-20	9002-7906	9-4, 9-5	9020-1918	2-2, 13-36
8867-1022	2-2, 4-4, 13-14, 13-18, 13-20, 13-36	9002-7908	5-1, 5-3	9020-2230	7-15
		9002-7987	7-11, 7-17	9020-2500	6-6
		9002-8482	9-1	9020-2501	6-6
				9020-3040	13-13, 13-24, 13-28
				9020-3376	13-5, 13-21

# INDEX

PART NUMBER	PAGE	PART NUMBER	PAGE	PART NUMBER	PAGE
9020-3502	7-12	9020-6606	5-8	9055-3012	13-18, 13-23
9020-3543	6-5	9020-6739	10-11, 11-1, 11-2	9055-3013	13-18, 13-23
9020-3840	13-8	9020-6846	2-2	9055-5013	13-18
9020-4007	4-4, 13-14	9020-7046	3-3	9055-6004	13-18
9020-4057	7-14	9020-7204	6-3	9060-0267	7-15
9020-4096	8-3, 8-4, 9-11, 13-9	9020-7220	13-5	9060-0273	7-15
9020-4097	13-18, 13-20	9020-7319	11-1	9060-0274	7-15
9020-4244	4-4, 13-6, 13-7, 13-13, 13-14, 13-17, 13-18, 13-20, 13-28	9020-7352	9-9	9060-0390	4-1
9020-4245	4-4, 13-6, 13-7, 13-13, 13-14, 13-18, 13-20, 13-28	9020-7458	2-1	9060-2904	4-5
9020-5126	13-6	9020-7463	9-8, 13-7, 13-13, 13-24, 13-28, 13-33, 13-34	9060-2905	4-5
9020-5205	5-2, 5-4, 11-1, 11-2	9020-7464	13-7, 13-13, 13-28	9080-1314	4-2
9020-5663	5-8	9020-7514	13-34	9080-1315	4-2
9020-5686	11-3, 11-4, 11-6, 11-7	9020-7661	13-13	9080-1353	4-5
9020-5687	11-3, 11-4, 11-6, 11-7	9020-7719	11-2, 13-27	9100-3016	12-2
9020-5688	11-3, 11-4	9020-7801	7-13	9100-3018	12-2
9020-5792	5-1, 5-2, 5-3, 5-4, 9-4, 9-5	9020-7856	8-1, 8-4	9100-3020	12-2
9020-5870	3-1, 3-2, 4-4, 13-14, 13-24	9020-7884	4-5	9100-3030	12-1
9020-5891	2-3	9020-7902	3-3	9100-3031	12-2
9020-5918	5-6	9020-8066	10-11	9100-3044	12-1
9020-6023	13-8	9020-8067	10-11	9100-3052	12-1
9020-6046	4-5	9020-8071	10-11	9100-3053	13-8
9020-6090	13-33, 13-34	9020-8072	10-11	9100-3055	13-5, 13-21
9020-6124	5-2, 5-4, 11-1, 11-2	9040-0543	7-12	9100-3056	13-22
9020-6134	13-8	9040-0654	5-5, 11-1, 11-2	9100-3065	11-6
9020-6169	13-8	9040-2427	5-2, 5-4, 11-1, 11-2	9101-1002	13-33, 13-34
9020-6194	2-1, 9-11, 13-4, 13-7, 13-9, 13-13, 13-24, 13-28	9040-2477	4-1, 4-2, 13-14	9101-1009	13-5, 13-21
9020-6198	7-16	9040-2948	4-5	9101-3026	13-21
9020-6199	9-11, 13-7, 13-13, 13-24, 13-28	9040-2948	4-5	9102-4051	8-2
9020-6262	5-1, 5-2, 5-3, 5-4, 5-8	9040-3396	13-13	9102-4052	8-2
9020-6548	10-8	9040-3437	4-5	9102-4053	8-2
9020-6549	10-8	9045-1020	13-18, 13-23	9102-4054	8-2
9020-6550	10-8	9045-1039	13-17	9102-4055	8-2
9020-6552	10-8	9045-1047	4-5	9102-4056	8-2
9020-6553	10-8	9045-1053	4-5	9102-4057	8-2
9020-6554	10-8	9045-3002	4-1	9102-4058	8-2
9020-6555	10-8	9045-3013	13-18, 13-23	9102-4059	8-2
9020-6556	10-8	9045-3031	13-17	9102-4060	8-2
9020-6557	10-8	9045-3032	13-17	9102-4061	8-2
9020-6558	10-8	9045-3040	4-5	9102-4062	8-2
9020-6559	10-8	9045-3041	4-5	9103-1009	2-2
9020-6560	10-8	9045-5007	4-2	9103-1014	2-3
9020-6561	10-8	9045-5008	4-2	9103-1087	7-13
9020-6562	10-8	9045-5011	4-5	9103-1088	7-13
9020-6564	10-8	9045-5035	13-17	9103-1136	3-3
9020-6567	10-20	9045-5037	13-17	9103-1236	3-1, 3-2, 4-4, 13-14, 13-24
		9045-5043	13-23	9103-1268	12-1
		9045-5044	13-20	9103-1278	13-3
		9045-5049	4-3	9103-1490	13-8
		9045-6002	13-17	9103-1494	13-8
		9045-6004	13-23	9103-1495	13-3
		9055-1013	4-2, 13-20		

# INDEX

PART NUMBER	PAGE	PART NUMBER	PAGE	PART NUMBER	PAGE
9103-1521	13-8	9103-4302	13-19	9104-3186	13-18, 13-20
9103-3011	12-1	9103-4303	10-2, 13-19	9104-3199	13-11
9103-3018	12-1	9103-4304	10-2, 13-19	9104-3209	12-1, 13-18, 13-20
9103-3023	12-2	9103-4305	13-19	9104-3210	12-1
9103-3028	5-7	9103-4306	13-19	9104-3211	12-1
9103-3029	2-1	9103-4337	10-3	9104-3214	7-17
9103-3032	13-5, 13-21	9103-4372	13-17	9104-3215	12-1
9103-3037	10-22	9103-4373	13-17	9104-3221	13-18, 13-20
9103-3038	3-3, 13-18, 13-20	9103-4374	13-17	9104-3222	2-2
9103-3039	13-18, 13-20	9103-4375	13-17	9104-3246	10-6
9103-3084	11-3, 11-4	9103-4376	13-17	9104-3247	2-2, 13-36
9103-3096	10-13	9103-4377	13-17	9104-3286	7-17
9103-3102	2-1, 12-1	9103-4390	6-6	9104-3298	6-8
9103-3104	6-8	9103-5101	13-26	9104-3303	13-12
9103-3111	11-3	9103-5240	2-2	9104-3353	13-30
9103-3137	5-6	9103-6022	7-13	9104-3429	13-8
9103-3185	13-24	9104-1016	5-9	9104-3446	10-11
9103-3186	3-1, 3-2, 4-4, 13-14, 13-24	9104-1227	13-11	9104-4002	10-12, 13-16
9103-3187	13-24	9104-1322	13-18, 13-20	9104-4099	6-6
9103-3189	3-1	9104-1323	13-18, 13-20	9104-4100	6-6
9103-3230	13-11	9104-1324	13-18, 13-20	9104-4101	6-6
9103-3240	10-8	9104-1325	13-18, 13-20	9104-4103	6-6
9103-3246	5-1, 5-3, 11-1, 11-2	9104-1326	13-18, 13-20	9104-4104	6-6
9103-3247	11-3, 11-4, 11-6, 11-7	9104-1327	13-18, 13-20	9104-4105	6-6
9103-3251	13-3	9104-1356	13-18, 13-20	9104-4106	6-6
9103-3252	13-3	9104-1361	13-18, 13-20	9104-4107	6-6
9103-3281	7-13	9104-1362	13-18, 13-20	9104-4109	6-6
9103-3317	11-3, 11-4	9104-1365	3-3	9104-4111	6-6
9103-3320	12-1	9104-1438	2-2	9104-4112	6-6
9103-3360	13-5, 13-21	9104-1439	2-2, 13-36	9104-4113	6-6
9103-3366	13-19	9104-1449	2-2, 13-36	9104-4274	10-3
9103-3387	13-13	9104-1450	2-2	9104-4278	6-6
9103-3391	13-13	9104-1451	2-2, 13-24, 13-36	9104-4282	6-6
9103-3394	13-13	9104-1459	2-2, 13-36	9104-4311	6-6, 6-7
9103-3417	13-7, 13-28	9104-1481	2-2, 13-36	9104-4320	10-2
9103-3430	10-1, 10-2, 10-3	9104-1596	2-2, 13-36	9104-4330	13-12
9103-3445	13-24	9104-1598	2-2, 13-36	9104-4331	13-12
9103-3464	13-8	9104-1732	2-2, 13-36	9104-4332	13-12
9103-3465	13-8	9104-1733	2-2	9104-4333	13-12
9103-3485	2-1	9104-3063	13-9	9104-4334	13-12
9103-4001	12-1	9104-3123	13-11	9104-4353	13-12
9103-4018	10-13	9104-3125	4-4, 13-6, 13-7, 13-13, 13-14, 13-18, 13-20, 13-28	9104-4360	6-6
9103-4156	13-15	9104-3126	4-4, 13-6, 13-7, 13-13, 13-14, 13-17, 13-18, 13-20, 13-28	9104-4361	6-6
9103-4168	10-4	9104-3134	12-2	9104-4462	6-6
9103-4178	10-6	9104-3135	12-2	9104-4463	13-19
9103-4280	10-1, 10-4	9104-3136	12-2	9104-4464	13-19
9103-4281	10-1	9104-3146	6-8	9104-4465	13-19
9103-4286	10-3, 13-12	9104-3150	5-9	9104-4466	13-19
9103-4297	10-3	9104-3163	8-1, 8-4, 9-4, 9-5	9104-4467	13-19
9103-4301	13-19			9104-4468	13-19
				9104-4469	13-19

# INDEX

PART NUMBER	PAGE	PART NUMBER	PAGE	PART NUMBER	PAGE
9104-4470	13-19	9108-1332	7-17	9108-1671	13-8
9104-4475	13-11	9108-1354	7-11	9108-1675	13-8
9104-5034	13-11	9108-1368	4-1	9108-1676	13-3
9104-5095	3-3	9108-1369	4-1	9108-1680	13-8
9104-5152	2-2	9108-1371	11-3, 11-4	9108-1681	2-1
9104-6056	9-11, 13-9	9108-1384	2-2	9108-1686	13-21
9104-6061	13-20	9108-1388	5-1, 5-3	9108-1687	13-21
9104-6062	13-18, 13-20	9108-1396	9-9	9108-1688	13-21
9104-6074	3-3	9108-1397	3-1	9108-1689	13-21
9104-6114	13-11	9108-1415	2-2, 13-36	9108-1691	2-2
9105-3001	4-2	9108-1432	9-6	9108-1693	2-2, 13-35, 13-36
9105-3020	5-1, 5-3, 9-4, 9-5	9108-1433	9-6	9108-1695	2-2, 13-36
9105-3419	11-6, 11-7, 13-5, 13-8, 13-21, 13-22	9108-1445	10-10	9108-1709	2-1
9105-3426	8-3, 8-4, 9-1, 9-2, 9-3, 9-4, 9-5, 9-8, 13-24	9108-1447	3-2, 13-24	9108-3012	5-1, 5-3
9105-3450	9-8, 13-24	9108-1448	3-2	9108-3013	10-15
9105-3559	13-8	9108-1457	3-2	9108-3019	5-1, 5-3
9106-3039	13-6	9108-1461	2-2	9108-3040	9-4
9106-3040	13-6	9108-1462	11-1, 11-2	9108-3044	10-16
9106-3047	12-1	9108-1475	2-1	9108-3048	11-1, 11-2
9106-4005	6-6	9108-1480	11-3, 11-4	9108-3050	9-6
9106-4006	6-6	9108-1491	10-18	9108-3053	10-20
9106-4007	6-6	9108-1499	13-8	9108-3055	10-7
9106-4016	10-3, 13-15	9108-1517	13-1	9108-3063	3-1, 13-24
9106-4017	10-3	9108-1522	2-2, 9-4, 13-36	9108-3065	5-6
9106-6020	7-12	9108-1523	2-2, 9-4, 13-36	9108-3066	5-6
9106-6021	7-12	9108-1541	5-6	9108-3072	5-3
9108-1087	13-24	9108-1545	13-8	9108-3077	10-19
9108-1148	3-1	9108-1554	4-4, 13-14	9108-3081	7-14
9108-1158	5-1, 5-3	9108-1573	13-6	9108-3084	11-4
9108-1171	3-1, 13-24	9108-1574	13-6	9108-3085	5-6
9108-1172	3-1, 13-24	9108-1577	4-4, 13-14	9108-3094	5-6
9108-1176	2-3	9108-1582	13-3	9108-3095	5-4, 9-4, 9-5
9108-1177	2-2	9108-1594	4-4, 13-14	9108-3104	9-5
9108-1181	5-6	9108-1601	13-1	9108-3106	5-1, 5-2, 5-3, 5-4, 9-4, 9-5
9108-1201	9-4	9108-1602	13-4	9108-3107	13-2
9108-1210	2-1	9108-1603	13-4	9108-3110	11-3
9108-1243	5-1, 5-3, 7-13	9108-1606	13-21	9108-3111	11-1, 11-2
9108-1258	2-1	9108-1607	13-21	9108-3113	5-4
9108-1259	2-1	9108-1608	13-21	9108-3114	5-4, 11-5
9108-1264	7-14	9108-1609	13-21	9108-3115	5-4, 11-5
9108-1276	2-1	9108-1610	13-21	9108-3118	9-1
9108-1285	5-4	9108-1612	13-21	9108-3122	5-2
9108-1313	4-4, 9-6, 13-14	9108-1613	13-21	9108-3124	5-7
9108-1322	7-17	9108-1614	13-21	9108-3126	5-7
9108-1324	3-3	9108-1622	4-4, 13-14	9108-3127	5-7
9108-1326	13-13, 13-24, 13-28	9108-1626	2-1	9108-3128	5-7
9108-1327	5-7	9108-1640	11-5, 13-1	9108-3129	5-7
9108-1329	2-1	9108-1654	5-6	9108-3136	7-11, 7-12, 7-17, 13-7, 13-13, 13-28
9108-1330	11-5	9108-1660	13-21	9108-3143	5-1, 5-3
		9108-1661	13-21		
		9108-1665	13-21		

# INDEX

PART NUMBER	PAGE	PART NUMBER	PAGE	PART NUMBER	PAGE
9108-3144	5-1, 5-3, 9-1	9108-3298	3-1, 13-24	9108-3400	13-21
9108-3145	9-1	9108-3302	8-1	9108-3401	10-21
9108-3155	13-8	9108-3303	8-1	9108-3404	5-1, 5-3, 7-13
9108-3173	2-1	9108-3306	5-3, 8-3, 8-4, 9-1, 9-2, 9-3, 9-4	9108-3405	4-4, 13-14
9108-3189	9-3	9108-3307	3-2	9108-3406	11-1, 11-2
9108-3191	9-4	9108-3310	8-3, 8-4, 13-7, 13-13, 13-28	9108-3417	10-7
9108-3194	9-4	9108-3311	7-17, 11-2	9108-3418	5-4, 9-4
9108-3212	8-4, 13-27	9108-3312	7-17	9108-3419	5-1, 5-3, 9-4, 9-5
9108-3213	8-3, 8-4, 9-4	9108-3314	12-1, 13-4	9108-3420	13-7, 13-29
9108-3216	13-13	9108-3317	12-1	9108-3424	9-2, 10-23
9108-3218	5-1, 5-2, 5-3, 5-4, 5-5	9108-3318	12-1	9108-3425	13-27
9108-3221	11-3	9108-3319	12-2	9108-3426	9-5, 13-27
9108-3222	8-3, 8-4, 9-4, 9-5	9108-3320	12-1, 12-2	9108-3427	5-9
9108-3224	9-6	9108-3321	12-1, 13-4	9108-3428	7-14, 12-1
9108-3225	9-6	9108-3322	5-5	9108-3429	13-31
9108-3226	9-7	9108-3323	12-1	9108-3431	13-24
9108-3227	9-8	9108-3324	12-1	9108-3432	13-24
9108-3228	9-8	9108-3325	12-1	9108-3434	13-8
9108-3230	9-7	9108-3336	7-17	9108-3437	13-13
9108-3232	9-1	9108-3338	5-1, 5-3	9108-3440	11-1, 11-2
9108-3233	5-1, 5-3, 9-1	9108-3339	9-4, 9-5	9108-3441	10-23
9108-3235	7-14	9108-3341	13-2	9108-3442	10-23
9108-3241	10-19	9108-3342	9-4, 9-5	9108-3449	9-4
9108-3242	10-19	9108-3343	13-7, 13-13, 13-28	9108-3450	13-8
9108-3245	9-1	9108-3345	10-18	9108-3454	7-14
9108-3246	5-1, 5-3, 9-1	9108-3348	13-8	9108-3455	5-4
9108-3248	4-4, 13-14	9108-3361	13-1	9108-3456	5-2, 5-4
9108-3249	13-18, 13-20	9108-3363	13-1	9108-3461	10-15
9108-3250	5-9	9108-3364	5-6	9108-3462	6-6
9108-3253	5-9	9108-3365	13-4	9108-3463	9-4
9108-3259	11-3, 11-4	9108-3366	13-4	9108-3464	9-4
9108-3260	11-3	9108-3367	13-6	9108-3465	9-4
9108-3262	10-12, 13-16	9108-3368	13-6	9108-3466	9-4
9108-3263	13-8	9108-3371	13-3	9108-3468	10-2
9108-3266	5-4, 9-4	9108-3372	13-3	9108-3471	13-15
9108-3267	6-1	9108-3374	13-3	9108-3473	10-3
9108-3268	12-1	9108-3375	13-3	9108-3474	4-4
9108-3269	12-1	9108-3376	13-8	9108-3475	5-1, 5-3, 9-4
9108-3270	12-1, 13-5	9108-3378	13-8	9108-3480	2-3
9108-3281	10-6	9108-3379	10-3	9108-3481	5-2, 5-4
9108-3282	10-2	9108-3380	13-3	9108-3482	5-2, 5-4
9108-3283	10-1	9108-3383	13-13	9108-3484	13-31
9108-3285	10-4	9108-3384	13-17	9108-3486	12-1
9108-3286	10-5, 13-15	9108-3385	6-8	9108-3487	12-1
9108-3290	9-8, 13-7, 13-13	9108-3386	13-18, 13-20	9108-3490	13-27
9108-3291	11-5	9108-3392	13-8	9108-3491	5-5, 7-14
9108-3292	10-9	9108-3393	13-2	9108-3492	12-1
9108-3293	9-1	9108-3397	13-21	9108-3493	5-1, 5-3
9108-3294	10-10	9108-3398	13-21	9108-3494	12-1
9108-3296	10-14	9108-3399	13-21	9108-3497	12-1
9108-3297	3-2, 13-24			9108-3499	10-15

# INDEX

PART NUMBER	PAGE	PART NUMBER	PAGE	PART NUMBER	PAGE
9108-3501	5-5	9108-4042	10-10	9108-4093	6-3
9108-3503	5-2, 5-4	9108-4043	10-10	9108-4094	6-3
9108-3504	5-2, 5-4	9108-4044	6-2	9108-4095	6-3
9108-3509	12-1	9108-4045	6-2	9108-4097	6-3
9108-3510	12-1	9108-4046	6-2	9108-4098	6-3
9108-3513	10-3	9108-4047	6-2	9108-4099	6-3
9108-3520	10-5	9108-4048	6-2	9108-4101	6-3
9108-3521	10-9	9108-4049	6-2	9108-4102	6-3
9108-3522	12-1	9108-4050	6-2	9108-4103	6-3
9108-3532	10-6	9108-4051	6-2	9108-4104	6-3
9108-3534	13-27	9108-4052	6-2	9108-4105	6-5
9108-3539	12-1	9108-4053	6-3	9108-4106	6-5
9108-3540	13-34	9108-4054	6-3	9108-4107	6-5
9108-3541	13-34	9108-4055	6-4	9108-4108	6-5
9108-3542	13-34	9108-4056	6-3	9108-4109	6-5
9108-3543	13-33, 13-34	9108-4057	6-3	9108-4110	6-5
9108-3548	12-1	9108-4058	6-3	9108-4111	6-5
9108-3560	5-9	9108-4059	6-3	9108-4112	6-5
9108-3573	5-6	9108-4060	6-3	9108-4113	6-5
9108-4001	5-1, 5-2, 5-3, 5-4	9108-4061	6-3	9108-4114	6-5
9108-4002	5-4, 11-1, 11-2	9108-4062	6-3	9108-4115	6-5
9108-4003	5-4, 11-1, 11-2	9108-4063	6-3	9108-4116	6-5
9108-4004	10-7, 13-29	9108-4064	6-3	9108-4117	6-5
9108-4005	10-7, 13-29	9108-4065	6-3	9108-4118	6-5
9108-4006	10-7, 13-29	9108-4066	6-3	9108-4119	6-5
9108-4007	10-7	9108-4067	6-3	9108-4120	6-5
9108-4008	10-7, 13-29	9108-4068	6-3	9108-4121	6-5
9108-4009	10-7, 13-29	9108-4069	6-3	9108-4122	6-5
9108-4010	10-7, 13-29	9108-4070	6-3	9108-4123	6-5
9108-4011	10-7	9108-4071	6-3	9108-4124	6-5
9108-4012	10-7, 13-29	9108-4072	6-3	9108-4125	6-5
9108-4013	10-7, 13-29	9108-4073	6-3	9108-4126	6-5
9108-4014	10-7, 13-29	9108-4074	6-3	9108-4127	6-5
9108-4015	10-7, 13-29	9108-4075	6-3	9108-4128	6-5
9108-4016	10-7	9108-4076	6-3	9108-4129	6-5
9108-4017	10-7	9108-4077	6-3	9108-4130	6-5
9108-4018	10-7	9108-4078	6-3	9108-4131	6-5
9108-4019	10-7	9108-4079	6-3	9108-4132	10-15
9108-4021	10-19	9108-4080	6-3	9108-4134	10-15
9108-4022	10-19	9108-4081	6-3	9108-4135	10-14
9108-4023	10-15	9108-4082	6-3	9108-4136	10-14
9108-4024	10-15	9108-4083	6-3	9108-4137	10-14
9108-4029	10-15	9108-4084	6-3	9108-4138	10-14
9108-4031	10-15	9108-4085	6-3	9108-4139	10-14
9108-4032	10-15	9108-4086	6-3	9108-4140	10-14
9108-4033	10-15	9108-4087	6-3	9108-4141	10-14
9108-4034	10-15	9108-4088	6-3	9108-4142	10-14
9108-4035	10-15	9108-4089	6-3	9108-4143	10-14
9108-4036	10-15	9108-4090	6-3	9108-4144	10-14
9108-4038	10-15, 11-1, 11-2	9108-4091	6-3	9108-4145	10-14
9108-4039	10-15	9108-4092	6-3	9108-4146	10-14

# INDEX

PART NUMBER	PAGE	PART NUMBER	PAGE	PART NUMBER	PAGE
9108-4147	10-14	9108-4211	6-4	9108-4290	10-23
9108-4151	8-2	9108-4212	6-4	9108-4291	10-3, 10-23
9108-4152	8-2	9108-4213	6-4	9108-4292	10-23
9108-4153	8-2	9108-4214	10-21	9108-4293	10-23
9108-4154	8-2	9108-4215	10-21	9108-4294	10-23
9108-4155	10-9	9108-4216	10-3	9108-4295	10-23
9108-4156	10-9	9108-4217	10-3	9108-4296	10-23
9108-4157	10-9	9108-4218	10-14	9108-4297	10-23
9108-4158	10-9	9108-4219	10-5, 13-15	9108-4298	10-23
9108-4159	10-9	9108-4220	10-5, 13-15	9108-4299	10-3, 10-23
9108-4160	10-9	9108-4221	10-5, 13-15	9108-4300	10-23
9108-4161	10-9	9108-4222	10-5, 13-15	9108-4301	10-23
9108-4162	5-2, 5-4	9108-4223	10-5, 13-15	9108-4302	10-23
9108-4163	6-3	9108-4224	10-5, 13-15	9108-4303	10-23
9108-4164	6-5	9108-4225	10-5, 13-15	9108-4305	10-6
9108-4165	10-4	9108-4226	10-5, 10-22, 13-15	9108-4306	10-2
9108-4166	10-4	9108-4227	10-12, 13-16	9108-4308	13-15
9108-4167	10-1, 10-4	9108-4228	10-12, 13-16	9108-4311	5-1, 5-3
9108-4169	10-4	9108-4229	10-7, 13-29	9108-4312	5-1, 5-3
9108-4170	10-1	9108-4230	10-7, 13-29	9108-4314	10-16, 10-17
9108-4171	10-1	9108-4231	10-7, 13-29	9108-4315	10-16, 10-17
9108-4172	10-1	9108-4232	10-7, 13-29	9108-4317	10-15
9108-4173	10-1	9108-4233	10-7, 13-29	9108-4318	10-15
9108-4176	10-3, 10-5, 13-15	9108-4234	10-7, 13-29	9108-4319	10-15
9108-4177	10-6	9108-4235	10-7, 13-29	9108-4320	10-15
9108-4179	10-6	9108-4236	10-7, 13-29	9108-4321	10-15
9108-4180	10-6	9108-4237	10-7, 13-29	9108-4322	10-15
9108-4181	10-6	9108-4238	10-7, 13-29	9108-4323	10-15
9108-4182	10-6	9108-4239	10-7, 13-29	9108-4324	10-15
9108-4183	10-6	9108-4240	7-14	9108-4325	10-15
9108-4184	10-5, 13-15	9108-4268	7-14	9108-4326	10-15
9108-4185	10-5, 13-15	9108-4269	10-15	9108-4327	10-15
9108-4186	10-5, 13-15	9108-4270	10-15	9108-4328	10-15
9108-4187	10-5, 13-15	9108-4271	10-15	9108-4329	10-15
9108-4188	10-5, 13-15	9108-4272	10-15	9108-4330	10-15
9108-4189	10-5, 13-15	9108-4273	10-15	9108-4331	10-15
9108-4190	10-2	9108-4274	10-15	9108-4332	10-5, 10-15
9108-4191	10-2	9108-4276	10-15	9108-4342	10-5
9108-4192	10-2	9108-4277	10-7, 13-29	9108-4344	10-5
9108-4193	10-2	9108-4278	10-7, 13-29	9108-4345	7-14
9108-4194	10-6, 13-19	9108-4279	10-7, 13-29	9108-4347	10-2
9108-4198	5-6	9108-4280	13-29	9108-4348	10-2
9108-4199	10-7, 13-29	9108-4281	13-29	9108-4349	10-2
9108-4200	10-7, 13-29	9108-4282	10-4, 13-2	9108-4350	10-2
9108-4201	10-7, 13-29	9108-4283	12-1	9108-4351	10-2
9108-4202	10-7, 13-29	9108-4284	10-23	9108-4352	10-2
9108-4203	13-29	9108-4285	10-23	9108-4353	6-3
9108-4204	10-7	9108-4286	10-23	9108-4354	6-3
9108-4206	10-7, 13-29	9108-4287	10-23	9108-4355	6-3
9108-4207	10-7, 13-29	9108-4288	10-23	9108-4356	6-3
9108-4210	12-1	9108-4289	10-23	9108-4357	6-3

# INDEX

PART NUMBER	PAGE	PART NUMBER	PAGE	PART NUMBER	PAGE
9108-5003	4-1	9108-6090	7-17	9109-4023	10-7
9108-5013	5-6	9108-6101	3-1	9109-4024	10-7
9108-5016	5-5	9108-6102	3-2	9109-4025	10-16, 10-17
9108-5025	11-1, 11-2	9108-6111	7-11	9109-4026	10-16, 10-17
9108-5045	7-17, 11-2	9108-6112	7-11	9109-4027	10-16, 10-17
9108-5046	13-2	9108-6113	7-12	9109-4028	10-16, 10-17
9108-5047	13-7	9108-6115	13-8	9109-4029	10-16, 10-17
9108-5049	3-3	9108-6116	4-1	9109-4030	10-16, 10-17
9108-5050	13-8	9108-6119	13-6	9109-4031	10-16, 10-17
9108-5051	10-18	9108-6121	13-14	9109-4032	10-16, 10-17
9108-5053	5-1, 5-2, 5-3, 5-4	9108-6122	4-4, 13-14	9109-4033	10-16, 10-17
9108-5054	13-1	9108-6130	5-2, 5-4	9109-4034	10-16, 10-17
9108-5055	13-4	9108-6131	5-2, 5-4	9109-4035	10-16, 10-17
9108-5056	13-6	9108-6132	7-13, 7-17	9109-4036	10-17
9108-5057	13-8	9108-6133	5-4	9109-4037	10-16, 10-17
9108-5058	13-14	9108-6138	13-25	9109-4038	10-16, 10-17
9108-5059	13-3	9108-6139	13-25	9109-4039	10-16, 10-17
9108-5060	13-13	9108-6140	13-24	9109-4040	10-16, 10-17
9108-5062	13-21	9108-6141	13-24	9109-5010	12-1
9108-5064	9-4	9108-6142	13-24	9109-5020	6-1
9108-5071	13-27	9108-6151	3-3	9109-5022	7-16
9108-5072	13-27	9108-6152	3-3	9109-5023	6-1
9108-5073	13-31	9108-6155	2-1	9109-5024	2-1, 7-16
9108-5074	5-3, 5-4	9108-6162	2-1	9109-5025	5-1, 5-2
9108-5080	13-25	9108-6174	5-6	9109-5026	13-33, 13-34
9108-5081	13-24	9108-6175	2-1	9109-5027	13-33
9108-5082	13-28	9109-1001	5-2	9109-5036	5-1, 5-2
9108-5091	3-3	9109-3001	5-4, 9-5	9109-5043	12-1
9108-5102	13-4	9109-3002	10-17	9109-5053	7-16
9108-5104	13-21	9109-3003	12-2	9111-1002	13-11
9108-5105	13-1	9109-3004	12-1, 12-2	9111-3003	13-11
9108-5106	13-13	9109-3005	12-1	9112-0003	2-2, 13-36
9108-5107	13-27	9109-3006	6-7	9112-0004	2-2, 13-36
9108-5109	5-3, 5-4	9109-3008	5-2	9112-1013	13-11
9108-5110	6-1	9109-3012	12-1	9112-1017	13-11
9108-5111	2-1, 7-16	9109-3013	12-1	9112-1018	13-11
9108-5120	13-34	9109-3016	10-17	9112-1022	13-24
9108-5139	5-6	9109-3017	5-2, 9-5	9112-1023	13-24
9108-5143	5-3, 5-4	9109-3021	13-33, 13-34	9112-1024	13-24
9108-6031	7-12	9109-3022	13-33	9112-1041	13-24
9108-6034	5-1, 5-3	9109-3023	13-33	9112-1045	13-24
9108-6041	5-6	9109-3024	13-33	9112-1066	13-24
9108-6054	2-1	9109-3037	11-6	9112-1079	13-24
9108-6055	5-2, 5-4, 5-9	9109-4001	6-7	9112-1080	13-24
9108-6060	2-1	9109-4003	6-7	9112-1081	13-24
9108-6063	7-12	9109-4004	6-7	9112-1082	13-24
9108-6064	7-12	9109-4008	6-7	9112-1083	13-24
9108-6073	3-3	9109-4013	6-7	9112-1091	2-2, 13-36
9108-6081	7-11	9109-4015	6-7	9112-1122	13-24
9108-6088	2-1	9109-4020	10-16	9112-1125	13-24, 13-28
9108-6089	13-2	9109-4021	10-17	9112-1134	13-13, 13-24, 13-28



# INDEX

PART NUMBER	PAGE	PART NUMBER	PAGE	PART NUMBER	PAGE
9112-1138	13-13	9112-3037	12-2	9112-4014	6-6
9112-1139	13-13	9112-3038	12-2	9112-4016	6-7
9112-1145	13-5	9112-3042	12-2	9112-4024	6-6
9112-1146	13-5, 13-21	9112-3043	12-2	9112-4025	6-6
9112-1148	13-5	9112-3050	13-7, 13-13, 13-28	9112-4027	6-6, 6-7
9112-1149	13-5	9112-3051	13-13	9112-4028	6-6, 6-7
9112-1150	13-5, 13-21	9112-3054	13-13, 13-24, 13-28	9112-4055	13-10
9112-1151	13-5, 13-21, 13-22	9112-3055	13-13	9112-4056	13-10
9112-1152	13-5, 13-21	9112-3056	13-13	9112-4057	13-10
9112-1153	13-22	9112-3061	13-7, 13-13, 13-28	9112-4058	13-10
9112-1154	13-5, 13-21	9112-3062	13-2, 13-7, 13-13, 13-28	9112-4059	13-10
9112-1157	13-24	9112-3064	13-5, 13-21	9112-4060	13-10
9112-1171	13-25	9112-3065	13-5, 13-21	9112-4061	13-10
9112-1176	13-25	9112-3066	13-5	9112-4063	13-10
9112-1178	13-25	9112-3075	13-9, 13-29	9112-4064	13-10
9112-1179	13-25	9112-3078	13-10	9112-4065	13-10
9112-1180	13-25	9112-3080	13-25	9112-4066	13-10
9112-1181	13-5	9112-3081	13-25	9112-4067	13-10
9112-1186	13-5, 13-21	9112-3082	13-25	9112-4069	13-10
9112-1187	13-5, 13-21	9112-3083	13-25	9112-4070	13-10
9112-1188	13-5	9112-3084	13-25	9112-4076	10-3
9112-1189	13-5, 13-21	9112-3085	13-25	9112-4077	10-3
9112-1190	13-5, 13-21	9112-3086	13-25	9112-4078	10-3
9112-1191	13-5	9112-3089	13-25	9112-4083	13-15
9112-1192	13-5	9112-3092	9-4	9112-4084	13-15
9112-1193	13-5, 13-21	9112-3102	13-24	9112-4085	13-15
9112-1196	13-24	9112-3110	12-1	9112-4086	13-15
9112-1197	13-24	9112-3116	13-24	9112-4087	10-6
9112-1210	7-13	9112-3117	12-1	9112-4088	10-6
9112-1212	2-1	9112-3119	6-2	9112-4089	10-6
9112-1215	13-22	9112-3124	2-1	9112-4090	10-6
9112-1216	13-21, 13-22	9112-3125	13-8	9112-4092	10-20
9112-1239	2-2, 13-36	9112-3126	7-15, 10-20	9112-4093	10-20
9112-1240	2-2, 13-36	9112-3127	6-1	9112-4094	6-4
9112-1308	3-3	9112-3130	6-1	9112-4096	10-6
9112-1309	3-3	9112-3131	10-10	9112-4107	2-1
9112-1310	3-3	9112-3145	6-6	9112-4108	10-6
9112-3016	13-24, 13-28	9112-3165	5-9	9112-4110	6-4
9112-3018	13-24	9112-3166	5-1, 5-3	9112-4112	6-4
9112-3019	13-24	9112-3176	13-3	9112-4113	6-6
9112-3021	13-24	9112-4001	6-6	9112-4114	6-6
9112-3022	13-24	9112-4002	6-6	9112-5002	6-8
9112-3026	8-4	9112-4003	6-6	9112-5003	6-8
9112-3027	2-2, 13-35, 13-36	9112-4004	6-6, 6-7	9112-5007	13-11
9112-3028	2-2, 13-35, 13-36	9112-4005	6-7	9112-5018	13-5
9112-3029	2-2, 13-35, 13-36	9112-4006	6-7	9112-5021	13-22
9112-3030	2-2, 13-35, 13-36	9112-4007	6-6, 6-7	9112-5023	13-9
9112-3031	2-2, 13-36	9112-4008	6-7	9112-5030	13-24
9112-3032	5-2	9112-4009	6-6, 6-7	9112-5031	13-24
9112-3033	5-2	9112-4010	6-6, 6-7	9112-5042	13-22
9112-3035	12-1	9112-4011	6-7	9112-5047	6-1

# INDEX

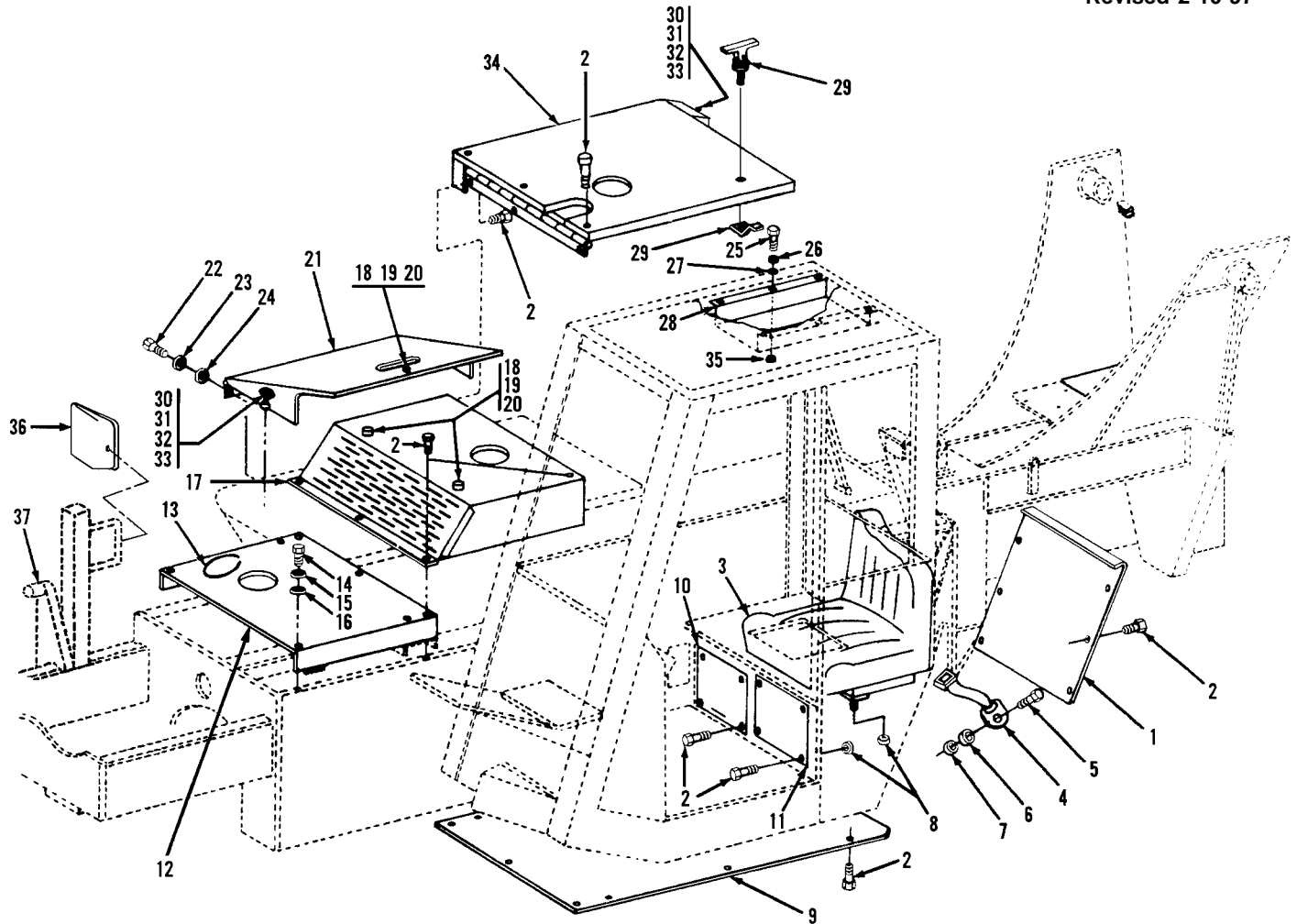
PART NUMBER	PAGE	PART NUMBER	PAGE	PART NUMBER	PAGE
9112-5053	7-16	9114-3090	13-8	9114-3307	2-1
9112-5056	13-32	9114-3099	11-5	9114-3314	5-2, 5-4
9112-5083	13-13	9114-3108	11-8, 11-9, 13-3, 13-5, 13-8, 13-21, 13-22	9114-3315	5-1, 5-3
9112-5101	13-3	9114-3114	11-6, 11-7	9114-3316	5-4, 5-5
9112-5104	5-5	9114-3117	13-5, 13-21	9114-3331	11-7
9112-5109	5-6	9114-3118	7-13	9114-3342	7-13
9112-6008	13-13, 13-24, 13-28	9114-3120	12-1	9114-3349	11-3, 11-4, 11-9
9112-6009	13-24	9114-3122	5-2, 5-4	9114-3357	2-1
9112-6010	13-24	9114-3124	11-5	9114-3361	13-8
9112-6023	13-7, 13-13, 13-28	9114-3127	11-6, 11-7	9114-4009	10-23
9112-6024	13-13	9114-3128	11-6, 11-7	9114-4010	10-23
9112-6025	13-7, 13-13, 13-28	9114-3129	11-6, 11-7	9114-4011	10-23
9112-6026	13-7, 13-28	9114-3130	11-6, 11-7	9114-4012	10-23
9112-6027	13-7, 13-13, 13-28	9114-3134	7-14	9114-4013	10-23
9112-6029	13-13	9114-3136	13-3	9114-4014	10-23
9112-6030	13-24	9114-3137	11-6, 11-7	9114-4015	10-23
9112-6031	13-13	9114-3138	11-6, 11-7	9114-4017	10-2, 13-15
9112-6032	13-13	9114-3140	10-13	9114-4093	10-15
9112-6035	9-11, 13-9	9114-3141	7-17	9114-4094	10-15
9112-6050	7-16	9114-3144	10-19	9114-4095	10-15
9112-6051	7-16, 7-17	9114-3160	10-19	9114-4098	10-15
9112-6080	13-13, 13-28	9114-3163	13-1, 13-3	9114-4099	10-15
9113-3001	12-1	9114-3164	13-3	9114-4128	10-3, 10-6, 13-15
9114-1182	13-5	9114-3172	6-1	9114-4149	10-16, 10-17
9114-1183	13-5	9114-3182	12-1	9114-4150	10-16, 10-17
9114-1193	11-3, 11-4	9114-3189	2-1	9114-4151	10-16, 10-17
9114-1197	13-5, 13-21	9114-3190	13-8	9114-4152	10-16, 10-17
9114-1198	2-1	9114-3192	5-1, 5-3, 11-1, 11-2	9114-4153	10-16, 10-17
9114-1218	2-1	9114-3193	11-3, 11-4, 11-8, 11-9	9114-4157	10-16, 10-17
9114-1232	2-1	9114-3201	10-10	9114-4158	10-11
9114-1256	13-21	9114-3202	13-1	9114-4159	10-11
9114-1257	13-21	9114-3210	13-5	9114-4175	6-6
9114-1258	13-5	9114-3220	13-8	9114-4178	6-6
9114-1259	13-5, 13-22	9114-3221	11-6, 11-7	9114-4179	6-6
9114-1265	13-5, 13-21	9114-3269	5-6	9114-4180	6-6
9114-1266	13-5	9114-3270	13-5	9114-4181	6-6
9114-1307	9-11	9114-3275	13-6	9114-4182	6-6
9114-1316	9-9	9114-3276	13-6	9114-4183	6-6
9114-1329	2-1	9114-3277	11-6, 11-7, 13-6	9114-4184	6-6
9114-1332	13-8	9114-3280	12-1	9114-4185	6-6
9114-1350	13-18, 13-20	9114-3281	12-1	9114-4186	6-6
9114-1364	13-5	9114-3282	12-1, 12-2	9114-4187	6-6
9114-1374	13-8	9114-3283	12-1, 12-2	9114-4188	6-6
9114-1424	2-2, 13-35, 13-36	9114-3284	12-1	9114-4189	6-6
9114-1429	11-5	9114-3285	12-1	9114-4190	7-15
9114-1459	13-8	9114-3286	12-1	9114-4191	7-15
9114-1511	6-2	9114-3287	12-1	9114-4192	7-15
9114-1513	11-3, 11-4	9114-3288	12-1	9114-4196	7-13
9114-3051	2-1	9114-3289	12-1	9114-4197	7-13
9114-3055	5-1, 5-3, 9-4, 9-5	9114-3290	12-2	9114-4198	7-13
9114-3087	5-1, 5-3, 9-1			9114-4248	10-16, 10-17

# INDEX

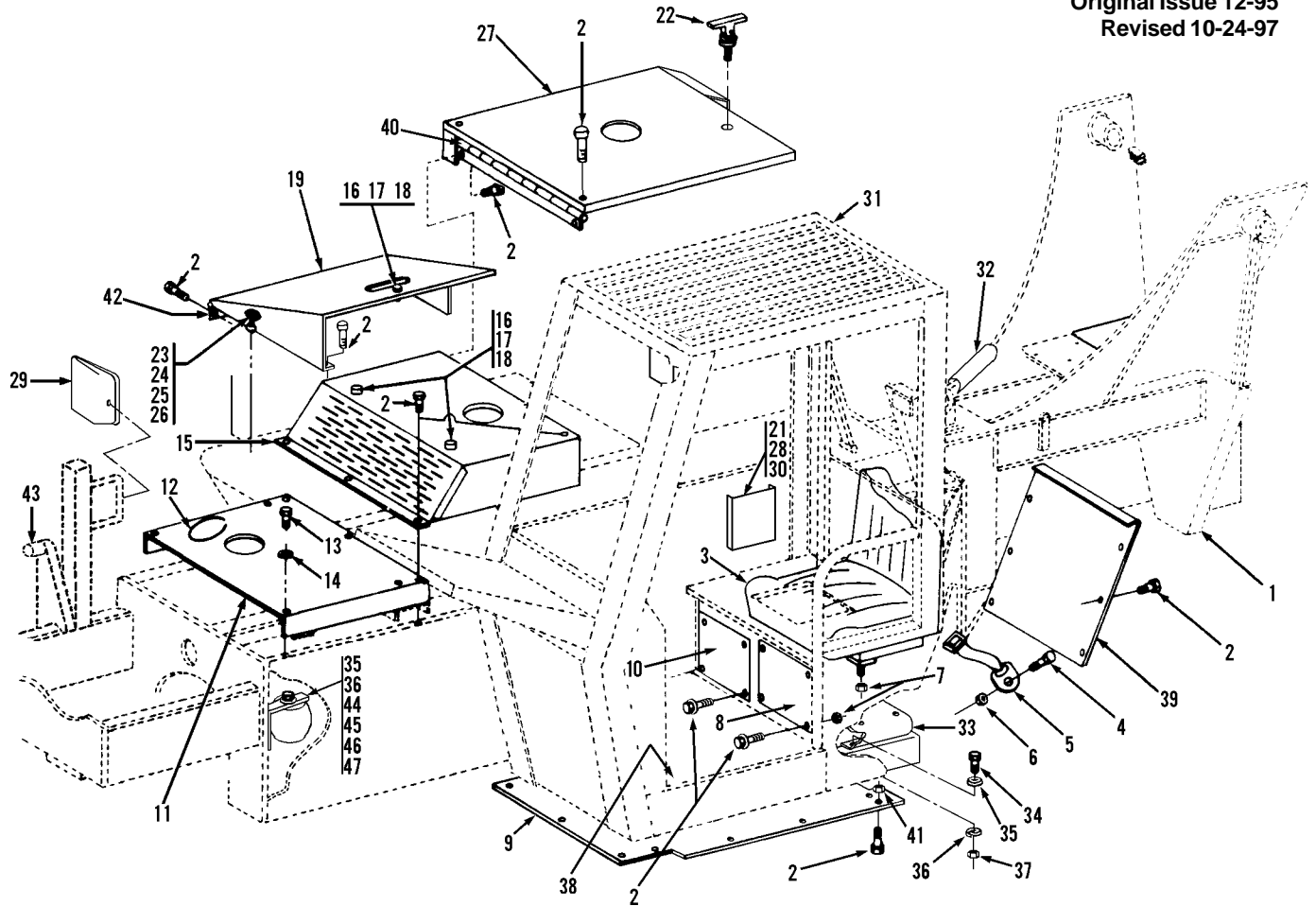
PART NUMBER	PAGE	PART NUMBER	PAGE	PART NUMBER	PAGE
9114-4326	6-2	9114-4378	6-4	9114-6054	13-18, 13-20
9114-4327	6-2	9114-4379	6-4	9114-6058	5-4
9114-4328	6-2	9114-4380	6-4	9114-6059	7-17
9114-4329	6-2	9114-4381	6-4	9114-6111	13-35
9114-4330	6-2	9114-4382	6-3	9114-6112	13-35
9114-4331	6-2	9114-4383	6-3	9115-3031	5-4, 5-5
9114-4332	6-2	9114-4384	6-3	9115-5016	5-4
9114-4333	6-5	9114-4385	6-3	9116-3012	7-15
9114-4334	6-5	9114-4386	6-3	9116-3013	7-15
9114-4335	6-5	9114-4387	6-3	9116-3044	10-16
9114-4336	6-5	9114-4388	6-3	9116-3093	7-17
9114-4337	6-5	9114-4389	6-3	9116-3121	13-32
9114-4338	6-5	9114-4390	6-3	9116-3129	5-7
9114-4339	6-5	9114-4391	6-3	9116-3137	5-7
9114-4340	6-5	9114-4392	6-3	9116-3191	13-32
9114-4341	6-5	9114-4393	6-3	9116-3201	5-4, 9-4
9114-4342	6-5	9114-4394	6-3	9116-4017	10-16
9114-4343	6-5	9114-4395	6-3	9116-4023	10-2
9114-4344	6-5	9114-4396	6-3	9116-6012	2-2, 13-36
9114-4345	6-5	9114-4397	6-3	9116-6062	3-3
9114-4346	6-5	9114-4398	6-3	9116-6063	2-2, 13-36
9114-4347	6-5	9114-4399	6-3	9120-4460	10-2, 10-6
9114-4348	6-5	9114-4400	6-3	9123-3012	11-1, 11-2
9114-4349	6-5	9114-4401	6-3	9130-1020	13-27
9114-4350	6-5	9114-4402	6-3	9130-1064	13-27
9114-4351	6-5	9114-4403	6-3	9130-1065	13-27
9114-4352	6-5	9114-4404	6-3	9130-1083	4-4
9114-4353	6-5	9114-4405	6-3	9130-1086	5-6
9114-4354	6-5	9114-4406	6-3	9130-3021	2-1
9114-4355	6-5	9114-4407	6-3	9130-3038	13-27
9114-4356	6-5	9114-4408	6-3	9130-3041	13-27
9114-4357	6-5	9114-4438	2-1	9130-3047	12-1
9114-4358	6-5	9114-4439	2-1	9130-3049	9-4
9114-4359	6-5	9114-4442	6-4	9130-3056	5-1, 5-3
9114-4360	6-5	9114-4448	7-15	9130-3057	5-6
9114-4361	6-5	9114-5021	13-5	9130-3059	9-2, 9-3
9114-4362	6-5	9114-5030	7-14	9130-3067	13-8
9114-4363	6-5	9114-5031	11-7	9130-3465	13-8
9114-4364	6-5	9114-5033	13-3	9130-4021	10-22
9114-4365	6-5	9114-5034	13-3	9130-4022	10-22
9114-4366	6-5	9114-5035	13-3	9130-4023	10-22
9114-4367	6-5	9114-5050	13-8	9130-4024	10-22
9114-4368	6-5	9114-5096	13-8	9130-5016	4-4
9114-4369	6-4	9114-5130	6-2	9130-6030	4-4
9114-4370	6-4	9114-5134	13-35	9131-5001	13-33, 13-34
9114-4371	6-4	9114-5135	13-35	9131-5007	11-6
9114-4372	6-4	9114-5136	13-35	9132-3001	12-1
9114-4373	6-4	9114-6012	2-1	9132-3002	12-1
9114-4374	6-4	9114-6047	9-11	9132-3003	12-1
9114-4376	6-4	9114-6052	3-2, 13-24	9133-5026	13-36
9114-4377	6-4	9114-6053	13-18, 13-20	9136-3025	7-15

# INDEX

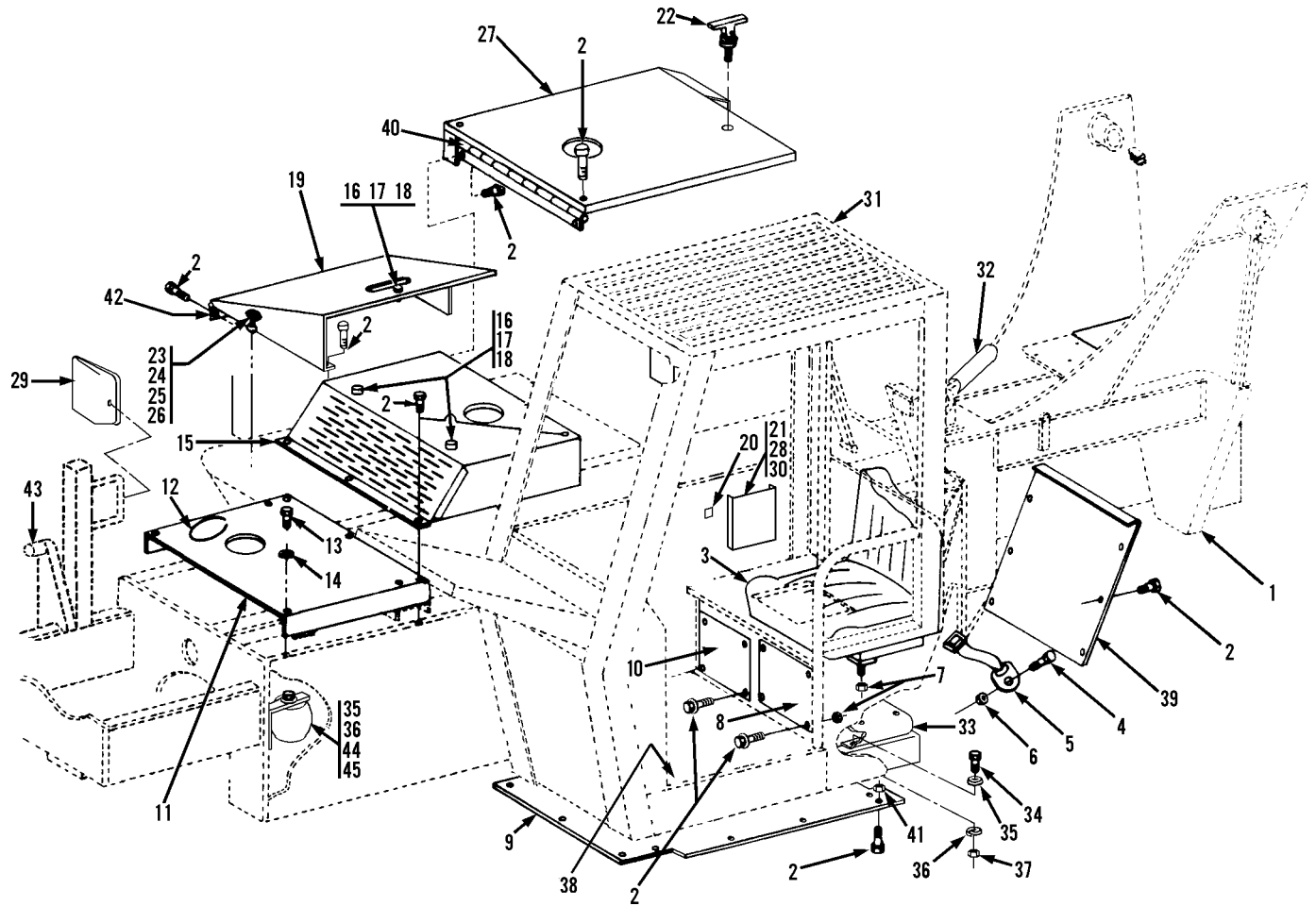
PART NUMBER	PAGE	PART NUMBER	PAGE	PART NUMBER	PAGE
9136-4004 .....	11-6, 11-7				
9136-4005 .....	11-6, 11-7				
9136-4006 .....	11-6, 11-7				
9136-4007 .....	11-6, 11-7				
9136-4008 .....	11-6, 11-7				
9913-3139 .....	13-13				



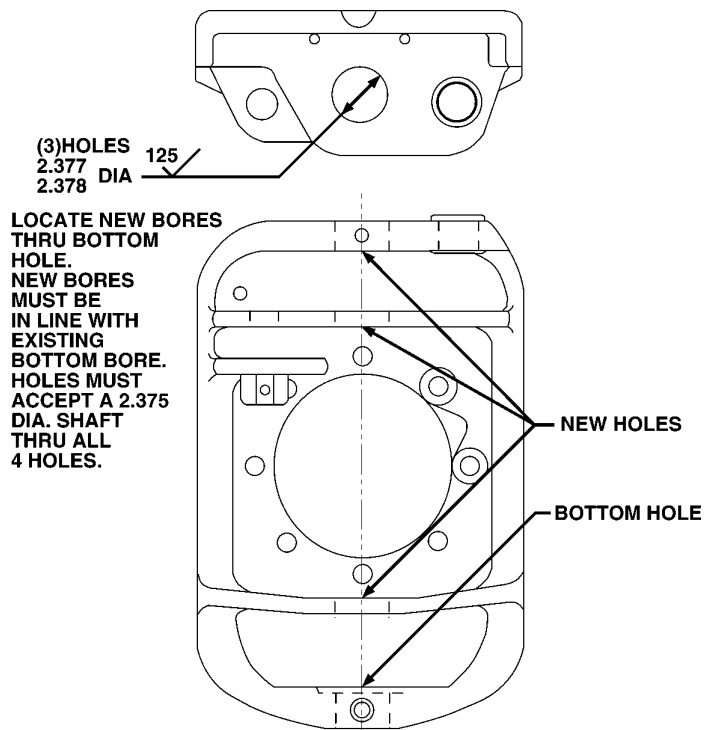
Item	Part No.	Qty.	Description Of Part	Item	Part No.	Qty.	Description Of Part
1	9108-1259	1	REAR CAB COVER	20	8850-1612	3	HEX NUT, #10-24
2	7714-3003	33	WHIZ-LOK SCREW, 5/16-18X5/8	21	9108-6088	1	TANK COVER WELDMENT
3	9103-3485	1	SEAT	22	8820-1017	2	HEX HD CAPSCREW, 5/16-18X5/8, GR5
4	9112-4107	1	SLIDE ADJ. KIT	23	8855-1010	2	LOCKWASHER, 5/16
5	9103-3029	1	SEAT BELT	24	8856-1003	2	FLAT WASHER, 5/16
6	8820-1050	2	HEX HD CAPSCREW, 7/16-14X1, GR5	25	8830-1093	4	ROUND HD MACHINE SCREW, #10-24X3/4
7	8667-1164	2	SPACER	26	8855-4900	4	INTERNAL TOOTH WASHER
8	8850-1007	2	HEX NUT, 7/16-14	27	8859-1200	4	O-RING
9	7714-3006	8	WHIZ-LOK NUT	28	9103-3102	1	MANUAL HOLDER
10	9108-1258	1	BELLY PAN	29	9130-3021	1	"T" HANDLE
11	9108-1210	1	VALVE ACCESS COVER	30	9020-7458	3	DRAW LATCH
12	9108-1475	1	HEATER COVER PLATE	31	8830-1193	3	ROUND HD MACHINE SCREW, #10-32X1/2
13	9108-1626	1	MAINTENANCE DECK	32	8855-1007	3	LOCKWASHER, #10
14	9020-6194	16"	TRIM-LOK	33	8850-1613	3	HEX NUT, #10-32
15	1440-2248	AR	3M ADHESIVE	34	9108-6054	1	REAR ENGINE COVER
16	8820-1017	4	HEX HD CAPSCREW, 5/16-18X5/8, GR5	35	8850-1612	4	HEX NUT, #10-24
17	8855-1010	4	LOCKWASHER, 5/16	36	8368-3291	1	MIRROR (starting S/N 0177103. For earlier models use service kit 9108-5099)
18	8856-1003	4	FLAT WASHER, 5/16	*37	9114-3051	1	BUSHING
19	9108-6060	1	FRONT ENGINE COVER				
20	9108-3173	3	RUBBER HD SCREW BUMPER				
21	8855-1007	3	LOCKWASHER, #10				



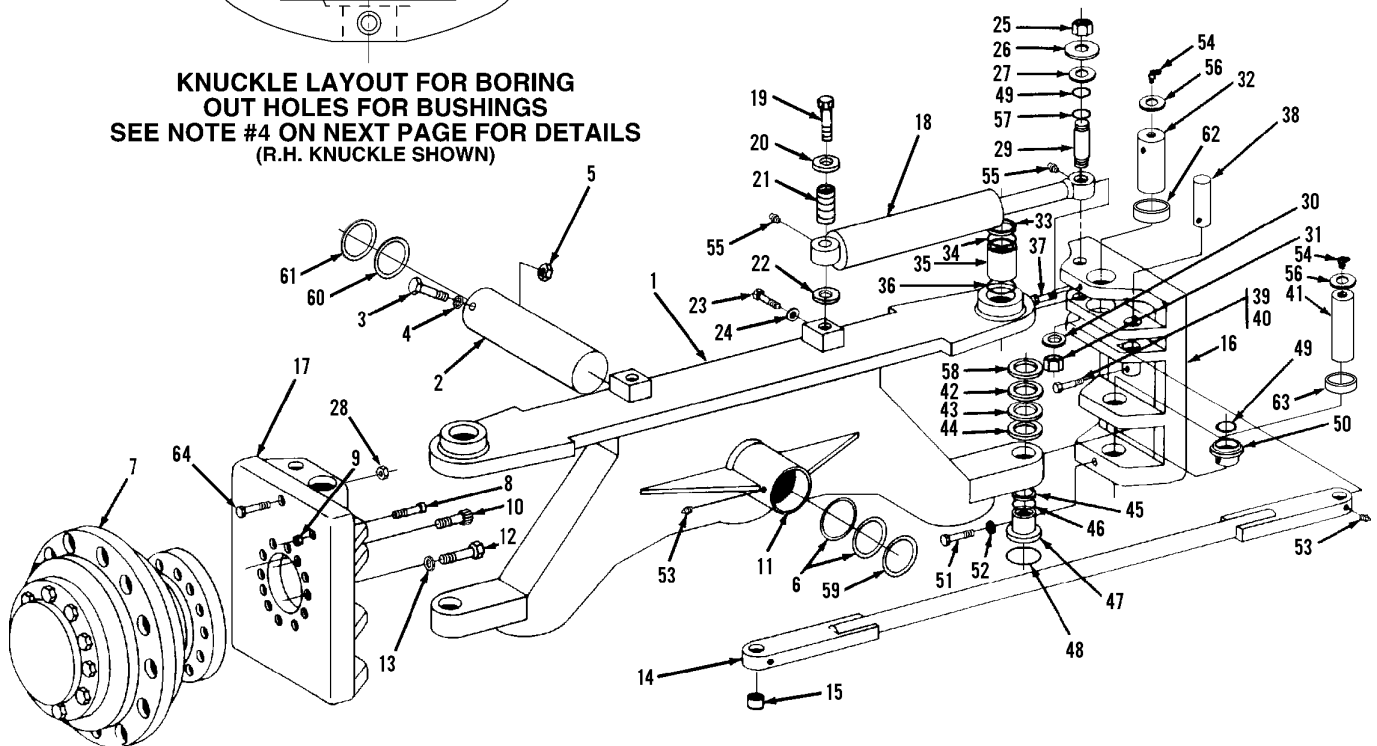
Item	Part No.	Qty.	Description Of Part	Item	Part No.	Qty.	Description Of Part
1	9108-6155	1	FRAME WELDMENT (includes item 32)	25	8855-1007	17	LOCKWASHER, #10
2	7714-3003	42	WHIZ-LOK SCREW	26	8850-1613	6	HEX NUT, #10
3	9103-3485	1	SEAT (w/armrest)	27	9108-1276	1	REAR SHEET METAL
	9112-4107	1	SLIDE ADJ. KIT	28	8832-1030	4	SELF-TAP SCREW
4	8820-1050	2	HEX HD CAPSCREW, 7/16-14 x 1	29	8368-3291	1	MIRROR
5	9103-3029	1	SEAT BELT				(includes attachment hardware)
6	8850-1007	2	HEX NUT, 7/16-14	30	8855-4900	4	INTERNAL TOOTH WASHER
7	7714-3006	4	WHIZ-LOK NUT	31	9114-6012	1	CAB WELDMENT
8	9108-1475	1	HEATER COVER PLATE	32	7149-2134	45"	SPLIT LOOM, 3/4
* 9	9108-1709	1	BELLY PAN (includes weld nut)	33	9112-1212	1	VALVE SUPPORT
	8897-1003	3	WELD NUT	34	8820-1020	4	HEX HD CAPSCREW, 5/16-18 x 1
10	9114-1329	1	VALVE ACCESS COVER	35	8856-1003	5	FLAT WASHER, 5/16
11	9108-1681	1	DECK COVER	36	8855-1010	5	LOCKWASHER, 5/16
12	9020-6194	AR	TRIM-LOK	37	8850-1005	4	HEX NUT, 5/16-18
13	9112-3124	4	WHIZ-LOC SCREW, 5/16-18 x 5/8	38		Ref	FLOOR PLATE ASSY (see page 7-6 for details)
14	8856-1003	4	FLAT WASHER, 5/16				
15	9108-6060	1	FRONT ENGINE COVER	39	9114-1198	1	REAR CAB COVER
16	9108-3173	5	RUBBER HD SCREW BUMPER	*40	9114-1218	1	HINGE
17	8855-1007	5	LOCKWASHER, #10	41	9114-3189	3	NUT RETAINER
18	8850-1612	5	HEX NUT, #10-24	*42	9114-1232	1	HINGE
19	9108-6162	1	TANK COVER WELD (includes item 42)	43	9114-3051	1	BUSHING
21	9103-3102	1	MANUAL HOLDER	*44	2492-1393	1	HORN
22	9130-3021	1	T-HANDLE	*45	2492-1394	1	HORN BRACKET
23	9020-7458	3	DRAW LATCH	*46	2492-1395	1	NUT
24	8830-1193	12	ROUND HD MACHINE SCREW, #10-32X1/2	*47	8820-1017	1	HEX HD CAPSCREW, 5/16-18X5/8, GR5



Item	Part No.	Qty.	Description Of Part	Item	Part No.	Qty.	Description Of Part
1	9108-6155	1	FRAME WELDMENT (includes item 32)	25	8855-1007	17	LOCKWASHER, #10
2	7714-3003	34	WHIZ-LOKSCREW, 5/16-18X-5/8	26	8850-1613	6	HEX NUT, #10-32
3	9103-3485	1	SEAT (w/ armrest)	27	9108-1276	1	REAR SHEET METAL
	9112-4107	1	SLIDE ADJ. KIT	28	8832-1030	4	SELF-TAP SCREW
4	8820-1050	2	HEX HD CAPSCREW, 7/16-14 x 1	29	8368-3291	1	MIRROR (includes attachment hardware)
5	9103-3029	1	SEAT BELT	30	8855-4900	4	INTERNAL TOOTH WASHER
6	8850-1007	2	HEX NUT, 7/16-14	31	9114-6012	1	CAB WELDMENT
7	7714-3006	4	WHIZ-LOK NUT	32	7149-2134	45"	SPLIT LOOM, 3/4
8	9108-1475	1	HEATER COVER PLATE	33	9112-1212	1	VALVE SUPPORT
9	9108-1709	1	BELLY PAN	34	8820-1020	4	HEX HD CAPSCREW, 5/16-18 x 1
10	9108-1329	1	VALVE ACCESSCOVER	35	8856-1003	5	FLAT WASHER, 5/16
11	9108-1681	1	DECK COVER	36	8855-1010	5	LOCKWASHER, 5/16
12	9020-6194	AR	TRIM-LOK	37	8850-1005	4	HEX NUT, 5/16-18
13	9112-3124	4	WHIZ-LOC SCREW, 5/16-18 x 1/2	38	9109-5024	1	FLOOR PLATE ASSY, 522
14	8856-1003	4	FLAT WASHER, 5/16		9108-5111	1	FLOOR PLATE ASSY, 524
15	9108-6060	1	FRONT ENGINE COVER	39	9114-1198	1	REAR CAB COVER
16	9108-3173	5	RUBBER HD SCREW BUMPER	40	9114-1218	1	HINGE
17	8855-1007	5	LOCKWASHER, #10	41	9114-3189	3	NUT RETAINER
18	8850-1612	5	HEX NUT, #10-24	42	9114-3307	1	HINGE
19	9108-6175	1	TANK COVER WELD (includes item 42)	43	9114-3051	1	BUSHING
20	8521-1040	1	BUTTON PLUG	44	9114-3357	1	HORN ASSY (includes horn & bracket)
21	9103-3102	1	MANUAL HOLDER		9114-4438	1	HORN
22	9130-3021	1	T-HANDLE		9114-4439	1	BRACKET
23	9020-7458	3	DRAW LATCH	45	8820-1017	1	HEX HD CAPSCREW, 5/16-18x5/8, GR5
24	8830-1193	12	ROUND HD MACHINE SCREW, #10-32 x 1/2				



**KNUCKLE LAYOUT FOR BORING OUT HOLES FOR BUSHINGS**  
 SEE NOTE #4 ON NEXT PAGE FOR DETAILS  
 (R.H. KNUCKLE SHOWN)

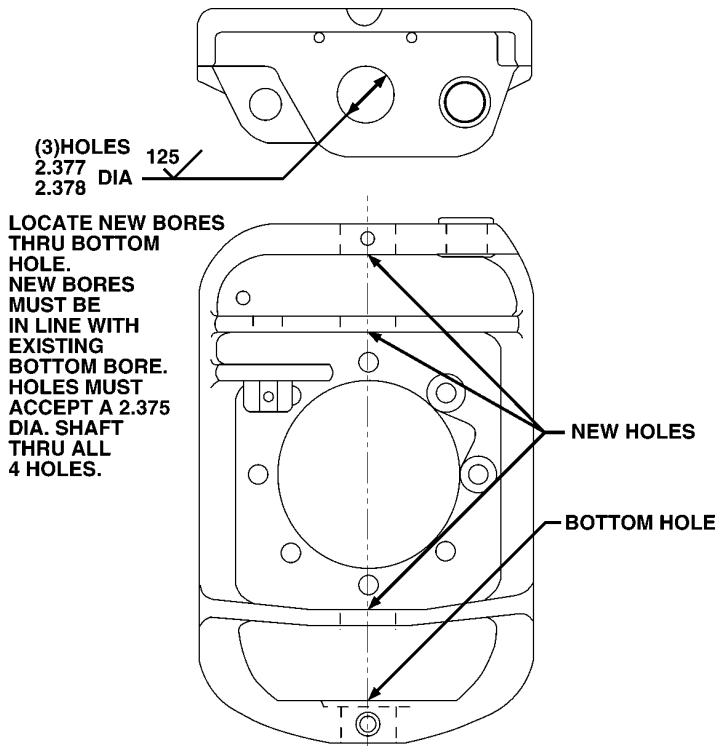


**FRONT OF MACHINE**

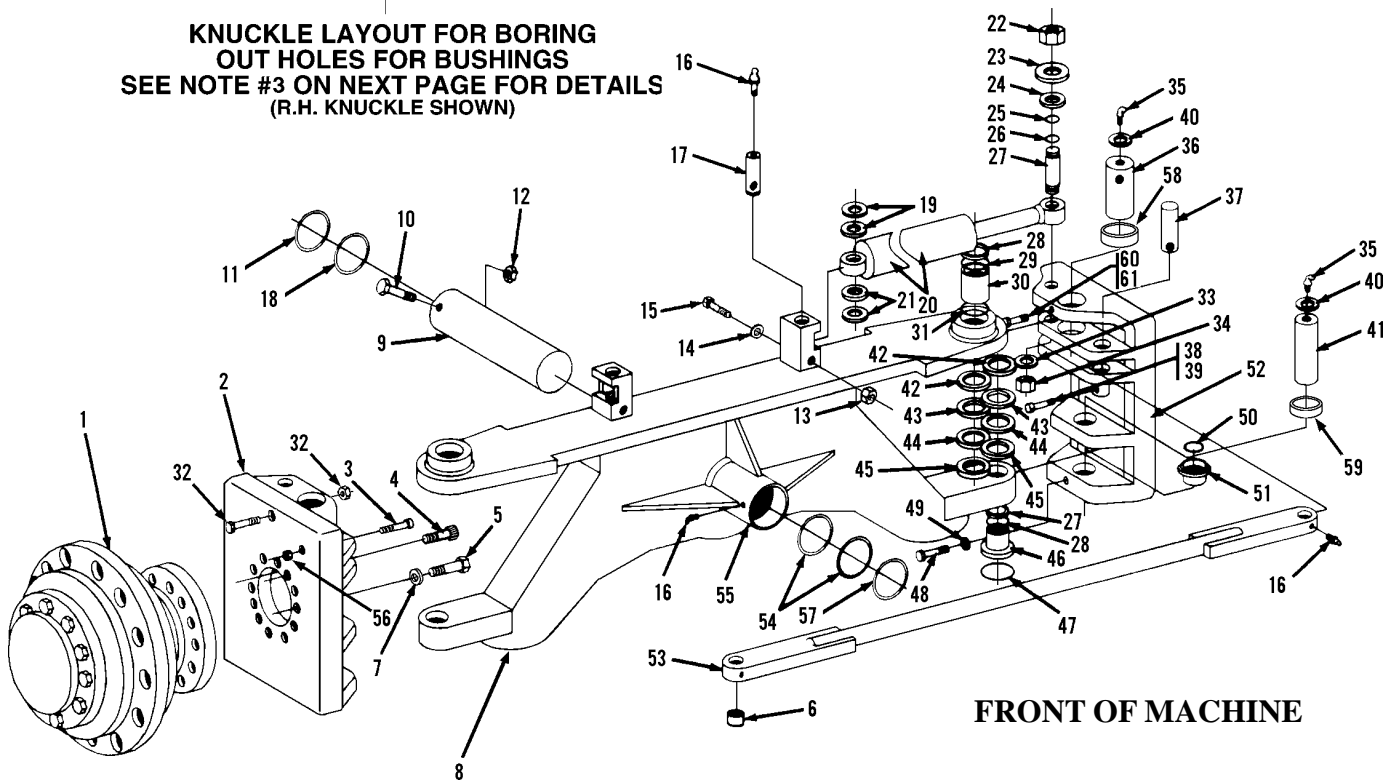


- \* **NOTE #1:** When 9108-1384 Pivot Pin breaks, order part number 9108-5077  
Steer Cylinder Pivot Block Kit for the replacement parts needed to accommodate new pivot pins.
- \* **NOTE #2:** Cylinder base end must be free to rotate. Shim steer cylinder base end as required to maintain a total max. gap of 1/16".
- \* **NOTE #3:** Shim bottom knuckles as required to maintain no more than 1/32" movement. Shim top knuckles as required to maintain no more than 1/16" gap. Must have a minimum of one shim.
- \* **NOTE #4:** All machines need to bore Steering Knuckles to use items 62 & 63. See diagram on previous page. Unless you have purchased new Steering Knuckles part number, 9112-0003 & 9112-0004.
- \* **NOTE #5:** You may have to use item 37 in place of items 28 & 64, unless you have purchased new Steering Knuckles part number, 9112-0003 & 9112-0004. See engineering print that comes with the Steering Knuckle Kit for details.
- \* **NOTE #6:** See option section for details on the Rear Axle Rework Kit and the Rear Axle Advantage Kit.

Item	Part No.	Qty.	Description Of Part	Item	Part No.	Qty.	Description Of Part
*	9103-5240	Ref	STEERING KNUCKLE KIT, (includes items 26 thru 28; 32 thru 37; 41 thru 52; four of item 54, 56, 57, 58, 62, 63, & 64 - one kit does both sides)	26	9108-1415	2	DIRT SHIELD
*	9104-5152	Ref	STEERING CYLINDER PIN KIT, (includes one each of items 25, 26, 27, 29, 30, 31, 49, & 57 - one kit needed for each side)	27	9104-1732	2	SPACER
1	9116-6012	1	REAR AXLE, (includes items 11, 35, & 47)	*28	8852-1208	2	HEX LOCKNUT, 1/2-13, (see note #5)
2	9108-1177	1	REAR AXLE PIN	29	9104-1481	2	STEERING CYLINDER PIN
3	9002-0247	1	HEX HD CAPSCREW, 1-1/4-7X6	30	9104-1459	2	WASHER
4	8856-1119	1	FLAT WASHER, 1-1/4	*31	8850-1416	2	HEX JAM NUT, 1-14, (torque to 225-250 ft.lbs.)
5	8510-1098	1	HEX NUT, 1-1/4-7	32	9108-1693	2	UPPER KING PIN
6	2460-1570	2	LIP SEAL	33	9112-3030	4	BACK-UP RING
7		2	DRIVE HUB, 524 ONLY, (see page 6-6 for details)	34	8859-1032	4	O-RING
		2	NON DRIVING HUB, 522 ONLY, (See page 6-7 for details)	35	9112-3028	2	BUSHING
8	8821-2321	2	SOCKET HEAD CAPSCREW, 5/8-11X3-3/4, GR8	36	8692-1268	2	LIP SEAL
9	8850-1110	2	HEX NUT, 5/8-11	*37	8821-1117	2	SOCKET HD CAPSCREW, 1/2-13X4-1/2, GR8
*10	9104-3222	4	12 PT. SCREW, 3/4-10X2, (torque to 270-290 ft. lbs.)		8855-1109	2	LOCKWASHER, 1/2, (see note #5)
11	9112-3031	2	BUSHING	38	9104-1439	2	TIE ROD PIN
*12	8320-1006	12	HEX HD CAPSCREW, 3/4-10X2, (torque to 270-290 ft. lbs.)	39	8320-1140	2	HEX HD CAPSCREW, 3/8-16X2-3/4, GR8
13	8668-1572	12	HARDENED WASHER, 3/4	40	8852-1306	2	LOCKNUT, 3/8-16
14	9116-6063	1	TIE ROD, (includes item 15)	41	9114-1424	2	LOWER KING PIN
15	9104-3247	2	SELF ALIGNING BUSHING	42	9104-1449	4	SHIM, (.060 thick, see note #2)
*16	9112-0003	1	L.H. STEERING KNUCKLE, (see note #4)	43	9104-1450	4	SHIM, (.0478 thick, see note #2)
*17	9112-0004	1	R.H. STEERING KNUCKLE, (see note #4)	44	9104-1451	6	SHIM, (.106 thick, see note #2)
18		2	STEERING CYLINDER ASSY, (see page 10-6 for details)	45	9112-3030	2	BACK-UP RING
19	8820-1065	2	HEX HD CAPSCREW, 1/2-13X1, GR5	46	8859-1032	2	O-RING
20	9108-1461	2	WASHER, 3/16"	47	9112-3027	2	BUSHING
*21	9108-1384	2	STEERING CYLINDER PIVOT PIN, (see note # 1)	48	9112-3029	2	O-RING
22	9020-1918	2	SHIM, (10 gauge, see note #2)	*49	8859-1104	4	O-RING
23	8822-1701	2	SET SCREW, 3/8-16X1/2"	50	9112-1091	2	THRUST BUSHING
24	8855-1013	2	LOCKWASHER, 1/2	51	8821-2321	2	SLOT HD CAPSCREW, 5/8-11X3-3/4, GR8
*25	8852-1312	2	HEX LOCKNUT, 3/4-10, (torque to 160-175 ft. lbs.)	52	8855-1153	2	LOCKWASHER, 5/8
				53	8867-1001	4	LUBE FITTING, STRAIGHT, 1/8
				54	8867-1022	4	LUBE FITTING, 30 DEGREES, 1/8
				55	8867-1033	4	LUBE FITTING, STRAIGHT, 1/4-28
				56	8858-1323	4	RETAINING RING
				57	8859-1019	2	O-RING
				58	9104-1596	4	SHIM, (20 gauge, see note #2)
				59	9103-1009	1	SHIM, (.0500 thick)
				60	9108-1691	1	SHIM, (.1046 thick)
				61	9020-6846	1	SHIM, (.1345 thick)
				*62	9112-1239	2	BUSHING, (see note #4)
				*63	9112-1240	4	BUSHING, (see note #4)
				*64	8821-1121	2	SOCKET HD CAPSCREW, 1/2-13X6-1/2, (see note #5)



**KNUCKLE LAYOUT FOR BORING  
 OUT HOLES FOR BUSHINGS**  
 SEE NOTE #3 ON NEXT PAGE FOR DETAILS  
 (R.H. KNUCKLE SHOWN)



\* **NOTE #1:** Cylinder base end must be free to rotate. Shim steer cylinder base end as required to maintain a total max. gap of 1/16".

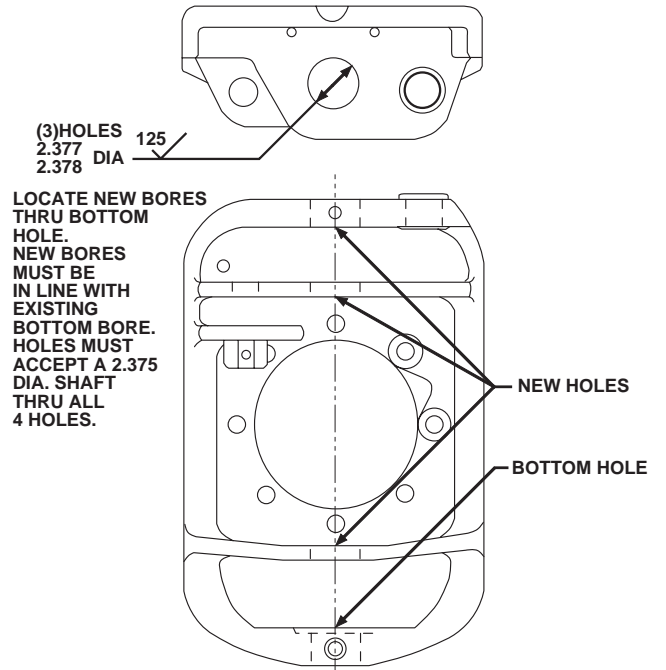
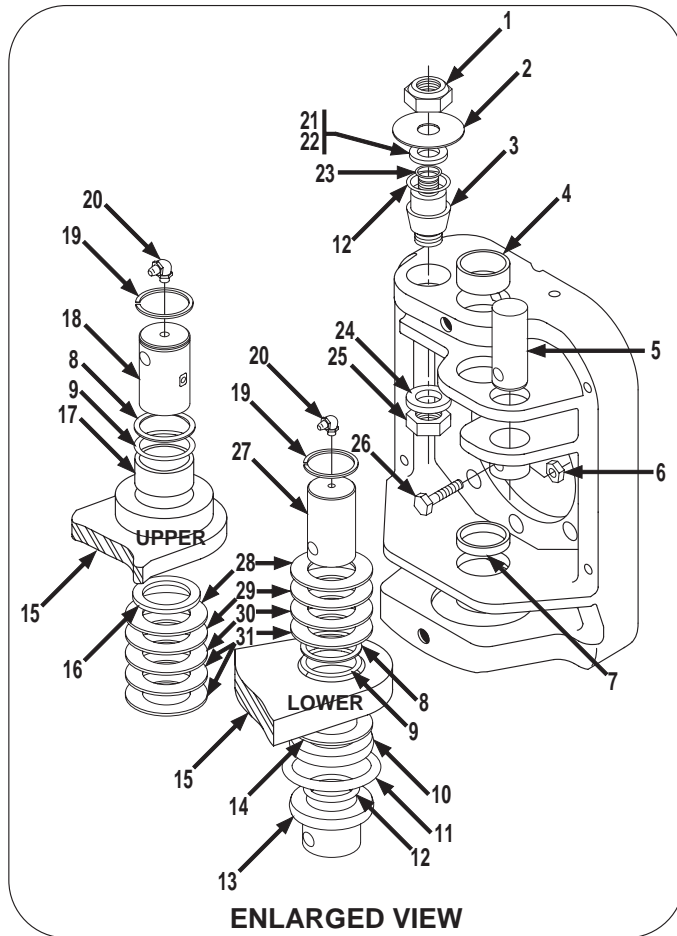
\* **NOTE #2:** Shim bottom knuckles as required to maintain no more than 1/32" movement. Shim top knuckles as required to maintain no more than 1/16" gap. Must have a minimum of one shim.

\* **NOTE #3:** All machines need to bore Steering Knuckles to use items 58 & 59. See diagram on previous page. Unless you have purchased new Steering Knuckles part number, 9112-0003 & 9112-0004.

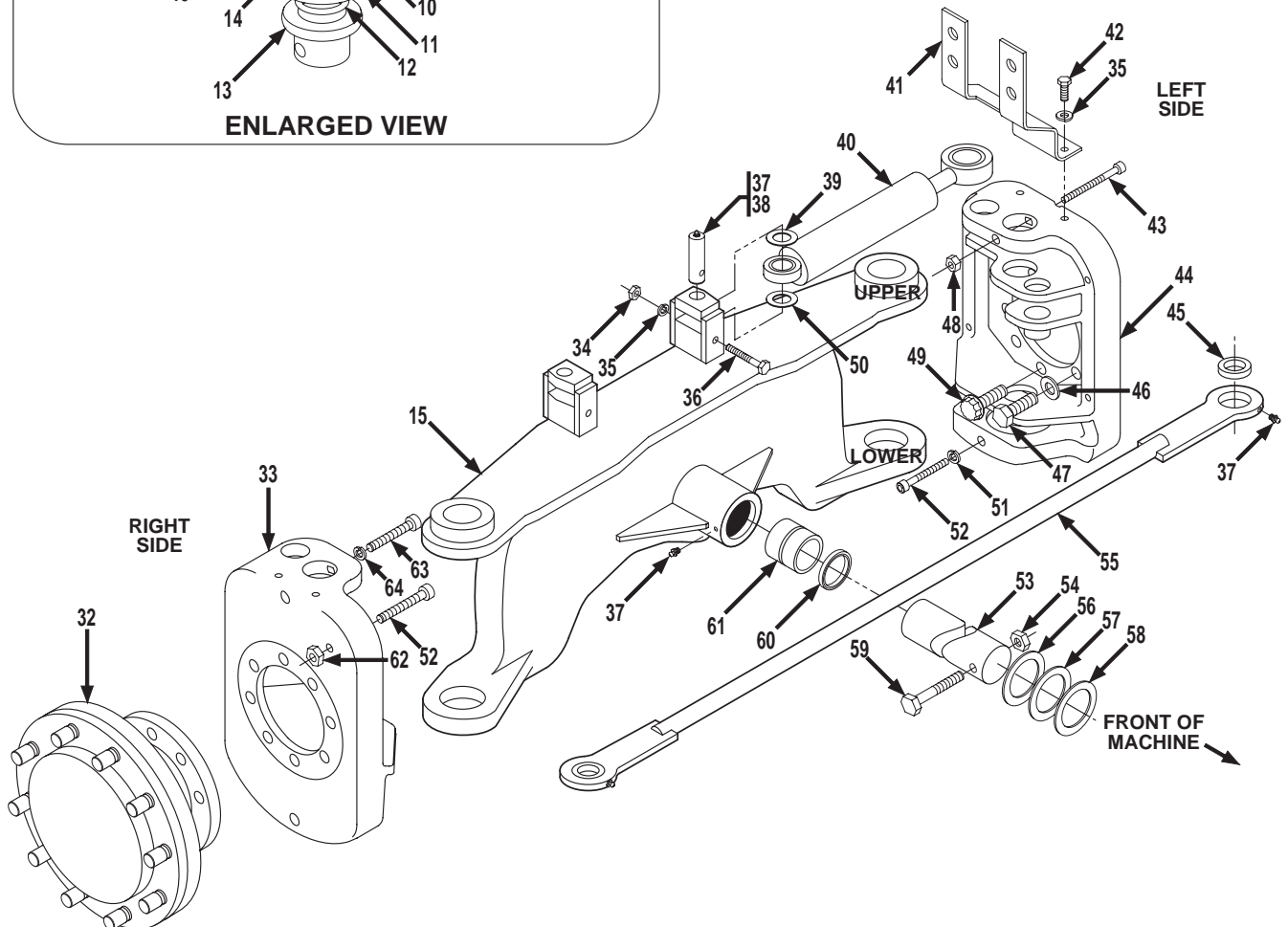
\* **NOTE #4:** You may have to use items 60 & 61 in place of item 32, unless you have purchased new Steering Knuckles part number, 9112-0003 & 9112-0004. See engineering print that comes with the Steering Knuckle Kit for details.

\* **NOTE #5:** See option section for details on the Rear Axle Rework Kit and the Rear Axle Advantage Kit.

Item	Part No.	Qty.	Description Of Part	Item	Part No.	Qty.	Description Of Part
*	9103-5240	1	STEERING KNUCKLE KIT, (includes items 23 thru 26, 28 thru 32, 35, 36, 40 thru 51, & 58 thru 61 - one kit does both sides)	27	9104-1481	2	STEERING CYLINDER PIN
	9104-5152	Ref	STEERING CYLINDER PIN KIT, (includes one each of items 22 thru 27, 33, & 34 -one kit needed for each side)	28	9112-3030	4	BACK-UP RING
1		2	DRIVE HUB, 524 ONLY, (see page 6-6 for details)	29	8859-1032	4	O-RING
		2	NON DRIVE HUB, 522 ONLY, (see page 6-7 for details)	30	9112-3028	2	BUSHING
* 2	9112-0004	1	R.H. STEERING KNUCKLE, (see note #3)	31	8692-1268	2	LIP SEAL
3	8821-2321	2	SOCKET HD CAPSCREW, 5/8-11X3-3/4, GR8	*32	8821-1121	2	SOCKET HD CAPSCREW, 1/2-13X6-1/2, GR8
* 4	9104-3222	4	CAPSCREW, 12 PT., 3/4-10X2, (torque to 270-290 ft. lbs.)		8852-1208	2	LOCKNUT, 1/2, (see note #4)
* 5	8320-1006	12	HEX HD CAPSCREW, 3/4-10X2, (torque to 270-290 ft. lbs.)	33	9104-1459	2	WASHER
6	9104-3247	2	SELF-ALIGNING BUSHING	*34	8850-1416	2	HEX JAM NUT, 1-14, (torque to 225-250 ft. lbs.)
7	8668-1572	12	HARDENED WASHER, 3/4	35	8667-1022	4	LUBE FITTING, 30 DEGREES, 1/8
8	9116-6012	1	REAR AXLE WELDMENT, (includes items 30, 46, & 55)	36	9108-1693	2	UPPER KING PIN
9	9108-1177	1	REAR AXLE MOUNTING PIN	37	9104-1439	2	TIE ROD PIN
10	9002-0247	1	HEX HD CAPSCREW, 1-1/4-7X6	38	8320-1140	2	HEX HD CAPSCREW, 3/8-16X2-3/4, GR8
11	9020-6846	1	SHIM, (.1345 thick)	39	8852-1306	2	LOCKNUT, 3/8-16
12	8510-1098	1	HEX NUT, 1-1/4-7	40	8858-1323	4	RETAINING RING
13	8850-1006	2	HEX NUT, 3/8-16	41	9114-1424	2	LOWER KING PIN
14	8855-1011	2	LOCKWASHER, 3/8	*42	9104-1596	4	SHIM, (20 gauge, see note #2)
15	8320-1144	2	HEX HD CAPSCREW, 3/8-16X5-3/4, GR5	*43	9104-1449	4	SHIM, (.060 thick, see note #2)
16	8867-1001	6	LUBE FITTING, STRAIGHT, 1/8	*44	9104-1450	4	SHIM, (.0478 thick, see note #2)
17	9108-1695	2	STEERING CYLINDER PIVOT PIN	*45	9104-1451	6	SHIM, (.106 thick, see note #2)
18	9108-1691	1	SHIM, (.1046 thick)	46	9112-3027	2	BUSHING
*19	9104-1598	2	SHIM, (see note #1)	47	9112-3029	2	O-RING
20		2	STEERING CYLINDER ASSY, (see page 10-6 for details)	48	8821-2321	2	SLOT HD CAPSCREW, 5/8-11X3-3/4, GR8
*21	9020-1918	2	SHIM, (10 gauge, see note #1)	49	8855-1153	2	LOCKWASHER, 5/8
*22	8852-1312	2	HEX LOCKNUT, 3/4-10, (torque to 160-175 ft. lbs.)	50	8859-1104	2	O-RING
23	9108-1415	2	DIRT SHIELD	51	9112-1091	2	THRUST BUSHING
24	9104-1732	2	SPACER	*52	9112-0003	1	L.H. STEERING KNUCKLE, (see note #3)
25	8859-1019	2	O-RING	53	9116-6063	1	TIE ROD, (includes item 6)
*26	8855-1104	2	O-RING	54	2460-1570	2	LIP SEAL
				55	9112-3031	2	BUSHING
				56	8850-1110	2	HEAVY HEX JAM NUT, 5/8-11
				57	9103-1009	1	SHIM, (.0500 thick)
				*58	9112-1239	2	BUSHING
				*59	9112-1240	4	BUSHING
				*60	8821-1117	2	SOCKET HD CAPSCREW, 1/2-13X4-1/2, GR8, (see note #4)
				*61	8855-1109	2	LOCKWASHER, (hi collar), 1/2, (see note #4)



**KNUCKLE LAYOUT FOR BORING OUT HOLES FOR BUSHINGS**  
 SEE NOTE #3 ON NEXT PAGE FOR DETAILS  
 (R.H. KNUCKLE SHOWN)



**NOTE #1:** Cylinder base end must be free to rotate. Shim steer cylinder base end as required to maintain a total max. gap of 1/16".

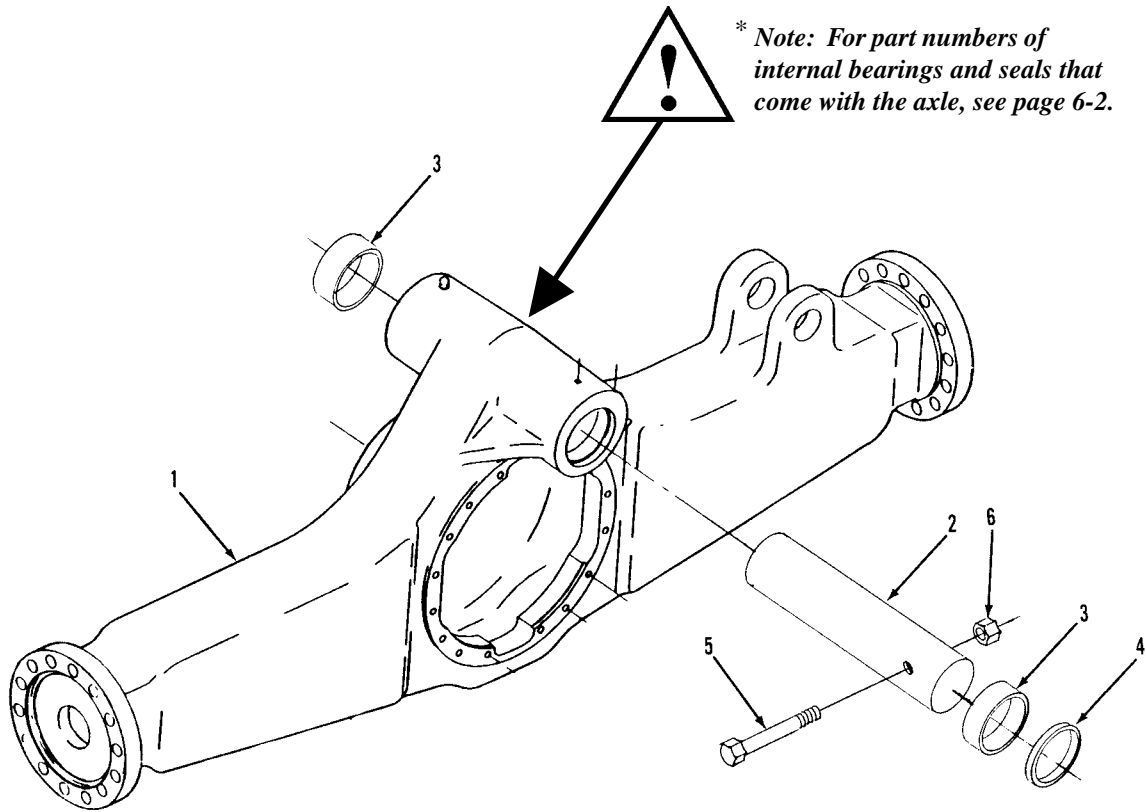
**NOTE #2:** Shim bottom knuckles as required to maintain no more than 1/32" movement. Shim top knuckles as required to maintain no more than 1/16" gap. Must have a minimum of one shim.

**NOTE #3:** All machines need to bore Steering Knuckles to use items 4 & 7. See diagram on previous page. Unless you have purchased new Steering Knuckles part number, 9112-0003 & 9112-0004.

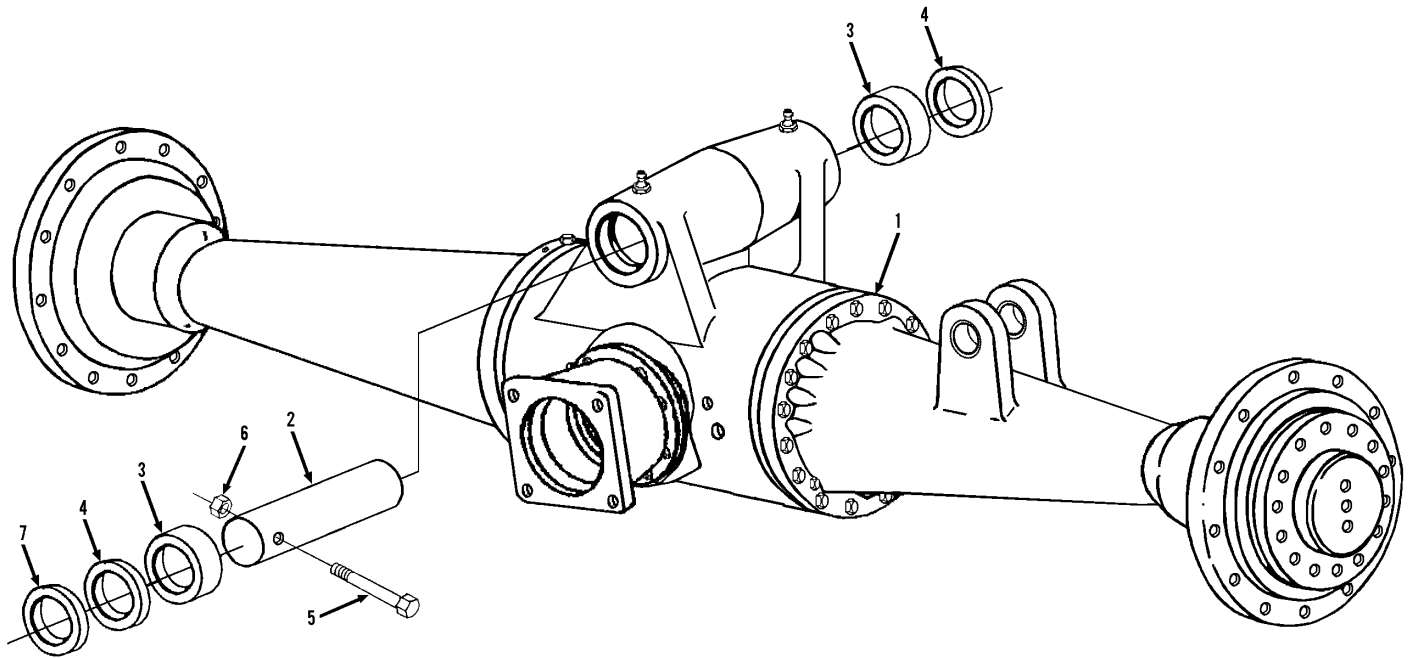
**NOTE #4:** You may have to use items 63 & 64 in place of items 43 & 48, unless you have purchased new Steering Knuckles part number, 9112-0003 & 9112-0004. See engineering print that comes with Steering Knuckle Kit for details

**NOTE #5:** See option section for details on the Rear Axle Rework Kit and the Rear Axle Advantage Kit.

Item	Part No.	Qty.	Description Of Part	Item	Part No.	Qty.	Description Of Part
	9103-5240	1	STEERING KNUCKLE KIT, (includes items 2, 4, 7 thru 14, 16 thru 23, 27 thru 31, 43, 48, 51, two of item 52, 63, & 64, one kit does both sides)	33	9112-0004	1	R.H. STEERING KNUCKLE, (see note #3)
	9104-5152	AR	STEERING CYLINDER PIN KIT, (includes one each of items 1, 2, 3, 12, 21 thru 25, one kit needed for each side)	34	8850-1006	2	HEX NUT, 3/8-16
1	8852-1312	2	HEX LOCK NUT, 3/4-10, (torque to 160-175 ft. lbs.)	35	8855-1011	6	LOCK WASHER, 3/8
2	9108-1415	2	DIRT SHIELD	36	8320-1144	2	HEX HD CAPSCREW, 3/8-16X5-3/4, GR8
3	9104-1481	2	STEERING CYLINDER PIN	37	8867-1001	6	LUBE FITTING, STRAIGHT, 1/8
4	9112-1239	2	BUSHING	38	9108-1695	2	STEERING CYLINDER PIVOT PIN
5	9104-1439	2	TIE ROD PIN	39	9104-1598	AR	SHIM, (.060 thick, see note #1)
6	8852-1306	2	LOCK NUT, 3/8-16	40		Ref	STEERING CYLINDER ASSY, (see page 10-6 for details)
7	9112-1240	4	BUSHING	41	9108-1523	1	L.H. TUBE SUPPORT, 524 ONLY
8	9112-3030	4	BACK-UP RING		9108-1522	1	R.H. TUBE SUPPORT, 524 ONLY
9	8859-1032	4	O-RING	42	8820-1035	4	HEX HD CAPSCREW, 3/8-16X1, GR5
10	9112-3027	2	BUSHING	43	8821-1121	2	SOCKET HD CAPSCREW, 1/2-13X6-1/2, GR8, (see note #4)
11	9112-3029	2	O-RING	44	9112-0003	1	L.H. STEERING KNUCKLE, (see note #3)
12	8859-1104	4	O-RING	45	9104-3247	2	SELF-ALIGNING BUSHING
13	9112-1091	2	THRUST BUSHING	46	8668-1572	12	HARDENED WASHER, 3/4
14	9104-1733	AR	SHIM, (.032 thick)	47	8320-1006	12	HEX HD CAPSCREW, 3/4-10X2, GR8, (torque to 270-290 ft. lbs.)
15	9116-6012	1	REAR AXLE WELDMENT, (includes items 10, 17, & 61)	48	8852-1208	2	HEX LOCKNUT, 1/2-13, (see note #4)
16	8692-1268	2	LIP SEAL	49	9104-3222	4	CAPSCREW 12PT, 3/410X2, GR8, (torque to 270-290 ft. lbs.)
17	9112-3028	2	BUSHING	50	9020-1918	AR	SHIM, (10 gauge, see note #1)
18	9108-1693	2	UPPER KING PIN	51	8855-1153	2	LOCK WASHER, 5/8
19	8858-1323	4	RETAINING RING	52	8821-2321	4	SOCKET HD CAPSCREW, 5/8-11X3-3/4, GR8
20	8867-1022	4	LUBE FITTING, 90 DEGREES, 1/8	53	9108-1177	1	REAR AXLE MOUNTING PIN
21	9104-1732	2	SPACER	54	8510-1098	1	HEX NUT, 1-1/4-7
22	9104-1438	AR	SPACER	55	9116-6063	1	TIE ROD, (includes item 45)
23	8859-1019	2	O-RING	56	9103-1009	AR	SHIM, (.0598 thick)
24	9104-1459	2	WASHER	57	9108-1691	AR	SHIM, (.1046 thick)
25	8850-1416	2	HEX JAM NUT, 1-14, (torque to 225-250 ft. lbs.)	58	9020-6846	AR	SHIM, (.1345 thick)
26	8320-1140	2	HEX HD CAPSCREW, 3/8-16x2-3/4, GR8	59	9002-0247	1	HEX HD CAPSCREW, 1-1/4-7X6, GR5
27	9114-1424	2	LOWER KING PIN	60	2460-1570	2	LIP SEAL
28	9104-1449	AR	SHIM, (.060 thick, see note #2)	61	9112-3031	2	BUSHING
29	9104-1450	AR	SHIM, (.0478 thick, see note #2)	62	8850-1110	2	HEX NUT, 5/8-11
30	9104-1451	AR	SHIM, (.106 thick, see note #2)	63	8821-1117	2	SOCKET HD CAPSCREW, 1/2-13X4-1/2, GR8, (see note #4)
31	9104-1596	AR	SHIM, (.0359 thick, see note #2)	64	8855-1109	2	LOCKWASHER, (hi collar), 1/2, (see note #4)
32		Ref	DRIVE HUB, 524 ONLY, (see page 6-6 for details)				
		Ref	NON DRIVE HUB, 522 ONLY, (see page 6-7 for details)				

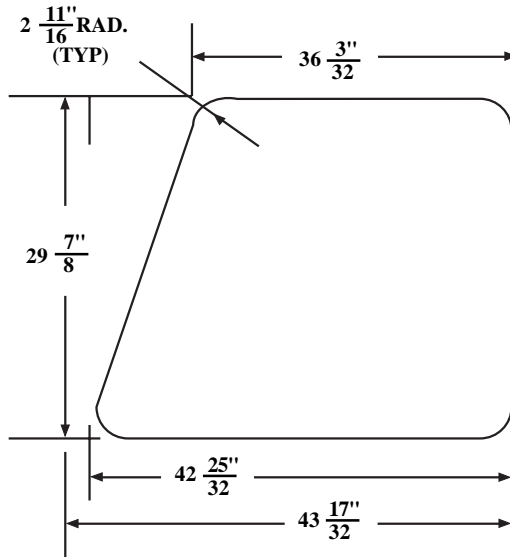


Item	Part No.	Qty.	Description Of Part
1		1	FRONT AXLE HOUSING ASSEMBLY (see page 6-2 for details)
2	9108-1176	1	FRONT SWAY PIN
3	9020-5891	2	SPACER
4	9103-1014	1	SHIM WASHER
5	8320-1031	1	HEX HD CAPSCREW, 1"-8X5"
6	8852-1016	1	HEX LOCKNUT, 1"-8

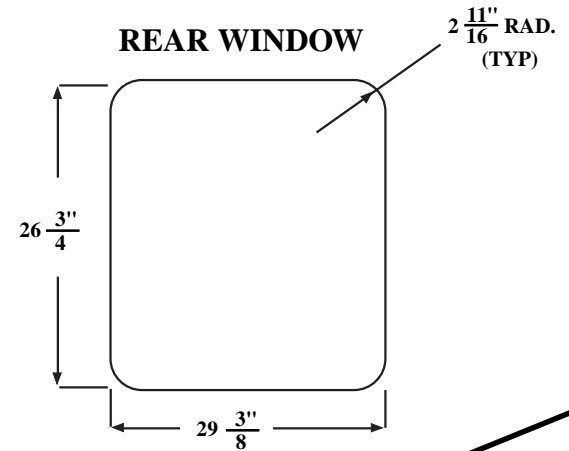


Item	Part No.	Qty.	Description Of Part
1		Ref	FRONT AXLE (see page 6-2 for details)
2	9108-1176	1	FRONT SWAY PIN
3	9020-5891	2	SPACER
4	9103-1014	2	SHIM WASHER
5	8320-1031	1	HEX HD CAPSCREW, 1"-8X5"
6	8852-1016	1	HEX LOCKNUT, 1"-8
7	9108-3480	1	SHIM WASHER

**STANDARD**



**RIGHT SIDE WINDOW**

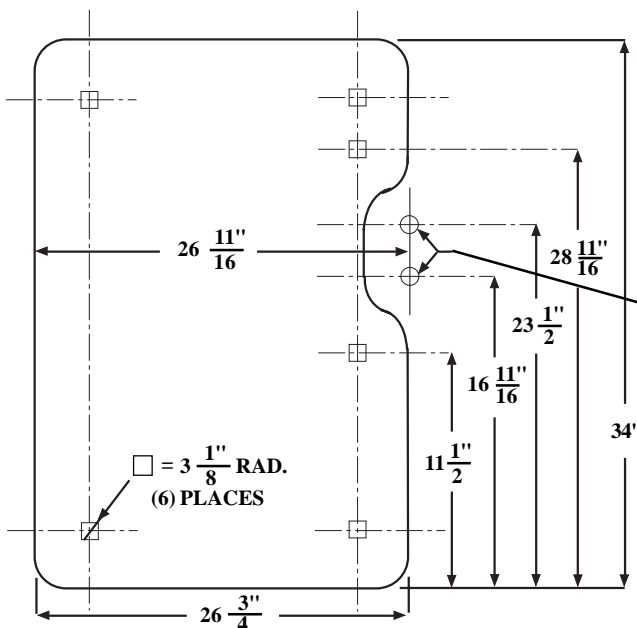


**REAR WINDOW**

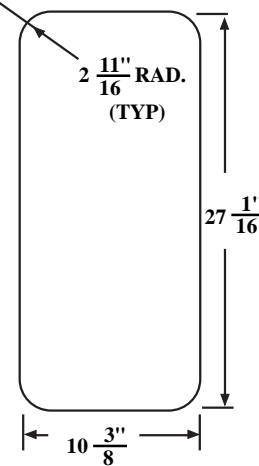
NOTE: ALL LAMINATED SAFETY GLASS, EXCEPT TOP WINDOW. TINTED FOR 73% LIGHT TRANSMISSION SEAMED EDGES, 7/32" THICK.

CAB GLASS CAN ONLY BE SHIPPED WITH THE COMPLETE CAB ENCLOSURE OPTION. IF GLASS BREAKAGE OCCURS IN THE FIELD IT MUST BE REPLACED LOCALLY USING THE DIMENSIONS GIVEN. WITH THE EXCEPTION OF THE DOOR SLIDING WINDOW ASSY WHICH MAY BE PURCHASED THROUGH THE PARTS DEPARTMENT.

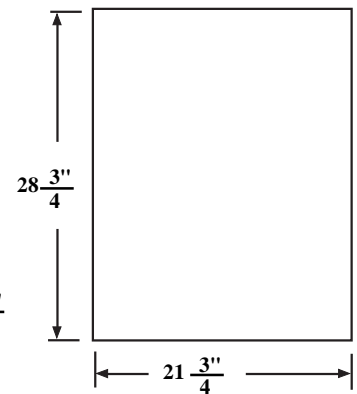
**OPTIONAL**



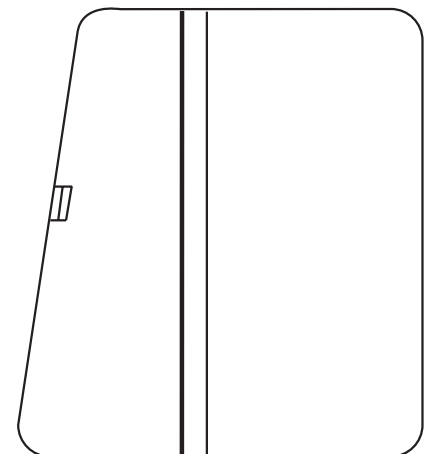
**FRONT WINDOW**



**LEFT SIDE WINDOW**

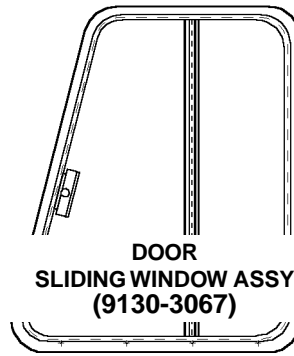
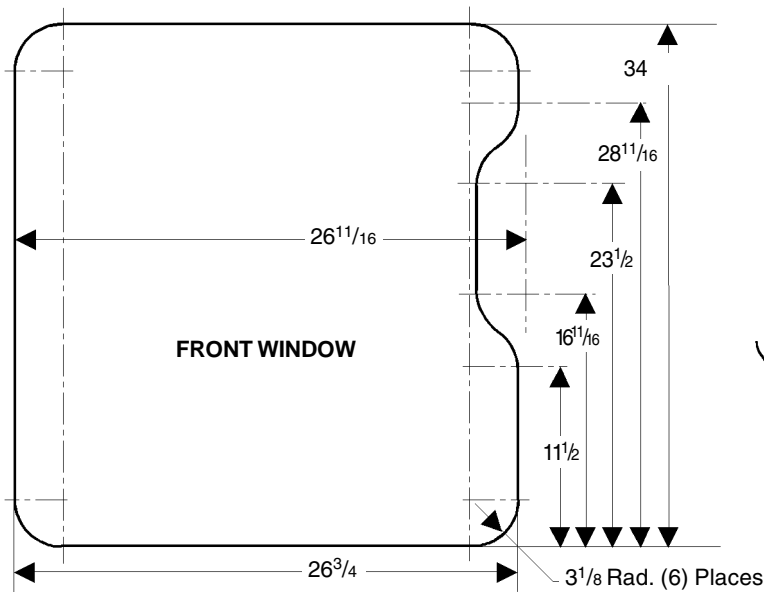
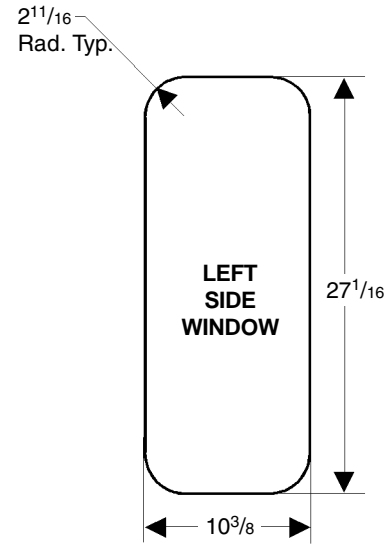
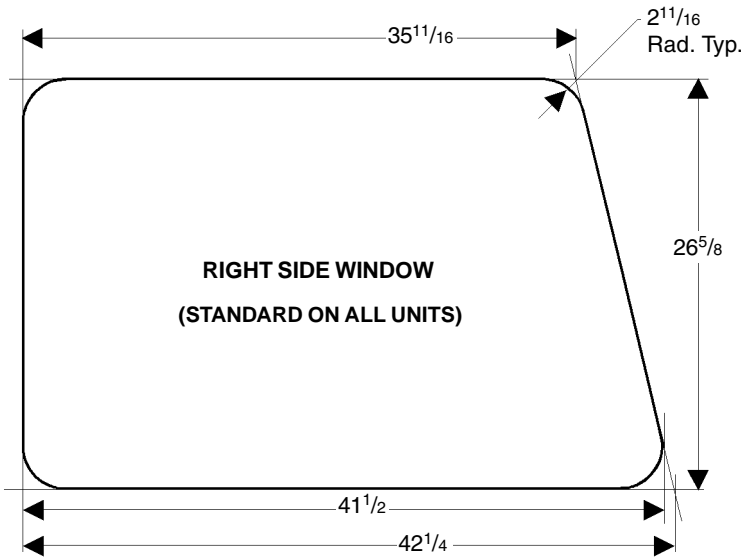


**TOP WINDOW**  
 (Clear Lexan, 1/4" thick)



**DOOR SLIDING WINDOW**  
 (9130-3067)

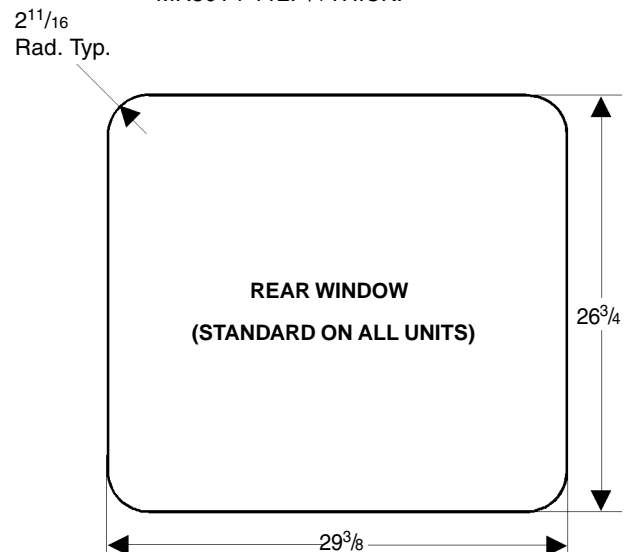
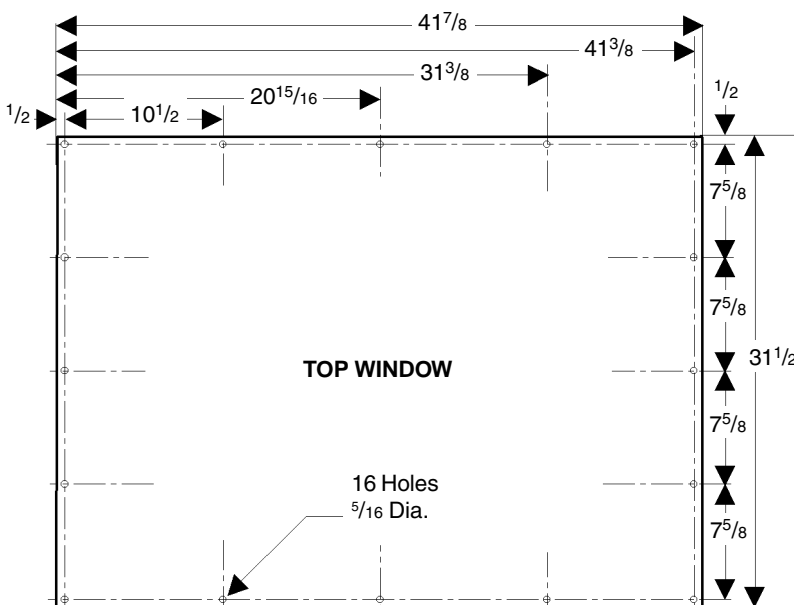


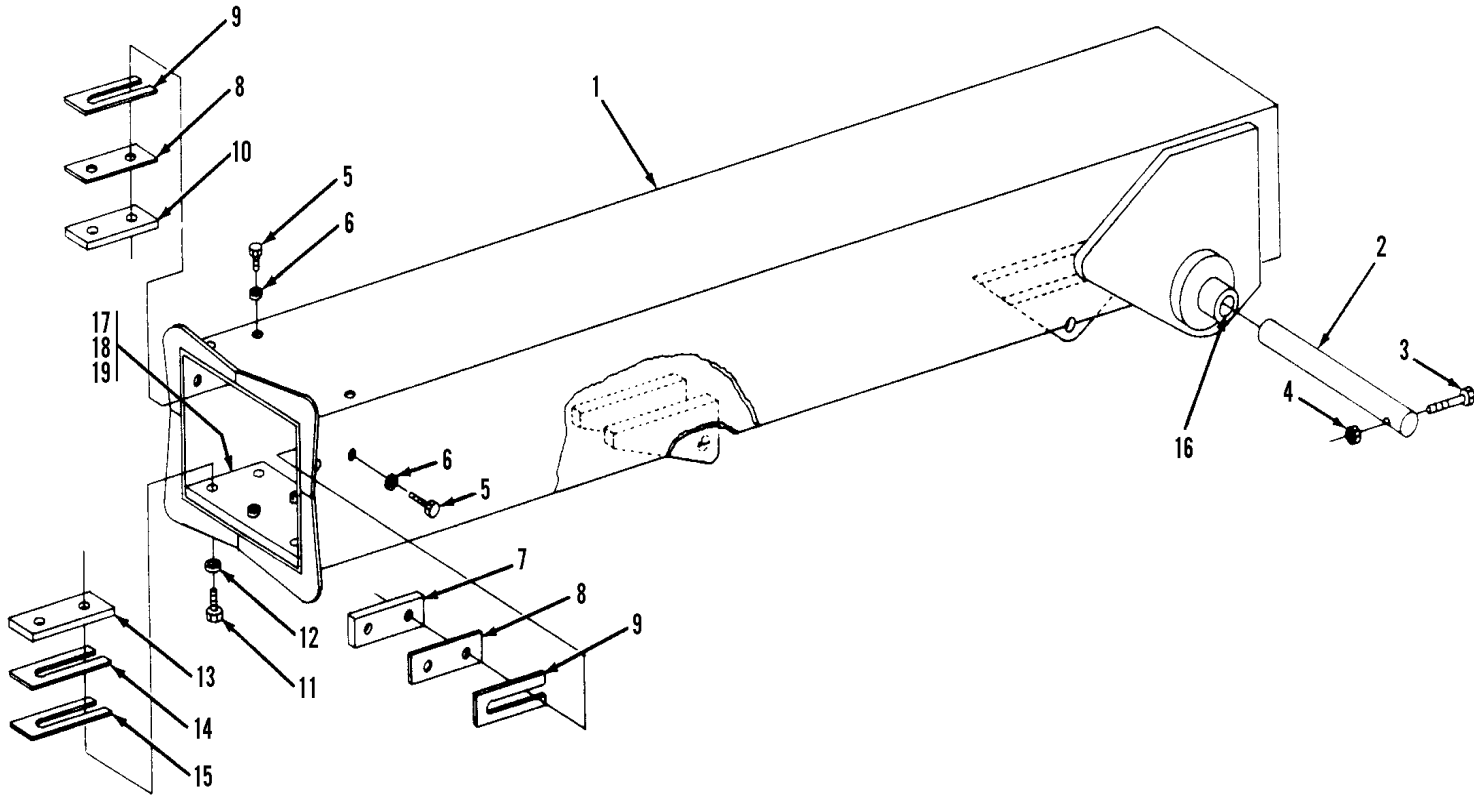


NOTE 1: CAB GLASS CAN ONLY BE SHIPPED WITH THE COMPLETE CAB ENCLOSURE OPTION. IF GLASS BREAKAGE OCCURS IN THE FIELD, IT MUST BE REPLACED LOCALLY USING THE DIMENSIONS GIVEN. WITH THE EXCEPTION OF THE SLIDING DOOR WINDOW ASSY WHICH MAY BE PURCHASED THROUGH THE PARTS DEPARTMENT.

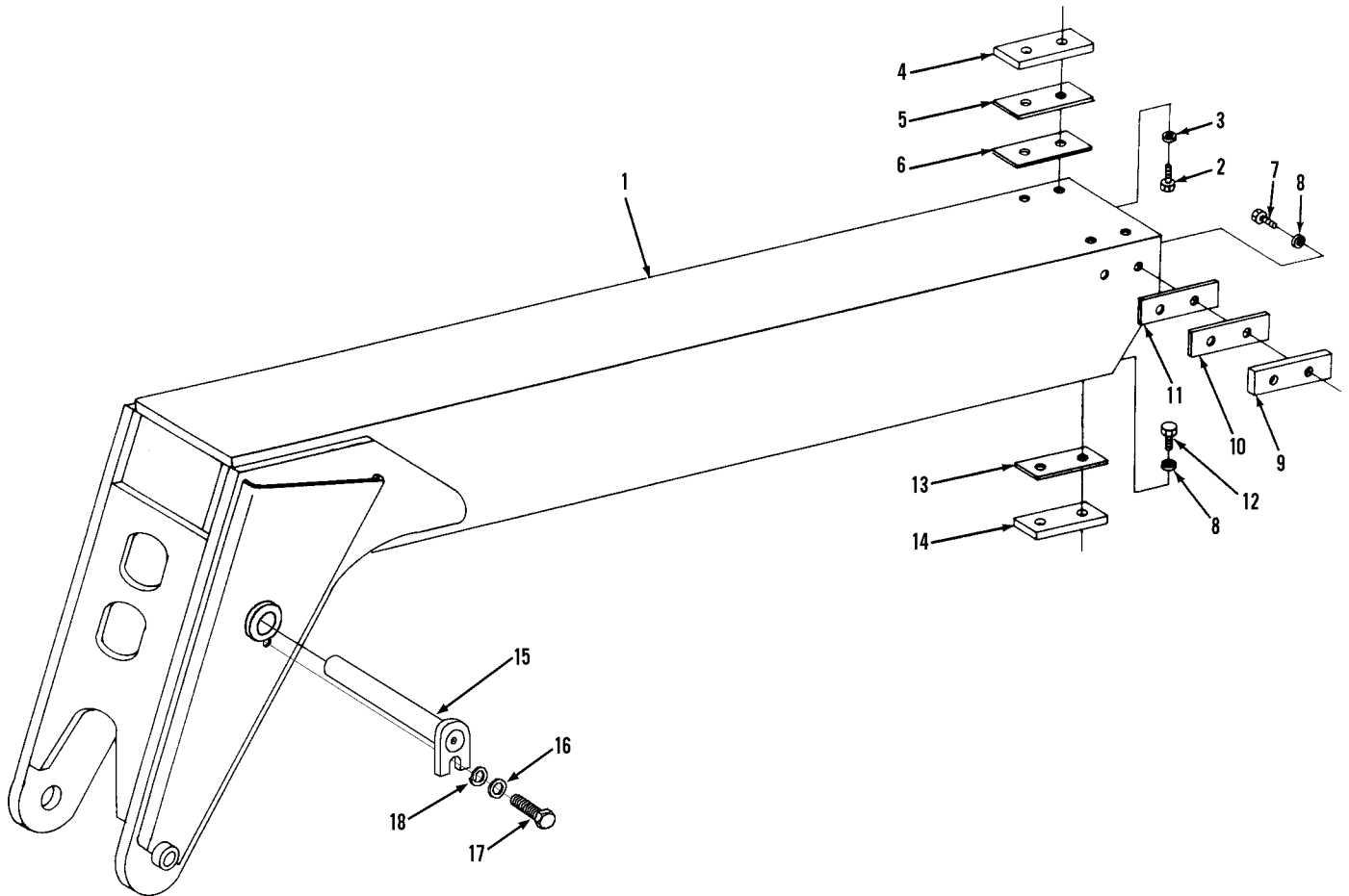
NOTE 2: ALL LAMINATED SAFETY GLASS (EXCEPT FOR TOP WINDOW). TINTED FOR 73% LIGHT TRANSMISSION. SEAMED EDGES. 7/32 THICK.

NOTE 3: TOP WINDOW IS LEXAN MR50T4-112. 1/4 THICK.

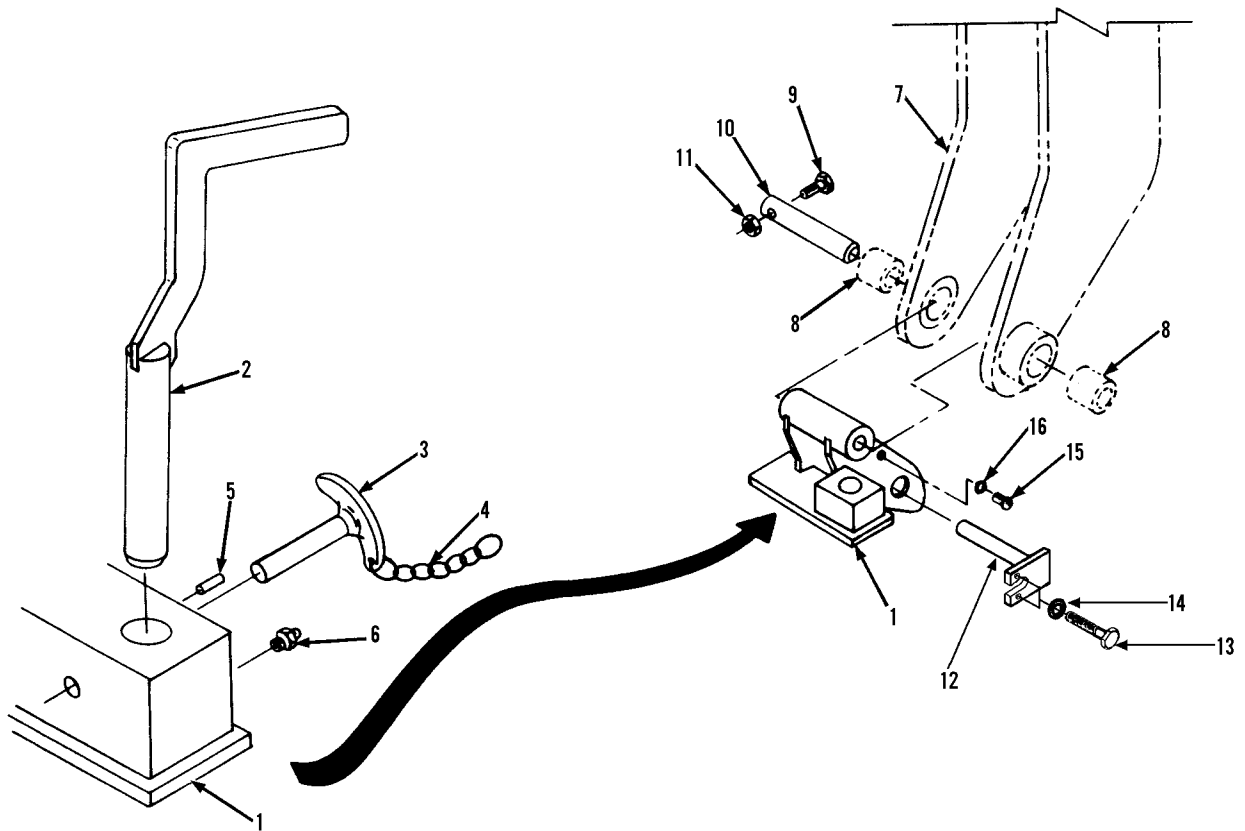




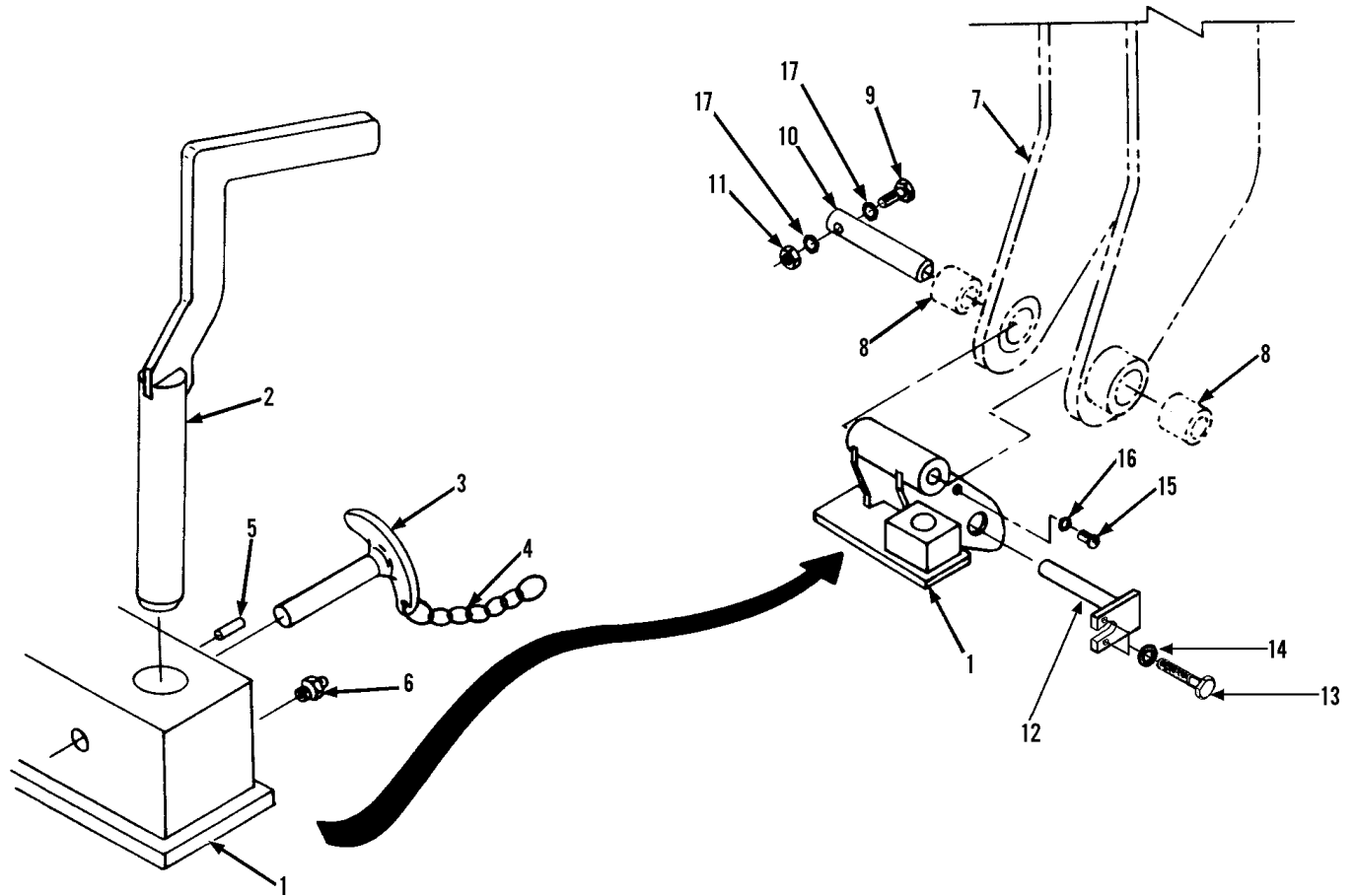
Item	Part No.	Qty.	Description Of Part
1	9108-6101	1	FIRST BOOM SECTION
2	9108-1148	1	PIN
3	8820-1107	1	HEX HD CAPSCREW, 5/8-11X5
4	8850-1010	1	HEX NUT, 5/8-11
5	8820-1532	8	HEX HD CAPSCREW, 3/8-24X3/4, GR5
	8820-1533	AR	HEX HD CAPSCREW, 3/8-24X7/8, GR5
6	9002-7470	8	HARDENED FLATWASHER, 3/8
7	9103-3186	2	BEARING PAD
8	9103-1236	4	SPACER
9	9020-5870	4	SHIM
10	9103-3189	2	BEARING PAD
11	8820-1568	4	HEX HD CAPSCREW, 1/2-20X2, GR5
	8820-1569	AR	HEX HD CAPSCREW, 1/2-20X2-1/4, GR5
12	9002-7471	4	HARDENED FLATWASHER, 1/2
13	9108-3063	2	BEARING PAD
14	9108-1172	2	SPACER
15	9108-1171	2	SHIM
16	9108-3298	2	BUSHING
17	9108-1397	1	BEARING PLATE
18	8820-1607	2	HEX HD CAPSCREW, 3/4-16X1-1/4, GR5
19	9002-7473	2	WASHER



Item	Part No.	Qty.	Description Of Part
1	9108-6102	1	SECOND BOOM SECTION
2	8820-1564	4	HEX HD CAPSCREW, 1/2-20X1,GR5
3	9002-7471	4	HARDENED WASHER
4	9108-3297	2	BEARING PAD
5	9108-1447	2	SPACER
6	9108-1448	AR	SHIM
7	8820-1532	4	HEX HD CAPSCREW, 3/8-24X3/4,GR5
	8820-1533	AR	HEX HD CAPSCREW, 3/8-24X7/8,GR5
8	9002-7470	4	HARDENED FLAT WASHER
* 9	9103-3186	2	BEARING PAD
10	9103-1236	2	SPACER
11	9020-5870	AR	SHIM
12	8820-1537	4	HEX HD CAPSCREW, 3/8-24X1-3/4, GR5
13	9108-1457	2	SPACER
14	9108-3307	2	BEARING PAD
15	9114-6052	1	PIN WELDMENT
16	8855-1013	1	LOCKWASHER, 1/2
17	8820-1065	1	HEX HD CAPSCREW, 1/2-13 x 1
18	8362-1283	1	SPECIAL WASHER

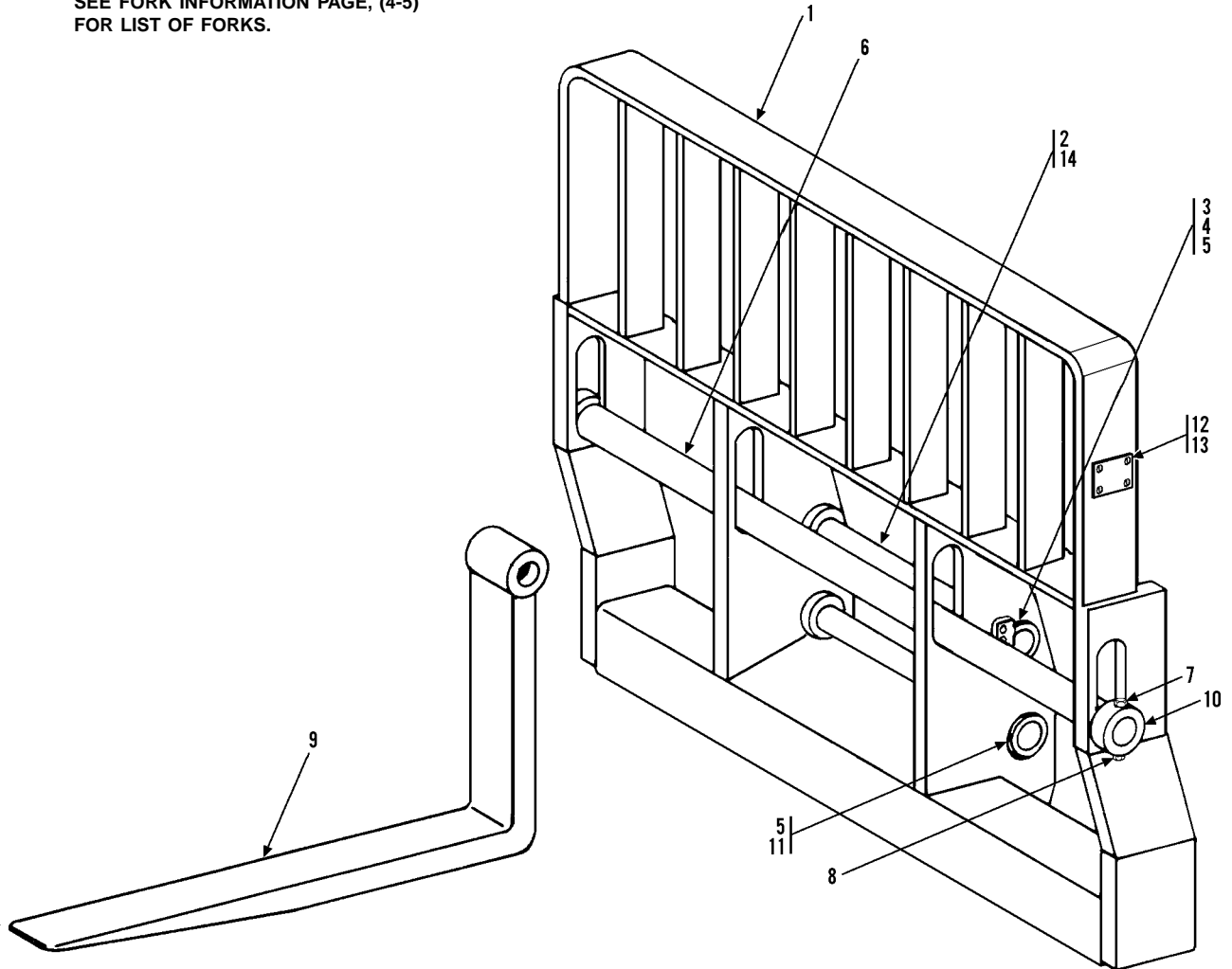


Item	Part No.	Qty.	Description Of Part
	9108-5049	Ref	QUICK SWITCH OPTION ( includes 9104-5095 plus items 9, 10, & 11)
	9104-5095	1	QUICK SWITCH ASSY (includes items 1 thru 6, 15 & 16)
1	9104-6074	1	QUICK SWITCH WELDMENT
2	9108-6073	1	PLUNGER WELDMENT
3	9020-7902	1	QUICK RELEASE PIN
4	9103-3038	1	JACK CHAIN, 8" LONG, SIZE 12
5	8863-1509	1	ROLL PIN, 1/4"X2
6	8867-1008	1	LUBE FITTING, STRAIGHT, 1/4-28
* 7		Ref	SECOND BOOM SECTION (see page 3-2)
* 8	9103-1136	2	BUSHING
9	8820-1107	1	HEX HD CAPSCREW, 5/8-11X5, GR5
10	9108-1324	1	PIN
11	8850-1010	1	HEX NUT, 5/8-11
12	9020-7046	1	TILT CYLINDER PIN
13	8820-1065	2	HEX HD CAPSCREW, 1/2-13X1, GR5
14	8855-1013	2	LOCKWASHER, 1/2
15	8830-1193	1	ROUND HD MACHINE SCREW, #10-32X1/2
16	8856-1105	1	FLAT WASHER, #10



Item	Part No.	Qty.	Description Of Part
	9108-5049	Ref	QUICK SWITCH OPTION ( includes 9108-5091 plus items 9,10, &11)
	9108-5091	1	QUICK SWITCH ASSY (includes items 1 thru 6, 15 & 16)
1	9108-6152	1	QUICK SWITCH WELDMENT
2	9108-6151	1	PLUNGER WELDMENT
3	9020-7902	1	QUICK RELEASE PIN
4	9103-3038	1	JACK CHAIN, 5" LONG, SIZE 12
5	8863-1509	1	ROLL PIN, 1/4"X2
6	8867-1008	1	LUBE FITTING, STRAIGHT, 1/4-28
7		Ref	SECOND BOOM SECTION (see page 3-2)
8	9103-1136	2	BUSHING
9	9112-1308	1	HEX HD CAPSCREW, 5/8-11X5, GR5
10	9104-1365	1	PIN
11	9112-1309	1	HEX NUT, 5/8-11 (torque to 185-200 ft. lbs.)
12	9116-6062	1	TILT CYLINDER PIN
13	8320-1123	2	HEX HD CAPSCREW, 1/2-13X1, GR8
14	8856-1111	2	WASHER, 1/2
15	8830-1193	1	ROUND HD MACHINE SCREW, #10-32X1/2
16	8856-1105	1	FLAT WASHER, #10
17	9112-1310	2	WASHER, 5/8

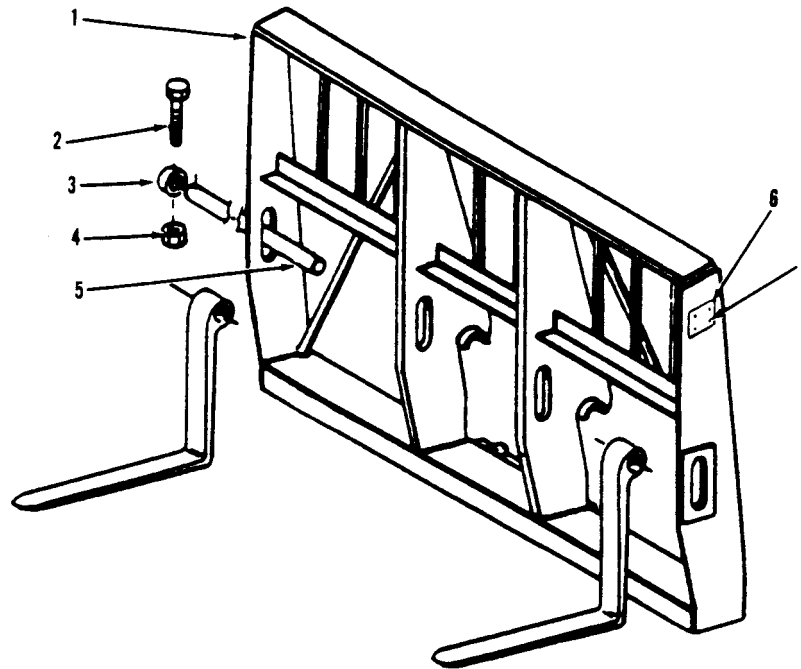
NOTE: MANY DIFFERENT FORK ASSEMBLIES ARE AVAILABLE FOR THE CARRIAGE ASSEMBLIES USED ON 522/524C. PLEASE SEE FORK INFORMATION PAGE, (4-5) FOR LIST OF FORKS.



Item	Part No.	Qty.	Description Of Part
*	9108-5033	Ref	CARRIAGE ASSY, (includes items 1 thru 8 & 10 thru 14)
1	9108-6116	1	CARRIAGE
2	9108-1369	1	HEAD PIN
3	9108-1368	1	RETAINER BAR
4	8820-1066	2	HEX HD CAPSCREW, 1/2-13X1-1/4, GR5
5	8855-1013	2	LOCKWASHER, 1/2
* 6	9045-1058	1	FORK PIN
* 7	8820-1105	2	HEX HD CAPSCREW, 5/8-11X4, GR5
* 8	8852-1310	2	HEX LOCKNUT, 5/8-11
9	9045-3002	2	FORK
	9060-0390		CUBING FORK
* 10	9020-0003	2	COLLAR
* 11	9020-7046	Ref	TILT PIN
* 12	9015-3001	1	SERIAL NUMBER PLATE
* 13	8834-1022	4	DRIVE SCREW, #10X3/8
* 14	9112-1124	1	SLEEVE

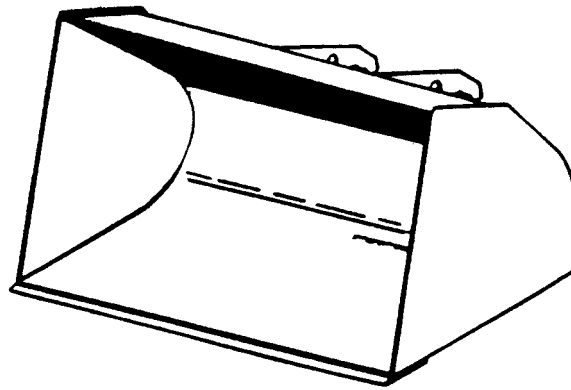
\* Revised fork note, inclusion note on 9108-5033, part number on item 6, Qty. on item 7 & 8, & description on item 7; added items 10 thru 14.

NOTE: MANY DIFFERENT FORK ASSEMBLIES ARE AVAILABLE FOR THE CARRIAGE ASSEMBLIES USED ON 522/524C. PLEASE SEE FORK INFORMATION PAGE, (4-5) FOR LIST OF FORKS.



Item	Part No.	Qty.	Description Of Part
	9045-5007	1	48" CARRIAGE ASSY, (includes all items)
1	9080-1315	1	48" CARRIAGE WELDMENT
2	8820-1105	2	HEXHD CAPSCREW, 5/8-11X4, GR5
3	9020-0003	2	COLLAR
4	8852-1310	2	HEX LOCKNUT, 5/8-11
5	9040-2477	1	FORK PIN
* 6	9015-3001	1	SERIAL NUMBER PLATE
7	8834-1022	4	DRIVE SCREW, #10X3/8

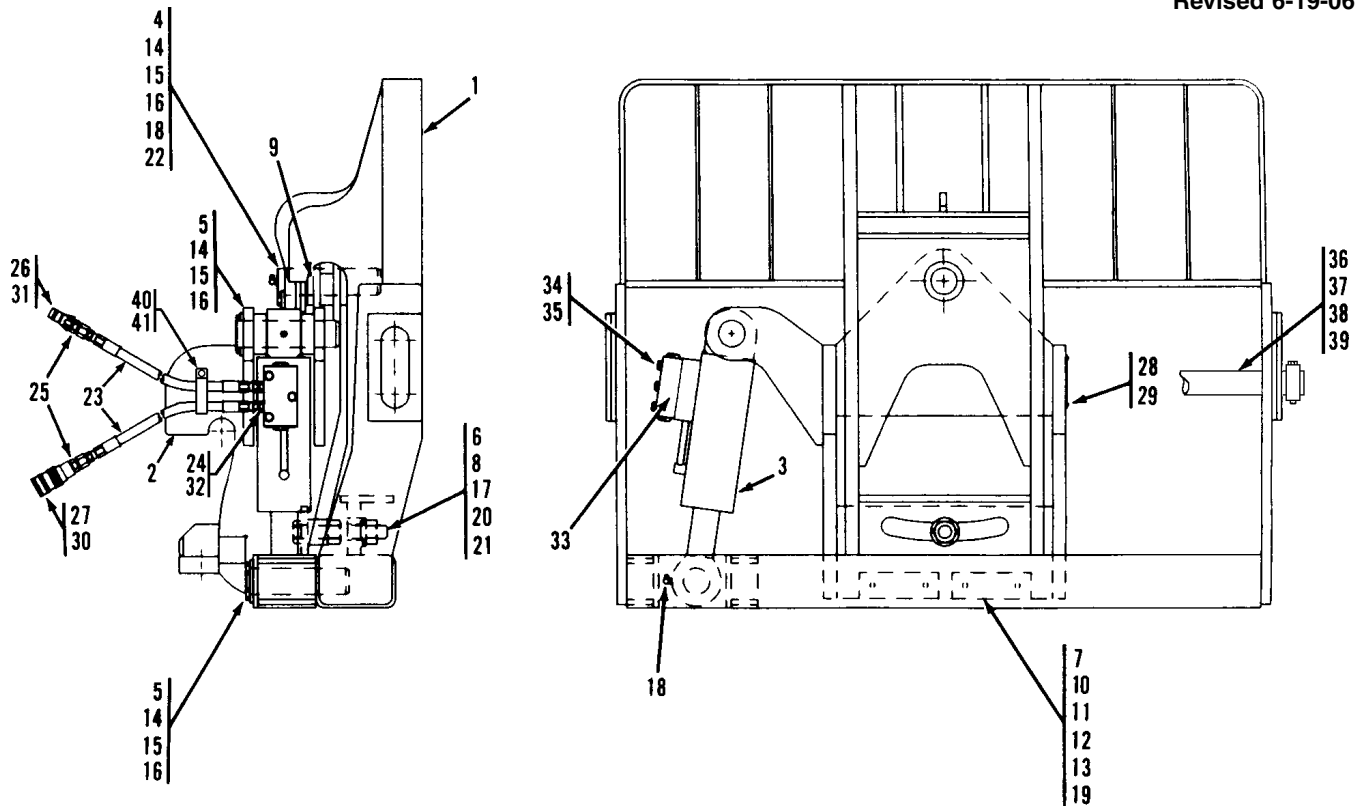
Item	Part No.	Qty.	Description Of Part
	9045-5008	1	66" CARRIAGE ASSY, (includes all items)
1	9080-1314	1	66" CARRIAGE WELDMENT
2	8820-1105	2	HEXHD CAPSCREW, 5/8-11X4, GR5
3	9020-0003	2	COLLAR
4	8852-1310	2	HEX LOCKNUT, 5/8-11
* 5	9040-2478	1	FORK PIN
* 6	9015-3001	1	SERIAL NUMBER PLATE
7	8834-1022	4	DRIVE SCREW, #10X3/8



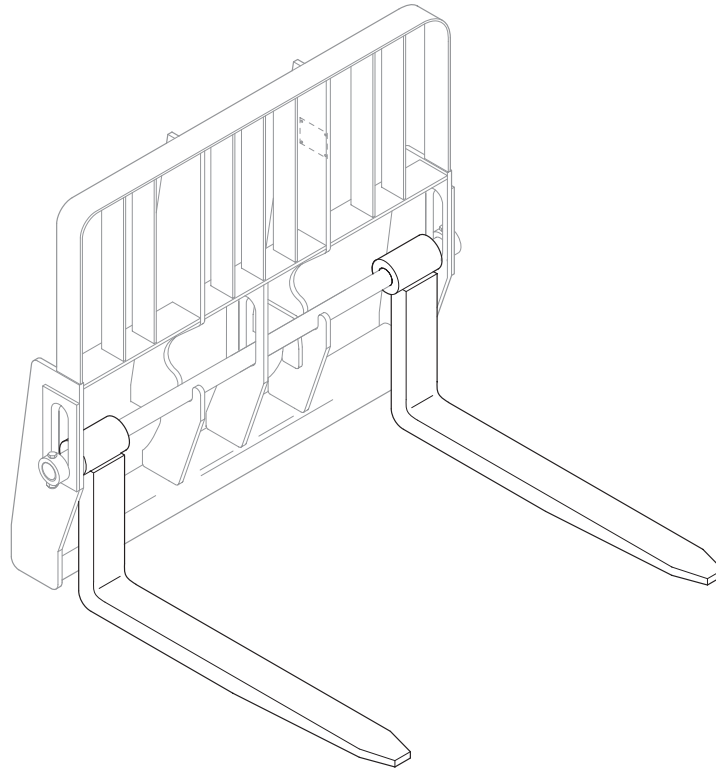
Item	Part No.	Qty.	Description Of Part
1	9045-5049	1	60" BUCKET (3/4yard capacity)

Item	Part No.	Qty.	Description Of Part
1	9055-5020	1	74" BUCKET (1-1/4 yard capacity)





Item	Part No.	Qty.	Description Of Part	Item	Part No.	Qty.	Description Of Part
	9130-5016	Ref	66" SLOPE PILER CARRIAGE, (includes all items)	23	8471-6434	2	HOSE ASSY
	9108-3405	1	CAPACITY DECAL, (not shown), (522/524)	24	8366-1316	2	CONNECTOR
	9108-3474	1	CAPACITY DECAL, (not shown), (522/524 3S)	*25	8866-1010	2	CONNECTOR, (Before S/N 2005283-01)
1	9130-6030	1	CARRIAGE WELDMENT		8866-2018	2	CONNECTOR, (S/N 2005283-01 & After)
2	9108-6122	1	ADAPTER WELDMENT	*26	9116-3138	1	MALE QUICK DISCONNECT, (Before S/N 2005283-01)
3		Ref	SWAY CYLINDER, (see page 13-15 for details)		9140-3414	1	MALE QUICK DISCONNECT, (S/N 2005283-01 & After)
4	9108-3248	1	BUSHING	*27	9116-3139	1	FEMALE QUICK DISCONNECT, (Before S/N 2005283-01)
*5	3423263	2	PIN		9140-3413	1	FEMALE QUICK DISCONNECT, (S/N 2005283-01 & After)
6	9020-4007	1	TUBE	28	8834-1022	4	DRIVE SCREW, #10X3/8
7	9103-3186	2	BEARING PAD	29	9015-3001	1	SERIAL NUMBER PLATE
8	9108-1577	1	TAP BOLT	30	9104-3125	1	DUST PLUG
9	9108-1594	1	THRUST WASHER	31	9104-3126	1	DUST CAP
*10	9020-5870	AR	SHIM	*32	8866-2105	2	ELBOW, 90 DEGREES, (swivel nut)
*11	9103-1236	2	SPACER	33		Ref	DUAL P.O. CHECK VALVE, (see page 13-16 for details)
*12	8820-1535	4	HEX HD CAPSCREW, 3/8-24X1-1/4, GR5	34	8820-1040	3	HEX HD CAPSCREW, 3/8-16X2-1/4, GR5
*13	8820-1534	4	HEX HD CAPSCREW, 3/8-24X1, GR5	35	8855-1011	3	LOCKWASHER, 3/8
14	9108-1313	3	KEEPER PLATE	36	9130-1083	1	FORK PIN
15	8820-1065	6	HEX HD CAPSCREW, 1/2-13X1, GR5	37	9020-0003	2	COLLAR
16	8855-1013	6	LOCKWASHER, 1/2	38	8820-1105	2	HEX HD CAPSCREW, 5/8-11X4, GR5
17	8852-1016	1	HEX LOCKNUT, 1-8	39	8852-1310	2	LOCKNUT, 5/8-11
*18	8867-1022	2	LUBE FITTING, 90 DEGREES, 1/8	*40	8452-1062	1	SUPPORT CLAMP
19	8856-1109	4	FLAT WASHER, 3/8	*41	7714-3015	1	WHIZ-LOK NUT, 3/8-16
20	8850-1016	1	HEX NUT, 1-8				
21	0510-1441	1	WASHER, 1-1/16				
22	9108-1622	1	PIN				



**NOTE: FORKS RATED LESS THAN THE ATTACHMENT OR MACHINE'S CAPACITY DECREASE CAPACITY OF THE ATTACHMENT OR MACHINE TO THAT OF THE FORKS. FORKS RATED MORE THAN THE ATTACHMENT OR MACHINE'S CAPACITY DO NOT INCREASE ATTACHMENT OR MACHINE'S CAPACITY.**

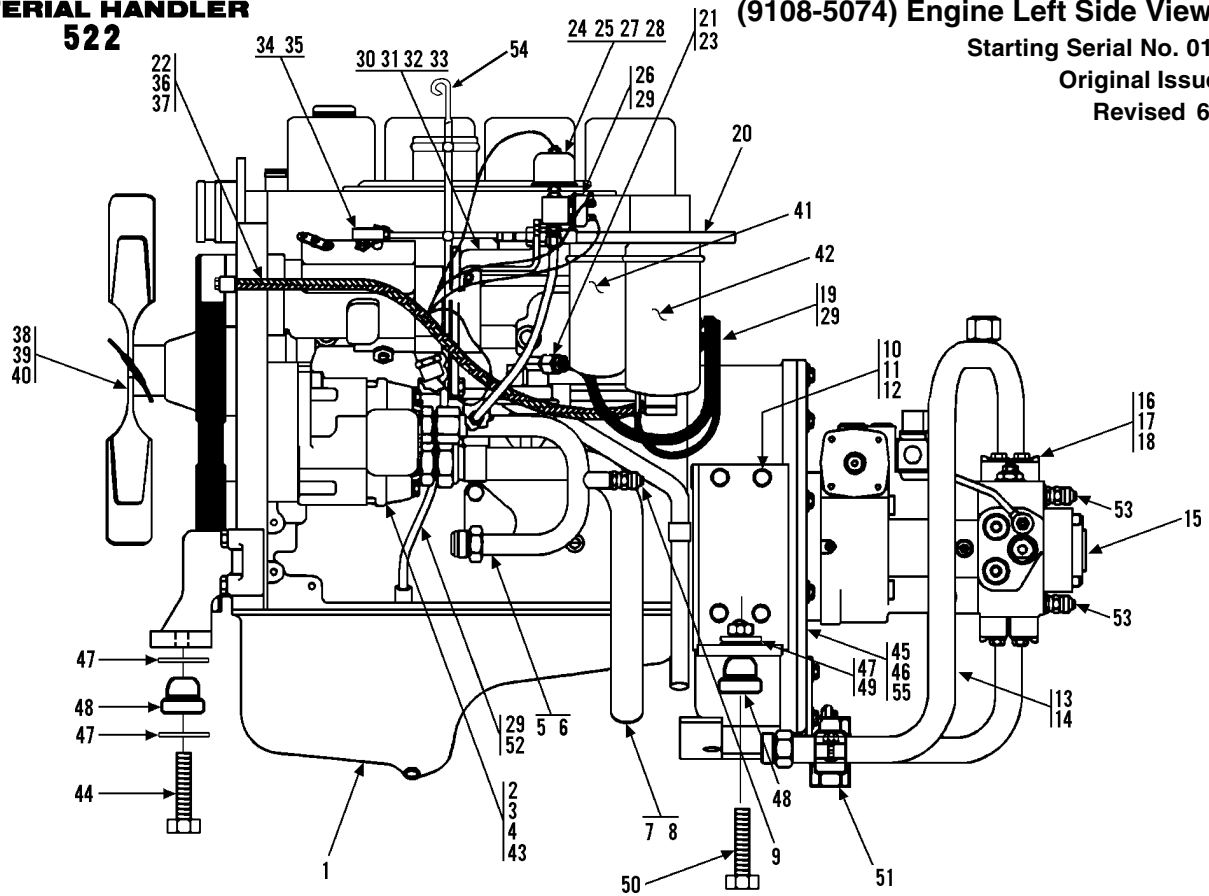
**NOTE: PLEASE CONSULT THE GRADALL PARTS DEPARTMENT TO DETERMINE THE CORRECT FORKS APPLICABLE TO YOUR SPECIFIC CARRIAGE ASSEMBLY AND APPLICATION.**

Item	Part No.	Qty.	Description Of Part	Item	Part No.	Qty.	Description Of Part
	9060-0390	2	48" CUBING FORK, 2X2, 3000 lbs., (B, C & D series)		9055-3018	2	72" PALLET FORK, 2X6, 10,000 lbs., (B, C & D series)
	9060-1819	2	48" PALLET FORK, 1-3/4X6, 9000 lbs., (B, C & D series)		9112-3132	2	72" PALLET FORK, 2X6, 10,000 lbs., (B, C & D series)
	9045-3002	2	48" PALLET FORK, 2X4, 8000 lbs., (B, C & D series)		9060-0832	2	48" PALLET FORK, 2-1/4X8, 16,000 lbs., (used on the 542, 552, & 554)
	9055-3005	2	48" PALLET FORK, 2X6, 10,000 lbs., (B, C & D series)		9060-1873	2	48" PALLET FORK, 2-1/4X7, 15,000 lbs., (used on the 542, 552, & 554)
	9055-3008	2	48" PALLET FORK, 1-3/4X4, 5000 lbs., (used on 6' swing mast only, P/N 9045-5047)		9060-0833	2	60" PALLET FORK, 2-1/4X8, 16,000 lbs., (used on the 542, 552 & 554)
	9060-1015	2	60" PALLET FORK, 2X6, 10,000 lbs., (B, C & D series)		9060-1219	2	60" PALLET FORK, 2-1/2X8, 16,000 lbs., (used on the 542, 552 & 554)
	9116-3269	2	60" PALLET FORK, 2X6, 11,300 lbs., (B, C & D series)		9060-1874	2	60" PALLET FORK, 2-1/4X7, 15,000 lbs., (used on the 542, 552 & 554)
	9045-3045	2	60" PALLET FORK, 2X6, 11,300 lbs., (used on 6' swing mast only, P/N 9045-5054)		H045-3002	2	96" PALLET FORK, 2X6, 7500 lbs. loaded center, (B, C & D series)
					9055-3018	2	72" PALLET FORK, 2X6, 10,000 lbs., (B, C & D series)

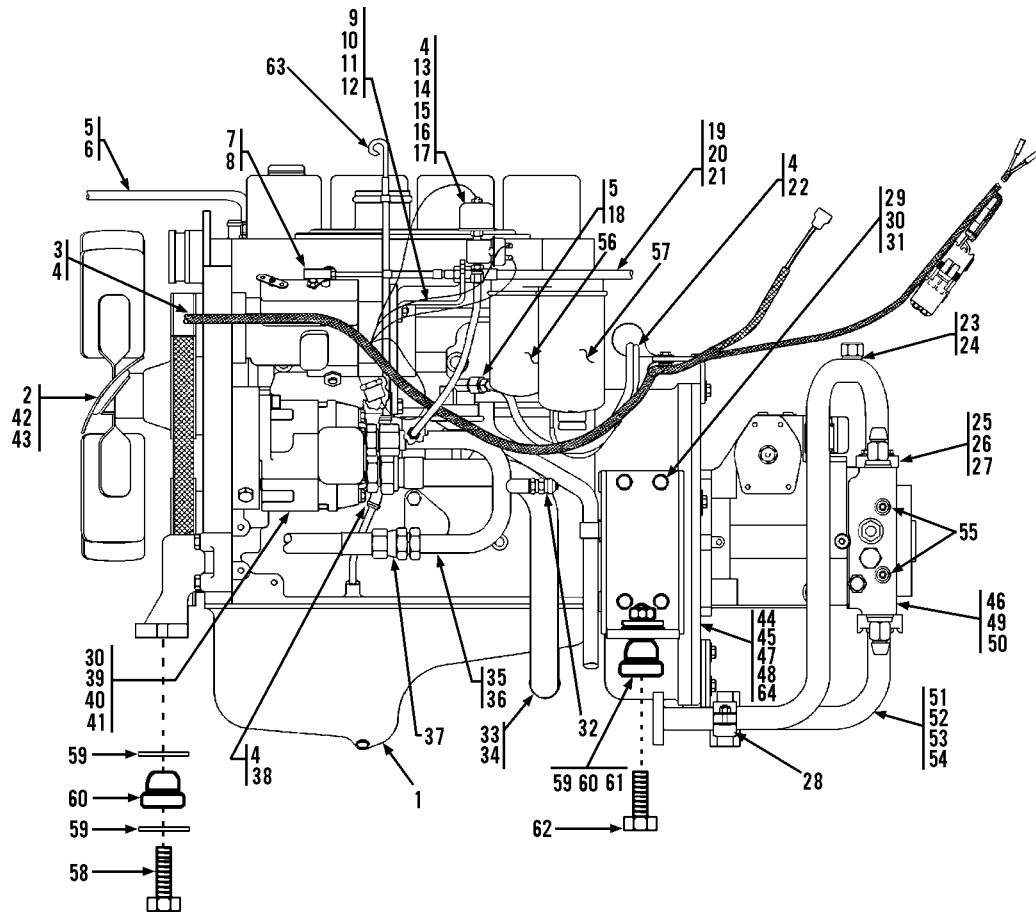
**GRADALL®**  
**MATERIAL HANDLER**  
**522**

**ENGINE & ATTACHING PARTS**  
**(9108-5074) Engine Left Side View(522)**

Starting Serial No. 0177005  
 Original Issue 1-90  
 Revised 6-01-05



Item	Part No.	Qty.	Description Of Part	Item	Part No.	Qty.	Description Of Part
1	9108-3012	1	CUMMINS ENGINE	28		18"	3/8 NYLON TUBE
2		Ref	MAIN HYDRAULIC PUMP, (see page 10-14 for details)	29	9002-7187	5	TY-RAP
3	9108-3143	2	HEX HD CAPSCREW, M12X1.75X75	30	9108-1243	1	THROTTLE CABLE BRACKET
4	8319-1010	2	LOCKWASHER, M12	31	8820-1005	2	HEX HD CAPSCREW, 1/4-20X1, GR5
5	9108-3233	1	TUBE ASSY	32	8855-1009	2	LOCKWASHER, 1/4
6	8866-2010	1	CONNECTOR, (includes o-ring)	33	8850-1616	2	HEX NUT, 1/4-20
	8859-1209	1	O-RING	34	9002-7908	1	BALL JOINT
7	9108-3144	1	SUCTION TUBE	35	8850-1613	1	HEX NUT, #10-32
8	8866-2011	1	CONNECTOR, (includes o-ring)	36		Ref	ENGINE WIRING HARNESS, (see page 11-1 for details)
	8859-1210	1	O-RING	37	9002-7187	1	TY-RAP
9	7713-3089	1	TEST FITTING	38	9130-3056	1	FAN ASSY
10	9108-6034	2	REAR ENGINE MOUNT	39	8319-1041	4	HEX HD CAPSCREW, M8X1.25X70
11	8319-1032	8	HEX HD CAPSCREW, M12X1.75X35, (torque to 58-68 ft. lbs.)	40	8856-1108	4	FLAT WASHER, 5/16
12	8319-1010	8	LOCKWASHER, M12	41	7738-3202	1	PRIMARY FUEL FILTER ELEMENT
13	9108-3419	1	TUBE ASSY	42	7738-3203	1	SECONDARY FUEL FILTER ELEMENT
14	9108-3106	1	O-RING	43	9002-7471	2	WASHER
15		Ref	HYDROSTATIC TRANS. PUMP, (see page 10-15 for details)	44	9108-3338	1	HEX HD CAPSCREW, M16X2X120
16	8471-2738	2	SPLIT FLANGE CLAMP	*45	9134-4048	1	PUMP MOUNT PLATE
17	8320-1135	4	HEX HD CAPSCREW, 7/16-14X1-1/2, GR8	*46	9108-4312	1	COUPLING ASSY, (bolts included)
18	8855-1012	4	LOCKWASHER, 7/16	47	9108-1158	4	SPECIAL WASHER
19		52"	FUEL LINE HOSE, 7/32" I.D.	48	8688-1227	3	LORD MOUNT
20	9108-3404	1	THROTTLE CABLE	49	8852-1010	2	LOCKNUT, 5/8-11
21		56"	FUEL LINE HOSE, 5/16" I.D.	50	8820-1106	2	HEX HD CAPSCREW, 5/8-11X4-1/2, GR5
22	2486-1170	1	SUPPORT CLAMP	51	9020-5792	1	CUSHION CLAMP
23	9003-0271	1	HOSE NIPPLE	52	9108-3493	10"	SPLIT LOOM, 1/2" I.D.
24	2474-1047	1	OIL PRESSURE SWITCH	53	9108-3475	2	STAUFF TEST COUPLING
25	9108-1388	1	TAPPED BAR	54	9112-4125	1	DIPSTICK
26	9103-3246	1	OIL PRESSURE SENDER	55	9108-3019	1	PUMP MOUNT & FLYWHEEL COUPLING, (includes items 45 & 46)
27	8688-3075	2	TUBE FITTING				NOTE: ONLY ITEMS WITH PART NUMBERS ARE AVAILABLE FOR SERVICE.



Item	Part No.	Qty.	Description Of Part
	9108-5053	1	CUMMIINS ENGINE FILTER KIT, (includes all items)
	9108-4001	1	OIL FILTER
	7738-3202	1	PRIMARY FUEL, FILTER ELEMENT
	7738-3203	1	SECONDARY FUEL, FILTER ELEMENT
	9108-3218	1	FUEL FILTER
	9020-6262	1	AIR FILTER ELEMENT

Item	Part No.	Qty.	Description Of Part	Item	Part No.	Qty.	Description Of Part
	9109-5025	Ref	ENGINE ASSY, (includes items on pages 5-1 and 5-2)	37	8471-7851	1	HOSE ASSY
1	9108-3012	1	CUMMINS ENGINE	38	9108-3493	10"	SPLIT FLEX LOOM, 1/2 ID
2	9130-3056	1	FAN ASSY	39		Ref	MAIN PUMP, (see page 10-14 for details)
3	9114-3192	1	WIRING HARNESS, (engine)	40	8319-1057	2	SOCKET HD CAPSCREW, M12 x 1.75 x 75
4	9002-7187	6	TY-RAP	41	9002-7471	2	HARDENED WASHER
5		78"	FUEL LINE HOSE, 5/16	42	8319-1041	4	HEX HD CAPSCREW, M8X1.25X70
6	8688-3106	2	HOSE CLAMP	43	8856-1108	4	WASHER, 5/16
7	9002-7908	1	BALL JOINT	*44	9134-4048	1	PUMP MOUNT PLATE
8	8850-1613	1	HEX NUT, #10-32	*45	9108-4312	1	COUPLING ASSY, (bolts included)
9	9108-1243	1	THROTTLE CABLE BRACKET	46		Ref	HYDROSTATIC TRANSMISSION, (see page 10-15 for details)
10	8820-1005	2	HEX HD CAPSCREW, 1/4-20X1	47	8821-1068	8	SOCKET HD CAPSREW, 3/8-16X5/8, (torque to 40-45 ft.lbs.)
11	8855-1009	2	LOCKWASHER, 1/4	48	8855-1011	8	LOCKWASHER, 3/8
12	8850-1616	2	HEX NUT, 1/4-20	49	8820-1112	2	HEX HD CAPSCREW, 3/4-10X2-1/4, (torque to 240-265 ft.lbs.)
13	2474-1047	1	PRESSURE SWITCH	50	8855-1016	2	LOCKWASHER, 3/4
14	9103-3246	1	OIL PRESSURE SENDER	51	8866-2011	1	CONNECTOR, (includes o-ring)
15	9108-1388	1	TAPPED BAR		8859-1210	1	O-RING
16	8688-3075	2	TUBE FITTING	52	9108-3246	1	HOSE
17		18"	NYLON TUBE, 3/8	53	9002-8695	2	BAND CLAMP
18	9003-0271	1	HOSE NIPPLE	54	9114-3087	1	INTAKE TUBE
19	9108-3404	1	THROTTLE CABLE	55	9105-3020	2	TEST COUPLING
20	9002-8977	1	YOKE END	56	7738-3202	1	PRIMARY FUEL FILTER ELEMENT
21	9002-1552	1	CLEVIS PIN	57	7738-3203	1	SECONDARY FUEL FILTER ELEMENT
22		56"	FUEL LINE HOSE, 7/32	58	9108-3338	1	HEX HD CAPSCREW, M16X2X120
23	9114-3055	1	TUBE ASSY	59	9108-1158	4	SPECIAL WASHER
24	9108-3106	1	O-RING	60	8688-1227	3	LORD MOUNT
25	8471-2738	2	SPLIT FLANGE CLAMP	61	8852-1010	2	LOCKNUT, 5/8-11
26	8320-1135	4	HEX HD CAPSCREW, 7/16-14X1-1/2	62	8820-1106	2	HEX HD CAPSCREW, 5/8-11X4-1/2
27	8855-1012	4	LOCKWASHER, 7/16	63	9112-4125	1	DIPSTICK
28	9020-5792	1	CUSHION CLAMP	64	9108-3019	1	PUMP MOUNT & FLYWHEEL COUPLING, (includes items 44 & 45)
29	9108-6034	2	REAR ENGINE MOUNTING BRACKET				NOTE: ONLY ITEMS WITH PART NUMBERS ARE AVAILABLE FOR SERVICE.
30	8319-1010	10	LOCKWASHER, M12				
31	8319-1032	8	HEX HD CAPSCREW, M12X1.75X35				
32	7713-3089	1	TEST FITTING				
33	9108-3144	1	SUCTION TUBE				
34	8866-2011	1	CONNECTOR, (includes o-ring)				
	8859-1210	1	O-RING				
35	9108-3233	1	TUBE ASSY				
36	8866-2010	1	CONNECTOR, (includes o-ring)				
	8859-1209	1	O-RING				

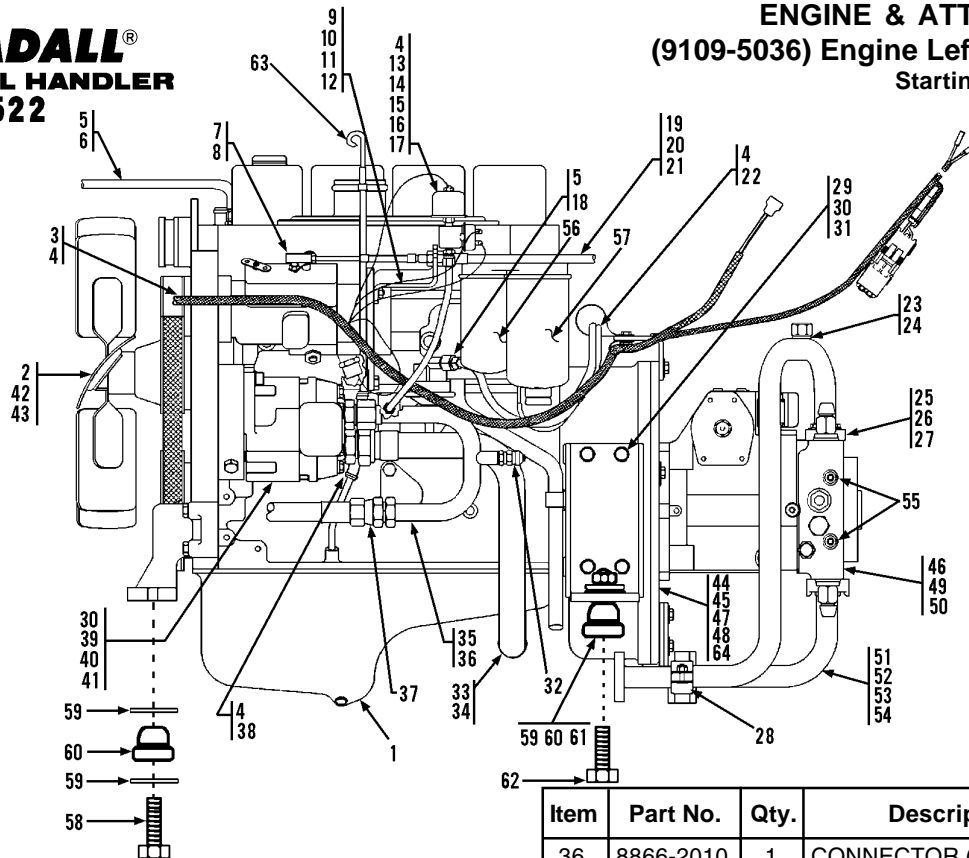
**GRADALL®**  
**MATERIAL HANDLER**  
**522**

**ENGINE & ATTACHING PARTS**  
**(9109-5036) Engine Left Side View (522)**

Starting Serial No.0177368

Original Issue 1-98

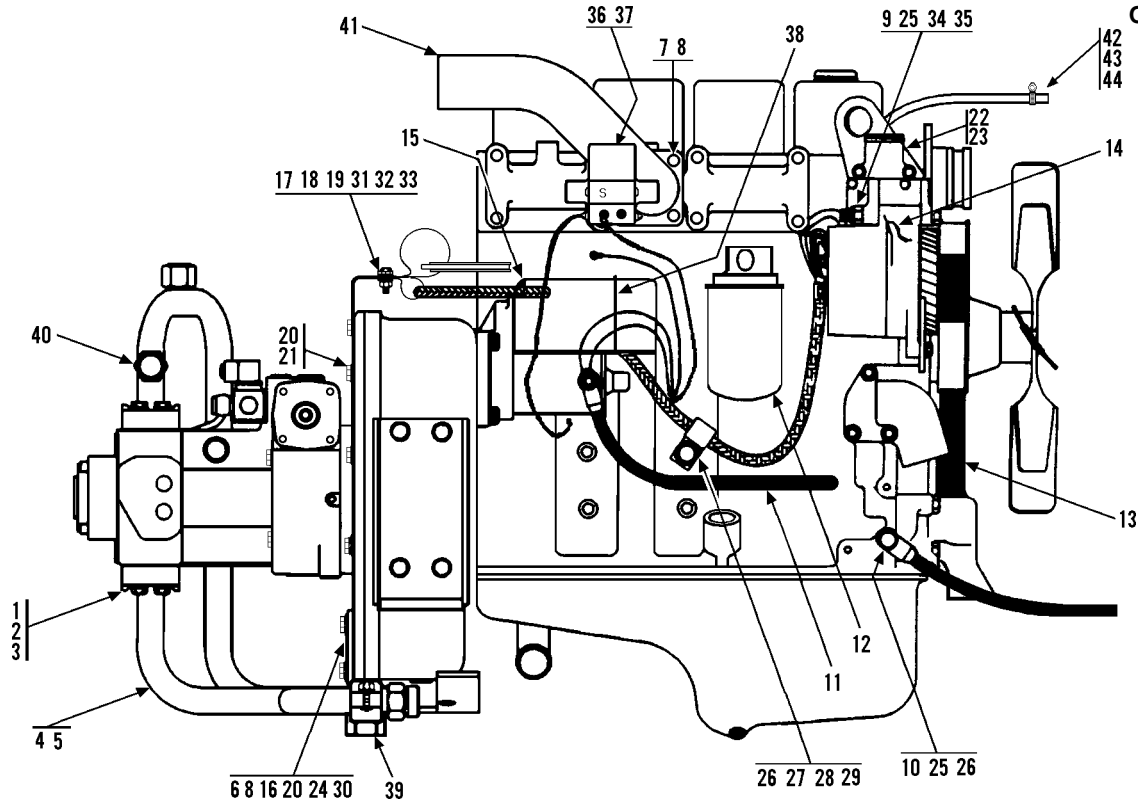
Revised 9-26-99



Item	Part No.	Qty.	Description Of Part
	9109-5036	Ref	ENGINE ASSY(includes items 1 thru 57 & 63 on pages 5-1 and all on 5-2)
1	9108-3012	1	CUMMINS ENGINE
2	9130-3056	1	FAN ASSY
3	9112-3166	1	WIRING HARNESS(engine)
4	9002-7187	6	TY-RAP
5		78"	FUEL LINE HOSE, 5/16
6	8688-3106	2	HOSE CLAMP
7	9002-7908	1	BALL JOINT
8	8850-1613	1	HEX NUT, #10-32
9	9108-1243	1	THROTTLE CABLE BRACKET
10	8820-1005	2	HEX HD CAPSCREW, 1/4-20 x 1
11	8855-1009	2	LOCKWASHER, 1/4
12	8850-1616	2	HEX NUT 1/4-20
13	2474-1047	1	PRESSURE SWITCH
14	9114-3315	1	OIL PRESSURE SENDER
15	9108-1388	1	TAPPED BAR
16	8688-3075	2	TUBE FITTING
17		18"	NYLON TUBE, 3/8
18	9003-0271	1	HOSE NIPPLE
19	9108-3404	1	THROTTLE CABLE
20	9002-8977	1	YOKE END
21	9002-1552	1	CLEVIS PIN
22		56"	FUEL LINE HOSE, 7/32
23	9114-3055	1	TUBE ASSY
24	9108-3106	1	O-RING
25	8471-2738	2	SPLIT FLANGE CLAMP
26	8320-1135	4	HEX HD CAPSCREW, 7/16-14 x 1 1/2
27	8855-1012	4	LOCKWASHER, 7/16
28	9020-5792	1	CUSHION CLAMP
29	9108-6034	2	REAR ENGINE MOUNTING BRACKET
30	8319-1010	10	LOCKWASHER, M12
31	8319-1032	8	HEX HD CAPSCREW, M12 x 1.75 x 35
32	7713-3089	1	TEST FITTING
33	9108-3144	1	SUCTION TUBE
34	8866-2011	1	CONNECTOR (includes o-ring)
	8859-1210	1	O-RING
35	9108-3233	1	TUBE ASSY

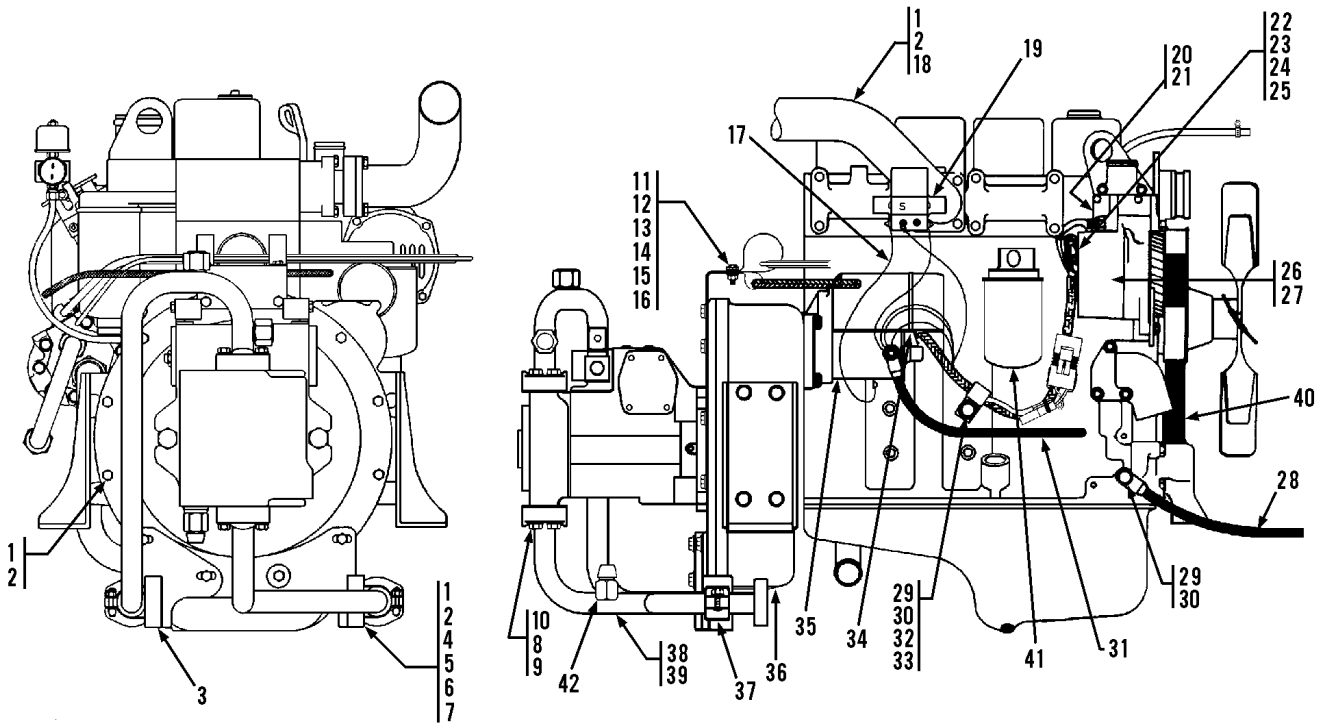
Item	Part No.	Qty.	Description Of Part
36	8866-2010	1	CONNECTOR (includes o-ring)
	8859-1209	1	O-RING
37	8471-7851	1	HOSE ASSY
38	9108-3493	10"	SPLIT FLEX LOOM, 1/2 ID
39		Ref	MAIN PUMP (see page 10-14 for details)
40	8319-1057	2	HEX SOCKET HD CAPSCREW, M12 x 1.75 x 80
41	9002-7471	2	HARDENED WASHER
42	8319-1041	4	HEX HD CAPSCREW, M8 x 1.25 x 70
43	8856-1108	4	WASHER, 5/16
44	9108-4311	1	FLEX PLATE
45	9108-4312	1	COUPLER (bolts included)
46		Ref	HYDROSTATIC TRANSMISSION (see page 10-15 for details)
47	8821-1068	8	SOCKET HD CAPSCREW, 3/8-16X5/8 (torque to 40-45 ft.lbs.)
48	8855-1011	8	LOCKWASHER, 3/8
49	8820-1112	2	HEX HD CAPSCREW, 3/4-10X2-1/4 (torque to 240-265 ft.lbs.)
50	8855-1016	2	LOCKWASHER, 3/4
51	8866-2011	1	CONNECTOR (includes o-ring)
	8859-1210	1	O-RING
52	9108-3246	1	HOSE
53	9002-8695	2	BAND CLAMP
54	9114-3087	1	INTAKE TUBE
55	9105-3020	2	TEST COUPLING
56	7738-3202	1	PRIMARY FUEL FILTER ELEMENT
57	7738-3203	1	SECONDARY FUEL FILTER ELEMENT
58	9108-3338	1	HEX HD CAPSCREW, M16X2X120
59	9108-1158	4	SPECIAL WASHER
60	8688-1227	3	LORD MOUNT
61	8852-1010	2	LOCKNUT, 5/8-11
62	8820-1106	2	HEX HD CAPSCREW, 5/8-11X4-1/2
*63	9112-4125	1	DIPSTICK
*64	9108-3019	1	PUMP MOUNT & FLYWHEEL COUPLING (includes items 44 & 45)

NOTE: ONLY ITEMS WITH PART NUMBERS ARE AVAILABLE FOR SERVICE.



Item	Part No.	Qty.	Description Of Part
	9108-5053	1	CUMMINS ENGINE FILTER KIT, (includes all items)
	9108-4001	1	OIL FILTER
	7738-3202	1	PRIMARY FUEL, FILTER ELEMENT
	7738-3203	1	SECONDARY FUEL, FILTER ELEMENT
	9108-3218	1	FUEL FILTER
	9020-6262	1	AIR FILTER ELEMENT

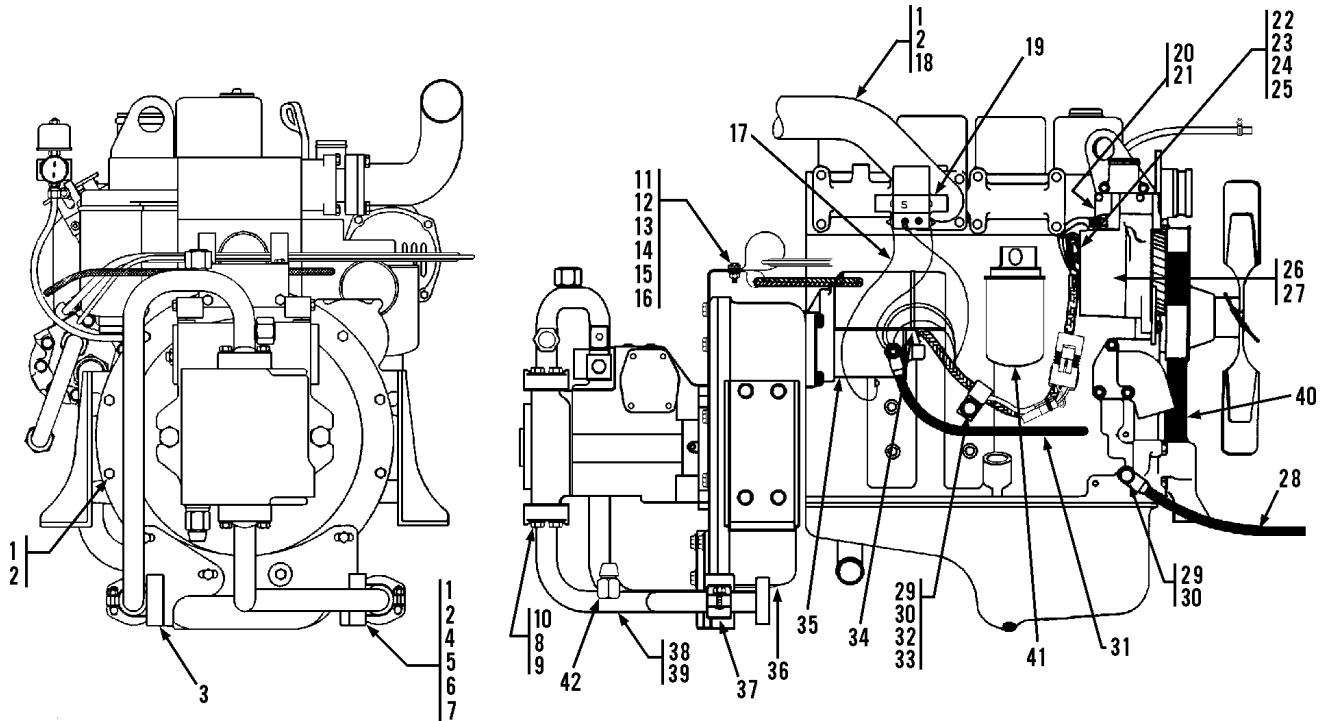
Item	Part No.	Qty.	Description Of Part-	Item	Part No.	Qty.	Description Of Part
1	8471-2738	2	SPLIT FLANGE CLAMP	22	9020-6124	1	WATER TEMP. SENDER
2	8320-1135	4	HEX HD CAPSCREW, 7/16-14X1-1/2, GR8	23	8871-1384	1	REDUCING BUSHING, 1/2X1/4
3	8855-1012	4	LOCKWASHER, 7/16	*24	8856-1109	3	FLAT WASHER, 3/8
4	9109-3008	1	TUBE ASSY	*25	8319-1011	1	LOCKWASHER, M8
* 5	9108-3106	1	O-RING	*26	8319-1004	2	HEX HD CAPSCREW, M12X1.75X30
6	9108-6130	1	TUBE SUPPORT (shown)	*27	8319-1010	2	LOCKWASHER, M12
* 7	9108-6131	1	TUBE SUPPORT (not shown)	28	8856-1111	1	FLAT WASHER, 1/2
8	8319-1021	4	HEX HD CAPSCREW, M10X1.5X30	29	8584-1150	1	SUPPORT CLAMP
9	8319-1013	8	LOCKWASHER M10	*30	8319-1005	2	HEX HD CAPSCREW, M10X1.5X45
* 10	8856-1108	1	WASHER, 5/16	*31	8850-1005	2	HEX NUT, 5/16-18
* 11	9112-3032	1	NEG. BATTERY CABLE	*32	9002-8660	2	INSULATED HOSE CLIP
* 12	9112-3033	1	POS. BATTERY CABLE	*33	8855-1010	2	LOCKWASHER, 5/16
* 13	9108-4001	1	OIL FILTER ELEMENT	*34	8319-1007	1	HEX HD CAPSCREW, M8X1.25X16
14	9108-4162	1	FAN/ALT. BELT	*35	8594-1016	1	SUPPORT CLAMP
* 15	9108-3503	1	ALTERNATOR	*36	9020-5205	1	JUMPER WIRE
16	9108-3504	1	REGULATOR (supplied with alternator)	*37	9040-2427	1	STARTER SOLENOID
17	9108-3456	1	STARTER	*38	9002-7187	1	TIE WRAP
* 18	8319-1006	1	HEX HD CAPSCREW, M10X1.5X40	*39	9020-5792	1	CUSHION CLAMP
* 19	9109-1001	1	CLAMP SUPPORT	*40	8471-4006	2	ORS CAP
* 20	8820-1018	2	HEX HD CAPSCREW, 5/16-18X3/4, GR5	*41	9108-6055	1	EXHAUST TUBING
* 21	2486-1170	2	SUPPORT CLAMP	42	8209-2118	18"	HOSE, 5/16
	8319-1021	9	HEX HD CAPSCREW, M10X1.5X30	43	9003-0271	1	HOSE BARB
	8319-1013	8	LOCKWASHER, M10	44	8688-3106	2	HOSE CLAMP



Item	Part No.	Qty.	Description Of Part
	9108-5053	1	CUMMINS ENGINE FILTER KIT, (includes all items)
	9108-4001	1	OIL FILTER ELEMENT
	7738-3202	1	PRIMARY FUEL, FILTER ELEMENT
	7738-3203	1	SECONDARY FUEL, FILTER ELEMENT
	9108-3218	1	FUEL FILTER
	9020-6262	1	AIR FILTER ELEMENT

Item	Part No.	Qty.	Description Of Part	Item	Part No.	Qty.	Description Of Part
	9109-5025	Ref	ENGINE ASSY, (includes all items on pages 5-1 and 5-2)	*22	8856-1108	1	FLAT WASHER, 5/16
1	8319-1021	13	HEX HD CAPSCREW, M10X1.5X30	23	8319-1011	1	LOCKWASHER, M8
2	8319-1013	16	LOCKWASHER, M10	24	8319-1007	1	HEX HD CAPSCREW, M8X1.25X16
3	9108-6131	1	TUBE SUPPORT	25	8594-1016	1	SUPPORT CLAMP
4	9108-6130	1	TUBE SUPPORT	26	9108-3503	1	ALTERNATOR, (includes item 27)
* 5	8856-1109	3	FLAT WASHER, 3/8	27	9108-3504	1	REGULATOR
6	8319-1006	1	HEX HD CAPSCREW, M10 X 1.5X40	28	9108-3481	1	NEGATIVE BATTERY CABLE
7	8319-1005	2	HEX HD CAPSCREW, M10 X 1.5X45	29	8319-1004	2	HEX HD CAPSCREW, M12X1.75X30
8	8471-2738	2	SPLIT FLANGE CLAMP	30	8319-1010	2	LCKWASHER, M12
9	8320-1135	4	HEX HD CAPSCREW, 7/16-14X1-1/2	31	9108-3482	1	POSITIVE BATTERY CABLE
10	8855-1012	4	LOCKWASHER, 7/16	*32	8856-1111	1	FLAT WASHER, 1/2
11	8855-1010	2	LOCKWASHER, 5/16	*33	9114-3122	1	SUPPORT CLAMP
12	9002-8660	2	INSULATED HOSE CLIP	34	9002-7187	1	TIE WRAP
13	8850-1005	2	HEX NUT, 5/16-18	35	9108-3456	1	STARTER
14	2486-1170	2	SUPPORT CLAMP	*36	8871-1284	1	HEX SOCKET PIPE PLUG, 3/4
*15	8820-1018	2	HEX HD CAPSCREW, 5/16-18X3/4, GR5	37	9020-5792	1	CUSHION CLAMP
16	9109-1001	1	CLAMP SUPPORT	38	9109-3017	1	TUBE ASSY
17	9020-5205	1	JUMPER WIRE	39	9108-3106	1	O-RING
18	9108-6055	1	EXHAUST TUBING	40	9108-4162	1	FAN/ALTERNATOR BELT
19	9040-2427	1	STARTER RELAY	41	9108-4001	1	OIL FILTER ELEMENT
20	9020-6124	1	WATER TEMPERATURE SENDER	*42	8866-2064	1	ELBOW - 90 DEGREES, (includes o-ring)
21	8871-1384	1	REDUCER BUSHING		8859-1204	1	O-RING

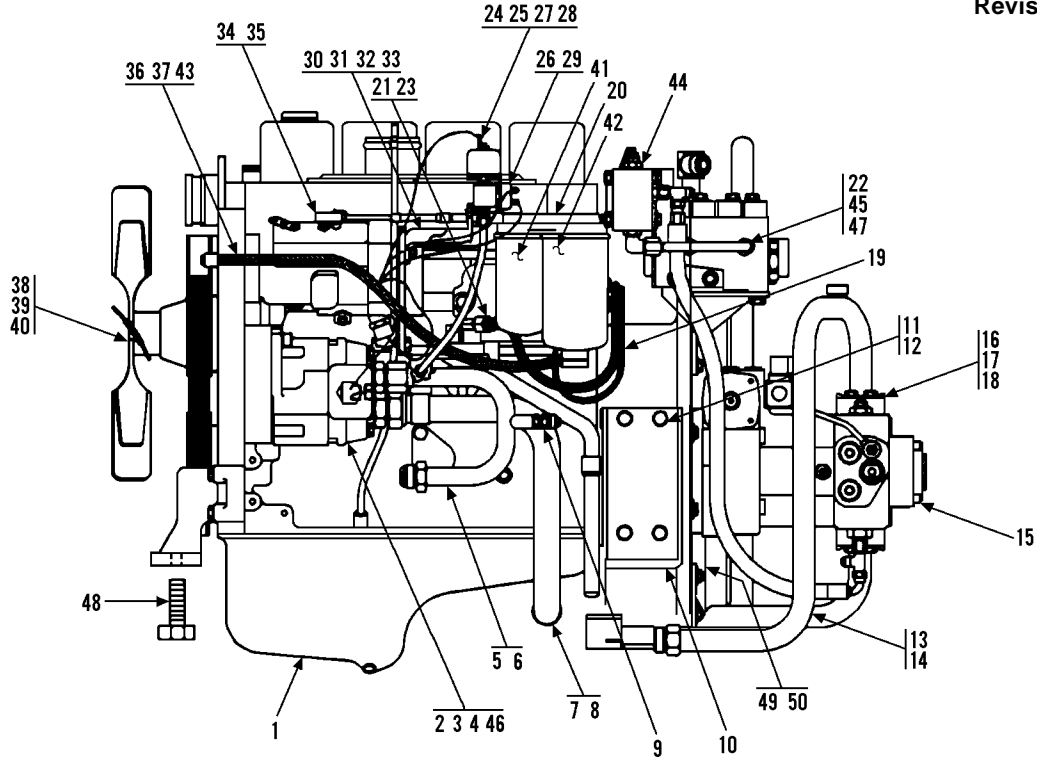




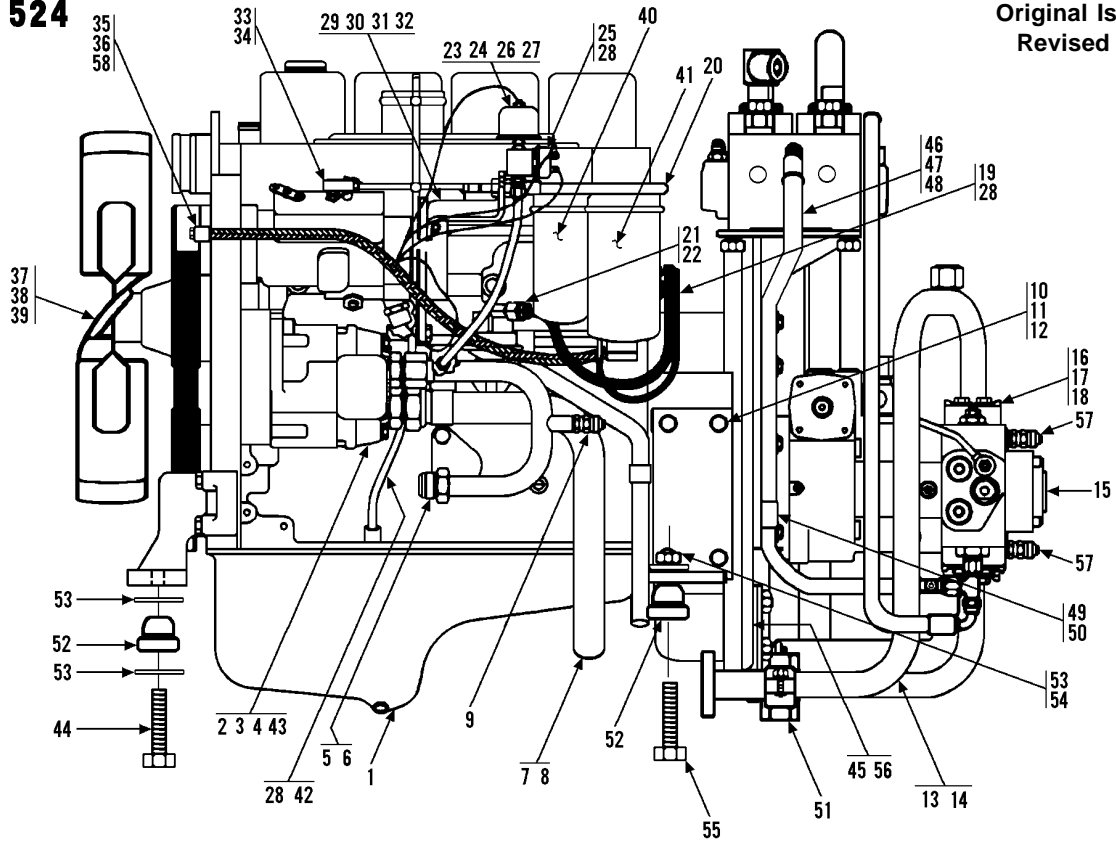
Item	Part No.	Qty.	Description Of Part
	9108-5053	1	CUMMINS ENGINE FILTER KIT, (includes all items)
	9108-4001	1	OIL FILTER ELEMENT
	7738-3202	1	PRIMARY FUEL, FILTER ELEMENT
	7738-3203	1	SECONDARY FUEL, FILTER ELEMENT
	9108-3218	1	FUEL FILTER
	9020-6262	1	AIR FILTER ELEMENT

Item	Part No.	Qty.	Description Of Part-
	9109-5036	Ref	ENGINE ASSY(includes items 1 thru 57 & 63 on page 5-1 and all on 5-2)
1	8319-1021	13	HEX HD CAPSCREW, M10 x 1.5 x 30
2	8319-1013	16	LOCKWASHER, M10
3	9108-6131	1	TUBE SUPPORT
4	9108-6130	1	TUBE SUPPORT
5	8856-1109	3	WASHER, 3/8
6	8319-1006	1	HEX HD CAPSCREW, M10 x 1.5 x 40
7	8319-1005	2	HEX HD CAPSCREW, M10 x 1.5 x 45
8	8471-2738	2	SPLIT FLANGE CLAMP
9	8320-1135	4	HEX HD CAPSCREW, 7/16-14 x 1-1/2
10	8855-1012	4	LOCKWASHER, 7/16
11	8855-1010	2	LOCKWASHER, 5/16
12	9002-8660	2	INSULATED HOSE CLIP
13	8850-1005	2	HEX NUT, 5/16-18
14	2486-1170	2	SUPPORT CLAMP
15	8820-1018	2	HEX HD CAPSCREW, 5/16-18 x 3/4
16	9109-1001	1	CLAMP SUPPORT
17	9020-5205	1	JUMPER WIRE
18	9108-6055	1	EXHAUST TUBING
19	9040-2427	1	STARTER RELAY
20	9114-3314	1	WATER TEMPERATURE SENDER
21	8871-1384	1	REDUCER BUSHING

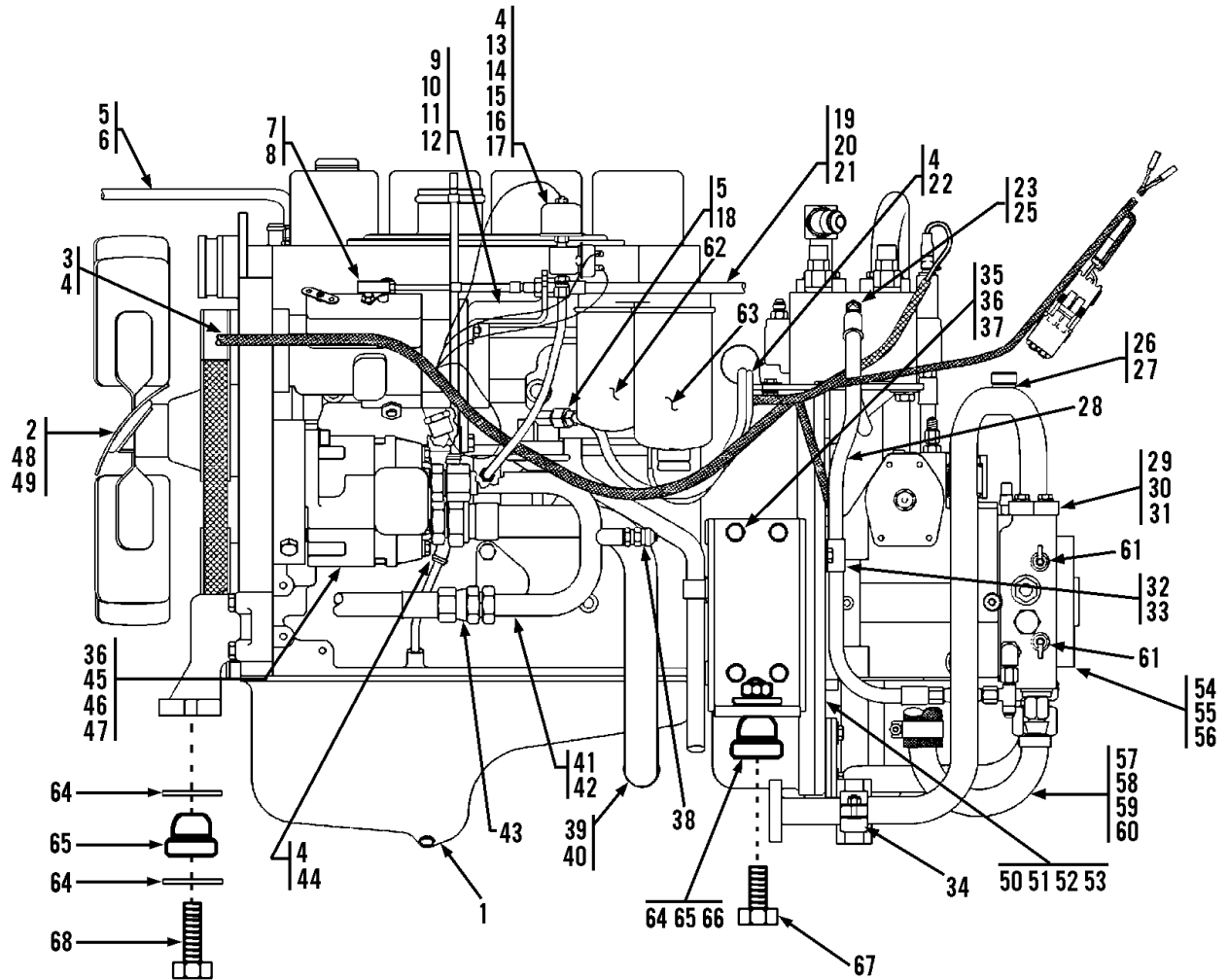
Item	Part No.	Qty.	Description Of Part
22	8856-1108	1	WASHER, 5/16
23	8319-1011	1	LOCKWASHER, M8
24	8319-1007	1	HEX HD CAPSCREW, M8 x 1.25 x 16
25	8594-1016	1	SUPPORT CLAMP
26	9108-3503	1	ALTERNATOR (includes item 27)
27	9108-3504	1	REGULATOR
28	9108-3481	1	NEGATIVE BATTERY CABLE
29	8319-1004	2	HEX HD CAPSCREW, M12 x 1.75 x 30
30	8319-1010	2	LCKWASHER, M12
31	9108-3482	1	POSITIVE BATTERY CABLE
32	8856-1111	1	WASHER, 1/2
33	9114-3122	1	SUPPORT CLAMP
34	9002-7187	1	TY-RAP
35	9108-3456	1	STARTER
36	8871-1284	1	PIPE PLUG, 3/4
37	9020-5792	1	CUSHION CLAMP
38	9109-3017	1	TUBE ASSY
39	9108-3106	1	O-RING
40	9108-4162	1	FAN/ALTERNATOR BELT
41	9108-4001	1	OIL FILTER ELEMENT
42	8866-2064	1	ELBOW, 90 DEGREES (includes o-ring)
	8859-1204	1	O-RING



Item	Part No.	Qty.	Description Of Part	Item	Part No.	Qty.	Description Of Part
1	9108-3012	1	CUMMINS ENGINE	30	9108-1243	1	THROTTLE CABLE BRACKET
2		Ref	MAIN HYDRAULIC PUMP, (see page 10-14 for details)	31	8820-1005	2	HEX HD CAPSCREW, 1/4-20X1, GR5
3	9108-3143	2	HEX HD CAPSCREW, M12X1.75X75	32	8855-1009	2	LOCKWASHER, 1/4
4	8319-1010	2	LOCKWASHER, M12	33	8850-1616	2	HEX NUT, 1/4-20
5	9108-3233	1	TUBE ASSY	34	9002-7908	1	BALL JOINT
6	8866-2010	1	CONNECTOR (includes o-ring)	35	8850-1613	1	HEX NUT, #10-32
	8859-1209	1	O-RING	36		Ref	ENGINE WIRING HARNESS (see page 11-2 for details)
7	9108-3144	1	SUCTION TUBE	37	9002-7187	1	TY-RAP
8	8866-2011	1	CONNECTOR (includes o-ring)	38	9108-3072	1	FAN ASSY
	8859-1210	1	O-RING	39	8319-1041	4	HEX HD CAPSCREW, M8X1.25X70
9	7713-3089	1	TEST FITTING	40	8856-1108	4	FLAT WASHER, 5/16
10	9108-6034	2	REAR ENGINE MOUNT	41	7738-3202	1	PRIMARY FUEL FILTER ELEMENT
11	8319-1004	8	HEX HD CAPSCREW, M12X1.75X30	42	7738-3203	1	SECONDARY FUEL FILTER ELEMENT
12	8319-1010	8	LOCKWASHER, M12	43	2486-1170	2	SUPPORT CLAMP
13	9108-3419	1	TUBE ASSY	44		Ref	MANIFOLD ASSY (see page 10-18 for details)
14	9108-3106	1	O-RING	45	8471-8129	2	HOSE ASSY
15		Ref	HYDROSTATIC TRANS. PUMP (see page 10-15 for details)	46	8540-1340	2	WASHER
16	8471-2738	2	SPLIT FLANGE CLAMP	47	8859-1506	4	O-RING
17	8320-1135	4	HEX HD CAPSCREW, 7/16-14X1-1/2, GR8	48	9108-3338	1	HEX HD CAPSCREW, M16X2X120
18	8855-1012	4	LOCKWASHER, 7/16	49	9108-4311	1	MOUNTING PLATE
19		52"	FUEL LINE HOSE, 7/32" I.D.	50	9108-4312	1	COUPLER (bolts included)
20	9108-3404	1	THROTTLE CABLE	*51	8866-2440	2	STRAIGHT THREAD CONNECTOR, (includes o-ring)
21		56"	FUEL LINE HOSE, 5/16" I.D.		8859-1506	2	O-RING
22	8471-8129	1	HOSE ASSY	*52	8866-2330	2	ELBOW, 90 DEGREES, (includes o-ring)
23	9003-0271	1	HOSE NIPPLE		8859-1506	2	O-RING
24	2474-1047	1	OIL PRESSURE SWITCH	*53	8471-7597	1	HOSE ASSEMBLY
25	9108-1388	1	TAPPED BAR	*54	8866-2018	1	STRAIGHT THREAD CONNECTOR, (includes o-ring)
26	9103-3246	1	OIL PRESSURE SENDER		8859-1205	1	O-RING
27	8688-3075	2	TUBE FITTING	*55	8866-2239	1	SWIVEL NUT RUN TEE, 3/8 TUBE
28		18"	3/8 NYLON TUBE				
29	9002-7187	1	TY-RAP				



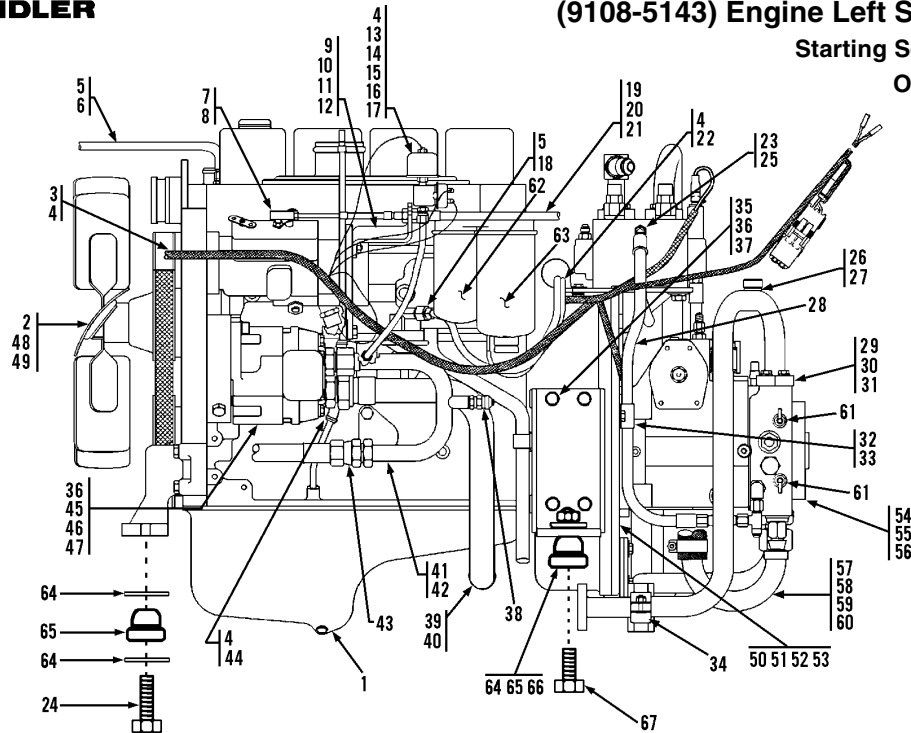
Item	Part No.	Qty.	Description Of Part	Item	Part No.	Qty.	Description Of Part
	9108-5074	Ref	ENGINE ASSY (includes all items on pages 5-3 & 5-4)	28	9002-7187	5	TY-RAP
1	9108-3012	1	CUMMINS ENGINE	29	9108-1243	1	THROTTLE CABLE BRACKET
2		Ref	MAIN HYDRAULIC PUMP, (see page 10-14 for details)	30	8820-1005	2	HEX HD CAPSCREW, 1/4-20X1, GR5
3	9108-3143	2	HEX HD CAPSCREW, M12X1.75X75	31	8855-1009	2	LOCKWASHER, 1/4
4	8319-1010	2	LOCKWASHER, M12	32	8850-1616	2	HEX NUT, 1/4-20
5	9108-3233	1	TUBE ASSY	33	9002-7908	1	BALL JOINT
6	8866-2010	1	CONNECTOR (includes o-ring)	34	8850-1613	1	HEX NUT, #10-32
	8859-1209	1	O-RING	35		Ref	ENGINE WIRING HARNESS (see page 11-2 for details)
7	9108-3144	1	SUCTION TUBE	36	9002-7187	1	TY-RAP
8	8866-2011	1	CONNECTOR (includes o-ring)	37	9130-3056	1	FAN ASSY
	8859-1210	1	O-RING	38	8319-1041	4	HEX HD CAPSCREW, M8X1.25X70
9	7713-3089	1	TEST FITTING	39	8856-1108	4	FLAT WASHER, 5/16
10	9108-6034	2	REAR ENGINE MOUNT	40	7738-3202	1	PRIMARY FUEL FILTER ELEMENT
11	8319-1032	8	HEX HD CAPSCREW, M12X1.75X35	41	7738-3203	1	SECONDARY FUEL FILTER ELEMENT
*12	8319-1010	8	LOCKWASHER, M12	*42	9108-3493	10"	FLEX LOOM, 1/2" I.D.
13	9108-3419	1	TUBE ASSY	*43	9002-7471	2	WASHER
14	9108-3106	1	O-RING	44	9108-3338	1	HEX HD CAPSCREW, M16X2X120
15		Ref	HYDROSTATIC TRANS. PUMP (see page 10-15 for details)	*45	9108-4311	1	MOUNTING PLATE
16	8471-2738	2	SPLIT FLANGE CLAMP	46	8471-8207	1	HOSE ASSY
17	8320-1135	4	HEX HD CAPSCREW, 7/16-14X1-1/2, GR8	47	9108-3306	1	STRAIGHT THREAD CONNECTOR
18	8855-1012	4	LOCKWASHER, 7/16	48	8859-1206	1	O-RING
19		52"	FUEL LINE HOSE, 7/32" I.D.	49	8594-1017	1	SUPPORT CLAMP
20	9108-3404	1	THROTTLE CABLE	50	8856-1109	1	WASHER, 3/8
21		56"	FUEL LINE HOSE, 5/16" I.D.	51	9020-5792	1	CUSHION CLAMP
22	9003-0271	1	HOSE NIPPLE	52	8688-1227	3	SHOCK MOUNT
23	2474-1047	1	OIL PRESSURE SWITCH	53	9108-1158	4	SPECIAL WASHER
24	9108-1388	1	TAPPED BAR	54	8852-1010	2	LOCKNUT
25	9103-3246	1	OIL PRESSURE SENDER	55	8820-1106	2	HEX HD CAPSCREW, 5/8-11X4-1/2, GR5
26	8688-3075	2	TUBE FITTING	*56	9108-4312	1	COUPLER (bolts included)
27		18"	3/8 NYLON TUBE	*57	9108-3475	2	TEST COUPLING
				*58	2486-1170	2	SUPPORT CLAMP



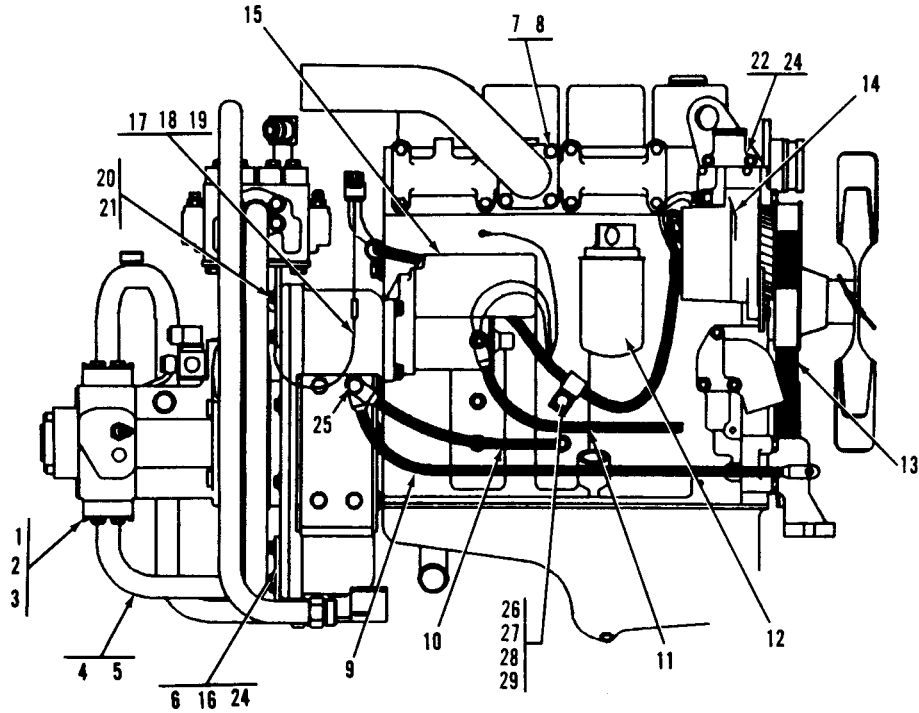
Item	Part No.	Qty.	Description Of Part
	9108-5053	1	CUMMIINS ENGINE FILTER KIT, (includes all items)
	9108-4001	1	OIL FILTER
	7738-3202	1	PRIMARY FUEL, FILTER ELEMENT
	7738-3203	1	SECONDARY FUEL, FILTER ELEMENT
	9108-3218	1	FUEL FILTER
	9020-6262	1	AIR FILTER ELEMENT

Item	Part No.	Qty.	Description Of Part	Item	Part No.	Qty.	Description Of Part
	9108-5109	Ref	ENGINE ASSY(includes items on pages 5-3 and 5-4)	40	8866-2011	1	CONNECTOR (includes o-ring)
1	9108-3012	1	CUMMINS ENGINE		8859-1210	1	O-RING
2	9130-3056	1	FAN ASSY	41	9108-3233	1	TUBE ASSY
3	9114-3192	1	WIRING HARNESS(engine)	42	8866-2010	1	CONNECTOR (includes o-ring)
4	9002-7187	6	TY-RAP		8859-1210	1	O-RING
5		78"	FUEL LINE HOSE, 5/16	43	8471-7851	1	HOSE ASSY
6	8688-3106	2	HOSE CLAMP	44	9108-3493	10"	SPLIT FLEX LOOM, 1/2 ID
7	9002-7908	1	BALL JOINT	45		Ref	MAIN PUMP (see page 10-14 for details)
8	8850-1613	1	HEX NUT, #10-32	*46	8319-1057	2	SOCKET HD CAPSCREW, M12x1.75x75
9	9108-1243	1	THROTTLE CABLE BRACKET	47	9002-7471	2	HARDENED WASHER
10	8820-1005	2	HEX HD CAPSCREW, 1/4-20 x 1	48	8319-1041	4	HEX HD CAPSCREW, M8 x 1.25 x 70
11	8855-1009	2	LOCKWASHER, 1/4	49	8856-1108	4	WASHER, 5/16
12	8850-1616	2	HEX NUT 1/4-20	50	9108-4311	1	FLEX PLATE
13	2474-1047	1	PRESSURE SWITCH	51	9108-4312	1	COUPLER (bolts included)
14	9103-3246	1	OIL PRESSURE SENDER	52	8821-1068	8	SOCKET HD CAPSCREW, 3/8-16X5/8 (torque to 40-45 ft.lbs.)
15	9108-1388	1	TAPPED BAR	53	8855-1011	8	LOCKWASHER, 3/8
16	8688-3075	2	TUBE FITTING	54		Ref	HYDROSTATIC TRANSMISSION (see page 10-15 for details)
17		18"	NYLON TUBE, 3/8	55	8820-1112	2	HEX HD CAPSCREW, 3/4-10X2-1/4, (torque to 240-265 ft.lbs.)
18	9003-0271	1	HOSE NIPPLE	56	8855-1016	2	LOCKWASHER, 3/4
19	9108-3404	1	THROTTLE CABLE	57	8866-2011	1	CONNECTOR (includes o-ring)
20	9002-8977	1	YOKE END		8859-1210	1	O-RING
21	9002-1552	1	CLEVIS PIN	58	9114-3087	1	INTAKE TUBE
22		56"	FUEL LINE HOSE, 7/32	59	9108-3246	1	HOSE
23	9108-3306	1	CONNECTOR	60	9002-8695	2	BAND CLAMP
25	8859-1206	1	O-RING	61	9105-3020	2	TEST COUPLING
26	9114-3055	1	TUBE ASSY	62	7738-3202	1	PRIMARY FUEL FILTER
27	9108-3106	1	O-RING	63	7738-3203	1	SECONDARY FUEL FILTER
28	7713-3447	1	HOSE ASSY	64	9108-1158	4	SPECIAL WASHER
29	8471-2738	2	SPLIT FLANGE CLAMP	65	8688-1227	3	LORD MOUNT
30	8320-1135	4	HEX HD CAPSCREW, 7/16-14 x 1-1/2	66	8852-1010	2	LOCKNUT, 5/8-11
31	8855-1012	4	LOCKWASHER, 7/16	67	8820-1106	2	HEX HD CAPSCREW, 5/8-11X4-1/2
32	8594-1017	1	SUPPORT CLAMP	68	9108-3338	1	HEX HD CAPSCREW, M16X2X120
33	8856-1109	1	WASHER, 3/8				NOTE: ONLY ITEMS WITH PART NUMBERS ARE AVAILABLE FOR SERVICE.
34	9020-5792	1	CUSHION CLAMP				
35	9108-6034	2	REAR ENGINE MOUNTING BRACKET				
36	8319-1010	10	LOCKWASHER, M12				
37	8319-1032	8	HEX HD CAPSCREW M12 x 1.75 x 35				
38	7713-3089	1	TEST FITTING				
39	9108-3144	1	SUCTION TUBE				

\* Changed part number on item 46, removed item 24.

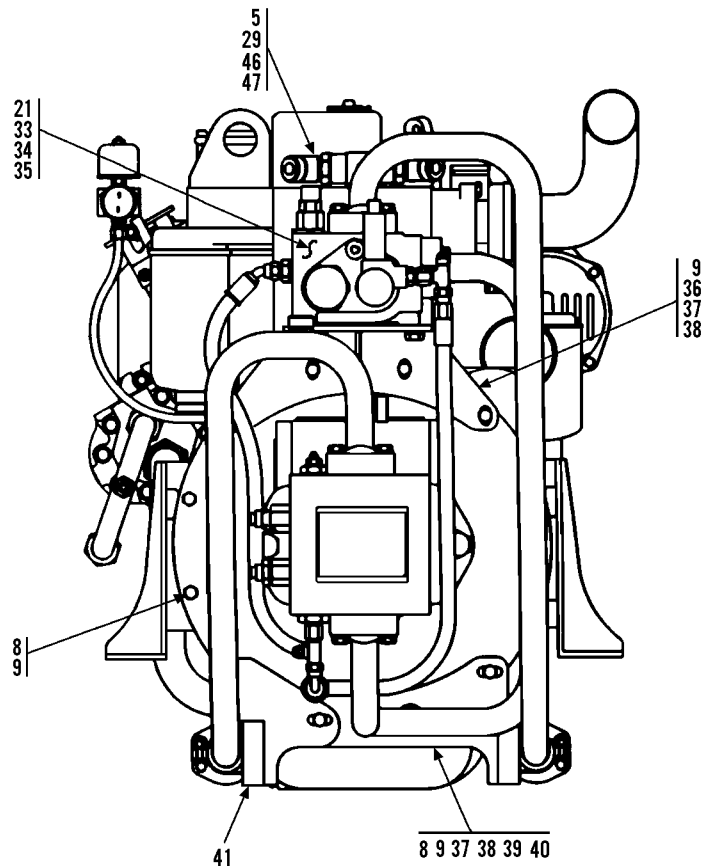
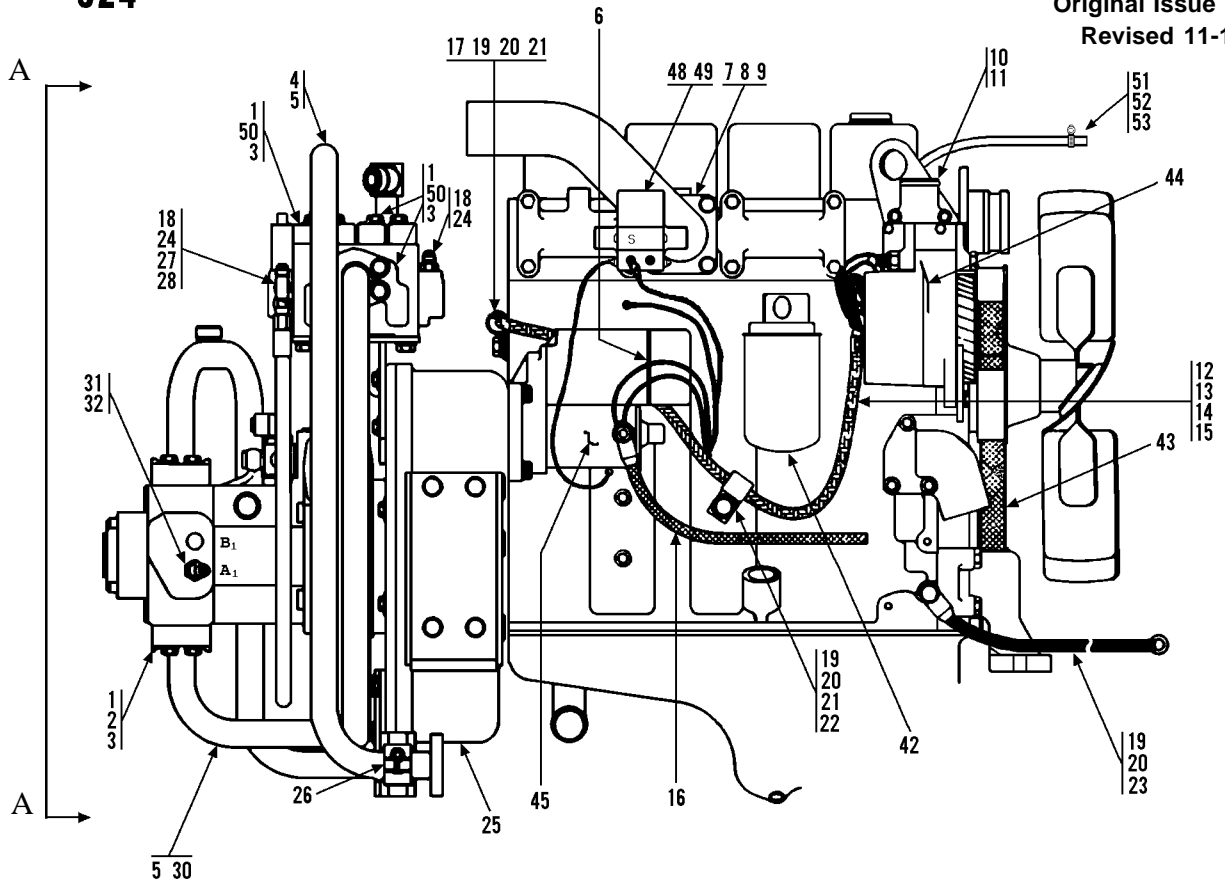


Item	Part No.	Qty.	Description Of Part	Item	Part No.	Qty.	Description Of Part
	9108-5143	Ref	ENGINE ASSY, (includes items 1 thru 63 & 68 on page 5-3 and all on 5-4)	40	8866-2011	1	CONNECTOR, (includes o-ring)
1	9108-3012	1	CUMMINS ENGINE		8859-1210	1	O-RING
2	9130-3056	1	FAN ASSY	41	9108-3233	1	TUBE ASSY
3	9112-3166	1	WIRING HARNESS, (engine)	42	8866-2010	1	CONNECTOR, (includes o-ring)
4	9002-7187	6	TY-RAP		8859-1210	1	O-RING
5		78"	FUEL LINE HOSE, 5/16	43	8471-7851	1	HOSE ASSY
6	8688-3106	2	HOSE CLAMP	44	9108-3493	10"	SPLIT FLEX LOOM, 1/2 ID
7	9002-7908	1	BALL JOINT	45		Ref	MAIN PUMP, (see page 10-14 for details)
8	8850-1613	1	HEX NUT, #10-32	46	8319-1057	2	HEX SOC HDCAPSCREW, M12 x 1.75 x 75
9	9108-1243	1	THROTTLE CABLE BRACKET	47	9002-7471	2	HARDENED WASHER
10	8820-1005	2	HEX HD CAPSCREW, 1/4-20 x 1	48	8319-1041	4	HEX HD CAPSCREW, M8 x 1.25 x 70
11	8855-1009	2	LOCKWASHER, 1/4	49	8856-1108	4	WASHER, 5/16
12	8850-1616	2	HEX NUT, 1/4-20	* 50	9134-4048	1	PUMP MOUNT PLATE
13	2474-1047	1	PRESSURE SWITCH	* 51	9108-4312	1	COUPLING ASSY, (bolts included)
14	9114-3315	1	OIL PRESSURE SENDER	52	8821-1068	8	SOCKET HD CAPSCREW, 3/8-16X5/8, (torque to 40-45 ft.lbs.)
15	9108-1388	1	TAPPED BAR	53	8855-1011	8	LOCKWASHER, 3/8
16	8688-3075	2	TUBE FITTING	54		Ref	HYDROSTATIC TRANSMISSION, (see page 10-15 for details)
17		18"	NYLON TUBE, 3/8	55	8820-1112	2	HEX HD CAPSCREW, 3/4-10X2-1/4, (torque to 240-265 ft.lbs.)
18	9003-0271	1	HOSE NIPPLE	56	8855-1016	2	LOCKWASHER, 3/4
19	9108-3404	1	THROTTLE CABLE	57	8866-2011	1	CONNECTOR, (includes o-ring)
20	9002-8977	1	YOKE END		8859-1210	1	O-RING
21	9002-1552	1	CLEVIS PIN	58	9114-3087	1	INTAKE TUBE
22		56"	FUEL LINE HOSE, 7/32	59	9108-3246	1	HOSE
23	9108-3306	1	CONNECTOR	60	9002-8695	2	BAND CLAMP
24	9108-3338	1	HEX HD CAPSREW, M16X22X120	61	9105-3020	2	TEST COUPLING
25	8859-1206	1	O-RING	62	7738-3202	1	PRIMARY FUEL FILTER
26	9114-3055	1	TUBE ASSY	63	7738-3203	1	SECONDARY FUEL FILTER
27	9108-3106	1	O-RING	64	9108-1158	4	SPECIAL WASHER
28	7713-3447	1	HOSE ASSY	65	8688-1227	3	LORD MOUNT
29	8471-2738	2	SPLIT FLANGE CLAMP	66	8852-1010	2	LOCKNUT, 5/8-11
30	8320-1135	4	HEX HD CAPSCREW, 7/16-14 x 1-1/2	67	8820-1106	2	HEX HD CAPSCREW, 5/8-11X4-1/2
31	8855-1012	4	LOCKWASHER, 7/16	68	9108-3019	1	PUMP MOUNT & FLYWHEEL COUPLING, (includes items 50 & 51)
32	8594-1017	1	SUPPORT CLAMP				NOTE: ONLY ITEMS WITH PART NUMBERS ARE AVAILABLE FOR SERVICE.
33	8856-1109	1	WASHER, 3/8				
34	9020-5792	1	CUSHION CLAMP				
35	9108-6034	2	REAR ENGINE MOUNTING BRACKET				
36	8319-1010	10	LOCKWASHER, M12				
37	8319-1032	8	HEX HD CAPSCREW M12 x 1.75 x 35				
38	7713-3089	1	TEST FITTING				
39	9108-3144	1	SUCTION TUBE				



Item	Part No.	Qty.	Description Of Part	Item	Part No.	Qty.	Description Of Part
1	8471-2738	2	SPLIT FLANGE CLAMP	15	9108-4003	1	STARTER
2	8320-1135	4	HEX HD CAPSCREW, 7/16-14X1-1/2, GR8	16	8319-1006	4	HEX HD CAPSCREW, M10X1.5X40
3	8855-1012	4	LOCKWASHER, 7/16	17	8668-3480	1	BUTT CONNECTOR
4	9109-3001	1	TUBE ASSY	18	8688-3260	1	3/8 EYELET
5	9108-3106	1	O-RING	19			WIRE, #16 RED
6	9108-1285	1	TUBE SUPPORT	20	8319-1021	8	HEX HD CAPSCREW, M10X1.5X30
7	8319-1021	9	HEX HD CAPSCREW, M10X1.5X30	21	8319-1013	8	LOCKWASHER, M10
8	8319-1013	4	LOCKWASHER, M10	22	9020-6124	1	WATER TEMPERATURE SENDER
9	9108-3115	1	NEG. GROUND CABLE	23	8871-1384	1	REDUCING BUSHING, 1/2X1/4
10	9108-3113	1	NEG. BATTERY CABLE	24	8856-1109	4	FLAT WASHER, 3/8
11	9108-3114	1	POS. BATTERY CABLE	25	8319-1032	1	HEX HD CAPSCREW, M12X1.75X35
12	9108-4001	1	OIL FILTER ELEMENT	26	8319-1004	1	HEX HD CAPSCREW, M12X1.75X30
13	9108-4162	1	FAN/ALT. BELT	27	8319-1010	1	LOCKWASHER, M12
14	9108-4002	1	ALTERNATOR	28	8856-1111	1	FLAT WASHER, 1/2
				29	8584-1150	1	SUPPORT CLAMP

Item	Part No.	Qty.	Description Of Part
	9108-5053	Ref	CUMMINS ENGINE FILTER KIT (includes all items)
	9108-4001	1	OIL FILTER
	7738-3202	1	PRIMARY FUEL, FILTER ELEMENT
	7738-3203	1	SECONDARY FUEL, FILTER ELEMENT
	9108-3218	1	FUEL FILTER
	9020-6262	1	AIR FILTER ELEMENT



VIEW A - A

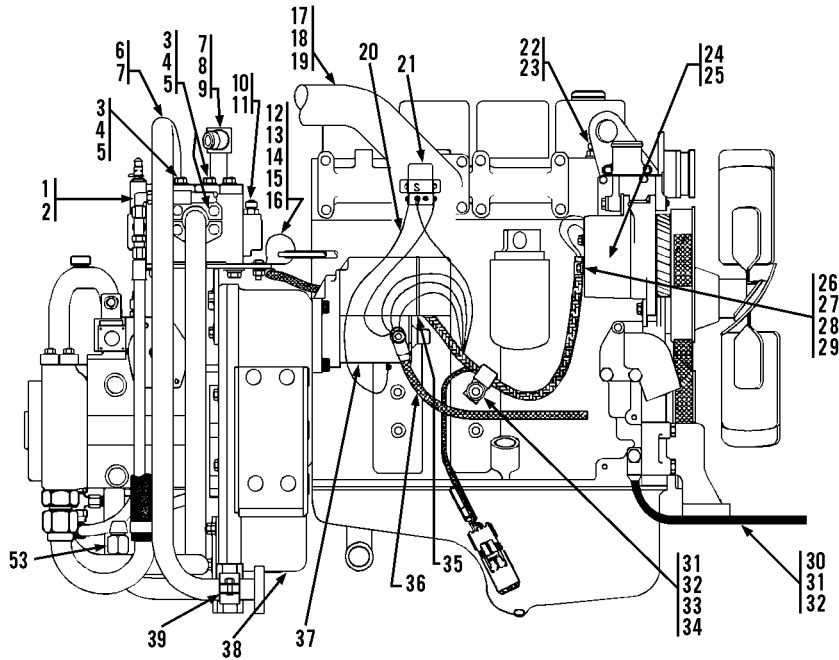
\* Changed part numbers on items 16, 17, 18, 23, 24, 27, 28, 29, 44 & 45.  
 Added items 46 thru 53. Changed quantity of item 2.



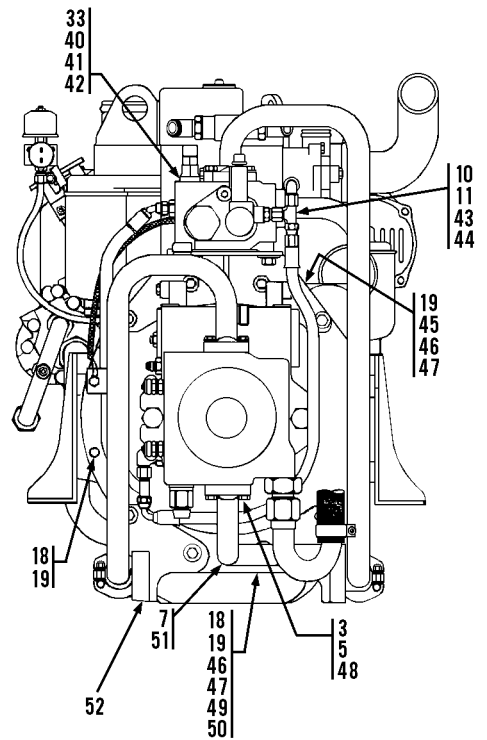
Item	Part No.	Qty.	Description Of Part
	9108-5053	Ref	CUMMINS ENGINE FILTER KIT, (includes all items)
	9108-4001	1	OIL FILTER
	7738-3202	1	PRIMARY FUEL FILTER ELEMENT
	7738-3203	1	SECONDARY FUEL FILTER ELEMENT
	9108-3218	1	FUEL FILTER
	9020-6262	1	AIR FILTER ELEMENT

Item	Part No.	Qty.	Description Of Part	Item	Part No.	Qty.	Description Of Part
	9108-5074	Ref	ENGINE ASSY (includes all items on pages 5-3 & 5-4)	*28	8471-8221	1	HOSE ASSY
1	8471-2738	8	SPLIT FLANGE CLAMP	*29	9108-3266	1	TUBE ASSY
2	8320-1135	16	HEX HD CAPSCREW, 7/16-14X1-1/2, GR8	30	9108-3095	1	TUBE ASSY
3	8855-1012	16	LOCKWASHER, 7/16	31	8866-2018	1	STRAIGHT THREAD CONNECTOR
4	9108-3418	1	TUBE ASSY	32	8866-2119	1	ELBOW, 45 DEGREES (swivel nut)
5	9108-3106	3	O-RING	33		Ref	TRACTION LOCK VALVE (see page 10-23 for details)
6	9002-7187	1	TY-RAP	34	8820-1066	2	HEX HD CAPSCREW, 1/2-13X1-1/4, GR5
7	9108-6055	1	EXHAUST TUBING	35	8855-1013	2	LOCKWASHER, 1/2
8	8319-1021	9	HEX HD CAPSCREW, M10X1.5X30	36	9108-6133	1	FLOW DIVIDER BRACKET
9	8319-1013	16	LOCKWASHER, M10	37	8319-1006	5	HEX HD CAPSCREW, M10X1.50X40
10	9020-6124	1	WATER TEMPERATURE SENDER	38	8856-1109	7	FLAT WASHER, 3/8
11	8871-1384	1	REDUCING BUSHING, 1/2X1/4	39	9108-6130	1	TUBE SUPPORT
12	8319-1007	1	HEX HD CAPSCREW, M8X1.25X16	40	8319-1005	2	HEX HD CAPSCREW, M10X1.5X45
13	8594-1016	1	SUPPORT CLAMP	41	9108-6131	1	TUBE SUPPORT
14	8856-1108	1	FLAT WASHER, 5/16	42	9108-4001	1	OIL FILTER
15	8319-1011	1	LOCKWASHER, M8	43	9108-4162	1	FAN/ALTERNATOR BELT
*16	9108-3482	1	POSITIVE BATTERY CABLE	*44	9108-3455	1	ALTERNATOR
*17	9002-8660	2	SUPPORT CLAMP	*45	9108-3456	1	STARTER
*18	8866-2005	2	CONNECTOR (includes item 24)	*46	8866-2421	2	ELBOW, 45 DEGREES (includes item 47)
19	8319-1004	4	HEX HD CAPSCREW, M12X1.75X30	*47	8859-1207	2	O-RING
20	8319-1010	4	LOCKWASHER, M12	*48	9040-2427	1	STARTER SOLENOID
21	8856-1111	3	FLAT WASHER, 1/2	*49	9020-5205	1	JUMPER WIRE
22	8584-1150	1	SUPPORT CLAMP, 1-1/16	*50	8320-1155	12	HEX HD CAPSCREW, 7/16-14 x 1 3/4
*23	9108-3481	1	NEGATIVE BATTERY CABLE	*51	8209-2118	18"	HOSE, 5/16
*24	8859-1204	2	O-RING	*52	9003-0271	1	HOSE BARB
25	8871-1284	1	PIPE PLUG, 3/4	*53	8688-3106	2	HOSE CLAMP
26	9020-5792	1	CUSHION CLAMP				
*27	8866-2224	1	SWIVEL NUT BRANCH TEE				

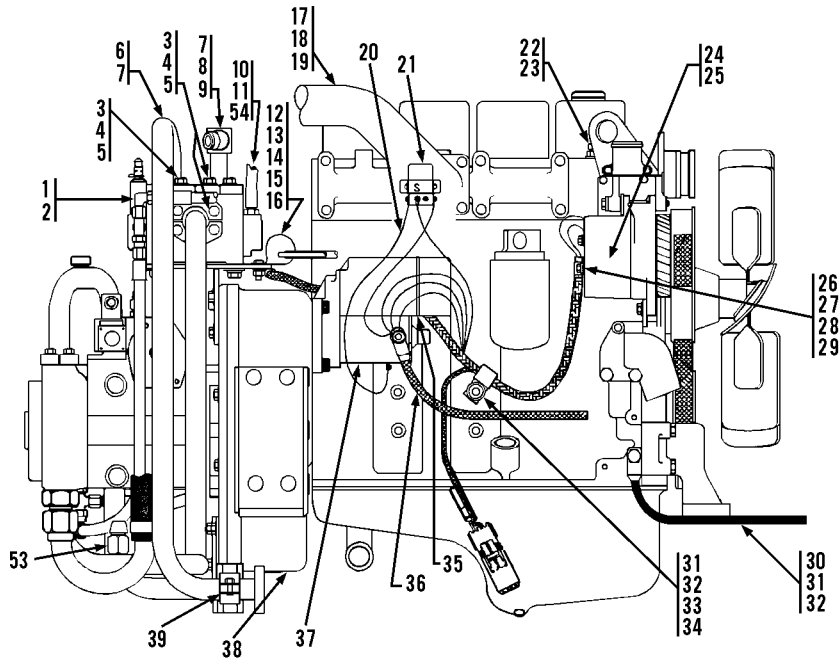
\* Changed part numbers on items 16, 17, 18, 23, 24, 27, 28, 29, 44 & 45.  
 Added items 46 thru 53. Changed quantity of item 2.



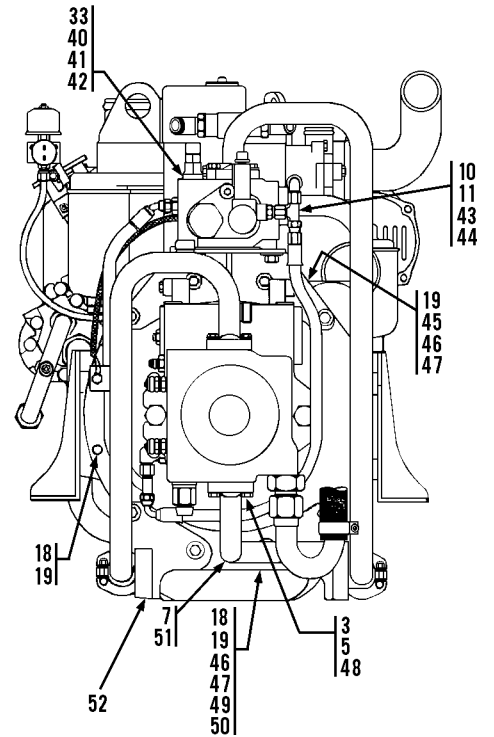
Item	Part No.	Qty.	Description Of Part
	9108-5053	1	CUMMINS ENGINE FILTER KIT, (includes all items)
	9108-4001	1	OIL FILTER ELEMENT
	7738-3202	1	PRIMARY FUEL, FILTER ELEMENT
	7738-3203	1	SECONDARY FUEL, FILTER ELEMENT
	9108-3218	1	FUEL FILTER
	9020-6262	1	AIR FILTER ELEMENT



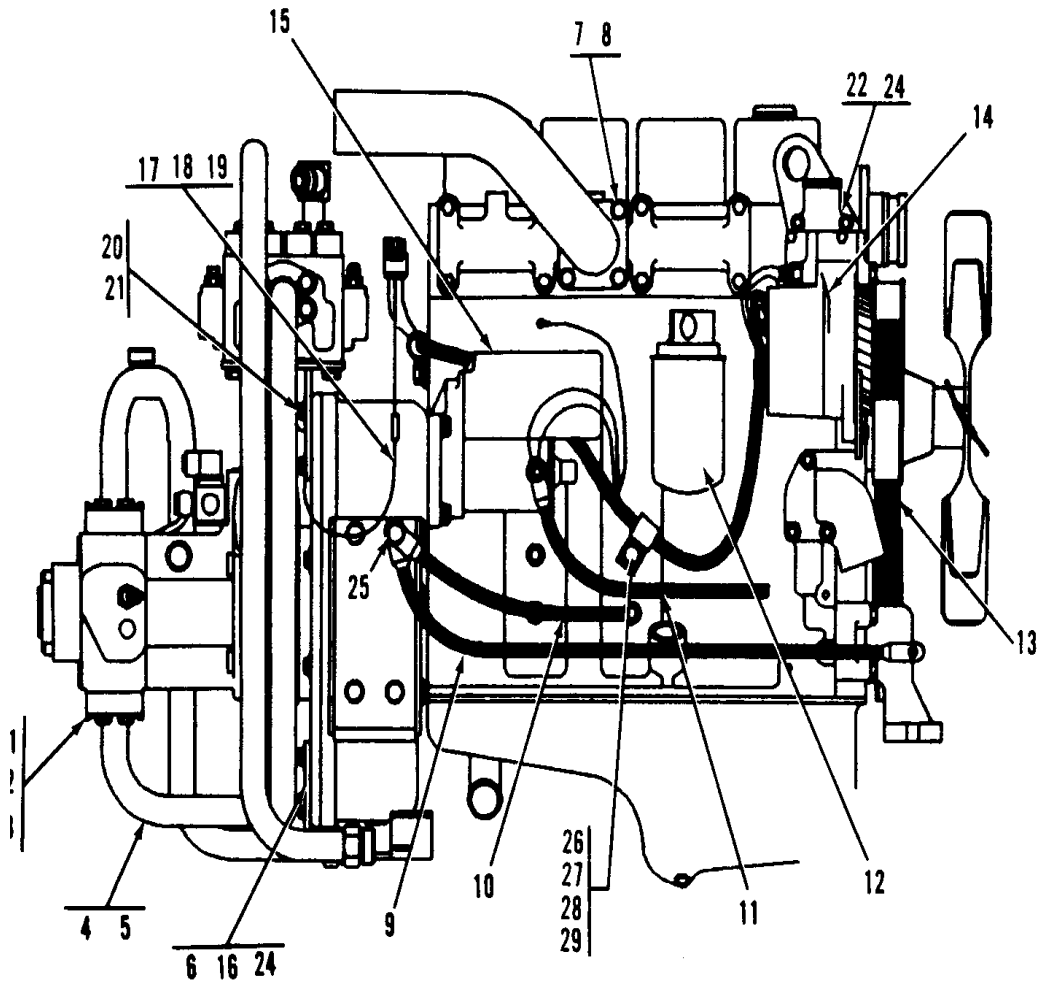
Item	Part No.	Qty.	Description Of Part	Item	Part No.	Qty.	Description Of Part
	9108-5109	Ref	ENGINE ASSY (includes items on pages 5-3 and 5-4)	27	8319-1007	1	HEX HD CAPSCREW, M8 x 1.25 x 16
1	8866-2105	1	ELBOW, 90 DEGREES (swivel nut)	28	8856-1108	1	WASHER, 5/16
2	8471-8208	1	HOSE ASSY	29	8319-1011	1	LOCKWASHER, M8
3	8471-2738	8	SPLIT FLANGE CLAMP	30	9108-3481	1	NEGATIVE BATTERY CABLE
4	8320-1155	12	HEX HD CAPSCREW, 7/16-14 x 1-3/4	31	8319-1004	2	HEX HD CAPSCREW, M12 x 1.75 x 30
5	8855-1012	16	LOCKWASHER, 7/16	32	8319-1010	2	LOCKWASHER, M12
6	9108-3418	1	TUBE ASSY	33	8856-1111	3	WASHER, 1/2
7	9108-3106	4	O-RING	34	9114-3122	1	SUPPORT CLAMP, 5/8
8	9108-3266	1	TUBE ASSY	35	9002-7187	1	TY-RAP
9	8866-2421	2	CONNECTOR, 45 DEGREES (includes o-ring)	36	9108-3482	1	POSITIVE BATTERY CABLE
	8859-1207	2	O-RING	37	9108-3456	1	STARTER
10	8866-2005	2	CONNECTOR (includes item 11)	38	8871-1284	1	PIPE PLUG, 3/4
11	8859-1204	2	O-RING	39	9020-5792	1	CUSHION CLAMP
12	9002-8660	2	SUPPORT CLAMP	40		Ref	TRACTION LOCK VALVE (see page 10-23 for details)
13	8850-1005	2	HEX NUT, 5/16-18	41	8820-1066	2	HEX HD CAPSCREW, 1/2-13 x 1-1/4
14	2486-1170	2	SUPPORT CLAMP	42	8855-1013	2	LOCKWASHER, 1/2
15	8820-1020	2	HEX HD CAPSCREW, 5/16-18 x 1	43	8866-2224	1	SWIVEL NUT BRANCH TEE
16	8855-1010	2	LOCKWASHER, 5/16	44	8471-8221	1	HOSE ASSY
17	9108-6055	1	EXHAUST TUBING	45	9114-6058	1	FLOW DIVIDER BRACKET
18	8319-1021	9	HEX HD CAPSCREW, M10 x 1.5 x 30	46	8319-1006	5	HEX HD CAPSCREW, M10 x 1.5 x 40
19	8319-1013	16	LOCKWASHER, M10	47	8856-1109	7	WASHER, 3/8
20	9020-5205	1	JUMPER WIRE	48	8320-1135	4	HEX HD CAPSCREW, 7/16-14 x 1-1/2
21	9040-2427	1	STARTER SOLENOID	49	9108-6130	1	TUBE SUPPORT
22	9020-6124	1	WATER TEMP SENDER	50	8319-1005	2	HEX HD CAPSCREW, M10 x 1.5 x 45
23	8871-1384	1	REDUCER BUSHING	51	9116-3201	1	TUBE ASSY
24	9108-3503	1	ALTERNATOR (includes item 25)	52	9108-6131	1	TUBE SUPPORT
25	9108-3504	1	REGULATOR	53	8866-2064	1	ELBOW, 90 DEGREES (includes o-ring)
26	8594-1016	1	SUPPORT CLAMP		8859-1209	1	O-RING



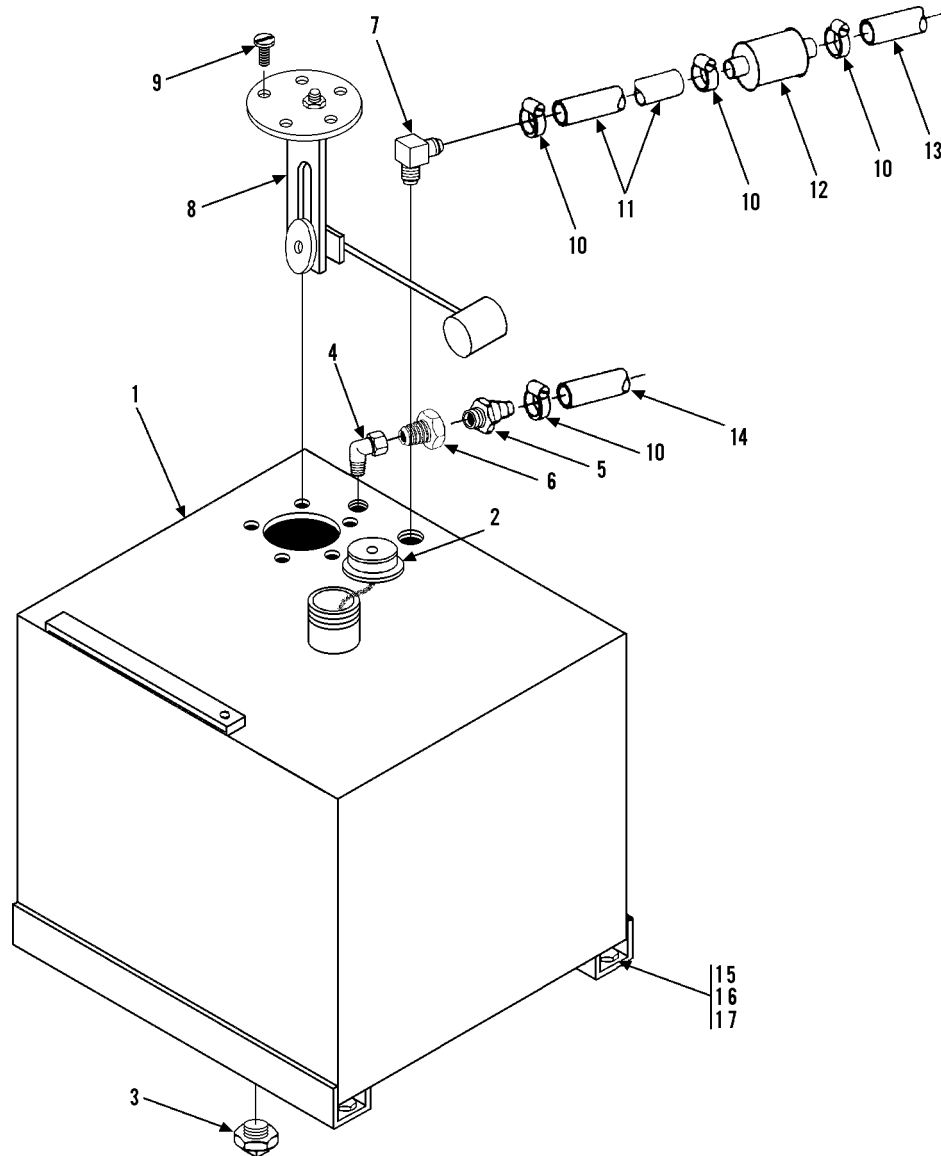
Item	Part No.	Qty.	Description Of Part
	9108-5053	1	CUMMINS ENGINE FILTER KIT, (includes all items)
	9108-4001	1	OIL FILTER ELEMENT
	7738-3202	1	PRIMARY FUEL, FILTER ELEMENT
	7738-3203	1	SECONDARY FUEL, FILTER ELEMENT
	9108-3218	1	FUEL FILTER
	9020-6262	1	AIR FILTER ELEMENT



Item	Part No.	Qty.	Description Of Part	Item	Part No.	Qty.	Description Of Part
	9108-5143	Ref	ENGINE ASSY(includes items 1 thru 63 & 68 on page 5-3 and all on 5-4)	27	8319-1007	1	HEX HD CAPSCREW, M8 x 1.25 x 16
1	8866-2105	1	ELBOW, 90 DEGREES (swivel nut)	28	8856-1108	1	WASHER, 5/16
2	8471-8208	1	HOSE ASSY	29	8319-1011	1	LOCKWASHER, M8
3	8471-2738	8	SPLIT FLANGE CLAMP	30	9108-3481	1	NEGATIVE BATTERY CABLE
4	8320-1155	12	HEX HD CAPSCREW, 7/16-14 x 1-3/4	31	8319-1004	2	HEX HD CAPSCREW, M12 x 1.75 x 30
5	8855-1012	16	LOCKWASHER, 7/16	32	8319-1010	2	LOCKWASHER, M12
6	9108-3418	1	TUBE ASSY	33	8856-1111	3	WASHER, 1/2
7	9108-3106	4	O-RING	34	9114-3122	1	SUPPORT CLAMP, 5/8
8	9108-3266	1	TUBE ASSY	35	9002-7187	1	TY-RAP
9	8866-2421	2	CONNECTOR ,45 DEGREES (includes o-ring)	36	9108-3482	1	POSITIVE BATTERY CABLE
	8859-1207	2	O-RING	37	9108-3456	1	STARTER
10	8866-2005	2	CONNECTOR (includes item 11)	38	8871-1284	1	PIPE PLUG, 3/4
11	8859-1204	2	O-RING	39	9020-5792	1	CUSHION CLAMP
12	9002-8660	2	SUPPORT CLAMP	40		Ref	TRACTION LOCK VALVE (see page 10-23 for details)
13	8850-1005	2	HEX NUT, 5/16-18	41	8820-1066	2	HEX HD CAPSCREW, 1/2-13 x 1-1/4
14	2486-1170	2	SUPPORT CLAMP	42	8855-1013	2	LOCKWASHER, 1/2
15	8820-1020	2	HEX HD CAPSCREW, 5/16-18 x 1	43	8866-2224	1	SWIVEL NUT BRANCH TEE
16	8855-1010	2	LOCKWASHER, 5/16	44	8471-8221	1	HOSE ASSY
17	9108-6055	1	EXHAUST TUBING	45	9114-6058	1	FLOW DIVIDER BRACKET
18	8319-1021	9	HEX HD CAPSCREW, M10 x 1.5 x 30	46	8319-1006	5	HEX HD CAPSCREW, M10 x 1.5 x 40
19	8319-1013	16	LOCKWASHER, M10	47	8856-1109	7	WASHER, 3/8
20	9020-5205	1	JUMPER WIRE	48	8320-1135	4	HEX HD CAPSCREW, 7/16-14 x 1-1/2
21	9040-2427	1	STARTER SOLENOID	49	9108-6130	1	TUBE SUPPORT
22	9114-3314	1	WATER TEMP SENDER	50	8319-1005	2	HEX HD CAPSCREW, M10 x 1.5 x 45
23	8871-1384	1	REDUCER BUSHING	51	9116-3201	1	TUBE ASSY
24	9108-3503	1	ALTERNATOR (includes item 25)	52	9108-6131	1	TUBE SUPPORT
25	9108-3504	1	REGULATOR	53	8866-2064	1	ELBOW, 90 DEGREES (includes o-ring)
26	8594-1016	1	SUPPORT CLAMP		8859-1209	1	O-RING
				54	8471-7930	1	HOSE ASSY

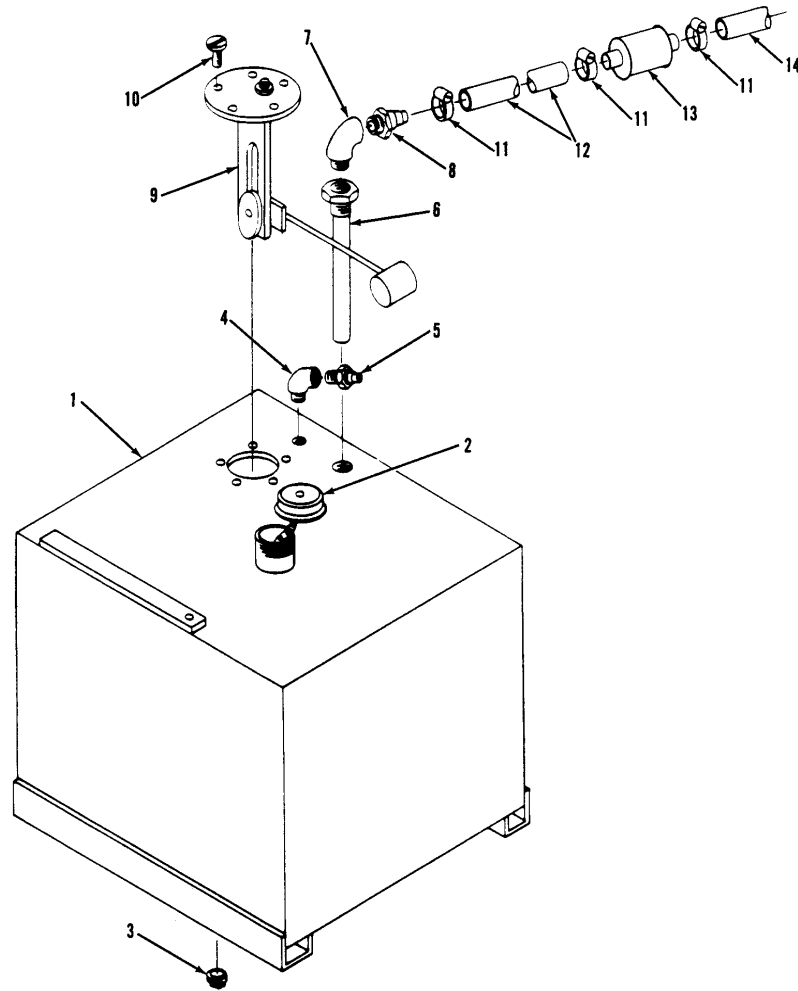


Item	Part No.	Qty.	Description Of Part	Item	Part No.	Qty.	Description Of Part
1	9115-5016	1	FUEL TANK ASSY (includes items 1 thru 4, & item 10)	8	8348-3497	1	HOSE CLAMP
	9115-3031	1	FUEL TANK (includes items 4 & 11)	9		60"	FUEL LINE HOSE, 5/16 I.D.
2	9114-3316	1	FUEL LEVEL SENDER (includes item 3)	10	8471-2746	2	HOSE NIPPLE, 90 DEGREES, 1/2X3/8
3		5	SCREW	11	8871-1283	1	HEX SOCKET PIPE PLUG, 1/2
4	8654-1381	1	FUEL TANK CAP (w/chain)	12	8820-1095	4	HEX HD CAPSCREW, 5/8-11X1-1/2, GR5
5	8688-3106	3	HOSE CLAMP	13	8856-1008	4	WASHER, 5/8
6		14"	FUEL LINE HOSE, 5/16 I.D.	14	8855-1015	4	LOCKWASHER, 5/8
7		Ref	FUEL FILTER (I/L)(see page 5-2, item 12)				NOTE: ONLY ITEMS WITH PART NUMBERS ARE AVAILABLE FOR SERVICE.



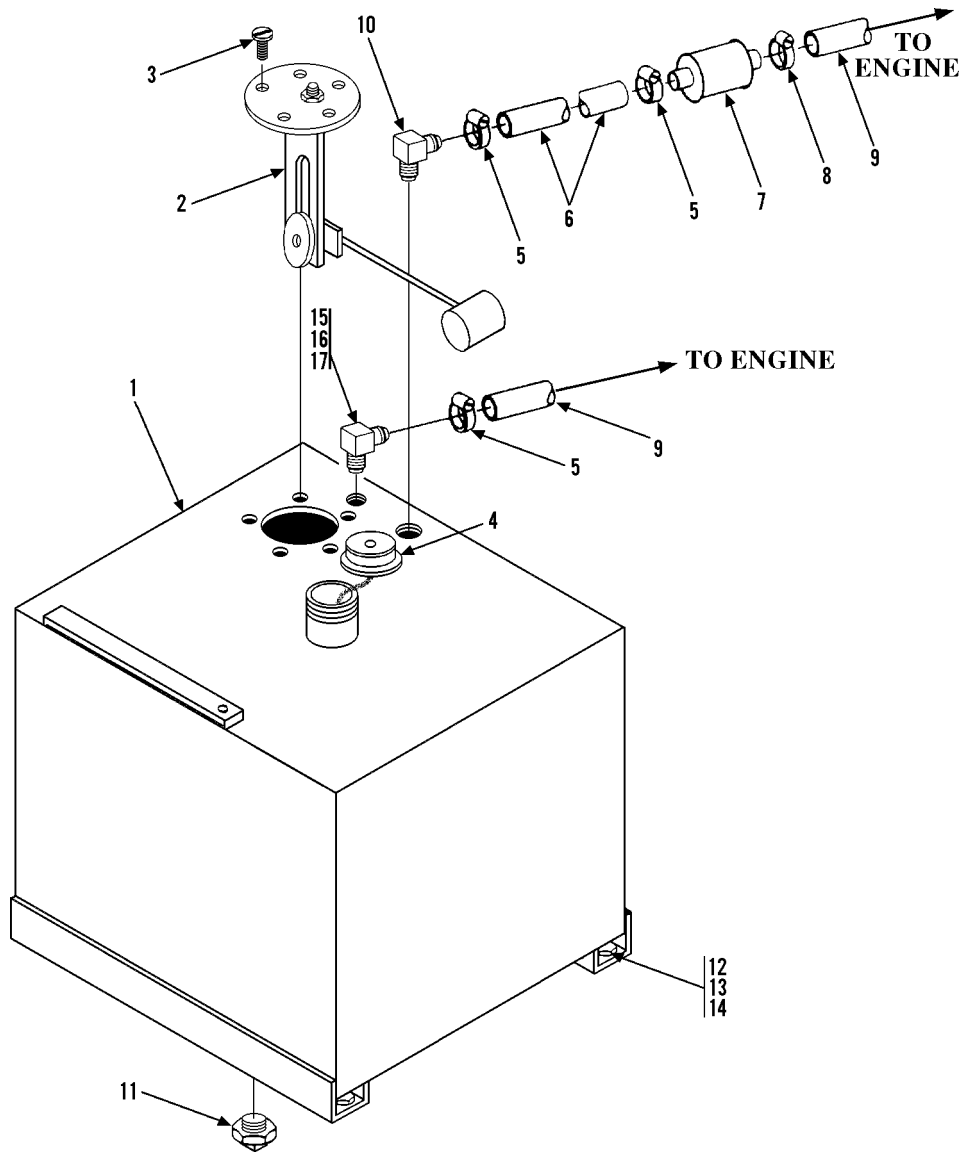
Item	Part No.	Qty.	Description Of Part
	9108-5016	Ref	FUEL TANK ASSY, (includes items 1 thru 9)
1	9108-3501	1	FUEL TANK, (includes items 2 & 3)
2	8654-1381	1	FUEL TANK CAP, (w/chain)
3	8871-1283	1	HEX SOCKET PIPE PLUG, 1/2
4	8871-2011	1	STREET ELBOW, 90 DEGREES, 1/8
5	8874-1805	1	HOSE NIPPLE
6	8871-1385	1	REDUCING BUSHING, 1/2X1/8
7	8471-2746	1	HOSE NIPPLE, 90 DEGREES, 1/2X3/8
8	9040-0654	1	FUEL SENDER, (includes item 9)
9		5	SCREW
10	8348-3497	4	HOSE CLAMP

Item	Part No.	Qty.	Description Of Part
11		11"	FUEL LINE HOSE, 5/16" I.D.
12	9108-3218	1	FUEL FILTER
13		56"	FUEL LINE HOSE, 5/16" I.D.
14		56"	FUEL LINE HOSE, 3/16" I.D.
*15	8820-1095	4	HEX HDCAPSCREW, 5/8-11X1-1/2, GR5
*16	8856-1008	4	WASHER, 5/8
*17	8855-1015	4	LOCKWASHER, 5/8
NOTE: ONLY ITEMS WITH PART NUMBERS ARE AVAILABLE FOR SERVICE.			

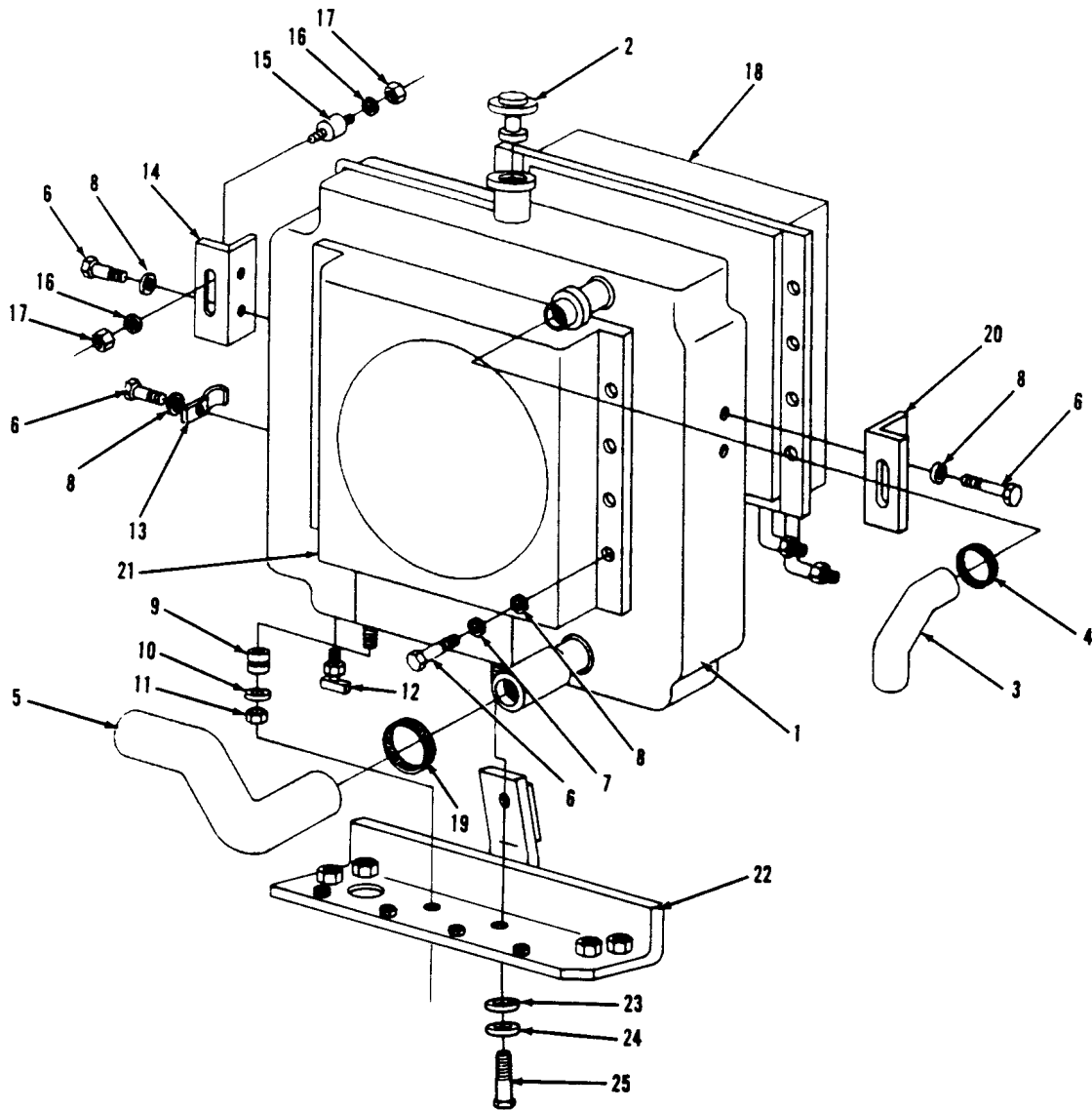


Item	Part No.	Qty.	Description Of Part
1	9108-3323	1	FUEL TANK (includes items 2 & 3)
2	8654-1381	1	FUEL TANK CAP, (w/chain)
3	8871-1283	1	HEX SOCKET PIPE PLUG, 1/2
4	8871-2011	1	STREET ELBOW, 90 DEGREES, 1/8
5	8874-1805	1	HOSE NIPPLE
6	7738-6065	1	PICK-UP TUBE
7	8871-2013	1	STREET ELBOW, 90 DEGREES, 3/8
8	9002-7331	1	HOSE NIPPLE
9	9040-0654	1	FUEL SENDER (includes item 10)
10		5	SCREW
11	8348-3497	3	HOSE CLAMP
12		11"	FUEL LINE HOSE, 5/16" I.D.
13	9108-3218	1	FUEL FILTER
14		56"	FUEL LINE HOSE, 5/16" I.D.

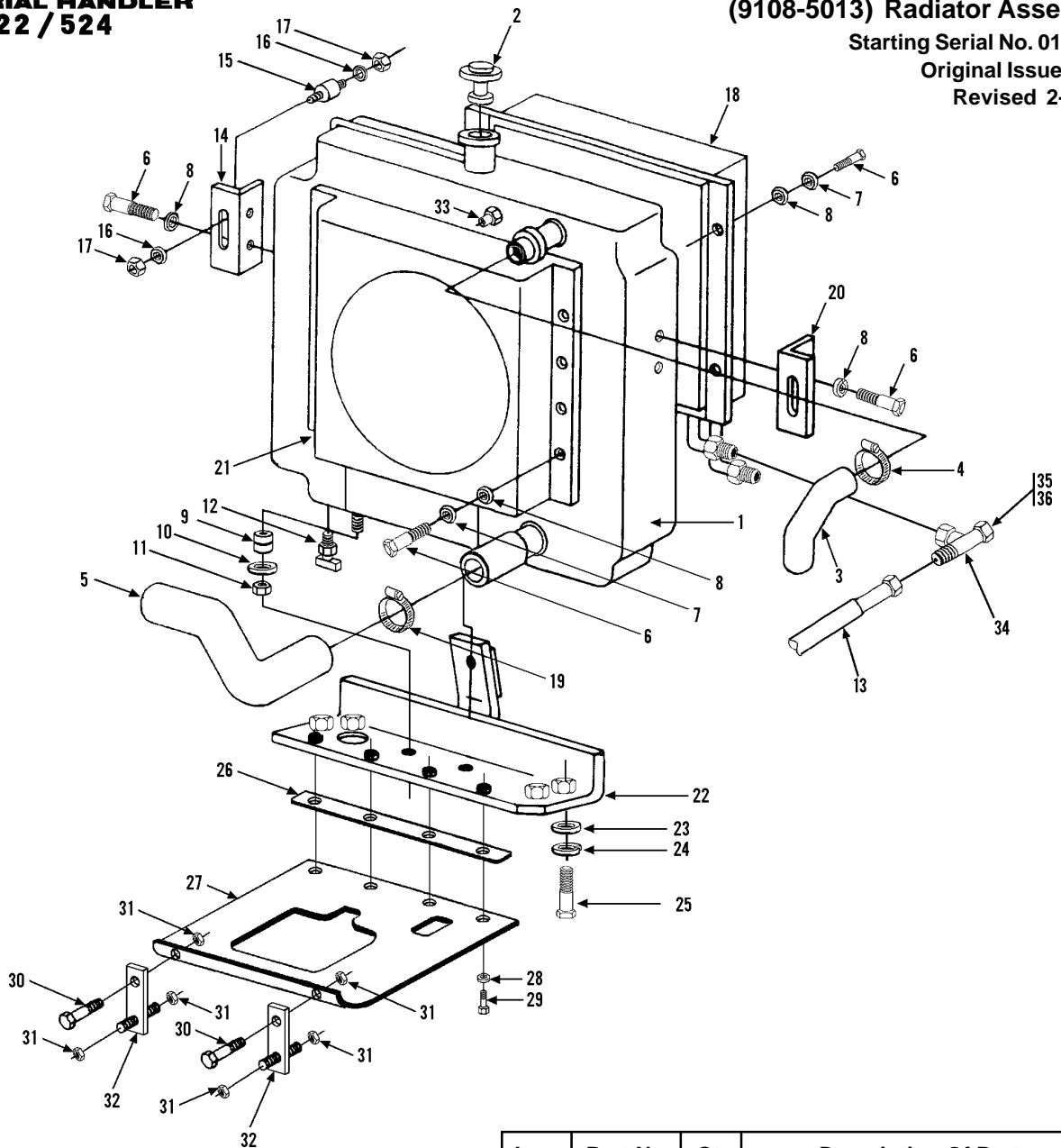




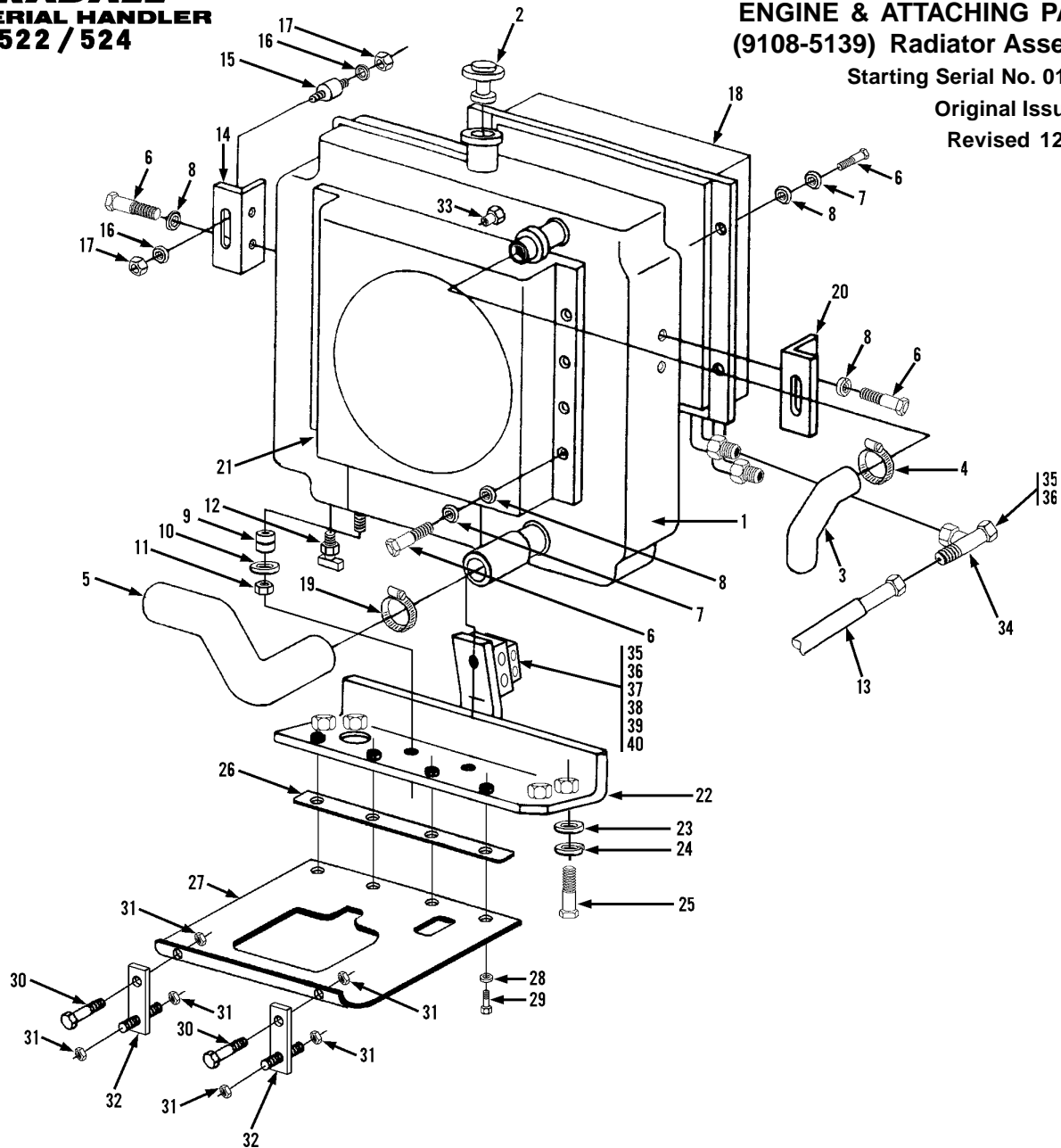
Item	Part No.	Qty.	Description Of Part	Item	Part No.	Qty.	Description Of Part
	9112-5104	1	FUEL TANK ASSY (includes items 1 thru 4, & item 10)	10	8471-2746	1	HOSE NIPPLE, 90 DEGREES, 1/2X3/8
1	9115-3031	1	FUEL TANK (includes items 4 & 11) (38 gal)	11	8871-1283	1	HEX SOCKET PIPE PLUG, 1/2
2	9114-3316	1	FUEL LEVEL SENDER (includes item 3)	12	8820-1095	4	HEX HD CAPSCREW, 5/8-11X1-1/2, GR5
3	9108-3491	5	SCREW	13	8856-1008	4	WASHER, 5/8
4	8654-1381	1	FUEL TANK CAP (w/chain)	14	8855-1015	4	LOCKWASHER, 5/8
5	8688-3106	3	HOSE CLAMP	15	8871-2011	1	STREET ELBOW, 90 DEGREES, 1/8
6		14"	FUEL LINE HOSE, 3/8 I.D.	16	8874-1805	1	HOSE NIPPLE, 1/8
7		Ref	FUEL FILTER (I/L)(see page 5-2, item 12)	17	8871-1385	1	PIPE BUSHING, 1/2X1/8
8	8348-3497	1	HOSE CLAMP				NOTE: ONLY ITEMS WITH PART NUMBERS ARE AVAILABLE FOR SERVICE.
9		60"	FUEL LINE HOSE, 5/16 I.D.				



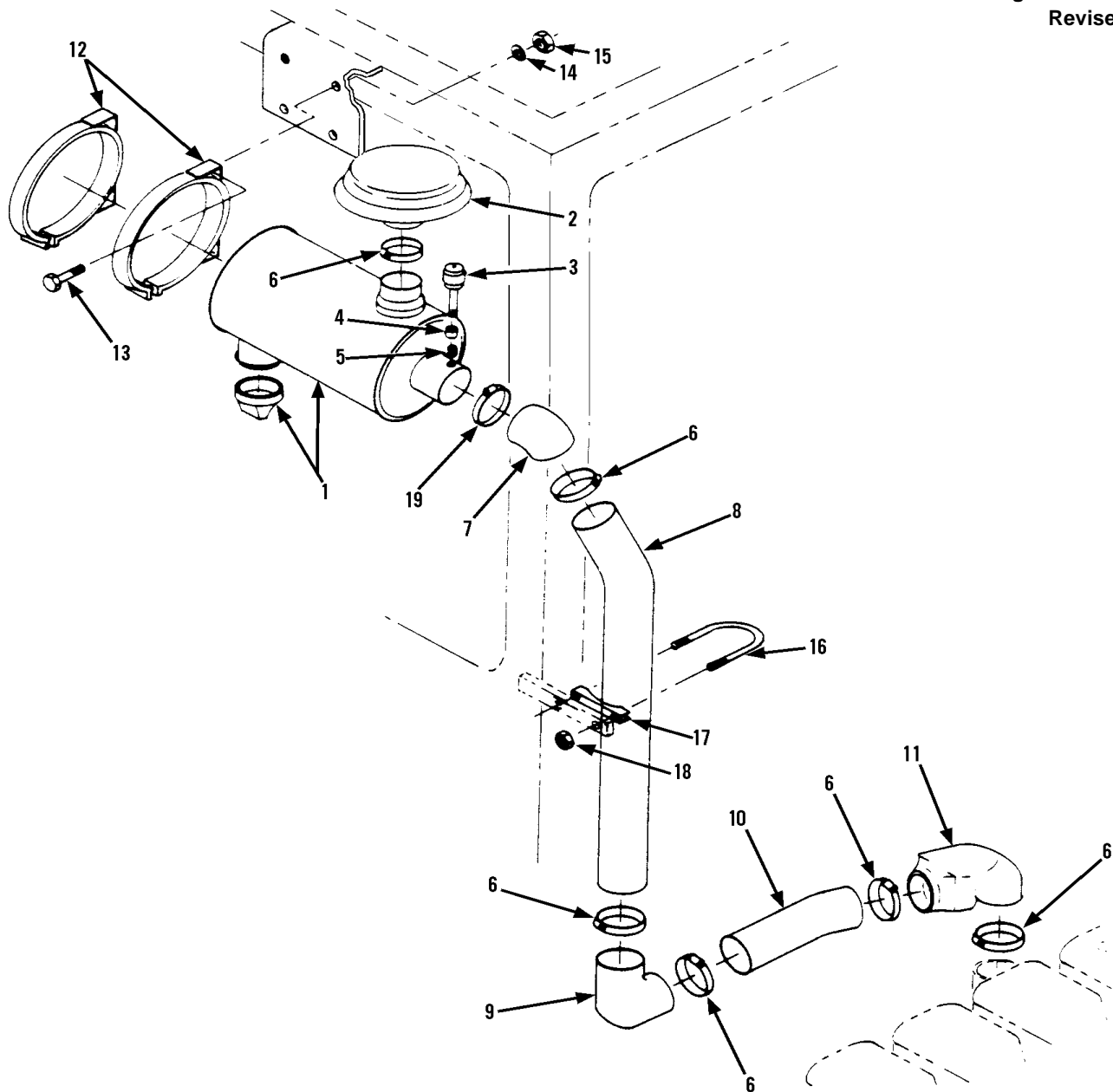
Item	Part No.	Qty.	Description Of Part	Item	Part No.	Qty.	Description Of Part
	9108-5013	Ref	RADIATOR ASSY (includes items 1, 2, 6, thru 14, 19, 20, 21 & 22)	14	9108-1181	1	MOUNTING BRACKET
1	9108-3065	1	RADIATOR (includes item 2)	15	9103-3137	1	SHOCK MOUNT
2	9108-4198	1	RADIATOR CAP, 15 PS1	16	8856-1003	2	FLAT WASHER, 5/16
3	9108-3094	1	UPPER RADIATOR HOSE	17	8852-1205	2	HEX LOCKNUT, 5/16-18
4	8507-1128	2	HOSE CLAMP	18	<del>9108-3066</del>	1	OIL COOLER (No Longer Available)
5	9108-3364	1	LOWER RADIATOR HOSE		9112-5109	1	OIL COOLER KIT (includes one 9108-3573 oil cooler and one 8471-9110 hose assy)
6	8820-1016	17	HEX HD CAPSCREW, 5/16-18x1/2, GR5	19	8688-3327	2	HOSE CLAMP
7	8856-1108	12	FLAT WASHER, 5/16	20	9108-1541	1	MOUNTING BRACKET
8	8855-1010	17	LOCKWASHER, 5/16	21	9108-3085	1	RADIATOR SHROUD
9	8368-3308	2	SHOCK MOUNT	22	9108-6041	1	RADIATOR MOUNT
10	9020-5918	2	WASHER	23	8856-1006	4	FLAT WASHER, 1/2
11	8852-1206	2	HEX LOCKNUT, 3/8-16	24	8855-1013	4	LOCKWASHER, 1/2
12	8452-1056	1	DRAIN COCK	25	8820-1067	4	HEX HD CAPSCREW, 1/2-13X1-1/2, GR5
13	2486-1170	1	CLAMP				



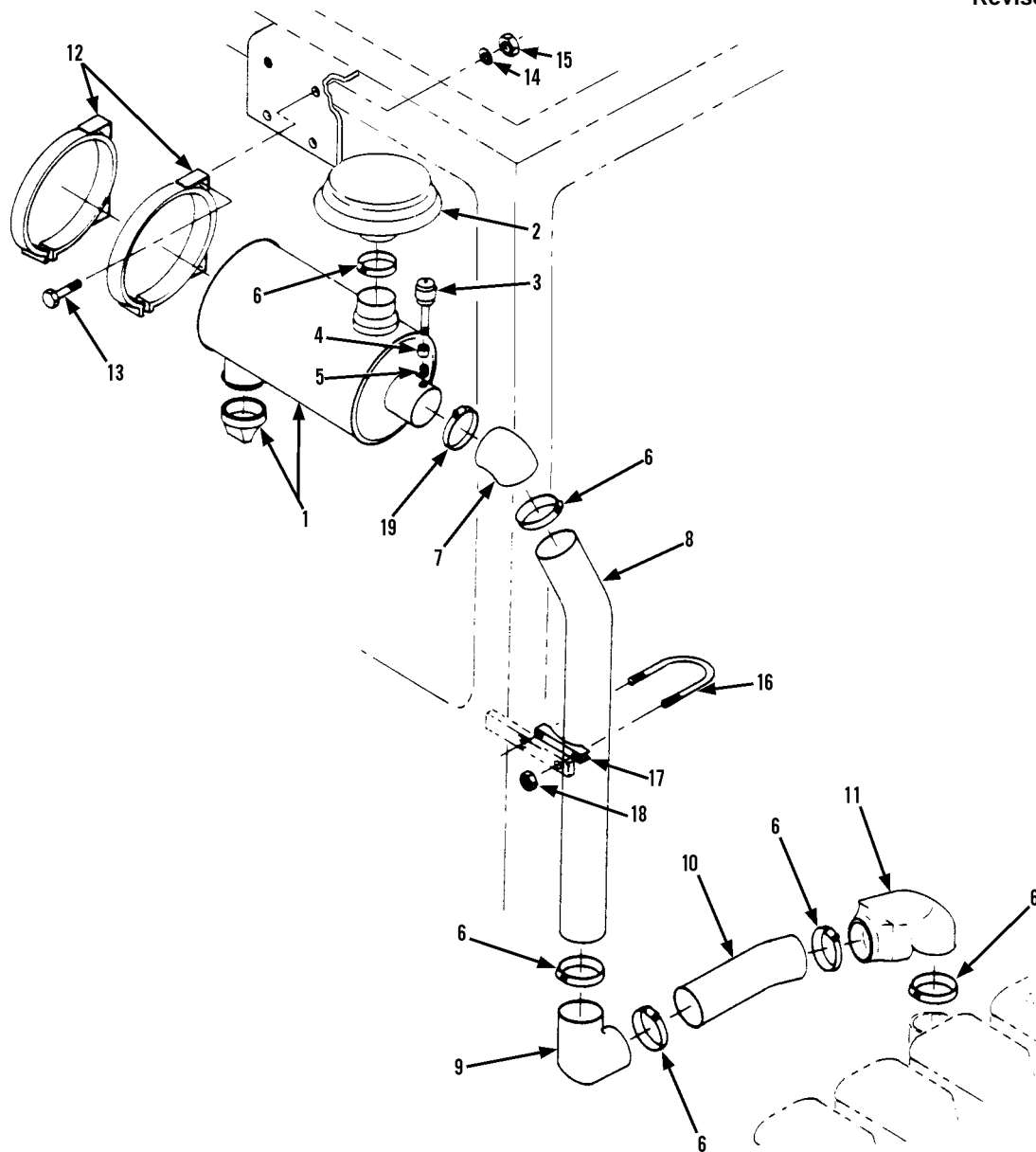
Item	Part No.	Qty.	Description Of Part
	9108-5013	Ref	RADIATOR ASSY (includes items 1, thru 8, 12, 13, 14, 18 thru 21 & 34 thru 36)
1	9108-3065	1	RADIATOR (includes item 2)
2	9108-4198	1	RADIATOR CAP, 15 PSI
3	9108-3094	1	UPPER RADIATOR HOSE
4	8507-1128	2	HOSE CLAMP
5	9108-3364	1	LOWER RADIATOR HOSE
6	8820-1016	16	HEX HD CAPSCREW, 5/16-18X1/2, GR5
7	8856-1003	12	WASHER, 5/16
8	8855-1010	16	LOCKWASHER, 5/16
9	8368-3308	2	SHOCK MOUNT
10	9020-5918	2	WASHER
11	8852-1206	2	HEX LOCKNUT, 3/8-16
12	8452-1056	1	DRAIN COCK
13	8471-7872	1	HOSE ASSY
14	9108-1181	1	MOUNTING BRACKET
15	9103-3137	1	SHOCK MOUNT
16	8856-1003	2	FLAT WASHER, 5/16
17	8852-1205	2	HEX LOCKNUT, 5/16-18
* 18	<del>9108-3066</del> 9112-5109	1 1	OIL COOLER (No Longer Available) OIL COOLER KIT (includes one 9108-3573 oil cooler and one 8471-9110 hose assy)
19	8688-3327	2	HOSE CLAMP
20	9108-1541	1	MOUNTING BRACKET
21	9108-3085	1	RADIATOR SHROUD
22	9108-6041	1	RADIATOR MOUNT
23	8856-1006	4	FLAT WASHER, 1/2
24	8855-1013	4	LOCKWASHER, 1/2
25	8820-1067	4	HEX HD CAPSCREW, 1/2-13X1-1/2, GR5
26	9130-1086	1	FLAT BAR
27	9130-3057	1	DUST SHIELD
28	8856-1003	4	FLATWASHER, GR5
29	8820-1021	4	HEX HD CAPSCREW, 5/16-18X1-1/4, GR5
30	8820-1020	2	HEX HD CAPSCREW, 5/16-18X1, GR5
31	7714-3006	6	WHIZ LOCKNUT, 5/16-18
32	9108-1654	2	BAR
33	9003-0271	1	FITTING
34	8866-2227	1	SWIVEL NUT BRANCH TEE, 3/4TUBE
35	8866-1345	1	TUBE END REDUCER, 3/4X3/8
36	8866-1408	1	NUT



Item	Part No.	Qty.	Description Of Part	Item	Part No.	Qty.	Description Of Part
	9108-5139	Ref	RADIATOR ASSY, (includes items 1 thru 6, 12 of item 7, 8, 12, 13, 14, 16, 18 thru 21, 28, 33 & 34)	20	9108-1541	1	MOUNTING BRACKET
1	9114-3269	1	RADIATOR, (includes item 2)	21	9108-3085	1	RADIATOR SHROUD
2	9108-4198	1	RADIATOR CAP, 15 PSI	22	9108-6174	1	RADIATOR MOUNT
3	9108-3094	1	UPPER RADIATOR HOSE	23	8856-1006	4	FLAT WASHER, 1/2
4	8507-1128	2	HOSE CLAMP	24	8855-1013	4	LOCKWASHER, 1/2
5	9108-3364	1	LOWER RADIATOR HOSE	25	8820-1067	4	HEX HD CAPSCREW, 1/2-13X1-1/2, GR5
6	8820-1016	16	HEX HD CAPSCREW, 5/16-18X1/2, GR5	26	9130-1086	1	FLAT BAR
7	8856-1003	20	FLAT WASHER, 5/16	27	9130-3057	1	DUST SHIELD
8	8855-1010	16	LOCKWASHER, 5/16	28	8866-1345	1	REDUCER ADAPTER
9	8368-3308	2	SHOCK MOUNT	29	8820-1021	4	HEX HD CAPSCREW, 5/16-18X1-1/4, GR5
10	9020-5918	2	WASHER	30	8820-1020	2	HEX HD CAPSCREW, 5/16-18X1, GR5
11	8852-1206	2	HEX LOCKNUT, 3/8-16	31	7714-3006	6	WHIZ LOCKNUT, 5/16-18
12	8452-1056	1	DRAIN COCK	32	9108-1654	2	BAR
*13	8471-9109	1	HOSE ASSY	33	9003-0271	1	FITTING
14	9108-1181	1	MOUNTING BRACKET	34	8866-2227	1	SWIVEL NUT RUN TEE, 3/4 TUBE
15	9103-3137	2	SHOCK MOUNT	35	7713-3306	1	STACK BOLT
16	8866-1408	1	NUT	36	7713-3139	1	HOSE CLAMP
17	8852-1205	4	HEX LOCKNUT, 5/16-18	37	7732-3029	1	HOSE CLAMP
18	9108-3573	1	OIL COOLER	38	7713-3140	1	COVER PLATE
19	8688-3327	2	HOSE CLAMP	39	7713-3390	1	SAFETY CLIP
				40	7713-3177	1	HEX HD CAPSCREW, 5/16-18X1-3/8



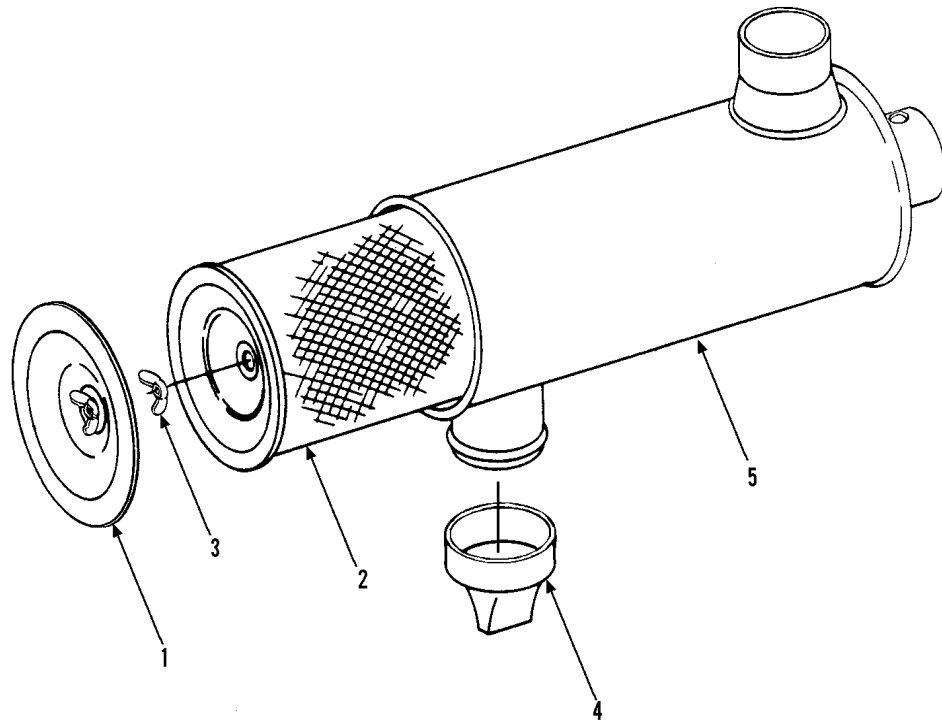
Item	Part No.	Qty.	Description Of Part	Item	Part No.	Qty.	Description Of Part
1		Ref	AIR CLEANER (see page 5-8 for details)	13	9108-1327	1	BRACKET
2	9103-3028	1	INLET CAP	14	8820-1020	6	HEX HD CAPSCREW, 5/16-18X1, GR5
3	7738-3154	1	SERVICE INDICATOR	15	8856-1108	8	FLAT WASHER, 5/16
4	8871-1210	1	PIPE COUPLING, 1/8	16	8852-1305	6	HEX LOCKNUT, 5/16-18
5	8870-1023	1	CLOSE NIPPLE, 1/8X3	17	2492-1332	1	MUFFLER CLAMP
6	9002-7713	6	HOSE CLAMP	18		1	BRIDGE
7	9108-3129	1	REDUCING ELBOW	19		2	NUT
8	9108-3127	1	AIR INTAKE TUBE				NOTE: ONLY ITEMS WITH PART NUMBERS ARE AVAILABLE FOR SERVICE.
9	9108-3128	1	AIR INTAKE ELBOW				
10	9108-3124	1	AIR INTAKE TUBE				
11	9108-3126	1	AIR INTAKE ELBOW				
12	7710-3138	2	MOUNTING BAND				



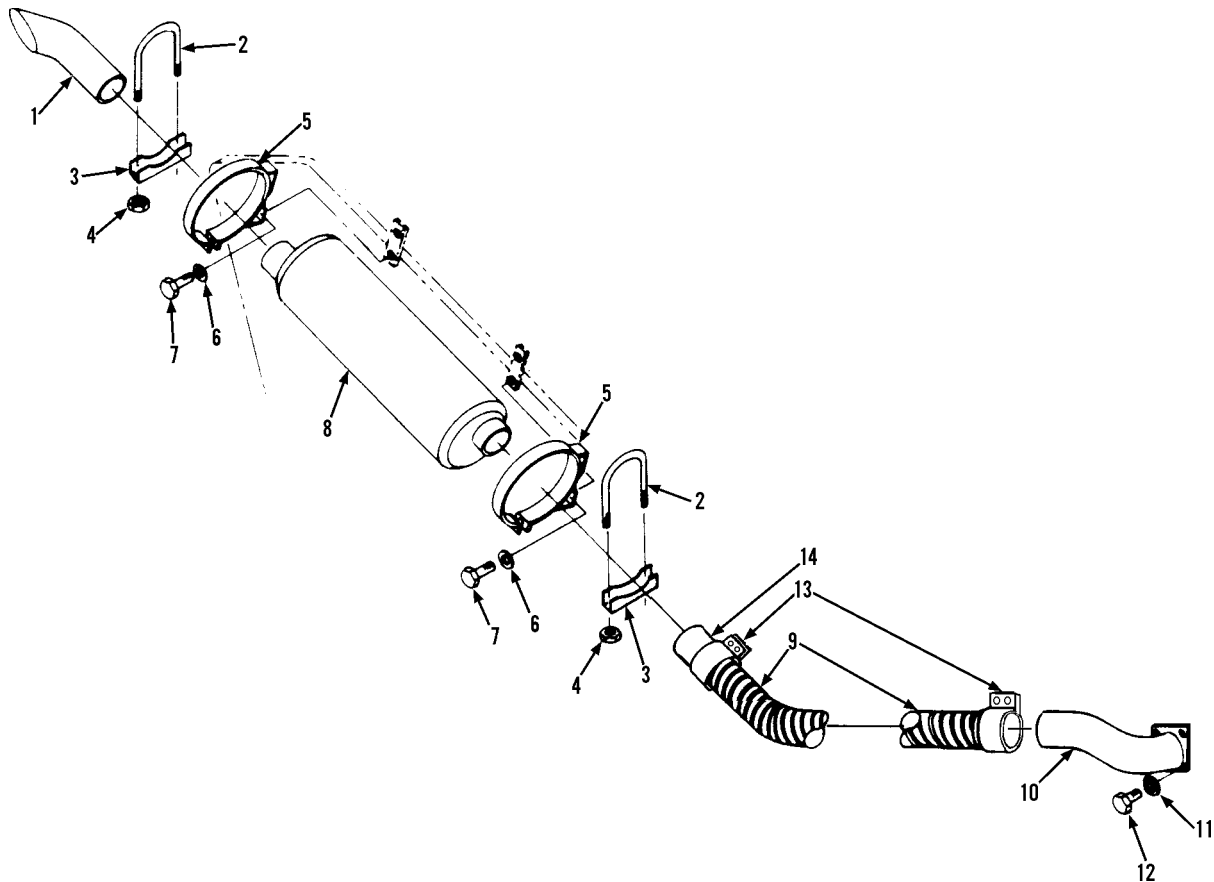
Item	Part No.	Qty.	Description Of Part
1		Ref	AIR CLEANER (see page 5-8 for details)
2	9103-3028	1	INLET CAP
3	7738-3154	1	SERVICE INDICATOR
4	8871-1210	1	PIPE COUPLING, 1/8
5	8870-1023	1	CLOSE NIPPLE, 1/8X3
* 6	9116-3129	6	HOSE CLAMP
7	9108-3129	1	REDUCING ELBOW
8	9108-3127	1	AIR INTAKE TUBE
9	9108-3128	1	AIR INTAKE ELBOW
10	9108-3124	1	AIR INTAKE TUBE
11	9108-3126	1	AIR INTAKE ELBOW
12	7710-3138	2	MOUNTING BAND

Item	Part No.	Qty.	Description Of Part
13	8820-1018	4	HEX HD CAPSCREW, 5/16-18 x 3/4
14	8856-1108	4	FLAT WASHER, 5/16
15	8852-1305	4	HEX LOCKNUT, 5/16-18
16	2492-1332	1	MUFFLER CLAMP (includes 17 & 18)
17		1	BRIDGE
18		2	NUT
* 19	9116-3137	1	BAND CLAMP

NOTE: ONLY ITEMS WITH PART NUMBERS ARE AVAILABLE FOR SERVICE.



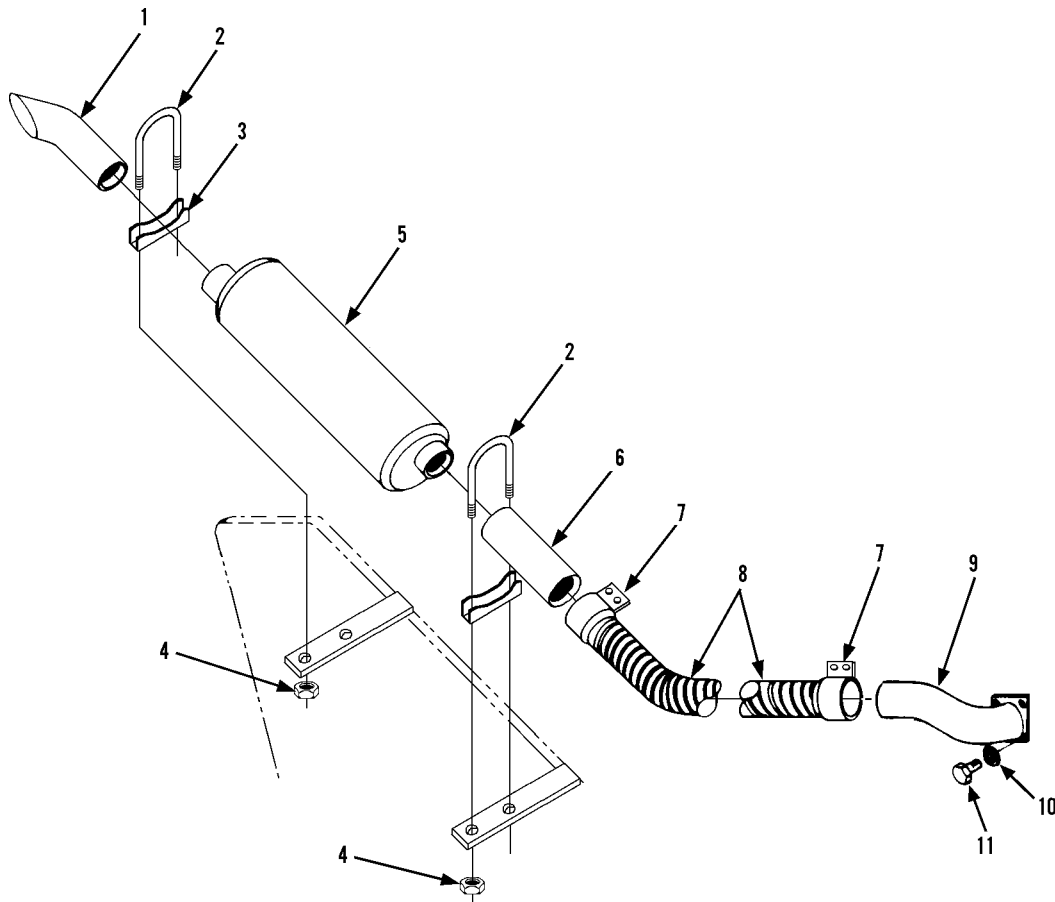
Item	Part No.	Qty.	Description Of Part-
	9020-5663	1	AIR CLEANER (includes items 1 thru 5)
1	9020-6606	1	COVER W/NUT
2	9020-6262	1	ELEMENT
3	9020-1414	1	WING NUT W/SEAL
4	9020-0807	1	VACUATOR
5		1	BODY ( not sold separately order P/N 9020-5663)



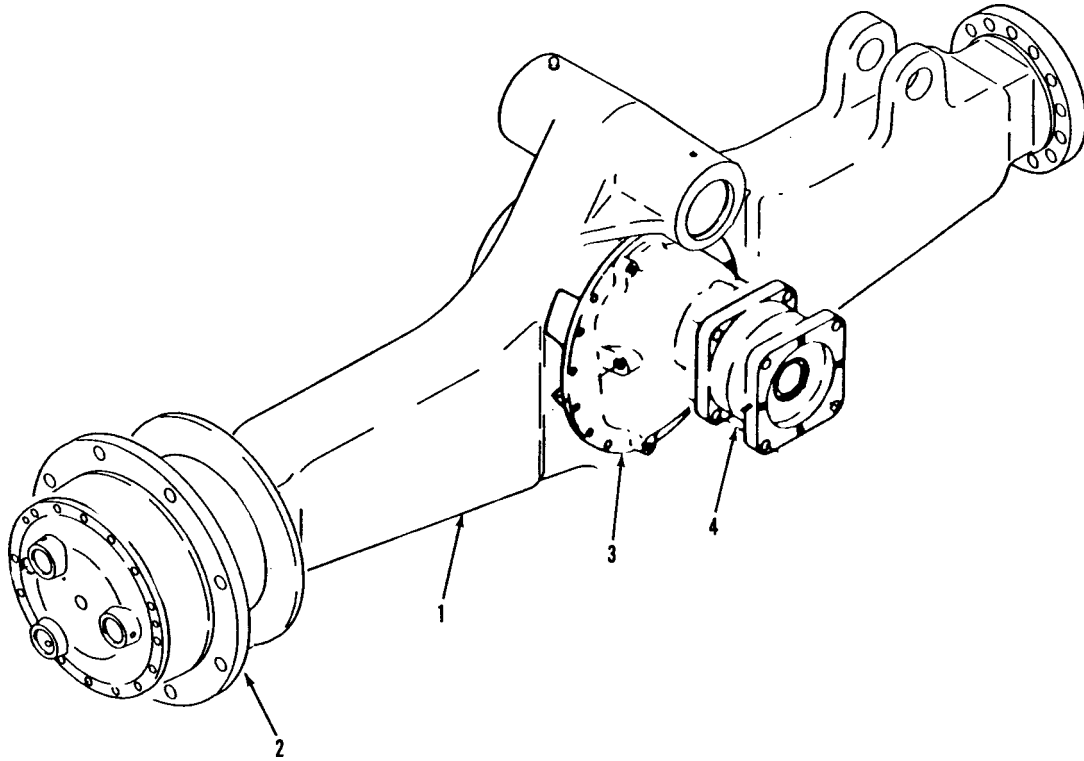
\*NOTE: In order to improve the product life of item 5, we have developed a muffler mounting kit for service replacement. Order part number 9108-5146 which includes two 9114-1466 muffler mounts and two 8368-3175 muffler clamps.

Item	Part No.	Qty.	Description Of Part	Item	Part No.	Qty.	Description Of Part
* 1	9108-3560	1	TAIL PIPE	* 9	9108-3427	1	FLEXIBLE CONNECTOR
* 2	8368-3175	2	MUFFLER CLAMP (includes items 3 & 4)	10	9108-6055	1	EXHAUST TUBE
3		2	BRIDGE	11	8319-1013	4	LOCKWASHER M10
4		4	NUT	12	8319-1021	4	HEX HD CAPSCREW, M10X1.5X30
* 5	9108-3253	2	MUFFLER BRACKET (see above note)	13	9104-1016	1	EXHAUST SLEEVE
6	8855-1011	4	LOCKWASHER, 3/8	14	7721-3031	2	SEAL CLAMP
7	8820-1031	4	HEX HD CAPSCREW, 3/8-16X1-1/2, GR5				NOTE: ONLY ITEMS WITH PART NUMBERS ARE AVAILABLE FOR SERVICE.
8	9108-3250	1	MUFFLER				

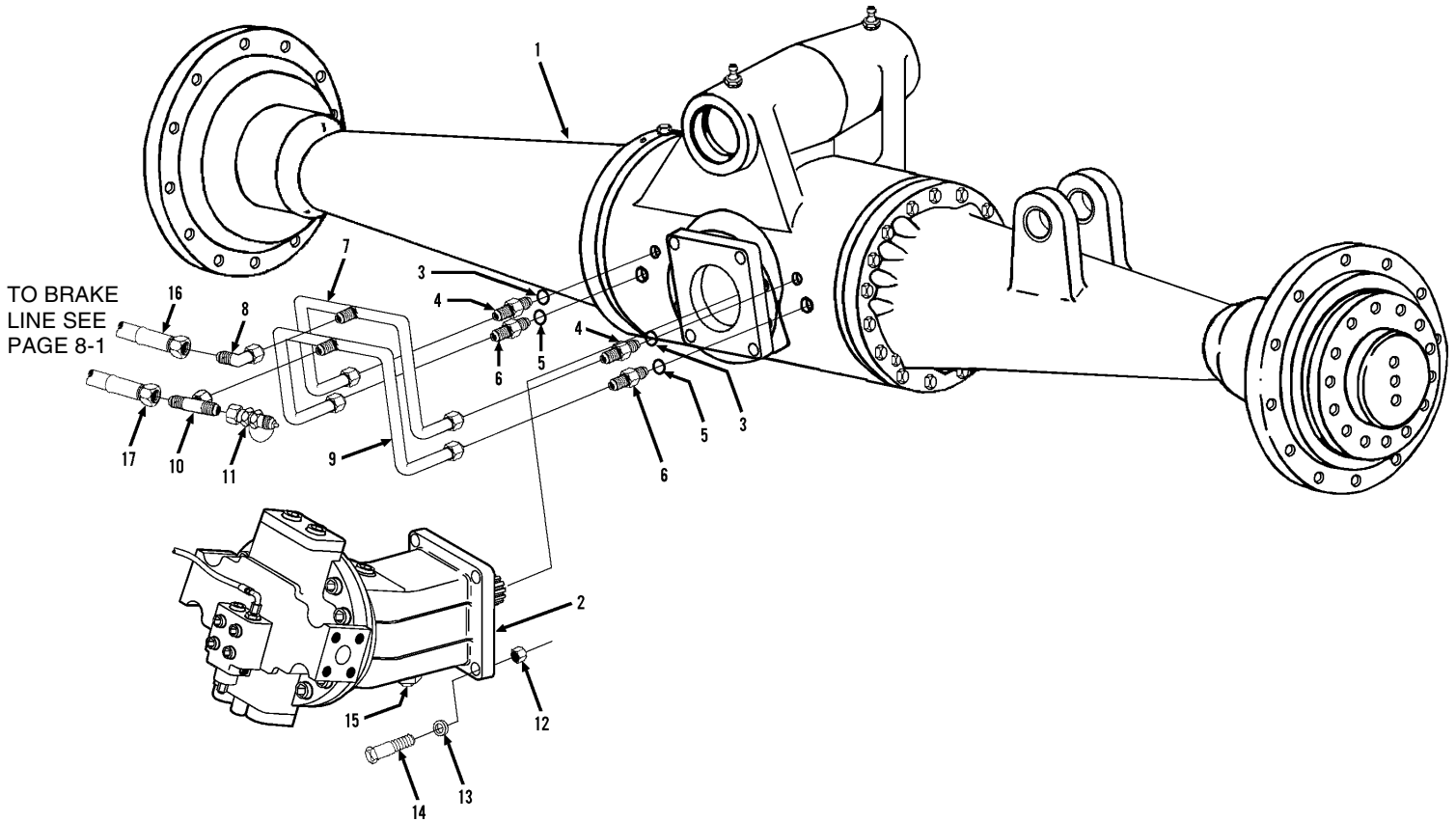




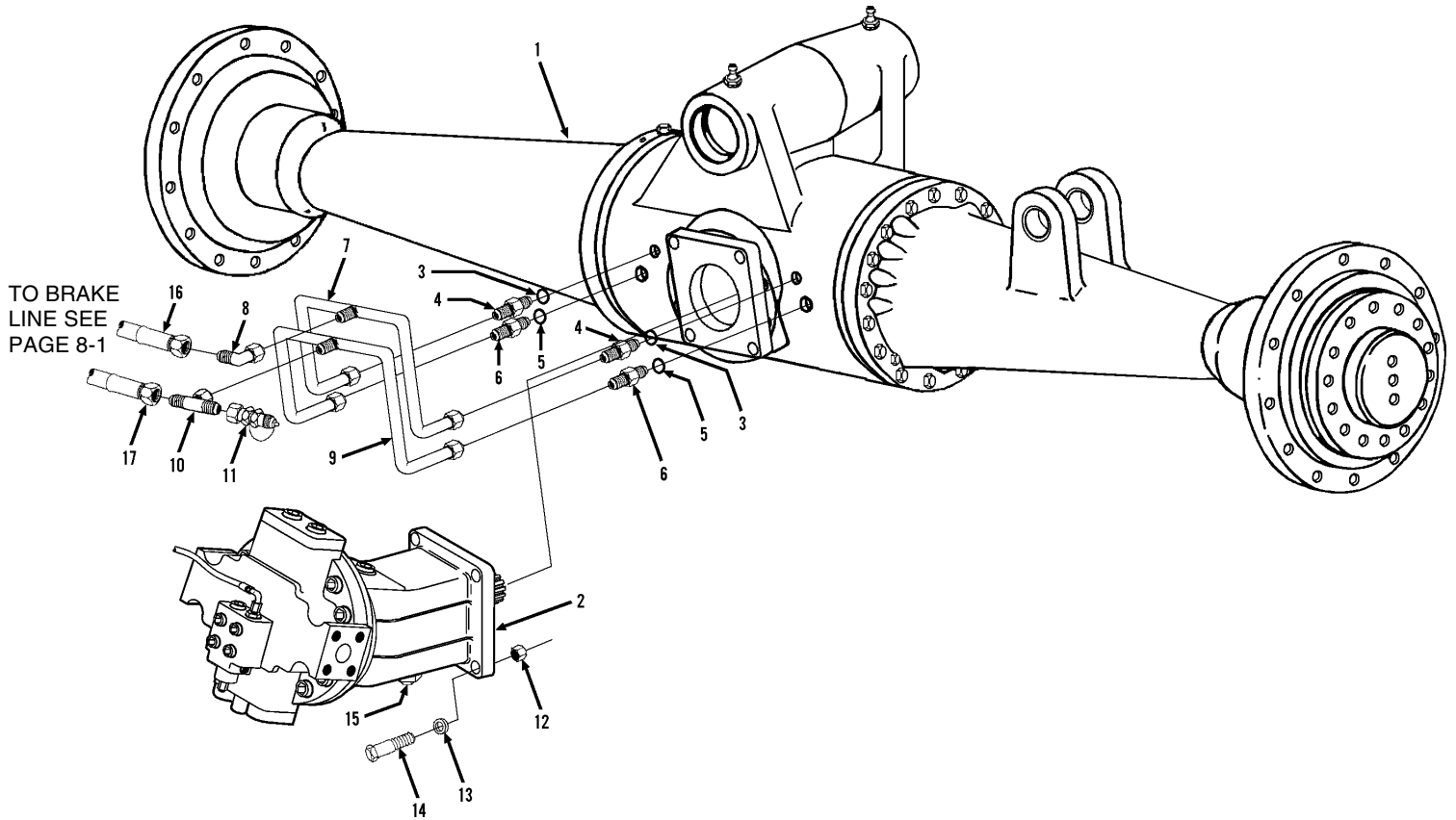
Item	Part No.	Qty.	Description Of Part
1	9108-3560	1	TAIL PIPE
2	2492-1332	3	MUFFLER CLAMP (includes items 3 & 4)
3		2	BRIDGE
4		4	NUT
5	9108-3250	2	MUFFLER
6	9112-3165	1	EXHAUST PIPE
7	7721-3031	2	CLAMP (includes hardware)
8	9104-3150	1	FLEXIBLE TUBING
9	9108-6055	1	EXHAUST TUBE
10	8319-1013	4	LOCKWASHER, M10
11	8319-1021	4	HEX HD CAPSCREW, M10X1.5X30
			NOTE: ONLY ITEMS WITH PART NUMBERS ARE AVAILABLE FOR SERVICE.



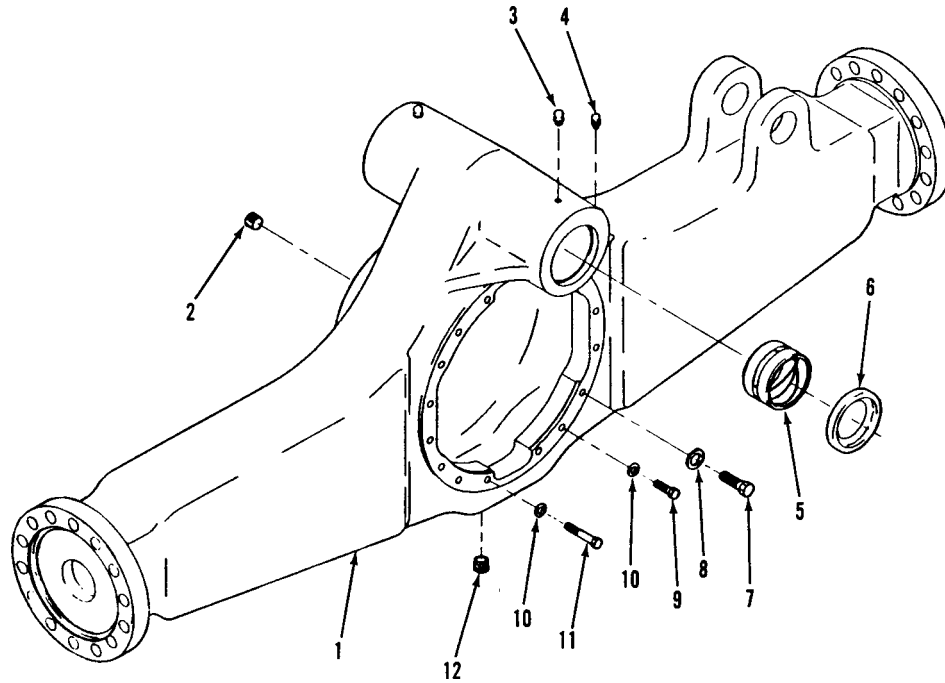
Item	Part No.	Qty.	Description Of Part
	9108-3267	1	FRONT AXLE ASSY (includes items 1 thru 4)
1		Ref	AXLE HOUSING ASSY (see page 6-2 for details)
2		Ref	WHEEL END ASSY (see page 6-5 for details)
3		Ref	CARRIER ASSY (see page 6-3 for details)
4		Ref	BRAKE ASSY ( see page 6-4 for details)



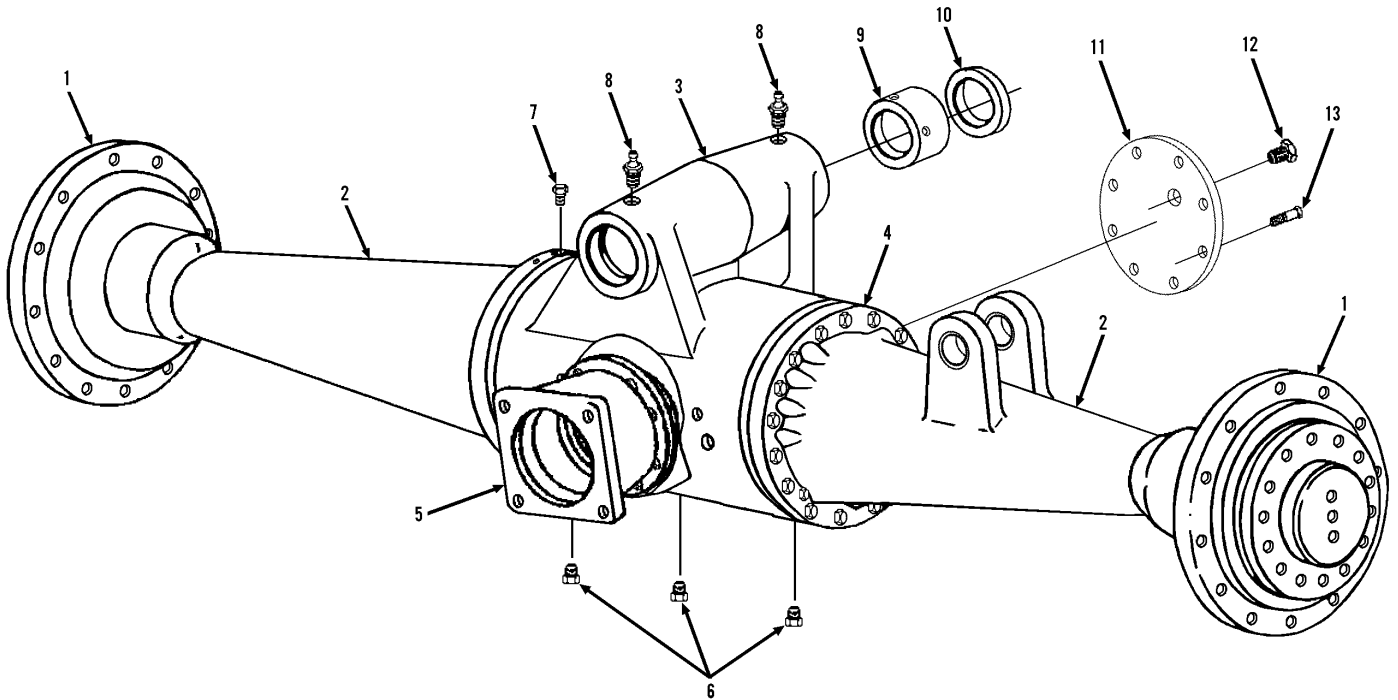
Item	Part No.	Qty.	Description Of Part	Item	Part No.	Qty.	Description Of Part
1	9109-5023	1	FRONT AXLE ASSY - 522C-6 (includes items 1 thru 15)	8	8866-2106	1	ELBOW, 90 DEGREES (swivel nut)
	9112-5047	1	FRONT AXLE ASSY - 524C-6 (includes items 1 thru 15)	9	9112-3127	1	SERVICE BRAKE TUBE LINE
	Ref		FRONT AXLE (see page 6-2 for details)	10	8866-2224	1	SWIVEL NUT BRANCH TEE, 3/8 TUBE
2	Ref		FRONT DRIVE MOTOR - 522C-6 (see page 10-17 for details)	11	9114-3172	1	MINI CHECK VALVE
	Ref		FRONT DRIVE MOTOR - 524C-6 (see page 10-16 for details)	12	8850-1012	4	HEX NUT, 3/4-10
3	8859-1205	2	O-RING	13	9002-7473	4	HARD WASHER, 3/4
4	8866-2006	2	CONNECTOR (includes item 3)	14	8320-1058	4	HEX HD CAPSCREW, 3/4-10X3-3/4, GR8
5	8859-1204	2	O-RING	15	8866-2194	1	HEX SOCKET HD PLUG, (includes o-ring)
6	8866-2005	2	CONNECTOR (includes item 5)		8859-1206	1	O-RING
7	9112-3130	1	PARK BRAKE TUBE LINE	16	8471-8153	1	HOSE ASSY
				17	8471-8021	1	HOSE ASSY



Item	Part No.	Qty.	Description Of Part	Item	Part No.	Qty.	Description Of Part
	9109-5020	1	FRONT AXLE ASSY - 522 (includes items 1 thru 15)	8	8866-2106	1	ELBOW, 90 DEGREES (swivel nut)
	9108-5110	1	FRONT AXLE ASSY - 524 (includes items 1 thru 15)	9	9112-3127	1	SERVICE BRAKE TUBE LINE
1	Ref		FRONT AXLE (see page 6-2 for details)	10	8866-2224	1	SWIVEL NUT BRANCH TEE, 3/8 TUBE
2	Ref		FRONT DRIVE MOTOR - 522 (see page 10-17 for details)	11	9114-3172	1	MINI CHECK VALVE
	Ref		FRONT DRIVE MOTOR - 524 (see page 10-16 for details)	12	8850-1012	4	HEX NUT, 3/4-10
3	8859-1205	2	O-RING	13	9002-7473	4	HARD WASHER, 3/4
4	8866-2006	2	CONNECTOR (includes item 3)	14	8320-1058	4	HEX HD CAPSCREW, 3/4-10X3-3/4, GR8
5	8859-1204	2	O-RING	15	8866-2194	1	HEX SOCKET HD PLUG, (includes o-ring)
6	8866-2005	2	CONNECTOR (includes item 5)		8859-1206	1	O-RING
7	9112-3130	1	PARK BRAKE TUBE LINE	*16	8471-8903	1	HOSE ASSY
				*17	8471-8077	1	HOSE ASSY



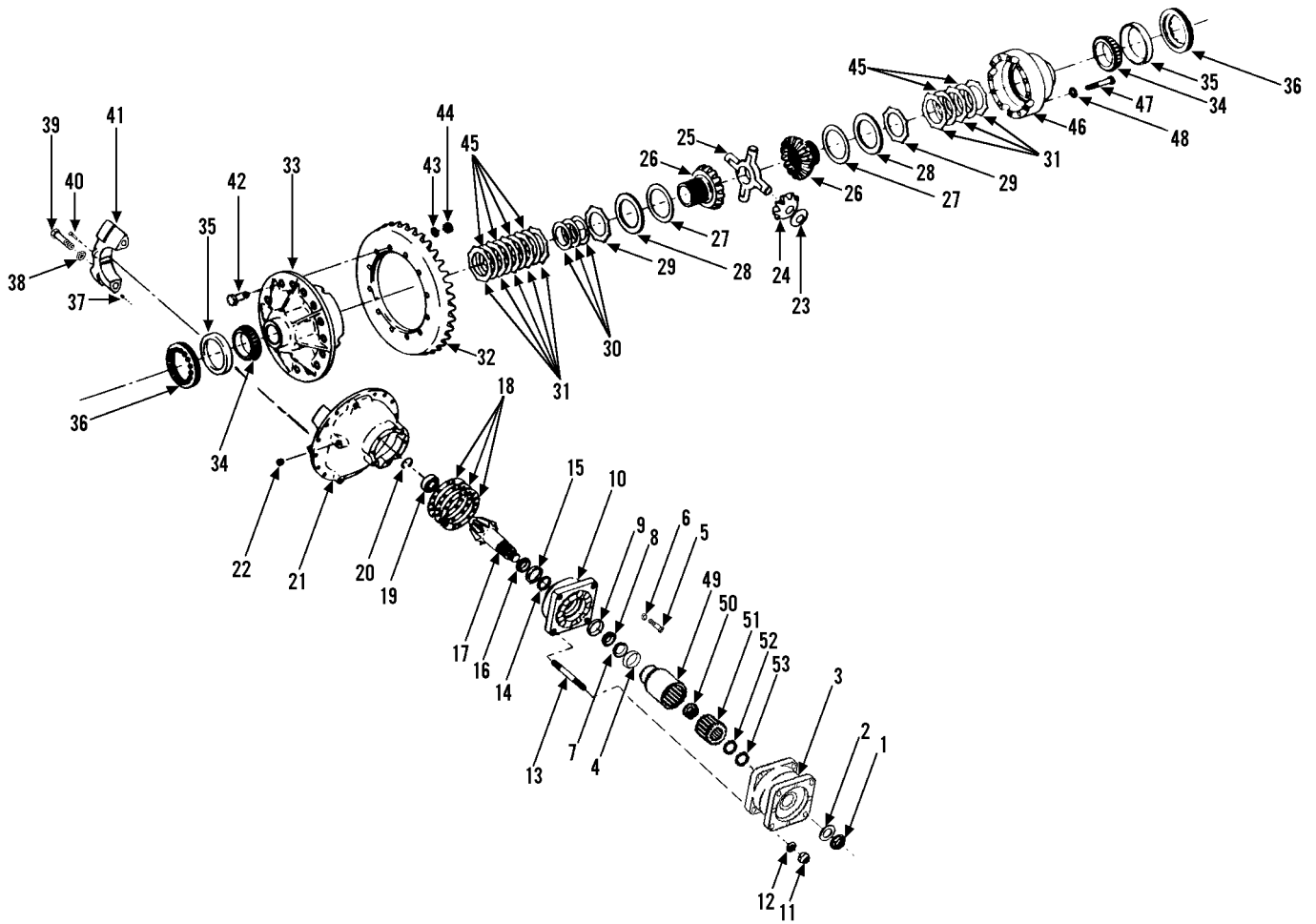
Item	Part No.	Qty.	Description Of Part	Item	Part No.	Qty.	Description Of Part
	9108-4044	1	AXLE HOUSING ASSY (includes items 2, 3, 5, 6, & 12)	9	9108-4050	2	CAPSCREW
1		Ref	AXLE HOUSING	10	9108-4051	4	WASHER
2	8307-3699	1	FILLER PLUG	11	9108-4052	2	CAPSCREW
3	9108-4045	2	GREASE FITTING	12	7710-4343	1	DRAIN PLUG
4	7710-4289	1	BREATHER				NOTE: ONLY ITEMS WITH PART NUMBERS ARE AVAILABLE FOR SERVICE.
5	9108-4046	2	INNER BEARING RACE				
6	9108-4047	2	OIL SEAL				
7	9108-4048	12	CAPSCREW				
8	9108-4049	12	WASHER				



**SERVICE NOTE:** When servicing this axle, it is recommended that on machines with starting serial numbers prior to 0177336, that you:

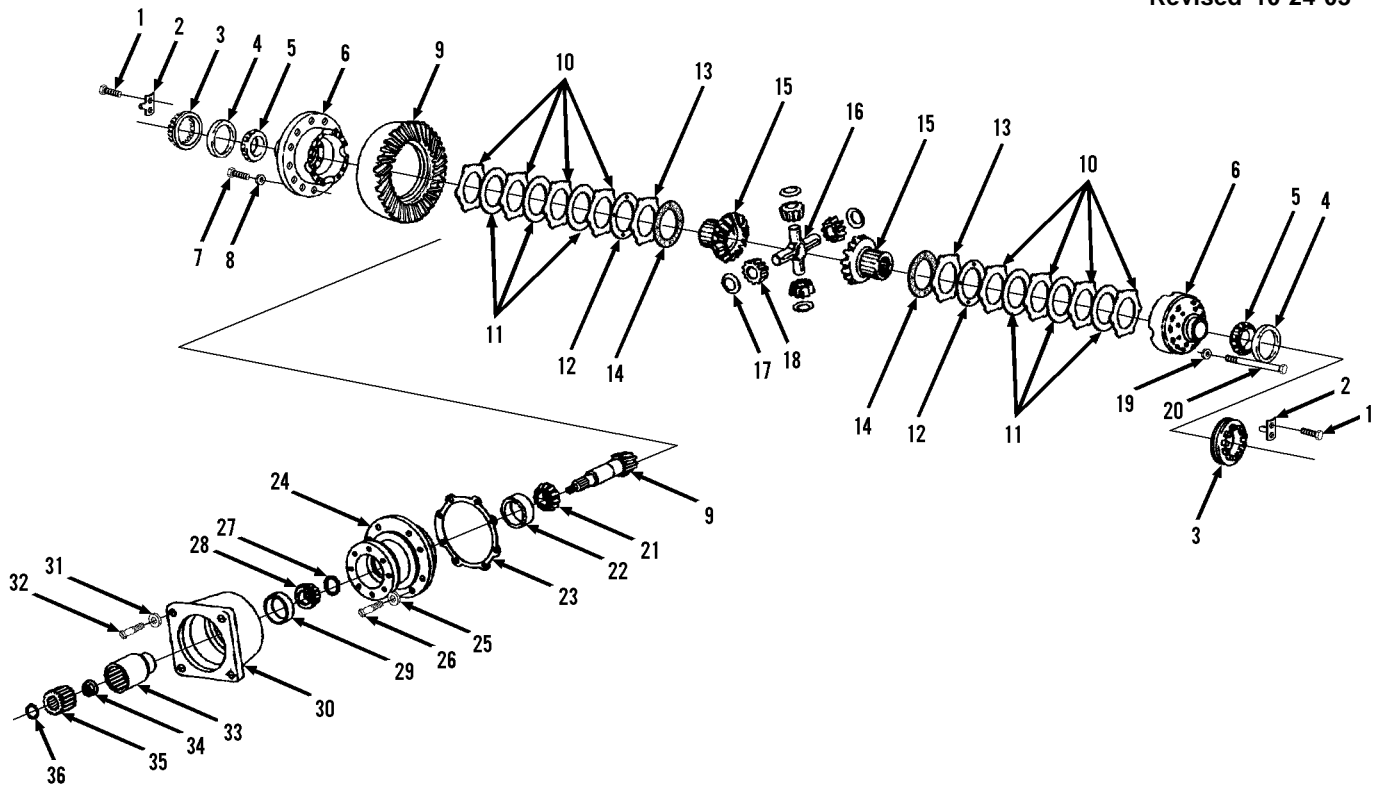
- 1). Replace the old style cover plate with the new cover plate kit, p/n 9114-5130.
- 2). Then refill the axle with 40 pints of mobil 424 fluid instead of 33 pints.

Item	Part No.	Qty.	Description Of Part
1	9112-3119	1	FRONT AXLE, (includes all items on pages 6-2, 6-3, 6-4 & 6-5)
	9114-5130	1	COVER PLATE KIT, (includes new style items 11 and 12)
	Ref		WHEEL FLANGE ASSY, (see page 6-5 for details)
2		Ref	LEFT & RIGHT HOUSING ASSY, (see page 6-5 for details)
3	9114-4326	1	CENTER HOUSING ASSY, (includes item 9)
4		Ref	BRAKE ASSY, (see page 6-4 for details)
5		Ref	CARRIER ASSY, (see page 6-3 for details)
6	9114-4327	3	DRAIN PLUG
7	9114-4328	1	VENT PLUG
8	9114-4329	2	LUBE FITTING
9	9108-4046	2	BUSHING
10	9108-4047	2	TRUNNION OIL SEAL
*11		1	COVER-OLD STYLE, (starting S/N 0177165), NO LONGER AVAILABLE
	9114-1511	1	COVER-NEW STYLE, (starting S/N 0177336)
*12	9114-4331	1	LEVEL PLUG-OLD STYLE, (starting S/N 0177165)
	8871-1284	1	LEVEL PLUG-NEW STYLE, (starting S/N 0177336)
13	9114-4332	8	CAPSCREW, M8X1.25X16.0

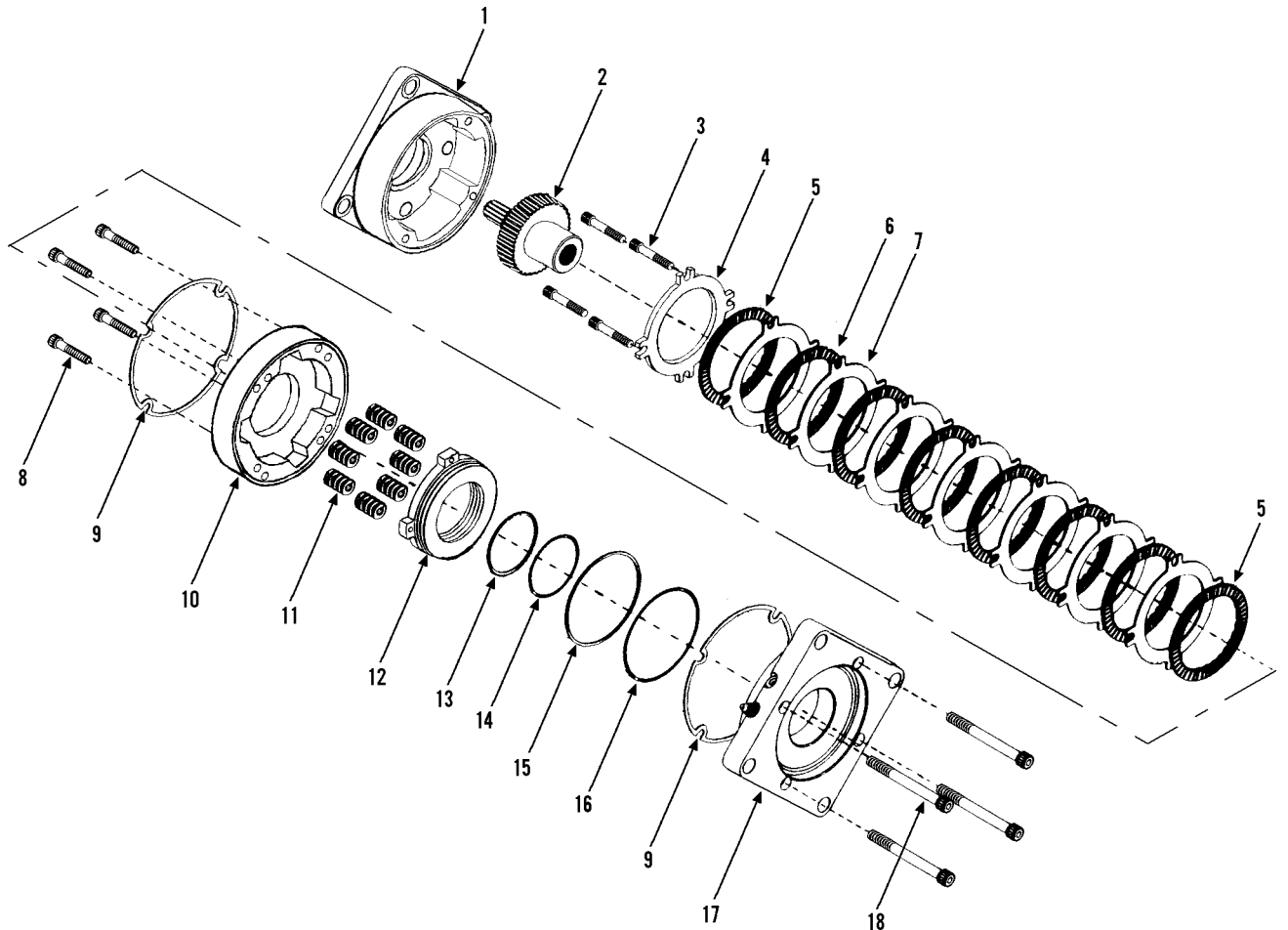


Item	Part No.	Qty.	Description Of Part	Item	Part No.	Qty.	Description Of Part
	9108-4163	Ref	CARRIER ASSY, (includes all items)	26	9108-4084	2	GEAR
1	9108-4053	1	NUT	27	9108-4085	2	THRUSTWASHER
2	9108-4054	1	WASHER	28	9108-4086	2	CLUTCH SPACER
3		Ref	BRAKE ASSY, (see page 6-4 for details)	29	9108-4087	2	CLUTCH DISC
4	9108-4056	1	OIL SEAL	30	9108-4088	AR	.005 SHIM
5	9108-4057	8	CAPSCREW		9108-4089	AR	.010 SHIM
6		8	WASHER		9108-4090	AR	.013 SHIM
7	9108-4058	1	THRUSTWASHER		9108-4091	AR	.015 SHIM
8	9108-4059	1	PINION BEARING CONE, (outer)	31	9108-4092	16	CLUTCH DISC
9		1	PINION BEARING CAP, (outer)	32	9108-4093	1	GEAR ASSY, (includes item 17)
10	9108-4060	1	PINION BEARING CAGE, (includes items 9 & 15)	33	9108-4094	1	FLANGE HALF DIFF. CASE ASSY, (includes items 1,19,20,23 thru 31, 33 & 42 thru 48)
11	9108-4061	4	NUT		9108-4095	1	DIFFERENTIAL CASE ASSY, (includes items 23 thru 31, 45 thru 48)
12	9108-4062	4	WASHER	34	9108-4097	2	BEARING CONE
13	9108-4063	4	STUD	35	9108-4098	2	BEARING CUP
14	9108-4064	AR	.125 SPACER	36	9108-4099	2	ADJUSTING RING
	9108-4065	AR	.126 SPACER	37		4	DOWEL PIN
	9108-4066	AR	.127 SPACER	38		4	WASHER
	9108-4067	AR	.128 SPACER	39		4	CAPSCREW
	9108-4068	AR	.129 SPACER	*40	8348-3441	2	COTTER PIN
	9108-4069	AR	.130 SPACER	41		2	BEARING CAP, (includes item 37)
	9108-4070	AR	.136 SPACER	42	9108-4101	12	CAPSCREW
	9108-4071	AR	.142 SPACER	43	9108-4102	12	WASHER
	9108-4072	AR	.148 SPACER	44	7710-4297	12	NUT
	9108-4073	AR	.154 SPACER	45	9108-4103	14	CLUTCH DISC
	9108-4074	AR	.158 SPACER	46		1	PLAIN HALF DIFF. CASE
15		1	PINION BEARING CUP	47	9108-4104	12	CAPSCREW
16	9108-4059	1	PINION BEARING CONE	48	9108-4102	12	WASHER
17		1	PINION	49	9108-4360	1	SPLINED SHAFT
18	9108-4075	AR	.003 SHIM	50	9108-4354	1	INNER SPLINE ADAPTER
	9108-4076	AR	.005 SHIM	51	9108-4355	1	OUTER COLLAR
	9108-4077	AR	.010 SHIM	52	9108-4356	1	EXTERNAL SNAP RING
19	9108-4078	1	REAR PINION BEARING	53	9108-4357	1	INTERNAL SNAP RING
20	9108-4079	1	REAR PINION LOCKRING				NOTE: ONLY ITEMS WITH PART NUMBERS ARE AVAILABLE FOR SERVICE
21	9108-4080	1	DIFFERENTIAL CARRIER ASSY				
22	8307-3699	1	PLUG				
23	9108-4081	4	THRUSTWASHER				
24	9108-4082	4	PINION				
25	9108-4083	1	SPIDER				



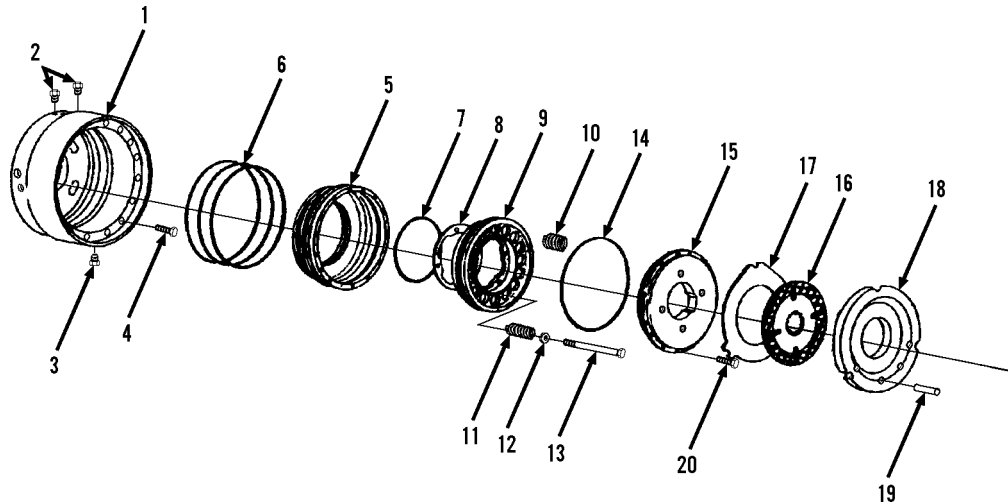


Item	Part No.	Qty.	Description Of Part	Item	Part No.	Qty.	Description Of Part
	9114-4382	Ref	LIMITED SLIP PLATE STACK KIT (includes items 10, 11, 12, 13 & 14)	20	9114-4397	12	CAPSCREW, M10X1.5X80.0
	9114-4383	Ref	PINION CAGE SHIM KIT (includes item 23)	21	9020-7204	1	BEARING CONE
	9114-4384	Ref	DRIVE PINION SHIM KIT (includes item 27)	22	9020-0440	1	BEARING CUP
	9114-4385	Ref	LIMITED SLIP SHIM KIT (includes item 12)	23		4	SHIM (0.05) (included in shim kit)
1	9114-4386	4	CAPSCREW			2	SHIM (0.125) (included in shim kit)
2	9114-4387	2	ADJUSTER RING LOCK			3	SHIM (0.20) (included in shim kit)
3	9114-4388	2	ADJUSTER RING			1	SHIM (0.50) (included in shim kit)
4	8307-3828	2	BEARING CUP	24	9114-4398	1	PINION CAGE ASSY (includes items 22 & 29)
5	9114-4389	2	BEARING CONE	25	9114-4399	8	WASHER
* 6	9114-4390	1	DIFFERENTIAL CASE	26	9114-4400	8	CAPSCREW, M12X1.75X40.0
7	9114-4391	12	CAPSCREW, M10X1.0X30.0	27		1	SHIM (1.20) (included in shim kit)
8	8348-3584	12	WASHER			1	SHIM (1.25) (included in shim kit)
9	9114-4392	1	SPIRAL GEAR & PINION			1	SHIM (1.30) (included in shim kit)
10		8	DRIVE FRICTION DISC (included in 9114-4382 kit)			1	SHIM (1.35) (included in shim kit)
11		6	DRIVEN FRICTION DISC (included in 9114-4382 kit)			1	SHIM (1.40) (included in shim kit)
12		2	SHIM (0.33) (included in shim kit)	28	9114-4401	1	BEARING CONE
		2	SHIM (0.38) (included in shim kit)	29	9114-4402	1	BEARING CUP
		2	SHIM (0.25) (included in shim kit)	30	9114-4403	1	MOTOR ADAPTER FLANGE
		2	SHIM (0.13) (included in shim kit)	31	8348-3584	8	WASHER
13		2	COMPRESSION DISC (included in 9114-4382 kit)	32	9114-4404	8	CAPSCREW, .3750-16UNC-2AX1.25
14		2	THRUSTWASHER (included in 9114-4382 kit)	33	9114-4405	1	DRIVEN SLEEVE
15	9114-4393	2	SIDE GEAR	34	9114-4406	1	PINION NUT, M24X1.5
16	9114-4394	1	SPIDER	35	9114-4407	1	DRIVE SLEEVE
17	9114-4395	4	THRUSTWASHER	36	9114-4408	1	SNAP RING
18	9114-4396	4	PINION GEAR				NOTE: ONLY ITEMS WITH PART NUMBERS ARE AVAILABLE FOR SERVICE.
19	8348-3584	12	WASHER				

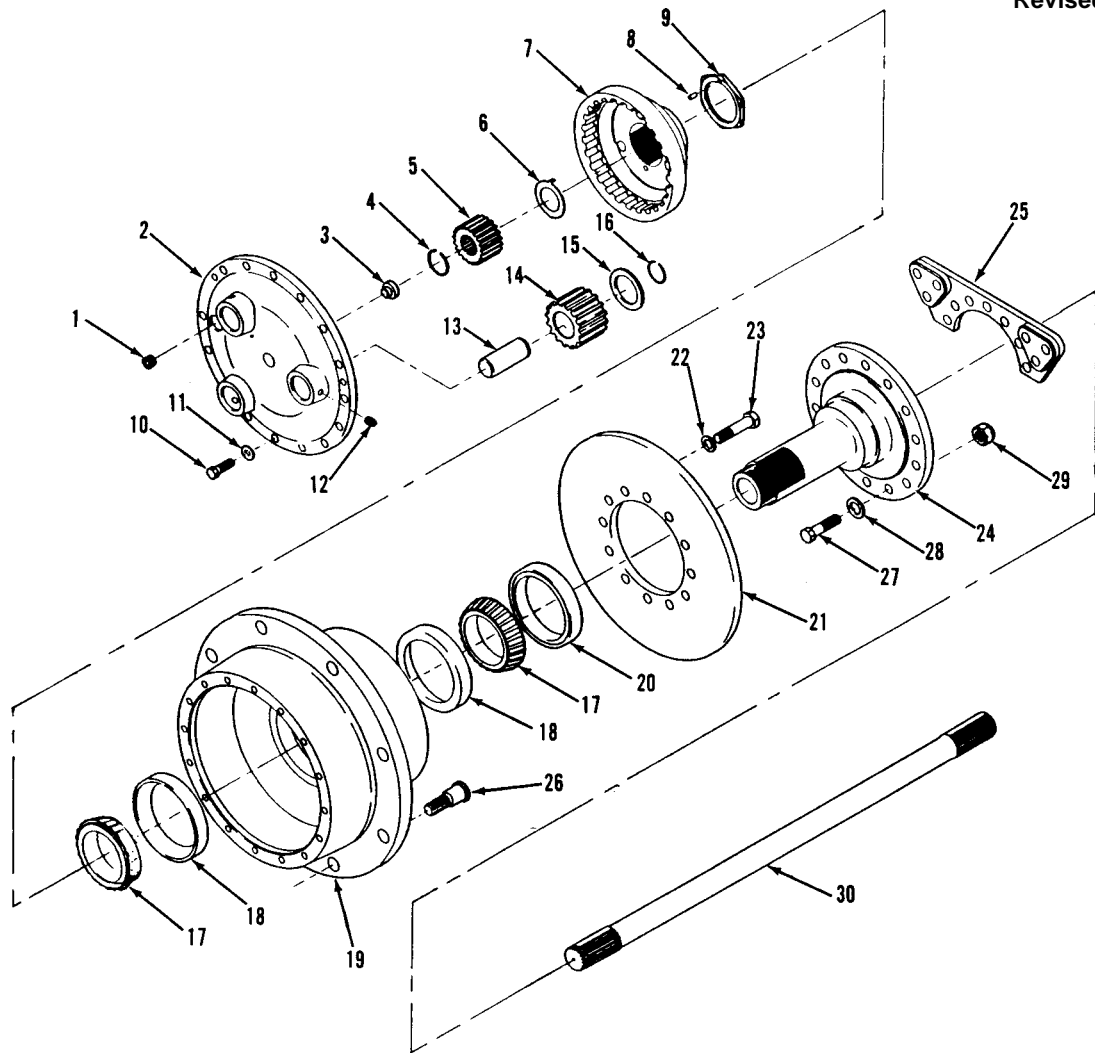


Item	Part No.	Qty.	Description Of Part	Item	Part No.	Qty.	Description Of Part
	9108-4055	1	BRAKE ASSY (includes items 1 thru 18)	12		1	PISTON
	9108-4211	1	SPRING KIT (includes items 9 & 11)	13		1	BACK-UP RING
	9108-4212	1	SEAL KIT (includes items 9, & items 13 thru 18)	14		1	O-RING
	9108-4213	1	LINING KIT (includes items 4, 5, 6, 7 & 9)	15		1	BACK-UP RING
1		1	COVER PLATE	16		1	O-RING
2		1	SPLINED SHAFT	17		1	PRESSURE PLATE
3		1	SOCKET HD SHOULDER BOLT	18		4	SOCKET HD BOLT
4		1	PRIMARY DISC				NOTE: ONLY ITEMS WITH PART NUMBERS ARE AVAILABLE FOR SERVICE.
5		2	ROTOR DISC (thick)				NOTE: ALL REPAIR KITS CONTAIN TWO TYPES OF GASKETS (ITEM 9). BE SURE TO USE THE CORRECT GASKETS FOR YOUR MODEL
6		6	ROTOR DISC				
7		7	STATOR DISC				
8		4	SOCKET HD CAPSCREW				
9		2	CASE GASKET				
10		1	SPRING PLATE				
11		8	SPRING				

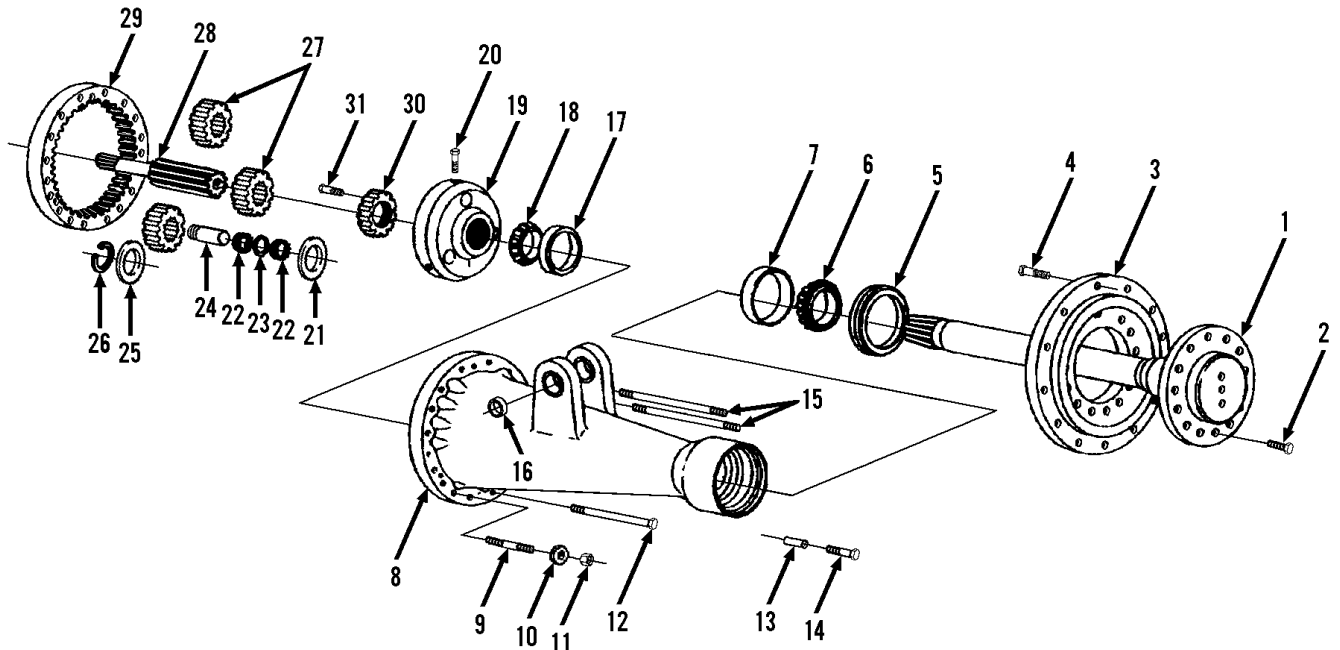
\* Removed items 1 thru 4 from old page that didn't apply. Re-numbered entire page. Art redrawn to match parts list.



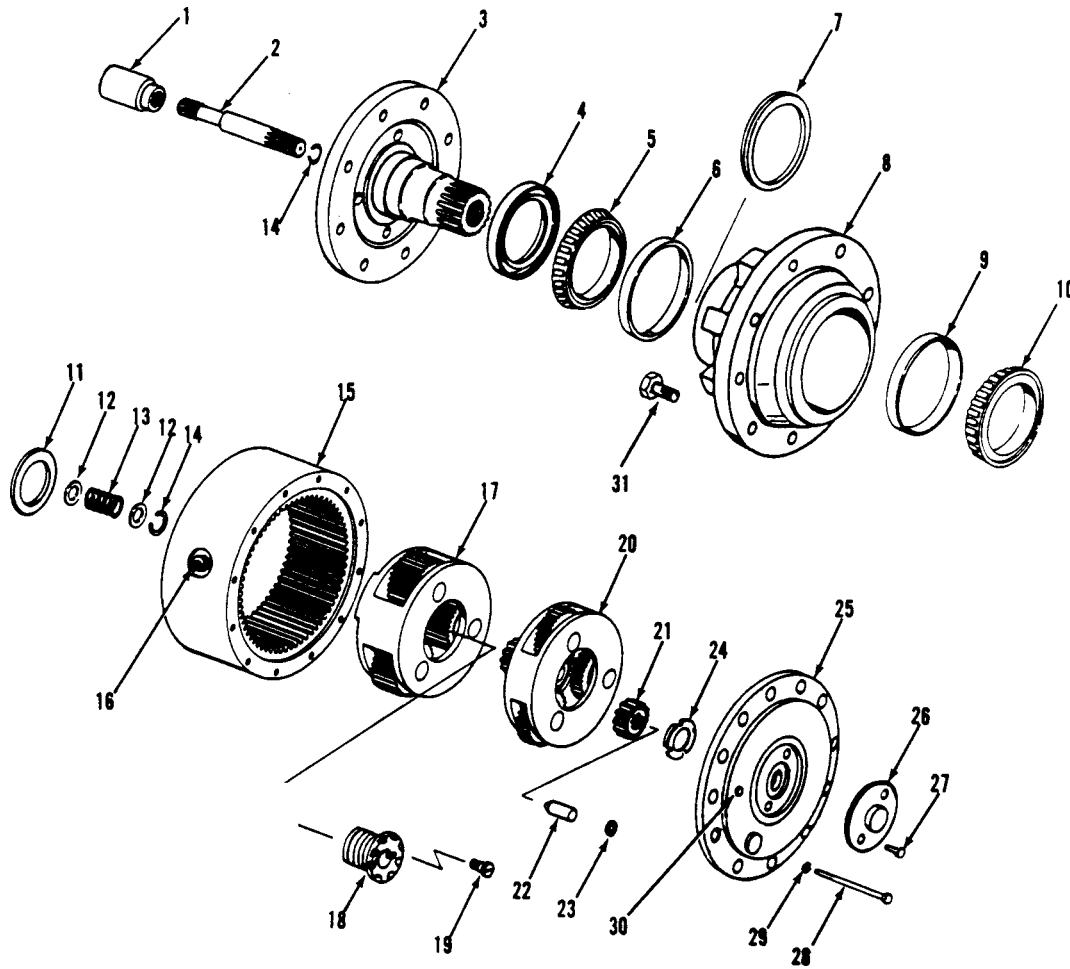
Item	Part No.	Qty.	Description Of Part	Item	Part No.	Qty.	Description Of Part
*	9114-4442	Ref	BRAKE SEAL KIT (includes items 6, 7, & 14), <b>(services both sides)</b>	8		8	SHIM (0.075) (included in shim kit)
*	9114-4369	Ref	BRAKE PISTON PLATE KIT (includes items 15, 16, 17 & 18), <b>(services one side)</b>	8		8	SHIM (0.125) (included in shim kit)
*	9114-4370	Ref	BRAKE PLATE & SEAL KIT (includes items 6, 7, 14, 15, 16, 17 & 18), <b>(services one side)</b>	8		8	SHIM (0.255) (included in shim kit)
*	9114-4371	Ref	PISTON BRAKE SHIM KIT (includes item 8), <b>(services one side)</b>	8		8	SHIM (0.555) (included in shim kit)
1	9114-4372	1	BRAKE HOUSING (right side only - left side included in center housing)	9	9114-4376	2	BRAKE PISTON
2	9114-4373	4	HYDRAULIC LINE BLEEDER	10	9114-4377	24	SPRING
3		Ref	DRAIN PLUG (see page 6-2 for details)	11	9114-4378	16	SPRING
4	9114-4374	3	CAPSCREW - RIGHT SIDE ONLY, M8X1.25X40.0	12	8688-1421	16	WASHER
5	9112-4094	2	BRAKE PISTON & PLATE ASSY (includes items 6, 7, 9, 10, 14, 15, & 20)	13	9114-4379	16	RETURN SPRING BOLT
6	9112-4110	6	O-RING	14	9112-4112	2	O-RING
7	9112-4111	2	O-RING	15		2	BRAKE ACTUATING PLATE
				16		8	FRICITION DISC
				17		8	STATIONARY DISC
				18		2	BRAKE REACTION PLATE
				19	9114-4380	6	BRAKE DISC LOCKPIN
				20	9114-4381	42	CAPSCREW, M6X1.0X12.0 (allen)
							NOTE: QUANTITIES SHOWN ARE FOR BOTH SIDES.
							NOTE: ONLY ITEMS WITH PART NUMBERS ARE AVAILABLE FOR SERVICE.



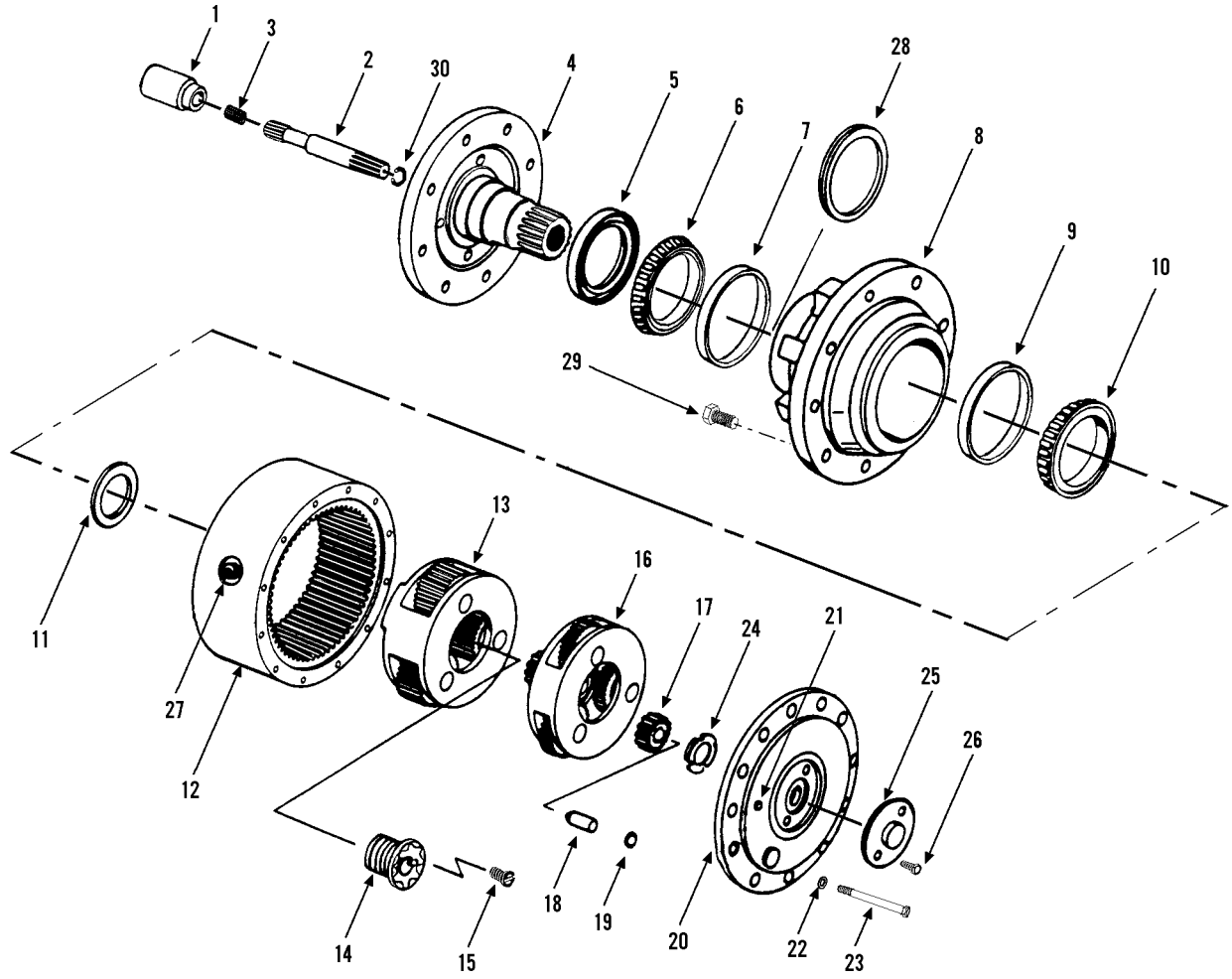
Item	Part No.	Qty.	Description Of Part	Item	Part No.	Qty.	Description Of Part
	9108-4164	2	WHEEL END ASSY (includes all items)	*18	8368-4127	2	BEARING CUP (pressed into hub)
1	7710-4343	2	FILLER LEVEL PLUG	19	9108-4120	2	WHEEL HUB (includes item 18)
2	9108-4105	2	PINION SPIDER	20	9108-4121	2	OIL SEAL
3	9108-4106	2	THRUST BUTTON	21	9108-4122	2	BRAKE DISC
4	9108-4107	2	SNAP RING	22	8308-1152	24	WASHER
5	9108-4108	2	SUN GEAR	23	9108-4123	24	CAPSCREW
6	9108-4109	2	THRUSTWASHER	24	9108-4124	2	SPINDLE
7	9108-4110	2	RING GEAR	25	9108-4125	2	BRAKE ADAPTER
8		2	PIN	26	9108-4126	24	WHEEL STUD
9	9108-4111	2	ADJUSTABLE LOCKNUT (includes item 8)	27	9108-4127	14	CAPSCREW
10	9108-4112	32	CAPSCREW		9108-4128	14	CAPSCREW (w/o brake adapter)
11	9108-4113	32	WASHER	28	9108-4129	28	WASHER
12	9108-4114	6	SET SCREW	29	9108-4130	28	NUT
13	9108-4115	6	PINION SHAFT	30	9108-4131	2	AXLE SHAFT
14	9108-4116	6	PINION GEAR				NOTE: ONLY ITEMS WITH PART NUMBERS ARE AVAILABLE FOR SERVICE.
15	9108-4117	6	THRUSTWASHER				
16	9108-4118	6	SNAP RING				
17	9108-4119	2	BEARING CONE				



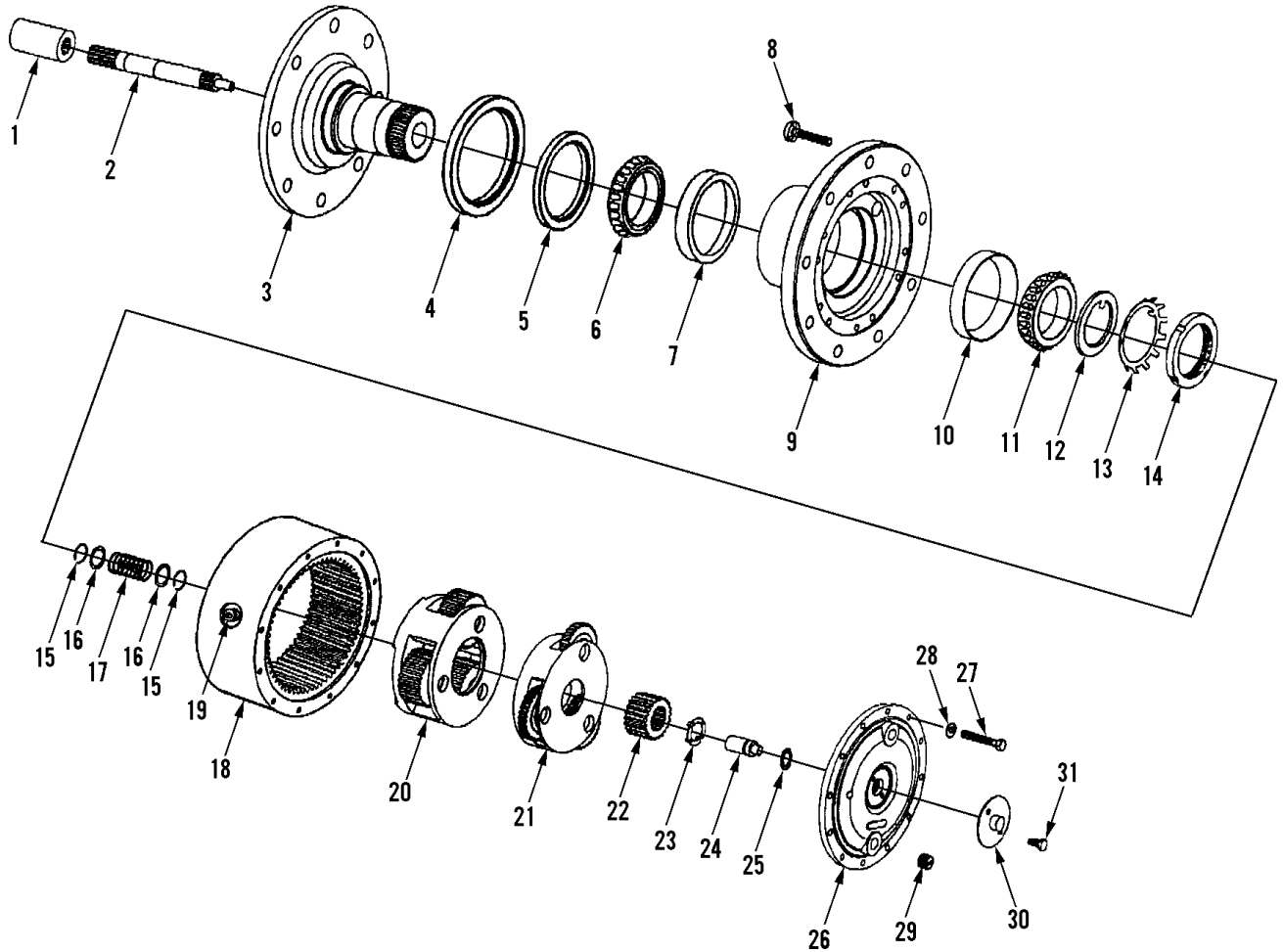
Item	Part No.	Qty.	Description Of Part	Item	Part No.	Qty.	Description Of Part
1	9114-4333	2	AXLE SHAFT ASSY (includes items 2, 3, 4 & 5)	*14	9114-4348	4	CAPSCREW - USE W/26mm SPACER, M14X1.5X85 (position at 7 & 5 o'clock)
2	9114-4334	28	CAPSCREW, M20X1.5X50.0		9114-4349	2	CAPSCREW - USE W/19mm SPACER, M14X1.5X78 (position at 12 o'clock)
3	9114-4335	2	WHEEL FLANGE ASSY (includes item 4)	*15	9114-4350	2	STUD - RIGHT SIDE, M14X1.5X232.0
4	9020-3543	24	WHEEL BOLT		9114-4351	2	STUD - LEFT SIDE, M14X1.5X112.0
5	9114-4336	2	SHAFT OIL SEAL	16	9114-4352	2	BUSHING
6	8698-4451	2	BEARING CONE	17	9114-4353	2	BEARING CUP
7	8698-4452	2	BEARING CUP	18	9114-4354	2	BEARING CONE
8	9114-4337	1	HOUSING ASSY - RIGHT SIDE (shown)(includes items 7, 16 & 17)	19	9114-4355	2	SPIDER ASSY (includes items 20 & 24)
	9114-4338	Ref	RING GEAR & HOUSING ASSY - RIGHT SIDE (shown) (includes items 7, 16, 17 & 29)	20	9114-4356	6	CAPSCREW, M10X23.0
	9114-4339	1	HOUSING ASSY - LEFT SIDE (not shown) (includes items 7 & 17)	21	9114-4357	6	THRUSTWASHER
	9114-4340	Ref	RING GEAR & HOUSING ASSY - LEFT SIDE (not shown) (includes items 7, 17 & 29)	22	9114-4358	6	KIT ROLLER
9	9114-4341	4	SET SCREW	23	9114-4359	6	SPACER
10	9114-4342	32	WASHER	24	9114-4360	6	PLANETARY PINION SHAFT
11	9114-4343	8	NUT, M14X1.5-6H	25	9114-4361	6	WASHER
12	9114-4344	14	CAPSCREW - RIGHT SIDE, M14X1.5X212.0	26	9114-4362	6	SNAP RING
	9114-4345	14	CAPSCREW - LEFT SIDE, M14X1.5X120.0	27	9114-4363	6	PLANETARY PINION
*13	9114-4346	2	SPACER - 19mm	28	9114-4364	1	SUN GEAR (287.0mm) - RIGHT SIDE (shown)
	9114-4347	4	SPACER - 26mm		9114-4365	1	SUN GEAR (247.0mm) - LEFT SIDE (not shown)
				29	9114-4366	2	RING GEAR
				30	9114-4367	2	ADJUSTING NUT
				31	9114-4368	2	CAPSCREW (adjusting nut lock)
							NOTE: QUANTITIES SHOWN ARE FOR BOTH SIDES.



Item	Part No.	Qty.	Description Of Part	Item	Part No.	Qty.	Description Of Part
	9112-3024	1	REAR DRIVE HUB (includes all items)	18	9109-4003	1	LOCKNUT
	9104-4462	Ref	SEAL KIT (includes items 4, 7 & 19)	19	9106-4010	1	LOCKSCREW
1	9112-4001	1	COUPLING	20	9112-4018	1	PRIMARY CARRIER ASSY
2	9112-4002	1	INPUT SHAFT	21	9112-4019	1	PRIMARY SUN GEAR
* 3		1	SPINDLE	22	9112-4020	1	DISENGAGE PLUNGER
4	9112-4004	1	OIL SEAL	23	9112-4021	1	O-RING
5	9112-4010	1	BEARING CONE	24	9104-4105	1	THRUSTWASHER
6	9112-4009	1	BEARING CUP	25	9112-4023	1	COVER
7	9112-4007	1	SEAL	26	9112-4024	1	DISENGAGE COVER
8	9112-4008	1	HUB	27	9112-4025	2	BOLT
9	9112-4006	1	BEARING CUP	28	9112-4026	12	BOLT
10	9112-4005	1	BEARING CONE	29	9112-4027	12	FLATWASHER
11	9112-4011	1	THRUSTWASHER	30	9112-4028	1	PIPE PLUG
12	9112-4012	2	THRUSTWASHER	31	9104-4311	12	WHEEL BOLT
13	9112-4013	1	SPRING				
14	9112-4014	2	RETAINING RING				
15	9112-4015	1	RING GEAR				
16	9112-4016	1	MAGNETIC PLUG				
17	9112-4017	1	SECONDARY CARRY ASSY, (includes items 18 & 19)				
							NOTE: ONLY ITEMS WITH PART NUMBERS ARE AVAILABLE FOR SERVICE.



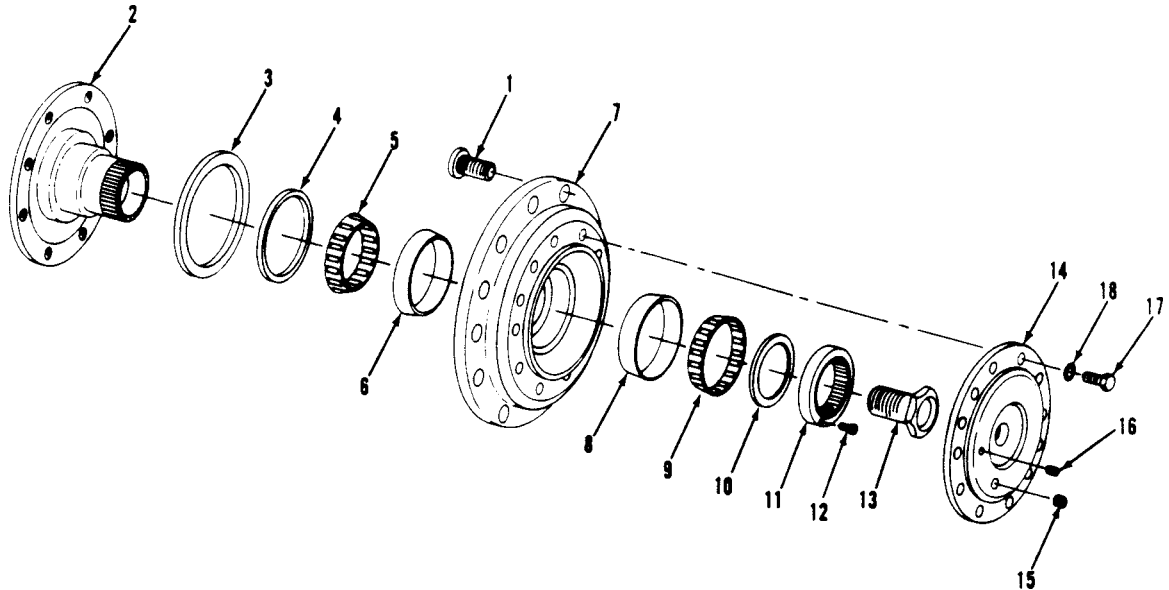
Item	Part No.	Qty.	Description Of Part	Item	Part No.	Qty.	Description Of Part
	9108-3462	1	REAR DRIVE HUB (includes all items)	16	9104-4103	1	PRIMARY CARRIER ASSY
	9104-4462	Ref	SEAL KIT (includes items 5, 15 & 28)	17	9104-4104	1	PRIMARY SUN GEAR
1	9112-4001	1	COUPLING, 8"	18	9104-4106	1	DISENGAGE PLUNGER
2	9112-4002	1	INPUT SHAFT	19	9104-4107	1	O-RING
3	9104-4278	1	SPRING	20	9104-4109	1	COVER
* 4		1	SPINDLE	21	9104-4361	1	PIPE PLUG
5		1	OIL SEAL	22	9112-4027	12	FLAT WASHER
6	9020-2501	1	BEARING CONE	23	9104-4111	12	HEX HD CAPSCREW, 3/8-16
7	9020-2500	1	BEARING CUP	24	9104-4105	1	THRUSTWASHER
8	9104-4360	1	HUB	25	9104-4112	1	DISENGAGE COVER
9	9106-4006	1	BEARING CUP	26	9104-4113	2	HEX HD BOLT, 5/16-18X1/2
10	9106-4005	1	BEARING CONE	27	9104-4101	1	MAGNETIC PLUG
11	9106-4007	1	THRUSTWASHER	28		1	SEAL
12	9104-4100	1	RING GEAR	29	9104-4311	12	WHEEL BOLT
13	9104-4282	1	SECONDARY CARRIER ASSY (includes items 14 & 15)	30	9104-4099	1	RETAINING RING
14	9109-4003	1	LOCKNUT				NOTE: ONLY ITEMS WITH PART NUMBERS ARE AVAILABLE FOR SERVICE.
15	9106-4010	1	LOCKSCREW				



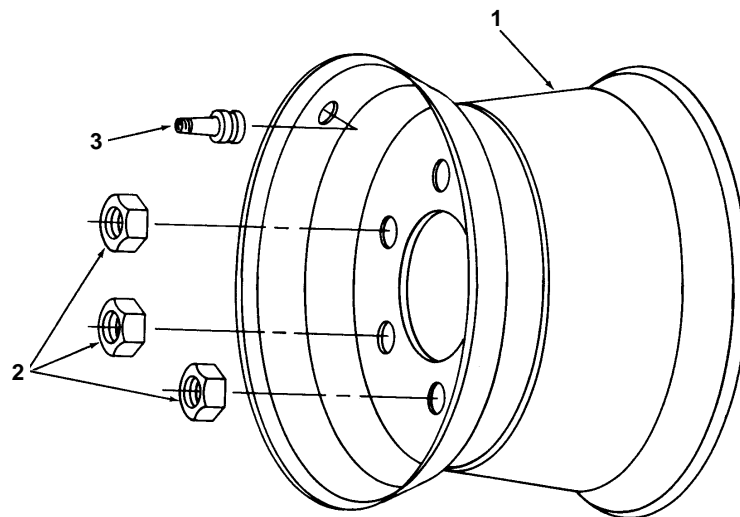
**Bearing Locknut Tool - 9114-4325**

Item	Part No.	Qty.	Description Of Part	Item	Part No.	Qty.	Description Of Part
	9112-3145	2	REAR DRIVE HUB (includes all items)	18	9114-4184	1	RING GEAR
		Ref	SEAL KIT	19	9104-4101	1	MAGNETIC PLUG
1	9112-4001	1	COUPLING, 8"	20	9114-4185	1	SECONDARY CARRIER ASSY
2	9112-4113	1	INPUT SHAFT	21	9114-4186	1	PRIMARY CARRIER ASSY
3	9112-4114	1	SPINDLE	22	9114-4187	1	PRIMARY SUN GEAR
4	9112-4007	1	BOOT SEAL	23	9104-4105	1	THRUSTWASHER
5	9112-4004	1	OIL SEAL	24	9104-4106	1	PLUNGER
6	9112-4010	1	BEARING CONE	25	9104-4107	1	O-RING
7	9112-4009	1	BEARING CUP	26	9114-4188	1	COVER
8	9104-4311	12	WHEEL BOLT, 3/4-16	27	9114-4189	12	HEX HD BOLT, GR8
9	9114-4178	1	HUB	28	9112-4027	12	FLAT WASHER
10	9114-4179	1	BEARING CUP	29	9112-4028	1	PIPE PLUG
11	9114-4180	1	BEARING CONE	30	9112-4024	1	DISENGAGE COVER
12	9114-4181	1	THRUSTWASHER	31	9112-4025	2	HEX HD BOLT
13	9114-4182	1	LOCKWASHER				NOTE: ONLY ITEMS WITH PART NUMBERS ARE AVAILABLE FOR SERVICE.
14	9114-4183	1	BEARING LOCKNUT				QUANTITIES SHOWN ARE FOR ONE HUB ASSEMBLY ONLY.
15	9112-4014	2	RETAINING RING				
16	9103-4390	2	THRUSTWASHER				
17	9114-4175	1	DISENGAGE SPRING				

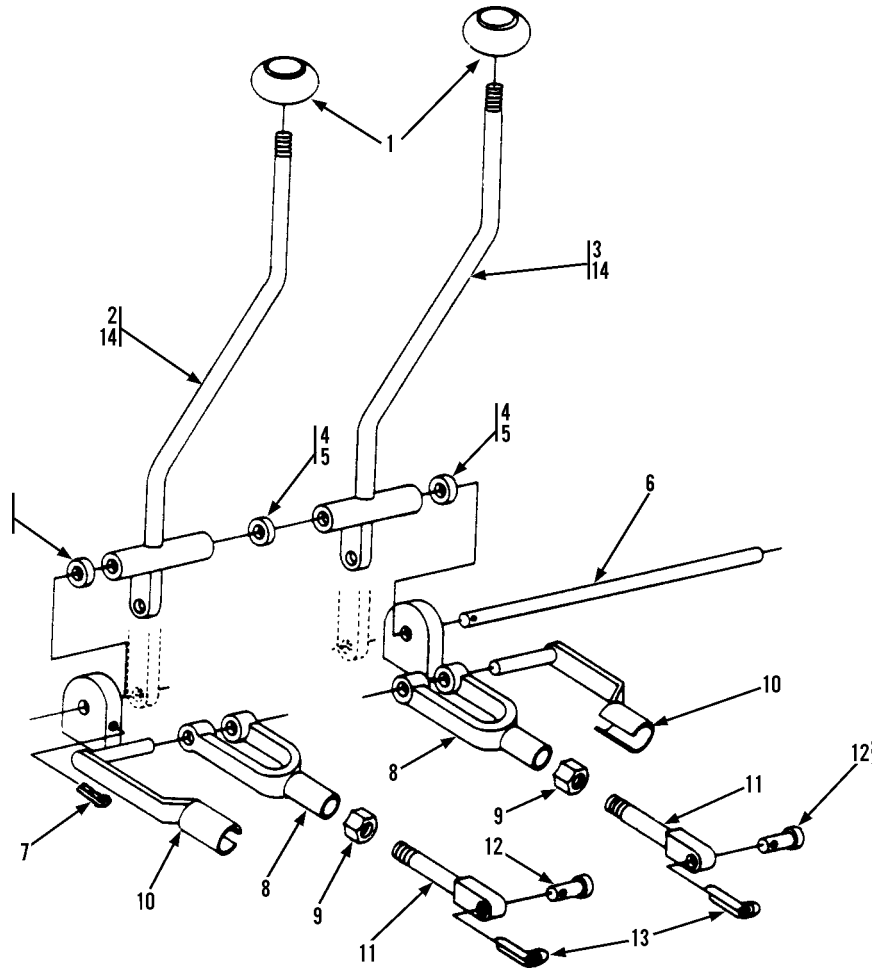




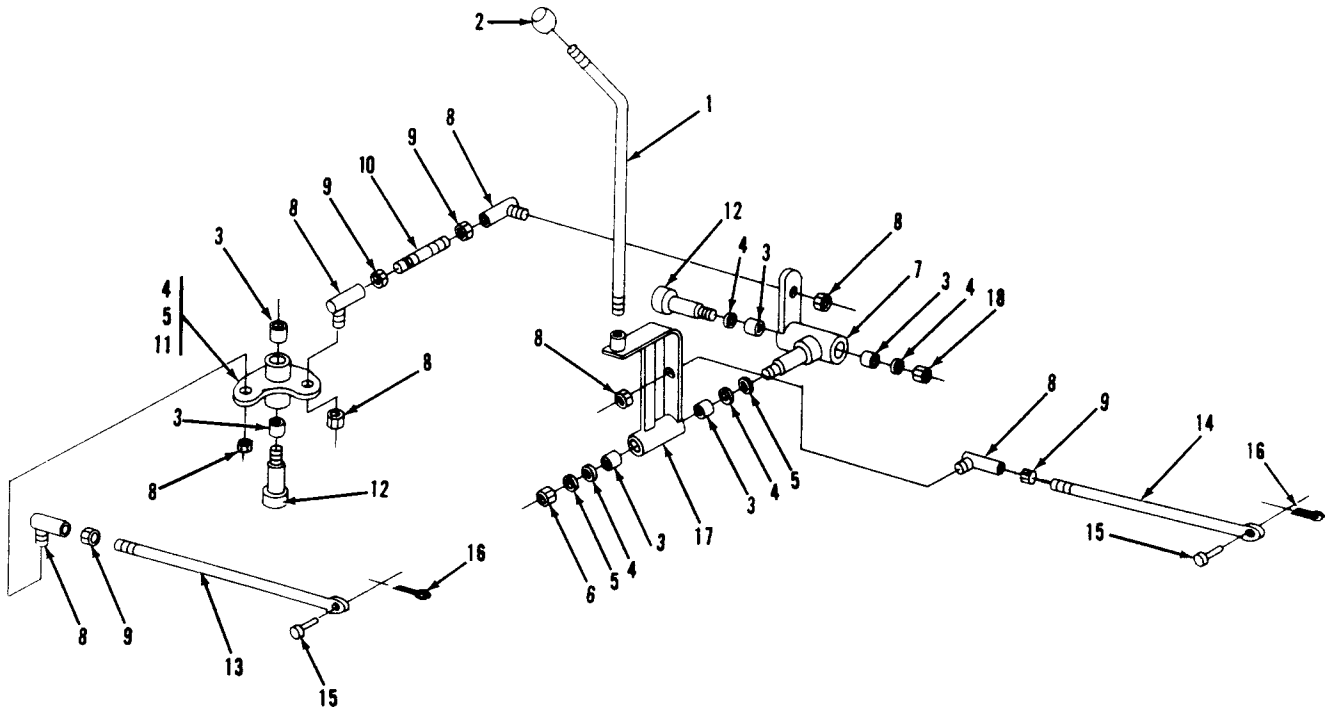
Item	Part No.	Qty.	Description Of Part
	9109-3006	1	NON-DRIVING HUB ASSY (includes all items)
1	9104-4311	12	WHEEL BOLT
2	9109-4008	1	OUTPUT SHAFT
3	9112-4007	1	SEAL BOOT
4	9112-4004	1	OIL SEAL
5	9112-4010	1	BEARING CONE
6	9112-4009	1	BEARING CUP
7	9112-4008	1	HUB
8	9112-4005	1	BEARING CONE
9	9112-4006	1	BEARING CUP
10	9112-4011	1	THRUSTWASHER
11	9109-4004	1	SPLINED SPACER
12	9109-4015	1	LOCKScrew
13	9109-4003	1	LOCKNUT
14	9109-4001	1	COVER
15	9112-4016	1	MAGNETIC PLUG
16	9112-4028	1	PIPE PLUG
17	9109-4013	12	HEX HD BOLT
18	9112-4027	12	WASHER



Item	Part No.	Qty.	Description Of Part
	9112-5002	1	R.H. TIRE ASSY (includes items 1,3, & 4)
	9112-5003	1	L.H. TIRE ASSY (includes items 1,3, & 4)
1	9104-3298	1	WHEEL
2	9104-3146	12	LUG NUT
3	9108-3385	1	VALVE
4	9103-3104	1	TIRE (not illustrated)

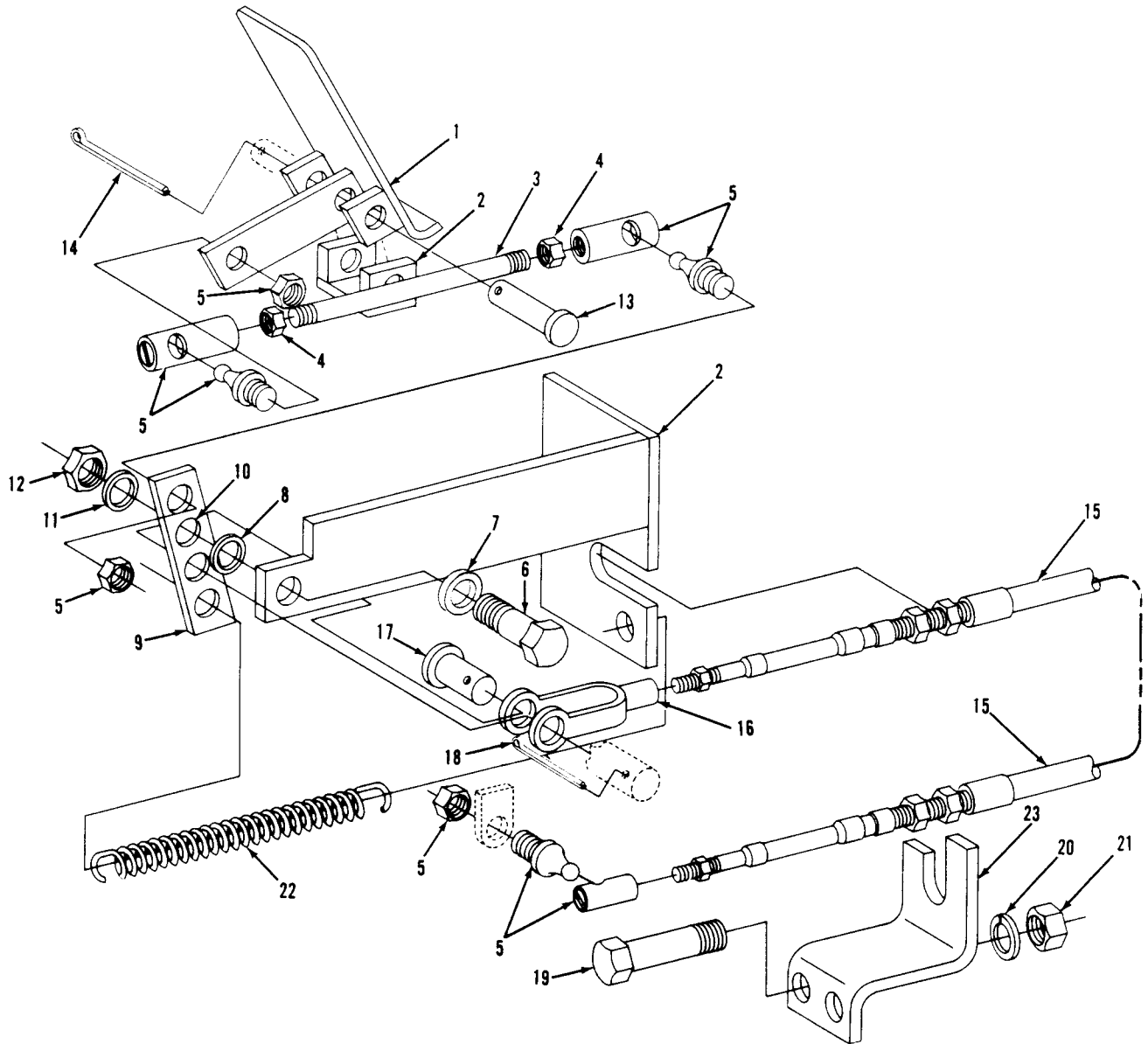


Item	Part No.	Qty.	Description Of Part
1	9020-0638	2	KNOB
2	9108-6111	1	LEVER ASSY, SWAY
3	9108-6112	1	LEVER ASSY TILT
4	9002-8662	3	WAVE BEND WASHER
5	8856-1113	AR	FLAT WASHER, 5/8
6	9108-1354	1	SHAFT
7	8863-1338	1	COTTER PIN, 3/16X1-3/4
8	8882-1004	2	YOKE END
9	8850-1406	2	HEX JAM NUT, 3/8-24
10	9002-7987	2	SPRING CLEVIS
11	9108-6081	2	ROD LINKAGE
12	9002-1552	2	CLEVIS PIN
13	8863-1301	2	COTTER PIN, 1/16X1/2
14	9108-3136	4	BUSHING



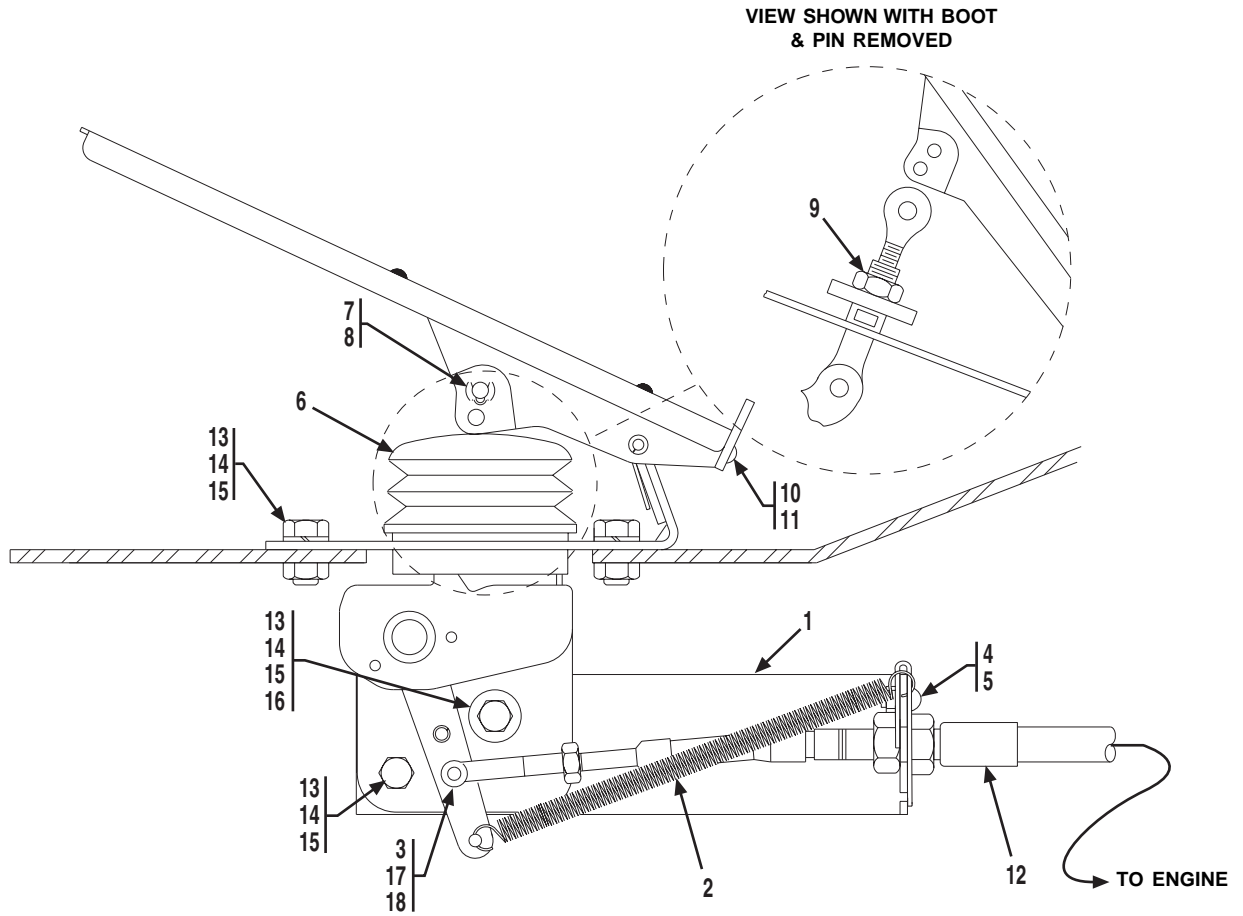
Item	Part No.	Qty.	Description Of Part
1	9108-6113	1	HANDLE WELDMENT
2	9020-0638	1	KNOB
3	9108-3136	6	BUSHING
4	9002-8662	3	WAVE BEND WASHER
5	8856-1113	AR	FLAT WASHER, 5/8
6	8850-1008	1	HEX NUT, 1/2-13
7	9108-6064	1	BELLCRANK
8	9020-0406	3	BALL JOINT
9	8850-1406	4	HEX JAM NUT, 3/8-24

Item	Part No.	Qty.	Description Of Part
10	9040-0543	1	ROD
11	9108-6031	1	BELL CRANK
12	9020-3502	2	SOCKET HD SHOULDER BOLT
13	9106-6021	1	LINKAGE ROD
14	9106-6020	1	LINKAGE ROD
15	9002-1152	2	CLEVIS PIN
16	8863-1301	2	COTTER PIN, 1/16X1/2
17	9108-6063	1	BELLCRANK
18	8850-1108	1	HEX JAM NUT, 1/2-13



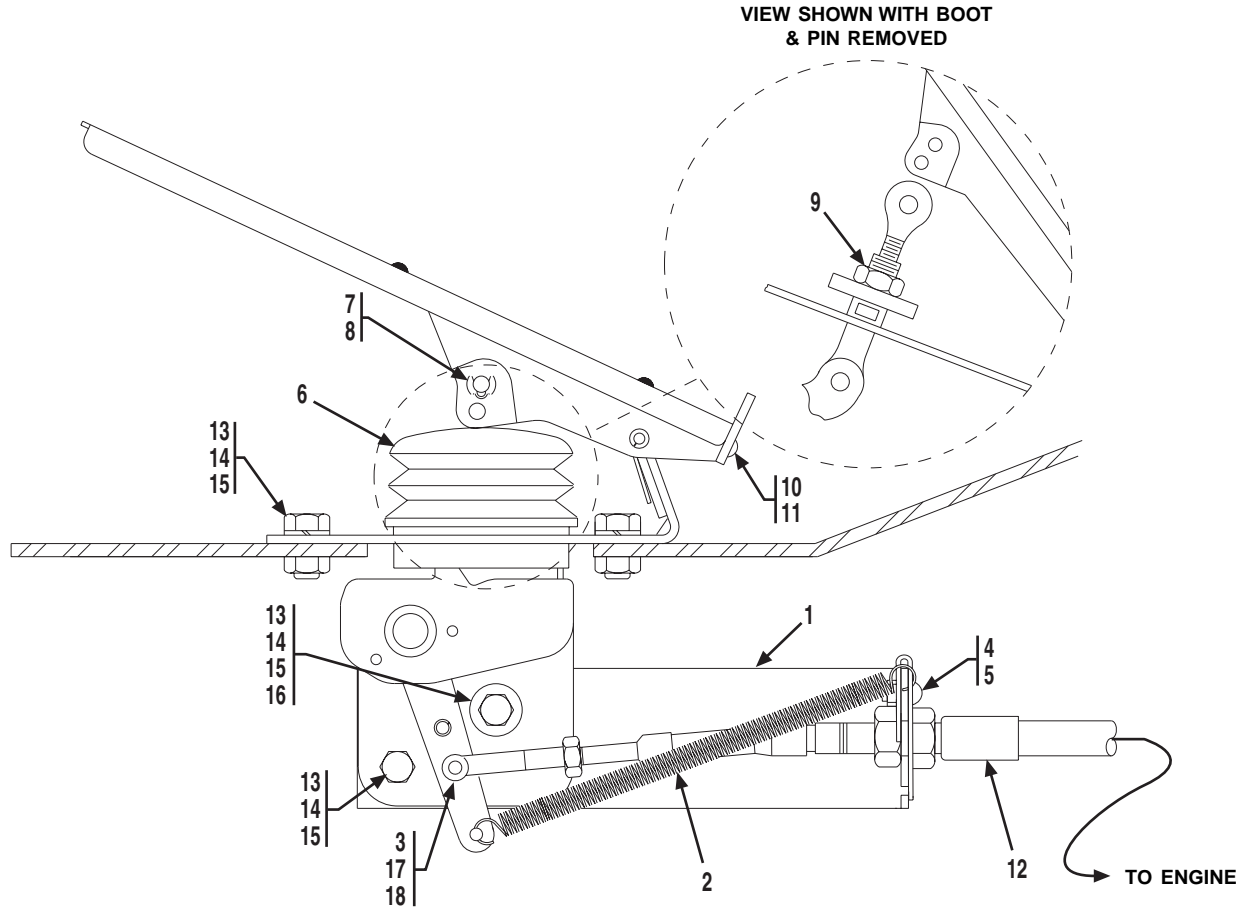
Item	Part No.	Qty.	Description Of Part
* 1	9103-6022	1	ACCELERATOR PEDAL WELDMENT
2	9108-6132	1	FLOOR PLATE WELDMENT
3	9103-1088	1	ROD
4	8850-1404	2	HEX JAM NUT, 1/4-28
5	8668-3118	3	BALL JOINT
6	8825-1018	1	SOCKET HEAD SHOULDER SCREW, 3/8X1/2
7	9002-8946	2	WAVE BEND WASHER
8	8856-1111	1	FLAT WASHER, 1/2
9	9103-1087	1	BELLCRANK
10	9103-3281	1	BEARING (not shown)
11	8856-1109	1	FLAT WASHER, 3/8

Item	Part No.	Qty.	Description Of Part
12	8850-1105	1	HEAVY HEX JAM NUT, 5/16-18
13	9002-1584	1	CLEVIS PIN
14	8863-1318	1	COTTER PIN 1/8X1
15	9108-3404	1	THROTTLE CABLE
16	9002-8977	1	YOKE
17	8863-3001	1	YOKE PIN, 1/4
18	8863-1301	1	COTTER PIN, 1/16X1/2
19	8820-1005	2	HEX HD CAPSCREW, 1/4-20X1, GR5
20	8855-1009	2	LOCKWASHER, 1/4
21	8850-1616	2	HEX NUT, 1/4-20
22	9020-7801	1	SPRING
23	9108-1243	1	THROTTLE CABLE BRACKET



**THIS ASSEMBLY COMES WITH A DIFFERENT CABLE SUPPORT, (not shown). THE CABLE SUPPORT SHOWN IS THE PROPER REPLACEMENT AND NEEDS TO BE ORDERED SEPARATELY.**

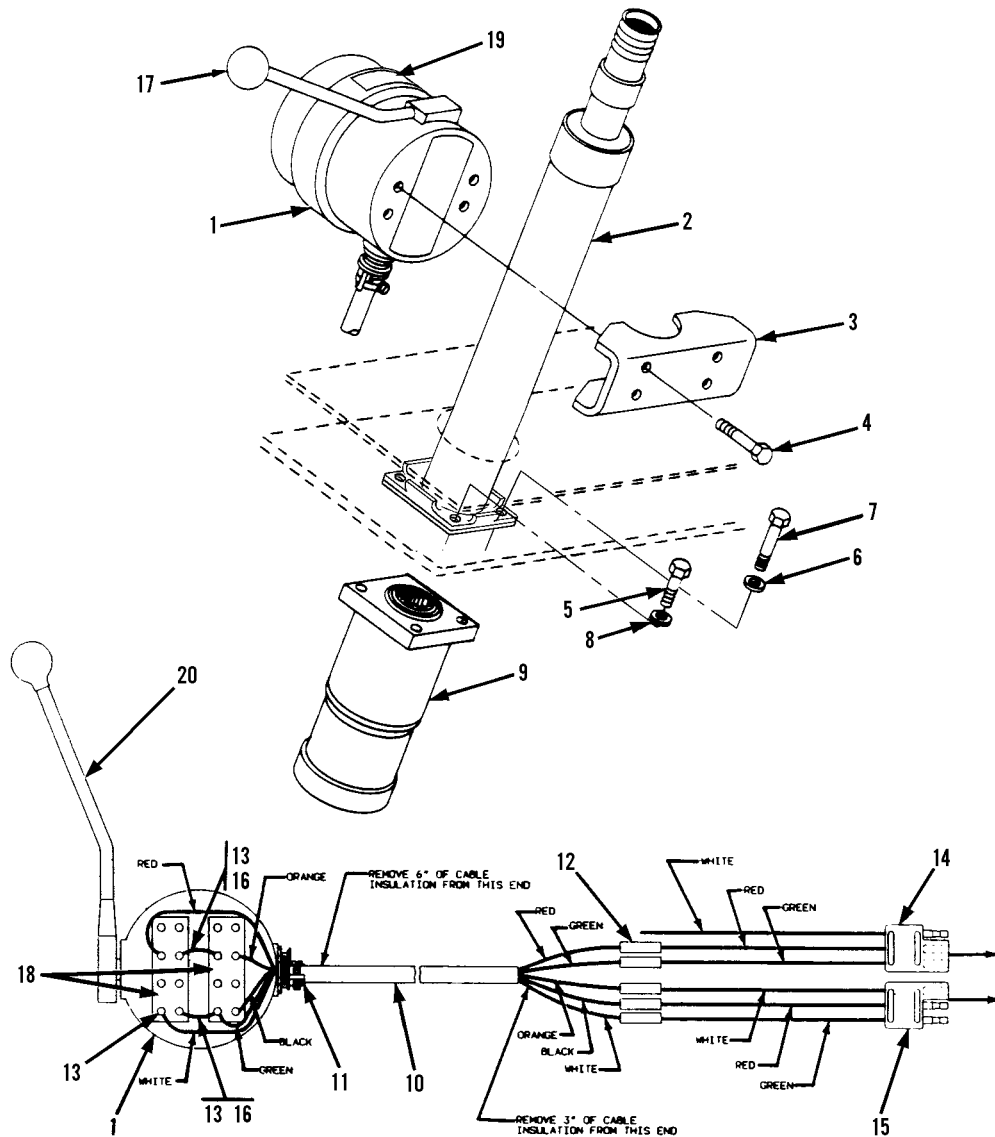
Item	Part No.	Qty.	Description Of Part	Item	Part No.	Qty.	Description Of Part
*	9114-3118	1	ACCELERATOR PEDAL ASSY, (includes items 3 thru 11)	9		1	JAM NUT
	9114-4196	1	CABLE ATTACH KIT, (includes items 3 thru 5), (discard clevis and clevis pin, not shown, and replace with items 17 & 18)	10		1	HEEL REST
	9114-4197	1	BOOT KIT, (includes items 6 thru 9)	11		2	SCREW, (self tap)
	9114-4198	1	HEEL REST KIT, (includes items 10 & 11)	12	Ref		THROTTLE CABLE, (see pages 5-1 & 5-3 for details)
1	9112-1210	1	THROTTLE CABLE SUPPORT	13	8820-1003	5	HEX HD CAPSCREW, 1/4-20X3/4, GR5
* 2	9020-7801	1	SPRING	14	8855-1009	5	LOCKWASHER, 1/4
* 3		1	HAIRPIN COTTER	15	8850-1004	5	HEX NUT, 1/4-20
* 4		1	LOCK PLATE	16	8856-1107	1	FLAT WASHER, 1/4
5		1	CAPSCREW	* 17	9002-8977	1	CLEVIS
* 6		1	BOOT	* 18	9002-1552	1	CLEVIS PIN
7		1	PIN				NOTE: ONLY ITEMS WITH PART NUMBERS ARE AVAILABLE FOR SERVICE.
8		1	HAIRPIN COTTER				



THIS ASSEMBLY COMES WITH A DIFFERENT CABLE SUPPORT, (not shown). THE CABLE SUPPORT SHOWN IS THE PROPER REPLACEMENT AND NEEDS TO BE ORDERED SEPARATELY.

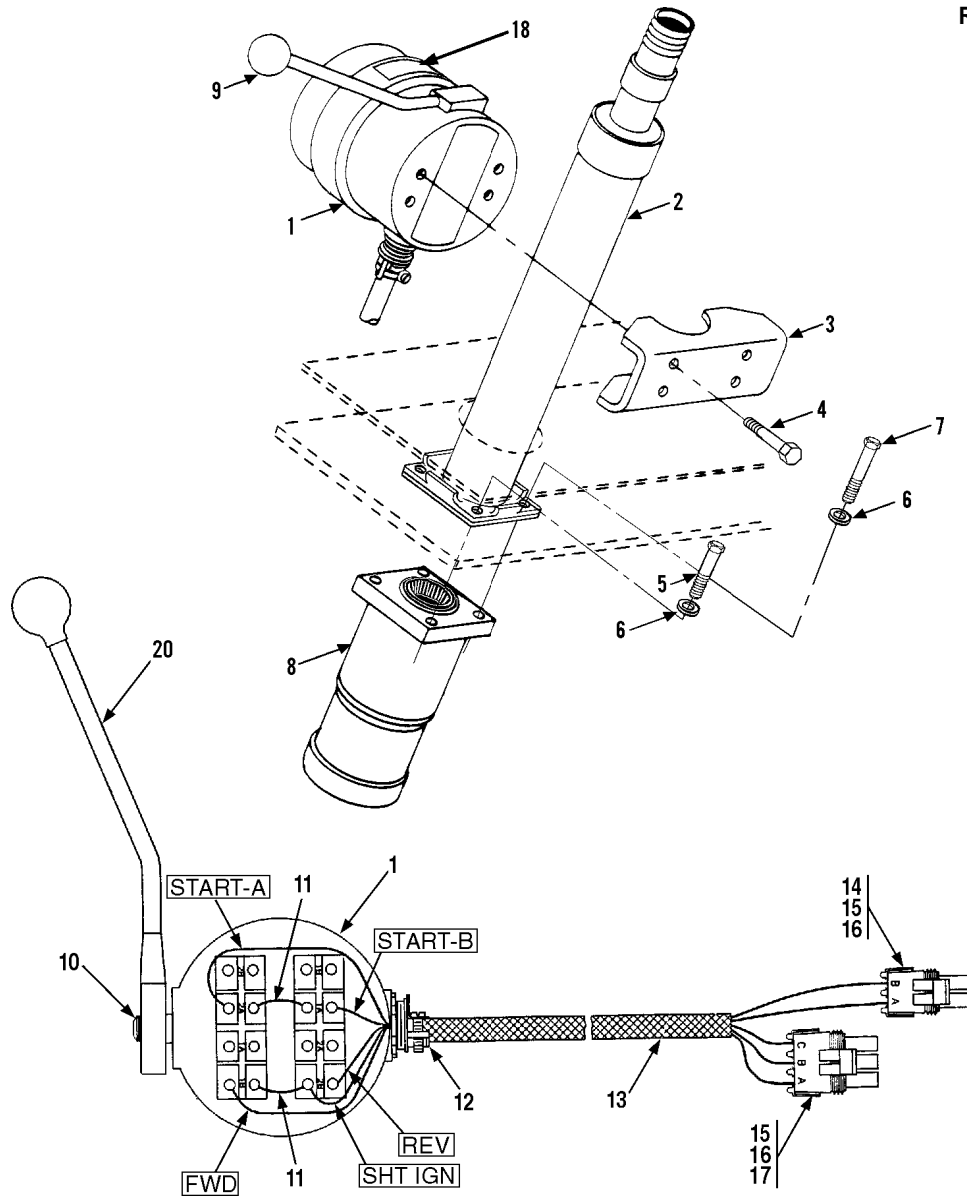
Item	Part No.	Qty.	Description Of Part
	9114-3342	1	ACCELERATOR PEDAL ASSY, (includes items 3 thru 11)
*	9114-4432	1	CABLE ATTACH KIT, (includes items 3 thru 5), (discard clevis and clevis pin, not shown, and replace with items 17 & 18)
	9114-4197	1	BOOT KIT, (includes items 6 thru 9)
*	9114-4433	1	HEEL REST KIT, (includes items 10 & 11)
1	9112-1210	1	THROTTLE CABLE SUPPORT
*	9020-7801	1	SPRING
*		1	HAIRPIN COTTER
*		1	LOCK PLATE
5		1	CAPSCREW
*		1	BOOT
7		1	PIN
8		1	HAIRPIN COTTER

Item	Part No.	Qty.	Description Of Part
9		1	JAM NUT
10		1	HEEL REST
11		2	SCREW, (self tap)
12		Ref	THROTTLE CABLE, (see pages 5-1 & 5-3 for details)
13	8820-1003	5	HEX HD CAPSCREW, 1/4-20X3/4, GR5
14	8855-1009	5	LOCKWASHER, 1/4
15	8850-1004	5	HEX NUT, 1/4-20
16	8856-1107	1	FLAT WASHER, 1/4
*17	9002-8977	1	CLEVIS
*18	9002-1552	1	CLEVIS PIN
			NOTE: ONLY ITEMS WITH PART NUMBERS ARE AVAILABLE FOR SERVICE.

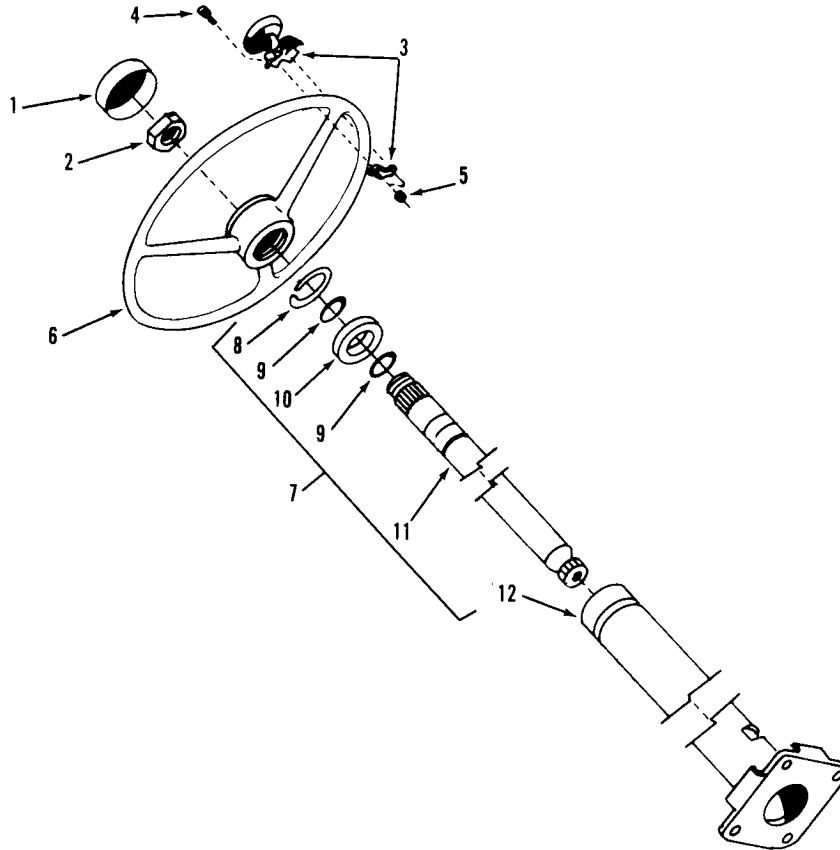


Item	Part No.	Qty.	Description Of Part	Item	Part No.	Qty.	Description Of Part
1	9108-3081	1	REVERSING MASTER SWITCH ASSY (includes items 18, 19 & 20)	10	9020-4057	30"	MULTIPLE CONDUCTOR CABLE
2		Ref	STEERING COLUMN (see page 7-5 for details)	11	9108-3235	1	ROMEX CONNECTOR
3	9108-1264	1	SHIFT BRACKET	12	8668-3480	5	BUTT CONNECTOR
4	8820-1008	4	HEX HD CAPSCREW, 1/4-20X1-3/4, GR5	13	8903-1196	9	PRESSURE TERMINAL
5	8820-1037	2	HEX HD CAPSCREW, 3/8-16X1-1/2, GR5	14	8348-3113	1	3-WAY CONNECTOR (female)
6	8855-1011	2	LOCKWASHER, 3/8	15	8348-3114	1	3-WAY CONNECTOR (male)
7	8820-1033	2	HEX HD CAPSCREW, 3/8-16X3/4, GR5	16		6"	16 GA. WIRE
8	8855-1011	2	LOCKWASHER, 3/8	17	9108-4240	1	KNOB
9		Ref	STEERING ORBITROL, (see page 10-20 for details)	18	9108-4268	2	FORWARD/REVERSE SWITCH
				*19	9108-3428	1	FORWARD/REVERSE DECAL
				*20	9108-4345	1	HANDLE ASSY W/KNOB
							NOTE: ONLY ITEMS WITH PART NUMBERS ARE AVAILABLE FOR SERVICE



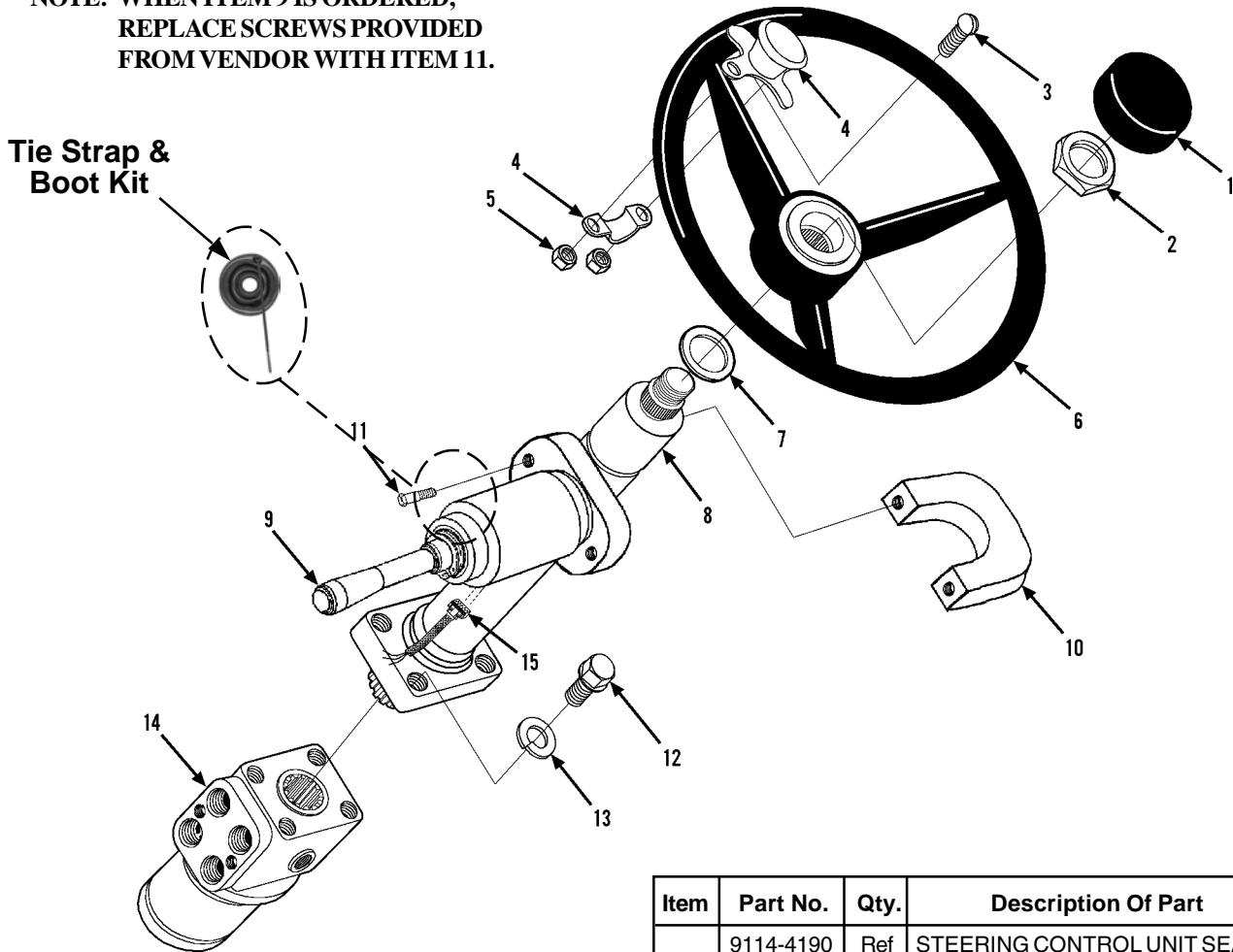


Item	Part No.	Qty.	Description Of Part	Item	Part No.	Qty.	Description Of Part
1	9114-5030	1	REVERSING MASTER SWITCH ASSY (includes items 1, and 9 thru 20)	11	9108-3454	2	BUS BAR WIRE
	9108-3081	1	REVERSING MASTER SWITCH (includes items 18, 19 & 20)	12	9108-3235	1	ROMEX CONNECTOR
2		Ref	STEERING COLUMN (see page 7-5)	13	9114-3134	1	FWD/REV HARNESS
3	9108-1264	1	SHIFT BRACKET	14	8096-3057	1	2-WAY CONNECTOR (tower end) (includes 2 of items 15 and 16)
4	8820-1008	4	HEX HD CAPSCREW, 1/4-20X1-3/4, GR5	15	8096-3068	5	FEMALE PIN TERMINAL
* 5	8820-1035	2	HEX HD CAPSCREW, 3/8-16 x 1, GR5	16	8096-3066	5	CABLE SEAL
6	8855-1011	4	LOCKWASHER, 3/8	17	8096-3059	1	3-WAY CONNECTOR (tower end) (includes 3 of items 15 and 16)
7	8820-1033	2	HEX HD CAPSCREW, 3/8-16 x 3/4, GR5	18	9108-3428	1	FORWARD/REVERSE DECAL
8		Ref	STEERING ORBITROL, (see page 10-20 for details)	19	9108-4268	2	FORWARD/REVERSE SWITCH
9	9108-4240	1	KNOB	20	9108-4345	1	HANDLE ASSY
10	9108-3491	1	GASKETED SCREW				NOTE: ONLY ITEMS WITH PART NUMBERS ARE AVAILABLE FOR SERVICE.

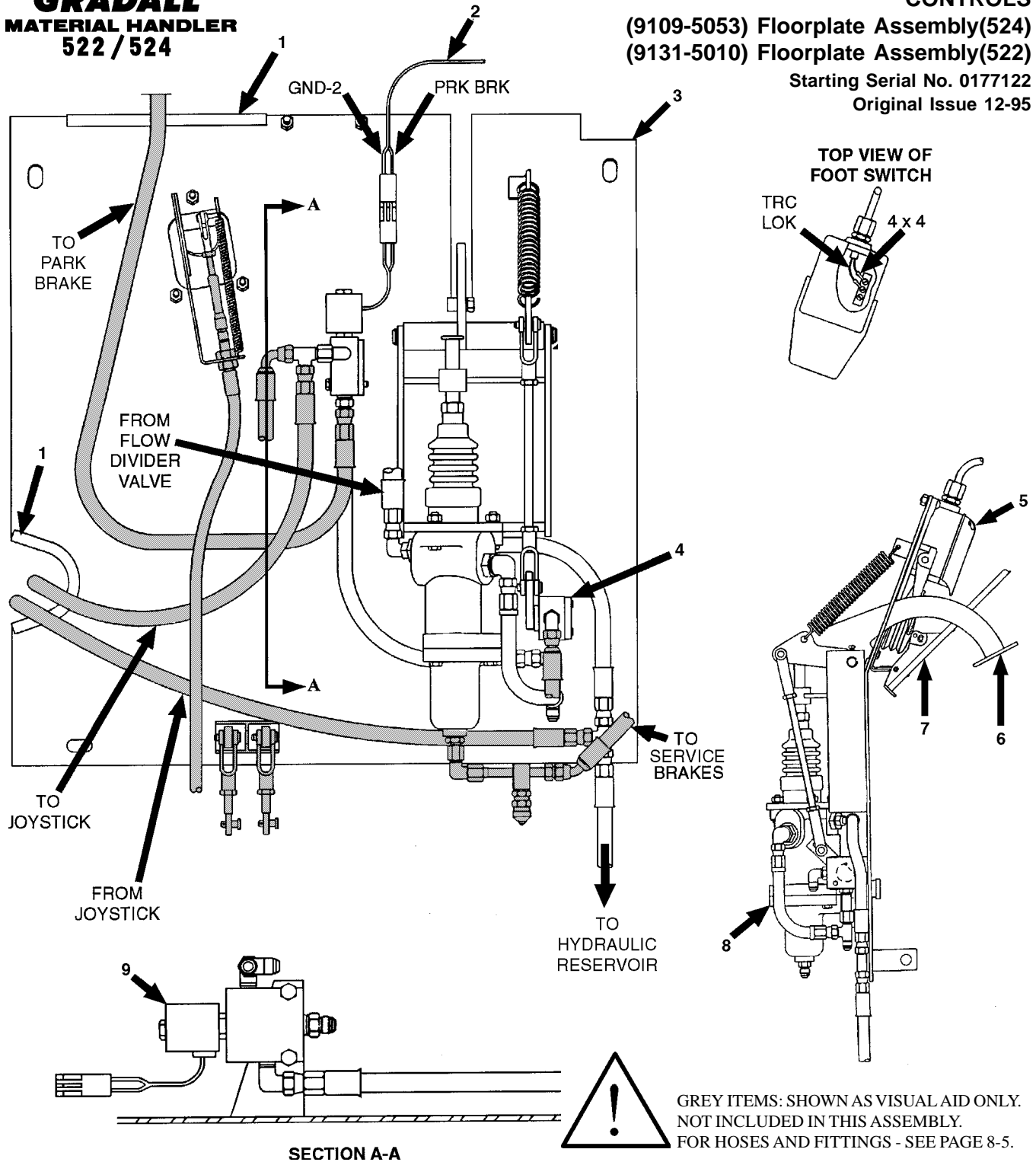


Item	Part No.	Qty.	Description Of Part
1	9060-0274	1	STEERING CAP
2	9020-0266	1	STEERING WHEEL NUT
3	9020-2230	1	SPINNER KNOB (includes items 4 & 5)
4	8830-1311	2	FLAT HD MACHINE SCREW, 1/4-20X1
5	8850-1616	2	HEX NUT, 1/4-20
6	9060-0273	1	STEERING WHEEL
7	9060-0267	1	STEERING COLUMN ASSY (includes items 8 thru 12)
8	9020-1347	1	RETAINING RING
9	9020-1346	2	RETAINING RING
10	9020-1348	1	BEARING
11	9020-1349	1	SHAFT
12	9020-1350	1	TUBE & FLANGE

**NOTE: WHEN ITEM 9 IS ORDERED,  
 REPLACE SCREWS PROVIDED  
 FROM VENDOR WITH ITEM 11.**



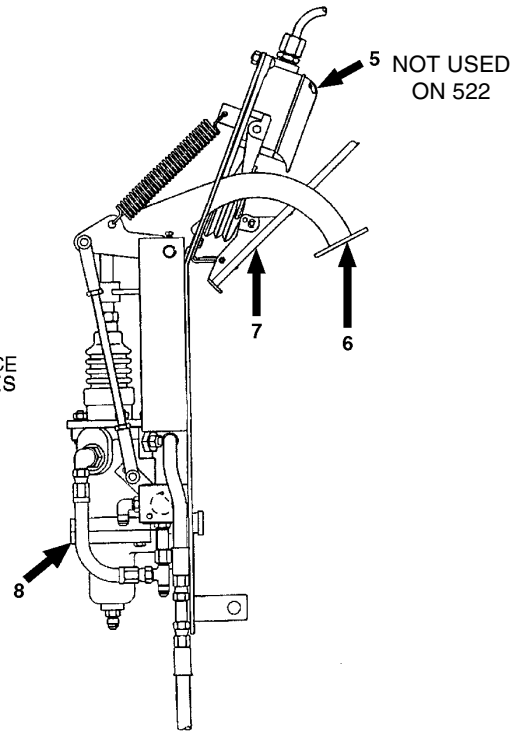
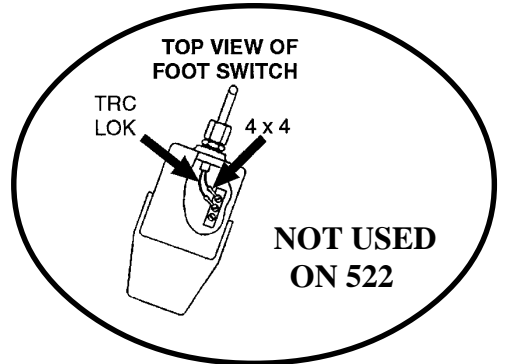
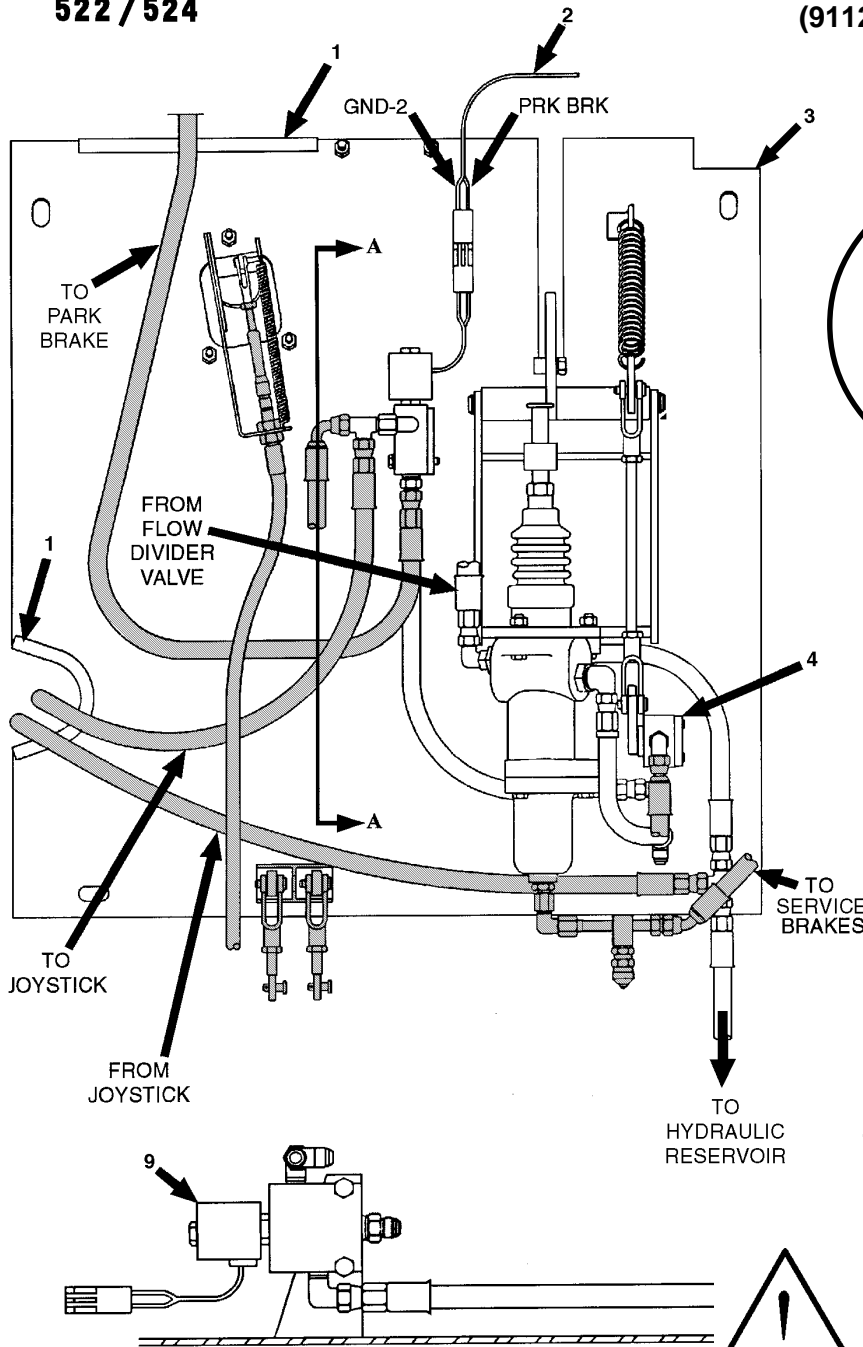
Item	Part No.	Qty.	Description Of Part
	9114-4190	Ref	STEERING CONTROL UNIT SEAL KIT
	9114-4448	1	TIE STRAP & BOOT KIT
1	9060-0274	1	STEERING CAP
2	9114-4191	1	STEERING WHEEL NUT
3	8830-1311	2	FLAT HD MACHINE SCREW, 1/4-20X1
4	9020-2230	1	SPINNER KNOB
5	8850-1616	2	HEX NUT, 1/4-20
6	9060-0273	1	STEERING WHEEL
7	9114-4192	1	WASHER
8	9116-3012	1	STEERING COLUMN (includes items 2 & 7)
9	9136-3025	1	F/N/R SHIFTER (includes item 10)
*10	9114-4458	1	CLAMP SET
11	8319-1059	2	HEX SOC CAPSCREW, M5X0.8, (torque to 30-35 in.-lbs.)
12	8820-1035	2	HEX HD CAPSCREW, 3/8-16X1, GR5
13	8855-1011	2	LOCKWASHER, 3/8
14	9112-3126	1	STEERING CONTROL UNIT
15		Ref	DASH WIRING HARNESS (see page 11-4 for details)
			NOTE: ONLY ITEMS WITH PART NUMBERS ARE AVAILABLE FOR SERVICE.



**SECTION A-A**

GREY ITEMS: SHOWN AS VISUAL AID ONLY.  
 NOT INCLUDED IN THIS ASSEMBLY.  
 FOR HOSES AND FITTINGS - SEE PAGE 8-5.

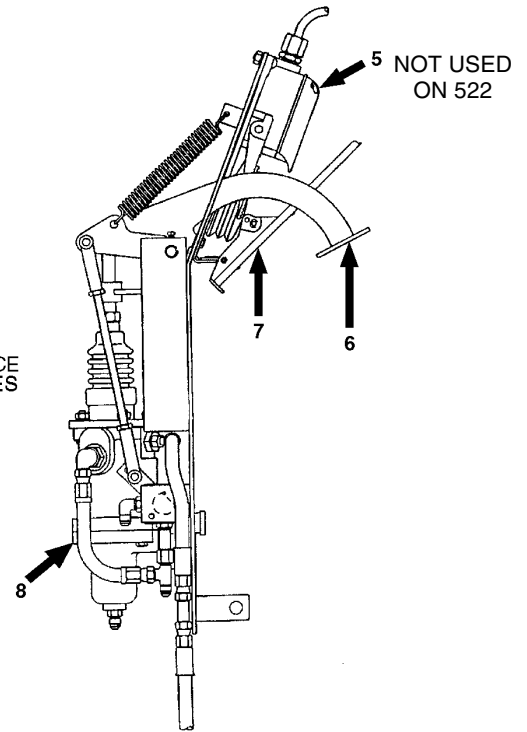
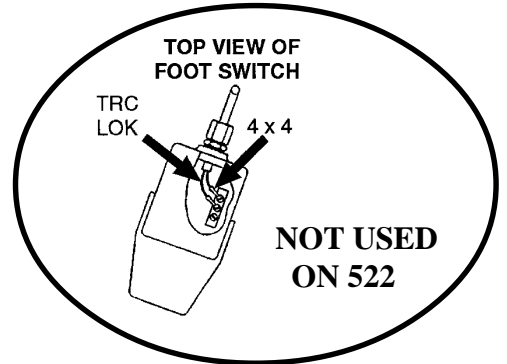
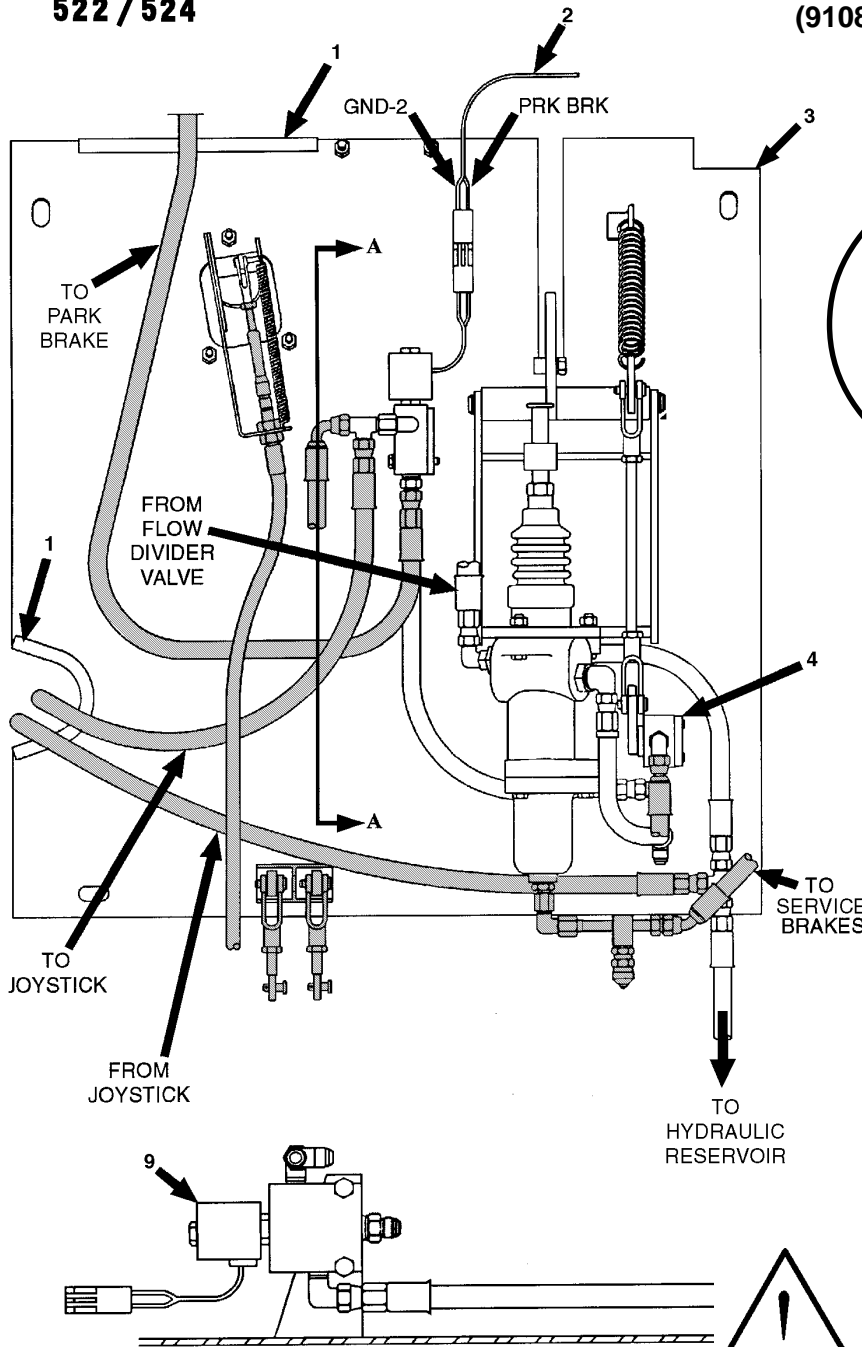
Item	Part No.	Qty.	Description Of Part	Item	Part No.	Qty.	Description Of Part
	9109-5053	1	FLOORPLATE ASSY (includes items 1, 3 thru 9)	5		Ref	FOOT SWITCH(see page 7-7 for details)(524 only)
1	9020-6198	AR	TRIM-LOK	6		Ref	BRAKE PEDAL AND LINKAGE (see page 7-7 for details)
2		Ref	DASH HARNESS(see page 11-7 for details)	7		Ref	ACCELERATOR ASSY(see page 7-3 for details)
3	9112-6051	1	FLOORPLATE WELDMENT(524)	8		Ref	BRAKE VALVE(see page 10-13)
	9112-6050	1	FLOORPLATE WELDMENT(522)	9		Ref	SOLENOID VALVE(see page 10-14)
4		Ref	INCHING VALVE(see page 10-16 for details)				



SECTION A-A

THIS PAGE SHOWN AS VISUAL AID ONLY.  
 FOR HOSES AND FITTINGS SEE ASSY  
 BREAKDOWN PAGES.

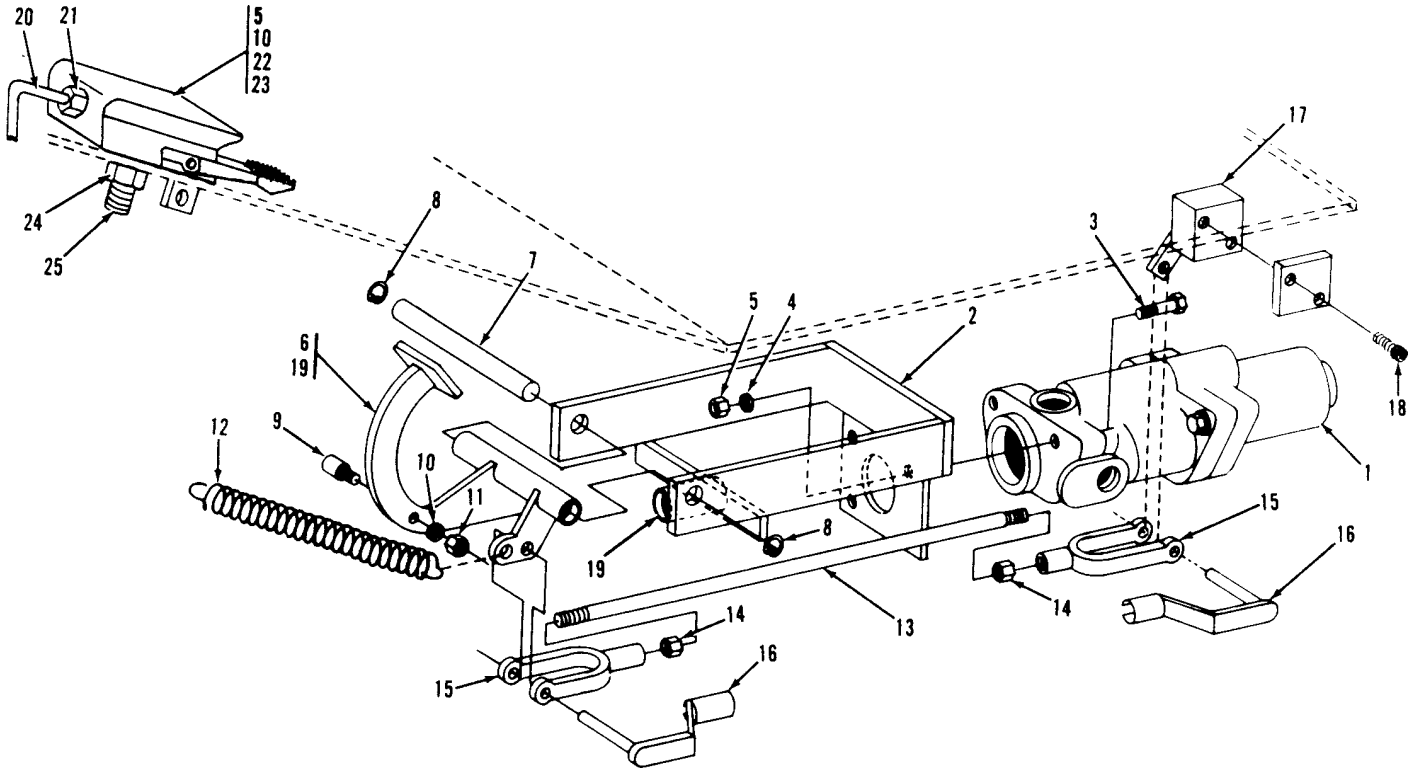
Item	Part No.	Qty.	Description Of Part	Item	Part No.	Qty.	Description Of Part
	9109-5022	1	FLOORPLATE ASSY - 522 (includes items 1, 2, 3, 4, 6 thru 9, plus various items on see pages)	5		Ref	FOOT SWITCH - NOT USED ON 522 (see page 7-7 for details)
	9112-5053	1	FLOORPLATE ASSY - 524 (includes items 1 thru 9, plus various items on see pages)	6		Ref	BRAKE PEDAL AND LINKAGE (see page 7-7 for details)
1	9020-6198	AR	TRIM-LOK	7		Ref	ACCELERATOR ASSY (see page 7-3 for details)
2		Ref	DASH HARNESS (see pages 11-3 & 11-4 for details)	8		Ref	BRAKE VALVE (see page 10-10 for details)
3	9112-6051	1	FLOORPLATE WELDMENT	9		Ref	SOLENOID VALVE (see page 10-11 for details)
4		Ref	INCHING VALVE(see page 10-13 for details)				



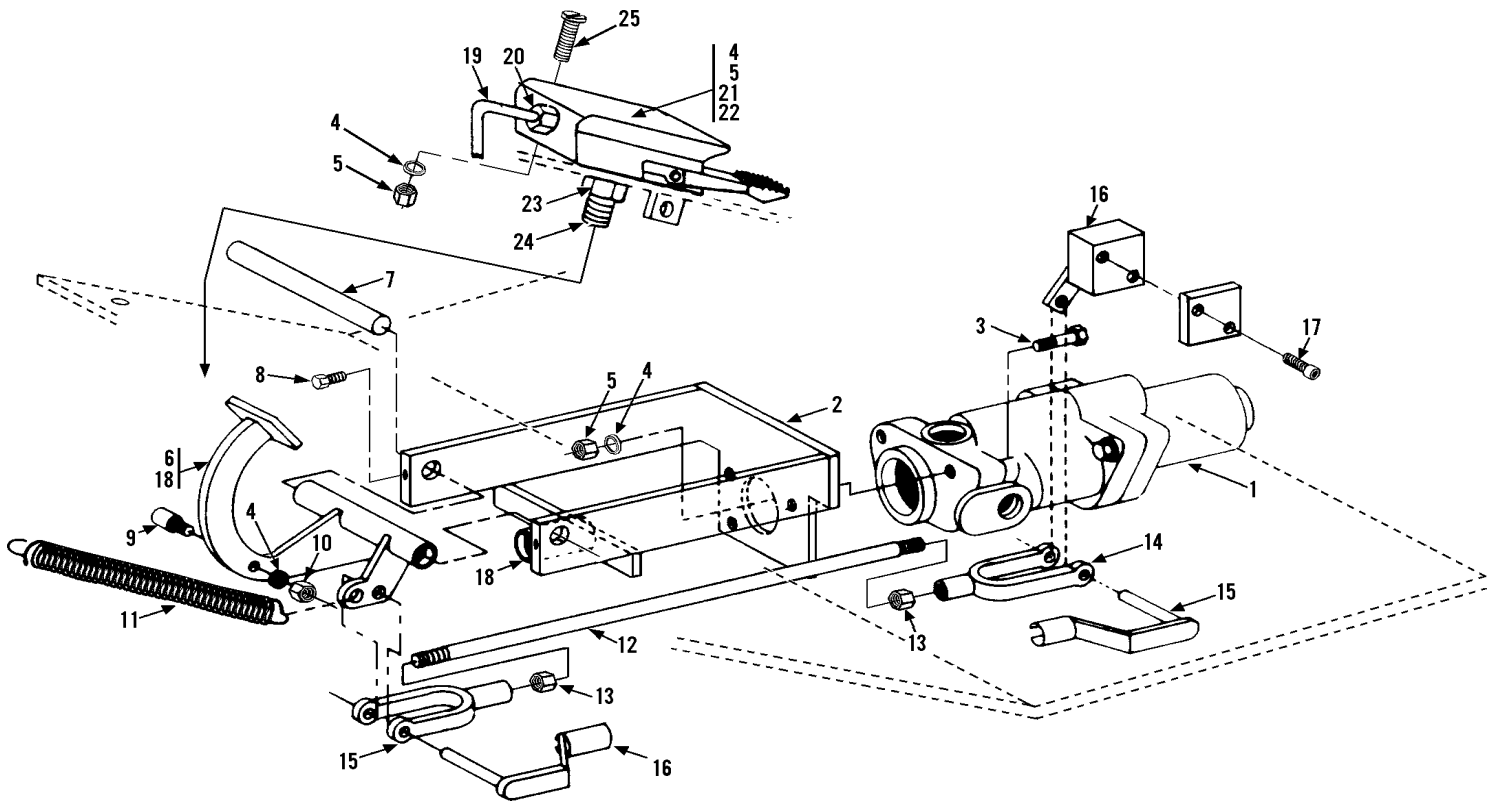
SECTION A-A

THIS PAGE SHOWN AS VISUAL AID ONLY.  
 FOR HOSES AND FITTINGS SEE ASSY  
 BREAKDOWN PAGES.

Item	Part No.	Qty.	Description Of Part	Item	Part No.	Qty.	Description Of Part
	9109-5024	1	FLOORPLATE ASSY - 522 (includes items 1, 2, 3, 4, 6 thru 9, plus various items on see pages)	5		Ref	FOOT SWITCH - NOT USED ON 522 (see page 7-7 for details)
	9108-5111	1	FLOORPLATE ASSY - 524 (includes items 1 thru 9, plus various items on see pages)	6		Ref	BRAKE PEDAL AND LINKAGE (see page 7-7 for details)
1	9020-6198	AR	TRIM-LOK	7		Ref	ACCELERATOR ASSY (see page 7-3 for details)
2		Ref	DASH HARNESS (see pages 11-3 & 11-4 for details)	8		Ref	BRAKE VALVE (see page 10-10 for details)
3	9112-6051	1	FLOORPLATE WELDMENT	9		Ref	SOLENOID VALVE (see page 10-11 for details)
4		Ref	INCHING VALVE(see page 10-13 for details)				



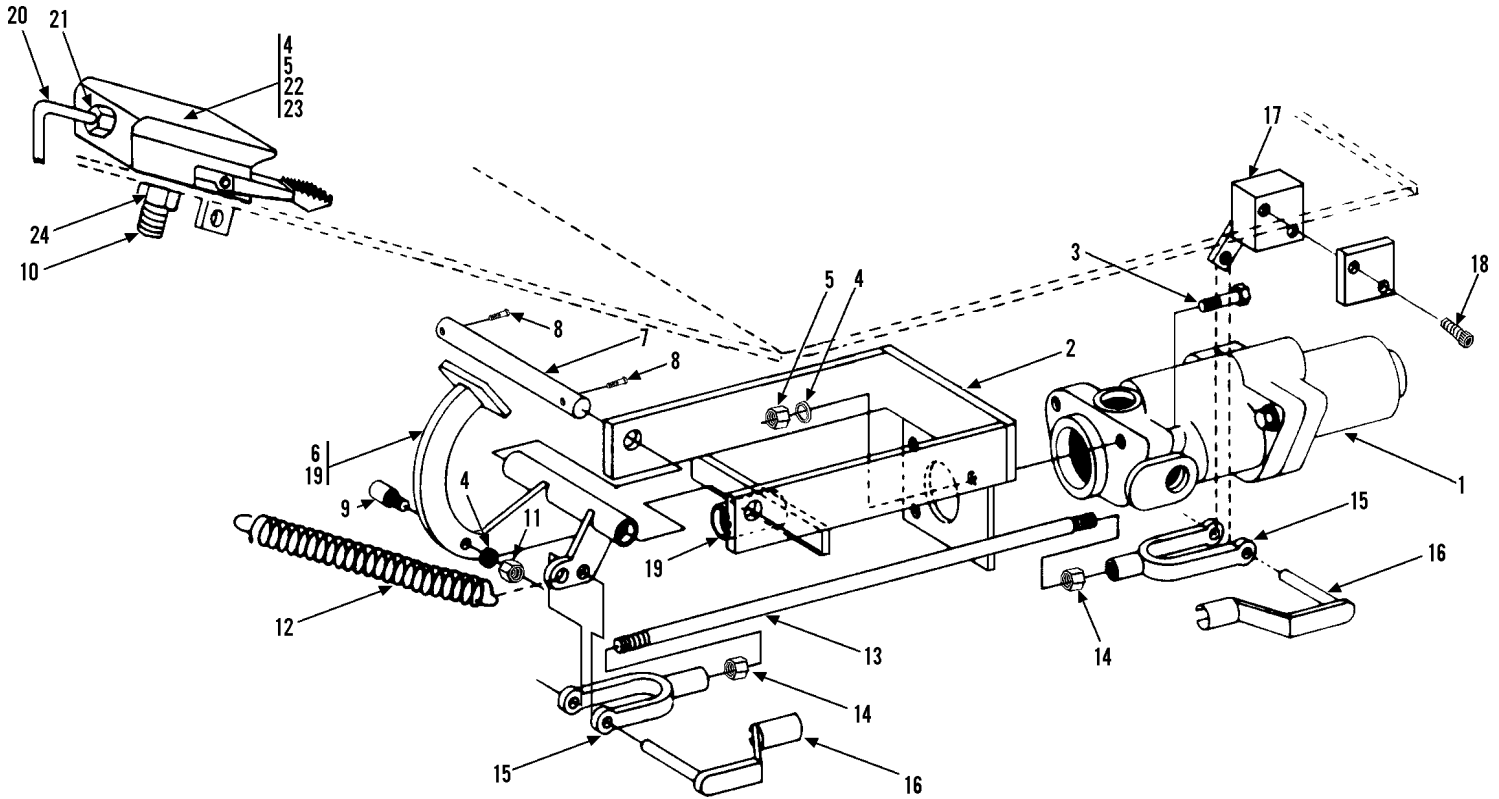
Item	Part No.	Qty.	Description Of Part	Item	Part No.	Qty.	Description Of Part
1		Ref	BRAKE VALVE (see page 10-10 for details)	15	8822-1004	2	YOKE END
2	9108-6132	1	FLOOR PLATE WELDMENT	16	9002-7987	2	CLEVIS PIN
3	8820-1022	3	HEX HD CAPSCREW, 5/16-18X1-1/2, GR5	17		Ref	INCHING VALVE, (see page 10-13 for details)
4	8855-1010	3	LOCKWASHER, 5/16	18	8821-2228	2	SOCKET HD CAPSCREW, 5/16-18x1-1/4, GR8
5	8850-1005	6	HEX NUT, 5/16-18	19	9108-3136	4	BUSHING
6	9108-6090	1	BRAKE PEDAL	20	9108-5045	1	SWITCH CABLE
7	9108-1322	1	PIVOT PIN	21	9108-3336	1	CORD CONNECTOR
8	8858-1303	2	RETAINING RING	22	9108-3311	1	FOOT SWITCH
9	9108-3312	1	CAM ROLLER	23	8820-1020	3	HEX HD CAPSCREW, 5/16-18X1, GR5
10	8855-1010	7	LOCKWASHER, 5/16	24	8850-1110	2	JAM NUT, 5/8-11
11	8850-1405	1	HEX JAM NUT, 5/16-24	25	8820-1103	1	HEX HD CAPSCREW, 5/8-11X3-1/2, GR5
12	9104-3286	1	SPRING				
13	9108-1332	1	LINKAGE ROD				
14	8850-1406	2	HEX JAM NUT, 3/8-24				



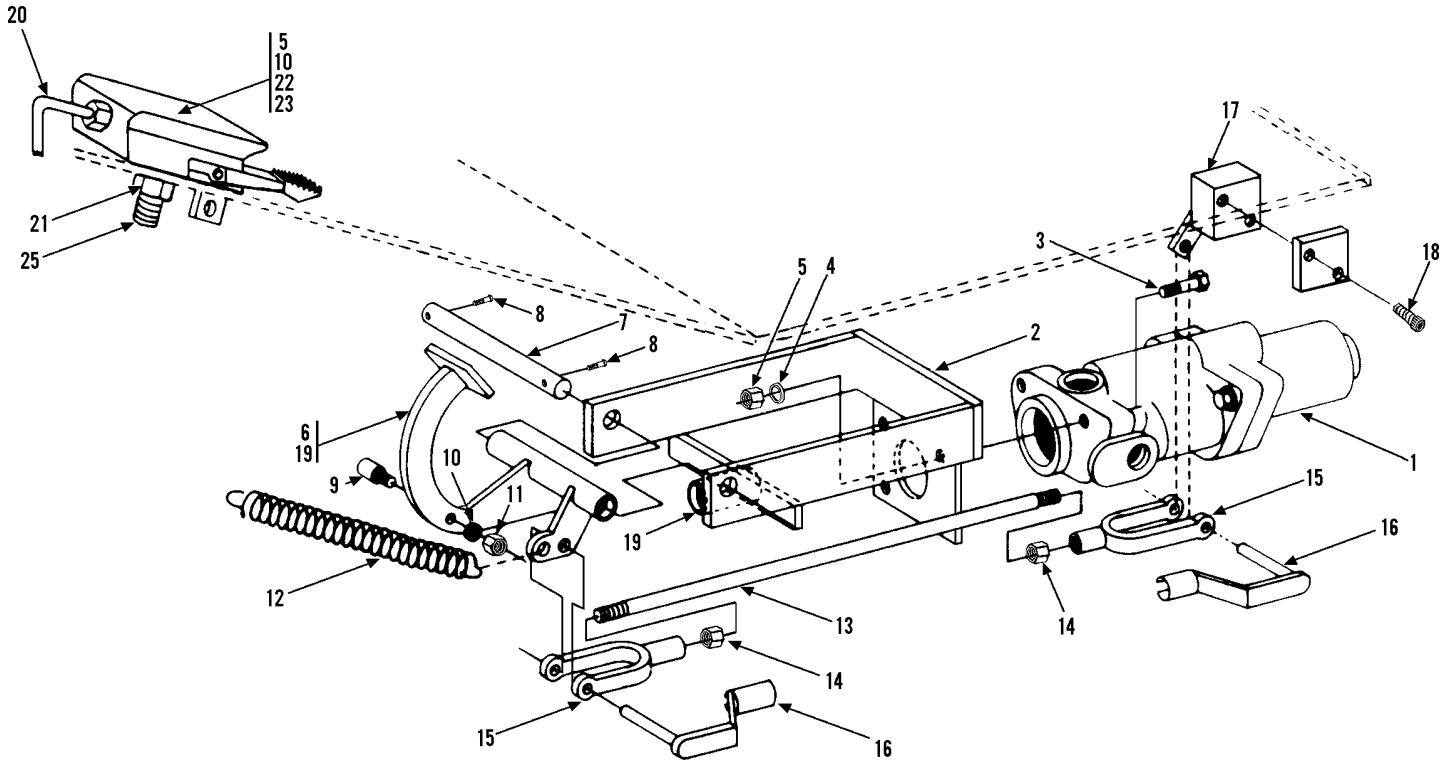
Item	Part No.	Qty.	Description Of Part
1		Ref	BRAKE VALVE, (see page 10-10 for details)
2	9112-6051	1	FLOOR PLATE WELDMENT
3	8820-1022	3	HEX HD CAPSCREW, 5/16-18X1-1/2, GR5
4	8855-1010	7	LOCKWASHER, 5/16(Qty. = 4 on 522)
5	8850-1005	6	HEX NUT 5/16-18(Qty. = 3 on 522)
6	9114-6059	1	BRAKE PEDAL
7	9020-0284	1	SHAFT
8	8844-1001	2	SQUARE HD CAPSCREW, 1/4-20X1/2
9	9108-3312	1	CAM ROLLER
10	8850-1405	1	HEX JAM NUT, 5/16-24
11	9104-3286	1	SPRING
12	9108-1332	1	LINKAGE ROD
13	8850-1406	2	HEX JAM NUT, 3/8-24
14	8882-1004	2	YOKE END

Item	Part No.	Qty.	Description Of Part
15	9002-7987	2	CLEVIS PIN
16		Ref	INCHING VALVE, (see page 10-16 for details)
17	8821-2228	2	SOCKET HD CAPSCREW, 5/16-18X1-1/4, GR8
18	9108-3136	4	BUSHING
19		Ref	DASH HARNESS (see page 11-6 for details)
20	9108-3336	1	CORD CONNECTOR(524 only)
21	9108-3311	1	FOOT SWITCH(524 only)
22	8820-1024	3	BUTTON HD CAPSCREW, 5/16-18X1, GR5(524 only)
23	8850-1110	2	JAM NUT, 5/8-11(524 only)
24	8820-1103	1	HEX HD CAPSCREW, 5/8-11X3-1/2, GR5(524 only)
25	8826-1024	3	BUTTON HD CAPSCREW, 5/16-11 x 3 1/2, GR5(524 only)

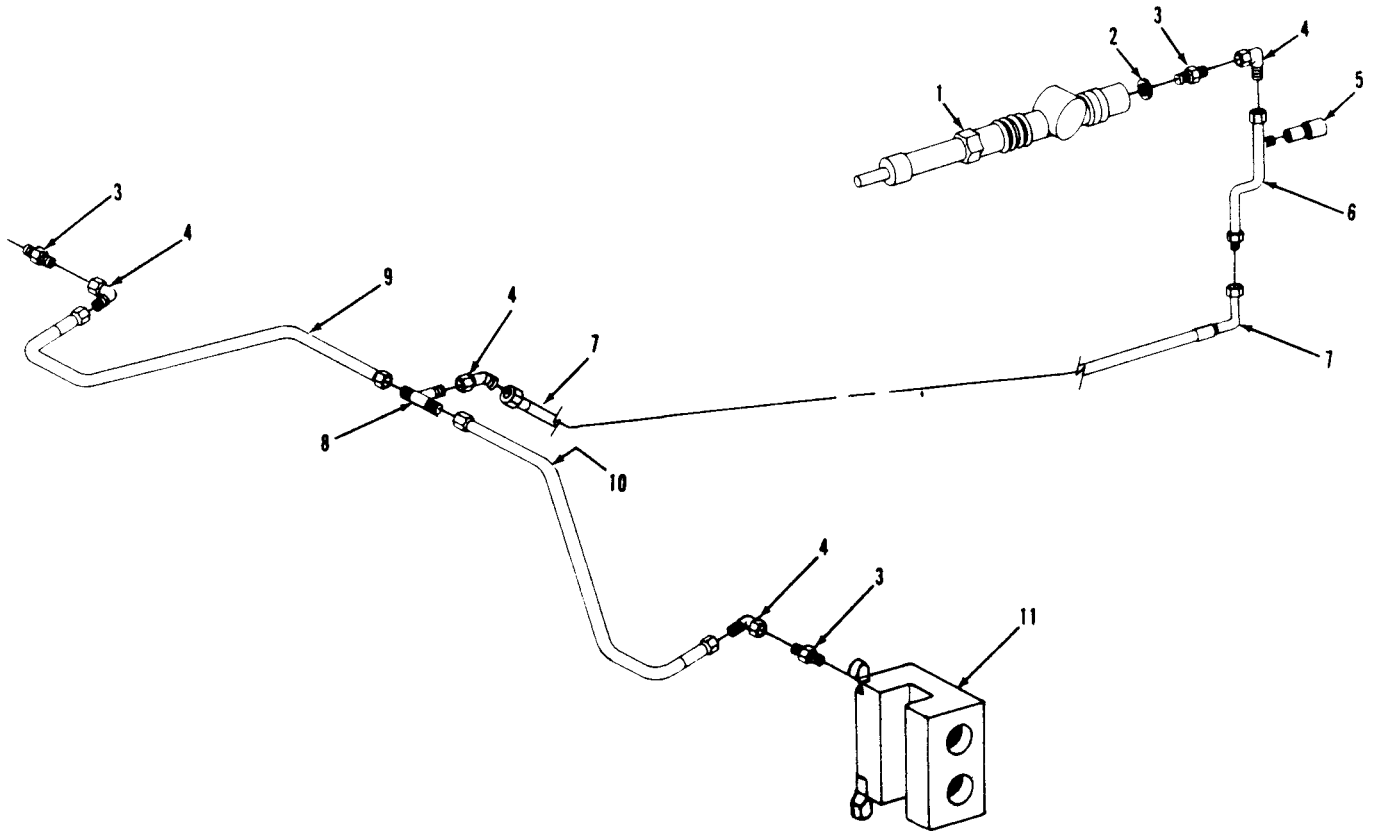




Item	Part No.	Qty.	Description Of Part	Item	Part No.	Qty.	Description Of Part
1		Ref	BRAKE VALVE, (see page 10-10 for details)	12	9104-3214	1	SPRING
2	9112-6051	1	FLOOR PLATE WELDMENT	13	9108-1332	1	LINKAGE ROD
3	8820-1022	3	HEX HD CAPSCREW, 5/16-18X1-1/2, GR5	14	8850-1406	2	HEX JAM NUT, 3/8-24
4	8855-1010	7	LOCKWASHER, 5/16 (qty. of 4 used on 522)	15	8882-1004	2	YOKE END
5	8850-1005	6	HEX NUT 5/16-18 (qty. of 3 used on 522)	16	9002-7987	2	CLEVIS PIN
6	9114-6059	1	BRAKE PEDAL	17		Ref	INCHING VALVE, (see page 10-13 for details)
7	9020-0284	1	SHAFT	18	8821-2228	2	SOCKET HD CAPSCREW, 5/16-18X1-1/4, GR8
8	8844-1001	2	SQUARE HD SET SCREW, 1/4-20X1/2	19	9108-3136	4	BUSHING
9	9108-3312	1	CAM ROLLER	20		Ref	DASH HARNESS (see page 11-3 for 522 & 11-4 for 524 details)
10	8820-1103	1	HEX HD CAPSCREW, 5/8-11X3-1/2, GR5 (524)	21	9114-3141	1	CORD CONNECTOR (524 only)
11	8850-1405	1	HEX JAM NUT, 5/16-24	22	9108-3311	1	FOOT SWITCH (524 only)
				*23	8826-1024	3	BUTTON HD CAPSCREW, 5/16-18X1, GR5 (524 only)
				24	8850-1110	2	JAM NUT, 5/8-11 (524 only)

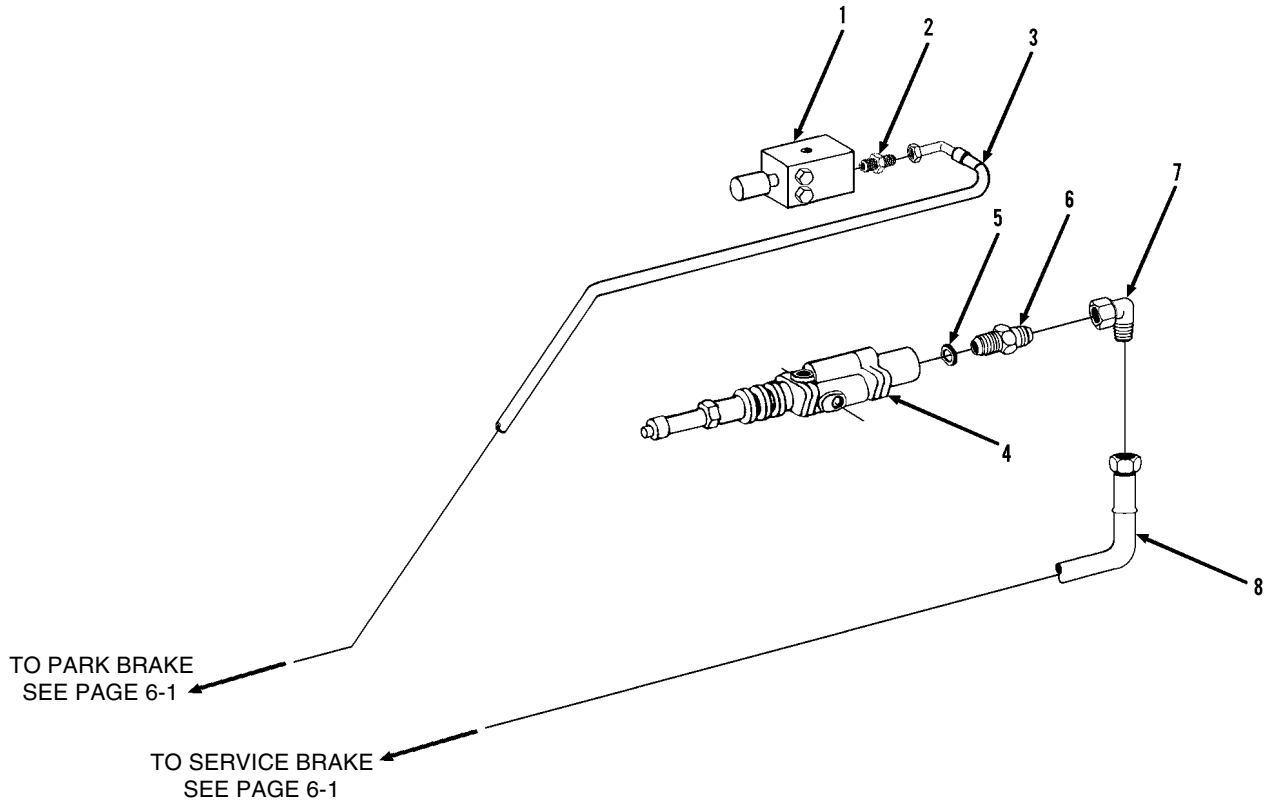


Item	Part No.	Qty.	Description Of Part	Item	Part No.	Qty.	Description Of Part
1		Ref	BRAKE VALVE, (see page 10-10 for details)	12	9104-3214	1	SPRING
2	9112-6051	1	FLOOR PLATE WELDMENT	13	9108-1332	1	LINKAGE ROD
3	8820-1022	3	HEX HD CAPSCREW, 5/16-18X1-1/2, GR5	14	8850-1406	2	HEX JAM NUT, 3/8-24
4	8855-1010	7	LOCKWASHER, 5/16 (qty. of 4 used on 522)	15	8882-1004	2	YOKE END
5	8850-1005	6	HEX NUT 5/16-18 (qty. of 3 used on 522)	16	9002-7987	2	CLEVIS PIN
6	9114-6059	1	BRAKE PEDAL	17		Ref	INCHING VALVE, (see page 10-13 for details)
7	9020-0284	1	SHAFT	18	8821-2228	2	SOCKET HD CAPSCREW, 5/16-18X1-1/4, GR8
8	8844-1001	2	SQUARE HD SET SCREW, 1/4-20X1/2	19	9108-3136	4	BUSHING
9	9108-3312	1	CAM ROLLER	20		Ref	DASH HARNESS (see page 11-3 for 522 & 11-4 for 524 details)
10	8820-1103	1	HEX HD CAPSCREW, 5/8-11X3-1/2, GR5 (524)	21	8850-1110	2	JAM NUT, 5/8-11 (524 only)
11	8850-1405	1	HEX JAM NUT, 5/16-24	22	9116-3093	1	FOOT SWITCH (524 only)
				23	8826-1024	3	BUTTON HD CAPSCREW, 5/16-18X1, GR5 (524 only)

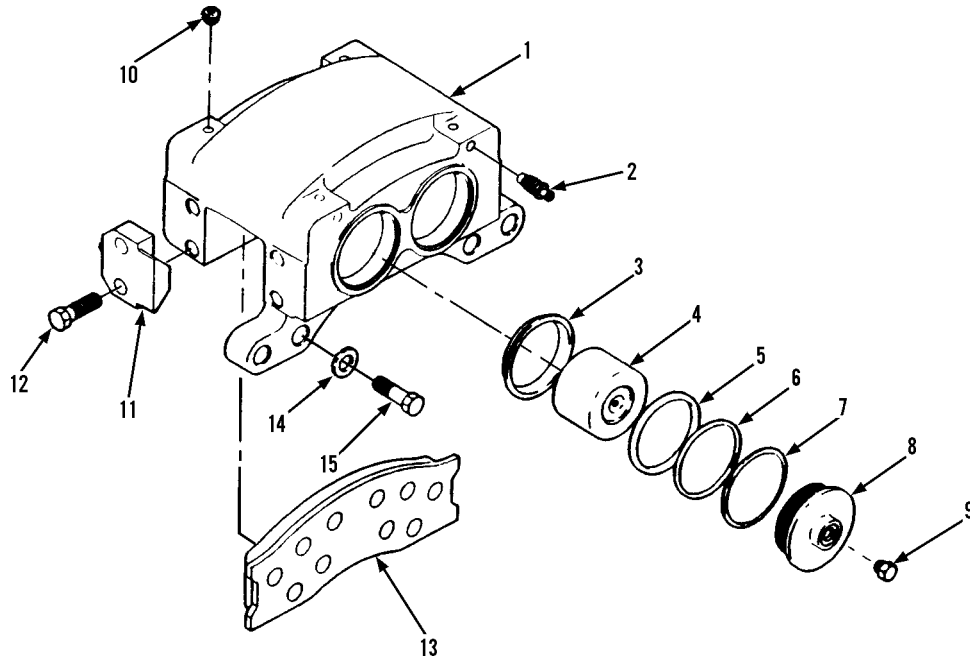


Item	Part No.	Qty.	Description Of Part
1		Ref	BRAKE VALVE (see page 10-10 for details)
2	9020-7856	1	COPPER GASKET
3	8363-3002	3	STRAIGHT ADAPTER
4	8866-2105	3	ELBOW, 90 DEGREES (swivel nut)
5	7713-3089	1	TEST FITTING

Item	Part No.	Qty.	Description Of Part
6	9104-3163	1	TUBE
7	8471-8021	1	HOSE ASSY
8	8866-1305	1	UNION TEE, 1/4 TUBE
9	9108-3303	1	BRAKE LINE
10	9108-3302	2	BRAKE LINE
11		2	BRAKE ASSY (see page 8-2 for details)



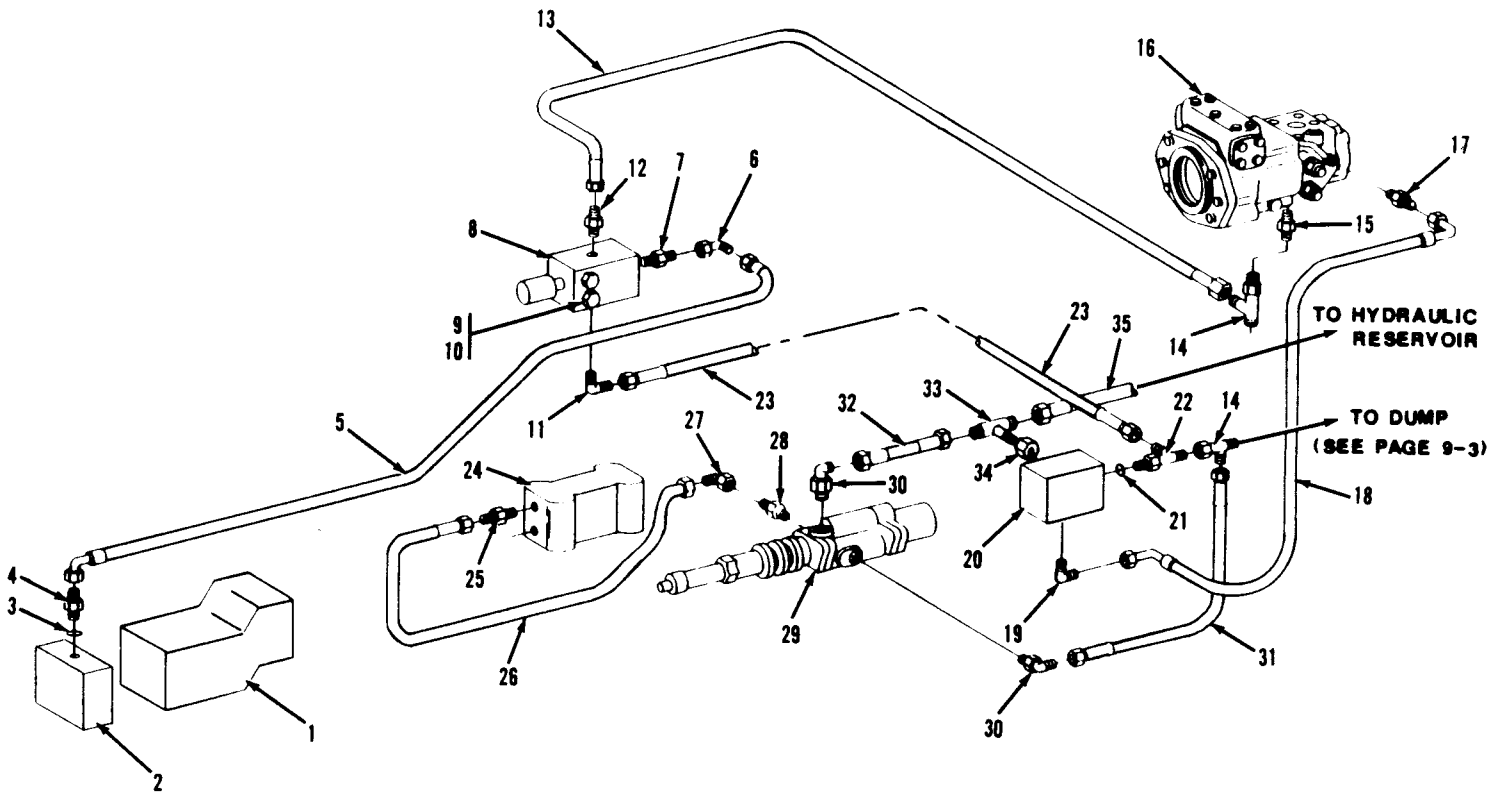
Item	Part No.	Qty.	Description Of Part
1		Ref	SOLENOID VALVE (see page 10-11 starting S/N 0177122 for details)
2	8866-2005	1	CONNECTOR (includes o-ring)
	8859-1204	1	O-RING
* 3	8471-8903	1	HOSE ASSY
4		Ref	BRAKE VALVE (see page 10-10 starting S/N 0177165 for details)
5	9020-7856	1	COPPER GASKET
6	8363-3002	1	STRAIGHT ADAPTER
7	8866-2105	1	ELBOW, 90 DEGREES (swivel nut)
* 8	8471-8077	1	HOSE ASSY



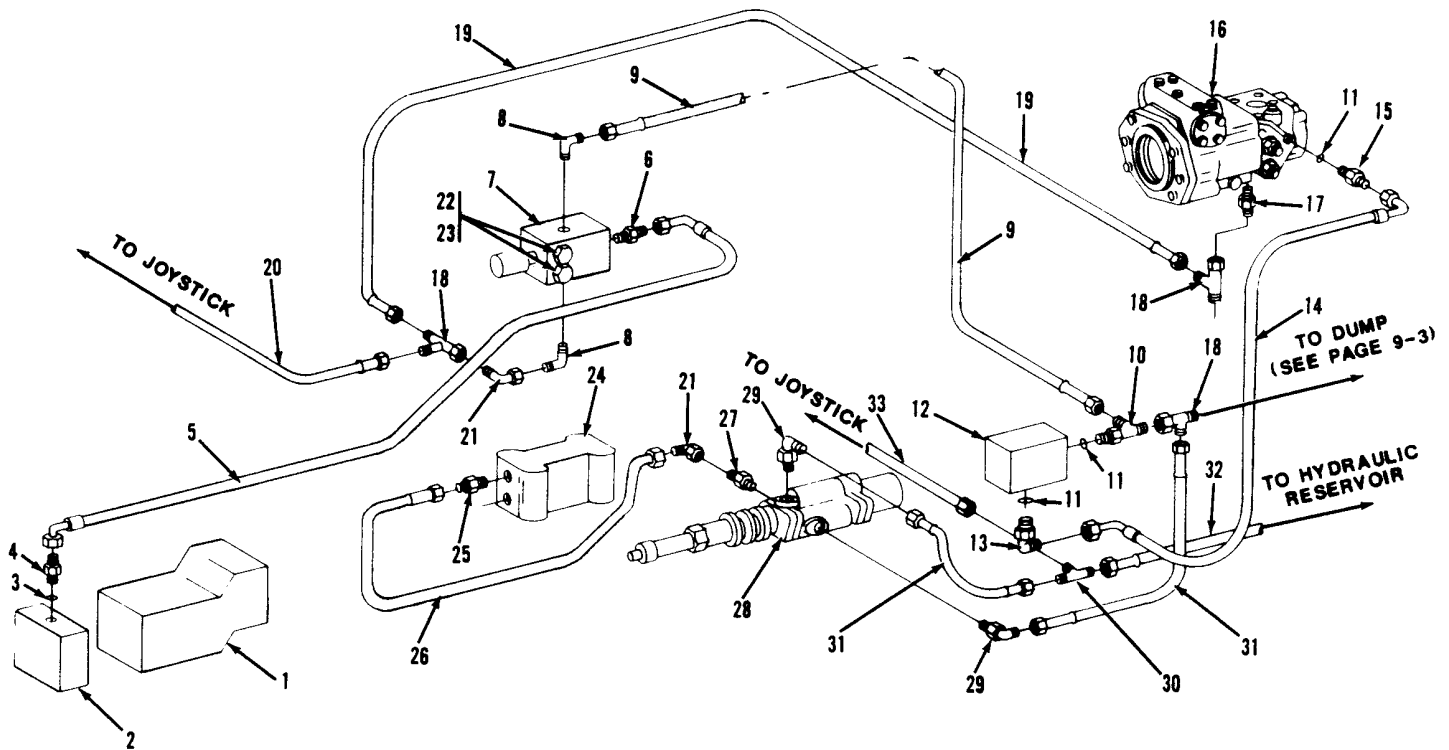
NOTE: FOR MACHINES WITH S/N 0177165 AND AFTER, SEE SECTION 6 FOR BRAKE INFORMATION.

Item	Part No.	Qty.	Description Of Part	Item	Part No.	Qty.	Description Of Part
	9108-4151	Ref	BRAKE CALIPER ASSY (includes items 1 thru 13)	9	9102-4058	1	PLUG
1	9108-4152	1	HOUSING	10	9102-4059	4	PLUG
2	9102-4051	2	BLEEDER SCREW	11	9102-4060	4	HOUSING PLATE
3	9102-4052	4	DUST SEAL	12	9102-4061	8	CAPSCREW
4	9102-4053	4	PISTON	* 13	9102-4062	2	LINING ASSY (includes lining compound & backing plate), (enough to service one caliper)
5	9102-4054	4	BACK-UP RING	14	9108-4153	8	WASHER
6	9102-4055	4	O-RING	15	9108-4154	8	CAPSCREW
7	9102-4056	2	O-RING				
8	9102-4057	2	CAP				

**GO TO THE CONTROLS  
SECTION, PAGE 7-7 FOR  
DETAILS.**



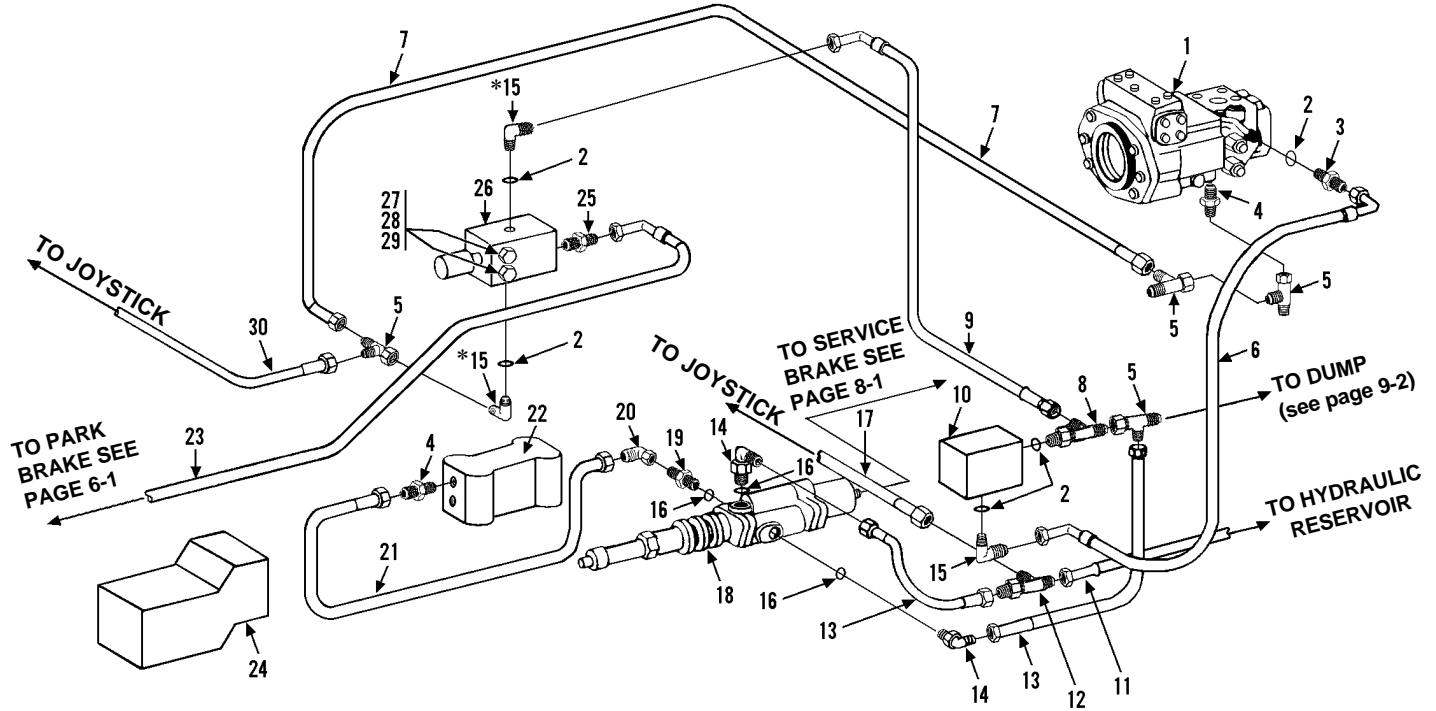
Item	Part No.	Qty.	Description Of Part	Item	Part No.	Qty.	Description Of Part
1		Ref	FRONT AXLE DRIVE MOTOR (see page 10-17 for details)	17	9108-3213	1	CONNECTOR
2		Ref	BRAKE ASSY (see page 6-4 for details)	18	8471-7817	1	HOSE ASSY
3	8859-1202	1	O-RING	19	8866-1109	1	ELBOW, 90 DEGREES (includes o-ring)
4	8866-2003	1	CONNECTOR (includes item 3)	20		Ref	INCHING VALVE (see page 10-13 for details)
5	8471-7869	1	HOSE ASSY	21	8859-1204	1	O-RING
6	8866-2103	1	ELBOW, 90 DEGREES (swivel nut)	22	8866-2139	1	RUN TEE (includes item 21)
7	8866-2017	1	CONNECTOR (includes o-ring)	23	8471-7889	1	HOSE ASSY
8	8859-1204	1	O-RING	24		Ref	FLOW DIVIDER VALVE (see page 10-19 for details)
9		Ref	SOLENOID VALVE (see page 10-11 for details)	25	9105-3426	1	CONNECTOR
10	8820-1008	2	HEX HD CAPSCREW, 1/4-10x1-3/4, GR5	26	8471-7853	1	HOSE ASSY
11	8855-1009	2	LOCKWASHER, 1/4	27	8866-2105	1	ELBOW, 90 DEGREE, (swivel nut)
12	8866-2064	2	ELBOW, 90 DEGRES (includes o-ring)	28	9108-3306	1	CONNECTOR
	8859-1204	1	O-RING	29		Ref	BRAKE VALVE ASSY (see page 10-10 for details)
	8866-2005	1	CONNECTOR (includes o-ring)	30	9108-3310	2	ELBOW, 90 DEGREES
	8859-1204	1	O-RING	31	8471-7892	1	HOSE ASSY
13	8471-7852	1	HOSE ASSY	32	8471-7890	1	HOSE ASSY
14	8866-2239	2	SWIVEL NUT RUN TEE, 3/8 TUBE	33	8866-1305	1	UNION TEE, 3/8 TUBE
15	9105-3426	1	CONNECTOR	34	8866-1364	1	CAP
16		Ref	HYDROSTATIC TRANSMISSION ASSY ( see page 10-15 for details)	35	8471-6358	1	HOSE ASSY



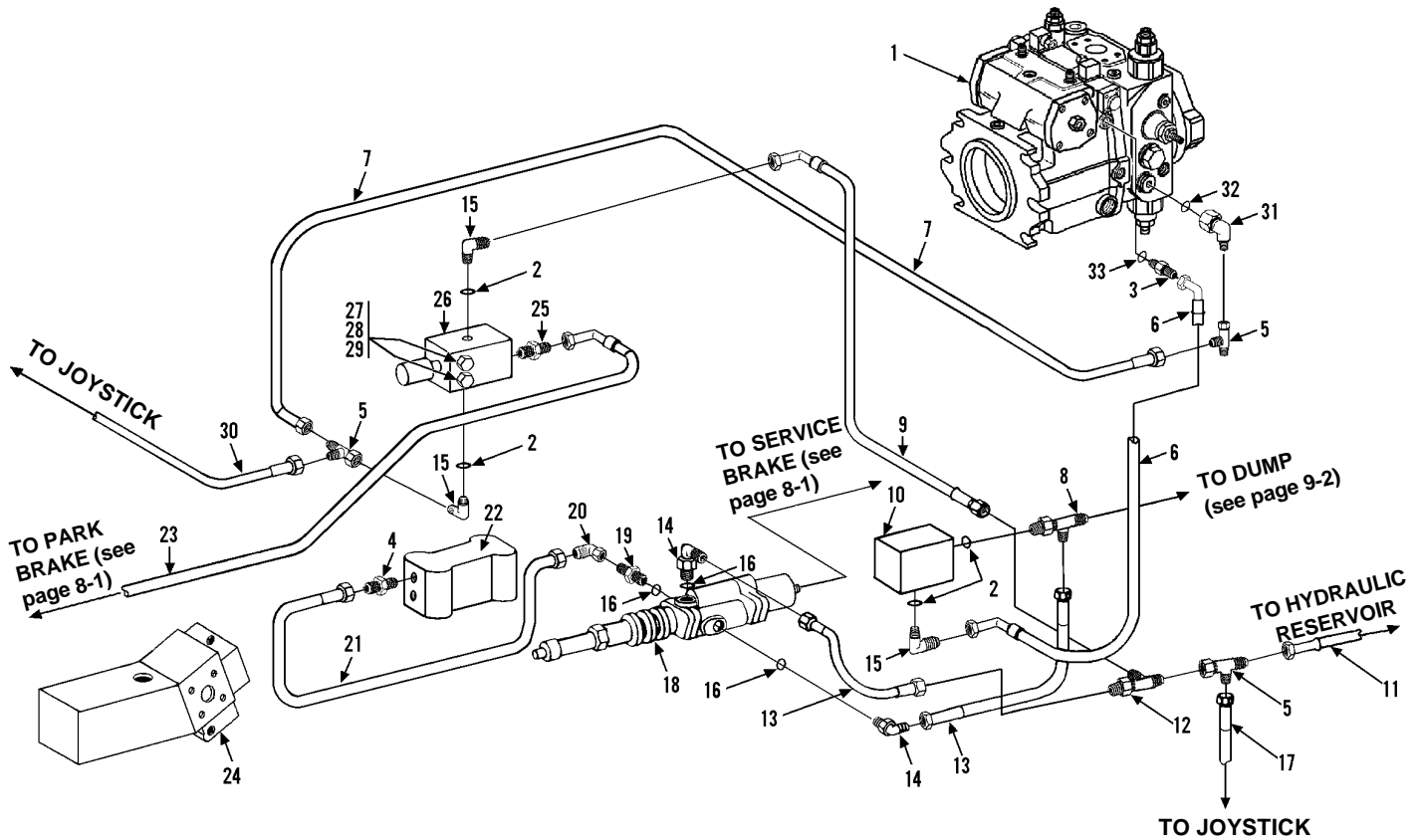
Item	Part No.	Qty.	Description Of Part
1		Ref	FRONT AXLE DRIVE MOTOR (see page 10-17 for details)
2		Ref	BRAKE ASSY (see page 6-4 for details)
3	8859-1202	1	O-RING
4	8866-2003	1	CONNECTOR (includes item 3)
5	8471-7869	1	HOSE ASSY
* 6	8866-2017	1	CONNECTOR (includes o-ring)
	8859-1204	1	O-RING
7		Ref	SOLENOID VALVE (see page 6-4 for details)
* 8	8866-2064	2	ELBOW, 90 DEGREES (includes o-ring)
	8859-1204	1	O-RING
9	8471-7889	1	HOSE ASSY
10	8866-2139	1	RUN TEE (includes item 11)
11	8859-1204	3	O-RING
12		Ref	INCHING VALVE (see page 10-13 for details)
13	8861-3064	1	ELBOW, 90 DEGREES (includes item 11)
14	8471-7817	1	HOSE ASSY
15	8866-2017	1	CONNECTOR (includes item 11)
16		Ref	HYDROSTATIC TRANSMISSION ASSY ( see page 10-15 for details)

Item	Part No.	Qty.	Description Of Part
17	9105-3426	1	CONNECTOR
18	8866-2239	1	CONNECTOR
19	8471-7852	1	HOSE ASSY
20	9020-4096	1	HOSE ASSY
21	8866-2105	1	ELBOW, 90 DEGREE, (swivel nut)
22	8820-1008	2	HEX HD CAPSCREW, 1/4-20X1-3/4, GR5
23	8855-1009	2	LOCKWASHER, 1/4
24		Ref	FLOW DIVIDER VALVE (see page 10-19 for details)
25	9105-3426	1	CONNECTOR
26	8471-7853	1	HOSE ASSY
27	9108-3306	1	CONNECTOR
28		Ref	BRAKE VALVE ASSY (see page 10-10 for details)
29	9108-3310	2	ELBOW, 90 DEGREES
30	8866-1305	1	UNION TEE, 3/8 TUBE
31	8471-7890	2	HOSE ASSY
32	8471-6358	1	HOSE ASSY
33	7713-3197	1	HOSE ASSY

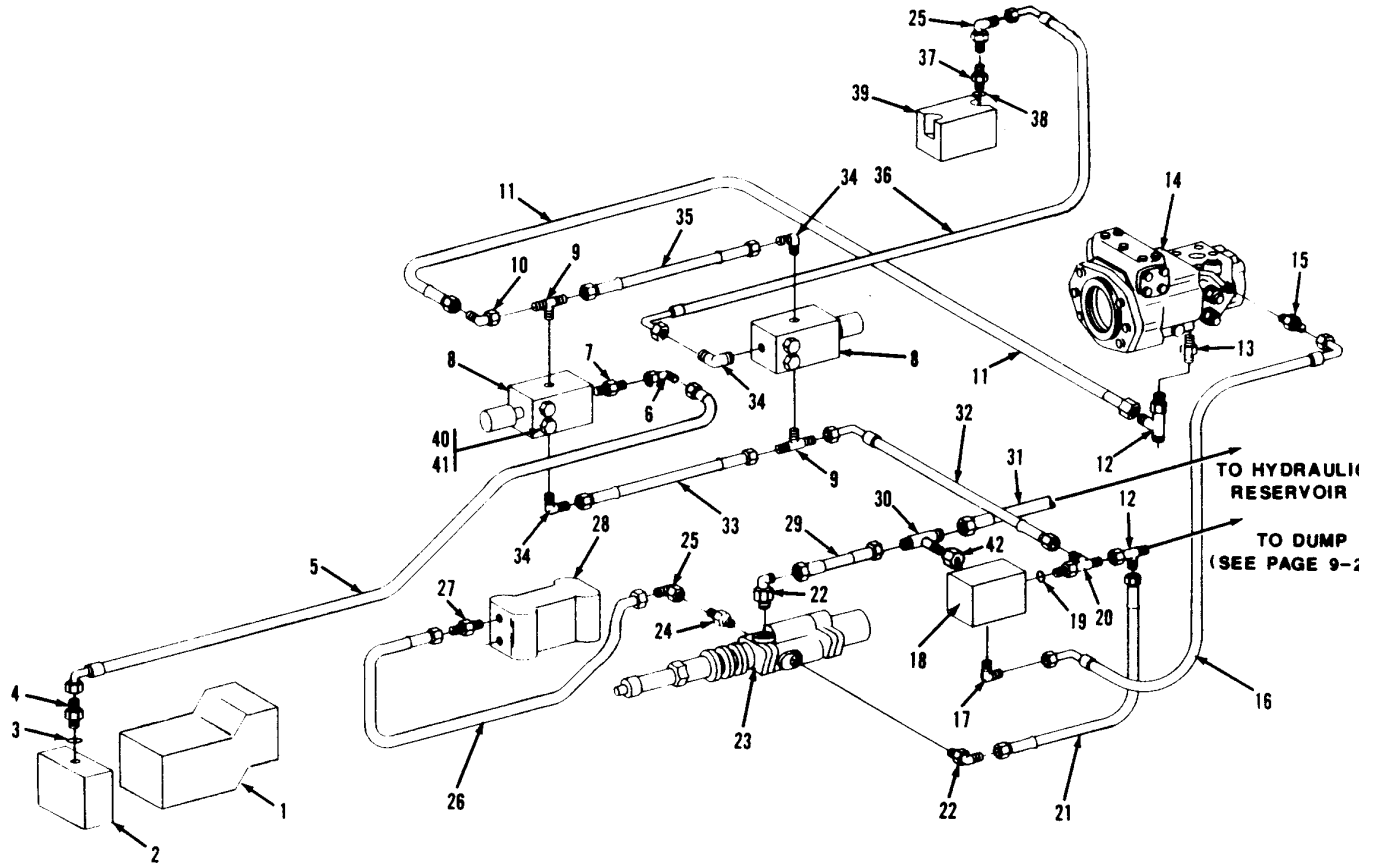




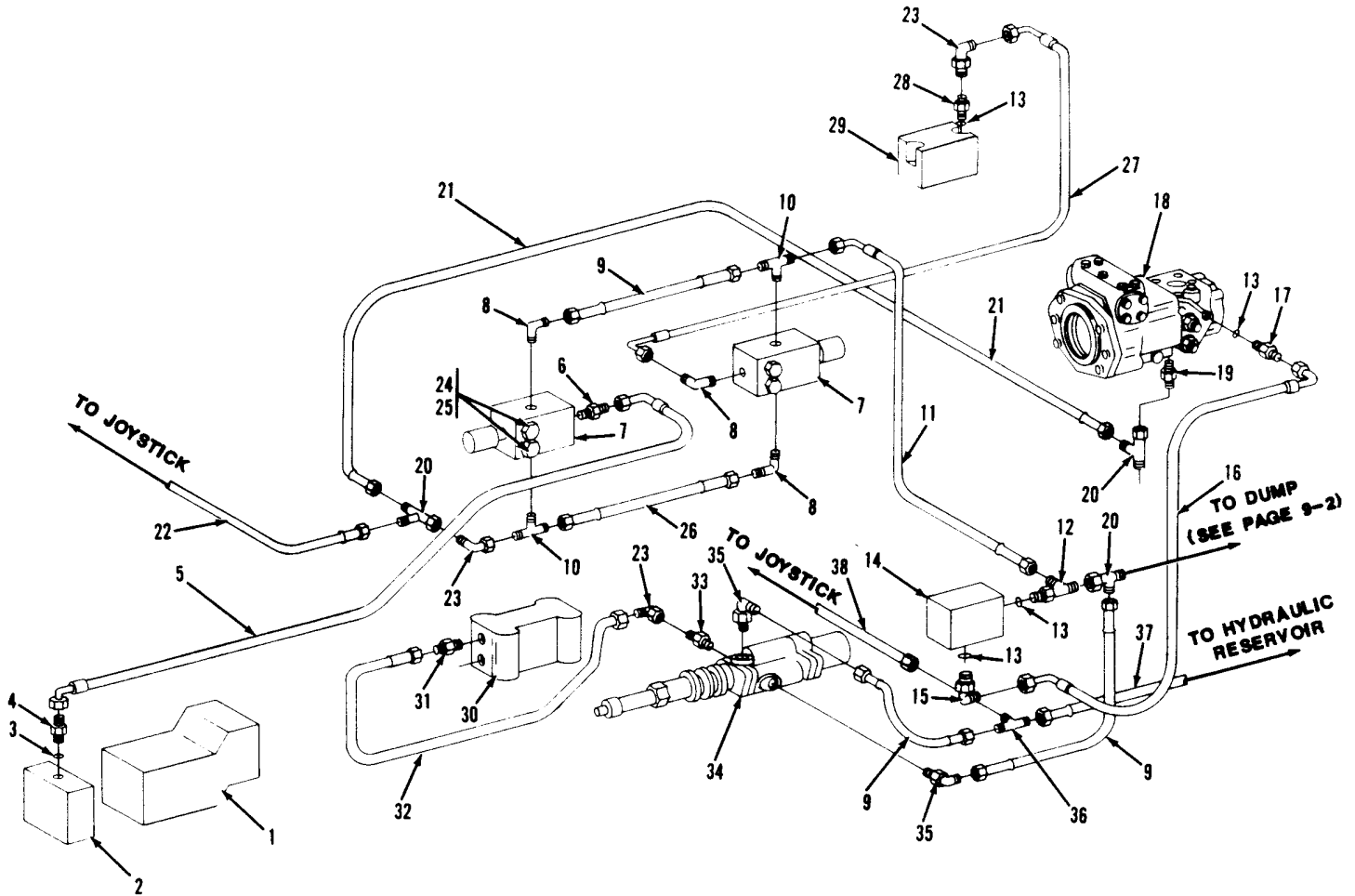
Item	Part No.	Qty.	Description Of Part	Item	Part No.	Qty.	Description Of Part
1		Ref	HYDROSTATIC TRANSMISSION ASSY (see page 10-15 for details)	17	7713-3197	1	HOSE ASSY
2	8859-1204	5	O-RING	18		Ref	BRAKE VALVE (see page 10-10 for details)
3	8866-2017	1	CONNECTOR (includes item 2)	19	9108-3306	1	CONNECTOR (includes item 16)
4	9105-3426	2	CONNECTOR (includes o-ring)	20	8866-2105	1	ELBOW, 90 DEGREES (swivel nut)
5	8859-1207	2	O-RING	21	8471-7853	1	HOSE ASSY
5	8866-2239	3	SWIVEL NUT RUN TEE, 3/8 TUBE	22		Ref	FLOW DIVIDER VALVE (see page 10-9 for details)
6	8471-7905	1	HOSE ASSY	23	8471-8153	1	HOSE ASSY
7	8471-7852	1	HOSE ASSY	24		Ref	FRONT DRIVE MOTOR (see page 10-17 for details)
8	8866-2139	1	RUN TEE (includes item 2)	25	8866-2005	1	CONNECTOR (includes o-ring)
9	8471-7889	1	HOSE ASSY	26	8859-1204	1	O-RING
10		Ref	INCHING VALVE (see page 10-13 for details)	26		Ref	SOLENOID VALVE ASSY (see page 10-11 for details)
11	8471-6726	1	HOSE ASSY	27	8820-1008	2	HEX HD CAPSCREW, 1/4-20X1-3/4, GR5
12	8866-1305	1	UNION TEE, 3/8 TUBE	28	8856-1107	2	FLAT WASHER
13	8471-7890	2	HOSE ASSY	29	8855-1009	2	LOCKWASHER, 1/4
14	9108-3310	2	ELBOW, 90 DEGREES (includes item 16)	30	9020-4096	1	HOSE ASSY
15	8866-2064	3	ELBOW, 90 DEGREES (includes item 2)				
16	8859-1206	3	O-RING				



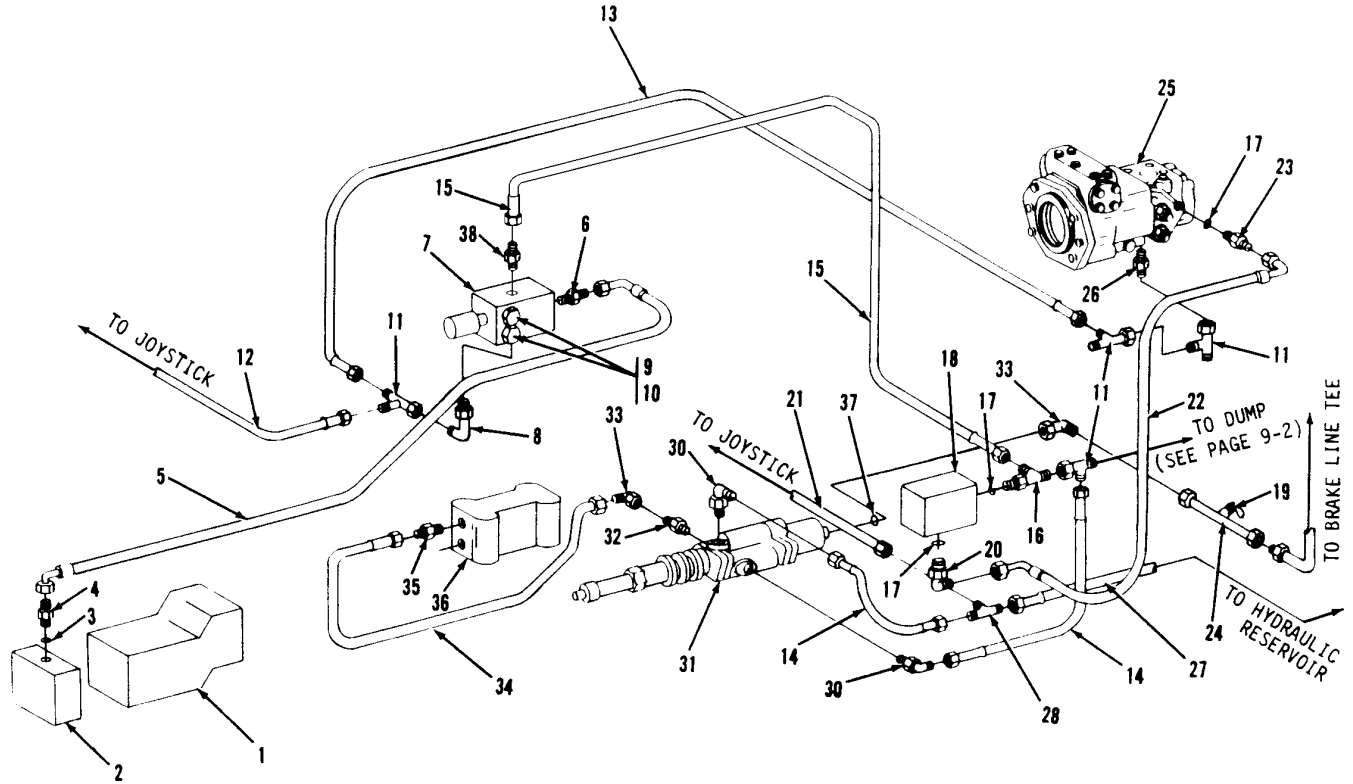
Item	Part No.	Qty.	Description Of Part	Item	Part No.	Qty.	Description Of Part
1		Ref	HYDROSTATIC TRANSMISSION ASSY (see page 10-15 for details)	18		Ref	BRAKE VALVE (see page 10-10 for details)
2	8859-1204	4	O-RING	19	9108-3306	1	CONNECTOR (includes item 16)
3	8866-2018	1	CONNECTOR (includes item 33)	20	8866-2105	1	ELBOW, 90 DEGREES (swivel nut)
4	9105-3426	1	CONNECTOR (includes o-ring)	21	8471-7853	1	HOSE ASSY
5	8859-1207	1	O-RING	22		Ref	FLOW DIVIDER VALVE (see page 10-9 for details)
6	8866-2239	3	SWIVEL NUT RUN TEE, 3/8 TUBE	*23	8471-8903	1	HOSE ASSY
7	8471-7460	1	HOSE ASSY	24		Ref	FRONT DRIVE MOTOR (see page 10-17 for details)
8	8471-7852	1	HOSE ASSY	25	8866-2005	1	CONNECTOR (includes o-ring)
9	8866-2139	1	RUN TEE (includes item 2)	26	8859-1204	1	O-RING
10	8471-7889	1	HOSE ASSY	27	8820-1008	2	HEX HD CAPSCREW, 1/4-20X1-3/4, GR5
11		Ref	INCHING VALVE (see page 10-13 for details)	28	8856-1107	2	FLAT WASHER
12	8471-6726	1	HOSE ASSY	29	8855-1009	2	LOCKWASHER, 1/4
13	8866-1305	1	UNION TEE, 3/8 TUBE	30	9020-4096	1	HOSE ASSY
14	8471-7890	2	HOSE ASSY	31	9108-3222	1	STRAIGHT THREAD REDUCING CONNECTOR (includes item 32)
15	9108-3310	2	ELBOW, 90 DEGREES (includes item 16)	32	8859-1207	1	O-RING
16	8866-2064	3	ELBOW, 90 DEGREES (includes item 2)	33	8859-1205	1	O-RING
17	8859-1206	3	O-RING				
18	7713-3197	1	HOSE ASSY				



Item	Part No.	Qty.	Description Of Part	Item	Part No.	Qty.	Description Of Part
1		Ref	FRONT DRIVE MOTOR (see page 10-16 for details)	22	9108-3310	2	ELBOW, 90 DEGREES
2		Ref	BRAKE ASSY (see page 6-4 for details)	23		Ref	BRAKE VALVE ASSY (see page 10-10 for details)
3	8859-1202	1	O-RING	24	9108-3306	1	CONNECTOR
4	8866-2003	1	CONNECTOR (includes item 3)	25	8866-2105	2	ELBOW, 90 DEGREES (swivel nut)
5	8471-7869	1	HOSE ASSY	26	8471-7853	1	HOSE ASSY
6	8866-2103	1	ELBOW, 90 DEGREES (swivel nut)	27	9105-3426	1	CONNECTOR
* 7	8866-2017	1	CONNECTOR (includes o-ring)	28		Ref	FLOW DIVIDER ASSY (see page 10-9 for details)
	8859-1204	1	O-RING	29	8471-7890	1	HOSE ASSY
8		Ref	SOLENOID VALVE (see page 10-11 for details)	30	8866-1305	1	UNION TEE, 3/8 TUBE
9	9108-3212	2	MALE BRANCH TEE	31	8471-6358	1	HOSE ASSY
10	8866-2105	1	ELBOW, 90 DEGREES (swivel nut)	32	8471-7893	1	HOSE ASSY
11	8471-7852	1	HOSE ASSY	33	8471-7890	1	HOSE ASSY
12	8866-2239	2	SWIVEL NUT RUN TEE, 3/8 TUBE	34	8866-2064	3	ELBOW, 90 DEGREES (includes o-ring)
13	9105-3426	1	CONNECTOR		8859-1204	1	O-RING
14		Ref	HYDROSTATIC TRANSMISSION ASSY (see page 10-15 for details)	35	8471-7537	1	HOSE ASSY
15	9108-3213	1	CONNECTOR	36	7713-3430	1	HOSE ASSY
16	8471-7817	1	HOSE ASSY	37	8866-2005	1	CONNECTOR (includes item 38)
17	8866-1109	1	ELBOW, 90 DEGREES	38	8859-1204	1	O-RING
18		Ref	INCHING VALVE (see page 10-13 for details)	39	9112-3026	1	DIFFERENTIAL LOCK VALVE (9108-3424)
19	8859-1204	1	O-RING	40	8820-1008	4	HEX HD CAPSCREW, 1/4-20X1-3/4, GR5
20	8866-2139	1	RUN TEE (includes item 19)	41	8855-1009	4	LOCKWASHER, 1/4
21	8471-7890	1	HOSE ASSY	42	8866-1364	1	CAP

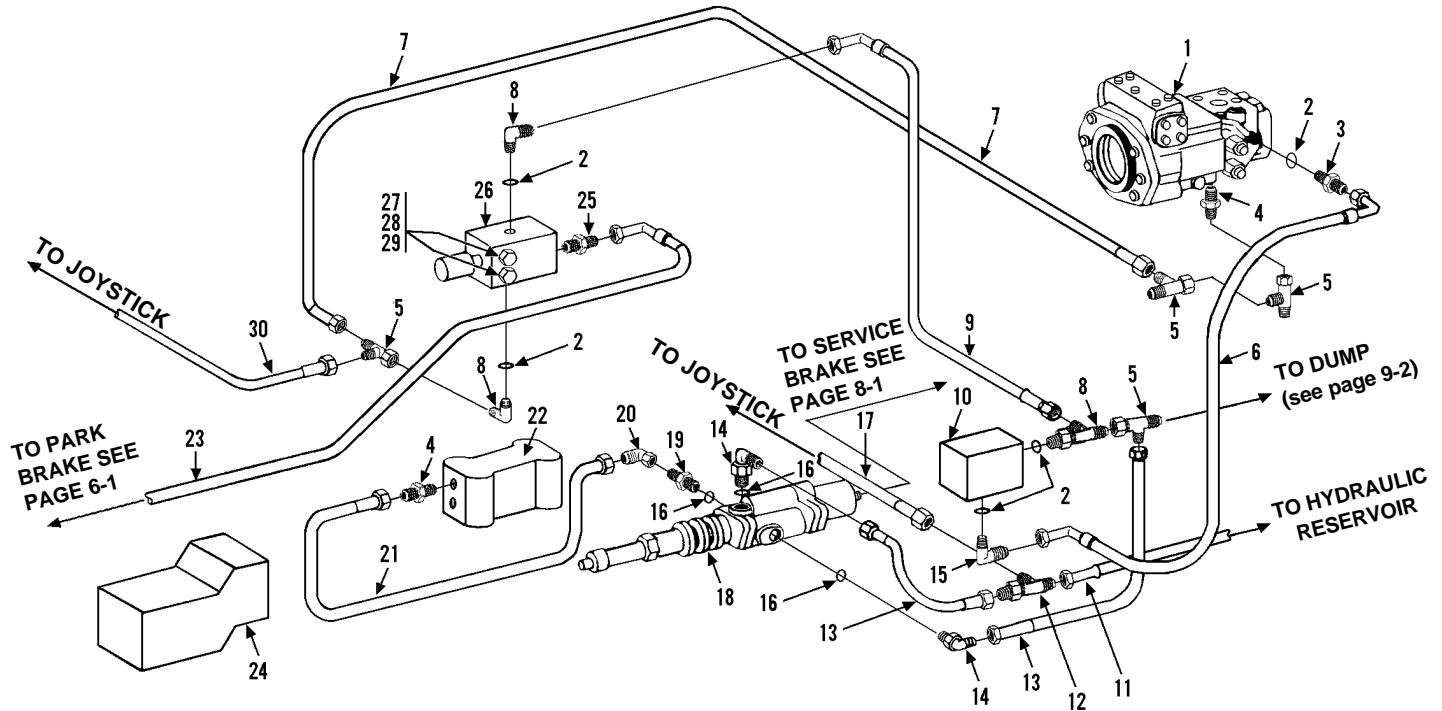


Item	Part No.	Qty.	Description Of Part	Item	Part No.	Qty.	Description Of Part
1		Ref	FRONT DRIVE MOTOR (see page 10-16 for details)	20	8866-2239	2	SWIVEL NUT RUN TEE, 3/8 TUBE
2		Ref	BRAKE ASSY (see page 6-4 for details)	21	8471-7852	1	HOSE ASSY
3	8859-1202	1	O-RING	22	9020-4096	1	HOSE ASSY
4	8866-2003	1	CONNECTOR (includes item 3)	23	8866-2105	3	ELBOW, 90 DEGREES (swivel nut)
5	8471-7869	1	HOSE ASSY	24	8820-1008	4	HEX HD CAPSCREW, 1/4-20X1-3/4, GR5
* 6	8866-2017	1	CONNECTOR (includes o-ring)	25	8855-1009	4	LOCKWASHER, 1/4
	8859-1204	1	O-RING	26	8471-7537	1	HOSE ASSY
7		Ref	SOLENOID VALVE (see page 10-11 for details)	27	7713-3430	1	HOSE ASSY
* 8	8866-2064	2	ELBOW, 90 DEGREES (includes o-ring)	28	8866-2005	1	CONNECTOR (includes item 13)
	8859-1204	1	O-RING	29	9112-3026	1	DIFFERENTIAL LOCK VALVE (9108-3424)
9	8471-7890	3	HOSE ASSY	30		Ref	FLOW DIVIDER VALVE (see page 10-9 for details)
10	9108-3213	2	MALE BRANCH TEE	31	9105-3426	1	CONNECTOR
11	8471-7893	1	HOSE ASSY	32	8471-7853	1	HOSE ASSY
12	8866-2139	1	RUN TEE (includes item 13)	33	9108-3306	1	CONNECTOR
13	8859-1204	4	O-RING	34		Ref	BRAKE VALVE (see page 10-10 for details)
14		Ref	INCHING VALVE (see page 10-13 for details)	35	9108-3310	2	ELBOW, 90 DEGREES
15	8866-2064	1	ELBOW, 90 DEGREES (includes item 13)	36	8866-1305	1	UNION TEE, 3/8 TUBE
16	8471-7817	1	HOSE ASSY	37	8471-6358	1	HOSE ASSY
17	8866-2017	1	CONNECTOR (includes item 13)	38	7713-3197	1	HOSE ASSY
18		Ref	HYDROSTATIC TRANSMISSION ASSY (see page 10-15 for details)				
19	9105-3426	1	CONNECTOR				

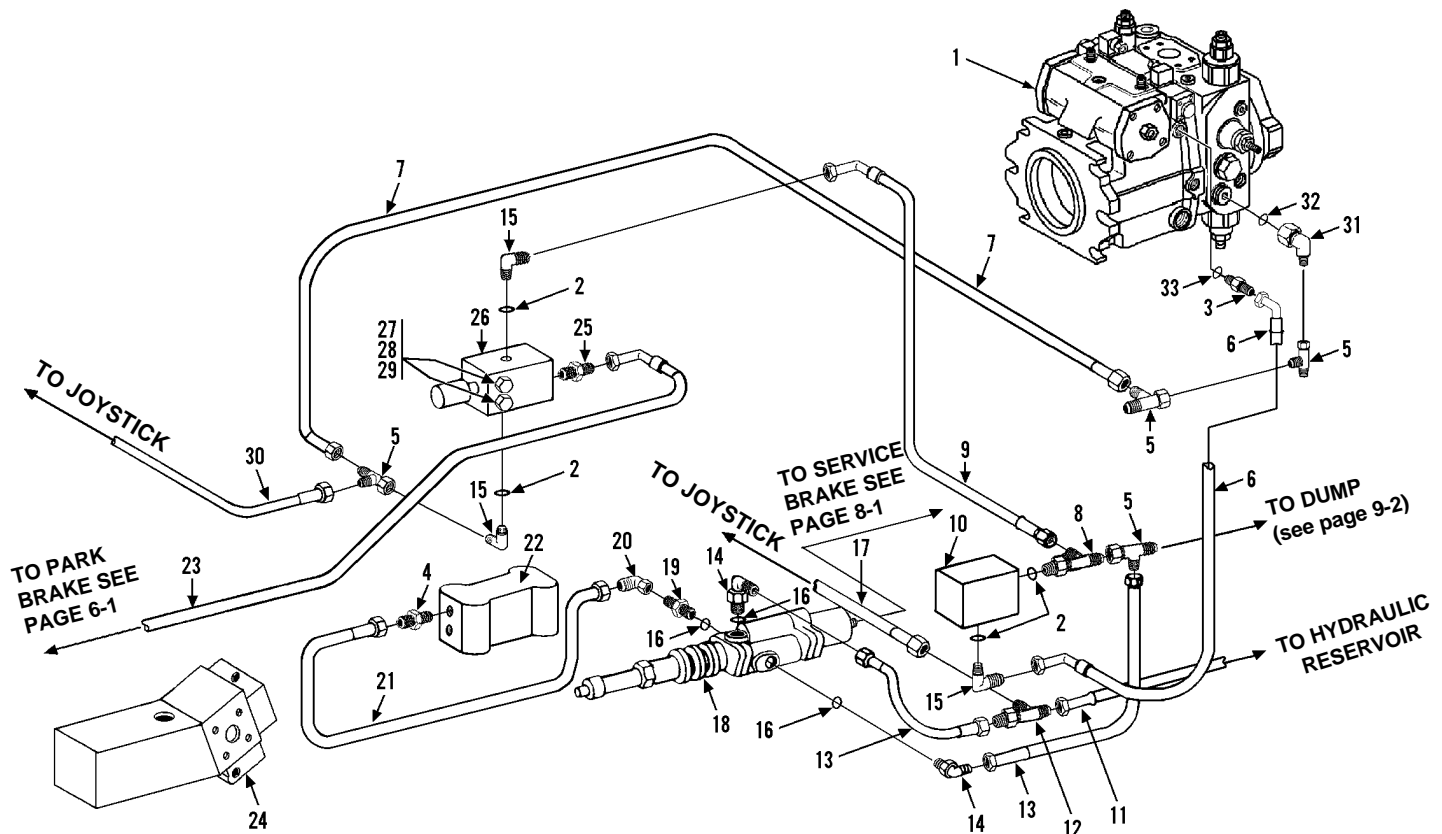


Item	Part No.	Qty.	Description Of Part	Item	Part No.	Qty.	Description Of Part
1		Ref	FRONT DRIVE MOTOR (see page 10-16 for details)	20	8866-2064	1	ELBOW, 90 DEGREES (includes item 17)
2		Ref	BRAKE ASSY (see page 6-4 for details)	21	7713-3197	1	HOSE ASSY
3	8859-1202	1	O-RING	22	8471-7817	1	HOSE ASSY
4	8866-2003	1	CONNECTOR (includes item 3)	23	8866-2017	1	CONNECTOR (includes item 17)
5	8471-7869	1	HOSE ASSY	24	9104-3163	1	TUBE ASSY
* 6	8866-2017	1	CONNECTOR (includes o-ring)	25		Ref	HYDROSTATIC TRANSMISSION ASSY ( see page 10-15 for details)
	8859-1204	1	O-RING	26	9105-3426	1	CONNECTOR
7		Ref	SOLENOID VALVE ASSY (see page 10-11 for details)	27	8471-6726	1	HOSE ASSY
* 8	8866-2064	1	ELBOW, 90 DEGREES (includes o-ring)	28	8866-1305	1	UNION TEE, 3/8 TUBE
	8859-1204	1	O-RING	29	8471-8021	1	HOSE ASSY
9	8820-1008	2	HEX HD CAPSCREW, 1/4-20X1-3/4, GR5	30	9108-3310	2	ELBOW, 90 DEGREES
10	8855-1009	2	LOCKWASHER, 1/4	31		Ref	BRAKE VALVE, (see page 10-10 for details)
11	8866-2239	3	SWIVEL NUT RUN TEE, 3/8 TUBE	32	9108-3306	1	CONNECTOR
12	9020-4096	1	HOSE ASSY	33	8866-2105	2	ELBOW, 90 DEGREES (swivel nut)
13	8471-7852	1	HOSE ASSY	34	8471-7853	1	HOSE ASSY
14	8471-7890	2	HOSE ASSY	35	9105-3426	1	CONNECTOR
15	8471-7889	1	HOSE ASSY	36		Ref	FLOW DIVIDER VALVE (see page 10-19 for details)
16	8866-2139	1	RUN TEE (includes item 17)	37	9020-7856	1	COPPER GASKET
17	8859-1204	3	O-RING	* 38	8866-2005	1	CONNECTOR (includes o-ring)
18		Ref	INCHING VALVE (see page 10-13 for details)		8859-1204	1	O-RING
19	7713-3089	1	TEST FITTING				

**BRAKES**  
**Inching & Parking Brake Lines (524)**  
 Starting Serial No. 0177165  
 Original Issue 3-96

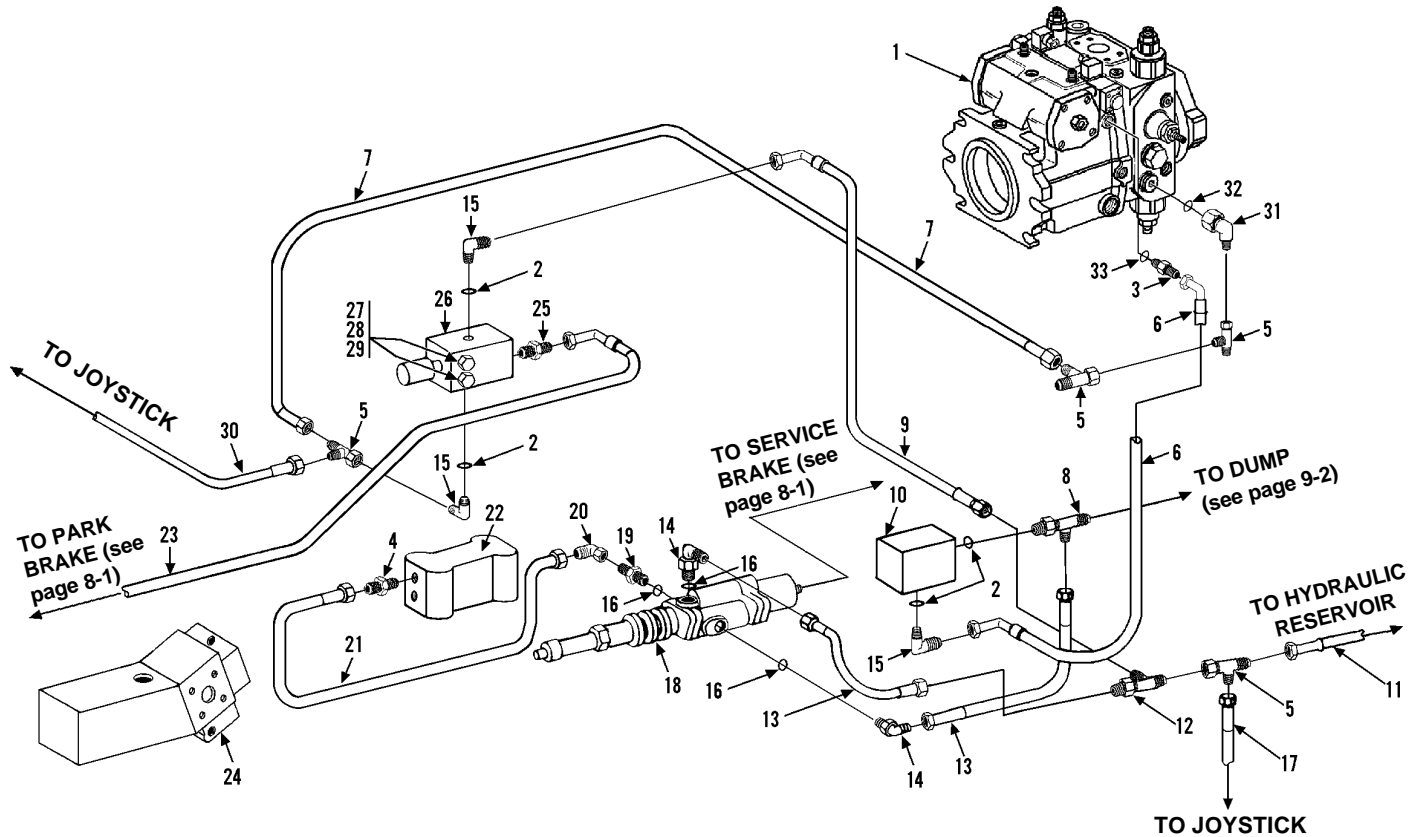


Item	Part No.	Qty.	Description Of Part	Item	Part No.	Qty.	Description Of Part
1		Ref	HYDROSTATIC TRANSMISSION ASSY (see page 10-15 for details)	17	7713-3197	1	HOSE ASSY
2	8859-1204	5	O-RING	18		Ref	BRAKE VALVE (see page 10-10 for details)
3	8866-2017	1	CONNECTOR (includes item 2)	19	9108-3306	1	CONNECTOR (includes item 16)
4	9105-3426	2	CONNECTOR (includes o-ring)	20	8866-2105	1	ELBOW, 90 DEGREES (swivel nut)
	8859-1207	2	O-RING	21	8471-7853	1	HOSE ASSY
5	8866-2239	3	SWIVEL NUT RUN TEE, 3/8 TUBE	22		Ref	FLOW DIVIDER VALVE (see page 10-9 for details)
6	8471-7817	1	HOSE ASSY	23	8471-8153	1	HOSE ASSY
7	8471-7852	1	HOSE ASSY	24		Ref	FRONT DRIVE MOTOR (see page 10-16 for details)
8	8866-2139	1	RUN TEE (includes item 2)	25	8866-2005	1	CONNECTOR (includes o-ring)
9	8471-7889	1	HOSE ASSY		8859-1204	1	O-RING
10		Ref	INCHING VALVE (see page 10-13 for details)	26		Ref	SOLENOID VALVE ASSY (see page 10-11 for details)
11	8471-6726	1	HOSE ASSY	27	8820-1008	2	HEX HD CAPSCREW, 1/4-20X1-3/4, GR5
12	8866-1305	1	UNION TEE, 3/8 TUBE	28	8856-1107	2	FLAT WASHER
13	8471-7890	2	HOSE ASSY	29	8855-1009	2	LOCKWASHER, 1/4
14	9108-3310	2	ELBOW, 90 DEGREES (includes item 16)	30	9020-4096	1	HOSE ASSY
15	8866-2064	3	ELBOW, 90 DEGREES (includes item 2)				
16	8859-1206	3	O-RING				



Item	Part No.	Qty.	Description Of Part
1		Ref	HYDROSTATIC TRANSMISSION ASSY (see page 10-15 for details)
2	8859-1204	4	O-RING
3	8866-2018	1	CONNECTOR (includes item 33)
4	9105-3426	1	CONNECTOR (includes o-ring)
	8859-1207	1	O-RING
5	8866-2239	3	SWIVEL NUT RUN TEE, 3/8 TUBE
6	8471-7460	1	HOSE ASSY
7	8471-7852	1	HOSE ASSY
8	8866-2139	1	RUN TEE (includes item 2)
9	8471-7889	1	HOSE ASSY
10		Ref	INCHING VALVE (see page 10-13 for details)
11	8471-6726	1	HOSE ASSY
12	8866-1305	1	UNION TEE, 3/8 TUBE
13	8471-7890	2	HOSE ASSY
14	9108-3310	2	ELBOW, 90 DEGREES (includes item 16)
15	8866-2064	3	ELBOW, 90 DEGREES (includes item 2)
16	8859-1206	3	O-RING
17	7713-3197	1	HOSE ASSY

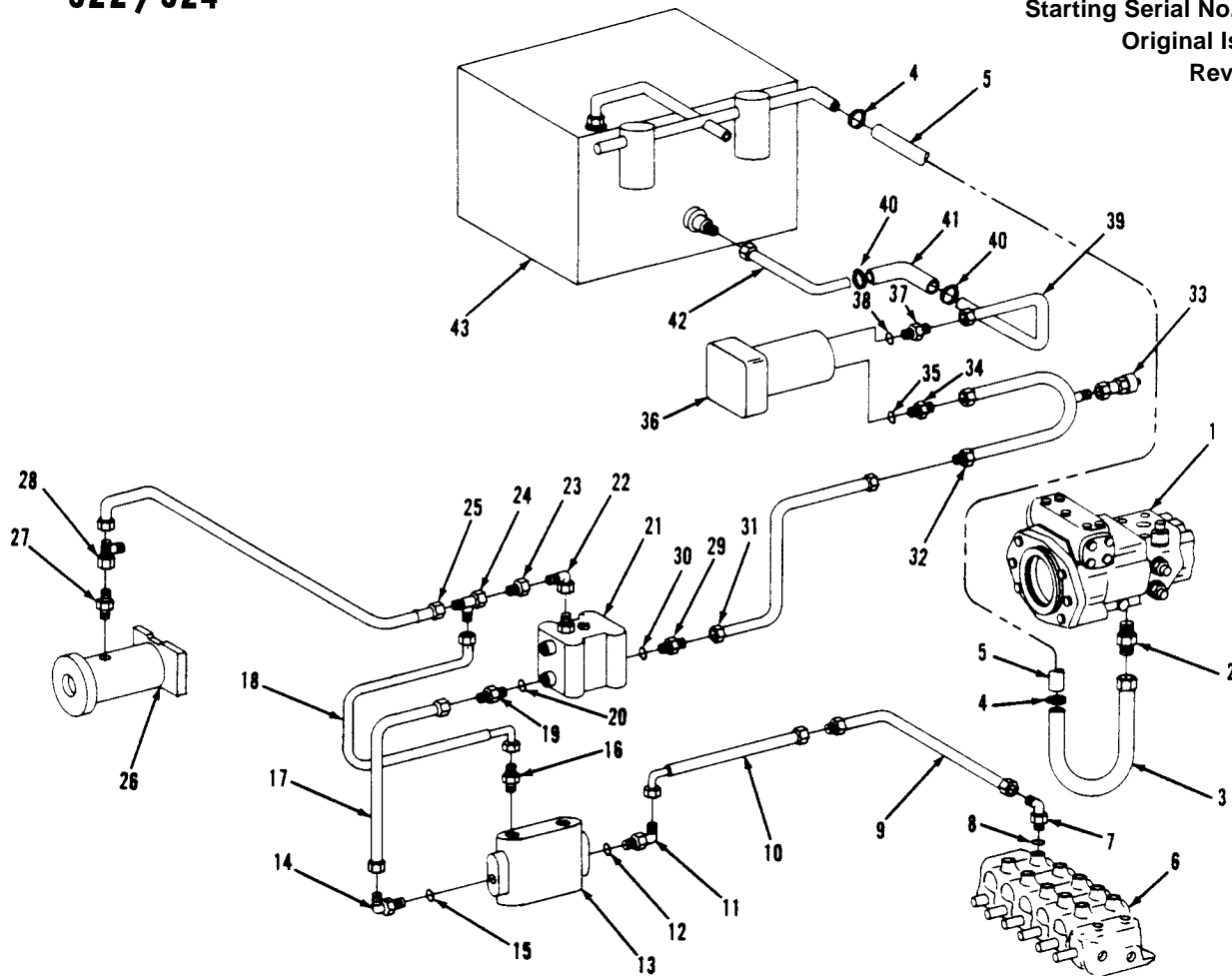
Item	Part No.	Qty.	Description Of Part
18		Ref	BRAKE VALVE (see page 10-10 for details)
19	9108-3306	1	CONNECTOR (includes item 16)
20	8866-2105	1	ELBOW, 90 DEGREES (swivel nut)
21	8471-7853	1	HOSE ASSY
22		Ref	FLOW DIVIDER VALVE (see page 10-9 for details)
23	8471-8153	1	HOSE ASSY
24		Ref	FRONT DRIVE MOTOR (see page 10-16 for details)
25	8866-2005	1	CONNECTOR (includes o-ring)
	8859-1204	1	O-RING
26		Ref	SOLENOID VALVE ASSY (see page 10-11 for details)
27	8820-1008	2	HEX HD CAPSCREW, 1/4-20X1-3/4, GR5
28	8856-1107	2	FLAT WASHER
29	8855-1009	2	LOCKWASHER, 1/4
30	9020-4096	1	HOSE ASSY
31	9108-3222	1	STRAIGHT THREAD REDUCING CONNECTOR (includes item 32)
32	8859-1207	1	O-RING
33	8859-1205	1	O-RING



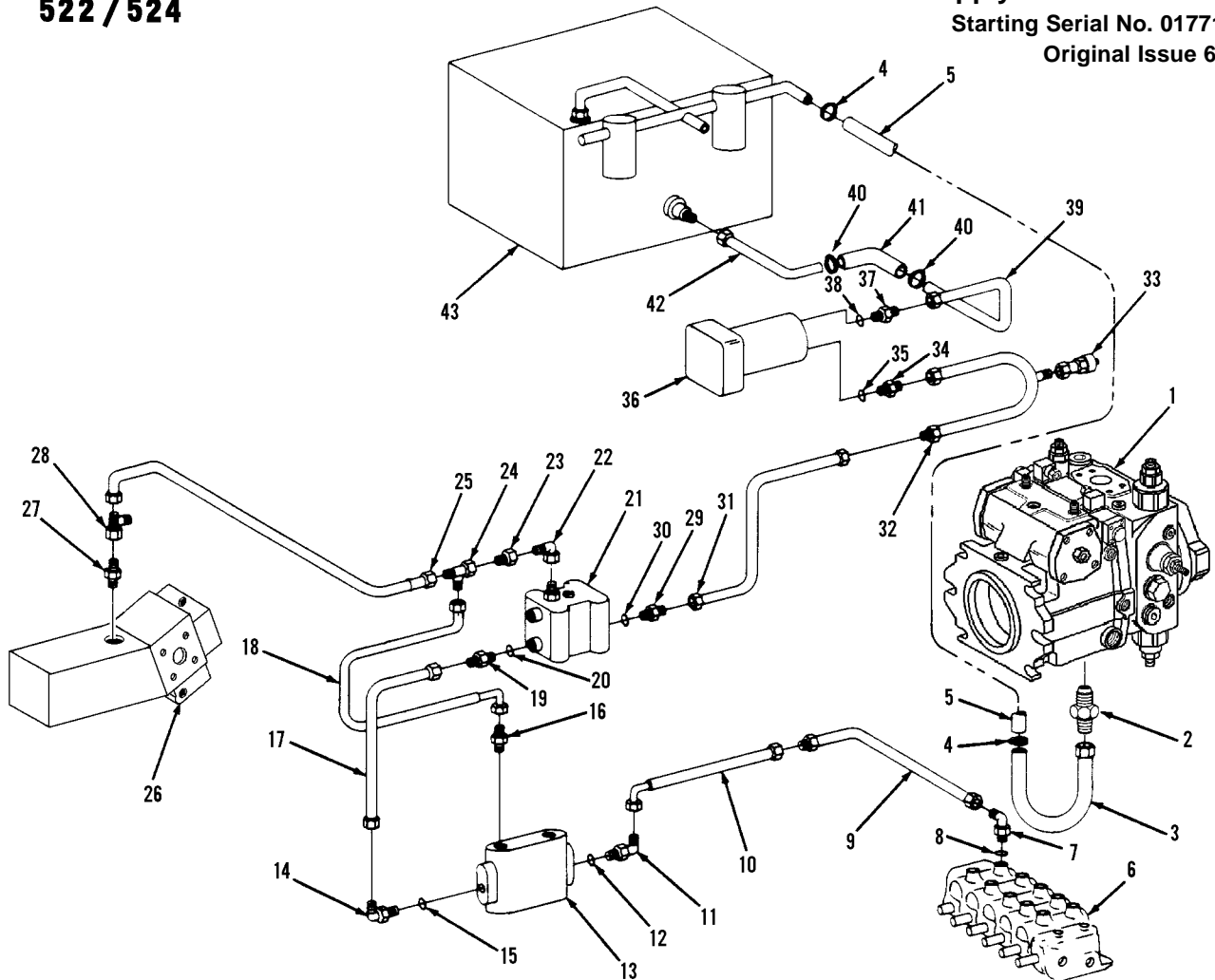
Item	Part No.	Qty.	Description Of Part
1		Ref	HYDROSTATIC TRANSMISSION ASSY (see page 10-15 for details)
2	8859-1204	4	O-RING
3	8866-2018	1	CONNECTOR (includes item 33)
4	9105-3426	1	CONNECTOR (includes o-ring)
5	8859-1207	1	O-RING
5	8866-2239	4	SWIVEL NUT RUN TEE, 3/8 TUBE
6	8471-7460	1	HOSE ASSY
7	8471-7852	1	HOSE ASSY
8	8866-2139	1	RUN TEE (includes item 2)
9	8471-7889	1	HOSE ASSY
10		Ref	INCHING VALVE (see page 10-13 for details)
11	8471-6726	1	HOSE ASSY
12	8866-1305	1	UNION TEE, 3/8 TUBE
13	8471-7890	2	HOSE ASSY
14	9108-3310	2	ELBOW, 90 DEGREES (includes item 16)
15	8866-2064	3	ELBOW, 90 DEGREES (includes item 2)
16	8859-1206	3	O-RING
17	7713-3197	1	HOSE ASSY

Item	Part No.	Qty.	Description Of Part
18		Ref	BRAKE VALVE (see page 10-10 for details)
19	9108-3306	1	CONNECTOR (includes item 16)
20	8866-2105	1	ELBOW, 90 DEGREES (swivel nut)
21	8471-7853	1	HOSE ASSY
22		Ref	FLOW DIVIDER VALVE (see page 10-9 for details)
*23	8471-8903	1	HOSE ASSY
24		Ref	FRONT DRIVE MOTOR (see page 10-16 for details)
25	8866-2005	1	CONNECTOR (includes o-ring)
26	8859-1204	1	O-RING
26		Ref	SOLENOID VALVE ASSY (see page 10-11 for details)
27	8820-1008	2	HEX HD CAPSCREW, 1/4-20X1-3/4, GR5
28	8856-1107	2	FLAT WASHER
29	8855-1009	2	LOCKWASHER, 1/4
30	9020-4096	1	HOSE ASSY
31	9108-3222	1	STRAIGHT THREAD REDUCING CONNECTOR (includes item 32)
32	8859-1207	1	O-RING
33	8859-1205	1	O-RING

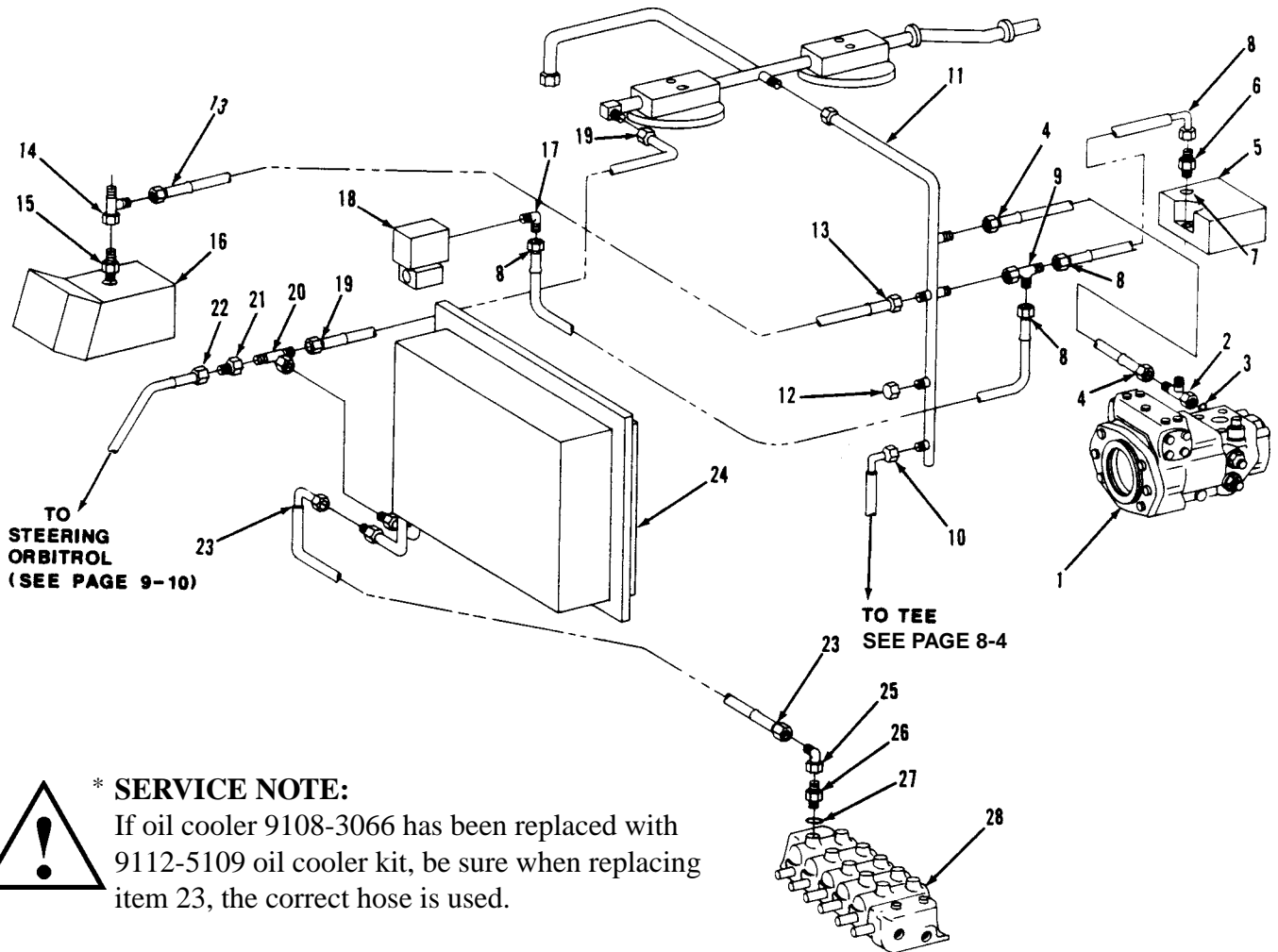




Item	Part No.	Qty.	Description Of Part	Item	Part No.	Qty.	Description Of Part
1		Ref	HYDROSTATIC DRIVE TRANSMISSION (see page 10-15 for details)	21		Ref	FLOW DIVIDER VALVE, (see page 10-9 for details)
2	9108-3245	1	STR. THREAD CONNECTOR	22	8866-2106	1	ELBOW, 90 DEGREES (swivel nut)
3	9108-3118	1	INTAKE TUBE	23	8688-3469	1	REDUCER
4	9002-8695	2	BAND CLAMP	24	8866-2239	1	SWIVEL NUT RUN TEE, 3/8 TUBE
5	9108-3246	1	HOSE ASSY	25	8471-7832	1	HOSE ASSY
6		Ref	MAIN HYDRAULIC CONTROL VALVE, (see page 10-7 for details)	26		Ref	FRT. DRIVE MOTOR ASSY (see page 10-16 & 10-17, for details)
7	8866-2067	1	ELBOW, 90 DEGREES (includes item 8)	27	9108-3306	1	ADAPTER
8	8859-1207	1	O-RING	28	8866-2239	1	SWIVEL NUT RUN TEE, 3/8 TUBE
9	9108-3232	1	TUBE ASSY	29	8866-2008	1	CONNECTOR, (includes item 30)
10	8471-7931	1	HOSE ASSY	30	8859-1207	1	O-RING
11	8866-2061	1	ELBOW, 90 DEGREES (includes item 12)	31	8471-7851	1	HOSE ASSY
12	8859-1209	1	O-RING	32	9108-3233	1	TUBE ASSY
13		Ref	PRIORITY FLOW CONTROL VALVE, (see page 10-8 for details)	33	7713-3089	1	TEST FITTING
14	8866-2061	1	ELBOW, 90 DEGREES (includes item 15)	34	8866-2010	1	CONNECTOR, (includes item 35)
15	8859-1209	1	O-RING	35	8859-1209	1	O-RING
16	8366-1316	1	STR. THREAD CONNECTOR	36		Ref	MAIN HYDRAULIC PUMP (see page 10-14 for details)
17	9108-3293	1	TUBE ASSY	37	8866-2011	1	CONNECTOR, (includes item 38)
18	8471-7803	1	HOSE ASSY	38	8859-1210	1	O-RING
19	8366-2008	1	STR. THREAD CONNECTOR (includes item 20)	39	9108-3144	1	SUCTION TUBE
20	8859-1207	1	O-RING	40	9002-8482	2	HOSE CLAMP
				41	7713-3166	1	HOSE ASSY
				42	9108-3145	1	SUCTION TUBE
				43		Ref	HYDRAULIC RESERVOIR ASSY (see page 10-19 for details)



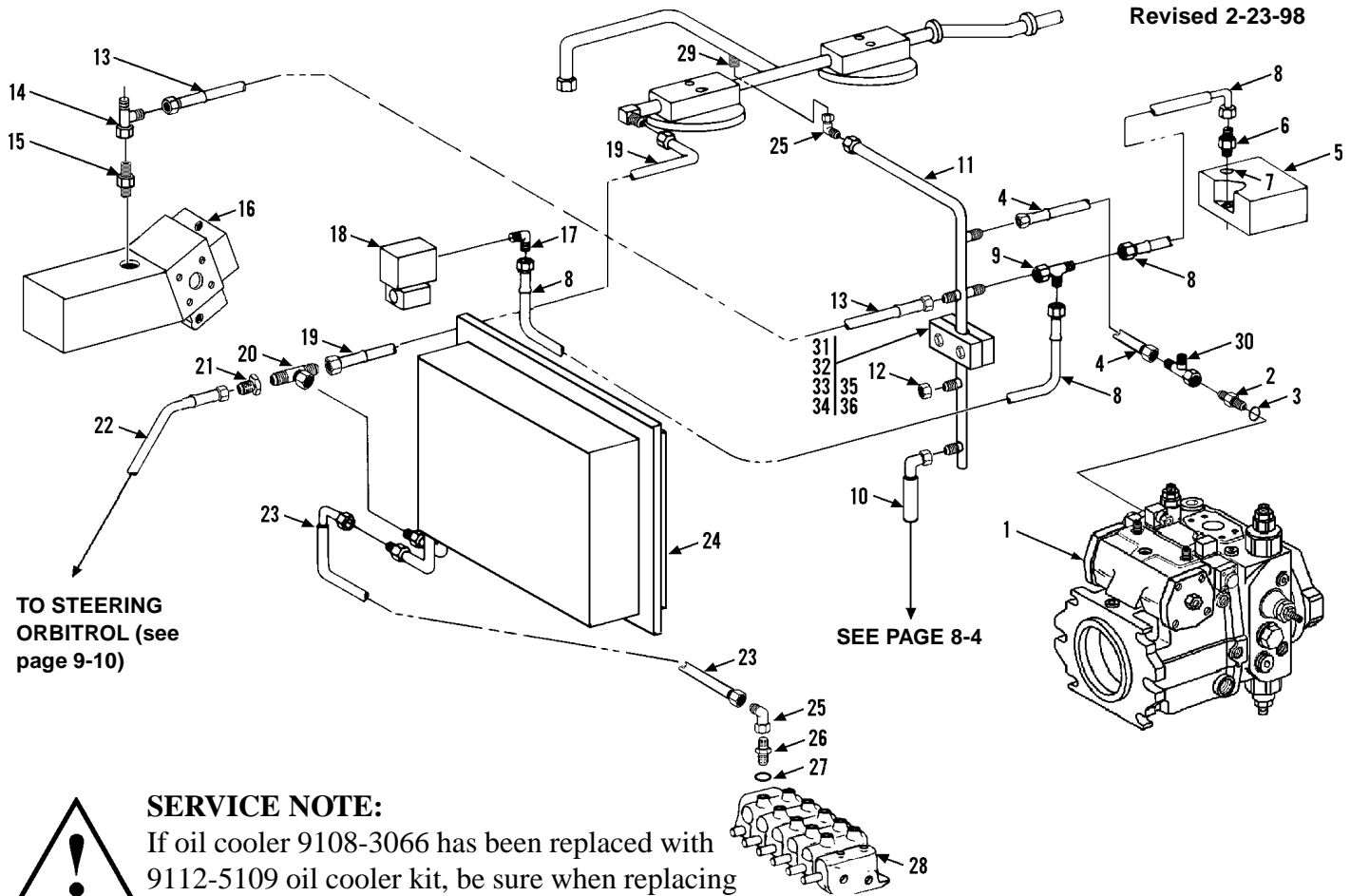
Item	Part No.	Qty.	Description Of Part	Item	Part No.	Qty.	Description Of Part
1		Ref	HYDROSTATIC DRIVE TRANSMISSION (see page 10-15 for details)	21		Ref	FLOW DIVIDER VALVE, (see page 10-9 for details)
2	8866-2011	1	STR. THREAD CONNECTOR, (includes o-ring)	22	8866-2106	1	ELBOW, 90 DEGREES (swivel nut)
	8859-1210	1	O-RING	23	8688-3469	1	REDUCER
3	9114-3087	1	INTAKE TUBE	24	8866-2239	1	SWIVEL NUT RUN TEE, 3/8 TUBE
4	9002-8695	2	BAND CLAMP	25	8471-7832	1	HOSE ASSY
5	9108-3246	1	HOSE ASSY	26		Ref	FRT. DRIVE MOTOR ASSY (see page 10-16 & 10-17, for details)
6		Ref	MAIN HYDRAULIC CONTROL VALVE, (see page 10-7 for details)	27	9105-3426	1	STR. THREAD ADAPTER (includes o-ring)
7	8866-2067	1	ELBOW, 90 DEGREES (includes item 8)		8859-1207	1	O-RING
8	8859-1207	1	O-RING	28	8866-2239	1	SWIVEL NUT RUN TEE, 3/8 TUBE
9	9108-3232	1	TUBE ASSY	29	8866-2008	1	CONNECTOR, (includes item 30)
10	8471-7931	1	HOSE ASSY	30	8859-1207	1	O-RING
11	8866-2061	1	ELBOW, 90 DEGREES (includes item 12)	31	8471-7851	1	HOSE ASSY
12	8859-1209	1	O-RING	32	9108-3233	1	TUBE ASSY
13		Ref	PRIORITY FLOW CONTROL VALVE, (see page 10-8 for details)	33	7713-3089	1	TEST FITTING
14	8866-2061	1	ELBOW, 90 DEGREES (includes item 15)	34	8866-2010	1	CONNECTOR, (includes item 35)
15	8859-1209	1	O-RING	35	8859-1209	1	O-RING
16	8366-1316	1	STR. THREAD CONNECTOR	36		Ref	MAIN HYDRAULIC PUMP (see page 10-14 for details)
17	9108-3293	1	TUBE ASSY	37	8866-2011	1	CONNECTOR, (includes item 38)
18	8471-7803	1	HOSE ASSY	38	8859-1210	1	O-RING
19	8366-2008	1	STR. THREAD CONNECTOR (includes item 20)	39	9108-3144	1	SUCTION TUBE
20	8859-1207	1	O-RING	40	9002-8482	2	HOSE CLAMP
				41	7713-3166	1	HOSE ASSY
				42	9108-3145	1	SUCTION TUBE
				43		Ref	HYDRAULIC RESERVOIR ASSY (see page 10-19 for details)



**\* SERVICE NOTE:**

If oil cooler 9108-3066 has been replaced with 9112-5109 oil cooler kit, be sure when replacing item 23, the correct hose is used.

Item	Part No.	Qty.	Description Of Part	Item	Part No.	Qty.	Description Of Part
1		Ref	HYDROSTATIC DRIVE TRANSMISSION (see page 10-15 for details)	18		Ref	SOLENOID VALVE, (see page 10-11 for details)
2	8866-2142	1	RUN TEE (includes item 3)	19	8471-7872	1	HOSE ASSY
3	8859-1207	1	O-RING	20	8866-2227	1	SWIVEL NUT BRANCH TEE, 3/4 TUBE
4	8471-7839	1	HOSE ASSY	21	8866-1345	1	TUBE END REDUCER, 3/4X3/8
5	9108-3424	1	DIFFERENTIAL-LOCK VALVE	22	8471-7810	1	HOSE ASSY
6	8866-2005	1	CONNECTOR (includes item 7)	*23	8471-7906	1	HOSE ASSY (use with 9108-3066)
7	8859-1204	1	O-RING		8471-9110	1	HOSE ASSY (use with oil cooler kit, 9112-5109)
8	8471-7930	2	HOSE ASSY	24		Ref	OIL COOLER ASSY, (see page 5-6 for details)
9	8866-2239	1	SWIVEL NUT RUN TEE- 1/4 TUBE	25	8866-2108	1	ELBOW, 90 DEGREES, SWIVEL NUT
10	8471-7816	1	HOSE ASSY	26	8866-2008	1	CONNECTOR, (includes item 27)
11	9130-3059	1	TUBE ASSY	27	8859-1207	1	O-RING
12	8866-1362	1	HEX CAP- 1/4 TUBE	28		Ref	MAIN HYDRAULIC CONTROL VALVE ASSY (see page 10-7 for details)
13	8471-7835	1	HOSE ASSY				NOTE: ONLY ITEMS WITH PART NUMBERS ARE AVAILABLE FOR SERVICE.
14	8866-2239	1	SWIVEL NUT RUN TEE-1/4 TUBE				
15	9108-3306	1	STRAIGHT THREAD ADAPTER				
16		Ref	FRONT DRIVE MOTOR ASSY, (see page 10-16 for details)				
17	8866-2064	1	MALE ELBOW, 90 DEGREES				



TO STEERING  
 ORBITROL (see  
 page 9-10)

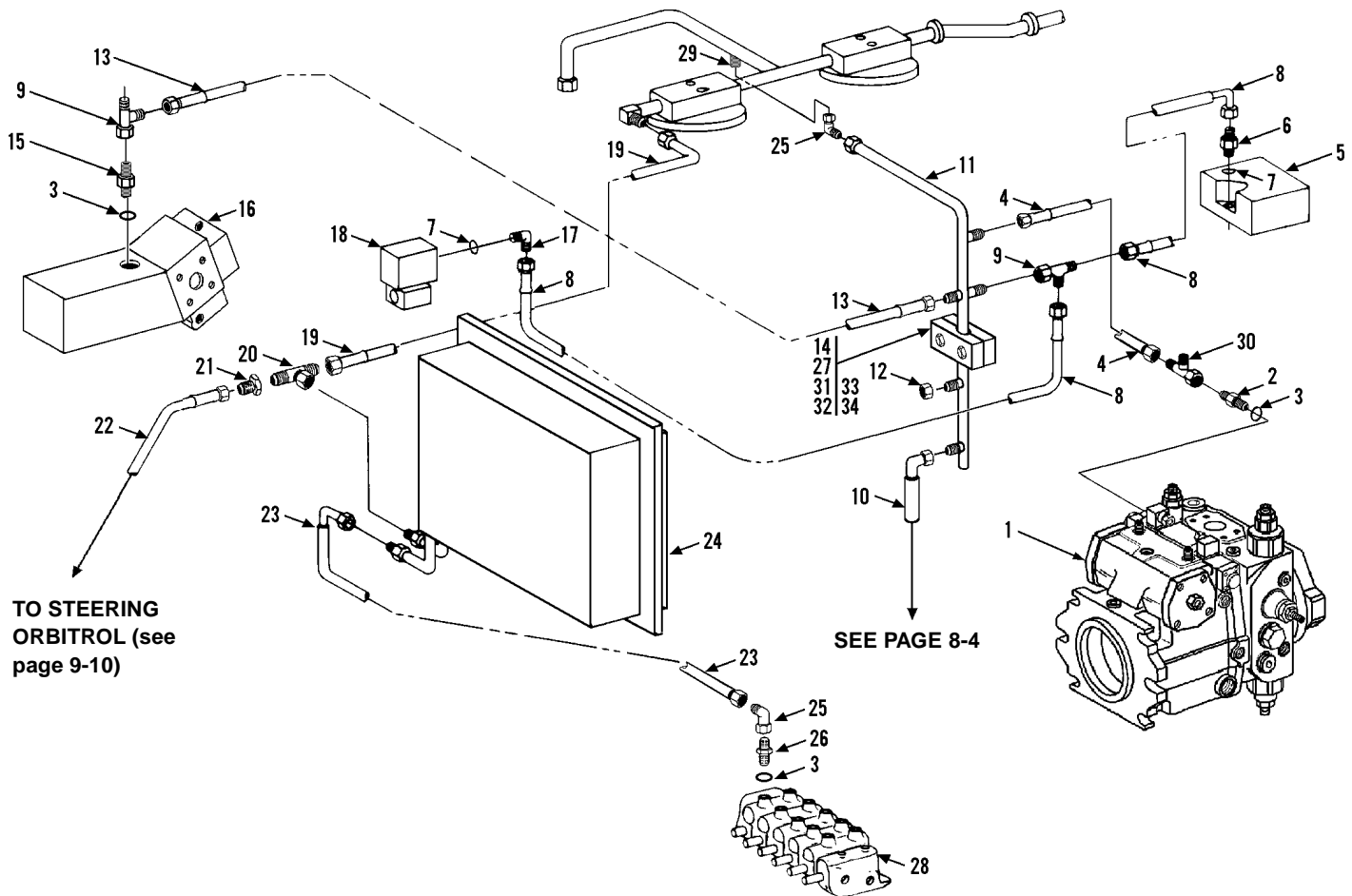
SEE PAGE 8-4



**SERVICE NOTE:**

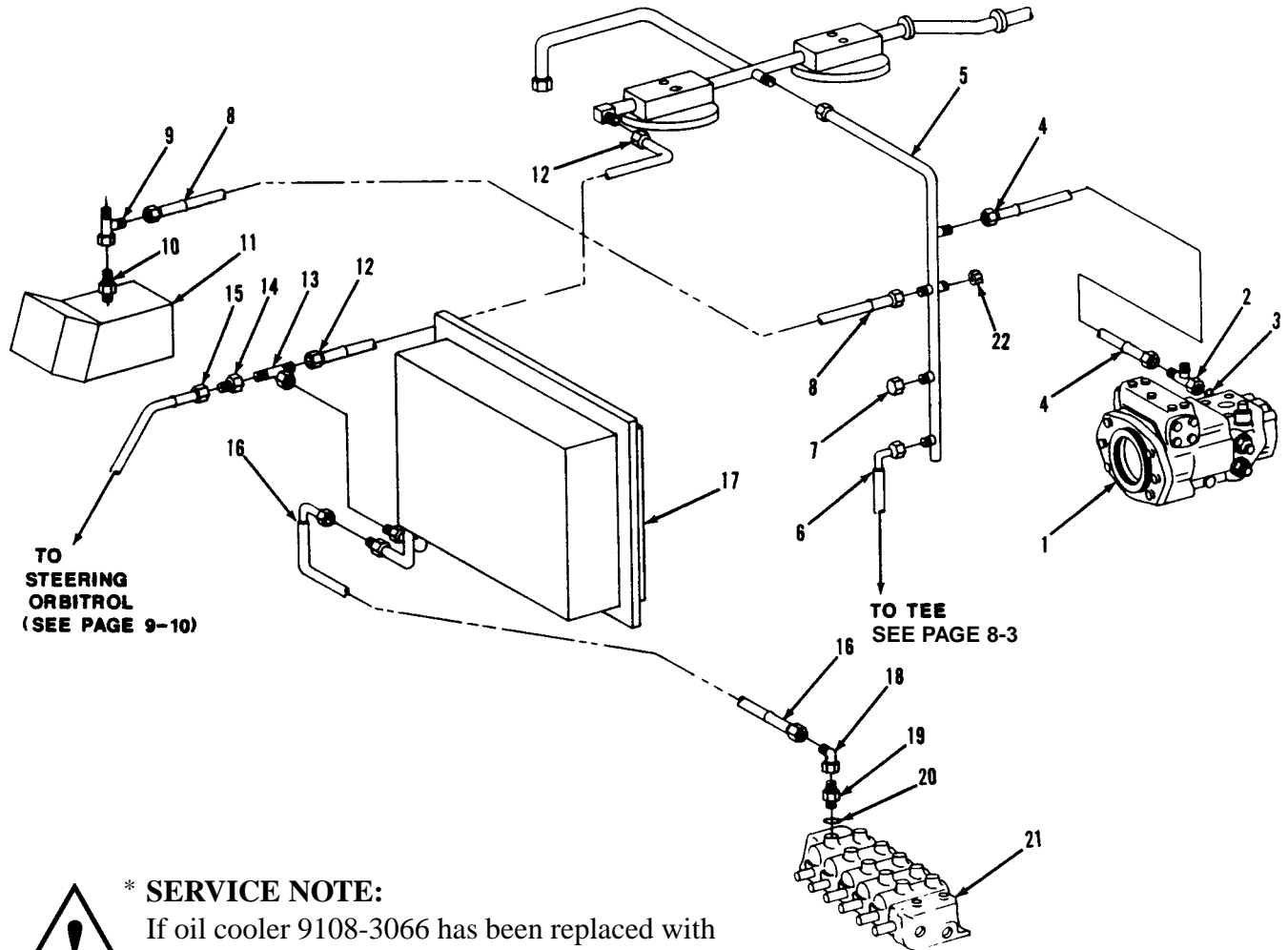
If oil cooler 9108-3066 has been replaced with 9112-5109 oil cooler kit, be sure when replacing item 23, the correct hose is used.

Item	Part No.	Qty.	Description Of Part	Item	Part No.	Qty.	Description Of Part
1		Ref	HYDROSTATIC DRIVE TRANSMISSION (see page 10-15 for details)	19	8471-7872	1	HOSE ASSY
2	8866-2008	1	CONNECTOR (includes item 3)	20	8866-2227	1	SWIVEL NUT BRANCH TEE, 3/4 TUBE
3	8859-1207	1	O-RING	21	8866-1345	1	TUBE END REDUCER, 3/4X3/8, (includes nut)
4	8471-7839	1	HOSE ASSY		8866-1408	1	NUT
5		Ref	DIFFERENTIAL-LOCK VALVE (see page 10-23 for details)	22	8471-7810	1	HOSE ASSY
6	8866-2005	1	CONNECTOR (includes item 7)	23	8471-7906	1	HOSE ASSY (use with 9108-3066)
7	8859-1204	1	O-RING		8471-9110	1	HOSE ASSY (use with oil cooler kit, 9112-5109)
8	8471-7930	2	HOSE ASSY	24		Ref	OIL COOLER ASSY, (see page 5-6 for details)
9	8866-2239	1	SWIVEL NUT RUN TEE- 1/4 TUBE	25	8866-2108	2	ELBOW, 90 DEGREES, SWIVEL NUT
10	8471-7908	1	HOSE ASSY	26	8866-2008	1	CONNECTOR, (includes item 27)
11	9130-3059	1	TUBE ASSY	27	8859-1207	1	O-RING
12	8866-1362	1	HEX CAP- 1/4 TUBE	28		Ref	MAIN CONTROL VALVE ASSY (see page 10-7 for details)
13	8471-7835	1	HOSE ASSY	29	8866-1010	1	MALE CONNECTOR, 3/8X1/2 TUBE
14	8866-2239	1	SWIVEL NUT RUN TEE-1/4 TUBE	30	8866-2242	1	SWIVEL NUT RUN TEE
15	9105-3426	1	STRAIGHT THREAD ADAPTER, (includes o-ring)	31	7713-3053	1	CLAMP SET
	8859-1207	1	O-RING	32	7713-3052	1	COVER PLATE
16		Ref	FRONT DRIVE MOTOR ASSY, (see page 10-16 for details)	33	8820-1010	2	HEX HD CAPSCREW, 1/4-20X2-1/4, GR5
17	8866-2064	1	ELBOW, 90 DEGREES (includes o-ring)	34	8850-1004	2	HEX NUT, 1/4-20
	8859-1204	1	O-RING	35	8855-1009	2	LOCKWASHER, 1/4
18		Ref	SOLENOID VALVE, (see page 10-11 for details)	36	8856-1107	2	FLAT WASHER, 1/4



Item	Part No.	Qty.	Description Of Part
1		Ref	HYDROSTATIC DRIVE TRANSMISSION, (see page 10-15 for details)
2	8866-2008	1	CONNECTOR, (includes item 3)
* 3	8859-1207	3	O-RING
4	8471-7839	1	HOSE ASSY
5		Ref	DIFFERENTIAL-LOCK VALVE, (see page 10-23 for details)
6	8866-2005	1	CONNECTOR, (includes item 7)
* 7	8859-1204	2	O-RING
8	8471-7930	2	HOSE ASSY
* 9	8866-2239	9	SWIVEL NUT RUN TEE, 3/8 TUBE
10	8471-7908	1	HOSE ASSY
11	9130-3059	1	TUBE ASSY
12	8866-1362	1	HEX CAP, 1/4 TUBE
13	8471-7835	1	HOSE ASSY
* 14	8856-1107	2	FLAT WASHER, 1/4
* 15	9105-3426	1	STRAIGHT THREAD ADAPTER, (includes item 3)
16		Ref	FRONT DRIVE MOTOR ASSY, (see page 10-16 for details)
* 17	8866-2064	1	ELBOW, 90 DEGREES, (includes item 7)

Item	Part No.	Qty.	Description Of Part
18		Ref	SOLENOID VALVE, (see page 10-11 for details)
* 19	8471-9109	1	HOSE ASSY
20	8866-2227	1	SWIVEL NUT BRANCH TEE, 3/4 TUBE
21	8866-1345	1	TUBE END REDUCER, 3/4X3/8, (includes nut)
	8866-1408	1	NUT
22	8471-7810	1	HOSE ASSY
23	8471-9110	1	HOSE ASSY
24		Ref	OIL COOLER ASSY, (see page 5-6 for details)
25	8866-2108	2	ELBOW, 90 DEGREES, (swivel nut)
* 26	8866-2008	1	CONNECTOR, (includes item 3)
* 27	8855-1009	2	LOCKWASHER, 1/4
28		Ref	MAIN CONTROL VALVE ASSY, (see page 10-7 for details)
29	8866-1010	1	MALE CONNECTOR, 3/8X1/2 TUBE
30	8866-2242	1	SWIVEL NUT RUN TEE, 3/4 TUBE
31	7713-3053	1	CLAMP SET
32	7713-3052	1	COVER PLATE
33	8820-1010	2	HEX HD CAPSCREW, 1/4-20X2-1/4, GR5
34	8850-1004	2	HEX NUT, 1/4-20

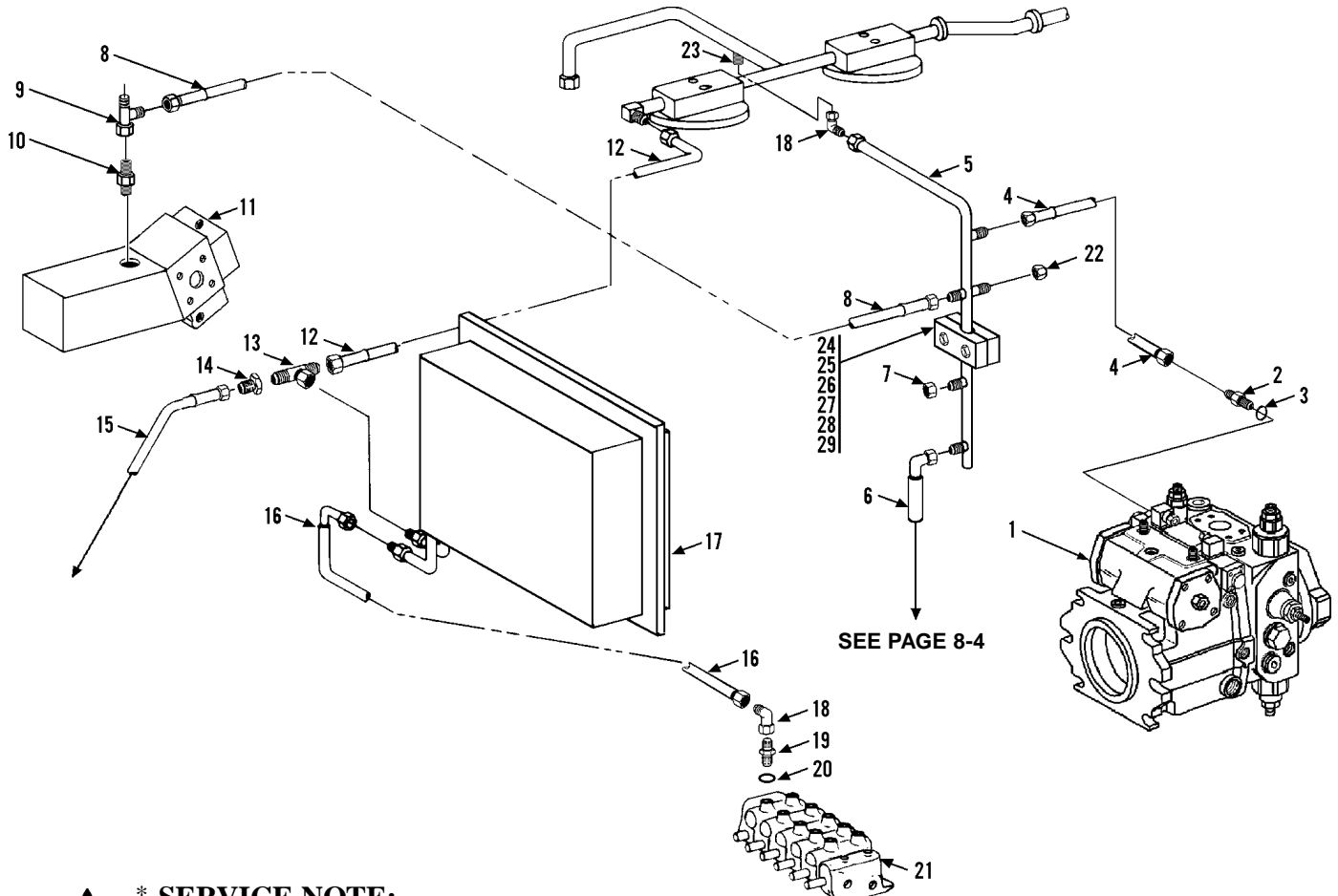


**\* SERVICE NOTE:**

If oil cooler 9108-3066 has been replaced with 9112-5109 oil cooler kit, be sure when replacing item 16, the correct hose is used.

Item	Part No.	Qty.	Description Of Part
1		Ref	HYDROSTATIC DRIVE TRANSMISSION (see page 10-15 for details)
2	8866-2142	1	RUN TEE (includes item 3)
3	8859-1207	1	O-RING
4	8471-7839	1	HOSE ASSY
5	9108-3189	1	TUBE ASSY
6	8471-7816	1	HOSE ASSY
7	8866-1362	1	HEX CAP-1/4 TUBE
8	8471-7835	1	HOSE ASSY
9	8866-2239	1	SWIVEL NUT RUN TEE- 1/4 TUBE
10	9108-3306	1	STRAIGHT THREAD ADAPTER
11		Ref	FRONT DRIVE MOTOR ASSY, (see page 10-17 for details)
12	8471-7872	1	HOSE ASSY

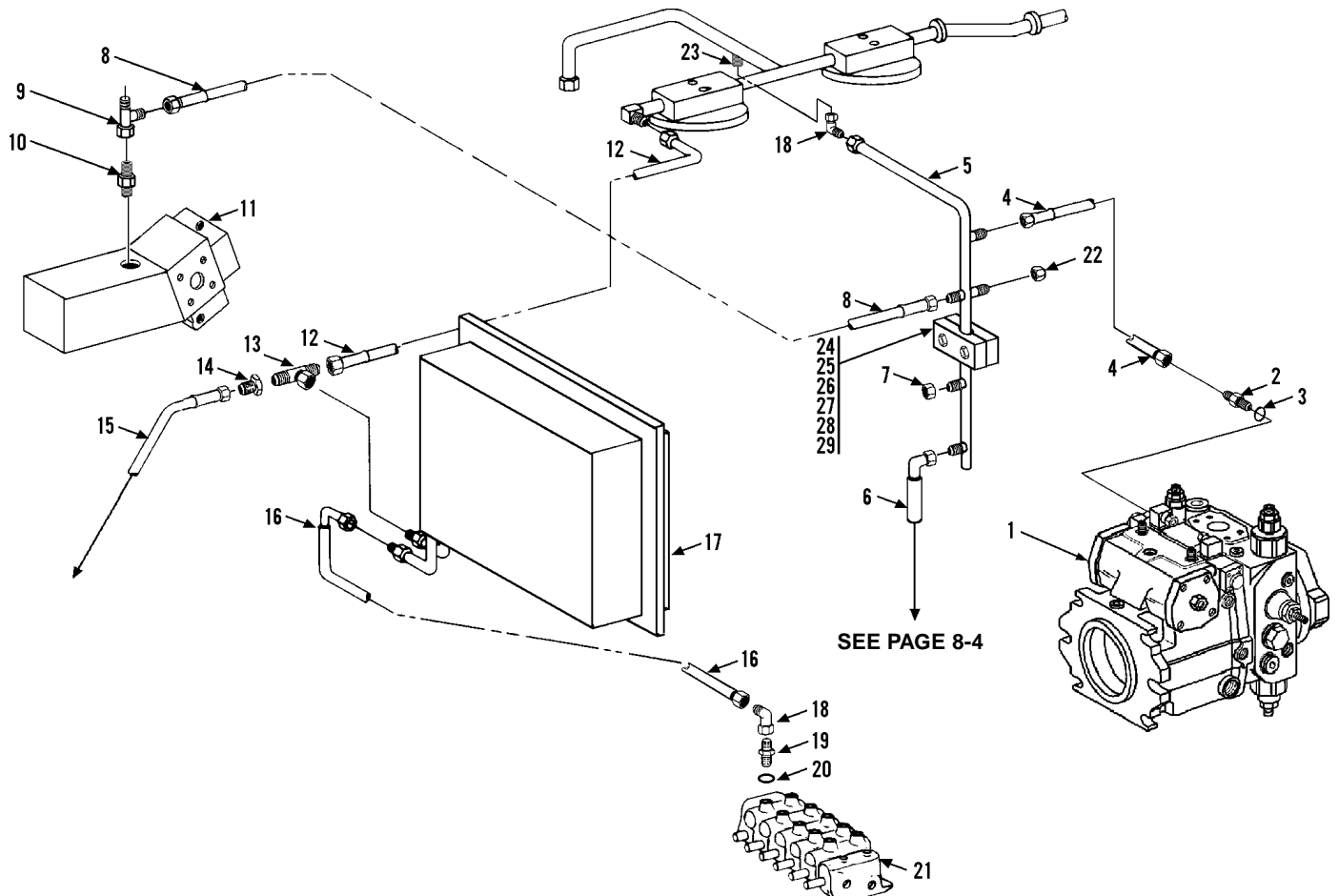
Item	Part No.	Qty.	Description Of Part
13	8866-2227	1	SWIVEL NUT RUN TEE- 1/4 TUBE
14	8866-1345	1	TUBE END REDUCER, 3/4X3/8
15	8471-7810	1	HOSE ASSY
*16	8471-7906	1	HOSE ASSY (use with 9108-3066)
	8471-9110	1	HOSE ASSY (use with oil cooler kit, 9112-5109)
17		Ref	OIL COOLER ASSY, (see page 5-6 for details)
18	8866-2108	1	ELBOW, 90 DEGREES (swivel nut)
19	8866-2008	1	CONNECTOR (includes item 20)
20	8859-1207	1	O-RING
21		Ref	MAIN HYDRAULIC CONTROL VALVE, (see page 10-7 for details)
22	8866-1364	1	HEX CAP, 3/8 TUBE



**\* SERVICE NOTE:**

If oil cooler 9108-3066 has been replaced with 9112-5109 oil cooler kit, be sure when replacing item 16, the correct hose is used.

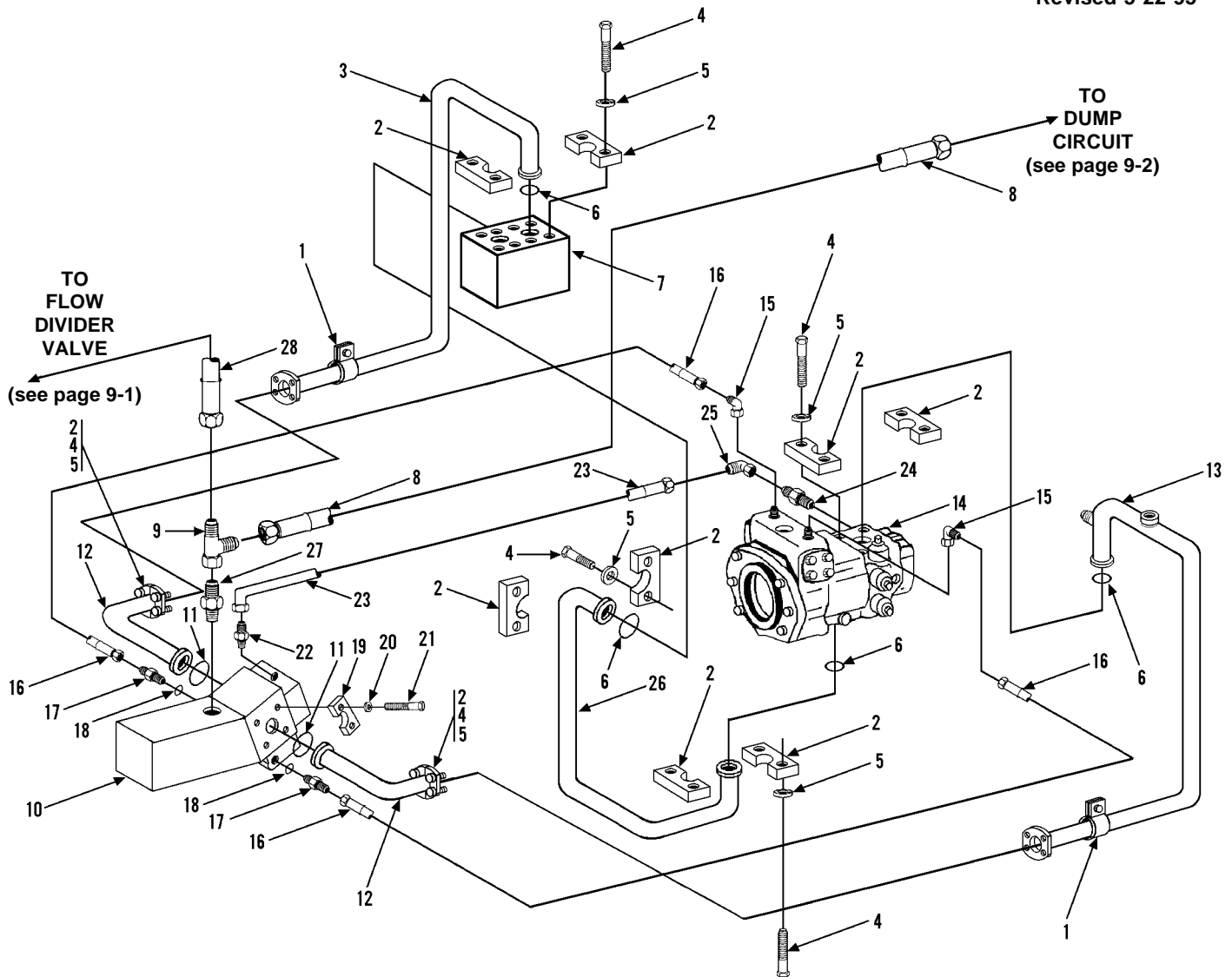
Item	Part No.	Qty.	Description Of Part	Item	Part No.	Qty.	Description Of Part
1		Ref	HYDROSTATIC DRIVE TRANSMISSION (see page 10-15 for details)	15	8471-7810	1	HOSE ASSY
2	8866-2008	1	CONNECTOR (includes item 3)	*16	8471-7906	1	HOSE ASSY (use with 9108-3066)
3	8859-1207	1	O-RING		8471-9110	1	HOSE ASSY (use with oil cooler kit, 9112-5109)
4	8471-7839	1	HOSE ASSY	17		Ref	OIL COOLER ASSY, (see page 5-6 for details)
5	9130-3059	1	TUBE ASSY	18	8866-2108	2	ELBOW, 90 DEGREES (swivel nut)
6	8471-7908	1	HOSE ASSY	19	8866-2008	1	CONNECTOR (includes item 20)
7	8866-1362	1	HEX CAP-1/4 TUBE	20	8859-1207	1	O-RING
8	8471-7835	1	HOSE ASSY	21		Ref	MAIN CONTROL VALVE, (see page 10-7 for details)
9	8866-2239	1	SWIVEL NUT RUN TEE- 1/4 TUBE	22	8866-1364	1	HEX CAP, 3/8 TUBE
10	9105-3426	1	STRAIGHT THREAD ADAPTER (includes o-ring)	23	8866-1010	1	MALE CONNECTOR, 3/8X1/2 TUBE
11	8859-1207	1	O-RING	24	7713-3053	1	CLAMP SET
		Ref	FRONT DRIVE MOTOR ASSY, (see page 10-17 for details)	25	7713-3052	1	COVER PLATE
12	8471-7872	1	HOSE ASSY	26	8820-1010	2	HEX HD CAPSCREW, 1/4-20X2-1/4, GR5
13	8866-2227	1	SWIVEL NUT RUN TEE- 1/4 TUBE	27	8850-1004	2	HEX NUT, 1/4-20
14	8866-1345	1	TUBE END REDUCER, 3/4X3/8, (includes nut)	28	8855-1009	2	LOCKWASHER, 1/4
	8866-1408	1	NUT	29	8856-1107	2	FLAT WASHER, 1/4



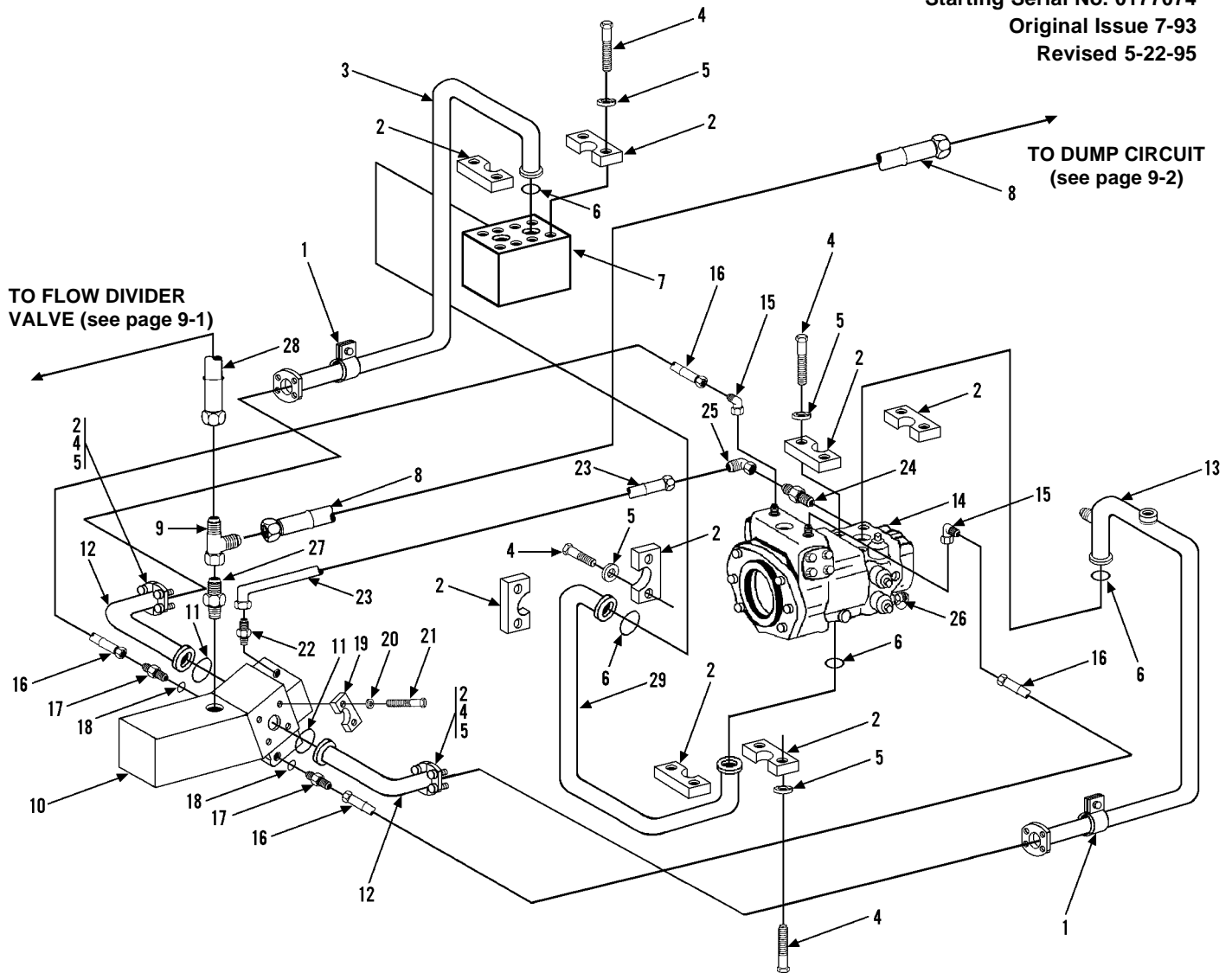
Item	Part No.	Qty.	Description Of Part
1		Ref	HYDROSTATIC DRIVE TRANSMISSION (see page 10-15 for details)
2	8866-2008	1	CONNECTOR (includes item 3)
3	8859-1207	1	O-RING
4	8471-7839	1	HOSE ASSY
5	9130-3059	1	TUBE ASSY
6	8471-7908	1	HOSE ASSY
7	8866-1362	1	HEX CAP-1/4 TUBE
8	8471-7835	1	HOSE ASSY
9	8866-2239	1	SWIVEL NUT RUN TEE- 1/4 TUBE
10	9105-3426	1	STRAIGHT THREAD ADAPTER (includes o-ring)
	8859-1207	1	O-RING
11		Ref	FRONT DRIVE MOTOR ASSY, (see page 10-17 for details)
12	8471-7872	1	HOSE ASSY
13	8866-2227	1	SWIVEL NUT RUN TEE- 1/4 TUBE
14	8866-1345	1	TUBE END REDUCER, 3/4X3/8, (includes nut)
	8866-1408	1	NUT

Item	Part No.	Qty.	Description Of Part
15	8471-7810	1	HOSE ASSY
16	8471-9110	1	HOSE ASSY
17		Ref	OIL COOLER ASSY, (see page 5-6 for details)
18	8866-2108	2	ELBOW, 90 DEGREES (swivel nut)
19	8866-2008	1	CONNECTOR (includes item 20)
20	8859-1207	1	O-RING
21		Ref	MAIN CONTROL VALVE, (see page 10-7 for details)
22	8866-1364	1	HEX CAP, 3/8 TUBE
23	8866-1010	1	MALE CONNECTOR, 3/8X1/2 TUBE
24	7713-3053	1	CLAMP SET
25	7713-3052	1	COVER PLATE
26	8820-1010	2	HEX HD CAPSCREW, 1/4-20X2-1/4, GR5
27	8850-1004	2	HEX NUT, 1/4-20
28	8855-1009	2	LOCKWASHER, 1/4
29	8856-1107	2	FLAT WASHER, 1/4

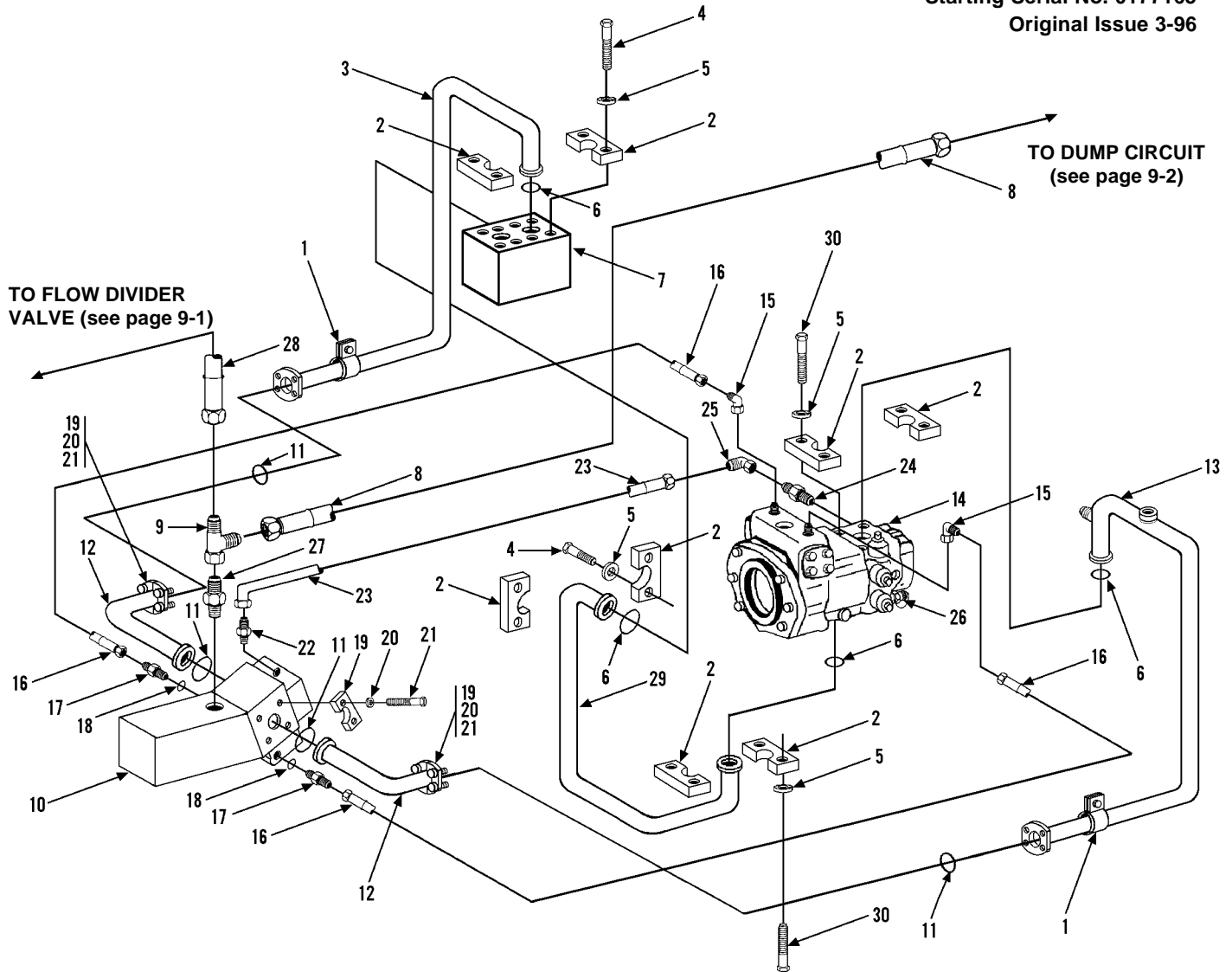




Item	Part No.	Qty.	Description Of Part	Item	Part No.	Qty.	Description Of Part
1	9020-5792	2	CUSHION CLAMP	15	8866-2062	2	ELBOW, 90 DEGREES (includes o-ring)
2	8471-2738	10	SPLIT FLANGE CLAMP		8859-1202	2	O-RING
3	9108-3418	1	TUBE ASSY	16	8471-7856	2	HOSE ASSY
4	8320-1135	20	HEX HD CAPSCREW, 7/16-14X1-1/2, GR8	17	8866-2003	2	CONNECTOR (includes item 18)
5	8855-1012	20	LOCKWASHER, 7/16	18	8859-1202	2	O-RING
6	9108-3106	3	O-RING	19	8471-2739	4	SPLIT FLANGE CLAMP
7		Ref	TRACTION LOCK VALVE (see page 10-23 for details)	20	8856-1013	8	LOCKWASHER, 1/2
8	8471-7911	1	HOSE ASSY	21	8320-1120	8	HEX HD CAPSCREW, 1/2-13X1-3/4, GR5
9	8866-2239	1	SWIVEL NUT RUN TEE, 3/8 TUBE	22	9108-3342	1	STRAIGHT THREAD CONNECTOR
10		Ref	FRONT DRIVE MOTOR (see page 10-16 for details)	23	8471-7946	1	HOSE ASSY
11	9108-3339	2	O-RING	24	8866-2018	1	CONNECTOR (includes o-ring)
12	8471-7866	2	HOSE ASSY		8859-1205	1	O-RING
13	9108-3419	1	TUBE ASSY	25	8866-2119	1	ELBOW, 45 DEGREES (swivel nut)
14		Ref	HYDROSTATIC TRANSMISSION PUMP (see page 10-15 for details)	26	9108-3095	1	TUBE ASSY
				27	9108-3306	1	STRAIGHT THREAD ADAPTER
				28	8471-7832	1	HOSE ASSY

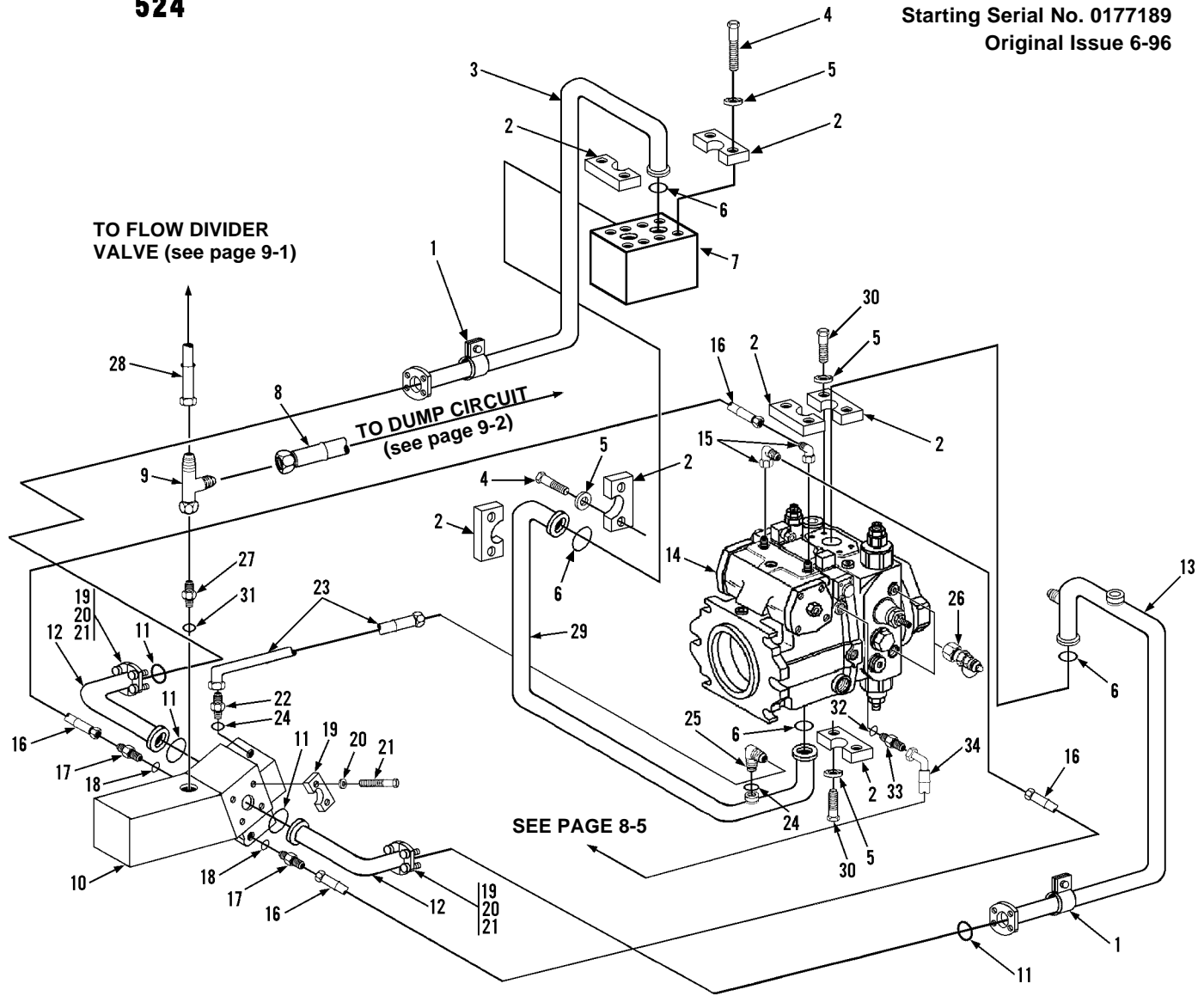


Item	Part No.	Qty.	Description Of Part	Item	Part No.	Qty.	Description Of Part
1	9020-5792	2	CUSHION CLAMP	16	8471-7865	2	HOSE ASSY
2	8471-2738	10	SPLIT FLANGE CLAMP	17	8866-2003	2	CONNECTOR (includes item 18)
3	9108-3418	1	TUBE ASSY	18	8859-1202	2	O-RING
4	8320-1135	20	HEX HD CAPSCREW, 7/16-14X1-1/2, GR8	19	8471-2739	4	SPLIT FLANGE CLAMP
5	8855-1012	20	LOCKWASHER, 7/16	20	8856-1013	8	LOCKWASHER, 1/2
6	9108-3106	3	O-RING	21	8320-1120	8	HEX HD CAPSCREW, 1/2-13X1-3/4, GR5
7		Ref	TRACTION LOCK VALVE (see page 10-23 for details)	22	9108-3342	1	STRAIGHT THREAD CONNECTOR
8	8471-7835	1	HOSE ASSY	23	8471-7946	1	HOSE ASSY
9	8866-2239	1	SWIVEL NUT RUN TEE, 3/8 TUBE	24	8866-2018	1	CONNECTOR (includes o-ring)
10		Ref	FRONT DRIVE MOTOR (see page 10-16 for details)	25	8866-2119	1	ELBOW, 45 DEGREES (swivel nut)
11	9108-3339	2	O-RING	26	9108-3475	2	TEST COUPLING
12	8471-8476	2	HOSE ASSY	27	9108-3306	1	STRAIGHT THREAD ADAPTER
13	9108-3419	1	TUBE ASSY	28	8471-7832	1	HOSE ASSY
14		Ref	HYDROSTATIC TRANSMISSION PUMP (see page 10-15 for details)	29	9108-3095	1	TUBE ASSY
15	8866-2062	2	ELBOW, 90 DEGREES (includes o-ring)				
	8859-1202	2	O-RING				



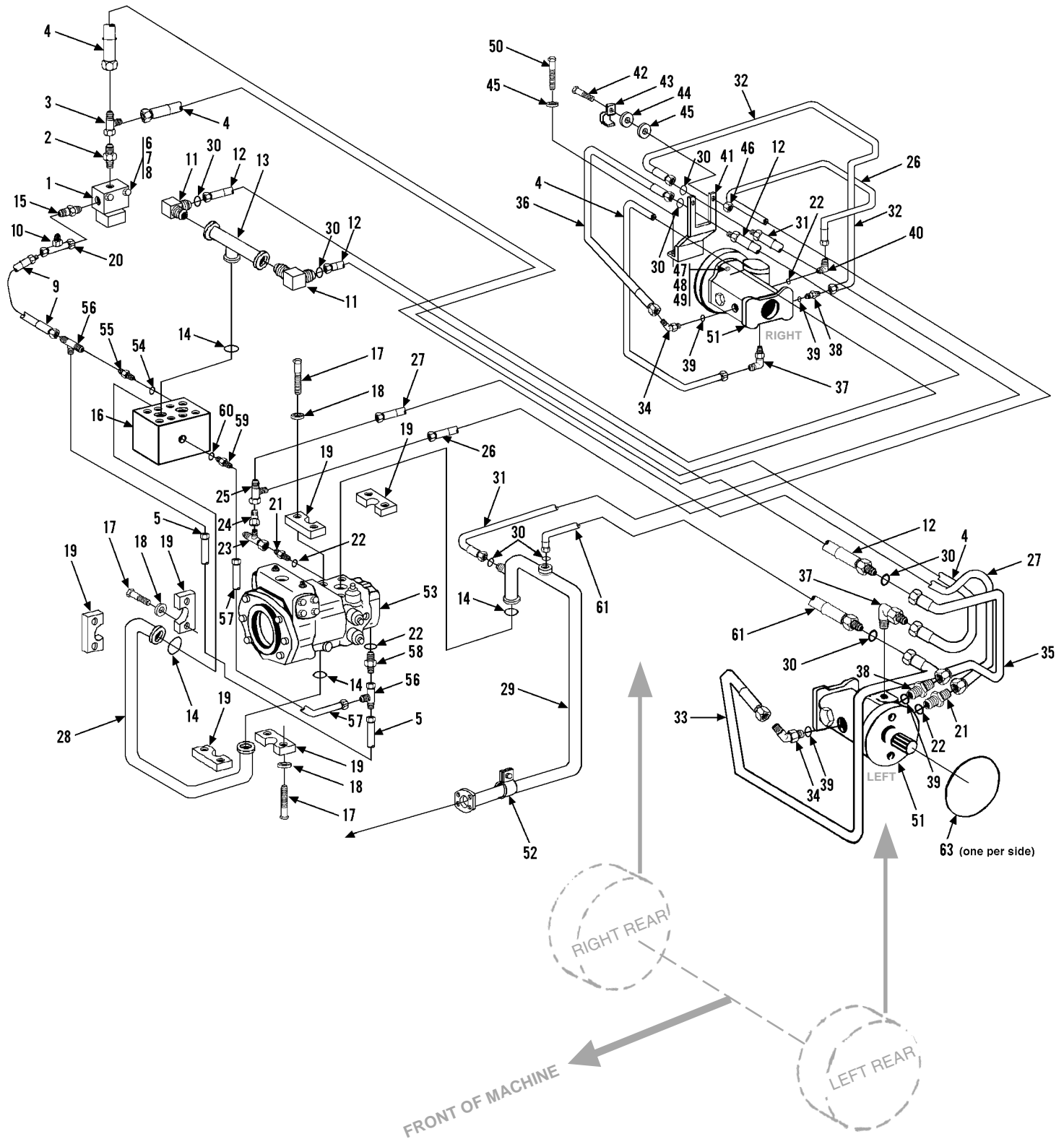
Item	Part No.	Qty.	Description Of Part
1	9020-5792	2	CUSHION CLAMP
2	8471-2738	10	SPLIT FLANGE CLAMP
3	9108-3418	1	TUBE ASSY
4	8320-1155	8	HEX HD CAPSCREW, 7/16-14X1-3/4, GR8
5	8855-1012	20	LOCKWASHER, 7/16
6	9108-3106	3	O-RING
7		Ref	TRACTION LOCK VALVE (see page 10-23 for details)
8	8471-7835	1	HOSE ASSY
9	8866-2239	1	SWIVEL NUT RUN TEE, 3/8 TUBE
10		Ref	FRONT DRIVE MOTOR (see page 10-16 for details)
11	9108-3339	2	O-RING
12	8471-8760	2	HOSE ASSY
13	9108-3419	1	TUBE ASSY
14		Ref	HYDROSTATIC TRANSMISSION PUMP (see page 10-15 for details)
15	8866-2062	2	ELBOW, 90 DEGREES (includes o-ring)
	8859-1202	2	O-RING

Item	Part No.	Qty.	Description Of Part
16	8471-7865	2	HOSE ASSY
17	8866-2003	2	CONNECTOR (includes item 18)
18	8859-1202	2	O-RING
19	8471-2739	8	SPLIT FLANGE CLAMP
20	8856-1013	16	LOCKWASHER, 1/2
21	8320-1120	16	HEX HD CAPSCREW, 1/2-13X1-3/4, GR5
22	9108-3342	1	STRAIGHT THREAD CONNECTOR
23	8471-7946	1	HOSE ASSY
24	8866-2018	1	CONNECTOR (includes o-ring)
	8859-1205	1	O-RING
25	8866-2119	1	ELBOW, 45 DEGREES (swivel nut)
26	9105-3020	2	TEST COUPLING
27	9108-3306	1	STRAIGHT THREAD ADAPTER
28	8471-7832	1	HOSE ASSY
29	9108-3095	1	TUBE ASSY
30	8320-1135	8	HEX HD CAPSCREW, 7/16-14X1-1/2, GR8

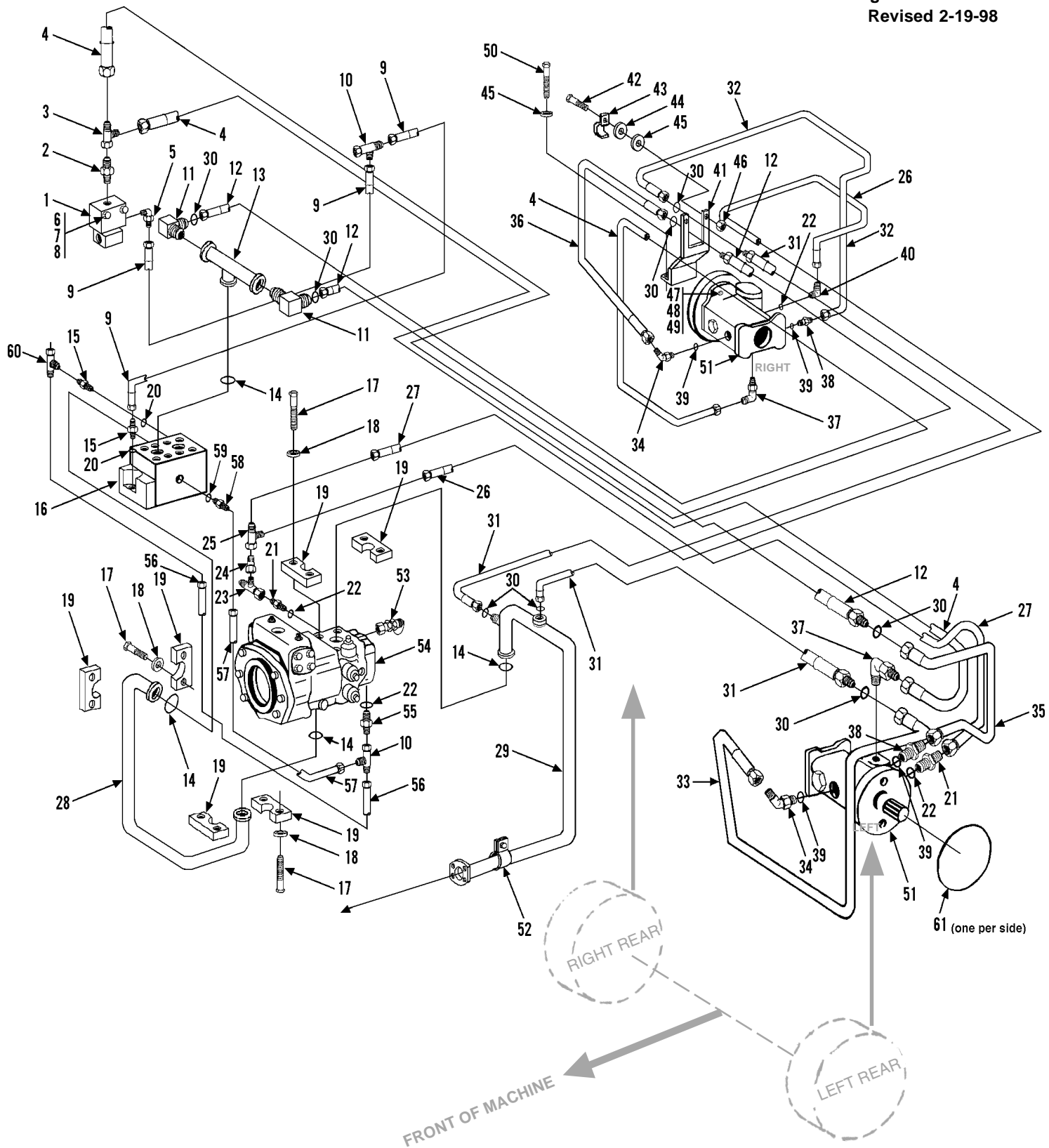


Item	Part No.	Qty.	Description Of Part
1	9020-5792	2	CUSHION CLAMP
2	8471-2738	10	SPLIT FLANGE CLAMP
3	9108-3418	1	TUBE ASSY
4	8320-1155	8	HEX HD CAPSCREW, 7/16-14X1-3/4, GR8
5	8855-1012	20	LOCKWASHER, 7/16
6	9108-3106	4	O-RING
7		Ref	TRACTION LOCK VALVE (see page 10-23 for details)
8	8471-7835	1	HOSE ASSY
9	8866-2239	1	SWIVEL NUT RUN TEE, 3/8 TUBE
10		Ref	FRONT DRIVE MOTOR (see page 10-16 for details)
11	9108-3339	4	O-RING
12	8471-8657	2	HOSE ASSY
13	9114-3055	1	TUBE ASSY
14		Ref	HYDROSTATIC TRANSMISSION PUMP (see page 10-15 for details)
15	9002-7906	2	ELBOW, 90 DEGREES (includes o-ring)
	8859-1204	2	O-RING
16	8471-8861	2	HOSE ASSY

Item	Part No.	Qty.	Description Of Part
17	8866-2003	2	CONNECTOR (includes item 18)
18	8859-1202	2	O-RING
19	8471-2739	8	SPLIT FLANGE CLAMP
20	8856-1013	16	LOCKWASHER, 1/2
21	8320-1120	16	HEX HD CAPSCREW, 1/2-13X1-3/4, GR5
22	8866-2017	1	CONNECTOR (includes item 24)
23	8471-8930	1	HOSE ASSY
24	8859-1204	2	O-RING
25	8866-2064	1	ELBOW, 90 DEGREES (includes item 24)
26	9105-3020	2	TEST COUPLING
27	9105-3426	1	STRAIGHT THREAD ADAPTER (includes item 31)
28	8471-7832	1	HOSE ASSY
29	9116-3201	1	TUBE ASSY
30	8320-1135	8	HEX HD CAPSCREW, 7/16-14X1-1/2, GR8
31	8859-1207	1	O-RING
32	8859-1205	1	O-RING
33	8866-2018	1	CONNECTOR (includes item 32)
34	8471-7460	1	HOSE ASSY



Item	Part No.	Qty.	Description Of Part	Item	Part No.	Qty.	Description Of Part
1		Ref	SOLENOID VALVE (see page 10-11 for details)	33	9108-3040	1	TUBE ASSY
2	9108-3213	1	ADAPTER, 1/4 TUBE	34	8866-2425	2	ELBOW, 45 DEGREES (includes item 39)
3	8866-2237	1	SWIVEL NUT RUN TEE, 1/4 TUBE	35	9108-3463	1	TUBE ASSY
4	8471-8181	2	HOSE ASSY	36	9108-3466	1	TUBE ASSY
5	8471-7597	1	HOSE ASSY	37	9108-5064	2	RESTRICTOR
6	8820-1008	2	HEX HD CAPSCREW, 1/4-20X1-3/4, GR5	38	8866-2306	2	CONNECTOR, (includes item 39)
7	8856-1001	2	PLAIN WASHER, 1/4	39	8859-1209	4	O-RING
8	8855-1009	2	LOCKWASHER, 1/4	40	8866-2087	1	ELBOW, 45 DEGREES (includes item 22)
9	8471-7830	1	HOSE ASSY	41	9108-1522	1	R.H. TUBE SUPPORT
10	7713-3089	1	TEST FITTING		9108-1523	1	L.H. TUBE SUPPORT
11	8866-2421	2	ELBOW, 45 DEGREES (includes o-ring)	42	8820-1036	4	HEX HD CAPSCREW, 3/8-16X1-1/4, GR5
	8859-1020	2	O-RING	43	9108-1201	4	TUBE CLAMP
12	8471-7878	2	HOSE ASSY	44	9002-7470	4	HARDENED WASHER, 3/8
13	9108-3266	1	TUBE ASSY	45	8855-1011	12	LOCKWASHER, 3/8
14	9108-3106	4	O-RING	46	8850-1006	4	HEX NUT, 3/8-16
15	8866-1009	1	MALE CONNECTOR, 3/8X3/8 TUBE	47	9112-3092	4	STUD
16		Ref	TRACTION LOCK VALVE (see page 10-23 for details)	48	9002-7470	4	HARD WASHER
17	8320-1135	20	HEX HD CAPSCREW, 7/16-14X1-1/2, GR8	49	9108-3449	4	HEX NUT, 1/2-13
18	8855-1012	20	LOCKWASHER, 7/16	50	8820-1035	4	HEX HD CAPSCREW, 3/8-16X1, GR5
19	8471-2738	10	SPLIT FLANGE CLAMP	51		Ref	REAR DRIVE MOTOR (see page 10-21 for details)
20	9104-3163	1	TUBE ASSY	52	9020-5792	1	CUSHION CLAMP
21	8866-2008	2	CONNECTOR (includes item 22)	53		Ref	HYDROSTATIC TRANSMISSION PUMP (see page 10-15 for details)
22	8859-1207	4	O-RING	54	8859-1205	1	O-RING
23	8866-2142	1	RUN TEE (includes item 22)	55	8866-2018	1	CONNECTOR (includes item 54)
24	8365-1133	1	REDUCER, W/ADAPTER	56	8866-2239	2	SWIVEL NUT RUN TEE, 3/8 TUBE
25	8866-2240	1	SWIVEL NUT RUN TEE, 1/2 TUBE	57	8471-7597	1	HOSE ASSY
26	8471-8182	1	HOSE ASSY	58	9105-3426	1	STRAIGHT THREAD REDUCING CONNECTOR (includes item 22)
27	8471-8183	1	HOSE ASSY	59	9108-3306	1	STRAIGHT THREAD CONNECTOR
28	9108-3095	1	TUBE ASSY	60	8859-1206	1	O-RING
29	9108-3419	1	TUBE ASSY	61	9108-3191	1	TUBE ASSY
30	8859-1508	10	O-RING	62	8471-7824	2	HOSE ASSY
31	9108-3194	1	TUBE ASSY	*63	9002-3155	2	O-RING (one each side)
32	9108-3465	1	TUBE ASSY				

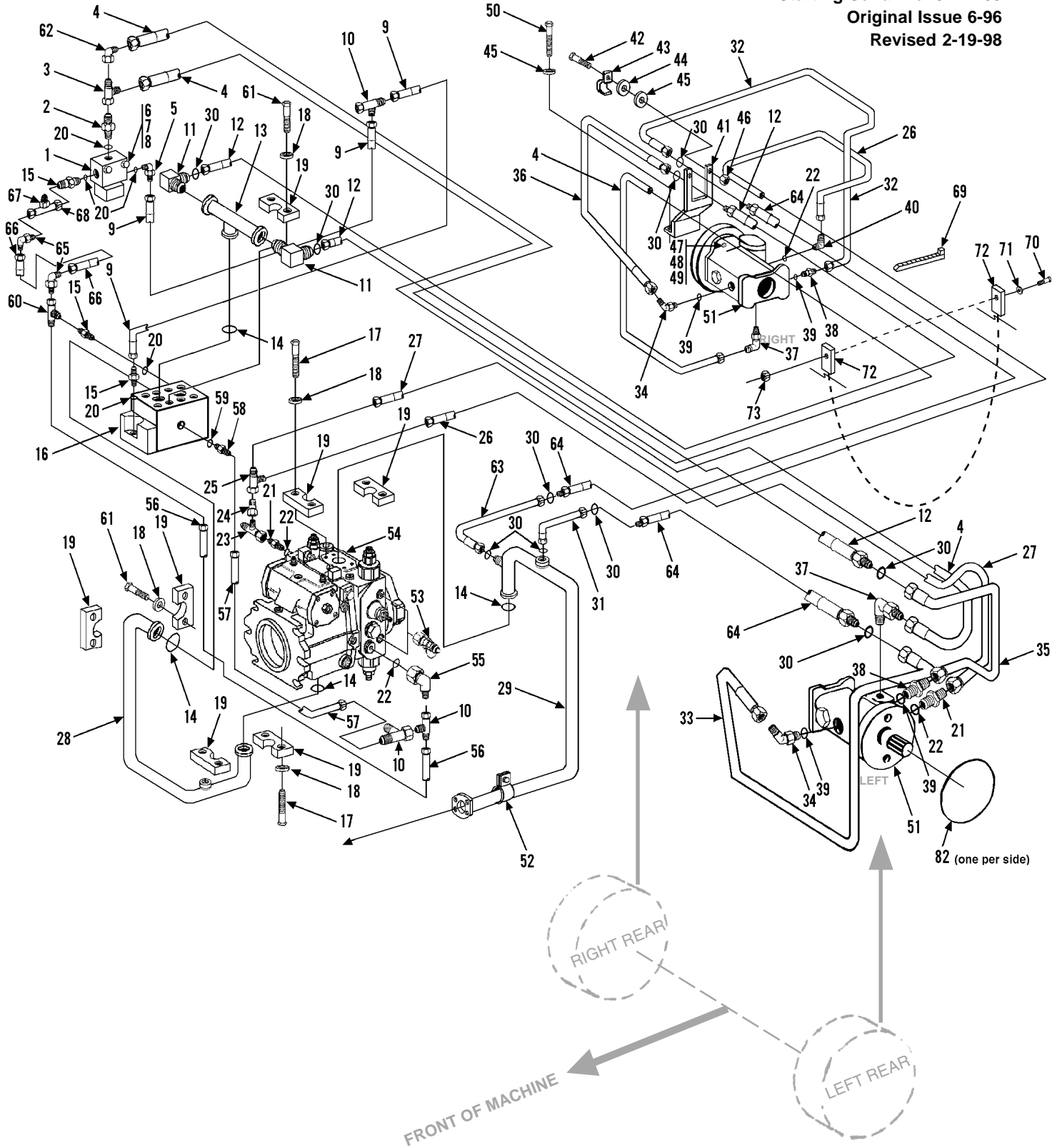


Item	Part No.	Qty.	Description Of Part	Item	Part No.	Qty.	Description Of Part
1		Ref	SOLENOID VALVE (see page 10-11 for details)	32	9108-3465	1	TUBE ASSY
2	8866-2017	1	ADAPTER, 1/4 TUBE	33	9108-3464	1	TUBE ASSY
3	8866-2237	1	SWIVEL NUT RUN TEE, 1/4 TUBE	34	8866-2425	2	ELBOW, 45 DEGREES (includes item 39)
4	8471-8181	2	HOSE ASSY	35	9108-3463	1	TUBE ASSY
5	8866-1109	1	ELBOW, 90 DEGREES	36	9108-3466	1	TUBE ASSY
6	8820-1008	2	HEX HD CAPSCREW, 1/4-20X1-3/4, GR5	37	9108-5064	2	RESTRICTOR
7	8856-1001	2	PLAIN WASHER, 1/4	38	8866-2306	2	CONNECTOR (includes item 39)
8	8855-1009	2	LOCKWASHER, 1/4	39	8859-1209	4	O-RING
9	8471-7930	2	HOSE ASSY	40	8866-2087	1	ELBOW, 45 DEGREES (includes item 22)
10	8866-2239	2	SWIVEL NUT RUN TEE, 3/8 TUBE	41	9108-1522	1	R.H. TUBE SUPPORT
11	8866-2421	2	ELBOW, 45 DEGREES (includes o-ring)		9108-1523	1	L.H. TUBE SUPPORT
	8859-1020	2	O-RING	42	8820-1036	4	HEX HD CAPSCREW, 3/8-16X1-1/4, GR5
12	8471-7878	2	HOSE ASSY	43	9108-1201	4	TUBE CLAMP
13	9108-3266	1	TUBE ASSY	44	9002-7470	4	HARDENED WASHER, 3/8
14	9108-3106	4	O-RING	45	8855-1011	12	LOCKWASHER, 3/8
15	8866-2005	2	STRAIGHT THREAD CONNECTOR (includes item 20)	46	8850-1006	4	HEX NUT, 3/8-16
16		Ref	TRACTION LOCK VALVE (see page 10-23 for details)	47	9112-3092	4	STUD
17	8320-1135	20	HEX HD CAPSCREW, 7/16-14X1-1/2, GR8	48	9002-7471	4	HARD WASHER
18	8855-1012	20	LOCKWASHER, 7/16	49	9108-3449	4	HEX NUT, 1/2-13
19	8471-2738	10	SPLIT FLANGE CLAMP	50	8820-1035	4	HEX HD CAPSCREW, 3/8-16X1, GR5
20	8859-1204	2	O-RING	51		Ref	REAR DRIVE MOTOR (see page 10-21 for details)
21	8866-2008	2	CONNECTOR (includes item 22)	52	9020-5792	1	CUSHION CLAMP
22	8859-1207	4	O-RING	53	9108-3475	2	TEST COUPLING
23	8866-2242	1	SWIVEL NUT RUN TEE, 3/4 TUBE	54		Ref	HYDROSTATIC TRANSMISSION PUMP (see page 10-15 for details)
24	8365-1133	1	REDUCER, W/ADAPTER	55	9105-3426	1	STRAIGHT THREAD REDUCING CONNECTOR (includes item 18)
25	8866-2240	1	SWIVEL NUT RUN TEE, 1/2 TUBE	56	8471-8221	1	HOSE ASSY
26	8471-8182	1	HOSE ASSY	57	8471-8207	1	HOSE ASSY
27	8471-8183	1	HOSE ASSY	58	9108-3306	1	STRAIGHT THREAD CONNECTOR
28	9108-3095	1	TUBE ASSY	59	8859-1206	1	O-RING
29	9108-3419	1	TUBE ASSY	60	8866-2224	1	SWIVEL NUT BRANCH TEE, 3/8 TUBE
30	8859-1508	10	O-RING	*61	9002-3155	2	O-RING (one each side)
31	8471-7824	2	HOSE ASSY				



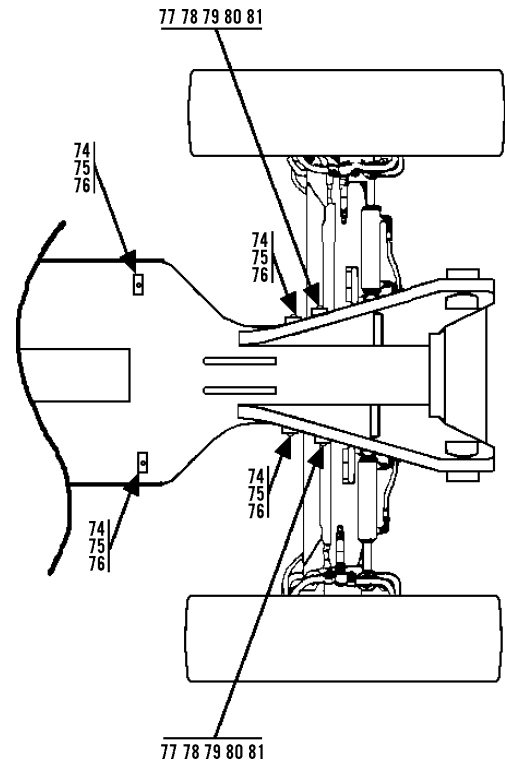
**GRADALL®**  
**MATERIAL HANDLER**  
**524**

**HYDRAULIC CIRCUITS**  
**(524) Drive Circuit - Rear**  
 Starting Serial No. 0177189  
 Original Issue 6-96  
 Revised 2-19-98

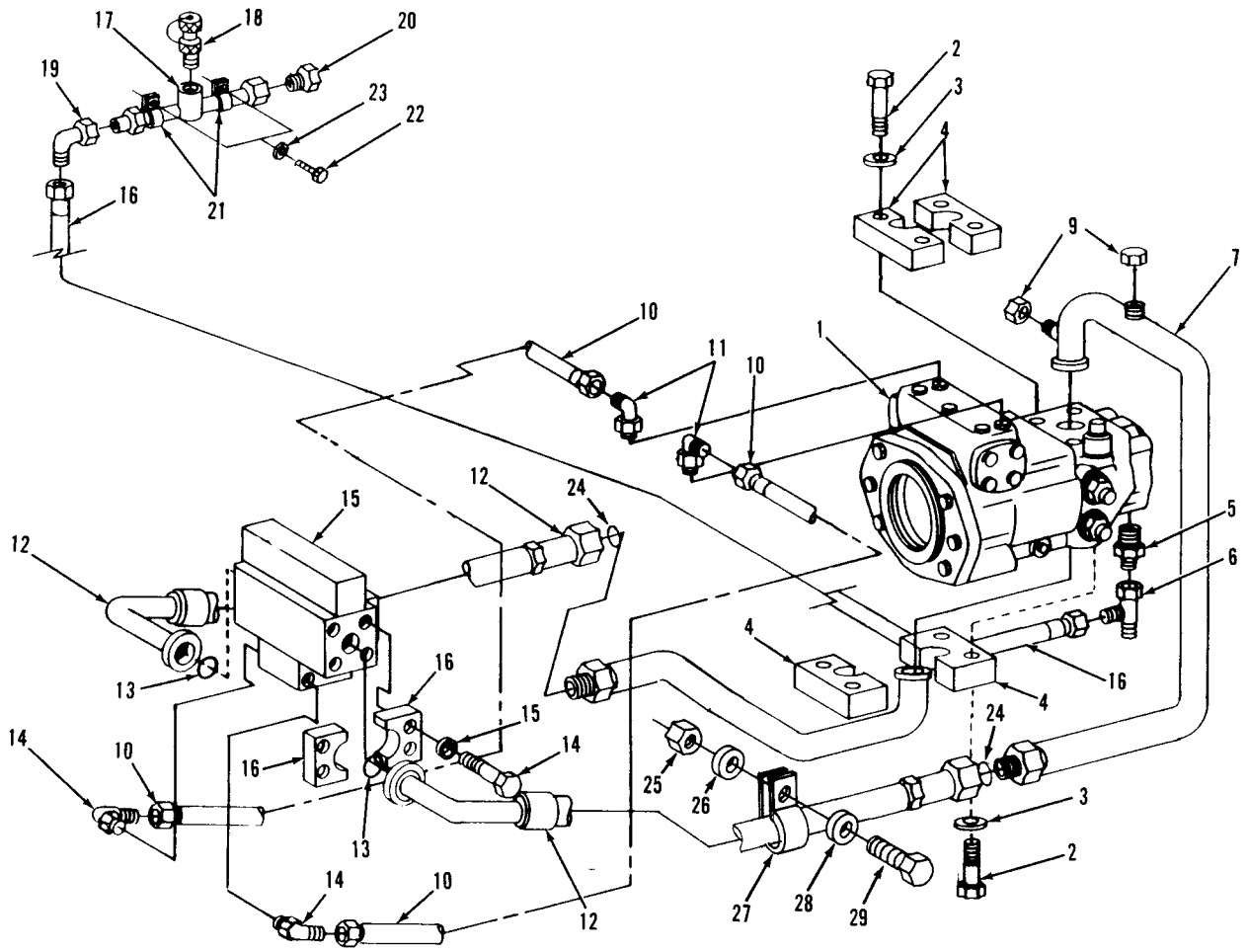


Item	Part No.	Qty.	Description Of Part
1		Ref	SOLENOID VALVE (see page 10-11 for details)
2	8866-2017	1	ADAPTER, 1/4 TUBE
3	8866-2237	1	SWIVEL NUT RUN TEE, 1/4 TUBE
4	8471-8181	2	HOSE ASSY
5	8866-2064	1	ELBOW, 90 DEGREES (includes o-ring)
	8859-1204	1	O-RING
6	8820-1008	2	HEX HD CAPSCREW, 1/4-20X1-3/4, GR5
7	8856-1001	2	PLAIN WASHER, 1/4
8	8855-1009	2	LOCKWASHER, 1/4
9	8471-7930	2	HOSE ASSY
10	8866-2239	2	SWIVEL NUT RUN TEE, 3/8 TUBE
11	8866-2421	2	ELBOW, 45 DEGREES (includes o-ring)
	8859-1207	2	O-RING
12	8471-7878	2	HOSE ASSY
13	9108-3266	1	TUBE ASSY
14	9108-3106	4	O-RING
15	8866-2005	3	STRAIGHT THREAD CONNECTOR (includes item 20)
16		Ref	TRACTION LOCK VALVE (see page 10-23 for details)
17	8320-1135	8	HEX HD CAPSCREW, 7/16-14X1-1/2, GR8
18	8855-1012	16	LOCKWASHER, 7/16
19	8471-2738	8	SPLIT FLANGE CLAMP
20	8859-1204	3	O-RING
21	8866-2008	2	CONNECTOR (includes item 22)
22	8859-1207	4	O-RING
23	8866-2242	1	SWIVEL NUT RUN TEE, 3/4 TUBE
24	8365-1133	1	REDUCER, W/ADAPTER
25	8866-2240	1	SWIVEL NUT RUN TEE, 1/2 TUBE
26	8471-8182	1	HOSE ASSY
27	8471-8183	1	HOSE ASSY
28	9116-3201	1	TUBE ASSY
29	9114-3055	1	TUBE ASSY
30	8859-1508	10	O-RING
31	9108-3191	2	HOSE ASSY
32	9108-3465	1	TUBE ASSY
33	9108-3464	1	TUBE ASSY
34	8866-2425	2	ELBOW, 45 DEGREES (includes item 39)
35	9108-3463	1	TUBE ASSY
36	9108-3466	1	TUBE ASSY
37	9108-5064	2	RESTRICTOR
38	8866-2306	2	CONNECTOR (includes item 39)
39	8859-1209	4	O-RING
40	8866-2087	1	ELBOW, 45 DEGREES (includes item 22)
41	9108-1522	1	R.H. TUBE SUPPORT
	9108-1523	1	L.H. TUBE SUPPORT
42	8820-1036	4	HEX HD CAPSCREW, 3/8-16X1-1/4, GR5
43	9108-1201	4	TUBE CLAMP
44	9002-7470	4	HARDENED WASHER, 3/8
45	8855-1011	12	LOCKWASHER, 3/8
46	8850-1006	4	HEX NUT, 3/8-16
47	9112-3092	4	STUD
48	9002-7471	4	HARD WASHER
49	9108-3449	4	HEX NUT, 1/2-13
50	8820-1035	4	HEX HD CAPSCREW, 3/8-16X1, GR5
51		Ref	REAR DRIVE MOTOR (see page 10-21 for details)
52	9020-5792	1	CUSHION CLAMP

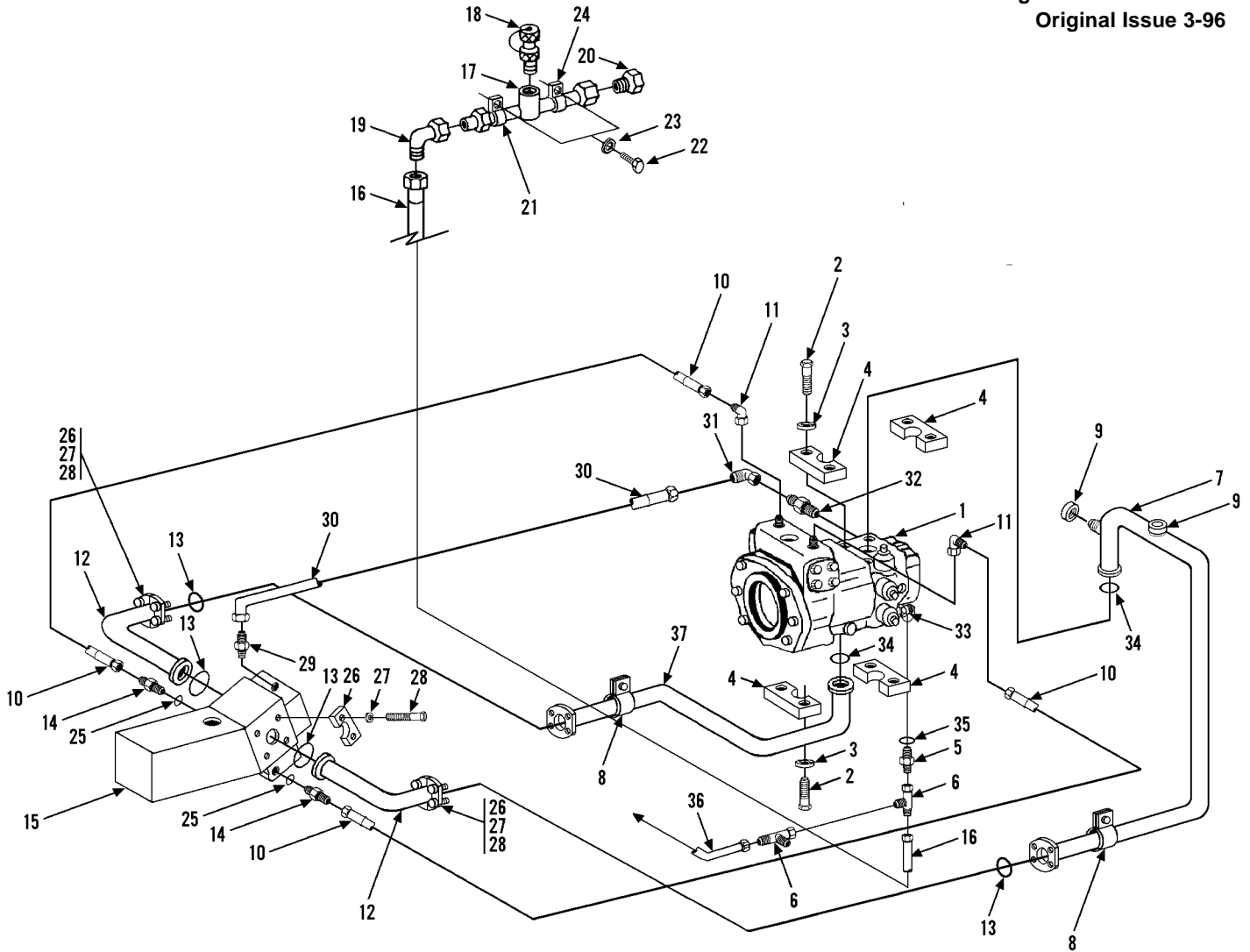
**REAR DRIVE HOSE CLAMP LOCATIONS**



Item	Part No.	Qty.	Description Of Part
53	9105-3020	2	TEST COUPLING
54		Ref	HYDROSTATIC TRANSMISSION PUMP (see page 10-15 for details)
55	9108-3222	1	STRAIGHT THREAD REDUCING CONNECTOR (includes item 22)
56	8471-8221	1	HOSE ASSY
57	7713-3447	1	HOSE ASSY
58	9108-3306	1	STRAIGHT THREAD CONNECTOR
59	8859-1206	1	O-RING
60	8866-2224	1	SWIVEL NUT BRANCH TEE, 3/8 TUBE
61	8320-1155	8	HEX HD CAPSCREW, 7/16-14X1-3/4, GR5
62	8866-2103	1	ELBOW, 90 DEGREES (swivel nut)
63	9108-3194	1	TUBE ASSY
64	8471-7824	2	HOSE ASSY
65	8866-2105	2	ELBOW, 90 DEGREES (swivel nut)
66	8471-8208	1	HOSE ASSY
67	7713-3089	1	TEST FITTING
68	9104-3163	1	TUBE ASSY
69	9002-7187	12	NYLON TIE
70	8820-1018	2	HEX HD CAPSCREW, 5/16-18X3/4, GR5
71	8856-1108	4	WASHER
72	9130-3049	2	HOSE SUPPORT (one each side)
73	8850-1005	2	HEX NUT
74	7713-3053	4	CLAMP SET
75	7713-3052	4	COVER PLATE
76	7713-3209	8	HEX HD CAPSCREW, 1/4-20X1-3/8
77	7713-3306	2	STACK BOLT
78	7713-3390	2	SAFETY CLIP
79	8820-1023	2	HEX HD CAPSCREW, 5/16-18X1-3/4, GR6
80	7732-3029	4	HOSE CLAMP
81	7713-3137	2	COVER PLATE
*82	9002-3155	2	O-RING (one each side)



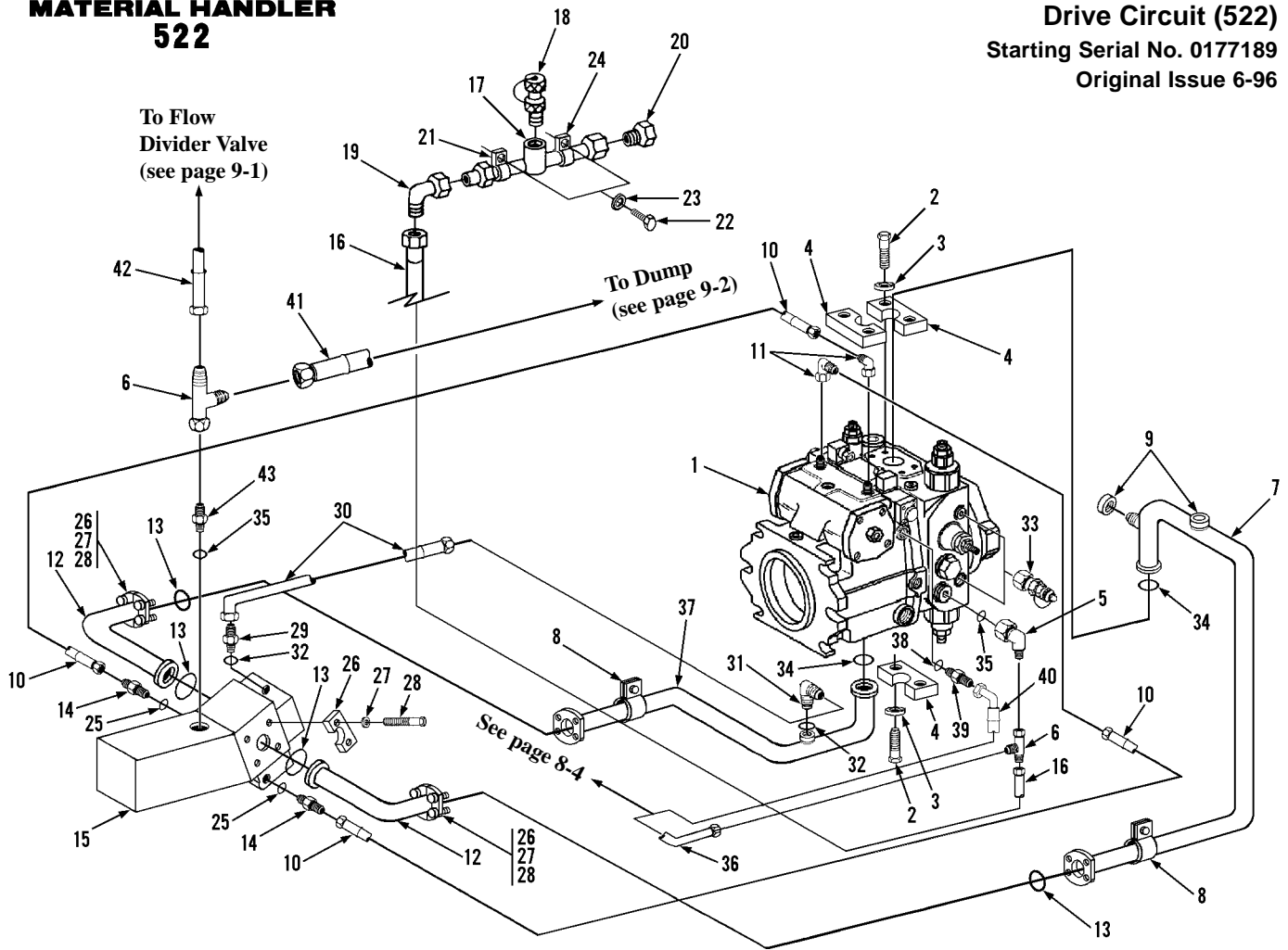
Item	Part No.	Qty.	Description Of Part	Item	Part No.	Qty.	Description Of Part
1		Ref	HYDROSTATIC TRANSMISSION PUMP (see page 10-15 for details)	15		Ref	FRONT DRIVE MOTOR (see page 10-17 for details)
2	8320-1135	8	HEX HD CAPSCREW, 7/16-14X1-1/2, GR8	16	8471-7830	1	HOSE ASSY
3	8855-1012	8	LOCKWASHER, 7/16	17	9104-3163	1	TUBE ASSY
4	8471-2738	4	FLANGE HALF	18	7713-3089	1	TEST COUPLING
5	9108-3426	1	CONNECTOR	19	8866-2105	1	ELBOW, 90 DEGREES (swivel nut)
6	8866-2239	1	SWIVEL NUT RUN TEE, 3/8 TUBE	20	8866-1384	2	HEX PLUG, 1/4 TUBE
7	9108-3104	1	TUBE ASSY	21	2486-1170	2	TUBE CLIP
8	9109-3001	1	TUBE ASSY	22	8820-1003	2	HEX HD CAPSCREW, 1/4-20X3/4, GR5
9	8471-4006	2	CAP	23	8855-1009	2	LOCKWASHER, 1/4
10	8471-7865	2	HOSE ASSY	24	8859-1509	2	O-RING
11	8866-2062	2	ELBOW, 90 DEGREES (includes o-ring)	25	8850-1008	2	HEX NUT, 1/2-13
	8859-1202	2	O-RING	26	8855-1013	2	LOCKWASHER, 1/2
13	9108-3339	2	O-RING	27	9002-8660	2	SUPPORT CLAMP
14	8866-2062	2	ELBOW, 90 DEGRES (includs o-ring)	28	8856-1111	2	FLAT WASHER, 1/2
	8859-1202	2	O-RING	29	8820-1066	2	HEX HD CAPSCREW, 1/2-13X1-1/4, GR5



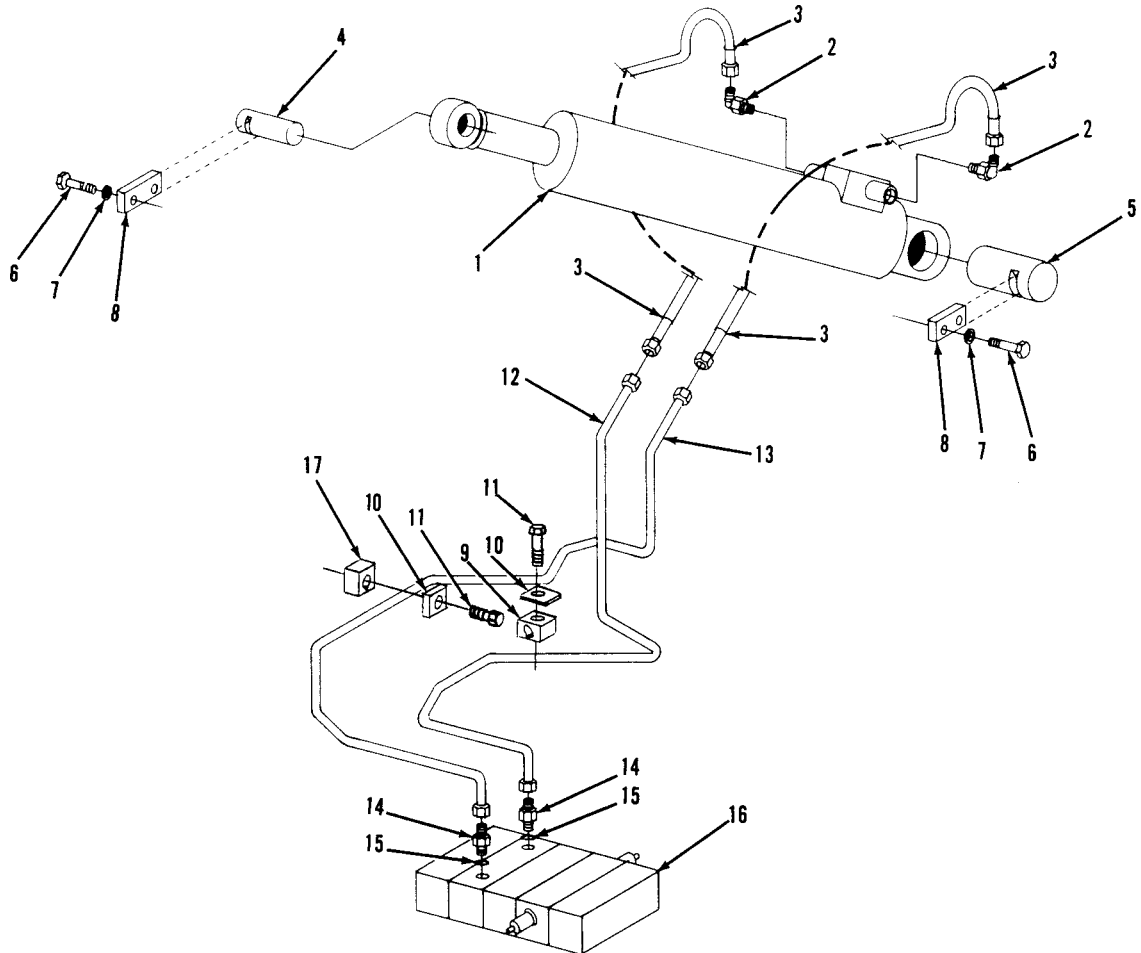
Item	Part No.	Qty.	Description Of Part	Item	Part No.	Qty.	Description Of Part
1		Ref	HYDROSTATIC TRANSMISSION ASSY (see page 10-15 for details)	18	7713-3089	1	TEST COUPLING
2	8320-1135	8	HEX HD CAPSCREW, 7/16-14X1-1/2, GR8	19	8866-2105	1	ELBOW, 90 DEGREES (swivel nut)
3	8855-1012	8	LOCKWASHER, 7/16	20	8866-1384	2	HEX CAP, 3/8 TUBE
4	8471-2738	4	FLANGE HALF	21	2486-1170	2	TUBE CLIP
5	9105-3426	1	CONNECTOR (includes item 35)	22	8820-1003	2	HEX HD CAPSCREW, 1/4-20X3/4, GR5
6	8866-2239	2	SWIVEL NUT RUN TEE, 3/8 TUBE	23	8855-1009	2	LOCKWASHER, 1/4
7	9108-3419	1	TUBE ASSY	24	8662-1230	1	TUBE CLIP
8	9020-5792	2	CUSHION CLAMP	25	8859-1202	2	O-RING
9	8471-4006	2	CAP	26	8471-2739	8	FLANGE HALF
10	8471-7865	2	HOSE ASSY	27	8856-1013	16	LOCKWASHER, 1/2
11	8866-2062	2	ELBOW, 90 DEGREES (includes o-ring)	28	8320-1120	16	HEX HD CAPSCREW, 1/2-13X1-3/4, GR5
	8859-1202	2	O-RING	29	9108-3342	1	STRAIGHT THREAD CONNECTOR
12	8471-8760	2	HOSE ASSY	30	8471-7946	1	HOSE ASSY
13	9108-3339	4	O-RING	31	8866-2119	1	ELBOW, 45 DEGREES (swivel nut)
14	8866-2003	2	CONNECTOR (includes item 25)	32	8866-2018	1	CONNECTOR (includes o-ring)
15		Ref	FRONT DRIVE MOTOR, (see page 10-17 for details)	33	8859-1205	1	O-RING
16	8471-7830	1	HOSE ASSY	34	9105-3020	2	STAUFF TEST COUPLING
17	9104-3163	1	TUBE ASSY	35	9108-3106	2	O-RING
				36	8859-1207	1	O-RING
				37	8471-7852	1	HOSE ASSY
					9108-3095	1	TUBE ASSY

**GRADALL®**  
**MATERIAL HANDLER**  
**522**

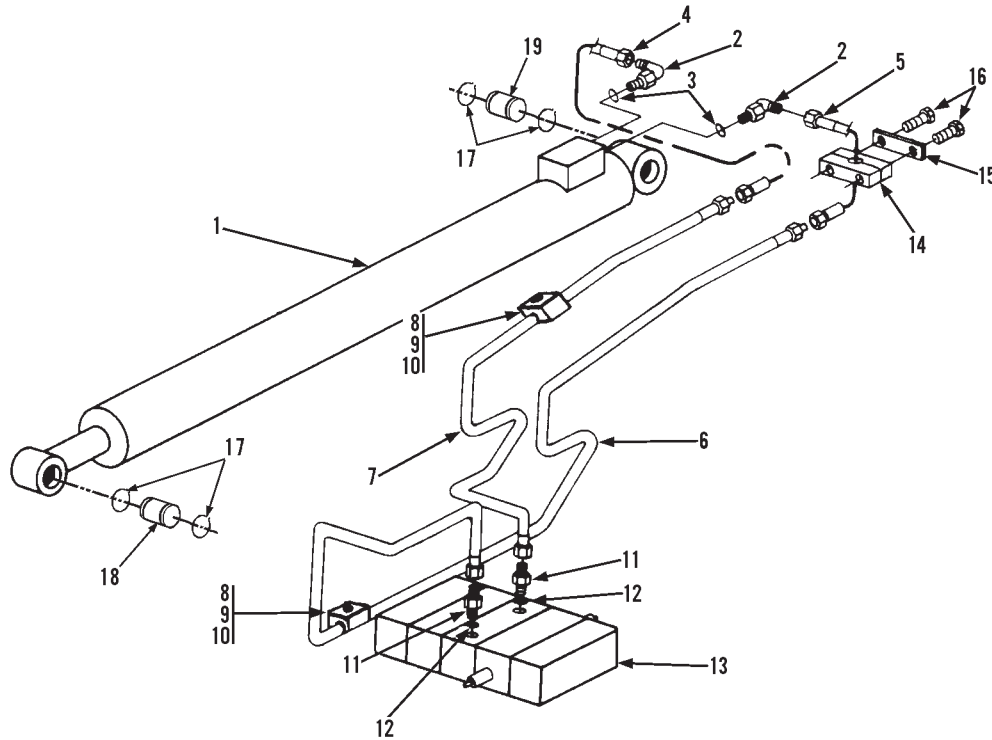
**HYDRAULIC CIRCUITS**  
**Drive Circuit (522)**  
**Starting Serial No. 0177189**  
**Original Issue 6-96**



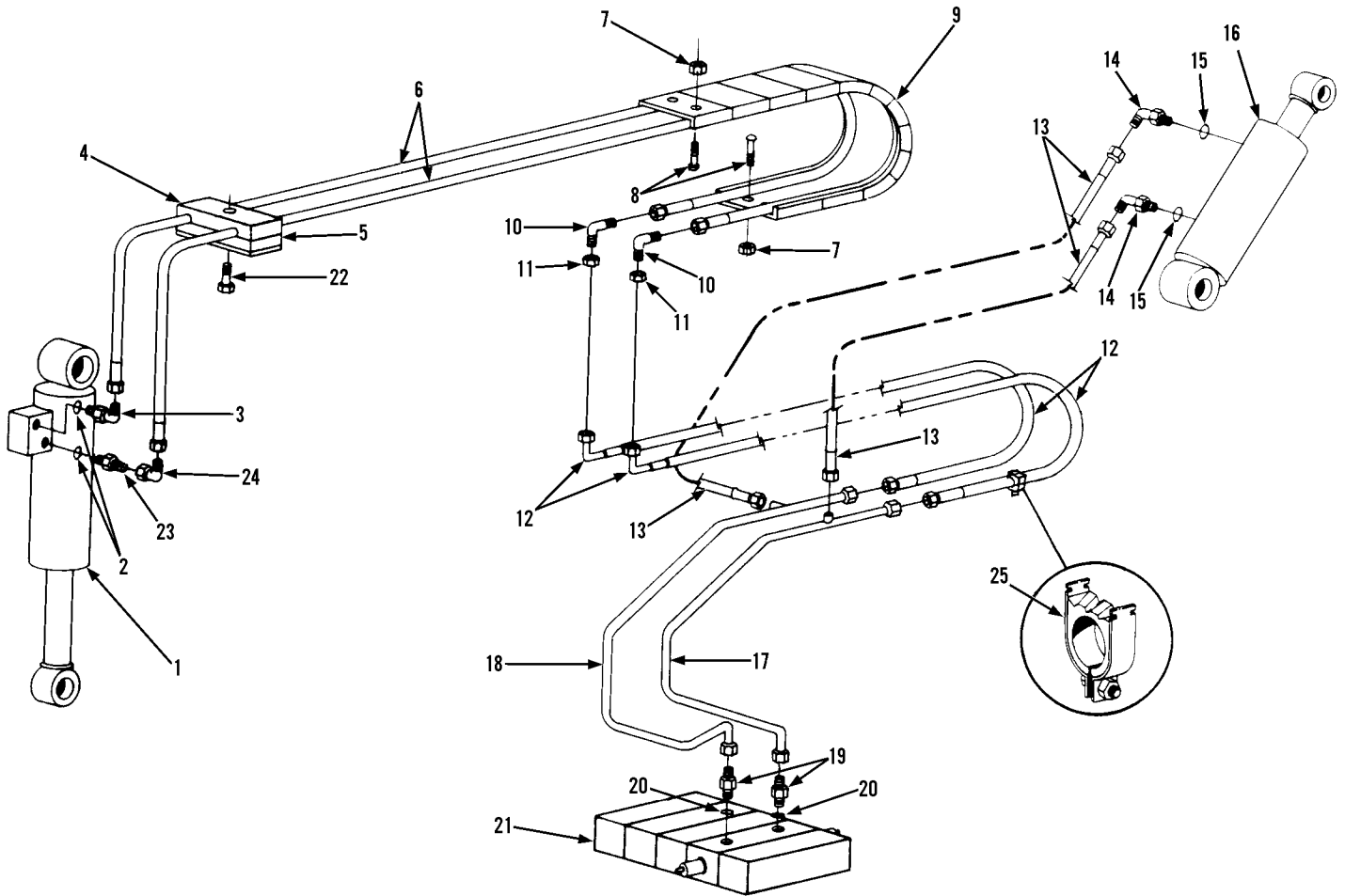
Item	Part No.	Qty.	Description Of Part	Item	Part No.	Qty.	Description Of Part
1		Ref	HYDROSTATIC TRANSMISSION ASSY (see page 10-15 for details)	22	8820-1003	2	HEX HD CAPSCREW, 1/4-20X3/4, GR5
2	8320-1135	8	HEX HD CAPSCREW, 7/16-14X1-1/2, GR8	23	8855-1009	2	LOCKWASHER, 1/4
3	8855-1012	8	LOCKWASHER, 7/16	24	8662-1230	1	TUBE CLIP
4	8471-2738	4	FLANGE HALF	25	8859-1202	2	O-RING
5	9108-3222	1	CONNECTOR (includes item 35)	26	8471-2739	8	FLANGE HALF
6	8866-2239	2	SWIVEL NUT RUN TEE, 3/8 TUBE	27	8856-1013	16	LOCKWASHER, 1/2
7	9114-3055	1	TUBE ASSY	28	8320-1120	16	HEX HD CAPSCREW, 1/2-13X1-3/4, GR5
8	9020-5792	2	CUSHION CLAMP	29	8866-2017	1	STRAIGHT THREAD CONNECTOR (includes item 32)
9	8471-4006	2	CAP	30	8471-8930	1	HOSE ASSY
10	8471-8861	2	HOSE ASSY	31	8866-2064	1	ELBOW, 90 DEGREES (includes item 32)
11	9002-7906	2	ELBOW, 90 DEGREES (includes o-ring)	32	8859-1204	2	O-RING
	8859-1204	2	O-RING	33	9105-3020	2	STAUFF TEST COUPLING
12	8471-8657	2	HOSE ASSY	34	9108-3106	2	O-RING
13	9108-3339	4	O-RING	35	8859-1207	2	O-RING
14	8866-2003	2	CONNECTOR (includes item 25)	36	8471-7852	1	HOSE ASSY
15		Ref	FRONT DRIVE MOTOR, (see page 10-17 for details)	37	9109-3017	1	TUBE ASSY
16	8471-7830	1	HOSE ASSY	38	8859-1205	1	O-RING
17	9104-3163	1	TUBE ASSY	39	8866-2018	1	CONNECTOR (includes item 38)
18	7713-3089	1	TEST COUPLING	40	8471-7460	1	HOSE ASSY
19	8866-2105	1	ELBOW, 90 DEGREES (swivel nut)	41	8471-7835	1	HOSE ASSY
20	8866-1384	2	HEX CAP, 3/8 TUBE	42	8471-7832	1	HOSE ASSY
21	2486-1170	2	TUBE CLIP	43	9105-3426	1	STRAIGHT THREAD ADAPTER (includes item 35)



Item	Part No.	Qty.	Description Of Part
1		Ref	LIFT CYLINDER ASSY (see page 10-1 for details)
2	9108-3050	2	HYDRAULIC SWIVEL
3	8471-7860	2	HOSE ASSY
4	9108-1432	1	PIN
5	9108-1433	1	PIN
6	8820-1065	2	HEX HD CAPSCREW, 1/2-13X1, GR5
7	8855-1013	2	LOCKWASHER, 1/2
8	9108-1313	2	KEEPER PLATE
9	7713-3139	1	CLAMP SET
10	7713-3140	2	COVER PLATE
11	7713-3177	2	HEX HD CAPSCREW
12	9108-3224	1	TUBE ASSY
13	9108-3225	1	TUBE ASSY
14	8866-2007	2	CONNECTOR (includes item 15)
15	8859-1206	2	O-RING
16		Ref	MAIN HYDRAULIC CONTROL VALVE (see page 10-7 for details)
17	7713-3240	1	CLAMP SET

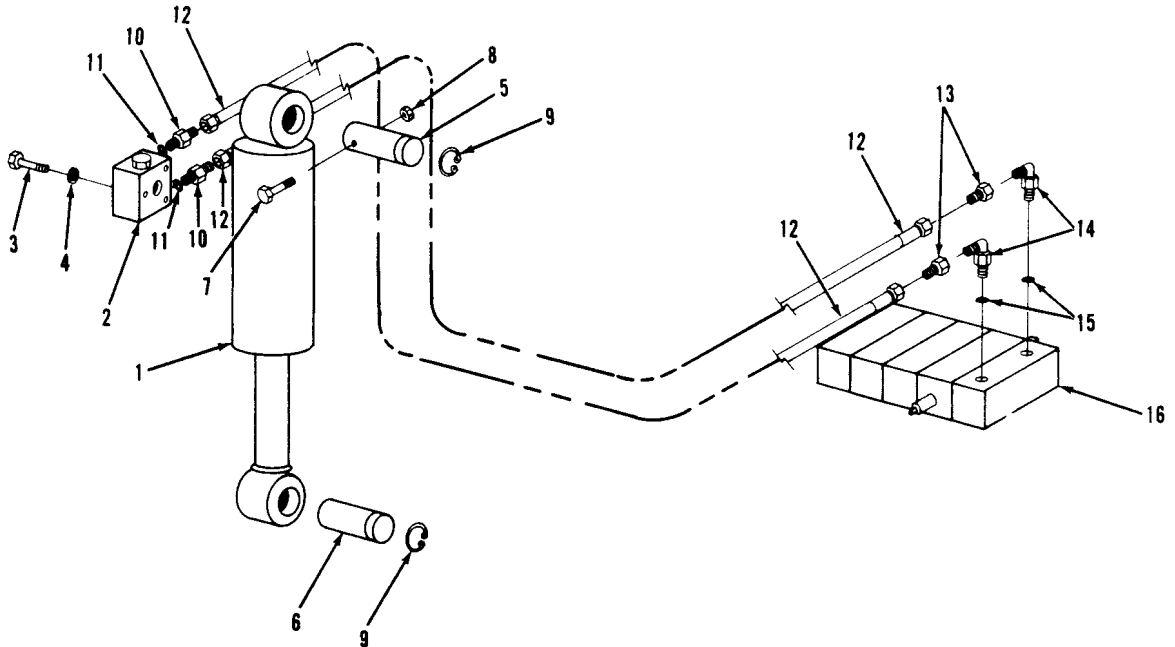


Item	Part No.	Qty.	Description Of Part
1		Ref	HYDRAULIC CYLINDER ASSY CROWD (see page 10-2 for details)
2	8866-2065	2	ELBOW, 90 DEGREES (includes item 3)
3	8859-1205	2	O-RING
4	8471-7885	1	HOSE ASSY
5	8471-7884	1	HOSE ASSY
6	9108-3226	1	TUBE ASSY
7	9108-3230	1	TUBE ASSY
8	7713-3139	2	CLAMP SET
9	7713-3140	2	COVER PLATE
10	7713-3177	2	HEX HD CAPSCREW
11	8866-2007	2	CONNECTOR (includes item 12)
12	8859-1206	2	O-RING
13		Ref	MAIN HYDRAULIC CONTROL VALVE (see page 10-7 for details)
14	7713-3893	2	CLAMP SET
15	7713-3052	2	COVER PLATE
16	7713-3209	4	HEX HD CAPSCREW, 1/4-20X1-3/8
* 17	8858-1140	4	RETAINING RING
* 18	9108-1437	1	CROWD CYLINDER PIN
* 19	9108-1438	1	CROWD CYLINDER PIN

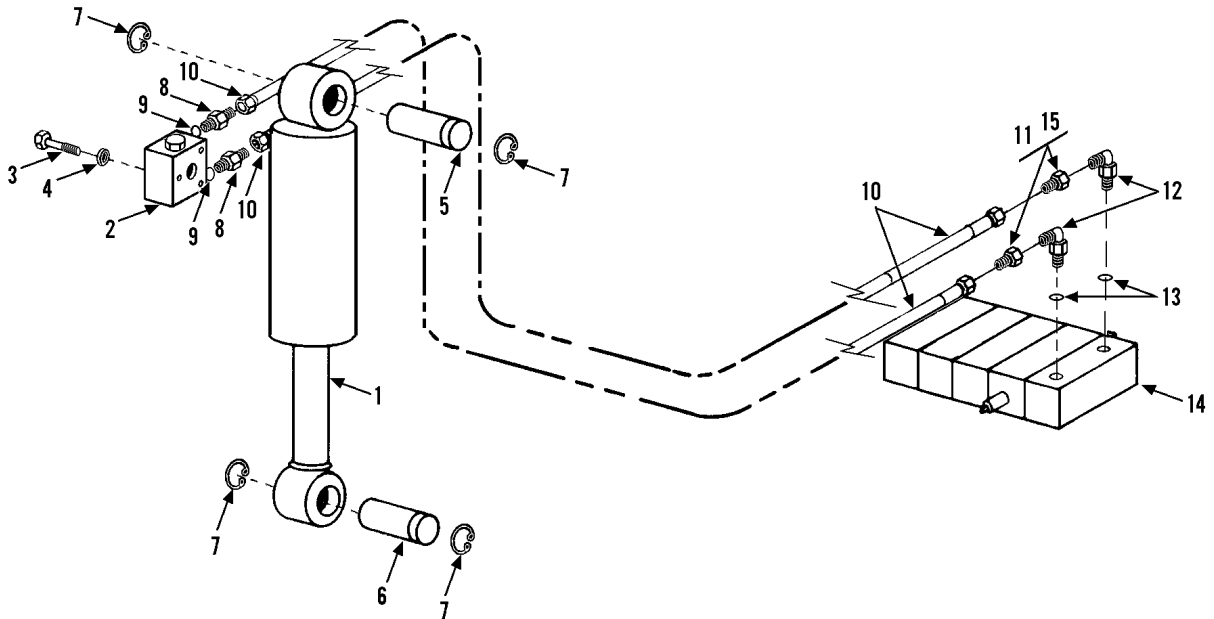


Item	Part No.	Qty.	Description Of Part	Item	Part No.	Qty.	Description Of Part
1		Ref	TILT CYLINDER ASSY (see page 10-3 for details)	15	8859-1205	2	O-RING
2	8859-1207	2	O-RING	16		Ref	TILT COMPENSATION CYLINDER ASSY (see page 10-4 for details)
3	9105-3450	1	STR. THREAD ELBOW, 90 DEGREE	17	9108-3227	1	TUBE ASSY
4	7713-3136	3	CLAMP SET	18	9108-3228	1	TUBE ASSY
5	7713-3137	3	COVER PLATE	19	8866-2019	2	CONNECTOR (includes item 20)
6	8471-7886	2	HOSE ASSY	20	8859-1206	2	O-RING
7	8852-1205	2	HEX LOCKNUT, 5/16-18	21		Ref	MAIN CONTROL VALVE (see page 10-17 for details)
8	8841-1036	2	ROUND HD CARRIAGE BOLT, 5/16-18X3/4	22	8820-1023	3	HEX HD CAPSCREW, 1/4-20X1-3/4, GR5
9	9108-3290	1	HOSE CARRIER	23	9105-3426	1	CONNECTOR
10	9002-7179	2	BULKHEAD FITTING (includes item 11)	24	8866-2105	1	ELBOW, 90 DEGREES (swivel nut)
11		2	BULKHEAD FITTING NUT	25	9020-7463	2	CUSHION CLAMP
13	8471-7563	2	HOSE ASSY				
14	8866-2065	2	ELBOW, 90 DEGREES (includes item 15)				

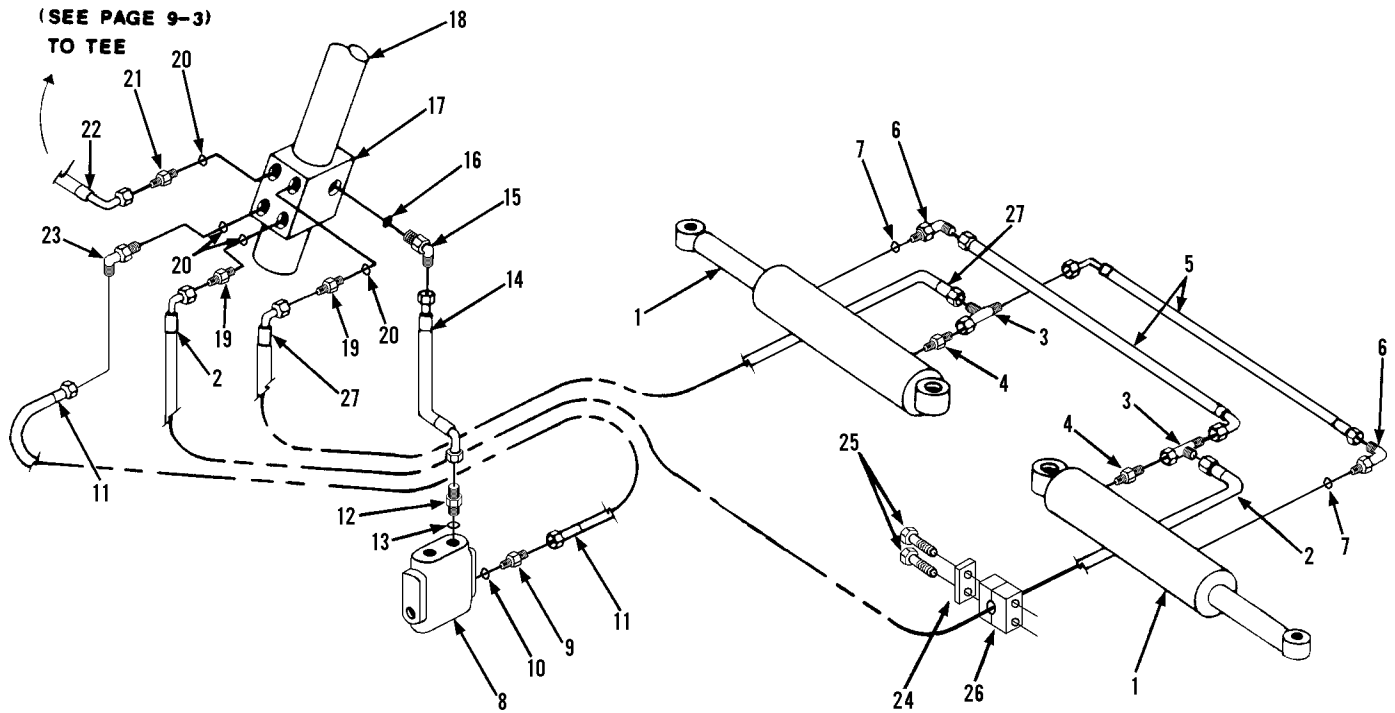




Item	Part No.	Qty.	Description Of Part
1		Ref	SWAY CYLINDER (see page 10-5 for details)
2		Ref	DUAL P.O. CHACK VALVE, (see page 10-12 for details)
3	8820-1040	3	HEX HD CAPSCREW, 3/8-16X2-1/4, GR5
4	8855-1011	3	LOCKWASHER, 3/8
5	9108-1396	1	PIN
6	9020-7352	1	PIN
7	8820-1104	1	HEX HD CAPSCREW, 3/8-16X3-3/4, GR5
8	8850-1010	1	HEX NUT, 5/8-11
9	9002-8935	2	RETAINING RING
10	8866-2003	2	CONNECTOR, (includes item 11)
11	8859-1202	2	O-RING
13	8866-1341	2	TUBE END REDUCER (1/2X1/4)
14	8866-2059	2	ADAPTER, 90 DEGREES, 5/8-12 (includes item 15)
15	8859-1206	2	O-RING
16		Ref	MAIN HYDRAULIC CONTROL VALVE (see page 10-7 for details)

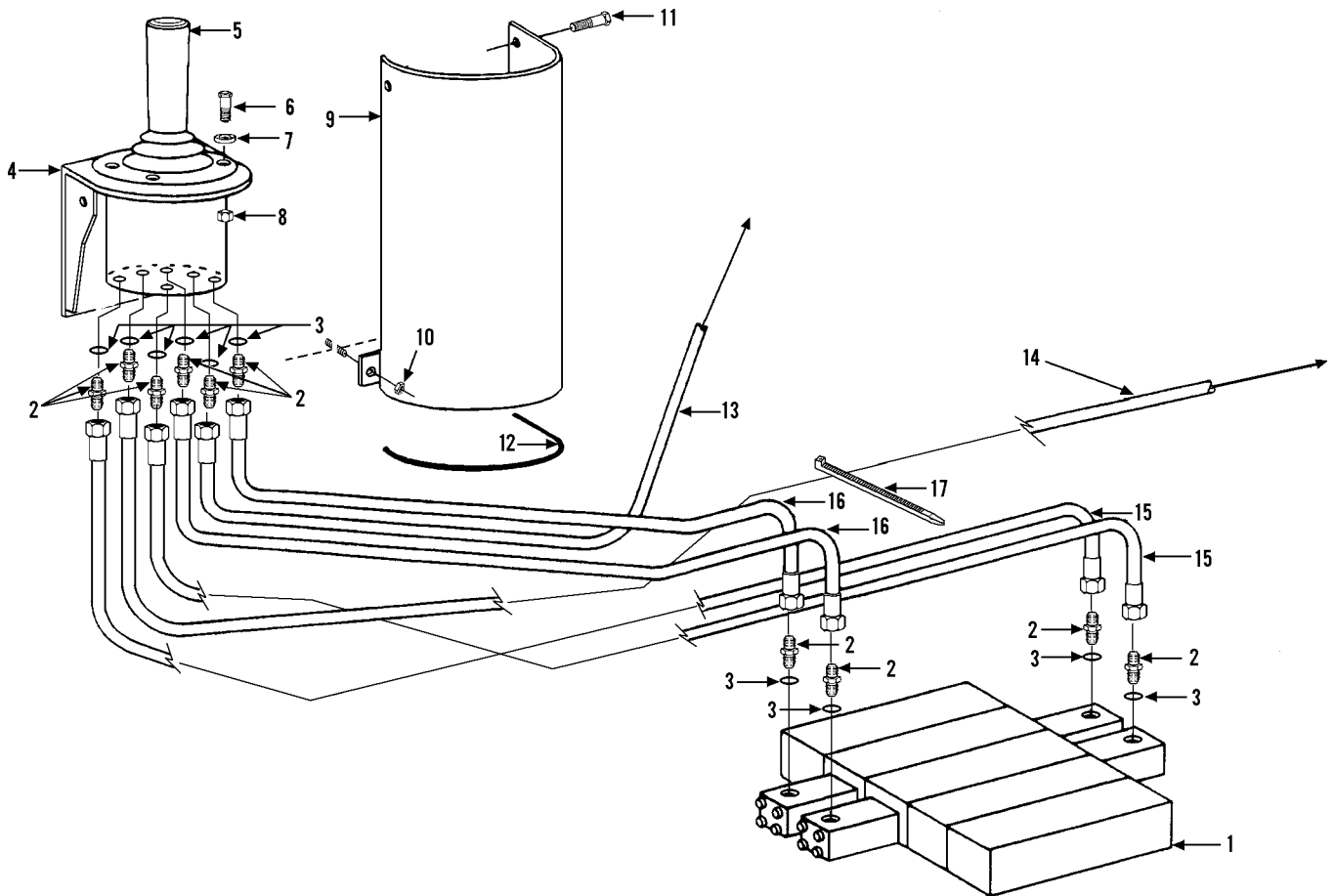


Item	Part No.	Qty.	Description Of Part
1		Ref	SWAY CYLINDER - IOWA (see page 10-5 for details)
2		Ref	DUAL P.O. CHECK VALVE (see page 10-12 for details)
3	8820-1040	3	HEX HD CAPSCREW, 3/8-16X2-1/4, GR5
4	8855-1011	3	LOCKWASHER, 3/8
5	9114-1316	1	PIN
6	9020-7352	1	PIN
7	9002-8935	4	RETAINING RING
* 8	8866-2082	2	CONNECTOR (includes item 9)
9	8859-1202	2	O-RING
10	8471-7861	2	HOSE ASSY
11	8866-1341	2	TUBE-END REDUCER, 1/2x1/4
12	8866-2059	2	ADAPTER, 90 DEGREES, 5/8-1/2 (includes item 13)
13	8859-1206	2	O-RING
14		Ref	MAIN HYDRAULIC CONTROL VALVE (see page 10-7 for details)
15	8866-1406	2	NUT (used with item 11)



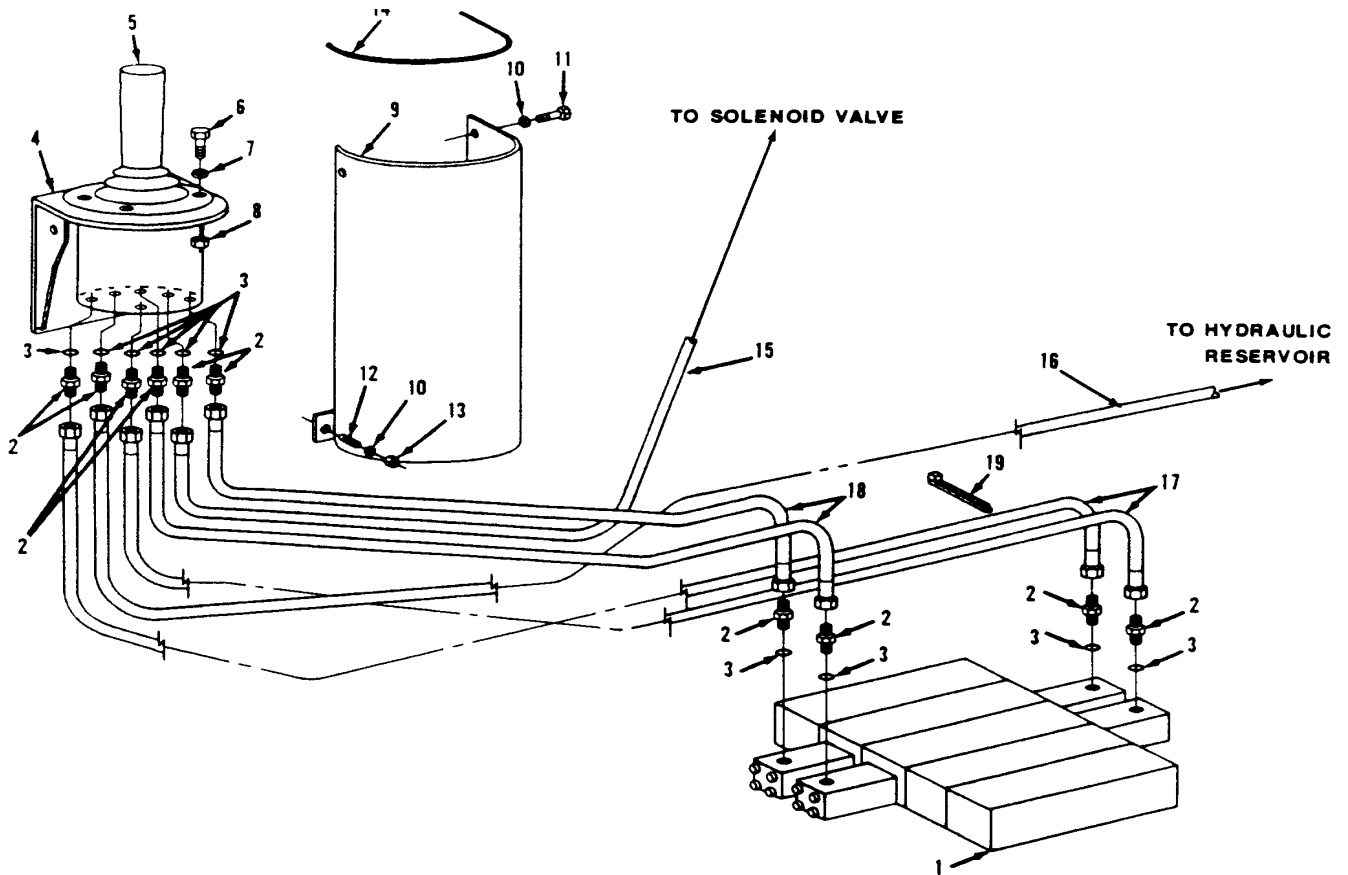
Item	Part No.	Qty.	Description Of Part
1		Ref	STEERING CYLINDER (see page 10-6 for details)
2	8471-8187	1	HOSE ASSY
3	8866-2240	2	SWIVEL NUT RUN TEE, 1/2 TUBE
4	8866-2026	2	CONNECTOR (includes o-ring)
5	8859-1015	2	O-RING
6	8471-8202	2	HOSE ASSY
7	8866-2064	2	ELBOW, 90 DEGREES (includes item 7)
8		Ref	PRIORITY FLOW CONTROL VALVE, (see page 10-8 for details)
9	8866-2019	1	CONNECTOR (includes item 10)
10	8859-1206	1	O-RING
11	8471-7854	1	HOSE ASSY
12	8866-2003	1	CONNECTOR (includes item 13)
13	8859-1202	1	O-RING
14	8471-7858	1	HOSE ASSY

Item	Part No.	Qty.	Description Of Part
15	8866-2062	1	ELBOW, 90 DEGREES, (includes item 16)
16	8859-1202	1	O-RING
17		Ref	STEERING ORBITROL (see page 10-20 for details)
18		1	STEER COLUMN (see page 7-5 for details)
19	8866-2006	2	CONNECTOR (includes item 20)
20	8859-1205	4	O-RING
21	8866-2018	1	CONNECTOR (includes item 20)
22	8471-7810	1	HOSE ASSY
23	8866-2065	1	ELBOW, 90 DEGREES (includes item 20)
24	7713-3052	2	COVER PLATE
25	7713-3209	4	HEX HD CAPSCREW, 1/4-20X1-3/8
26	7713-3053	2	CLAMP SET
27	8471-8188	1	HOSE ASSY

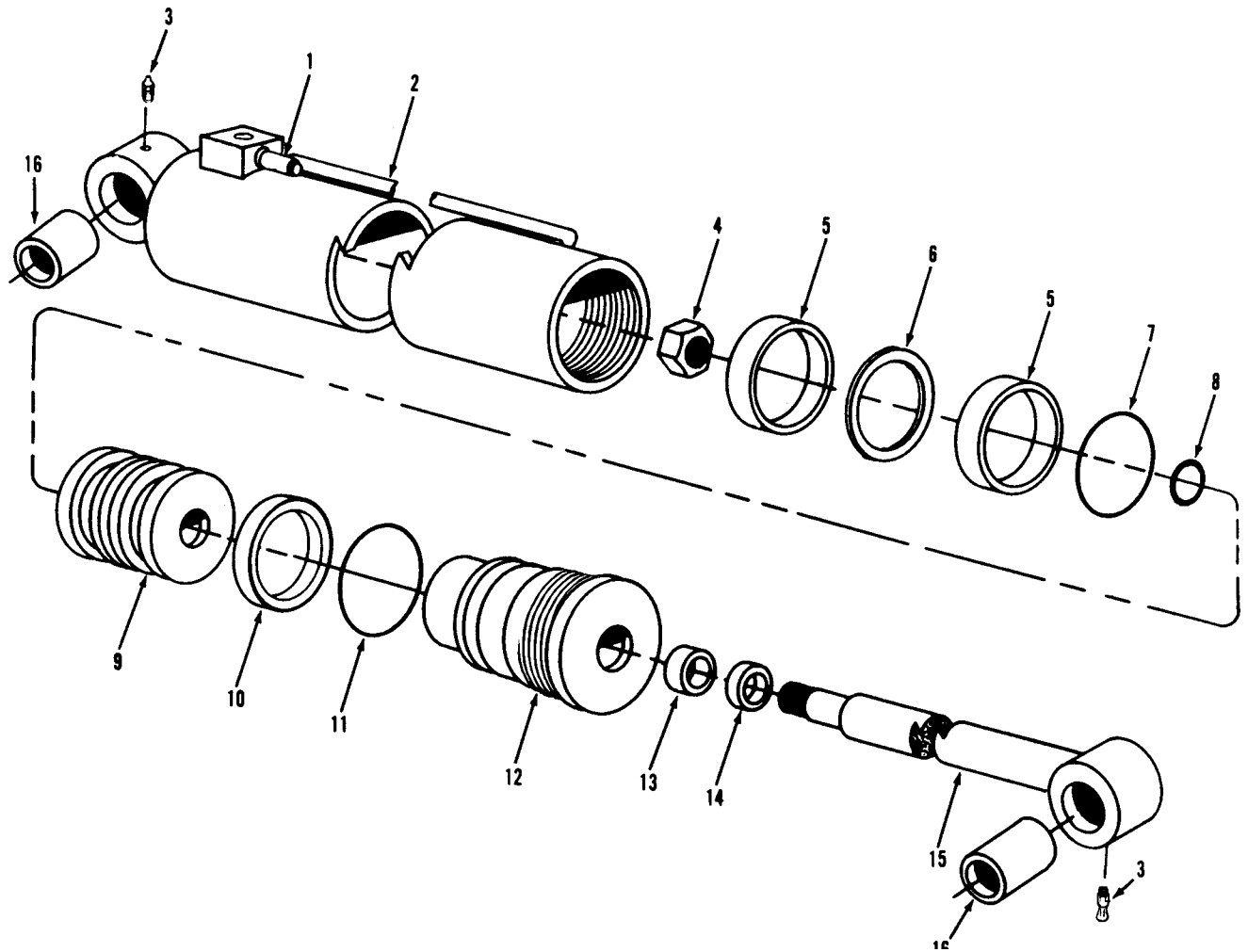


Item	Part No.	Qty.	Description Of Part
1		Ref	MAIN HYDRAULIC CONTROL VALVE ASSY (see page 10-9 for details)
2	8866-2005	10	CONNECTOR (includes item 3)
3	8859-1204	10	O-RING
4	9114-1307	1	JOYSTICK MOUNT WELDMENT
* 5		Ref	JOYSTICK (see page 10-22 for details)
6	8826-1017	4	SOCKET BUTTON HD CAPSCREW, 1/4-20X7/8, GR5
7	8855-1009	4	LOCKWASHER, 1/4

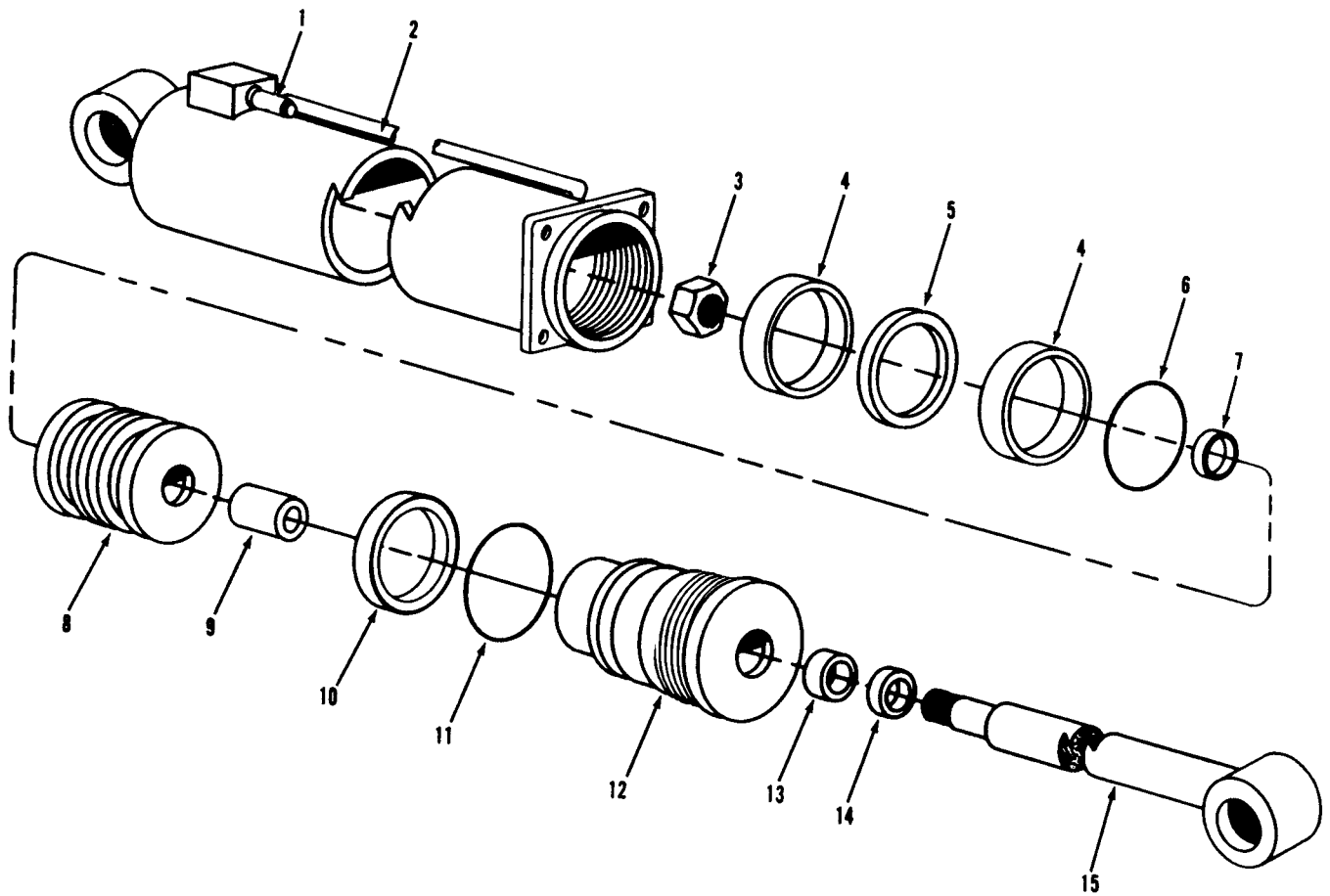
Item	Part No.	Qty.	Description Of Part
8	8850-1004	4	HEX NUT, 1/4-20
9	9114-6047	1	COVER
10	7714-3006	2	WHIZ LOCKNUT, 5/16-18
11	7714-3003	2	WHIZ-LOC SCREW, 5/16-18X5/8
*12	9020-6199	AR	TRIM LOK
13	9020-4096	1	HOSE ASSY
14	7713-3197	1	HOSE ASSY
15	8471-7458	2	HOSE ASSY
16	8471-7519	2	HOSE ASSY
17	9002-7187	AR	TIE WRAP



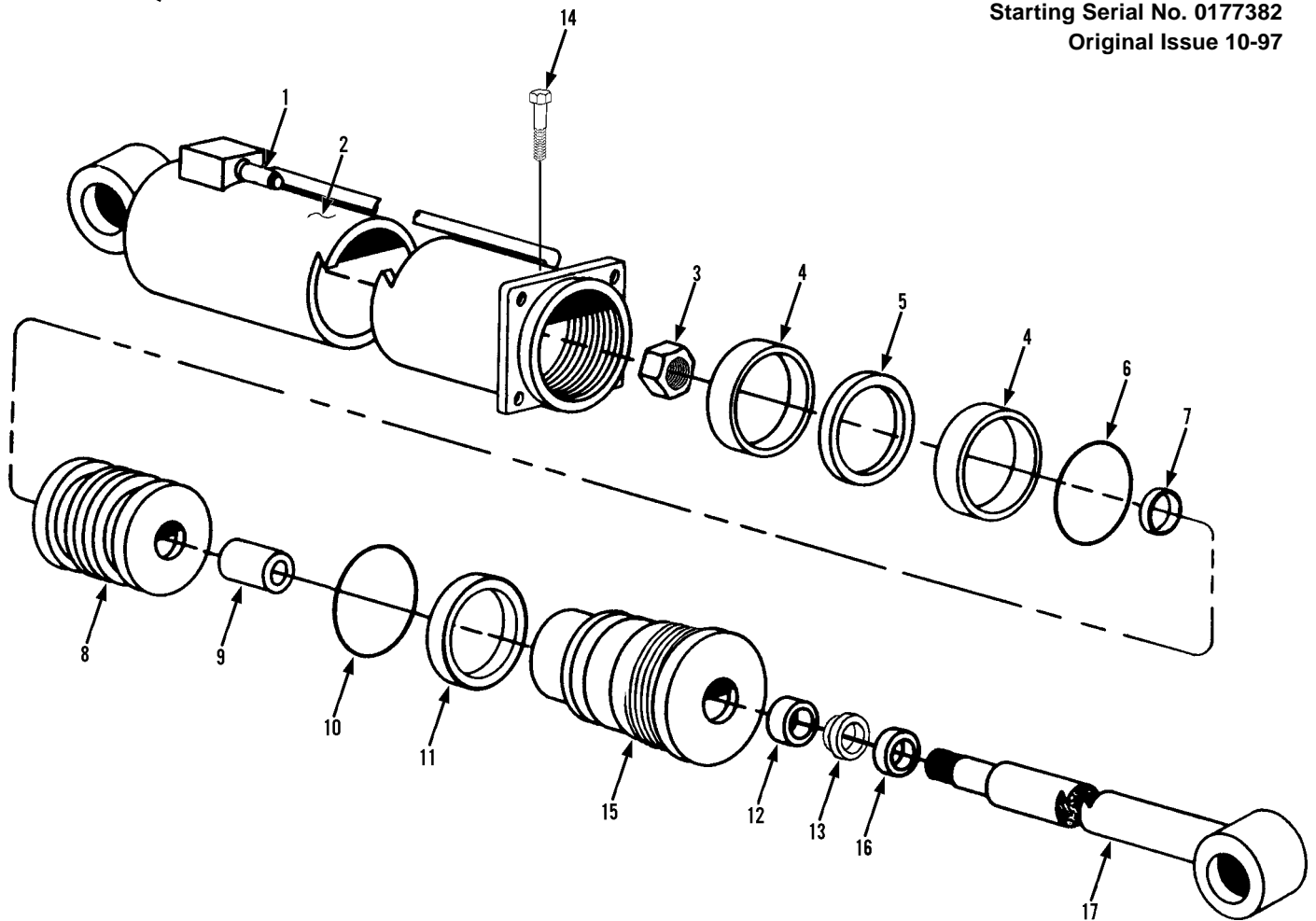
Item	Part No.	Qty.	Description Of Part	Item	Part No.	Qty.	Description Of Part
1		Ref	MAIN HYDRAULIC CONTROL VALVE ASSY (see page 10-9 for details)	9	9104-6056	1	COVER
2	8866-2005	10	CONNECTOR (includes item 3)	10	8855-1010	4	LOCKWASHER, 5/16
3	8859-1204	10	O-RING	11	8820-1018	2	HEX HD CAPSCREW, 5/16-18X3/4, GR5
4	9112-6035	1	JOYSTICK MOUNT WELDMENT	12	8505-1384	2	WELD STUD, 5/16-18
5		Ref	JOYSTICK (see page 10-24 for details)	13	8850-1005	2	HEX NUT, 5/16-18
6	8826-1017	4	SOCKET BUTTON HD CAPSCREW, 1/4-20X7/8, GR5	14	9020-6194	AR	TRIM LOK
7	8855-1009	4	LOCKWASHER, 1/4	15	9020-4096	1	HOSE ASSY
8	8850-1004	4	HEX NUT, 1/4-20	16	7713-3197	1	HOSE ASSY
				17	8471-7458	2	HOSE ASSY
				18	8471-7519	2	HOSE ASSY
				19	9002-7187	AR	TIE WRAP



Item	Part No.	Qty.	Description Of Part	Item	Part No.	Qty.	Description Of Part
	9108-3283	1	LIFT CYLINDER ASSY (includes all items)	9	9103-4281	1	PISTON
	9108-4173	Ref	SEAL KIT, (includes items 5, 6, 7, 8, 10, 11, 13 & 14)	10		1	BACK-UP RING
1	9103-3430	1	COUNTERBALANCE VALVE	11		1	O-RING
2	9108-4170	1	TUBE ASSY	12	9108-4172	1	GLAND
3	8867-1033	2	LUBE FITTING, STRAIGHT, 1/4-28	13		1	SEAL
4	9103-4280	1	NUT	14		1	WIPER
5		2	WEAR RING	15	9108-4171	1	ROD ASSY
6		1	SEAL	16	9108-4167	2	BUSHING
7		1	O-RING				NOTE: ONLY ITEMS WITH PART NUMBER ARE AVAILABLE FOR SERVICE.
8		1	O-RING				

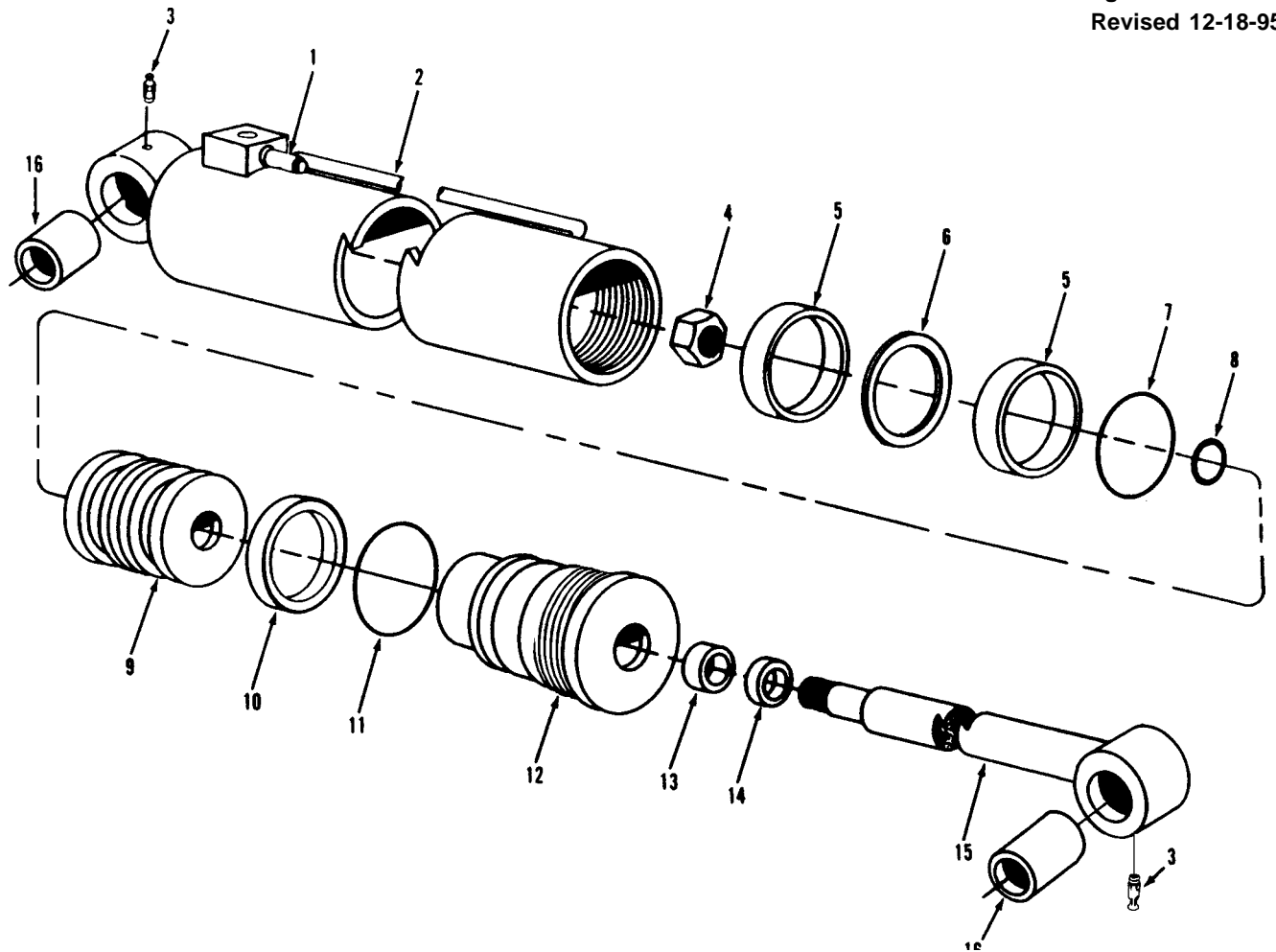


Item	Part No.	Qty.	Description Of Part
	9108-3282	1	CROWD CYLINDER ASSY (includes all items)
*	9104-4320	Ref	SEAL KIT, (includes items 4, 5, 6, 7, 10, 11, 13 & 14)
1	9103-3430	1	COUNTERBALANCE VALVE
2	9108-4190	1	TUBE ASSY
3	9103-4303	1	NUT
4		2	WEAR RING
5		1	SEAL
6		1	O-RING
7		1	O-RING
8	9103-4304	1	PISTON
9	9108-4193	1	STOP TUBE
10		1	BACK-UP RING
11		1	O-RING
12	9108-4192	1	GLAND
13		1	SEAL
14		1	WIPER
15	9108-4191	1	ROD ASSY
			NOTE: ONLY ITEMS WITH PART NUMBER ARE AVAILABLE FOR SERVICE.

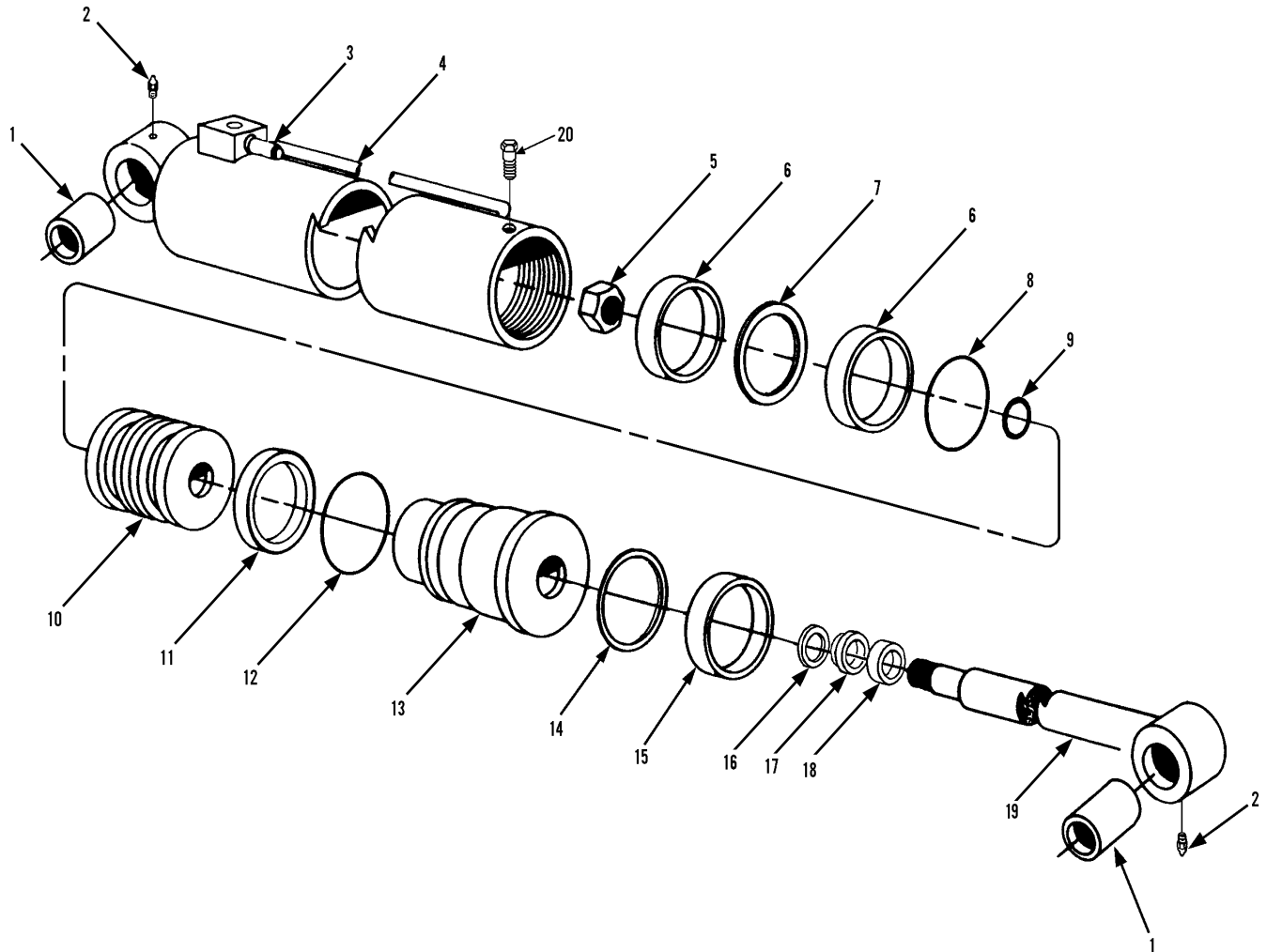


Item	Part No.	Qty.	Description Of Part
	9108-3468	1	CROWDCYLINDERASSY (includes all items)
	9108-4306	Ref	SEAL KIT, (includes items 4 thru 7, 11 thru 13 & 16)
1	9108-4347	1	COUNTERBALANCE VALVE
2	9108-4348	1	CASE ASSY
3	9120-4460	1	LOCKNUT (torque to 200-250 ft-lbs)
4		2	WEAR RING
5		1	PISTON SEAL
6		1	O-RING
7		1	O-RING
8	9108-4349	1	PISTON
9	9108-4350	1	SPACER
10	9116-4023	1	O-RING
11		1	BACKUP
12		1	STEP SEAL
13		1	U-CUP
14	9114-4017	1	CAPSCREW
15	9108-4351	1	HEAD
16		1	WIPER
17	9108-4352	1	SHAFT ASSY
			NOTE: ONLY ITEMS WITH PART NUMBER ARE AVAILABLE FOR SERVICE.

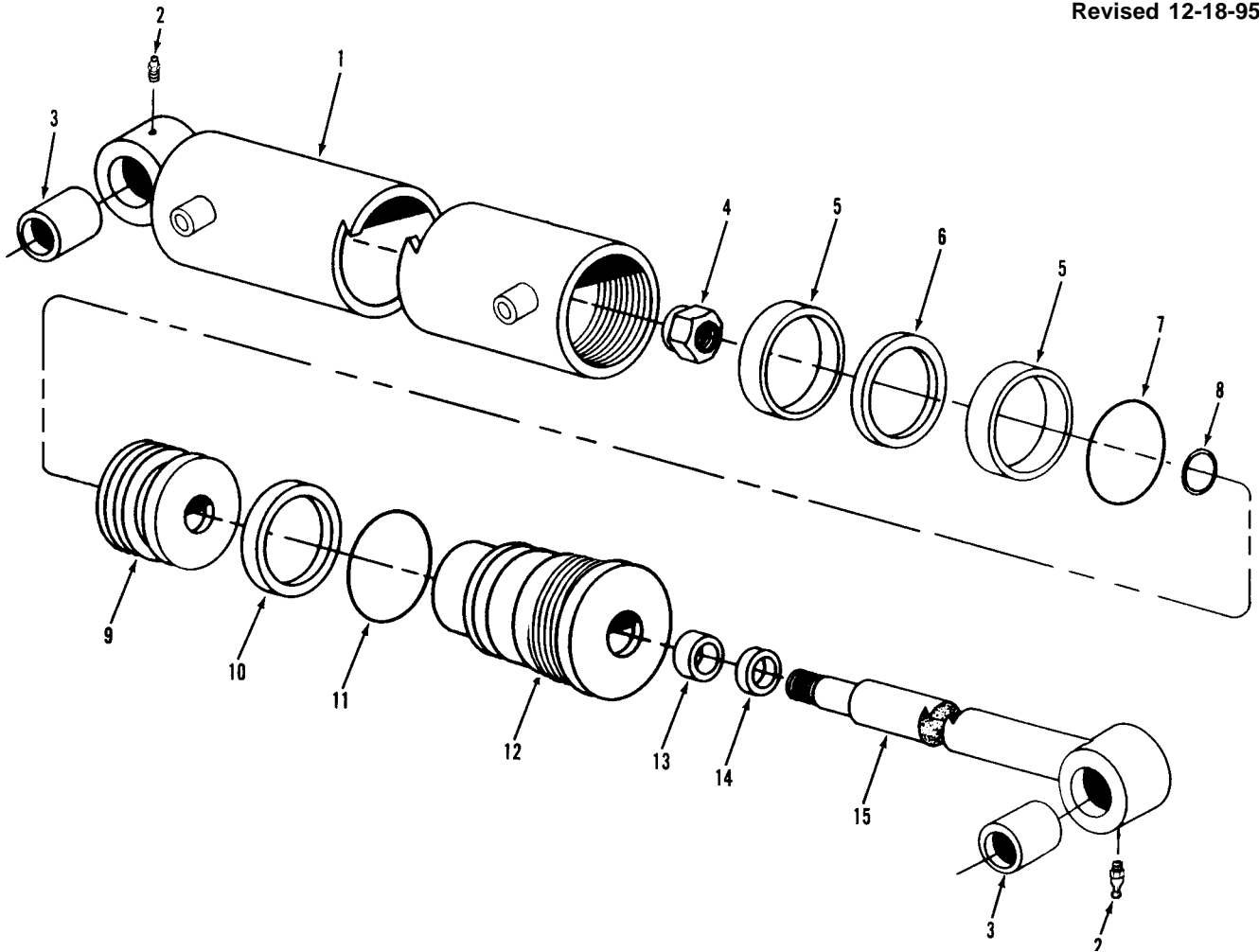




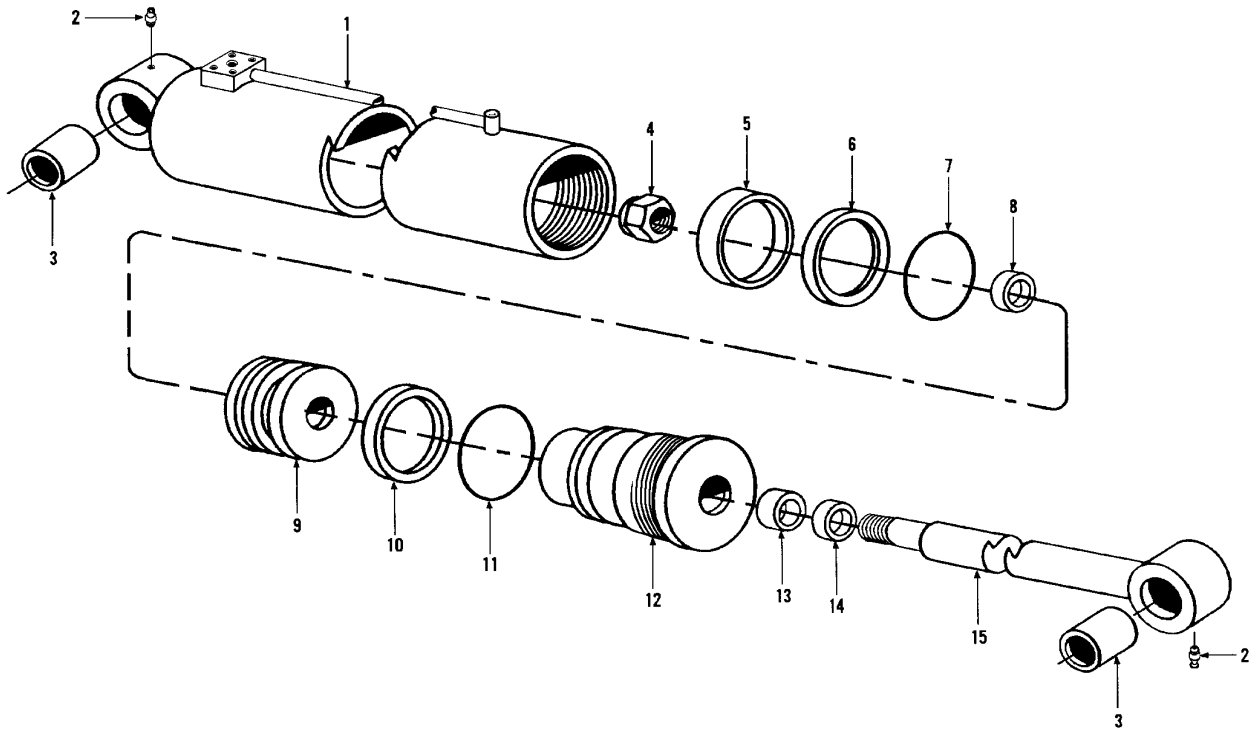
Item	Part No.	Qty.	Description Of Part
	9108-3379	1	TILT CYLINDER ASSY (includes all items)
	9103-4297	Ref	SEAL KIT, (includes items 5, 6, 7, 10, 11, 13 & 14)
1	9103-3430	1	COUNTERBALANCE VALVE
2	9108-4216	1	TUBE ASSY
3	8867-1033	2	LUBE FITTING-STRAIGHT, 1/4-28
4	9103-4286	1	NUT
5		2	WEAR RING
6		1	SEAL
7		1	O-RING
8		1	O-RING
9	9108-4291	1	PISTON
10		1	BACK-UP RING
11		1	O-RING
12	9108-4299	1	GLAND
13		1	SEAL
14		1	WIPER
15	9108-4217	1	ROD ASSY
16	9108-4176	2	BUSHING
			NOTE: ONLY ITEMS WITH PART NUMBER ARE AVAILABLE FOR SERVICE.



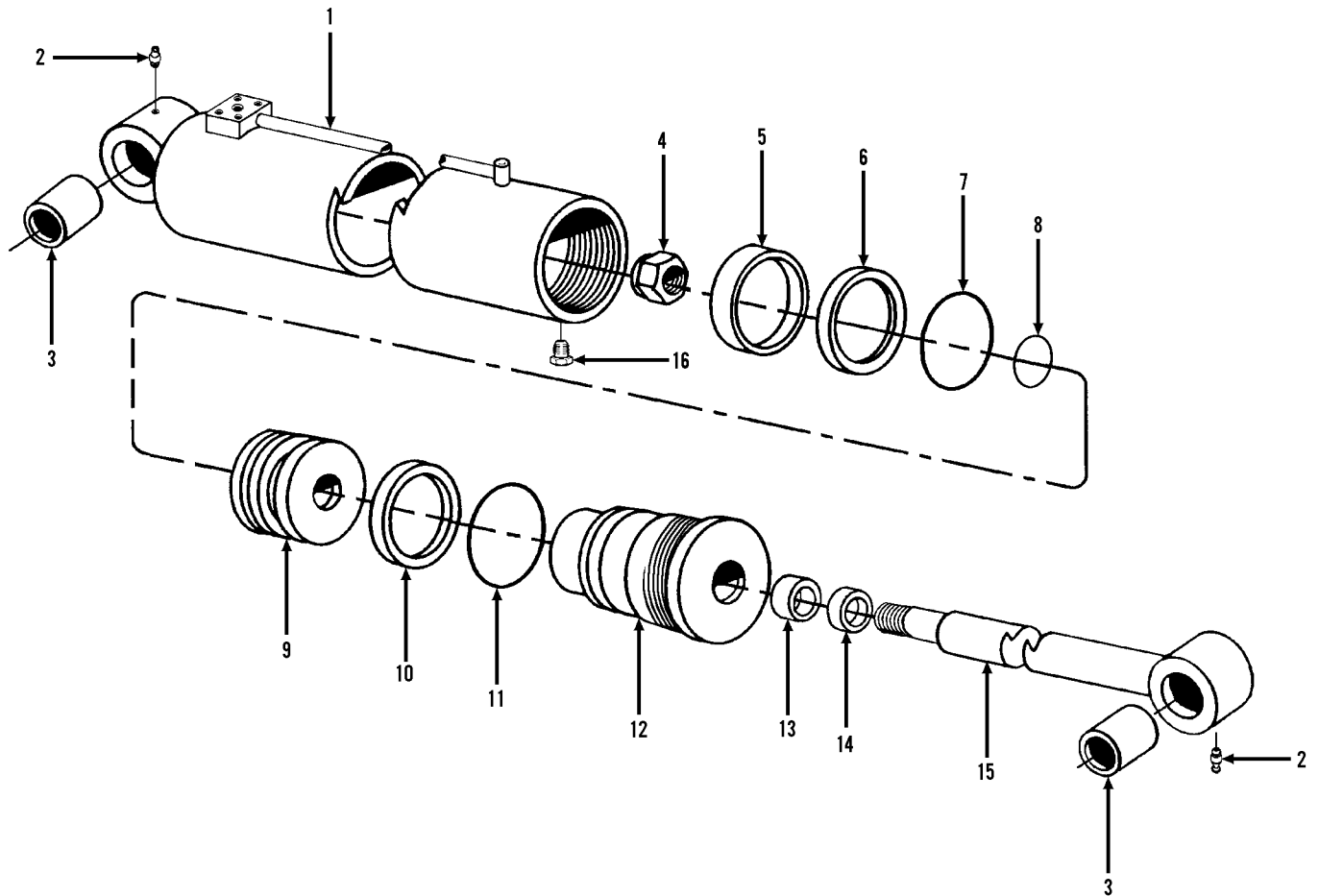
Item	Part No.	Qty.	Description Of Part	Item	Part No.	Qty.	Description Of Part
	9108-3513	1	TILT CYLINDER ASSY (includes all items)	11		1	BACK-UP RING
	9108-4370	1	SEAL KIT (includes items 6 thru 9, 11, 12 & 14 thru 16)	12		1	O-RING
* 1	9140-4352	2	BUSHING	13	9108-4371	1	GLAND
2	9114-4128	2	GREASE FITTING	14	9108-4372	1	SNAP RING
3	9108-3473	1	COUNTERBALANCE VALVE	15	9108-4373	1	WEAR RING
4	9112-4076	1	CASE ASSY	16		1	STEP SEAL
5	9106-4017	1	LOCKNUT (torque to 650-750 ft.lbs.)	17		1	U-CUP
6		2	WEAR RING	18		1	WIPER
7		1	SEAL	19	9112-4078	1	SHAFT ASSY
8		1	O-RING	20	9112-4096	1	SELF TAPPING SCREW, #10-24
9		1	O-RING				NOTE: ONLY ITEMS WITH PART NUMBERS ARE AVAILABLE FOR SERVICE.
10	9104-4274	1	PISTON				



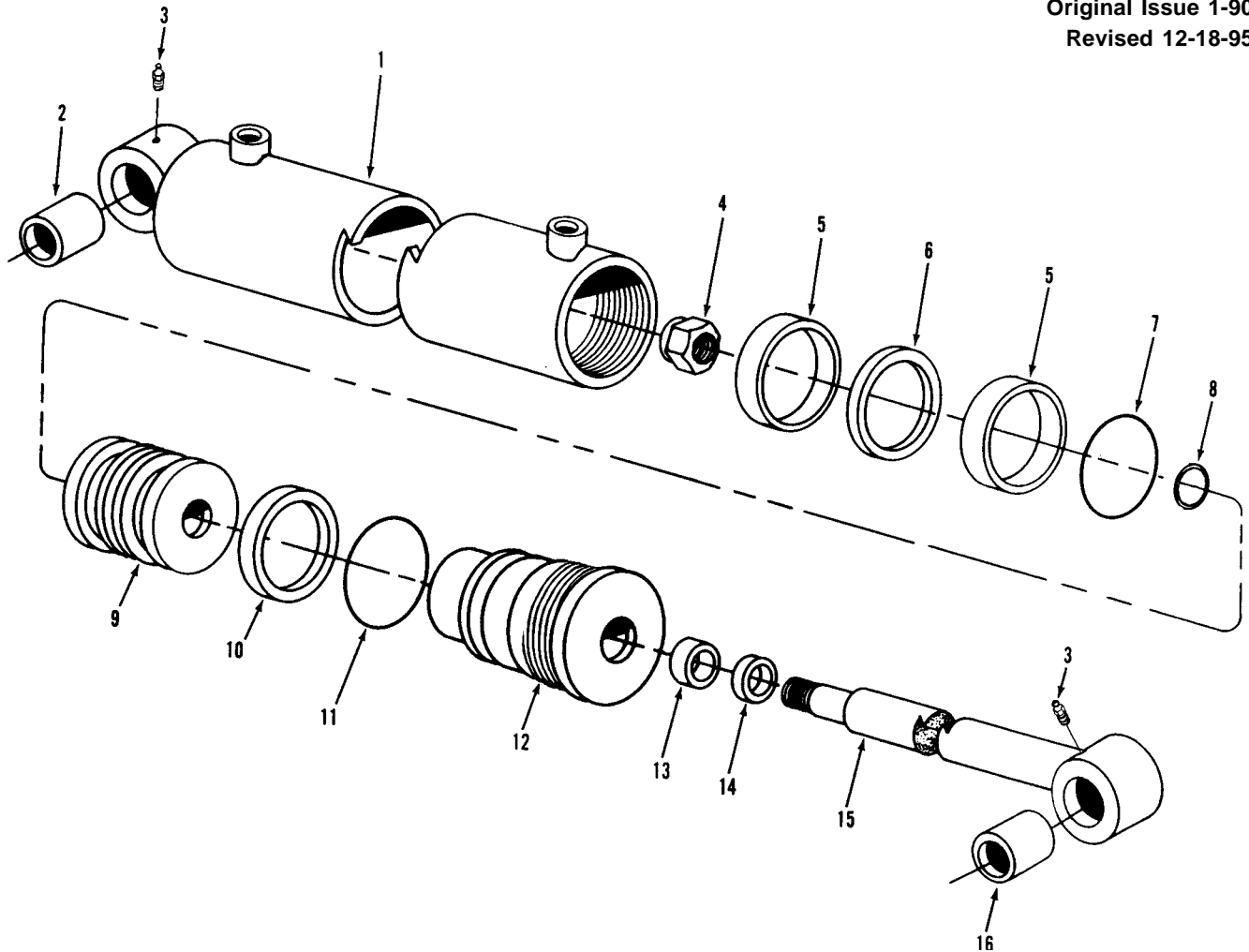
Item	Part No.	Qty.	Description Of Part
	9108-3285	1	TILT COMPENSATING CYLINDER ASSY
	9108-4169	Ref	SEAL KIT, (includes items 5, 6, 7, 8, 10, 11, 13 & 14)
1	9103-4168	1	TUBE ASSY
2	8867-1033	2	LUBE FITTING-STRAIGHT, 1/4-28
3	9108-4167	2	BUSHING
4	9103-4280	1	NUT
5		2	WEAR RING
6		1	SEAL
7		1	O-RING
8		1	O-RING
9	9108-4165	1	PISTON
10		1	BACK-UP RING
11		1	O-RING
12	9108-4282	1	GLAND
13		1	SEAL
14		1	WIPER
15	9108-4166	1	ROD ASSY
			NOTE: ONLY ITEMS WITH PART NUMBER ARE AVAILABLE FOR SERVICE.



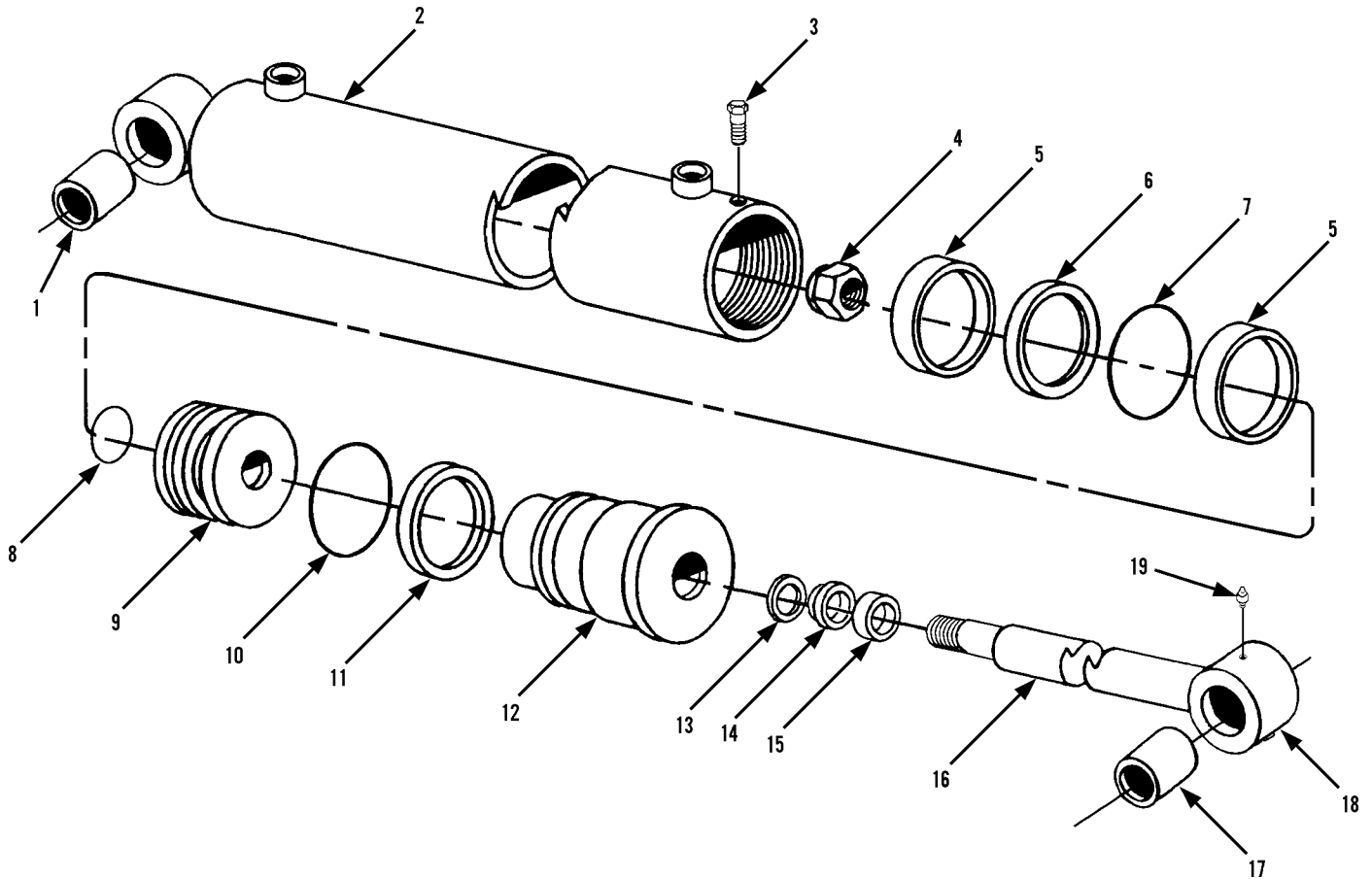
Item	Part No.	Qty.	Description Of Part
	9108-3286	1	SWAY CYLINDER ASSY (includes all items)
	9108-4189	Ref	SEAL KIT (includes items 5, 6, 7, 8, 10, 11, 13, & 14)
1	9108-4185	1	TUBE ASSY
2	8867-1033	2	LUBE FITTING, STRAIGHT, 1/4-28
3	9108-4176	4	BUSHING
4	9108-4184	1	NUT
5	9108-4219	1	WEAR RING
6	9108-4220	1	SEAL
7	9108-4221	1	O-RING
8	9108-4222	1	O-RING
9	9108-4186	1	PISTON
10	9108-4223	1	BACKUP RING
11	9108-4224	1	O-RING
12	9108-4188	1	GLAND
13	9108-4225	1	SEAL
14	9108-4226	1	WIPER
15	9108-4187	1	ROD ASSY



Item	Part No.	Qty.	Description Of Part
	9108-3520	1	SWAY CYLINDER ASSY (includes all items)
	9108-4189	Ref	SEAL KIT (includes items 5, 6, 7, 8, 10, 11, 13, & 14)
1	9108-4342	1	TUBE ASSY
2	8867-4343	2	LUBE FITTING, STRAIGHT, 1/4-28
3	9108-4176	4	BUSHING
4	9108-4184	1	NUT
5	9108-4219	1	WEAR RING
6	9108-4220	1	SEAL
7	9108-4221	1	O-RING
8	9108-4222	1	O-RING
9	9108-4186	1	PISTON
10	9108-4223	1	BACKUP RING
11	9108-4224	1	O-RING
12	9108-4188	1	GLAND
13	9108-4225	1	SEAL
14	9108-4226	1	WIPER
15	9108-4344	1	ROD ASSY
16	9108-4332	1	LOCKING SCREW

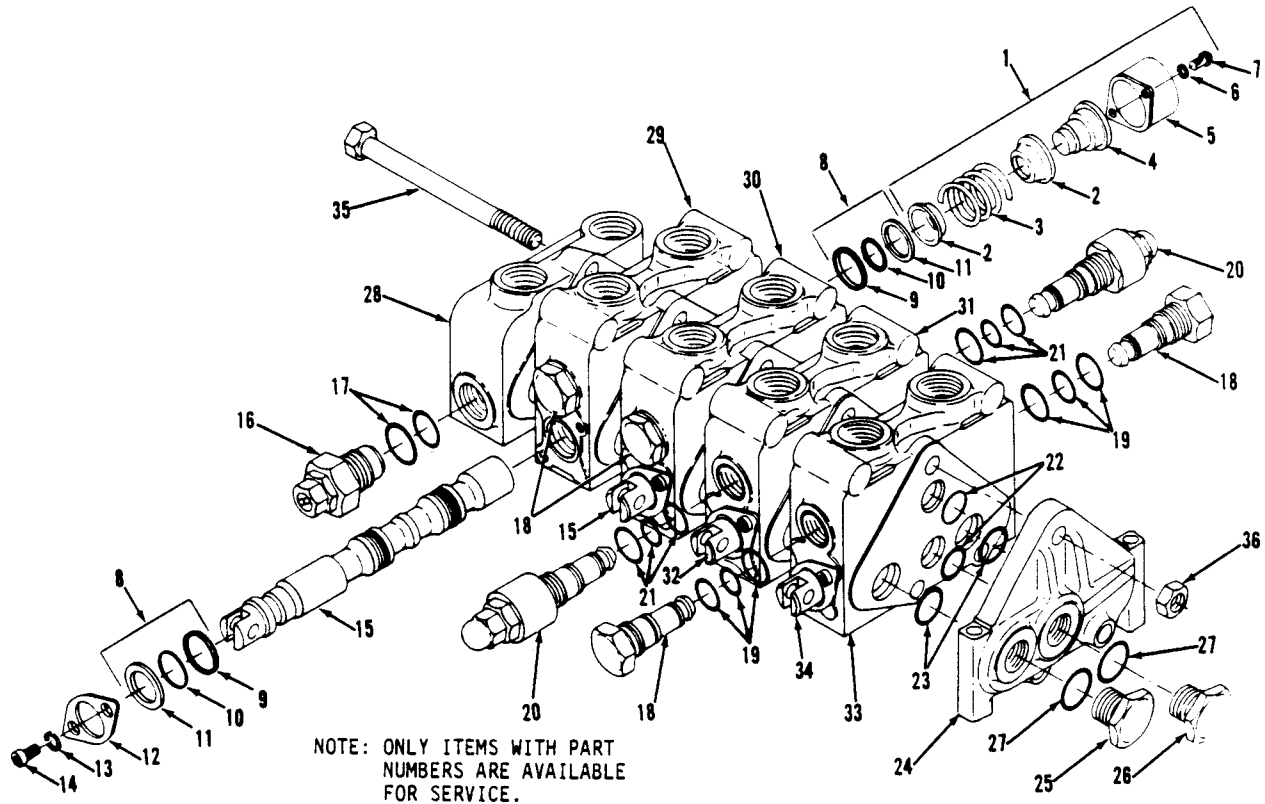


Item	Part No.	Qty.	Description Of Part
	9108-3281	2	STEERING CYLINDER ASSY (includes all items)
	9108-4183	Ref	SEAL KIT, (includes items 5, 6, 7, 8, 10, 11, 13 & 14)
1	9103-4178	1	TUBE ASSY
2	9108-4194	1	BUSHING
3	8867-1033	2	LUBE FITTING-STRAIGHT, 1/4-28
4	9108-4177	1	NUT
5		2	WEAR RING
6		1	SEAL
7		1	O-RING
8		1	O-RING
9	9108-4179	1	PISTON
10		1	BACK-UP RING
11		1	O-RING
12	9108-4181	1	GLAND
13		1	SEAL
14		1	WIPER
15	9108-4180	1	ROD ASSY
16	9108-4182	1	BUSHING
			NOTE: ONLY ITEMS WITH PART NUMBER ARE AVAILABLE FOR SERVICE.



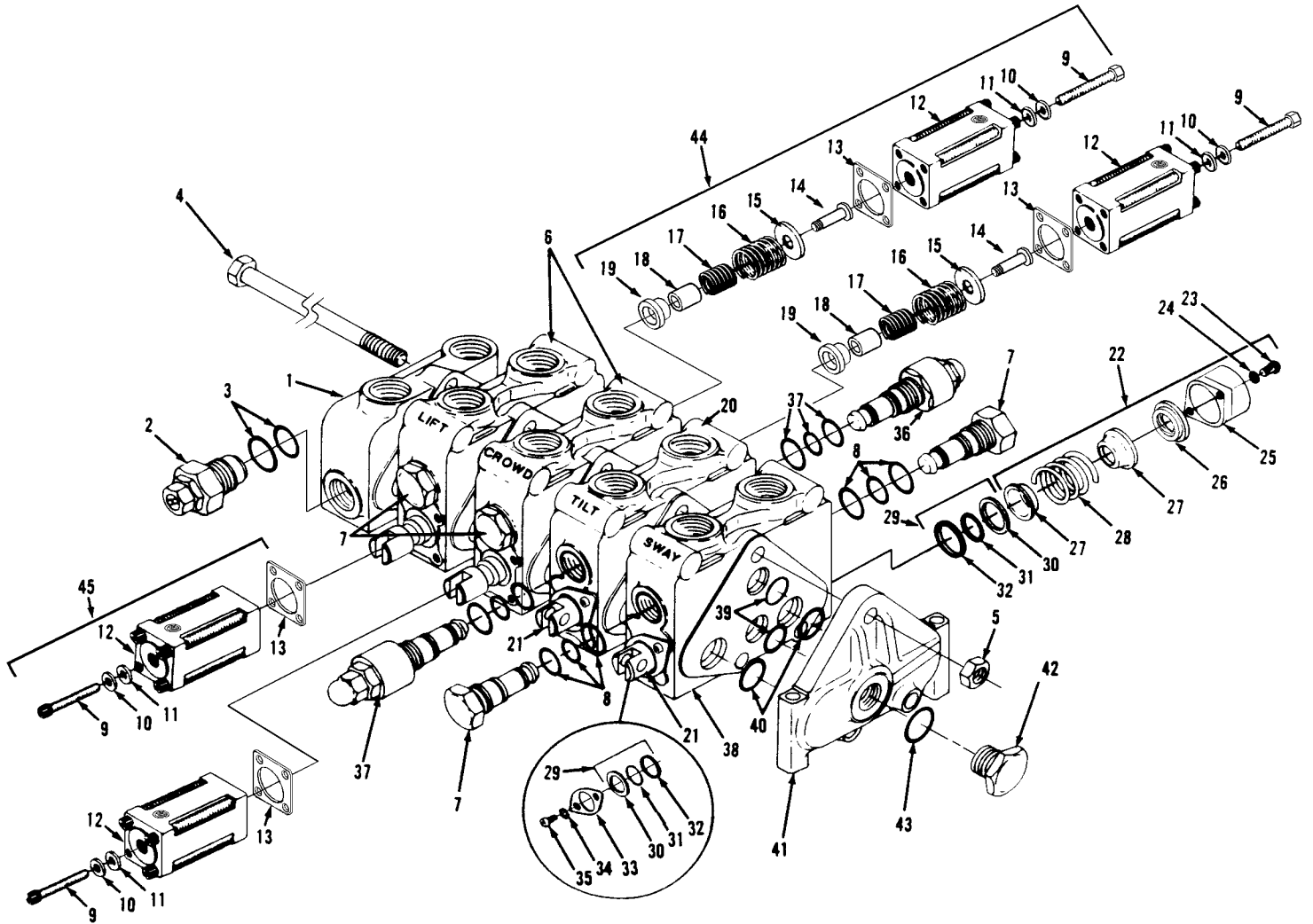
Item	Part No.	Qty.	Description Of Part
	9108-3532	2	STEERING CYLINDER ASSY (includes all items)
	9108-4305	1	SEAL KIT (includes items 5 thru 8, 10, 11 & 13 thru 15)
1	9112-4087	1	BUSHING
2	9112-4088	1	CASE ASSY
3	9112-4096	1	SELF-TAPPING SCREW
4	9120-4460	1	LOCKNUT (lubricate & torque to 350-370 ft.lbs.)
5		2	WEAR RING
6		1	PISTON SEAL
7		1	O-RING
8		1	O-RING
9	9112-4089	1	PISTON

Item	Part No.	Qty.	Description Of Part
10		1	O-RING
11		1	BACK-UP RING
12	9112-4090	1	CYLINDER HEAD
13		1	STEP SEAL
14		1	U-CUP
15		1	WIPER
16	9112-4108	1	ROD ASSY
17	9104-3246	1	BUSHING
18	9114-4128	1	GREASE FITTING
19		1	HEX HD PLUG, 1/8-27 NPT
			NOTE: ONLY ITEMS WITH PART NUMBERS ARE AVAILABLE FOR SERVICE.



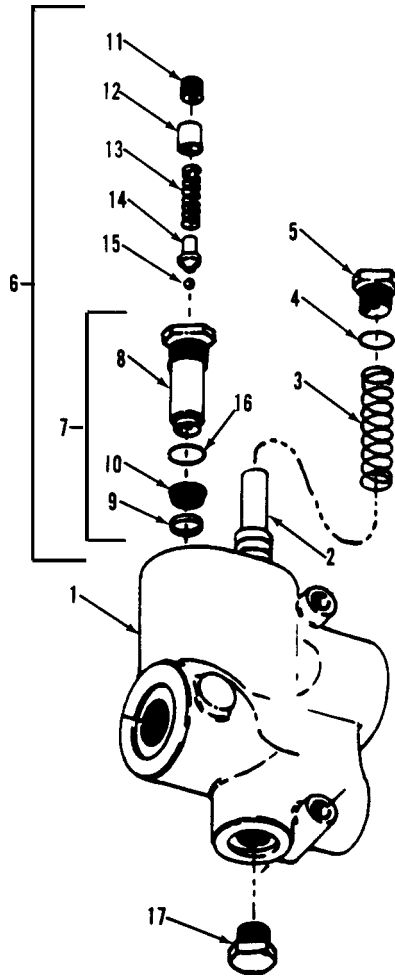
Item	Part No.	Qty.	Description Of Part	Item	Part No.	Qty.	Description Of Part
	9108-3055	Ref	MAIN HYDRAULIC CONTROL VALVE ASSY	21	9108-4201	2	RELIEF SEAL KIT (one required/relief)
1	9108-4004	1	SPOOL POSITIONER (includes items 2 thru 7)	9108-4200	AR		RELIEF SERVICE KIT
2		2	COLLAR	9108-4015	5		VALVE SECTION SEAL KIT (includes items 22 & 23)
3		1	SPRING	22		2	PRESSURE SEAL
4		1	POSITIONER	23		2	EXHAUST SEAL
5		1	BONNET	24	9108-4016	1	R.H. END COVER ASSY (includes items 25 thru 27)
6		2	WASHER	25	9108-4017	1	PLUG
7		2	SCREW	26	9108-4018	1	PLUG
8	9108-4005	4	SPOOL SEAL KIT (includes item 9 thru 11)	27	9108-4204	2	O-RING (1 required plug)
9		2	SEAL	28	9108-4008	1	L.H. END COVER ASSY (includes items 16 & 17)
10		2	WASHER	29	9108-4011	1	VALVE SECTION ASSY (includes one of each items 1,8,12,15, and two of item 18)
11		2	RETAINER	30	9108-4011	1	VALVE SECTION ASSY (includes one of each items 1,8,12,15, and two of item 18)
12	9108-4006	4	SPOOL RETAINER (includes item 13 & 14)	31	9108-4012	1	VALVE SECTION ASSY (includes items 1,8,12,20 & 32)
13		2	WASHER	32	9108-4013	1	SPOOL
14		2	SCREW	33	9108-4014	1	VALVE SECTION ASSY (includes one of each items 1,8,12, & 34, and two of item 32)
15	9108-4007	2	SPOOL	34	9108-4013	1	SPOOL
16	9108-4009	1	MAIN RELIEF (includes item 17)	9108-4019	1	STUD KIT (includes items 35 & 36)	
17	9108-4206	1	O-RING (inner)	35		3	STUD
	9108-4207	1	O-RING (outer)	36		3	NUT
18	9108-4010	6	LOAD CHECK PLUG (includes one of item 19)				
19	9108-4202	6	LOAD CHECK PLUG SEAL KIT (one required/ check plug)				
20	9108-4199	2	RELIEF - 2800 PSI (includes one of item 21)				



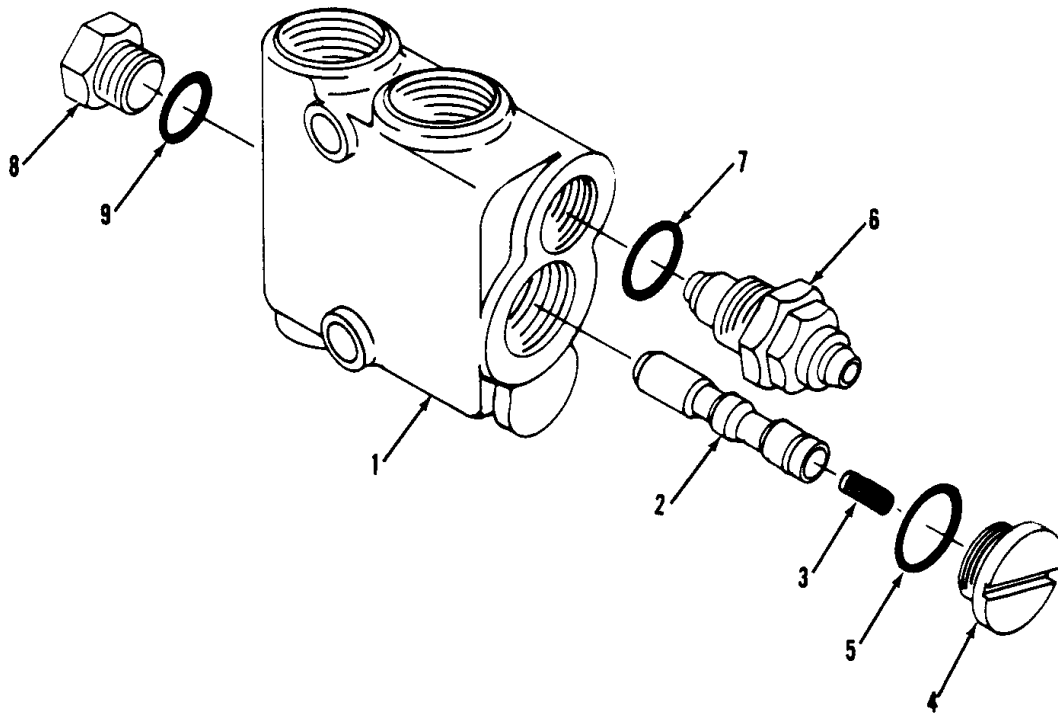


ARTWORK ON PREVIOUS PAGE

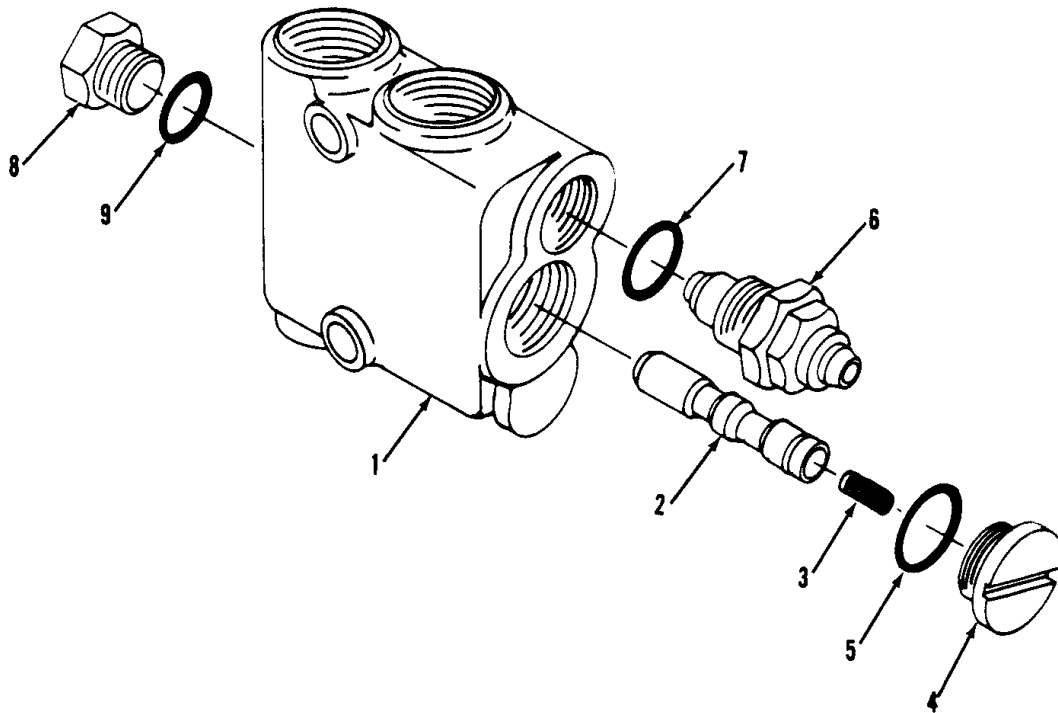
Item	Part No.	Qty.	Description Of Part	Item	Part No.	Qty.	Description Of Part
	9108-3417	1	MAIN HYDRAULIC CONTROL VALVE ASSY (includes all items)	25		2	BONNET
	9108-4019	1	STUD KIT (includes items 4 & 5)	26		2	SPOOL COLLAR
	9108-4015	5	VALVE SECTION SEAL KIT (includes items 39 & 40)	27		4	SPRING COLLAR
1	9108-4008	1	L.H. END COVER ASSY (includes items 2 & 3)	28		2	SPRING
2	9108-4009	1	MAIN RELIEF (includes item 31)	29	9108-4005	4	SPOOL SEAL KIT (includes items 30,31 & 32)
3	9108-4206	1	O-RING (inner)	30		4	RETAINER
	9108-4207	1	O-RING (outer)	31		4	WASHER
4		3	STUD	32		4	SEAL
5		3	NUT	33	9108-4006	2	SPOOL RETAINER (includes items 34 & 35)
6	9108-4277	2	VALVE SECTION ASSY (Hoist & Crowd) (includes two of item 7, plus items 9 thru 19)	34		4	WASHER
7	9108-4010	6	LOAD CHECK PLUG (includes item 8)	35		4	SCREW
8	9108-4202	6	LOAD CHECK PLUG SEAL KIT (one required per check plug)	36	9108-4199	2	RELIEF-2800 P.S.I. (includes one of item 38)
9	9108-4230	16	SOCKET HEAD CAPSCREW, 1/4-20x3	37	9108-4201	2	RELIEF SEAL KIT (one required per relief)
10	9108-4231	16	LOCKWASHER, 1/4		9108-4200	AR	RELIEF SERVICE KIT, NOT ILLUSTRATED (includes relief poppet & piston ring)
11	9108-4232	4	BEARING PLATE	38	9108-4014	1	VALVE SECTION ASSY (Sway) (includes 2 of item 7, plus items 21,22,29 & 33)
12	9108-4229	4	BONNET	39		2	PRESSURE SEAL
13	9108-4233	4	SEAL	40		2	PRESSURE SEAL
14	9108-4234	2	SPUD POSITIONER	41	9108-4278	1	R.H. END COVER ASSY (includes item 42)
15	9108-4235	2	WASHER	42	9108-4279	1	PLUG (includes item 43)
16	9108-4236	2	SPRING	43		1	O-RING
17	9108-4237	2	SPRING	44	9109-4024	2	HYDRAULIC REMOTE POSITIONER (includes items 9 thru 19)
18	9108-4238	2	STOP SLEEVE	45	9109-4023	2	HYDRAULIC REMOTE POSITIONER (includes items 9 thru 13)
19	9108-4239	2	STOP COLLAR				NOTE: ONLY ITEMS WITH PART NUMBERS ARE AVAILABLE FOR SERVICE.
20	9108-4012	1	VALVE SECTION ASSY (Tilt) (includes items 21,22,29 & 33, plus two of item 36)				
21	9108-4013	2	SPOOL				
22	9108-4004	2	SPOOL POSITIONER (includes items 23 thru 29)				
23		4	SCREW				
24		4	WASHER				



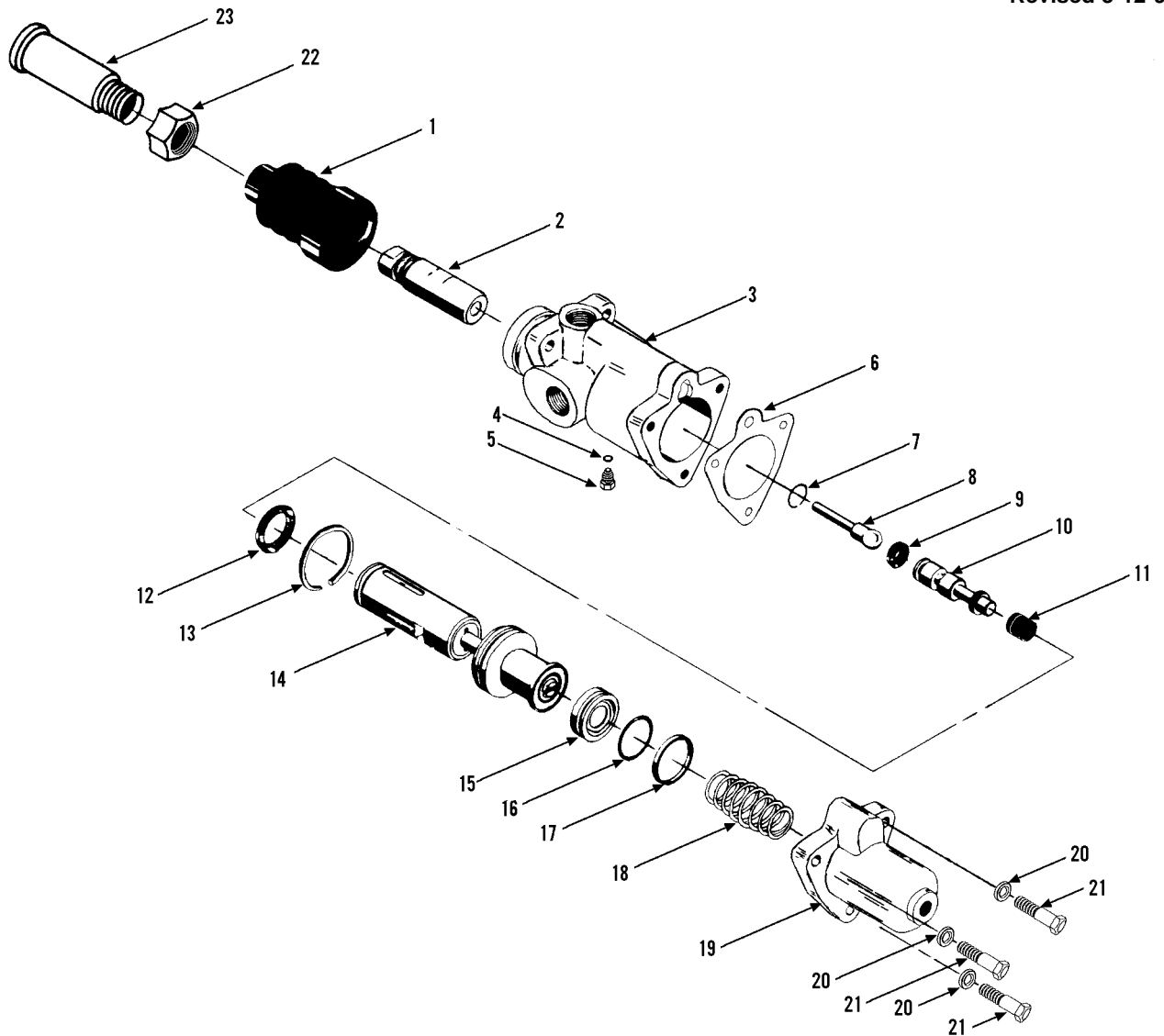
Item	Part No.	Qty.	Description Of Part
	9103-3240	1	PRIORITY VALVE (includes all items) 2500 PSI RELIEF SETTING
1	9020-6548	1	HOUSING (includes item 2)
2	9020-6549	1	SPOOL
3	9020-6550	1	SPRING
4	8859-1206	1	O-RING
5	9020-6552	1	PLUG
6	9020-6553	1	RELIEF CARTRIDGE (includes items 7 thru 16)
7	9020-6554	1	RELIEF VALVE SUB BODY (includes items 8 thru 10)
8	9020-6555	1	BODY
9	9020-6556	1	RING
10	9020-6557	1	SCREEN
11	9020-6558	1	RELIEF VALVE ADJUSTING SCREW
12	9020-6559	1	SPRING GUIDE
13	9020-6560	1	SPRING
14	9020-6561	1	BALL HOLDER
15	9020-6562	1	BALL
16	8859-1205	1	O-RING
17	9020-6564	1	PLUG



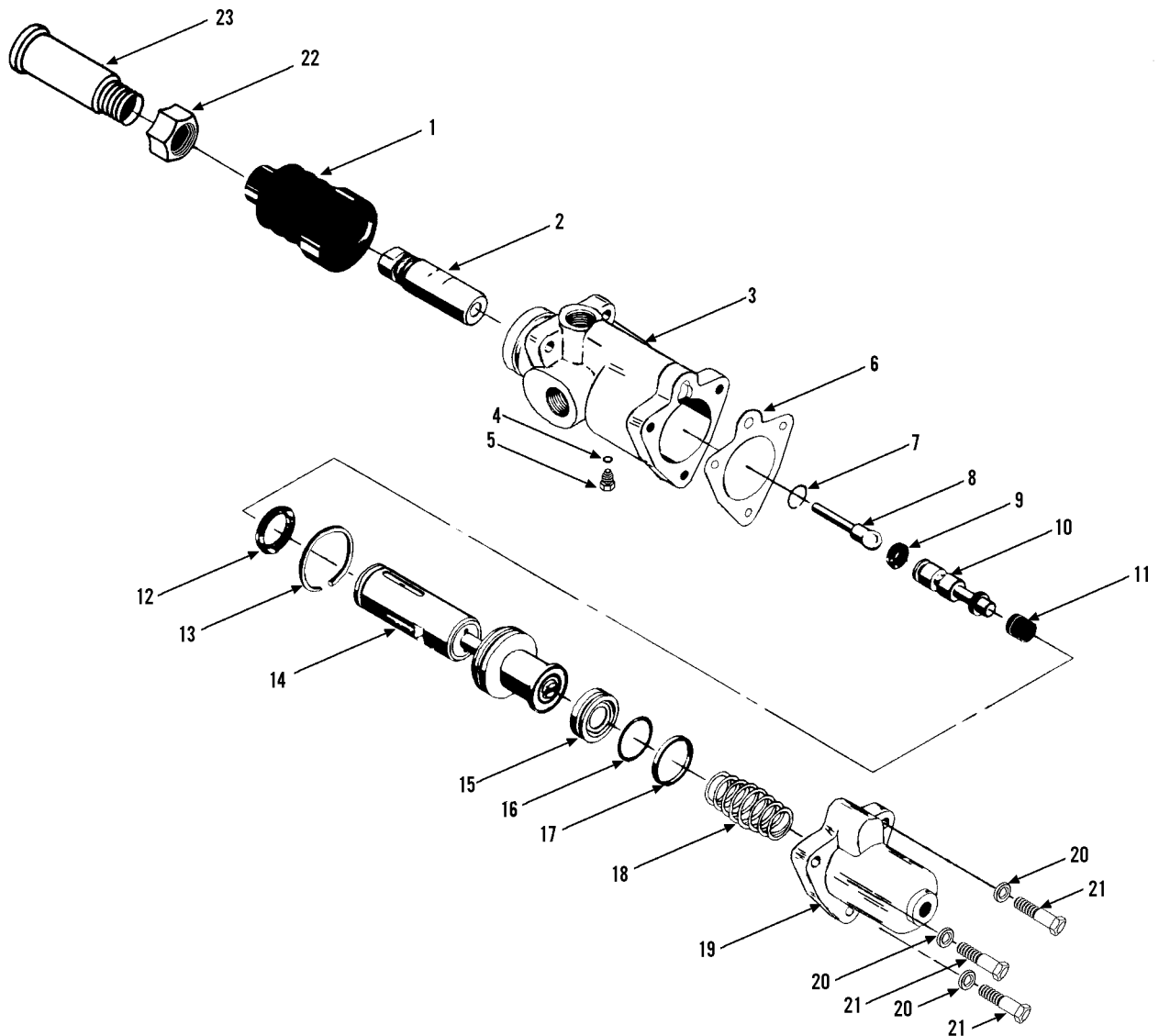
Item	Part No.	Qty.	Description Of Part
1	9108-3292	1	FLOW DIVIDER VALVE - 850 PSI (includes items 2 thru 9)
2	9108-4155	1	SPOOL
3	9108-4156	1	SPRING
4	9108-4160	1	PLUG (includes item 5)
5	9108-4158	1	O-RING
6	9108-4159	1	RELIEF (includes item 7)
7		1	O-RING
8	9108-4157	1	PLUG (includes item 9)
9	9108-4161	1	O-RING



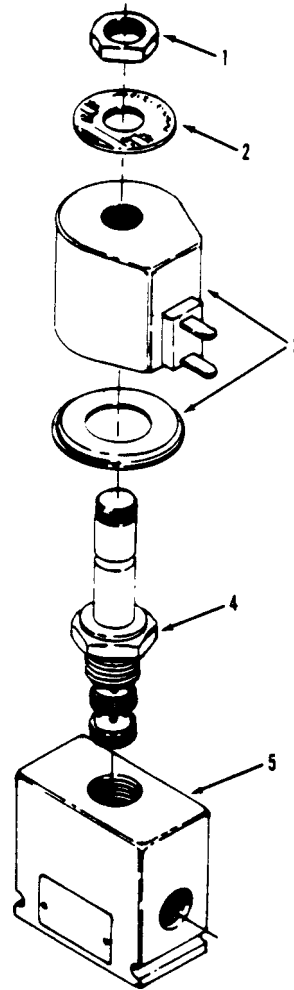
Item	Part No.	Qty.	Description Of Part
1	9108-3521	1	FLOW DIVIDER VALVE - 625 PSI (includes items 2 thru 9)
2	9108-4155	1	SPOOL
3	9108-4156	1	SPRING
4	9108-4160	1	PLUG (includes item 5)
5	9108-4158	1	O-RING
6	9108-4159	1	RELIEF (includes item 7)
7		1	O-RING
8	9108-4157	1	PLUG (includes item 9)
9	9108-4161	1	O-RING



Item	Part No.	Qty.	Description Of Part	Item	Part No.	Qty.	Description Of Part
	9108-3294	1	DISCONTINUED - POWER BRAKE VALVE, ORDER P/N 9112-3131 (service items interchange)	11		1	SPRING
	9112-3131	1	POWER BRAKE VALVE (includes items 1 thru 21)	12		1	CUP
	9108-4043	1	REPAIR KIT (includes items 1, 4, 6, 9, 12, 13, 15, 16 & 17))	13		1	PISTON RING
1	9108-4042	1	BOOT	14		1	SLEEVE & PISTON ASSY
2		1	PRESSURE REGULATING SPRING ASSY	15		1	PISTON & POPPET ASSY
3		1	HOUSING	16		1	O-RING
4		1	O-RING	17		1	RING SEAL
5		1	CAPSCREW	18		1	SPRING
6		1	GASKET	19		1	END CAP
7		1	RETAINING RING	20		3	LOCKWASHER
8		1	PUSH ROD	21		3	HEX HD CAPSCREW
9		1	CUP	22	8850-1408	1	HEX JAM NUT, 1/2-20
10		1	SPOOL (not available for service, order 9112-3131)	23	9108-1445	1	PUSH ROD
							NOTE: ONLY ITEMS WITH PART NUMBER ARE AVAILABLE FOR SERVICE.

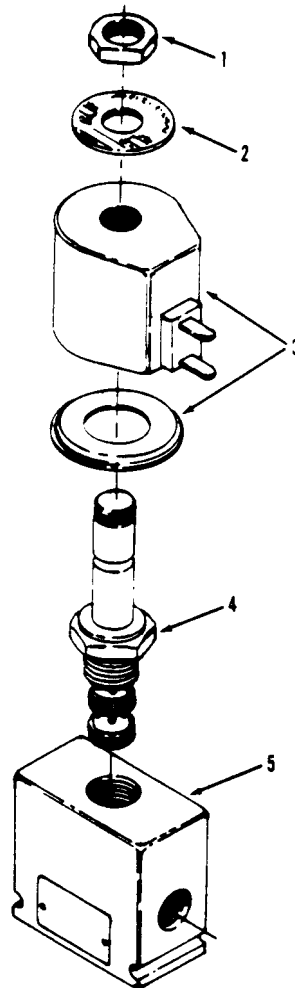


Item	Part No.	Qty.	Description Of Part	Item	Part No.	Qty.	Description Of Part
	9114-3201	1	POWER BRAKE VALVE (includes items 1 thru 21)	13		1	PISTON RING
	9108-4043	1	REPAIR KIT (includes items 1, 4, 6, 9, 12, 13, 15, 16 & 17))	14		1	SLEEVE & PISTON ASSY
1	9108-4042	1	BOOT	15		1	PISTON & POPPET ASSY
2		1	PRESSURE REGULATING SPRING ASSY	16		1	O-RING
3		1	HOUSING	17		1	RING SEAL
4		1	O-RING	18		1	SPRING
5		1	CAPSCREW	19		1	END CAP
6		1	GASKET	20		3	LOCKWASHER
7		1	RETAINING RING	21		3	HEX HD CAPSCREW
8		1	PUSH ROD	22	8850-1408	1	HEX JAM NUT, 1/2-20
9		1	CUP	23	9108-1445	1	PUSH ROD
10		1	SPOOL (not available for service, order 9114-3201)				NOTE: ONLY ITEMS WITH PART NUMBER ARE AVAILABLE FOR SERVICE.
11		1	SPRING				
12		1	CUP				

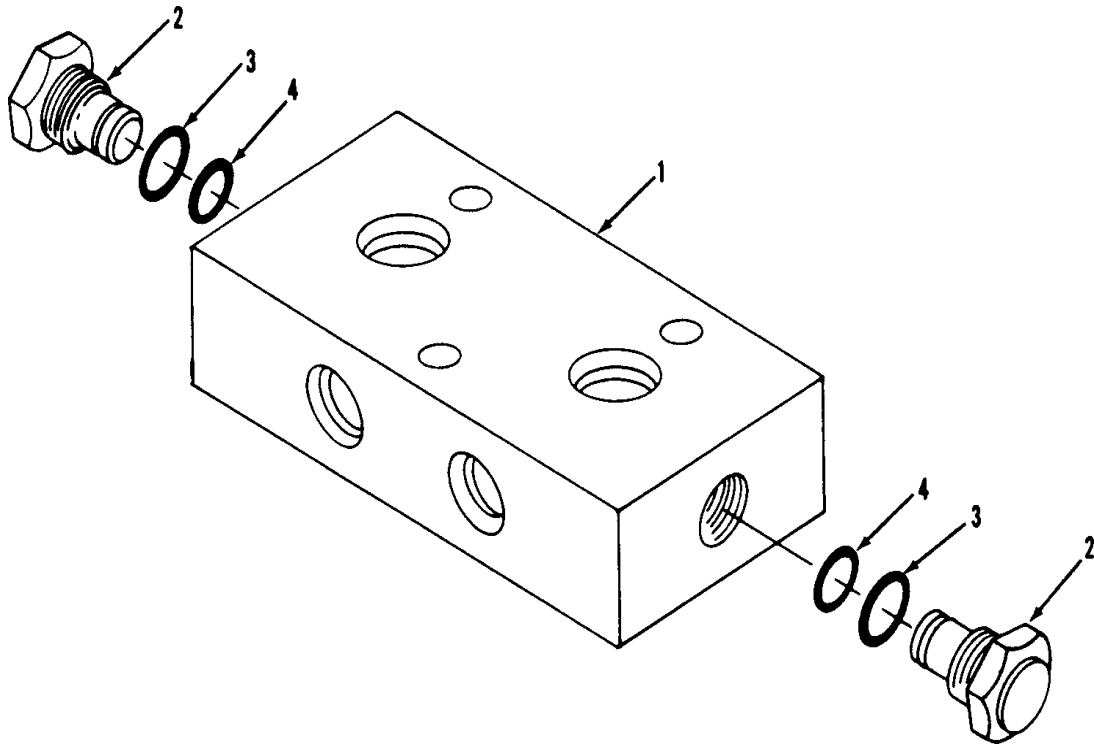


Item	Part No.	Qty.	Description Of Part
	9020-6739	1	3 WAY SOLENOID VALVE (includes all items)
1	9020-8066	1	NUT
2	9020-8067	1	NAME PLATE
3	7738-4267	1	COIL
4	9020-8071	1	VALVE ASSY (3-way-2 pos.)
5	9020-8072	1	VALVE BODY

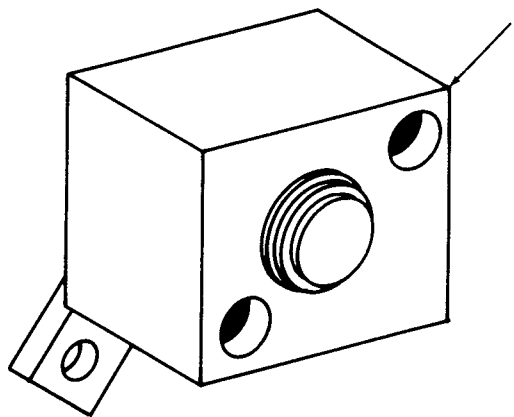




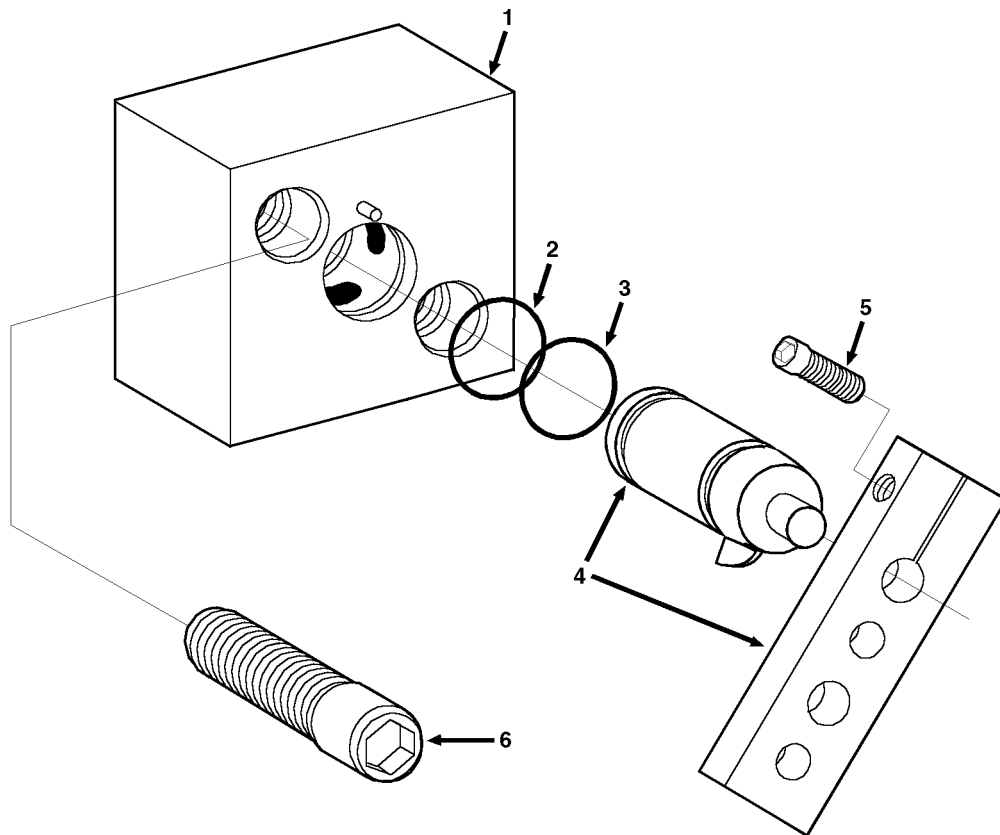
Item	Part No.	Qty.	Description Of Part
	9104-3446	1	3-WAY SOLENOID VALVE(includes all items)
1	9020-8066	1	NUT
2	9114-4158	1	COIL
3	9114-4159	1	CORE ASSY (3-way, 2-position)
4	8093-4035	1	VALVE BODY



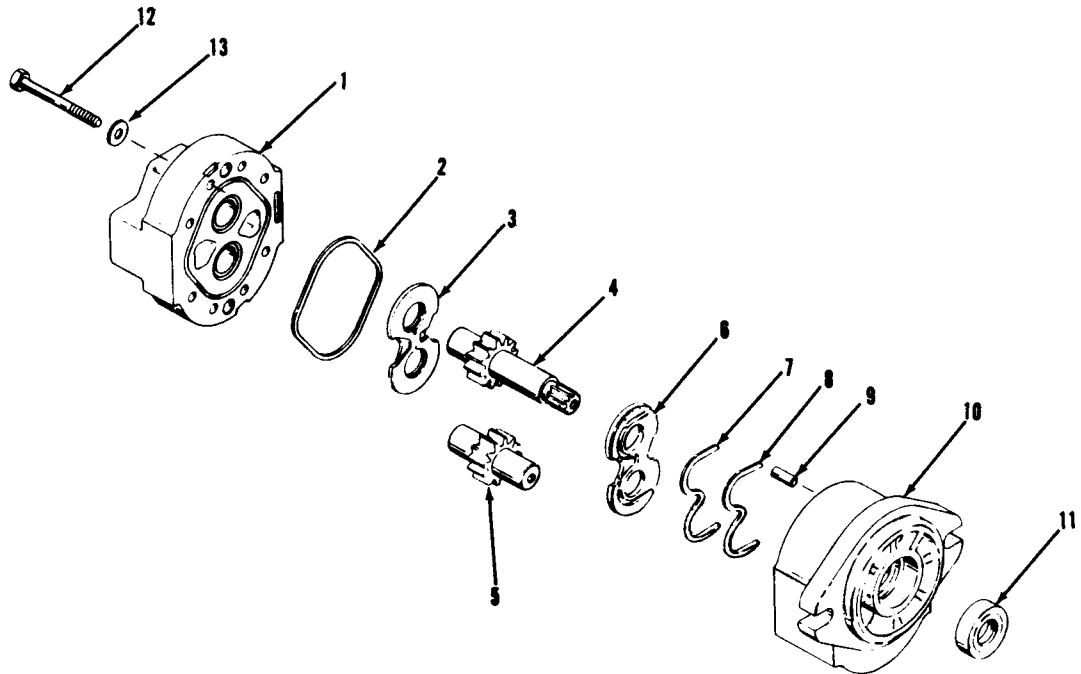
Item	Part No.	Qty.	Description Of Part
	9108-3262	1	DUAL P.O. CHECK VALVE ASSY (includes all items)
	9104-4002	Ref	SEAL KIT (includes items 3 & 4)
1		1	BODY
2	7713-3248	2	CHECK VALVE (includes items 3 & 4)
3	9108-4227	2	O-RING
4	9108-4228	2	O-RING
			NOTE: ONLY ITEMS WITH PART NUMBERS ARE AVAILABLE FOR SERVICE.



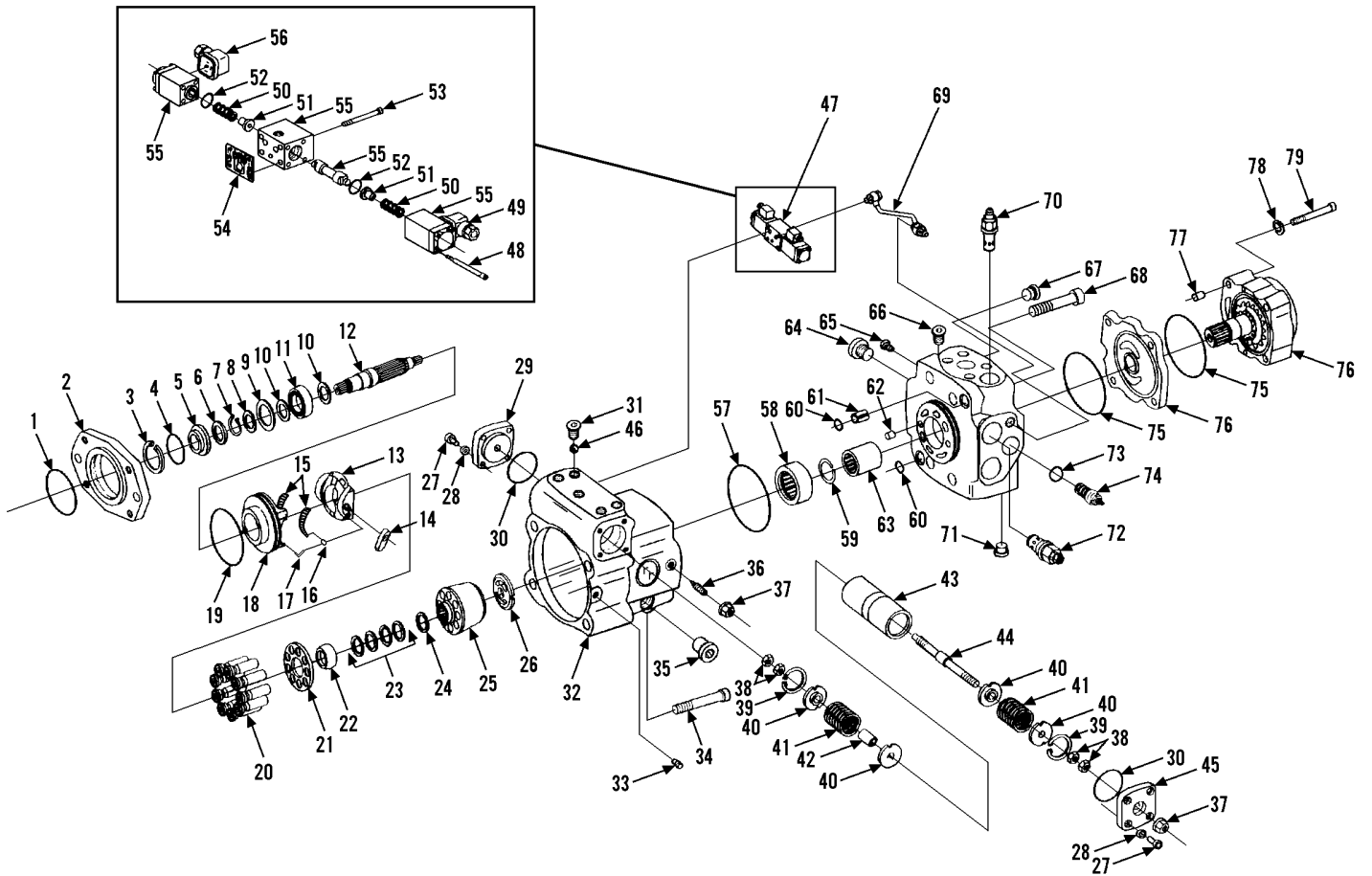
Item	Part No.	Qty.	Description Of Part
1	9103-3096	1	INCHING VALVE
	9103-4018	Ref	SEAL KIT



Item	Part No.	Qty.	Description Of Part
1	9114-3140	1	INCHING VALVE (includes all items)
2	8093-4423	1	O-RING
3	8093-4202	1	O-RING
4		1	ACTIVATING LEVER
5		1	SOCKET HD CAPSCREW
6	8821-2228	2	SOCKET HD CAPSCREW
			NOTE: ONLY ITEMS WITH PART NUMBERS ARE AVAILABLE FOR SERVICE.

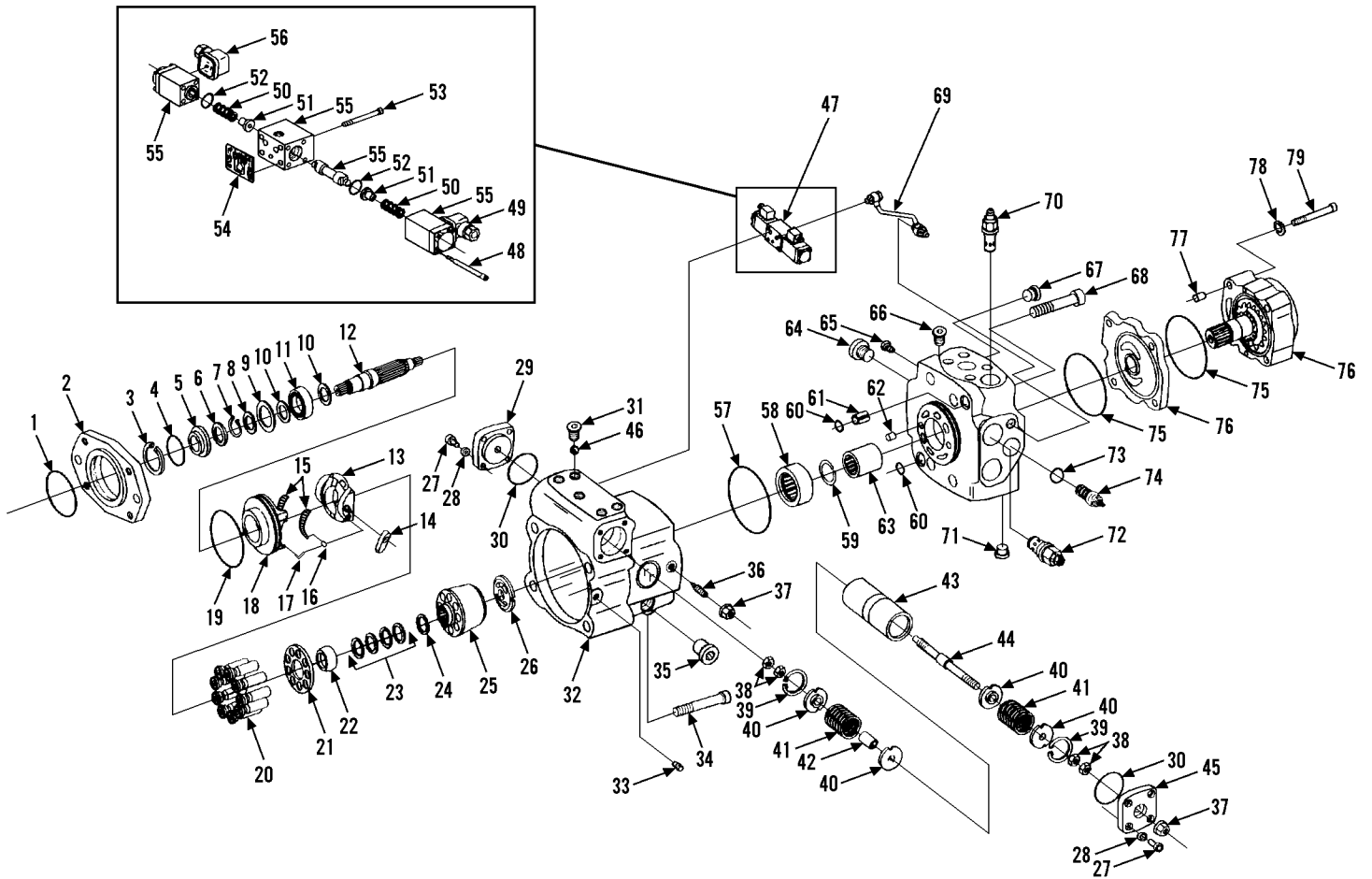


Item	Part No.	Qty.	Description Of Part
	9108-3296	1	MAIN HYDRAULIC PUMP
	9108-4218	1	SEAL KIT (includes items 2, 3, 6, 7, 8, & 11)
1	9108-4144	1	REAR COVER
2	9108-4137	1	SEAL
3	9108-4138	1	THRUST PLATE
4	9108-4146	1	DRIVE GEAR
5	9108-4145	1	DRIVEN GEAR
6	9108-4139	1	WEAR PLATE
7	9108-4140	1	SEAL
8	9108-4142	1	SEAL SPACER
9	9108-4143	2	DOWEL PIN
10	9108-4147	1	BODY
11	9108-4141	1	SHAFT SEAL
12	9108-4135	8	HEX HD CAPSCREW
13	9108-4136	8	FLAT WASHER



Item	Part No.	Qty.	Description Of Part	Item	Part No.	Qty.	Description Of Part
	9108-3013	1	HYDROSTATIC TRANSMISSION PUMP (includes all items)	37		2	SEAL LOCKNUT, M12X1.5
	9108-4132	1	SEAL KIT (includes items 1, 4, 6, 19, 30, 37, 52, 57, 60, 73 & 75)	38		4	JAM NUT, M12X1.5
	9108-4269	1	ROTARY GROUP KIT (includes items 13, 20, 21, 22, 23, 25 & 26)	39		2	O-RING
	9108-4023	1	ROTARY GROUP ASSY (includes items 3 thru 26, except item 14)	40		4	SPRING COLLAR W/ BUSHING
	9108-4270	1	HOUSING ASSY (includes items 27 thru 45)	41		2	SPRING
	9108-4271	1	STROKING PISTON ASSY (includes items 38 thru 44)	42		1	SPACER BUSHING
	9108-4272	1	PORT BLOCK ASSY (includes items 57 thru 68)	43		1	PISTON
1	9108-4273	1	O-RING	44		1	PISTON ROD
2	9108-4024	1	FRONT FLANGE	45		1	STROKING PISTON COVER
3		1	RETAINING RING	46	8093-4416	2	STROKING TIME ORIFICE
4		1	O-RING	47	9108-4036	1	CONTROL VALVE ASSY (includes items 48 thru 56)
5		1	FRONT COVER	48		8	SOCKET HD CAPSCREW, M4X65
6		1	SHAFT SEAL	49	9108-4038	1	PLUG IN CONNECTOR (solenoid B-Blk)
7		1	RETAINING RING	50		2	SPRING
8		1	SHIM	51		2	SPRING RETAINER
9		1	SHIM	52		2	O-RING
10		2	SUPPORTING DISC	53		4	SOCKET HD CAPSCREW, M6X45
11		1	ROLLER BEARING	54	9108-4134	1	CONTROL MODULE GASKET
12		1	SHAFT	55		1	VALVE HOUSING
13		1	SWASH PLATE	56	9108-4039	1	PLUG IN CONNECTOR (solenoid A-Gray)
14	9108-4274	1	SLIDE BLOCK	57		1	O-RING
15		1	CAGE BEARING SET	58		1	REAR SHAFT BEARING
16		2	BEARING RETAINER BUSHING	59		1	RETAINING RING
17		2	WIRE	60		2	O-RING
18		1	BEARING FLANGE	61		1	SPRING PIN
19		1	O-RING	62		1	PIN
20		9	PISTON	63		1	PUMP COUPLING
21		1	RETAINING PLATE	64		2	PLUG
22		1	RETAINING BALL	65		2	PRESSURE OVERRIDE VALVE
23		1	BELLEVILLE WASHER SET	66		1	PLUG
24		1	PRELOAD SHIM	67		2	PLUG
25		1	BARREL	68		4	SOCKET HD CAPSCREW, M16X90
26		1	CONTROL PLATE	*69	9108-4035	1	CONTROL PIPE KIT (includes fittings)
27		8	SOCKET HD CAPSCREW, M6X12	70	9108-4031	1	RELIEF VALVE
28		8	LOCKWASHER, M6	71	8866-2195	1	PLUG
29		1	STROKING PISTON COVER	72	9108-4032	2	HIGH PRESSURE RELIEF VALVE (5000 PSI)
30		2	O-RING	73	9108-4276	1	O-RING
31		5	PLUG	74	9108-4033	1	CONTROL CARTRIDGE
32		1	HOUSING	75		2	O-RING
33		1	TORSION PIN	76	9108-4034	1	CHARGE PUMP ASSY (includes items 75, 77, 78 & 79)
34		4	SOCKET HD CAPSCREW, M16X80	77		2	PIN
35		1	PLUG	78		4	LOCKWASHER, M8
36	9108-4029	1	ECCENTRIC SCREW	79		4	SOCKET HD CAPSCREW, M8X50

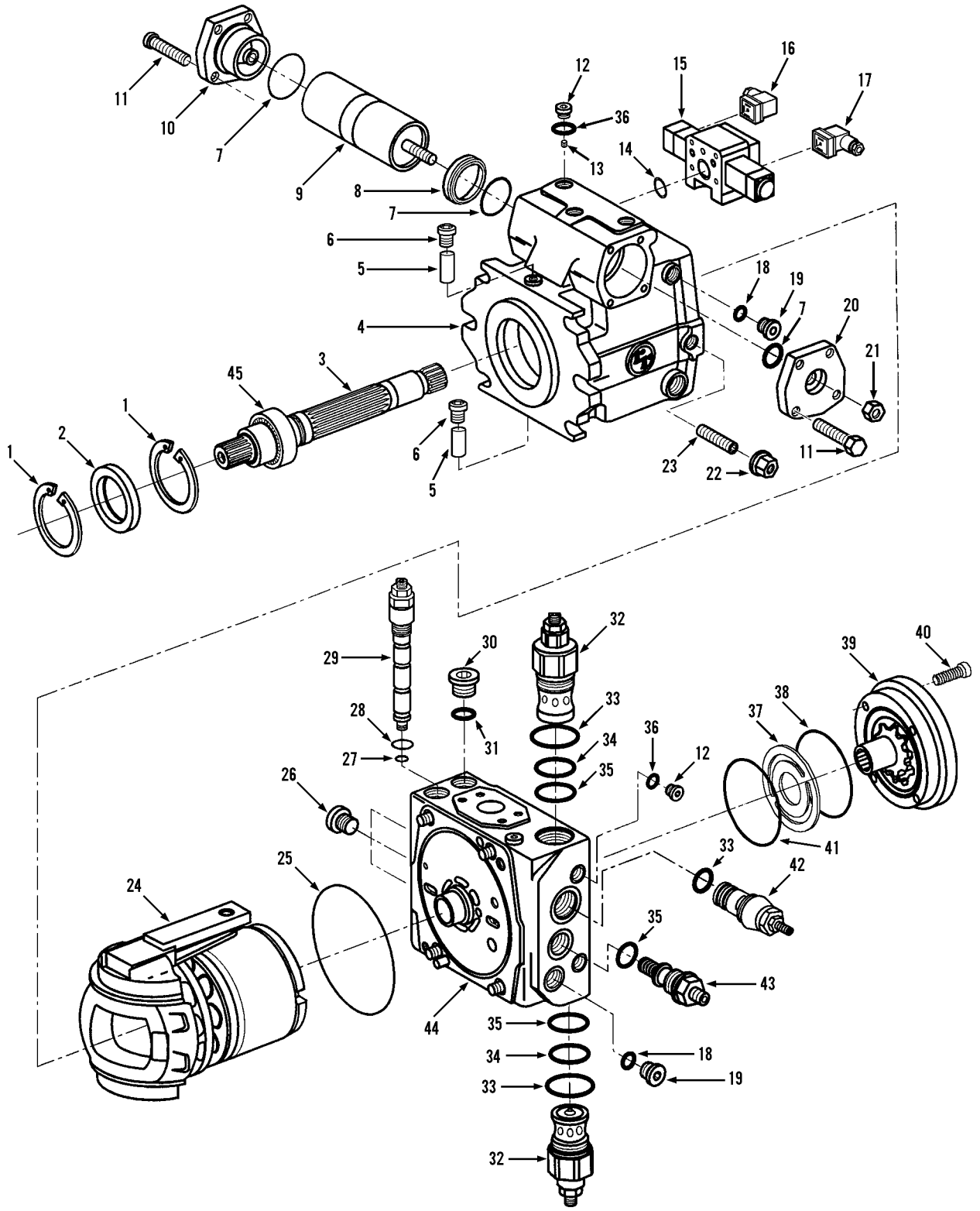
NOTE: ONLY ITEMS WITH PART  
NUMBERS ARE AVAILABLE FOR  
SERVICE.



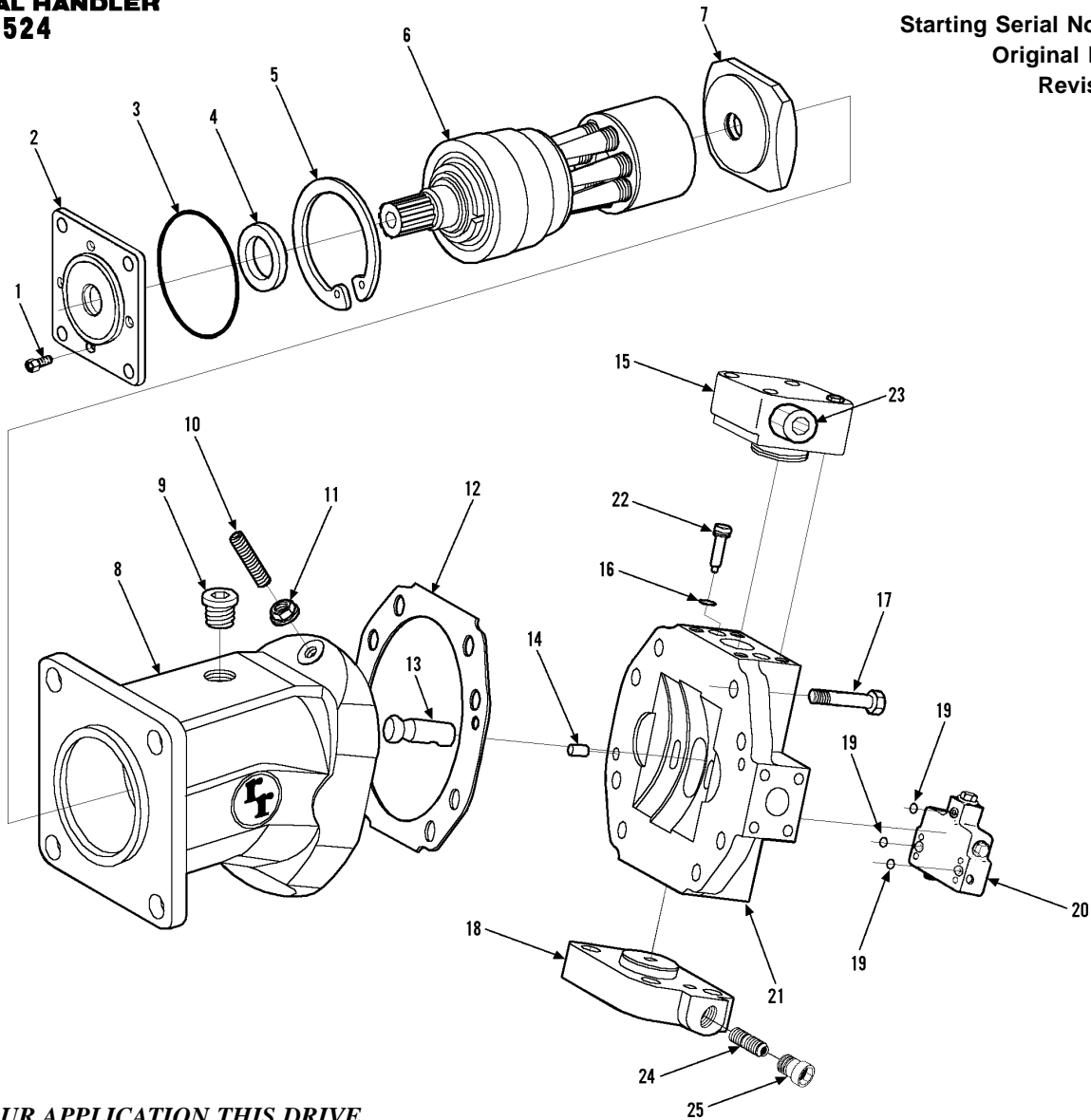


Item	Part No.	Qty.	Description Of Part	Item	Part No.	Qty.	Description Of Part
	9108-3461	1	HYDROSTATIC TRANSMISSION PUMP (includes all items)	37		2	SEAL LOCKNUT, M12X1.5
	9108-4132	1	SEAL KIT (includes items 1, 4, 6, 19, 30, 37, 52, 57, 60, 73 & 75)	38		4	JAM NUT, M12X1.5
	9108-4269	1	ROTARY GROUP KIT (includes items 13, 20, 21, 22, 23, 25 & 26)	39		2	O-RING
	9108-4023	1	ROTARY GROUP ASSY (includes items 3 thru 26, except item 14)	40		4	SPRING COLLAR W/ BUSHING
	9108-4270	1	HOUSING ASSY (includes items 27 thru 45)	41		2	SPRING
	9108-4271	1	STROKING PISTON ASSY (includes items 38 thru 44)	42		1	SPACER BUSHING
	9108-4272	1	PORT BLOCK ASSY (includes items 57 thru 68)	43		1	PISTON
1	9108-4273	1	O-RING	44		1	PISTON ROD
2	9108-4024	1	FRONT FLANGE	45		1	STROKING PISTON COVER
3		1	RETAINING RING	46	8093-4416	2	STROKING TIME ORIFICE
4		1	O-RING	47	9108-4036	1	CONTROL VALVE ASSY (includes items 48 thru 56)
5		1	FRONT COVER	48		8	SOCKET HD CAPSCREW, M4X65
6		1	SHAFT SEAL	49	9108-4038	1	PLUG IN CONNECTOR (solenoid B-Blk)
7		1	RETAINING RING	50		2	SPRING
8		1	SHIM	51		2	SPRING RETAINER
9		1	SHIM	52		2	O-RING
10		2	SUPPORTING DISC	53		4	SOCKET HD CAPSCREW, M6X45
11		1	ROLLER BEARING	54	9108-4134	1	CONTROL MODULE GASKET
12		1	SHAFT	55		1	VALVE HOUSING
13		1	SWASH PLATE	56	9108-4039	1	PLUG IN CONNECTOR (solenoid A-Gray)
14	9108-4274	1	SLIDE BLOCK	57		1	O-RING
15		1	CAGE BEARING SET	58		1	REAR SHAFT BEARING
16		2	BEARING RETAINER BUSHING	59		1	RETAINING RING
17		2	WIRE	60		2	O-RING
18		1	BEARING FLANGE	61		1	SPRING PIN
19		1	O-RING	62		1	PIN
20		9	PISTON	63		1	PUMP COUPLING
21		1	RETAINING PLATE	64		2	PLUG
22		1	RETAINING BALL	65		2	PRESSURE OVERRIDE VALVE
23		1	BELLEVILLE WASHER SET	66		1	PLUG
24		1	PRELOAD SHIM	67		2	PLUG
25		1	BARREL	68		4	SOCKET HD CAPSCREW, M16X90
26		1	CONTROL PLATE	*69	9108-4035	1	CONTROL PIPE KIT (includes fittings)
27		8	SOCKET HD CAPSCREW, M6X12	70	9108-4031	1	RELIEF VALVE
28		8	LOCKWASHER, M6	71	8866-2195	1	PLUG
29		1	STROKING PISTON COVER	72	9108-4032	2	HIGH PRESSURE RELIEF VALVE (5500 PSI)
30		2	O-RING	73	9108-4276	1	O-RING
31		5	PLUG	74	9108-4033	1	CONTROL CARTRIDGE
32		1	HOUSING	75		2	O-RING
33		1	TORSION PIN	76	9108-4034	1	CHARGE PUMP ASSY (includes items 75, 77, 78 & 79)
34		4	SOCKET HD CAPSCREW, M16X80	77		2	PIN
35		1	PLUG	78		4	LOCKWASHER, M8
36	9108-4029	1	ECCENTRIC SCREW	79		4	SOCKET HD CAPSCREW, M8X50

NOTE: ONLY ITEMS WITH PART  
NUMBERS ARE AVAILABLE FOR  
SERVICE.

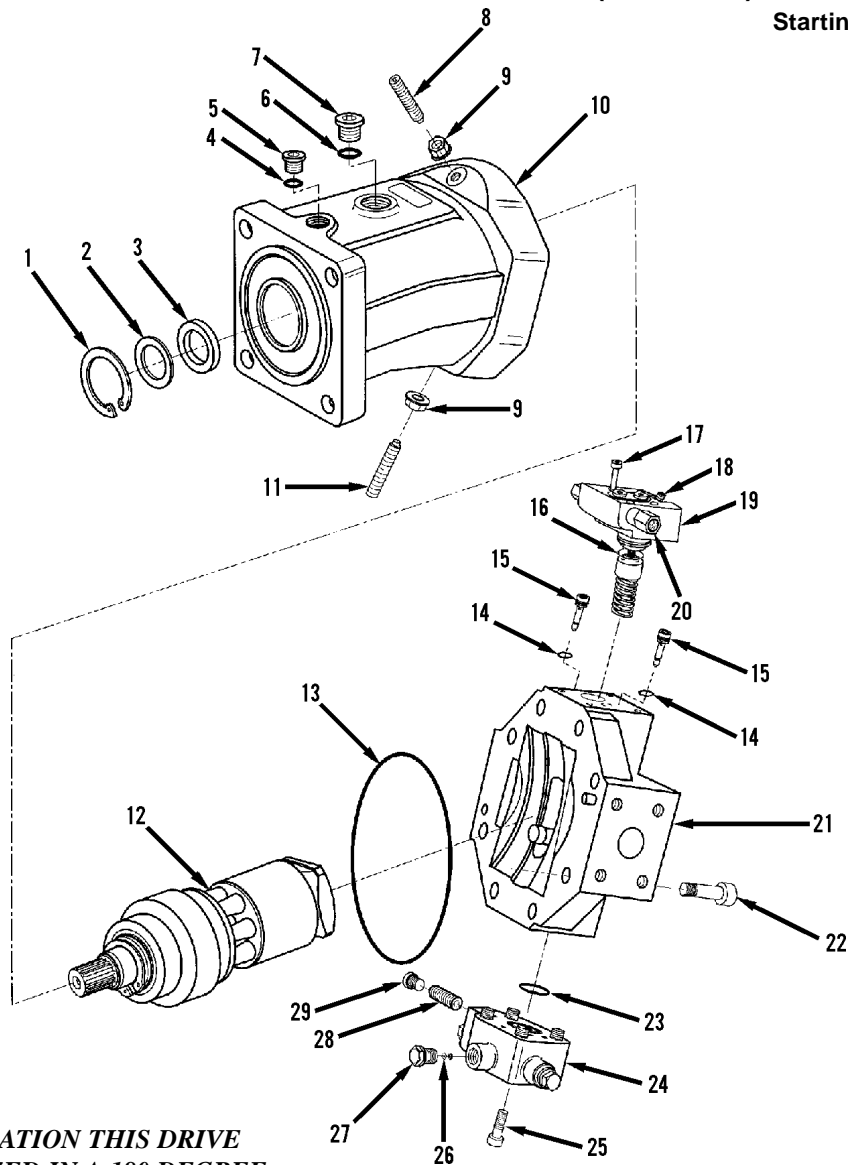


Item	Part No.	Qty.	Description Of Part	Item	Part No.	Qty.	Description Of Part
	9108-3499	1	HYDROSTATIC TRANSMISSION PUMP (includes all items)	23	9114-4095	1	ECCENTRIC SCREW
	9108-4317	AR	SEAL KIT (includes items 2, 6, 7, 14, 15, 22, 25, 27, 28, 31, 32, 33, 34, 35, 36, 38, 41 plus additional items not illustrated)	24	9108-4326	1	ROTARY GROUP ASSY
1	8093-4052	2	SNAP RING	25		1	O-RING
* 2	9108-4389	1	SHAFT SEAL	26	9108-4327	3	PLUG
3	9108-4318	1	SHAFT ASSY	27		1	O-RING
4	9108-4319	1	HOUSING ASSY	28		1	O-RING
5	9108-4320	2	PIN	29	9108-4328	1	POR ASSY (includes items 27 & 28)
6		4	PLUG	30	8093-4340	1	PLUG (includes item 31)
7		4	O-RING	31		1	O-RING
8	9108-4321	2	BUSHING	32	9108-4032	2	RELIEF VALVE (includes one each of items 33 thru 35)
9	9108-4322	1	STROKING PISTON ASSY	33		3	O-RING
10	9108-4323	1	STROKING PISTON COVER KIT (includes items 7 & 11)	34		2	O-RING
11	8093-4077	8	CAPSCREW, M8X20	35		3	O-RING
12	8093-4084	5	PLUG (includes item 36)	36		5	O-RING
13	9114-4093	2	STROKING ORIFICE	37	9108-4329	1	WEARPLATE
14		1	O-RING	38		1	O-RING
15	9108-4324	1	DA CONTROL ASSY (includes items 16 & 17)	39	9108-4330	1	CHARGE PUMP ASSY (includes items 37, 38, 40 & 41)
16	9108-4038	1	HERSHMAN CONNECTOR (black)	40	9108-4331	4	CAPSCREW, M12X35
17	9108-4039	1	HERSHMAN CONNECTOR (gray)	41		1	O-RING
18		2	O-RING	42	9114-4099	1	DA CARTRIDGE ASSY
19	8093-4082	2	PLUG (includes item 18)	43	9114-4098	1	CHARGE PRESSURE RELIEF VALVE (includes item 35)
20	9108-4325	1	STROKING PISTON COVER KIT (includes items 7 & 11)	44	9108-4332	1	PORT BLOCK ASSY (includes items 25, 26, 27, 28 & 29)
21	9114-4094	1	JAM NUT	* 45	9108-4390	1	ROLLER BEARING
22		1	SEAL NUT				NOTE: ONLY ITEMS WITH PART NUMBERS ARE AVAILABLE FOR SERVICE.



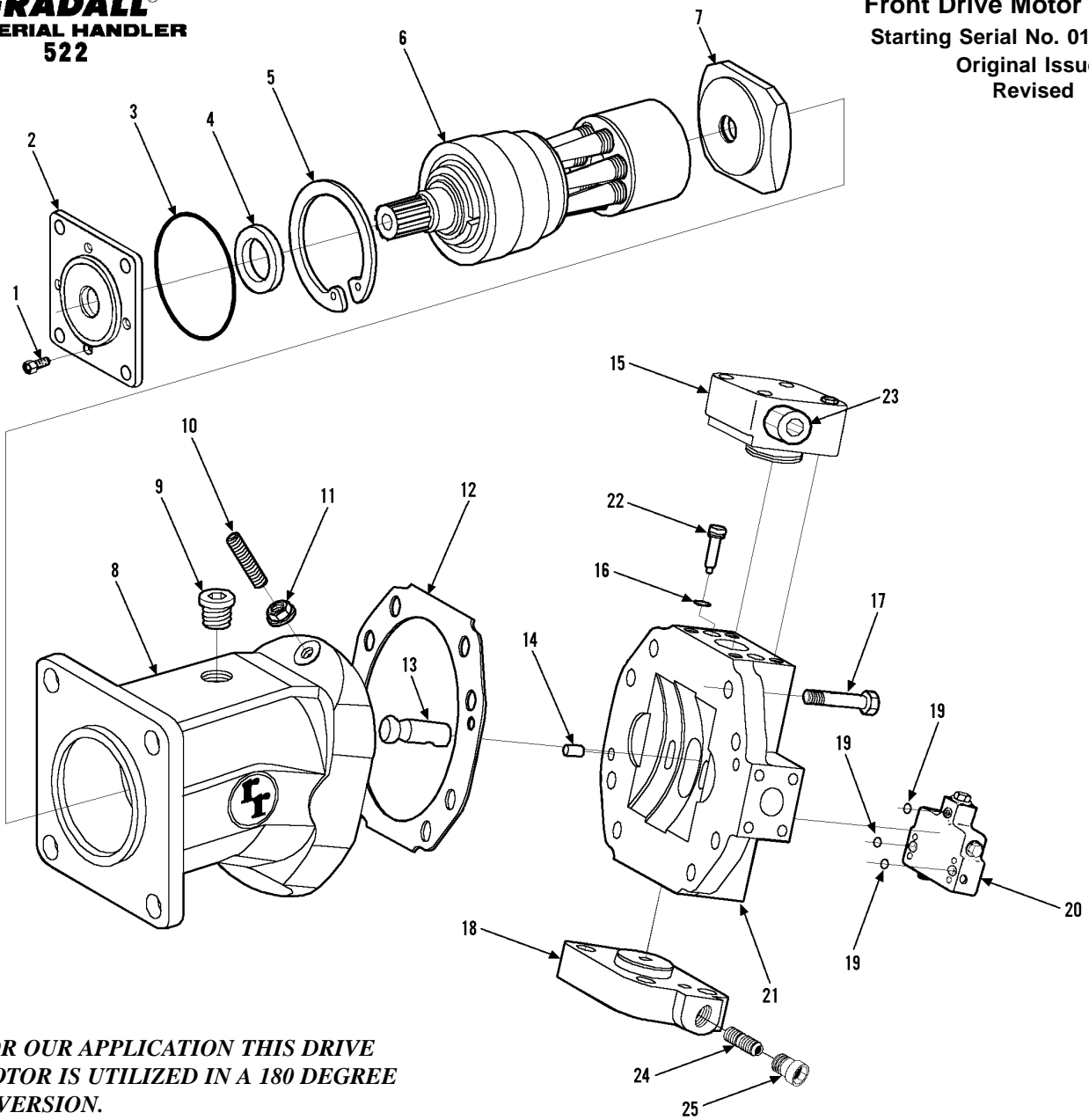
**FOR OUR APPLICATION THIS DRIVE MOTOR IS UTILIZED IN A 180 DEGREE INVERSION.**

Item	Part No.	Qty.	Description Of Part	Item	Part No.	Qty.	Description Of Part
	9108-3044	1	FRONT DRIVE MOTOR ASSY (includes all items)	15	9114-4153	1	DA CONTROL ASSY (includes item 23)
	9114-4152	1	FRONT DRIVE MOTOR SEAL KIT	16		3	O-RING (included with item 21)
1		4	CAPSCREW, M8X16	17		8	CAPSCREW (included with item 21)
2	9108-4314	1	FRONT COVER	18	9114-4157	1	STROKING PISTON COVER (includes item 25)
3		1	O-RING (included in seal kit)	19		3	O-RING (included in seal kit)
4		1	SHAFT SEAL (included in seal kit)	20	9109-4020	1	FLUSHING VALVE
5		1	SNAP RING	21	9114-4151	1	PORTING BLOCK ASSY (includes items 13, 14, 16 & 17)
6	9114-4150	1	ROTARY GROUP (includes item 5)	22	8392-4135	2	CHECK VALVE KIT
7	9108-4315	1	CONTROL LENS	23	9114-4248	2	FITTING
8	9114-4149	1	HOUSING	24	8392-4123	1	SHUTTLE ORIFICE KIT
9		1	PLUG	25		1	PLUG (included with item 18)
10		1	STOP SCREW				NOTE: ONLY ITEMS WITH PART NUMBERS ARE AVAILABLE FOR SERVICE.
11		1	SEAL NUT (included in seal kit)				
12		1	GASKET (included in seal kit)				
13		1	SWIVEL TRUNNION (included with item 21)				
14		1	DOWEL PIN (included with item 21)				



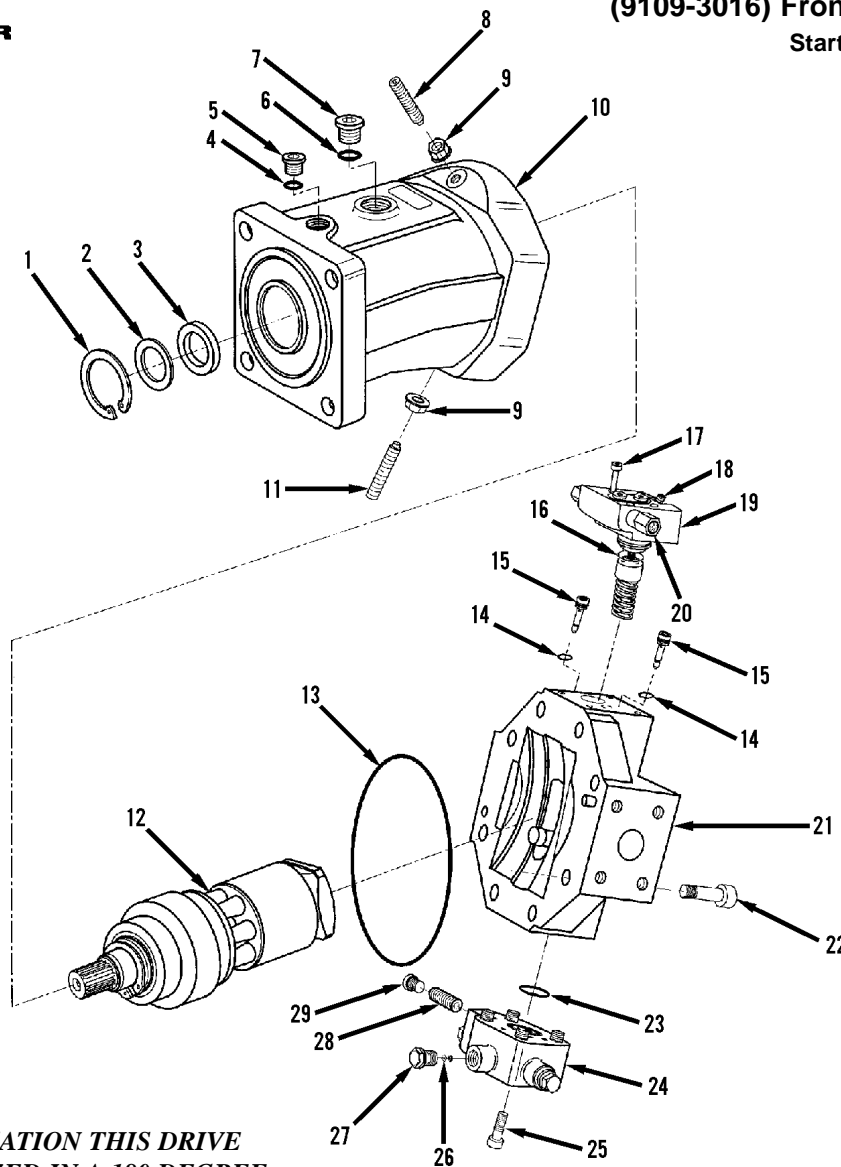
**FOR OUR APPLICATION THIS DRIVE MOTOR IS UTILIZED IN A 180 DEGREE INVERSION.**

Item	Part No.	Qty.	Description Of Part	Item	Part No.	Qty.	Description Of Part
	9116-3044	1	FRONT DRIVE MOTOR ASSY (includes all items)	17	8093-4080	4	CAPSCREW
	9109-4025	AR	SEAL KIT (includes items 3,4, 6, 9, 13, 14, 16, 18, 23)	18		1	SEAL NUT
1	9109-4026	1	SNAP RING	19	9109-4033	1	DA1 CONTROL KIT (includes items 16, 17, 18 & 20)
2	9109-4027	1	SHIM	20	9114-4248	2	FITTING
3		1	SHAFT SEAL	21	9109-4034	1	REAR COVER ASSY (includes item 22)
4		1	O-RING	22	9109-4035	8	CAPSCREW, M16X45
5	9109-4028	1	PLUG (includes item 5)	23		1	O-RING
6		1	O-RING	24	9116-4017	1	FLUSHING VALVE ASSY (includes items 23, 25, 26, 27 & 29)
7	9109-4029	1	PLUG (includes item 6)	25	9109-4037	4	CAPSCREW, M8X50
8	8091-4241	1	STOP SCREW, M12X90	26	9109-4038	1	FLUSHING ORIFICE
9		2	SEAL NUT	27	9109-4039	1	PLUG
10	9109-4030	1	HOUSING	28	8392-4123	1	SWIVEL TIME ORIFICE
11	9109-4031	1	STOP SCREW, M12X80	29	9109-4040	2	PLUG
12	9109-4032	1	ROTARY GROUP				NOTE: ONLY ITEMS WITH PART NUMBERS ARE AVAILABLE FOR SERVICE.
13		1	O-RING				
14		6	O-RING				
15	8091-4235	2	CHECK VALVE KIT (includes o-rings)				
16		1	O-RING				



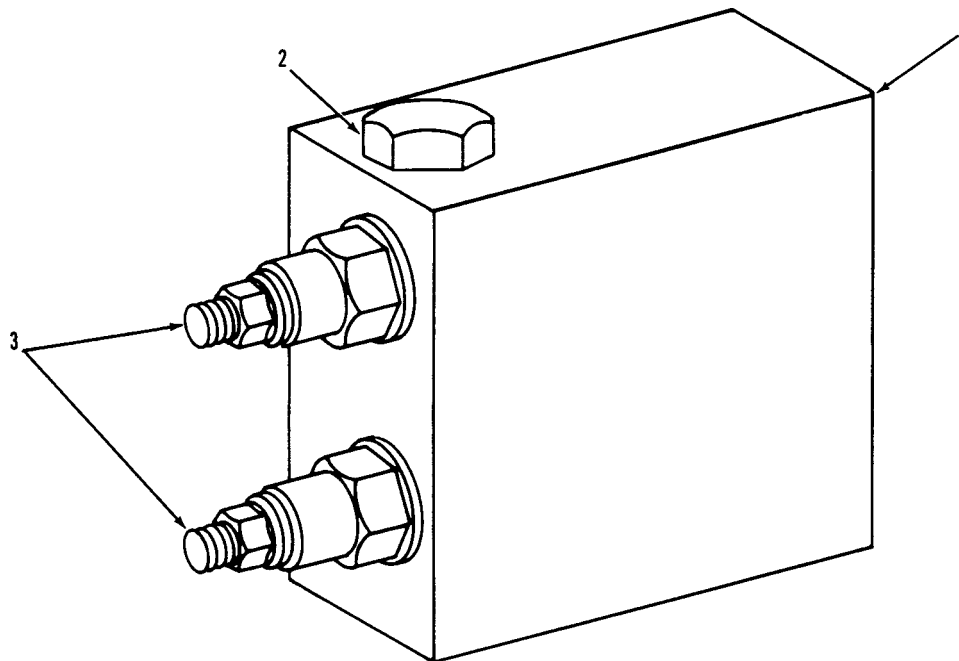
**FOR OUR APPLICATION THIS DRIVE MOTOR IS UTILIZED IN A 180 DEGREE INVERSION.**

Item	Part No.	Qty.	Description Of Part	Item	Part No.	Qty.	Description Of Part
	9109-3002	1	FRONT DRIVE MOTOR ASSY (includes all items)	15	9114-4153	1	DA CONTROL ASSY (includes item 23)
	9114-4152	1	FRONT DRIVE MOTOR SEAL KIT	16		3	O-RING (included with item 21)
1		4	CAPSCREW, M8X16	17		8	CAPSCREW (included with item 21)
2	9108-4314	1	FRONT COVER	18	9114-4157	1	STROKING PISTON COVER (includes item 25)
3		1	O-RING (included in seal kit)	19		3	O-RING (included in seal kit)
4		1	SHAFT SEAL (included in seal kit)	20	9109-4021	1	FLUSHING VALVE
5		1	SNAP RING	21	9114-4151	1	PORTING BLOCK ASSY (includes items 13, 14, 16 & 17)
6	9114-4150	1	ROTARY GROUP (includes item 5)	22	8392-4135	2	CHECK VALVE KIT
7	9108-4315	1	CONTROL LENS	23	9114-4248	2	FITTING
8	9114-4149	1	HOUSING	24	8392-4123	1	SHUTTLE ORIFICE KIT
9		1	PLUG	25		1	PLUG (included with item 18)
10		1	STOP SCREW				
11		1	SEAL NUT (included in seal kit)				
12		1	GASKET (included in seal kit)				
13		1	SWIVEL TRUNNION (included with item 21)				
14		1	DOWEL PIN (included with item 21)				
							NOTE: ONLY ITEMS WITH PART NUMBERS ARE AVAILABLE FOR SERVICE.



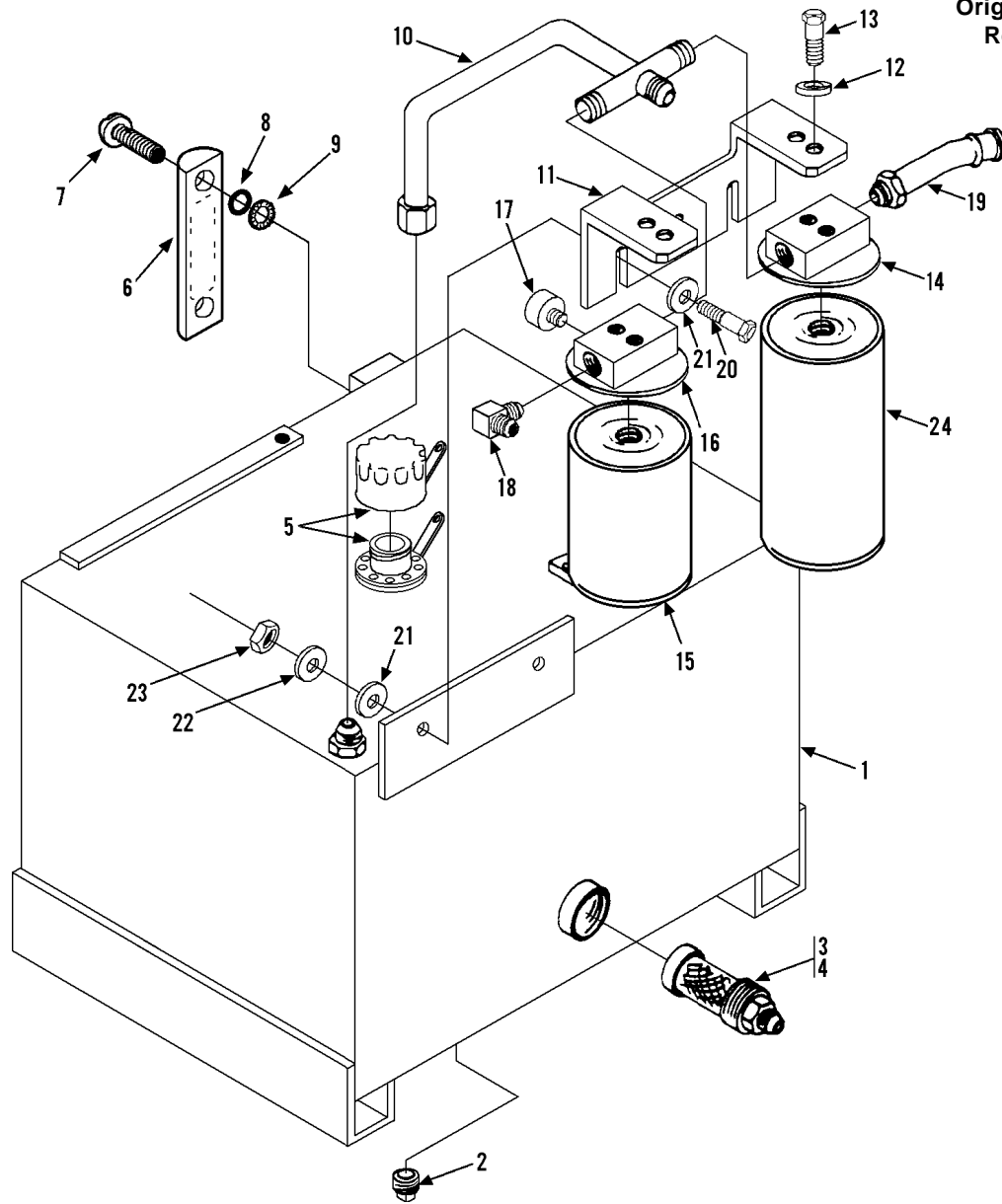
**FOR OUR APPLICATION THIS DRIVE MOTOR IS UTILIZED IN A 180 DEGREE INVERSION.**

Item	Part No.	Qty.	Description Of Part	Item	Part No.	Qty.	Description Of Part
	9109-3016	1	FRONT DRIVE MOTOR ASSY (includes all items)	17	8093-4080	4	CAPSCREW
	9109-4025	AR	SEAL KIT (includes items 3,4, 6, 9, 13, 14, 16, 18, 23)	18		1	SEAL NUT
1	9109-4026	1	SNAP RING	19	9109-4033	1	DA1 CONTROL KIT (includes items 16, 17, 18 & 20)
2	9109-4027	1	SHIM	20	9114-4248	2	FITTING
3		1	SHAFT SEAL	21	9109-4034	1	REAR COVER ASSY (includes item 22)
4		1	O-RING	22	9109-4035	8	CAPSCREW, M16X45
5	9109-4028	1	PLUG (includes item 5)	23		1	O-RING
6		1	O-RING	24	9109-4036	1	FLUSHING VALVE ASSY (includes items 23, 25, 27 & 29)
7	9109-4029	1	PLUG (includes item 6)	25	9109-4037	4	CAPSCREW, M8X50
8	8091-4241	1	STOP SCREW, M12X90	26	9109-4038	1	FLUSHING ORIFICE
9		2	SEAL NUT	27	9109-4039	1	PLUG
10	9109-4030	1	HOUSING	28	8392-4123	1	SWIVEL TIME ORIFICE
11	9109-4031	1	STOP SCREW, M12X80	29	9109-4040	2	PLUG
12	9109-4032	1	ROTARY GROUP				NOTE: ONLY ITEMS WITH PART NUMBERS ARE AVAILABLE FOR SERVICE.
13		1	O-RING				
14		6	O-RING				
15	8091-4235	2	CHECK VALVE KIT (includes o-rings)				
16		1	O-RING				

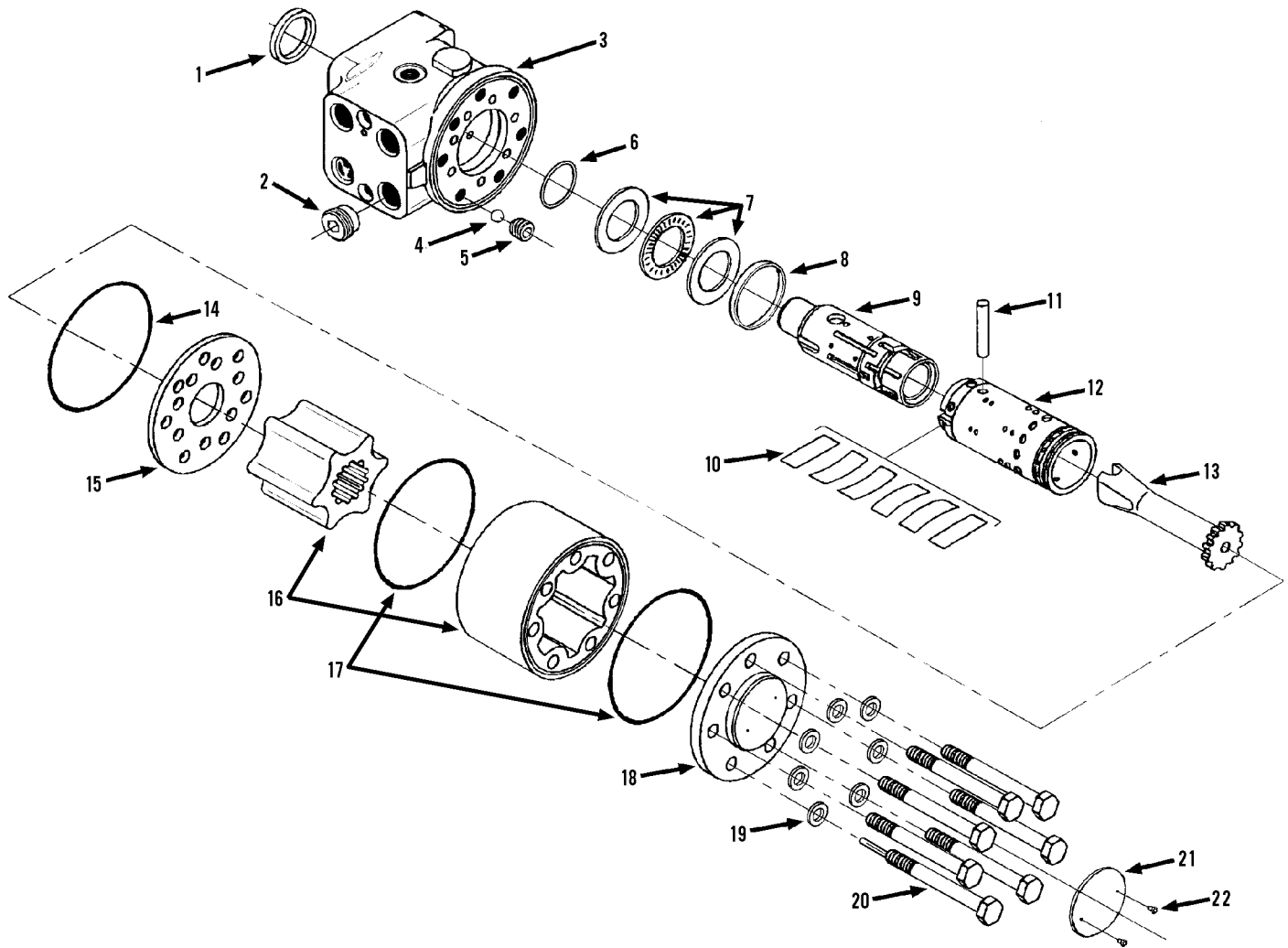


Item	Part No.	Qty.	Description Of Part
	9108-5051	1	MANIFOLD ASSY (includes all items)
1	9108-1491	1	MANIFOLD BLOCK
2	8866-2175	1	HEX HD PLUG (includes o-ring)
	8859-1205	1	O-RING
3	9108-3345	2	RELIEF CARTRIDGE

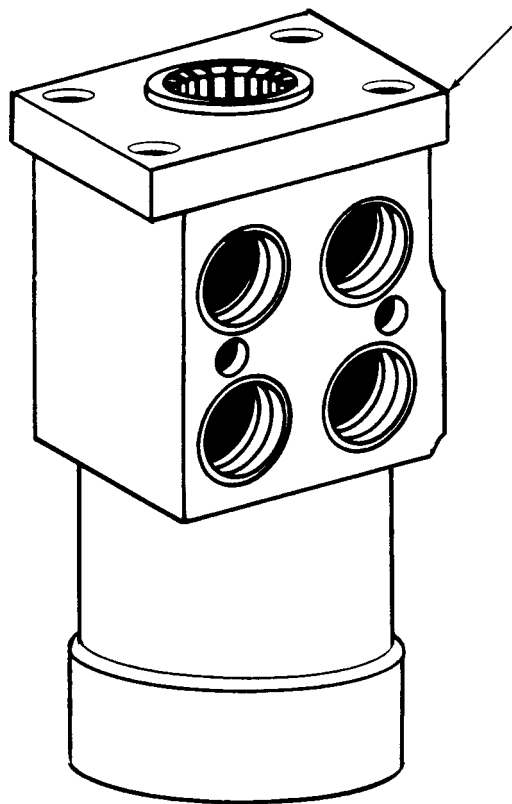




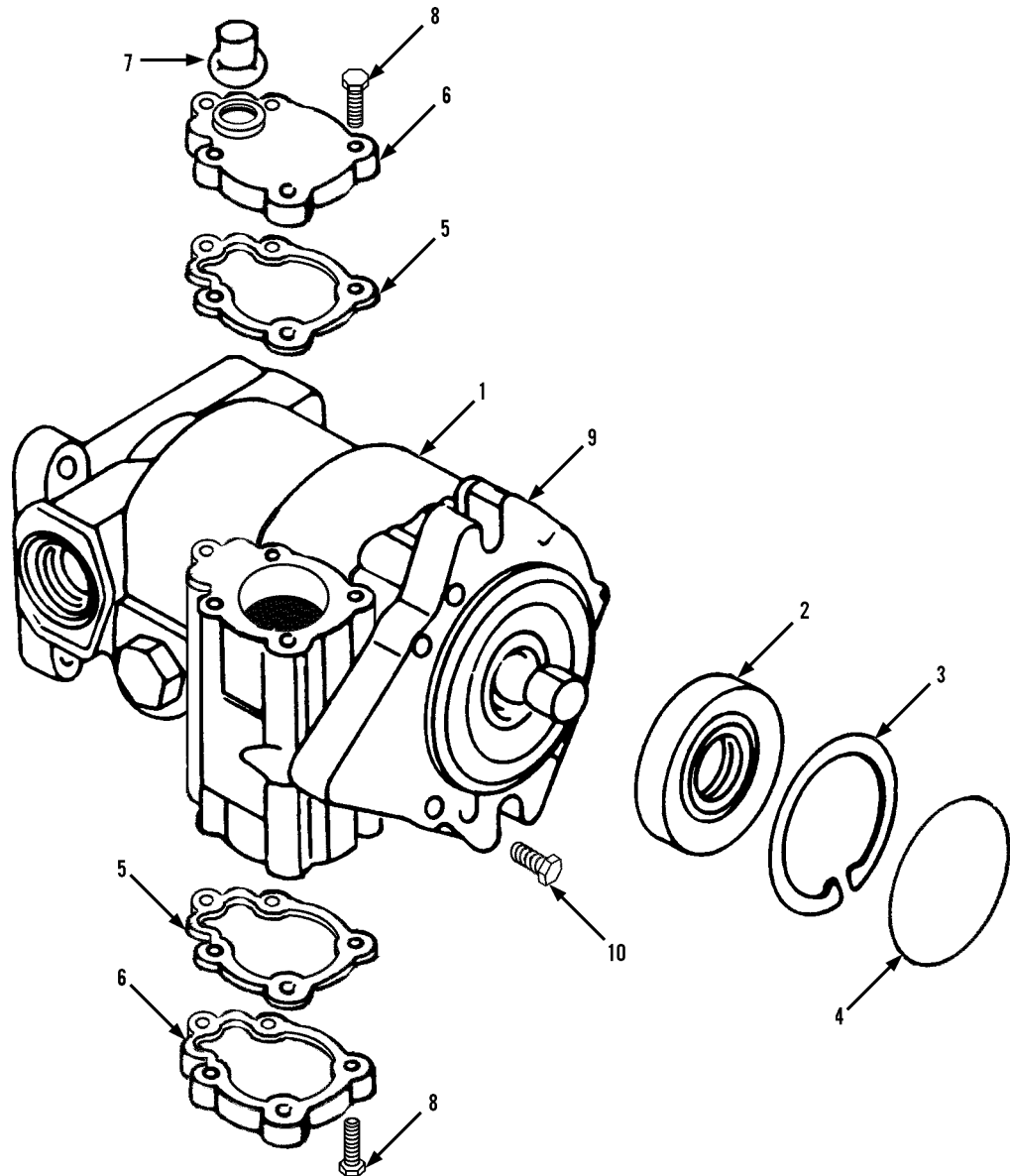
Item	Part No.	Qty.	Description Of Part	Item	Part No.	Qty.	Description Of Part
	9108-5015	1	HYDRAULIC RESERVOIR ASSY (includes all items)	* 14	9114-3160	1	SUCTION FILTER (includes item 24)
* 1	9114-3133	1	HYDRAULIC OIL TANK, (includes item 2)	15	9108-4021	1	FILTER ELEMENT
2		1	PLUG	16	9108-3077	1	RETURN FILTER (includes item 15 & 17)
3	9108-3301	1	TANK FILTER	17	9108-4022	1	COLOR CODED GAUGE
4	9108-3200	1	STRAIGHT CONNECTOR	18	9108-3241	1	90 DEGREE CONNECTOR
5	9108-3069	1	FILLER BREATHER	19	9108-3242	1	45 DEGREE CONNECTOR
6	9108-3070	1	FLUID LEVEL GAUGE, (includes items 7, 8 & 9)	20	8820-1036	3	HEX HD CAPSCREW, 3/8-16X1-1/4, GR5
7		2	ROUND HD SCREW, PORTED	21	8856-1004	6	FLAT WASHER, 3/8
8		2	LOCKWASHER	22	8855-1011	3	LOCKWASHER, 3/8
9		2	O-RING	23	8850-1006	3	HEX NUT, 3/8-16
10	9130-3058	1	RESERVOIR RETURN TUBE	* 24	9114-3144	1	FILTER ELEMENT
* 11	9108-1679	1	FILTER SUPPORT				NOTE: ONLY ITEMS WITH PART NUMBERS ARE AVAILABLE FOR SERVICE.
12	8856-1003	4	FLAT WASHER, 1/2				
* 13	8820-1020	4	HEX HD CAPSCREW, 5/16-18X1, GR5				



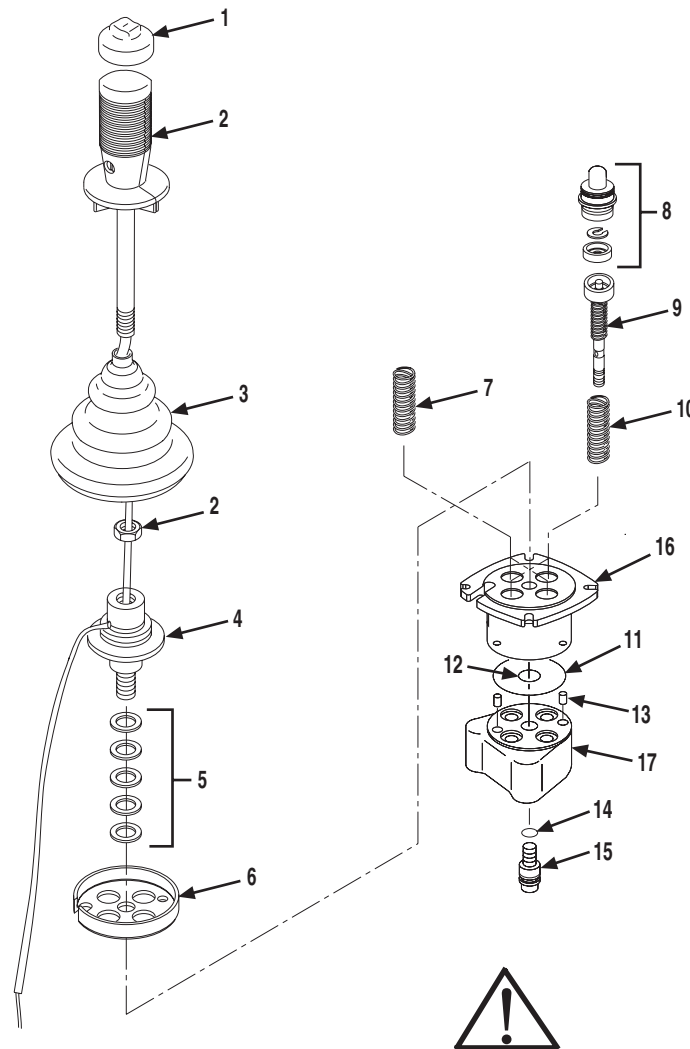
Item	Part No.	Qty.	Description Of Part	Item	Part No.	Qty.	Description Of Part
	9112-3126	1	STEERING ORBITROL (includes all items)	13		1	CARDON SHAFT
	9112-4092	1	SEAL KIT (includes items 1, 6, 14, 17 and 19)	14		1	O-RING
1		1	DUST SEAL RING	15		1	DISTRIBUTOR PLSTE
2	9112-4093	1	CHECK VALVE	16		1	GEAR WHEEL SET
3		1	HOUSING (includes items 9 & 12)	17		2	O-RING
4		1	BALL, 8.5mm	18		1	END COVER
5		1	THREAD BUSHING	19		7	WASHER
6		1	O-RING/KIN-RING, O-RING/ROTO GLYD RING	20		1	SCREW W/PIN
7		1	BEARING ASSY	21		6	SCREW
8		1	RING	22		1	NAME PLATE
9		1	SPOOL	23		2	DRIVE SCREW
10		1	SPRING SET				NOTE: ONLY ITEMS WITH PART NUMBERS ARE AVAILABLE FOR SERVICE.
11		1	CROSS PIN				
12		1	SLEEVE				



Item	Part No.	Qty.	Description Of Part
1	9108-3053 9020-6567	Ref Ref	STEERING ORBITROL ASSEMBLY SEAL KIT



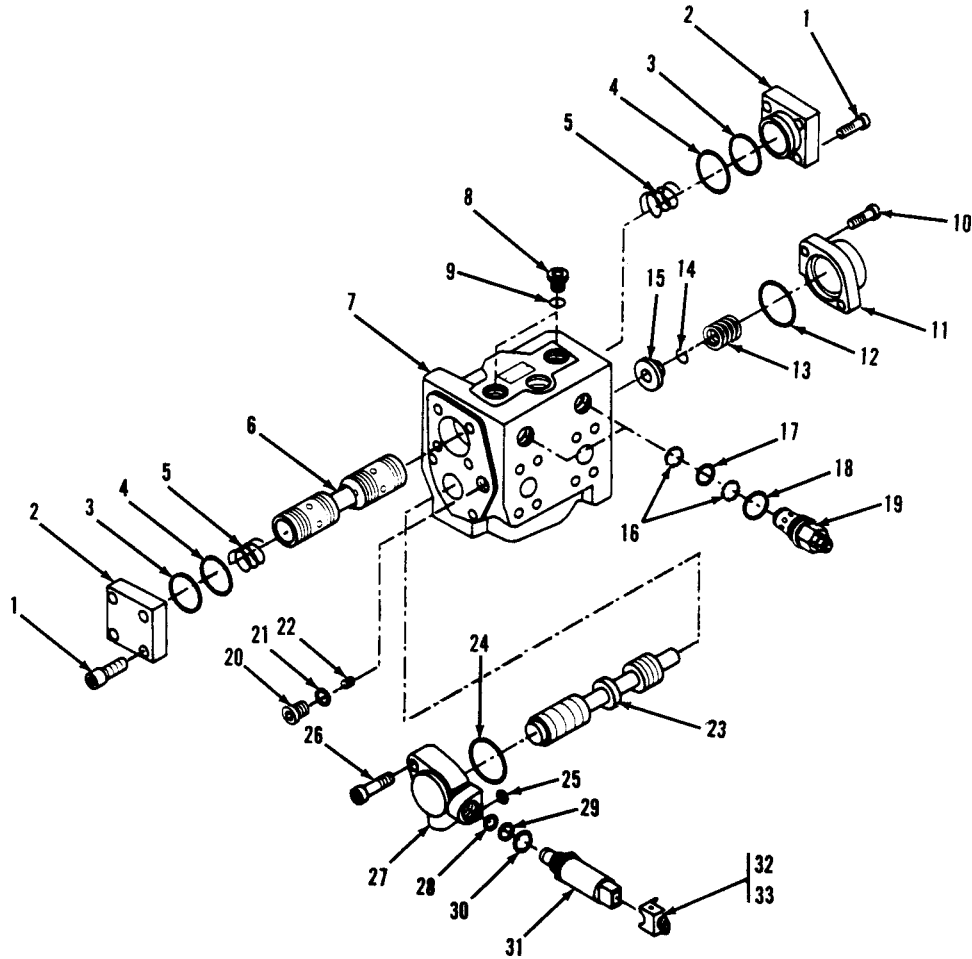
Item	Part No.	Qty.	Description Of Part
1	9108-3401	1	REAR DRIVE MOTOR, (includes all items)
	9108-4358		SEAL KIT
2	9108-4214	1	LIP SEAL
3	9108-4215	2	RETAINING RING
4	9002-3155	1	O-RING
5	9108-4365	2	GASKET
6	9108-4364	2	5 BOLT COVER
7	9108-4366	1	PLUG
8		10	BOLT, (torque to 4 ft. lbs.)
9	9108-4367	1	7 BOLT COVER
10		7	BOLT
			NOTE: ONLY ITEMS WITH PART NUMBERS ARE AVAILABLE FOR SERVICE



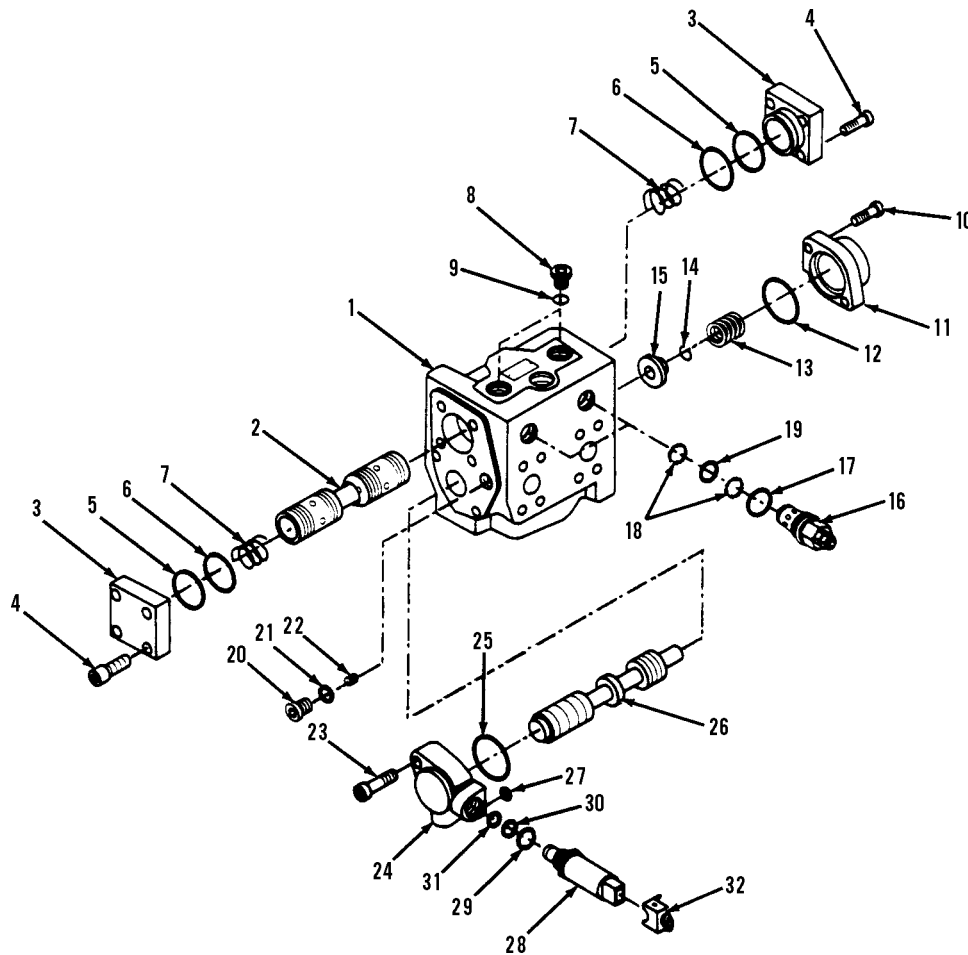
**NOTE: THE BOSCH REXROTH CORPORATION JOYSTICK HANDLE SWITCH IS NOT A FIELD SERVICEABLE COMPONENT. ANY ATTEMPT BY NON-FACTORY AUTHORIZED PERSONNEL TO REPAIR OR REPLACE THE SWITCH WILL VOID THE WARRANTY AND CAN RESULT IN A JOYSTICK MALFUNCTION.**

Item	Part No.	Qty.	Description Of Part
	9130-3037	1	JOYSTICK ASSY, (includes all items)
	9140-4326	1	SEAL KIT, (includes items 11 thru 15)
1	8093-4658	1	CAP
2	8093-4656	1	HANDLE GRIP KIT
3	8093-4241	1	BOOT
4	8026-4140	1	CARDAN KIT, (includes item 5)
5		AR	SHIM
6	9130-4026	1	RETAINING PLATE
* 7	9150-4029	1	STANDARD SPRING, (packs of two), (port 2 & 4)
8	8093-4498	4	PLUNGER & GUIDE KIT
9	9140-4327	4	REGULATING KIT
10	9150-4028	1	HEAVY SPRING, (packs of two), (port 1 & 3)

Item	Part No.	Qty.	Description Of Part
11		1	O-RING
12		1	O-RING
13		2	PIN
14		1	O-RING
15		1	SCREW
16		1	UPPER BODY
17		1	LOWER BODY
			NOTE: ONLY ITEMS WITH PART NUMBERS ARE AVAILABLE FOR SERVICE.

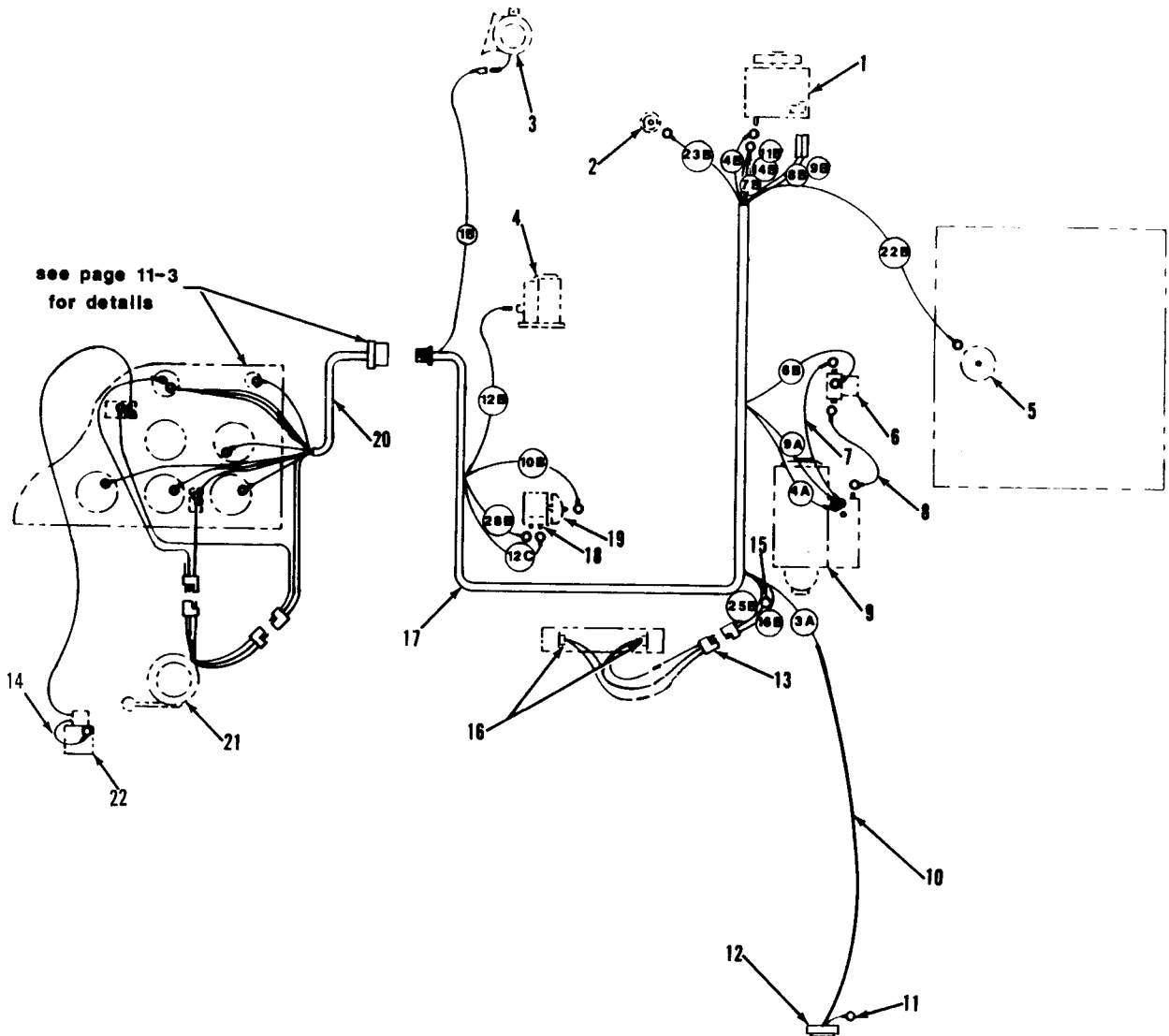


Item	Part No.	Qty.	Description Of Part	Item	Part No.	Qty.	Description Of Part
	9108-3424	1	TRACTION LOCK VALVE (includes all items)	18		2	O-RING
	9108-4284	Ref	SEAL KIT (includes items 3, 4, 9, 12, 16, 17, 18, 21, 24, 25, 28, 29 & 30)	19	9108-4297	2	RELIEF VALVE CARTRIDGE (includes items 16, 17 & 18)
1	9108-4285	8	HEX HD CAPSCREW, M10X30	20	9108-4298	1	PLUG(includes item 21)
2	9108-4286	2	COVER	21		1	O-RING
3	9108-4287	2	BACK-UP RING	22	9108-4299	1	ORIFICE
4	9108-4288	2	O-RING	23		1	SPOOL (not sold separately, order P/N 9108-3424)
5	9108-4289	2	SPRING	24	9108-4300	1	O-RING
6		1	SPOOL (not sold separately, order P/N 9108-3424)	25	9108-4303	1	O-RING
7		1	HOUSING (not sold separately, order P/N 9108-3424)	26	8093-4205	2	HEX HD CAPSCREW, M6 x 30
8	9108-4290	2	PLUG(includes item 9)	27	9108-4301	1	COVER
9		2	O-RING	28		1	O-RING
10	9108-4291	2	HEX HD CAPSCREW, M6 x 16	29		1	O-RING
11	9108-4292	1	COVER	30		1	O-RING
12	9108-4293	1	O-RING	31	9108-4302	1	SOLENOID VALVE(includes items 28, 29 & 30)
13	9108-4294	1	SPRING	32	9108-3441	1	CONNECTOR
14	9108-4295	1	RETAINING RING	33	9108-3442	2	TERMINAL
15	9108-4296	1	SPRING RETAINER				NOTE: ONLY ITEMS WITH PART NUMBERS ARE AVAILABLE FOR SERVICE.
16		4	BACK-UP RING				
17		2	O-RING				



Item	Part No.	Qty.	Description Of Part
1	9108-3459	1	TRACTION LOCK VALVE (includes all items)
	9108-4284	Ref	SEAL KIT (includes items 5, 6, 9, 12, 17, 18, 19, 21, 25, 27, 29, 30 & 31)
2		1	VALVE BODY (not sold separately, order P/N 9108-3459)
3	9108-4286	2	COVER
4	9108-4285	8	HEX HD CAPSCREW, M10X30
5	9108-4287	2	BACK-UP RING
6	9108-4288	2	O-RING
7	9108-4289	2	SPRING
8	9108-4290	2	PLUG (includes item 9)
9	9114-4009	2	O-RING
10	9108-4291	2	HEX HD CAPSCREW, M6X16
11	9108-4292	1	COVER
12	9108-4293	1	O-RING
13	9108-4294	1	SPRING
14	9108-4295	1	RETAINING RING
15	9108-4296	1	SPRING RETAINER
16	9108-4297	2	RELIEF VALVE CARTRIDGE (set at 5800 PSI) (includes items 17, 18 & 19)

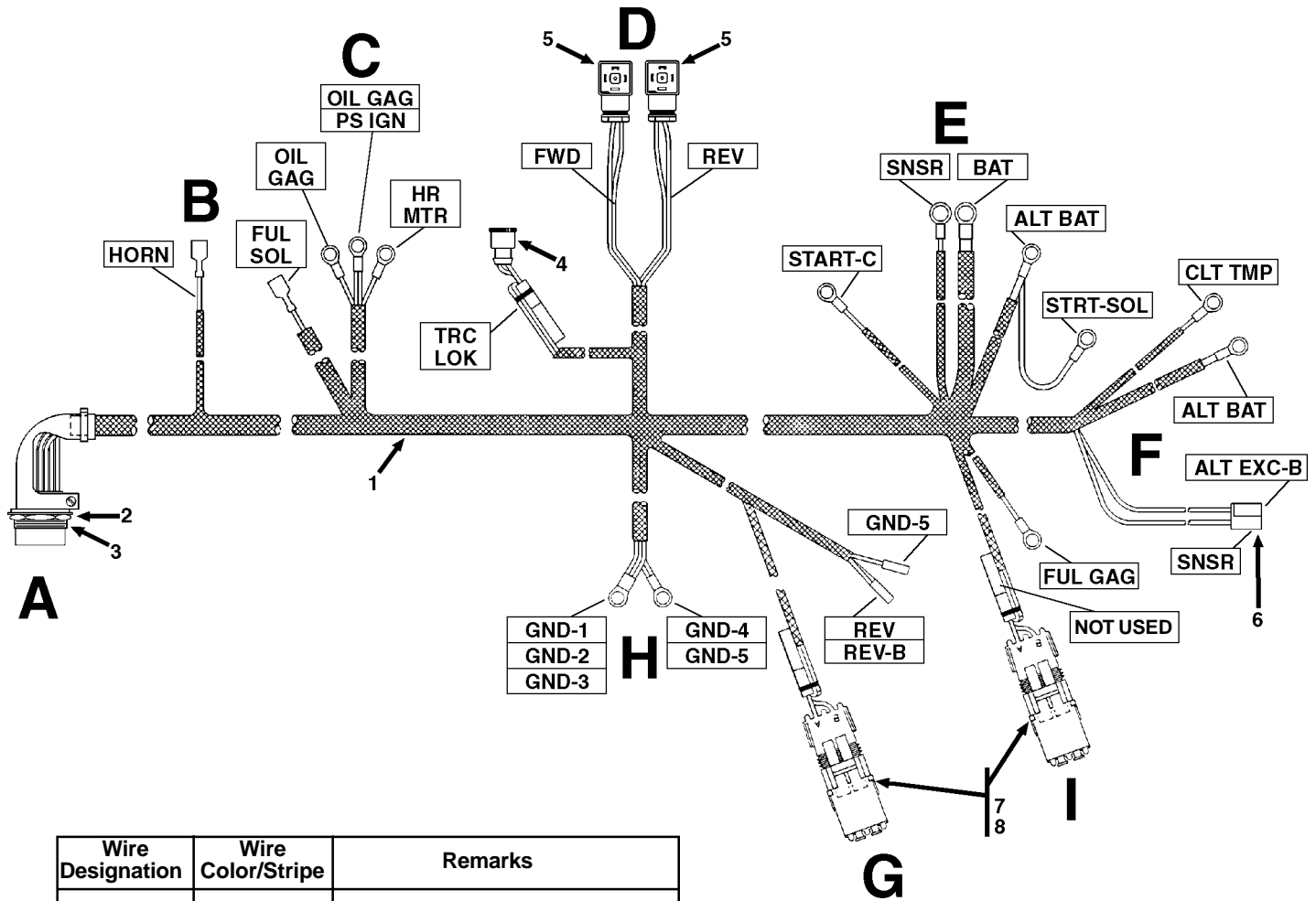
Item	Part No.	Qty.	Description Of Part
17	8381-4056	2	O-RING
18	9114-4010	4	BACK-UP RING
19	8381-4054	2	O-RING
20	9108-4298	1	PLUG (includes item 21)
21	9114-4011	1	O-RING
22	9108-4299	1	ORIFICE
23	8093-4205	2	HEX HD CAPSCREW, M6X30
24	9108-4301	1	COVER
25	9108-4300	1	O-RING
26		1	SPOOL (not sold separately, order P/N 9108-3459)
27	9108-4303	1	O-RING
28	9108-4302	1	SOLENOID VALVE (includes items 29, 30 & 31)
29	9114-4012	1	O-RING
30	9114-4013	1	O-RING
31	9114-4014	1	O-RING
32	9114-4015	1	CONNECTOR
			NOTE: ONLY ITEMS WITH PART NUMBERS ARE AVAILABLE FOR SERVICE.



Item	Part No.	Qty.	Description Of Part
1	9108-4002	Ref	ALTERNATOR
2	9020-6124	Ref	WATER TEMP. SENDER
3	2492-1393	Ref	HORN
4		Ref	FUEL SHUT-OFF VALVE (included w/ engine)
5	9040-0654	Ref	FUEL LEVEL SENDER
6	9040-2427	Ref	STARTER SOLENOID RELAY
7	9108-1462	1	JUMPER WIRE
8	9020-5205	1	JUMPER WIRE
9	9108-4003	Ref	STARTER
10	8203-3996	57"	WIRE LOOM
11		Ref	TRAVEL ALARM GROUND WIRE (included w/ travel alarm)

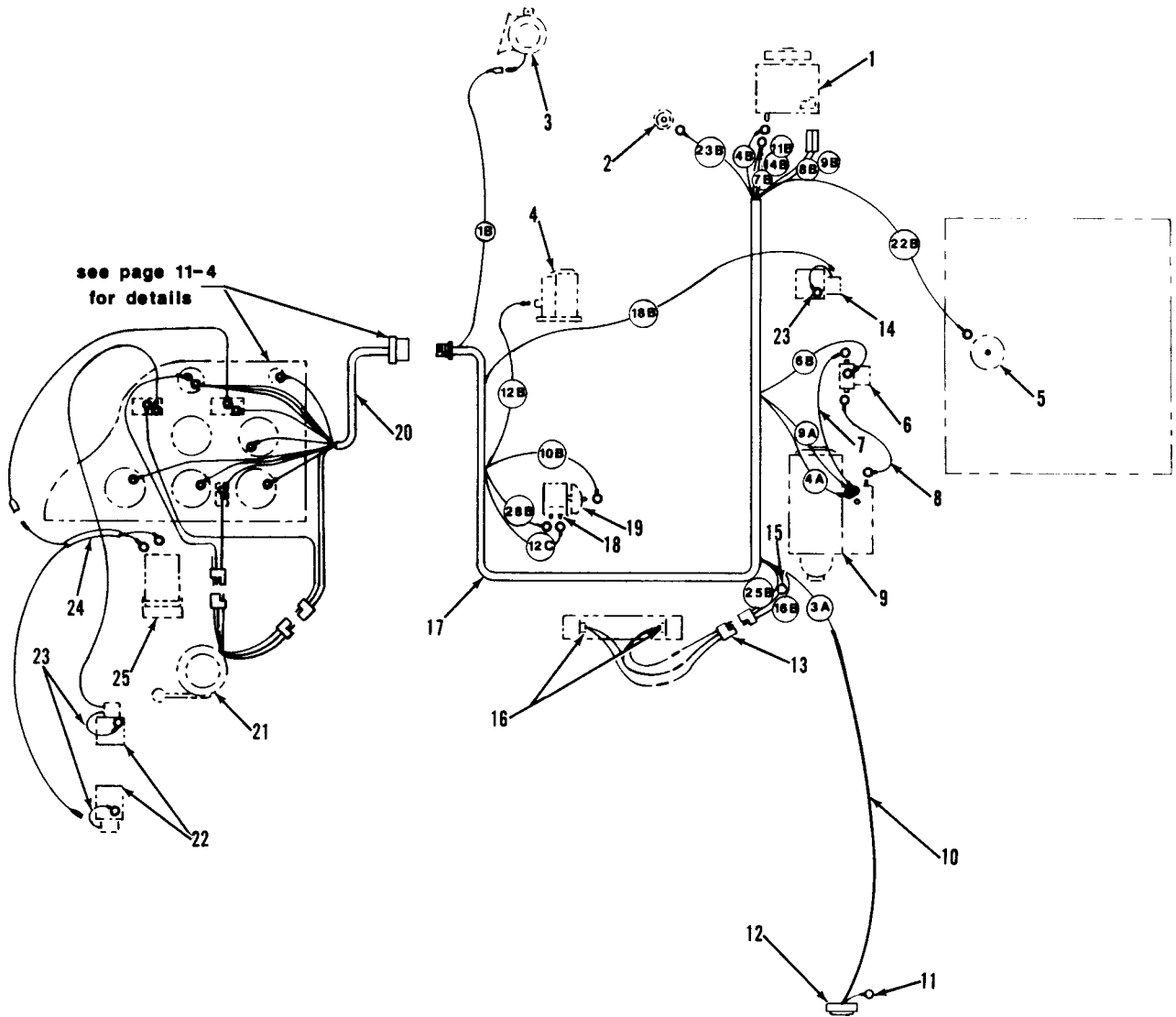
Item	Part No.	Qty.	Description Of Part
12	9123-3012	Ref	TRAVEL ALARM
13	9108-3406	1	PUMP HARNESS
14	9020-7319	1	JUMPER WIRE
15		Ref	FWD/REV. SWITCH GROUND
16		Ref	PLUG-IN CONNECTORS
17	9108-3048	1	ENGINE WIRING HARNESS (includes item 15)
18	2474-1047	Ref	PRESSURE SWITCH
19	9103-3246	Ref	OIL PRESSURE SENDER
20	9108-3111	1	DASH WIRING HARNESS
21	9108-5025	Ref	FWD/REV. SWITCH
22	9020-6739	2	VALVE





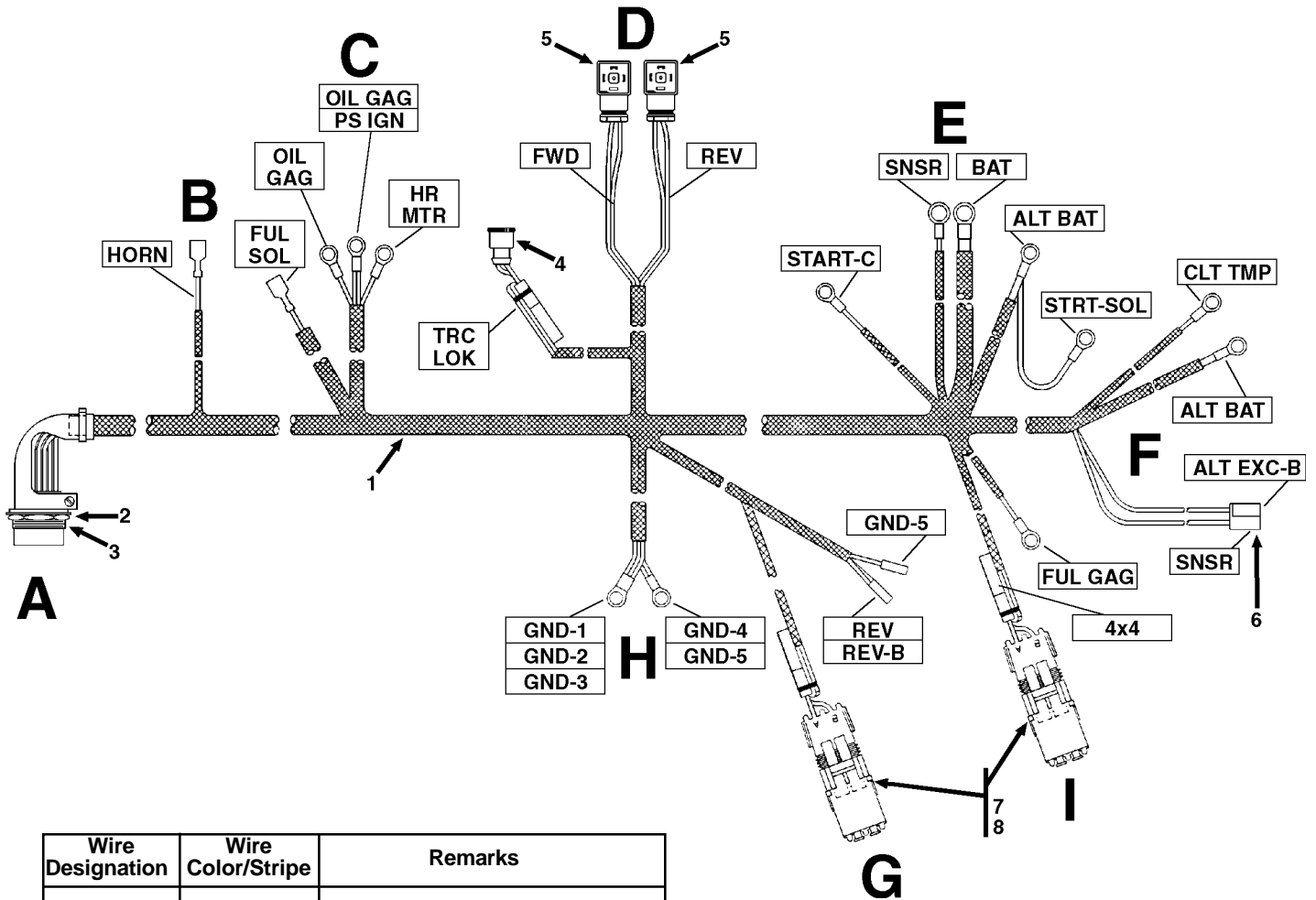
Wire Designation	Wire Color/Stripe	Remarks
BAT	RED	ALT.(BAT.) TO IGN. SW. (BAT.)
HR MTR	BLU/RED	OIL PRESS. SW. TO HR. METER
HORN	VIOLET/YELO	HORN
FUL GAG	BLU/BLK	FUEL GAUGE
START-C	VIOLET/BRN	STARTER RELAY
ALT EXC-B	VIOLET/RED	ALTERNATOR EXCITER (ALT. PLUG)
PS IGN	ORNG/YELO	OIL PRESS. SW.
OIL GAG	BLU/BRN	OIL PRESS. GAUGE
CLT TMP	BLU/VIOLET	WATER TEMP. GAUGE
REV	BRN/YELO	FWD/REV VALVE
FWD	BRN/WHITE	FWD/REV VALVE
4x4	BRN	4x4 VALVE
TRC LOK	BRN/GREY	TRACTION LOCK VALVE
FUL SOL	VIOLET	FUEL SOLENOID
REV-B	BLU	BACKUP ALARM
SNSR	RED/BLK	SNSR (ALT. PLUG)
ALT BAT	RED/WHITE	ALTRNTR TO STARTER BAT. POST
GND-1	BLK	FWD/REV VALVE TO GROUND
GND-2	BLK	FWD/REV VALVE TO GROUND
GND-3	BLK	4x4 VALVE TO GROUND
GND-4	BLK	TRACTION LOCK VLV TO GROUND
GND-5	BLK	BACKUP ALARM TO GROUND
STRT-SOL	RED/VIOLET	ALT BAT TO STARTER SOLENOID

Item	Part No.	Qty.	Description Of Part
1	9114-3192	1	ENGINE WIRING HARNESS (includes all items)
2	8348-1286	1	PANEL NUT
3	8348-1285	1	LOCKWASHER
4	9108-3440	1	ELECTRICAL CONNECTOR
5	9108-4038	2	RECEPTACLE
6	8368-3254	1	3 CONTACT PLUG (includes pins)
	9002-6803	3	PIN
7	8096-3057	2	TOWER
8	8096-3058	2	SHROUD
			NOTE: ONLY ITEMS WITH PART NUMBERS ARE AVAILABLE FOR SERVICE.



Item	Part No.	Qty.	Description Of Part
1	9108-4002	Ref	ALTERNATOR
2	9020-6124	Ref	WATER TEMP. SENDER
3	2492-1393	Ref	HORN
4		Ref	FUEL SHUT-OFF VALVE (included w/ engine)
5	9040-0654	Ref	FUEL LEVEL SENDER
6	9040-2427	Ref	STARTER SOLENOID RELAY
7	9108-1462	1	JUMPER WIRE
8	9020-5205	1	JUMPER WIRE
9	9108-4003	Ref	STARTER
10	8203-3996	57"	WIRE LOOM
11		Ref	TRAVEL ALARM GROUND WIRE (included w/ travel alarm)
12	9123-3012	Ref	TRAVEL ALARM
13	9108-3406	1	PUMP HARNESS
14	9020-6739	1	2WD/4WD VALVE

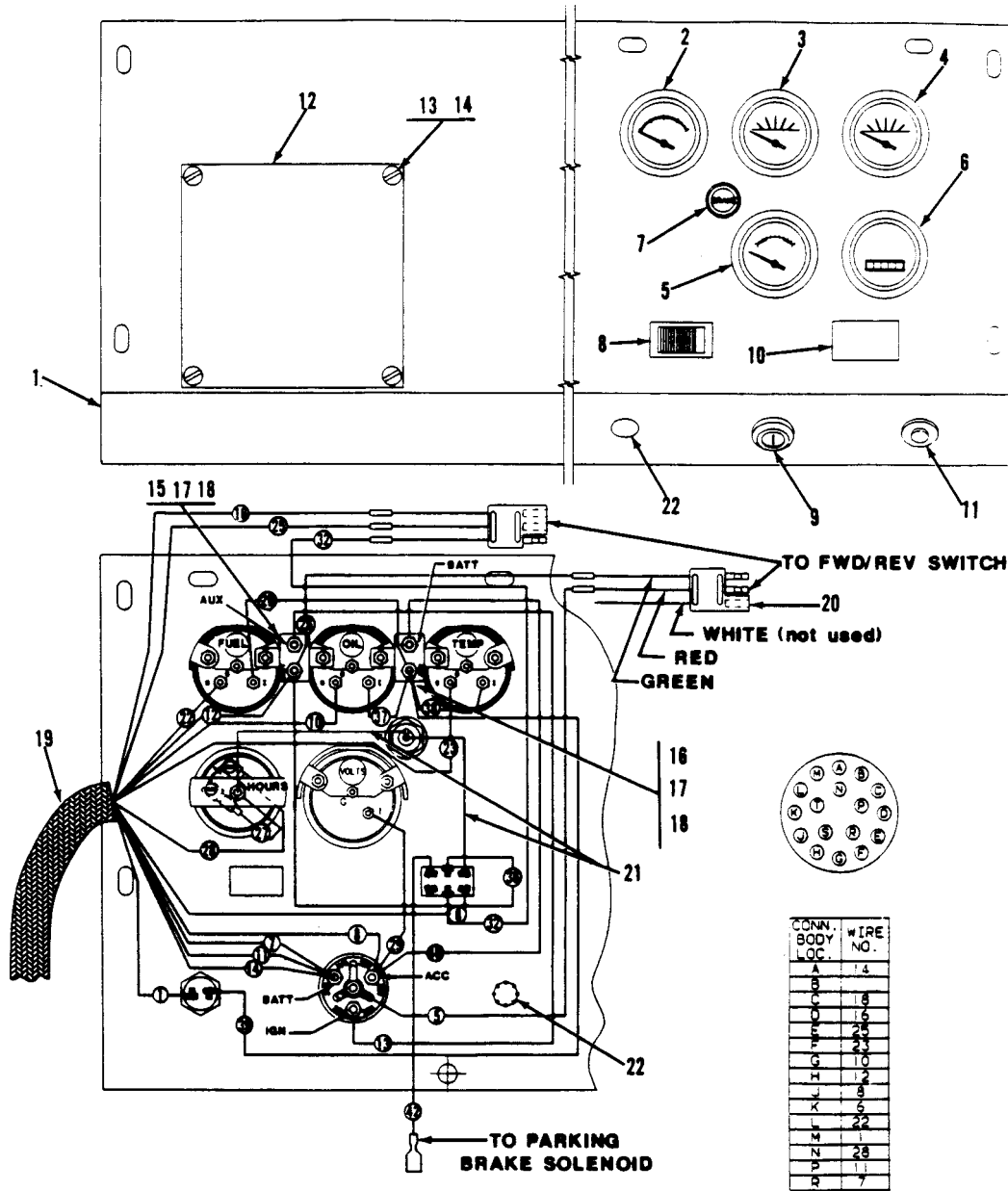
Item	Part No.	Qty.	Description Of Part
15		Ref	FWD/REV. SWITCH GROUND
16		Ref	PLUG-IN CONNECTORS
17	9108-3048	1	ENGINE WIRING HARNESS (includes item 15)
18	2474-1047	Ref	PRESSURE SWITCH
19	9103-3246	Ref	OIL PRESSURE SENDER
20	9108-3111	1	DASH WIRING HARNESS
21	9108-5025	Ref	FWD/REV. SWITCH
22	9020-6739	2	VALVE
23	9020-7719	3	JUMPER WIRE
24	9108-5045	1	SWITCH CABLE
25	9108-3311	1	FOOT SWITCH
			NOTE: ONLY ITEMS WITH PART NUMBERS ARE AVAILABLE FOR SERVICE.



Wire Designation	Wire Color/Stripe	Remarks
BAT	RED	ALT.(BAT.) TO IGN. SW. (BAT.)
HR MTR	BLU/RED	OIL PRESS. SW. TO HR. METER
HORN	VIOLET/YELO	HORN
FUL GAG	BLU/BLK	FUEL GAUGE
START-C	VIOLET/BRN	STARTER RELAY
ALT EXC-B	VIOLET/RED	ALTERNATOR EXCITER (ALT. PLUG)
PS IGN	ORNG/YELO	OIL PRESS. SW.
OIL GAG	BLU/BRN	OIL PRESS. GAUGE
CLT TMP	BLU/VIOLET	WATER TEMP. GAUGE
REV	BRN/YELO	FWD/REV VALVE
FWD	BRN/WHITE	FWD/REV VALVE
4x4	BRN	4x4 VALVE
TRC LOK	BRN/GREY	TRACTION LOCK VALVE
FUL SOL	VIOLET	FUEL SOLENOID
REV-B	BLU	BACKUP ALARM
SNSR	RED/BLK	SNSR (ALT. PLUG)
ALT BAT	RED/WHITE	ALTRNTR TO STARTER BAT. POST
GND-1	BLK	FWD/REV VALVE TO GROUND
GND-2	BLK	FWD/REV VALVE TO GROUND
GND-3	BLK	4x4 VALVE TO GROUND
GND-4	BLK	TRACTION LOCK VLV TO GROUND
GND-5	BLK	BACKUP ALARM TO GROUND
STRT-SOL	RED/VIOLET	ALT BAT TO STARTER SOLENOID

Item	Part No.	Qty.	Description Of Part
1	9114-3192	1	ENGINE WIRING HARNESS (includes all items)
2	8348-1286	1	PANEL NUT
3	8348-1285	1	LOCKWASHER
4	9108-3440	1	ELECTRICAL CONNECTOR
5	9108-4038	2	RECEPTACLE
6	8368-3254	1	3 CONTACT PLUG (includes pins)
7	9002-6803	3	PIN
7	8096-3057	2	TOWER
8	8096-3058	2	SHROUD

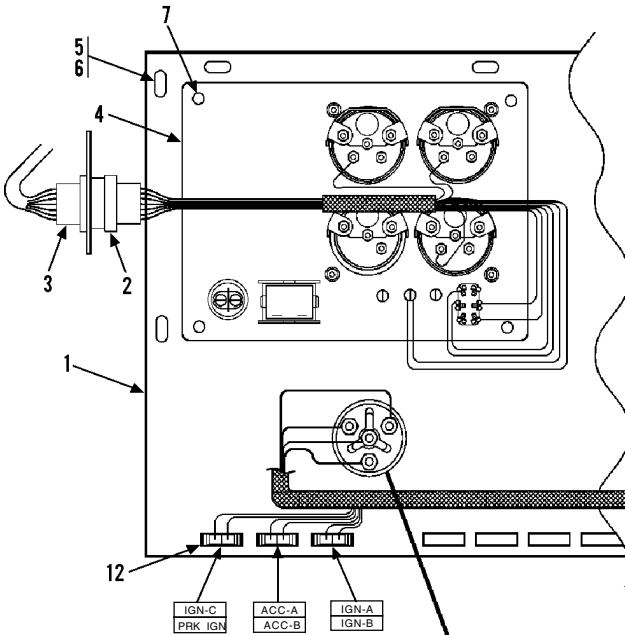
NOTE: ONLY ITEMS WITH PART NUMBERS ARE AVAILABLE FOR SERVICE.



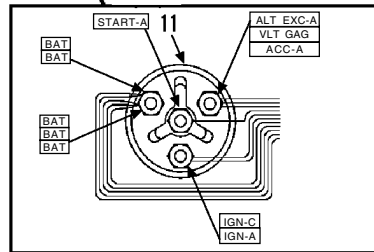
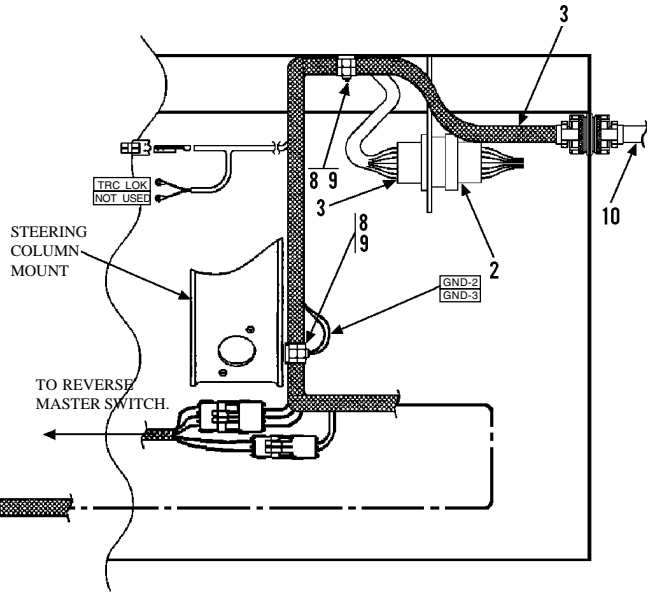
Item	Part No.	Qty.	Description Of Part
1	9108-1371	1	DASH PANEL
2	9020-5687	1	WATER TEMP. GAUGE
3	9103-3247	1	OIL PRESSURE GAUGE
4	9020-5686	1	FUEL GAUGE
5	7738-3709	1	VOLTMETER
6	9020-5688	1	HOURMETER
7	9103-3084	1	BRAKE WARNING LIGHT
8	9108-3259	1	ROCKER SWITCH
9	9103-3317	1	IGN. START SWITCH
*	7738-4578	1	KEY
10	7716-3144	1	BLANK PLUG
11	9020-0434	1	BUTTON SWITCH

Item	Part No.	Qty.	Description Of Part
12	9108-1480	1	COVER PLATE
13	8830-1141	4	ROUND HD MACHINE SCREW, 5/16-18X3/4
14	8855-1010	4	LOCKWASHER, 5/16
15	9108-3260	1	15A CIRCUIT BREAKER
16	9103-3111	1	10A CIRCUIT BREAKER
17	8855-4917	4	LOCKWASHER, #10
18	8850-1613	4	HEX NUT, #10-32
19	9108-3110	1	DASH WIRING HARNESS
20	8348-3114	1	3-WAY CONNECTOR
21	8698-3188	16	EYELET #10
22	9108-3221	1	BUTTON PLUG

**PARTIAL VIEW FROM UNDER DASH**

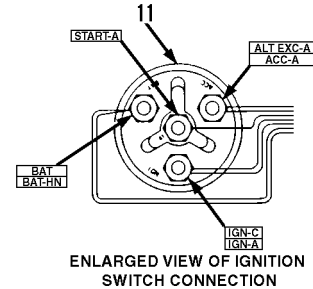
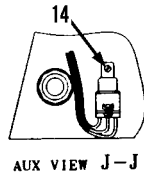
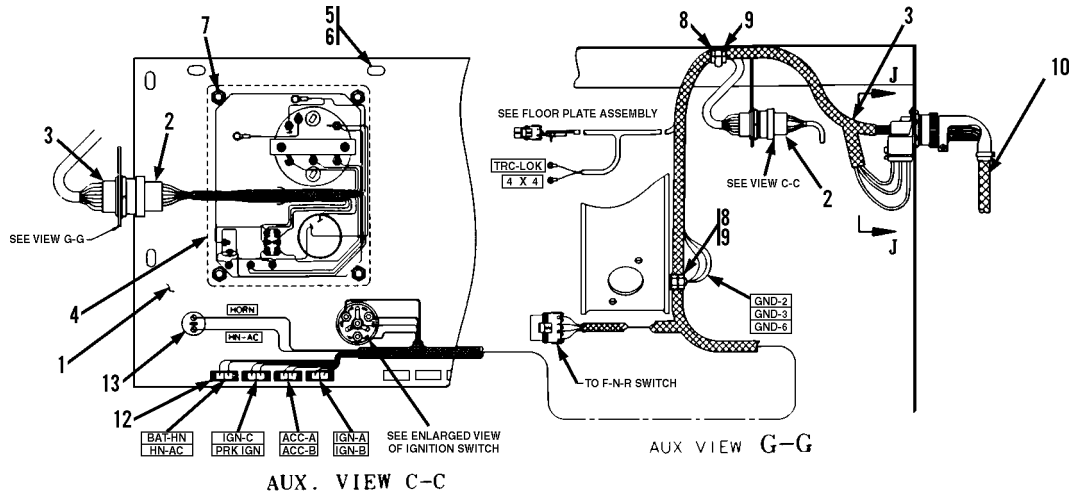


**PARTIAL VIEW FROM ABOVE DASH WITH PANEL REMOVED FOR CLARITY**



**ENLARGED VIEW OF IGNITION SWITCH CONNECTION**

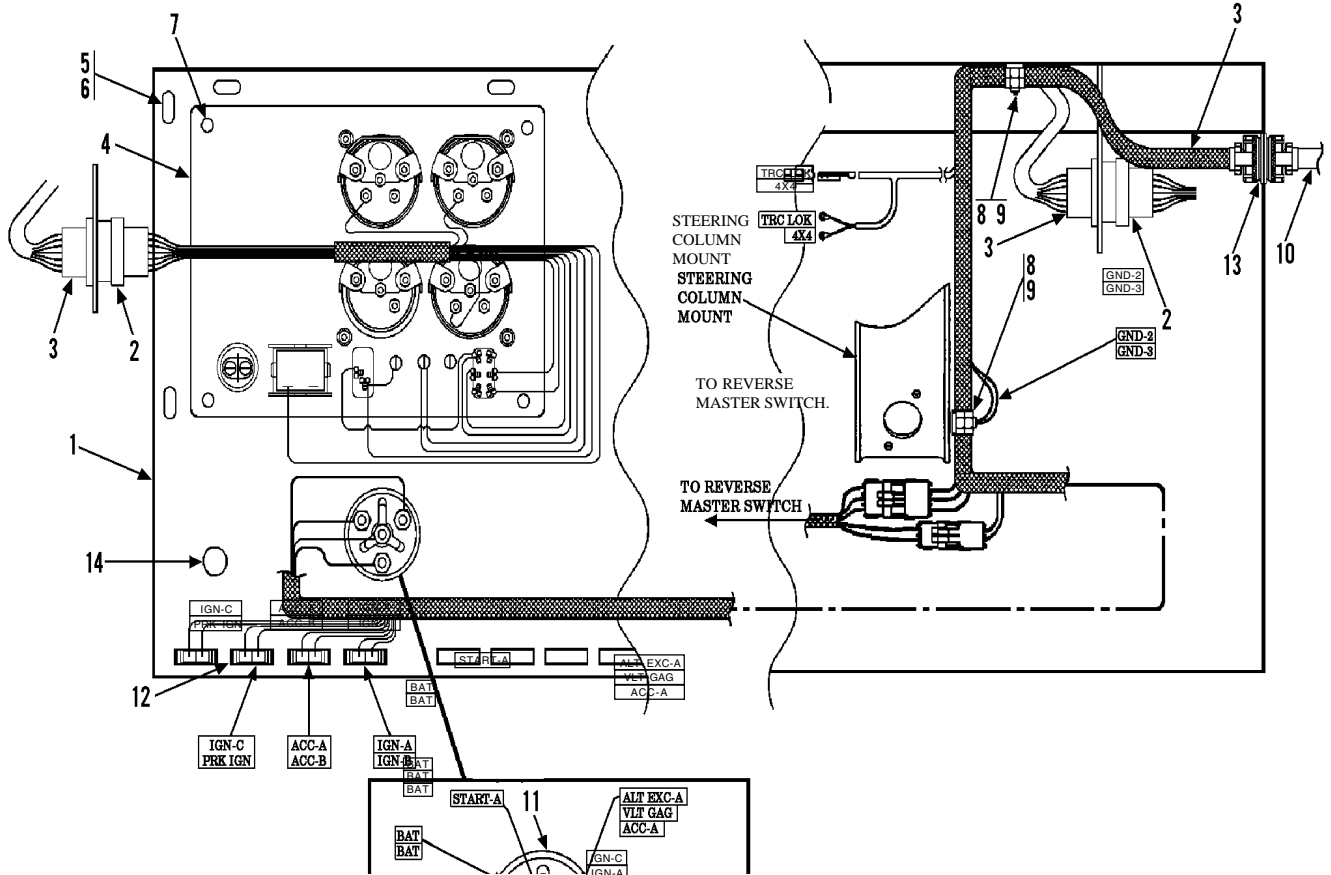
Item	Part No.	Qty.	Description Of Part	Item	Part No.	Qty.	Description Of Part
1	9114-1193	1	DASH PANEL	7	8826-1022	4	HEX HD CAPSCREW, 5/16-18 x 3/4
2		Ref	GAUGE PANEL WIRING HARNESS (see page 11-6 for details)	8	2486-1170	2	CLAMP
3	9114-3193	1	DASH PANEL WIRING HARNESS	9	8850-1006	3	HEX NUT, 3/8-16
4		Ref	GAUGE PANEL (see page 11-6 for details)	10		Ref	ENGINE WIRING HARNESS (see page 11-1 for details)
5	7714-3003	7	WHIZ-LOC SCREW	11	9103-3317	1	IGNITION SWITCH
6	7714-3006	4	WHIZ-LOC NUT	*	7738-4578	1	KEY
				12	7736-3268	3	15 AMP FUSE



Item	Part No.	Qty.	Description Of Part
1	9114-1513	1	DASH PANEL
2		Ref	GAUGE PANEL WIRING HARNESS (see page 11-6 for details)
3	9114-3349	1	DASH PANEL WIRING HARNESS
4		Ref	GAUGE PANEL (see page 11-6 for details)
5	7714-3003	7	WHIZ-LOC SCREW
6	7714-3006	4	WHIZ-LOC NUT, 5/16
7	8826-1022	4	HEX HD CAPSCREW, 5/16-18 x 3/4
8	2486-1170	2	CLAMP
9	8850-1006	3	HEX NUT, 3/8-16
10		Ref	ENGINE WIRING HARNESS (see page 11-1 for details)
11	9103-3317	1	IGNITION SWITCH
*	7738-4578	1	KEY
12	7736-3268	4	15 AMP FUSE
13	2477-1004	1	HORN BUTTON
14	8832-1029	1	SELF TAP SCREW, #10-24X5/16

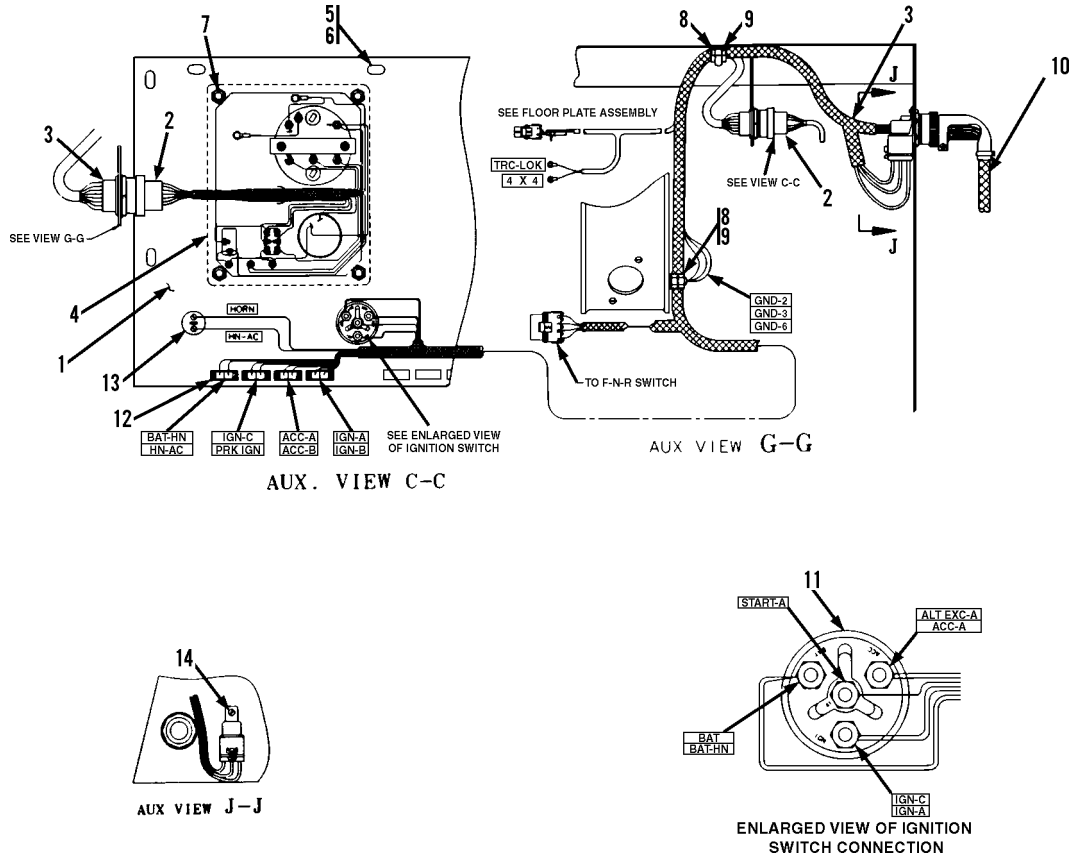
**PARTIAL VIEW FROM UNDER DASH**

**PARTIAL VIEW FROM ABOVE DASH  
 WITH PANEL REMOVED FOR CLARITY**



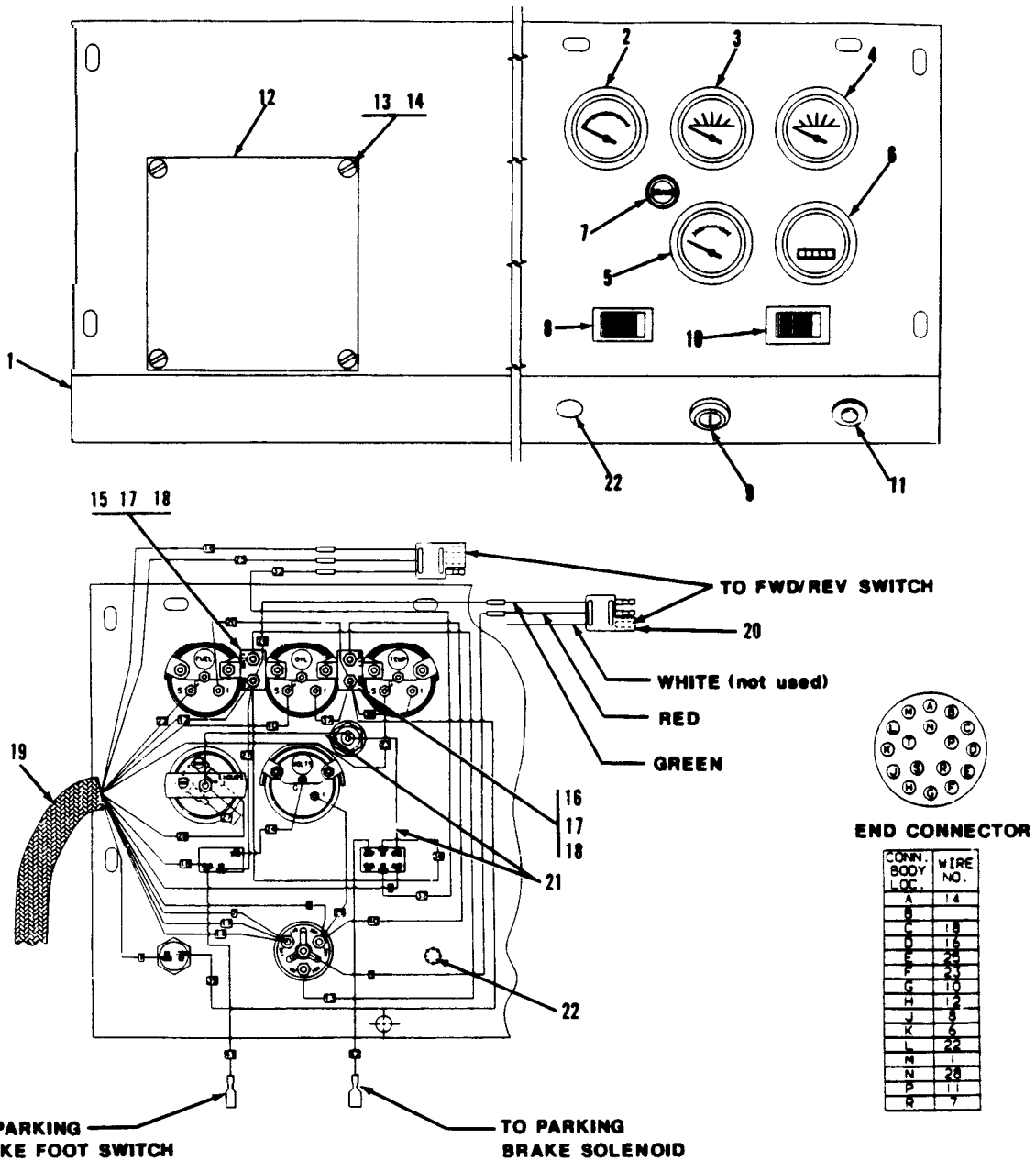
**ENLARGED VIEW OF IGNITION  
 SWITCH CONNECTION**

Item	Part No.	Qty.	Description Of Part	Item	Part No.	Qty.	Description Of Part
1	9114-1193	1	DASH PANEL	7	8826-1022	4	HEX HD CAPSCREW, 5/16-18 x 3/4
2		Ref	GAUGE PANEL WIRING HARNESS (see page 11-7 for details)	8	2486-1170	2	CLAMP
3	9114-3193	1	DASH PANEL WIRING HARNESS	9	8850-1006	3	HEX NUT, 3/8-16
4		Ref	GAUGE PANEL (see page 11-7 for details)	10		Ref	ENGINE WIRING HARNESS (see page 11-2 for details)
5	7714-3003	7	WHIZ-LOC SCREW	11	9103-3317	1	IGNITION SWITCH
6	7714-3006	4	WHIZ-LOC NUT	*	7738-4578	1	KEY
				12	7736-3268	3	15 AMP FUSE



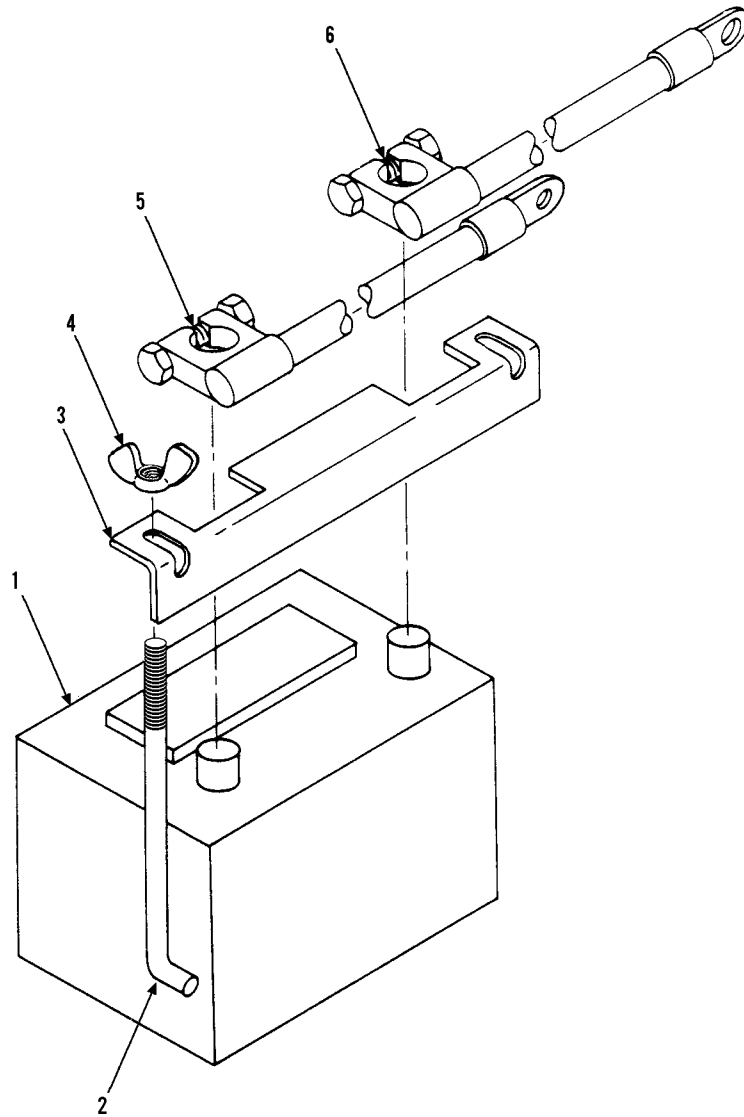
Item	Part No.	Qty.	Description Of Part
1	9114-1513	1	DASH PANEL
2		Ref	GAUGE PANEL WIRING HARNESS (see page 11-7 for details)
3	9114-3349	1	DASH PANEL WIRING HARNESS
4		Ref	GAUGE PANEL (see page 11-7 for details)
5	7714-3003	7	WHIZ-LOC SCREW
6	7714-3006	4	WHIZ-LOC NUT, 5/16
7	8826-1022	4	HEX HD CAPSCREW, 5/16-18 x 3/4
8	2486-1170	2	CLAMP
9	8850-1006	3	HEX NUT, 3/8-16
10		Ref	ENGINE WIRING HARNESS (see page 11-2 for details)
11	9103-3317	1	IGNITION SWITCH
*	7738-4578	1	KEY
12	7736-3268	4	15 AMP FUSE
13	2477-1004	1	HORN BUTTON
14	8832-1029	1	SELF TAP SCREW, #10-24X5/16



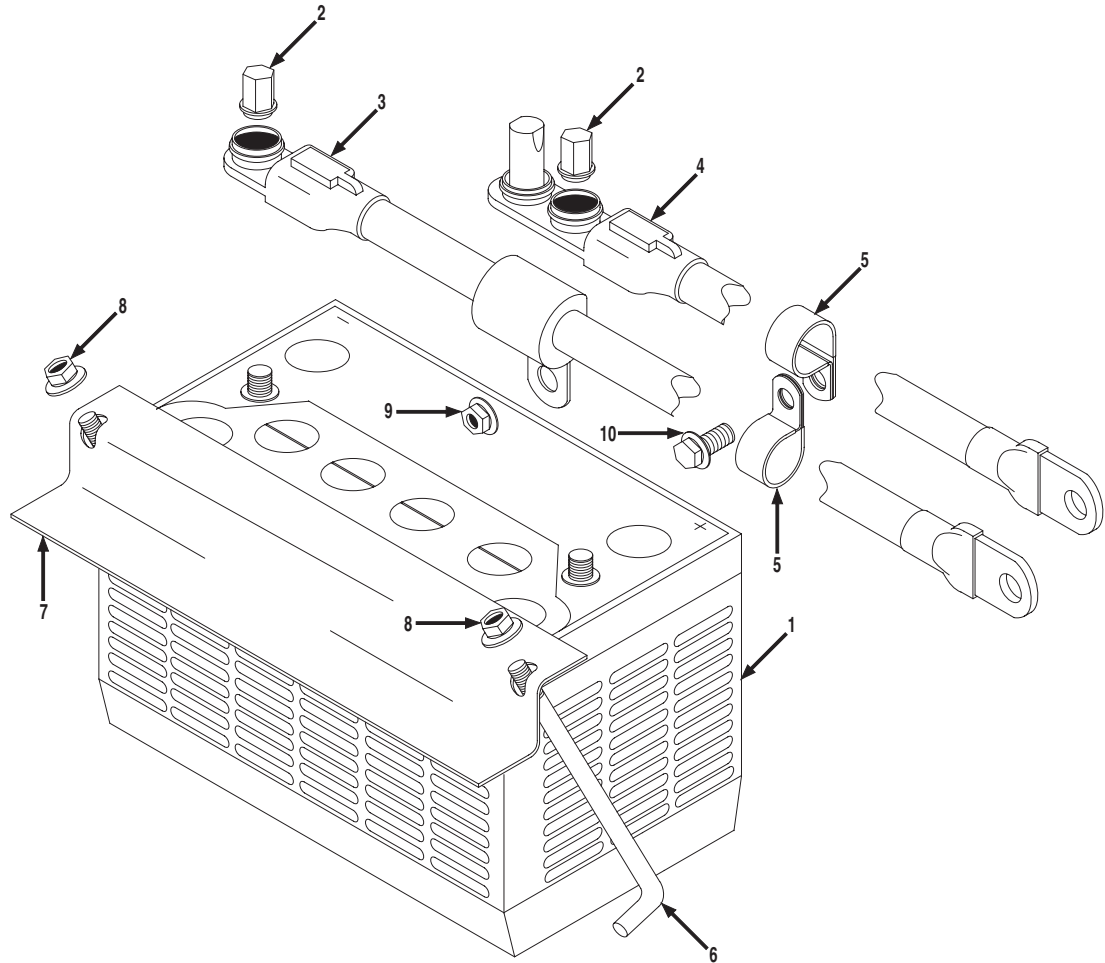


Item	Part No.	Qty.	Description Of Part
1	9108-1371	1	DASH PANEL
2	9020-5687	1	WATER TEMP. GAUGE
3	9103-3247	1	OIL PRESSURE GAUGE
4	9020-5686	1	FUEL GAUGE
5	7738-3709	1	VOLTMETER
6	9020-5688	1	HOURLMETER
7	9103-3084	1	BRAKE WARNING LIGHT
8	9108-3259	1	ROCKER SWITCH
9	9103-3317	1	IGN. START SWITCH
*	7738-4578	1	KEY
10	9108-3084	1	ROCKER SWITCH
11	9020-0434	1	BUTTON SWITCH

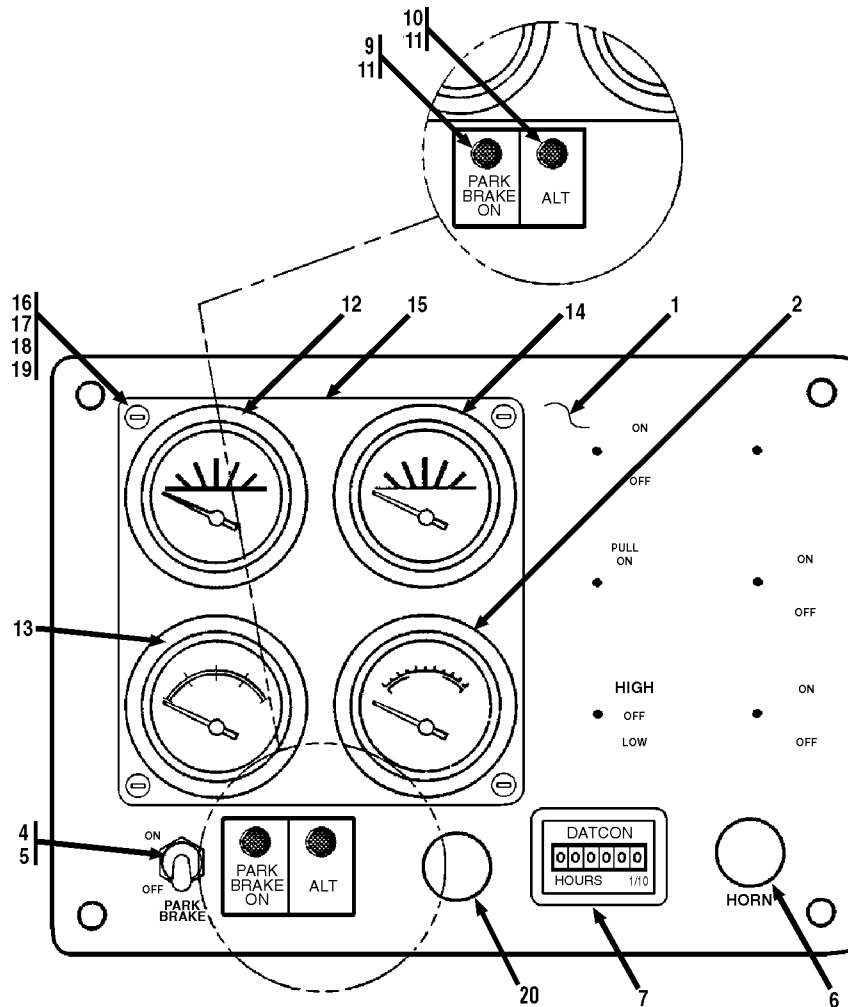
Item	Part No.	Qty.	Description Of Part
12	9108-1480	1	COVER PLATE
13	8830-1141	4	ROUND HD MACHINE SCREW, 5/16-18X3/4
14	8855-1010	4	LOCKWASHER, 5/16
15	9108-3260	1	15A CIRCUIT BREAKER
16	9103-3111	1	10A CIRCUIT BREAKER
17	8855-4917	4	LOCKWASHER, #10
18	8850-1613	4	HEX NUT, #10-32
19	9108-3110	1	DASH WIRING HARNESS
20	8348-3114	1	3-WAY CONNECTOR
21	8698-3188	16	EYELET #10
22	9108-3221	1	BUTTON PLUG



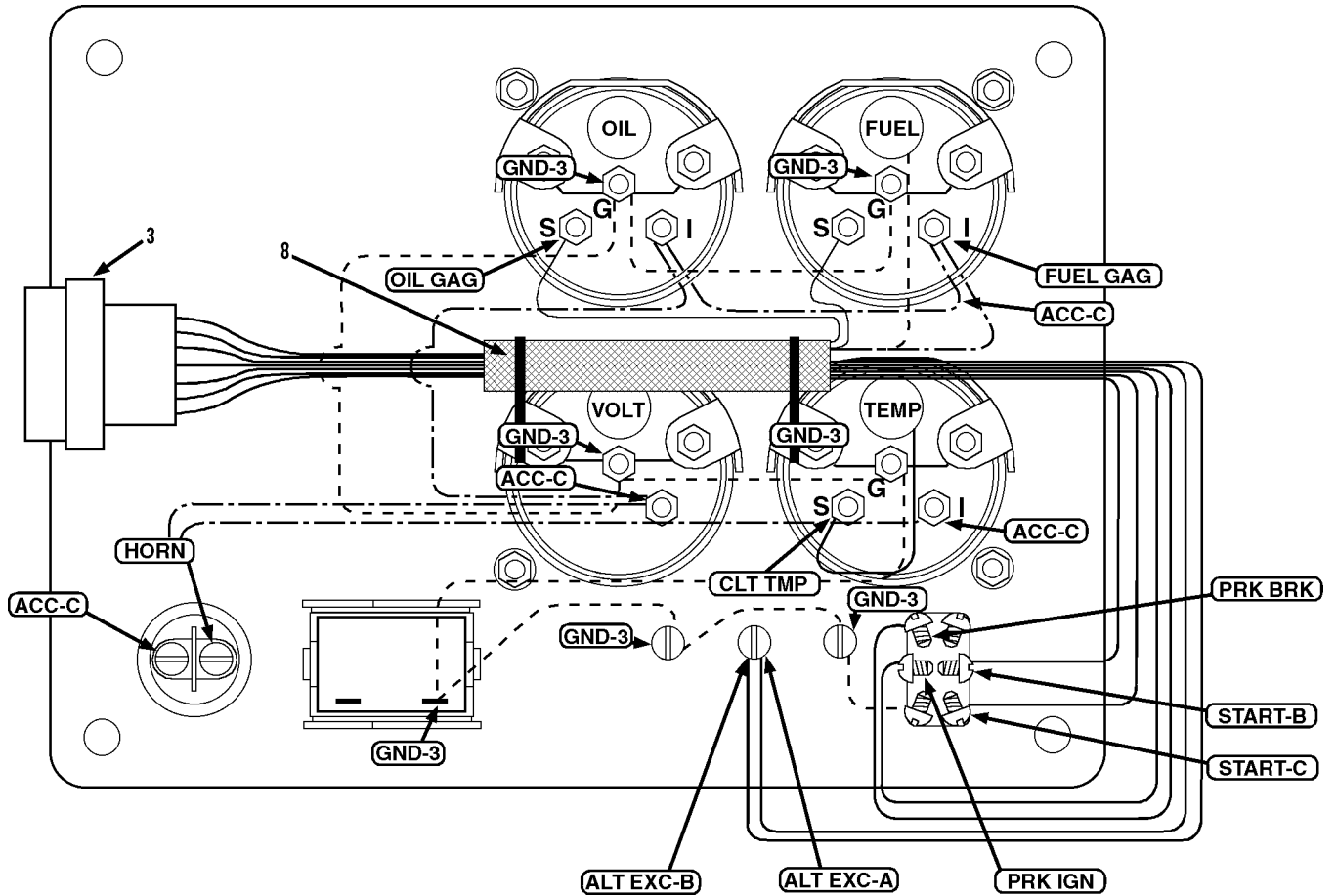
Item	Part No.	Qty.	Description Of Part
1	9108-3291	1	BATTERY
2	9108-1640	2	HOLD-DOWN STUD
3	9108-1517	1	BATTERY HOLD-DOWN
4	7714-3006	2	WHIZ LOCKNUT 5/16-18
5	9108-3114	1	POSITIVE BATTERY CABLE
6	9108-3115	1	NEGATIVE BATTERY CABLE

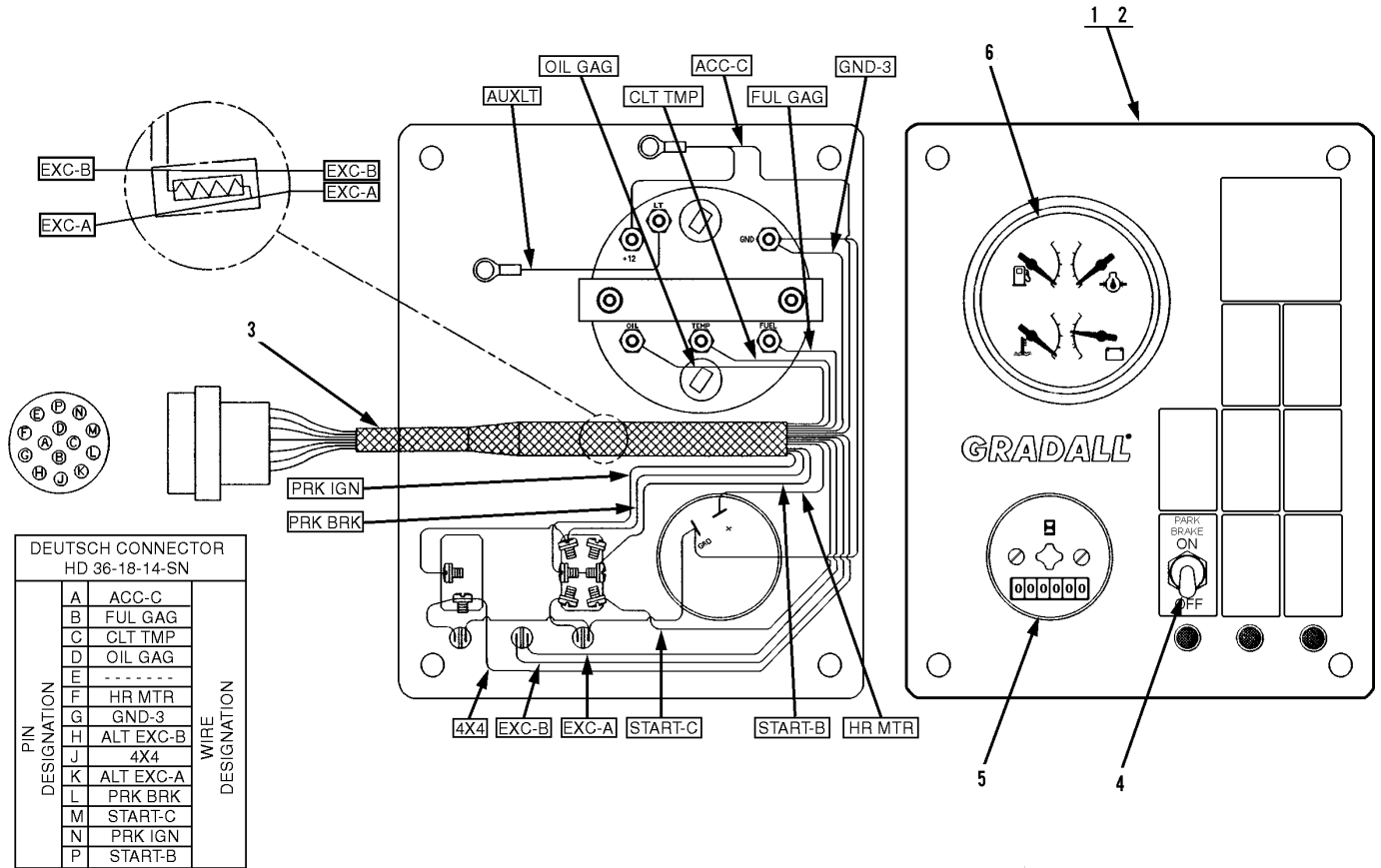


Item	Part No.	Qty.	Description Of Part
* 1	8097-3021	1	BATTERY (12 volt, 1000 CCA) TOP STUD, 3/8-16 UNC THREAD, BCI GROUP 31
2	7738-3567	2	BATTERY POST TERMINAL
3	9114-3124	1	NEGATIVE BATTERY CABLE
4	9114-3099	1	POSITIVE BATTERY CABLE
5	8594-1017	4	SUPPORT CLAMP
6	9108-1640	2	HOLD DOWN STUD
7	9114-1429	1	BATTERY HOLD DOWN
8	7714-3006	2	WHIZ LOCKNUT, 5/16-18
9	7714-3015	1	WHIZ LOCKNUT, 3/8-16
10	7714-3003	2	WHIZ LOCK SCREW, 5/16-18X5/8
	1440-3416	AR	DI-ELECTRIC GREASE (add to caps of jump terminals on battery cables)
			NOTE: ONLY ITEMS WITH PART NUMBERS ARE AVAILABLE FOR SERVICE.

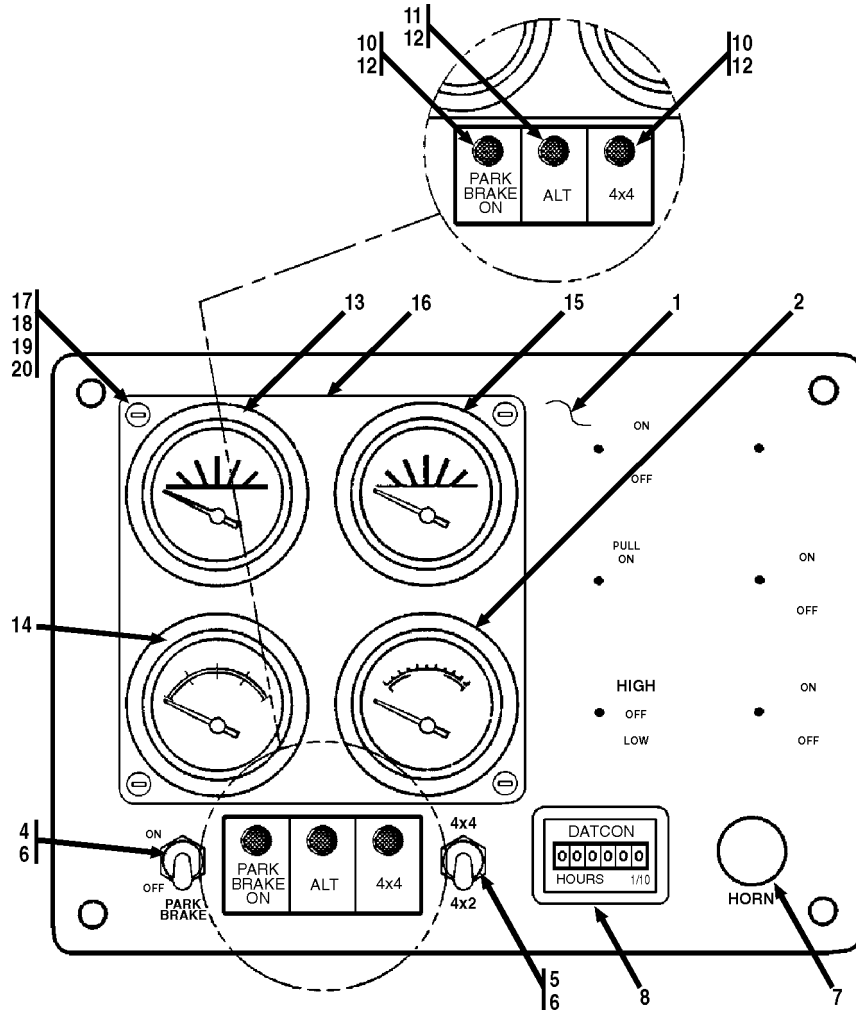


Item	Part No.	Qty.	Description Of Part	Item	Part No.	Qty.	Description Of Part
	9131-5007	1	GAUGE PANEL ASSY (includes all items)	10	9114-3127	1	RED DASH LIGHT
1	9114-3138	1	FORMICA DASH PANEL	11	9114-3129	3	TINNERMANNUT
	9114-3137	1	PANEL WIRING HARNESS	12	9020-5686	1	FUEL GAUGE
2	7738-3709	1	VOLTMETER	13	9020-5687	1	WATER TEMP. GAUGE
3	9114-3137	1	PANEL WIRING HARNESS	14	9103-3247	1	OIL PRESSURE GAUGE
4	9114-3114	1	TOGGLE - DPDT	*15	9114-3221	1	GAUGE PROTECTOR
5	7738-3470	2	BOOT	16	9114-3277	4	RUBBER SPACER
6	2477-1004	1	BUTTON	17	8830-1075	4	MACHINE SCREW, #8-32X1"
7	9114-3130	1	HOUR METER	18	8856-1104	4	STEEL PUNCHED WASHER
8	9105-3419	2	TIE WRAP	19	8850-1610	4	HEX NUT, #8-32
9	9114-3128	2	AMBER DASH LIGHT	20	9100-3065	1	PLUG BUTTON

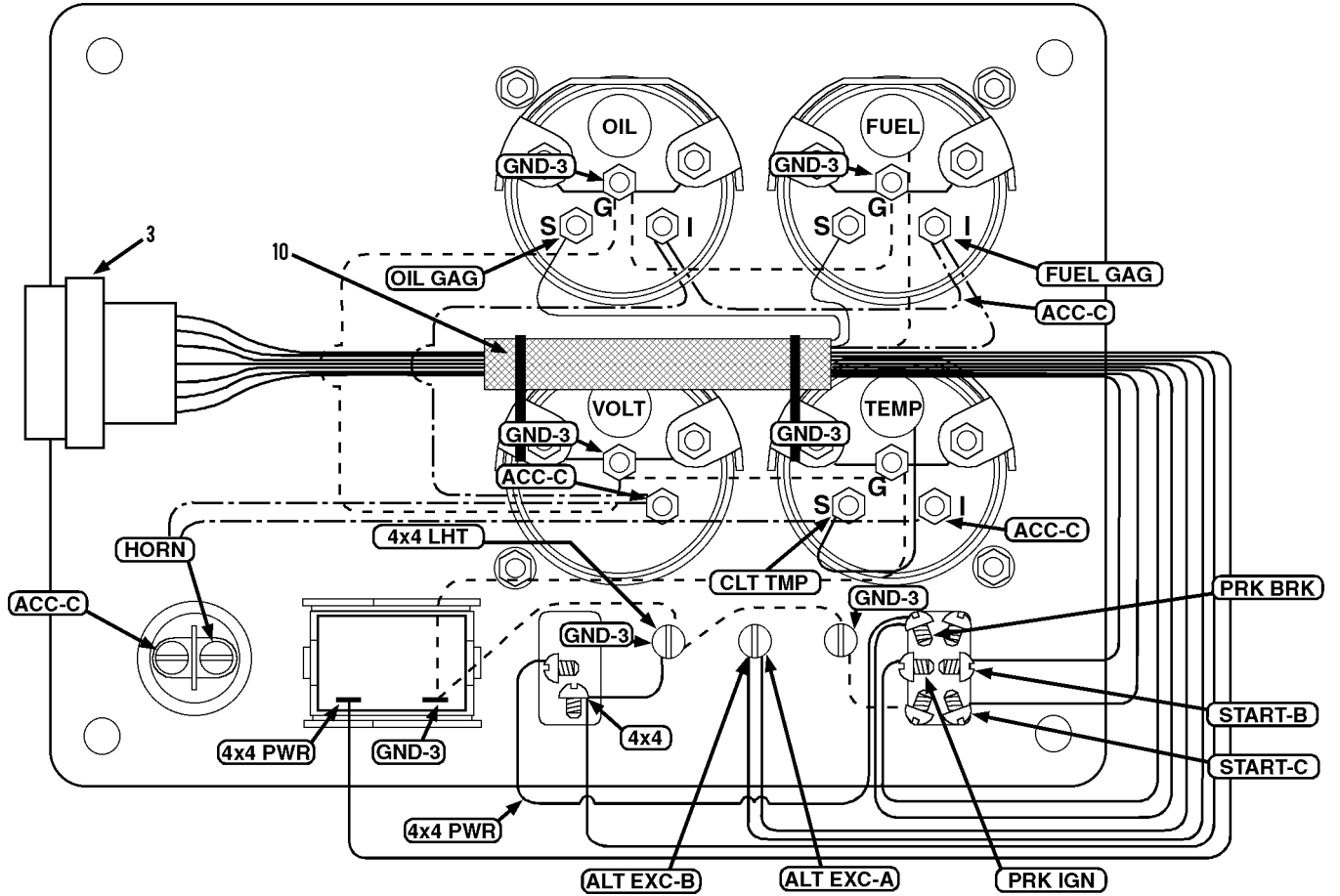




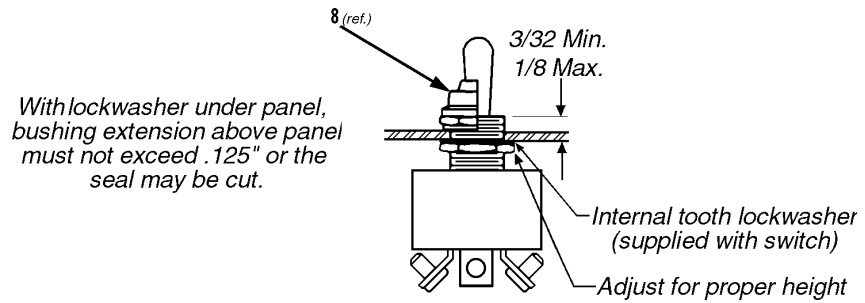
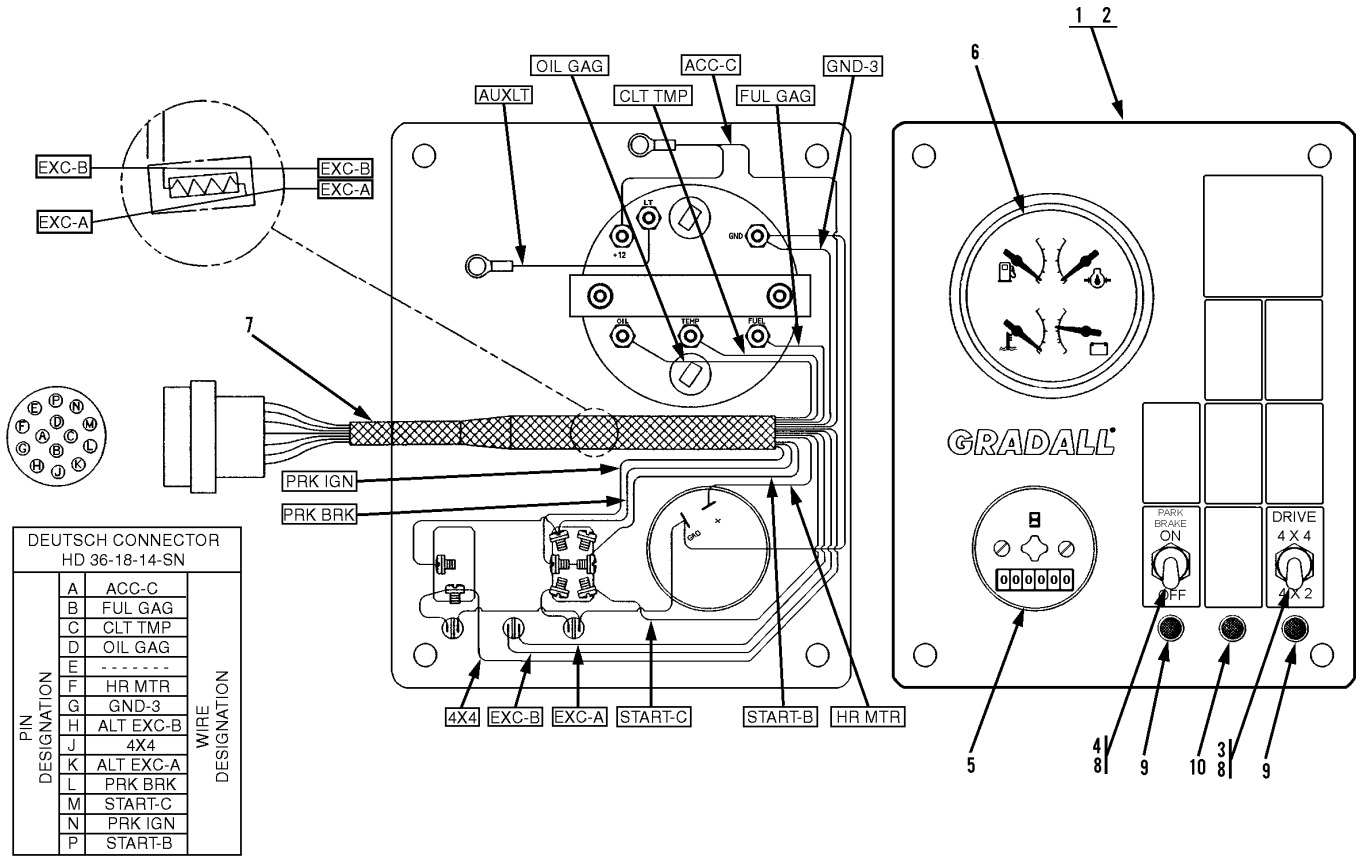
Item	Part No.	Qty.	Description Of Part
1	9109-3037	1	GAUGE PANEL (includes all items)
	9136-4004	1	PANEL ASSY (includes front & back plates, acrylic lens & std. labels)
2	9136-4005	1	RUBBER BOOT
3	9136-4008	1	WIRE HARNESS
4	9114-3114	1	PARK BRAKE SWITCH
5	9136-4006	1	HOURMETER
6	9136-4007	1	4-IN-1 GAUGE (oil, fuel, temp, volts)



Item	Part No.	Qty.	Description Of Part	Item	Part No.	Qty.	Description Of Part
	9114-5031	1	GAUGE PANEL ASSY (includes all items)	10	9114-3128	2	AMBER DASH LIGHT
1	9114-3138	1	FORMICA DASH PANEL	11	9114-3127	1	RED DASH LIGHT
	9114-3137	1	PANEL WIRING HARNESS	12	9114-3129	3	TINNERMAN NUT
2	7738-3709	1	VOLTMETER	13	9020-5686	1	FUEL GAUGE
3	9114-3137	1	PANEL WIRING HARNESS	14	9020-5687	1	WATER TEMP. GAUGE
4	9114-3114	1	TOGGLE - DPDT	15	9103-3247	1	OIL PRESSURE GAUGE
5	7738-3467	1	TOGGLE - SPST	*16	9114-3221	1	GAUGE PROTECTOR
6	7738-3470	2	BOOT	17	9114-3277	4	RUBBERSPACER
7	2477-1004	1	BUTTON	*18	8830-1077	4	MACHINE SCREW, #8-32X1"
8	9114-3130	1	HOUR METER	19	8856-1104	4	STEEL PUNCHED WASHER
9	9105-3419	2	TIE WRAP	20	8850-1610	4	HEX NUT, #8-32

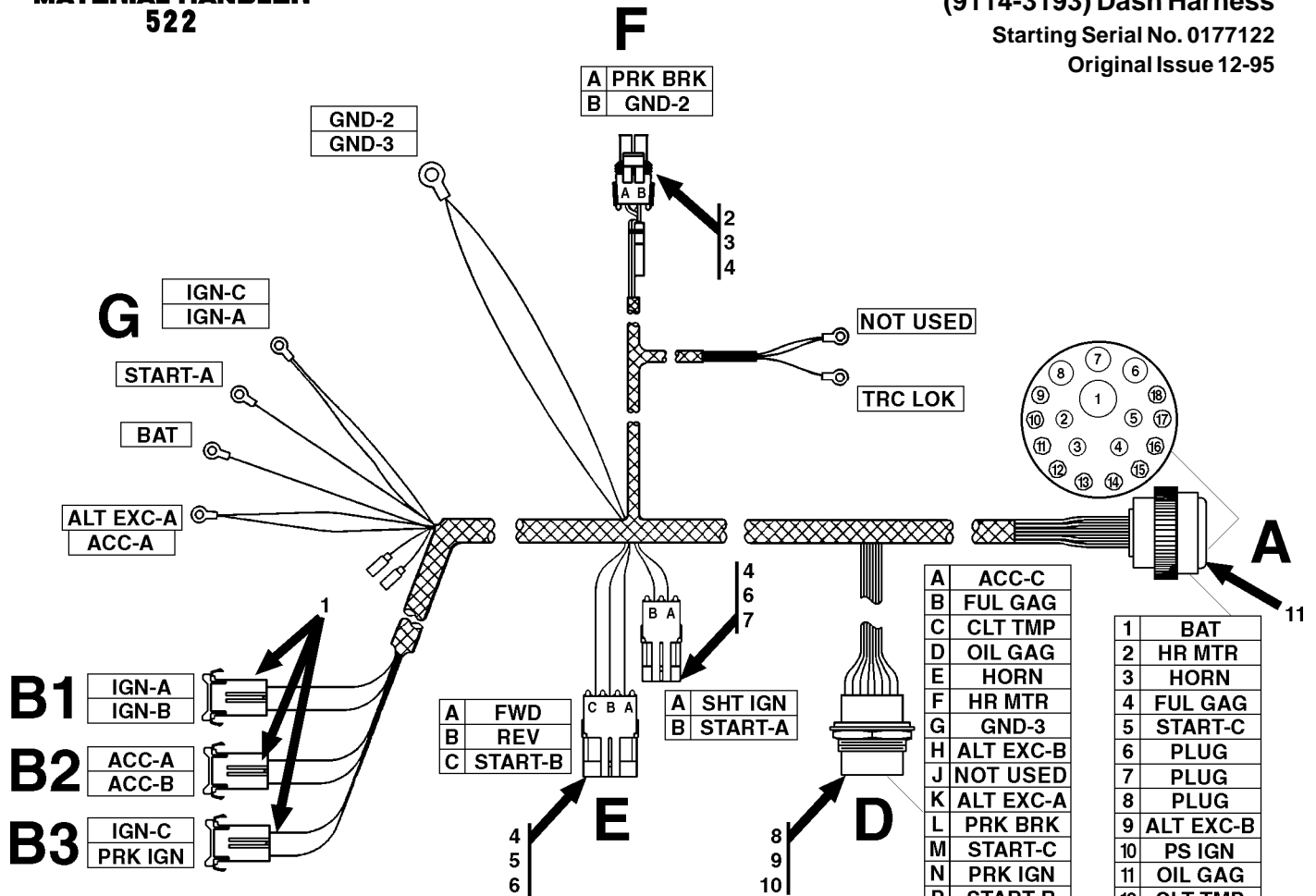






**TYPICAL SWITCH AND BOOT INSTALLATION**

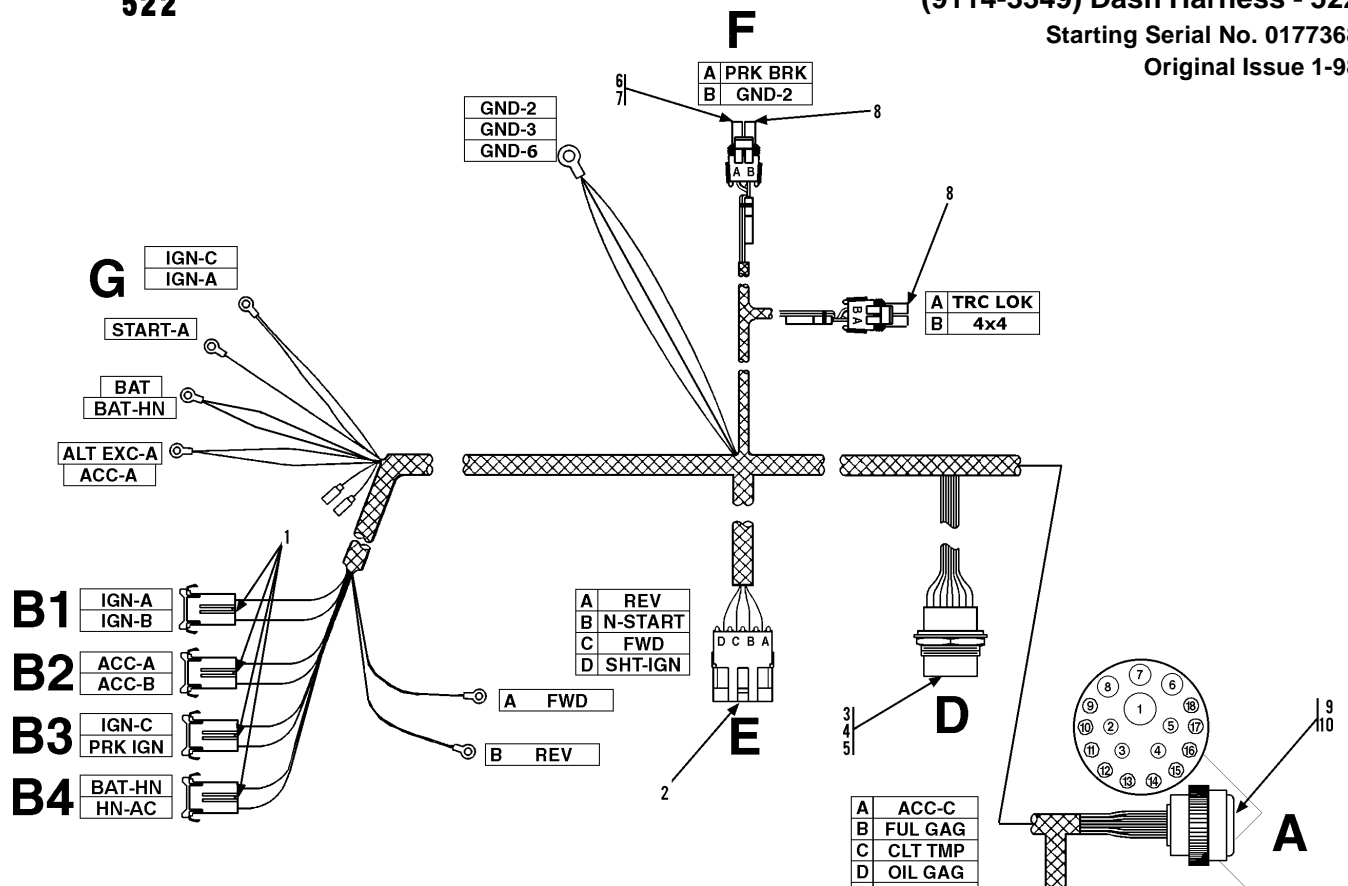
Item	Part No.	Qty.	Description Of Part
1	9114-3331	1	GAUGE PANEL (includes all items)
	9136-4004	1	PANEL ASSY (includes front & back plates, acrylic lens & std. labels)
2	9136-4005	1	RUBBER BOOT
3	7738-3467	1	TOGGLE SWITCH
4	9114-3114	1	PARK BRAKE SWITCH
5	9136-4006	1	HOURMETER
6	9136-4007	1	4-IN-1 GAUGE (oil, fuel, temp, volts)
7	9136-4008	1	WIRE HARNESS
* 8	7738-3470	2	BOOT
* 9	9114-3128	2	AMBER INDICATOR LIGHT
* 10	9114-3127	1	RED INDICATOR LIGHT



Wire Designation	Wire Color/Stripe	Remarks
BAT	RED	ALT.(BAT.) TO IGN. SW. (BAT.)
HR MTR	BLU/RED	OIL PRESS. SW. TO HR. METER
HORN	VIOLET/YELO	HORN
FUL GAG	BLU/BLK	FUEL GAUGE
START-C	VIOLET/BRN	STARTER RELAY
ALT EXC-B	VIOLET/RED	ALTERNATOR EXCITER (ALT. PLUG)
PS IGN	ORNG/YELO	OIL PRESS. SW.
OIL GAG	BLU/BRN	OIL PRESS. GAUGE
CLT TMP	BLU/VIOLET	WATER TEMP. GAUGE
REV	BRN/YELO	FWD/REV VALVE
FWD	BRN/WHITE	FWD/REV VALVE
4x4	BRN	4x4 VALVE
TRC LOK	BRN/GREY	TRACTION LOCK VALVE
PRK BRK	VIOLET	PARK BRAKE VALVE
GND-2	BLK	FWD/REV VALVE TO GROUND
GND-3	BLK	2/4x4 VALVE TO GROUND
SPL ACC	ORANGE	FREE, FUSED ACC
SHT IGN	ORNG/BRN	POWER TO SHIFTER
PRK IGN	ORNG/BLK	POWER TO PARK BRAKE
ACC-C	ORNG/RED	ACCESSORY POWER
ACC-A	ORNG/TAN	POWER TO ACC FUSE
ACC-B	ORNG/BLU	FUSED POWER TO ACC
IGN-A	ORNG/GREY	POWER TO IGN FUSE
IGN-B	ORNG/LT.GRN	FUSED POWER TO IGN
START-A	VIOLET/BRN	PARK BRAKE SWITCH
START-B	VIOLET/BRN	PARK BRAKE SWITCH
ALT EXC-A	VIOLET/RED	INDICATOR LIGHT
IGN-C	ORNG/DK GRN	FUSED POWER TO IGN
SFL ACC2	ORNG/VIOLET	FREE, FUSED ACC

Item	Part No.	Qty.	Description Of Part
	9114-3193	1	DASH HARNESS (includes all items)
1	9114-3108	3	FUSE HOLDER
2	8096-3057	1	TOWER (includes items 3 and 4)
3	8096-3068	2	FEMALE PIN TERMINALS
4	8096-3066	3	CABLE SEALS
5	8096-3060	1	SHROUD (includes items 4 and 6)
6	8096-3069	5	MALE PIN TERMINALS
7	8096-3058	1	SHROUD (includes items 4 and 6)
8	7736-3225	1	RECEPTACLE (includes items 9 and 10)
9	7736-3264	1	PANEL NUT
10	7736-3263	1	LOCKWASHER
11	8348-1289	1	PLUG CONNECTOR

NOTE: ONLY ITEMS WITH PART NUMBERS ARE AVAILABLE FOR SERVICE.

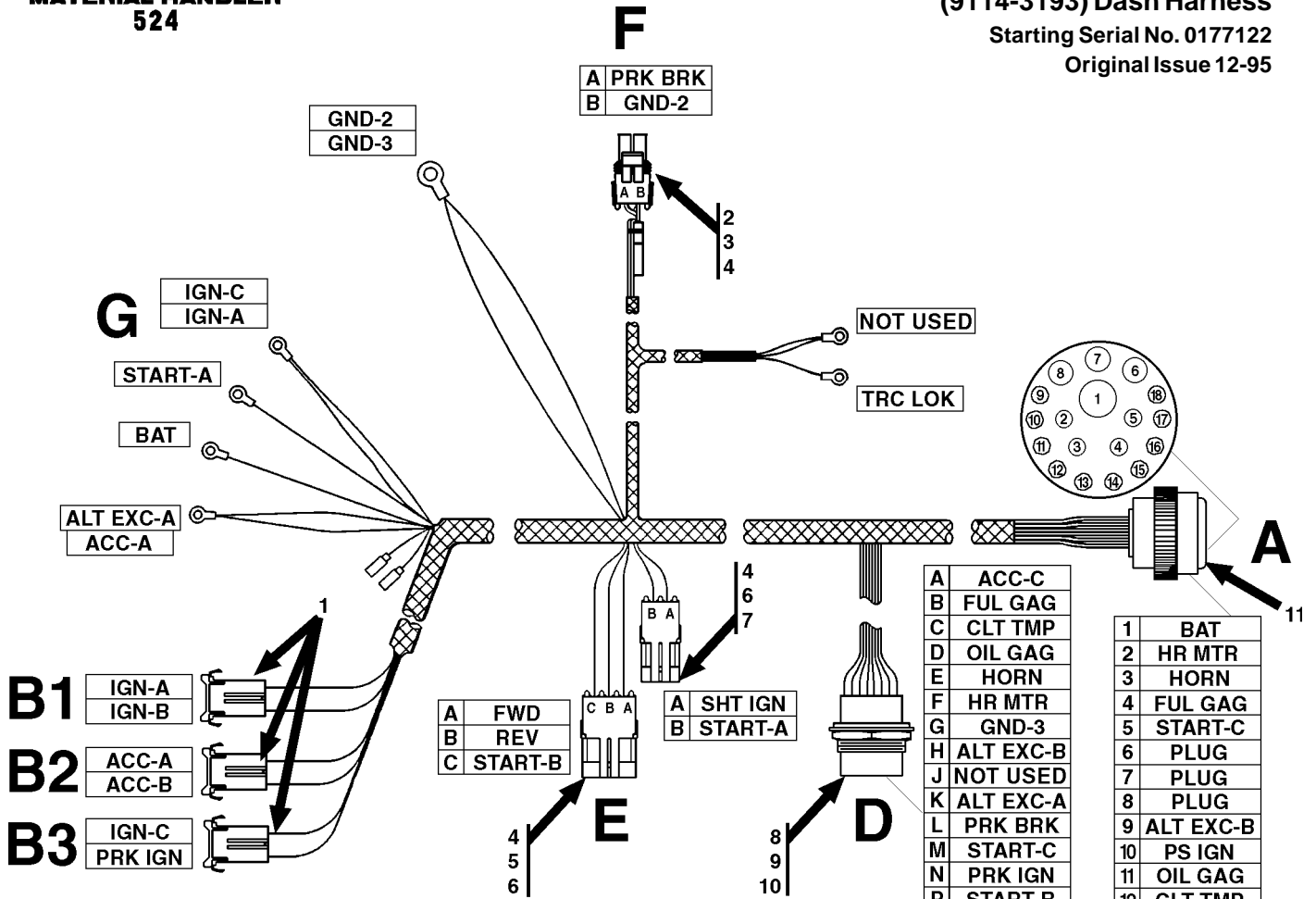


Wire Designation	Wire Color/Stripe	Remarks
BAT	RED	ALT.(BAT.) TO IGN. SW. (BAT.)
HR MTR	BLU/RED	OIL PRESS. SW. TO HR. METER
HORN	VIOLET/YELO	HORN
FUL GAG	BLU/BLK	FUEL GAUGE
START-C	VIOLET/BRN	STARTER RELAY
ALT EXC-B	VIOLET/RED	ALTERNATOR EXCITER (ALT. PLUG)
PS IGN	ORNG/YELO	OIL PRESS. SW.
OIL GAG	BLU/BRN	OIL PRESS. GAUGE
CLT TMP	BLU/VIOLET	WATER TEMP. GAUGE
REV	BRN/YELO	FWD/REV VALVE
FWD	BRN/WHITE	FWD/REV VALVE
4x4	BRN	2/4 WHEEL DRIVE VALVE
TRC LOK	BRN/GREY	TRACTION LOCK VALVE
PRK BRK	VIOLET	PARK BRAKE VALVE
GND-2	BLK	FWD/REV VALVE TO GROUND
GND-3	BLK	2/4x4 VALVE TO GROUND
SPL ACC	ORANGE	FREE, FUSED ACC
SHT IGN	ORNG/BRN	POWER TO SHIFTER
PRK IGN	ORNG/BLK	POWER TO PARK BRAKE
ACC-C	ORNG/RED	ACCESSORY POWER
ACC-A	ORNG/TAN	POWER TO ACC FUSE
ACC-B	ORNG/BLU	FUSED POWER TO ACC
IGN-A	ORNG/GREY	POWER TO IGN FUSE
IGN-B	ORNG/LT.GRN	FUSED POWER TO IGN
START-A	VIOLET/BRN	PARK BRAKE SWITCH
START-B	VIOLET/BRN	PARK BRAKE SWITCH
ALT EXC-A	VIOLET/RED	INDICATOR LIGHT
IGN-C	ORNG/DK GRN	FUSED POWER TO IGN
SFLACC2	ORNG/VIOLET	FREE, FUSED ACC
N-START	BRN/LT. GRN	BOSCH RELAY TO FNR SHIFTER
GND	BLACK	BOSCH RELAY TO GROUND
BAT-HN	RED	HORN BUTTON
HN-AC	ORNG/VIOLET	HORN BUTTON

A	ACC-C
B	FUL GAG
C	CLT TMP
D	OIL GAG
E	---
F	HR MTR
G	GND-3
H	ALT EXC-B
J	4x4
K	ALT EXC-A
L	PRK BRK
M	START-C
N	PRK IGN
P	START-B

1	BAT
2	HR MTR
3	HORN
4	FUL GAG
5	START-C
6	PLUG
7	PLUG
8	PLUG
9	ALT EXC-B
10	PS IGN
11	OIL GAG
12	CLT TMP
13	REV
14	FWD
15	4x4
16	TRC LOK
17	PLUG
18	PLUG

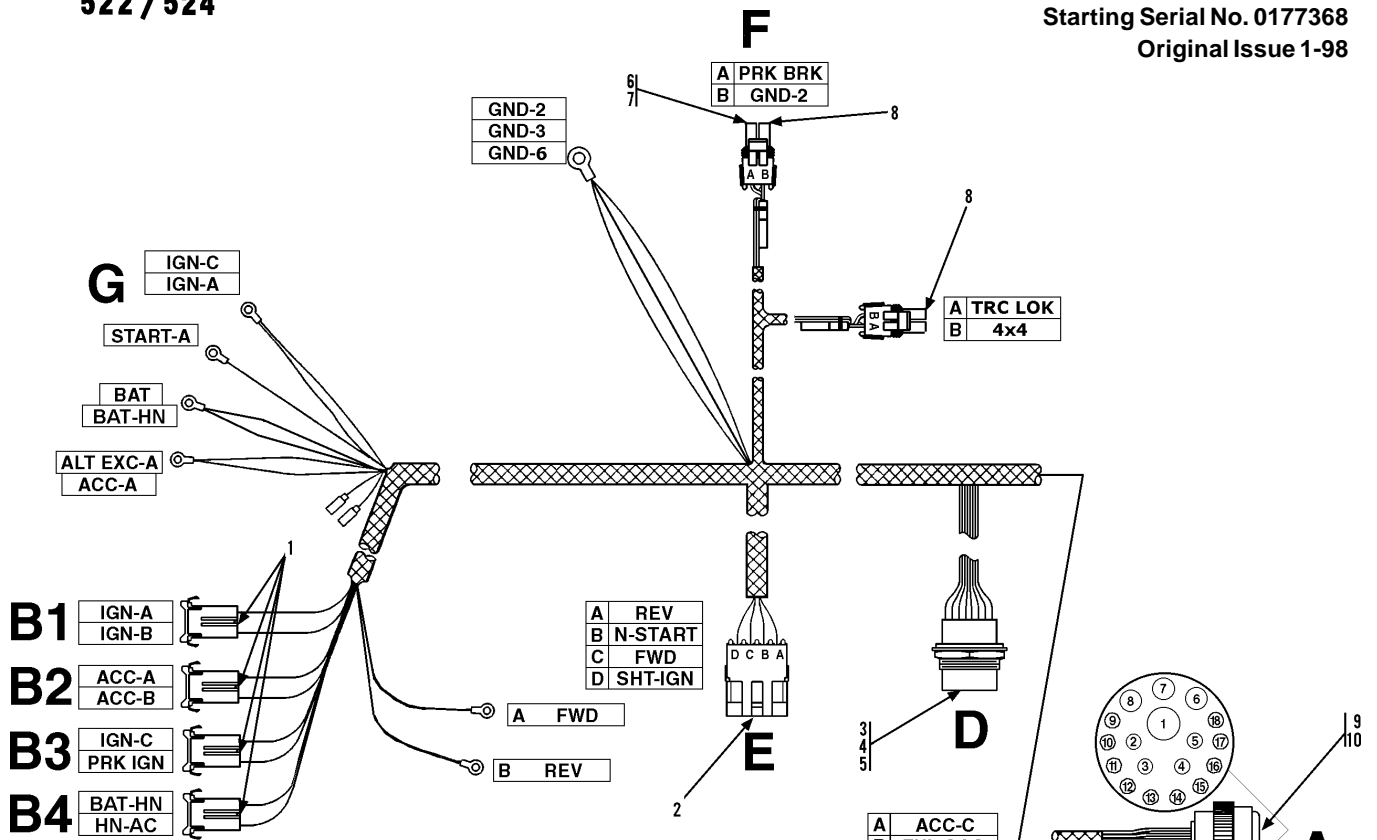
Item	Part No.	Qty.	Description Of Part
	9114-3349	1	DASH HARNESS, (includes all items)
1	9114-3108	3	FUSE HOLDER
2	8096-3065	1	CABLE SEAL
3	7736-3225	1	RECEPTACLE CONNECTOR
4	7736-3264	1	PANEL NUT
5	7736-3263	1	LOCKWASHER
6	8096-3057	1	WEATHER PACK CONN., (tower end)
7	8096-3068	1	FEMALE PIN TERMINAL
8	8096-3057	2	WEATHER PACK TOWER
9	8348-1286	1	PANEL NUT
10	8348-1285	1	LOCKWASHER



Wire Designation	Wire Color/Stripe	Remarks
BAT	RED	ALT.(BAT.) TO IGN. SW. (BAT.)
HR MTR	BLU/RED	OIL PRESS. SW. TO HR. METER
HORN	VIOLET/YELO	HORN
FUL GAG	BLU/BLK	FUEL GAUGE
START-C	VIOLET/BRN	STARTER RELAY
ALT EXC-B	VIOLET/RED	ALTERNATOR EXCITER (ALT. PLUG)
PS IGN	ORNG/YELO	OIL PRESS. SW.
OIL GAG	BLU/BRN	OIL PRESS. GAUGE
CLT TMP	BLU/VIOLET	WATER TEMP. GAUGE
REV	BRN/YELO	FWD/REV VALVE
FWD	BRN/WHITE	FWD/REV VALVE
4x4	BRN	4x4 VALVE
TRC LOK	BRN/GREY	TRACTION LOCK VALVE
PRK BRK	VIOLET	PARK BRAKE VALVE
GND-2	BLK	FWD/REV VALVE TO GROUND
GND-3	BLK	2/4x4 VALVE TO GROUND
SPL ACC	ORANGE	FREE, FUSED ACC
SHT IGN	ORNG/BRN	POWER TO SHIFTER
PRK IGN	ORNG/BLK	POWER TO PARK BRAKE
ACC-C	ORNG/RED	ACCESSORY POWER
ACC-A	ORNG/TAN	POWER TO ACC FUSE
ACC-B	ORNG/BLU	FUSED POWER TO ACC
IGN-A	ORNG/GREY	POWER TO IGN FUSE
IGN-B	ORNG/LT.GRN	FUSED POWER TO IGN
START-A	VIOLET/BRN	PARK BRAKE SWITCH
START-B	VIOLET/BRN	PARK BRAKE SWITCH
ALT EXC-A	VIOLET/RED	INDICATOR LIGHT
IGN-C	ORNG/DK GRN	FUSED POWER TO IGN
SFLACC2	ORNG/VIOLET	FREE, FUSED ACC

Item	Part No.	Qty.	Description Of Part
	9114-3193	1	DASH HARNESS (includes all items)
1	9114-3108	3	FUSE HOLDER
2	8096-3057	1	TOWER (includes items 3 and 4)
3	8096-3068	2	FEMALE PIN TERMINALS
4	8096-3066	3	CABLE SEALS
5	8096-3060	1	SHROUD (includes items 4 and 6)
6	8096-3069	5	MALE PIN TERMINALS
7	8096-3058	1	SHROUD (includes items 4 and 6)
8	7736-3225	1	RECEPTACLE (includes items 9 and 10)
9	7736-3264	1	PANEL NUT
10	7736-3263	1	LOCKWASHER
11	8348-1289	1	PLUG CONNECTOR

NOTE: ONLY ITEMS WITH PART NUMBERS ARE AVAILABLE FOR SERVICE.



Wire Designation	Wire Color/Stripe	Remarks
BAT	RED	ALT.(BAT.) TO IGN. SW. (BAT.)
HR MTR	BLU/RED	OIL PRESS. SW. TO HR. METER
HORN	VIOLET/YELO	HORN
FUL GAG	BLU/BLK	FUEL GAUGE
START-C	VIOLET/BRN	STARTER RELAY
ALT EXC-B	VIOLET/RED	ALTERNATOR EXCITER (ALT. PLUG)
PS IGN	ORNG/YELO	OIL PRESS. SW.
OIL GAG	BLU/BRN	OIL PRESS. GAUGE
CLT TMP	BLU/VIOLET	WATER TEMP. GAUGE
REV	BRN/YELO	FWD/REV VALVE
FWD	BRN/WHITE	FWD/REV VALVE
4x4	BRN	2/4 WHEEL DRIVE VALVE
TRC LOK	BRN/GREY	TRACTION LOCK VALVE
PRK BRK	VIOLET	PARK BRAKE VALVE
GND-2	BLK	FWD/REV VALVE TO GROUND
GND-3	BLK	2/4 VALVE TO GROUND
SPL ACC	ORANGE	FREE, FUSED ACC
SHT IGN	ORNG/BRN	POWER TO SHIFTER
PRK IGN	ORNG/BLK	POWER TO PARK BRAKE
ACC-C	ORNG/RED	ACCESSORY POWER
ACC-A	ORNG/TAN	POWER TO ACC FUSE
ACC-B	ORNG/BLU	FUSED POWER TO ACC
IGN-A	ORNG/GREY	POWER TO IGN FUSE
IGN-B	ORNG/LT.GRN	FUSED POWER TO IGN
START-A	VIOLET/BRN	PARK BRAKE SWITCH
START-B	VIOLET/BRN	PARK BRAKE SWITCH
ALT EXC-A	VIOLET/RED	INDICATOR LIGHT
IGN-C	ORNG/DK GRN	FUSED POWER TO IGN
SFL ACC2	ORNG/VIOLET	FREE, FUSED ACC
N-START	BRN/LT. GRN	BOSCH RELAY TO FNR SHIFTER
GND	BLACK	BOSCH RELAY TO GROUND
BAT-HN	RED	HORN BUTTON
HN-AC	ORNG/VIOLET	HORN BUTTON

A	ACC-C
B	FUL GAG
C	CLT TMP
D	OIL GAG
E	---
F	HR MTR
G	GND-3
H	ALT EXC-B
J	4x4
K	ALT EXC-A
L	PRK BRK
M	START-C
N	PRK IGN
P	START-B

N-START
START A
START B
GND-6

1	BAT
2	HR MTR
3	HORN
4	FUL GAG
5	START-C
6	PLUG
7	PLUG
8	PLUG
9	ALT EXC-B
10	PS IGN
11	OIL GAG
12	CLT TMP
13	REV
14	FWD
15	4x4
16	TRC LOK
17	PLUG
18	PLUG

Item	Part No.	Qty.	Description Of Part
	9114-3349	1	DASH HARNESS (includes all items)
1	9114-3108	3	FUSE HOLDER
2	8096-3065	1	CABLE SEAL
3	7736-3225	1	RECEPTACLE CONNECTOR
4	7736-3264	1	PANEL NUT
5	7736-3263	1	LOCKWASHER
6	8096-3057	1	WEATHER PACK CONN. (tower end)
7	8096-3068	1	FEMALE PIN TERMINAL
8	8096-3057	2	WEATHER PACK TOWER
9	8348-1286	1	PANEL NUT
10	8348-1285	1	LOCKWASHER

**MODEL 522**

**(All items combine to make a complete set of decals)**

Item	Part No.	Qty.	Description Of Part
1	9108-4283	AR	COMMON DECAL KIT
1	9108-3321	1	CAPACITY DECAL
2	9109-3004	2	"522"

**MODEL 524**

**(All items combine to make a complete set of decals)**

Item	Part No.	Qty.	Description Of Part
1	9108-4283	AR	COMMONDECALKIT
1	9108-3321	1	CAPACITYDECAL
2	9108-3320	2	"524"

**MODEL 532C-6**

**(All items combine to make a complete set of decals)**

Item	Part No.	Qty.	Description Of Part
1	9108-4283	AR	COMMON DECAL KIT
1	9112-3117	1	CAPACITY DECAL
2	9113-3001	2	"532C"
3	9103-3018	2	"6"

**MODEL 534C-6**

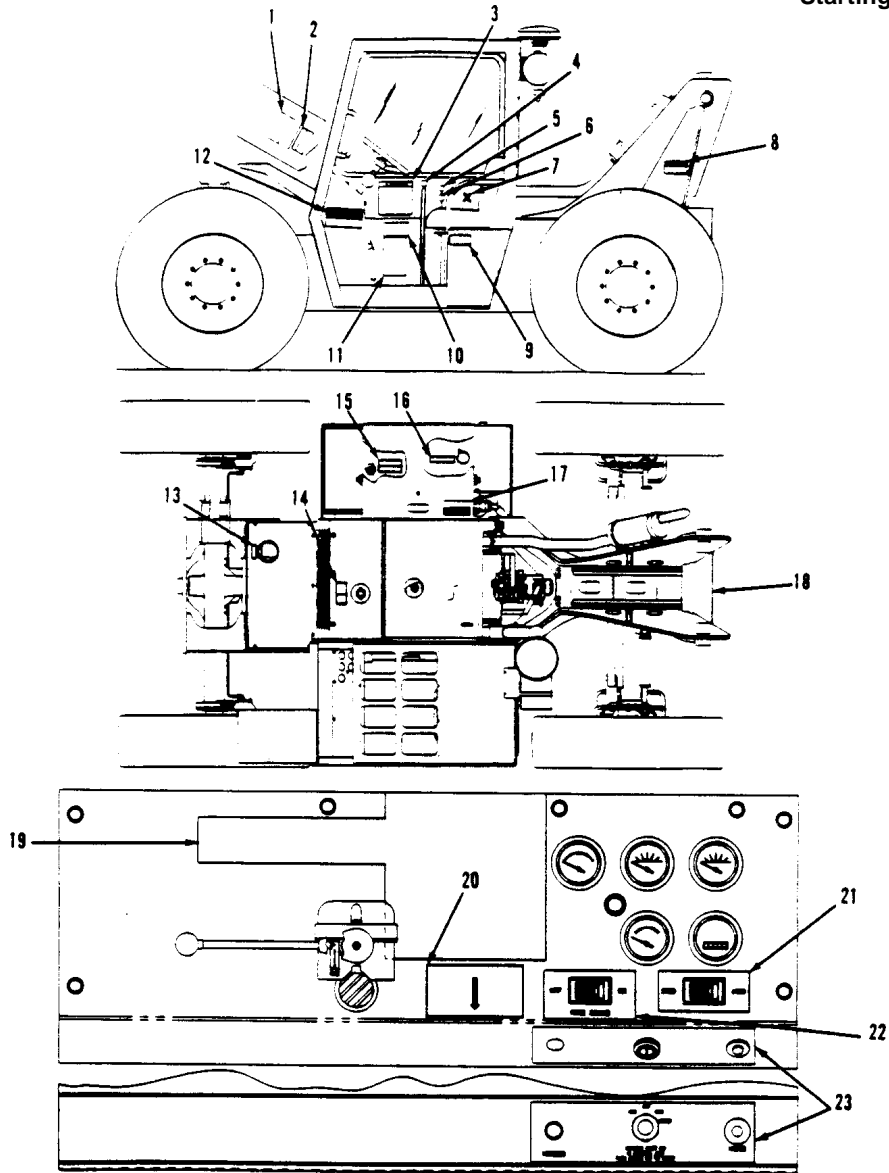
**(All items combine to make a complete set of decals)**

Item	Part No.	Qty.	Description Of Part
1	9108-4283	AR	COMMON DECAL KIT
1	9112-3117	1	CAPACITY DECAL
2	9112-3035	2	"534C"
3	9103-3018	2	"6"

**MODEL 534C-6 TURBO**

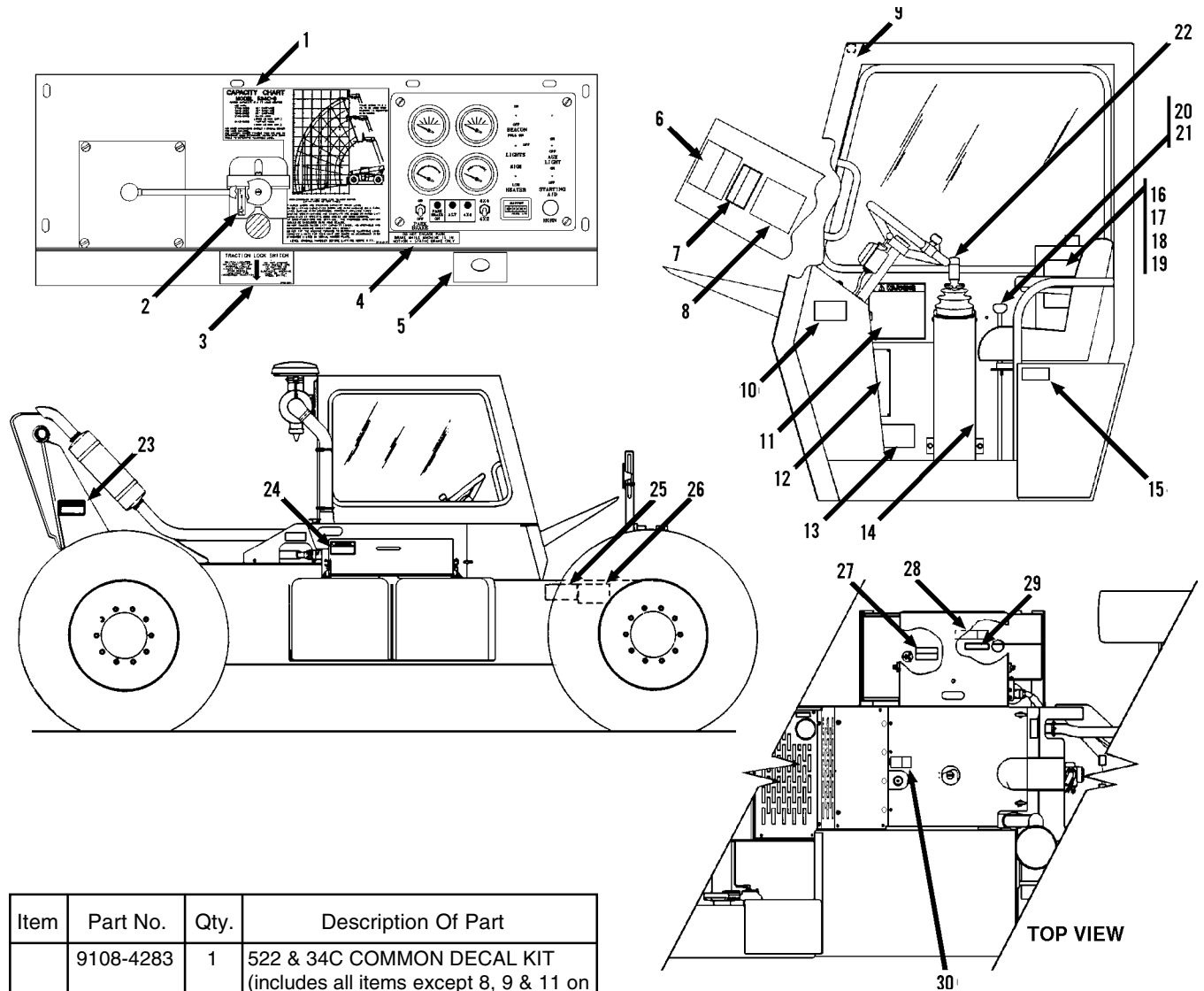
**(All items combine to make a complete set of decals)**

Item	Part No.	Qty.	Description Of Part
1	9108-4283	AR	COMMONDECALKIT
1	9112-3117	1	CAPACITY
2	9112-3035	2	"534C"
3	9103-3018	2	"6"
4	9132-3001	1	INSTRUCTION
5	9132-3002	1	"TURBO", L.H.
6	9132-3003	1	"TURBO", R.H.



**NOTE: KITS 9109-5010 & 9109-5043 INCLUDE ALL ITEMS LISTED BELOW, EXCEPT ITEM 11, PLUS THE APPROPRIATE ITEMS ON PAGE 12-2.**

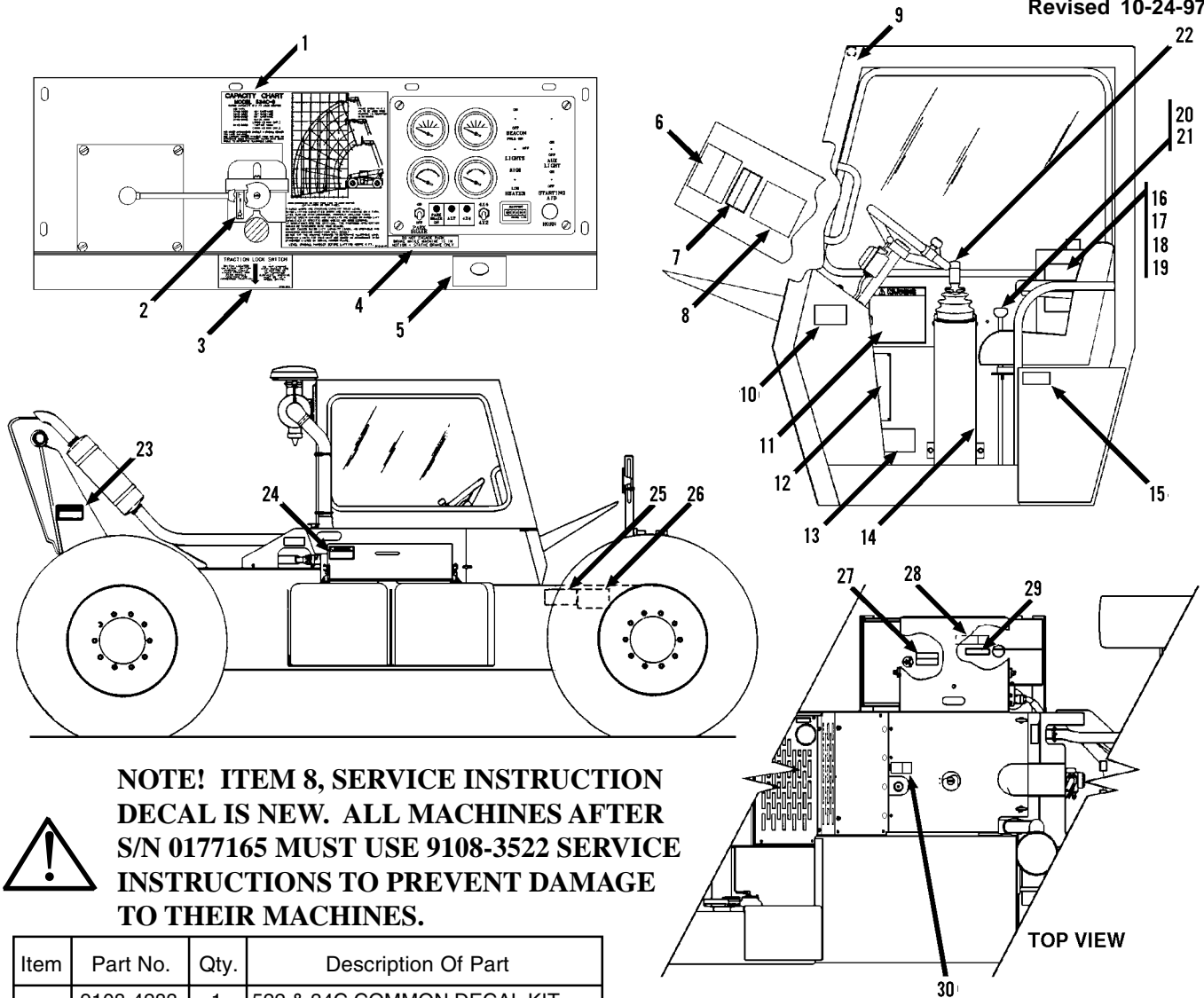
Item	Part No.	Qty.	Description Of Part	Item	Part No.	Qty.	Description Of Part
	9109-5010	Ref	DECAL KIT, 522 (see note)	13	7702-3007	1	INSTRUCTION DECAL
	9109-5043	Ref	DECAL KIT, 524 (see note)	14	9104-3210	1	COOLING SYSTEM CAUTION DECAL
1	8360-1011	1	ACCIDENT PREVENTION DECAL	15	9100-3052	1	FUEL WARNING DECAL
2	9104-3215	1	LIFTING PERSONNEL DECAL	16	7702-3006	1	HYDRAULIC OIL DECAL
3	9106-3047	1	WARNING DECAL	17	9103-3011	1	WARNING DECAL
4	9100-3044	1	BOOM OPERATION DECAL	18	8364-1675	2	GRADALL DECAL (white)
5	9108-3317	1	TILT DECAL	19	9108-3321	1	CAPACITY DECAL
6	9108-3318	1	SWAY DECAL	20	9108-3314	1	TRACTION DECAL (524 only)
7	9108-3324	1	SERVICE INSTRUCTION DECAL	21	9108-3270	1	2WD-4WD DECAL (524 only)
8	9104-3209	2	PINCH POINT DECAL	22	9108-3269	1	PARK BRAKE DECAL
9	7733-3027	1	MADE IN U.S.A. DECAL	23	9108-3268	1	INSTRUMENT PANEL DECAL
10	9100-3030	1	PATENT DECAL				
11	9109-3005	1	SERIAL NO. & ATTACHMENTS PLATE (522)				NOTE: KITS 9109-5010 & 9109-5043 INCLUDE ALL ITEMS LISTED BELOW, EXCEPT ITEM 11, PLUS THE APPROPRIATE ITEMS ON THE FOLLOWING PAGE.
	9108-3325	1	SERIAL NO. & ATTACHMENTS PLATE (524)				
12	9104-3211	1	RIDER'S WARNING DECAL				



Item	Part No.	Qty.	Description Of Part
	9108-4283	1	522 & 34C COMMON DECAL KIT (includes all items except 8, 9 & 11 on this page & includes all items on page 12-2)
1	9112-3117	1	CAPACITY CHART
2	9108-3428	1	FWD/REV DECAL
3	9108-3314	1	TRACTION DECAL
4	9114-3182	1	PARK BRAKE DECAL
5	9114-3120	1	INSTRUMENT PANEL DECAL
6	8360-1011	1	ACCIDENT PREVENTION DECAL
7	9104-3215	1	LIFTING PERSONNEL DECAL
8	9108-3324	1	SERVICE INSTRUCTION DECAL
9	9103-3320	1	TILT GAUGE
10	9104-3211	1	RIDERS WARNING DECAL
11	9106-3047	1	WARNING DECAL
12	9112-3110	1	SERIAL NO. & ATTACH PLATE
13	9100-3030	1	PATENT DECAL
14	9108-3492	1	OIL WARNING DECAL
15	7733-3027	1	MADE IN USA DECAL
16	9103-3102	1	MANUAL HOLDER
17	9103-4001	1	SAFETY MANUAL
18	9103-1268	1	SAFETY MANUAL
19	9108-4210	1	OPERATOR MANUAL

Item	Part No.	Qty.	Description Of Part
20	9108-3318	1	SWAY DECAL
21	9108-3317	1	TILT DECAL
22	9130-3047	1	BOOM OPERATION DECAL
23	9104-3209	2	PINCH POINT DECAL
24	9103-3011	1	WARNING DECAL
25	9108-3494	1	BATTERY WARNING
26	9108-3497	1	JUMP START WARNING
27	9108-3510	1	FUEL WARNING PLATE
28	9108-3492	1	OIL WARNING DECAL
29	9108-3509	1	HYDRAULIC OIL PLATE
30	9104-3210	1	COOLING SYSTEM CAUTION DECAL
	1440-4645	AR	BOESHIELD METAL PROTECTANT, 12 OZ. SPRAY CAN
	1440-4646	AR	BOESHIELD METAL PROTECTANT, 1 GAL. CAN



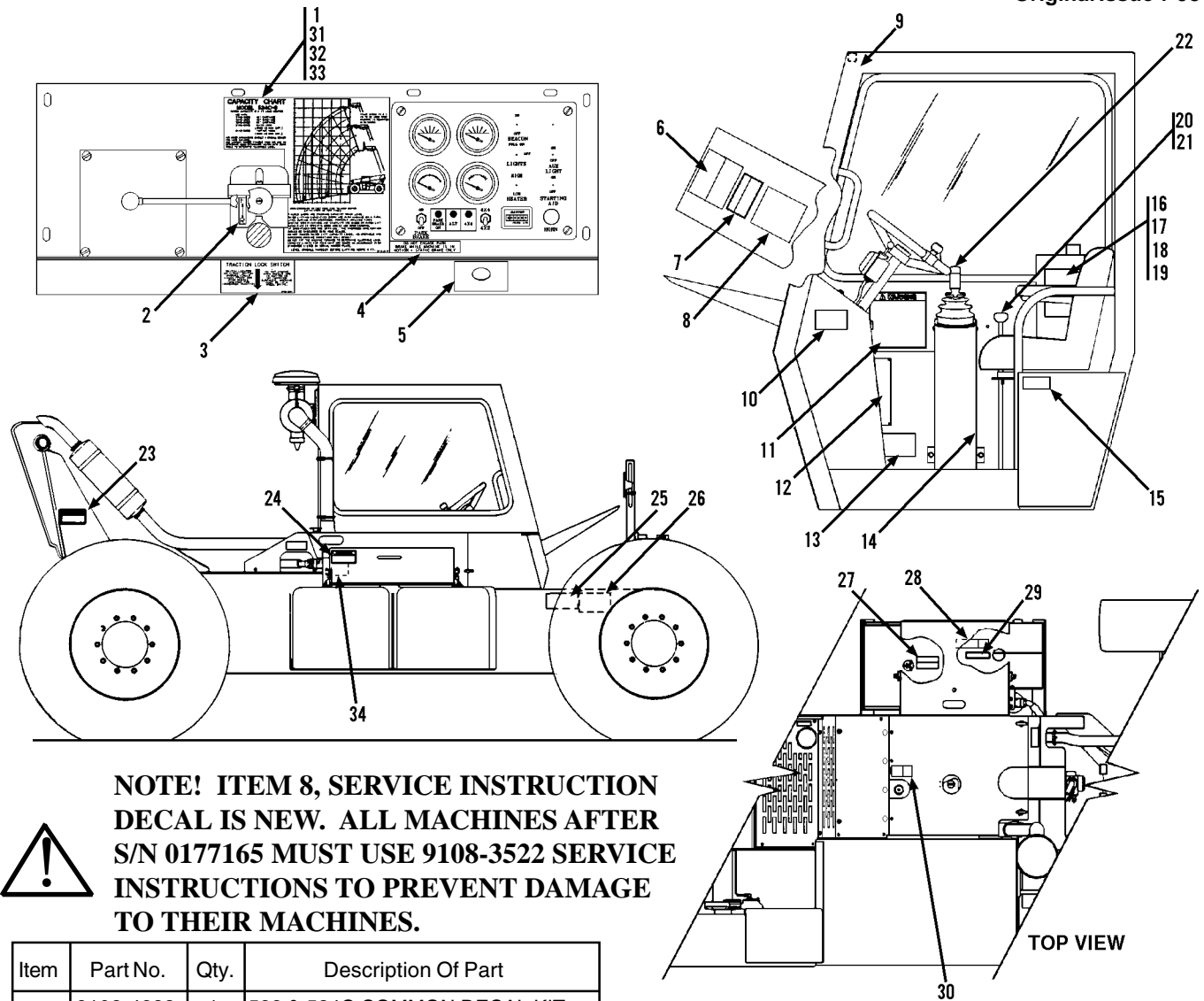


**NOTE! ITEM 8, SERVICE INSTRUCTION DECAL IS NEW. ALL MACHINES AFTER S/N 0177165 MUST USE 9108-3522 SERVICE INSTRUCTIONS TO PREVENT DAMAGE TO THEIR MACHINES.**



Item	Part No.	Qty.	Description Of Part
	9108-4283	1	522 & 34C COMMON DECAL KIT (includes all items except 8, 9 & 11 on this page & includes all items on page 12-2)
1	9112-3117	1	CAPACITY CHART
2	9108-3428	1	FWD/REV DECAL
3	9108-3314	1	TRACTION DECAL
4	9114-3182	1	PARK BRAKE DECAL
5	9114-3120	1	INSTRUMENT PANEL DECAL
6	8360-1011	1	ACCIDENT PREVENTION DECAL
7	9104-3215	1	LIFTING PERSONNEL DECAL
8	<b>9108-3522</b>	1	<b>SERVICE INSTRUCTION DECAL</b>
9	9103-3320	1	TILT GAUGE
10	9104-3211	1	RIDERS WARNING DECAL
11	9106-3047	1	WARNING DECAL
12	9112-3110	1	SERIAL NO. & ATTACH PLATE
13	9100-3030	1	PATENT DECAL
14	9108-3492	1	OIL WARNING DECAL
15	7733-3027	1	MADE IN USA DECAL
16	9103-3102	1	MANUAL HOLDER
17	9103-4001	1	SAFETY MANUAL
18	9103-1268	1	SAFETY MANUAL
19	9108-4210	1	OPERATOR MANUAL

Item	Part No.	Qty.	Description Of Part
20	9108-3318	1	SWAY DECAL
21	9108-3317	1	TILT DECAL
22	9130-3047	1	BOOM OPERATION DECAL
23	9104-3209	2	PINCH POINT DECAL
24	9103-3011	1	WARNING DECAL
25	9108-3494	1	BATTERY WARNING
26	9108-3497	1	JUMP START WARNING
27	9108-3510	1	FUEL WARNING PLATE
28	9108-3492	1	OIL WARNING DECAL
* 29	9114-3288	1	HYDRAULIC OIL PLATE
30	9104-3210	1	COOLING SYSTEM CAUTION DECAL
	1440-4645	AR	BOESHIELD METAL PROTECTANT, 12 OZ. SPRAY CAN
	1440-4646	AR	BOESHIELD METAL PROTECTANT, 1 GAL. CAN



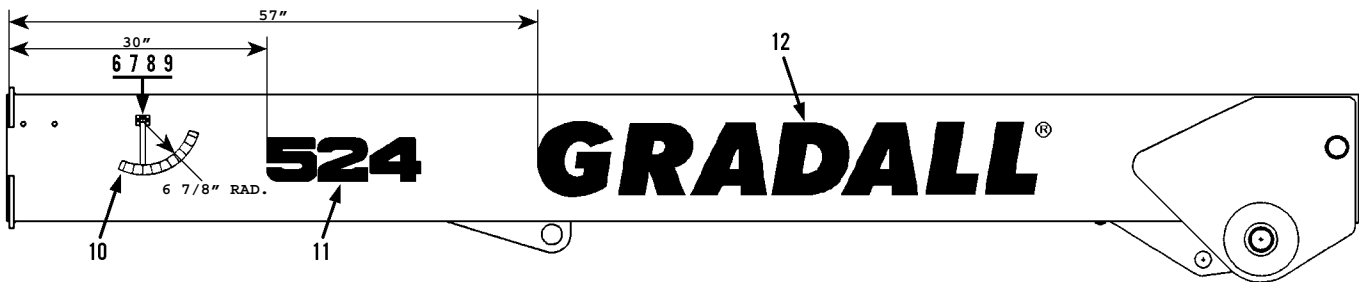
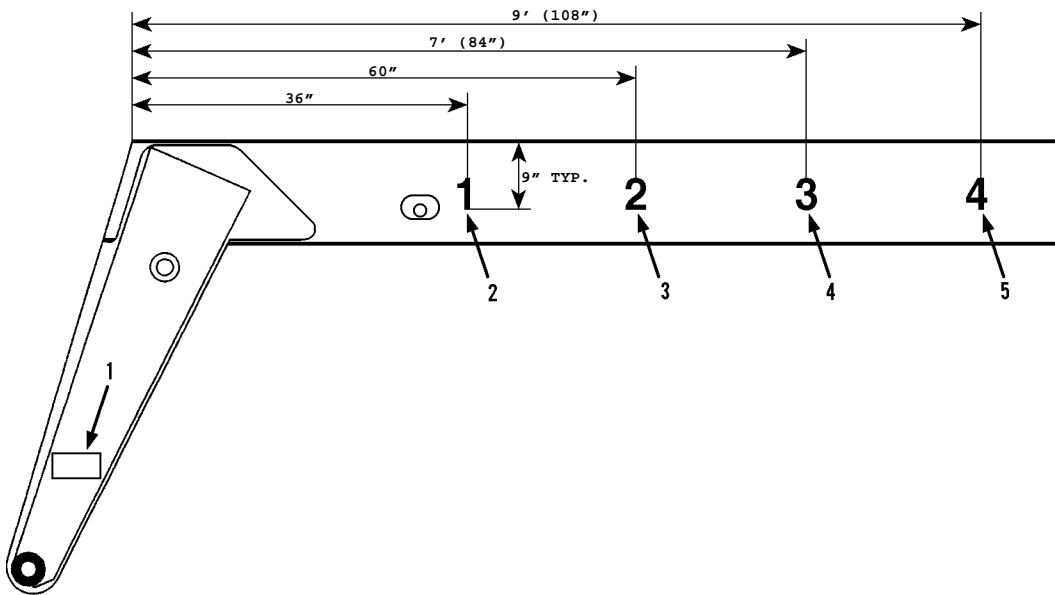
**NOTE! ITEM 8, SERVICE INSTRUCTION DECAL IS NEW. ALL MACHINES AFTER S/N 0177165 MUST USE 9108-3522 SERVICE INSTRUCTIONS TO PREVENT DAMAGE TO THEIR MACHINES.**

Item	Part No.	Qty.	Description Of Part
	9108-4283	1	522 & 534C COMMON DECAL KIT (includes all items except 8, 9 & 11 on this page & includes all items on page 12-2)
1	9108-3486	1	CAPACITY CHART (std)
2	9108-3428	1	FWD/REV DECAL
3	9108-3314	1	TRACTION DECAL
4	9114-3182	1	PARK BRAKE DECAL
5	9114-3120	1	INSTRUMENT PANEL DECAL
6	8060-3022	1	ACCIDENT PREVENTION DECAL
7	9114-3289	1	LIFTING PERSONNEL DECAL
8	<b>9108-3539</b>	1	<b>SERVICE INSTRUCTION DECAL</b>
9	9103-3320	1	TILT GAUGE
10	9114-3283	1	RIDERS WARNING DECAL
11	9114-3287	1	WARNING DECAL
12	9108-3548	1	SERIAL NO. & ATTACH PLATE
13	9100-3030	1	PATENT DECAL
14	9108-3492	1	OIL WARNING DECAL
15	7733-3027	1	MADE IN USA DECAL
16	9103-3102	1	MANUAL HOLDER
17	9103-4001	1	SAFETY MANUAL
18	9103-1268	1	SAFETY MANUAL
19	2460-4126	1	OPERATOR MANUAL

Item	Part No.	Qty.	Description Of Part
20	9108-3318	1	SWAY DECAL
21	9108-3317	1	TILT DECAL
22	9130-3047	1	BOOM OPERATION DECAL
23	9114-3282	3	PINCH POINT DECAL
24	9114-3281	1	WARNING DECAL
25	9114-3284	1	BATTERY WARNING
26	9114-3285	1	JUMP START WARNING
27	9114-3286	1	FUEL WARNING PLATE
28	9108-3492	1	OIL WARNING DECAL
29	9114-3288	1	HYDRAULIC OIL PLATE
30	8060-3026	1	COOLING SYSTEM CAUTION DECAL
31	9109-3012	1	522 CAPACITY CHART (std)
32	9108-3487	1	524 3s CAPACITY CHART (opt)
33	9109-3013	1	522 3s CAPACITY CHART (opt)
34	9114-3280	1	WARNING DECAL
	1440-4645	AR	BOESHIELD METAL PROTECTANT, 12 OZ. SPRAY CAN
	1440-4646	AR	BOESHIELD METAL PROTECTANT, 1 GAL. CAN

# 2 SECTION BOOM

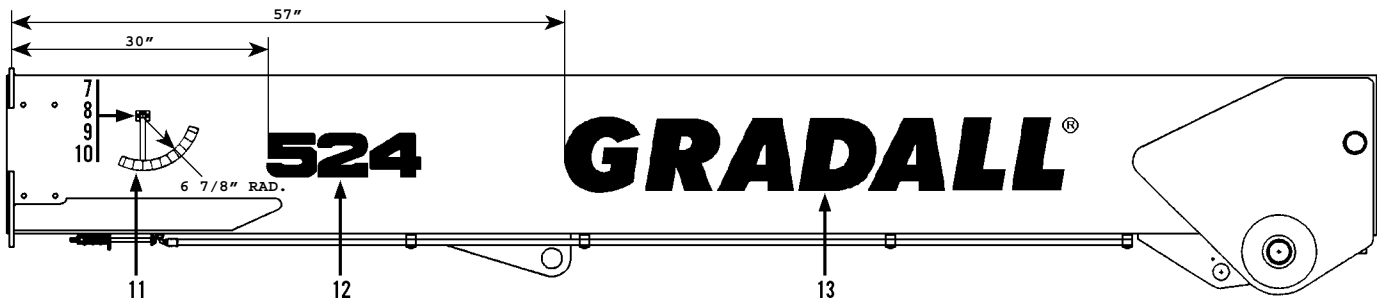
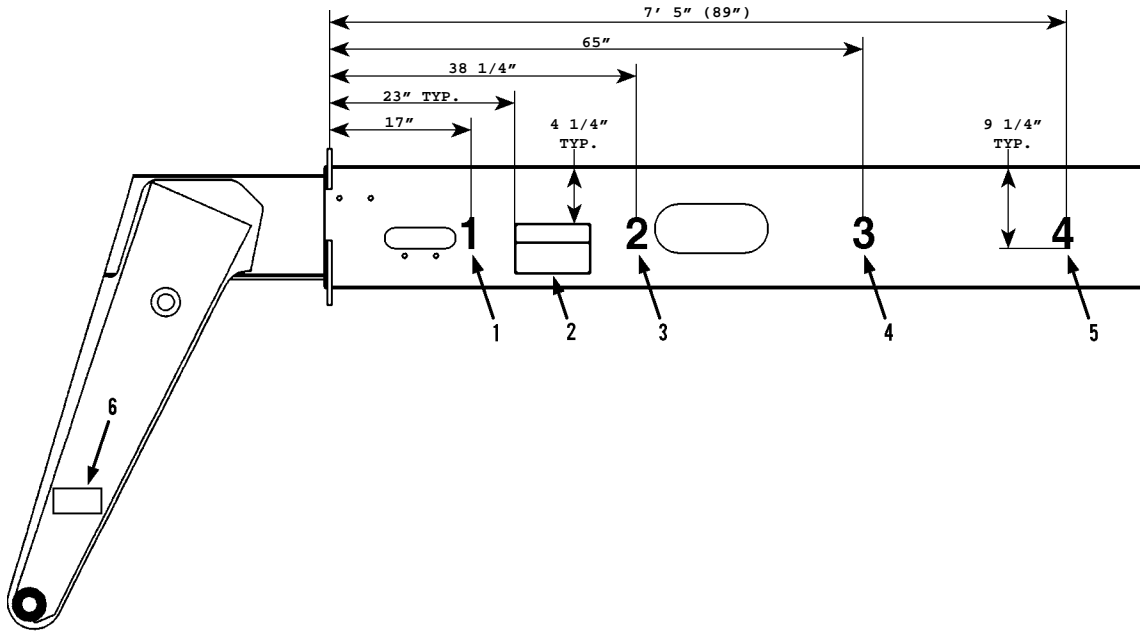
## (3 SECTION BOOM ON NEXT PAGE)



Item	Part No.	Qty.	Description Of Part	Item	Part No.	Qty.	Description Of Part
1	9103-3023	1	QUICK SWITCH DECAL	7	9020-0688	1	BEARING
2	9100-3016	1	"1" DECAL, WHITE	8	9002-6491	1	SHOULDER BOLT, 1/4-20
	9104-3134	1	"1" DECAL, BLACK	9	8856-1108	1	FLAT WASHER, 5/16
3	9100-3018	1	"2" DECAL, WHITE	10	9100-3031	1	ANGLE INDICATOR DECAL
	9104-3135	1	"2" DECAL, BLACK	11	9108-3320	2	"524" DECAL, WHITE
4	9112-3042	1	"3" DECAL, WHITE		9108-3319	2	"524" DECAL, BLACK
	9112-3043	1	"3" DECAL, BLACK		9109-3004	2	"522" DECAL, WHITE
5	9100-3020	1	"4" DECAL, WHITE		9109-3003	2	"522" DECAL, BLACK
	9104-3136	1	"4" DECAL, BLACK	12	9112-3037	2	"GRADALL" DECAL, WHITE
6	9020-0445	1	PENDULUM		9112-3038	2	"GRADALL" DECAL, BLACK

\* Added dimensions to decals.

# 3 SECTION BOOM

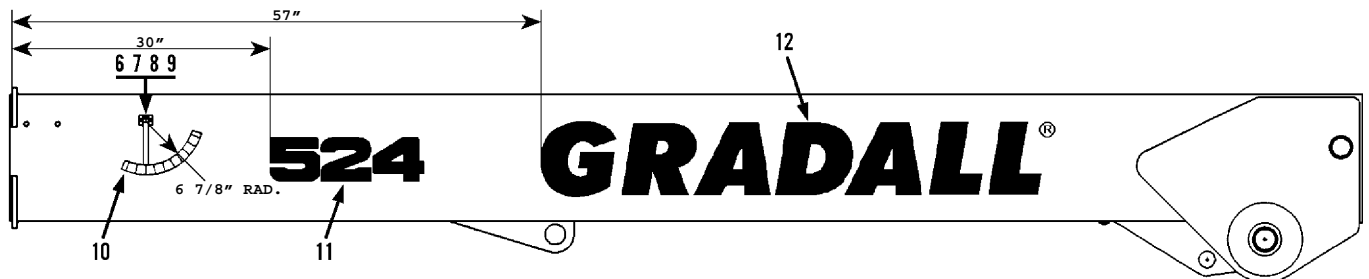
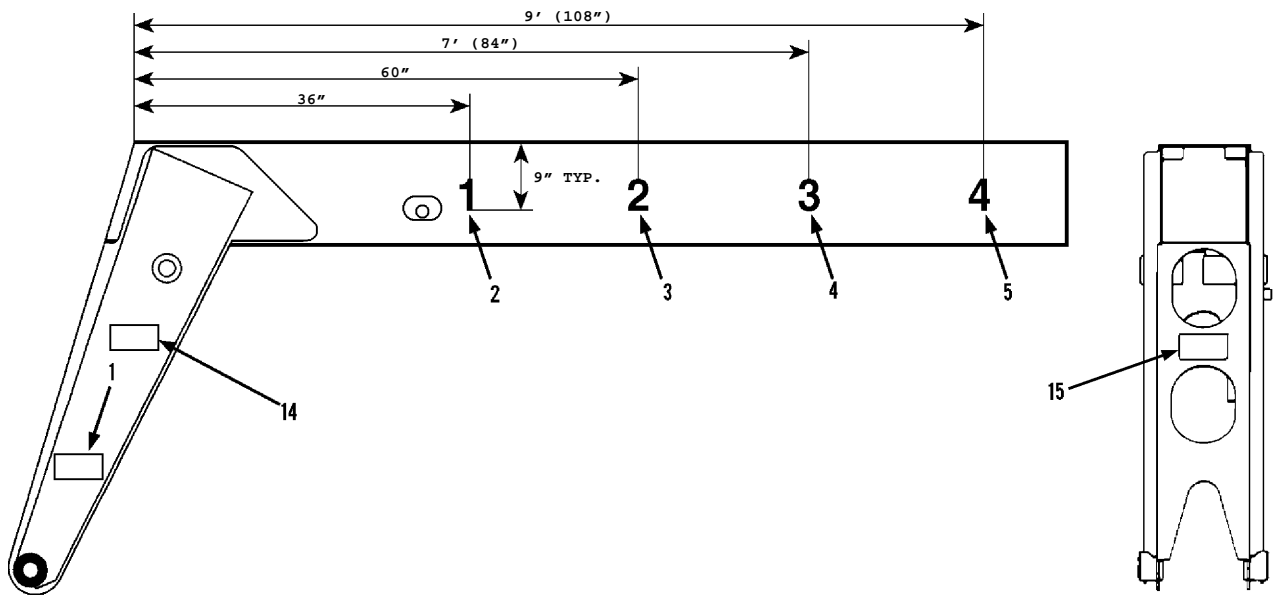


Item	Part No.	Qty.	Description Of Part	Item	Part No.	Qty.	Description Of Part
1	9100-3016	1	"1" DECAL, WHITE (standard)	8	9020-0688	1	BEARING
	9104-3134	1	"1" DECAL, BLACK (optional)	9	9002-6491	1	SHOULDER BOLT, 1/4-20
2	7702-3009	2	HOLE WARNING DECAL	10	8856-1108	1	SAE WASHER, 5/16
3	9100-3018	1	"2" DECAL, WHITE (standard)	11	9100-3031	1	BOOM ANGLE DECAL, WHITE (standard)
	9104-3135	1	"2" DECAL, BLACK (optional)				
4	9112-3042	1	"3" DECAL, WHITE (standard)	12	9108-3320	2	"524" DECAL, WHITE (standard)
	9112-3043	1	"3" DECAL, BLACK (optional)		9108-3319	2	"524" DECAL, BLACK (optional)
5	9100-3020	1	"4" DECAL, WHITE (standard)		9109-3004	2	"522" DECAL, WHITE (standard)
	9104-3136	1	"4" DECAL, BLACK (optional)		9109-3003	2	"522" DECAL, BLACK (optional)
6	9103-3023	1	QUICK SWITCH DECAL	13	9112-3037	2	GRADALL DECAL, WHITE (standard)
7	9020-0445	1	PENDULUM		9112-3038	2	GRADALL DECAL, BLACK (optional)

\* Added dimensions to decals.

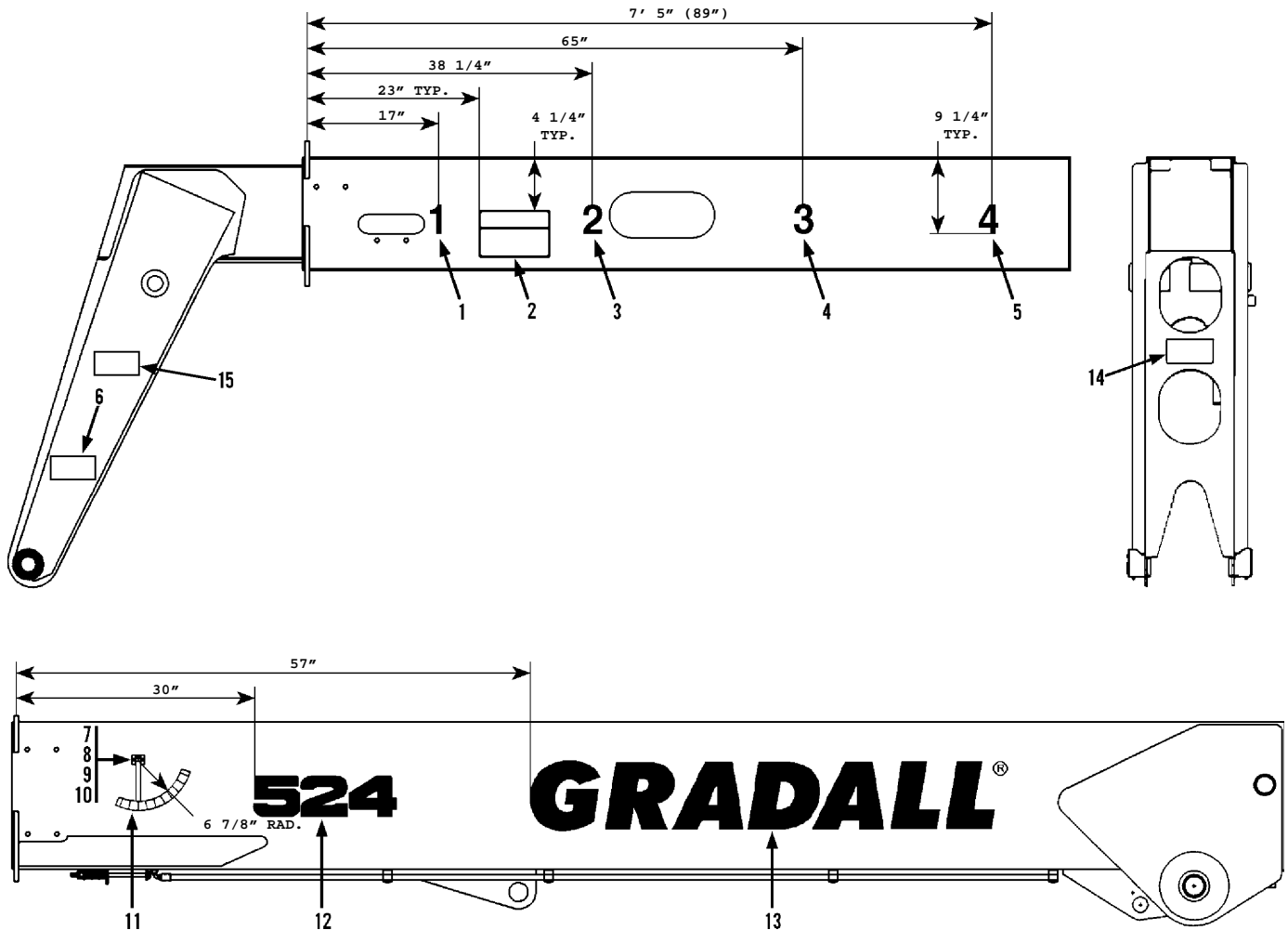
# 2 SECTION BOOM

## (3 SECTION BOOM ON NEXT PAGE)

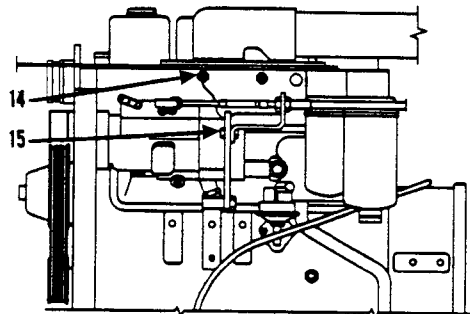
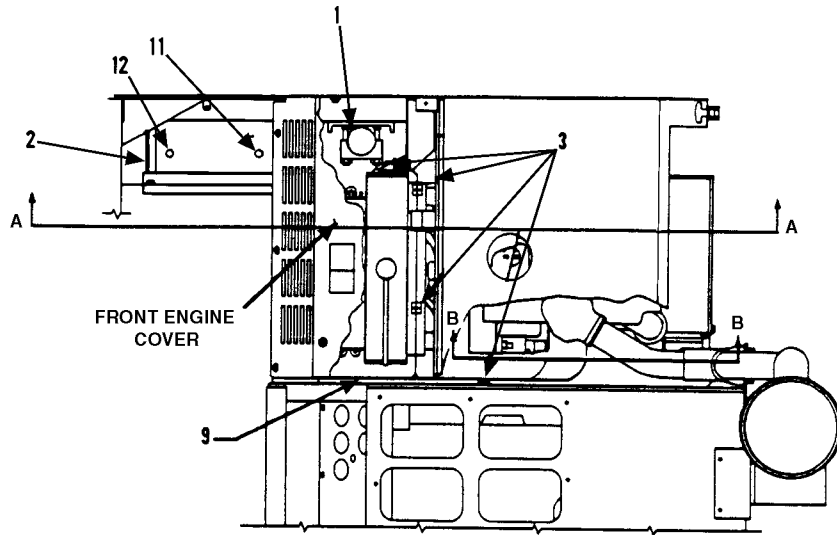


Item	Part No.	Qty.	Description Of Part	Item	Part No.	Qty.	Description Of Part
1	9114-3290	1	QUICK SWITCH DECAL	8	9002-6491	1	SHOULDER BOLT, 1/4-20
2	9100-3016	1	"1" DECAL, WHITE	9	8856-1108	1	FLAT WASHER, 5/16
	9104-3134	1	"1" DECAL, BLACK	10	9100-3031	1	ANGLE INDICATOR DECAL
3	9100-3018	1	"2" DECAL, WHITE	11	9108-3320	2	"524" DECAL, WHITE
	9104-3135	1	"2" DECAL, BLACK		9108-3319	2	"524" DECAL, BLACK
4	9112-3042	1	"3" DECAL, WHITE		9109-3004	2	"522" DECAL, WHITE
	9112-3043	1	"3" DECAL, BLACK		9109-3003	2	"522" DECAL, BLACK
5	9100-3020	1	"4" DECAL, WHITE	12	9112-3037	2	"GRADALL" DECAL, WHITE
	9104-3136	1	"4" DECAL, BLACK		9112-3038	2	"GRADALL" DECAL, BLACK
6	9020-0445	1	PENDULUM	13	9114-3283	1	WARNING DECAL
7	9020-0688	1	BEARING	14	9114-3282	2	WARNING DECAL

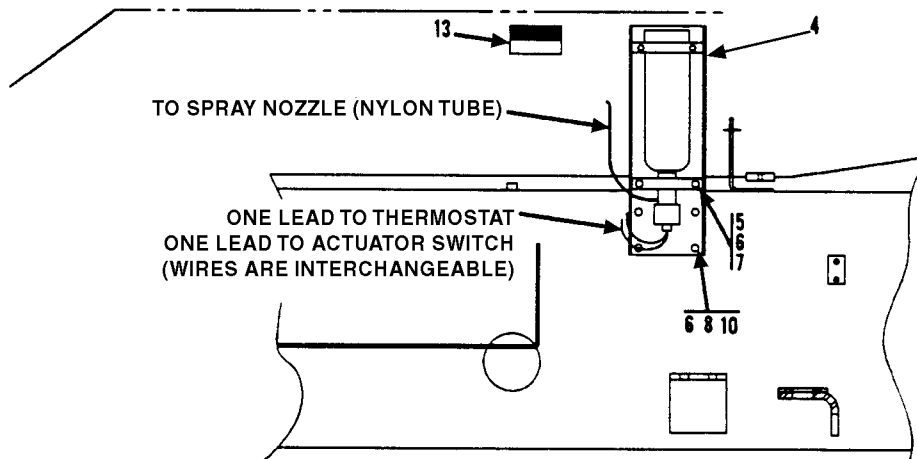
# 3 SECTION BOOM



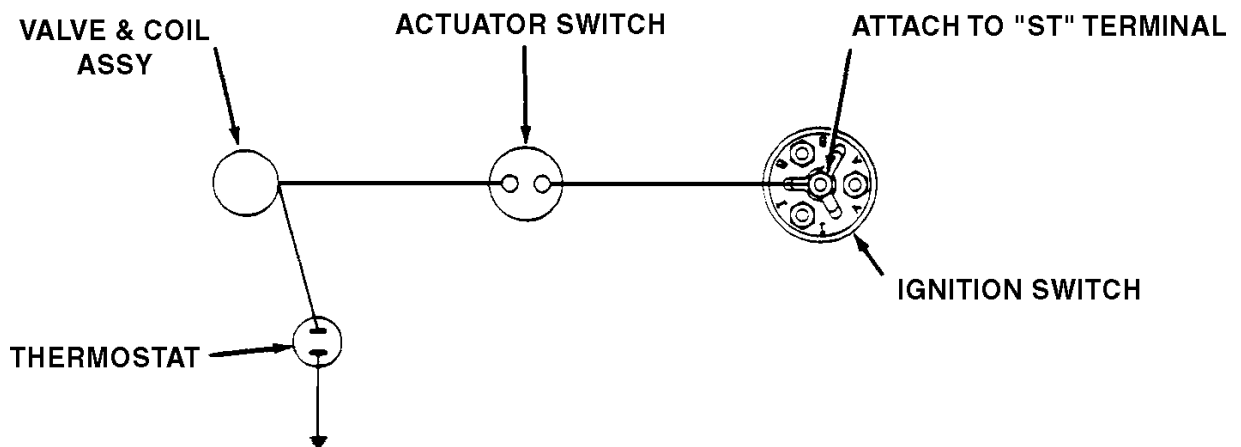
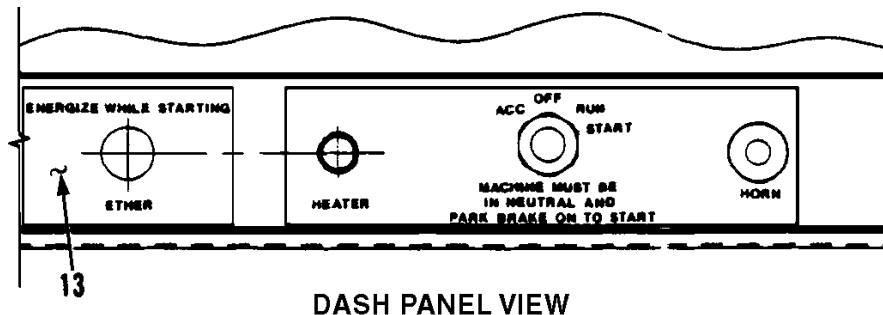
Item	Part No.	Qty.	Description Of Part	Item	Part No.	Qty.	Description Of Part
1	9100-3016	1	"1" DECAL, WHITE (standard)	9	9002-6491	1	SHOULDER BOLT, 1/4-20
	9104-3134	1	"1" DECAL, BLACK (optional)	10	8856-1108	1	SAE WASHER, 5/16
2	8060-3019	2	HOLE WARNING DECAL	11	9100-3031	1	BOOM ANGLE DECAL, WHITE (standard)
3	9100-3018	1	"2" DECAL, WHITE (standard)				
	9104-3135	1	"2" DECAL, BLACK (optional)	12	9108-3320	2	"524" DECAL, WHITE (standard)
4	9112-3042	1	"3" DECAL, WHITE (standard)		9108-3319	2	"524" DECAL, BLACK (optional)
	9112-3043	1	"3" DECAL, BLACK (optional)		9109-3004	2	"522" DECAL, WHITE (standard)
5	9100-3020	1	"4" DECAL, WHITE (standard)		9109-3003	2	"522" DECAL, BLACK (optional)
	9104-3136	1	"4" DECAL, BLACK (optional)	13	9112-3037	2	GRADALL DECAL, WHITE (standard)
6	9114-3290	1	QUICK SWITCH DECAL		9112-3038	2	GRADALL DECAL, BLACK (optional)
7	9020-0445	1	PENDULUM	14	9114-3283	1	WARNING DECAL
8	9020-0688	1	BEARING	15	9114-3282	2	WARNING DECAL



VIEW B-B

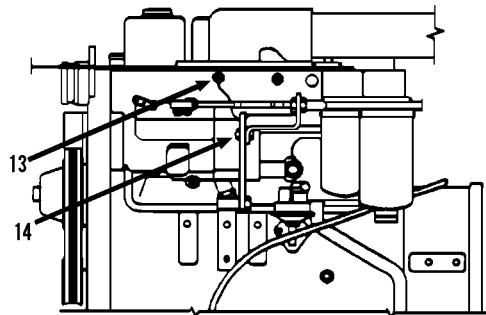
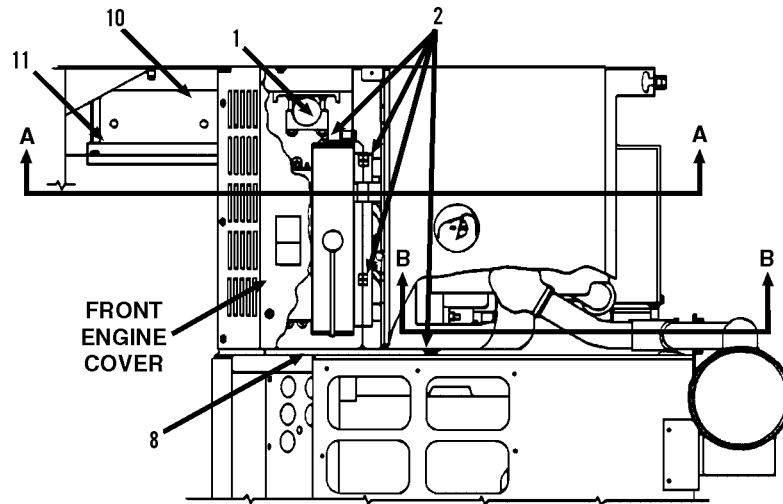


VIEW A-A



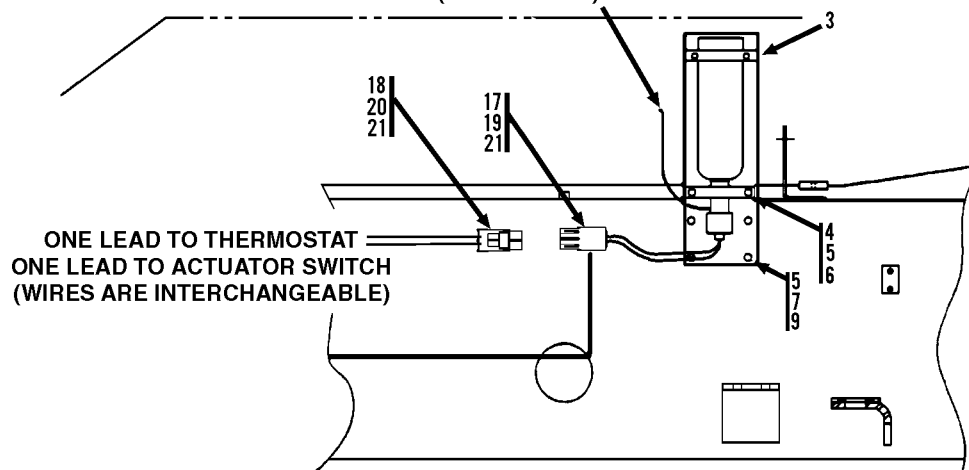
Item	Part No.	Qty.	Description Of Part
	9108-5054	Ref	ETHER STARTING KIT (includes all items)
1	9108-3361	1	QUICK START KIT
* 2	9108-1640	2	HOLD DOWN STUD
3	9002-7187	4	TY-RAP
4	9108-1601	1	MOUNTING BRACKET
5	8820-1005	2	HEX HD CAPSCRW, 1/4-20X1,GR5
6	8855-1009	6	LOCKWASHER, 1/4
7	8850-1004	2	HEX NUT, 1/4-20
8	8820-1002	4	HEX HD CAPSCREW, 1/4-20X1/8,GR5
9	7716-3117	1	RUBBER GROMMET
10	8856-1007	3	FLAT WASHER, 1/4
11		1	BATTERY (purchase locally)
12	9108-1517	1	BATTERY HOLD DOWN
13	9108-3363	1	ETHER DECAL
14	8698-3195	2	WIRE CONNECTOR
15	8698-3202	1	WIRE CONNECTOR



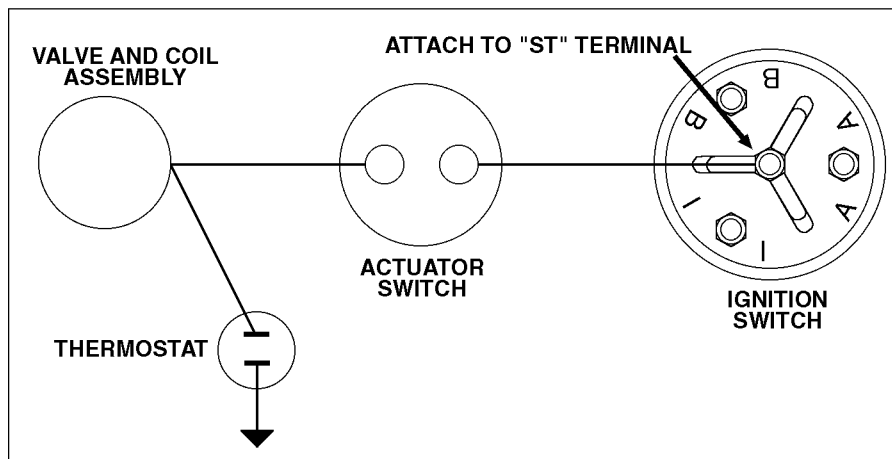
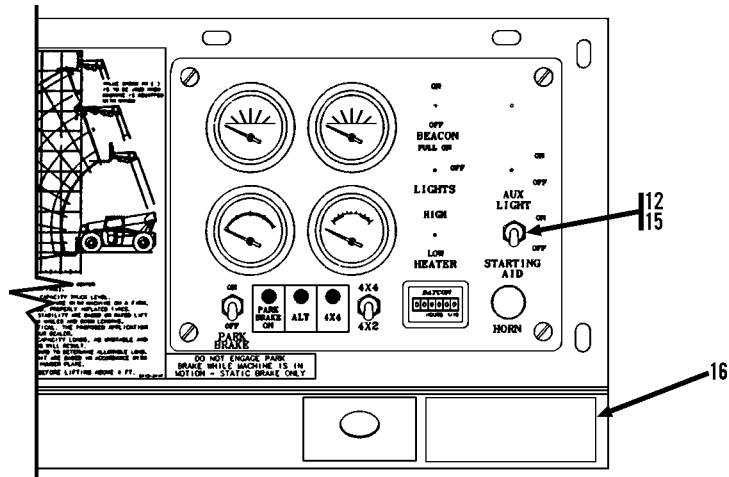


VIEW B-B

TO SPRAY NOZZLE  
 (NYLON TUBE)

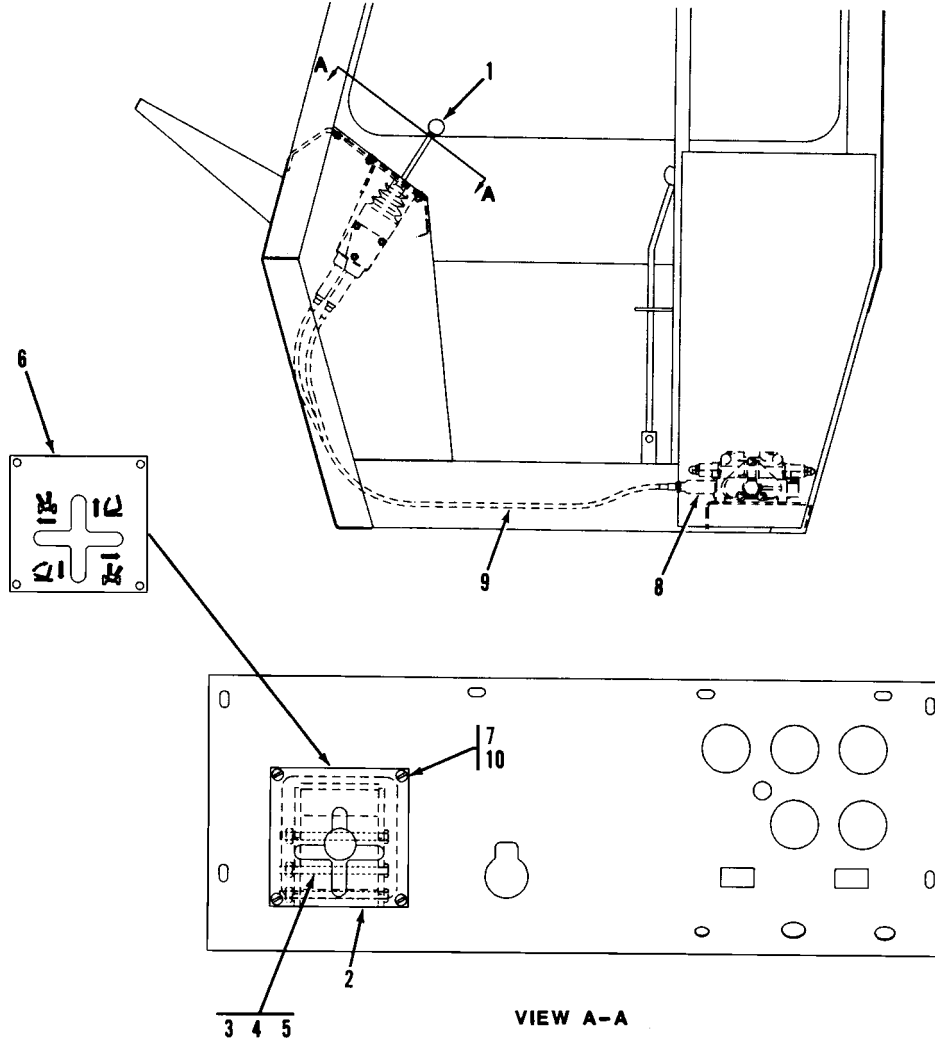


VIEW A-A

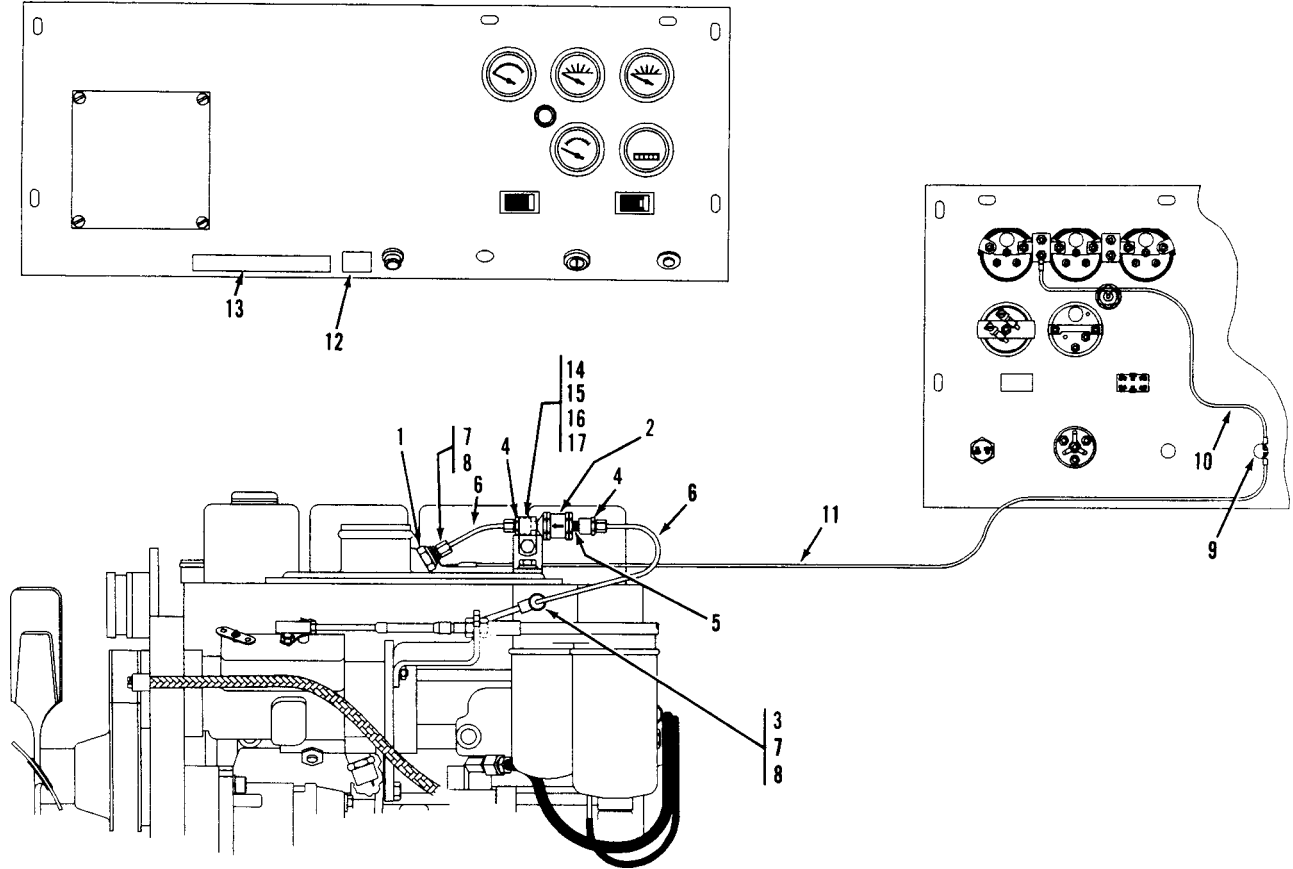


**WIRING SCHEMATIC**

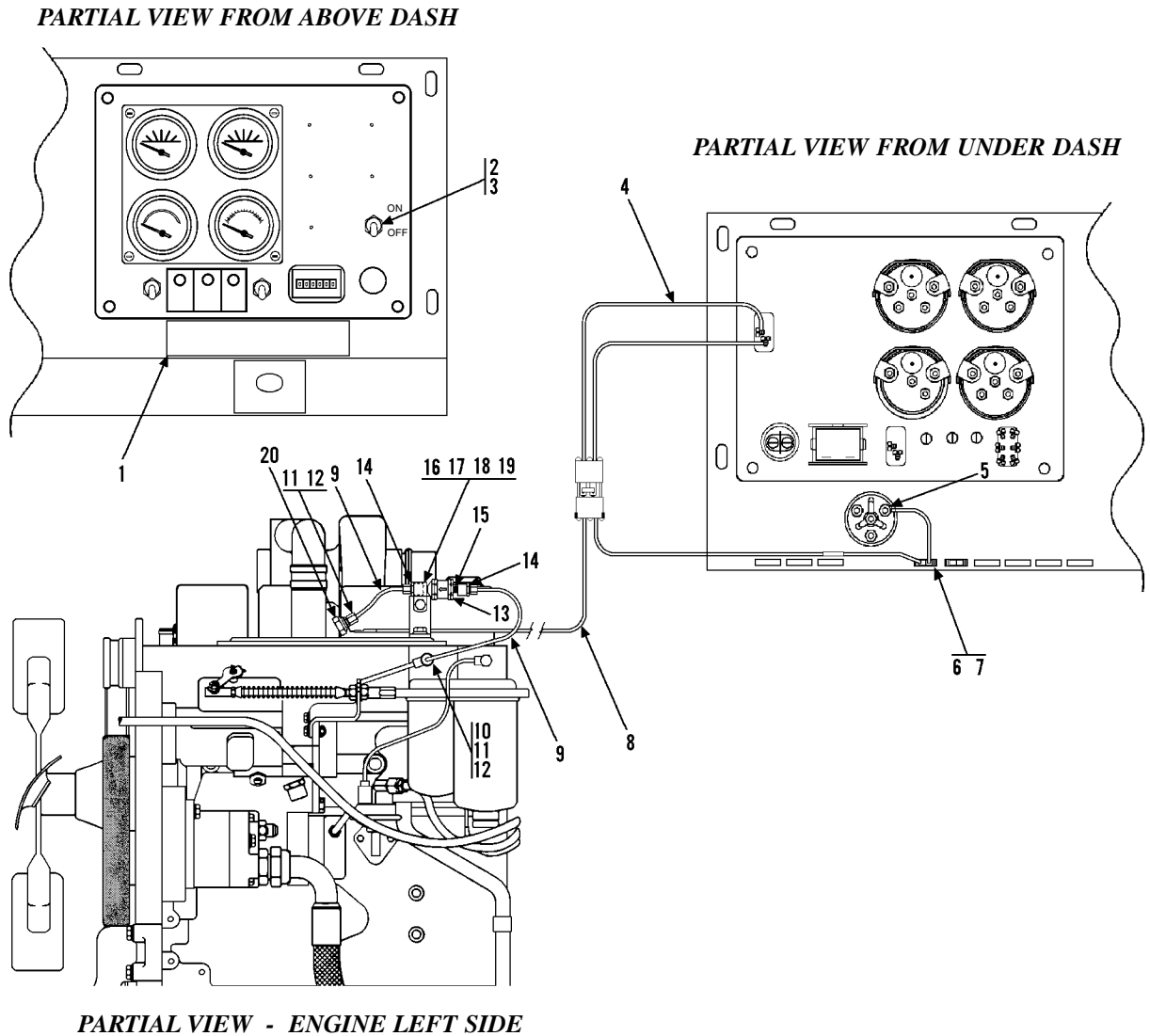
Item	Part No.	Qty.	Description Of Part	Item	Part No.	Qty.	Description Of Part
	9108-5105	1	ETHER STARTING KIT (includes all items)	10		1	BATTERY (Purchase locally)
1	9108-3361	1	QUICK START KIT	11	9108-1517	1	BATTERY HOLDDOWN
2	9002-7187	4	TY-WRAP	*12	9114-3163	1	TOGGLE SWITCH
3	9108-1601	1	MOUNTING BRACKET	13	8698-3195	2	WIRE CONNECTOR
4	8820-1005	2	HEX HD CAPSCREW, 1/4-20 x 1, GR5	14	8698-3202	1	WIRE CONNECTOR
5	8855-1009	6	LOCKWASHER, 1/4	*15	7738-3470	1	BOOT
6	8850-1004	2	HEX NUT, 1/4-20	*16	9114-3202	1	INSTRUCTION DECAL
7	8820-1002	4	HEX HD CAPSCREW, 1/4-20 x 5/8, GR5	*17	8096-3058	1	2-WAY SHROUD CONNECTOR
8	7716-3117	1	RUBBER GROMMET	*18	8096-3057	1	2-WAY TOWER CONNECTOR
9	8856-1107	3	FLAT WASHER, 1/4	*19	8096-3069	2	MALE PIN TERMINAL
				*20	8096-3068	2	FEMALE PIN TERMINAL
				*21	8096-3065	4	CABLE SEAL



Item	Part No.	Qty.	Description Of Part
	9108-5046	Ref	L.H. TILT SWAY CONTROL LEVER ASSY (includes all items except four of item 4, and items 7 & 10)
1	9108-3107	1	REMOTE VALVE CONTROL
	9108-4282	1	KNOB
*	9108-4359	1	BOOT
2	9108-6089	1	BRACKET
3	1100-2410	3	HEX HD CAPSCREW, 1/4-28X4-1/2, GR5
4	8855-1009	7	LOCKWASHER, 1/4
5	8850-1304	3	HEX NUT, 1/4-28
6	9108-3341	1	TILT/SWAY CONTROL PLATE
7	8826-1022	4	ROUND HD MACHINE SCREW, 5/16-18X3/4
8	9112-3062	2	CABLE ADAPTER
9	9108-3393	2	CONTROL CABLE

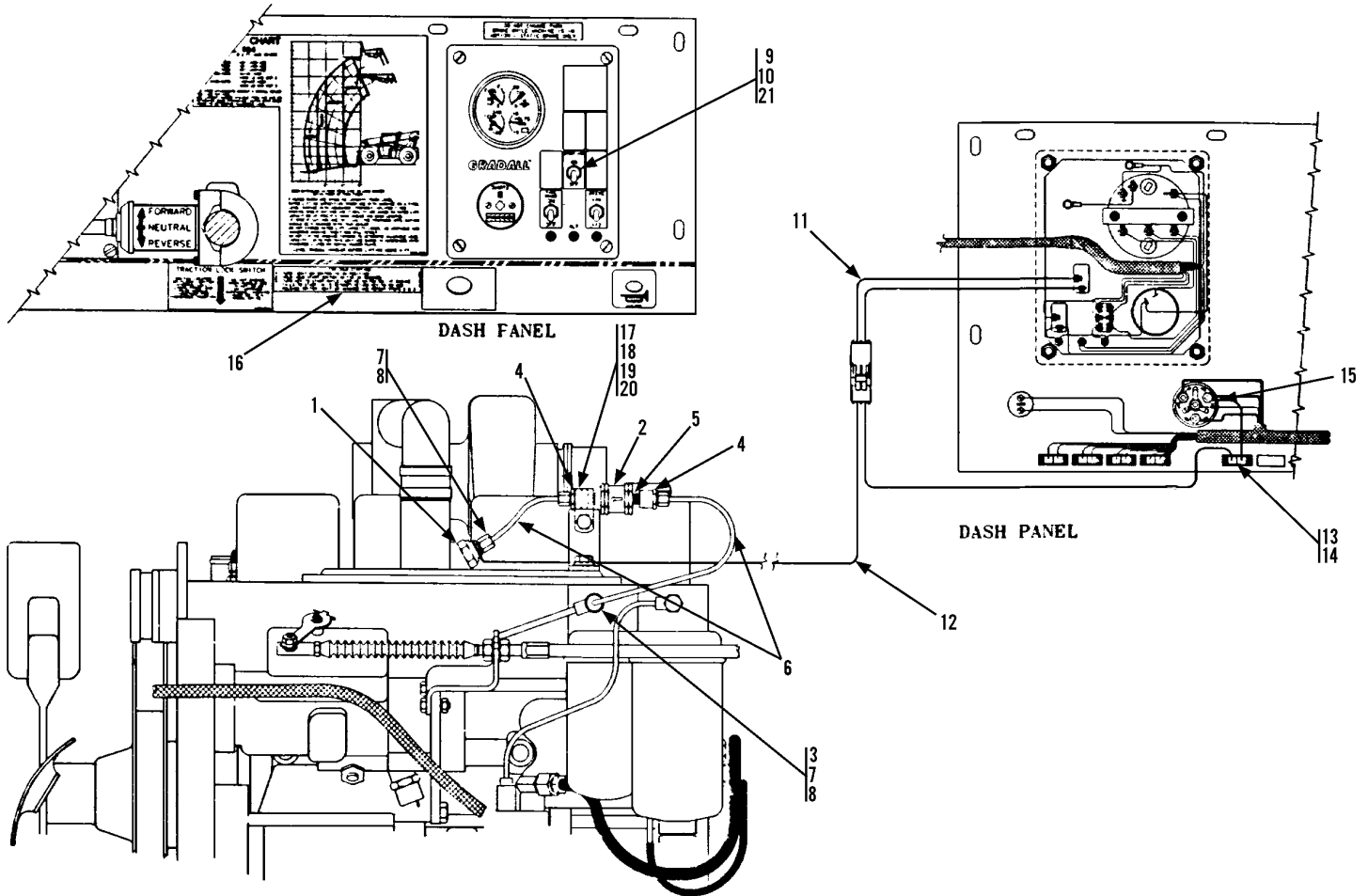


Item	Part No.	Qty.	Description Of Part
	9108-5059	Ref	GLOW PLUG INSTALLATION (includes all items)
1	9108-3372	1	THERMOSTAR
2	8668-3330	1	FUEL CHECK VALVE
3	9108-3374	1	BANJO CONNECTOR
4	9108-3380	2	BRASS ADAPTER
5	8870-1002	1	CLOSE NIPPLE, 1/4X7/8
6		18"	STEEL TUBE, 3/16" O.D.
7	9108-3375	2	OLIVE
8	9108-3371	2	TUBE NUT
9	2477-1004	1	PUSH BUTTON SWITCH
10	9103-1495	1	JUMPER WIRE
11	9103-1278	1	JUMPER WIRE
12	9103-3251	1	BUTTON DECAL
13	9103-3252	1	INSTRUCTION DECAL
14	9108-1582	1	SUPPORT BRACKET
15	2486-1170	1	CLIP
16	8820-1016	1	HEX HD CAPSCREW, 5/16-18X1/2, GR5
17	8855-1010	1	LOCKWASHER, 5/16



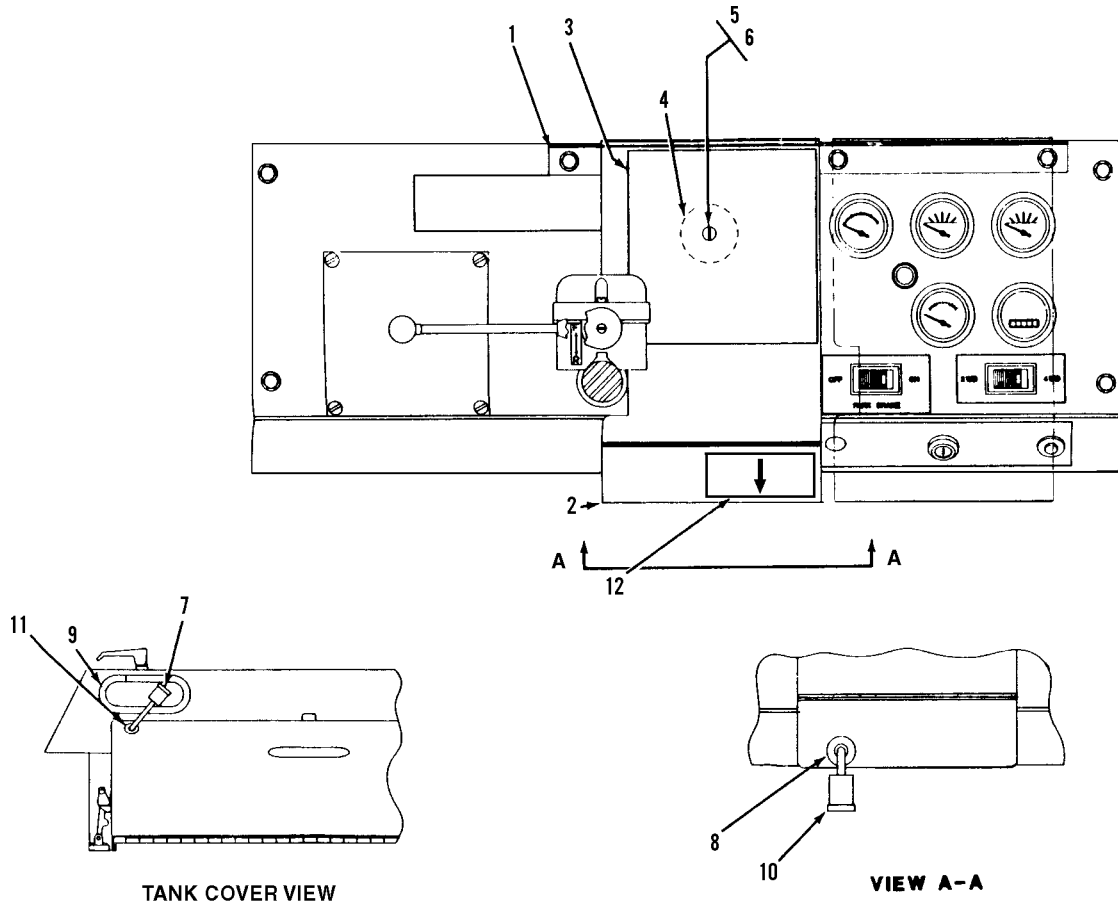
Item	Part No.	Qty.	Description Of Part
	9114-5033	1	GLOW PLUG INSTALLATION (includes all items)
1	9114-3164	1	INSTRUCTION DECAL
2	9114-3163	1	TOGGLE SWITCH
3	7738-3470	1	BOOT
4	9114-5034	1	WIRING HARNESS
5	8698-3190	1	#10 EYELET
6	9114-3108	1	FUSE HOLDER
7	7736-3268	1	15 AMP FUSE
8	9114-5035	1	WIRING HARNESS
9	9108-1676	1	STEEL TUBE (cut & bend as req'd.)
10	9108-3374	1	BANJO CONNECTOR

Item	Part No.	Qty.	Description Of Part
11	9108-3375	2	OLIVE
12	9108-3371	2	TUBE NUT
13	8668-3330	1	FUEL CHECK VALVE
14	9108-3380	2	BRASS ADAPTER (includes nut & sleeve)
15	8870-1002	1	CLOSE NIPPLE
16	9108-1582	1	SUPPORT BRACKET
17	2486-1170	1	CLIP
18	8820-1016	1	HEX HD CAPSCREW, 5/16-18 X 1/2, GR5
19	8855-1010	1	LOCKWASHER, 5/16
20	9108-3372	1	THERMOSTART

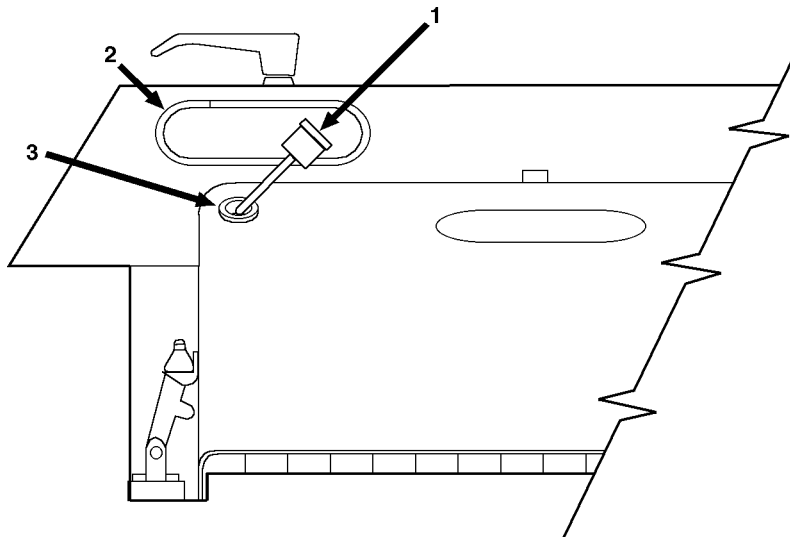


Item	Part No.	Qty.	Description Of Part
	9112-5101	1	GLow PLUG INSTALLATION, (includes all items)
1	9108-3372	1	THERMOSTAT
2	8668-3330	1	FUEL CHECK VALVE
3	9108-3374	1	BANJO CONNECTOR
4	9108-3380	2	BRASS ADAPTER, (includes nut & sleeve)
5	8870-1002	1	CLOSE NIPPLE
6	9108-1676	1	STEEL TUBE
7	9108-3375	2	OLIVE
8	9108-3371	2	TUBE NUT
* 9	9112-3181	1	TOGGLE SWITCH
10	7738-3470	1	BOOT

Item	Part No.	Qty.	Description Of Part
11	9114-5034	1	WIRING HARNESS
12	9114-5035	1	WIRING HARNESS
13	9114-3108	1	FUSE HOLDER
14	7736-3268	1	15A FUSE
15	8698-3190	1	#10 EYELET
16	9114-3164	1	INSTRUCTION DECAL
17	9108-1582	1	SUPPORT BRACKET
18	2486-1170	1	CLIP
19	8820-1016	1	HEX HD CAPSCREW, 5/16-18X1/2, GR5
20	8855-1010	1	LOCKWASHER, 5/16
21	9112-3176	1	START AID DECAL

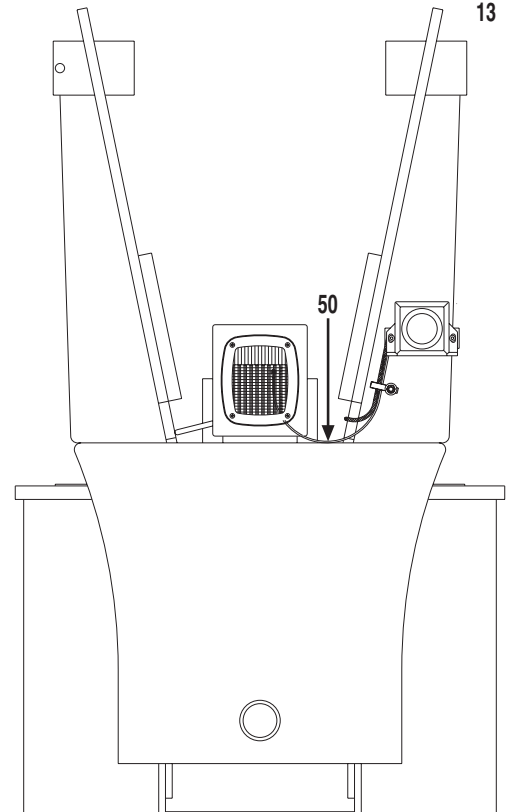
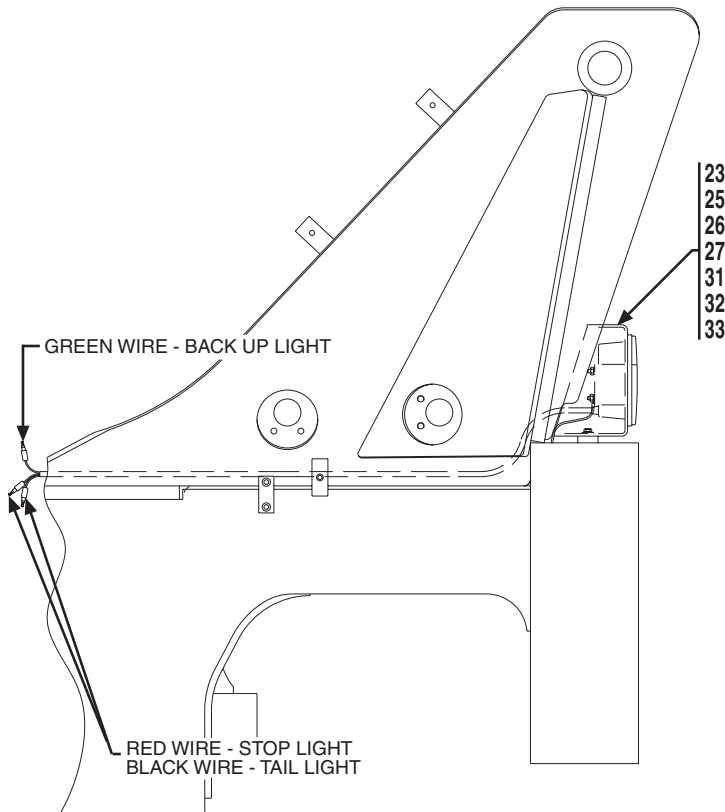
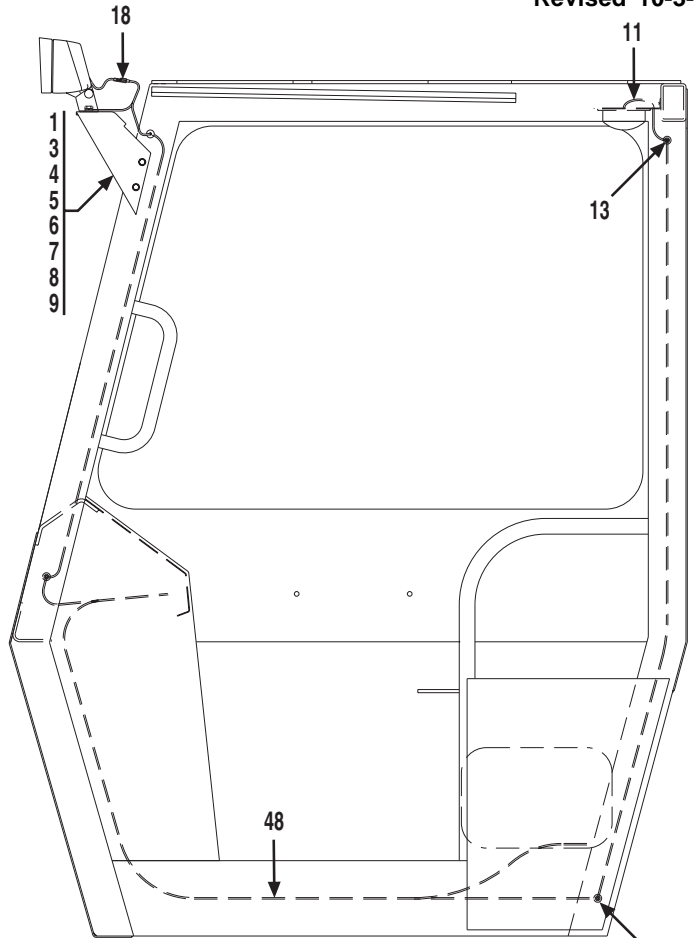
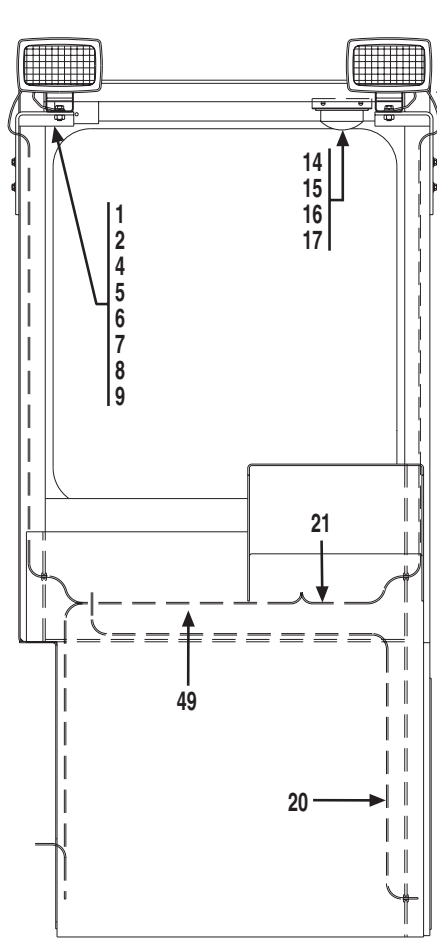


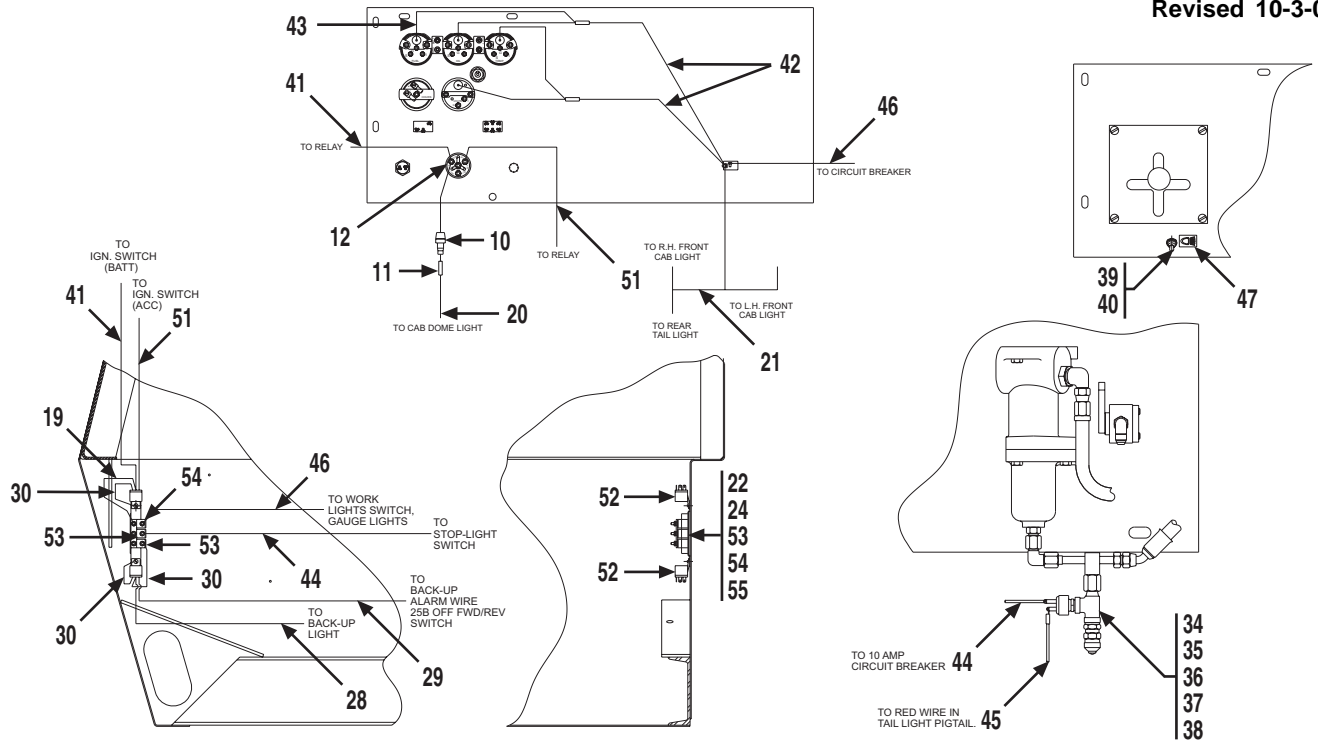
Item	Part No.	Qty.	Description Of Part
	9108-5055	Ref	VANDAL COVER OPTION (includes all items)
1	9108-1603	1	MOUNTING BRACKET
2	9108-1602	1	COVER
3	9108-3321	1	CAPACITY DECAL
4	9108-3366	1	VIBRATION MOUNT
5	8830-1126	1	ROUND HD MACHINE, 1/4-20X3/4
6	8852-1304	1	HEX LOCKNUT, 1/4-20
7	9108-3365	1	PADLOCK
8	8364-1359	2	RUBBER GROMMET
9	9020-6194	12"	TRIM LOK
10	8564-1094	1	PADLOCK
11	8696-1044	3	RUBBER GROMMET
*12	9108-3314	1	TRACTION DECAL



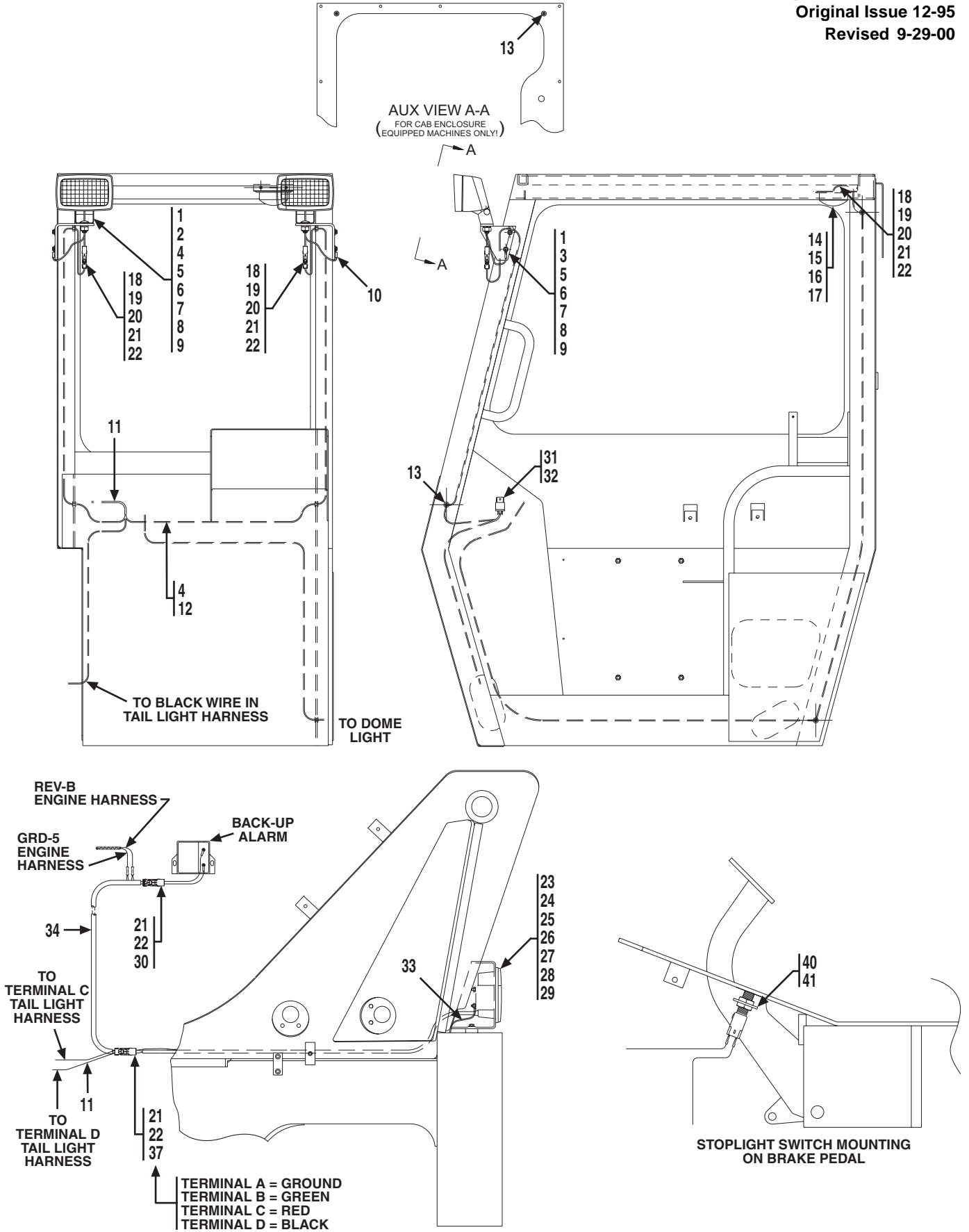
Item	Part No.	Qty.	Description Of Part
	9108-5102	1	VANDAL KIT (includes all items)
1	9108-3365	1	PADLOCK
2	9020-6194	12"	TRIM-LOK
3	8696-1044	3	RUBBER GROMMET



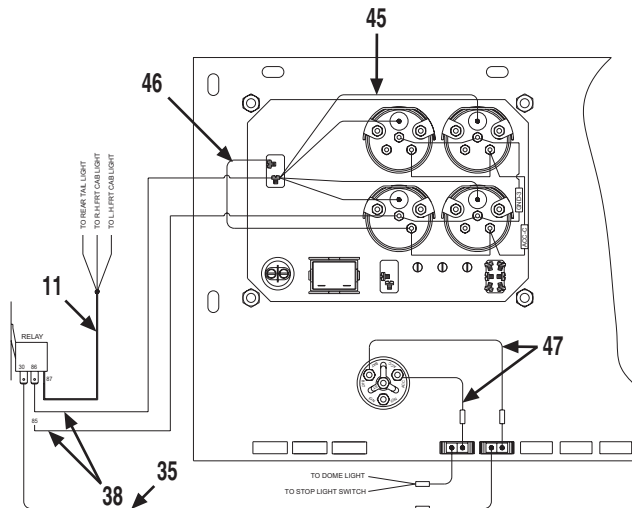
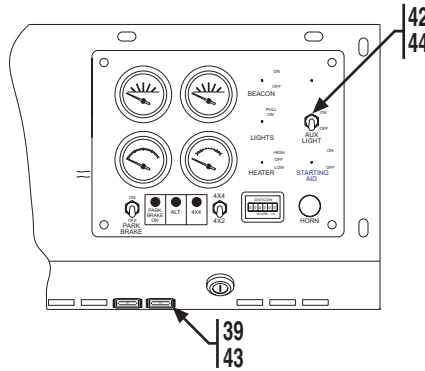




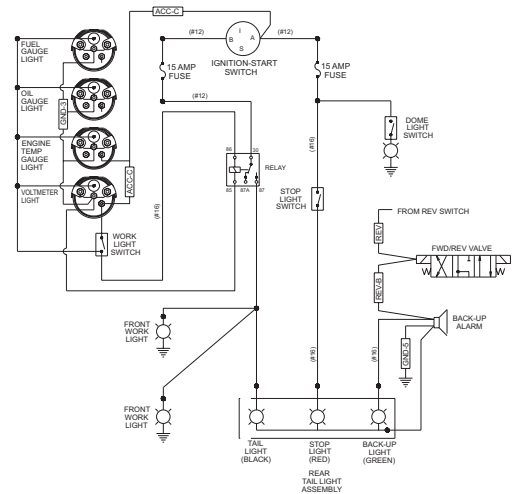
Item	Part No.	Qty.	Description Of Part	Item	Part No.	Qty.	Description Of Part
1	9112-5018	1	WORKLIGHT PACKAGE, (includes all items)	38"	8666-1152	38"	WIRE, 16 GAUGE, (red)
	9112-5110	2	HALOGEN WORK LIGHT KIT, (includes the following two items)		8668-3480	3	BUTT CONNECTOR
2	8096-3050	1	UTILITY FLOOD LIGHT	8203-3996	45"	WIRE LOOM	
	9002-8960	2	MALE TERMINAL	8668-3122	2	TIE WRAP	
3	9112-1148	1	R.H. LIGHT SUPPORT	28	9112-1193	1	JUMPER WIRE
4	9112-1149	1	L.H. LIGHT SUPPORT	29	9112-1192	1	JUMPER WIRE
5	9112-1150	2	JUMPER WIRE	30	9112-1191	3	JUMPER WIRE
6	8820-1035	2	HEX HD CAPSCREW, 3/8-16X1, GR5	31	8820-1018	2	HEX HD CAPSCREW, 5/16-18X3/4, GR5
7	8856-1109	2	FLAT WASHER, 3/8	32	8856-1108	2	WASHER, 5/16
8	8855-1011	2	LOCKWASHER, 3/8	33	8855-1010	2	LOCKWASHER, 5/16
9	8850-1006	2	HEX NUT, 3/8-16	34	8656-1326	1	ADAPTER, 3/8 TUBEX1/4 PIPE
10	9002-7319	4	SELF TAPPING SCREW	35	9103-3032	1	TEST COUPLING
11	9020-3376	1	IN LINE FUSE	36	8871-2232	1	STREET TEE
12	8668-3480	2	BUTT CONNECTOR	37	8871-1380	1	REDUCING BUSHING, 1/4X1/8
13	8698-3188	1	EYELET	38	8366-3097	1	STOPLIGHT SWITCH
14	9002-7214	6	RUBBER GROMMET	39	7738-3467	1	LIGHT SWITCH
15	9101-1009	1	MOUNTING BRACKET	40	7738-3470	1	BOOT
16	9002-9955	1	RUBBER GROMMET	41	9112-1186	1	JUMPER WIRE
17	8832-1022	2	SELF TAPPING SCREW, #8-32X3/8	42	9112-1152	2	JUMPER WIRE
18	2486-1167	1	INTERIOR LIGHT	43	9103-3360	4	GAUGE LIGHTING KIT
19	7716-3102	2	SLIP-ON ELECTRICAL CONNECTOR	44	9112-1190	1	JUMPER WIRE
20	9112-1188	1	JUMPER WIRE	45	9112-1154	1	JUMPER WIRE
21	9112-1151	1	JUMPER WIRE	46	9112-1189	1	JUMPER WIRE
22	9112-3066	1	LIGHT HARNESS	47	9100-3055	1	LIGHTS DECAL
23	8832-1039	2	SELF TAPPING SCREW, 10-32X1/2	48	8668-3122	18	TIE WRAP, (use as needed to tie wires to hoses under floor & in frame)
24	9020-7220	1	MOUNTING BAR	49	9105-3419	13	TIE WRAP, (use as needed to tie wires up under dash)
25	8698-1178	1	BUSS BAR	50	9112-1181	1	JUMPER WIRE
26	9112-1145	1	TAIL LIGHT HOUSING	51	9112-1187	1	JUMPER WIRE
27	9112-1146	1	TAIL LIGHT BRACKET	52	7738-3410	2	RELAY
27	9136-5045	2	TAIL LIGHT ASSEMBLY, (includes the following seven items)	53	8688-3071	2	CIRCUIT BREAKER, 10 AMP
	9112-3065	1	TAIL LIGHT	54	8698-3041	1	CIRCUIT BREAKER, 20 AMP
	8666-1147	38"	WIRE, 16 GAUGE, (black)	55	7736-3191	1	CIRCUIT BREAKER BRACKET
	8666-1149	38"	WIRE, 16 GAUGE, (green)				



**PARTIAL VIEW FROM ABOVE DASH**



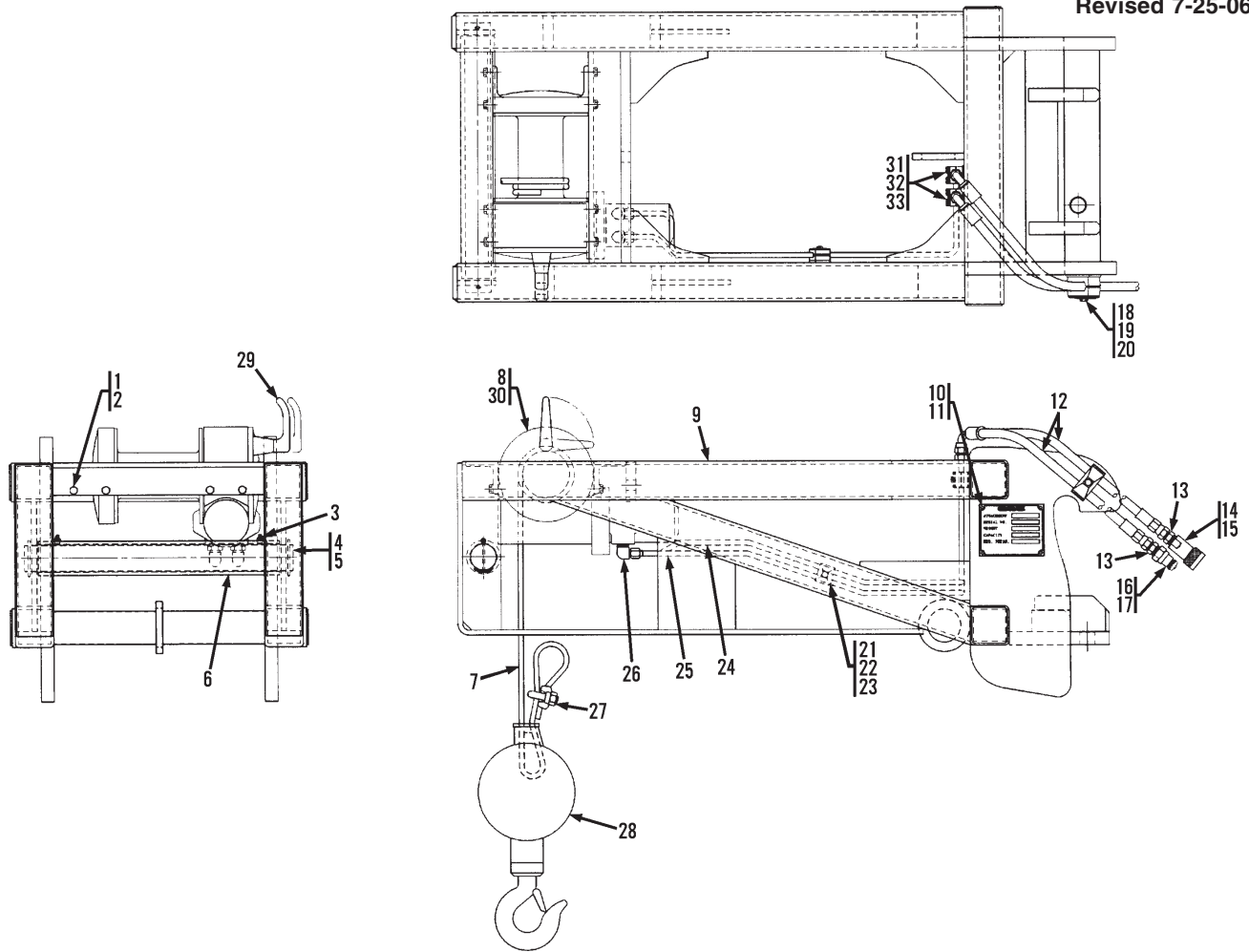
**PARTIAL VIEW FROM UNDER DASH**



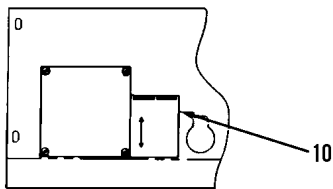
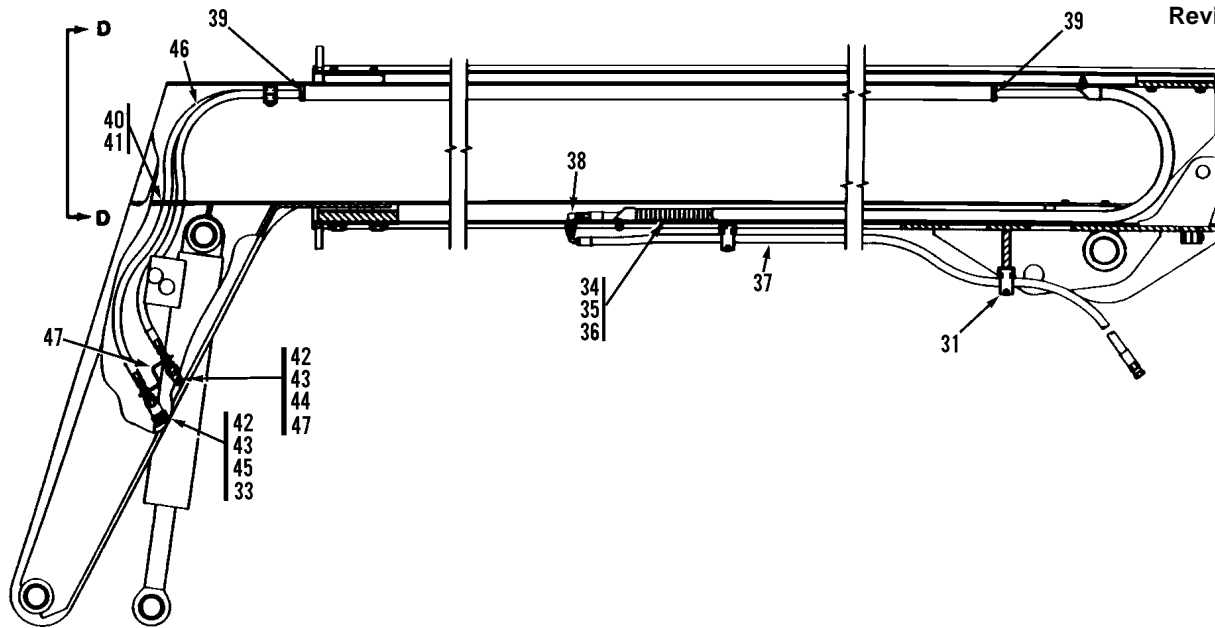
**ELECTRICAL SCHEMATIC**

Item	Part No.	Qty.	Description Of Part
	9108-5103	1	WORK LIGHT PACKAGE, (includes all items)
1	8096-3050	2	UTILITY FLOOD LIGHT
2	9114-1182	1	R.H. LIGHT SUPPORT
3	9114-1183	1	L.H. LIGHT SUPPORT
4	9105-3419	AR	TIE WRAP
5	8820-1035	2	HEX HD CAPSCREW, 3/8-16X1, GR5
6	8856-1109	2	FLAT WASHER, 3/8
7	8855-1011	2	LOCKWASHER, 3/8
8	8850-1006	2	HEX NUT, 3/8-16
9	9002-7319	4	TAP SCREW, 1/4-20X1
10	8688-3260	2	EYELET
11	9114-3270	1	LIGHT HARNESS
12	8668-3122	AR	TIE WRAP
13	9002-7214	8	RUBBER GROMMET
14	9101-1009	1	MOUNTING BRACKET
15	9002-9955	1	RUBBER GROMMET
16	8832-1022	2	SELF TAPPING SCREW, #8-32X3/8
17	2486-1167	1	INTERIOR LIGHT
18	8096-3055	3	W. PACK CONNECTOR, (tower)
19	8096-3056	3	W. PACK CONNECTOR, (shroud)
20	8096-3068	3	W. PACK CONNECTOR, (female pin)
21	8096-3069	9	W. PACK CONNECTOR, (male pin)
22	8096-3066	12	W. PACK CONNECTOR, (cable seal)
23	9020-7220	1	MOUNTING BAR
24	9112-1145	1	TAIL LIGHT HOUSING
25	9112-1146	1	TAIL LIGHT BRACKET
26	9136-5045	2	TAIL LIGHT ASSEMBLY, (includes the following seven items)

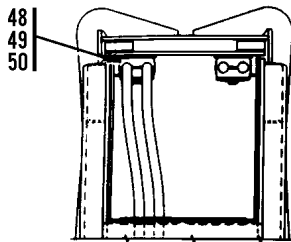
Item	Part No.	Qty.	Description Of Part
	9112-3065	1	TAIL LIGHT
	8666-1147	38"	WIRE, 16 GAUGE, (black)
	8666-1149	38"	WIRE, 16 GAUGE, (green)
	8666-1152	38"	WIRE, 16 GAUGE, (red)
	8668-3480	3	BUTT CONNECTOR
	8203-3996	45"	WIRE LOOM
	8668-3122	2	TIE WRAP
27	8820-1018	2	HEX HD CAPSCREW, 5/16-18X3/4, GR5
28	8856-1108	2	FLAT WASHER, 5/16
29	8855-1010	2	LOCKWASHER, 5/16
30	8096-3058	1	W. PACK CONNECTOR, (shroud)
31	7738-3410	1	RELAY
32	8832-1039	1	SELF TAPPING SCREW, #10-32X1/2
33	9114-1364	1	JUMPER WIRE
34	9114-3210	1	TAIL LIGHT HARNESS
35	9114-1266	1	JUMPER WIRE
36		AR	WIRE LOOM, (use on all wires)
37	8096-3062	1	W. PACK CONNECTOR, (shroud)
38	9114-1265	2	JUMPER WIRE
39	7736-3268	2	FUSE, 15 AMP
40	9114-1197	1	MOUNTING TAB
41	9114-3117	1	STOPLIGHT SWITCH
42	7738-3467	1	LIGHT SWITCH
43	9114-3108	2	FUSE HOLDER
44	7738-3470	1	BOOT
45	9103-3360	4	GUAGE LIGHTING KIT
46	9114-1258	1	JUMPER WIRE
47	9114-1259	2	JUMPER WIRE



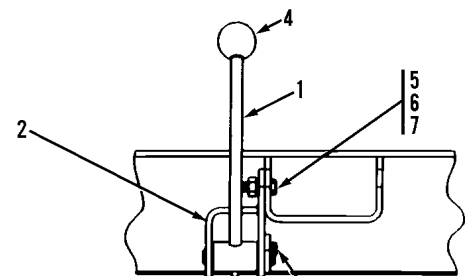
Item	Part No.	Qty.	Description Of Part	Item	Part No.	Qty.	Description Of Part
	9108-5056	Ref	QUICK HOOK ASSY, (includes all items)	16	9104-3126	1	DUST CAP
1	8855-1011	8	LOCKWASHER, 3/8	17	9116-3138	1	MALE HYDRAULIC COUPLING, (Before S/N 2005283-01)
2	8820-1034	8	HEX HD CAPSCREW, 3/8-16X7/8, GR5		9140-3414	1	MALE HYDRAULIC COUPLING, (S/N 2005283-01 & After)
3	8867-1001	2	LUBE FITTING, STRAIGHT, 1/8	18	7713-3136	1	STAUFF CLAMP SET
4	9108-1574	1	PIN	19	7713-3137	1	STAUFF COVER PLATE
5	8863-1343	2	COTTER PIN	20	8820-1023	1	HEX BOLT
6	9108-1573	1	ROLLER	21	7713-3270	1	STAUFF CLAMP SET
7	9108-3368	1	WIRE ROPE, (7/16" Dia.)	22	8856-1002	1	STAUFF COVER PLATE
8	9108-3367	1	WINCH	23	8820-1005	1	HEX BOLT
9	9108-6119	1	QUICK HOOK WELDMENT	24	9114-3276	1	TUBE ASSY
10	9015-3001	1	SERIAL NO. PLATE	25	9114-3275	1	TUBE ASSY
11	8834-1022	4	ROUND HD DRIVE SCREW, #10X3/8	26	8866-1110	2	MALE ELBOW, 90 DEGREES, 3/8X1/2 TUBE
12	9020-5126	2	HOSE ASSY	27	9002-9999	1	WIRE ROPE CLAMP, 7/16
13	7736-3079	2	STRAIGHT THREAD CONNECTOR, (Before S/N 2005283-01)	28	9020-1443	1	HOOK & BALL
	8866-2006	2	CONNECTOR, (includes 8859-1205 o-ring), (S/N 2005283-01 & After)	29	9114-3277	1	L-HANDLE
14	9104-3125	1	DUST CAP	30	9108-1737	1	WEDGE
15	9116-3139	1	FEMALE HYDRAULIC COUPLING, (Before S/N 2005283-01)	31	9106-3040	2	CLAMP SET
	9140-3413	1	FEMALE HYDRAULIC COUPLING, (S/N 2005283-01 & Afte	32	9106-3039	2	COVER PLATE
				33	8820-1006	4	HEX BOLT



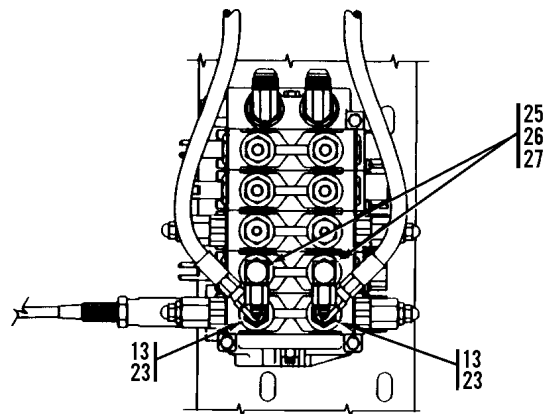
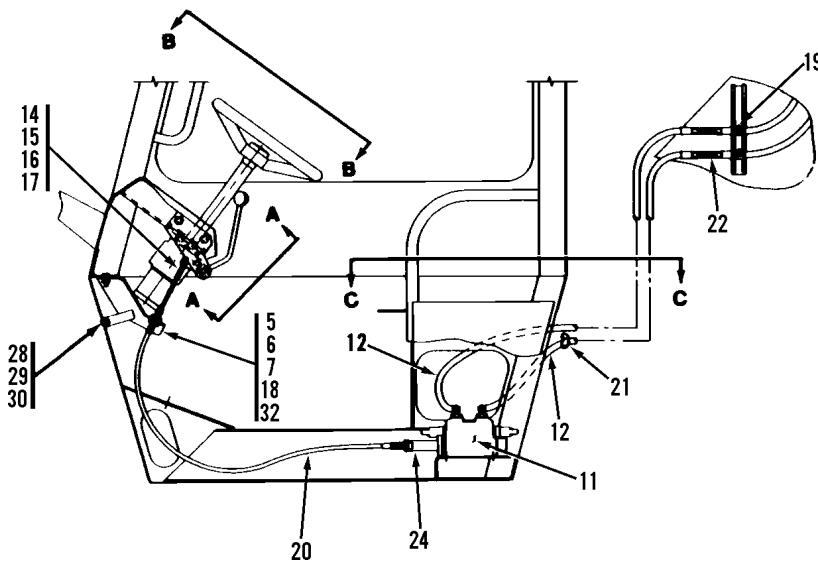
**PARTIAL VIEW B B**



**PARTIAL VIEW D D**



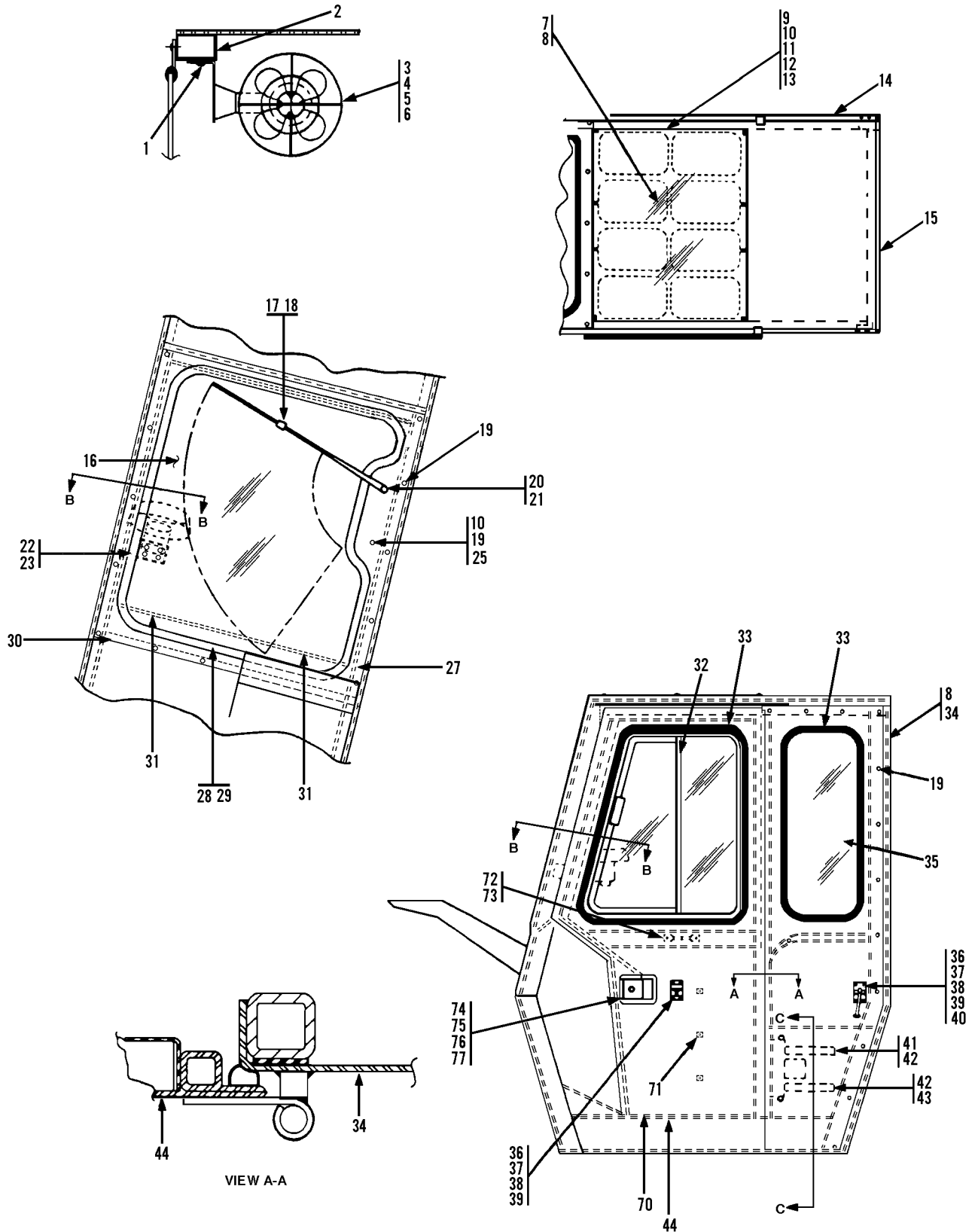
**PARTIAL VIEW A A**



**PARTIAL VIEW C C**

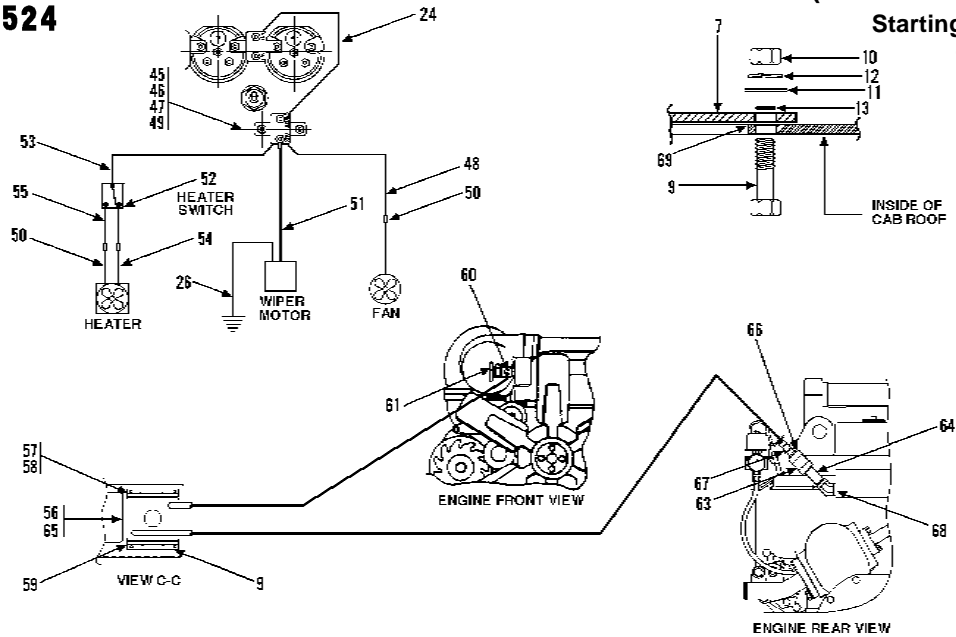
ARTWORK ON PREVIOUS PAGE

Item	Part No.	Qty.	Description Of Part	Item	Part No.	Qty.	Description Of Part
	9108-5047	Ref	AUXILIARY HYDRAULIC ASSY (includes all items)	25	9108-3343	2	LONG ELBOW, 90 DEGREES
1	9112-6026	1	HANDLE WELDMENT	26	8866-1348	2	TUBE END REDUCER, 5/8 x 1/4
2	9112-6025	1	LEVER BRACKET	27	8866-1407	2	NUT, 5/8
3	9112-6027	1	PIN WELDMENT	28	8820-1018	2	HEX HD CAPSCREW, 5/16-18 x 3/4, GR5
4	9020-0299	1	KNOB	29	8855-1010	2	LOCKWASHER, 5/16
5	8820-1036	4	HEX HD CAPSCREW, 3/8-16 x 1-1/4, GR5	30	8850-1005	1	HEX NUT, 5/16-18
6	8850-1006	4	HEX NUT, 3/8-16	31	9020-7463	4	CUSHION CLAMP
7	8855-1011	4	LOCKWASHER, 3/8	32	8856-1004	2	FLATWASHER, 3/8
8	9108-3136	2	BUSHING	33	9104-3125	1	DUST PLUG
9	9002-8662	2	WAVE BEND WASHER	34	9108-3290	1	HOSE CARRIER
10	9103-3417	1	AUXILIARY CONTROL DECAL	35	8841-1037	4	ROUND HD CARRIAGE BOLT, 5/16-18 x 1
11	9108-3420	1	MAIN CONTROL VALVE	36	8852-1205	4	HEX LOCKNUT, 5/16-18
12	8471-8026	2	HOSE ASSY	37	8471-7563	2	HOSE ASSY
13	9108-3310	2	ELBOW, 90 DEGREES	38	9002-7179	4	90 DEGREE BULKHEAD FITTING
14	8882-1002	1	ADJUSTABLE YOKE END	39	9020-6194	AR	TRIM-LOCK
15	8863-3001	1	YOKE PIN, 1/4	40	1440-2248	AR	ADHESIVE
16	8863-1302	1	COTTER PIN, 1/16 x 3/4	41	9020-6199	13"	TRIM-LOCK
17	8850-1404	1	HEX JAM NUT, 1/4-28	42	9112-3061	2	BULKHEAD FITTING
18	9112-6023	1	CABLE BRACKET WELDMENT	43	8871-2305	2	REDUCING BUSHING, 1/2 x 1/4
19	9020-7464	2	CUSHION CLAMP	44	9020-4244	1	MALE HYDRAULIC COUPLER
20	9112-3050	1	PUSH-PULL CABLE	45	9020-4245	1	FEMALE HYDRAULIC COUPLER
21	9002-7187	10	TIE WRAP	46	8471-8032	2	HOSE ASSY
22	8866-1065	2	UNION, 1/2 TUBE	47	9104-3126	1	DUST CAP
23	8859-1206	2	O-RING	48	7713-3139	1	STAUFF CLAMP SET
24	9112-3062	1	CABLE ADAPTER BONNET	49	7713-3140	1	STAUFF COVER PLATE
				50	7713-3177	1	HEX HD CAPSCREW, 5/16-18 x 1 3/8

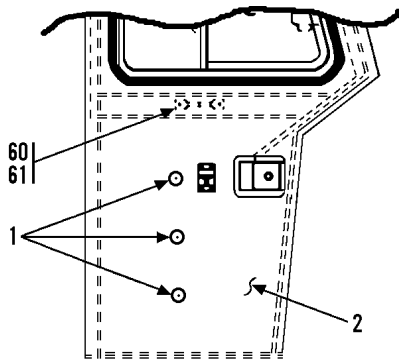


\* Added items 72 thru 77.

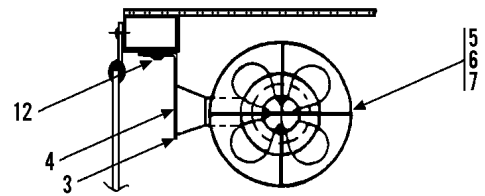




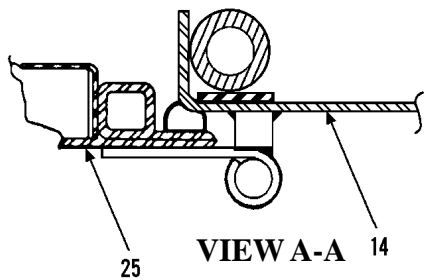
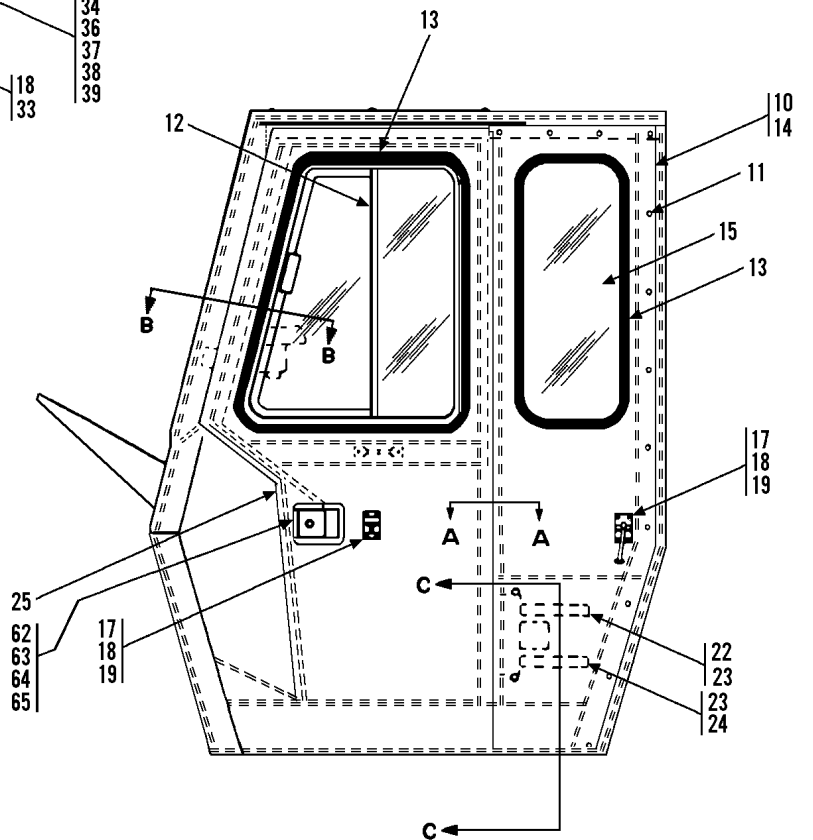
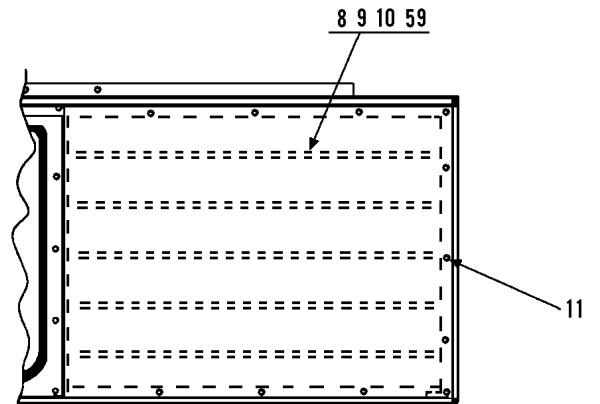
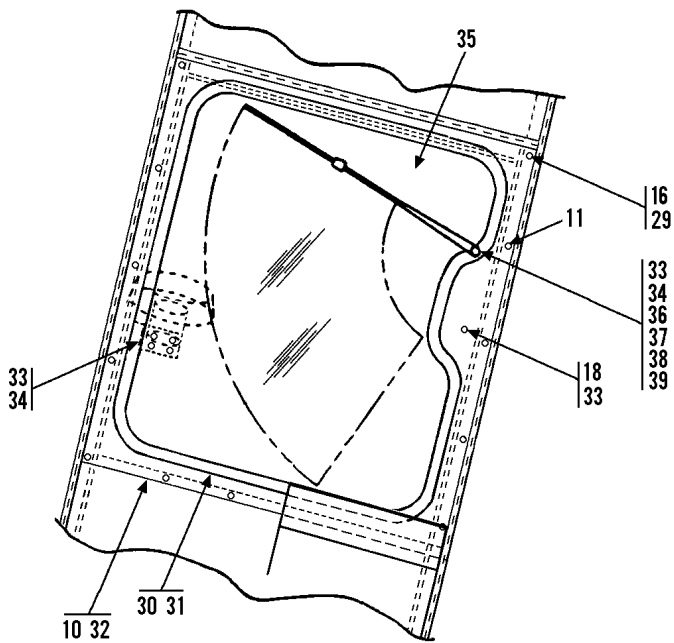
Item	Part No.	Qty.	Description Of Part	Item	Part No.	Qty.	Description Of Part
	9108-5050	1	CAB ENCLOSURE (includes all items)	37	8830-1193	8	ROUND HD MACHINE SCREW, 10-32X1/2
1	9002-7319	2	SELF TAPPING SCREW, 1/4-20X1	38	8850-1613	8	HEX NUT, #10-32
2	9108-1499	1	MOUNTING ANGLE	39	8855-1007	8	LOCKWASHER, #10
3	9020-0680	1	DEFROSTER FAN	40	8856-1104	4	FLAT WASHER, #8
4	8821-1510	4	SOCKET HEAD CAPSCREW, #10-32X5/8	41	9020-6169	1	HEATER HOSE
5	8850-1613	4	HEX NUT, #10-32	42	8688-3193	4	HOSE CLAMP
6	8855-1007	4	LOCKWASHER, #10	43	9020-6170	1	HEATER HOSE
7		1	TOP WINDOW (see page 2-4 for details)	44	9108-5057	1	CAB DOOR (includes 72 thru 77)
8	1440-3190	AR	CAULKING	45	9108-3260	1	15 AMP CIRCUIT BREAKER
9	8820-1005	14	HEX HD CAPSCREW, 1/4-20X1, GR5	46	8855-4917	2	LOCKWASHER, #10
10	8850-1004	11	HEX NUT, 1/4-20	47	8850-1613	2	HEX NUT, #10-32
11	8856-1107	10	FLAT WASHER, 1/4	48	9108-1680	1	JUMPER WIRE
12	8855-1009	10	LOCKWASHER, 1/4	49	8830-1193	2	ROUND HD MACHINE SCREW, #10-32X1/2
13	8859-1005	10	O-RING	50	8668-3480	3	CRIMP-ON CONNECTOR
14		1	RIGHT SIDE WINDOW (see page 2-4 for details)	51	9108-1675	1	JUMPER WIRE
15		1	REAR WINDOW (see page 2-4 for details)	52	7738-3744	1	HEATER SWITCH
16		1	FRONT WINDOW (see page 2-4 for details)	53	9103-1490	1	JUMPER WIRE
17	9130-3465	1	WIPER BLADE 15"	54	9020-6134	1	JUMPER WIRE
18	9103-3464	1	WINDSHIELD WIPER ARM	55	9103-1494	1	JUMPER WIRE
19	9002-7319	34	SELF-TAPPING SCREW, 1/2-20X1	56	9100-3053	1	HEATER DECAL
20	9020-6023	1	WIPER MOTOR	57	7714-3004	4	WHIZ LOK SCREW
21	9002-7214	2	BUTTON GROMMET	58	7714-3006	4	WHIZ LOK NUT
22	8869-1387	1	SINGLE TUBE CLIP	59	9103-1521	2	HEATER MOUNTING BRACKET
23	8832-1020	1	TAPPING SCREW, 8-32X1/4	60	7738-3540	1	COOLANT RESTRICTOR ORIFICE
24	9020-0381	1	JUMPER WIRE	61	9108-3155	1	TRUCK VALVE
25	8820-1003	1	HEX HD CAPSCREW, 1/4-20X3/4, GR5	63	8871-1213	1	COUPLING, 1/2"
27	9108-3376	1	EMERGENCY EXIT DECAL	64	8870-1070	1	PIPE NIPPLE, 1/2X2-1/2"
28	9108-3348	AR	CHANNEL MOLDING	65	9104-3429	1	HEATER
29	9108-3392	AR	RELEASE FILLER STRIP	66	8871-1383	1	PIPE BUSHING, 1/2X3/8"
30	9108-1671	1	FRONT WINDOW FRAME	67	2464-1328	1	SHUT-OFF VALVE
31	9002-9955	1	GROMMET	68	8871-2034	1	STREET ELBOW, 45 DEGREES, 1/2
32	9130-3067	1	DOOR SLIDING WINDOW	69	9020-0755	AR	WEATHER STRIP
33	8366-1145	AR	WEATHER STRIP	70	9108-3378	1	INSULATION PANEL
34	9108-6115	1	LEFT SIDE WINDOW FRAME	71	9105-3559	3	PUSH ON INSULATION CAP
35		1	LEFT SIDE WINDOW (see page 2-4 for details)	*72	9020-3840	1	PULL HANDLE (on inside of cab door)
36	9108-1545	1	DOOR HOLDER	*73	8832-1039	2	SELF TAPPING SCREW
				*74	9108-3263	1	FLUSH LOCK
				*75	8830-1070	4	RD.HD. MACHINE SCREW, #8-32X1/2
				*76	8852-1604	4	LOCKNUT, #8-32
				*77	8856-1104	4	FLAT WASHER, #8



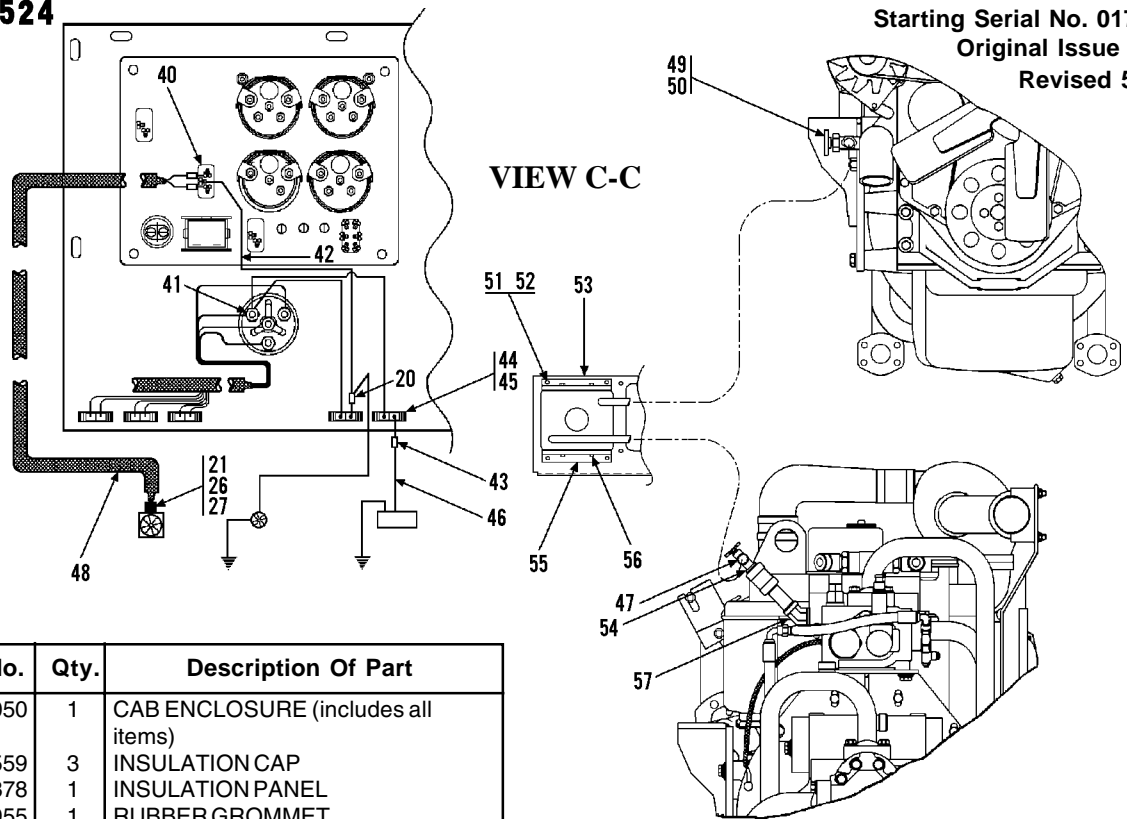
**VIEW OF INSIDE OF CAB DOOR**



**VIEW B-B**

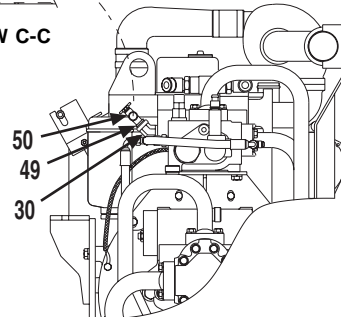
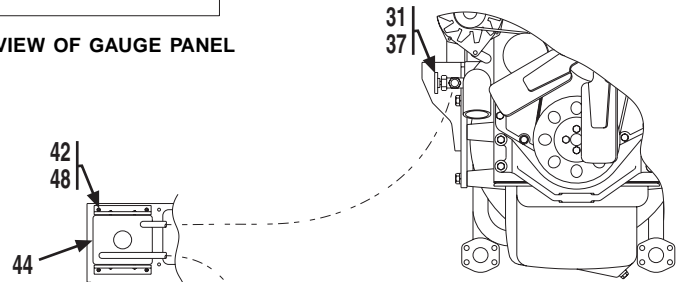
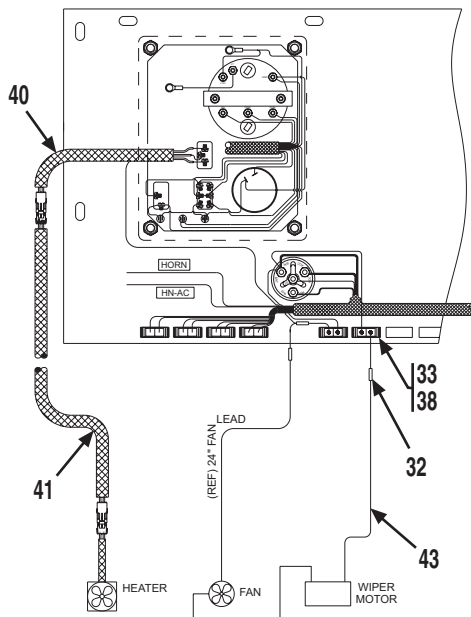
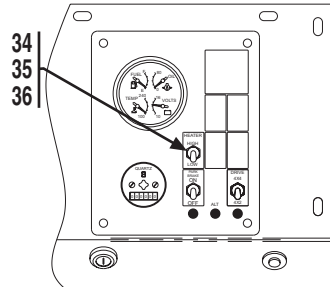
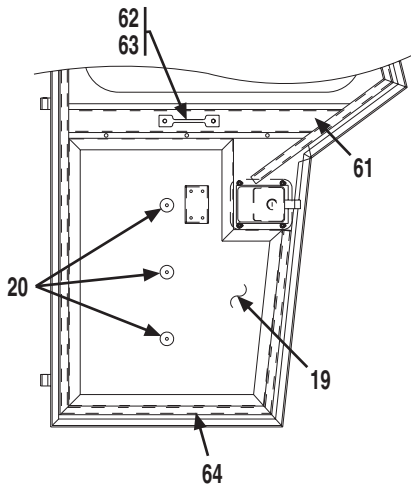
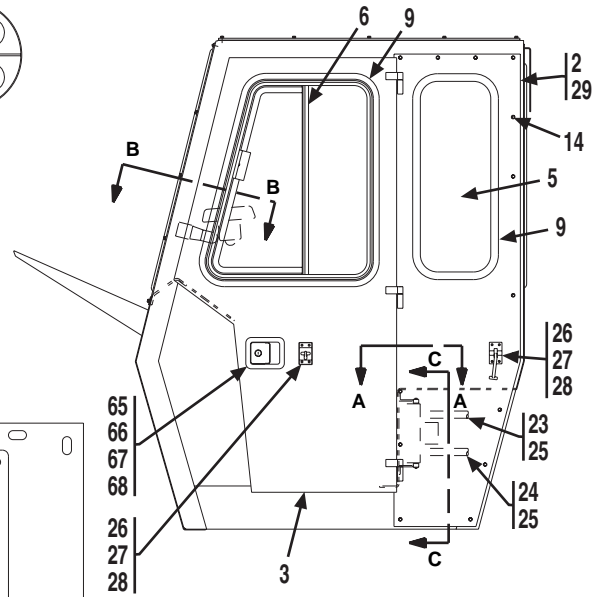
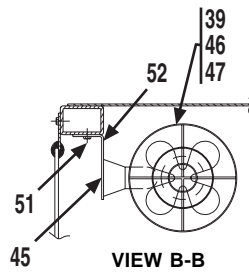
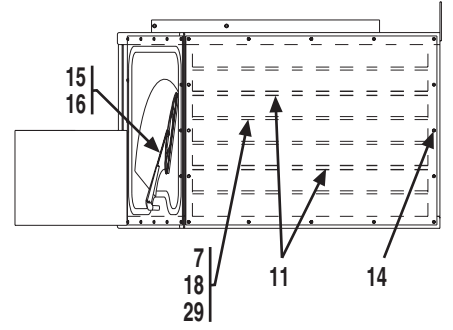
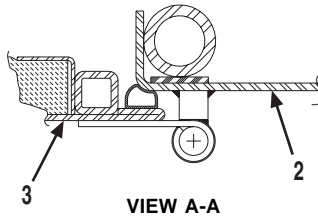
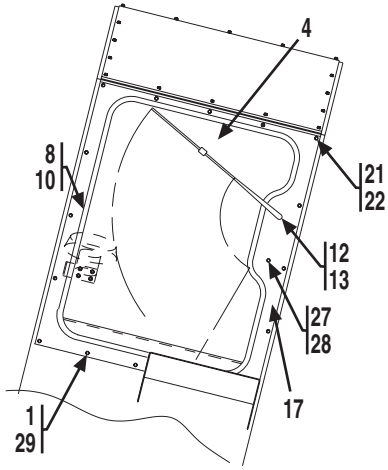


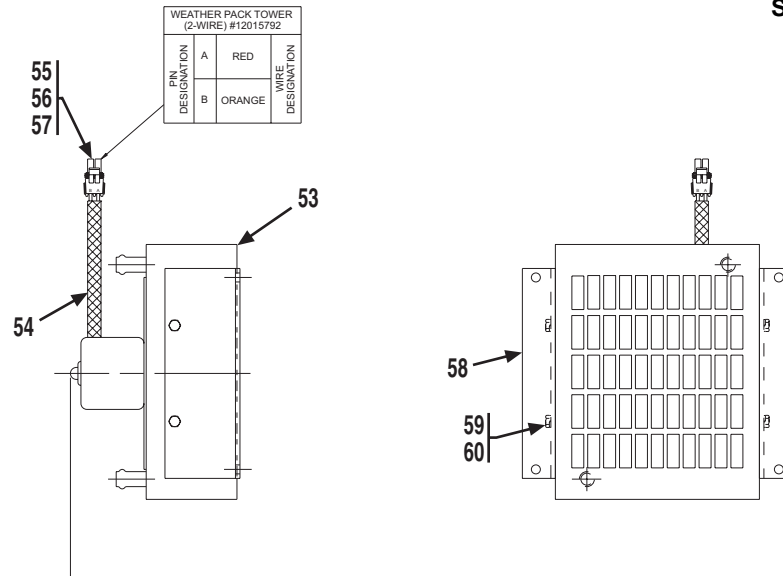
**VIEW A-A**



Item	Part No.	Qty.	Description Of Part
	9114-5050	1	CAB ENCLOSURE (includes all items)
1	9105-3559	3	INSULATION CAP
2	9108-3378	1	INSULATION PANEL
3	9002-9955	1	RUBBER GROMMET
4	9108-1499	1	MOUNTING ANGLE
5	9020-0680	1	DEFROSTER FAN
6	8821-1030	4	HEX HD CAPSCREW, 5/16-18X3-1/2 GR5
7	7714-3017	4	WHIZ-LOK NUT, #10-24
8		Ref	TOP WINDOW (see page 2-4 for details)
9	9114-3190	AR	GASKA-TAPE
10	1440-3190	AR	VULKEM CAULK
11	9002-7319	43	SELF-TAPPING SCREW, 1/4-20X1
12		Ref	DOOR SLIDING WINDOW (see page 2-4 for details)
13	8366-1145	14'	WEATHER STRIP
14	9108-6115	2	LEFT SIDE WINDOW FRAME
15		Ref	LEFT SIDE WINDOW (see page 2-4 for details)
16	8820-1001	5	HEX HD CAPSCREW, 1/4-20X1/2, GR5
17	9108-1545	1	DOOR HOLDER
18	7714-3016	9	WHIZ-LOK SCREW, #10-24X3/4
19	7714-3017	9	HEX NUT, #10-32
20	8348-3078	1	CRIMP ON CONNECTOR
21	8096-3058	1	SHROUD
22	9020-6169	1	HEATER HOSE
23	8668-3193	4	HOSE CLAMP
24	9114-1459	1	HEATER HOSE
25	9108-5057	1	CAB DOOR (includes 60 thru 65)
26	8096-3069	1	MALE PIN TERMINAL
27	8096-3067	2	CABLE SEAL
29	8856-1107	5	WASHER, 1/4
30	9108-3348	10'	CHANNEL MOULDING
31	9108-3392	10'	RELEASE FILLER STRIP (locate release cord just below wiper motor with knot located at loose end of cord)
32	9114-1332	1	FRONT WINDOW FRAME
33	9105-3419	3	TY-RAP
34	8368-3181	3	TY-RAP BASE

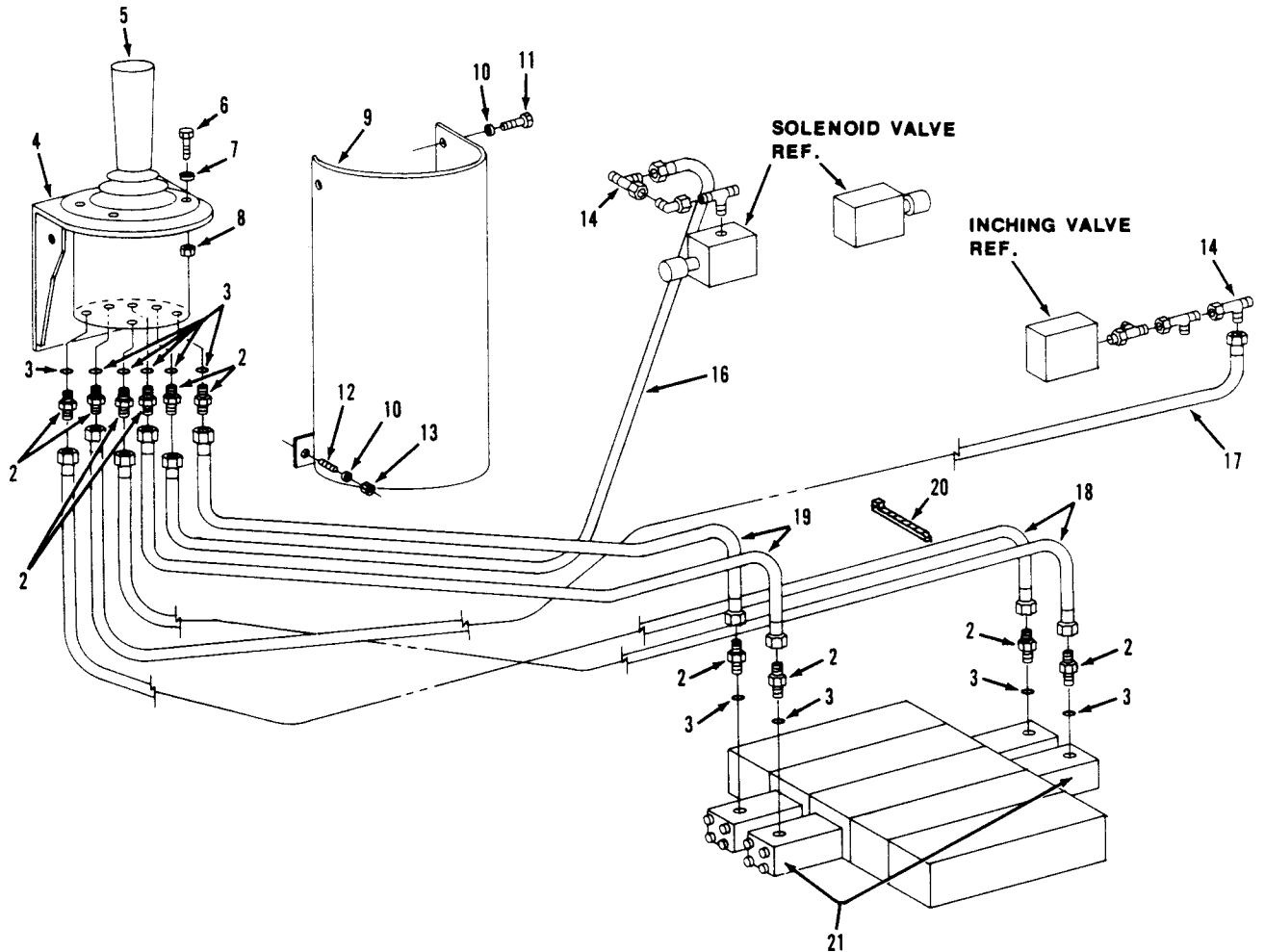
Item	Part No.	Qty.	Description Of Part
35		Ref	FRONT WINDOW (see page 2-4 for details)
36	9020-6023	1	WIPER MOTOR
37	9002-7214	2	BUTTON GROMMET
38	9103-3464	1	WINDSHIELD WIPER ARM
39	9103-3465	1	WIPER BLADE, 15"
40	7738-3744	1	HEATER SWITCH
41	8698-3188	1	RING TERMINAL
42	9108-1680	1	JUMPER WIRE
43	8668-3480	1	CRIMP ON CONNECTOR
44	9114-3108	2	FUSE HOLDER
45	7736-3268	2	15 AMP FUSE
46	9114-1374	1	JUMPER WIRE
47	2464-1328	1	SHUT-OFF VALVE
48	9112-3125	1	HEATER HARNESS
49	7738-3540	1	ORIFICE
50	9108-3155	1	TRUCK VALVE
51	7714-3004	4	WHIZ-LOK SCREW
52	7714-3006	4	WHIZ-LOK NUT
53	9104-3429	1	HEATER
54	8871-1383	1	PIPE BUSHING, 1/2X3/8
55	9103-1521	2	HEATER MOUNTING BRACKET
56	8820-1005	4	HEX HD CAPSCREW, 1/4-20X1, GR5
57	8871-2034	1	STREET ELBOW, 1/2X45
58	9108-3376	1	EMERGENCY EXIT DECAL (not shown)(located on corner post of cab next to emergency release cord)
59	9114-3220	78'	TRIM - LOK
60	9020-3840	1	PULL HANDLE (on inside of door)
61	8832-1039	2	SELF TAPPING SCREW
62	9108-3263	1	FLUSH LOCK
63	8830-1070	4	RD.HD. MACHINE SCREW, #8-32X1/2"
64	8852-1604	4	LOCKNUT, #8-32
65	8856-1104	4	FLAT WASHER, #8





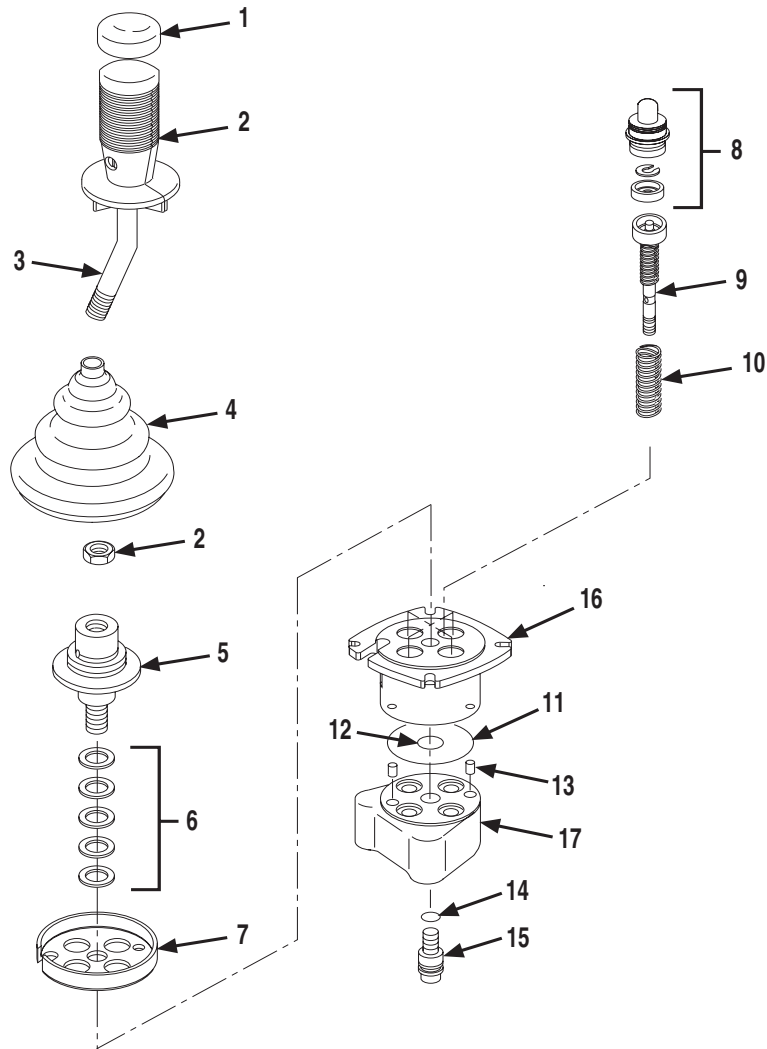
Item	Part No.	Qty.	Description Of Part
	9114-5096	1	CAB ENCLOSURE, (includes all items)
1	9114-1332	1	FRONT WINDOW FRAME
2	9108-6115	1	LEFT SIDE WINDOW FRAME
3	9108-5057	1	CAB DOOR ASSY, (includes items 61 thru 68)
4	9108-3450	1	FRONT WINDOW
5	9108-3434	1	LEFT SIDE WINDOW
6	9130-3067	1	DOOR SLIDING WINDOW
7	9114-3090	1	TOP WINDOW
8	9108-3392	10'	RELEASE FILLER STRIP
9	8366-1145	14'	WEATHER STRIP
10	9108-3348	10'	CHANNEL MOLDING
11	9114-3220	78"	TRIM-LOK
12	9020-6023	1	WIPER MOTOR
13	9002-7214	2	BUTTON GROMMET
14	9002-7319	41	SELF TAPPING SCREW, 1/4-20X1
15	9103-3464	1	WINDSHIELD WIPER ARM
16	9103-3465	1	15" WIPER BLADE
17	9108-3376	1	EMERGENCY EXIT DECAL
18	9114-3190	12.2'	GASKA-TAPE
19	9108-3378	1	INSULATION PANEL
20	9105-3559	3	PUSH ON INSULATION CAP
21	8820-1001	5	HEX HD CAPSCREW, 1/4-20X1/2, GR5
22	8856-1107	5	FLAT WASHER, 1/4
23	9020-6169	1	HEATER HOSE
24	9114-1459	1	HEATER HOSE
25	8668-3193	4	HOSE CLAMP
26	9108-1545	1	DOOR HOLDER
27	7714-3016	9	WHIZ LOCK SCREW, #10-24X3/4
28	7714-3017	9	WHIZ LOCK NUT, #10-24
29	1440-3190	AR	VULKEM CAULK
* 30	8871-2034	1	STREET ELBOW - 45 DEGREES, 1/2
31	9108-3155	1	TRUCK VALVE
32	8668-3480	1	CRIMP-ON CONNECTOR
33	9114-3108	2	FUSE HOLDER
34	9114-3361	2	HEATER DECAL
35	7738-3470	2	BOOT

Item	Part No.	Qty.	Description Of Part
36	7738-3744	2	TOGGLE SWITCH
37	7738-3540	1	COOLANT RESTRICTOR ORIFICE
* 38	7736-3268	2	FUSE, 15 AMP
* 39	9020-0680	1	FAN
* 40	9134-3040	1	CRIMP-ON CONNECTOR
* 41	9112-3182	1	HEATER HARNESS
* 42	7714-3004	4	WHIZ LOCK SCREW
* 43	9114-1374	1	JUMPER WIRE
* 44	9112-5106	1	HEATER ASSY, (includes items 53 thru 60)
45	9002-9955	1	RUBBER GROMMET
* 46	7714-3017	4	WHIZ LOCK NUT, #10-24
* 47	8821-1030	4	SOCKET HD CAPSCREW, #10-24X 3/4, GR8
48	7714-3006	4	WHIZ LOCK NUT
49	8871-1383	1	REDUCING BUSHING
50	2464-1328	1	SHUT OFF VALVE
51	9002-7319	2	SELF TAPPING SCREW, 1/4-20X1
52	9108-1499	1	MOUNTING ANGLE
* 53	9104-3429	1	HEATER
* 54	8203-3996	6"	FLEX LOOM
* 55	8096-3057	1	TOWER
* 56	8096-3068	2	FEMALE PIN TERMINAL
* 57	8096-3067	2	CABLE SEALS
* 58	9103-1521	2	HEATER MOUNTING BRACKET
* 59	8820-1003	4	HEX HD CAPSCREW, 1/4-20X3/4, GR5
* 60	8855-1009	4	LOCK WASHER, 1/4
* 61	9108-6124	1	DOOR PLATE WELDMENT
* 62	9020-3480	1	HANDLE
* 63	8832-1039	2	SELF TAPPING SCREW, #10-32X1/2
* 64	7716-3064	169"	WEATHER STRIP
* 65	9108-3263	1	FLUSH LOCK
* 66	8830-1070	4	ROUND HD MACHINE SCREW, #8-32X1/2
* 67	8852-1604	4	HEX LOCKNUT, #8-32
* 68	8856-1104	4	FLAT WASHER, #8

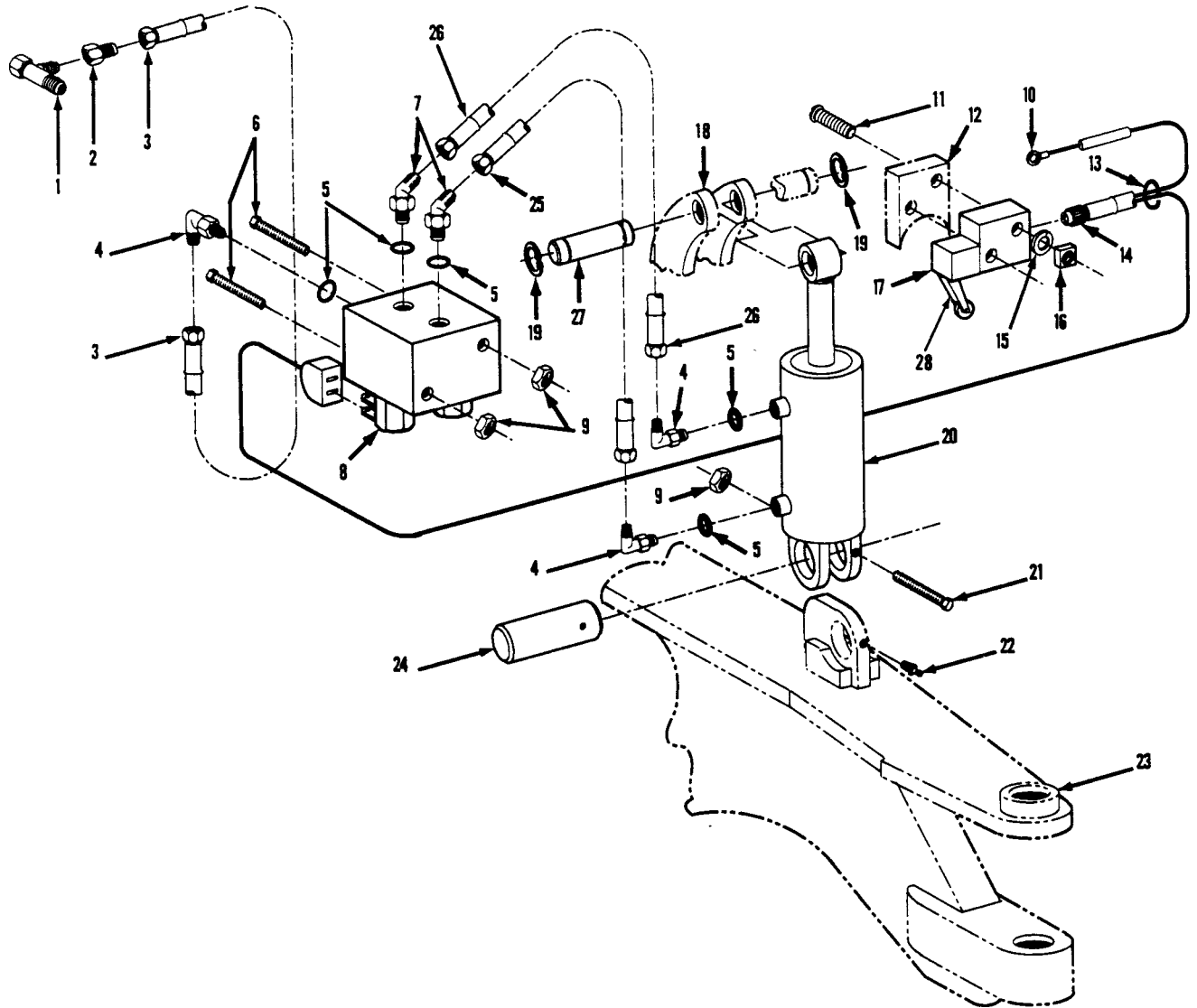


Item	Part No.	Qty.	Description Of Part
	9112-5023	1	JOYSTICK INSTALLATION ASSY (includes all items)
1	9104-3063	1	SEAT (not illustrated)
2	8866-2005	10	CONNECTOR (includes item 3)
3	8859-1204	10	O-RING
4	9112-6035	1	JOYSTICK MOUNT WELDMENT
5		Ref	JOYSTICK ASSY (see page 13-10 for details)
6	8820-1004	4	HEX HD CAPSCRW, 1/4-20X7/8, GR5
7	8855-1009	4	LOCKWASHER, 1/4
8	8850-1004	4	HEX NUT, 1/4-20
9	9104-6056	1	COVER
10	8855-1010	4	LOCKWASHER, 5/16

Item	Part No.	Qty.	Description Of Part
11	8820-1018	2	HEX HD CAPSCRW, 5/16-18X3/4, GR5
12	8505-1384	2	WELD STUD, 5/16-18
13	8850-1005	2	HEX NUT, 5/16-18
14	8866-2239	2	SWIVEL NUT RUN TEE, 3/8 TUBE
15	9020-6194	AR	TRIM LOK
16	9020-4096	1	HOSE ASSY
17	7713-3197	1	HOSE ASSY
18	8471-7458	2	HOSE ASSY
19	8471-7519	2	HOSE ASSY
20	9002-7187	AR	TIE-WRAP
21	9112-3075	2	VALVE POSITIONER KIT

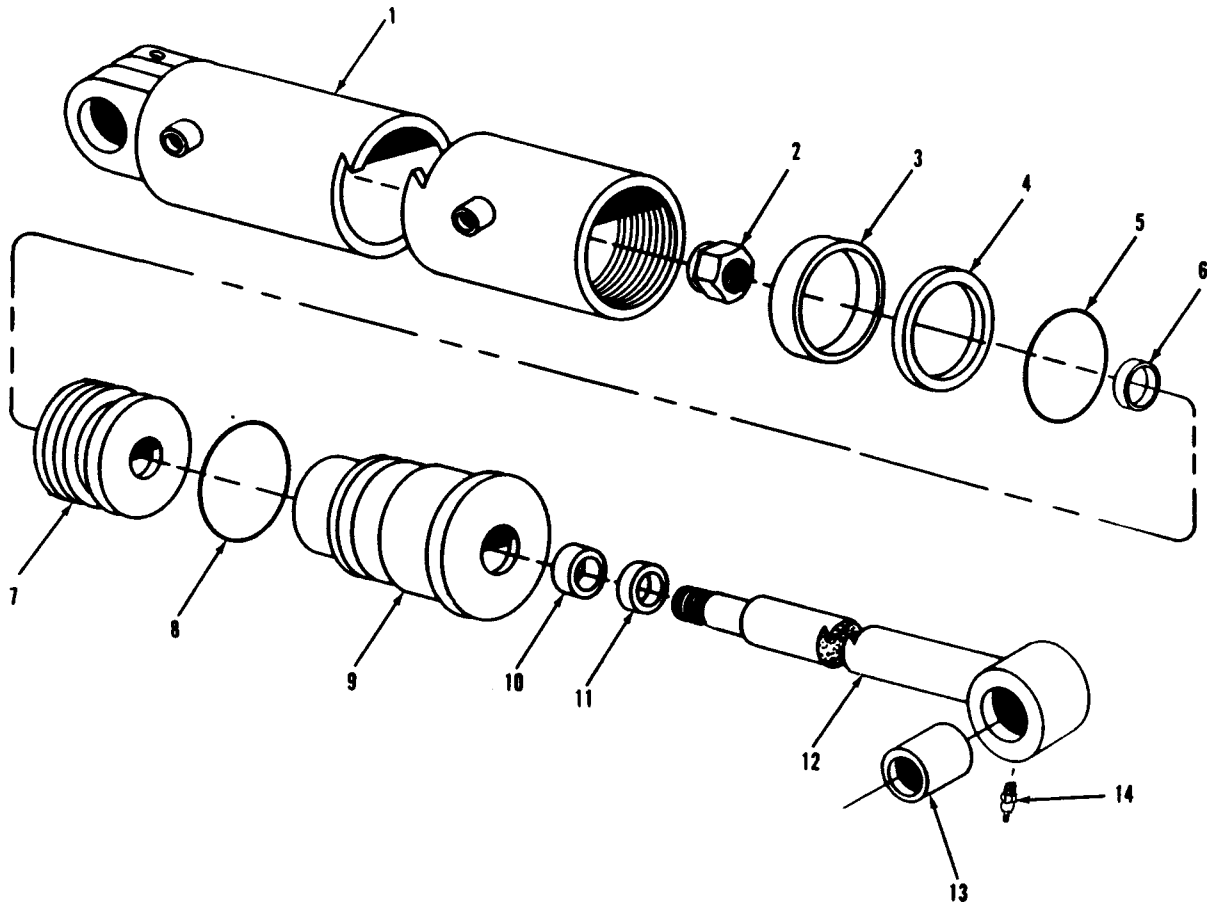


Item	Part No.	Qty.	Description Of Part	Item	Part No.	Qty.	Description Of Part
	9112-3078	1	JOYSTICK CONTROLLER, (includes all items)	10	8093-4259	1	SPRING, (pack of four)
	9140-4326	AR	SEAL KIT, (includes items 11 thru 15)	11		1	O-RING
1	8093-4658	1	CAP	12		1	O-RING
2	9112-4128	1	HANDLE GRIP KIT	13		2	DOWELL PIN
3	9112-4127	1	HANDLE TUBE	14		1	O-RING
4	8093-4241	1	BOOT	15		1	SCREW
5	8026-4140	1	CARDAN KIT, (includes item 6)	16		1	UPPERBODY
6		AR	SHIM	17		1	LOWERBODY
7	9130-4026	1	RETAINING PLATE				NOTE: ONLY ITEMS WITH PART NUMBERS ARE AVAILABLE FOR SERVICE.
8	8093-4498	4	PLUNGER & GUIDE KIT				
9	9140-4327	4	REGULATING UNIT				

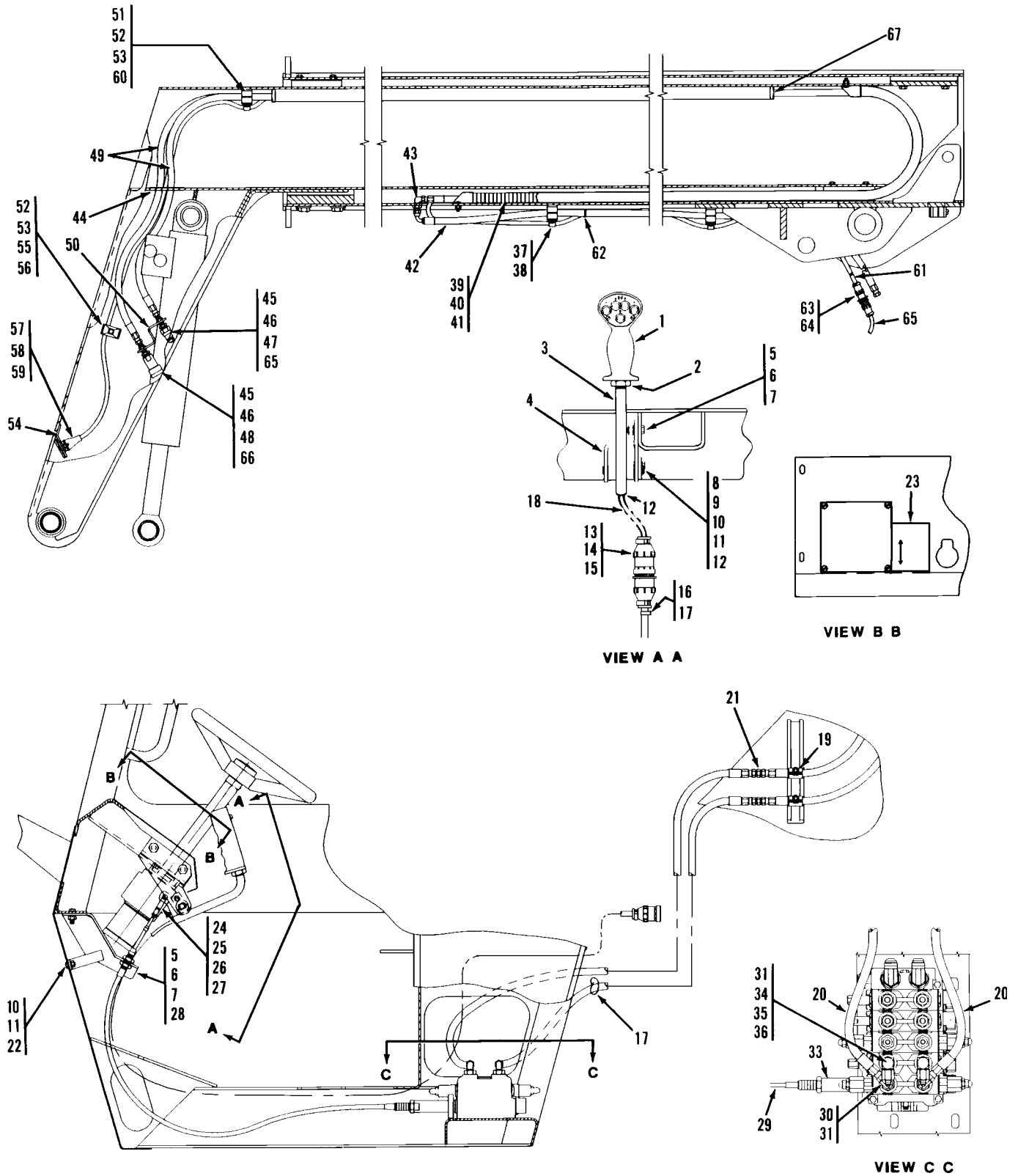


Item	Part No.	Qty.	Description Of Part	Item	Part No.	Qty.	Description Of Part
	9112-5007	Ref	REAR AXLE STABILIZER (includes all items)	15	8855-1007	2	LOCKWASHER, #10
1	8866-2244	1	SWIVEL NUT RUN TEE, 1" TUBE	16	9104-3199	2	SQUARE NUT
2	9103-3230	1	REDUCER	17	9104-3123	1	SWITCH (includes item 28)
3	8471-6426	1	HOSE ASSY	18	9112-1013	1	STABILIZER BRACKET
4	8866-2065	3	ELBOW, 90 DEGREES (includes item 5)	19	8858-1140	2	SNAP RING
5	8859-1205	5	O-RING	20		Ref	STABILIZER CYLINDER (see page 13-12 for details)
6	8320-1073	2	HEX HD CAPSCREW, 3/8-16X4-1/2, GR5	21	8820-1044	1	HEX HD CAPSCREW, 3/8-16X3-1/4, GR5
7	8866-2085	2	ELBOW, 45 DEGREES (includes item 5)	22	8867-1008	1	LUBE FITTING, STRAIGHT 1/4-28
8	9111-3003	1	STABILIZER	23	9104-6114	1	REAR AXLE WELDMENT
9	8852-1206	3	HEX LOCKNUT, 3/8-16	24	9112-1017	1	PIN
10	9111-1002	1	JUMPER WIRE	25	8471-7888	1	HOSE ASSY
11	8830-1099	2	ROUND HD MACHINE SCREW, #10-24X 1-3/4	26	8471-7887	1	HOSE ASSY
12	9112-1018	1	BRACKET	27	9104-1227	1	PIN
13	9002-7187	4	TY-RAP	28	9104-4475	1	LEVER/ ROLLER ASSY
14	9104-5034	1	BOOM SWITCH HARNESS				



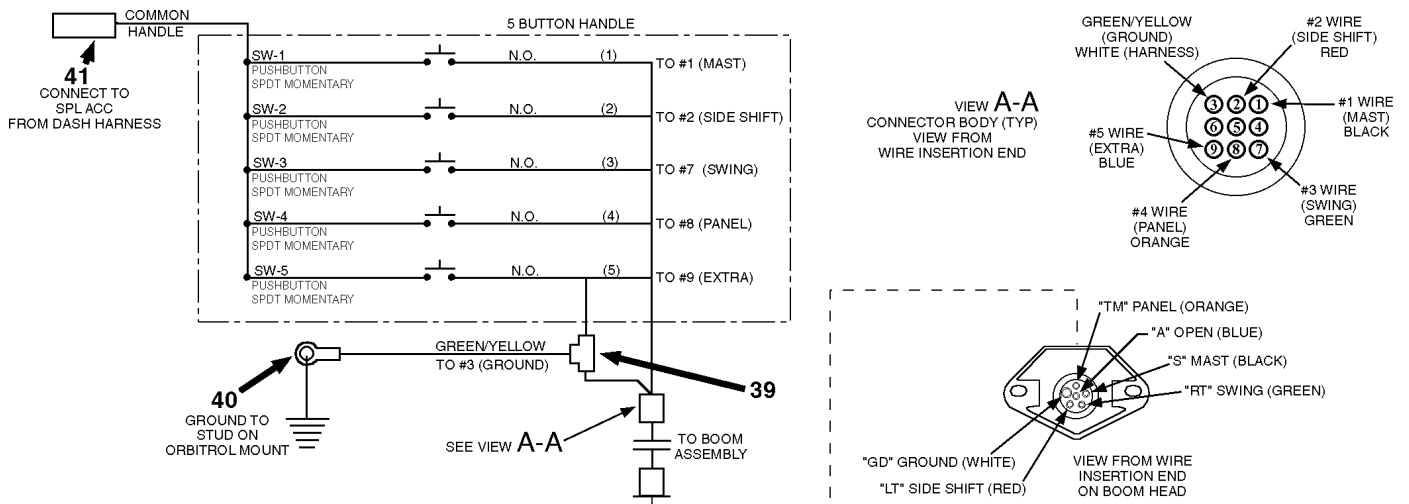
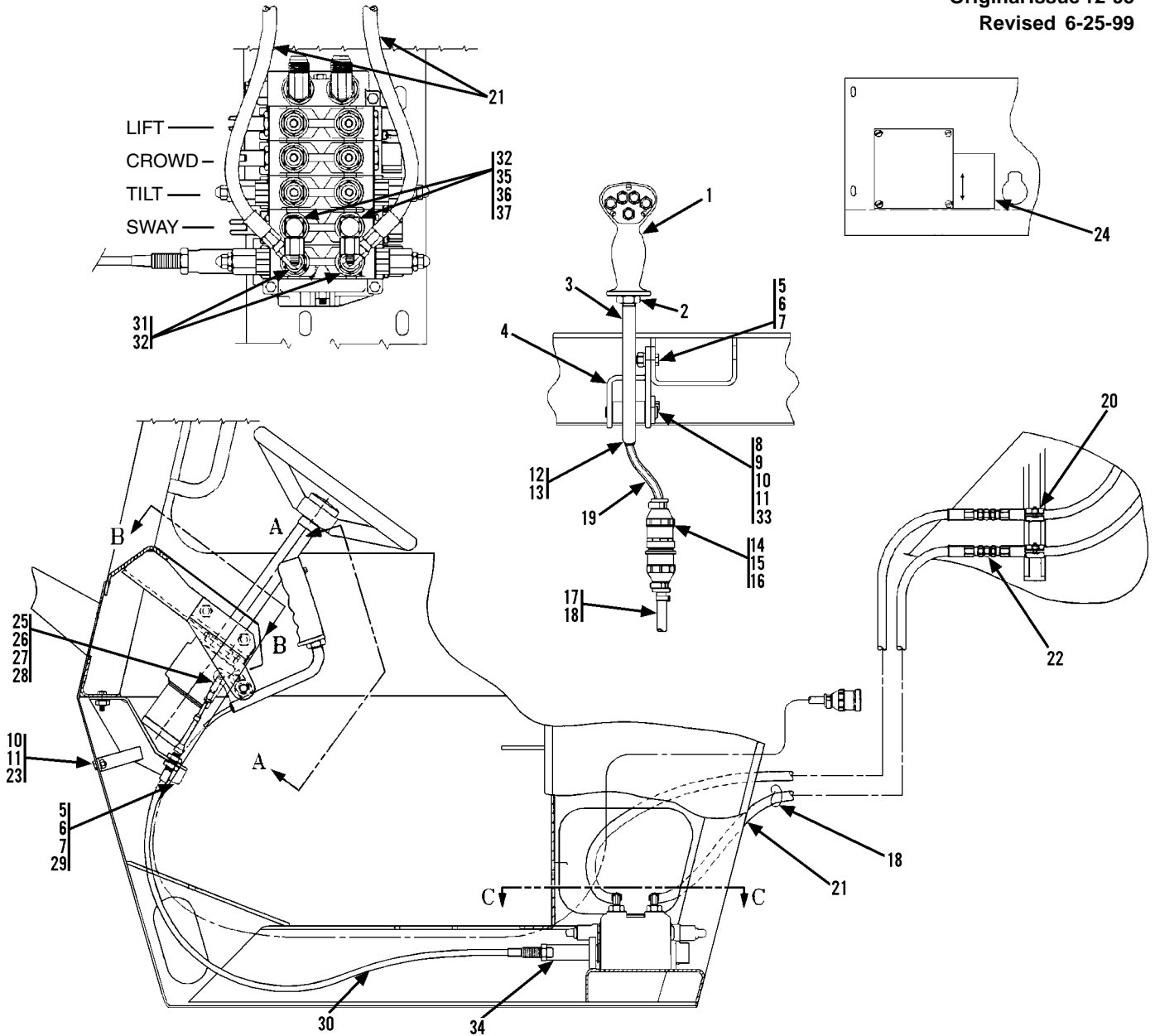


Item	Part No.	Qty.	Description Of Part
	9104-3303	1	STABILIZER CYLINDER ASSY (includes all items)
	9104-4330	1	SEAL KIT (includes items 3,4,5,6,8,10 & 11)
1	9104-4334	1	TUBE ASSY
2	9103-4286	1	LOCKNUT (torque to 590 ft. lbs.)
3		1	WEAR RING
4		1	SEAL
5		1	O-RING
6		1	O-RING
7	9104-4331	1	PISTON
8		1	O-RING
9	9104-4332	1	GLAND
10		1	SEAL
11		1	WIPER
12	9104-4333	1	ROD ASSY
13	9104-4353	1	BUSHING
14	8867-1033	1	LUBE FITTING, STRAIGHT 1/4-28
			NOTE: ONLY ITEMS WITH PART NUMBERS ARE AVAILABLE FOR SERVICE.



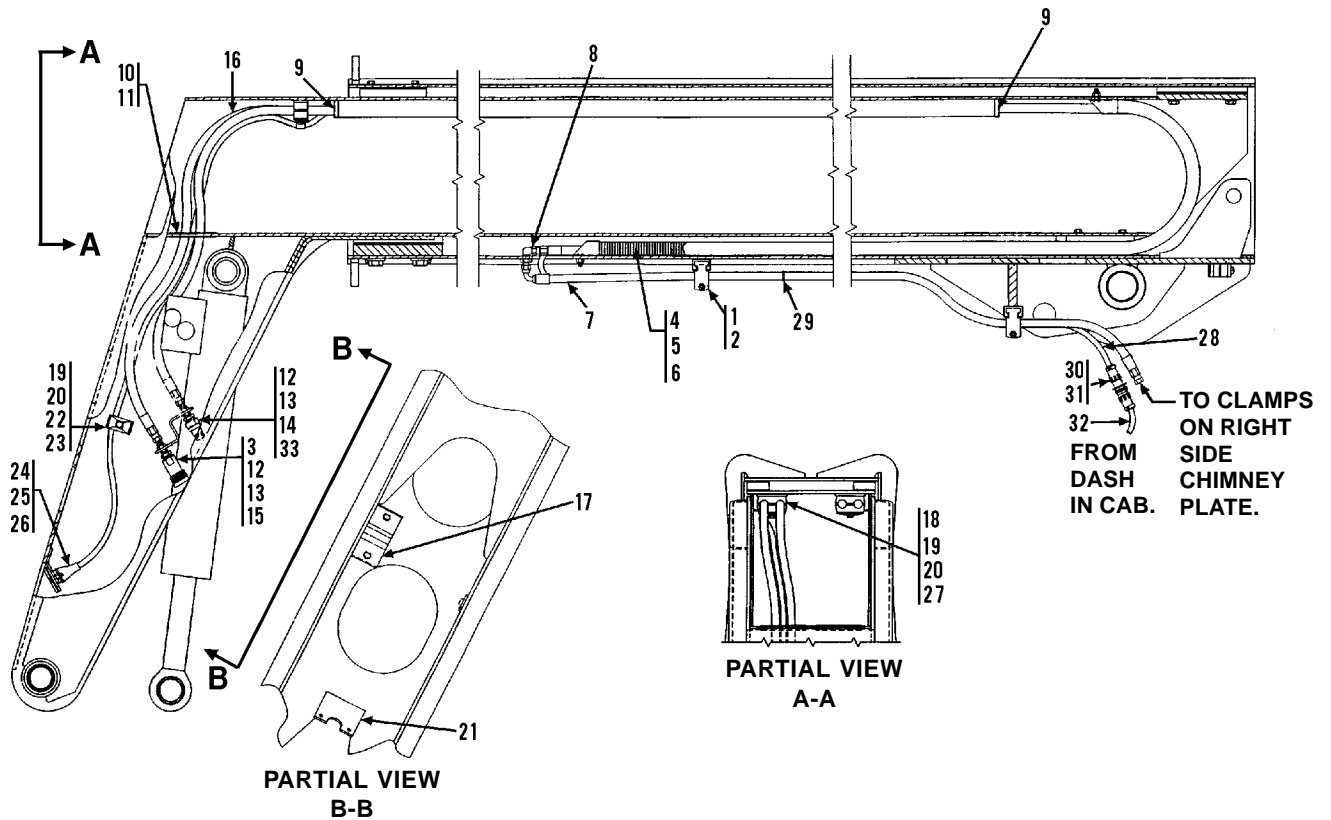
ARTWORK ON PREVIOUS PAGE

Item	Part No.	Qty.	Description Of Part	Item	Part No.	Qty.	Description Of Part
* 1	9108-5060	Ref	AUXILIARY HYDRAULIC ASSY (includes all items)	34	9108-3343	2	ELBOW, 90 DEGREES
		Ref	5-BUTTON HANDLE (see page 13-37 for details)	35	8866-1348	2	TUBE END REDUCER, 5/8X3/4 TUBE
2	8850-1112	1	HEAVY HEX JAM NUT, 3/4-10	36	8866-1407	2	NUT
3	9112-6024	1	LEVER WELDMENT	37	9020-7463	4	CUSHION CLAMP
4	9112-6025	1	LEVER BRACKET	38	9108-3216	2	CUSHION CLAMP
5	8820-1036	4	HEX HDCAPSCREW, 3/8-16X1-1/4, GR5	39	9108-3290	1	HOSE CARRIER
6	8850-1006	4	HEX NUT, 3/8-16	40	8841-1037	4	ROUND HEAD CARRIAGE BOLT, 5/16-18X1
7	8855-1011	4	LOCKWASHER, 3/8	41	8852-1205	4	HEX LOCKNUT, 5/16-18
8	9112-6027	1	PIN WELDMENT	42	8471-7563	2	HOSE ASSY
9	9108-3136	2	BUSHING	43	9002-7179	2	BULKHEAD FITTING
10	8820-1018	2	HEX HDCAPSCREW, 5/16-18X3/4, GR5	44	9020-6199	28"	TRIM-LOK
11	8855-1010	2	LOCKWASHER, 5/16	45	9112-3061	1	BULKHEAD ELBOW
12	9112-3051	1	RUBBER BUSHING	46	8871-2305	2	REDUCING BUSHING
13	9002-8956	1	CONNECTOR BODY	47	9020-4244	1	MALE HYDRAULIC COUPLER
14	9002-8958	6	TERMINAL	48	9020-4245	1	FEMALE HYDRAULIC COUPLER
15	9002-8978	1	CABLE CLAMP	49	8471-8032	2	HOSE ASSY
16	9040-3396	1	AUXILIARY WIRING HARNESS	50	9112-1138	1	BRACKET
17	9002-7187	14	TY-RAP	51	9913-3139	1	STAUFF CLAMP SET
18		12"	LOOM (5/16" I.D)	52	7713-3140	1	STAUFF COVER PLATE
19	9020-7464	2	CUSHION CLAMP	53	7713-3177	2	HEX HD CAPSCREW, 5/16-18X1-3/8
20	8471-8040	2	HOSE ASSEMBLY	54	9112-1139	1	RECEPTAL
21	8866-1065	2	UNION, 1/2 TUBW	55	7713-3141	1	WELS PLATE
22	8850-1005	1	HEX NUT, 5/16-18	56	7713-3168	1	CLAMP SET
23	9103-3394	1	AUXILIARY CONTROL DECAL	57	9020-7661	1	CONTACT SOCKET
24	8882-1002	1	ADJUSTABLE YOKE END	58	8820-1005	2	HEX HD CAPSCRW, 1/4-20X1, GR5
25	8863-3001	1	YOKE PIN, 1/4	59	8852-1304	2	HEX LOCKNUT, 1/4-20
26	8863-1302	1	COTTER PIN, 1/16X3/4	60	8594-1016	1	SUPPORT CLAMP
27	8850-1404	1	HEX JAM NUT, 1/4-28	61	9108-3383	1	WIRING HARNESS
28	9112-6023	1	CABLE BRACKET WELDMENT	62	7868-3122	10	TY-WRAP
29	9112-3050	1	PUSH-PULL CABLE	63	9002-8955	1	CONNECTOR BODY
30	9108-3310	2	ELBOW, 90 DEGREES	64	9002-8978	1	CABLE CLAMP
31	8859-1206	2	O-RING	65	9104-3126	1	DUST CAP
32	9002-8662	2	WAVE BEND WASHER	66	9104-3125	1	DUST PLUG
33	9112-3062	1	CABLE ADAPTER BONNET	67	9020-6194	8"	TRIM-LOCK



ARTWORK ON PREVIOUS PAGE

Item	Part No.	Qty.	Description Of Part	Item	Part No.	Qty.	Description Of Part
* 1	9108-5106	Ref	AUXILIARY HYDRAULICS ASSY (includes all items on both pages)	20	9020-7464	2	CUSHION CLAMP, 3/4
		Ref	5 BUTTON HANDLE (see page 13-37 for details)	21	8471-8040	2	HOSE ASSY
2	8850-1112	1	HEX JAM NUT, 3/4-16	22	8866-1065	2	UNION, 1/2 TUBE
3	9112-6024	1	LEVER WELDMENT	23	8850-1005	1	HEX NUT, 5/16
4	9112-6025	1	LEVER BRACKET	24	9103-3394	1	AUXILIARY CONTROL DECAL
5	8820-1036	4	HEX HD CAPSCREW, 3/8-16 x 1 1/4	25	8882-1002	1	YOKE END
6	8850-1006	4	HEX NUT, 3/8-16	26	8863-3001	1	CLEVIS PIN
7	8855-1011	4	LOCKWASHER, 3/8	27	8863-1302	1	COTTER PIN, 1/16 x 3/4
8	9112-6027	1	PIN WELDMENT	28	8850-1404	1	HEX JAM NUT, 1/4-28
9	9108-3136	2	BUSHING	29	9112-6023	1	CABLE BRACKET WELDMENT
10	8820-1018	2	HEX HD CAPSCREW, 5/16-18 x 3/4	30	9112-3050	1	PUSH-PULL CABLE
11	8855-1010	2	LOCKWASHER, 5/16	31	9108-3310	2	ELBOW, 90 DEGREE (includes item 32)
12	9112-3051	1	MOLDED RUBBER BUSHING	32	8859-1206	2	O-RING
13	1440-2248	AR	3M ADHESIVE	33	9002-8662	2	WAVE BEND WASHER
14	9002-8956	1	CONNECTOR BODY	34	9112-3062	1	CABLE ADAPTER BONNET
15	9002-8958	6	TERMINAL	35	9108-3343	2	ELBOW, 90 DEGREES
16	9002-8978	1	CABLE CLAMP	36	8866-1348	2	TUBE END REDUCER, 5/8 TO 3/4
17	9040-3396	1	AUXILIARY WIRING HARNESS	37	8866-1407	2	NUT, 5/8
18	9002-7187	14	TIE WRAP	39	9002-8968	1	CONNECTOR
19	8203-3993	12"	LOOM, 5/16 I.D.	40	9103-3391	1	INSULATED RING TERMINAL
				41	8698-3193	1	MALE BULLET



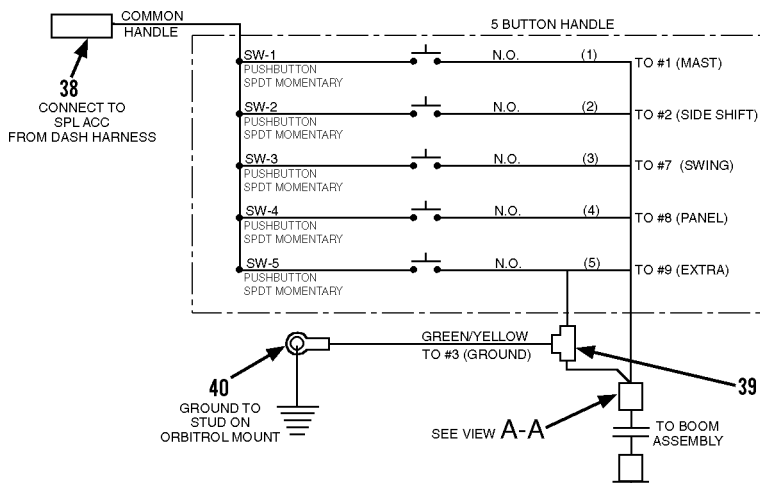
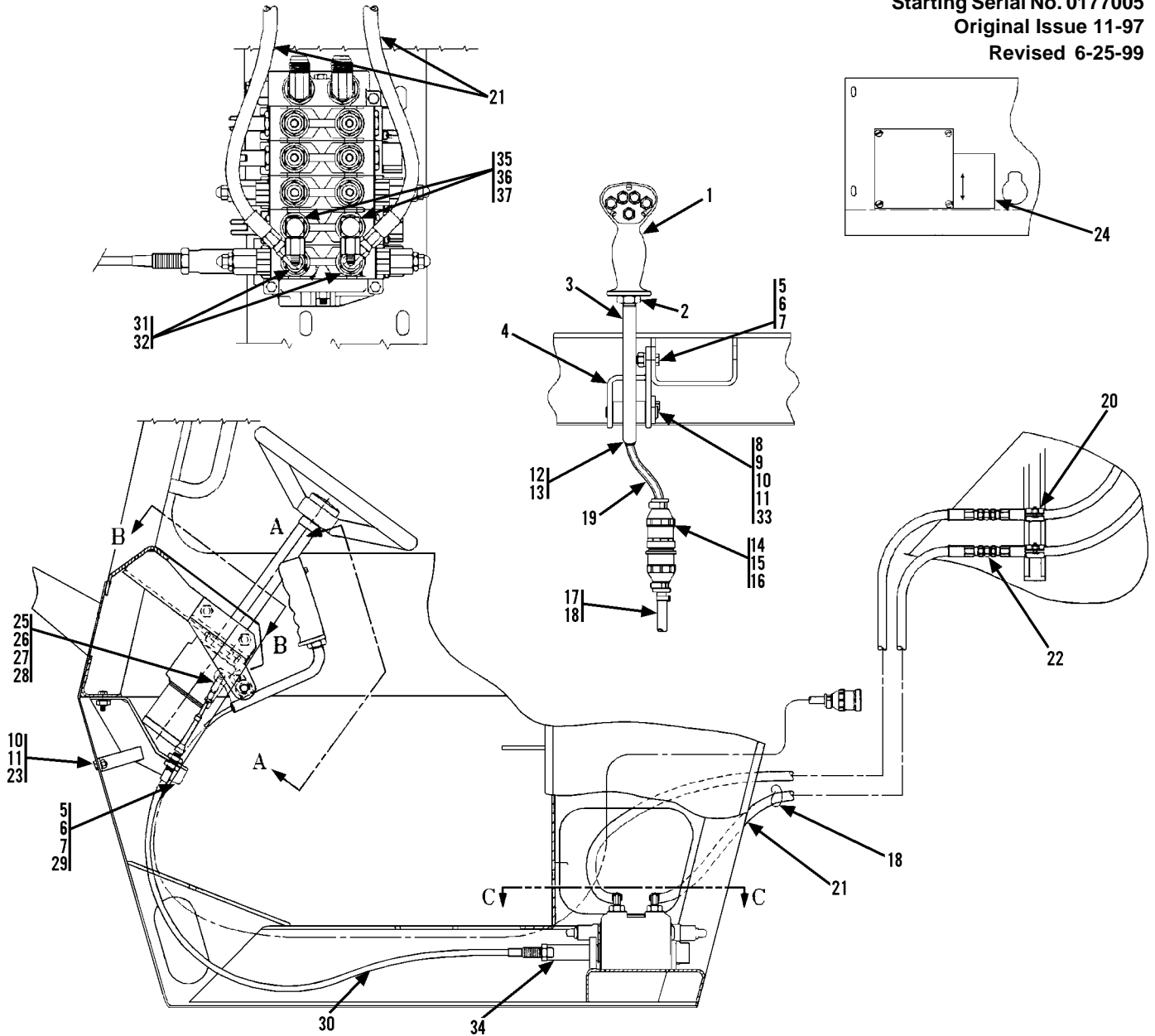
Item	Part No.	Qty.	Description Of Part
	9108-5106	Ref	AUXILIARY HYDRAULICS ASSY (includes all items on both pages)
1	9020-7463	4	CUSHION CLAMP
2	9108-3216	2	CUSHION CLAMP
3	9104-3125	1	DUST PLUG
4	9108-3290	1	HOSE CARRIER
5	8841-1037	4	R.H. CARRIAGE BOLT, 5/16-18 x 1
6	8852-1205	4	LOCKNUT, 5/16-18
7	8471-7563	2	HOSE ASSY
8	9002-7179	2	ELBOW, 90 DEGREES, BLKHD
9	9020-6194	AR	TRIM-LOK
10	1440-2248	AR	3M ADHESIVE
11	9020-6199	AR	TRIM-LOK
12	9112-3061	2	BULKHEAD FITTING
13	8871-2305	2	PIPE BUSHING, 1/2 x 1/4
14	9020-4244	1	MALE HYDRAULIC COUPLER
15	9020-4245	1	FEMALE HYDRAULIC COUPLER
16	8471-8032	2	HOSE ASSY

Item	Part No.	Qty.	Description Of Part
17	9112-1138	1	QUICK DISCONNECT BRACKET
18	7713-3139	1	STAUFF CLAMP SET, 5/8
19	7713-3140	2	STAUFF COVER PLATE
20	7713-3177	2	HEX HD CAPSCREW, 5/16-18 x 1 3/8
21	9112-1139	1	RECEPTACLE BRACKET
22	7713-3141	1	WELD PLATE
23	7713-3168	1	CLAMP SET
24	9020-7661	1	6 CONTACT SOCKET
25	8820-1005	2	HEX HD CAPSCREW, 1/4-20 x 1
26	8852-1304	2	FLEX LOCKNUT, 1/4-20
27	8594-1016	1	SUPPORT CLAMP
28	9108-3383	1	WIRING HARNESS
29	8668-3122	10	TY-WRAP
30	9002-8955	1	CONNECTOR BODY
31	9002-8978	1	CABLE CLAMP
32	9040-3396	Ref	AUXILIARY WIRING HARNESS
33	9104-3126	1	DUST CAP

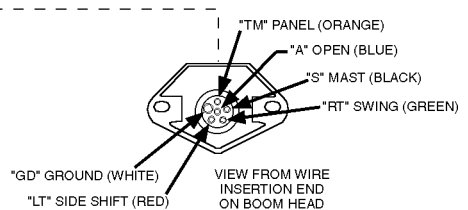
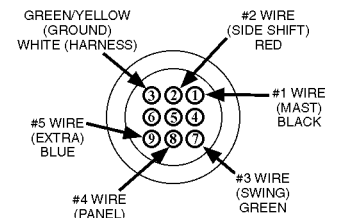
**GRADALL®**  
**MATERIAL HANDLER**  
**522 / 524**

**OPTIONAL EQUIPMENT**  
**(9108-5083) Auxiliary Hydraulic Assembly W/Electric**  
**3S-Boom**

Starting Serial No. 0177005  
 Original Issue 11-97  
 Revised 6-25-99



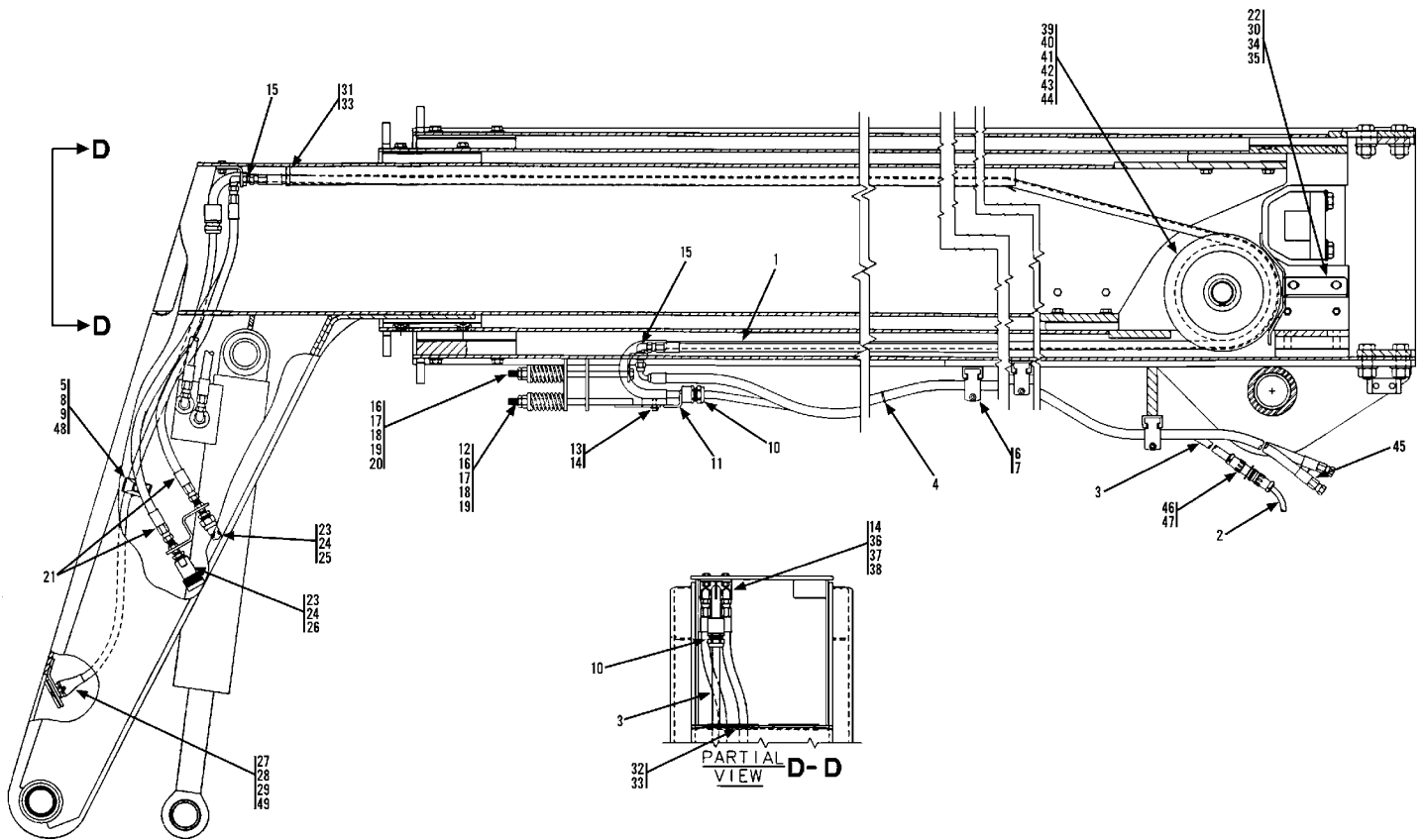
VIEW A-A  
 CONNECTOR BODY (TYP)  
 VIEW FROM  
 WIRE INSERTION END



ARTWORK ON PREVIOUS PAGE

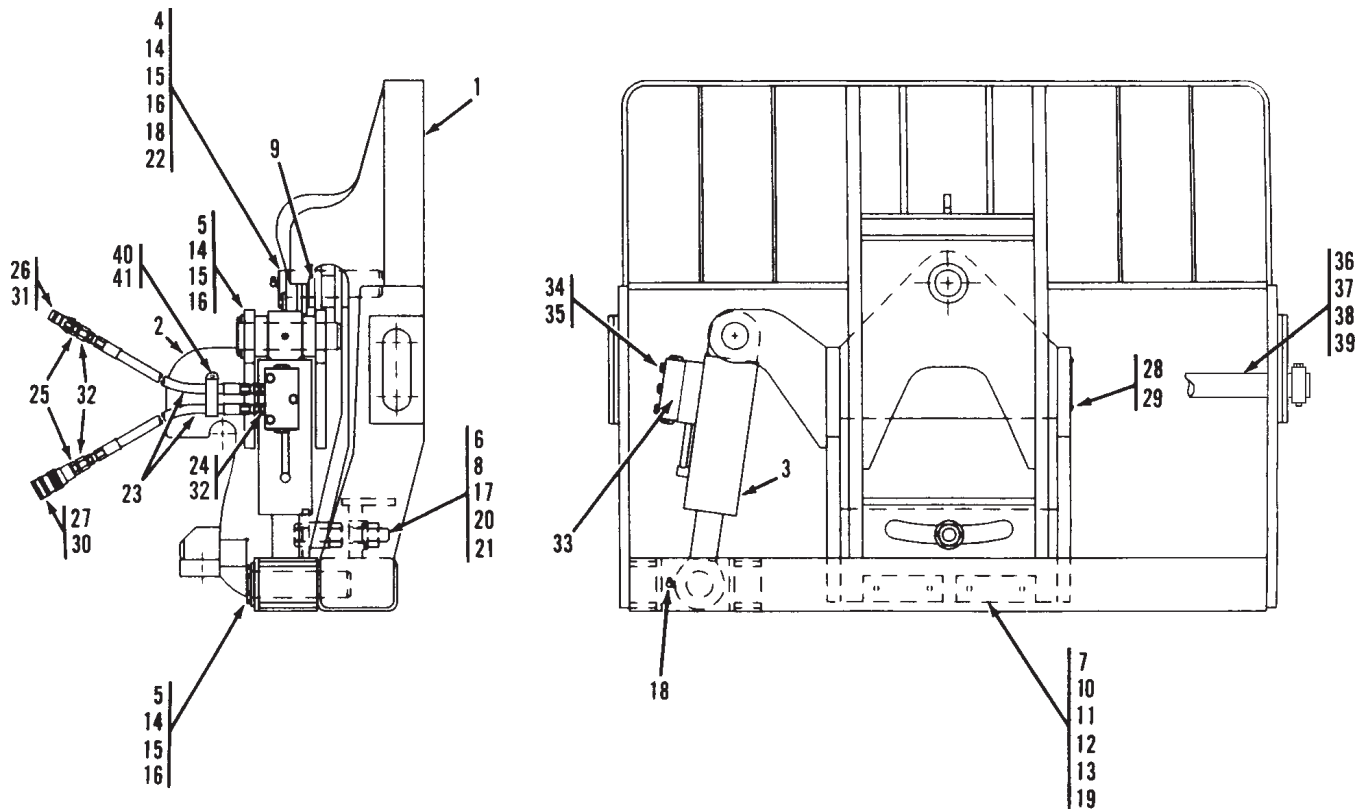
Item	Part No.	Qty.	Description Of Part	Item	Part No.	Qty.	Description Of Part
* 1	9112-5083	Ref	AUXILIARY HYDRAULICS ASSY (includes all items on both pages)	20	9020-7464	2	CUSHION CLAMP, 3/4
		Ref	5 BUTTON HANDLE (see page 13-37 for details)	21	8471-8026	2	HOSE ASSY
2	8850-1112	1	HEX JAM NUT, 3/4-16	22	8866-1065	2	UNION, 1/2 TUBE
3	9112-6024	1	LEVER WELDMENT	23	8850-1005	1	HEX NUT, 5/16
4	9112-6025	1	LEVER BRACKET	24	9103-3394	1	AUXILIARY CONTROL DECAL
5	8820-1036	4	HEX HD CAPSCREW, 3/8-16 x 1 1/4	25	8882-1002	1	YOKE END
6	8850-1006	4	HEX NUT, 3/8-16	26	8863-3001	1	CLEVIS PIN
7	8855-1011	4	LOCKWASHER, 3/8	27	8863-1302	1	COTTER PIN, 1/16 x 3/4
8	9112-6027	1	PIN WELDMENT	28	8850-1404	1	HEX JAM NUT, 1/4-28
9	9108-3136	2	BUSHING	29	9112-6023	1	CABLE BRACKET WELDMENT
10	8820-1018	2	HEX HD CAPSCREW, 5/16-18 x 3/4	30	9112-3050	1	PUSH-PULL CABLE
11	8855-1010	2	LOCKWASHER, 5/16	31	9108-3310	2	ELBOW, 90 DEGREE (includes item 32)
12	9112-3051	1	MOLDED RUBBER BUSHING	32	8859-1206	2	O-RING
13	1440-2248	AR	3M ADHESIVE	33	9002-8662	2	WAVE BEND WASHER
14	9002-8956	1	CONNECTOR BODY	34	9112-3062	1	CABLE ADAPTER BONNET
15	9002-8958	6	TERMINAL	35	9108-3343	2	ELBOW, 90 DEGREES
16	9002-8978	1	CABLE CLAMP	36	8866-1348	2	TUBE END REDUCER, 5/8 TO 3/4
17	9040-3396	1	AUXILIARY WIRING HARNESS	37	8866-1407	2	NUT, 5/8
18	9002-7187	14	TIE WRAP	38	8698-3193	1	MALE BULLET
19	8203-3993	12"	LOOM, 5/16 I.D.	39	9002-8968	1	CONNECTOR
				40	9103-3391	1	INSULATED RING TERMINAL



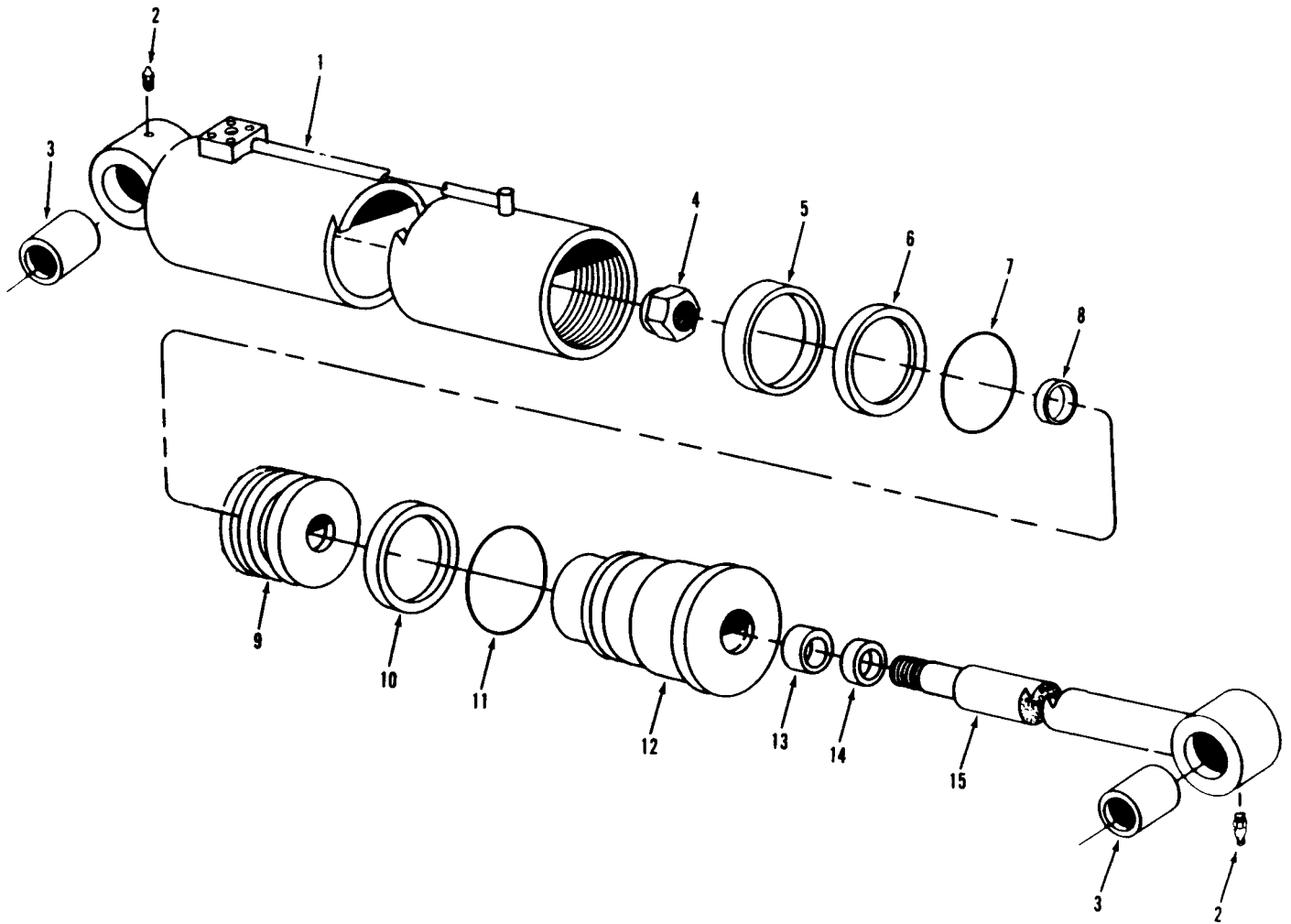


Item	Part No.	Qty.	Description Of Part
	9108-5083	Ref	AUXILIARY HYDRAULICS ASSY (includes all items on both pages)
1	8471-8281	2	HOSE ASSY
2	9040-3396	1	AUX. WIRING HARNESS
3	9108-3437	1	AUX. WIRING HARNESS
4	9002-7187	8	NYLON TIES
5	7713-3168	1	STAUFF CLAMP SET
6	9108-3216	4	CUSHION CLAMP
7	9020-7463	8	CUSHION CLAMP
8	7713-3140	1	STAUFF COVER PLATE
9	7713-3177	1	HEX BOLT
10	9112-3055	2	STRAIN RELIEF FITTING
11	9112-6031	1	CABLE TAKE-UP WELD
12	9112-6032	1	CABLE TAKE-UP SUPPORT
13	8820-1017	2	HEX HD CAPSCREW, 5/16-18X5/8, GR5
14	8855-1010	4	LOCKWASHER, 5/16
15	9002-7179	4	BULKHEAD FITTING, 90 DEGREES
16	9112-3054	3	COMPRESSION SPRING
17	9112-1134	3	SPRING RETAINER
18	8850-1008	3	HEX NUT, 1/2-13
19	8850-1108	3	HEAVY HEX JAM NUT, 1/2-13
20	9112-6008	2	HOSE TAKE-UP WELD
21	8471-8041	2	HOSE ASSY
22	9112-6080	1	HOSE GUARD
23	9112-3061	2	BULKHEAD FITTING
24	8871-2305	2	REDUCING BUSHING

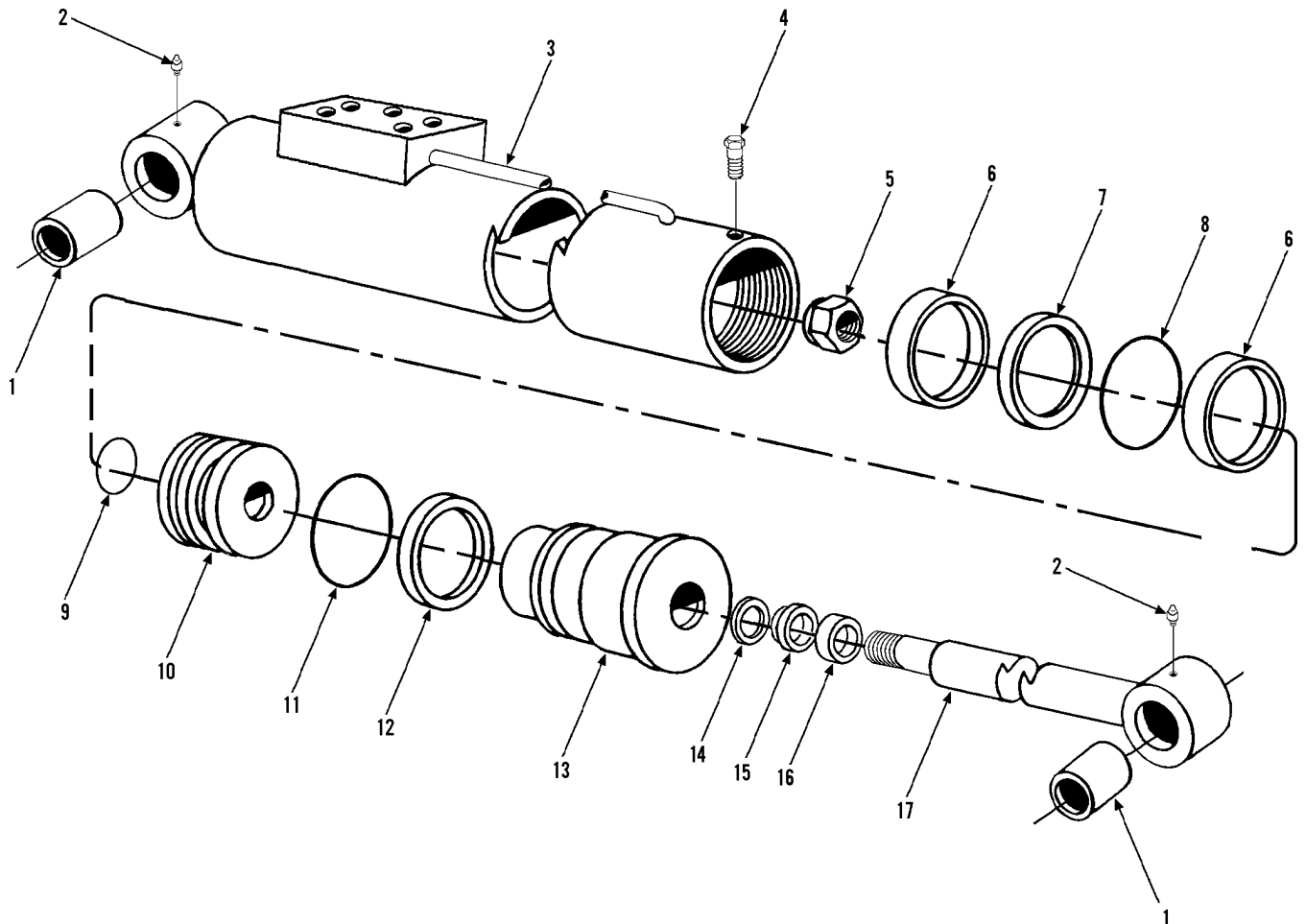
Item	Part No.	Qty.	Description Of Part
25	9020-4244	1	MALE HYDRAULIC COUPLER
26	9020-4245	1	FEMALE HYDRAULIC COUPLER
27	9020-7661	1	6 CONTACT SOCKET
28	8820-1005	2	HEX HD CAPSCREW, 1/4-20X1, GR5
29	8852-1304	2	HEX LOCKNUT, 1/4-20
30	8820-1034	2	HEX HD CAPSCREW, 3/8-16X7/8, GR5
31	9020-6194	3.5"	TRIM LOCK
32	9020-6199	13"	TRIM LOCK
33	1440-2248	A.R.	3M ADHESIVE
34	8856-1109	2	FLATWASHER, 3/8
35	8855-1011	2	LOCKWASHER, 3/8
36	9112-6029	1	HOSE & CABLE SUPPORT
37	8820-1019	2	HEX HD CAPSCREW, 5/16-18X7/8, GR5
38	8850-1005	2	HEX NUT, 5/16-18
39	9112-3056	1	AUX. HOSE SHEAVE
40	9108-1326	1	HOSE REEL SUPPORT
41	9020-3040	1	THRUST WASHER
42	8858-1320	1	RETAINING RING EXT.
43	8320-1123	3	HEX HD CAPSCREW, 1/2-13X1, GR5
44	9002-7471	3	HARDENED FLAT WASHER, 1/2
45	8471-8280	2	HOSE ASSY
46	9002-8955	1	CONNECTOR BODY
47	9002-8978	1	CABLE CLAMP
48	7713-3141	1	STAUFF BASE PLATE
49	9112-1139	1	RECEPTICAL BRACKET



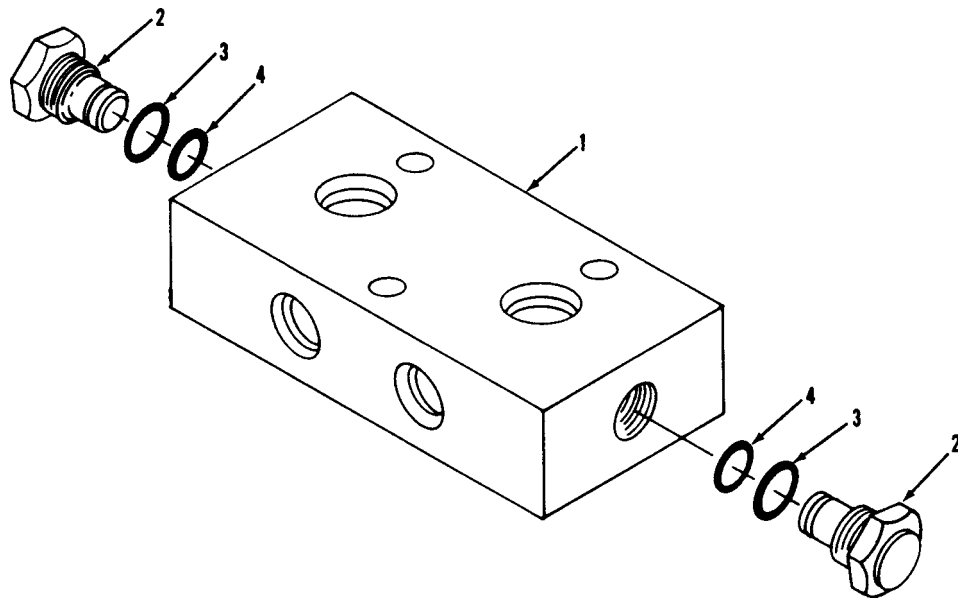
Item	Part No.	Qty.	Description Of Part	Item	Part No.	Qty.	Description Of Part
	9108-5058	Ref	48" SLOPE PILER CARRIAGE, (includes all items)	*25	8866-1010	2	CONNECTOR, (Before S/N 2005283-01)
	9108-3405	1	CAPACITY DECAL, (not shown)		8866-2018	2	CONNECTOR, (S/N 2005283-01 & After)
		1	CAPACITY DECAL, (524 3s), (not shown)	*26	9116-3138	1	MALE QUICK DISCONNECT, (Before S/N 2005283-01)
1	9108-6121	1	CARRIAGE WELDMENT		9140-3414	1	MALE QUICK DISCONNECT, (S/N 2005283-01 & After)
2	9108-6122	1	ADAPTER WELDMENT	*27	9116-3139	1	FEMALE QUICK DISCONNECT, (Before S/N 2005283-01)
*3		Ref	SWAY CYLINDER, (see page 13-15 for details)		9140-3413	1	FEMALE QUICK DISCONNECT, (S/N 2005283-01 & After)
4	9108-3248	1	BUSHING	28	8834-1022	4	DRIVE SCREW, #10X3/8
*5	3423263	2	PIN	29	9015-3001	1	SERIAL NUMBER PLATE
6	9020-4007	1	TUBE	30	9104-3125	1	DUST PLUG
7	9103-3186	2	BEARING PAD	31	9104-3126	1	DUST CAP
8	9108-1577	1	TAP BOLT	32	8866-2105	2	ELBOW, 90 DEGREES, (swivel nut)
9	9108-1594	1	THRUST WASHER	*33		Ref	DUAL P.O. CHECK VALVE, (see page 13-16 for details)
*10	9020-5870	AR	SHIM	34	8820-1040	3	HEX HD CAPSCREW, 3/8-16X2-1/4, GR5
*11	9103-1236	2	SPACER	35	8855-1011	3	LOCKWASHER, 3/8
*12	8820-1535	4	HEX HD CAPSCREW, 3/8-24X1-1/4, GR5	*36	9045-1058	1	FORK PIN
*13	8820-1534	4	HEX HD CAPSCREW, 3/8-24X1, GR5	37	9020-0003	2	COLLAR
14	9108-1313	3	KEEPER PLATE	38	8820-1105	2	HEX HD CAPSCREW, 5/8-11X4, GR5
15	8820-1065	6	HEX HD CAPSCREW, 1/2-13X1, GR5	39	8852-1310	2	LOCKNUT, 5/8-11
16	8855-1013	6	LOCKWASHER, 1/2	40	8452-1062	1	SUPPORT CLAMP
17	8852-1016	1	HEX LOCKNUT, 1-8	41	7714-3015	1	WHIZ-LOK NUT, 3/8-16
*18	8867-1022	2	LUBE FITTING, 90 DEGREES, 1/8				
19	8856-1109	4	FLAT WASHER, 3/8				
20	8850-1016	1	HEX NUT, 1-8				
21	0510-1441	1	WASHER, 1-1/16				
22	9108-1622	1	PIN				
23	8471-6434	2	HOSE ASSY				
24	8366-1316	2	CONNECTOR				



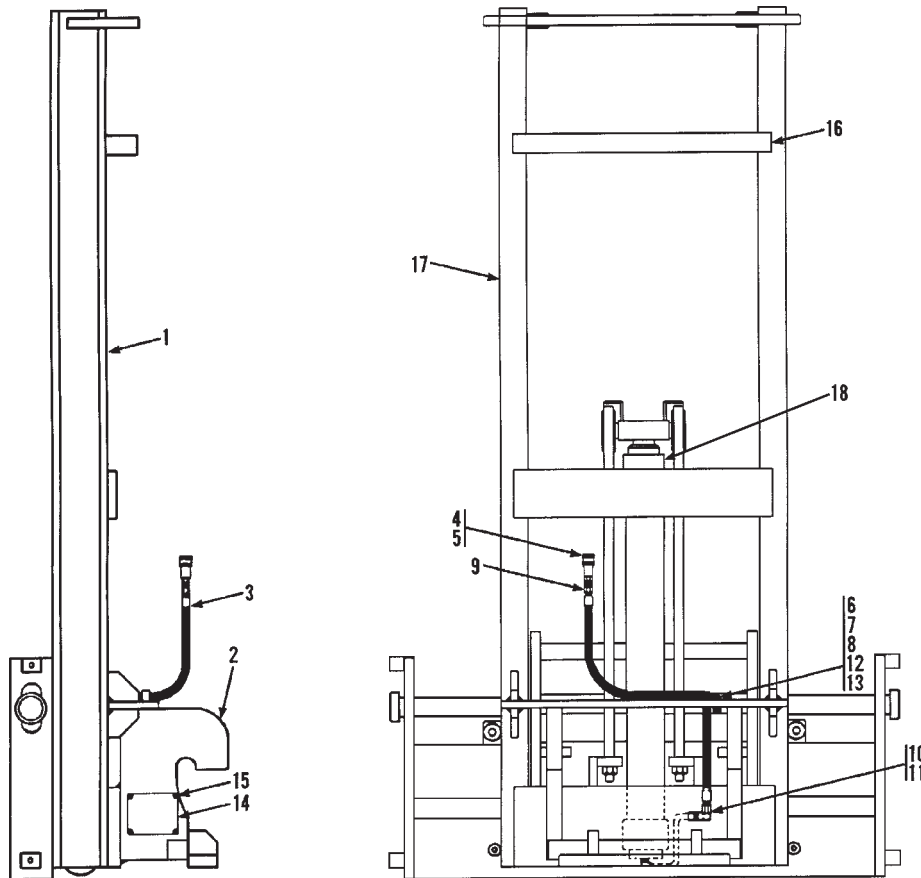
Item	Part No.	Qty.	Description Of Part
	9108-3286	1	SWAY CYLINDER ASSY (includes all items)
	9108-4189	1	SEAL KIT (includes items 5,6,7,8,10, 11,13, & 14)
1	9108-4185	1	TUBE ASSY
2	8867-1033	2	LUBE FITTING, STRAIGHT, 1/4-28
3	9108-4176	2	BUSHING
4	9108-4184	1	NUT
5	9108-4219	1	WEAR RING
6	9108-4220	1	SEAL
7	9108-4221	1	O-RING
8	9108-4222	1	O-RING
9	9108-4186	1	PISTON
10	9108-4223	1	BACKUP RING
11	9108-4224	1	O-RING
12	9108-4188	1	GLAND
13	9108-4225	1	SEAL
14	9108-4226	1	WIPER
15	9108-4187	1	ROD ASSY



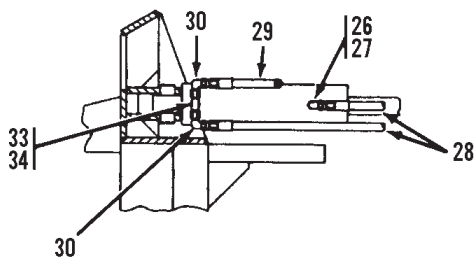
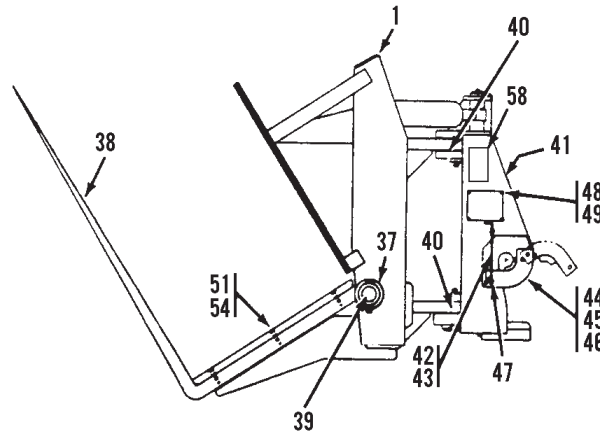
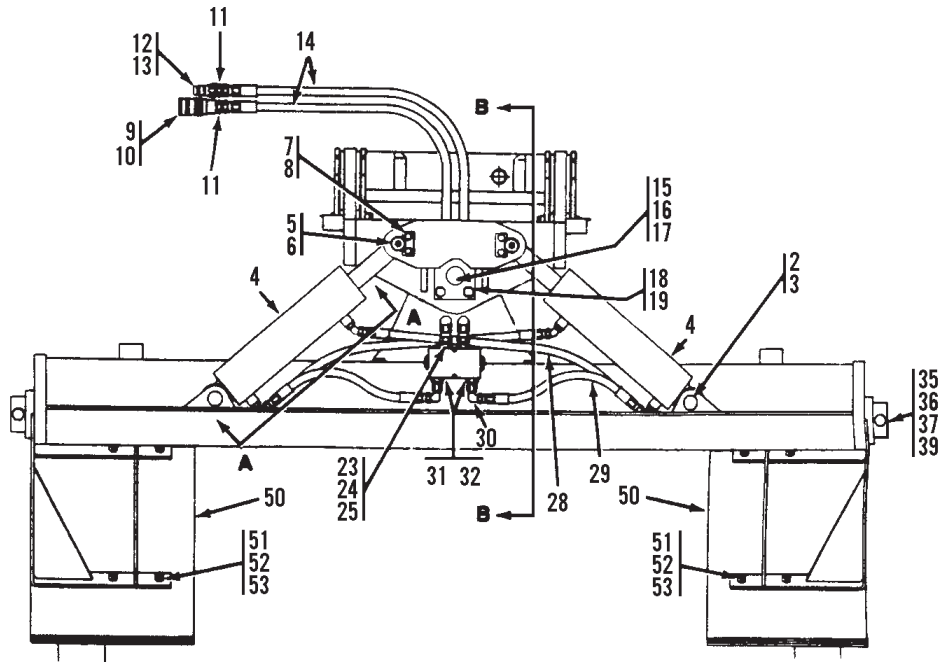
Item	Part No.	Qty.	Description Of Part	Item	Part No.	Qty.	Description Of Part
	9108-3471	1	SLOPE PILER CARRIAGE SWAY CYLINDER ASSY (includes all items)	9		1	O-RING
	9108-4308	1	SEAL KIT (includes items 6 thru 9, 11, 12, & 14 thru 16)	10	9112-4084	1	PISTON
* 1	9140-4352	2	BUSHING	11		1	O-RING
2	9114-4128	2	GREASE FITTING	12		1	BACK-UP RING
3	9112-4083	1	CASE ASSY	13	9112-4085	1	CYLINDER HEAD
4	9114-4017	1	CAPSCREW, #8X32X.375	14		1	STEP SEAL
5	9103-4156	1	LOCKNUT (lubricate & torque to 350-400 ft.lbs.)	15		1	U-CUP
6		2	WEAR RING	16		1	WIPER
7		1	PISTON SEAL	17	9112-4086	1	ROD ASSY
8		1	O-RING				NOTE: ONLY ITEMS WITH PART NUMBERS ARE AVAILABLE FOR SERVICE.



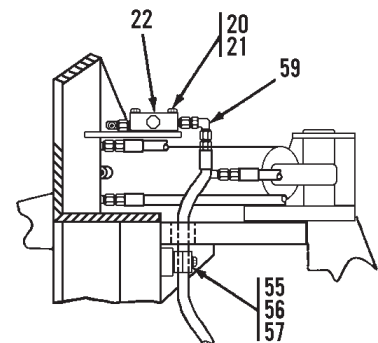
Item	Part No.	Qty.	Description Of Part
	9108-3262	1	DUAL P.O. CHECK VALVE ASSY (includes all items)
	9104-4002	Ref	SEAL KIT(includes items 3 & 4)
1		1	BODY
2	7713-3248	2	CHECK VALVE (includes items 3&4)
3	9108-4227	2	O-RING
4	9108-4228	2	O-RING
			NOTE: ONLY ITEMS WITH PART NUMBERS ARE AVAILABLE FOR SERVICE.



Item	Part No.	Qty.	Description Of Part	Item	Part No.	Qty.	Description Of Part	
1	9045-5035	1	6 FT. MAST ASSY, (48" carriage), (includes all items)	8	8856-1004	2	FLAT WASHER, 3/8	
	9045-5037	1	6 FT. MAST ASSY, (66" carriage), (includes all items)	9	8866-1013	1	MALE CONNECTOR, 1/2X1/2 TUBE, (Before S/N 2005283-01)	
	9108-3384	1	522/524 CAPACITY CHART, (located in cab)		8866-2006	1	CONNECTOR, (includes 8859-1205 o ring), (S/N 2005283-01 & After)	
		Ref	CARRIAGE WELDMENT - 48", (see page 13-39 for details)	10	8866-1016	1	MALE CONNECTOR, 5/8X1/2 TUBE	
		Ref	CARRIAGE WELDMENT - 66", (see page 13-39 for details)	11	8866-1180	1	FEMALE ELBOW, 90 DEGREES, 1/2X1/2 TUBE	
	2	9045-6002	1	ADAPTER WELDMENT	12	8850-1006	2	HEX NUT, 3/8-16
	3	8471-7640	1	HOSE ASSY	13	8855-1011	2	LOCKWASHER, 3/8
4	9116-3138	1	MALE HYDRAULIC COUPLING, (Before S/N 2005283-01)	14	9015-3001	1	SERIAL NO. PLATE	
	9140-3414	1	MALE HYDRAULIC COUPLING, (S/N 2005283-01 & After)	15	8834-1022	4	DRIVE SCREW, #10X3/8	
5	9104-3126	1	DUST CAP	16	9045-1039	1	STOP TUBE	
6	2443-1386	2	CLAMP	17		Ref	OUTER RAIL ASSY, (see page 13-40 for details)	
7	8820-1037	2	HEX HD CAPSCREW, 3/8-16X1-1/2, GR5	18		Ref	RAIL CYLINDER ASSY, (see page 13-38 for details)	
				NOTE: QUANTITIES SHOWN ARE FOR ONE MAST ASSY ONLY.				



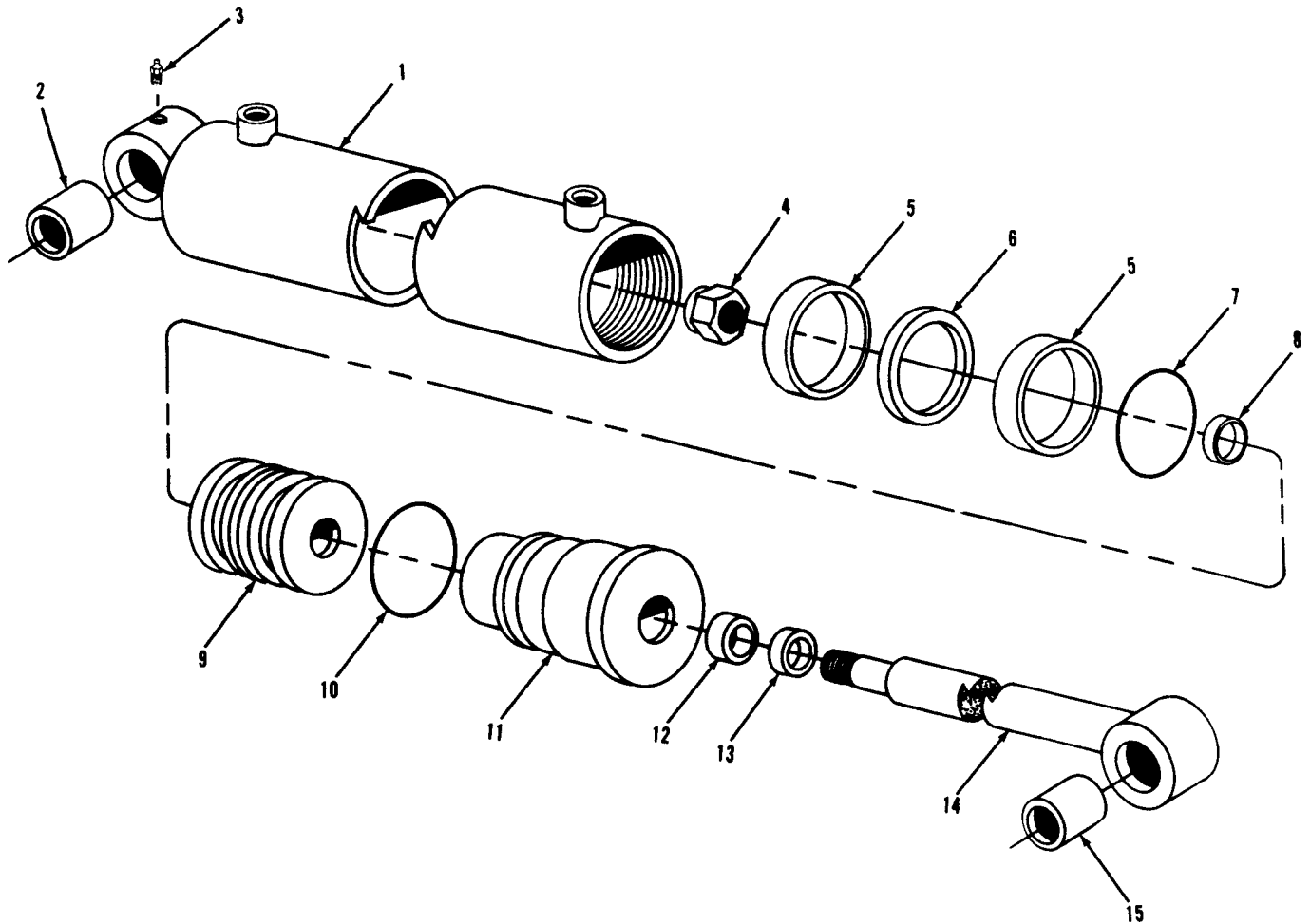
SECTION A-A



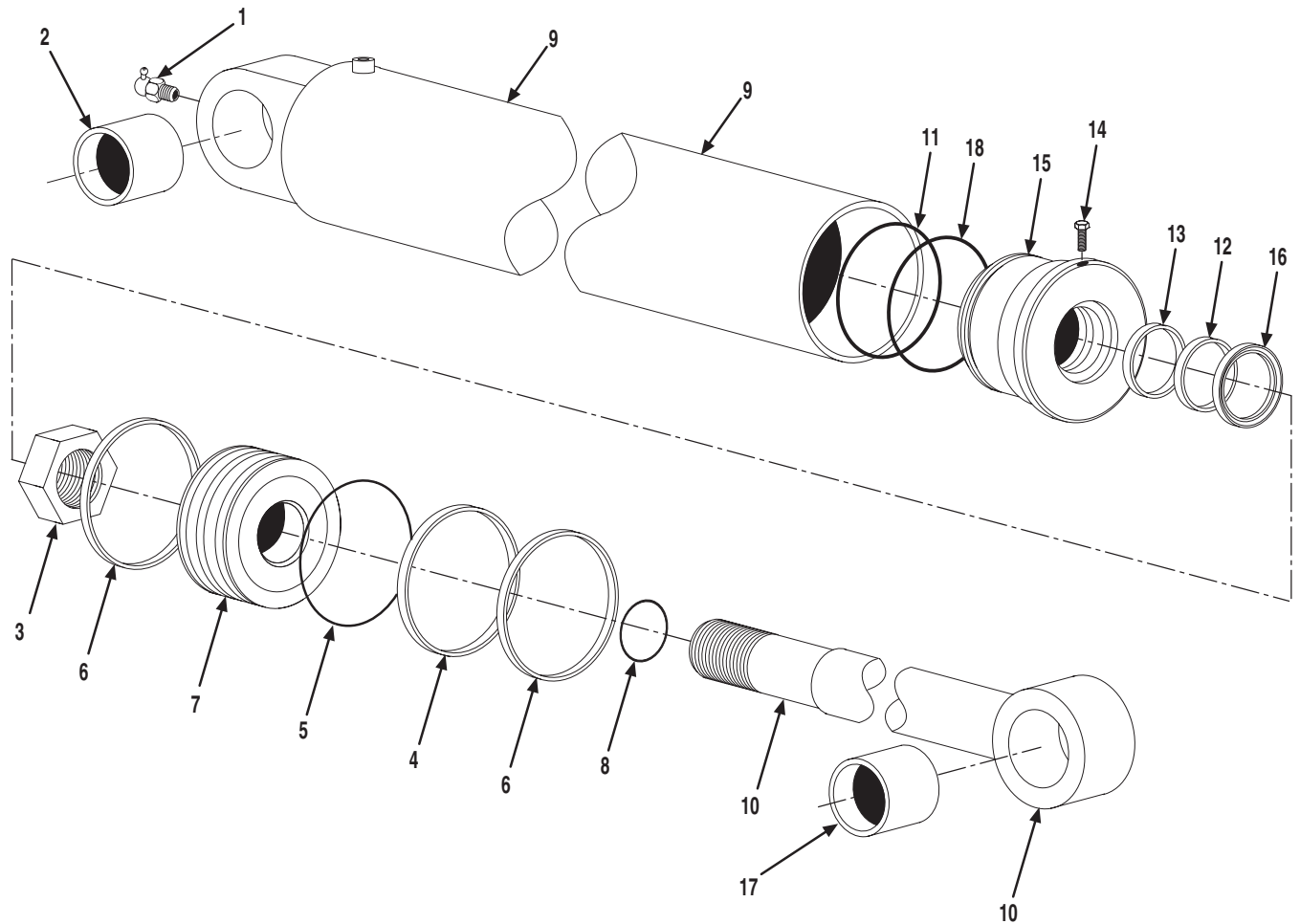
SECTION B-B

Item	Part No.	Qty.	Description Of Part	Item	Part No.	Qty.	Description Of Part
	9055-5013	1	100 DEGREE DRYWALL SWING FORK ASSY, (includes all items)	26	8866-2084	2	ELBOW, 45 DEGREES, (includes item 27)
1	9055-6004	1	DRYWALL CARRIAGE WELDMNT	27	8859-1204	2	O-RING
2	9104-1326	2	PIVOT PIN	28	9020-4097	2	HOSE ASSY
3	8858-1136	4	EXTERNAL RETAINING RING	29	7713-3201	2	HOSE ASSY
4	9045-3034	2	HYDRAULIC CYLINDER ASSY	30	8866-2105	6	ELBOW, 90 DEGREES, (swivel nut)
5	9104-1324	2	PIVOT PIN	31	8866-2018	2	CONNECTOR, (includes item 32)
6	8867-1008	2	LUBE FITTING, STRAIGHT, 1/4-28	32	8859-1205	2	O-RING
7	9141-1073	2	LOCKING PLATE	33	8866-2152	2	BRANCH TEE, (includes item 34)
8	8320-1024	4	HEX HD CAPSCREW, 3/8-16X1, GR8	34	8859-1204	2	O-RING
9	9104-3125	1	DUST CAP	35	8820-1105	4	HEX HD CAPSCREW, 5/8-11X4, GR5
10	9116-3139	1	HYDRAULIC COUPLER, FEMALE, (Before S/N 2005283-01)	36	8852-1310	4	HEX LOCKNUT, 5/8-11
	9140-3413	1	HYDRAULIC COUPLER, FEMALE, (S/N 2005283-01 & After)	37	9020-0003	4	COLLAR
11	8866-1013	2	MALE CONNECTOR, 1/2X1/2 TUBE, (Before S/N 2005283-01)	38	9045-3013	2	DRYWALL FORK
	8866-2006	2	CONNECTOR, (includes 8859-1205 o-ring), (S/N 2005283-01 & After)	39	9045-1020	2	FORK PIN
12	9104-3126	1	DUST CAP	40	9104-1356	6	SPACER
13	9116-3138	1	HYDRAULIC COUPLER, MALE, (Before S/N 2005283-01)	41	9104-6062	1	PIVOT WELDMNT
	9140-3414	1	HYDRAULIC COUPLER, MALE, (S/N 2005283-01 & After)	42	9103-3038	1	CHAIN, 24"
14	8471-8067	2	HOSE ASSY	43	9103-3039	2	CHAIN CONNECTION
15	9104-1325	2	PIVOT PIN	44	8863-1449	2	ROLL PIN, 1/8X1-1/2
16	9104-1327	2	BUSHING	45	9114-1350	2	PIN
17	8867-1022	2	LUBE FITTING, 90 DEGREES, 1/8	46	9114-6053	1	SUPPORT BRACKET, L.H.
18	9104-1322	2	LOCKING PLATE		9114-6054	1	SUPPORT BRACKET, R.H.
19	8320-1026	4	HEX HD CAPSCREW, 1/2-13X1-1/2, GR8	47	9104-3221	2	DETENT PIN
20	8820-1008	2	HEX HD CAPSCREW, 1/4-20X1-3/4, GR5	48	9015-3001	1	SERIAL NO. PLATE
21	8856-1002	2	FLAT WASHER, 1/4	49	8834-1022	4	DRIVE SCREW, #10X3/8
22	9104-3186	1	DOUBLE PILOT CHECK VALVE	50	9055-3012	2	SIDE DRYWALL GUARD
23	9104-1361	2	FITTING	51	8824-1053	14	SOCKET FLAT HD CAPSCREW, 3/8-16X1-1/2
24	9104-1362	2	ORIFICE FITTING	52	8855-1011	8	LOCKWASHER, 3/8
25	8859-1205	2	O-RING	53	8850-1006	8	HEX NUT, 3/8-16
				54	9055-3013	2	BOTTOM DRYWALL GUARD
				55	9108-3249	1	CLAMP SET
				56	7713-3140	1	COVER PLATE
				57	7713-3177	1	HEX HD CAPSCREW, 5/16-18X1-3/8
				58	9114-3282	2	PINCH POINT DECAL
				59	8866-2106	2	ELBOW, 90 DEGREES, (swivel nut)

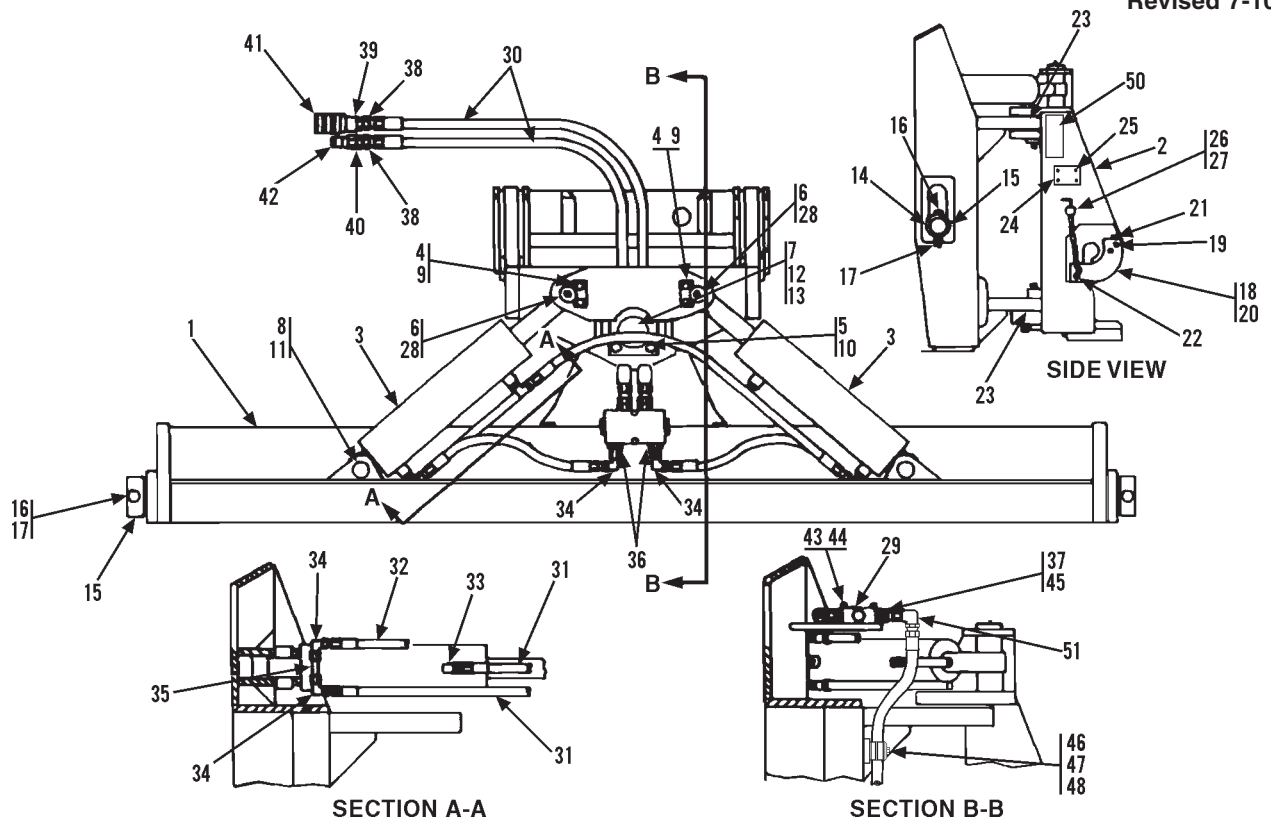




Item	Part No.	Qty.	Description Of Part
	9103-3366	2	SWING CYLINDER ASSY (includes all items)
	9103-4301	Ref	SEAL KIT (includes items 5,6,7,8,10, 12 & 13)
1	9103-4302	1	TUBE ASSY
2	9108-4194	1	BUSHING
3	8867-1033	1	LUBE FITTING, STRAIGHT, 1/4-28
4	9103-4303	1	LOCKNUT (torque to 235 ft. lbs. )
5	9104-4463	2	WEAR RING
6	9104-4464	1	SEAL
7	9104-4465	1	O-RING
8	9104-4466	1	O-RING
9	9103-4304	1	PISTON
10	9104-4467	1	O-RING
11	9103-4305	1	GLAND
12	9104-4468	1	SEAL
13	9104-4469	1	WIPER
14	9103-4306	1	ROD ASSY
15	9104-4470	1	BUSHING



Item	Part No.	Qty.	Description Of Part
	9045-3034	1	SWING CYLINDER, (includes all items)
	9114-4006	1	SEAL KIT, (includes items 4 thru 6, 8, 11 thru 13, 16 & 18)
1	9114-4125	1	GREASE FITTING
2	9103-4157	1	BUSHING
3	9114-4038	1	LOCKNUT
4	9116-4020	1	PISTON SEAL
5	9116-4021	1	O-RING
6	9116-4019	2	WEAR RING
7	9114-4039	1	PISTON
8	9116-4022	1	O-RING
9	9103-4435	1	BARREL
10	9103-4436	1	PISTON ROD
11	9116-4024	1	BACK-UP RING
12	9120-4468	1	U-CUP
13	9116-4025	1	STEP SEAL
14	9112-4096	1	SELF TAPPING SCREW
15	9114-4040	1	CYLINDER HEAD
16	9120-4469	1	WIPER
17	9112-4087	1	BUSHING
18	9103-4437	1	O-RING
			NOTE: ONLY ITEMS WITH PART NUMBERS ARE AVAILABLE FOR SERVICE.

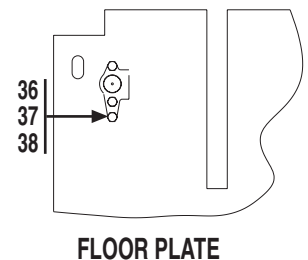
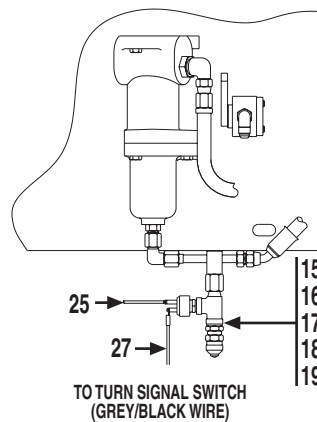
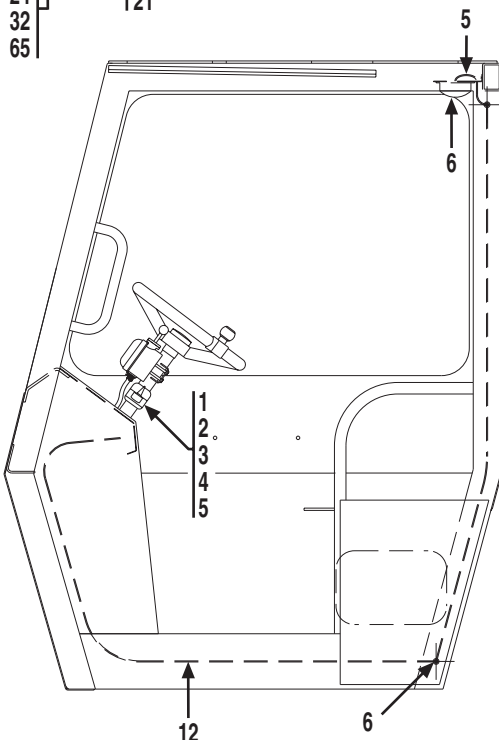
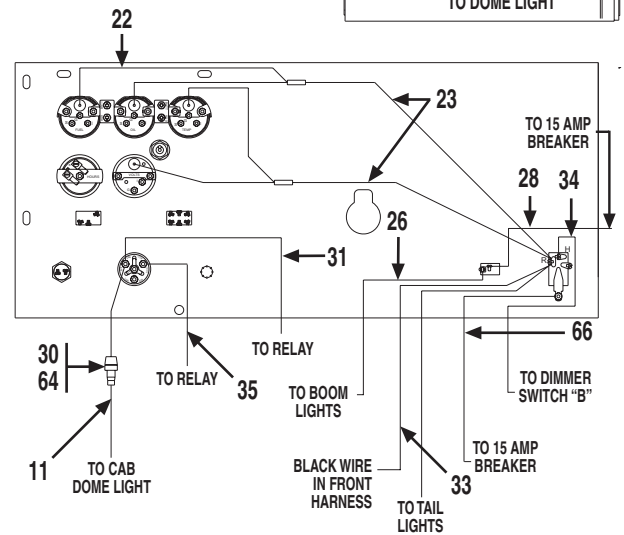
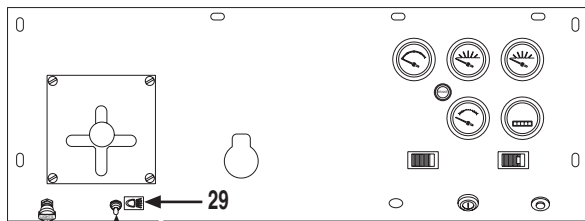
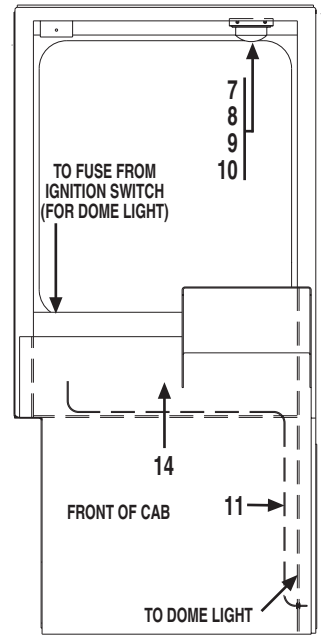
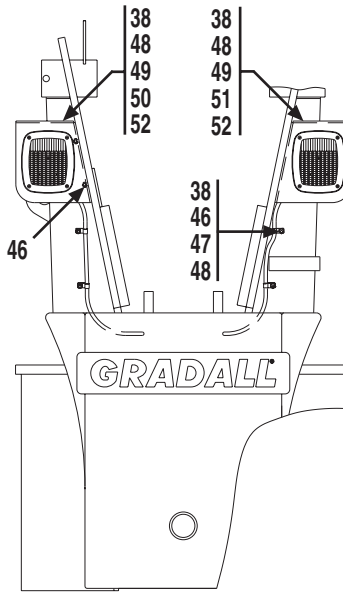
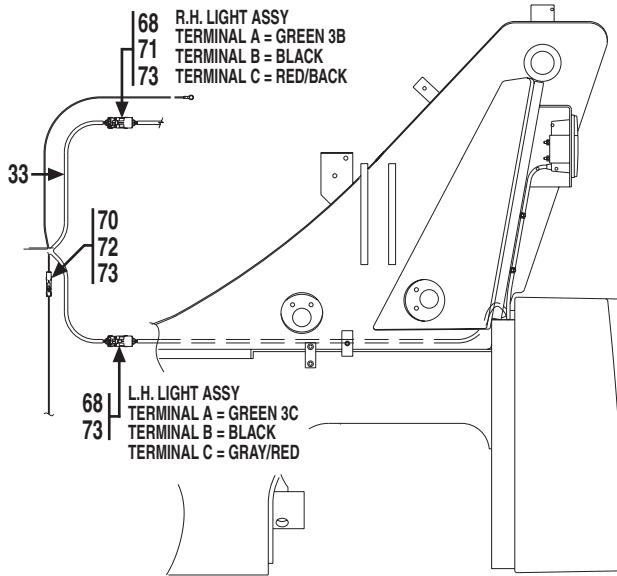


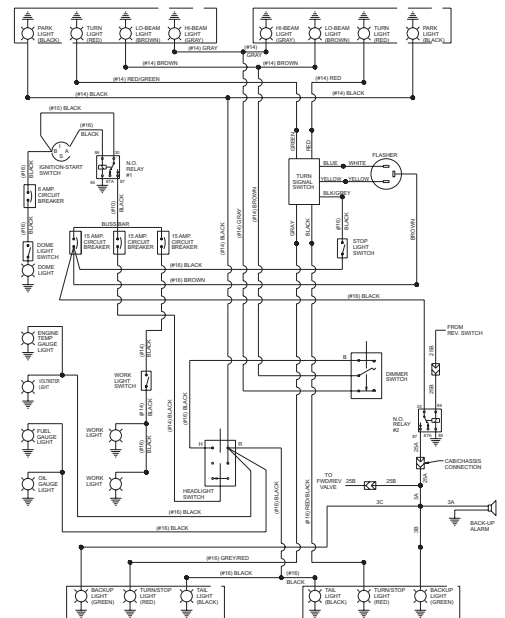
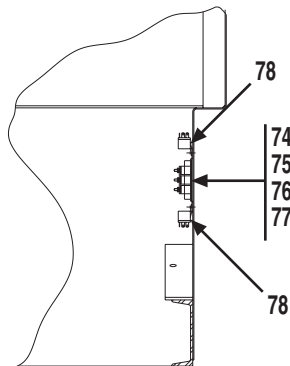
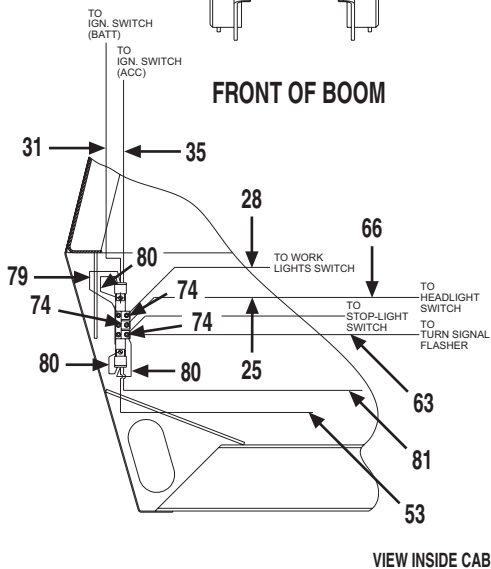
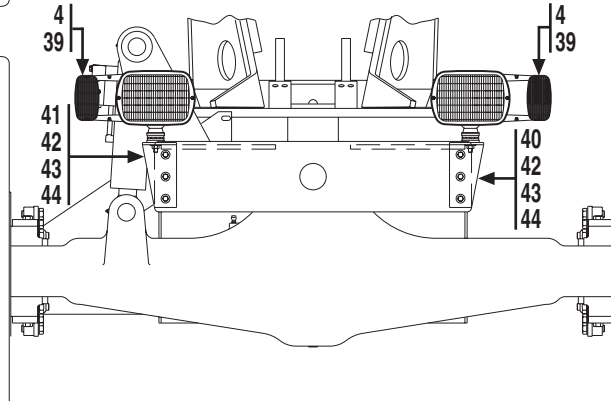
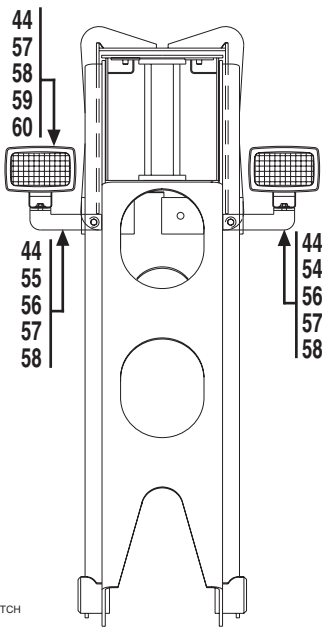
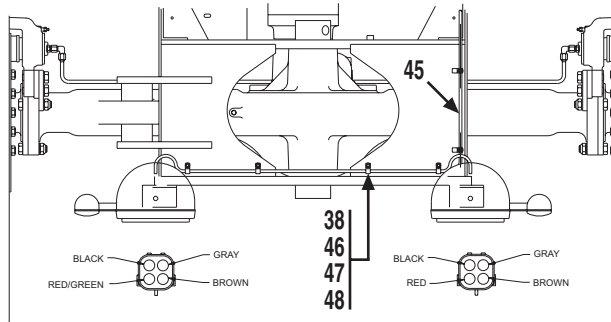
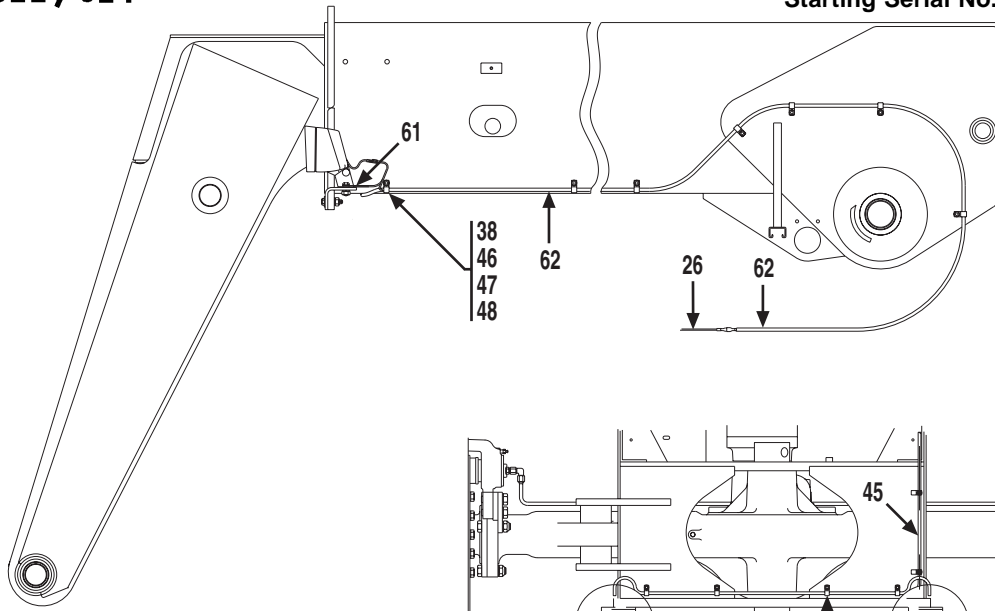
Item	Part No.	Qty.	Description Of Part
	9045-5044	Ref	100 DEGREE SWING FORK ASSY, (includes all items)
1	9104-6061	1	CARRIAGE WELDMENT
2	9104-6062	1	PIVOT PIN
3		Ref	CYLINDER ASSY, (see page 13-19 for details)
4	9104-1322	2	LOCKING PLATE
5	9141-1073	2	LOCKING PLATE
6	9104-1324	2	PIVOT PIN
7	9104-1325	2	PIVOT PIN
8	9104-1326	2	PIVOT PIN
9	8320-1024	4	HEX HD CAPSCREW, 3/8-16X1
10	8320-1026	4	HEX HD CAPSCREW, 1/2-13X1-1/2
11	8858-1136	4	SNAP RING
12	8867-1022	2	LUBE FITTING, 90 DEGREES, 1/8
13	9104-1327	2	BUSHING
14	9055-1013	1	FORK PIN
15	9020-0003	2	COLLAR
16	8820-1105	2	HEX HD CAPSCREW, 5/8-11X4, GR5
17	8852-1310	2	HEX LOCKNUT, 5/8-11
18	9114-6053	1	L.H. SUPPORT BRACKET
19	9114-1350	2	PIN
20	9114-6054	1	R.H. SUPPORT BRACKET
21	8863-1449	2	ROLL PIN, 1/8X1-1/2
22	9104-3221	2	DETENT PIN
23	9104-1356	6	SPACER
24	9015-3001	1	SERIAL NUMBER PLATE
25	8834-1022	4	DRIVE SCREW
26	9103-3039	2	CHAIN CONNECTION
27	9103-3038	24"	CHAIN
28	8867-1008	2	LUBE FITTING, STRAIGHT, 1/4-28
29	9104-3186	1	DOUBLE PILOT CHECK VALVE
30	8471-8067	2	HOSE ASSY

Item	Part No.	Qty.	Description Of Part
31	9020-4097	2	HOSE ASSY
32	7713-3201	2	HOSE ASSY
33	8866-2084	2	ELBOW, 45 DEGREES, (includes o-ring)
	8859-1204	2	O-RING
34	8866-2105	6	ELBOW, 90 DEGREES, (swivel nut)
35	8866-2152	2	BRANCH TEE, (includes o-ring)
	8859-1204	2	O-RING
36	8866-2018	2	CONNECTOR, (includes o-ring)
37	9104-1361	2	FITTING
38	8866-1013	2	MALE CONNECTOR, 3/8X5/8 TUBE, (Before S/N 2005283-01)
	8866-2006	2	CONNECTOR, (includes 8859-1205 o-ring), (S/N 2005283-01 & After)
39	9116-3139	1	FEMALE QUICK DISCONNECT, (Before S/N 2005283-01)
	9140-3413	1	FEMALE QUICK DISCONNECT, (S/N 2005283-01 & After)
40	9116-3138	1	MALE QUICK DISCONNECT, (Before S/N 2005283-01)
	9140-3414	1	MALE QUICK DISCONNECT, (S/N 2005283-01 & After)
41	9104-3125	1	DUST CAP
42	9104-3126	1	DUST CAP
43	8820-1008	2	HEX HD CAPSCRW, 1/4-20X1-3/4, GR5
44	8856-1002	2	FLAT WASHER, 1/4
45	9104-1362	2	ORIFICE FITTING
46	9108-3249	1	CLAMP SET
47	7713-3140	1	COVER PLATE
48	7713-3177	1	HEX HD CAPSCREW
49	9108-3386	1	CAPACITY DECAL, (inside cab)
50	9114-3282	2	PINCH POINT DECAL
51	8866-2106	2	ELBOW, 90 DEGREES, (swivel nut)

**GRADALL®**  
**MATERIAL HANDLER**  
**522 / 524**

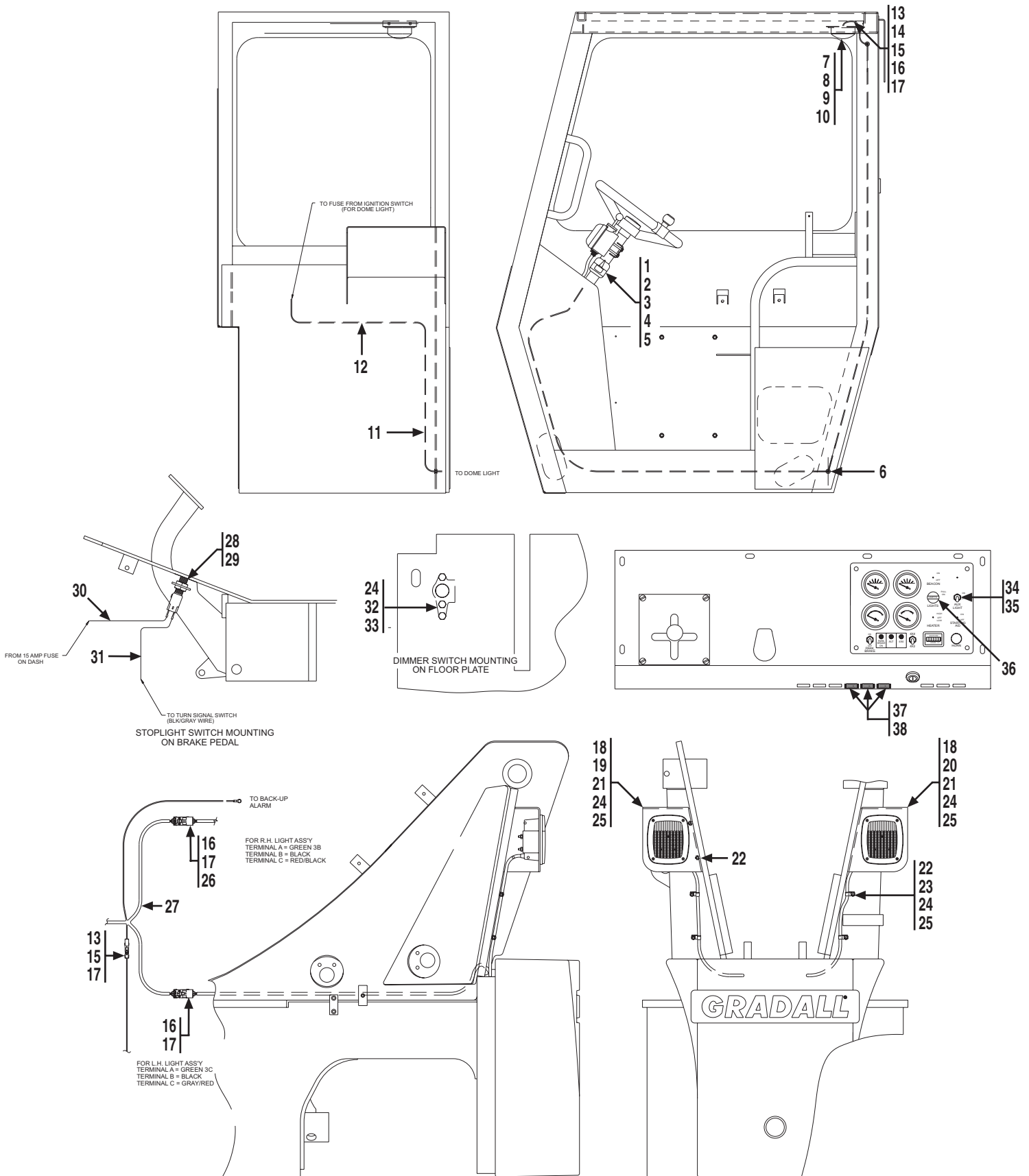
**OPTIONAL EQUIPMENT**  
**(9108-5062) Deluxe Light Package**  
 Starting Serial No. 0177005 thru 0177121  
 Original Issue 2-92  
 Revised 10-2-00

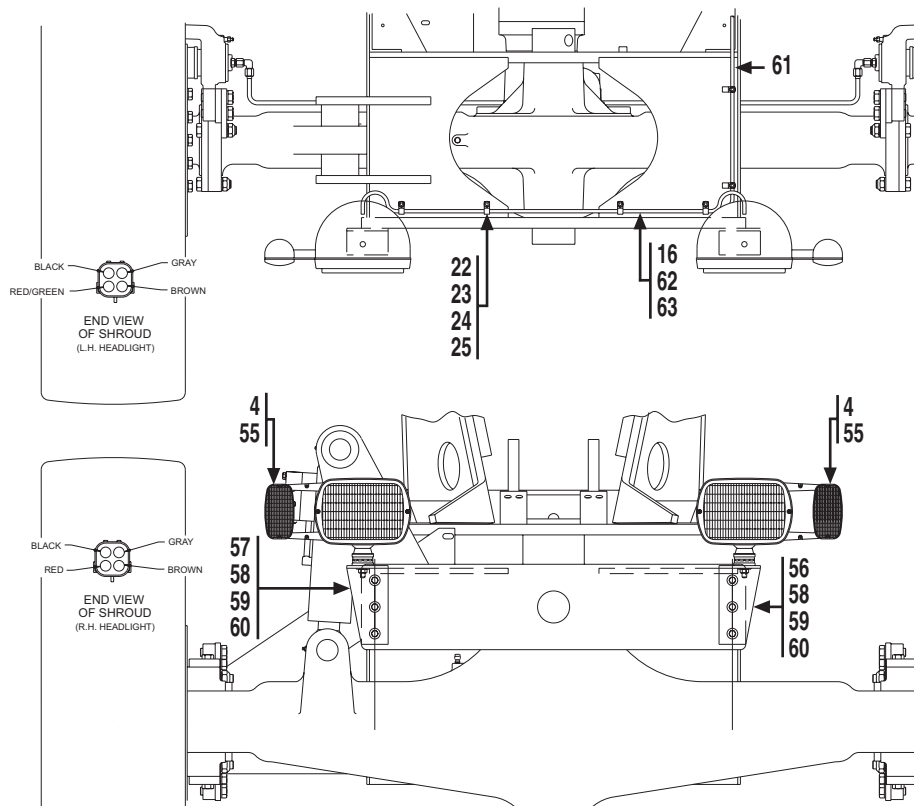
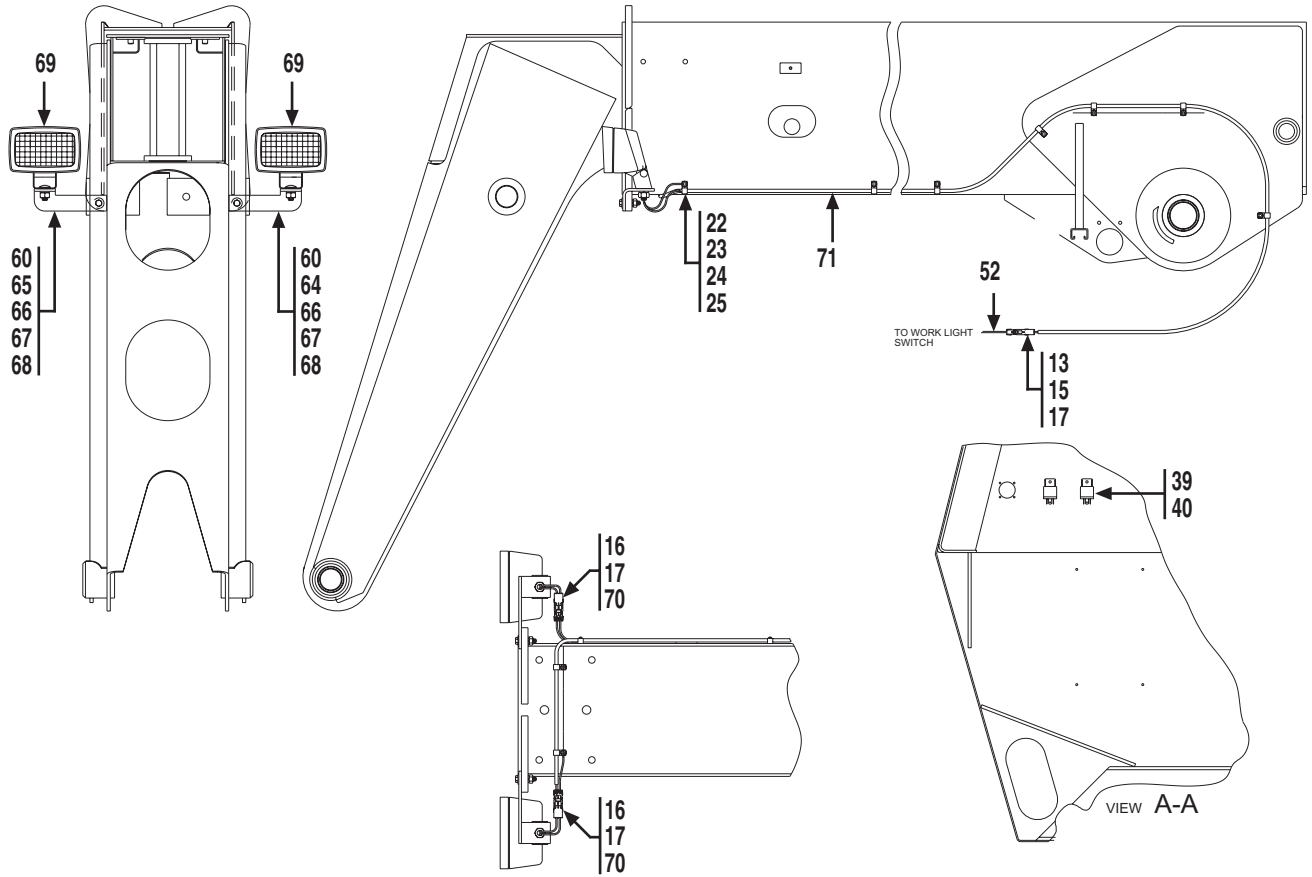




THIS OPTION DRAWS  
APPROX. 41 AMPS. TOTAL

Item	Part No.	Qty.	Description Of Part	Item	Part No.	Qty.	Description Of Part
	9108-5062	1	DELUXE LIGHT PACKAGE, (includes all items)	46	8366-1336	27	WELD STUD, 1/4-20X5/8
1	9020-0999	1	TURN SIGNAL SWITCH	47	8662-1230	21	SUPPORT CLAMP
2	8098-3168	1	FLASHER SWITCH	48	8850-1004	27	HEX NUT, 1/4-20
3	9101-3026	1	PIG TAIL CONNECTOR	49	9136-5045	2	TAIL LIGHT ASSEMBLY, (includes the following seven items)
4	8698-3193	14	BULLET CONNECTOR		9112-3065	1	TAIL LIGHT
5	8668-3480	4	BUTT CONNECTOR		8666-1147	38"	WIRE, 16 GAUGE, (black)
6	9002-7214	2	RUBBER GROMMET		8666-1149	38"	WIRE, 16 GAUGE, (green)
7	9101-1009	1	MOUNTING BRACKET		8666-1152	38"	WIRE, 16 GAUGE, (red)
8	9002-9955	1	RUBBER GROMMET		8668-3480	3	BUTT CONNECTOR
9	8832-1022	2	SELF TAPPING SCREW, #8-32X3/8		8203-3996	45"	WIRE LOOM
10	2486-1167	1	INTERIOR LIGHT		8668-3122	2	TIE WRAP
11	9112-1151	1	JUMPER WIRE	50	9108-1608	1	L.H. REAR LIGHT BRACKET
12	8668-3122	18	TIE-RAP	51	9108-1609	1	R.H. REAR LIGHT BRACKET
13	8830-1191	1	RD HD MACH SCREW, #10-32X3/8	52	9112-1146	2	TAIL LIGHT BRACKET
14	9105-3419	13	TIE-RAP	53	9112-1193	1	JUMPER WIRE
15	8656-1326	1	ADAPTER	54	9108-1606	1	L.H. LIGHT BRACKET
16	9103-3032	1	TEST COUPLING	55	9108-1607	1	R.H. LIGHT BRACKET
17	8871-2232	1	STREET TEE, 1/4	56	8820-1037	2	HEX HD CAPSCREW, 3/8-16X1-1/2, GR5
18	8871-1380	1	REDUCING BUSHING, 1/4X1/8	57	8856-1109	4	FLAT WASHER, 3/8
19	8366-3097	1	STOPLIGHT SWITCH	58	8850-1006	4	HEX NUT, 3/8-16
20	7738-3467	1	LIGHT SWITCH	59	9112-5110	2	HALOGEN WORKLIGHT KIT, (includes the following two items)
21	7738-3470	1	BOOT		8096-3050	1	UTILITY FLOOD LIGHT
22	9103-3360	4	GAUGE LIGHTING KIT		9002-8960	2	MALE TERMINAL
23	9112-1152	2	JUMPER WIRE	60	8820-1035	2	HEX HD CAPSCREW, 3/8-16X1, GR5
24	8855-1007	1	LOCKWASHER, #10	61	9112-1150	2	JUMPER WIRE
25	9112-1190	1	JUMPER WIRE	62	9108-3397	1	WIRING HARNESS
26	9108-1613	1	JUMPER WIRE	63	9108-1661	1	JUMPER WIRE
27	9112-1154	1	JUMPER WIRE	64	8698-3188	1	EYELET
28	9112-1189	1	JUMPER WIRE	65	8850-1613	1	HEX NUT, #10-32
29	9100-3055	1	LIGHTS DECAL	66	9108-1660	1	JUMPER WIRE
30	9020-3376	1	IN-LINE FUSE, 6 AMP	67	8096-3062	2	W. PACK CONNECTOR, (shroud)
31	9112-1186	1	JUMPER WIRE	68	8096-3069	14	W. PACK CONNECTOR, (male pin)
32	8668-3127	1	HEADLAMP SWITCH	69	8096-3067	8	W. PACK CONNECTOR, (cable seal)
33	9108-3400	1	REAR WIRING HARNESS	70	8096-3055	1	W. PACK CONNECTOR, (tower)
34	9108-1614	1	JUMPER WIRE	71	8096-3060	2	W. PACK CONNECTOR, (shroud)
35	9112-1187	1	JUMPER WIRE	72	8096-3068	1	W. PACK CONNECTOR, (female pin)
36	8668-3136	1	DIMMER SWITCH	73	8096-3066	7	W. PACK CONNECTOR, (cable seal)
37	8820-1002	3	HEX HD CAPSCREW, 1/4-20X5/8, GR5	74	9103-3462	3	CIRCUIT BREAKER, 15 AMP
38	8855-1009	30	LOCKWASHER, 1/4	75	7736-3191	1	CIRCUIT BREAKER BRACKET
39	9108-3398	1	LAMP KIT	76	8698-1178	1	BUSSBAR
40	9108-1610	1	L.H. FRONT BRACKET	77	8832-1039	2	SELF TAPPING SCREW, #10-32X1/2, GR5
41	9108-1612	1	R.H. FRONT BRACKET	78	7738-3410	2	RELAY
42	8820-1036	6	HEX HD CAPSCREW, 3/8-16X1-1/4, GR5	79	9112-1188	1	JUMPER WIRE
43	8856-1004	6	FLAT WASHER, 3/8	80	9112-1191	3	JUMPER WIRE
44	8855-1011	10	LOCKWASHER, 3/8	81	9108-1665	1	JUMPER WIRE
45	9108-3399	1	FRONT WIRING HARNESS				







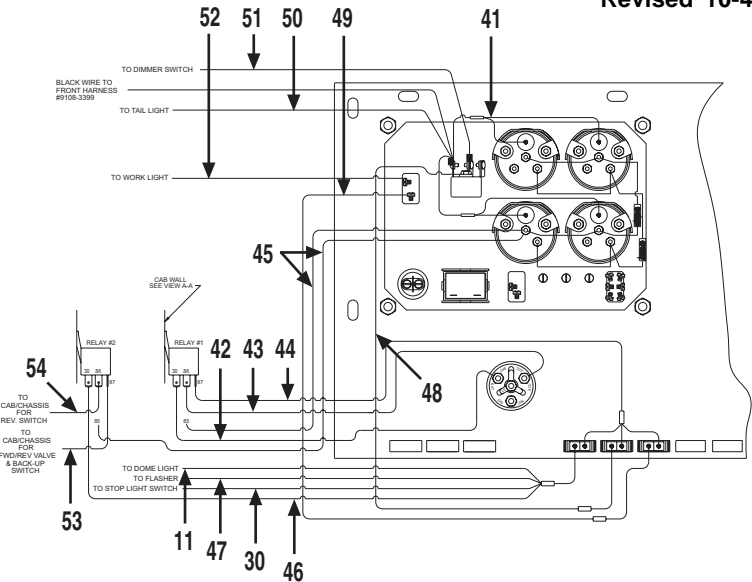
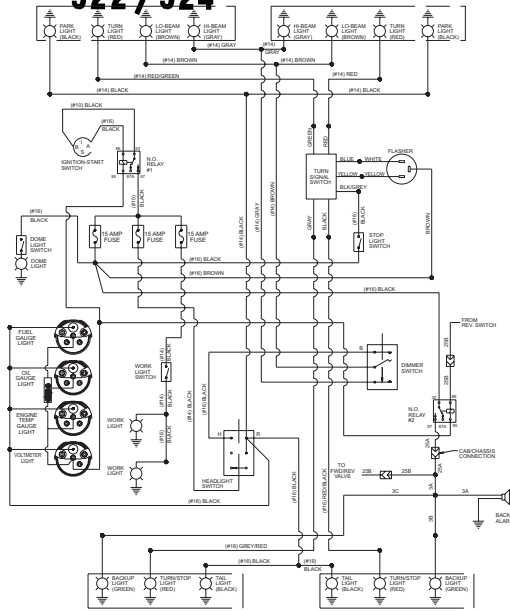
**GRADALL®**  
**MATERIAL HANDLER**  
**522 / 524**

**OPTIONAL EQUIPMENT**  
**(9108-5104) Deluxe Light Package**

Starting Serial No. 0177122

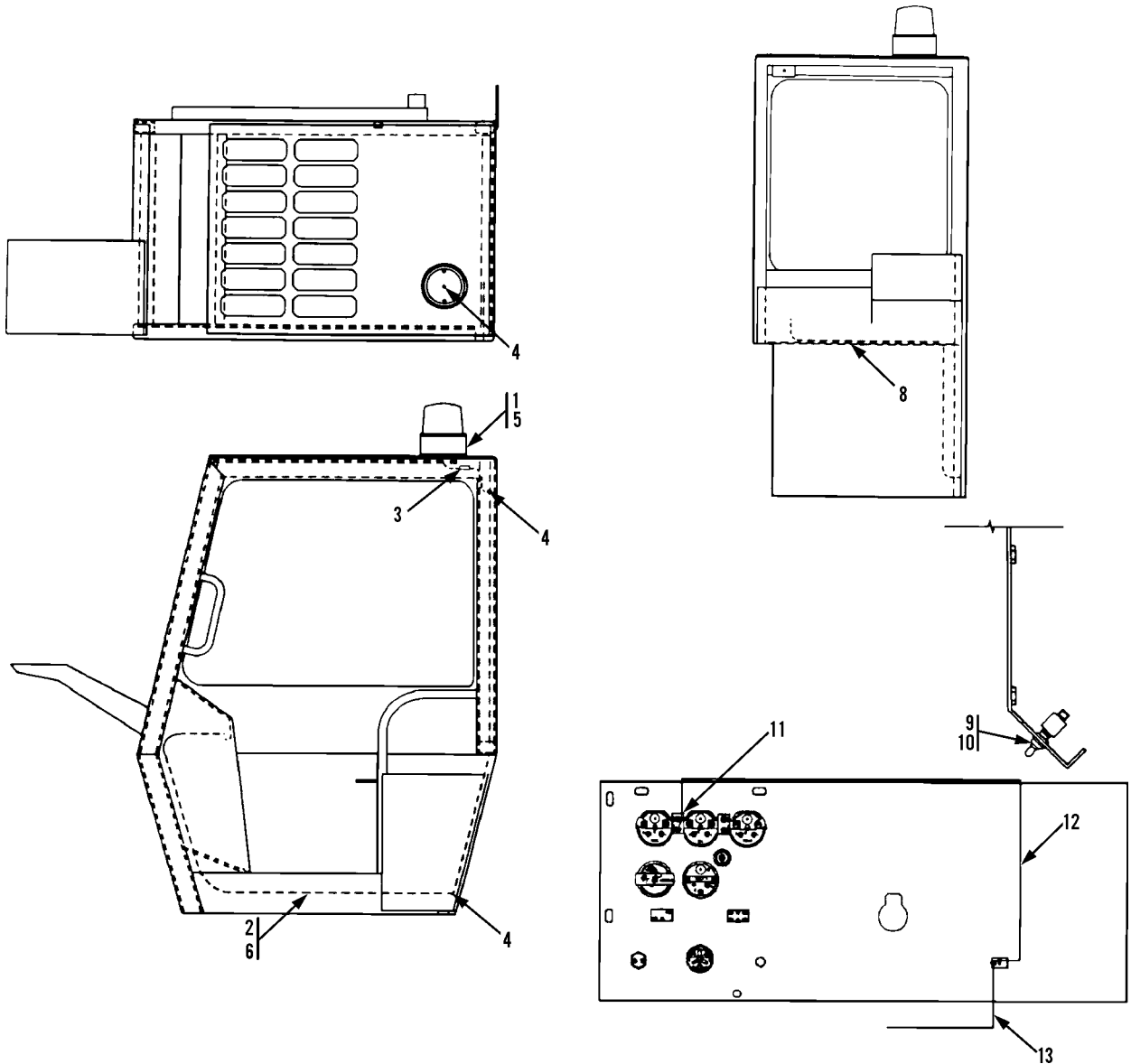
Original Issue 12-95

Revised 10-4-00

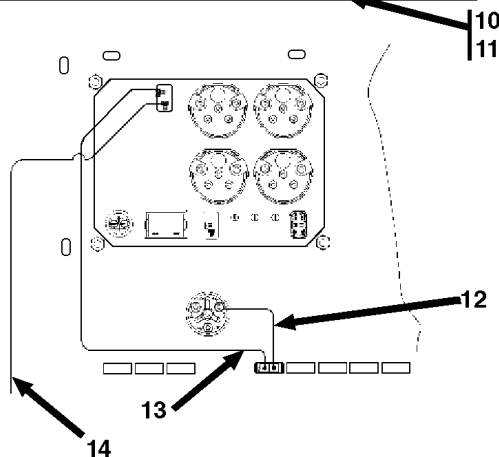
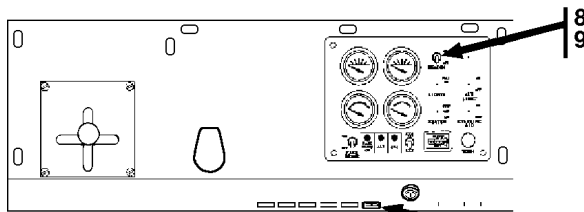
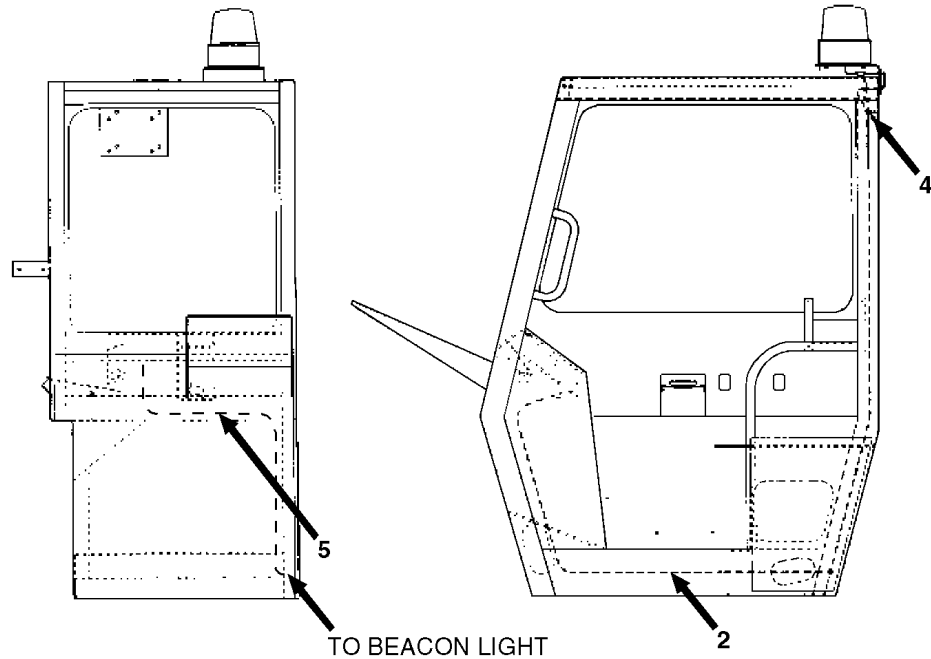
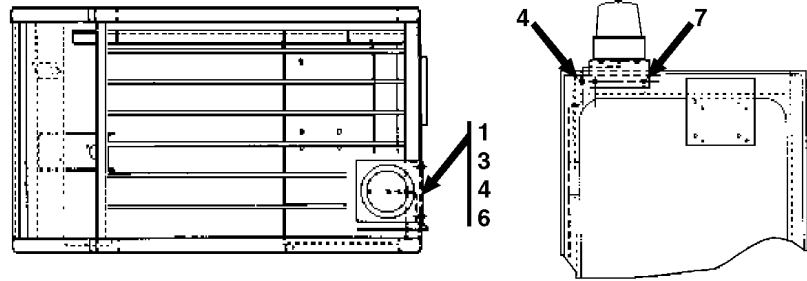


Item	Part No.	Qty.	Description Of Part
	9108-5104	1	DELUXELIGHT PACKAGE, (includes all items)
1	9020-0999	1	TURN SIGNAL SWITCH
2	8668-3381	1	FLASHER SWITCH
3	9101-3026	1	PIG TAIL CONNECTOR
4	8698-3193	14	BULLET CONNECTOR
5	8668-3480	3	BUTT CONNECTOR
6	9002-7214	2	RUBBER GROMMET
7	9101-1009	1	MOUNTING BRACKET
8	9002-9955	1	RUBBER GROMMET
9	8832-1022	2	SELF-TAPPING SCREW, #8-32 x 3/8
10	2486-1167	1	INTERIOR LIGHT
11	9112-1151	1	JUMPER WIRE
12	9105-3419	7	TIE WRAP
13	8096-3055	3	W. PACK CONNECTOR, (tower)
14	8096-3056	1	W. PACK CONNECTOR, (shroud)
15	8096-3068	3	W. PACK CONNECTOR, (female pin)
16	8096-3069	17	W. PACK CONNECTOR, (male pin)
17	8096-3066	12	W. PACK CONNECTOR, (cable seal)
18	9136-5045	2	TAIL LIGHT ASSEMBLY, (includes the following seven items)
	9112-3065	1	TAIL LIGHT
	8666-1147	38"	WIRE, 16 GAUGE, (black)
	8666-1149	38"	WIRE, 16 GAUGE, (green)
	8666-1152	38"	WIRE, 16 GAUGE, (red)
	8668-3480	3	BUTT CONNECTOR
	8203-3996	45"	WIRE LOOM
	8668-3122	2	TIE WRAP
19	9108-1608	1	L.H. REAR LIGHT BRACKET
20	9108-1609	1	R.H. REAR LIGHT BRACKET
21	9112-1146	1	TAIL LIGHT BRACKET
22	8366-1336	27	WELD STUD, 1/4-20 x 5/8
23	8662-1230	21	SUPPORT CLAMP
24	8855-1009	30	LOCKWASHER, 1/4
25	8850-1004	27	HEX NUT, 1/4-20
26	8096-3060	2	W. PACK CONNECTOR, (shroud)
27	9108-3400	1	REAR WIRING HARNESS
28	9114-1197	1	MOUNTING TAB
29	9114-3117	1	STOPLIGHT SWITCH
30	9114-1256	1	JUMPER WIRE
31	9114-1257	1	JUMPER WIRE
32	8668-3136	1	DIMMER SWITCH

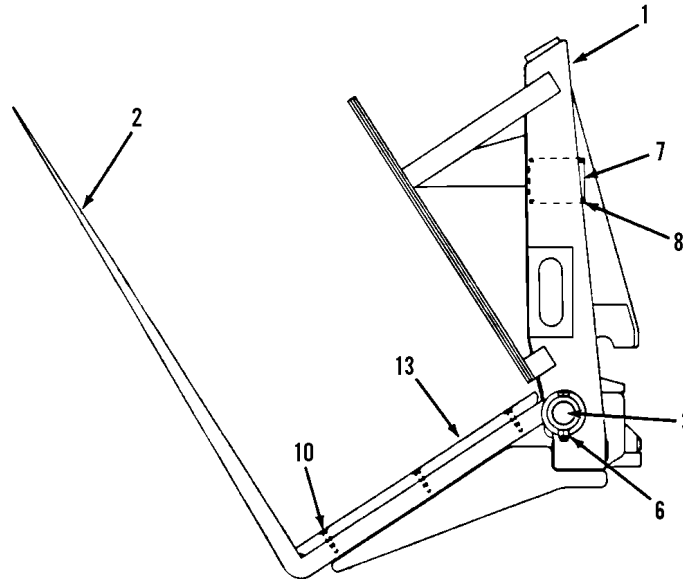
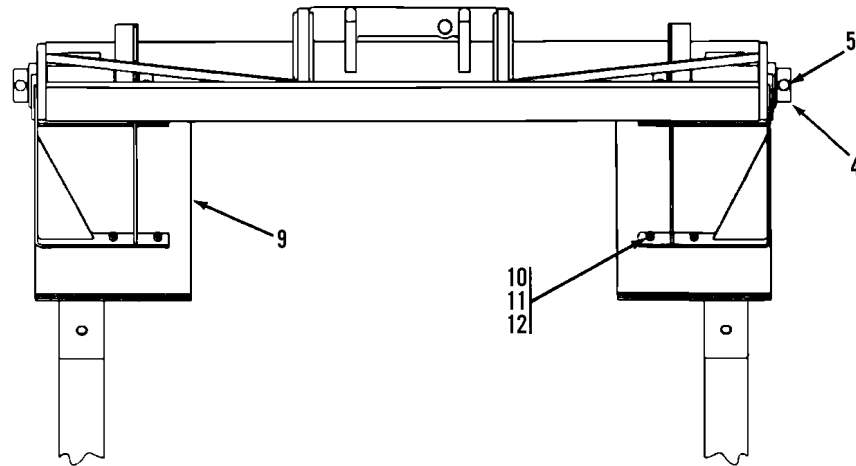
Item	Part No.	Qty.	Description Of Part
33	8820-1002	3	HEX HD CAPSCREW, 1/4-20 x 5/8, GR5
34	7738-3467	1	LIGHT SWITCH
35	7738-3470	1	BOOT
36	8668-3127	1	HEAD LAMP SWITCH
37	9114-3108	3	FUSE HOLDER
38	7736-3268	3	FUSE, 15 AMP
39	7738-3410	2	RELAY
40	8832-1039	2	SELF-TAPPING SCREW, #10-32 x 1/2
41	9103-3360	4	GAUGE LIGHTING KIT
42	9112-1186	1	JUMPER WIRE
43	9112-1187	1	JUMPER WIRE
44	9108-1686	1	JUMPER WIRE
45	9114-1265	2	JUMPER WIRE
46	9108-1687	1	JUMPER WIRE
47	9108-1688	1	JUMPER WIRE
48	9108-1689	1	JUMPER WIRE
49	9112-1216	1	JUMPER WIRE
50	9108-3400	1	REAR WIRING HARNESS
51	9108-1614	1	JUMPER WIRE
52	9108-1613	2	JUMPER WIRE
53	9108-1665	1	JUMPER WIRE
54	9112-1193	1	JUMPER WIRE
55	9108-3398	1	HEAD/TURN/PARK/LAMP KIT
56	9108-1610	1	L.H. FRONT BRACKET
57	9108-1612	1	R.H. FRONT BRACKET
58	8820-1036	6	HEX HD CAPSCREW, 3/8-16 x 1-1/4, GR5
59	8856-1004	6	FLAT WASHER, 3/8
60	8855-1011	8	LOCKWASHER, 3/8
61	9108-3399	1	FRONT WIRING HARNESS
62	8096-3062	2	W. PACK CONNECTOR, (shroud)
63	8096-3067	8	W. PACK CONNECTOR, (cable seal)
64	9108-1606	1	L.H. LIGHT BRACKET
65	9108-1607	1	R.H. LIGHT BRACKET
66	8820-1037	2	HEX HD CAPSCREW, 3/8-16 x 1-1/2, GR5
67	8856-1109	2	FLAT WASHER, 3/8
68	8850-1006	2	HEX NUT, 3/8-16
69	8096-3050	2	UTILITY FLOOD LIGHT
70	8096-3058	2	W. PACK CONNECTOR, (shroud)
71	9108-3397	1	WIRING HARNESS



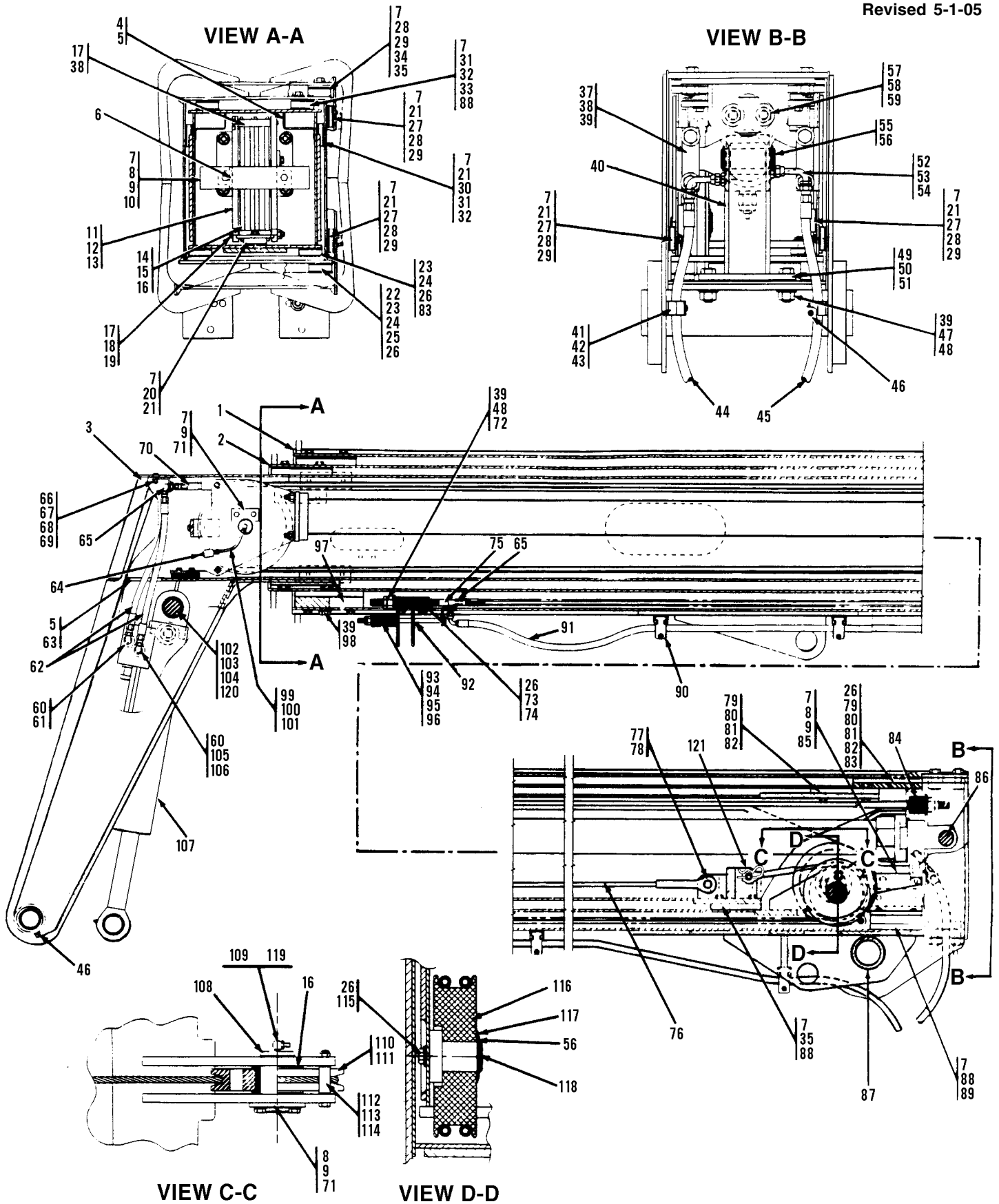
Item	Part No.	Qty.	Description Of Part
	9112-5021	Ref	BEACON LIGHT PACKAGE, (includes all items)
1	9020-0685	1	ROTATING BEACON
2	9112-1151	1	JUMPER WIRE
3	8668-3480	1	BUTT CONNECTOR
4	9002-7214	3	RUBBER GROMMET
5	8850-1004	2	HEX NUT, 1/4-20
6	8668-3122	6	TY-WRAP
8	9105-3419	6	TY-WRAP
9	9020-0171	1	LIGHT SWITCH
10	9100-3056	1	BEACON DECAL
11	9020-0506	1	CIRCUIT BREAKER, (30 amp)
12	9112-1153	1	JUMPER WIRE
13	9112-1151	1	JUMPER WIRE



Item	Part No.	Qty.	Description Of Part
	9112-5042	Ref	BEACON LIGHT PACKAGE (includes all items)
1	9020-0685	1	ROTATING BEACON
2	9112-1151	1	JUMPER WIRE
3	8668-3480	1	BUTT CONNECTOR
4	9002-7214	5	RUBBER GROMMET
5	9105-3419	6	TIE WRAP
6	9112-1215	1	BRACKET
7	9002-7319	2	DRILL & TAP SCREW, 1/4-20 x 1
8	7738-3467	1	TOGGLE-SPST
9	7738-3470	1	BOOT
10	9114-3108	1	FUSE HOLDER
11	7736-3268	1	15 AMP FUSE
12	9114-1259	1	JUMPER WIRE
13	9112-1216	1	JUMPER WIRE
14	9112-1151	1	JUMPER WIRE

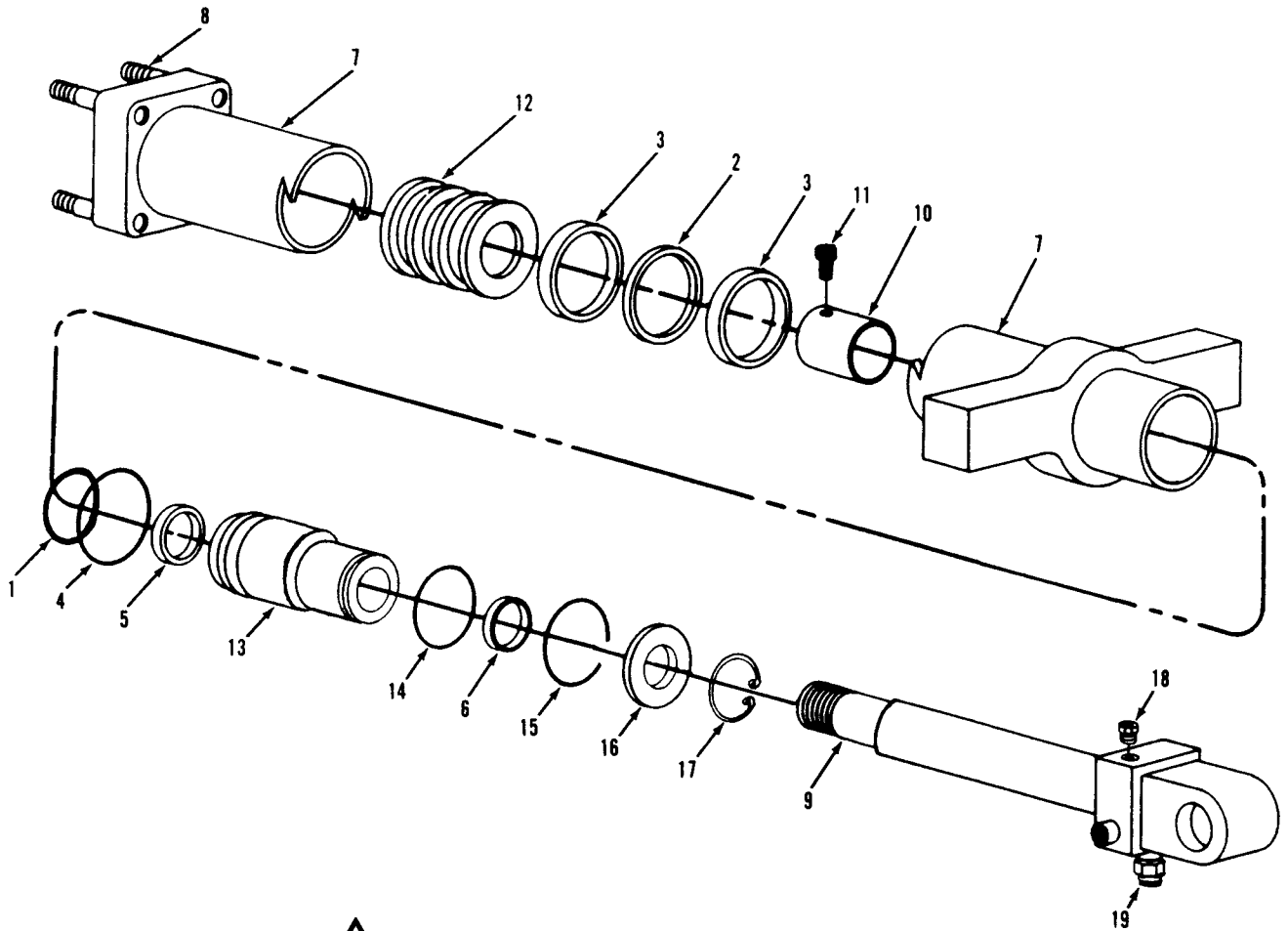


Item	Part No.	Qty.	Description Of Part
	9045-5043	Ref	DRYWALL CARRIAGE ASSY (includes all items)
1	9045-6004	1	DRYWALL CARRIAGE WELDMENT
2	9045-3013	2	DRYWALL FORK
3	9045-1020	2	FORK PIN
* 4	9020-0003	4	COLLAR TUBE
5	8820-1105	4	HEX HD CAPSCREW 5/8-11X4,GR5
6	8852-1310	4	HEX LOCKNUT, 5/8-11
7	9015-3001	1	ATTACHMENT SERIAL NUMBER PLATE
8	8834-1022	4	DRIVE SCREW, #10-32
9	9055-3012	2	SIDE DRYWALL GUARD
10	8824-1053	14	SOCKET FLAT HD SCREW, 3/8-16X1-1/2
11	8855-1011	8	LOCKWASHER, 3/8
12	8850-1006	8	HEX NUT, 3/8-16
13	9055-3013	2	BOTTOM DRYWALL GUARD



Item	Part No.	Qty.	Description Of Part	Item	Part No.	Qty.	Description Of Part
	9108-5081	1	THREE SECTION BOOM ASSEMBLY (includes all items)	39	9002-7473	15	WASHER, 3/4
1	9108-6140	1	BOOM WELDMENT, FIRST SECTION	40	9112-6010	1	CROWD CYLINDER MOUNTING BRACKET
2	9108-6141	1	BOOM WELDMENT, SECOND SECTION	41	7713-3893	2	STAUFF CLAMP SET
3	9108-6142	1	BOOM WELDMENT, THIRD SECTION	42	7713-3052	2	STAUFF COVER PLATE
4	9020-6194	AR	TRIM-LOCK	43	7713-3209	4	HEX HD CAPSCREW, 1/4-20X1-3/8
5	1440-2248	AR	3M-ADHESIVE	44	8471-7862	1	HOSE ASSY
6	9112-1196	1	EXTEND CABLE PIN	45	8471-7863	1	HOSE ASSY
7	8856-1109	42	FLAT WASHER, 3/8	46	8867-1001	4	LUBE FITTING, 1/8
8	8855-1011	8	LOCKWASHER, 3/8	47	8320-1039	8	HEX HD CAPSCREW, 3/4-10X2-1/2, GR8, SELF-LOCKING (nylok) (torque to 240-265 ft.)
9	8820-1034	8	HEX HD CAPSCREW, 3/8-16X7/8, GR5	48	8850-1012	9	HEX NUT, 3/4-10
10	9112-1122	1	GUIDE BAR	49	9112-1023	2	SHIM (.0598 thick)
11	8856-1111	4	WASHER, 1/2	50	9112-1024	2	SHIM (.0359 thick)
12	9112-6009	1	EXTEND CABLE BRACKET	51	9112-1157	2	SHIM (.134 thick)
13	8852-1208	4	HEAVY LOCKNUT, 1/2-13 (nylok)	52	8656-1308	2	STRAIGHT THREAD ADAPTER
14	9112-5030	2	EXTEND SHEAVE ASSY (includes item 15)	53	9112-3022	2	ADAPTER, 90 DEGREES
15	9112-3102	2	BUSHING	54	8859-1205	2	O-RING
16	9104-1451	5	THRUST WASHER (SHIM)	55	9112-1041	1	CROWD CYLINDER PIN
17	9112-1045	2	RETAINER ROLLER	56	8858-1320	3	RETAINING RING
18	8320-1073	1	HEX HD CAPSCREW, 3/8-16X4-1/2, GR5	57	9112-1079	2	WASHER, 7/8
19	8852-1306	1	HEX LOCKNUT, 3/8-16 (nylok)	58	8850-1314	2	HEX NUT, 7/8-14
20	9103-3187	1	BEARING PAD	59	8850-1414	2	HEX JAM NUT, 7/8-14
21	8820-1532	AR	HEX HD CAPSCRW, 3/8-24X3/4, GR5 (torque to 32-37 ft. lbs.)	60	8859-1207	3	O-RING
	8820-1534	22	HEX HD CAPSCRW, 3/8-24X1, GR5 (torque to 32-37 ft. lbs.)	61	9105-3450	1	STRAIGHT FITTING, 90 DEGREES
22	9108-1171	2	SHIM	62	8471-7896	2	HOSE ASSY
23	9108-3063	4	BEARING PAD	63	9020-6199	AR	TRIM LOCK
24	9108-1172	4	SPACER (.132 thick)	64	8688-1002	2	LUBE FITTING
25	8820-1568	4	HEX HD CAPSCREW, 1/2-20X2, GR5 (torque to 68-78 ft. lbs.)	65	9002-7179	4	BULKHEAD FITTING, 90 DEGREES
	8820-1564	AR	HEX HD CAPSCREW, 1/2-20X1, GR5 (torque to 68-78 ft. lbs.)	66	9112-1125	1	BULKHEAD BRACKET
26	9002-7471	18	FLAT WASHER, 1/2	67	8820-1020	2	HEX HD CAPSCREW, 5/16-18X1, GR5
27	9103-3186	8	BEARING PAD	68	8855-1010	2	LOCKWASHER, 5/16
28	9103-1236	10	SPACER (.06 thick)	69	8850-1005	2	HEX NUT, 5/16-18
29	9020-5870	24	SHIM (.06 thick)	70	8471-8281	2	HOSE ASSY
30	9112-3021	2	BEARING PAD	71	8664-1158	1	PIN KEEPER
31	9112-1083	4	SPACER (.06 thick)	72	8850-1112	1	HEAVY HEX JAM NUT
32	9112-1082	8	SHIM (.06 thick)	73	9108-1087	1	CABLE ADJUSTMENT BLOCK
33	8820-1534	4	HEX HD CAPSCRW, 3/8-24X1, GR5 (torque to 32-37 ft. lbs.)	74	8320-1026	4	HEX HD CAPSCREW, 1/2-13X1-1/2, GR8, SELF LOCKING (nylok) (torque to 68-78 ft. lbs.)
	8820-1535	AR	HEX HD CAPSCREW, 3/8-24X1-1/4, GR5 (torque to 32-37 ft. lbs.)	75	9108-3432	1	RETRACTION CABLE
34	9103-3185	2	BEARING PAD	76	9108-3431	2	EXTENSION CABLE
35	8820-1535	8	HEX HD CAPSCREW, 3/8-24X1-1/4, GR5 (torque to 32-37 ft. lbs.)	77	9112-1080	1	EXTENSION CABLE PIN
	8820-1536	AR	HEX HD CAPSCREW, 3/8-24X1-1/2, GR5 (torque to 32-37 ft. lbs.)	78	8858-1310	2	RETAINING RING
36	8820-1046	1	HEX HD CAPSCREW, 3/8-16X3-3/4	79	9108-3297	4	BEARING PAD
37	9112-1066	2	CROWD CYLINDER RETAINER	80	9108-1447	4	SPACER (.132 thick)
38	8320-1017	4	HEX HD CAPSCREW, 3/4-10X2-3/4, GR8, SELF-LOCKING (nylok), (torque to 340 (+25-0) ft. lbs.)	81	9112-1081	6	SHIM (.06 thick)
				82	8820-1565	6	HEX HD CAPSCREW, 1/2-20X1-1/4, GR5 (torque to 68 -78ft. lbs.)
					8820-1566	AR	HEX HD CAPSCREW, 1/2-20X1-1/2, GR5 (torque to 68 -78ft. lbs.)

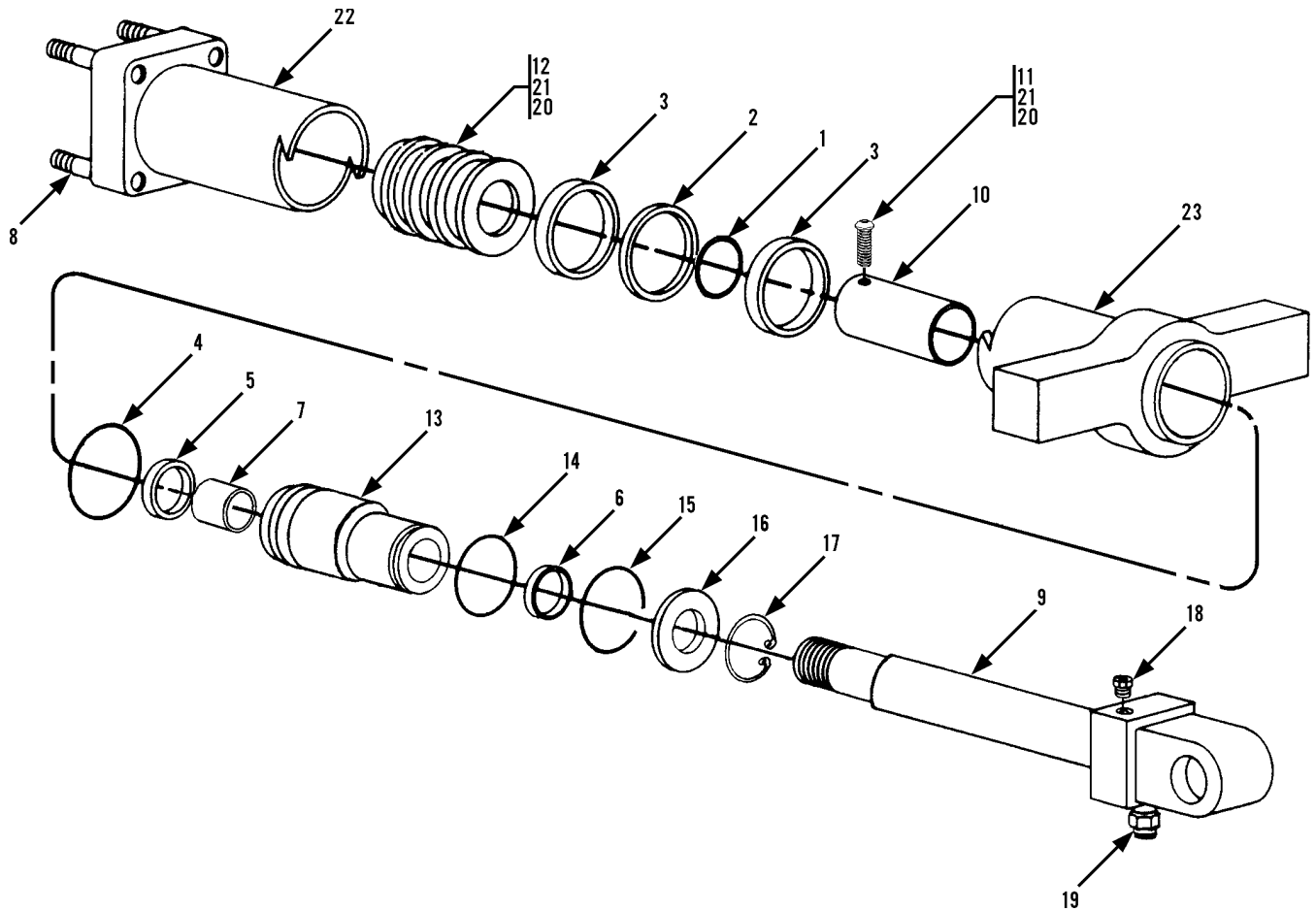
Item	Part No.	Qty.	Description Of Part
83	8820-1562	6	HEX HD CAPSCREW, 1/2-20X3/4, GR5 (torque to 68-78 ft. lbs.)
	8820-1563	AR	HEX HD CAPSCREW, 1/2-20X7/8, GR5, (torque to 68 - 78 ft. lbs.)
84	9112-3018	2	SPRING
*85	9112-6071	1	HOSE GUARD
86		Ref	CROWD CYLINDER (see page 13-25 for details)
87	9108-3298	2	BUSHING
88	9112-3019	6	BEARING PAD
89	8820-1538	4	HEX HD CAPSCREW, 3/8-24X2, GR5 (torque to 32-37 ft. lbs.)
90	9020-7463	8	CUSHION CLAMP
91	8471-8280	2	HOSE ASSY
92	9112-6008	2	HOSE TAKE UP WELDMENT
93	9112-3054	2	COMPRESSION SPRING
94	9112-1134	2	SPRING RETAINER
95	8850-1008	2	HEX NUT, 1/2-13
96	8850-1108	2	HEX JAM NUT, 1/2-13
97	9112-1022	1	BEARING PLATE
98	8820-1608	2	HEX HD CAPSCREW, 3/4-16X1-1/2
99	8688-1276	2	TUBE FITTING, 90 DEGREES
100	8688-1273	2	STRAIGHT TUBE FITTING
101		AR	NYLON TUBING, 1/4
102	9114-6052	1	PIN WELDMENT
103	8820-1065	1	HEX HD CAPSCREW, 1/2-13 x 1
104	8362-1283	1	SPECIAL WASHER
105	9105-3426	1	STRAIGHT THREAD CONNECTOR
106	8866-2105	1	ELBOW, 90 DEGREES (swivel nut)
107		Ref	TILT CYLINDER (see page 10-3 for details)
108	9112-1197	1	RETRACTION SHEAVE PIN
109	9103-3445	1	LUBE FITTING, STRAIGHT, 1/8
110	9112-5031	1	REFRACTION SHEAVE ASSEMBLY (includes item 111)
111	9112-3102	1	BUSHING
112	9112-1056	2	RETAINER ROLLER
113	8820-1043	2	HEX HD CAPSCREW, 3/8-16X3, GR5
114	8852-1306	2	HEX LOCKNUT, 3/8-16 (nylok)
115	8320-1123	3	HEX HD CAPSCREW, 1/2-13X11, GR8 SELF-LOCKING (nylok) (torque to 68 to 78 ft. lbs.)
116	9112-3016	1	HOSE SHEAVE
117	9020-3040	1	THRUST WASHER
118	9108-1326	1	HOSE REEL SUPPORT
119	8871-2011	1	STREET ELBOW, 90 DEGREES
120	8855-1013	1	LOCKWASHER, 1/2
121	9112-3116	1	HITCH PIN CLIP
			NOTE: ONLY ITEMS WITH PART NUMBERS ARE AVAILABLE FOR SERVICE.



**NOTE:** See next page (9138-5016) Crowd Cylinder for service only.

Item	Part No.	Qty.	Description Of Part
	9108-5080	1	CROWD CYLINDER ASSY (includes all items)
	9112-3080	1	PACKING KIT (includes items 1 thru 6)
1	8859-1036	1	O-RING
2	9112-3081	1	PISTON SEAL
3	9112-3082	1	PISTON WEAR RING
4	9112-3084	4	STATIC SEAL
5	9112-3083	1	ROD SEAL
6	7736-3179	1	ROD WIPER
7	9108-6139	1	TUBE WELDMENT
8	9112-1180	4	STUD
9	9108-6138	1	ROD WELDMENT
10	9112-1178	1	STOP WELDMENT
11	8821-1068	1	SOCKET HD CAPSCREW, 3/8-16X5/8, GR8
12	9112-1176	1	PISTON
13	9112-1171	1	CYLINDER HEAD
14	9112-3086	1	RETAINING RING
15	8000-3152	12"	NEOPRENE CORD
16	9112-1179	1	SNAP RING WASHER
17	9112-3085	1	SNAP RING
18	8866-2193	1	HEX HD PLUG (includes o-ring)
	8859-1205	1	O-RING
19	9112-3089	1	LOAD CONTROL VALVE

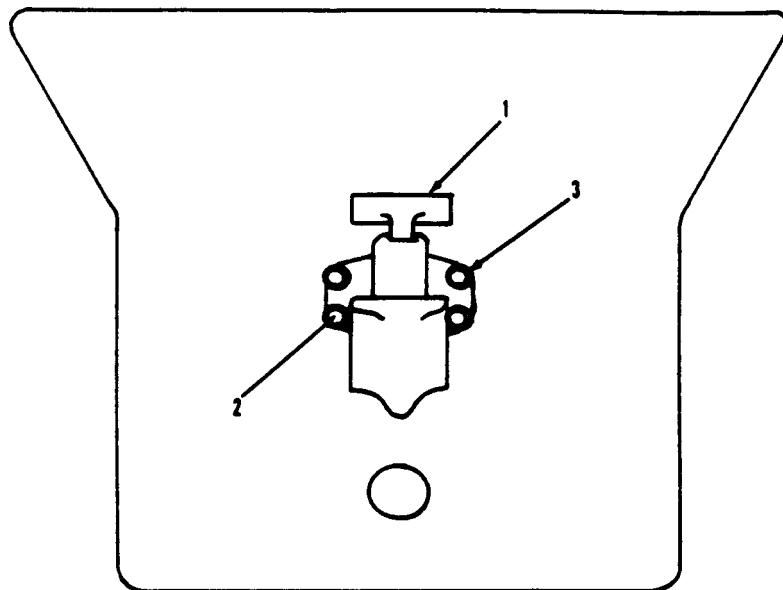




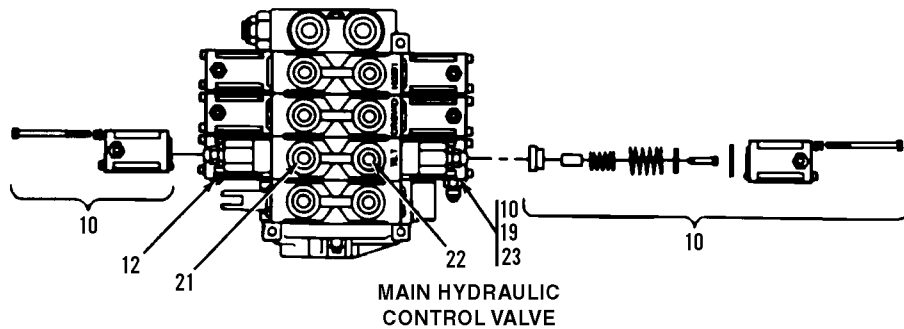
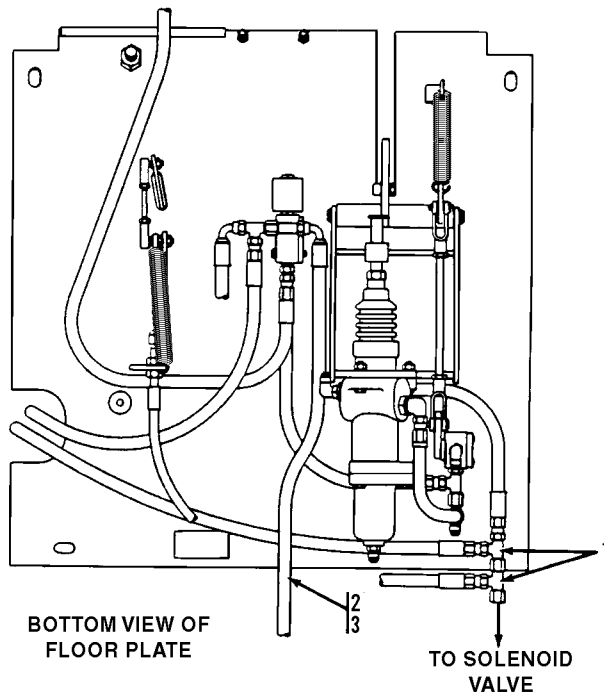
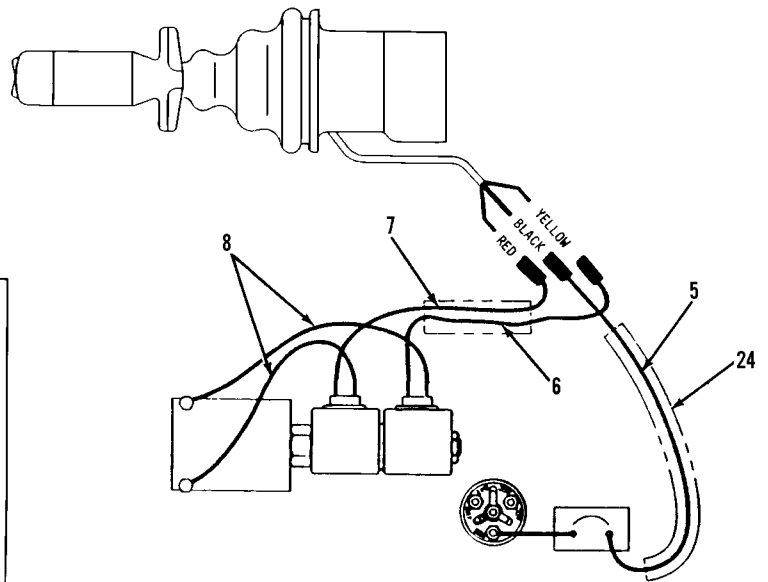
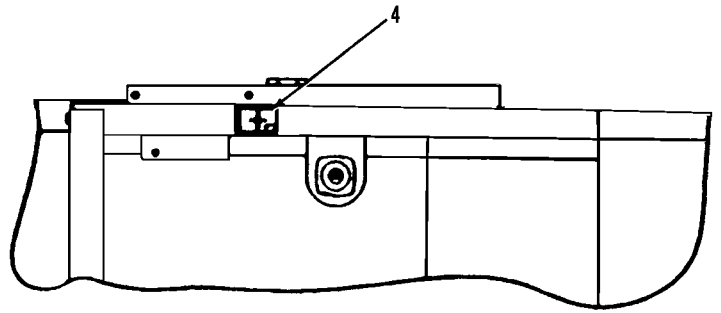
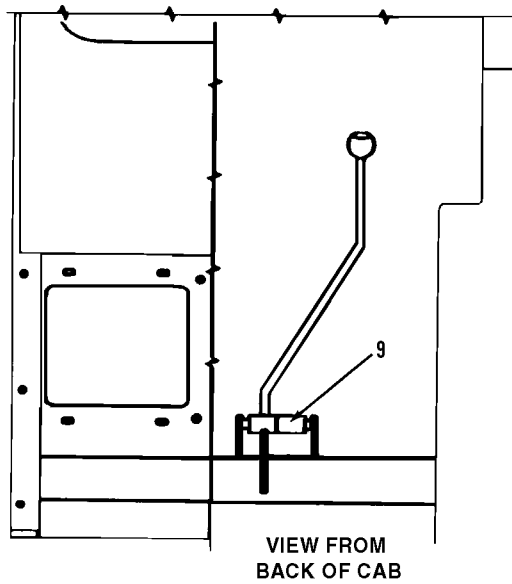
**NOTE #1:**

Stop Tube (item 10) must seat against piston  
 (item 12), NOT Socket HD Capscrew (item 11).

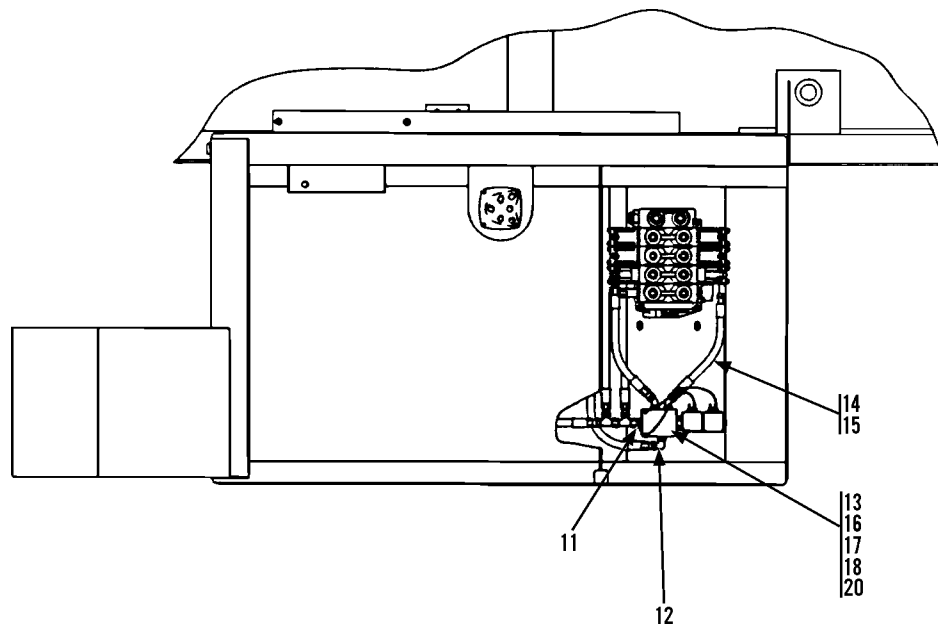
Item	Part No.	Qty.	Description Of Part	Item	Part No.	Qty.	Description Of Part
	9138-5016	1	CROWD CYLINDER ASSY (includes all items)	12	9112-1176	1	PISTON (hand torque to 450-475 ft. lbs.)
	9133-3029	Ref	PACKING KIT (includes items 1 thru 7)	13	9112-1307	1	CYLINDER HEAD
1	8859-1036	1	O-RING	14	9112-3086	1	RETAINING RING
2	9112-3081	1	PISTON SEAL	15	8000-3152	12"	NEOPRENE CORD
3	9112-3082	2	PISTON WEARING RING	16	9112-1179	1	SNAP RING WASHER
4	9112-3137	1	STATIC SEAL	17	9112-3085	1	SNAP RING
5	8000-3082	1	ROD SEAL	18	8866-2193	1	HEX HD PLUG (includes o-ring)
6	8000-3337	1	ROD WIPER		8859-1205	1	O-RING
7	8000-3227	1	ROD BEARING	19	9112-3089	1	COUNTERBALANCE VALVE
8	9112-1180	4	STUD		9103-4276	1	COUNTERBALANCE VALVE SEAL KIT
9	9108-6138	1	ROD WELDMENT	20	1440-3426	AR	LOCTITE PRIMER
10	9112-1178	1	STOP TUBE	21	1440-4102	AR	LOCTITE 277 (red)
11	8821-1068	1	SOCKET HD CAPSCREW, 3/8-16x5/8, GR8 (hand torque to 40-45 ft. lbs.)	22	9108-6139	1	TUBE WELDMENT



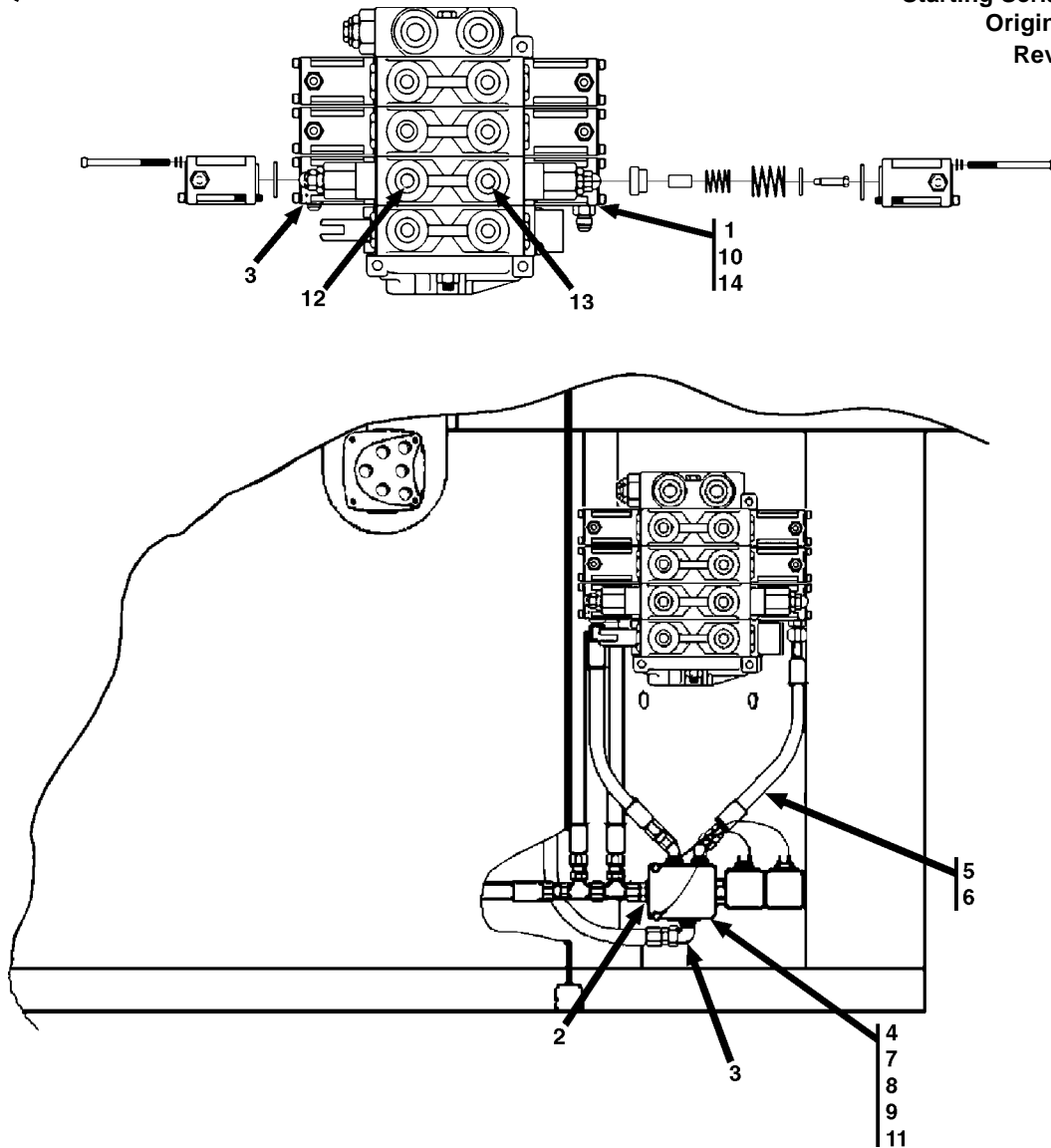
Item	Part No.	Qty.	Description Of Part
	9103-5101	Ref	PINTLE HOOK INSTALLATION (includes all items)
1	9020-0602	1	PINTLE HOOK
2	8320-1120	4	HEX HD CAPSCREW, 1/2-13X1-3/4,GR8
3	8855-1013	4	LOCKWASHER, 1/2



(SEE PAGE 10-7 FOR DETAILS)

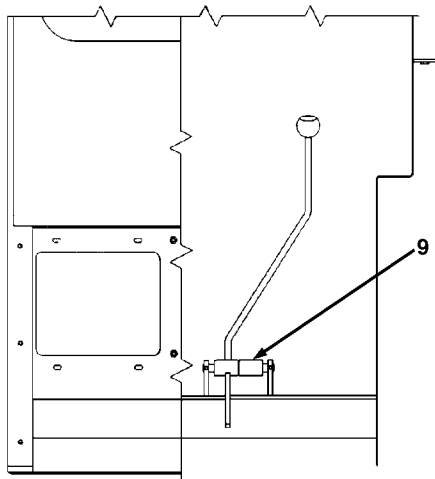
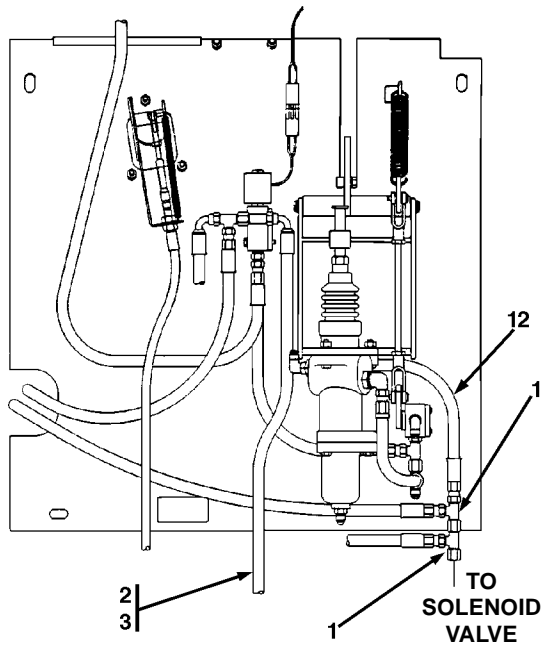


Item	Part No.	Qty.	Description Of Part	Item	Part No.	Qty.	Description Of Part
	9108-5072	Ref	TILT ON JOYSTICK (includes all items)	15	8471-7537	2	HOSE ASSY
1	8866-2239	2	SWIVEL NUT RUN TEE (3/8 TUBE)	16	8820-1011	2	HEX HD CAPSCREW, 1/4-20X2-1/2, GR5
2	8471-8221	1	HOSE ASSY	17	8855-1004	2	LOCKWASHER, 1/4
3	9108-3212	1	MALE BRANCH TEE	18	8850-1004	2	HEX NUT, 1/4-20
4	9130-3041	1	BOOM CONTROL DECAL	19	8866-2174	1	HEX HD PLUG (includes o-ring)
* 5	8096-3060	1	JUMPER WIRE (black)		8859-1204	1	O-RING
* 6	8096-3069	1	JUMPER WIRE (yellow)	20	9130-1065	1	SPACER
* 7	8096-3067	1	JUMPER WIRE (red)	21	9108-3425	1	WORK PORT RESTRICTOR (.062)
8	9020-7719	2	JUMPER WIRE (green)	22	9108-3426	1	WORK PORT RESTRICTOR (.070)
9	9130-1020	1	SPACER	23	8866-2005	1	CONNECTOR (includes o-ring)
10	9130-1064	1	HYDRAULIC VALVE POSITIONER KIT		8859-1204	1	O-RING
11	9108-5071	1	MODIFIED CONNECTOR	* 24	9130-3076	1	JOYSTICK HARNESS
12	8866-2064	2	ELBOW, 90 DEGREES (includes o-ring)				NOTE: ONLY ITEMS WITH PART NUMBERS ARE AVAILABLE FOR SERVICE.
	8859-1204	2	O-RING				
13	9130-3038	1	SOLENOID VALVE				
14	8866-2084	2	ELBOW, 45 DEGREES (includes o-ring)				
	8859-1204	2	O-RING				

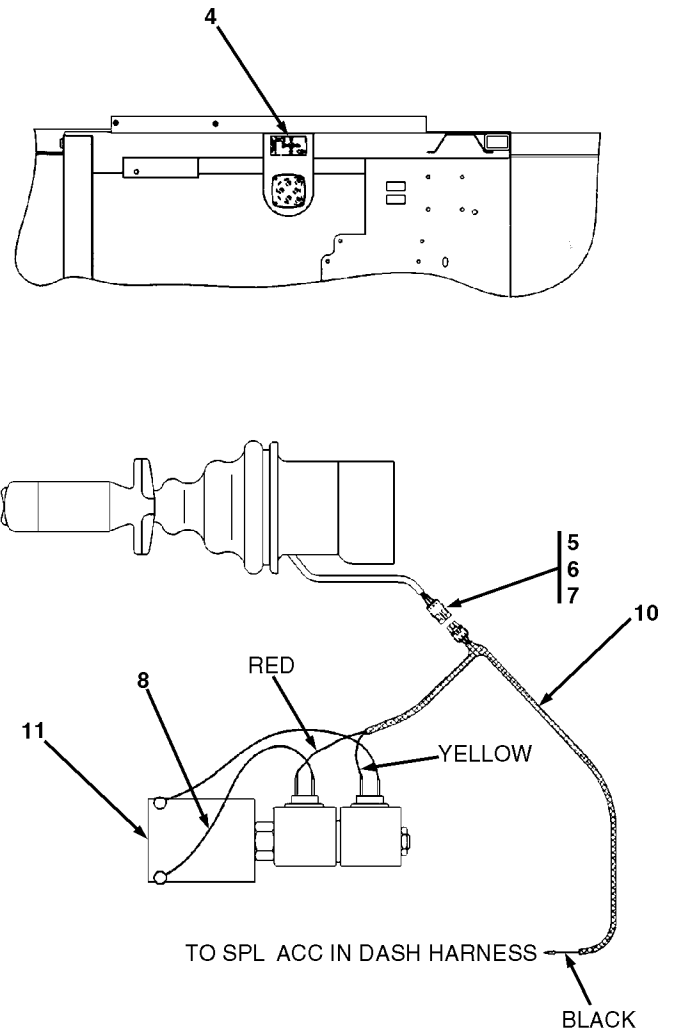


Item	Part No.	Qty.	Description Of Part
	9108-5107	Ref	TILT ON JOYSTICK (includes all items both pages)
1	9130-1064	1	HYDRAULIC VALVE POSITIONER KIT
2	9108-5071	1	MODIFIED CONNECTOR
3	8866-2064	2	ELBOW, 90 DEGREES (includes o-ring)
	8866-1204	2	O-RING
4	9130-3038	1	SOLENOID VALVE (includes coil)
	8093-4037	1	COIL (included w/valve)
5	8866-2084	2	ELBOW, 45 DEGREES (includes o-ring)
	8866-1204	2	O-RING
6	8471-7537	2	HOSE ASSY
7	8820-1011	2	HEX HD CAPSCREW, 1/4-20 x 2 1/2
8	8855-1004	2	LOCKWASHER, 1/4
9	8850-1004	2	HEX NUT, 1/4-20
10	8866-2174	1	PLUG, (includes o-ring)
	8859-1204	1	O-RING
11	9130-1065	1	SPACER
12	9108-3425	1	WORK PORT RESTRICTOR, .062
13	9108-3426	1	WORK PORT RESTRICTOR, .070
14	8866-2005	1	CONNECTOR

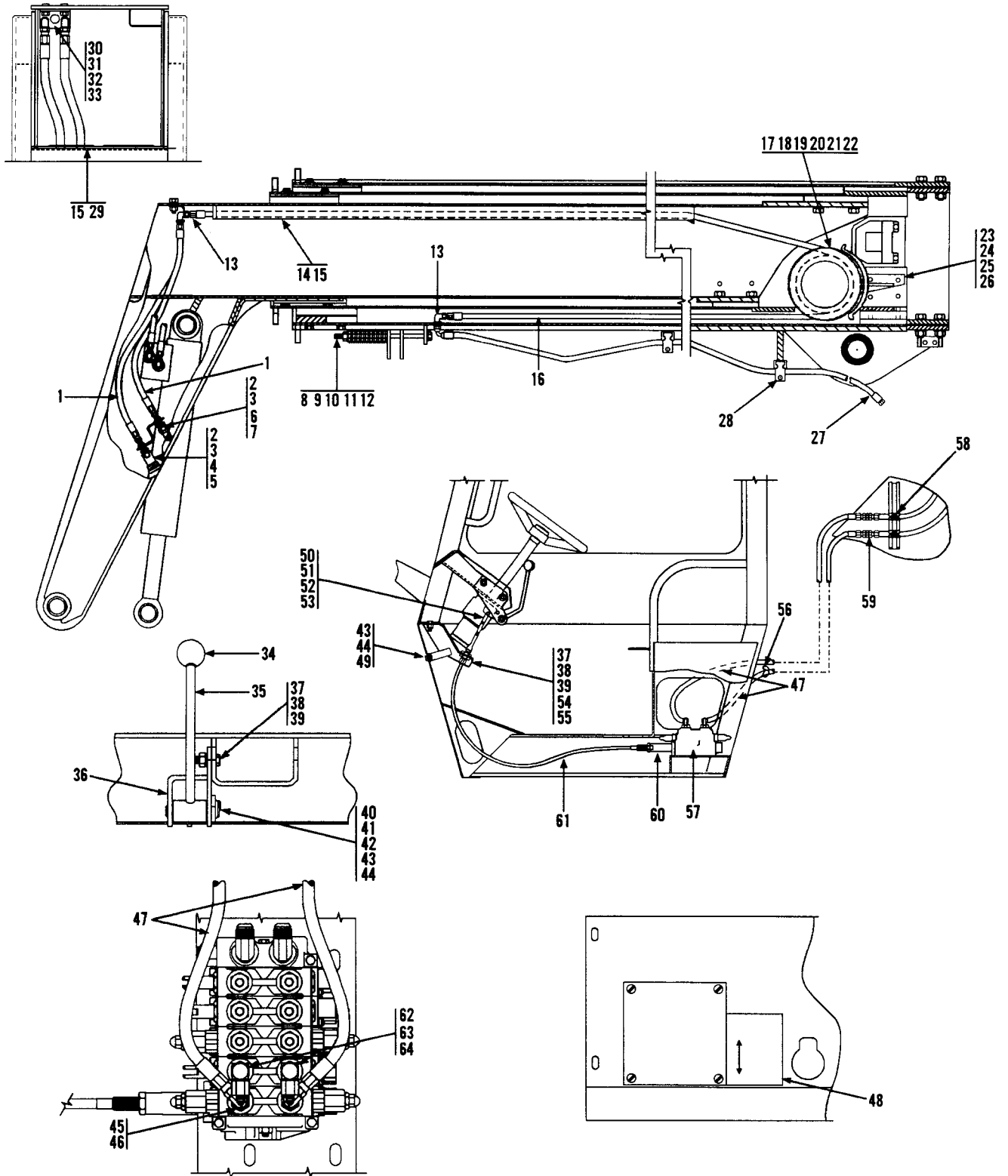
**BOTTOM VIEW OF FLOORPLATE**



**VIEW FROM BACK OF CAB**



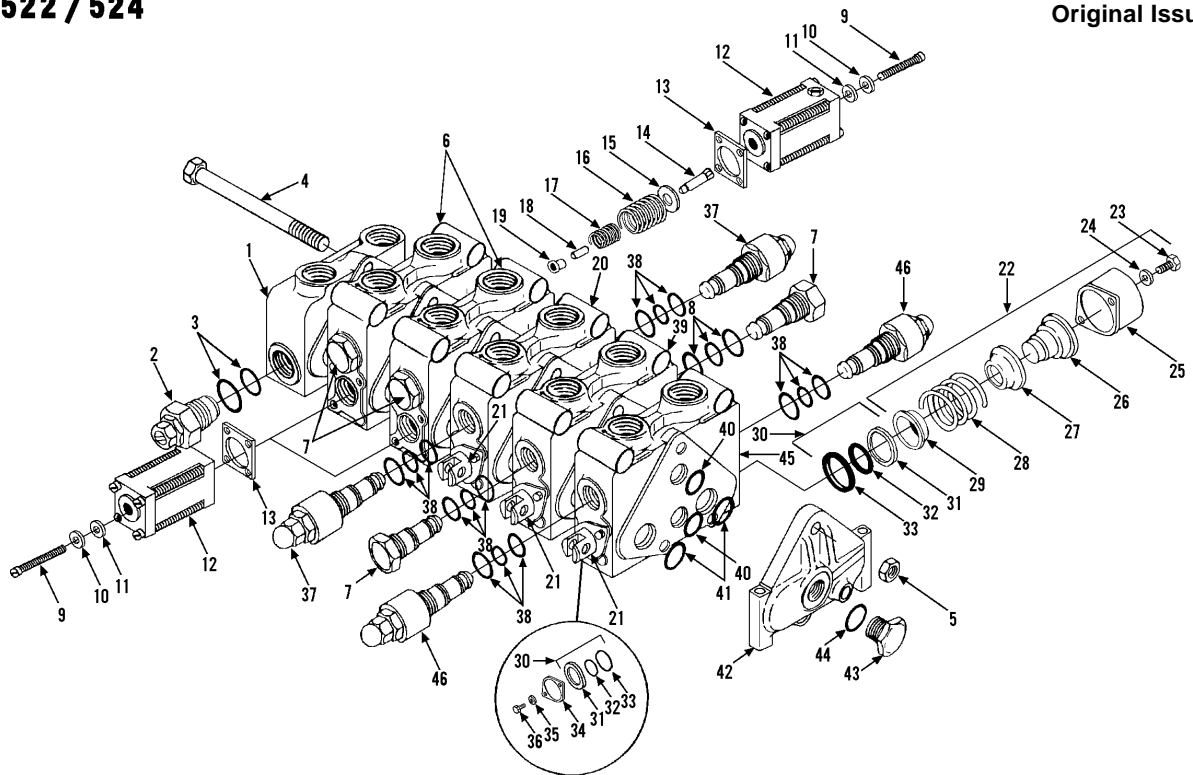
Item	Part No.	Qty.	Description Of Part
	9108-5107	Ref	TILT ON JOYSTICK (includes all items both pages)
* 1	9108-3534	1	SWIVEL NUT RUN TEE
2	8471-8221	1	HOSE ASSY
* 3	8866-2152	1	MALE BRANCH TEE
4	9130-3041	1	BOOM CONTROL DECAL
5	8096-3060	1	WEATHER PACK SHROUD
6	8096-3069	3	W.P. MALE PIN TERMINAL
7	8096-3067	3	W.P. CABLE SEAL
8	9020-7719	2	JUMPER WIRE, GREEN
9	9130-1020	1	SPACER
10	9108-3490	1	JOYSTICK HARNESS
11	9130-3038	Ref	SOLENOID VALVE (see previous page)
	8093-4037	1	COIL (included w/valve)
*12	8471-7893	1	HOSE ASSY



ARTWORK ON PREVIOUS PAGE

Item	Part No.	Qty.	Description Of Part	Item	Part No.	Qty.	Description Of Part
	9108-5082	Ref	AUXILIARY HYDRAULICS (3S Boom) (includes all items)	*33	8850-1005	2	HEX NUT, 5/16-18
1	8471-8041	2	HOSE ASSY	34	9020-0299	1	KNOB
2	9112-3061	2	BULKHEAD FITTING	35	9112-6026	1	HANDLE
3	8871-2305	2	BUSHING, 1/2-1/4	36	9112-6025	1	LEVER BRACKET
4	9020-4245	1	FEMALE COUPLER	37	8820-1036	4	HEX HD CAPSCREW, 3/8-16X1-1/4, GR5
5	9104-3125	1	DUST PLUG	38	8850-1006	4	HEX NUT, 3/8
6	9020-4244	1	MALE COUPLER	39	8855-1011	4	LOCKWASHER, 3/8
7	9104-3126	1	DUST CAP	40	9112-6027	1	PIN
8	9112-6008	2	HOSE TAKE-UP WELDMENT	41	9108-3136	2	BUSHING
9	9112-3054	2	COMPRESSION SPRING	42	9002-8662	2	WAVE BEND WASHER
10	9112-1134	2	SPRING RETAINER	43	8820-1018	2	HEX HD CAPSCREW, 5/16-18X3/4, GR5
11	8850-1008	2	HEX NUT, 1/2-13	44	8855-1010	2	LOCKWASHER, 5/16-18
12	8850-1108	2	HEX JAM NUT, 1/2-13	45	9108-3310	2	STRAIGHT THREAD ELBOW, 90 DEGREES
13	9002-7179	4	BULKHEAD FITTING, 90 DEGREES	46	8859-1206	2	O-RING
14	9020-6194	3.5"	TRIM LOCK	47	8471-8026	2	HOSE ASSY
15	1440-2248	AR	3M ADHESIVE	48	9103-3417	1	AUXILIARY CONTROL DECAL
16	8471-8281	2	HOSE ASSY	49	8850-1005	1	HEX NUT, 5/16-18
17	9112-3016	1	HOSE SHEAVE	50	8882-1002	1	YOKE END
18	9108-1326	1	HOSE REEL SUPPORT	51	8863-3001	1	CLEVIS PIN
19	9020-3040	1	THRUST WASHER	52	8863-1302	1	COTTER PIN
20	8858-1320	1	RETAINING RING	53	8850-1404	1	HEX JAM NUT, 1/4-28
21	8320-1123	3	HEX HD CAPSCREW, 1/2-13X1, (lubricate & torque to 68-78 ft.lbs.)	54	9112-6023	1	CABLE BRACKET WELDMENT
22	9002-7471	3	HARDENED FLAT WASHER, 1/2	55	8856-1004	2	FLAT WASHER, 3/8
* 23	9112-6080	1	HOSE GUARD	56	9002-7187	10	TY WRAP
24	8820-1034	2	HEX HD CAPSCREW, 3/8-16X7/8, GR5	57		Ref	MAIN CONTROL VALVE (see page 13-29 for details)
25	8855-1011	2	LOCKWASHER, 3/8	58	9020-7464	2	CUSHION CLAMP
26	8856-1109	2	FLAT WASHER, 3/8	59	8866-1065	2	UNION, 1/2 FLARE
27	8471-8280	2	HOSE ASSY	60	9112-3062	1	CABLE ADAPTER BONNET
28	9020-7463	8	CUSHION CLAMP, 3/4" I.D.	61	9112-3050	1	PUSH-PULL CABLE
29	9020-6199	13"	TRIM LOCK	62	9108-3343	2	LONG ELBOW, 90 DEGREES
30	9112-1125	1	BULKHEAD BRACKET	63	8866-1348	2	TUBE END REDUCER, 5/8-1/4
31	8820-1019	2	HEX HD CAPSCREW, 5/16-18X7/8, GR5	64	8866-1407	2	NUT
32	8855-1010	2	LOCKWASHER, 5/16				

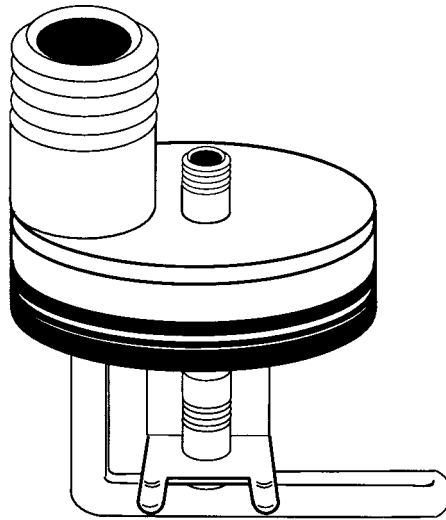




Item	Part No.	Qty.	Description Of Part
	9108-3420	1	MAIN HYDRAULIC CONTROL VALVE ASSY (includes all items)
	9112-3075	2	SPOOL POSITIONER KIT (includes items 9 thru 19)
	9108-4203	1	STUD KIT (includes items 4 & 5)
	9108-4015	5	VALVE SECTION SEAL KIT (includes items 40 & 41)
1	9108-4008	1	L.H. END COVER ASSY (includes items 2 & 3)
2	9108-4009	1	MAIN RELIEF (includes item 3)
3	9108-4206	1	O-RING (inner)
	9108-4207	1	O-RING (outer)
4		3	STUD
5		3	NUT
6	9108-4277	2	VALVE SECTION ASSY (includes two of item 7, plus items 9 thru 19)
7	9108-4010	6	LOAD CHECK PLUG (includes item 8)
8	9108-4202	6	LOAD CHECK PLUG SEAL KIT (one required per check plug)
9	9108-4230	16	SOCKET HD CAPSCREW, 1/4-20X3
10	9108-4231	16	LOCKWASHER, 1/4
11	9108-4232	4	BEARING PLATE
12	9108-4229	4	BONNET
13	9108-4233	4	SEAL
14	9108-4234	2	SPUD POSITIONER
15	9108-4235	2	WASHER
16	9108-4236	2	SPRING
17	9108-4237	2	SPRING
18	9108-4238	2	STOP SLEEVE
19	9108-4239	2	STOP COLLAR
20	9108-4012	1	VALVE SECTION ASSY (includes items 21, 22, 30 & 34, plus two of item 37)
21	9108-4013	3	SPOOL
22	9108-4004	3	SPOOL POSITIONER (includes items 23 thru 29)
23		6	SCREW

Item	Part No.	Qty.	Description Of Part
24		6	WASHER
25		3	BONNET
26		3	POSITIONER
27		3	COLLAR
28		3	SPRING
29		3	COLLAR
30	9108-4005	6	SPOOL SEAL KIT (includes items 31, 32 & 33)
31		6	RETAINER
32		6	WASHER
33		6	SEAL
34	9108-4006	3	SPOOL RETAINER (includes items 35 & 36)
35		6	SCREW
36		6	WASHER
37	9108-4199	2	RELIEF - 2800 P.S.I. (includes one of item 38)
38	9108-4201	4	RELIEF SEAL KIT (one required per relief)
	9108-4200	AR	RELIEF SERVICE KIT, NOT ILLUSTRATED (includes relief poppet and piston ring)
39	9108-4014	1	VALVE SECTION ASSY (includes 2 of item 7, plus items 21, 22, 30 & 34)
40		2	PRESSURE SEAL
41		2	PRESSURE SEAL
42	9108-4278	1	R.H. END COVER ASSY (includes item 43)
43	9108-4279	1	PLUG (includes item 44)
44		1	O-RING
45	9108-4280	1	VALVE SECTION ASSY (includes items 21, 22, 30, 34 & 46)
46	9108-4281	2	RELIEF, 1500 P.S.I. (includes one of item 38)

NOTE: ONLY ITEMS WITH PART NUMBERS ARE AVAILABLE FOR SERVICE.

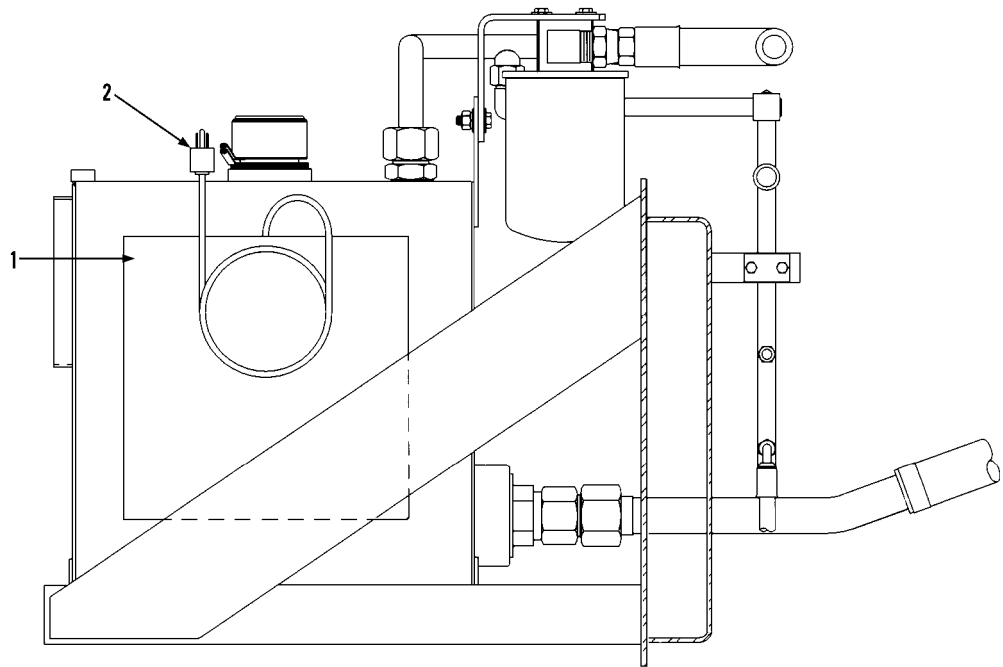


REPLACES FROST PLUG ON RIGHT SIDE OF ENGINE.

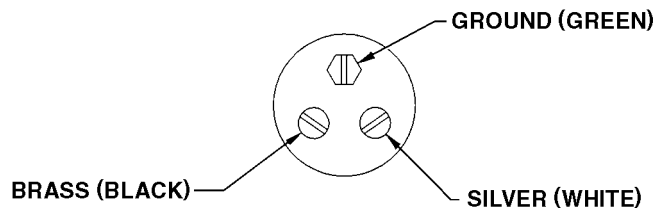
Item	Part No.	Qty.	Description Of Part
	9104-3353	1	BLOCK HEATER



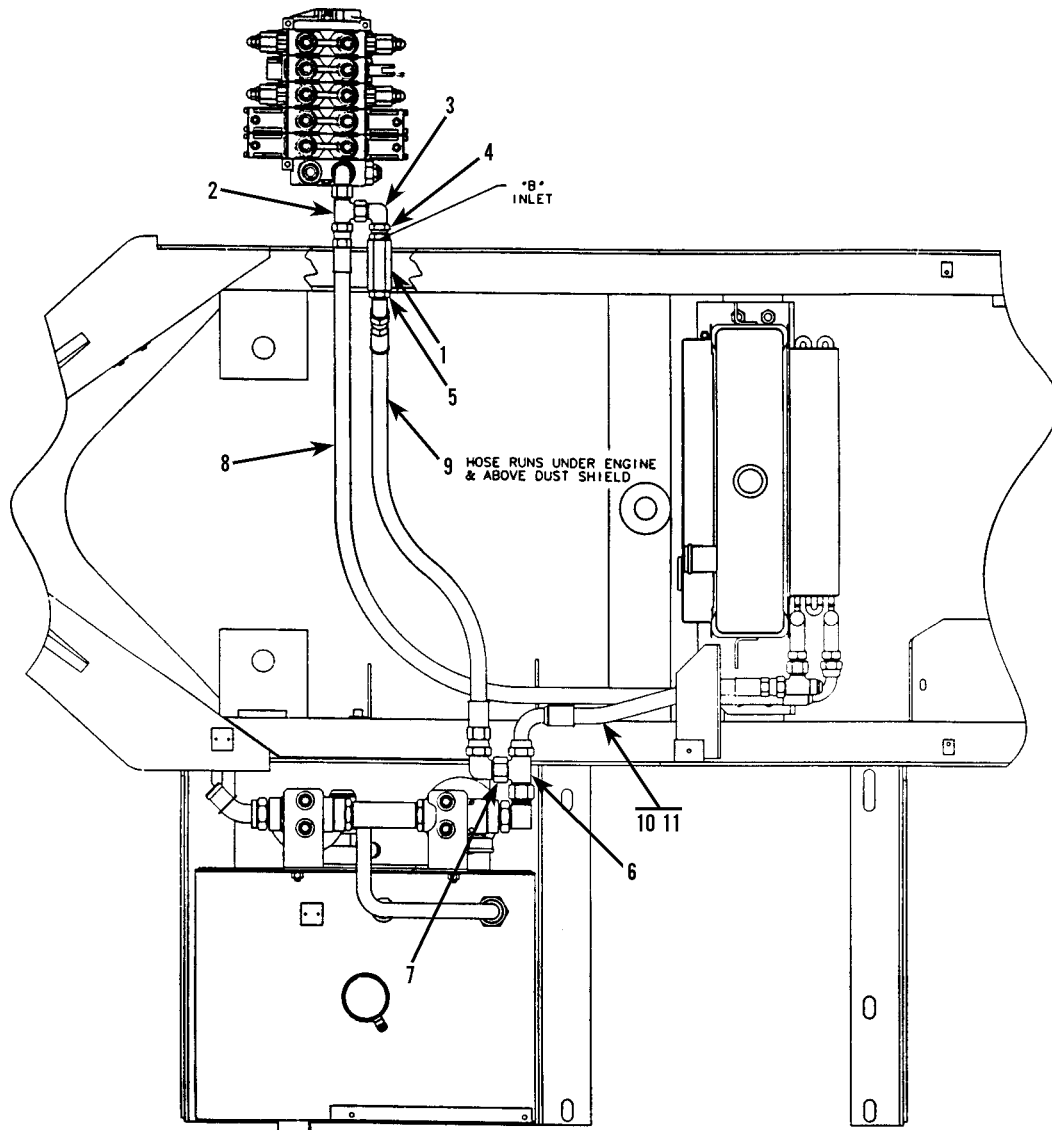
1. INSTALL BLANKET AFTER PAINT ONLY.
2. BLANKET TO BE INSTALLED ON HYDRAULIC TANK WALL, BETWEEN HYDRAULIC TANK AND FUEL TANK.
3. POSITION BLANKET AS CLOSE TO CENTER OF TANK AS POSSIBLE.
4. STOW AWAY ELECTRICAL CORD BETWEEN TANKS.



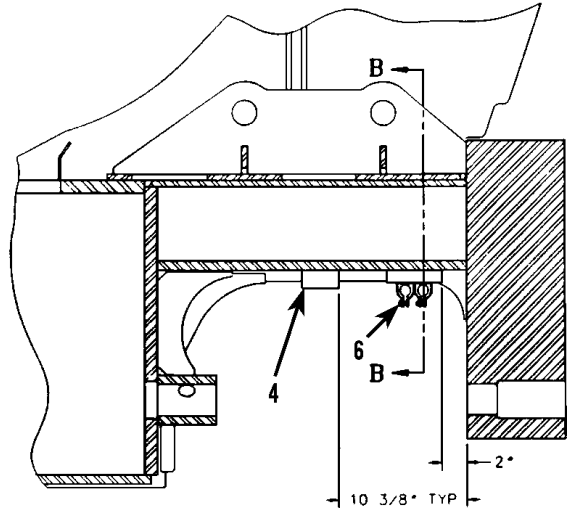
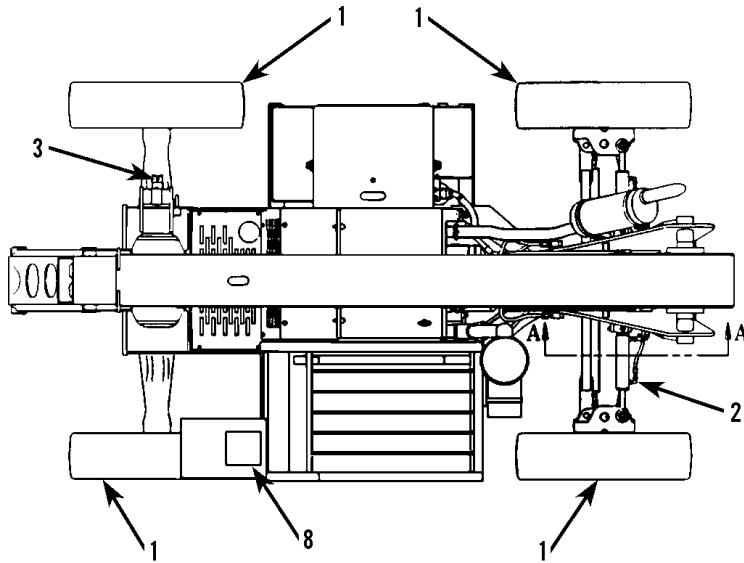
SECTION VIEW THRU FRAME SHOWING INSIDE WALL OF HYDRAULIC TANK



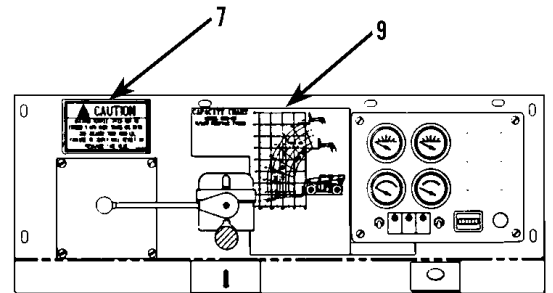
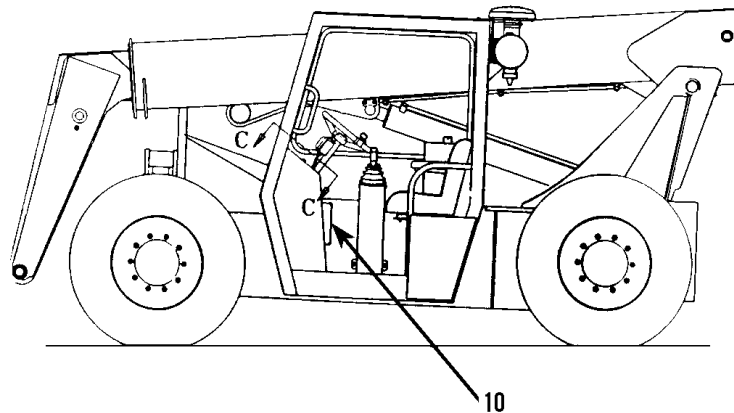
Item	Part No.	Qty.	Description Of Part
	9108-5073	1	HYDRAULIC RESERVOIR HEATER (includes all items)
1	9108-3429	1	HEATING BLANKET
* 2	9108-3484	1	PLUG



Item	Part No.	Qty.	Description Of Part
	9112-5056	1	INLINE BYPASS (includes all items)
1	9116-3191	1	INLINE VALVE
2	8866-2242	1	SWIVEL NUT RUN TEE, 3/4 TUBE
3	8866-2108	1	ELBOW, 90 DEGREES (swivel nut)
4	9116-3121	1	STRAIGHT THREAD ADAPTER, (includes o-ring)
	8859-1207	1	O-RING
5	8866-2087	1	ELBOW, 45 DEGREES (includes o-ring)
	8859-1207	1	O-RING
6	8866-2244	1	SWIVEL NUT RUN TEE, 1" TUBE
7	8866-2110	1	ELBOW, 90 DEGREES (swivel nut)
8	8471-7906	1	HOSE ASSY (included in standard machine assy)
9	8471-8925	1	HOSE ASSY
10	8471-8926	1	HOSE ASSY
11	8471-7872	-1	HOSE ASSY (remove from std. build)

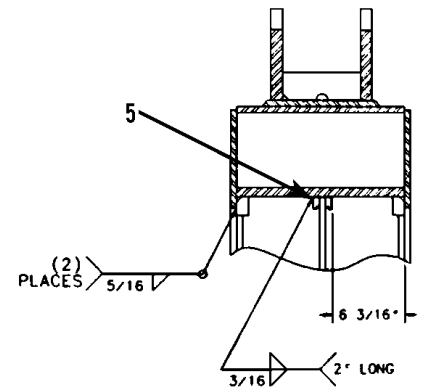


SECTION A-A  
 SCALE 3/16

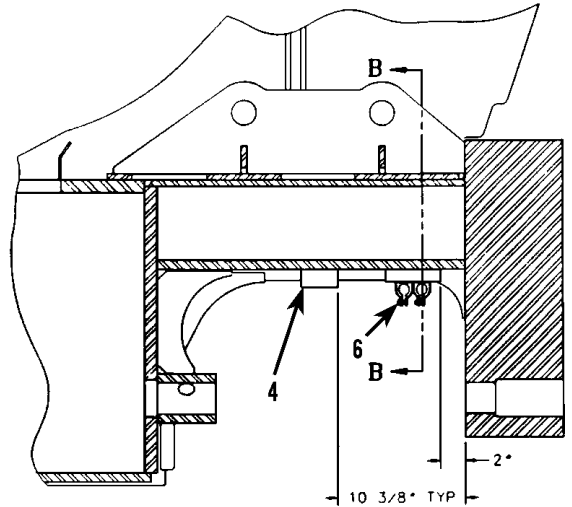
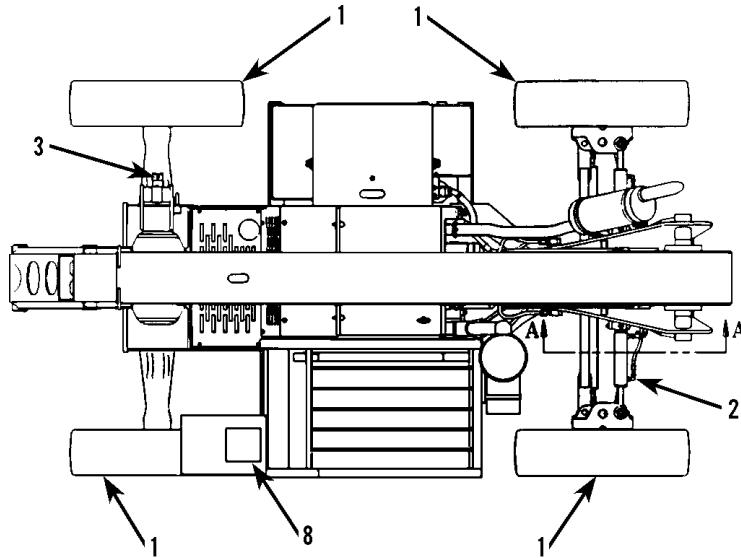


VIEW C-C  
 SCALE 1/4

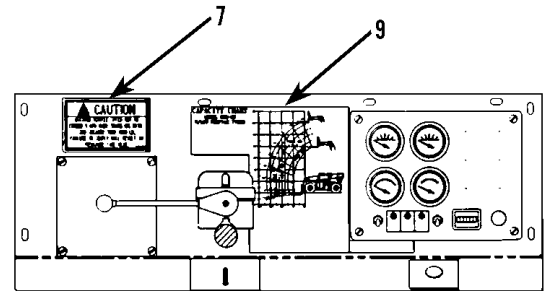
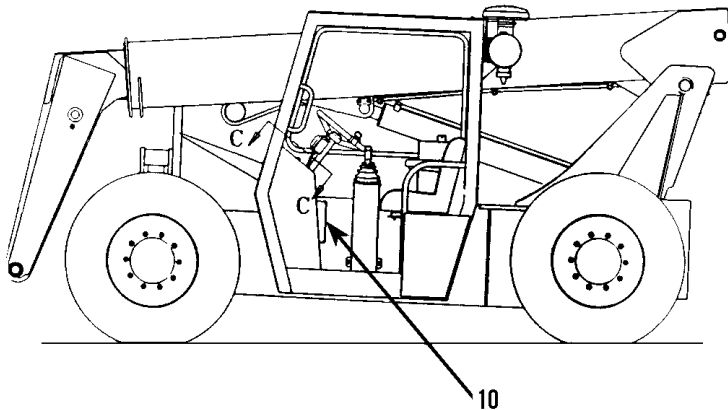
Item	Part No.	Qty.	Description Of Part
	9109-5027	Ref	LOW PROFILE MACHINE PACKAGE 522-2S (includes all items)
1	9109-5026	4	TIRE ASSY
2	9131-5001	1	REAR AXLE ASSY
3	9108-3543	1	SWAY CYLINDER
4	9101-1002	2	STOP BLOCK
5	9020-6090	1	ANCHOR CHANNEL
6	9020-7463	2	CUSHION CLAMP
7	9109-3021	1	CAUTION DECAL
8	9109-3024	1	SERVICE INSTRUCTION DECAL
9	9109-3022	1	CAPACITY CHART
10	9109-3023	1	SERIAL NUMBER PLATE



SECTION B-B  
 SCALE 3/16

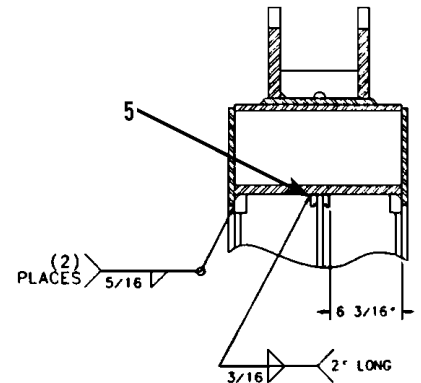


SECTION A-A  
 SCALE 3/16

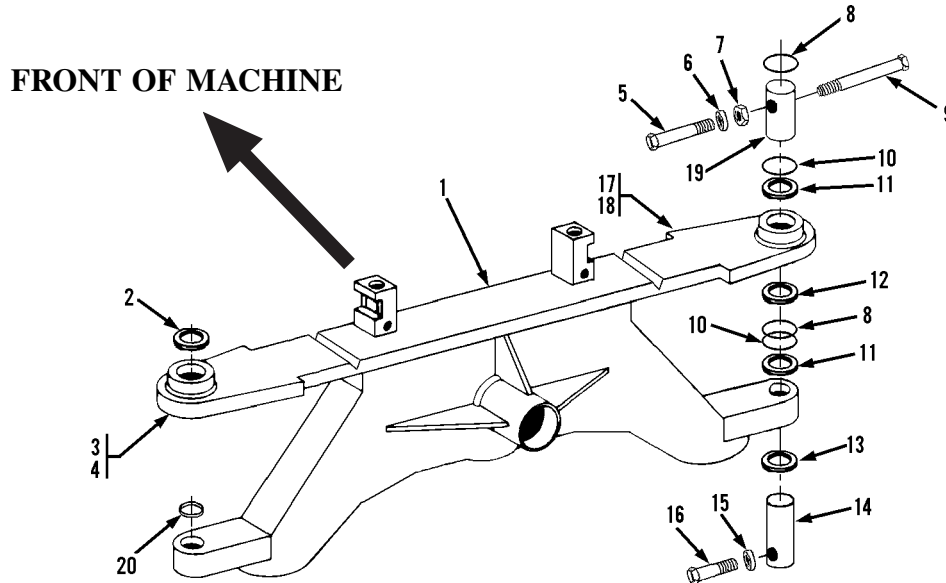


VIEW C-C  
 SCALE 1/4

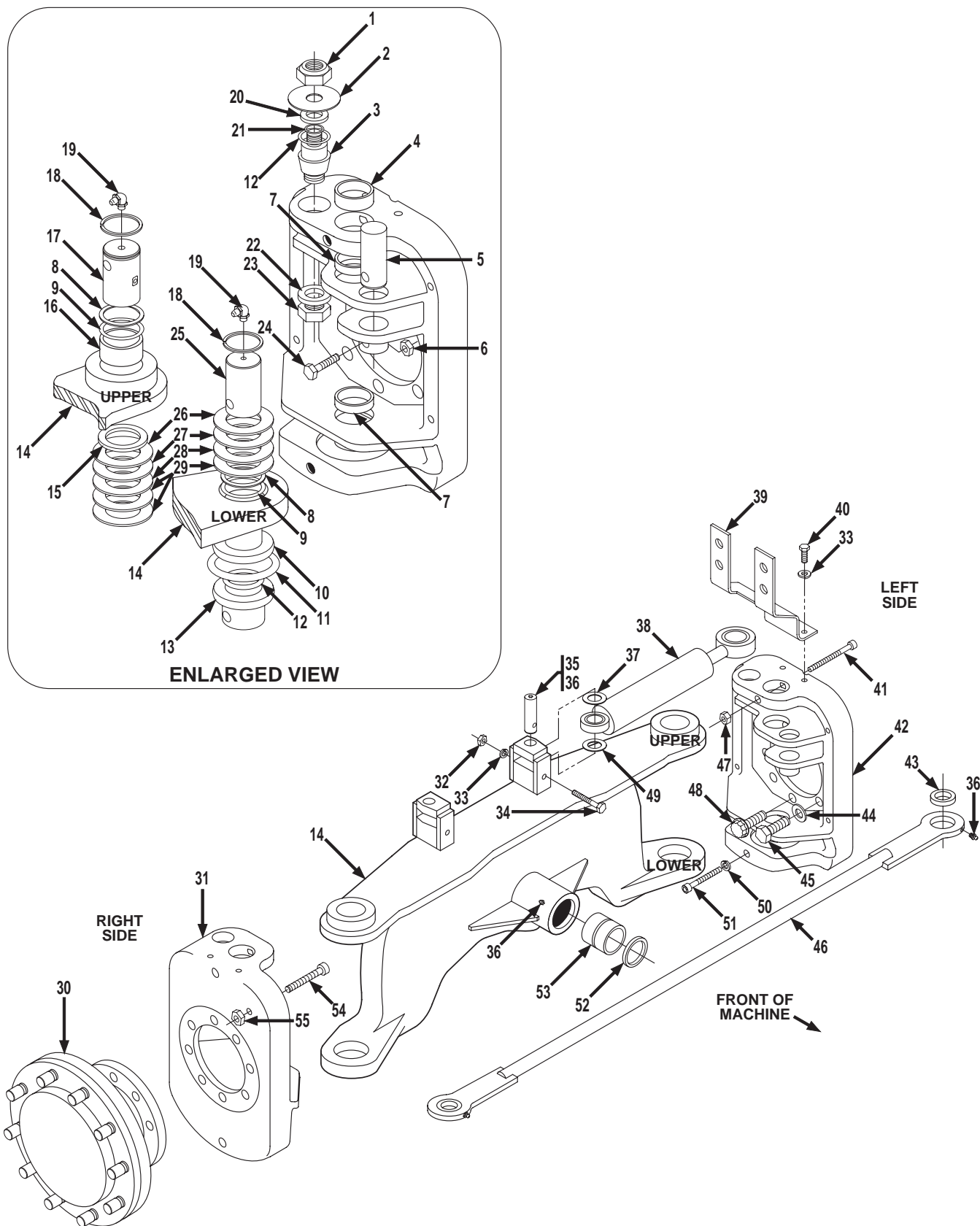
Item	Part No.	Qty.	Description Of Part
	9108-5120	Ref	LOW PROFILE MACHINE PACKAGE 524-2S (includes all items)
1	9109-5026	4	TIRE ASSY
2	9131-5001	1	REAR AXLE ASSY
3	9108-3543	1	SWAY CYLINDER
4	9101-1002	2	STOP BLOCK
5	9020-6090	1	ANCHOR CHANNEL
6	9020-7463	2	CUSHION CLAMP
7	9109-3021	1	CAUTION DECAL
8	9108-3540	1	SERVICE INSTRUCTION DECAL
9	9108-3541	1	CAPACITY CHART
10	9108-3542	1	SERIAL NUMBER PLATE
* 11	9020-7514	2	TAPPED BAR



SECTION B-B  
 SCALE 3/16



Item	Part No.	Qty.	Description Of Part
	9114-5136	1	REAR AXLE REWORK KIT (includes all items)
1		1	REAR AXLE WELDMENT
2	9112-3028	2	BUSHING
3	9114-5134	1	LUG REWORK ASSY (includes items 2 & 4)
4	9114-6111	1	LUG WELD
5	8821-1117	2	SOCKET HEAD CAPSCREW, 1/2-13x4-1/2, GR8
6	8855-1109	2	LOCKWASHER, 1/2
7	8852-1208	2	HEX LOCKNUT, 1/2
8	8858-1323	4	RETAINING RING
9	8821-1121	2	SOCKET HEAD CAPSCREW, 1/2-13x6-1/2, GR8
10	9112-3030	4	BACK-UP RING
11	8859-1032	2	O-RING
12	8692-1268	2	LIP SEAL
13	9112-3029	2	O-RING
14	9114-1424	2	LOWER KING PIN
15	8855-1153	2	LOCKWASHER, 5/8
16	8821-2321	2	SOCKET HEAD CAPSCREW, 5/8-11x3-3/4, GR8
17	9114-5135	1	LUG REWORK ASSY (includes items 2 & 18)
18	9114-6112	1	LUG WELD
19	9108-1693	2	UPPER KING PIN
20	9112-3027	2	BUSHING



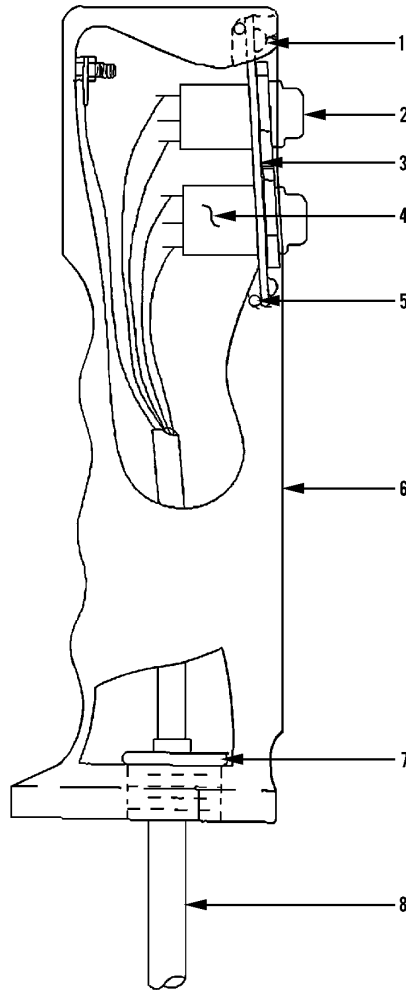


**NOTE #1:** Customer to use existing wheel hubs & hardware, drive motors, drive motor tube assemblies, and drain line hoses or order separately if replacement is required.

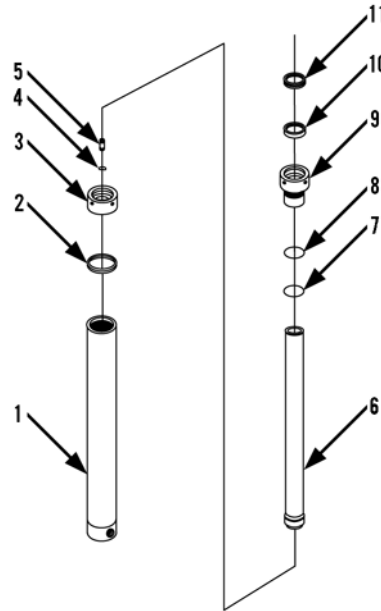
**NOTE #2:** Cylinder base end must be free to rotate. Shim steer cylinder base end as required to maintain a total max. gap of 1/16".

**NOTE #3:** Shim bottom knuckles as required to maintain no more than 1/32" movement. Shim top knuckles as required to maintain no more than 1/16" gap. Must have a minimum of one shim.

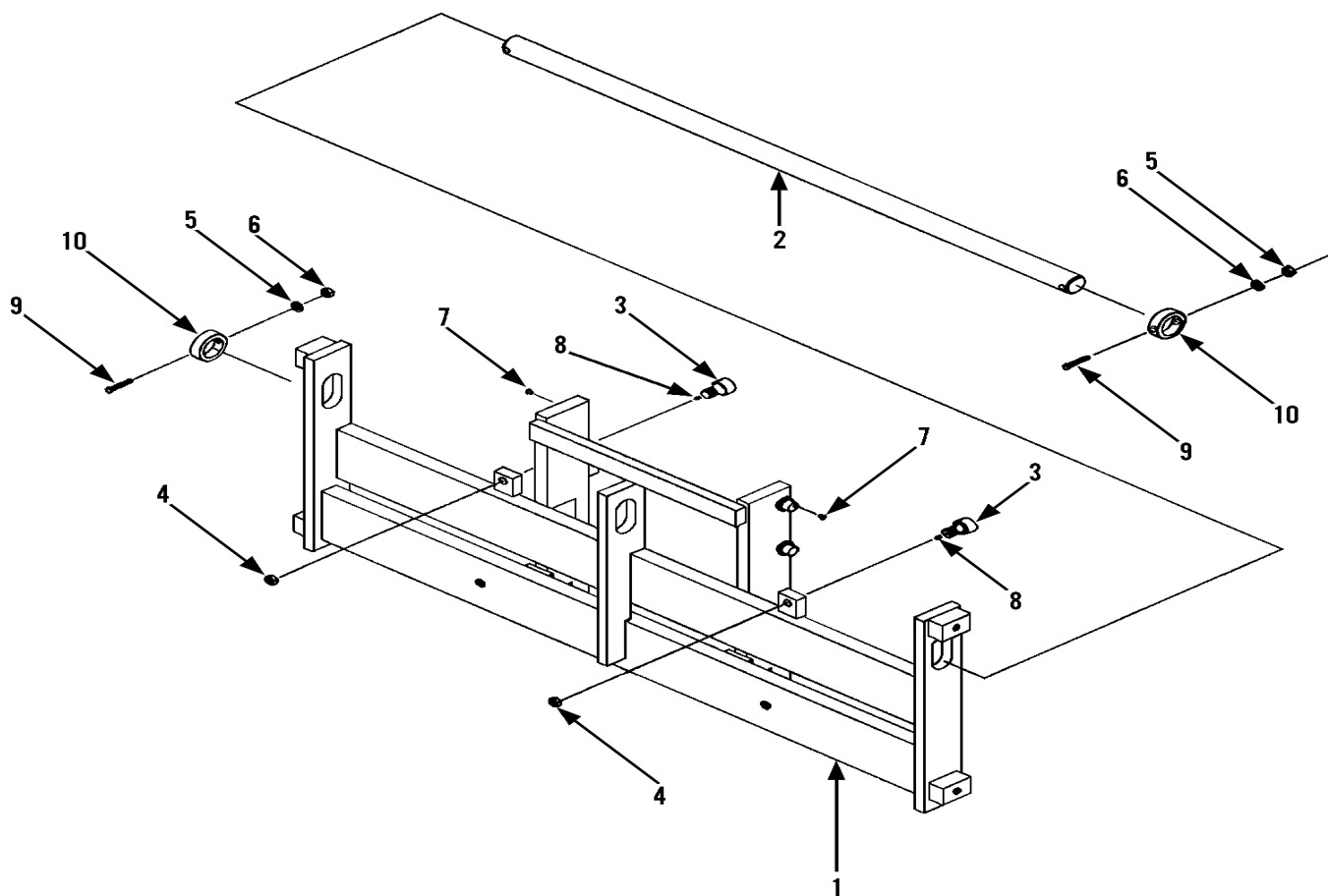
Item	Part No.	Qty.	Description Of Part	Item	Part No.	Qty.	Description Of Part
	9133-5026	Ref	REAR AXLE ADVANTAGE KIT (includes all items except 30, 44, 45 & 48)	31	9112-0004	1	R.H. STEERING KNUCKLE
1	8852-1312	2	HEX LOCKNUT, 3/4-10 (torque to 160-175 ft.lbs.)	32	8850-1006	2	HEX NUT, 3/8-16
2	9108-1415	2	DIRT SHIELD	33	8855-1011	6	LOCKWASHER, 3/8
3	9104-1481	2	STEERING CYLINDER PIN (knuckle end)	34	8320-1144	2	HEX HD CAPSCREW, 3/8-16X5-3/4, GR5
4	9112-1239	2	BUSHING	35	9108-1695	2	STEERING CYLINDER PIVOT PIN (axle end)
5	9104-1439	2	TIE ROD PIN	36	8867-1001	6	LUBE FITTING, STRAIGHT, 1/8
6	8852-1306	2	LOCKNUT, 3/8-16	37	9104-1598	AR	SHIM (.060 thick, see note #2)
7	9112-1240	4	BUSHING	38		2	STEERING CYLINDER ASSY (see page 10-6 for details)
8	9112-3030	4	BACK-UP RING	39	9108-1523	1	L.H. TUBE SUPPORT
9	8859-1032	4	O-RING		9108-1522	1	R.H. TUBE SUPPORT
10	9112-3027	2	BUSHING (lower)	40	8820-1035	4	HEX HD CAPSCREW, 3/8-16X1, GR5
11	9112-3029	2	O-RING	41	8821-1121	2	SOCKET HD CAPSCREW, 1/2-13X6-1/2, GR8
12	8859-1104	4	O-RING	42	9112-0003	1	L.H. STEERING KNUCKLE
13	9112-1091	2	THRUST BUSHING	43	9104-3247	2	SELF-ALIGNING BUSHING
14	9116-6012	1	REAR AXLE WELDMENT (includes items 10, 16 & 53)	44		12	HARDENED WASHER, 3/4 (use existing hardware, see page 2-2 for details)
15	8692-1268	2	LIP SEAL	45		12	HEX HD CAPSCREW, 3/4-10X2 (use existing hardware, see page 2-2 for details)
16	9112-3028	2	BUSHING (upper)	46	9116-6063	1	TIE ROD (includes item 43)
17	9108-1693	2	UPPER KING PIN	47	8852-1208	2	HEX LOCKNUT, 1/2
18	8858-1323	4	RETAINING RING	48		2	CAPSCREW 12 PT., 3/4-10X2, GR8 (use existing hardware, see page 2-2 for details)
19	8867-1022	4	LUBE FITTING, 30 DEGREES, 1/8	49	9020-1918	AR	SHIM (10 gauge, see note #2)
20	9104-1732	AR	SPACER	50	8855-1153	2	LOCKWASHER, 5/8
21	8859-1019	2	O-RING	51	8821-2321	2	SLOT HD CAPSCREW, 5/8-11X3-3/4, GR8
22	9104-1459	2	WASHER	52	2460-1570	2	LIP SEAL
23	8850-1416	2	HEX JAM NUT, 1-14 (torque to 225-250 ft. lbs.)	53	9112-3031	2	BUSHING
24	8320-1140	2	HEX HD CAPSCREW, 3/8-16X2-3/4, GR8	54	8821-2321	2	SOCKET HD CAPSCREW, 5/8-11X3-3/4, GR8
25	9114-1424	2	LOWER KING PIN	55	8850-1110	2	HEAVY HEX JAM NUT, 5/8-11
26	9104-1596	AR	SHIM (20 gauge, see note #3)				
27	9104-1449	AR	SHIM (.060 thick, see note #3)				
28	9104-1450	AR	SHIM (.0478 thick, see note #3)				
29	9104-1451	AR	SHIM (.106 thick, see note #3)				
30		2	DRIVE HUB (use existing hubs, see page 2-2, 6-6 & 6-7 for details)				



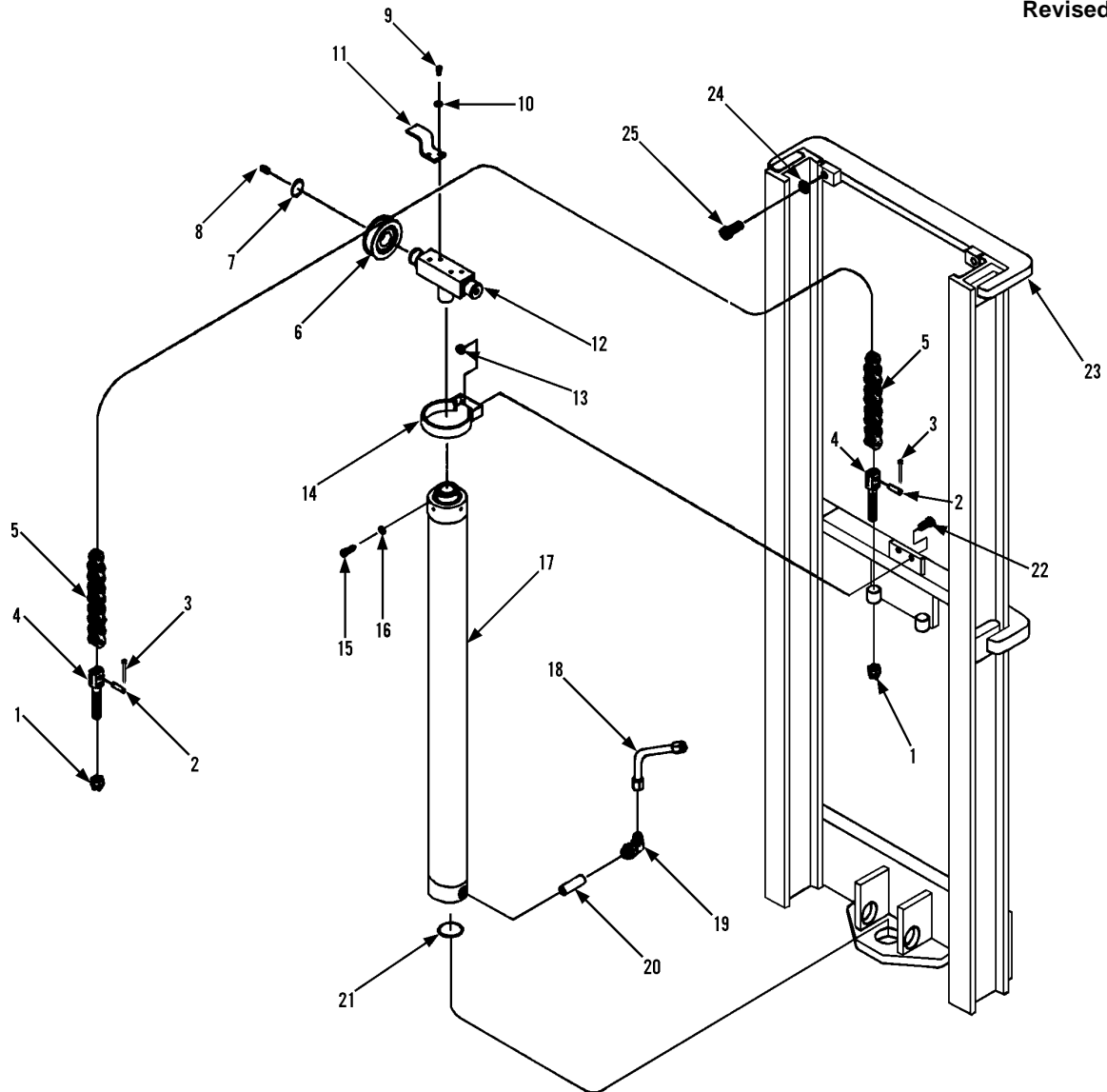
Item	Part No.	Qty.	Description Of Part
	9103-3387	1	5-BUTTON HANDLE (includes all items)
1	9136-4015	3	FACEPLATE SCREW
2	9136-4016	5	PUSHBUTTON BOOT
3	9136-4017	1	FACEPLATE
4	9136-4018	5	PUSHBUTTON SWITCH
5	9136-4019	1	FACEPLATE GASKET
6	9136-4020	1	HOUSING
7	9136-4021	1	CABLE STOP
8	9136-4022	1	CABLE (2.75 ft.)



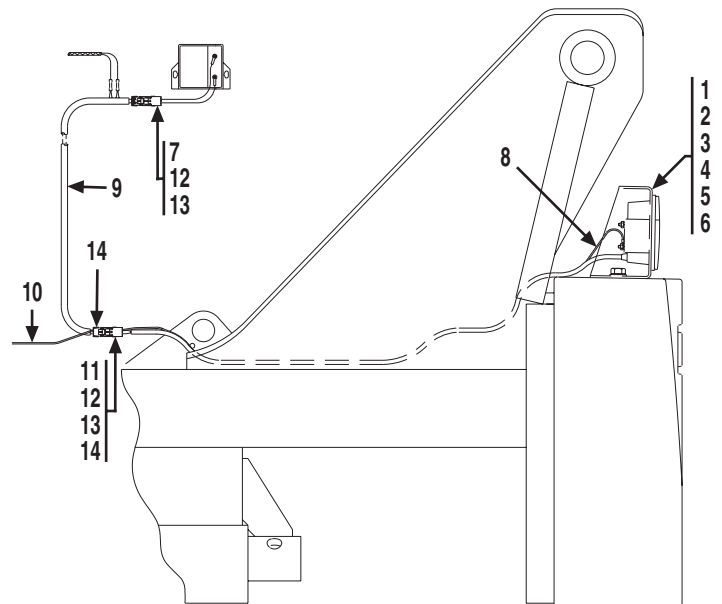
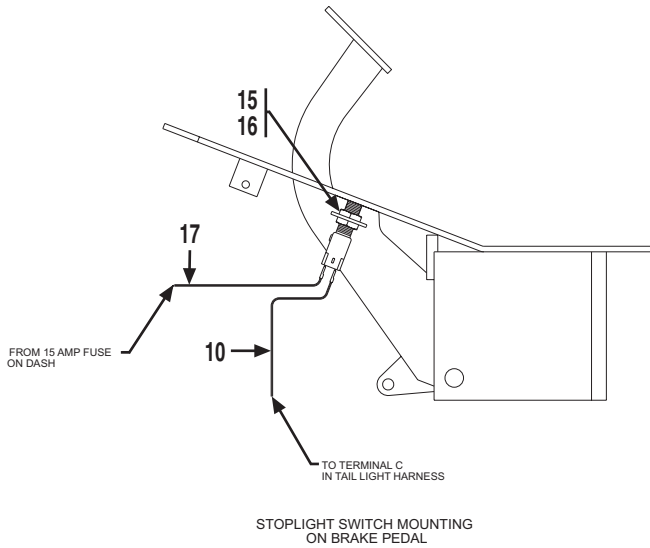
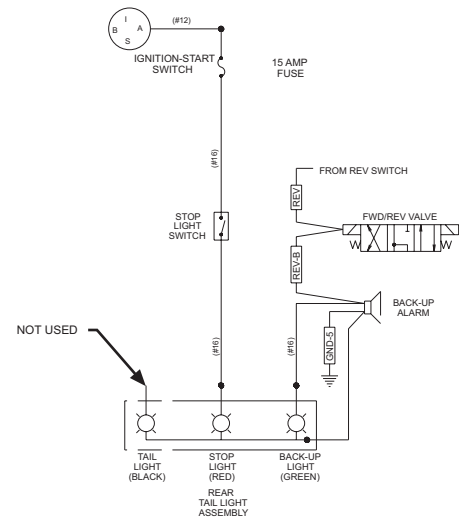
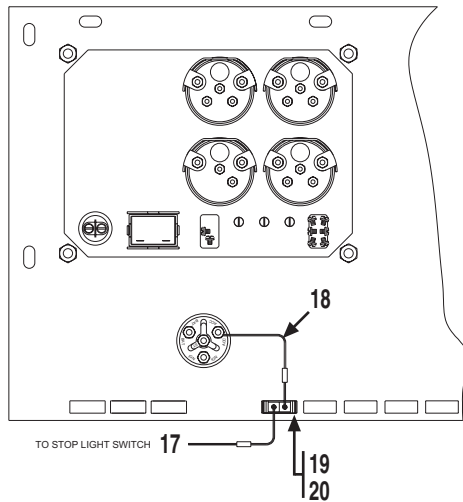
Item	Part No.	Qty.	Description Of Part
	9103-4404	1	RAIL CYLINDER ASSY (includes all items)
	0008-3046	Ref	PACKING KIT (includes items 2, 3, 7, 8, 10, & 11)
1	9103-4405	1	OUTER TUBE
2		1	U-CUP (piston)
3		1	WEAR RING
4	9103-4406	1	RETAINING RING
5	9103-4407	1	CHECK VALVE
6	9103-4408	1	PISTON & RAM
7		1	O-RING
8		1	BACK-UP RING
9	9103-4409	1	GLAND NUT
10		1	U-CUP (gland nut)
11		1	WIPER
			NOTE: ONLY ITEMS WITH PART NUMBERS ARE AVAILABLE FOR SERVICE.



Item	Part No.	Qty.	Description Of Part
1	9045-3031	1	CARRIAGE ASSY, 48", (includes all items)
	9045-3032	1	CARRIAGE ASSY, 66", (includes all items)
2	9103-4410	1	SHAFT, (48")
	9103-4432	1	SHAFT, (6")
3	9103-4376	4	THRUST ROLLER
4	9103-4411	2	NUT
* 5	8033686	2	LOCKWASHER
6	9103-4413	2	NUT
7	9103-4377	2	FLAT HD SCREW
8	9103-4414	2	GREASE FITTING
9	9103-4415	2	BOLT
10	9103-4416	2	END RING



Item	Part No.	Qty.	Description Of Part	Item	Part No.	Qty.	Description Of Part
	9045-3030	1	OUTER RAIL ASSY, (includes all items)	14	9103-4423	1	CYLINDER RETAINING RING
	9103-4417	2	CHAIN ASSY, (includes items 1 thru 5)	15	9103-4424	1	SCREW
1		4	NUT	*16	8033686	1	LOCKWASHER
2		4	PIN, (chain connect)	17		Ref	RAIL CYLINDER ASSY, (see page 13-38 for details)
3		8	COTTER PIN	18	9103-4426	1	TUBE
4		4	CHAIN ANCHOR	19	9103-4427	1	FITTING
5	9103-4392	2	CHAIN	20	9103-4428	1	FLOW VALVE
6	9103-4373	2	CHAIN SHEAVE	21	9103-4429	1	RETAINING RING
7	9103-4372	2	CYLINDER RETAINER	22	9103-4430	2	BOLT
8	9103-4418	2	PLUG	23	9103-4431	1	OUTER RAIL
9	9103-4419	4	SCREW	24	9103-4433	2	LOCKWASHER
10	9103-4420	4	LOCKWASHER	25	9103-4434	2	SCREW
11	9103-4421	2	GUARD				NOTE: ONLY ITEMS WITH PART NUMBERS ARE AVAILABLE FOR SERVICE.
12	9103-4393	1	LIFT CYLINDER HEAD				
13	9103-4422	2	NUT				



Item	Part No.	Qty.	Description Of Part
	9112-5055	1	STOP LIGHT INSTALLATION, (includes all items)
1	9112-1145	1	TAIL LIGHT HOUSING
2	9112-1146	1	TAIL LIGHT BRACKET
3	9136-5045	1	TAIL LIGHT ASSEMBLY, (includes the following seven items)
	9112-3065	1	TAIL LIGHT
	8666-1147	38"	WIRE, 16 GAUGE, (black)
	8666-1149	38"	WIRE, 16 GAUGE, (green)
	8666-1152	38"	WIRE, 16 GAUGE, (red)
	8668-3480	3	BUTT CONNECTOR
	8203-3996	45"	WIRE LOOM
	8668-3122	2	TIE WRAP
4	8820-1108	1	HEX HD CAPSCREW, 3/4-10X1-1/4, GR5
5	8856-1115	1	FLAT WASHER, 3/4

Item	Part No.	Qty.	Description Of Part
6	8855-1016	1	LOCKWASHER, 3/4
7	8096-3058	1	W. PACK CONNECTOR, (shroud)
8	9114-1364	1	JUMPERWIRE
9	9114-3210	1	TAIL LIGHT HARNESS
10	9114-1257	1	JUMPER WIRE
11	8096-3062	1	W. PACK CONNECTOR, (shroud)
12	8096-3069	5	W. PACK CONNECTOR, (male pin)
13	8096-3066	5	W. PACK CONNECTOR, (cable seal)
14	8096-3070	2	W. PACK CONNECTOR, (cavity plug)
15	9114-1197	1	MOUNTING TAB
16	9114-3117	1	STOPLIGHT SWITCH
17	9114-1256	1	JUMPERWIRE
18	9114-1259	1	JUMPERWIRE
19	9114-3108	1	FUSE HOLDER
20	7736-3268	1	FUSE, 15 AMP



# **GRADALL®**



*JLG Industries, Inc.*  
*1 JLG Drive*  
*McConnellsburg PA. 17233-9533*  
*USA*  
*Phone: (717) 485-5161*  
*Customer Support Toll Free: (877) 554-5438*  
*Fax: (717) 485-6417*

## **JLG Worldwide Locations**

---

JLG Industries (Australia)  
P.O. Box 5119  
11 Bolwarra Road  
Port Macquarie  
N.S.W. 2444  
Australia  
Phone: (61) 265 811 111  
Fax: (61) 265 810 122

JLG Latino Americana Ltda.  
Rua Eng. Carlos Stevenson,  
80-Suite 71  
13092-310 Campinas-SP  
Brazil  
Phone: (55) 193 295 0407  
Fax: (55) 193 295 1025

JLG Industries (UK)  
Unit 4 & 5  
Bentley Avenue  
M24 2GP Middleton  
Stockport  
England  
Phone: (44) 161 654 1000  
Fax: (44) 161 654 1003

JLG EQS  
Z.I. De Beaulieu  
47400 FUILLET  
France  
Phone: (33) 553 848 584  
Fax: (33) 553 848 588

JLG Deutschland GmbH  
Max Planckstrasse 21  
D-27721 Ritterhude/Ilhpohl  
Bei Bremen  
Germany  
Phone: (49) 421 693 500  
Fax: (49) 421 693 5035

JLG Equipment Services Ltd.  
Rm 1107 Landmark North  
39 Lung Sum Avenue  
Sheung Shui N.T.  
Hong Kong  
Phone: (852) 2639 5783  
Fax: (852) 2639 5797

JLG Industries (Italia)  
Via Po. 22  
20010 Pregnana Milanese - MI  
Italy  
Phone: (39) 029 359 5210  
Fax: (39) 029 359 5845

JLG Europe B.V.  
Polaris Avenue 63  
2132 JH Hoofddorp  
The Netherlands  
Phone: (31) 235 655 665  
Fax: (31) 235 572 493

JLG Polska  
Ul. Krolewska  
00-060 Warszawa  
Poland  
Phone: (48) 914 320 245  
Fax: (48) 914 358 200

JLG Industries (Scotland)  
Wright Business Centre  
1 Lonmay Road  
Queenslie, Glasgow G33 4EL  
Scotland  
Phone: (44) 141 781 6700  
Fax: (44) 141 773 1907

Plataformas Elevadoras  
JLG Iberica, S.L.  
Trapadella, 2  
P.I. Castellbisbal Sur  
08755Castellbisbal, Barcelona  
Spain  
Phone: (34) 937 724 700  
Fax: (34) 937 711 762

JLG Industries (Sweden)  
Enkopingsvagen 150  
Box 704  
SE - 17527 Jarfalla  
Sweden  
Phone: (46) 850 659 500  
Fax: (46) 850 659 534

---