



---

# Illustrated Parts Manual

***Models***  
***ES1932***  
***ES1932i***

**PVC**  
**2010**

**P/N**  
**31215947**

**August 25, 2023 - Rev C**

***ANSI***

**CE**



***AS/NZS***



An Oshkosh Corporation Company



# REVISION LOG

## NOTES:

Country of Assembly - The ES Scissor Lifts are assembled by JLG Industries in the following countries: Mexico, Europe or China. Refer to the Serial Number Tag to identify the country of assembly. ES Scissors assembled in Mexico will have a serial number prefix of M2 (i.e. M2XXXXXXXX), ES Scissors assembled in Europe will have a serial number prefix of 12 (i.e. 12XXXXXXXX ) and ES Scissors manufactured in China will have a serial number prefix of B2 or G2 (i.e. B2XXXXXXXX or G2XXXXXXXX).

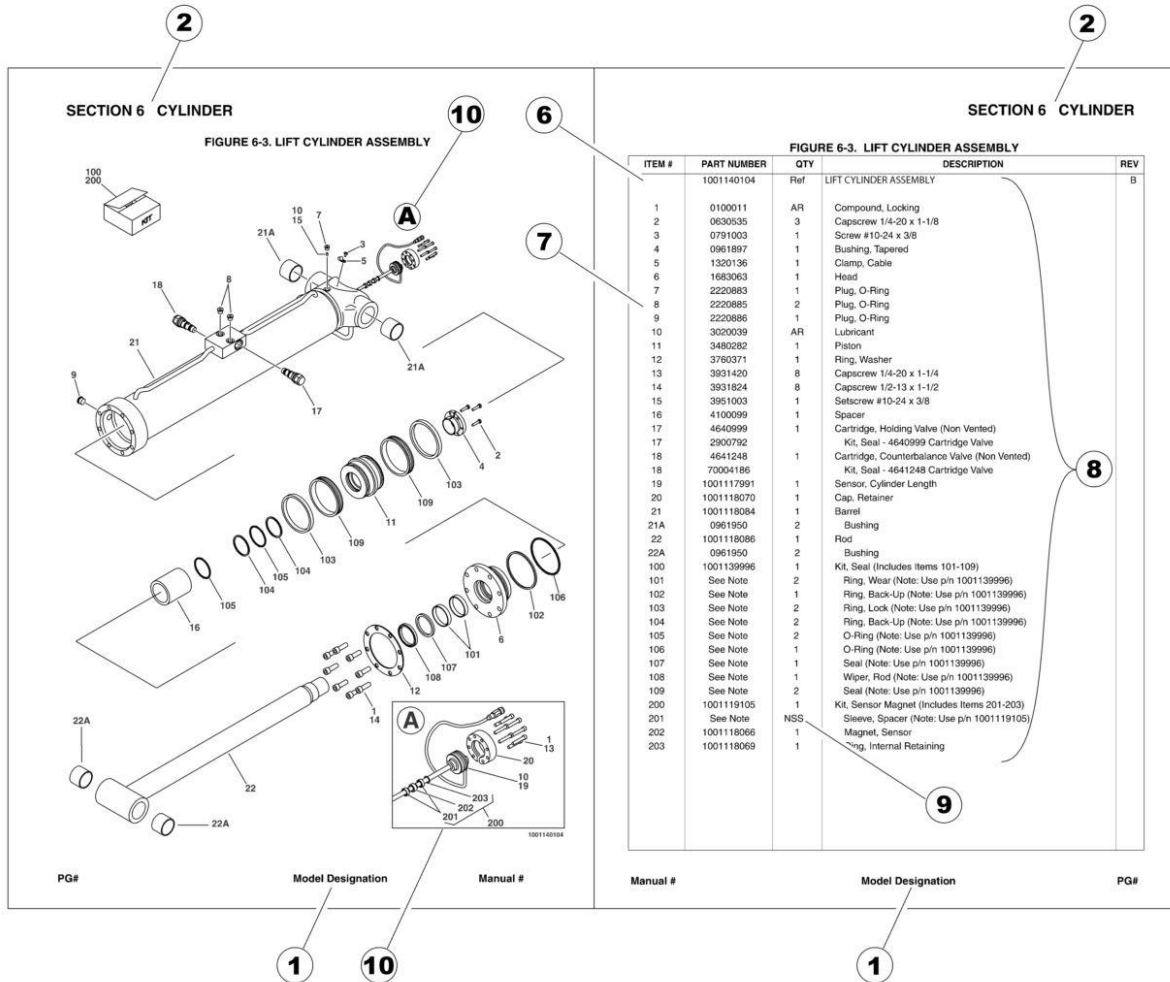
## REVISION LOG:

September 30, 2020 - A - Original Issue of Manual (Edited to B/M 1001250333 Rev K, 1001259307 Rev A & 1001259308 Rev A)

March 15, 2021 - B - Revised Manual (Edited to B/M 1001250333 Rev L, 1001259307 Rev C & 1001259308 Rev C)

August 25, 2023 - C - Revised Manual (Edited to B/M 1001250333 Rev L, 1001259307 Rev C & 1001259308 Rev C)

# GENERAL INFORMATION



## 1) MACHINE IDENTIFICATION

Machines are identified by model and in some cases a combination of models, serial number (SN) or regional standard (i.e ANSI, CE, CSA). Components may also be identified by SN or manufacturer. Common components that may be identified by these characteristics are engines and hydraulic components.

## 2) PARTS MANUAL ORGANIZATION

Product information in this manual is organized under section titles. Frame, Cylinder, Hydraulic and Electrical are a few examples. Each section is organized by figure and page number. The information within the Figure is then organized by item number, part number, description and corresponding illustration (s).

## 3) TABLE OF CONTENTS (NOT SHOWN)

A table of contents is found toward the beginning of the manual. Figure number, description and page number are provided for quick reference to the page containing the related information.

## 4) RECOMMENDED SPARE PARTS (NOT SHOWN)

The Recommended Spare Parts List, located near the end of the manual, reference most frequently used maintenance parts.

## 5) PART NUMBER INDEX (NOT SHOWN)

A numerical index listing all part numbers and the corresponding page number(s) appears at the back of the manual.



## GENERAL INFORMATION

### 6) NON-SERVICED PARTS

In some instances, it is necessary to display non-serviced parts, assemblies or installations. In the case of assemblies and installations there will be a Ref in the Qty. column. In case of parts that are not available for service within assemblies or components, there will be a NSS (Not Sold Separately) or NLA (No Longer Available) listed in the Qty. column of the manual.

### 7) PARTS LIST ITEM NUMBERS

Numbers shown in the item# column correspond to numbers used in the associated illustration (s). Item numbers which are missing from the sequence in the parts list are not used on that page.

### 8) INDENTED PARTS DESCRIPTION

An indented part description is included in the item under which it is indented.

### 9) ABBREVIATION AND SYMBOLS

AC.....	Alternating Current	L.....	Liter
ADE.....	Advanced Design Electronics	LB(LBS).....	Pounds
AG.....	Agricultural	LCD.....	Liquid Crystal Display
ANSI.....	American National Standards Institute	LED.....	Light Emitting Diodes
AR.....	As Required	LH.....	Left Hand
ASSY.....	Assembly	LRC.....	Low Rated Countries
AUS.....	Australia	LSS.....	Load Sensing System
AUX.....	Auxiliary	M(m).....	Metric/Meter
AWG.....	American Wire Gauge	MM(mm).....	Milimeter
B/M.....	Bill of Material	mA.....	Miliamps
CAC.....	Charge Air Cooler	NLA.....	No Longer Available
CE.....	European Conformity	NPT.....	National Pipe Threads
CCW.....	Counter Clockwise	NSS.....	Not Sold Separately
CM.....	Centimeter	OD.....	Outside Diameter
CW.....	Clockwise	ORB.....	O-Ring Boss
CSA.....	Canadian Standards Association	ORFS.....	O-Ring Face Seal
CYL.....	Cylinder	OZ (oz).....	Ounces
DIA.....	Diameter	PG.....	Page
DC.....	Direct Current	PN.....	Part Number
DEF.....	Diesel Exhaust Fluid	QT(qt.).....	Quarts
EMS.....	Emergency Stop	QTY.....	Quantity
ENG.....	Engine	REF.....	Reference
FT(ft).....	Feet	REV.....	Revision Level
GA(Ga).....	Gauge	RH.....	Right Hand
HRC.....	High Rated Countries	SAE.....	Society of Automotive Engineers
HVAC.....	Heating, Ventilating, and Air Conditioning	SN.....	Serial Number
HYD.....	Hydraulic	SPEC(S).....	Specifications
Hz.....	Hertz	T/T.....	Turntable
ID.....	Inside Diameter	UGM.....	Universal Ground Module
IN.....	inches	V.....	Volts
ISO.....	International Organization for Standards	W.....	Watts
JIC.....	Joint Industry Council	#.....	Number
KG.....	Kilogram		

### 10) ILLUSTRATION REFERENCE LETTERS

When necessary, illustrations may contain reference letters that are intended to track information (i. e. hoses, harnesses) from one point to another or to track visual enlargement of components to show details that may be located in another area on the illustration.

*Note: Due to continuous product improvements, JLG Industries, Inc. reserves the right to make specification changes without prior notification. Contact JLG Industries, Inc. for updated information.*



# TABLE OF CONTENTS

SECTION 1 - FRAME.....	11
FIGURE 1-1. DRIVE MOTOR AND STEER INSTALLATION (MACHINES WITH SN STARTING WITH M2) .....	12
FIGURE 1-2. DRIVE MOTOR AND STEER INSTALLATION (MACHINES WITH SN STARTING WITH 12, B2 & G2) .....	14
FIGURE 1-3. DRIVE MOTOR ASSEMBLY .....	16
FIGURE 1-4. STEER SPINDLE COVER INSTALLATION (MACHINES WITH SN STARTING WITH M2) .....	20
FIGURE 1-5. STEER SPINDLE COVER INSTALLATION (MACHINES WITH SN STARTING WITH 12, B2 & G2).....	22
FIGURE 1-6. REAR WHEEL HUB AND FRAME CLAMPS INSTALLATION.....	24
FIGURE 1-7. HUB ASSEMBLY - REAR.....	26
FIGURE 1-8. TIRE AND WHEEL INSTALLATION .....	28
FIGURE 1-9. POTHOLE PROTECTION INSTALLATION .....	30
FIGURE 1-10. TILT SENSOR INSTALLATION .....	32
FIGURE 1-11. BATTERY CHARGER INSTALLATION - DELTA-Q WITHOUT COMMUNICATION PORT (LOCALLY SUPPLIED PLUG).....	34
FIGURE 1-12. BATTERY CHARGER INSTALLATION - DELTA-Q WITH COMMUNICATION PORT (LOCALLY SUPPLIED PLUG).....	36
FIGURE 1-13. BATTERY CHARGER INSTALLATION - DELTA-Q WITHOUT COMMUNICATION PORT (110V PLUG).....	38
FIGURE 1-14. BATTERY CHARGER INSTALLATION - DELTA-Q WITH COMMUNICATION PORT (110V PLUG) .....	40
FIGURE 1-15. BATTERY CHARGER INSTALLATION - DELTA-Q WITHOUT COMMUNICATION PORT (AUSTRALIAN PLUG) .....	42
FIGURE 1-16. BATTERY CHARGER INSTALLATION - DELTA-Q WITH COMMUNICATION PORT (AUSTRALIAN PLUG) .....	44
FIGURE 1-17. BATTERY CHARGER INSTALLATION - DELTA-Q WITHOUT COMMUNICATION PORT (KOREAN PLUG).....	46
FIGURE 1-18. BATTERY CHARGER INSTALLATION - DELTA-Q WITH COMMUNICATION PORT (KOREAN PLUG) .....	48
FIGURE 1-19. BATTERY CHARGER INSTALLATION - EAGLE PERFORMANCE (110V PLUG).....	50
FIGURE 1-20. BATTERY CHARGER INSTALLATION - GREEN POWER (LOCALLY SUPPLIED PLUG) .....	52
FIGURE 1-21. BATTERY CHARGER INSTALLATION - GREEN POWER (CHINA PLUG).....	54
FIGURE 1-22. BATTERY CHARGER INSTALLATION - DELTA-Q (WITHOUT COMMUNICATION PORT).....	56
FIGURE 1-23. BATTERY CHARGER INSTALLATION - DELTA-Q (WITHOUT COMMUNICATION PORT).....	58
FIGURE 1-24. BATTERY CHARGER INSTALLATION - GREEN POWER (LOCALLY SUPPLIED PLUG) (MACHINES WITH SN STARTING WITH 12, B2 & G2).....	60
FIGURE 1-25. STROBE LIGHT INSTALLATION – SINGLE (AMBER) (WITH GUARD).....	62
FIGURE 1-26. STROBE LIGHT INSTALLATION – DUAL (AMBER) (WITH GUARD) .....	64
FIGURE 1-27. ALARM INSTALLATION (AMBIENT/WHITE NOISE) (OPTIONAL) .....	66
FIGURE 1-28. LADDER INSTALLATION .....	68
FIGURE 1-29. FRAME COVERS INSTALLATION (ES1932).....	70
FIGURE 1-30. FRAME COVERS INSTALLATION (ES1932I).....	72
SECTION 2 - GROUND CONTROLS .....	75
FIGURE 2-1. PUMP/MOTOR/TANK AND HOSES INSTALLATION .....	76
FIGURE 2-2. PUMP/MOTOR/TANK ASSEMBLY.....	78
FIGURE 2-3. CLEANGUARD INSTALLATION (MACHINES WITH SN STARTING WITH 12, B2, M2 & G2).....	80
FIGURE 2-4. CLEANGUARD INSTALLATION (MACHINES WITH SN STARTING WITH 12, B2 & G2).....	82
FIGURE 2-5. ELECTRICAL COMPONENTS INSTALLATION (MACHINES WITH SN STARTING WITH 12, B2, M2 & G2).....	84
FIGURE 2-6. ELECTRICAL COMPONENTS INSTALLATION #1 (MACHINES WITH SN STARTING WITH 12, B2 & G2) .....	86
FIGURE 2-7. ELECTRICAL COMPONENTS INSTALLATION #2 (MACHINES WITH SN STARTING WITH 12, B2 & G2) .....	88
FIGURE 2-8. ACCESS CONTROL INSTALLATION .....	90
FIGURE 2-9. MDI INSTALLATION.....	92

# TABLE OF CONTENTS

FIGURE 2-10. BATTERIES INSTALLATION - AGM BATTERIES WITH DISCONNECT (MACHINES WITH SN STARTING WITH M2).....	94
FIGURE 2-11. BATTERIES INSTALLATION - AGM EVCG BATTERIES WITH DISCONNECT (MACHINES WITH SN STARTING WITH 12, B2 & G2).....	96
FIGURE 2-12. BATTERIES INSTALLATION - TROJAN BATTERIES WITH DISCONNECT (MACHINES WITH SN STARTING WITH 12, B2 & G2).....	98
FIGURE 2-13. BATTERIES INSTALLATION - STANDARD BATTERIES (U.S. BRAND).....	100
FIGURE 2-14. BATTERIES INSTALLATION - STANDARD BATTERIES (TROJAN BRAND).....	102
FIGURE 2-15. BATTERIES INSTALLATION - AGM BATTERIES.....	104
FIGURE 2-16. BATTERIES INSTALLATION - AGM EVCG BATTERIES.....	106
FIGURE 2-17. INVERTER INSTALLATION (OPTIONAL).....	108
FIGURE 2-18. DOORS INSTALLATION.....	110
SECTION 3 - SCISSORS ARMS.....	113
FIGURE 3-1. SCISSORS ARMS INSTALLATION (MACHINES WITH SN STARTING WITH M2).....	114
FIGURE 3-2. SCISSORS ARMS INSTALLATION (MACHINES WITH SN STARTING WITH 12, B2 & G2).....	118
FIGURE 3-3. SCISSORS ARMS KIT.....	122
FIGURE 3-4. ARM GUARD INSTALLATION.....	124
SECTION 4 - PLATFORM.....	127
FIGURE 4-1. PLATFORM EXTENSION INSTALLATION.....	128
FIGURE 4-2. RAILS INSTALLATION - FIXED.....	130
FIGURE 4-3. RAILS INSTALLATION - QUIK ACCESS (ANSI & JAPANESE SPECS ONLY).....	132
FIGURE 4-4. RAILS INSTALLATION - QUIK FOLD-DOWN (ALL SPECS EXCEPT AUSTRALIAN & CE SPECS).....	136
FIGURE 4-5. RAILS INSTALLATION - STANDARD FOLD-DOWN RAILS (ALL SPECS).....	138
FIGURE 4-6. HANDLE EXTENSION INSTALLATION (OPTIONAL).....	140
FIGURE 4-7. GATE LATCH INSTALLATION - OPTIONAL (ALL SPECS EXCEPT KOREAN SPECS).....	142
FIGURE 4-8. PLATFORM CONTROL BOX INSTALLATION (ES1932) (MACHINES WITH SN STARTING WITH 12, B2 & M2).....	144
FIGURE 4-9. PLATFORM CONTROL BOX INSTALLATION (ES1932I) (MACHINES WITH SN STARTING WITH 12, B2 & M2).....	146
FIGURE 4-10. PLATFORM CONTROL BOX INSTALLATION (ES1932) (MACHINES WITH SN STARTING WITH G2).....	148
FIGURE 4-11. DRIVE/STEER CONTROLLER ASSEMBLY (AUSTRALIAN & CE SPECS).....	150
FIGURE 4-12. USB/PHONE CRADLE INSTALLATION.....	152
FIGURE 4-13. OVERHEAD PROTECTION INSTALLATION (KOREAN SPECS).....	154
FIGURE 4-14. PANEL CARRIER INSTALLATION (AUSTRALIAN & CE SPECS).....	156
FIGURE 4-15. PIPE RACK INSTALLATION (AUSTRALIAN & CE SPECS).....	158
SECTION 5 - CYLINDER.....	161
FIGURE 5-1. LIFT CYLINDER ASSEMBLY.....	162
FIGURE 5-2. STEER CYLINDER ASSEMBLY (MACHINES WITH SN STARTING WITH M2).....	164
FIGURE 5-3. STEER CYLINDER ASSEMBLY (MACHINES WITH SN STARTING WITH 12, B2 & G2).....	166
SECTION 6 - ELECTRICAL.....	169
FIGURE 6-1. AC BOX AT PLATFORM INSTALLATION - 110V GFI (ANSI, ANSI EXPORT, CHINA AND JAPANESE SPECS).....	170
FIGURE 6-2. AC BOX AT PLATFORM INSTALLATION - 110V IEC YELLOW (CE SPECS).....	172
FIGURE 6-3. AC BOX AT PLATFORM INSTALLATION - 220V IEC BLUE (CE SPECS).....	174
FIGURE 6-4. AC BOX AT PLATFORM INSTALLATION - 220V CEE7 POST GROUND (CE SPECS).....	176
FIGURE 6-5. AC BOX AT PLATFORM INSTALLATION - 220V CEE7 SIDE GROUND (CE SPECS).....	178

# TABLE OF CONTENTS

FIGURE 6-6. AC BOX AT PLATFORM INSTALLATION - 220V AFSINT 107 (CE SPECS) .....	180
FIGURE 6-7. AC BOX AT PLATFORM INSTALLATION - 220V CHINA PLUG (CHINA SPECS) .....	182
FIGURE 6-8. AC BOX AT PLATFORM INSTALLATION - 220V LOCALLY SUPPLIED COMPONENTS (ALL SPECS) .....	184
FIGURE 6-9. BREAKER BOX KIT WITH 1 DOUBLE BREAKER .....	186
FIGURE 6-10. BREAKER BOX KIT WITH 3 BREAKERS .....	188
FIGURE 6-11. CHASSIS HARNESS .....	190
FIGURE 6-12. DRIVE HARNESS.....	194
FIGURE 6-13. CHARGER PLUG INSTALLATION - LOCALLY SUPPLIED PLUG (ALL SPECS) .....	196
FIGURE 6-14. CHARGER PLUG INSTALLATION - 110V PLUG (ALL SPECS EXCEPT AUSTRALIAN, CE AND KOREA SPECS) .....	198
FIGURE 6-15. CHARGER PLUG INSTALLATION - 220V CEE7 PLUG (CE SPECS) .....	200
FIGURE 6-16. CHARGER PLUG INSTALLATION - 220V AFSINT 107 (CE SPEC).....	202
FIGURE 6-17. CHARGER PLUG INSTALLATION - 110V IEC YELLOW (CE SPEC).....	204
FIGURE 6-18. CHARGER PLUG INSTALLATION - 220V IEC BLUE (CE SPEC) .....	206
FIGURE 6-19. CHARGER PLUG INSTALLATION (CHINA PLUG).....	208
FIGURE 6-20. CHARGER PLUG INSTALLATION (AUSTRALIAN PLUG) .....	210
FIGURE 6-21. GROUND TO PLATFORM CABLE INSTALLATION - WITHOUT PLATFORM COIL CABLE (ALL SPECS EXCEPT AUSTRALIAN SPECS) (MACHINES WITH SN STARTING WITH 12, B2, M2 & G2).....	212
FIGURE 6-22. GROUND TO PLATFORM CABLE INSTALLATION - WITHOUT PLATFORM COIL CABLE (AUSTRALIAN SPECS) (MACHINES WITH SN STARTING WITH 12, B2 & G2) .....	214
FIGURE 6-23. GROUND TO PLATFORM CABLE INSTALLATION - WITHOUT PLATFORM COIL CABLE AND WITH FOOTSWITCH (MACHINES WITH SN STARTING WITH 12, B2 & G2).....	216
FIGURE 6-24. GROUND TO PLATFORM CABLE INSTALLATION - ES1932 WITHOUT PLATFORM COIL CABLE (MACHINES WITH SN STARTING WITH 12, B2 & G2).....	218
FIGURE 6-25. GROUND TO PLATFORM CABLE INSTALLATION - WITH PLATFORM COIL CABLE (ALL SPECS EXCEPT AUSTRALIAN SPECS) (MACHINES WITH SN STARTING WITH 12, B2, M2 & G2).....	220
FIGURE 6-26. GROUND TO PLATFORM CABLE INSTALLATION - WITH PLATFORM COIL CABLE (AUSTRALIAN SPECS) (MACHINES WITH SN STARTING WITH 12, B2 & G2).....	222
FIGURE 6-27. GROUND TO PLATFORM CABLE INSTALLATION - WITH PLATFORM COIL CABLE AND FOOTSWITCH (MACHINES WITH SN STARTING WITH 12, B2 & G2).....	224
FIGURE 6-28. GROUND TO PLATFORM CABLE INSTALLATION - SCISSORS ARM CABLE ONLY (MACHINES WITH SN STARTING WITH 12, B2 & G2).....	226
FIGURE 6-29. GROUND TO PLATFORM CABLE INSTALLATION - PLATFORM CABLE ONLY (STRAIGHT CABLE) (MACHINES WITH SN STARTING WITH 12, B2 & G2).....	228
FIGURE 6-30. GROUND TO PLATFORM CABLE INSTALLATION - PLATFORM CABLE ONLY (COILED CABLE) (MACHINES WITH SN STARTING WITH 12, B2 & G2).....	230
FIGURE 6-31. LIFT DOWN HARNESS .....	232
FIGURE 6-32. PLATFORM BOX HARNESS.....	234
FIGURE 6-33. RECEPTACLE BOX KIT - 110V GFI.....	236
FIGURE 6-34. RECEPTACLE BOX KIT - 110V IEC YELLOW (CE SPEC).....	238
FIGURE 6-35. RECEPTACLE BOX KIT - 220V IEC BLUE (CE SPEC) .....	240
FIGURE 6-36. RECEPTACLE BOX KIT - 220V CEE7 POST GROUND (CE SPEC).....	242
FIGURE 6-37. RECEPTACLE BOX KIT - 220V CEE7 SIDE GROUND (CE SPEC) .....	244
FIGURE 6-38. RECEPTACLE BOX KIT - 220V AFSINT 107 (CE SPEC).....	246
SECTION 7 - DECALS.....	249
FIGURE 7-1. DECAL INSTALLATION - ANSI SPECS (ENGLISH LANGUAGE) .....	250
FIGURE 7-2. DECAL INSTALLATION - AUSTRALIAN & JAPANESE SPECS (ENGLISH LANGUAGE) .....	252
FIGURE 7-3. DECAL INSTALLATION - BRAZIL SPECS (PORTUGUESE/SPANISH LANGUAGES).....	254

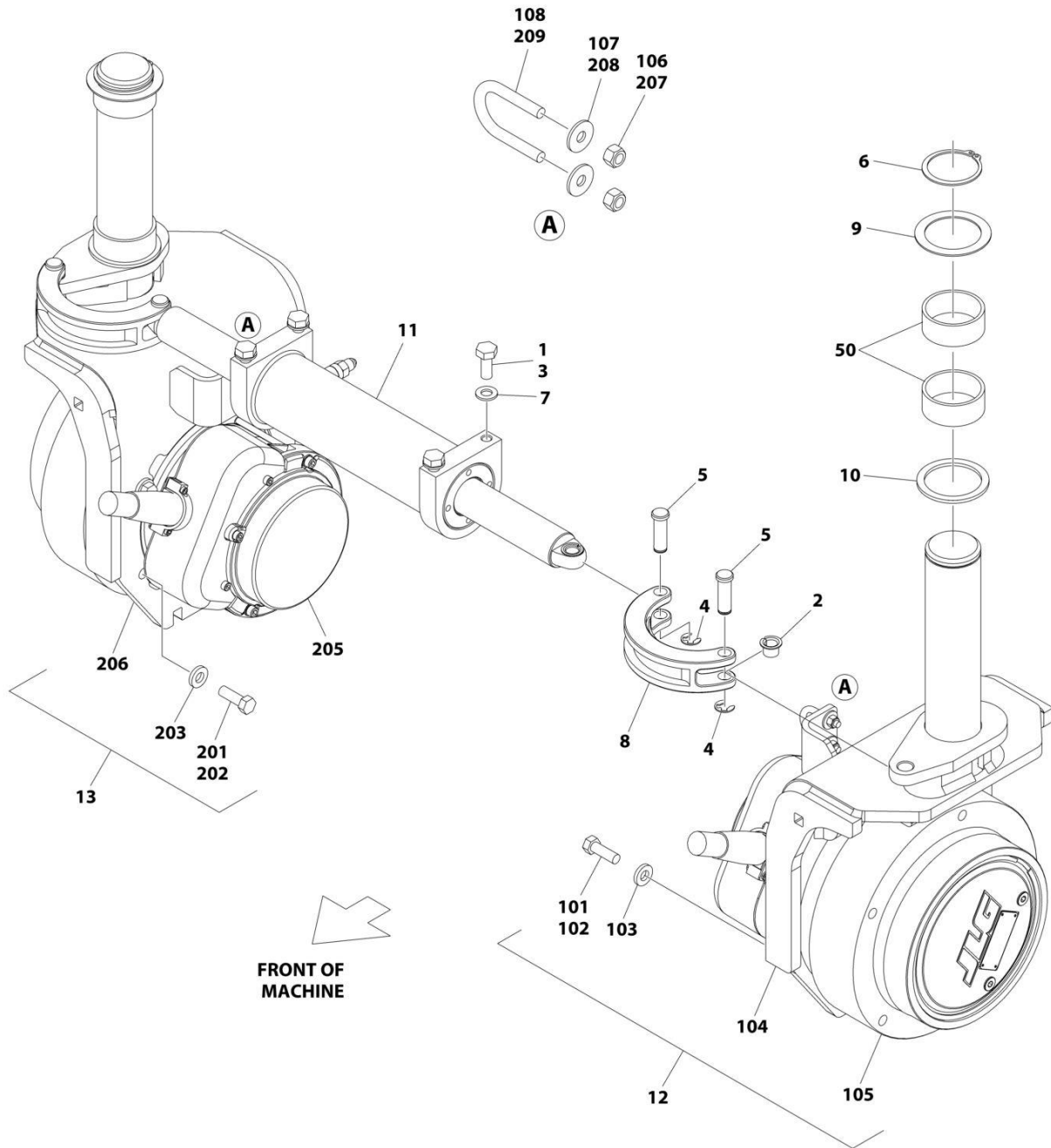
# TABLE OF CONTENTS

FIGURE 7-4. DECAL INSTALLATION - CE SPECS (ENGLISH LANGUAGE) .....	256
FIGURE 7-5. DECAL INSTALLATION - CHINA SPECS (ENGLISH/CHINESE LANGUAGES).....	258
FIGURE 7-6. DECAL INSTALLATION - CSA SPECS (ENGLISH/FRENCH LANGUAGES) .....	260
FIGURE 7-7. DECAL INSTALLATION - KOREAN SPECS (ENGLISH/KOREAN LANGUAGES) .....	262
FIGURE 7-8. DECAL INSTALLATION - LATIN AMERICAN SPECS (ENGLISH/SPANISH LANGUAGES) .....	264
FIGURE 7-9. DECAL INSTALLATION - OPTIONS.....	266
SECTION 8 - RECOMMENDED SERVICE PARTS STOCK.....	269
FIGURE 8-1. RECOMMENDED SERVICE PARTS STOCK.....	270
SECTION 9 - SPECIAL OPTIONS .....	271
FIGURE 9-1. SPECIAL OPTIONS .....	272
PART NUMBER INDEX.....	275

**SECTION 1 - FRAME**

# SECTION 1 - FRAME

## FIGURE 1-1. DRIVE MOTOR AND STEER INSTALLATION (MACHINES WITH SN STARTING WITH M2)



ART\_1001256129



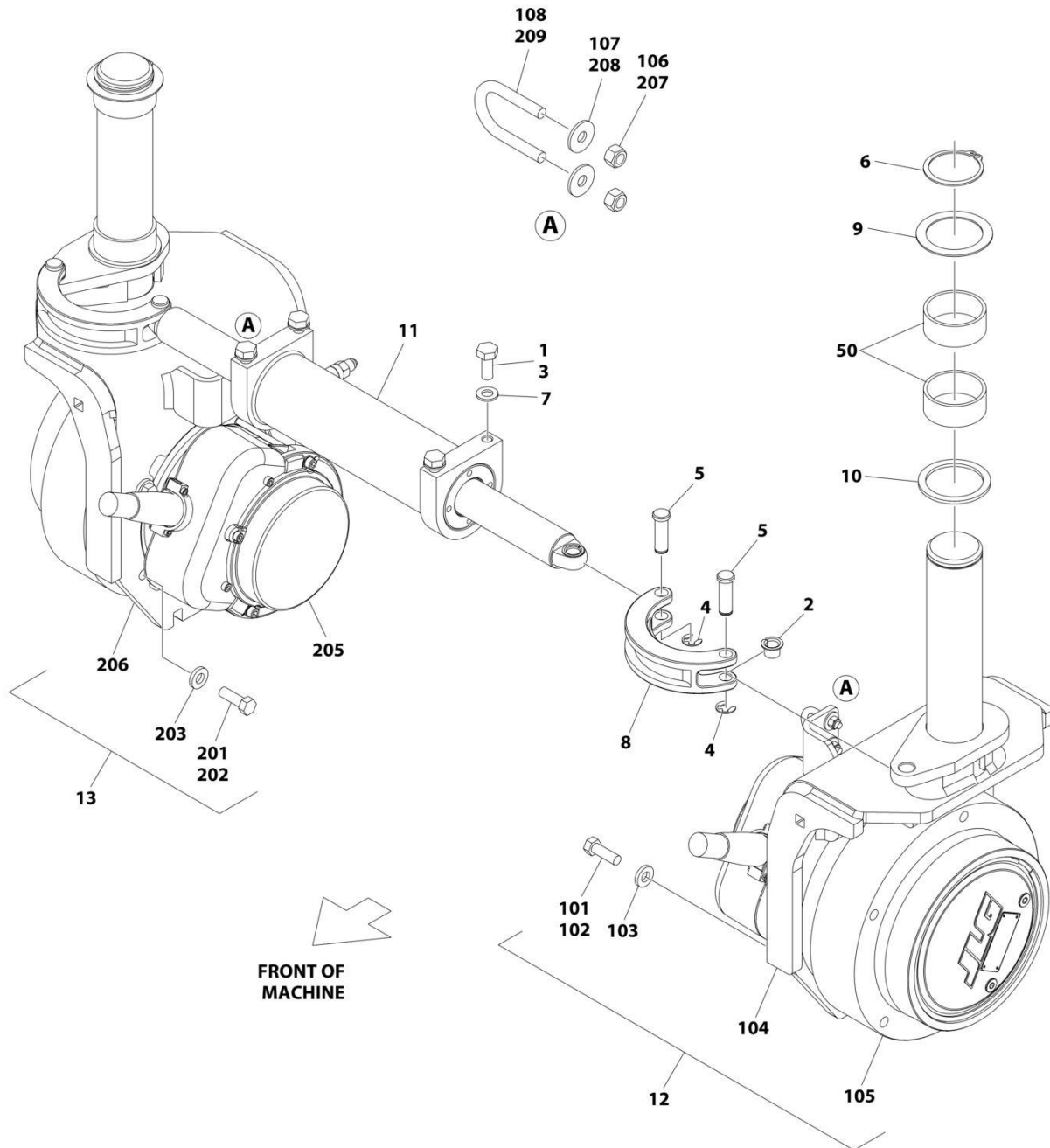
## SECTION 1 - FRAME

**FIGURE 1-1. DRIVE MOTOR AND STEER INSTALLATION (MACHINES WITH SN STARTING WITH M2)**

ITEM	PART NUMBER	QTY	DESCRIPTION	REV
	1001256129	Ref	STEER INSTALLATION	D
1	0100011	AR	Compound, Locking	
2	0440259	2	Bearing	
3	0761012	4	Bolt M10 x 25	
4	1380153	4	E-Clip	
5	3423037	4	Pin	
6	3760217	2	Ring, Retaining	
7	4812000	4	Washer M10	
8	4846757	2	Lug, Steering	
9	1001197396	2	Washer	
10	1001205751	2	Washer	
11	1001220570	1	Steer Cylinder Assembly (See Separate Breakdown in CYLINDER Section)	
12	1001258427	1	Motor/Spindle Assembly (See item 101-108 for Breakdown)	
13	1001258428	1	Motor/Spindle Assembly (See item 201-209 for Breakdown)	
50	1001153785	4	Bearing (Part of Frame)	
	1001258427	Ref	MOTOR/SPINDLE ASSEMBLY	G
101	0100011	AR	Compound, Locking	
102	0681609	6	Bolt 3/8 x 1-1/8 Grade 8	
103	4891600	6	Washer 3/8	
104	1001226487	1	Spindle	
105	1001256741	1	Drive Motor Assembly (See Separate Breakdown in this Section)	
106	3290605	2	Nut M6	
107	4811702	2	Washer M6	
108	1001259015	1	U-Bolt	
	1001258428	Ref	MOTOR/SPINDLE ASSEMBLY	G
201	0100011	AR	Compound, Locking	
202	0681609	6	Bolt 3/8 x 1-1/8 Grade 8	
203	4891600	6	Washer 3/8	
205	1001256741	1	Drive Motor Assembly (See Separate Breakdown in this Section)	
206	1001250162	1	Spindle	
207	3290605	2	Nut M6	
208	4811702	2	Washer M6	
209	1001259015	1	U-Bolt	

# SECTION 1 - FRAME

FIGURE 1-2. DRIVE MOTOR AND STEER INSTALLATION (MACHINES WITH SN STARTING WITH 12, B2 & G2)



ART\_1001263537

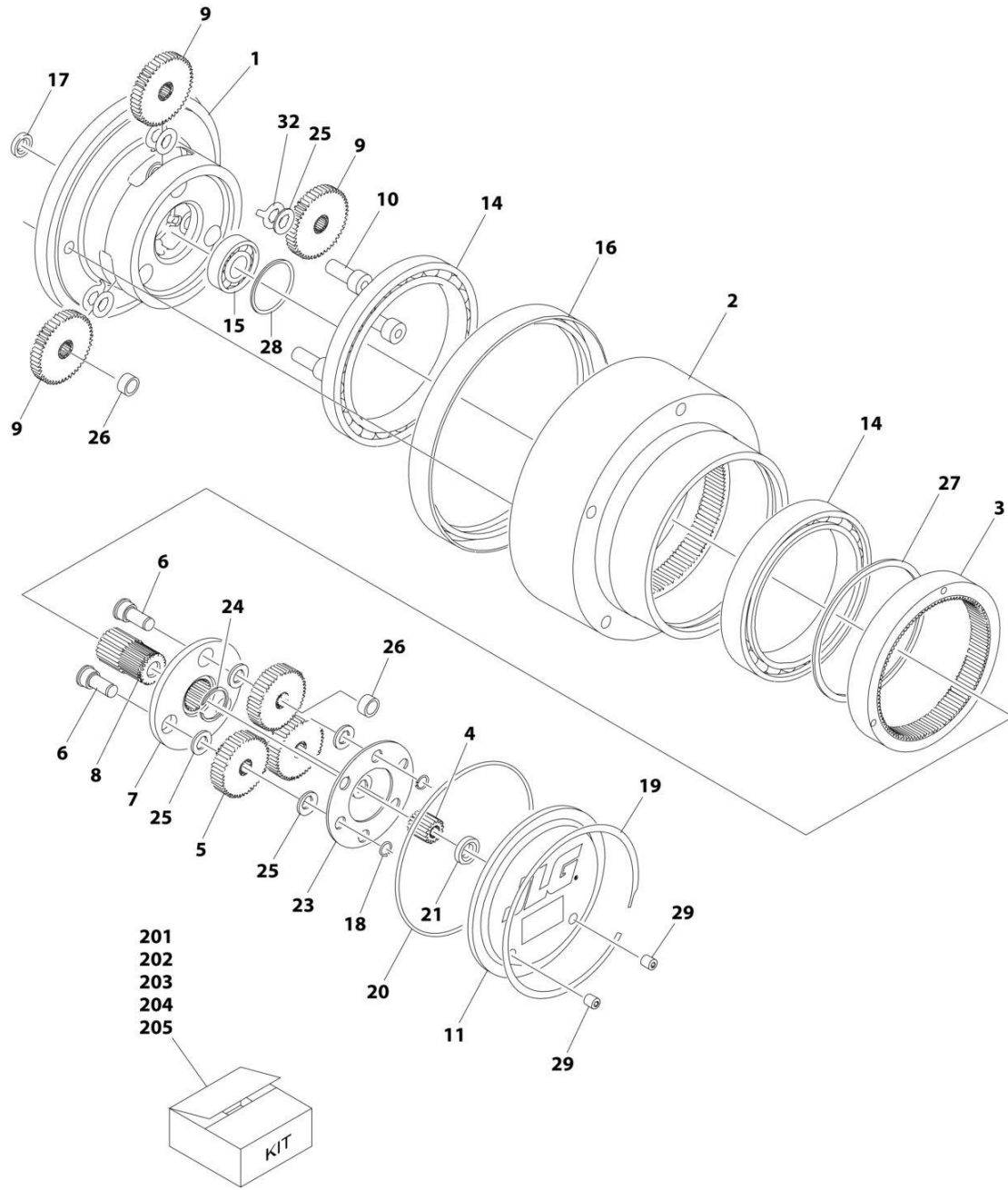
## SECTION 1 - FRAME

**FIGURE 1-2. DRIVE MOTOR AND STEER INSTALLATION (MACHINES WITH SN STARTING WITH 12, B2 & G2)**

ITEM	PART NUMBER	QTY	DESCRIPTION	REV
	1001263537	Ref	STEER INSTALLATION	C
1	0100011	AR	Compound, Locking	
2	0440259	2	Bearing	
3	0761012	4	Bolt M10 x 25	
4	1380153	4	E-Clip	
5	3423037	4	Pin	
6	3760217	2	Ring, Retaining	
7	4812000	4	Washer M10	
8	4846757	2	Lug, Steering	
9	1001197396	2	Washer	
10	1001269507	2	Washer	
11	1001256788	1	Steer Cylinder Assembly	
12	1001258427	1	Motor/Spindle Assembly (See item 101-105 for Breakdown)	
13	1001258428	1	Motor/Spindle Assembly (See item 201-206 for Breakdown)	
50	1001153785	4	Bearing (Part of Frame)	
	1001258427	Ref	MOTOR/SPINDLE ASSEMBLY	G
101	0100011	AR	Compound, Locking	
102	0681609	6	Bolt 3/8 x 1-1/8 Grade 8	
103	4891600	6	Washer 3/8	
104	1001226487	1	Spindle	
105	1001256741	1	Drive Motor Assembly (See Separate Breakdown in this Section)	
106	3290605	2	Nut M6	
107	4811702	2	Washer M6	
108	1001259015	1	U-Bolt	
	1001258428	Ref	MOTOR/SPINDLE ASSEMBLY	G
201	0100011	AR	Compound, Locking	
202	0681609	6	Bolt 3/8 x 1-1/8 Grade 8	
203	4891600	6	Washer 3/8	
204	1001256741	1	Drive Motor Assembly (See Separate Breakdown in this Section)	
206	1001250162	1	Spindle	
207	3290605	2	Nut M6	
208	4811702	2	Washer M6	
209	1001259015	1	U-Bolt	

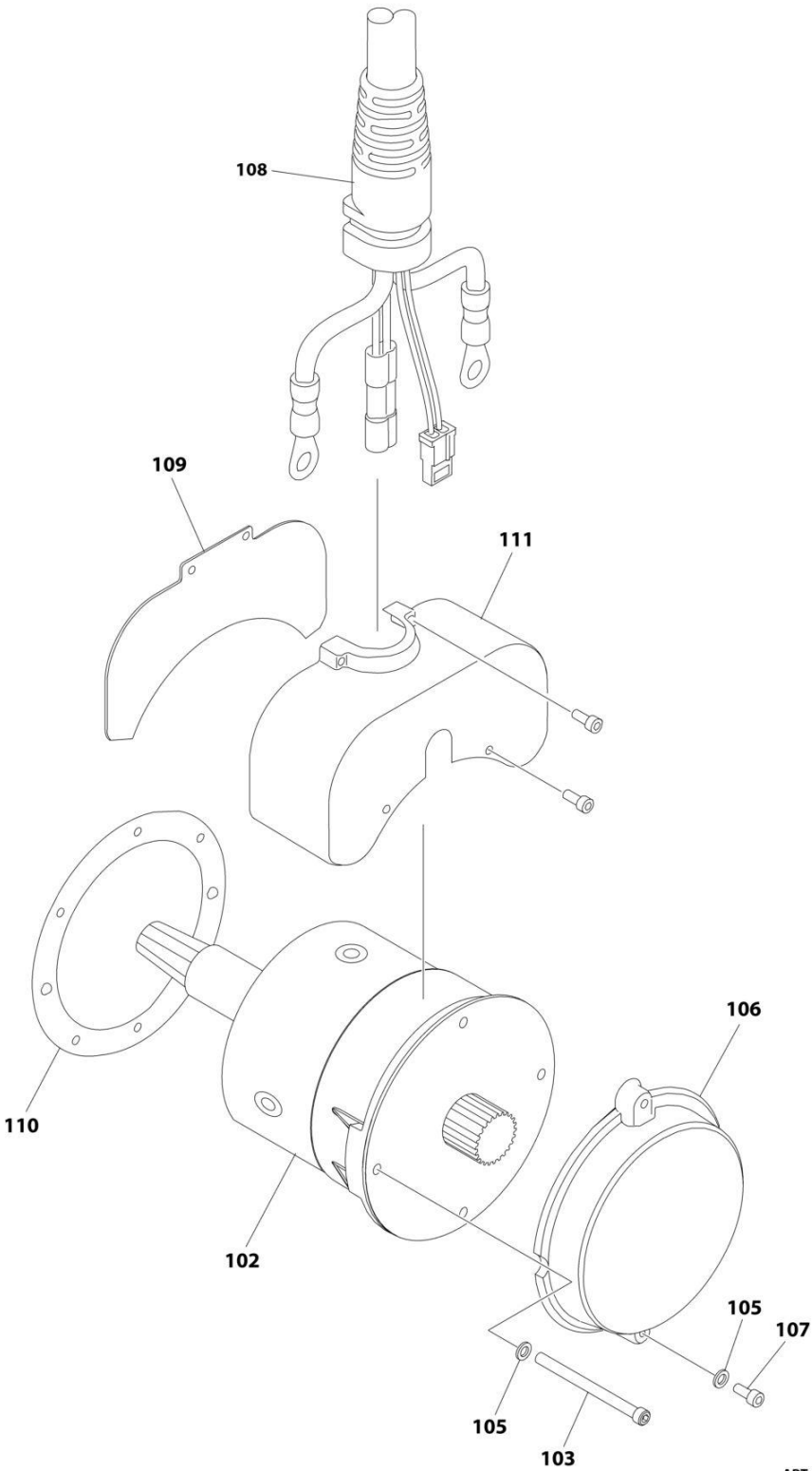
# SECTION 1 - FRAME

## FIGURE 1-3. DRIVE MOTOR ASSEMBLY



ART\_1001256741\_10F2

**SECTION 1 - FRAME**



ART\_1001256741\_20F2

# SECTION 1 - FRAME

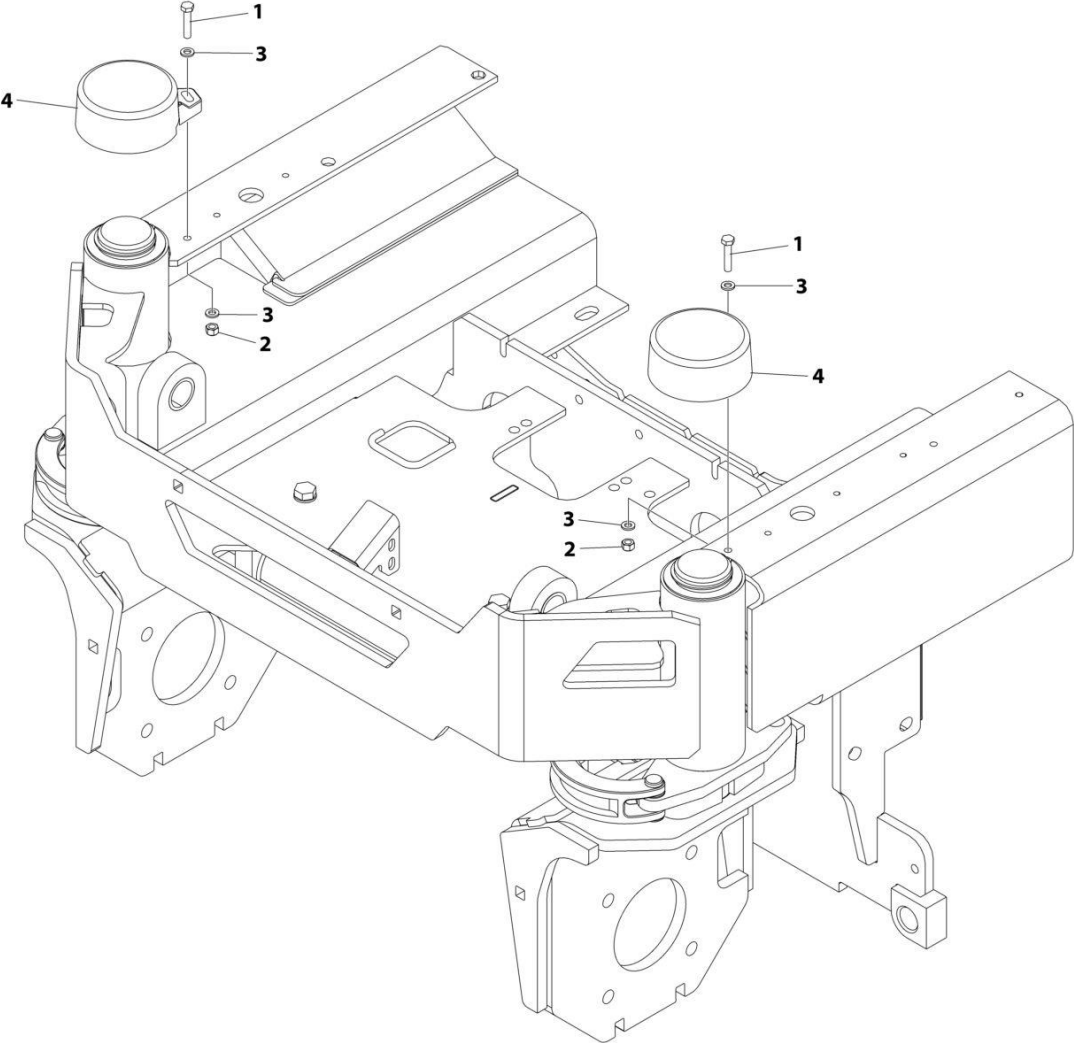
## FIGURE 1-3. DRIVE MOTOR ASSEMBLY

ITEM	PART NUMBER	QTY	DESCRIPTION	REV
	1001256741	Ref	DRIVE MOTOR ASSEMBLY	G
		Ref	HUB ASSEMBLY	
1	70007493	1	Spindle	
2	See Note	NSS	Hub (Note: Use Item 203)	
3	70007494	1	Ring, Input	
4	70007491	1	Gear, Input Sun	
5	70007490	3	Gear, Input Planet (Includes Item 26)	
6	70007196	3	Pin, Planet Gear	
7	70007492	1	Carrier	
8	70007195	1	Gear, Output Sun	
9	70007193	3	Gear, Output Planet (Includes Item 26)	
10	70007199	3	Pin, Output Planet	
11	See Note	NSS	Cover (Note: Use Item 201)	
14	See Note	NSS	Bearing, Main (Note: Use Item 202 or 203)	
15	70007200	1	Bearing , Shaft	
16	70001739	1	Seal, Lip (Note: Included in Items 202 or 203)	
17	7024786	1	Seal, Lip	
18	70007204	3	Ring, Retaining	
19	See Note	NSS	Ring , Retaining (Note: Use Item 201)	
20	70000191	1	O-Ring (Note: Included in Items 201 or 202 or 203)	
21	See Note	NSS	Washer, Thrust (Note: Use Item 201)	
23	70007207	1	Plate, Thrust	
24	70007203	1	Ring, Retaining	
25	70007206	9	Washer, Thrust	
26	70007201	6	Bushing	
27	See Note	NSS	Ring, Retaining (Note: Use Item 203)	
28	70007202	1	Ring, Retaining	
29	See Note	NSS	Plug (Note: Use Item 201)	
32	70007205	3	Washer, Tanged	
		Ref	BRAKE AND MOTOR	
102	70007496	1	Motor, Electric	
103	70007495	2	Bolt M6 x 100	
105	4711400	4	Washer 1/4	
106		Ref	Brake, Input (Use Motor/Brake Kit PN 70007673)	
107	70007191	2	Bolt M6 x 20	
108	70007759	1	Harness, Motor	
109	See Note	NSS	Plate, Cover (Note: Use Item 204)	
110	See Note	NSS	Gasket (Note: Use Item 204)	
111	See Note	NSS	Cover, Top (Note: Use Item 204)	
		Ref	KIT OPTIONS	
201	7024747	1	Cover Kit (Includes Items 11, 19, 20, 21 & 29)	
202	7024748	1	Main Seal Kit (Includes Qty 1 of Items 14, 16 & 20)	
203	7024756	1	Hub Kit (Includes Items 2, 16, 20, 27 & Qty 1 of Item 14)	
204	70007631	1	Cover Kit (Includes Item 109-111)	
205	70007673	1	Motor/Brake Kit (includes Attaching Hardware)	



**SECTION 1 - FRAME**

**FIGURE 1-4. STEER SPINDLE COVER INSTALLATION (MACHINES WITH SN STARTING WITH M2)**



ART\_1001269704



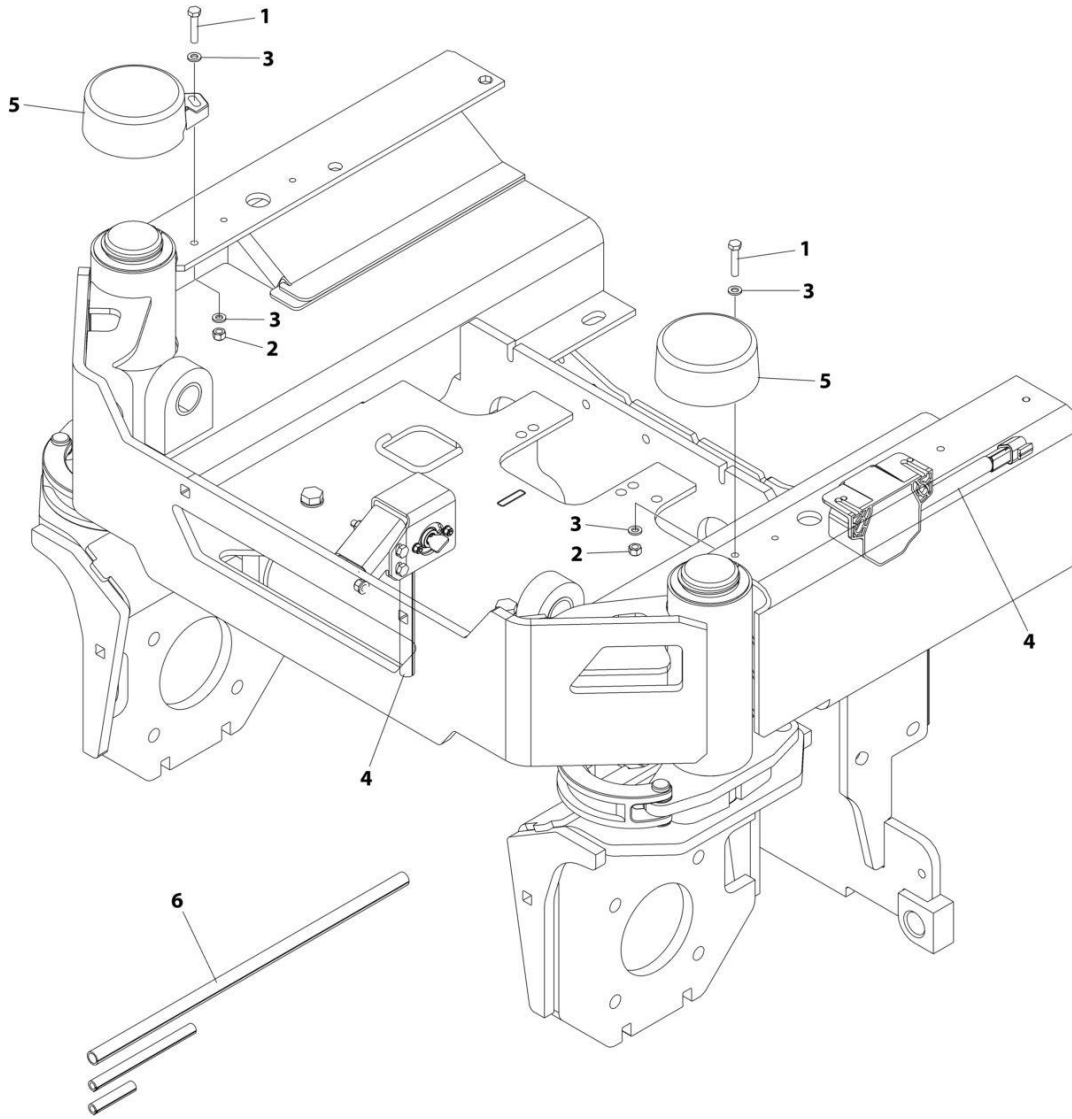
**SECTION 1 - FRAME**

**FIGURE 1-4. STEER SPINDLE COVER INSTALLATION (MACHINES WITH SN STARTING WITH M2)**

<b>ITEM</b>	<b>PART NUMBER</b>	<b>QTY</b>	<b>DESCRIPTION</b>	<b>REV</b>
	1001269704	Ref	STEER SPINDLE COVER INSTALLATION	A
1	0700614	2	Bolt M6 x 30	
2	3290605	2	Nut M6	
3	4811700	4	Washer M6	
4	1001262464	2	Cover, Steering	

# SECTION 1 - FRAME

FIGURE 1-5. STEER SPINDLE COVER INSTALLATION (MACHINES WITH SN STARTING WITH 12, B2 & G2)



(INSTALLED ON LSS HARNESS)

ART\_1001271574

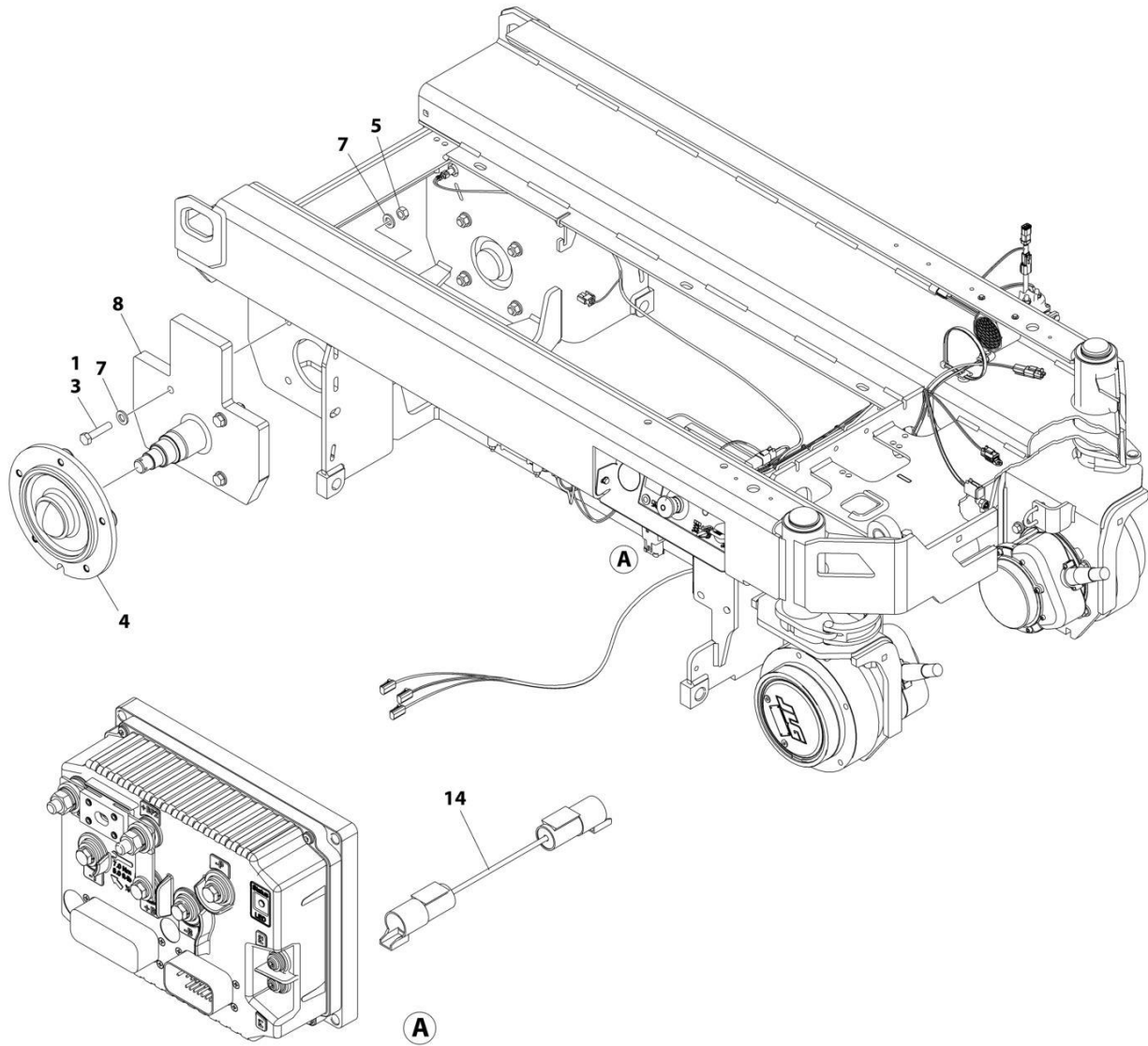
**SECTION 1 - FRAME**

**FIGURE 1-5. STEER SPINDLE COVER INSTALLATION (MACHINES WITH SN STARTING WITH 12, B2 & G2)**

<b>ITEM</b>	<b>PART NUMBER</b>	<b>QTY</b>	<b>DESCRIPTION</b>	<b>REV</b>
	1001271574	Ref	STEER SPINDLE COVER INSTALLATION	A
1	0700614	2	Bolt M6 x 30	
2	3290605	2	Nut M6	
3	4811700	4	Washer M6	
4	1001262299	2	Conduit	
5	1001262464	2	Cover, Steering	
6	1001270823	1	Conduit	

# SECTION 1 - FRAME

## FIGURE 1-6. REAR WHEEL HUB AND FRAME CLAMPS INSTALLATION



ART\_1001256130\_F

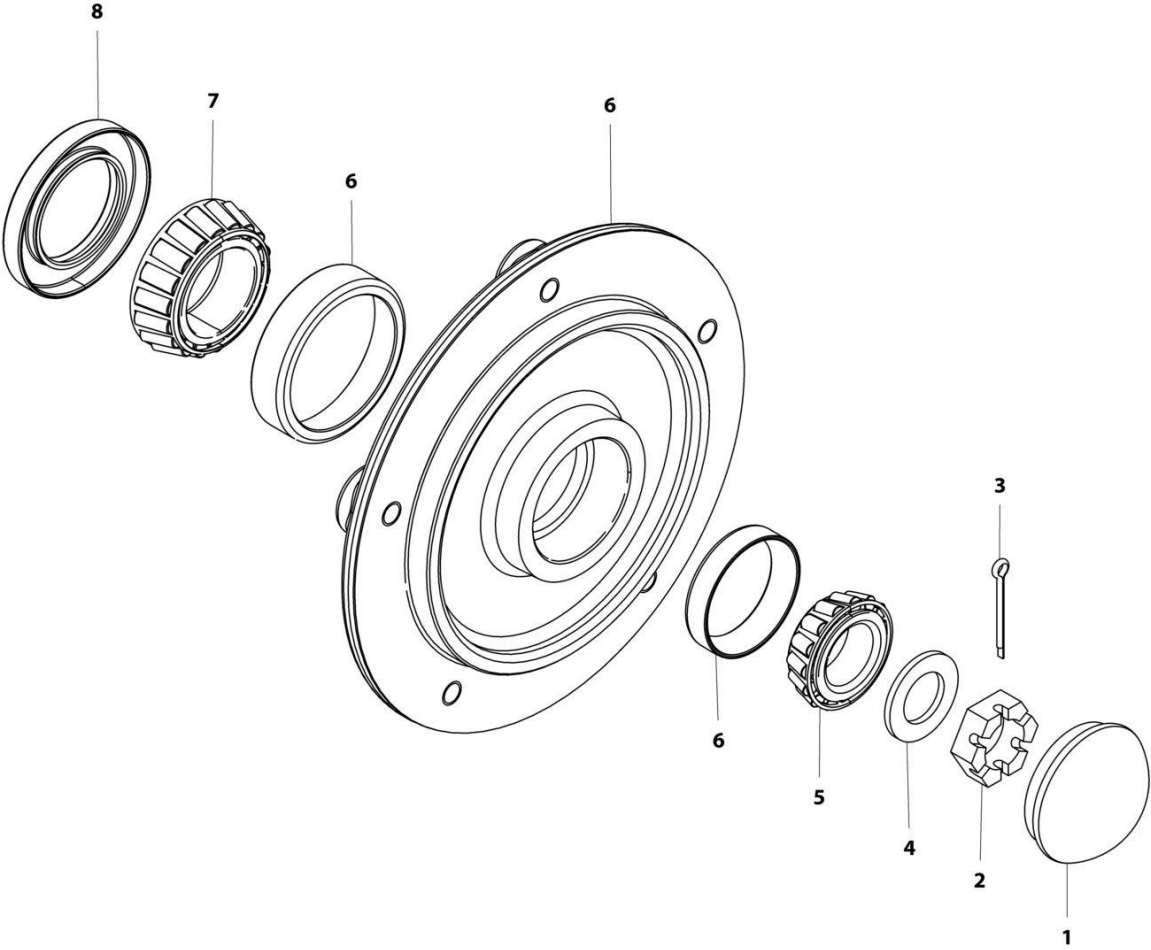
## SECTION 1 - FRAME

### FIGURE 1-6. REAR WHEEL HUB AND FRAME CLAMPS INSTALLATION

ITEM	PART NUMBER	QTY	DESCRIPTION	REV
	1001256130	Ref	REAR WHEEL HUB INSTALLATION	F
1	0100011	AR	Compound, Locking	
3	0711219	8	Bolt M12 x 55	
4	2780266	2	Hub Assembly - Rear (See Separate Breakdown in this Section)	
5	3331211	8	Nut M12	
7	5241200	16	Washer M12	
8	1001226423	2	Spindle Rear	
14	4923602	1	Harness, Field Wire Connection	

**SECTION 1 - FRAME**

**FIGURE 1-7. HUB ASSEMBLY - REAR**



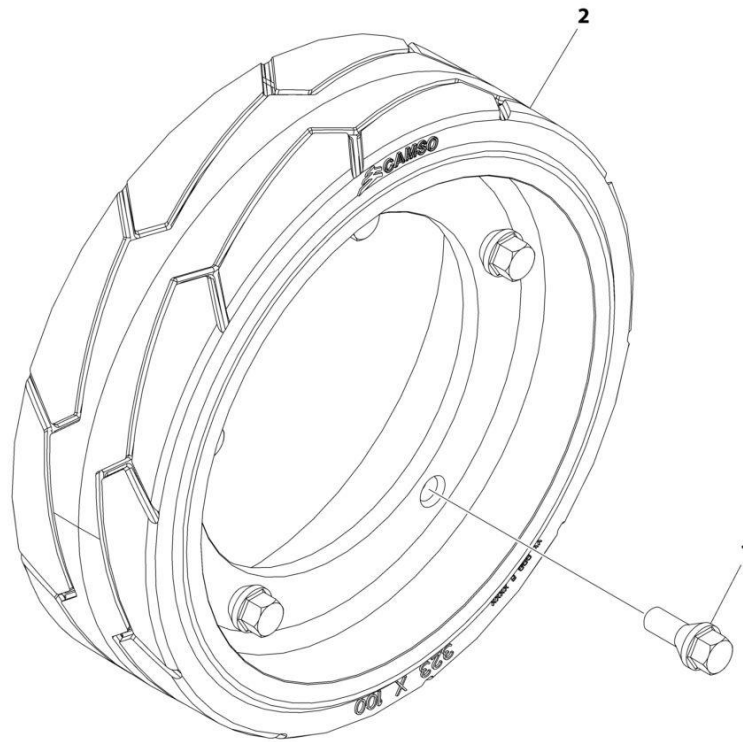
ART\_2780266

FIGURE 1-7. HUB ASSEMBLY - REAR

ITEM	PART NUMBER	QTY	DESCRIPTION	REV
	2780266	Ref	HUB ASSEMBLY - REAR	E
1	1001102354	1	Cap, Dust (was p/n 7012524)	
2	3300423	1	Nut, Slotted (was p/n 7010641)	
3	3450406	1	Pin, Cotter 2 x 3/16 (was p/n 7010642)	
4	4740468	1	Washer (was p/n 7019697)	
5	1001102351	1	Bearing, Cone - Outer (was p/n 7026185)	
6	See Note	NSS	Hub (Note: Purchase Complete Assembly p/n 2780266)	
7	1001102353	1	Bearing, Cone - Inner (was p/n 7026183)	
8	1001102349	1	Seal (was p/n 7026184)	

# SECTION 1 - FRAME

## FIGURE 1-8. TIRE AND WHEEL INSTALLATION



ART\_1001248612

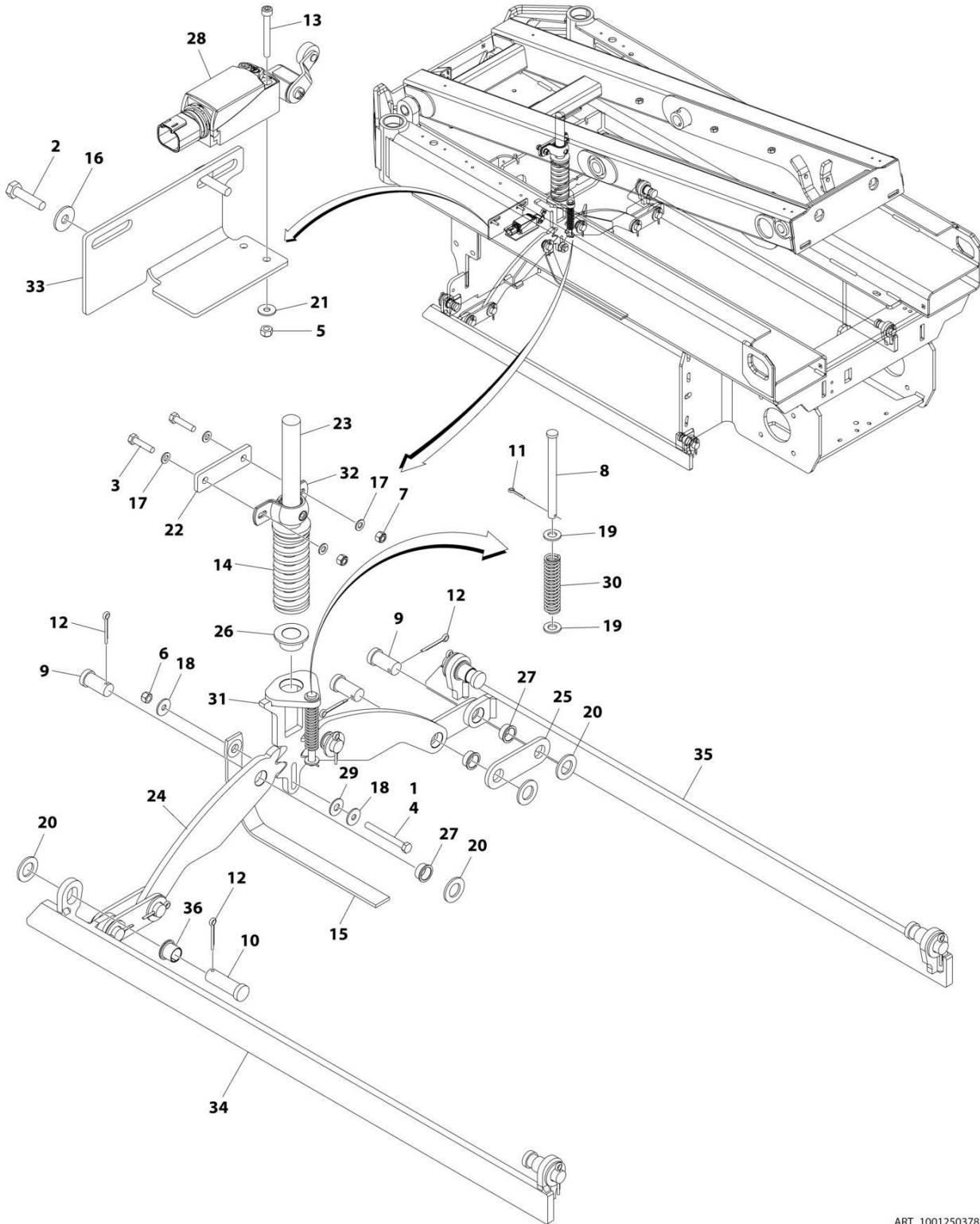


**FIGURE 1-8. TIRE AND WHEEL INSTALLATION**

<b>ITEM</b>	<b>PART NUMBER</b>	<b>QTY</b>	<b>DESCRIPTION</b>	<b>REV</b>
	1001248612	Ref	TIRE AND WHEEL ASSEMBLY	B
1	0630580	20	Bolt	
2	1001114467	4	Tire, 100 x 323	

# SECTION 1 - FRAME

## FIGURE 1-9. POTHOLE PROTECTION INSTALLATION



ART\_1001250378

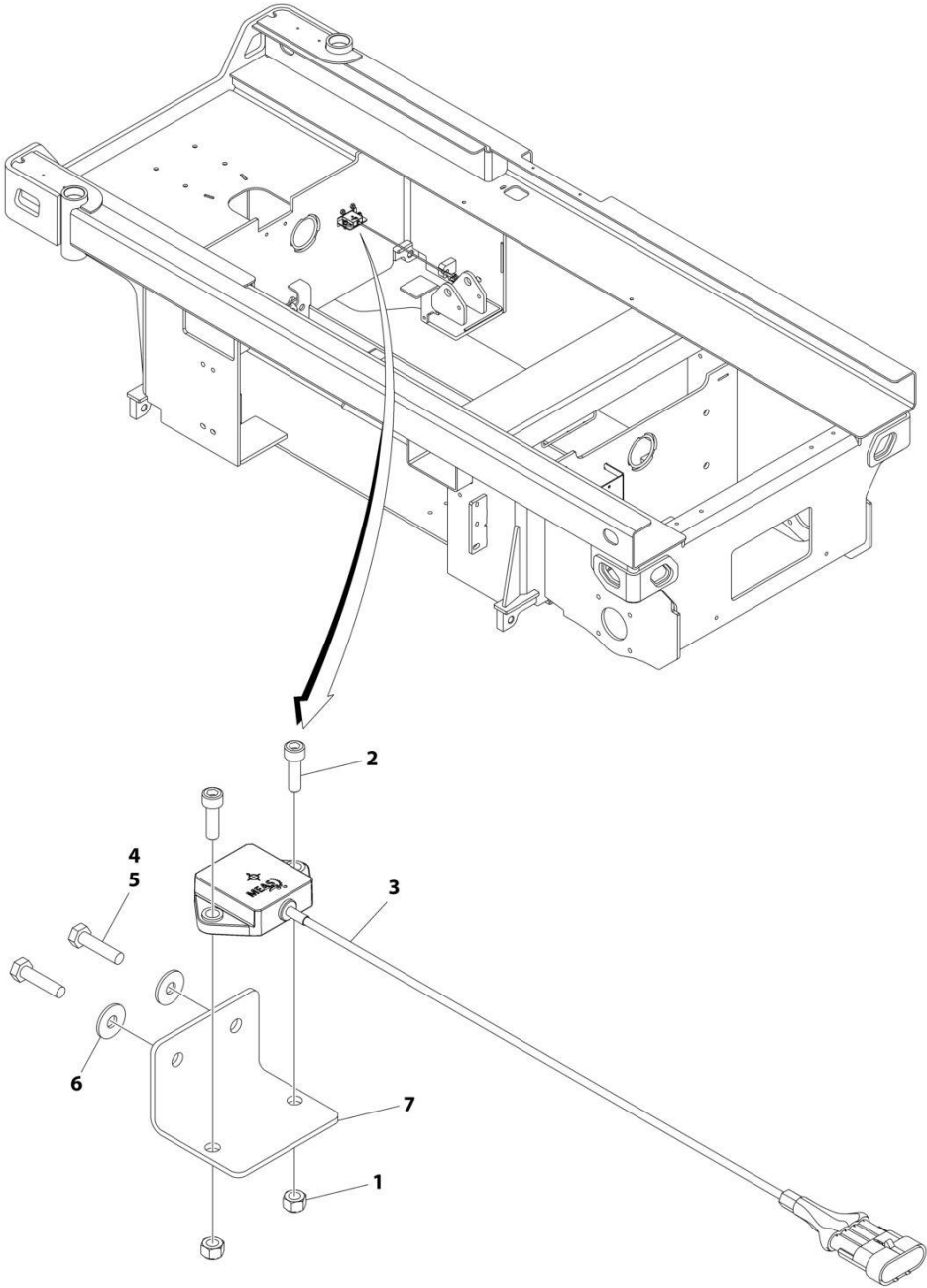
# SECTION 1 - FRAME

## FIGURE 1-9. POTHOLE PROTECTION INSTALLATION

ITEM	PART NUMBER	QTY	DESCRIPTION	REV
	1001250378	Ref	POTHOLE PROTECTION INSTALLATION	B
1	0100011	AR	Compound, Locking	
2	0700612	2	Bolt M6 x 25	
3	0700815	2	Bolt M8 x 35	
4	0700823	1	Bolt M8 x 75	
5	3290405	2	Nut M4	
6	3290801	1	Nut M8	
7	3290805	2	Nut M8	
8	3430636	1	Pin	
9	3431212	6	Pin	
10	3431218	4	Pin	
11	3450302	1	Pin, Cotter 7/8 x 1/2	
12	3450505	10	Pin, Cotter 5/32 x 1/2	
13	4031511	2	Capscrew M4 x 35	
14	4160202	1	Spring	
15	4240147	1	Strap, Anti-Static	
16	4811702	2	Washer M6	
17	4811900	4	Washer M8	
18	4811902	2	Washer M8	
19	4812000	2	Washer M10	
20	4812500	10	Washer M20	
21	1001091102	2	Washer M4	
22	1001202987	1	Plate, Mounting	
23	1001202988	1	Actuator (Upper)	
24	1001202994	2	Plate, Pinion	
25	1001202999	4	Link	
26	1001203869	1	Bearing	
27	1001203870	6	Bearing	
28	1001203871	1	Switch, Limit	
29	1001203872	1	Washer 3/8	
30	1001212068	1	Spring	
31	1001214526	1	Actuator (Lower)	
32	1001215953	1	Bearing	
33	1001218307	1	Plate, Sensor Mount	
34	1001251436	1	Bar (LH)	
35	1001251437	1	Bar (RH)	
36	0440263	4	Bearing	

**SECTION 1 - FRAME**

**FIGURE 1-10. TILT SENSOR INSTALLATION**



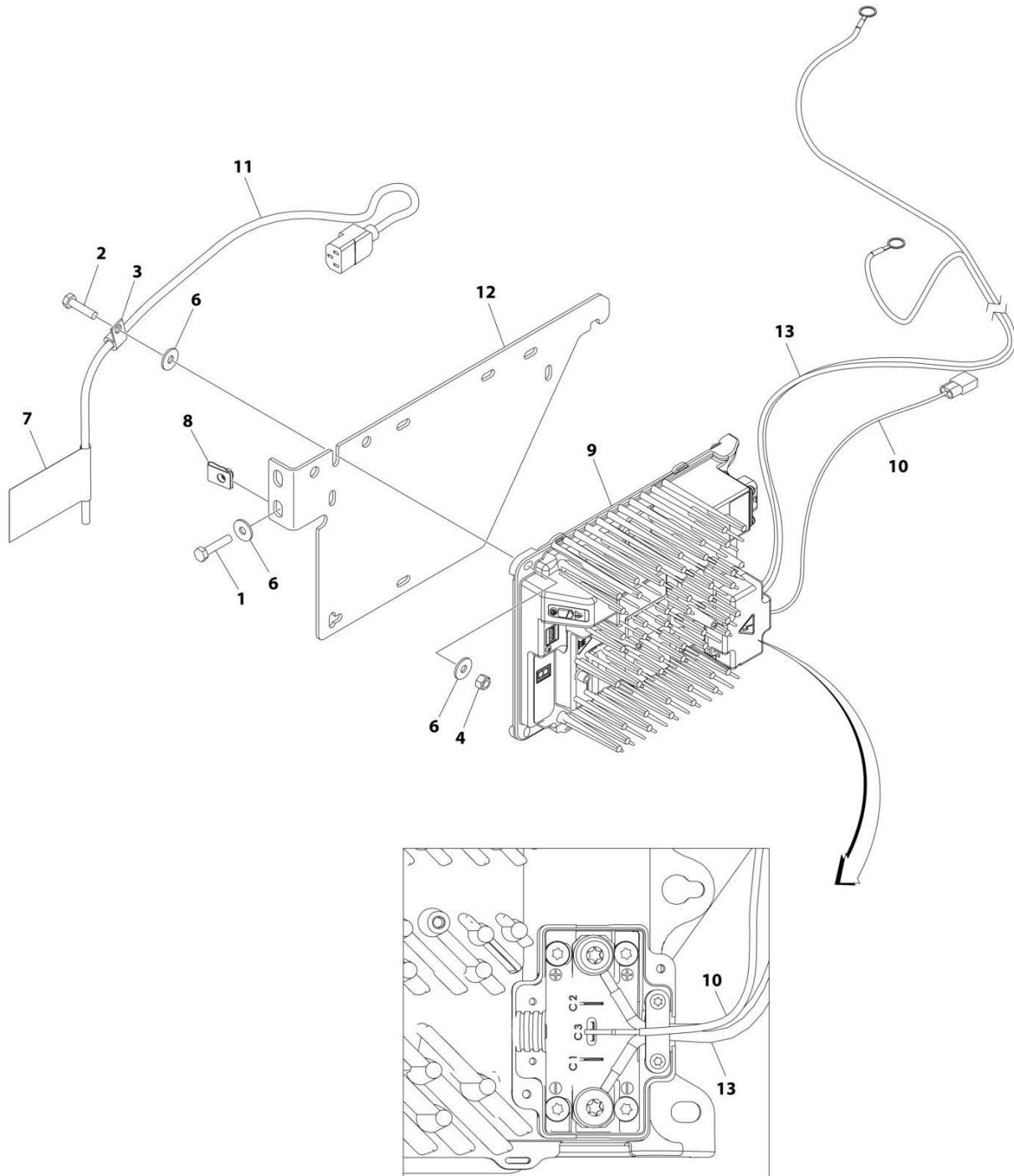
ART\_1001214217

**FIGURE 1-10. TILT SENSOR INSTALLATION**

<b>ITEM</b>	<b>PART NUMBER</b>	<b>QTY</b>	<b>DESCRIPTION</b>	<b>REV</b>
	1001214217	Ref	TILT SENSOR INSTALLATION	D
1	3290601	2	Nut M6	
2	4031708	2	Capscrew M6 x 20	
3	1001186466	1	Sensor, Tilt	
4	0100011	AR	Compound, Locking	
5	0700612	2	Bolt M6 x 25	
6	4811702	2	Washer M6	
7	1001217059	1	Plate, Mounting	

# SECTION 1 - FRAME

## FIGURE 1-11. BATTERY CHARGER INSTALLATION - DELTA-Q WITHOUT COMMUNICATION PORT (LOCALLY SUPPLIED PLUG)



ART\_1001256632

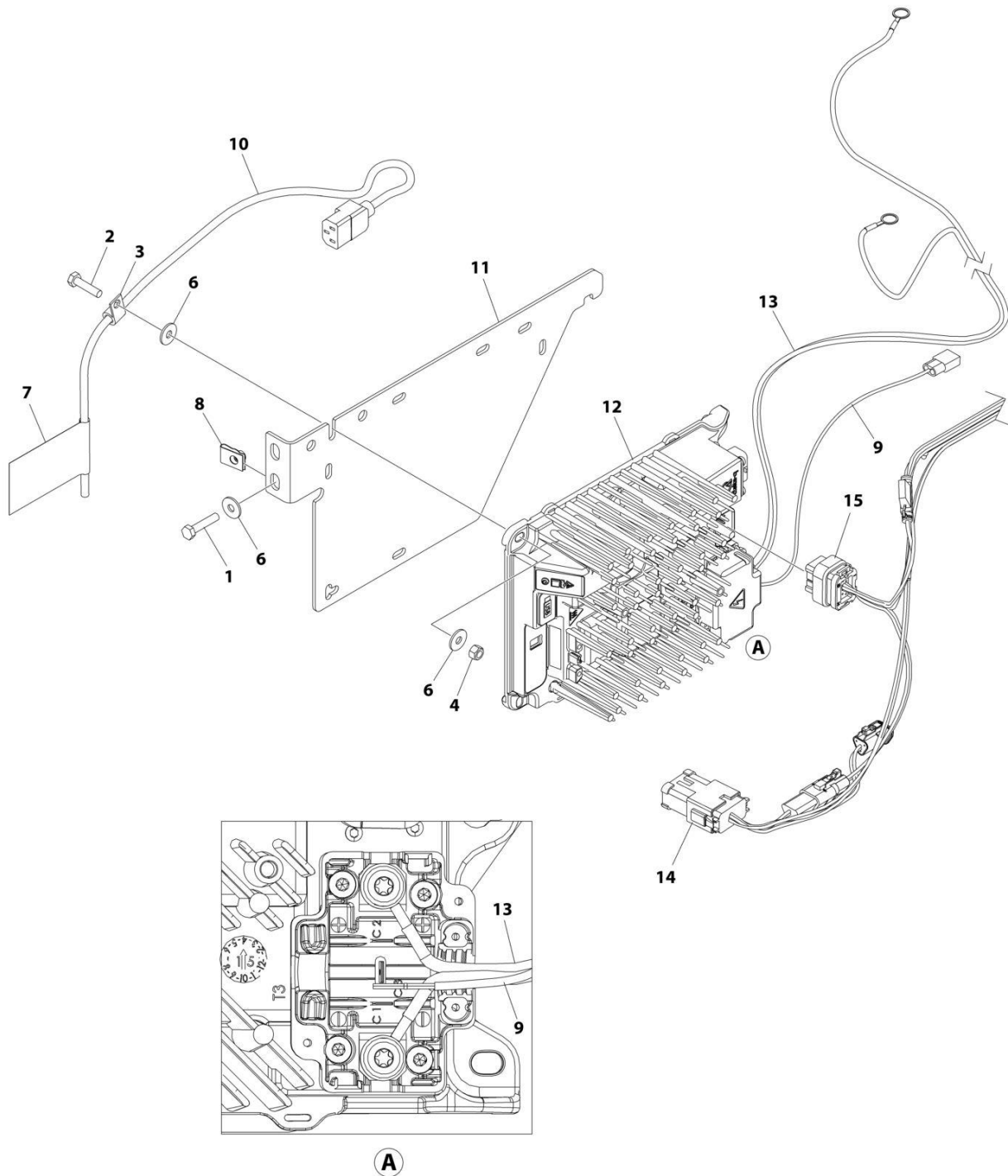
## SECTION 1 - FRAME

**FIGURE 1-11. BATTERY CHARGER INSTALLATION - DELTA-Q WITHOUT COMMUNICATION PORT  
(LOCALLY SUPPLIED PLUG)**

ITEM	PART NUMBER	QTY	DESCRIPTION	REV
	1001256632	Ref	BATTERY CHARGER INSTALLATION - DELTA-Q WITHOUT COMMUNICATION PORT (LOCALLY SUPPLIED PLUG)	B
1	0700614	2	Bolt M6 x 30	
2	0760612	3	Bolt M6 x 25	
3	1321293	1	Clamp	
4	3290605	3	Nut M6	
5	4240017	AR	Tie-Strap (Not Shown)	
6	4811702	8	Washer M6	
7	1001102489	1	Decal - Charger Label	
8	1001130220	2	Nut M6	
9	1001200561	1	Charger, Battery - Delta-Q	
10	1001207009	1	Charger Interlock Harness	
10	4460424	1	Receptacle, Female - 2 Position	
10	4460227	1	Pin, Male	
11	1001207974	1	Battery Charger to AC Connection Cable	
12	1001236139	1	Bracket	
13	1001256642	1	Harness, Charger DC Connection	

# SECTION 1 - FRAME

## FIGURE 1-12. BATTERY CHARGER INSTALLATION - DELTA-Q WITH COMMUNICATION PORT (LOCALLY SUPPLIED PLUG)



ART\_1001256639



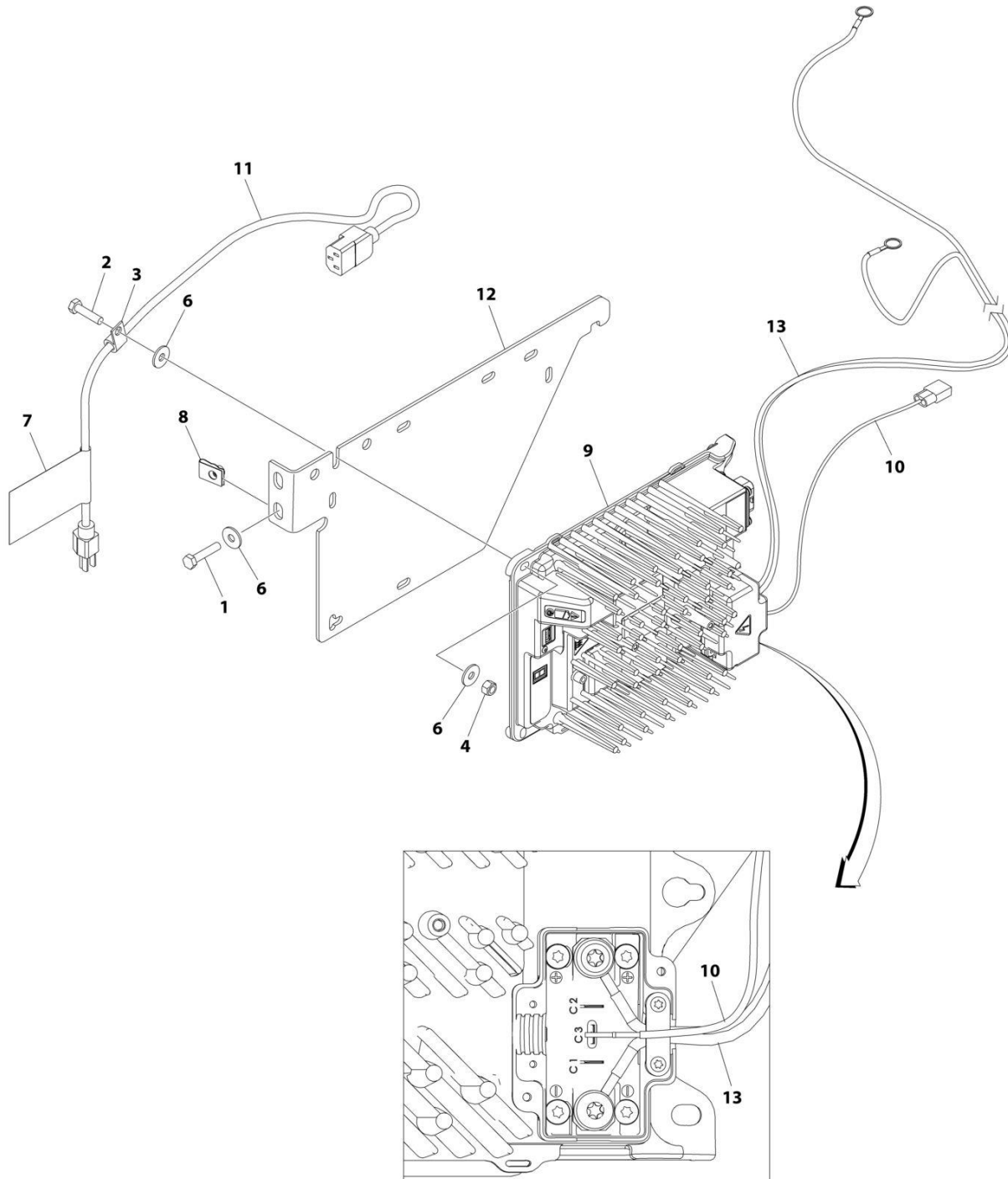
## SECTION 1 - FRAME

**FIGURE 1-12. BATTERY CHARGER INSTALLATION - DELTA-Q WITH COMMUNICATION PORT  
(LOCALLY SUPPLIED PLUG)**

ITEM	PART NUMBER	QTY	DESCRIPTION	REV
	1001256639	Ref	BATTERY CHARGER INSTALLATION - DELTA-Q WITH COMMUNICATION PORT (LOCALLY SUPPLIED PLUG)	B
1	0700614	2	Bolt M6 x 30	
2	0760612	3	Bolt M6 x 25	
3	1321293	1	Clamp	
4	3290605	3	Nut M6	
5	4240017	AR	Tie-Strap (Not Shown)	
6	4811702	8	Washer M6	
7	1001102489	1	Decal - Charger Label	
8	1001130220	2	Nut M6	
9	1001207009	1	Charger Interlock Harness	
9	4460424	1	Receptacle, Female - 2 Position	
9	4460227	1	Pin, Male	
10	1001207974	1	Battery Charger to AC Connection Cable	
11	1001236139	1	Bracket	
12	1001253952	1	Charger, Battery - Delta-Q	
13	1001256642	1	Harness, Charger DC Connection	
14	1001254027	1	Harness, RScissor	
15	1001254028	1	Harness, Charger	

# SECTION 1 - FRAME

## FIGURE 1-13. BATTERY CHARGER INSTALLATION - DELTA-Q WITHOUT COMMUNICATION PORT (110V PLUG)



ART\_1001256631

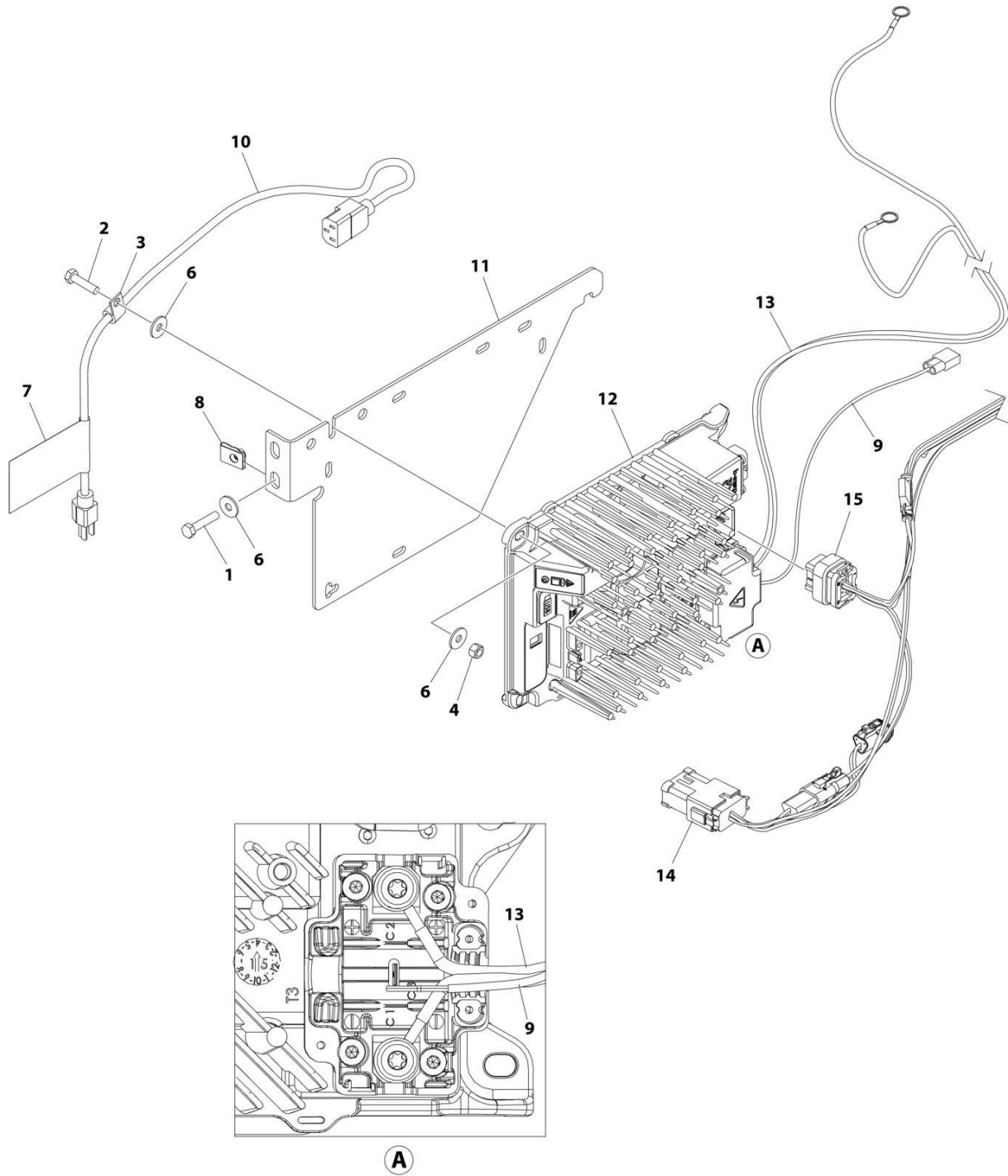
## SECTION 1 - FRAME

**FIGURE 1-13. BATTERY CHARGER INSTALLATION - DELTA-Q WITHOUT COMMUNICATION PORT  
(110V PLUG)**

ITEM	PART NUMBER	QTY	DESCRIPTION	REV
	1001256631	Ref	BATTERY CHARGER INSTALLATION - DELTA-Q WITHOUT COMMUNICATION PORT (110V PLUG)	B
1	0700614	2	Bolt M6 x 30	
2	0760612	3	Bolt M6 x 25	
3	1321293	1	Clamp	
4	3290605	3	Nut M6	
5	4240017	AR	Tie-Strap (Not Shown)	
6	4811702	8	Washer M6	
7	1001102489	1	Decal - Charger Label	
8	1001130220	2	Nut M6	
9	1001200561	1	Charger, Battery - Delta-Q	
10	1001207009	1	Charger Interlock Harness	
10	4460424	1	Receptacle, Female - 2 Position	
10	4460227	1	Pin, Male	
11	1001207970	1	Cable, Charger AC Input	
12	1001236139	1	Bracket	
13	1001256642	1	Harness, Charger DC Connection	

# SECTION 1 - FRAME

## FIGURE 1-14. BATTERY CHARGER INSTALLATION - DELTA-Q WITH COMMUNICATION PORT (110V PLUG)



ART\_1001256638

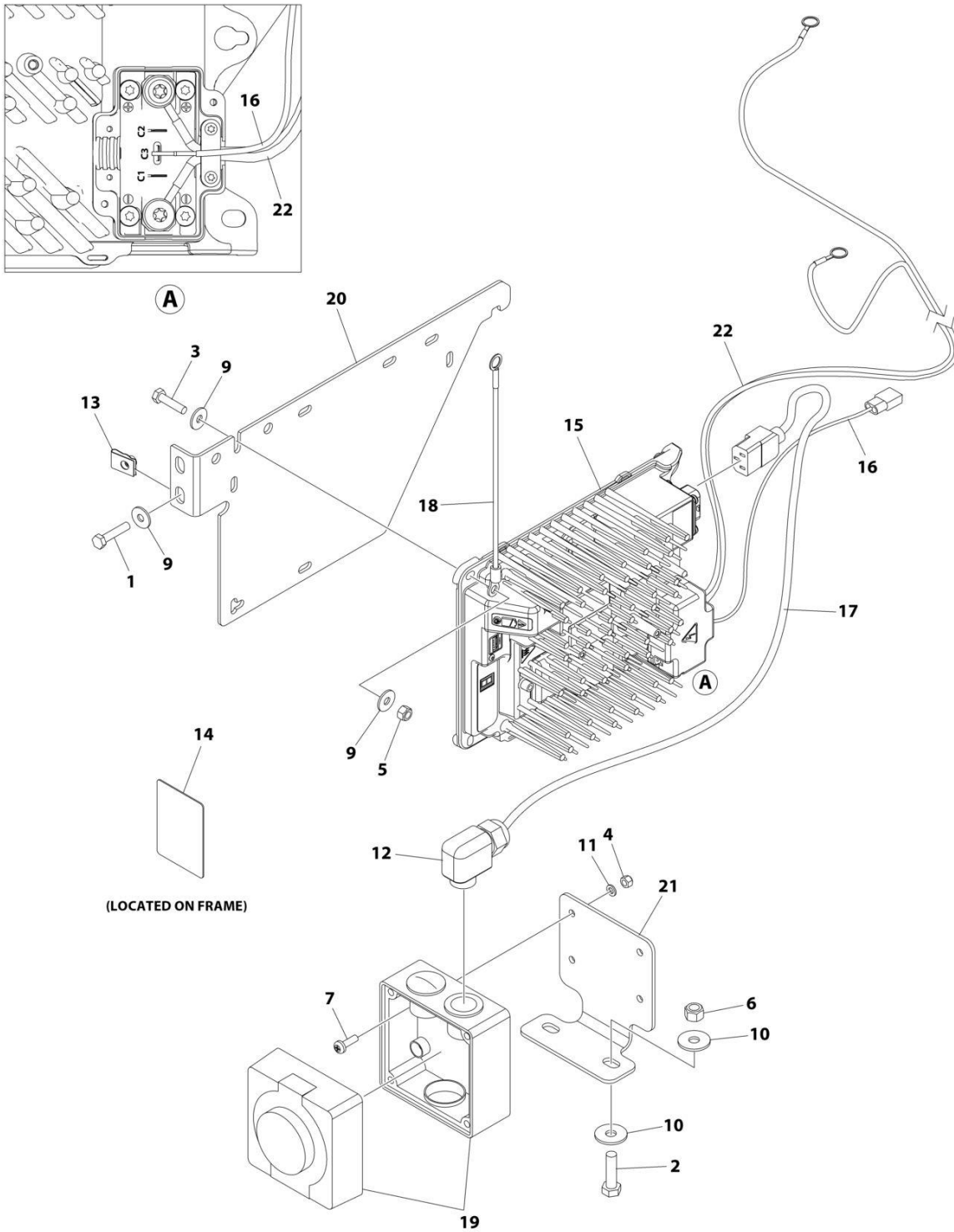
## SECTION 1 - FRAME

**FIGURE 1-14. BATTERY CHARGER INSTALLATION - DELTA-Q WITH COMMUNICATION PORT (110V PLUG)**

ITEM	PART NUMBER	QTY	DESCRIPTION	REV
	1001256638	Ref	BATTERY CHARGER INSTALLATION - DELTA-Q WITH COMMUNICATION PORT	B
1	0700614	2	Bolt M6 x 30	
2	0760612	3	Bolt M6 x 25	
3	1321293	1	Clamp	
4	3290605	3	Nut M6	
5	4240017	AR	Tie-Strap (Not Shown)	
6	4811702	8	Washer M6	
7	1001102489	1	Decal - Charger Label	
8	1001130220	2	Nut M6	
9	1001207009	1	Charger Interlock Harness	
9	4460424	1	Receptacle, Female - 2 Position	
9	4460227	1	Pin, Male	
10	1001207970	1	Cable, Charger AC Input	
11	1001236139	1	Bracket	
12	1001253952	1	Charger, Battery - Delta-Q	
13	1001256642	1	Harness, Charger DC Connection	
14	1001254027	1	Harness, Scissor CAN Splice	
15	1001254028	1	Harness, Charger 24 VDC	

# SECTION 1 - FRAME

## FIGURE 1-15. BATTERY CHARGER INSTALLATION - DELTA-Q WITHOUT COMMUNICATION PORT (AUSTRALIAN PLUG)



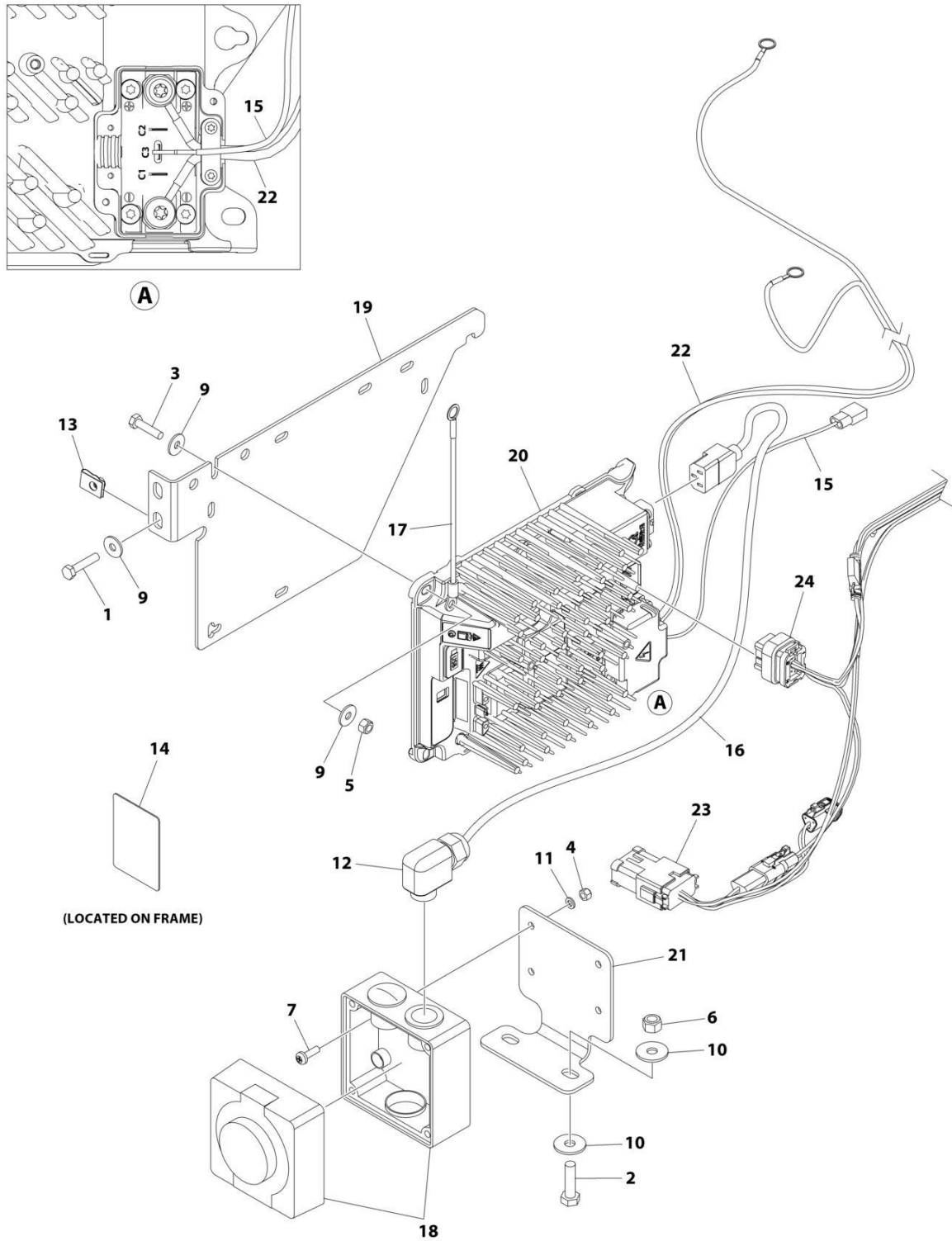
## SECTION 1 - FRAME

**FIGURE 1-15. BATTERY CHARGER INSTALLATION - DELTA-Q WITHOUT COMMUNICATION PORT  
(AUSTRALIAN PLUG)**

ITEM	PART NUMBER	QTY	DESCRIPTION	REV
	1001256637	Ref	BATTERY CHARGER INSTALLATION - DELTA-Q WITHOUT COMMUNICATION PORT (AUSTRALIAN PLUG)	B
1	0700614	2	Bolt M6 x 30	
2	0700814	2	Bolt M8 x 30	
3	0760612	3	Bolt M6 x 25	
4	3290505	4	Nut M5	
5	3290605	3	Nut M6	
6	3290805	2	Nut M8	
7	3900381	4	Screw M5 x 16	
8	4240017	AR	Tie-Strap (Not Shown)	
9	4811702	8	Washer M6	
10	4811902	4	Washer M8	
11	4831600	4	Washer M5	
12	1001103471	1	Connector, Strain Relief	
13	1001130220	2	Nut M6	
14	1001134280	1	Decal, Charger Label	
15	1001200561	1	Charger, Battery - Delta-Q	
16	1001207009	1	Charger Interlock Harness	
16	4460424	1	Receptacle, Female - 2 Position	
16	4460227	1	Pin, Male	
17	1001207974	1	Battery Charger to AC Connection Cable	
18	1001227219	1	Earth/Ground Harness	
19	1001227267	1	Electric Assembly	
20	1001236139	1	Bracket	
21	1001256503	1	Bracket	
22	1001256642	1	Harness, Charger DC Connection	

# SECTION 1 - FRAME

## FIGURE 1-16. BATTERY CHARGER INSTALLATION - DELTA-Q WITH COMMUNICATION PORT (AUSTRALIAN PLUG)



ART\_1001256641



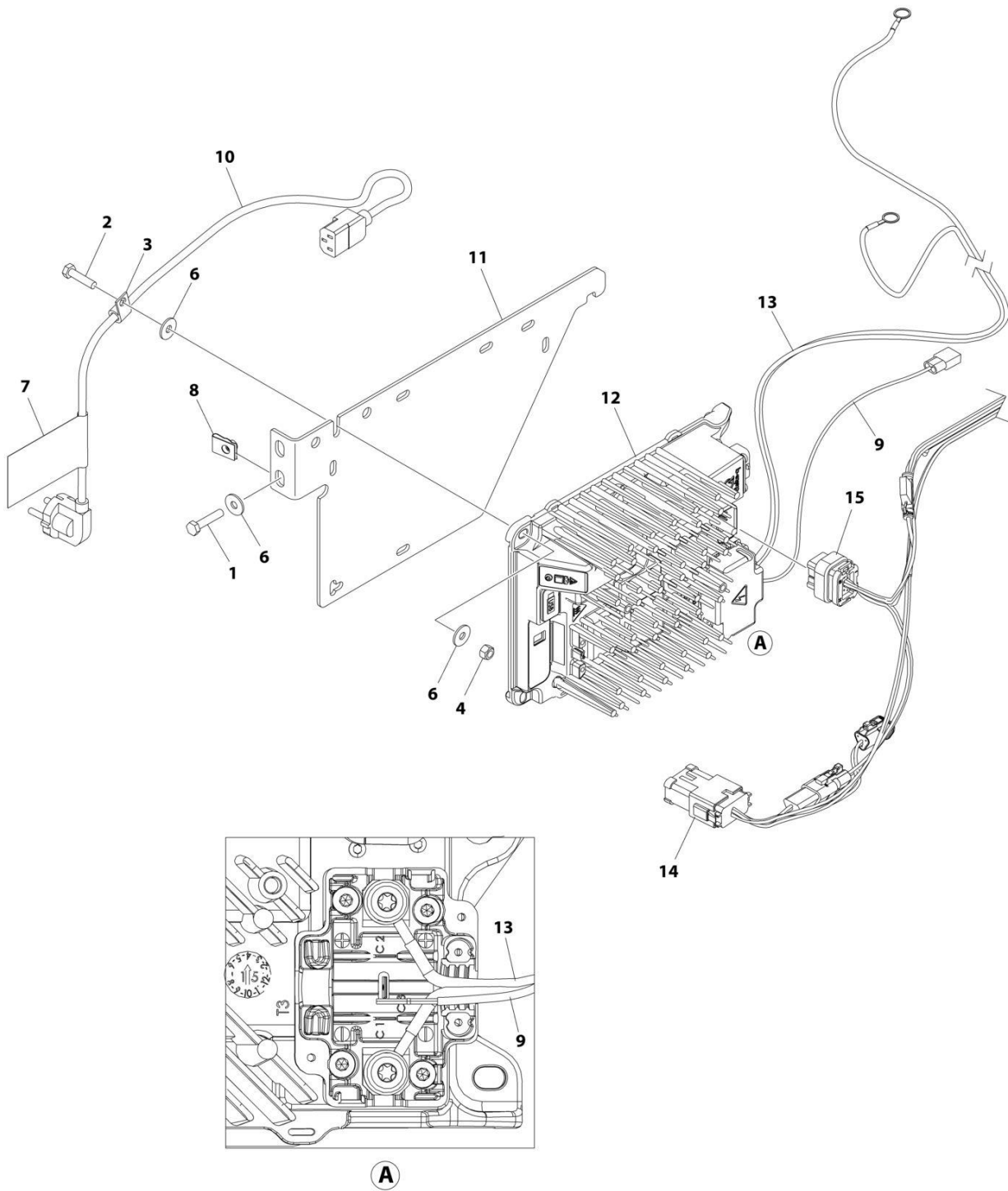
## SECTION 1 - FRAME

**FIGURE 1-16. BATTERY CHARGER INSTALLATION - DELTA-Q WITH COMMUNICATION PORT  
(AUSTRALIAN PLUG)**

ITEM	PART NUMBER	QTY	DESCRIPTION	REV
	1001256641	Ref	BATTERY CHARGER INSTALLATION - DELTA-Q WITH COMMUNICATION PORT (AUSTRALIAN PLUG)	B
1	0700614	2	Bolt M6 x 30	
2	0700814	2	Bolt M8 x 30	
3	0760612	3	Bolt M6 x 25	
4	3290505	4	Nut M5	
5	3290605	3	Nut M6	
6	3290805	2	Nut M8	
7	3900381	4	Screw M5 x 16	
8	4240017	AR	Tie-Strap (Not Shown)	
9	4811702	8	Washer M6	
10	4811902	4	Washer M8	
11	4831600	4	Washer M5	
12	1001103471	1	Connector, Strain Relief	
13	1001130220	2	Nut M6	
14	1001134280	1	Decal, Charger Label	
15	1001207009	1	Charger Interlock Harness	
15	4460424	1	Receptacle, Female - 2 Position	
15	4460227	1	Pin, Male	
16	1001207974	1	Battery Charger to AC Connection Cable	
17	1001227219	1	Earth/Ground Harness	
18	1001227267	1	Electric Assembly	
19	1001236139	1	Bracket	
20	1001253952	1	Charger, Universal	
21	1001256503	1	Bracket	
22	1001256642	1	Harness, Charger DC Connection	
23	1001254027	1	Harness, RScissor	
24	1001254028	1	Harness, Charger	

# SECTION 1 - FRAME

## FIGURE 1-17. BATTERY CHARGER INSTALLATION - DELTA-Q WITHOUT COMMUNICATION PORT (KOREAN PLUG)



ART\_1001256640

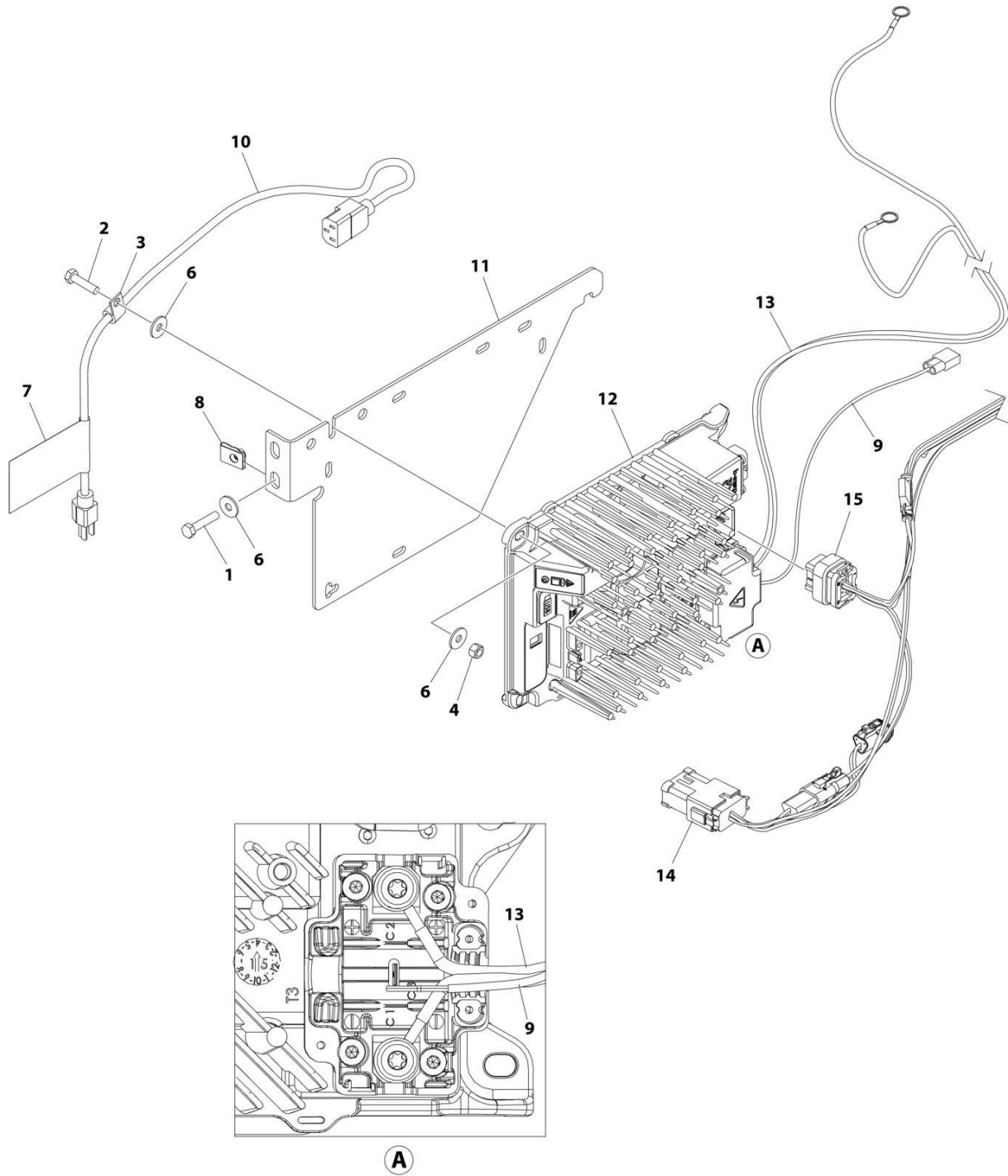
## SECTION 1 - FRAME

**FIGURE 1-17. BATTERY CHARGER INSTALLATION - DELTA-Q WITHOUT COMMUNICATION PORT  
(KOREAN PLUG)**

ITEM	PART NUMBER	QTY	DESCRIPTION	REV
	1001256640	Ref	BATTERY CHARGER INSTALLATION - DELTA-Q WITHOUT COMMUNICATION PORT (KOREAN PLUG)	B
1	0700614	2	Bolt M6 x 30	
2	0760612	3	Bolt M6 x 25	
3	1321293	1	Clamp	
4	3290605	3	Nut M6	
5	4240017	AR	Tie-Strap (Not Shown)	
6	4811702	8	Washer M6	
7	1001102489	1	Decal - Charger Label	
8	1001130220	2	Nut M6	
9	1001207009	1	Charger Interlock Harness	
9	4460424	1	Receptacle, Female - 2 Position	
9	4460227	1	Pin, Male	
10	1001221949	1	Cable, Charger AC Input	
11	1001236139	1	Bracket	
12	1001253952	1	Charger, Battery - Delta-Q	
13	1001256642	1	Harness, Charger DC Connection	
14	1001254027	1	Harness, Scissor CAN Splice	
15	1001254028	1	Harness, Charger 24 VDC	

# SECTION 1 - FRAME

## FIGURE 1-18. BATTERY CHARGER INSTALLATION - DELTA-Q WITH COMMUNICATION PORT (KOREAN PLUG)



ART\_1001256638

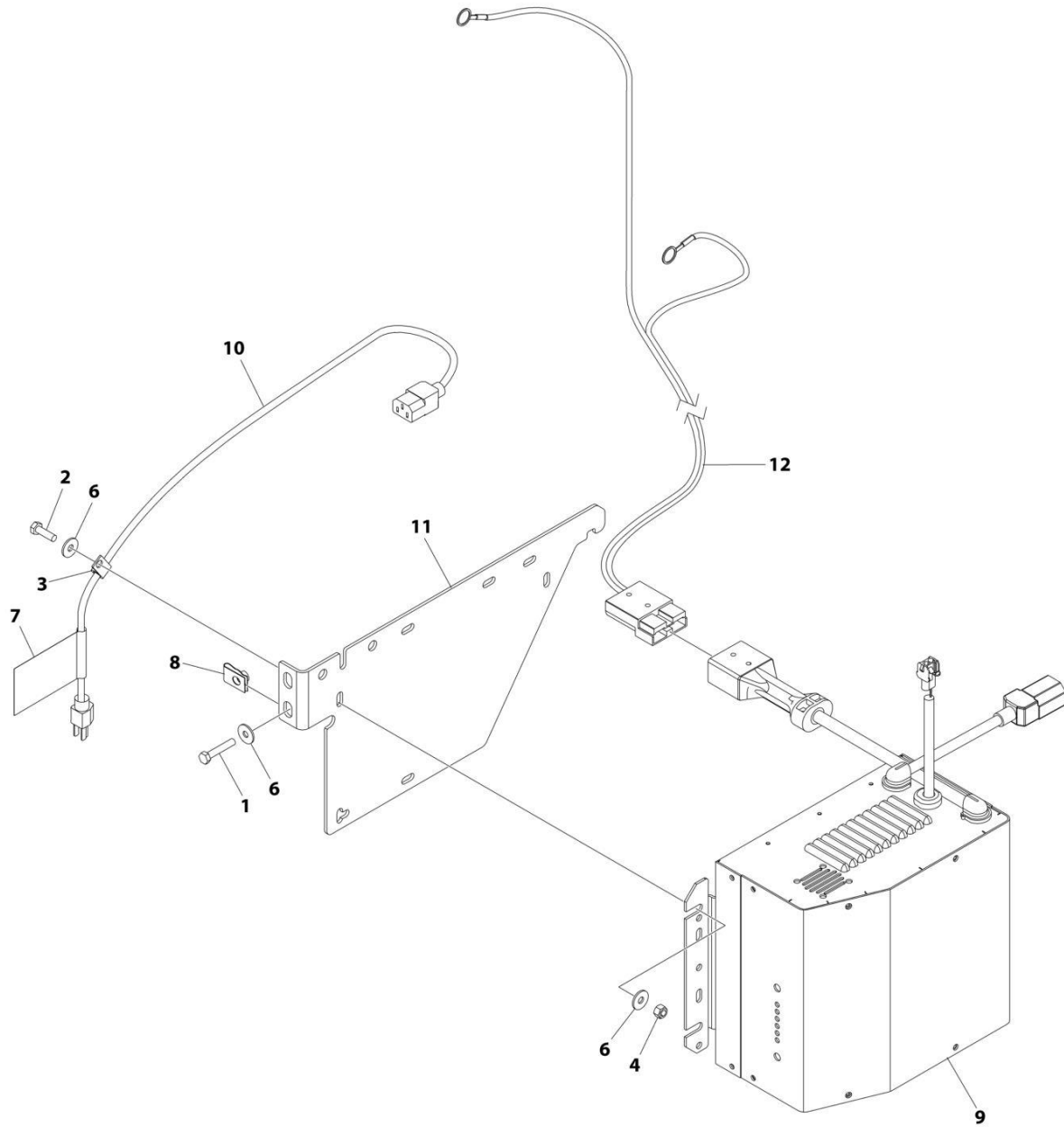
## SECTION 1 - FRAME

**FIGURE 1-18. BATTERY CHARGER INSTALLATION - DELTA-Q WITH COMMUNICATION PORT  
(KOREAN PLUG)**

ITEM	PART NUMBER	QTY	DESCRIPTION	REV
	1001256638	Ref	BATTERY CHARGER INSTALLATION - DELTA-Q WITH COMMUNICATION PORT	B
1	0700614	2	Bolt M6 x 30	
2	0760612	3	Bolt M6 x 25	
3	1321293	1	Clamp	
4	3290605	3	Nut M6	
5	4240017	AR	Tie-Strap (Not Shown)	
6	4811702	8	Washer M6	
7	1001102489	1	Decal - Charger Label	
8	1001130220	2	Nut M6	
9	1001207009	1	Charger Interlock Harness	
9	4460424	1	Receptacle, Female - 2 Position	
9	4460227	1	Pin, Male	
10	1001207970	1	Cable, Charger AC Input	
11	1001236139	1	Bracket	
12	1001253952	1	Charger, Battery - Delta-Q	
13	1001256642	1	Harness, Charger DC Connection	
14	1001254027	1	Harness, Scissor CAN Splice	
15	1001254028	1	Harness, Charger 24 VDC	

# SECTION 1 - FRAME

## FIGURE 1-19. BATTERY CHARGER INSTALLATION - EAGLE PERFORMANCE (110V PLUG)



ART\_1001256635

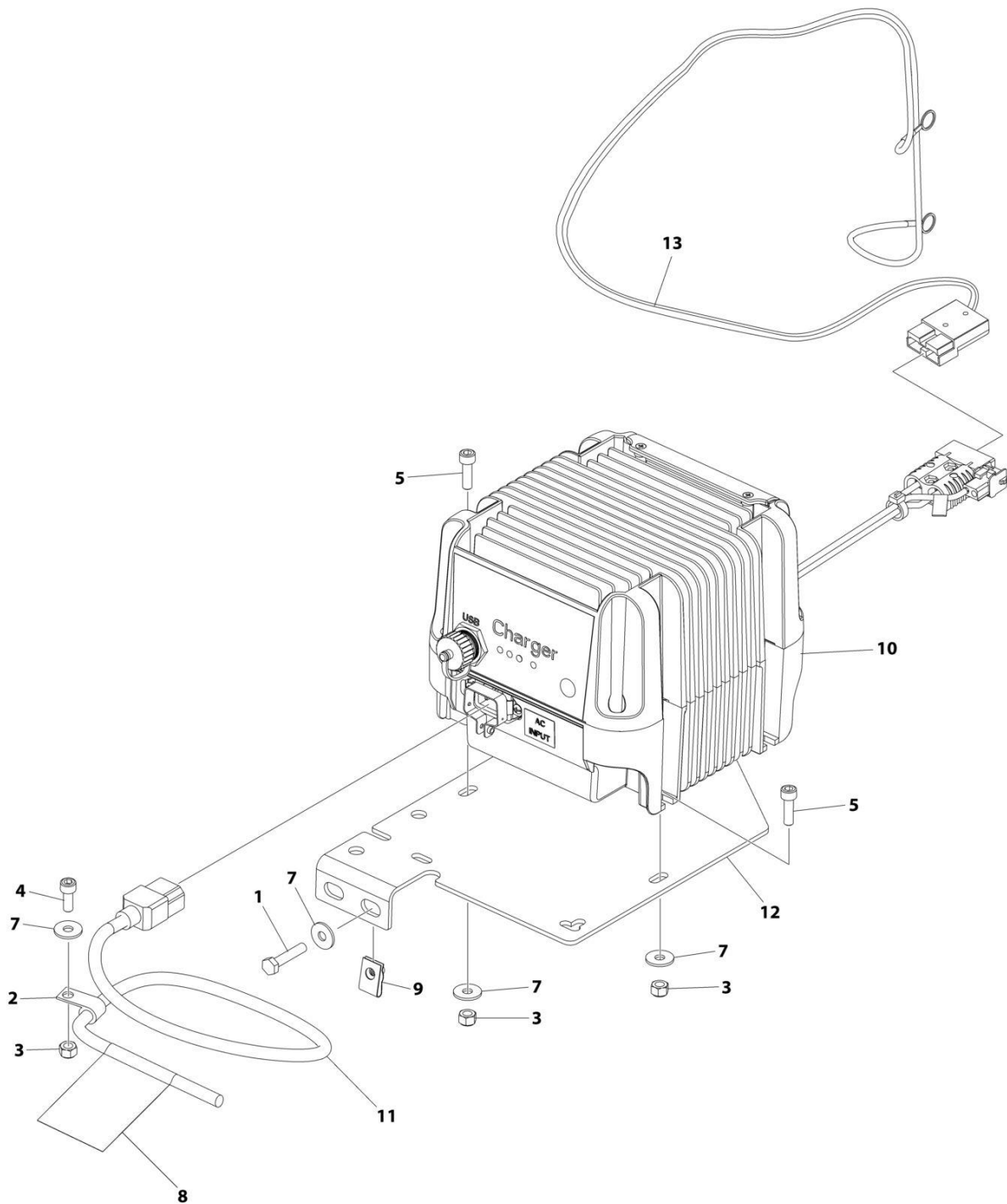
## SECTION 1 - FRAME

**FIGURE 1-19. BATTERY CHARGER INSTALLATION - EAGLE PERFORMANCE (110V PLUG)**

ITEM	PART NUMBER	QTY	DESCRIPTION	REV
	1001256635	Ref	BATTERY CHARGER INSTALLATION - EAGLE PERFORMANCE (110V PLUG)	B
1	0700614	2	Bolt M6 x 30	
2	0760610	3	Bolt M6 x 20	
3	1321293	1	Clamp	
4	3290605	3	Nut M6	
5	4240017	AR	Tie-Strap (Not Shown)	
6	4811702	8	Washer M6	
7	1001102489	1	Decal - Charger Label	
8	1001130220	2	Nut, Tinnerman M6	
9	1001206995	1	Charger, Battery - Eagle Performance	
10	1001207970	1	Battery Charger to AC Connection Cable	
11	1001236139	1	Bracket	
12	1001256643	1	Battery DC Connection Harness	

# SECTION 1 - FRAME

## FIGURE 1-20. BATTERY CHARGER INSTALLATION - GREEN POWER (LOCALLY SUPPLIED PLUG)



ART\_1001256634



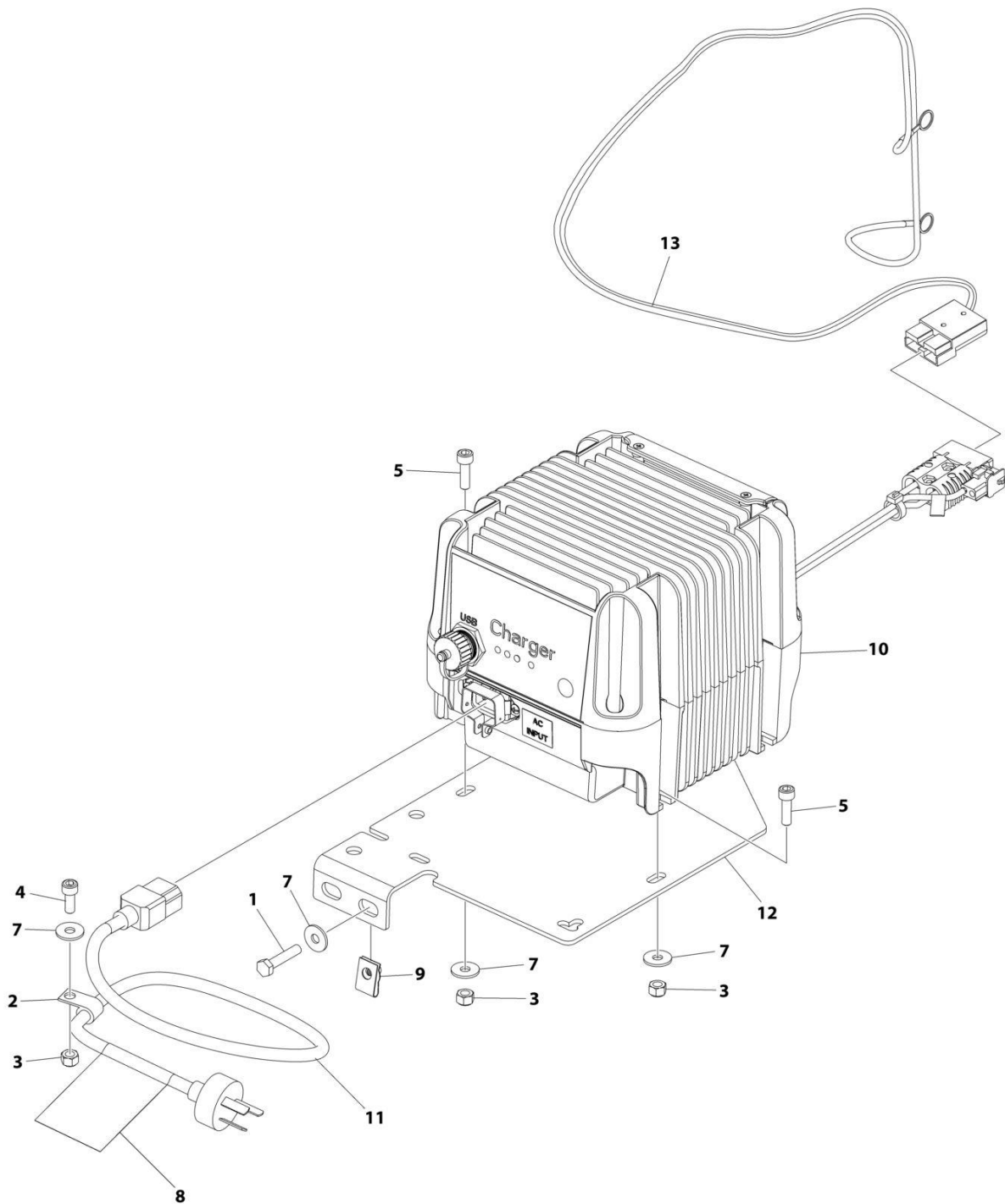
## SECTION 1 - FRAME

**FIGURE 1-20. BATTERY CHARGER INSTALLATION - GREEN POWER (LOCALLY SUPPLIED PLUG)**

ITEM	PART NUMBER	QTY	DESCRIPTION	REV
	1001256634	Ref	BATTERY CHARGER INSTALLATION - GREEN POWER (LOCALLY SUPPLIED PLUG)	B
1	0700614	2	Bolt M6 x 30	
2	1321293	1	Clamp	
4	3290605	4	Nut M6	
4	4031707	1	Capscrew M8 x 16	
5	4031708	3	Capscrew M8 x 20	
6	4240017	AR	Tie-Strap (Not Shown)	
7	4811702	6	Washer M6	
8	1001102489	1	Decal - Charger	
9	1001130220	2	Nut, Tinnerman M6	
10	1001205598	1	Charger, Battery - Green Power	
11	1001207974	1	Battery Charger to AC Connection Cable	
12	1001236139	1	Bracket	
13	1001256643	1	Harness, Charger DC Connection	

# SECTION 1 - FRAME

## FIGURE 1-21. BATTERY CHARGER INSTALLATION - GREEN POWER (CHINA PLUG)



ART\_1001256633

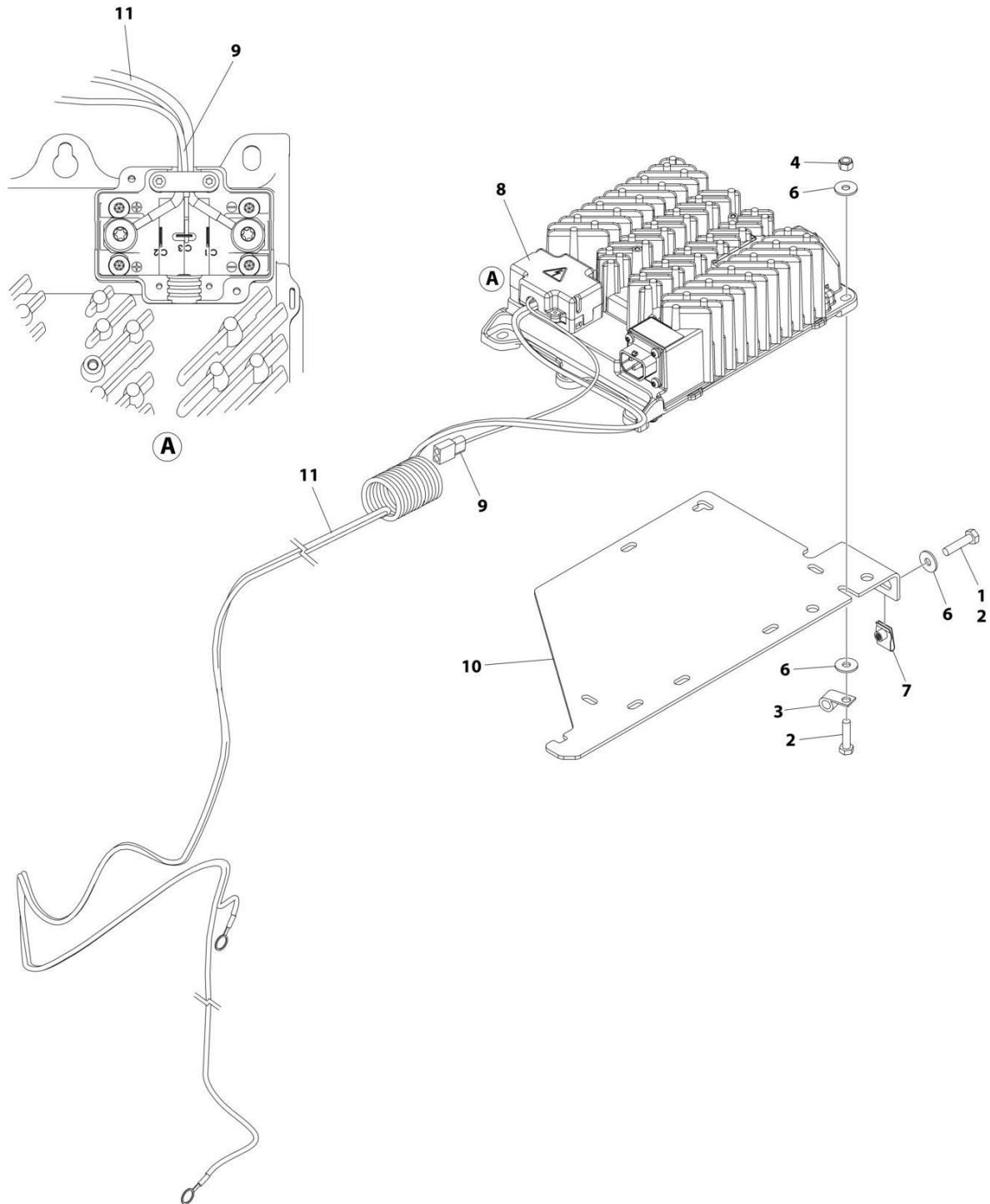
## SECTION 1 - FRAME

**FIGURE 1-21. BATTERY CHARGER INSTALLATION - GREEN POWER (CHINA PLUG)**

ITEM	PART NUMBER	QTY	DESCRIPTION	REV
	1001256633	Ref	BATTERY CHARGER INSTALLATION - GREEN POWER (CHINA PLUG)	B
1	0700614	2	Bolt M6 x 30	
2	1321293	1	Clamp	
3	3290605	4	Nut M6	
4	4031707	1	Capscrew M6 x 16	
5	4031708	3	Capscrew M6 x 20	
6	4240017	AR	Tie-Strap (Not Shown)	
7	4811702	6	Washer M6	
8	1001102489	1	Decal - Charger	
9	1001130220	2	Nut, Tinnerman M6	
10	1001205598	1	Charger, Battery - Green Power	
11	1001207973	1	Battery Charger to AC Connection Cable	
12	1001236139	1	Bracket	
13	1001256643	1	Harness, Charger DC Connector	

# SECTION 1 - FRAME

## FIGURE 1-22. BATTERY CHARGER INSTALLATION - DELTA-Q (WITHOUT COMMUNICATION PORT)



ART\_1001263256

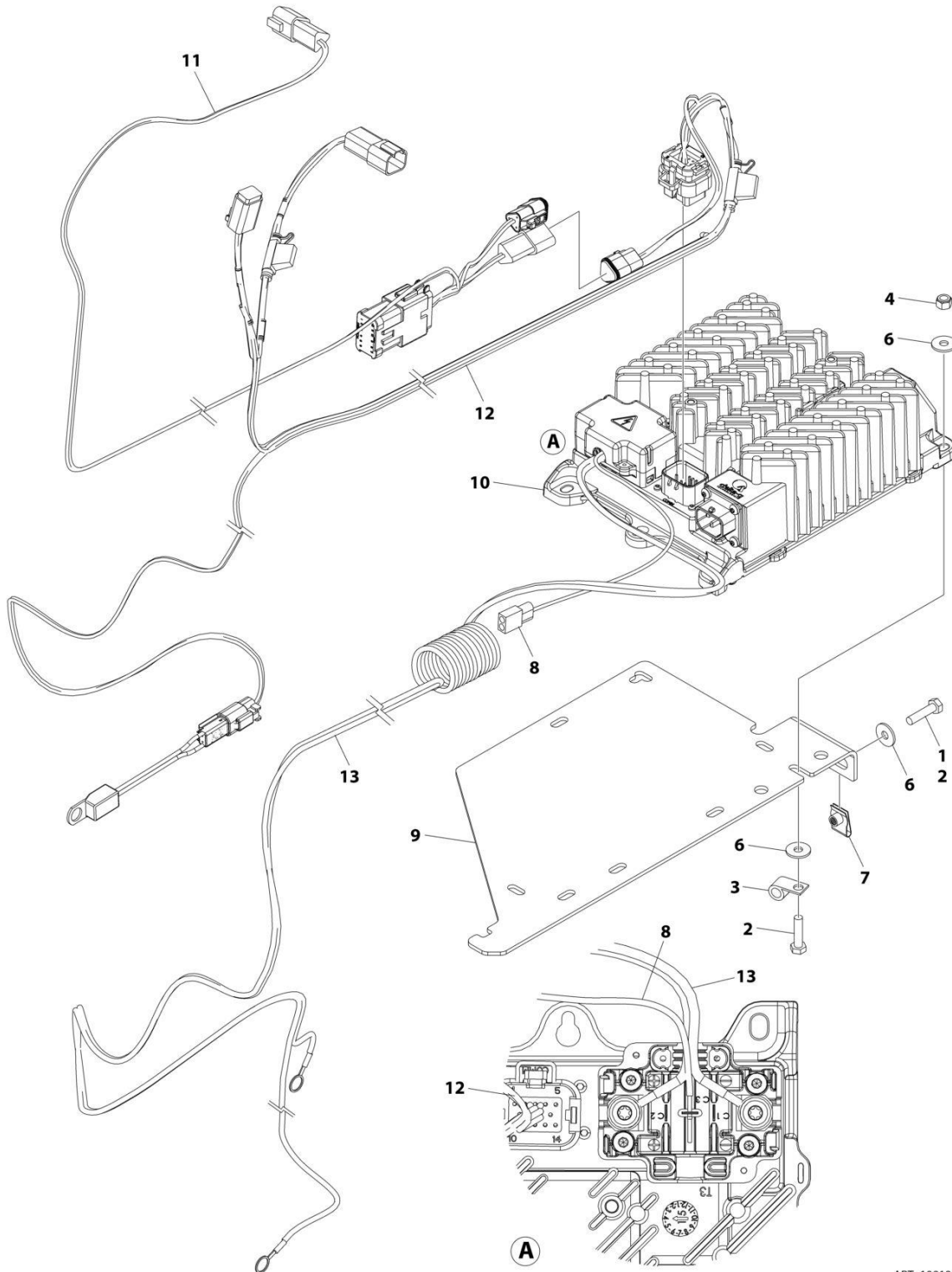
## SECTION 1 - FRAME

**FIGURE 1-22. BATTERY CHARGER INSTALLATION - DELTA-Q (WITHOUT COMMUNICATION PORT)**

ITEM	PART NUMBER	QTY	DESCRIPTION	REV
	1001263256	Ref	BATTERY CHARGER INSTALLATION - DELTA-Q	A
1	0100011	AR	Compound, Locking	
2	0760612	5	Bolt M6 x 25	
3	1321293	1	Clamp	
4	3290605	3	Nut M6	
5	4240017	AR	Tie-Strap (Not Shown)	
6	4811702	8	Washer M6	
7	1001130220	2	Nut, Tinnerman M6	
8	1001200561	1	Charger, Battery - Delta-Q	
9	1001207009	1	Charger Interlock Harness	
9	4460424	1	Receptacle, Female - 2 Position	
9	4460227	2	Pin, Male	
10	1001236139	1	Bracket	
11	1001256642	1	Charger DC Connection Harness	

# SECTION 1 - FRAME

## FIGURE 1-23. BATTERY CHARGER INSTALLATION - DELTA-Q (WITHOUT COMMUNICATION PORT)



ART\_1001263257

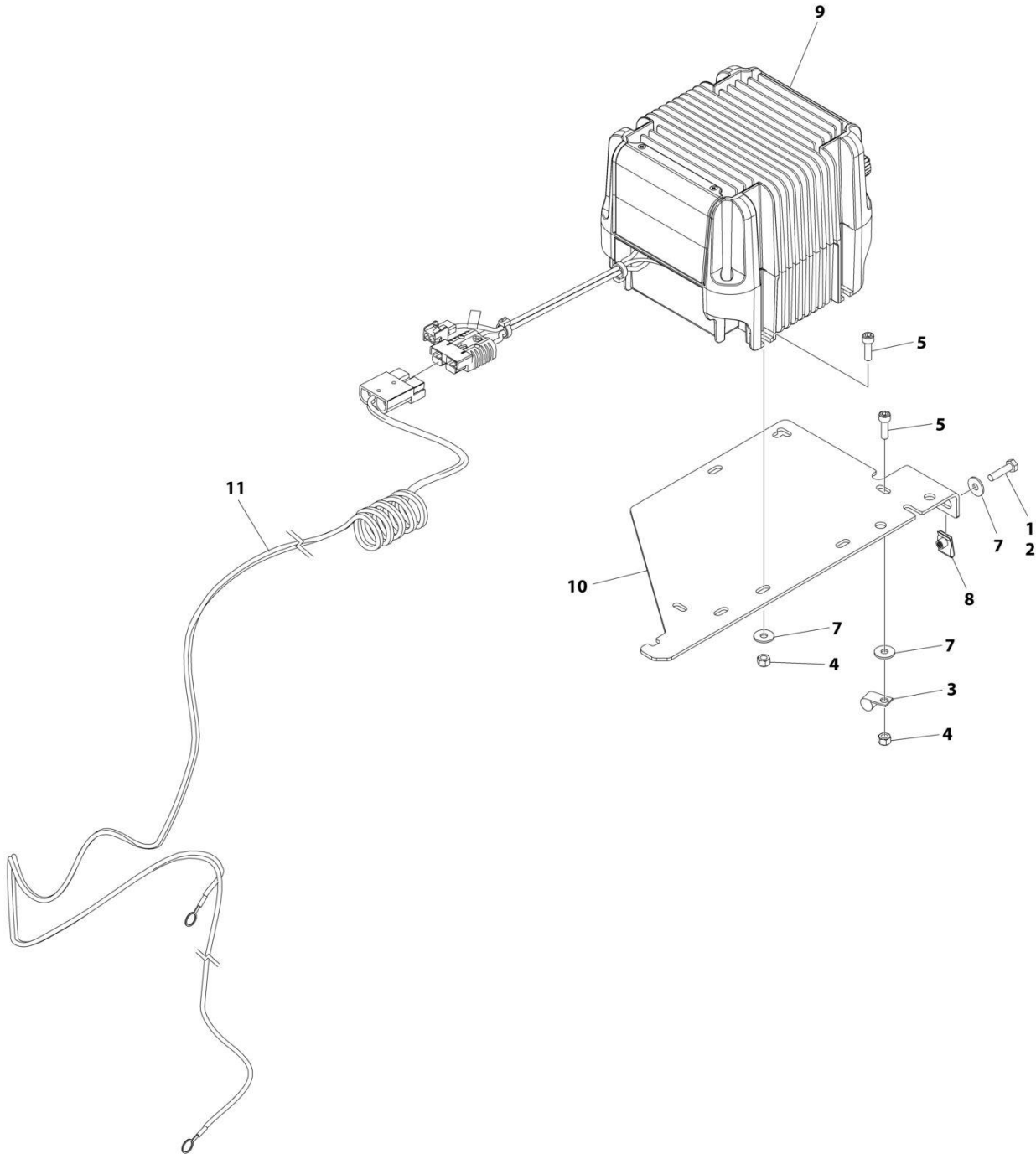
## SECTION 1 - FRAME

**FIGURE 1-23. BATTERY CHARGER INSTALLATION - DELTA-Q (WITHOUT COMMUNICATION PORT)**

ITEM	PART NUMBER	QTY	DESCRIPTION	REV
	1001263257	Ref	BATTERY CHARGER INSTALLATION - DELTA-Q	A
1	0100011	AR	Compound, Locking	
2	0760612	5	Bolt M6 x 25	
3	1321293	1	Clamp	
4	3290605	3	Nut M6	
5	4240017	AR	Tie-Strap (Not Shown)	
6	4811702	8	Washer M6	
7	1001130220	2	Nut, Tinnerman M6	
8	1001207009	1	Charger Interlock Harness	
8	4460424	1	Receptacle, Female - 2 Position	
8	4460227	2	Pin, Male	
9	1001236139	1	Bracket	
10	1001253952	1	Charger, Battery - Delta-Q	
11	1001254027	1	Can Splice Harness (See Separate Breakdown in ELECTRICAL Section)	
12	1001254028	1	Charger To Battery Harness (See Separate Breakdown in ELECTRICAL Section)	
13	1001256642	1	Battery Charger to DC Connection Cable	

# SECTION 1 - FRAME

**FIGURE 1-24. BATTERY CHARGER INSTALLATION - GREEN POWER (LOCALLY SUPPLIED PLUG)  
(MACHINES WITH SN STARTING WITH 12, B2 & G2)**



ART\_1001263259



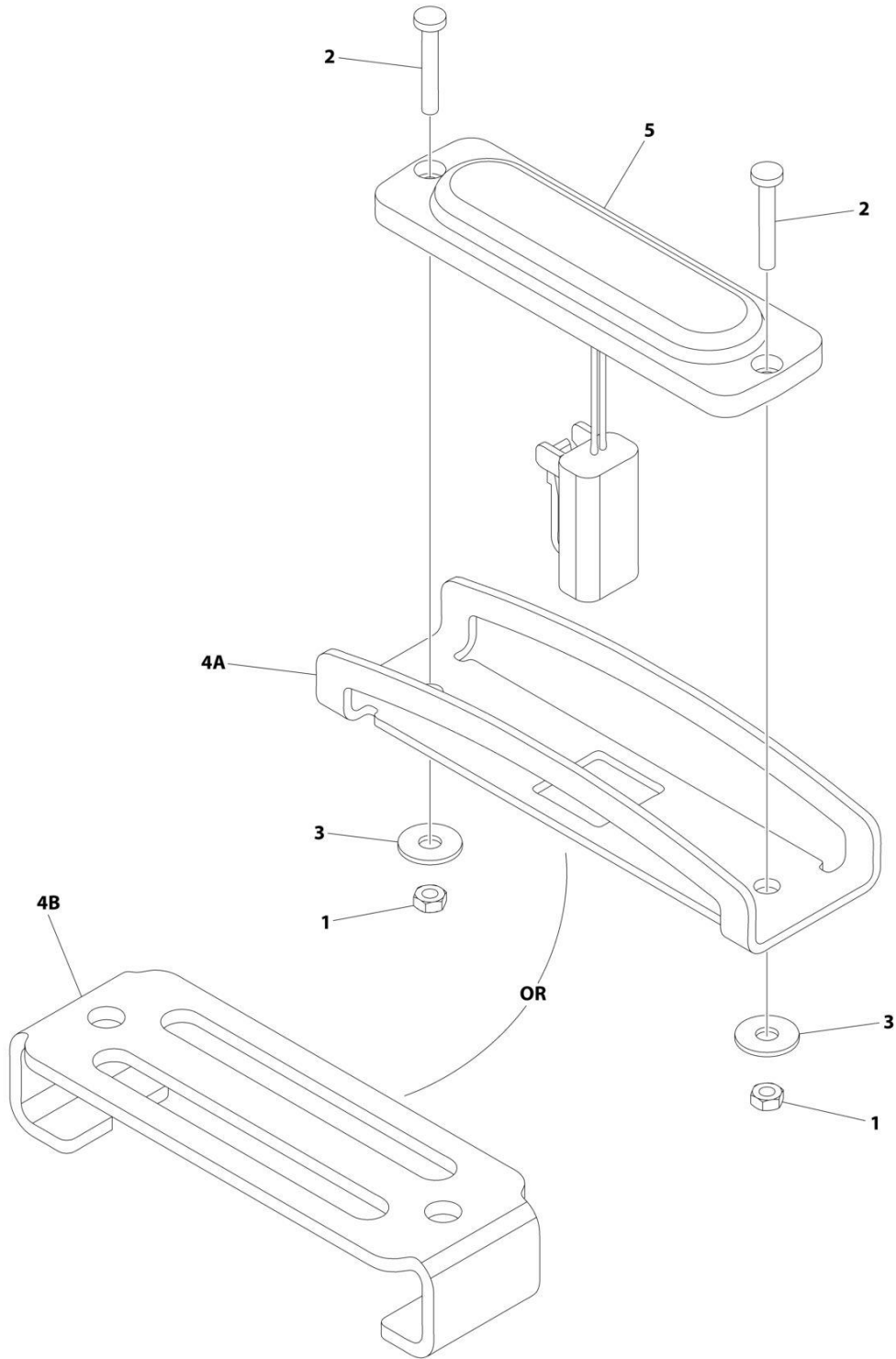
## SECTION 1 - FRAME

**FIGURE 1-24. BATTERY CHARGER INSTALLATION - GREEN POWER (LOCALLY SUPPLIED PLUG)  
(MACHINES WITH SN STARTING WITH 12, B2 & G2)**

ITEM	PART NUMBER	QTY	DESCRIPTION	REV
	1001263259	Ref	BATTERY CHARGER INSTALLATION - GREEN POWER	A
1	0100011	AR	Compound, Locking	
2	0700612	2	Bolt M6 x 25	
3	1321293	1	Clamp, Cable	
4	3290605	4	Nut M6	
5	4031708	4	Capscrew M6 x 20	
6	4240017	AR	Tie-Strap (Not Shown)	
7	4811702	6	Washer M6	
8	1001130220	2	Nut, Tinnerman M6	
9	1001205598	1	Charger, Battery Green Power	
10	1001236139	1	Bracket	
11	1001256643	1	Charger DC Connection Harness	

# SECTION 1 - FRAME

## FIGURE 1-25. STROBE LIGHT INSTALLATION – SINGLE (AMBER) (WITH GUARD)



ART\_1001242697

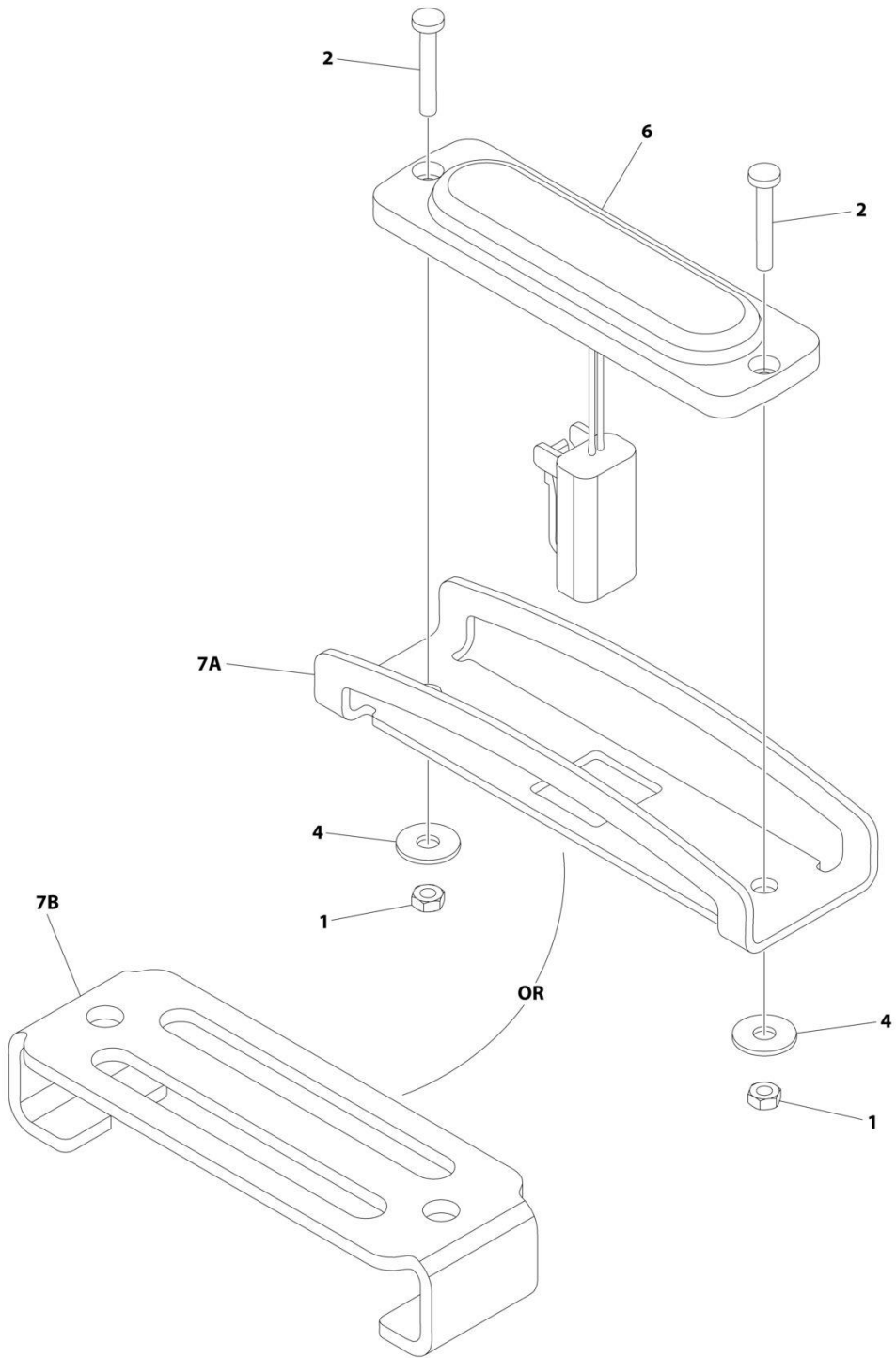
## SECTION 1 - FRAME

**FIGURE 1-25. STROBE LIGHT INSTALLATION – SINGLE (AMBER) (WITH GUARD)**

ITEM	PART NUMBER	QTY	DESCRIPTION	REV
	1001242697	Ref	STROBE LIGHT INSTALLATION - SINGLE (AMBER) (WITH GUARD)	D
1	3290305	2	Nut M3	
2	4010310	2	Screw M3 x 20	
3	1001091102	2	Washer M4	
4A	1001242539	1	Guard	
4B	1001239661	1	Cover	
5	1001239224	1	Light, Strobe	
5	4460891	1	Plug, Male - 2 Position	
5	4460465	2	Socket, Female	

# SECTION 1 - FRAME

## FIGURE 1-26. STROBE LIGHT INSTALLATION – DUAL (AMBER) (WITH GUARD)



ART\_1001247862

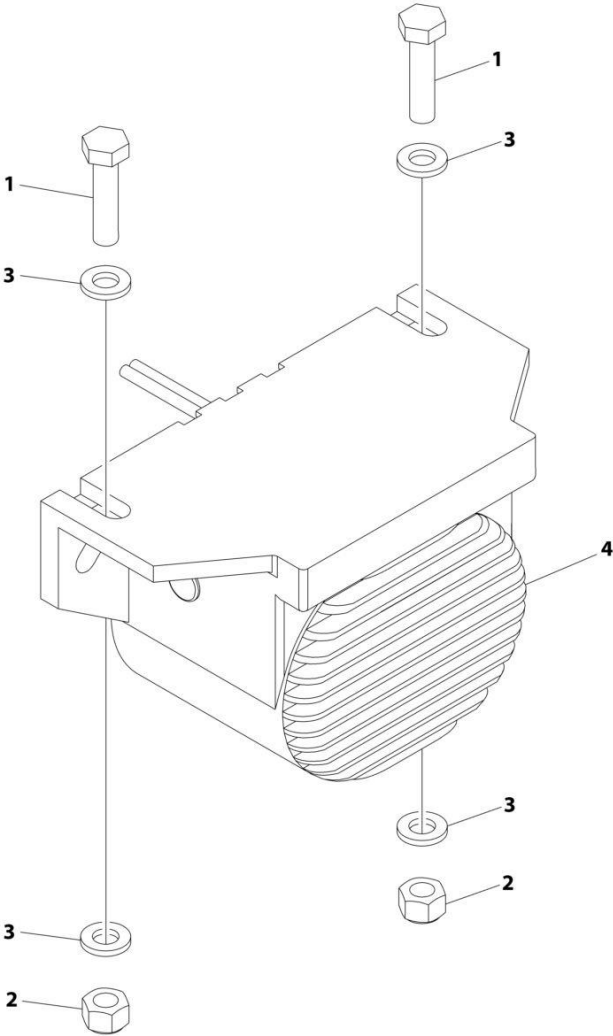
## SECTION 1 - FRAME

**FIGURE 1-26. STROBE LIGHT INSTALLATION – DUAL (AMBER) (WITH GUARD)**

ITEM	PART NUMBER	QTY	DESCRIPTION	REV
	1001247862	Ref	STROBE LIGHT INSTALLATION - DUAL (AMBER) (WITH GUARD)	C
1	3290305	4	Nut M3	
2	4010310	4	Screw M3 x 20	
3	4240018	AR	Tie-Strap (Not Shown)	
4	1001091102	4	Washer M4	
5	1001201707	1	Strobe Light Jumper Harness (Not Shown)	
6	1001239224	2	Light, Strobe	
6	4460891	1	Plug, Male - 2 Position	
6	4460465	2	Socket, Female	
7A	1001242539	2	Guard	
7B	1001239661	2	Cover	

**SECTION 1 - FRAME**

**FIGURE 1-27. ALARM INSTALLATION (AMBIENT/WHITE NOISE) (OPTIONAL)**



ART\_1001204495

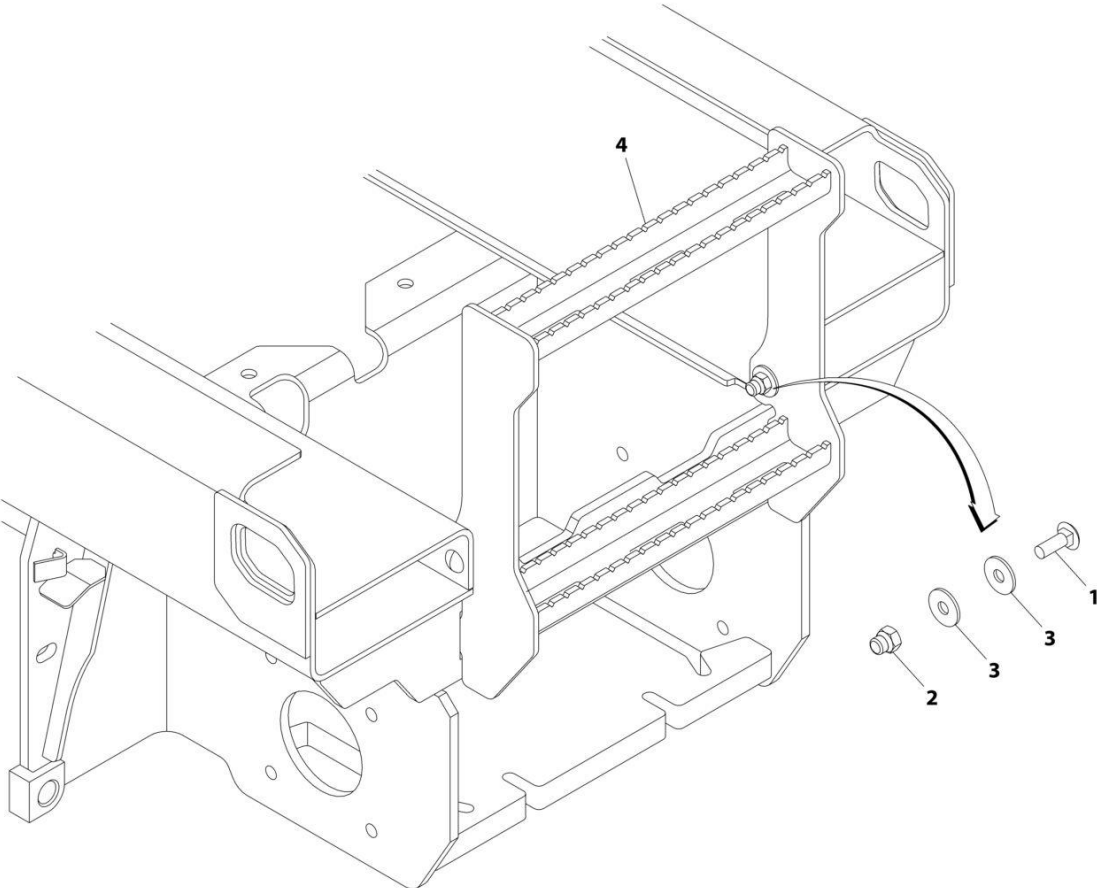
**SECTION 1 - FRAME**

**FIGURE 1-27. ALARM INSTALLATION (AMBIENT/WHITE NOISE) (OPTIONAL)**

<b>ITEM</b>	<b>PART NUMBER</b>	<b>QTY</b>	<b>DESCRIPTION</b>	<b>REV</b>
	1001204495	Ref	ALARM INSTALLATION (AMBIENT/WHITE NOISE)	B
1	0760612	2	Bolt M6 x 25	
2	3290605	2	Nut M6	
3	4811700	4	Washer M6	
4	1001182806	1	Alarm	
4	4460897	1	Receptacle, Female - 2 Position	
4	4460464	2	Pin, Male	

**SECTION 1 - FRAME**

**FIGURE 1-28. LADDER INSTALLATION**



ART\_1001203453

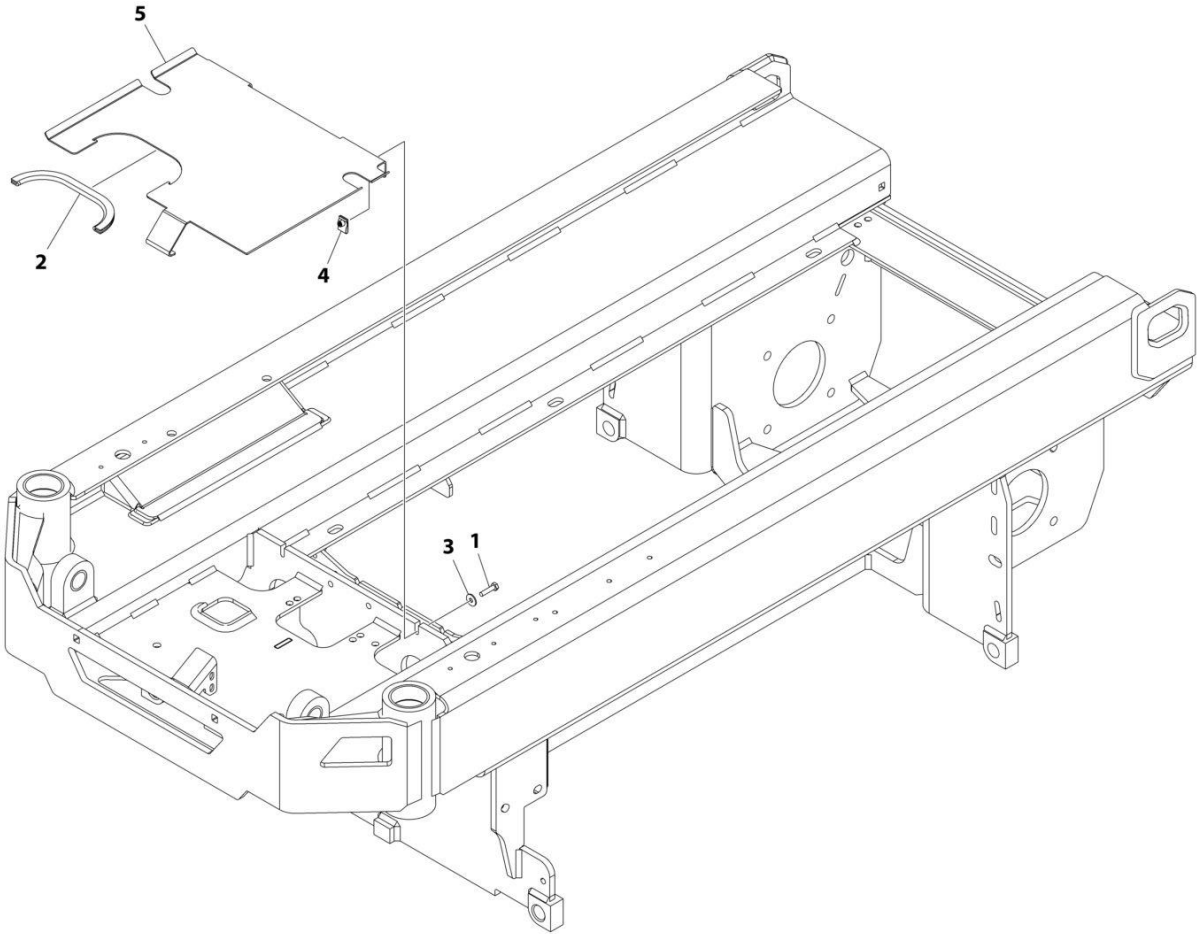


FIGURE 1-28. LADDER INSTALLATION

ITEM	PART NUMBER	QTY	DESCRIPTION	REV
	1001203453	Ref	LADDER INSTALLATION	C
1	0630613	2	Bolt M10 x 30	
2	3291006	2	Nut M10	
3	4812002	AR	Washer M10	
4	1001203457	1	Ladder	

**SECTION 1 - FRAME**

**FIGURE 1-29. FRAME COVERS INSTALLATION (ES1932)**



ART\_1001250431

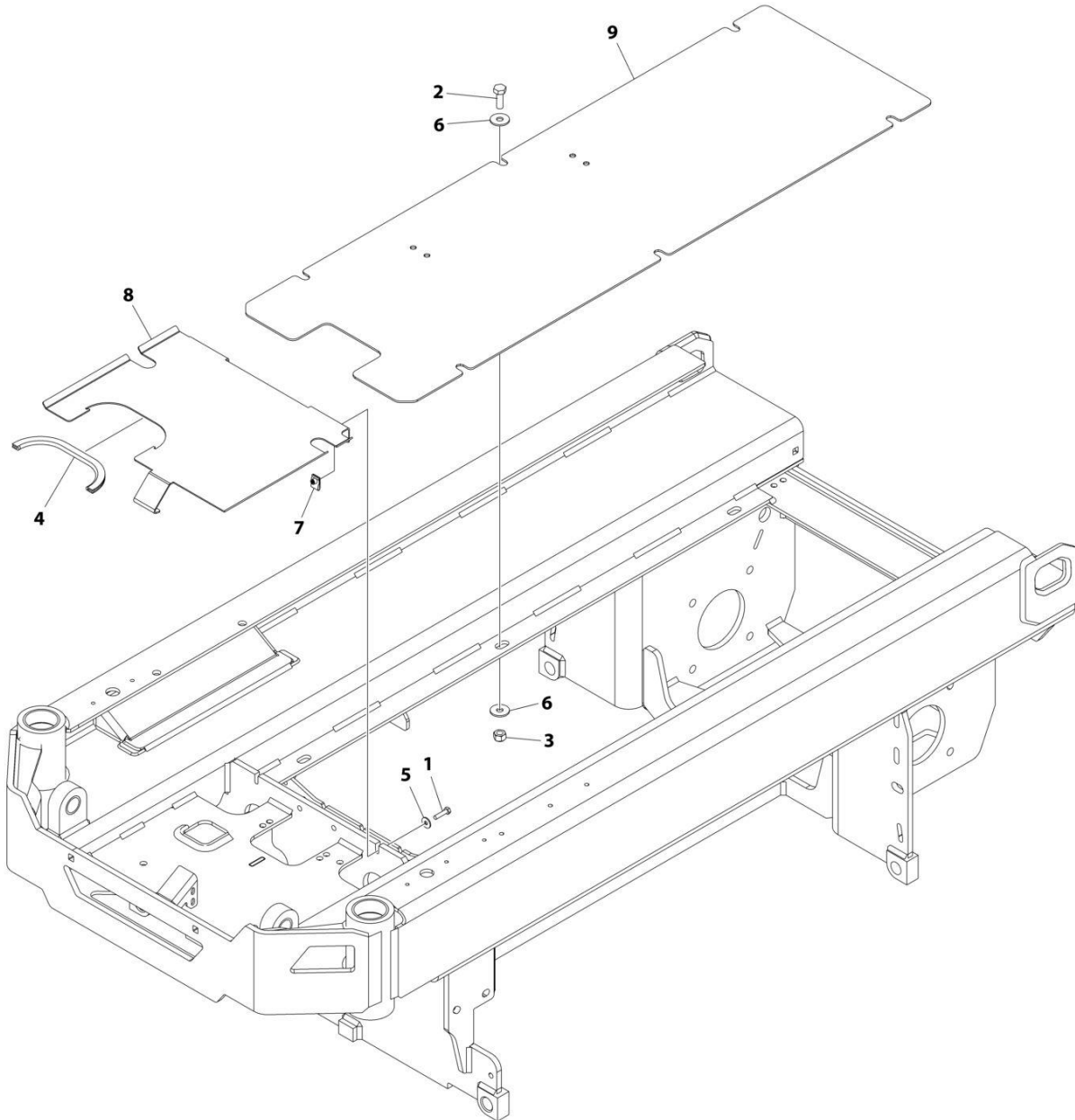
**SECTION 1 - FRAME**

**FIGURE 1-29. FRAME COVERS INSTALLATION (ES1932)**

<b>ITEM</b>	<b>PART NUMBER</b>	<b>QTY</b>	<b>DESCRIPTION</b>	<b>REV</b>
	1001250431	Ref	FRAME COVERS INSTALLATION	A
1	0700612	2	Bolt M6 x 25	
2	4060803	12.99 in /33cm	Flex-Trim	
3	4811702	2	Washer M6	
4	1001130220	2	Nut, Tinnerman M6	
5	1001227966	1	Cover	

# SECTION 1 - FRAME

## FIGURE 1-30. FRAME COVERS INSTALLATION (ES1932I)



ART\_1001253359

**SECTION 1 - FRAME**

**FIGURE 1-30. FRAME COVERS INSTALLATION (ES1932I)**

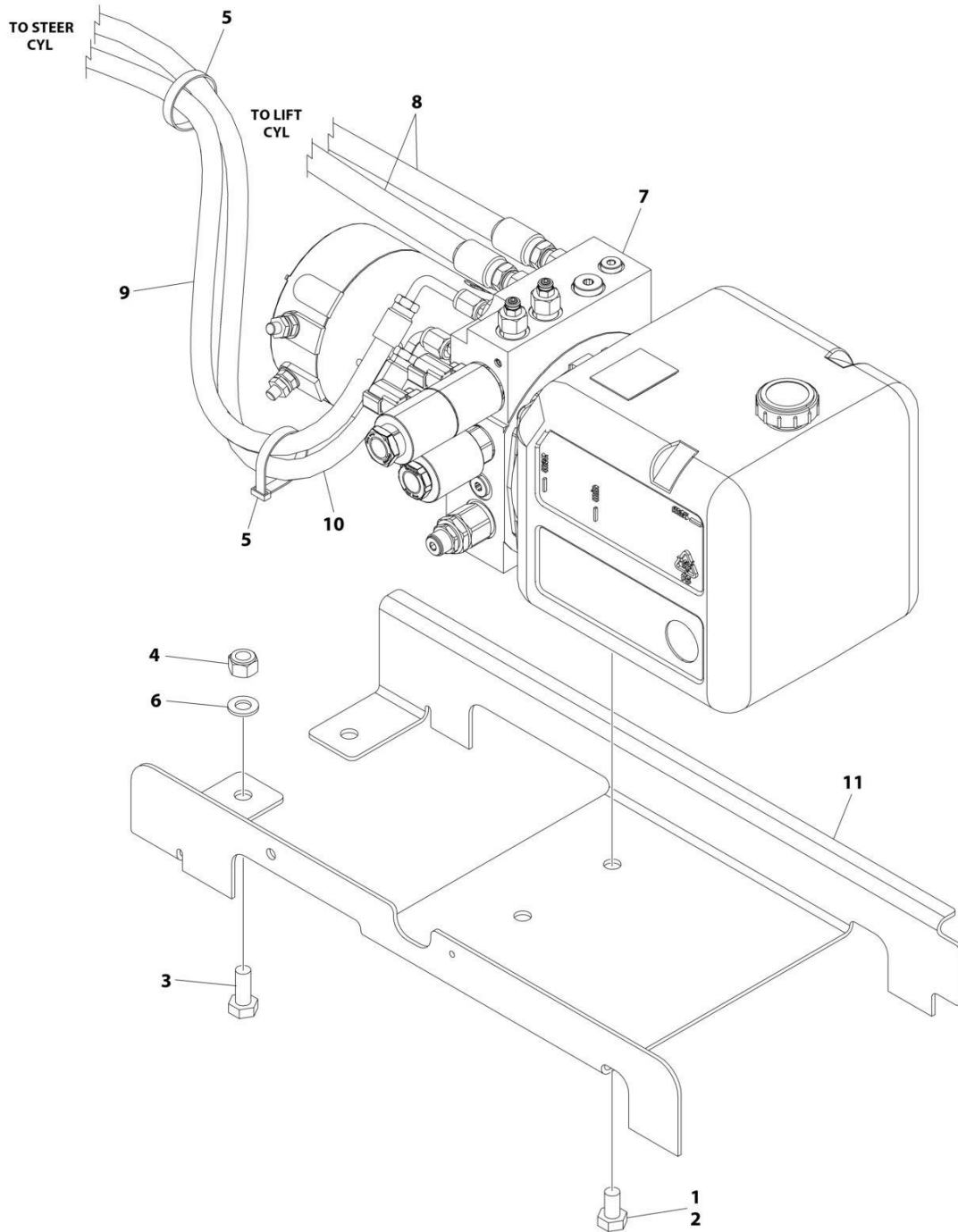
ITEM	PART NUMBER	QTY	DESCRIPTION	REV
	1001253359	Ref	FRAME COVERS INSTALLATION	B
1	0700612	2	Bolt M6 x 25	
2	0701014	6	Bolt M10 x 30	
3	3291005	6	Nut M10	
4	4060803	12.99 in /33cm	Flex-Trim	
5	4811702	2	Washer M6	
6	4812002	12	Washer M10	
7	1001130220	2	Nut, Tinnerman M6	
8	1001227966	1	Cover	
9	1001253039	1	Cover	



**SECTION 2 - GROUND CONTROLS**

# SECTION 2 - GROUND CONTROLS

## FIGURE 2-1. PUMP/MOTOR/TANK AND HOSES INSTALLATION



ART\_1001256288



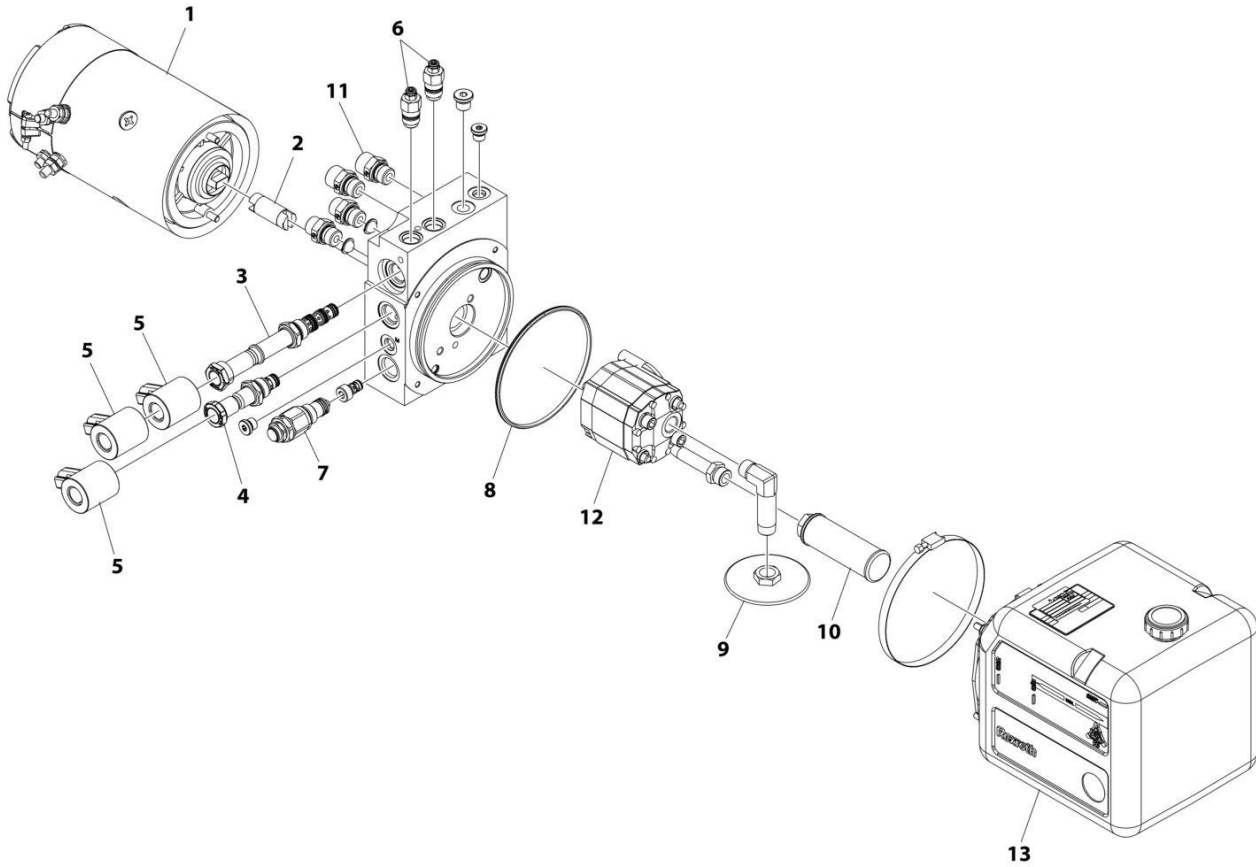
## SECTION 2 - GROUND CONTROLS

**FIGURE 2-1. PUMP/MOTOR/TANK AND HOSES INSTALLATION**

ITEM	PART NUMBER	QTY	DESCRIPTION	REV
	1001256288	Ref	PUMP/MOTOR/TANK AND HOSES INSTALLATION	F
1	0100011	AR	Compound, Locking	
2	0761008	2	Bolt M10 x 16	
3	0761012	2	Bolt M10 x 25	
4	3291005	2	Nut M10	
5	4240018	AR	Tie-Strap	
6	4812000	2	Washer M10	
7	1001274484	1	Pump/Motor/Tank Assembly (See Separate Breakdown in this Section)	
8	1001256330	2	Hose	
9	1001258955	1	Hose	
10	1001258956	1	Hose	
11	1001256936	1	Bracket	

# SECTION 2 - GROUND CONTROLS

## FIGURE 2-2. PUMP/MOTOR/TANK ASSEMBLY



ART\_1001254903

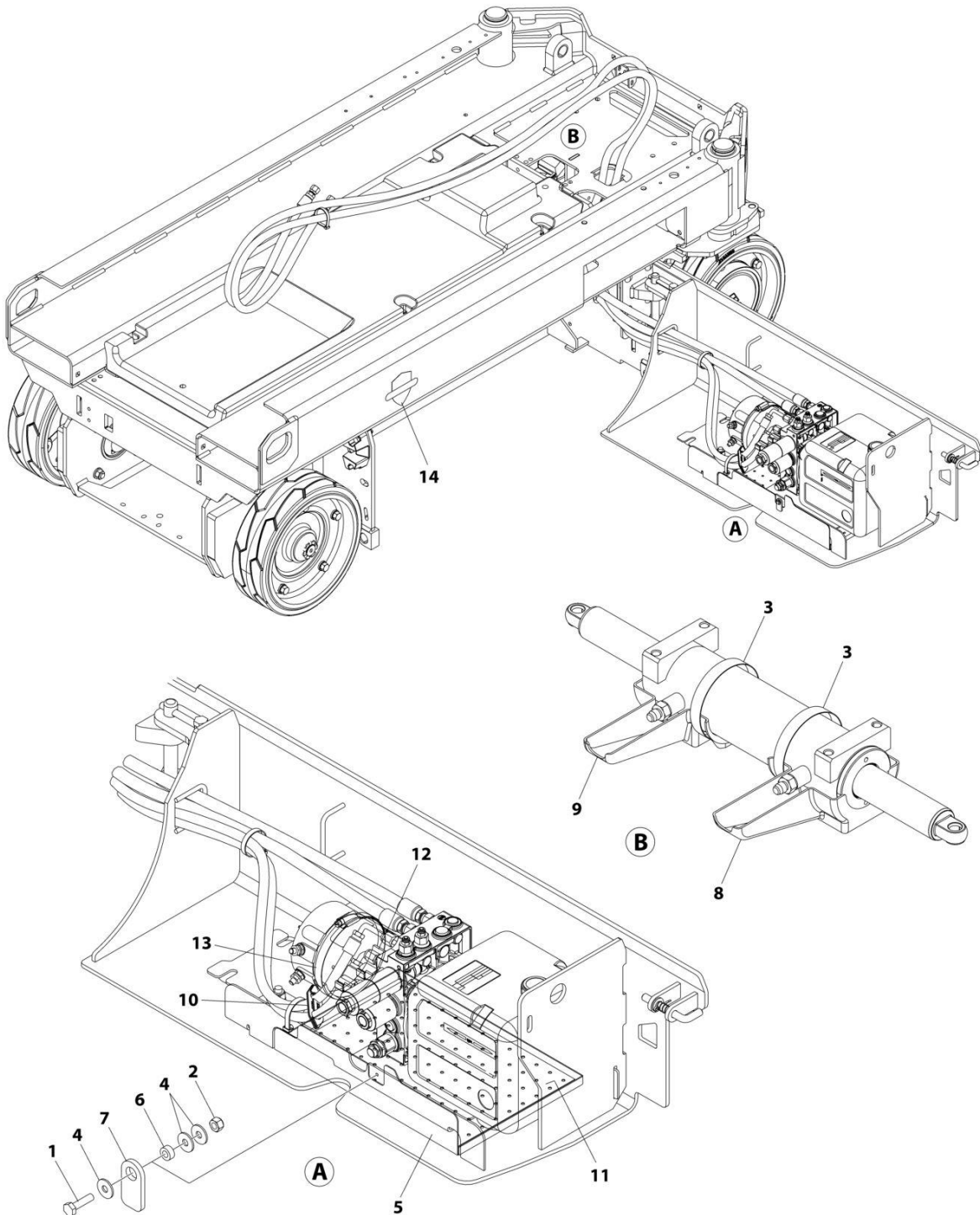
## SECTION 2 - GROUND CONTROLS

**FIGURE 2-2. PUMP/MOTOR/TANK ASSEMBLY**

ITEM	PART NUMBER	QTY	DESCRIPTION	REV
	1001254903	Ref	PUMP/MOTOR/TANK ASSEMBLY	F
1	70007123	1	Motor	
2	See Note	1	Coupling (Note: Purchase Complete Assembly)	
3	70007589	1	Solenoid	
4	70007588	1	Solenoid	
5	70007590	3	Coil	
6	70007615	2	Relief, Valve	
7	70007614	1	Relief, Valve	
8	See Note	1	Seal (Note: Purchase Complete Assembly)	
9	70007706	1	Filter, Suction	
10	70003734	1	Filter, Return	
11	70007613	1	Filter & Fitting Kit	
12	70007616	1	Pump	
13	See Note	1	Tank (Note: Purchase Complete Assembly)	

## SECTION 2 - GROUND CONTROLS

FIGURE 2-3. CLEANGUARD INSTALLATION (MACHINES WITH SN STARTING WITH 12, B2, M2 & G2)



ART\_1001263358

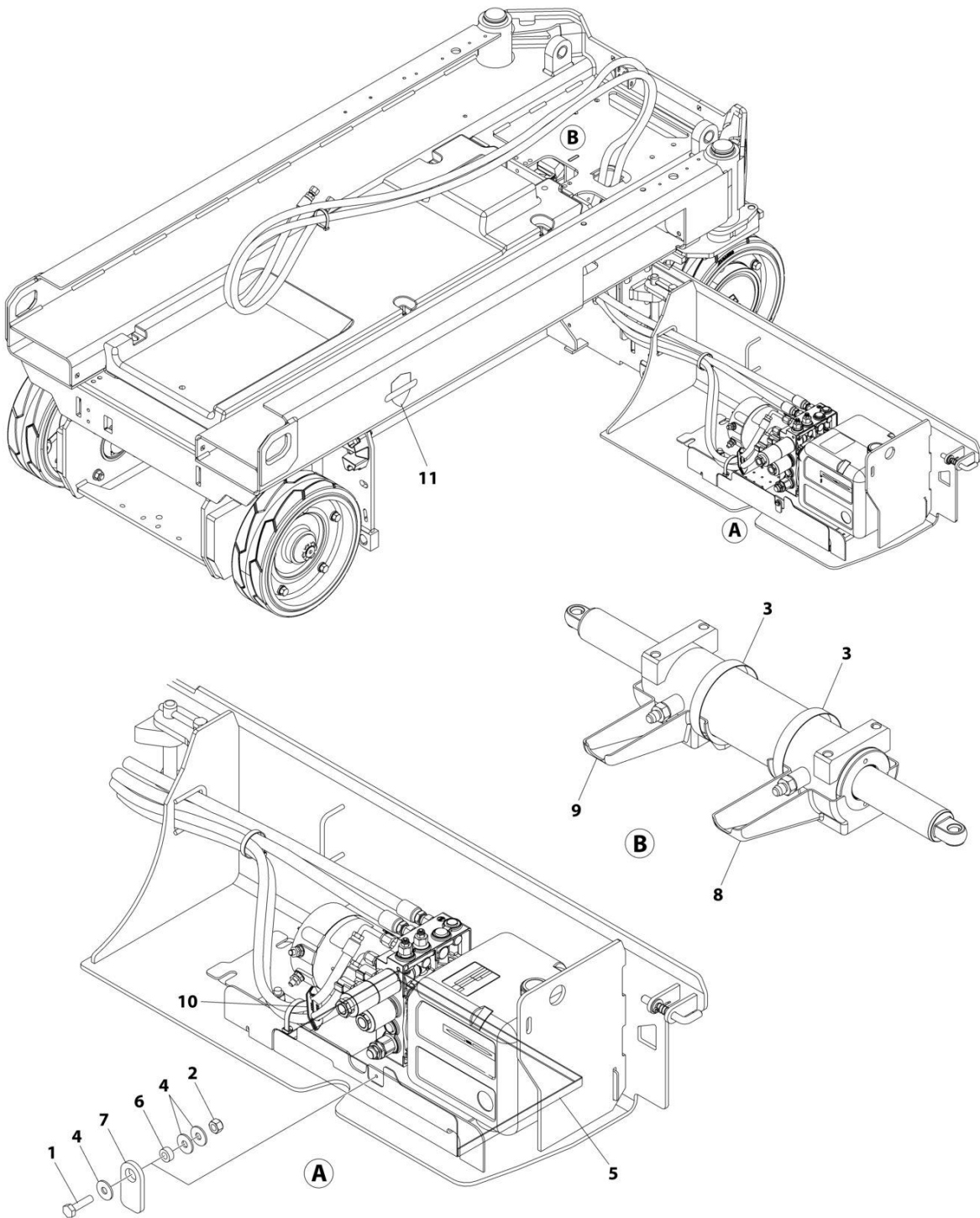
## SECTION 2 - GROUND CONTROLS

**FIGURE 2-3. CLEAN GUARD INSTALLATION (MACHINES WITH SN STARTING WITH 12, B2, M2 & G2)**

ITEM	PART NUMBER	QTY	DESCRIPTION	REV
	1001263358	Ref	CLEAN GUARD INSTALLATION	E
1	0760408	1	Bolt M4 x 16	
2	3290405	1	Nut M4	
3	8405204	2	Clamp	
4	1001091102	3	Washer M4	
5	1001260501	1	Tray	
6	1001260503	1	Bushing	
7	1001260504	1	Plate, Stopper	
8	1001260861	1	Tray (LH)	
9	1001260862	1	Tray (RH)	
10	1001260887	2	Plate, Oil Diverting	
11	1001263359	1	Pad	
12	1001263785	1	Pad	
13	1001279795	1	Clamp	
14	1001262581	1	Decal - Clean Guard	

## SECTION 2 - GROUND CONTROLS

FIGURE 2-4. CLEAN GUARD INSTALLATION (MACHINES WITH SN STARTING WITH 12, B2 & G2)



ART\_1001270834

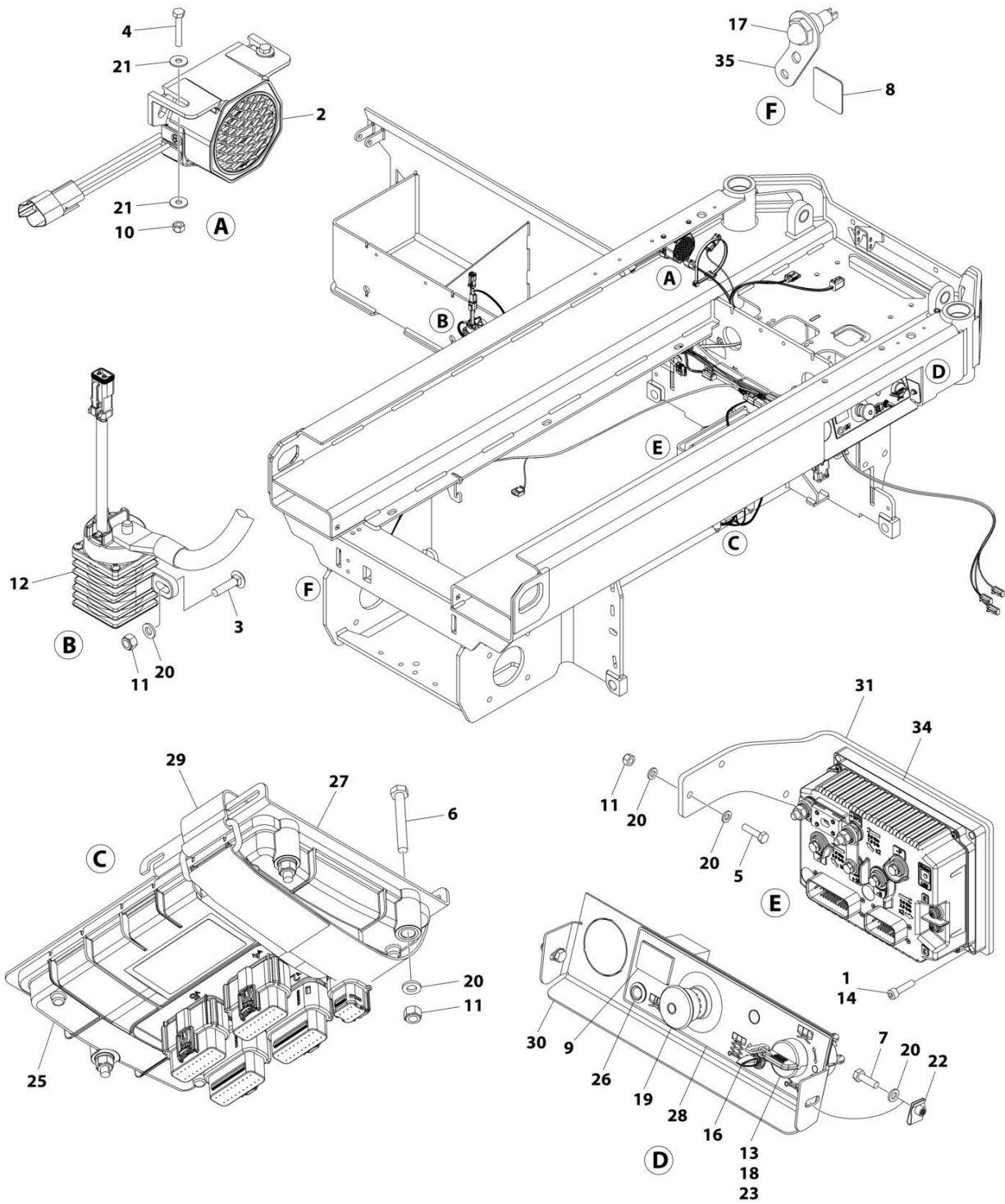
## SECTION 2 - GROUND CONTROLS

**FIGURE 2-4. CLEAN GUARD INSTALLATION (MACHINES WITH SN STARTING WITH 12, B2 & G2)**

ITEM	PART NUMBER	QTY	DESCRIPTION	REV
	1001270834	Ref	CLEANGUARD INSTALLATION	A
1	0760408	1	Bolt M4 x 16	
2	3290405	1	Nut M4	
3	8405204	2	Clamp	
4	1001091102	3	Washer M4	
5	1001260501	1	Tray	
6	1001260503	1	Bushing	
7	1001260504	1	Plate, Stopper	
8	1001260861	1	Tray (LH)	
9	1001260862	1	Tray (RH)	
10	1001260887	2	Plate, Oil Diverting	
11	1001262581	1	Decal - Clean Guard	

# SECTION 2 - GROUND CONTROLS

FIGURE 2-5. ELECTRICAL COMPONENTS INSTALLATION (MACHINES WITH SN STARTING WITH 12, B2, M2 & G2)



ART\_1001255932



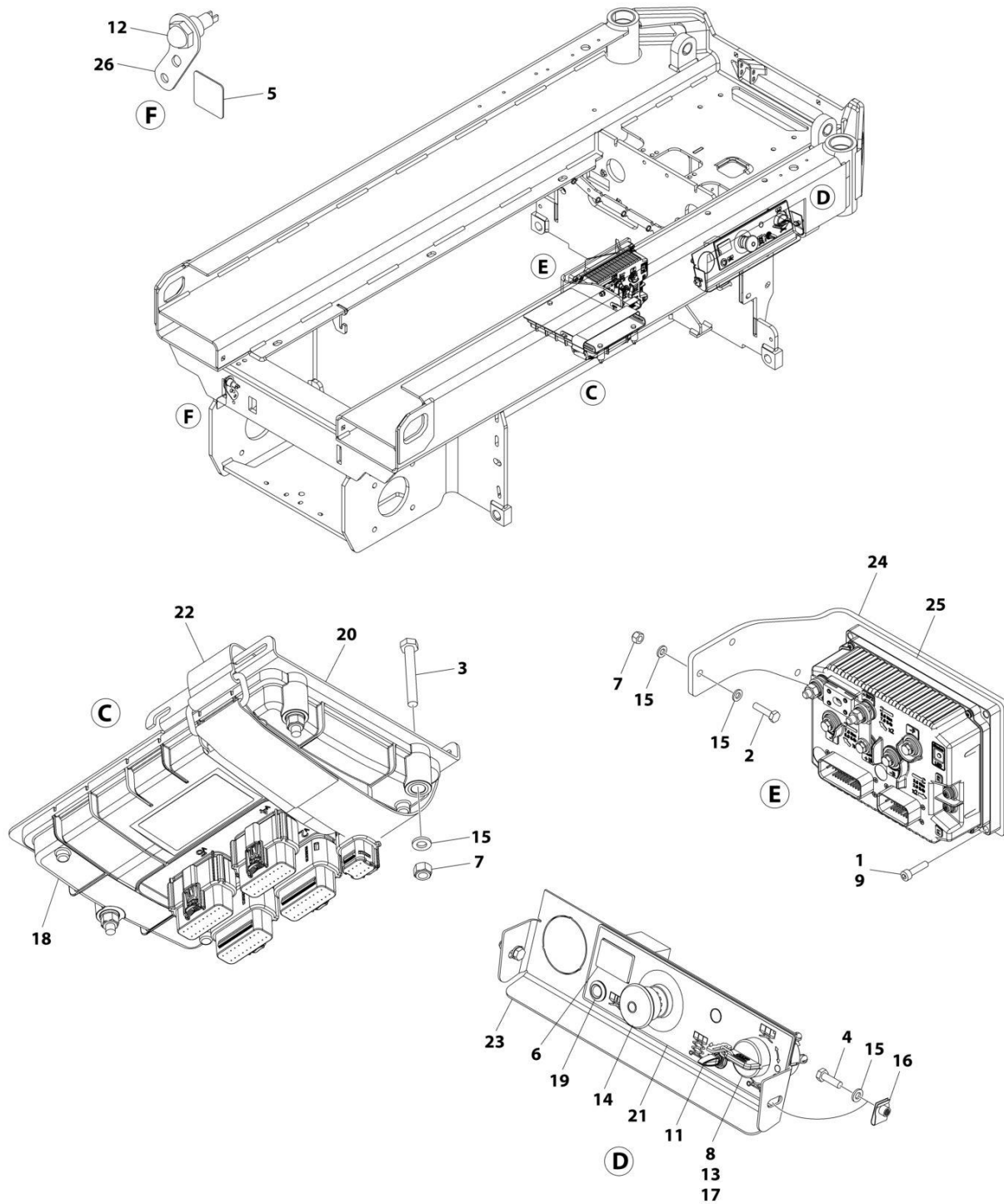
## SECTION 2 - GROUND CONTROLS

**FIGURE 2-5. ELECTRICAL COMPONENTS INSTALLATION (MACHINES WITH SN STARTING WITH 12, B2, M2 & G2)**

ITEM	PART NUMBER	QTY	DESCRIPTION	REV
	1001255932	Ref	ELECTRICAL COMPONENTS INSTALLATION	G
1	0100011	AR	Compound, Locking	
2	0140043	1	Alarm	
3	0630587	2	Bolt M6 x 25	
4	0700412	2	Bolt M4 x 25	
5	0700612	2	Bolt M6 x 25	
6	0700617	3	Bolt M6 x 45	
7	0760610	2	Bolt M6 x 20	
8	1706679	1	Decal - Brake Release	
9	2420172	1	Hourmeter	
10	3290405	2	Nut M4	
11	3290605	7	Nut M6	
12	3740150	1	Relay	
13	3910804	3	Screw #8 x 1/4	
14	4031708	4	Capscrew M6 x 20	
15	4240017	AR	Tie-Strap (Not Shown)	
16	4360328	1	Switch, Toggle	
17	4360387	1	Switch, Push Button	
18	4360469	1	Switch, Key	
18	2860030	1 Set	Key, Replacement	
19	4360475	1	Switch, Emergency Stop (Metal)	
19	7020175	1	Cap	
19	7020176	1	Block, Contact	
19	1001274559	1	Switch, Emergency Stop (Plastic)	
20	4811700	11	Washer M6	
21	1001091102	4	Washer M4	
22	1001130220	2	Nut, Tinnerman M6	
23	1001130590	1	Plate, Key Switch	
24	1001187781	1	Tie-Strap (Not Shown)	
25	1001200629	1	Module, Control (Note: Re-calibration Required when Replaced)	
26	1001200631	1	Light, Indicator	
27	1001207494	1	Bracket	
28	1001209682	1	Decal - Ground Control	
29	1001215762	1	Strap, Cinch	
30	1001235559	1	Support	
31	1001255885	1	Bracket	
32	1001255933	1	Chassis Harness (Not Shown - See Separate Breakdown in ELECTRICAL SECTION)	
33	1001255934	1	Drive Harness (Not Shown - See Separate Breakdown in ELECTRICAL SECTION)	
34	See Note	Ref	Module, System (Note: Identify PN on Label Before Ordering. Re-calibration Required when Replaced)	
34	1001256876	1	Module, System (Note: Re-calibration Required when Replaced)	
34	1001268506	1	Module, System (Note: Re-calibration Required when Replaced)	
35	1001257138	1	Bracket	
36	0100048	AR	Grease, Di-electric (Not Shown)	

# SECTION 2 - GROUND CONTROLS

FIGURE 2-6. ELECTRICAL COMPONENTS INSTALLATION #1 (MACHINES WITH SN STARTING WITH 12, B2 & G2)



ART\_1001260985

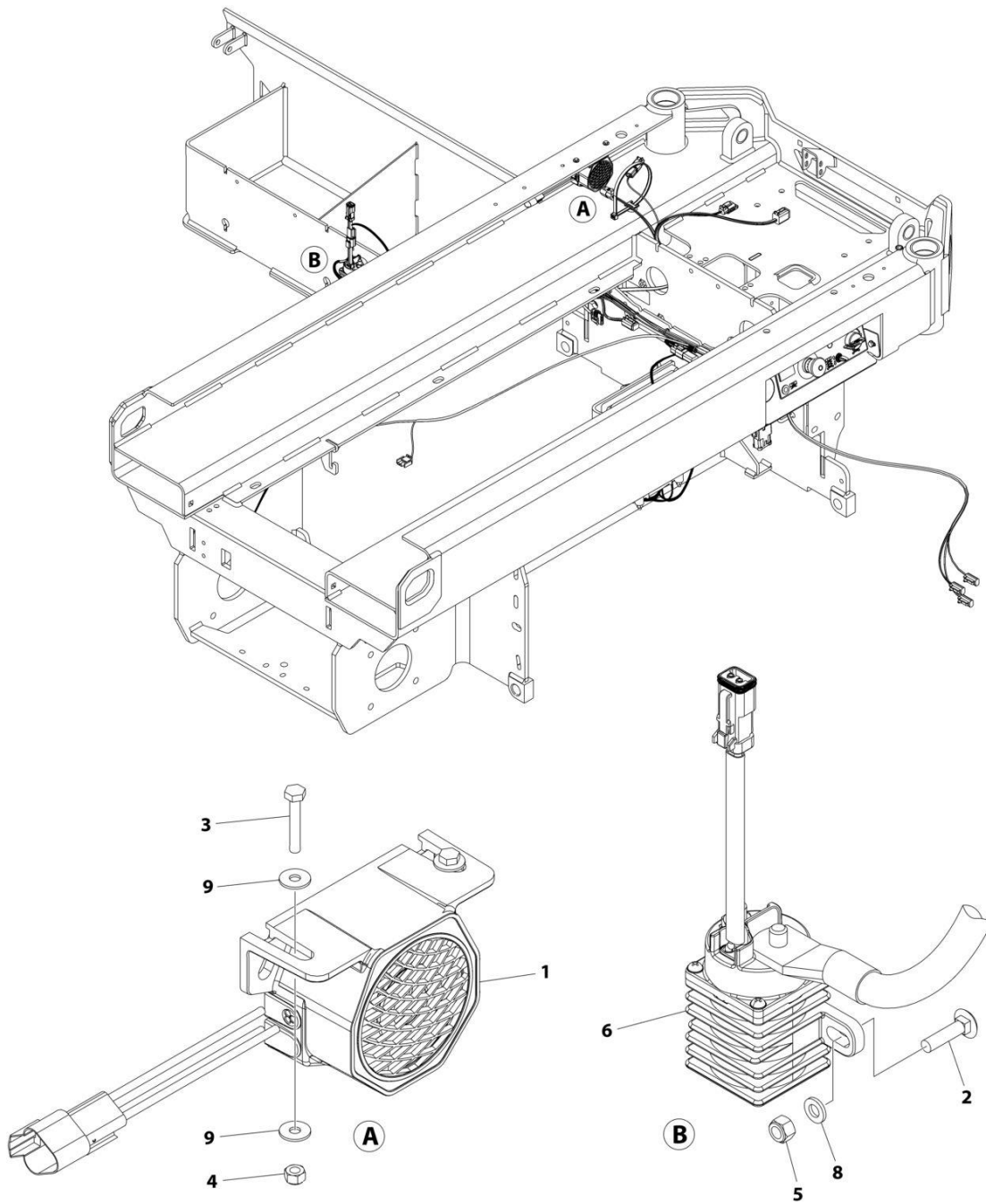
## SECTION 2 - GROUND CONTROLS

**FIGURE 2-6. ELECTRICAL COMPONENTS INSTALLATION #1 (MACHINES WITH SN STARTING WITH 12, B2 & G2)**

ITEM	PART NUMBER	QTY	DESCRIPTION	REV
	1001260985	Ref	ELECTRICAL COMPONENTS INSTALLATION	C
1	0100011	AR	Compound, Locking	
2	0700612	2	Bolt M6 x 25	
3	0700617	3	Bolt M6 x 45	
4	0760610	2	Bolt M6 x 20	
5	1706679	1	Decal - Brake Release	
6	2420172	1	Hourmeter	
7	3290605	5	Nut M6	
8	3910804	3	Screw #8 x 1/4	
9	4031709	4	Capscrew M6 x 25	
10	4240017	AR	Tie-Strap (Not Shown)	
11	4360328	1	Switch, Toggle	
12	4360387	1	Switch, Push Button	
13	4360469	1	Switch, Key	
13	2860030	1 Set	Key, Replacement	
14	4360475	1	Switch, Emergency Stop (Metal)	
14	7020175	1	Cap	
14	7020176	1	Block, Contact	
14	1001274559	1	Switch, Emergency Stop (Plastic)	
15	4811700	9	Washer M6	
16	1001130220	2	Nut, Tinnerman M6	
17	1001130590	1	Plate, Key Switch	
18	1001200629	1	Module, Control (Note: Re-calibration Required when Replaced)	
19	1001200631	1	Lamp	
20	1001207494	1	Bracket	
21	1001209682	1	Decal - Ground Control	
22	1001215762	1	Strap, Cinch	
23	1001235559	1	Support	
24	1001255885	1	Bracket	
25	See Note	Ref	Module, System (Note: Identify PN on Label Before Ordering. Re-Calibration Required when Replaced)	
25	1001256876	1	Module, System (Note: Re-Calibration Required when Replaced)	
25	1001268506	1	Module, System (Note: Re-Calibration Required when Replaced)	
26	1001257138	1	Bracket	

## SECTION 2 - GROUND CONTROLS

FIGURE 2-7. ELECTRICAL COMPONENTS INSTALLATION #2 (MACHINES WITH SN STARTING WITH 12, B2 & G2)



ART\_1001260986

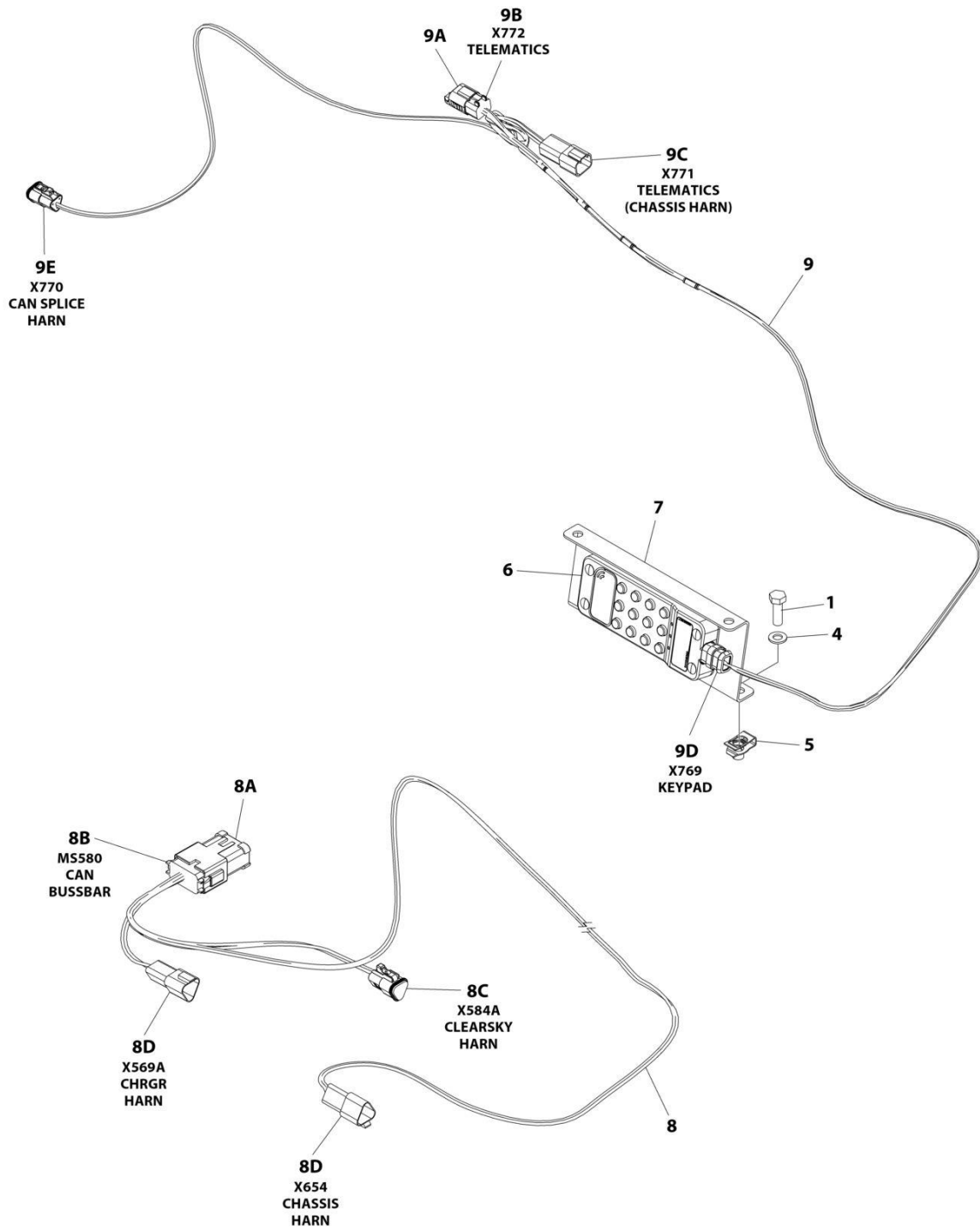
## SECTION 2 - GROUND CONTROLS

**FIGURE 2-7. ELECTRICAL COMPONENTS INSTALLATION #2 (MACHINES WITH SN STARTING WITH 12, B2 & G2)**

ITEM	PART NUMBER	QTY	DESCRIPTION	REV
	1001260986	Ref	ELECTRICAL COMPONENTS INSTALLATION	A
1	0140043	1	Alarm	
2	0630587	2	Bolt M6 x 25	
3	0700412	2	Bolt M4 x 25	
4	3290405	2	Nut M4	
5	3290605	2	Nut M6	
6	3740150	1	Relay	
7	4240017	AR	Tie-Strap (Not Shown)	
8	4811700	2	Washer M6	
9	1001091102	4	Washer M4	
10	1001187781	1	Tie-Strap (Not Shown)	
11	1001255933	1	Chassis Harness (Not Shown - See Separate Breakdown in ELECTRICAL SECTION)	
12	1001255934	1	Drive Harness (Not Shown - See Separate Breakdown in ELECTRICAL SECTION)	

# SECTION 2 - GROUND CONTROLS

## FIGURE 2-8. ACCESS CONTROL INSTALLATION



ART\_1001258356

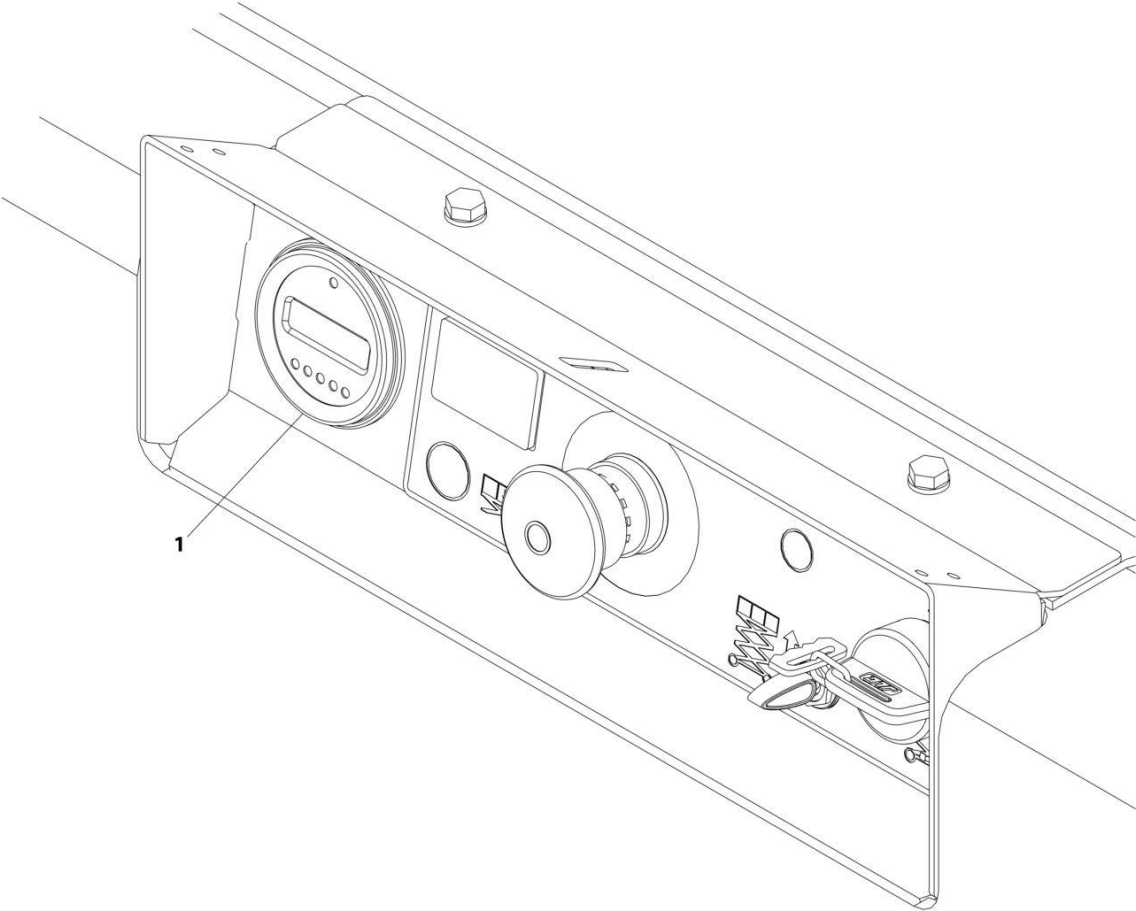
## SECTION 2 - GROUND CONTROLS

**FIGURE 2-8. ACCESS CONTROL INSTALLATION**

ITEM	PART NUMBER	QTY	DESCRIPTION	REV
	1001258356	Ref	ACCESS CONTROL KEYPAD INSTALLATION	A
1	0760812	2	Bolt, M8 x 25	
2	1062255	AR	Tie-Strap (Not Shown)	
3	4240032	AR	Tie-Strap (Not Shown)	
4	4811900	2	Washer M8	
5	1001118274	2	Nut, Tinnerman	
6	1001238392	1	Keypad	
7	1001248773	1	Bracket	
8	1001254027	1	Access Control Keypad Can Splice Harness	
8A	1001125677	AR	Connector, Bus Bar - 12 Position	
8B	4460933	1	Plug, Male - 12 Position	
8B	4460944	6	Socket, Female	
8B	4460466	6	Plug, Terminal	
8C	1001118812	1	Plug, Male - 3 Position	
8C	4460944	2	Socket, Female	
8C	4460466	1	Plug, Terminal	
8D	1001144147	2	Receptacle, Female - 3 Position	
8D	4460943	4	Pin, Male	
8D	4460466	2	Plug, Terminal	
9	1001258691	1	Access Control Keypad Harness	
9A	1001192401	1	Dustcap	
9B	4460884	1	Plug, Male - 4 Position	
9B	4460465	4	Socket, Female	
9C	4460932	1	Receptacle, Female - 4 Position	
9C	4460464	4	Pin, Male	
9D	1001210079	1	Plug, Male - 4 Position	
9D	4460465	2	Socket, Female	
9D	4460944	2	Socket, Female	
9E	1001116812	1	Plug, Male - 3 Position	
9E	4460944	2	Socket, Female	
9E	4460466	1	Plug, Terminal	

# SECTION 2 - GROUND CONTROLS

## FIGURE 2-9. MDI INSTALLATION



ART\_1001207293



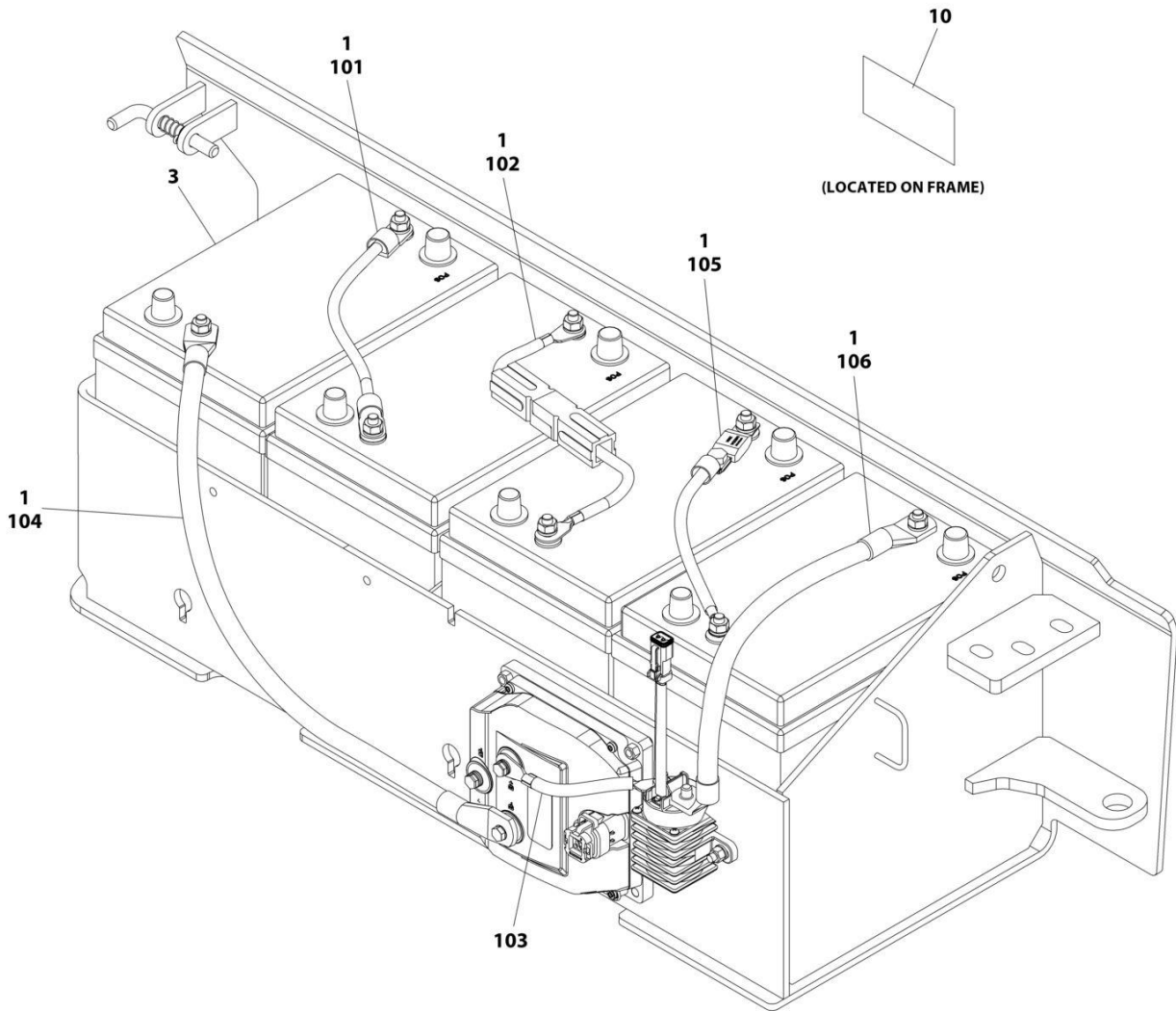
## SECTION 2 - GROUND CONTROLS

FIGURE 2-9. MDI INSTALLATION

ITEM	PART NUMBER	QTY	DESCRIPTION	REV
1	1001207293 1001200632	Ref 1	MDI INSTALLATION Gauge, MDI	B

## SECTION 2 - GROUND CONTROLS

FIGURE 2-10. BATTERIES INSTALLATION - AGM BATTERIES WITH DISCONNECT (MACHINES WITH SN STARTING WITH M2)



ART\_1001208058\_F

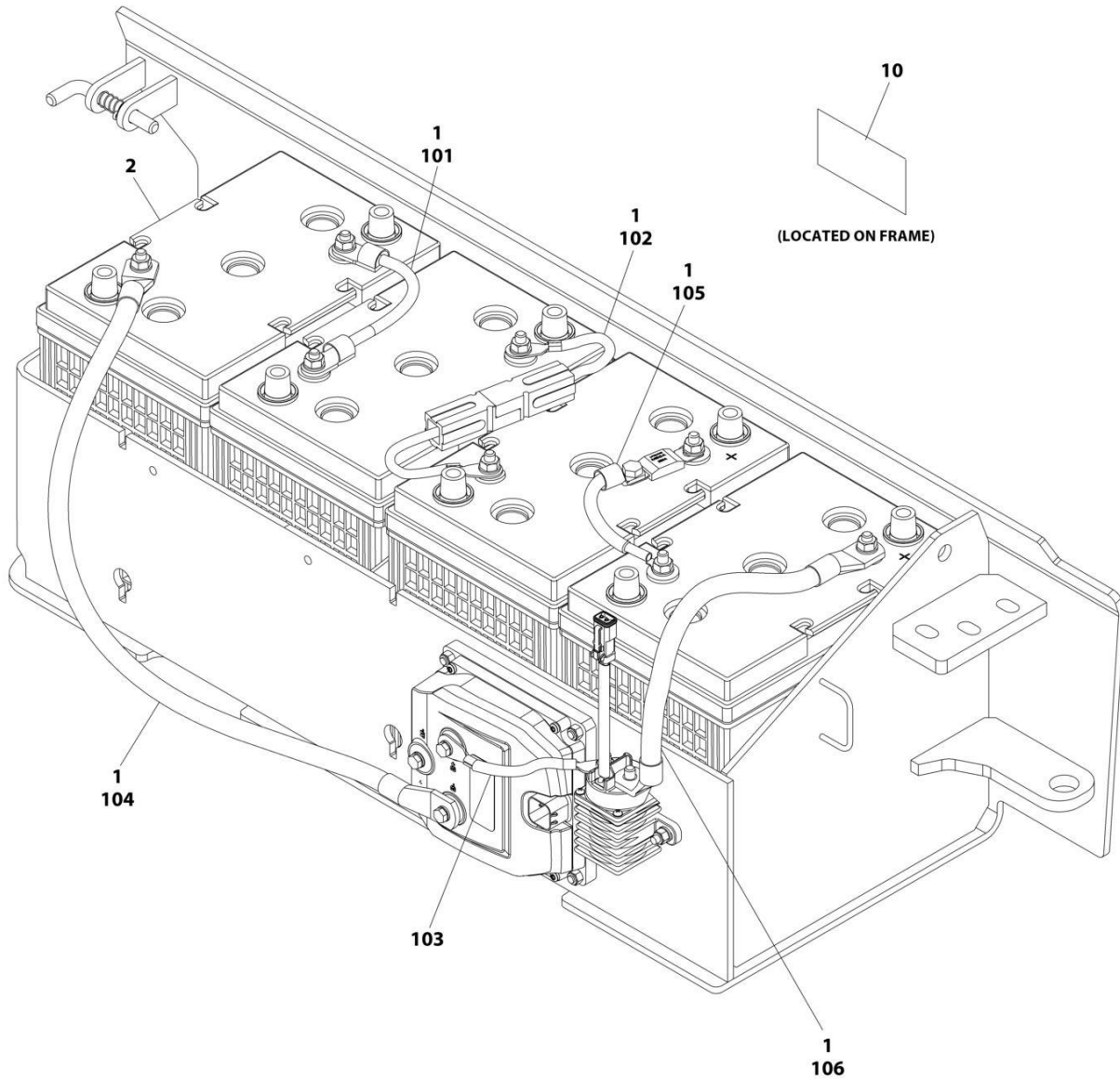
## SECTION 2 - GROUND CONTROLS

**FIGURE 2-10. BATTERIES INSTALLATION - AGM BATTERIES WITH DISCONNECT (MACHINES WITH SN STARTING WITH M2)**

ITEM	PART NUMBER	QTY	DESCRIPTION	REV
	1001208058	Ref	BATTERIES INSTALLATION - AGM BATTERIES WITH DISCONNECT (MACHINES WITH SN STARTING WITH M2)	F
1	0100051	AR	Grease, Terminal	
3	1001112112	4	Battery	
9	4240017	AR	Tie-Strap (Not Shown)	
10	1702155	1	Decal - Battery Disconnect	
100	1001228123	1	Battery Cable Kit (Not Shown)	A
101	1060998	2	Cable, Positive to Negative	
102	4923328	1	Cable, Positive to Negative	
103	1001201708	1	Cable, Contactor to Pump Control B+	
104	1001201711	1	Cable, Battery Negative to Pump Control B-	
105	1001210401	1	Cable, Battery Fuse	
106	1001229110	1	Cable, Battery Positive to Contactor	

## SECTION 2 - GROUND CONTROLS

FIGURE 2-11. BATTERIES INSTALLATION - AGM EVCG BATTERIES WITH DISCONNECT  
(MACHINES WITH SN STARTING WITH 12, B2 & G2)



ART\_1001216250\_E

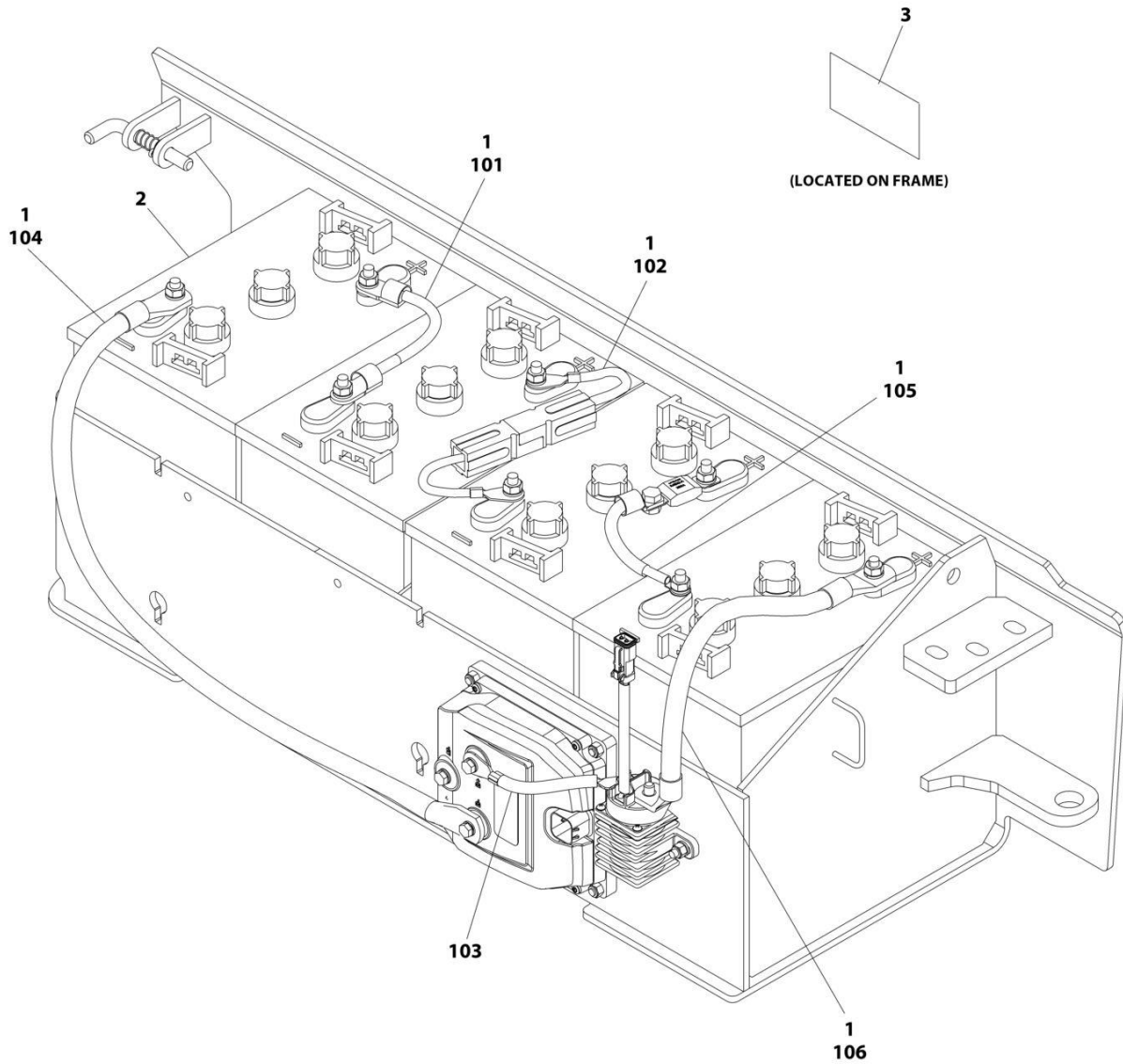
## SECTION 2 - GROUND CONTROLS

**FIGURE 2-11. BATTERIES INSTALLATION - AGM EVCG BATTERIES WITH DISCONNECT  
(MACHINES WITH SN STARTING WITH 12, B2 & G2)**

ITEM	PART NUMBER	QTY	DESCRIPTION	REV
	1001216250	Ref	BATTERIES INSTALLATION - AGM EVCG BATTERIES WITH DISCONNECT	E
1	0100051	AR	Grease, Terminal	
2	1001214347	4	Battery	
9	4240017	AR	Tie-Strap (Not Shown)	
10	1702155	1	Decal - Battery Disconnect	
100	1001228123	1	Battery Cable Kit (Not Shown)	A
101	1060998	1	Cable, Positive to Negative	
102	4923328	1	Cable, Positive to Negative	
103	1001201708	1	Cable, Contactor to Pump Control B+	
104	1001201711	1	Cable, Battery Negative to Pump Control B-	
105	1001210401	1	Cable, Battery Fuse	
106	1001229110	1	Cable, Battery Positive to Contactor	

## SECTION 2 - GROUND CONTROLS

FIGURE 2-12. BATTERIES INSTALLATION - TROJAN BATTERIES WITH DISCONNECT (MACHINES WITH SN STARTING WITH 12, B2 & G2)



ART\_1001247926\_B

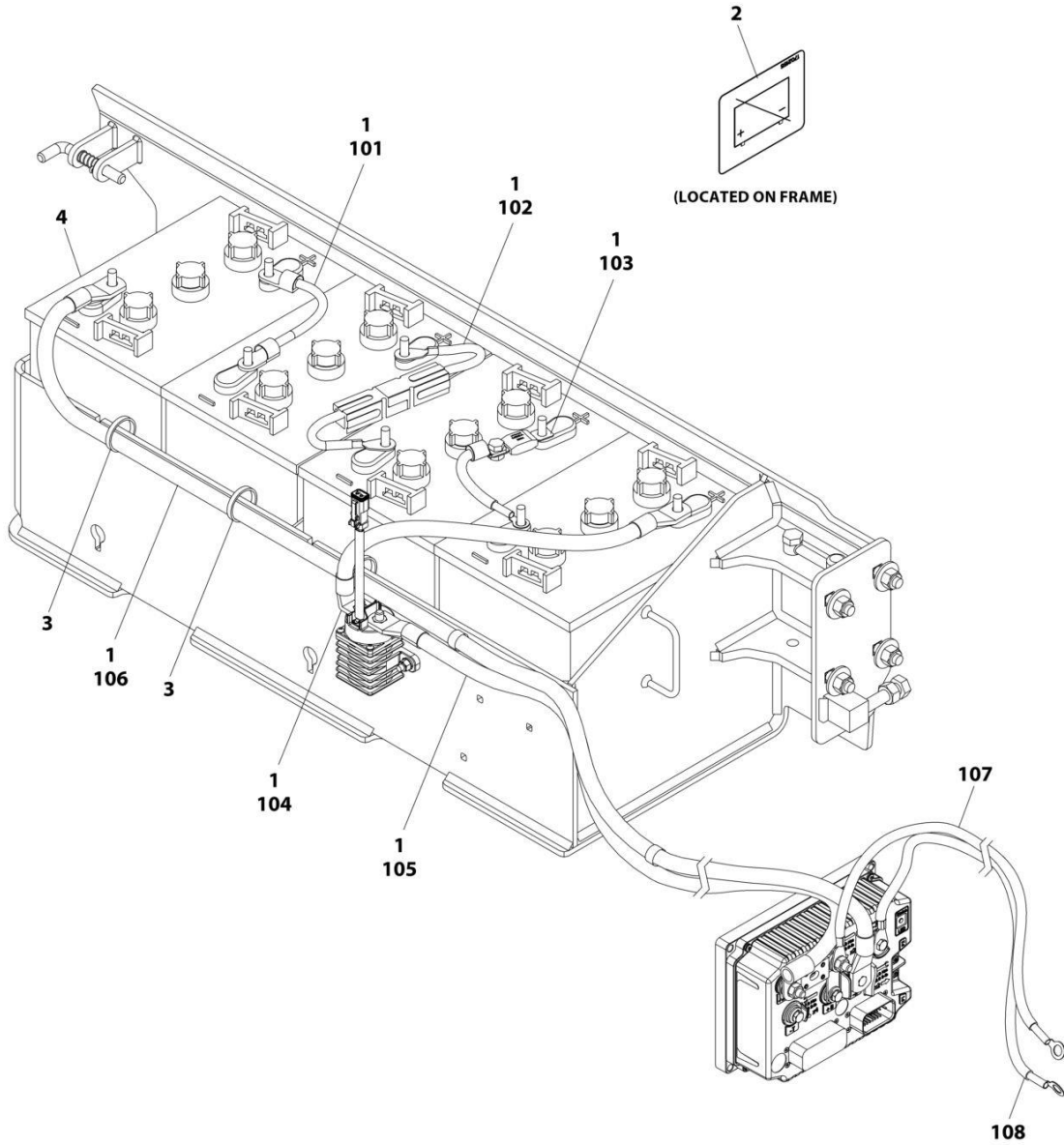
## SECTION 2 - GROUND CONTROLS

**FIGURE 2-12. BATTERIES INSTALLATION - TROJAN BATTERIES WITH DISCONNECT (MACHINES WITH SN STARTING WITH 12, B2 & G2)**

ITEM	PART NUMBER	QTY	DESCRIPTION	REV
	1001247926	Ref	BATTERIES INSTALLATION - TROJAN BATTERIES WITH DISCONNECT	B
1	0100051	AR	Grease, Terminal	
2	1001258498	4	Battery	
3	1702155	1	Decal - Battery Disconnect	
4	4240017	AR	Tie-Strap (Not Shown)	
100	1001228123	1	Battery Cable Kit (Not Shown)	A
101	1060998	2	Cable, Positive to Negative	
102	4923328	1	Cable, Positive to Negative	
103	1001201708	1	Cable, Contactor to Pump Control B+	
104	1001201711	1	Cable, Battery Negative to Pump Control B-	
105	1001210401	1	Cable, Battery Fuse	
106	1001229110	1	Cable, Battery Positive to Contactor	

# SECTION 2 - GROUND CONTROLS

## FIGURE 2-13. BATTERIES INSTALLATION - STANDARD BATTERIES (U.S. BRAND)



ART\_1001256323



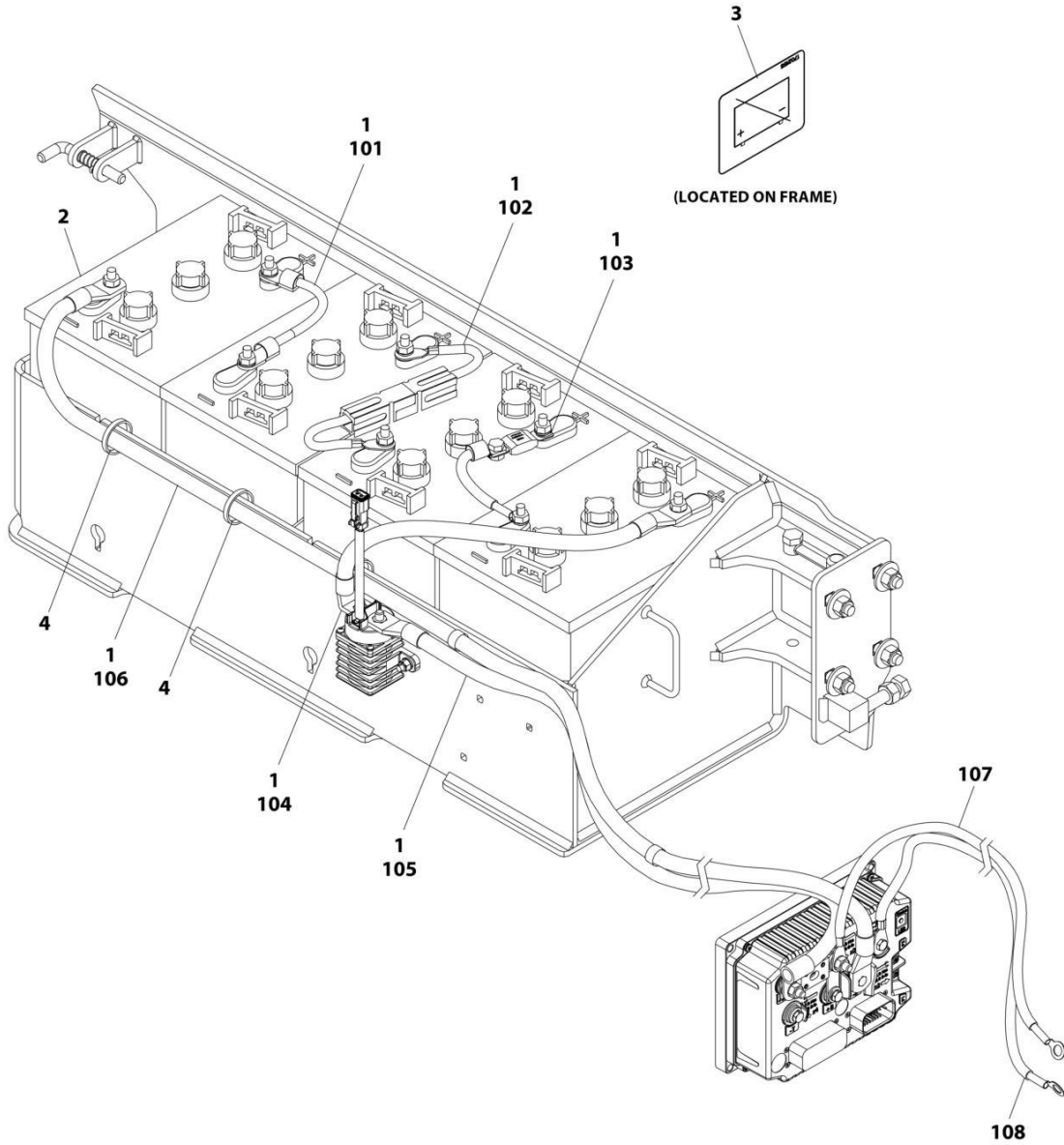
## SECTION 2 - GROUND CONTROLS

**FIGURE 2-13. BATTERIES INSTALLATION - STANDARD BATTERIES (U.S. BRAND)**

ITEM	PART NUMBER	QTY	DESCRIPTION	REV
	1001256323	Ref	BATTERIES INSTALLATION - STANDARD BATTERIES (U.S. BRAND)	C
1	0100051	AR	Grease, Terminal	
2	1702155	1	Decal - Battery Disconnect	
3	4240017	AR	Tie-Strap (Not Shown)	
4	1001216180	4	Battery	
100	1001256327	1	Cable, Electrical Kit	
101	1060998	2	Cable, Positive to Negative	
102	4923328	1	Cable, Positive to Negative	
103	1001264310	1	Cable, Battery Fuse	
104	1001259017	1	Cable, Battery to Contactor	
105	1001256328	1	Cable, Contactor to Module B+	
106	1001256329	1	Cable, Battery- to Module B-	
107	1001243232	1	Cable, Pump Positive	
108	1001243233	1	Cable, Pump Negative	

# SECTION 2 - GROUND CONTROLS

## FIGURE 2-14. BATTERIES INSTALLATION - STANDARD BATTERIES (TROJAN BRAND)



ART\_1001256324

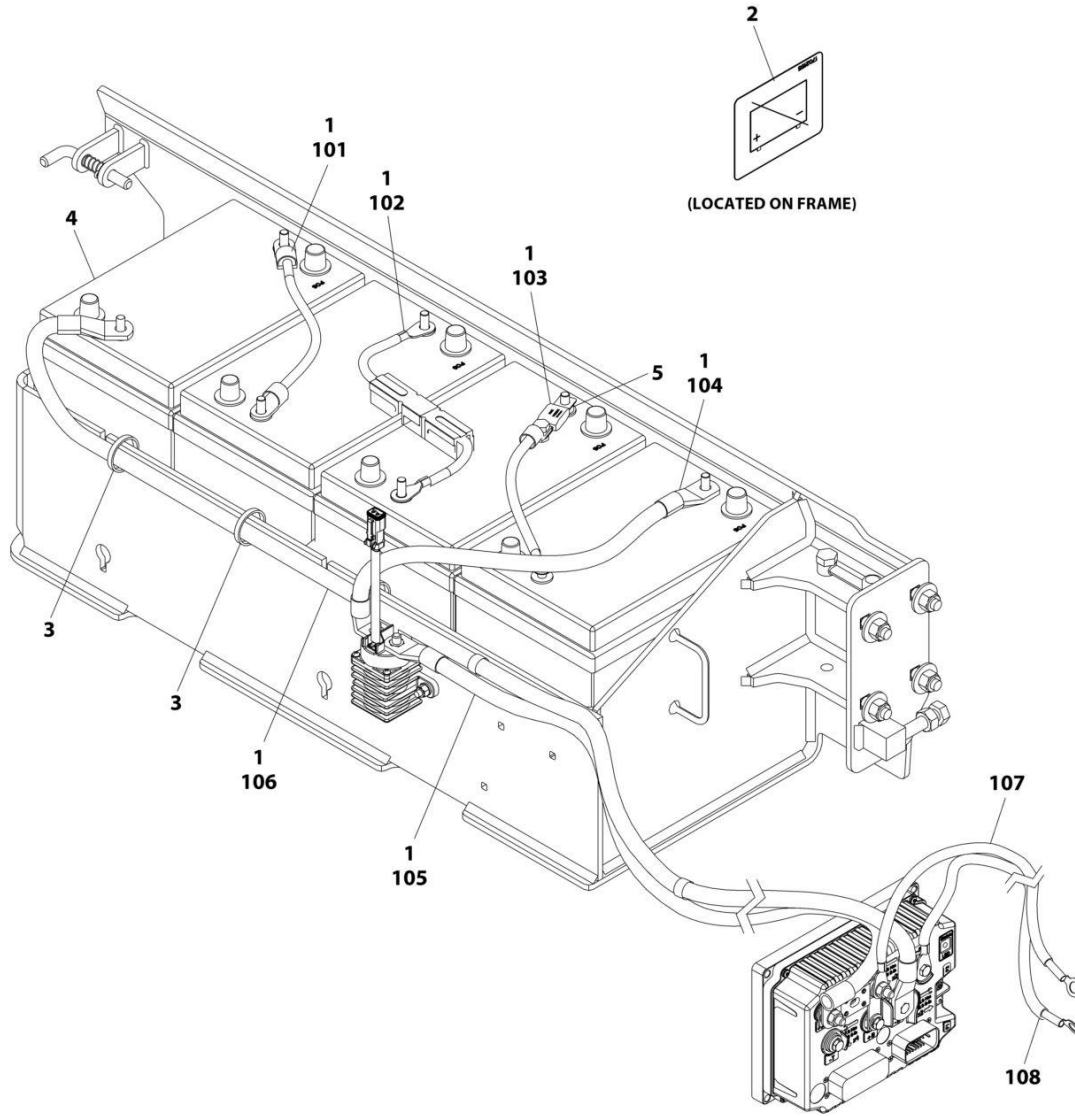
## SECTION 2 - GROUND CONTROLS

**FIGURE 2-14. BATTERIES INSTALLATION - STANDARD BATTERIES (TROJAN BRAND)**

ITEM	PART NUMBER	QTY	DESCRIPTION	REV
	1001256324	1	BATTERIES INSTALLATION - STANDARD BATTERIES (TROJAN BRAND)	C
1	0100051	AR	Grease, Terminal	
2	1001258498	4	Battery	
3	1702155	1	Decal - Battery Disconnect	
4	4240017	AR	Tie-Strap (Not Shown)	
100	1001256327	1	Cable, Electrical Kit	
101	1060998	1	Cable, Positive to Negative	
102	4923328	1	Cable, Positive to Negative	
103	1001264310	1	Cable, Battery Fuse	
104	1001259017	1	Cable, Battery to Contactor	
105	1001256328	1	Cable, Contactor to Module B+	
106	1001256329	1	Cable, Battery- to Module B-	
107	1001243232	1	Cable, Pump Positive	
108	1001243233	1	Cable, Pump Negative	

# SECTION 2 - GROUND CONTROLS

## FIGURE 2-15. BATTERIES INSTALLATION - AGM BATTERIES



ART\_1001256325

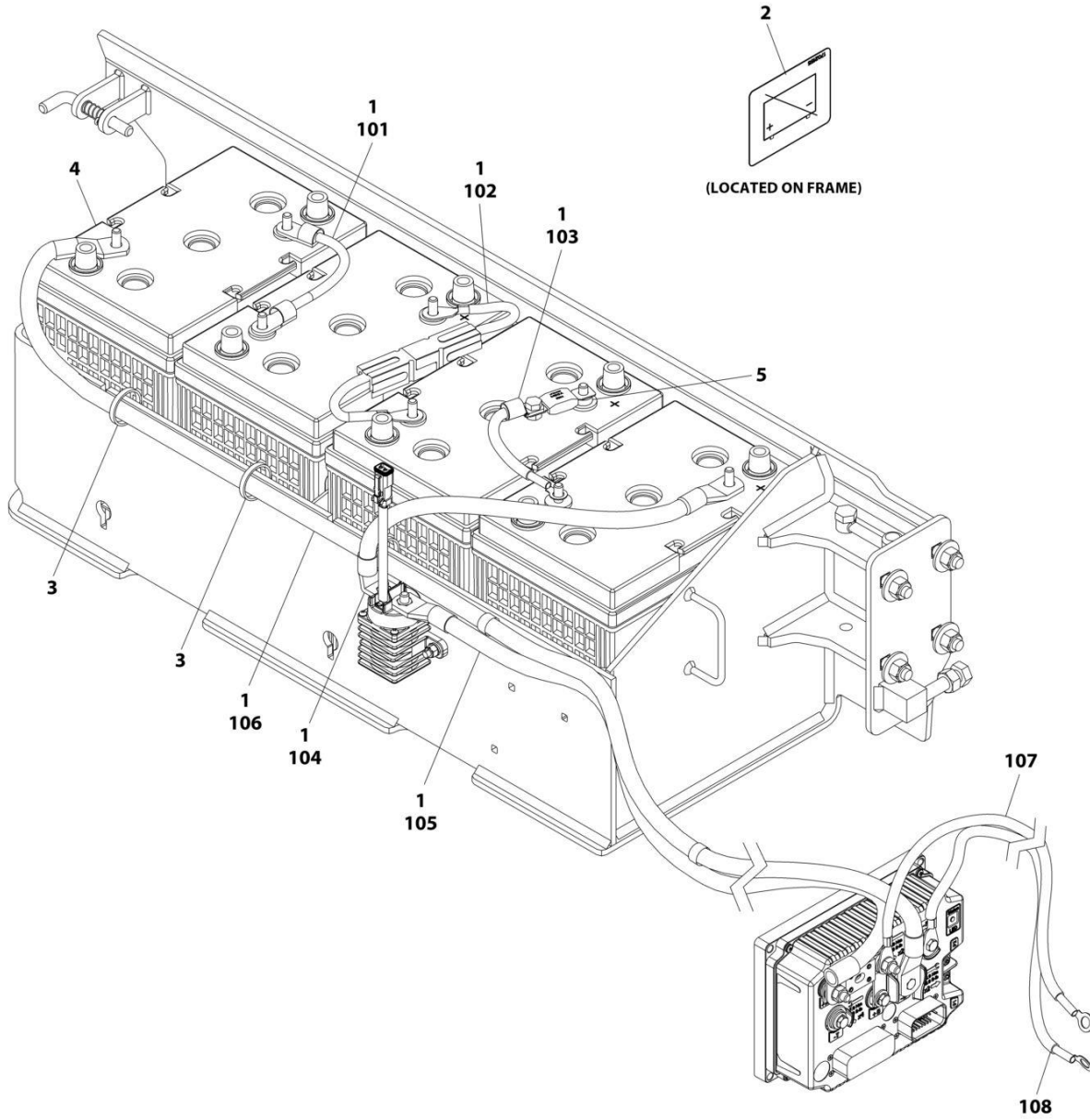
## SECTION 2 - GROUND CONTROLS

**FIGURE 2-15. BATTERIES INSTALLATION - AGM BATTERIES**

ITEM	PART NUMBER	QTY	DESCRIPTION	REV
	1001256325	Ref	BATTERIES INSTALLATION - AGM BATTERIES	C
1	0100051	AR	Grease, Terminal	
2	1702155	1	Decal - Battery Disconnect	
3	4240017	AR	Tie-Strap (Not Shown)	
4	1001112112	4	Battery	
5	1001249668	1	Washer	
100	1001256327	1	Cable, Electrical Kit	
101	1060998	1	Cable, Positive to Negative	
102	4923328	1	Cable, Positive to Negative	
103	1001210401	1	Cable, Battery Fuse	
104	1001259017	1	Cable, Battery to Contactor	
105	1001256328	1	Cable, Contactor to Module B+	
106	1001256329	1	Cable, Battery- to Module B-	
107	1001243232	1	Cable, Pump Positive	
108	1001243233	1	Cable, Pump Negative	

# SECTION 2 - GROUND CONTROLS

## FIGURE 2-16. BATTERIES INSTALLATION - AGM EVCG BATTERIES



ART\_1001256326

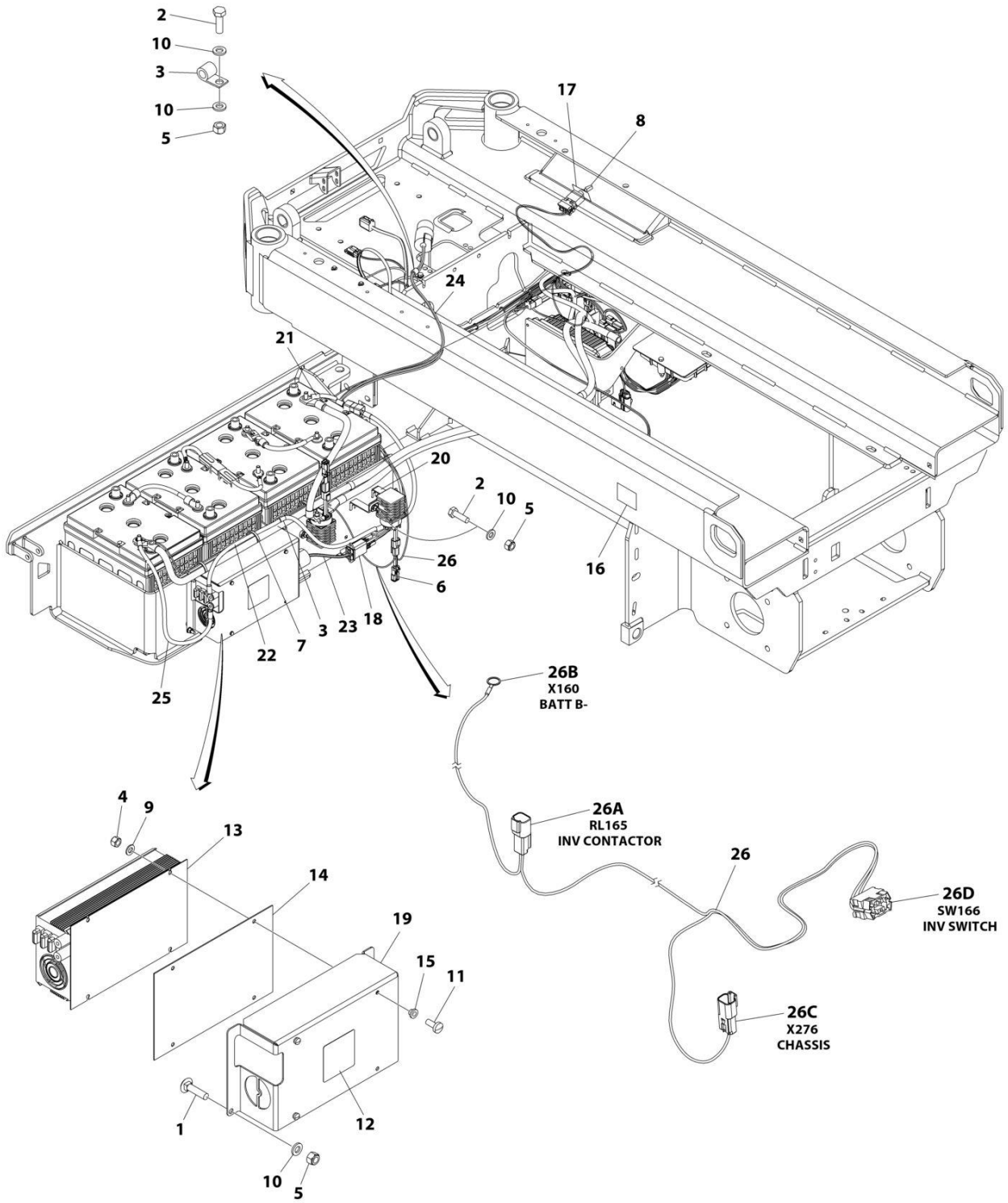
## SECTION 2 - GROUND CONTROLS

**FIGURE 2-16. BATTERIES INSTALLATION - AGM EVCG BATTERIES**

ITEM	PART NUMBER	QTY	DESCRIPTION	REV
	1001256326	Ref	BATTERIES INSTALLATION - AGM EVCG BATTERIES	C
1	0100051	AR	Grease, Terminal	
2	1702155	1	Decal - Battery Disconnect	
3	4240017	AR	Tie-Strap (Not Shown)	
4	1001214347	4	Battery	
5	1001249668	1	Washer	
100	1001256327	1	Cable, Electrical Kit	
101	1060998	1	Cable, Positive to Negative	
102	4923328	1	Cable, Positive to Negative	
103	1001264310	1	Cable, Battery Fuse	
104	1001259017	1	Cable, Battery to Contactor	
105	1001256328	1	Cable, Contactor to Module B+	
106	1001256329	1	Cable, Battery- to Module B-	
107	1001243232	1	Cable, Pump Positive	
108	1001243233	1	Cable, Pump Negative	

# SECTION 2 - GROUND CONTROLS

## FIGURE 2-17. INVERTER INSTALLATION (OPTIONAL)



ART\_1001257121



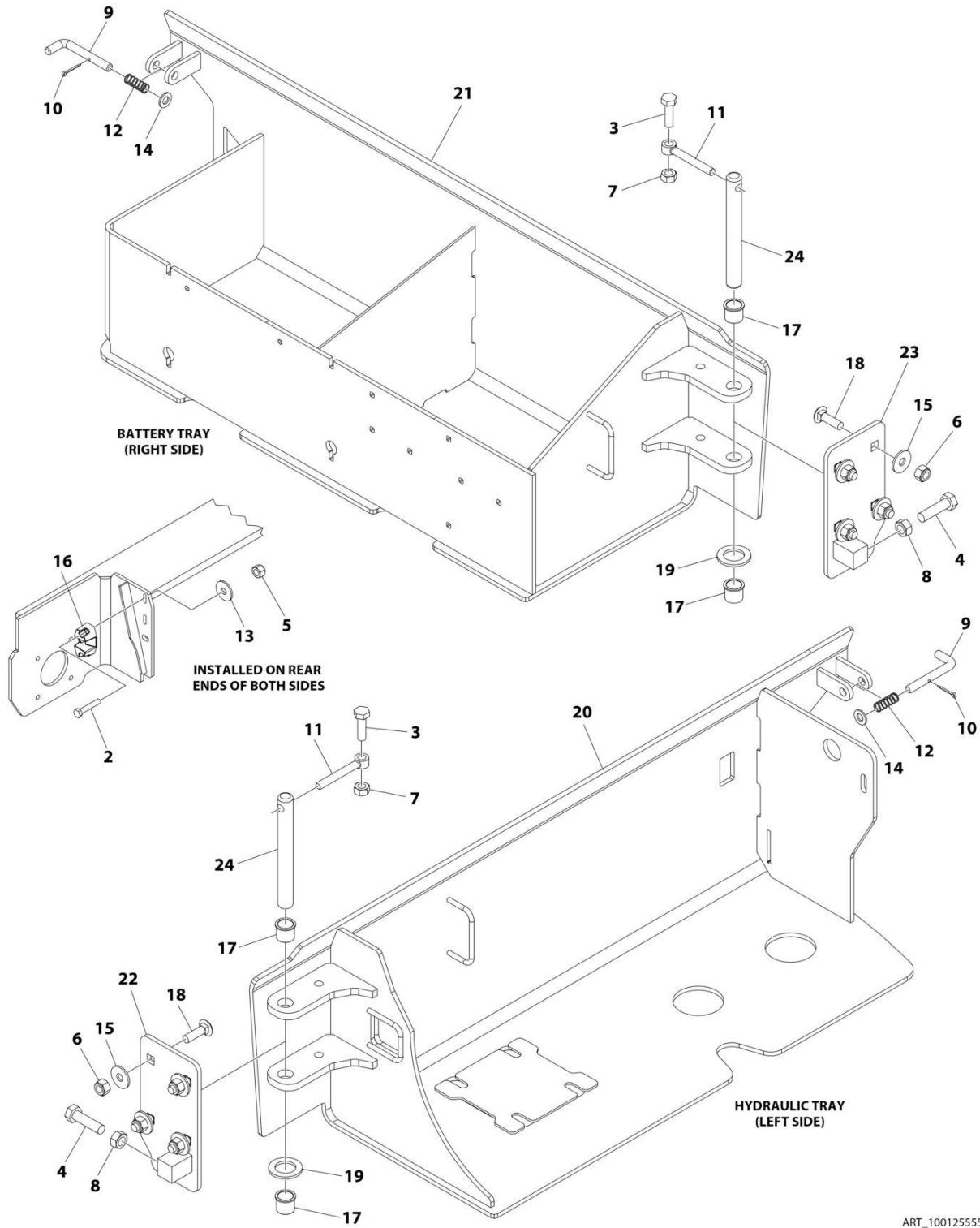
## SECTION 2 - GROUND CONTROLS

**FIGURE 2-17. INVERTER INSTALLATION (OPTIONAL)**

ITEM	PART NUMBER	QTY	DESCRIPTION	REV
	1001257121	Ref	INVERTER INSTALLATION (OPTIONAL)	B
1	0630587	4	Bolt M6 x 25	
2	0760610	3	Bolt M6 x 20	
3	1321293	2	Clamp	
4	3290405	3	Nut M4	
5	3290605	7	Nut M6	
6	3740150	1	Relay	
8	4240017	AR	Tie-Strap	
9	4360336	1	Switch, Toggle	
10	4811400	3	Washer M4	
11	4811700	8	Washer M6	
7	1001101540	3	Screw M4 x 14	
12	1001125483	1	Decal - Pressure Wash	
13	1001136757	1	Inverter	
14	1001142173	1	Insulate	
15	1001142174	3	Washer 1/8	
16	1001143009	1	Decal - Inverter	
17	1001143010	1	Decal - On/Off Inverter	
18	1001157547	1	Filter, AC	
19	1001210440	1	Support	
20	1001210605	1	Support	
21	1001210878	1	Cable, Battery + to Inverter Contactor	
22	1001210879	1	Cable, Inverter Contactor to Inverter +	
23	1001210881	1	Cable, Inverter to AC Filter	
24	1001210882	1	Cable, AC Filter to AC Plug	
25	1001256744	1	Cable, Pump Control B- to Inverter-	
26	1001256746	1	Harness, Inverter	C
26A	4460897	1	Connector	
26A	4460464	2	Terminal	
26B	4460722	1	Connector	
26C	4460897	1	Connector	
26C	4460464	1	Terminal	
26C	4460466	1	Terminal	
26D	4460418	1	Connector	
26D	1001159186	2	Terminal	

# SECTION 2 - GROUND CONTROLS

## FIGURE 2-18. DOORS INSTALLATION



ART\_100125555

## SECTION 2 - GROUND CONTROLS

### FIGURE 2-18. DOORS INSTALLATION

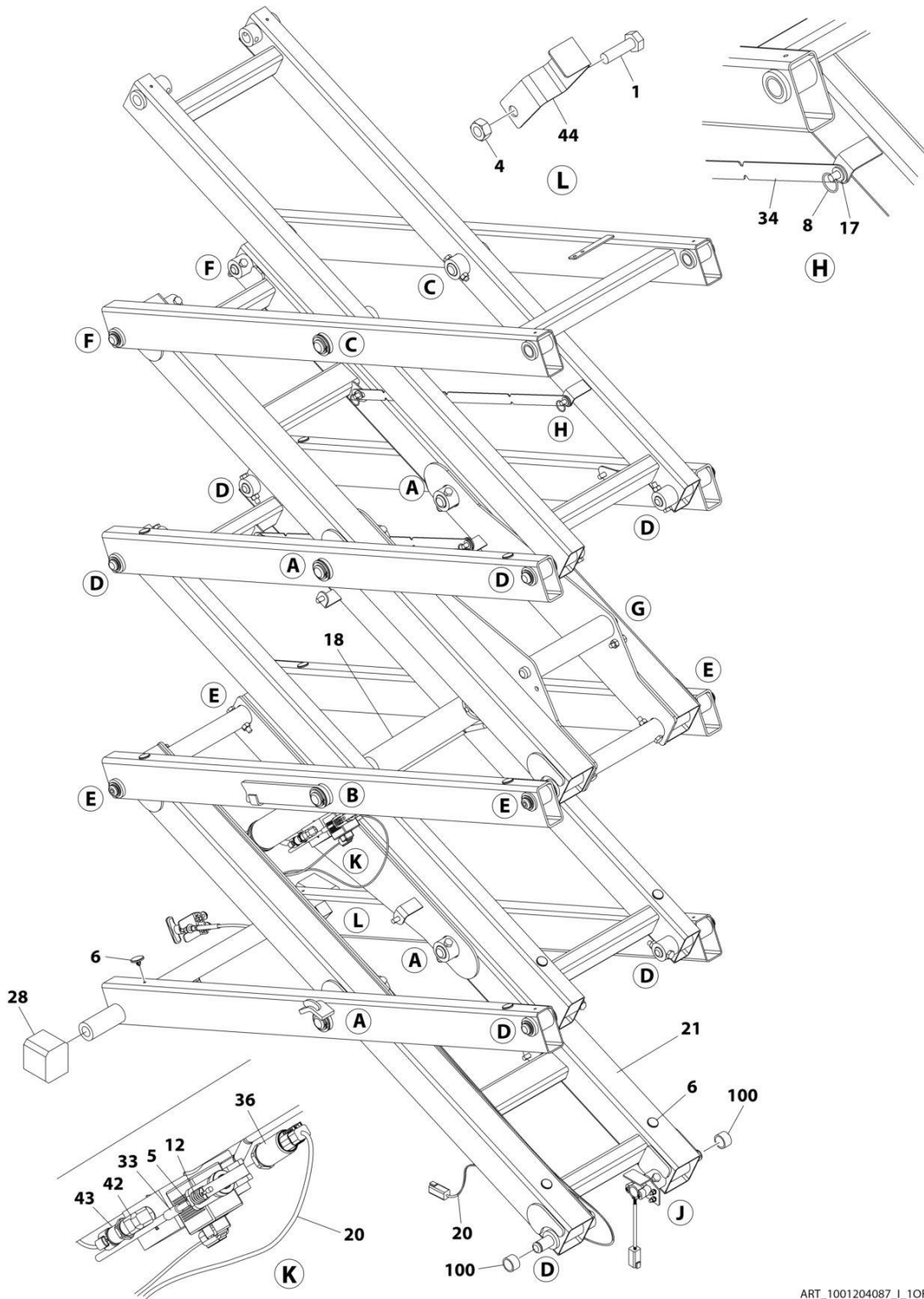
ITEM	PART NUMBER	QTY	DESCRIPTION	REV
	1001255555	Ref	DOORS INSTALLATION	C
2	0700817	4	Bolt M8 x 45	
3	0701015	2	Bolt M10 x 35	
4	0761217	2	Bolt M12 x 45	
5	3290805	4	Nut M8	
6	3291005	8	Nut M10	
7	3291007	2	Nut M10	
8	3291201	2	Nut M12	
9	3423243	2	Pin	
10	3450303	2	Pin, Cotter 3/32 x 3/4	
11	3841143	2	Keeper, Pin	
12	4160214	2	Spring	
13	4811902	4	Washer M8	
14	4812000	AR	Washer M10	
15	4812002	8	Washer M10	
16	1001214810	2	Support, Door Latch	
17	1001218573	4	Bearing	
18	1001228406	8	Bolt M10 x 35	
19	1001229792	2	Washer	
20	1001251232	1	Tray, Hydraulic	
21	1001251233	1	Tray, Battery	
22	1001251234	1	Hinge (Right)	
23	1001251235	1	Hinge (Left)	
24	1001251242	2	Pin	



**SECTION 3 - SCISSORS ARMS**

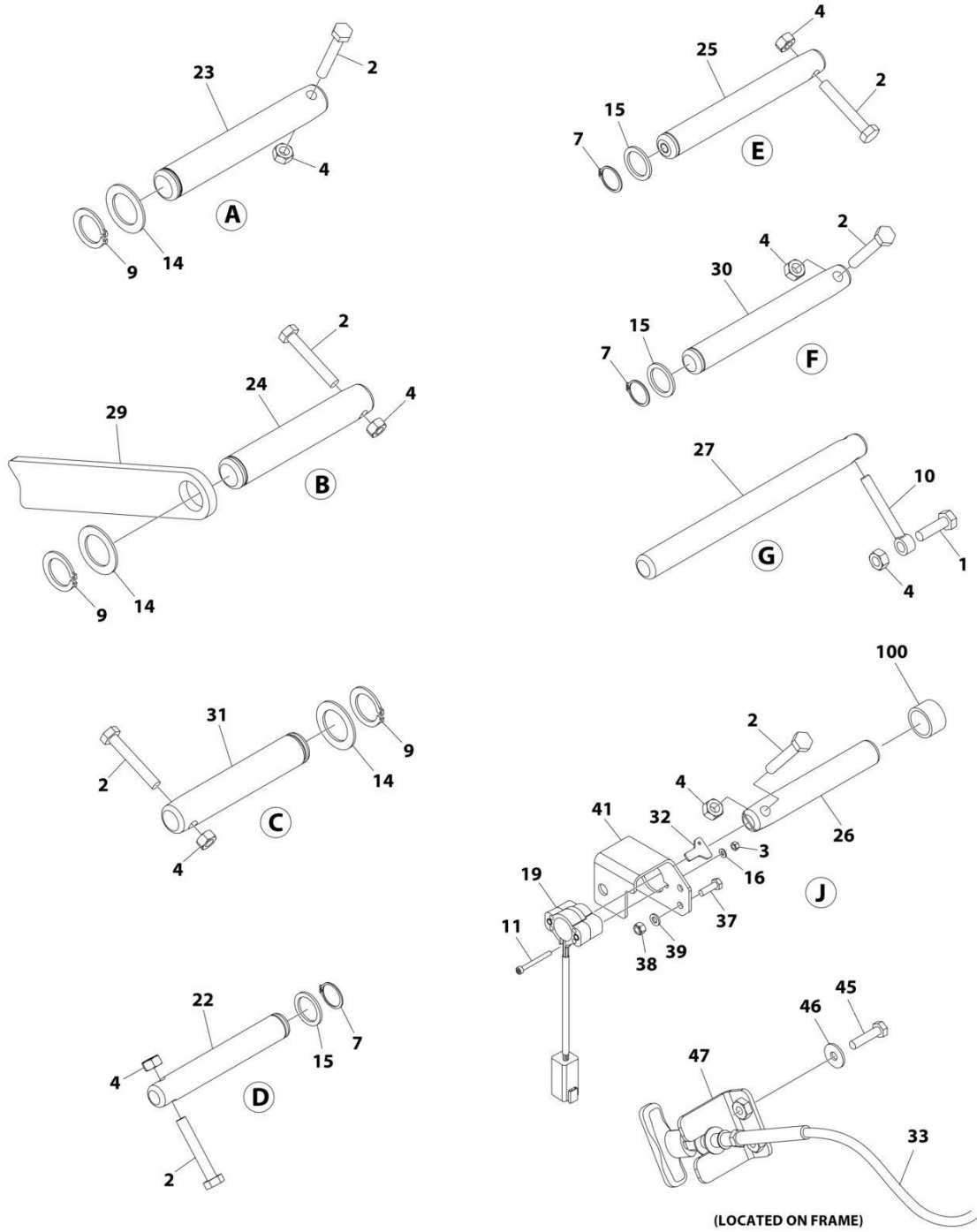
# SECTION 3 - SCISSORS ARMS

FIGURE 3-1. SCISSORS ARMS INSTALLATION (MACHINES WITH SN STARTING WITH M2)



ART\_1001204087\_I\_10F2

# SECTION 3 - SCISSORS ARMS



ART\_1001204087\_I\_2OF2

## SECTION 3 - SCISSORS ARMS

FIGURE 3-1. SCISSORS ARMS INSTALLATION (MACHINES WITH SN STARTING WITH M2)

ITEM	PART NUMBER	QTY	DESCRIPTION	REV
	1001204087	Ref	SCISSORS ARMS INSTALLATION	I
1	0701015	AR	Bolt M10 x 35	
2	0701021	22	Bolt M10 x 65	
3	3290405	2	Nut M4	
4	3291007	AR	Nut M10	
5	3321402	1	Nut 1/4	
6	3340962	24	Pad	
7	3760115	12	Ring, Retaining	
8	3760170	4	Ring, Split	
9	3760387	8	Ring, Retaining	
10	3841143	2	Keeper, Pin	
11	4031512	2	Capscrew M4 x 40	
12	4160078	1	Spring	
13	4240017	5	Tie-Strap (Not Shown)	
14	4740438	8	Washer	
15	4740531	12	Washer	
16	4811400	2	Washer M4	
17	4812000	4	Washer M10	
18	1001198935	1	Lift Cylinder Assembly (See Separate Breakdown in CYLINDER SECTION)	
19	1001146963	1	Sensor, Angle	
19	4460899	1	Receptacle, Female - 6 Position	
19	4460464	6	Pin, Male	
20	1001222687	1	Lift Down Harness (See Separate Breakdown in ELECTRICAL SECTION)	
21	1001201355	1	Scissors Arms Kit (See Separate Breakdown in this Section)	
22	1001203443	7	Pin	
23	1001203444	4	Pin	
24	1001203445	1	Pin	
25	1001203446	4	Pin	
26	1001203447	1	Pin	
27	1001203448	2	Pin	
28	1001204311	2	Block, Slide	
29	1001204312	1	Plate, Prop	
30	1001204781	2	Pin	
31	1001204994	3	Pin	
32	1001205345	1	Key, Angle Sensor	
33	1061034	1	Cable, Manual Descent	
33	7020218	1	T-Handle (1/4 Threads)	
33	70001878	1	T-Handle (M5 Threads)	
34	1001206487	2	Support	
36	1001235104	1	Transducer, Pressure	
37	0760610	2	Bolt M6 x 20	
37	0700620	2	Bolt M6 x 60	
38	3290605	2	Nut M6	
39	4811700	2	Washer M6	
41	1001231268	1	Mount, Sensor	
42	2221116	1	Fitting, 90 ORB/ORB	
42	2221116	1	Fitting, 90 ORB/ORB	
43	1001225164	1	Transducer, Pressure	

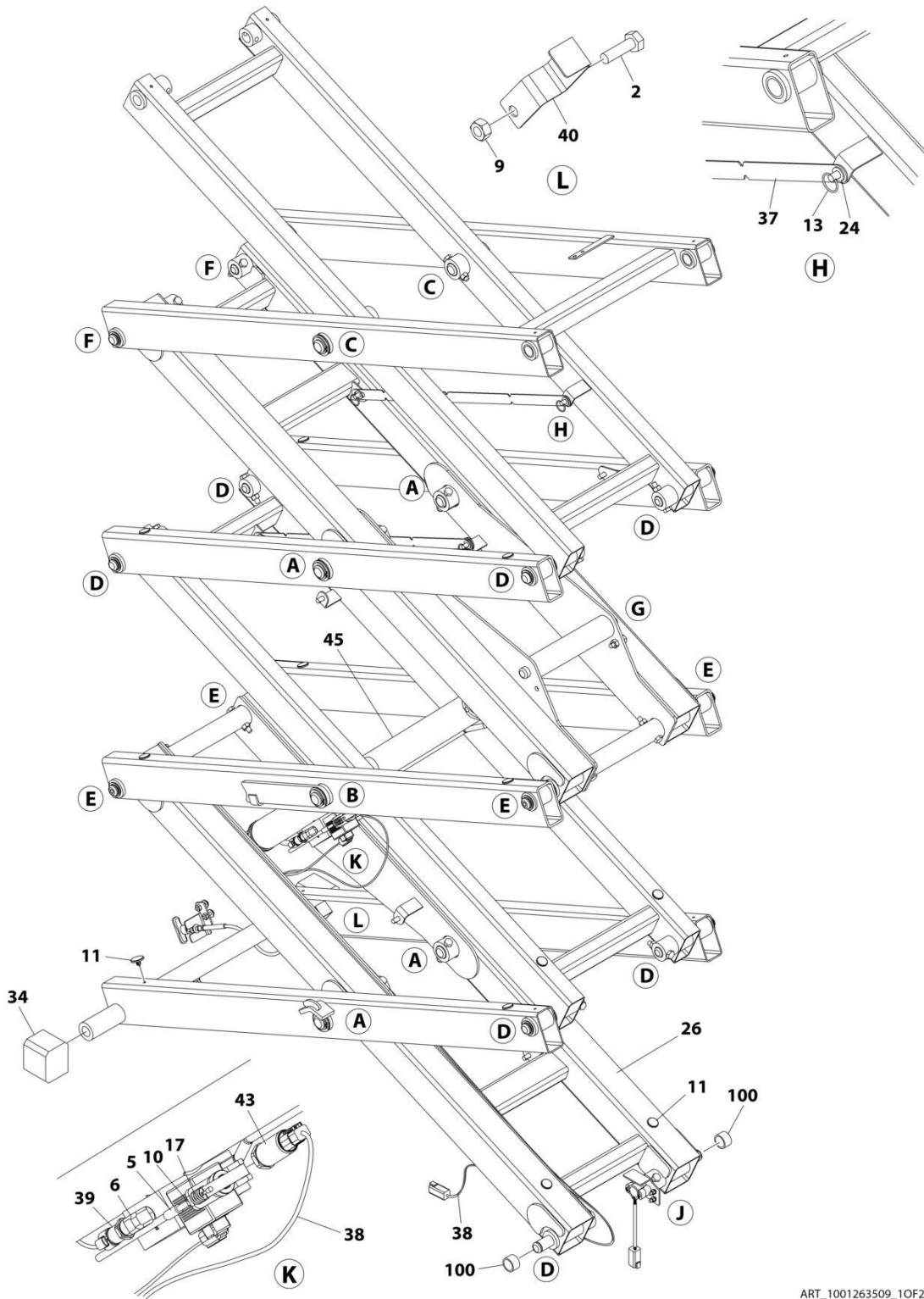


## SECTION 3 - SCISSORS ARMS

ITEM	PART NUMBER	QTY	DESCRIPTION	REV
43	1001225164	1	Transducer, Pressure	
44	1001226791	1	Bracket	
44	1001226791	1	Bracket	
45	0760612	2	Bolt M6 x 25	
46	4811702	2	Washer M6	
47	1001253153	1	Mount	
100	1001134289	2	Bearing (Part of Frame)	

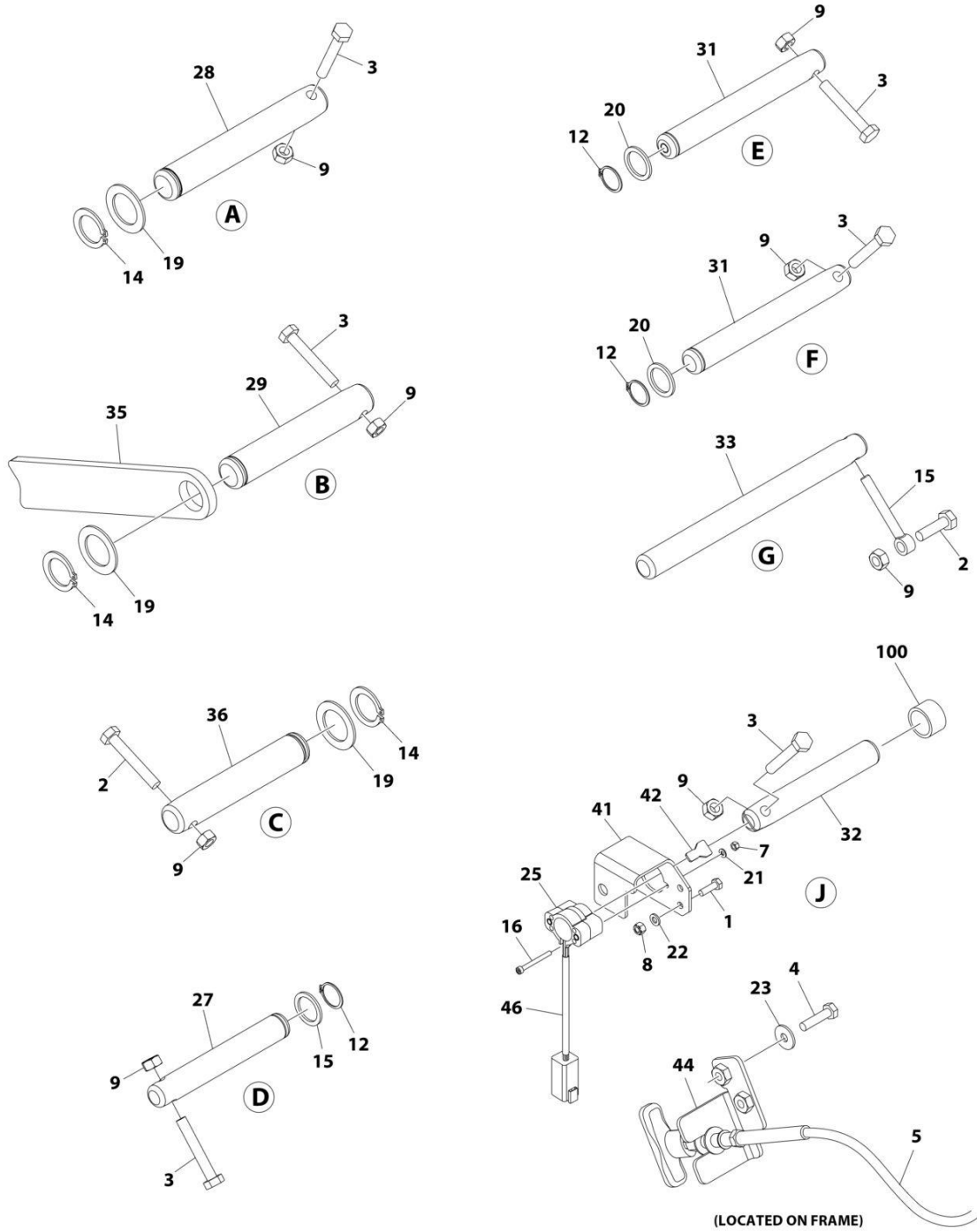
# SECTION 3 - SCISSORS ARMS

FIGURE 3-2. SCISSORS ARMS INSTALLATION (MACHINES WITH SN STARTING WITH 12, B2 & G2)



ART\_1001263509\_10F2

# SECTION 3 - SCISSORS ARMS



ART\_1001263509\_20F2

## SECTION 3 - SCISSORS ARMS

FIGURE 3-2. SCISSORS ARMS INSTALLATION (MACHINES WITH SN STARTING WITH 12, B2 & G2)

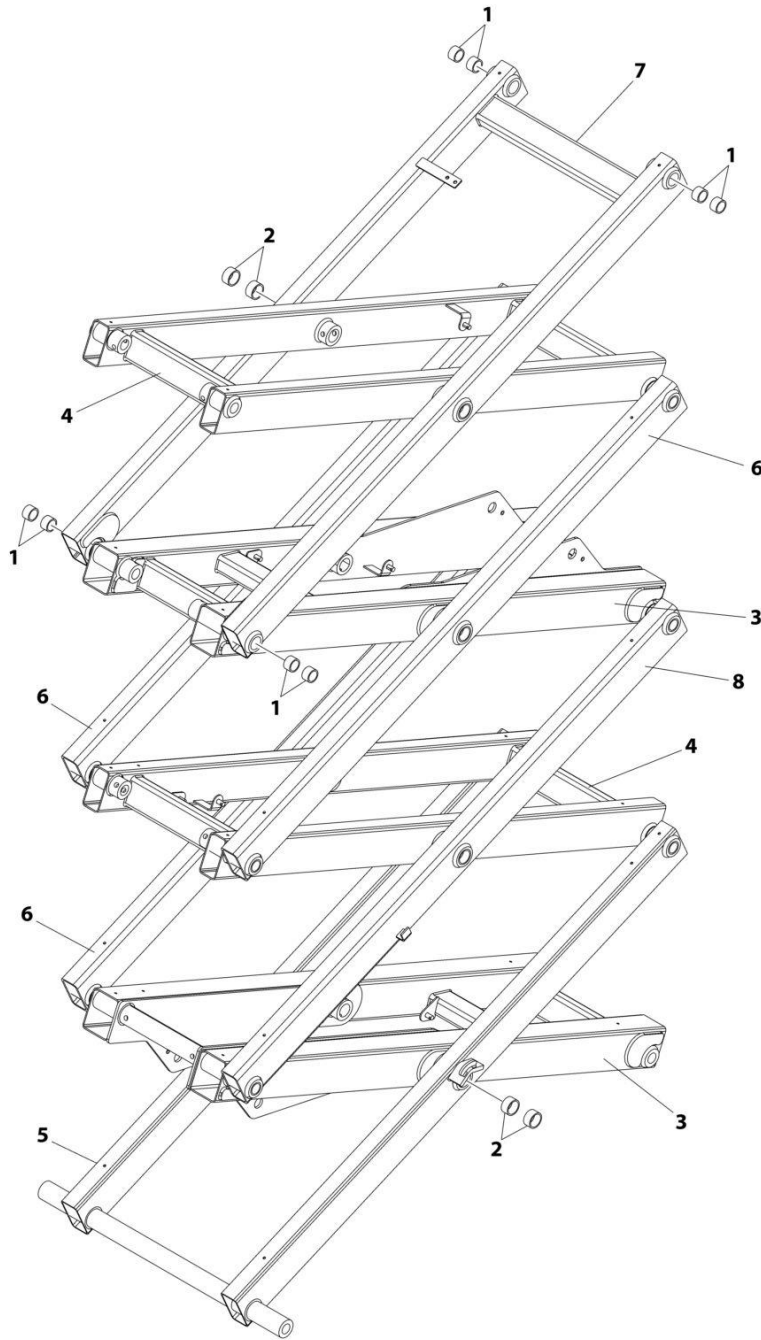
ITEM	PART NUMBER	QTY	DESCRIPTION	REV
	1001263509	Ref	SCISSORS ARMS INSTALLATION	C
1	0700620	2	Bolt M6 x 60	
2	0701015	3	Bolt M10 x 35	
3	0701021	22	Bolt M10 x 65	
4	0760612	2	Bolt M6 x 25	
5	1061034	1	Cable, Manual Descent	
5	7020218	1	T-Handle (1/4 Threads)	
5	70001878	1	T-Handle (M5 Threads)	
6	2221116	1	Fitting, 90 ORB/ORB	
7	3290405	2	Nut M4	
8	3290605	2	Nut M6	
9	3291007	25	Nut M10	
10	3321402	1	Nut 1/4	
11	3340962	24	Pad	
12	3760115	12	Ring, Retaining	
13	3760170	4	Ring, Split	
14	3760387	8	Ring, Retaining	
15	3841143	2	Keeper, Pin	
16	4031512	2	Capscrew M4 x 40	
17	4160078	1	Spring	
18	4240017	5	Tie-Strap (Not Shown)	
19	4740438	8	Washer	
20	4740531	12	Washer	
21	4811400	2	Washer M4	
22	4811700	2	Washer M6	
23	4811702	2	Washer M6	
24	4812000	4	Washer M10	
25	1001146963	1	Sensor, Angle	
25	4460899	1	Receptacle, Female - 6 Position	
25	4460464	6	Pin, Male	
26	1001201355	1	Scissors Arms Kit (See Separate Breakdown in this Section)	
27	1001203443	7	Pin	
28	1001203444	4	Pin	
29	1001203445	1	Pin	
31	1001203446	6	Pin	
32	1001203447	1	Pin	
33	1001203448	2	Pin	
34	1001204311	2	Block, Slide	
35	1001204312	1	Plate, Prop	
36	1001204994	3	Pin	
37	1001206487	2	Support	
38	1001222687	1	Lift Down Harness (See Separate Breakdown in ELECTRICAL Section)	
39	1001225164	1	Transducer, Pressure	
40	1001226791	1	Bracket	
41	1001231268	1	Mount, Sensor	
42	1001234204	1	Key, Angle Sensor	
43	1001235104	1	Transducer, Pressure	
44	1001253153	1	Mount	

## SECTION 3 - SCISSORS ARMS

ITEM	PART NUMBER	QTY	DESCRIPTION	REV
45	1001256787	1	Lift Cylinder Assembly (See Separate Breakdown in CYLINDER Section)	
46	1001262299	1	Conduit	
100	1001134289	2	Bearing (Part of Frame)	

# SECTION 3 - SCISSORS ARMS

## FIGURE 3-3. SCISSORS ARMS KIT



ART\_1001201355

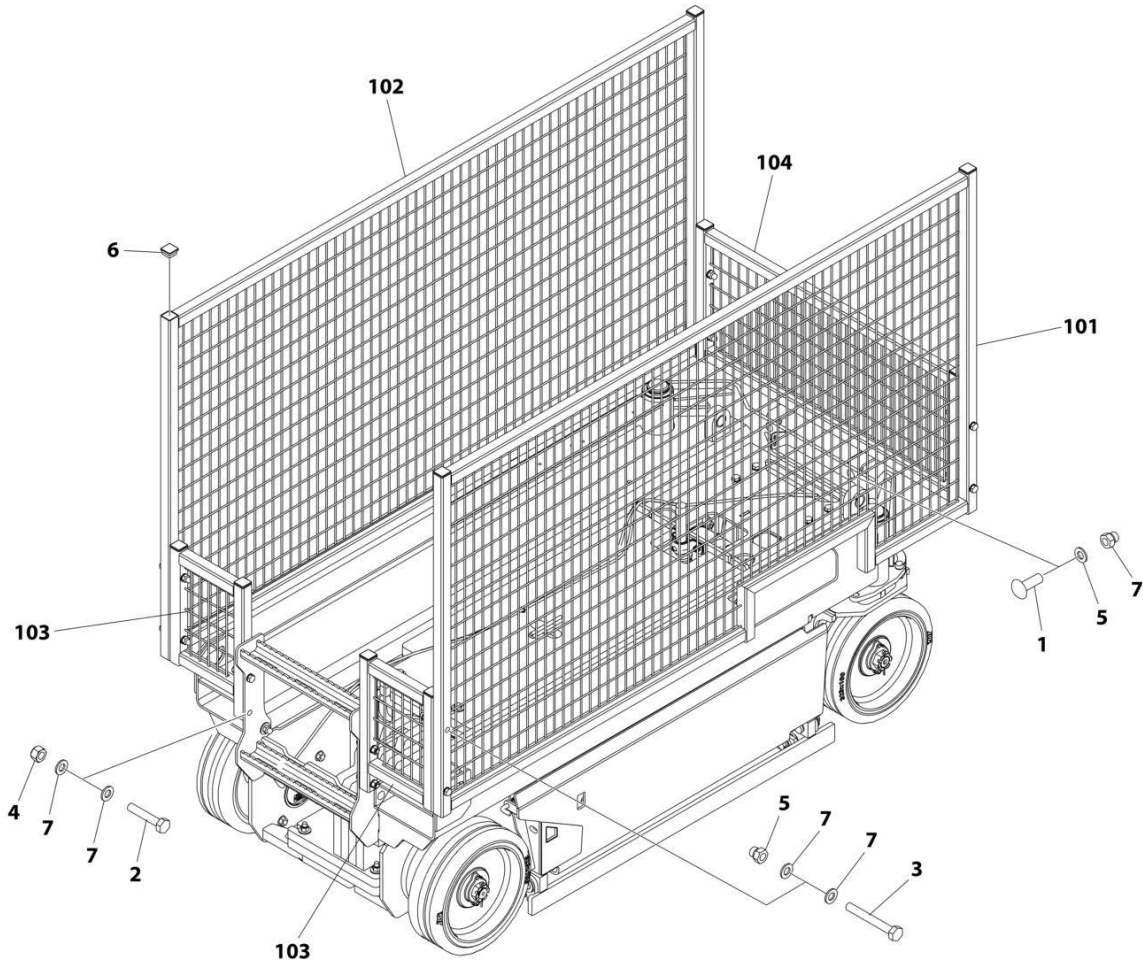
## SECTION 3 - SCISSORS ARMS

### FIGURE 3-3. SCISSORS ARMS KIT

ITEM	PART NUMBER	QTY	DESCRIPTION	REV
	1001201355	Ref	SCISSORS ARMS KIT	D
1	0440264	28	Bearing	
2	0440265	16	Bearing	
3	1001203973	1	Arm, Inboard (Upper Mid)	
4	1001203974	1	Arm, Inboard (Lower Mid)	
5	1001203975	1	Arm, Outboard (Bottom)	
6	1001203976	3	Arm, Outboard (Lower Mid Left Side and Upper Mid Right/Left)	
7	1001204621	1	Arm, Outboard (Top)	
8	1001213554	1	Arm, Outboard (Lower Mid Right Side)	
9	1001241604	1	Arm, Inboard (Bottom)	
10	1001241605	1	Arm, Inboard (Top)	

# SECTION 3 - SCISSORS ARMS

## FIGURE 3-4. ARM GUARD INSTALLATION



ART\_1001224623



## SECTION 3 - SCISSORS ARMS

### FIGURE 3-4. ARM GUARD INSTALLATION

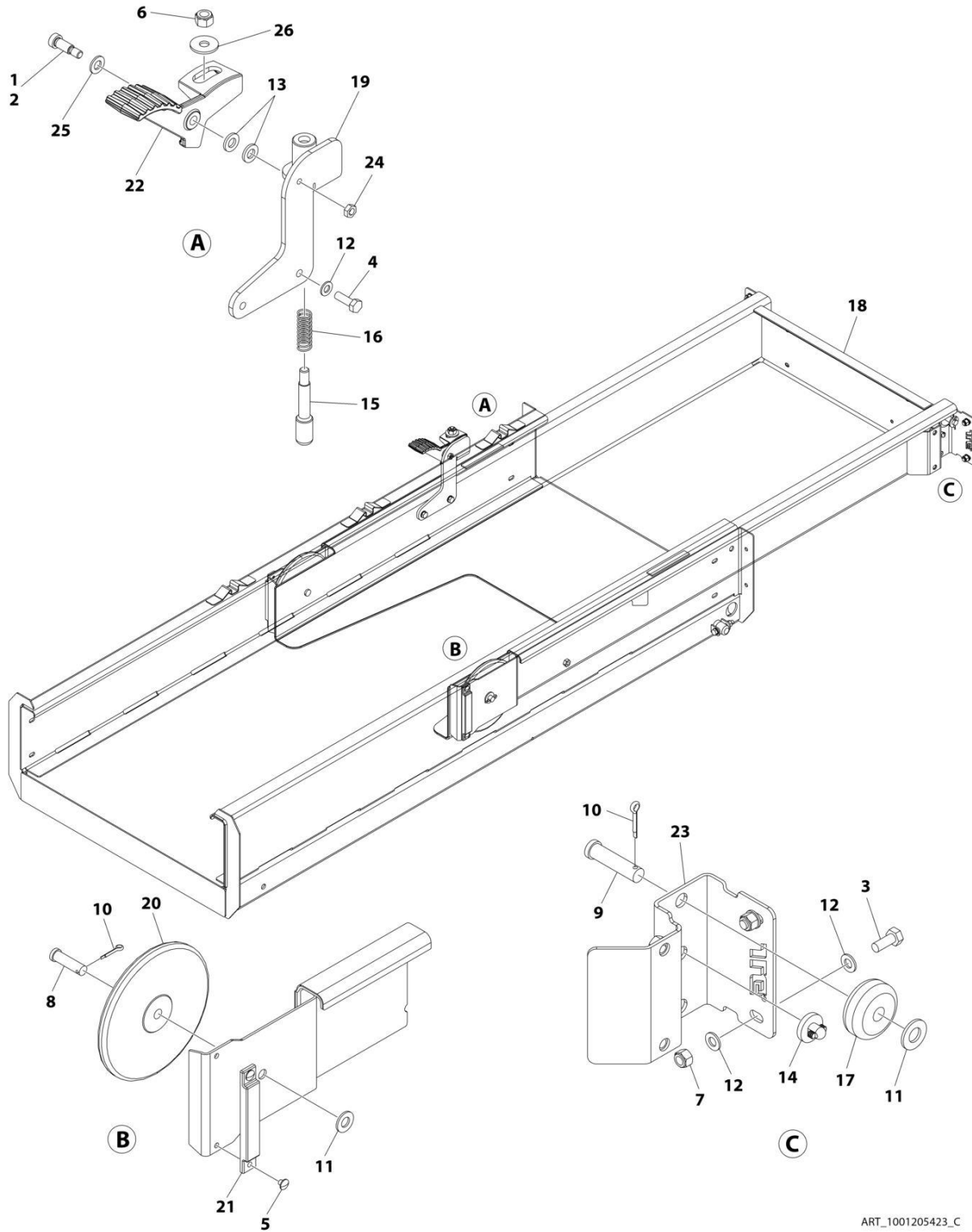
ITEM	PART NUMBER	QTY	DESCRIPTION	REV
	1001224623	Ref	ARM GUARD INSTALLATION	A
1	0630613	2	Bolt M10 x 30	
2	0701019	4	Bolt M10 x 55	
3	0701024	8	Bolt M10 x 80	
4	3291005	4	Nut M10	
5	3291006	10	Nut M10	
6	3520072	10	Plug	
7	4812000	26	Washer M10	
8	1001224622	1	Arm Guard Kit	
101	1001224604	1	Guard, Arm (RH)	
102	1001224608	1	Guard, Arm (LH)	
103	1001224614	2	Guard, Arm (Rear)	
104	1001224620	1	Guard, Arm (Front)	



**SECTION 4 - PLATFORM**

# SECTION 4 - PLATFORM

## FIGURE 4-1. PLATFORM EXTENSION INSTALLATION



ART\_1001205423\_C

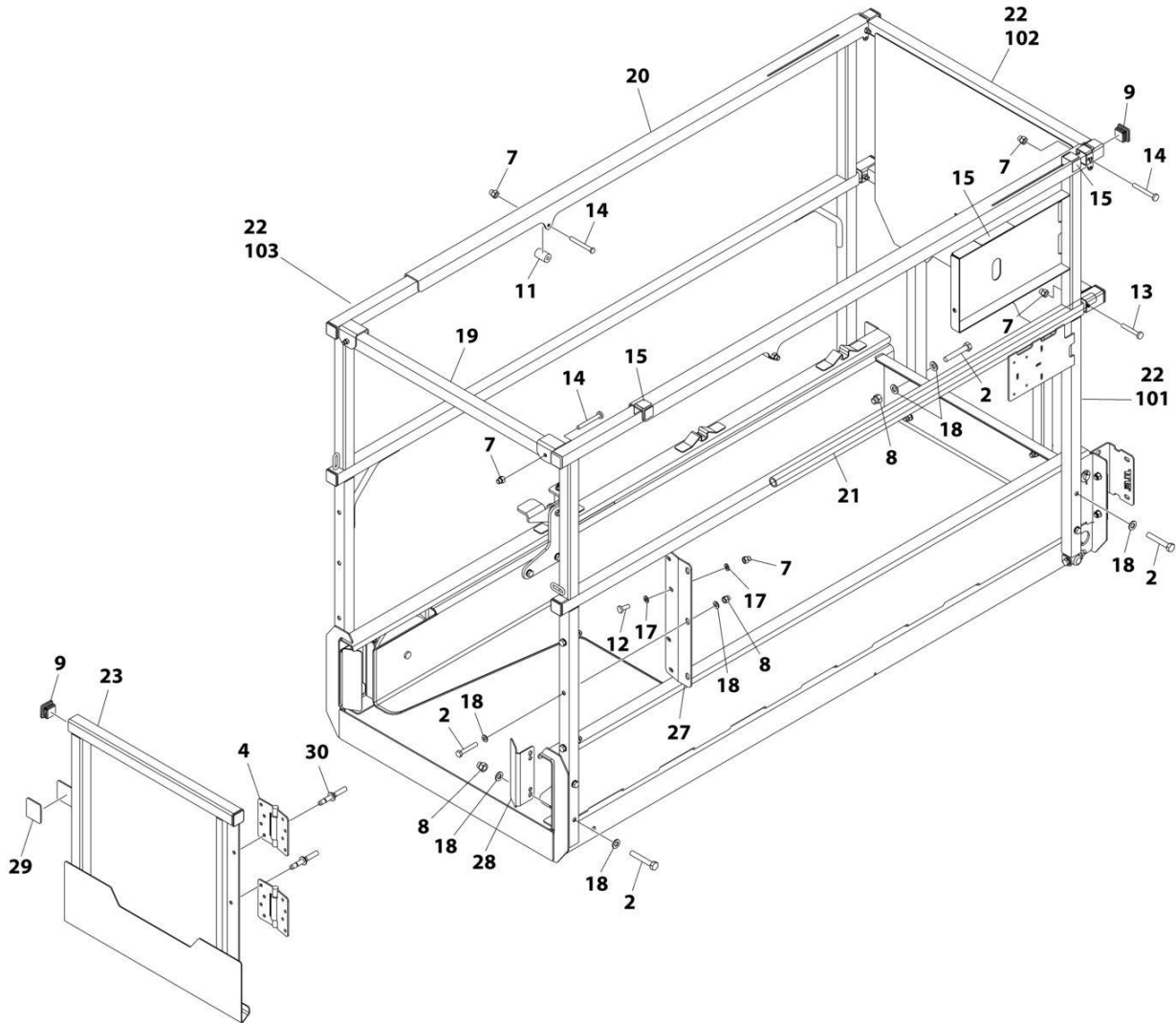
## SECTION 4 - PLATFORM

**FIGURE 4-1. PLATFORM EXTENSION INSTALLATION**

ITEM	PART NUMBER	QTY	DESCRIPTION	REV
	1001205423	Ref	PLATFORM EXTENSION INSTALLATION	C
1	0100011	AR	Compound, Locking	
2	0630183	1	Screw 3/8 x 1	
3	0760810	4	Bolt M8 x 20	
4	0760812	2	Bolt M8 x 25	
5	2080040	4	Fastener	
6	3290605	AR	Nut M6	
6	3291005	AR	Nut M10	
7	3290805	4	Nut M8	
8	3430814	2	Pin	
9	3430816	2	Pin	
10	3450403	4	Pin, Cotter 1/8 x 3/4	
11	4711800	4	Washer 1/2	
12	4811900	11	Washer M8	
13	5241000	5	Washer M10	
14	1001137675	2	Bumper	
15	1001221476	1	Rod	
16	1001221475	1	Spring	
17	1001205422	2	Roller (Front)	
18	1001205424	1	Extension, Platform	
19	1001236129	1	Bracket	
20	1001205430	2	Roller (Rear)	
21	1001208852	2	Pad	
22	1001217043	1	Plate	
23	1001210064	2	Support	
24	3311502	1	Nut 5/16	
25	4812000	AR	Washer M10	
26	4812002	AR	Washer M10	

# SECTION 4 - PLATFORM

## FIGURE 4-2. RAILS INSTALLATION - FIXED



ART\_1001207806\_F

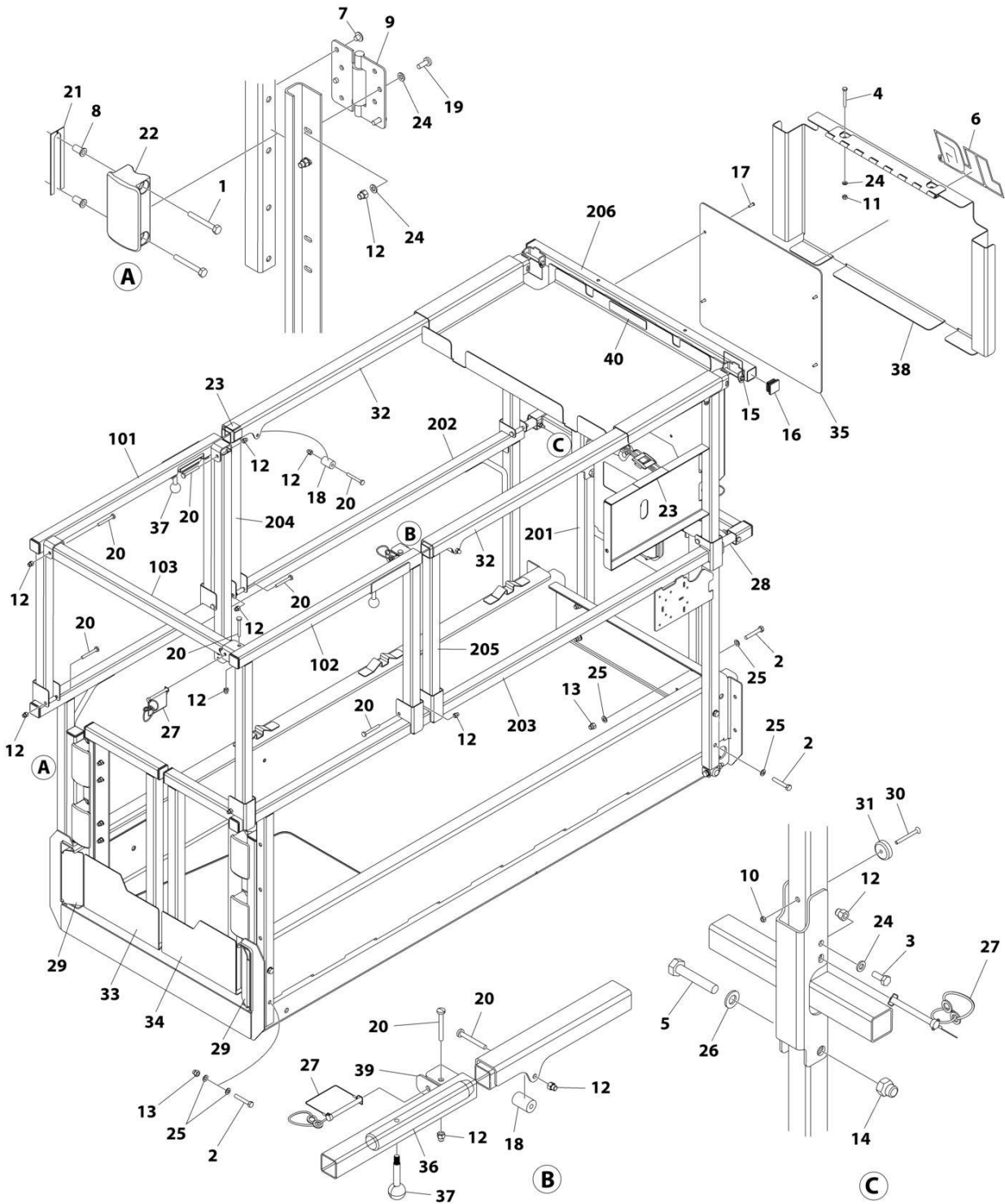
## SECTION 4 - PLATFORM

**FIGURE 4-2. RAILS INSTALLATION - FIXED**

ITEM	PART NUMBER	QTY	DESCRIPTION	REV
	1001207806	Ref	RAILS INSTALLATION - FIXED RAILS/GATE ENTRY (INSIDE TUBE SLIDER)	F
2	0700818	15	Bolt M8 x 50	
4	2600281	2	Hinge	
7	3290606	12	Nut M6	
8	3290806	11	Nut M8	
9	3520072	10	Plug	
11	3860111	2	Roller	
12	4010608	4	Screw M6 x 16	
13	4010616	2	Screw M6 x 40	
14	4010618	6	Screw M6 x 50	
15	4420062	1.3 ft/ 40cm	Tape	
17	4811700	8	Washer M6	
18	4811900	28	Washer M8	
19	1001206224	1	Tube (Rear)	
20	1001206225	2	Rail, Top Slide	
21	1001206226	2	Rod	
22	1001206228	1	Rail Kit - Fixed Rails (See Items 101-103 for Breakdown))	
23	1001210302	1	Gate	
27	1001210586	1	Plate, Gate Hinge	
28	1001210963	2	Cover	
29	3080007	1	Magnet, Latch	
30	2080040	4	Fastener	
	1001206228	Ref	RAIL KIT - FIXED RAILS	H
101	1001206207	1	Rail, Side	
102	1001206217	1	Rail, Front	
103	1001206222	1	Rail, Side	

# SECTION 4 - PLATFORM

## FIGURE 4-3. RAILS INSTALLATION - QUIK ACCESS (ANSI & JAPANESE SPECS ONLY)



ART\_1001249082



## SECTION 4 - PLATFORM

**FIGURE 4-3. RAILS INSTALLATION - QUIK ACCESS (ANSI & JAPANESE SPECS ONLY)**

ITEM	PART NUMBER	QTY	DESCRIPTION	REV
	1001249082	Ref	RAILS INSTALLATION - FOLD-DOWN RAILS/GATE ENTRY	C
1	0641416	8	Bolt 1/4 x 2	
2	0700818	12	Bolt M8 x 50	
3	0760608	2	Bolt M6 x 16	
4	0760618	2	Bolt M6 x 50	
5	0761019	2	Bolt M10 x 55	
6	1001256675	1	Decal - JLG	
7	2080040	8	Fastener	
8	2080043	8	Rivnut	
9	2600281	4	Hinge	
10	3290501	2	Nut M5	
11	3290605	2	Nut M6	
12	3290606	26	Nut M6	
13	3290806	8	Nut M8	
14	3291006	2	Nut M10	
15	3422219	2	Pin	
16	3520072	16	Plug	
17	3820032	4	Rivet	
18	3860111	2	Roller	
19	4010608	8	Screw M6 x 16	
20	4010618	16	Screw M6 x 50	
21	4071095	AR	Shim	
22	4220309	4	Stop	
23	4420062	1.5 ft /0.46m	Tape	
24	4811700	20	Washer M6	
25	4811900	20	Washer M8	
26	4812000	2	Washer M10	
27	1001187587	4	Pin	
28	1001206226	2	Rod	
29	1001210963	2	Cover (LH)	
30	1001234395	2	Bolt M5 x 50	
31	1001243528	2	Magnet	
32	1001249114	2	Rail (Upper Slide)	
33	1001251383	1	Gate (Right)	
34	1001251388	1	Gate (Left)	
35	1001254825	1	Panel	
36	1001256471	2	Rail (Platform Extension)	
37	1001257890	2	Knob	
38	1001258528	1	Plate	
39	1001258704	2	Bracket	
40	1001261040	1	Decal - Max Capacity	
100	1001258617	1	Rail Narrow Access Kit (Not Shown)	A
101	1001249109	1	Rail (Upper Left)	
102	1001249111	1	Rail (Upper Right)	
103	1001258620	2	Tube (Drop Bar)	
200	1001258618	1	Rail Narrow Access Kit (Not Shown)	B
201	1001210446	1	Rail (Lower Extension)	
202	1001249096	1	Rail (Lower Left)	
203	1001249107	1	Rail (Lower Right)	

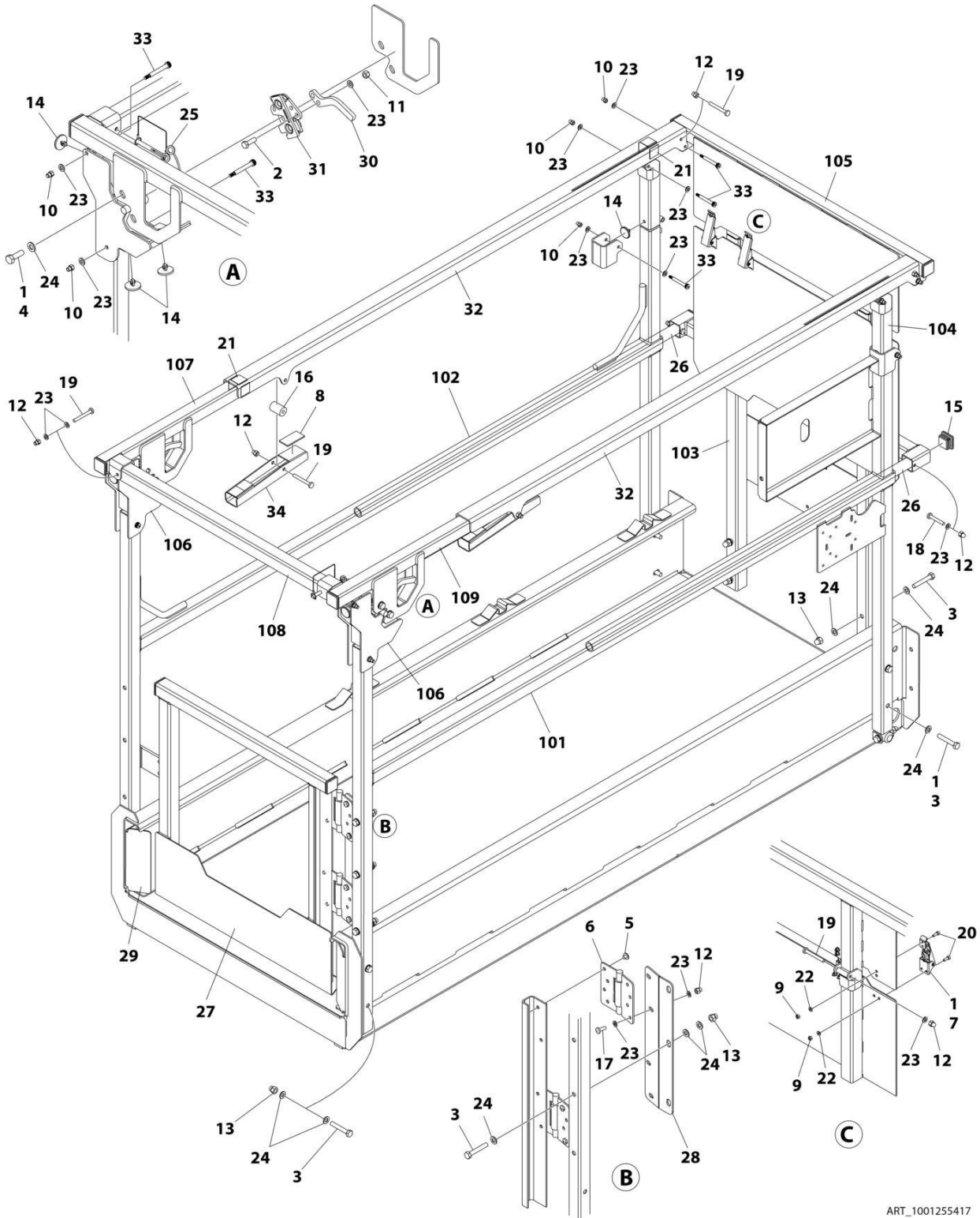
## SECTION 4 - PLATFORM

ITEM	PART NUMBER	QTY	DESCRIPTION	REV
204	1001249110	1	Rail (Upper Left)	
205	1001249112	1	Rail (Upper Right)	
206	1001258411	1	Rail (Upper Extension)	



# SECTION 4 - PLATFORM

FIGURE 4-4. RAILS INSTALLATION - QUIK FOLD-DOWN (ALL SPECS EXCEPT AUSTRALIAN & CE SPECS)



ART\_1001255417

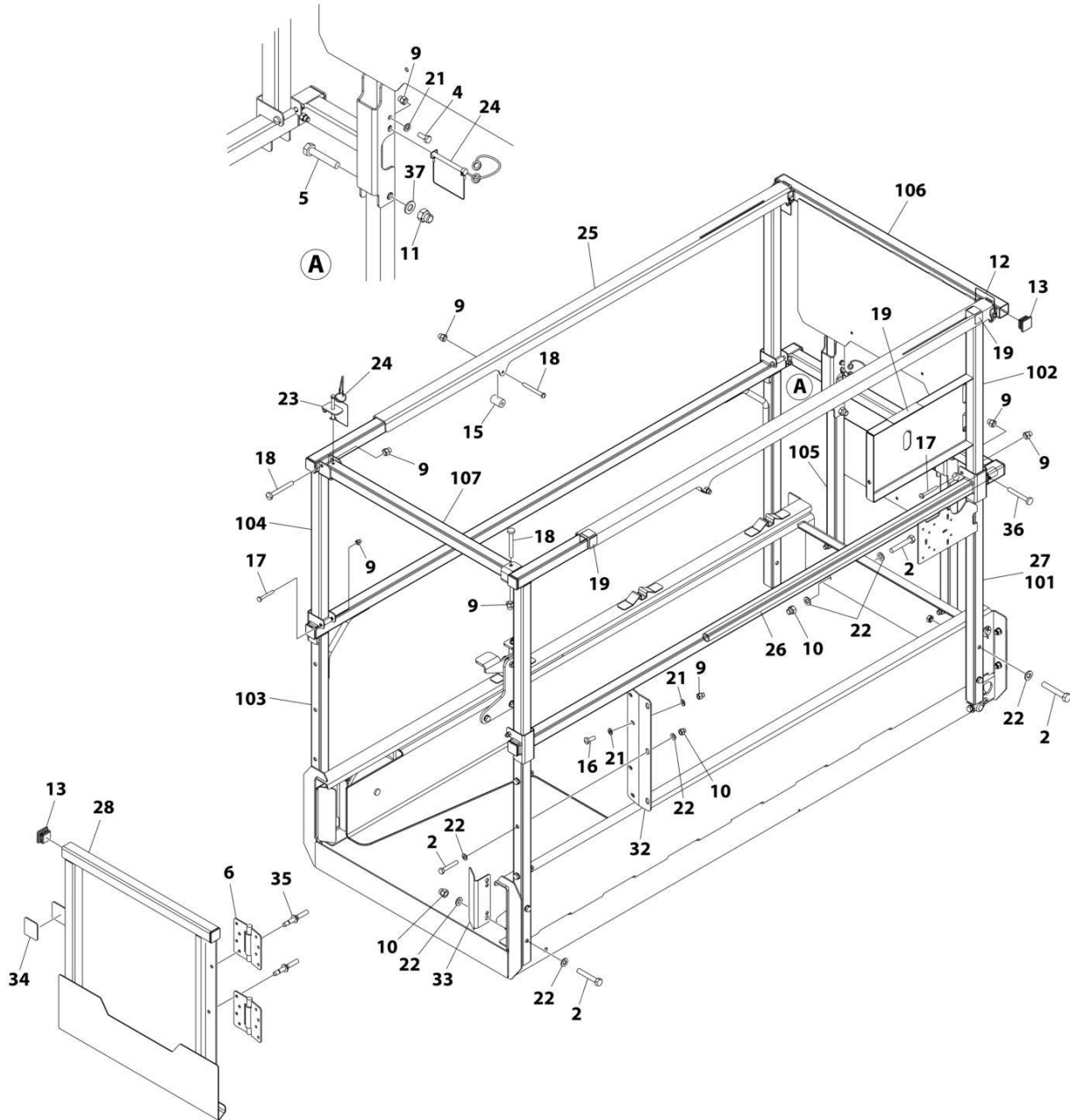
## SECTION 4 - PLATFORM

**FIGURE 4-4. RAILS INSTALLATION - QUIK FOLD-DOWN (ALL SPECS EXCEPT AUSTRALIAN & CE SPECS)**

ITEM	PART NUMBER	QTY	DESCRIPTION	REV
	1001255417	Ref	RAILS INSTALLATION - FOLD-DOWN RAILS/GATE ENTRY (QUIK FOLD) (INSIDE TUBE SLIDER)	E
1	0100011	AR	Compound, Locking	
2	0700610	4	Bolt M6 x 20	
3	0700818	15	Bolt M8 x 50	
4	0700812	4	Bolt M8 x 25	
5	2080040	4	Fastener	
6	2600281	2	Hinge	
7	2940129	2	Latch	
8	3080007	3	Magnet	
9	3290405	8	Nut M4	
10	3290506	10	Nut M5	
11	3290605	4	Nut M6	
12	3290606	13	Nut M6	
13	3290806	11	Nut M8	
14	3340962	8	Pad	
15	3520072	10	Plug	
16	3860111	2	Roller	
17	4010608	4	Screw M6 x 16	
18	4010616	2	Screw M6 x 40	
19	4010618	7	Screw M6 x 50	
20	4031506	8	Bolt M4 x 12	
21	4420062	1.3 ft /40cm	Tape	
22	4811400	8	Washer M4	
23	4811700	38	Washer M6	
24	4811900	33	Washer M8	
25	1001187587	1	Pin	
26	1001206226	2	Rod	
27	1001210302	1	Gate	
28	1001210586	1	Plate, Gate Hinge	
29	1001210963	2	Cover	
30	1001259102	1	Plate, Latch Trigger	
31	1001255470	1	Latch Assembly	
32	1001255505	2	Rail, Top Slide	
33	1001256657	10	Bolt M6 x 40	
34	1001261149	2	Handle	
100	1001255420	1	Rail Kit (Not Shown)	D
101	1001255421	1	Rail (Right Platform)	
102	1001255428	1	Rail (Left Platform)	
103	1001255430	1	Rail (Platform Extension)	
104	1001255442	2	Tube (Rail Hinge)	
105	1001255457	1	Rail (Upper Extension)	
106	1001259105	2	Rail (Latch Assembly)	
107	1001259106	1	Rail (Upper)	
108	1001255491	1	Tube (Upper Extension)	
109	1001259107	1	Rail (Upper)	

# SECTION 4 - PLATFORM

## FIGURE 4-5. RAILS INSTALLATION - STANDARD FOLD-DOWN RAILS (ALL SPECS)



ART\_1001207807\_E

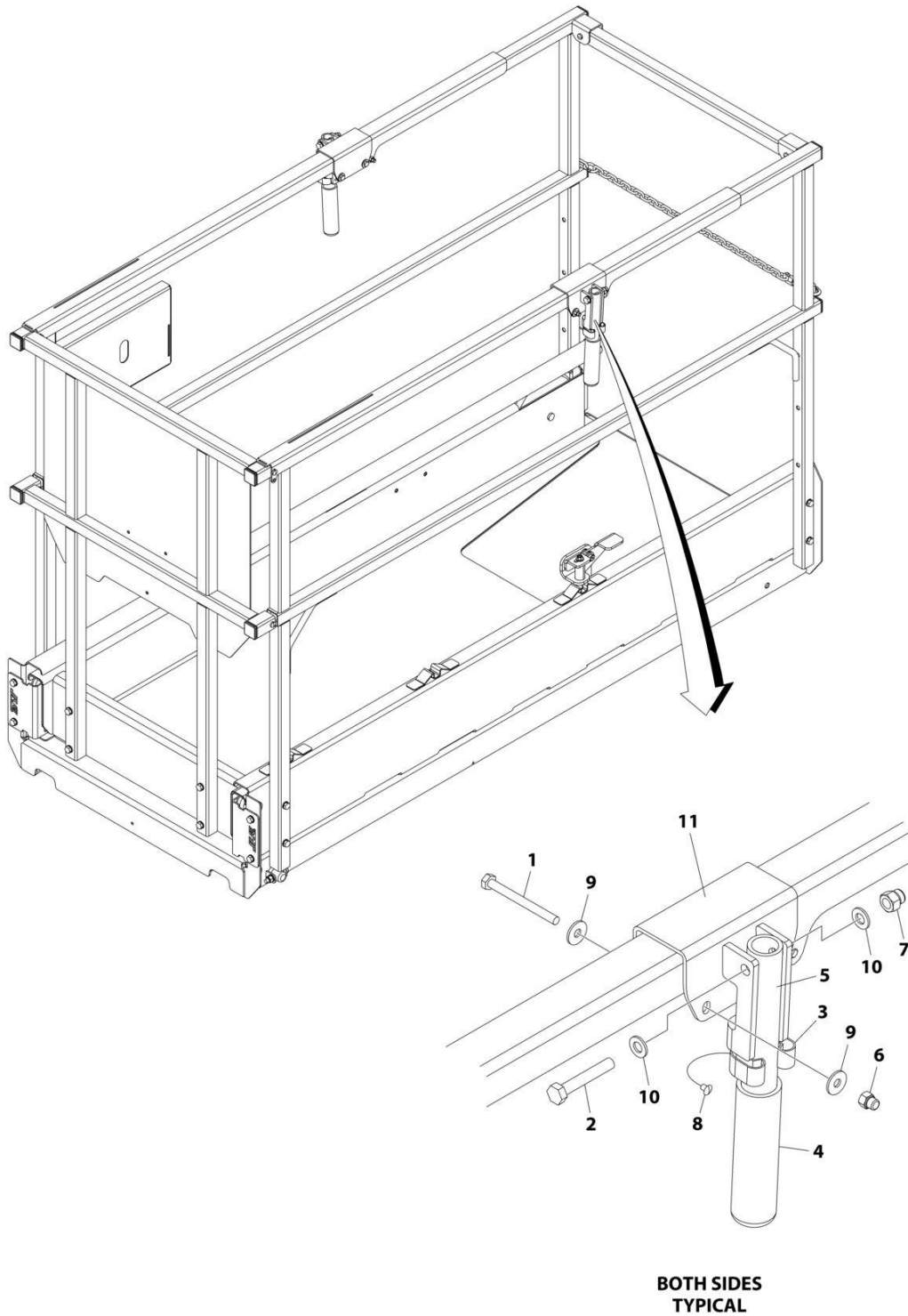
## SECTION 4 - PLATFORM

**FIGURE 4-5. RAILS INSTALLATION - STANDARD FOLD-DOWN RAILS (ALL SPECS)**

ITEM	PART NUMBER	QTY	DESCRIPTION	REV
	1001207807	Ref	RAILS INSTALLATION - FOLD-DOWN RAILS/GATE ENTRY (INSIDE TUBE SLIDER)	E
2	0700818	15	Bolt M8 x 50	
4	0760608	2	Bolt M6 x 16	
5	0761019	2	Bolt M10 x 55	
6	2600281	2	Hinge	
9	3290606	16	Nut M6	
10	3290806	11	Nut M8	
11	3291006	2	Nut M10	
12	3422219	2	Pin	
13	3520072	10	Plug	
15	3860111	2	Roller	
16	4010608	4	Screw M6 x 16	
17	4010617	4	Screw M6 x 45	
18	4010618	4	Screw M6 x 50	
19	4420062	1.3 ft/ 40cm	Tape	
21	4811700	10	Washer M6	
22	4811900	26	Washer M8	
23	1001154378	1	Bracket	
24	1001187587	3	Pin	
25	1001206225	2	Rail, Top Slide	
26	1001206226	2	Rod	
27	1001208073	1	Rail Kit - Fold-Down Rails (Includes Items 101-107)	
28	1001210302	1	Gate	
32	1001210586	1	Plate, Gate Hinge	
33	1001210963	2	Cover	
34	3080007	1	Magnet	
35	2080040	4	Fastener	
36	4010616	4	Screw M6 x 40	
37	4812000	2	Washer M10	
101	1001210442	1	Rail - Lower (Right)	
102	1001210443	1	Rail - Upper (Right)	
103	1001210444	1	Rail - Lower (Left)	
104	1001210445	1	Rail - Upper (Left)	
105	1001210446	1	Rail - Extension Lower (Front)	
106	1001210447	1	Rail - Extension Upper (Front)	
107	1001210458	1	Rail (Rear)	

# SECTION 4 - PLATFORM

## FIGURE 4-6. HANDLE EXTENSION INSTALLATION (OPTIONAL)



ART\_1001222587



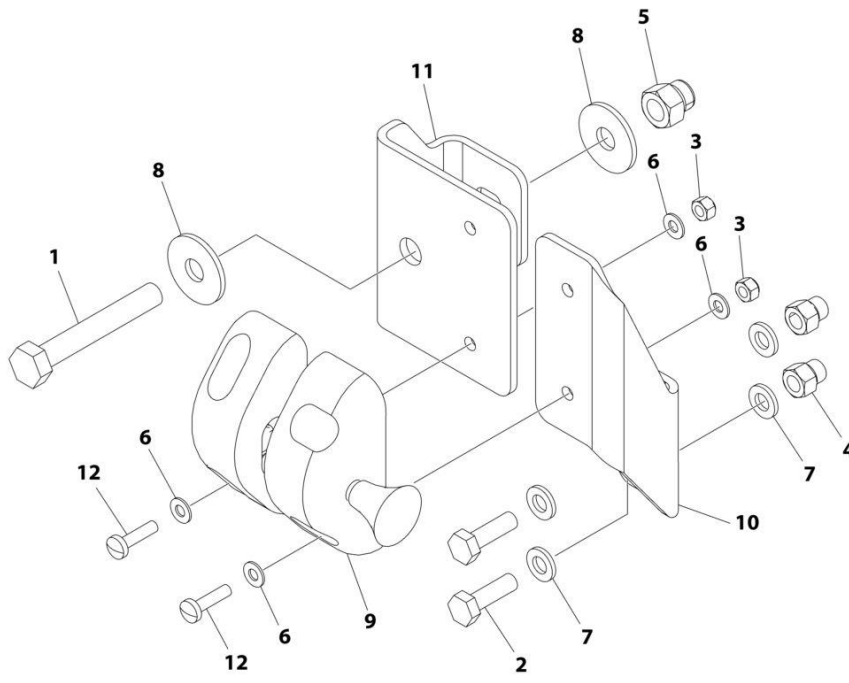
## SECTION 4 - PLATFORM

**FIGURE 4-6. HANDLE EXTENSION INSTALLATION (OPTIONAL)**

ITEM	PART NUMBER	QTY	DESCRIPTION	REV
	1001222587	Ref	HANDLE EXTENSION INSTALLATION (OPTIONAL)	B
1	0700621	4	Bolt M6 x 65	
2	0700818	2	Bolt M8 x 50	
3	1380132	2	Clip	
4	2560088	2	Grip, Handle	
5	2560190	2	Handle	
6	3290606	2	Nut M6	
7	3290806	2	Nut M8	
8	3820019	2	Rivet	
9	4811702	8	Washer M6	
10	4811900	4	Washer M8	
11	1001216823	2	Bracket	

# SECTION 4 - PLATFORM

FIGURE 4-7. GATE LATCH INSTALLATION - OPTIONAL (ALL SPECS EXCEPT KOREAN SPECS)



ART\_1001220995

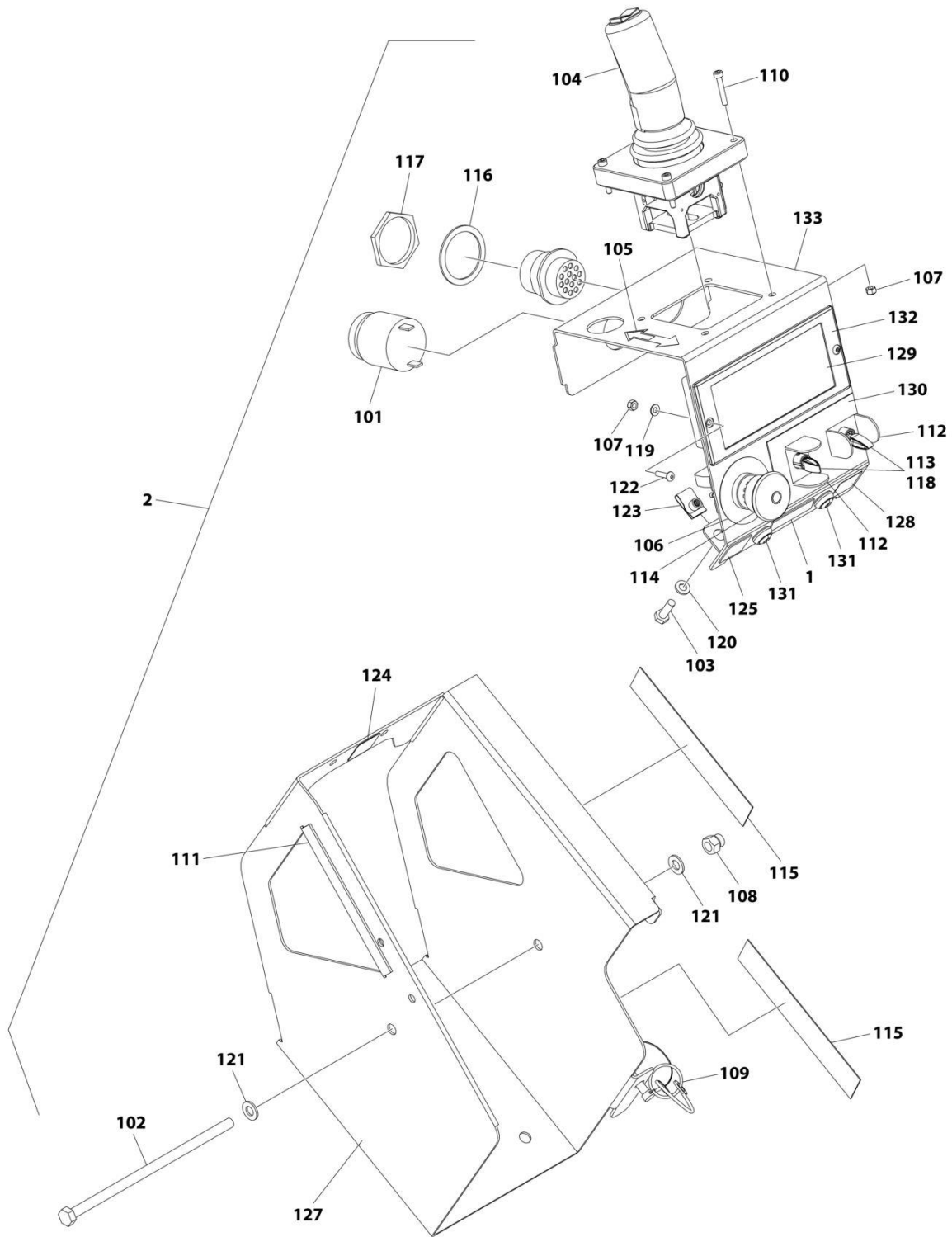
## SECTION 4 - PLATFORM

**FIGURE 4-7. GATE LATCH INSTALLATION - OPTIONAL (ALL SPECS EXCEPT KOREAN SPECS)**

ITEM	PART NUMBER	QTY	DESCRIPTION	REV
	1001220995	Ref	GATE LATCH INSTALLATION	B
1	0700819	1	Bolt M8 x 55	
2	0760610	2	Bolt M6 x 20	
3	3290405	4	Nut M4	
4	3290606	2	Nut M6	
5	3290806	1	Nut M8	
6	4811400	8	Washer M4	
7	4811700	4	Washer M6	
8	4811902	2	Washer M8	
9	1001134821	1	Latch	
10	1001220409	1	Mount	
11	1001220410	1	Plate	
12	4010408	4	Screw M4 x 16	

# SECTION 4 - PLATFORM

FIGURE 4-8. PLATFORM CONTROL BOX INSTALLATION (ES1932) (MACHINES WITH SN STARTING WITH 12, B2 & M2)



ART\_1001258752

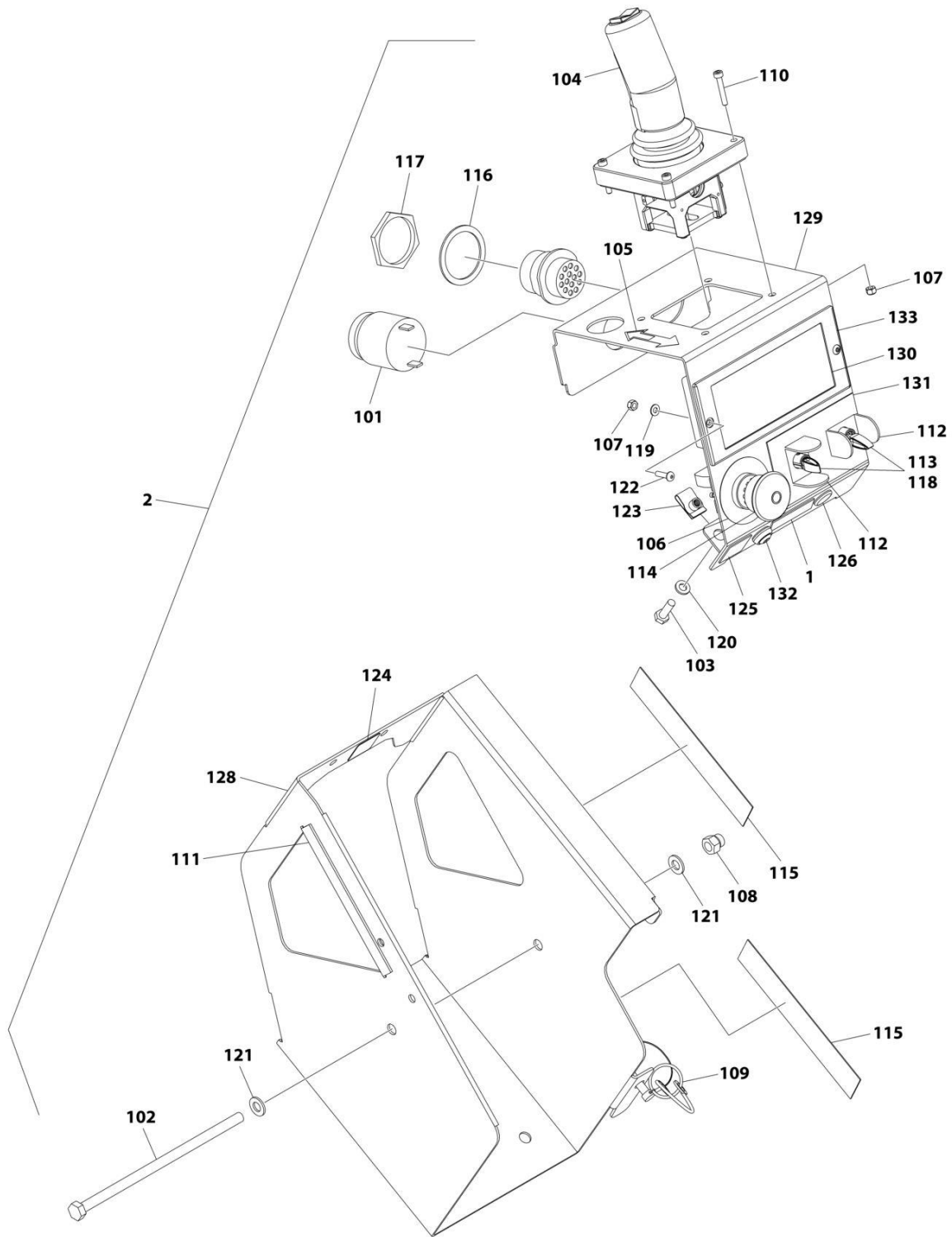
## SECTION 4 - PLATFORM

**FIGURE 4-8. PLATFORM CONTROL BOX INSTALLATION (ES1932) (MACHINES WITH SN STARTING WITH 12, B2 & M2)**

ITEM	PART NUMBER	QTY	DESCRIPTION	REV
	1001258752	Ref	PLATFORM CONSOLE INSTALLATION	C
1	1001258867	1	Decal - ES1932/ES2632/ES3246	
2	1001262656	1	Platform Console Assembly	B
101	0140030	1	Alarm	
102	0700835	1	Bolt M8 x 180	
103	0760610	2	Bolt M6 x 20	
104	1600402	1	Controller Assembly (See Separate Breakdown in this Section)	
105	1703819	1	Decal - Arrow	
106	1704260	1	Decal - Emergency Stop	
107	3290405	6	Nut M4	
108	3290806	1	Nut M8	
109	3423278	1	Pin, Snap with Lanyard	
110	4031509	4	Capscrew M4 x 25	
111	4060803	6 in /14cm	Flex-Trim	
112	4060906	2	Guard, Switch	
113	4360345	2	Switch, Toggle	
114	4360475	1	Switch, Emergency Stop	
114	7020175	1	Cap	
114	7020176	1	Block, Contact	
115	4420062	12 in/ 30cm	Tape	
116	4460496	1	Washer, Terminal	
117	4460497	1	Nut, Terminal	
118	4711700	2	Washer 7/16	
119	4811400	2	Washer M4	
120	4811700	2	Washer M6	
121	4811900	2	Washer M8	
122	1001047064	2	Screw (Socket Head)	
123	1001130220	2	Nut, Tinnerman M6	
124	1001132358	1	Decal - Steer	
125	1001132361	1	Decal - Horn	
126	1001200819	1	Platform Control Box Harness (Not Shown - See Separate Breakdown in ELECTRICAL Section)	
127	1001209596	1	Plate, Box (Outside)	
128	1001213886	1	Decal - Indoor/Outdoor	
129	1001218285	1	Decal - Platform Control	
130	1001220893	1	Decal - Lift/Drive Function	
131	1001226749	2	Switch - Push Button	
132	1001228112	1	Module, Platform Control	
133	1001262655	1	Plate, Box (Inside)	

# SECTION 4 - PLATFORM

FIGURE 4-9. PLATFORM CONTROL BOX INSTALLATION (ES1932i) (MACHINES WITH SN STARTING WITH 12, B2 & M2)



ART\_1001258753

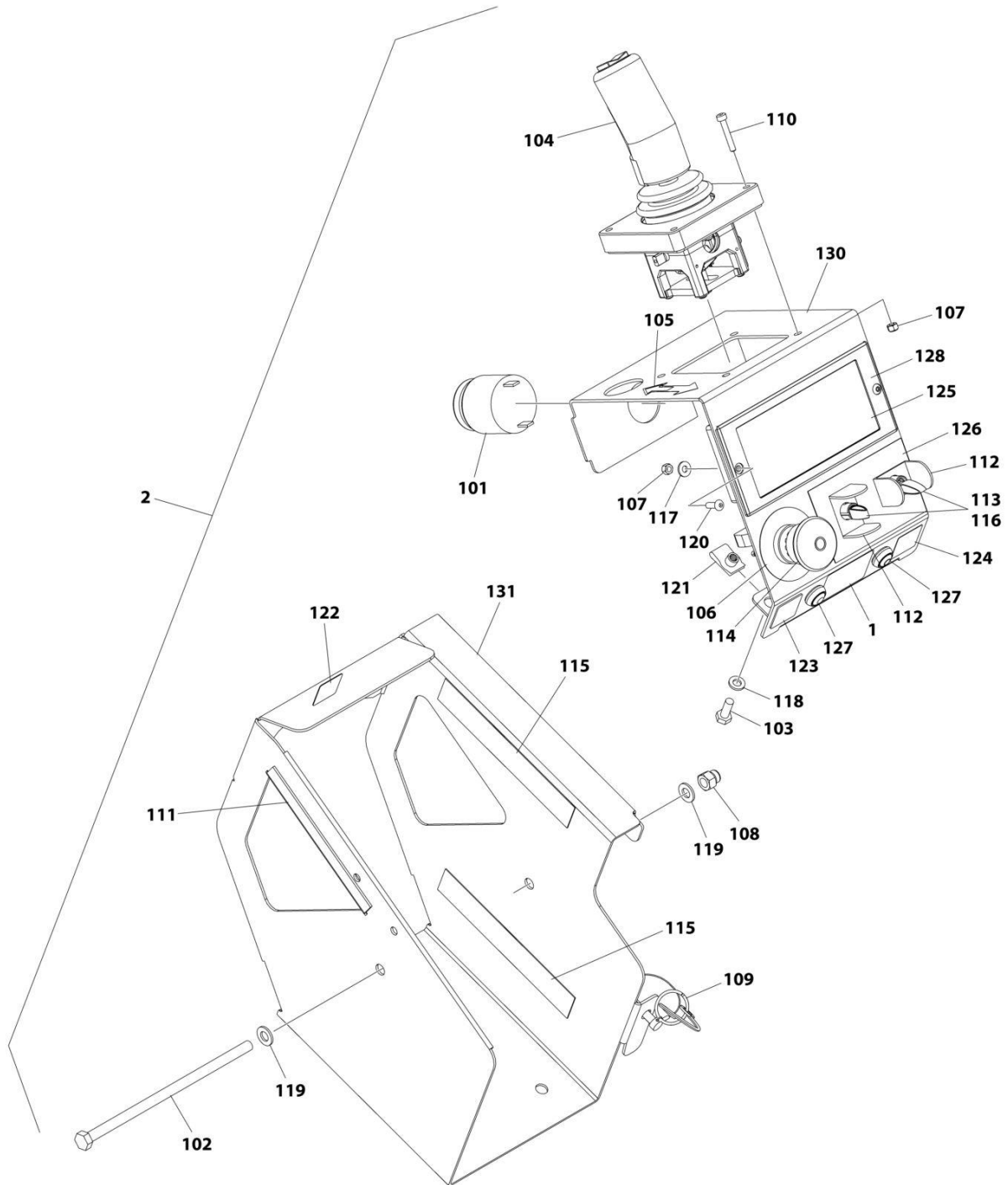
## SECTION 4 - PLATFORM

**FIGURE 4-9. PLATFORM CONTROL BOX INSTALLATION (ES1932I) (MACHINES WITH SN STARTING WITH 12, B2 & M2)**

ITEM	PART NUMBER	QTY	DESCRIPTION	REV
	1001258753	Ref	PLATFORM CONSOLE INSTALLATION	B
1	1001258957	1	Decal - ES1932i/ES2632i/ES3246i	
2	1001258868	1	Platform Console Assembly	C
101	0140030	1	Alarm	
102	0700835	1	Bolt M8 x 180	
103	0760610	2	Bolt M6 x 20	
104	1600402	1	Controller Assembly (See Separate Breakdown in this Section)	
105	1703819	1	Decal - Arrow	
106	1704260	1	Decal - Emergency Stop	
107	3290405	6	Nut M4	
108	3290806	1	Nut M8	
109	3423278	1	Pin, Snap with Lanyard	
110	4031509	4	Capscrew M4 x 25	
111	4060803	6 in /14cm	Flex-Trim	
112	4060906	2	Guard, Switch	
113	4360345	2	Switch, Toggle	
114	4360475	1	Switch, Emergency Stop	
114	7020175	1	Cap	
114	7020176	1	Block, Contact	
115	4420062	12 in/ 30cm	Tape	
116	4460496	1	Washer, Terminal	
117	4460497	1	Nut, Terminal	
118	4711700	2	Washer 7/16	
119	4811400	2	Washer M4	
120	4811700	2	Washer M6	
121	4811900	2	Washer M8	
122	1001047064	2	Screw (Socket Head)	
123	1001130220	2	Nut, Tinnerman M6	
124	1001132358	1	Decal - Steer	
125	1001132361	1	Decal - Horn	
126	1001176626	1	Plug	
127	1001200819	1	Platform Control Box Harness (Not Shown) (See Separate Breakdown in ELECTRICAL SECTION)	
128	1001262655	1	Plate, Box (Inside)	
129	1001209596	1	Plate, Box (Outside)	
130	1001218285	1	Decal - Platform Control	
131	1001220893	1	Decal - Lift/Drive Function	
132	1001226749	1	Switch - Push Button	
133	1001228112	1	Module, Platform Control	

# SECTION 4 - PLATFORM

FIGURE 4-10. PLATFORM CONTROL BOX INSTALLATION (ES1932) (MACHINES WITH SN STARTING WITH G2)



ART\_1001270900



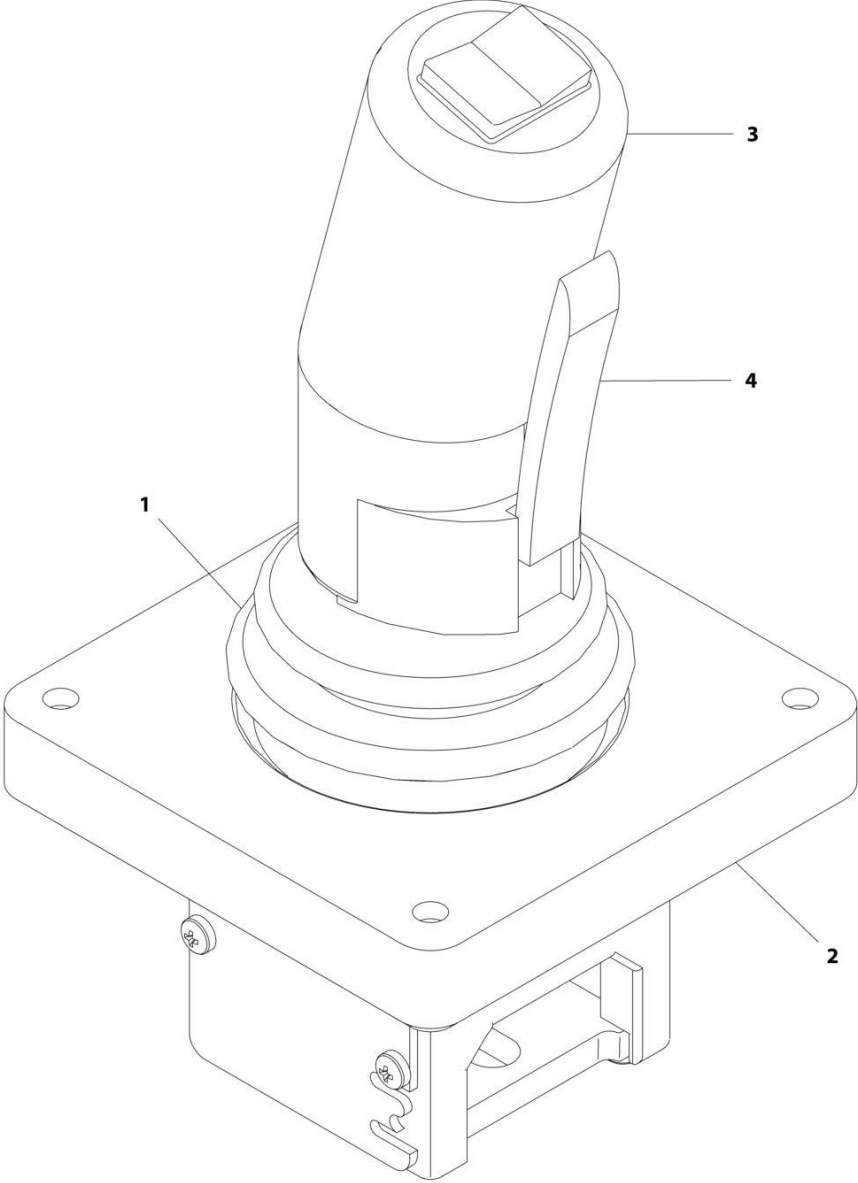
## SECTION 4 - PLATFORM

**FIGURE 4-10. PLATFORM CONTROL BOX INSTALLATION (ES1932) (MACHINES WITH SN STARTING WITH G2)**

ITEM	PART NUMBER	QTY	DESCRIPTION	REV
	1001270900	Ref	PLATFORM CONTROL BOX INSTALLATION	B
1	1001258867	1	Decal - ES1932	
2	1001270897	1	Platform Console Assembly	B
101	0140030	1	Alarm	
102	0700835	1	Bolt M8 x 180	
103	0760610	2	Bolt M6 x 20	
104	1600402	1	Controller Assembly (See Separate Breakdown in this Section)	
105	1703819	1	Decal - Arrow	
106	1704260	1	Decal - Emergency Stop	
107	3290405	6	Nut M4	
108	3290806	1	Nut M8	
109	3423278	1	Pin, Snap with Lanyard	
110	4031509	4	Capscrew M4 x 25	
111	4060803	6 in /14cm	Flex-Trim	
112	4060906	2	Guard, Switch	
113	4360345	2	Switch, Toggle	
114	4360475	1	Switch, Emergency Stop	
115	4420062	12 in /30cm	Tape	
116	4711700	2	Washer 7/16	
117	4811400	2	Washer M4	
118	4811700	2	Washer M6	
119	4811900	2	Washer M8	
120	1001047064	2	Screw (Socket Head)	
121	1001130220	2	Nut, Tinnerman M6	
122	1001132358	1	Decal - Steer	
123	1001132361	1	Decal - Horn	
124	1001213886	1	Decal - Indoor/Outdoor	
125	1001218285	1	Decal - Platform Control	
126	1001220893	1	Decal - Lift/Drive Function	
127	1001226749	2	Switch - Push Button	
128	1001228112	1	Module, Platform Control	
129	1001269999	1	Platform Control Box Harness (Not Shown - See Separate Breakdown in ELECTRICAL Section)	
130	1001270470	1	Plate, Box (Inside)	
131	1001270471	1	Plate, Box (Outside)	

**SECTION 4 - PLATFORM**

**FIGURE 4-11. DRIVE/STEER CONTROLLER ASSEMBLY (AUSTRALIAN & CE SPECS)**



ART\_1600402

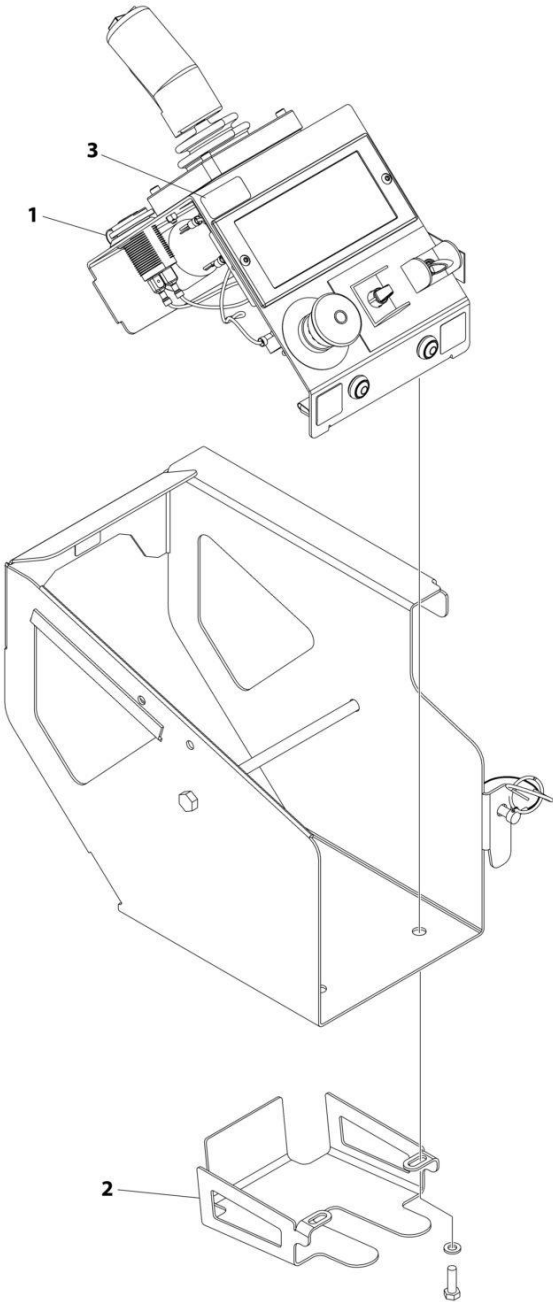
## SECTION 4 - PLATFORM

**FIGURE 4-11. DRIVE/STEER CONTROLLER ASSEMBLY (AUSTRALIAN & CE SPECS)**

ITEM	PART NUMBER	QTY	DESCRIPTION	REV
	1600402	Ref	DRIVE/STEER CONTROLLER ASSEMBLY	A
1	70001250	1	Boot, Panel	
2	70001252	1	Gasket, Mounting	
2	70001251	1	Bezel, Mounting	
3	70003650	1	Handle Repair Kit (Includes handle gasket, item#4 push button and item #4 lever installed in front handle half, back handle half, top actuator, boot and hardware.)	
3	70000084	1	Cap, Rubber	
3	70000082	1	Microswitch	
3	7027766	1	Ring, Retaining	
3	7027365	1	Actuator, Handle	
3	70001253	1	Gasket, Handle	
3	70000683	4	Washer, Neoprene	
3	70000685	2	Spacer, Plastic	
3	70000686	2	Screw (Top)	
3	70000684	2	Screw (Bottom)	
4	7027367	1	Switch, Push Button	
4	7027765	1	Lever, Enable	

**SECTION 4 - PLATFORM**

**FIGURE 4-12. USB/PHONE CRADLE INSTALLATION**



ART\_1001262150

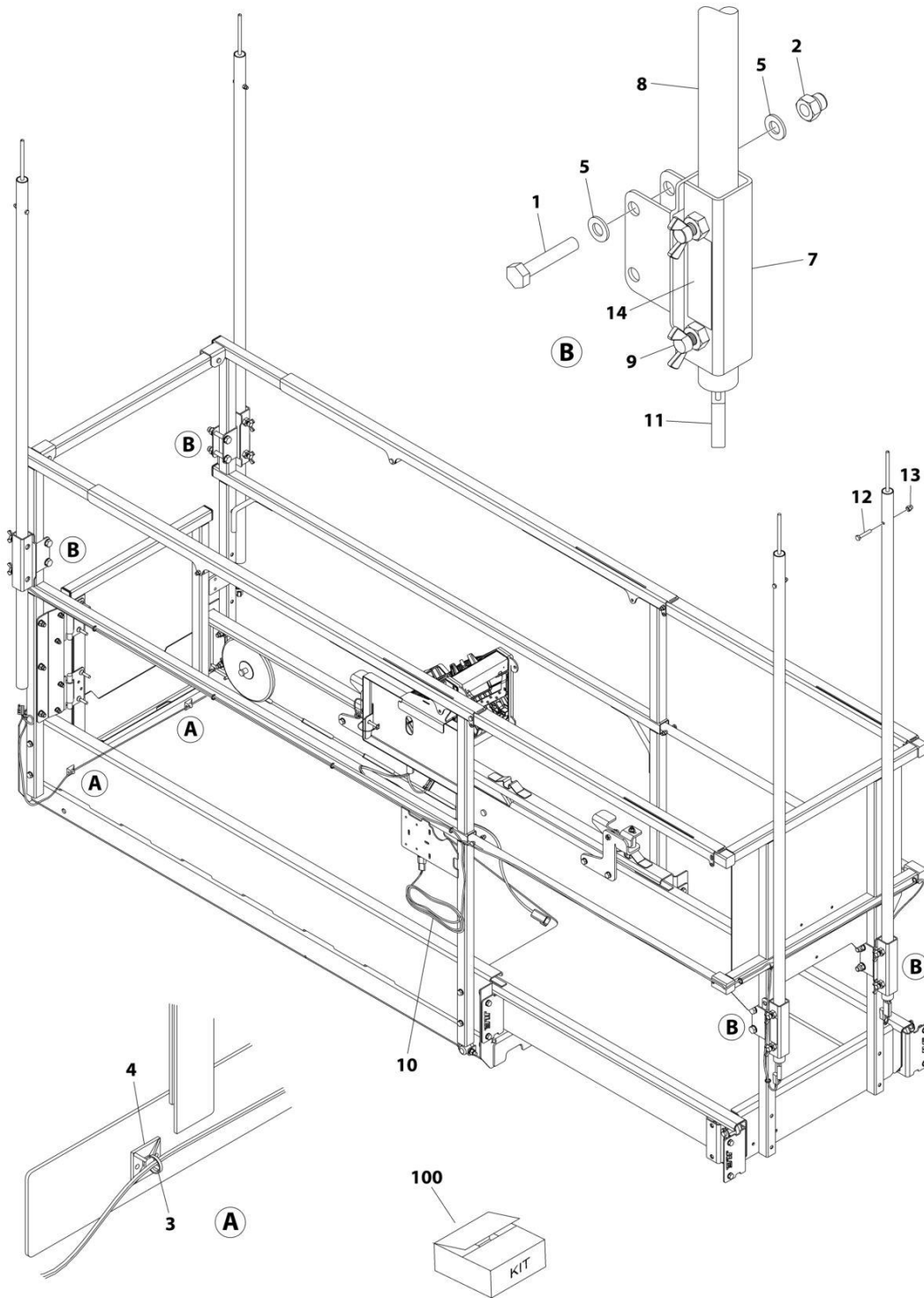
## SECTION 4 - PLATFORM

**FIGURE 4-12. USB/PHONE CRADLE INSTALLATION**

ITEM	PART NUMBER	QTY	DESCRIPTION	REV
	1001262150	Ref	USB/PHONE CRADLE INSTALLATION	B
1	1001253800	1	Terminal, USB Receptacle	
2	1001261131	1	Bracket, Phone	
3	1001274168	1	Decal, USB Charge	

# SECTION 4 - PLATFORM

## FIGURE 4-13. OVERHEAD PROTECTION INSTALLATION (KOREAN SPECS)



ART\_1001220216

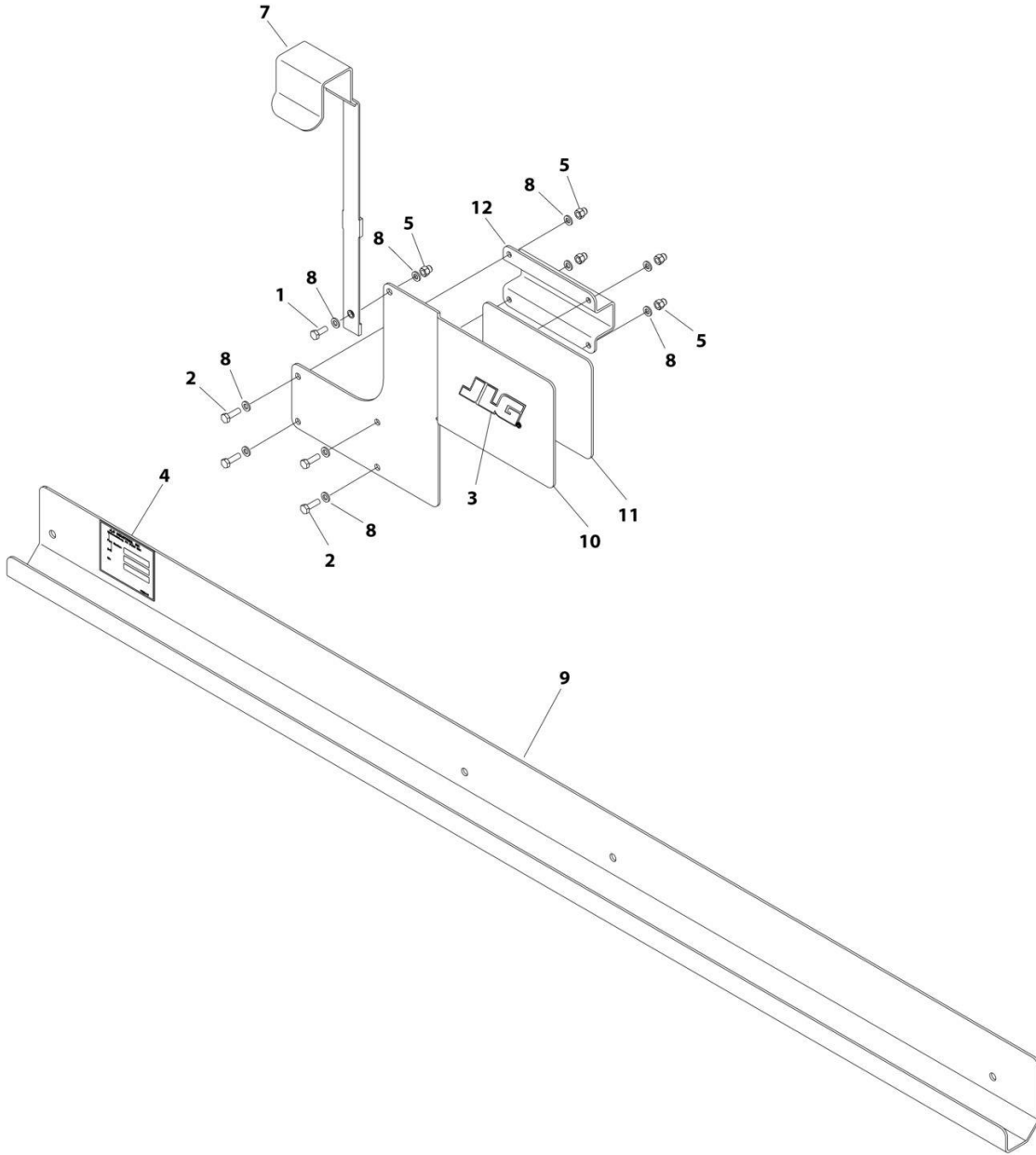
## SECTION 4 - PLATFORM

**FIGURE 4-13. OVERHEAD PROTECTION INSTALLATION (KOREAN SPECS)**

ITEM	PART NUMBER	QTY	DESCRIPTION	REV
	1001220216	Ref	OVERHEAD PROTECTION INSTALLATION (KOREAN SPECS)	B
1	0701019	8	Bolt M10 x 55	
2	3291006	8	Nut M10	
3	4240017	AR	Tie-Strap	
4	4460234	2	Mount, Tie-Strap	
5	4812000	16	Washer M10	
7	1001221275	4	Bracket	
8	1001221276	4	Tube	
9	1001222914	8	Thumb Screw	
10	1001224468	1	Overhead Protection Harness	
10	4460891	4	Plug, Male - 2 Position (SW03-SW06)	
10	4460465	8	Socket, Female	
10	4460536	1	Receptacle, Female - 3 Position (X567)	
10	4460464	2	Pin, Male	
10	4460466	1	Plug, Terminal	
11	1001226277	4	Switch, Overhead Protection	
12	0700616	4	Bolt M6 x 40	
13	3290606	4	Nut M6	
14	1001228184	1	Decal - Overhead Protection Weight	
100	1001221244	1	Overhead Protection Kit (Includes Items 1, 2, 5-9 & 11-14)	

# SECTION 4 - PLATFORM

## FIGURE 4-14. PANEL CARRIER INSTALLATION (AUSTRALIAN & CE SPECS)



ART\_1001235924



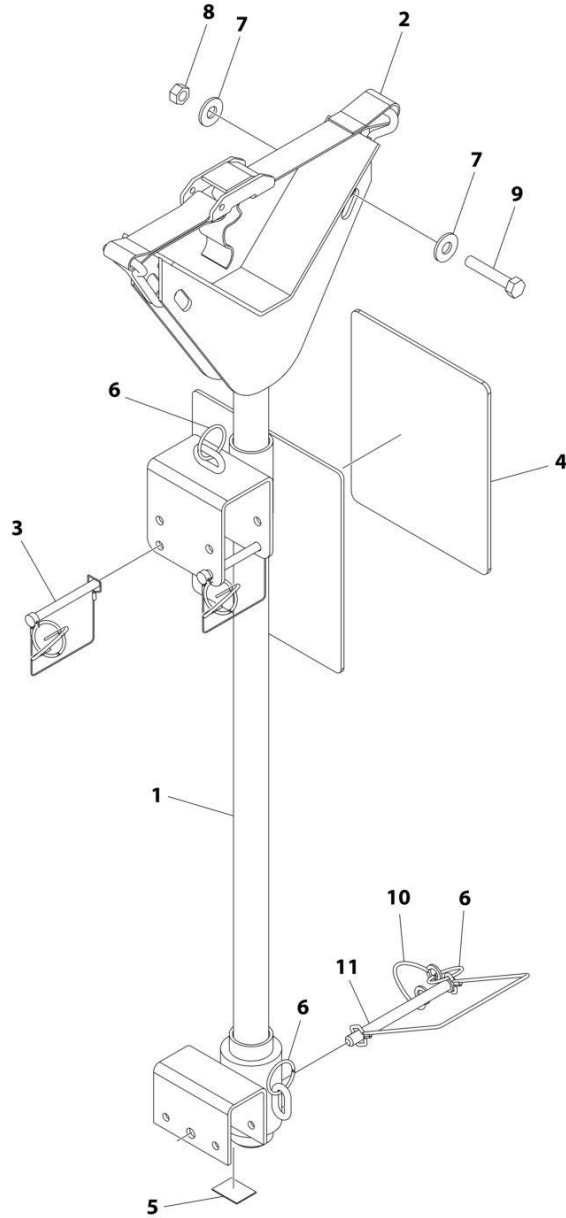
## SECTION 4 - PLATFORM

**FIGURE 4-14. PANEL CARRIER INSTALLATION (AUSTRALIAN & CE SPECS)**

ITEM	PART NUMBER	QTY	DESCRIPTION	REV
	1001235924	Ref	PANEL CARRIER INSTALLATION	B
1	0760608	1	Bolt M6 x 16	
2	0760610	4	Bolt M6 x 20	
3	1702010	1	Decal - JLG	
4	See Note	NSS	Nameplate - Accessory SN (Note: Not Available for Purchase)	
5	3290606	5	Nut M6	
6	3574505	1	Plate	
7	4240165	1	Strap	
8	4811700	10	Washer M6	
9	1001235536	1	Channel	
10	1001235863	1	Plate	
11	1001236507	1	Decal – Panel Carrier Capacity	
12	4420037	6 in /15cm	Tape	

# SECTION 4 - PLATFORM

## FIGURE 4-15. PIPE RACK INSTALLATION (AUSTRALIAN & CE SPECS)



ART\_1001229469

## SECTION 4 - PLATFORM

**FIGURE 4-15. PIPE RACK INSTALLATION (AUSTRALIAN & CE SPECS)**

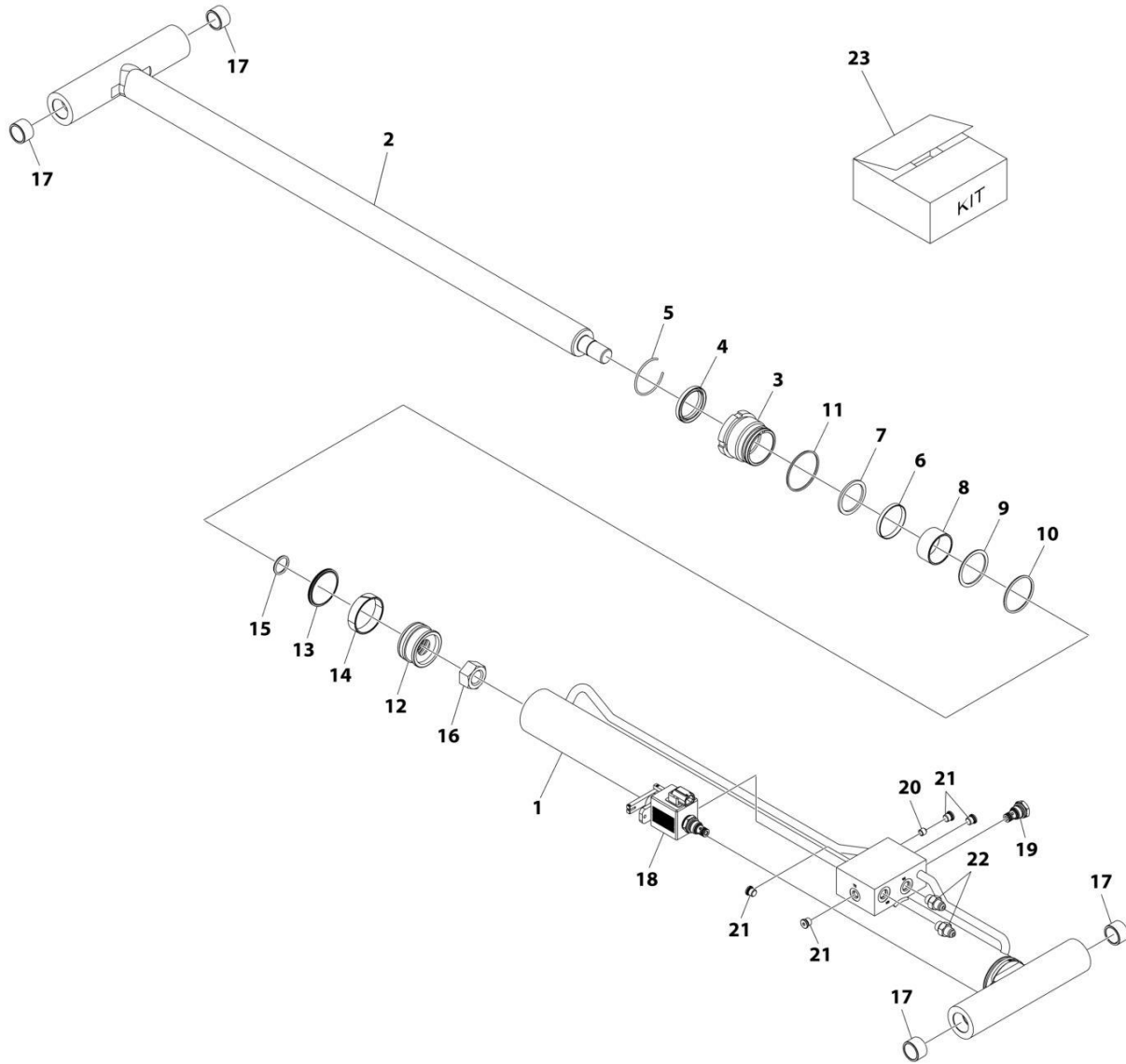
ITEM	PART NUMBER	QTY	DESCRIPTION	REV
	1001229469	Ref	PIPE RACK INSTALLATION	A
1	1001199189	2	Rack Pipe	
2	0480100	2	Tie-Strap	
3	1001187587	4	Pin	
4	1001229441	2	Decal - Pipe Rack Capacity	
5	4420062	3 ft/ 1m	Tape	
6	3760170	6	Ring	
7	4751500	8	Washer 5/16	
8	3311505	4	Nut 5/16	
9	0641514	4	Bolt 5/16 x 1-3/4	
10	1060379	2	Lanyard	
11	3421854	2	Pin	



**SECTION 5 - CYLINDER**

# SECTION 5 - CYLINDER

## FIGURE 5-1. LIFT CYLINDER ASSEMBLY



ART\_1001198935

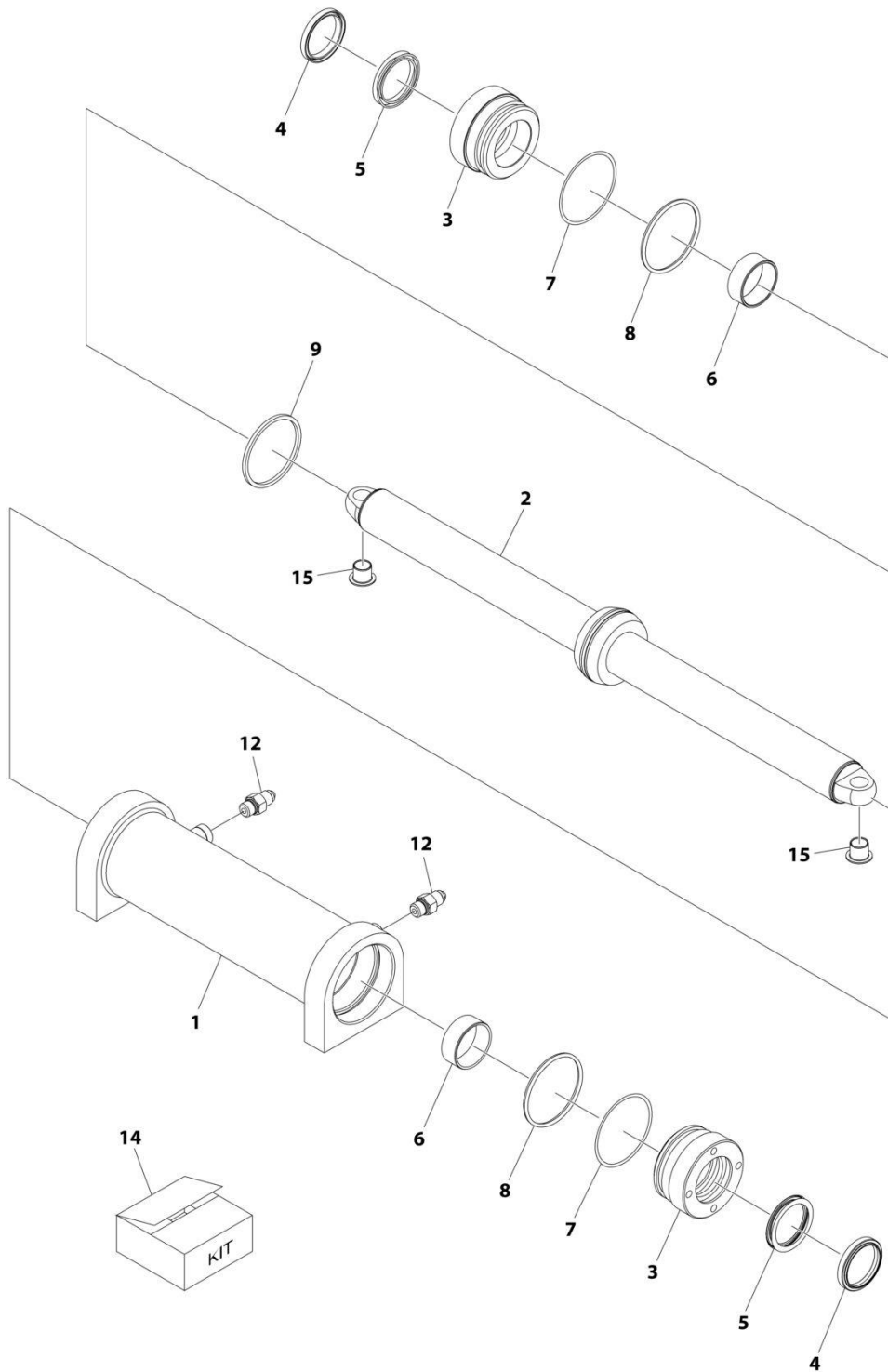
## SECTION 5 - CYLINDER

**FIGURE 5-1. LIFT CYLINDER ASSEMBLY**

ITEM	PART NUMBER	QTY	DESCRIPTION	REV
	1001198935	Ref	LIFT CYLINDER ASSEMBLY	C
		Ref	<b>Note: Original Cylinder May Have Been Replaced with Service Replacement. Identify PN Stamped on Cylinder Before Ordering Parts.</b>	
1	70005790	1	Barrel	
2	70005791	1	Rod	
3	70005792	1	Head	
4	See Note	NSS	Wiper (Note: Use Item 23)	
5	70002410	1	Ring, Retaining	
6	See Note	NSS	Seal, Rod (Note: Use Item 23)	
7	See Note	NSS	Ring, Back-up (Note: Use Item 23)	
8	70005793	1	Spacer	
9	See Note	NSS	O-Ring (Note: Use Item 23)	
10	See Note	NSS	Ring, Back-up (Note: Use Item 23)	
11	See Note	NSS	O-Ring (Note: Use Item 23)	
12	70005794	1	Piston	
13	See Note	NSS	Seal, Piston (Note: Use Item 23)	
14	See Note	NSS	Ring, Wear (Note: Use Item 23)	
15	See Note	NSS	O-Ring (Note: Use Item 23)	
16	70005796	1	Nut	
17	0962292	4	Bearing	
18	70004233	1	Valve, Manual Descent	
19	70004232	1	Valve, Check	
20	70004231	1	Orifice	
21	70023370	4	Plug	
22	70005795	2	Fitting, Straight JIC	
23	70005797	1	Seal Kit - Cylinder (Includes Items 4, 6, 7, 9-11 & 13-15)	

# SECTION 5 - CYLINDER

FIGURE 5-2. STEER CYLINDER ASSEMBLY (MACHINES WITH SN STARTING WITH M2)



ART\_1001220570\_B



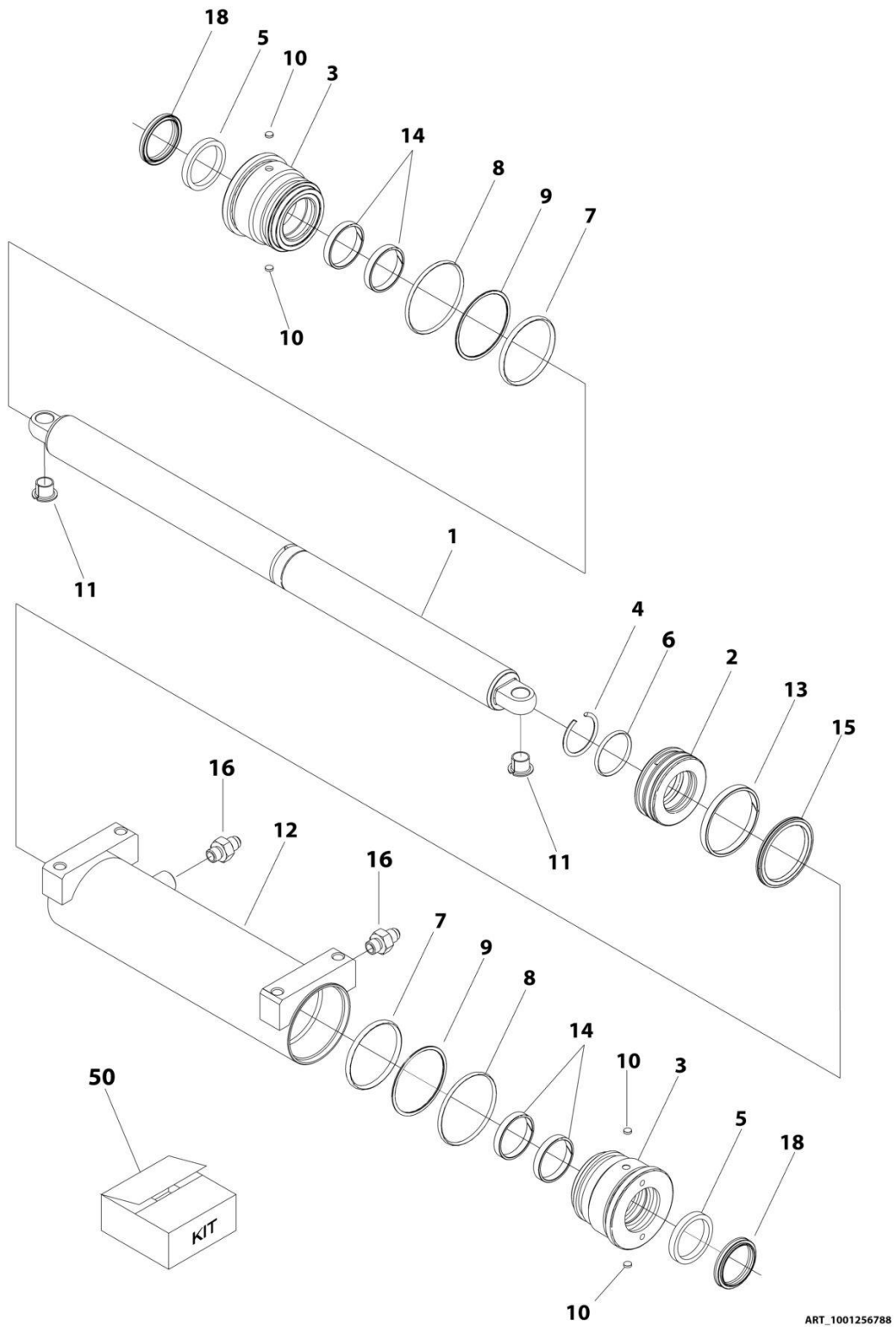
## SECTION 5 - CYLINDER

**FIGURE 5-2. STEER CYLINDER ASSEMBLY (MACHINES WITH SN STARTING WITH M2)**

ITEM	PART NUMBER	QTY	DESCRIPTION	REV
	1001220570	Ref	STEER CYLINDER ASSEMBLY	B
		Ref	Note: See Usage Chart on Illustration before ordering parts.	
		Ref	<b>Note: Original Cylinder May Have Been Replaced with Service Replacement. Identify PN Stamped on Cylinder Before Ordering Parts.</b>	
1	70005798	1	Barrel	
2	70006143	1	Rod	
3	70004241	2	Head	
4	See Note	NSS	Wiper (Note: Use Item 14)	
5	See Note	NSS	Seal (Note: Use Item 14)	
6	70005800	2	Spacer	
7	See Note	NSS	O-Ring (Note: Use Item 14)	
8	See Note	NSS	Ring, Back-up (Note: Use Item 14)	
9	See Note	NSS	Seal, Piston (Note: Use Item 14)	
12	70005803	2	Fitting, Straight JIC	
14	70005805	1	Seal Kit - Cylinder (Includes Items 4, 5 & 7-9)	
15	0440259	2	Bushing	

# SECTION 5 - CYLINDER

FIGURE 5-3. STEER CYLINDER ASSEMBLY (MACHINES WITH SN STARTING WITH 12, B2 & G2)



ART\_1001256788

## SECTION 5 - CYLINDER

**FIGURE 5-3. STEER CYLINDER ASSEMBLY (MACHINES WITH SN STARTING WITH 12, B2 & G2)**

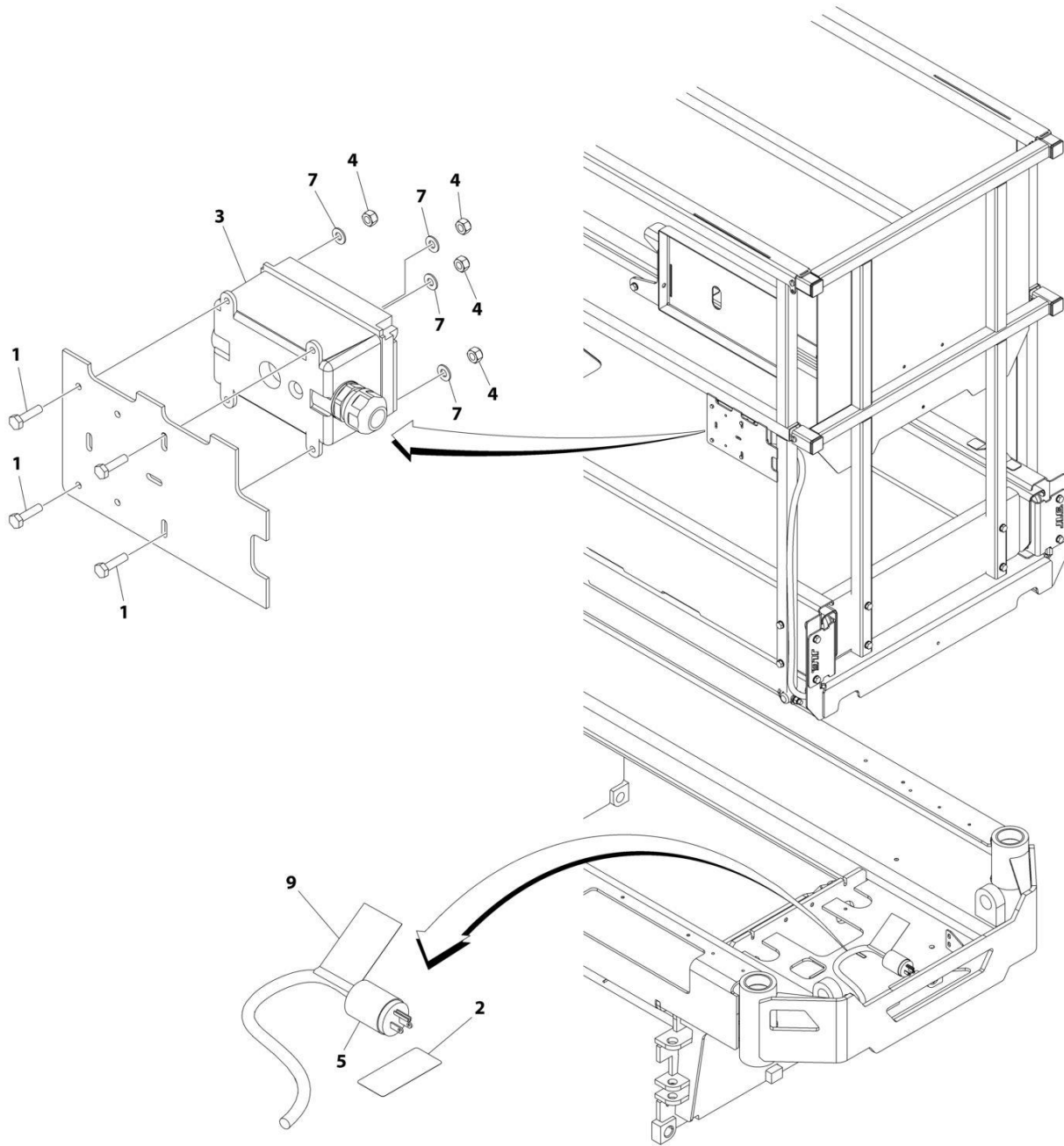
ITEM	PART NUMBER	QTY	DESCRIPTION	REV
	1001256788	Ref	STEER CYLINDER ASSEMBLY	A
		Ref	<b>Note: Original Cylinder May Have Been Replaced with Service Replacement. Identify PN Stamped on Cylinder Before Ordering Parts.</b>	
1	70007579	1	Rod	
2	70007580	1	Piston	
3	70007581	2	Head	
4	70007077	1	Ring, Retaining	
5	See Note	NSS	Seal, Rod (Note: Use Item 50)	
6	See Note	NSS	O-Ring (Note: Use Item 50)	
7	See Note	NSS	O-Ring (Note: Use Item 50)	
8	See Note	NSS	O-Ring (Note: Use Item 50)	
9	See Note	NSS	Ring, Back-up (Note: Use Item 50)	
10	70003636	4	Lock	
11	0440259	2	Bearing	
12	See Note	NSS	Barrel (Note: Purchase Complete Assembly)	
13	See Note	NSS	Ring, Wear (Note: Use Item 50)	
14	See Note	NSS	Ring, Wear (Note: Use Item 50)	
15	See Note	NSS	Seal, Piston (Note: Use Item 50)	
16	70007079	2	Fitting	
18	See Note	NSS	Wiper (Note: Use Item 50)	
50	70007118	1	Seal Kit - Cylinder (Includes Items 5-9,13-15 & 18)	



**SECTION 6 - ELECTRICAL**

# SECTION 6 - ELECTRICAL

FIGURE 6-1. AC BOX AT PLATFORM INSTALLATION - 110V GFI (ANSI, ANSI EXPORT, CHINA AND JAPANESE SPECS)



ART\_1001208930

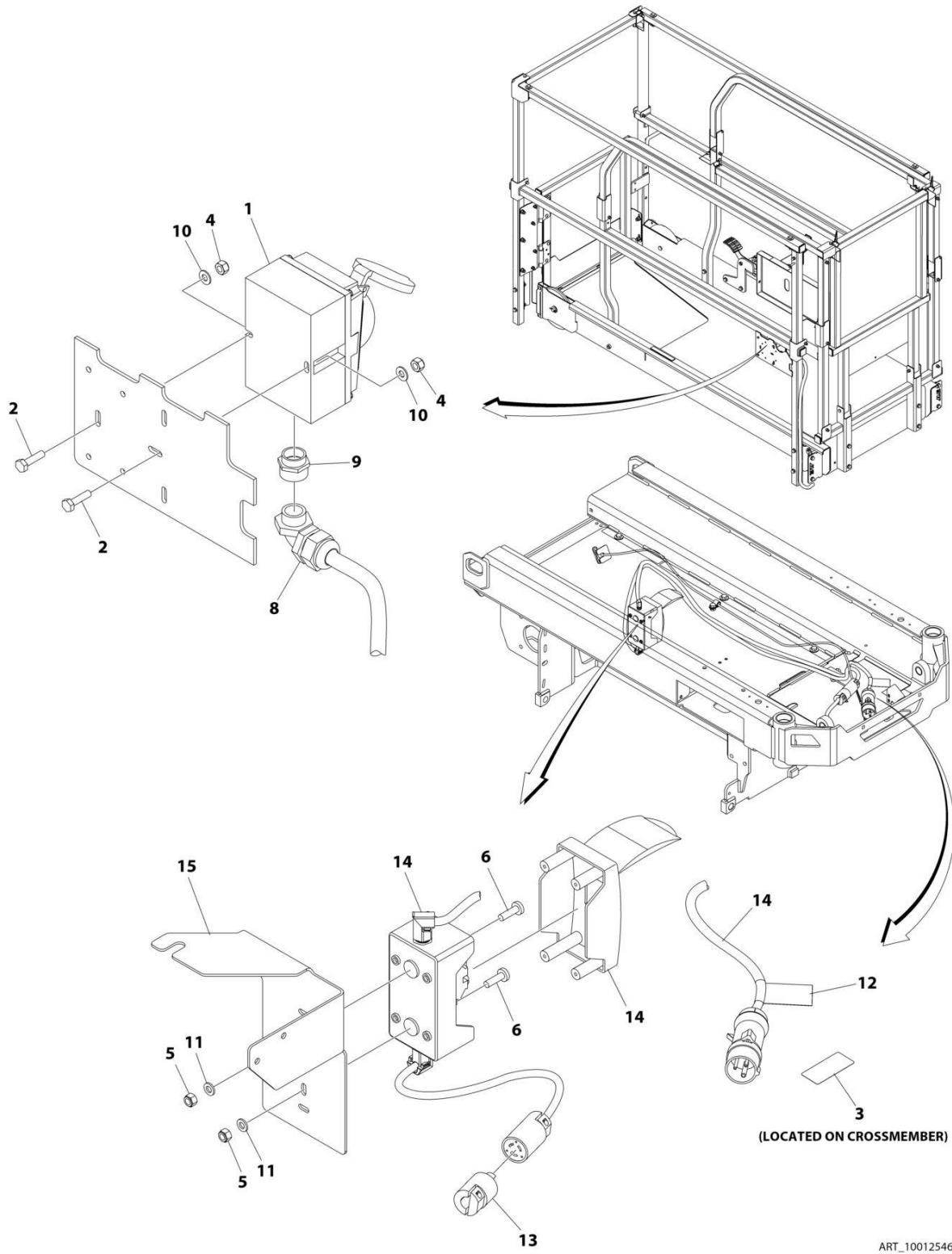
## SECTION 6 - ELECTRICAL

**FIGURE 6-1. AC BOX AT PLATFORM INSTALLATION - 110V GFI (ANSI, ANSI EXPORT, CHINA AND JAPANESE SPECS)**

ITEM	PART NUMBER	QTY	DESCRIPTION	REV
	1001208930	Ref	AC BOX AT PLATFORM INSTALLATION - 110V GFI	C
1	0760408	4	Bolt M4 x 16	
2	1703464	1	Decal - AC Power	
3	2902431	1	Receptacle Box Kit (See Separate Breakdown in this Section)	
4	3290405	4	Nut M4	
5	4460138	1	Plug, Male - AC	
6	4460315	1	Terminal (Not Shown)	
7	4811400	4	Washer M4	
9	1001102258	1	Decal - AC Label	
10	4240017	AR	Tie-Strap (Not Shown)	

# SECTION 6 - ELECTRICAL

## FIGURE 6-2. AC BOX AT PLATFORM INSTALLATION - 110V IEC YELLOW (CE SPECS)





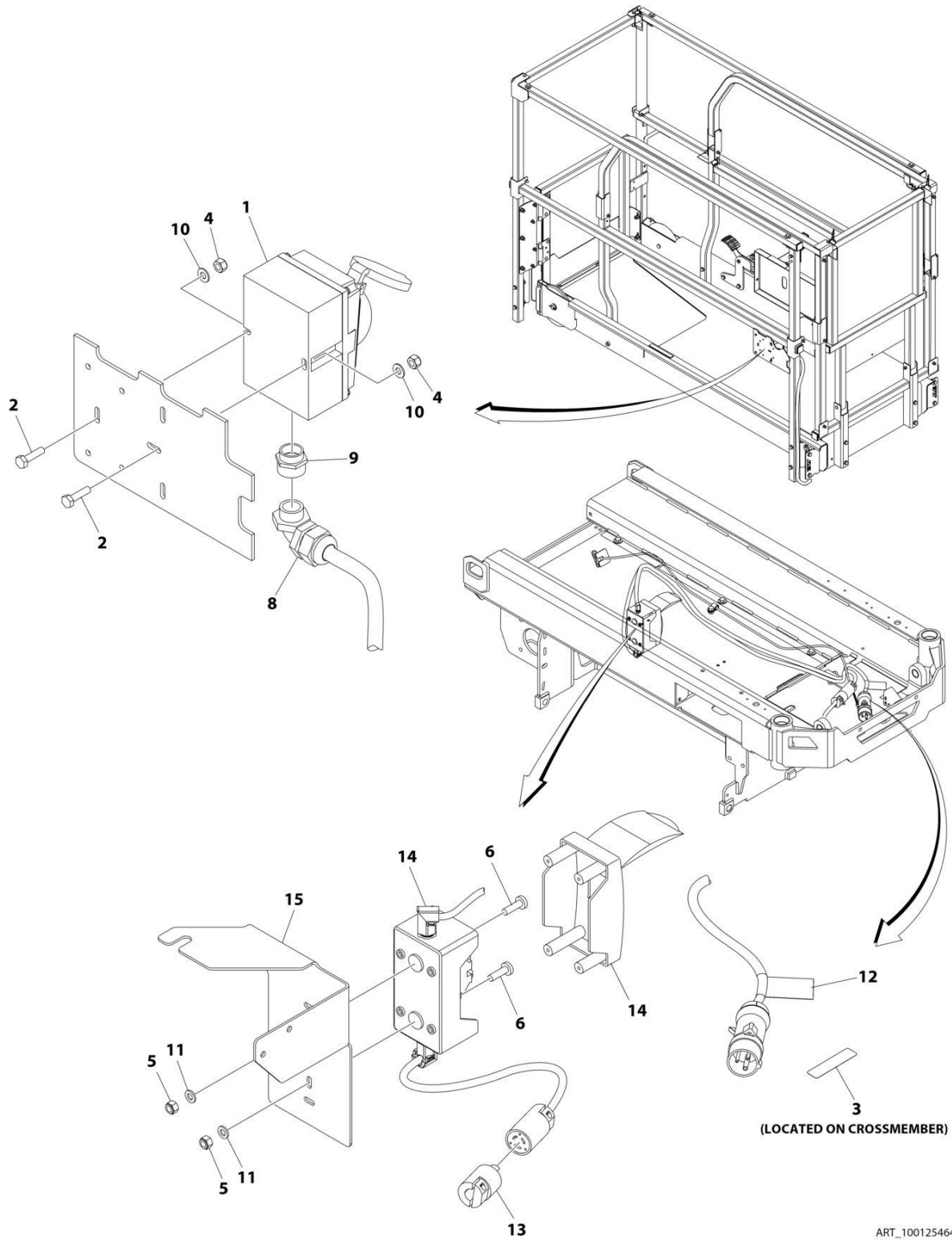
## SECTION 6 - ELECTRICAL

**FIGURE 6-2. AC BOX AT PLATFORM INSTALLATION - 110V IEC YELLOW (CE SPECS)**

ITEM	PART NUMBER	QTY	DESCRIPTION	REV
	1001254639	Ref	AC BOX AT PLATFORM INSTALLATION - 110V IEC YELLOW	A
1	0275216	1	Receptacle Box Kit - 110V IEC Yellow (See Separate Breakdown in this Section)	
2	0760408	2	Bolt M4 x 16	
3	1703464	1	Decal - AC Power	
4	3290405	2	Nut M4	
5	3290605	2	Nut M6	
6	4010610	2	Screw M6 x 20	
7	4240017	AR	Tie-Strap (Not Shown)	
8	4461257	1	Connector, Strain Relief	
9	4461258	1	Connector, Adapter	
10	4811400	2	Washer M4	
11	4811700	4	Washer M6	
12	1001102258	1	Decal - AC Label	
13	1001120204	1	Plug, Male Twist	
14	1001209776	1	Breaker Box Kit (See Separate Breakdown in this Section)	
15	1001253280	1	Bracket	

# SECTION 6 - ELECTRICAL

FIGURE 6-3. AC BOX AT PLATFORM INSTALLATION - 220V IEC BLUE (CE SPECS)



ART\_1001254640

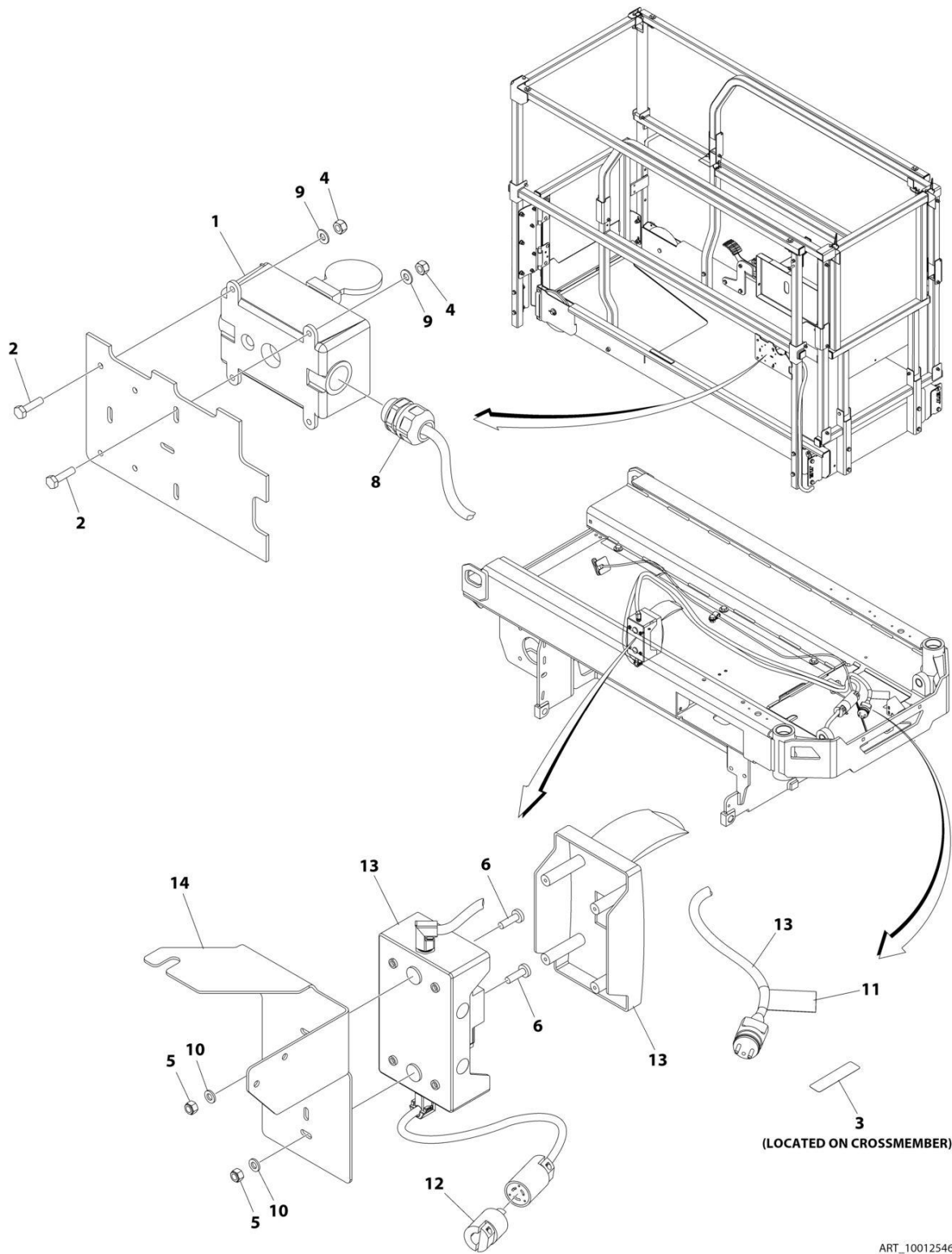
## SECTION 6 - ELECTRICAL

**FIGURE 6-3. AC BOX AT PLATFORM INSTALLATION - 220V IEC BLUE (CE SPECS)**

ITEM	PART NUMBER	QTY	DESCRIPTION	REV
	1001254640	Ref	AC BOX AT PLATFORM INSTALLATION - 220V IEC BLUE	A
1	0275217	1	Receptacle Box Kit - 220V IEC Blue (See Separate Breakdown in this Section)	
2	0760408	2	Bolt M4 x 16	
3	3252507	1	Decal - AC Power	
4	3290405	2	Nut M4	
5	3290605	2	Nut M6	
6	4010610	2	Screw M6 x 20	
7	4240017	AR	Tie-Strap (Not Shown)	
8	4461257	1	Connector, Strain Relief	
9	4461258	1	Connector, Adapter	
10	4811400	2	Washer M4	
11	4811700	4	Washer M6	
12	1001102258	1	Decal - AC Label	
13	1001120204	1	Plug, Male Twist	
14	1001209776	1	Breaker Box Kit (See Separate Breakdown in this Section)	
15	1001253280	1	Bracket	

# SECTION 6 - ELECTRICAL

FIGURE 6-4. AC BOX AT PLATFORM INSTALLATION - 220V CEE7 POST GROUND (CE SPECS)



ART\_1001254636

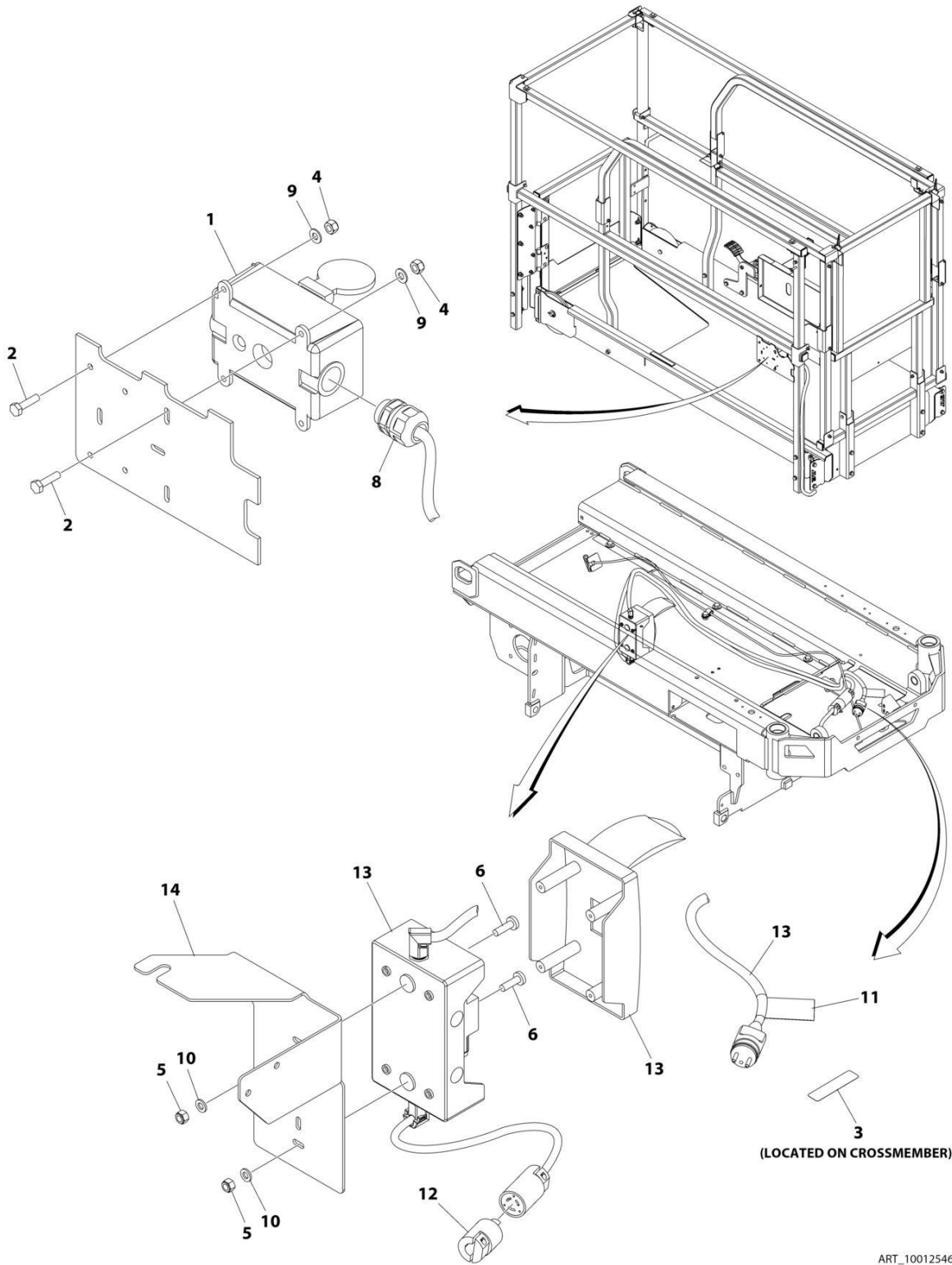
## SECTION 6 - ELECTRICAL

**FIGURE 6-4. AC BOX AT PLATFORM INSTALLATION - 220V CEE7 POST GROUND (CE SPECS)**

ITEM	PART NUMBER	QTY	DESCRIPTION	REV
	1001254636	Ref	AC BOX AT PLATFORM INSTALLATION - 220V CEE7 POST GROUND	A
1	0275452	1	Receptacle Box Kit - 220V CEE7 Post Ground (See Separate Breakdown in this Section)	
2	0760408	4	Bolt M4 x 16	
3	3252507	1	Decal - AC Power	
4	3290405	4	Nut M4	
5	3290605	2	Nut M6	
6	4010610	2	Screw M6 x 20	
7	4240017	AR	Tie-Strap (Not Shown)	
8	4460662	1	Connector, Strain Relief	
9	4811400	4	Washer M4	
10	4811700	4	Washer M6	
11	1001102258	1	Decal - AC Label	
12	1001120204	1	Plug, Male Twist	
13	1001209482	1	Breaker Box Kit (See Separate Breakdown in this Section)	
14	1001253280	1	Bracket	

# SECTION 6 - ELECTRICAL

## FIGURE 6-5. AC BOX AT PLATFORM INSTALLATION - 220V CEE7 SIDE GROUND (CE SPECS)



ART\_1001254637

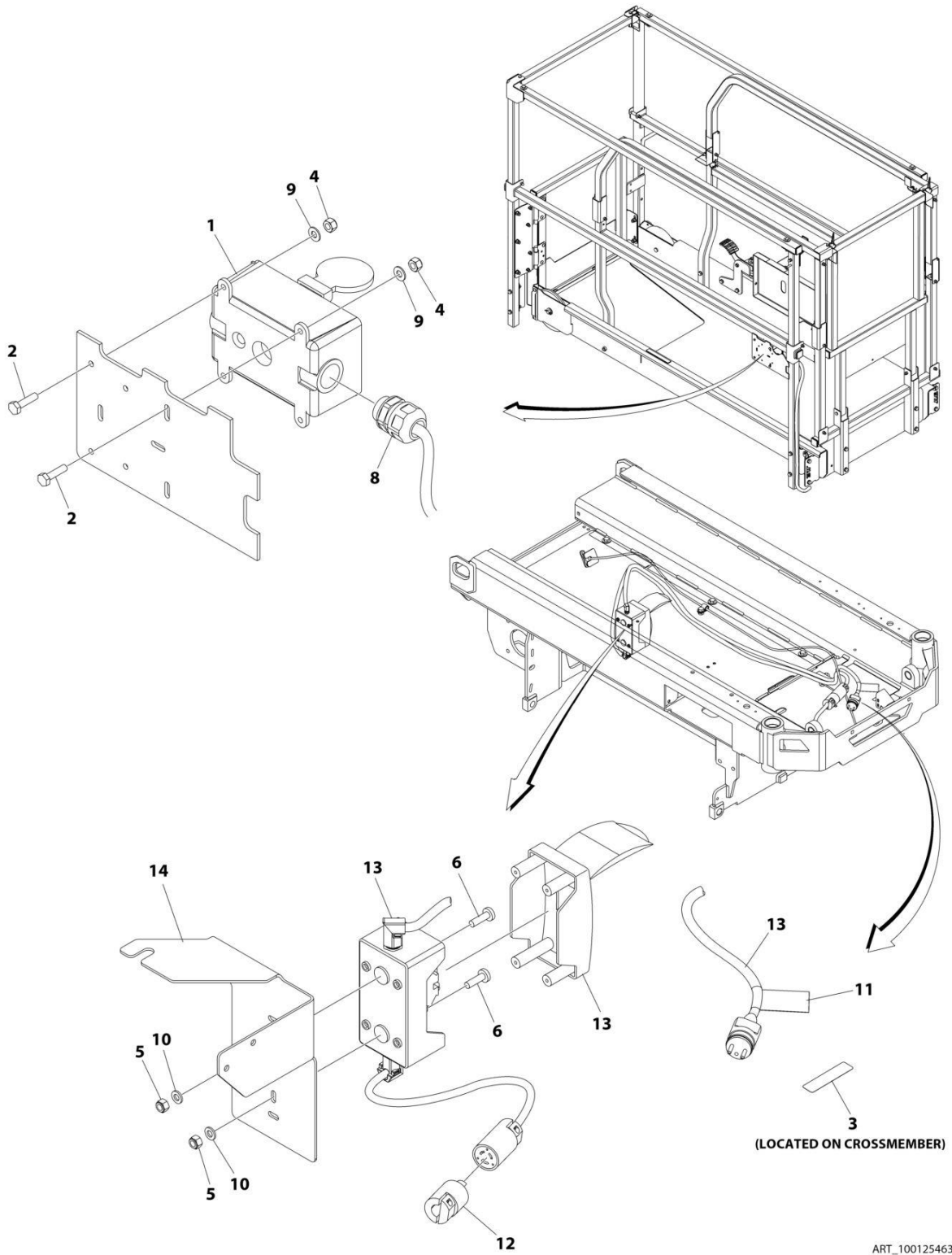
## SECTION 6 - ELECTRICAL

**FIGURE 6-5. AC BOX AT PLATFORM INSTALLATION - 220V CEE7 SIDE GROUND (CE SPECS)**

ITEM	PART NUMBER	QTY	DESCRIPTION	REV
	1001254637	Ref	AC BOX AT PLATFORM INSTALLATION - 220V CEE7 SIDE GROUND	A
1	0275453	1	Receptacle Box Kit - 220V CEE7 Side Ground (See Separate Breakdown in this Section)	
2	0760408	4	Bolt M4 x 16	
3	3252507	1	Decal - AC Power	
4	3290405	4	Nut M4	
5	3290605	2	Nut M6	
6	4010610	2	Screw M6 x 20	
7	4240017	AR	Tie-Strap (Not Shown)	
8	4460662	1	Connector, Strain Relief	
9	4811400	4	Washer M4	
10	4811700	4	Washer M6	
11	1001102258	1	Decal - AC Label	
12	1001120204	1	Plug, Male Twist	
13	1001209482	1	Breaker Box Kit (See Separate Breakdown in this Section)	
14	1001253280	1	Bracket	

# SECTION 6 - ELECTRICAL

## FIGURE 6-6. AC BOX AT PLATFORM INSTALLATION - 220V AFSINT 107 (CE SPECS)



ART\_1001254638



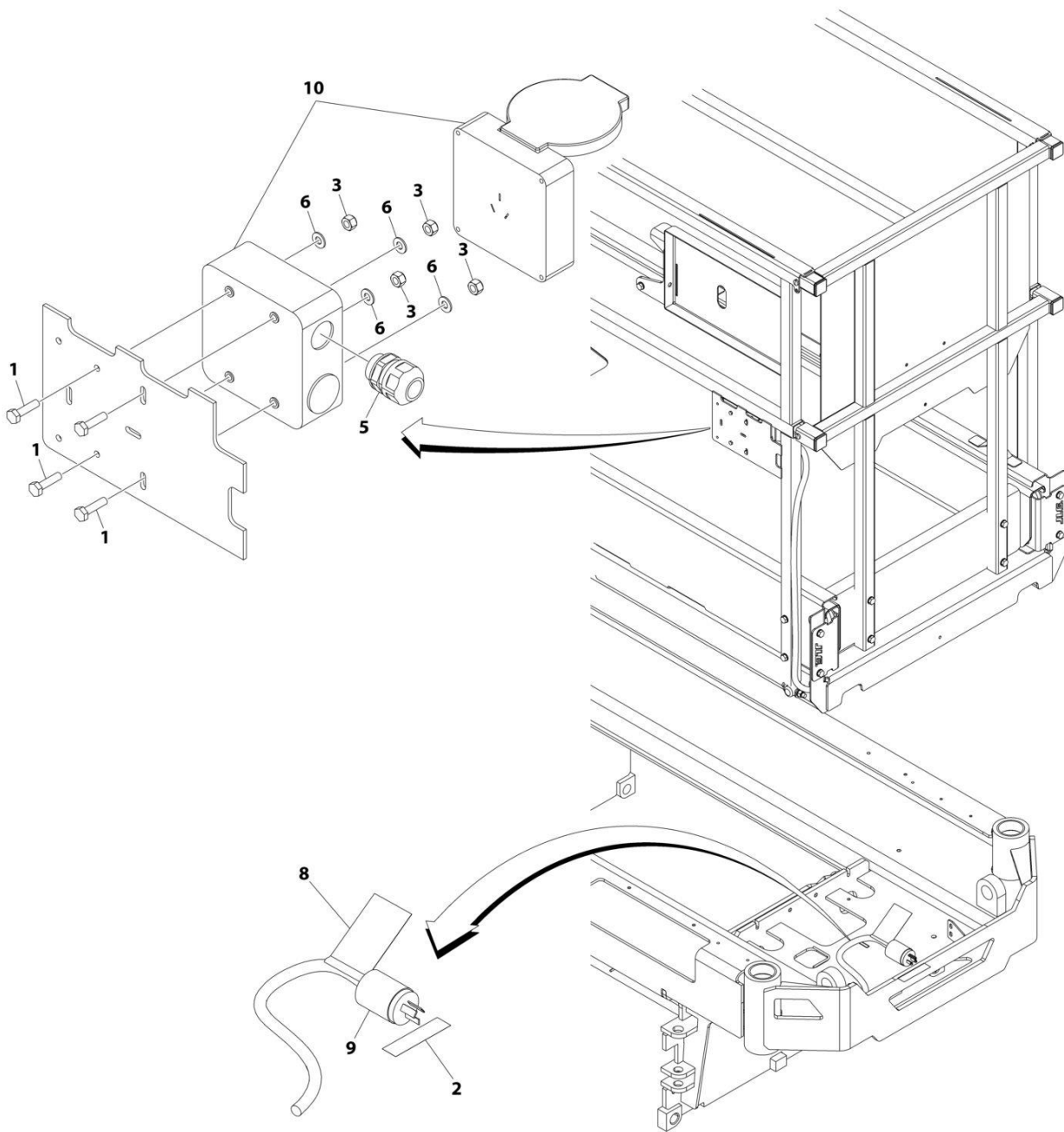
## SECTION 6 - ELECTRICAL

**FIGURE 6-6. AC BOX AT PLATFORM INSTALLATION - 220V AFSINT 107 (CE SPECS)**

ITEM	PART NUMBER	QTY	DESCRIPTION	REV
	1001254638	Ref	AC BOX AT PLATFORM INSTALLATION - 220V AFSINT 107	A
1	0275454	1	Receptacle Box Kit - 220V AFSINT 107 (See Separate Breakdown in this Section)	
2	0760408	4	Bolt M4 x 16	
3	3252507	1	Decal - AC Power	
4	3290405	4	Nut M4	
5	3290605	2	Nut M6	
6	4010610	2	Screw M6 x 20	
7	4240017	AR	Tie-Strap (Not Shown)	
8	4460662	1	Connector, Strain Relief	
9	4811400	4	Washer M4	
10	4811700	4	Washer M6	
11	1001102258	1	Decal - AC Label	
12	1001120204	1	Plug, Male Twist	
13	1001209776	1	Breaker Box Kit (See Separate Breakdown in this Section)	
14	1001253280	1	Bracket	

# SECTION 6 - ELECTRICAL

## FIGURE 6-7. AC BOX AT PLATFORM INSTALLATION - 220V CHINA PLUG (CHINA SPECS)



ART\_1001208938

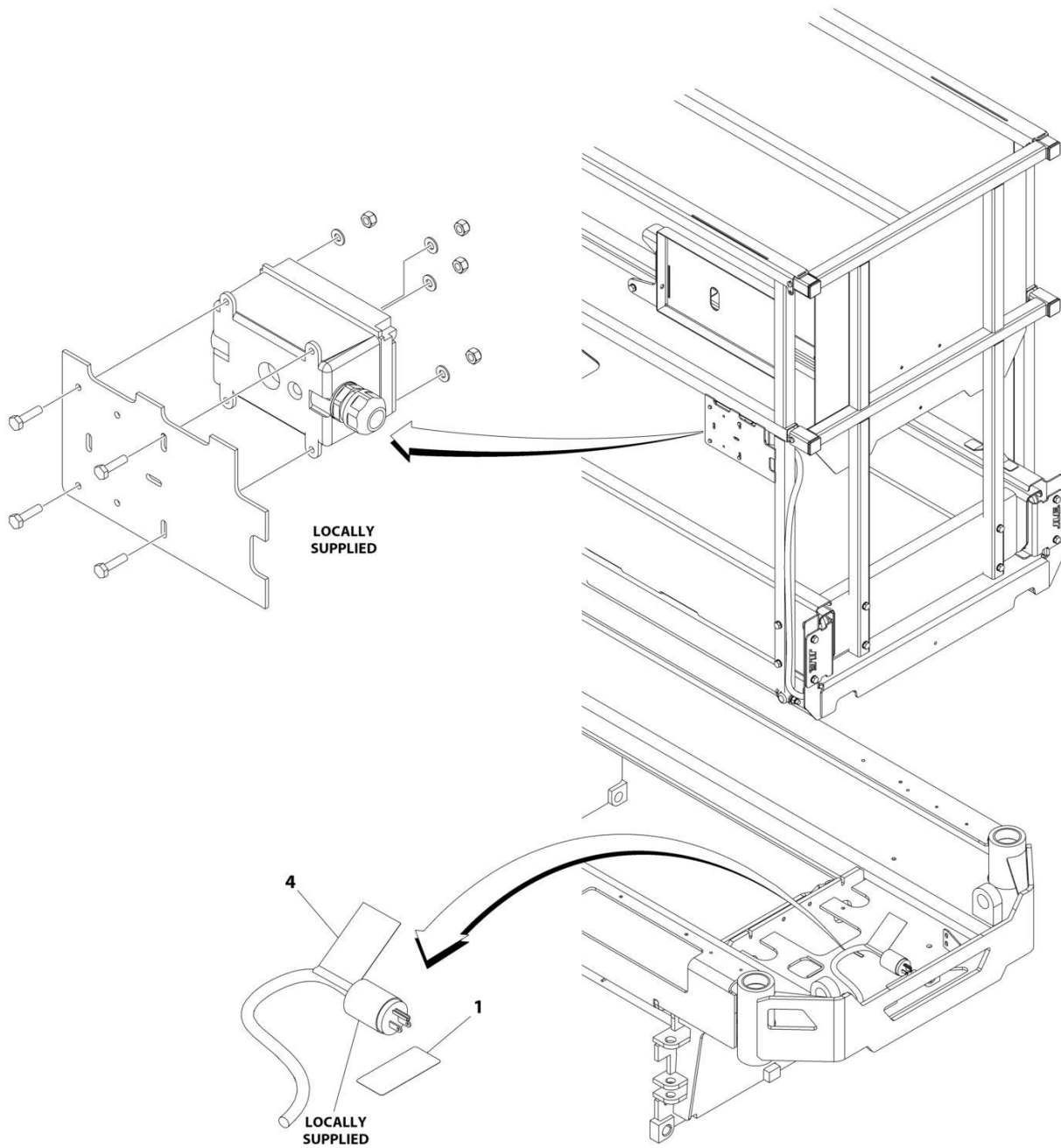
## SECTION 6 - ELECTRICAL

**FIGURE 6-7. AC BOX AT PLATFORM INSTALLATION - 220V CHINA PLUG (CHINA SPECS)**

ITEM	PART NUMBER	QTY	DESCRIPTION	REV
	1001208938	Ref	AC BOX AT PLATFORM INSTALLATION - 220V CHINA PLUG	B
1	0760408	4	Bolt M4 x 16	
2	3252507	1	Decal - 220 Volt	
3	3290405	4	Nut M4	
4	4460315	1	Terminal (Not Shown)	
5	4460968	1	Connector, Strain Relief	
6	4811400	4	Washer M4	
8	1001102258	1	Decal - AC Label	
9	1001187816	1	Plug	
10	1001188116	1	Box	
11	4240017	AR	Tie-Strap (Not Shown)	

# SECTION 6 - ELECTRICAL

## FIGURE 6-8. AC BOX AT PLATFORM INSTALLATION - 220V LOCALLY SUPPLIED COMPONENTS (ALL SPECS)



ART\_1001208931

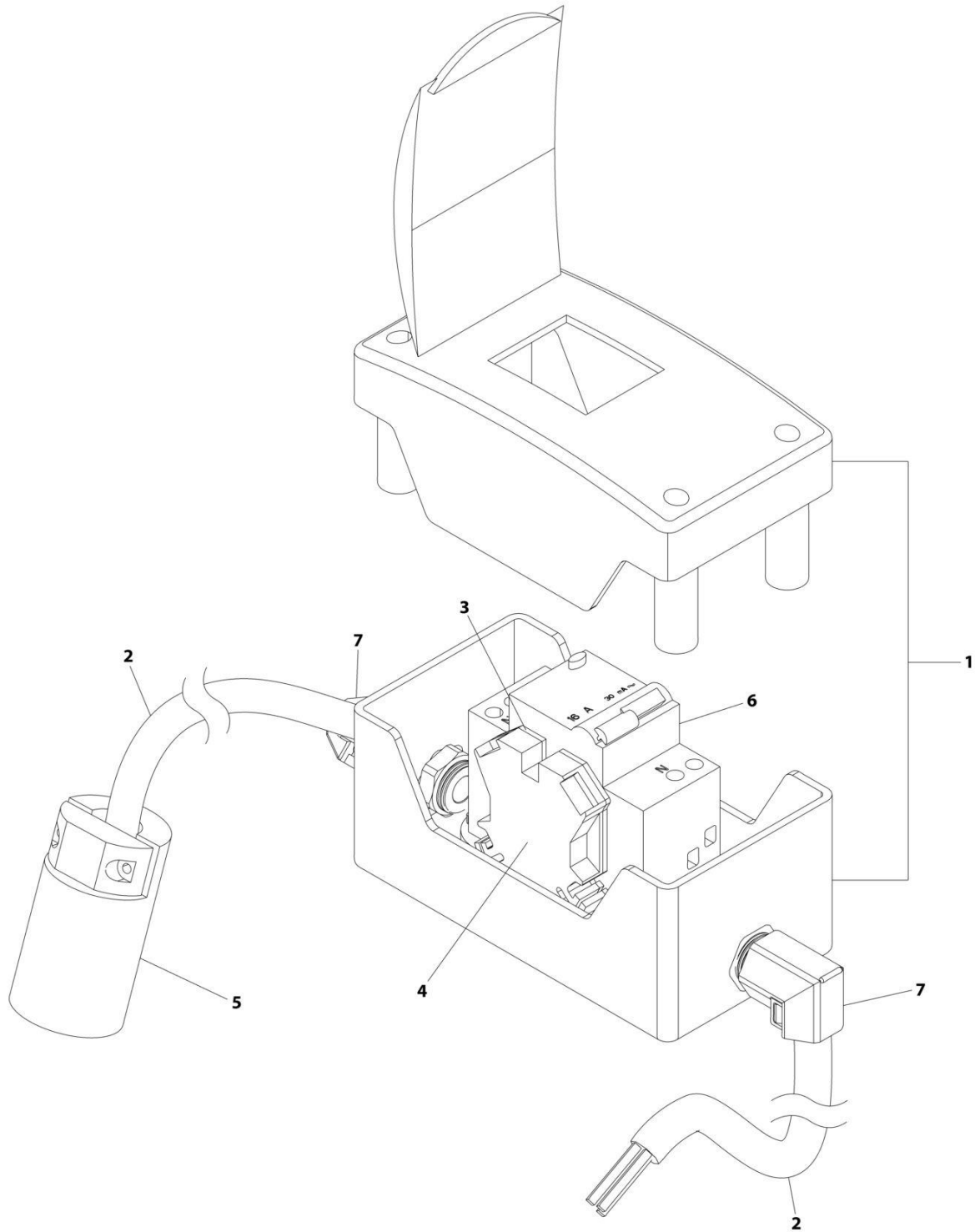
## SECTION 6 - ELECTRICAL

**FIGURE 6-8. AC BOX AT PLATFORM INSTALLATION - 220V LOCALLY SUPPLIED COMPONENTS  
(ALL SPECS)**

ITEM	PART NUMBER	QTY	DESCRIPTION	REV
	1001208931	Ref	AC BOX AT PLATFORM INSTALLATION - 220V LOCALLY SUPPLIED COMPONENTS	C
1	3252507	1	Decal - 220 Volt	
4	1001102258	1	Decal - AC Label	
5	4240017	AR	Tie-Strap (Not Shown)	

# SECTION 6 - ELECTRICAL

## FIGURE 6-9. BREAKER BOX KIT WITH 1 DOUBLE BREAKER



ART\_1001209776

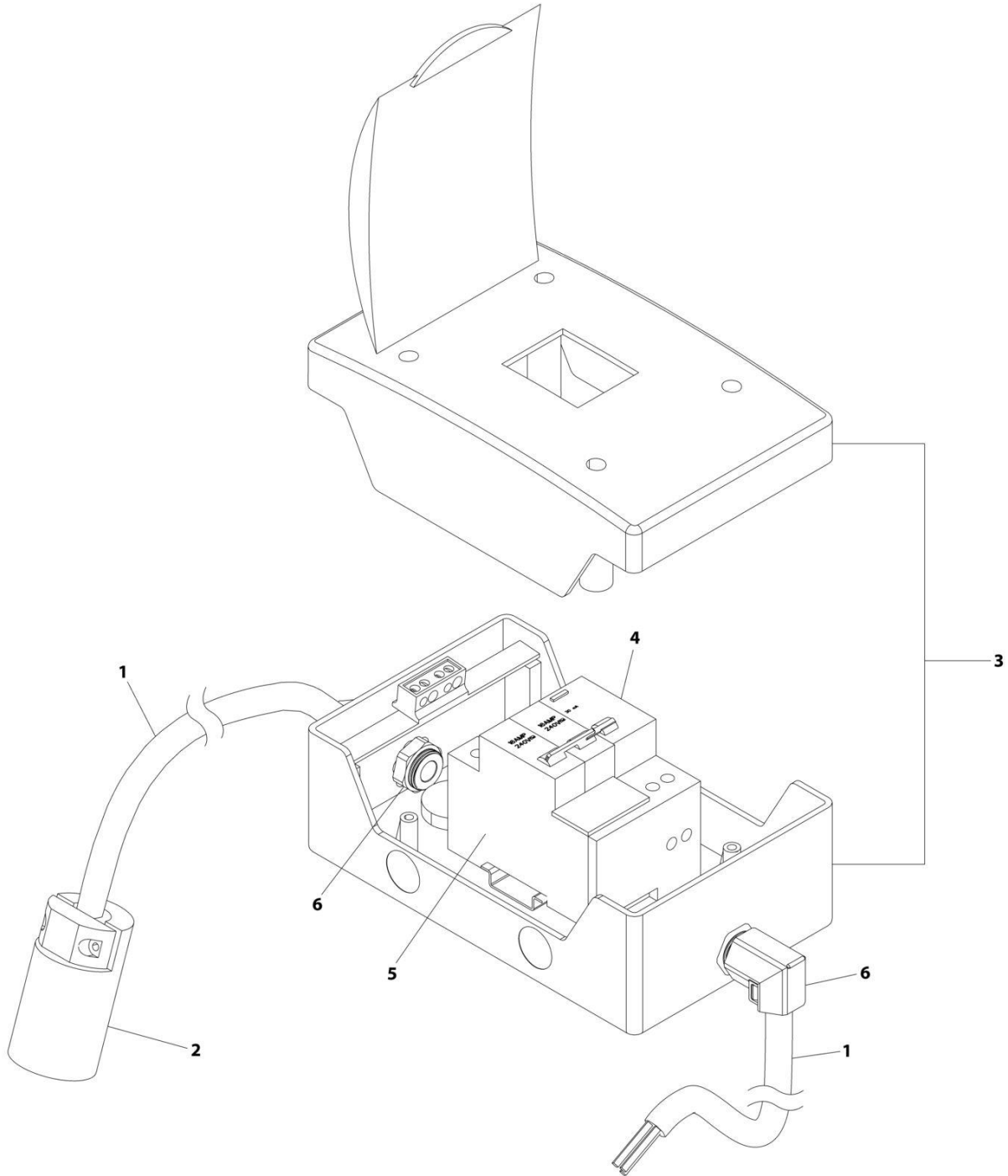
## SECTION 6 - ELECTRICAL

**FIGURE 6-9. BREAKER BOX KIT WITH 1 DOUBLE BREAKER**

ITEM	PART NUMBER	QTY	DESCRIPTION	REV
	1001209776	Ref	BREAKER BOX KIT WITH 1 DOUBLE BREAKER	F
1	0861880	1	Box	
2	1060908	126 in /3.2m	Cable, 12/3	
3	4460956	1	Barrier, Terminal	
4	4460957	1	Block, Terminal	
5	1001120205	1	Connector, Female Twist	
6	1001181045	1	Breaker 30mAmp/16 Amp	
7	1001217164	2	Connector, Strain Relief 90	

# SECTION 6 - ELECTRICAL

## FIGURE 6-10. BREAKER BOX KIT WITH 3 BREAKERS



ART\_1001209482



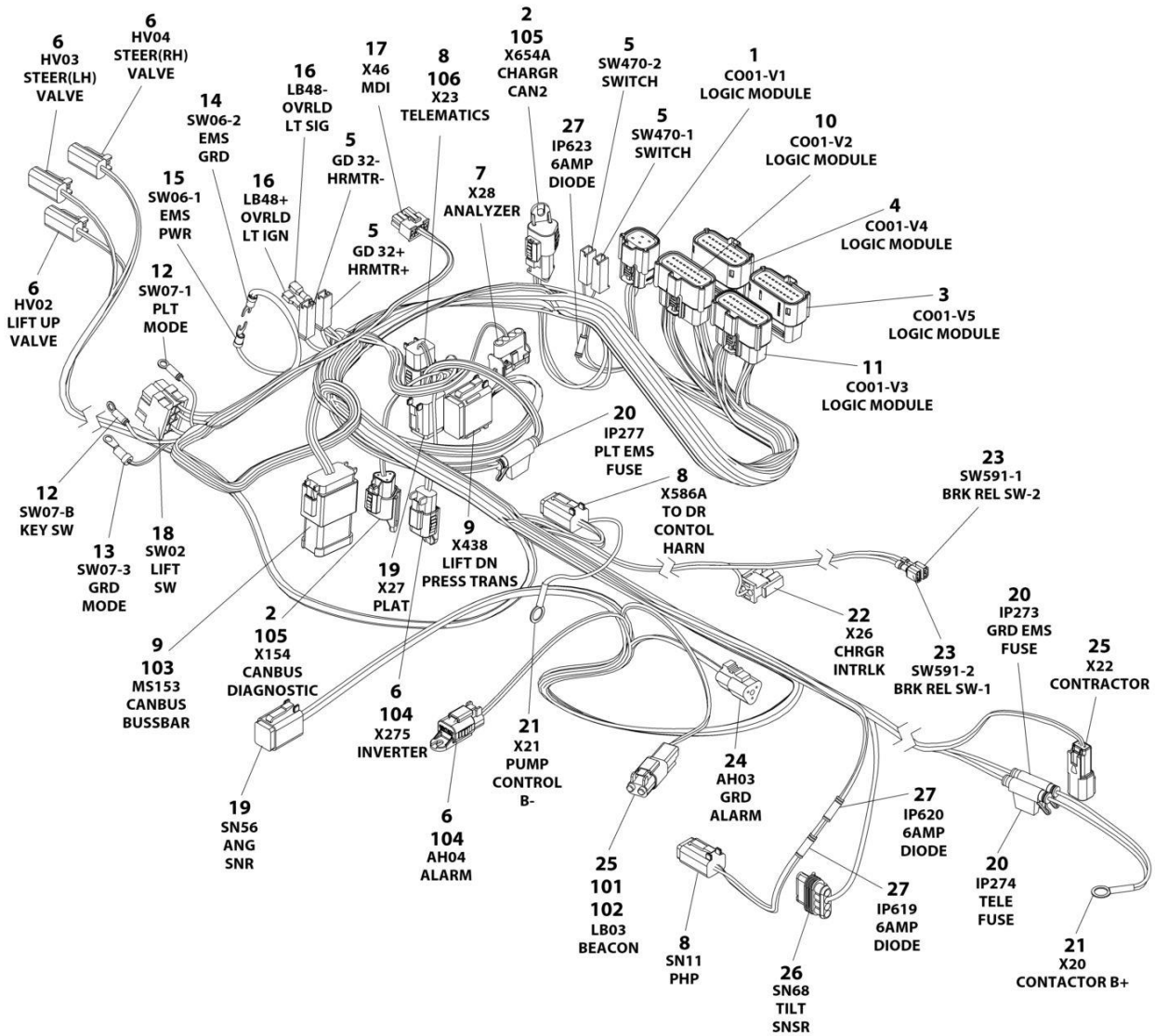
## SECTION 6 - ELECTRICAL

### FIGURE 6-10. BREAKER BOX KIT WITH 3 BREAKERS

ITEM	PART NUMBER	QTY	DESCRIPTION	REV
1	1001209482	Ref	BREAKER BOX KIT WITH 3 BREAKERS	G
	1060908	126 in /3.2m	Cable, 12/3	
2	1001120205	1	Connector, Female Twist	
3	1001152483	1	Box	
4	1001189171	1	Breaker, 30mAmp	
5	1001189172	1	Breaker 16 Amp, Double	
6	1001217164	2	Connector, Strain Relief 90	

# SECTION 6 - ELECTRICAL

## FIGURE 6-11. CHASSIS HARNESS



ART\_1001255933

## SECTION 6 - ELECTRICAL

### FIGURE 6-11. CHASSIS HARNESS

ITEM	PART NUMBER	QTY	DESCRIPTION	REV
	1001255933	Ref	CHASSIS HARNESS	G
1	1001205409	1	Connector- 8 Position	
1	1001162887	8	Terminal	
2	4460965	2	Receptacle, Female - 3 Position	
2	4460944	4	Pin, Male	
2	4460466	2	Plug, Terminal	
3	1001205412	1	Connector - 20 Position	
3	1001162887	14	Terminal	
3	1001163340	6	Plug, Terminal	
4	1001205411	1	Connector - 20 Position	
4	1001162887	16	Terminal	
4	1001163340	4	Plug, Terminal	
5	4460260	4	Cover, Terminal	
5	4460259	4	Terminal	
6	4460891	5	Plug, Male - 4 Position	
6	4460465	9	Socket, Female	
6	4460466	1	Plug, Terminal	
7	4460761	1	Plug, Male - 4 Position	
7	4460227	4	Socket, Female	
8	4460884	3	Plug, Male - 4 Position	
8	4460465	12	Socket, Female	
9	4460933	2	Plug, Male - 12 Position	
9	4460944	12	Socket, Female	
9	4460465	10	Socket, Female	
9	4460466	2	Plug, Terminal	
10	1001205410	1	Connector - 20 Position	
10	1001162887	13	Terminal	
10	1001163340	7	Plug, Terminal	
11	1001162886	1	Connector - 20 Position	
11	1001162887	15	Terminal	
11	1001163340	5	Plug, Terminal	
12	4460247	2	Terminal, Ring	
13	4460042	1	Terminal, Ring	
14	4460115	1	Terminal, Ring	
15	4460183	1	Terminal, Ring	
16	1001201885	2	Terminal	
17	1001151629	1	Plug, Male - 8 Position	
17	4461023	2	Terminal	
17	4460877	2	Terminal	
18	4460418	1	Connector - 6 Position	
18	4460419	3	Terminal	
19	4460894	2	Plug, Male - 6 Position	
19	4460465	10	Socket, Female	
19	4460944	2	Socket, Female	
20	2400060	3	Holder/Cover, Fuse	
20	8229242	2	Fuse 5 Amp	
20	8229244	1	Fuse 15 Amp	
21	4460256	2	Terminal	
22	4460320	1	Plug, Male - 2 Position	
22	4460226	1	Socket, Female	

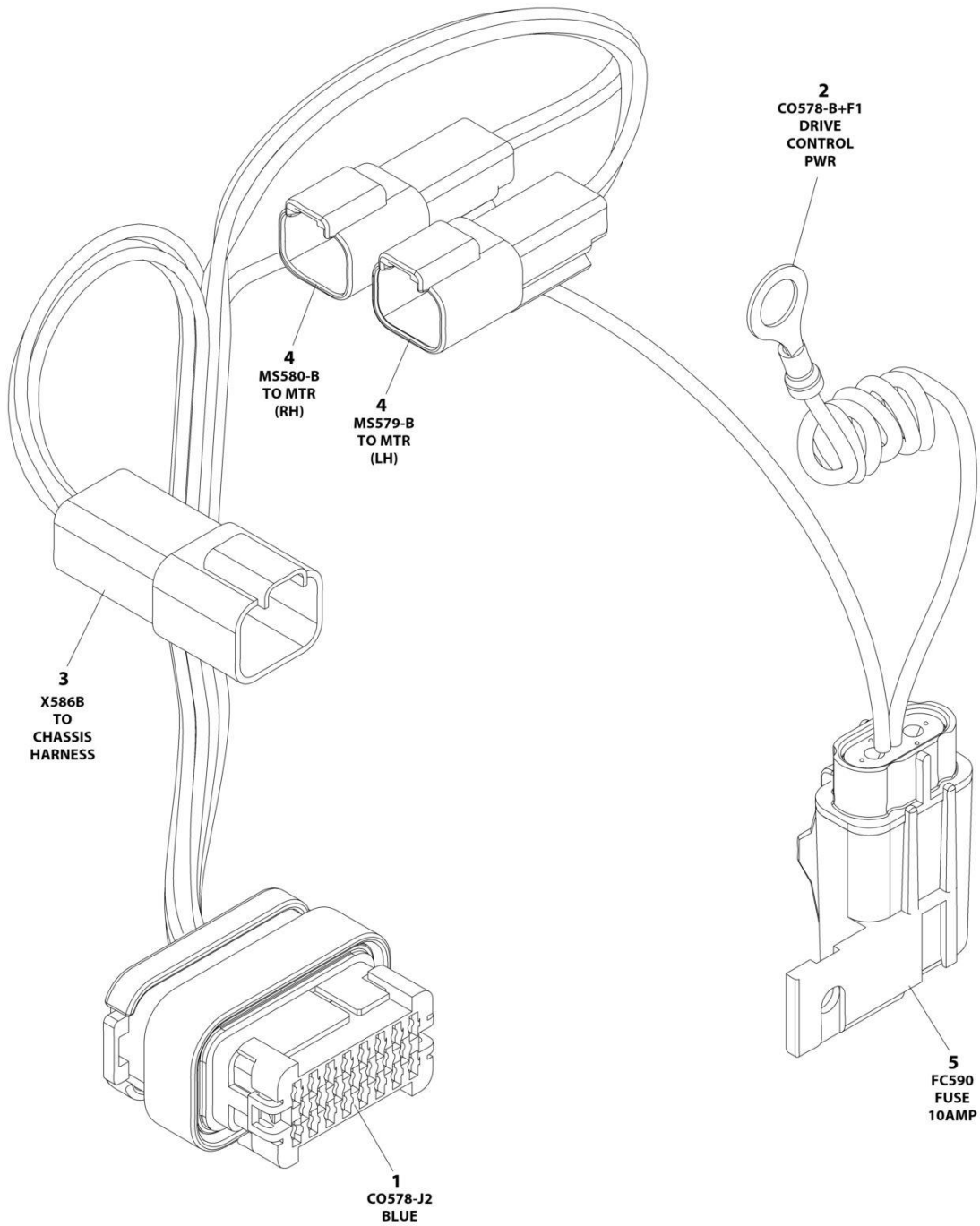
## SECTION 6 - ELECTRICAL

ITEM	PART NUMBER	QTY	DESCRIPTION	REV
23	1001194421	2	Terminal, Faston (Transparent - Shown)	
23	4460260	2	Housing, Terminal (Black - Not Shown)	
23	4460259	2	Terminal (Used with PN 4460260) (Not Shown)	
24	4460539	1	Plug, Male - 3 Position	
24	4460465	3	Socket, Female	
25	4460897	2	Receptacle, Female - 2 Position	
25	4460464	4	Pin, Male	
26	1001103012	1	Plug, Male - 4 Position	
26	1001237212	4	Socket Female	
26	1001197457	4	Seal, Terminal	
27	3990010	3	Diode 6 Amp	
101	4460466	2	Plug, Terminal	
102	4460891	1	Plug, Male - 2 Position	
103	1001125677	1	Receptacle, Female Buss Bar - 2x6 Position	
104	1001144295	2	Cap	
105	1001144296	2	Cap	
106	1001192401	1	Cover	



# SECTION 6 - ELECTRICAL

## FIGURE 6-12. DRIVE HARNESS



ART\_1001255934

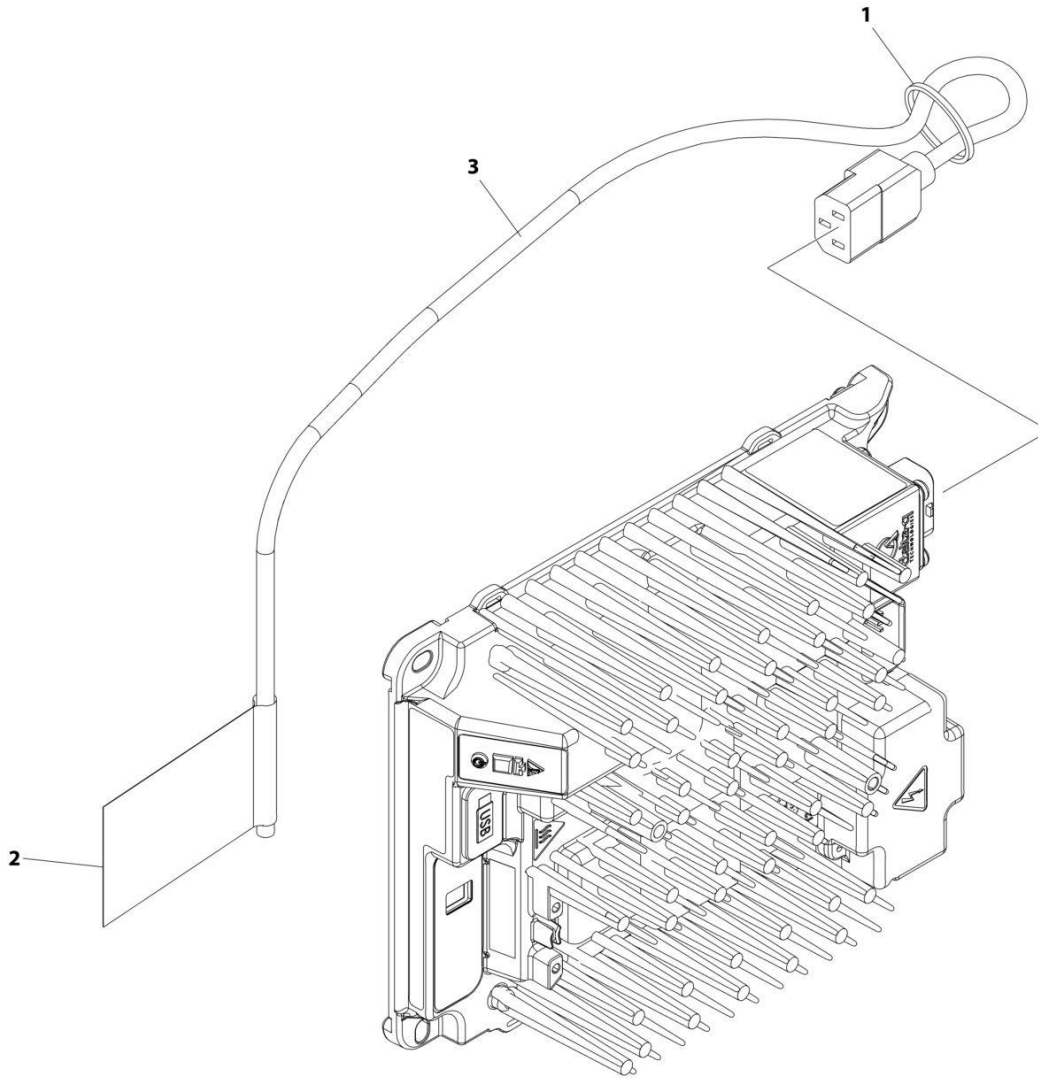
## SECTION 6 - ELECTRICAL

### FIGURE 6-12. DRIVE HARNESS

ITEM	PART NUMBER	QTY	DESCRIPTION	REV
	1001255934	Ref	DRIVE HARNESS	E
1	1001096138	1	Connector - 23 Position	
1	4460871	9	Terminal	
1	4460905	14	Plug, Terminal	
2	4460670	1	Terminal, Ring	
3	4460932	1	Receptacle, Female - 4 Position	
3	4460943	2	Pin, Male	
3	4460464	2	Pin, Male	
4	4460897	2	Receptacle, Female - 2 Position	
4	4460464	4	Pin, Male	
5	1001217843	1	Fuseholder with Cap	
5	1001217842	1	Cap, Cover	
5	8229234	1	Fuse - 10Amp	
5	1001116733	2	Terminal	

# SECTION 6 - ELECTRICAL

## FIGURE 6-13. CHARGER PLUG INSTALLATION - LOCALLY SUPPLIED PLUG (ALL SPECS)



ART\_1001248631



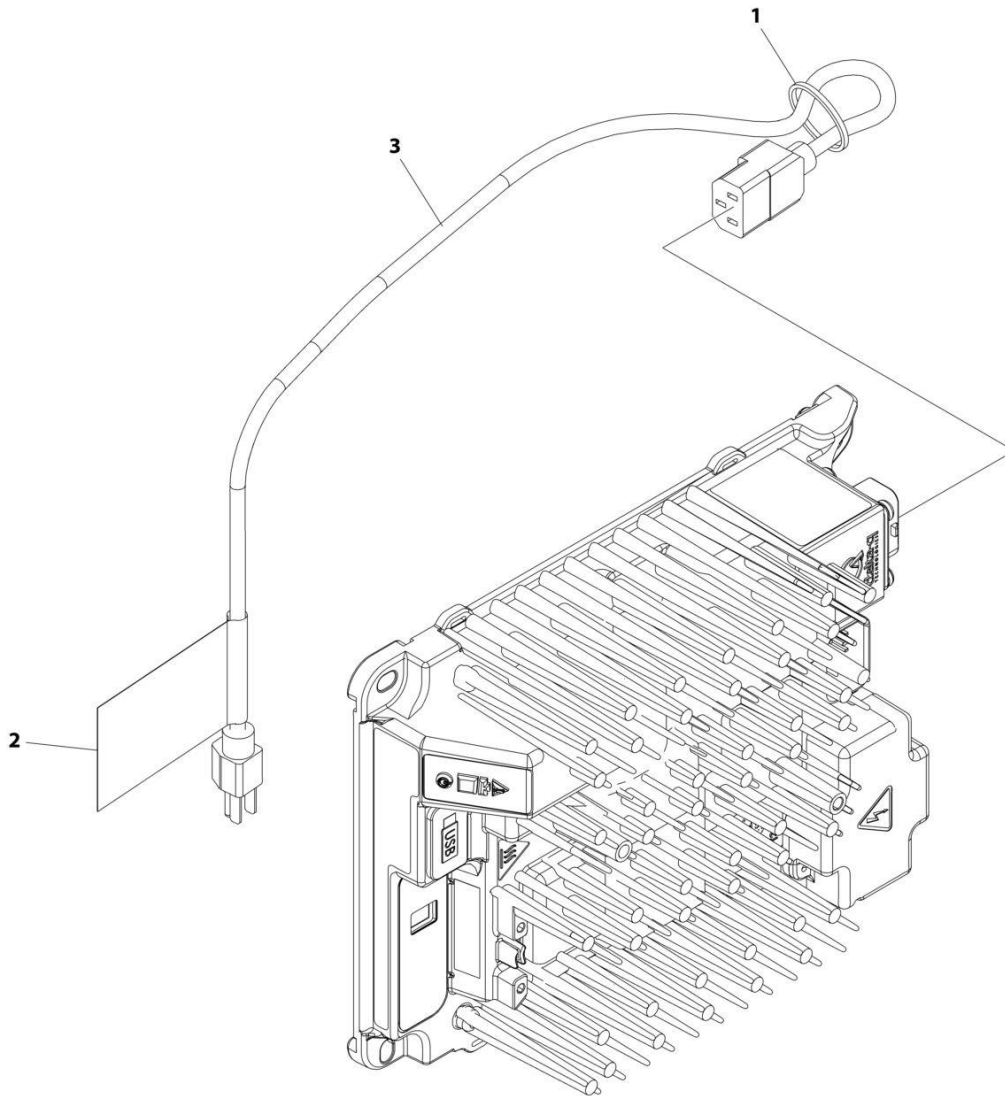
## SECTION 6 - ELECTRICAL

**FIGURE 6-13. CHARGER PLUG INSTALLATION - LOCALLY SUPPLIED PLUG (ALL SPECS)**

ITEM	PART NUMBER	QTY	DESCRIPTION	REV
	1001248631	Ref	CHARGER PLUG INSTALLATION	B
1	4240017	AR	Tie-Strap	
2	1001102489	1	Decal - Charger	
3	1001207974	1	Cable, Charger Plug (No Plug)	

## SECTION 6 - ELECTRICAL

FIGURE 6-14. CHARGER PLUG INSTALLATION - 110V PLUG (ALL SPECS EXCEPT AUSTRALIAN, CE AND KOREA SPECS)



ART\_1001248632

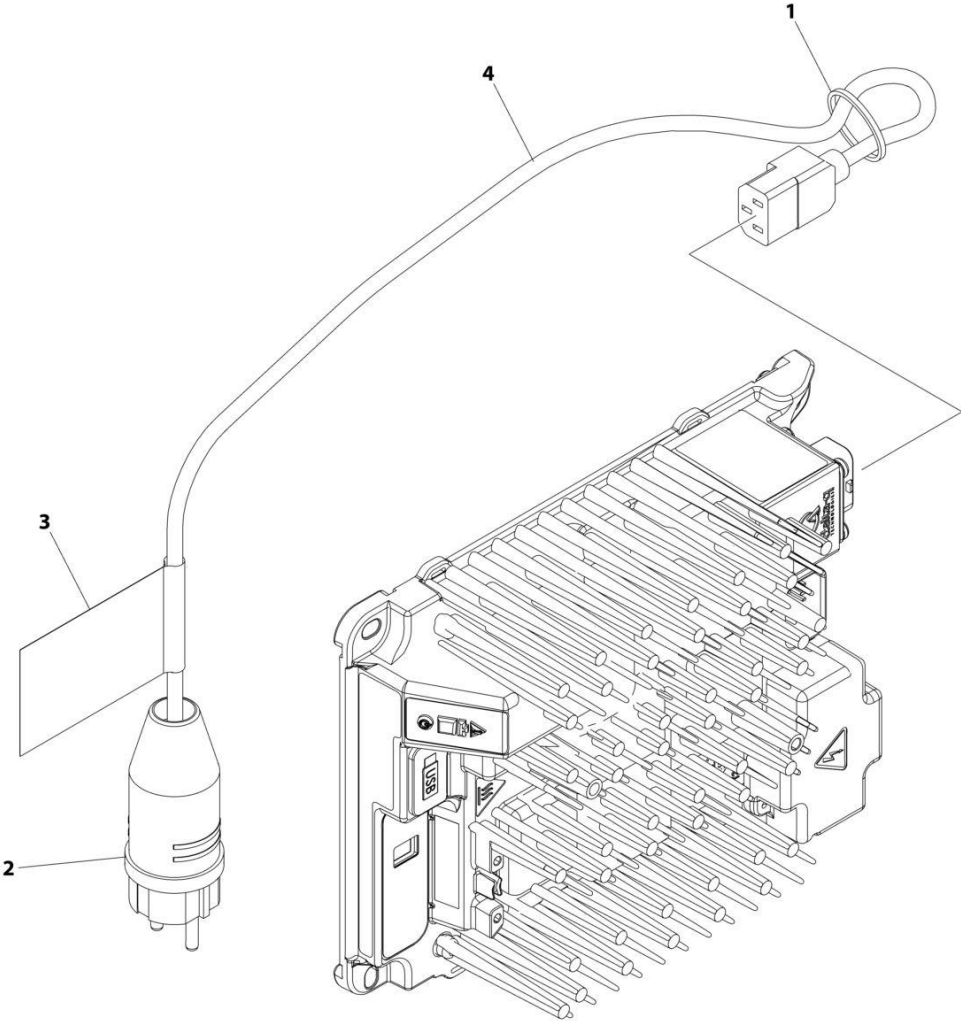
## SECTION 6 - ELECTRICAL

**FIGURE 6-14. CHARGER PLUG INSTALLATION - 110V PLUG (ALL SPECS EXCEPT AUSTRALIAN, CE AND KOREA SPECS)**

ITEM	PART NUMBER	QTY	DESCRIPTION	REV
	1001248632	Ref	CHARGER PLUG INSTALLATION	B
1	4240017	AR	Tie-Strap	
2	1001102489	1	Decal - Charger	
3	1001207970	1	Cable, Charger Plug	

**SECTION 6 - ELECTRICAL**

**FIGURE 6-15. CHARGER PLUG INSTALLATION - 220V CEE7 PLUG (CE SPECS)**



ART\_1001258768

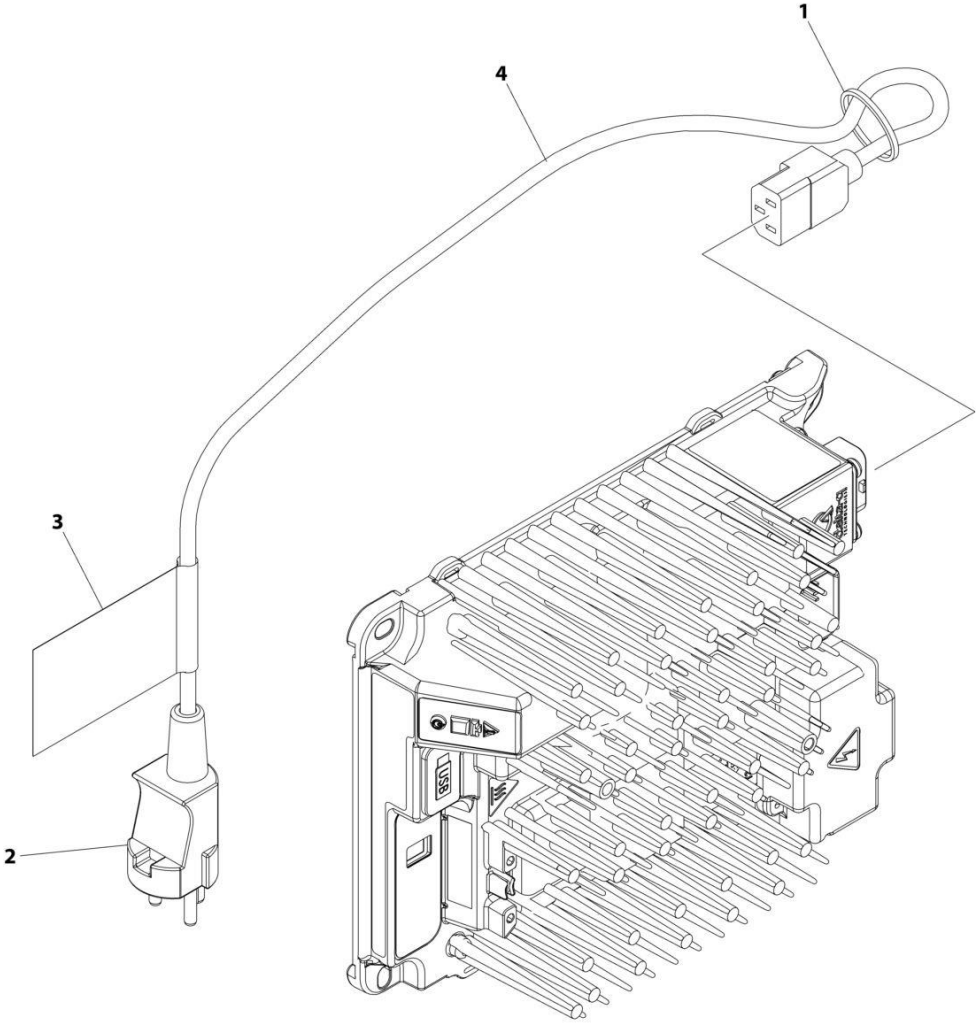
## SECTION 6 - ELECTRICAL

**FIGURE 6-15. CHARGER PLUG INSTALLATION - 220V CEE7 PLUG (CE SPECS)**

ITEM	PART NUMBER	QTY	DESCRIPTION	REV
	1001258768	Ref	CHARGER PLUG INSTALLATION	A
1	4240017	AR	Tie-Strap	
2	4461205	1	Terminal	
3	1001102489	1	Decal - Charger	
4	1001207974	1	Cable, Charger Plug (No Plug)	

# SECTION 6 - ELECTRICAL

## FIGURE 6-16. CHARGER PLUG INSTALLATION - 220V AFSINT 107 (CE SPEC)



ART\_1001258770

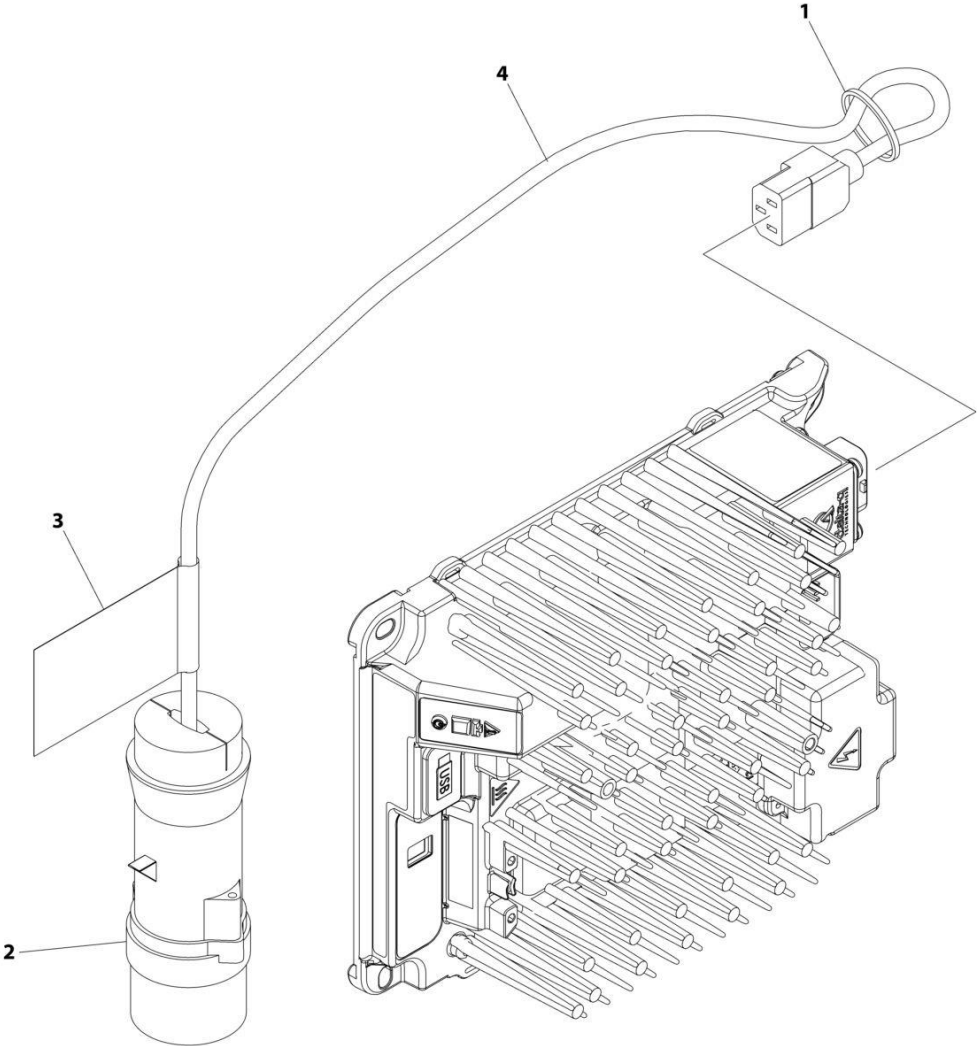
## SECTION 6 - ELECTRICAL

**FIGURE 6-16. CHARGER PLUG INSTALLATION - 220V AFSINT 107 (CE SPEC)**

ITEM	PART NUMBER	QTY	DESCRIPTION	REV
	1001258770	Ref	CHARGER PLUG INSTALLATION	A
1	4240017	AR	Tie-Strap	
2	4461249	1	Terminal	
3	1001102489	1	Decal - Charger	
4	1001207974	1	Cable, Charger Plug (No Plug)	

**SECTION 6 - ELECTRICAL**

**FIGURE 6-17. CHARGER PLUG INSTALLATION - 110V IEC YELLOW (CE SPEC)**



ART\_1001258771



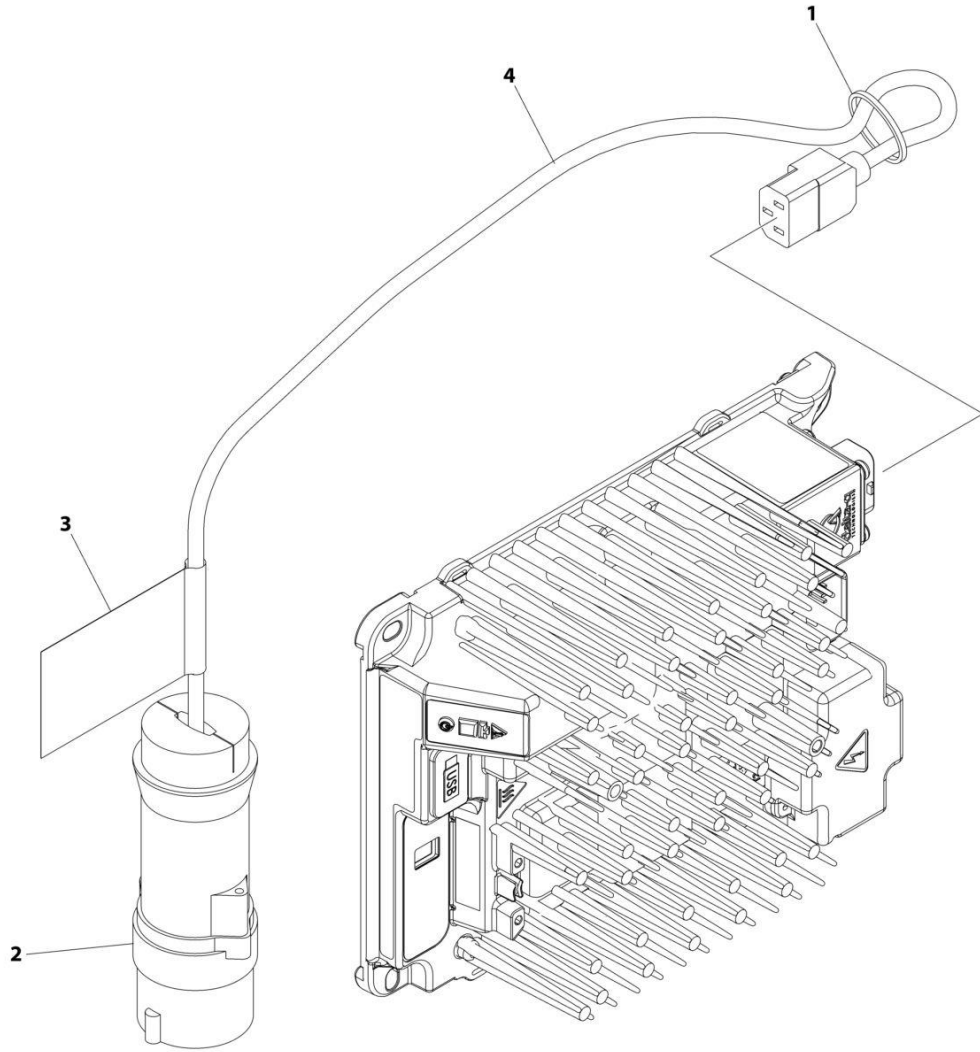
## SECTION 6 - ELECTRICAL

**FIGURE 6-17. CHARGER PLUG INSTALLATION - 110V IEC YELLOW (CE SPEC)**

ITEM	PART NUMBER	QTY	DESCRIPTION	REV
	1001258771	Ref	CHARGER PLUG INSTALLATION	A
1	4240017	AR	Tie-Strap	
2	4461196	1	Terminal	
3	1001102489	1	Decal - Charger	
4	1001207974	1	Cable, Charger Plug (No Plug)	

# SECTION 6 - ELECTRICAL

FIGURE 6-18. CHARGER PLUG INSTALLATION - 220V IEC BLUE (CE SPEC)



ART\_1001258772

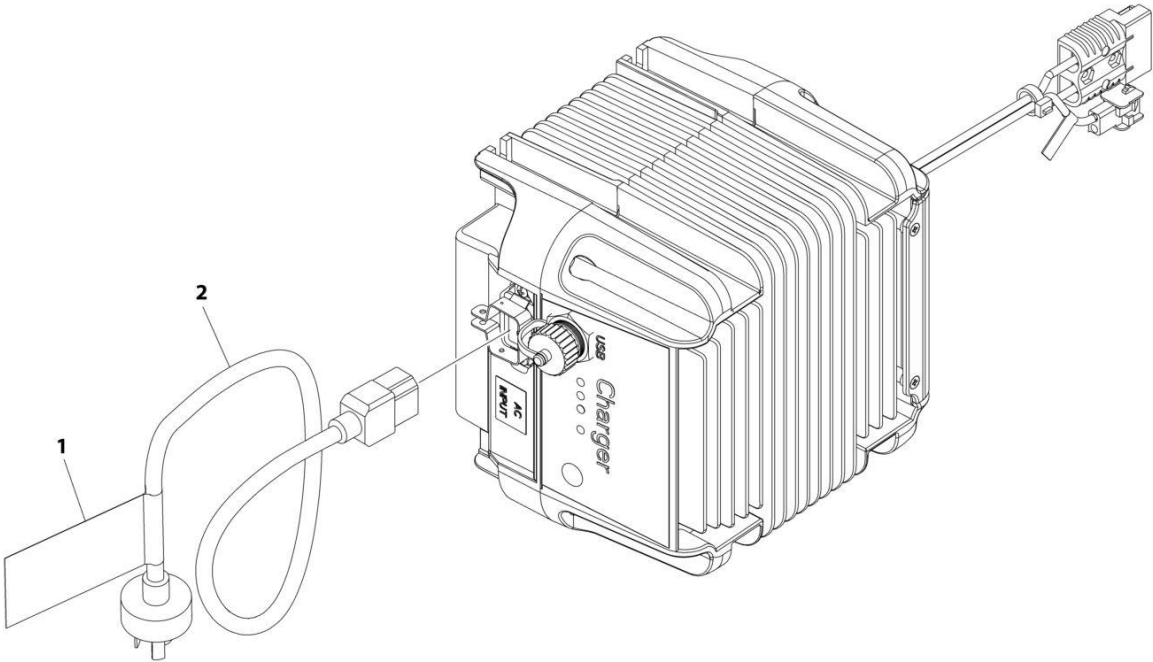
## SECTION 6 - ELECTRICAL

**FIGURE 6-18. CHARGER PLUG INSTALLATION - 220V IEC BLUE (CE SPEC)**

ITEM	PART NUMBER	QTY	DESCRIPTION	REV
	1001258772	Ref	CHARGER PLUG INSTALLATION	A
1	4240017	AR	Tie-Strap	
2	4461199	1	Terminal	
3	1001102489	1	Decal - Charger	
4	1001207974	1	Cable, Charger Plug (No Plug)	

**SECTION 6 - ELECTRICAL**

**FIGURE 6-19. CHARGER PLUG INSTALLATION (CHINA PLUG)**



ART\_1001263294

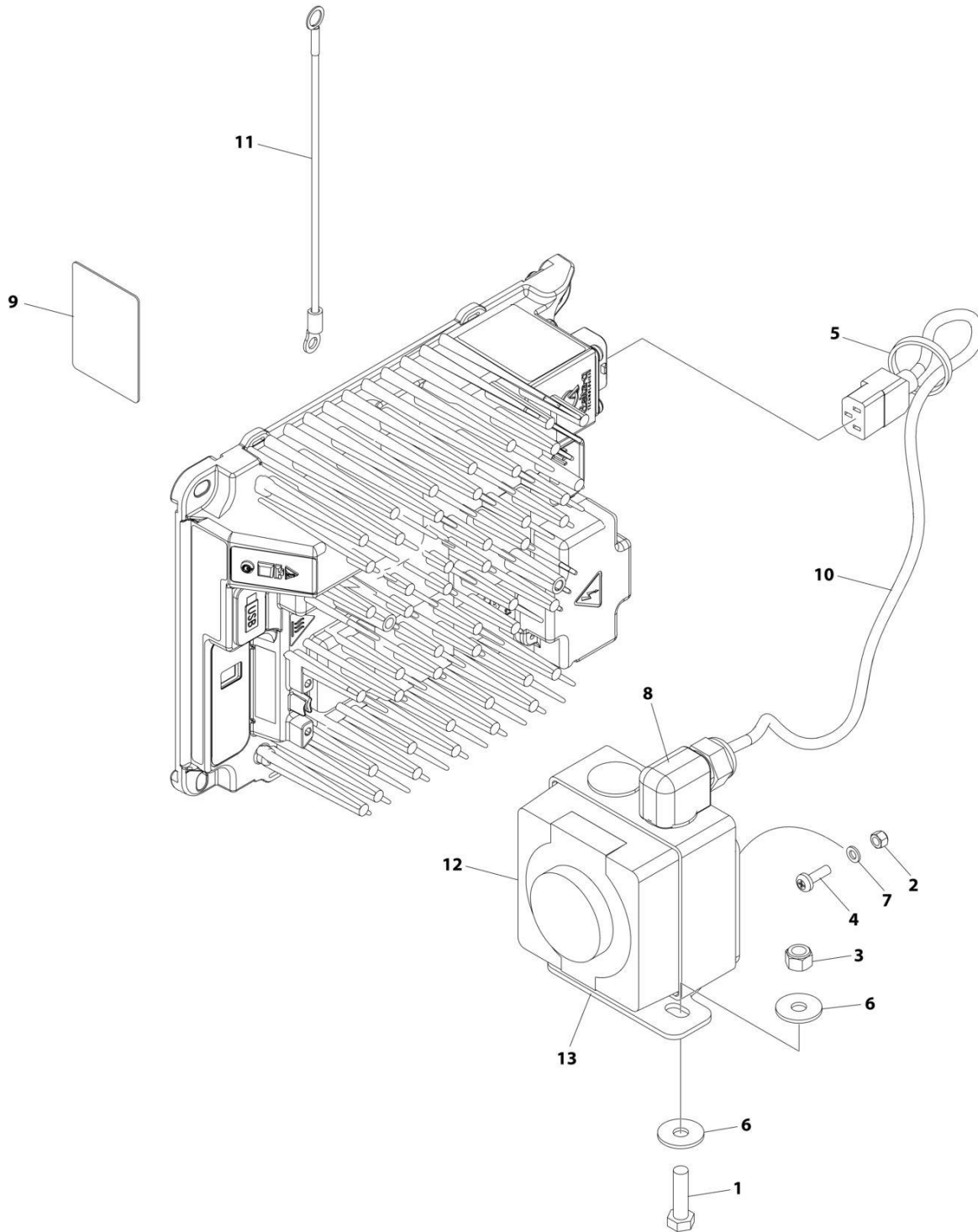
## SECTION 6 - ELECTRICAL

**FIGURE 6-19. CHARGER PLUG INSTALLATION (CHINA PLUG)**

ITEM	PART NUMBER	QTY	DESCRIPTION	REV
	1001263294	Ref	CHARGER PLUG INSTALLATION	A
1	1001102489	1	Decal - Charger Label	
2	1001207973	1	Cable, Charger AC Input	

# SECTION 6 - ELECTRICAL

## FIGURE 6-20. CHARGER PLUG INSTALLATION (AUSTRALIAN PLUG)



ART\_1001248633

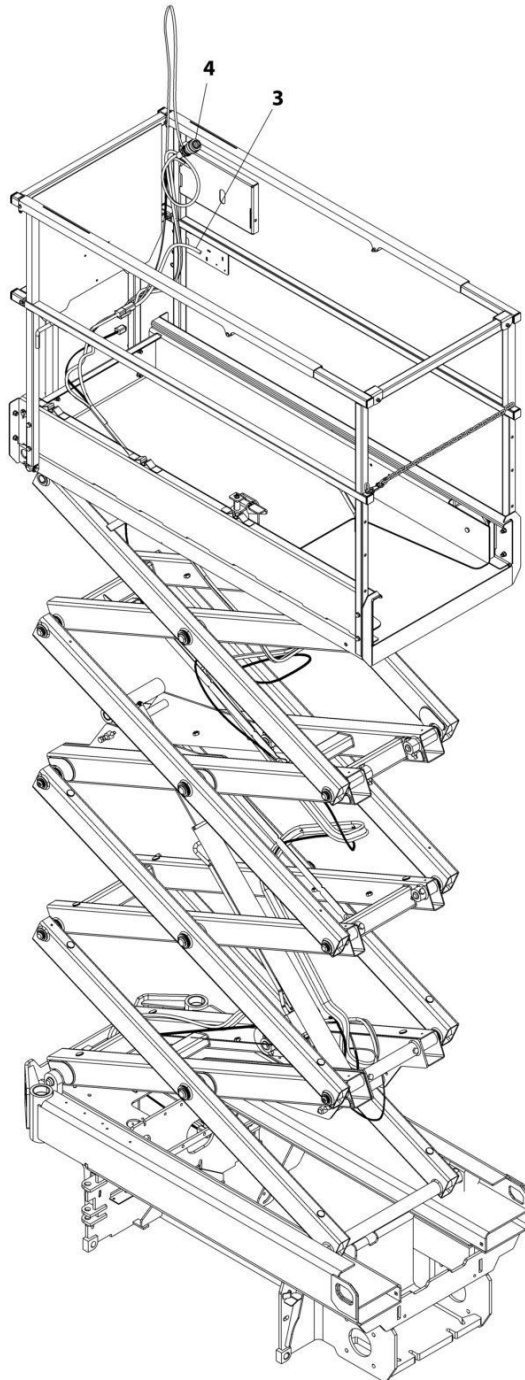
## SECTION 6 - ELECTRICAL

**FIGURE 6-20. CHARGER PLUG INSTALLATION (AUSTRALIAN PLUG)**

ITEM	PART NUMBER	QTY	DESCRIPTION	REV
	1001248633	Ref	CHARGER PLUG INSTALLATION	C
1	0700814	2	Bolt M8 x 30	
2	3290505	4	Nut M5	
3	3290805	2	Nut M8	
4	3900381	4	Screw M5 x 16	
5	4240017	AR	Tie-Strap	
6	4811902	4	Washer M8	
7	4831600	4	Lockwasher M5	
8	1001103471	1	Connector, Strain Relief 90	
9	1001134280	1	Decal - Charger	
10	1001207974	1	Cable, Charger Plug (No Plug)	
11	1001227219	1	Harness, Earth/Ground	
12	1001227267	1	Inlet Socket/Box Assembly	
13	1001256503	1	Bracket	

## SECTION 6 - ELECTRICAL

FIGURE 6-21. GROUND TO PLATFORM CABLE INSTALLATION - WITHOUT PLATFORM COIL CABLE  
(ALL SPECS EXCEPT AUSTRALIAN SPECS) (MACHINES WITH SN STARTING WITH 12, B2, M2 & G2)



ART\_1001201087



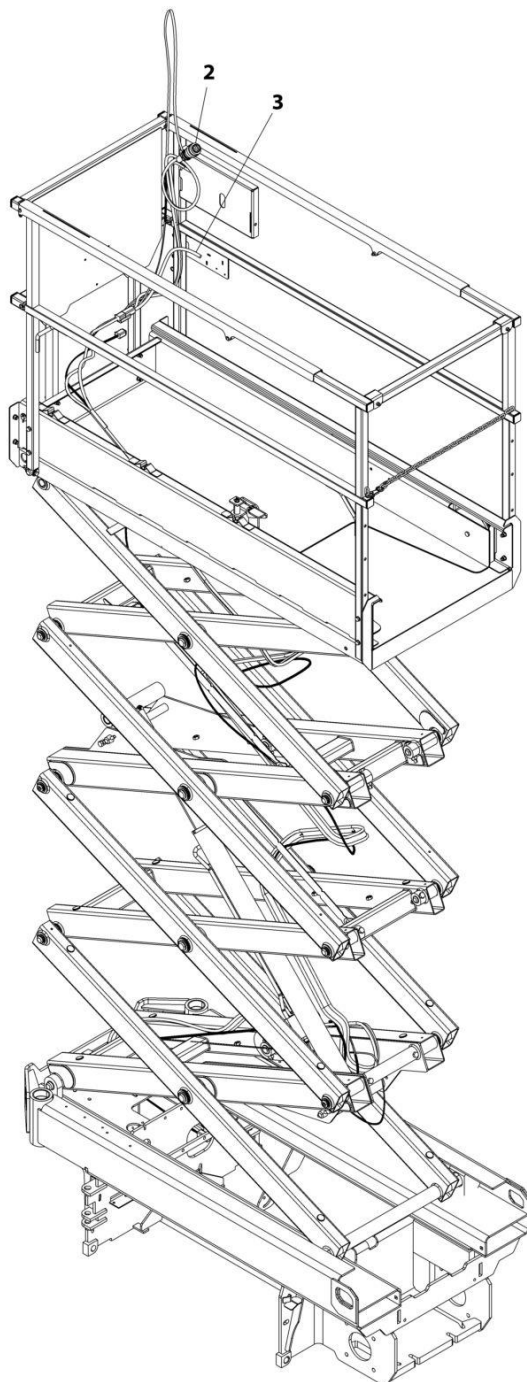
## SECTION 6 - ELECTRICAL

**FIGURE 6-21. GROUND TO PLATFORM CABLE INSTALLATION - WITHOUT PLATFORM COIL CABLE  
(ALL SPECS EXCEPT AUSTRALIAN SPECS) (MACHINES WITH SN STARTING WITH 12, B2, M2 & G2)**

ITEM	PART NUMBER	QTY	DESCRIPTION	REV
	1001201087	Ref	GROUND TO PLATFORM CABLE INSTALLATION	E
1	4240017	AR	Tie-Strap (Not Shown)	
3	1001200811	1	Cable Assembly - Ground to Platform	
3	4460894	1	Plug, Male - 6 Position (To Platform Harness Item 4)	
3	4460465	4	Socket, Female	
3	4460944	2	Socket, Female	
3	4460899	1	Receptacle, Female - 6 Position (To Chassis Harness)	
3	4460464	4	Pin, Male	
3	4460943	2	Pin, Male	
4	1001200812	1	Platform Harness	
4	4460899	1	Receptacle, Female - 6 Position (To Item 3)	
4	4460464	4	Pin, Male	
4	4460943	2	Pin, Male	
4	4460754	1	Connector - 14 Position (To Console Box)	
4	4460465	8	Socket, Female	
4	4460466	6	Plug, Terminal	

## SECTION 6 - ELECTRICAL

FIGURE 6-22. GROUND TO PLATFORM CABLE INSTALLATION - WITHOUT PLATFORM COIL CABLE  
(AUSTRALIAN SPECS) (MACHINES WITH SN STARTING WITH 12, B2 & G2)



ART\_1001230932

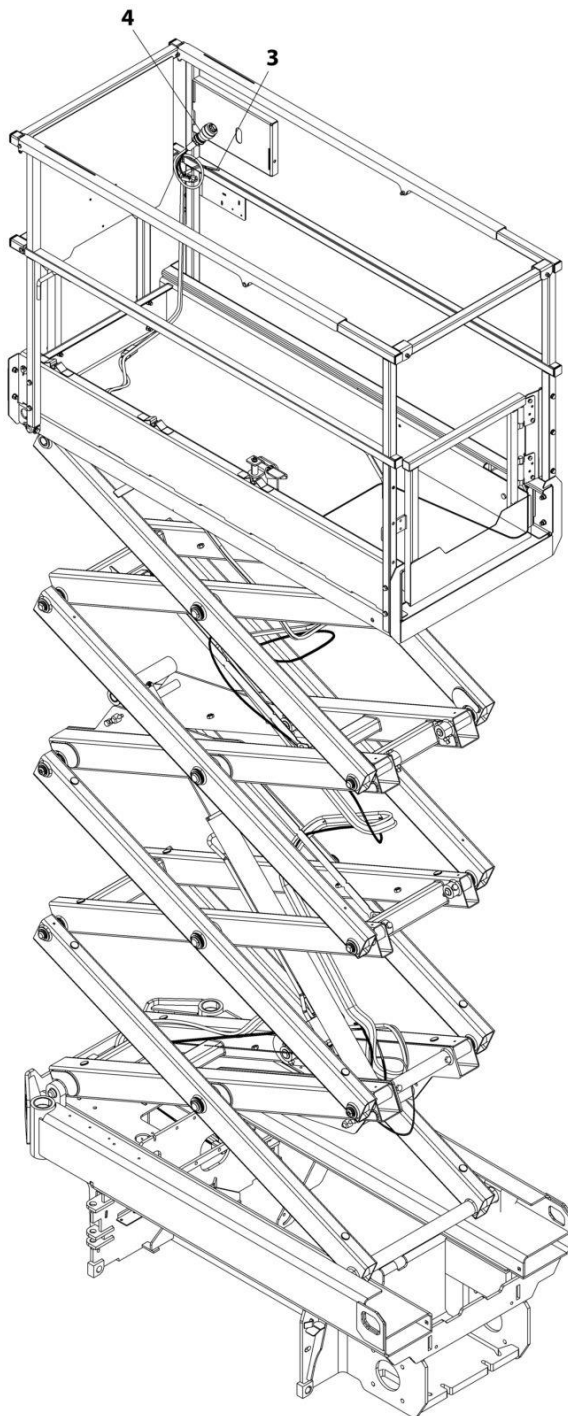
## SECTION 6 - ELECTRICAL

**FIGURE 6-22. GROUND TO PLATFORM CABLE INSTALLATION - WITHOUT PLATFORM COIL CABLE  
(AUSTRALIAN SPECS) (MACHINES WITH SN STARTING WITH 12, B2 & G2)**

ITEM	PART NUMBER	QTY	DESCRIPTION	REV
	1001230932	Ref	GROUND TO PLATFORM CABLE INSTALLATION	A
1	4240017	AR	Tie-Strap (Not Shown)	
2	1001200812	1	Platform Harness	
2	4460899	1	Receptacle, Female - 6 Position (To Item 3)	
2	4460464	4	Pin, Male	
2	4460943	2	Pin, Male	
2	4460754	1	Connector - 14 Position (To Console Box)	
2	4460465	8	Socket, Female	
2	4460466	6	Plug, Terminal	
3	1001230839	1	Cable Assembly - Ground to Platform	
3	4460894	1	Plug, Male - 6 Position (To Platform Harness Item 2)	
3	4460465	4	Socket, Female	
3	4460944	2	Socket, Female	
3	4460899	1	Receptacle, Female - 6 Position (To Chassis Harness)	
3	4460464	4	Pin, Male	
3	4460943	2	Pin, Male	

## SECTION 6 - ELECTRICAL

FIGURE 6-23. GROUND TO PLATFORM CABLE INSTALLATION - WITHOUT PLATFORM COIL CABLE AND WITH FOOTSWITCH (MACHINES WITH SN STARTING WITH 12, B2 & G2)



ART\_1001201129\_F

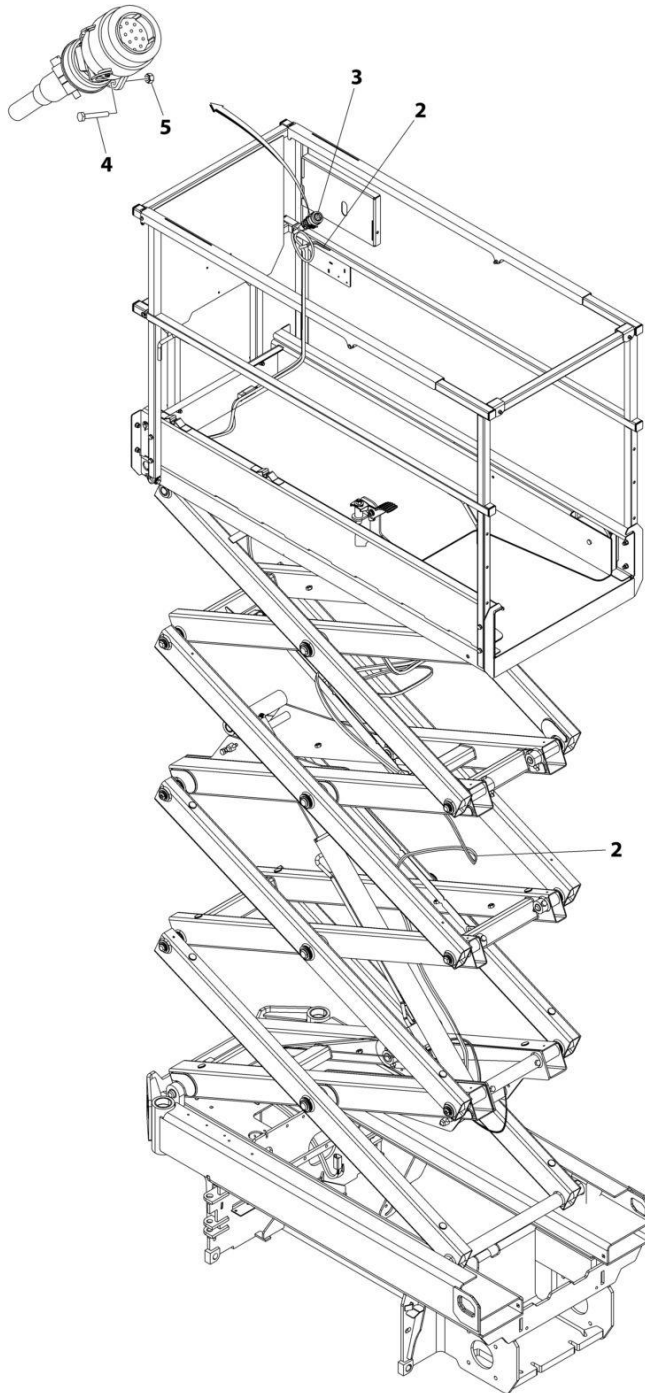
## SECTION 6 - ELECTRICAL

**FIGURE 6-23. GROUND TO PLATFORM CABLE INSTALLATION - WITHOUT PLATFORM COIL CABLE AND WITH FOOTSWITCH (MACHINES WITH SN STARTING WITH 12, B2 & G2)**

ITEM	PART NUMBER	QTY	DESCRIPTION	REV
	1001201129	Ref	GROUND TO PLATFORM CABLE INSTALLATION	F
		Ref	Note: Only Available on Japanese Specs.	
1	4240017	AR	Tie-Strap (Not Shown)	
3	1001200811	1	Cable Assembly - Ground to Platform	
3	4460894	1	Plug, Male - 6 Position (To Platform Harness Item 4)	
3	4460465	4	Socket, Female	
3	4460944	2	Socket, Female	
3	4460899	1	Receptacle, Female - 6 Position (To Chassis Harness)	
3	4460464	4	Pin, Male	
3	4460943	2	Pin, Male	
4	1001223263	1	Platform Harness	
4	4460899	1	Receptacle, Female - 6 Position (To Item 3)	
4	4460464	4	Pin, Male	
4	4460943	2	Pin, Male	
4	4460754	1	Connector - 14 Position (To Console Box)	
4	4460465	8	Socket, Female	
4	4460944	2	Socket, Female	
4	4460466	4	Plug, Terminal	
4	4460891	1	Plug, Male - 2 Position (To Footswitch)	
4	4460465	2	Socket, Female	
4	4460897	1	Receptacle, Female - 2 Position (Footswitch Jumper)	
4	4460464	2	Pin, Male	
4	4460539	1	Plug, Male - 3 Position (To Overhead Switches)	
4	4460465	2	Socket, Female	
4	4460466	1	Plug, Terminal	

## SECTION 6 - ELECTRICAL

FIGURE 6-24. GROUND TO PLATFORM CABLE INSTALLATION - ES1932 WITHOUT PLATFORM COIL CABLE (MACHINES WITH SN STARTING WITH 12, B2 & G2)



ART\_1001270899

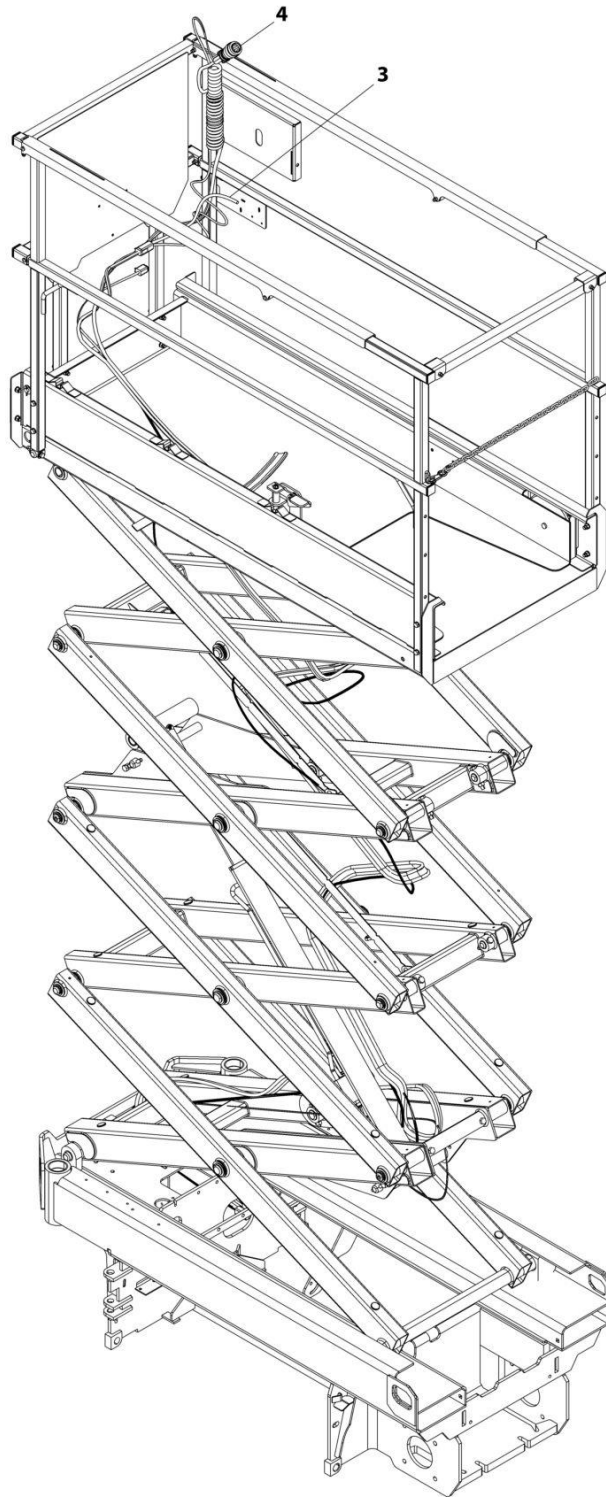
## SECTION 6 - ELECTRICAL

**FIGURE 6-24. GROUND TO PLATFORM CABLE INSTALLATION - ES1932 WITHOUT PLATFORM COIL CABLE (MACHINES WITH SN STARTING WITH 12, B2 & G2)**

ITEM	PART NUMBER	QTY	DESCRIPTION	REV
	1001270899	Ref	GROUND TO PLATFORM CABLE INSTALLATION	C
1	4240017	AR	Tie-Strap (Not Shown)	
2	1001239544	1	Cable Assembly - Ground to Platform	
2	4460894	1	Plug, Male - 6 Position (To Platform Harness Item 4)	
2	4460465	4	Socket, Female	
2	4460944	2	Socket, Female	
2	4460899	1	Receptacle, Female - 6 Position (To Chassis Harness)	
2	4460464	4	Pin, Male	
2	4460943	2	Pin, Male	
3	1001270443	1	Platform Harness	
3	4460899	1	Receptacle, Female - 6 Position (To Item 3)	
3	4460464	4	Pin, Male	
3	4460943	2	Pin, Male	
3	1001269947	1	Connector - 14 Position (To Console Box)	
3	1001269944	6	Socket, Female	
3	1001269949	2	Socket, Female	
4	0760310	2	Bolt M3 x 20	
5	3290305	2	Nut M3	

## SECTION 6 - ELECTRICAL

**FIGURE 6-25. GROUND TO PLATFORM CABLE INSTALLATION - WITH PLATFORM COIL CABLE  
(ALL SPECS EXCEPT AUSTRALIAN SPECS) (MACHINES WITH SN STARTING WITH 12, B2, M2 & G2)**



ART\_1001203630



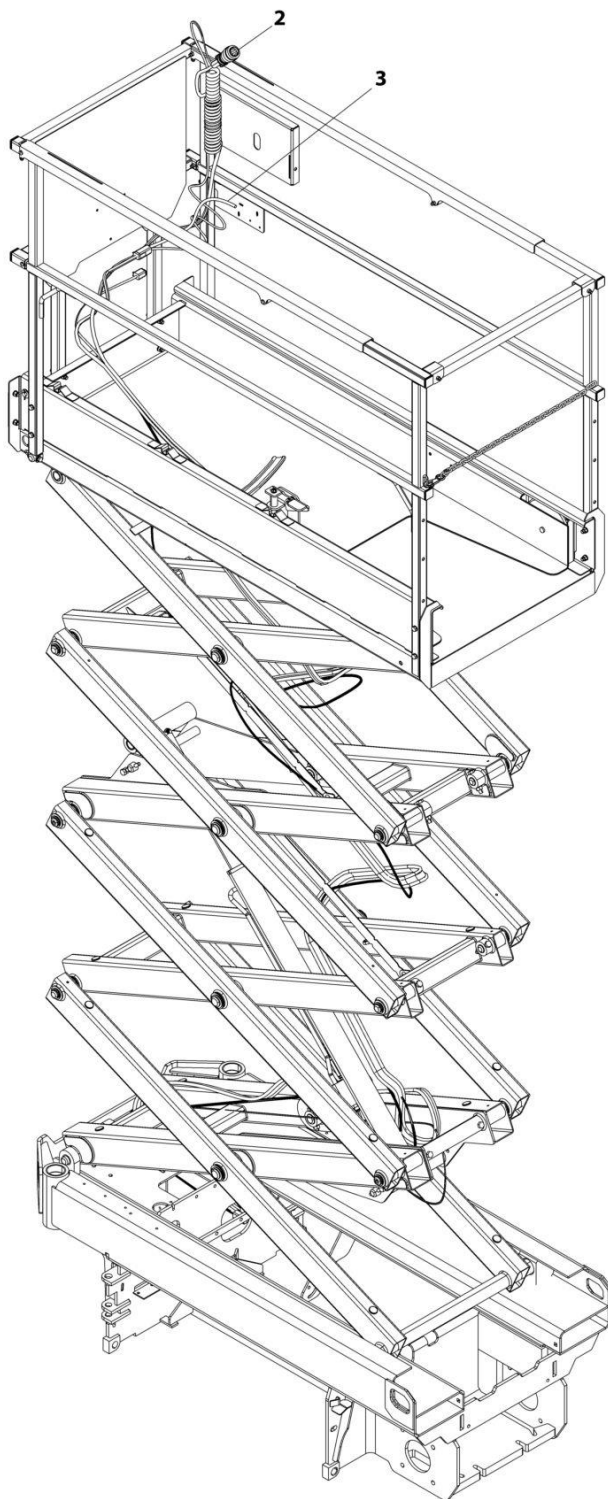
## SECTION 6 - ELECTRICAL

**FIGURE 6-25. GROUND TO PLATFORM CABLE INSTALLATION - WITH PLATFORM COIL CABLE  
(ALL SPECS EXCEPT AUSTRALIAN SPECS) (MACHINES WITH SN STARTING WITH 12, B2, M2 & G2)**

ITEM	PART NUMBER	QTY	DESCRIPTION	REV
	1001203630	Ref	GROUND TO PLATFORM CABLE INSTALLATION	E
1	4240017	AR	Tie-Strap (Not Shown)	
3	1001200811	1	Cable Assembly - Ground to Platform	
3	4460894	1	Plug, Male - 6 Position (To Platform Harness Item 4)	
3	4460465	4	Socket, Female	
3	4460944	2	Socket, Female	
3	4460899	1	Receptacle, Female - 6 Position (To Chassis Harness)	
3	4460464	4	Pin, Male	
3	4460943	2	Pin, Male	
4	1001202184	1	Platform Harness	
4	4460899	1	Receptacle, Female - 6 Position (To Item 3)	
4	4460464	4	Pin, Male	
4	4460943	2	Pin, Male	
4	4460754	1	Connector - 14 Position (To Console Box)	
4	4460465	8	Socket, Female	
4	4460466	6	Plug, Terminal	

## SECTION 6 - ELECTRICAL

FIGURE 6-26. GROUND TO PLATFORM CABLE INSTALLATION - WITH PLATFORM COIL CABLE (AUSTRALIAN SPECS) (MACHINES WITH SN STARTING WITH 12, B2 & G2)



ART\_1001230933

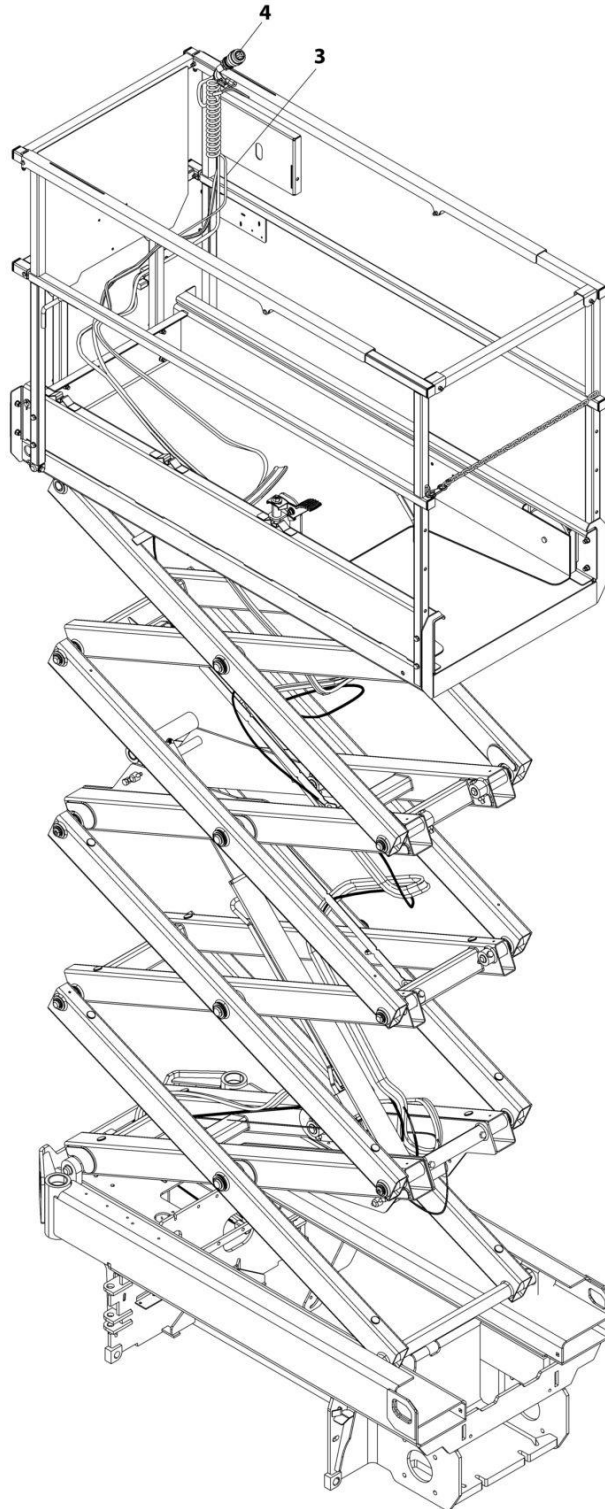
## SECTION 6 - ELECTRICAL

**FIGURE 6-26. GROUND TO PLATFORM CABLE INSTALLATION - WITH PLATFORM COIL CABLE  
(AUSTRALIAN SPECS) (MACHINES WITH SN STARTING WITH 12, B2 & G2)**

ITEM	PART NUMBER	QTY	DESCRIPTION	REV
	1001230933	Ref	GROUND TO PLATFORM CABLE INSTALLATION	A
1	4240017	AR	Tie-Strap (Not Shown)	
2	1001202184	1	Platform Harness	
2	4460899	1	Receptacle, Female - 6 Position (To Item 3)	
2	4460464	4	Pin, Male	
2	4460943	2	Pin, Male	
2	4460754	1	Connector - 14 Position (To Console Box)	
2	4460465	8	Socket, Female	
2	4460466	6	Plug, Terminal	
3	1001230839	1	Cable Assembly - Ground to Platform	
3	4460894	1	Plug, Male - 6 Position (To Platform Harness Item 2)	
3	4460465	4	Socket, Female	
3	4460944	2	Socket, Female	
3	4460899	1	Receptacle, Female - 6 Position (To Chassis Harness)	
3	4460464	4	Pin, Male	
3	4460943	2	Pin, Male	

## SECTION 6 - ELECTRICAL

FIGURE 6-27. GROUND TO PLATFORM CABLE INSTALLATION - WITH PLATFORM COIL CABLE AND FOOTSWITCH (MACHINES WITH SN STARTING WITH 12, B2 & G2)



ART\_1001203631\_F

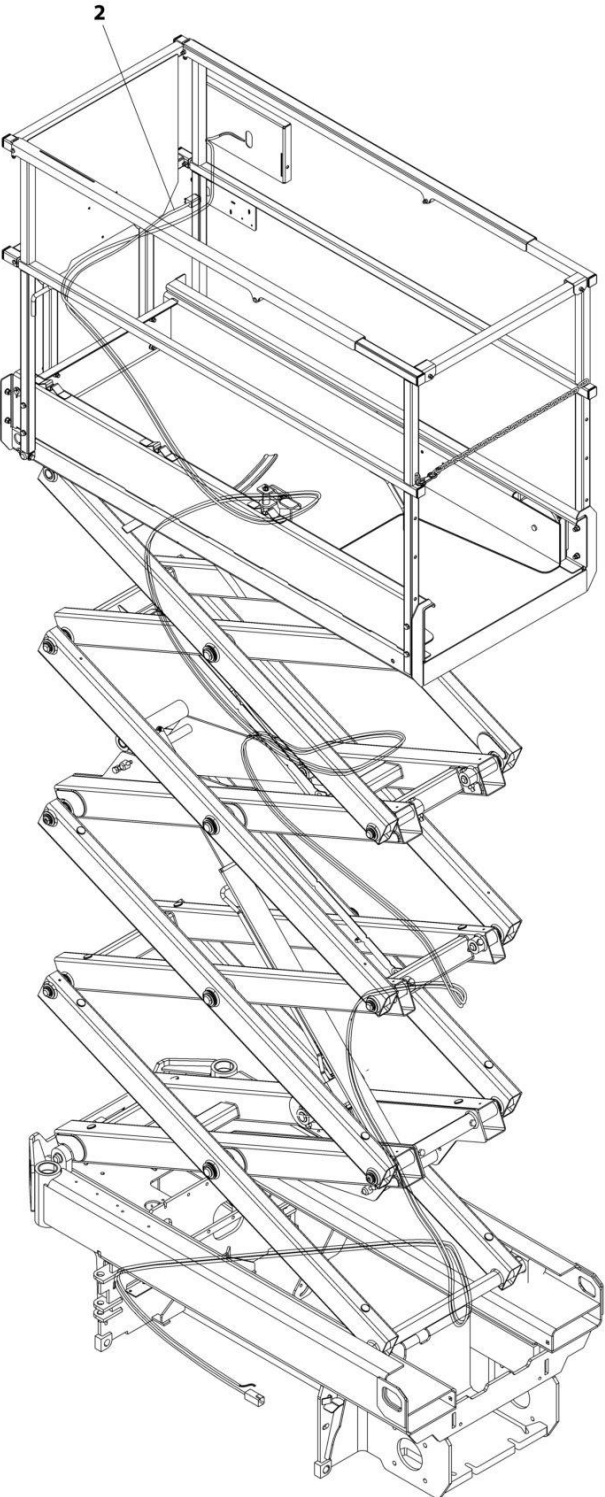
## SECTION 6 - ELECTRICAL

**FIGURE 6-27. GROUND TO PLATFORM CABLE INSTALLATION - WITH PLATFORM COIL CABLE AND FOOTSWITCH (MACHINES WITH SN STARTING WITH 12, B2 & G2)**

ITEM	PART NUMBER	QTY	DESCRIPTION	REV
	1001203631	Ref	GROUND TO PLATFORM CABLE INSTALLATION	F
		Ref	Note: Only Available on Japanese Specs.	
1	4240017	AR	Tie-Strap (Not Shown)	
3	1001200811	1	Cable Assembly - Ground to Platform	
3	4460894	1	Plug, Male - 6 Position (To Platform Harness Item 4)	
3	4460465	4	Socket, Female	
3	4460944	2	Socket, Female	
3	4460899	1	Receptacle, Female - 6 Position (To Chassis Harness)	
3	4460464	4	Pin, Male	
3	4460943	2	Pin, Male	
4	1001223262	1	Platform Harness	
4	4460899	1	Receptacle, Female - 6 Position (To Item 3)	
4	4460464	4	Pin, Male	
4	4460943	2	Pin, Male	
4	4460754	1	Connector - 14 Position (To Console Box)	
4	4460465	8	Socket, Female	
4	4460944	2	Socket, Female	
4	4460466	4	Plug, Terminal	
4	4460891	1	Plug, Male - 2 Position (To Footswitch)	
4	4460465	2	Socket, Female	
4	4460897	1	Receptacle, Female - 2 Position (Footswitch Jumper)	
4	4460464	2	Pin, Male	
4	4460539	1	Plug, Male - 3 Position (To Overhead Switches)	
4	4460465	2	Socket, Female	
4	4460466	1	Plug, Terminal	

**SECTION 6 - ELECTRICAL**

**FIGURE 6-28. GROUND TO PLATFORM CABLE INSTALLATION - SCISSORS ARM CABLE ONLY  
(MACHINES WITH SN STARTING WITH 12, B2 & G2)**



ART\_1001253807

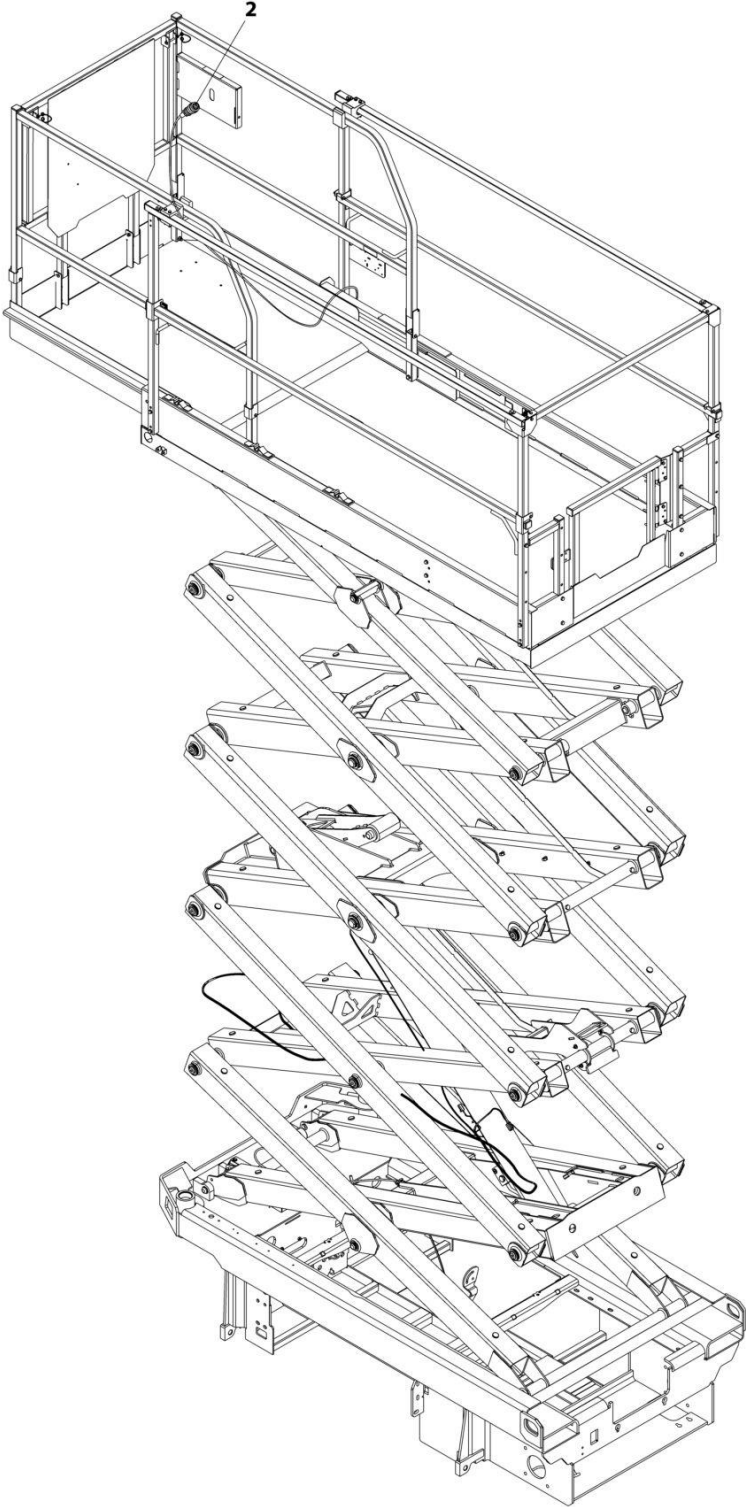
## SECTION 6 - ELECTRICAL

**FIGURE 6-28. GROUND TO PLATFORM CABLE INSTALLATION - SCISSORS ARM CABLE ONLY  
(MACHINES WITH SN STARTING WITH 12, B2 & G2)**

ITEM	PART NUMBER	QTY	DESCRIPTION	REV
	1001253807	Ref	GROUND TO PLATFORM CABLE INSTALLATION - SCISSORS ARMS CABLE ONLY	A
1	4240017	AR	Tie-Strap (Not Shown)	
2	1001200811	1	Cable Assembly - Ground to Platform	
2	4460894	1	Plug, Male - 6 Position (To Platform Harness Item 2)	
2	4460465	4	Socket, Female	
2	4460944	2	Socket, Female	
2	4460899	1	Receptacle, Female - 6 Position (To Chassis Harness)	
2	4460464	4	Pin, Male	
2	4460943	2	Pin, Male	

# SECTION 6 - ELECTRICAL

**FIGURE 6-29. GROUND TO PLATFORM CABLE INSTALLATION - PLATFORM CABLE ONLY (STRAIGHT CABLE) (MACHINES WITH SN STARTING WITH 12, B2 & G2)**



ART\_1001223650



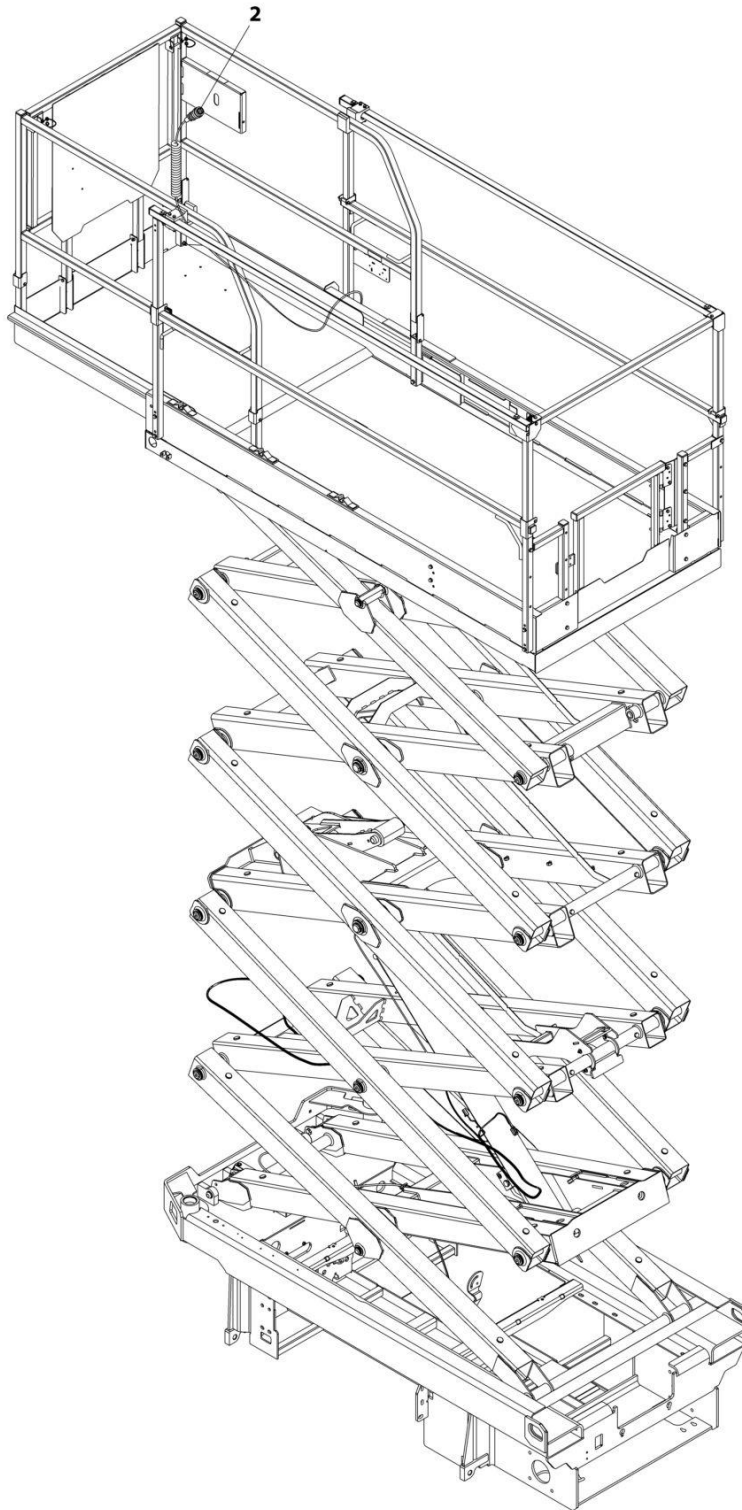
## SECTION 6 - ELECTRICAL

**FIGURE 6-29. GROUND TO PLATFORM CABLE INSTALLATION - PLATFORM CABLE ONLY  
(STRAIGHT CABLE) (MACHINES WITH SN STARTING WITH 12, B2 & G2)**

ITEM	PART NUMBER	QTY	DESCRIPTION	REV
	1001223650	Ref	GROUND TO PLATFORM CABLE INSTALLATION	A
1	4240017	AR	Tie-Strap (Not Shown)	
2	1001200812	1	Platform Harness	
2	4460899	1	Receptacle, Female - 6 position (To Platform/AC Cable Connector)	
2	4460464	4	Pin, Male	
2	4460943	2	Pin, Male	
2	4460754	1	Connector - 14 Position (To Console Box)	
2	4460465	8	Socket, Female	
2	4460466	6	Plug, Terminal	

## SECTION 6 - ELECTRICAL

FIGURE 6-30. GROUND TO PLATFORM CABLE INSTALLATION - PLATFORM CABLE ONLY (COILED CABLE) (MACHINES WITH SN STARTING WITH 12, B2 & G2)



ART\_1001223651

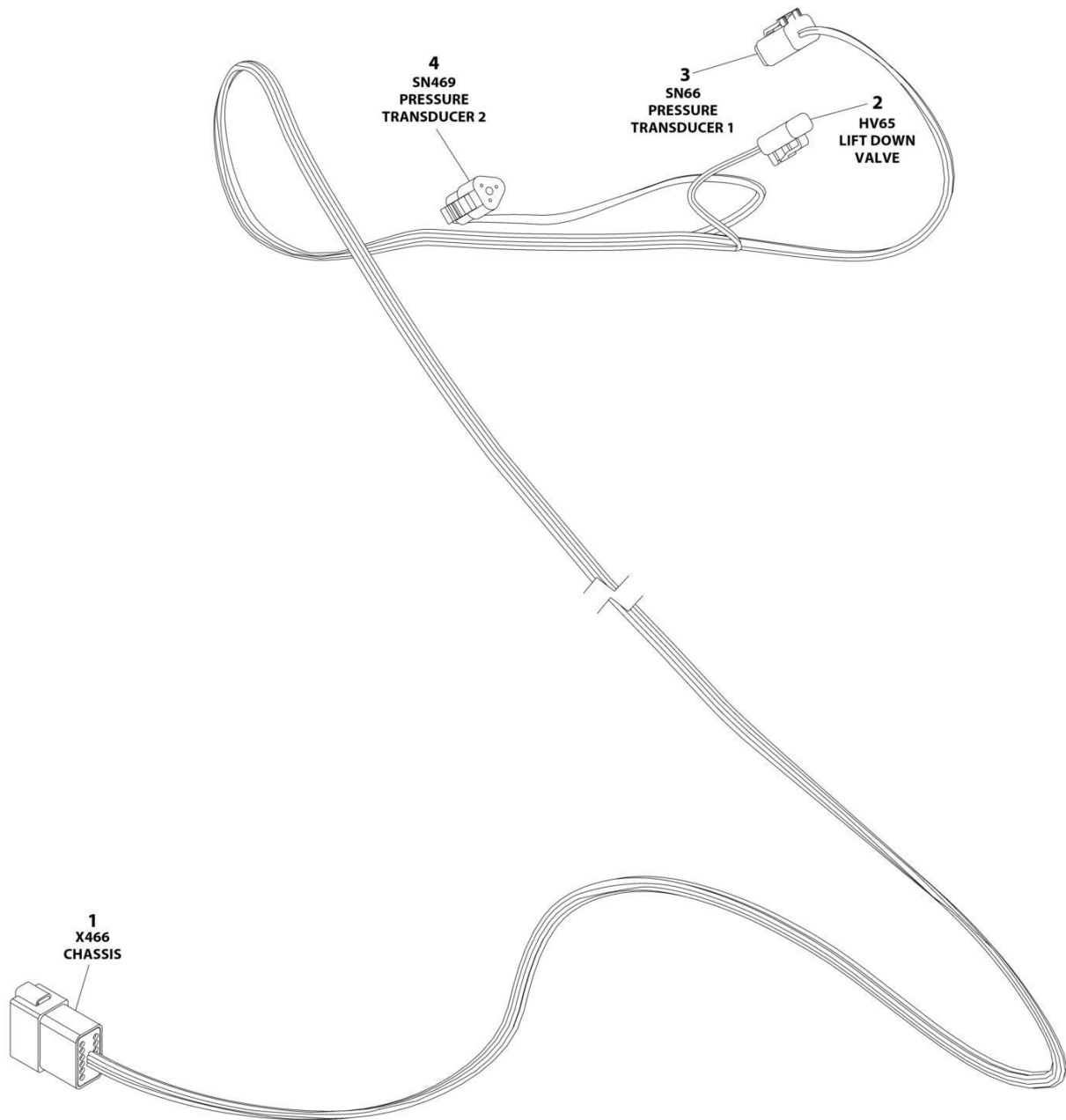
## SECTION 6 - ELECTRICAL

**FIGURE 6-30. GROUND TO PLATFORM CABLE INSTALLATION - PLATFORM CABLE ONLY (COILED CABLE) (MACHINES WITH SN STARTING WITH 12, B2 & G2)**

ITEM	PART NUMBER	QTY	DESCRIPTION	REV
	1001223651	Ref	GROUND TO PLATFORM CABLE INSTALLATION	A
1	4240017	AR	Tie-Strap (Not Shown)	
2	1001202184	1	Platform Harness	
2	4460899	1	Receptacle, Female - 6 position (To Platform/AC Cable Connector)	
2	4460464	4	Pin, Male	
2	4460943	2	Pin, Male	
2	4460754	1	Connector - 14 Position (To Console Box)	
2	4460465	8	Socket, Female	
2	4460466	6	Plug, Terminal	

# SECTION 6 - ELECTRICAL

## FIGURE 6-31. LIFT DOWN HARNESS



ART\_1001222687\_B

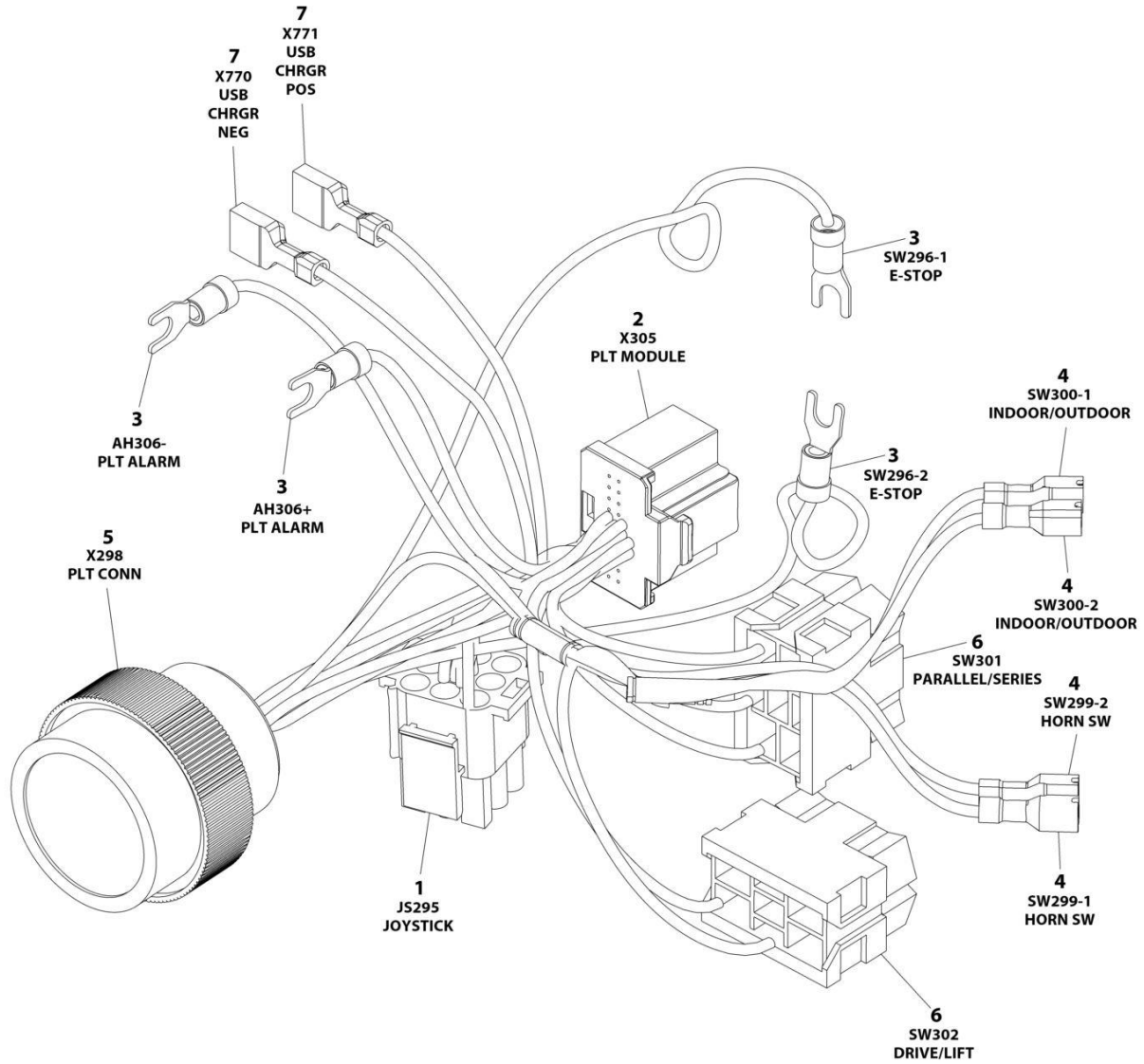
## SECTION 6 - ELECTRICAL

### FIGURE 6-31. LIFT DOWN HARNESS

ITEM	PART NUMBER	QTY	DESCRIPTION	REV
	1001222687	Ref	LIFT DOWN HARNESS - WITH LSS	B
1	4460970	1	Receptacle, Female - 12 Position	
1	4460464	9	Pin, Male	
1	4460466	3	Plug, Terminal	
2	4460891	1	Plug, Male - 4 Position	
2	4460465	2	Socket, Female	
3	4460884	1	Plug, Male - 4 Position	
3	4460465	4	Socket, Female	
4	4460539	1	Plug, Male - 3 Position	
4	4460465	3	Socket, Female	

# SECTION 6 - ELECTRICAL

## FIGURE 6-32. PLATFORM BOX HARNESS



ART\_1001200819

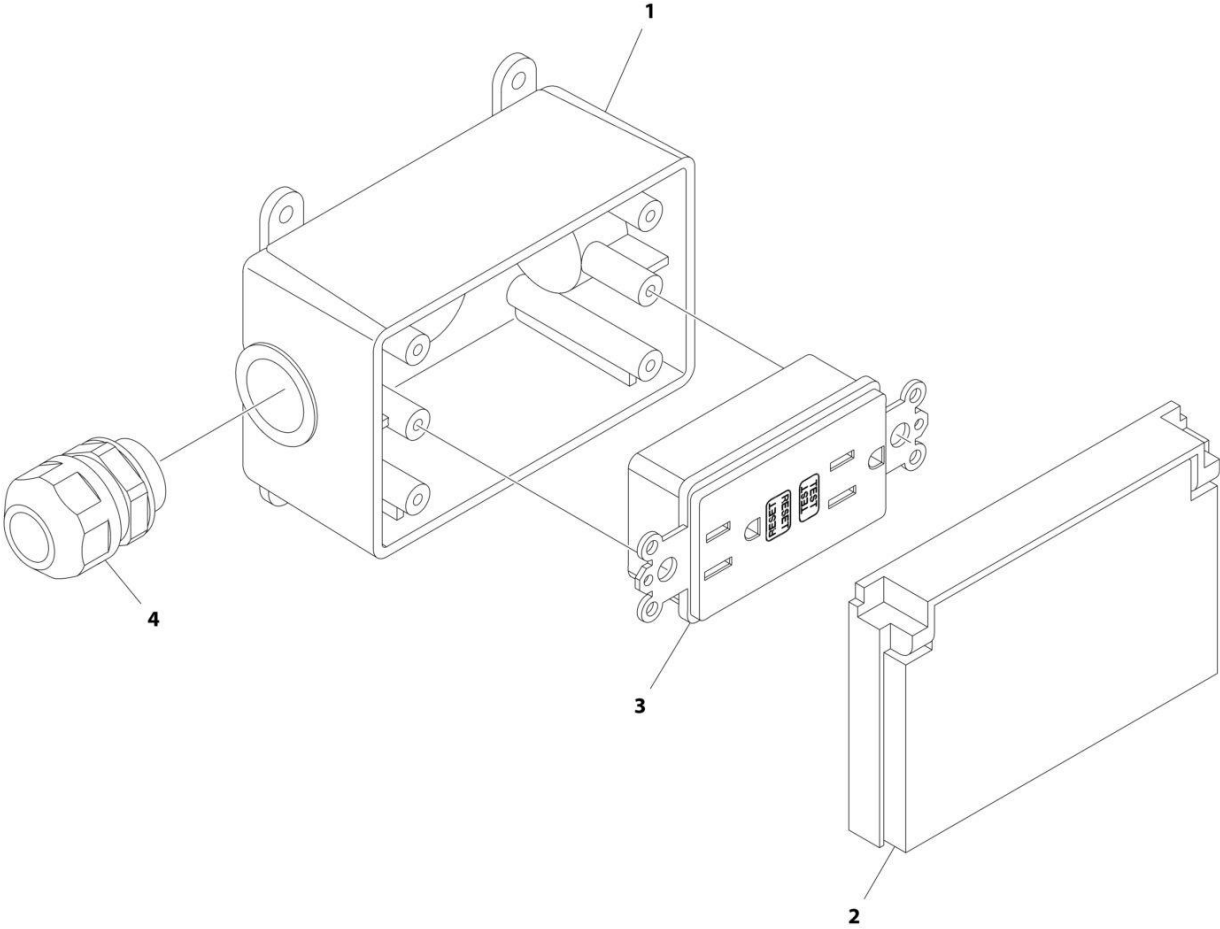
## SECTION 6 - ELECTRICAL

**FIGURE 6-32. PLATFORM BOX HARNESS**

ITEM	PART NUMBER	QTY	DESCRIPTION	REV
	1001200819	Ref	PLATFORM CONTROL BOX HARNESS	E
1	4460265	1	Plug, Male - 9 Position	
1	4460267	6	Pin, Male	
2	1001212036	1	Connector - 20 Position	
2	1001212035	16	Terminal	
3	4460183	4	Terminal, Fork	
4	1001201885	4	Terminal with Cover	
5	4461016	1	Connector - 14 Position	
5	4460464	8	Pin, Male	
5	4460466	6	Plug, Terminal	
6	4460418	2	Connector - 6 Position	
6	1001159186	5	Terminal	
7	1001194421	2	Terminal	

**SECTION 6 - ELECTRICAL**

**FIGURE 6-33. RECEPTACLE BOX KIT - 110V GFI**



ART\_2902431



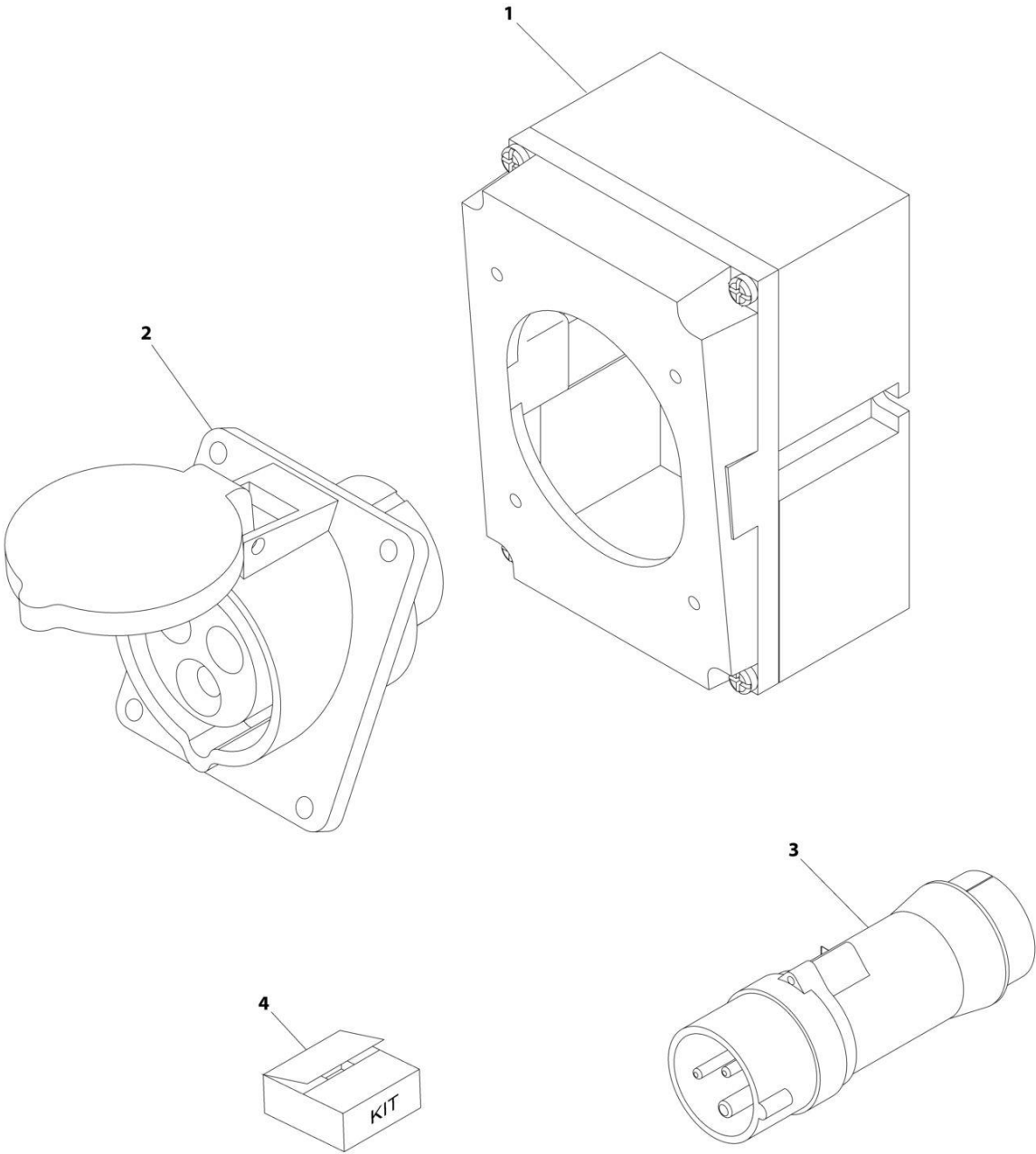
## SECTION 6 - ELECTRICAL

### FIGURE 6-33. RECEPTACLE BOX KIT - 110V GFI

ITEM	PART NUMBER	QTY	DESCRIPTION	REV
	2902431	Ref	RECEPTACLE BOX KIT - 110V GFI	D
1	0861731	1	Box, Receptacle	
2	1671207	1	Cover, Receptacle	
3	4460346	1	Receptacle	
4	4460662	1	Connector, Strain Relief	

**SECTION 6 - ELECTRICAL**

**FIGURE 6-34. RECEPTACLE BOX KIT - 110V IEC YELLOW (CE SPEC)**



ART\_0275216

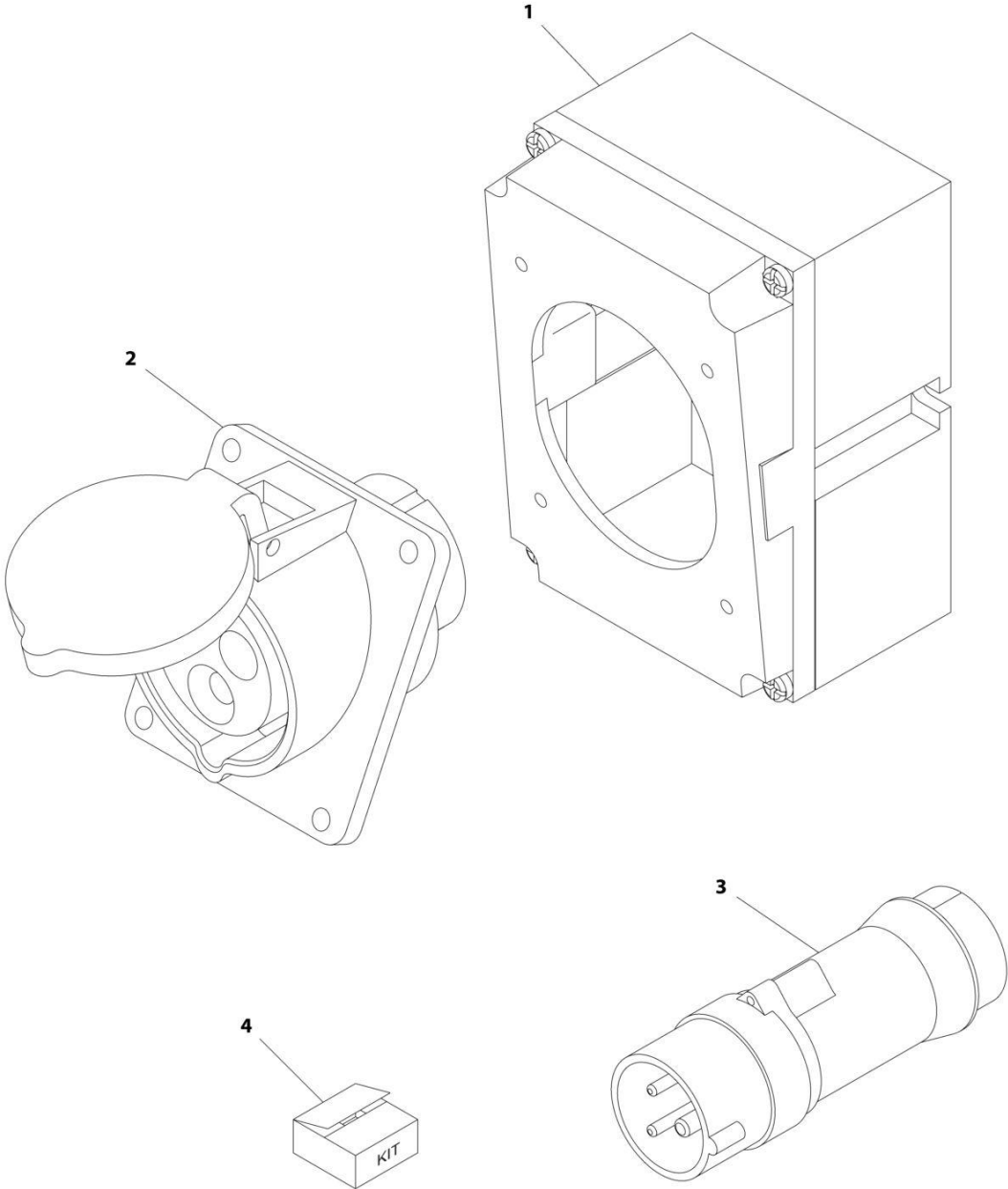
## SECTION 6 - ELECTRICAL

**FIGURE 6-34. RECEPTACLE BOX KIT - 110V IEC YELLOW (CE SPEC)**

ITEM	PART NUMBER	QTY	DESCRIPTION	REV
	0275216	Ref	RECEPTACLE BOX KIT - 110V IEC YELLOW	B
1	0861781	1	Box, Switch	
2	4461198	1	Receptacle	
3	4461196	1	Plug, Male	
4	1001100341	1	Plug and Socket Kit (Includes Items 1-3 and Female Plug p/n 4461197)	

**SECTION 6 - ELECTRICAL**

**FIGURE 6-35. RECEPTACLE BOX KIT - 220V IEC BLUE (CE SPEC)**



ART\_0275217

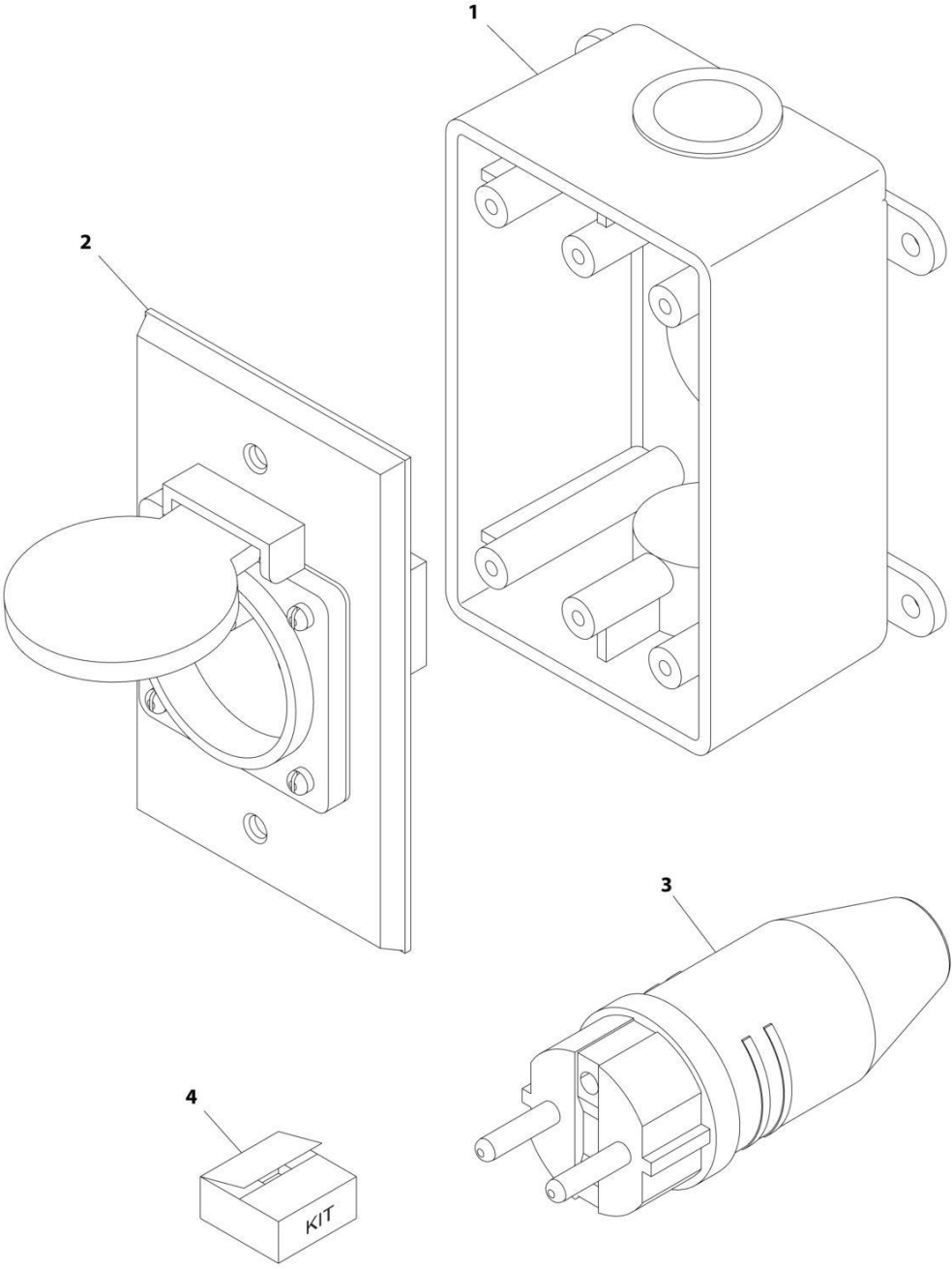
## SECTION 6 - ELECTRICAL

**FIGURE 6-35. RECEPTACLE BOX KIT - 220V IEC BLUE (CE SPEC)**

ITEM	PART NUMBER	QTY	DESCRIPTION	REV
	0275217	Ref	RECEPTACLE BOX KIT - 220V IEC BLUE	B
1	0861781	1	Box, Switch	
2	4461201	1	Receptacle	
3	4461199	1	Plug, Male	
4	1001100342	1	Plug and Socket Kit (Includes Items 1-3 and Female Plug p/n 4461200)	

**SECTION 6 - ELECTRICAL**

**FIGURE 6-36. RECEPTACLE BOX KIT - 220V CEE7 POST GROUND (CE SPEC)**



ART\_0275452-C

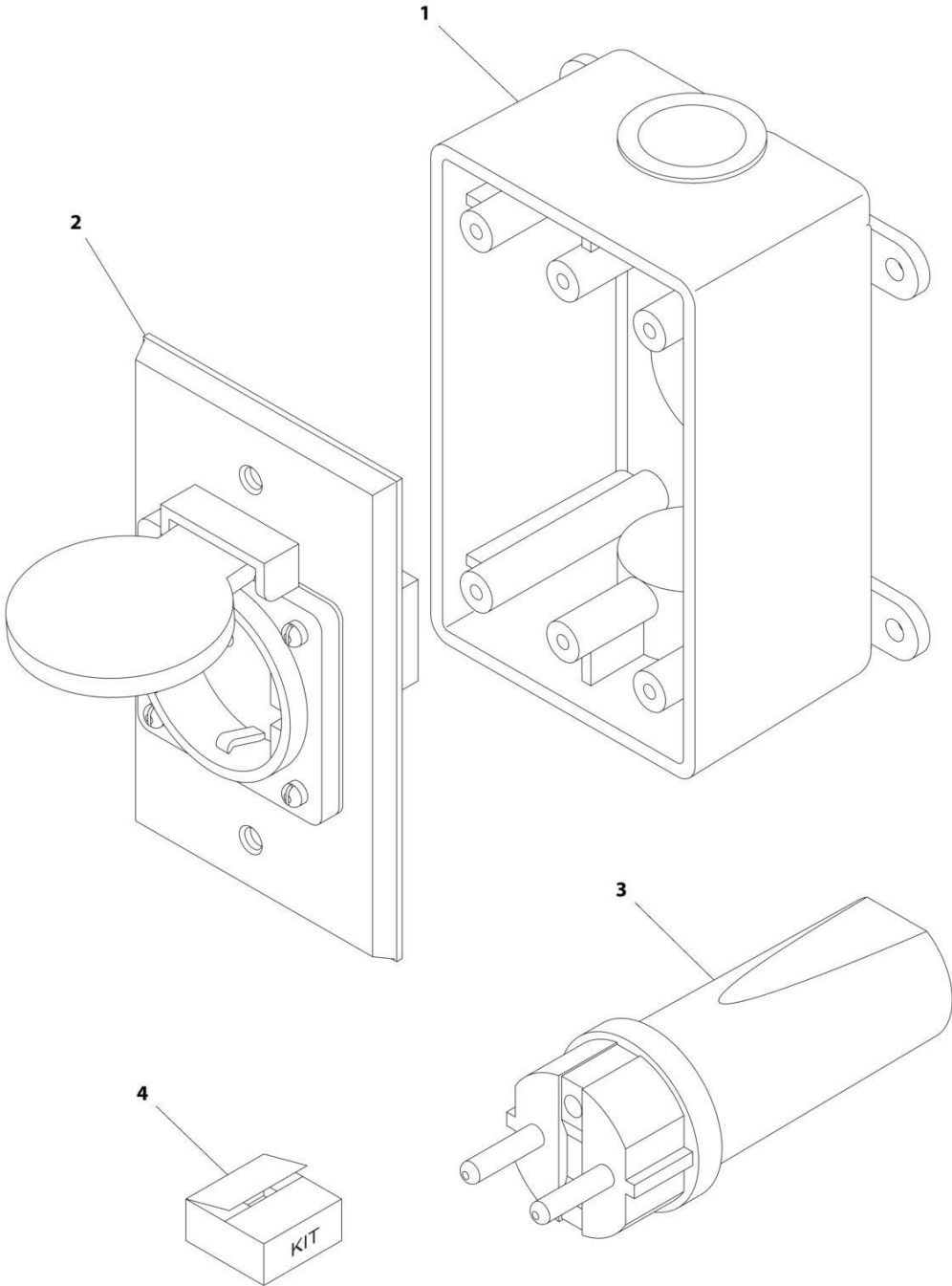
## SECTION 6 - ELECTRICAL

**FIGURE 6-36. RECEPTACLE BOX KIT - 220V CEE7 POST GROUND (CE SPEC)**

ITEM	PART NUMBER	QTY	DESCRIPTION	REV
	0275452	Ref	RECEPTACLE BOX KIT - 220V CEE7 POST GROUND 2IN X 4IN BOX	C
1	0861731	1	Box, Switch	
2	4461244	1	Receptacle	
3	4461205	1	Plug, Male	
4	1001100345	1	Plug and Socket Kit (Includes Items 1-3 and Female Plug p/n 4461203)	

**SECTION 6 - ELECTRICAL**

**FIGURE 6-37. RECEPTACLE BOX KIT - 220V CEE7 SIDE GROUND (CE SPEC)**



ART\_0275453



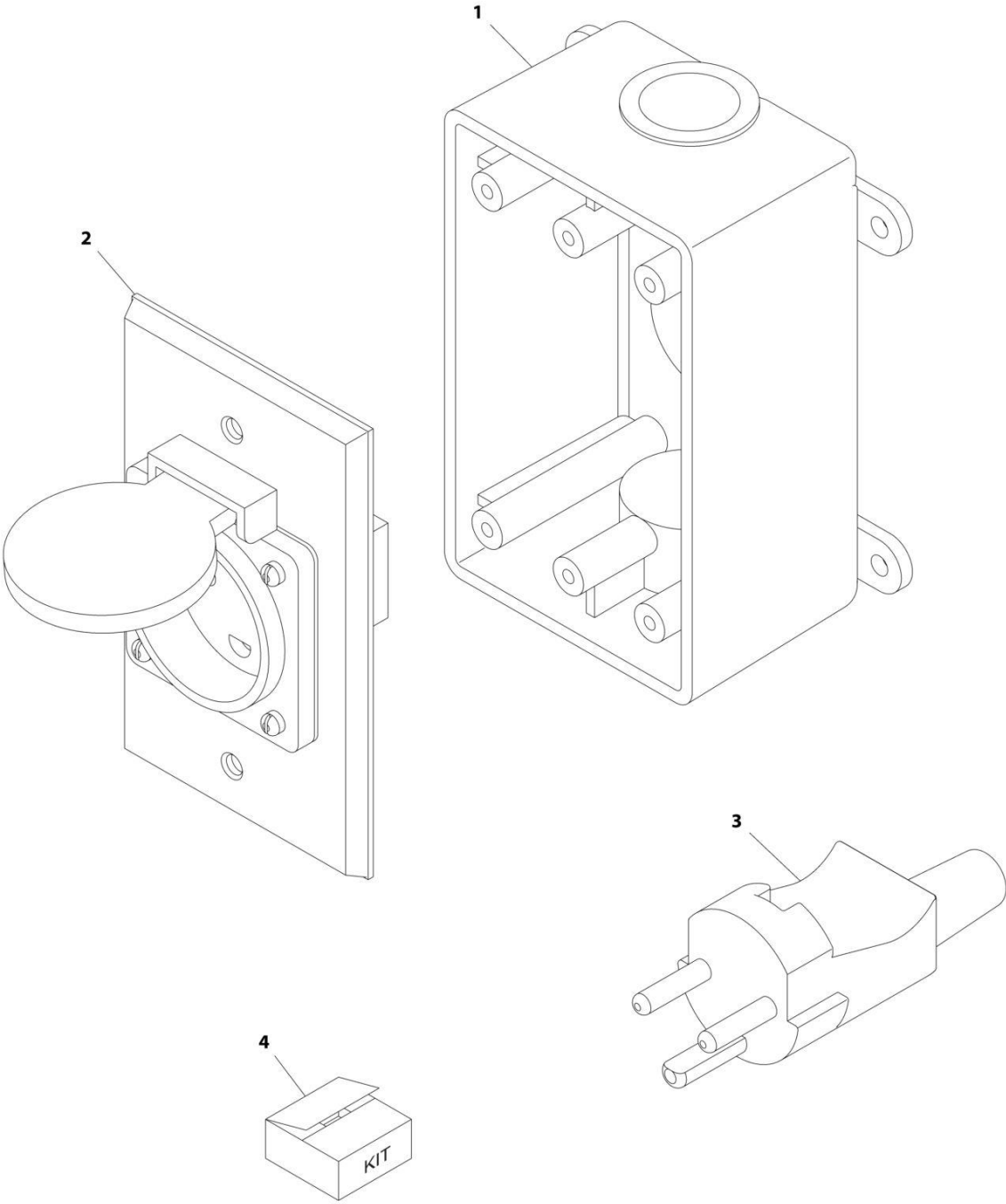
## SECTION 6 - ELECTRICAL

**FIGURE 6-37. RECEPTACLE BOX KIT - 220V CEE7 SIDE GROUND (CE SPEC)**

ITEM	PART NUMBER	QTY	DESCRIPTION	REV
	0275453	Ref	RECEPTACLE BOX KIT - 220V CEE7 SIDE GROUND	B
1	0861731	1	Box, Switch	
2	4461245	1	Receptacle	
3	4461205	1	Plug, Male	
4	1001100347	1	Plug and Socket Kit (Includes Items 1-3 and Female Plug p/n 4461206)	

**SECTION 6 - ELECTRICAL**

**FIGURE 6-38. RECEPTACLE BOX KIT - 220V AFSINT 107 (CE SPEC)**



ART\_0275454

## SECTION 6 - ELECTRICAL

**FIGURE 6-38. RECEPTACLE BOX KIT - 220V AFSINT 107 (CE SPEC)**

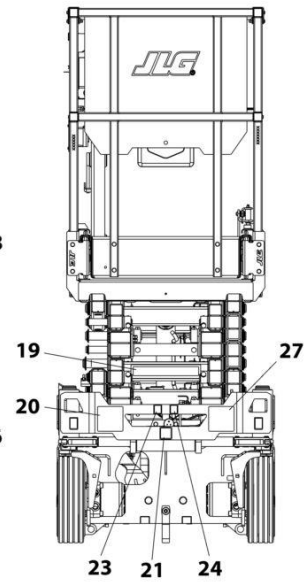
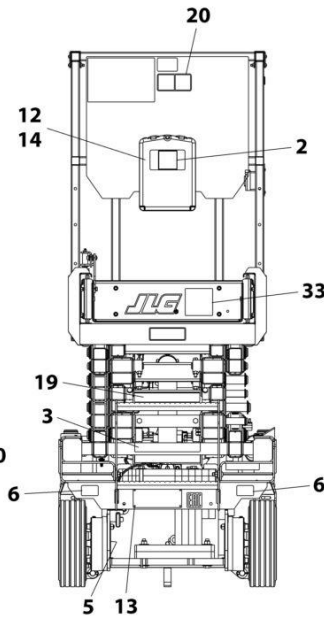
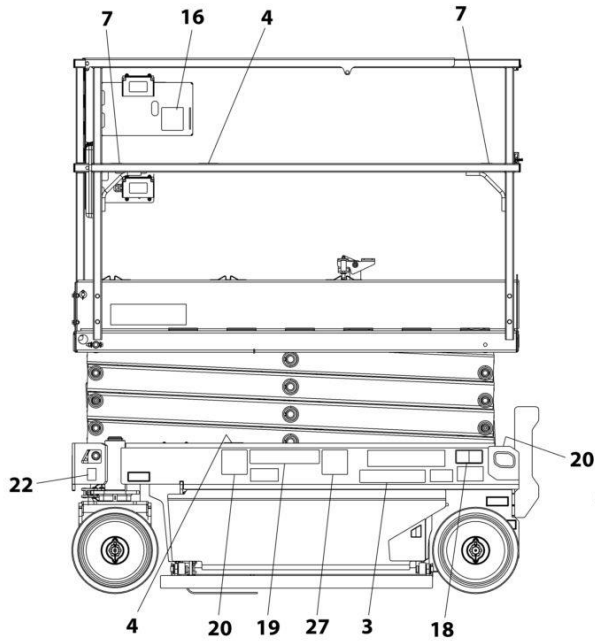
ITEM	PART NUMBER	QTY	DESCRIPTION	REV
	0275454	Ref	RECEPTACLE BOX KIT - 220V AFSINT 107	B
1	0861731	1	Box, Switch	
2	4461246	1	Receptacle	
3	4461249	1	Plug, Male	
4	1001100346	1	Plug and Socket Kit (Includes Items 1-3 and Female Plug p/n 4461250)	



**SECTION 7 - DECALS**

# SECTION 7 - DECALS

## FIGURE 7-1. DECAL INSTALLATION - ANSI SPECS (ENGLISH LANGUAGE)

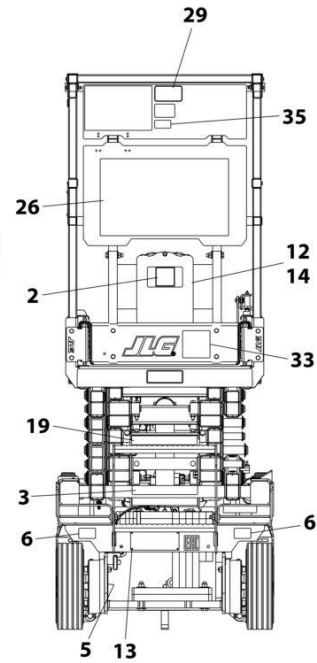
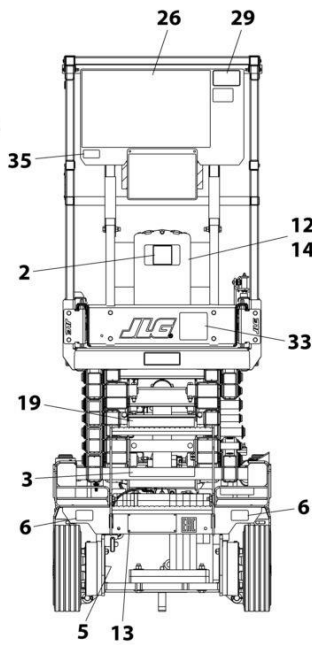
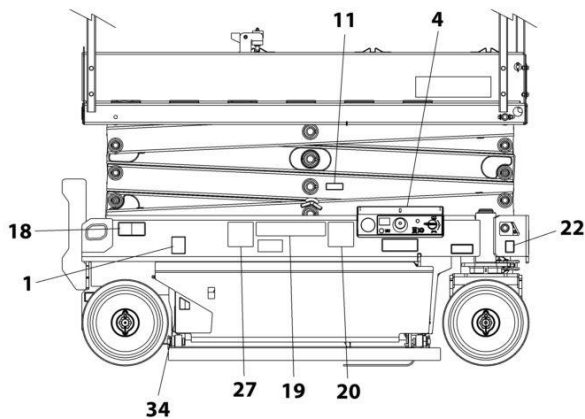


REAR VIEW - FIXED RAILS  
(LADDER AND PLATFORM BOX  
REMOVED FOR CLARITY)

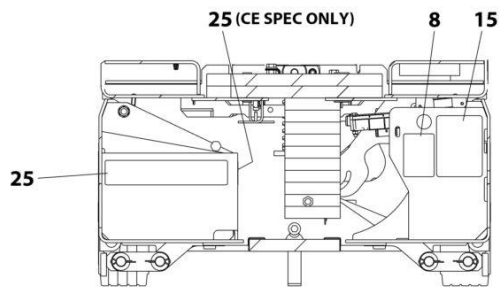
FRONT VIEW

NOTE: ITEMS SHOWN MAY NOT BE REQUIRED FOR ALL SPECS. REFER TO PARTS LISTS FOR USAGE.

NOTE: ADDITIONAL DECALS CALLED OUT ON DECAL INSTALLATION - OPTIONS.



REAR VIEW - FOLD-DOWN RAILS  
(LADDER AND PLATFORM BOX REMOVED FOR CLARITY)



DETAIL OF COMPONENTS  
INSIDE FRAME TRAYS

ART\_1001209907\_E

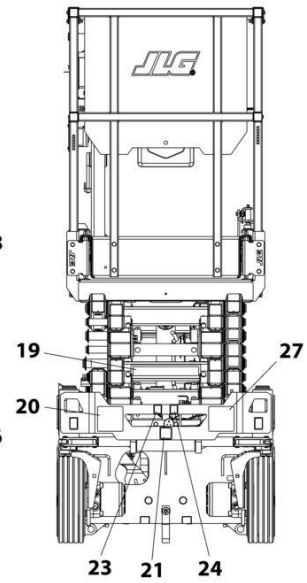
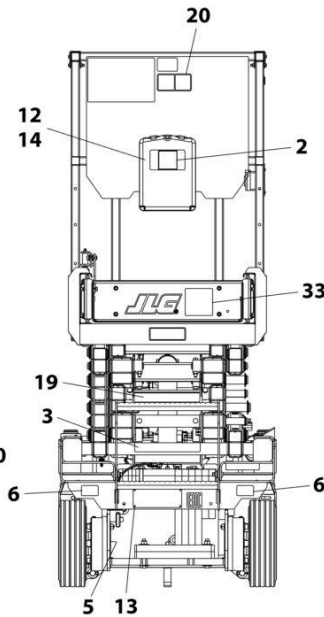
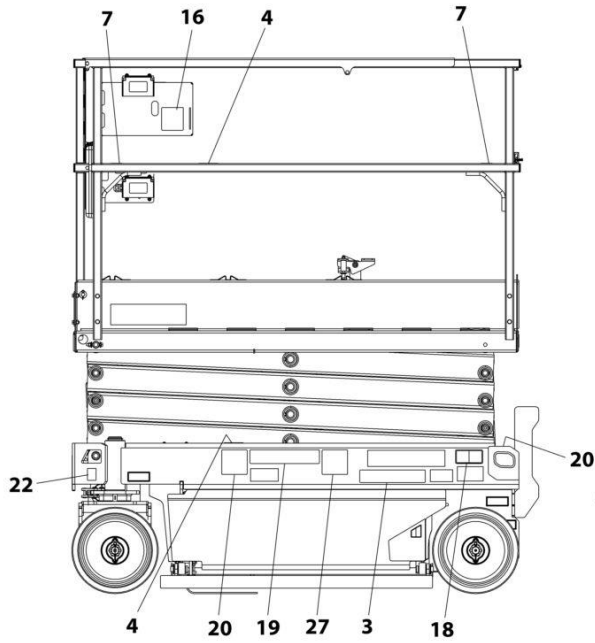
## SECTION 7 - DECALS

**FIGURE 7-1. DECAL INSTALLATION - ANSI SPECS (ENGLISH LANGUAGE)**

ITEM	PART NUMBER	QTY	DESCRIPTION	REV
	1001209907	Ref	DECAL INSTALLATION	E
	1001257773	Ref	DECAL CHART DRAWING	G
1	1701504	1	Decal - Hydraulic Oil	
2	1701640	1	Decal - Manual	
3	1703813	2	Decal - Warning Battery Ventilation	
4	1703819	4	Decal - Direction Arrow	
5	1703822	1	Decal - Manual Descent Instruction	
6	1704016	2	Decal - Fork Lift	
7	1704277	2	Decal - Lanyard Attach	
8	1704412	1	Decal - Hydraulic Oil	
11	1001220430	1	Decal - Safety Prop	
12	2080040	3	Fastener	
13	2080057	4	Fastener	
14	8990147	1	Holder, Manual	
15	1001131270	1	Decal - Patent	
16	1001132359	1	Decal - Control Box Locate	
18	1001162864	2	Decal - Lift Up/Tie Down	
19	1001211777	4	Decal - Crushing Hazard	
20	1001211779	4	Decal - Electrocution	
21	1001212290	1	Decal - Tie Down	
22	1001212291	2	Decal - Lifting Lug	
23	1001212292	1	Decal - No Lifting	
24	1001212293	1	Decal - No Forklift	
25	1001146794	1	Decal - Battery/Charger Service	
26	1703816	1	Decal - Danger/Warning	
29	1001231801	1	Decal - Prop 65 Warning	
34	1001223055	1	Decal - Yearly Inspection	
35	1001228370	1	Decal - ICES	

# SECTION 7 - DECALS

## FIGURE 7-2. DECAL INSTALLATION - AUSTRALIAN & JAPANESE SPECS (ENGLISH LANGUAGE)

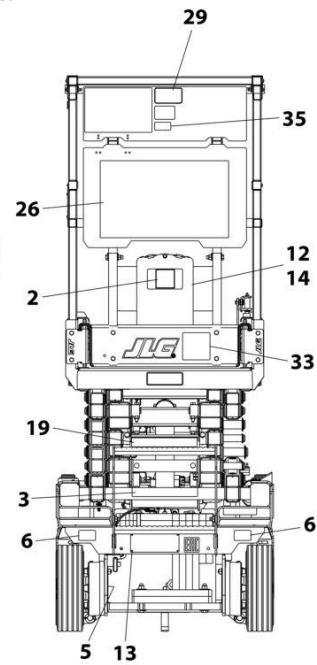
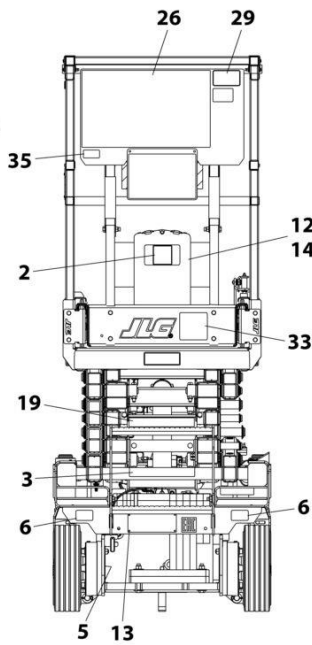
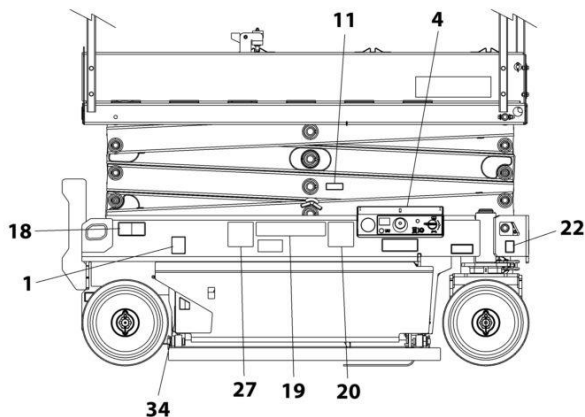


REAR VIEW - FIXED RAILS  
(LADDER AND PLATFORM BOX  
REMOVED FOR CLARITY)

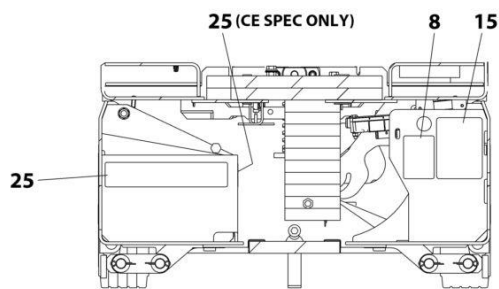
FRONT VIEW

NOTE: ITEMS SHOWN MAY NOT BE REQUIRED FOR ALL SPECS. REFER TO PARTS LISTS FOR USAGE.

NOTE: ADDITIONAL DECALS CALLED OUT ON DECAL INSTALLATION - OPTIONS.



REAR VIEW - FOLD-DOWN RAILS  
(LADDER AND PLATFORM BOX REMOVED FOR CLARITY)



DETAIL OF COMPONENTS  
INSIDE FRAME TRAYS

ART\_1001209914\_D



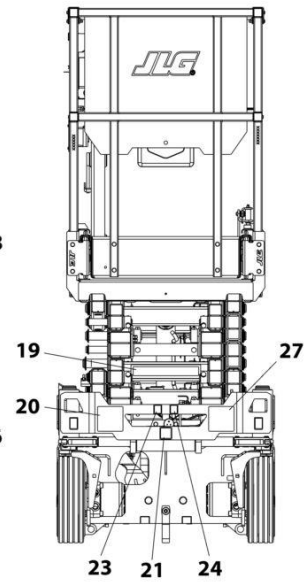
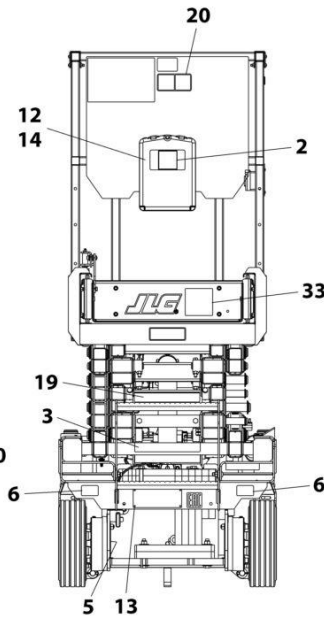
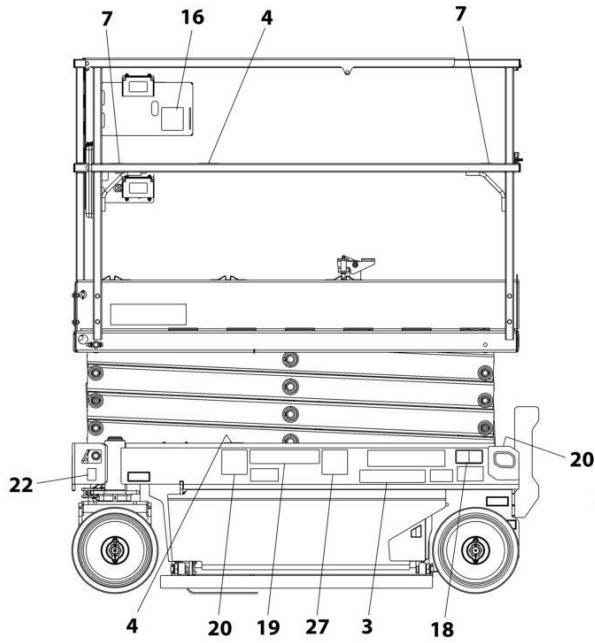
## SECTION 7 - DECALS

**FIGURE 7-2. DECAL INSTALLATION - AUSTRALIAN & JAPANESE SPECS (ENGLISH LANGUAGE)**

ITEM	PART NUMBER	QTY	DESCRIPTION	REV
	1001209914	Ref	DECAL INSTALLATION	D
	1001257773	Ref	DECAL CHART DRAWING	G
1	1701504	1	Decal - Hydraulic Oil	
2	1701640	1	Decal - Manual	
3	1705670	2	Decal - Fire Hazard	
4	1703819	4	Decal - Direction Arrow	
5	1703822	1	Decal - Manual Descent Instruction	
6	1704016	2	Decal - Fork Lift	
7	1704277	2	Decal - Lanyard Attach	
8	1704412	1	Decal - Hydraulic Oil	
11	1001220430	1	Decal - Safety Prop	
12	2080040	3	Fastener	
13	2080057	4	Fastener	
14	8990147	1	Holder, Manual	
16	1001132359	1	Decal - Control Box Locate	
18	1001162864	2	Decal - Lift Up/Tie Down	
19	1001219172	4	Decal - Crushing	
20	1001219171	5	Decal - Electrocutation	
21	1001212290	1	Decal - Tie Down	
22	1001212291	2	Decal - Lifting Lug	
23	1001212292	1	Decal - No Lifting	
24	1001212293	1	Decal - No Forklift	
25	1001146794	1	Decal - Battery/Charger Service	

# SECTION 7 - DECALS

## FIGURE 7-3. DECAL INSTALLATION - BRAZIL SPECS (PORTUGUESE/SPANISH LANGUAGES)

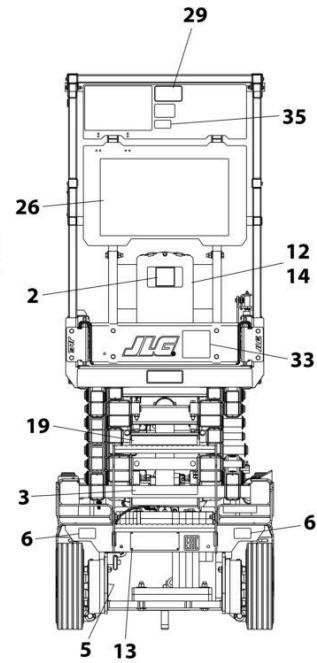
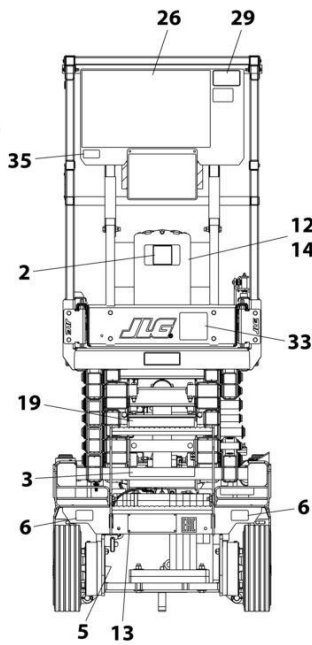
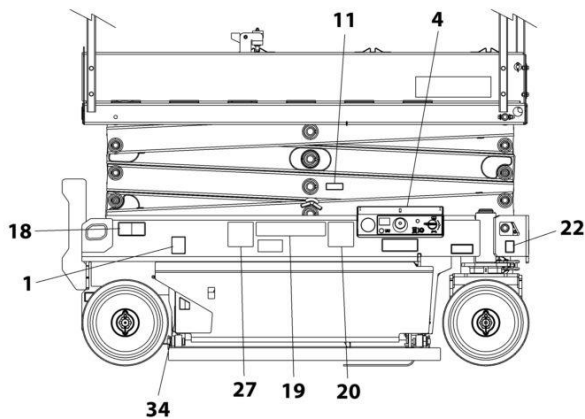


REAR VIEW - FIXED RAILS  
(LADDER AND PLATFORM BOX  
REMOVED FOR CLARITY)

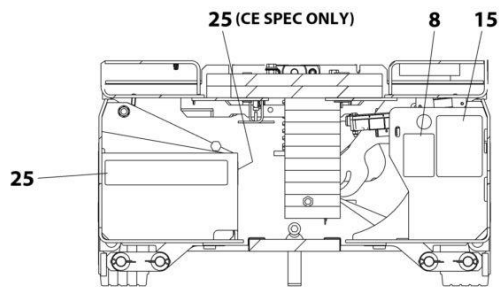
FRONT VIEW

NOTE: ITEMS SHOWN MAY NOT BE REQUIRED FOR ALL SPECS. REFER TO PARTS LISTS FOR USAGE.

NOTE: ADDITIONAL DECALS CALLED OUT ON DECAL INSTALLATION - OPTIONS.



REAR VIEW - FOLD-DOWN RAILS  
(LADDER AND PLATFORM BOX REMOVED FOR CLARITY)



DETAIL OF COMPONENTS  
INSIDE FRAME TRAYS

ART\_1001209910\_C

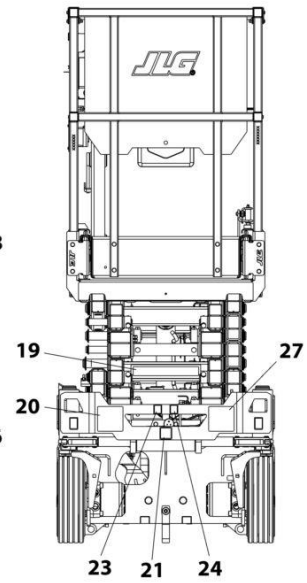
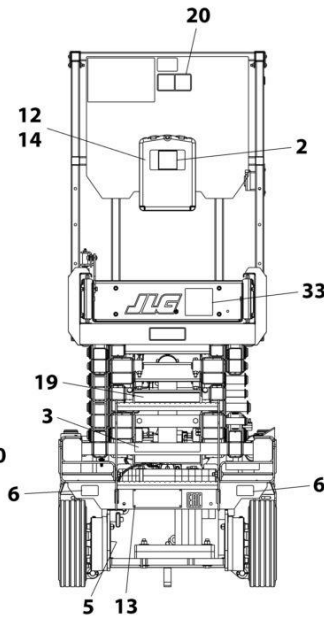
## SECTION 7 - DECALS

**FIGURE 7-3. DECAL INSTALLATION - BRAZIL SPECS (PORTUGUESE/SPANISH LANGUAGES)**

ITEM	PART NUMBER	QTY	DESCRIPTION	REV
	1001209910	Ref	DECAL INSTALLATION	C
	1001257773	Ref	DECAL CHART DRAWING	G
1	1701504	1	Decal - Hydraulic Oil	
2	1701640	1	Decal - Manual	
3	1704341	2	Decal - Warning Battery Ventilation	
4	1703819	4	Decal - Direction Arrow	
5	1703822	1	Decal - Manual Descent Instruction	
6	1704016	2	Decal - Fork Lift	
7	1704277	2	Decal - Lanyard Attach	
8	1704412	1	Decal - Hydraulic Oil	
11	1001220430	1	Decal - Safety Prop	
12	2080040	3	Fastener	
13	2080057	4	Fastener	
14	8990147	1	Holder, Manual	
16	1001132359	1	Decal - Control Box Locate	
18	1001162864	2	Decal - Lift Up/Tie Down	
19	1001216650	4	Decal - Crushing Hazard	
20	1001215748	4	Decal - Danger Electrocution	
21	1001212290	1	Decal - Tie Down	
22	1001212291	2	Decal - Lifting Lug	
23	1001212292	1	Decal - No Lifting	
24	1001212293	1	Decal - No Forklift	
25	1001146794	1	Decal - Battery/Charger Service	
26	1704699	1	Decal - Danger/Warning	
27	1001216648	4	Decal - Danger Electrocution	
34	1001224052	1	Decal - Yearly Inspection	

# SECTION 7 - DECALS

## FIGURE 7-4. DECAL INSTALLATION - CE SPECS (ENGLISH LANGUAGE)

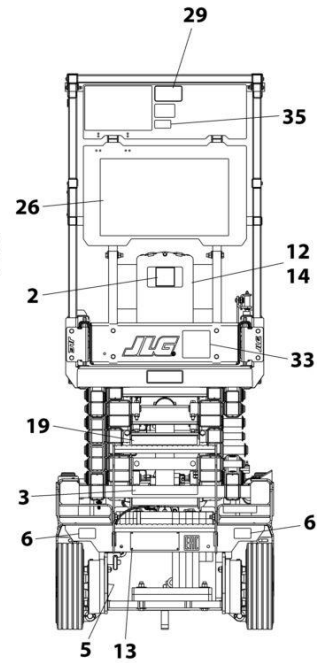
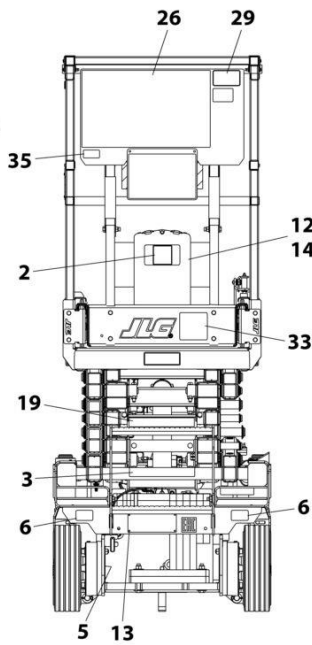
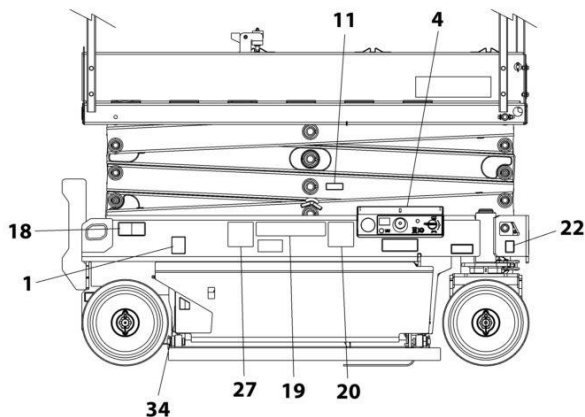


REAR VIEW - FIXED RAILS  
(LADDER AND PLATFORM BOX  
REMOVED FOR CLARITY)

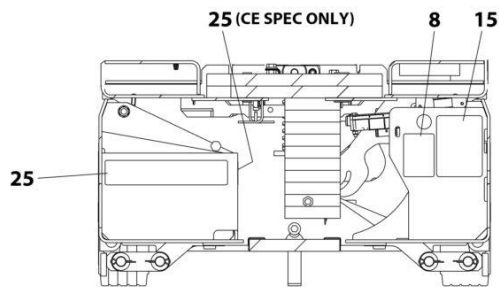
FRONT VIEW

NOTE: ITEMS SHOWN MAY NOT BE REQUIRED FOR ALL SPECS. REFER TO PARTS LISTS FOR USAGE.

NOTE: ADDITIONAL DECALS CALLED OUT ON DECAL INSTALLATION - OPTIONS.



REAR VIEW - FOLD-DOWN RAILS  
(LADDER AND PLATFORM BOX REMOVED FOR CLARITY)



DETAIL OF COMPONENTS  
INSIDE FRAME TRAYS

ART\_1001209913\_D

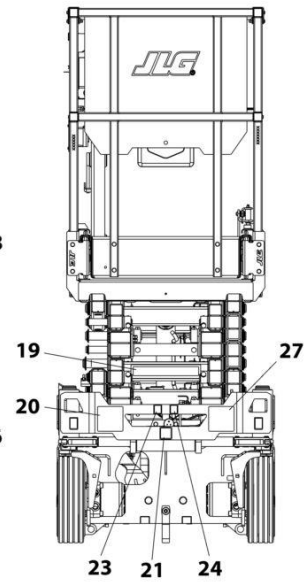
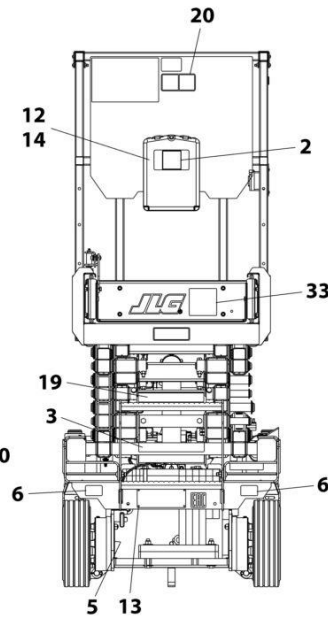
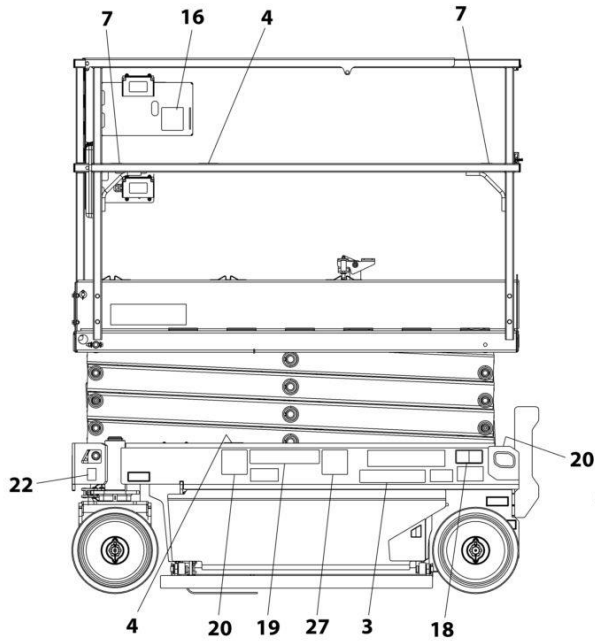
## SECTION 7 - DECALS

**FIGURE 7-4. DECAL INSTALLATION - CE SPECS (ENGLISH LANGUAGE)**

ITEM	PART NUMBER	QTY	DESCRIPTION	REV
	1001209913	Ref	DECAL INSTALLATION	D
	1001257773	Ref	DECAL CHART DRAWING	G
1	1701504	1	Decal - Hydraulic Oil	
2	1701640	1	Decal - Manual	
3	1704340	2	Decal - Warning Battery Ventilation	
4	1703819	4	Decal - Direction Arrow	
5	1703822	1	Decal - Manual Descent Instruction	
6	1704016	2	Decal - Fork Lift	
7	1704277	2	Decal - Lanyard Attach	
8	1704412	1	Decal - Hydraulic Oil	
11	1001220430	1	Decal - Safety Prop	
12	2080040	3	Fastener	
13	2080057	4	Fastener	
14	8990147	1	Holder, Manual	
16	1001132359	1	Decal - Control Box Locate	
18	1001162864	2	Decal - Lift Up/Tie Down	
19	1001215755	4	Decal - Crushing	
20	1001211779	4	Decal - Electrocutation	
21	1001212290	1	Decal - Tie Down	
22	1001212291	2	Decal - Lifting Lug	
23	1001212292	1	Decal - No Lifting	
24	1001212293	1	Decal - No Forklift	
25	1001146794	1	Decal - Battery/Charger Service	
26	1704684	1	Decal - Danger/Warning	
27	1001215749	4	Decal - Danger Electrocutation	
34	1001223971	1	Decal - Yearly Inspection	
35	1001228370	1	Decal - ICES	

# SECTION 7 - DECALS

## FIGURE 7-5. DECAL INSTALLATION - CHINA SPECS (ENGLISH/CHINESE LANGUAGES)

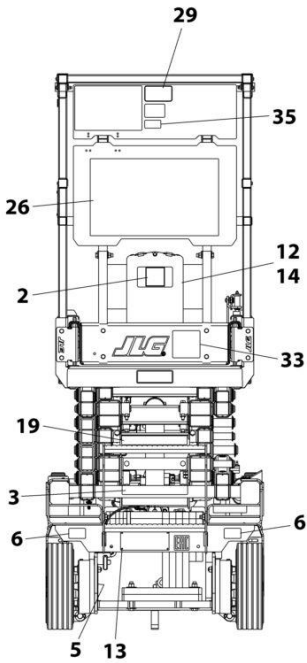
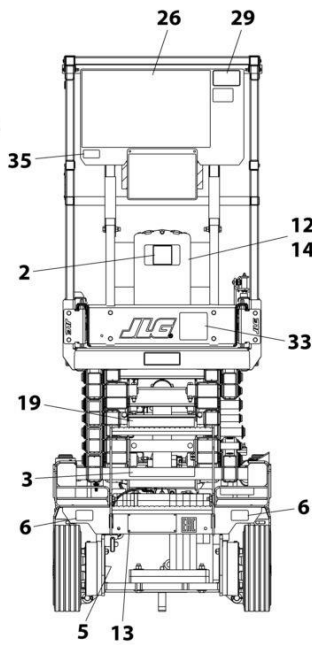
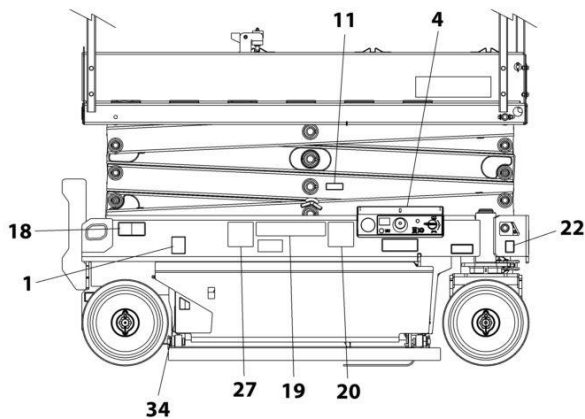


REAR VIEW - FIXED RAILS  
(LADDER AND PLATFORM BOX  
REMOVED FOR CLARITY)

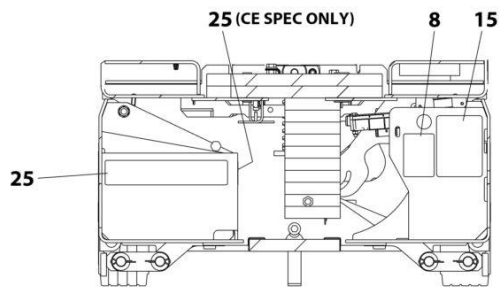
FRONT VIEW

NOTE: ITEMS SHOWN MAY NOT BE REQUIRED FOR ALL SPECS. REFER TO PARTS LISTS FOR USAGE.

NOTE: ADDITIONAL DECALS CALLED OUT ON DECAL INSTALLATION - OPTIONS.



REAR VIEW - FOLD-DOWN RAILS  
(LADDER AND PLATFORM BOX REMOVED FOR CLARITY)



DETAIL OF COMPONENTS  
INSIDE FRAME TRAYS

ART\_1001209909\_E

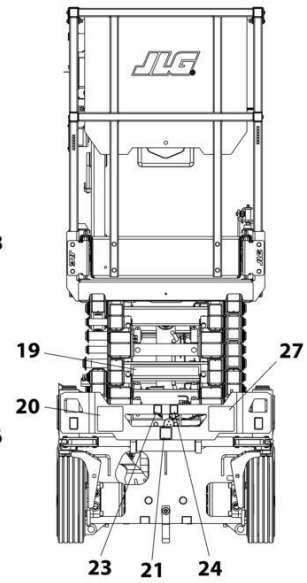
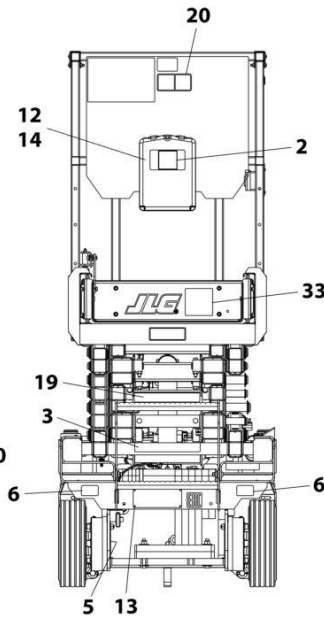
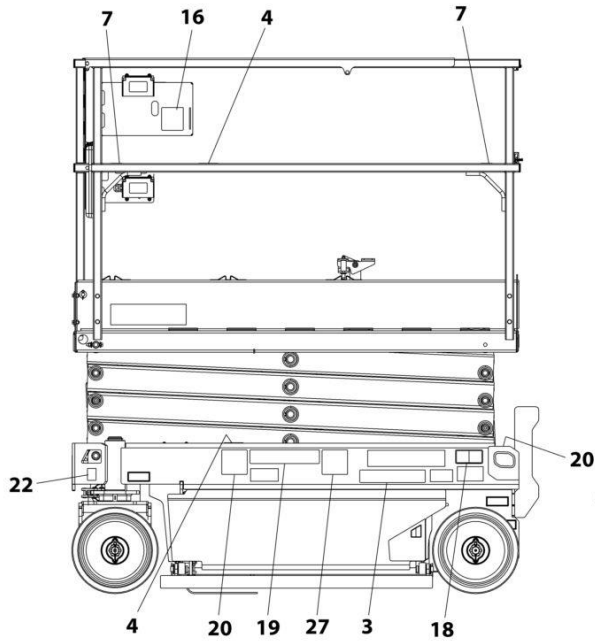
## SECTION 7 - DECALS

**FIGURE 7-5. DECAL INSTALLATION - CHINA SPECS (ENGLISH/CHINESE LANGUAGES)**

ITEM	PART NUMBER	QTY	DESCRIPTION	REV
	1001209909	Ref	DECAL INSTALLATION	E
	1001257773	Ref	DECAL CHART DRAWING	G
1	1701504	1	Decal - Hydraulic Oil	
2	1701640	1	Decal - Manual	
3	1704344	2	Decal - Warning Battery Ventilation	
4	1703819	4	Decal - Direction Arrow	
5	1703822	1	Decal - Manual Descent Instruction	
6	1704016	2	Decal - Fork Lift	
7	1704277	2	Decal - Lanyard Attach	
8	1704412	1	Decal - Hydraulic Oil	
11	1001220430	1	Decal - Safety Prop	
12	2080040	5	Fastener	
13	2080057	4	Fastener	
14	8990147	1	Holder, Manual	
16	1001132359	1	Decal - Control Box Locate	
18	1001162864	2	Decal - Lift Up/Tie Down	
19	1001215752	4	Decal - Crushing Hazard	
20	1001211779	4	Decal - Electrocution	
21	1001212290	1	Decal - Tie Down	
22	1001212291	2	Decal - Lifting Lug	
23	1001212292	1	Decal - No Lifting	
24	1001212293	1	Decal - No Forklift	
25	1001146794	1	Decal - Battery/Charger Service	
26	1705195	1	Decal - Danger/Warning	
27	1001215747	4	Decal - Danger Electrocution	
33	1001244298	2	Decal - Wechat	
34	1001224051	1	Decal - Yearly Inspection	

# SECTION 7 - DECALS

FIGURE 7-6. DECAL INSTALLATION - CSA SPECS (ENGLISH/FRENCH LANGUAGES)

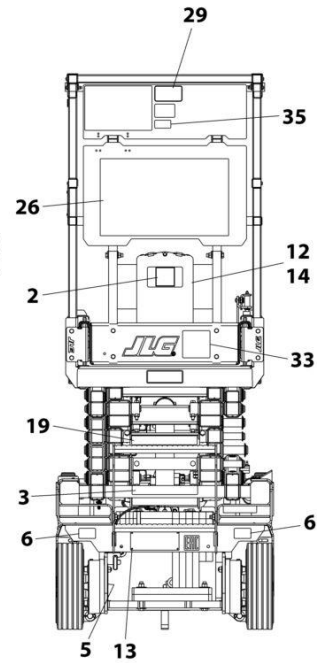
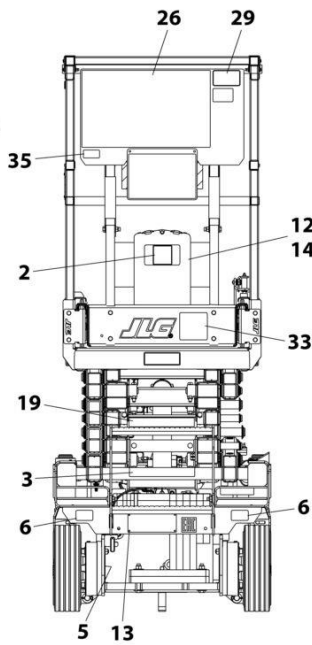
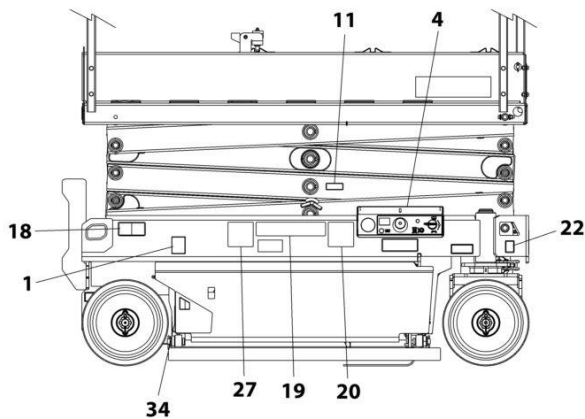


REAR VIEW - FIXED RAILS  
(LADDER AND PLATFORM BOX  
REMOVED FOR CLARITY)

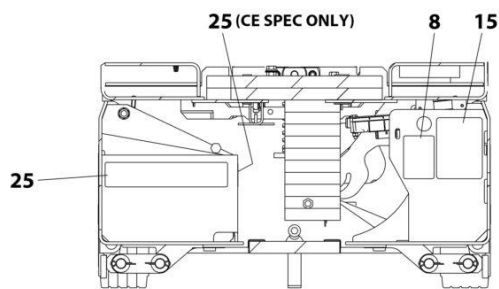
FRONT VIEW

NOTE: ITEMS SHOWN MAY NOT BE REQUIRED FOR ALL SPECS. REFER TO PARTS LISTS FOR USAGE.

NOTE: ADDITIONAL DECALS CALLED OUT ON DECAL INSTALLATION - OPTIONS.



REAR VIEW - FOLD-DOWN RAILS  
(LADDER AND PLATFORM BOX REMOVED FOR CLARITY)



DETAIL OF COMPONENTS  
INSIDE FRAME TRAYS

ART\_1001219265\_C



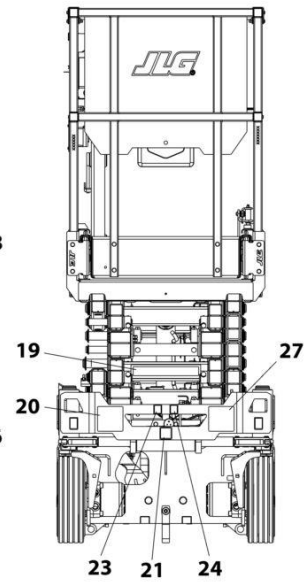
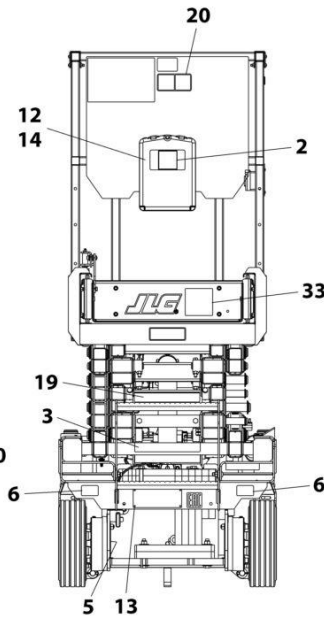
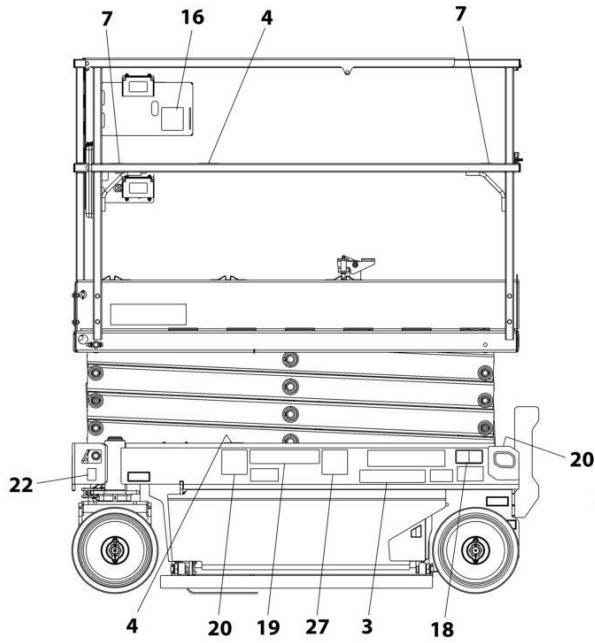
## SECTION 7 - DECALS

**FIGURE 7-6. DECAL INSTALLATION - CSA SPECS (ENGLISH/FRENCH LANGUAGES)**

ITEM	PART NUMBER	QTY	DESCRIPTION	REV
	1001219265	Ref	DECAL INSTALLATION	C
	1001257773	Ref	DECAL CHART DRAWING	G
1	1701504	1	Decal - Hydraulic Oil	
2	1701640	1	Decal - Manual	
3	1704340	2	Decal - Warning Battery Ventilation	
4	1703819	4	Decal - Direction Arrow	
5	1703822	1	Decal - Manual Descent Instruction	
6	1704016	2	Decal - Fork Lift	
7	1704277	2	Decal - Lanyard Attach	
8	1704412	1	Decal - Hydraulic Oil	
11	1001220430	1	Decal - Safety Prop	
12	2080040	5	Fastener	
13	2080057	4	Fastener	
14	8990147	1	Holder, Manual	
15	1001131270	1	Decal - Patent	
16	1001132359	1	Decal - Control Box Locate	
18	1001162864	2	Decal - Lift Up/Tie Down	
19	1001215755	4	Decal - Crushing Hazard	
20	1001211779	4	Decal - Electrocution	
21	1001212290	1	Decal - Tie Down	
22	1001212291	2	Decal - Lifting Lug	
23	1001212292	1	Decal - No Lifting	
24	1001212293	1	Decal - No Forklift	
25	1001146794	1	Decal - Battery/Charger Service	
26	1704684	1	Decal - Danger/Warning	
27	1001215749	4	Decal - Danger Electrocution	
34	1001223971	1	Decal - Yearly Inspection	
35	1001228370	1	Decal - ICES	

# SECTION 7 - DECALS

## FIGURE 7-7. DECAL INSTALLATION - KOREAN SPECS (ENGLISH/KOREAN LANGUAGES)

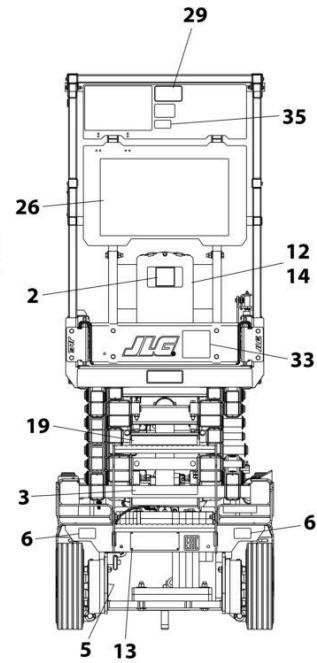
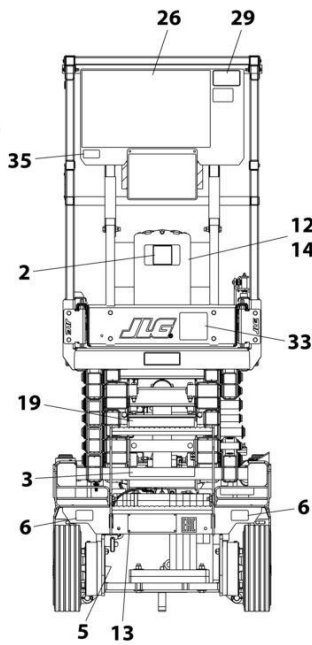
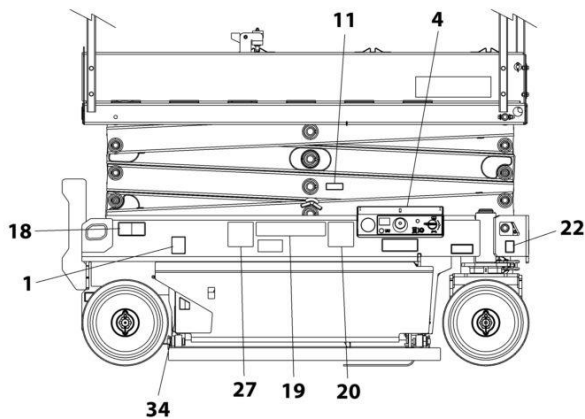


REAR VIEW - FIXED RAILS  
(LADDER AND PLATFORM BOX  
REMOVED FOR CLARITY)

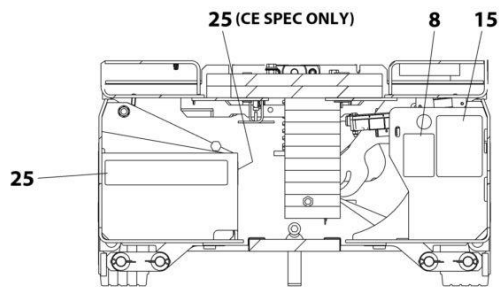
FRONT VIEW

NOTE: ITEMS SHOWN MAY NOT BE REQUIRED FOR ALL SPECS. REFER TO PARTS LISTS FOR USAGE.

NOTE: ADDITIONAL DECALS CALLED OUT ON DECAL INSTALLATION - OPTIONS.



REAR VIEW - FOLD-DOWN RAILS  
(LADDER AND PLATFORM BOX REMOVED FOR CLARITY)



DETAIL OF COMPONENTS  
INSIDE FRAME TRAYS

ART\_1001209908\_C

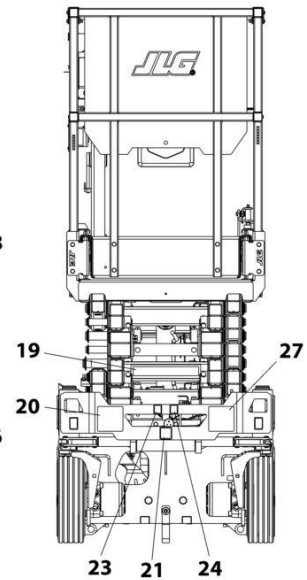
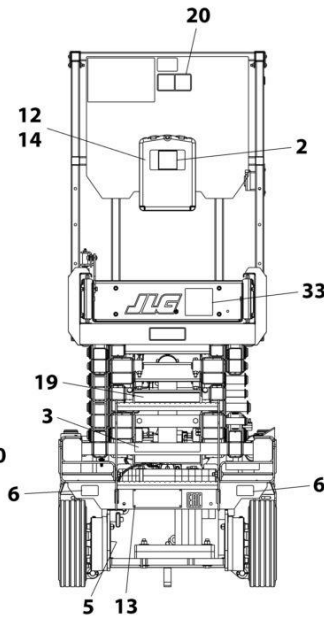
## SECTION 7 - DECALS

**FIGURE 7-7. DECAL INSTALLATION - KOREAN SPECS (ENGLISH/KOREAN LANGUAGES)**

ITEM	PART NUMBER	QTY	DESCRIPTION	REV
	1001209908	Ref	DECAL INSTALLATION	C
	1001257773	Ref	DECAL CHART DRAWING	G
1	1701504	1	Decal - Hydraulic Oil	
2	1701640	1	Decal - Manual	
3	1707022	2	Decal - Warning Battery Ventilation	
4	1703819	4	Decal - Direction Arrow	
5	1703822	1	Decal - Manual Descent Instruction	
6	1704016	2	Decal - Fork Lift	
7	1704277	2	Decal - Lanyard Attach	
8	1704412	1	Decal - Hydraulic Oil	
11	1001220430	1	Decal - Safety Prop	
12	2080040	3	Fastener	
13	2080057	4	Fastener	
14	8990147	1	Holder, Manual	
16	1001132359	1	Decal - Control Box Locate	
18	1001162864	2	Decal - Lift Up/Tie Down	
19	1001215751	4	Decal - Crushing Hazard	
20	1001211779	4	Decal - Electrocution	
21	1001212290	1	Decal - Tie Down	
22	1001212291	2	Decal - Lifting Lug	
23	1001212292	1	Decal - No Lifting	
24	1001212293	1	Decal - No Forklift	
25	1001146794	1	Decal - Battery/Charger Service	
26	1001162115	1	Decal - Danger/Warning	
27	1001215750	4	Decal - Danger Electrocution	
28	1001224048	1	Decal - Yearly Inspection	

# SECTION 7 - DECALS

## FIGURE 7-8. DECAL INSTALLATION - LATIN AMERICAN SPECS (ENGLISH/SPANISH LANGUAGES)

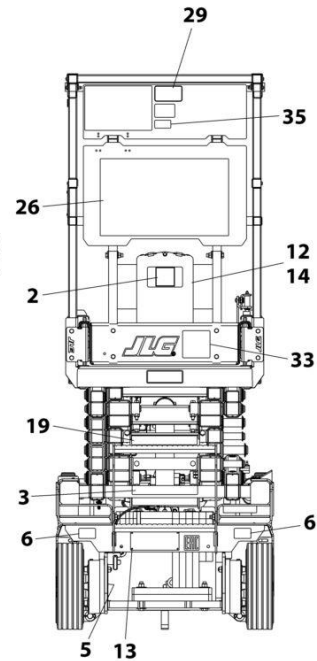
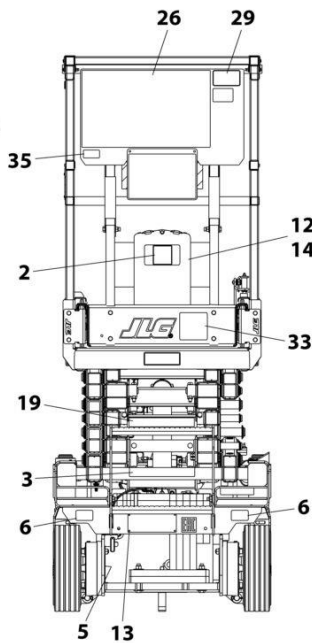
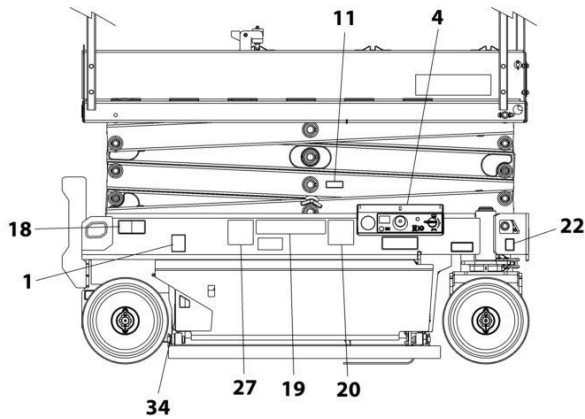


REAR VIEW - FIXED RAILS  
(LADDER AND PLATFORM BOX  
REMOVED FOR CLARITY)

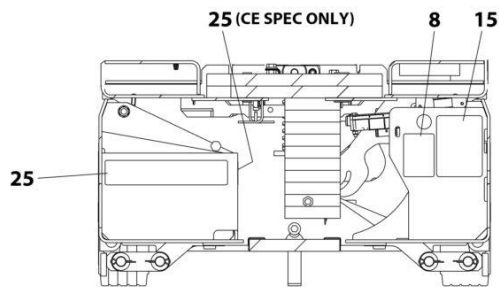
FRONT VIEW

NOTE: ITEMS SHOWN MAY NOT BE REQUIRED FOR ALL SPECS. REFER TO PARTS LISTS FOR USAGE.

NOTE: ADDITIONAL DECALS CALLED OUT ON DECAL INSTALLATION - OPTIONS.



REAR VIEW - FOLD-DOWN RAILS  
(LADDER AND PLATFORM BOX REMOVED FOR CLARITY)



DETAIL OF COMPONENTS  
INSIDE FRAME TRAYS

ART\_1001209911\_C

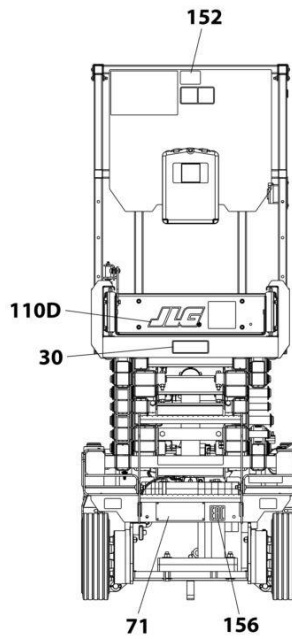
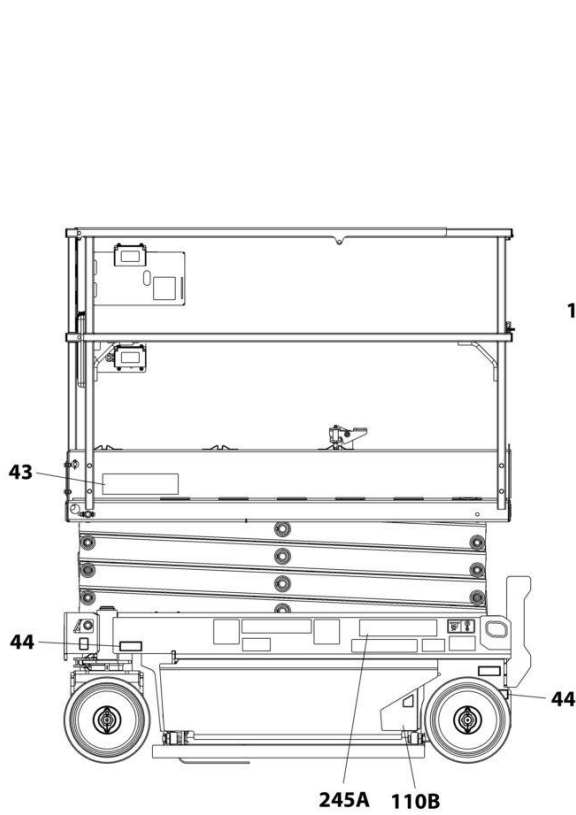
## SECTION 7 - DECALS

**FIGURE 7-8. DECAL INSTALLATION - LATIN AMERICAN SPECS (ENGLISH/SPANISH LANGUAGES)**

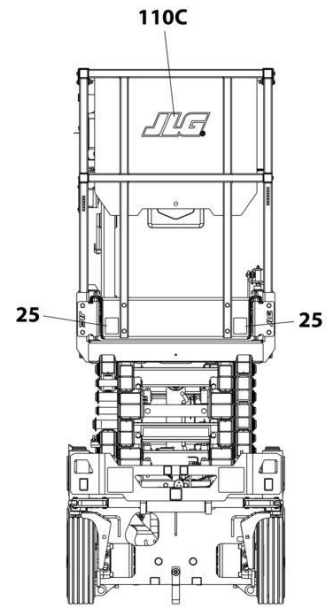
ITEM	PART NUMBER	QTY	DESCRIPTION	REV
	1001209911	Ref	DECAL INSTALLATION	C
	1001257773	Ref	DECAL CHART DRAWING	G
1	1701504	1	Decal - Hydraulic Oil	
2	1701640	1	Decal - Manual	
3	1704339	2	Decal - Warning Battery Ventilation	
4	1703819	4	Decal - Direction Arrow	
5	1703822	1	Decal - Manual Descent Instruction	
6	1704016	2	Decal - Fork Lift	
7	1704277	2	Decal - Lanyard Attach	
8	1704412	1	Decal - Hydraulic Oil	
11	1001220430	1	Decal - Safety Prop	
12	2080040	3	Fastener	
13	2080057	4	Fastener	
14	8990147	1	Holder, Manual	
16	1001132359	1	Decal - Control Box Locate	
18	1001162864	2	Decal - Lift Up/Tie Down	
19	1001215754	4	Decal - Crushing Hazard	
20	1001211779	4	Decal - Electrocution	
21	1001212290	1	Decal - Tie Down	
22	1001212291	2	Decal - Lifting Lug	
23	1001212292	1	Decal - No Lifting	
24	1001212293	1	Decal - No Forklift	
25	1001146794	1	Decal - Battery/Charger Service	
26	1704691	1	Decal - Danger/Warning	
27	1001215748	4	Decal - Danger Electrocution	
34	1001224049	1	Decal - Yearly Inspection	

# SECTION 7 - DECALS

## FIGURE 7-9. DECAL INSTALLATION - OPTIONS

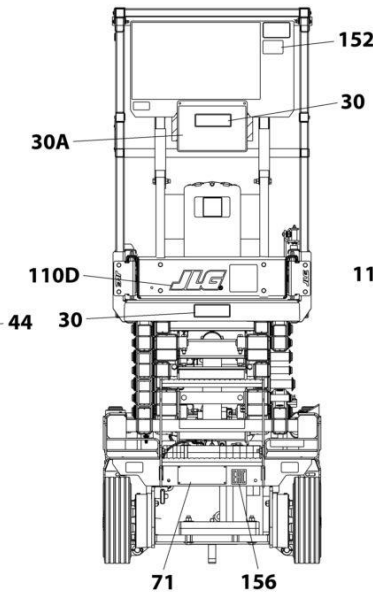
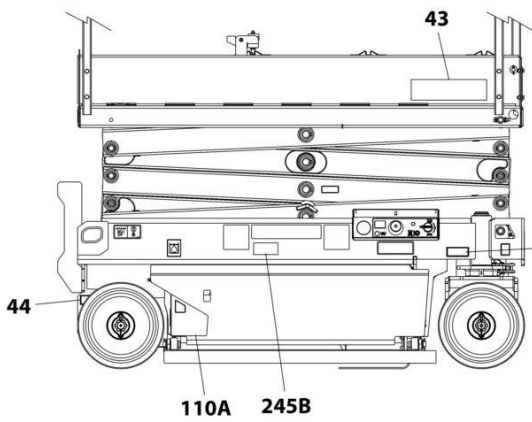


REAR VIEW - FIXED RAILS  
(LADDER AND PLATFORM BOX  
REMOVED FOR CLARITY)

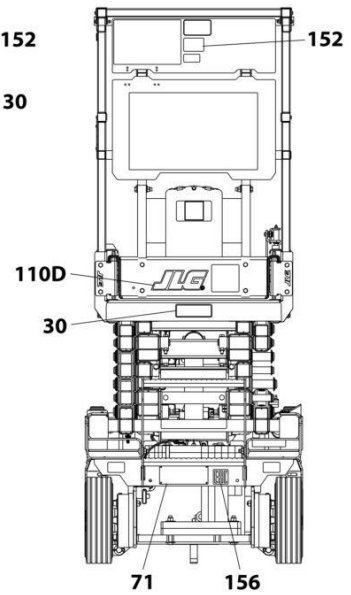


FRONT VIEW

NOTE: ITEMS SHOWN MAY NOT BE REQUIRED  
FOR ALL SPECS. REFER TO PARTS LISTS FOR USAGE.



REAR VIEW - FOLD-DOWN RAILS  
(LADDER AND PLATFORM BOX REMOVED FOR CLARITY)



ART\_DECAL\_OPTIONS

## SECTION 7 - DECALS

### FIGURE 7-9. DECAL INSTALLATION - OPTIONS

ITEM	PART NUMBER	QTY	DESCRIPTION	REV
		Ref	DECAL INSTALLATION - OPTIONS	
	1001257773	Ref	DECAL CHART DRAWING	C
25	1001209906	Ref	Corner Stripes Installation	
25	4420051	2.5 ft /75cm	Tape, Safety	
30		Ref	Decal - Capacity Options	
		Ref	ES1932i:	
30	1001256174	1	Decal - Capacity (507LB/230KG) (All Specs Except Australian Specs)	
30	1001258900	Ref	Decal - Capacity with Plate (ANSI Export, CSA and Korean Specs)	
30	1001225496	1	Decal - Capacity (507LB/230KG) (ANSI Export, CSA and Korean Specs)	
30A	1001216865	1	Plate, Mounting (507LB/230KG) (ANSI Export, CSA and Korean Specs)	
		Ref	ES1932:	
30	1001256176	1	Decal - Capacity (507LB/230KG) (All Specs Except Japanese & Korean Specs)	
30	1001265048	1	Decal - Capacity (507LB/230KG) (Japanese & Korean MOL70 Specs)	
30	1001258822	Ref	Decal - Capacity with Plate (ANSI Export, CSA and Korean Specs)	
30	1001256176	1	Decal - Capacity (507LB/230KG) (ANSI Export, CSA and Korean Specs)	
30A	1001216865	1	Plate, Mounting (507LB/230KG) (ANSI Export, CSA and Korean Specs)	
43		Ref	Decal - Model Designation Options:	
43	1001258320	2	Decal - Model Designation (ES1932i)	
43	1001257177	2	Decal - Model Designation (ES1932)	
44		Ref	Decal - Maximum Tire Load Options:	
44	1705647	4	Decal - Maximum Tire Load (ES1932i)	
44	1705648	4	Decal - Maximum Tire Load (ES1932)	
71	See Note	NSS	Decal - Manufacturers Serial Number (Note: Not Available for Purchase)	
110	1001258754	Ref	JLG Decals Installation	A
110A	1001258322	1	Decal - JLG	
110B	1001258321	1	Decal - JLG	
110C	1001256675	1	Decal - JLG	
110D	1001256676	1	Decal - JLG	
152		Ref	Decal - No Pipe Racks Allowed Options	
152	1001092071	1	Decal - No Pipe Racks Allowed (English) (ANSI, ANSI Export and China Specs)	
152	1001092497	1	Decal - No Pipe Racks Allowed (English) (CE & Japanese Specs))	
152	1001120623	1	Decal - No Pipe Racks Allowed (Spanish/ Portuguese) (Brazil Specs)	
152	1001120622	1	Decal - No Pipe Racks Allowed (English/Chinese) (China Specs)	
152	1001092580	1	Decal - No Pipe Racks Allowed (English/French) (CSA Specs)	
152	1001120621	1	Decal - No Pipe Racks Allowed (English/Korean) (Korean Specs)	
152	1001120629	1	Decal - No Pipe Racks Allowed (English/Spanish) (Latin American Specs)	
156	1001173703	1	Decal - EAC (Russian/C IS Specs)	
245	1001236984	Ref	Clearsky Decals Installation	B

## SECTION 7 - DECALS

ITEM	PART NUMBER	QTY	DESCRIPTION	REV
245A	1001116208	1	Decal - Clearsky	
245B	1001120989	1	Decal - Radio Frequency	



## **SECTION 8 - RECOMMENDED SERVICE PARTS STOCK**

## **SECTION 8 - RECOMMENDED SERVICE PARTS STOCK**

## SECTION 8 - RECOMMENDED SERVICE PARTS STOCK

FIGURE 8-1. RECOMMENDED SERVICE PARTS STOCK

ITEM	PART NUMBER	QTY	DESCRIPTION	REV
		Ref	Note: The following list will service one machine (built to current production per date on the front cover) with emergency repair parts which can be installed in the field. Parts from the list should be replaced when inventory is depleted to keep service parts stock supplied. For further information, contact your JLG dealer or the JLG Industries Parts Department.	
		Ref	STANDARD PARTS	
	3740150	1	Relay	
	4360328	1	Switch, Toggle	
	4360387	1	Switch, Push Button	
	4360469	1	Switch, Key (All Specs except CE Specs)	
	2860030	1	Key, Replacement	
	4360475	1	Switch, Emergency Stop	
	1600402	1	Controller, Drive/Steer	
	4360345	1	Switch, Toggle	
	1001226749	1	Switch, Push Button	
	8229242	2	Fuse 5Amp	
	8229234	2	Fuse 10 Amp	
	8229244	2	Fuse 15Amp	
		Ref	VARIABLE PARTS	
	1001203871	1	Switch, Roller	
	1001186466	1	Sensor, Tilt	
	1001200629	1	Module, Control	
	1001256876	1	Module, System	
	1001228112	1	Module, Platform	
	1001146963	1	Sensor, Angle	
	1001243528	1	Magnet, Latch (Machines with Standard Fold-Down or Quik-Access Rails)	
	3080007	1	Magnet, Latch (Machines with Quik-Fold Rails)	
	1001226277	1	Switch, Overhead Protection (Korean Specs)	
	1001181045	1	Breaker 30mAmp/16Amp (CE Specs Machines)	
	1001189171	1	Breaker 30mAmp (CE Specs Machines)	
	1001189172	1	Breaker 16Amp Double (CE Specs Machines)	

**SECTION 9 - SPECIAL OPTIONS**

## SECTION 9 - SPECIAL OPTIONS

**FIGURE 9-1. SPECIAL OPTIONS**

ITEM	PART NUMBER	QTY	DESCRIPTION	REV
		Ref	Note: This list is to accommodate machines ordered with special equipment. Options may not be applicable to all models. For more specific parts information contact the JLG Parts Department.	
		Ref	SPECIAL OPTIONS	
	1001248689	Ref	Access Control Add-on Kit (Dealer Installed)	
	1001249639	Ref	Anti-Vandalism Package Add-on Kit (Dealer Installed)	
	1001255597	Ref	Battery Charger (Can) Add-on Kit (Dealer Installed)	
	1001249229	Ref	Beacon Single Light Add-on Kit (Dealer Installed)	
	1001249326	Ref	Beacon Dual Light Add-on Kit (Dealer Installed)	
	1001263358	Ref	Cleanguard Leak Containment Installation	
		Ref	ClearSky Installation (Factory Installed) Options:	
	1001229107	Ref	ClearSky Installation - 3-Wire (ANSI & CSA Specs)	
	1001233237	Ref	ClearSky Installation - 3-Wire (ANSI Export & CE Specs)	
	1001251144	Ref	ClearSky Installation - Canbus (ANSI & CSA Specs)	
	1001251145	Ref	ClearSky Installation - Canbus (ANSI Export & CE Specs)	
	1001251146	Ref	ClearSky Installation - Canbus (Australian Specs)	
		Ref	ClearSky Add-on Kit (Dealer Installed)	
	1001237256	NLA	ClearSky Add-on Kit - Canbus (Dealer Installed) (Use PN 1001265376) (ANSI, ANSI Export & CSA Specs)	
	1001265376	Ref	ClearSky Add-on Kit - Canbus (Dealer Installed) (ANSI, ANSI Export & CSA Specs)	
	1001237257	Ref	ClearSky Add-on Kit - Canbus (Dealer Installed) (ANSI Export & CE Specs)	
	1001248502	Ref	ClearSky Add-on Kit - Canbus (Dealer Installed) (Australian Specs)	
	1001248503	Ref	ClearSky Add-on Kit (Dealer Installed) (China Specs)	
		Ref	Decal Options:	
	1001258633	Ref	Decals Installation - Panel (ES1932 ANSI Specs Only)	
	1001251532	Ref	Drive Motor Covers installation	
		Ref	Electrical Connector Kits	
	1001148902	Ref	Amp/Tyco Electrical Connector Kit	
	1001148903	Ref	Deutsch DT Electrical Connector Kit	
	1001148904	Ref	Deutsch HD Electrical Connector Kit	
	1001148905	Ref	Packard Electrical Connector Kit	
	1001148906	Ref	Various Electrical Connector Kit	
	1001217667	Ref	Fire Extinguisher Installation	
	1001208061	Ref	Footswitch Installation (ANSI Export & Japanese Specs Only)	
	1001241486	Ref	Footswitch Installation Add-on Kit (Dealer Installed)	
	1001223243	Ref	Ground to Platform Cable Installation - Without Platform Coil Cable (Korean Spec Machines with Overhead Protection)	
	1001223244	Ref	Ground to Platform Cable Installation - With Platform Coil Cable (Korean Spec Machines with Overhead Protection)	
	1001220933	Ref	Height Restrictor Switch Installation	
	1001262059	Ref	Invertor Add-on Kit (Dealer Installed)	
	1001250532	Ref	Mobile Control Add-on Kit (Dealer Installed)	
	1001239115	Ref	Platform Box Cover Kit (Dealer Installed)	
	1001225790	Ref	Platform Extension Deployment Handles Add-on Kit (Dealer Installed)	
	1001262557	Ref	Platform Self Closing Gate Add-on Kit (Dealer Installed)	
	1001262558	Ref	Platform Self Closing Gate Add-on Kit (Dealer Installed)	

## SECTION 9 - SPECIAL OPTIONS

ITEM	PART NUMBER	QTY	DESCRIPTION	REV
	1001269798	Ref	Rail (Quick Access) Add-on Kit (Dealer Installed)	S
	1001224583	Ref	Service Kits List	
	1001255883	Ref	SkySense Installation - Level 1 (Factory Installed)	
	1001254721	Ref	SkySense Add-on Kit - Level 1 (Dealer Installed)	
		Ref	Tools for Service	
	2901443	1	Analyzer Kit	
	1001232474	1	Benchtop Harness	
	8896941	1	Wire Stripper	
	7002821	1	Wire Crimper (To install wire ends to wires)	
	7002823	1	Pin/Socket Extractor - Universal (To Remove Pins/Sockets from Connectors)	
	4460467	1	Extractor - 16-18 Gauge (For Removal Pins/Sockets from Deutsch Connectors)	
	4460510	1	Extractor - 12-14 Gauge (For Removal of Pins/Sockets from Deutsch Connectors)	
	7002822	1	Screwdriver, Potentiometer (To Adjust Drive Controllers)	
	7016654	1	Screwdriver, Magnetic	
	7004275	1	Seal Installation Tool - 1in	
	7004276	1	Seal Installation Tool - 1-1/2in	
	7002826	1	Seal Installation Tool - 2in	
	1001269646	Ref	Tool Tray Add-on Kit (Dealer Installed)	



**PART NUMBER INDEX**

## SECTION 9 - SPECIAL OPTIONS

0100011.....13, 15, 25, 31, 33, 57, 59, 61, 77, 85, 87, 129, 137	0761217 ..... 111	1001136757 ..... 109	1001201711.....95, 97, 99
0100048.....85	0861731 ... 237, 243, 245, 247	1001137675 ..... 129	1001201885.....191, 235
0100051..95, 97, 99, 101, 103, 105, 107	0861781 ..... 239, 241	1001142173 ..... 109	1001202184.....221, 223, 231
0140030.....145, 147, 149	0861880 ..... 187	1001142174 ..... 109	1001202987.....31
0140043.....85, 89	0962292 ..... 163	1001143009 ..... 109	1001202988.....31
0275216.....173, 239	1001047064 .... 145, 147, 149	1001143010 ..... 109	1001202994.....31
0275217.....175, 241	1001091102 ... 31, 63, 65, 81, 83, 85, 89	1001144147 ..... 91	1001202999.....31
0275452.....177, 243	1001092071 ..... 267	1001144295 ..... 192	1001203443.....116, 120
0275453.....179, 245	1001092497 ..... 267	1001144296 ..... 192	1001203444.....116, 120
0275454.....181, 247	1001092580 ..... 267	1001146794 .... 251, 253, 255, 257, 259, 261, 263, 265	1001203445.....116, 120
0440259.13, 15, 165, 167	1001096138 ..... 195	1001146963 .... 116, 120, 270	1001203446.....116, 120
0440263.....31	1001100341 ..... 239	1001148902 ..... 272	1001203447.....116, 120
0440264.....123	1001100342 ..... 241	1001148903 ..... 272	1001203448.....116, 120
0440265.....123	1001100345 ..... 243	1001148904 ..... 272	1001203453.....69
0480100.....159	1001100346 ..... 247	1001148905 ..... 272	1001203457.....69
0630183.....129	1001100347 ..... 245	1001148906 ..... 272	1001203630.....221
0630580.....29	1001101540 ..... 109	1001151629 ..... 191	1001203631.....225
0630587.....85, 89, 109	1001102258 .... 171, 173, 175, 177, 179, 181, 183, 185	1001152483 ..... 189	1001203869.....31
0630613.....69, 125	1001102349 ..... 27	1001153785 ..... 13, 15	1001203870.....31
0641416.....133	1001102351 ..... 27	1001154378 ..... 139	1001203871.....31, 270
0641514.....159	1001102353 ..... 27	1001157547 ..... 109	1001203872.....31
0681609.....13, 15	1001102354 ..... 27	1001159186 .... 109, 235	1001203973.....123
0700412.....85, 89	1001102489 ... 35, 37, 39, 41, 47, 49, 51, 53, 55, 197, 199, 201, 203, 205, 207, 209	1001162115 ..... 263	1001203974.....123
0700610.....137	1001103012 ..... 192	1001162864 .... 251, 253, 255, 257, 259, 261, 263, 265	1001203975.....123
0700612.....31, 33, 61, 71, 73, 85, 87	1001103471 .. 43, 45, 211	1001162886 ..... 191	1001203976.....123
0700614.....21, 23, 35, 37, 39, 41, 43, 45, 47, 49, 51, 53, 55	1001112112 ..... 95, 105	1001162887 ..... 191	1001204087.....116
0700616.....155	1001114467 ..... 29	1001163340 ..... 191	1001204311.....116, 120
0700617.....85, 87	1001116208 ..... 268	1001173703 ..... 267	1001204312.....116, 120
0700620.....116, 120	1001116733 ..... 195	1001176626 ..... 147	1001204495.....67
0700621.....141	1001116812 ..... 91	1001181045 .... 187, 270	1001204621.....123
0700812.....137	1001118274 ..... 91	1001182806 ..... 67	1001204781.....116
0700814.....43, 45, 211	1001118812 ..... 91	1001186466 ..... 33, 270	1001204994.....116, 120
0700815.....31	1001120204 .... 173, 175, 177, 179, 181	1001187587 .... 133, 137, 139, 159	1001205345.....116
0700817.....111	1001120205 ..... 187, 189	1001187781 ..... 85, 89	1001205409.....191
0700818....131, 133, 137, 139, 141	1001120621 ..... 267	1001187816 ..... 183	1001205410.....191
0700819.....143	1001120622 ..... 267	1001188116 ..... 183	1001205411.....191
0700823.....31	1001120623 ..... 267	1001189171 ..... 189, 270	1001205412.....191
0700835.....145, 147, 149	1001120629 ..... 267	1001189172 ..... 189, 270	1001205422.....129
0701014.....73	1001120989 ..... 268	1001192401 ..... 91, 192	1001205423.....129
0701015.....111, 116, 120	1001125483 ..... 109	1001194421 ..... 192, 235	1001205424.....129
0701019.....125, 155	1001125677 ..... 91, 192	1001197396 ..... 13, 15	1001205430.....129
0701021.....116, 120	1001130220 ... 35, 37, 39, 41, 43, 45, 47, 49, 51, 53, 55, 57, 59, 61, 71, 73, 85, 87, 145, 147, 149	1001197457 ..... 192	1001205598.....53, 55, 61
0701024.....125	1001130590 ..... 85, 87	1001198935 ..... 116, 163	1001205751.....13
0711219.....25	1001131270 ..... 251, 261	1001199189 ..... 159	1001205757.....131
0760310.....219	1001132358 .... 145, 147, 149	1001200561 ... 35, 39, 43, 57	1001206207.....131
076040881, 83, 171, 173, 175, 177, 179, 181, 183	1001132359 ..... 251, 253, 255, 257, 259, 261, 263, 265	1001200629 .. 85, 87, 270	1001206222.....131
0760608.....133, 139, 157	1001132361 .... 145, 147, 149	1001200631 ..... 85, 87	1001206224.....131
0760610..51, 85, 87, 109, 116, 143, 145, 147, 149, 157	1001134280 .. 43, 45, 211	1001200632 ..... 93	1001206225.....131, 139
0760612....35, 37, 39, 41, 43, 45, 47, 49, 57, 59, 67, 117, 120	1001134289 ..... 117, 121	1001200811 .... 213, 217, 221, 225, 227	1001206226.....131, 133, 137, 139
0760618.....133	1001134821 ..... 143	1001200812 .... 213, 215, 229	1001206228.....131
0760810.....129		1001200819 .... 145, 147, 235	1001206487.....116, 120
0760812.....91, 129		1001201087 ..... 213	1001206995.....51
0761008.....77		1001201129 ..... 217	1001207009....35, 37, 39, 41, 43, 45, 47, 49, 57, 59
0761012.....13, 15, 77		1001201355 .... 116, 120, 123	1001207293.....93
0761019.....133, 139		1001201707 ..... 65	1001207494.....85, 87
		1001201708 .... 95, 97, 99	1001207806.....131
			1001207807.....139
			1001207970....39, 41, 49, 51, 199
			1001207973.....55, 209
			1001207974....35, 37, 43, 45, 53, 197, 201, 203, 205, 207, 211



## SECTION 9 - SPECIAL OPTIONS

1001208058 ..... 95	1001214810..... 111	1001224614.....125	1001244298 ..... 259
1001208061 ..... 272	1001215747.....259	1001224620.....125	1001247862 ..... 65
1001208073 ..... 139	1001215748..... 255, 265	1001224622.....125	1001247926 ..... 99
1001208852 ..... 129	1001215749..... 257, 261	1001224623.....125	1001248502 ..... 272
1001208930 ..... 171	1001215750.....263	1001225164..... 116, 117, 120	1001248503 ..... 272
1001208931 ..... 185	1001215751.....263	1001225496.....267	1001248612 ..... 29
1001208938 ..... 183	1001215752.....259	1001225790.....272	1001248631 ..... 197
1001209482 ..... 177, 179, 189	1001215754.....265	1001226277..... 155, 270	1001248632 ..... 199
1001209596 ..... 145, 147	1001215755..... 257, 261	1001226423.....25	1001248633 ..... 211
1001209682 ..... 85, 87	1001215762..... 85, 87	1001226487..... 13, 15	1001248689 ..... 272
1001209776 ..... 173, 175, 181, 187	1001215953..... 31	1001226749..... 145, 147, 149, 270	1001248773 ..... 91
1001209906 ..... 267	1001216180..... 101	1001226791..... 117, 120	1001249082 ..... 133
1001209907 ..... 251	1001216250.....97	1001227219...43, 45, 211	1001249096 ..... 133
1001209908 ..... 263	1001216648.....255	1001227267...43, 45, 211	1001249107 ..... 133
1001209909 ..... 259	1001216650.....255	1001227966.....71, 73	1001249109 ..... 134
1001209910 ..... 255	1001216823..... 141	1001228112..... 145, 147, 149, 270	1001249110 ..... 134
1001209911 ..... 265	1001216865.....267	1001228123.....95, 97, 99	1001249111 ..... 133
1001209913 ..... 257	1001217043..... 129	1001228184.....155	1001249112 ..... 134
1001209914 ..... 253	1001217059..... 33	1001228370.....251, 257, 261	1001249114 ..... 133
1001210064 ..... 129	1001217164..... 187, 189	1001228406.....111	1001249229 ..... 272
1001210079 ..... 91	1001217667.....272	1001229107.....272	1001249326 ..... 272
1001210302 ..... 131, 137, 139	1001217842..... 195	1001229441.....159	1001249639 ..... 272
1001210401 ... 95, 97, 99, 105	1001217843..... 195	1001229469.....159	1001249668 ..... 105, 107
1001210440 ..... 109	1001218285..... 145, 147, 149	1001229792.....111	1001250162 ..... 13, 15
1001210442 ..... 139	1001218307..... 31	1001230839.....215, 223	1001250378 ..... 31
1001210443 ..... 139	1001218573..... 111	1001230932.....215	1001250431 ..... 71
1001210444 ..... 139	1001219171.....253	1001230933.....223	1001250532 ..... 272
1001210445 ..... 139	1001219172.....253	1001231268..... 116, 120	1001251144 ..... 272
1001210446 ..... 133, 139	1001219265.....261	1001231801.....251	1001251145 ..... 272
1001210447 ..... 139	1001220216..... 155	1001232474.....273	1001251146 ..... 272
1001210458 ..... 139	1001220409..... 143	1001233237.....272	1001251232 ..... 111
1001210586 ..... 131, 137, 139	1001220410..... 143	1001234204.....120	1001251233 ..... 111
1001210605 ..... 109	1001220430..... 251, 253, 255, 257, 259, 261, 263, 265	1001234395.....133	1001251234 ..... 111
1001210878 ..... 109	1001220570..... 13, 165	1001235104..... 116, 120	1001251235 ..... 111
1001210879 ..... 109	1001220893..... 145, 147, 149	1001235536..... 157	1001251242 ..... 111
1001210881 ..... 109	1001220933.....272	1001235559.....85, 87	1001251383 ..... 133
1001210882 ..... 109	1001220995..... 143	1001235863.....157	1001251388 ..... 133
1001210963 ..... 131, 133, 137, 139	1001221244..... 155	1001235924.....157	1001251436 ..... 31
1001211777 ..... 251	1001221275..... 155	1001236129..... 129	1001251437 ..... 31
1001211779 ..... 251, 257, 259, 261, 263, 265	1001221276..... 155	1001236139...35, 37, 39, 41, 43, 45, 47, 49, 51, 53, 55, 57, 59, 61	1001251532 ..... 272
1001212035 ..... 235	1001221475..... 129	1001236507.....157	1001251539 ..... 73
1001212036 ..... 235	1001221476..... 129	1001236984.....267	1001253039 ..... 73
1001212068 ..... 31	1001221949..... 47	1001237212.....192	1001253153 ..... 117, 120
1001212290 ..... 251, 253, 255, 257, 259, 261, 263, 265	1001222587..... 141	1001237257.....272	1001253280 ..... 173, 175, 177, 179, 181
1001212291 ..... 251, 253, 255, 257, 259, 261, 263, 265	1001222687..... 116, 120, 233	1001238392.....91	1001253359 ..... 73
1001212292 ..... 251, 253, 255, 257, 259, 261, 263, 265	1001222914..... 155	1001239115.....272	1001253800 ..... 153
1001212293 ..... 251, 253, 255, 257, 259, 261, 263, 265	1001223055.....251	1001239224.....63, 65	1001253807 ..... 227
1001213554 ..... 123	1001223243.....272	1001239544.....219	1001253952 ... 37, 41, 45, 47, 49, 59
1001213886 ..... 145, 149	1001223244.....272	1001239661.....63, 65	1001254027 ... 37, 41, 45, 47, 49, 59, 91
1001214217 ..... 33	1001223262.....225	1001241486.....272	1001254028 ... 37, 41, 45, 47, 49, 59
1001214347 ..... 97, 107	1001223263.....217	1001241604.....123	1001254636 ..... 177
1001214526 ..... 31	1001223650.....229	1001242539.....63, 65	1001254637 ..... 179
	1001223651.....231	1001242697.....63	1001254638 ..... 181
	1001223971..... 257, 261	1001243232..... 101, 103, 105, 107	1001254639 ..... 173
	1001224048.....263	1001243233..... 101, 103, 105, 107	1001254640 ..... 175
	1001224049.....265	1001243528..... 133, 270	1001254721 ..... 273
	1001224051.....259		1001254825 ..... 133
	1001224052.....255		1001254903 ..... 79
	1001224468..... 155		1001255417 ..... 137
	1001224583.....273		1001255420 ..... 137
	1001224604..... 125		1001255421 ..... 137
	1001224608..... 125		1001255428 ..... 137
			1001255430 ..... 137
			1001255442 ..... 137

## SECTION 9 - SPECIAL OPTIONS

1001255457.....137	1001258428.....13, 15	1001269798.....273	2080040....129, 131, 133,
1001255470.....137	1001258498.....99, 103	1001269944.....219	137, 139, 251, 253,
1001255491.....137	1001258528.....133	1001269947.....219	255, 257, 259, 261,
1001255505.....137	1001258617.....133	1001269949.....219	263, 265
1001255555.....111	1001258618.....133	1001269999.....149	2080043.....133
1001255597.....272	1001258620.....133	1001270443.....219	2080057....251, 253, 255,
1001255883.....273	1001258633.....272	1001270470.....149	257, 259, 261, 263, 265
1001255885.....85, 87	1001258691.....91	1001270471.....149	2221116.....116, 120
1001255932.....85	1001258704.....133	1001270823.....23	2400060.....191
1001255933...85, 89, 191	1001258752.....145	1001270834.....83	2420172.....85, 87
1001255934...85, 89, 195	1001258753.....147	1001270897.....149	2560088.....141
1001256129.....13	1001258754.....267	1001270899.....219	2560190.....141
1001256130.....25	1001258768.....201	1001270900.....149	2600281....131, 133, 137,
1001256174.....267	1001258770.....203	1001271574.....23	139
1001256176.....267	1001258771.....205	1001274168.....153	2780266.....25, 27
1001256288.....77	1001258772.....207	1001274484.....77	2860030.....85, 87, 270
1001256323.....101	1001258822.....267	1001274559.....85, 87	2901443.....273
1001256324.....103	1001258867.....145, 149	1001279795.....81	2902431.....171, 237
1001256325.....105	1001258868.....147	1060379.....159	2940129.....137
1001256326.....107	1001258900.....267	1060908.....187, 189	3080007....131, 137, 139,
1001256327.....101, 103,	1001258955.....77	1060998.95, 97, 99, 101,	270
105, 107	1001258956.....77	103, 105, 107	3252507....175, 177, 179,
1001256328.....101, 103,	1001258957.....147	1061034.....116, 120	181, 183, 185
105, 107	1001259015.....13, 15	1062255.....91	3290305.....63, 65, 219
1001256329.....101, 103,	1001259017.....101, 103,	1321293...35, 37, 39, 41,	3290405....31, 81, 83, 85,
105, 107	105, 107	47, 49, 51, 53, 55, 57,	89, 109, 116, 120, 137,
1001256330.....77	1001259102.....137	59, 61, 109	143, 145, 147, 149,
1001256471.....133	1001259105.....137	1380132.....141	171, 173, 175, 177,
1001256503...43, 45, 211	1001259106.....137	1380153.....13, 15	179, 181, 183
1001256631.....39	1001259107.....137	1600402...145, 147, 149,	3290501.....133
1001256632.....35	1001260501.....81, 83	151, 270	3290505.....43, 45, 211
1001256633.....55	1001260503.....81, 83	1671207.....237	3290506.....137
1001256634.....53	1001260504.....81, 83	1701504...251, 253, 255,	3290601.....33
1001256635.....51	1001260861.....81, 83	257, 259, 261, 263, 265	3290605....13, 15, 21, 23,
1001256637.....43	1001260862.....81, 83	1701640...251, 253, 255,	35, 37, 39, 41, 43, 45,
1001256638.....41, 49	1001260887.....81, 83	257, 259, 261, 263, 265	47, 49, 51, 53, 55, 57,
1001256639.....37	1001260985.....87	1702010.....157	59, 61, 67, 85, 87, 89,
1001256640.....47	1001260986.....89	1702155.95, 97, 99, 101,	109, 116, 120, 129,
1001256641.....45	1001261040.....133	103, 105, 107	133, 137, 173, 175,
1001256642....35, 37, 39,	1001261131.....153	1703464.....171, 173	177, 179, 181
41, 43, 45, 47, 49, 57,	1001261149.....137	1703813.....251	3290606....131, 133, 137,
59	1001262059.....272	1703816.....251	139, 141, 143, 155, 157
1001256643....51, 53, 55,	1001262150.....153	1703819...145, 147, 149,	3290801.....31
61	1001262299.....23, 121	251, 253, 255, 257,	3290805..31, 43, 45, 111,
1001256657.....137	1001262464.....21, 23	259, 261, 263, 265	129, 211
1001256675.....133, 267	1001262557.....272	1703822...251, 253, 255,	3290806....131, 133, 137,
1001256676.....267	1001262558.....272	257, 259, 261, 263, 265	139, 141, 143, 145,
1001256741.....13, 15, 18	1001262581.....81, 83	1704016...251, 253, 255,	147, 149
1001256744.....109	1001262655.....145, 147	257, 259, 261, 263, 265	329100573, 77, 111, 125,
1001256746.....109	1001262656.....145	1704260....145, 147, 149	129
1001256787.....121	1001263256.....57	1704277...251, 253, 255,	3291006.....69, 125, 133,
1001256788.....15, 167	1001263257.....59	257, 259, 261, 263, 265	139, 155
1001256876...85, 87, 270	1001263259.....61	1704339.....265	3291007....111, 116, 120
1001256936.....77	1001263294.....209	1704340.....257, 261	3291201.....111
1001257121.....109	1001263358.....81, 272	1704341.....255	3300423.....27
1001257138.....85, 87	1001263359.....81	1704344.....259	3311502.....129
1001257177.....267	1001263509.....120	1704412...251, 253, 255,	3311505.....159
1001257773....251, 253,	1001263537.....15	257, 259, 261, 263, 265	3321402.....116, 120
255, 257, 259, 261,	1001263785.....81	1704684.....257, 261	3331211.....25
263, 265, 267	1001264310....101, 103,	1704691.....265	3340962....116, 120, 137
1001257890.....133	107	1704699.....255	3421854.....159
1001258320.....267	1001265048.....267	1705195.....259	3422219.....133, 139
1001258321.....267	1001265376.....272	1705647.....267	3423037.....13, 15
1001258322.....267	1001268506.....85, 87	1705648.....267	3423243.....111
1001258356.....91	1001269507.....15	1705670.....253	3423278....145, 147, 149
1001258411.....134	1001269646.....273	1706679.....85, 87	3430636.....31
1001258427.....13, 15	1001269704.....21	1707022.....263	3430814.....129

## SECTION 9 - SPECIAL OPTIONS

3430816 .....	129	4360336 .....	109	4460894....	191, 213, 215,	4831600 .....	43, 45, 211
3431212 .....	31	4360345 ...	145, 147, 149,	217, 219, 221, 223,		4846757 .....	13, 15
3431218 .....	31	270		225, 227		4891600 .....	13, 15
3450302 .....	31	4360387 .....	85, 87, 270	4460897.....	67, 109, 192,	4923328 .	95, 97, 99, 101,
3450303 .....	111	4360469 .....	85, 87, 270	195, 217, 225		103, 105, 107	
3450403 .....	129	4360475	85, 87, 145, 147,	4460899....	116, 120, 213,	4923602 .....	25
3450406 .....	27	149, 270		215, 217, 219, 221,		5241000 .....	129
3450505 .....	31	4420037 .....	157	223, 225, 227, 229, 231		5241200 .....	25
3520072 ...	125, 131, 133,	4420051 .....	267	4460905.....	195	7000082 .....	151
137, 139		4420062 ...	131, 133, 137,	4460932.....	91, 195	7000084 .....	151
3574505 .....	157	139, 145, 147, 149, 159		4460933.....	91, 191	70000191 .....	18
3740150	85, 89, 109, 270	4460042 .....	191	4460943.....	91, 195, 213,	70000683 .....	151
3760115 .....	116, 120	4460115 .....	191	215, 217, 219, 221,		70000684 .....	151
3760170 ...	116, 120, 159	4460138 .....	171	223, 225, 227, 229, 231		70000685 .....	151
3760217 .....	13, 15	4460183 .....	191, 235	4460944.....	91, 191, 213,	70000686 .....	151
3760387 .....	116, 120	4460226 .....	191	215, 217, 219, 221,		70001250 .....	151
3820019 .....	141	4460227 ...	35, 37, 39, 41,	223, 225, 227		70001251 .....	151
3820032 .....	133	43, 45, 47, 49, 57, 59,		4460956.....	187	70001252 .....	151
3841143 ...	111, 116, 120	191		4460957.....	187	70001253 .....	151
3860111 ...	131, 133, 137,	4460234 .....	155	4460965.....	191	70001739 .....	18
139		4460247 .....	191	4460968.....	183	70001878 .....	116, 120
3900381 .....	43, 45, 211	4460256 .....	191	4460970.....	233	70002410 .....	163
3910804 .....	85, 87	4460259 .....	191, 192	4461016.....	235	70003636 .....	167
3990010 .....	192	4460260 .....	191, 192	4461023.....	191	70003650 .....	151
4010310 .....	63, 65	4460265 .....	235	4461196.....	205, 239	70003734 .....	79
4010408 .....	143	4460267 .....	235	4461198.....	239	70004231 .....	163
4010608 ...	131, 133, 137,	4460315 .....	171, 183	4461199.....	207, 241	70004232 .....	163
139		4460320 .....	191	4461201.....	241	70004233 .....	163
4010610 ...	173, 175, 177,	4460346 .....	237	4461205.....	201, 243, 245	70004241 .....	165
179, 181		4460418 ...	109, 191, 235	4461244.....	243	70005790 .....	163
4010616 ...	131, 137, 139	4460419 .....	191	4461245.....	245	70005791 .....	163
4010617 .....	139	4460424 ...	35, 37, 39, 41,	4461246.....	247	70005792 .....	163
4010618 ...	131, 133, 137,	43, 45, 47, 49, 57, 59		4461249.....	203, 247	70005793 .....	163
139		4460464	67, 91, 109, 116,	4461257.....	173, 175	70005794 .....	163
4031506 .....	137	120, 155, 192, 195,		4461258.....	173, 175	70005795 .....	163
4031509 ...	145, 147, 149	213, 215, 217, 219,		4711400.....	18	70005796 .....	163
4031511 .....	31	221, 223, 225, 227,		4711700.....	145, 147, 149	70005797 .....	163
4031512 .....	116, 120	229, 231, 233, 235		4711800.....	129	70005798 .....	165
4031707 .....	53, 55	4460465 .	63, 65, 91, 155,	4740438.....	116, 120	70005800 .....	165
4031708 ...	33, 53, 55, 61,	191, 192, 213, 215,		4740468.....	27	70005803 .....	165
85		217, 219, 221, 223,		4740531.....	116, 120	70005805 .....	165
4031709 .....	87	225, 227, 229, 231, 233		4751500.....	159	70006143 .....	165
4060803	71, 73, 145, 147,	4460466 .....	91, 109, 155,	4811400....	109, 116, 120,	70007077 .....	167
149		191, 192, 213, 215,		137, 143, 145, 147,		70007079 .....	167
4060906 ...	145, 147, 149	217, 221, 223, 225,		149, 171, 173, 175,		70007118 .....	167
4071095 .....	133	229, 231, 233, 235		177, 179, 181, 183		70007123 .....	79
4160078 .....	116, 120	4460467 .....	273	4811700....	21, 23, 67, 85,	70007191 .....	18
4160202 .....	31	4460496 .....	145, 147	87, 89, 109, 116, 120,		70007193 .....	18
4160214 .....	111	4460497 .....	145, 147	131, 133, 137, 139,		70007195 .....	18
4220309 .....	133	4460510 .....	273	143, 145, 147, 149,		70007196 .....	18
4240017 ...	35, 37, 39, 41,	4460536 .....	155	157, 173, 175, 177,		70007199 .....	18
43, 45, 47, 49, 51, 53,		4460539 ...	192, 217, 225,	179, 181		70007200 .....	18
55, 57, 59, 61, 85, 87,		233		4811702....	13, 15, 31, 33,	70007201 .....	18
89, 95, 97, 99, 101,		4460662 ...	177, 179, 181,	35, 37, 39, 41, 43, 45,		70007202 .....	18
103, 105, 107, 109,		237		47, 49, 51, 53, 55, 57,		70007203 .....	18
116, 120, 155, 171,		4460670 .....	195	59, 61, 71, 73, 117,		70007204 .....	18
173, 175, 177, 179,		4460722 .....	109	120, 141		70007205 .....	18
181, 183, 185, 197,		4460754 ...	213, 215, 217,	4811900	31, 91, 129, 131,	70007206 .....	18
199, 201, 203, 205,		221, 223, 225, 229, 231		133, 137, 139, 141,		70007207 .....	18
207, 211, 213, 215,		4460761 .....	191	145, 147, 149		70007490 .....	18
217, 219, 221, 223,		4460871 .....	195	4811902...31,	43, 45, 111,	70007491 .....	18
225, 227, 229, 231		4460877 .....	191	143, 211		70007492 .....	18
4240018 .....	65, 77	4460884 .....	91, 191, 233	4812000....	13, 15, 31, 77,	70007493 .....	18
4240032 .....	91	4460891	63, 65, 155, 191,	111, 116, 120, 125,		70007494 .....	18
4240147 .....	31	192, 217, 225, 233		129, 133, 139, 155		70007495 .....	18
4240165 .....	157			4812002 .	69, 73, 111, 129	70007496 .....	18
4360328 .....	85, 87, 270			4812500.....	31	70007579 .....	167

## SECTION 9 - SPECIAL OPTIONS

70007580.....	167	70007673.....	18	7016654.....	273	7027765.....	151
70007581.....	167	70007706.....	79	7020175	85, 87, 145, 147	7027766.....	151
70007588.....	79	70007759.....	18	7020176	85, 87, 145, 147	8229234.....	195, 270
70007589.....	79	70023370.....	163	7020218.....	116, 120	8229242.....	191, 270
70007590.....	79	7002821.....	273	7024747.....	18	8229244.....	191, 270
70007613.....	79	7002822.....	273	7024748.....	18	8405204.....	81, 83
70007614.....	79	7002823.....	273	7024756.....	18	8896941.....	273
70007615.....	79	7002826.....	273	7024786.....	18	8990147.....	251, 253, 255, 257, 259, 261, 263, 265
70007616.....	79	7004275.....	273	7027365.....	151		
70007631.....	18	7004276.....	273	7027367.....	151		





**Corporate Office  
JLG Industries, Inc.  
1 JLG Drive  
McConnellsburg, PA 17233-9533 USA**  
☎ (717) 485-5161 (Corporate)  
☎ (877) 554-5438 (Customer Support)  
📠 (717) 485-6417

**Visit our website for JLG Worldwide Locations.  
[www.jlg.com](http://www.jlg.com)**



**OSHKOSH™**