



---

# Illustrated Parts Manual

**Model  
ES3246**

**PVC  
2110**

**P/N  
31219149**

**October 1, 2021 - Rev A**

**ANSI**

**CE**



**UK  
CA**

**AS/NZS**



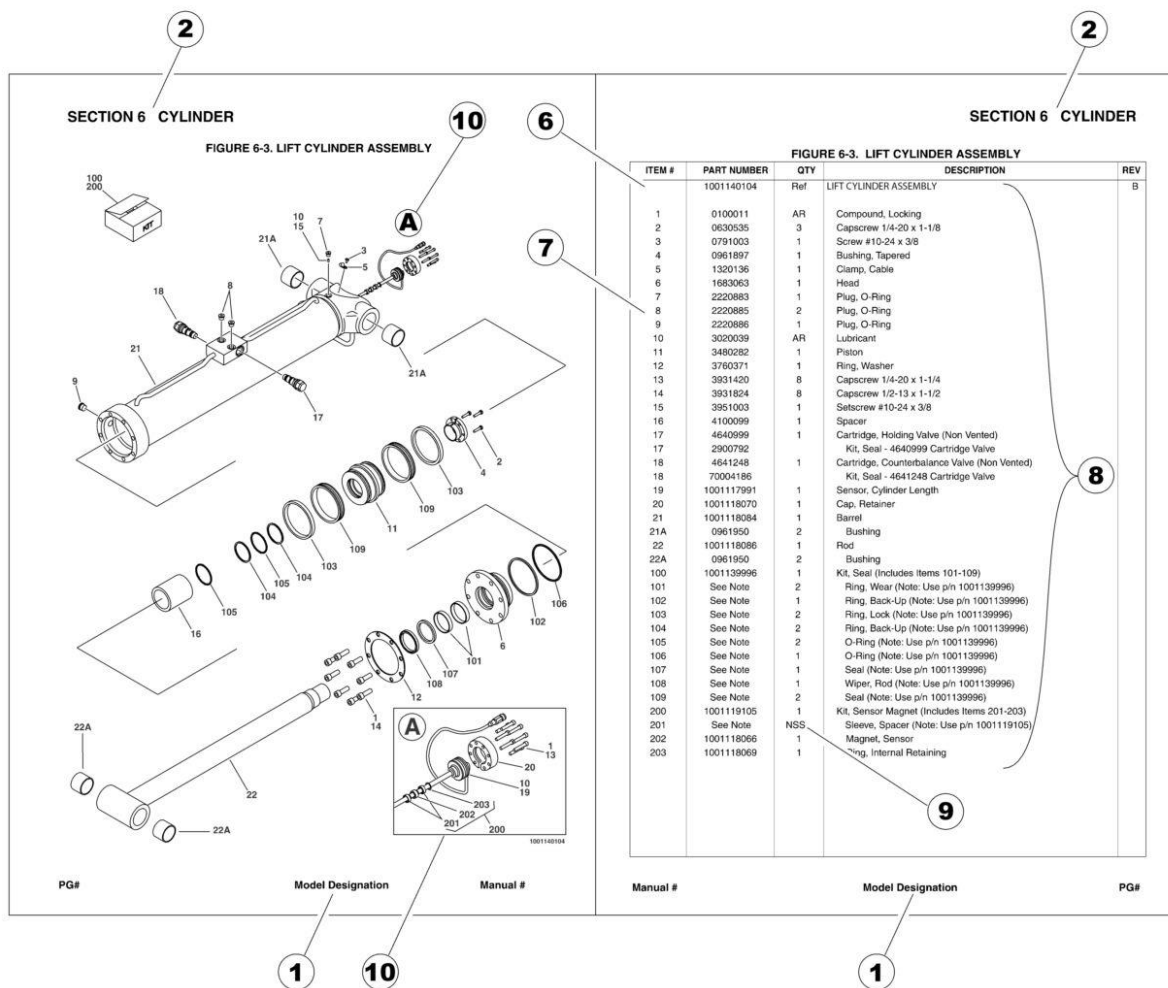
An Oshkosh Corporation Company



## REVISION LOG

October 1, 2021 - A - Original Issue of Manual (Edited to B/M1001380000 Rev Z and 1001263969 Rev B)

# GENERAL INFORMATION



## 1) MACHINE IDENTIFICATION

Machines are identified by model and in some cases a combination of models, serial number (SN) or regional standard (i.e ANSI, CE, CSA). Components may also be identified by SN or manufacturer. Common components that may be identified by these characteristics are engines and hydraulic components.

## 2) PARTS MANUAL ORGANIZATION

Product information in this manual is organized under section titles. Frame, Cylinder, Hydraulic and Electrical are a few examples. Each section is organized by figure and page number. The information within the Figure is then organized by item number, part number, description and corresponding illustration (s).

## 3) TABLE OF CONTENTS (NOT SHOWN)

A table of contents is found toward the beginning of the manual. Figure number, description and page number are provided for quick reference to the page containing the related information.

## 4) RECOMMENDED SPARE PARTS (NOT SHOWN)

The Recommended Spare Parts List, located near the end of the manual, reference most frequently used maintenance parts.

## 5) PART NUMBER INDEX (NOT SHOWN)

A numerical index listing all part numbers and the corresponding page number(s) appears at the back of the manual.

## GENERAL INFORMATION

### 6) NON-SERVICED PARTS

In some instances, it is necessary to display non-serviced parts, assemblies or installations. In the case of assemblies and installations there will be a Ref in the Qty. column. In case of parts that are not available for service within assemblies or components, there will be a NSS (Not Sold Separately) or NLA (No Longer Available) listed in the Qty. column of the manual.

### 7) PARTS LIST ITEM NUMBERS

Numbers shown in the item# column correspond to numbers used in the associated illustration (s). Item numbers which are missing from the sequence in the parts list are not used on that page.

### 8) INDENTED PARTS DESCRIPTION

An indented part description is included in the item under which it is indented.

### 9) ABBREVIATION AND SYMBOLS

AC.....	Alternating Current	L.....	Liter
ADE.....	Advanced Design Electronics	LB(LBS).....	Pounds
AG.....	Agricultural	LCD.....	Liquid Crystal Display
ANSI.....	American National Standards Institute	LED.....	Light Emitting Diodes
AR.....	As Required	LH.....	Left Hand
ASSY.....	Assembly	LRC.....	Low Rated Countries
AUS.....	Australia	LSS.....	Load Sensing System
AUX.....	Auxiliary	M(m).....	Metric/Meter
AWG.....	American Wire Gauge	MM(mm).....	Milimeter
B/M.....	Bill of Material	mA.....	Miliamps
CAC.....	Charge Air Cooler	NLA.....	No Longer Available
CE.....	European Conformity	NPT.....	National Pipe Threads
CCW.....	Counter Clockwise	NSS.....	Not Sold Separately
CM.....	Centimeter	OD.....	Outside Diameter
CW.....	Clockwise	ORB.....	O-Ring Boss
CSA.....	Canadian Standards Association	ORFS.....	O-Ring Face Seal
CYL.....	Cylinder	OZ (oz).....	Ounces
DIA.....	Diameter	PG.....	Page
DC.....	Direct Current	PN.....	Part Number
DEF.....	Diesel Exhaust Fluid	QT(qt.).....	Quarts
EMS.....	Emergency Stop	QTY.....	Quantity
ENG.....	Engine	REF.....	Reference
FT(ft).....	Feet	REV.....	Revision Level
GA(Ga).....	Gauge	RH.....	Right Hand
HRC.....	High Rated Countries	SAE.....	Society of Automotive Engineers
HVAC.....	Heating, Ventilating, and Air Conditioning	SN.....	Serial Number
HYD.....	Hydraulic	SPEC(S).....	Specifications
Hz.....	Hertz	T/T.....	Turntable
ID.....	Inside Diameter	UGM.....	Universal Ground Module
IN.....	inches	V.....	Volts
ISO.....	International Organization for Standards	W.....	Watts
JIC.....	Joint Industry Council	#.....	Number
KG.....	Kilogram		

### 10) ILLUSTRATION REFERENCE LETTERS

When necessary, illustrations may contain reference letters that are intended to track information (i. e. hoses, harnesses) from one point to another or to track visual enlargement of components to show details that may be located in another area on the illustration.

*Note: Due to continuous product improvements, JLG Industries, Inc. reserves the right to make specification changes without prior notification. Contact JLG Industries, Inc. for updated information.*



# TABLE OF CONTENTS

SECTION 1 - FRAME.....	11
FIGURE 1-1. DRIVE MOTOR AND STEER INSTALLATION.....	12
FIGURE 1-2. DRIVE MOTOR ASSEMBLY .....	14
FIGURE 1-3. REAR WHEEL HUB INSTALLATION .....	18
FIGURE 1-4. HUB ASSEMBLY - REAR.....	20
FIGURE 1-5. POTHOLE PROTECTION SYSTEM INSTALLATION .....	22
FIGURE 1-6. TIRE AND WHEEL INSTALLATION .....	24
FIGURE 1-7. TILT SENSOR INSTALLATION.....	26
FIGURE 1-8. BATTERY CHARGER INSTALLATION - DELTA-Q.....	28
FIGURE 1-9. BATTERY CHARGER INSTALLATION - EAGLE PERFORMANCE .....	30
FIGURE 1-10. BATTERY CHARGER INSTALLATION - GREEN POWER.....	32
FIGURE 1-11. STROBE LIGHT INSTALLATION - SINGLE (AMBER) (WITH GUARD).....	34
FIGURE 1-12. STROBE LIGHT INSTALLATION - DUAL (AMBER) (WITH GUARD).....	36
FIGURE 1-13. ALARM INSTALLATION (AMBIENT/WHITE NOISE) .....	38
FIGURE 1-14. LADDER INSTALLATION.....	40
FIGURE 1-15. FRAME COVERS INSTALLATION.....	42
SECTION 2 - GROUND CONTROLS .....	45
FIGURE 2-1. PUMP/MOTOR/TANK AND HOSES INSTALLATION .....	46
FIGURE 2-2. PUMP/MOTOR/TANK ASSEMBLY.....	48
FIGURE 2-3. CLEANGUARD INSTALLATION.....	50
FIGURE 2-4. ELECTRICAL COMPONENTS INSTALLATION (MACHINES WITH SN STARTING WITH 12, B2, G2 & M2).....	52
FIGURE 2-5. ELECTRICAL COMPONENTS INSTALLATION - #1 (MACHINES WITH SN STARTING WITH 12, B2 & G2).....	54
FIGURE 2-6. ELECTRICAL COMPONENTS INSTALLATION - #2 (MACHINES WITH SN STARTING WITH 12, B2 & G2).....	56
FIGURE 2-7. ACCESS CONTROL KEYPAD INSTALLATION.....	58
FIGURE 2-8. MOBILE CONTROL INSTALLATION.....	60
FIGURE 2-9. MDI INSTALLATION.....	62
FIGURE 2-10. BATTERIES INSTALLATION - STANDARD BATTERIES (MACHINES WITH SN STARTING WITH 12, B2 & G2) .....	64
FIGURE 2-11. BATTERIES INSTALLATION - STANDARD BATTERIES (MACHINES WITH SN STARTING WITH 12, B2, G2 & M2) .....	66
FIGURE 2-12. BATTERIES INSTALLATION - AGM BATTERIES .....	68
FIGURE 2-13. BATTERIES INSTALLATION - AGM EVCG BATTERIES .....	70
FIGURE 2-14. INVERTER INSTALLATION (OPTIONAL).....	72
FIGURE 2-15. DOORS INSTALLATION .....	74
SECTION 3 - SCISSORS ARMS .....	77
FIGURE 3-1. SCISSORS ARMS INSTALLATION (ALL SPECS EXCEPT CHINA SPECS) .....	78
FIGURE 3-2. SCISSORS ARMS INSTALLATION (CHINA SPEC ONLY).....	82
FIGURE 3-3. ARMS GUARD INSTALLATION .....	86
SECTION 4 - PLATFORM.....	89
FIGURE 4-1. PLATFORM INSTALLATION (ALL SPECS EXCEPT CHINA).....	90
FIGURE 4-2. PLATFORM INSTALLATION (CHINA SPEC ONLY) .....	92
FIGURE 4-3. PLATFORM EXTENSION INSTALLATION (ALL SPECS EXCEPT CHINA) .....	94
FIGURE 4-4. PLATFORM EXTENSION INSTALLATION (CHINA SPEC ONLY) .....	96
FIGURE 4-5. RAILS INSTALLATION (TUBE IN TUBE) (ALL SPECS) .....	98
FIGURE 4-6. RAILS INSTALLATION (SIDE BY SIDE) (ALL SPECS EXCEPT CHINA) .....	100
FIGURE 4-7. RAILS INSTALLATION (SIDE BY SIDE) (CHINA SPEC ONLY) .....	102
FIGURE 4-8. PLATFORM CONTROL INSTALLATION (MACHINES WITH SNS STARTING WITH B2, M2 & 12) .....	104
FIGURE 4-9. PLATFORM CONTROL INSTALLATION (MACHINES WITH SNS STARTING WITH G2).....	106
FIGURE 4-10. DRIVE/STEER CONTROLLER ASSEMBLY .....	108
FIGURE 4-11. ELECTRICIAN PACKAGE INSTALLATION.....	110
FIGURE 4-12. ELECTRICIAN TREE ACCESSORY .....	112
FIGURE 4-13. ELECTRICIAN TREE INSTALLATION .....	114
FIGURE 4-14. EXTENSION HANDLES INSTALLATION .....	116
FIGURE 4-15. GATE LATCH INSTALLATION.....	118
FIGURE 4-16. MACHINIST VISE ACCESSORY.....	120
FIGURE 4-17. OVERHEAD PROTECTION INSTALLATION (KOREAN SPECS) .....	122
FIGURE 4-18. PANEL CARRIER INSTALLATION.....	124
FIGURE 4-19. PIPE RACK ASSEMBLY ACCESSORY .....	126
FIGURE 4-20. PIPE RACK INSTALLATION .....	128

# TABLE OF CONTENTS

FIGURE 4-21. PLUMBER PACKAGE INSTALLATION.....	130
FIGURE 4-22. USB/PHONE CRADLE INSTALLATION.....	132
FIGURE 4-23. WORKLIGHT INSTALLATION .....	134
FIGURE 4-24. WORKSTATION ACCESSORY .....	136
FIGURE 4-25. WORKSTATION INSTALLATION .....	138
 SECTION 5 - CYLINDER.....	 141
FIGURE 5-1. STEER CYLINDER ASSEMBLY .....	142
FIGURE 5-2. LIFT CYLINDER ASSEMBLY.....	144
 SECTION 6 - ELECTRICAL.....	 147
FIGURE 6-1. AC BOX AT PLATFORM INSTALLATION - 110V GFI (ALL SPECS EXCEPT AUSTRALIAN, CE & UK CA SPECS) .....	148
FIGURE 6-2. AC BOX AT PLATFORM INSTALLATION - 110V IEC YELLOW (CE & UK CA SPECS).....	150
FIGURE 6-3. AC BOX AT PLATFORM INSTALLATION - 220V IEC BLUE (CE & UK CA SPECS) .....	152
FIGURE 6-4. AC BOX AT PLATFORM INSTALLATION - 220V CEE7 POST GROUND (CE & UK CA SPECS) .....	154
FIGURE 6-5. AC BOX AT PLATFORM INSTALLATION - 220V CEE7 SIDE GROUND (CE & UK CA SPECS).....	156
FIGURE 6-6. AC BOX AT PLATFORM INSTALLATION - 220V AFSINT 107 (CE & UK CA SPECS).....	158
FIGURE 6-7. AC BOX AT PLATFORM INSTALLATION - 220V LOCALLY SUPPLIED .....	160
FIGURE 6-8. AC BOX AT PLATFORM INSTALLATION - 220V (AUSTRALIAN SPECS) .....	162
FIGURE 6-9. AC BOX AT PLATFORM INSTALLATION - 220V CHINA PLUG (CHINA SPECS).....	164
FIGURE 6-10. BREAKER BOX KIT (AUSTRALIAN SPEC).....	166
FIGURE 6-11. BREAKER BOX KIT WITH 1 DOUBLE BREAKER (CE & UK CA SPECS).....	168
FIGURE 6-12. BREAKER BOX KIT WITH 3 BREAKERS (CE & UK CA SPECS) .....	170
FIGURE 6-13. CAN SPLICE HARNESS (CHARGER WITH COMMUNICATION PORT).....	172
FIGURE 6-14. CHARGER HARNESS (CHARGER WITH COMMUNICATION PORT) .....	174
FIGURE 6-15. CHARGER PLUG INSTALLATION - CUSTOMER SUPPLIED PLUG (ALL SPECS).....	176
FIGURE 6-16. CHARGER PLUG INSTALLATION - 110V PLUG (ANSI, ANSI EXPORT & CSA SPECS).....	178
FIGURE 6-17. CHARGER PLUG INSTALLATION - 110V IEC YELLOW PLUG (CE & UK CA SPECS).....	180
FIGURE 6-18. CHARGER PLUG INSTALLATION - 220V IEC BLUE PLUG (CE & UK CA SPECS) .....	182
FIGURE 6-19. CHARGER PLUG INSTALLATION - 220V AFSINT 107 PLUG (CE & UK CA SPECS).....	184
FIGURE 6-20. CHARGER PLUG INSTALLATION - 220V CEE7 PLUG (CE & UK CA SPECS) .....	186
FIGURE 6-21. CHARGER PLUG INSTALLATION (AUSTRALIAN PLUG) .....	188
FIGURE 6-22. CHARGER PLUG INSTALLATION (CHINA PLUG) .....	190
FIGURE 6-23. CHARGER PLUG INSTALLATION (KOREAN PLUG) .....	192
FIGURE 6-24. CHASSIS HARNESS.....	194
FIGURE 6-25. DRIVE HARNESS .....	198
FIGURE 6-26. GROUND TO PLATFORM CABLE INSTALLATION - WITHOUT PLATFORM COIL CABLE (MACHINES WITH SN STARTING WITH 12, B2, G2 & M2) .....	200
FIGURE 6-27. GROUND TO PLATFORM CABLE INSTALLATION - WITHOUT PLATFORM COIL CABLE & WITH FOOTSWITCH (MACHINES WITH SN STARTING WITH 12, B2 & G2) .....	202
FIGURE 6-28. GROUND TO PLATFORM CABLE INSTALLATION - WITH PLATFORM COIL CABLE (MACHINES WITH SN STARTING WITH 12, B2, G2 & M2) .....	204
FIGURE 6-29. GROUND TO PLATFORM CABLE INSTALLATION - WITH PLATFORM COIL CABLE & FOOTSWITCH (MACHINES WITH SN STARTING WITH 12, B2 & G2) .....	206
FIGURE 6-30. GROUND TO PLATFORM CABLE INSTALLATION - PLATFORM STRAIGHT CABLE ONLY (MACHINES WITH SN STARTING WITH 12, B2 & G2) .....	208
FIGURE 6-31. GROUND TO PLATFORM CABLE INSTALLATION - P.....	210
FIGURE 6-32. GROUND TO PLATFORM CABLE INSTALLATION - SCISSORS ARMS CABLE ONLY (MACHINES WITH SN STARTING WITH 12, B2 & G2) .....	212
FIGURE 6-33. GROUND TO PLATFORM CABLE INSTALLATION - METAL RECTANGLE (MACHINES WITH SN STARTING WITH 12, B2 & G2) .....	214
FIGURE 6-34. LIFT DOWN HARNESS.....	216
FIGURE 6-35. PLATFORM CONTROL BOX HARNESS (MACHINES WITH SN STARTING WITH B2, M2 & 12).....	218
FIGURE 6-36. PLATFORM CONTROL BOX HARNESS (MACHINES WITH SN STARTING WITH G2).....	220
FIGURE 6-37. RECEPTACLE BOX KIT - 110V GFI .....	222
FIGURE 6-38. RECEPTACLE BOX KIT -110V IEC YELLOW (CE & UK CA SPEC).....	224
FIGURE 6-39. RECEPTACLE BOX KIT - 220V AFSINT 107 (CE & UK CA SPEC) .....	226
FIGURE 6-40. RECEPTACLE BOX KIT - 220V IEC BLUE (CE & UK CA SPEC) .....	228
FIGURE 6-41. RECEPTACLE BOX KIT - 220V CEE7 POST GROUND (CE & UK CA SPEC).....	230
FIGURE 6-42. RECEPTACLE BOX KIT - 220V CEE7 SIDE GROUND (CE & UK CA SPEC) .....	232
 SECTION 7 - DECALS .....	 235
FIGURE 7-1. DECAL INSTALLATION (ANSI SPECS) .....	236



# TABLE OF CONTENTS

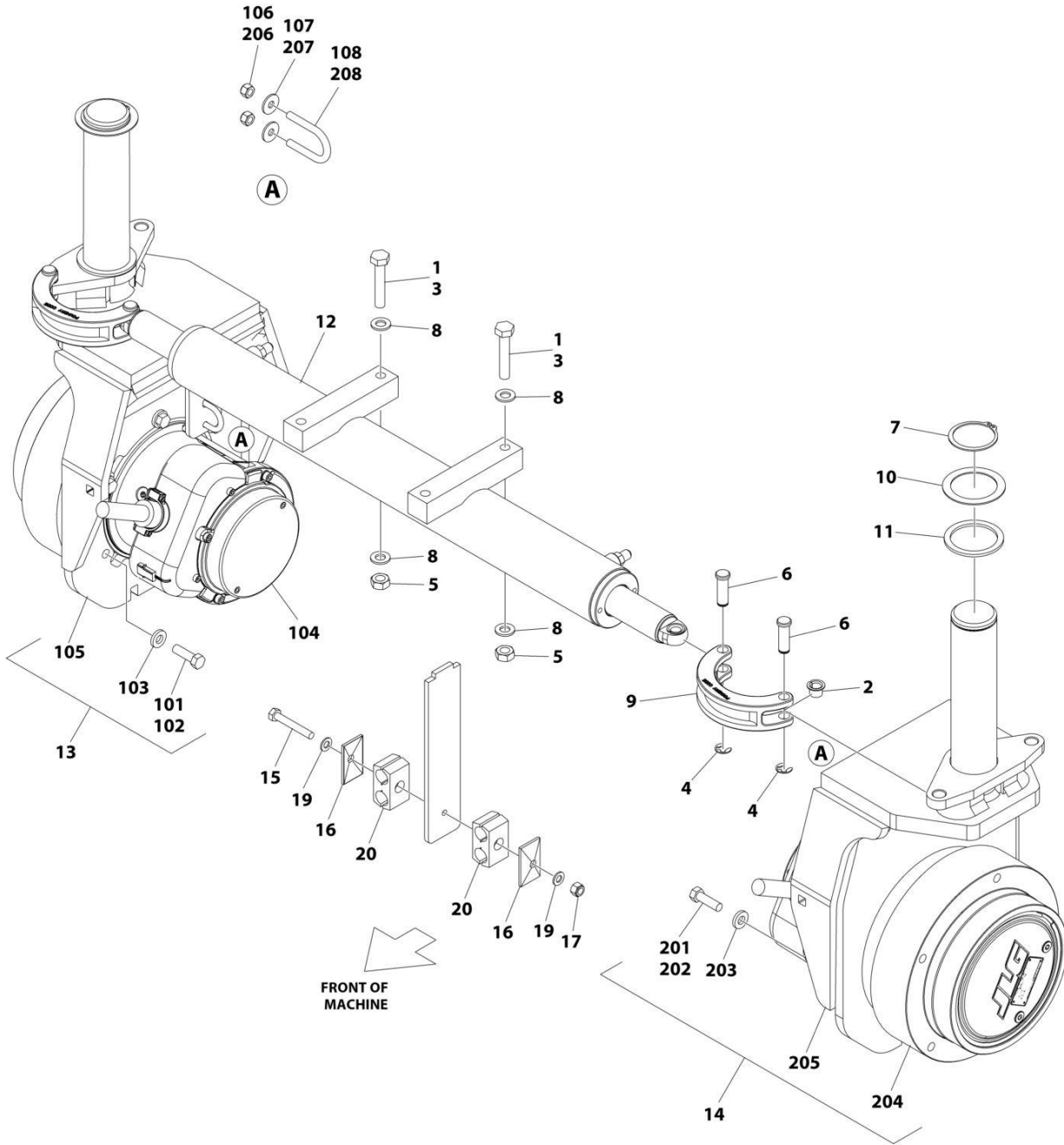
FIGURE 7-2. DECAL INSTALLATION (AUSTRALIAN SPECS).....	238
FIGURE 7-3. DECAL INSTALLATION (BRAZIL SPECS).....	240
FIGURE 7-4. DECAL INSTALLATION (CE & UK CA SPECS).....	242
FIGURE 7-5. DECAL INSTALLATION (CHINA SPECS).....	244
FIGURE 7-6. DECAL INSTALLATION (CSA SPECS).....	246
FIGURE 7-7. DECAL INSTALLATION (KOREAN SPECS).....	248
FIGURE 7-8. DECAL INSTALLATION (LATIN AMERICAN SPECS).....	250
FIGURE 7-9. DECAL INSTALLATIONS - OPTIONS.....	252
SECTION 8 - RECOMMENDED SERVICE PARTS STOCK.....	255
FIGURE 8-1. RECOMMENDED SERVICE PARTS STOCK.....	256
SECTION 9 - SPECIAL OPTIONS/ACCESSORIES/KITS.....	257
FIGURE 9-1. SPECIAL OPTIONS/ACCESSORIES/KITS.....	258
PART NUMBER INDEX.....	261



**SECTION 1 - FRAME**

# SECTION 1 - FRAME

## FIGURE 1-1. DRIVE MOTOR AND STEER INSTALLATION



ART\_1001260650

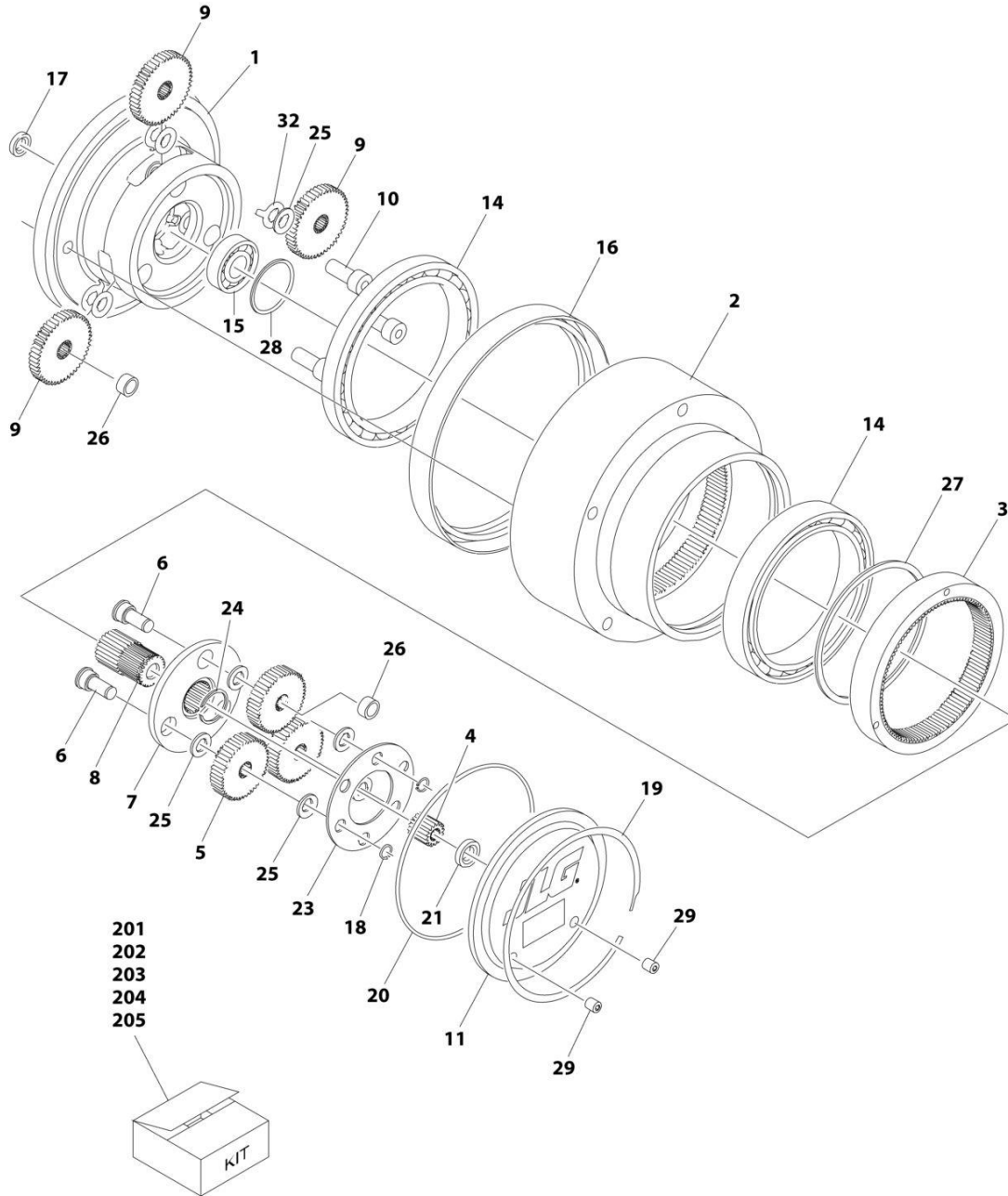
## SECTION 1 - FRAME

**FIGURE 1-1. DRIVE MOTOR AND STEER INSTALLATION**

ITEM	PART NUMBER	QTY	DESCRIPTION	REV
	1001260650	Ref	DRIVE MOTOR AND STEER INSTALLATION	B
1	0100011	AR	Compound, Locking	
2	0440259	2	Bearing	
3	0761019	4	Bolt M10 x 55	
4	1380153	4	E-Clip	
5	3291001	4	Nut M10	
6	3423037	4	Pin	
7	3760217	2	Ring, Retaining	
8	4812000	8	Washer M10	
9	4846757	2	Lug, Steering	
10	1001197396	2	Washer	
11	1001205751	2	Washer, Thrust	
12	1001233449	1	Steer Cylinder Assembly (See Separate Breakdown in CYLINDER Section)	
13	1001262500	1	Motor/Spindle Assembly (See item 101-108 for Breakdown)	
14	1001262658	1	Motor/Spindle Assembly (See item 201-208 for Breakdown)	
15	0700819	3	Bolt M8 x 55	
16	1321752	3	Cover, Clamp	
17	3290805	3	Nut M8	
18	4240017	AR	Tie-Strap (Not Shown)	
19	4811900	6	Washer M8	
20	8750015	3	Clamp	
	1001262500	Ref	MOTOR/SPINDLE ASSEMBLY	D
101	0100011	AR	Compound, Locking	
102	0681610	6	Bolt 3/8 x 1-1/4 Grade 8	
103	4891600	6	Washer 3/8	
104	1001256944	1	Drive Motor Assembly (See Separate Breakdown in this Section)	
105	1001262539	1	Spindle	
106	3290605	2	Nut M6	
107	4811702	2	Washer M6	
108	1001259015	1	U-Bolt	
	1001262658	Ref	MOTOR/SPINDLE ASSEMBLY	D
201	0100011	AR	Compound, Locking	
202	0681610	6	Bolt 3/8 x 1-1/4 Grade 8	
203	4891600	6	Washer 3/8	
204	1001256944	1	Drive Motor Assembly (See Separate Breakdown in this Section)	
205	1001262539	1	Spindle	
206	3290605	2	Nut M6	
207	4811702	2	Washer M6	
208	1001259015	1	U-Bolt	

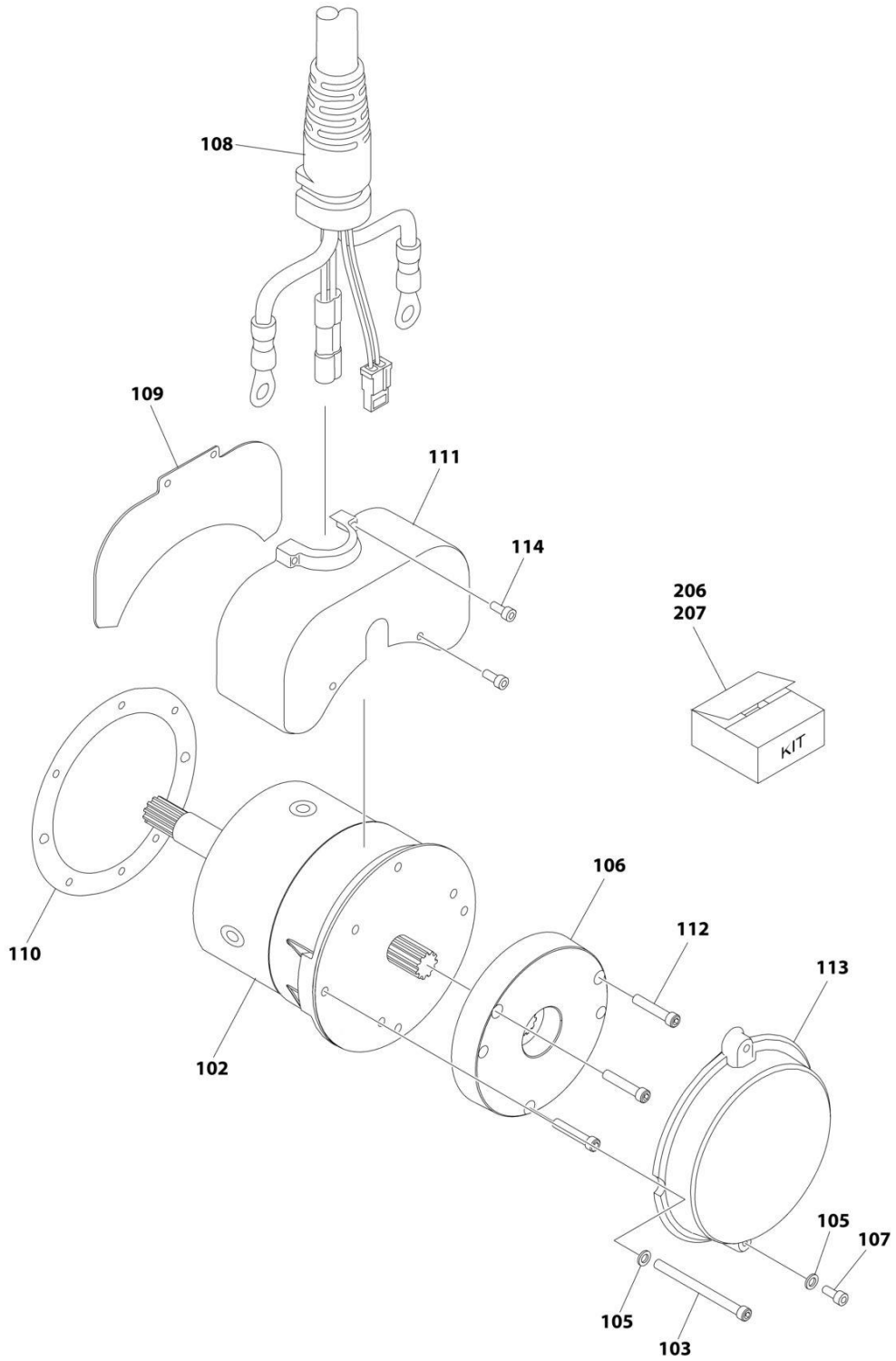
# SECTION 1 - FRAME

## FIGURE 1-2. DRIVE MOTOR ASSEMBLY



ART\_1001256944\_10F2

**SECTION 1 - FRAME**



ART\_1001256944\_20F2

# SECTION 1 - FRAME

## FIGURE 1-2. DRIVE MOTOR ASSEMBLY

ITEM	PART NUMBER	QTY	DESCRIPTION	REV
	1001256944	Ref	DRIVE MOTOR ASSEMBLY	D
		Ref	HUB ASSEMBLY	
1	See Note	NSS	Spindle (Note: Purchase Complete Assembly)	
2	See Note	NSS	Hub (Note: Use Item 203)	
3	See Note	NSS	Ring, Input (Note: Use Item 204)	
4	See Note	NSS	Gear, Input Sun (Note: Use Item 202)	
5	70007490	3	Gear, Input Planet (Includes Item 26)	
6	See Note	NSS	Pin, Planet Gear (Note: Use Item 202)	
7	See Note	NSS	Carrier (Note: Use Item 202)	
8	See Note	NSS	Gear, Output Sun (Note: Use Item 202)	
9	70007193	3	Gear, Output Planet (Includes Item 26) (Note: Included in Item 205)	
10	70007199	3	Pin, Output Planet (Note: Included in Item 205)	
11	See Note	NSS	Cover (Note: Use Item 201)	
14	70007541	2	Bearing, Main (Note: Included in Items 203 or 204 or 205)	
15	See Note	NSS	Bearing , Shaft (Note: Use Item 205)	
16	70001739	1	Seal, Lip (Note: Included in Items 203)	
17	7024786	1	Seal, Lip	
18	See Note	NSS	Ring, Retaining (Note: Use Item 202)	
19	See Note	NSS	Ring, Retaining (Note: Use Item 201)	
20	70000191	1	O-Ring (Note: Included in Items 201 or 202 or 203 or 204 or 205)	
21	See Note	NSS	Washer, Thrust (Note: Use Item 201)	
23	See Note	NSS	Plate, Thrust (Note: Use Item 202)	
24	See Note	NSS	Ring, Retaining (Note: Use Item 202)	
25	See Note	NSS	Washer, Thrust (Note: Use Item 202)	
26	See Note	NSS	Bushing (Note: Use Item 202 or 205)	
27	70007544	1	Ring, Retaining (Note: Included in Items 203 or 204 or 205)	
28	See Note	NSS	Ring, Retaining (Note: Use Item 205)	
29	See Note	NSS	Plug (Note: Use Item 201)	
32	70007205	3	Washer, Tanged (Note: Included in Item 205)	
		Ref	BRAKE AND MOTOR	
102	70007782	1	Motor Electric	
103	70007495	2	Bolt M6 x 100	
103		Ref	Bolt M6 x 140	
105	70007546	4	Washer 1/4	
106	See Note	NSS	Brake, Input (Note: Use Item 206)	
107	70007191	2	Bolt M6 x 20	
108	70007676	1	Harness, Motor	
109	See Note	NSS	Plate, Cover (Note: Use Item 207)	
110	See Note	NSS	Gasket (Note: Use Item 207)	
111	See Note	NSS	Cover (Note: Use Item 207)	
112	See Note	NSS	Capscrew (Note: Use Item 206)	
113	See Note	NSS	Cover (Note: Use Item 207)	
114	See Note	NSS	Capscrew (Note: Use Item 207)	
		Ref	KIT OPTIONS	
201	7024747	1	Cover Kit - Hub (Includes Items 11, 19, 20, 21 & 29)	
202	7024749	1	Input Carrier Kit (Includes Items 4-8, 18, 20 & 23-26)	
203	7024756	1	Hub Kit (Includes Items 2, 16, 20, 27 & Qty 1 of Item 14)	
204	7024758	1	Input Ring Kit (Includes Items 3, 14, 20 & 27)	
205	70007670	1	Carrier Kit (Includes Items 9, 10, 14, 15, 20, 26-28 & 32)	

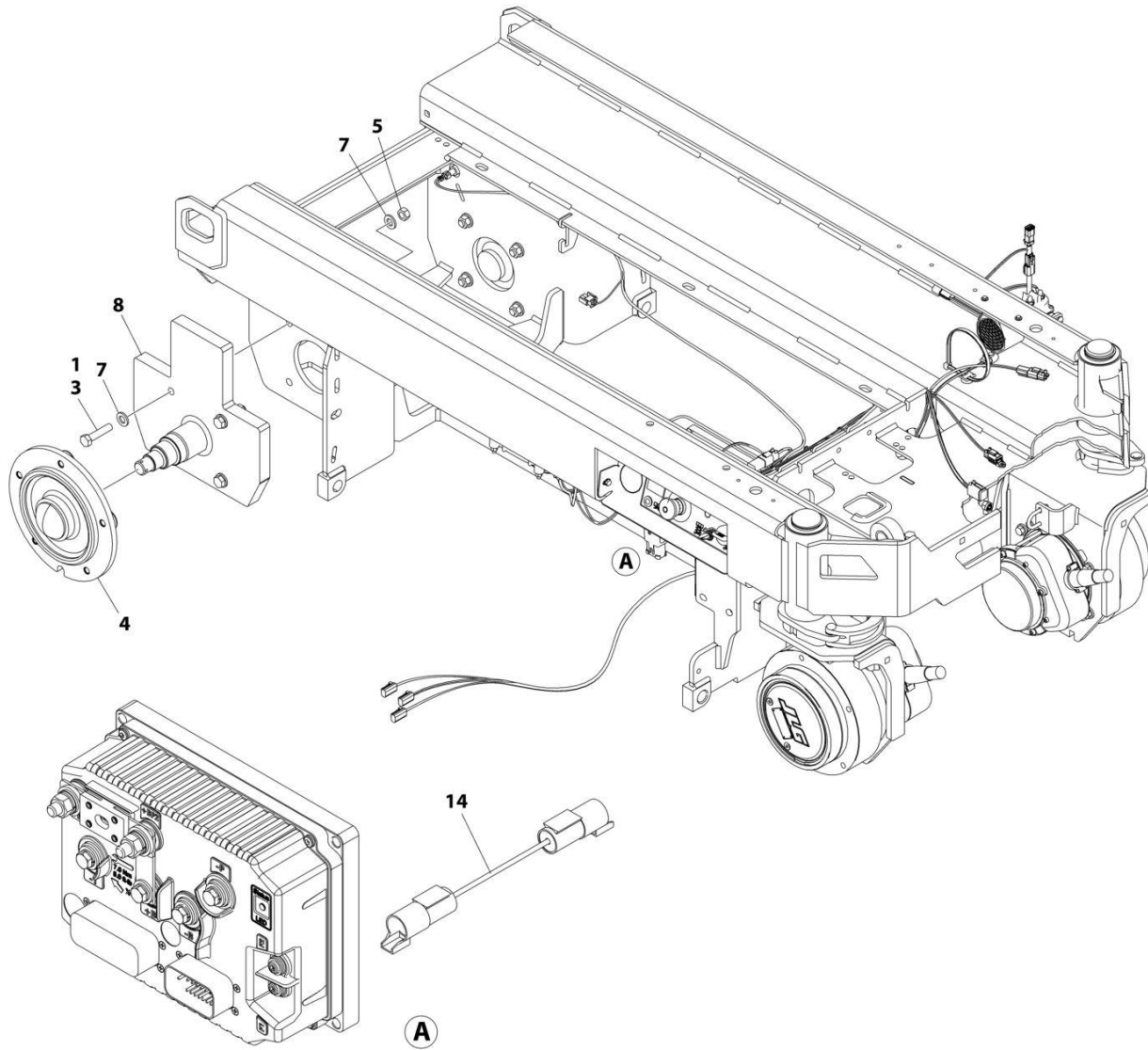


## SECTION 1 - FRAME

ITEM	PART NUMBER	QTY	DESCRIPTION	REV
206	7024759	1	Brake Kit (Includes Items 106, 112 and O-Ring)	
207	70007844	1	Cover Kit - Electric Motor (Includes Items 107, 109, 110, 111, 113 & 114)	

# SECTION 1 - FRAME

## FIGURE 1-3. REAR WHEEL HUB INSTALLATION



ART\_1001256130\_F

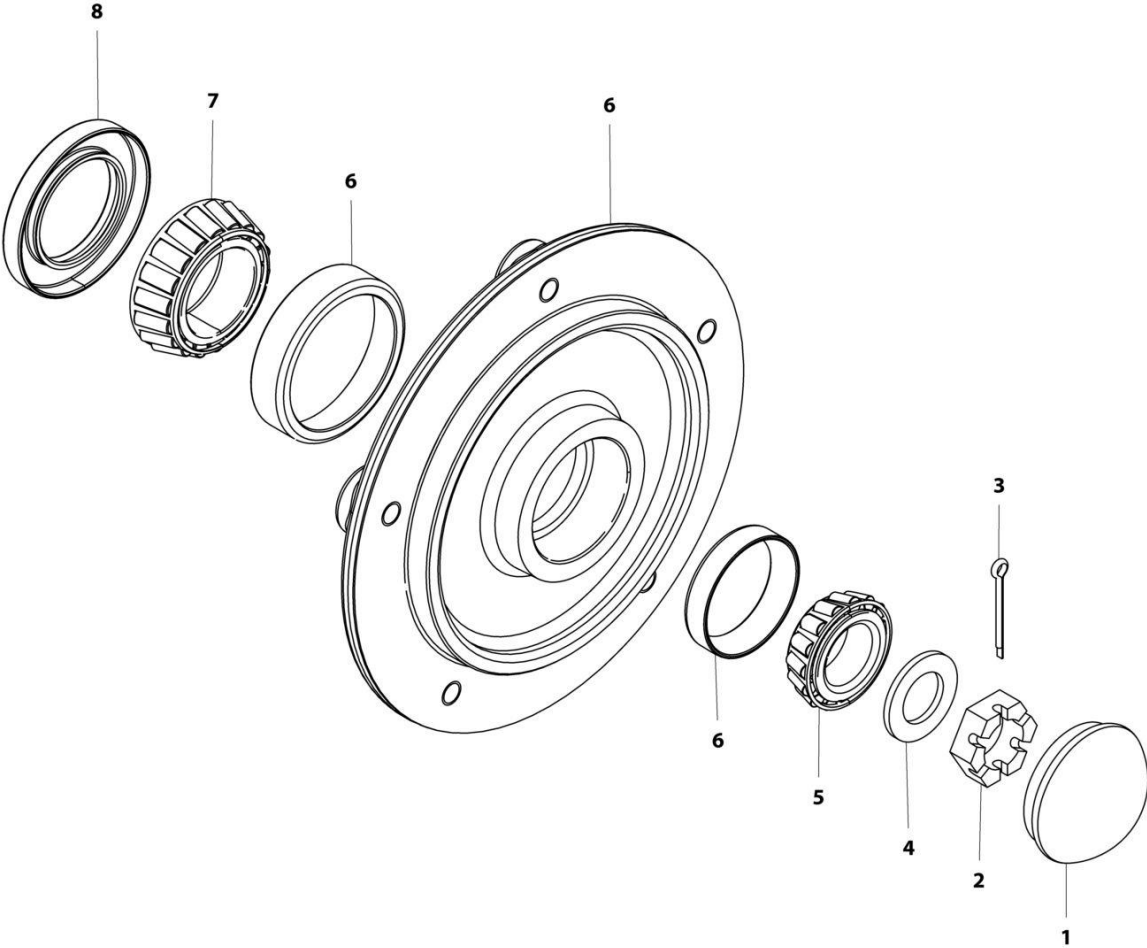
## SECTION 1 - FRAME

### FIGURE 1-3. REAR WHEEL HUB INSTALLATION

ITEM	PART NUMBER	QTY	DESCRIPTION	REV
	1001256130	Ref	REAR WHEEL HUB INSTALLATION	F
1	0100011	AR	Compound, Locking	
3	0711219	8	Bolt M12 x 55	
4	2780266	2	Hub Assembly - Rear (See Separate Breakdown in this Section)	
5	3331211	8	Nut M12	
7	5241200	16	Washer M12	
8	1001226423	2	Spindle Rear	
14	4923602	1	Harness, Field Wire Connection	

**SECTION 1 - FRAME**

**FIGURE 1-4. HUB ASSEMBLY - REAR**



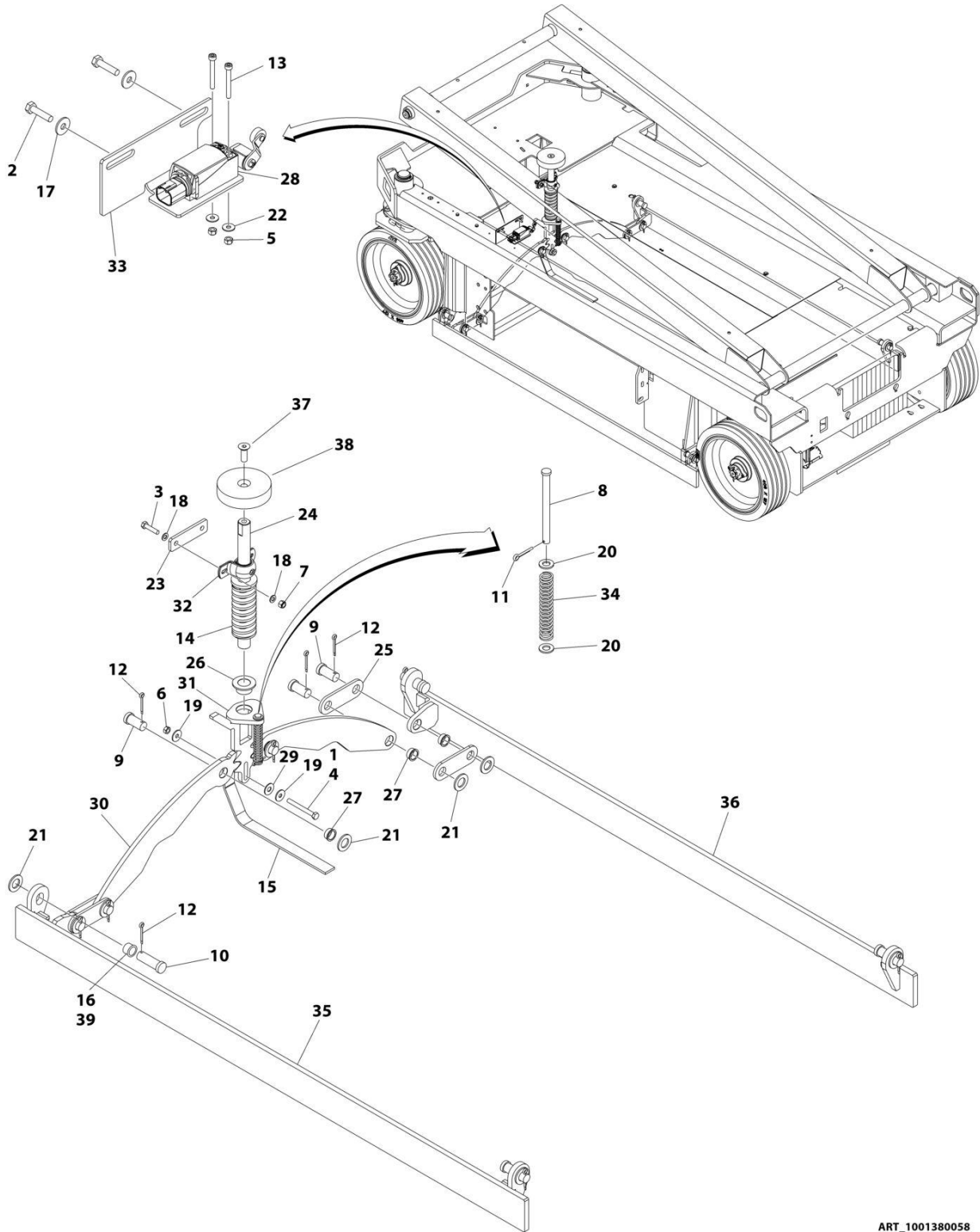
ART\_2780266

FIGURE 1-4. HUB ASSEMBLY - REAR

ITEM	PART NUMBER	QTY	DESCRIPTION	REV
	2780266	Ref	HUB ASSEMBLY - REAR	E
1	1001102354	1	Cap, Dust (was p/n 7012524)	
2	3300423	1	Nut, Slotted (was p/n 7010641)	
3	3450406	1	Pin, Cotter 2 x 3/16 (was p/n 7010642)	
4	4740468	1	Washer (was p/n 7019697)	
5	1001102351	1	Bearing, Cone - Outer (was p/n 7026185)	
6	See Note	NSS	Hub (Note: Purchase Complete Assembly p/n 2780266)	
7	1001102353	1	Bearing, Cone - Inner (was p/n 7026183)	
8	1001102349	1	Seal (was p/n 7026184)	

# SECTION 1 - FRAME

## FIGURE 1-5. POTHOLE PROTECTION SYSTEM INSTALLATION



ART\_1001380058

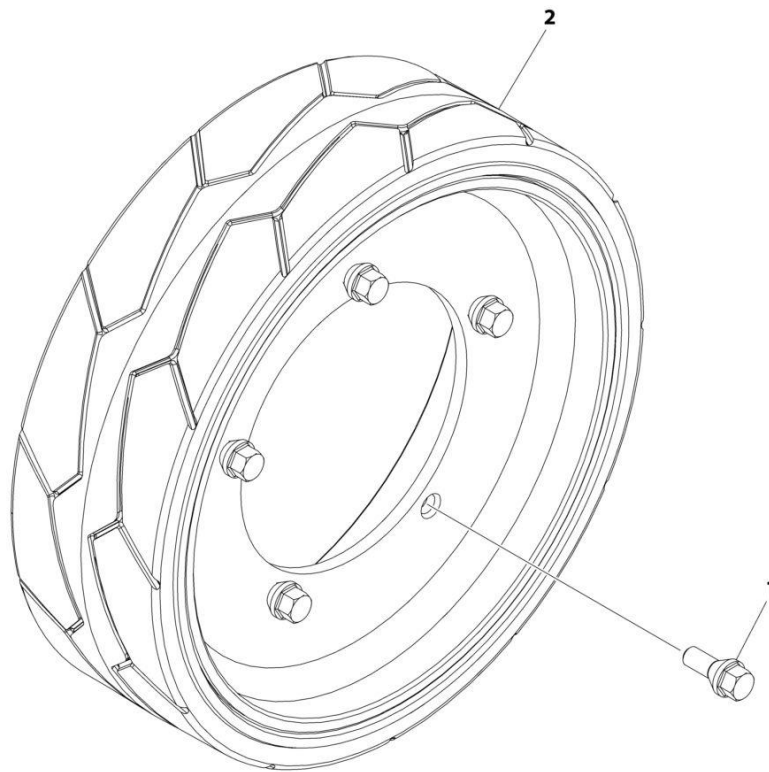
## SECTION 1 - FRAME

**FIGURE 1-5. POTHOLE PROTECTION SYSTEM INSTALLATION**

ITEM	PART NUMBER	QTY	DESCRIPTION	REV
	1001380058	Ref	POTHOLE PROTECTION SYSTEM INSTALLATION	D
1	0100011	AR	Compound, Locking	
2	0700612	2	Bolt M6 x 25	
3	0700815	2	Bolt M8 x 35	
4	0700823	1	Bolt M8 x 75	
5	3290405	2	Nut M4	
6	3290801	1	Nut M8	
7	3290805	2	Nut M8	
8	3430636	1	Pin	
9	3431212	6	Pin	
10	3431218	4	Pin	
11	3450403	1	Pin, Cotter 1/8 x 3/4	
12	3450505	10	Pin, Cotter 5/32 x 1/2	
13	4031511	2	Capscrew M4 x 35	
14	4160202	1	Spring	
15	4240147	1	Strap, Anti-Static	
16	4740086	NLA	Washer (Use Item 39)	
17	4811702	2	Washer M6	
18	4811900	4	Washer M8	
19	4811902	2	Washer M8	
20	4812000	2	Washer M10	
21	4812500	10	Washer M20	
22	1001091102	2	Washer M4	
23	1001202987	1	Plate, Mounting	
24	1001214528	1	Actuator (Upper) (Cylindrical Shaft Machined at Top - as Shown)	
24	1001202988	1	Actuator (Upper) (Full Length Cylindrical Shaft - Not Shown)	
25	1001202999	4	Link	
26	1001203869	1	Bearing	
27	1001203870	6	Bearing	
28	1001203871	1	Switch, Limit	
29	1001203872	1	Washer	
30	1001213597	2	Plate, Pinion	
31	1001214526	1	Actuator (Lower)	
32	1001215953	1	Bearing	
33	1001218307	1	Plate, Sensor Mounting	
34	1001227855	1	Spring	
35	1001234797	1	Bar (LH)	
36	1001234798	1	Bar (RH)	
37	1001110302	1	Screw M12 x 35	
38	1001214534	1	Pad	
39	0440263	4	Bearing, Flange	

# SECTION 1 - FRAME

## FIGURE 1-6. TIRE AND WHEEL INSTALLATION



ART\_1001256694

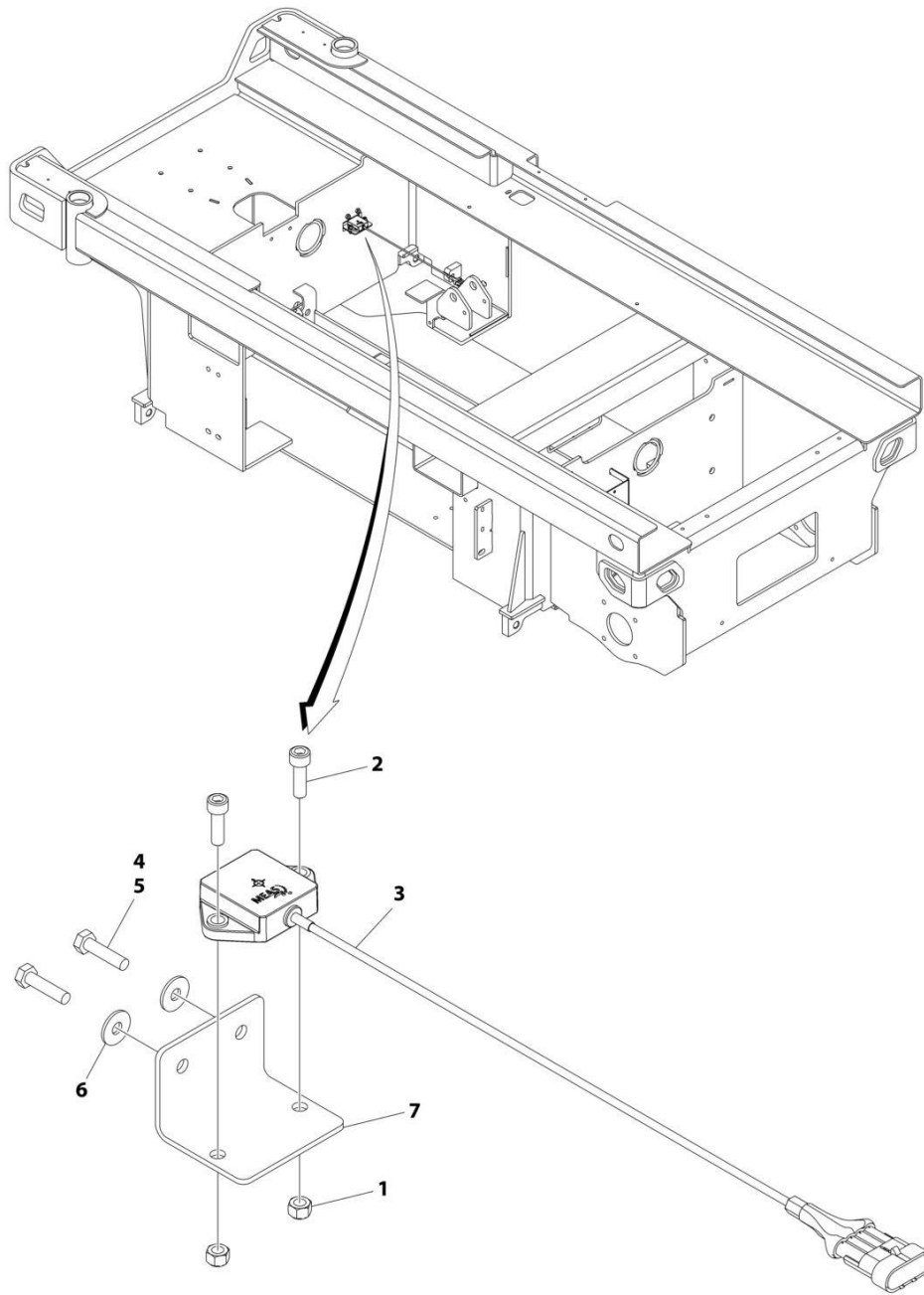


**FIGURE 1-6. TIRE AND WHEEL INSTALLATION**

<b>ITEM</b>	<b>PART NUMBER</b>	<b>QTY</b>	<b>DESCRIPTION</b>	<b>REV</b>
	1001256694	Ref	TIRE AND WHEEL ASSEMBLY	A
1	0630580	20	Bolt	
2	1001114466	4	Tire, 125 x 406	

# SECTION 1 - FRAME

## FIGURE 1-7. TILT SENSOR INSTALLATION



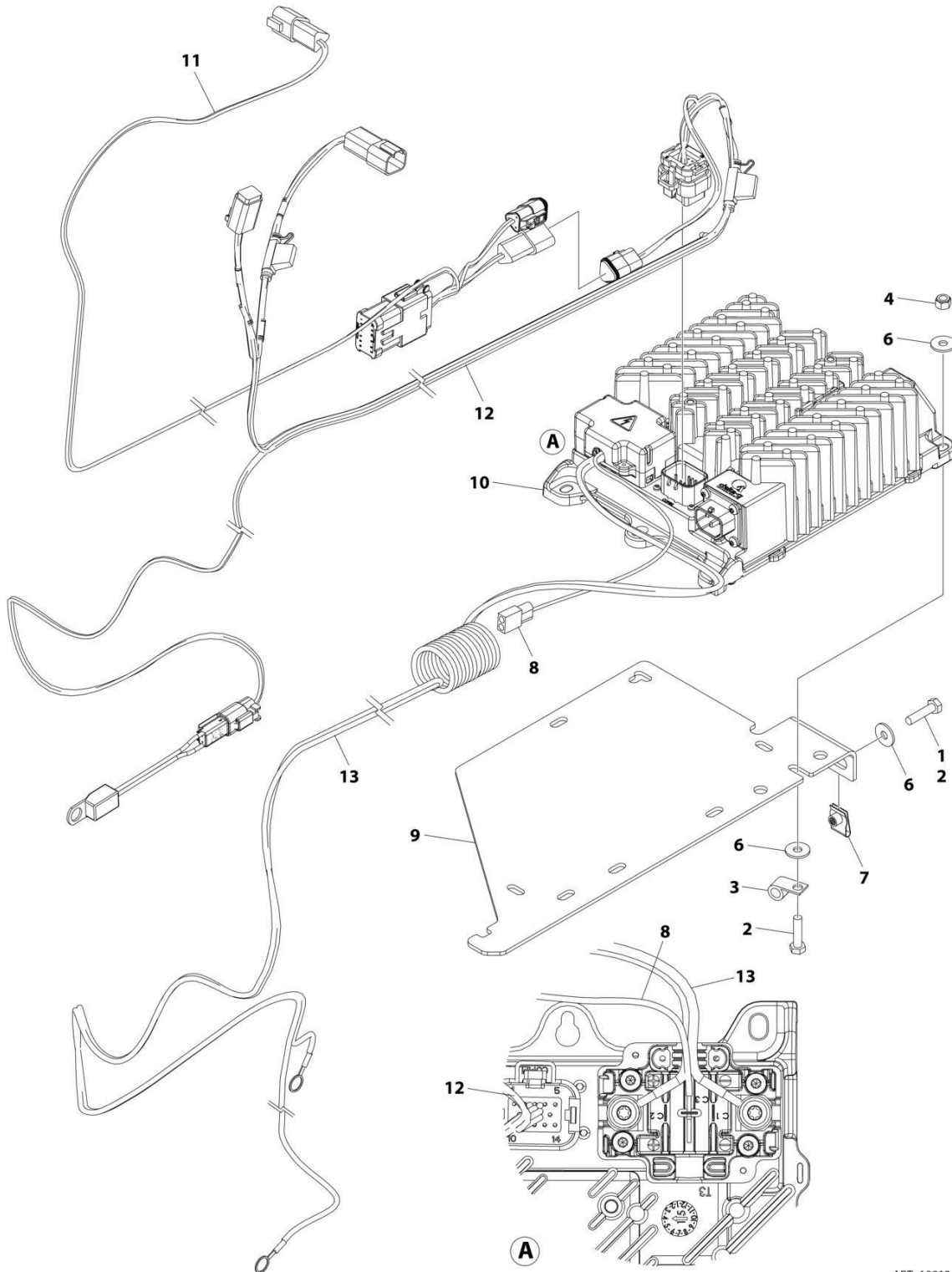
ART\_1001214217

FIGURE 1-7. TILT SENSOR INSTALLATION

ITEM	PART NUMBER	QTY	DESCRIPTION	REV
	1001214217	Ref	TILT SENSOR INSTALLATION	D
1	3290601	2	Nut M6	
2	4031708	2	Capscrew M6 x 20	
3	1001186466	1	Sensor, Tilt	
4	0100011	AR	Compound, Locking	
5	0700612	2	Bolt M6 x 25	
6	4811702	2	Washer M6	
7	1001217059	1	Plate, Mounting	

# SECTION 1 - FRAME

## FIGURE 1-8. BATTERY CHARGER INSTALLATION - DELTA-Q



ART\_1001263257

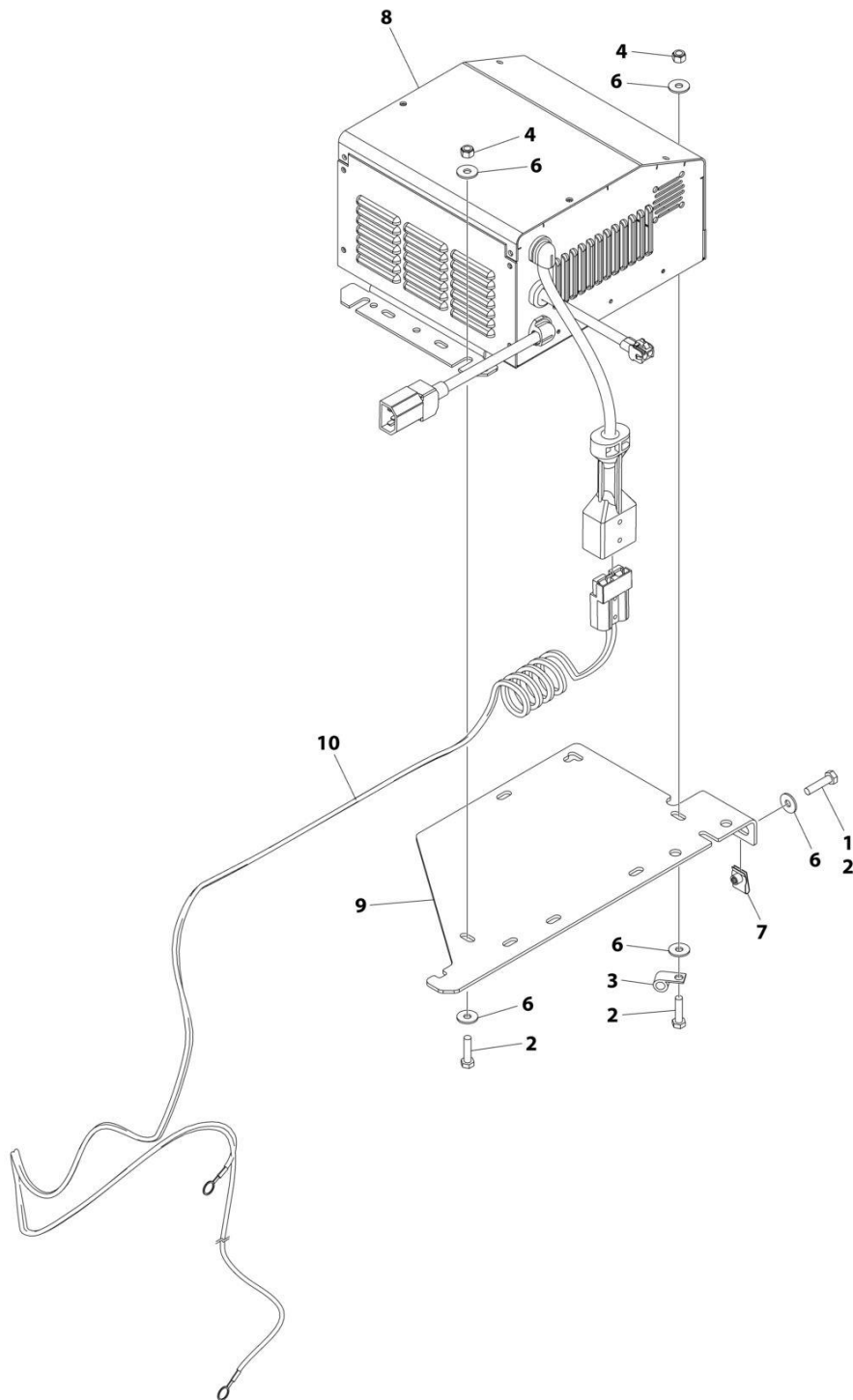
## SECTION 1 - FRAME

**FIGURE 1-8. BATTERY CHARGER INSTALLATION - DELTA-Q**

ITEM	PART NUMBER	QTY	DESCRIPTION	REV
	1001263257	Ref	BATTERY CHARGER INSTALLATION - DELTA-Q	A
1	0100011	AR	Compound, Locking	
2	0760612	5	Bolt M6 x 25	
3	1321293	1	Clamp	
4	3290605	3	Nut M6	
5	4240017	AR	Tie-Strap (Not Shown)	
6	4811702	8	Washer M6	
7	1001130220	2	Nut, Tinnerman M6	
8	1001207009	1	Charger Interlock Harness	
8	4460424	1	Receptacle, Female - 2 Position	
8	4460227	2	Pin, Male	
9	1001236139	1	Bracket	
10	1001253952	1	Charger, Battery - Delta-Q	
11	1001254027	1	Can Splice Harness (See Separate Breakdown in ELECTRICAL Section)	
12	1001254028	1	Charger To Battery Harness (See Separate Breakdown in ELECTRICAL Section)	
13	1001256642	1	Battery Charger to DC Connection Cable	

# SECTION 1 - FRAME

## FIGURE 1-9. BATTERY CHARGER INSTALLATION - EAGLE PERFORMANCE



ART\_1001263258

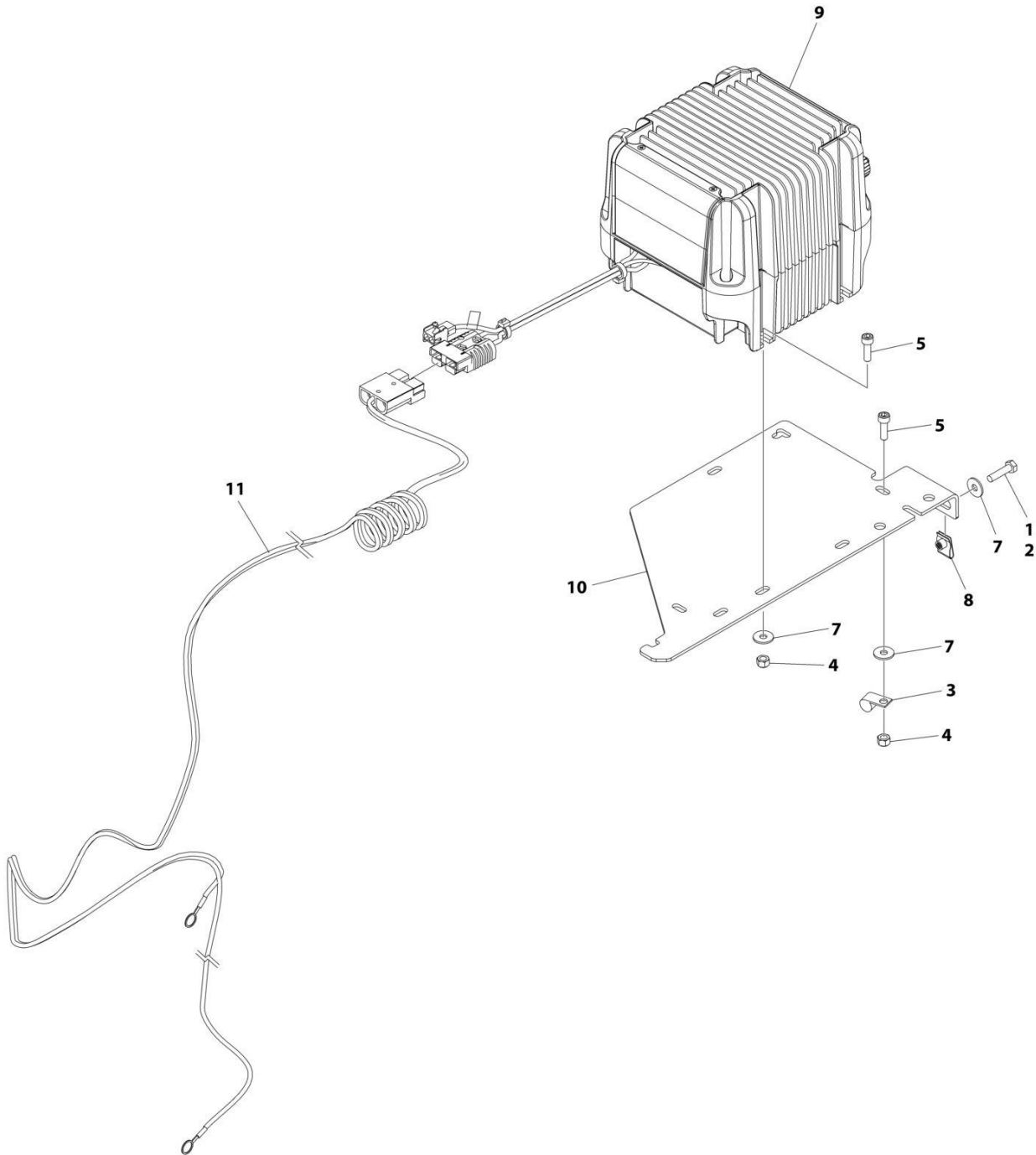
## SECTION 1 - FRAME

### FIGURE 1-9. BATTERY CHARGER INSTALLATION - EAGLE PERFORMANCE

ITEM	PART NUMBER	QTY	DESCRIPTION	REV
	1001263258	Ref	BATTERY CHARGER INSTALLATION - EAGLE PERFORMANCE	A
1	0100011	AR	Compound, Locking	
2	0760612	5	Bolt M6 x 20	
3	1321293	1	Clamp	
4	3290605	3	Nut M6	
5	4240017	AR	Tie-Strap (Not Shown)	
6	4811702	8	Washer M6	
7	1001130220	2	Nut, Tinnerman M6	
8	1001206995	1	Charger, Battery - Eagle Performance	
9	1001236139	1	Bracket	
10	1001256643	1	Charger DC Connection Harness	

# SECTION 1 - FRAME

## FIGURE 1-10. BATTERY CHARGER INSTALLATION - GREEN POWER



ART\_1001263259



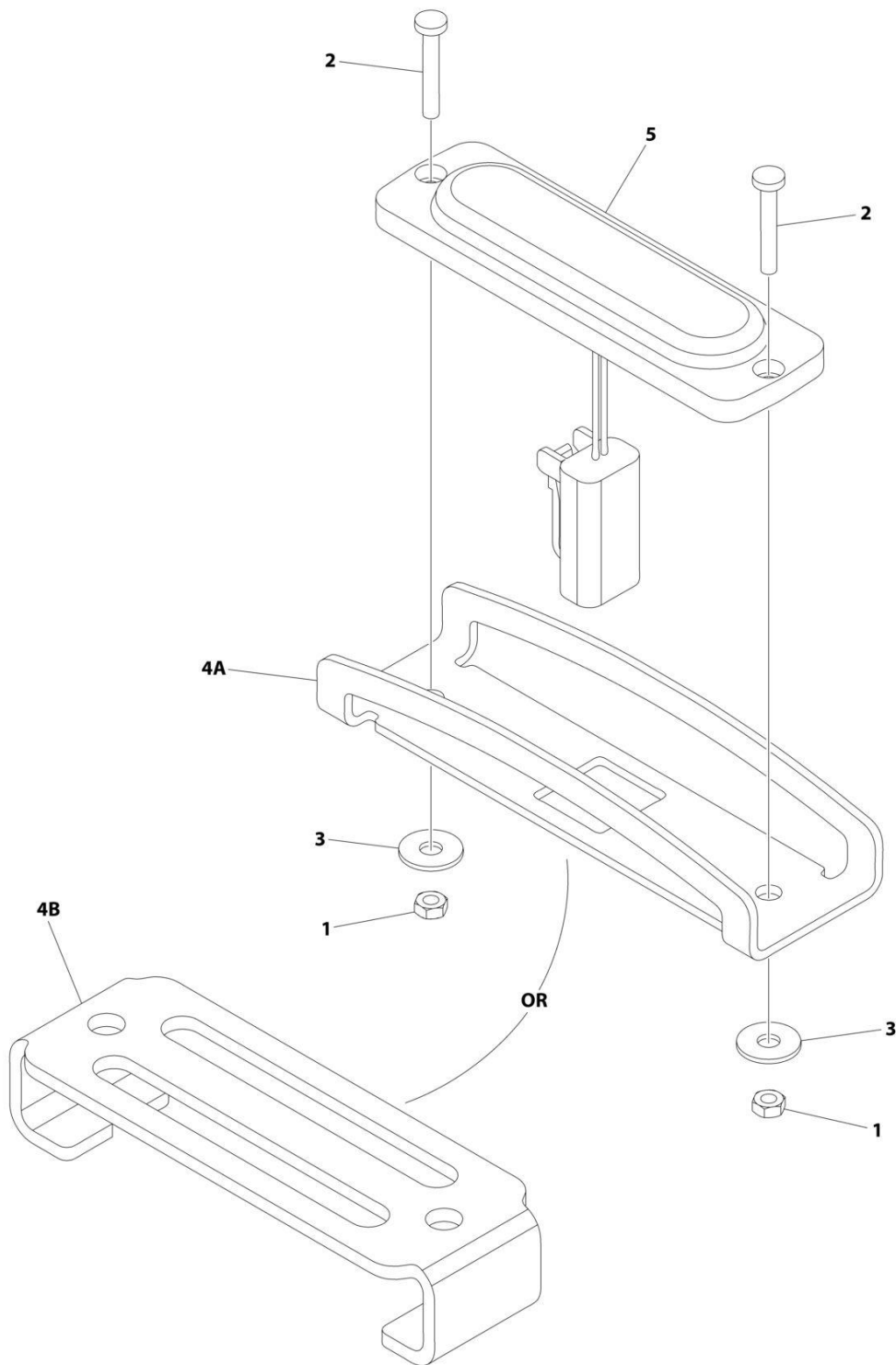
## SECTION 1 - FRAME

**FIGURE 1-10. BATTERY CHARGER INSTALLATION - GREEN POWER**

ITEM	PART NUMBER	QTY	DESCRIPTION	REV
	1001263259	Ref	BATTERY CHARGER INSTALLATION - GREEN POWER	A
1	0100011	AR	Compound, Locking	
2	0700612	2	Bolt M6 x 25	
3	1321293	1	Clamp, Cable	
4	3290605	4	Nut M6	
5	4031708	4	Capscrew M6 x 20	
6	4240017	AR	Tie-Strap (Not Shown)	
7	4811702	6	Washer M6	
8	1001130220	2	Nut, Tinnerman M6	
9	1001205598	1	Charger, Battery Green Power	
10	1001236139	1	Bracket	
11	1001256643	1	Charger DC Connection Harness	

# SECTION 1 - FRAME

## FIGURE 1-11. STROBE LIGHT INSTALLATION - SINGLE (AMBER) (WITH GUARD)



ART\_1001242697

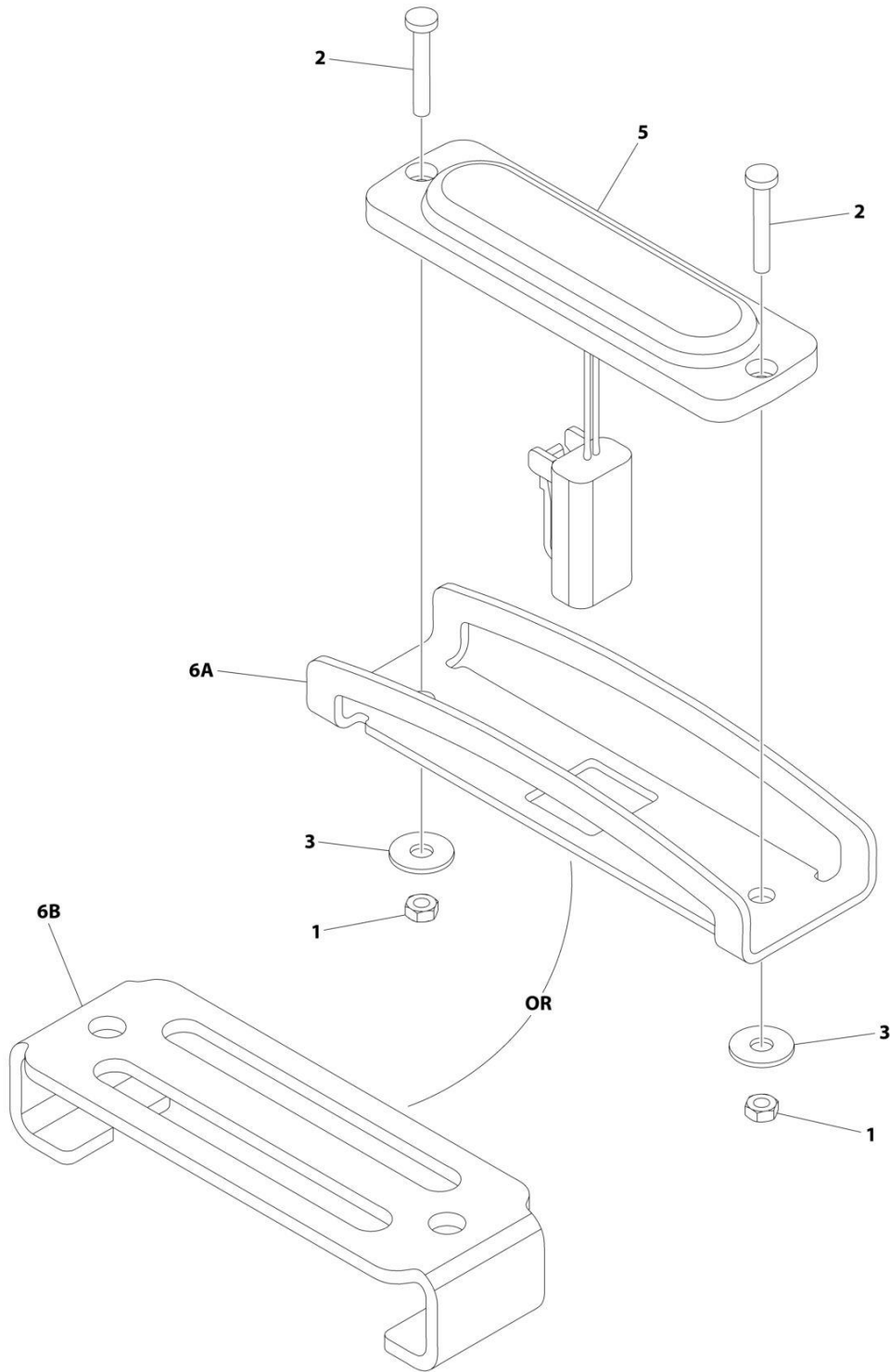
## SECTION 1 - FRAME

**FIGURE 1-11. STROBE LIGHT INSTALLATION - SINGLE (AMBER) (WITH GUARD)**

ITEM	PART NUMBER	QTY	DESCRIPTION	REV
	1001242697	Ref	STROBE LIGHT INSTALLATION - SINGLE (AMBER) (WITH GUARD)	D
1	3290305	2	Nut M3	
2	4010310	2	Screw M3 x 20	
3	1001091102	2	Washer M4	
4A	1001242539	1	Guard	
4B	1001239661	1	Cover	
5	1001239224	1	Light, Strobe	
5	4460891	1	Plug, Male - 2 Position	
5	4460465	2	Socket, Female	

# SECTION 1 - FRAME

FIGURE 1-12. STROBE LIGHT INSTALLATION - DUAL (AMBER) (WITH GUARD)



ART\_1001242990

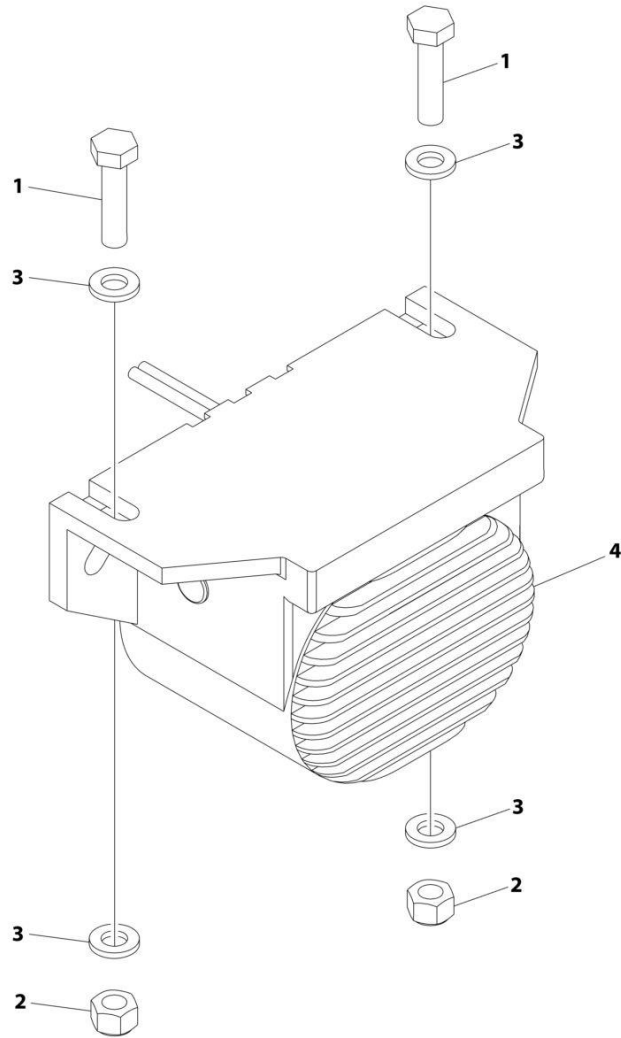
## SECTION 1 - FRAME

**FIGURE 1-12. STROBE LIGHT INSTALLATION - DUAL (AMBER) (WITH GUARD)**

ITEM	PART NUMBER	QTY	DESCRIPTION	REV
	1001242990	Ref	STROBE LIGHT INSTALLATION - DUAL (AMBER) (WITH GUARD)	D
1	3290305	4	Nut M3	
2	4010310	4	Screw M3 x 20	
3	1001091102	4	Washer M4	
4	1001215216	1	Strobe Light Jumper Harness (Not Shown)	
4	4460897	2	Receptacle, Female - 2 Position	
4	4460464	4	Pin, Male	
4	4460891	1	Plug, Male - 2 Position	
4	4460465	2	Socket, Female	
5	1001239224	2	Light, Strobe	
5	4460891	1	Plug, Male - 2 Position	
5	4460465	2	Socket, Female	
6A	1001242539	2	Guard	
6B	1001239661	2	Cover	
7	4240018	AR	Tie-Strap (Not Shown)	

# SECTION 1 - FRAME

## FIGURE 1-13. ALARM INSTALLATION (AMBIENT/WHITE NOISE)



ART\_1001204495

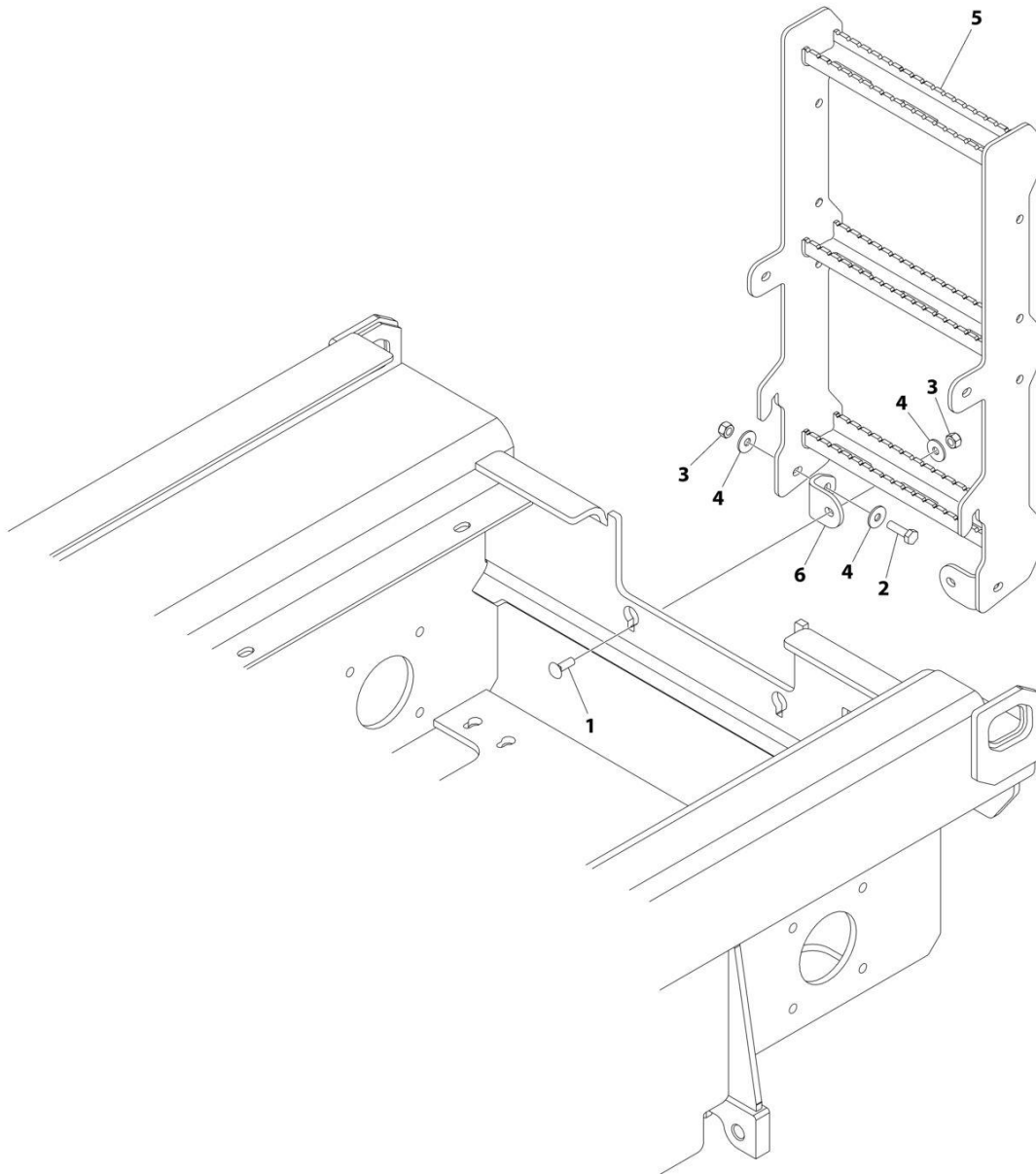
**SECTION 1 - FRAME**

**FIGURE 1-13. ALARM INSTALLATION (AMBIENT/WHITE NOISE)**

<b>ITEM</b>	<b>PART NUMBER</b>	<b>QTY</b>	<b>DESCRIPTION</b>	<b>REV</b>
	1001204495	Ref	ALARM INSTALLATION (AMBIENT/WHITE NOISE)	B
1	0760612	2	Bolt M6 x 25	
2	3290605	2	Nut M6	
3	4811700	4	Washer M6	
4	1001182806	1	Alarm	
4	4460897	1	Receptacle, Female - 2 Position	
4	4460464	2	Pin, Male	

# SECTION 1 - FRAME

## FIGURE 1-14. LADDER INSTALLATION



ART\_1001234317

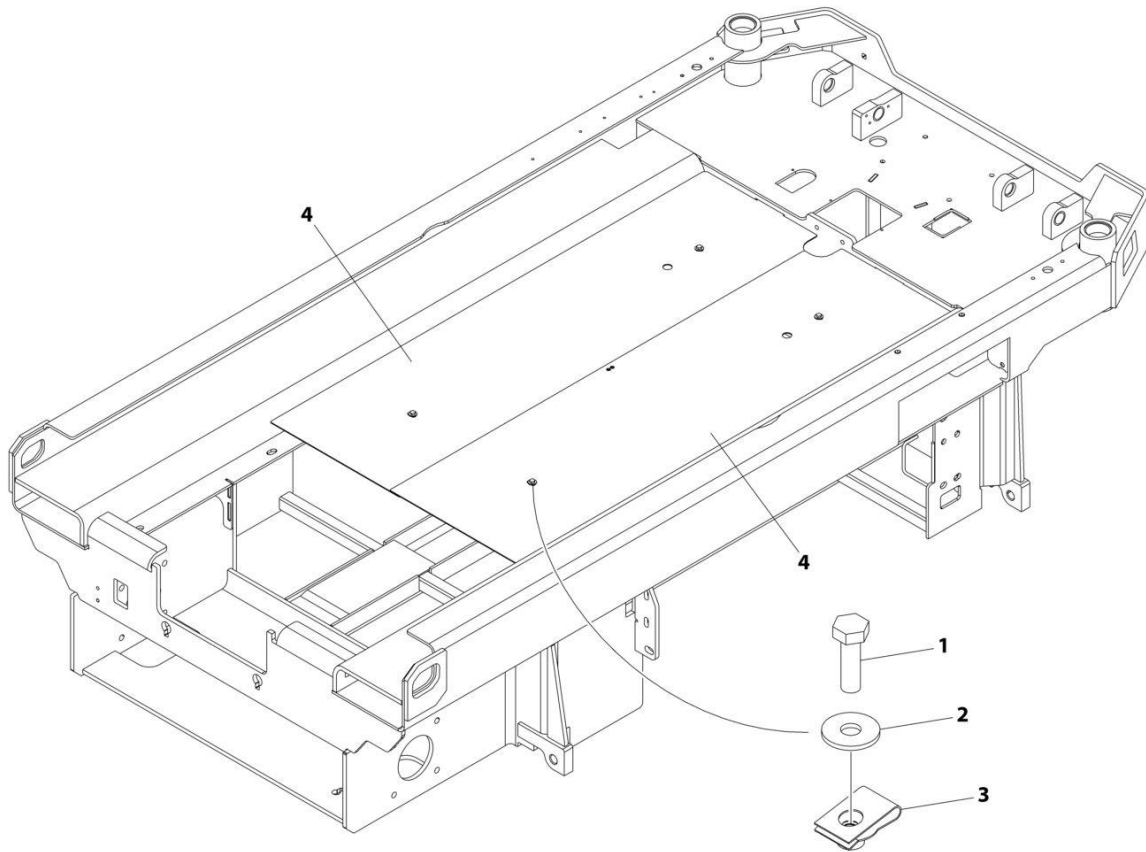


FIGURE 1-14. LADDER INSTALLATION

ITEM	PART NUMBER	QTY	DESCRIPTION	REV
	1001234317	Ref	LADDER INSTALLATION	A
1	0630613	2	Bolt M10 x 30	
2	0761015	2	Bolt M10 x 35	
3	3291005	4	Nut M10	
4	4812002	6	Washer M10	
5	1001234842	1	Ladder	
6	1001235955	2	Bracket	

# SECTION 1 - FRAME

## FIGURE 1-15. FRAME COVERS INSTALLATION



ART\_1001236968

## SECTION 1 - FRAME

### FIGURE 1-15. FRAME COVERS INSTALLATION

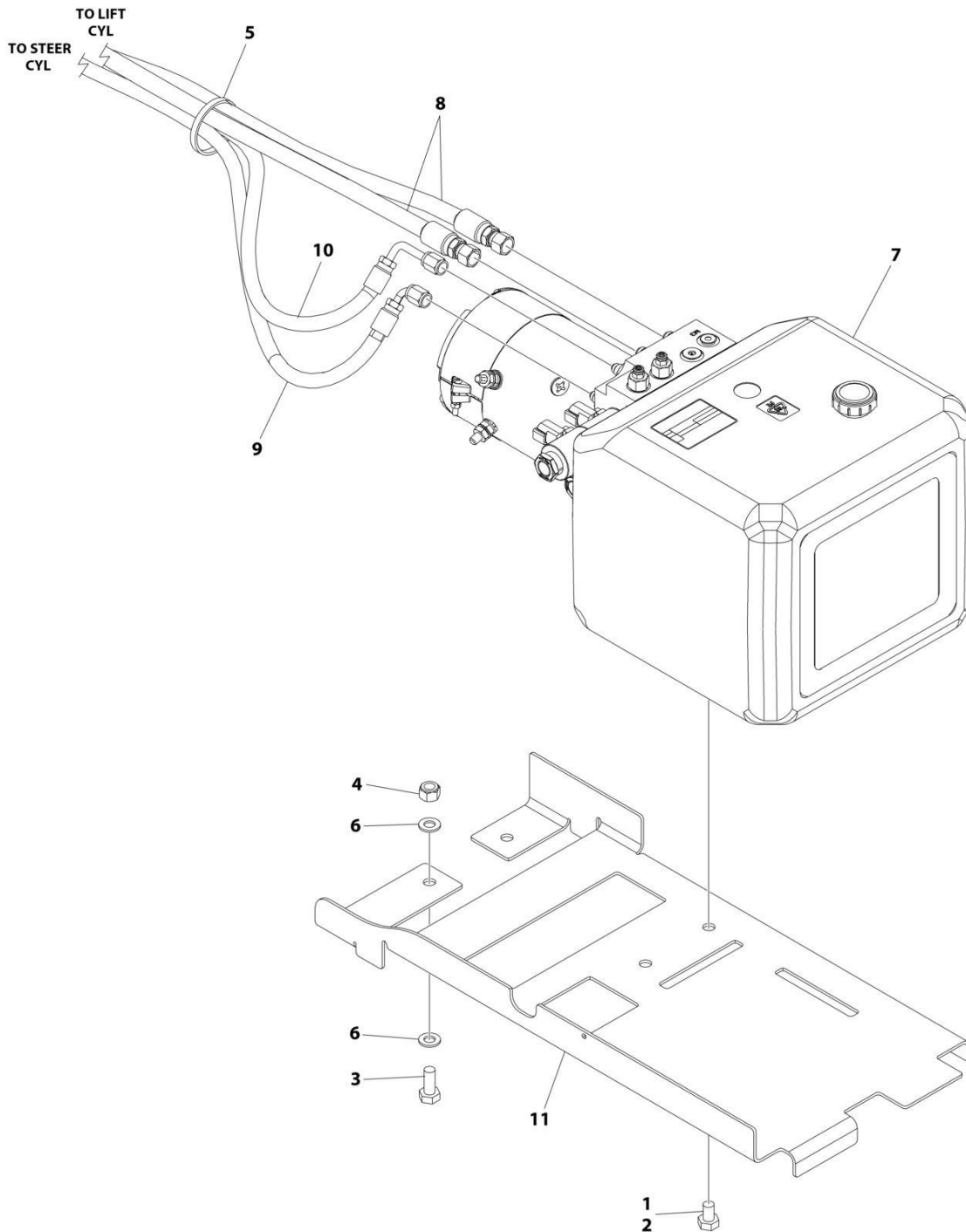
ITEM	PART NUMBER	QTY	DESCRIPTION	REV
	1001236968	Ref	FRAME COVERS INSTALLATION	A
1	0760610	4	Bolt M6 x 20	
2	4811702	4	Washer M6	
3	1001130220	4	Nut, Tinnerman M6	
4	1001236531	2	Cover	



**SECTION 2 - GROUND CONTROLS**

# SECTION 2 - GROUND CONTROLS

## FIGURE 2-1. PUMP/MOTOR/TANK AND HOSES INSTALLATION



ART\_1001260651

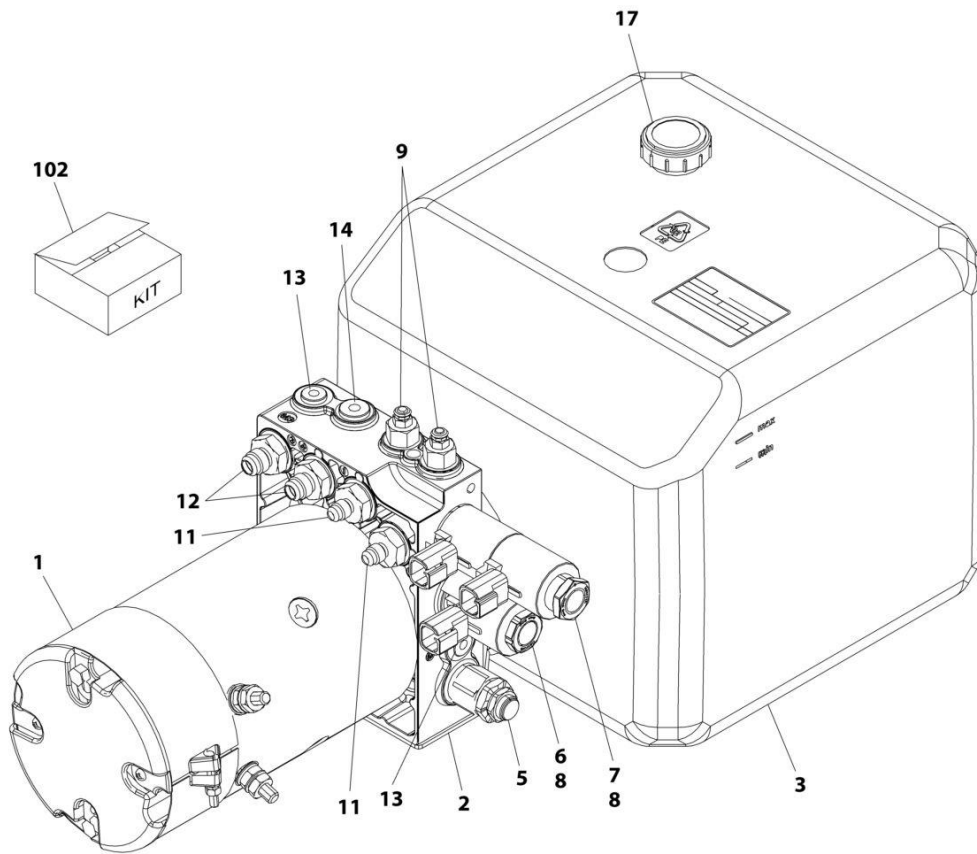
## SECTION 2 - GROUND CONTROLS

### FIGURE 2-1. PUMP/MOTOR/TANK AND HOSES INSTALLATION

ITEM	PART NUMBER	QTY	DESCRIPTION	REV
	1001260651	Ref	PUMP/MOTOR/TANK AND HOSES INSTALLATION	C
1	0100011	AR	Compound, Locking	
2	0761008	2	Bolt M10 x 16	
3	0761012	2	Bolt M10 x 25	
4	3291005	2	Nut M10	
5	4240018	AR	Tie-Strap	
6	4812000	4	Washer M10	
7	1001274485	1	Pump/Motor/Tank Assembly (See Separate Breakdown in this Section)	
8	1001260691	2	Hose	
9	1001260692	1	Hose	
10	1001260693	1	Hose	
11	1001262201	1	Bracket	

# SECTION 2 - GROUND CONTROLS

## FIGURE 2-2. PUMP/MOTOR/TANK ASSEMBLY



ART\_1001274485



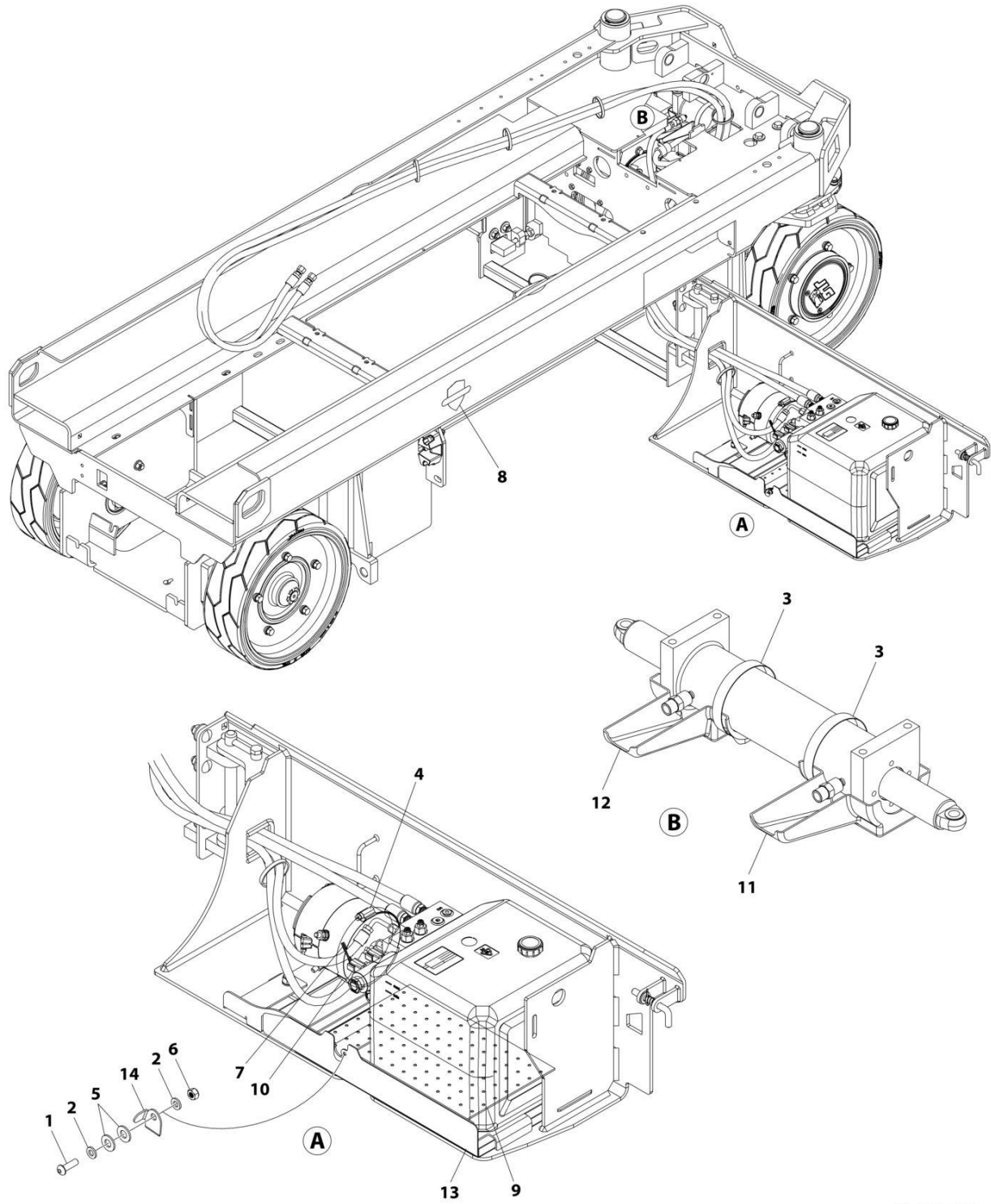
## SECTION 2 - GROUND CONTROLS

### FIGURE 2-2. PUMP/MOTOR/TANK ASSEMBLY

ITEM	PART NUMBER	QTY	DESCRIPTION	REV
	1001274485	Ref	PUMP/MOTOR/TANK ASSEMBLY	A
1	70007584	1	Motor, Replacement	
2	See Note	1	Manifold	
3	70007612	1	Tank Kit (Includes Tank, Tie-Strap, Bracket, Support and Hardware)	
4	See Note	1	Filter - 500 Micro (Not Shown - Located Inside Tank Area) (Note: Use Item 102)	
5	70007614	1	Valve, Cartridge (Relief)	
6	70007588	1	Valve, Solenoid Cartridge (Less Coil)	
7	70007589	1	Valve, Solenoid Cartridge (Less Coil)	
8	70007590	3	Coil	
9	70007615	2	Valve, Cartridge	
10	See Note	2	Screen, Screw-in - 400 Micro (Not Shown - Located Inside Tank Area) (Note: Use Item 102)	
11	See Note	2	Fitting, Straight JIC/UNF (Note: Use Item 102)	
12	See Note	2	Fitting, Straight JIC/UNF (Note: Use Item 102)	
13	See Note	2	Plug 7/16 (Note: Use Item 102)	
14	See Note	1	Plug 1/4 (Note: Use Item 102)	
15	70004935	1	Filter, Return (20 Micron) (Not Shown - Located Inside Tank Area)	
16	70007616	1	Pump Kit (Includes Pump & Hardware) (Not Shown - Located Inside Tank Area)	
17	70003700	1	Cap, Oil Fill	
102	70007613	1	Filter & Fitting Kit (Includes Items 4, & 10-14)	

# SECTION 2 - GROUND CONTROLS

## FIGURE 2-3. CLEANGUARD INSTALLATION



ART\_1001269714

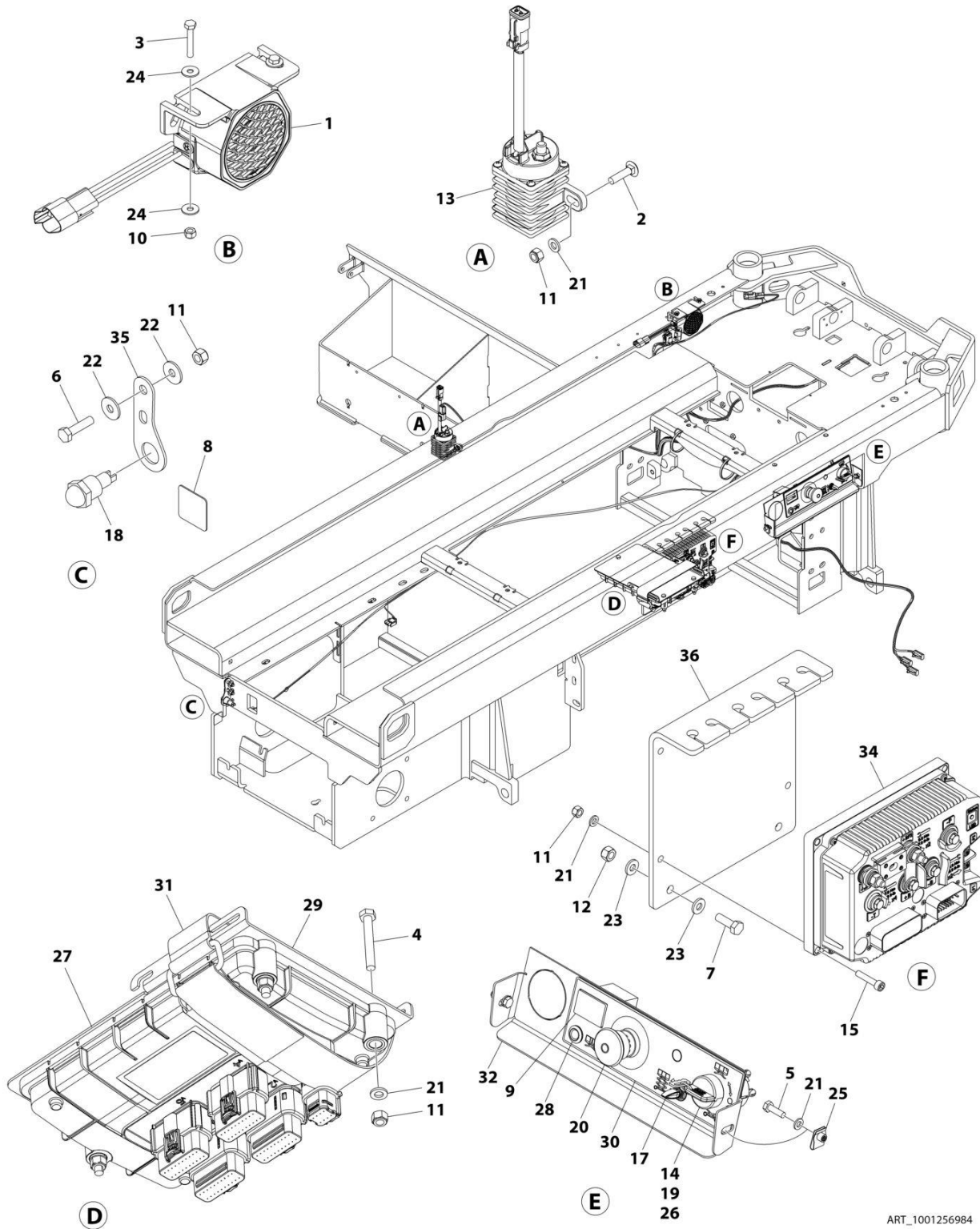
## SECTION 2 - GROUND CONTROLS

### FIGURE 2-3. CLEANGUARD INSTALLATION

ITEM	PART NUMBER	QTY	DESCRIPTION	REV
	1001269714	Ref	CLEANGUARD INSTALLATION	B
1	3900364	1	Screw M6 x 20	
2	4811700	2	Washer M6	
3	8405204	2	Clamp	
4	8405402	1	Clamp	
5	1001108581	2	Washer M8	
6	1001170310	1	Nut M6	
7	1001260887	2	Plate, Diverting	
8	1001262581	1	Decal - Clean Guard	
9	1001263359	1	Pad	
10	1001263785	1	Pad	
11	1001265635	1	Tray (LH)	
12	1001265636	1	Tray (RH)	
13	1001269746	1	Tray	
14	1001269747	1	Plate, Stopper	

# SECTION 2 - GROUND CONTROLS

FIGURE 2-4. ELECTRICAL COMPONENTS INSTALLATION (MACHINES WITH SN STARTING WITH 12, B2, G2 & M2)



ART\_1001256984

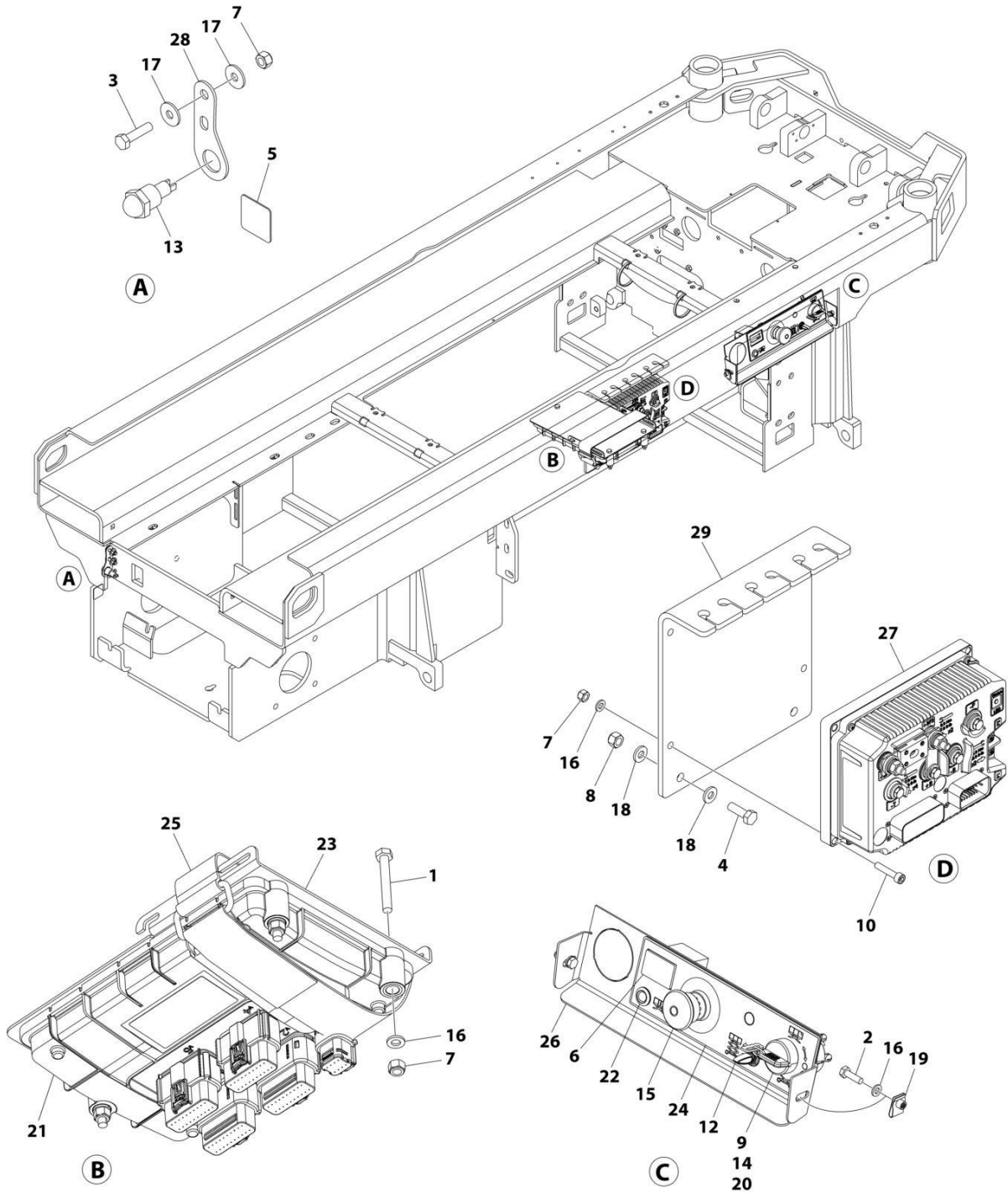
## SECTION 2 - GROUND CONTROLS

**FIGURE 2-4. ELECTRICAL COMPONENTS INSTALLATION (MACHINES WITH SN STARTING WITH 12, B2, G2 & M2)**

ITEM	PART NUMBER	QTY	DESCRIPTION	REV
	1001256984	Ref	ELECTRICAL COMPONENTS INSTALLATION	D
1	0140043	1	Alarm	
2	0630587	2	Bolt M6 x 25	
3	0700412	2	Bolt M4 x 25	
4	0700617	3	Bolt M6 x 45	
5	0760610	2	Bolt M6 x 20	
6	0760612	2	Bolt M6 x 25	
7	0760812	2	Bolt M8 x 25	
8	1706679	1	Decal - Brake Release	
9	2420172	1	Hourmeter	
10	3290405	2	Nut M4	
11	3290605	11	Nut M6	
12	3290805	2	Nut M8	
13	3740150	1	Relay	
14	3910804	3	Screw #8 x 1/4	
15	4031710	4	Capscrew M6 x 30	
16	4240017	AR	Tie-Strap (Not Shown)	
17	4360328	1	Switch, Toggle	
18	4360387	1	Switch, Push Button	
19	4360469	1	Switch, Key	
19	2860030	1 Set	Key, Replacement	
20	4360475	1	Switch, Emergency Stop (Metal)	
20	7020175	1	Cap	
20	7020176	1	Block, Contact	
20	1001274559	1	Switch, Emergency Stop (Plastic)	
21	4811700	11	Washer M6	
22	4811702	4	Washer M6	
23	4811900	4	Washer M8	
24	1001091102	4	Washer M4	
25	1001130220	2	Nut, Tinnerman M6	
26	1001130590	1	Plate, Key Switch	
27	1001200629	1	Module, Control (Note: Re-calibration Required when Replaced)	
28	1001200631	1	Light, Indicator	
29	1001207494	1	Bracket	
30	1001209682	1	Decal - Ground Control	
31	1001215762	1	Strap, Cinch	
32	1001235559	1	Support	
33	1001255934	1	Drive Harness (Not Shown - See Separate Breakdown in ELECTRICAL Section)	
34	See Note	Ref	Module, System (Note: Identify PN on Label Before Purchasing. Re-calibration Required when Replaced)	
34	1001256876	1	Module, System (Note: Re-calibration Required when Replaced)	
34	1001268506	1	Module, System (Note: Re-calibration Required when Replaced)	
35	1001257138	1	Bracket	
36	1001257139	1	Bracket	
37	1001261064	1	Chassis Harness (Not Shown - See Separate Breakdown in ELECTRICAL Section)	

# SECTION 2 - GROUND CONTROLS

FIGURE 2-5. ELECTRICAL COMPONENTS INSTALLATION - #1 (MACHINES WITH SN STARTING WITH 12, B2 & G2)



ART\_1001263350

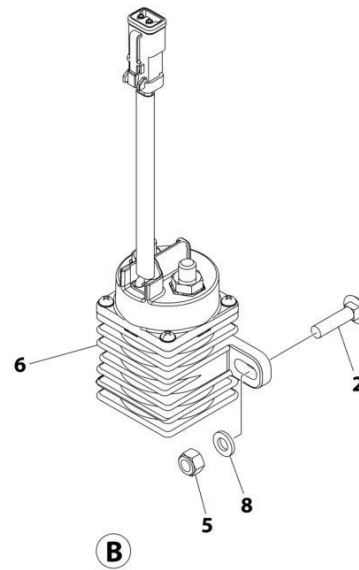
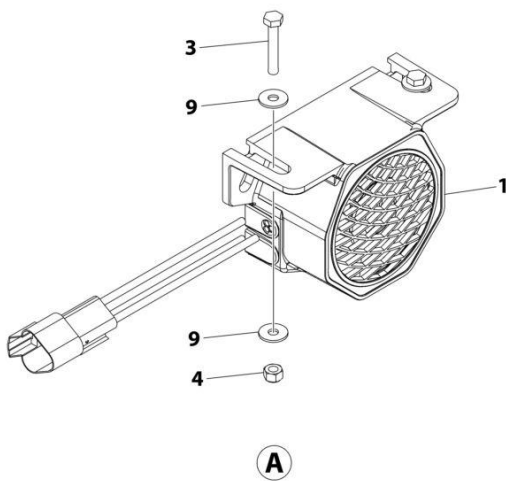
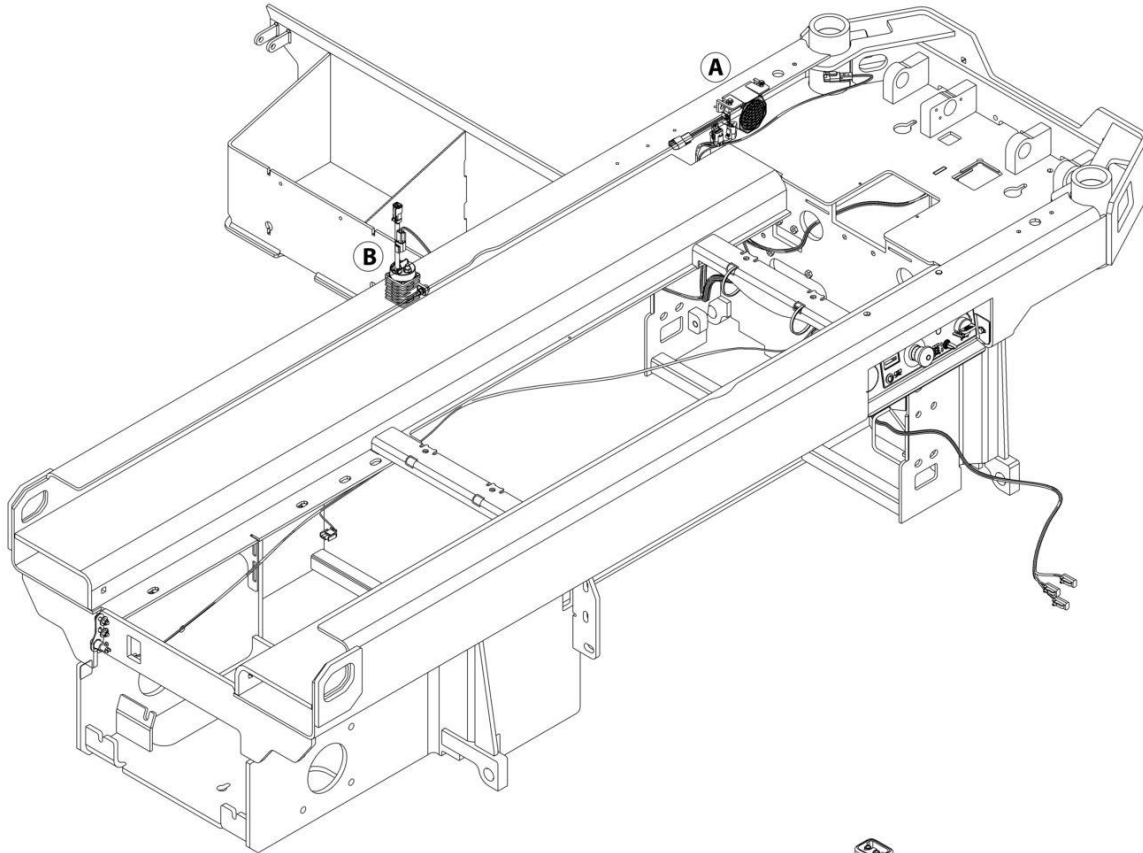
## SECTION 2 - GROUND CONTROLS

**FIGURE 2-5. ELECTRICAL COMPONENTS INSTALLATION - #1 (MACHINES WITH SN STARTING WITH 12, B2 & G2)**

ITEM	PART NUMBER	QTY	DESCRIPTION	REV
	1001263350	Ref	ELECTRICAL COMPONENTS INSTALLATION	C
1	0700617	3	Bolt M6 x 45	
2	0760610	2	Bolt M6 x 20	
3	0760612	2	Bolt M6 x 25	
4	0760812	2	Bolt M8 x 25	
5	1706679	1	Decal - Brake Release	
6	2420172	1	Hourmeter	
7	3290605	9	Nut M6	
8	3290805	2	Nut M8	
9	3910804	3	Screw #8 x 1/4	
10	4031710	4	Capscrew M6 x 30	
11	4240017	AR	Tie-Strap (Not Shown)	
12	4360328	1	Switch, Toggle	
13	4360387	1	Switch, Push Button	
14	4360469	1	Switch, Key	
14	2860030	1 Set	Key, Replacement	
15	4360475	1	Switch, Emergency Stop (Metal)	
15	7020175	1	Cap	
15	7020176	1	Block, Contact	
15	1001274559	1	Switch, Emergency Stop (Plastic)	
16	4811700	9	Washer M6	
17	4811702	4	Washer M6	
18	4811900	4	Washer M8	
19	1001130220	2	Nut, Tinnerman M6	
20	1001130590	1	Plate, Key Switch	
21	1001200629	1	Module, Control (Note: Re-calibration Required when Replaced)	
22	1001200631	1	Lamp	
23	1001207494	1	Bracket	
24	1001209682	1	Decal - Ground Control	
25	1001215762	1	Strap, Cinch	
26	1001235559	1	Support	
27	See Note	Ref	Module, System (Note: Identify PN on Label Before Ordering. Re-Calibration Required when Replaced)	
27	1001256876	1	Module, System (Note: Re-Calibration Required when Replaced)	
27	1001268506	1	Module, System (Note: Re-Calibration Required when Replaced)	
28	1001257138	1	Bracket	
29	1001257139	1	Bracket	

## SECTION 2 - GROUND CONTROLS

FIGURE 2-6. ELECTRICAL COMPONENTS INSTALLATION - #2 (MACHINES WITH SN STARTING WITH 12, B2 & G2)



ART\_1001263967



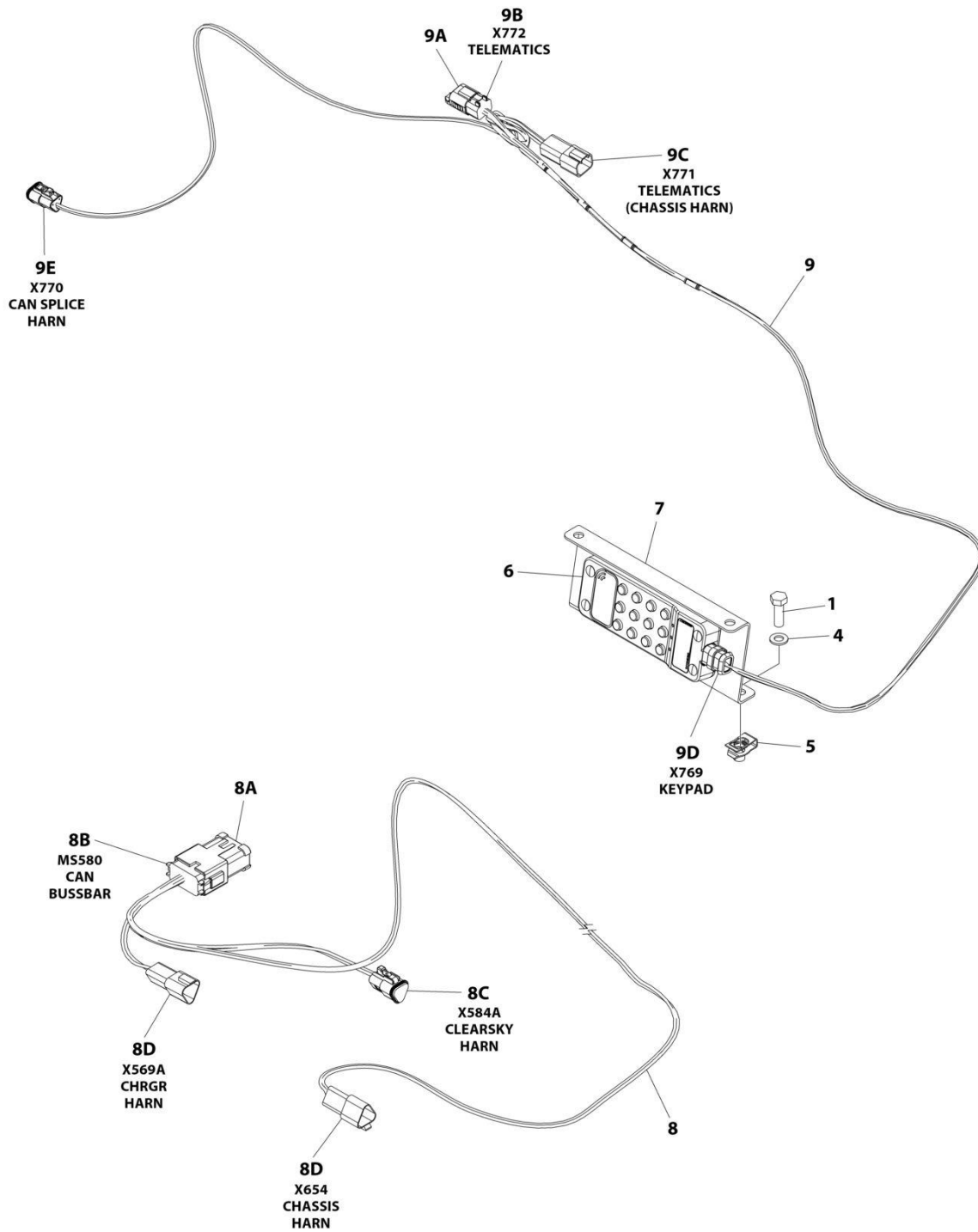
## SECTION 2 - GROUND CONTROLS

**FIGURE 2-6. ELECTRICAL COMPONENTS INSTALLATION - #2 (MACHINES WITH SN STARTING WITH 12, B2 & G2)**

ITEM	PART NUMBER	QTY	DESCRIPTION	REV
	1001263967	Ref	ELECTRICAL COMPONENTS INSTALLATION	A
1	0140043	1	Alarm	
2	0630587	2	Bolt M6 x 25	
3	0700412	2	Bolt M4 x 25	
4	3290405	2	Nut M4	
5	3290605	2	Nut M6	
6	3740150	1	Relay	
7	4240017	AR	Tie-Strap (Not Shown)	
8	4811700	2	Washer M6	
9	1001091102	4	Washer M4	
10	1001255934	1	Drive Harness (Not Shown - See Separate Breakdown in ELECTRICAL Section)	
11	1001261064	1	Chassis Harness (Not Shown - See Separate Breakdown in ELECTRICAL Section)	

# SECTION 2 - GROUND CONTROLS

## FIGURE 2-7. ACCESS CONTROL KEYPAD INSTALLATION



ART\_1001258356

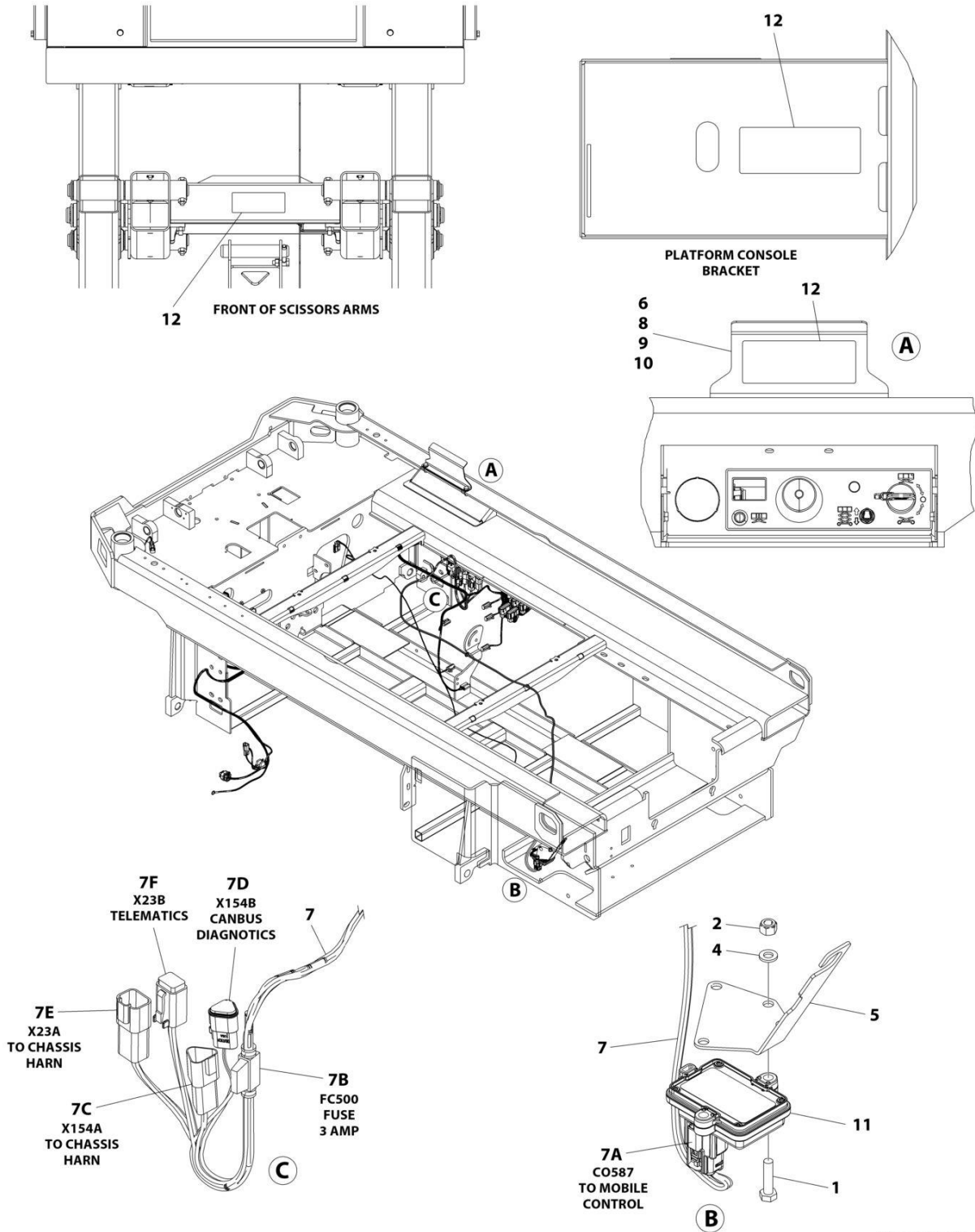
## SECTION 2 - GROUND CONTROLS

**FIGURE 2-7. ACCESS CONTROL KEYPAD INSTALLATION**

ITEM	PART NUMBER	QTY	DESCRIPTION	REV
	1001258356	Ref	ACCESS CONTROL KEYPAD INSTALLATION	A
1	0760812	2	Bolt, M8 x 25	
2	1062255	AR	Tie-Strap (Not Shown)	
3	4240032	AR	Tie-Strap (Not Shown)	
4	4811900	2	Washer M8	
5	1001118274	2	Nut, Tinnerman	
6	1001238392	1	Keypad	
7	1001248773	1	Bracket	
8	1001254027	1	Access Control Keypad Can Splice Harness	
8A	1001125677	AR	Connector, Bus Bar - 12 Position	
8B	4460933	1	Plug, Male - 12 Position	
8B	4460944	6	Socket, Female	
8B	4460466	6	Plug, Terminal	
8C	1001118812	1	Plug, Male - 3 Position	
8C	4460944	2	Socket, Female	
8C	4460466	1	Plug, Terminal	
8D	1001144147	2	Receptacle, Female - 3 Position	
8D	4460943	4	Pin, Male	
8D	4460466	2	Plug, Terminal	
9	1001258691	1	Access Control Keypad Harness	
9A	1001192401	1	Dustcap	
9B	4460884	1	Plug, Male - 4 Position	
9B	4460465	4	Socket, Female	
9C	4460932	1	Receptacle, Female - 4 Position	
9C	4460464	4	Pin, Male	
9D	1001210079	1	Plug, Male - 4 Position	
9D	4460465	2	Socket, Female	
9D	4460944	2	Socket, Female	
9E	1001116812	1	Plug, Male - 3 Position	
9E	4460944	2	Socket, Female	
9E	4460466	1	Plug, Terminal	

# SECTION 2 - GROUND CONTROLS

## FIGURE 2-8. MOBILE CONTROL INSTALLATION



ART\_1001245353

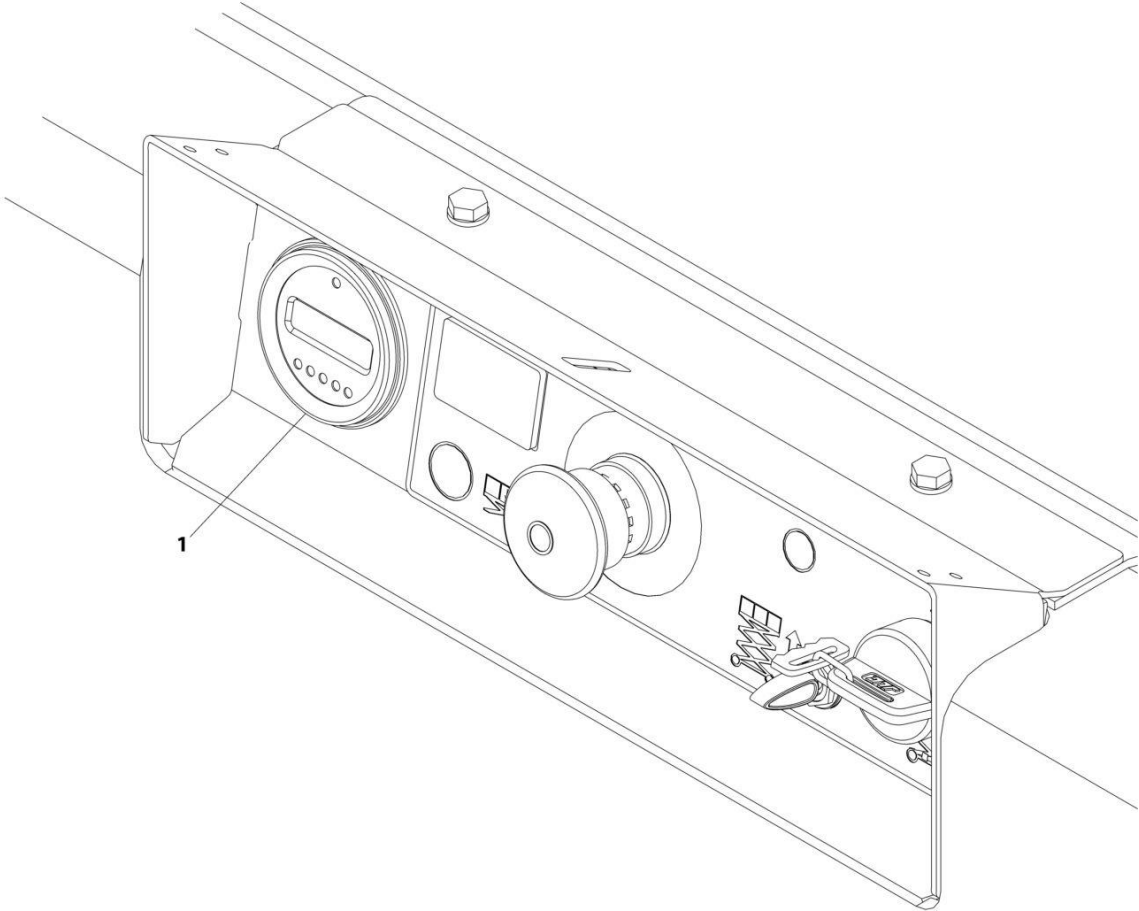
## SECTION 2 - GROUND CONTROLS

**FIGURE 2-8. MOBILE CONTROL INSTALLATION**

ITEM	PART NUMBER	QTY	DESCRIPTION	REV
	1001245353	Ref	MOBILE CONTROL INSTALLATION	C
1	0700612	2	Bolt M6 x 25	
2	3290605	2	Nut M6	
3	4240017	AR	Tie-Strap (Not Shown)	
4	4811700	2	Washer M6	
5	1001244394	1	Bracket, Module	
6	1001244885	1	Plate, Decal	
7	1001245299	1	Mobile Control Harness	
7A	1001205409	1	Connector - 8 Position	
7A	1001162887	4	Terminal	
7A	1001163340	4	Plug, Terminal	
7B	2400060	1	Fuseholder with Cap	
7B	1001196635	1	Fuse 3 Amp	
7C	1001144147	1	Receptacle, Female - 3 Position	
7C	4460943	2	Pin, Male	
7C	4460466	1	Plug, Terminal	
7D	1001116812	1	Plug, Male - 3 Position	
7D	4460944	2	Socket, Female	
7D	4460466	1	Plug, Terminal	
7E	4460932	1	Receptacle, Female - 4 Position	
7E	4460464	4	Pin, Terminal	
7F	4460884	1	Pin, Male	
7F	4460465	4	Socket, Female	
8	0760810	2	Bolt M8 x 20	
9	4811900	2	Washer M8	
10	1001118274	2	Nut Tinnerman M8	
11	1001245293	1	Control, Mobile	
12	1001248768	3	Decal, Mobile Control	
13	3121792	1	Manual, Mobile Control (Not Shown)	

**SECTION 2 - GROUND CONTROLS**

**FIGURE 2-9. MDI INSTALLATION**



ART\_1001207293

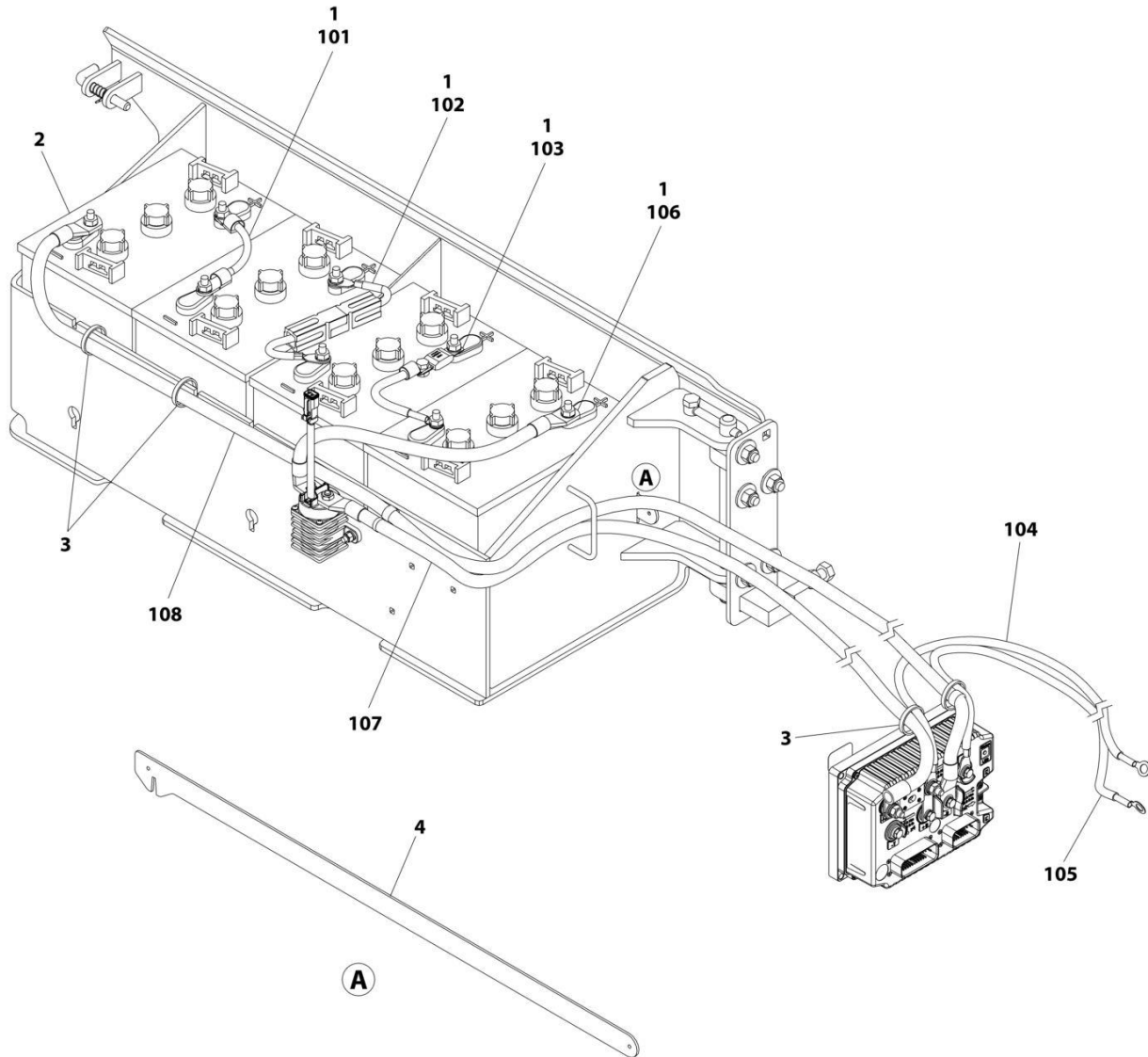
## SECTION 2 - GROUND CONTROLS

### FIGURE 2-9. MDI INSTALLATION

ITEM	PART NUMBER	QTY	DESCRIPTION	REV
1	1001207293 1001200632	Ref 1	MDI INSTALLATION Gauge, MDI	B

## SECTION 2 - GROUND CONTROLS

FIGURE 2-10. BATTERIES INSTALLATION - STANDARD BATTERIES (MACHINES WITH SN STARTING WITH 12, B2 & G2)



ART\_1001263002



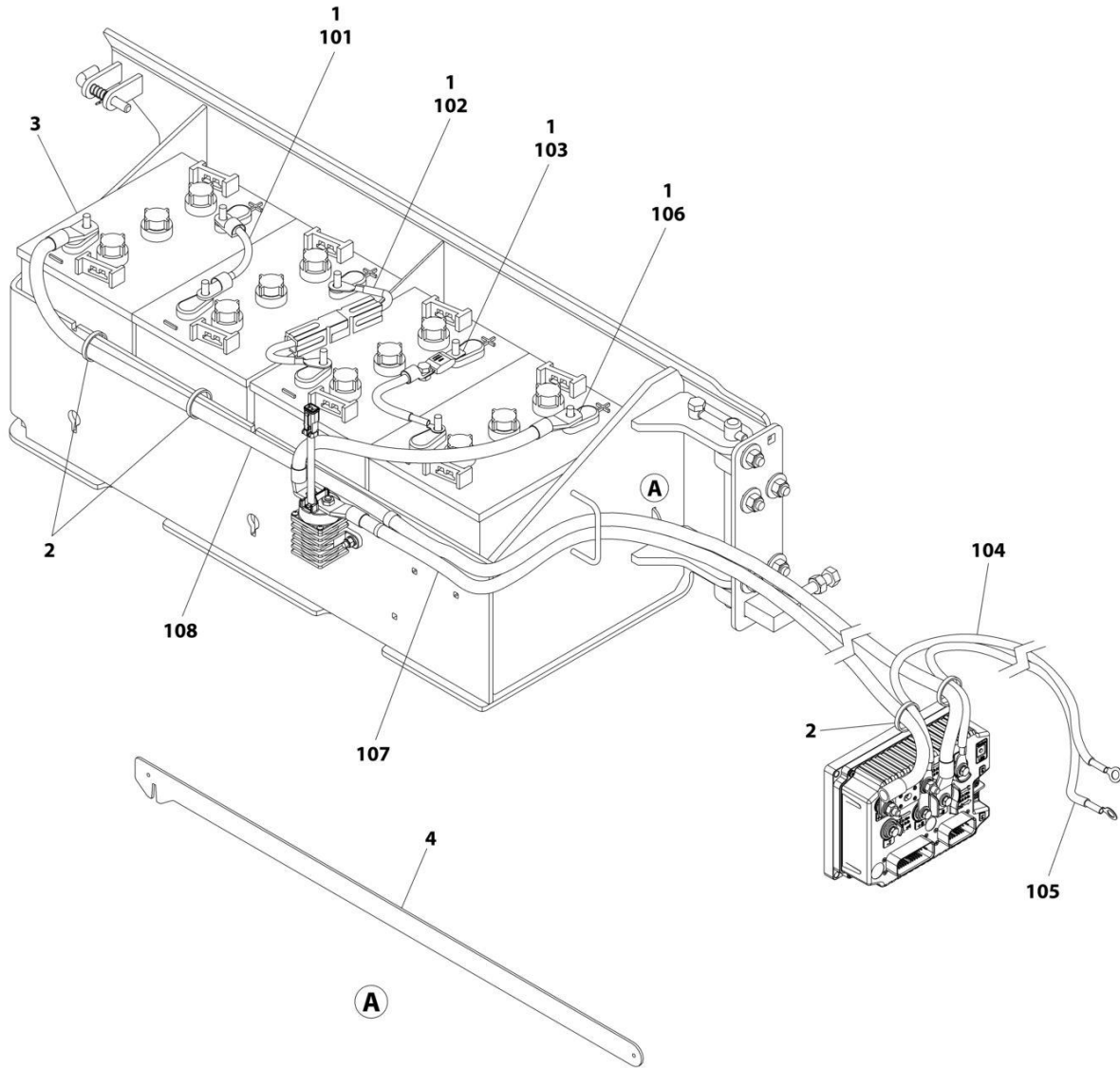
## SECTION 2 - GROUND CONTROLS

**FIGURE 2-10. BATTERIES INSTALLATION - STANDARD BATTERIES (MACHINES WITH SN STARTING WITH 12, B2 & G2)**

ITEM	PART NUMBER	QTY	DESCRIPTION	REV
	1001263002	Ref	BATTERIES INSTALLATION - STANDARD BATTERIES	C
1	0100051	AR	Grease, Terminal	
2	1001258498	4	Battery	
3	4240017	AR	Tie-Strap	
4	1001239269	1	Bar	
100	1001262094	1	Cable, Electrical Kit	
101	1060998	1	Cable, Positive to Negative	
102	4923328	1	Cable, Positive to Negative	
103	1001264310	1	Cable, Battery Fuse	
104	1001243232	1	Cable, Pump Positive	
105	1001243233	1	Cable, Pump Negative	
106	1001259017	1	Cable, Battery to Contactor	
107	1001262092	1	Cable, Contactor to Module B+	
108	1001262093	1	Cable, Battery- to Module B-	

## SECTION 2 - GROUND CONTROLS

FIGURE 2-11. BATTERIES INSTALLATION - STANDARD BATTERIES (MACHINES WITH SN STARTING WITH 12, B2, G2 & M2)



ART\_1001262995

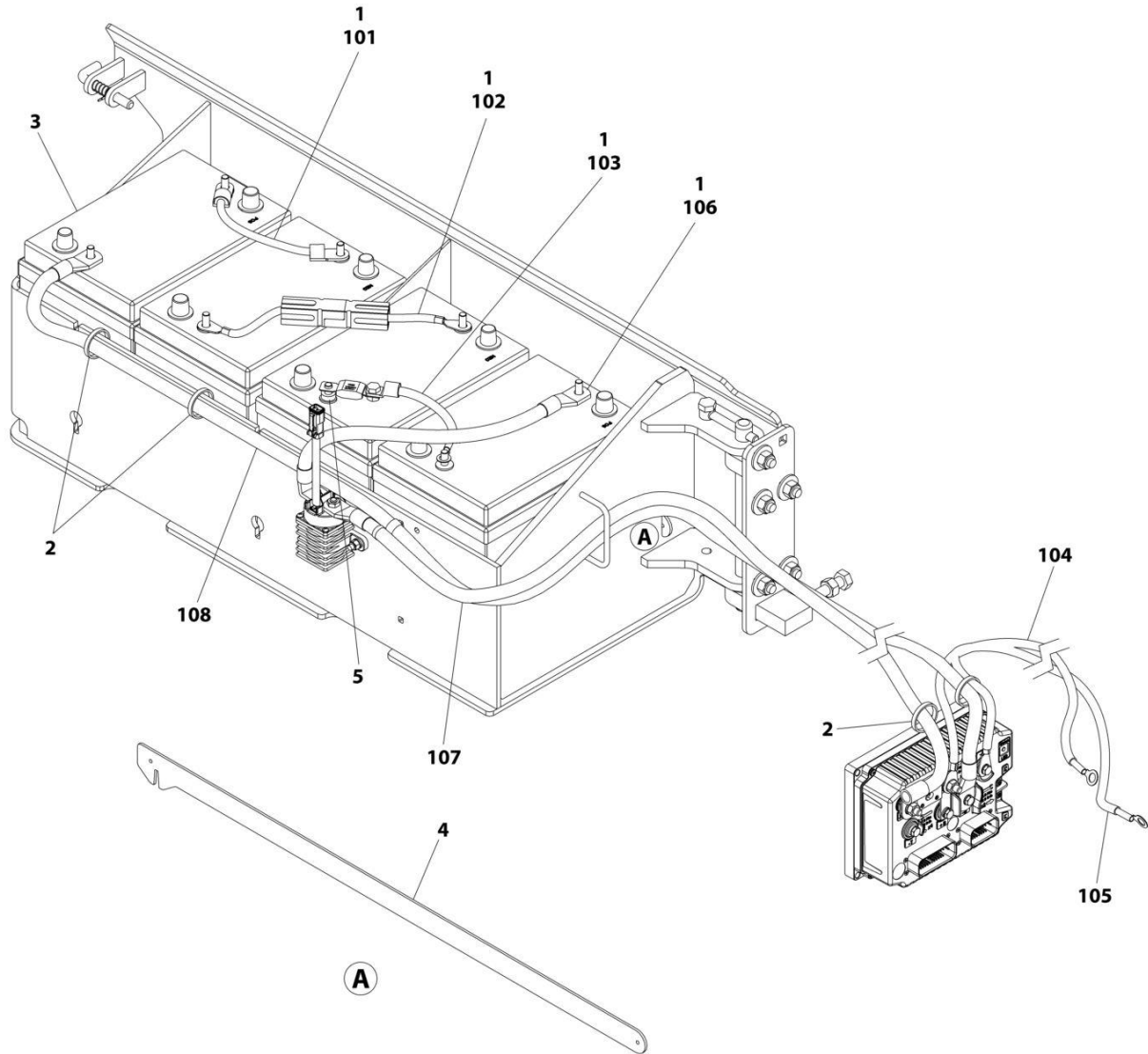
## SECTION 2 - GROUND CONTROLS

**FIGURE 2-11. BATTERIES INSTALLATION - STANDARD BATTERIES (MACHINES WITH SN STARTING WITH 12, B2, G2 & M2)**

ITEM	PART NUMBER	QTY	DESCRIPTION	REV
	1001262995	Ref	BATTERIES INSTALLATION - STANDARD BATTERIES	B
1	0100051	AR	Grease, Terminal	
2	4240017	AR	Tie-Strap	
3	1001216180	4	Battery	
4	1001239269	1	Bar	
100	1001262094	1	Cable, Electrical Kit	
101	1060998	1	Cable, Positive to Negative	
102	4923328	1	Cable, Positive to Negative	
103	1001264310	1	Cable, Battery Fuse	
104	1001243232	1	Cable, Pump Positive	
105	1001243233	1	Cable, Pump Negative	
106	1001259017	1	Cable, Battery to Contactor	
107	1001262092	1	Cable, Contactor to Module B+	
108	1001262093	1	Cable, Battery- to Module B-	

# SECTION 2 - GROUND CONTROLS

## FIGURE 2-12. BATTERIES INSTALLATION - AGM BATTERIES



ART\_1001262998

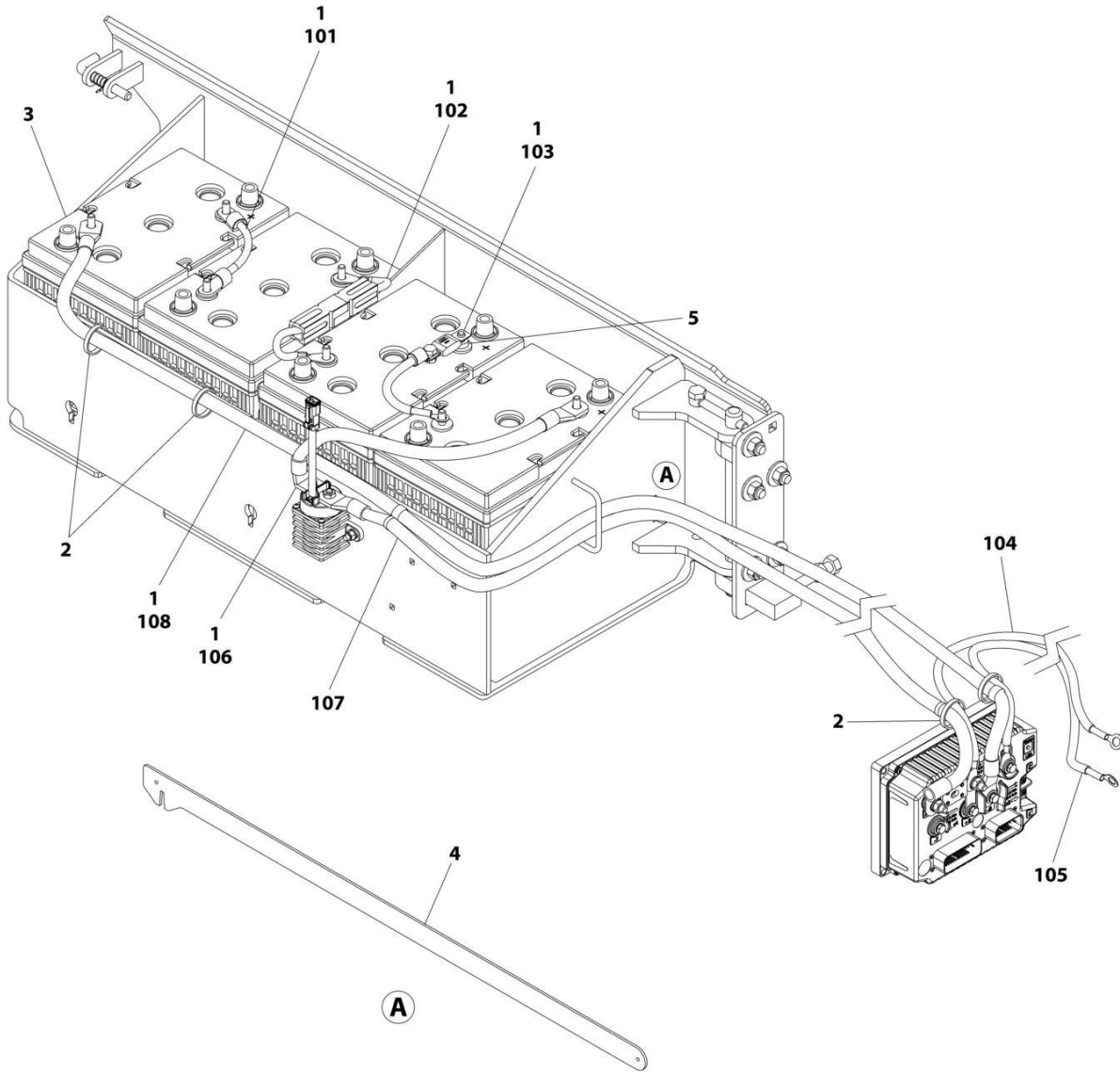
## SECTION 2 - GROUND CONTROLS

**FIGURE 2-12. BATTERIES INSTALLATION - AGM BATTERIES**

ITEM	PART NUMBER	QTY	DESCRIPTION	REV
	1001262998	Ref	BATTERIES INSTALLATION - AGM BATTERIES	B
1	0100051	AR	Grease, Terminal	
2	4240017	AR	Tie-Strap	
3	1001112112	4	Battery	
4	1001239269	1	Bar	
5	1001249668	1	Washer	
100	1001262094	1	Cable, Electrical Kit	
101	1060998	1	Cable, Positive to Negative	
102	4923328	1	Cable, Positive to Negative	
103	1001264310	1	Cable, Battery Fuse	
104	1001243232	1	Cable, Pump Positive	
105	1001243233	1	Cable, Pump Negative	
106	1001259017	1	Cable, Battery to Contactor	
107	1001262092	1	Cable, Contactor to Module B+	
108	1001262093	1	Cable, Battery- to Module B-	

# SECTION 2 - GROUND CONTROLS

## FIGURE 2-13. BATTERIES INSTALLATION - AGM EVCG BATTERIES



ART\_1001262999

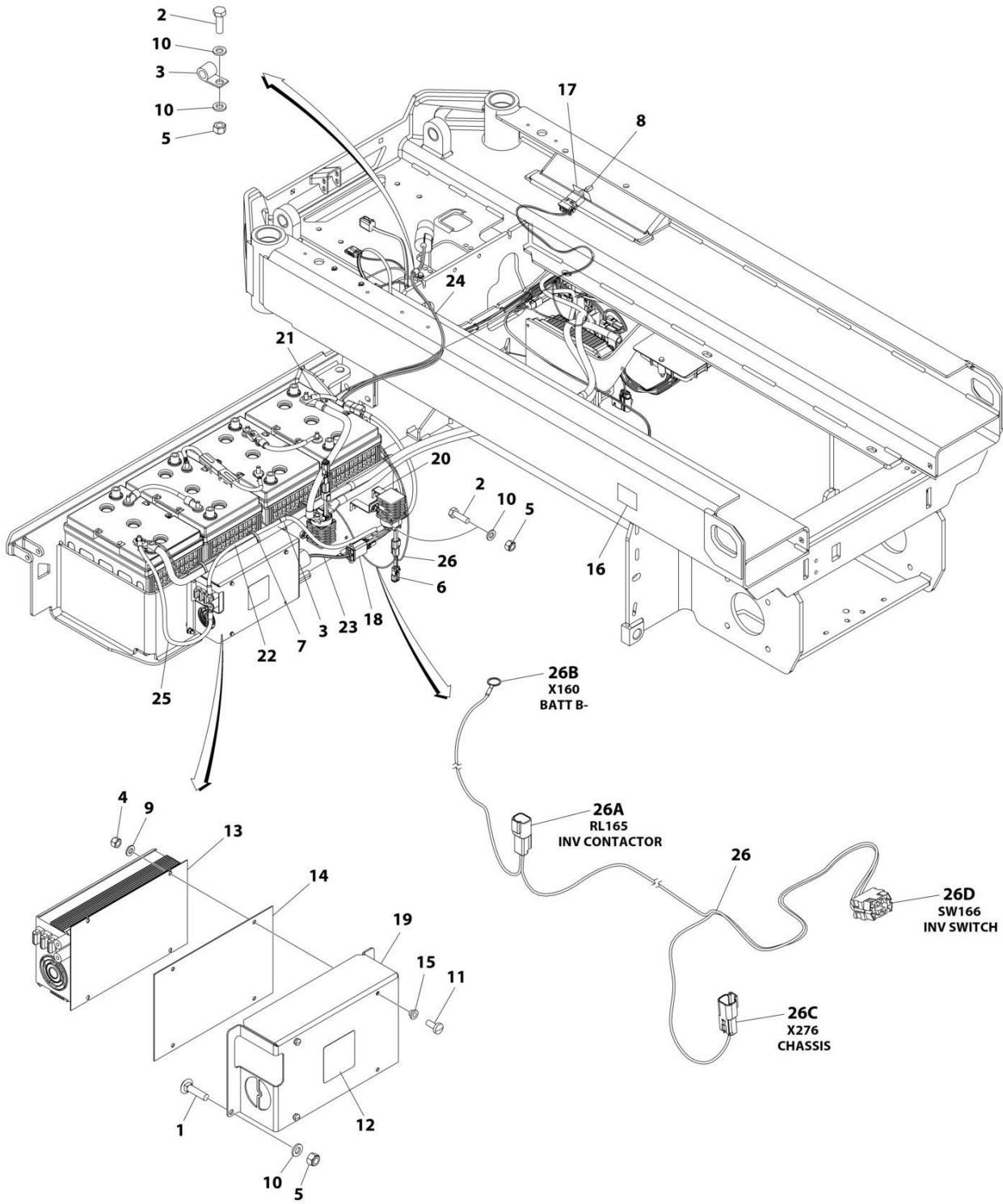
## SECTION 2 - GROUND CONTROLS

**FIGURE 2-13. BATTERIES INSTALLATION - AGM EVCG BATTERIES**

ITEM	PART NUMBER	QTY	DESCRIPTION	REV
	1001262999	Ref	BATTERIES INSTALLATION - AGM EVCG BATTERIES	B
1	0100051	AR	Grease, Terminal	
2	4240017	AR	Tie-Strap	
3	1001214347	4	Battery	
4	1001239269	1	Bar	
5	1001249668	1	Washer	
100	1001262094	1	Cable, Electrical Kit	
101	1060998	1	Cable, Positive to Negative	
102	4923328	1	Cable, Positive to Negative	
103	1001264310	1	Cable, Battery Fuse	
104	1001243232	1	Cable, Pump Positive	
105	1001243233	1	Cable, Pump Negative	
106	1001259017	1	Cable, Battery to Contactor	
107	1001262092	1	Cable, Contactor to Module B+	
108	1001262093	1	Cable, Battery- to Module B-	

# SECTION 2 - GROUND CONTROLS

## FIGURE 2-14. INVERTER INSTALLATION (OPTIONAL)



ART\_1001257121



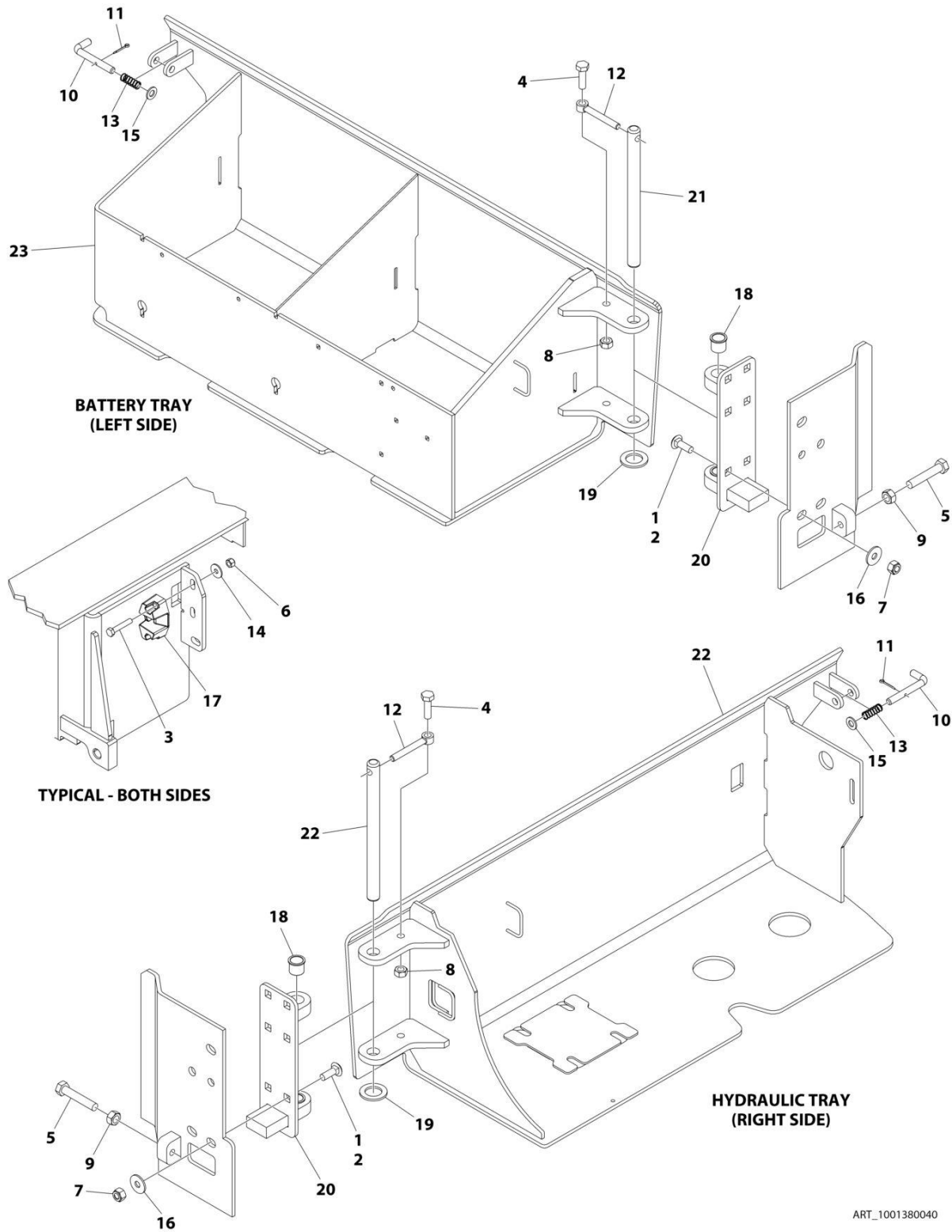
## SECTION 2 - GROUND CONTROLS

**FIGURE 2-14. INVERTER INSTALLATION (OPTIONAL)**

ITEM	PART NUMBER	QTY	DESCRIPTION	REV
	1001257121	Ref	INVERTER INSTALLATION (OPTIONAL)	B
1	0630587	4	Bolt M6 x 25	
2	0760610	3	Bolt M6 x 20	
3	1321293	2	Clamp	
4	3290405	3	Nut M4	
5	3290605	7	Nut M6	
6	3740150	1	Relay	
8	4240017	AR	Tie-Strap	
9	4360336	1	Switch, Toggle	
10	4811400	3	Washer M4	
11	4811700	8	Washer M6	
7	1001101540	3	Screw M4 x 14	
12	1001125483	1	Decal - Pressure Wash	
13	1001136757	1	Inverter	
14	1001142173	1	Insulate	
15	1001142174	3	Washer 1/8	
16	1001143009	1	Decal - Inverter	
17	1001143010	1	Decal - On/Off Inverter	
18	1001157547	1	Filter, AC	
19	1001210440	1	Support	
20	1001210605	1	Support	
21	1001210878	1	Cable, Battery + to Inverter Contactor	
22	1001210879	1	Cable, Inverter Contactor to Inverter +	
23	1001210881	1	Cable, Inverter to AC Filter	
24	1001210882	1	Cable, AC Filter to AC Plug	
25	1001256744	1	Cable, Pump Control B- to Inverter-	
26	1001256746	1	Harness, Inverter	C
26A	4460897	1	Connector	
26A	4460464	2	Terminal	
26B	4460722	1	Connector	
26C	4460897	1	Connector	
26C	4460464	1	Terminal	
26C	4460466	1	Terminal	
26D	4460418	1	Connector	
26D	1001159186	2	Terminal	

# SECTION 2 - GROUND CONTROLS

## FIGURE 2-15. DOORS INSTALLATION



ART\_1001380040

## SECTION 2 - GROUND CONTROLS

### FIGURE 2-15. DOORS INSTALLATION

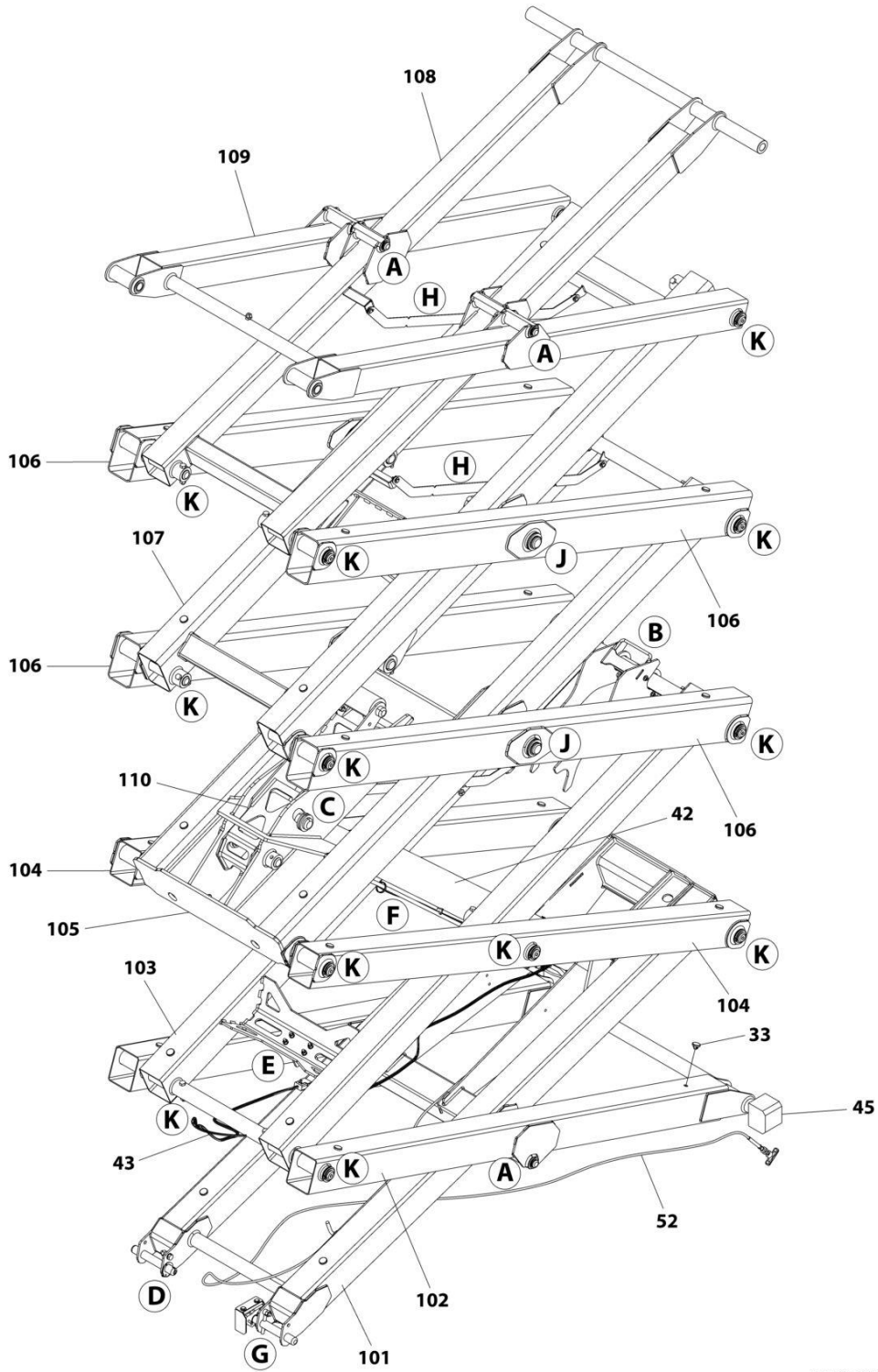
ITEM	PART NUMBER	QTY	DESCRIPTION	REV
	1001380040	Ref	DOORS INSTALLATION	B
1	0100011	AR	Compound, Locking	
2	0630613	10	Bolt M10 x 30	
3	0700817	4	Bolt M8 x 45	
4	0701015	2	Bolt M10 x 35	
5	0761221	2	Bolt M12 x 65	
6	3290805	4	Nut M8	
7	3291005	10	Nut M10	
8	3291007	2	Nut M10	
9	3291201	2	Nut M12	
10	3423243	2	Pin	
11	3450303	2	Pin, Cotter 3/32 x 3/4	
12	3841143	2	Keeper, Pin	
13	4160214	2	Spring	
14	4811902	4	Washer M8	
15	4812000	AR	Washer M10	
16	4812002	10	Washer M10	
17	1001214810	2	Support	
18	1001218573	4	Bearing	
19	1001229792	2	Washer	
20	1001234858	2	Hinge	
21	1001234862	2	Pin	
22	1001380041	1	Tray, Hydraulic	
23	1001380042	1	Tray, Battery	



**SECTION 3 - SCISSORS ARMS**

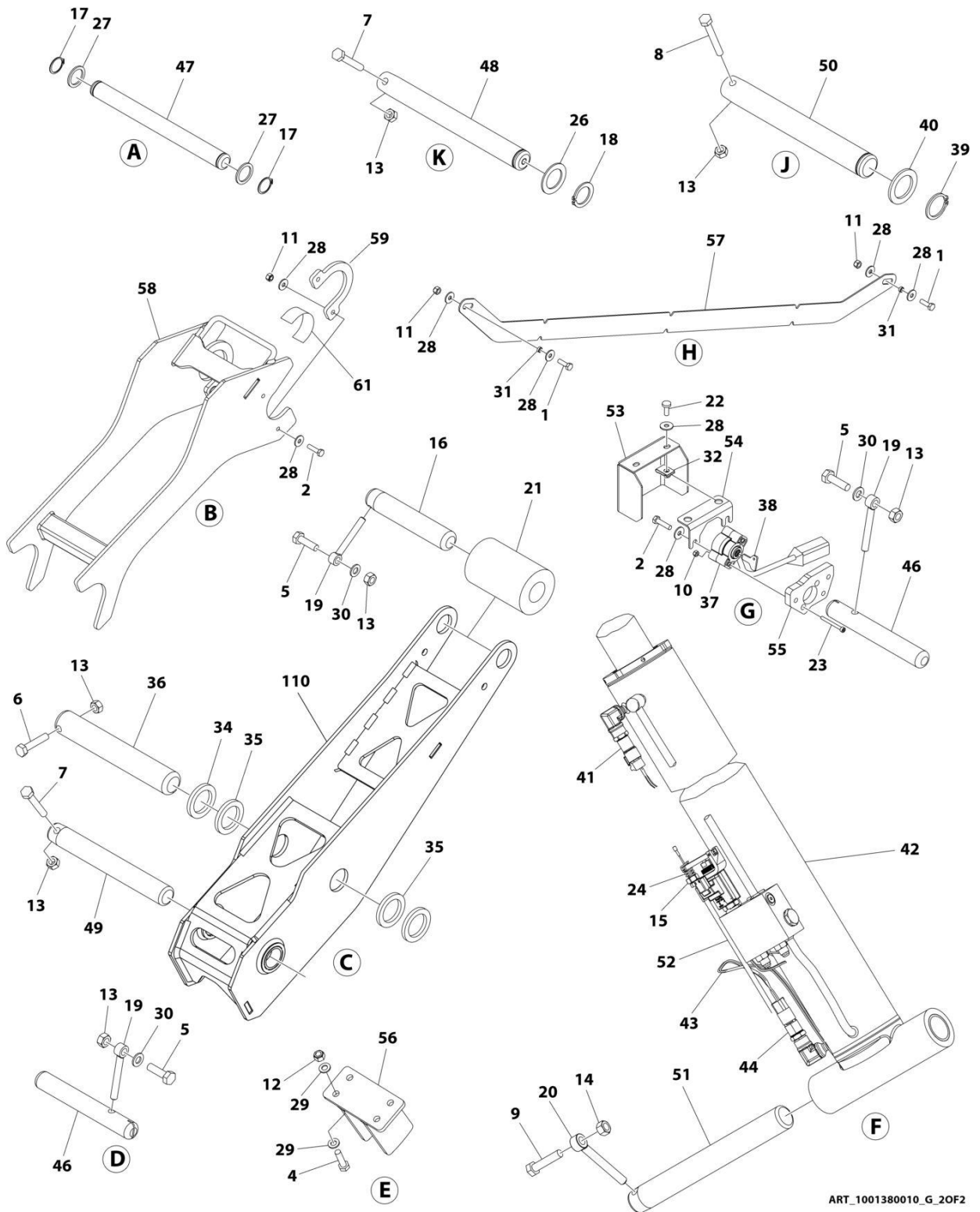
# SECTION 3 - SCISSORS ARMS

FIGURE 3-1. SCISSORS ARMS INSTALLATION (ALL SPECS EXCEPT CHINA SPECS)



ART\_1001380010\_G\_10F2

# SECTION 3 - SCISSORS ARMS



ART\_1001380010\_G\_20F2

## SECTION 3 - SCISSORS ARMS

FIGURE 3-1. SCISSORS ARMS INSTALLATION (ALL SPECS EXCEPT CHINA SPECS)

ITEM	PART NUMBER	QTY	DESCRIPTION	REV
	1001380010	Ref	SCISSORS ARMS INSTALLATION	G
1	0700610	6	Bolt M6 x 20	
2	0700612	7	Bolt M6 x 25	
4	0700814	4	Bolt M8 x 30	
5	0701015	3	Bolt M10 x 35	
6	0701018	1	Bolt M10 x 50	
7	0701021	19	Bolt M10 x 65	
8	0701024	4	Bolt M10 x 80	
9	0701219	1	Bolt M12 x 55	
10	3290405	2	Nut M4	
11	3290605	10	Nut M6	
12	3290805	4	Nut M8	
13	3291007	27	Nut M10	
14	3291207	1	Nut M12	
15	3321402	1	Nut 1/4	
16	3422998	1	Pin	
17	3760115	8	Ring, Retaining	
18	3760387	18	Ring, Retaining	
19	3841143	3	Keeper, Pin	
20	3841203	1	Keeper, Pin	
21	3860104	1	Roller	
22	4010608	2	Screw M6 x 16	
23	4031512	2	Capscrew M4 x 40	
24	4160078	1	Spring	
25	4240017	AR	Tie-Strap (Not Shown)	
26	4740438	18	Washer	
27	4740531	8	Washer	
28	4811702	25	Washer M6	
29	4811900	8	Washer M8	
30	4812000	3	Washer M10	
31	1001128888	6	Washer	
32	1001130220	2	Nut Tinnerman M6	
33	1001137675	32	Bumper	
34	1001139000	1	Plate	
35	1001139002	2	Pad	
36	1001139003	1	Pin	
37	1001146963	1	Sensor, Angle	
38	1001205345	1	Key (Steel)	
38	1001234204	1	Key (Aluminun)	
39	1001214689	4	Ring, Retaining	
40	1001217457	4	Washer	
41	1001225164	1	Sensor, Pressure Transducer	
42	1001244417	1	Lift Cylinder Assembly (See Separate Breakdown in CYLINDER Section)	
43	1001233795	1	Lift Down Harness (See Separate Breakdown in ELECTRICAL Section)	
44	1001235104	1	Sensor, Pressure Transducer	
45	1001247707	1	Block, Side	
46	1001236165	2	Pin	
47	1001236167	4	Pin	

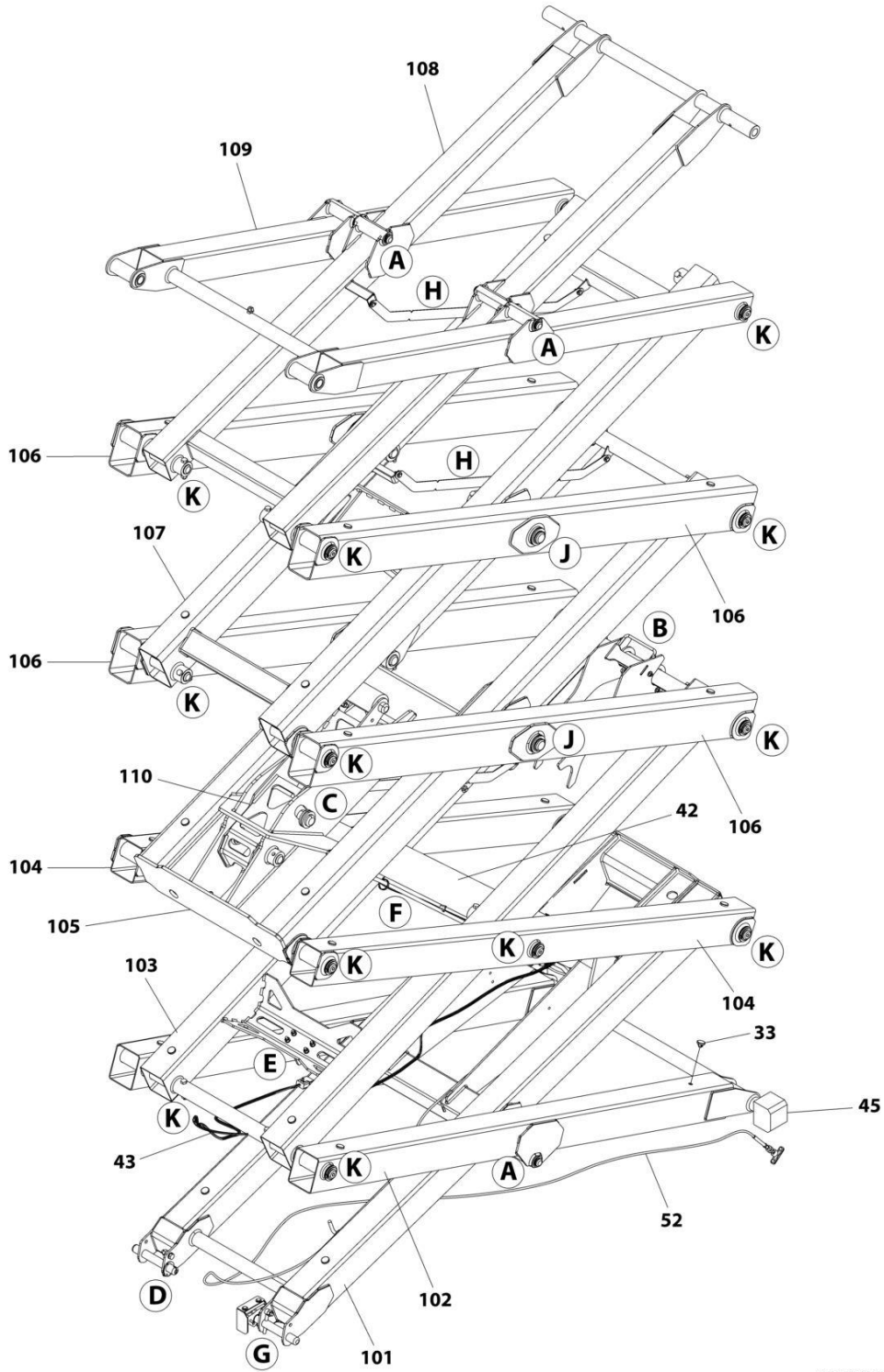


## SECTION 3 - SCISSORS ARMS

ITEM	PART NUMBER	QTY	DESCRIPTION	REV
48	1001236169	18	Pin	
49	1001236170	1	Pin	
50	1001236171	4	Pin	
51	1001236172	1	Pin	
52	1001236269	1	Cable, Manual Descent	
53	1001236486	1	Cover	
54	1001236487	1	Plate	
55	1001236488	1	Plate	
56	1001243348	1	Adapter	
57	1001237824	3	Plate	
58	1001238684	1	Arm, Prop	
59	1001239479	2	Plate	
61	4420062	15 in/ 37cm	Tape	
100	1001236348	1	Arm Kit	
101	1001241662	1	Arm - Inner 1	
101	0440264	4	Bearing (Not Shown)	
102	1001241663	1	Arm - Outer 1	
102	0440264	4	Bearing - 1 ID (Not Shown)	
102	0440265	4	Bearing - 1-1/4 ID (Not Shown)	
103	1001241664	1	Arm - Inner 2	
104	1001241665	1	Arm - Outer 2	
104	0440265	6	Bearing (Not Shown)	
105	1001241666	1	Arm - Inner 3	
106	1001241667	2	Arm - Outer 3 and Outer 4	
106	0440265	4	Bearing - 1-1/4 ID (Not Shown)	
106	0962272	4	Bearing - 1-1/2 ID (Not Shown)	
107	1001241668	1	Arm - Inner 4	
108	1001241669	1	Arm - Inner 5	
108	0440264	4	Bearing (Not Shown)	
109	1001241670	1	Arm - Outer 5	
109	0440264	4	Bearing - 1 ID (Not Shown)	
109	0440265	4	Bearing - 1-1/4 ID (Not Shown)	
110	1001241671	1	Kicker	
110	0440265	2	Bearing (Not Shown)	

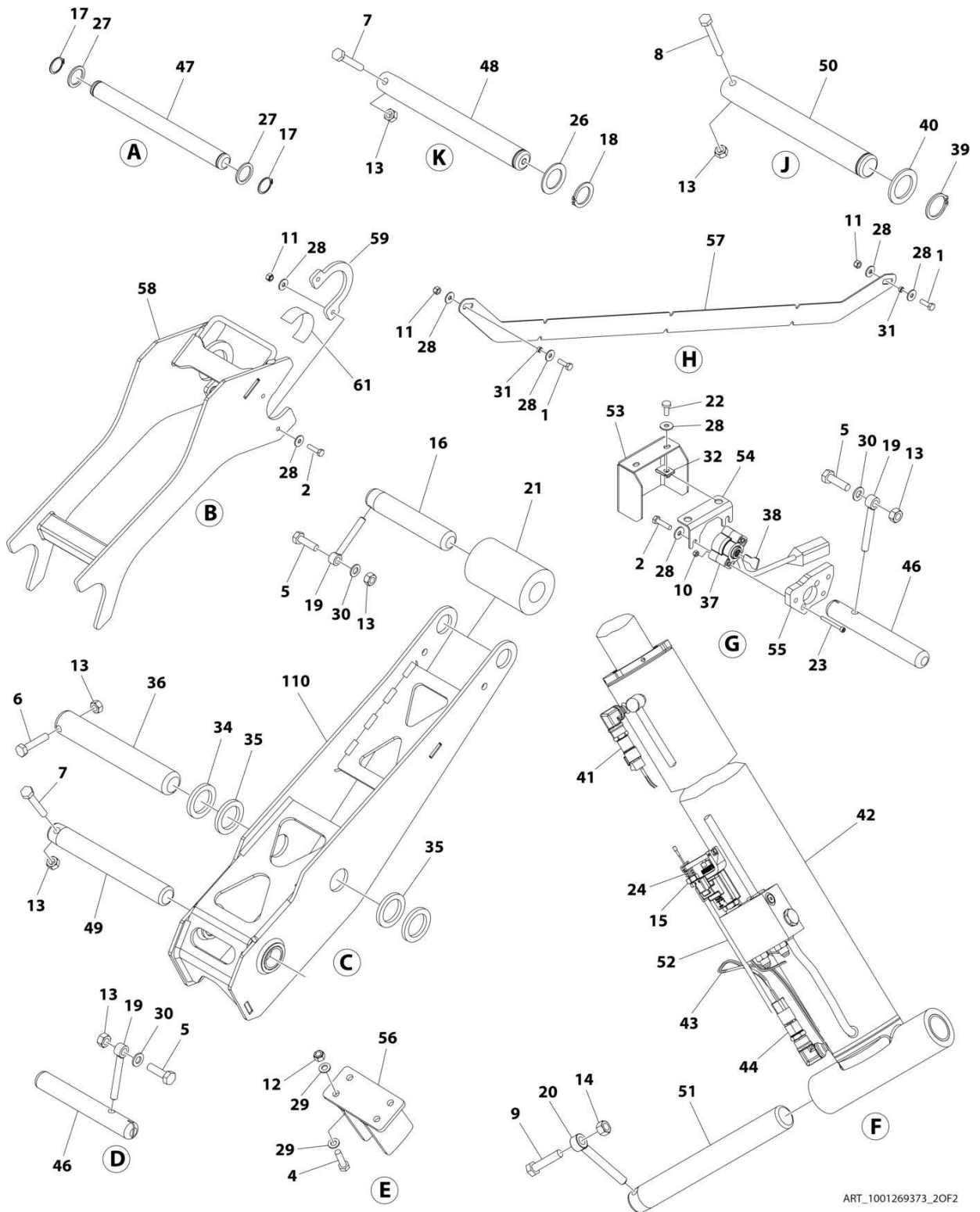
# SECTION 3 - SCISSORS ARMS

## FIGURE 3-2. SCISSORS ARMS INSTALLATION (CHINA SPEC ONLY)



ART\_1001269373\_10F2

# SECTION 3 - SCISSORS ARMS



ART\_1001269373\_2OF2

## SECTION 3 - SCISSORS ARMS

FIGURE 3-2. SCISSORS ARMS INSTALLATION (CHINA SPEC ONLY)

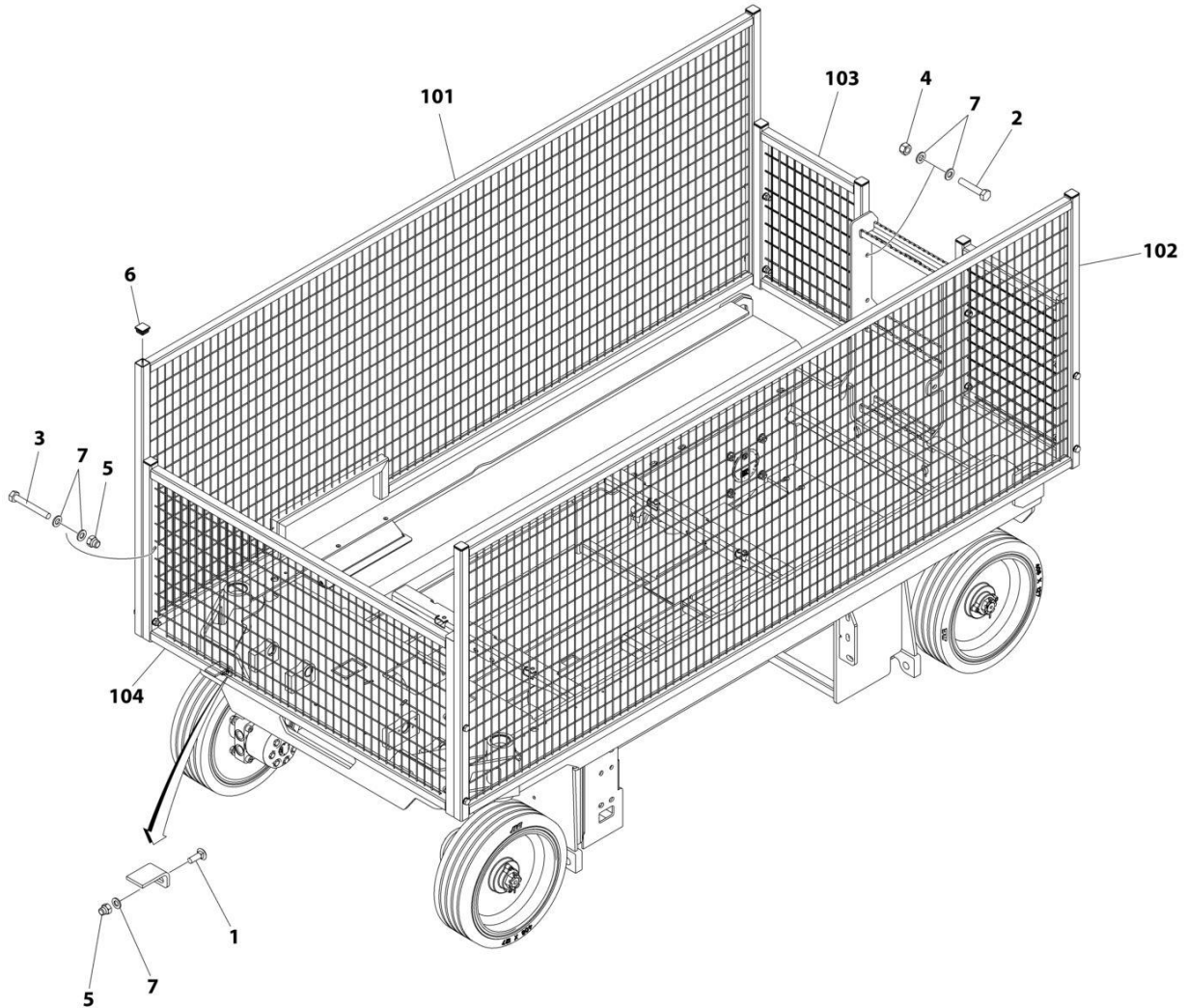
ITEM	PART NUMBER	QTY	DESCRIPTION	REV
	1001269373	Ref	SCISSORS ARMS INSTALLATION	A
1	0700610	6	Bolt M6 x 20	
2	0700612	7	Bolt M6 x 25	
4	0700814	4	Bolt M8 x 30	
5	0701015	3	Bolt M10 x 35	
6	0701018	1	Bolt M10 x 50	
7	0701021	19	Bolt M10 x 65	
8	0701024	4	Bolt M10 x 80	
9	0701219	1	Bolt M12 x 55	
10	3290405	2	Nut M4	
11	3290605	10	Nut M6	
12	3290805	4	Nut M8	
13	3291007	27	Nut M10	
14	3291207	1	Nut M12	
15	3321402	1	Nut 1/4	
16	3422998	1	Pin	
17	3760115	8	Ring, Retaining	
18	3760387	18	Ring, Retaining	
19	3841143	3	Keeper, Pin	
20	3841203	1	Keeper, Pin	
21	3860104	1	Roller	
22	4010608	2	Screw M6 x 16	
23	4031512	2	Capscrew M4 x 40	
24	4160078	1	Spring	
25	4240017	AR	Tie-Strap (Not Shown)	
26	4740438	18	Washer	
27	4740531	8	Washer	
28	4811702	25	Washer M6	
29	4811900	8	Washer M8	
30	4812000	3	Washer M10	
31	1001128888	6	Washer	
32	1001130220	2	Nut Tinnerman M6	
33	1001137675	32	Bumper	
34	1001139000	1	Plate	
35	1001139002	2	Pad	
36	1001139003	1	Pin	
37	1001146963	1	Sensor, Angle	
38	1001205345	1	Key	
39	1001214689	4	Ring, Retaining	
40	1001217457	4	Washer	
41	1001225164	1	Sensor, Pressure Transducer	
42	1001244417	1	Lift Cylinder Assembly (See Separate Breakdown in CYLINDER Section)	
43	1001233795	1	Lift Down Harness (See Separate Breakdown in ELECTRICAL Section)	
44	1001235104	1	Sensor, Pressure Transducer	
45	1001247707	1	Block, Side	
46	1001236165	2	Pin	
47	1001236167	4	Pin	
48	1001236169	18	Pin	

## SECTION 3 - SCISSORS ARMS

ITEM	PART NUMBER	QTY	DESCRIPTION	REV
49	1001236170	1	Pin	
50	1001236171	4	Pin	
51	1001236172	1	Pin	
52	1001236269	1	Cable, Manual Descent	
53	1001236486	1	Cover	
54	1001236487	1	Plate	
55	1001236488	1	Plate	
56	1001243348	1	Adapter	
57	1001237824	3	Plate	
58	1001238684	1	Arm, Prop	
59	1001239479	2	Plate	
100	1001269838	1	Arm Kit	
101	1001241662	1	Arm - Inner 1	
101	0440264	4	Bearing (Not Shown)	
102	1001241663	1	Arm - Outer 1	
102	0440264	4	Bearing - 1 ID (Not Shown)	
102	0440265	4	Bearing - 1-1/4 ID (Not Shown)	
103	1001241664	1	Arm - Inner 2	
104	1001241665	1	Arm - Outer 2	
104	0440265	6	Bearing - 1-1/4 ID (Not Shown)	
105	1001241666	1	Arm - Inner 3	
106	1001241667	2	Arm - Outer 3 and Outer 4	
106	0440265	4	Bearing - 1-1/4 ID (Not Shown)	
106	0962272	4	Bearing - 1-1/2 ID (Not Shown)	
107	1001241668	1	Arm - Inner 4	
108	1001269377	1	Arm - Inner 5	
108	0440264	4	Bearing (Not Shown)	
109	1001241670	1	Arm - Outer 5	
109	0440264	4	Bearing - 1 ID (Not Shown)	
109	0440265	4	Bearing - 1-1/4 ID (Not Shown)	
110	1001241671	1	Kicker	
110	0440265	2	Bearing (Not Shown)	

# SECTION 3 - SCISSORS ARMS

## FIGURE 3-3. ARMS GUARD INSTALLATION



ART\_1001380024

## SECTION 3 - SCISSORS ARMS

### FIGURE 3-3. ARMS GUARD INSTALLATION

ITEM	PART NUMBER	QTY	DESCRIPTION	REV
	1001380024	Ref	ARM GUARD INSTALLATION	A
1	0630613	2	Bolt M10 x 30	
2	0701019	4	Bolt M10 x 55	
3	0701024	8	Bolt M10 x 80	
4	3291005	4	Nut M10	
5	3291006	10	Nut M10	
6	3520072	10	Plug	
7	4812000	26	Washer M10	
100	1001239943	1	Arm Guard Kit (Not Shown)	
101	1001239892	1	Guard, Arm (RH)	
102	1001239894	1	Guard, Arm (LH)	
103	1001239899	2	Guard, Arm (Rear)	
104	1001239904	1	Guard, Arm (Front)	

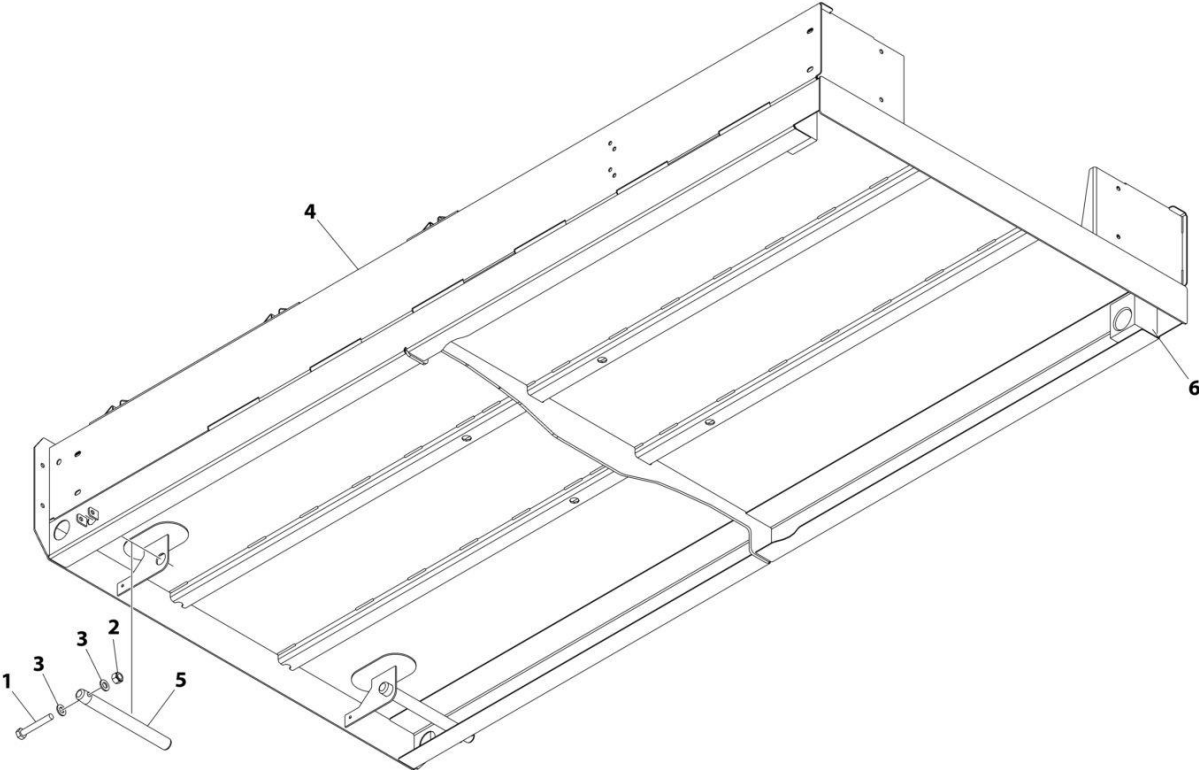




**SECTION 4 - PLATFORM**

**SECTION 4 - PLATFORM**

**FIGURE 4-1. PLATFORM INSTALLATION (ALL SPECS EXCEPT CHINA)**



ART\_1001234380\_C

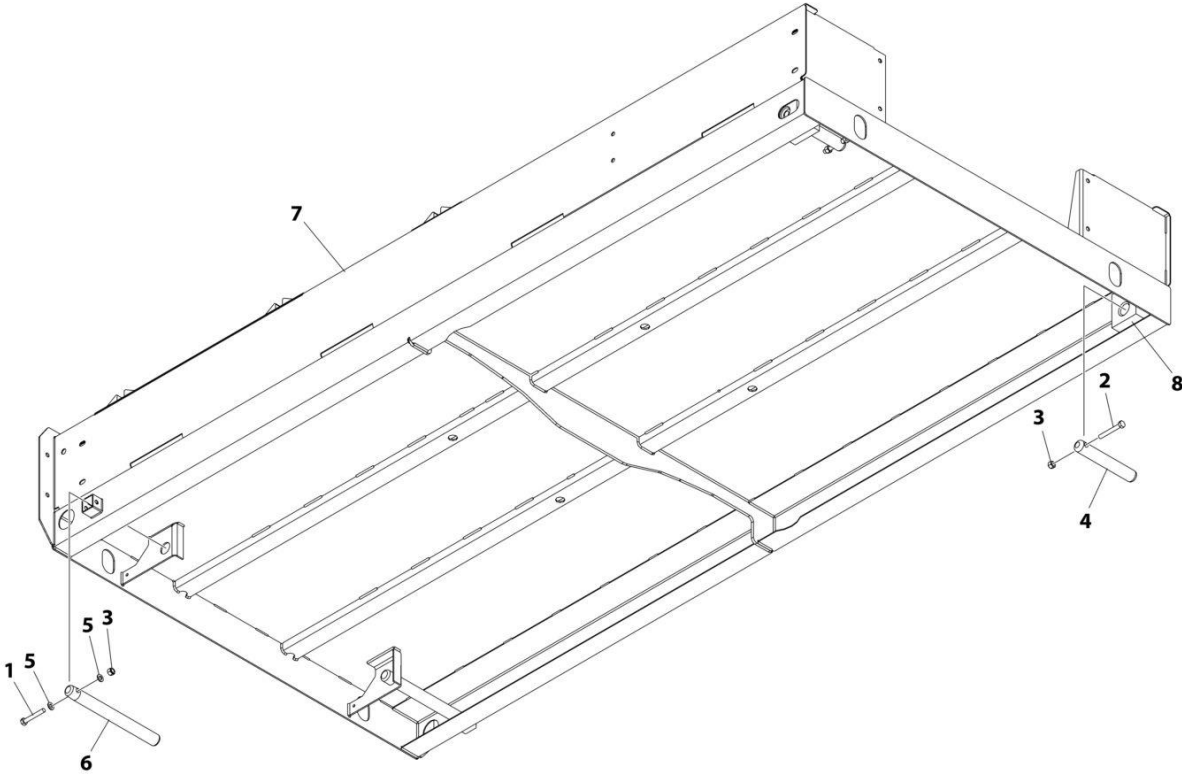
## SECTION 4 - PLATFORM

**FIGURE 4-1. PLATFORM INSTALLATION (ALL SPECS EXCEPT CHINA)**

ITEM	PART NUMBER	QTY	DESCRIPTION	REV
	1001234380	Ref	PLATFORM INSTALLATION	C
1	0700819	2	Bolt M8 x 55	
2	3290805	2	Nut M8	
3	4811900	4	Washer M8	
4	1001234336	1	Platform	
5	1001235590	2	Pin	
6	1001247706	2	Block, Slide	

**SECTION 4 - PLATFORM**

**FIGURE 4-2. PLATFORM INSTALLATION (CHINA SPEC ONLY)**



ART\_1001269286

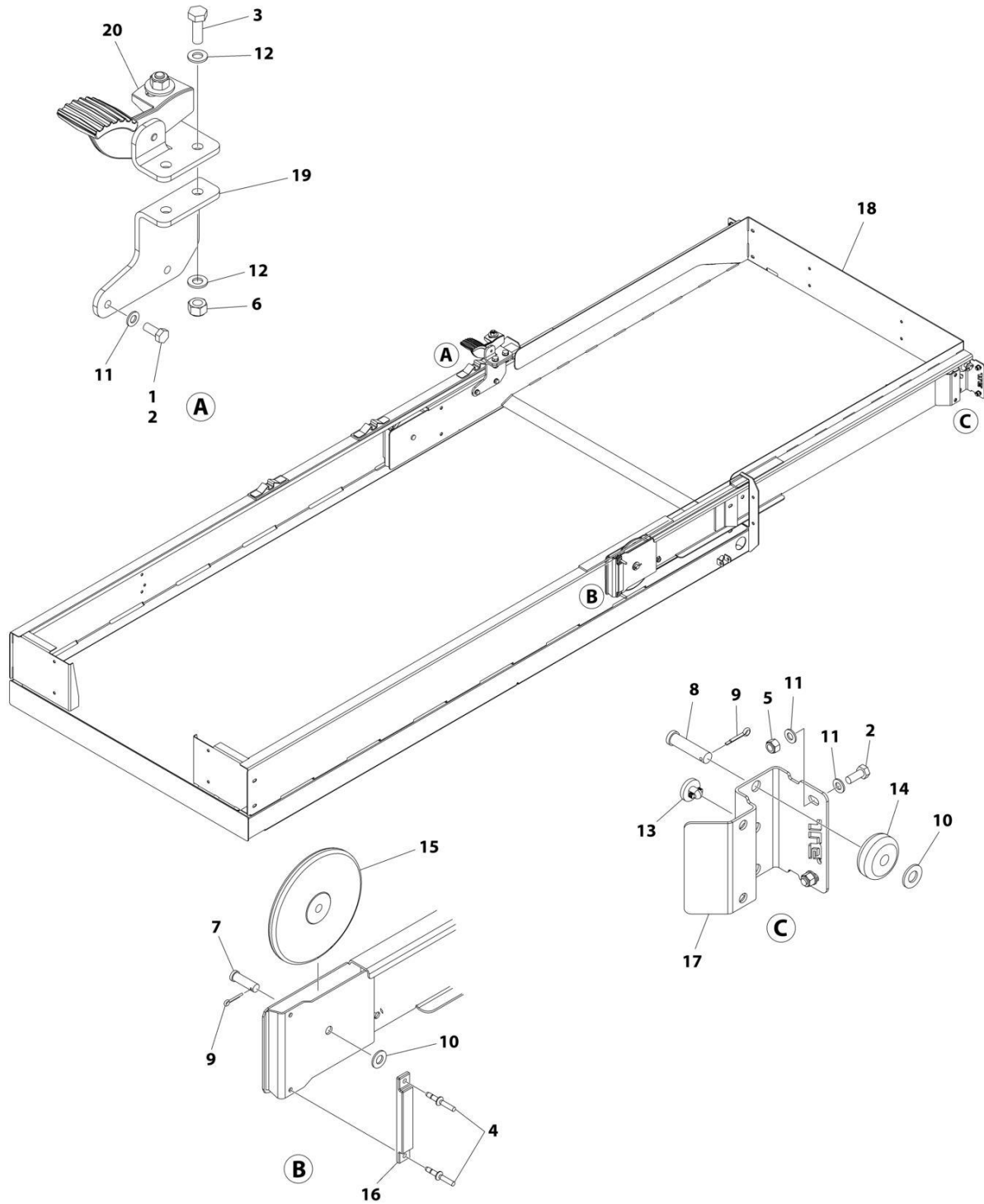
## SECTION 4 - PLATFORM

**FIGURE 4-2. PLATFORM INSTALLATION (CHINA SPEC ONLY)**

ITEM	PART NUMBER	QTY	DESCRIPTION	REV
	1001269286	Ref	PLATFORM INSTALLATION	A
1	0700819	2	Bolt M8 x 55	
2	0700820	2	Bolt M8 x 60	
3	3290805	4	Nut M8	
4	3422426	2	Pin	
5	4811900	4	Washer M8	
6	1001235590	2	Pin	
7	1001269279	1	Platform	
8	1001269401	2	Block, Side	

# SECTION 4 - PLATFORM

## FIGURE 4-3. PLATFORM EXTENSION INSTALLATION (ALL SPECS EXCEPT CHINA)



ART\_1001234381

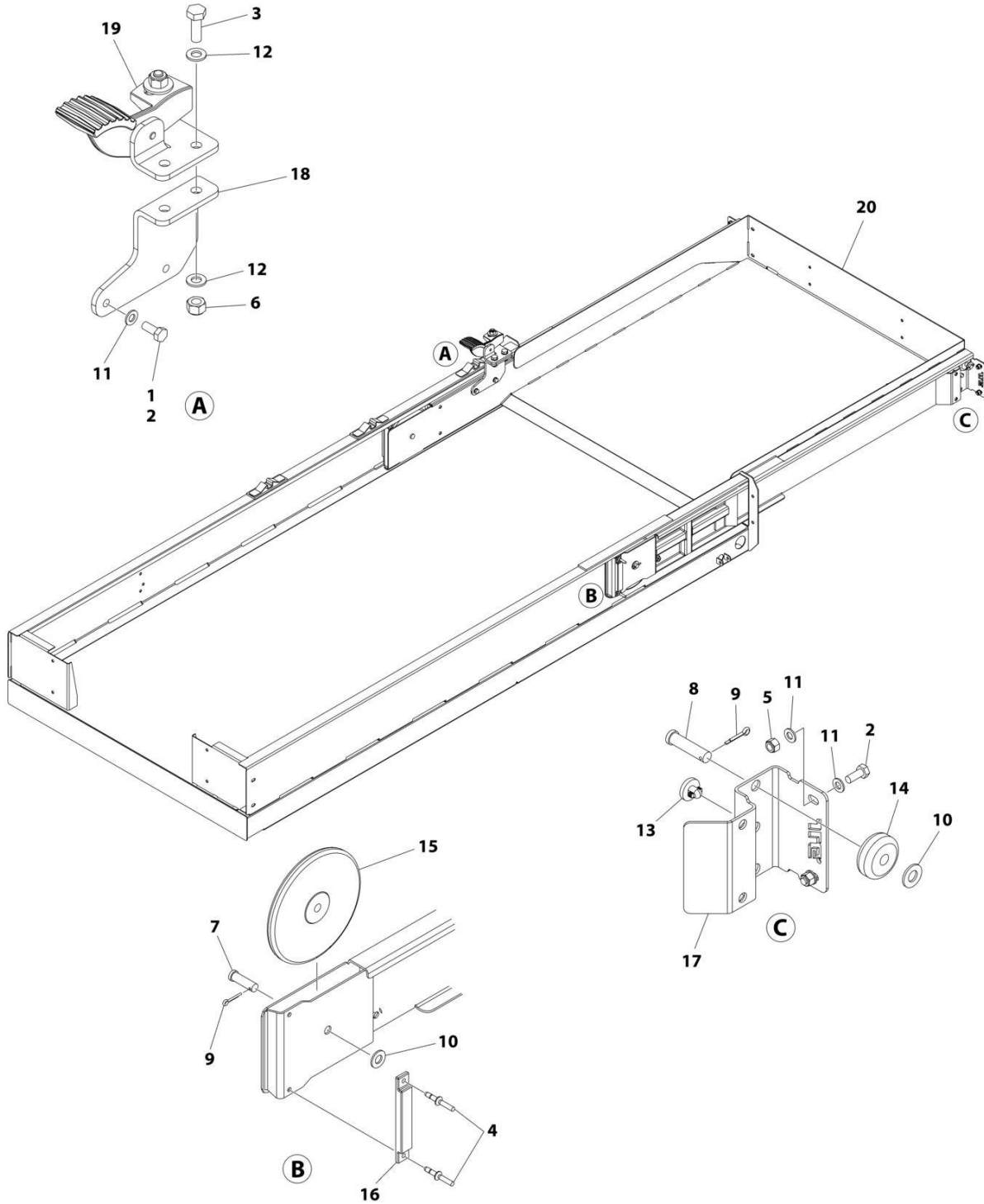
## SECTION 4 - PLATFORM

**FIGURE 4-3. PLATFORM EXTENSION INSTALLATION (ALL SPECS EXCEPT CHINA)**

ITEM	PART NUMBER	QTY	DESCRIPTION	REV
	1001234381	Ref	PLATFORM EXTENSION INSTALLATION	C
1	0100011	AR	Compound, Locking	
2	0760810	6	Bolt M8 x 20	
3	0761014	2	Bolt M10 x 30	
4	2080040	4	Fastener	
5	3290805	4	Nut M8	
6	3291005	2	Nut M10	
7	3430813	2	Pin	
8	3430816	2	Pin	
9	3450403	4	Pin, Cotter	
10	4711800	4	Washer 1/2	
11	4811900	10	Washer M8	
12	4812000	4	Washer M10	
13	1001137675	2	Bumper	
14	1001205422	2	Roller (Front)	
15	1001205430	2	Roller (Rear)	
16	1001208852	2	Pad	
17	1001210064	2	Support	
18	1001213470	1	Extension, Platform	
19	1001213838	1	Latch Assembly	
20	1001234407	1	Bracket	

# SECTION 4 - PLATFORM

## FIGURE 4-4. PLATFORM EXTENSION INSTALLATION (CHINA SPEC ONLY)



ART\_1001269288



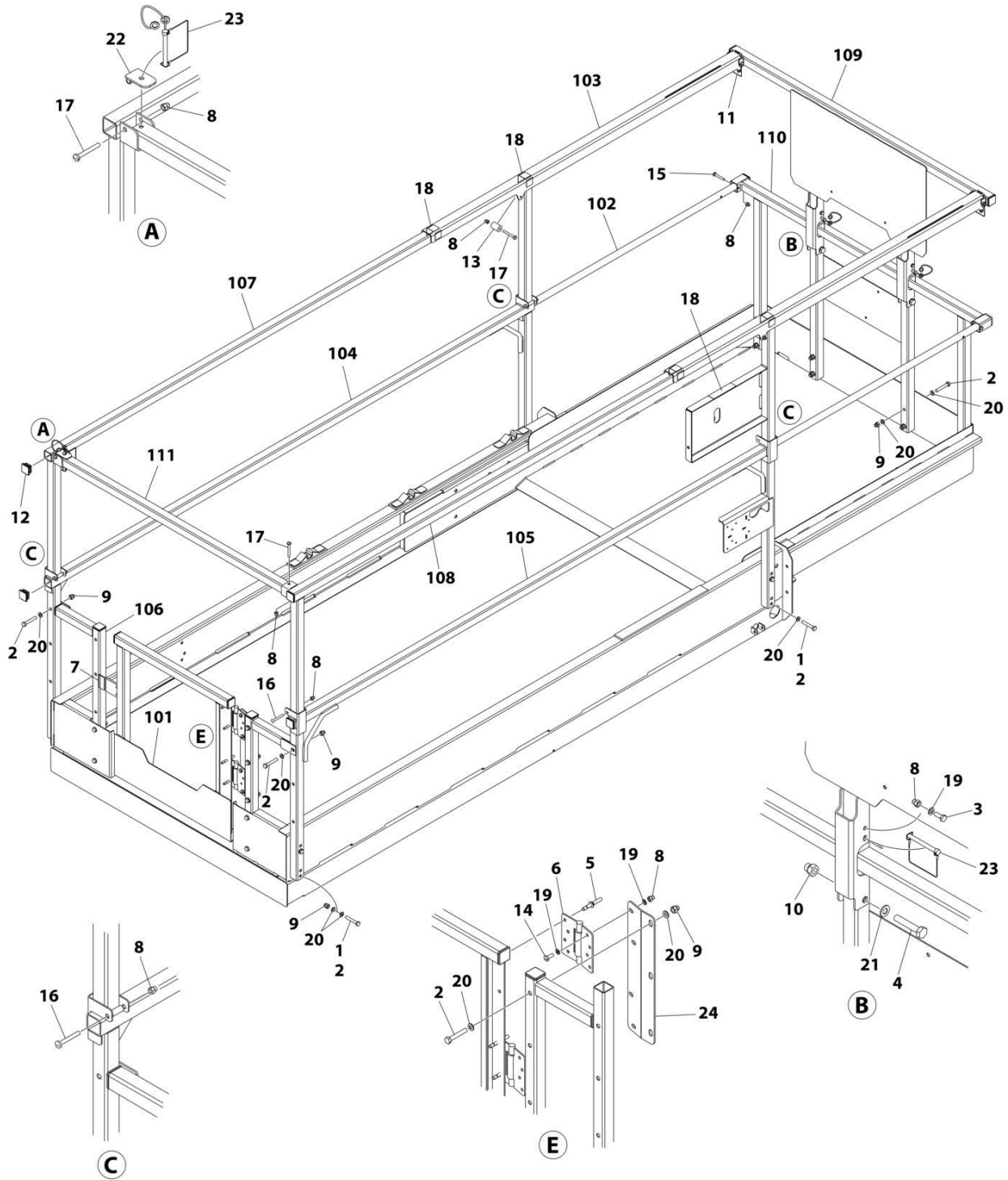
## SECTION 4 - PLATFORM

**FIGURE 4-4. PLATFORM EXTENSION INSTALLATION (CHINA SPEC ONLY)**

ITEM	PART NUMBER	QTY	DESCRIPTION	REV
	1001269288	Ref	PLATFORM EXTENSION INSTALLATION	A
1	0100011	AR	Compound, Locking	
2	0760810	6	Bolt M8 x 20	
3	0761014	2	Bolt M10 x 30	
4	2080040	4	Fastener	
5	3290805	4	Nut M8	
6	3291005	2	Nut M10	
7	3430813	2	Pin	
8	3430816	2	Pin	
9	3450403	4	Pin, Cotter	
10	4711800	4	Washer 1/2	
11	4811900	10	Washer M8	
12	4812000	4	Washer M10	
13	1001137675	2	Bumper	
14	1001205422	2	Roller (Front)	
15	1001205430	2	Roller (Rear)	
16	1001208852	2	Pad	
17	1001210064	2	Support	
18	1001213838	1	Latch Assembly	
19	1001234407	1	Bracket	
20	1001269236	1	Extension, Platform	

# SECTION 4 - PLATFORM

## FIGURE 4-5. RAILS INSTALLATION (TUBE IN TUBE) (ALL SPECS)



ART\_1001234382

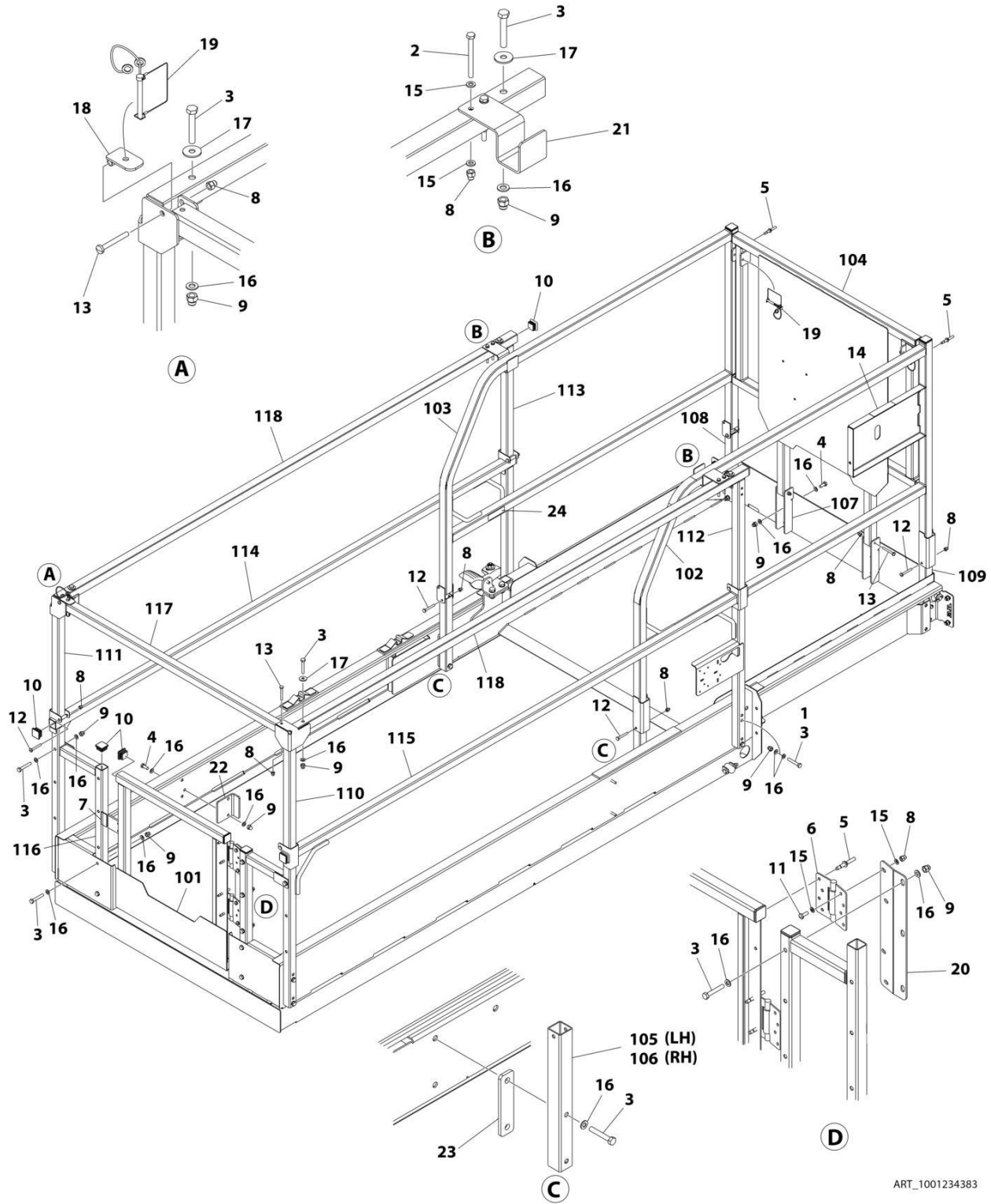
## SECTION 4 - PLATFORM

**FIGURE 4-5. RAILS INSTALLATION (TUBE IN TUBE) (ALL SPECS)**

ITEM	PART NUMBER	QTY	DESCRIPTION	REV
	1001234382	Ref	RAILS INSTALLATION (TUBE IN TUBE)	D
1	0100011	AR	Compound, Locking	
2	0700818	25	Bolt M8 x 50	
3	0760608	2	Bolt M6 x 16	
4	0761019	2	Bolt M10 x 55	
5	2080040	4	Fastener	
6	2600281	2	Hinge	
7	3080007	1	Magnet, Gate	
8	3290606	16	Nut M6	
9	3290806	21	Nut M8	
10	3291006	2	Nut M10	
11	3422219	2	Pin, Snap	
12	3520072	14	Plug	
13	3860111	2	Roller	
14	4010608	4	Screw M6 x 16	
15	4010616	2	Screw M6 x 40	
16	4010617	4	Screw M6 x 45	
17	4010618	4	Screw M6 x 50	
18	4420062	16 in/ 40cm	Tape	
19	4811700	10	Washer M6	
20	4811900	50	Washer M8	
21	4812000	2	Washer M10	
22	1001154378	1	Bracket	
23	1001187587	3	Pin, Snap with Lanyard	
24	1001210586	1	Support	
100	1001235959	1	Rail Kit (Not Shown)	
101	1001210302	1	Gate	
102	1001213415	2	Rod, Extension MID	
103	1001213416	2	Rail, Extension Top	
104	1001234006	1	Rail, Side MID (LH)	
105	1001234007	1	Rail, Side MID (RH)	
106	1001234008	2	Rail, Rear	
107	1001234141	1	Rail, Side Top (LH)	
108	1001234142	1	Rail, Side Top (RH)	
109	1001234266	1	Rail, Extension Top Front	
110	1001234267	1	Rail, Extension MID Front	
111	1001234268	1	Tube, Rear Top	

# SECTION 4 - PLATFORM

## FIGURE 4-6. RAILS INSTALLATION (SIDE BY SIDE) (ALL SPECS EXCEPT CHINA)



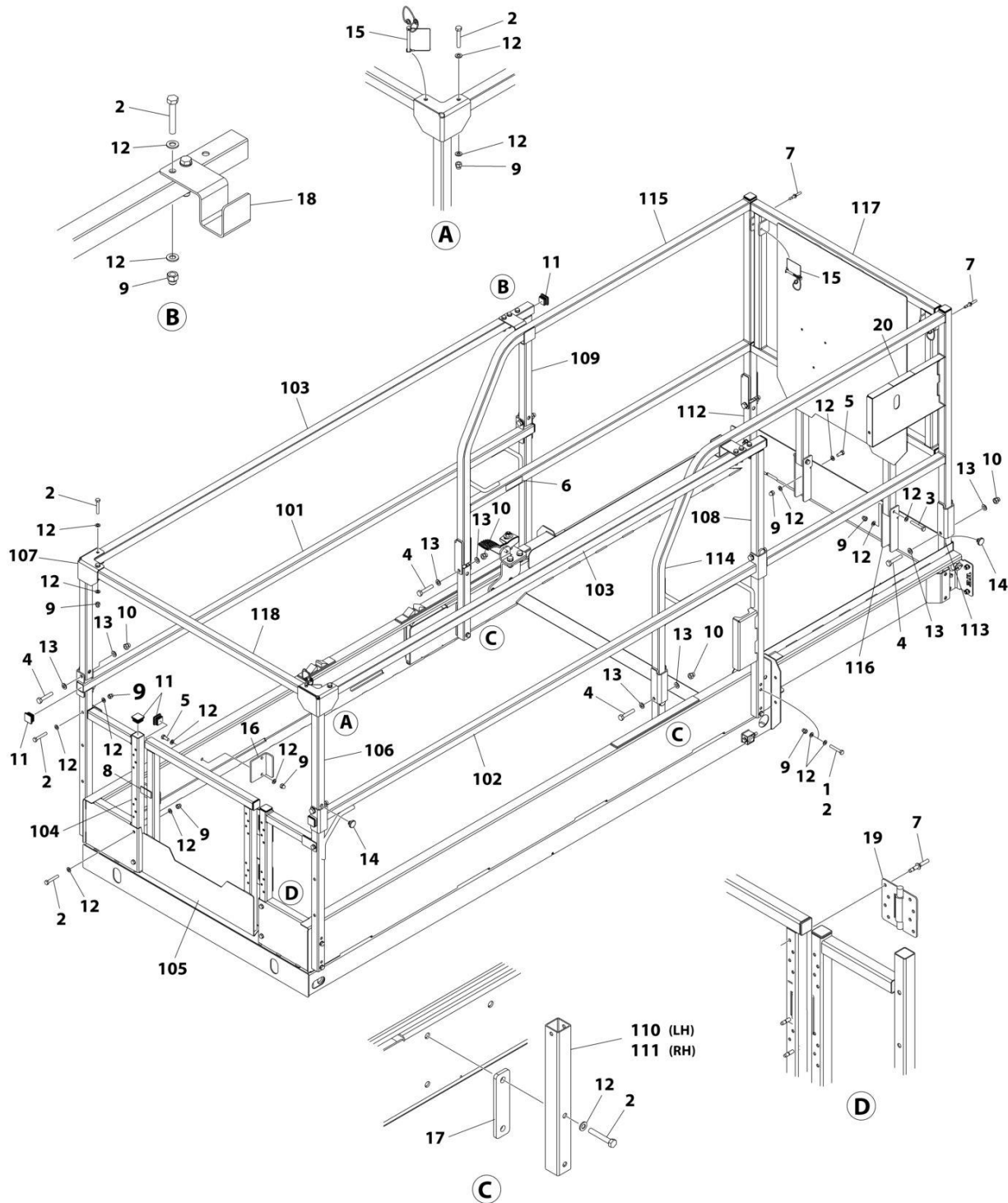
## SECTION 4 - PLATFORM

**FIGURE 4-6. RAILS INSTALLATION (SIDE BY SIDE) (ALL SPECS EXCEPT CHINA)**

ITEM	PART NUMBER	QTY	DESCRIPTION	REV
	1001234383	Ref	RAILS INSTALLATION (SIDE BY SIDE)	G
1	0100011	AR	Compound, Locking	
2	0700621	AR	Bolt M6 x 65	
2	0700618	AR	Bolt M6 x 50	
3	0700818	29	Bolt M8 x 50	
4	0760810	6	Bolt M8 x 20	
5	2080040	6	Fastener	
6	2600281	2	Hinge	
7	3080007	1	Magnet, Gate	
8	3290606	20	Nut M6	
9	3290806	31	Nut M8	
10	3520072	18	Plug	
11	4010608	4	Screw M6 x 16	
12	4010617	8	Screw M6 x 45	
13	4010618	4	Screw M6 x 50	
14	4420062	4 in/ 10cm	Tape	
15	4811700	16	Washer M6	
16	4811900	66	Washer M8	
17	4811902	4	Washer M8	
18	1001154378	1	Bracket	
19	1001187587	3	Pin, Snap with Lanyard	
20	1001210586	1	Support	
21	1001237911	2	Bracket	
22	1001232622	1	Bracket	
23	1001235287	2	Plate	
24	1704277	2	Decal - Lanyard Attach Graphic	
100	1001235960	1	Rail Kit (Not Shown)	
101	1001210302	1	Gate	
102	1001213915	1	Rail, Extension Side (RH)	
103	1001213916	1	Rail, Extension Side (LH)	
104	1001213931	1	Rail, Extension Front	
105	1001222861	1	Tube Rail (Lower LH)	
106	1001222869	1	Tube Rail (Lower RH)	
107	1001223053	2	Bracket	
108	1001223165	1	Tube, Extension (Lower LH)	
109	1001223166	1	Tube, Extension (Lower RH)	
110	1001229739	1	Rail Rear (Upper RH)	
111	1001229740	1	Rail Rear (Upper LH)	
112	1001229741	1	Rail Front (Upper RH)	
113	1001229742	1	Rail Front (Upper LH)	
114	1001234006	1	Rail Rear (Lower LH)	
115	1001234007	1	Rail Rear (Lower RH)	
116	1001234008	2	Rail, Gate Mount	
117	1001234268	1	Tube, Rear Top	
118	1001235286	2	Rail, Side Top	

# SECTION 4 - PLATFORM

## FIGURE 4-7. RAILS INSTALLATION (SIDE BY SIDE) (CHINA SPEC ONLY)



ART\_1001269287

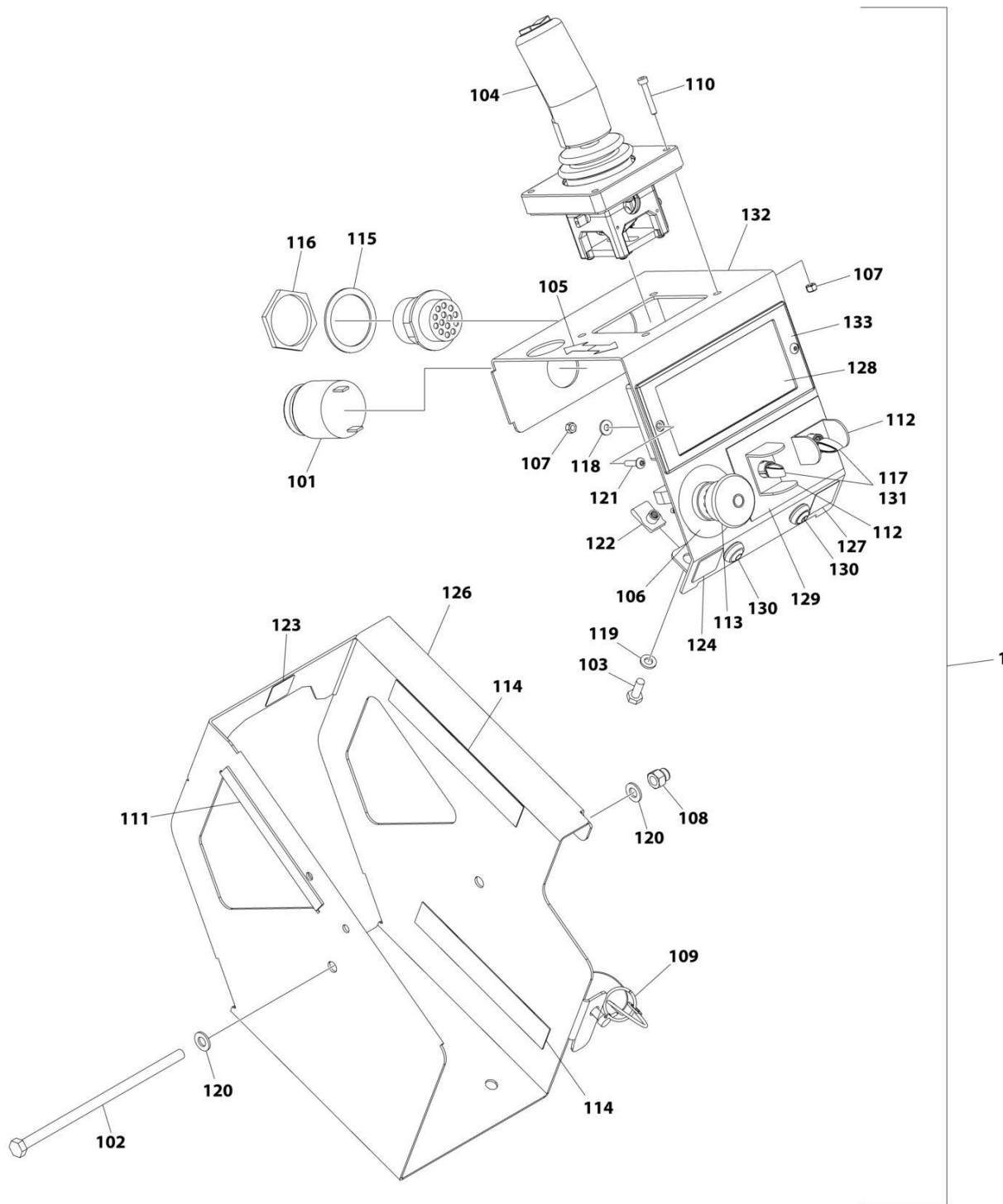
## SECTION 4 - PLATFORM

**FIGURE 4-7. RAILS INSTALLATION (SIDE BY SIDE) (CHINA SPEC ONLY)**

ITEM	PART NUMBER	QTY	DESCRIPTION	REV
	1001269287	Ref	RAILS INSTALLATION (SIDE BY SIDE)	A
1	0100011	AR	Compound, Locking	
2	0700818	31	Bolt M8 x 50	
3	0700819	2	Bolt M8 x 55	
4	0701019	8	Bolt M10 x 55	
5	0760810	6	Bolt M8 x 20	
6	1704277	2	Decal - Lanyard Attached Graphic	
7	2080040	18	Fastener	
8	3080007	1	Magnet, Gate	
9	3290806	35	Nut M8	
10	3291006	8	Nut M10	
11	3520072	18	Plug	
12	4811900	78	Washer M8	
13	4812000	16	Washer M10	
14	1001137675	8	Bumper	
15	1001187587	3	Pin, Snap With Lanyard	
16	1001232622	1	Bracket	
17	1001235287	2	Plate	
18	1001269701	2	Bracket	
19	2600281	2	Hinge	
20	4420062	4 in\10cm	Tape	
100	1001270276	1	Rail Kit (Not Shown)	
101	1001269291	1	Rail Rear (Lower LH)	
102	1001269292	1	Rail Rear (Lower RH)	
103	1001269293	2	Rail, Side Top	
104	1001269477	2	Rail, Gate Mount	
105	1001269496	1	Gate	
106	1001269585	1	Rail Rear (Upper RH)	
107	1001269586	1	Rail Rear (Upper LH)	
108	1001269587	1	Rail Front (Upper RH)	
109	1001269588	1	Rail Front (Upper LH)	
110	1001269590	1	Tube Rail (Lower LH)	
111	1001269591	1	Tube Rail (Lower RH)	
112	1001269592	1	Tube Extension (Lower LH)	
113	1001269593	1	Tube Extension (Lower RH)	
114	1001269594	1	Rail, Extension Side (RH)	
115	1001269595	1	Rail, Extension Side (LH)	
116	1001269598	2	Bracket	
117	1001269600	1	Rail, Extension Front	
118	1001269656	1	Tube, Rear Top	

# SECTION 4 - PLATFORM

FIGURE 4-8. PLATFORM CONTROL INSTALLATION (MACHINES WITH SNS STARTING WITH B2, M2 & 12)



ART\_1001274659



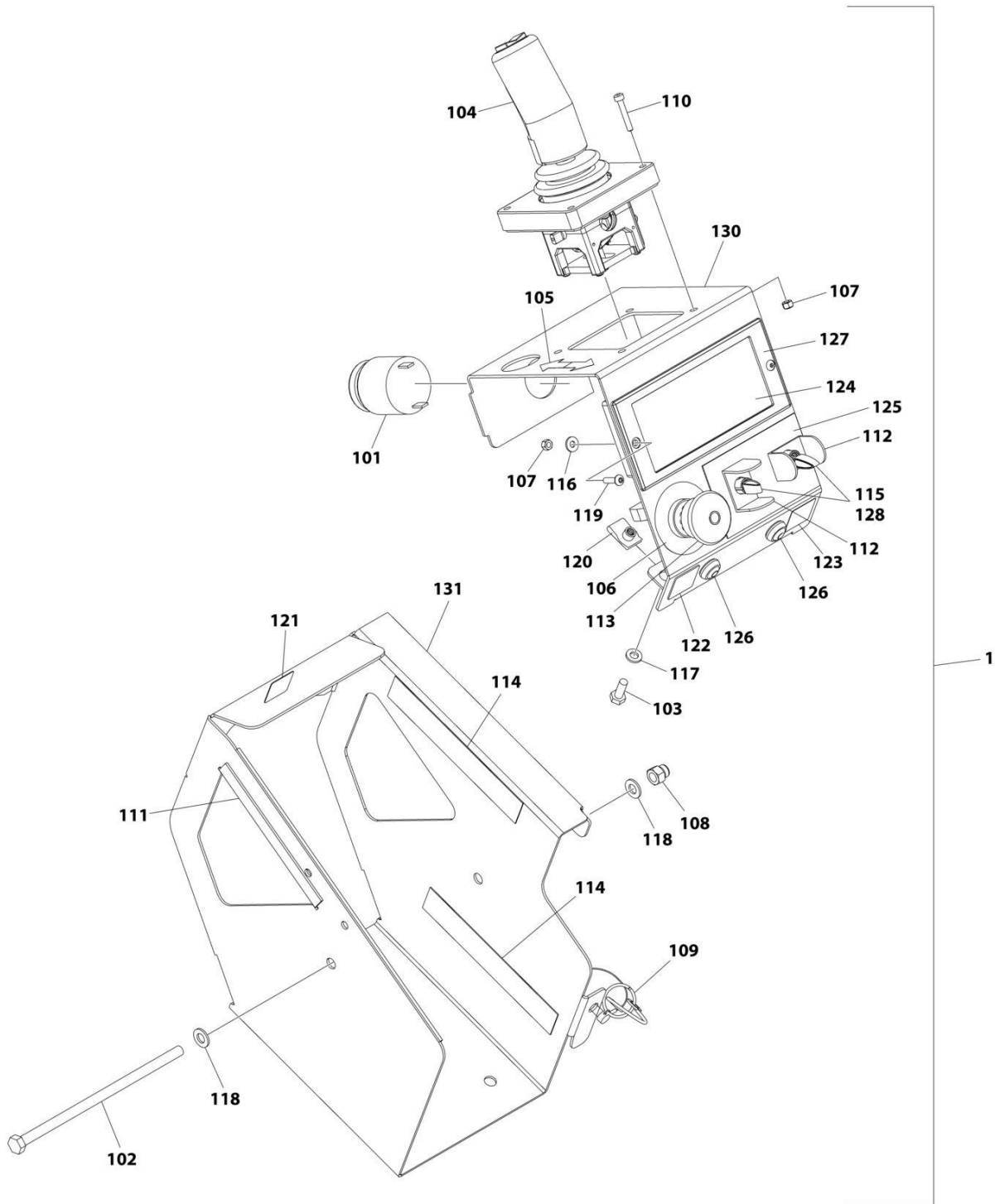
## SECTION 4 - PLATFORM

**FIGURE 4-8. PLATFORM CONTROL INSTALLATION (MACHINES WITH SNS STARTING WITH B2, M2 & 12)**

ITEM	PART NUMBER	QTY	DESCRIPTION	REV
	1001274659	Ref	PLATFORM CONTROL INSTALLATION (LED)	A
1	1001274604	1	Platform Control Box	B
101	0140030	1	Alarm	
102	0700835	1	Bolt M8 x 180	
103	0760610	2	Bolt M6 x 20	
104	1600402	1	Controller Assembly (See Separate Breakdown in this Section)	
105	1703819	1	Decal - Arrow	
106	1704260	1	Decal - Emergency Stop	
107	3290405	6	Nut M4	
108	3290806	1	Nut M8	
109	3423278	1	Pin, Snap with Lanyard	
110	4031509	4	Capscrew M4 x 25	
111	4060803	6 in/ 14cm	Flex-Trim	
112	4060906	2	Guard, Switch	
113	4360475	1	Switch, Emergency Stop	
113	7020175	1	Cap	
113	7020176	1	Block, Contact	
114	4420062	12 in/ 30cm	Tape	
115	4460496	1	Washer, Terminal	
116	4460497	1	Nut, Terminal	
117	4711700	2	Washer 7/16	
118	4811400	2	Washer M4	
119	4811700	2	Washer M6	
120	4811900	2	Washer M8	
121	1001047064	2	Screw M4 x 15	
122	1001130220	2	Nut, Tinnerman M6	
123	1001132358	1	Decal - Steer	
124	1001132361	1	Decal - Horn	
125	1001200819	1	Platform Control Box Harness (Not Shown) (See Separate Breakdown in ELECTRICAL Section)	
126	1001209596	1	Plate, Box (Outside)	
127	1001213886	1	Decal - Indoor/Outdoor	
128	1001218285	1	Decal - Platform Control	
129	1001220893	1	Decal - Lift/Drive Function	
130	1001226749	2	Switch, Push Button	
131	1001258446	2	Switch, Toggle	
132	1001262655	1	Plate, Box (Inside)	
133	1001274605	1	Module, Platform Control	

# SECTION 4 - PLATFORM

FIGURE 4-9. PLATFORM CONTROL INSTALLATION (MACHINES WITH SNS STARTING WITH G2)



ART\_1001274660

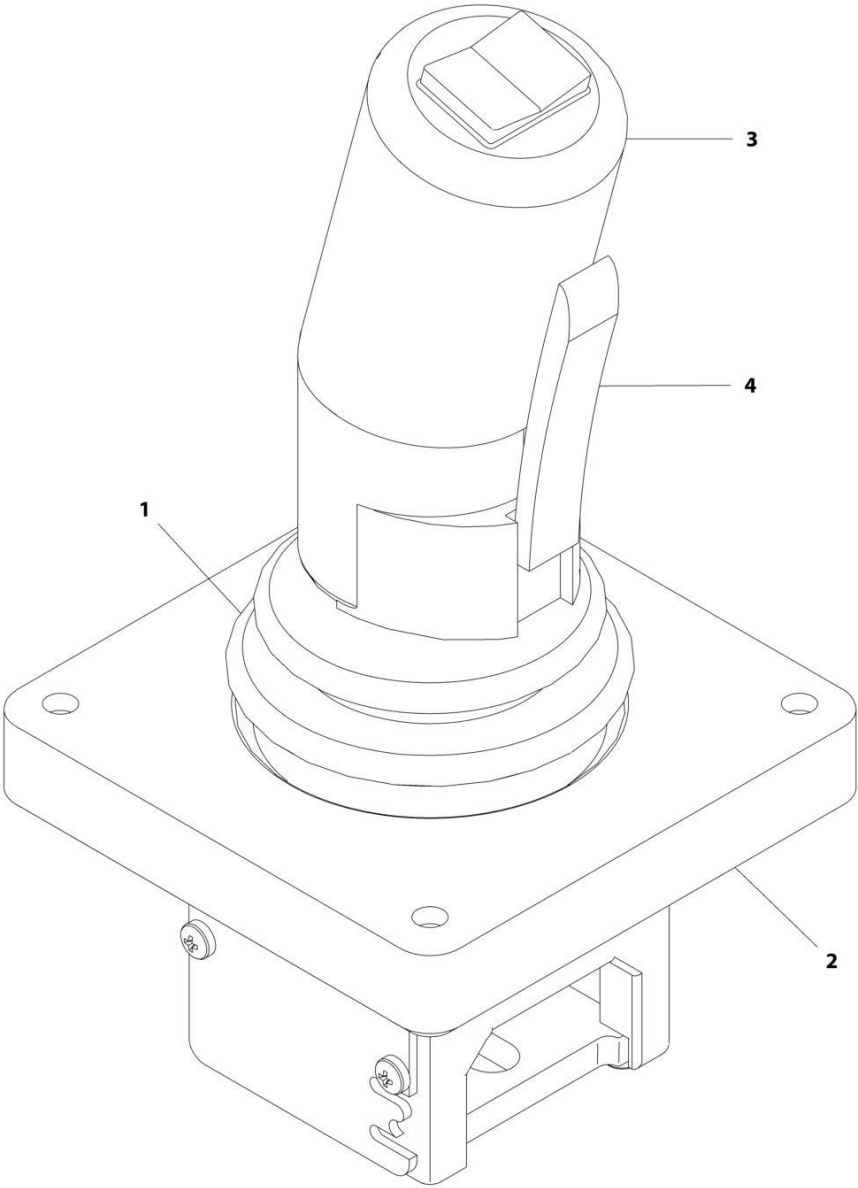
## SECTION 4 - PLATFORM

**FIGURE 4-9. PLATFORM CONTROL INSTALLATION (MACHINES WITH SNS STARTING WITH G2)**

ITEM	PART NUMBER	QTY	DESCRIPTION	REV
	1001274660	Ref	PLATFORM CONTROL INSTALLATION	A
1	1001274613	1	Platform Control Box	C
101	0140030	1	Alarm	
102	0700835	1	Bolt M8 x 180	
103	0760610	2	Bolt M6 x 20	
104	1600402	1	Controller Assembly (See Separate Breakdown in this Section)	
105	1703819	1	Decal - Arrow	
106	1704260	1	Decal - Emergency Stop	
107	3290405	6	Nut M4	
108	3290806	1	Nut M8	
109	3423278	1	Pin, Snap with Lanyard	
110	4031509	4	Capscrew M4 x 25	
111	4060803	6 in/14cm	Flex-Trim	
112	4060906	2	Guard, Switch	
113	1001274559	1	Switch, Emergency Stop (Plastic)	
114	4420062	12 in/30cm	Tape	
115	4711700	2	Washer 7/16	
116	4811400	2	Washer M4	
117	4811700	2	Washer M6	
118	4811900	2	Washer M8	
119	1001047064	2	Screw M4 x 15	
120	1001130220	2	Nut, Tinnerman M6	
121	1001132358	1	Decal - Steer	
122	1001132361	1	Decal - Horn	
123	1001213886	1	Decal - Indoor/Outdoor	
124	1001218285	1	Decal - Platform Control	
125	1001220893	1	Decal - Lift/Drive Function	
126	1001226749	2	Switch, Push Button	
127	1001228112	1	Module, Platform Control	
128	1001258446	2	Switch, Toggle	
29	1001291630	1	Platform Control Box Harness	
130	1001270470	1	<b>Plate, Box (Inside)</b>	
131	1001270471	1	Plate, Box (Outside)	

**SECTION 4 - PLATFORM**

**FIGURE 4-10. DRIVE/STEER CONTROLLER ASSEMBLY**



ART\_1600402

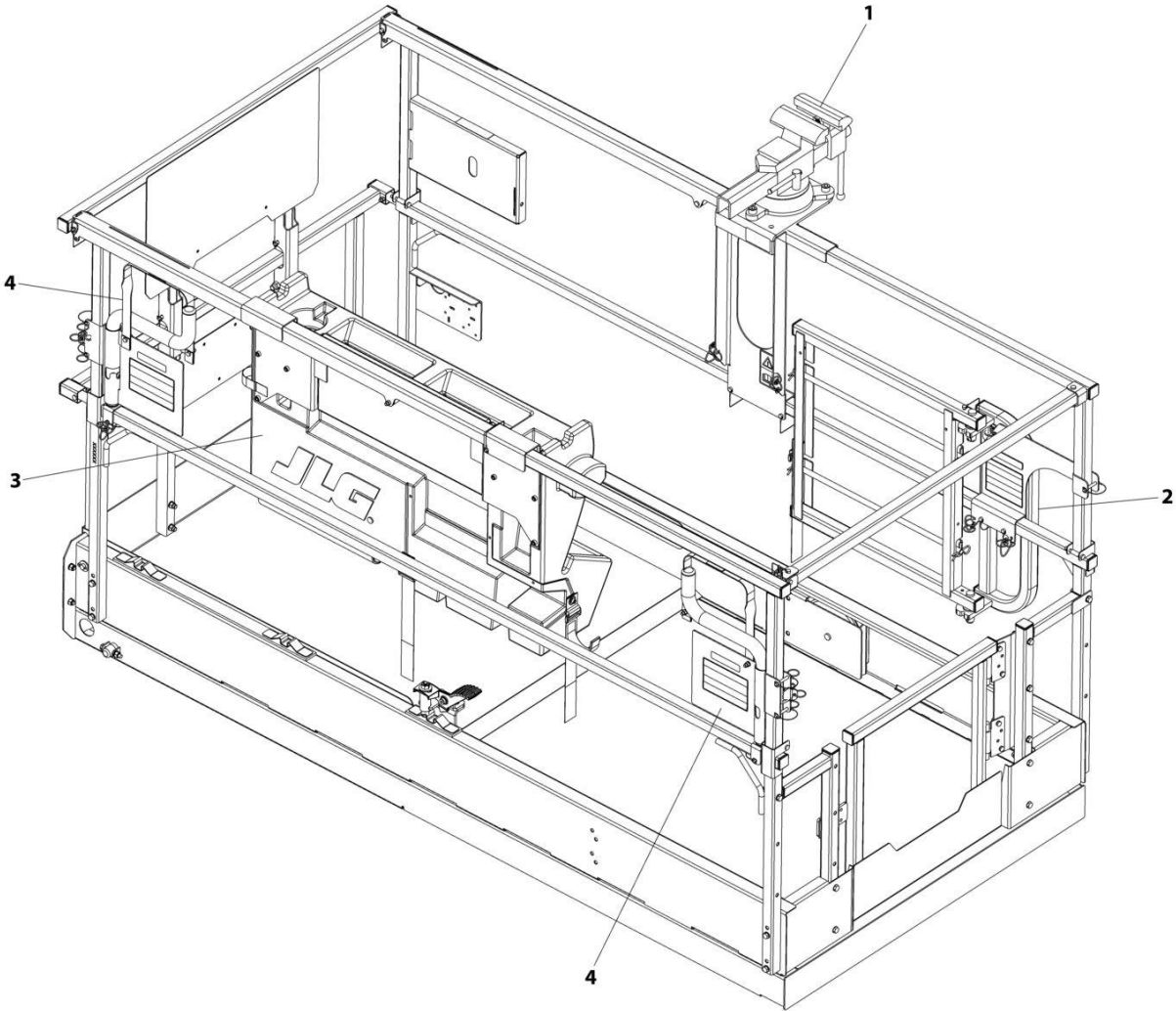
## SECTION 4 - PLATFORM

**FIGURE 4-10. DRIVE/STEER CONTROLLER ASSEMBLY**

ITEM	PART NUMBER	QTY	DESCRIPTION	REV
	1600402	Ref	DRIVE/STEER CONTROLLER ASSEMBLY	A
1	70001250	1	Boot, Panel	
2	70001252	1	Gasket, Mounting	
2	70001251	1	Bezel, Mounting	
3	70003650	1	Handle Repair Kit (Includes handle gasket, item#4 push button and item #4 lever installed in front handle half, back handle half, top actuator, boot and hardware.)	
3	70000084	1	Cap, Rubber	
3	70000082	1	Microswitch	
3	7027766	1	Ring, Retaining	
3	7027365	1	Actuator, Handle	
3	70001253	1	Gasket, Handle	
3	70000683	4	Washer, Neoprene	
3	70000685	2	Spacer, Plastic	
3	70000686	2	Screw (Top)	
3	70000684	2	Screw (Bottom)	
4	7027367	1	Switch, Push Button	
4	7027765	1	Lever, Enable	

**SECTION 4 - PLATFORM**

**FIGURE 4-11. ELECTRICIAN PACKAGE INSTALLATION**



ART\_1001273844

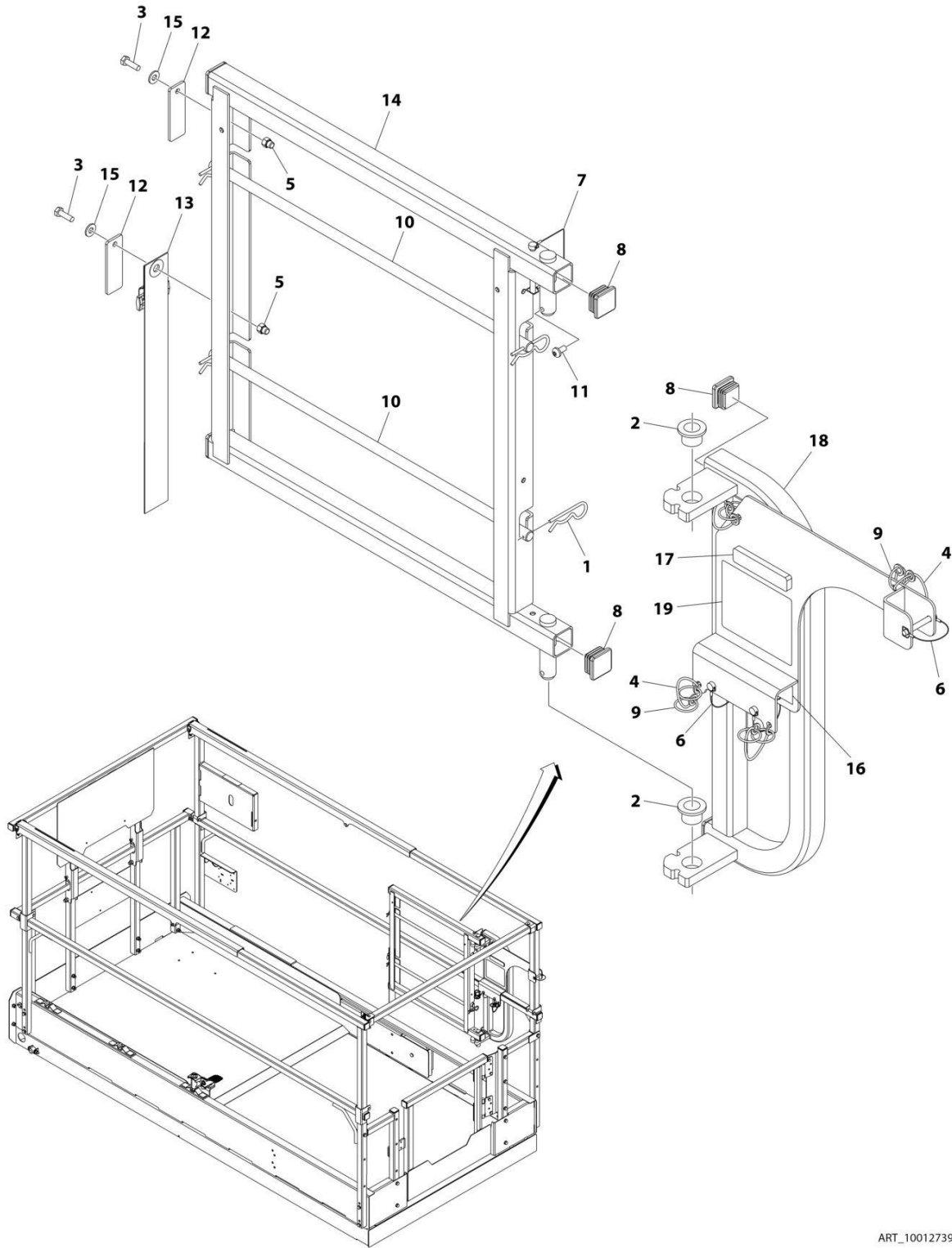
## SECTION 4 - PLATFORM

### FIGURE 4-11. ELECTRICIAN PACKAGE INSTALLATION

ITEM	PART NUMBER	QTY	DESCRIPTION	REV
	1001273844	Ref	ELECTRICIANS PACKAGE INSTALLATION	A
1	1001273453	1	Machinist Vise Accessory (See Separate Breakdown in this Section)	
2	1001273907	1	Electrician Tree Accessory (See Separate Breakdown in this Section)	
3	1001273957	1	Workstation Accessory (See Separate Breakdown in this Section)	
4	1001273959	2	Pipe Rack Assembly Accessory (See Separate Breakdown in this Section)	

# SECTION 4 - PLATFORM

## FIGURE 4-12. ELECTRICIAN TREE ACCESSORY



ART\_1001273907



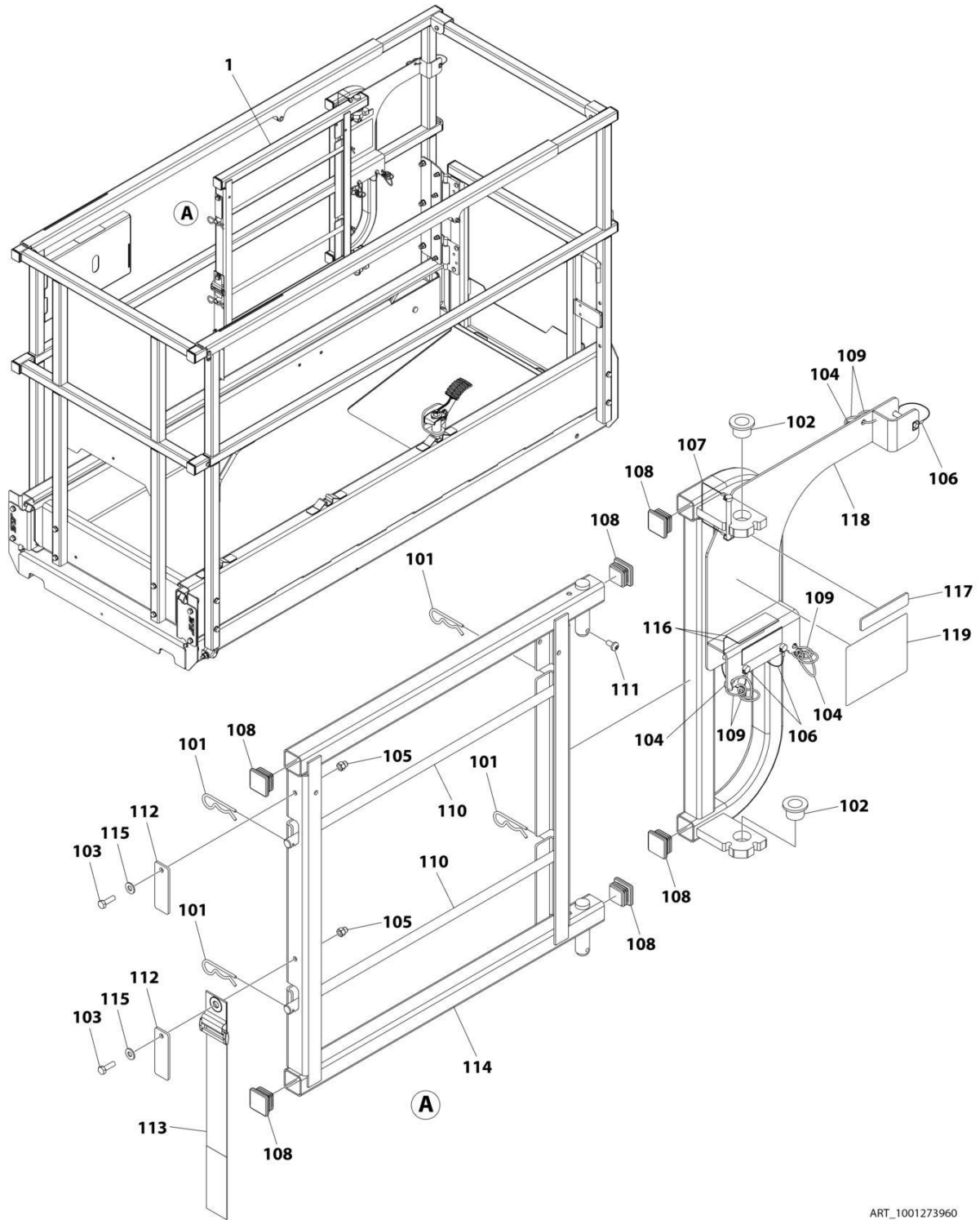
## SECTION 4 - PLATFORM

**FIGURE 4-12. ELECTRICIAN TREE ACCESSORY**

ITEM	PART NUMBER	QTY	DESCRIPTION	REV
	1001273907	Ref	ELECTRICIANS TREE ACCESSORY	A
1	80325	4	Hairpin, Cotter	
2	0440223	2	Bearing, Oilite Flange	
3	0700610	2	Bolt M6 x 20	
4	1060379	4	Lanyard	
5	3290606	2	Nut M6	
6	3421453	3	Pin	
7	3422219	1	Pin	
8	3520072	6	Plug	
9	3760170	8	Ring, Split	
10	3841675	2	Rod	
11	4191706	1	Bolt M6 x 12	
12	4220227	2	Stop, Spool Rod	
13	4240003	1	Strap	
14	4340947	1	Mount, Spool Rack	
15	4711400	2	Washer 1/4	
16	1001189762	3 ft	Tape	
17	1001252626	1	Decal - Accessory Weight	
18	1001273909	1	Support, Base Pivot	
19	1001274838	1	Decal - Electrical Tree Capacity	

# SECTION 4 - PLATFORM

## FIGURE 4-13. ELECTRICIAN TREE INSTALLATION



ART\_1001273960

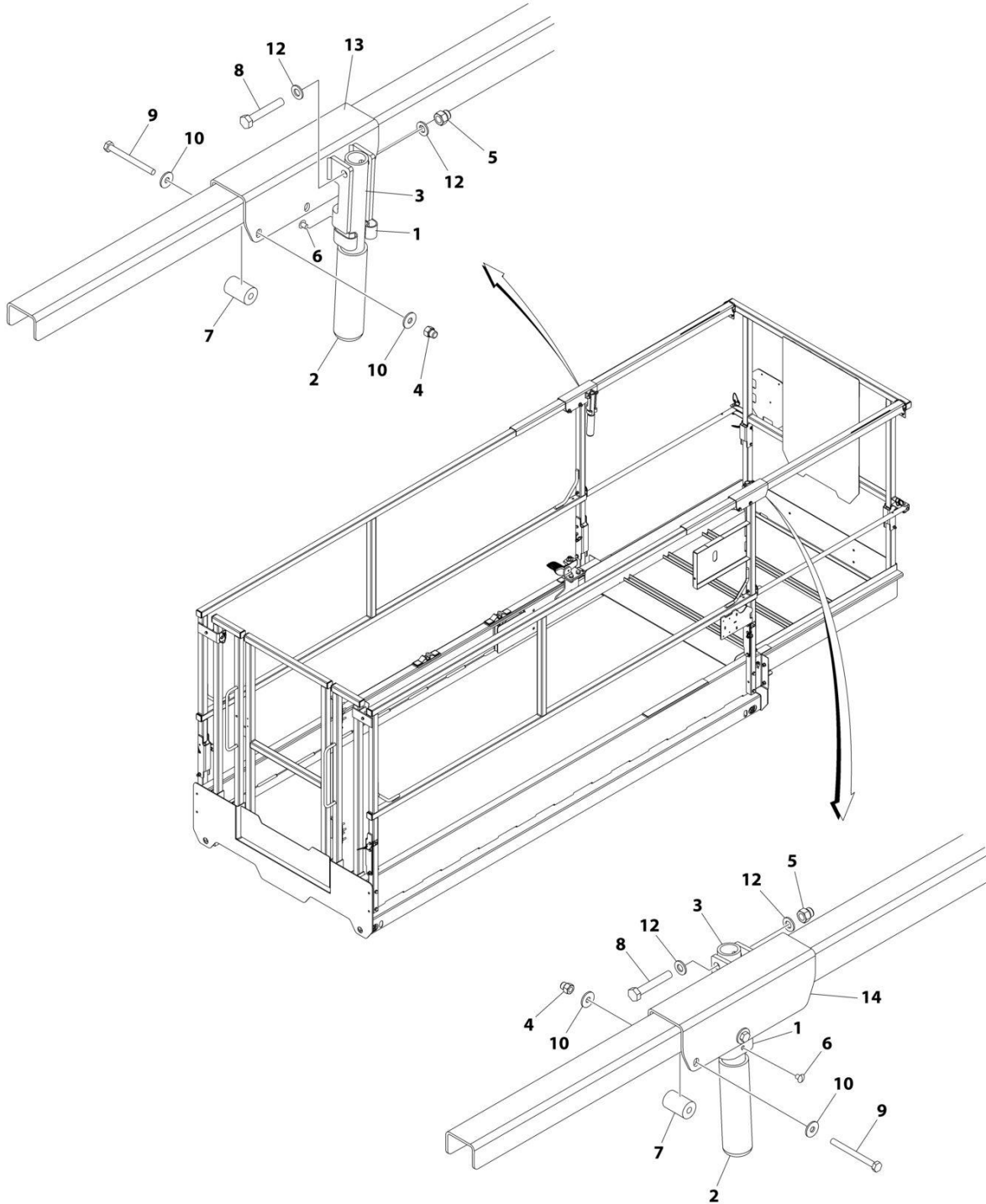
## SECTION 4 - PLATFORM

**FIGURE 4-13. ELECTRICIAN TREE INSTALLATION**

ITEM	PART NUMBER	QTY	DESCRIPTION	REV
	1001273960	Ref	ELECTRICIAN TREE INSTALLATION	A
1	1001273907	1	Electrician Tree Accessory	A
101	80325	4	Hairpin, Cotter	
102	0440223	2	Bushing	
103	0700610	2	Bolt M6 x 20	
104	1060379	4	Lanyard	
105	3290606	2	Cap, Nut M6 x 1	
106	3421453	3	Pin	
107	3422219	1	Pin	
108	3520072	6	Plug, Cap	
109	3760170	8	Ring	
110	3841675	2	Rod	
111	4191706	1	Screw M6 x 12	
112	4220227	2	Stop, Spool Rod	
113	4240003	1	Strap	
114	4340947	1	Mount, Spool Rack	
115	4711400	2	Washer 1/4	
116	1001189762	3	Tape	
117	1001252626	1	Decal - ACCY Weight	
118	1001273909	1	Support	
119	1001274838	1	Decal	

# SECTION 4 - PLATFORM

## FIGURE 4-14. EXTENSION HANDLES INSTALLATION



ART\_1001215446\_E

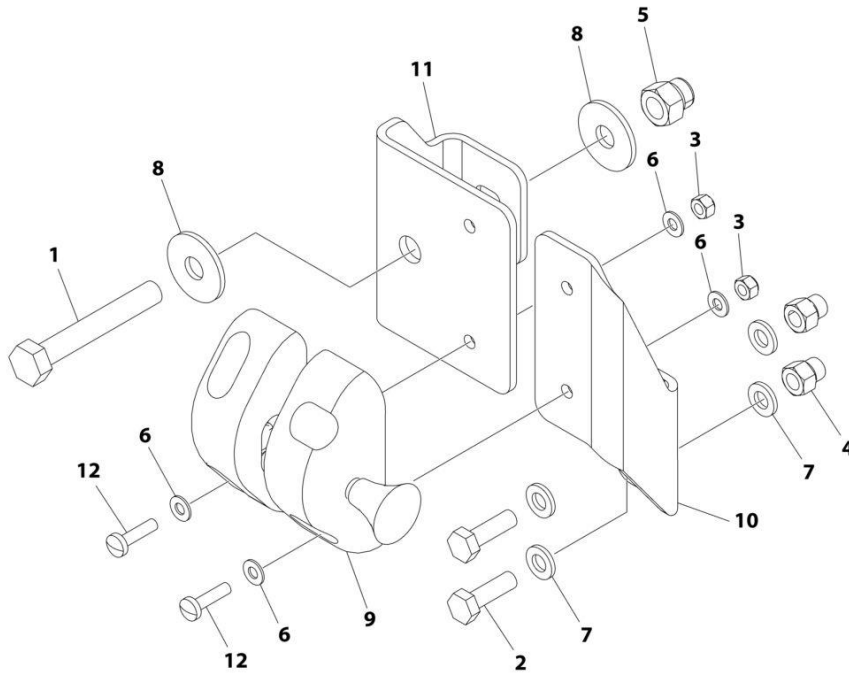
## SECTION 4 - PLATFORM

### FIGURE 4-14. EXTENSION HANDLES INSTALLATION

ITEM	PART NUMBER	QTY	DESCRIPTION	REV
	1001215446	Ref	EXTENSION HANDLES INSTALLATION (OPTIONAL)	E
1	1380132	2	Clip	
2	2560088	2	Grip	
3	2560190	2	Handle	
4	3290606	2	Nut M6	
5	3290806	2	Nut M8	
6	3820019	2	Rivet	
7	3860111	2	Roller	
8	0700818	AR	Bolt M8 x 50	
9	0700621	AR	Bolt M6 x 65	
10	4811702	AR	Washer M6	
12	4811900	AR	Washer M8	
13	1001235560	1	Bracket (LH)	
14	1001235561	1	Bracket (RH)	

# SECTION 4 - PLATFORM

## FIGURE 4-15. GATE LATCH INSTALLATION



ART\_1001220995

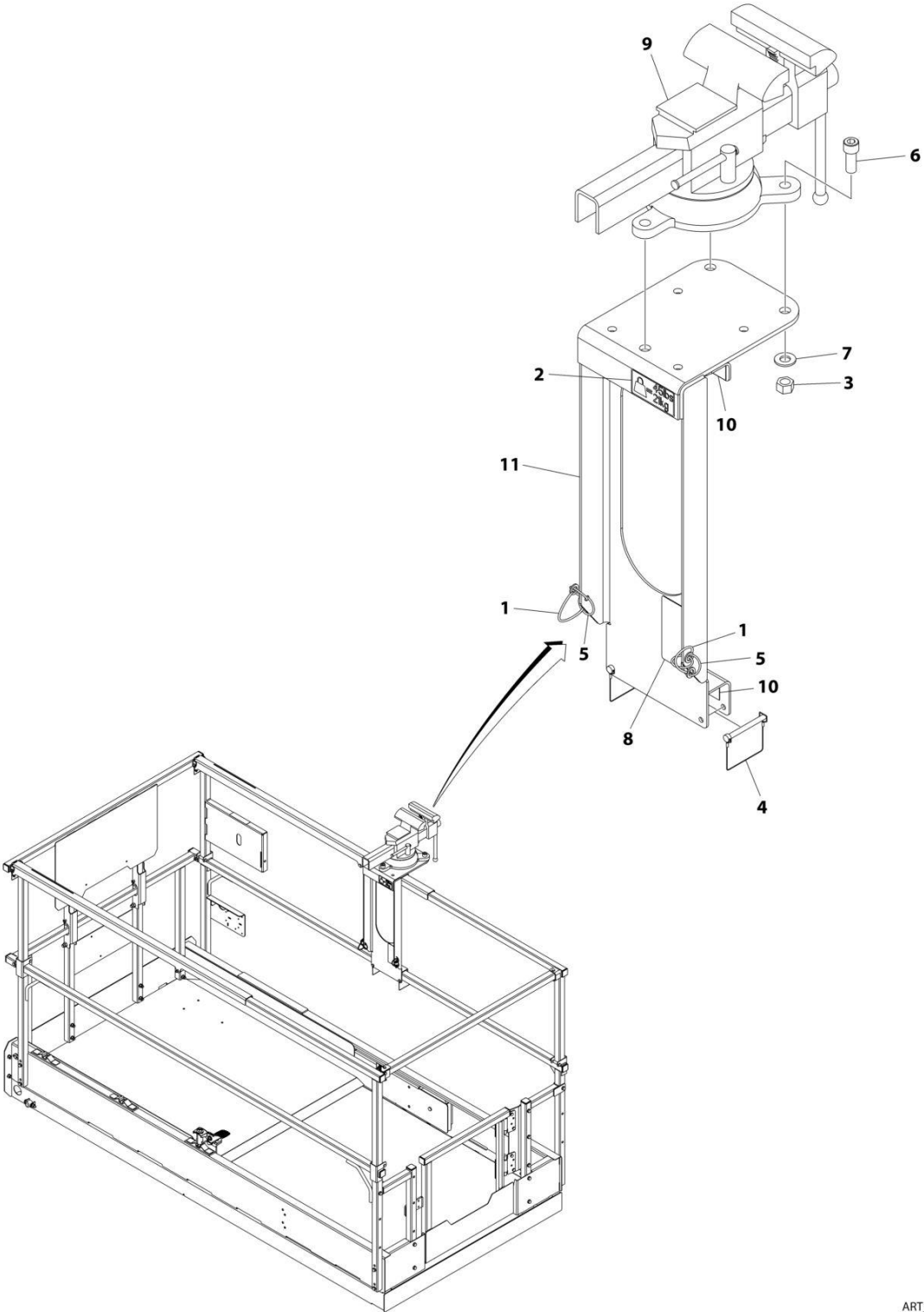
## SECTION 4 - PLATFORM

### FIGURE 4-15. GATE LATCH INSTALLATION

ITEM	PART NUMBER	QTY	DESCRIPTION	REV
	1001220995	Ref	GATE LATCH INSTALLATION	B
1	0700819	1	Bolt M8 x 55	
2	0760610	2	Bolt M6 x 20	
3	3290405	4	Nut M4	
4	3290606	2	Nut M6	
5	3290806	1	Nut M8	
6	4811400	8	Washer M4	
7	4811700	4	Washer M6	
8	4811902	2	Washer M8	
9	1001134821	1	Latch	
10	1001220409	1	Mount	
11	1001220410	1	Plate	
12	4010408	4	Screw M4 x 16	

**SECTION 4 - PLATFORM**

**FIGURE 4-16. MACHINIST VISE ACCESSORY**



ART\_1001273453



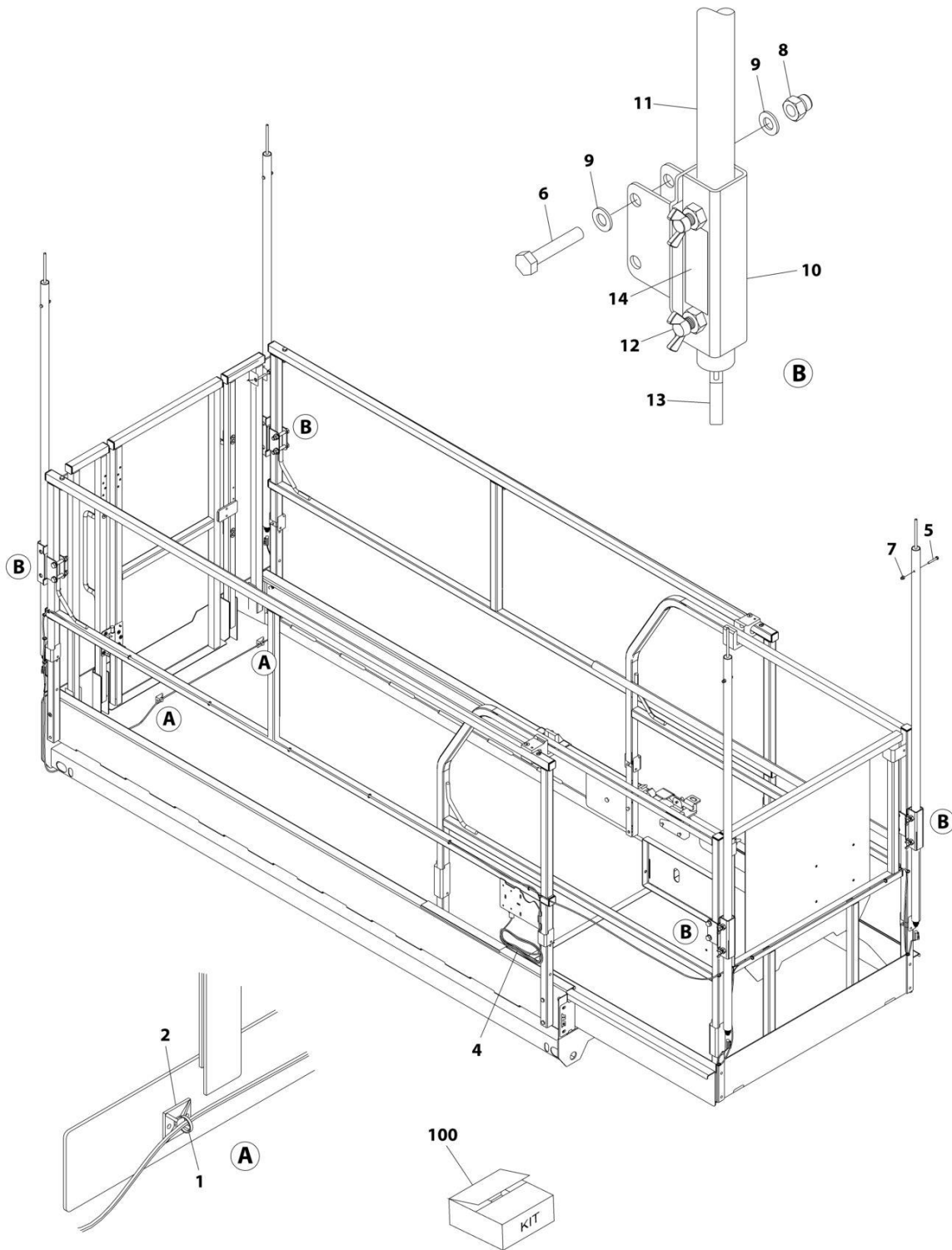
## SECTION 4 - PLATFORM

### FIGURE 4-16. MACHINIST VISE ACCESSORY

ITEM	PART NUMBER	QTY	DESCRIPTION	REV
	1001273453	Ref	MACHINIST VISE ACCESSORY	A
1	1060379	2	Lanyard	
2	1705985	1	Decal - Weight	
3	3271805	3	Nut 1/2	
4	3422219	2	Pin, Snap	
5	3760170	4	Ring, Split	
6	3931820	3	Bolt 1/2 x 1	
7	4711800	3	Washer 1/2	
8	8005670	1	Decal - Instruction Read Operators Manual	
9	1001157050	1	Attachment, Machinists Vise	
10	1001189762	6 ft	Tape	
11	1001273470	1	Mount, Vise	

# SECTION 4 - PLATFORM

## FIGURE 4-17. OVERHEAD PROTECTION INSTALLATION (KOREAN SPECS)



ART\_1001226901

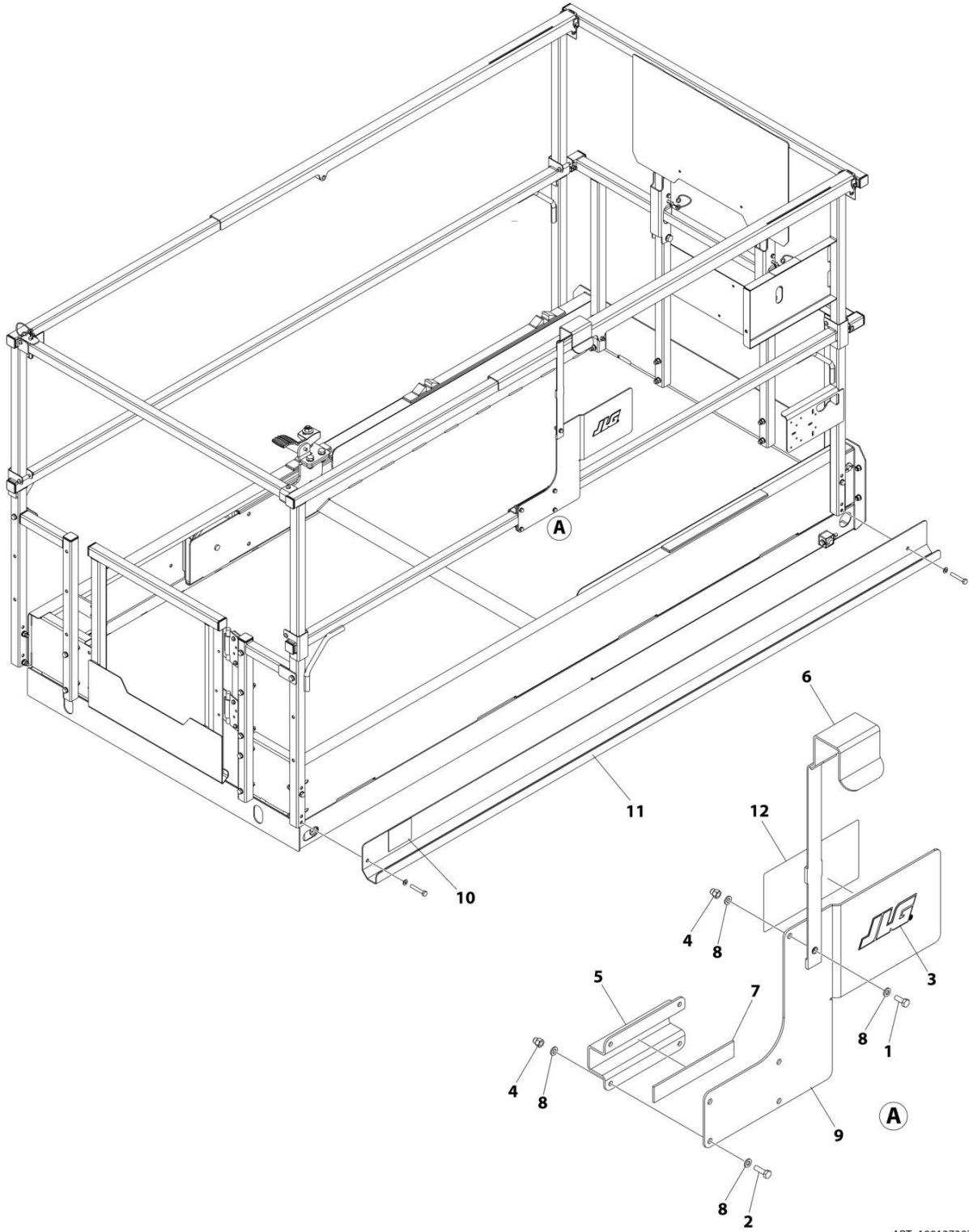
## SECTION 4 - PLATFORM

**FIGURE 4-17. OVERHEAD PROTECTION INSTALLATION (KOREAN SPECS)**

ITEM	PART NUMBER	QTY	DESCRIPTION	REV
	1001226901	Ref	OVERHEAD PROTECTION INSTALLATION (KOREAN SPECS)	A
1	4240017	AR	Tie-Strap	
2	4460234	2	Mount, Tie-Strap	
4	1001227728	1	Overhead Protection Harness	A
4	4460891	4	Plug, Male - 2 Position (X503-X506)	
4	4460465	8	Socket, Female	
4	4460536	1	Receptacle, Female - 3 Position (X507)	
4	4460464	2	Pin, Male	
4	4460466	1	Plug, Terminal	
5	0700616	4	Bolt M6 x 40	
6	0701019	8	Bolt M10 x 55	
7	3290606	4	Nut M6	
8	3291006	8	Nut M10	
9	4812000	16	Washer M10	
10	1001221275	4	Bracket	
11	1001221276	4	Tube	
12	1001222914	8	Thumb Screw	
13	1001226277	4	Switch, Overhead Protection	
14	1001228184	1	Decal - Overhaed Protection Weight	
100	1001221244	1	Overhead Protection Kit (Includes Items 5-14)	

# SECTION 4 - PLATFORM

## FIGURE 4-18. PANEL CARRIER INSTALLATION



ART\_1001273970

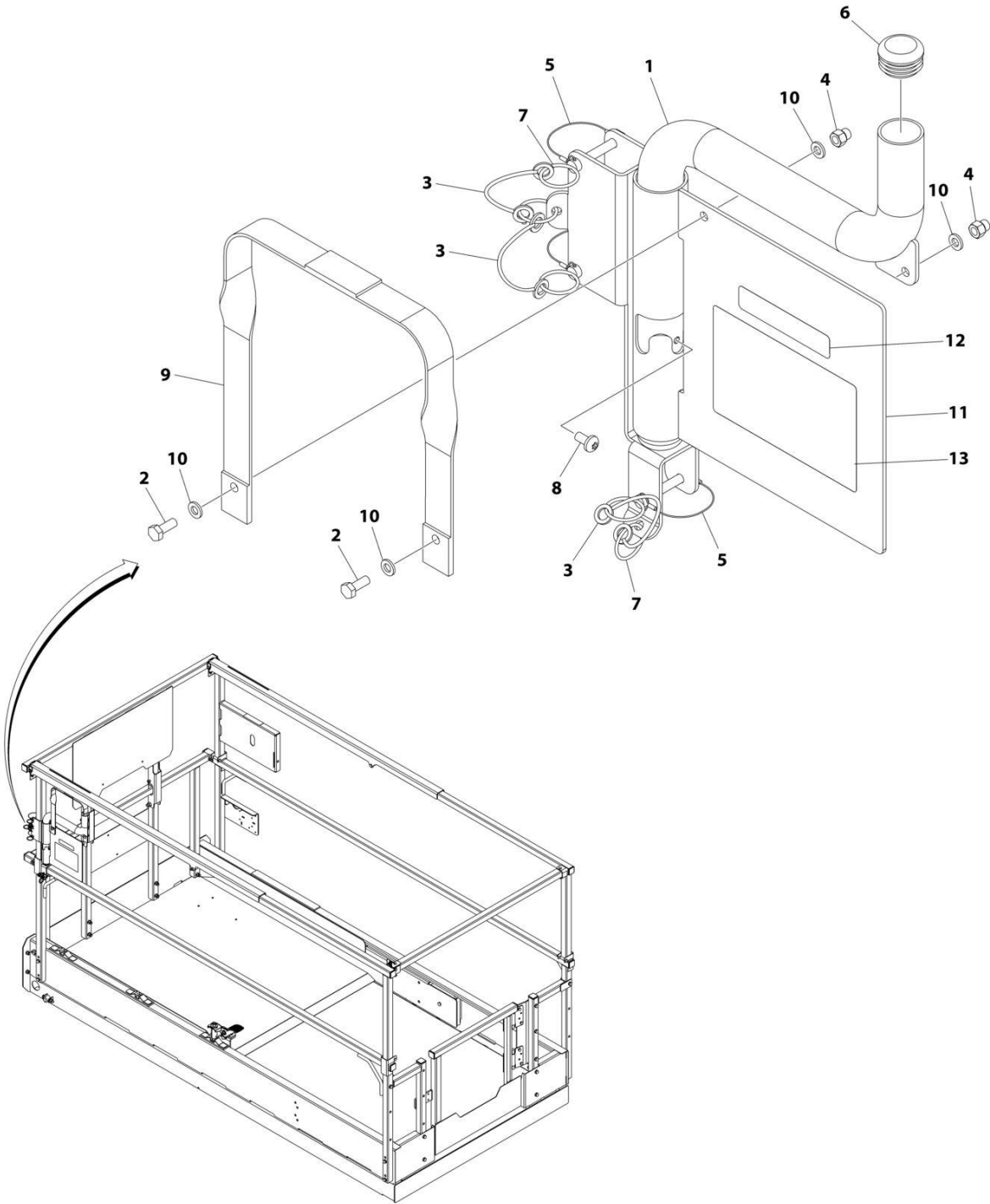
## SECTION 4 - PLATFORM

**FIGURE 4-18. PANEL CARRIER INSTALLATION**

ITEM	PART NUMBER	QTY	DESCRIPTION	REV
	1001273970	Ref	PANEL CARRIER INSTALLATION	A
1	0760608	1	Bolt M6 x 16	
2	0760610	4	Bolt M6 x 20	
3	1702010	1	Decal - JLG	
4	3290606	5	Nut M6	
5	3574505	1	Bracket	
6	4240165	1	Tie Strap	
7	4420037	150 mm	Tape	
8	4811700	10	Washer M6	
9	1001235863	1	Plate	
10	1001253726	1	Decal - Accessory	
11	1001273968	1	Channel, Panel Carrier	
12	1001275539	1	Decal - Panel Carrier Capacity	

**SECTION 4 - PLATFORM**

**FIGURE 4-19. PIPE RACK ASSEMBLY ACCESSORY**



ART\_1001273959

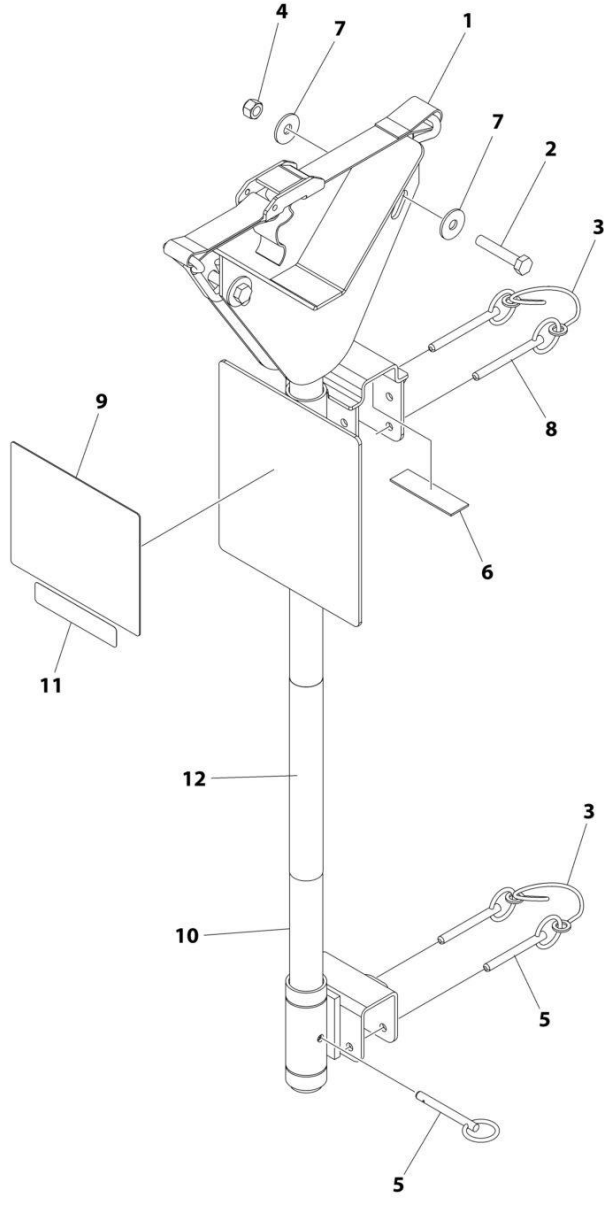
## SECTION 4 - PLATFORM

**FIGURE 4-19. PIPE RACK ASSEMBLY ACCESSORY**

ITEM	PART NUMBER	QTY	DESCRIPTION	REV
	1001273959	Ref	PIPE RACK ASSEMBLY ACCESSORY	A
1	0240054	1	Pipe	
2	0700608	2	Bolt M6 x 16	
3	1060379	3	Lanyard	
4	3290606	2	Nut M6	
5	3421453	3	Pin	
6	3520176	2	Plug	
7	3760170	5	Ring	
8	4191706	1	Bolt M6 x 12	
9	4240164	1	Strap	
10	4811700	4	Washer M6	
11	1001180205	1	Pipe Rack Weldment	
12	1001251855	2	Decal - Accessory Weight	
13	1001275538	2	Decal - Pipe Rack Capacity	

# SECTION 4 - PLATFORM

## FIGURE 4-20. PIPE RACK INSTALLATION



ART\_1001270855



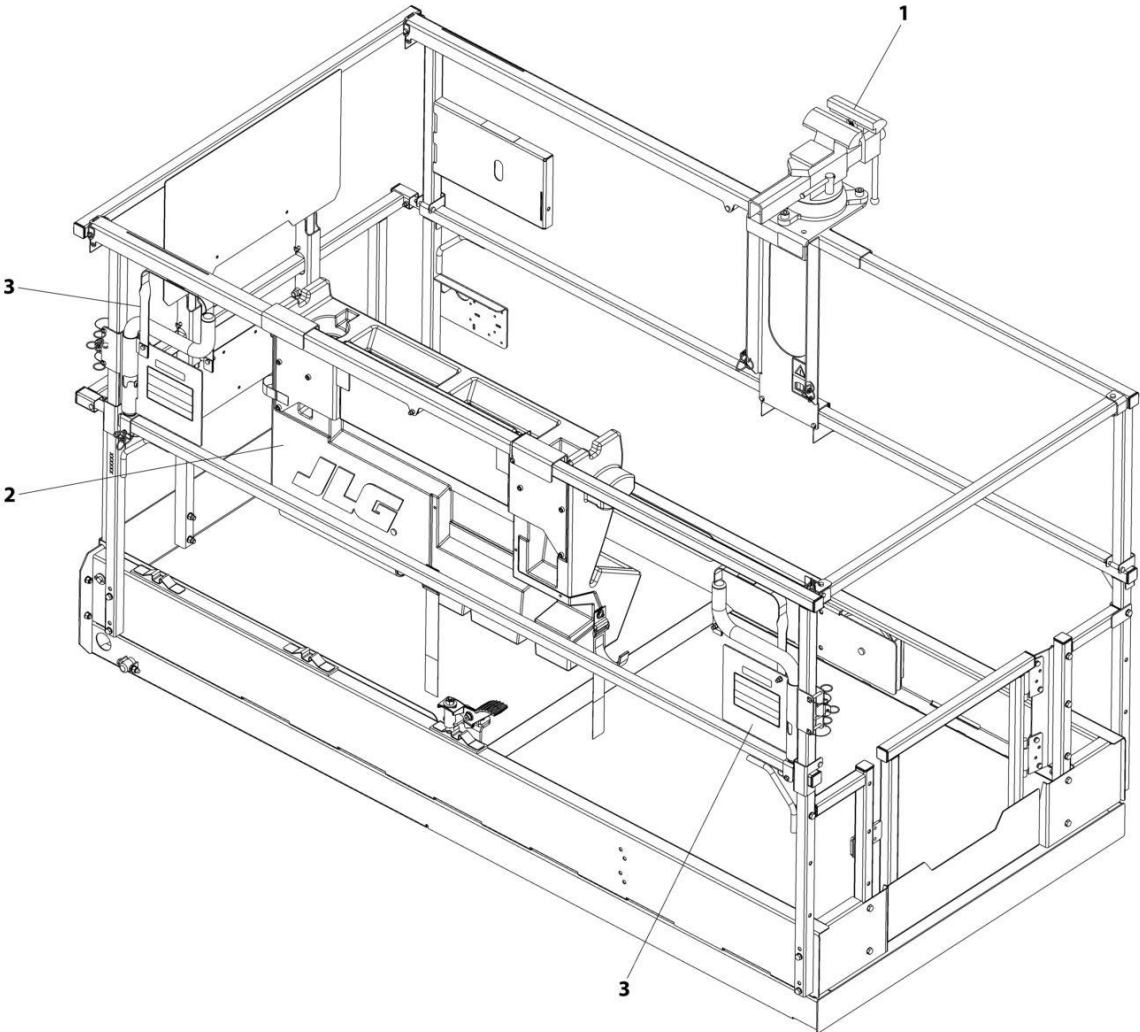
## SECTION 4 - PLATFORM

**FIGURE 4-20. PIPE RACK INSTALLATION**

ITEM	PART NUMBER	QTY	DESCRIPTION	REV
	1001270855	Ref	PIPE RACK INSTALLATION	C
1	0480100	2	Tie-Strap	
2	0700817	4	Bolt M8 x 45	
3	1060379	4	Lanyard	
4	3290805	4	Nut M8	
5	3422661	6	Pin	
6	4420062	AR	Tape	
7	4811902	8	Washer M8	
8	1001235941	4	Pin	
9	1001287711	2	Decal - Pipe Rack Capacity	
10	1001270533	2	Rack Pipe	
11	1001270631	2	Decal - ACCY Weight	
12	1001271412	2	Decal - JLG	

**SECTION 4 - PLATFORM**

**FIGURE 4-21. PLUMBER PACKAGE INSTALLATION**



ART\_1001273845

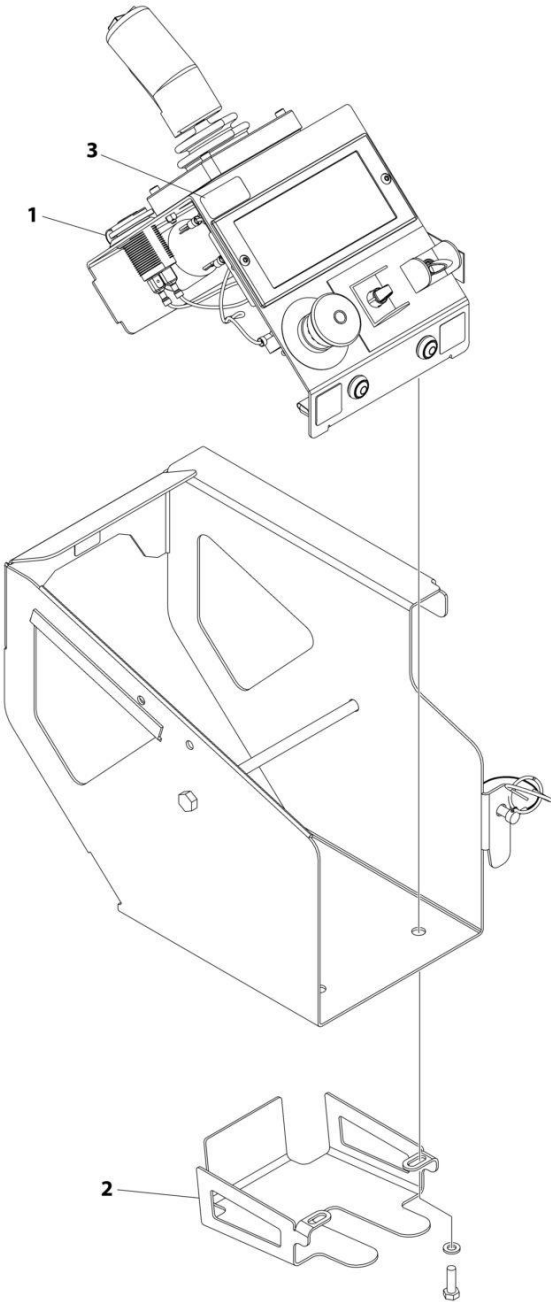
## SECTION 4 - PLATFORM

### FIGURE 4-21. PLUMBER PACKAGE INSTALLATION

ITEM	PART NUMBER	QTY	DESCRIPTION	REV
	1001273845	Ref	PLUMBERS PACKAGE INSTALLATION	A
1	1001273453	1	Machinist Vise Accessory	
2	1001273957	1	Workstation Accessory	
3	1001273959	2	Pipe Rack Assembly Accessory	

**SECTION 4 - PLATFORM**

**FIGURE 4-22. USB/PHONE CRADLE INSTALLATION**



ART\_1001262150

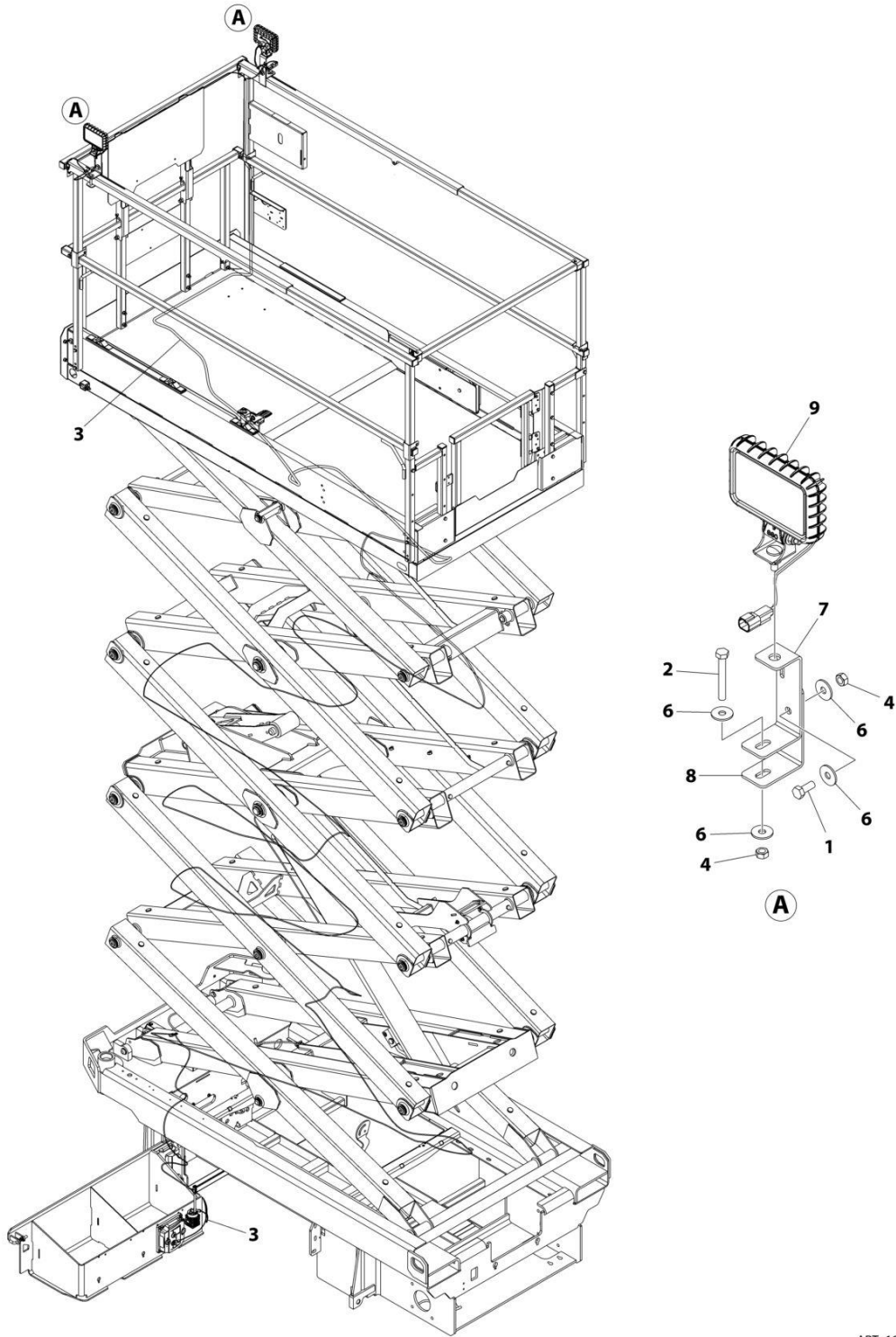
## SECTION 4 - PLATFORM

**FIGURE 4-22. USB/PHONE CRADLE INSTALLATION**

ITEM	PART NUMBER	QTY	DESCRIPTION	REV
	1001262150	Ref	USB/PHONE CRADLE INSTALLATION	B
1	1001253800	1	Terminal, USB Receptacle	
2	1001261131	1	Bracket, Phone	
3	1001274168	1	Decal, USB Charge	

# SECTION 4 - PLATFORM

## FIGURE 4-23. WORKLIGHT INSTALLATION



ART\_1001273967

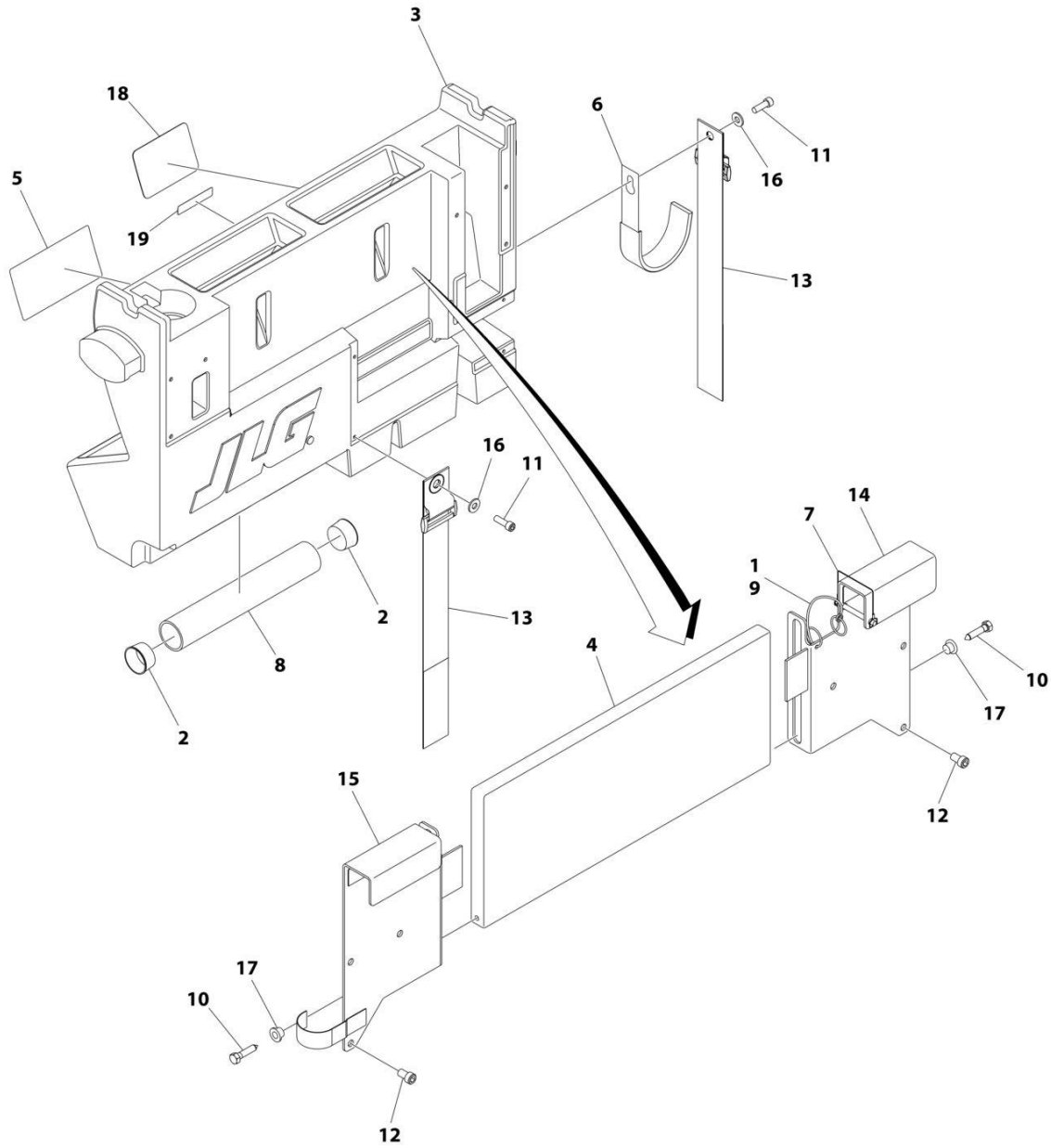
## SECTION 4 - PLATFORM

### FIGURE 4-23. WORKLIGHT INSTALLATION

ITEM	PART NUMBER	QTY	DESCRIPTION	REV
	1001273967	Ref	WORKLIGHT INSTALLATION	A
1	0760810	2	Bolt M8 x 20	
2	0760820	2	Bolt M8 x 60	
3	1061044	1	Cable, Worklight	
4	3290801	4	Nut M8	
5	4240033	AR	Tie-Strap (Not Shown)	
6	4811902	8	Washer M8	
7	1001273961	2	Bracket	
8	1001273962	2	Bracket	
9	1001273964	2	Lamp, Worklight Kit	
9	1001232586	1	Lamp, Work Light LED W/ Switch	
9	1001274026	1	Harness, Light	

# SECTION 4 - PLATFORM

## FIGURE 4-24. WORKSTATION ACCESSORY



ART\_1001273957



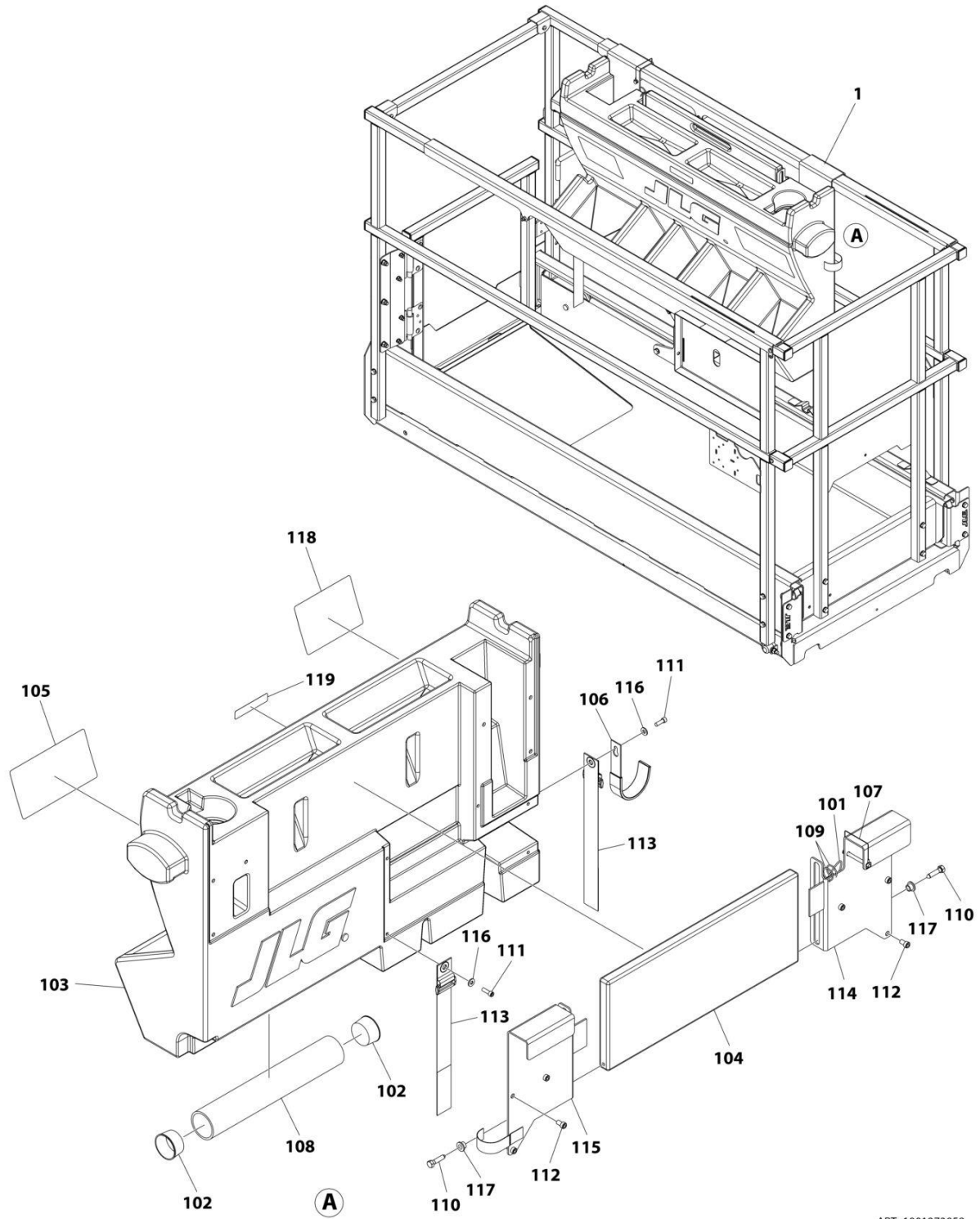
## SECTION 4 - PLATFORM

**FIGURE 4-24. WORKSTATION ACCESSORY**

ITEM	PART NUMBER	QTY	DESCRIPTION	REV
	1001273957	Ref	WORKSTATION ACCESSORY	A
1	1060379	1	Lanyard	
2	1120555	2	Cap	
3	1580023	1	Container, Work Bench	
4	1580024	1	Tray, Work Surface	
5	1705997	1	Decal - Workstation	
6	2700100	1	Hook	
7	3422219	1	Pin	
8	3460334	1	Pipe	
9	3760170	2	Ring	
10	3900355	2	Bolt 5/16	
11	3931412	2	Bolt 1/4 x 3/4	
12	3931508	6	Bolt 5/16 x 1/2	
13	4240003	2	Strap	
14	4340853	1	Mount, RH Channel	
15	4340854	1	Mount, LH Channel	
16	4711400	2	Washer 1/4	
17	4740480	2	Washer	
18	1001274837	1	Decal - Workstation Capacity	
19	1001275631	1	Decal - Accessory Weight	

# SECTION 4 - PLATFORM

## FIGURE 4-25. WORKSTATION INSTALLATION



ART\_1001273958

## SECTION 4 - PLATFORM

**FIGURE 4-25. WORKSTATION INSTALLATION**

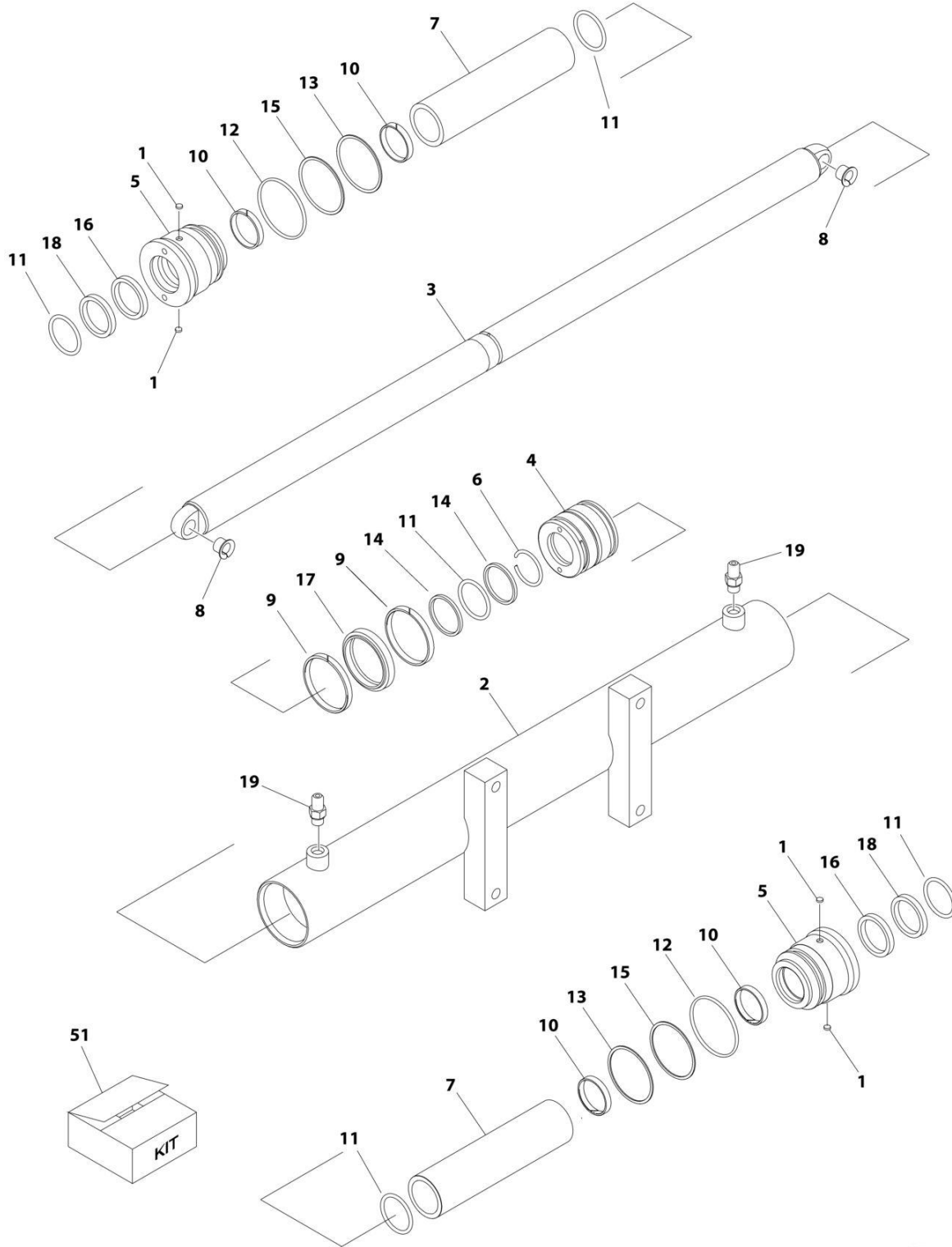
ITEM	PART NUMBER	QTY	DESCRIPTION	REV
	1001273958	Ref	WORKSTATION INSTALLATION	A
1	1001273957	1	Workstation Accessory	A
101	1060379	1	Lanyard	
102	1120555	2	Cap	
103	1580023	1	Container, Work Bench	
104	1580024	1	Tray, Work Surface	
105	1705997	1	Decal - Workstation	
106	2700100	1	Hook, Hanger	
107	3422219	1	Pin	
108	3460334	1	Pipe	
109	3760170	2	Ring	
110	3900355	2	Screw	
111	3931412	2	Bolt 1/4 x 3/4	
112	3931508	6	Bolt 5/16 x 1/2	
113	4240003	2	Strap	
114	4340853	1	Mount, Channel (RH)	
115	4340854	1	Mount, Channel (LH)	
116	4711400	2	Washer 1/4	
117	4740480	2	Washer, Plastic Insert	
118	1001274837	1	Decal - Workstation Capacity	
119	1001275631	1	Decal - ACCY Weight	



**SECTION 5 - CYLINDER**

# SECTION 5 - CYLINDER

## FIGURE 5-1. STEER CYLINDER ASSEMBLY



ART\_1001233449

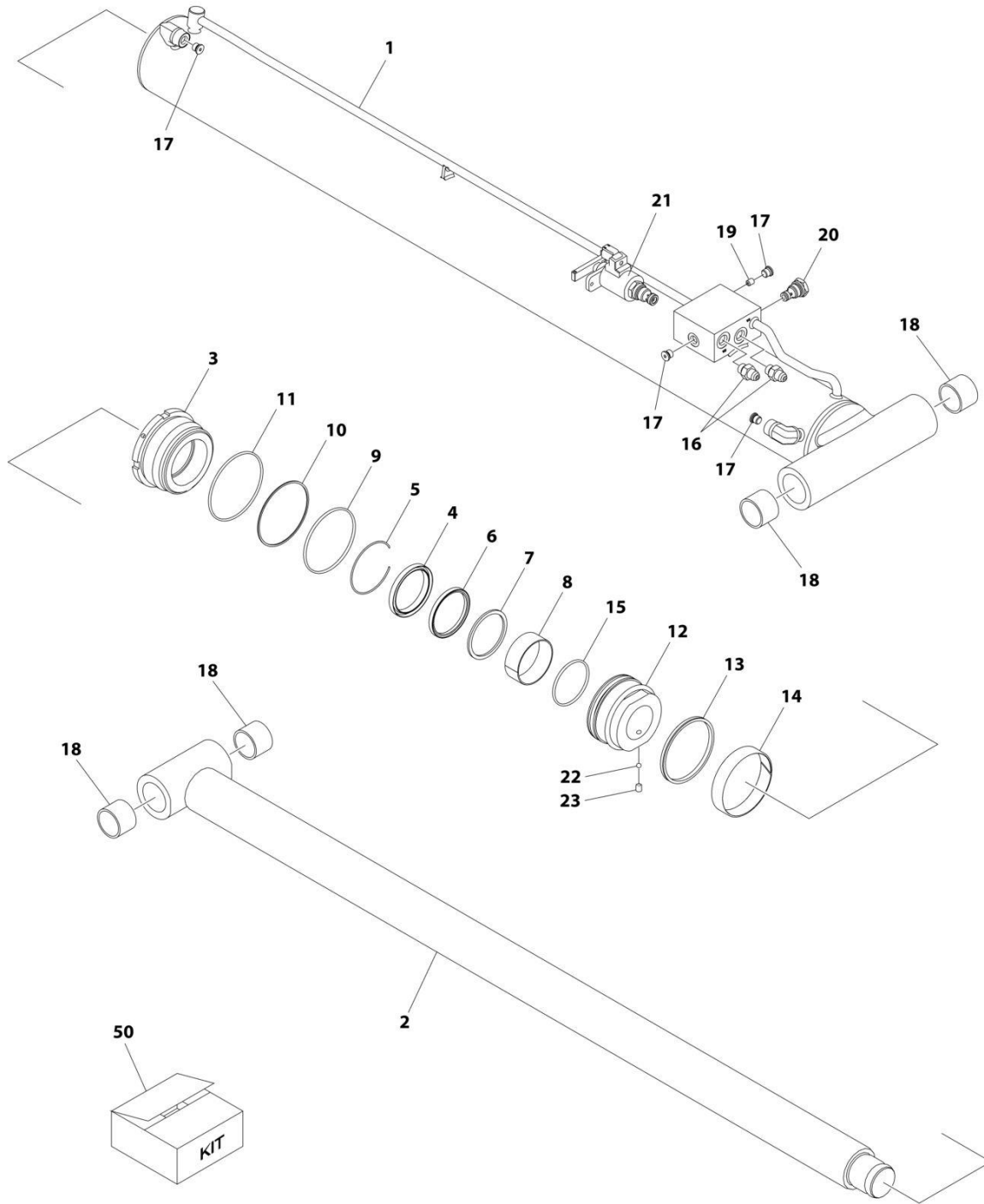
## SECTION 5 - CYLINDER

**FIGURE 5-1. STEER CYLINDER ASSEMBLY**

ITEM	PART NUMBER	QTY	DESCRIPTION	REV
	1001233449	Ref	STEER CYLINDER ASSEMBLY	C
		Ref	<b>Note: Original Cylinder May Have Been Replaced with Service Replacement. Identify PN Stamped on Cylinder Before Ordering Parts.</b>	
1	70003636	4	Lock	
2	See Note	NSS	Barrel (Note: Purchase Complete Assembly)	
3	70007074	1	Rod	
4	70007075	1	Piston	
5	70007076	2	Head	
6	70007077	1	Ring	
7	70007078	2	Spacer	
8	0440259	2	Bearing	
9	See Note	NSS	Ring, Wear (Note: Use Item 51)	
10	See Note	NSS	Ring, Wear (Note: Use Item 51)	
11	See Note	NSS	O-Ring (Note: Use Item 51)	
12	See Note	NSS	O-Ring (Note: Use Item 51)	
13	See Note	NSS	O-Ring (Note: Use Item 51)	
14	See Note	NSS	Ring, Back-Up (Note: Use Item 51)	
15	See Note	NSS	Ring, Back-Up (Note: Use Item 51)	
16	See Note	NSS	Seal (Note: Use Item 51)	
17	See Note	NSS	Seal, Stop (Not Shown) (Note: Use Item 51)	
18	See Note	NSS	Wiper (Note: Use Item 51)	
19	70007079	2	Fitting, Straight	
51	70007080	1	Seal Kit - 1001233449 Cylinder (Includes Items 9-18)	

# SECTION 5 - CYLINDER

## FIGURE 5-2. LIFT CYLINDER ASSEMBLY



ART\_100124417



## SECTION 5 - CYLINDER

### FIGURE 5-2. LIFT CYLINDER ASSEMBLY

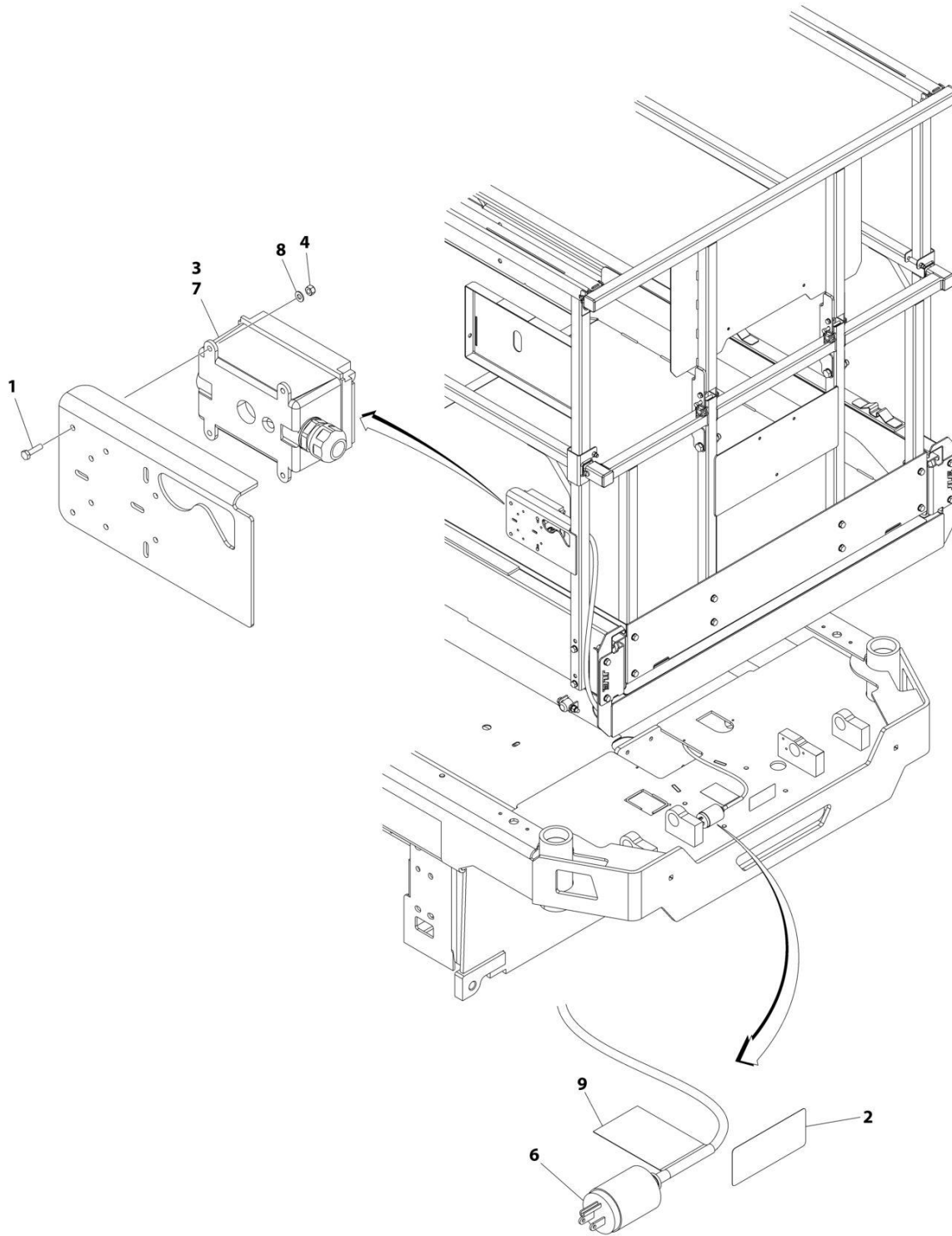
ITEM	PART NUMBER	QTY	DESCRIPTION	REV
	1001244417	Ref	LIFT CYLINDER ASSEMBLY	C
		Ref	<b>Note: Original Cylinder May Have Been Replaced with Service Replacement. Identify PN Stamped on Cylinder Before Ordering Parts.</b>	
1	See Note:	NSS	Barrel (Note: Purchase Complete Part)	
2	70007050	1	Rod	
3	70007051	1	Head	
4	See Note	NSS	Wiper (Note: Use Item 50)	
5	70050795	1	Ring, Retaining	
6	See Note	NSS	Seal, Rod (Note: Use Item 50)	
7	See Note	NSS	Ring, Back-up (Note: Use Item 50)	
8	70007052	1	Bearing	
9	See Note	NSS	O-Ring (Note: Use Item 50)	
10	See Note	NSS	Ring, Back-up (Note: Use Item 50)	
11	See Note	NSS	O-Ring (Note: Use Item 50)	
12	70007053	1	Piston	
13	See Note	NSS	Seal, Piston (Note: Use Item 50)	
14	See Note	NSS	Ring, Wear (Note: Use Item 50)	
15	See Note	NSS	O-Ring (Note: Use Item 50)	
16	70007054	2	Fitting	
17	2220883	4	Plug	
18	0961948	4	Bearing	
19	70007055	1	Orifice	
20	70004585	1	Cartridge, Valve	
21	70005236	1	Cartridge, Solenoid Valve	
22	70022564	1	Ball	
23	70023369	1	Setscrew	
50	70007056	1	Seal Kit - 1001244417 Cylinder (Includes Items 4, 6, 7, 9-11 & 13-15)	



**SECTION 6 - ELECTRICAL**

# SECTION 6 - ELECTRICAL

FIGURE 6-1. AC BOX AT PLATFORM INSTALLATION - 110V GFI (ALL SPECS EXCEPT AUSTRALIAN, CE & UK CA SPECS)



ART\_1001237400

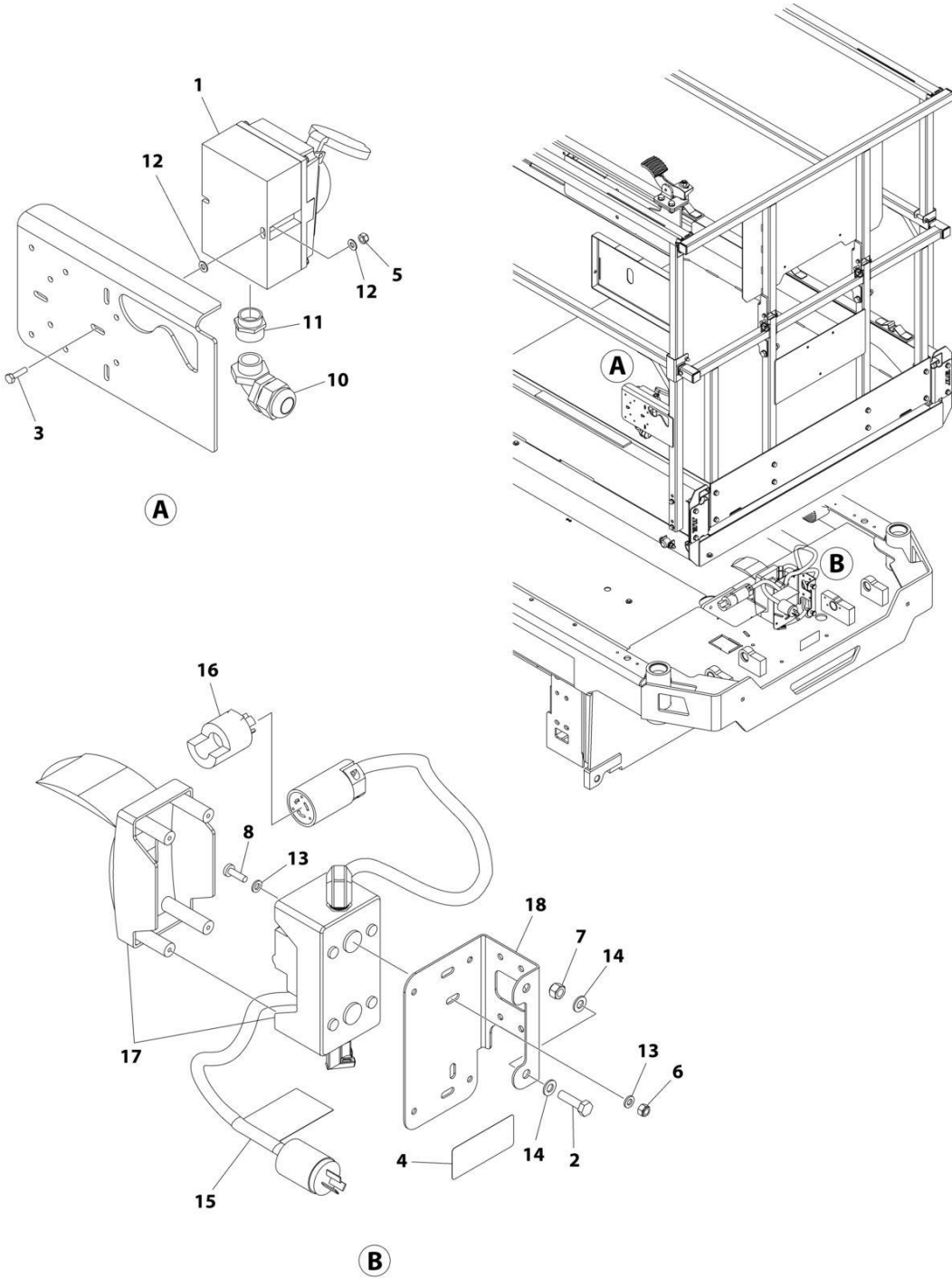
## SECTION 6 - ELECTRICAL

**FIGURE 6-1. AC BOX AT PLATFORM INSTALLATION - 110V GFI (ALL SPECS EXCEPT AUSTRALIAN, CE & UK CA SPECS)**

ITEM	PART NUMBER	QTY	DESCRIPTION	REV
	1001237400	Ref	AC BOX AT PLATFORM INSTALLATION - 110V GFI	C
1	0760408	4	Bolt M4 x 16	
2	1703464	1	Decal - AC Power	
3	2902431	1	Receptacle Box Kit (See Separate Breakdown in this Section)	
4	3290405	4	Nut M4	
5	4240017	AR	Tie-Strap (Not Shown)	
6	4460138	1	Plug, Male - AC	
7	4460315	1	Terminal	
8	4811400	4	Washer M4	
9	1001102258	1	Decal - AC Label	

**SECTION 6 - ELECTRICAL**

**FIGURE 6-2. AC BOX AT PLATFORM INSTALLATION - 110V IEC YELLOW (CE & UK CA SPECS)**



ART\_1001238133

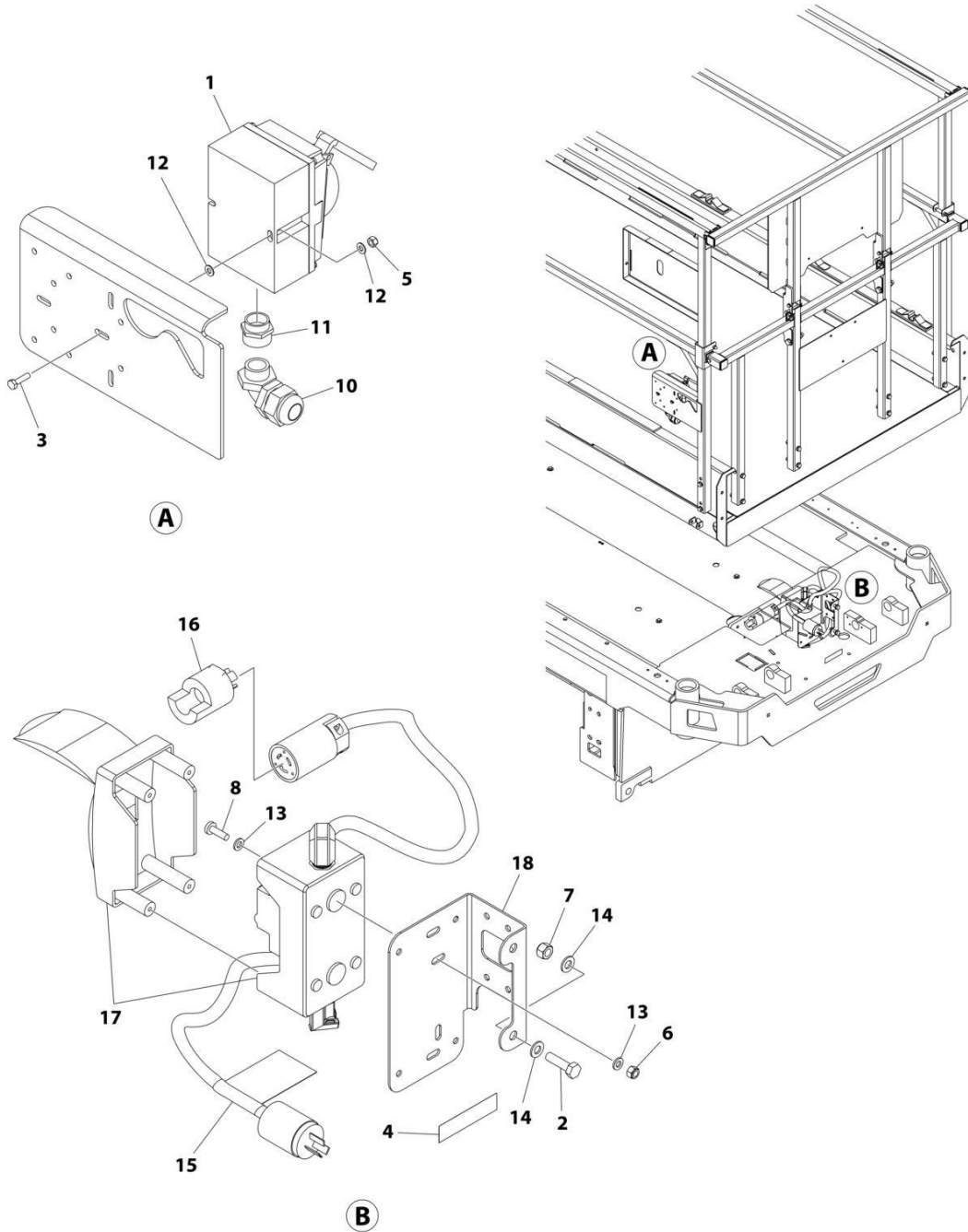
## SECTION 6 - ELECTRICAL

**FIGURE 6-2. AC BOX AT PLATFORM INSTALLATION - 110V IEC YELLOW (CE & UK CA SPECS)**

ITEM	PART NUMBER	QTY	DESCRIPTION	REV
	1001238133	Ref	AC BOX AT PLATFORM INSTALLATION - 110V IEC YELLOW	B
1	0275216	1	Receptacle Box Kit - 110V IEC Yellow (See Separate Breakdown in this Section)	
2	0700814	2	Bolt M8 x 30	
3	0760408	2	Bolt M4 x 16	
4	1703464	1	Decal - AC Power	
5	3290405	2	Nut M4	
6	3290605	2	Nut M6	
7	3290805	2	Nut M8	
8	4010610	2	Screw M6 x 20	
9	4240017	AR	Tie-Strap (Not Shown)	
10	4461257	1	Connector, Strain Relief	
11	4461258	1	Connector, Adapter	
12	4811400	4	Washer M4	
13	4811700	4	Washer M6	
14	4811900	4	Washer M8	
15	1001102258	1	Decal - AC Label	
16	1001120204	1	Plug, Male Twist	
17	1001209776	1	Breaker Box Kit (See Separate Breakdown in this Section)	
18	1001238198	1	Bracket	

# SECTION 6 - ELECTRICAL

## FIGURE 6-3. AC BOX AT PLATFORM INSTALLATION - 220V IEC BLUE (CE & UK CA SPECS)



ART\_1001238134



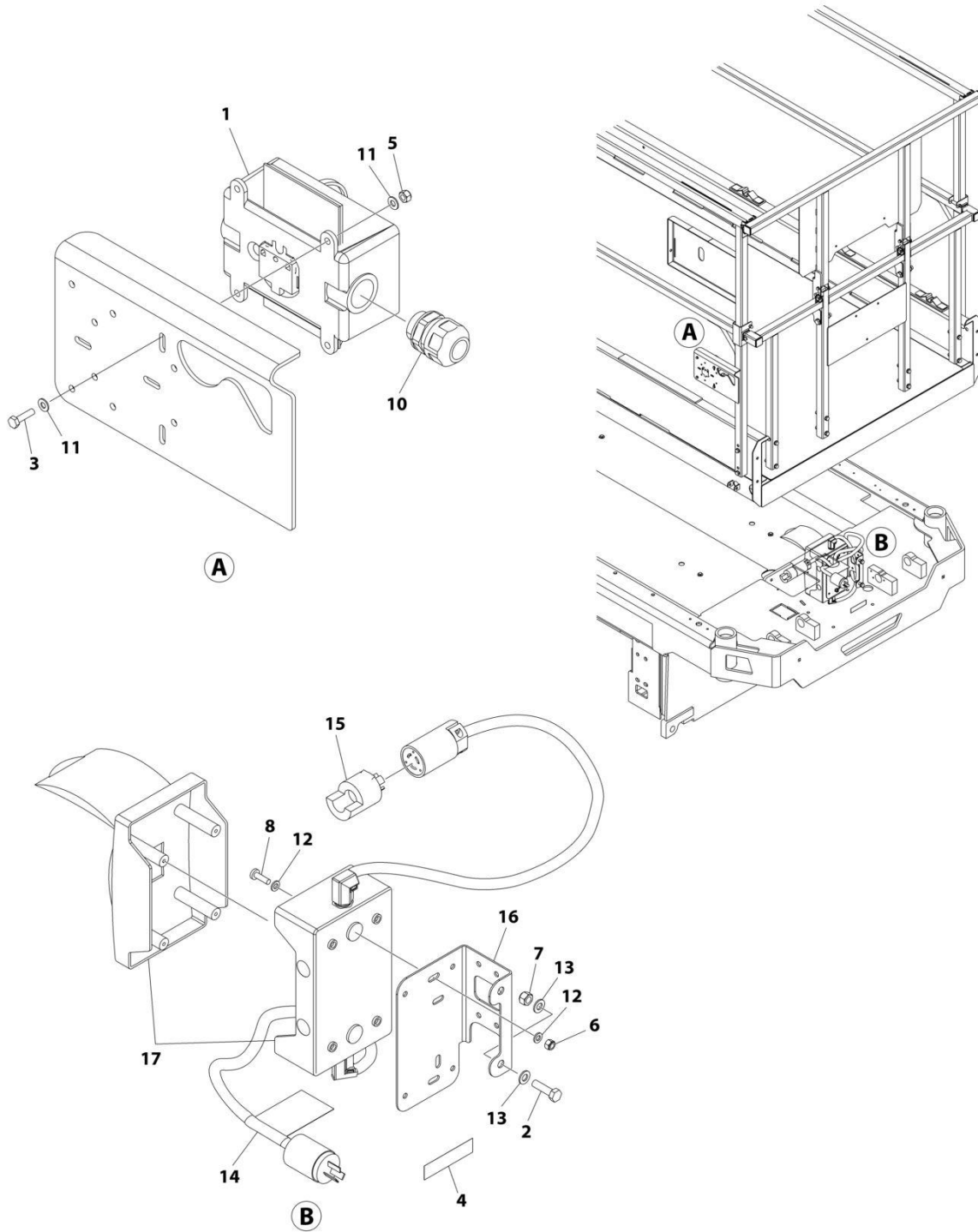
## SECTION 6 - ELECTRICAL

**FIGURE 6-3. AC BOX AT PLATFORM INSTALLATION - 220V IEC BLUE (CE & UK CA SPECS)**

ITEM	PART NUMBER	QTY	DESCRIPTION	REV
	1001238134	Ref	AC BOX AT PLATFORM INSTALLATION - 220V IEC BLUE	A
1	0275217	1	Receptacle Box Kit - 220V IEC Blue (See Separate Breakdown in this Section)	
2	0700814	2	Bolt M8 x 30	
3	0760408	2	Bolt M4 x 16	
4	3252507	1	Decal - AC Power	
5	3290405	2	Nut M4	
6	3290605	2	Nut M6	
7	3290805	2	Nut M8	
8	4010610	2	Screw M6 x 20	
9	4240017	AR	Tie-Strap (Not Shown)	
10	4461257	1	Connector, Strain Relief	
11	4461258	1	Connector, Adapter	
12	4811400	4	Washer M4	
13	4811700	4	Washer M6	
14	4811900	4	Washer M8	
15	1001102258	1	Decal - AC Label	
16	1001120204	1	Plug, Male Twist	
17	1001209776	1	Breaker Box Kit (See Separate Breakdown in this Section)	
18	1001238198	1	Bracket	

# SECTION 6 - ELECTRICAL

## FIGURE 6-4. AC BOX AT PLATFORM INSTALLATION - 220V CEE7 POST GROUND (CE & UK CA SPECS)



ART\_1001238130

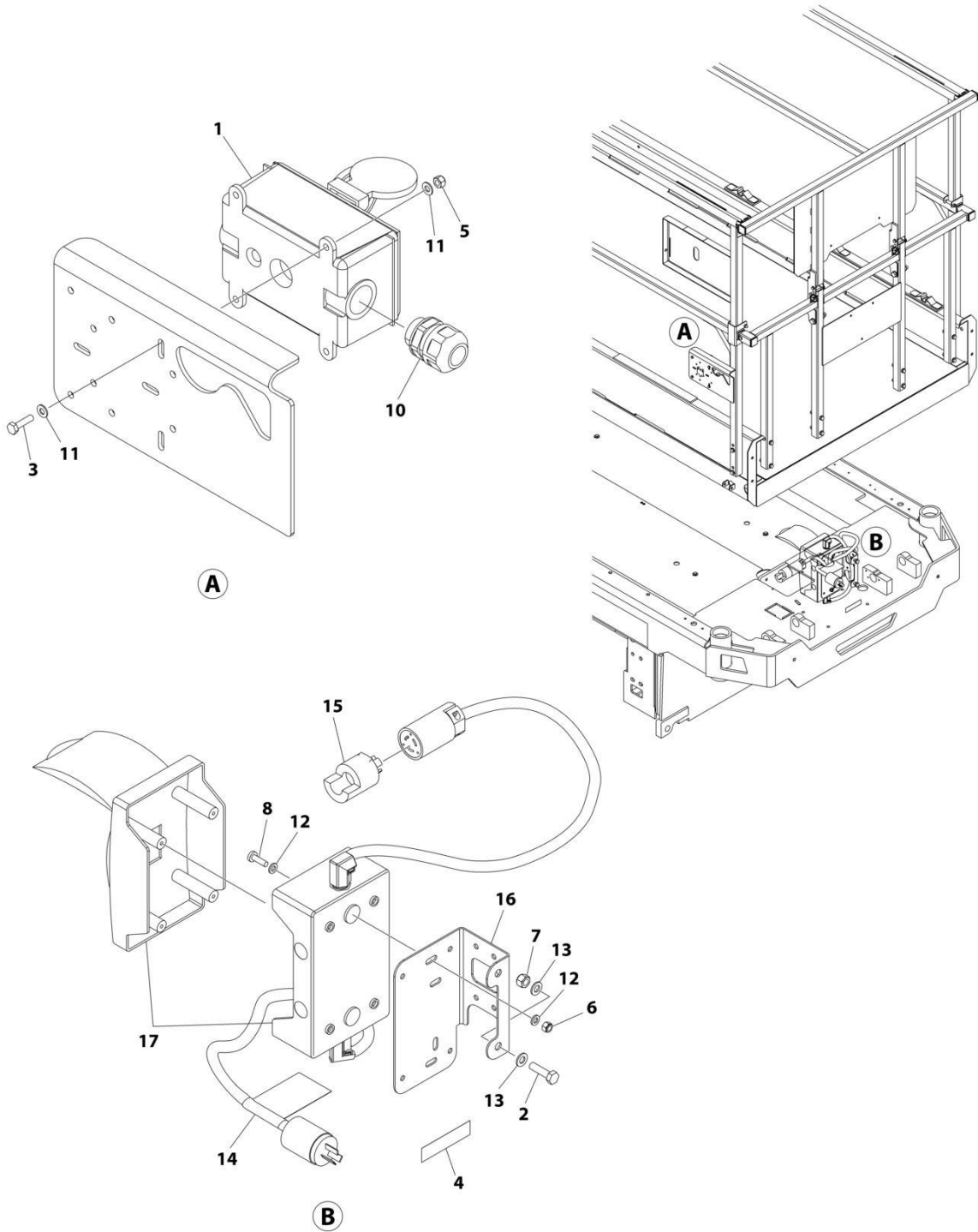
## SECTION 6 - ELECTRICAL

**FIGURE 6-4. AC BOX AT PLATFORM INSTALLATION - 220V CEE7 POST GROUND (CE & UK CA SPECS)**

ITEM	PART NUMBER	QTY	DESCRIPTION	REV
	1001238130	Ref	AC BOX AT PLATFORM INSTALLATION - 220V CEE7 POST GROUND	B
1	0275452	1	Receptacle Box Kit - 220V CEE7 Post Ground (See Separate Breakdown in this Section)	
2	0700814	2	Screw M8 x 30	
3	0760408	4	Bolt M4 x 16	
4	3252507	1	Decal - AC Power	
5	3290405	4	Nut M4	
6	3290605	2	Nut M6	
7	3290805	2	Nut M8	
8	4010610	2	Screw M6 x 20	
9	4240017	AR	Tie-Strap (Not Shown)	
10	4460662	1	Connector, Strain Relief	
11	4811400	8	Washer M4	
12	4811700	4	Washer M6	
13	4811900	4	Washer M8	
14	1001102258	1	Decal - AC Label	
15	1001120204	1	Plug, Male Twist	
16	1001238198	1	Bracket	
17	1001209482	1	Breaker Box Kit (See Separate Breakdown in this Section)	

# SECTION 6 - ELECTRICAL

## FIGURE 6-5. AC BOX AT PLATFORM INSTALLATION - 220V CEE7 SIDE GROUND (CE & UK CA SPECS)



ART\_1001238131

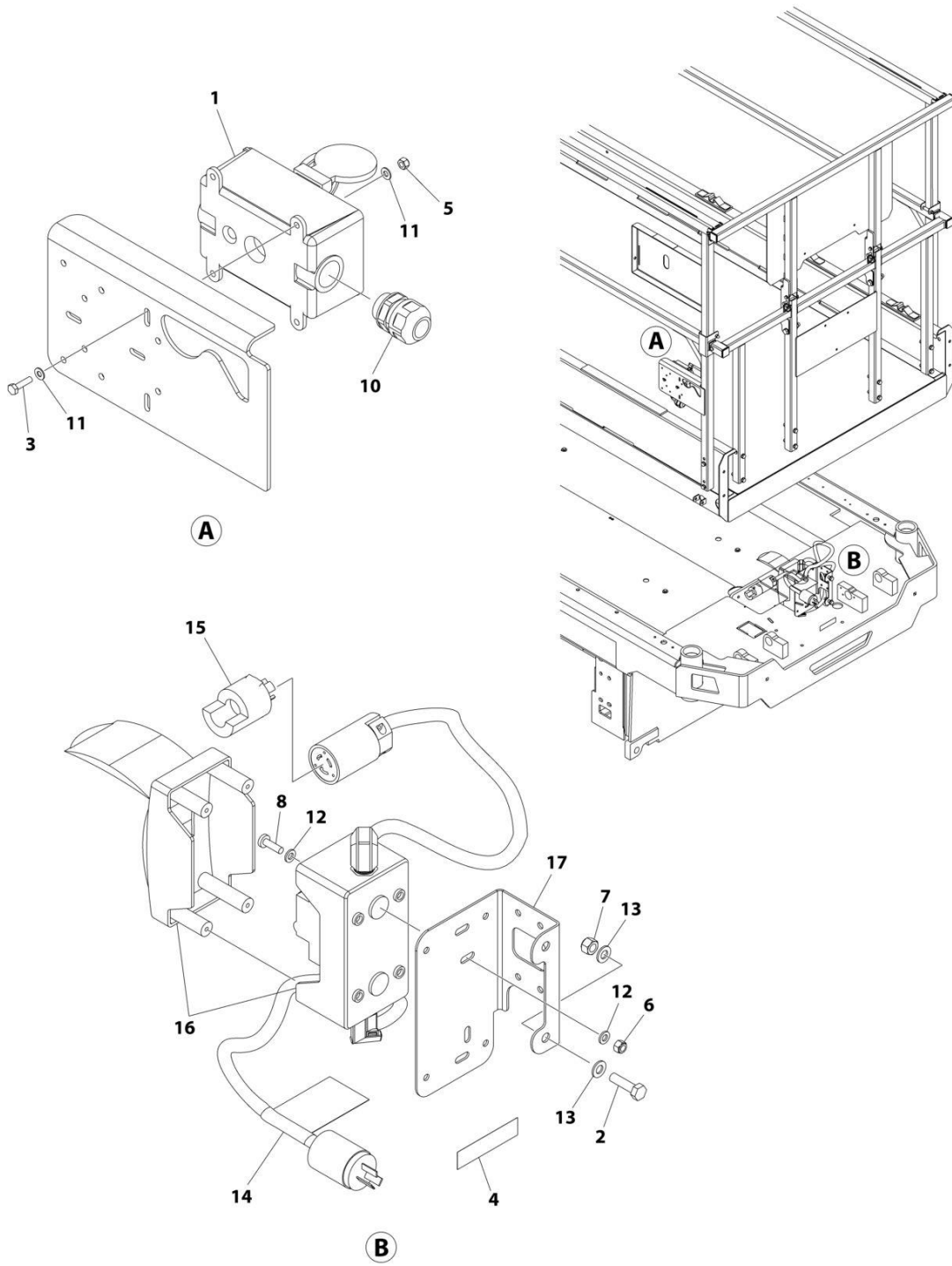
## SECTION 6 - ELECTRICAL

**FIGURE 6-5. AC BOX AT PLATFORM INSTALLATION - 220V CEE7 SIDE GROUND (CE & UK CA SPECS)**

ITEM	PART NUMBER	QTY	DESCRIPTION	REV
	1001238131	Ref	AC BOX AT PLATFORM INSTALLATION - 220V CEE7 SIDE GROUND	B
1	0275453	1	Receptacle Box Kit - 220V CEE7 Side Ground (See Separate Breakdown in this Section)	
2	0700814	2	Bolt M8 x 30	
3	0760408	4	Bolt M4 x 16	
4	3252507	1	Decal - AC Power	
5	3290405	4	Nut M4	
6	3290605	2	Nut M6	
7	3290805	2	Nut M8	
8	4010610	2	Screw M6 x 20	
9	4240017	AR	Tie-Strap (Not Shown)	
10	4460662	1	Connector, Strain Relief	
11	4811400	8	Washer M4	
12	4811700	4	Washer M6	
13	4811900	4	Washer M8	
14	1001102258	1	Decal - AC Label	
15	1001120204	1	Plug, Male Twist	
16	1001238198	1	Bracket	
17	1001209482	1	Breaker Box Kit (See Separate Breakdown in this Section)	

# SECTION 6 - ELECTRICAL

FIGURE 6-6. AC BOX AT PLATFORM INSTALLATION - 220V AFSINT 107 (CE & UK CA SPECS)



ART\_1001238132

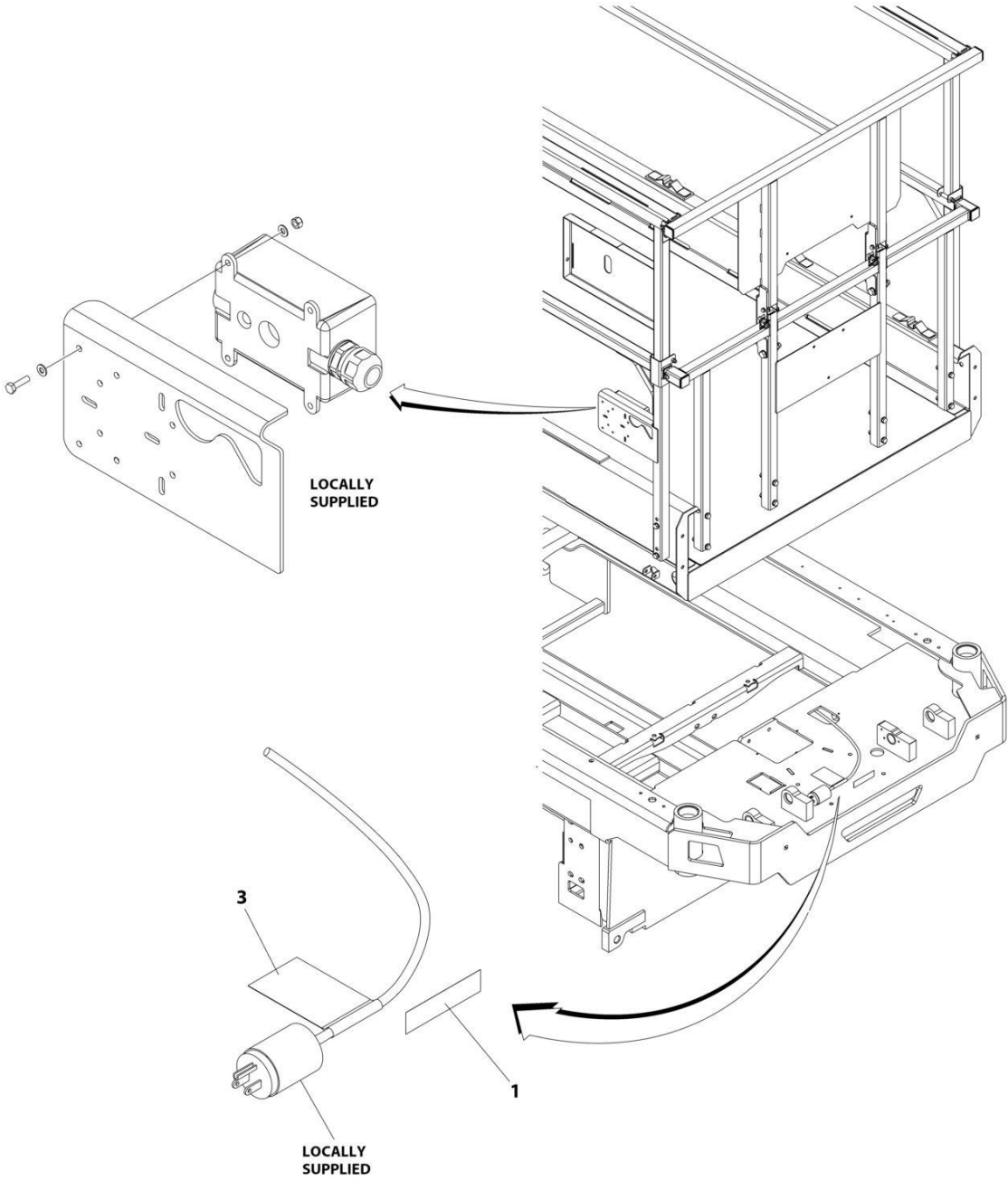
## SECTION 6 - ELECTRICAL

**FIGURE 6-6. AC BOX AT PLATFORM INSTALLATION - 220V AFSINT 107 (CE & UK CA SPECS)**

ITEM	PART NUMBER	QTY	DESCRIPTION	REV
	1001238132	Ref	AC BOX AT PLATFORM INSTALLATION - 220V AFSINT 107	B
1	0275454	1	Receptacle Box Kit - 220V AFSINT 107 (See Separate Breakdown in this Section)	
2	0700814	2	Bolt M8 x 30	
3	0760408	4	Bolt M4 x 16	
4	3252507	1	Decal - AC Power	
5	3290405	4	Nut M4	
6	3290605	2	Nut M6	
7	3290805	2	Nut M8	
8	4010610	2	Screw M6 x 20	
9	4240017	AR	Tie-Strap (Not Shown)	
10	4460662	1	Connector, Strain Relief	
11	4811400	8	Washer M4	
12	4811700	4	Washer M6	
13	4811900	4	Washer M8	
14	1001102258	1	Decal - AC Label	
15	1001120204	1	Plug, Male Twist	
16	1001209776	1	Breaker Box Kit (See Separate Breakdown in this Section)	
17	1001238198	1	Bracket	

# SECTION 6 - ELECTRICAL

## FIGURE 6-7. AC BOX AT PLATFORM INSTALLATION - 220V LOCALLY SUPPLIED



ART\_1001237401



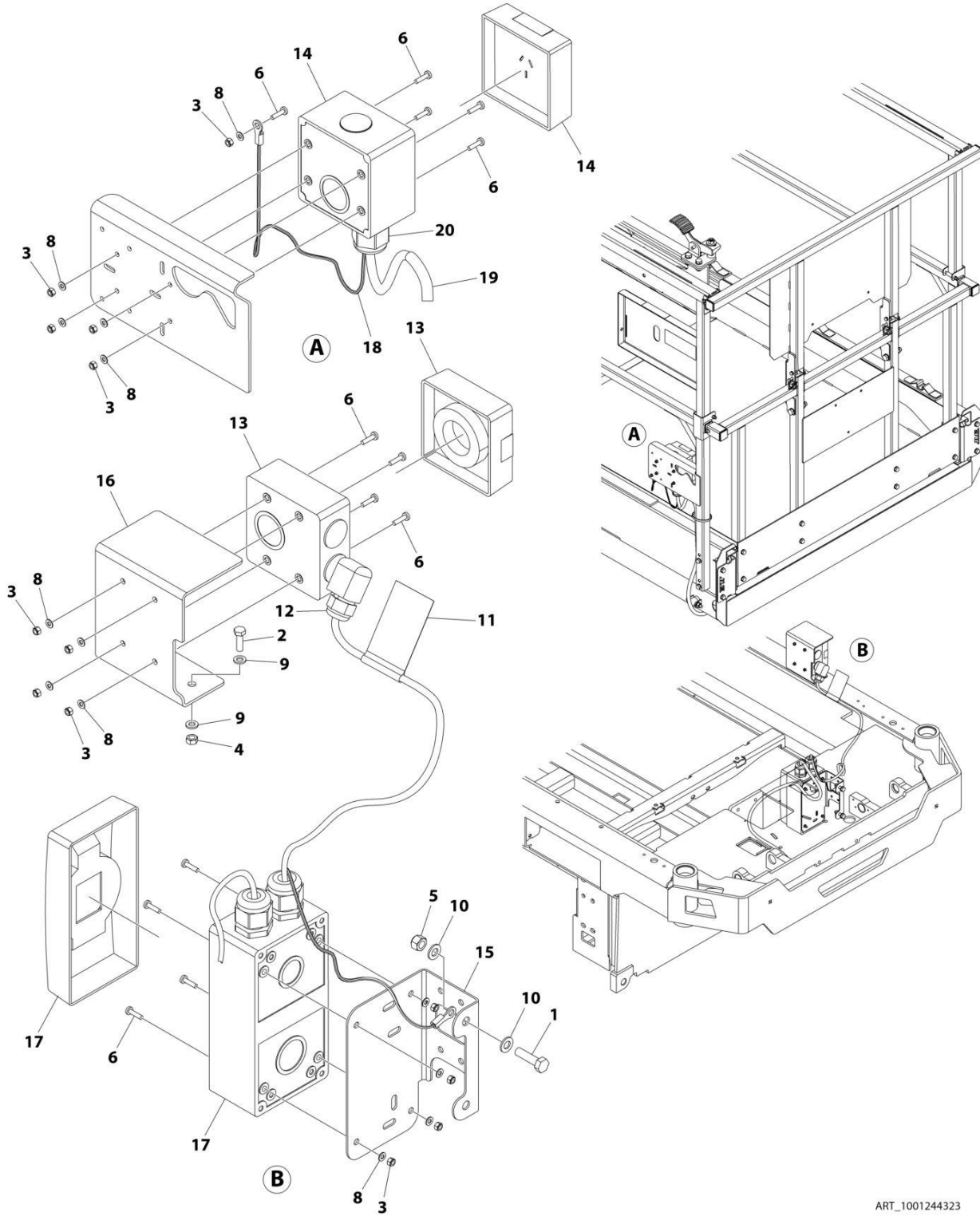
## SECTION 6 - ELECTRICAL

**FIGURE 6-7. AC BOX AT PLATFORM INSTALLATION - 220V LOCALLY SUPPLIED**

ITEM	PART NUMBER	QTY	DESCRIPTION	REV
	1001237401	Ref	AC BOX AT PLATFORM INSTALLATION - 220V LOCALLY SUPPLIED COMPONENTS (ALL SPECS)	C
1	3252507	1	Decal - 220 Volt	
2	4240017	AR	Tie-Strap (Not Shown)	
3	1001102258	1	Decal - AC Label	

# SECTION 6 - ELECTRICAL

## FIGURE 6-8. AC BOX AT PLATFORM INSTALLATION - 220V (AUSTRALIAN SPECS)



ART\_1001244323

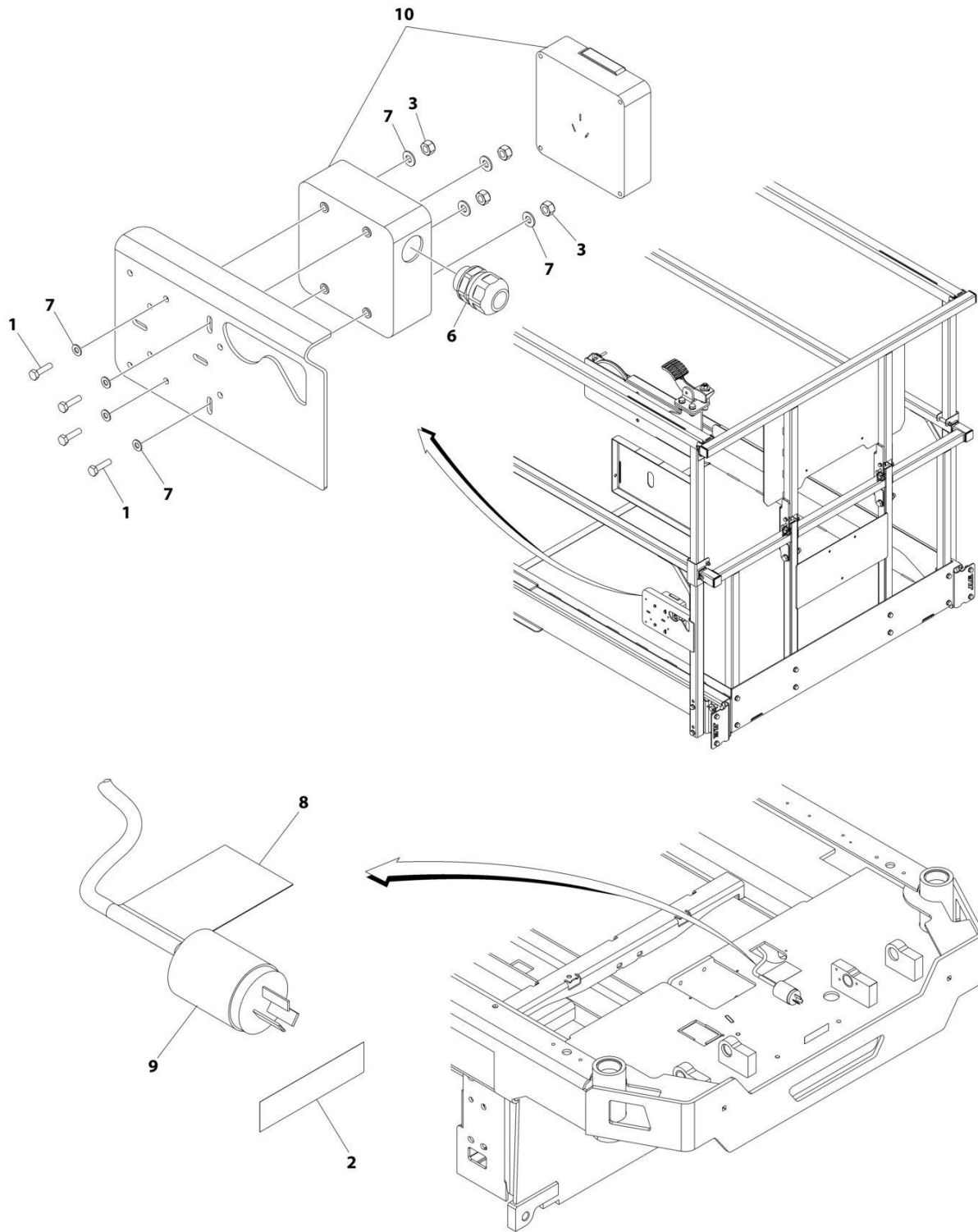
## SECTION 6 - ELECTRICAL

**FIGURE 6-8. AC BOX AT PLATFORM INSTALLATION - 220V (AUSTRALIAN SPECS)**

ITEM	PART NUMBER	QTY	DESCRIPTION	REV
	1001244323	Ref	AC BOX AT PLATFORM INSTALLATION - 220V (AUSTRALIAN SPECS)	B
1	0700814	2	Bolt M8 x 30	
2	0760610	2	Bolt M6 x 20	
3	3290405	13	Nut M4	
4	3290601	2	Nut M6	
5	3290805	2	Nut M8	
6	4010408	13	Screw M4 x 16	
7	4240017	AR	Tie-Strap (Not Shown)	
8	4811400	13	Washer M4	
9	4811700	4	Washer M6	
10	4811900	4	Washer M8	
11	1001102258	1	Decal - AC Label	
12	1001103471	1	Connector Strain Relief 90	
13	1001227267	1	Receptacle Australian - 230V	
14	1001227268	1	Receptacle Australian - 230V	
15	1001238198	1	Bracket	
16	1001244900	1	Bracket	
17	1001245739	1	Box and Breaker Electrical Assembly (See Separate Breakdown in this Section)	
18	1001245744	1	Earth/Ground Link Harness	
19	1001245747	1	Conduit	
20	1001097150	1	Terminal	

# SECTION 6 - ELECTRICAL

## FIGURE 6-9. AC BOX AT PLATFORM INSTALLATION - 220V CHINA PLUG (CHINA SPECS)



ART\_1001238135

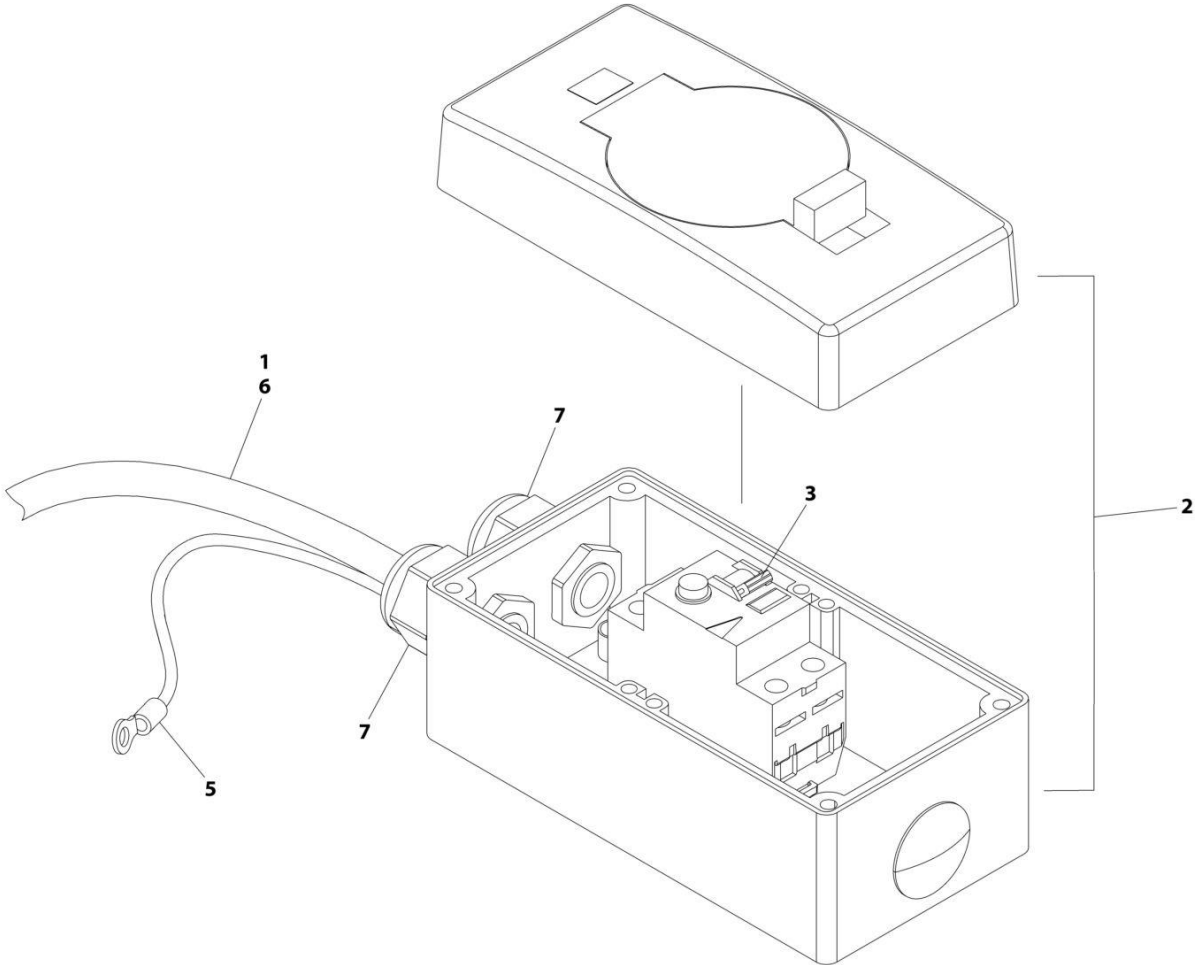
## SECTION 6 - ELECTRICAL

**FIGURE 6-9. AC BOX AT PLATFORM INSTALLATION - 220V CHINA PLUG (CHINA SPECS)**

ITEM	PART NUMBER	QTY	DESCRIPTION	REV
	1001238135	Ref	AC BOX AT PLATFORM INSTALLATION - 220V CHINA PLUG (CHINA SPECS)	A
1	0760408	4	Bolt M4 x 16	
2	3252507	1	Decal - 220 Volt	
3	3290405	4	Nut M4	
4	4240017	AR	Tie-Strap (Not Shown)	
5	4460315	1	Terminal (Not Shown)	
6	4460968	1	Connector, Strain Relief	
7	4811400	8	Washer M4	
8	1001102258	1	Decal - AC Label	
9	1001187816	1	Plug	
10	1001188116	1	Box	

**SECTION 6 - ELECTRICAL**

**FIGURE 6-10. BREAKER BOX KIT (AUSTRALIAN SPEC)**



ART\_1001245739

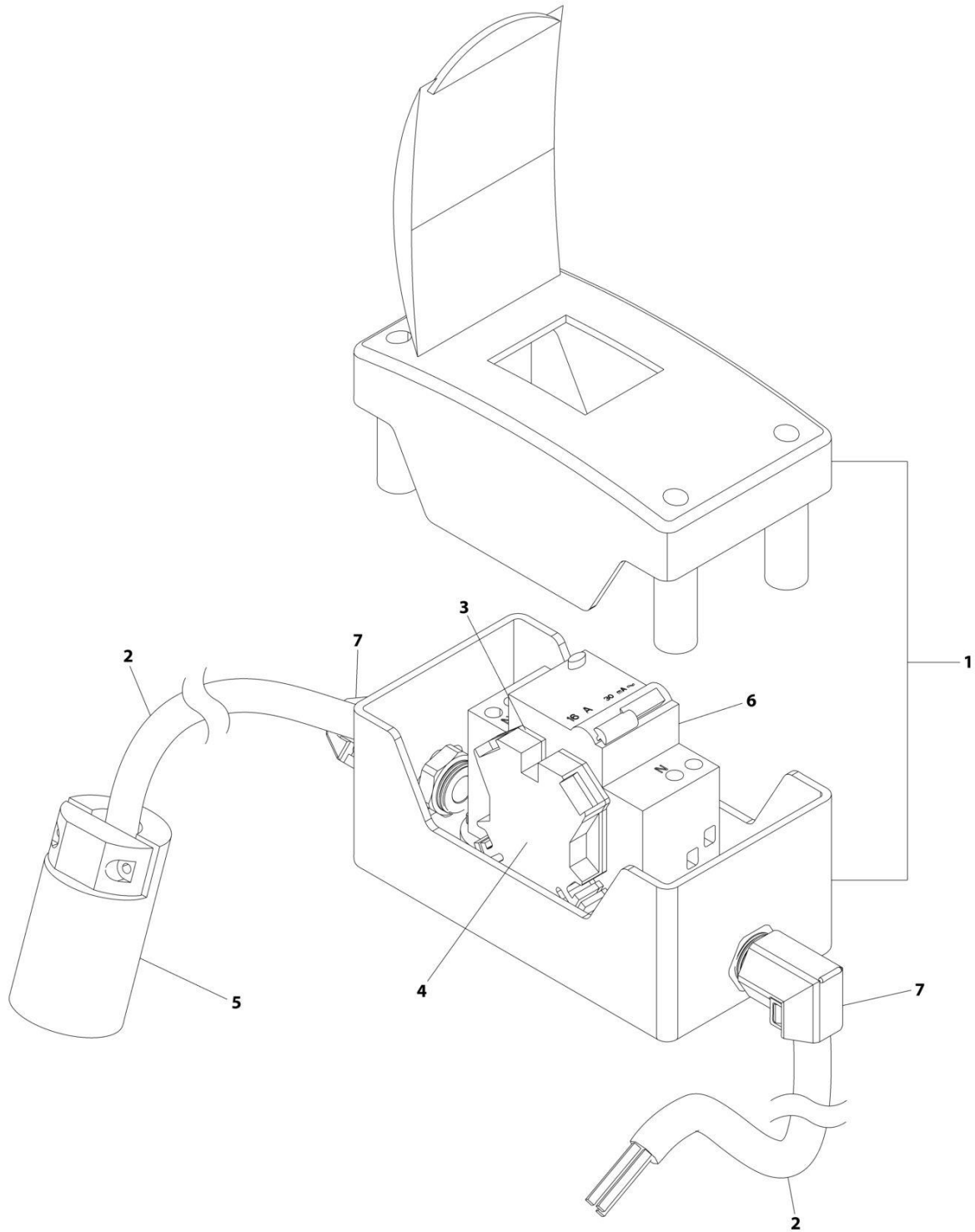
## SECTION 6 - ELECTRICAL

### FIGURE 6-10. BREAKER BOX KIT (AUSTRALIAN SPEC)

ITEM	PART NUMBER	QTY	DESCRIPTION	REV
1	1001245739	Ref	BREAKER BOX KIT	B
	1060908	825 mm/ 32.5in	Cable	
2	1001227269	1	Enclosure	
3	1001228191	1	Breaker	
4	1001245743	1	Terminal (Not Shown)	
5	1001245744	1	Earth/Ground Link Harness	
6	1001125927	1	Conduit	
7	1001097150	2	Connector	

# SECTION 6 - ELECTRICAL

## FIGURE 6-11. BREAKER BOX KIT WITH 1 DOUBLE BREAKER (CE & UK CA SPECS)



ART\_1001209776



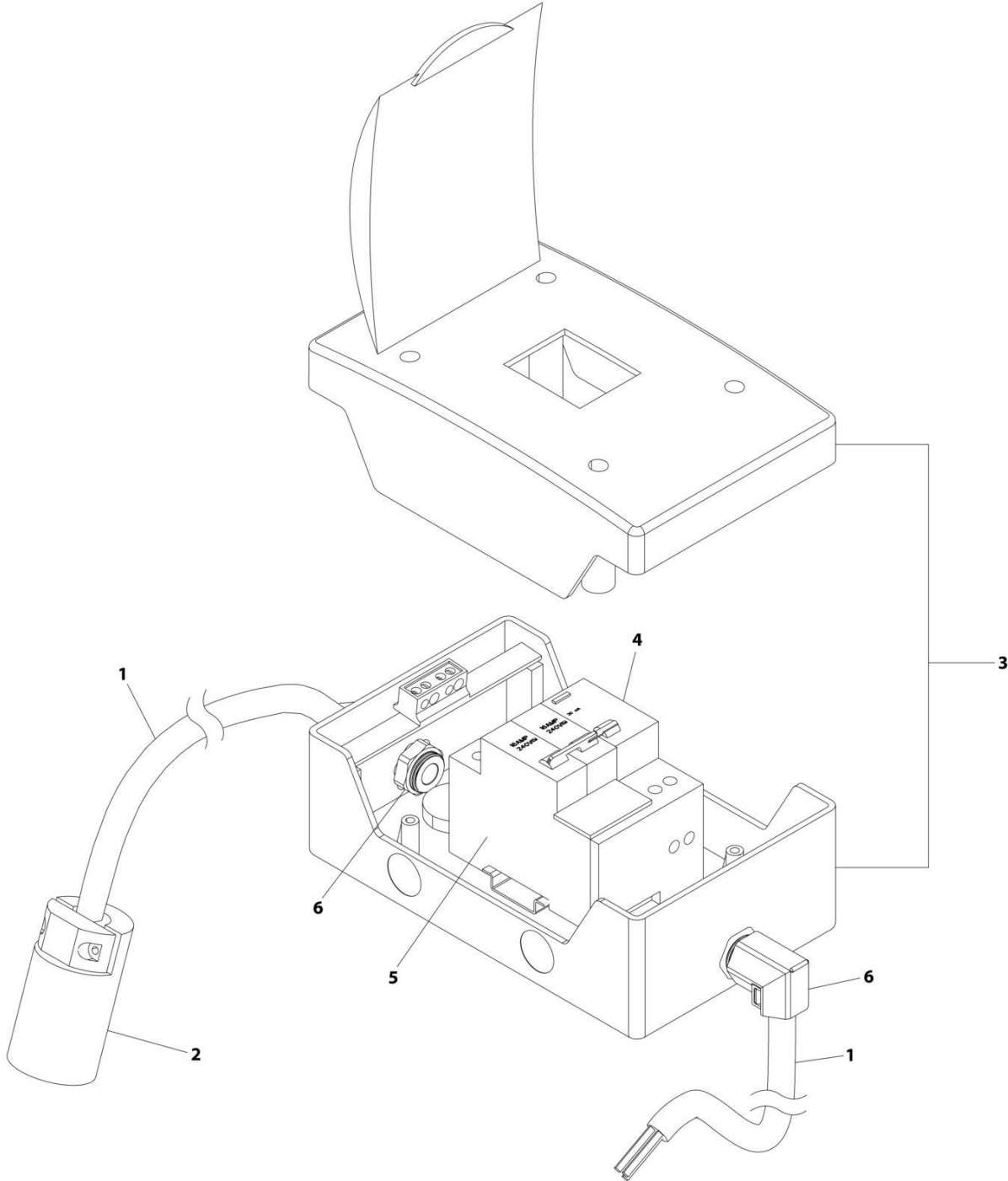
## SECTION 6 - ELECTRICAL

**FIGURE 6-11. BREAKER BOX KIT WITH 1 DOUBLE BREAKER (CE & UK CA SPECS)**

ITEM	PART NUMBER	QTY	DESCRIPTION	REV
	1001209776	Ref	BREAKER BOX KIT WITH 1 DOUBLE BREAKER	F
1	0861880	1	Box	
2	1060908	126 in /3.2m	Cable, 12/3	
3	4460956	1	Barrier, Terminal	
4	4460957	1	Block, Terminal	
5	1001120205	1	Connector, Female Twist	
6	1001181045	1	Breaker 30mAmp/16 Amp	
7	1001217164	2	Connector, Strain Relief 90	

**SECTION 6 - ELECTRICAL**

**FIGURE 6-12. BREAKER BOX KIT WITH 3 BREAKERS (CE & UK CA SPECS)**



ART\_1001209482

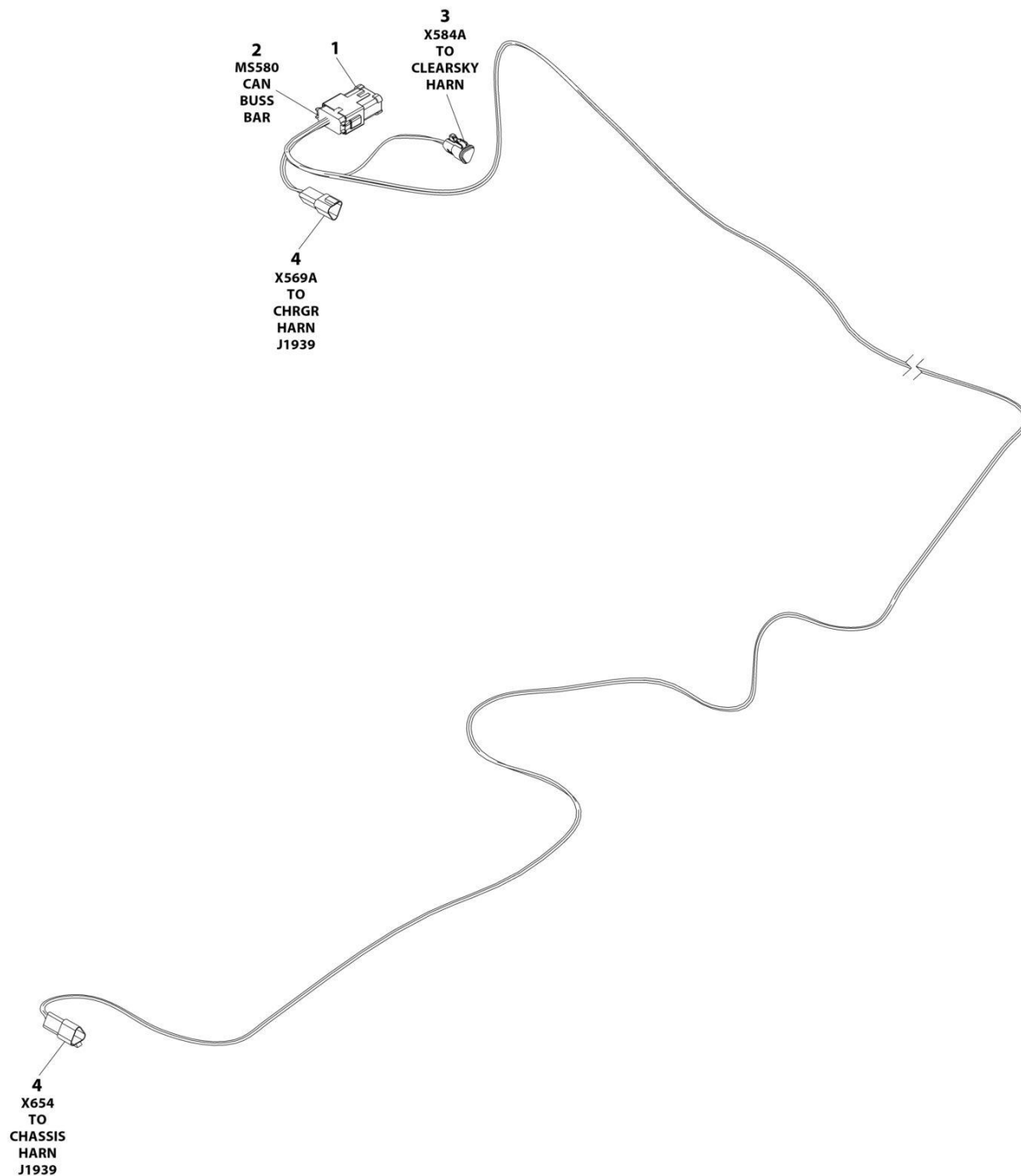
## SECTION 6 - ELECTRICAL

**FIGURE 6-12. BREAKER BOX KIT WITH 3 BREAKERS (CE & UK CA SPECS)**

ITEM	PART NUMBER	QTY	DESCRIPTION	REV
1	1001209482	Ref	BREAKER BOX KIT WITH 3 BREAKERS	G
	1060908	126 in /3.2m	Cable, 12/3	
2	1001120205	1	Connector, Female Twist	
3	1001152483	1	Box	
4	1001189171	1	Breaker, 30mAmp	
5	1001189172	1	Breaker 16 Amp, Double	
6	1001217164	2	Connector, Strain Relief 90	

# SECTION 6 - ELECTRICAL

## FIGURE 6-13. CAN SPlice HARNESS (CHARGER WITH COMMUNICATION PORT)



ART\_1001254027

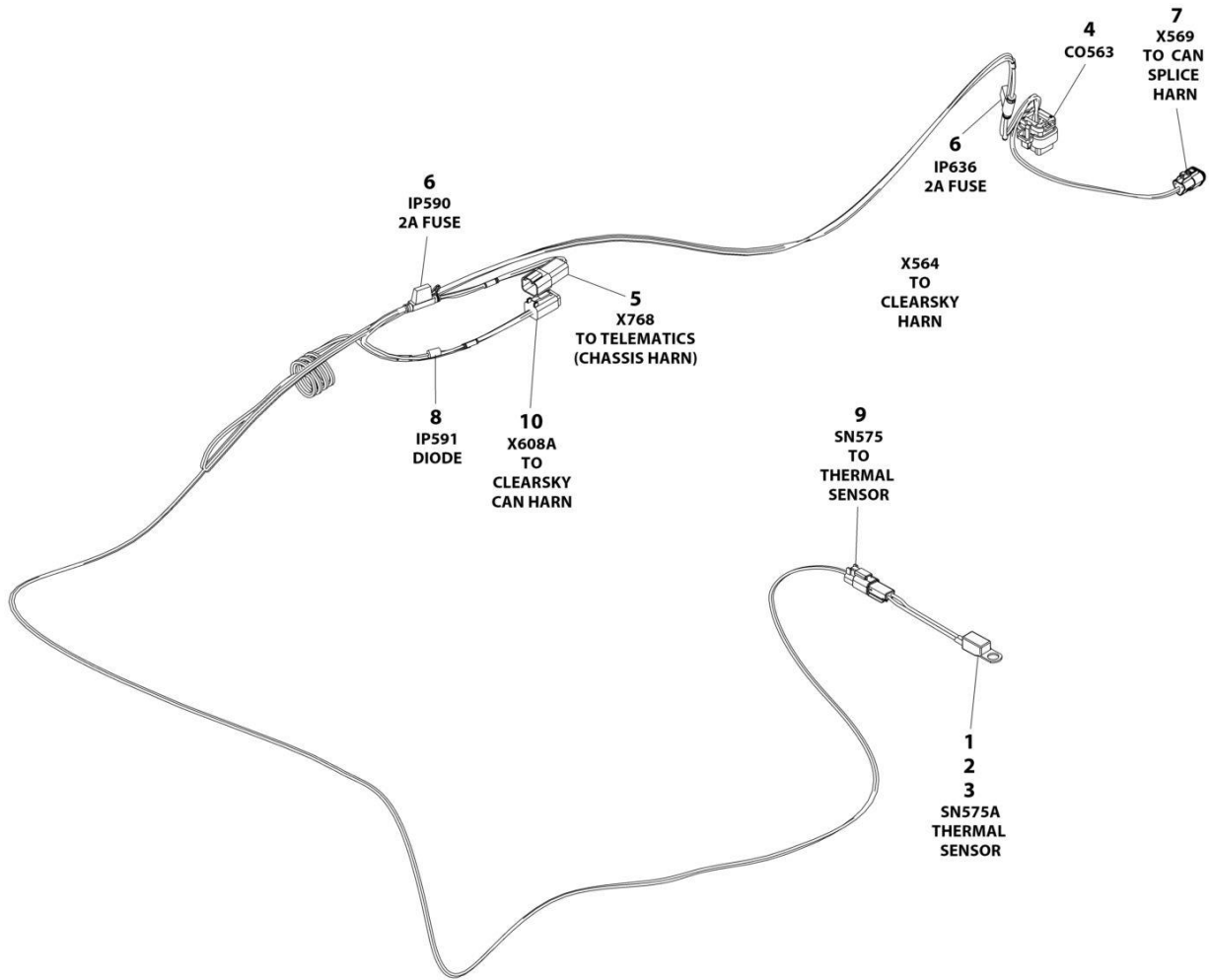
## SECTION 6 - ELECTRICAL

**FIGURE 6-13. CAN SPLICE HARNESS (CHARGER WITH COMMUNICATION PORT)**

ITEM	PART NUMBER	QTY	DESCRIPTION	REV
	1001254027	Ref	CAN SPLICE HARNESS	A
1	1001125677	1	Connector, Bus Bar - 12 Position	
2	4460933	1	Plug, Male - 12 Position	
2	4460944	6	Socket, Female	
2	4460466	6	Plug, Terminal	
3	1001118812	1	Plug, Male - 3 Position	
3	4460944	2	Socket, Female	
3	4460466	1	Plug, Terminal	
4	1001144147	2	Receptacle, Female - 3 Position	
4	4460943	4	Pin, Male	
4	4460466	2	Plug, Terminal	

# SECTION 6 - ELECTRICAL

## FIGURE 6-14. CHARGER HARNESS (CHARGER WITH COMMUNICATION PORT)



ART\_1001254028\_C

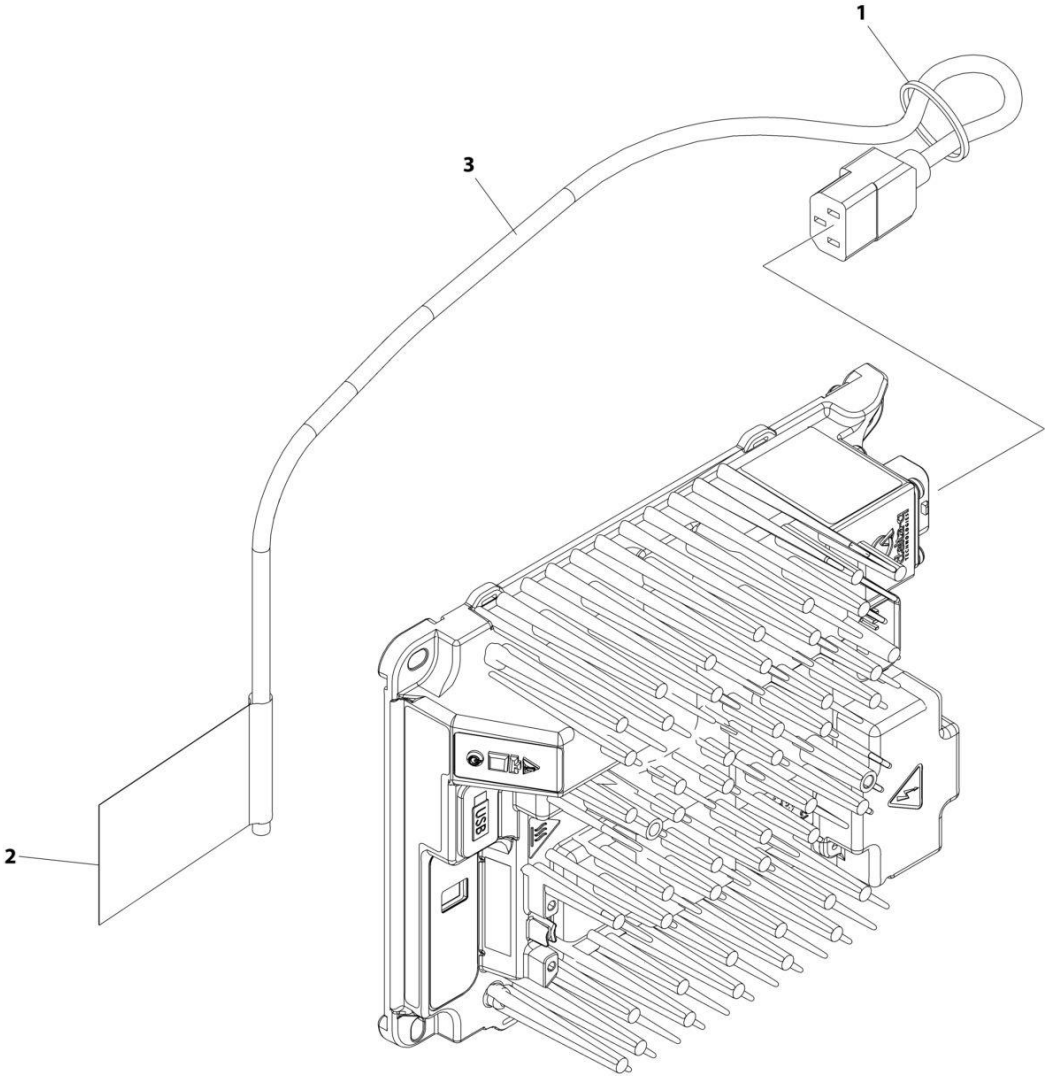
## SECTION 6 - ELECTRICAL

**FIGURE 6-14. CHARGER HARNESS (CHARGER WITH COMMUNICATION PORT)**

ITEM	PART NUMBER	QTY	DESCRIPTION	REV
	1001254028	Ref	CHARGER HARNESS	C
1	4460464	2	Pin, Male	
2	4460897	1	Receptacle, Female - 2 Position	
3	1001102771	1	Sensor, Temperature	
4	4460872	1	Connector - 14 Position	
4	4460871	6	Terminal	
4	4460905	8	Plug, Terminal	
5	4460932	1	Receptacle, Female - 4 Position	
5	4460464	1	Pin, Male	
6	2400060	2	Fuseholder With Cover	
6	1001196634	2	Fuse 2A	
7	1001116812	1	Plug, Male - 3 Position	
7	4460944	2	Socket, Female	
7	4460466	1	Plug, Terminal	
8	3990001	1	Diode	
9	4460891	1	Plug, Male - 2 Position	
9	4460465	2	Socket, Female	
10	4460884	1	Plug, Male - 4 Position	
10	4460465	4	Socket, Female	

**SECTION 6 - ELECTRICAL**

**FIGURE 6-15. CHARGER PLUG INSTALLATION - CUSTOMER SUPPLIED PLUG (ALL SPECS)**



ART\_1001248631



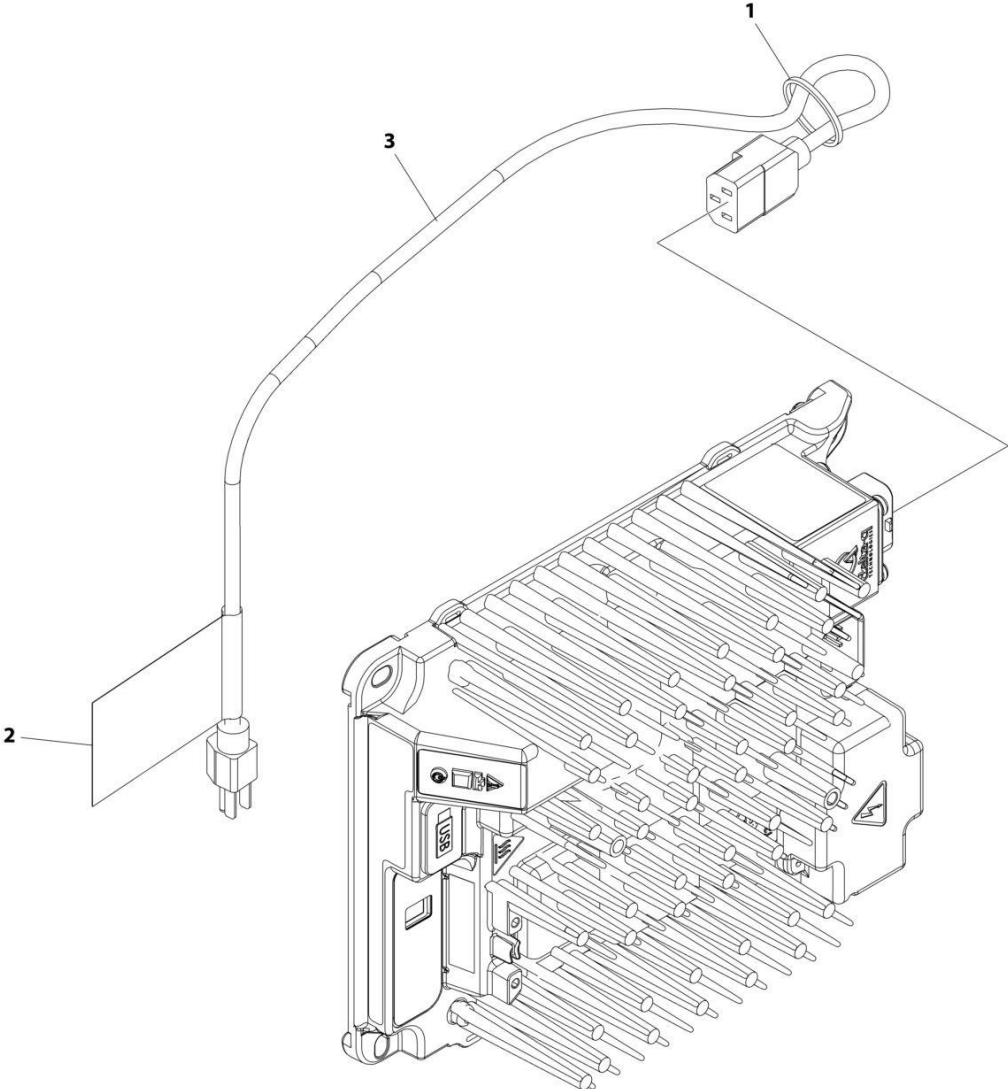
## SECTION 6 - ELECTRICAL

**FIGURE 6-15. CHARGER PLUG INSTALLATION - CUSTOMER SUPPLIED PLUG (ALL SPECS)**

ITEM	PART NUMBER	QTY	DESCRIPTION	REV
	1001248631	Ref	CHARGER PLUG INSTALLATION	B
1	4240017	AR	Tie-Strap	
2	1001102489	1	Decal - Charger	
3	1001207974	1	Cable, Charger Plug (No Plug)	

# SECTION 6 - ELECTRICAL

FIGURE 6-16. CHARGER PLUG INSTALLATION - 110V PLUG (ANSI, ANSI EXPORT & CSA SPECS)



ART\_1001248632

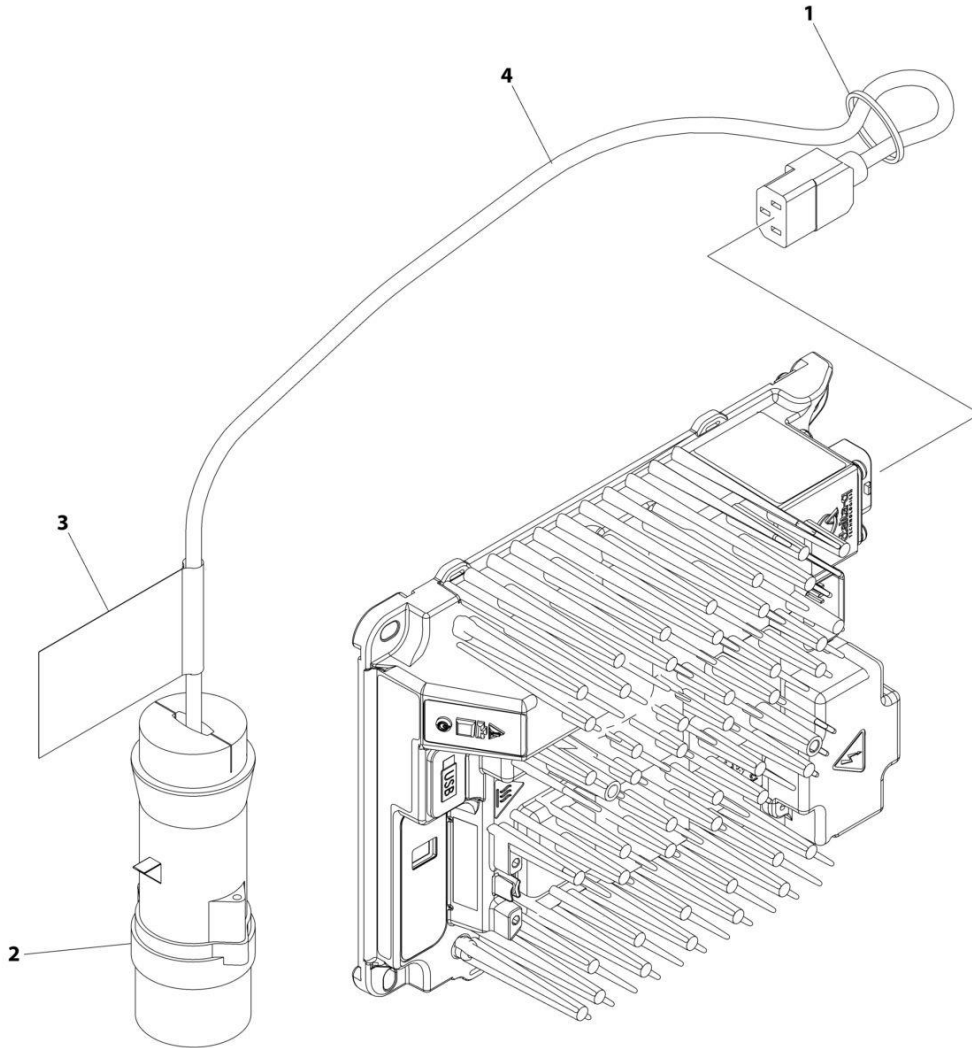
## SECTION 6 - ELECTRICAL

**FIGURE 6-16. CHARGER PLUG INSTALLATION - 110V PLUG (ANSI, ANSI EXPORT & CSA SPECS)**

ITEM	PART NUMBER	QTY	DESCRIPTION	REV
	1001248632	Ref	CHARGER PLUG INSTALLATION	B
1	4240017	AR	Tie-Strap	
2	1001102489	1	Decal - Charger	
3	1001207970	1	Cable, Charger Plug	

# SECTION 6 - ELECTRICAL

FIGURE 6-17. CHARGER PLUG INSTALLATION - 110V IEC YELLOW PLUG (CE & UK CA SPECS)



ART\_1001258771

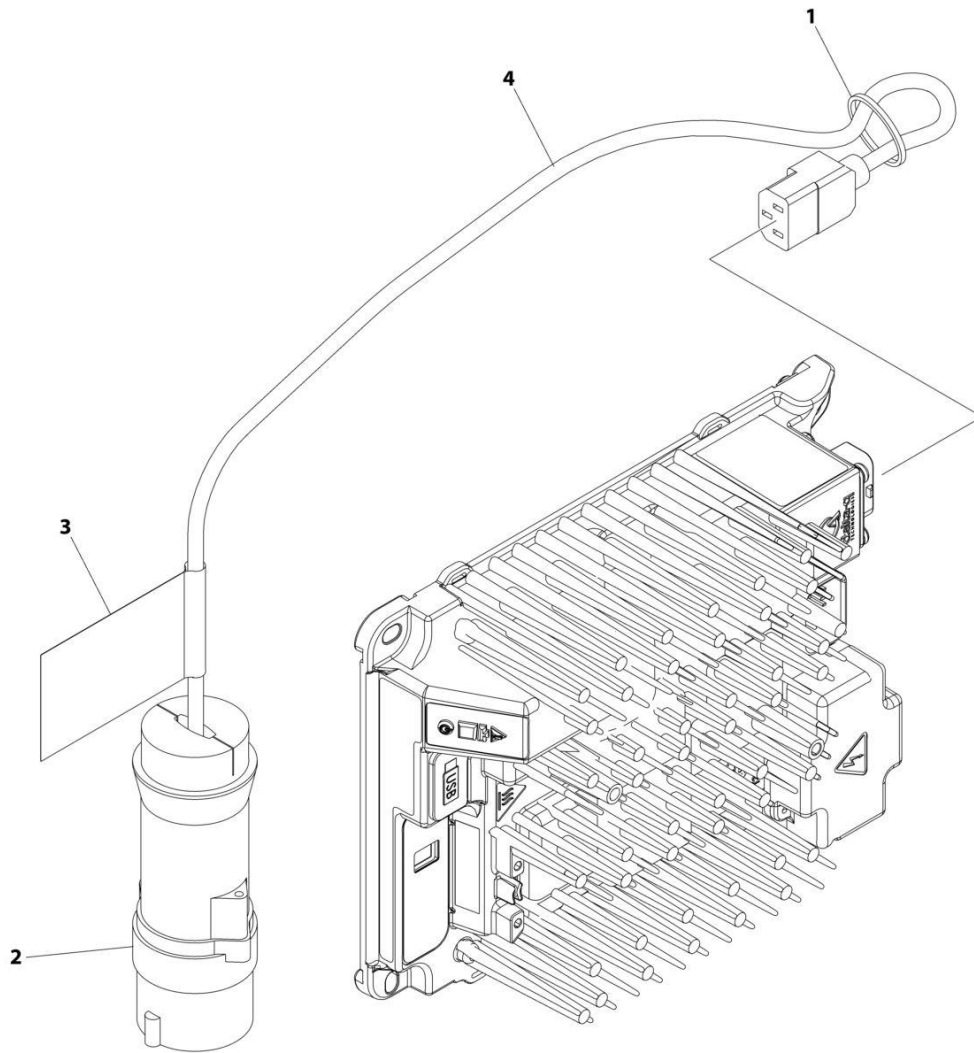
## SECTION 6 - ELECTRICAL

**FIGURE 6-17. CHARGER PLUG INSTALLATION - 110V IEC YELLOW PLUG (CE & UK CA SPECS)**

ITEM	PART NUMBER	QTY	DESCRIPTION	REV
	1001258771	Ref	CHARGER PLUG INSTALLATION	A
1	4240017	AR	Tie-Strap	
2	4461196	1	Terminal	
3	1001102489	1	Decal - Charger	
4	1001207974	1	Cable, Charger Plug (No Plug)	

# SECTION 6 - ELECTRICAL

FIGURE 6-18. CHARGER PLUG INSTALLATION - 220V IEC BLUE PLUG (CE & UK CA SPECS)



ART\_1001258772

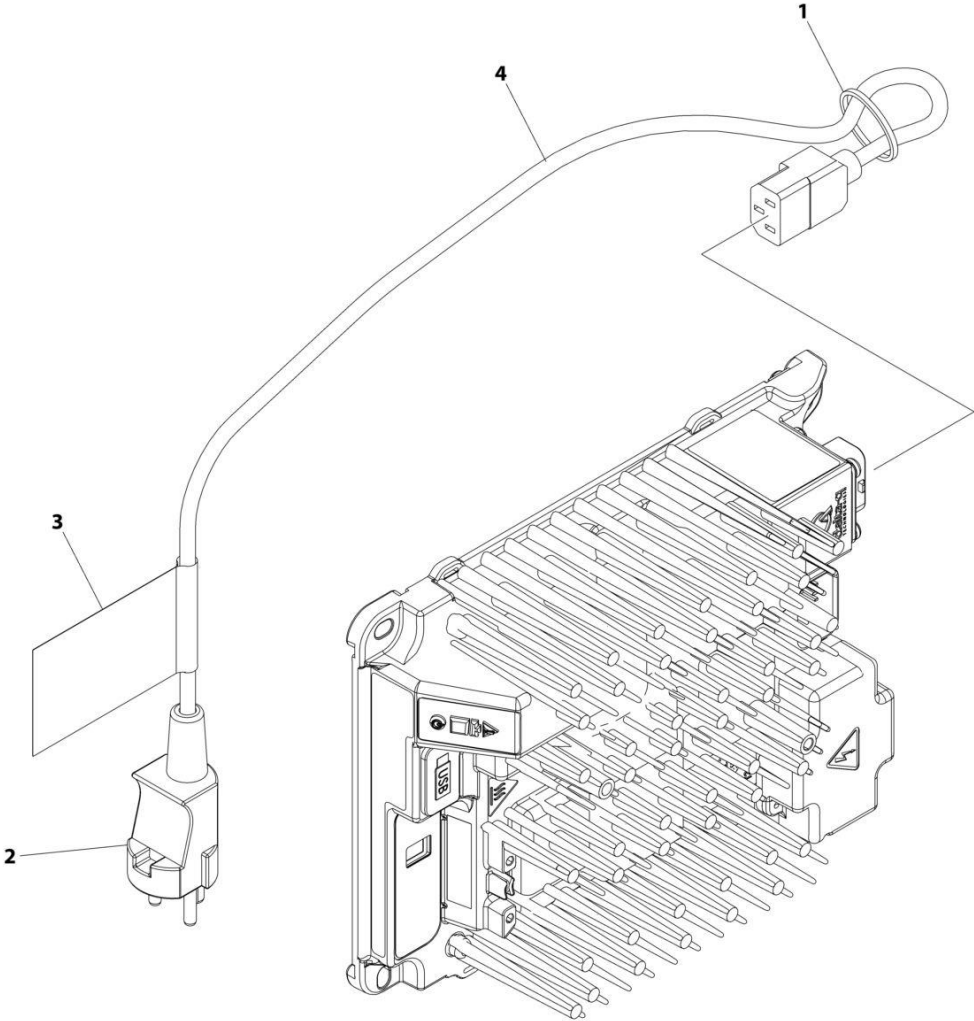
## SECTION 6 - ELECTRICAL

**FIGURE 6-18. CHARGER PLUG INSTALLATION - 220V IEC BLUE PLUG (CE & UK CA SPECS)**

ITEM	PART NUMBER	QTY	DESCRIPTION	REV
	1001258772	Ref	CHARGER PLUG INSTALLATION	A
1	4240017	AR	Tie-Strap	
2	4461199	1	Terminal	
3	1001102489	1	Decal - Charger	
4	1001207974	1	Cable, Charger Plug (No Plug)	

# SECTION 6 - ELECTRICAL

FIGURE 6-19. CHARGER PLUG INSTALLATION - 220V AFSINT 107 PLUG (CE & UK CA SPECS)



ART\_1001258770



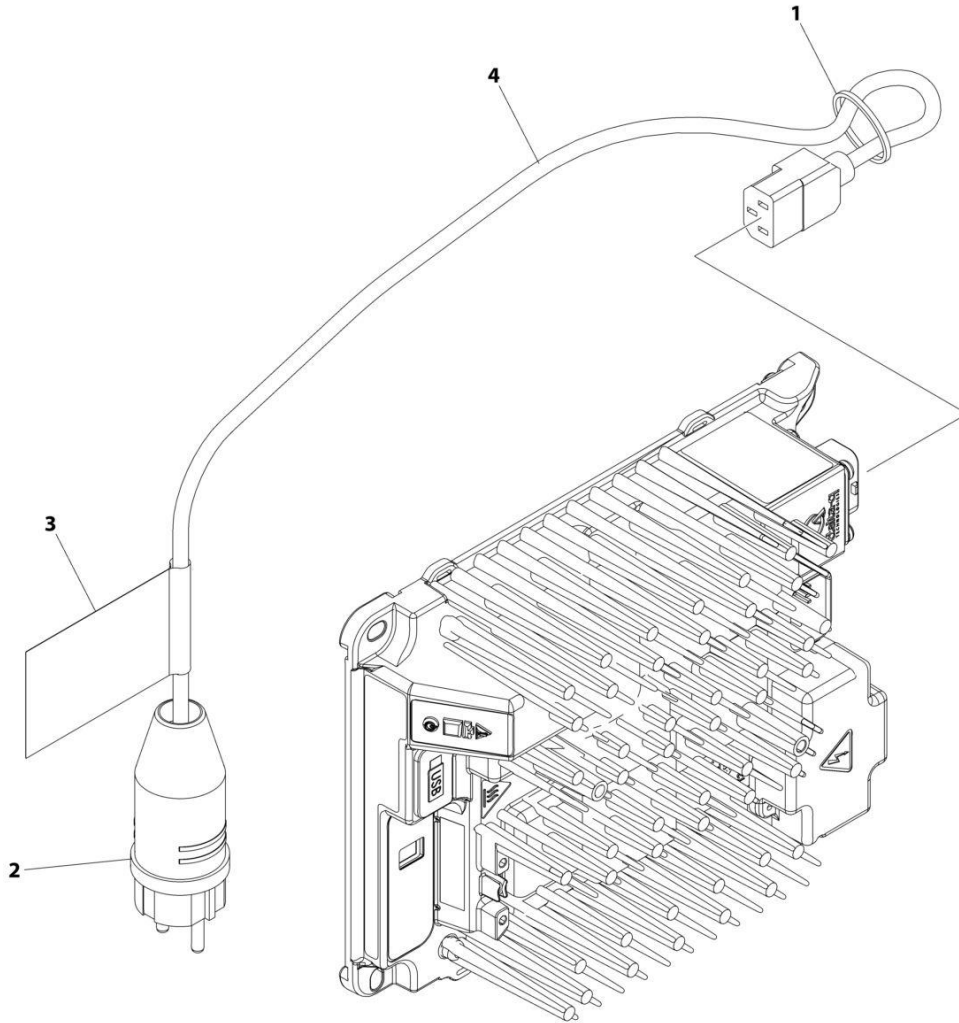
## SECTION 6 - ELECTRICAL

**FIGURE 6-19. CHARGER PLUG INSTALLATION - 220V AFSINT 107 PLUG (CE & UK CA SPECS)**

ITEM	PART NUMBER	QTY	DESCRIPTION	REV
	1001258770	Ref	CHARGER PLUG INSTALLATION	A
1	4240017	AR	Tie-Strap	
2	4461249	1	Terminal	
3	1001102489	1	Decal - Charger	
4	1001207974	1	Cable, Charger Plug (No Plug)	

# SECTION 6 - ELECTRICAL

FIGURE 6-20. CHARGER PLUG INSTALLATION - 220V CEE7 PLUG (CE & UK CA SPECS)



ART\_1001258768

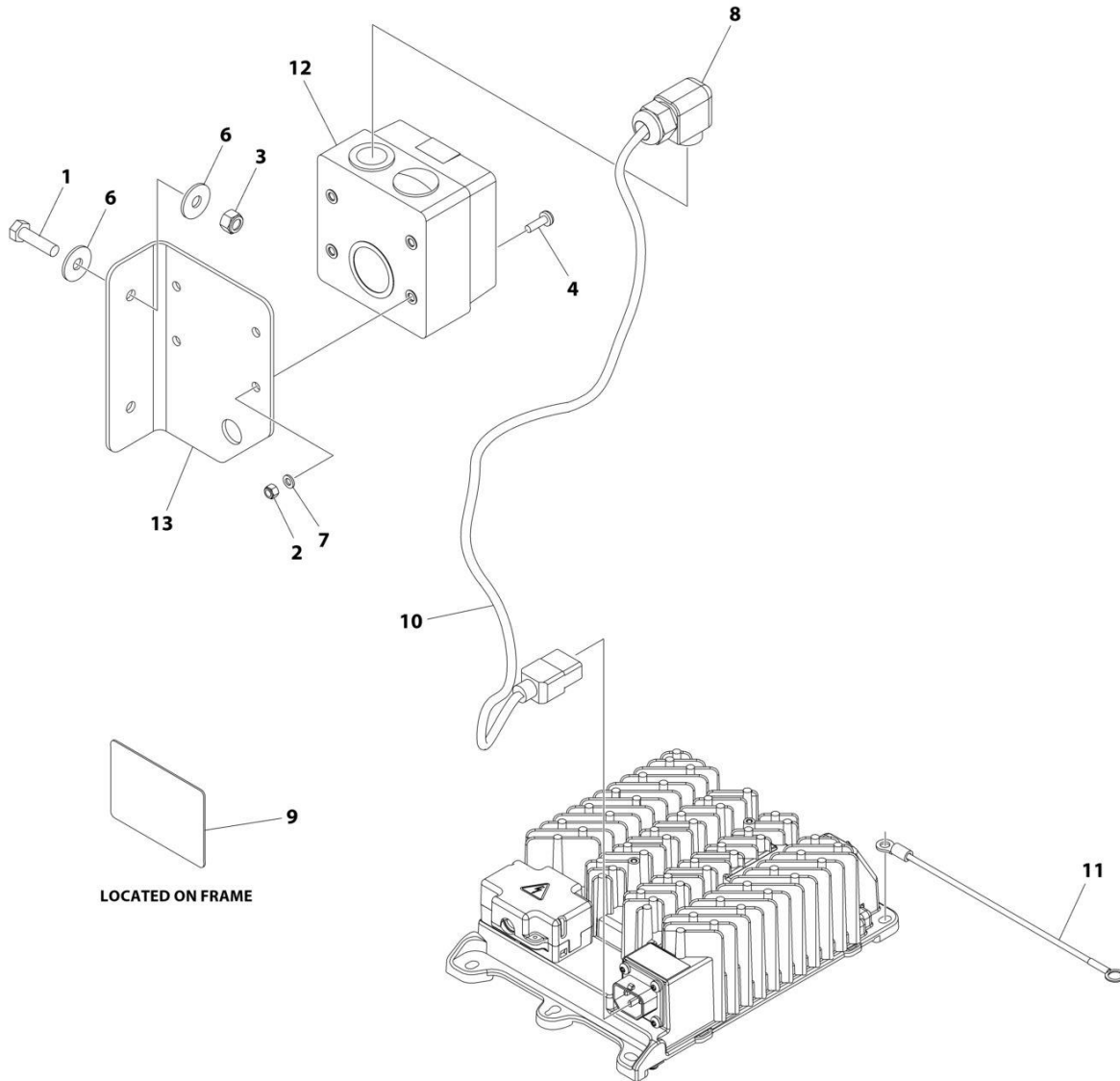
## SECTION 6 - ELECTRICAL

**FIGURE 6-20. CHARGER PLUG INSTALLATION - 220V CEE7 PLUG (CE & UK CA SPECS)**

ITEM	PART NUMBER	QTY	DESCRIPTION	REV
	1001258768	Ref	CHARGER PLUG INSTALLATION	A
1	4240017	AR	Tie-Strap	
2	4461205	1	Terminal	
3	1001102489	1	Decal - Charger	
4	1001207974	1	Cable, Charger Plug (No Plug)	

# SECTION 6 - ELECTRICAL

## FIGURE 6-21. CHARGER PLUG INSTALLATION (AUSTRALIAN PLUG)



ART\_1001263295

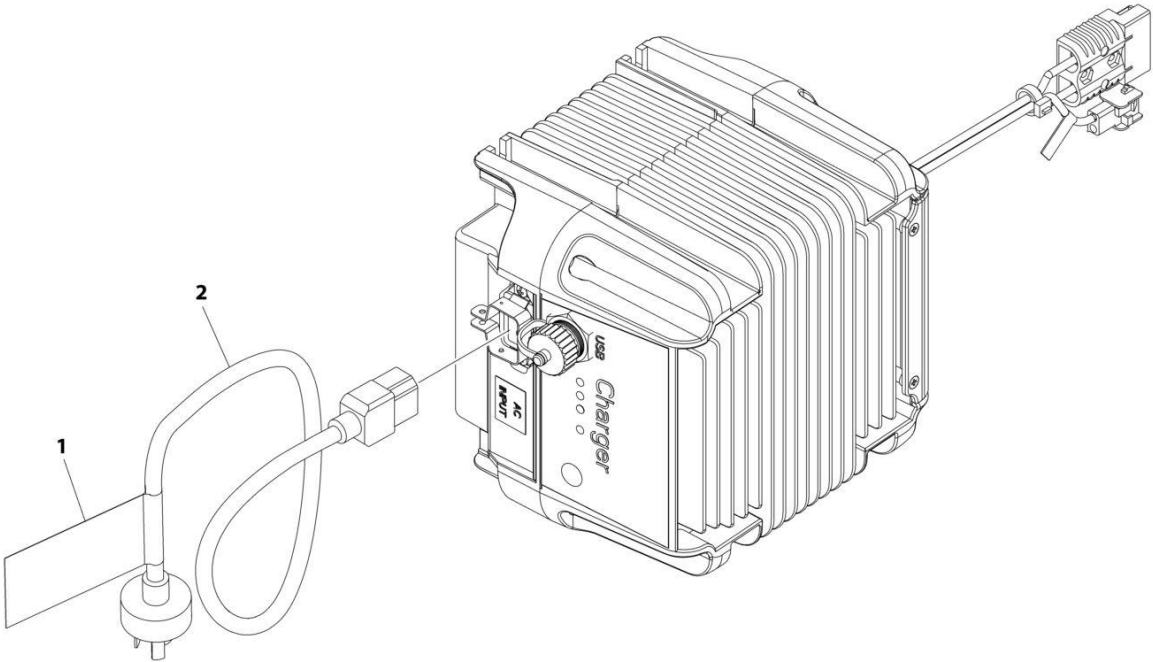
## SECTION 6 - ELECTRICAL

### FIGURE 6-21. CHARGER PLUG INSTALLATION (AUSTRALIAN PLUG)

ITEM	PART NUMBER	QTY	DESCRIPTION	REV
	1001263295	Ref	CHARGER PLUG INSTALLATION	A
1	0700814	2	Bolt M8 x 30	
2	3290505	4	Nut M5	
3	3290805	2	Nut M8	
4	3900381	4	Screw M5 x 16	
5	4240017	AR	Tie Strap (Not Shown)	
6	4811902	4	Washer M8	
7	4831600	4	Washer M5	
8	1001103471	1	Connector Strain Relief 90	
9	1001134280	1	Decal - Charger	
10	1001207974	1	Cable, Charger AC Input	
11	1001227219	1	Ground Harness	
12	1001227267	1	Receptacle Australian - 230V	
13	1001249890	1	Bracket	

**SECTION 6 - ELECTRICAL**

**FIGURE 6-22. CHARGER PLUG INSTALLATION (CHINA PLUG)**



ART\_1001263294

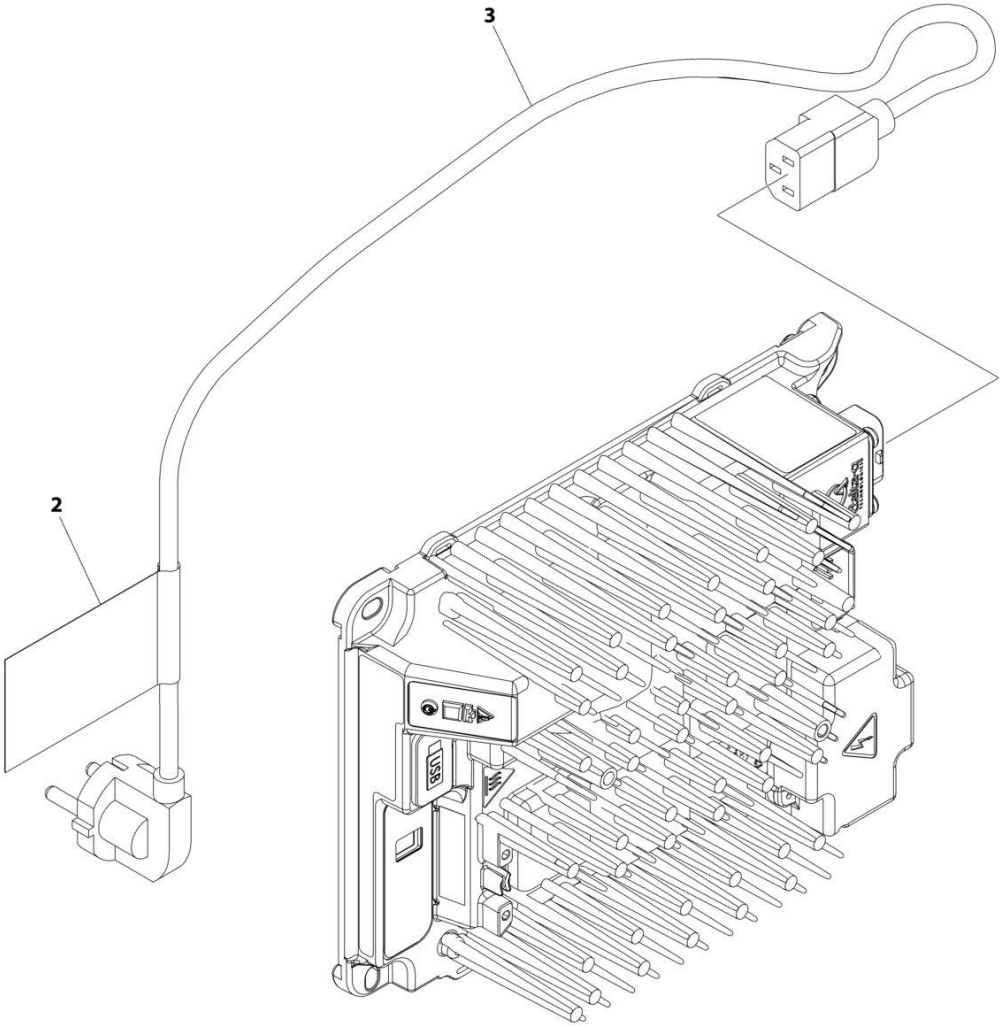
## SECTION 6 - ELECTRICAL

**FIGURE 6-22. CHARGER PLUG INSTALLATION (CHINA PLUG)**

ITEM	PART NUMBER	QTY	DESCRIPTION	REV
	1001263294	Ref	CHARGER PLUG INSTALLATION	A
1	1001102489	1	Decal - Charger Label	
2	1001207973	1	Cable, Charger AC Input	

**SECTION 6 - ELECTRICAL**

**FIGURE 6-23. CHARGER PLUG INSTALLATION (KOREAN PLUG)**



ART\_1001248634



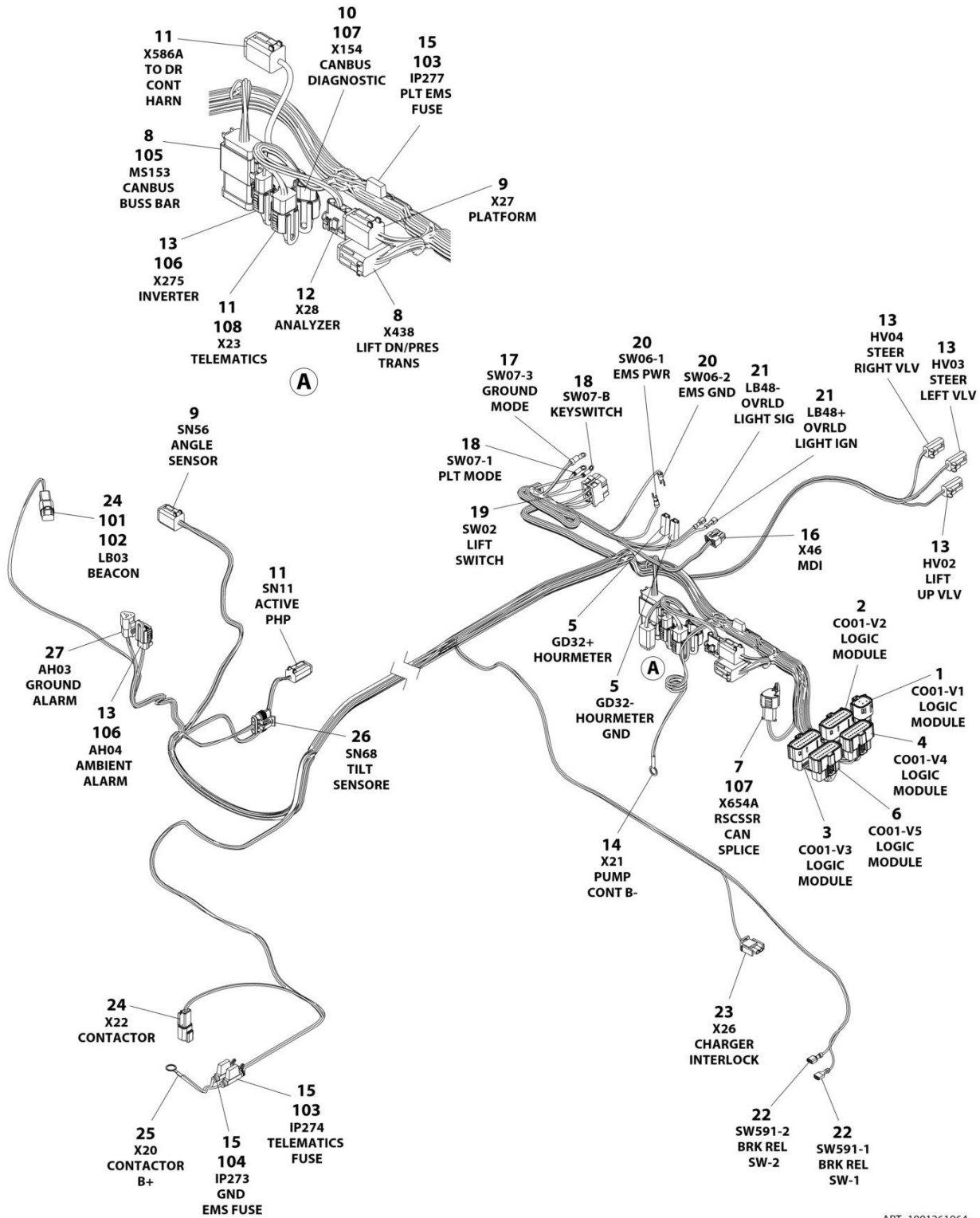
## SECTION 6 - ELECTRICAL

**FIGURE 6-23. CHARGER PLUG INSTALLATION (KOREAN PLUG)**

ITEM	PART NUMBER	QTY	DESCRIPTION	REV
	1001248634	Ref	CHARGER PLUG INSTALLATION	A
1	4240017	AR	Tie-Strap (Not Shown)	
2	1001102489	1	Decal - Charger Label	
3	1001221949	1	Cable, Charger AC Input	

# SECTION 6 - ELECTRICAL

## FIGURE 6-24. CHASSIS HARNESS



ART\_1001261064

## SECTION 6 - ELECTRICAL

### FIGURE 6-24. CHASSIS HARNESS

ITEM	PART NUMBER	QTY	DESCRIPTION	REV
	1001261064	Ref	CHASSIS HARNESS	B
1	1001205409	1	Connector - 8 Position	
1	1001162887	8	Terminal	
2	1001205410	1	Connector - 20 Position	
2	1001162887	13	Terminal	
2	1001163340	7	Plug, Terminal	
3	1001162886	1	Connector - 20 Position	
3	1001162887	16	Terminal	
3	1001163340	4	Plug, Terminal	
4	1001205411	1	Connector - 20 Position	
4	1001162887	16	Terminal	
4	1001163340	4	Plug, Terminal	
5	4460260	4	Cover, Terminal	
5	4460259	4	Terminal	
6	1001205412	1	Connector - 20 Position	
6	1001162887	14	Terminal	
6	1001163340	6	Plug, Terminal	
7	4460965	1	Plug, Male - 3 Position	
7	4460944	2	Socket, Female	
7	4460466	1	Plug, Terminal	
8	4460933	2	Plug, Male - 12 Position	
8	4460465	10	Socket, Female	
8	4460944	12	Socket, Female	
8	4460466	2	Plug, Terminal	
9	4460894	2	Plug, Male - 6 Position	
9	4460465	8	Socket, Female	
9	4460944	2	Socket, Female	
9	4460466	2	Plug, Terminal	
10	1001116812	1	Receptacle, Female - 3 Position	
10	4060944	2	Socket, Female	
10	4460466	1	Plug, Terminal	
11	4460884	3	Plug, Male - 4 Position	
11	4460465	10	Socket, Female	
11	4460944	2	Socket, Female	
12	4460761	1	Plug, Male - 4 Position	
12	4460227	4	Socket, Female	
13	4460891	5	Plug, Male - 2 Position	
13	4460465	9	Socket, Female	
13	4460466	1	Plug, Terminal	
14	4460256	2	Terminal	
15	2400060	3	Holder/Cover, Fuse	
16	1001151629	1	Plug, Male - 8 Position	
16	4461023	2	Terminal	
16	4460877	2	Terminal	
17	4460042	1	Terminal, Ring	
18	4460247	2	Terminal, Ring	
19	4460418	1	Connector - 6 Position	
19	1001159186	3	Terminal	
20	4460115	1	Terminal, Ring	
21	1001201885	2	Terminal	

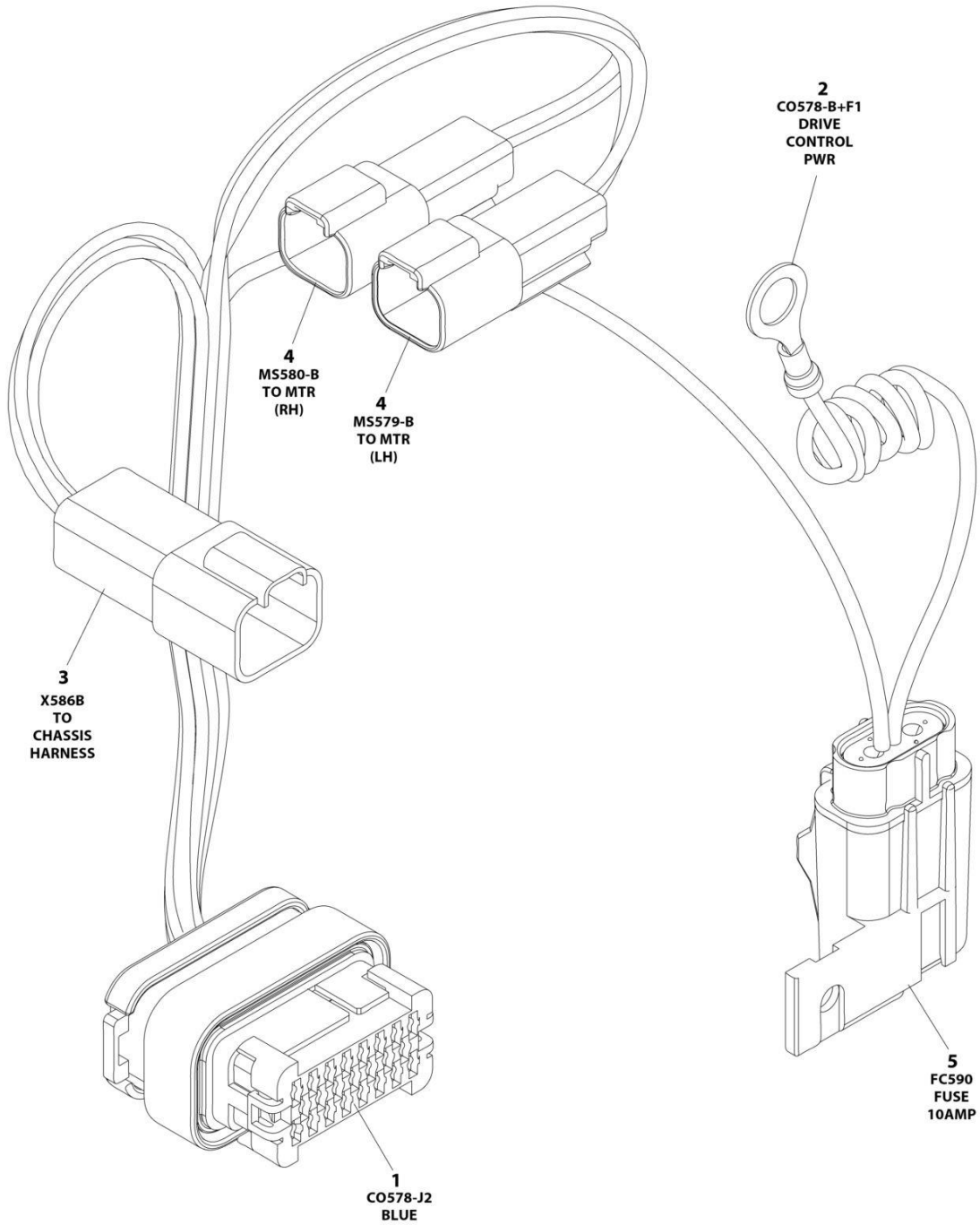
## SECTION 6 - ELECTRICAL

ITEM	PART NUMBER	QTY	DESCRIPTION	REV
22	1001194421	2	Terminal	
23	4460320	1	Plug, Male - 2 Position	
23	4460226	1	Socket, Female	
24	4460897	2	Receptacle, Female - 2 Position	
24	4460464	4	Pin, Male	
25	4460019	1	Terminal, Ring	
26	1001103012	1	Plug, Male - 4 Position	
26	1001196589	4	Terminal	
26	1001104498	4	Seal Terminal	
27	4460539	1	Plug, Male - 3 Position	
27	4460465	3	Socket, Female	
101	4460466	2	Plug, Terminal	
102	4460891	1	Plug, Male - 4 Position	
103	8229242	2	Fuse 5 Amp	
104	8229244	1	Fuse, 15 Amp	
105	1001125677	1	Connector, Bussbar	
106	1001144295	2	Cap - 2 Position	
107	1001144296	2	Cap - 3 Position	
108	1001192401	1	Cap, Dust	



# SECTION 6 - ELECTRICAL

## FIGURE 6-25. DRIVE HARNESS



ART\_1001255934

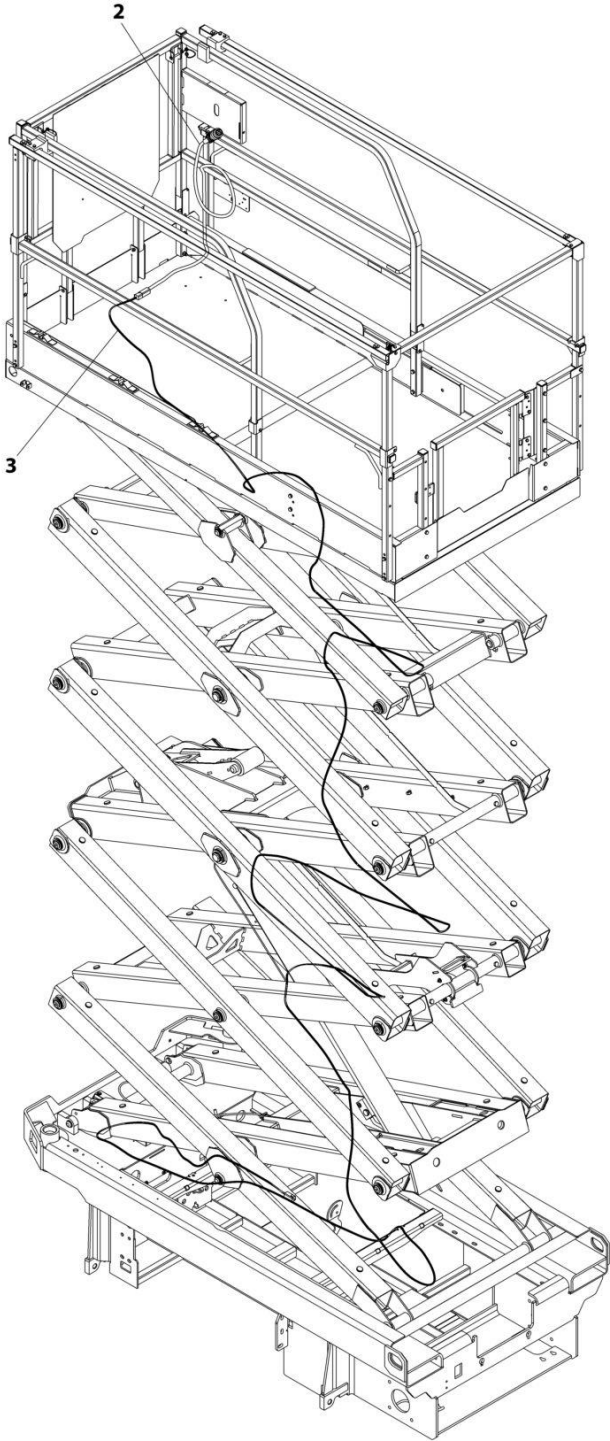
## SECTION 6 - ELECTRICAL

### FIGURE 6-25. DRIVE HARNESS

ITEM	PART NUMBER	QTY	DESCRIPTION	REV
	1001255934	Ref	DRIVE HARNESS	E
1	1001096138	1	Connector - 23 Position	
1	4460871	9	Terminal	
1	4460905	14	Plug, Terminal	
2	4460670	1	Terminal, Ring	
3	4460932	1	Receptacle, Female - 4 Position	
3	4460943	2	Pin, Male	
3	4460464	2	Pin, Male	
4	4460897	2	Receptacle, Female - 2 Position	
4	4460464	4	Pin, Male	
5	1001217843	1	Fuseholder with Cap	
5	1001217842	1	Cap, Cover	
5	8229234	1	Fuse - 10Amp	
5	1001116733	2	Terminal	

**SECTION 6 - ELECTRICAL**

**FIGURE 6-26. GROUND TO PLATFORM CABLE INSTALLATION - WITHOUT PLATFORM COIL CABLE  
(MACHINES WITH SN STARTING WITH 12, B2, G2 & M2)**



ART\_1001234093



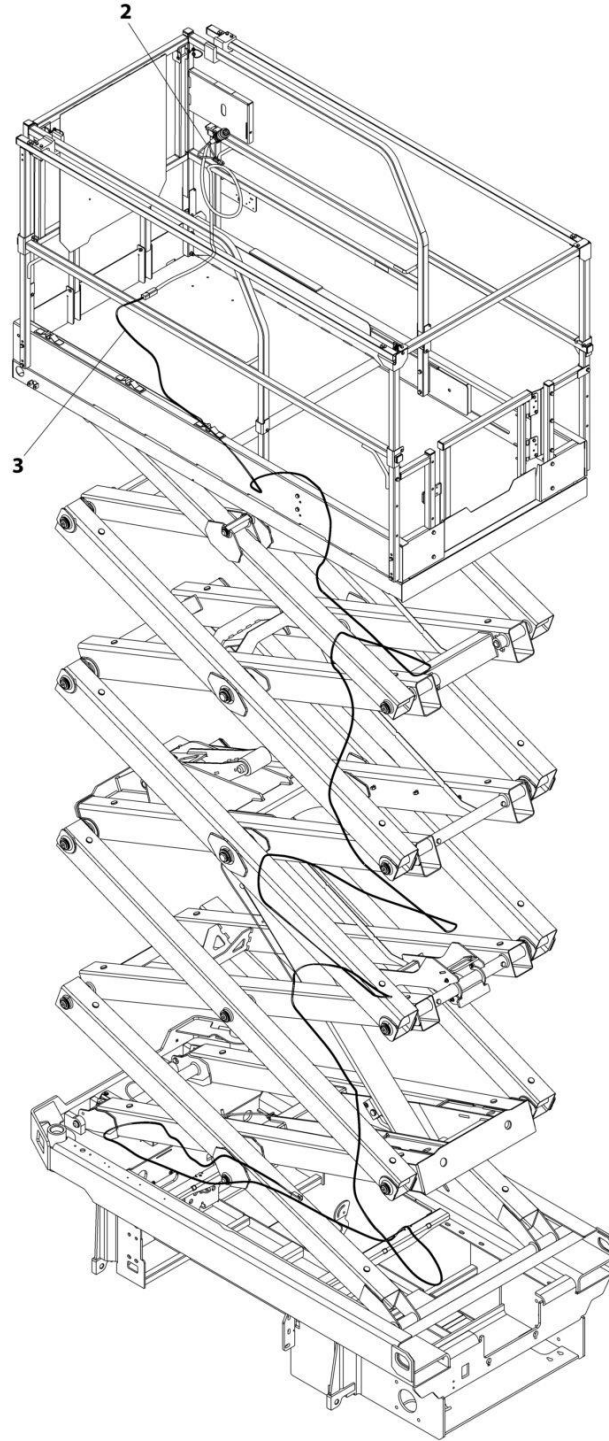
## SECTION 6 - ELECTRICAL

**FIGURE 6-26. GROUND TO PLATFORM CABLE INSTALLATION - WITHOUT PLATFORM COIL CABLE  
(MACHINES WITH SN STARTING WITH 12, B2, G2 & M2)**

ITEM	PART NUMBER	QTY	DESCRIPTION	REV
	1001234093	Ref	GROUND TO PLATFORM CABLE INSTALLATION - WITHOUT PLATFORM COIL CABLE	A
1	4240017	AR	Tie-Strap (Not Shown)	
2	1001200812	1	Platform Harness	
2	4460899	1	Receptacle, Female - 6 Position (To Item 3)	
2	4460464	4	Pin, Male	
2	4460943	2	Pin, Male	
2	4460754	1	Connector - 14 Position (To Console Box)	
2	4460465	8	Socket, Female	
2	4460466	6	Plug, Terminal	
3	1001234631	1	Cable Assembly - Ground to Platform	
3	4460894	1	Plug, Male - 6 Position (To Platform Harness Item 2)	
3	4460465	4	Socket, Female	
3	4460944	2	Socket, Female	
3	4460899	1	Receptacle, Female - 6 Position (To Chassis Harness)	
3	4460464	4	Pin, Male	
3	4460943	2	Pin, Male	

## SECTION 6 - ELECTRICAL

FIGURE 6-27. GROUND TO PLATFORM CABLE INSTALLATION - WITHOUT PLATFORM COIL CABLE & WITH FOOTSWITCH (MACHINES WITH SN STARTING WITH 12, B2 & G2)



ART\_1001234095

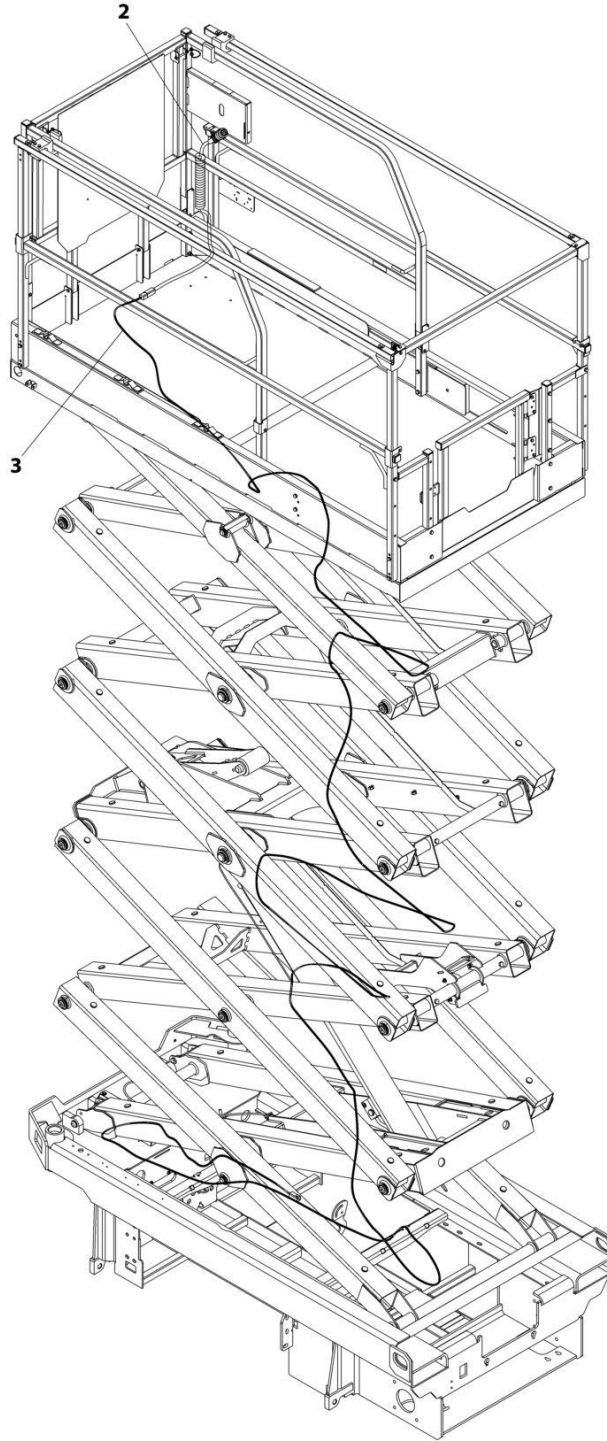
## SECTION 6 - ELECTRICAL

**FIGURE 6-27. GROUND TO PLATFORM CABLE INSTALLATION - WITHOUT PLATFORM COIL CABLE  
& WITH FOOTSWITCH (MACHINES WITH SN STARTING WITH 12, B2 & G2)**

ITEM	PART NUMBER	QTY	DESCRIPTION	REV
	1001234095	Ref	GROUND TO PLATFORM CABLE INSTALLATION - WITHOUT PLATFORM COIL CABLE AND WITH FOOTSWITCH	A
1	4240017	AR	Tie-Strap (Not Shown)	
2	1001223263	1	Platform Harness	
2	4460899	1	Receptacle, Female - 6 Position (To Item 3)	
2	4460464	4	Pin, Male	
2	4460943	2	Pin, Male	
2	4460754	1	Connector - 14 Position (To Console Box)	
2	4460465	8	Socket, Female	
2	4460944	2	Socket, Female	
2	4460466	4	Plug, Terminal	
2	4460891	1	Plug, Male - 2 Position (To Footswitch)	
2	4460465	2	Socket, Female	
2	4460897	1	Receptacle, Female - 2 Position (Footswitch Jumper)	
2	4460464	2	Pin, Male	
2	4460539	1	Plug, Male - 3 Position (To Overhead Switches)	
2	4460465	2	Socket, Female	
2	4460466	1	Plug, Terminal	
3	1001234631	1	Cable Assembly - Ground to Platform	
3	4460894	1	Plug, Male - 6 Position (To Platform Harness Item 2)	
3	4460465	4	Socket, Female	
3	4460944	2	Socket, Female	
3	4460899	1	Receptacle, Female - 6 Position (To Chassis Harness)	
3	4460464	4	Pin, Male	
3	4460943	2	Pin, Male	

## SECTION 6 - ELECTRICAL

FIGURE 6-28. GROUND TO PLATFORM CABLE INSTALLATION - WITH PLATFORM COIL CABLE  
(MACHINES WITH SN STARTING WITH 12, B2, G2 & M2)



ART\_1001234094

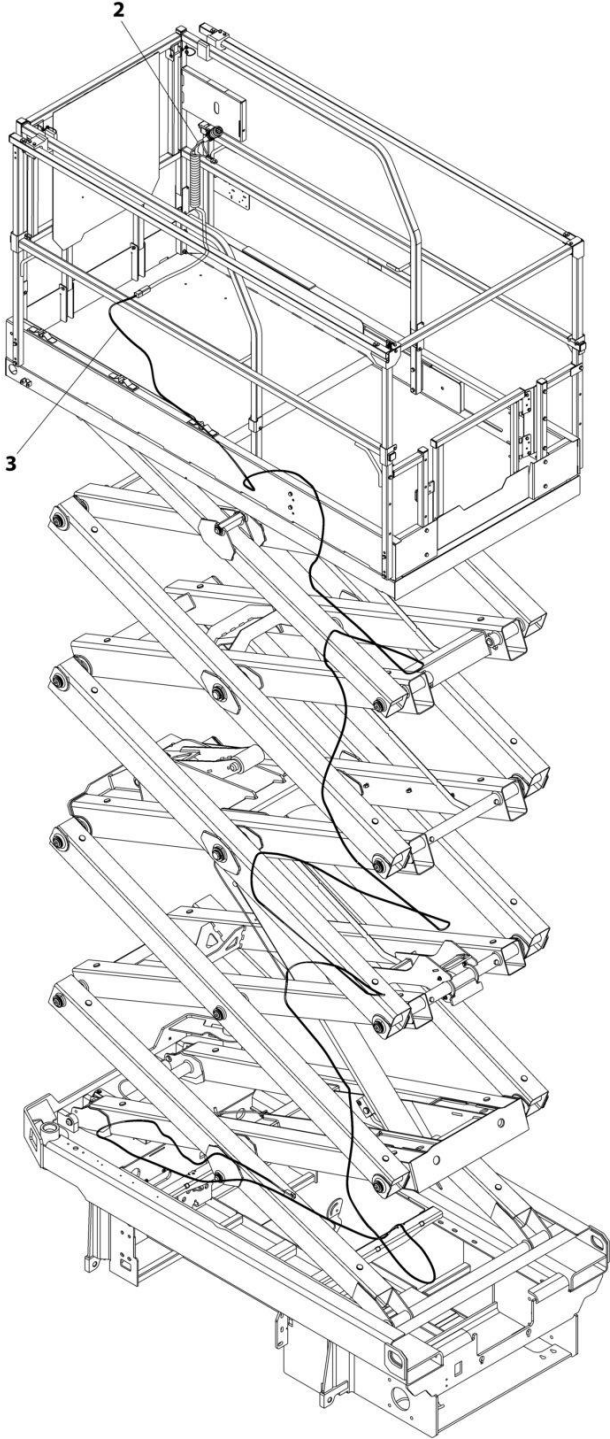
## SECTION 6 - ELECTRICAL

**FIGURE 6-28. GROUND TO PLATFORM CABLE INSTALLATION - WITH PLATFORM COIL CABLE  
(MACHINES WITH SN STARTING WITH 12, B2, G2 & M2)**

ITEM	PART NUMBER	QTY	DESCRIPTION	REV
	1001234094	Ref	GROUND TO PLATFORM CABLE INSTALLATION - WITH PLATFORM COIL CABLE	A
1	4240017	AR	Tie-Strap (Not Shown)	
2	1001202184	1	Platform Harness	
2	4460899	1	Receptacle, Female - 6 Position (To Item 3)	
2	4460464	4	Pin, Male	
2	4460943	2	Pin, Male	
2	4460754	1	Connector - 14 Position (To Console Box)	
2	4460465	8	Socket, Female	
2	4460466	6	Plug, Terminal	
3	1001234631	1	Cable Assembly - Ground to Platform	
3	4460894	1	Plug, Male - 6 Position (To Platform Harness Item 2)	
3	4460465	4	Socket, Female	
3	4460944	2	Socket, Female	
3	4460899	1	Receptacle, Female - 6 Position (To Chassis Harness)	
3	4460464	4	Pin, Male	
3	4460943	2	Pin, Male	

**SECTION 6 - ELECTRICAL**

**FIGURE 6-29. GROUND TO PLATFORM CABLE INSTALLATION - WITH PLATFORM COIL CABLE & FOOTSWITCH (MACHINES WITH SN STARTING WITH 12, B2 & G2)**



ART\_1001234096

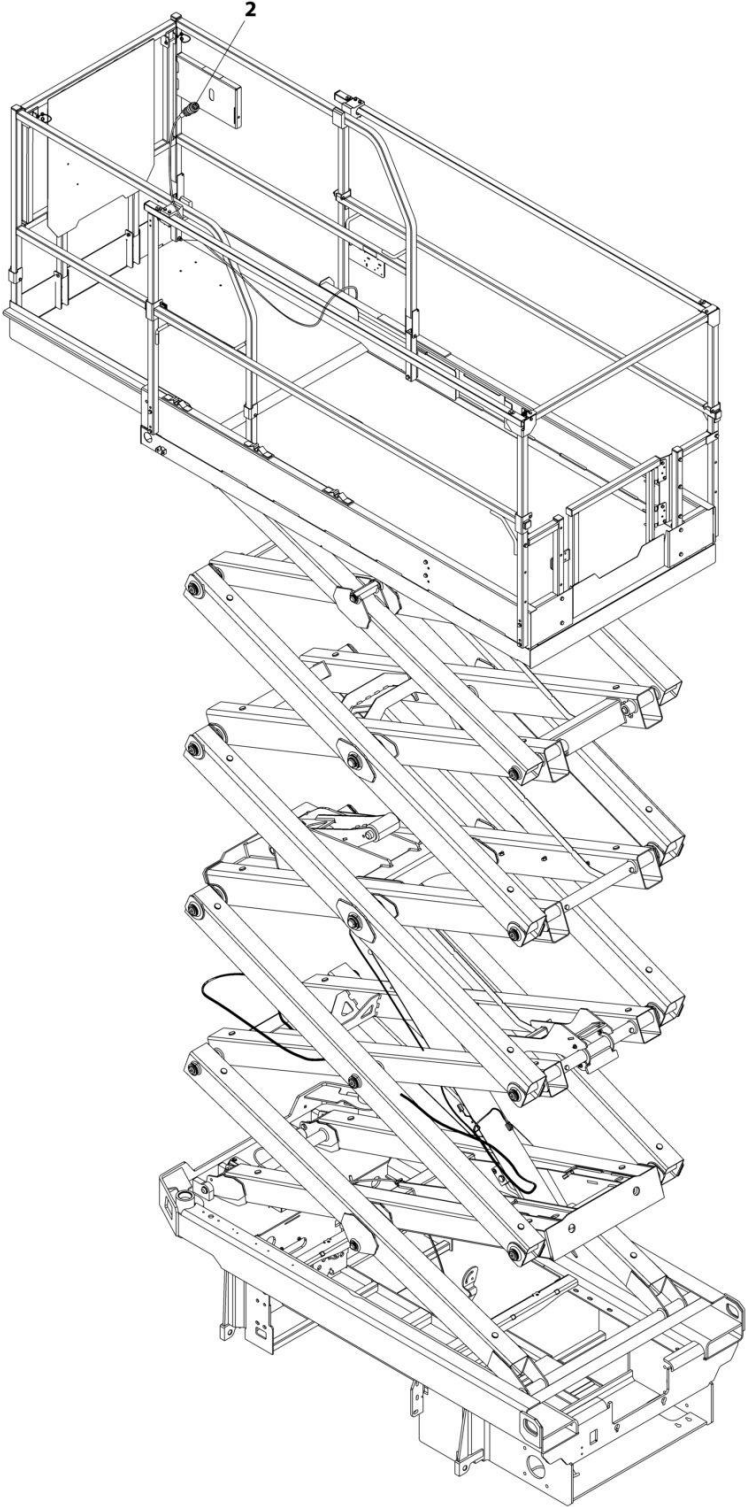
## SECTION 6 - ELECTRICAL

**FIGURE 6-29. GROUND TO PLATFORM CABLE INSTALLATION - WITH PLATFORM COIL CABLE & FOOTSWITCH (MACHINES WITH SN STARTING WITH 12, B2 & G2)**

ITEM	PART NUMBER	QTY	DESCRIPTION	REV
	1001234096	Ref	GROUND TO PLATFORM CABLE INSTALLATION - WITH PLATFORM COIL CABLE AND FOOTSWITCH	A
1	4240017	AR	Tie-Strap (Not Shown)	
2	1001223262	1	Platform Harness	
2	4460899	1	Receptacle, Female - 6 Position (To Item 3)	
2	4460464	4	Pin, Male	
2	4460943	2	Pin, Male	
2	4460754	1	Connector - 14 Position (To Console Box)	
2	4460465	8	Socket, Female	
2	4460944	2	Socket, Female	
2	4460466	4	Plug, Terminal	
2	4460891	1	Plug, Male - 2 Position (To Footswitch)	
2	4460465	2	Socket, Female	
2	4460897	1	Receptacle, Female - 2 Position (Footswitch Jumper)	
2	4460464	2	Pin, Male	
2	4460539	1	Plug, Male - 3 Position (To Overhead Switches)	
2	4460465	2	Socket, Female	
2	4460466	1	Plug, Terminal	
3	1001234631	1	Cable Assembly - Ground to Platform	
3	4460894	1	Plug, Male - 6 Position (To Platform Harness Item 2)	
3	4460465	4	Socket, Female	
3	4460944	2	Socket, Female	
3	4460899	1	Receptacle, Female - 6 Position (To Chassis Harness)	
3	4460464	4	Pin, Male	
3	4460943	2	Pin, Male	

**SECTION 6 - ELECTRICAL**

**FIGURE 6-30. GROUND TO PLATFORM CABLE INSTALLATION - PLATFORM STRAIGHT CABLE ONLY (MACHINES WITH SN STARTING WITH 12, B2 & G2)**



ART\_1001223650



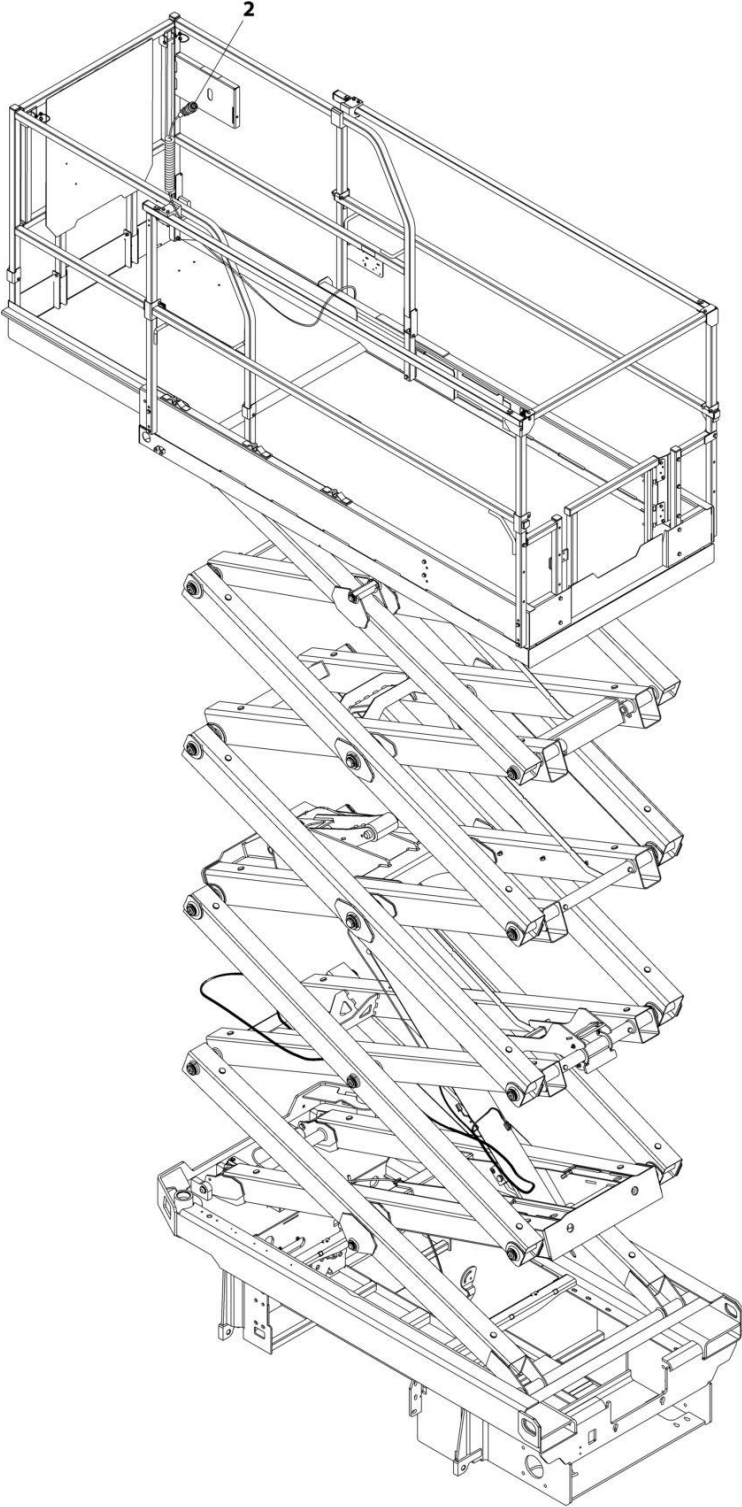
## SECTION 6 - ELECTRICAL

**FIGURE 6-30. GROUND TO PLATFORM CABLE INSTALLATION - PLATFORM STRAIGHT CABLE ONLY (MACHINES WITH SN STARTING WITH 12, B2 & G2)**

ITEM	PART NUMBER	QTY	DESCRIPTION	REV
	1001223650	Ref	GROUND TO PLATFORM CABLE INSTALLATION	A
1	4240017	AR	Tie-Strap (Not Shown)	
2	1001200812	1	Platform Harness	
2	4460899	1	Receptacle, Female - 6 position (To Platform/AC Cable Connector)	
2	4460464	4	Pin, Male	
2	4460943	2	Pin, Male	
2	4460754	1	Connector - 14 Position (To Console Box)	
2	4460465	8	Socket, Female	
2	4460466	6	Plug, Terminal	

**SECTION 6 - ELECTRICAL**

**FIGURE 6-31. GROUND TO PLATFORM CABLE INSTALLATION - P**



ART\_1001223651

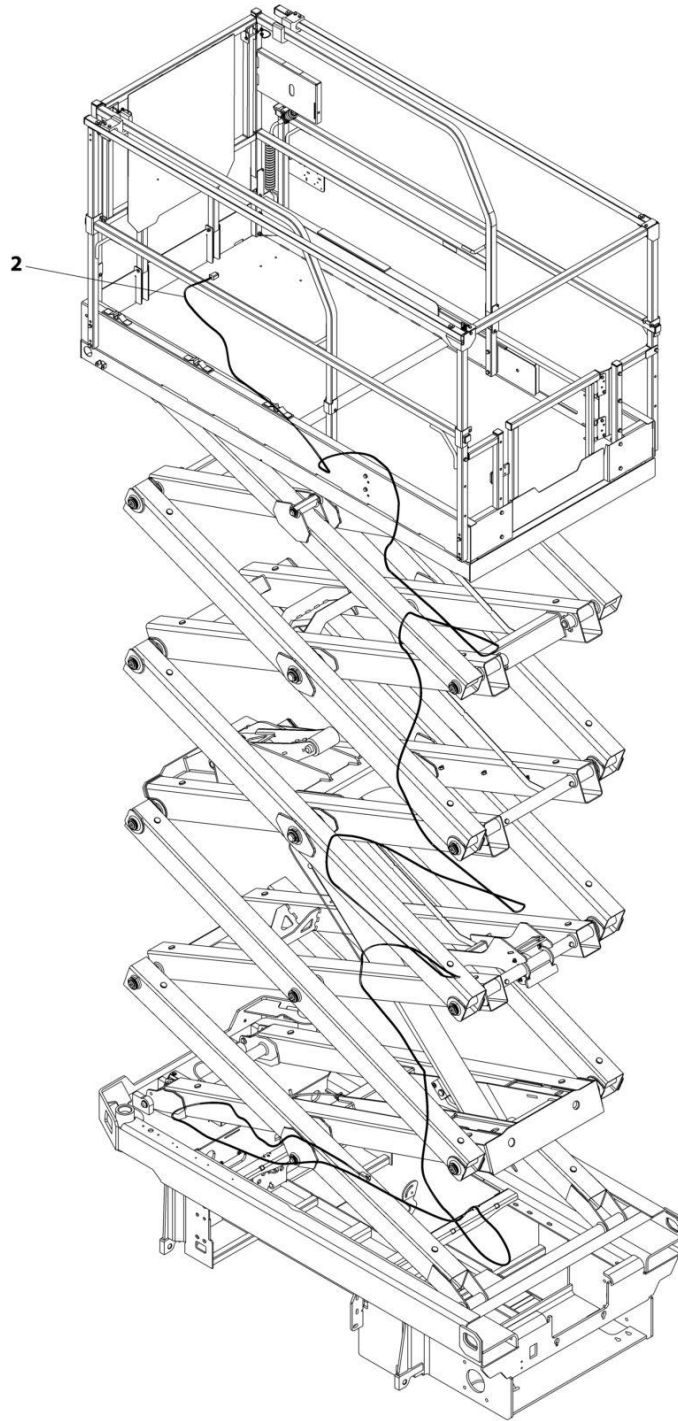
## SECTION 6 - ELECTRICAL

**FIGURE 6-31. GROUND TO PLATFORM CABLE INSTALLATION - P**

ITEM	PART NUMBER	QTY	DESCRIPTION	REV
	1001223651	Ref	GROUND TO PLATFORM CABLE INSTALLATION	A
1	4240017	AR	Tie-Strap (Not Shown)	
2	1001202184	1	Platform Harness	
2	4460899	1	Receptacle, Female - 6 position (To Platform/AC Cable Connector)	
2	4460464	4	Pin, Male	
2	4460943	2	Pin, Male	
2	4460754	1	Connector - 14 Position (To Console Box)	
2	4460465	8	Socket, Female	
2	4460466	6	Plug, Terminal	

## SECTION 6 - ELECTRICAL

**FIGURE 6-32. GROUND TO PLATFORM CABLE INSTALLATION - SCISSORS ARMS CABLE ONLY  
(MACHINES WITH SN STARTING WITH 12, B2 & G2)**



ART\_1001239389

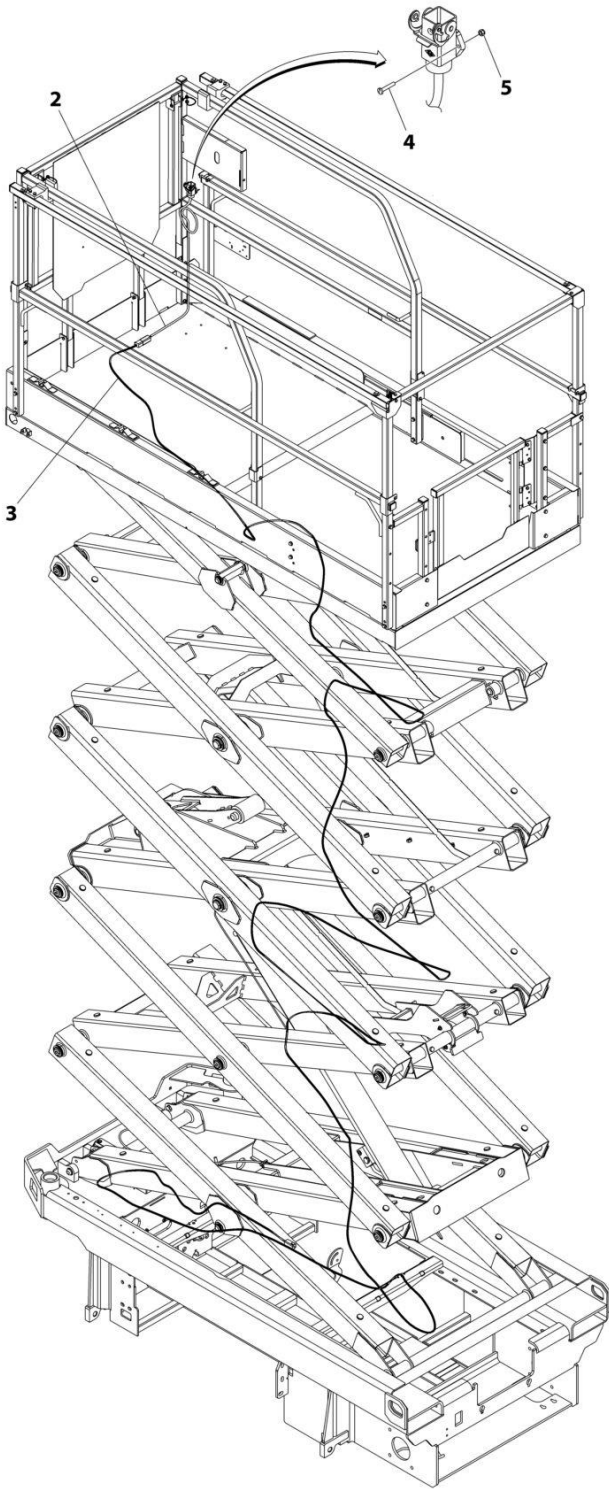
## SECTION 6 - ELECTRICAL

**FIGURE 6-32. GROUND TO PLATFORM CABLE INSTALLATION - SCISSORS ARMS CABLE ONLY  
(MACHINES WITH SN STARTING WITH 12, B2 & G2)**

ITEM	PART NUMBER	QTY	DESCRIPTION	REV
	1001239389	Ref	GROUND TO PLATFORM CABLE INSTALLATION	A
1	4240017	AR	Tie-Strap (Not Shown)	
2	1001234631	1	Cable Assembly - Ground to Platform	
2	4460894	1	Plug, Male - 6 Position (To Platform Harness Item 2)	
2	4460465	4	Socket, Female	
2	4460944	2	Socket, Female	
2	4460899	1	Receptacle, Female - 6 Position (To Chassis Harness)	
2	4460464	4	Pin, Male	
2	4460943	2	Pin, Male	

**SECTION 6 - ELECTRICAL**

**FIGURE 6-33. GROUND TO PLATFORM CABLE INSTALLATION - METAL RECTANGLE (MACHINES WITH SN STARTING WITH 12, B2 & G2)**



ART\_1001270025

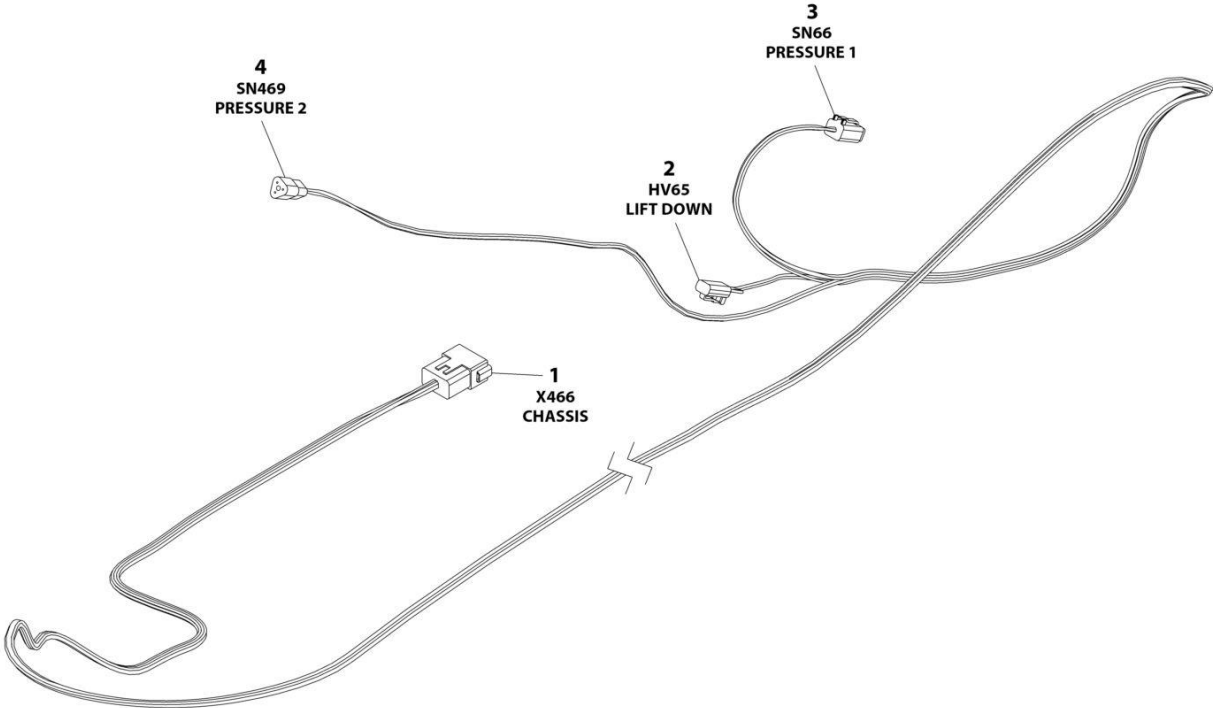
## SECTION 6 - ELECTRICAL

**FIGURE 6-33. GROUND TO PLATFORM CABLE INSTALLATION - METAL RECTANGLE (MACHINES WITH SN STARTING WITH 12, B2 & G2)**

ITEM	PART NUMBER	QTY	DESCRIPTION	REV
	1001270025	Ref	GROUND TO PLATFORM CABLE INSTALLATION	B
1	4240017	AR	Tie-Strap (Not Shown)	
2	1001270443	1	Platform Harness	A
2	4460899	1	Receptacle, Female - 6 Position (To Item 3)	
2	4460464	4	Pin, Male	
2	4460943	2	Pin, Male	
2	1001269947	1	Connector - 12 Position (To Console Box)	
2	1001269949	2	Terminal	
2	1001269944	6	Terminal	
3	1001234631	1	Cable Assembly - Ground to Platform	C
3	4460894	1	Plug, Male - 6 Position (To Platform Harness Item 2)	
3	4460465	4	Socket, Female	
3	4460944	2	Socket, Female	
3	4460899	1	Receptacle, Female - 6 Position (To Chassis Harness)	
3	4460464	4	Pin, Male	
3	4460943	2	Pin, Male	
4	0760310	2	Screw M3 x 20	
5	3290305	2	Nut M3	

**SECTION 6 - ELECTRICAL**

**FIGURE 6-34. LIFT DOWN HARNESS**



ART\_1001233795



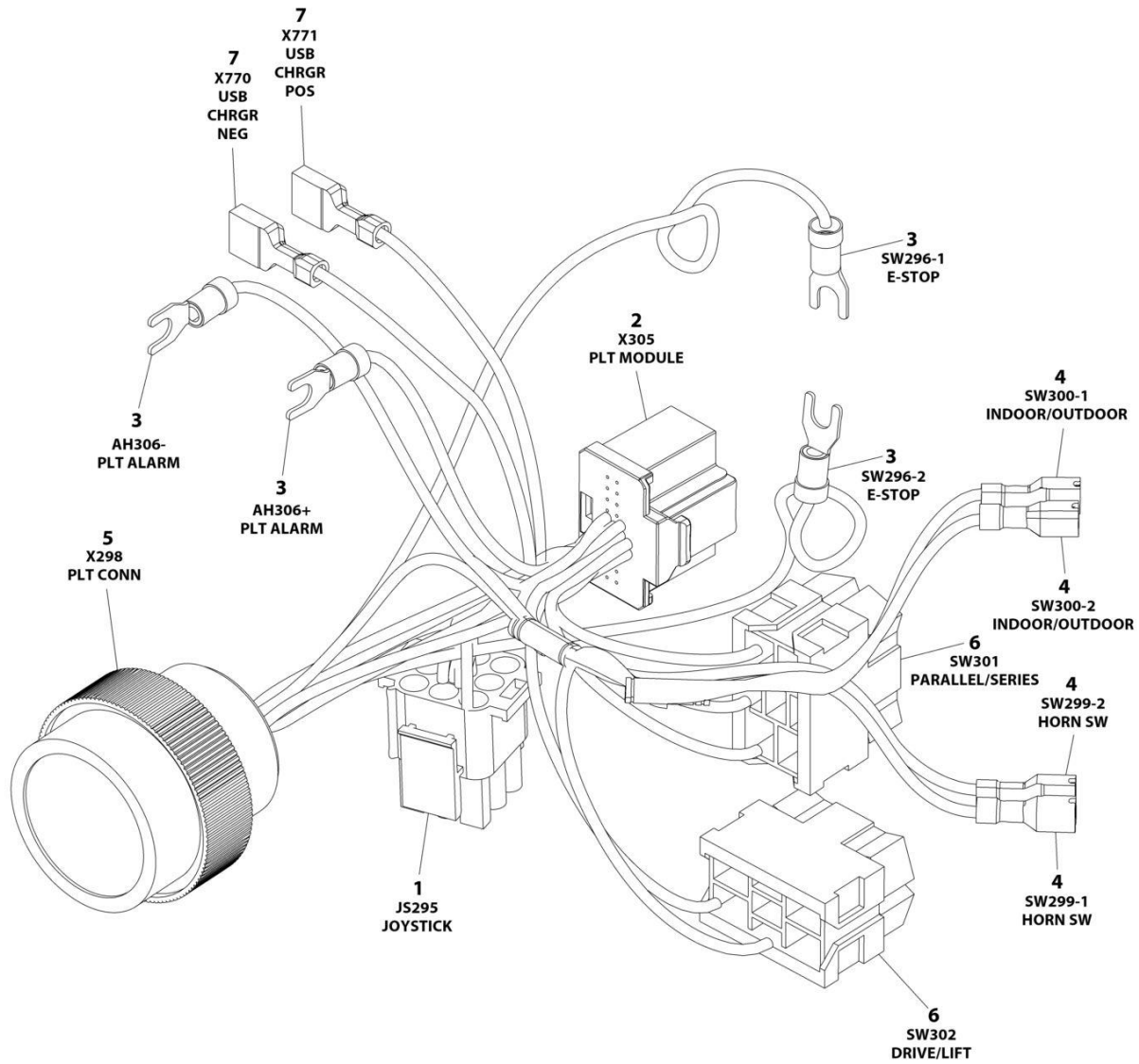
## SECTION 6 - ELECTRICAL

### FIGURE 6-34. LIFT DOWN HARNESS

ITEM	PART NUMBER	QTY	DESCRIPTION	REV
	1001233795	Ref	LIFT DOWN HARNESS	D
1	4460970	1	Receptacle, Female - 12 Position	
1	4460464	9	Pin, Male	
1	4460466	3	Plug, Terminal	
2	4460891	1	Plug, Male - 4 Position	
2	4460465	2	Socket, Female	
3	4460884	1	Plug, Male - 4 Position	
3	4460465	4	Socket, Female	
4	4460539	1	Plug, Male - 3 Position	
4	4460465	3	Socket, Female	

# SECTION 6 - ELECTRICAL

FIGURE 6-35. PLATFORM CONTROL BOX HARNESS (MACHINES WITH SN STARTING WITH B2, M2 & 12)



ART\_1001200819

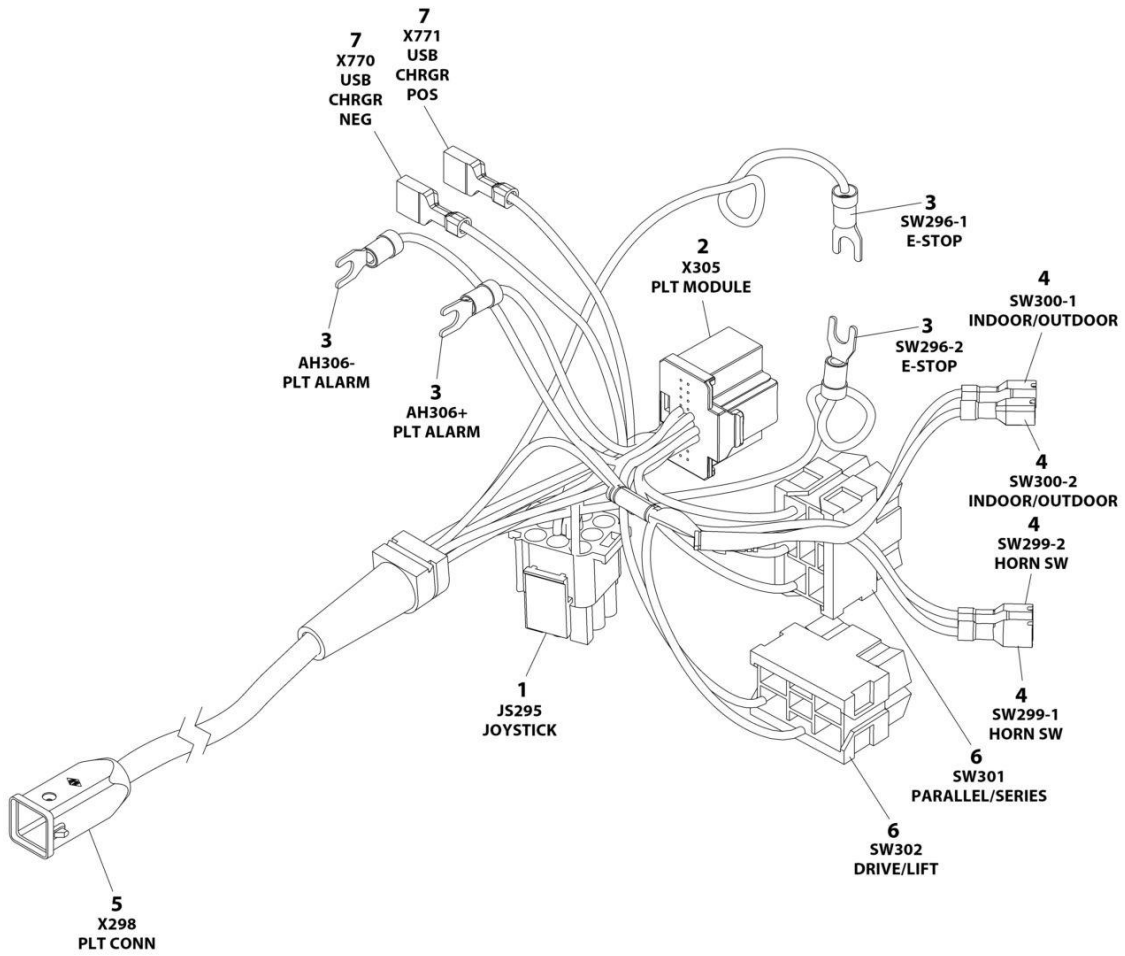
## SECTION 6 - ELECTRICAL

**FIGURE 6-35. PLATFORM CONTROL BOX HARNESS (MACHINES WITH SN STARTING WITH B2, M2 & 12)**

ITEM	PART NUMBER	QTY	DESCRIPTION	REV
	1001200819	Ref	PLATFORM CONTROL BOX HARNESS	E
1	4460265	1	Plug, Male - 9 Position	
1	4460267	6	Pin, Male	
2	1001212036	1	Connector - 20 Position	
2	1001212035	16	Terminal	
3	4460183	4	Terminal, Fork	
4	1001201885	4	Terminal with Cover	
5	4461016	1	Connector - 14 Position	
5	4460464	8	Pin, Male	
5	4460466	6	Plug, Terminal	
6	4460418	2	Connector - 6 Position	
6	1001159186	5	Terminal	
7	1001194421	2	Terminal	

# SECTION 6 - ELECTRICAL

## FIGURE 6-36. PLATFORM CONTROL BOX HARNESS (MACHINES WITH SN STARTING WITH G2)



ART\_1001269999

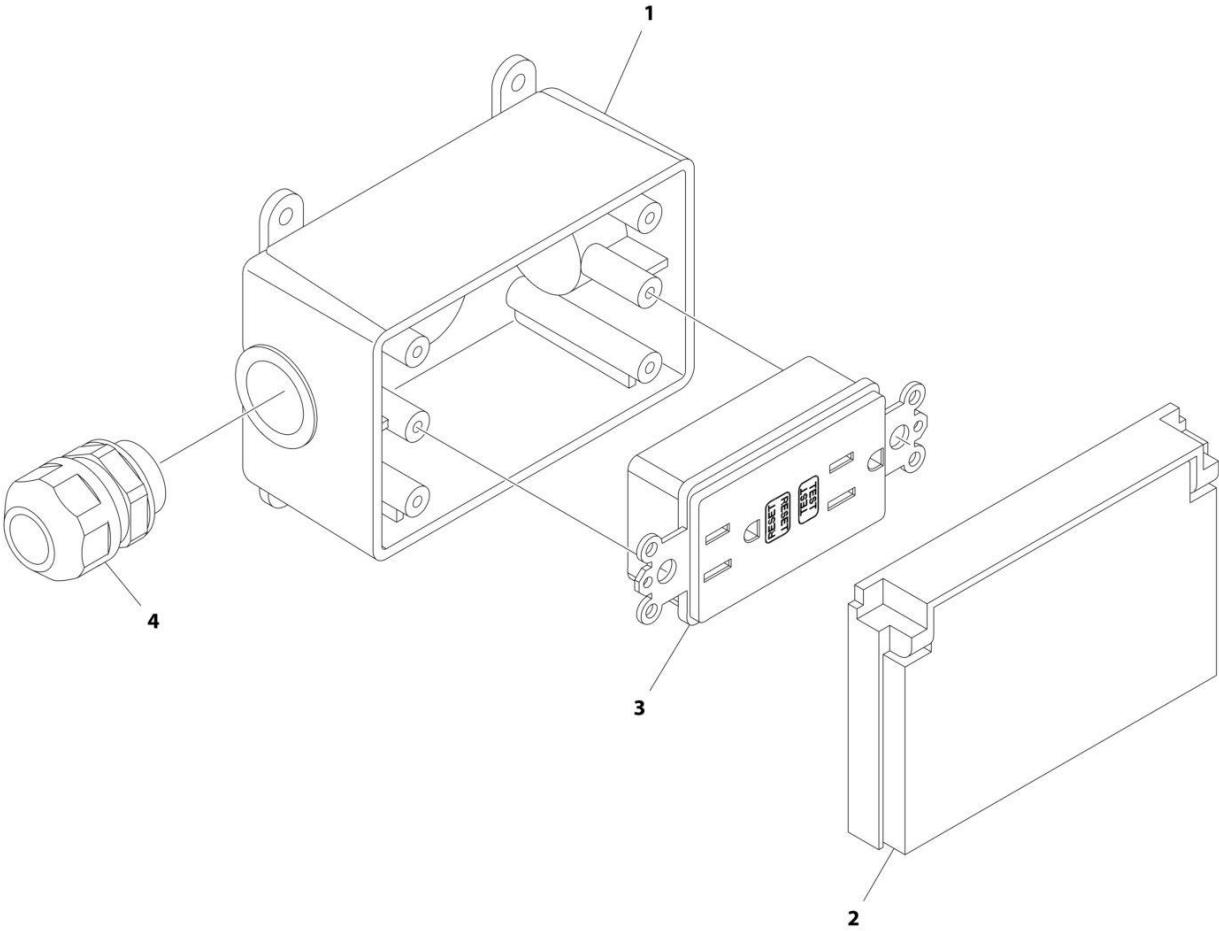
## SECTION 6 - ELECTRICAL

**FIGURE 6-36. PLATFORM CONTROL BOX HARNESS (MACHINES WITH SN STARTING WITH G2)**

ITEM	PART NUMBER	QTY	DESCRIPTION	REV
	1001269999	Ref	PLATFORM CONTROL BOX HARNESS	A
1	4460265	1	Plug, Male - 9 Position	
1	4460267	7	Pin, Male	
2	1001212036	1	Connector - 20 Position	
2	1001212035	17	Terminal	
3	4460183	4	Terminal, Fork	
4	1001201885	4	Terminal with Cover	
5	1001269946	1	Connector - 12 Position	
5	1001269943	10	Pin, Male	
6	4460418	2	Connector - 6 Position	
6	1001159186	5	Terminal	
7	1001194421	2	Terminal	

**SECTION 6 - ELECTRICAL**

**FIGURE 6-37. RECEPTACLE BOX KIT - 110V GFI**



ART\_2902431

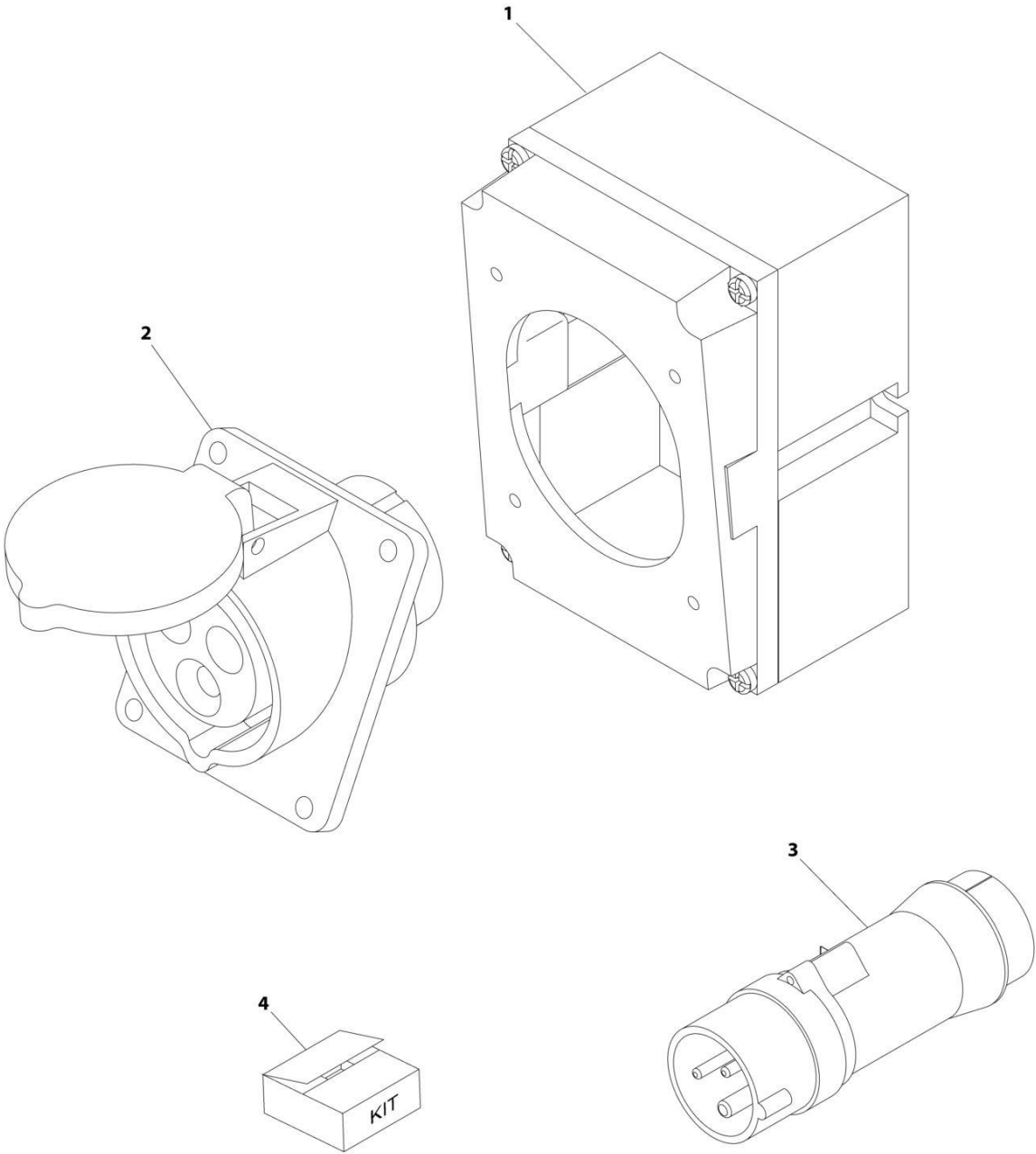
## SECTION 6 - ELECTRICAL

### FIGURE 6-37. RECEPTACLE BOX KIT - 110V GFI

ITEM	PART NUMBER	QTY	DESCRIPTION	REV
	2902431	Ref	RECEPTACLE BOX KIT - 110V GFI	D
1	0861731	1	Box, Receptacle	
2	1671207	1	Cover, Receptacle	
3	4460346	1	Receptacle	
4	4460662	1	Connector, Strain Relief	

**SECTION 6 - ELECTRICAL**

**FIGURE 6-38. RECEPTACLE BOX KIT -110V IEC YELLOW (CE & UK CA SPEC)**



ART\_0275216



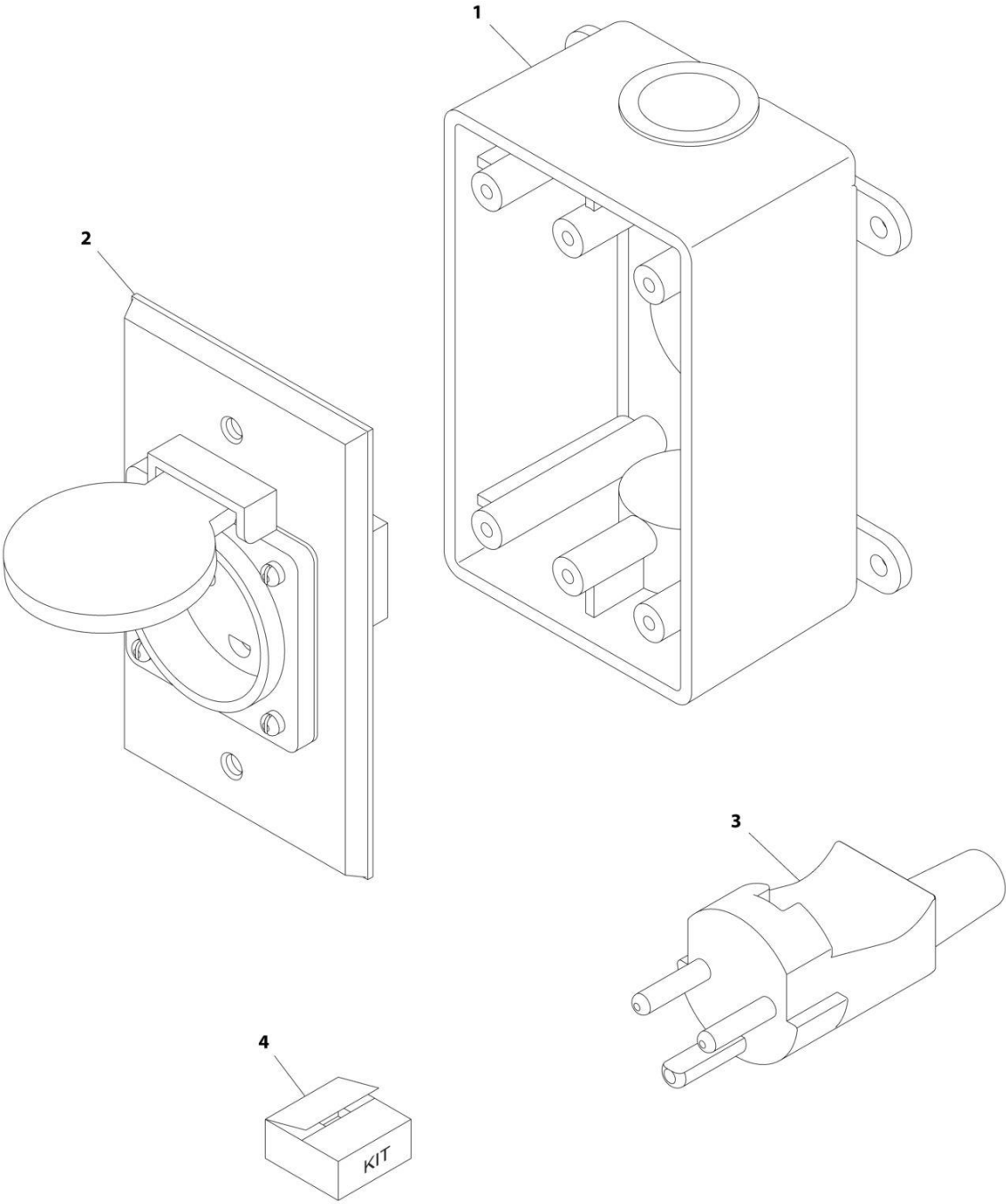
## SECTION 6 - ELECTRICAL

**FIGURE 6-38. RECEPTACLE BOX KIT -110V IEC YELLOW (CE & UK CA SPEC)**

ITEM	PART NUMBER	QTY	DESCRIPTION	REV
	0275216	Ref	RECEPTACLE BOX KIT - 110V IEC YELLOW	B
1	0861781	1	Box, Switch	
2	4461198	1	Receptacle	
3	4461196	1	Plug, Male	
4	1001100341	1	Plug and Socket Kit (Includes Items 1-3 and Female Plug p/n 4461197)	

**SECTION 6 - ELECTRICAL**

**FIGURE 6-39. RECEPTACLE BOX KIT - 220V AFSINT 107 (CE & UK CA SPEC)**



ART\_0275454

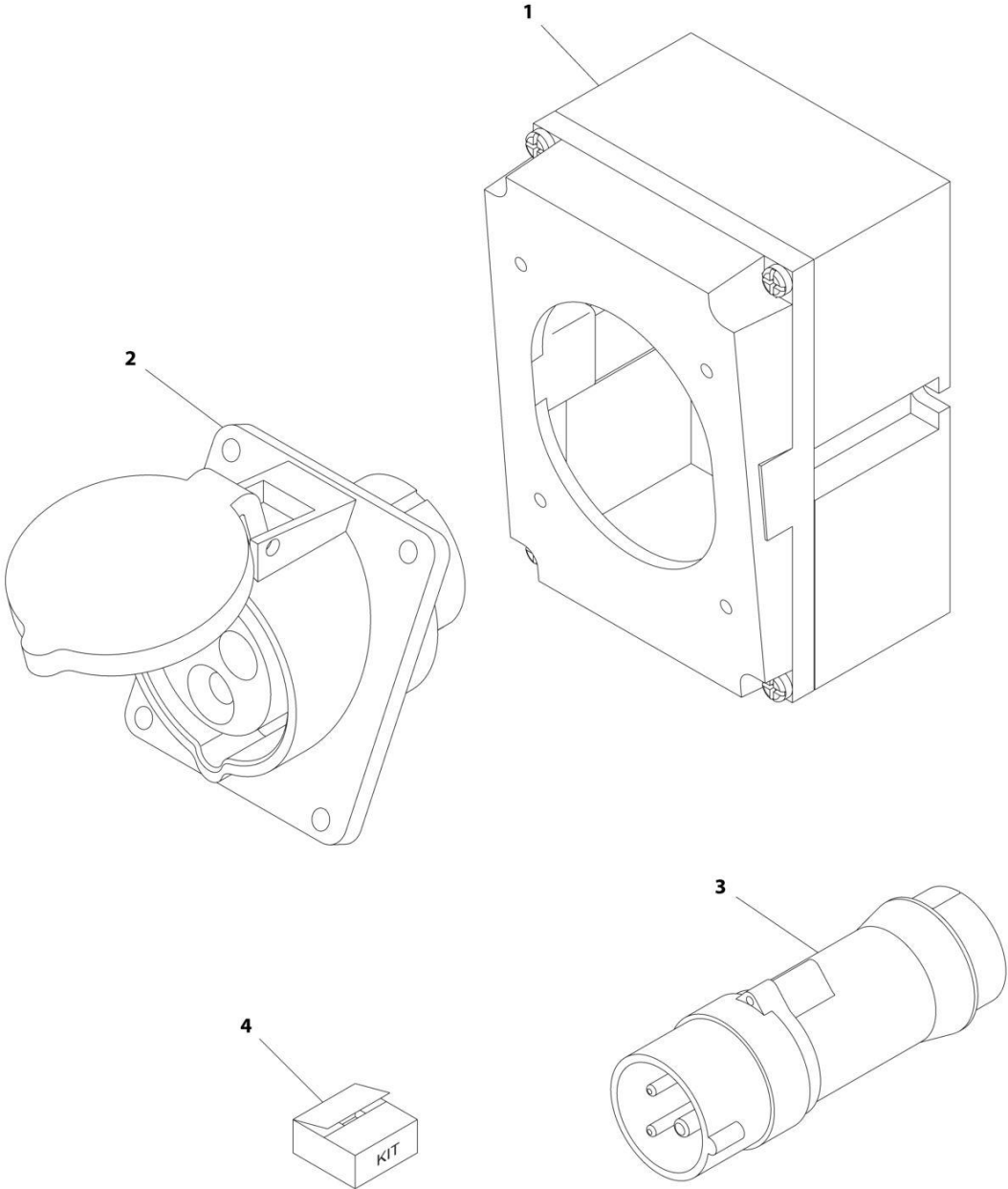
## SECTION 6 - ELECTRICAL

**FIGURE 6-39. RECEPTACLE BOX KIT - 220V AFSINT 107 (CE & UK CA SPEC)**

ITEM	PART NUMBER	QTY	DESCRIPTION	REV
	0275454	Ref	RECEPTACLE BOX KIT - 220V AFSINT 107	B
1	0861731	1	Box, Switch	
2	4461246	1	Receptacle	
3	4461249	1	Plug, Male	
4	1001100346	1	Plug and Socket Kit (Includes Items 1-3 and Female Plug p/n 4461250)	

**SECTION 6 - ELECTRICAL**

**FIGURE 6-40. RECEPTACLE BOX KIT - 220V IEC BLUE (CE & UK CA SPEC)**



ART\_0275217

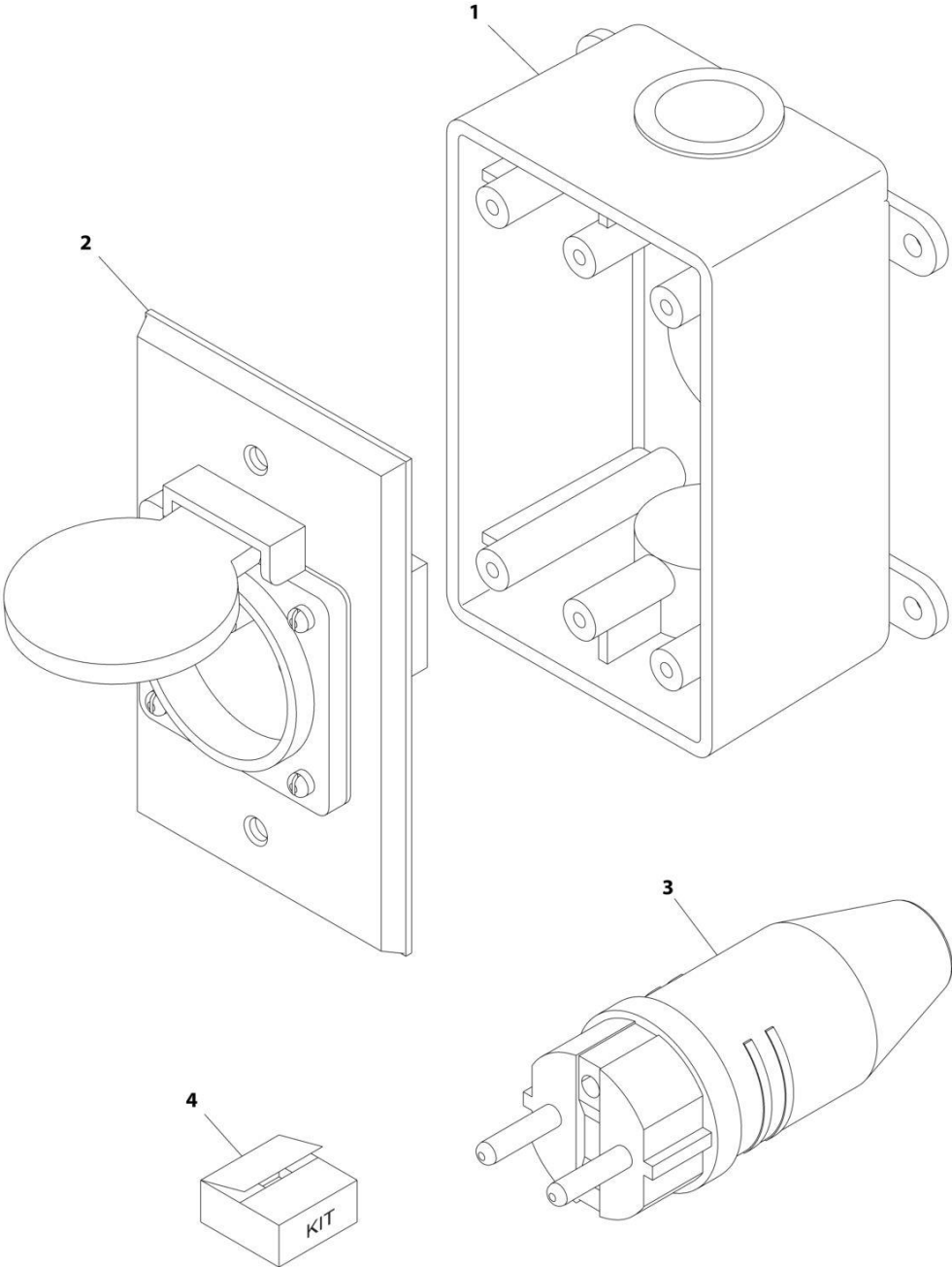
## SECTION 6 - ELECTRICAL

**FIGURE 6-40. RECEPTACLE BOX KIT - 220V IEC BLUE (CE & UK CA SPEC)**

ITEM	PART NUMBER	QTY	DESCRIPTION	REV
	0275217	Ref	RECEPTACLE BOX KIT - 220V IEC BLUE	B
1	0861781	1	Box, Switch	
2	4461201	1	Receptacle	
3	4461199	1	Plug, Male	
4	1001100342	1	Plug and Socket Kit (Includes Items 1-3 and Female Plug p/n 4461200)	

**SECTION 6 - ELECTRICAL**

**FIGURE 6-41. RECEPTACLE BOX KIT - 220V CEE7 POST GROUND (CE & UK CA SPEC)**



ART\_0275452-C

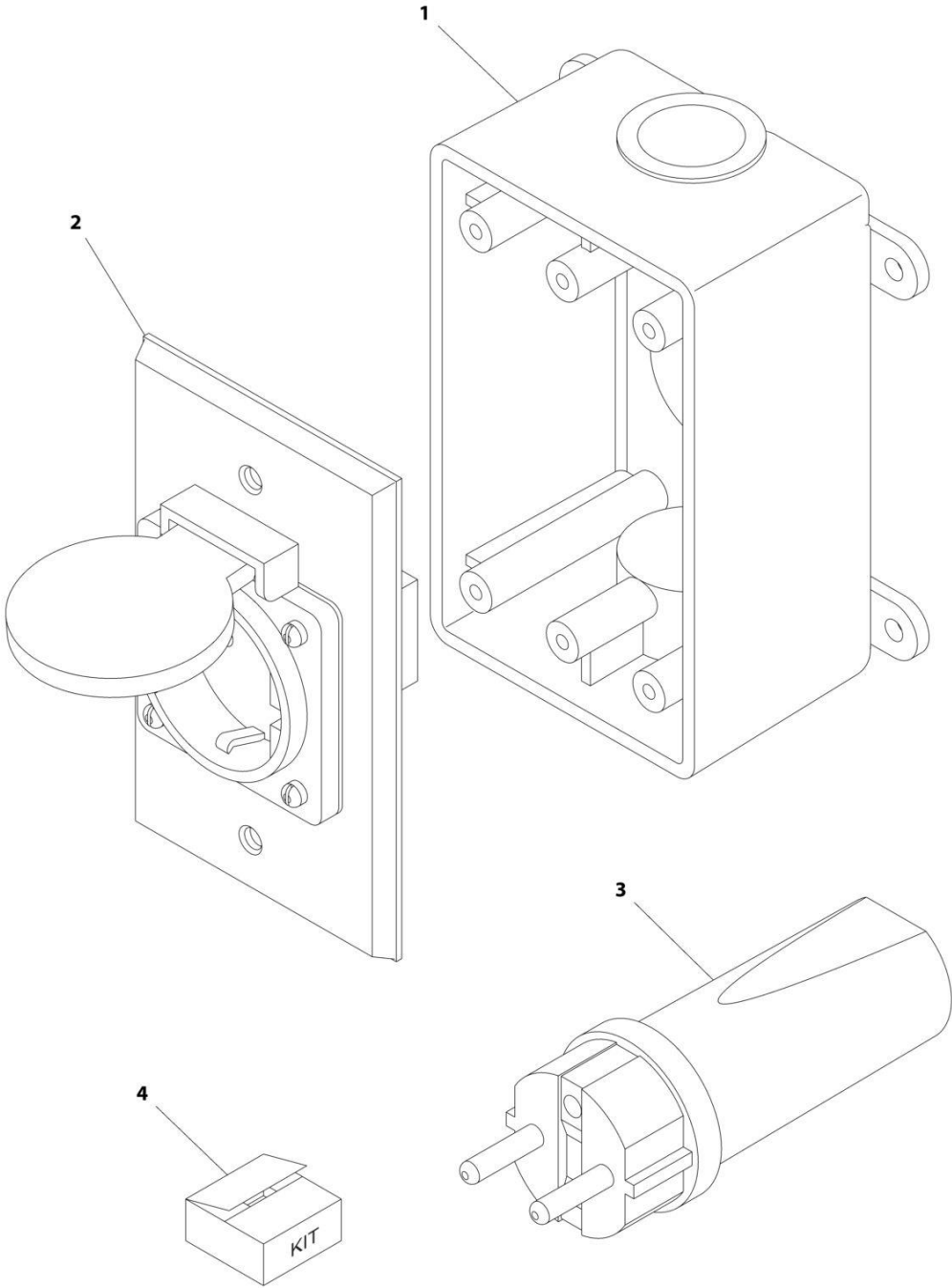
## SECTION 6 - ELECTRICAL

**FIGURE 6-41. RECEPTACLE BOX KIT - 220V CEE7 POST GROUND (CE & UK CA SPEC)**

ITEM	PART NUMBER	QTY	DESCRIPTION	REV
	0275452	Ref	RECEPTACLE BOX KIT - 220V CEE7 POST GROUND 2IN X 4IN BOX	C
1	0861731	1	Box, Switch	
2	4461244	1	Receptacle	
3	4461205	1	Plug, Male	
4	1001100345	1	Plug and Socket Kit (Includes Items 1-3 and Female Plug p/n 4461203)	

**SECTION 6 - ELECTRICAL**

**FIGURE 6-42. RECEPTACLE BOX KIT - 220V CEE7 SIDE GROUND (CE & UK CA SPEC)**



ART\_0275453



## SECTION 6 - ELECTRICAL

**FIGURE 6-42. RECEPTACLE BOX KIT - 220V CEE7 SIDE GROUND (CE & UK CA SPEC)**

ITEM	PART NUMBER	QTY	DESCRIPTION	REV
	0275453	Ref	RECEPTACLE BOX KIT - 220V CEE7 SIDE GROUND	B
1	0861731	1	Box, Switch	
2	4461245	1	Receptacle	
3	4461205	1	Plug, Male	
4	1001100347	1	Plug and Socket Kit (Includes Items 1-3 and Female Plug p/n 4461206)	



**SECTION 7 - DECALS**



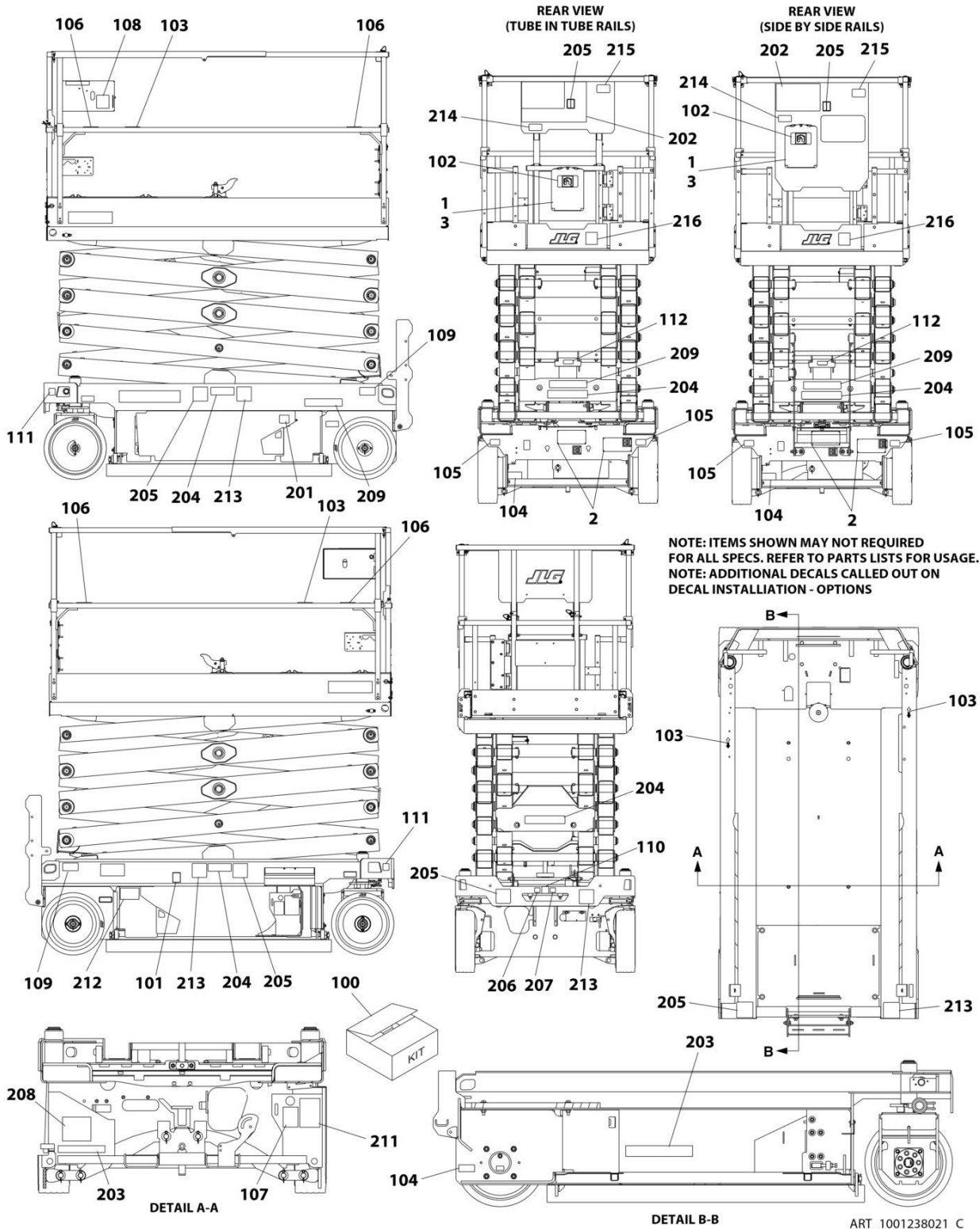
## SECTION 7 - DECALS

**FIGURE 7-1. DECAL INSTALLATION (ANSI SPECS)**

ITEM	PART NUMBER	QTY	DESCRIPTION	REV
	1001238014	Ref	DECAL INSTALLATION (ENGLISH LANGUAGE)	D
	1001237749	Ref	DECAL REFERENCE CHART	H
1	2080040	3	Fastener	
2	2080057	4	Fastener	
3	8990147	1	Holder, Manual	
100	1001239270	1	Master Decal Kit	D
101	1701504	1	Decal - Hydraulic Oil	
102	1701640	1	Decal - Manual	
103	1703819	4	Decal - Direction Arrow	
104	1001248126	1	Decal - Manual Descent Instructions	
105	1704016	2	Decal - Fork Lift	
106	1704277	4	Decal - Lanyard Attach	
107	1704412	1	Decal - Hydraulic Oil	
108	1001132359	1	Decal - Control Box Locate	
109	1001162864	2	Decal - Lift Point/Tie Down	
110	1001212290	1	Decal - Tie Down	
111	1001212291	2	Decal - Lifting Lug	
112	1001237899	1	Decal - Arms Prop	
201	1702155	1	Decal - Battery Disconnect	
202	1703816	1	Decal - Danger/Warning	
203	1001146794	1	Decal - Battery/Charger Service	
204	1001211777	4	Decal - Crushing Hazard	
205	1001211779	4	Decal - Electrocution	
206	1001212292	1	Decal - No Lifting	
207	1001212293	1	Decal - No Forklift	
208	1001237538	1	Decal - Battery Spacer	
209	1703813	2	Decal - Warning Battery Ventilation	
211	1001131270	1	Decal - Patent	
212	1001223055	1	Decal - Yearly Inspection	
214	1001228370	1	Decal - ICES	
215	1001231801	1	Decal - Warning Prop 65	

# SECTION 7 - DECALS

## FIGURE 7-2. DECAL INSTALLATION (AUSTRALIAN SPECS)



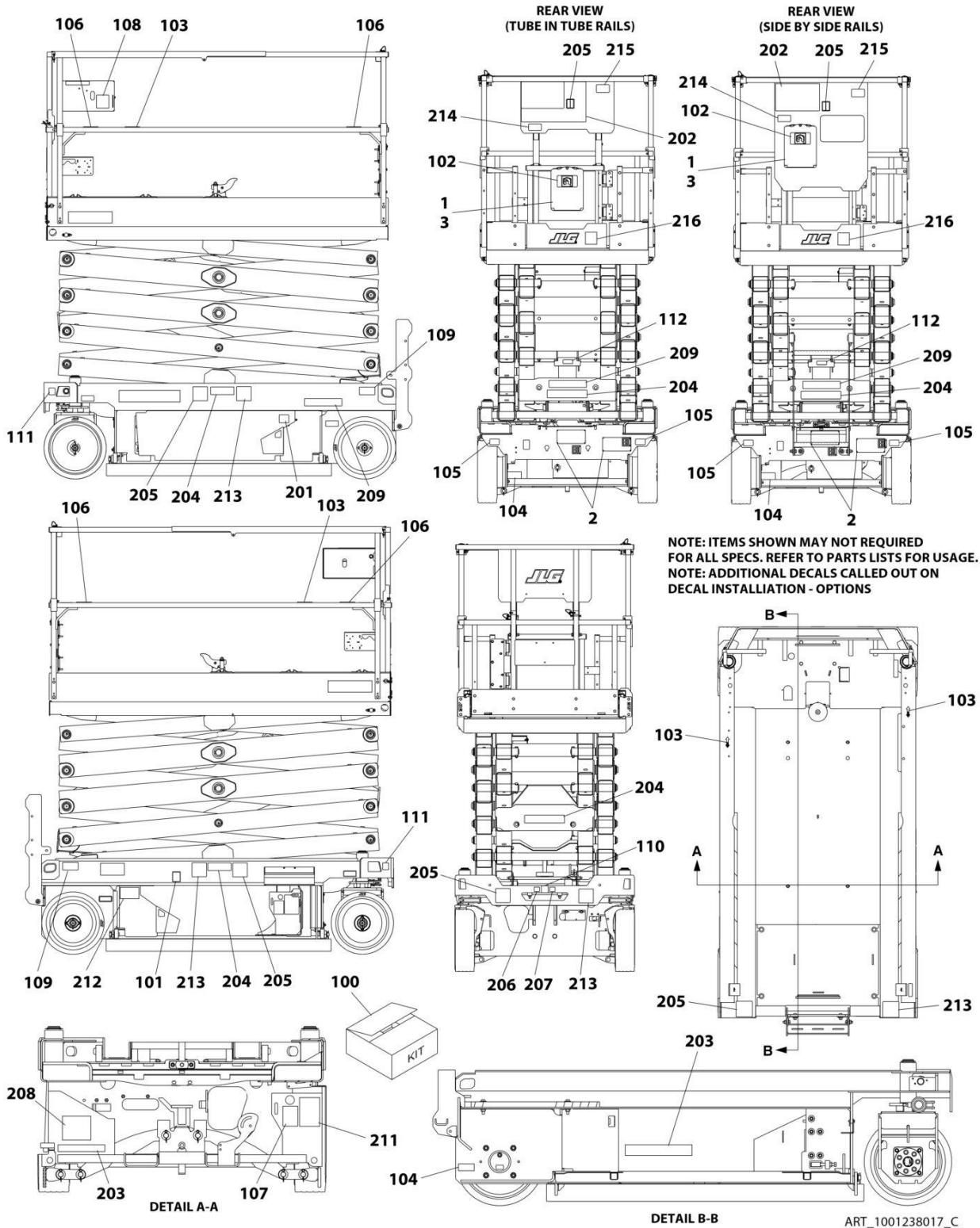
## SECTION 7 - DECALS

**FIGURE 7-2. DECAL INSTALLATION (AUSTRALIAN SPECS)**

ITEM	PART NUMBER	QTY	DESCRIPTION	REV
	1001238021	Ref	DECAL INSTALLATION (ENGLISH LANGUAGE)	C
	1001237749	Ref	DECAL REFERENCE CHART	H
1	2080040	3	Fasteners	
2	2080057	4	Fasteners	
3	8990147	1	Holder, Manual	
100	1001239270	1	Master Decal Kit	D
101	1701504	1	Decal - Hydraulic Oil	
102	1701640	1	Decal - Manual	
103	1703819	4	Decal - Direction Arrow	
104	1001248126	1	Decal - Manual Descent Instructions	
105	1704016	2	Decal - Fork Lift	
106	1704277	4	Decal - Lanyard Attach Graphic	
107	1704412	1	Decal - Hydraulic Oil	
108	1001132359	1	Decal - Control Box Locate	
109	1001162864	2	Decal - Lift Point/Tie Down	
110	1001212290	1	Decal - Tie Down	
111	1001212291	2	Decal - Lifting Lug	
112	1001237899	1	Decal - Arms Prop	
201	1702155	1	Decal - Battery Disconnect	
203	1001146794	1	Decal - Battery/Charger Service	
204	1705673	4	Decal - Crushing	
205	1705671	5	Decal - Electrocution	
206	1001212292	1	Decal - No Lifting	
207	1001212293	1	Decal - No Forklift	
208	1001237538	1	Decal - Battery Spacer	
209	1705670	2	Decal - Fire Hazard	

# SECTION 7 - DECALS

## FIGURE 7-3. DECAL INSTALLATION (BRAZIL SPECS)





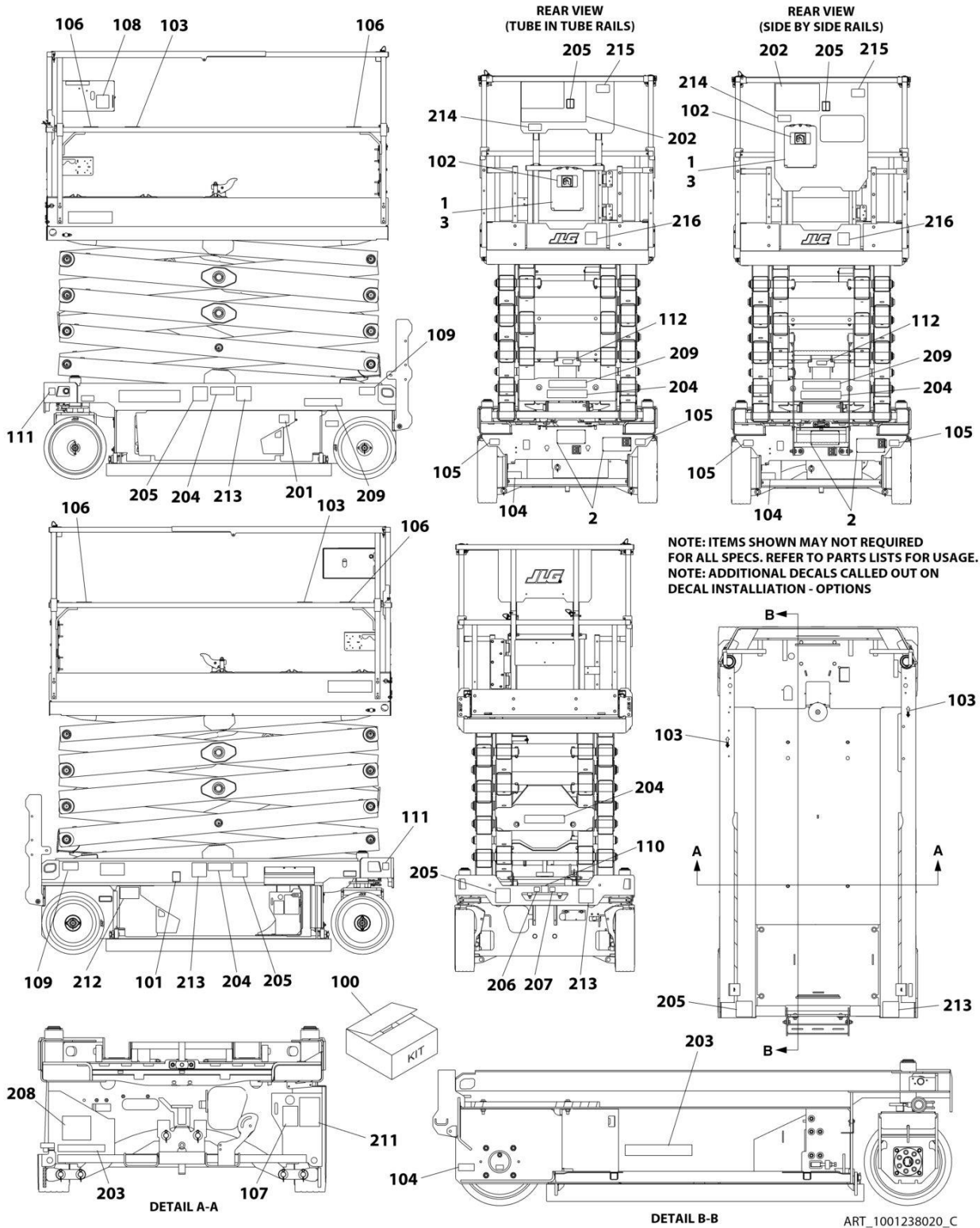
## SECTION 7 - DECALS

**FIGURE 7-3. DECAL INSTALLATION (BRAZIL SPECS)**

ITEM	PART NUMBER	QTY	DESCRIPTION	REV
	1001238017	Ref	DECAL INSTALLATION (SPANISH/PORTUGUESE LANGUAGE)	C
	1001237749	Ref	DECAL REFERENCE CHART	H
1	2080040	3	Fastener	
2	2080057	4	Fastener	
3	8990147	1	Holder, Manual	
100	1001239270	1	Master Decal Kit	D
101	1701504	1	Decal - Hydraulic Oil	
102	1701640	1	Decal - Manual	
103	1703819	4	Decal - Direction Arrow	
104	1001248126	1	Decal - Manual Descent Instructions	
105	1704016	2	Decal - Fork Lift	
106	1704277	4	Decal - Lanyard Attach	
107	1704412	1	Decal - Hydraulic Oil	
108	1001132359	1	Decal - Control Box Locate	
109	1001162864	2	Decal - Lift Point/Tie Down	
110	1001212290	1	Decal - Tie Down	
111	1001212291	2	Decal - Lifting Lug	
112	1001237899	1	Decal - Arms Prop	
201	1702155	1	Decal - Battery Disconnect	
202	1704699	1	Decal - Danger/Warning	
203	1001146794	1	Decal - Battery/Charger Service	
204	1001216650	4	Decal - Crushing Hazard	
205	1001215748	4	Decal - Electrocution	
206	1001212292	1	Decal - No Lifting	
207	1001212293	1	Decal - No Forklift	
208	1001237538	1	Decal - Battery Spacer	
209	1704341	2	Decal - Warning Battery Ventilation	
212	1001224052	1	Decal - Yearly Inspection	
213	1001216648	4	Decal - Danger Electrocution	

# SECTION 7 - DECALS

## FIGURE 7-4. DECAL INSTALLATION (CE & UK CA SPECS)



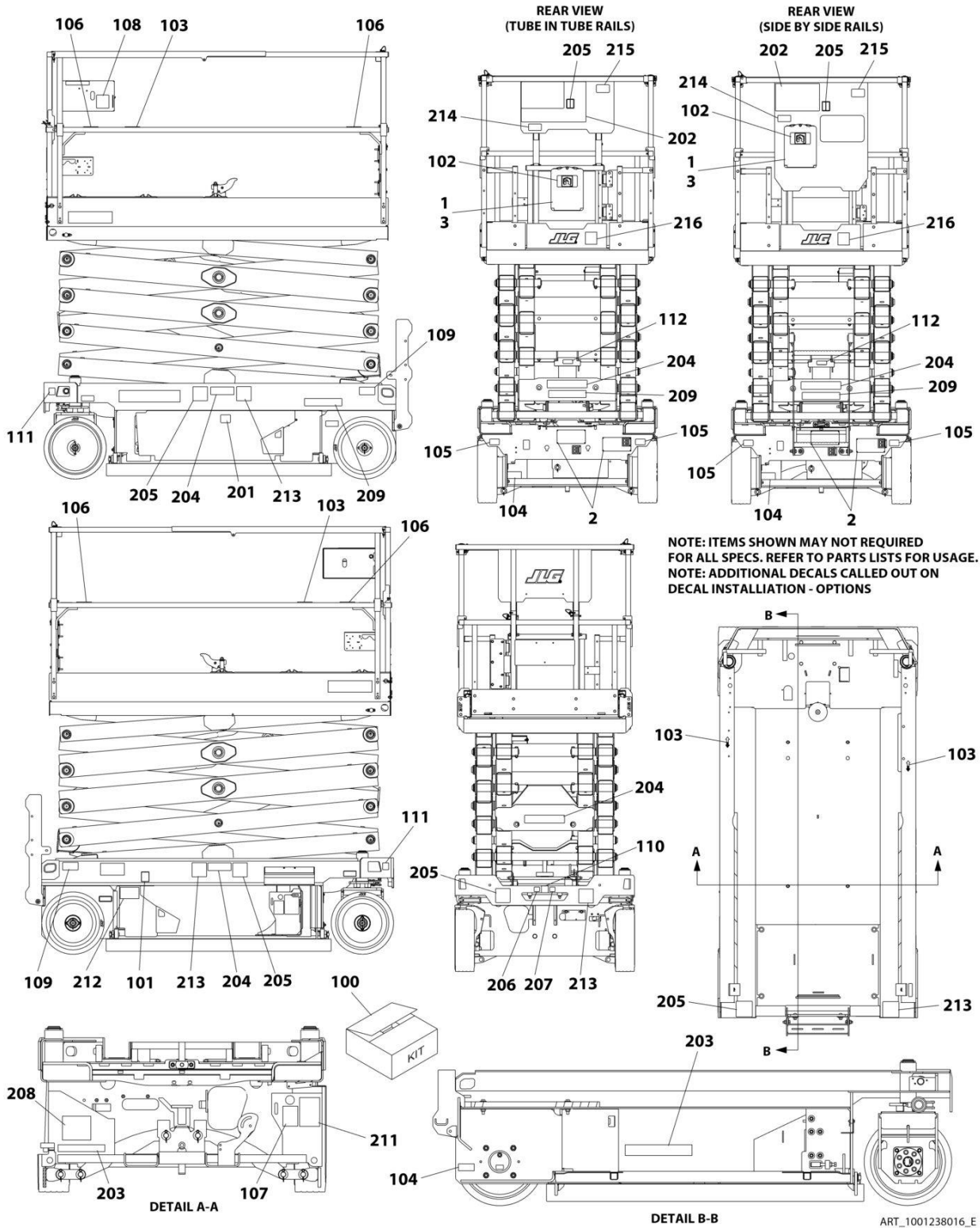
## SECTION 7 - DECALS

**FIGURE 7-4. DECAL INSTALLATION (CE & UK CA SPECS)**

ITEM	PART NUMBER	QTY	DESCRIPTION	REV
	1001238020	Ref	DECAL INSTALLATION (ENGLISH LANGUAGE)	C
	1001237749	Ref	DECAL REFERENCE CHART	H
1	2080040	3	Fastener	
2	2080057	4	Fastener	
3	8990147	1	Holder, Manual	
100	1001239270	1	Master Decal Kit	D
101	1701504	1	Decal - Hydraulic Oil	
102	1701640	1	Decal - Manual	
103	1703819	4	Decal - Direction Arrow	
104	1001248126	1	Decal - Manual Descent Instructions	
105	1704016	2	Decal - Fork Lift	
106	1704277	4	Decal - Lanyard Attach	
107	1704412	1	Decal - Hydraulic Oil	
108	1001132359	1	Decal - Control Box Locate	
109	1001162864	2	Decal - Lift Point/Tie Down	
110	1001212290	1	Decal - Tie Down	
111	1001212291	2	Decal - Lifting Lug	
112	1001237899	1	Decal - Arms Prop	
201	1702155	1	Decal - Battery Disconnect	
203	1001146795	1	Decal - Battery/Charger Service	
204	1705673	4	Decal - Crushing	
205	1705671	5	Decal - Electrocution	
206	1001212292	1	Decal - No Lifting	
207	1001212293	1	Decal - No Forklift	
208	1001237538	1	Decal - Battery Spacer	
209	1705670	2	Decal - Fire Hazard	

# SECTION 7 - DECALS

## FIGURE 7-5. DECAL INSTALLATION (CHINA SPECS)



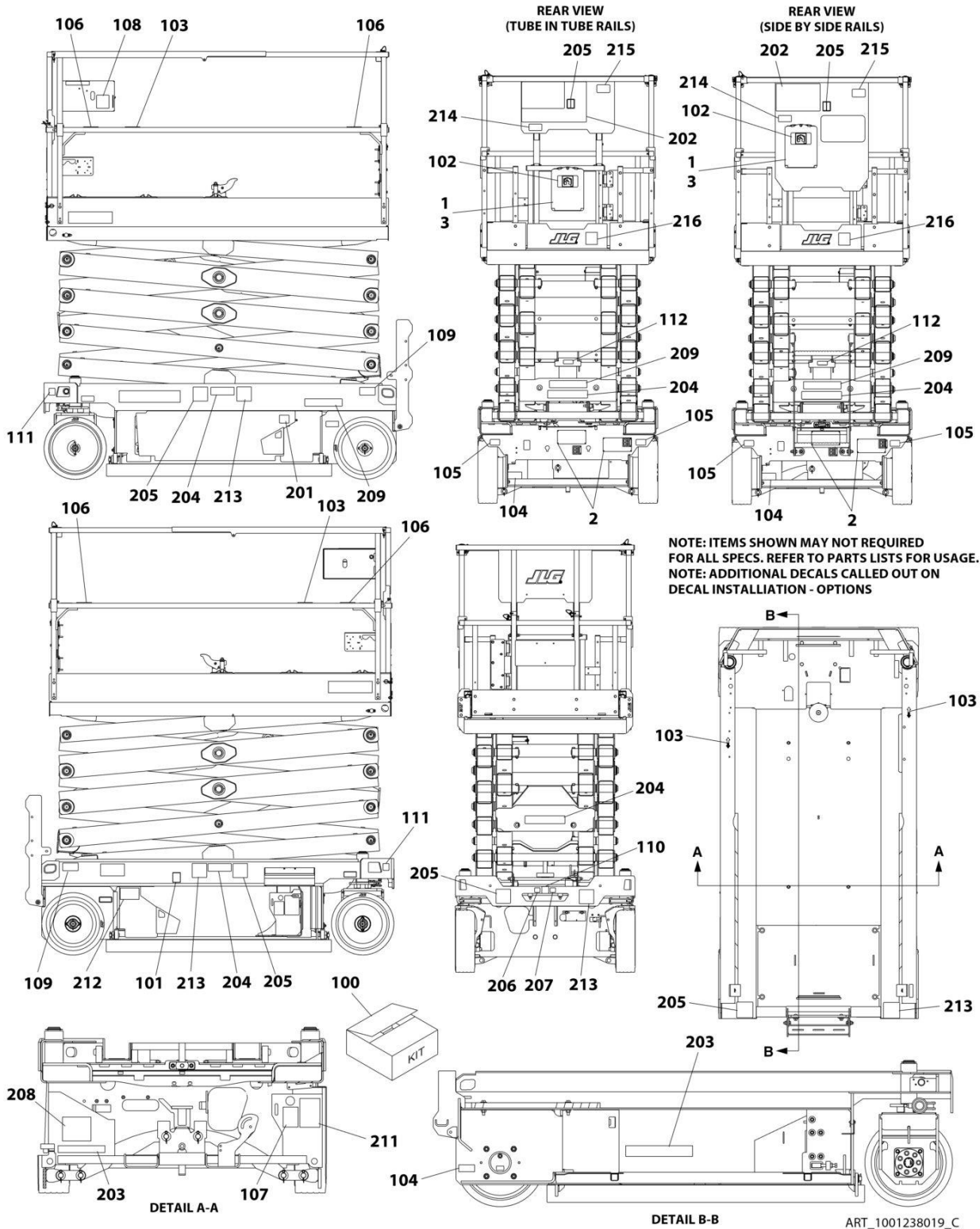
## SECTION 7 - DECALS

**FIGURE 7-5. DECAL INSTALLATION (CHINA SPECS)**

ITEM	PART NUMBER	QTY	DESCRIPTION	REV
	1001238016	Ref	DECAL INSTALLATION (ENGLISH/CHINESE LANGUAGE)	E
	1001237749	Ref	DECAL REFERENCE CHART	H
1	2080040	3	Fastener	
2	2080057	4	Fastener	
3	8990147	1	Holder, Manual	
100	1001239270	1	Master Decal Kit	D
101	1701504	1	Decal - Hydraulic Oil	
102	1701640	1	Decal - Manual	
103	1703819	4	Decal - Direction Arrow	
104	1001248126	1	Decal - Manual Descent Instructions	
105	1704016	2	Decal - Fork Lift	
106	1704277	4	Decal - Lanyard Attach	
107	1704412	1	Decal - Hydraulic Oil	
108	1001132359	1	Decal - Control Box Locate	
109	1001162864	2	Decal - Lift Point/Tie Down	
110	1001212290	1	Decal - Tie Down	
111	1001212291	2	Decal - Lifting Lug	
112	1001237899	1	Decal - Arms Prop	
201	1702155	1	Decal - Battery Disconnect	
202	1705195	1	Decal - Danger/Warning	
203	1001146794	1	Decal - Battery/Charger Service	
204	1001215752	4	Decal - Crushing Hazard	
205	1001211779	4	Decal - Electrocution	
206	1001212292	1	Decal - No Lifting	
207	1001212293	1	Decal - No Forklift	
208	1001237538	1	Decal - Battery Spacer	
209	1704344	2	Decal - Warning Battery Ventilation	
212	1001224051	1	Decal - Yearly Inspection	
213	1001215747	4	Decal - Danger Electrocution	
216	1001244298	1	Decal - Wechat QR Code	

# SECTION 7 - DECALS

## FIGURE 7-6. DECAL INSTALLATION (CSA SPECS)



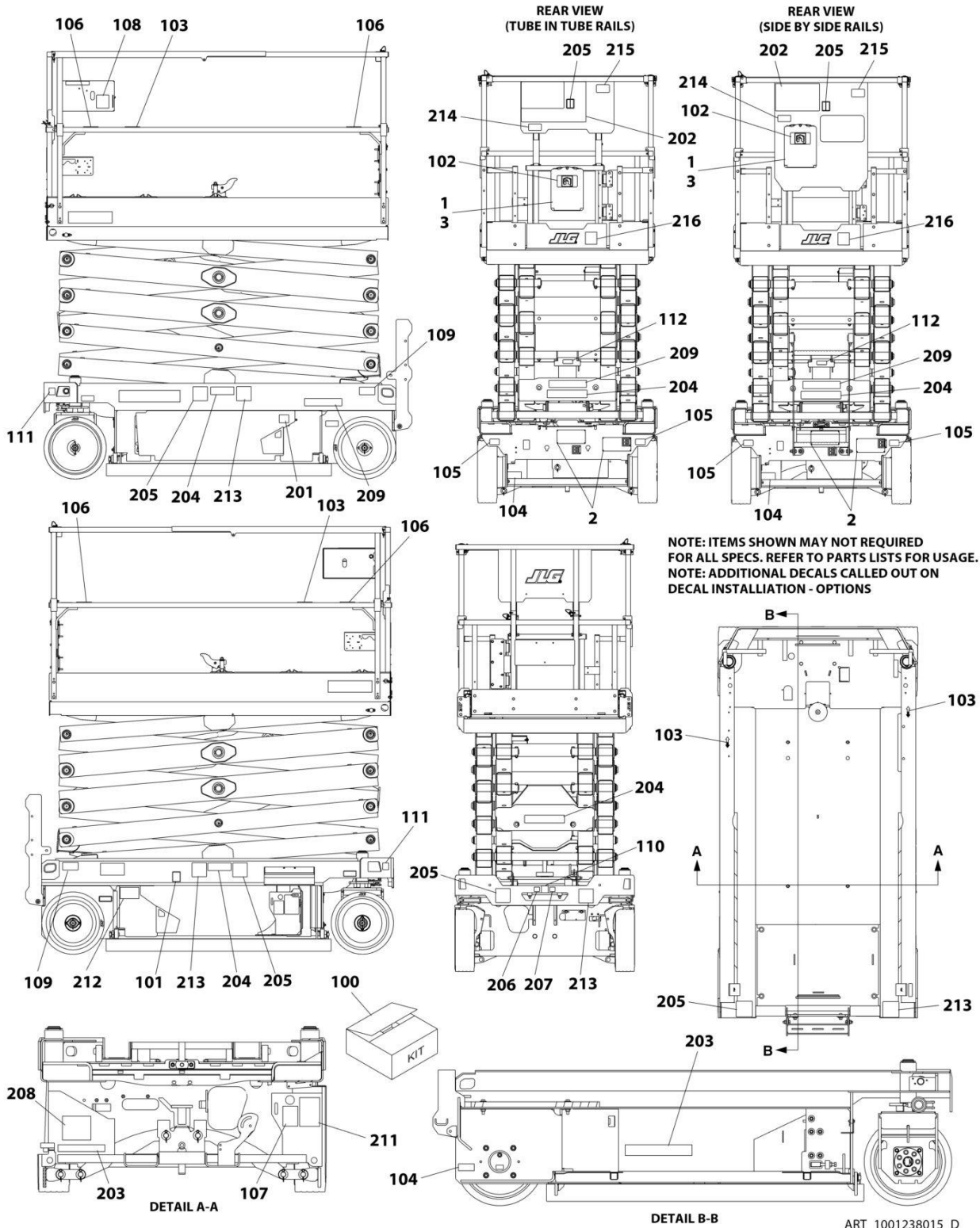
## SECTION 7 - DECALS

**FIGURE 7-6. DECAL INSTALLATION (CSA SPECS)**

ITEM	PART NUMBER	QTY	DESCRIPTION	REV
	1001238019	Ref	DECAL INSTALLATION (ENGLISH/FRENCH LANGUAGE)	C
	1001237749	Ref	DECAL REFERENCE CHART	F
1	2080040	3	Fastener	
2	2080057	4	Fastener	
3	8990147	1	Holder, Manual	
100	1001239270	1	Master Decal Kit	D
101	1701504	1	Decal - Hydraulic Oil	
102	1701640	1	Decal - Manual	
103	1703819	4	Decal - Direction Arrow	
104	1001248126	1	Decal - Manual Descent Instructions	
105	1704016	2	Decal - Fork Lift	
106	1704277	4	Decal - Lanyard Attach	
107	1704412	1	Decal - Hydraulic Oil	
108	1001132359	1	Decal - Control Box Locate	
109	1001162864	2	Decal - Lift Point/Tie Down	
110	1001212290	1	Decal - Tie Down	
111	1001212291	2	Decal - Lifting Lug	
112	1001237899	1	Decal - Arms Prop	
201	1702155	1	Decal - Battery Disconnect	
202	1704684	1	Decal - Danger/Warning	
203	1001146794	1	Decal - Battery/Charger Service	
204	1705311	4	Decal - Crushing Hazard	
205	1001211779	4	Decal - Electrocution	
206	1001212292	1	Decal - No Lifting	
207	1001212293	1	Decal - No Forklift	
208	1001237538	2	Decal - Battery Spacer	
209	1704340	1	Decal - Warning Battery Ventilation	
211	1001131270	1	Decal - Patent	
212	1001223971	1	Decal - Yearly Inspection	
213	1001215749	4	Decal - Danger Electrocution	
214	1001228370	1	Decal - ICES	
215	1001231801	1	Decal - Warning Prop 65	

# SECTION 7 - DECALS

## FIGURE 7-7. DECAL INSTALLATION (KOREAN SPECS)





## SECTION 7 - DECALS

**FIGURE 7-7. DECAL INSTALLATION (KOREAN SPECS)**

ITEM	PART NUMBER	QTY	DESCRIPTION	REV
	1001238015	Ref	DECAL INSTALLATION (ENGLISH/KOREAN LANGUAGES)	D
	1001237749	Ref	DECAL REFERENCE CHART	H
1	2080040	3	Fastener	
2	2080057	4	Fastener	
3	8990147	1	Holder, Manual	
100	1001239270	1	Master Decal Kit	D
101	1701504	1	Decal - Hydraulic Oil	
102	1701640	1	Decal - Manual	
103	1703819	4	Decal - Direction Arrow	
104	1001248126	1	Decal - Manual Descent Instructions	
105	1704016	2	Decal - Fork Lift	
106	1704277	4	Decal - Lanyard Attach	
107	1704412	1	Decal - Hydraulic Oil	
108	1001132359	1	Decal - Control Box Locate	
109	1001162864	2	Decal - Lift Point/Tie Down	
110	1001212290	1	Decal - Tie Down	
111	1001212291	2	Decal - Lifting Lug	
112	1001237899	1	Decal - Arms Prop	
201	1702155	1	Decal - Battery Disconnect	
202	1001162115	1	Decal - Danger/Warning	
203	1001146794	1	Decal - Battery/Charger Service	
204	1001215751	4	Decal - Crushing Hazard	
205	1001211779	4	Decal - Electrocution	
206	1001212292	1	Decal - No Lifting	
207	1001212293	1	Decal - No Forklift	
208	1001237538	1	Decal - Battery Spacer	
209	1707022	2	Decal - Warning Battery Ventilation	
212	1001224048	1	Decal - Yearly Inspection	
213	1001215750	4	Decal - Danger Electrocution	



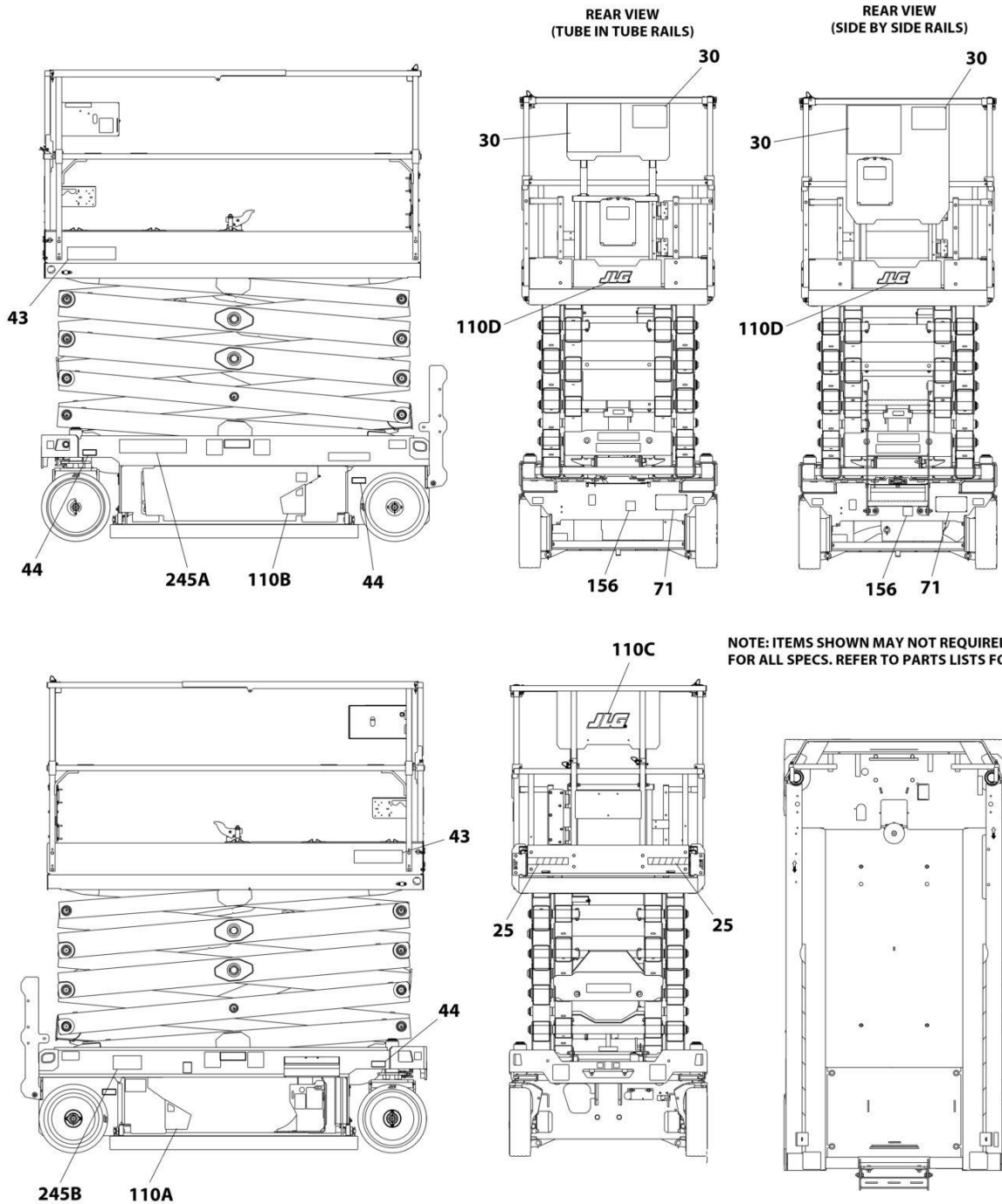
## SECTION 7 - DECALS

**FIGURE 7-8. DECAL INSTALLATION (LATIN AMERICAN SPECS)**

ITEM	PART NUMBER	QTY	DESCRIPTION	REV
	1001238018	Ref	DECAL INSTALLATION (ENGLISH/SPANISH LANGUAGES)	C
	1001237749	Ref	DECAL REFERENCE CHART	F
1	2080040	3	Fastener	
2	2080057	4	Fastener	
3	8990147	1	Holder, Manual	
100	1001239270	1	Master Decal Kit	D
101	1701504	1	Decal - Hydraulic Oil	
102	1701640	1	Decal - Manual	
103	1703819	4	Decal - Direction Arrow	
104	1001248126	1	Decal - Manual Descent Instructions	
105	1704016	2	Decal - Fork Lift	
106	1704277	4	Decal - Lanyard Attach	
107	1704412	1	Decal - Hydraulic Oil	
108	1001132359	1	Decal - Control Box Locate	
109	1001162864	2	Decal - Lift Point/Tie Down	
110	1001212290	1	Decal - Tie Down	
111	1001212291	2	Decal - Lifting Lug	
112	1001237899	1	Decal - Arms Prop	
201	1702155	1	Decal - Battery Disconnect	
202	1704691	1	Decal - Danger/Warning	
203	1001146794	1	Decal - Battery/Charger Service	
204	1705316	4	Decal - Crushing Hazard	
205	1001211779	4	Decal - Electrocution	
206	1001212292	1	Decal - No Lifting	
207	1001212293	1	Decal - No Forklift	
208	1001237538	1	Decal - Battery Spacer	
209	1704339	2	Decal - Warning Battery Ventilation	
212	1001224049	1	Decal - Yearly Inspection	
213	1001215748	4	Decal - Danger Electrocution	

# SECTION 7 - DECALS

## FIGURE 7-9. DECAL INSTALLATIONS - OPTIONS



NOTE: ITEMS SHOWN MAY NOT REQUIRED FOR ALL SPECS. REFER TO PARTS LISTS FOR USAGE.

ART\_DECAL OPTIONS

## SECTION 7 - DECALS

**FIGURE 7-9. DECAL INSTALLATIONS - OPTIONS**

ITEM	PART NUMBER	QTY	DESCRIPTION	REV
		Ref	DECAL INSTALLATION - OPTIONS:	
25	1001217894	Ref	Corner Stripes Installation	C
25	4420051	44 in/ 110cm	Tape, Safety	
30		Ref	Decal - Capacity Options	
30	1001237115	1	Decal - Capacity (705 LB/ 320 KG)	
30	1001245409	1	Decal - Capacity (with Dual Languages)	
30	1001237115	1	Decal - Capacity (705 LB/ 320 KG)	
30	1001216865	1	Plate, Decal Mounting (Not Shown)	
30	1001249042	1	Decal - Capacity (705 LB/ 320 KG) (Australian Specs)	
30	1001269705	1	Decal - Capacity (705 LB/ 320 KG) (Japanese Specs)	
43	1001264284	2	Decal - Model Designation - ES3246	
44	1706312	4	Decal - Maximum Tire Load	
71	See Note	NSS	Decal - Manufacturing Serial Number (Note: Not Available for Purchase)	
110	1001263940	Ref	JLG Decal Installation	A
110A	1001264281	1	Decal - Door (RH)	
110B	1001264282	1	Decal - Door (LH)	
110C	1001256675	1	Decal - JLG	
110D	1001256676	1	Decal - JLG	
156	1001173703	1	Decal - EAC (Russian/CIS Specs)	
245	1001236984	Ref	Decal Installation - ClearSky	B
245A	1001116208	1	Decal - ClearSky	
245B	1001120989	1	Decal - Radio Frequency	



## **SECTION 8 - RECOMMENDED SERVICE PARTS STOCK**

## **SECTION 8 - RECOMMENDED SERVICE PARTS STOCK**

## SECTION 8 - RECOMMENDED SERVICE PARTS STOCK

FIGURE 8-1. RECOMMENDED SERVICE PARTS STOCK

ITEM	PART NUMBER	QTY	DESCRIPTION	REV
		Ref	Note: The following list will service one machine (built to current production per date on the front cover) with emergency repair parts which can be installed in the field. Parts from the list should be replaced when inventory is depleted to keep service parts stock supplied. For further information, contact your JLG dealer or the JLG Industries Parts Department.	
		Ref	STANDARD PARTS	
	3740150	1	Relay	
	4360328	1	Switch, Toggle	
	4360387	1	Switch, Push Button	
	4360469	1	Switch, Key	
	2860030	1	Key, Replacement	
	4360475	1	Switch, Mushroom	
	3080007	1	Magnet, Latch	
	1600402	1	Controller, Drive/Steer	
	4360345	1	Switch, Toggle	
	1001226749	1	Switch, Push Button	
	1001196634	2	Fuse 2Amp	
	8229242	2	Fuse 5Amp	
	8229244	2	Fuse 15 Amp	
	8229234	2	Fuse 10 Amp	
		Ref	VARIABLE PARTS	
	1001203871	1	Switch, Roller	
	1001186466	1	Sensor, Tilt	
	1001200629	1	Module, Control	
	1001268506	1	Module, System	
	1001245293	1	Control Module	
	1001146963	1	Sensor, Angle	
	1001225164	1	Sensor, Pressure Transducer	
	1001235104	1	Sensor, Pressure Transducer	
	1001228112	1	Module, Platform	
	1001226277	1	Switch, Overhead Protection (Korean Specs)	
	1001228191	1	Breaker (Australian Specs Machines)	
	1001181045	1	Breaker 30mAmp/16Amp (CE & UK CA Specs Machines)	
	1001189171	1	Breaker 30mAmp (CE & UK CA Specs Machines)	
	1001189172	1	Breaker 16Amp Double (CE & UK CA Specs Machines)	



**SECTION 9 - SPECIAL OPTIONS/ACCESSORIES/KITS**

**SECTION 9 - SPECIAL OPTIONS/ACCESSORIES/KITS**

## SECTION 9 - SPECIAL OPTIONS/ACCESSORIES/KITS

FIGURE 9-1. SPECIAL OPTIONS/ACCESSORIES/KITS

ITEM	PART NUMBER	QTY	DESCRIPTION	REV
		Ref	Note: This list is to accommodate machines ordered with special equipment. Options may not be applicable to all models. For more specific parts information contact the JLG Parts Department.	
		Ref	SPECIAL OPTIONS/ACCESSORIES/KITS	
	1001236903	Ref	Antivandalism Package (Factory Installed)	
	1001249639	Ref	Antivandalism Add-on Kit (Dealer Installed)	
	1001255597	Ref	Battery Charger - CAN (With Communication Port) Add-on Kit	
	1001271481	Ref	Cleanguard Kit (Dealer Installed)	
		Ref	ClearSky Installation Options (Factory Installed):	
	1001278847	Ref	ClearSky Installation - 3 Wire	
	1001251146	Ref	ClearSky Installation - 3G Canbus (ANSI, ANSI Export, Australian, CE, CSA & UK CA Specs)	
	1001251144	Ref	ClearSky Installation - 4G Canbus (All Specs except China Specs)	
	1001246531	Ref	ClearSky Installation - 4G Canbus (China Specs)	
		Ref	ClearSky Add-on Kit Options (Dealer Installed):	
	1001265376	Ref	ClearSky Add-on Kit - Canbus (ANSI, ANSI Export & CSA Specs)	
	1001237257	Ref	ClearSky Add-on Kit - Canbus (ANSI Export, CE & UK CA Specs)	
	1001248502	Ref	ClearSky Add-on Kit - Canbus (Australian Specs)	
	1001248503	Ref	ClearSky Add-on Kit - Canbus (China Specs)	
	1001248689	Ref	ClearSky Add-on Kit - Access Control	
	1001276923	Ref	ClearSky Add-on Kit - GT1030 (Contact JLG for Approved Countries)	
	1001278848	Ref	ClearSky Add-on Kit - 3 Wire GT1030 (Contact JLG for Approved Countries)	
		Ref	Decal Kit Options:	
	1001239270	Ref	Decal Kit - Master	
	1001256831	Ref	Drive Motor Covers installation	
		Ref	Electrical Connector Kits	
	1001148902	Ref	Amp/Tyco Electrical Connector Kit	
	1001148903	Ref	Deutsch DT Electrical Connector Kit	
	1001148904	Ref	Deutsch HD Electrical Connector Kit	
	1001148905	Ref	Packard Electrical Connector Kit	
	1001148906	Ref	Various Electrical Connector Kit	
	1001263969	Ref	European Subassembly Kit	A
	1001218728	Ref	Fire Extinguisher Installation	
	1001248843	Ref	Foot Latch Add-on Kit (Dealer Installed)	
	1001236547	Ref	Footswitch Installation (Japanese & Korean Specs Only)	
	1001220933	Ref	Height Restrictor Switch Installation	
	1001249638	Ref	Inverter Add-on Kit (Dealer Installed)	
	1001250532	Ref	Mobile Control Add-on Kit (Dealer Installed)	
	1001229728	Ref	Overhead Protection Kit (Dealer Installed)	
	1001270721	Ref	Pipe Racks Kit (Dealer Installed)	
	1001269651	Ref	Platform Control Box Cover Add-on Kit (Dealer Installed)	
	1001231309	Ref	Platform Extension Handles Add-on Kit (Dealer Installed)	
	1001262557	Ref	Platform Self Closing Gate Add-on Kit (Dealer Installed)	
	1001262558	Ref	Platform Self Closing Gate Add-on Kit (Dealer Installed)	
	1001224583	Ref	Service Kits List	W

## SECTION 9 - SPECIAL OPTIONS/ACCESSORIES/KITS

ITEM	PART NUMBER	QTY	DESCRIPTION	REV
	1001254721	Ref	SkySense Level 1 Add-on Kit (Dealer Installed)	
	1001254542	Ref	SkySense Level 2 Add-on Kit (Dealer Installed)	
	1001255669	Ref	SkySense Level 1 Installation (Factory Installed)	
	1001255883	Ref	SkySense Level 2 Installation (Factory Installed)	
	1001249229	Ref	Strobe (Single) Light Add-on Kit (Dealer Installed)	
	1001249230	Ref	Strobe (Dual) Light Add-on Kit (Dealer Installed)	
		Ref	Tools for Service	
	2901443	1	Analyzer Kit	
	1001232474	1	Benchtop Harness	
	8896941	1	Wire Stripper	
	7002821	1	Wire Crimper (To install wire ends to wires)	
	7002823	1	Pin/Socket Extractor - Universal (To Remove Pins/Sockets from Connectors)	
	4460467	1	Extractor - 16-18 Gauge (For Removal Pins/Sockets from Deutsch Connectors)	
	4460510	1	Extractor - 12-14 Gauge (For Removal of Pins/Sockets from Deutsch Connectors)	
	7002822	1	Screwdriver, Potentiometer (To Adjust Drive Controllers)	
	7016654	1	Screwdriver, Magnetic	
	7004275	1	Seal Installation Tool - 1in	
	7004276	1	Seal Installation Tool - 1-1/2in	
	7002826	1	Seal Installation Tool - 2in	
	1001269646	Ref	Tool Tray/Work Surface Add-on Kit (Dealer Installed)	
	1001262959	Ref	Voltage Regulator Re-Location Add-on Kit	



## **SECTION 9 - SPECIAL OPTIONS/ACCESSORIES/KITS**

### **PART NUMBER INDEX**

## SECTION 9 - SPECIAL OPTIONS/ACCESSORIES/KITS

0100011.....13, 19, 23, 27, 29, 31, 33, 47, 75, 95, 97, 99, 101, 103	0761221 ..... 75	1001139002 ..... 80, 84	1001203872.....23
0100051.....65, 67, 69, 71	0861731 ... 223, 227, 231, 233	1001139003 ..... 80, 84	1001204495.....39
0140030.....105, 107	0861781 ..... 225, 229	1001142173 ..... 73	1001205345.....80, 84
0140043.....53, 57	0861880.....169	1001142174 ..... 73	1001205409.....61, 195
0240054.....127	0961948 ..... 145	1001143009 ..... 73	1001205410.....195
0275216.....151, 225	0962272 ..... 81, 85	1001143010 ..... 73	1001205411.....195
0275217.....153, 229	1001047064.....105, 107	1001144147 .. 59, 61, 173	1001205412.....195
0275452.....155, 231	1001091102... 23, 35, 37, 53, 57	1001144295 ..... 196	1001205422.....95, 97
0275453.....157, 233	1001096138 ..... 199	1001144296 ..... 196	1001205430.....95, 97
0275454.....159, 227	1001097150 ..... 163, 167	1001146794 .... 237, 239, 241, 245, 247, 249, 251	1001205598.....33
0440223.....113, 115	1001100341 ..... 225	1001146795 ..... 243	1001205751.....13
0440259.....13, 143	1001100342 ..... 229	1001146963 .. 80, 84, 256	1001206995.....31
0440263.....23	1001100345 ..... 231	1001148902 ..... 258	1001207009.....29
0440264.....81, 85	1001100346 ..... 227	1001148903 ..... 258	1001207293.....63
0440265.....81, 85	1001100347 ..... 233	1001148904 ..... 258	1001207494.....53, 55
0480100.....129	1001101540 ..... 73	1001148905 ..... 258	1001207970.....179
0630580.....25	1001102258 .... 149, 151, 153, 155, 157, 159, 161, 163, 165	1001148906 ..... 258	1001207973.....191
0630587.....53, 57, 73	1001102349 ..... 21	1001151629 ..... 195	1001207974.....177, 181, 183, 185, 187, 189
0630613.....41, 75, 87	1001102351 ..... 21	1001152483 ..... 171	1001208852.....95, 97
0681610.....13	1001102353 ..... 21	1001154378 ..... 99, 101	1001209482.....155, 157, 171
0700412.....53, 57	1001102354 ..... 21	1001157050 ..... 121	1001209596.....105
0700608.....127	1001102489 ..... 177, 179, 181, 183, 185, 187, 191, 193	1001157547 ..... 73	1001209682.....53, 55
0700610.80, 84, 113, 115	1001102771 ..... 175	1001159186 73, 195, 219, 221	1001209776.....151, 153, 159, 169
0700612....23, 27, 33, 61, 80, 84	1001103012 ..... 196	1001162115 ..... 249	1001210064.....95, 97
0700616.....123	1001103471 ..... 163, 189	1001162864 .... 237, 239, 241, 243, 245, 247, 249, 251	1001210079.....59
0700617 .....53, 55	1001104498 ..... 196	1001162886 ..... 195	1001210302.....99, 101
0700618.....101	1001108581 ..... 51	1001162887 ..... 61, 195	1001210440.....73
0700621 .....101, 117	1001110302 ..... 23	1001163340 ..... 61, 195	1001210586.....99, 101
0700814.80, 84, 151, 153, 155, 157, 159, 163, 189	1001112112 ..... 69	1001170310 ..... 51	1001210605.....73
0700815.....23	1001114466 ..... 25	1001173703 ..... 253	1001210878.....73
0700817.....75, 129	1001116208 ..... 253	1001180205 ..... 127	1001210879.....73
0700818.....99, 101, 103, 117	1001116733 ..... 199	1001181045 ..... 169, 256	1001210881.....73
0700819..13, 91, 93, 103, 119	1001116812. 59, 61, 175, 195	1001182806 ..... 39	1001210882.....73
0700820.....93	1001118274 ..... 59, 61	1001186466 ..... 27, 256	1001211777.....237
0700823.....23	1001118812 ..... 59, 173	1001187587 99, 101, 103	1001211779.....237, 245, 247, 249, 251
0700835.....105, 107	1001120204 .... 151, 153, 155, 157, 159	1001187816 ..... 165	1001212035.....219, 221
0701015.....75, 80, 84	1001120205 ..... 169, 171	1001188116 ..... 165	1001212036.....219, 221
0701018.....80, 84	1001120989 ..... 253	1001189171 ..... 171, 256	1001212290.....237, 239, 241, 243, 245, 247, 249, 251
0701019.....87, 103, 123	1001125483 ..... 73	1001189172 ..... 171, 256	1001212291.....237, 239, 241, 243, 245, 247, 249, 251
0701021 .....80, 84	1001125677 59, 173, 196	1001189762 .... 113, 115, 121	1001212292.....237, 239, 241, 243, 245, 247, 249, 251
0701024.....80, 84, 87	1001125927 ..... 167	1001192401 ..... 59, 196	1001212293.....237, 239, 241, 243, 245, 247, 249, 251
0701219.....80, 84	1001128888 ..... 80, 84	1001194421 .... 196, 219, 221	1001213415.....99
0711219.....19	1001130220 ... 29, 31, 33, 43, 53, 55, 80, 84, 105, 107	1001196589 ..... 196	1001213416.....99
0760310.....215	1001130590 ..... 53, 55	1001196634 ..... 175, 256	1001213470.....95
0760408....149, 151, 153, 155, 157, 159, 165	1001131270 ..... 237, 247	1001196635 ..... 61	1001213597.....23
0760608.....99, 125	1001132358 ..... 105, 107	1001197396 ..... 13	1001213838.....95, 97
0760610....43, 53, 55, 73, 105, 107, 119, 125, 163	1001132359 .... 237, 239, 241, 243, 245, 247, 249, 251	1001200629 .. 53, 55, 256	1001213886.....105, 107
0760612....29, 31, 39, 53, 55	1001132361 ..... 105, 107	1001200631 ..... 53, 55	1001213915.....101
0760810..61, 95, 97, 101, 103, 135	1001134280 ..... 189	1001200632 ..... 63	1001213916.....101
0760812.....53, 55, 59	1001134821 ..... 119	1001200812 ..... 201, 209	1001213931.....101
0760820.....135	1001136757 ..... 73	1001200819 ..... 105, 219	1001214217.....27
0761008.....47	1001137675 ... 80, 84, 95, 97, 103	1001201885 .... 195, 219, 221	1001214347.....71
0761012.....47	1001139000 ..... 80, 84	1001202184 ..... 205, 211	1001214526.....23
0761014.....95, 97		1001202987 ..... 23	1001214528.....23
0761015.....41		1001202988 ..... 23	
0761019.....13, 99		1001202999 ..... 23	
		1001203869 ..... 23	
		1001203870 ..... 23	
		1001203871 ..... 23, 256	

## SECTION 9 - SPECIAL OPTIONS/ACCESSORIES/KITS

1001214534..... 23	1001228191..... 167, 256	1001236547..... 258	1001243233 ... 65, 67, 69, 71
1001214689..... 80, 84	1001228370..... 237, 247	1001236903..... 258	1001243348..... 81, 85
1001214810..... 75	1001229728..... 258	1001236968..... 43	1001244298..... 245
1001215216..... 37	1001229739..... 101	1001236984..... 253	1001244323..... 163
1001215446..... 117	1001229740..... 101	1001237115..... 253	1001244394..... 61
1001215747..... 245	1001229741..... 101	1001237257..... 258	1001244417 .. 80, 84, 145
1001215748..... 241, 251	1001229742..... 101	1001237400..... 149	1001244885..... 61
1001215749..... 247	1001229792..... 75	1001237401..... 161	1001244900..... 163
1001215750..... 249	1001231309..... 258	1001237538..... 237, 239, 241, 243, 245, 247, 249, 251	1001245293..... 61, 256
1001215751..... 249	1001231801..... 237, 247	1001237749..... 237, 239, 241, 243, 245, 247, 249, 251	1001245299..... 61
1001215752..... 245	1001232474..... 259	1001237824..... 81, 85	1001245353..... 61
1001215762..... 53, 55	1001232586..... 135	1001237899..... 237, 239, 241, 243, 245, 247, 249, 251	1001245409..... 253
1001215953..... 23	1001232622..... 101, 103	1001238014..... 237	1001245739..... 163, 167
1001216180..... 67	1001232622..... 101, 103	1001238015..... 249	1001245743..... 167
1001216648..... 241	1001233449..... 13, 143	1001238016..... 245	1001245744..... 163, 167
1001216650..... 241	1001233795... 80, 84, 217	1001238017..... 241	1001245747..... 163
1001216655..... 253	1001234006..... 99, 101	1001238018..... 251	1001246531..... 258
1001217059..... 27	1001234007..... 99, 101	1001238019..... 247	1001247706..... 91
1001217164..... 169, 171	1001234008..... 99, 101	1001238020..... 243	1001247707..... 80, 84
1001217457..... 80, 84	1001234093..... 201	1001238021..... 239	1001248126..... 237, 239, 241, 243, 245, 247, 249, 251
1001217842..... 199	1001234094..... 205	1001238130..... 155	1001248502..... 258
1001217843..... 199	1001234095..... 203	1001238131..... 157	1001248503..... 258
1001217894..... 253	1001234096..... 207	1001238132..... 159	1001248631..... 177
1001218285..... 105, 107	1001234141..... 99	1001238133..... 151	1001248632..... 179
1001218307..... 23	1001234142..... 99	1001238134..... 153	1001248634..... 193
1001218573..... 75	1001234204..... 80	1001238135..... 165	1001248689..... 258
1001218728..... 258	1001234266..... 99	1001238198..... 151, 153, 155, 157, 159, 163	1001248768..... 61
1001220409..... 119	1001234267..... 99	1001238392..... 59	1001248773..... 59
1001220410..... 119	1001234268..... 99, 101	1001238684..... 81, 85	1001248843..... 258
1001220893..... 105, 107	1001234317..... 41	1001239224..... 35, 37	1001249042..... 253
1001220933..... 258	1001234336..... 91	1001239269... 65, 67, 69, 71	1001249229..... 259
1001220995..... 119	1001234380..... 91	1001239270..... 237, 239, 241, 243, 245, 247, 249, 251, 258	1001249230..... 259
1001221244..... 123	1001234381..... 95	1001239389..... 213	1001249638..... 258
1001221275..... 123	1001234382..... 99	1001239479..... 81, 85	1001249668..... 69, 71
1001221276..... 123	1001234383..... 101	1001239661..... 35, 37	1001249890..... 189
1001221949..... 193	1001234383..... 101	1001239892..... 87	1001250532..... 258
1001222861..... 101	1001234407..... 95, 97	1001239894..... 87	1001251144..... 258
1001222869..... 101	1001234631..... 201, 203, 205, 207, 213, 215	1001239899..... 87	1001251146..... 258
1001222914..... 123	1001234797..... 23	1001239904..... 87	1001251855..... 127
1001223053..... 101	1001234798..... 23	1001239943..... 87	1001252626..... 113, 115
1001223055..... 237	1001234842..... 41	1001241662..... 81, 85	1001253726..... 125
1001223165..... 101	1001234858..... 75	1001241663..... 81, 85	1001253800..... 133
1001223166..... 101	1001234862..... 75	1001241664..... 81, 85	1001253952..... 29
1001223262..... 207	1001235104... 80, 84, 256	1001241665..... 81, 85	1001254027 .. 29, 59, 173
1001223263..... 203	1001235286..... 101	1001241666..... 81, 85	1001254028..... 29, 175
1001223650..... 209	1001235287..... 101, 103	1001241667..... 81, 85	1001254542..... 259
1001223651..... 211	1001235559..... 53, 55	1001241668..... 81, 85	1001254721..... 259
1001223971..... 247	1001235560..... 117	1001241669..... 81, 85	1001255597..... 258
1001224048..... 249	1001235561..... 117	1001241670..... 81, 85	1001255669..... 259
1001224049..... 251	1001235590..... 91, 93	1001241671..... 81, 85	1001255883..... 259
1001224051..... 245	1001235590..... 91, 93	1001242539..... 35, 37	1001255934 .. 53, 57, 199
1001224583..... 258	1001235863..... 125	1001242697..... 35	1001256130..... 19
1001225164 .. 80, 84, 256	1001235941..... 129	1001242990..... 37	1001256642..... 29
1001226277..... 123, 256	1001235955..... 41	1001243232... 65, 67, 69, 71	1001256643..... 31, 33
1001226423..... 19	1001235959..... 99		1001256675..... 253
1001226749..... 105, 107, 256	1001235960..... 101		1001256676..... 253
1001226901..... 123	1001236139..... 29, 31, 33		1001256694..... 25
1001227219..... 189	1001236165..... 80, 84		1001256744..... 73
1001227267..... 163, 189	1001236167..... 80, 84		1001256746..... 73
1001227268..... 163	1001236169..... 81, 84		1001256831..... 258
1001227269..... 167	1001236170..... 81, 85		1001256876..... 53, 55
1001227728..... 123	1001236171..... 81, 85		1001256944..... 13, 16
1001227855..... 23	1001236172..... 81, 85		1001256984..... 53
1001228112..... 107, 256	1001236269..... 81, 85		
1001228184..... 123	1001236348..... 81		
	1001236486..... 81, 85		
	1001236487..... 81, 85		
	1001236488..... 81, 85		
	1001236531..... 43		

## SECTION 9 - SPECIAL OPTIONS/ACCESSORIES/KITS

1001257121.....73	1001269291..... 103	1001274168..... 133	1704699.....241
1001257138.....53, 55	1001269292..... 103	1001274485..... 47, 49	1705195.....245
1001257139.....53, 55	1001269293..... 103	1001274559 .. 53, 55, 107	1705311.....247
1001258356.....59	1001269373..... 84	1001274604..... 105	1705316.....251
1001258446..... 105, 107	1001269377..... 85	1001274605..... 105	1705670..... 239, 243
1001258498.....65	1001269401..... 93	1001274613..... 107	1705671.....239, 243
1001258691.....59	1001269477..... 103	1001274659..... 105	1705673.....239, 243
1001258768.....187	1001269496..... 103	1001274660..... 107	1705985.....121
1001258770.....185	1001269585..... 103	1001274837..... 137, 139	1705997..... 137, 139
1001258771.....181	1001269586..... 103	1001274838..... 113, 115	1706312.....253
1001258772.....183	1001269587..... 103	1001275538..... 127	1706679.....53, 55
1001259015.....13	1001269588..... 103	1001275539..... 125	1707022.....249
1001259017....65, 67, 69, 71	1001269590..... 103	1001275631..... 137, 139	2080040..95, 97, 99, 101, 103, 237, 239, 241, 243, 245, 247, 249, 251
1001260650.....13	1001269591..... 103	1001276923..... 258	2080057....237, 239, 241, 243, 245, 247, 249, 251
1001260651.....47	1001269592..... 103	1001278847..... 258	2220883.....145
1001260691.....47	1001269593..... 103	1001278848..... 258	2400060..... 61, 175, 195
1001260692.....47	1001269594..... 103	1001287711..... 129	2420172.....53, 55
1001260693.....47	1001269595..... 103	1001291630..... 107	2560088.....117
1001260887.....51	1001269598..... 103	1001380010..... 80	2560190.....117
1001261064...53, 57, 195	1001269600..... 103	1001380024..... 87	2600281..... 99, 101, 103
1001261131.....133	1001269646..... 259	1001380040..... 75	2700100..... 137, 139
1001262092....65, 67, 69, 71	1001269651..... 258	1001380041..... 75	2780266..... 19, 21
1001262093....65, 67, 69, 71	1001269656..... 103	1001380042..... 75	2860030.....53, 55, 256
1001262094....65, 67, 69, 71	1001269701..... 103	1001380058..... 23	2901443.....259
1001262150.....133	1001269705..... 253	1060379 ... 113, 115, 121, 127, 129, 137, 139	2902431.....149, 223
1001262201.....47	1001269714..... 51	1060908 ... 167, 169, 171	3080007.....99, 101, 103, 256
1001262200.....47	1001269746..... 51	1060998 .... 65, 67, 69, 71	3121792.....61
1001262500.....13	1001269747..... 51	1061044..... 135	3252507....153, 155, 157, 159, 161, 165
1001262539.....13	1001269838..... 85	1062255..... 59	3271805.....121
1001262557.....258	1001269943..... 221	1120555..... 137, 139	3290305..... 35, 37, 215
1001262558.....258	1001269944..... 215	1321293 .... 29, 31, 33, 73	3290405....23, 53, 57, 73, 80, 84, 105, 107, 119, 149, 151, 153, 155, 157, 159, 163, 165
1001262581.....51	1001269946..... 221	1321752..... 13	3290505.....189
1001262655.....105	1001269947..... 215	1380132..... 117	3290601.....27, 163
1001262658.....13	1001269949..... 215	1380153..... 13	3290605....13, 29, 31, 33, 39, 53, 55, 57, 61, 73, 80, 84, 151, 153, 155, 157, 159
1001262959.....259	1001269999..... 221	1580023..... 137, 139	3290606.....99, 101, 113, 115, 117, 119, 123, 125, 127
1001262995.....67	1001270025..... 215	1580024..... 137, 139	3290801.....23, 135
1001262998.....69	1001270276..... 103	1600402 ... 105, 107, 109, 256	3290805....13, 23, 53, 55, 75, 80, 84, 91, 93, 95, 97, 129, 151, 153, 155, 157, 159, 163, 189
1001262999.....71	1001270443..... 215	1671207..... 223	3290806.....99, 101, 103, 105, 107, 117, 119
1001263002.....65	1001270470..... 107	1701504 ... 237, 239, 241, 243, 245, 247, 249, 251	3291001.....13
1001263257.....29	1001270471..... 107	1701640 ... 237, 239, 241, 243, 245, 247, 249, 251	3291005....41, 47, 75, 87, 95, 97
1001263258.....31	1001270533..... 129	1702010..... 125	3291006.87, 99, 103, 123
1001263259.....33	1001270631..... 129	1702155 ... 237, 239, 241, 243, 245, 247, 249, 251	3291007..... 75, 80, 84
1001263294.....191	1001270721..... 258	1703464..... 149, 151	3291201..... 75
1001263295.....189	1001271481..... 258	1703813..... 237	3291207.....80, 84
1001263350.....55	1001273453..... 111, 121, 131	1703816..... 237	3300423.....21
1001263359.....51	1001273470..... 121	1703819 ... 105, 107, 237, 239, 241, 243, 245, 247, 249, 251	3321402.....80, 84
1001263785.....51	1001273844..... 111	1704016 ... 237, 239, 241, 243, 245, 247, 249, 251	3331211.....19
1001263940.....253	1001273845..... 131	1704260..... 105, 107	3421453.... 113, 115, 127
1001263967.....57	1001273907..... 111, 113, 115	1704277 ... 101, 103, 237, 239, 241, 243, 245, 247, 249, 251	
1001263969.....258	1001273909..... 113, 115	1704339..... 251	
1001264281.....253	1001273957..... 111, 131, 137, 139	1704340..... 247	
1001264282.....253	1001273958..... 139	1704341..... 241	
1001264284.....253	1001273959..... 111, 127, 131	1704344..... 245	
1001264310....65, 67, 69, 71	1001273960..... 115	1704412 ... 237, 239, 241, 243, 245, 247, 249, 251	
1001265376.....258	1001273961..... 135	1704684..... 247	
1001265635.....51	1001273962..... 135	1704691..... 251	
1001265636.....51	1001273964..... 135		
1001268506...53, 55, 256	1001273966..... 135		
1001269236.....97	1001273967..... 135		
1001269279.....93	1001273968..... 125		
1001269286.....93	1001273970..... 125		
1001269287.....103	1001274026..... 135		
1001269288.....97			



## SECTION 9 - SPECIAL OPTIONS/ACCESSORIES/KITS

3422219..... 99, 113, 115, 121, 137, 139	69, 71, 73, 80, 84, 123, 149, 151, 153, 155, 157, 159, 161, 163, 165, 177, 179, 181, 183, 185, 187, 189, 193, 201, 203, 205, 207, 209, 211, 213, 215	4460662.... 155, 157, 159, 223	4811900... 13, 23, 53, 55, 59, 61, 80, 84, 91, 93, 95, 97, 99, 101, 103, 105, 107, 117, 151, 153, 155, 157, 159, 163
3422426 ..... 93	4240018 ..... 37, 47	4460670.....199	481190223, 75, 101, 119, 129, 135, 189
3422661 ..... 129	4240032 ..... 59	4460722.....73	4812000... 13, 23, 47, 75, 80, 84, 87, 95, 97, 99, 103, 123
3422998 ..... 80, 84	4240033 ..... 135	4460754....201, 203, 205, 207, 209, 211	4812002 ..... 41, 75
3423037 ..... 13	4240147 ..... 23	4460761 ..... 195	4812500 ..... 23
3423243 ..... 75	4240164 ..... 127	4460871..... 175, 199	4831600 ..... 189
3423278 ..... 105, 107	4240165 ..... 125	4460872..... 175	4846757 ..... 13
3430636 ..... 23	4340853 ..... 137, 139	4460877 ..... 195	4891600 ..... 13
3430813 ..... 95, 97	4340854 ..... 137, 139	446088459, 61, 175, 195, 217	4923328.... 65, 67, 69, 71
3430816 ..... 95, 97	4340947 ..... 113, 115	4460891 35, 37, 123, 175, 195, 196, 203, 207, 217	4923602 ..... 19
3431212 ..... 23	4360328 ..... 53, 55, 256	4460894.... 195, 201, 203, 205, 207, 213, 215	5241200 ..... 19
3431218 ..... 23	4360336 ..... 73	4460897..37, 39, 73, 175, 196, 199, 203, 207	70000082..... 109
3450303 ..... 75	4360345 ..... 256	4460899....201, 203, 205, 207, 209, 211, 213, 215	70000084..... 109
3450403 ..... 23, 95, 97	4360387 ..... 53, 55, 256	4460905..... 175, 199	70000191..... 16
3450406 ..... 21	4360469 ..... 53, 55, 256	4460932.59, 61, 175, 199	70000683..... 109
3450505 ..... 23	4360475 53, 55, 105, 256	4460933..... 59, 173, 195	70000684..... 109
3460334 ..... 137, 139	4420037 ..... 125	446094359, 61, 173, 199, 201, 203, 205, 207, 209, 211, 213, 215	70000685..... 109
352007287, 99, 101, 103, 113, 115	4420051 ..... 253	446094459, 61, 173, 175, 195, 201, 203, 205, 207, 213, 215	70000686..... 109
3520176 ..... 127	442006281, 99, 101, 103, 105, 107, 129	4460956..... 169	70001250..... 109
3574505 ..... 125	4460019 ..... 196	4460957..... 169	70001251..... 109
3740150 .. 53, 57, 73, 256	4460042 ..... 195	4460965..... 195	70001252..... 109
3760115 ..... 80, 84	4460115 ..... 195	4460968..... 165	70001253..... 109
3760170... 113, 115, 121, 127, 137, 139	4460138 ..... 149	4460970..... 217	70001739..... 16
3760217 ..... 13	4460183 ..... 219, 221	4461016..... 219	70003636..... 143
3760387 ..... 80, 84	4460226 ..... 196	4461023..... 195	70003650..... 109
3820019 ..... 117	4460227 ..... 29, 195	4461196..... 181, 225	70003700..... 49
3841143 ..... 75, 80, 84	4460234 ..... 123	4461198..... 225	70004585..... 145
3841203 ..... 80, 84	4460247 ..... 195	4461199..... 183, 229	70004935..... 49
3841675 ..... 113, 115	4460256 ..... 195	4461201..... 229	70005236..... 145
3860104 ..... 80, 84	4460259 ..... 195	4461205.... 187, 231, 233	70007050..... 145
3860111 ..... 99, 117	4460260 ..... 195	4461244..... 231	70007051..... 145
3900355 ..... 137, 139	4460265 ..... 219, 221	4461245..... 233	70007052..... 145
3900364 ..... 51	4460267 ..... 219, 221	4461246..... 227	70007053..... 145
3900381 ..... 189	4460315 ..... 149, 165	4461249..... 185, 227	70007054..... 145
3910804 ..... 53, 55	4460320 ..... 196	4461257..... 151, 153	70007055..... 145
3931412 ..... 137, 139	4460346 ..... 223	4461258..... 151, 153	70007056..... 145
3931508 ..... 137, 139	4460418 .... 73, 195, 219, 221	4711400.... 113, 115, 137, 139	70007074..... 143
3931820 ..... 121	4460424 ..... 29	4711700..... 105, 107	70007075..... 143
3990001 ..... 175	4460464 ... 37, 39, 59, 61, 73, 123, 175, 196, 199, 201, 203, 205, 207, 209, 211, 213, 215, 217, 219	4711800..... 95, 97, 121	70007076..... 143
4010310 ..... 35, 37	4460465 ... 35, 37, 59, 61, 123, 175, 195, 196, 201, 203, 205, 207, 209, 211, 213, 215, 217	4740086..... 23	70007077..... 143
4010408 ..... 119, 163	4460466 .59, 61, 73, 123, 173, 175, 195, 196, 201, 203, 205, 207, 209, 211, 217, 219	4740438..... 80, 84	70007078..... 143
4010608 .. 80, 84, 99, 101	4460467 ..... 259	4740468..... 21	70007079..... 143
4010610 ... 151, 153, 155, 157, 159	4460496 ..... 105	4740480..... 137, 139	70007080..... 143
4010616 ..... 99	4460497 ..... 105	4740531..... 80, 84	70007191..... 16
4010617 ..... 99, 101	4460510 ..... 259	4811400..... 73, 105, 107, 119, 149, 151, 153, 155, 157, 159, 163, 165	70007193..... 16
4010618 ..... 99, 101	4460536 ..... 123	4811700.... 39, 51, 53, 55, 57, 61, 73, 99, 101, 105, 107, 119, 125, 127, 151, 153, 155, 157, 159, 163	70007199..... 16
4031509 ..... 105, 107	4460539 ... 196, 203, 207, 217	4811702.... 13, 23, 27, 29, 31, 33, 43, 53, 55, 80, 84, 117	70007205..... 16
4031511 ..... 23			70007490..... 16
4031512 ..... 80, 84			70007495..... 16
4031708 ..... 27, 33			70007541..... 16
4031710 ..... 53, 55			70007544..... 16
4060803 ..... 105, 107			70007546..... 16
4060906 ..... 105, 107			70007584..... 49
4060944 ..... 195			70007588..... 49
4160078 ..... 80, 84			70007589..... 49
4160202 ..... 23			70007590..... 49
4160214 ..... 75			70007612..... 49
4191706 .... 113, 115, 127			70007613..... 49
4220227 ..... 113, 115			70007614..... 49
4240003 ... 113, 115, 137, 139			70007615..... 49
4240017 ... 13, 29, 31, 33, 53, 55, 57, 61, 65, 67,			

## SECTION 9 - SPECIAL OPTIONS/ACCESSORIES/KITS

70007616.....	49	7002826 .....	259	7024758 .....	16	8229242.....	196, 256
70007670.....	16	7004275 .....	259	7024759 .....	17	8229244.....	196, 256
70007676.....	16	7004276 .....	259	7024786 .....	16	8405204.....	51
70007782.....	16	70050795.....	145	7027365 .....	109	8405402.....	51
70007844.....	17	7016654 .....	259	7027367 .....	109	8750015.....	13
70022564.....	145	7020175 .....	53, 55, 105	7027765 .....	109	8896941.....	259
70023369.....	145	7020176 .....	53, 55, 105	7027766 .....	109	8990147.....	237, 239, 241, 243, 245, 247, 249, 251
7002821 .....	259	7024747 .....	16	8005670 .....	121		
7002822.....	259	7024749 .....	16	80325 .....	113, 115		
7002823.....	259	7024756 .....	16	8229234 .....	199, 256		





**Corporate Office**  
**JLG Industries, Inc.**  
**1 JLG Drive**  
**McConnellsburg, PA 17233-9533 USA**  
☎ **(717) 485-5161 (Corporate)**  
☎ **(877) 554-5438 (Customer Support)**  
📠 **(717) 485-6417**

**Visit our website for JLG Worldwide Locations.**  
**[www.jlg.com](http://www.jlg.com)**



**OSHKOSH™**