



Illustrated Parts Manual

Model ES2646

PVC
2110

P/N
31219978
February 1, 2023 - Rev D

ANSI

CE



**UK
CA**

AS/NZS



An Oshkosh Corporation Company

REVISION LOG

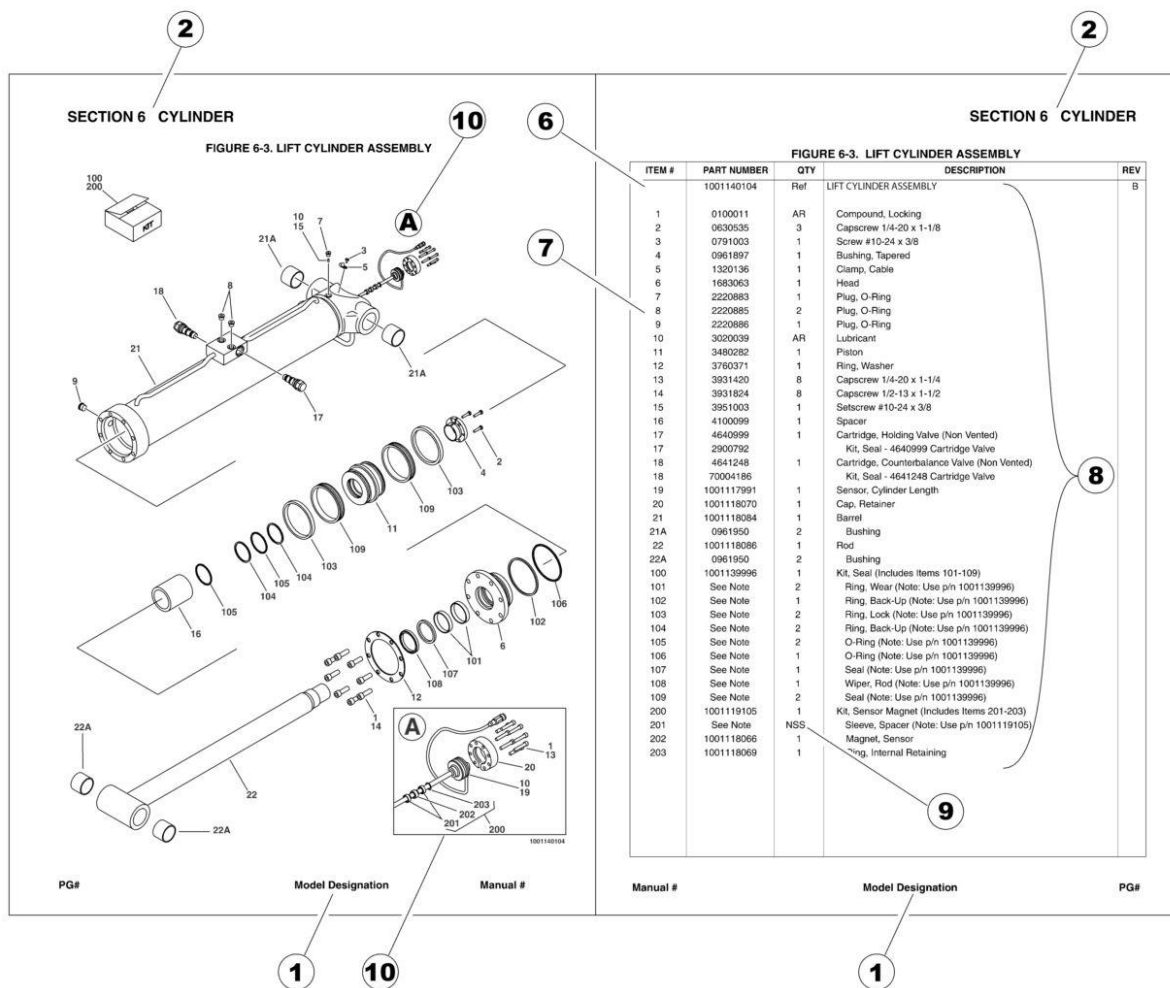
October 15, 2021 - A - Original Issue of Manual (Edited to B/M 1001500000 Rev D and 1001274474 Rev C)

April 15, 2022 - B - Revised Manual (Edited to B/M 1001500000 Rev E and 1001274474 Rev C)

October 10, 2022 - C - Revised Manual (Edited to B/M 1001500000 Rev E and 1001274474 Rev C)

February 1, 2023 - D - Revised Manual (Edited to B/M 1001500000 Rev F and 1001274475 Rev D)

GENERAL INFORMATION



1) MACHINE IDENTIFICATION

Machines are identified by model and in some cases a combination of models, serial number (SN) or regional standard (i.e ANSI, CE, CSA). Components may also be identified by SN or manufacturer. Common components that may be identified by these characteristics are engines and hydraulic components.

2) PARTS MANUAL ORGANIZATION

Product information in this manual is organized under section titles. Frame, Cylinder, Hydraulic and Electrical are a few examples. Each section is organized by figure and page number. The information within the Figure is then organized by item number, part number, description and corresponding illustration (s).

3) TABLE OF CONTENTS (NOT SHOWN)

A table of contents is found toward the beginning of the manual. Figure number, description and page number are provided for quick reference to the page containing the related information.

4) RECOMMENDED SPARE PARTS (NOT SHOWN)

The Recommended Spare Parts List, located near the end of the manual, reference most frequently used maintenance parts.

5) PART NUMBER INDEX (NOT SHOWN)

A numerical index listing all part numbers and the corresponding page number(s) appears at the back of the manual.

GENERAL INFORMATION

6) NON-SERVICED PARTS

In some instances, it is necessary to display non-serviced parts, assemblies or installations. In the case of assemblies and installations there will be a Ref in the Qty. column. In case of parts that are not available for service within assemblies or components, there will be a NSS (Not Sold Separately) or NLA (No Longer Available) listed in the Qty. column of the manual.

7) PARTS LIST ITEM NUMBERS

Numbers shown in the item# column correspond to numbers used in the associated illustration (s). Item numbers which are missing from the sequence in the parts list are not used on that page.

8) INDENTED PARTS DESCRIPTION

An indented part description is included in the item under which it is indented.

9) ABBREVIATION AND SYMBOLS

| | | | |
|-------------|--|--------------|---------------------------------|
| AC..... | Alternating Current | L..... | Liter |
| ADE..... | Advanced Design Electronics | LB(LBS)..... | Pounds |
| AG..... | Agricultural | LCD..... | Liquid Crystal Display |
| ANSI..... | American National Standards Institute | LED..... | Light Emitting Diodes |
| AR..... | As Required | LH..... | Left Hand |
| ASSY..... | Assembly | LRC..... | Low Rated Countries |
| AUS..... | Australia | LSS..... | Load Sensing System |
| AUX..... | Auxiliary | M(m)..... | Metric/Meter |
| AWG..... | American Wire Gauge | MM(mm)..... | Milimeter |
| B/M..... | Bill of Material | mA..... | Miliamps |
| CAC..... | Charge Air Cooler | NLA..... | No Longer Available |
| CE..... | European Conformity | NPT..... | National Pipe Threads |
| CCW..... | Counter Clockwise | NSS..... | Not Sold Separately |
| CM..... | Centimeter | OD..... | Outside Diameter |
| CW..... | Clockwise | ORB..... | O-Ring Boss |
| CSA..... | Canadian Standards Association | ORFS..... | O-Ring Face Seal |
| CYL..... | Cylinder | OZ (oz)..... | Ounces |
| DIA..... | Diameter | PG..... | Page |
| DC..... | Direct Current | PN..... | Part Number |
| DEF..... | Diesel Exhaust Fluid | QT(qt.)..... | Quarts |
| EMS..... | Emergency Stop | QTY..... | Quantity |
| ENG..... | Engine | REF..... | Reference |
| FT(ft)..... | Feet | REV..... | Revision Level |
| GA(Ga)..... | Gauge | RH..... | Right Hand |
| HRC..... | High Rated Countries | SAE..... | Society of Automotive Engineers |
| HVAC..... | Heating, Ventilating, and Air Conditioning | SN..... | Serial Number |
| HYD..... | Hydraulic | SPEC(S)..... | Specifications |
| Hz..... | Hertz | T/T..... | Turntable |
| ID..... | Inside Diameter | UGM..... | Universal Ground Module |
| IN..... | inches | V..... | Volts |
| ISO..... | International Organization for Standards | W..... | Watts |
| JIC..... | Joint Industry Council | #..... | Number |
| KG..... | Kilogram | | |

10) ILLUSTRATION REFERENCE LETTERS

When necessary, illustrations may contain reference letters that are intended to track information (i. e. hoses, harnesses) from one point to another or to track visual enlargement of components to show details that may be located in another area on the illustration.

Note: Due to continuous product improvements, JLG Industries, Inc. reserves the right to make specification changes without prior notification. Contact JLG Industries, Inc. for updated information.

TABLE OF CONTENTS

| | |
|---|-----|
| SECTION 1 - FRAME..... | 11 |
| FIGURE 1-1. DRIVE MOTOR AND STEER INSTALLATION (ALL SPECS EXCEPT JAPANESE SPEC) | 12 |
| FIGURE 1-2. DRIVE MOTOR AND STEER INSTALLATION (JAPANESE SPEC) | 14 |
| FIGURE 1-3. MOTOR & SPINDLE ASSEMBLY - LEFT (JAPANESE SPEC) | 16 |
| FIGURE 1-4. MOTOR & SPINDLE ASSEMBLY - RIGHT (JAPANESE SPEC)..... | 18 |
| FIGURE 1-5. DRIVE MOTOR ASSEMBLY | 20 |
| FIGURE 1-6. REAR WHEEL HUB INSTALLATION | 24 |
| FIGURE 1-7. HUB ASSEMBLY - REAR | 26 |
| FIGURE 1-8. TIRE AND WHEEL INSTALLATION | 28 |
| FIGURE 1-9. POTHOLE PROTECTION SYSTEM INSTALLATION | 30 |
| FIGURE 1-10. TILT SENSOR INSTALLATION | 32 |
| FIGURE 1-11. BATTERY CHARGER INSTALLATION - DELTA-Q..... | 34 |
| FIGURE 1-12. BATTERY CHARGER INSTALLATION - EAGLE PERFORMANCE | 36 |
| FIGURE 1-13. BATTERY CHARGER INSTALLATION - GREEN POWER..... | 38 |
| FIGURE 1-14. STROBE LIGHT INSTALLATION - SINGLE (AMBER) (WITH GUARD)..... | 40 |
| FIGURE 1-15. STROBE LIGHT INSTALLATION - DUAL (AMBER) (WITH GUARD)..... | 42 |
| FIGURE 1-16. ALARM INSTALLATION (AMBIENT/WHITE NOISE) | 44 |
| FIGURE 1-17. LADDER INSTALLATION..... | 46 |
| FIGURE 1-18. FRAME COVERS INSTALLATION..... | 48 |
| SECTION 2 - GROUND CONTROLS | 51 |
| FIGURE 2-1. PUMP/MOTOR/TANK AND HOSES INSTALLATION | 52 |
| FIGURE 2-2. PUMP/MOTOR/TANK ASSEMBLY..... | 54 |
| FIGURE 2-3. CLEANGUARD INSTALLATION..... | 56 |
| FIGURE 2-4. ELECTRICAL COMPONENTS INSTALLATION (MACHINES WITH SN STARTING WITH B2 & M2)..... | 58 |
| FIGURE 2-5. ELECTRICAL COMPONENTS INSTALLATION #1 (MACHINES WITH SN STARTING WITH 12) | 60 |
| FIGURE 2-6. ELECTRICAL COMPONENTS INSTALLATION #2 (MACHINES WITH SN STARTING WITH 12) | 62 |
| FIGURE 2-7. ACCESS CONTROL KEYPAD INSTALLATION..... | 64 |
| FIGURE 2-8. MOBILE CONTROL INSTALLATION..... | 66 |
| FIGURE 2-9. MDI INSTALLATION..... | 68 |
| FIGURE 2-10. BATTERIES INSTALLATION - STANDARD 220AH BATTERIES (MACHINES WITH SN STARTING WITH M2 & 12) | 70 |
| FIGURE 2-11. BATTERIES INSTALLATION - TROJAN 220AH BATTERIES (MACHINES WITH SN STARTING WITH B2)..... | 72 |
| FIGURE 2-12. BATTERIES INSTALLATION - AGM 220AH BATTERIES (MACHINES WITH SN STARTING WITH B2)..... | 74 |
| FIGURE 2-13. BATTERIES INSTALLATION - AGM EVCG 220AH BATTERIES (MACHINES WITH SN STARTING WITH G2 & 12) | 76 |
| FIGURE 2-14. INVERTER INSTALLATION (OPTIONAL) | 78 |
| FIGURE 2-15. DOORS INSTALLATION | 80 |
| SECTION 3 - SCISSORS ARMS | 83 |
| FIGURE 3-1. SCISSORS ARMS INSTALLATION..... | 84 |
| FIGURE 3-2. ARMS INSTALLATION (ANSI, ANSI EXPORT, JAPANESE & CSA SPECS) | 88 |
| FIGURE 3-3. ARM GUARDS INSTALLATION | 92 |
| SECTION 4 - PLATFORM..... | 95 |
| FIGURE 4-1. PLATFORM INSTALLATION | 96 |
| FIGURE 4-2. PLATFORM EXTENSION INSTALLATION | 98 |
| FIGURE 4-3. RAILS INSTALLATION (SIDE BY SIDE) | 100 |
| FIGURE 4-4. RAILS INSTALLATION (TUBE IN TUBE) (MACHINES WITH SN STARTING WITH B2) | 102 |
| FIGURE 4-5. RAILS INSTALLATION (TUBE IN TUBE) (MACHINES WITH SN STARTING WITH M2)..... | 104 |
| FIGURE 4-6. EXTENSION HANDLES INSTALLATION (OPTIONAL)..... | 106 |
| FIGURE 4-7. GATE LATCH INSTALLATION - OPTIONAL..... | 108 |
| FIGURE 4-8. PLATFORM CONSOLE BOX INSTALLATION | 110 |
| FIGURE 4-9. DRIVE/STEER CONTROLLER ASSEMBLY | 112 |
| FIGURE 4-10. ELECTRICIAN TREE INSTALLATION | 114 |
| FIGURE 4-11. ELECTRICIANS PACKAGE INSTALLATION | 116 |
| FIGURE 4-12. ELECTRICIANS TREE ACCESSORY | 118 |
| FIGURE 4-13. MACHINIST VISE ACCESSORY..... | 120 |
| FIGURE 4-14. PIPE RACK ASSEMBLY ACCESSORY | 122 |
| FIGURE 4-15. WORKSTATION ACCESSORY | 124 |
| FIGURE 4-16. OVERHEAD PROTECTION INSTALLATION (KOREAN SPECS) | 126 |
| FIGURE 4-17. PANEL CARRIER INSTALLATION..... | 128 |

TABLE OF CONTENTS

| | |
|---|---------|
| FIGURE 4-18. PIPE RACKS INSTALLATION (OPTIONAL) | 130 |
| FIGURE 4-19. PLUMBER PACKAGE INSTALLATION..... | 132 |
| FIGURE 4-20. USB/PHONE CRADLE INSTALLATION..... | 134 |
| FIGURE 4-21. WORKLIGHT INSTALLATION | 136 |
| FIGURE 4-22. WORKSTATION INSTALLATION | 138 |
| SECTION 5 - CYLINDER..... | 141 |
| FIGURE 5-1. LIFT CYLINDER ASSEMBLY..... | 142 |
| FIGURE 5-2. STEER CYLINDER ASSEMBLY | 144 |
| SECTION 6 - ELECTRICAL..... | 147 |
| FIGURE 6-1. AC BOX AT PLATFORM INSTALLATION - 110V GFI (ALL SPECS EXCEPT AUSTRALIAN, CE & UK CA SPECS) | 148 |
| FIGURE 6-2. AC BOX AT PLATFORM INSTALLATION - 110V IEC YELLOW (CE & UK CA SPECS)..... | 150 |
| FIGURE 6-3. AC BOX AT PLATFORM INSTALLATION - 220V IEC BLUE (CE & UK CA SPECS)..... | 152 |
| FIGURE 6-4. AC BOX AT PLATFORM INSTALLATION - 220V CEE7 POST GROUND (CE & UK CA SPECS) | 154 |
| FIGURE 6-5. AC BOX AT PLATFORM INSTALLATION - 220V CEE7 SIDE GROUND (CE & UK CA SPECS)..... | 156 |
| FIGURE 6-6. AC BOX AT PLATFORM INSTALLATION - 220V AFSINT 107 (CE & UK CA SPECS)..... | 158 |
| FIGURE 6-7. AC BOX AT PLATFORM INSTALLATION - 220V LOCALLY SUPPLIED | 160 |
| FIGURE 6-8. AC BOX AT PLATFORM INSTALLATION - 220V (AUSTRALIAN SPECS)..... | 162 |
| FIGURE 6-9. AC BOX AT PLATFORM INSTALLATION - 220V CHINA PLUG (CHINA SPECS)..... | 164 |
| FIGURE 6-10. BREAKER BOX KIT (AUSTRALIAN SPEC)..... | 166 |
| FIGURE 6-11. BREAKER BOX KIT WITH 1 DOUBLE BREAKER (CE & UK CA SPECS)..... | 168 |
| FIGURE 6-12. BREAKER BOX KIT WITH 3 BREAKERS (CE & UK CA SPECS)..... | 170 |
| FIGURE 6-13. CAN SPLICE HARNESS (CHARGER WITH COMMUNICATION PORT)..... | 172 |
| FIGURE 6-14. CHARGER HARNESS (CHARGER WITH COMMUNICATION PORT) | 174 |
| FIGURE 6-15. CHARGER PLUG INSTALLATION - CUSTOMER SUPPLIED PLUG (ALL SPECS)..... | 176 |
| FIGURE 6-16. CHARGER PLUG INSTALLATION - 110V PLUG (ANSI, ANSI EXPORT, CSA & JAPANESE SPECS) | 178 |
| FIGURE 6-17. CHARGER PLUG INSTALLATION - 110V IEC YELLOW PLUG (CE & UK CA SPECS)..... | 180 |
| FIGURE 6-18. CHARGER PLUG INSTALLATION - 220V IEC BLUE PLUG (CE & UK CA SPECS) | 182 |
| FIGURE 6-19. CHARGER PLUG INSTALLATION - 220V AFSINT 107 PLUG (CE & UK CA SPECS)..... | 184 |
| FIGURE 6-20. CHARGER PLUG INSTALLATION - 220V CEE7 PLUG (CE & UK CA SPECS) | 186 |
| FIGURE 6-21. CHARGER PLUG INSTALLATION (AUSTRALIAN PLUG)..... | 188 |
| FIGURE 6-22. CHARGER PLUG INSTALLATION (CHINA PLUG) | 190 |
| FIGURE 6-23. CHARGER PLUG INSTALLATION (KOREAN PLUG) | 192 |
| FIGURE 6-24. CHASSIS HARNESS..... | 194 |
| FIGURE 6-25. CHASSIS HARNESS WITH CLEARSKY | 198 |
| FIGURE 6-26. DRIVE HARNESS | 202 |
| FIGURE 6-27. GROUND TO PLATFORM CABLE INSTALLATION - WITHOUT PLATFORM COIL CABLE (MACHINES WITH SN STARTING WITH B2 & M2)..... | 204 |
| FIGURE 6-28. GROUND TO PLATFORM CABLE INSTALLATION - WITHOUT PLATFORM COIL CABLE & WITH FOOTSWITCH (MACHINES WITH SN STARTING WITH B2) | 206 |
| FIGURE 6-29. GROUND TO PLATFORM CABLE INSTALLATION - WITH PLATFORM COIL CABLE (MACHINES WITH SN STARTING WITH B2 & M2)..... | 208 |
| FIGURE 6-30. GROUND TO PLATFORM CABLE INSTALLATION - WITH PLATFORM COIL CABLE & FOOTSWITCH (MACHINES WITH SN STARTING WITH B2) | 210 |
| FIGURE 6-31. GROUND TO PLATFORM CABLE INSTALLATION - PLATFORM STRAIGHT CABLE ONLY (MACHINES WITH SN STARTING WITH 12)..... | 212 |
| FIGURE 6-32. GROUND TO PLATFORM CABLE INSTALLATION - PLATFORM COIL CABLE ONLY (MACHINES WITH SN STARTING WITH 12)..... | 214 |
| FIGURE 6-33. GROUND TO PLATFORM CABLE INSTALLATION - SCISSORS ARMS CABLE ONLY (MACHINES WITH SN STARTING WITH 12)..... | 216 |
| FIGURE 6-34. LIFT DOWN HARNESS..... | 218 |
| FIGURE 6-35. JUMPER HARNESS TO LIFT DOWN | 220 |
| FIGURE 6-36. PLATFORM CONTROL BOX HARNESS..... | 222 |
| FIGURE 6-37. RECEPTACLE BOX KIT - 110V GFI | 224 |
| FIGURE 6-38. RECEPTACLE BOX KIT - 110V IEC YELLOW (CE & UK CA SPEC)..... | 226 |
| FIGURE 6-39. RECEPTACLE BOX KIT - 220V IEC BLUE (CE & UK CA SPEC) | 228 |
| FIGURE 6-40. RECEPTACLE BOX KIT - 220V AFSINT 107 (CE & UK CA SPEC)..... | 230 |
| FIGURE 6-41. RECEPTACLE BOX KIT - 220V CEE7 POST GROUND (CE & UK CA SPEC)..... | 232 |
| FIGURE 6-42. RECEPTACLE BOX KIT - 220V CEE7 SIDE GROUND (CE & UK CA SPEC)..... | 234 |
| SECTION 7 - DECALS | 237 |
| FIGURE 7-1. DECAL INSTALLATION (ANSI SPECS) | 238 |

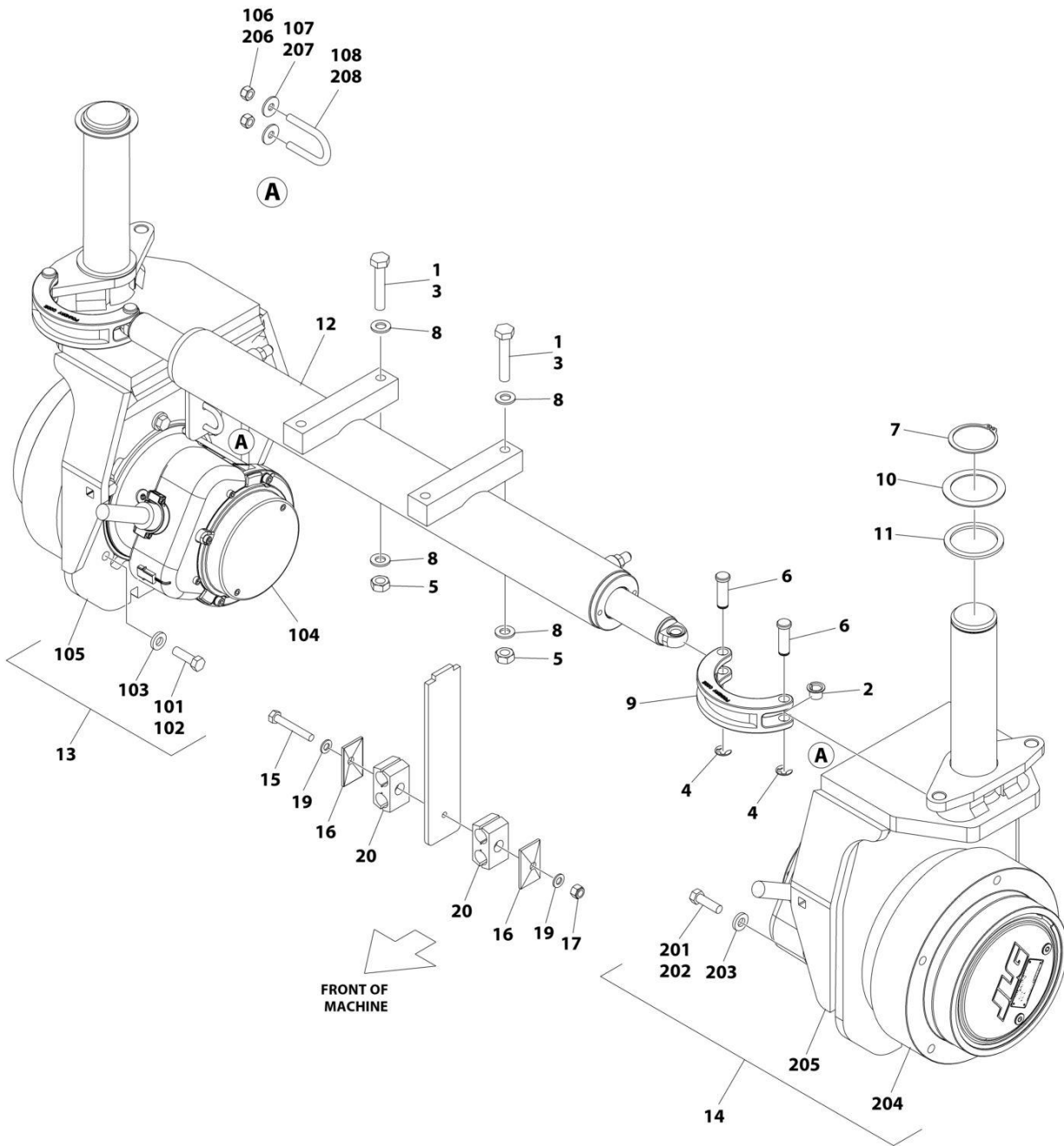
TABLE OF CONTENTS

| | |
|--|-----|
| FIGURE 7-2. DECAL INSTALLATION (AUSTRALIAN SPECS)..... | 240 |
| FIGURE 7-3. DECAL INSTALLATION (BRAZIL SPECS)..... | 242 |
| FIGURE 7-4. DECAL INSTALLATION (CE & UK CA SPECS)..... | 244 |
| FIGURE 7-5. DECAL INSTALLATION (CHINA SPECS)..... | 246 |
| FIGURE 7-6. DECAL INSTALLATION (CSA SPECS)..... | 248 |
| FIGURE 7-7. DECAL INSTALLATION (KOREAN SPECS)..... | 250 |
| FIGURE 7-8. DECAL INSTALLATION (LATIN AMERICAN SPECS)..... | 252 |
| FIGURE 7-9. DECAL INSTALLATIONS - OPTIONS..... | 254 |
| SECTION 8 - RECOMMENDED SERVICE PARTS STOCK..... | 257 |
| FIGURE 8-1. RECOMMENDED SERVICE PARTS STOCK..... | 258 |
| SECTION 9 - SPECIAL OPTIONS/ACCESSORIES/KITS..... | 259 |
| FIGURE 9-1. SPECIAL OPTIONS/ACCESSORIES/KITS..... | 260 |
| PART NUMBER INDEX..... | 263 |

SECTION 1 - FRAME

SECTION 1 - FRAME

FIGURE 1-1. DRIVE MOTOR AND STEER INSTALLATION (ALL SPECS EXCEPT JAPANESE SPEC)



ART_1001260650

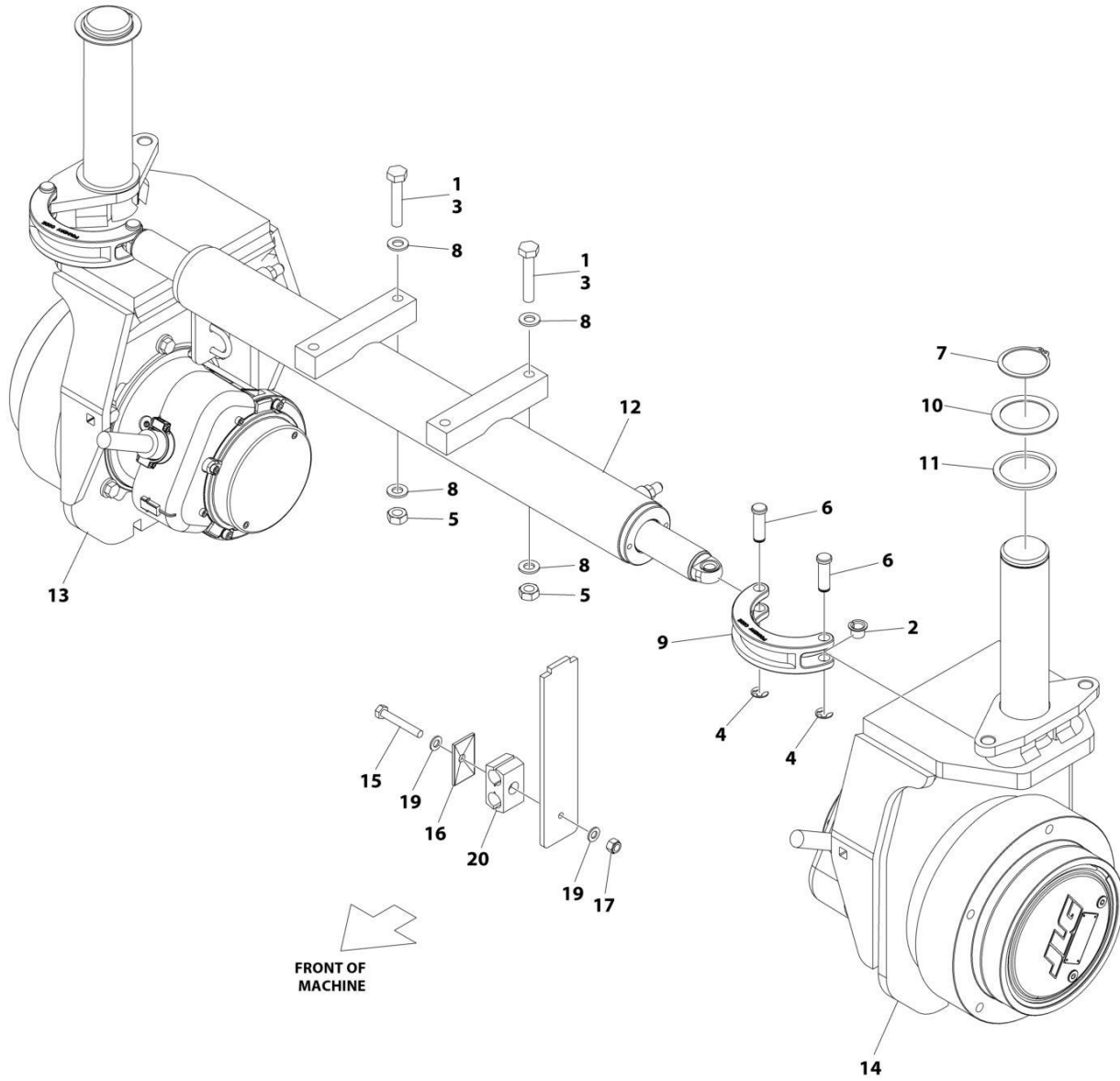
SECTION 1 - FRAME

FIGURE 1-1. DRIVE MOTOR AND STEER INSTALLATION (ALL SPECS EXCEPT JAPANESE SPEC)

| ITEM | PART NUMBER | QTY | DESCRIPTION | REV |
|------|-------------|-----|--|-----|
| | 1001260650 | Ref | DRIVE MOTOR AND STEER INSTALLATION | B |
| 1 | 0100011 | AR | Compound, Locking | |
| 2 | 0440259 | 2 | Bearing | |
| 3 | 0761019 | 4 | Bolt M10 x 55 | |
| 4 | 1380153 | 4 | E-Clip | |
| 5 | 3291001 | 4 | Nut M10 | |
| 6 | 3423037 | 4 | Pin | |
| 7 | 3760217 | 2 | Ring, Retaining | |
| 8 | 4812000 | 8 | Washer M10 | |
| 9 | 4846757 | 2 | Lug, Steering | |
| 10 | 1001197396 | 2 | Washer | |
| 11 | 1001205751 | 2 | Washer, Thrust | |
| 12 | 1001233449 | 1 | Steer Cylinder Assembly (See Separate Breakdown in CYLINDER Section) | |
| 13 | 1001262500 | 1 | Motor/Spindle Assembly (See item 101-108 for Breakdown) | |
| 14 | 1001262658 | 1 | Motor/Spindle Assembly (See item 201-208 for Breakdown) | |
| 15 | 0700819 | 3 | Bolt M8 x 55 | |
| 16 | 1321752 | 3 | Cover, Clamp | |
| 17 | 3290805 | 3 | Nut M8 | |
| 18 | 4240017 | AR | Tie-Strap (Not Shown) | |
| 19 | 4811900 | 6 | Washer M8 | |
| 20 | 8750015 | 3 | Clamp | |
| | 1001262500 | Ref | MOTOR/SPINDLE ASSEMBLY | D |
| 101 | 0100011 | AR | Compound, Locking | |
| 102 | 0681610 | 6 | Bolt 3/8 x 1-1/4 Grade 8 | |
| 103 | 4891600 | 6 | Washer 3/8 | |
| 104 | 1001256944 | 1 | Drive Motor Assembly (See Separate Breakdown in this Section) | |
| 105 | 1001262539 | 1 | Spindle | |
| 106 | 3290605 | 2 | Nut M6 | |
| 107 | 4811702 | 2 | Washer M6 | |
| 108 | 1001259015 | 1 | U-Bolt | |
| | 1001262658 | Ref | MOTOR/SPINDLE ASSEMBLY | D |
| 201 | 0100011 | AR | Compound, Locking | |
| 202 | 0681610 | 6 | Bolt 3/8 x 1-1/4 Grade 8 | |
| 203 | 4891600 | 6 | Washer 3/8 | |
| 204 | 1001256944 | 1 | Drive Motor Assembly (See Separate Breakdown in this Section) | |
| 205 | 1001262539 | 1 | Spindle | |
| 206 | 3290605 | 2 | Nut M6 | |
| 207 | 4811702 | 2 | Washer M6 | |
| 208 | 1001259015 | 1 | U-Bolt | |

SECTION 1 - FRAME

FIGURE 1-2. DRIVE MOTOR AND STEER INSTALLATION (JAPANESE SPEC)



ART_1001288498

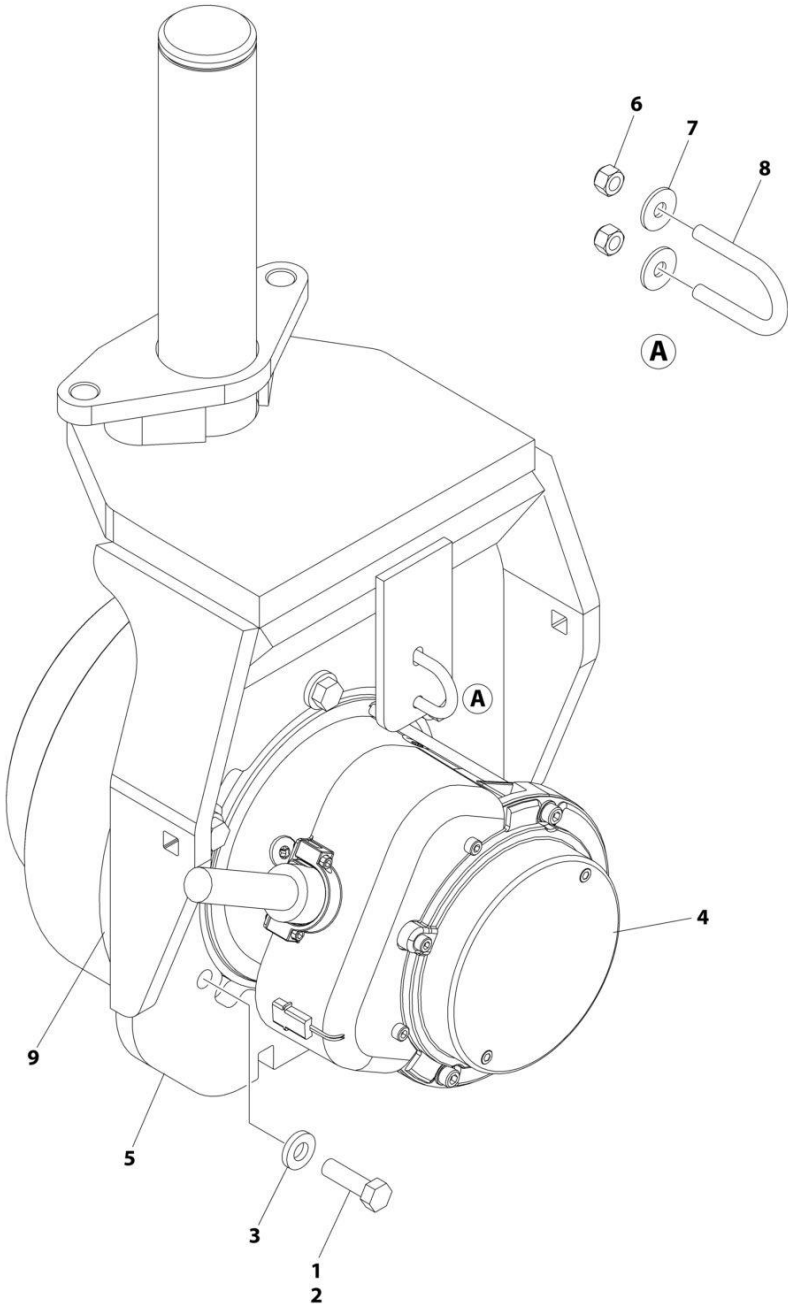
SECTION 1 - FRAME

FIGURE 1-2. DRIVE MOTOR AND STEER INSTALLATION (JAPANESE SPEC)

| ITEM | PART NUMBER | QTY | DESCRIPTION | REV |
|------|-------------|-----|---|-----|
| | 1001288498 | Ref | DRIVE MOTOR AND STEER INSTALLATION | A |
| 1 | 0100011 | AR | Compound, Locking | |
| 2 | 0440259 | 2 | Bushing | |
| 3 | 0761019 | 4 | Bolt M10 x 55 | |
| 4 | 1380153 | 4 | E-Clip | |
| 5 | 3291001 | 4 | Nut M10 | |
| 6 | 3423037 | 4 | Pin | |
| 7 | 3760217 | 2 | Ring, Retaining | |
| 8 | 4812000 | 8 | Washer M10 | |
| 9 | 4846757 | 2 | Lug, Steering | |
| 10 | 1001197396 | 2 | Washer | |
| 11 | 1001205751 | 2 | Washer, Thrust | |
| 12 | 1001233449 | 1 | Steer Cylinder Assembly (See Separate Breakdown in CYLINDER Section) | |
| 13 | 1001288496 | 1 | Motor/Spindle Assembly - Left (See Separate Breakdown in this Section) | |
| 14 | 1001288497 | 1 | Motor/Spindle Assembly - Right (See Separate Breakdown in this Section) | |
| 15 | 0700819 | 3 | Bolt M8 x 55 | |
| 16 | 1321752 | 3 | Cover, Clamp | |
| 17 | 3290805 | 3 | Nut M8 | |
| 18 | 4240017 | AR | Tie-Strap (Not Shown) | |
| 19 | 4811900 | 6 | Washer M8 | |
| 20 | 8750015 | 3 | Clamp | |

SECTION 1 - FRAME

FIGURE 1-3. MOTOR & SPINDLE ASSEMBLY - LEFT (JAPANESE SPEC)



ART_1001288496

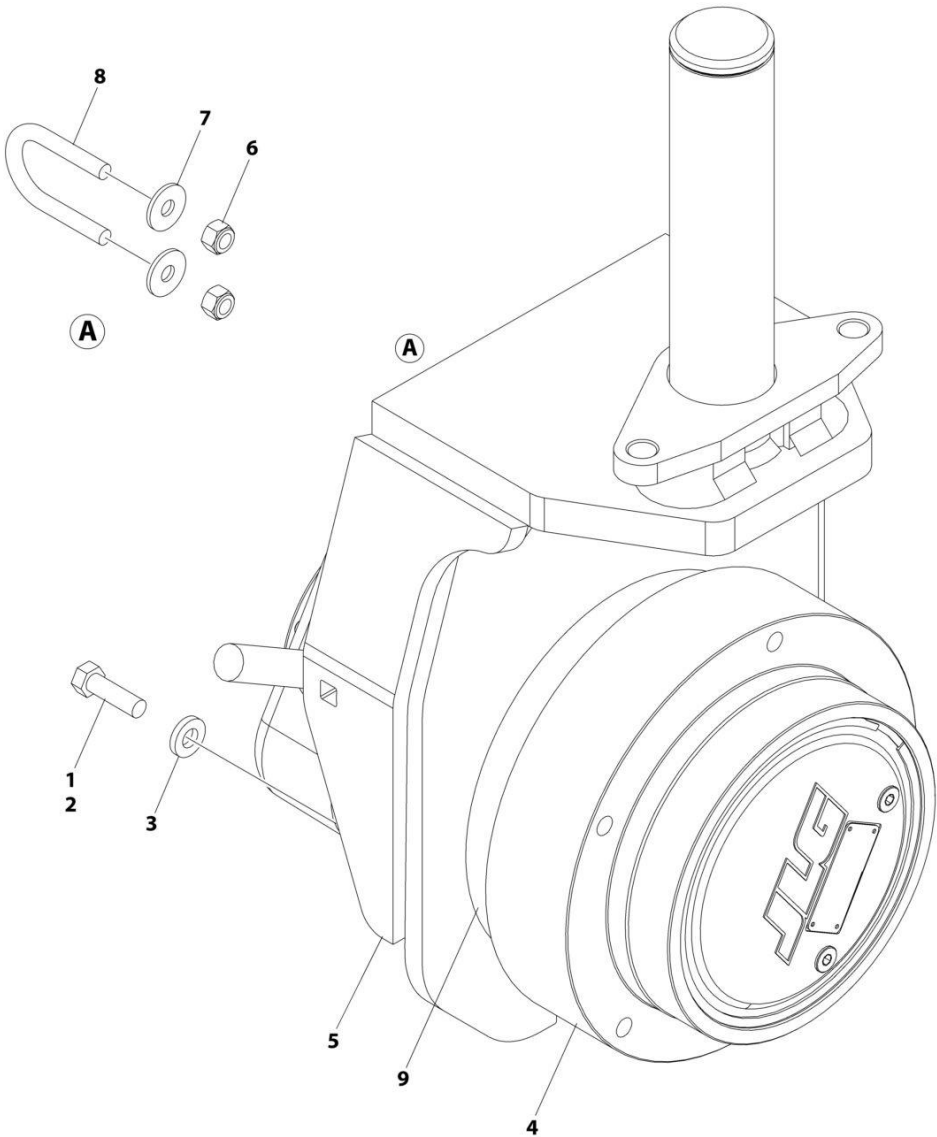
SECTION 1 - FRAME

FIGURE 1-3. MOTOR & SPINDLE ASSEMBLY - LEFT (JAPANESE SPEC)

| ITEM | PART NUMBER | QTY | DESCRIPTION | REV |
|------|-------------|-----|---|-----|
| | 1001288496 | Ref | MOTOR/SPINDLE ASSEMBLY | A |
| 1 | 0100011 | AR | Compound, Locking | |
| 2 | 0681610 | 6 | Bolt 3/8 x 1-1/4 Grade 8 | |
| 3 | 4891600 | 6 | Washer 3/8 | |
| 4 | 1001256944 | 1 | Drive Motor Assembly (See Separate Breakdown in this Section) | |
| 5 | 1001262539 | 1 | Spindle | |
| 6 | 3290605 | 2 | Nut M6 | |
| 7 | 4811702 | 2 | Washer M6 | |
| 8 | 1001259015 | 1 | U-Bolt | |
| 9 | 1001288492 | 1 | Seal | |

SECTION 1 - FRAME

FIGURE 1-4. MOTOR & SPINDLE ASSEMBLY - RIGHT (JAPANESE SPEC)



ART_1001288497

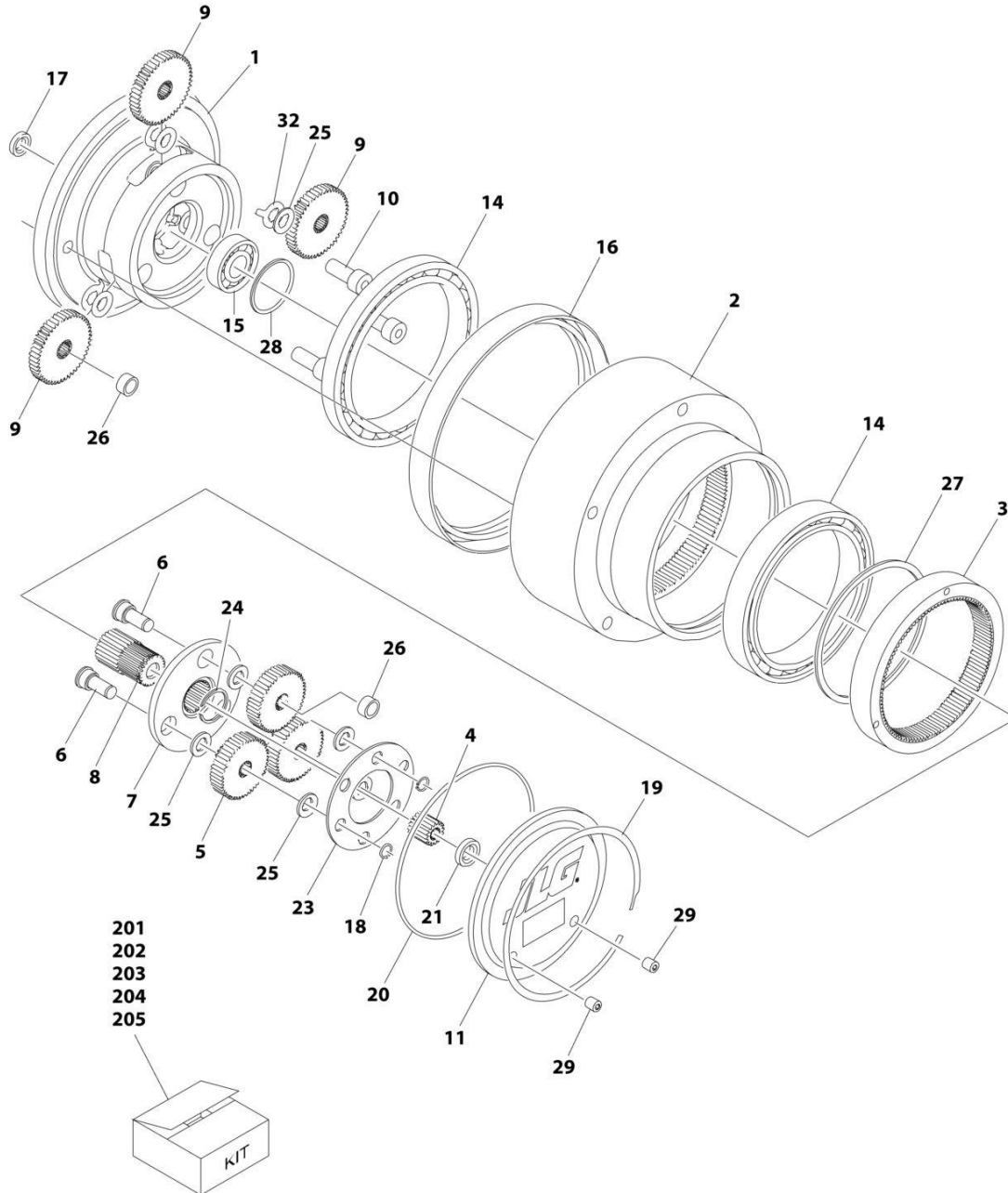
SECTION 1 - FRAME

FIGURE 1-4. MOTOR & SPINDLE ASSEMBLY - RIGHT (JAPANESE SPEC)

| ITEM | PART NUMBER | QTY | DESCRIPTION | REV |
|------|-------------|-----|---|-----|
| | 1001288497 | Ref | MOTOR/SPINDLE ASSEMBLY | A |
| 1 | 0100011 | AR | Compound, Locking | |
| 2 | 0681610 | 6 | Bolt 3/8 x 1-1/4 Grade 8 | |
| 3 | 4891600 | 6 | Washer 3/8 | |
| 4 | 1001256944 | 1 | Drive Motor Assembly (See Separate Breakdown in this Section) | |
| 5 | 1001262539 | 1 | Spindle | |
| 6 | 3290605 | 2 | Nut M6 | |
| 7 | 4811702 | 2 | Washer M6 | |
| 8 | 1001259015 | 1 | U-Bolt | |
| 9 | 1001288492 | 1 | Seal | |

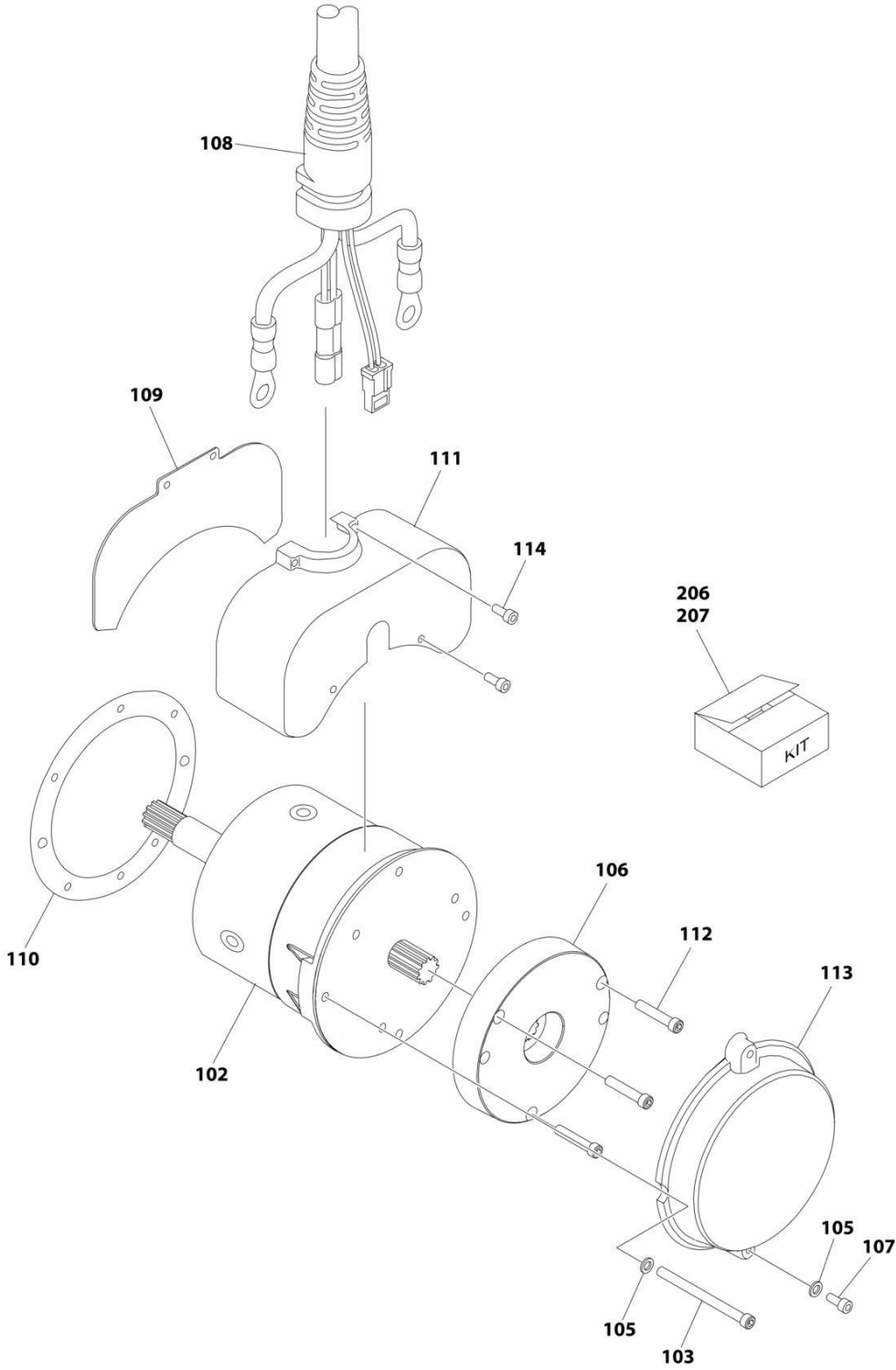
SECTION 1 - FRAME

FIGURE 1-5. DRIVE MOTOR ASSEMBLY



ART_1001256944_1OF2

SECTION 1 - FRAME



ART_1001256944_20F2

SECTION 1 - FRAME

FIGURE 1-5. DRIVE MOTOR ASSEMBLY

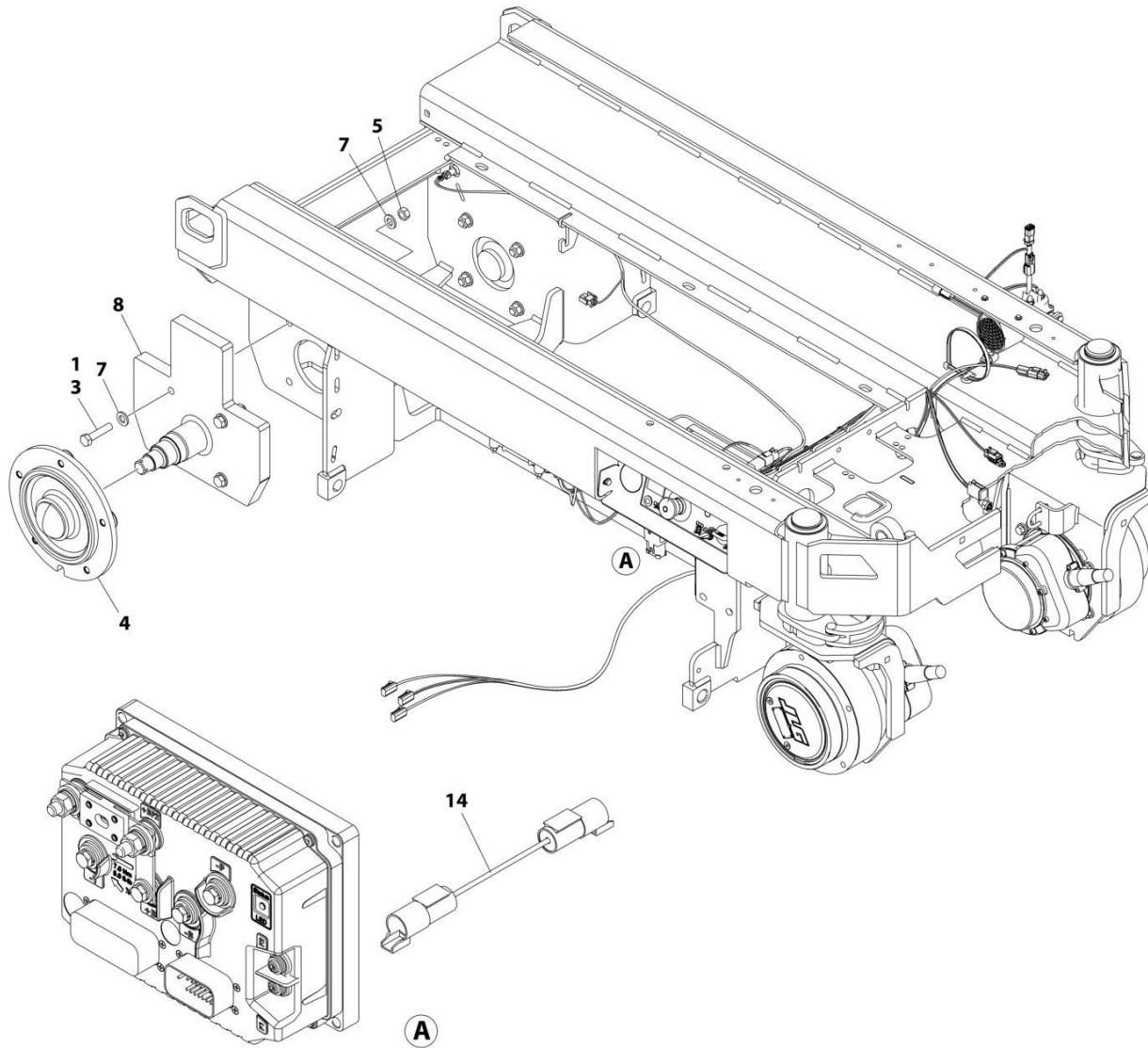
| ITEM | PART NUMBER | QTY | DESCRIPTION | REV |
|------|-------------|-----|---|-----|
| | 1001256944 | Ref | DRIVE MOTOR ASSEMBLY | D |
| | | Ref | HUB ASSEMBLY | |
| 1 | See Note | NSS | Spindle (Note: Purchase Complete Assembly) | |
| 2 | See Note | NSS | Hub (Note: Use Item 203) | |
| 3 | See Note | NSS | Ring, Input (Note: Use Item 204) | |
| 4 | See Note | NSS | Gear, Input Sun (Note: Use Item 202) | |
| 5 | 70007490 | 3 | Gear, Input Planet (Includes Item 26) | |
| 6 | See Note | NSS | Pin, Planet Gear (Note: Use Item 202) | |
| 7 | See Note | NSS | Carrier (Note: Use Item 202) | |
| 8 | See Note | NSS | Gear, Output Sun (Note: Use Item 202) | |
| 9 | 70007193 | 3 | Gear, Output Planet (Includes Item 26) (Note: Included in Item 205) | |
| 10 | 70007199 | 3 | Pin, Output Planet (Note: Included in Item 205) | |
| 11 | See Note | NSS | Cover (Note: Use Item 201) | |
| 14 | 70007541 | 2 | Bearing, Main (Note: Included in Items 203 or 204 or 205) | |
| 15 | See Note | NSS | Bearing , Shaft (Note: Use Item 205) | |
| 16 | 70001739 | 1 | Seal, Lip (Note: Included in Items 203) | |
| 17 | 7024786 | 1 | Seal, Lip | |
| 18 | See Note | NSS | Ring, Retaining (Note: Use Item 202) | |
| 19 | See Note | NSS | Ring, Retaining (Note: Use Item 201) | |
| 20 | 70000191 | 1 | O-Ring (Note: Included in Items 201 or 202 or 203 or 204 or 205) | |
| 21 | See Note | NSS | Washer, Thrust (Note: Use Item 201) | |
| 23 | See Note | NSS | Plate, Thrust (Note: Use Item 202) | |
| 24 | See Note | NSS | Ring, Retaining (Note: Use Item 202) | |
| 25 | See Note | NSS | Washer, Thrust (Note: Use Item 202) | |
| 26 | See Note | NSS | Bushing (Note: Use Item 202 or 205) | |
| 27 | 70007544 | 1 | Ring, Retaining (Note: Included in Items 203 or 204 or 205) | |
| 28 | See Note | NSS | Ring, Retaining (Note: Use Item 205) | |
| 29 | See Note | NSS | Plug (Note: Use Item 201) | |
| 32 | 70007205 | 3 | Washer, Tanged (Note: Included in Item 205) | |
| | | Ref | BRAKE AND MOTOR | |
| 102 | 70007782 | 1 | Motor Electric | |
| 103 | 70007495 | 2 | Bolt M6 x 100 | |
| 103 | | Ref | Bolt M6 x 140 | |
| 105 | 70007546 | 4 | Washer 1/4 | |
| 106 | See Note | NSS | Brake, Input (Note: Use Item 206) | |
| 107 | 70007191 | 2 | Bolt M6 x 20 | |
| 108 | 70007676 | 1 | Harness, Motor | |
| 109 | See Note | NSS | Plate, Cover (Note: Use Item 207) | |
| 110 | See Note | NSS | Gasket (Note: Use Item 207) | |
| 111 | See Note | NSS | Cover (Note: Use Item 207) | |
| 112 | See Note | NSS | Capscrew (Note: Use Item 206) | |
| 113 | See Note | NSS | Cover (Note: Use Item 207) | |
| 114 | See Note | NSS | Capscrew (Note: Use Item 207) | |
| | | Ref | KIT OPTIONS | |
| 201 | 7024747 | 1 | Cover Kit - Hub (Includes Items 11, 19, 20, 21 & 29) | |
| 202 | 7024749 | 1 | Input Carrier Kit (Includes Items 4-8, 18, 20 & 23-26) | |
| 203 | 7024756 | 1 | Hub Kit (Includes Items 2, 16, 20, 27 & Qty 1 of Item 14) | |
| 204 | 7024758 | 1 | Input Ring Kit (Includes Items 3, 14, 20 & 27) | |
| 205 | 70007670 | 1 | Carrier Kit (Includes Items 9, 10, 14, 15, 20, 26-28 & 32) | |

SECTION 1 - FRAME

| ITEM | PART NUMBER | QTY | DESCRIPTION | REV |
|-------------|--------------------|------------|---|------------|
| 206 | 7024759 | 1 | Brake Kit (Includes Items 106, 112 and O-Ring) | |
| 207 | 70007844 | 1 | Cover Kit - Electric Motor (Includes Items 107, 109, 110, 111, 113 & 114) | |

SECTION 1 - FRAME

FIGURE 1-6. REAR WHEEL HUB INSTALLATION



ART_1001256130_F

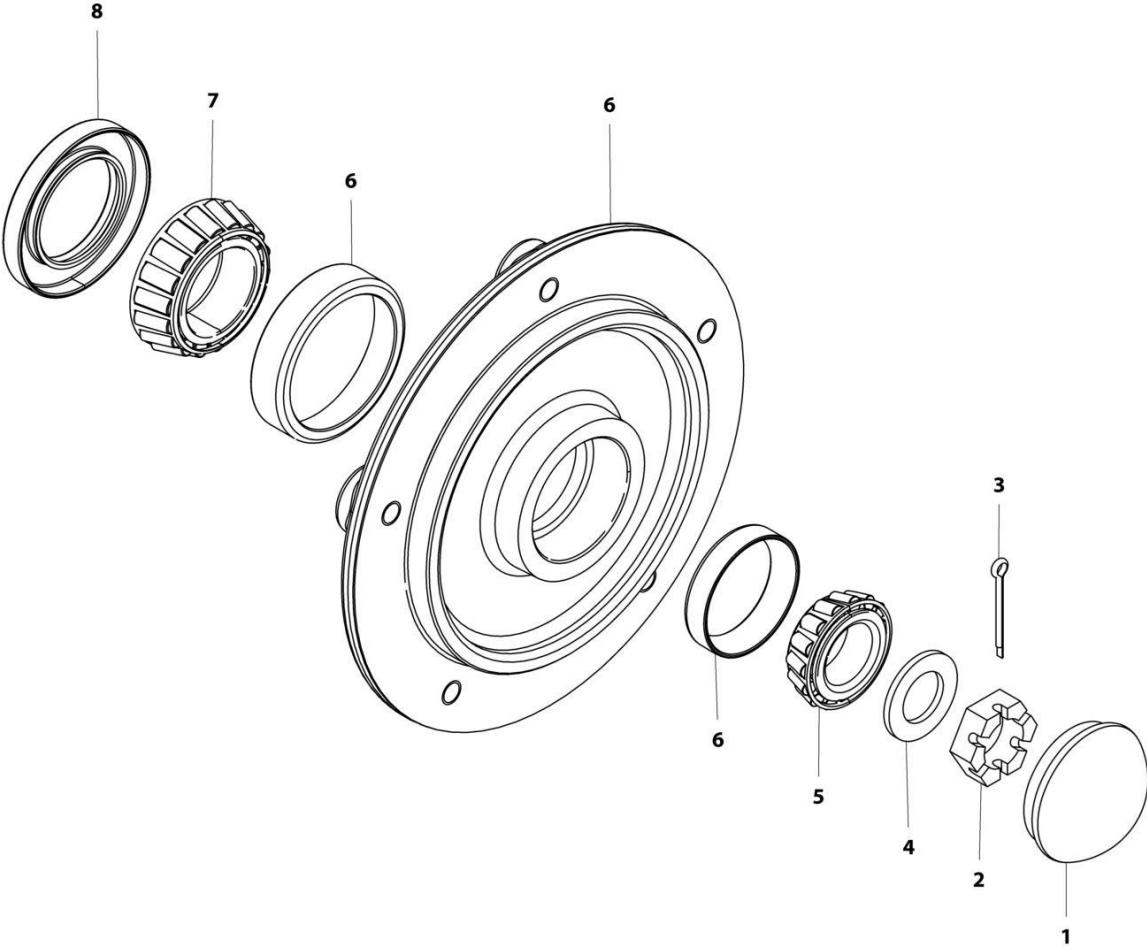
SECTION 1 - FRAME

FIGURE 1-6. REAR WHEEL HUB INSTALLATION

| ITEM | PART NUMBER | QTY | DESCRIPTION | REV |
|------|-------------|-----|--|-----|
| | 1001256130 | Ref | REAR WHEEL HUB INSTALLATION | F |
| 1 | 0100011 | AR | Compound, Locking | |
| 3 | 0711219 | 8 | Bolt M12 x 55 | |
| 4 | 2780266 | 2 | Hub Assembly - Rear (See Separate Breakdown in this Section) | |
| 5 | 3331211 | 8 | Nut M12 | |
| 7 | 5241200 | 16 | Washer M12 | |
| 8 | 1001226423 | 2 | Spindle Rear | |
| 14 | 4923602 | 1 | Harness, Field Wire Connection | |

SECTION 1 - FRAME

FIGURE 1-7. HUB ASSEMBLY - REAR



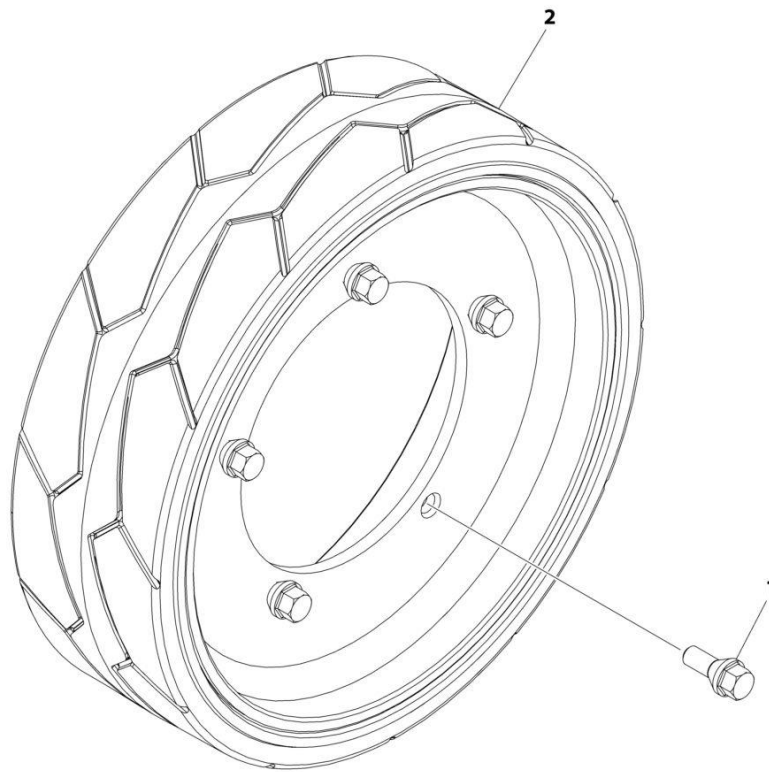
ART_2780266

FIGURE 1-7. HUB ASSEMBLY - REAR

| ITEM | PART NUMBER | QTY | DESCRIPTION | REV |
|------|-------------|-----|--|-----|
| | 2780266 | Ref | HUB ASSEMBLY - REAR | E |
| 1 | 1001102354 | 1 | Cap, Dust (was p/n 7012524) | |
| 2 | 3300423 | 1 | Nut, Slotted (was p/n 7010641) | |
| 3 | 3450406 | 1 | Pin, Cotter 2 x 3/16 (was p/n 7010642) | |
| 4 | 4740468 | 1 | Washer (was p/n 7019697) | |
| 5 | 1001102351 | 1 | Bearing, Cone - Outer (was p/n 7026185) | |
| 6 | See Note | NSS | Hub (Note: Purchase Complete Assembly p/n 2780266) | |
| 7 | 1001102353 | 1 | Bearing, Cone - Inner (was p/n 7026183) | |
| 8 | 1001102349 | 1 | Seal (was p/n 7026184) | |

SECTION 1 - FRAME

FIGURE 1-8. TIRE AND WHEEL INSTALLATION



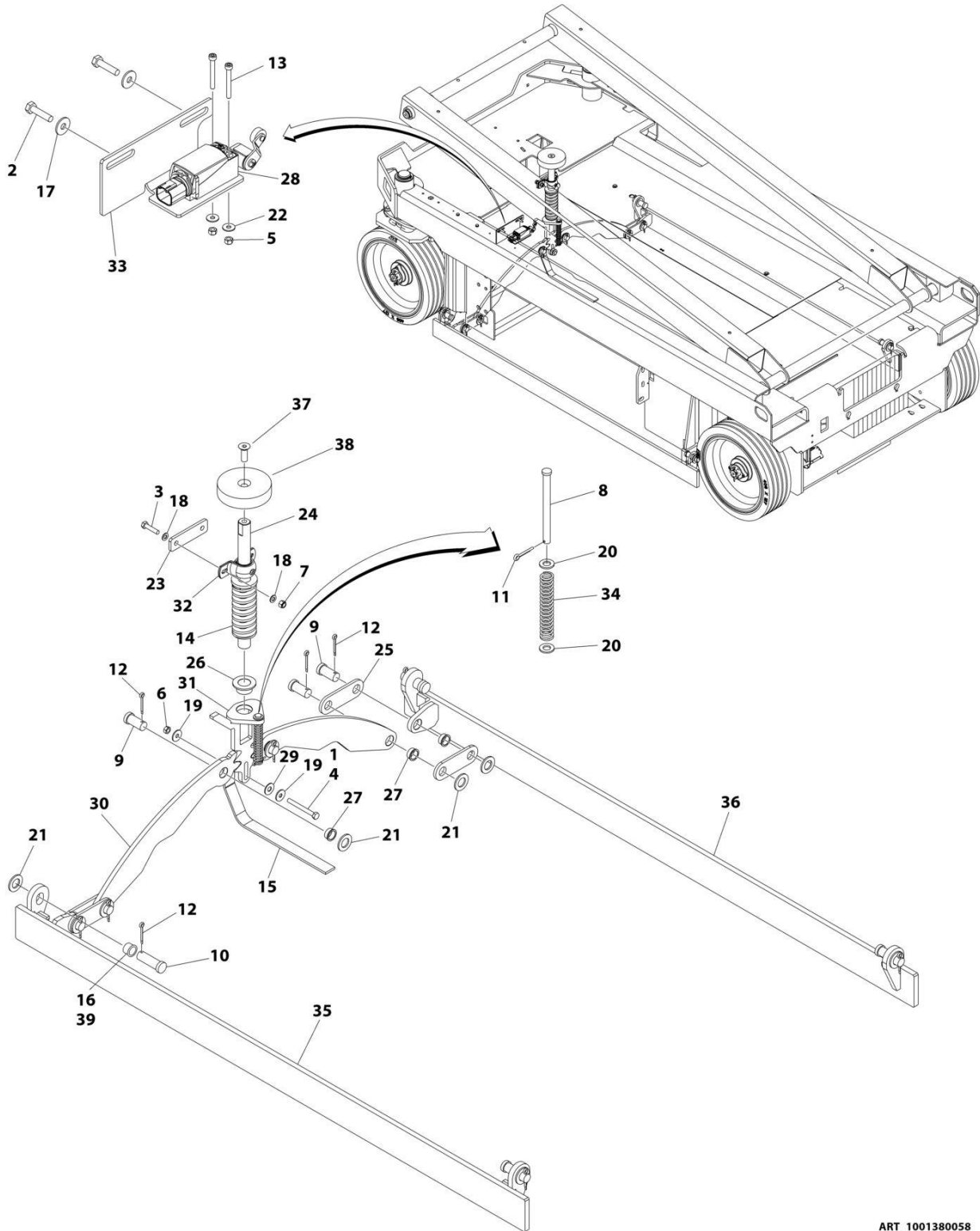
ART_1001256694

FIGURE 1-8. TIRE AND WHEEL INSTALLATION

| ITEM | PART NUMBER | QTY | DESCRIPTION | REV |
|-------------|--------------------|------------|-------------------------|------------|
| | 1001256694 | Ref | TIRE AND WHEEL ASSEMBLY | A |
| 1 | 0630580 | 20 | Bolt | |
| 2 | 1001114466 | 4 | Tire, 125 x 406 | |

SECTION 1 - FRAME

FIGURE 1-9. POTHOLE PROTECTION SYSTEM INSTALLATION



ART_1001380058

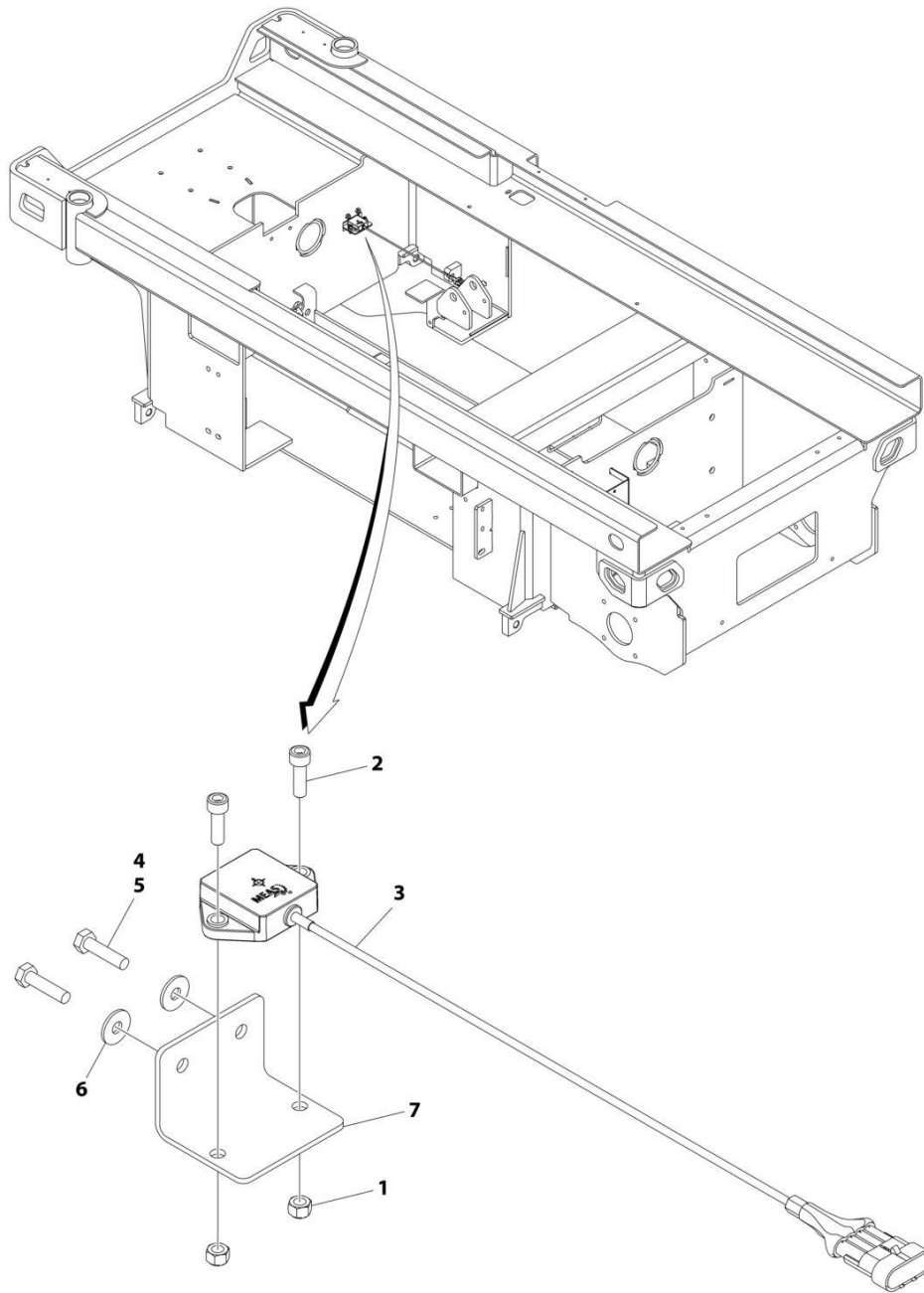
SECTION 1 - FRAME

FIGURE 1-9. POTHOLE PROTECTION SYSTEM INSTALLATION

| ITEM | PART NUMBER | QTY | DESCRIPTION | REV |
|------|-------------|-----|---|-----|
| | 1001380058 | Ref | POTHOLE PROTECTION SYSTEM INSTALLATION | D |
| 1 | 0100011 | AR | Compound, Locking | |
| 2 | 0700612 | 2 | Bolt M6 x 25 | |
| 3 | 0700815 | 2 | Bolt M8 x 35 | |
| 4 | 0700823 | 1 | Bolt M8 x 75 | |
| 5 | 3290405 | 2 | Nut M4 | |
| 6 | 3290801 | 1 | Nut M8 | |
| 7 | 3290805 | 2 | Nut M8 | |
| 8 | 3430636 | 1 | Pin | |
| 9 | 3431212 | 6 | Pin | |
| 10 | 3431218 | 4 | Pin | |
| 11 | 3450403 | 1 | Pin, Cotter 1/8 x 3/4 | |
| 12 | 3450505 | 10 | Pin, Cotter 5/32 x 1/2 | |
| 13 | 4031511 | 2 | Capscrew M4 x 35 | |
| 14 | 4160202 | 1 | Spring | |
| 15 | 4240147 | 1 | Strap, Anti-Static | |
| 16 | 4740086 | NLA | Washer (Use Item 39) | |
| 17 | 4811702 | 2 | Washer M6 | |
| 18 | 4811900 | 4 | Washer M8 | |
| 19 | 4811902 | 2 | Washer M8 | |
| 20 | 4812000 | 2 | Washer M10 | |
| 21 | 4812500 | 10 | Washer M20 | |
| 22 | 1001091102 | 2 | Washer M4 | |
| 23 | 1001202987 | 1 | Plate, Mounting | |
| 24 | 1001214528 | 1 | Actuator (Upper) (Cylindrical Shaft Machined at Top - as Shown) | |
| 24 | 1001202988 | 1 | Actuator (Upper) (Full Length Cylindrical Shaft - Not Shown) | |
| 25 | 1001202999 | 4 | Link | |
| 26 | 1001203869 | 1 | Bearing | |
| 27 | 1001203870 | 6 | Bearing | |
| 28 | 1001203871 | 1 | Switch, Limit | |
| 29 | 1001203872 | 1 | Washer | |
| 30 | 1001213597 | 2 | Plate, Pinion | |
| 31 | 1001214526 | 1 | Actuator (Lower) | |
| 32 | 1001215953 | 1 | Bearing | |
| 33 | 1001218307 | 1 | Plate, Sensor Mounting | |
| 34 | 1001227855 | 1 | Spring | |
| 35 | 1001234797 | 1 | Bar (LH) | |
| 36 | 1001234798 | 1 | Bar (RH) | |
| 37 | 1001110302 | 1 | Screw M12 x 35 | |
| 38 | 1001214534 | 1 | Pad | |
| 39 | 0440263 | 4 | Bearing, Flange | |

SECTION 1 - FRAME

FIGURE 1-10. TILT SENSOR INSTALLATION



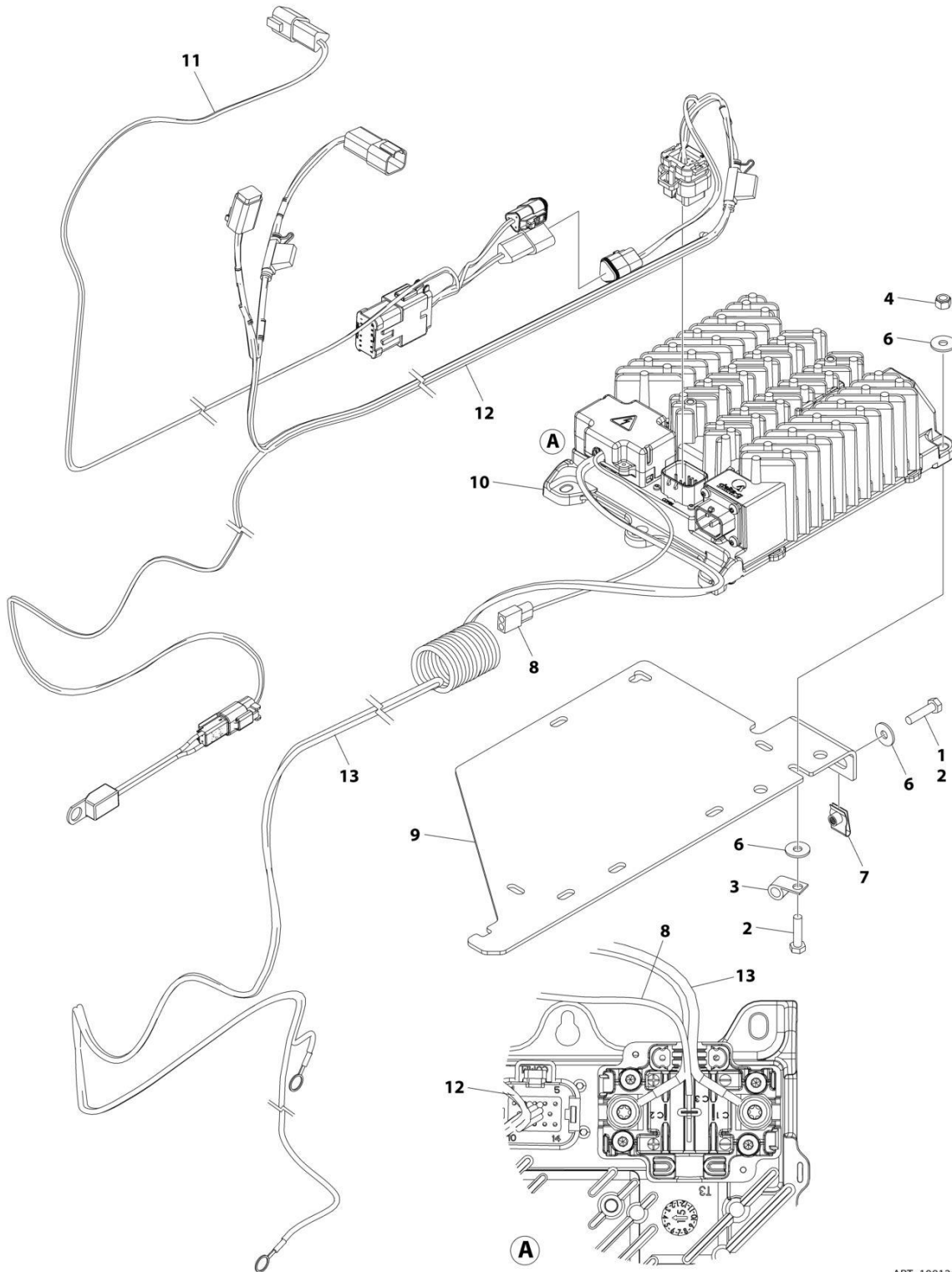
ART_1001214217

FIGURE 1-10. TILT SENSOR INSTALLATION

| ITEM | PART NUMBER | QTY | DESCRIPTION | REV |
|------|-------------|-----|--------------------------|-----|
| | 1001214217 | Ref | TILT SENSOR INSTALLATION | D |
| 1 | 3290601 | 2 | Nut M6 | |
| 2 | 4031708 | 2 | Capscrew M6 x 20 | |
| 3 | 1001186466 | 1 | Sensor, Tilt | |
| 4 | 0100011 | AR | Compound, Locking | |
| 5 | 0700612 | 2 | Bolt M6 x 25 | |
| 6 | 4811702 | 2 | Washer M6 | |
| 7 | 1001217059 | 1 | Plate, Mounting | |

SECTION 1 - FRAME

FIGURE 1-11. BATTERY CHARGER INSTALLATION - DELTA-Q



ART_1001263257

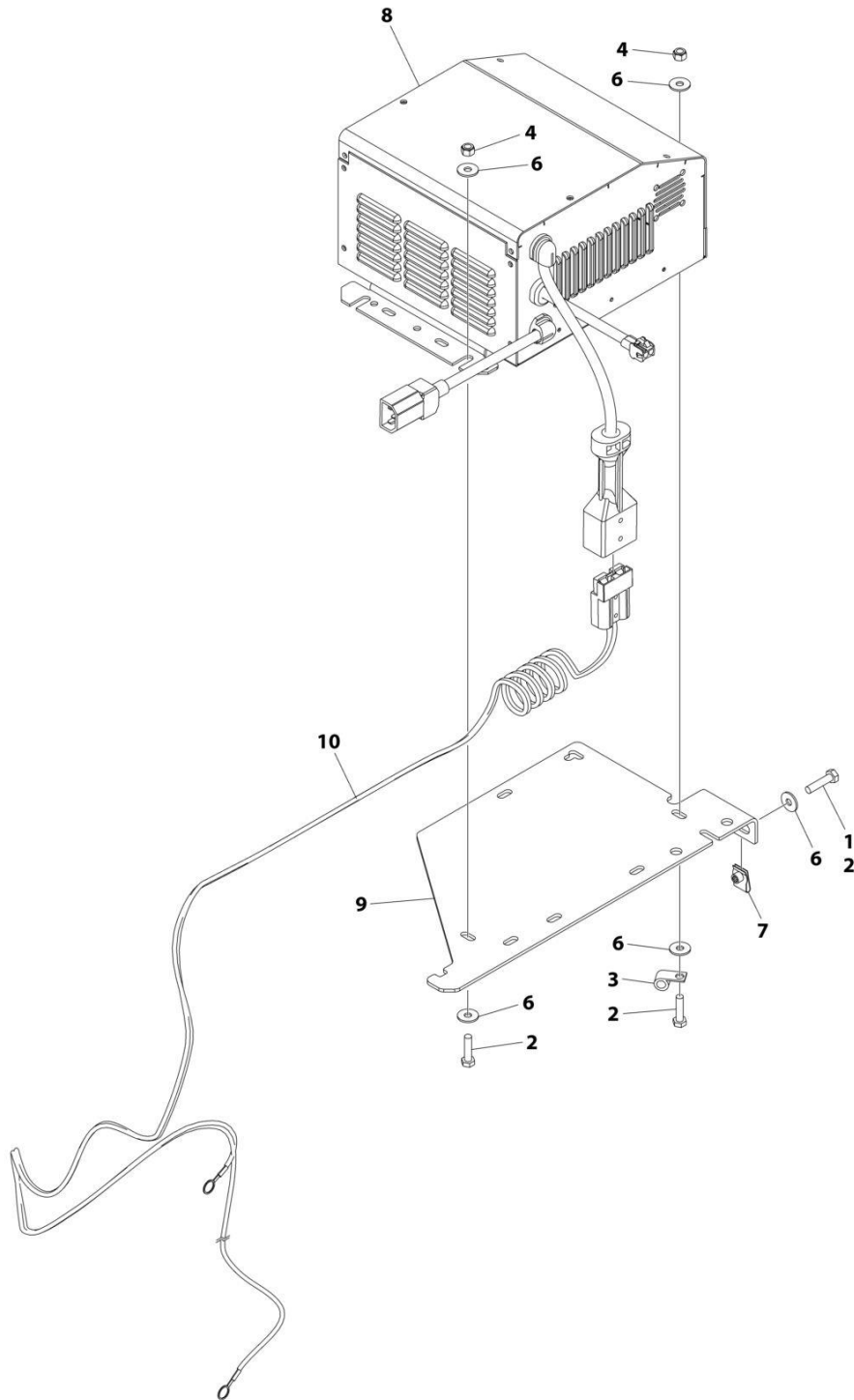
SECTION 1 - FRAME

FIGURE 1-11. BATTERY CHARGER INSTALLATION - DELTA-Q

| ITEM | PART NUMBER | QTY | DESCRIPTION | REV |
|------|-------------|-----|---|-----|
| | 1001263257 | Ref | BATTERY CHARGER INSTALLATION - DELTA-Q | A |
| 1 | 0100011 | AR | Compound, Locking | |
| 2 | 0760612 | 5 | Bolt M6 x 25 | |
| 3 | 1321293 | 1 | Clamp | |
| 4 | 3290605 | 3 | Nut M6 | |
| 5 | 4240017 | AR | Tie-Strap (Not Shown) | |
| 6 | 4811702 | 8 | Washer M6 | |
| 7 | 1001130220 | 2 | Nut, Tinnerman M6 | |
| 8 | 1001207009 | 1 | Charger Interlock Harness | |
| 8 | 4460424 | 1 | Receptacle, Female - 2 Position | |
| 8 | 4460227 | 2 | Pin, Male | |
| 9 | 1001236139 | 1 | Bracket | |
| 10 | 1001253952 | 1 | Charger, Battery - Delta-Q | |
| 11 | 1001254027 | 1 | Can Splice Harness (See Separate Breakdown in ELECTRICAL Section) | |
| 12 | 1001254028 | 1 | Charger To Battery Harness (See Separate Breakdown in ELECTRICAL Section) | |
| 13 | 1001256642 | 1 | Battery Charger to DC Connection Cable | |

SECTION 1 - FRAME

FIGURE 1-12. BATTERY CHARGER INSTALLATION - EAGLE PERFORMANCE



ART_1001263258

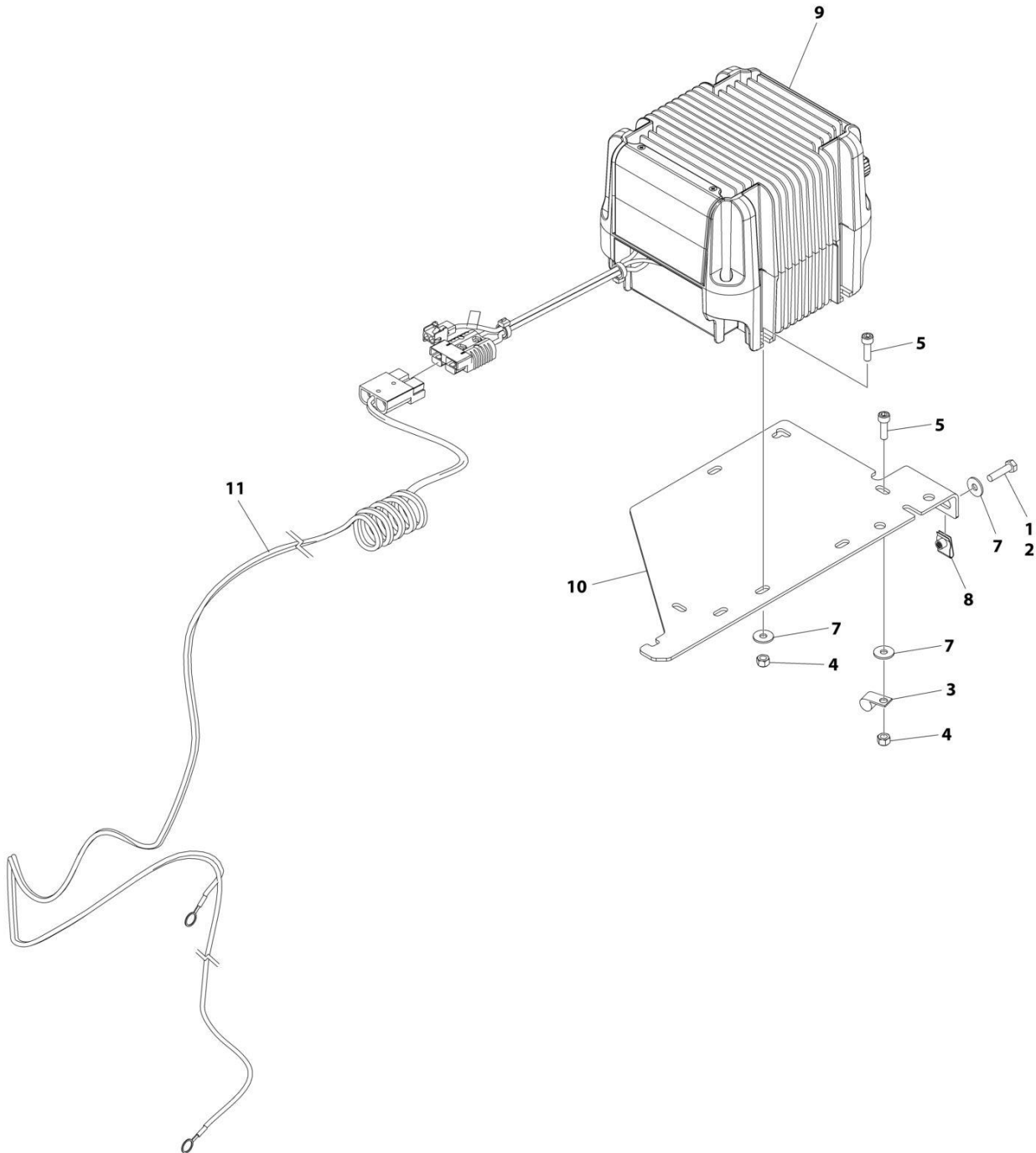
SECTION 1 - FRAME

FIGURE 1-12. BATTERY CHARGER INSTALLATION - EAGLE PERFORMANCE

| ITEM | PART NUMBER | QTY | DESCRIPTION | REV |
|------|-------------|-----|--|-----|
| | 1001263258 | Ref | BATTERY CHARGER INSTALLATION - EAGLE PERFORMANCE | A |
| 1 | 0100011 | AR | Compound, Locking | |
| 2 | 0760612 | 5 | Bolt M6 x 20 | |
| 3 | 1321293 | 1 | Clamp | |
| 4 | 3290605 | 3 | Nut M6 | |
| 5 | 4240017 | AR | Tie-Strap (Not Shown) | |
| 6 | 4811702 | 8 | Washer M6 | |
| 7 | 1001130220 | 2 | Nut, Tinnerman M6 | |
| 8 | 1001206995 | 1 | Charger, Battery - Eagle Performance | |
| 9 | 1001236139 | 1 | Bracket | |
| 10 | 1001256643 | 1 | Charger DC Connection Harness | |

SECTION 1 - FRAME

FIGURE 1-13. BATTERY CHARGER INSTALLATION - GREEN POWER



ART_1001263259

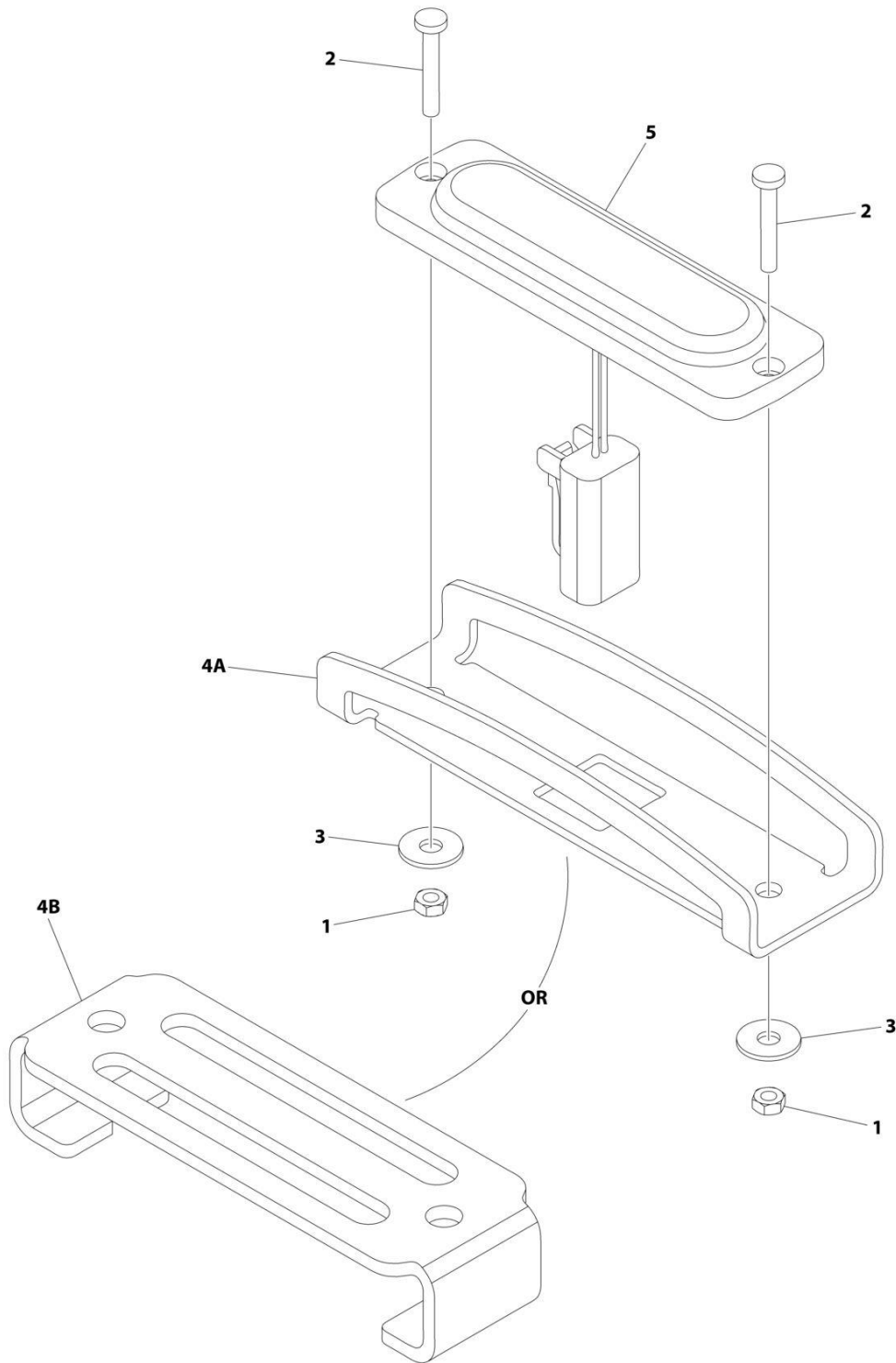
SECTION 1 - FRAME

FIGURE 1-13. BATTERY CHARGER INSTALLATION - GREEN POWER

| ITEM | PART NUMBER | QTY | DESCRIPTION | REV |
|------|-------------|-----|--|-----|
| | 1001263259 | Ref | BATTERY CHARGER INSTALLATION - GREEN POWER | A |
| 1 | 0100011 | AR | Compound, Locking | |
| 2 | 0700612 | 2 | Bolt M6 x 25 | |
| 3 | 1321293 | 1 | Clamp, Cable | |
| 4 | 3290605 | 4 | Nut M6 | |
| 5 | 4031708 | 4 | Capscrew M6 x 20 | |
| 6 | 4240017 | AR | Tie-Strap (Not Shown) | |
| 7 | 4811702 | 6 | Washer M6 | |
| 8 | 1001130220 | 2 | Nut, Tinnerman M6 | |
| 9 | 1001205598 | 1 | Charger, Battery Green Power | |
| 10 | 1001236139 | 1 | Bracket | |
| 11 | 1001256643 | 1 | Charger DC Connection Harness | |

SECTION 1 - FRAME

FIGURE 1-14. STROBE LIGHT INSTALLATION - SINGLE (AMBER) (WITH GUARD)



ART_1001242697

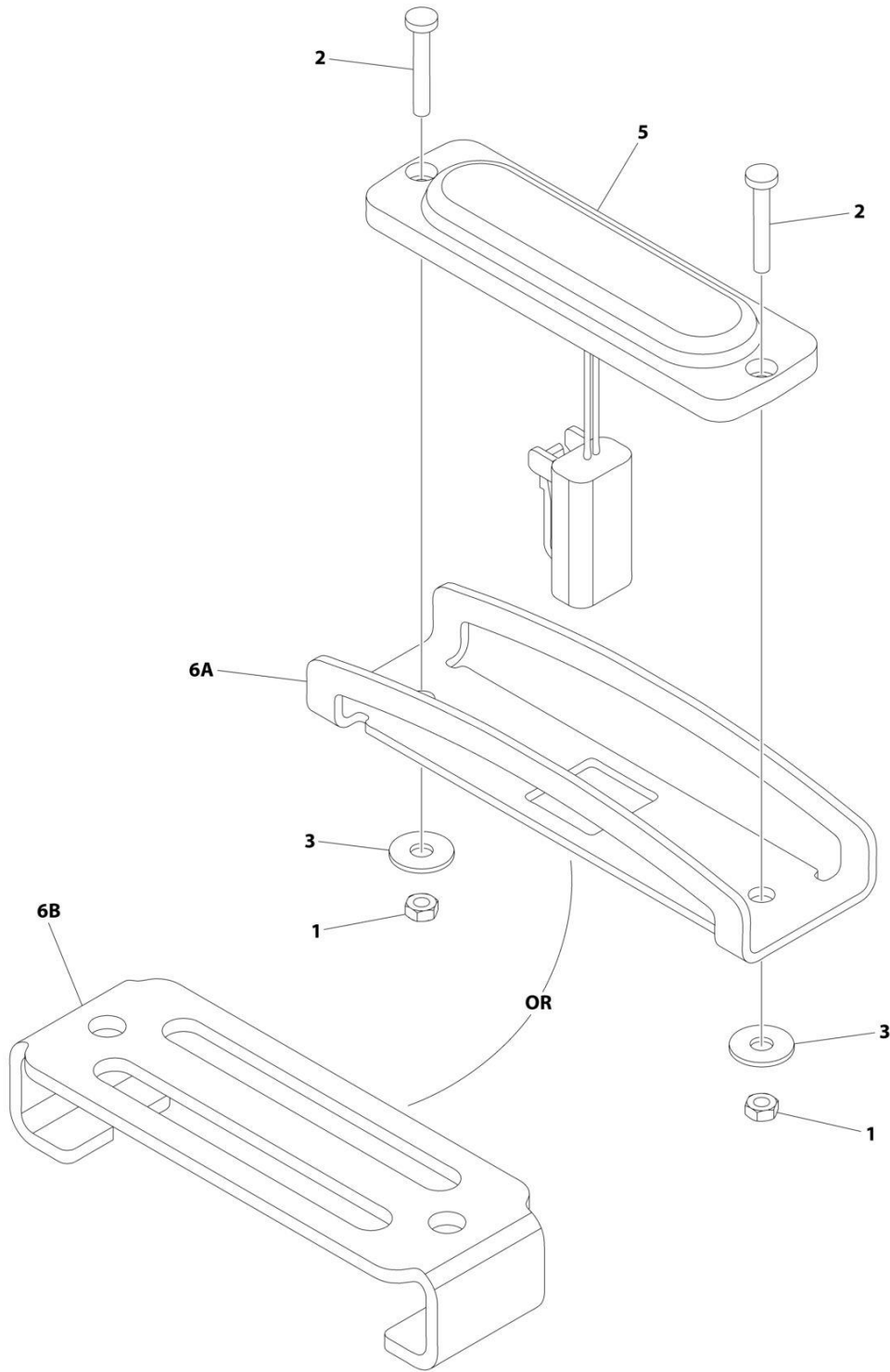
SECTION 1 - FRAME

FIGURE 1-14. STROBE LIGHT INSTALLATION - SINGLE (AMBER) (WITH GUARD)

| ITEM | PART NUMBER | QTY | DESCRIPTION | REV |
|------|-------------|-----|---|-----|
| | 1001242697 | Ref | STROBE LIGHT INSTALLATION - SINGLE (AMBER) (WITH GUARD) | D |
| 1 | 3290305 | 2 | Nut M3 | |
| 2 | 4010310 | 2 | Screw M3 x 20 | |
| 3 | 1001091102 | 2 | Washer M4 | |
| 4A | 1001242539 | 1 | Guard | |
| 4B | 1001239661 | 1 | Cover | |
| 5 | 1001239224 | 1 | Light, Strobe | |
| 5 | 4460891 | 1 | Plug, Male - 2 Position | |
| 5 | 4460465 | 2 | Socket, Female | |

SECTION 1 - FRAME

FIGURE 1-15. STROBE LIGHT INSTALLATION - DUAL (AMBER) (WITH GUARD)



ART_1001242990

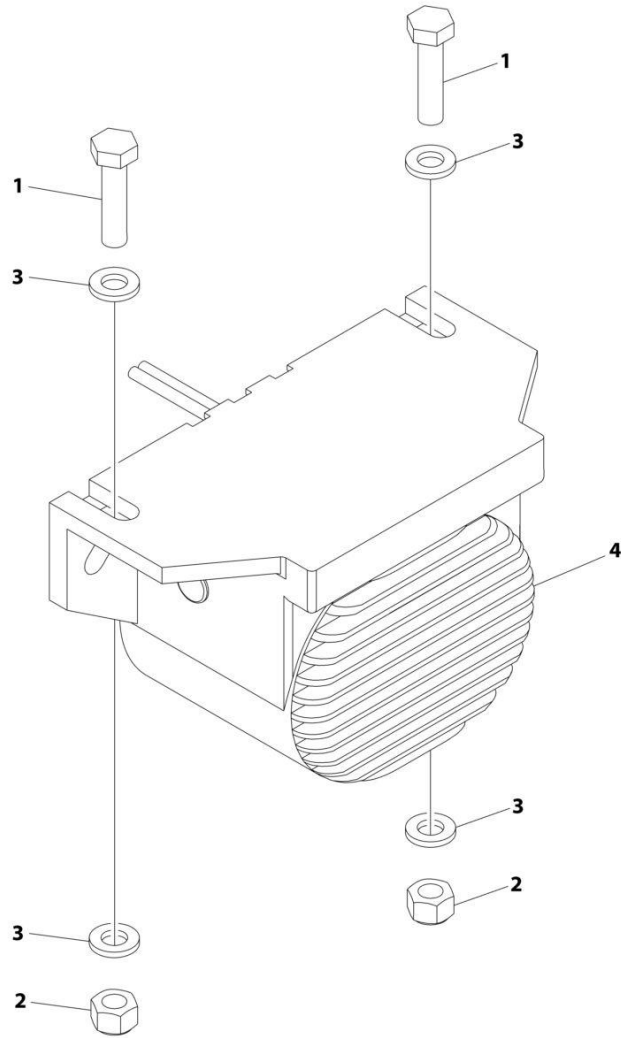
SECTION 1 - FRAME

FIGURE 1-15. STROBE LIGHT INSTALLATION - DUAL (AMBER) (WITH GUARD)

| ITEM | PART NUMBER | QTY | DESCRIPTION | REV |
|------|-------------|-----|---|-----|
| | 1001242990 | Ref | STROBE LIGHT INSTALLATION - DUAL (AMBER) (WITH GUARD) | D |
| 1 | 3290305 | 4 | Nut M3 | |
| 2 | 4010310 | 4 | Screw M3 x 20 | |
| 3 | 1001091102 | 4 | Washer M4 | |
| 4 | 1001215216 | 1 | Strobe Light Jumper Harness (Not Shown) | |
| 4 | 4460897 | 2 | Receptacle, Female - 2 Position | |
| 4 | 4460464 | 4 | Pin, Male | |
| 4 | 4460891 | 1 | Plug, Male - 2 Position | |
| 4 | 4460465 | 2 | Socket, Female | |
| 5 | 1001239224 | 2 | Light, Strobe | |
| 5 | 4460891 | 1 | Plug, Male - 2 Position | |
| 5 | 4460465 | 2 | Socket, Female | |
| 6A | 1001242539 | 2 | Guard | |
| 6B | 1001239661 | 2 | Cover | |
| 7 | 4240018 | AR | Tie-Strap (Not Shown) | |

SECTION 1 - FRAME

FIGURE 1-16. ALARM INSTALLATION (AMBIENT/WHITE NOISE)



ART_1001204495

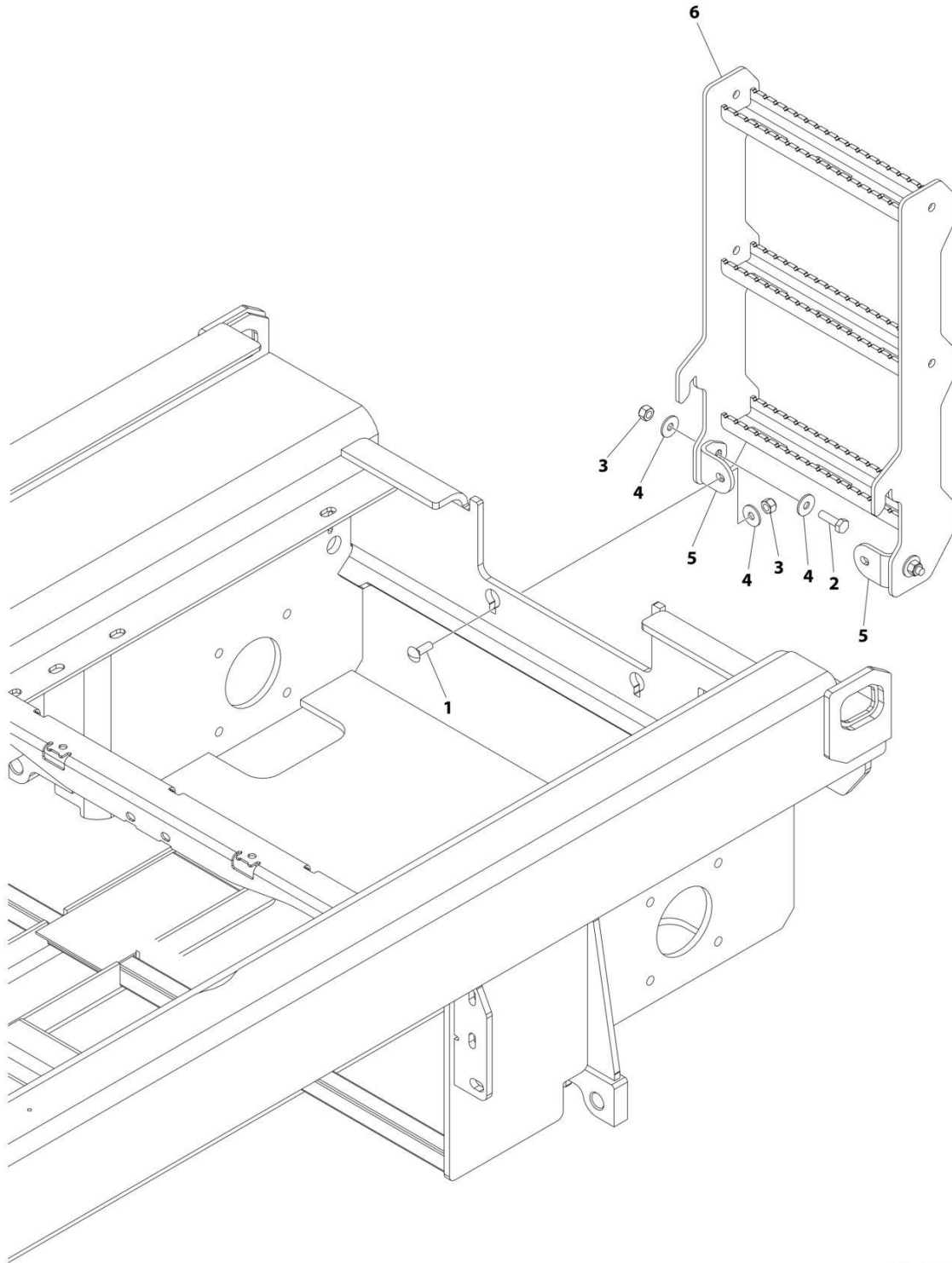
SECTION 1 - FRAME

FIGURE 1-16. ALARM INSTALLATION (AMBIENT/WHITE NOISE)

| ITEM | PART NUMBER | QTY | DESCRIPTION | REV |
|-------------|--------------------|------------|--|------------|
| | 1001204495 | Ref | ALARM INSTALLATION (AMBIENT/WHITE NOISE) | B |
| 1 | 0760612 | 2 | Bolt M6 x 25 | |
| 2 | 3290605 | 2 | Nut M6 | |
| 3 | 4811700 | 4 | Washer M6 | |
| 4 | 1001182806 | 1 | Alarm | |
| 4 | 4460897 | 1 | Receptacle, Female - 2 Position | |
| 4 | 4460464 | 2 | Pin, Male | |

SECTION 1 - FRAME

FIGURE 1-17. LADDER INSTALLATION



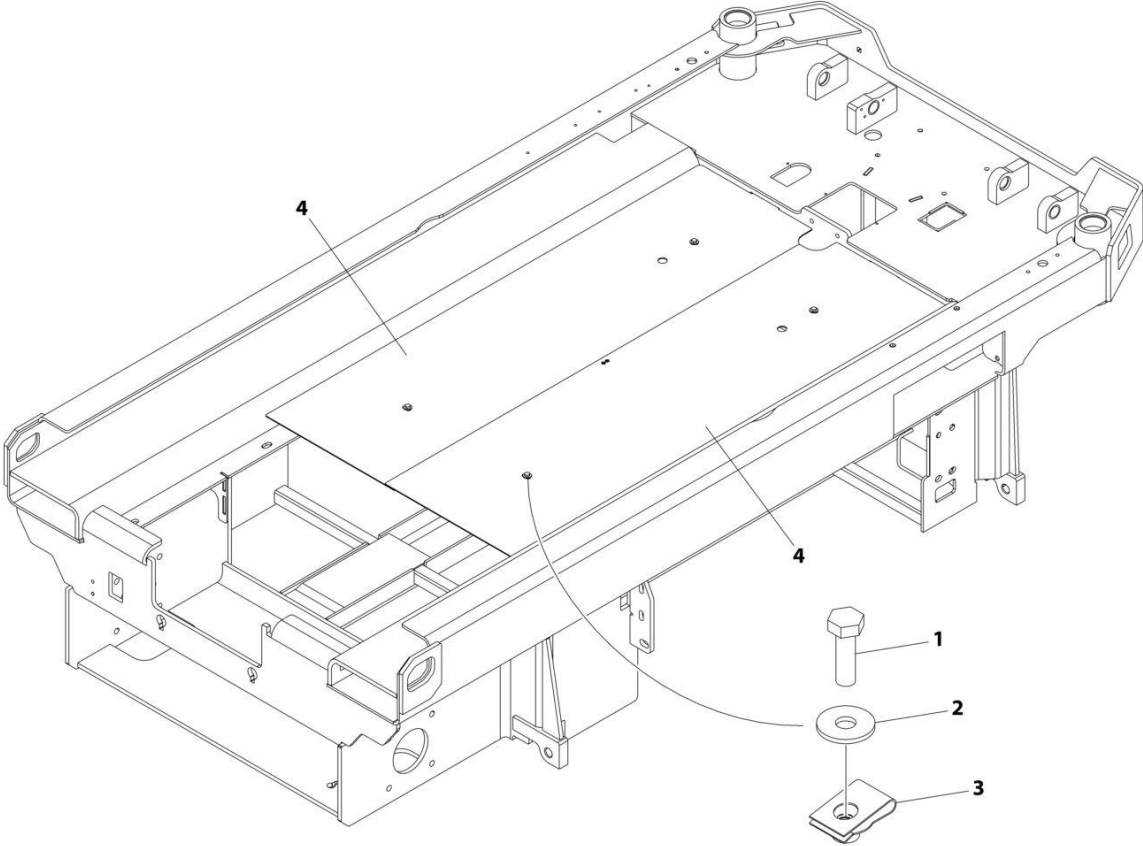
ART_1001272192

FIGURE 1-17. LADDER INSTALLATION

| ITEM | PART NUMBER | QTY | DESCRIPTION | REV |
|-------------|--------------------|------------|---------------------|------------|
| | 1001272192 | Ref | LADDER INSTALLATION | B |
| 1 | 0630613 | 2 | Bolt M10 x 30 | |
| 2 | 0761015 | 2 | Bolt M10 x 35 | |
| 3 | 3291005 | 4 | Nut M10 | |
| 4 | 4812002 | 6 | Washer M10 | |
| 5 | 1001235955 | 2 | Bracket | |
| 6 | 1001272189 | 1 | Ladder | |

SECTION 1 - FRAME

FIGURE 1-18. FRAME COVERS INSTALLATION



ART_1001236968

SECTION 1 - FRAME

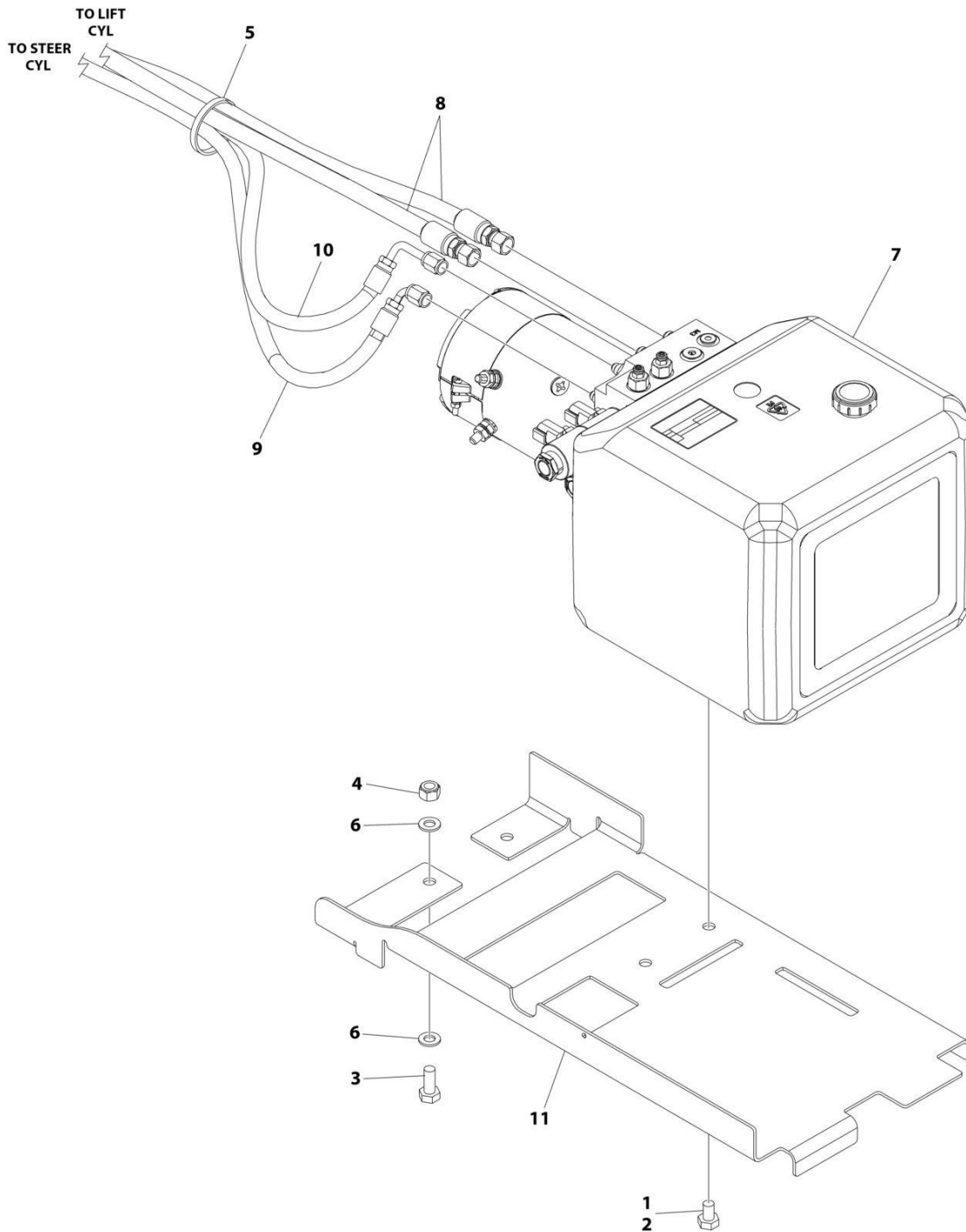
FIGURE 1-18. FRAME COVERS INSTALLATION

| ITEM | PART NUMBER | QTY | DESCRIPTION | REV |
|------|-------------|-----|---------------------------|-----|
| | 1001236968 | Ref | FRAME COVERS INSTALLATION | A |
| 1 | 0760610 | 4 | Bolt M6 x 20 | |
| 2 | 4811702 | 4 | Washer M6 | |
| 3 | 1001130220 | 4 | Nut, Tinnerman M6 | |
| 4 | 1001236531 | 2 | Cover | |

SECTION 2 - GROUND CONTROLS

SECTION 2 - GROUND CONTROLS

FIGURE 2-1. PUMP/MOTOR/TANK AND HOSES INSTALLATION



ART_1001260651

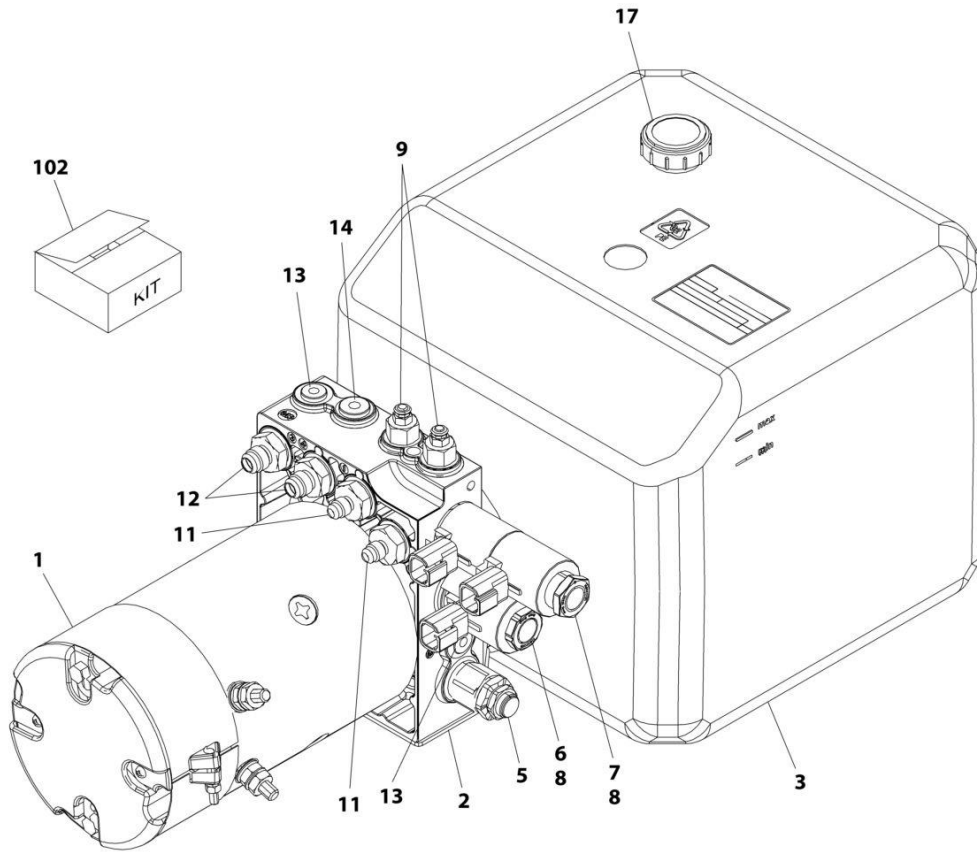
SECTION 2 - GROUND CONTROLS

FIGURE 2-1. PUMP/MOTOR/TANK AND HOSES INSTALLATION

| ITEM | PART NUMBER | QTY | DESCRIPTION | REV |
|------|-------------|-----|---|-----|
| | 1001260651 | Ref | PUMP/MOTOR/TANK AND HOSES INSTALLATION | C |
| 1 | 0100011 | AR | Compound, Locking | |
| 2 | 0761008 | 2 | Bolt M10 x 16 | |
| 3 | 0761012 | 2 | Bolt M10 x 25 | |
| 4 | 3291005 | 2 | Nut M10 | |
| 5 | 4240018 | AR | Tie-Strap | |
| 6 | 4812000 | 4 | Washer M10 | |
| 7 | 1001274485 | 1 | Pump/Motor/Tank Assembly (See Separate Breakdown in this Section) | |
| 8 | 1001260691 | 2 | Hose | |
| 9 | 1001260692 | 1 | Hose | |
| 10 | 1001260693 | 1 | Hose | |
| 11 | 1001262201 | 1 | Bracket | |

SECTION 2 - GROUND CONTROLS

FIGURE 2-2. PUMP/MOTOR/TANK ASSEMBLY



ART_1001274485

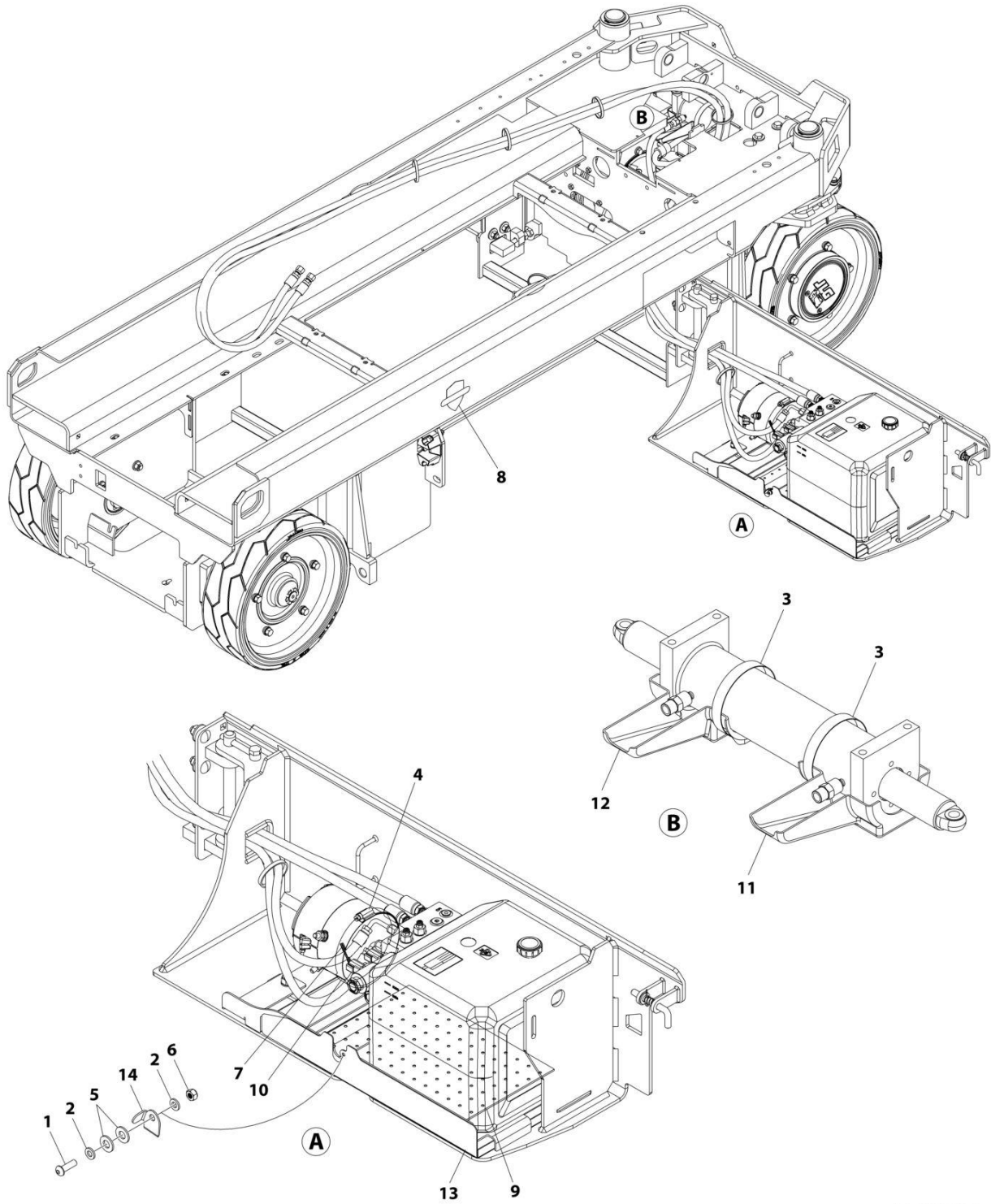
SECTION 2 - GROUND CONTROLS

FIGURE 2-2. PUMP/MOTOR/TANK ASSEMBLY

| ITEM | PART NUMBER | QTY | DESCRIPTION | REV |
|------|-------------|-----|--|-----|
| | 1001274485 | Ref | PUMP/MOTOR/TANK ASSEMBLY | A |
| 1 | 70007584 | 1 | Motor, Replacement | |
| 2 | See Note | 1 | Manifold | |
| 3 | 70007612 | 1 | Tank Kit (Includes Tank, Tie-Strap, Bracket, Support and Hardware) | |
| 4 | See Note | 1 | Filter - 500 Micro (Not Shown - Located Inside Tank Area) (Note: Use Item 102) | |
| 5 | 70007614 | 1 | Valve, Cartridge (Relief) | |
| 6 | 70007588 | 1 | Valve, Solenoid Cartridge (Less Coil) | |
| 7 | 70007589 | 1 | Valve, Solenoid Cartridge (Less Coil) | |
| 8 | 70007590 | 3 | Coil | |
| 9 | 70007615 | 2 | Valve, Cartridge | |
| 10 | See Note | 2 | Screen, Screw-in - 400 Micro (Not Shown - Located Inside Tank Area) (Note: Use Item 102) | |
| 11 | See Note | 2 | Fitting, Straight JIC/UNF (Note: Use Item 102) | |
| 12 | See Note | 2 | Fitting, Straight JIC/UNF (Note: Use Item 102) | |
| 13 | See Note | 2 | Plug 7/16 (Note: Use Item 102) | |
| 14 | See Note | 1 | Plug 1/4 (Note: Use Item 102) | |
| 15 | 70004935 | 1 | Filter, Return (20 Micron) (Not Shown - Located Inside Tank Area) | |
| 16 | 70007616 | 1 | Pump Kit (Includes Pump & Hardware) (Not Shown - Located Inside Tank Area) | |
| 17 | 70003700 | 1 | Cap, Oil Fill | |
| 102 | 70007613 | 1 | Filter & Fitting Kit (Includes Items 4, & 10-14) | |

SECTION 2 - GROUND CONTROLS

FIGURE 2-3. CLEANGUARD INSTALLATION



ART_1001269714

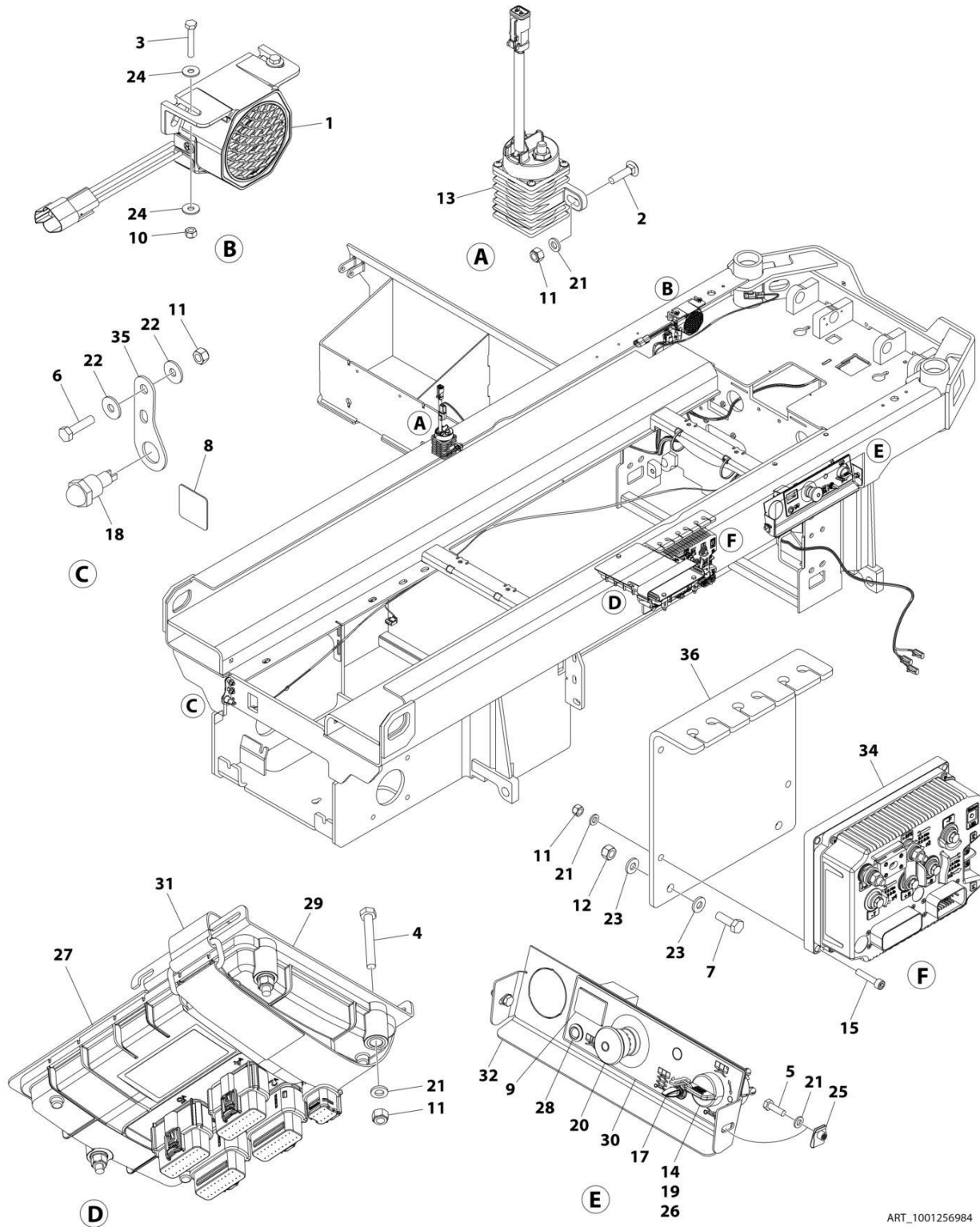
SECTION 2 - GROUND CONTROLS

FIGURE 2-3. CLEANGUARD INSTALLATION

| ITEM | PART NUMBER | QTY | DESCRIPTION | REV |
|------|-------------|-----|-------------------------|-----|
| | 1001269714 | Ref | CLEANGUARD INSTALLATION | B |
| 1 | 3900364 | 1 | Screw M6 x 20 | |
| 2 | 4811700 | 2 | Washer M6 | |
| 3 | 8405204 | 2 | Clamp | |
| 4 | 8405402 | 1 | Clamp | |
| 5 | 1001108581 | 2 | Washer M8 | |
| 6 | 1001170310 | 1 | Nut M6 | |
| 7 | 1001260887 | 2 | Plate, Diverting | |
| 8 | 1001262581 | 1 | Decal - Clean Guard | |
| 9 | 1001263359 | 1 | Pad | |
| 10 | 1001263785 | 1 | Pad | |
| 11 | 1001265635 | 1 | Tray (LH) | |
| 12 | 1001265636 | 1 | Tray (RH) | |
| 13 | 1001269746 | 1 | Tray | |
| 14 | 1001269747 | 1 | Plate, Stopper | |

SECTION 2 - GROUND CONTROLS

FIGURE 2-4. ELECTRICAL COMPONENTS INSTALLATION (MACHINES WITH SN STARTING WITH B2 & M2)



ART_1001256984

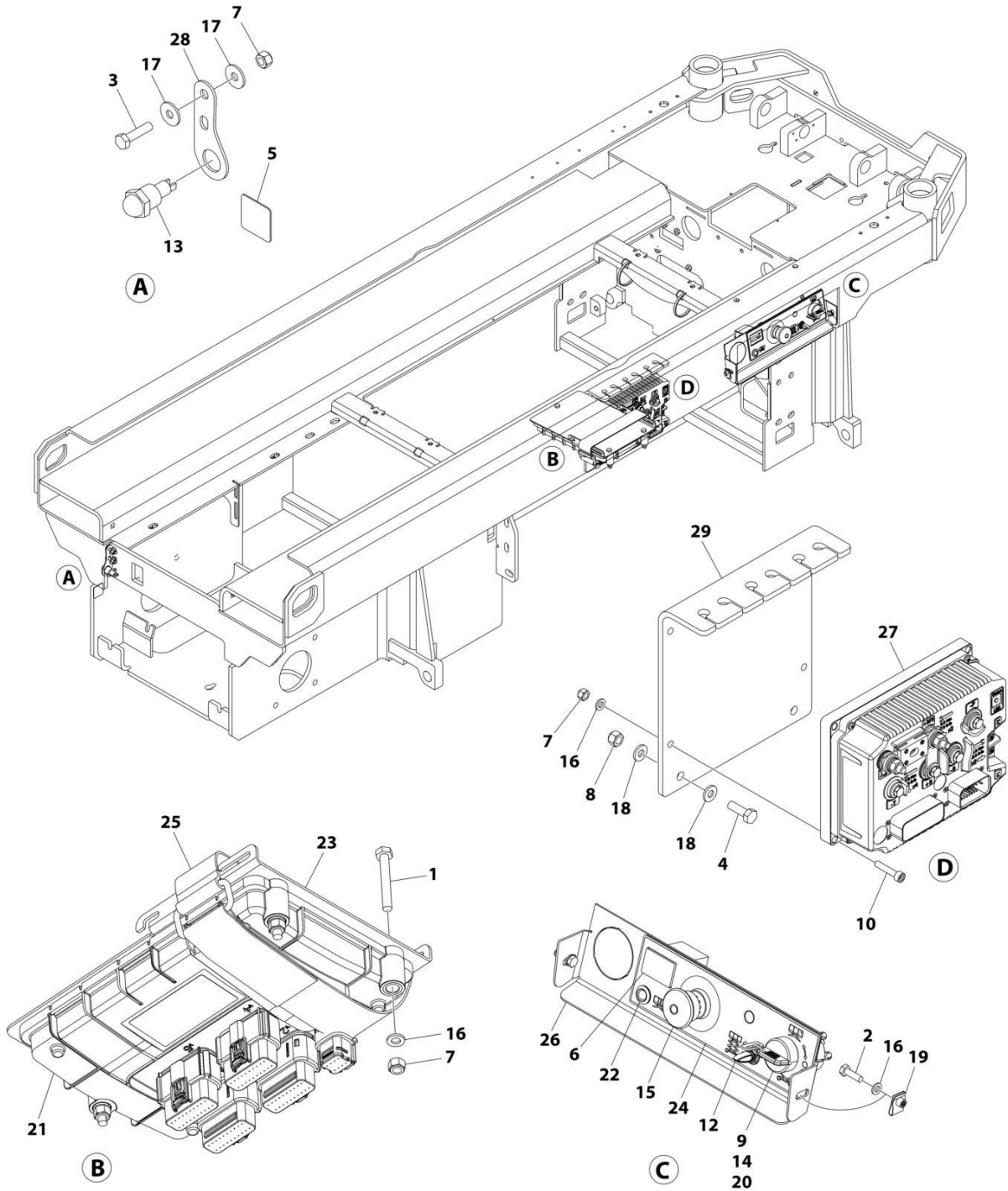
SECTION 2 - GROUND CONTROLS

FIGURE 2-4. ELECTRICAL COMPONENTS INSTALLATION (MACHINES WITH SN STARTING WITH B2 & M2)

| ITEM | PART NUMBER | QTY | DESCRIPTION | REV |
|------|-------------|-------|--|-----|
| | 1001256984 | Ref | ELECTRICAL COMPONENTS INSTALLATION | D |
| 1 | 0140043 | 1 | Alarm | |
| 2 | 0630587 | 2 | Bolt M6 x 25 | |
| 3 | 0700412 | 2 | Bolt M4 x 25 | |
| 4 | 0700617 | 3 | Bolt M6 x 45 | |
| 5 | 0760610 | 2 | Bolt M6 x 20 | |
| 6 | 0760612 | 2 | Bolt M6 x 25 | |
| 7 | 0760812 | 2 | Bolt M8 x 25 | |
| 8 | 1706679 | 1 | Decal - Brake Release | |
| 9 | 2420172 | 1 | Hourmeter | |
| 10 | 3290405 | 2 | Nut M4 | |
| 11 | 3290605 | 11 | Nut M6 | |
| 12 | 3290805 | 2 | Nut M8 | |
| 13 | 3740150 | 1 | Relay | |
| 14 | 3910804 | 3 | Screw #8 x 1/4 | |
| 15 | 4031710 | 4 | Capscrew M6 x 30 | |
| 16 | 4240017 | AR | Tie-Strap (Not Shown) | |
| 17 | 4360328 | 1 | Switch, Toggle | |
| 18 | 4360387 | 1 | Switch, Push Button | |
| 19 | 4360469 | 1 | Switch, Key | |
| 19 | 2860030 | 1 Set | Key, Replacement | |
| 20 | 4360475 | 1 | Switch, Emergency Stop (Metal) | |
| 20 | 7020175 | 1 | Cap | |
| 20 | 7020176 | 1 | Block, Contact | |
| 20 | 1001274559 | 1 | Switch, Emergency Stop (Plastic) | |
| 21 | 4811700 | 11 | Washer M6 | |
| 22 | 4811702 | 4 | Washer M6 | |
| 23 | 4811900 | 4 | Washer M8 | |
| 24 | 1001091102 | 4 | Washer M4 | |
| 25 | 1001130220 | 2 | Nut, Tinnerman M6 | |
| 26 | 1001130590 | 1 | Plate, Key Switch | |
| 27 | 1001200629 | 1 | Module, Control (Note: Re-calibration Required when Replaced) | |
| 28 | 1001200631 | 1 | Light, Indicator | |
| 29 | 1001207494 | 1 | Bracket | |
| 30 | 1001209682 | 1 | Decal - Ground Control | |
| 31 | 1001215762 | 1 | Strap, Cinch | |
| 32 | 1001235559 | 1 | Support | |
| 33 | 1001255934 | 1 | Drive Harness (Not Shown - See Separate Breakdown in ELECTRICAL Section) | |
| 34 | See Note | Ref | Module, System (Note: Identify PN on Label Before Purchasing. Re-calibration Required when Replaced) | |
| 34 | 1001256876 | 1 | Module, System (Note: Re-calibration Required when Replaced) | |
| 34 | 1001268506 | 1 | Module, System (Note: Re-calibration Required when Replaced) | |
| 35 | 1001257138 | 1 | Bracket | |
| 36 | 1001257139 | 1 | Bracket | |
| 37 | 1001261064 | 1 | Chassis Harness (Not Shown - See Separate Breakdown in ELECTRICAL Section) | |

SECTION 2 - GROUND CONTROLS

FIGURE 2-5. ELECTRICAL COMPONENTS INSTALLATION #1 (MACHINES WITH SN STARTING WITH 12)



ART_1001263350

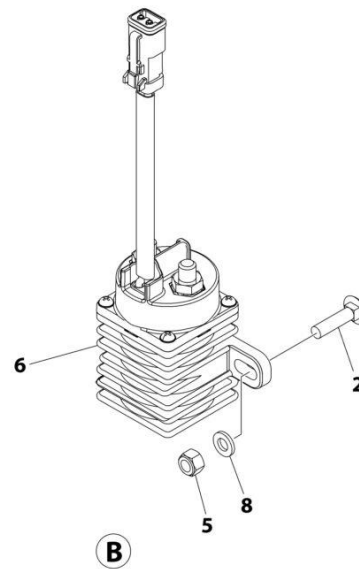
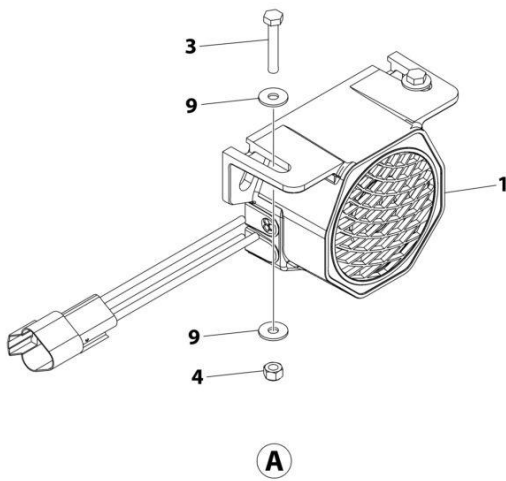
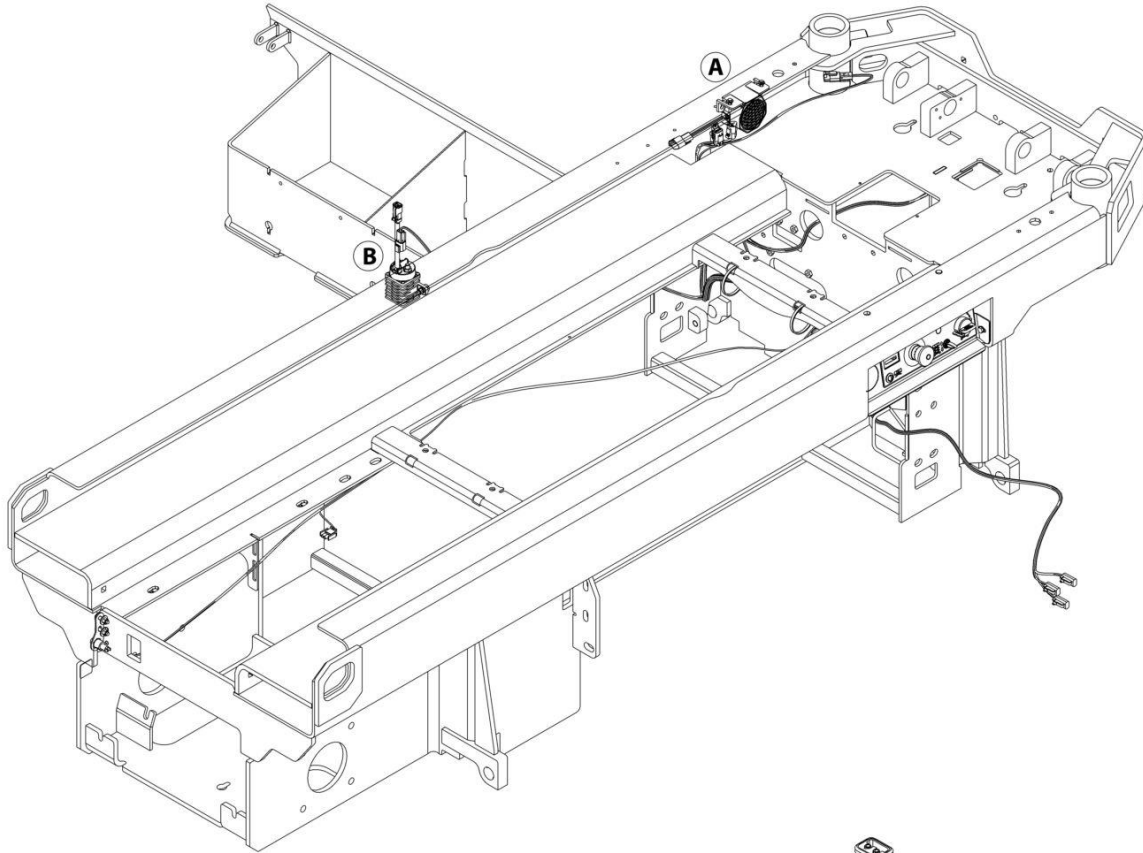
SECTION 2 - GROUND CONTROLS

FIGURE 2-5. ELECTRICAL COMPONENTS INSTALLATION #1 (MACHINES WITH SN STARTING WITH 12)

| ITEM | PART NUMBER | QTY | DESCRIPTION | REV |
|------|-------------|-------|--|-----|
| | 1001263350 | Ref | ELECTRICAL COMPONENTS INSTALLATION | C |
| 1 | 0700617 | 3 | Bolt M6 x 45 | |
| 2 | 0760610 | 2 | Bolt M6 x 20 | |
| 3 | 0760612 | 2 | Bolt M6 x 25 | |
| 4 | 0760812 | 2 | Bolt M8 x 25 | |
| 5 | 1706679 | 1 | Decal - Brake Release | |
| 6 | 2420172 | 1 | Hourmeter | |
| 7 | 3290605 | 9 | Nut M6 | |
| 8 | 3290805 | 2 | Nut M8 | |
| 9 | 3910804 | 3 | Screw #8 x 1/4 | |
| 10 | 4031710 | 4 | Capscrew M6 x 30 | |
| 11 | 4240017 | AR | Tie-Strap (Not Shown) | |
| 12 | 4360328 | 1 | Switch, Toggle | |
| 13 | 4360387 | 1 | Switch, Push Button | |
| 14 | 4360469 | 1 | Switch, Key | |
| 14 | 2860030 | 1 Set | Key, Replacement | |
| 15 | 4360475 | 1 | Switch, Emergency Stop (Metal) | |
| 15 | 7020175 | 1 | Cap | |
| 15 | 7020176 | 1 | Block, Contact | |
| 15 | 1001274559 | 1 | Switch, Emergency Stop (Plastic) | |
| 16 | 4811700 | 9 | Washer M6 | |
| 17 | 4811702 | 4 | Washer M6 | |
| 18 | 4811900 | 4 | Washer M8 | |
| 19 | 1001130220 | 2 | Nut, Tinnerman M6 | |
| 20 | 1001130590 | 1 | Plate, Key Switch | |
| 21 | 1001200629 | 1 | Module, Control (Note: Re-calibration Required when Replaced) | |
| 22 | 1001200631 | 1 | Lamp | |
| 23 | 1001207494 | 1 | Bracket | |
| 24 | 1001209682 | 1 | Decal - Ground Control | |
| 25 | 1001215762 | 1 | Strap, Cinch | |
| 26 | 1001235559 | 1 | Support | |
| 27 | See Note | Ref | Module, System (Note: Identify PN on Label Before Ordering. Re-Calibration Required when Replaced) | |
| 27 | 1001256876 | 1 | Module, System (Note: Re-Calibration Required when Replaced) | |
| 27 | 1001268506 | 1 | Module, System (Note: Re-Calibration Required when Replaced) | |
| 28 | 1001257138 | 1 | Bracket | |
| 29 | 1001257139 | 1 | Bracket | |

SECTION 2 - GROUND CONTROLS

FIGURE 2-6. ELECTRICAL COMPONENTS INSTALLATION #2 (MACHINES WITH SN STARTING WITH 12)



ART_1001263967

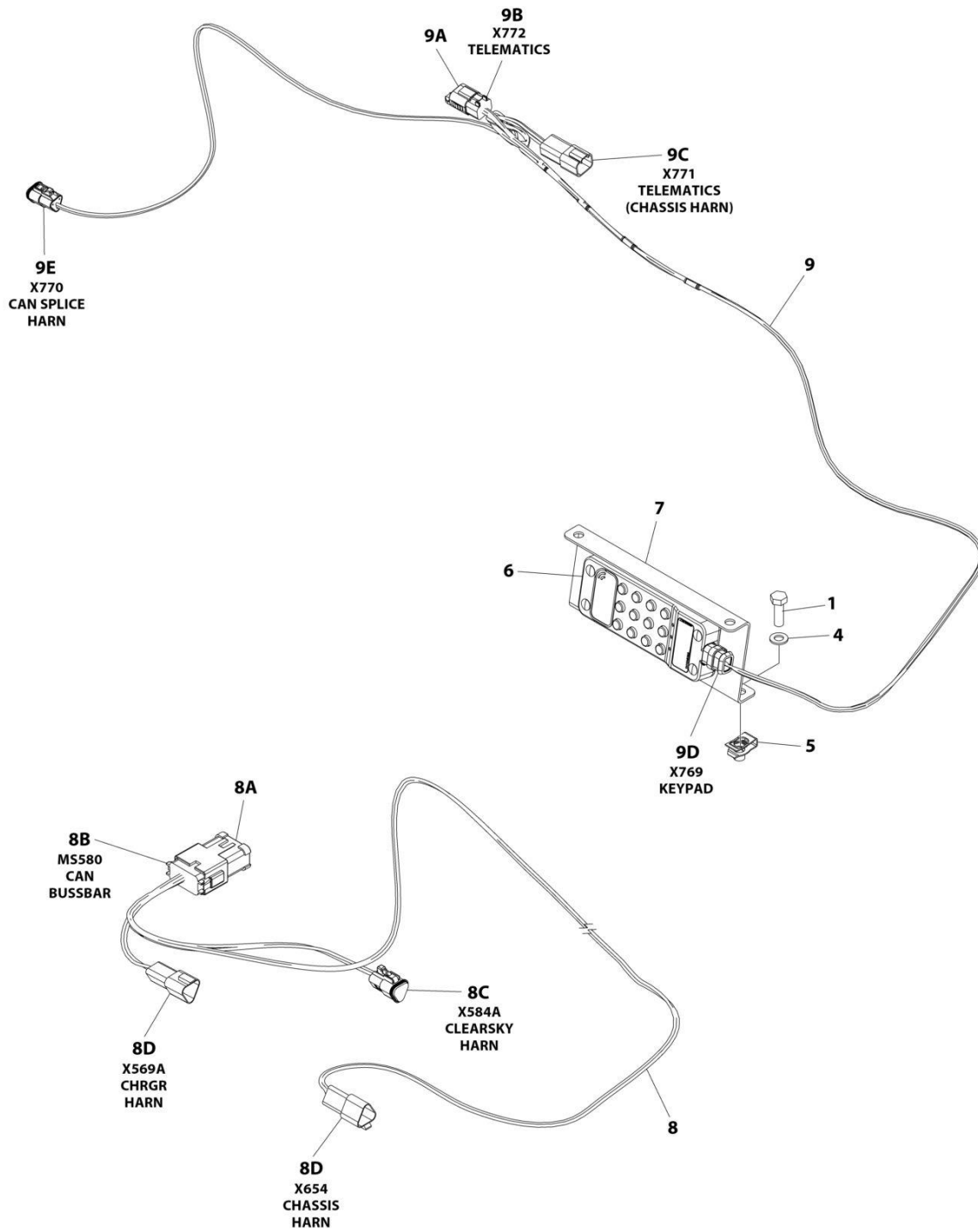
SECTION 2 - GROUND CONTROLS

FIGURE 2-6. ELECTRICAL COMPONENTS INSTALLATION #2 (MACHINES WITH SN STARTING WITH 12)

| ITEM | PART NUMBER | QTY | DESCRIPTION | REV |
|------|-------------|-----|--|-----|
| | 1001263967 | Ref | ELECTRICAL COMPONENTS INSTALLATION | A |
| 1 | 0140043 | 1 | Alarm | |
| 2 | 0630587 | 2 | Bolt M6 x 25 | |
| 3 | 0700412 | 2 | Bolt M4 x 25 | |
| 4 | 3290405 | 2 | Nut M4 | |
| 5 | 3290605 | 2 | Nut M6 | |
| 6 | 3740150 | 1 | Relay | |
| 7 | 4240017 | AR | Tie-Strap (Not Shown) | |
| 8 | 4811700 | 2 | Washer M6 | |
| 9 | 1001091102 | 4 | Washer M4 | |
| 10 | 1001255934 | 1 | Drive Harness (Not Shown - See Separate Breakdown in ELECTRICAL Section) | |
| 11 | 1001261064 | 1 | Chassis Harness (Not Shown - See Separate Breakdown in ELECTRICAL Section) | |

SECTION 2 - GROUND CONTROLS

FIGURE 2-7. ACCESS CONTROL KEYPAD INSTALLATION



ART_1001258356

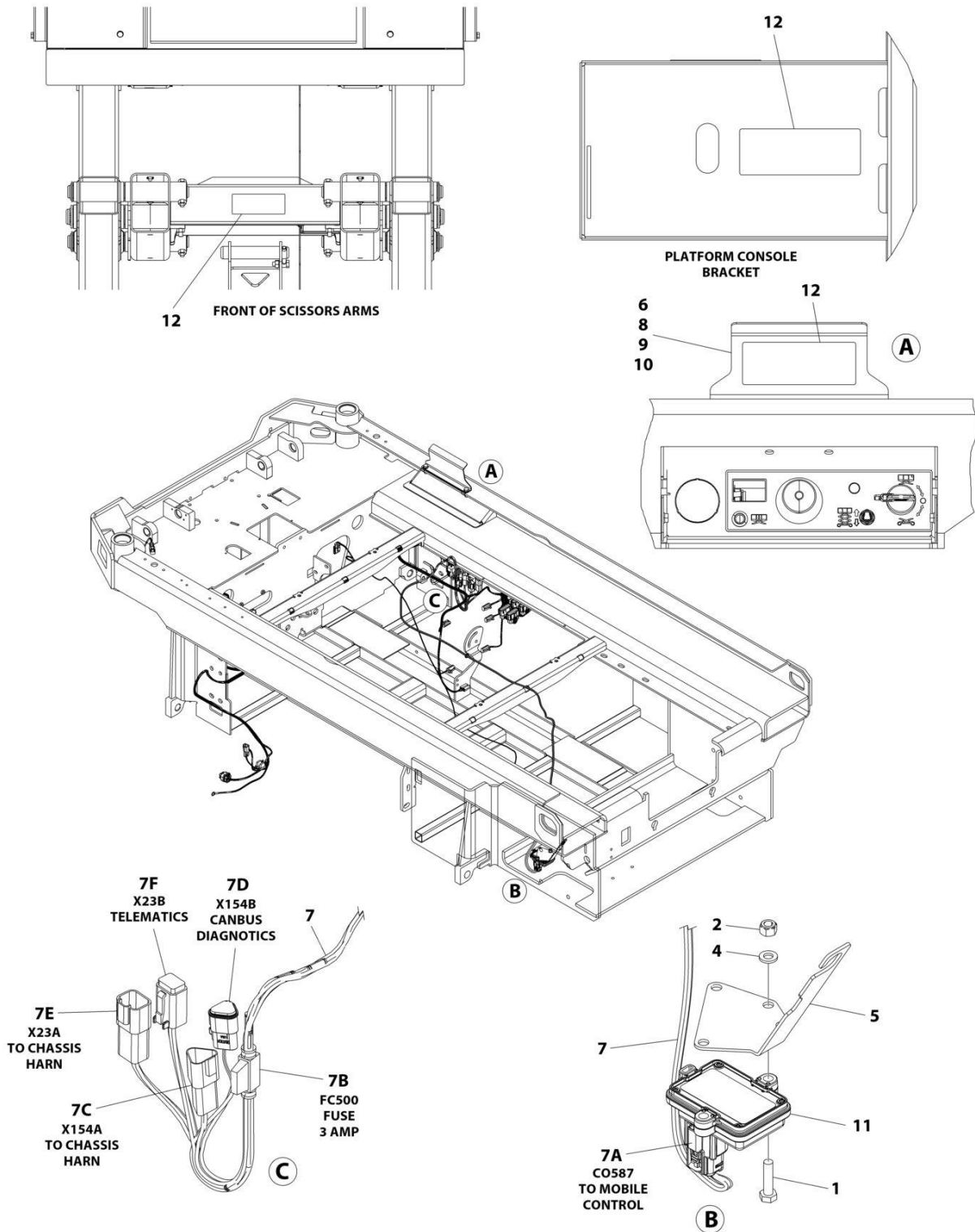
SECTION 2 - GROUND CONTROLS

FIGURE 2-7. ACCESS CONTROL KEYPAD INSTALLATION

| ITEM | PART NUMBER | QTY | DESCRIPTION | REV |
|------|-------------|-----|--|-----|
| | 1001258356 | Ref | ACCESS CONTROL KEYPAD INSTALLATION | A |
| 1 | 0760812 | 2 | Bolt, M8 x 25 | |
| 2 | 1062255 | AR | Tie-Strap (Not Shown) | |
| 3 | 4240032 | AR | Tie-Strap (Not Shown) | |
| 4 | 4811900 | 2 | Washer M8 | |
| 5 | 1001118274 | 2 | Nut, Tinnerman | |
| 6 | 1001238392 | 1 | Keypad | |
| 7 | 1001248773 | 1 | Bracket | |
| 8 | 1001254027 | 1 | Access Control Keypad Can Splice Harness | |
| 8A | 1001125677 | AR | Connector, Bus Bar - 12 Position | |
| 8B | 4460933 | 1 | Plug, Male - 12 Position | |
| 8B | 4460944 | 6 | Socket, Female | |
| 8B | 4460466 | 6 | Plug, Terminal | |
| 8C | 1001118812 | 1 | Plug, Male - 3 Position | |
| 8C | 4460944 | 2 | Socket, Female | |
| 8C | 4460466 | 1 | Plug, Terminal | |
| 8D | 1001144147 | 2 | Receptacle, Female - 3 Position | |
| 8D | 4460943 | 4 | Pin, Male | |
| 8D | 4460466 | 2 | Plug, Terminal | |
| 9 | 1001258691 | 1 | Access Control Keypad Harness | |
| 9A | 1001192401 | 1 | Dustcap | |
| 9B | 4460884 | 1 | Plug, Male - 4 Position | |
| 9B | 4460465 | 4 | Socket, Female | |
| 9C | 4460932 | 1 | Receptacle, Female - 4 Position | |
| 9C | 4460464 | 4 | Pin, Male | |
| 9D | 1001210079 | 1 | Plug, Male - 4 Position | |
| 9D | 4460465 | 2 | Socket, Female | |
| 9D | 4460944 | 2 | Socket, Female | |
| 9E | 1001116812 | 1 | Plug, Male - 3 Position | |
| 9E | 4460944 | 2 | Socket, Female | |
| 9E | 4460466 | 1 | Plug, Terminal | |

SECTION 2 - GROUND CONTROLS

FIGURE 2-8. MOBILE CONTROL INSTALLATION



ART_1001245353

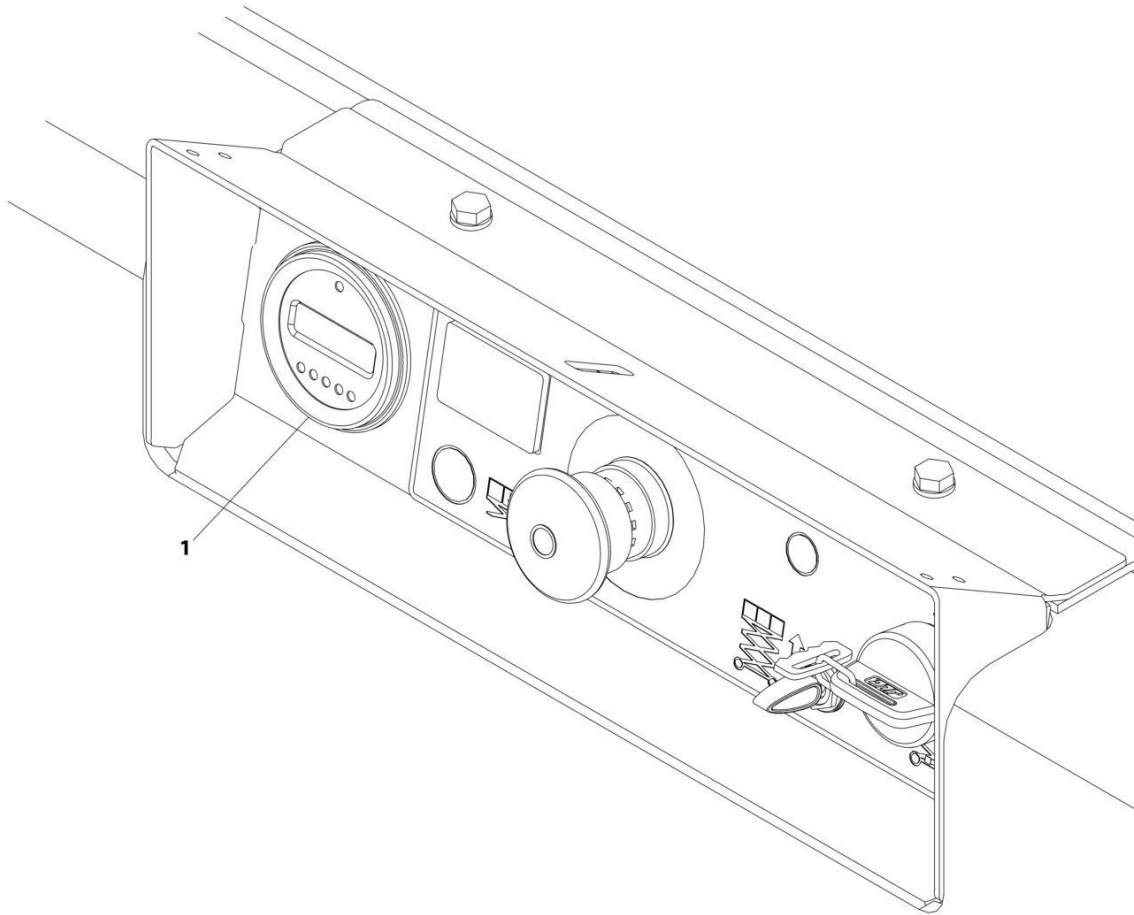
SECTION 2 - GROUND CONTROLS

FIGURE 2-8. MOBILE CONTROL INSTALLATION

| ITEM | PART NUMBER | QTY | DESCRIPTION | REV |
|------|-------------|-----|------------------------------------|-----|
| | 1001245353 | Ref | MOBILE CONTROL INSTALLATION | C |
| 1 | 0700612 | 2 | Bolt M6 x 25 | |
| 2 | 3290605 | 2 | Nut M6 | |
| 3 | 4240017 | AR | Tie-Strap (Not Shown) | |
| 4 | 4811700 | 2 | Washer M6 | |
| 5 | 1001244394 | 1 | Bracket, Module | |
| 6 | 1001244885 | 1 | Plate, Decal | |
| 7 | 1001245299 | 1 | Mobile Control Harness | |
| 7A | 1001205409 | 1 | Connector - 8 Position | |
| 7A | 1001162887 | 4 | Terminal | |
| 7A | 1001163340 | 4 | Plug, Terminal | |
| 7B | 2400060 | 1 | Fuseholder with Cap | |
| 7B | 1001196635 | 1 | Fuse 3 Amp | |
| 7C | 1001144147 | 1 | Receptacle, Female - 3 Position | |
| 7C | 4460943 | 2 | Pin, Male | |
| 7C | 4460466 | 1 | Plug, Terminal | |
| 7D | 1001116812 | 1 | Plug, Male - 3 Position | |
| 7D | 4460944 | 2 | Socket, Female | |
| 7D | 4460466 | 1 | Plug, Terminal | |
| 7E | 4460932 | 1 | Receptacle, Female - 4 Position | |
| 7E | 4460464 | 4 | Pin, Terminal | |
| 7F | 4460884 | 1 | Pin, Male | |
| 7F | 4460465 | 4 | Socket, Female | |
| 8 | 0760810 | 2 | Bolt M8 x 20 | |
| 9 | 4811900 | 2 | Washer M8 | |
| 10 | 1001118274 | 2 | Nut Tinnerman M8 | |
| 11 | 1001245293 | 1 | Control, Mobile | |
| 12 | 1001248768 | 3 | Decal, Mobile Control | |
| 13 | 3121792 | 1 | Manual, Mobile Control (Not Shown) | |

SECTION 2 - GROUND CONTROLS

FIGURE 2-9. MDI INSTALLATION



ART_1001207293

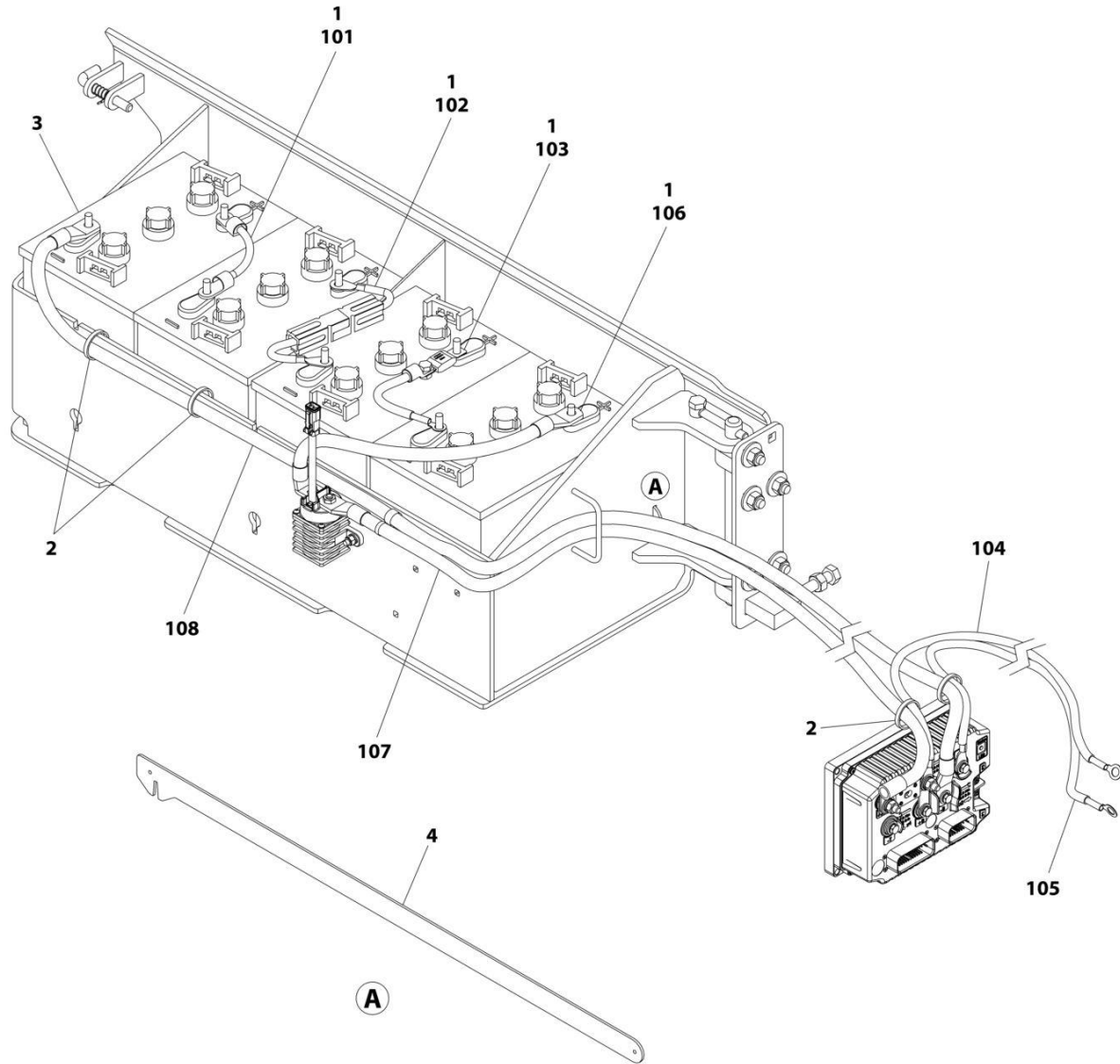
SECTION 2 - GROUND CONTROLS

FIGURE 2-9. MDI INSTALLATION

| ITEM | PART NUMBER | QTY | DESCRIPTION | REV |
|------|--------------------------|----------|--------------------------------|-----|
| 1 | 1001207293 1001200632 | Ref 1 | MDI INSTALLATION Gauge, MDI | B |

SECTION 2 - GROUND CONTROLS

FIGURE 2-10. BATTERIES INSTALLATION - STANDARD 220AH BATTERIES (MACHINES WITH SN STARTING WITH M2 &12)



ART_1001262995

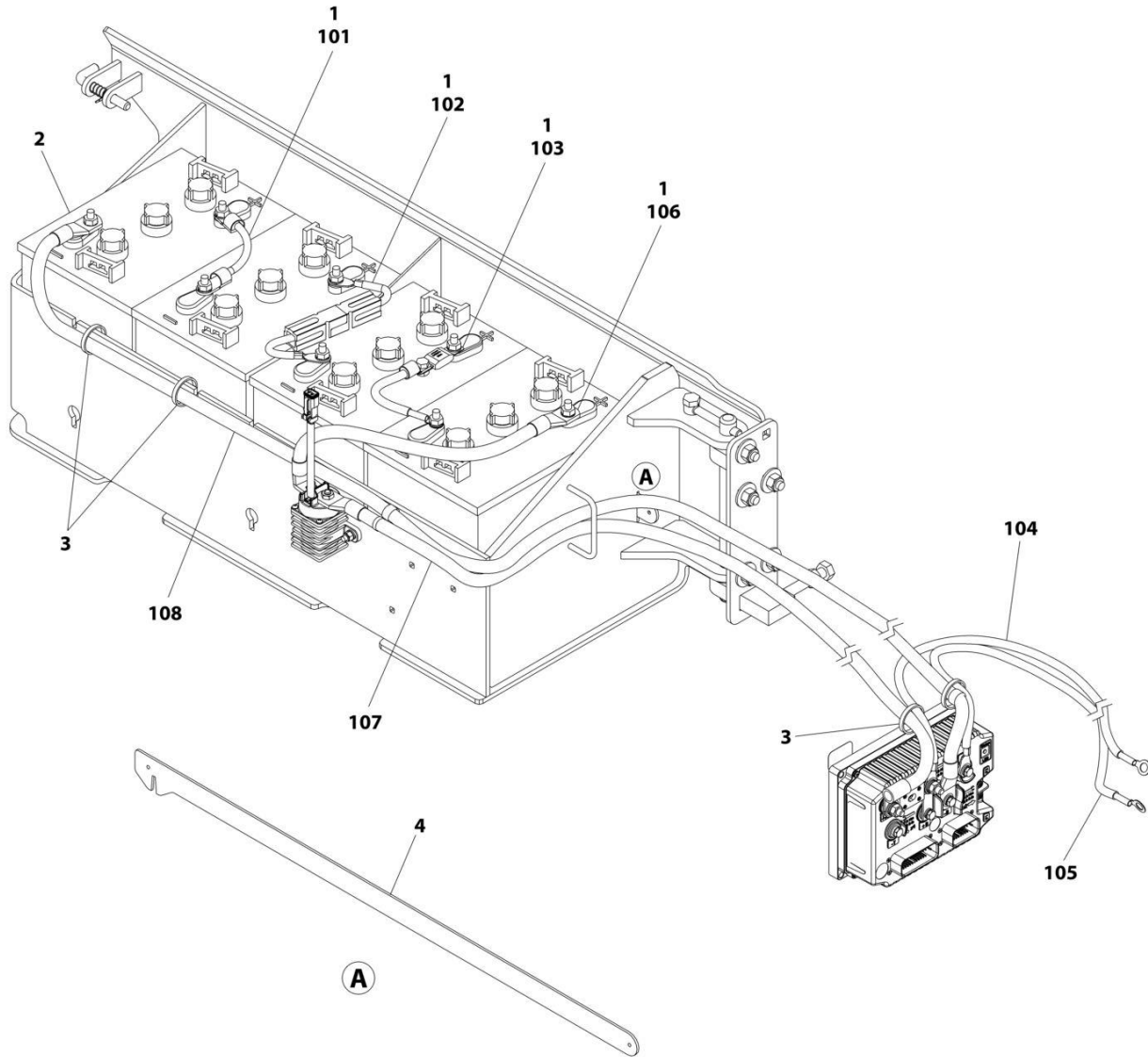
SECTION 2 - GROUND CONTROLS

FIGURE 2-10. BATTERIES INSTALLATION - STANDARD 220AH BATTERIES (MACHINES WITH SN STARTING WITH M2 &12)

| ITEM | PART NUMBER | QTY | DESCRIPTION | REV |
|------|-------------|-----|---|-----|
| | 1001262995 | Ref | BATTERIES INSTALLATION - STANDARD BATTERIES | B |
| 1 | 0100051 | AR | Grease, Terminal | |
| 2 | 4240017 | AR | Tie-Strap | |
| 3 | 1001216180 | 4 | Battery | |
| 4 | 1001239269 | 1 | Bar | |
| 100 | 1001262094 | 1 | Cable, Electrical Kit | |
| 101 | 1060998 | 1 | Cable, Positive to Negative | |
| 102 | 4923328 | 1 | Cable, Positive to Negative | |
| 103 | 1001264310 | 1 | Cable, Battery Fuse | |
| 104 | 1001243232 | 1 | Cable, Pump Positive | |
| 105 | 1001243233 | 1 | Cable, Pump Negative | |
| 106 | 1001259017 | 1 | Cable, Battery to Contactor | |
| 107 | 1001262092 | 1 | Cable, Contactor to Module B+ | |
| 108 | 1001262093 | 1 | Cable, Battery- to Module B- | |

SECTION 2 - GROUND CONTROLS

FIGURE 2-11. BATTERIES INSTALLATION - TROJAN 220AH BATTERIES (MACHINES WITH SN STARTING WITH B2)



ART_1001263002

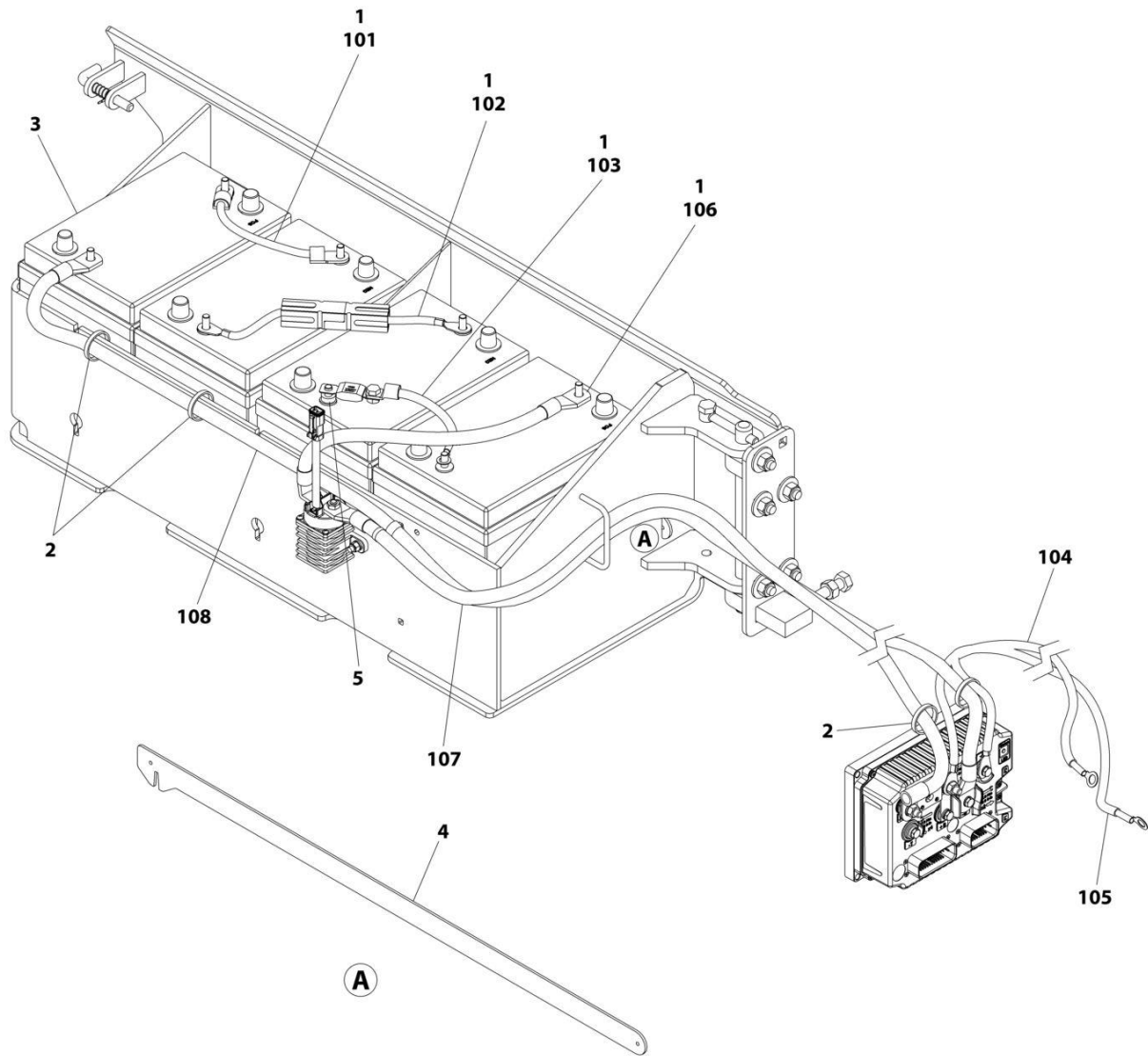
SECTION 2 - GROUND CONTROLS

FIGURE 2-11. BATTERIES INSTALLATION - TROJAN 220AH BATTERIES (MACHINES WITH SN STARTING WITH B2)

| ITEM | PART NUMBER | QTY | DESCRIPTION | REV |
|------|-------------|-----|---|-----|
| | 1001263002 | Ref | BATTERIES INSTALLATION - STANDARD BATTERIES | C |
| 1 | 0100051 | AR | Grease, Terminal | |
| 2 | 1001258498 | 4 | Battery | |
| 3 | 4240017 | AR | Tie-Strap | |
| 4 | 1001239269 | 1 | Bar | |
| 100 | 1001262094 | 1 | Cable, Electrical Kit | |
| 101 | 1060998 | 1 | Cable, Positive to Negative | |
| 102 | 4923328 | 1 | Cable, Positive to Negative | |
| 103 | 1001264310 | 1 | Cable, Battery Fuse | |
| 104 | 1001243232 | 1 | Cable, Pump Positive | |
| 105 | 1001243233 | 1 | Cable, Pump Negative | |
| 106 | 1001259017 | 1 | Cable, Battery to Contactor | |
| 107 | 1001262092 | 1 | Cable, Contactor to Module B+ | |
| 108 | 1001262093 | 1 | Cable, Battery- to Module B- | |

SECTION 2 - GROUND CONTROLS

FIGURE 2-12. BATTERIES INSTALLATION - AGM 220AH BATTERIES (MACHINES WITH SN STARTING WITH B2)



ART_1001262998

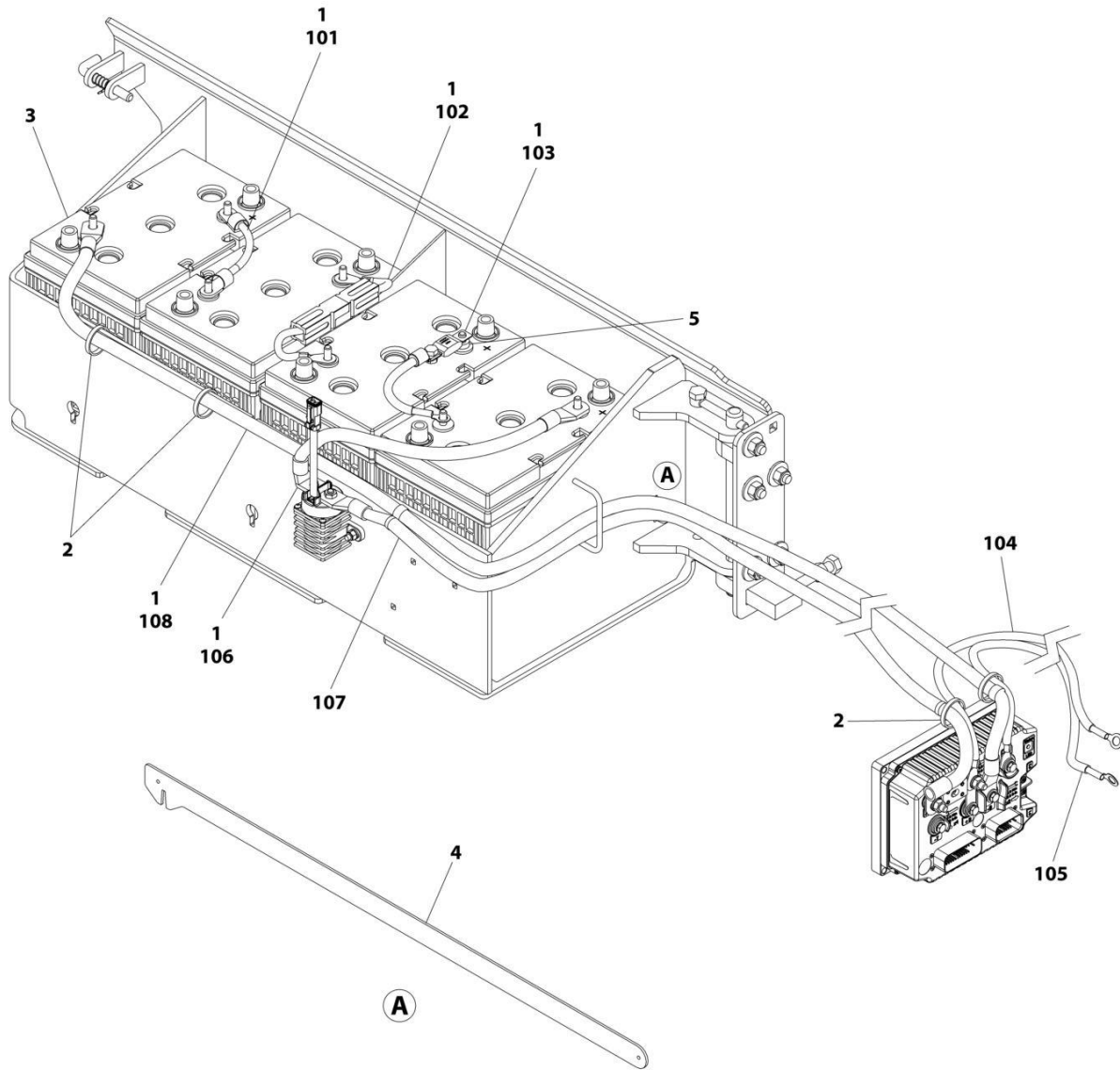
SECTION 2 - GROUND CONTROLS

FIGURE 2-12. BATTERIES INSTALLATION - AGM 220AH BATTERIES (MACHINES WITH SN STARTING WITH B2)

| ITEM | PART NUMBER | QTY | DESCRIPTION | REV |
|------|-------------|-----|--|-----|
| | 1001262998 | Ref | BATTERIES INSTALLATION - AGM BATTERIES | B |
| 1 | 0100051 | AR | Grease, Terminal | |
| 2 | 4240017 | AR | Tie-Strap | |
| 3 | 1001112112 | 4 | Battery | |
| 4 | 1001239269 | 1 | Bar | |
| 5 | 1001249668 | 1 | Washer | |
| 100 | 1001262094 | 1 | Cable, Electrical Kit | |
| 101 | 1060998 | 1 | Cable, Positive to Negative | |
| 102 | 4923328 | 1 | Cable, Positive to Negative | |
| 103 | 1001264310 | 1 | Cable, Battery Fuse | |
| 104 | 1001243232 | 1 | Cable, Pump Positive | |
| 105 | 1001243233 | 1 | Cable, Pump Negative | |
| 106 | 1001259017 | 1 | Cable, Battery to Contactor | |
| 107 | 1001262092 | 1 | Cable, Contactor to Module B+ | |
| 108 | 1001262093 | 1 | Cable, Battery- to Module B- | |

SECTION 2 - GROUND CONTROLS

FIGURE 2-13. BATTERIES INSTALLATION - AGM EVCG 220AH BATTERIES (MACHINES WITH SN STARTING WITH G2 & 12)



ART_1001262999

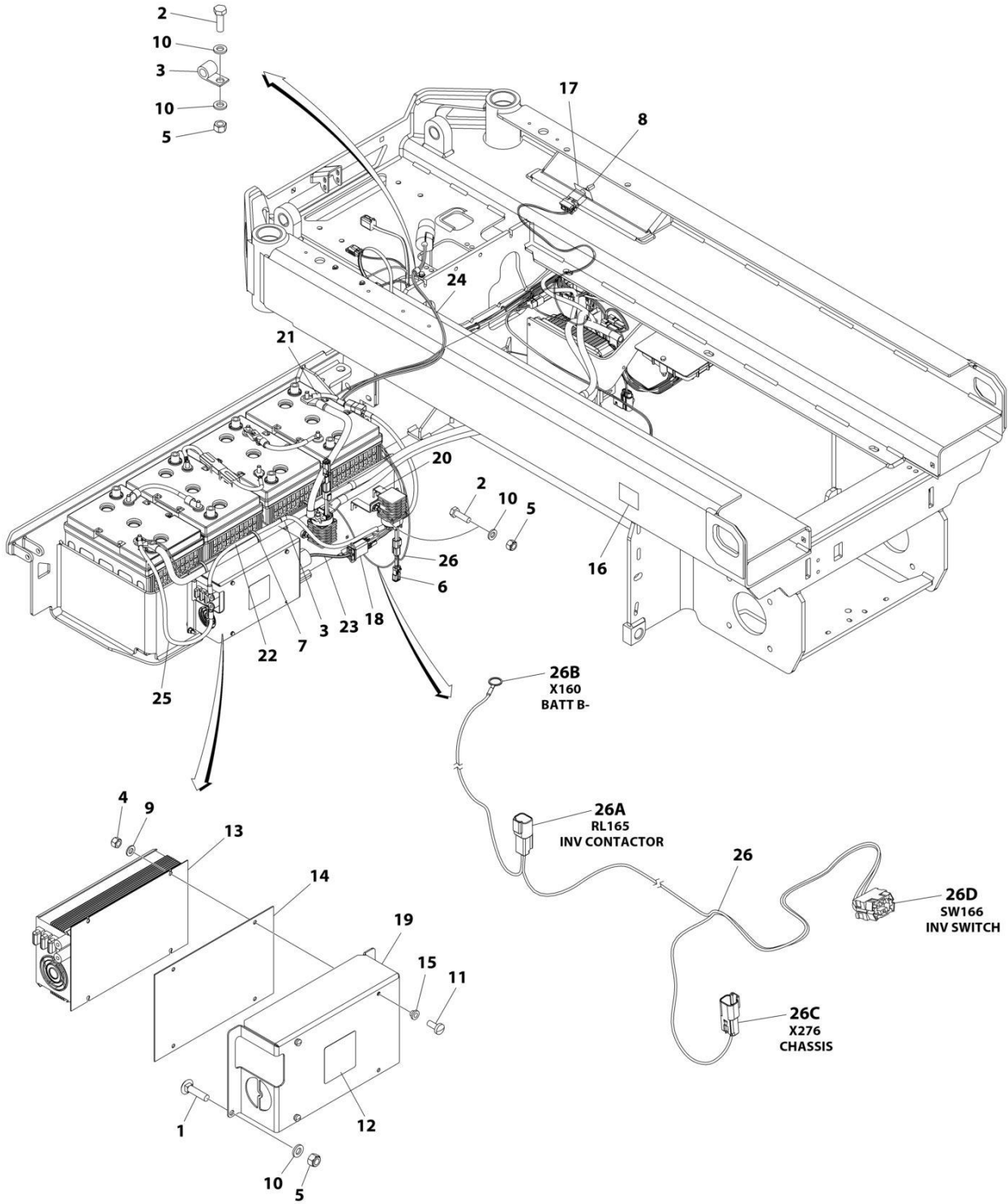
SECTION 2 - GROUND CONTROLS

FIGURE 2-13. BATTERIES INSTALLATION - AGM EVCG 220AH BATTERIES (MACHINES WITH SN STARTING WITH G2 & 12)

| ITEM | PART NUMBER | QTY | DESCRIPTION | REV |
|------|-------------|-----|---|-----|
| | 1001262999 | Ref | BATTERIES INSTALLATION - AGM EVCG BATTERIES | B |
| 1 | 0100051 | AR | Grease, Terminal | |
| 2 | 4240017 | AR | Tie-Strap | |
| 3 | 1001214347 | 4 | Battery | |
| 4 | 1001239269 | 1 | Bar | |
| 5 | 1001249668 | 1 | Washer | |
| 100 | 1001262094 | 1 | Cable, Electrical Kit | |
| 101 | 1060998 | 1 | Cable, Positive to Negative | |
| 102 | 4923328 | 1 | Cable, Positive to Negative | |
| 103 | 1001264310 | 1 | Cable, Battery Fuse | |
| 104 | 1001243232 | 1 | Cable, Pump Positive | |
| 105 | 1001243233 | 1 | Cable, Pump Negative | |
| 106 | 1001259017 | 1 | Cable, Battery to Contactor | |
| 107 | 1001262092 | 1 | Cable, Contactor to Module B+ | |
| 108 | 1001262093 | 1 | Cable, Battery- to Module B- | |

SECTION 2 - GROUND CONTROLS

FIGURE 2-14. INVERTER INSTALLATION (OPTIONAL)



ART_1001257121

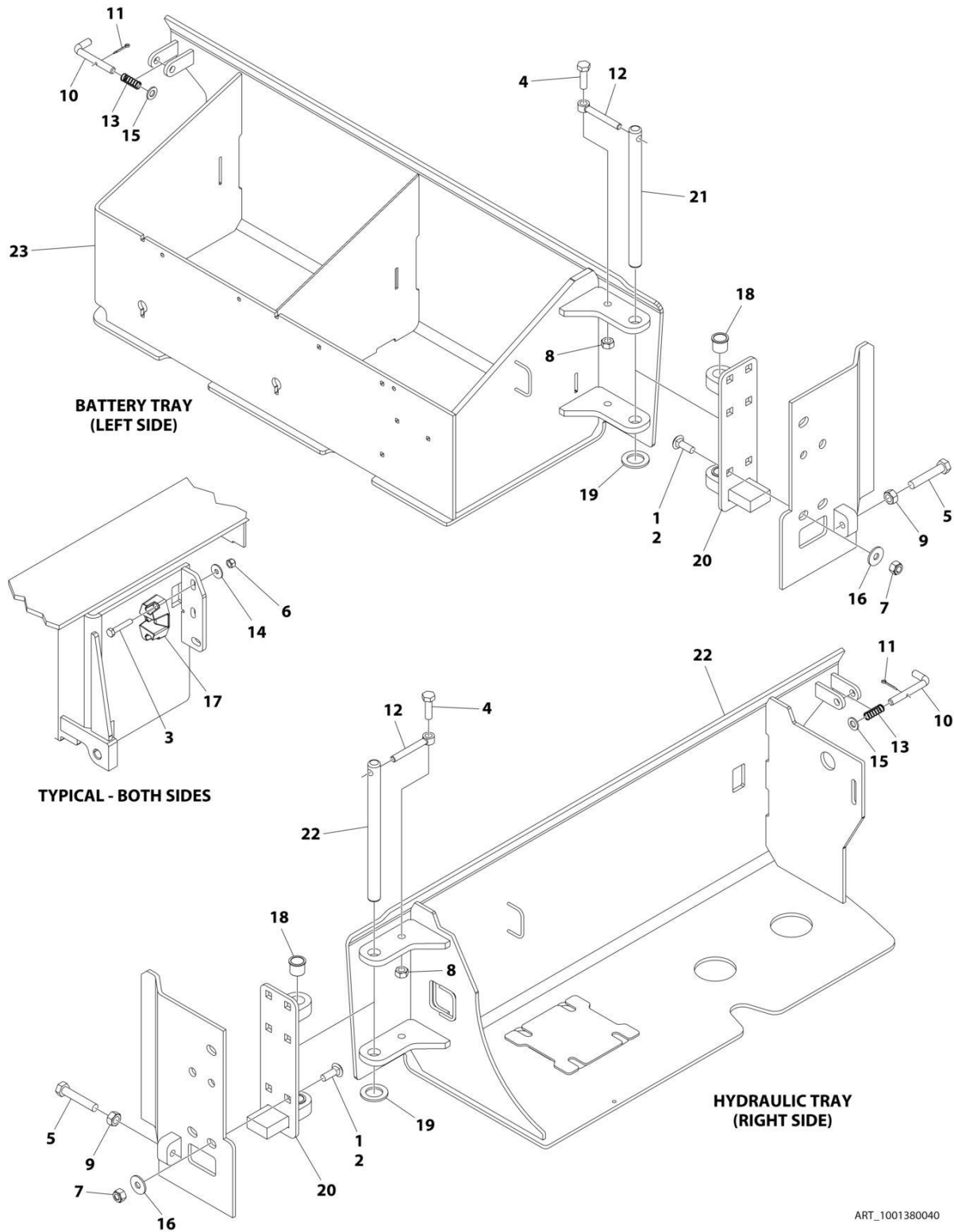
SECTION 2 - GROUND CONTROLS

FIGURE 2-14. INVERTER INSTALLATION (OPTIONAL)

| ITEM | PART NUMBER | QTY | DESCRIPTION | REV |
|------|-------------|-----|---|-----|
| | 1001257121 | Ref | INVERTER INSTALLATION (OPTIONAL) | B |
| 1 | 0630587 | 4 | Bolt M6 x 25 | |
| 2 | 0760610 | 3 | Bolt M6 x 20 | |
| 3 | 1321293 | 2 | Clamp | |
| 4 | 3290405 | 3 | Nut M4 | |
| 5 | 3290605 | 7 | Nut M6 | |
| 6 | 3740150 | 1 | Relay | |
| 8 | 4240017 | AR | Tie-Strap | |
| 9 | 4360336 | 1 | Switch, Toggle | |
| 10 | 4811400 | 3 | Washer M4 | |
| 11 | 4811700 | 8 | Washer M6 | |
| 7 | 1001101540 | 3 | Screw M4 x 14 | |
| 12 | 1001125483 | 1 | Decal - Pressure Wash | |
| 13 | 1001136757 | 1 | Inverter | |
| 14 | 1001142173 | 1 | Insulate | |
| 15 | 1001142174 | 3 | Washer 1/8 | |
| 16 | 1001143009 | 1 | Decal - Inverter | |
| 17 | 1001143010 | 1 | Decal - On/Off Inverter | |
| 18 | 1001157547 | 1 | Filter, AC | |
| 19 | 1001210440 | 1 | Support | |
| 20 | 1001210605 | 1 | Support | |
| 21 | 1001210878 | 1 | Cable, Battery + to Inverter Contactor | |
| 22 | 1001210879 | 1 | Cable, Inverter Contactor to Inverter + | |
| 23 | 1001210881 | 1 | Cable, Inverter to AC Filter | |
| 24 | 1001210882 | 1 | Cable, AC Filter to AC Plug | |
| 25 | 1001256744 | 1 | Cable, Pump Control B- to Inverter- | |
| 26 | 1001256746 | 1 | Harness, Inverter | C |
| 26A | 4460897 | 1 | Connector | |
| 26A | 4460464 | 2 | Terminal | |
| 26B | 4460722 | 1 | Connector | |
| 26C | 4460897 | 1 | Connector | |
| 26C | 4460464 | 1 | Terminal | |
| 26C | 4460466 | 1 | Terminal | |
| 26D | 4460418 | 1 | Connector | |
| 26D | 1001159186 | 2 | Terminal | |

SECTION 2 - GROUND CONTROLS

FIGURE 2-15. DOORS INSTALLATION



ART_1001380040

SECTION 2 - GROUND CONTROLS

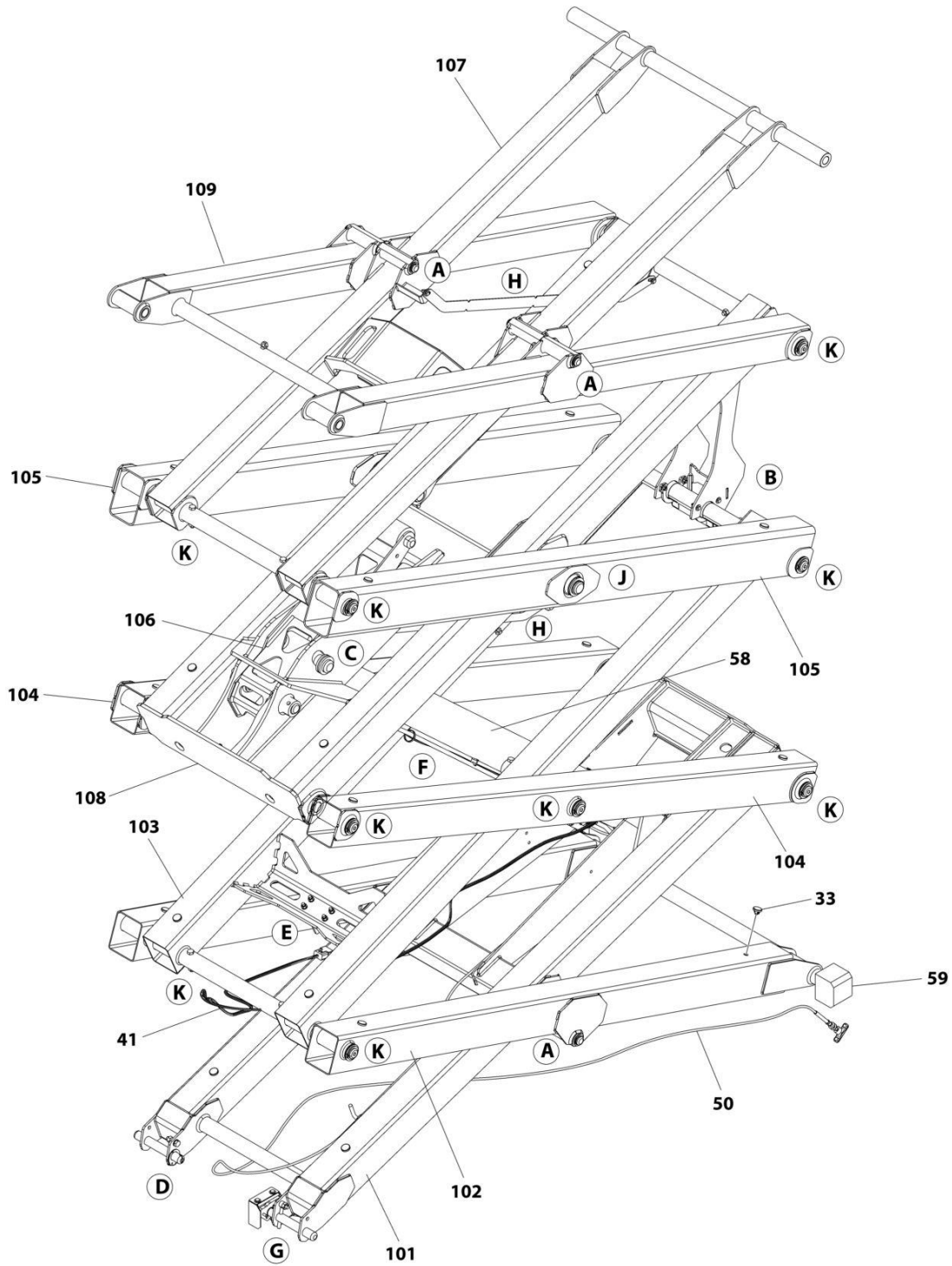
FIGURE 2-15. DOORS INSTALLATION

| ITEM | PART NUMBER | QTY | DESCRIPTION | REV |
|------|-------------|-----|------------------------|-----|
| | 1001380040 | Ref | DOORS INSTALLATION | B |
| 1 | 0100011 | AR | Compound, Locking | |
| 2 | 0630613 | 10 | Bolt M10 x 30 | |
| 3 | 0700817 | 4 | Bolt M8 x 45 | |
| 4 | 0701015 | 2 | Bolt M10 x 35 | |
| 5 | 0761221 | 2 | Bolt M12 x 65 | |
| 6 | 3290805 | 4 | Nut M8 | |
| 7 | 3291005 | 10 | Nut M10 | |
| 8 | 3291007 | 2 | Nut M10 | |
| 9 | 3291201 | 2 | Nut M12 | |
| 10 | 3423243 | 2 | Pin | |
| 11 | 3450303 | 2 | Pin, Cotter 3/32 x 3/4 | |
| 12 | 3841143 | 2 | Keeper, Pin | |
| 13 | 4160214 | 2 | Spring | |
| 14 | 4811902 | 4 | Washer M8 | |
| 15 | 4812000 | AR | Washer M10 | |
| 16 | 4812002 | 10 | Washer M10 | |
| 17 | 1001214810 | 2 | Support | |
| 18 | 1001218573 | 4 | Bearing | |
| 19 | 1001229792 | 2 | Washer | |
| 20 | 1001234858 | 2 | Hinge | |
| 21 | 1001234862 | 2 | Pin | |
| 22 | 1001380041 | 1 | Tray, Hydraulic | |
| 23 | 1001380042 | 1 | Tray, Battery | |

SECTION 3 - SCISSORS ARMS

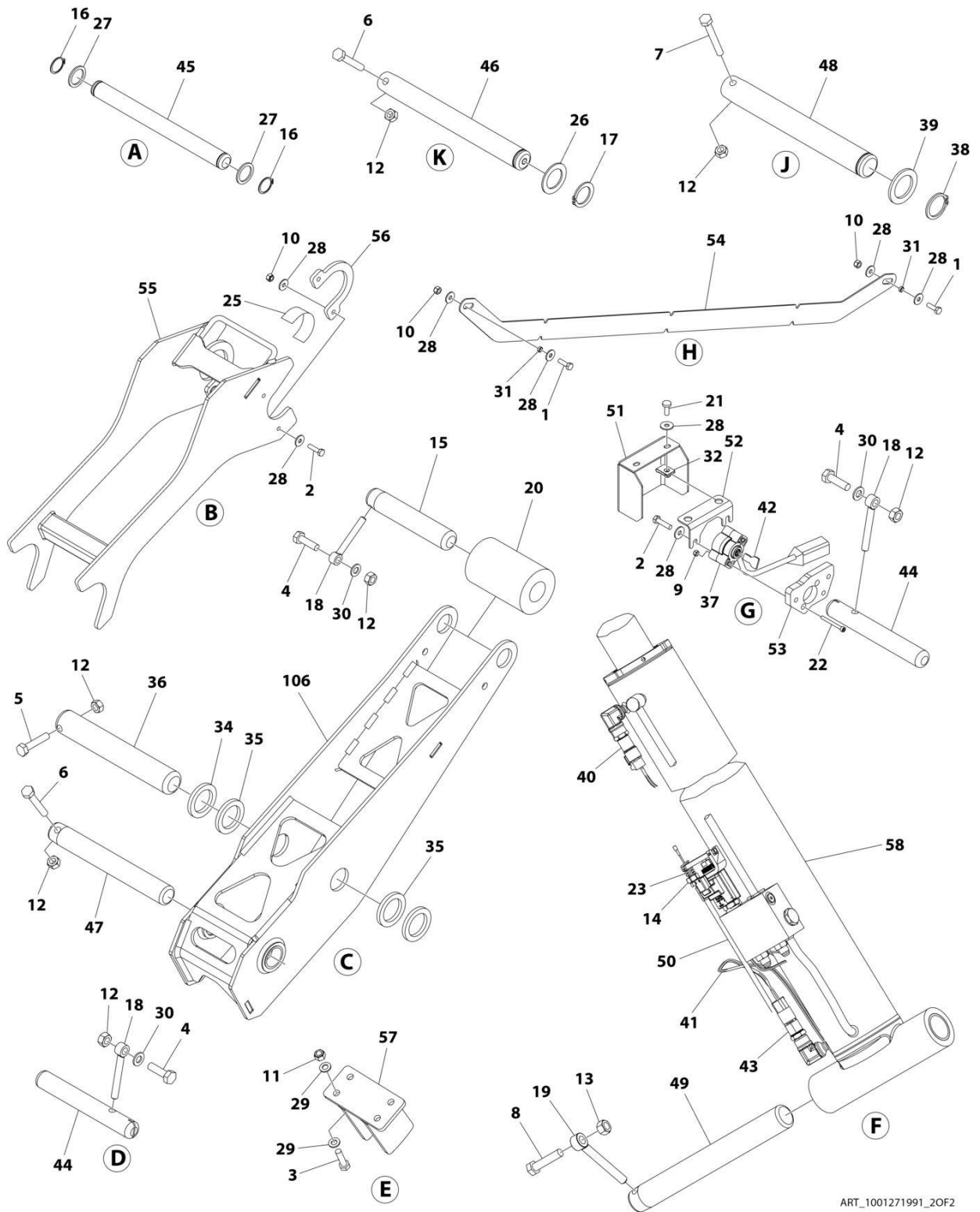
SECTION 3 - SCISSORS ARMS

FIGURE 3-1. SCISSORS ARMS INSTALLATION



ART_1001271991_10F2

SECTION 3 - SCISSORS ARMS



ART_1001271991_20F2

SECTION 3 - SCISSORS ARMS

FIGURE 3-1. SCISSORS ARMS INSTALLATION

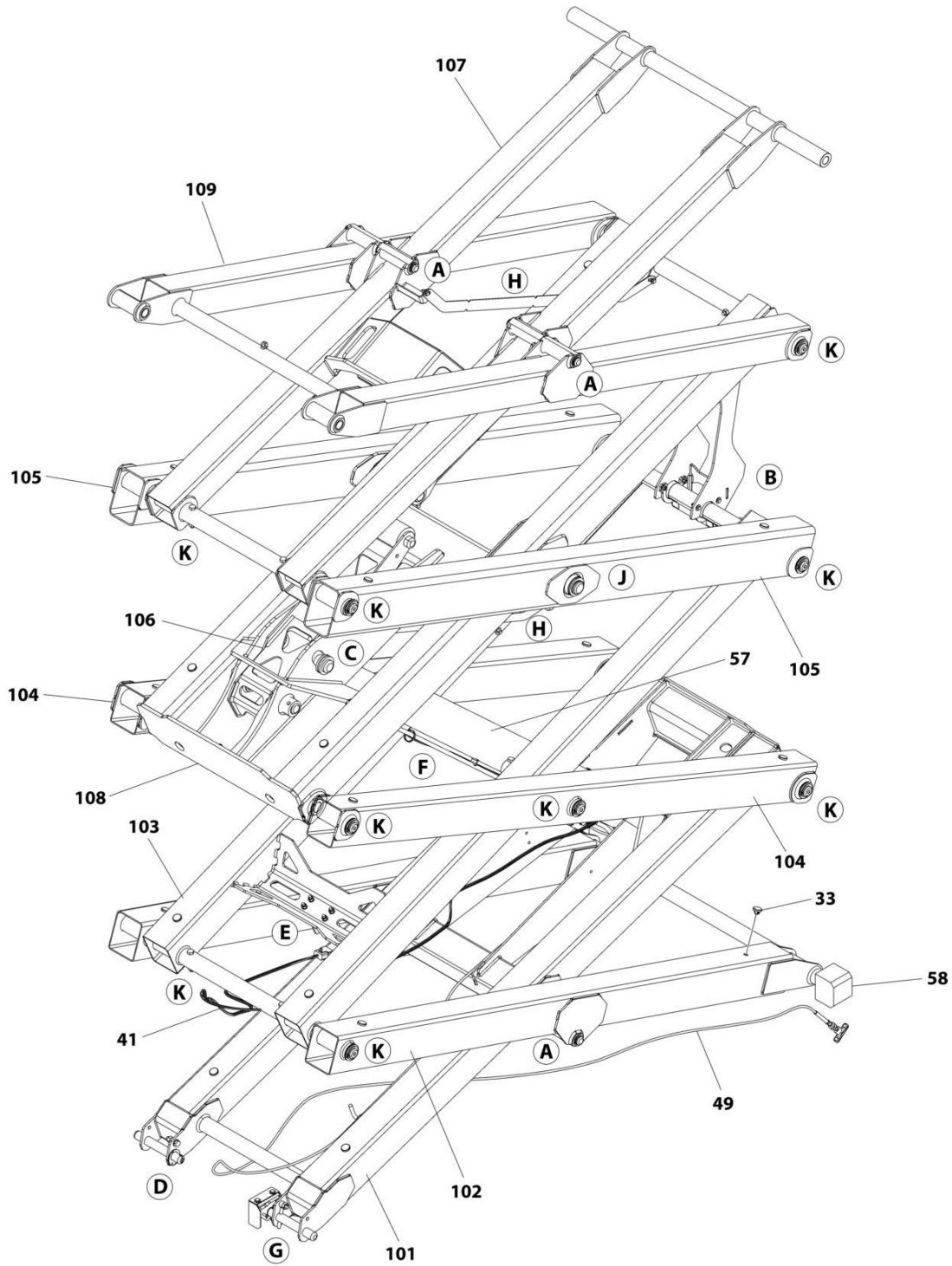
| ITEM | PART NUMBER | QTY | DESCRIPTION | REV |
|------|-------------|----------------|--|-----|
| | 1001271991 | Ref | SCISSORS ARMS INSTALLATION | B |
| 1 | 0700610 | 4 | Bolt M6 x 20 | |
| 2 | 0700612 | 7 | Bolt M6 x 25 | |
| 3 | 0700814 | 4 | Bolt M8 x 30 | |
| 4 | 0701015 | 3 | Bolt M10 x 35 | |
| 5 | 0701018 | 1 | Bolt M10 x 50 | |
| 6 | 0701021 | 15 | Bolt M10 x 65 | |
| 7 | 0701024 | 2 | Bolt M10 x 80 | |
| 8 | 0701219 | 1 | Bolt M12 x 55 | |
| 9 | 3290405 | 2 | Nut M4 | |
| 10 | 3290605 | 8 | Nut M6 | |
| 11 | 3290805 | 4 | Nut M8 | |
| 12 | 3291007 | 21 | Nut M10 | |
| 13 | 3291207 | 1 | Nut M12 | |
| 14 | 3321402 | 1 | Nut 1/4 | |
| 15 | 3422998 | 1 | Pin | |
| 16 | 3760115 | 8 | Ring, Retaining | |
| 17 | 3760387 | 14 | Ring, Retaining | |
| 18 | 3841143 | 3 | Keeper, Pin | |
| 19 | 3841203 | 1 | Keeper, Pin | |
| 20 | 3860104 | 1 | Roller | |
| 21 | 4010608 | 2 | Screw M6 x 16 | |
| 22 | 4031512 | 2 | Capscrew M4 x 40 | |
| 23 | 4160078 | 1 | Spring | |
| 24 | 4240017 | AR | Tie-Strap (Not Shown) | |
| 25 | 4420062 | 15 in/ 37cm | Tape | |
| 26 | 4740438 | 14 | Washer | |
| 27 | 4740531 | 8 | Washer | |
| 28 | 4811702 | 21 | Washer M6 | |
| 29 | 4811900 | 8 | Washer M8 | |
| 30 | 4812000 | 3 | Washer M10 | |
| 31 | 1001128888 | 4 | Washer | |
| 32 | 1001130220 | 2 | Nut Tinnerman M6 | |
| 33 | 1001137675 | 24 | Bumper | |
| 34 | 1001139000 | 1 | Plate | |
| 35 | 1001139002 | 2 | Pad | |
| 36 | 1001139003 | 1 | Pin | |
| 37 | 1001146963 | 1 | Sensor, Angle | |
| 38 | 1001214689 | 2 | Ring, Retaining | |
| 39 | 1001217457 | 2 | Washer | |
| 40 | 1001225164 | 1 | Sensor, Pressure Transducer | |
| 41 | 1001233795 | 1 | Lift Down Harness (See Separate Breakdown in ELECTRICAL Section) | |
| 42 | 1001234204 | 1 | Key (Aluminun) | |
| 43 | 1001235104 | 1 | Sensor, Pressure Transducer | |
| 44 | 1001236165 | 2 | Pin | |
| 45 | 1001236167 | 4 | Pin | |
| 46 | 1001236169 | 14 | Pin | |
| 47 | 1001236170 | 1 | Pin | |

SECTION 3 - SCISSORS ARMS

| ITEM | PART NUMBER | QTY | DESCRIPTION | REV |
|------|-------------|-----|---|-----|
| 48 | 1001236171 | 2 | Pin | |
| 49 | 1001236172 | 1 | Pin | |
| 50 | 1001236269 | 1 | Cable, Manual Descent | |
| 51 | 1001236486 | 1 | Cover | |
| 52 | 1001236487 | 1 | Plate | |
| 53 | 1001236488 | 1 | Plate | |
| 54 | 1001237824 | 2 | Plate | |
| 55 | 1001238684 | 1 | Arm, Prop | |
| 56 | 1001239479 | 2 | Plate | |
| 57 | 1001243348 | 1 | Adapter | |
| 58 | 1001244417 | 1 | Lift Cylinder Assembly (See Separate Breakdown in CYLINDER Section) | |
| 59 | 1001247707 | 2 | Block, Side | |
| 100 | 1001271866 | 1 | Arm Kit | |
| 101 | 1001241662 | 1 | Arm - Inner 1 | |
| 101 | 0440264 | 4 | Bushing | |
| 102 | 1001241663 | 1 | Arm - Outer 1 | |
| 102 | 0440264 | 2 | Bushing (Center) | |
| 102 | 0440265 | 2 | Bushing (End) | |
| 103 | 1001241664 | 1 | Arm - Inner 2 | |
| 104 | 1001241665 | 2 | Arm - Outer 2 | |
| 104 | 0440265 | 12 | Bushing (6 per Arm) | |
| 105 | 1001241667 | 2 | Arm - Outer 3 and Outer 4 | |
| 105 | 0440265 | 8 | Bushing (End) (4 per Arm) | |
| 105 | 0962272 | 4 | Bushing (Center) (2 per Arm) | |
| 106 | 1001241671 | 1 | Kicker | |
| 106 | 0440265 | 2 | Bushing | |
| 107 | 1001271651 | 1 | Arm - Inboard Assembly | |
| 107 | 0440264 | 2 | Bushing (Center) | |
| 108 | 1001271839 | 1 | Arm - Inboard 3 Assembly | |
| 108 | 0440264 | 4 | Bushing (Center & Connected End) | |
| 108 | 0440265 | 2 | Bushing (Independent End) | |
| 109 | 1001272456 | 1 | Arm - Outboard Assembly | |

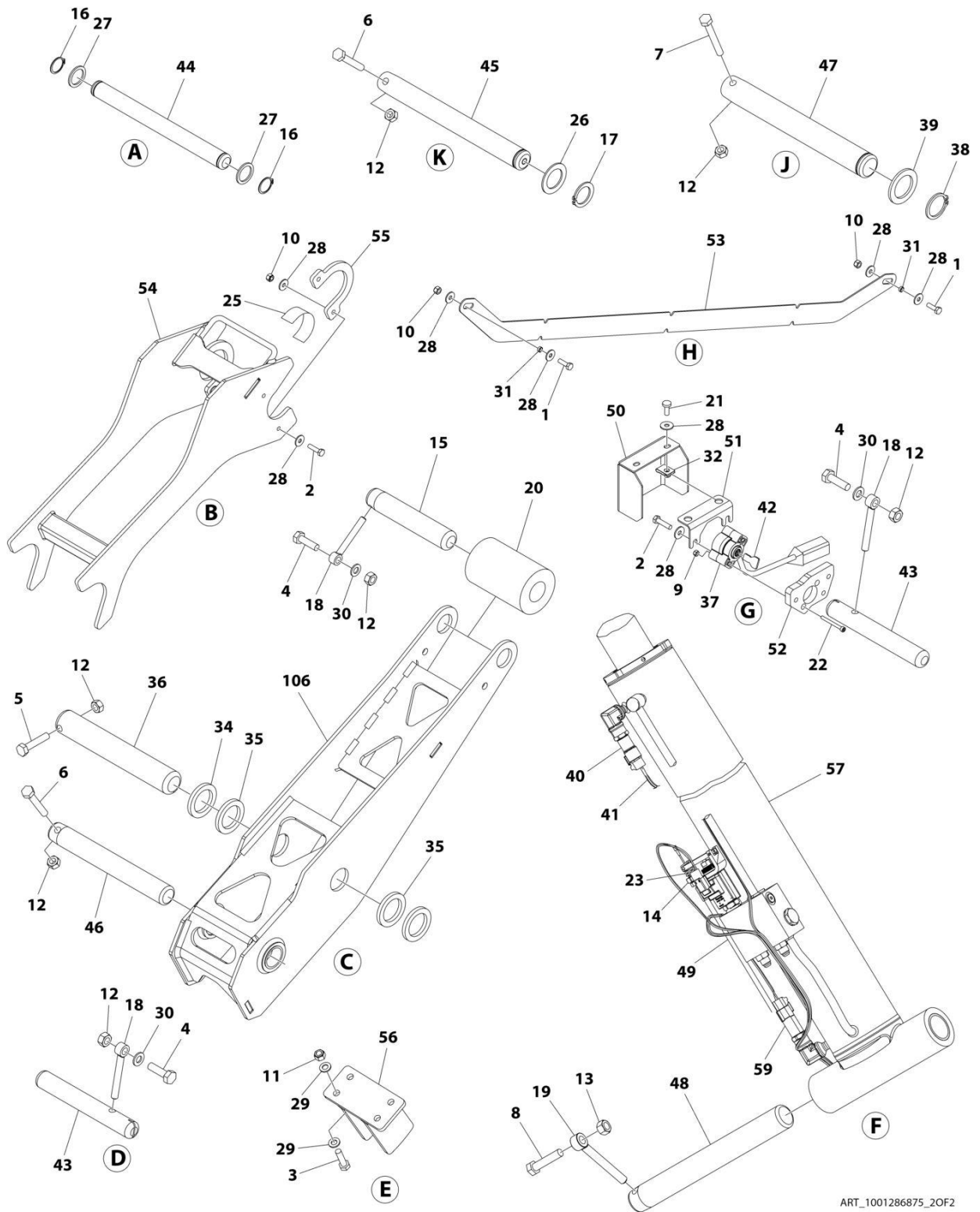
SECTION 3 - SCISSORS ARMS

FIGURE 3-2. ARMS INSTALLATION (ANSI, ANSI EXPORT, JAPANESE & CSA SPECS)



ART_1001286875_10F2

SECTION 3 - SCISSORS ARMS



ART_1001286875_2OF2

SECTION 3 - SCISSORS ARMS

FIGURE 3-2. ARMS INSTALLATION (ANSI, ANSI EXPORT, JAPANESE & CSA SPECS)

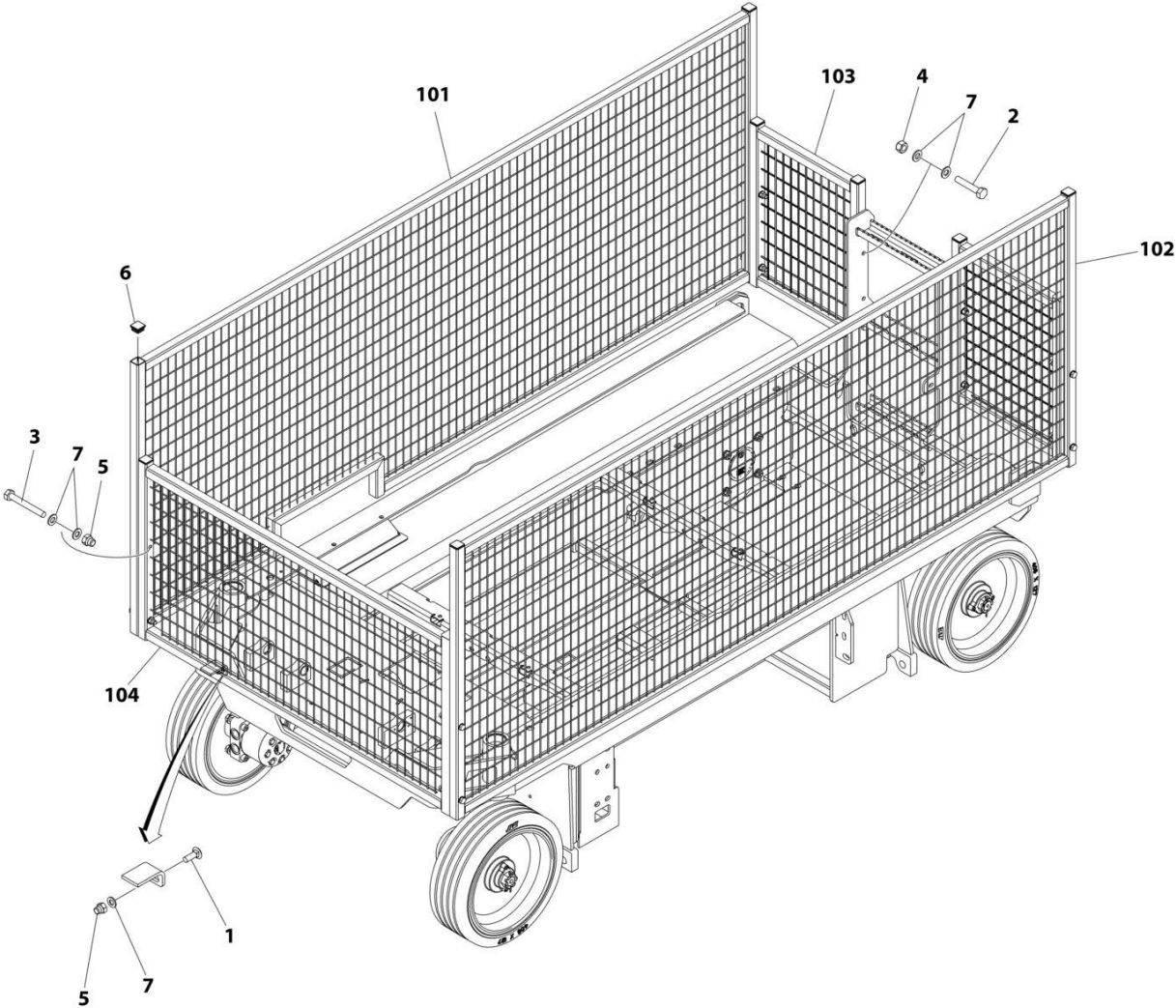
| ITEM | PART NUMBER | QTY | DESCRIPTION | REV |
|------|-------------|----------------|--|-----|
| | 1001286875 | Ref | SCISSORS ARMS INSTALLATION | A |
| 1 | 0700610 | 4 | Bolt M6 x 20 | |
| 2 | 0700612 | 7 | Bolt M6 x 25 | |
| 3 | 0700814 | 4 | Bolt M8 x 30 | |
| 4 | 0701015 | 3 | Bolt M10 x 35 | |
| 5 | 0701018 | 1 | Bolt M10 x 50 | |
| 6 | 0701021 | 15 | Bolt M10 x 65 | |
| 7 | 0701024 | 2 | Bolt M10 x 80 | |
| 8 | 0701219 | 1 | Bolt M12 x 55 | |
| 9 | 3290405 | 2 | Nut M4 | |
| 10 | 3290605 | 8 | Nut M6 | |
| 11 | 3290805 | 4 | Nut M8 | |
| 12 | 3291007 | 21 | Nut M10 | |
| 13 | 3291207 | 1 | Nut M12 | |
| 14 | 3321402 | 1 | Nut 1/4 | |
| 15 | 3422998 | 1 | Pin | |
| 16 | 3760115 | 8 | Ring, Retaining | |
| 17 | 3760387 | 14 | Ring, Retaining | |
| 18 | 3841143 | 3 | Keeper, Pin | |
| 19 | 3841203 | 1 | Keeper, Pin | |
| 20 | 3860104 | 1 | Roller | |
| 21 | 4010608 | 2 | Screw M6 x 16 | |
| 22 | 4031512 | 2 | Capscrew M4 x 40 | |
| 23 | 4160078 | 1 | Spring | |
| 24 | 4240017 | AR | Tie-Strap (Not Shown) | |
| 25 | 4420062 | 15 in/ 37cm | Tape | |
| 26 | 4740438 | 14 | Washer | |
| 27 | 4740531 | 8 | Washer | |
| 28 | 4811702 | 21 | Washer M6 | |
| 29 | 4811900 | 8 | Washer M8 | |
| 30 | 4812000 | 3 | Washer M10 | |
| 31 | 1001128888 | 4 | Washer | |
| 32 | 1001130220 | 2 | Nut Tinnerman M6 | |
| 33 | 1001137675 | 24 | Bumper | |
| 34 | 1001139000 | 1 | Plate | |
| 35 | 1001139002 | 2 | Pad | |
| 36 | 1001139003 | 1 | Pin | |
| 37 | 1001146963 | 1 | Sensor, Angle | |
| 38 | 1001214689 | 2 | Ring, Retaining | |
| 39 | 1001217457 | 2 | Washer | |
| 40 | 1001225164 | 1 | Sensor, Pressure Transducer | |
| 41 | 1001233795 | 1 | Lift Down Harness (See Separate Breakdown in ELECTRICAL Section) | |
| 42 | 1001234204 | 1 | Key (Aluminun) | |
| 43 | 1001236165 | 2 | Pin | |
| 44 | 1001236167 | 4 | Pin | |
| 45 | 1001236169 | 14 | Pin | |
| 46 | 1001236170 | 1 | Pin | |
| 47 | 1001236171 | 2 | Pin | |

SECTION 3 - SCISSORS ARMS

| ITEM | PART NUMBER | QTY | DESCRIPTION | REV |
|------|-------------|-----|---|-----|
| 48 | 1001236172 | 1 | Pin | |
| 49 | 1001236269 | 1 | Cable, Manual Descent | |
| 50 | 1001236486 | 1 | Cover | |
| 51 | 1001236487 | 1 | Plate | |
| 52 | 1001236488 | 1 | Plate | |
| 53 | 1001237824 | 2 | Plate | |
| 54 | 1001238684 | 1 | Arm, Prop | |
| 55 | 1001239479 | 2 | Plate | |
| 56 | 1001243348 | 1 | Adapter | |
| 57 | 1001244417 | 1 | Lift Cylinder Assembly (See Separate Breakdown in CYLINDER Section) | |
| 58 | 1001247707 | 2 | Block, Side | |
| 59 | 1001285320 | 1 | Sensor, Pressure Transducer | |
| 60 | 1001285829 | 1 | Harness, Jumper to Lift Down (Not Shown) (See Separate Breakdown in ELECTRICAL Section) | |
| 100 | 1001271866 | 1 | Arm Kit | |
| 101 | 1001241662 | 1 | Arm - Inner 1 | |
| 101 | 0440264 | 4 | Bushing | |
| 102 | 1001241663 | 1 | Arm - Outer 1 | |
| 102 | 0440264 | 4 | Bushing (Center) | |
| 102 | 0440265 | 4 | Bushing (End) | |
| 103 | 1001241664 | 1 | Arm - Inner 2 | |
| 104 | 1001241665 | 2 | Arm - Outer 2 | |
| 104 | 0440265 | 6 | Bushing (6 per Arm) | |
| 105 | 1001241667 | 2 | Arm - Outer 3 and Outer 4 | |
| 105 | 0440265 | 4 | Bushing (End) (4 per Arm) | |
| 105 | 0962272 | 2 | Bushing (Center) (2 per Arm) | |
| 106 | 1001241671 | 1 | Kicker | |
| 106 | 0440265 | 2 | Bushing | |
| 107 | 1001271651 | 1 | Arm - Inboard Assembly | |
| 107 | 0440264 | 4 | Bushing (Center) | |
| 108 | 1001271839 | 1 | Arm - Inboard 3 Assembly | |
| 109 | 1001272456 | 1 | Arm - Outboard Assembly | |
| 109 | 0440264 | 8 | Bushing (Center & Connected End) | |
| 109 | 0440265 | 4 | Bushing (Independent End) | |

SECTION 3 - SCISSORS ARMS

FIGURE 3-3. ARM GUARDS INSTALLATION



ART_1001380024

SECTION 3 - SCISSORS ARMS

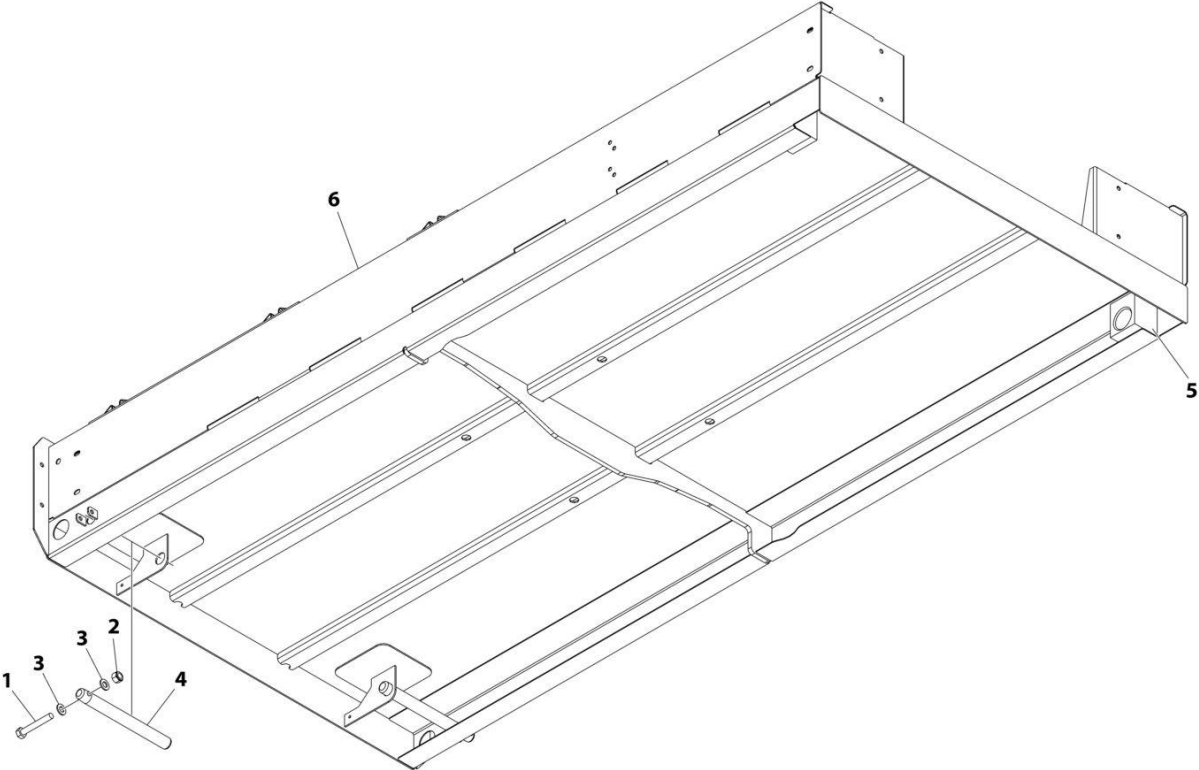
FIGURE 3-3. ARM GUARDS INSTALLATION

| ITEM | PART NUMBER | QTY | DESCRIPTION | REV |
|------|-------------|-----|---------------------------|-----|
| | 1001380024 | Ref | ARM GUARD INSTALLATION | A |
| 1 | 0630613 | 2 | Bolt M10 x 30 | |
| 2 | 0701019 | 4 | Bolt M10 x 55 | |
| 3 | 0701024 | 8 | Bolt M10 x 80 | |
| 4 | 3291005 | 4 | Nut M10 | |
| 5 | 3291006 | 10 | Nut M10 | |
| 6 | 3520072 | 10 | Plug | |
| 7 | 4812000 | 26 | Washer M10 | |
| 100 | 1001239943 | 1 | Arm Guard Kit (Not Shown) | |
| 101 | 1001239892 | 1 | Guard, Arm (RH) | |
| 102 | 1001239894 | 1 | Guard, Arm (LH) | |
| 103 | 1001239899 | 2 | Guard, Arm (Rear) | |
| 104 | 1001239904 | 1 | Guard, Arm (Front) | |

SECTION 4 - PLATFORM

SECTION 4 - PLATFORM

FIGURE 4-1. PLATFORM INSTALLATION



ART_1001271886

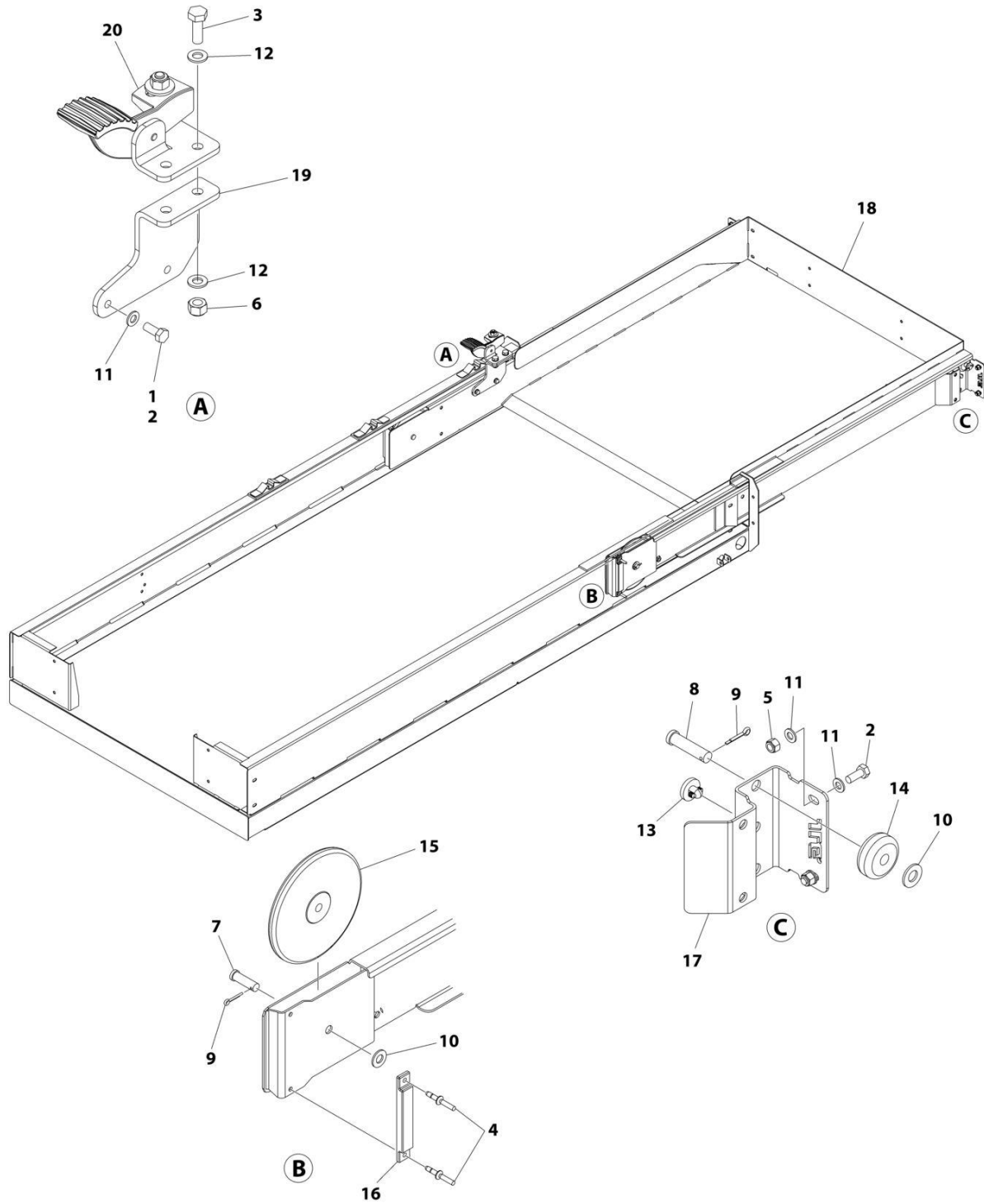
SECTION 4 - PLATFORM

FIGURE 4-1. PLATFORM INSTALLATION

| ITEM | PART NUMBER | QTY | DESCRIPTION | REV |
|------|-------------|-----|-----------------------|-----|
| | 1001271886 | Ref | PLATFORM INSTALLATION | B |
| 1 | 0700819 | 2 | Bolt M8 x 55 | |
| 2 | 3290805 | 2 | Nut M8 | |
| 3 | 4811900 | 4 | Washer M8 | |
| 4 | 1001235590 | 2 | Pin | |
| 5 | 1001247706 | 2 | Block, Slide | |
| 6 | 1001271615 | 1 | Platform | |

SECTION 4 - PLATFORM

FIGURE 4-2. PLATFORM EXTENSION INSTALLATION



ART_1001234381

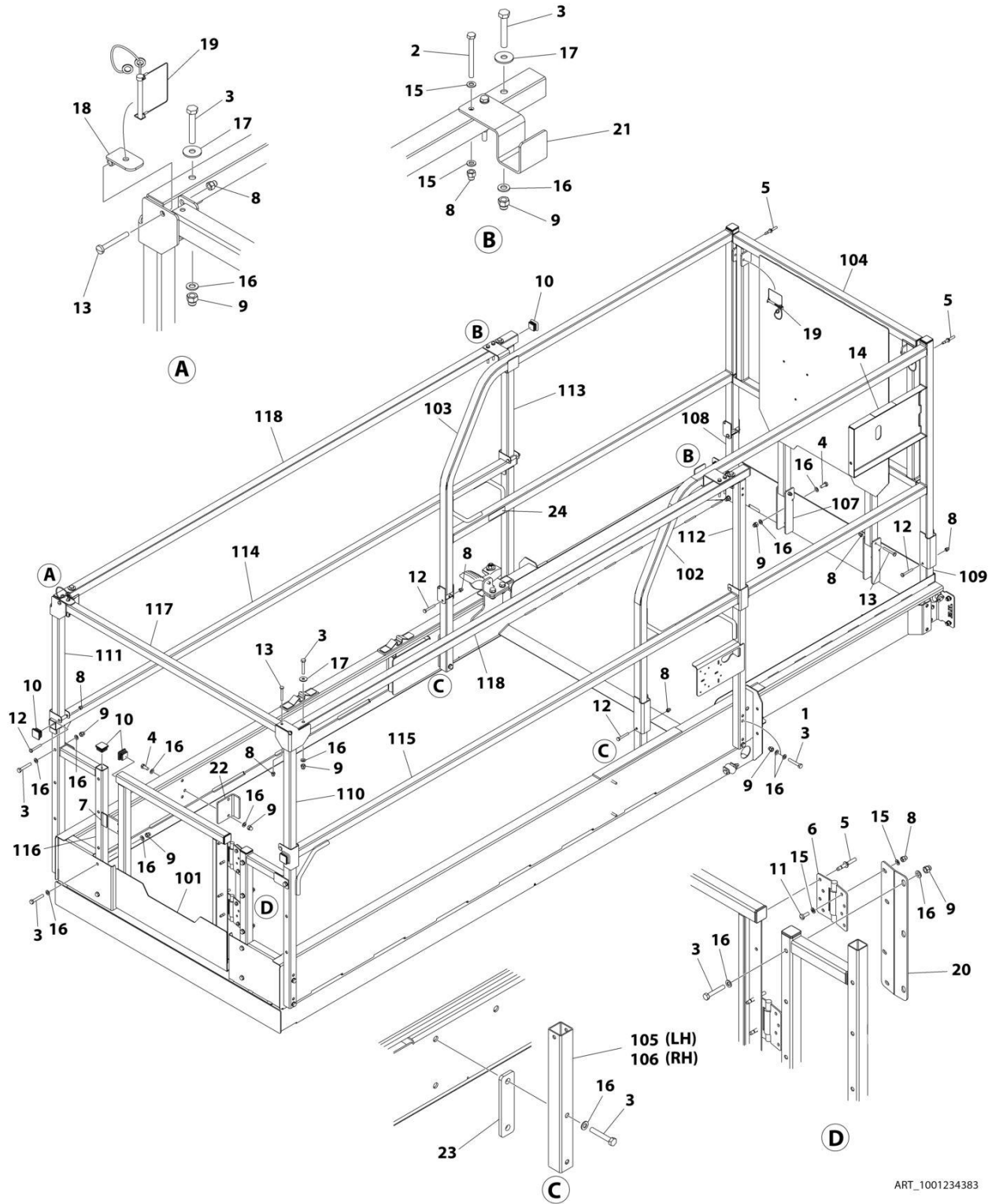
SECTION 4 - PLATFORM

FIGURE 4-2. PLATFORM EXTENSION INSTALLATION

| ITEM | PART NUMBER | QTY | DESCRIPTION | REV |
|------|-------------|-----|---------------------------------|-----|
| | 1001234381 | Ref | PLATFORM EXTENSION INSTALLATION | C |
| 1 | 0100011 | AR | Compound, Locking | |
| 2 | 0760810 | 6 | Bolt M8 x 20 | |
| 3 | 0761014 | 2 | Bolt M10 x 30 | |
| 4 | 2080040 | 4 | Fastener | |
| 5 | 3290805 | 4 | Nut M8 | |
| 6 | 3291005 | 2 | Nut M10 | |
| 7 | 3430813 | 2 | Pin | |
| 8 | 3430816 | 2 | Pin | |
| 9 | 3450403 | 4 | Pin, Cotter | |
| 10 | 4711800 | 4 | Washer 1/2 | |
| 11 | 4811900 | 10 | Washer M8 | |
| 12 | 4812000 | 4 | Washer M10 | |
| 13 | 1001137675 | 2 | Bumper | |
| 14 | 1001205422 | 2 | Roller (Front) | |
| 15 | 1001205430 | 2 | Roller (Rear) | |
| 16 | 1001208852 | 2 | Pad | |
| 17 | 1001210064 | 2 | Support | |
| 18 | 1001213470 | 1 | Extension, Platform | |
| 19 | 1001213838 | 1 | Latch Assembly | |
| 20 | 1001234407 | 1 | Bracket | |

SECTION 4 - PLATFORM

FIGURE 4-3. RAILS INSTALLATION (SIDE BY SIDE)



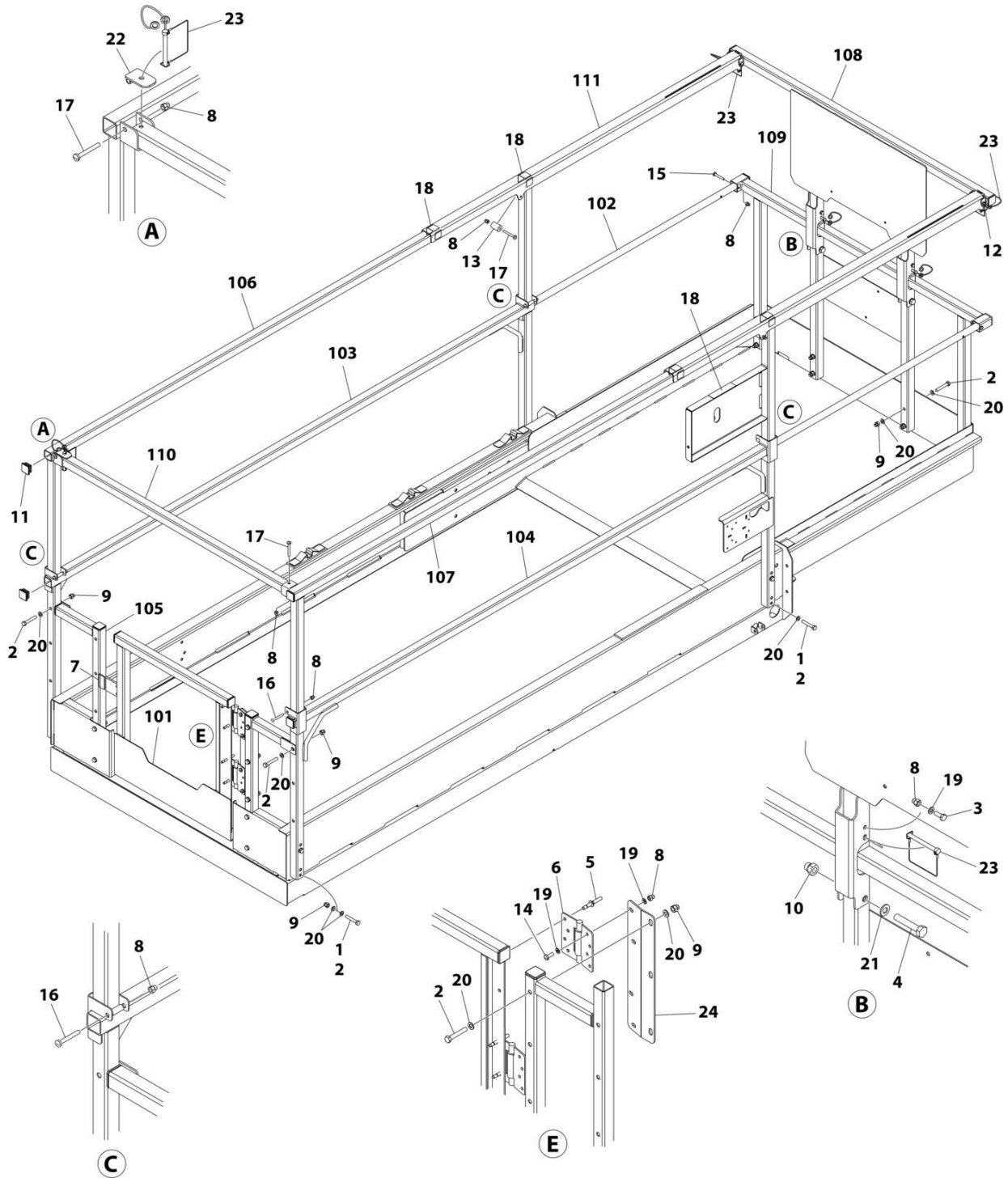
SECTION 4 - PLATFORM

FIGURE 4-3. RAILS INSTALLATION (SIDE BY SIDE)

| ITEM | PART NUMBER | QTY | DESCRIPTION | REV |
|------|-------------|------------|-----------------------------------|-----|
| | 1001234383 | Ref | RAILS INSTALLATION (SIDE BY SIDE) | G |
| 1 | 0100011 | AR | Compound, Locking | |
| 2 | 0700621 | AR | Bolt M6 x 65 | |
| 2 | 0700618 | AR | Bolt M6 x 50 | |
| 3 | 0700818 | 29 | Bolt M8 x 50 | |
| 4 | 0760810 | 6 | Bolt M8 x 20 | |
| 5 | 2080040 | 6 | Fastener | |
| 6 | 2600281 | 2 | Hinge | |
| 7 | 3080007 | 1 | Magnet, Gate | |
| 8 | 3290606 | 20 | Nut M6 | |
| 9 | 3290806 | 31 | Nut M8 | |
| 10 | 3520072 | 18 | Plug | |
| 11 | 4010608 | 4 | Screw M6 x 16 | |
| 12 | 4010617 | 8 | Screw M6 x 45 | |
| 13 | 4010618 | 4 | Screw M6 x 50 | |
| 14 | 4420062 | 4 in/ 10cm | Tape | |
| 15 | 4811700 | 16 | Washer M6 | |
| 16 | 4811900 | 66 | Washer M8 | |
| 17 | 4811902 | 4 | Washer M8 | |
| 18 | 1001154378 | 1 | Bracket | |
| 19 | 1001187587 | 3 | Pin, Snap with Lanyard | |
| 20 | 1001210586 | 1 | Support | |
| 21 | 1001237911 | 2 | Bracket | |
| 22 | 1001232622 | 1 | Bracket | |
| 23 | 1001235287 | 2 | Plate | |
| 24 | 1704277 | 2 | Decal - Lanyard Attach Graphic | |
| 100 | 1001235960 | 1 | Rail Kit (Not Shown) | |
| 101 | 1001210302 | 1 | Gate | |
| 102 | 1001213915 | 1 | Rail, Extension Side (RH) | |
| 103 | 1001213916 | 1 | Rail, Extension Side (LH) | |
| 104 | 1001213931 | 1 | Rail, Extension Front | |
| 105 | 1001222861 | 1 | Tube Rail (Lower LH) | |
| 106 | 1001222869 | 1 | Tube Rail (Lower RH) | |
| 107 | 1001223053 | 2 | Bracket | |
| 108 | 1001223165 | 1 | Tube, Extension (Lower LH) | |
| 109 | 1001223166 | 1 | Tube, Extension (Lower RH) | |
| 110 | 1001229739 | 1 | Rail Rear (Upper RH) | |
| 111 | 1001229740 | 1 | Rail Rear (Upper LH) | |
| 112 | 1001229741 | 1 | Rail Front (Upper RH) | |
| 113 | 1001229742 | 1 | Rail Front (Upper LH) | |
| 114 | 1001234006 | 1 | Rail Rear (Lower LH) | |
| 115 | 1001234007 | 1 | Rail Rear (Lower RH) | |
| 116 | 1001234008 | 2 | Rail, Gate Mount | |
| 117 | 1001234268 | 1 | Tube, Rear Top | |
| 118 | 1001235286 | 2 | Rail, Side Top | |

SECTION 4 - PLATFORM

FIGURE 4-4. RAILS INSTALLATION (TUBE IN TUBE) (MACHINES WITH SN STARTING WITH B2)



ART_1001289977

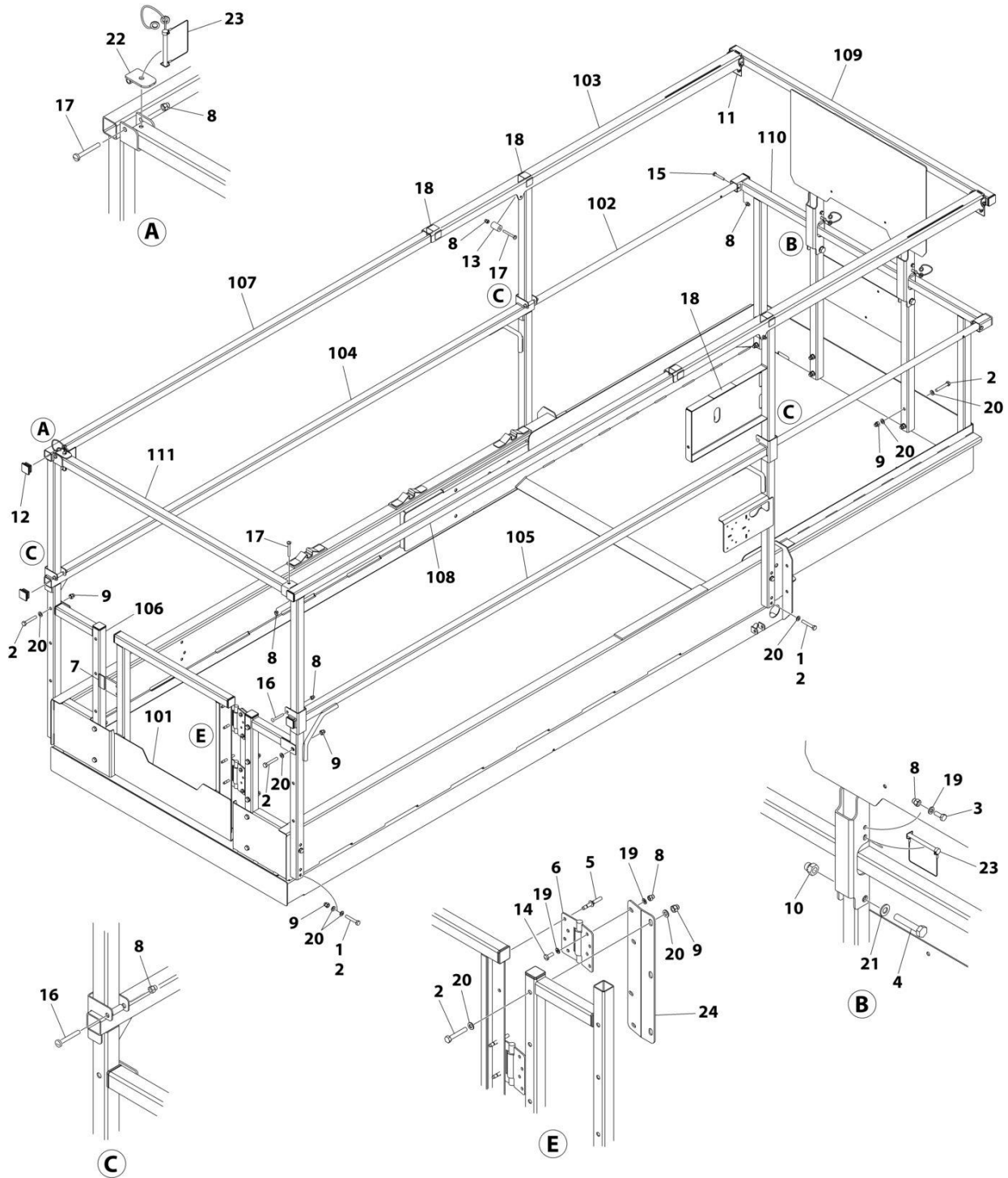
SECTION 4 - PLATFORM

FIGURE 4-4. RAILS INSTALLATION (TUBE IN TUBE) (MACHINES WITH SN STARTING WITH B2)

| ITEM | PART NUMBER | QTY | DESCRIPTION | REV |
|------|-------------|----------------|-----------------------------------|-----|
| | 1001289977 | Ref | RAILS INSTALLATION (TUBE IN TUBE) | A |
| 1 | 0100011 | AR | Compound, Locking | |
| 2 | 0700818 | 25 | Bolt M8 x 50 | |
| 3 | 0760608 | 2 | Bolt M6 x 16 | |
| 4 | 0761019 | 2 | Bolt M10 x 55 | |
| 5 | 2080040 | 4 | Fastener | |
| 6 | 2600281 | 2 | Hinge | |
| 7 | 3080007 | 1 | Magnet, Gate | |
| 8 | 3290606 | 16 | Nut M6 | |
| 9 | 3290806 | 21 | Nut M8 | |
| 10 | 3291006 | 2 | Nut M10 | |
| 11 | 3520072 | 14 | Plug | |
| 12 | 3760170 | 2 | Ring, Split | |
| 13 | 3860111 | 2 | Roller | |
| 14 | 4010608 | 4 | Screw M6 x 16 | |
| 15 | 4010616 | 2 | Screw M6 x 40 | |
| 16 | 4010617 | 4 | Screw M6 x 45 | |
| 17 | 4010618 | 4 | Screw M6 x 50 | |
| 18 | 4420062 | 16 in/ 40cm | Tape | |
| 19 | 4811700 | 10 | Washer M6 | |
| 20 | 4811900 | 50 | Washer M8 | |
| 21 | 4812000 | 2 | Washer M10 | |
| 22 | 1001154378 | 1 | Bracket | |
| 23 | 1001187587 | 3 | Pin, Snap with Lanyard | |
| 24 | 1001210586 | 1 | Support | |
| 100 | 1001289976 | 1 | Rail Kit (Not Shown) | |
| 101 | 1001210302 | 1 | Gate | |
| 102 | 1001213415 | 2 | Rod, Extension MID | |
| 103 | 1001234006 | 1 | Rail, Side MID (LH) | |
| 104 | 1001234007 | 1 | Rail, Side MID (RH) | |
| 105 | 1001234008 | 2 | Rail, Rear | |
| 106 | 1001234141 | 1 | Rail, Side Top (LH) | |
| 107 | 1001234142 | 1 | Rail, Side Top (RH) | |
| 108 | 1001234266 | 1 | Rail, Extension Top Front | |
| 109 | 1001234267 | 1 | Rail, Extension MID Front | |
| 110 | 1001234268 | 1 | Tube, Rear Top | |
| 111 | 1001289052 | 2 | Rail, Extension Top | |

SECTION 4 - PLATFORM

FIGURE 4-5. RAILS INSTALLATION (TUBE IN TUBE) (MACHINES WITH SN STARTING WITH M2)



ART_1001234382

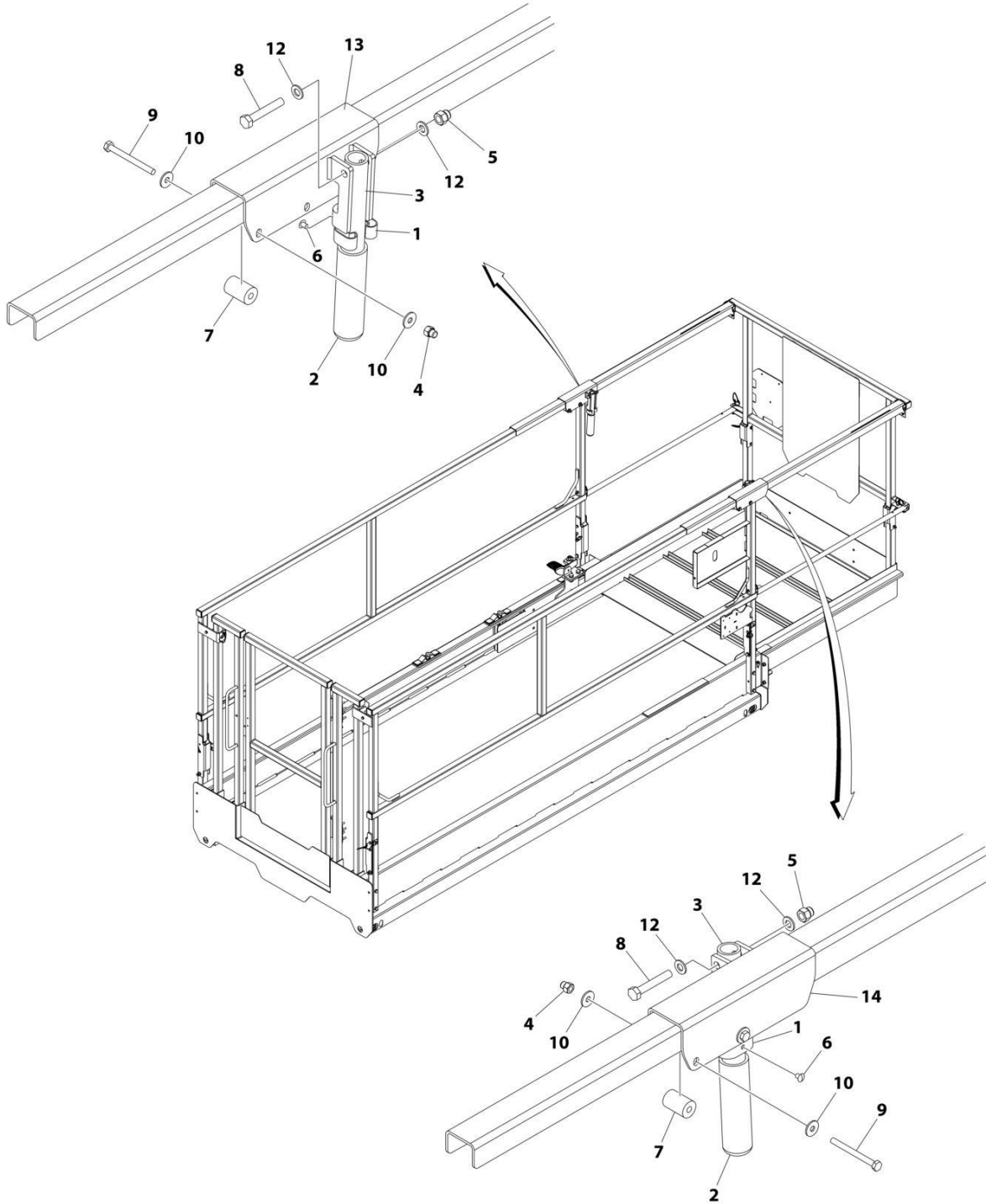
SECTION 4 - PLATFORM

FIGURE 4-5. RAILS INSTALLATION (TUBE IN TUBE) (MACHINES WITH SN STARTING WITH M2)

| ITEM | PART NUMBER | QTY | DESCRIPTION | REV |
|------|-------------|----------------|-----------------------------------|-----|
| | 1001234382 | Ref | RAILS INSTALLATION (TUBE IN TUBE) | D |
| 1 | 0100011 | AR | Compound, Locking | |
| 2 | 0700818 | 25 | Bolt M8 x 50 | |
| 3 | 0760608 | 2 | Bolt M6 x 16 | |
| 4 | 0761019 | 2 | Bolt M10 x 55 | |
| 5 | 2080040 | 4 | Fastener | |
| 6 | 2600281 | 2 | Hinge | |
| 7 | 3080007 | 1 | Magnet, Gate | |
| 8 | 3290606 | 16 | Nut M6 | |
| 9 | 3290806 | 21 | Nut M8 | |
| 10 | 3291006 | 2 | Nut M10 | |
| 11 | 3422219 | 2 | Pin, Snap | |
| 12 | 3520072 | 14 | Plug | |
| 13 | 3860111 | 2 | Roller | |
| 14 | 4010608 | 4 | Screw M6 x 16 | |
| 15 | 4010616 | 2 | Screw M6 x 40 | |
| 16 | 4010617 | 4 | Screw M6 x 45 | |
| 17 | 4010618 | 4 | Screw M6 x 50 | |
| 18 | 4420062 | 16 in/ 40cm | Tape | |
| 19 | 4811700 | 10 | Washer M6 | |
| 20 | 4811900 | 50 | Washer M8 | |
| 21 | 4812000 | 2 | Washer M10 | |
| 22 | 1001154378 | 1 | Bracket | |
| 23 | 1001187587 | 3 | Pin, Snap with Lanyard | |
| 24 | 1001210586 | 1 | Support | |
| 100 | 1001235959 | 1 | Rail Kit (Not Shown) | |
| 101 | 1001210302 | 1 | Gate | |
| 102 | 1001213415 | 2 | Rod, Extension MID | |
| 103 | 1001213416 | 2 | Rail, Extension Top | |
| 104 | 1001234006 | 1 | Rail, Side MID (LH) | |
| 105 | 1001234007 | 1 | Rail, Side MID (RH) | |
| 106 | 1001234008 | 2 | Rail, Rear | |
| 107 | 1001234141 | 1 | Rail, Side Top (LH) | |
| 108 | 1001234142 | 1 | Rail, Side Top (RH) | |
| 109 | 1001234266 | 1 | Rail, Extension Top Front | |
| 110 | 1001234267 | 1 | Rail, Extension MID Front | |
| 111 | 1001234268 | 1 | Tube, Rear Top | |

SECTION 4 - PLATFORM

FIGURE 4-6. EXTENSION HANDLES INSTALLATION (OPTIONAL)



ART_1001215446_E

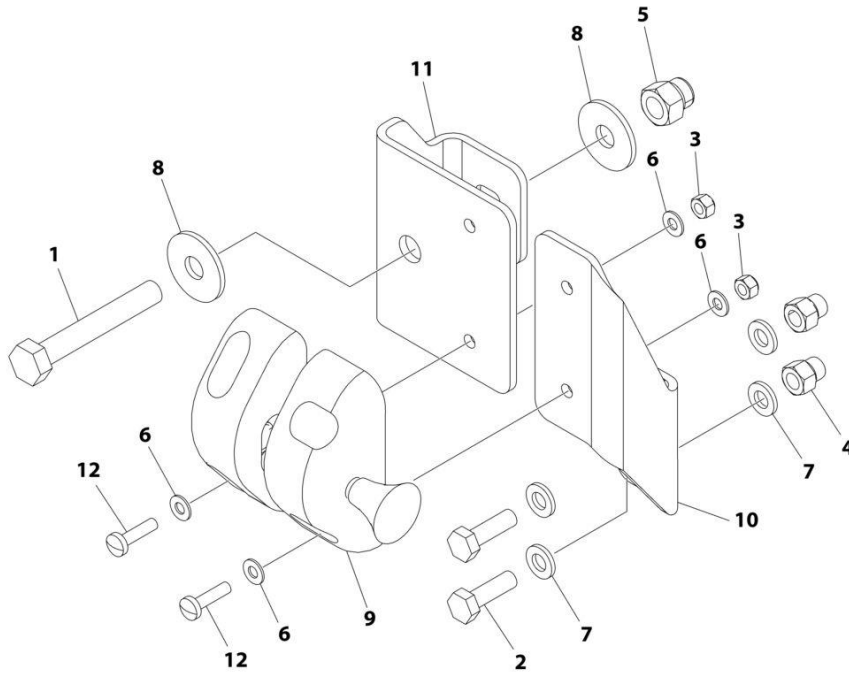
SECTION 4 - PLATFORM

FIGURE 4-6. EXTENSION HANDLES INSTALLATION (OPTIONAL)

| ITEM | PART NUMBER | QTY | DESCRIPTION | REV |
|------|-------------|-----|---|-----|
| | 1001215446 | Ref | EXTENSION HANDLES INSTALLATION (OPTIONAL) | E |
| 1 | 1380132 | 2 | Clip | |
| 2 | 2560088 | 2 | Grip | |
| 3 | 2560190 | 2 | Handle | |
| 4 | 3290606 | 2 | Nut M6 | |
| 5 | 3290806 | 2 | Nut M8 | |
| 6 | 3820019 | 2 | Rivet | |
| 7 | 3860111 | 2 | Roller | |
| 8 | 0700818 | AR | Bolt M8 x 50 | |
| 9 | 0700621 | AR | Bolt M6 x 65 | |
| 10 | 4811702 | AR | Washer M6 | |
| 12 | 4811900 | AR | Washer M8 | |
| 13 | 1001235560 | 1 | Bracket (LH) | |
| 14 | 1001235561 | 1 | Bracket (RH) | |

SECTION 4 - PLATFORM

FIGURE 4-7. GATE LATCH INSTALLATION - OPTIONAL



ART_1001220995

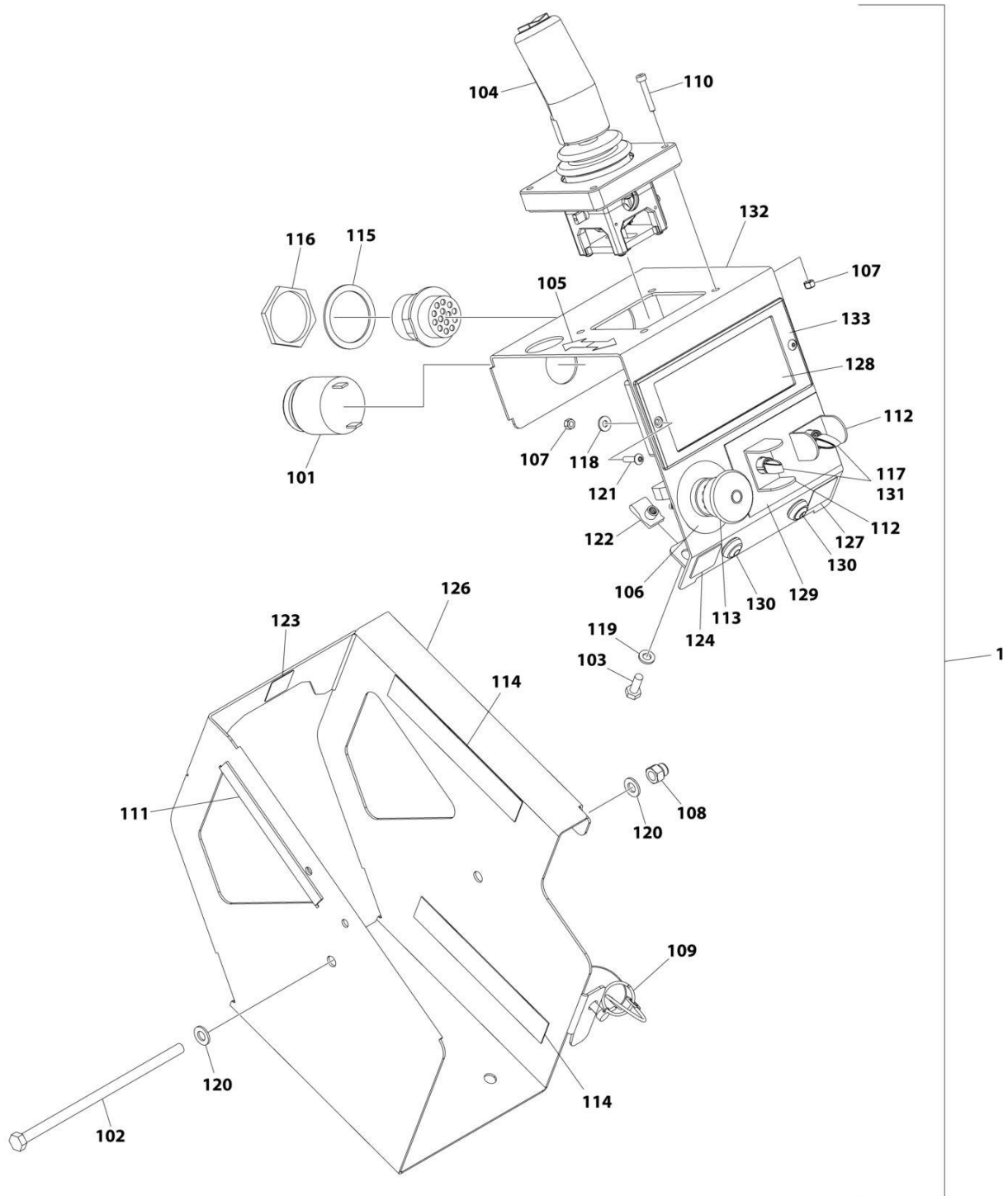
SECTION 4 - PLATFORM

FIGURE 4-7. GATE LATCH INSTALLATION - OPTIONAL

| ITEM | PART NUMBER | QTY | DESCRIPTION | REV |
|------|-------------|-----|-------------------------|-----|
| | 1001220995 | Ref | GATE LATCH INSTALLATION | B |
| 1 | 0700819 | 1 | Bolt M8 x 55 | |
| 2 | 0760610 | 2 | Bolt M6 x 20 | |
| 3 | 3290405 | 4 | Nut M4 | |
| 4 | 3290606 | 2 | Nut M6 | |
| 5 | 3290806 | 1 | Nut M8 | |
| 6 | 4811400 | 8 | Washer M4 | |
| 7 | 4811700 | 4 | Washer M6 | |
| 8 | 4811902 | 2 | Washer M8 | |
| 9 | 1001134821 | 1 | Latch | |
| 10 | 1001220409 | 1 | Mount | |
| 11 | 1001220410 | 1 | Plate | |
| 12 | 4010408 | 4 | Screw M4 x 16 | |

SECTION 4 - PLATFORM

FIGURE 4-8. PLATFORM CONSOLE BOX INSTALLATION



ART_1001274659

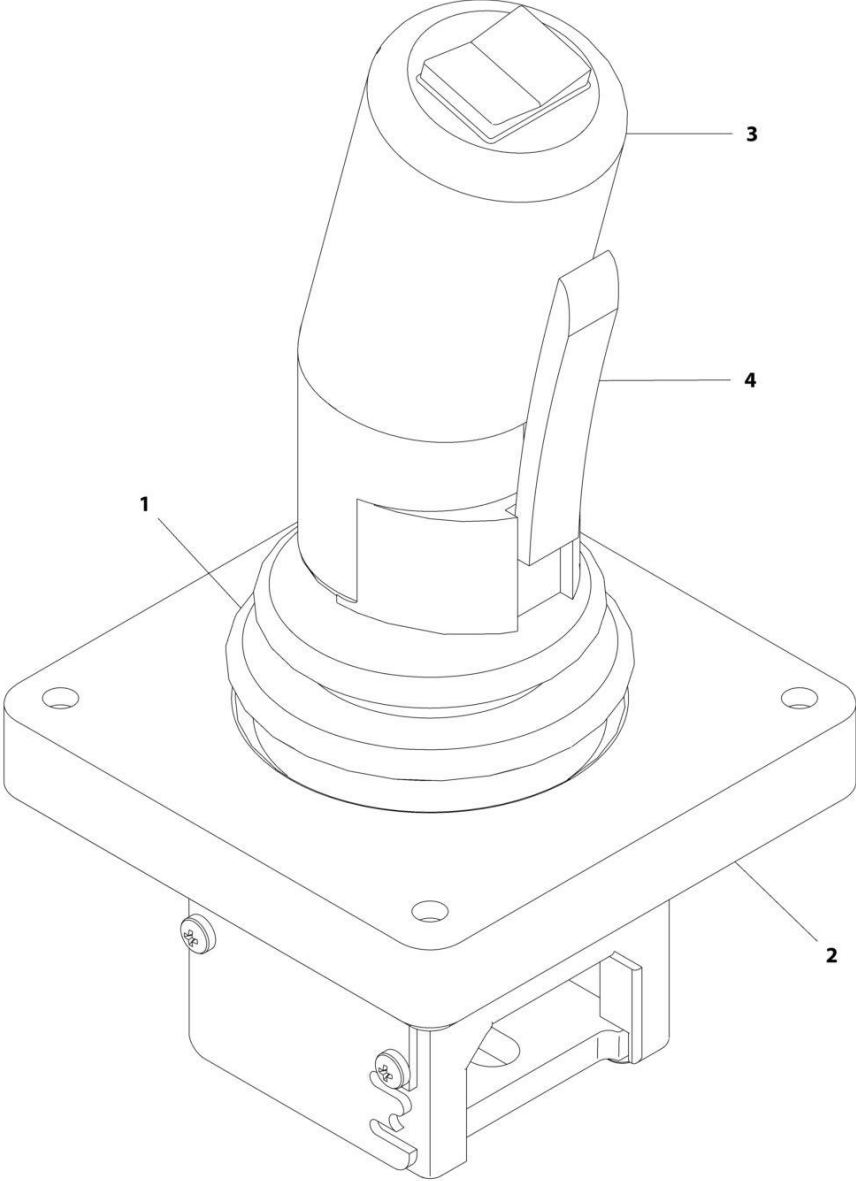
SECTION 4 - PLATFORM

FIGURE 4-8. PLATFORM CONSOLE BOX INSTALLATION

| ITEM | PART NUMBER | QTY | DESCRIPTION | REV |
|------|-------------|----------------|---|-----|
| | 1001274659 | Ref | PLATFORM CONTROL INSTALLATION (LED) | A |
| 1 | 1001274604 | 1 | Platform Control Box | B |
| 101 | 0140030 | 1 | Alarm | |
| 102 | 0700835 | 1 | Bolt M8 x 180 | |
| 103 | 0760610 | 2 | Bolt M6 x 20 | |
| 104 | 1600402 | 1 | Controller Assembly (See Separate Breakdown in this Section) | |
| 105 | 1703819 | 1 | Decal - Arrow | |
| 106 | 1704260 | 1 | Decal - Emergency Stop | |
| 107 | 3290405 | 6 | Nut M4 | |
| 108 | 3290806 | 1 | Nut M8 | |
| 109 | 3423278 | 1 | Pin, Snap with Lanyard | |
| 110 | 4031509 | 4 | Capscrew M4 x 25 | |
| 111 | 4060803 | 6 in/ 14cm | Flex-Trim | |
| 112 | 4060906 | 2 | Guard, Switch | |
| 113 | 4360475 | 1 | Switch, Emergency Stop | |
| 113 | 7020175 | 1 | Cap | |
| 113 | 7020176 | 1 | Block, Contact | |
| 114 | 4420062 | 12 in/ 30cm | Tape | |
| 115 | 4460496 | 1 | Washer, Terminal | |
| 116 | 4460497 | 1 | Nut, Terminal | |
| 117 | 4711700 | 2 | Washer 7/16 | |
| 118 | 4811400 | 2 | Washer M4 | |
| 119 | 4811700 | 2 | Washer M6 | |
| 120 | 4811900 | 2 | Washer M8 | |
| 121 | 1001047064 | 2 | Screw M4 x 15 | |
| 122 | 1001130220 | 2 | Nut, Tinnerman M6 | |
| 123 | 1001132358 | 1 | Decal - Steer | |
| 124 | 1001132361 | 1 | Decal - Horn | |
| 125 | 1001200819 | 1 | Platform Control Box Harness (Not Shown) (See Separate Breakdown in ELECTRICAL Section) | |
| 126 | 1001209596 | 1 | Plate, Box (Outside) | |
| 127 | 1001213886 | 1 | Decal - Indoor/Outdoor | |
| 128 | 1001218285 | 1 | Decal - Platform Control | |
| 129 | 1001220893 | 1 | Decal - Lift/Drive Function | |
| 130 | 1001226749 | 2 | Switch, Push Button | |
| 131 | 1001258446 | 2 | Switch, Toggle | |
| 132 | 1001262655 | 1 | Plate, Box (Inside) | |
| 133 | 1001274605 | 1 | Module, Platform Control | |

SECTION 4 - PLATFORM

FIGURE 4-9. DRIVE/STEER CONTROLLER ASSEMBLY



ART_1600402

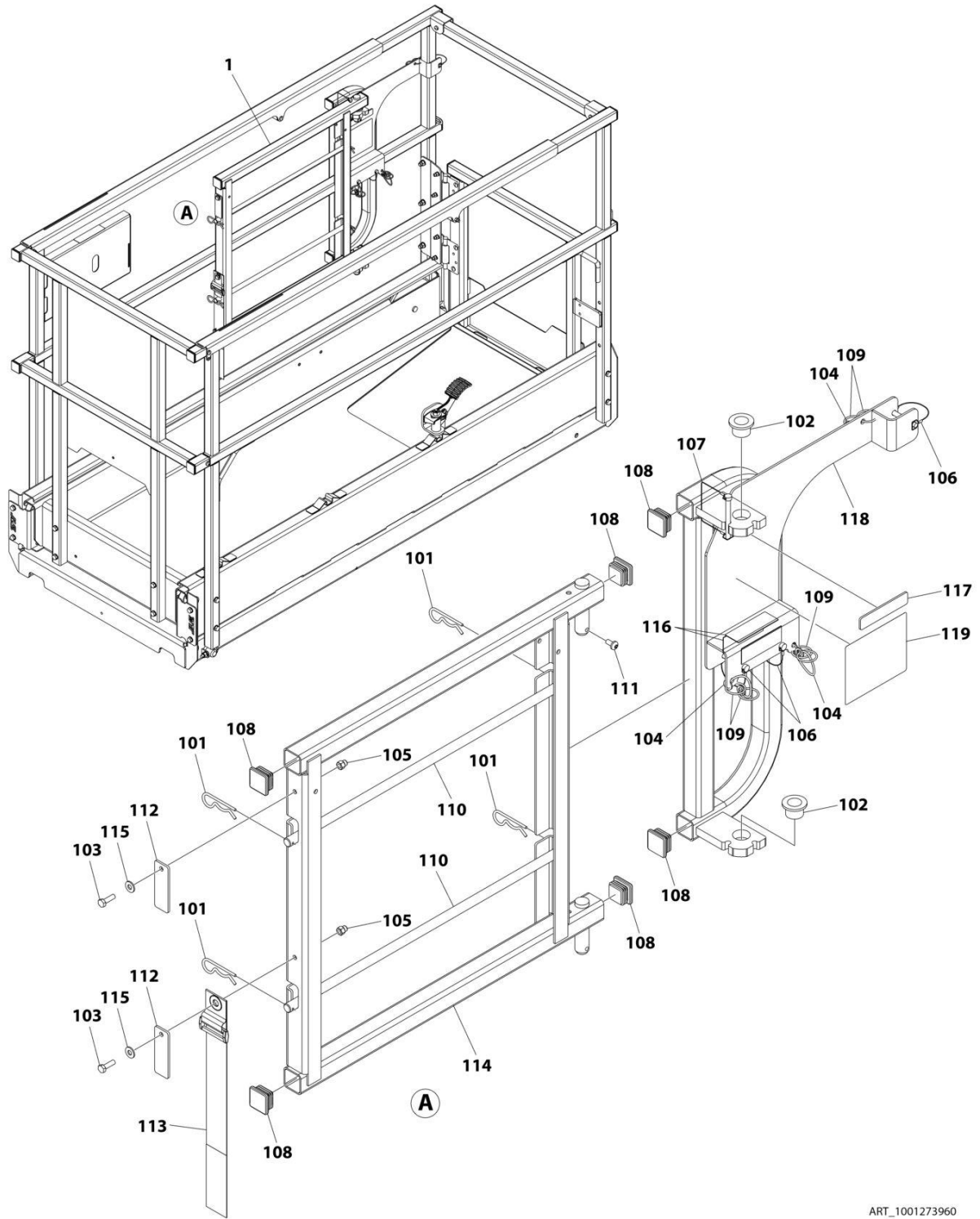
SECTION 4 - PLATFORM

FIGURE 4-9. DRIVE/STEER CONTROLLER ASSEMBLY

| ITEM | PART NUMBER | QTY | DESCRIPTION | REV |
|------|-------------|-----|---|-----|
| | 1600402 | Ref | DRIVE/STEER CONTROLLER ASSEMBLY | A |
| 1 | 70001250 | 1 | Boot, Panel | |
| 2 | 70001252 | 1 | Gasket, Mounting | |
| 2 | 70001251 | 1 | Bezel, Mounting | |
| 3 | 70003650 | 1 | Handle Repair Kit (Includes handle gasket, item#4 push button and item #4 lever installed in front handle half, back handle half, top actuator, boot and hardware.) | |
| 3 | 70000084 | 1 | Cap, Rubber | |
| 3 | 70000082 | 1 | Microswitch | |
| 3 | 7027766 | 1 | Ring, Retaining | |
| 3 | 7027365 | 1 | Actuator, Handle | |
| 3 | 70001253 | 1 | Gasket, Handle | |
| 3 | 70000683 | 4 | Washer, Neoprene | |
| 3 | 70000685 | 2 | Spacer, Plastic | |
| 3 | 70000686 | 2 | Screw (Top) | |
| 3 | 70000684 | 2 | Screw (Bottom) | |
| 4 | 7027367 | 1 | Switch, Push Button | |
| 4 | 7027765 | 1 | Lever, Enable | |

SECTION 4 - PLATFORM

FIGURE 4-10. ELECTRICIAN TREE INSTALLATION



ART_1001273960

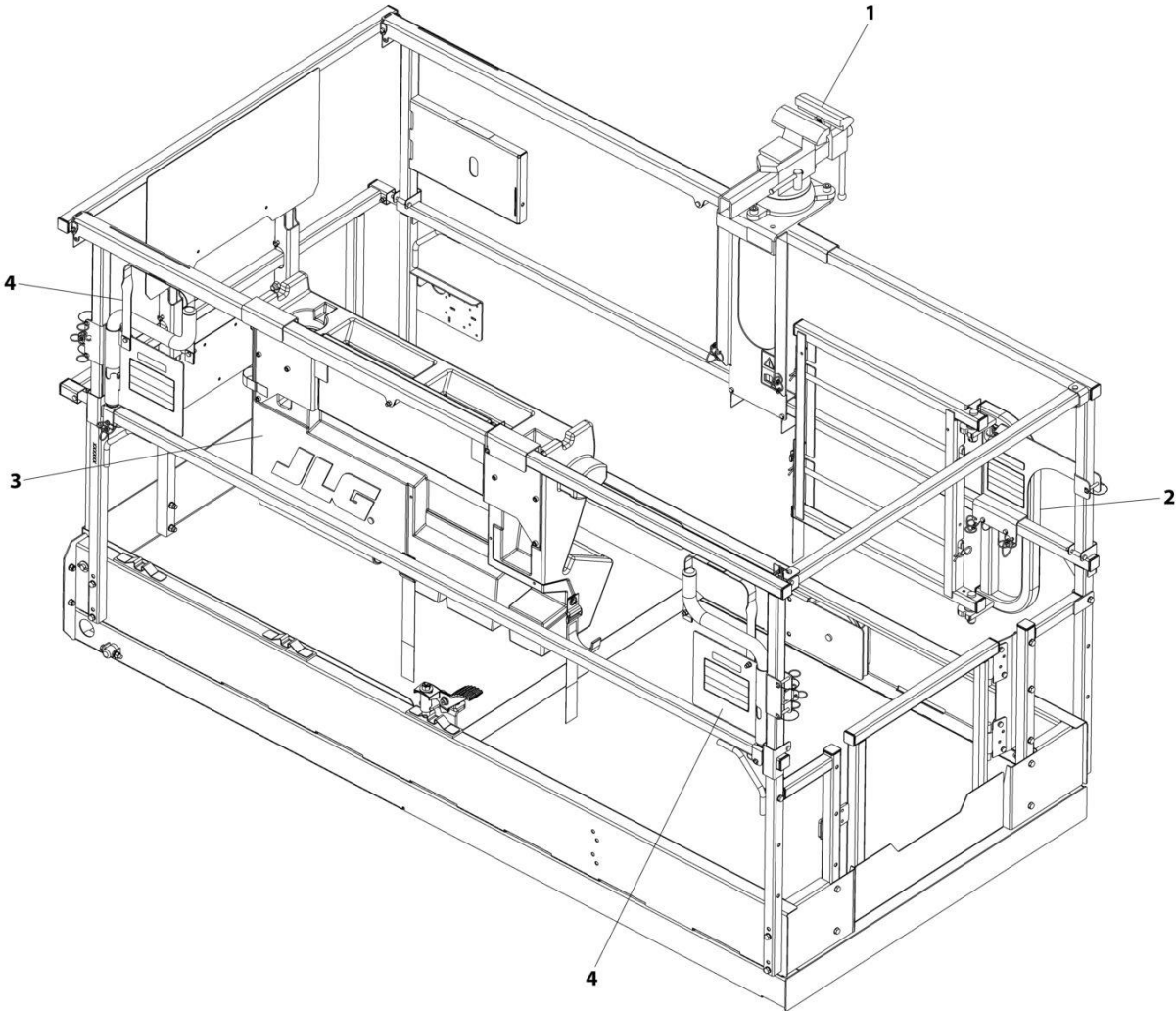
SECTION 4 - PLATFORM

FIGURE 4-10. ELECTRICIAN TREE INSTALLATION

| ITEM | PART NUMBER | QTY | DESCRIPTION | REV |
|------|-------------|-----|-------------------------------|-----|
| | 1001273960 | Ref | ELECTRICIAN TREE INSTALLATION | A |
| 1 | 1001273907 | 1 | Electrician Tree Accessory | A |
| 101 | 80325 | 4 | Hairpin, Cotter | |
| 102 | 0440223 | 2 | Bushing | |
| 103 | 0700610 | 2 | Bolt M6 x 20 | |
| 104 | 1060379 | 4 | Lanyard | |
| 105 | 3290606 | 2 | Cap, Nut M6 x 1 | |
| 106 | 3421453 | 3 | Pin | |
| 107 | 3422219 | 1 | Pin | |
| 108 | 3520072 | 6 | Plug, Cap | |
| 109 | 3760170 | 8 | Ring | |
| 110 | 3841675 | 2 | Rod | |
| 111 | 4191706 | 1 | Screw M6 x 12 | |
| 112 | 4220227 | 2 | Stop, Spool Rod | |
| 113 | 4240003 | 1 | Strap | |
| 114 | 4340947 | 1 | Mount, Spool Rack | |
| 115 | 4711400 | 2 | Washer 1/4 | |
| 116 | 1001189762 | 3 | Tape | |
| 117 | 1001252626 | 1 | Decal - ACCY Weight | |
| 118 | 1001273909 | 1 | Support | |
| 119 | 1001274838 | 1 | Decal | |

SECTION 4 - PLATFORM

FIGURE 4-11. ELECTRICIANS PACKAGE INSTALLATION



ART_1001273844

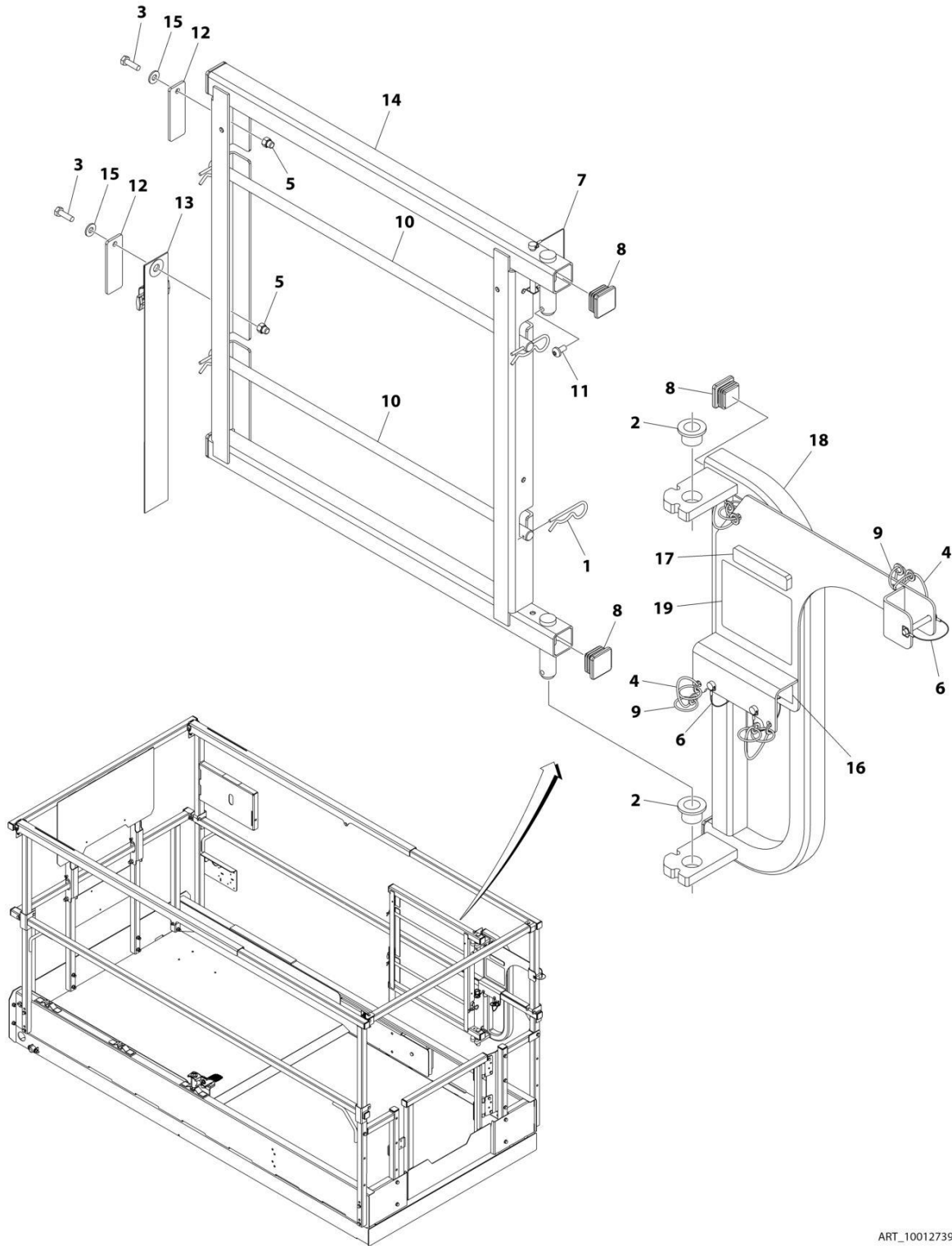
SECTION 4 - PLATFORM

FIGURE 4-11. ELECTRICIANS PACKAGE INSTALLATION

| ITEM | PART NUMBER | QTY | DESCRIPTION | REV |
|------|-------------|-----|---|-----|
| | 1001273844 | Ref | ELECTRICIANS PACKAGE INSTALLATION | A |
| 1 | 1001273453 | 1 | Machinist Vise Accessory (See Separate Breakdown in this Section) | |
| 2 | 1001273907 | 1 | Electrician Tree Accessory (See Separate Breakdown in this Section) | |
| 3 | 1001273957 | 1 | Workstation Accessory (See Separate Breakdown in this Section) | |
| 4 | 1001273959 | 2 | Pipe Rack Assembly Accessory (See Separate Breakdown in this Section) | |

SECTION 4 - PLATFORM

FIGURE 4-12. ELECTRICIANS TREE ACCESSORY



ART_1001273907

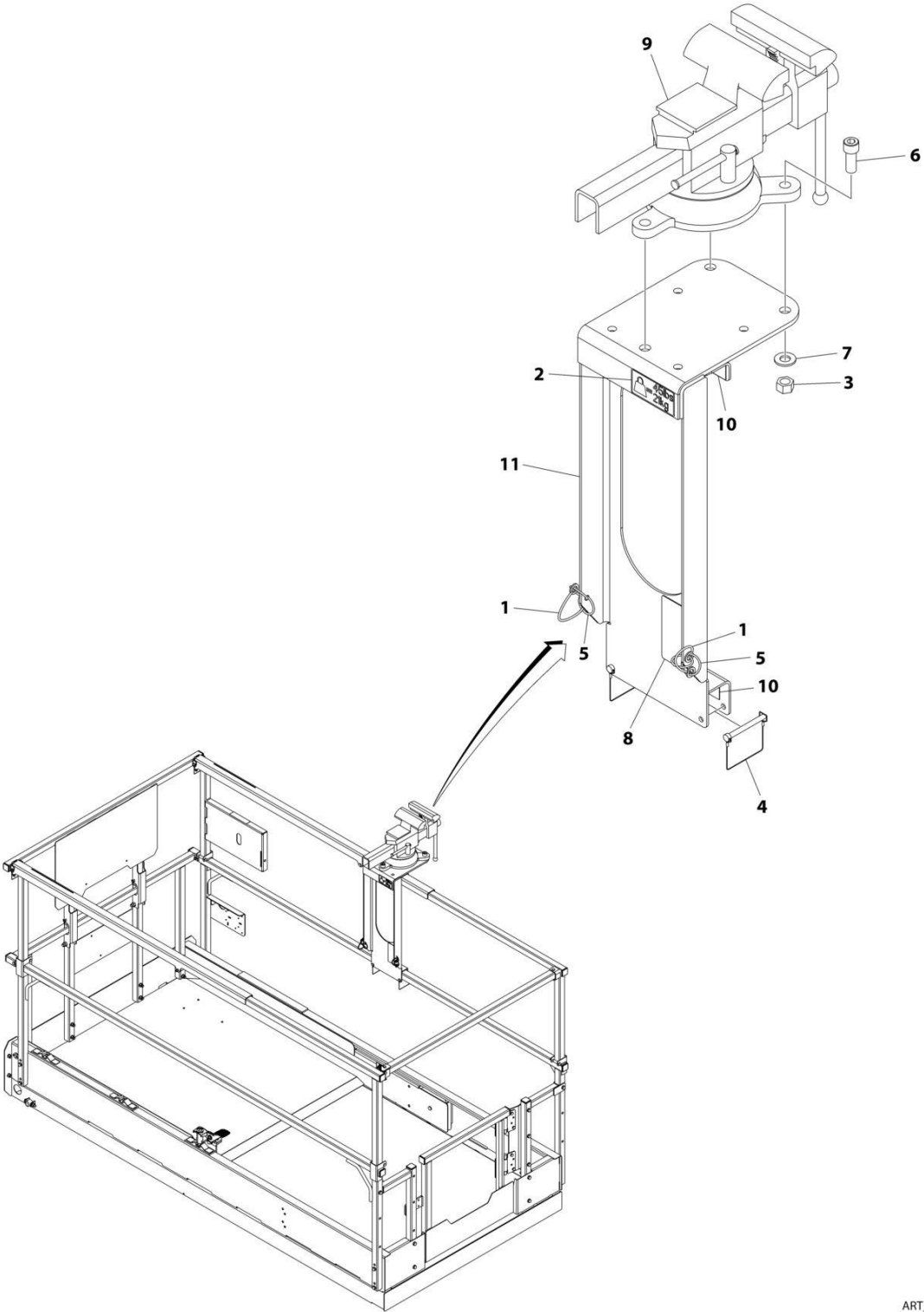
SECTION 4 - PLATFORM

FIGURE 4-12. ELECTRICIANS TREE ACCESSORY

| ITEM | PART NUMBER | QTY | DESCRIPTION | REV |
|------|-------------|------|----------------------------------|-----|
| | 1001273907 | Ref | ELECTRICIANS TREE ACCESSORY | A |
| 1 | 80325 | 4 | Hairpin, Cotter | |
| 2 | 0440223 | 2 | Bearing, Oilite Flange | |
| 3 | 0700610 | 2 | Bolt M6 x 20 | |
| 4 | 1060379 | 4 | Lanyard | |
| 5 | 3290606 | 2 | Nut M6 | |
| 6 | 3421453 | 3 | Pin | |
| 7 | 3422219 | 1 | Pin | |
| 8 | 3520072 | 6 | Plug | |
| 9 | 3760170 | 8 | Ring, Split | |
| 10 | 3841675 | 2 | Rod | |
| 11 | 4191706 | 1 | Bolt M6 x 12 | |
| 12 | 4220227 | 2 | Stop, Spool Rod | |
| 13 | 4240003 | 1 | Strap | |
| 14 | 4340947 | 1 | Mount, Spool Rack | |
| 15 | 4711400 | 2 | Washer 1/4 | |
| 16 | 1001189762 | 3 ft | Tape | |
| 17 | 1001252626 | 1 | Decal - Accessory Weight | |
| 18 | 1001273909 | 1 | Support, Base Pivot | |
| 19 | 1001274838 | 1 | Decal - Electrical Tree Capacity | |

SECTION 4 - PLATFORM

FIGURE 4-13. MACHINIST VISE ACCESSORY



ART_1001273453

SECTION 4 - PLATFORM

FIGURE 4-13. MACHINIST VISE ACCESSORY

| ITEM | PART NUMBER | QTY | DESCRIPTION | REV |
|------|-------------|------|---|-----|
| | 1001273453 | Ref | MACHINIST VISE ACCESSORY | A |
| 1 | 1060379 | 2 | Lanyard | |
| 2 | 1705985 | 1 | Decal - Weight | |
| 3 | 3271805 | 3 | Nut 1/2 | |
| 4 | 3422219 | 2 | Pin, Snap | |
| 5 | 3760170 | 4 | Ring, Split | |
| 6 | 3931820 | 3 | Bolt 1/2 x 1 | |
| 7 | 4711800 | 3 | Washer 1/2 | |
| 8 | 8005670 | 1 | Decal - Instruction Read Operators Manual | |
| 9 | 1001157050 | 1 | Attachment, Machinists Vise | |
| 10 | 1001189762 | 6 ft | Tape | |
| 11 | 1001273470 | 1 | Mount, Vise | |

SECTION 4 - PLATFORM

FIGURE 4-14. PIPE RACK ASSEMBLY ACCESSORY

| ITEM | PART NUMBER | QTY | DESCRIPTION | REV |
|------|-------------|-----|------------------------------|-----|
| | 1001273959 | Ref | PIPE RACK ASSEMBLY ACCESSORY | A |
| 1 | 0240054 | 1 | Pipe | |
| 2 | 0700608 | 2 | Bolt M6 x 16 | |
| 3 | 1060379 | 3 | Lanyard | |
| 4 | 3290606 | 2 | Nut M6 | |
| 5 | 3421453 | 3 | Pin | |
| 6 | 3520176 | 2 | Plug | |
| 7 | 3760170 | 5 | Ring | |
| 8 | 4191706 | 1 | Bolt M6 x 12 | |
| 9 | 4240164 | 1 | Strap | |
| 10 | 4811700 | 4 | Washer M6 | |
| 11 | 1001180205 | 1 | Pipe Rack Weldment | |
| 12 | 1001251855 | 2 | Decal - Accessory Weight | |
| 13 | 1001275538 | 2 | Decal - Pipe Rack Capacity | |

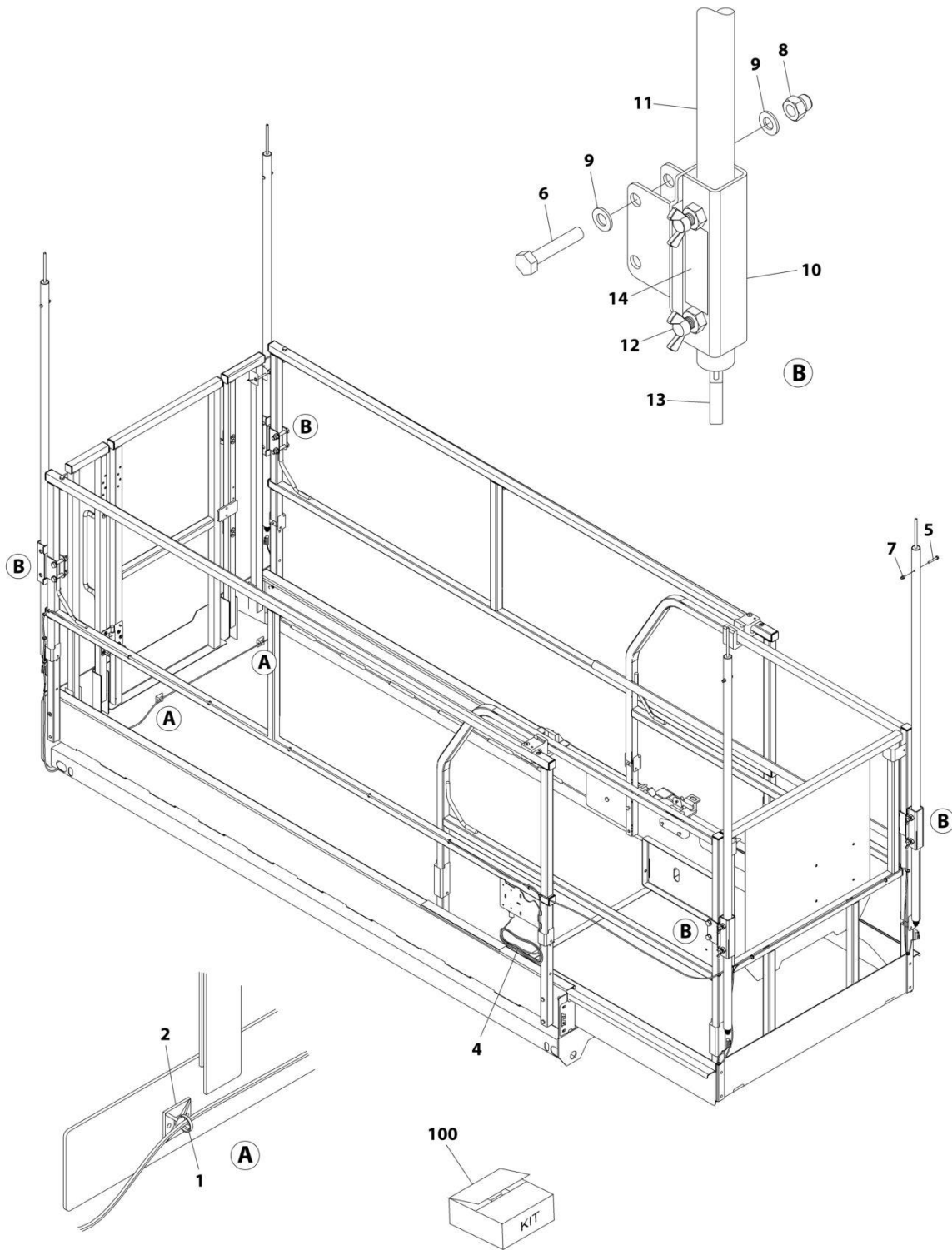
SECTION 4 - PLATFORM

FIGURE 4-15. WORKSTATION ACCESSORY

| ITEM | PART NUMBER | QTY | DESCRIPTION | REV |
|------|-------------|-----|------------------------------|-----|
| | 1001273957 | Ref | WORKSTATION ACCESSORY | A |
| 1 | 1060379 | 1 | Lanyard | |
| 2 | 1120555 | 2 | Cap | |
| 3 | 1580023 | 1 | Container, Work Bench | |
| 4 | 1580024 | 1 | Tray, Work Surface | |
| 5 | 1705997 | 1 | Decal - Workstation | |
| 6 | 2700100 | 1 | Hook | |
| 7 | 3422219 | 1 | Pin | |
| 8 | 3460334 | 1 | Pipe | |
| 9 | 3760170 | 2 | Ring | |
| 10 | 3900355 | 2 | Bolt 5/16 | |
| 11 | 3931412 | 2 | Bolt 1/4 x 3/4 | |
| 12 | 3931508 | 6 | Bolt 5/16 x 1/2 | |
| 13 | 4240003 | 2 | Strap | |
| 14 | 4340853 | 1 | Mount, RH Channel | |
| 15 | 4340854 | 1 | Mount, LH Channel | |
| 16 | 4711400 | 2 | Washer 1/4 | |
| 17 | 4740480 | 2 | Washer | |
| 18 | 1001274837 | 1 | Decal - Workstation Capacity | |
| 19 | 1001275631 | 1 | Decal - Accessory Weight | |

SECTION 4 - PLATFORM

FIGURE 4-16. OVERHEAD PROTECTION INSTALLATION (KOREAN SPECS)



ART_1001226901

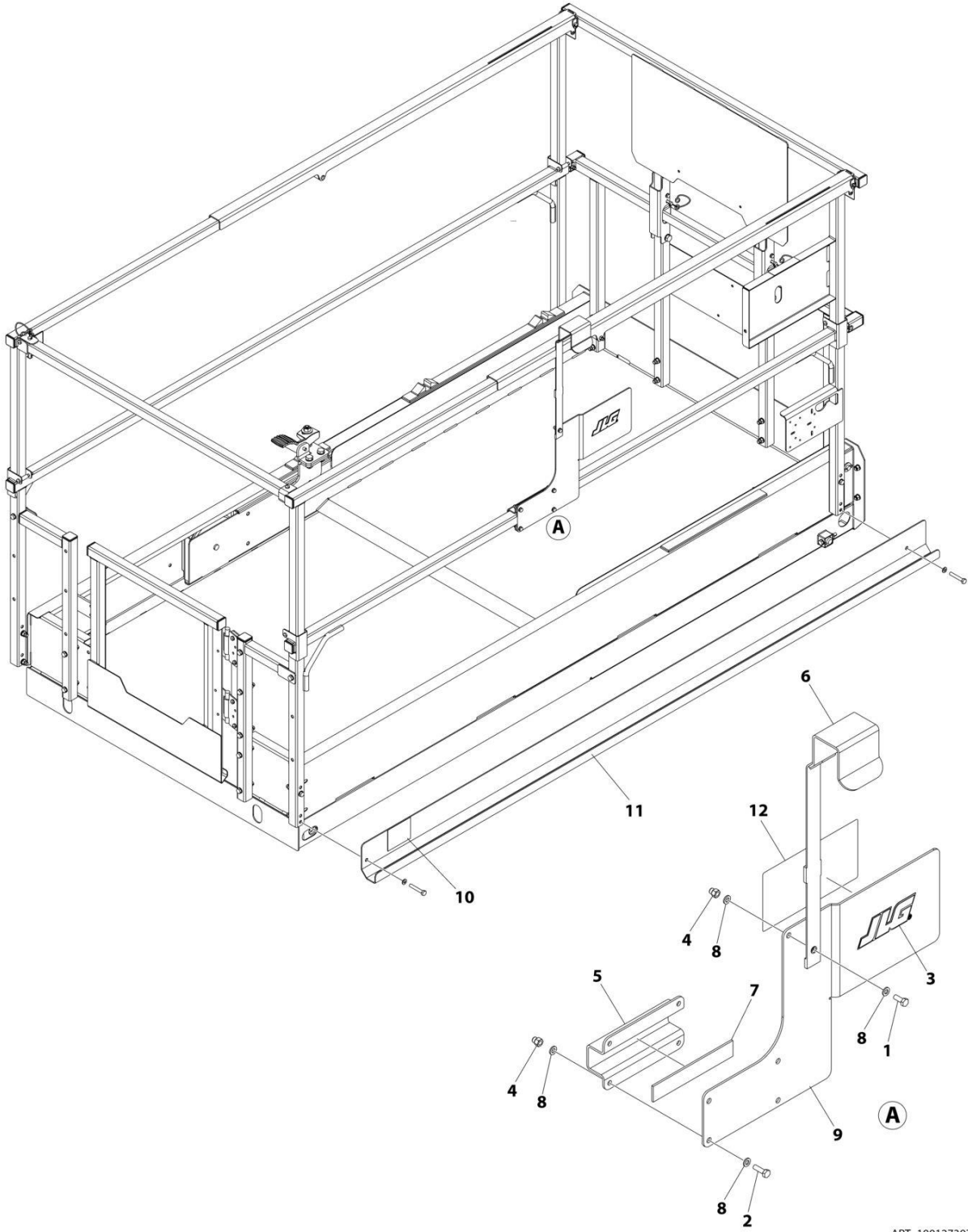
SECTION 4 - PLATFORM

FIGURE 4-16. OVERHEAD PROTECTION INSTALLATION (KOREAN SPECS)

| ITEM | PART NUMBER | QTY | DESCRIPTION | REV |
|------|-------------|-----|---|-----|
| | 1001226901 | Ref | OVERHEAD PROTECTION INSTALLATION (KOREAN SPECS) | A |
| 1 | 4240017 | AR | Tie-Strap | |
| 2 | 4460234 | 2 | Mount, Tie-Strap | |
| 4 | 1001227728 | 1 | Overhead Protection Harness | A |
| 4 | 4460891 | 4 | Plug, Male - 2 Position (X503-X506) | |
| 4 | 4460465 | 8 | Socket, Female | |
| 4 | 4460536 | 1 | Receptacle, Female - 3 Position (X507) | |
| 4 | 4460464 | 2 | Pin, Male | |
| 4 | 4460466 | 1 | Plug, Terminal | |
| 5 | 0700616 | 4 | Bolt M6 x 40 | |
| 6 | 0701019 | 8 | Bolt M10 x 55 | |
| 7 | 3290606 | 4 | Nut M6 | |
| 8 | 3291006 | 8 | Nut M10 | |
| 9 | 4812000 | 16 | Washer M10 | |
| 10 | 1001221275 | 4 | Bracket | |
| 11 | 1001221276 | 4 | Tube | |
| 12 | 1001222914 | 8 | Thumb Screw | |
| 13 | 1001226277 | 4 | Switch, Overhead Protection | |
| 14 | 1001228184 | 1 | Decal - Overhaed Protection Weight | |
| 100 | 1001221244 | 1 | Overhead Protection Kit (Includes Items 5-14) | |

SECTION 4 - PLATFORM

FIGURE 4-17. PANEL CARRIER INSTALLATION



ART_1001273970

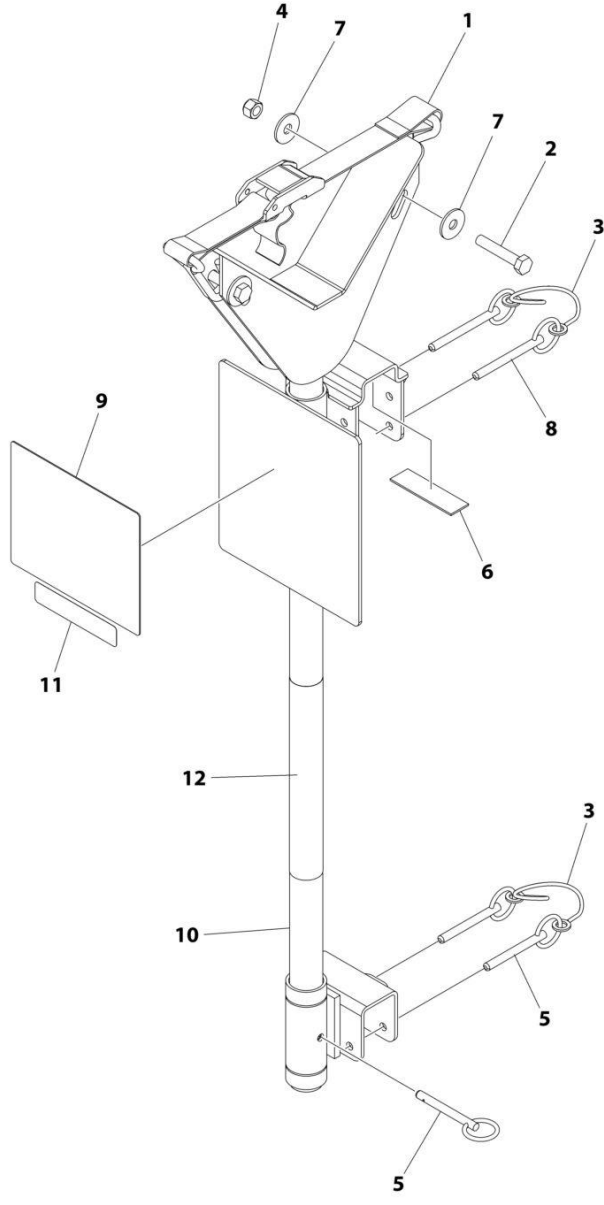
SECTION 4 - PLATFORM

FIGURE 4-17. PANEL CARRIER INSTALLATION

| ITEM | PART NUMBER | QTY | DESCRIPTION | REV |
|------|-------------|--------|--------------------------------|-----|
| | 1001273970 | Ref | PANEL CARRIER INSTALLATION | A |
| 1 | 0760608 | 1 | Bolt M6 x 16 | |
| 2 | 0760610 | 4 | Bolt M6 x 20 | |
| 3 | 1702010 | 1 | Decal - JLG | |
| 4 | 3290606 | 5 | Nut M6 | |
| 5 | 3574505 | 1 | Bracket | |
| 6 | 4240165 | 1 | Tie Strap | |
| 7 | 4420037 | 150 mm | Tape | |
| 8 | 4811700 | 10 | Washer M6 | |
| 9 | 1001235863 | 1 | Plate | |
| 10 | 1001253726 | 1 | Decal - Accessory | |
| 11 | 1001273968 | 1 | Channel, Panel Carrier | |
| 12 | 1001275539 | 1 | Decal - Panel Carrier Capacity | |

SECTION 4 - PLATFORM

FIGURE 4-18. PIPE RACKS INSTALLATION (OPTIONAL)



ART_1001270855

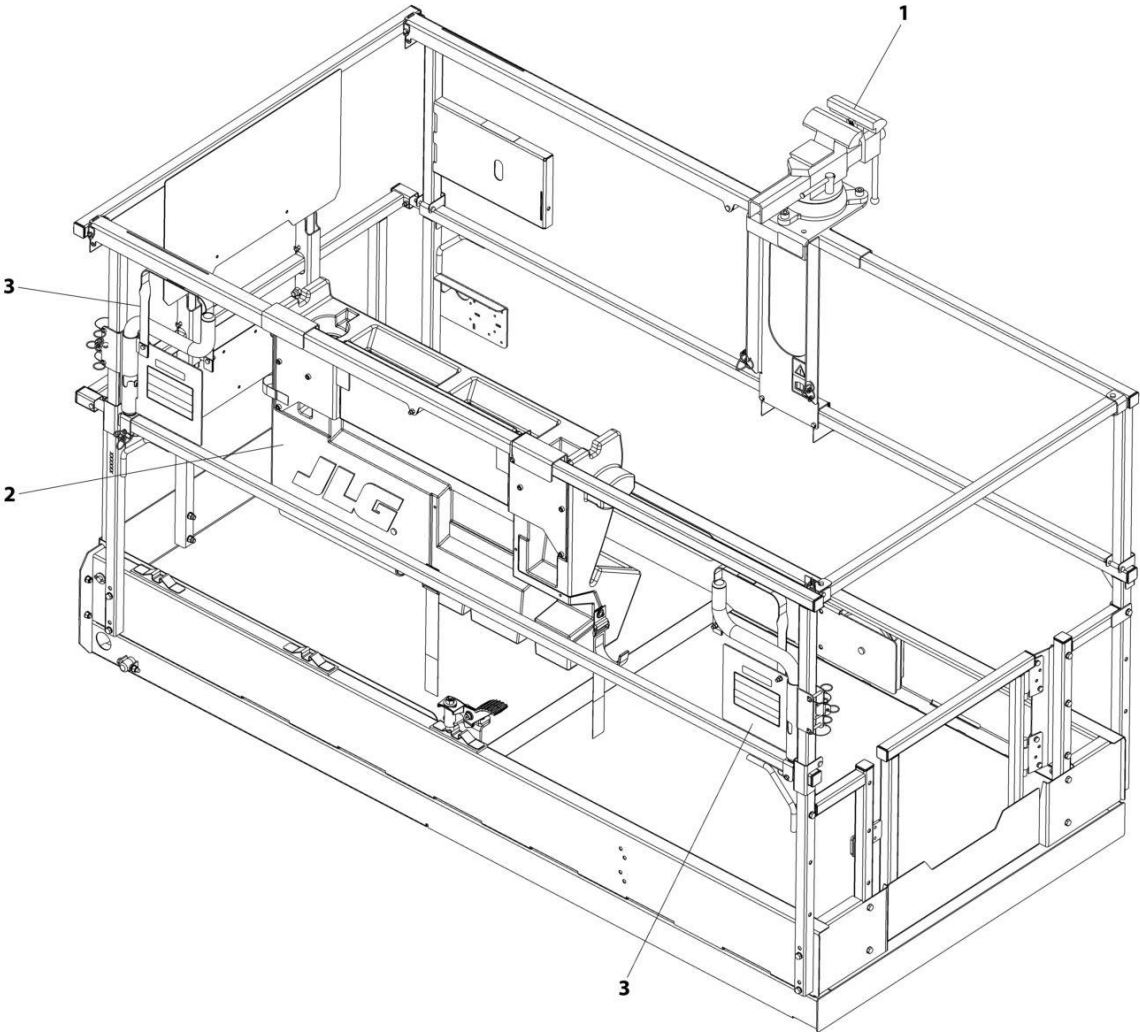
SECTION 4 - PLATFORM

FIGURE 4-18. PIPE RACKS INSTALLATION (OPTIONAL)

| ITEM | PART NUMBER | QTY | DESCRIPTION | REV |
|------|-------------|-----|----------------------------|-----|
| | 1001270855 | Ref | PIPE RACK INSTALLATION | C |
| 1 | 0480100 | 2 | Tie-Strap | |
| 2 | 0700817 | 4 | Bolt M8 x 45 | |
| 3 | 1060379 | 4 | Lanyard | |
| 4 | 3290805 | 4 | Nut M8 | |
| 5 | 3422661 | 6 | Pin | |
| 6 | 4420062 | AR | Tape | |
| 7 | 4811902 | 8 | Washer M8 | |
| 8 | 1001235941 | 4 | Pin | |
| 9 | 1001287711 | 2 | Decal - Pipe Rack Capacity | |
| 10 | 1001270533 | 2 | Rack Pipe | |
| 11 | 1001270631 | 2 | Decal - ACCY Weight | |
| 12 | 1001271412 | 2 | Decal - JLG | |

SECTION 4 - PLATFORM

FIGURE 4-19. PLUMBER PACKAGE INSTALLATION



ART_1001273845

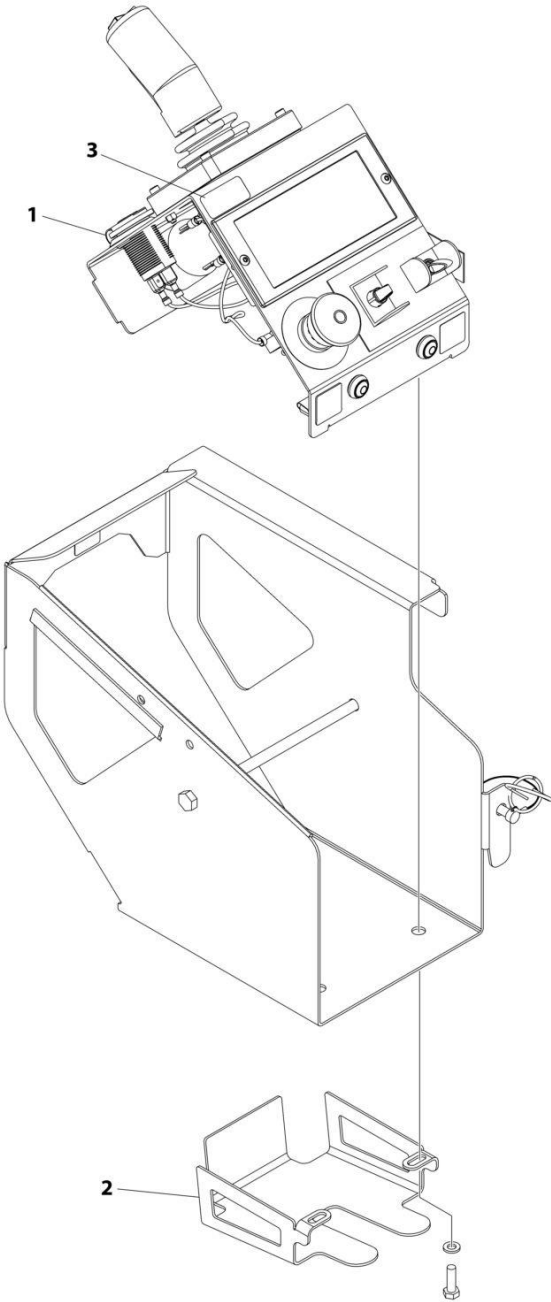
SECTION 4 - PLATFORM

FIGURE 4-19. PLUMBER PACKAGE INSTALLATION

| ITEM | PART NUMBER | QTY | DESCRIPTION | REV |
|------|-------------|-----|-------------------------------|-----|
| | 1001273845 | Ref | PLUMBERS PACKAGE INSTALLATION | A |
| 1 | 1001273453 | 1 | Machinist Vise Accessory | |
| 2 | 1001273957 | 1 | Workstation Accessory | |
| 3 | 1001273959 | 2 | Pipe Rack Assembly Accessory | |

SECTION 4 - PLATFORM

FIGURE 4-20. USB/PHONE CRADLE INSTALLATION



ART_1001262150

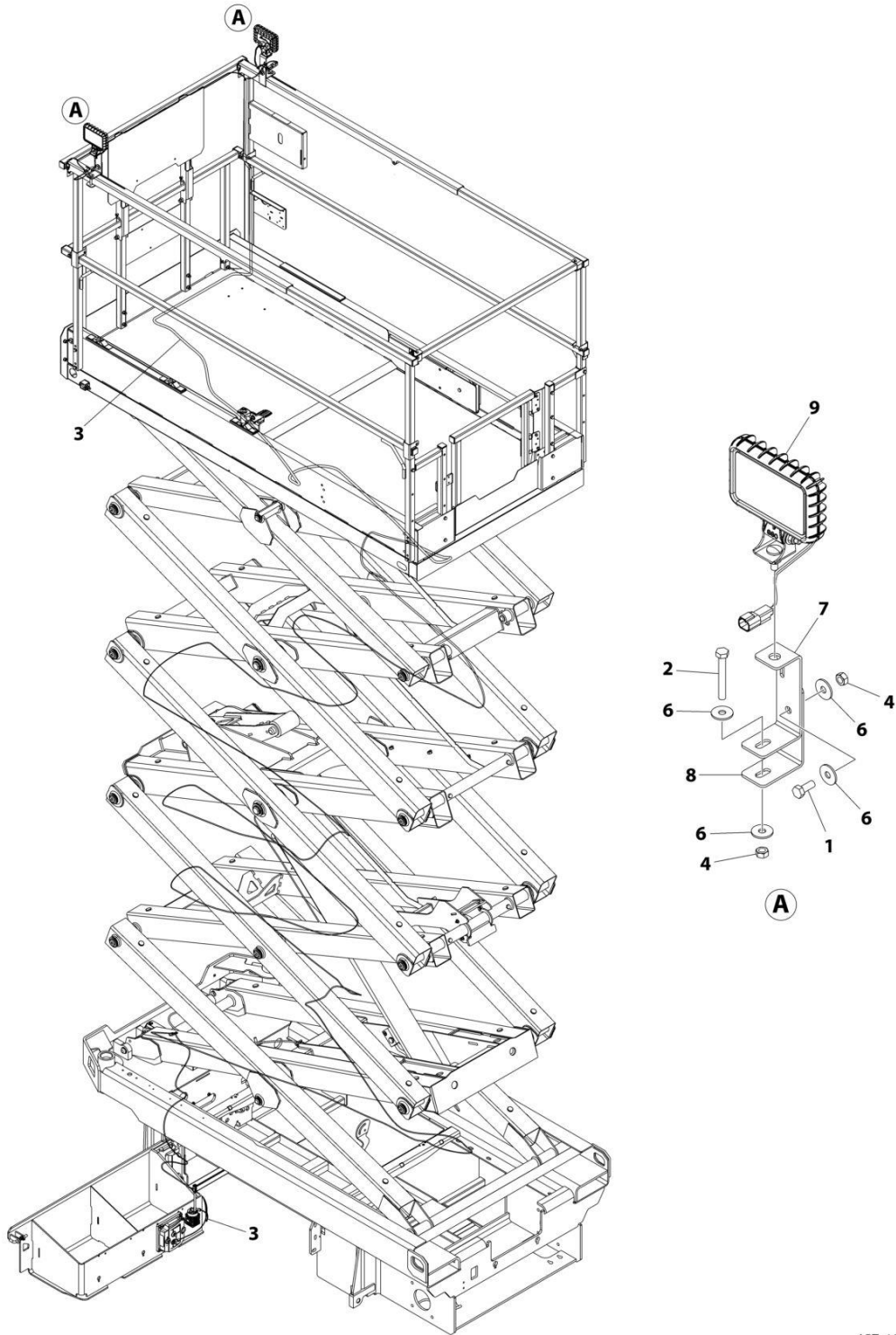
SECTION 4 - PLATFORM

FIGURE 4-20. USB/PHONE CRADLE INSTALLATION

| ITEM | PART NUMBER | QTY | DESCRIPTION | REV |
|------|-------------|-----|-------------------------------|-----|
| | 1001262150 | Ref | USB/PHONE CRADLE INSTALLATION | B |
| 1 | 1001253800 | 1 | Terminal, USB Receptacle | |
| 2 | 1001261131 | 1 | Bracket, Phone | |
| 3 | 1001274168 | 1 | Decal, USB Charge | |

SECTION 4 - PLATFORM

FIGURE 4-21. WORKLIGHT INSTALLATION



ART_1001273967

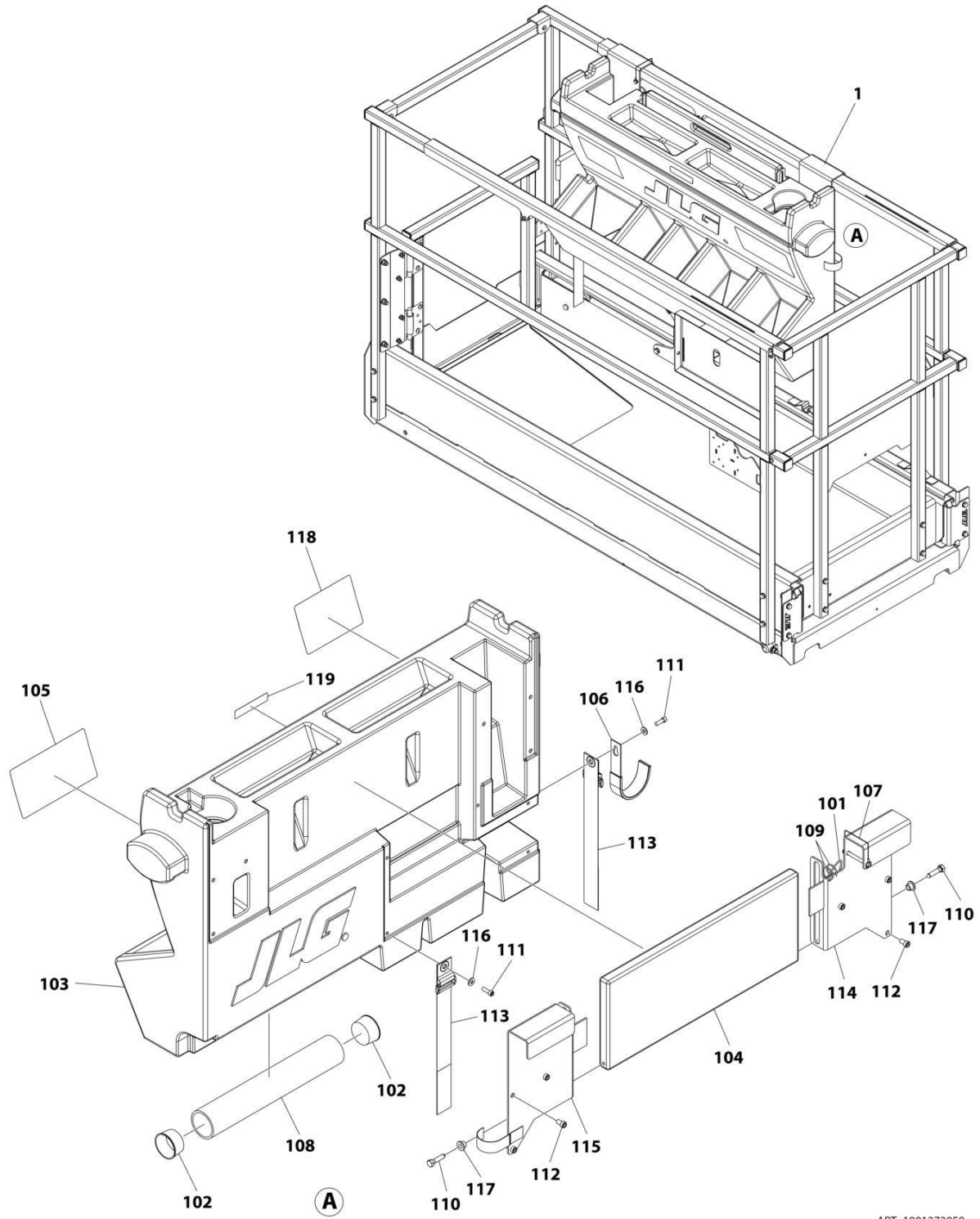
SECTION 4 - PLATFORM

FIGURE 4-21. WORKLIGHT INSTALLATION

| ITEM | PART NUMBER | QTY | DESCRIPTION | REV |
|------|-------------|-----|--------------------------------|-----|
| | 1001273967 | Ref | WORKLIGHT INSTALLATION | A |
| 1 | 0760810 | 2 | Bolt M8 x 20 | |
| 2 | 0760820 | 2 | Bolt M8 x 60 | |
| 3 | 1061044 | 1 | Cable, Worklight | |
| 4 | 3290801 | 4 | Nut M8 | |
| 5 | 4240033 | AR | Tie-Strap (Not Shown) | |
| 6 | 4811902 | 8 | Washer M8 | |
| 7 | 1001273961 | 2 | Bracket | |
| 8 | 1001273962 | 2 | Bracket | |
| 9 | 1001273964 | 2 | Lamp, Worklight Kit | |
| 9 | 1001232586 | 1 | Lamp, Work Light LED W/ Switch | |
| 9 | 1001274026 | 1 | Harness, Light | |

SECTION 4 - PLATFORM

FIGURE 4-22. WORKSTATION INSTALLATION



ART_1001273958

SECTION 4 - PLATFORM

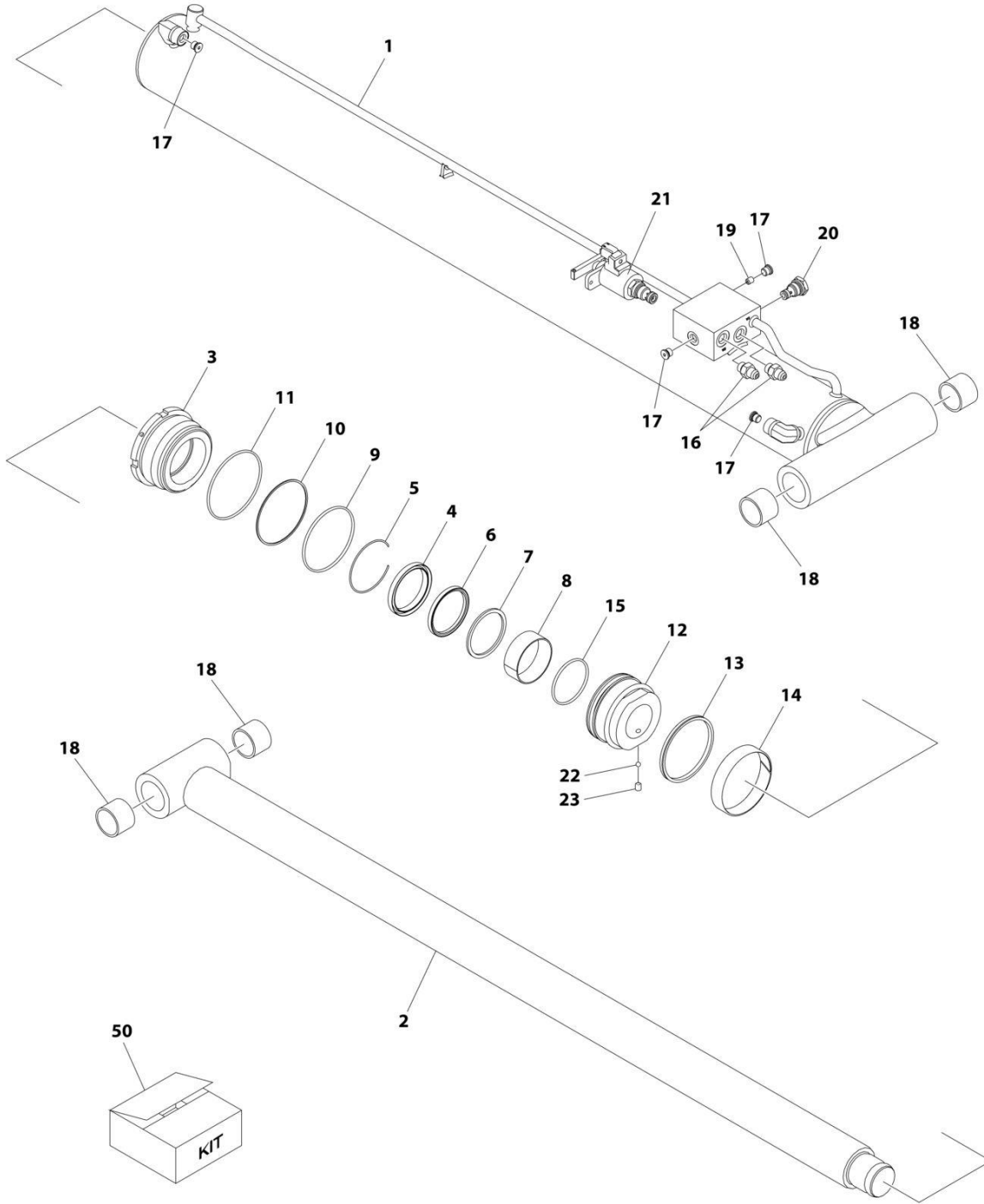
FIGURE 4-22. WORKSTATION INSTALLATION

| ITEM | PART NUMBER | QTY | DESCRIPTION | REV |
|------|-------------|-----|------------------------------|-----|
| | 1001273958 | Ref | WORKSTATION INSTALLATION | A |
| 1 | 1001273957 | 1 | Workstation Accessory | A |
| 101 | 1060379 | 1 | Lanyard | |
| 102 | 1120555 | 2 | Cap | |
| 103 | 1580023 | 1 | Container, Work Bench | |
| 104 | 1580024 | 1 | Tray, Work Surface | |
| 105 | 1705997 | 1 | Decal - Workstation | |
| 106 | 2700100 | 1 | Hook, Hanger | |
| 107 | 3422219 | 1 | Pin | |
| 108 | 3460334 | 1 | Pipe | |
| 109 | 3760170 | 2 | Ring | |
| 110 | 3900355 | 2 | Screw | |
| 111 | 3931412 | 2 | Bolt 1/4 x 3/4 | |
| 112 | 3931508 | 6 | Bolt 5/16 x 1/2 | |
| 113 | 4240003 | 2 | Strap | |
| 114 | 4340853 | 1 | Mount, Channel (RH) | |
| 115 | 4340854 | 1 | Mount, Channel (LH) | |
| 116 | 4711400 | 2 | Washer 1/4 | |
| 117 | 4740480 | 2 | Washer, Plastic Insert | |
| 118 | 1001274837 | 1 | Decal - Workstation Capacity | |
| 119 | 1001275631 | 1 | Decal - ACCY Weight | |

SECTION 5 - CYLINDER

SECTION 5 - CYLINDER

FIGURE 5-1. LIFT CYLINDER ASSEMBLY



ART_100124417

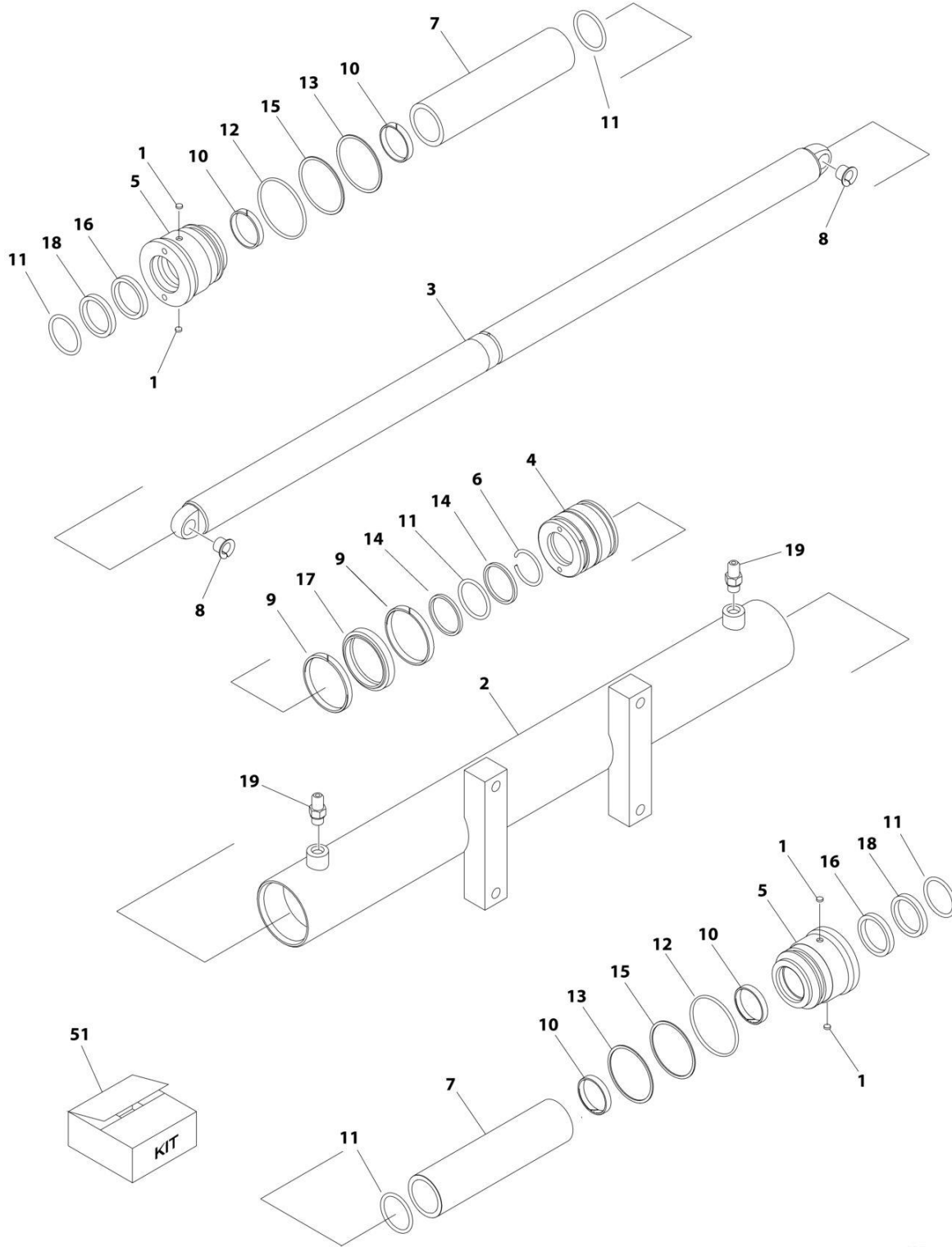
SECTION 5 - CYLINDER

FIGURE 5-1. LIFT CYLINDER ASSEMBLY

| ITEM | PART NUMBER | QTY | DESCRIPTION | REV |
|------|-------------|-----|--|-----|
| | 1001244417 | Ref | LIFT CYLINDER ASSEMBLY | C |
| | | Ref | Note: Original Cylinder May Have Been Replaced with Service Replacement. Identify PN Stamped on Cylinder Before Ordering Parts. | |
| 1 | See Note: | NSS | Barrel (Note: Purchase Complete Part) | |
| 2 | 70007050 | 1 | Rod | |
| 3 | 70007051 | 1 | Head | |
| 4 | See Note | NSS | Wiper (Note: Use Item 50) | |
| 5 | 70050795 | 1 | Ring, Retaining | |
| 6 | See Note | NSS | Seal, Rod (Note: Use Item 50) | |
| 7 | See Note | NSS | Ring, Back-up (Note: Use Item 50) | |
| 8 | 70007052 | 1 | Bearing | |
| 9 | See Note | NSS | O-Ring (Note: Use Item 50) | |
| 10 | See Note | NSS | Ring, Back-up (Note: Use Item 50) | |
| 11 | See Note | NSS | O-Ring (Note: Use Item 50) | |
| 12 | 70007053 | 1 | Piston | |
| 13 | See Note | NSS | Seal, Piston (Note: Use Item 50) | |
| 14 | See Note | NSS | Ring, Wear (Note: Use Item 50) | |
| 15 | See Note | NSS | O-Ring (Note: Use Item 50) | |
| 16 | 70007054 | 2 | Fitting | |
| 17 | 2220883 | 4 | Plug | |
| 18 | 0961948 | 4 | Bearing | |
| 19 | 70007055 | 1 | Orifice | |
| 20 | 70004585 | 1 | Cartridge, Valve | |
| 21 | 70005236 | 1 | Cartridge, Solenoid Valve | |
| 22 | 70022564 | 1 | Ball | |
| 23 | 70023369 | 1 | Setscrew | |
| 50 | 70007056 | 1 | Seal Kit - 1001244417 Cylinder (Includes Items 4, 6, 7, 9-11 & 13-15) | |

SECTION 5 - CYLINDER

FIGURE 5-2. STEER CYLINDER ASSEMBLY



ART_1001233449

SECTION 5 - CYLINDER

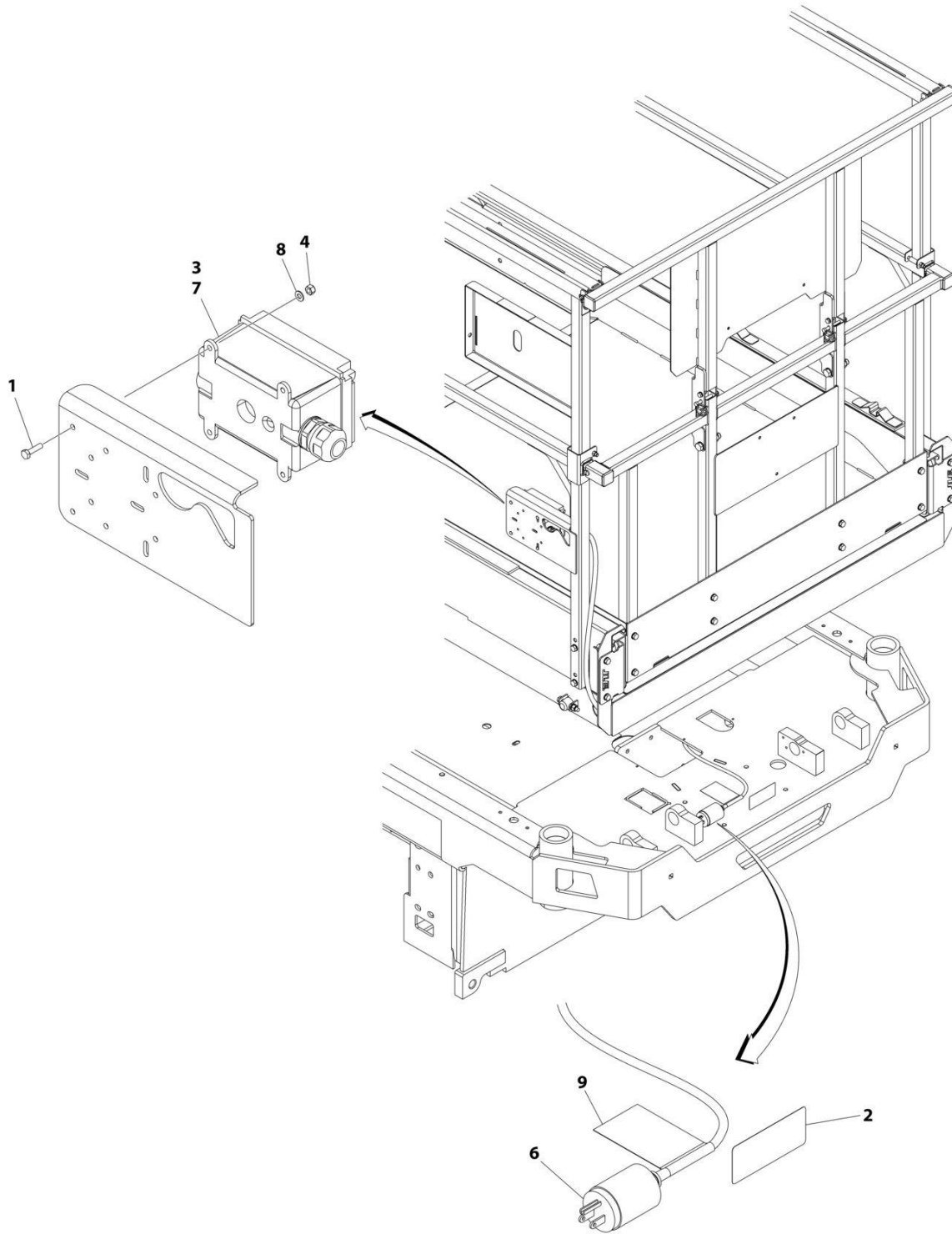
FIGURE 5-2. STEER CYLINDER ASSEMBLY

| ITEM | PART NUMBER | QTY | DESCRIPTION | REV |
|------|-------------|-----|--|-----|
| | 1001233449 | Ref | STEER CYLINDER ASSEMBLY | C |
| | | Ref | Note: Original Cylinder May Have Been Replaced with Service Replacement. Identify PN Stamped on Cylinder Before Ordering Parts. | |
| 1 | 70003636 | 4 | Lock | |
| 2 | See Note | NSS | Barrel (Note: Purchase Complete Assembly) | |
| 3 | 70007074 | 1 | Rod | |
| 4 | 70007075 | 1 | Piston | |
| 5 | 70007076 | 2 | Head | |
| 6 | 70007077 | 1 | Ring | |
| 7 | 70007078 | 2 | Spacer | |
| 8 | 0440259 | 2 | Bearing | |
| 9 | See Note | NSS | Ring, Wear (Note: Use Item 51) | |
| 10 | See Note | NSS | Ring, Wear (Note: Use Item 51) | |
| 11 | See Note | NSS | O-Ring (Note: Use Item 51) | |
| 12 | See Note | NSS | O-Ring (Note: Use Item 51) | |
| 13 | See Note | NSS | O-Ring (Note: Use Item 51) | |
| 14 | See Note | NSS | Ring, Back-Up (Note: Use Item 51) | |
| 15 | See Note | NSS | Ring, Back-Up (Note: Use Item 51) | |
| 16 | See Note | NSS | Seal (Note: Use Item 51) | |
| 17 | See Note | NSS | Seal, Stop (Not Shown) (Note: Use Item 51) | |
| 18 | See Note | NSS | Wiper (Note: Use Item 51) | |
| 19 | 70007079 | 2 | Fitting, Straight | |
| 51 | 70007080 | 1 | Seal Kit - 1001233449 Cylinder (Includes Items 9-18) | |

SECTION 6 - ELECTRICAL

SECTION 6 - ELECTRICAL

FIGURE 6-1. AC BOX AT PLATFORM INSTALLATION - 110V GFI (ALL SPECS EXCEPT AUSTRALIAN, CE & UK CA SPECS)



ART_1001237400

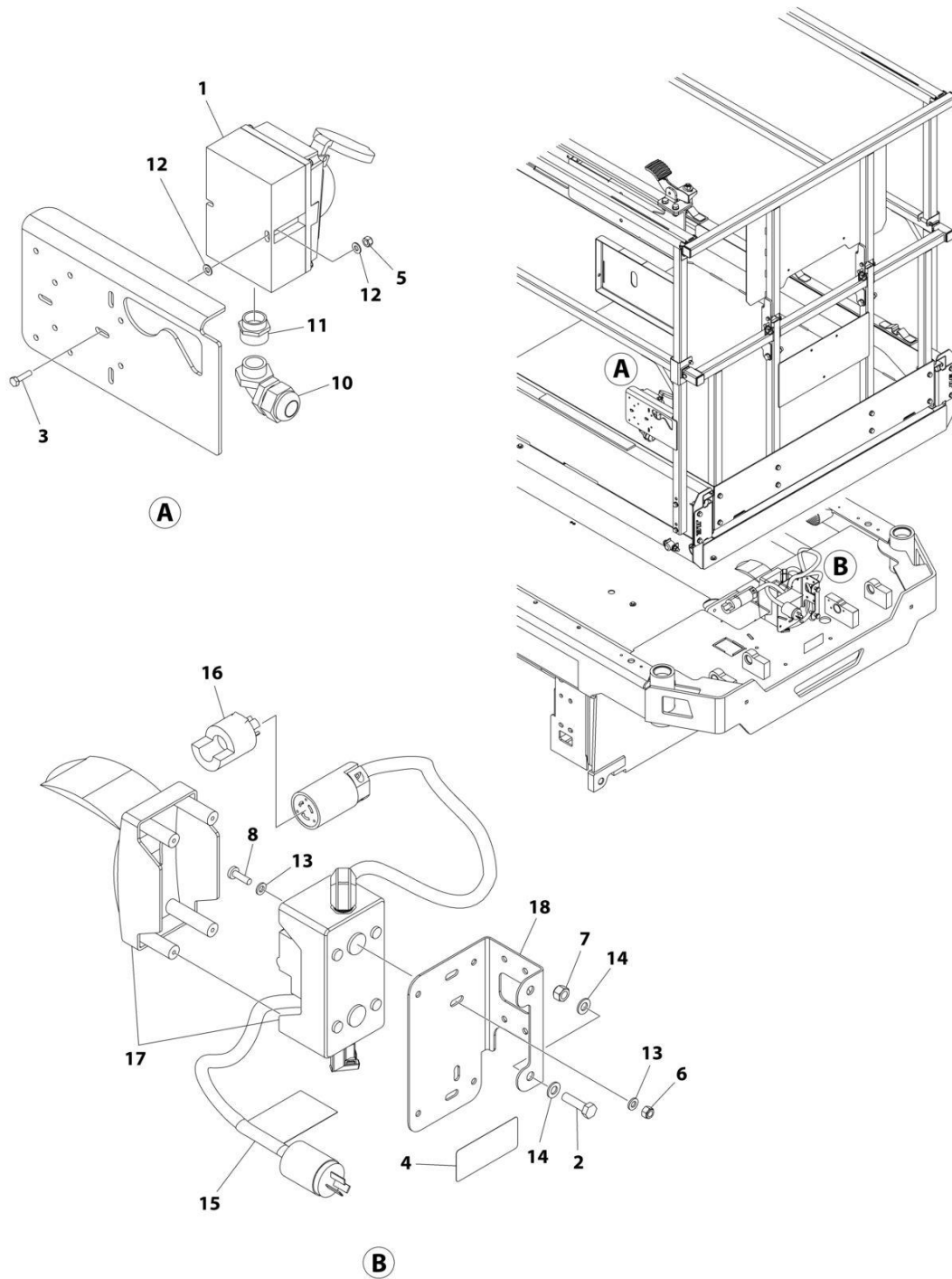
SECTION 6 - ELECTRICAL

FIGURE 6-1. AC BOX AT PLATFORM INSTALLATION - 110V GFI (ALL SPECS EXCEPT AUSTRALIAN, CE & UK CA SPECS)

| ITEM | PART NUMBER | QTY | DESCRIPTION | REV |
|------|-------------|-----|---|-----|
| | 1001237400 | Ref | AC BOX AT PLATFORM INSTALLATION - 110V GFI | C |
| 1 | 0760408 | 4 | Bolt M4 x 16 | |
| 2 | 1703464 | 1 | Decal - AC Power | |
| 3 | 2902431 | 1 | Receptacle Box Kit (See Separate Breakdown in this Section) | |
| 4 | 3290405 | 4 | Nut M4 | |
| 5 | 4240017 | AR | Tie-Strap (Not Shown) | |
| 6 | 4460138 | 1 | Plug, Male - AC | |
| 7 | 4460315 | 1 | Terminal | |
| 8 | 4811400 | 4 | Washer M4 | |
| 9 | 1001102258 | 1 | Decal - AC Label | |

SECTION 6 - ELECTRICAL

FIGURE 6-2. AC BOX AT PLATFORM INSTALLATION - 110V IEC YELLOW (CE & UK CA SPECS)



ART_1001238133

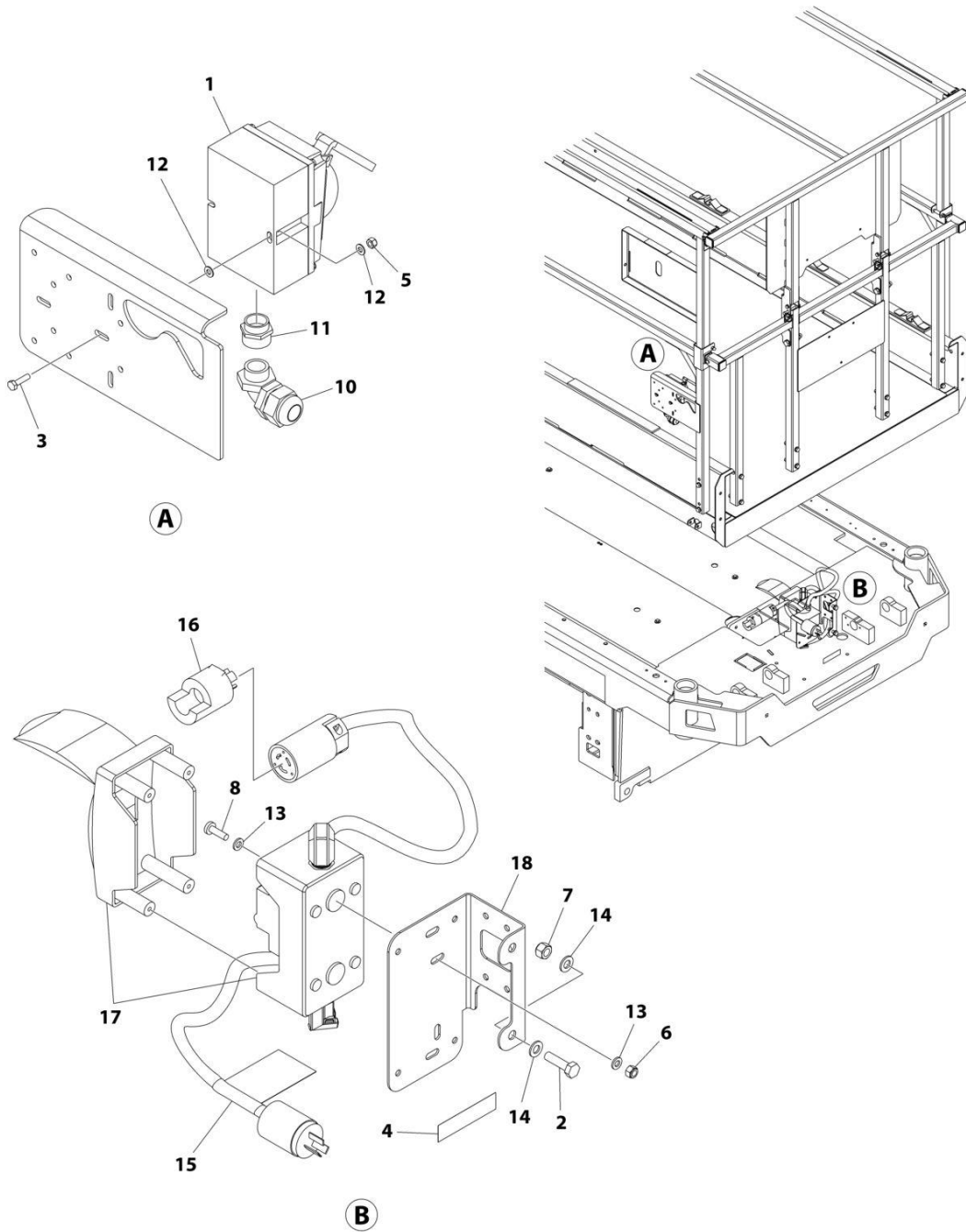
SECTION 6 - ELECTRICAL

FIGURE 6-2. AC BOX AT PLATFORM INSTALLATION - 110V IEC YELLOW (CE & UK CA SPECS)

| ITEM | PART NUMBER | QTY | DESCRIPTION | REV |
|------|-------------|-----|---|-----|
| | 1001238133 | Ref | AC BOX AT PLATFORM INSTALLATION - 110V IEC YELLOW | B |
| 1 | 0275216 | 1 | Receptacle Box Kit - 110V IEC Yellow (See Separate Breakdown in this Section) | |
| 2 | 0700814 | 2 | Bolt M8 x 30 | |
| 3 | 0760408 | 2 | Bolt M4 x 16 | |
| 4 | 1703464 | 1 | Decal - AC Power | |
| 5 | 3290405 | 2 | Nut M4 | |
| 6 | 3290605 | 2 | Nut M6 | |
| 7 | 3290805 | 2 | Nut M8 | |
| 8 | 4010610 | 2 | Screw M6 x 20 | |
| 9 | 4240017 | AR | Tie-Strap (Not Shown) | |
| 10 | 4461257 | 1 | Connector, Strain Relief | |
| 11 | 4461258 | 1 | Connector, Adapter | |
| 12 | 4811400 | 4 | Washer M4 | |
| 13 | 4811700 | 4 | Washer M6 | |
| 14 | 4811900 | 4 | Washer M8 | |
| 15 | 1001102258 | 1 | Decal - AC Label | |
| 16 | 1001120204 | 1 | Plug, Male Twist | |
| 17 | 1001209776 | 1 | Breaker Box Kit (See Separate Breakdown in this Section) | |
| 18 | 1001238198 | 1 | Bracket | |

SECTION 6 - ELECTRICAL

FIGURE 6-3. AC BOX AT PLATFORM INSTALLATION - 220V IEC BLUE (CE & UK CA SPECS)



ART_1001238134

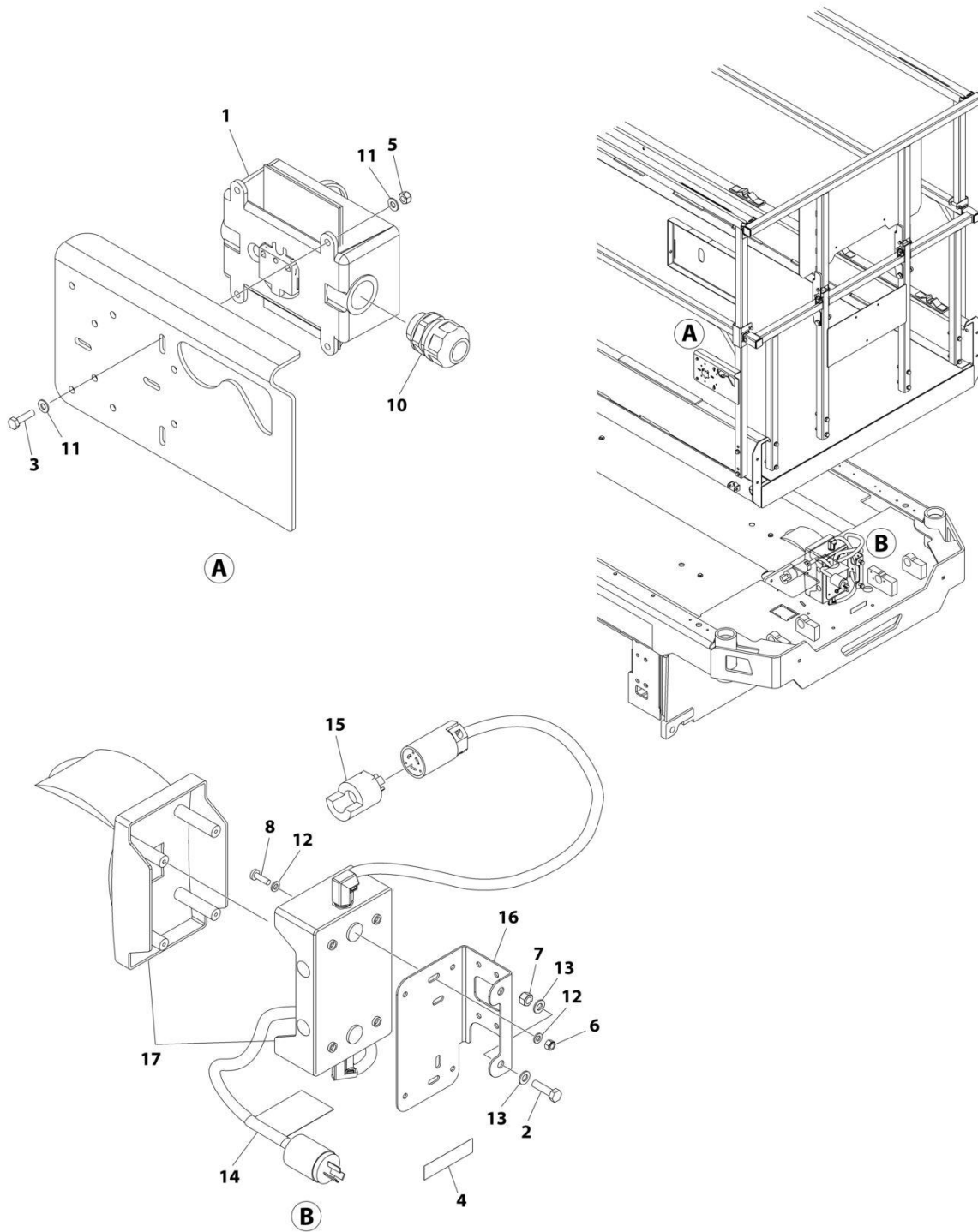
SECTION 6 - ELECTRICAL

FIGURE 6-3. AC BOX AT PLATFORM INSTALLATION - 220V IEC BLUE (CE & UK CA SPECS)

| ITEM | PART NUMBER | QTY | DESCRIPTION | REV |
|------|-------------|-----|---|-----|
| | 1001238134 | Ref | AC BOX AT PLATFORM INSTALLATION - 220V IEC BLUE | A |
| 1 | 0275217 | 1 | Receptacle Box Kit - 220V IEC Blue (See Separate Breakdown in this Section) | |
| 2 | 0700814 | 2 | Bolt M8 x 30 | |
| 3 | 0760408 | 2 | Bolt M4 x 16 | |
| 4 | 3252507 | 1 | Decal - AC Power | |
| 5 | 3290405 | 2 | Nut M4 | |
| 6 | 3290605 | 2 | Nut M6 | |
| 7 | 3290805 | 2 | Nut M8 | |
| 8 | 4010610 | 2 | Screw M6 x 20 | |
| 9 | 4240017 | AR | Tie-Strap (Not Shown) | |
| 10 | 4461257 | 1 | Connector, Strain Relief | |
| 11 | 4461258 | 1 | Connector, Adapter | |
| 12 | 4811400 | 4 | Washer M4 | |
| 13 | 4811700 | 4 | Washer M6 | |
| 14 | 4811900 | 4 | Washer M8 | |
| 15 | 1001102258 | 1 | Decal - AC Label | |
| 16 | 1001120204 | 1 | Plug, Male Twist | |
| 17 | 1001209776 | 1 | Breaker Box Kit (See Separate Breakdown in this Section) | |
| 18 | 1001238198 | 1 | Bracket | |

SECTION 6 - ELECTRICAL

FIGURE 6-4. AC BOX AT PLATFORM INSTALLATION - 220V CEE7 POST GROUND (CE & UK CA SPECS)



ART_1001238130

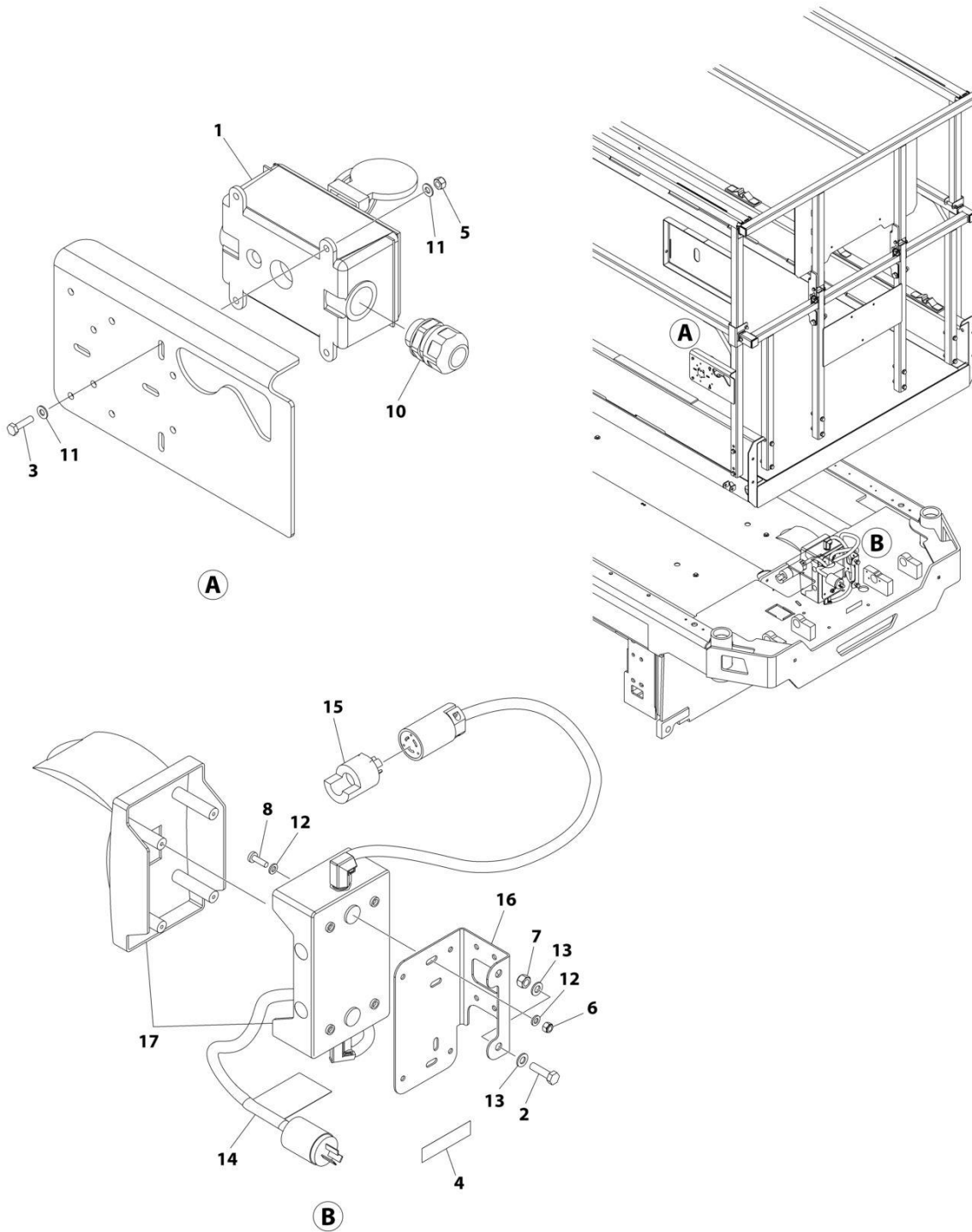
SECTION 6 - ELECTRICAL

FIGURE 6-4. AC BOX AT PLATFORM INSTALLATION - 220V CEE7 POST GROUND (CE & UK CA SPECS)

| ITEM | PART NUMBER | QTY | DESCRIPTION | REV |
|------|-------------|-----|---|-----|
| | 1001238130 | Ref | AC BOX AT PLATFORM INSTALLATION - 220V CEE7 POST GROUND | B |
| 1 | 0275452 | 1 | Receptacle Box Kit - 220V CEE7 Post Ground (See Separate Breakdown in this Section) | |
| 2 | 0700814 | 2 | Screw M8 x 30 | |
| 3 | 0760408 | 4 | Bolt M4 x 16 | |
| 4 | 3252507 | 1 | Decal - AC Power | |
| 5 | 3290405 | 4 | Nut M4 | |
| 6 | 3290605 | 2 | Nut M6 | |
| 7 | 3290805 | 2 | Nut M8 | |
| 8 | 4010610 | 2 | Screw M6 x 20 | |
| 9 | 4240017 | AR | Tie-Strap (Not Shown) | |
| 10 | 4460662 | 1 | Connector, Strain Relief | |
| 11 | 4811400 | 8 | Washer M4 | |
| 12 | 4811700 | 4 | Washer M6 | |
| 13 | 4811900 | 4 | Washer M8 | |
| 14 | 1001102258 | 1 | Decal - AC Label | |
| 15 | 1001120204 | 1 | Plug, Male Twist | |
| 16 | 1001238198 | 1 | Bracket | |
| 17 | 1001209482 | 1 | Breaker Box Kit (See Separate Breakdown in this Section) | |

SECTION 6 - ELECTRICAL

FIGURE 6-5. AC BOX AT PLATFORM INSTALLATION - 220V CEE7 SIDE GROUND (CE & UK CA SPECS)



ART_1001238131

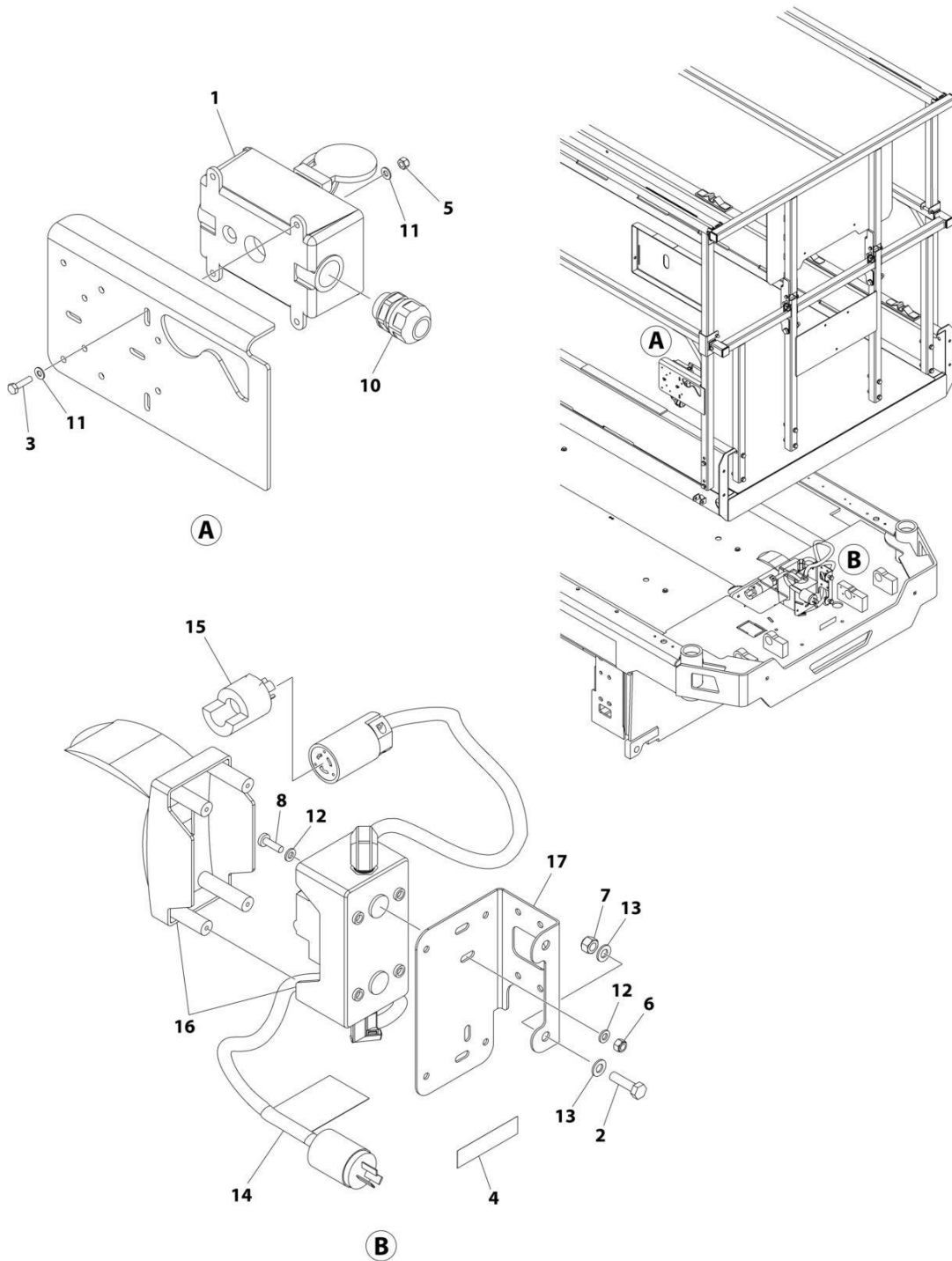
SECTION 6 - ELECTRICAL

FIGURE 6-5. AC BOX AT PLATFORM INSTALLATION - 220V CEE7 SIDE GROUND (CE & UK CA SPECS)

| ITEM | PART NUMBER | QTY | DESCRIPTION | REV |
|------|-------------|-----|---|-----|
| | 1001238131 | Ref | AC BOX AT PLATFORM INSTALLATION - 220V CEE7 SIDE GROUND | B |
| 1 | 0275453 | 1 | Receptacle Box Kit - 220V CEE7 Side Ground (See Separate Breakdown in this Section) | |
| 2 | 0700814 | 2 | Bolt M8 x 30 | |
| 3 | 0760408 | 4 | Bolt M4 x 16 | |
| 4 | 3252507 | 1 | Decal - AC Power | |
| 5 | 3290405 | 4 | Nut M4 | |
| 6 | 3290605 | 2 | Nut M6 | |
| 7 | 3290805 | 2 | Nut M8 | |
| 8 | 4010610 | 2 | Screw M6 x 20 | |
| 9 | 4240017 | AR | Tie-Strap (Not Shown) | |
| 10 | 4460662 | 1 | Connector, Strain Relief | |
| 11 | 4811400 | 8 | Washer M4 | |
| 12 | 4811700 | 4 | Washer M6 | |
| 13 | 4811900 | 4 | Washer M8 | |
| 14 | 1001102258 | 1 | Decal - AC Label | |
| 15 | 1001120204 | 1 | Plug, Male Twist | |
| 16 | 1001238198 | 1 | Bracket | |
| 17 | 1001209482 | 1 | Breaker Box Kit (See Separate Breakdown in this Section) | |

SECTION 6 - ELECTRICAL

FIGURE 6-6. AC BOX AT PLATFORM INSTALLATION - 220V AFSINT 107 (CE & UK CA SPECS)



ART_1001238132

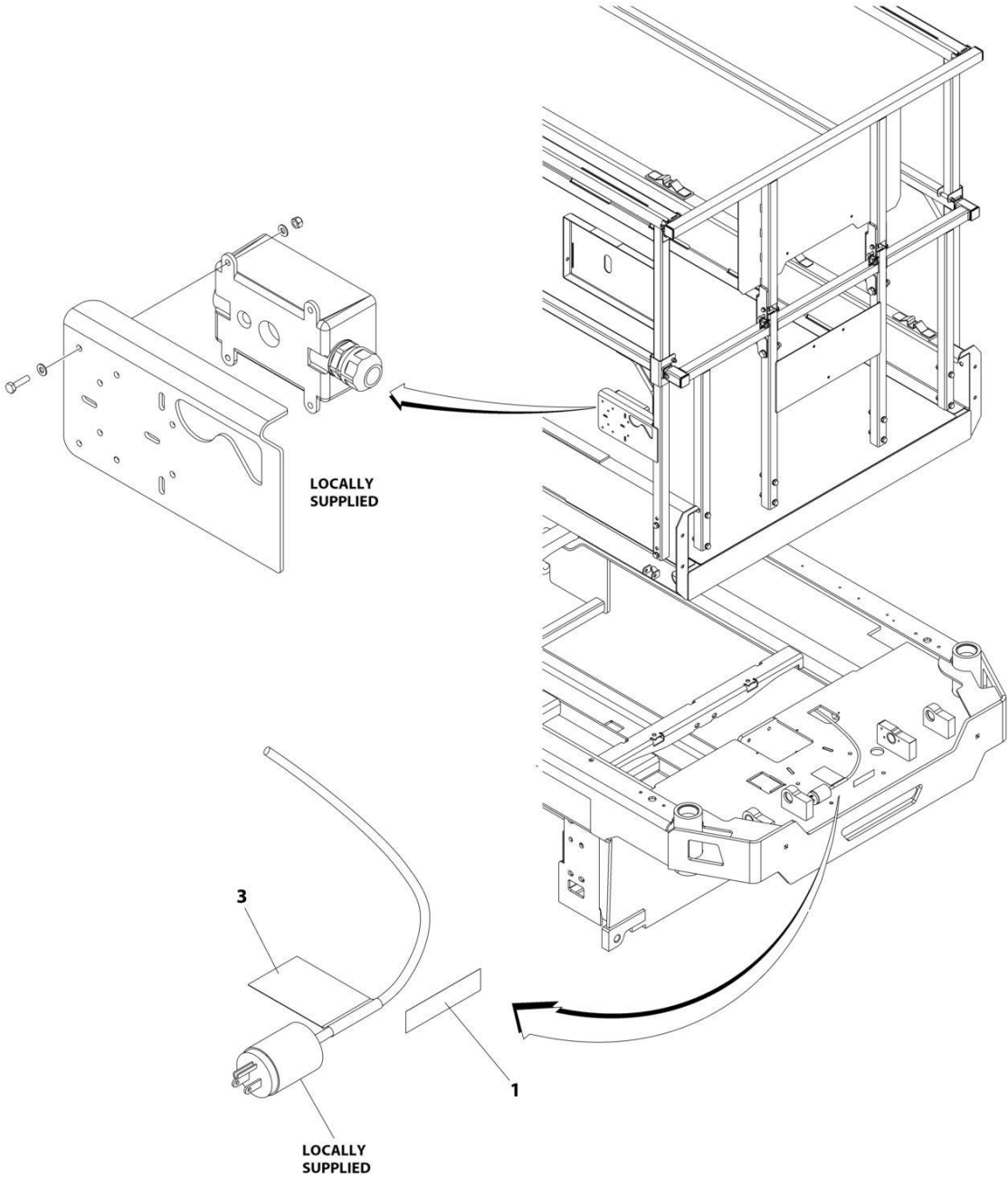
SECTION 6 - ELECTRICAL

FIGURE 6-6. AC BOX AT PLATFORM INSTALLATION - 220V AFSINT 107 (CE & UK CA SPECS)

| ITEM | PART NUMBER | QTY | DESCRIPTION | REV |
|------|-------------|-----|---|-----|
| | 1001238132 | Ref | AC BOX AT PLATFORM INSTALLATION - 220V AFSINT 107 | B |
| 1 | 0275454 | 1 | Receptacle Box Kit - 220V AFSINT 107 (See Separate Breakdown in this Section) | |
| 2 | 0700814 | 2 | Bolt M8 x 30 | |
| 3 | 0760408 | 4 | Bolt M4 x 16 | |
| 4 | 3252507 | 1 | Decal - AC Power | |
| 5 | 3290405 | 4 | Nut M4 | |
| 6 | 3290605 | 2 | Nut M6 | |
| 7 | 3290805 | 2 | Nut M8 | |
| 8 | 4010610 | 2 | Screw M6 x 20 | |
| 9 | 4240017 | AR | Tie-Strap (Not Shown) | |
| 10 | 4460662 | 1 | Connector, Strain Relief | |
| 11 | 4811400 | 8 | Washer M4 | |
| 12 | 4811700 | 4 | Washer M6 | |
| 13 | 4811900 | 4 | Washer M8 | |
| 14 | 1001102258 | 1 | Decal - AC Label | |
| 15 | 1001120204 | 1 | Plug, Male Twist | |
| 16 | 1001209776 | 1 | Breaker Box Kit (See Separate Breakdown in this Section) | |
| 17 | 1001238198 | 1 | Bracket | |

SECTION 6 - ELECTRICAL

FIGURE 6-7. AC BOX AT PLATFORM INSTALLATION - 220V LOCALLY SUPPLIED



ART_1001237401

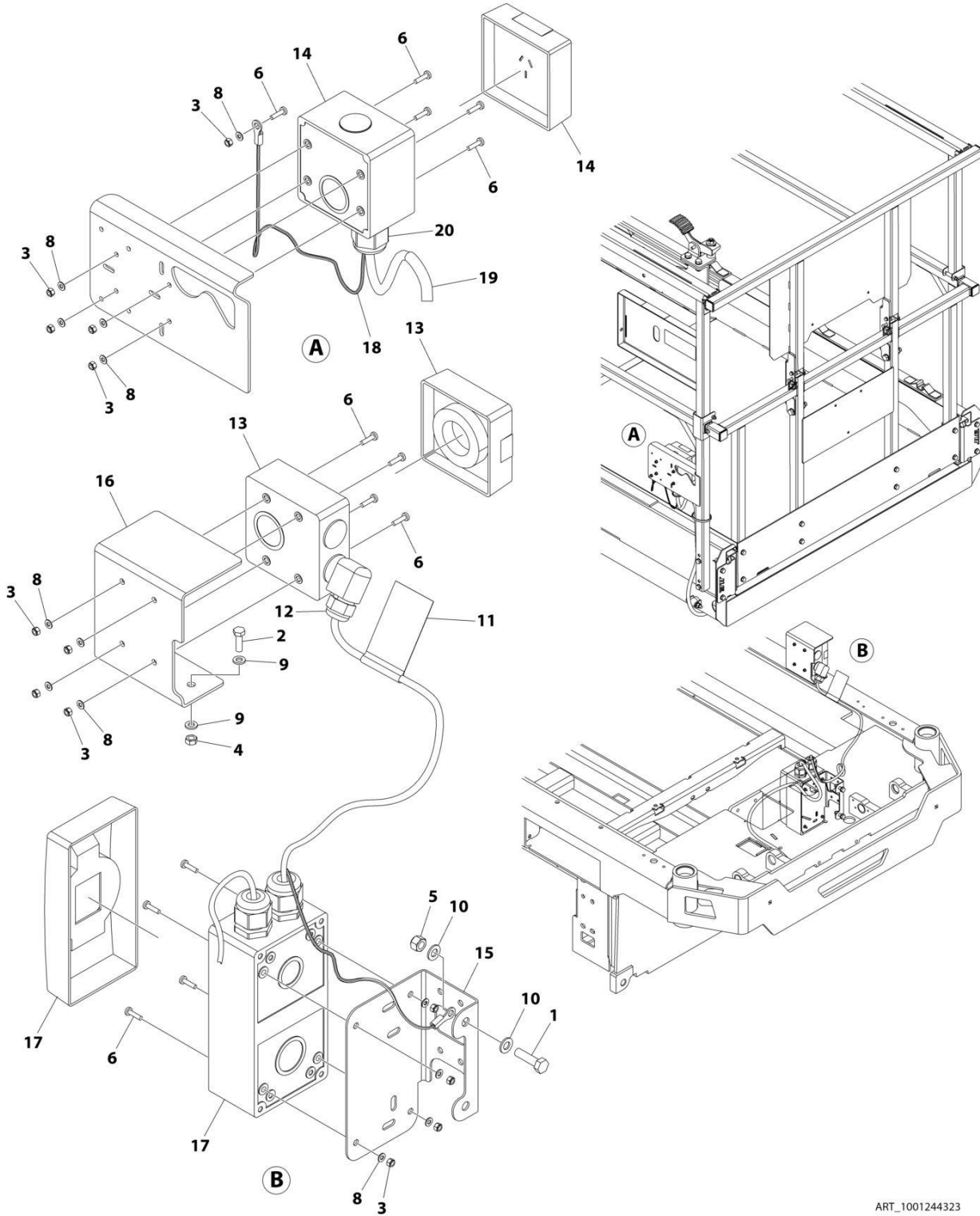
SECTION 6 - ELECTRICAL

FIGURE 6-7. AC BOX AT PLATFORM INSTALLATION - 220V LOCALLY SUPPLIED

| ITEM | PART NUMBER | QTY | DESCRIPTION | REV |
|------|-------------|-----|--|-----|
| | 1001237401 | Ref | AC BOX AT PLATFORM INSTALLATION - 220V LOCALLY SUPPLIED COMPONENTS (ALL SPECS) | C |
| 1 | 3252507 | 1 | Decal - 220 Volt | |
| 2 | 4240017 | AR | Tie-Strap (Not Shown) | |
| 3 | 1001102258 | 1 | Decal - AC Label | |

SECTION 6 - ELECTRICAL

FIGURE 6-8. AC BOX AT PLATFORM INSTALLATION - 220V (AUSTRALIAN SPECS)



ART_1001244323

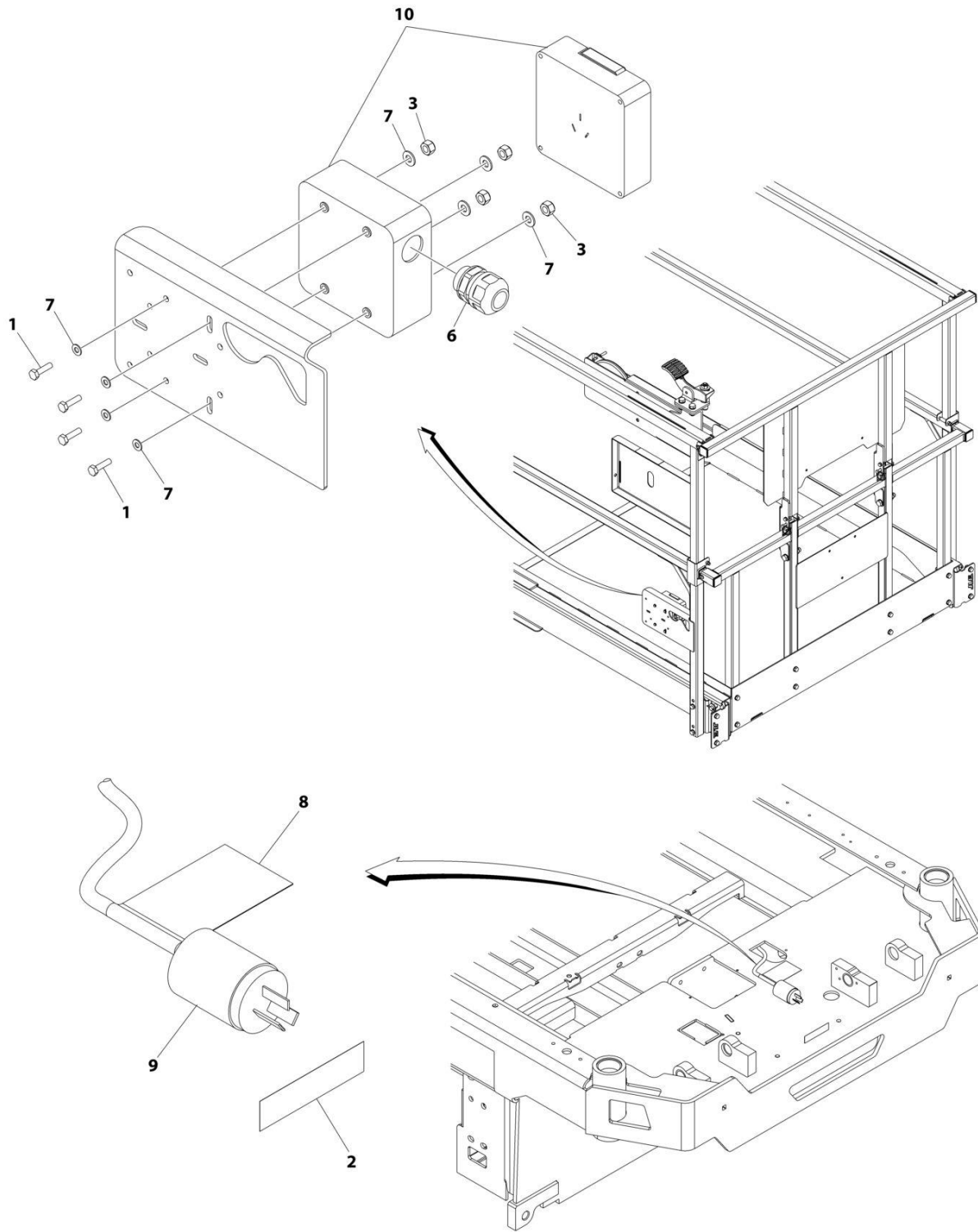
SECTION 6 - ELECTRICAL

FIGURE 6-8. AC BOX AT PLATFORM INSTALLATION - 220V (AUSTRALIAN SPECS)

| ITEM | PART NUMBER | QTY | DESCRIPTION | REV |
|------|-------------|-----|--|-----|
| | 1001244323 | Ref | AC BOX AT PLATFORM INSTALLATION - 220V (AUSTRALIAN SPECS) | B |
| 1 | 0700814 | 2 | Bolt M8 x 30 | |
| 2 | 0760610 | 2 | Bolt M6 x 20 | |
| 3 | 3290405 | 13 | Nut M4 | |
| 4 | 3290601 | 2 | Nut M6 | |
| 5 | 3290805 | 2 | Nut M8 | |
| 6 | 4010408 | 13 | Screw M4 x 16 | |
| 7 | 4240017 | AR | Tie-Strap (Not Shown) | |
| 8 | 4811400 | 13 | Washer M4 | |
| 9 | 4811700 | 4 | Washer M6 | |
| 10 | 4811900 | 4 | Washer M8 | |
| 11 | 1001102258 | 1 | Decal - AC Label | |
| 12 | 1001103471 | 1 | Connector Strain Relief 90 | |
| 13 | 1001227267 | 1 | Receptacle Australian - 230V | |
| 14 | 1001227268 | 1 | Receptacle Australian - 230V | |
| 15 | 1001238198 | 1 | Bracket | |
| 16 | 1001244900 | 1 | Bracket | |
| 17 | 1001245739 | 1 | Box and Breaker Electrical Assembly (See Separate Breakdown in this Section) | |
| 18 | 1001245744 | 1 | Earth/Ground Link Harness | |
| 19 | 1001245747 | 1 | Conduit | |
| 20 | 1001097150 | 1 | Terminal | |

SECTION 6 - ELECTRICAL

FIGURE 6-9. AC BOX AT PLATFORM INSTALLATION - 220V CHINA PLUG (CHINA SPECS)



ART_1001238135

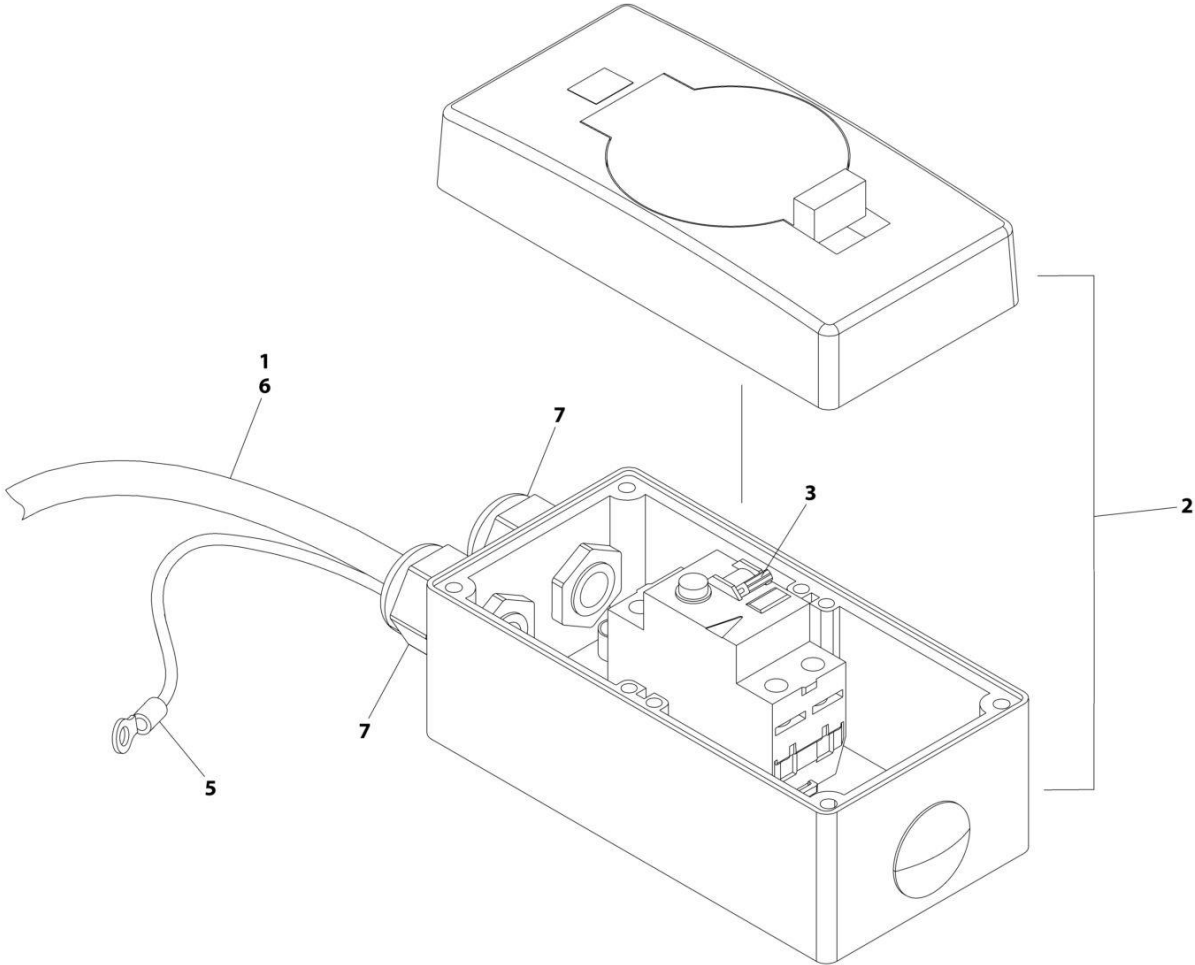
SECTION 6 - ELECTRICAL

FIGURE 6-9. AC BOX AT PLATFORM INSTALLATION - 220V CHINA PLUG (CHINA SPECS)

| ITEM | PART NUMBER | QTY | DESCRIPTION | REV |
|------|-------------|-----|---|-----|
| | 1001238135 | Ref | AC BOX AT PLATFORM INSTALLATION - 220V CHINA PLUG (CHINA SPECS) | A |
| 1 | 0760408 | 4 | Bolt M4 x 16 | |
| 2 | 3252507 | 1 | Decal - 220 Volt | |
| 3 | 3290405 | 4 | Nut M4 | |
| 4 | 4240017 | AR | Tie-Strap (Not Shown) | |
| 5 | 4460315 | 1 | Terminal (Not Shown) | |
| 6 | 4460968 | 1 | Connector, Strain Relief | |
| 7 | 4811400 | 8 | Washer M4 | |
| 8 | 1001102258 | 1 | Decal - AC Label | |
| 9 | 1001187816 | 1 | Plug | |
| 10 | 1001188116 | 1 | Box | |

SECTION 6 - ELECTRICAL

FIGURE 6-10. BREAKER BOX KIT (AUSTRALIAN SPEC)



ART_1001245739

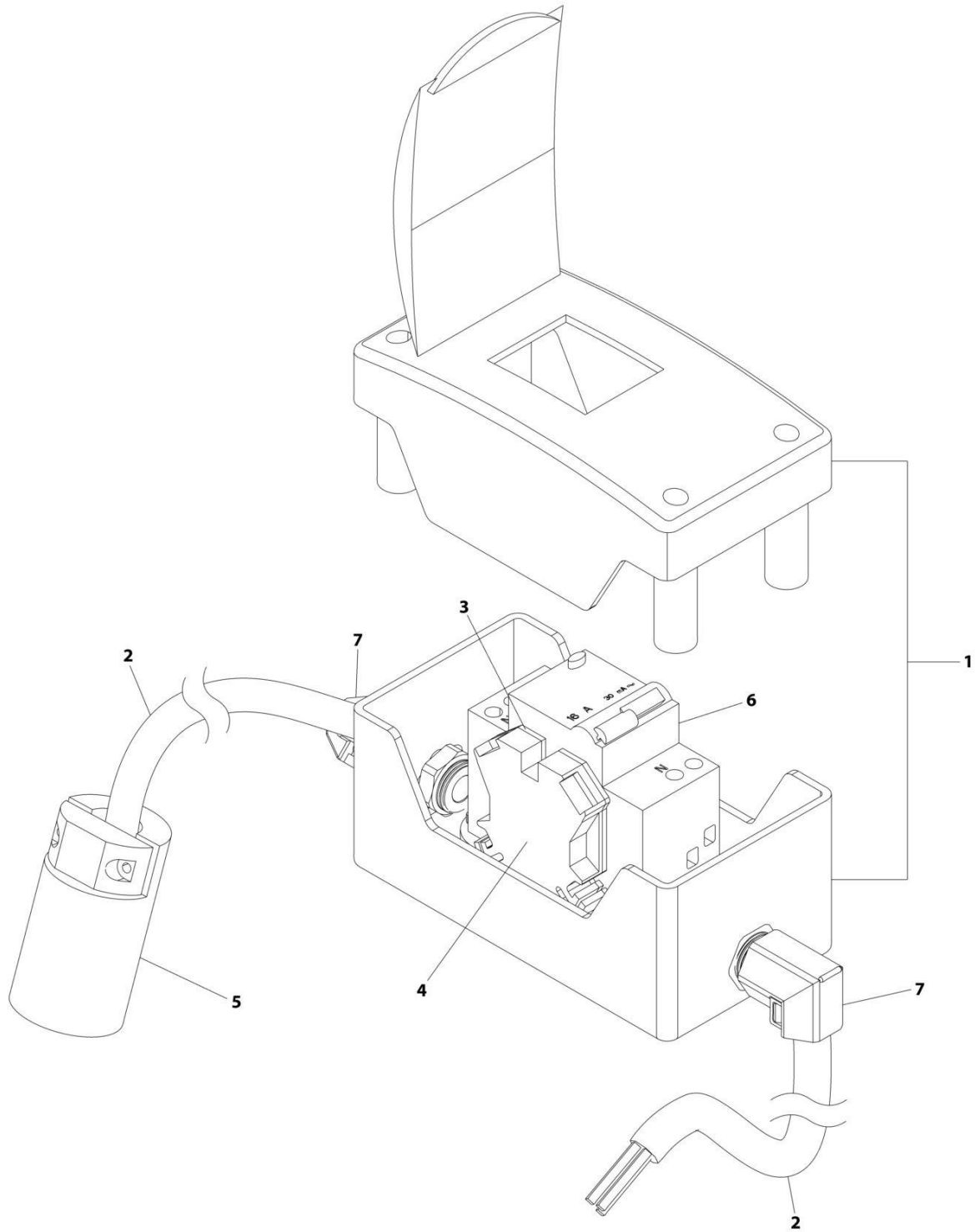
SECTION 6 - ELECTRICAL

FIGURE 6-10. BREAKER BOX KIT (AUSTRALIAN SPEC)

| ITEM | PART NUMBER | QTY | DESCRIPTION | REV |
|------|-------------|-------------------|---------------------------|-----|
| 1 | 1001245739 | Ref | BREAKER BOX KIT | B |
| | 1060908 | 825 mm/ 32.5in | Cable | |
| 2 | 1001227269 | 1 | Enclosure | |
| 3 | 1001228191 | 1 | Breaker | |
| 4 | 1001245743 | 1 | Terminal (Not Shown) | |
| 5 | 1001245744 | 1 | Earth/Ground Link Harness | |
| 6 | 1001125927 | 1 | Conduit | |
| 7 | 1001097150 | 2 | Connector | |

SECTION 6 - ELECTRICAL

FIGURE 6-11. BREAKER BOX KIT WITH 1 DOUBLE BREAKER (CE & UK CA SPECS)



ART_1001209776

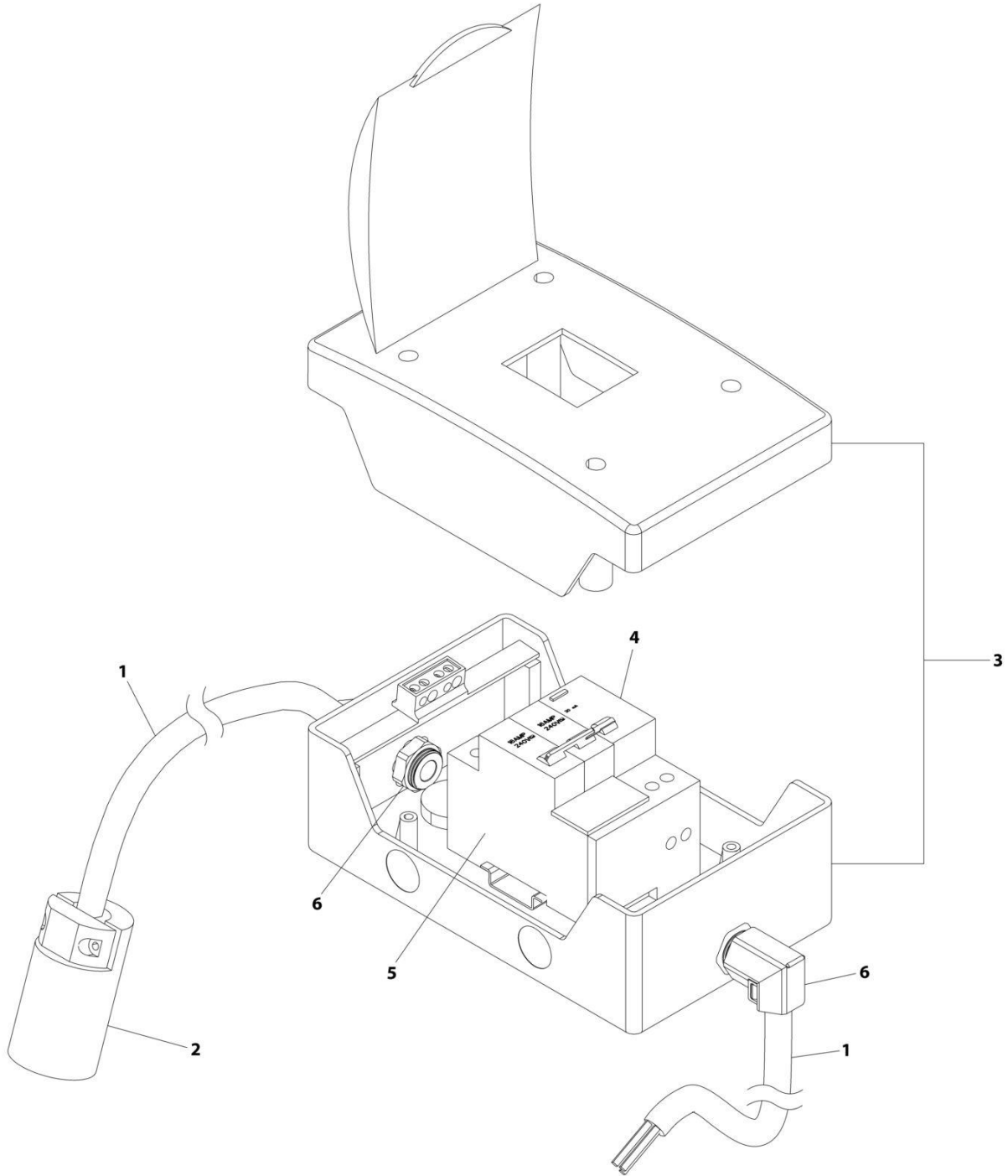
SECTION 6 - ELECTRICAL

FIGURE 6-11. BREAKER BOX KIT WITH 1 DOUBLE BREAKER (CE & UK CA SPECS)

| ITEM | PART NUMBER | QTY | DESCRIPTION | REV |
|------|-------------|-----------------|---------------------------------------|-----|
| | 1001209776 | Ref | BREAKER BOX KIT WITH 1 DOUBLE BREAKER | F |
| 1 | 0861880 | 1 | Box | |
| 2 | 1060908 | 126 in /3.2m | Cable, 12/3 | |
| 3 | 4460956 | 1 | Barrier, Terminal | |
| 4 | 4460957 | 1 | Block, Terminal | |
| 5 | 1001120205 | 1 | Connector, Female Twist | |
| 6 | 1001181045 | 1 | Breaker 30mAmp/16 Amp | |
| 7 | 1001217164 | 2 | Connector, Strain Relief 90 | |

SECTION 6 - ELECTRICAL

FIGURE 6-12. BREAKER BOX KIT WITH 3 BREAKERS (CE & UK CA SPECS)



ART_1001209482

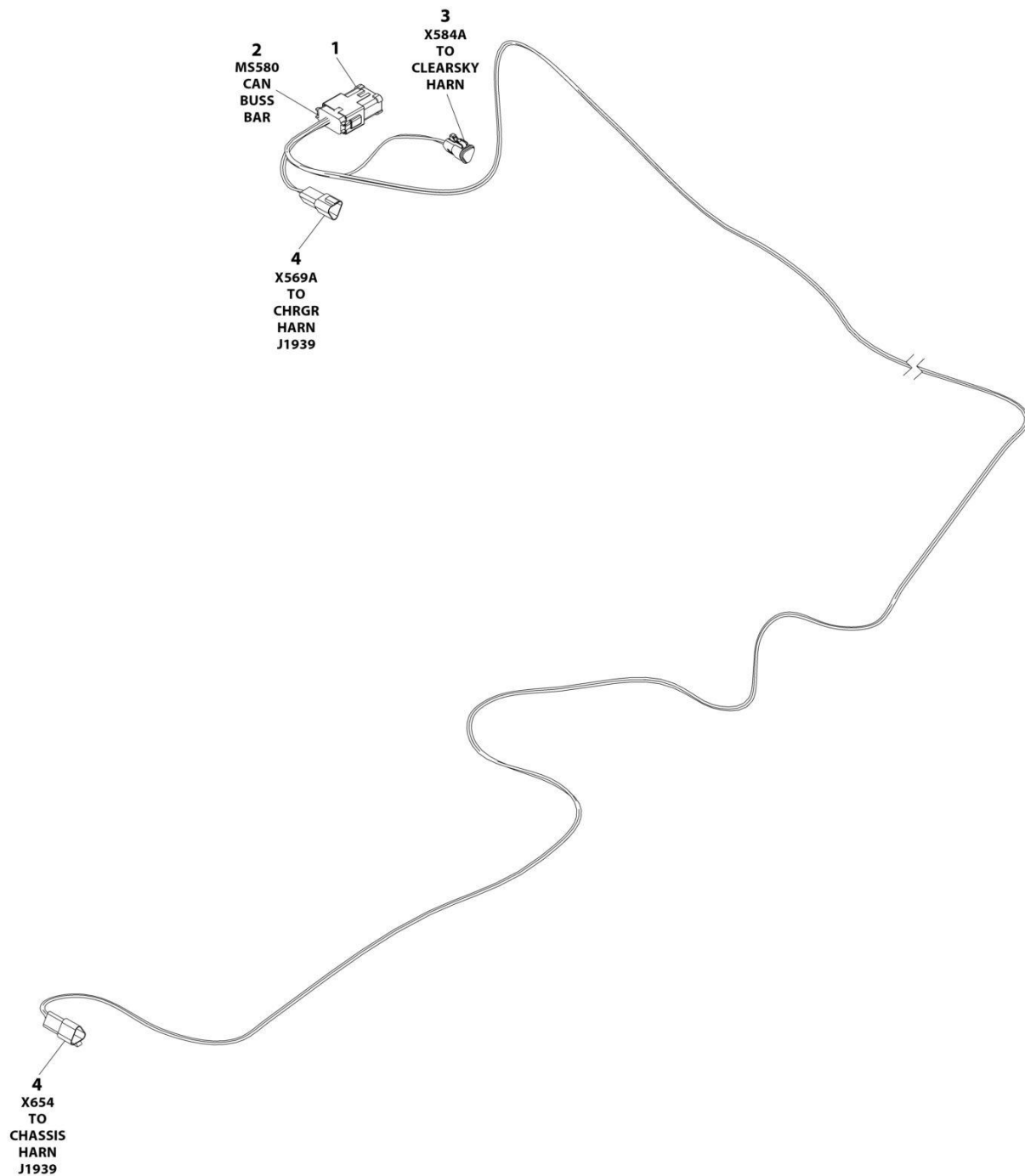
SECTION 6 - ELECTRICAL

FIGURE 6-12. BREAKER BOX KIT WITH 3 BREAKERS (CE & UK CA SPECS)

| ITEM | PART NUMBER | QTY | DESCRIPTION | REV |
|------|-------------|-----------------|---------------------------------|-----|
| 1 | 1001209482 | Ref | BREAKER BOX KIT WITH 3 BREAKERS | G |
| | 1060908 | 126 in /3.2m | Cable, 12/3 | |
| 2 | 1001120205 | 1 | Connector, Female Twist | |
| 3 | 1001152483 | 1 | Box | |
| 4 | 1001189171 | 1 | Breaker, 30mAmp | |
| 5 | 1001189172 | 1 | Breaker 16 Amp, Double | |
| 6 | 1001217164 | 2 | Connector, Strain Relief 90 | |

SECTION 6 - ELECTRICAL

FIGURE 6-13. CAN SPLICE HARNESS (CHARGER WITH COMMUNICATION PORT)



ART_1001254027

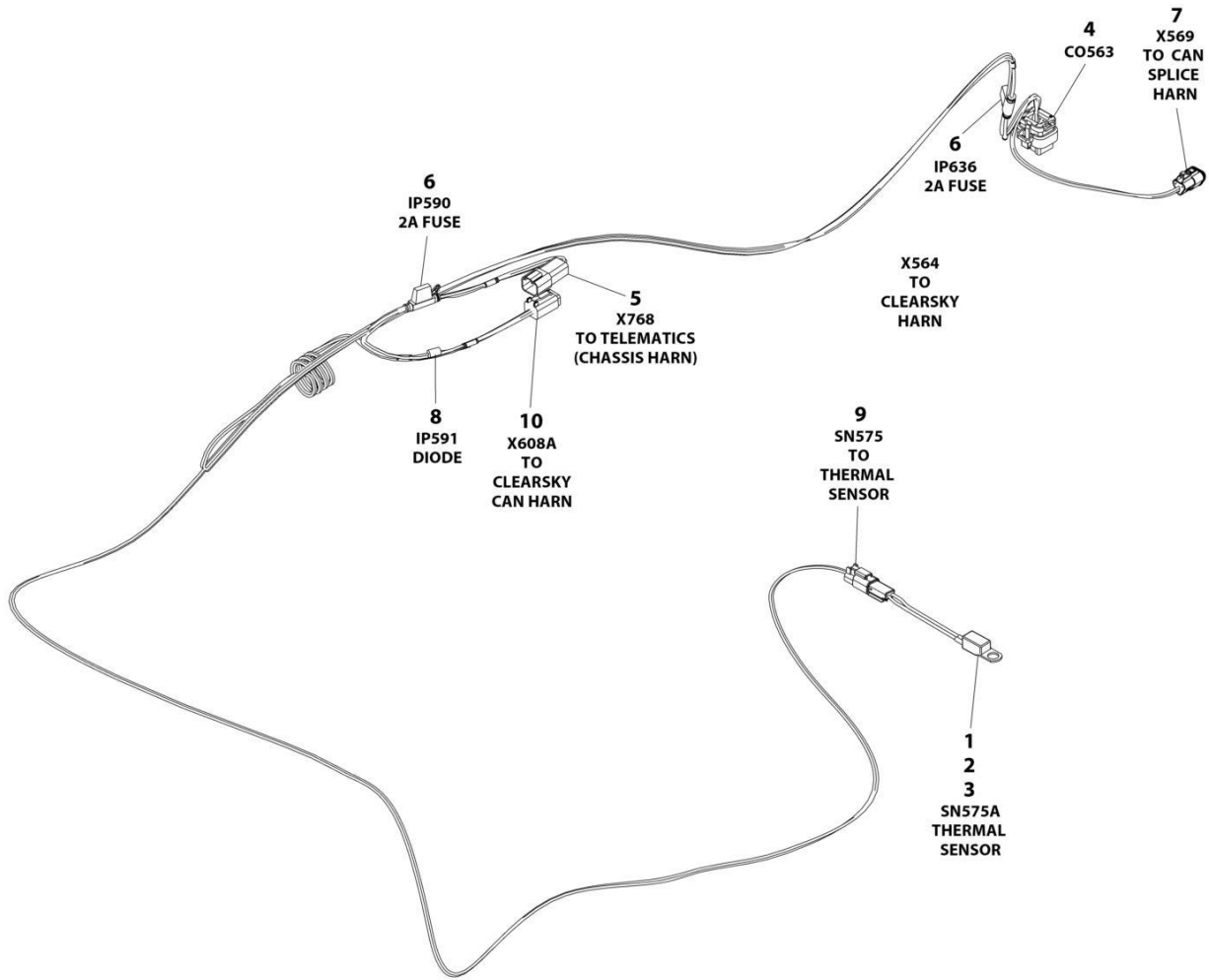
SECTION 6 - ELECTRICAL

FIGURE 6-13. CAN SPLICE HARNESS (CHARGER WITH COMMUNICATION PORT)

| ITEM | PART NUMBER | QTY | DESCRIPTION | REV |
|------|-------------|-----|----------------------------------|-----|
| | 1001254027 | Ref | CAN SPLICE HARNESS | A |
| 1 | 1001125677 | 1 | Connector, Bus Bar - 12 Position | |
| 2 | 4460933 | 1 | Plug, Male - 12 Position | |
| 2 | 4460944 | 6 | Socket, Female | |
| 2 | 4460466 | 6 | Plug, Terminal | |
| 3 | 1001118812 | 1 | Plug, Male - 3 Position | |
| 3 | 4460944 | 2 | Socket, Female | |
| 3 | 4460466 | 1 | Plug, Terminal | |
| 4 | 1001144147 | 2 | Receptacle, Female - 3 Position | |
| 4 | 4460943 | 4 | Pin, Male | |
| 4 | 4460466 | 2 | Plug, Terminal | |

SECTION 6 - ELECTRICAL

FIGURE 6-14. CHARGER HARNESS (CHARGER WITH COMMUNICATION PORT)



ART_1001254028_C

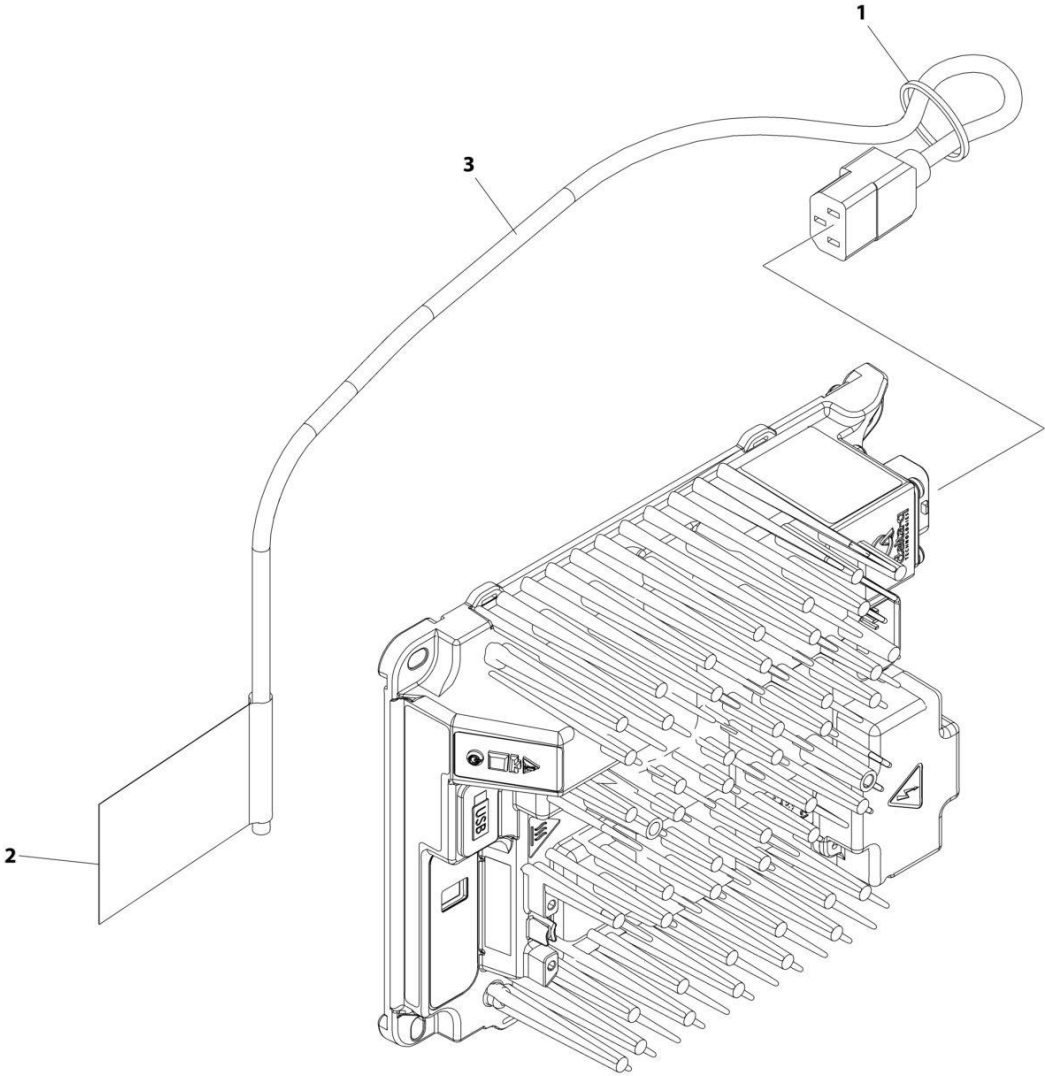
SECTION 6 - ELECTRICAL

FIGURE 6-14. CHARGER HARNESS (CHARGER WITH COMMUNICATION PORT)

| ITEM | PART NUMBER | QTY | DESCRIPTION | REV |
|------|-------------|-----|---------------------------------|-----|
| | 1001254028 | Ref | CHARGER HARNESS | C |
| 1 | 4460464 | 2 | Pin, Male | |
| 2 | 4460897 | 1 | Receptacle, Female - 2 Position | |
| 3 | 1001102771 | 1 | Sensor, Temperature | |
| 4 | 4460872 | 1 | Connector - 14 Position | |
| 4 | 4460871 | 6 | Terminal | |
| 4 | 4460905 | 8 | Plug, Terminal | |
| 5 | 4460932 | 1 | Receptacle, Female - 4 Position | |
| 5 | 4460464 | 1 | Pin, Male | |
| 6 | 2400060 | 2 | Fuseholder With Cover | |
| 6 | 1001196634 | 2 | Fuse 2A | |
| 7 | 1001116812 | 1 | Plug, Male - 3 Position | |
| 7 | 4460944 | 2 | Socket, Female | |
| 7 | 4460466 | 1 | Plug, Terminal | |
| 8 | 3990001 | 1 | Diode | |
| 9 | 4460891 | 1 | Plug, Male - 2 Position | |
| 9 | 4460465 | 2 | Socket, Female | |
| 10 | 4460884 | 1 | Plug, Male - 4 Position | |
| 10 | 4460465 | 4 | Socket, Female | |

SECTION 6 - ELECTRICAL

FIGURE 6-15. CHARGER PLUG INSTALLATION - CUSTOMER SUPPLIED PLUG (ALL SPECS)



ART_1001248631

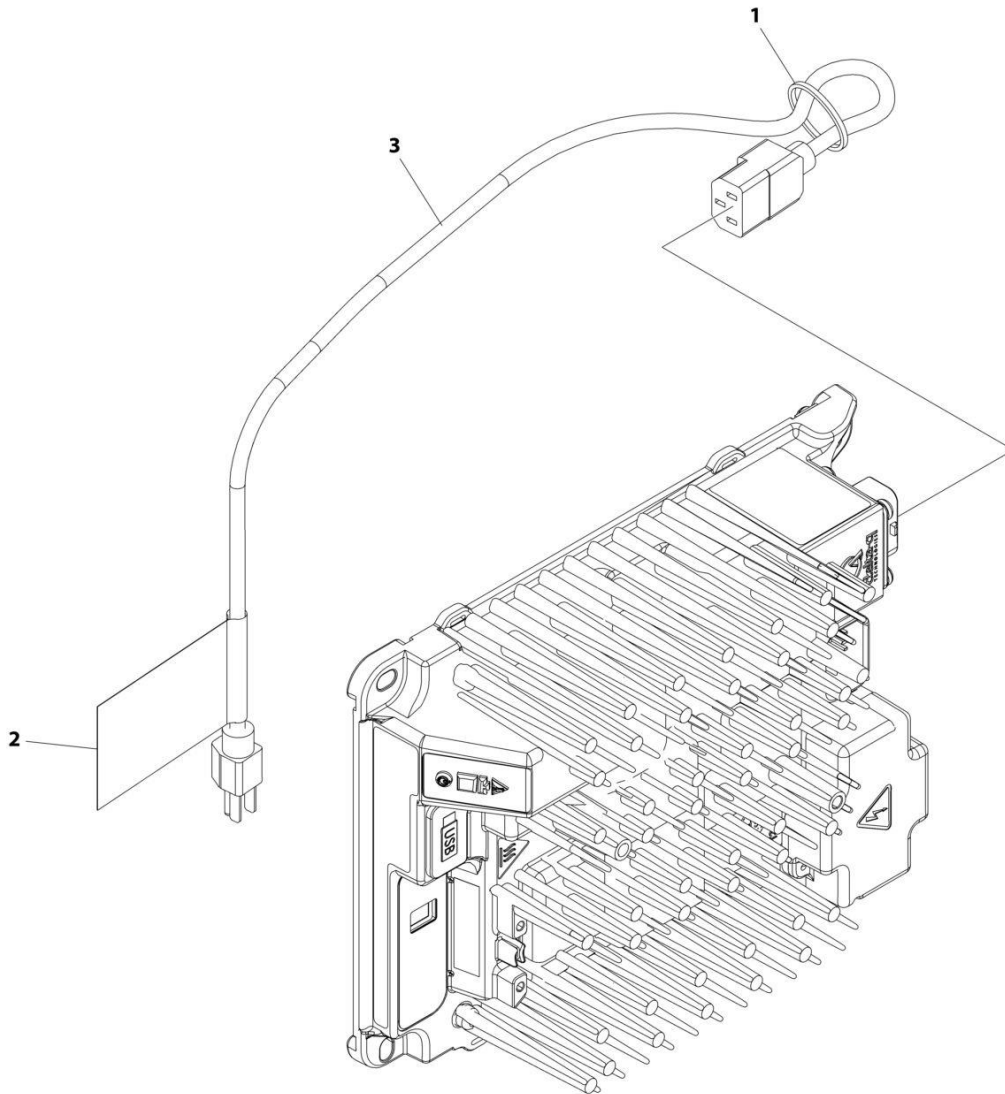
SECTION 6 - ELECTRICAL

FIGURE 6-15. CHARGER PLUG INSTALLATION - CUSTOMER SUPPLIED PLUG (ALL SPECS)

| ITEM | PART NUMBER | QTY | DESCRIPTION | REV |
|------|-------------|-----|-------------------------------|-----|
| | 1001248631 | Ref | CHARGER PLUG INSTALLATION | B |
| 1 | 4240017 | AR | Tie-Strap | |
| 2 | 1001102489 | 1 | Decal - Charger | |
| 3 | 1001207974 | 1 | Cable, Charger Plug (No Plug) | |

SECTION 6 - ELECTRICAL

FIGURE 6-16. CHARGER PLUG INSTALLATION - 110V PLUG (ANSI, ANSI EXPORT, CSA & JAPANESE SPECS)



ART_1001248632

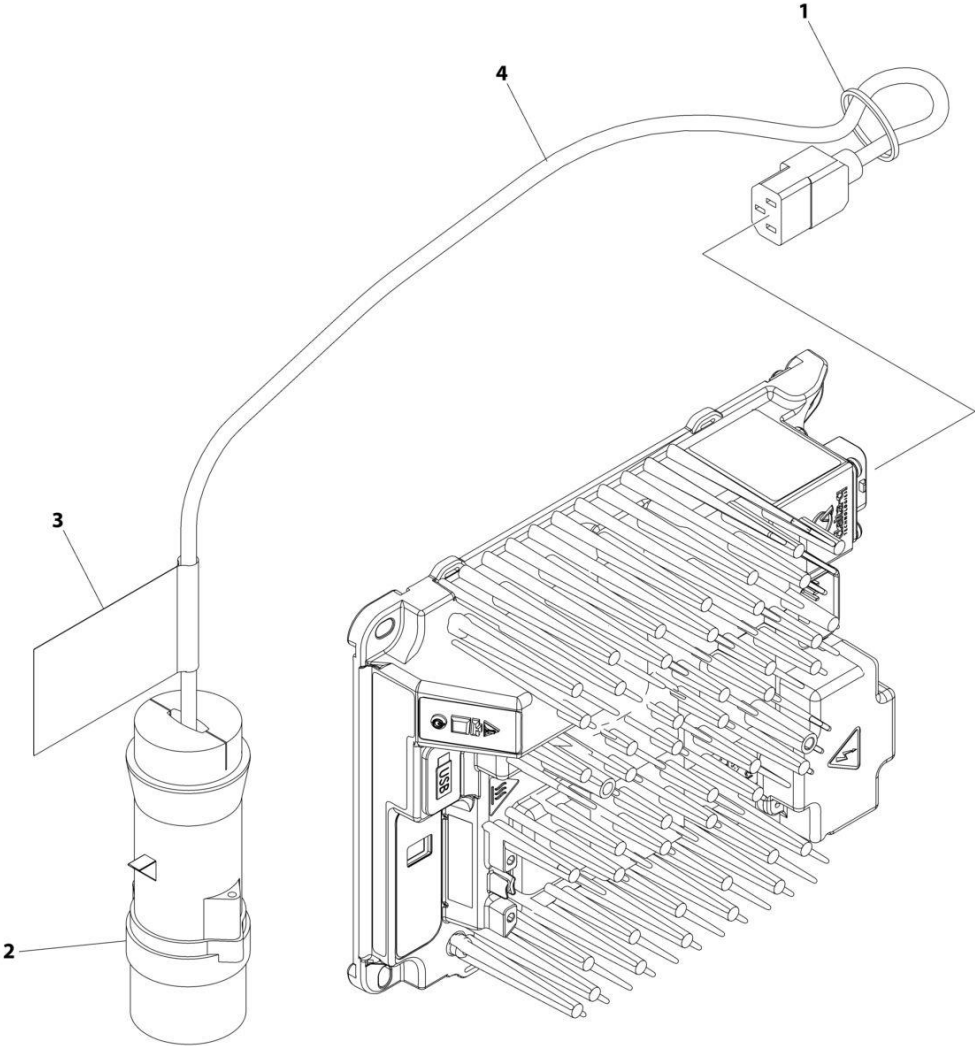
SECTION 6 - ELECTRICAL

FIGURE 6-16. CHARGER PLUG INSTALLATION - 110V PLUG (ANSI, ANSI EXPORT, CSA & JAPANESE SPECS)

| ITEM | PART NUMBER | QTY | DESCRIPTION | REV |
|------|-------------|-----|---------------------------|-----|
| | 1001248632 | Ref | CHARGER PLUG INSTALLATION | B |
| 1 | 4240017 | AR | Tie-Strap | |
| 2 | 1001102489 | 1 | Decal - Charger | |
| 3 | 1001207970 | 1 | Cable, Charger Plug | |

SECTION 6 - ELECTRICAL

FIGURE 6-17. CHARGER PLUG INSTALLATION - 110V IEC YELLOW PLUG (CE & UK CA SPECS)



ART_1001258771

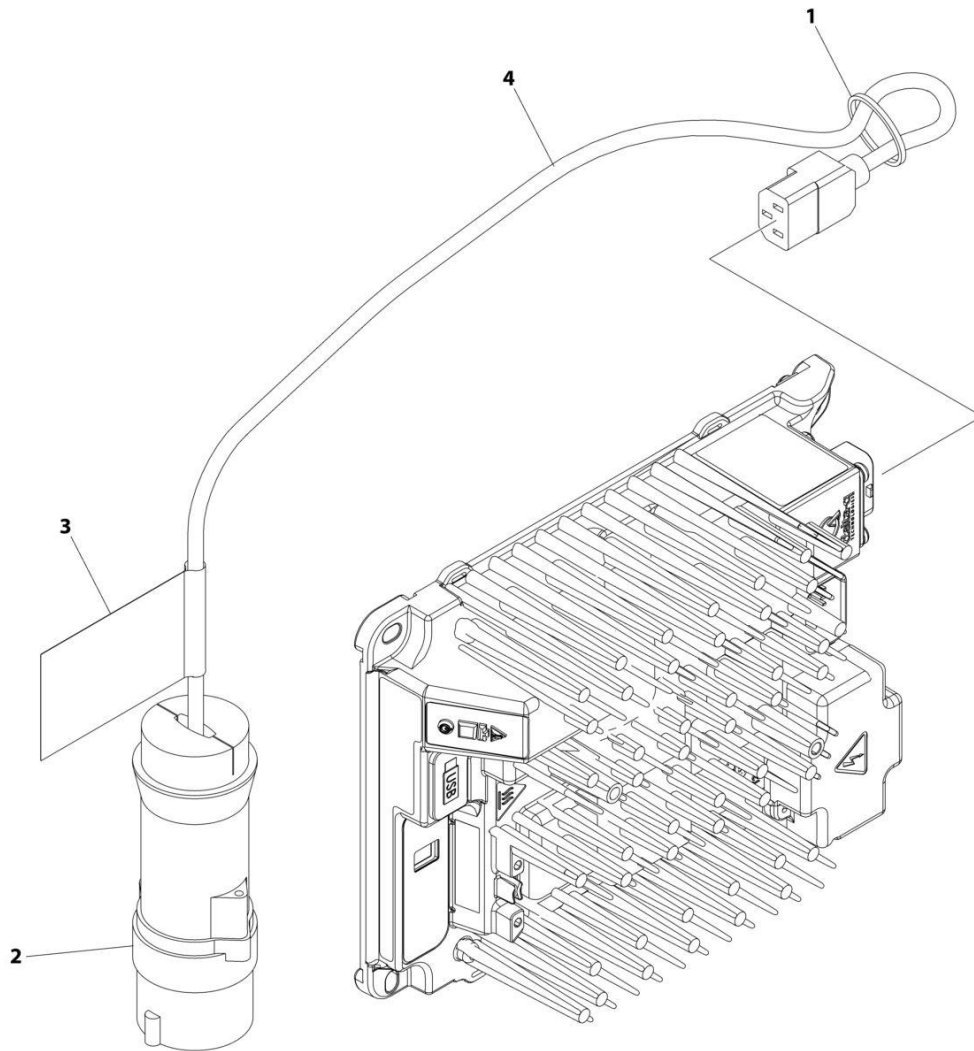
SECTION 6 - ELECTRICAL

FIGURE 6-17. CHARGER PLUG INSTALLATION - 110V IEC YELLOW PLUG (CE & UK CA SPECS)

| ITEM | PART NUMBER | QTY | DESCRIPTION | REV |
|------|-------------|-----|-------------------------------|-----|
| | 1001258771 | Ref | CHARGER PLUG INSTALLATION | A |
| 1 | 4240017 | AR | Tie-Strap | |
| 2 | 4461196 | 1 | Terminal | |
| 3 | 1001102489 | 1 | Decal - Charger | |
| 4 | 1001207974 | 1 | Cable, Charger Plug (No Plug) | |

SECTION 6 - ELECTRICAL

FIGURE 6-18. CHARGER PLUG INSTALLATION - 220V IEC BLUE PLUG (CE & UK CA SPECS)



ART_1001258772

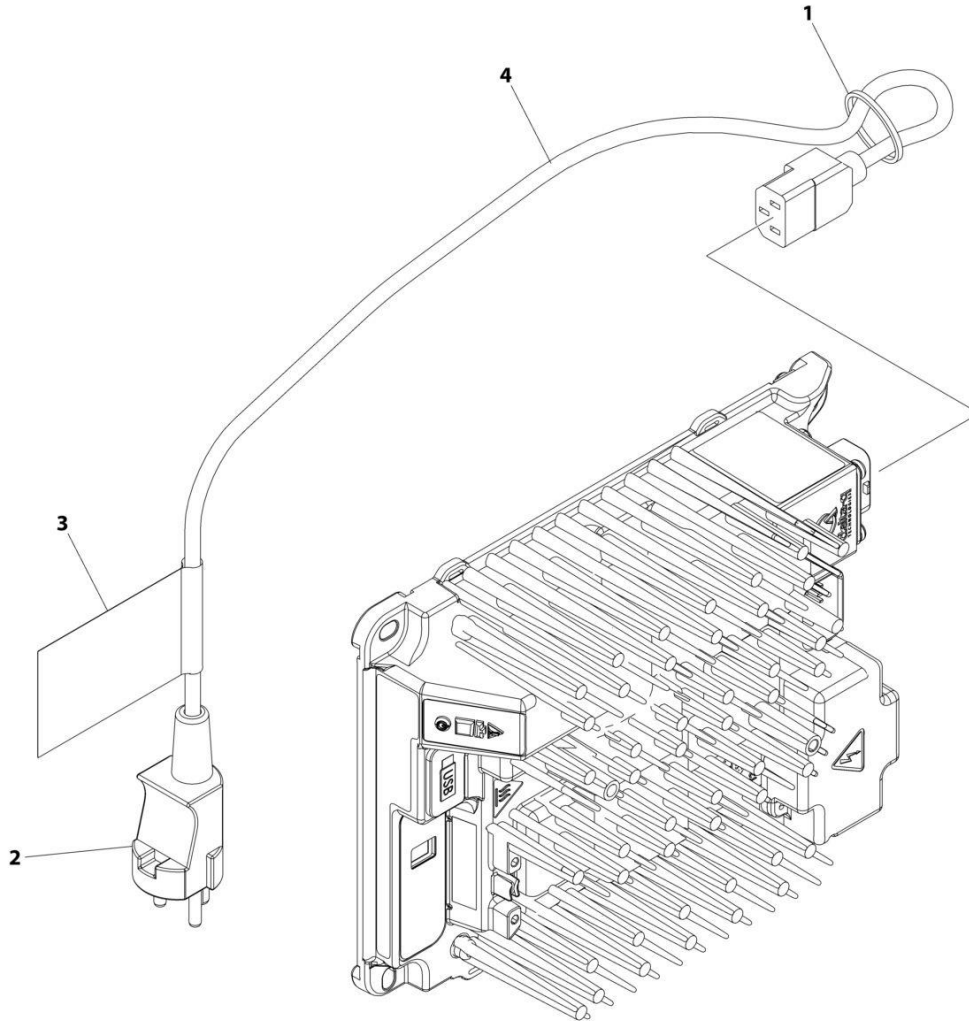
SECTION 6 - ELECTRICAL

FIGURE 6-18. CHARGER PLUG INSTALLATION - 220V IEC BLUE PLUG (CE & UK CA SPECS)

| ITEM | PART NUMBER | QTY | DESCRIPTION | REV |
|------|-------------|-----|-------------------------------|-----|
| | 1001258772 | Ref | CHARGER PLUG INSTALLATION | A |
| 1 | 4240017 | AR | Tie-Strap | |
| 2 | 4461199 | 1 | Terminal | |
| 3 | 1001102489 | 1 | Decal - Charger | |
| 4 | 1001207974 | 1 | Cable, Charger Plug (No Plug) | |

SECTION 6 - ELECTRICAL

FIGURE 6-19. CHARGER PLUG INSTALLATION - 220V AFSINT 107 PLUG (CE & UK CA SPECS)



ART_1001258770

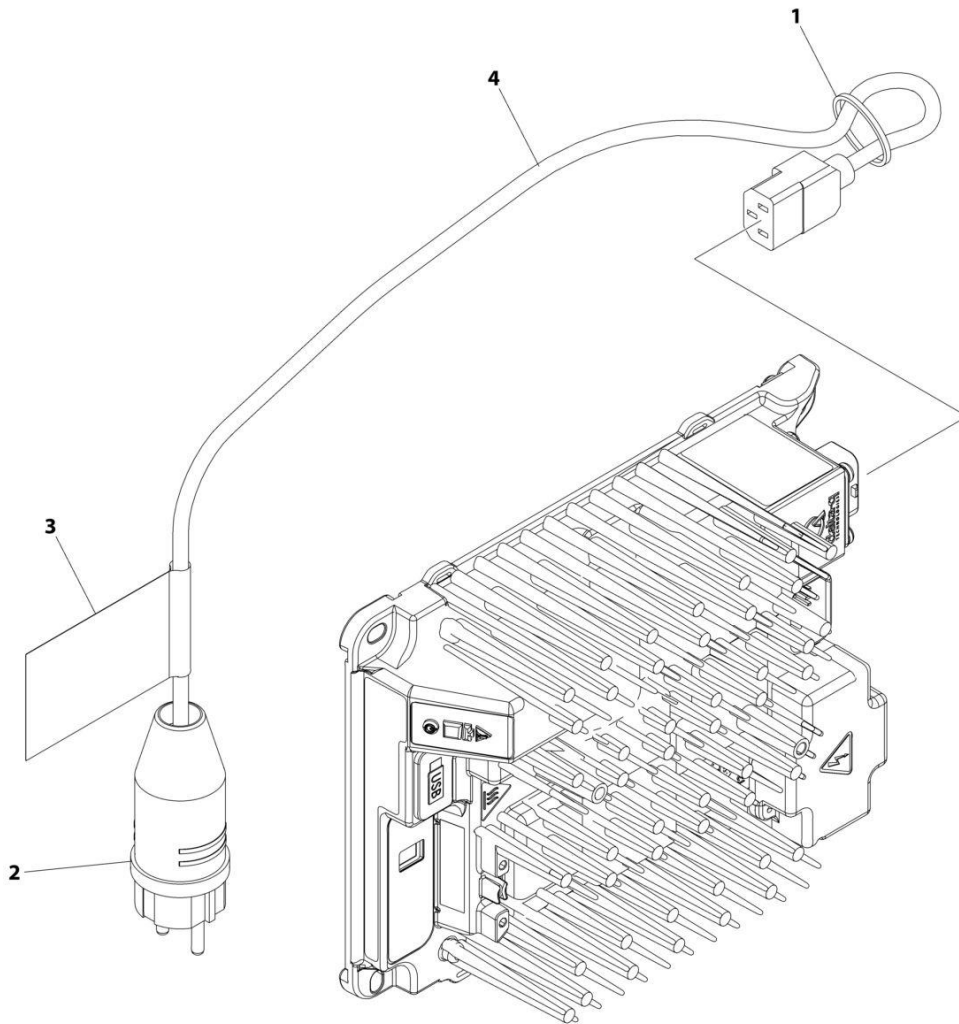
SECTION 6 - ELECTRICAL

FIGURE 6-19. CHARGER PLUG INSTALLATION - 220V AFSINT 107 PLUG (CE & UK CA SPECS)

| ITEM | PART NUMBER | QTY | DESCRIPTION | REV |
|------|-------------|-----|-------------------------------|-----|
| | 1001258770 | Ref | CHARGER PLUG INSTALLATION | A |
| 1 | 4240017 | AR | Tie-Strap | |
| 2 | 4461249 | 1 | Terminal | |
| 3 | 1001102489 | 1 | Decal - Charger | |
| 4 | 1001207974 | 1 | Cable, Charger Plug (No Plug) | |

SECTION 6 - ELECTRICAL

FIGURE 6-20. CHARGER PLUG INSTALLATION - 220V CEE7 PLUG (CE & UK CA SPECS)



ART_1001258768

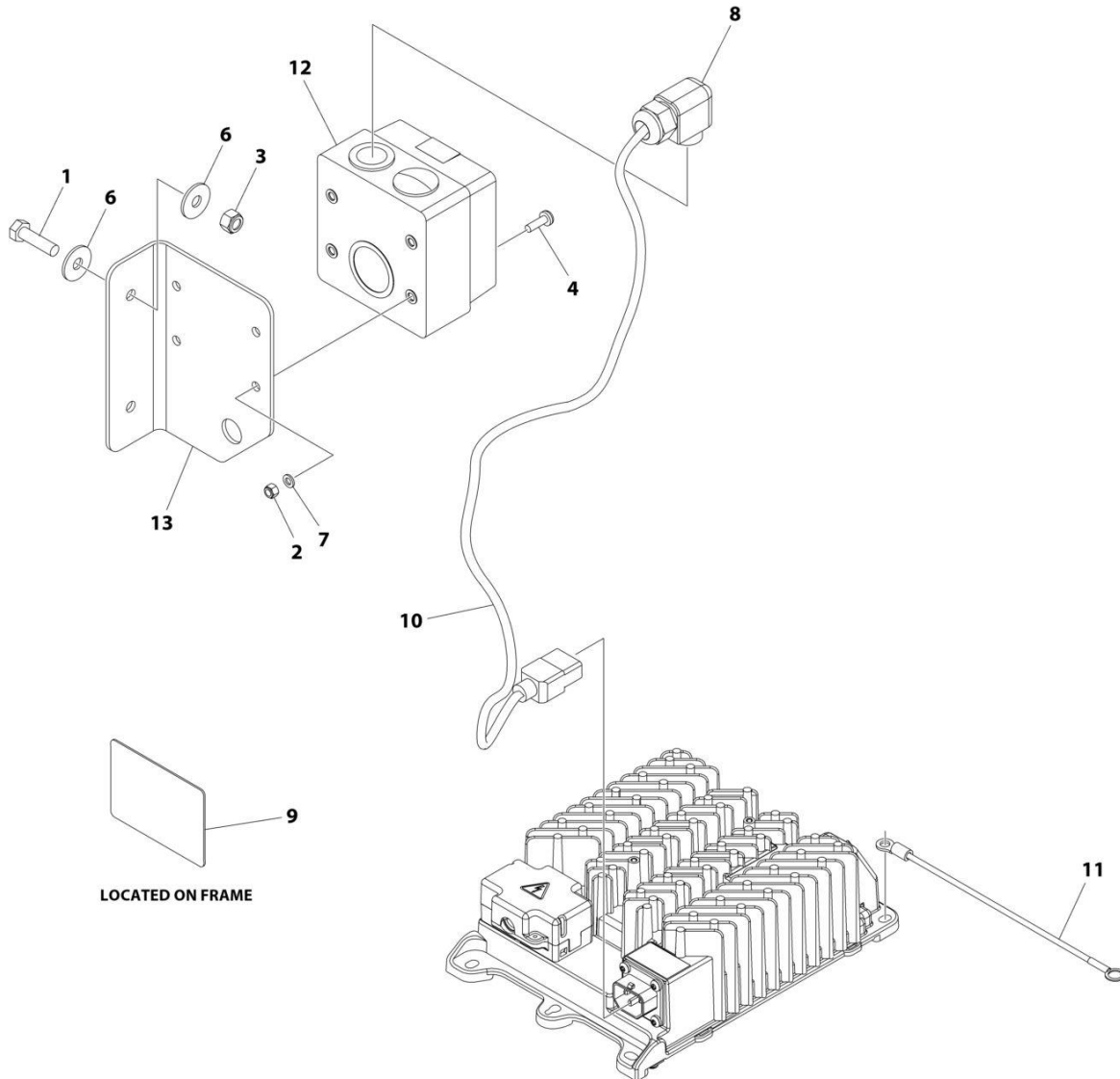
SECTION 6 - ELECTRICAL

FIGURE 6-20. CHARGER PLUG INSTALLATION - 220V CEE7 PLUG (CE & UK CA SPECS)

| ITEM | PART NUMBER | QTY | DESCRIPTION | REV |
|------|-------------|-----|-------------------------------|-----|
| | 1001258768 | Ref | CHARGER PLUG INSTALLATION | A |
| 1 | 4240017 | AR | Tie-Strap | |
| 2 | 4461205 | 1 | Terminal | |
| 3 | 1001102489 | 1 | Decal - Charger | |
| 4 | 1001207974 | 1 | Cable, Charger Plug (No Plug) | |

SECTION 6 - ELECTRICAL

FIGURE 6-21. CHARGER PLUG INSTALLATION (AUSTRALIAN PLUG)



ART_1001263295

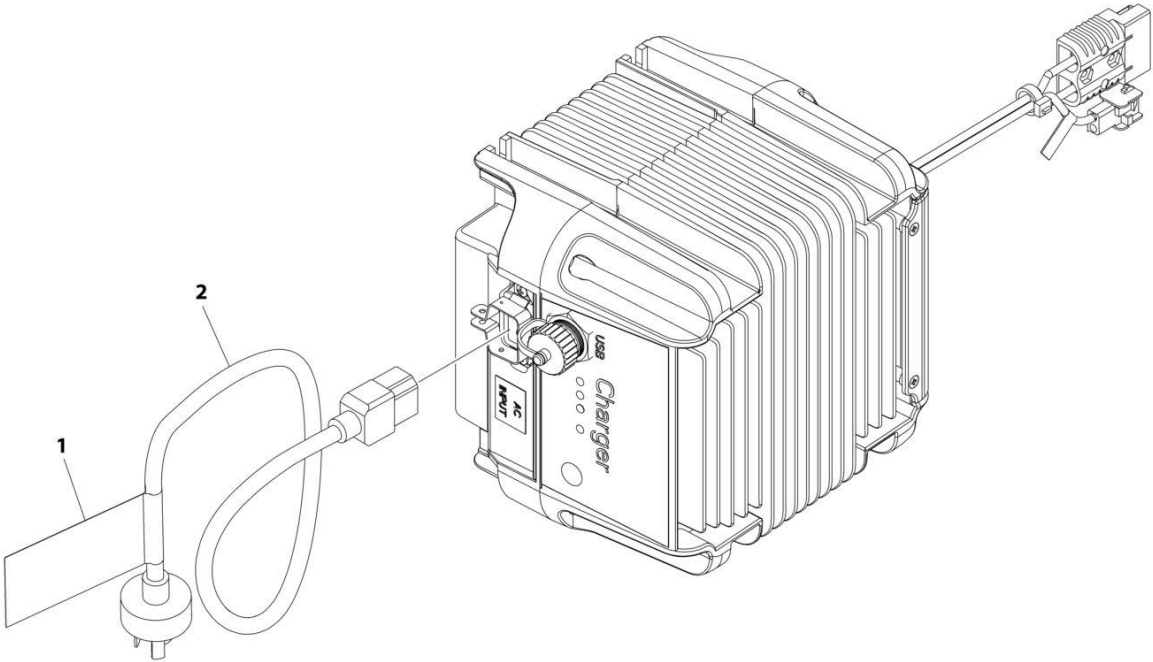
SECTION 6 - ELECTRICAL

FIGURE 6-21. CHARGER PLUG INSTALLATION (AUSTRALIAN PLUG)

| ITEM | PART NUMBER | QTY | DESCRIPTION | REV |
|------|-------------|-----|------------------------------|-----|
| | 1001263295 | Ref | CHARGER PLUG INSTALLATION | A |
| 1 | 0700814 | 2 | Bolt M8 x 30 | |
| 2 | 3290505 | 4 | Nut M5 | |
| 3 | 3290805 | 2 | Nut M8 | |
| 4 | 3900381 | 4 | Screw M5 x 16 | |
| 5 | 4240017 | AR | Tie Strap (Not Shown) | |
| 6 | 4811902 | 4 | Washer M8 | |
| 7 | 4831600 | 4 | Washer M5 | |
| 8 | 1001103471 | 1 | Connector Strain Relief 90 | |
| 9 | 1001134280 | 1 | Decal - Charger | |
| 10 | 1001207974 | 1 | Cable, Charger AC Input | |
| 11 | 1001227219 | 1 | Ground Harness | |
| 12 | 1001227267 | 1 | Receptacle Australian - 230V | |
| 13 | 1001249890 | 1 | Bracket | |

SECTION 6 - ELECTRICAL

FIGURE 6-22. CHARGER PLUG INSTALLATION (CHINA PLUG)



ART_1001263294

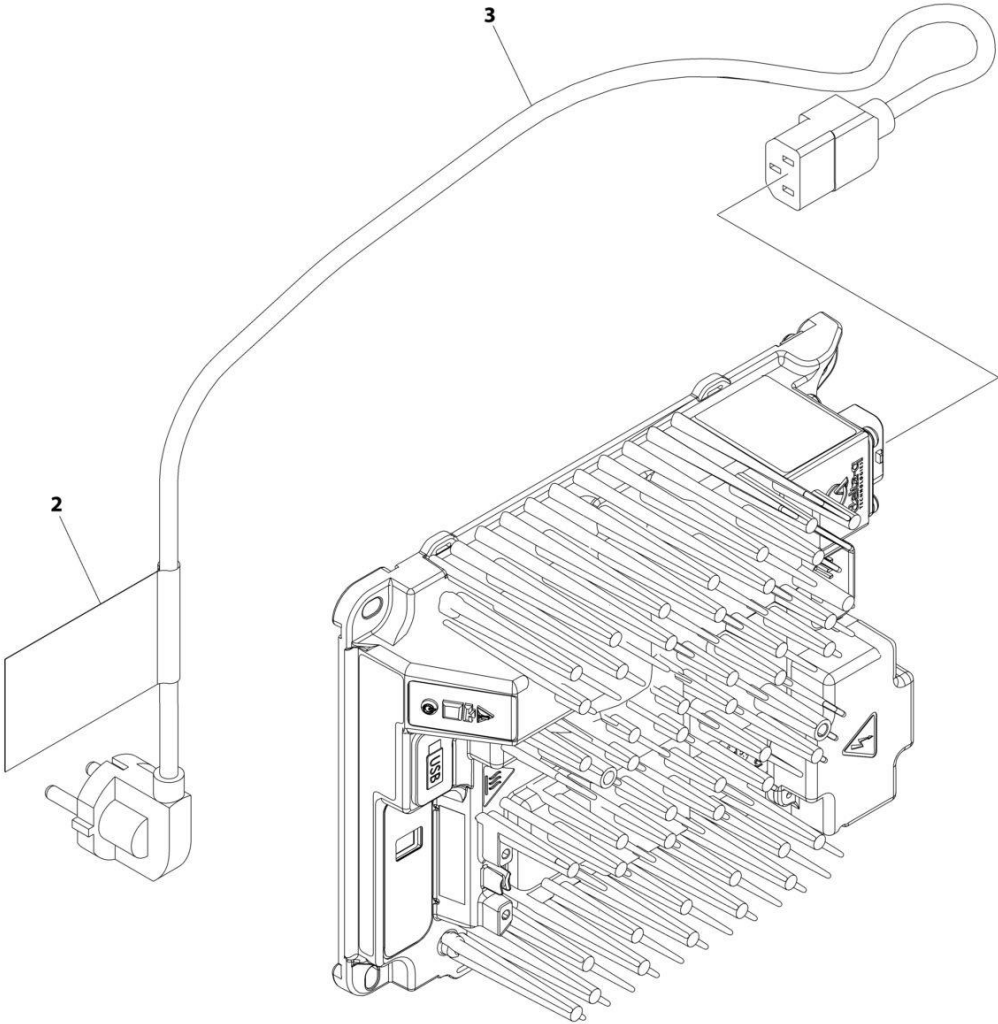
SECTION 6 - ELECTRICAL

FIGURE 6-22. CHARGER PLUG INSTALLATION (CHINA PLUG)

| ITEM | PART NUMBER | QTY | DESCRIPTION | REV |
|------|-------------|-----|---------------------------|-----|
| | 1001263294 | Ref | CHARGER PLUG INSTALLATION | A |
| 1 | 1001102489 | 1 | Decal - Charger Label | |
| 2 | 1001207973 | 1 | Cable, Charger AC Input | |

SECTION 6 - ELECTRICAL

FIGURE 6-23. CHARGER PLUG INSTALLATION (KOREAN PLUG)



ART_1001248634

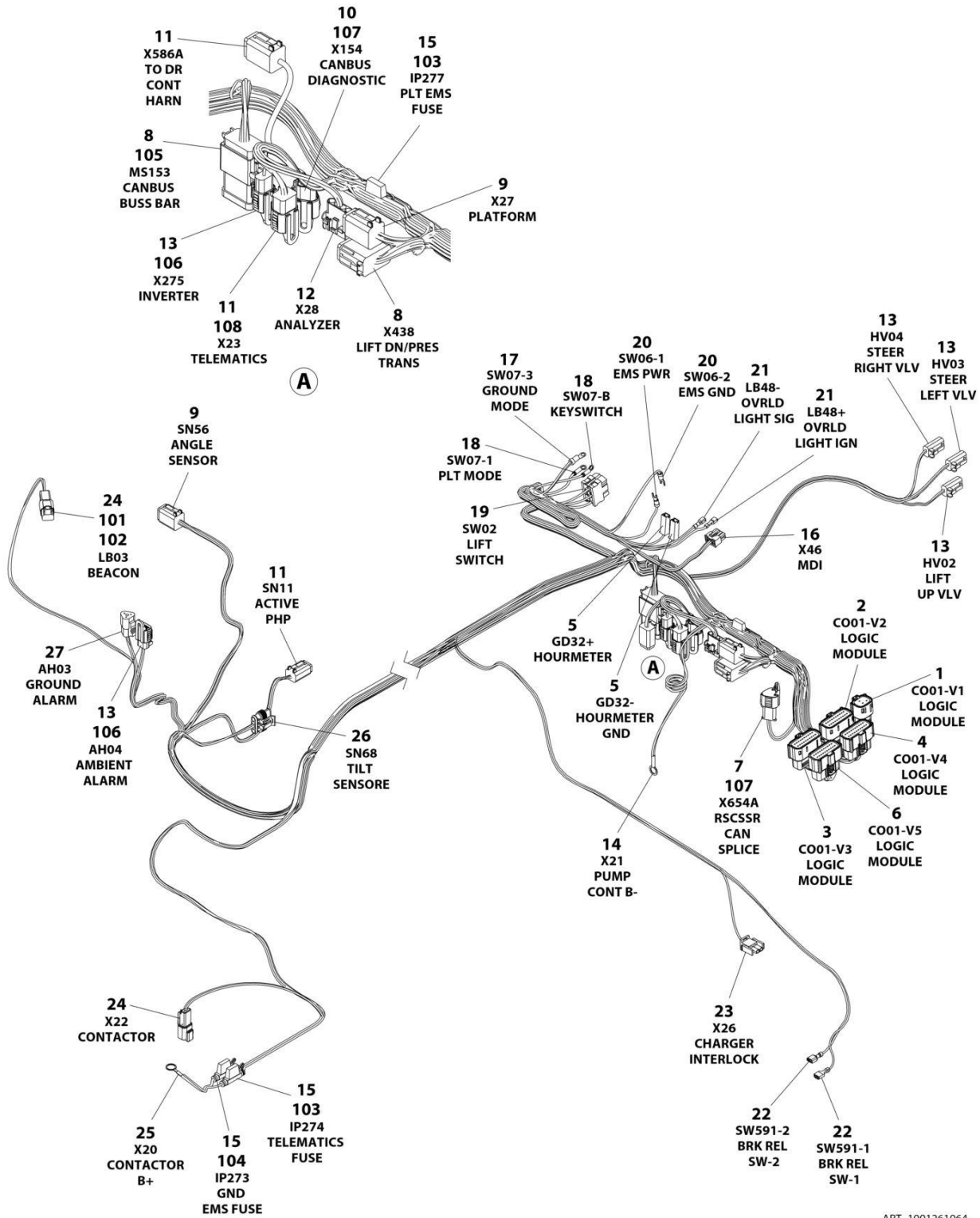
SECTION 6 - ELECTRICAL

FIGURE 6-23. CHARGER PLUG INSTALLATION (KOREAN PLUG)

| ITEM | PART NUMBER | QTY | DESCRIPTION | REV |
|------|-------------|-----|---------------------------|-----|
| | 1001248634 | Ref | CHARGER PLUG INSTALLATION | A |
| 1 | 4240017 | AR | Tie-Strap (Not Shown) | |
| 2 | 1001102489 | 1 | Decal - Charger Label | |
| 3 | 1001221949 | 1 | Cable, Charger AC Input | |

SECTION 6 - ELECTRICAL

FIGURE 6-24. CHASSIS HARNESS



ART_1001261064

SECTION 6 - ELECTRICAL

FIGURE 6-24. CHASSIS HARNESS

| ITEM | PART NUMBER | QTY | DESCRIPTION | REV |
|------|-------------|-----|---------------------------------|-----|
| | 1001261064 | Ref | CHASSIS HARNESS | B |
| 1 | 1001205409 | 1 | Connector - 8 Position | |
| 1 | 1001162887 | 8 | Terminal | |
| 2 | 1001205410 | 1 | Connector - 20 Position | |
| 2 | 1001162887 | 13 | Terminal | |
| 2 | 1001163340 | 7 | Plug, Terminal | |
| 3 | 1001162886 | 1 | Connector - 20 Position | |
| 3 | 1001162887 | 16 | Terminal | |
| 3 | 1001163340 | 4 | Plug, Terminal | |
| 4 | 1001205411 | 1 | Connector - 20 Position | |
| 4 | 1001162887 | 16 | Terminal | |
| 4 | 1001163340 | 4 | Plug, Terminal | |
| 5 | 4460260 | 4 | Cover, Terminal | |
| 5 | 4460259 | 4 | Terminal | |
| 6 | 1001205412 | 1 | Connector - 20 Position | |
| 6 | 1001162887 | 14 | Terminal | |
| 6 | 1001163340 | 6 | Plug, Terminal | |
| 7 | 4460965 | 1 | Plug, Male - 3 Position | |
| 7 | 4460944 | 2 | Socket, Female | |
| 7 | 4460466 | 1 | Plug, Terminal | |
| 8 | 4460933 | 2 | Plug, Male - 12 Position | |
| 8 | 4460465 | 10 | Socket, Female | |
| 8 | 4460944 | 12 | Socket, Female | |
| 8 | 4460466 | 2 | Plug, Terminal | |
| 9 | 4460894 | 2 | Plug, Male - 6 Position | |
| 9 | 4460465 | 8 | Socket, Female | |
| 9 | 4460944 | 2 | Socket, Female | |
| 9 | 4460466 | 2 | Plug, Terminal | |
| 10 | 1001116812 | 1 | Receptacle, Female - 3 Position | |
| 10 | 4060944 | 2 | Socket, Female | |
| 10 | 4460466 | 1 | Plug, Terminal | |
| 11 | 4460884 | 3 | Plug, Male - 4 Position | |
| 11 | 4460465 | 10 | Socket, Female | |
| 11 | 4460944 | 2 | Socket, Female | |
| 12 | 4460761 | 1 | Plug, Male - 4 Position | |
| 12 | 4460227 | 4 | Socket, Female | |
| 13 | 4460891 | 5 | Plug, Male - 2 Position | |
| 13 | 4460465 | 9 | Socket, Female | |
| 13 | 4460466 | 1 | Plug, Terminal | |
| 14 | 4460256 | 2 | Terminal | |
| 15 | 2400060 | 3 | Holder/Cover, Fuse | |
| 16 | 1001151629 | 1 | Plug, Male - 8 Position | |
| 16 | 4461023 | 2 | Terminal | |
| 16 | 4460877 | 2 | Terminal | |
| 17 | 4460042 | 1 | Terminal, Ring | |
| 18 | 4460247 | 2 | Terminal, Ring | |
| 19 | 4460418 | 1 | Connector - 6 Position | |
| 19 | 1001159186 | 3 | Terminal | |
| 20 | 4460115 | 1 | Terminal, Ring | |
| 21 | 1001201885 | 2 | Terminal | |

SECTION 6 - ELECTRICAL

| ITEM | PART NUMBER | QTY | DESCRIPTION | REV |
|------|-------------|-----|---------------------------------|-----|
| 22 | 1001194421 | 2 | Terminal | |
| 23 | 4460320 | 1 | Plug, Male - 2 Position | |
| 23 | 4460226 | 1 | Socket, Female | |
| 24 | 4460897 | 2 | Receptacle, Female - 2 Position | |
| 24 | 4460464 | 4 | Pin, Male | |
| 25 | 4460019 | 1 | Terminal, Ring | |
| 26 | 1001103012 | 1 | Plug, Male - 4 Position | |
| 26 | 1001196589 | 4 | Terminal | |
| 26 | 1001104498 | 4 | Seal Terminal | |
| 27 | 4460539 | 1 | Plug, Male - 3 Position | |
| 27 | 4460465 | 3 | Socket, Female | |
| 101 | 4460466 | 2 | Plug, Terminal | |
| 102 | 4460891 | 1 | Plug, Male - 4 Position | |
| 103 | 8229242 | 2 | Fuse 5 Amp | |
| 104 | 8229244 | 1 | Fuse, 15 Amp | |
| 105 | 1001125677 | 1 | Connector, Bussbar | |
| 106 | 1001144295 | 2 | Cap - 2 Position | |
| 107 | 1001144296 | 2 | Cap - 3 Position | |
| 108 | 1001192401 | 1 | Cap, Dust | |

SECTION 6 - ELECTRICAL

FIGURE 6-25. CHASSIS HARNESS WITH CLEARSKY

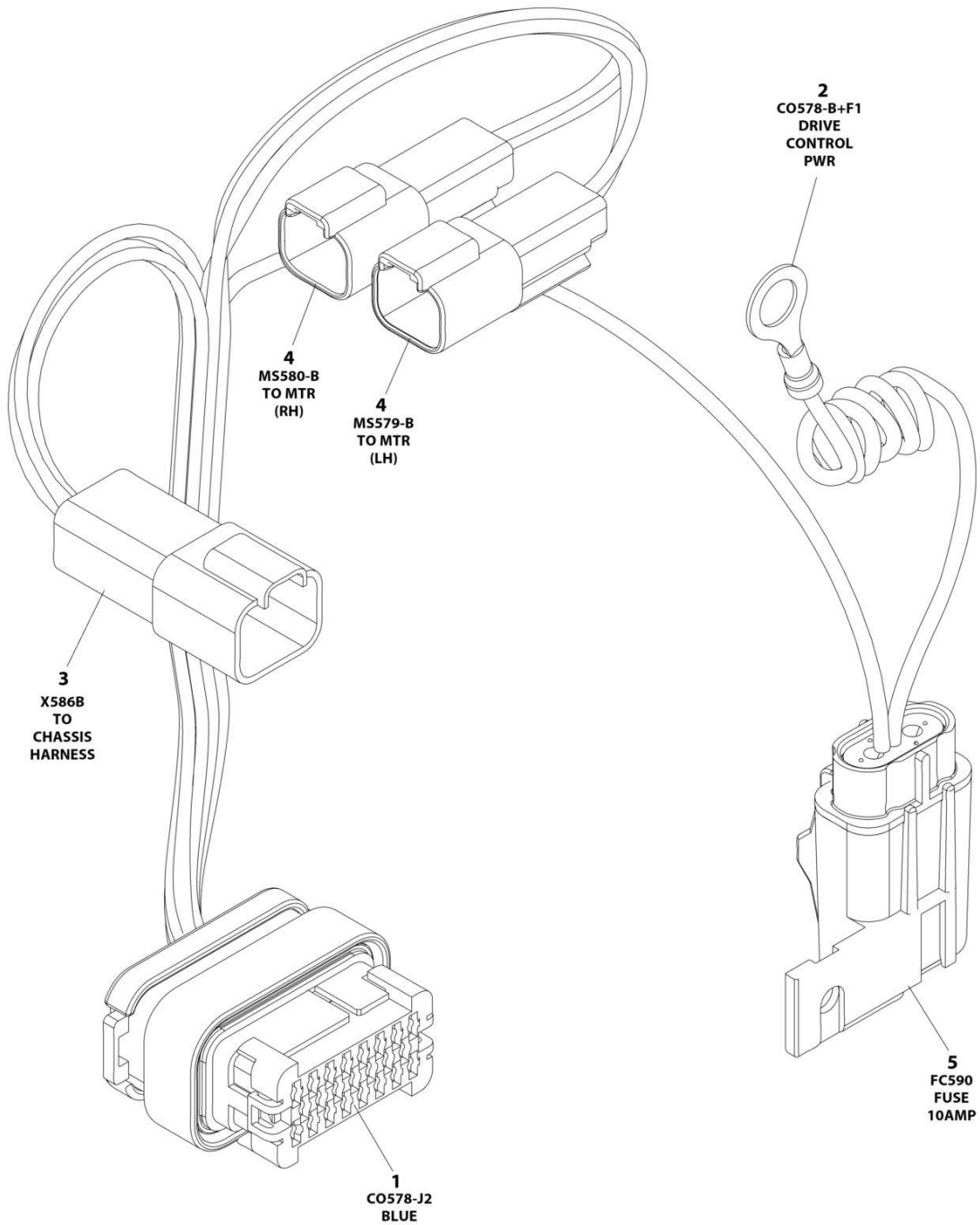
| ITEM | PART NUMBER | QTY | DESCRIPTION | REV |
|------|-------------|-----|---------------------------------|-----|
| | 1001283416 | Ref | CHASSIS HARNESS | B |
| 1 | 1001205409 | 1 | Connector - 8 Position | |
| 1 | 1001162887 | 8 | Terminal | |
| 2 | 1001205410 | 1 | Connector - 20 Position | |
| 2 | 1001162887 | 13 | Terminal | |
| 2 | 1001163340 | 7 | Plug, Terminal | |
| 3 | 1001162886 | 1 | Connector - 20 Position | |
| 3 | 1001162887 | 15 | Terminal | |
| 3 | 1001163340 | 5 | Plug, Terminal | |
| 4 | 1001205411 | 1 | Connector - 20 Position | |
| 4 | 1001162887 | 16 | Terminal | |
| 4 | 1001163340 | 4 | Plug, Terminal | |
| 5 | 4460260 | 4 | Connector | |
| 5 | 4460259 | 4 | Terminal | |
| 6 | 1001205412 | 1 | Connector - 20 Position | |
| 6 | 1001162887 | 14 | Terminal | |
| 6 | 1001163340 | 6 | Plug, Terminal | |
| 7 | 4460965 | 1 | Plug, Male - 3 Position | |
| 7 | 4460944 | 2 | Socket, Female | |
| 7 | 4460466 | 1 | Plug, Terminal | |
| 8 | 4460933 | 1 | Plug, Male - 12 Position | |
| 8 | 4460465 | 10 | Socket, Female | |
| 8 | 4460466 | 2 | Plug, Terminal | |
| 9 | 4460894 | 1 | Plug, Male - 6 Position | |
| 9 | 4460465 | 4 | Socket, Female | |
| 9 | 4460944 | 2 | Socket, Female | |
| 10 | 1001116812 | 1 | Receptacle, Female - 3 Position | |
| 10 | 4060944 | 2 | Socket, Female | |
| 10 | 4460466 | 1 | Plug, Terminal | |
| 11 | 4460884 | 3 | Plug, Male - 4 Position | |
| 11 | 4460465 | 12 | Socket, Female | |
| 12 | 4460761 | 1 | Plug, Male - 4 Position | |
| 12 | 4460227 | 4 | Socket, Female | |
| 13 | 4460891 | 4 | Plug, Male - 2 Position | |
| 13 | 4460465 | 8 | Socket, Female | |
| 14 | 4460019 | 2 | Terminal, Ring | |
| 15 | 2400060 | 3 | Holder/Cover, Fuse | |
| 16 | 1001151629 | 1 | Plug, Male - 8 Position | |
| 16 | 4461023 | 2 | Terminal | |
| 16 | 4460877 | 2 | Terminal | |
| 17 | 4460042 | 1 | Terminal, Ring | |
| 18 | 4460247 | 2 | Terminal, Ring | |
| 19 | 4460418 | 1 | Connector - 6 Position | |
| 19 | 1001159186 | 3 | Terminal | |
| 20 | 4460115 | 2 | Terminal, Ring | |
| 21 | 1001201885 | 2 | Terminal | |
| 22 | 1001194421 | 2 | Terminal | |
| 23 | 4460320 | 1 | Plug, Male - 2 Position | |
| 23 | 4460226 | 1 | Socket, Female | |
| 24 | 4460897 | 2 | Receptacle, Female - 2 Position | |

SECTION 6 - ELECTRICAL

| ITEM | PART NUMBER | QTY | DESCRIPTION | REV |
|------|-------------|-----|-------------------------|-----|
| 24 | 4460464 | 4 | Pin, Male | |
| 25 | 4460891 | 1 | Connector | |
| 25 | 4460465 | 1 | Socket | |
| 25 | 4460466 | 1 | Plug | |
| 26 | 1001103012 | 1 | Plug, Male - 4 Position | |
| 26 | 1001196589 | 4 | Terminal | |
| 26 | 1001104498 | 4 | Seal Terminal | |
| 27 | 4460539 | 1 | Plug, Male - 3 Position | |
| 27 | 4460465 | 3 | Socket, Female | |
| 28 | 4460933 | 3 | Connector | |
| 28 | 4460944 | 26 | Socket | |
| 28 | 4460466 | 12 | Plug | |
| 29 | 4460894 | 1 | Connector | |
| 29 | 4460465 | 6 | Socket | |
| 30 | 4460884 | 1 | Connector | |
| 30 | 4460944 | 2 | Socket (Gold) | |
| 30 | 4460465 | 2 | Socket (Nickel) | |
| 31 | 4460930 | 1 | Connector | |
| 31 | 4460465 | 8 | Socket | |
| 101 | 4460466 | 2 | Plug | |
| 102 | 4460891 | 1 | Plug, Male - 4 Position | |
| 103 | 8229242 | 2 | Fuse 5 Amp | |
| 104 | 8229244 | 1 | Fuse, 15 Amp | |
| 105 | 1001125677 | 3 | Connector, Bussbar | |
| 106 | 1001144295 | 2 | Cap - 2 Position | |
| 107 | 1001144296 | 2 | Cap - 3 Position | |
| 108 | 1001152266 | 1 | Connector | |
| 109 | 1001192401 | 1 | Cap, Dust | |

SECTION 6 - ELECTRICAL

FIGURE 6-26. DRIVE HARNESS



ART_1001255934

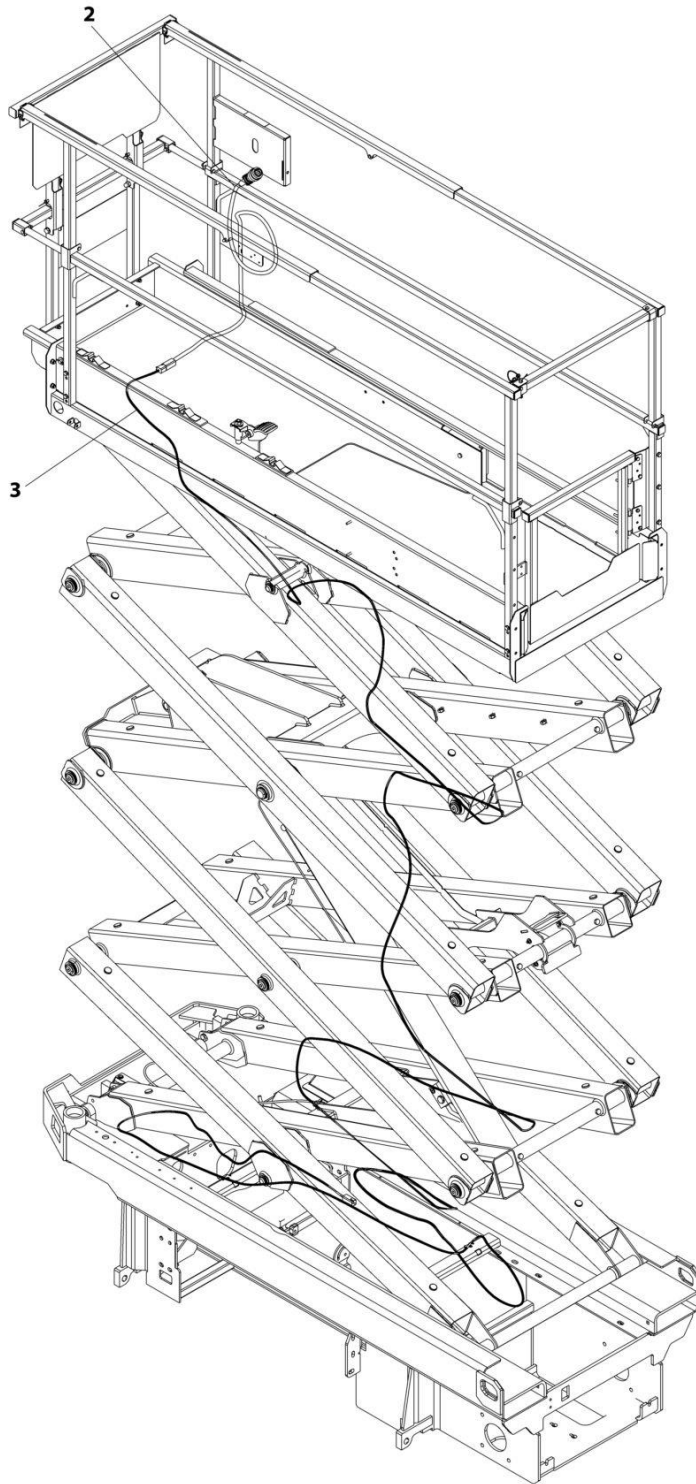
SECTION 6 - ELECTRICAL

FIGURE 6-26. DRIVE HARNESS

| ITEM | PART NUMBER | QTY | DESCRIPTION | REV |
|------|-------------|-----|---------------------------------|-----|
| | 1001255934 | Ref | DRIVE HARNESS | E |
| 1 | 1001096138 | 1 | Connector - 23 Position | |
| 1 | 4460871 | 9 | Terminal | |
| 1 | 4460905 | 14 | Plug, Terminal | |
| 2 | 4460670 | 1 | Terminal, Ring | |
| 3 | 4460932 | 1 | Receptacle, Female - 4 Position | |
| 3 | 4460943 | 2 | Pin, Male | |
| 3 | 4460464 | 2 | Pin, Male | |
| 4 | 4460897 | 2 | Receptacle, Female - 2 Position | |
| 4 | 4460464 | 4 | Pin, Male | |
| 5 | 1001217843 | 1 | Fuseholder with Cap | |
| 5 | 1001217842 | 1 | Cap, Cover | |
| 5 | 8229234 | 1 | Fuse - 10Amp | |
| 5 | 1001116733 | 2 | Terminal | |

SECTION 6 - ELECTRICAL

FIGURE 6-27. GROUND TO PLATFORM CABLE INSTALLATION - WITHOUT PLATFORM COIL CABLE
(MACHINES WITH SN STARTING WITH B2 & M2)



ART_1001239675

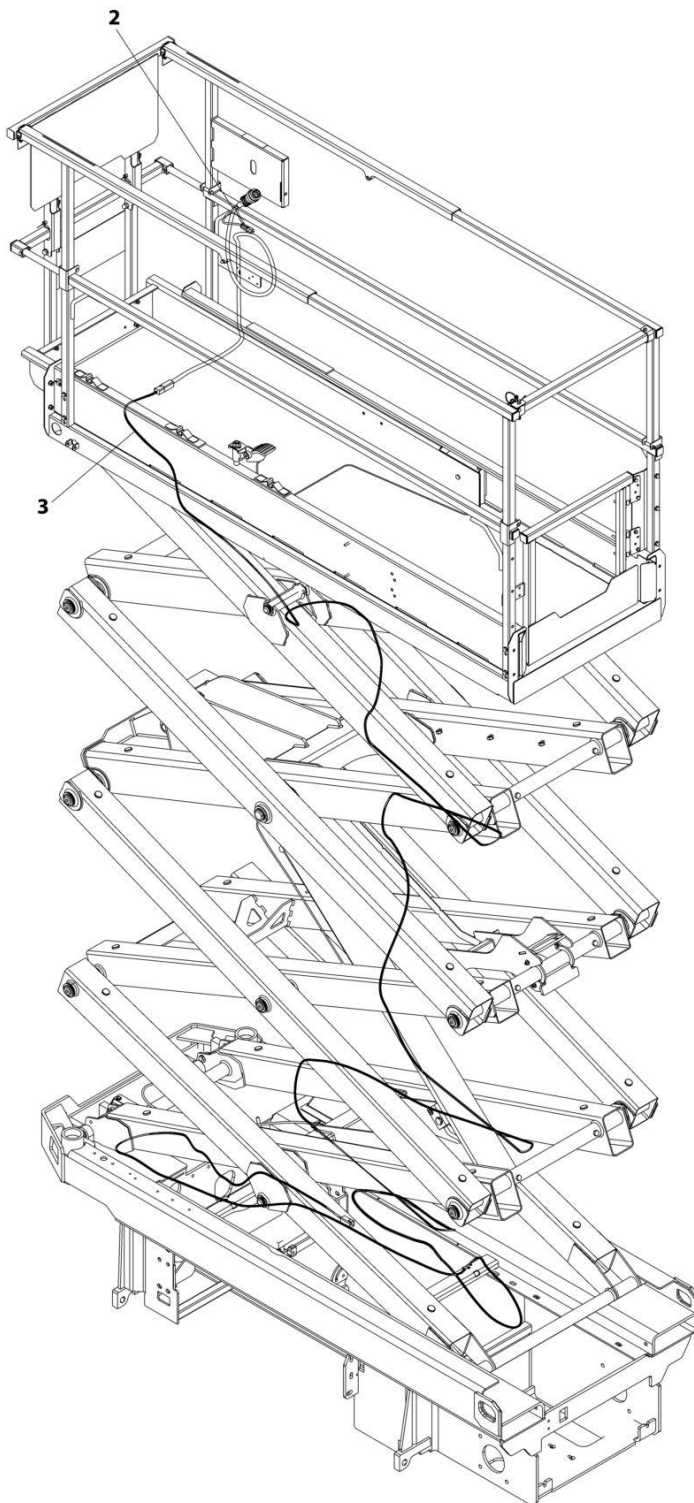
SECTION 6 - ELECTRICAL

**FIGURE 6-27. GROUND TO PLATFORM CABLE INSTALLATION - WITHOUT PLATFORM COIL CABLE
(MACHINES WITH SN STARTING WITH B2 & M2)**

| ITEM | PART NUMBER | QTY | DESCRIPTION | REV |
|------|-------------|-----|---|-----|
| | 1001239675 | Ref | GROUND TO PLATFORM CABLE INSTALLATION - WITHOUT PLATFORM COIL CABLE | F |
| 1 | 4240017 | AR | Tie-Strap (Not Shown) | |
| 2 | 1001200812 | 1 | Platform Harness | |
| 2 | 4460899 | 1 | Receptacle, Female - 6 Position (To Item 3) | |
| 2 | 4460464 | 4 | Pin, Male | |
| 2 | 4460943 | 2 | Pin, Male | |
| 2 | 4460754 | 1 | Connector - 14 Position (To Console Box) | |
| 2 | 4460465 | 8 | Socket, Female | |
| 2 | 4460466 | 6 | Plug, Terminal | |
| 3 | 1001237132 | 1 | Cable Assembly - Ground to Platform | |
| 3 | 4460894 | 1 | Plug, Male - 6 Position (To Platform Harness Item 2) | |
| 3 | 4460465 | 4 | Socket, Female | |
| 3 | 4460944 | 2 | Socket, Female | |
| 3 | 4460899 | 1 | Receptacle, Female - 6 Position (To Chassis Harness) | |
| 3 | 4460464 | 4 | Pin, Male | |
| 3 | 4460943 | 2 | Pin, Male | |

SECTION 6 - ELECTRICAL

FIGURE 6-28. GROUND TO PLATFORM CABLE INSTALLATION - WITHOUT PLATFORM COIL CABLE & WITH FOOTSWITCH (MACHINES WITH SN STARTING WITH B2)



ART_1001239677

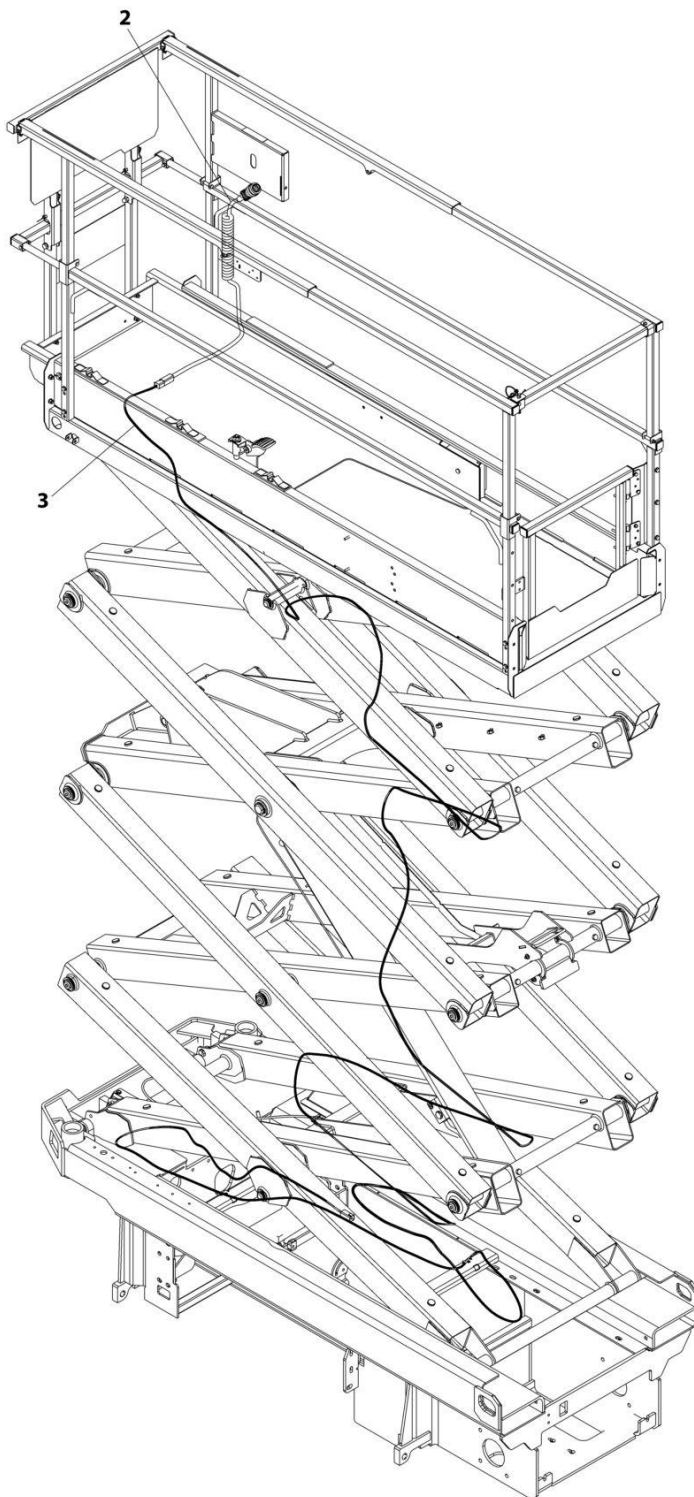
SECTION 6 - ELECTRICAL

FIGURE 6-28. GROUND TO PLATFORM CABLE INSTALLATION - WITHOUT PLATFORM COIL CABLE & WITH FOOTSWITCH (MACHINES WITH SN STARTING WITH B2)

| ITEM | PART NUMBER | QTY | DESCRIPTION | REV |
|------|-------------|-----|---|-----|
| | 1001239677 | Ref | GROUND TO PLATFORM CABLE INSTALLATION - WITHOUT PLATFORM COIL CABLE AND WITH FOOTSWITCH | F |
| 1 | 4240017 | AR | Tie-Strap (Not Shown) | |
| 2 | 1001223263 | 1 | Platform Harness | |
| 2 | 4460899 | 1 | Receptacle, Female - 6 Position (To Item 3) | |
| 2 | 4460464 | 4 | Pin, Male | |
| 2 | 4460943 | 2 | Pin, Male | |
| 2 | 4460754 | 1 | Connector - 14 Position (To Console Box) | |
| 2 | 4460465 | 8 | Socket, Female | |
| 2 | 4460944 | 2 | Socket, Female | |
| 2 | 4460466 | 4 | Plug, Terminal | |
| 2 | 4460891 | 1 | Plug, Male - 2 Position (To Footswitch) | |
| 2 | 4460465 | 2 | Socket, Female | |
| 2 | 4460897 | 1 | Receptacle, Female - 2 Position (Footswitch Jumper) | |
| 2 | 4460464 | 2 | Pin, Male | |
| 2 | 4460539 | 1 | Plug, Male - 3 Position (To Overhead Switches) | |
| 2 | 4460465 | 2 | Socket, Female | |
| 2 | 4460466 | 1 | Plug, Terminal | |
| 3 | 1001237132 | 1 | Cable Assembly - Ground to Platform | |
| 3 | 4460894 | 1 | Plug, Male - 6 Position (To Platform Harness Item 2) | |
| 3 | 4460465 | 4 | Socket, Female | |
| 3 | 4460944 | 2 | Socket, Female | |
| 3 | 4460899 | 1 | Receptacle, Female - 6 Position (To Chassis Harness) | |
| 3 | 4460464 | 4 | Pin, Male | |
| 3 | 4460943 | 2 | Pin, Male | |

SECTION 6 - ELECTRICAL

FIGURE 6-29. GROUND TO PLATFORM CABLE INSTALLATION - WITH PLATFORM COIL CABLE
(MACHINES WITH SN STARTING WITH B2 & M2)



ART_1001239676

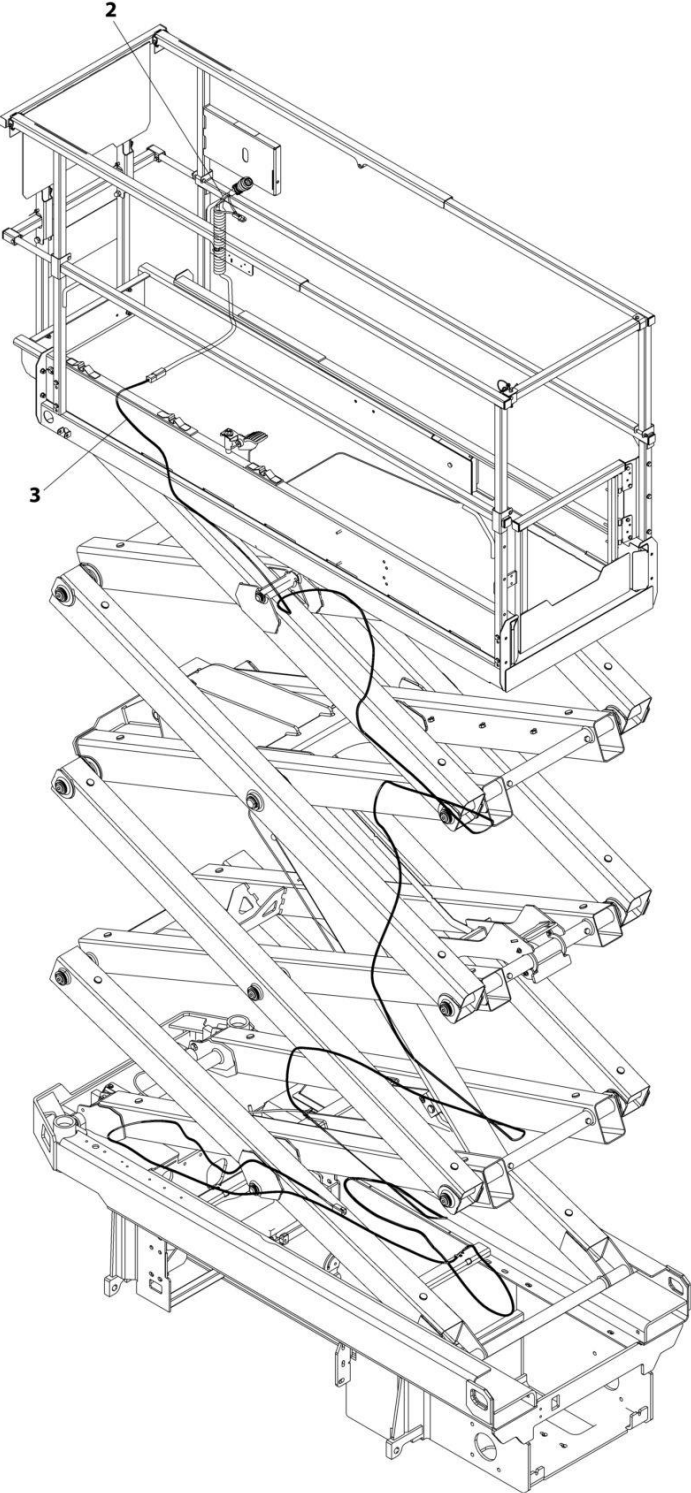
SECTION 6 - ELECTRICAL

**FIGURE 6-29. GROUND TO PLATFORM CABLE INSTALLATION - WITH PLATFORM COIL CABLE
(MACHINES WITH SN STARTING WITH B2 & M2)**

| ITEM | PART NUMBER | QTY | DESCRIPTION | REV |
|------|-------------|-----|--|-----|
| | 1001239676 | Ref | GROUND TO PLATFORM CABLE INSTALLATION - WITH PLATFORM COIL CABLE | F |
| 1 | 4240017 | AR | Tie-Strap (Not Shown) | |
| 2 | 1001202184 | 1 | Platform Harness | |
| 2 | 4460899 | 1 | Receptacle, Female - 6 Position (To Item 3) | |
| 2 | 4460464 | 4 | Pin, Male | |
| 2 | 4460943 | 2 | Pin, Male | |
| 2 | 4460754 | 1 | Connector - 14 Position (To Console Box) | |
| 2 | 4460465 | 8 | Socket, Female | |
| 2 | 4460466 | 6 | Plug, Terminal | |
| 3 | 1001237132 | 1 | Cable Assembly - Ground to Platform | |
| 3 | 4460894 | 1 | Plug, Male - 6 Position (To Platform Harness Item 2) | |
| 3 | 4460465 | 4 | Socket, Female | |
| 3 | 4460944 | 2 | Socket, Female | |
| 3 | 4460899 | 1 | Receptacle, Female - 6 Position (To Chassis Harness) | |
| 3 | 4460464 | 4 | Pin, Male | |
| 3 | 4460943 | 2 | Pin, Male | |

SECTION 6 - ELECTRICAL

FIGURE 6-30. GROUND TO PLATFORM CABLE INSTALLATION - WITH PLATFORM COIL CABLE & FOOTSWITCH (MACHINES WITH SN STARTING WITH B2)



ART_1001239678

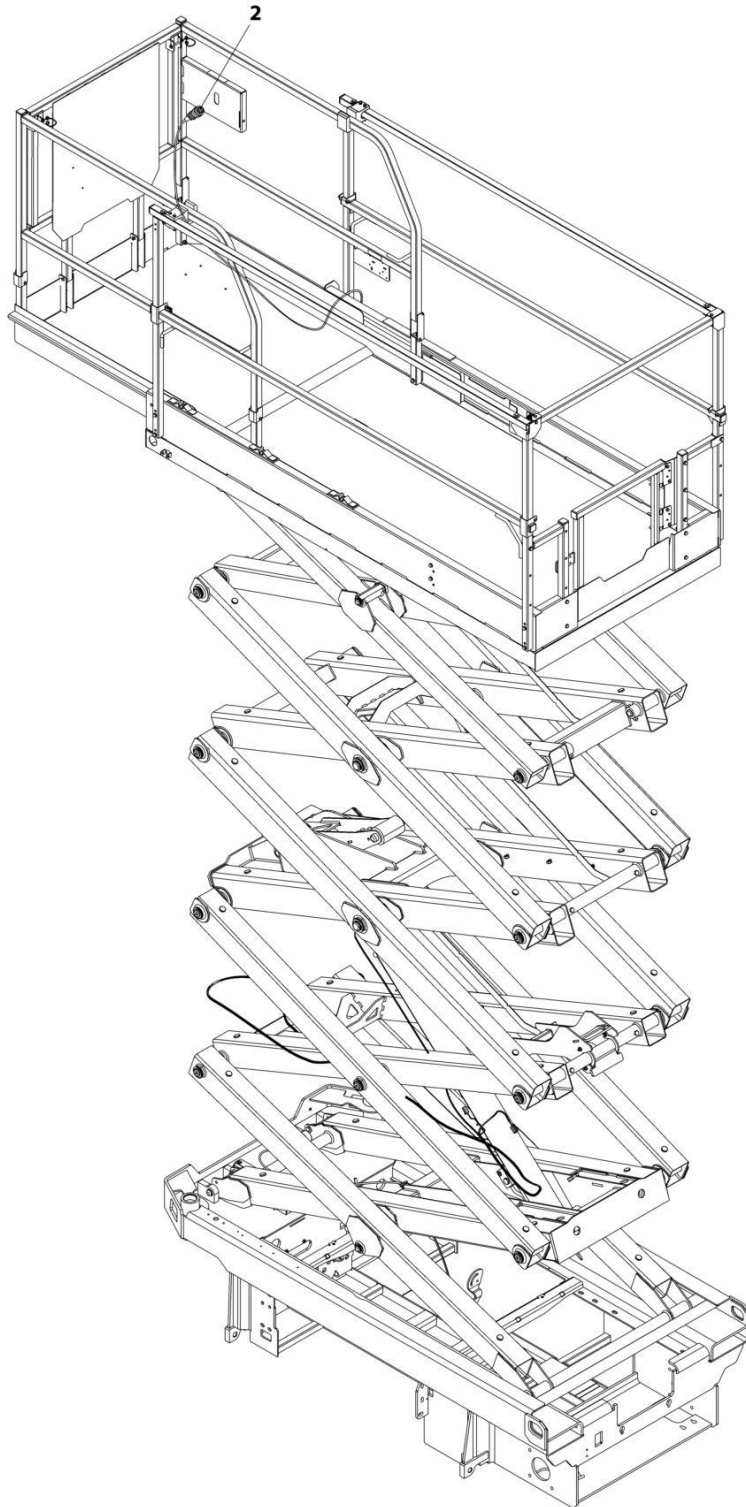
SECTION 6 - ELECTRICAL

FIGURE 6-30. GROUND TO PLATFORM CABLE INSTALLATION - WITH PLATFORM COIL CABLE & FOOTSWITCH (MACHINES WITH SN STARTING WITH B2)

| ITEM | PART NUMBER | QTY | DESCRIPTION | REV |
|------|-------------|-----|---|-----|
| | 1001239678 | Ref | GROUND TO PLATFORM CABLE INSTALLATION - WITH PLATFORM COIL CABLE AND FOOTSWITCH | F |
| 1 | 4240017 | AR | Tie-Strap (Not Shown) | |
| 2 | 1001223262 | 1 | Platform Harness | |
| 2 | 4460899 | 1 | Receptacle, Female - 6 Position (To Item 3) | |
| 2 | 4460464 | 4 | Pin, Male | |
| 2 | 4460943 | 2 | Pin, Male | |
| 2 | 4460754 | 1 | Connector - 14 Position (To Console Box) | |
| 2 | 4460465 | 8 | Socket, Female | |
| 2 | 4460944 | 2 | Socket, Female | |
| 2 | 4460466 | 4 | Plug, Terminal | |
| 2 | 4460891 | 1 | Plug, Male - 2 Position (To Footswitch) | |
| 2 | 4460465 | 2 | Socket, Female | |
| 2 | 4460897 | 1 | Receptacle, Female - 2 Position (Footswitch Jumper) | |
| 2 | 4460464 | 2 | Pin, Male | |
| 2 | 4460539 | 1 | Plug, Male - 3 Position (To Overhead Switches) | |
| 2 | 4460465 | 2 | Socket, Female | |
| 2 | 4460466 | 1 | Plug, Terminal | |
| 3 | 1001237132 | 1 | Cable Assembly - Ground to Platform | |
| 3 | 4460894 | 1 | Plug, Male - 6 Position (To Platform Harness Item 2) | |
| 3 | 4460465 | 4 | Socket, Female | |
| 3 | 4460944 | 2 | Socket, Female | |
| 3 | 4460899 | 1 | Receptacle, Female - 6 Position (To Chassis Harness) | |
| 3 | 4460464 | 4 | Pin, Male | |
| 3 | 4460943 | 2 | Pin, Male | |

SECTION 6 - ELECTRICAL

FIGURE 6-31. GROUND TO PLATFORM CABLE INSTALLATION - PLATFORM STRAIGHT CABLE ONLY (MACHINES WITH SN STARTING WITH 12)



ART_1001223650

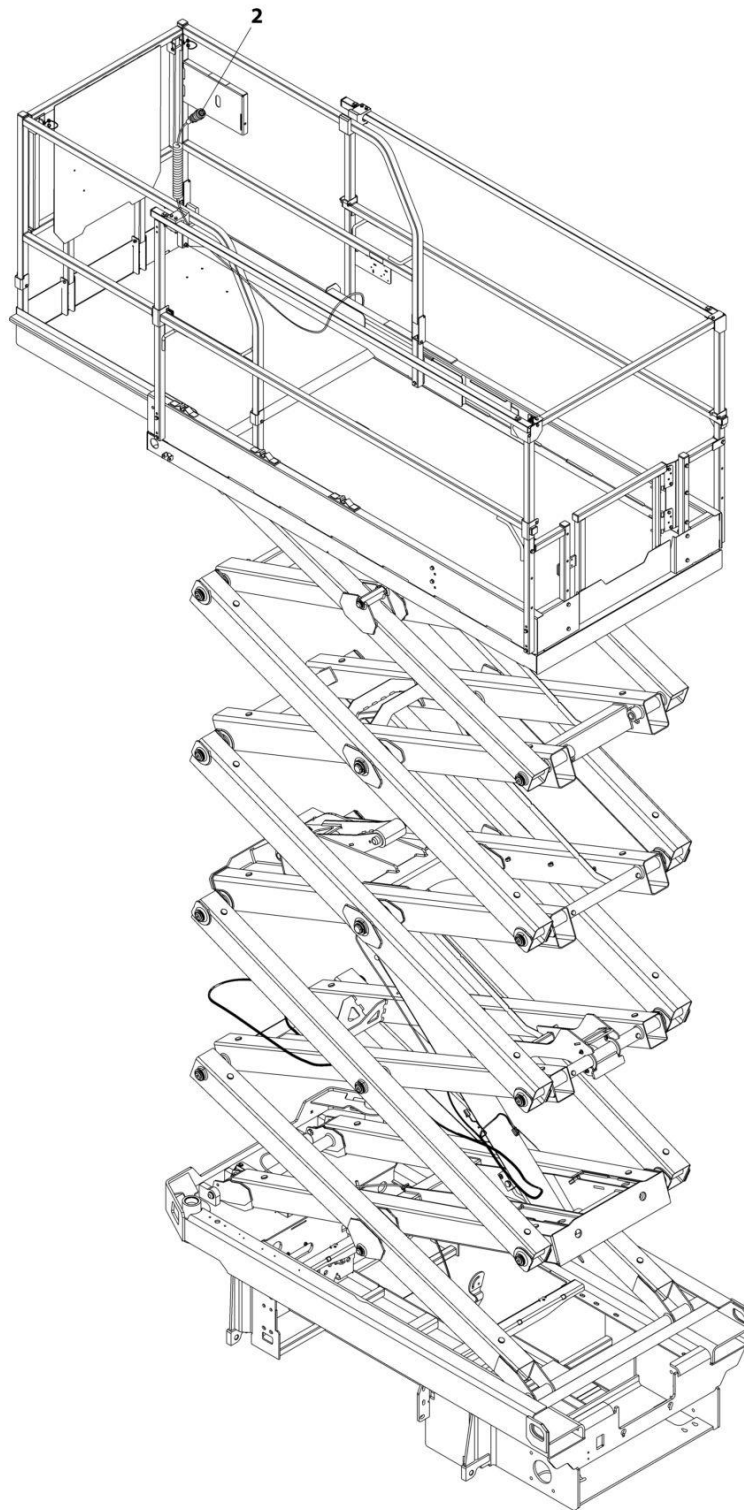
SECTION 6 - ELECTRICAL

FIGURE 6-31. GROUND TO PLATFORM CABLE INSTALLATION - PLATFORM STRAIGHT CABLE ONLY (MACHINES WITH SN STARTING WITH 12)

| ITEM | PART NUMBER | QTY | DESCRIPTION | REV |
|------|-------------|-----|--|-----|
| | 1001223650 | Ref | GROUND TO PLATFORM CABLE INSTALLATION | A |
| 1 | 4240017 | AR | Tie-Strap (Not Shown) | |
| 2 | 1001200812 | 1 | Platform Harness | |
| 2 | 4460899 | 1 | Receptacle, Female - 6 position (To Platform/AC Cable Connector) | |
| 2 | 4460464 | 4 | Pin, Male | |
| 2 | 4460943 | 2 | Pin, Male | |
| 2 | 4460754 | 1 | Connector - 14 Position (To Console Box) | |
| 2 | 4460465 | 8 | Socket, Female | |
| 2 | 4460466 | 6 | Plug, Terminal | |

SECTION 6 - ELECTRICAL

FIGURE 6-32. GROUND TO PLATFORM CABLE INSTALLATION - PLATFORM COIL CABLE ONLY
(MACHINES WITH SN STARTING WITH 12)



ART_1001223651

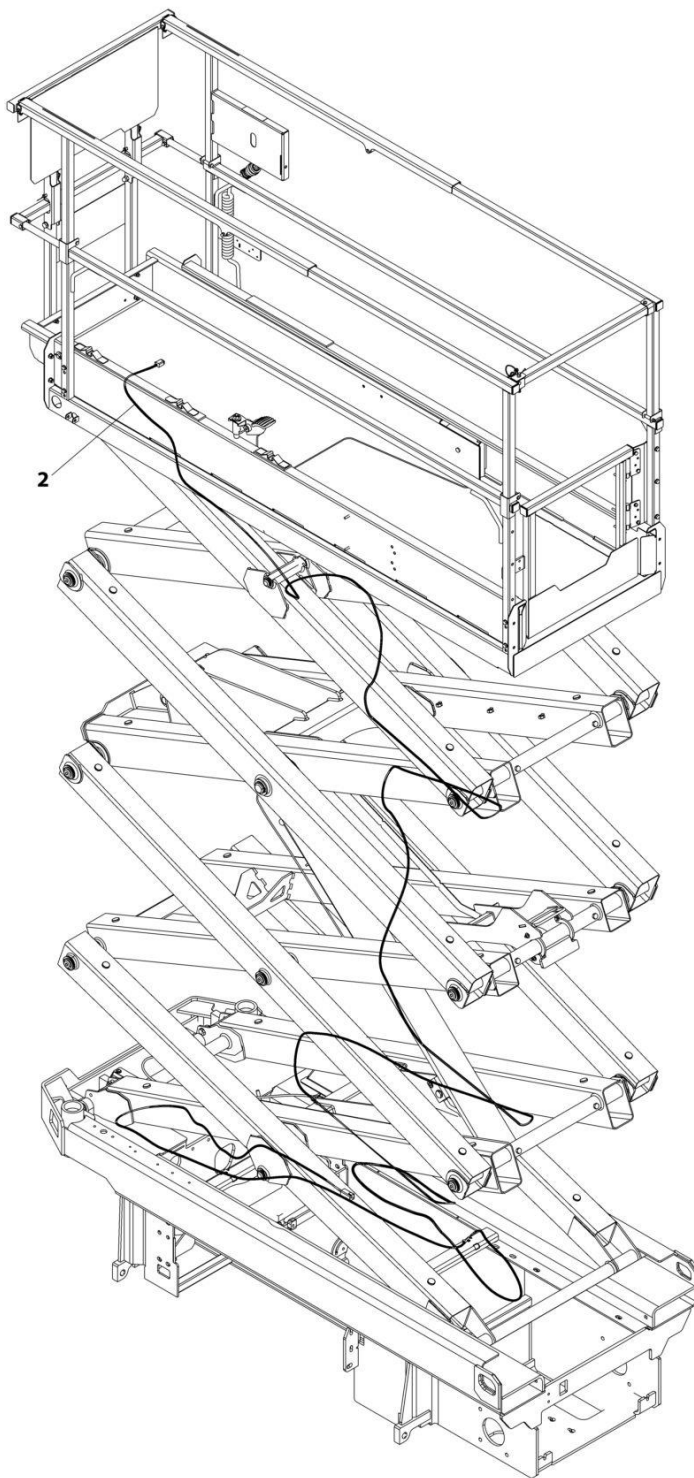
SECTION 6 - ELECTRICAL

**FIGURE 6-32. GROUND TO PLATFORM CABLE INSTALLATION - PLATFORM COIL CABLE ONLY
(MACHINES WITH SN STARTING WITH 12)**

| ITEM | PART NUMBER | QTY | DESCRIPTION | REV |
|------|-------------|-----|--|-----|
| | 1001223651 | Ref | GROUND TO PLATFORM CABLE INSTALLATION | A |
| 1 | 4240017 | AR | Tie-Strap (Not Shown) | |
| 2 | 1001202184 | 1 | Platform Harness | |
| 2 | 4460899 | 1 | Receptacle, Female - 6 position (To Platform/AC Cable Connector) | |
| 2 | 4460464 | 4 | Pin, Male | |
| 2 | 4460943 | 2 | Pin, Male | |
| 2 | 4460754 | 1 | Connector - 14 Position (To Console Box) | |
| 2 | 4460465 | 8 | Socket, Female | |
| 2 | 4460466 | 6 | Plug, Terminal | |

SECTION 6 - ELECTRICAL

**FIGURE 6-33. GROUND TO PLATFORM CABLE INSTALLATION - SCISSORS ARMS CABLE ONLY
(MACHINES WITH SN STARTING WITH 12)**



ART_1001239679

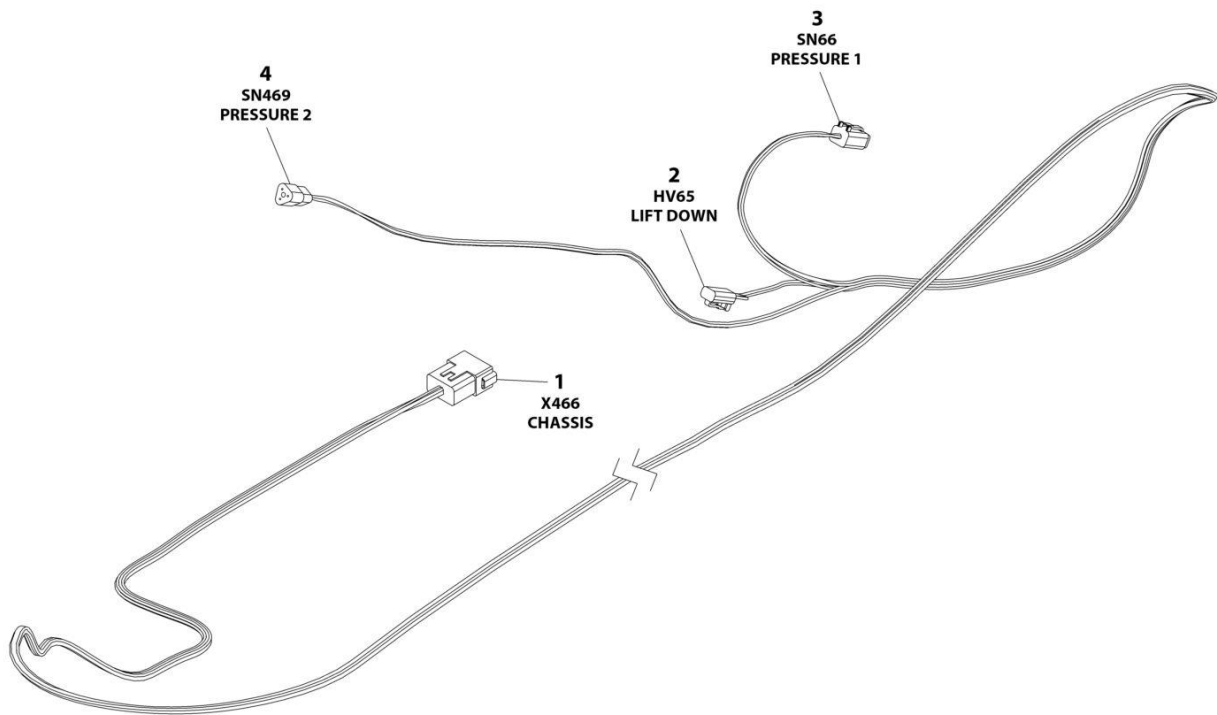
SECTION 6 - ELECTRICAL

**FIGURE 6-33. GROUND TO PLATFORM CABLE INSTALLATION - SCISSORS ARMS CABLE ONLY
(MACHINES WITH SN STARTING WITH 12)**

| ITEM | PART NUMBER | QTY | DESCRIPTION | REV |
|------|-------------|-----|--|-----|
| | 1001239679 | Ref | GROUND TO PLATFORM CABLE INSTALLATION | F |
| 1 | 4240017 | AR | Tie-Strap (Not Shown) | |
| 2 | 1001237132 | 1 | Cable Assembly - Ground to Platform | |
| 2 | 4460894 | 1 | Plug, Male - 6 Position (To Platform Harness Item 2) | |
| 2 | 4460465 | 4 | Socket, Female | |
| 2 | 4460944 | 2 | Socket, Female | |
| 2 | 4460899 | 1 | Receptacle, Female - 6 Position (To Chassis Harness) | |
| 2 | 4460464 | 4 | Pin, Male | |
| 2 | 4460943 | 2 | Pin, Male | |

SECTION 6 - ELECTRICAL

FIGURE 6-34. LIFT DOWN HARNESS



ART_1001233795

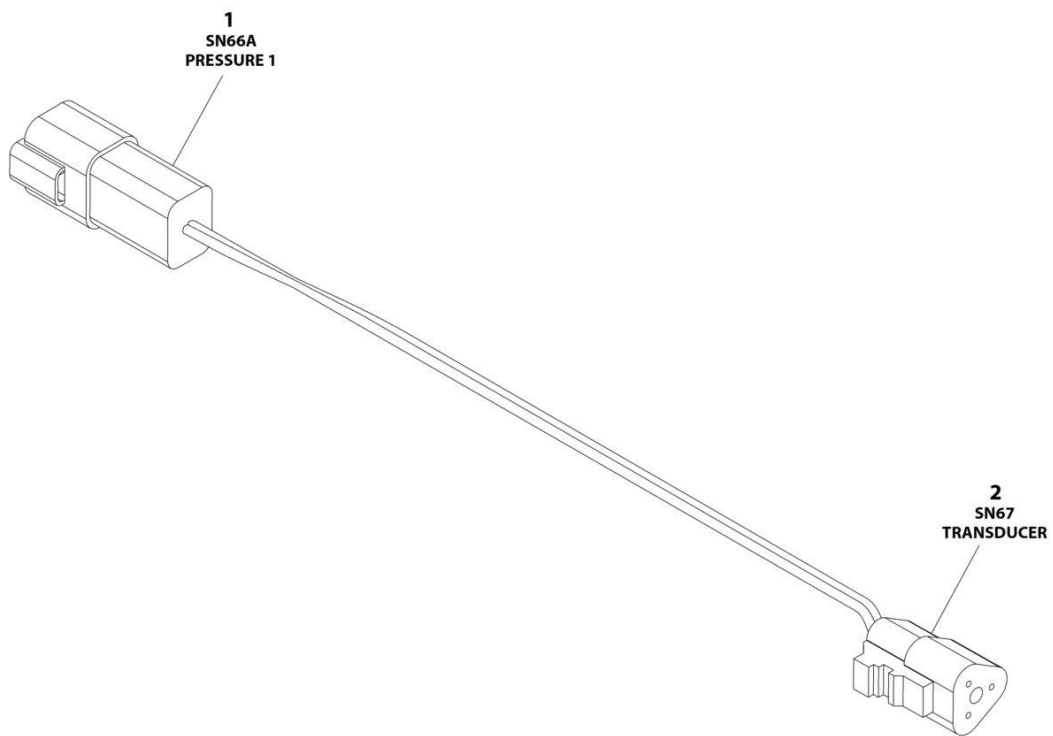
SECTION 6 - ELECTRICAL

FIGURE 6-34. LIFT DOWN HARNESS

| ITEM | PART NUMBER | QTY | DESCRIPTION | REV |
|------|-------------|-----|----------------------------------|-----|
| | 1001233795 | Ref | LIFT DOWN HARNESS | D |
| 1 | 4460970 | 1 | Receptacle, Female - 12 Position | |
| 1 | 4460464 | 9 | Pin, Male | |
| 1 | 4460466 | 3 | Plug, Terminal | |
| 2 | 4460891 | 1 | Plug, Male - 4 Position | |
| 2 | 4460465 | 2 | Socket, Female | |
| 3 | 4460884 | 1 | Plug, Male - 4 Position | |
| 3 | 4460465 | 4 | Socket, Female | |
| 4 | 4460539 | 1 | Plug, Male - 3 Position | |
| 4 | 4460465 | 3 | Socket, Female | |

SECTION 6 - ELECTRICAL

FIGURE 6-35. JUMPER HARNESS TO LIFT DOWN



ART_1001285829

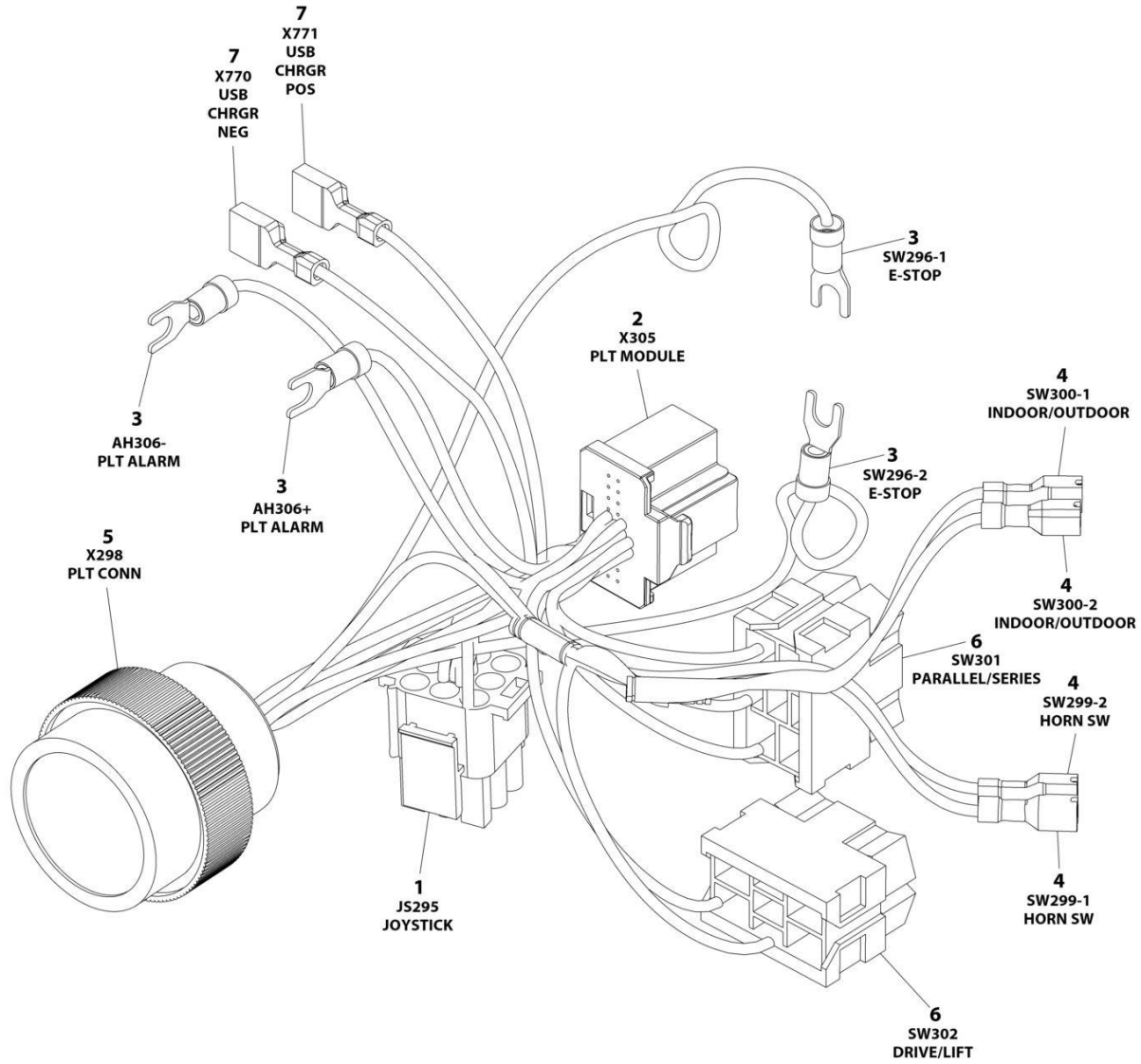
SECTION 6 - ELECTRICAL

FIGURE 6-35. JUMPER HARNESS TO LIFT DOWN

| ITEM | PART NUMBER | QTY | DESCRIPTION | REV |
|------|-------------|-----|-----------------------------|-----|
| | 1001285829 | Ref | JUMPER HARNESS TO LIFT DOWN | C |
| 1 | 4460932 | 1 | Connector | |
| 1 | 4460464 | 2 | Pin | |
| 1 | 4460466 | 2 | Plug | |
| 2 | 4460539 | 1 | Connector | |
| 2 | 4460465 | 2 | Pin | |
| 2 | 4460466 | 1 | Plug | |

SECTION 6 - ELECTRICAL

FIGURE 6-36. PLATFORM CONTROL BOX HARNESS



ART_1001200819

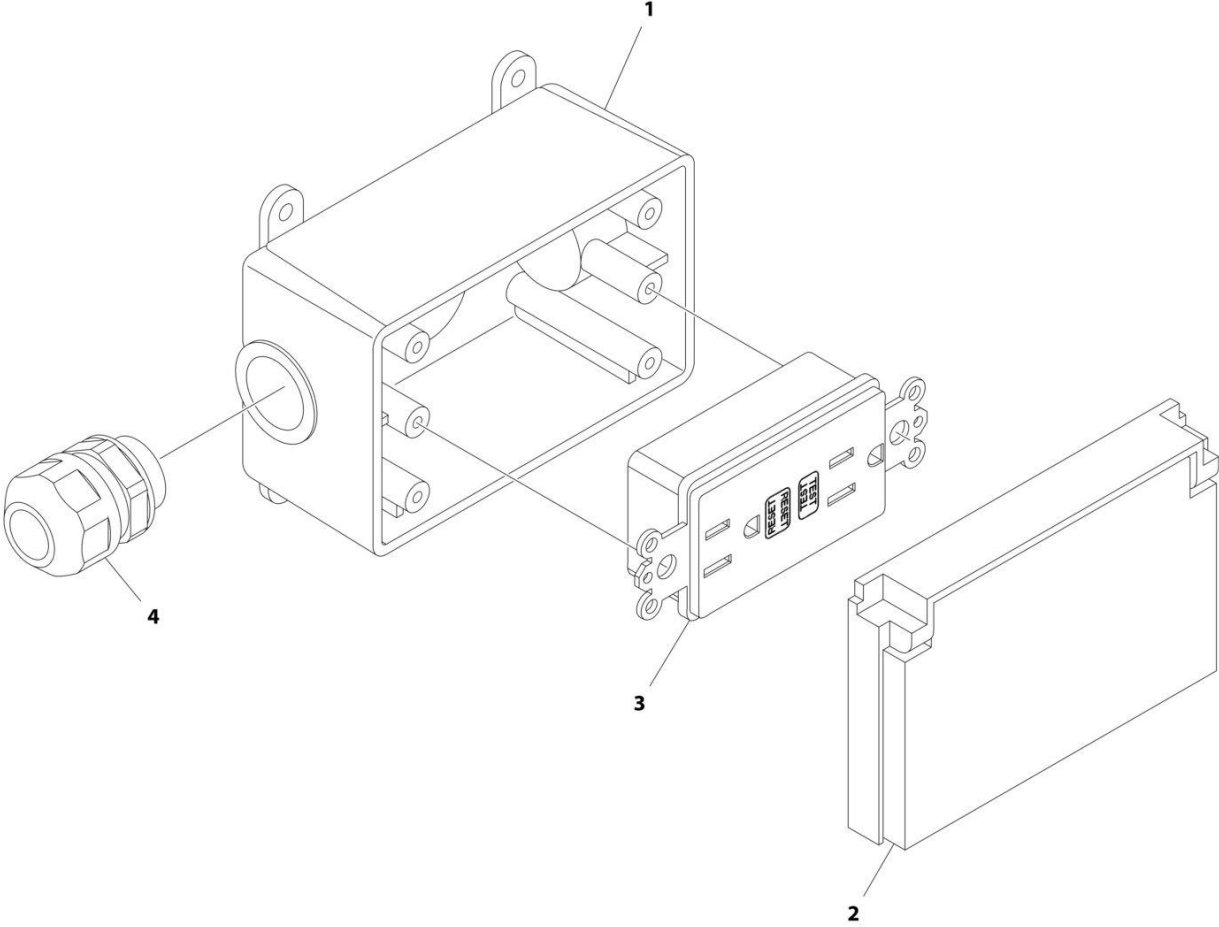
SECTION 6 - ELECTRICAL

FIGURE 6-36. PLATFORM CONTROL BOX HARNESS

| ITEM | PART NUMBER | QTY | DESCRIPTION | REV |
|------|-------------|-----|------------------------------|-----|
| | 1001200819 | Ref | PLATFORM CONTROL BOX HARNESS | E |
| 1 | 4460265 | 1 | Plug, Male - 9 Position | |
| 1 | 4460267 | 6 | Pin, Male | |
| 2 | 1001212036 | 1 | Connector - 20 Position | |
| 2 | 1001212035 | 16 | Terminal | |
| 3 | 4460183 | 4 | Terminal, Fork | |
| 4 | 1001201885 | 4 | Terminal with Cover | |
| 5 | 4461016 | 1 | Connector - 14 Position | |
| 5 | 4460464 | 8 | Pin, Male | |
| 5 | 4460466 | 6 | Plug, Terminal | |
| 6 | 4460418 | 2 | Connector - 6 Position | |
| 6 | 1001159186 | 5 | Terminal | |
| 7 | 1001194421 | 2 | Terminal | |

SECTION 6 - ELECTRICAL

FIGURE 6-37. RECEPTACLE BOX KIT - 110V GFI



ART_2902431

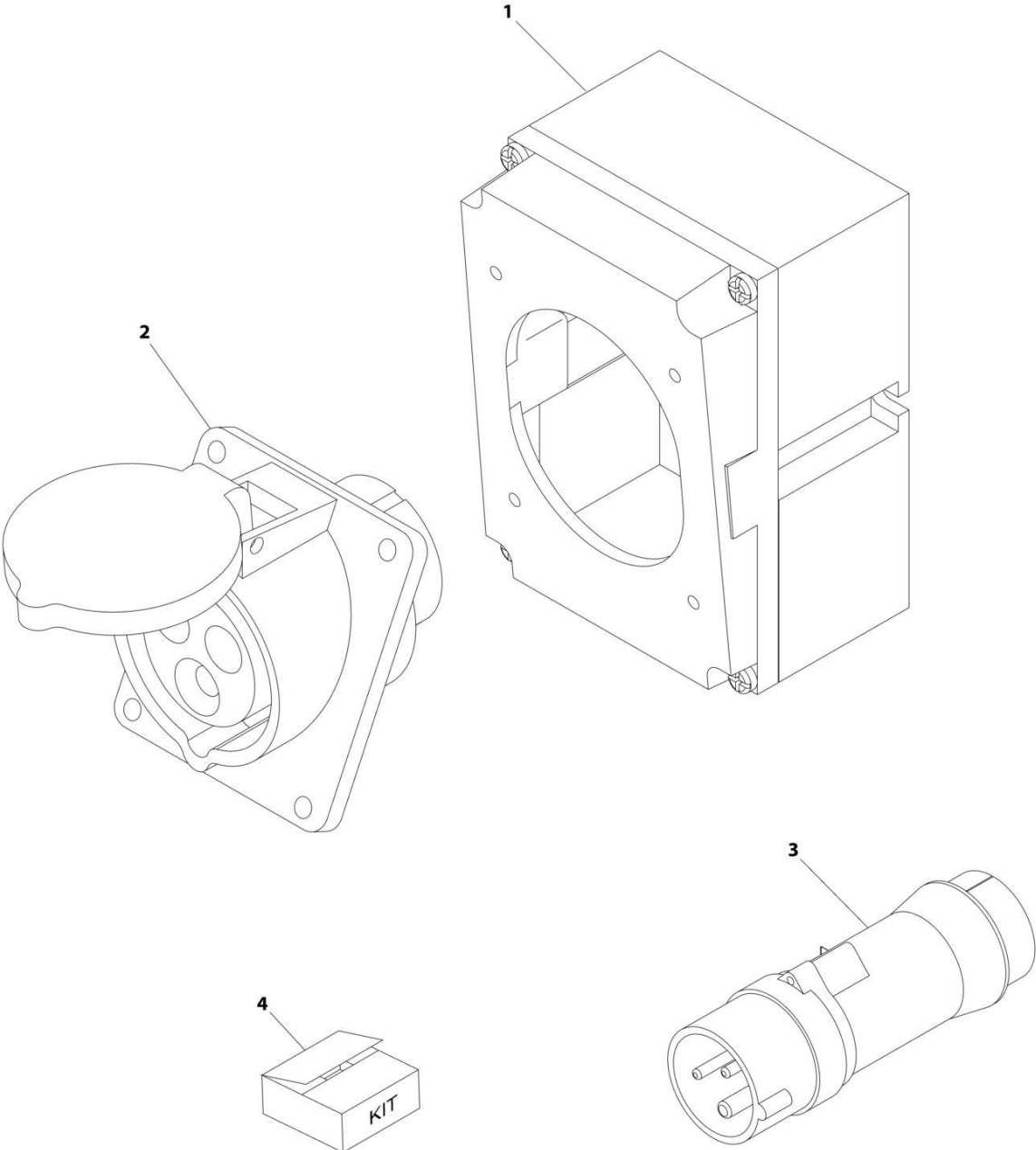
SECTION 6 - ELECTRICAL

FIGURE 6-37. RECEPTACLE BOX KIT - 110V GFI

| ITEM | PART NUMBER | QTY | DESCRIPTION | REV |
|------|-------------|-----|-------------------------------|-----|
| | 2902431 | Ref | RECEPTACLE BOX KIT - 110V GFI | D |
| 1 | 0861731 | 1 | Box, Receptacle | |
| 2 | 1671207 | 1 | Cover, Receptacle | |
| 3 | 4460346 | 1 | Receptacle | |
| 4 | 4460662 | 1 | Connector, Strain Relief | |

SECTION 6 - ELECTRICAL

FIGURE 6-38. RECEPTACLE BOX KIT - 110V IEC YELLOW (CE & UK CA SPEC)



ART_0275216

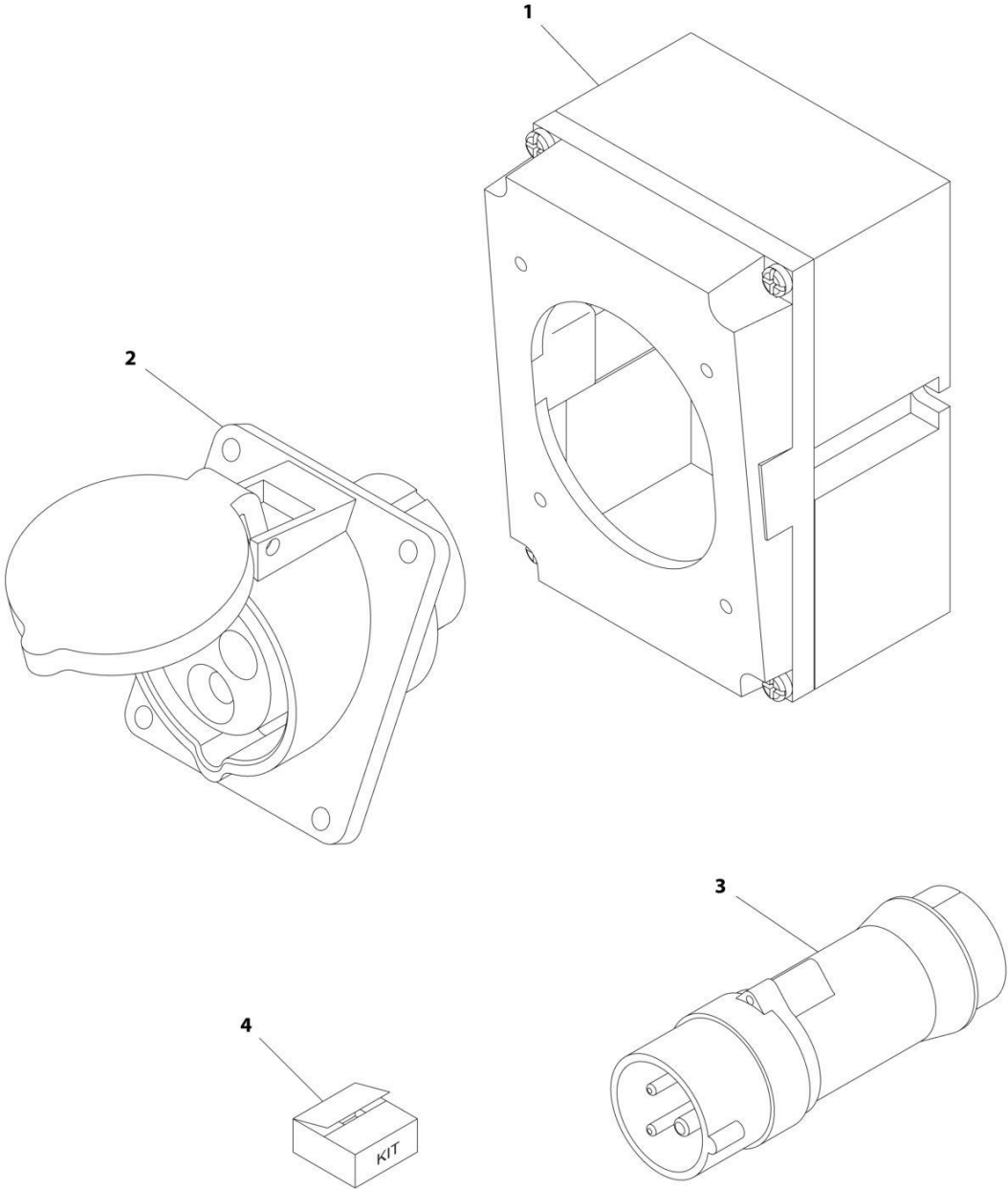
SECTION 6 - ELECTRICAL

FIGURE 6-38. RECEPTACLE BOX KIT - 110V IEC YELLOW (CE & UK CA SPEC)

| ITEM | PART NUMBER | QTY | DESCRIPTION | REV |
|------|-------------|-----|--|-----|
| | 0275216 | Ref | RECEPTACLE BOX KIT - 110V IEC YELLOW | B |
| 1 | 0861781 | 1 | Box, Switch | |
| 2 | 4461198 | 1 | Receptacle | |
| 3 | 4461196 | 1 | Plug, Male | |
| 4 | 1001100341 | 1 | Plug and Socket Kit (Includes Items 1-3 and Female Plug p/n 4461197) | |

SECTION 6 - ELECTRICAL

FIGURE 6-39. RECEPTACLE BOX KIT - 220V IEC BLUE (CE & UK CA SPEC)



ART_0275217

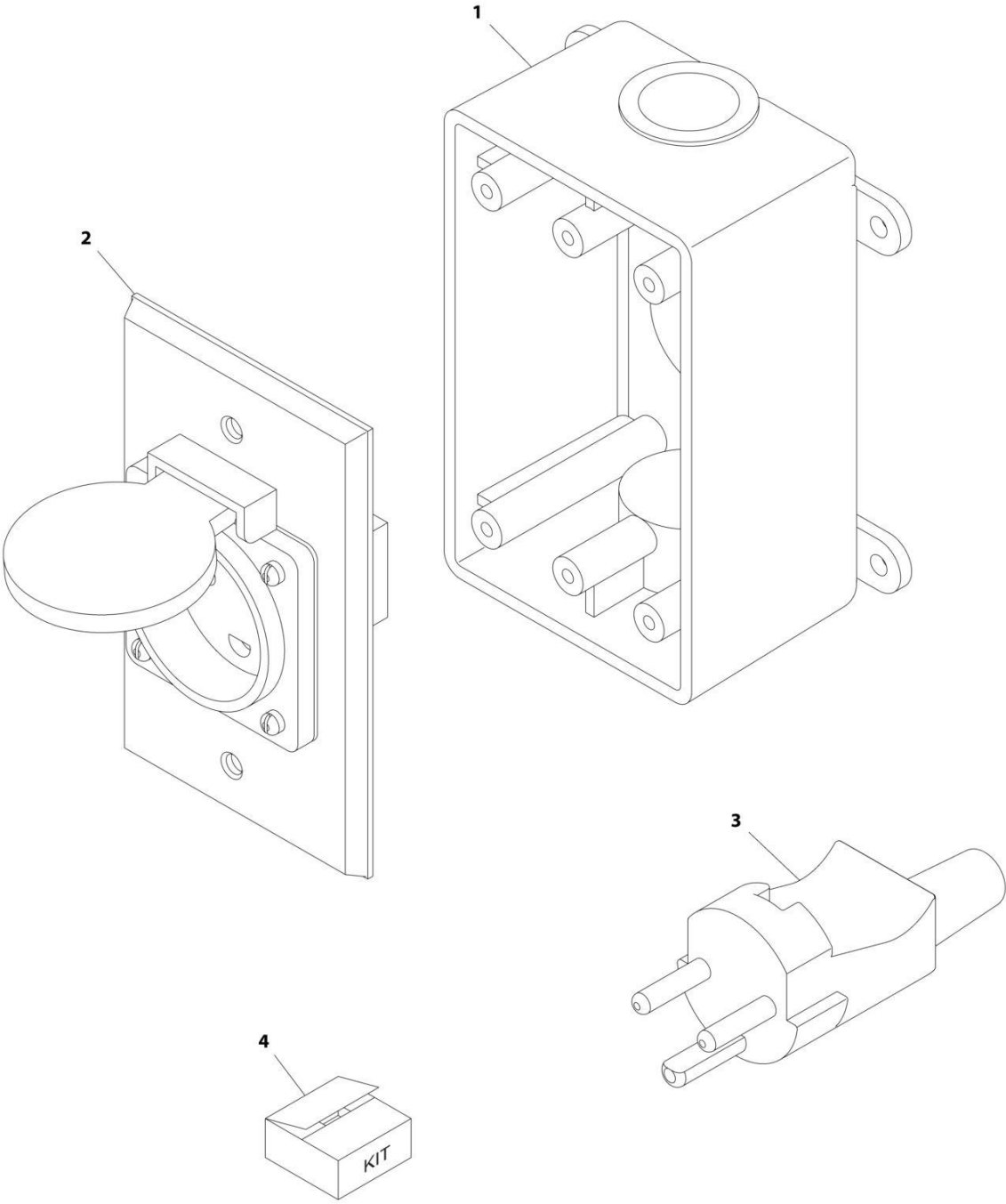
SECTION 6 - ELECTRICAL

FIGURE 6-39. RECEPTACLE BOX KIT - 220V IEC BLUE (CE & UK CA SPEC)

| ITEM | PART NUMBER | QTY | DESCRIPTION | REV |
|------|-------------|-----|--|-----|
| | 0275217 | Ref | RECEPTACLE BOX KIT - 220V IEC BLUE | B |
| 1 | 0861781 | 1 | Box, Switch | |
| 2 | 4461201 | 1 | Receptacle | |
| 3 | 4461199 | 1 | Plug, Male | |
| 4 | 1001100342 | 1 | Plug and Socket Kit (Includes Items 1-3 and Female Plug p/n 4461200) | |

SECTION 6 - ELECTRICAL

FIGURE 6-40. RECEPTACLE BOX KIT - 220V AFSINT 107 (CE & UK CA SPEC)



ART_0275454

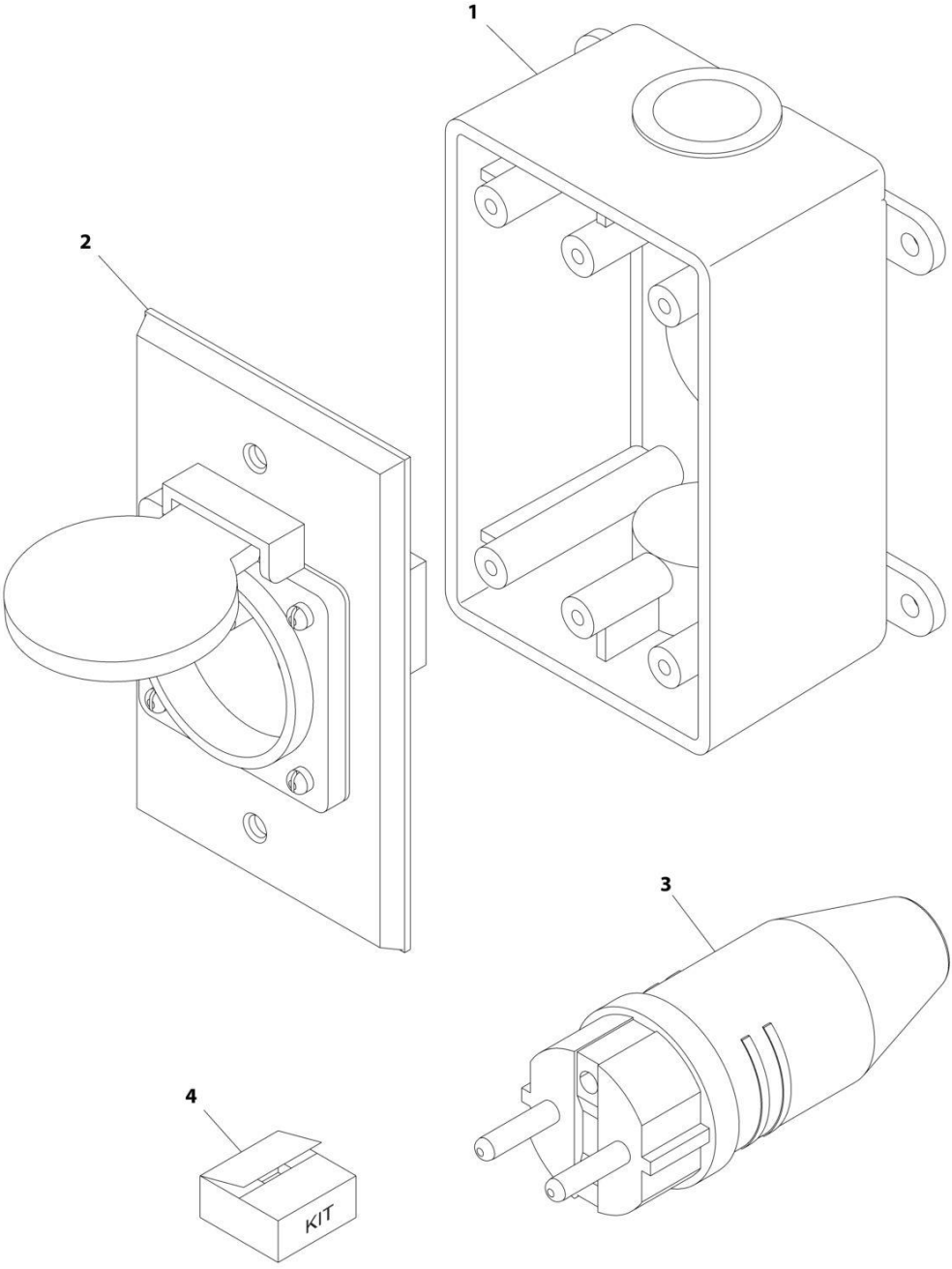
SECTION 6 - ELECTRICAL

FIGURE 6-40. RECEPTACLE BOX KIT - 220V AFSINT 107 (CE & UK CA SPEC)

| ITEM | PART NUMBER | QTY | DESCRIPTION | REV |
|------|-------------|-----|--|-----|
| | 0275454 | Ref | RECEPTACLE BOX KIT - 220V AFSINT 107 | B |
| 1 | 0861731 | 1 | Box, Switch | |
| 2 | 4461246 | 1 | Receptacle | |
| 3 | 4461249 | 1 | Plug, Male | |
| 4 | 1001100346 | 1 | Plug and Socket Kit (Includes Items 1-3 and Female Plug p/n 4461250) | |

SECTION 6 - ELECTRICAL

FIGURE 6-41. RECEPTACLE BOX KIT - 220V CEE7 POST GROUND (CE & UK CA SPEC)



ART_0275452-C

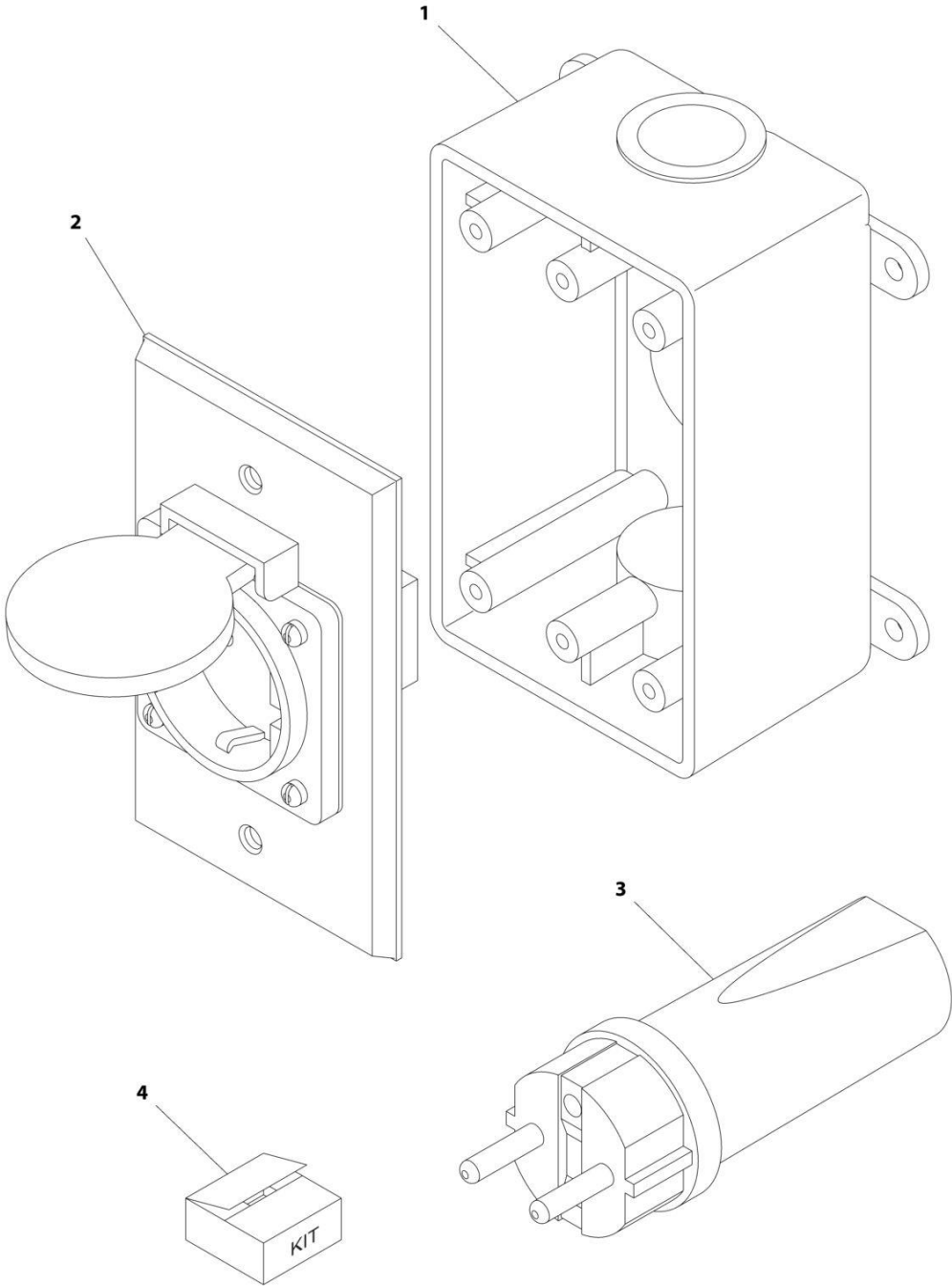
SECTION 6 - ELECTRICAL

FIGURE 6-41. RECEPTACLE BOX KIT - 220V CEE7 POST GROUND (CE & UK CA SPEC)

| ITEM | PART NUMBER | QTY | DESCRIPTION | REV |
|------|-------------|-----|---|-----|
| | 0275452 | Ref | RECEPTACLE BOX KIT - 220V CEE7 POST GROUND 2IN X 4IN BOX | C |
| 1 | 0861731 | 1 | Box, Switch | |
| 2 | 4461244 | 1 | Receptacle | |
| 3 | 4461205 | 1 | Plug, Male | |
| 4 | 1001100345 | 1 | Plug and Socket Kit (Includes Items 1-3 and Female Plug p/n 4461203) | |

SECTION 6 - ELECTRICAL

FIGURE 6-42. RECEPTACLE BOX KIT - 220V CEE7 SIDE GROUND (CE & UK CA SPEC)



ART_0275453

SECTION 6 - ELECTRICAL

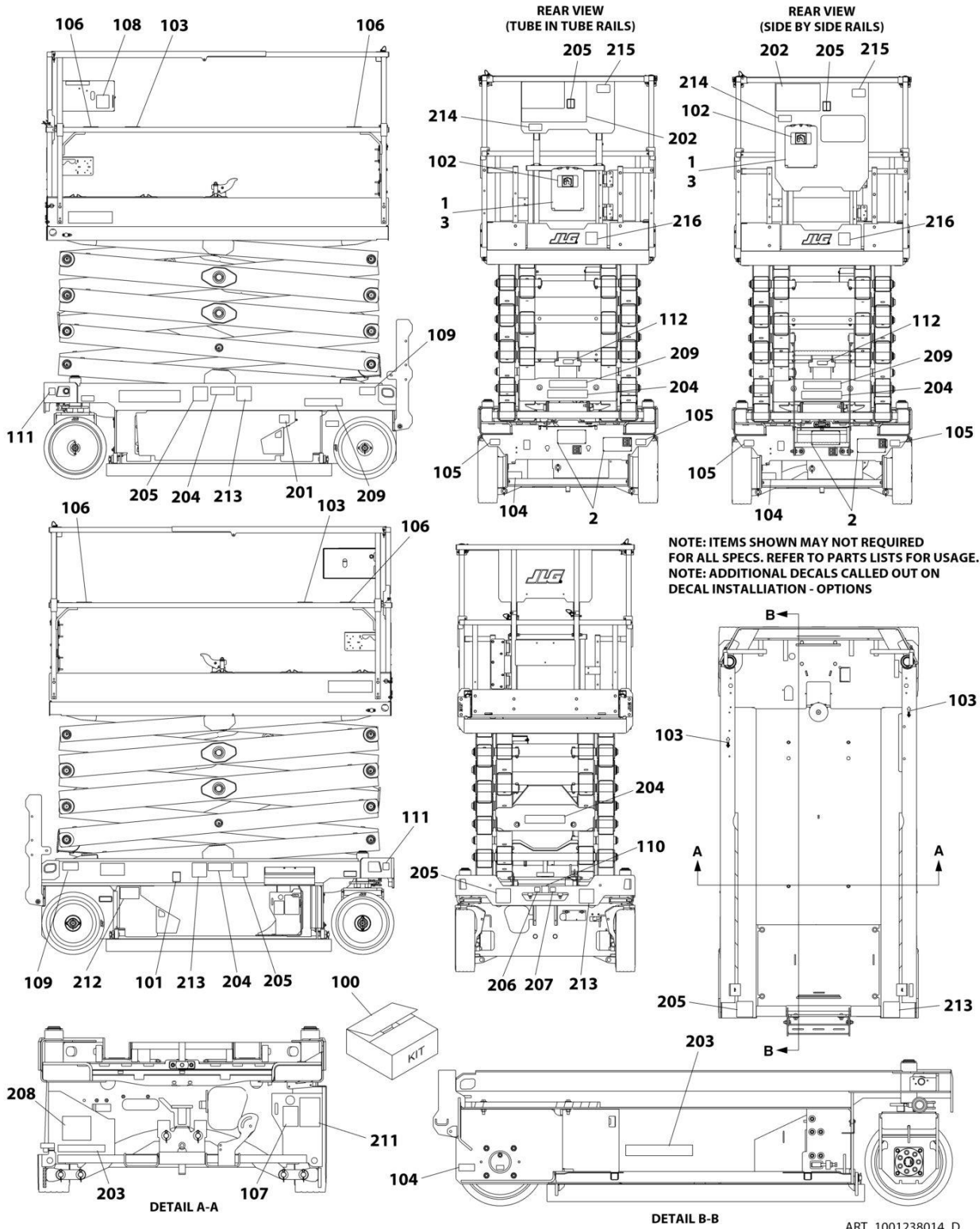
FIGURE 6-42. RECEPTACLE BOX KIT - 220V CEE7 SIDE GROUND (CE & UK CA SPEC)

| ITEM | PART NUMBER | QTY | DESCRIPTION | REV |
|------|-------------|-----|--|-----|
| | 0275453 | Ref | RECEPTACLE BOX KIT - 220V CEE7 SIDE GROUND | B |
| 1 | 0861731 | 1 | Box, Switch | |
| 2 | 4461245 | 1 | Receptacle | |
| 3 | 4461205 | 1 | Plug, Male | |
| 4 | 1001100347 | 1 | Plug and Socket Kit (Includes Items 1-3 and Female Plug p/n 4461206) | |

SECTION 7 - DECALS

SECTION 7 - DECALS

FIGURE 7-1. DECAL INSTALLATION (ANSI SPECS)



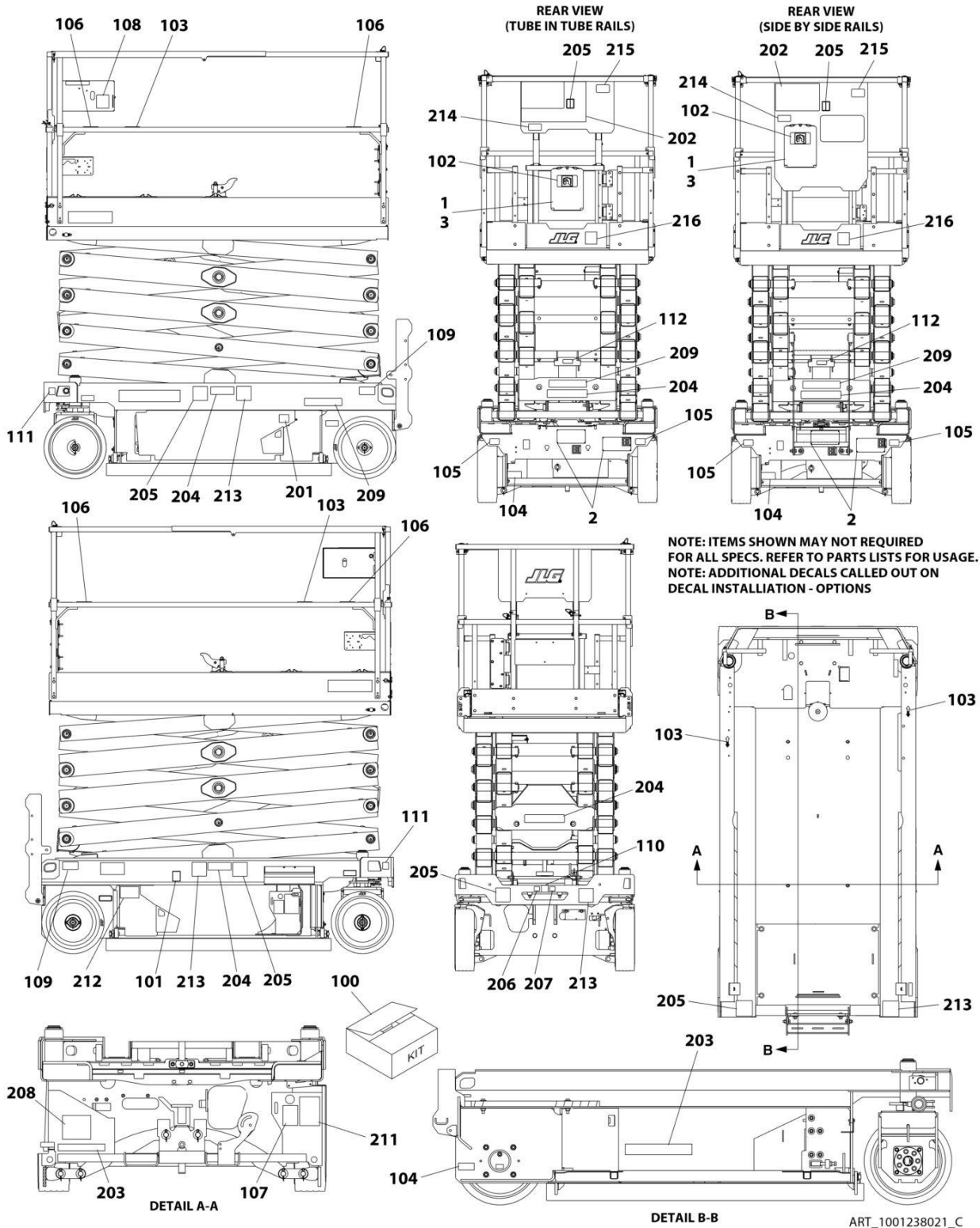
SECTION 7 - DECALS

FIGURE 7-1. DECAL INSTALLATION (ANSI SPECS)

| ITEM | PART NUMBER | QTY | DESCRIPTION | REV |
|------|-------------|-----|---------------------------------------|-----|
| | 1001238014 | Ref | DECAL INSTALLATION (ENGLISH LANGUAGE) | D |
| | 1001237749 | Ref | DECAL REFERENCE CHART | H |
| 1 | 2080040 | 3 | Fastener | |
| 2 | 2080057 | 4 | Fastener | |
| 3 | 8990147 | 1 | Holder, Manual | |
| 100 | 1001239270 | 1 | Master Decal Kit | D |
| 101 | 1701504 | 1 | Decal - Hydraulic Oil | |
| 102 | 1701640 | 1 | Decal - Manual | |
| 103 | 1703819 | 4 | Decal - Direction Arrow | |
| 104 | 1001248126 | 1 | Decal - Manual Descent Instructions | |
| 105 | 1704016 | 2 | Decal - Fork Lift | |
| 106 | 1704277 | 4 | Decal - Lanyard Attach | |
| 107 | 1704412 | 1 | Decal - Hydraulic Oil | |
| 108 | 1001132359 | 1 | Decal - Control Box Locate | |
| 109 | 1001162864 | 2 | Decal - Lift Point/Tie Down | |
| 110 | 1001212290 | 1 | Decal - Tie Down | |
| 111 | 1001212291 | 2 | Decal - Lifting Lug | |
| 112 | 1001237899 | 1 | Decal - Arms Prop | |
| 201 | 1702155 | 1 | Decal - Battery Disconnect | |
| 202 | 1703816 | 1 | Decal - Danger/Warning | |
| 203 | 1001146794 | 1 | Decal - Battery/Charger Service | |
| 204 | 1001211777 | 4 | Decal - Crushing Hazard | |
| 205 | 1001211779 | 4 | Decal - Electrocution | |
| 206 | 1001212292 | 1 | Decal - No Lifting | |
| 207 | 1001212293 | 1 | Decal - No Forklift | |
| 208 | 1001237538 | 1 | Decal - Battery Spacer | |
| 209 | 1703813 | 2 | Decal - Warning Battery Ventilation | |
| 211 | 1001131270 | 1 | Decal - Patent | |
| 212 | 1001223055 | 1 | Decal - Yearly Inspection | |
| 214 | 1001228370 | 1 | Decal - ICES | |
| 215 | 1001231801 | 1 | Decal - Warning Prop 65 | |

SECTION 7 - DECALS

FIGURE 7-2. DECAL INSTALLATION (AUSTRALIAN SPECS)



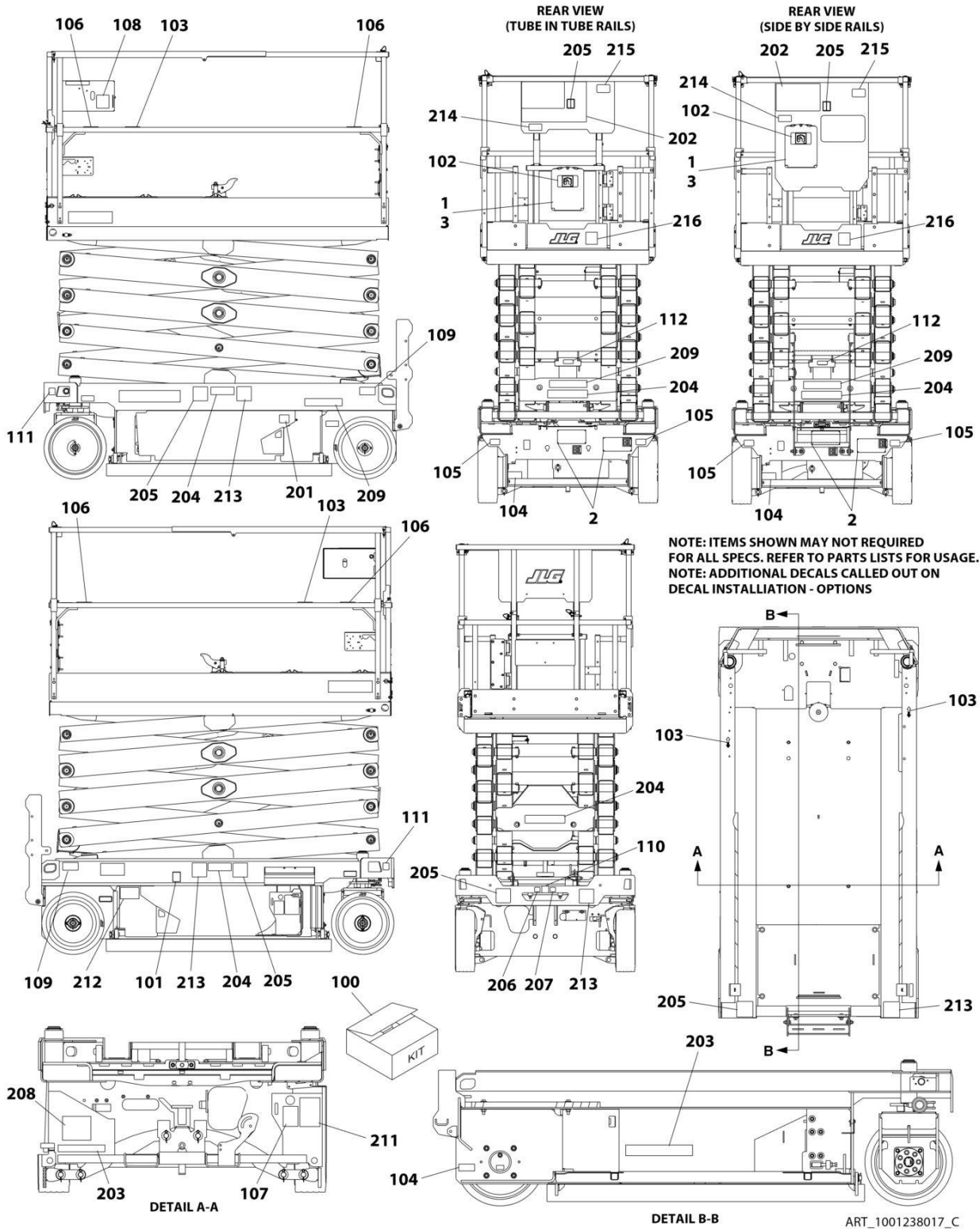
SECTION 7 - DECALS

FIGURE 7-2. DECAL INSTALLATION (AUSTRALIAN SPECS)

| ITEM | PART NUMBER | QTY | DESCRIPTION | REV |
|------|-------------|-----|---------------------------------------|-----|
| | 1001238021 | Ref | DECAL INSTALLATION (ENGLISH LANGUAGE) | C |
| | 1001237749 | Ref | DECAL REFERENCE CHART | H |
| 1 | 2080040 | 3 | Fasteners | |
| 2 | 2080057 | 4 | Fasteners | |
| 3 | 8990147 | 1 | Holder, Manual | |
| 100 | 1001239270 | 1 | Master Decal Kit | D |
| 101 | 1701504 | 1 | Decal - Hydraulic Oil | |
| 102 | 1701640 | 1 | Decal - Manual | |
| 103 | 1703819 | 4 | Decal - Direction Arrow | |
| 104 | 1001248126 | 1 | Decal - Manual Descent Instructions | |
| 105 | 1704016 | 2 | Decal - Fork Lift | |
| 106 | 1704277 | 4 | Decal - Lanyard Attach Graphic | |
| 107 | 1704412 | 1 | Decal - Hydraulic Oil | |
| 108 | 1001132359 | 1 | Decal - Control Box Locate | |
| 109 | 1001162864 | 2 | Decal - Lift Point/Tie Down | |
| 110 | 1001212290 | 1 | Decal - Tie Down | |
| 111 | 1001212291 | 2 | Decal - Lifting Lug | |
| 112 | 1001237899 | 1 | Decal - Arms Prop | |
| 201 | 1702155 | 1 | Decal - Battery Disconnect | |
| 203 | 1001146794 | 1 | Decal - Battery/Charger Service | |
| 204 | 1705673 | 4 | Decal - Crushing | |
| 205 | 1705671 | 5 | Decal - Electrocution | |
| 206 | 1001212292 | 1 | Decal - No Lifting | |
| 207 | 1001212293 | 1 | Decal - No Forklift | |
| 208 | 1001237538 | 1 | Decal - Battery Spacer | |
| 209 | 1705670 | 2 | Decal - Fire Hazard | |

SECTION 7 - DECALS

FIGURE 7-3. DECAL INSTALLATION (BRAZIL SPECS)



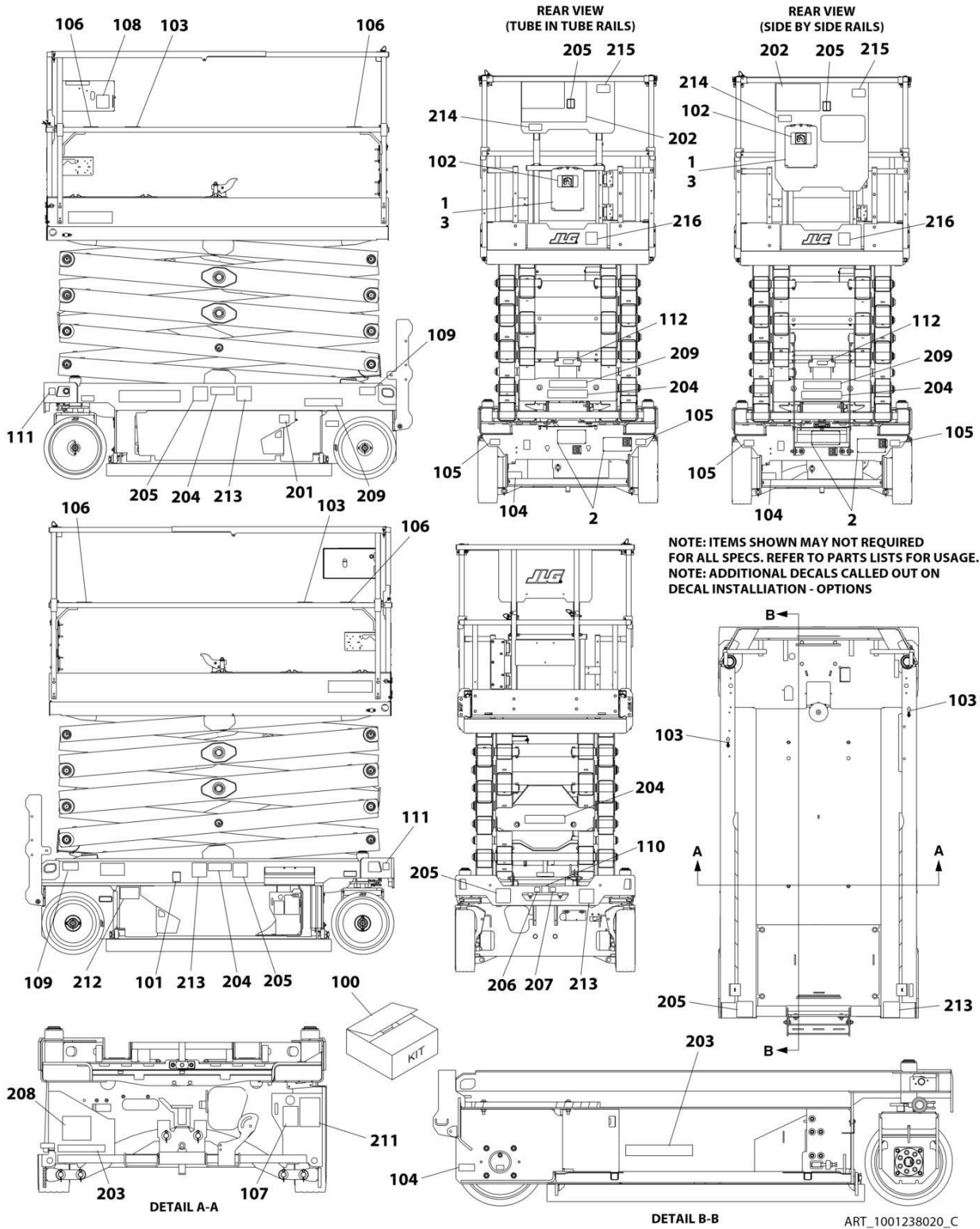
SECTION 7 - DECALS

FIGURE 7-3. DECAL INSTALLATION (BRAZIL SPECS)

| ITEM | PART NUMBER | QTY | DESCRIPTION | REV |
|------|-------------|-----|--|-----|
| | 1001238017 | Ref | DECAL INSTALLATION (SPANISH/PORTUGUESE LANGUAGE) | C |
| | 1001237749 | Ref | DECAL REFERENCE CHART | H |
| 1 | 2080040 | 3 | Fastener | |
| 2 | 2080057 | 4 | Fastener | |
| 3 | 8990147 | 1 | Holder, Manual | |
| 100 | 1001239270 | 1 | Master Decal Kit | D |
| 101 | 1701504 | 1 | Decal - Hydraulic Oil | |
| 102 | 1701640 | 1 | Decal - Manual | |
| 103 | 1703819 | 4 | Decal - Direction Arrow | |
| 104 | 1001248126 | 1 | Decal - Manual Descent Instructions | |
| 105 | 1704016 | 2 | Decal - Fork Lift | |
| 106 | 1704277 | 4 | Decal - Lanyard Attach | |
| 107 | 1704412 | 1 | Decal - Hydraulic Oil | |
| 108 | 1001132359 | 1 | Decal - Control Box Locate | |
| 109 | 1001162864 | 2 | Decal - Lift Point/Tie Down | |
| 110 | 1001212290 | 1 | Decal - Tie Down | |
| 111 | 1001212291 | 2 | Decal - Lifting Lug | |
| 112 | 1001237899 | 1 | Decal - Arms Prop | |
| 201 | 1702155 | 1 | Decal - Battery Disconnect | |
| 202 | 1704699 | 1 | Decal - Danger/Warning | |
| 203 | 1001146794 | 1 | Decal - Battery/Charger Service | |
| 204 | 1001216650 | 4 | Decal - Crushing Hazard | |
| 205 | 1001215748 | 4 | Decal - Electrocution | |
| 206 | 1001212292 | 1 | Decal - No Lifting | |
| 207 | 1001212293 | 1 | Decal - No Forklift | |
| 208 | 1001237538 | 1 | Decal - Battery Spacer | |
| 209 | 1704341 | 2 | Decal - Warning Battery Ventilation | |
| 212 | 1001224052 | 1 | Decal - Yearly Inspection | |
| 213 | 1001216648 | 4 | Decal - Danger Electrocution | |

SECTION 7 - DECALS

FIGURE 7-4. DECAL INSTALLATION (CE & UK CA SPECS)



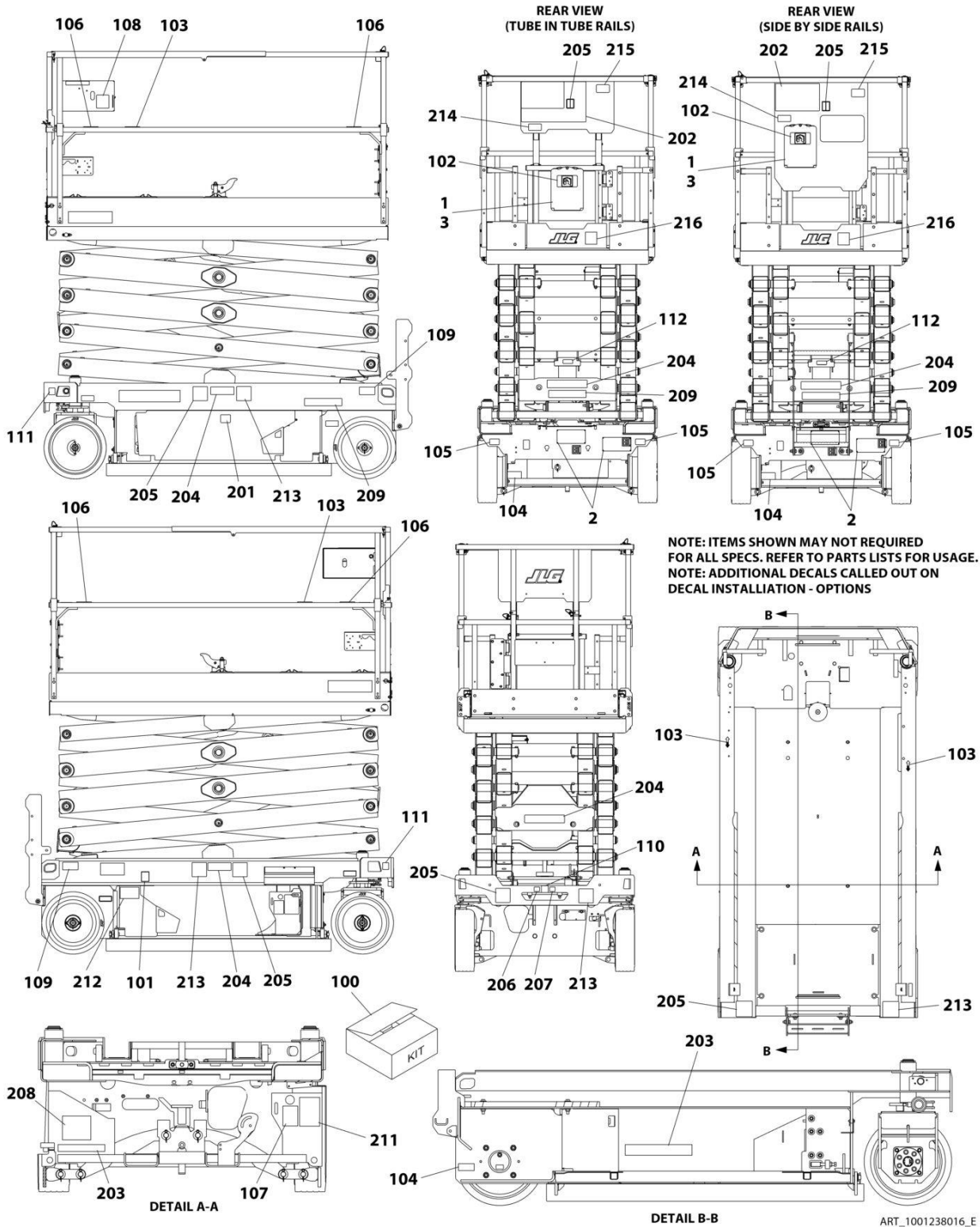
SECTION 7 - DECALS

FIGURE 7-4. DECAL INSTALLATION (CE & UK CA SPECS)

| ITEM | PART NUMBER | QTY | DESCRIPTION | REV |
|------|-------------|-----|---------------------------------------|-----|
| | 1001238020 | Ref | DECAL INSTALLATION (ENGLISH LANGUAGE) | C |
| | 1001237749 | Ref | DECAL REFERENCE CHART | H |
| 1 | 2080040 | 3 | Fastener | |
| 2 | 2080057 | 4 | Fastener | |
| 3 | 8990147 | 1 | Holder, Manual | |
| 100 | 1001239270 | 1 | Master Decal Kit | D |
| 101 | 1701504 | 1 | Decal - Hydraulic Oil | |
| 102 | 1701640 | 1 | Decal - Manual | |
| 103 | 1703819 | 4 | Decal - Direction Arrow | |
| 104 | 1001248126 | 1 | Decal - Manual Descent Instructions | |
| 105 | 1704016 | 2 | Decal - Fork Lift | |
| 106 | 1704277 | 4 | Decal - Lanyard Attach | |
| 107 | 1704412 | 1 | Decal - Hydraulic Oil | |
| 108 | 1001132359 | 1 | Decal - Control Box Locate | |
| 109 | 1001162864 | 2 | Decal - Lift Point/Tie Down | |
| 110 | 1001212290 | 1 | Decal - Tie Down | |
| 111 | 1001212291 | 2 | Decal - Lifting Lug | |
| 112 | 1001237899 | 1 | Decal - Arms Prop | |
| 201 | 1702155 | 1 | Decal - Battery Disconnect | |
| 203 | 1001146795 | 1 | Decal - Battery/Charger Service | |
| 204 | 1705673 | 4 | Decal - Crushing | |
| 205 | 1705671 | 5 | Decal - Electrocution | |
| 206 | 1001212292 | 1 | Decal - No Lifting | |
| 207 | 1001212293 | 1 | Decal - No Forklift | |
| 208 | 1001237538 | 1 | Decal - Battery Spacer | |
| 209 | 1705670 | 2 | Decal - Fire Hazard | |

SECTION 7 - DECALS

FIGURE 7-5. DECAL INSTALLATION (CHINA SPECS)



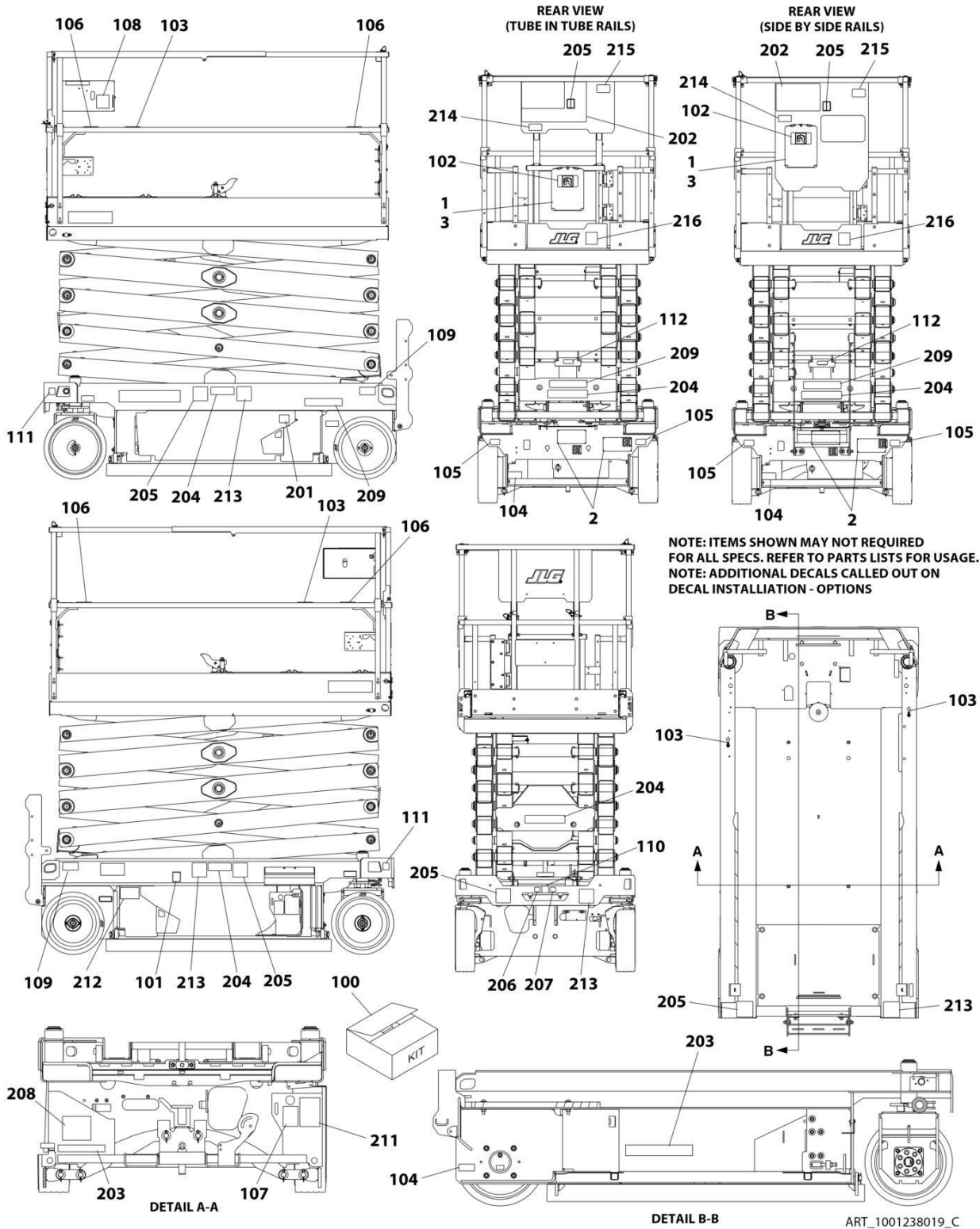
SECTION 7 - DECALS

FIGURE 7-5. DECAL INSTALLATION (CHINA SPECS)

| ITEM | PART NUMBER | QTY | DESCRIPTION | REV |
|------|-------------|-----|---|-----|
| | 1001238016 | Ref | DECAL INSTALLATION (ENGLISH/CHINESE LANGUAGE) | E |
| | 1001237749 | Ref | DECAL REFERENCE CHART | H |
| 1 | 2080040 | 3 | Fastener | |
| 2 | 2080057 | 4 | Fastener | |
| 3 | 8990147 | 1 | Holder, Manual | |
| 100 | 1001239270 | 1 | Master Decal Kit | D |
| 101 | 1701504 | 1 | Decal - Hydraulic Oil | |
| 102 | 1701640 | 1 | Decal - Manual | |
| 103 | 1703819 | 4 | Decal - Direction Arrow | |
| 104 | 1001248126 | 1 | Decal - Manual Descent Instructions | |
| 105 | 1704016 | 2 | Decal - Fork Lift | |
| 106 | 1704277 | 4 | Decal - Lanyard Attach | |
| 107 | 1704412 | 1 | Decal - Hydraulic Oil | |
| 108 | 1001132359 | 1 | Decal - Control Box Locate | |
| 109 | 1001162864 | 2 | Decal - Lift Point/Tie Down | |
| 110 | 1001212290 | 1 | Decal - Tie Down | |
| 111 | 1001212291 | 2 | Decal - Lifting Lug | |
| 112 | 1001237899 | 1 | Decal - Arms Prop | |
| 201 | 1702155 | 1 | Decal - Battery Disconnect | |
| 202 | 1705195 | 1 | Decal - Danger/Warning | |
| 203 | 1001146794 | 1 | Decal - Battery/Charger Service | |
| 204 | 1001215752 | 4 | Decal - Crushing Hazard | |
| 205 | 1001211779 | 4 | Decal - Electrocution | |
| 206 | 1001212292 | 1 | Decal - No Lifting | |
| 207 | 1001212293 | 1 | Decal - No Forklift | |
| 208 | 1001237538 | 1 | Decal - Battery Spacer | |
| 209 | 1704344 | 2 | Decal - Warning Battery Ventilation | |
| 212 | 1001224051 | 1 | Decal - Yearly Inspection | |
| 213 | 1001215747 | 4 | Decal - Danger Electrocution | |
| 216 | 1001244298 | 1 | Decal - Wechat QR Code | |

SECTION 7 - DECALS

FIGURE 7-6. DECAL INSTALLATION (CSA SPECS)



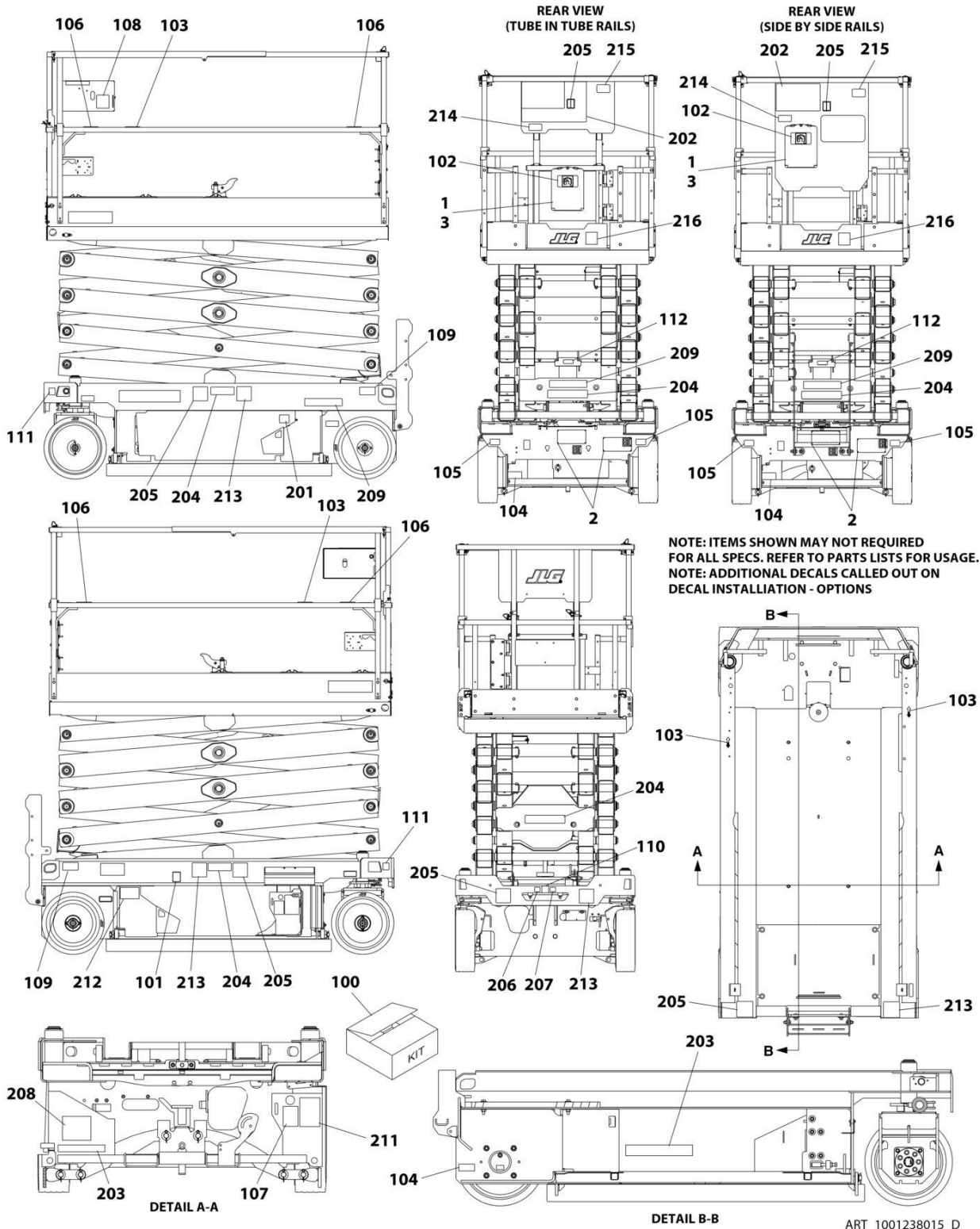
SECTION 7 - DECALS

FIGURE 7-6. DECAL INSTALLATION (CSA SPECS)

| ITEM | PART NUMBER | QTY | DESCRIPTION | REV |
|------|-------------|-----|--|-----|
| | 1001238019 | Ref | DECAL INSTALLATION (ENGLISH/FRENCH LANGUAGE) | C |
| | 1001237749 | Ref | DECAL REFERENCE CHART | F |
| 1 | 2080040 | 3 | Fastener | |
| 2 | 2080057 | 4 | Fastener | |
| 3 | 8990147 | 1 | Holder, Manual | |
| 100 | 1001239270 | 1 | Master Decal Kit | D |
| 101 | 1701504 | 1 | Decal - Hydraulic Oil | |
| 102 | 1701640 | 1 | Decal - Manual | |
| 103 | 1703819 | 4 | Decal - Direction Arrow | |
| 104 | 1001248126 | 1 | Decal - Manual Descent Instructions | |
| 105 | 1704016 | 2 | Decal - Fork Lift | |
| 106 | 1704277 | 4 | Decal - Lanyard Attach | |
| 107 | 1704412 | 1 | Decal - Hydraulic Oil | |
| 108 | 1001132359 | 1 | Decal - Control Box Locate | |
| 109 | 1001162864 | 2 | Decal - Lift Point/Tie Down | |
| 110 | 1001212290 | 1 | Decal - Tie Down | |
| 111 | 1001212291 | 2 | Decal - Lifting Lug | |
| 112 | 1001237899 | 1 | Decal - Arms Prop | |
| 201 | 1702155 | 1 | Decal - Battery Disconnect | |
| 202 | 1704684 | 1 | Decal - Danger/Warning | |
| 203 | 1001146794 | 1 | Decal - Battery/Charger Service | |
| 204 | 1705311 | 4 | Decal - Crushing Hazard | |
| 205 | 1001211779 | 4 | Decal - Electrocution | |
| 206 | 1001212292 | 1 | Decal - No Lifting | |
| 207 | 1001212293 | 1 | Decal - No Forklift | |
| 208 | 1001237538 | 2 | Decal - Battery Spacer | |
| 209 | 1704340 | 1 | Decal - Warning Battery Ventilation | |
| 211 | 1001131270 | 1 | Decal - Patent | |
| 212 | 1001223971 | 1 | Decal - Yearly Inspection | |
| 213 | 1001215749 | 4 | Decal - Danger Electrocution | |
| 214 | 1001228370 | 1 | Decal - ICES | |
| 215 | 1001231801 | 1 | Decal - Warning Prop 65 | |

SECTION 7 - DECALS

FIGURE 7-7. DECAL INSTALLATION (KOREAN SPECS)



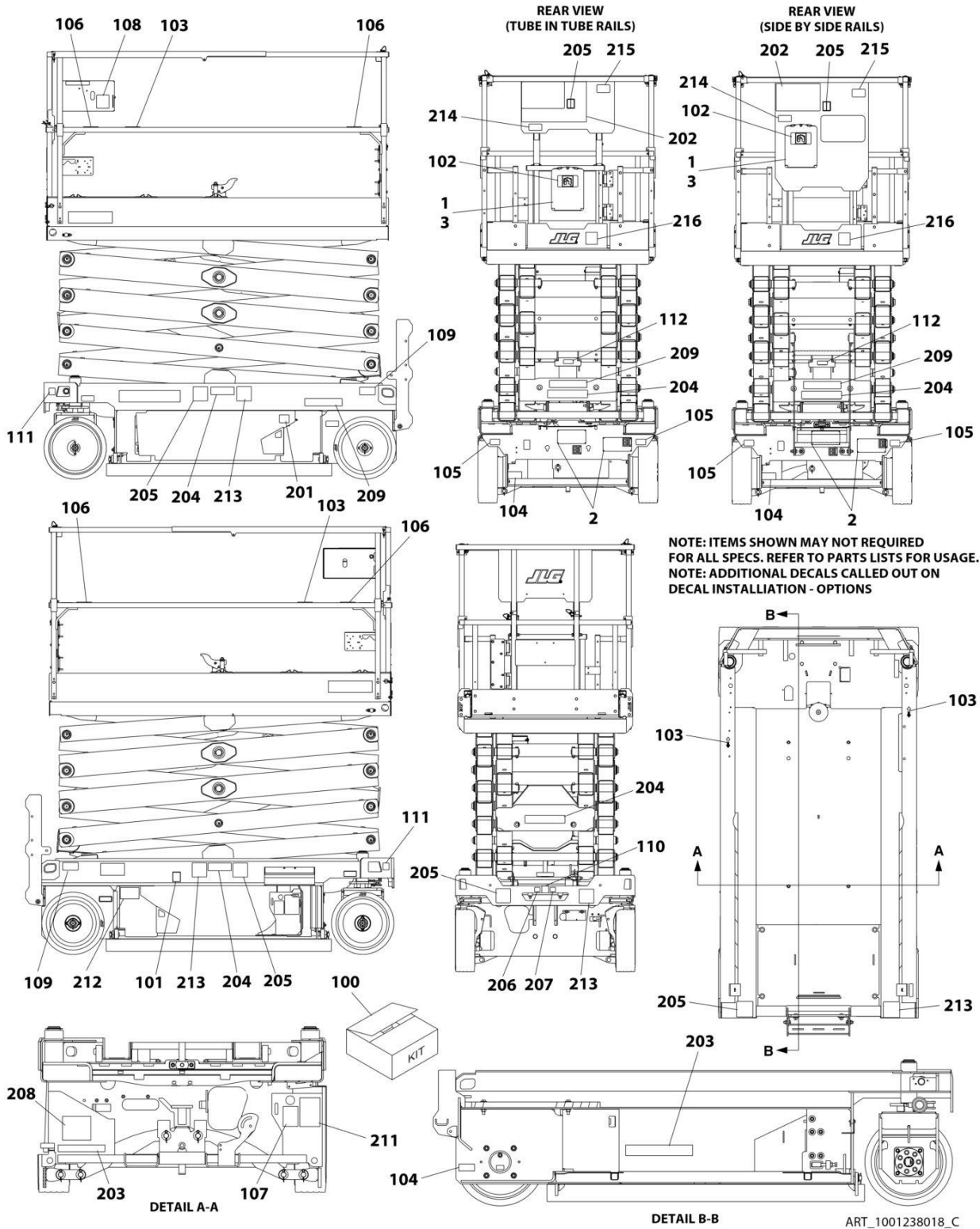
SECTION 7 - DECALS

FIGURE 7-7. DECAL INSTALLATION (KOREAN SPECS)

| ITEM | PART NUMBER | QTY | DESCRIPTION | REV |
|------|-------------|-----|---|-----|
| | 1001238015 | Ref | DECAL INSTALLATION (ENGLISH/KOREAN LANGUAGES) | D |
| | 1001237749 | Ref | DECAL REFERENCE CHART | H |
| 1 | 2080040 | 3 | Fastener | |
| 2 | 2080057 | 4 | Fastener | |
| 3 | 8990147 | 1 | Holder, Manual | |
| 100 | 1001239270 | 1 | Master Decal Kit | D |
| 101 | 1701504 | 1 | Decal - Hydraulic Oil | |
| 102 | 1701640 | 1 | Decal - Manual | |
| 103 | 1703819 | 4 | Decal - Direction Arrow | |
| 104 | 1001248126 | 1 | Decal - Manual Descent Instructions | |
| 105 | 1704016 | 2 | Decal - Fork Lift | |
| 106 | 1704277 | 4 | Decal - Lanyard Attach | |
| 107 | 1704412 | 1 | Decal - Hydraulic Oil | |
| 108 | 1001132359 | 1 | Decal - Control Box Locate | |
| 109 | 1001162864 | 2 | Decal - Lift Point/Tie Down | |
| 110 | 1001212290 | 1 | Decal - Tie Down | |
| 111 | 1001212291 | 2 | Decal - Lifting Lug | |
| 112 | 1001237899 | 1 | Decal - Arms Prop | |
| 201 | 1702155 | 1 | Decal - Battery Disconnect | |
| 202 | 1001162115 | 1 | Decal - Danger/Warning | |
| 203 | 1001146794 | 1 | Decal - Battery/Charger Service | |
| 204 | 1001215751 | 4 | Decal - Crushing Hazard | |
| 205 | 1001211779 | 4 | Decal - Electrocution | |
| 206 | 1001212292 | 1 | Decal - No Lifting | |
| 207 | 1001212293 | 1 | Decal - No Forklift | |
| 208 | 1001237538 | 1 | Decal - Battery Spacer | |
| 209 | 1707022 | 2 | Decal - Warning Battery Ventilation | |
| 212 | 1001224048 | 1 | Decal - Yearly Inspection | |
| 213 | 1001215750 | 4 | Decal - Danger Electrocution | |

SECTION 7 - DECALS

FIGURE 7-8. DECAL INSTALLATION (LATIN AMERICAN SPECS)



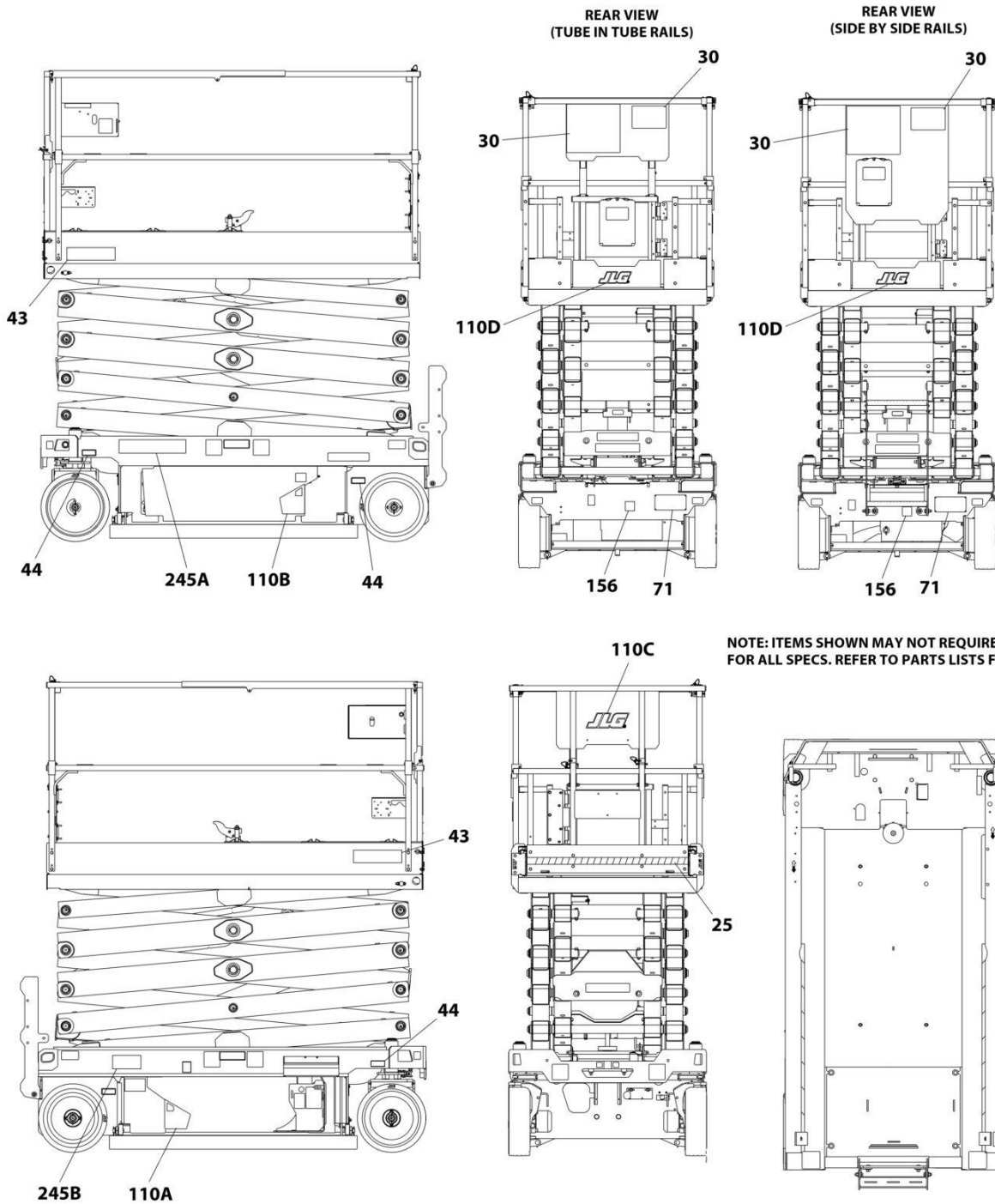
SECTION 7 - DECALS

FIGURE 7-8. DECAL INSTALLATION (LATIN AMERICAN SPECS)

| ITEM | PART NUMBER | QTY | DESCRIPTION | REV |
|------|-------------|-----|--|-----|
| | 1001238018 | Ref | DECAL INSTALLATION (ENGLISH/SPANISH LANGUAGES) | C |
| | 1001237749 | Ref | DECAL REFERENCE CHART | F |
| 1 | 2080040 | 3 | Fastener | |
| 2 | 2080057 | 4 | Fastener | |
| 3 | 8990147 | 1 | Holder, Manual | |
| 100 | 1001239270 | 1 | Master Decal Kit | D |
| 101 | 1701504 | 1 | Decal - Hydraulic Oil | |
| 102 | 1701640 | 1 | Decal - Manual | |
| 103 | 1703819 | 4 | Decal - Direction Arrow | |
| 104 | 1001248126 | 1 | Decal - Manual Descent Instructions | |
| 105 | 1704016 | 2 | Decal - Fork Lift | |
| 106 | 1704277 | 4 | Decal - Lanyard Attach | |
| 107 | 1704412 | 1 | Decal - Hydraulic Oil | |
| 108 | 1001132359 | 1 | Decal - Control Box Locate | |
| 109 | 1001162864 | 2 | Decal - Lift Point/Tie Down | |
| 110 | 1001212290 | 1 | Decal - Tie Down | |
| 111 | 1001212291 | 2 | Decal - Lifting Lug | |
| 112 | 1001237899 | 1 | Decal - Arms Prop | |
| 201 | 1702155 | 1 | Decal - Battery Disconnect | |
| 202 | 1704691 | 1 | Decal - Danger/Warning | |
| 203 | 1001146794 | 1 | Decal - Battery/Charger Service | |
| 204 | 1705316 | 4 | Decal - Crushing Hazard | |
| 205 | 1001211779 | 4 | Decal - Electrocution | |
| 206 | 1001212292 | 1 | Decal - No Lifting | |
| 207 | 1001212293 | 1 | Decal - No Forklift | |
| 208 | 1001237538 | 1 | Decal - Battery Spacer | |
| 209 | 1704339 | 2 | Decal - Warning Battery Ventilation | |
| 212 | 1001224049 | 1 | Decal - Yearly Inspection | |
| 213 | 1001215748 | 4 | Decal - Danger Electrocution | |

SECTION 7 - DECALS

FIGURE 7-9. DECAL INSTALLATIONS - OPTIONS



NOTE: ITEMS SHOWN MAY NOT REQUIRED FOR ALL SPECS. REFER TO PARTS LISTS FOR USAGE.

ART_DECAL_OPTIONS

SECTION 7 - DECALS

FIGURE 7-9. DECAL INSTALLATIONS - OPTIONS

| ITEM | PART NUMBER | QTY | DESCRIPTION | REV |
|------|-------------|-----------------|--|-----|
| | | Ref | DECAL INSTALLATION - OPTIONS: | |
| 25 | 1001217894 | Ref | Corner Stripes Installation | |
| 25 | 4420051 | 43 in/ 110cm | Tape, Safety | |
| 30 | | Ref | Decal - Capacity Options | |
| 30 | 1001274210 | 1 | Decal - Capacity (1200 LB/ 5440 KG) (All Specs except Japanese & Korean Specs) | |
| 30 | 1001274211 | 1 | Decal - Capacity (1200 LB/ 5440 KG) (Japanese & Korean Specs) | |
| 30 | 1001274242 | Ref | Decal - Capacity Installation with Backing Plate (China Specs) | |
| 30 | 1001274243 | Ref | Decal - Capacity Installation with Backing Plate (Korean Specs) | |
| 30 | 1001216865 | 1 | Plate, Decal Mounting (Not Shown) | |
| 43 | 1001271690 | 2 | Decal - Model Designation - ES2646 | |
| 44 | 1706312 | 4 | Decal - Maximum Tire Load | |
| 71 | See Note | NSS | Decal - Manufacturing Serial Number (Note: Not Available for Purchase) | |
| 110 | 1001263940 | Ref | JLG Decal Installation | A |
| 110A | 1001264281 | 1 | Decal - Door (RH) | |
| 110B | 1001264282 | 1 | Decal - Door (LH) | |
| 110C | 1001256675 | 1 | Decal - JLG | |
| 110D | 1001256676 | 1 | Decal - JLG | |
| 156 | 1001173703 | 1 | Decal - EAC (Russian/CIS Specs) | |
| 245 | 1001236984 | Ref | Decal Installation - ClearSky | B |
| 245A | 1001116208 | 1 | Decal - ClearSky | |
| 245B | 1001120989 | 1 | Decal - Radio Frequency | |

SECTION 8 - RECOMMENDED SERVICE PARTS STOCK

SECTION 8 - RECOMMENDED SERVICE PARTS STOCK

SECTION 8 - RECOMMENDED SERVICE PARTS STOCK

FIGURE 8-1. RECOMMENDED SERVICE PARTS STOCK

| ITEM | PART NUMBER | QTY | DESCRIPTION | REV |
|------|-------------|-----|---|-----|
| | | Ref | Note: The following list will service one machine (built to current production per date on the front cover) with emergency repair parts which can be installed in the field. Parts from the list should be replaced when inventory is depleted to keep service parts stock supplied. For further information, contact your JLG dealer or the JLG Industries Parts Department. | |
| | | Ref | STANDARD PARTS | |
| | 3740150 | 1 | Relay | |
| | 4360328 | 1 | Switch, Toggle | |
| | 4360387 | 1 | Switch, Push Button | |
| | 4360469 | 1 | Switch, Key | |
| | 2860030 | 1 | Key, Replacement | |
| | 4360475 | 1 | Switch, Mushroom | |
| | 3080007 | 1 | Magnet, Latch | |
| | 1600402 | 1 | Controller, Drive/Steer | |
| | 4360345 | 1 | Switch, Toggle | |
| | 1001226749 | 1 | Switch, Push Button | |
| | 1001196634 | 2 | Fues -2Amp | |
| | 8229242 | 2 | Fuse 5Amp | |
| | 8229244 | 2 | Fuse 15 Amp | |
| | 8229234 | 2 | Fuse 10 Amp | |
| | | Ref | VARIABLE PARTS | |
| | 1001203871 | 1 | Switch, Roller | |
| | 1001186466 | 1 | Sensor, Tilt | |
| | 1001200629 | 1 | Module, Control | |
| | 1001268506 | 1 | Module, System | |
| | 1001238392 | 1 | Keypad (Access Control) | |
| | 1001245293 | 1 | Module, Mobile COntrol | |
| | 4360336 | 1 | Switch, Toggle (Machines with Inverter) | |
| | 1001146963 | 1 | Sensor, Angle | |
| | 1001225164 | 1 | Sensor, Pressure Transducer | |
| | 1001235104 | 1 | Sensor, Pressure Transducer | |
| | 1001228112 | 1 | Module, Platform | |
| | 1001228191 | 1 | Breaker 10Amp/30mAmp (Australian Specs Machines) | |
| | 1001181045 | 1 | Breaker 30mAmp/16Amp (CE & UK CA Specs Machines) | |
| | 1001189171 | 1 | Breaker 30mAmp (CE & UK CA Specs Machines) | |
| | 1001189172 | 1 | Breaker 16Amp Double (CE & UK CA Specs Machines) | |

SECTION 9 - SPECIAL OPTIONS/ACCESSORIES/KITS

SECTION 9 - SPECIAL OPTIONS/ACCESSORIES/KITS

SECTION 9 - SPECIAL OPTIONS/ACCESSORIES/KITS

FIGURE 9-1. SPECIAL OPTIONS/ACCESSORIES/KITS

| ITEM | PART NUMBER | QTY | DESCRIPTION | REV |
|------|-------------|-----|---|-----|
| | | Ref | Note: This list is to accommodate machines ordered with special equipment. Options may not be applicable to all models. For more specific parts information contact the JLG Parts Department. | |
| | | Ref | SPECIAL OPTIONS | |
| | 1001236903 | Ref | Antivandalism Package (Factory Installed) | |
| | 1001249639 | Ref | Antivandalism Add-on Kit (Dealer Installed) | |
| | 1001289564 | 1 | Anticorrosion Kit | |
| | 1001255597 | Ref | Battery Charger - Can (With Communication Port) Add-on Kit (Dealer Installed) | |
| | 1001284956 | Ref | Battery Heater Kit | |
| | 1001271481 | Ref | Cleanguard Kit (Dealer Installed) | |
| | | Ref | ClearSky Installation Options (Factory Installed): | |
| | 1001229107 | Ref | ClearSky Installation - 3-Wire (ANSI & CSA Specs) | |
| | 1001233237 | Ref | ClearSky Installation - 3-Wire (ANSI Export, CE & UK CA Specs) | |
| | 1001251146 | Ref | ClearSky Installation - 3G Canbus (ANSI, ANSI Export, Australian, CE, CSA & UK CA Specs) | |
| | 1001251144 | Ref | ClearSky Installation - 4G Canbus (All Specs except China Specs) | |
| | 1001246531 | Ref | ClearSky Installation - 4G Canbus (China Specs) | |
| | | Ref | ClearSky Add-on Kit Options (Dealer Installed): | |
| | 1001265376 | Ref | ClearSky Add-on Kit - Canbus (ANSI, ANSI Export & CSA Specs) (Dealer Installed): | |
| | 1001237257 | Ref | ClearSky Add-on Kit - Canbus (ANSI Export, CE & UK CA Specs) (Dealer Installed): | |
| | 1001248502 | Ref | ClearSky Add-on Kit - Canbus (Australian Specs) (Dealer Installed): | |
| | 1001248503 | Ref | ClearSky Add-on Kit - Canbus (China Specs) (Dealer Installed): | |
| | 1001248689 | Ref | ClearSky Add-on Kit - Access Control (Dealer Installed): | |
| | 1001276923 | Ref | ClearSky Add-on Kit - GT1030 (Dealer Installed) (Contact JLG for Approved Countries) | |
| | 1001278848 | Ref | ClearSky Add-on Kit - GT1030 (Dealer Installed) (Contact JLG for Approved Countries) | |
| | 1001287778 | Ref | Decal Kit - Master | |
| | 1001256831 | Ref | Drive Motor Covers installation | |
| | | Ref | Electrical Connector Kits | |
| | 1001148902 | Ref | Amp/Tyco Electrical Connector Kit | |
| | 1001148903 | Ref | Deutsch DT Electrical Connector Kit | |
| | 1001148904 | Ref | Deutsch HD Electrical Connector Kit | |
| | 1001148905 | Ref | Packard Electrical Connector Kit | |
| | 1001148906 | Ref | Various Electrical Connector Kit | |
| | 1001274474 | Ref | European Subassembly Kit | |
| | 1001218728 | Ref | Fire Extinguisher Installation | |
| | 1001248843 | Ref | Foot Latch Add-on Kit (Dealer Installed) | |
| | 1001236547 | Ref | Footswitch Installation (Japanese & Korean Specs Only) | |
| | 1001220933 | Ref | Height Restrictor Switch Installation | |
| | 1001270121 | Ref | Hostile Environment Package | |
| | 1001249638 | Ref | Inverter Add-on Kit (Dealer Installed) | |
| | 1001250532 | Ref | Mobile Control Add-on Kit (Dealer Installed) | |
| | 1001229076 | Ref | Noise Reduction Add-on Kit (Dealer Installed) | |

SECTION 9 - SPECIAL OPTIONS/ACCESSORIES/KITS

| ITEM | PART NUMBER | QTY | DESCRIPTION | REV |
|------|-------------|-----|---|-----|
| | 1001229728 | Ref | Overhead Protection Add-on Kit (Dealer Installed) | |
| | 1001281413 | Ref | Panel Carrier Kit | |
| | 1001270721 | Ref | Pipe Racks Kit (Dealer Installed) | |
| | 1001269651 | Ref | Platform Control Box Cover Add-on Kit (Dealer Installed) | |
| | 1001225790 | Ref | Platform Extension Handles Add-on Kit (Dealer Installed) | |
| | 1001262557 | Ref | Platform Self Closing Gate Add-on Kit (Dealer Installed) | |
| | 1001262558 | Ref | Platform Self Closing Gate Add-on Kit (Dealer Installed) | |
| | 1001281416 | Ref | Platform Worklights Kit | |
| | 1001224583 | Ref | Service Kits List | Y |
| | 1001254721 | Ref | SkySense Level 1 Add-on Kit (Dealer Installed) | |
| | 1001254542 | Ref | SkySense Level 2 Add-on Kit (Dealer Installed) | |
| | 1001255883 | Ref | SkySense Level 1 Installation (Factory Installed) | |
| | 1001255669 | Ref | SkySense Level 2 Installation (Factory Installed) | |
| | 1001249229 | Ref | Strobe (Single) Light Add-on Kit (Dealer Installed) | |
| | 1001249230 | Ref | Strobe (Dual) Light Add-on Kit (Dealer Installed) | |
| | | Ref | Tools for Service | |
| | 2901443 | 1 | Analyzer Kit | |
| | 1001232474 | 1 | Benchtop Harness | |
| | 8896941 | 1 | Wire Stripper | |
| | 7002821 | 1 | Wire Crimper (To install wire ends to wires) | |
| | 7002823 | 1 | Pin/Socket Extractor - Universal (To Remove Pins/Sockets from Connectors) | |
| | 4460467 | 1 | Extractor - 16-18 Gauge (For Removal Pins/Sockets from Deutsch Connectors) | |
| | 4460510 | 1 | Extractor - 12-14 Gauge (For Removal of Pins/Sockets from Deutsch Connectors) | |
| | 7002822 | 1 | Screwdriver, Potentiometer (To Adjust Drive Controllers) | |
| | 7016654 | 1 | Screwdriver, Magnetic | |
| | 7004275 | 1 | Seal Installation Tool - 1in | |
| | 7004276 | 1 | Seal Installation Tool - 1-1/2in | |
| | 7002826 | 1 | Seal Installation Tool - 2in | |
| | 1001269646 | Ref | Tool Tray/Work Surface Heavy Duty Add-on Kit (Dealer Installed) | |
| | 1001281951 | Ref | USB Power Port Kit | |
| | 1001262959 | Ref | Voltage Regulator Re-Location Add-on Kit (Dealler Installed) | |
| | 1001281944 | Ref | White Noise Alarm Kit | |

SECTION 9 - SPECIAL OPTIONS/ACCESSORIES/KITS

PART NUMBER INDEX

SECTION 9 - SPECIAL OPTIONS/ACCESSORIES/KITS

| | | | |
|--|---|---|--|
| 0100011.....13, 15, 17, 19, 25, 31, 33, 35, 37, 39, 53, 81, 99, 101, 103, 105 | 0861880..... 169 | 1001144147 .. 65, 67, 173 | 1001205411..... 195, 199 |
| 0100051.....71, 73, 75, 77 | 0961948..... 143 | 1001144295 196, 200 | 1001205412..... 195, 199 |
| 0140030.....111 | 0962272..... 87, 91 | 1001144296 196, 200 | 1001205422..... 99 |
| 0140043.....59, 63 | 1001047064..... 111 | 1001146794 239, 241, 243, 247, 249, 251, 253 | 1001205430..... 99 |
| 0240054.....123 | 1001091102... 31, 41, 43, 59, 63 | 1001146795 245 | 1001205598..... 39 |
| 0275216..... 151, 227 | 1001096138 203 | 1001146963 .. 86, 90, 258 | 1001205751..... 13, 15 |
| 0275217..... 153, 229 | 1001097150 163, 167 | 1001148902 260 | 1001206995..... 37 |
| 0275452..... 155, 233 | 1001100341 227 | 1001148903 260 | 1001207009..... 35 |
| 0275453..... 157, 235 | 1001100342 229 | 1001148904 260 | 1001207293..... 69 |
| 0275454..... 159, 231 | 1001100345 233 | 1001148905 260 | 1001207494..... 59, 61 |
| 0440223..... 115, 119 | 1001100346 231 | 1001148906 260 | 1001207970..... 179 |
| 0440259..... 13, 15, 145 | 1001100347 235 | 1001151629 195, 199 | 1001207973..... 191 |
| 0440263.....31 | 1001101540 79 | 1001152266 200 | 1001207974..... 177, 181, 183, 185, 187, 189 |
| 0440264.....87, 91 | 1001102258 149, 151, 153, 155, 157, 159, 161, 163, 165 | 1001152483 171 | 1001208852..... 99 |
| 0440265.....87, 91 | 1001102349 27 | 1001154378 101, 103, 105 | 1001209482..... 155, 157, 171 |
| 0480100..... 131 | 1001102351 27 | 1001157050 121 | 1001209596..... 111 |
| 0630580.....29 | 1001102351 27 | 1001157547 79 | 1001209682..... 59, 61 |
| 0630587..... 59, 63, 79 | 1001102353 27 | 1001159186 79, 195, 199, 223 | 1001209776..... 151, 153, 159, 169 |
| 0630613..... 47, 81, 93 | 1001102354 27 | 1001162115 251 | 1001210064..... 99 |
| 0681610..... 13, 17, 19 | 1001102489 177, 179, 181, 183, 185, 187, 191, 193 | 1001162864 239, 241, 243, 245, 247, 249, 251, 253 | 1001210079..... 65 |
| 0700412.....59, 63 | 1001102771 175 | 1001162886 195, 199 | 1001210302..... 101, 103, 105 |
| 0700608..... 123 | 1001103012 196, 200 | 1001162887 67, 195, 199 | 1001210440..... 79 |
| 0700610.86, 90, 115, 119 | 1001103471 163, 189 | 1001163340 67, 195, 199 | 1001210586..... 101, 103, 105 |
| 0700612.... 31, 33, 39, 67, 86, 90 | 1001104498 196, 200 | 1001170310 57 | 1001210605..... 79 |
| 0700616..... 127 | 1001108581 57 | 1001173703 255 | 1001210878..... 79 |
| 070061759, 61 | 1001110302 31 | 1001180205 123 | 1001210879..... 79 |
| 0700618..... 101 | 1001112112 75 | 1001181045 169, 258 | 1001210881..... 79 |
| 0700621 101, 107 | 1001114466 29 | 1001182806 45 | 1001210882..... 79 |
| 0700814.86, 90, 151, 153, 155, 157, 159, 163, 189 | 1001116208 255 | 1001186466 33, 258 | 1001211777..... 239 |
| 0700815.....31 | 1001116733 203 | 1001187587 101, 103, 105 | 1001211779..... 239, 247, 249, 251, 253 |
| 0700817.....81, 131 | 1001116812 . 65, 67, 175, 195, 199 | 1001187816 165 | 1001212035..... 223 |
| 0700818.... 101, 103, 105, 107 | 1001118274 65, 67 | 1001188116 165 | 1001212036..... 223 |
| 0700819... 13, 15, 97, 109 | 1001118812 65, 173 | 1001189171 171, 258 | 1001212290..... 239, 241, 243, 245, 247, 249, 251, 253 |
| 0700823.....31 | 1001120204 151, 153, 155, 157, 159 | 1001189172 171, 258 | 1001212291..... 239, 241, 243, 245, 247, 249, 251, 253 |
| 0700835..... 111 | 1001120205 169, 171 | 1001189762 115, 119, 121 | 1001212292..... 239, 241, 243, 245, 247, 249, 251, 253 |
| 070101581, 86, 90 | 1001120989 255 | 1001192401 65, 196, 200 | 1001213415..... 103, 105 |
| 0701018.....86, 90 | 1001125483 79 | 1001194421 196, 199, 223 | 1001213416..... 105 |
| 0701019.....93, 127 | 1001125677 65, 173, 196, 200 | 1001196589 196, 200 | 1001213470..... 99 |
| 070102186, 90 | 1001125927 167 | 1001196634 175, 258 | 1001213597..... 31 |
| 070102486, 90, 93 | 1001128888 86, 90 | 1001196635 67 | 1001213838..... 99 |
| 0701219.....86, 90 | 1001130220 ... 35, 37, 39, 49, 59, 61, 86, 90, 111 | 1001197396 13, 15 | 1001213886..... 111 |
| 0711219.....25 | 1001130590 59, 61 | 1001200629 .. 59, 61, 258 | 1001213915..... 101 |
| 0760408.... 149, 151, 153, 155, 157, 159, 165 | 1001131270 239, 249 | 1001200631 59, 61 | 1001213916..... 101 |
| 0760608..... 103, 105, 129 | 1001132358 111 | 1001200632 69 | 1001213931..... 101 |
| 0760610.... 49, 59, 61, 79, 109, 111, 129, 163 | 1001132359 239, 241, 243, 245, 247, 249, 251, 253 | 1001200812 205, 213 | 1001214217..... 33 |
| 0760612.... 35, 37, 45, 59, 61 | 1001132361 111 | 1001200819 111, 223 | 1001214347..... 77 |
| 0760810.67, 99, 101, 137 | 1001134280 189 | 1001201885 195, 199, 223 | 1001214526..... 31 |
| 0760812.....59, 61, 65 | 1001134821 109 | 1001202184 209, 215 | 1001214528..... 31 |
| 0760820..... 137 | 1001136757 79 | 1001202987 31 | 1001214534..... 31 |
| 0761008.....53 | 1001137675 86, 90, 99 | 1001202988 31 | 1001214689..... 86, 90 |
| 0761012.....53 | 1001139000 86, 90 | 1001202999 31 | 1001214810..... 81 |
| 0761014.....99 | 1001139002 86, 90 | 1001203869 31 | 1001215216..... 43 |
| 0761015.....47 | 1001139003 86, 90 | 1001203870 31 | |
| 0761019.13, 15, 103, 105 | 1001142173 79 | 1001203871 31, 258 | |
| 076122181 | 1001142174 79 | 1001203872 31 | |
| 0861731.... 225, 231, 233, 235 | 1001143009 79 | 1001204495 45 | |
| 0861781227, 229 | 1001143010 79 | 1001205409 67, 195, 199 | |
| | | 1001205410 195, 199 | |

SECTION 9 - SPECIAL OPTIONS/ACCESSORIES/KITS

| | | | |
|---------------------------|--|---|---|
| 1001215446..... 107 | 1001229728.....261 | 1001237538.....239, 241, 243, 245, 247, 249, 251, 253 | 1001245293..... 67, 258 |
| 1001215747 247 | 1001229739..... 101 | 1001237749.....239, 241, 243, 245, 247, 249, 251, 253 | 1001245299 67 |
| 1001215748 243, 253 | 1001229740..... 101 | 1001237824.....87, 91 | 1001245353 67 |
| 1001215749 249 | 1001229741..... 101 | 1001237899.....239, 241, 243, 245, 247, 249, 251, 253 | 1001245739 163, 167 |
| 1001215750 251 | 1001229742..... 101 | 1001238014.....239 | 1001245743 167 |
| 1001215751 251 | 1001229792..... 81 | 1001238015.....251 | 1001245744 163, 167 |
| 1001215752 247 | 1001231801..... 239, 249 | 1001238016.....247 | 1001245747 163 |
| 1001215762 59, 61 | 1001232474.....261 | 1001238017.....243 | 1001245741 260 |
| 1001215953 31 | 1001232586..... 137 | 1001238018.....253 | 1001247706 97 |
| 1001216180 71 | 1001232622..... 101 | 1001238019.....249 | 1001247707 87, 91 |
| 1001216648 243 | 1001233237.....260 | 1001238020.....245 | 1001248126 239, 241, 243, 245, 247, 249, 251, 253 |
| 1001216650 243 | 1001233449... 13, 15, 145 | 1001238021.....241 | 1001248502 260 |
| 1001216865 255 | 1001233795... 86, 90, 219 | 1001238130.....155 | 1001248503 260 |
| 1001217059 33 | 1001234006..... 101, 103, 105 | 1001238131.....157 | 1001248631 177 |
| 1001217164 169, 171 | 1001234007..... 101, 103, 105 | 1001238132.....159 | 1001248632 179 |
| 1001217457 86, 90 | 1001234008..... 101, 103, 105 | 1001238133.....151 | 1001248634 193 |
| 1001217842 203 | 1001234141..... 103, 105 | 1001238134.....153 | 1001248689 260 |
| 1001217843 203 | 1001234142..... 103, 105 | 1001238135.....165 | 1001248768 67 |
| 1001217894 255 | 1001234204..... 86, 90 | 1001238198..... 151, 153, 155, 157, 159, 163 | 1001248773 65 |
| 1001218285 111 | 1001234266..... 103, 105 | 1001238392.....65, 258 | 1001248843 260 |
| 1001218307 31 | 1001234267..... 103, 105 | 1001238684.....87, 91 | 1001249229 261 |
| 1001218573 81 | 1001234268..... 101, 103, 105 | 1001239224.....41, 43 | 1001249230 261 |
| 1001218728 260 | 1001234381..... 99 | 1001239269....71, 73, 75, 77 | 1001249638 260 |
| 1001220409 109 | 1001234382..... 105 | 1001239270.....239, 241, 243, 245, 247, 249, 251, 253 | 1001249639 260 |
| 1001220410 109 | 1001234383..... 101 | 1001239479.....87, 91 | 1001249668 75, 77 |
| 1001220893 111 | 1001234407..... 99 | 1001239661.....41, 43 | 1001249890 189 |
| 1001220933 260 | 1001234797..... 31 | 1001239675.....205 | 1001250532 260 |
| 1001220995 109 | 1001234798..... 31 | 1001239676.....209 | 1001251144 260 |
| 1001221244 127 | 1001234858..... 81 | 1001239677.....207 | 1001251146 260 |
| 1001221275 127 | 1001234862..... 81 | 1001239678.....211 | 1001251855 123 |
| 1001221276 127 | 1001235104..... 86, 258 | 1001239679.....217 | 1001252626 115, 119 |
| 1001221949 193 | 1001235286..... 101 | 1001239892.....93 | 1001253726 129 |
| 1001222861 101 | 1001235287..... 101 | 1001239899.....93 | 1001253800 135 |
| 1001222869 101 | 1001235559..... 59, 61 | 1001239904.....93 | 1001253952 35 |
| 1001222914 127 | 1001235560..... 107 | 1001239943.....93 | 1001254027 .. 35, 65, 173 |
| 1001223053 101 | 1001235561..... 107 | 1001241662.....87, 91 | 1001254028 35, 175 |
| 1001223055 239 | 1001235590..... 97 | 1001241663.....87, 91 | 1001254542 261 |
| 1001223165 101 | 1001235863..... 129 | 1001241664.....87, 91 | 1001254721 261 |
| 1001223166 101 | 1001235941..... 131 | 1001241665.....87, 91 | 1001255597 260 |
| 1001223262 211 | 1001235955..... 47 | 1001241667.....87, 91 | 1001255669 261 |
| 1001223263 207 | 1001235959..... 105 | 1001241671.....87, 91 | 1001255883 261 |
| 1001223265 213 | 1001235960..... 101 | 1001242539.....41, 43 | 1001255934 .. 59, 63, 203 |
| 1001223266 215 | 1001236139.... 35, 37, 39 | 1001242697.....41 | 1001256130 25 |
| 1001223267 207 | 1001236165..... 86, 90 | 1001242990.....43 | 1001256642 35 |
| 1001223268 213 | 1001236167..... 86, 90 | 1001243232....71, 73, 75, 77 | 1001256643 37, 39 |
| 1001223269 215 | 1001236169..... 86, 90 | 1001243233....71, 73, 75, 77 | 1001256675 255 |
| 1001223270 215 | 1001236170..... 86, 90 | 1001243348.....87, 91 | 1001256676 255 |
| 1001223271 215 | 1001236171..... 87, 90 | 1001244298.....247 | 1001256694 29 |
| 1001223272 215 | 1001236172..... 87, 91 | 1001244323.....163 | 1001256744 79 |
| 1001223273 215 | 1001236269..... 87, 91 | 1001244394.....67 | 1001256746 79 |
| 1001223274 215 | 1001236486..... 87, 91 | 1001244417...87, 91, 143 | 1001256831 260 |
| 1001223275 215 | 1001236487..... 87, 91 | 1001244885.....67 | 1001256876 59, 61 |
| 1001223276 215 | 1001236488..... 87, 91 | 1001244900.....163 | 1001256944 ... 13, 17, 19, 22 |
| 1001223277 127 | 1001236531..... 49 | | 1001256984 59 |
| 1001223278 127 | 1001236547.....260 | | 1001257121 79 |
| 1001223279 127 | 1001236903.....260 | | 1001257138 59, 61 |
| 1001223280 127 | 1001236968..... 49 | | 1001257139 59, 61 |
| 1001223281 127 | 1001236984..... 255 | | 1001258356 65 |
| 1001223282 127 | 1001237132..... 205, 207, 209, 211, 217 | | 1001258446 111 |
| 1001223283 127 | 1001237257.....260 | | 1001258498 73 |
| 1001223284 127 | 1001237400..... 149 | | 1001258691 65 |
| 1001223285 127 | 1001237401..... 161 | | 1001258768 187 |
| 1001223286 127 | | | 1001258770 185 |
| 1001223287 127 | | | 1001258771 181 |

SECTION 9 - SPECIAL OPTIONS/ACCESSORIES/KITS

| | | | |
|---------------------------|--------------------------|-----------------------------|-----------------------------|
| 1001258772.....183 | 1001271886.....97 | 1001380058.....31 | 2700100.....125, 139 |
| 1001259015.....13, 17, 19 | 1001271991.....86 | 1060379 ... 115, 119, 121, | 2780266.....25, 27 |
| 1001259017....71, 73, 75, | 1001272189.....47 | 123, 125, 131, 139 | 2860030.....59, 61, 258 |
| 77 | 1001272192.....47 | 1060908 167, 169, 171 | 2901443.....261 |
| 1001260650.....13 | 1001272456.....87, 91 | 1060998 71, 73, 75, 77 | 2902431.....149, 225 |
| 1001260651.....53 | 1001273453.... 117, 121, | 1061044 137 | 3080007.... 101, 103, 105, |
| 1001260691.....53 | 133 | 1062255 65 | 258 |
| 1001260692.....53 | 1001273470 121 | 1120555 125, 139 | 3121792.....67 |
| 1001260693.....53 | 1001273844 117 | 1321293 35, 37, 39, 79 | 3252507.... 153, 155, 157, |
| 1001260887.....57 | 1001273845 133 | 1321752 13, 15 | 159, 161, 165 |
| 1001261064...59, 63, 195 | 1001273907.... 115, 117, | 1380132 107 | 3271805.....121 |
| 1001261131135 | 119 | 1380153 13, 15 | 3290305.....41, 43 |
| 1001262092....71, 73, 75, | 1001273909..... 115, 119 | 1580023 125, 139 | 3290405....31, 59, 63, 79, |
| 77 | 1001273957.... 117, 125, | 1580024 125, 139 | 86, 90, 109, 111, 149, |
| 1001262093....71, 73, 75, | 133, 139 | 1600402 111, 113, 258 | 151, 153, 155, 157, |
| 77 | 1001273958..... 139 | 1671207 225 | 159, 163, 165 |
| 1001262094....71, 73, 75, | 1001273959.... 117, 123, | 1701504 ... 239, 241, 243, | 3290505..... 189 |
| 77 | 133 | 245, 247, 249, 251, 253 | 3290601..... 33, 163 |
| 1001262150.....135 | 1001273960 115 | 1701640 ... 239, 241, 243, | 3290605.... 13, 17, 19, 35, |
| 1001262201.....53 | 1001273961 137 | 245, 247, 249, 251, 253 | 37, 39, 45, 59, 61, 63, |
| 1001262500.....13 | 1001273962 137 | 1702010 129 | 67, 79, 86, 90, 151, |
| 1001262539.... 13, 17, 19 | 1001273964 137 | 1702155 ... 239, 241, 243, | 153, 155, 157, 159 |
| 1001262557.....261 | 1001273967 137 | 245, 247, 249, 251, 253 | 3290606.... 101, 103, 105, |
| 1001262558.....261 | 1001273968 129 | 1703464 149, 151 | 107, 109, 115, 119, |
| 1001262581.....57 | 1001273970 129 | 1703813 239 | 123, 127, 129 |
| 1001262655.....111 | 1001274026 137 | 1703816 239 | 3290801..... 31, 137 |
| 1001262658.....13 | 1001274168 135 | 1703819 ... 111, 239, 241, | 3290805.... 13, 15, 31, 59, |
| 1001262959.....261 | 1001274210 255 | 243, 245, 247, 249, | 61, 81, 86, 90, 97, 99, |
| 1001262995.....71 | 1001274211 255 | 251, 253 | 131, 151, 153, 155, |
| 1001262998.....75 | 1001274242 255 | 1704016 ... 239, 241, 243, | 157, 159, 163, 189 |
| 1001262999.....77 | 1001274243 255 | 245, 247, 249, 251, 253 | 3290806.... 101, 103, 105, |
| 1001263002.....73 | 1001274474 260 | 1704260 111 | 107, 109, 111 |
| 1001263257.....35 | 1001274485 53, 55 | 1704277 ... 101, 239, 241, | 3291001..... 13, 15 |
| 1001263258.....37 | 1001274559 59, 61 | 243, 245, 247, 249, | 3291005.... 47, 53, 81, 93, |
| 1001263259.....39 | 1001274604 111 | 251, 253 | 99 |
| 1001263294.....191 | 1001274605 111 | 1704339 253 | 3291006..... 93, 103, 105, |
| 1001263295.....189 | 1001274659 111 | 1704340 249 | 127 |
| 1001263350.....61 | 1001274837.... 125, 139 | 1704341 243 | 3291007..... 81, 86, 90 |
| 1001263359.....57 | 1001274838.... 115, 119 | 1704344 247 | 3291201..... 81 |
| 1001263785.....57 | 1001275538 123 | 1704412 ... 239, 241, 243, | 3291207..... 86, 90 |
| 1001263940.....255 | 1001275539 129 | 245, 247, 249, 251, 253 | 3300423..... 27 |
| 1001263967.....63 | 1001275631.... 125, 139 | 1704684 249 | 3321402..... 86, 90 |
| 1001264281.....255 | 1001276923 260 | 1704691 253 | 3331211..... 25 |
| 1001264282.....255 | 1001278848 260 | 1704699 243 | 3421453.... 115, 119, 123 |
| 1001264310....71, 73, 75, | 1001281413 261 | 1705195 247 | 3422219.... 105, 115, 119, |
| 77 | 1001281416 261 | 1705311 249 | 121, 125, 139 |
| 1001265376.....260 | 1001281944 261 | 1705316 253 | 3422661..... 131 |
| 1001265635.....57 | 1001281951 261 | 1705670 241, 245 | 3422998..... 86, 90 |
| 1001265636.....57 | 1001283416 199 | 1705671 241, 245 | 3423037..... 13, 15 |
| 1001268506...59, 61, 258 | 1001284956 260 | 1705673 241, 245 | 3423243..... 81 |
| 1001269646.....261 | 1001285320 91 | 1705985 121 | 3423278..... 111 |
| 1001269651.....261 | 1001285829 91, 221 | 1705997 125, 139 | 3430636..... 31 |
| 1001269714.....57 | 1001286875 90 | 1706312 255 | 3430813..... 99 |
| 1001269746.....57 | 1001287711 131 | 1706679 59, 61 | 3430816..... 99 |
| 1001269747.....57 | 1001287778 260 | 1707022 251 | 3431212..... 31 |
| 1001270121260 | 1001288492 17, 19 | 2080040 99, 101, 103, | 3431218..... 31 |
| 1001270533.....131 | 1001288496 15, 17 | 105, 239, 241, 243, | 3450303..... 81 |
| 1001270631131 | 1001288497 15, 19 | 245, 247, 249, 251, 253 | 3450403..... 31, 99 |
| 1001270721261 | 1001288498 15 | 2080057 ... 239, 241, 243, | 3450406..... 27 |
| 1001270855131 | 1001289052 103 | 245, 247, 249, 251, 253 | 3450505..... 31 |
| 1001271412131 | 1001289564 260 | 2220883 143 | 3460334..... 125, 139 |
| 1001271481260 | 1001289976 103 | 2400060 67, 175, 195, | 3520072..... 93, 101, 103, |
| 100127161597 | 1001289977 103 | 199 | 105, 115, 119 |
| 100127165187, 91 | 1001380024 93 | 2420172 59, 61 | 3520176..... 123 |
| 1001271690255 | 1001380040 81 | 2560088 107 | 3574505..... 129 |
| 100127183987, 91 | 1001380041 81 | 2560190 107 | 3740150...59, 63, 79, 258 |
| 100127186687, 91 | 1001380042 81 | 2600281 101, 103, 105 | 3760115..... 86, 90 |

SECTION 9 - SPECIAL OPTIONS/ACCESSORIES/KITS

| | | | |
|---|---|--|---------------------------|
| 3760170 ... 103, 115, 119, 121, 123, 125, 139 | 4420051255 | 4460930.....200 | 70000082..... 113 |
| 3760217 13, 15 | 4420062 86, 90, 101, 103, 105, 111, 131 | 4460932 65, 67, 175, 203, 221 | 70000084 113 |
| 3760387 86, 90 | 4460019 196, 199 | 4460933.....65, 173, 195, 199, 200 | 70000191 22 |
| 3820019 107 | 4460042 195, 199 | 4460943 65, 67, 173, 203, 205, 207, 209, 211, 213, 215, 217 | 70000683 113 |
| 3841143 81, 86, 90 | 4460115 195, 199 | 4460944 65, 67, 173, 175, 195, 199, 200, 205, 207, 209, 211, 217 | 70000684 113 |
| 3841203 86, 90 | 4460138 149 | 4460956.....169 | 70000685 113 |
| 3841675 115, 119 | 4460183 223 | 4460957.....169 | 70000686 113 |
| 3860104 86, 90 | 4460226 196, 199 | 4460965.....195, 199 | 70001250 113 |
| 3860111 103, 105, 107 | 4460227 35, 195, 199 | 4460968.....165 | 70001251 113 |
| 3900355 125, 139 | 4460234 127 | 4460970.....219 | 70001252 113 |
| 3900364 57 | 4460247 195, 199 | 4461016.....223 | 70001253 113 |
| 3900381 189 | 4460256 195 | 4461023.....195, 199 | 70001739 22 |
| 3910804 59, 61 | 4460259 195, 199 | 4461196.....181, 227 | 70003636 145 |
| 3931412 125, 139 | 4460260 195, 199 | 4461198.....227 | 70003650 113 |
| 3931508 125, 139 | 4460265 223 | 4461199.....183, 229 | 70003700 55 |
| 3931820 121 | 4460267 223 | 4461201.....229 | 70004585 143 |
| 3990001 175 | 4460315 149, 165 | 4461205.....187, 233, 235 | 70004935 55 |
| 4010310 41, 43 | 4460320 196, 199 | 4461244.....233 | 70005236 143 |
| 4010408 109, 163 | 4460346 225 | 4461245.....235 | 70007050 143 |
| 4010608 86, 90, 101, 103, 105 | 4460418 79, 195, 199, 223 | 4461246.....231 | 70007051 143 |
| 4010610 ... 151, 153, 155, 157, 159 | 446042435 | 4461249.....185, 231 | 70007052 143 |
| 4010616 103, 105 | 4460464 ... 43, 45, 65, 67, 79, 127, 175, 196, 200, 203, 205, 207, 209, 211, 213, 215, 217, 219, 221, 223 | 4461257.....151, 153 | 70007053 143 |
| 4010617 101, 103, 105 | 4460465 ... 41, 43, 65, 67, 127, 175, 195, 196, 199, 200, 205, 207, 209, 211, 213, 215, 217, 219, 221 | 4461258.....151, 153 | 70007054 143 |
| 4010618 101, 103, 105 | 4460466 . 65, 67, 79, 127, 173, 175, 195, 196, 199, 200, 205, 207, 209, 211, 213, 215, 219, 221, 223 | 4711400....115, 119, 125, 139 | 70007055 143 |
| 4031509 111 | 4460467261 | 4711700.....111 | 70007056 143 |
| 4031511 31 | 4460496 111 | 4711800.....99, 121 | 70007074 145 |
| 4031512 86, 90 | 4460497 111 | 4740086.....31 | 70007075 145 |
| 4031708 33, 39 | 4460510261 | 4740438.....86, 90 | 70007076 145 |
| 4031710 59, 61 | 4460536 127 | 4740468.....27 | 70007077 145 |
| 4060803 111 | 4460539 ... 196, 200, 207, 211, 219, 221 | 4740480.....125, 139 | 70007078 145 |
| 4060906 111 | 4460662 ... 155, 157, 159, 225 | 4740531.....86, 90 | 70007079 145 |
| 4060944 195, 199 | 4460670203 | 4811400.....79, 109, 111, 149, 151, 153, 155, 157, 159, 163, 165 | 70007080 145 |
| 4160078 86, 90 | 4460722 79 | 4811700....45, 57, 59, 61, 63, 67, 79, 101, 103, 105, 109, 111, 123, 129, 151, 153, 155, 157, 159, 163 | 70007191 22 |
| 4160202 31 | 4460754 ... 205, 207, 209, 211, 213, 215 | 4811900....13, 15, 31, 59, 61, 65, 67, 86, 90, 97, 99, 101, 103, 105, 107, 111, 151, 153, 155, 157, 159, 163 | 70007193 22 |
| 4160214 81 | 4460761 195, 199 | 4811902 31, 81, 101, 109, 131, 137, 189 | 70007199 22 |
| 4191706 115, 119, 123 | 4460871 175, 203 | 4812000....13, 15, 31, 53, 81, 86, 90, 93, 99, 103, 105, 127 | 70007205 22 |
| 4220227 115, 119 | 4460872 175 | 4812002.....47, 81 | 70007490 22 |
| 4240003 ... 115, 119, 125, 139 | 4460877 195, 199 | 4812500.....31 | 70007495 22 |
| 4240017 ... 13, 15, 35, 37, 39, 59, 61, 63, 67, 71, 73, 75, 77, 79, 86, 90, 127, 149, 151, 153, 155, 157, 159, 161, 163, 165, 177, 179, 181, 183, 185, 187, 189, 193, 205, 207, 209, 211, 213, 215, 217 | 4460884 65, 67, 175, 195, 199, 200, 219 | 4831600.....189 | 70007541 22 |
| 4240018 43, 53 | 4460884 41, 43, 127, 175, 195, 196, 199, 200, 207, 211, 219 | 4846757.....13, 15 | 70007544 22 |
| 4240032 65 | 4460894 ... 195, 199, 200, 205, 207, 209, 211, 217 | 4891600.....13, 17, 19 | 70007546 22 |
| 4240033 137 | 4460897 . 43, 45, 79, 175, 196, 199, 203, 207, 211 | 4923328.....71, 73, 75, 77 | 70007584 55 |
| 4240147 31 | 4460899 ... 205, 207, 209, 211, 213, 215, 217 | 4923602.....25 | 70007588 55 |
| 4240164 123 | 4460905 175, 203 | 5241200.....25 | 70007589 55 |
| 4240165 129 | | | 70007590 55 |
| 4340853 125, 139 | | | 70007612 55 |
| 4340854 125, 139 | | | 70007613 55 |
| 4340947 115, 119 | | | 70007614 55 |
| 4360328 59, 61, 258 | | | 70007615 55 |
| 4360336 79, 258 | | | 70007616 55 |
| 4360345 258 | | | 70007670 22 |
| 4360387 59, 61, 258 | | | 70007676 22 |
| 4360469 59, 61, 258 | | | 70007782 22 |
| 4360475 59, 61, 111, 258 | | | 70007844 23 |
| 4420037 129 | | | 70022564 143 |
| | | | 70023369 143 |
| | | | 7002821 261 |
| | | | 7002822 261 |
| | | | 7002823 261 |
| | | | 7002826 261 |
| | | | 7004275 261 |
| | | | 7004276 261 |
| | | | 70050795 143 |
| | | | 7016654 261 |
| | | | 7020175 59, 61, 111 |
| | | | 7020176 59, 61, 111 |
| | | | 7024747 22 |

SECTION 9 - SPECIAL OPTIONS/ACCESSORIES/KITS

| | | | | | | | |
|--------------|----|---------------|-----|---------------|---------------|--------------|-------------------------|
| 7024749..... | 22 | 7027365 | 113 | 80325 | 115, 119 | 8405402..... | 57 |
| 7024756..... | 22 | 7027367 | 113 | 8229234 | 203, 258 | 8750015..... | 13, 15 |
| 7024758..... | 22 | 7027765 | 113 | 8229242 | 196, 200, 258 | 8896941..... | 261 |
| 7024759..... | 23 | 7027766 | 113 | 8229244 | 196, 200, 258 | 8990147.... | 239, 241, 243, |
| 7024786..... | 22 | 8005670 | 121 | 8405204 | 57 | | 245, 247, 249, 251, 253 |



**Corporate Office
JLG Industries, Inc.
1 JLG Drive
McConnellsburg, PA 17233-9533 USA
☎ (717) 485-5161 (Corporate)
☎ (877) 554-5438 (Customer Support)
📠 (717) 485-6417**

**Visit our website for JLG Worldwide Locations.
www.jlg.com**



OSHKOSH™