



Illustrated Parts Manual *Manuel de pièces détachées*

MODEL / MODELE

DSP S

DSPi S

DSP M

DSPi M

31210301

July 25, 2022
REV D



An Oshkosh Corporation Company

FOREWORD

November 01, 2019 ----- A - Original issue of Manual (Edited to 1001270000 Revision D)
September25, 2020 ----- B - Add DSP S Model (Edited to 1001270002 Revision B)
October15, 2021 ----- C - Add Parcel Guard (Edited to 1001270000_G and 1001270002_D)
July25, 2022 ----- D -Integrate Parcel Guard (Edited to 1001270000_H and 1001270002_E)

TABLE OF CONTENTS

SECTION 1 - COVERS INSTALL / INSTALLATION CAPOTS	7
FIGURE 1-1. HOODS INSTALL / INSTALLATION CAPOTS	8
FIGURE 1-2. MAST GUARDS INSTALL / INSTALLATION PROTECTIONS MAT	10
FIGURE 1-3. FRAME COVERS INSTALL / INSTALLATION CAPOTS CHASSIS	12
FIGURE 1-4. FRAME COVERS INSTALL, SENSITIVE / INSTALLATION CAPOTS CHASSIS SENSIBLES.....	14
SECTION 2 - FRAME INSTALL / INSTALLATION CHASSIS	17
FIGURE 2-1. FRAME AND OSCILLATING INSTALL / INSTALLATION OSCILLATION ET CHASSIS.....	18
FIGURE 2-2. STEERING AND DRIVE INSTALL / INSTALLATION DIRECTION ET TRANSLATION (Prior to SN A130022745). 20	
FIGURE 2-3. STEERING AND DRIVE INSTALL / INSTALLATION DIRECTION ET TRANSLATION (SN A130022745 to Present)	22
.....	22
FIGURE 2-4. MOTOR,WHEEL DRIVE PARTS / MOTOREDUCTEUR TRANSLATION, PIECES	24
FIGURE 2-5. WHEELS AND CTW INSTALL / INSTALLATIONS ROUES ET CONTREPOIDS	26
SECTION 3 - DSP S - MAST INSTALL / DSP S - INSTALLATION MAT	29
FIGURE 3-1. DSP S - MAST INSTALL / DSP S - INSTALLATION MAT	30
FIGURE 3-2. DSP S - MAST SECTION ASSY / DSP S - ASSEMBLAGE SECTION MAT	34
FIGURE 3-3. DSP S - CYL,3 STAGES,3 STROKES / DSP S - VERIN 3 ETAGES 3 COURSES.....	36
SECTION 4 - DSP M - MAST INSTALL / DSP M - INSTALLATION MAT	39
FIGURE 4-1. DSP M - MAST INSTALL / DSP M - INSTALLATION MAT	40
FIGURE 4-2. DSP M - MAST SECTION ASSY / DSP M - ASSEMBLAGE SECTION MAT	44
FIGURE 4-3. DSP M - CYL, 4 STAGES, 4 STROKES / DSP M - VERIN 4 ETAGES 4 COURSES	46
SECTION 5 - PLATFORM AND TRAY INSTALL / INSTALLATION PLATE-FORME ET TABLETTE.....	49
FIGURE 5-1. PLATFORM AND NAME PLATES INSTALL / INSTALLATION PLATE-FORME ET PLAQUES CONSTRUCTEUR	50
FIGURE 5-2. POWERED TRAY INSTALL / INSTALLATION TABLETTE MOTORISEE (Prior to SN A130022537)	52
FIGURE 5-3. POWERED TRAY INSTALL / INSTALLATION TABLETTE MOTORISEE (SN A130022537 to Present).....	56
FIGURE 5-4. MANUAL TRAY INSTALL / INSTALLATION TABLETTE MANUELLE (Prior to SN A130022624)	58
FIGURE 5-5. MANUAL TRAY INSTALL / INSTALLATION TABLETTE MANUELLE (SN A130022624 to Present)	60
SECTION 6 - HYDRAULIC INSTALL / INSTALLATION HYDRAULIQUE.....	63
FIGURE 6-1. HYDRAULIC POWERPACK INSTALL / INSTALLATION CENTRALE HYDRAULIQUE	64
FIGURE 6-2. POWERPACK ASSEMBLY / CENTRALE HYDRAULIQUE.....	66
SECTION 7 - ELECTRICAL INSTALL / INSTALLATION ELECTRIQUE	69
FIGURE 7-1. CABLES DIAGRAM / DIAGRAMME FAISCEAUX	70
FIGURE 7-2. POWER CABLES KIT / KIT CABLES PUISSANCE.....	72
FIGURE 7-3. SENSORS AND BEACONS INSTALL / INSTALLATION CAPTEURS ET FEUX	74
FIGURE 7-4. CONTROLS INSTALL / INSTALLATION COMMANDES.....	76
FIGURE 7-5. GROUND CONTROL PANEL / PANNEAU COMMANDES BASSES (Prior to SN A130022643).....	78
FIGURE 7-6. GROUND CONTROL PANEL / PANNEAU COMMANDES BASSES (SN A130022643 to Present).....	80
FIGURE 7-7. PLATFORM CONTROL BOX ASSY / ASSEMBLAGE BOITIER COMMANDES HAUTES	82
FIGURE 7-8. KITS HANDLES / KITS POIGNEES.....	84
FIGURE 7-9. BOX,MECHANICAL ASSY / BOITIER,ASSEMBLAGE MECANIQUE	86
FIGURE 7-10. BATTERIES AND CHARGEUR INSTALL / INSTALLATION BATTERIES ET CHARGEUR	88
SECTION 8 - DECALS INSTALL / INSTALLATION AUTOCOLLANTS	91
FIGURE 8-1. DECALS INSTALL / INSTALLATION AUTOCOLLANTS	92
SECTION 9 - OPTIONS / OPTIONS	95
FIGURE 9-1. GATE LATCH INSTALL / INSTALLATION VERROU PORTES.....	96
FIGURE 9-2. LATCH,SUB ASSY / ASSEMBLAGE VERROUILLAGE PORTES	98
FIGURE 9-3. TIE STRAP INSTALL / INSTALLATION ENROULEUR TABLETTE	100
FIGURE 9-4. PARCEL GUARD WITH HOUSING BRACKETS / BUTEE DE COLIS AVEC SUPPORT LOGEMENTS.....	102
FIGURE 9-5. PARCEL GUARD W/O HOUSING BRACKETS / BUTEE DE COLIS SANS SUPPORT LOGEMENTS.....	104
FIGURE 9-6. PANEL CARRIER INSTALL / INSTALLATION TRANSPORT PORTES.....	106
FIGURE 9-7. CASTER WHEEL GUARD INSTALL / INSTALLATION PROTECTION ROUE	108

TABLE OF CONTENTS

SECTION 10 - RECOMMENDED PARTS LIST / LISTE DE PIECES RECOMMANDEES..... 111

 FIGURE 10-1. RECOMMENDED PARTS LIST 112

SECTION 11 - SPECIAL OPTIONS / OPTIONS SPECIALES..... 115

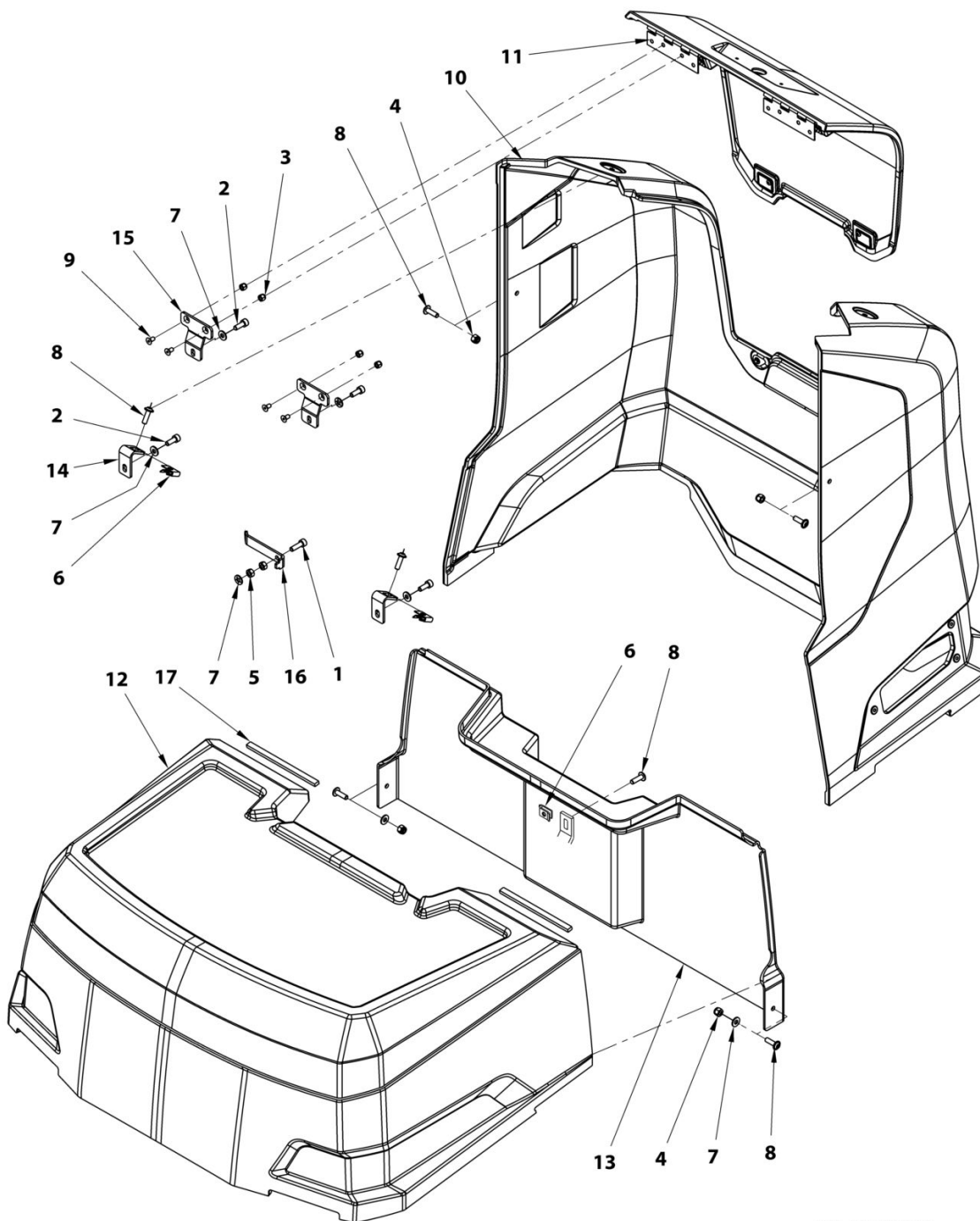
 FIGURE 11-1. SPECIAL OPTIONS / OPTIONS SPECIALES 116

PART NUMBER INDEX..... 117

SECTION 1 - COVERS INSTALL / INSTALLATION CAPOTS

SECTION 1 - COVERS INSTALL / INSTALLATION CAPOTS

FIGURE 1-1. HOODS INSTALL / INSTALLATION CAPOTS



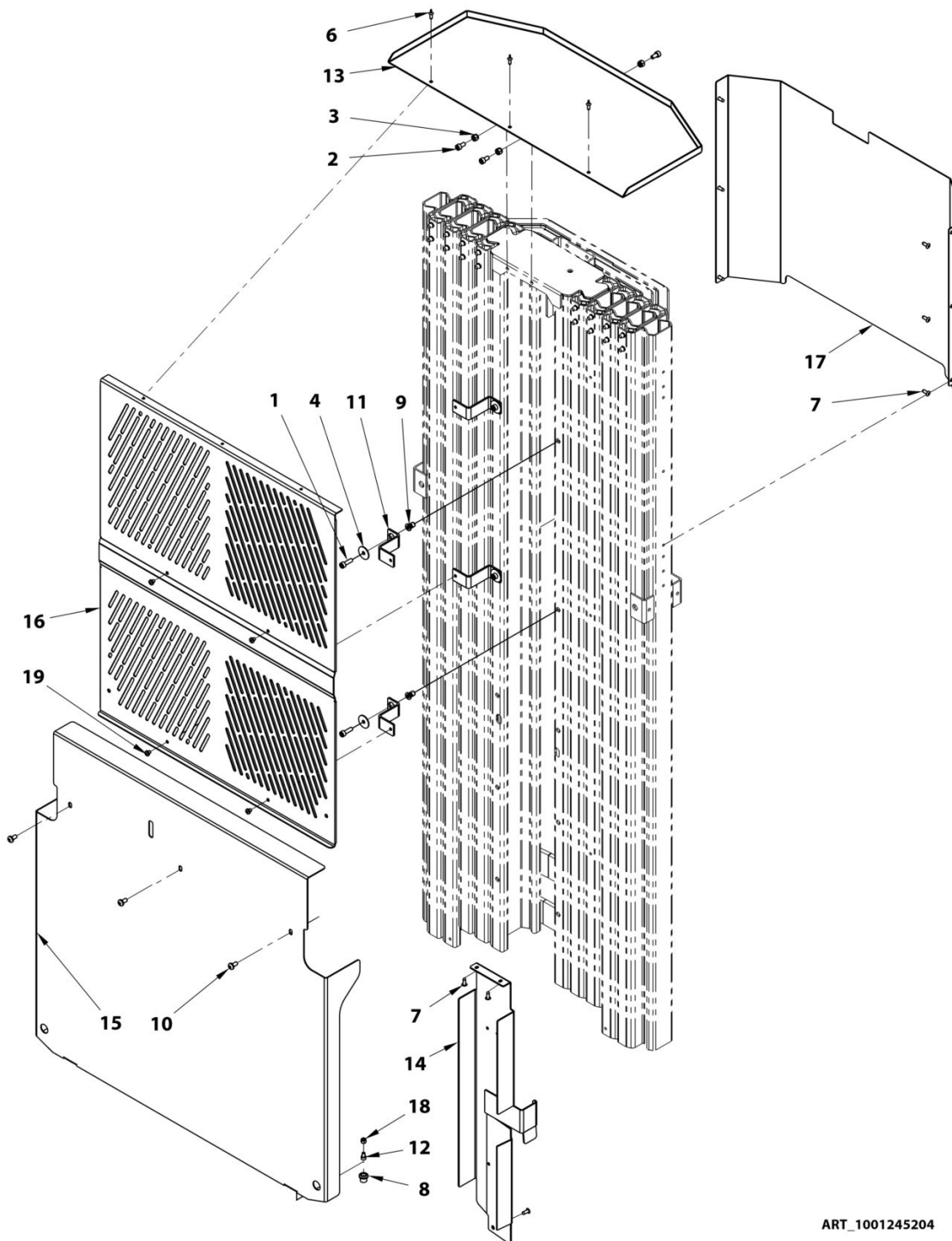
ART_1001245203

SECTION 1 - COVERS INSTALL / INSTALLATION CAPOTS**FIGURE 1-1. HOODS INSTALL / INSTALLATION CAPOTS**

ITEM	PART NUMBER	QTY	DESCRIPTION	REV
	1001245203	REF	HOODS ORANGE-GREY INSTALL / INSTALLATION CAPOTS ORANGE-GRIS	D
	1001250123	REF	HOODS GREY INSTALL / INSTALLATION CAPOTS GRIS	D
1	000005	1	M06x20 8.8 SOCKET HEAD MACH SCREW / VIS CHC M06x20 8.8 BI FT	
2	000015	4	M06x16 8.8 SOCKET HEAD MACH SCREW / VIS CHC M06x16 8.8 BI FT	
3	110002	4	M05 GR. 8.8 LOCK NUT / ECROU FREIN M5 CL08 BI	
4	110003	4	M06 GR. 8.8 LOCK NUT / ECROU FREIN M6 CL08 BI	
5	110015	2	M06 GR. 8.8 HEX NUT / ECROU H M06 CL08 BI	
6	110026	3	M06 CAGE HEX NUT / ECROU CAGE M06	
7	120009	7	LOCK WASHER D06x14 / RONDELLE CONTACT dD 06x14 BI	
8	130021	7	M06x20 8.8 ROUND HEAD MACH SCREW / VIS BOMBEE ULF M06x20 8.8 BI FT	
9	130054	4	M05x10 10.9 COUNTERSUNK HEAD M SCR / VIS FHc M05x10 10.9 BI FT	
10	1001248667	1	REAR COVER ORANGE-GREY / CAPOT ARRIERE ORANGE-GRIS (Prior to SN A130022643)	
10	1001285804	1	REAR COVER ORANGE-GREY / CAPOT ARRIERE ORANGE-GRIS (SN A130022643 to Present)	
10	1001250122	1	REAR COVER GREY / CAPOT ARRIERE GRIS (Prior to SN A130022643)	
10	1001286260	1	REAR COVER GREY / CAPOT ARRIERE GRIS (SN A130022643 to Present)	
11	1001248668	1	REAR COVER DOOR / TRAPPE CAPOT ARRIERE	
12	1001248669	1	FRONT COVER ORANGE-GREY / CAPOT AVANT ORANGE-GRIS	
12	1001250121	1	FRONT COVER GREY / CAPOT AVANT GRIS	
13	1001248670	1	COVER,FRONT PANEL / FERMETURE CAPOT AVANT	
14	1001248912	2	BRACKET,REAR HOOD / EQUERRE CAPOT	
15	1001250667	2	BRACKET,HINGES / EQUERRE CHARNIERE	
16	1001252895	1	PLATE,DOOR STAY / PLAT MAINTIEN TRAPPE	
17	1001262468	0.26m	TAPE,RUBBER ROLLER 8X5 / CAOUTCHOUC ADHESIF 8x5	

SECTION 1 - COVERS INSTALL / INSTALLATION CAPOTS

FIGURE 1-2. MAST GUARDS INSTALL / INSTALLATION PROTECTIONS MAT



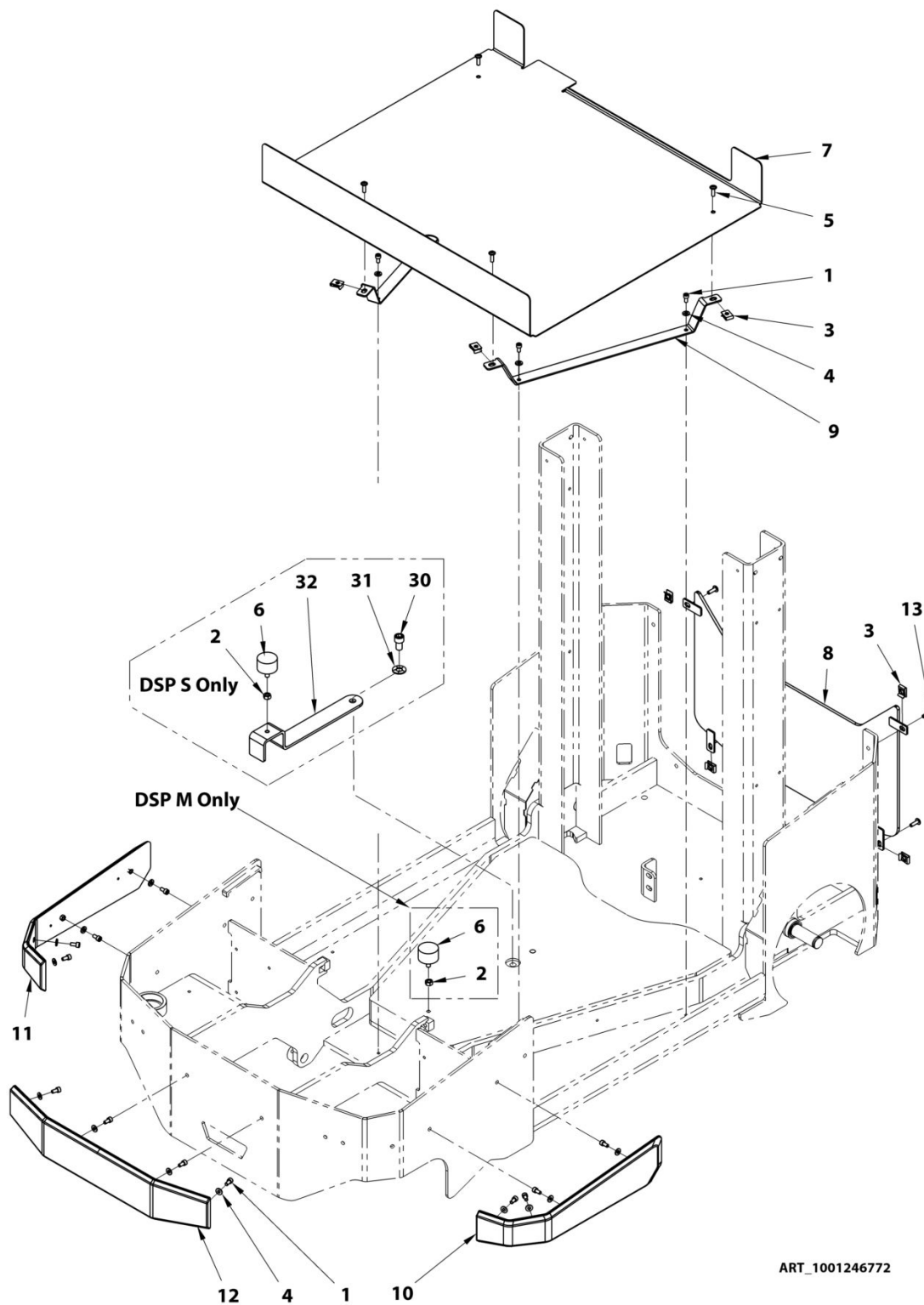
ART_1001245204

SECTION 1 - COVERS INSTALL / INSTALLATION CAPOTS**FIGURE 1-2. MAST GUARDS INSTALL / INSTALLATION PROTECTIONS MAT**

ITEM	PART NUMBER	QTY	DESCRIPTION	REV
	1001260492	REF	DSP S - INSTALL,MAST GUARDS / DSP S - INSTALLATION PROTECTIONS MAT	A
	1001245204	REF	DSP M - MAST GUARDS INSTALL / DSP M - INSTALLATION PROTECTIONS MAT	E
1	000005	4	M06x20 8.8 SOCKET HEAD MACH SCREW / VIS CHC M06x20 8.8 BI FT	
2	000014	3	M06x12 8.8 SOCKET HEAD MACH SCREW / VIS CHC M06x12 8.8 BI FT	
3	110003	3	M06 GR. 8.8 LOCK NUT / ECROU FREIN M6 CL08 BI	
4	120004	4	dD 06x25x1.2 WASHER / RONDELLE dD 06x25x1.2 BI	
6	180002	3	Ø4x10 POP RIVET / RIVET POP Ø4x10	
7	180001	9	Ø4.8x16 POP RIVET / RIVET POP Ø4.8x16	
8	250051	2	CHANNEL D11.5 / PASSE-FIL D11.5	
9	1001258232	4	RIVET,NUT M6 / INSERT M6	
10	4191706	3	SCR,THD ROLLING,6MM X 12MM LG / VIS TORX M06x12 BI FT	
11	1001237567	4	PLATE,SHIELD SUPPORT / SUPPORT TOLE PROTECTION	
12	000089	2	M05x08 8.8 SOCKET HEAD MACH SCREW / VIS CHC M05x08 8.8 BI FT	
13	1001243614	1	SUPPORT, TOP TRAY / TABLETTE SUPERIEURE	
14	1001247404	1	PLATE,POWER BRIDGE PROTECTION / PROTECTION CHAINE PORTE CABLE	
15	1001247541	1	PLATE,LOWER REAR PROTECTION / TOLE ARRIERE BASSE DE PROTECTION	
16	1001260491	1	DSP S - PLATE,UPPER REAR PROTECTION / DSP S - TOLE ARRIERE HAUTE DE PROTECTION	
16	1001247543	1	DSP M - PLATE,UPPER REAR PROTECTION / DSP M - TOLE ARRIERE HAUTE DE PROTECTION	
17	1001260336	1	DSP S - PLATE,MAST PROTECTION / DSP S - TOLE PROTECTION MAT	
17	1001251368	1	DSP M - PLATE,MAST PROTECTION / DSP M - TOLE PROTECTION MAT	
18	110002	2	M05 GR. 8.8 LOCK NUT / ECROU FREIN M5 CL08 BI	
19	1001259016	4	SCR, THD ROLLING,5MM x 06MM LG / VIS TORX M05x06 BI FT	

SECTION 1 - COVERS INSTALL / INSTALLATION CAPOTS

FIGURE 1-3. FRAME COVERS INSTALL / INSTALLATION CAPOTS CHASSIS



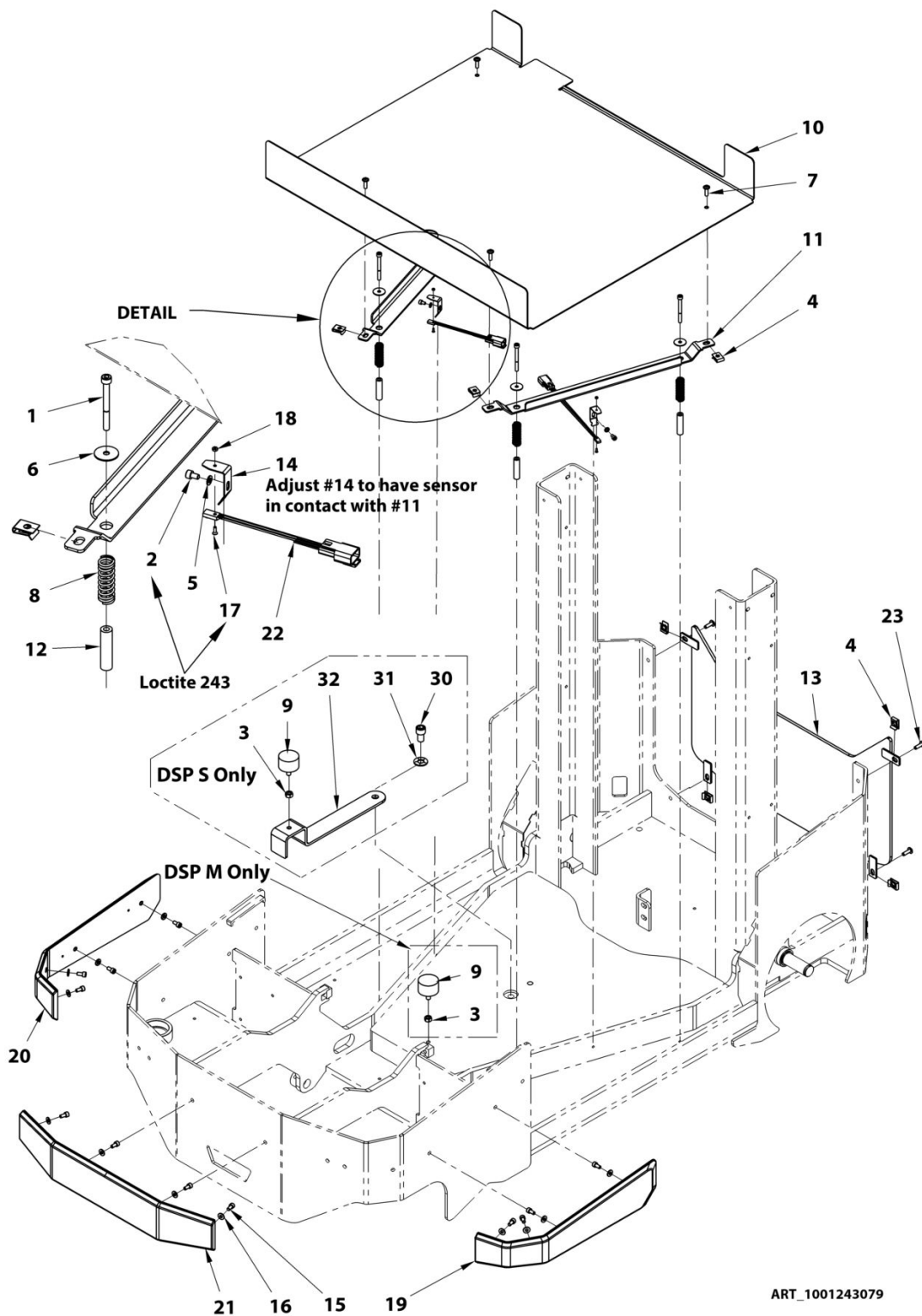
ART_1001246772

SECTION 1 - COVERS INSTALL / INSTALLATION CAPOTS**FIGURE 1-3. FRAME COVERS INSTALL / INSTALLATION CAPOTS CHASSIS**

ITEM	PART NUMBER	QTY	DESCRIPTION	REV
	1001263456	REF	DSP S - FRAME COVERS INSTALL / DSP S - INSTALLATION CAPOTS CHASSIS	C
	1001246772	REF	DSP M - FRAME COVERS INSTALL / DSP M - INSTALLATION CAPOTS CHASSIS	D
1	000014	16	M06x12 8.8 SOCKET HEAD MACH SCREW / VIS CHC M06x12 8.8 BI FT	
2	110016	1	M08 GR. 8.8 HEX NUT / ECROU M8 CL08 BI	
3	110026	8	M06 CAGE HEX NUT / ECROU CAGE M06	
4	120009	16	LOCK WASHER D06x14 / RONDELLE CONTACT dD 06x14 BI	
5	130021	4	M06x20 8.8 ROUND HEAD MACH SCREW / VIS BOMBEE ULF M06x20 8.8 BI FT	
6	400015	1	BUMPER,DIA.30_TH.15 / BUTEE ELASTIQUE D30 EP15 (Prior to SN A130021979)	
6	1001275856	1	BUMPER,DIA 40_TH25 / BUTEE ELASTIQUE D40 EP25 (SN A130021979 to Present)	
7	1001243684	1	HOOD,CHASSIS,MIDDLE / CAPOT MILIEU CHASSIS	
8	1001243687	1	HOOD,CHASSIS,REAR / CAPOT ARRIERE CHASSIS	
9	1001247428	2	SUPPORT,HOOD / SUPPORT CAPOT	
10	1001250099	1	BUMPER,DSP LEFT / PARECHOC GAUCHE	
11	1001250100	1	BUMPER,DSP RIGHT / PARECHOC DROIT	
12	1001250101	1	BUMPER,DSP CENTRE / PARECHOC CENTRAL	
13	1001246399	4	M06x16 8.8 ROUND HEAD MACH SCREW / VIS BOMBEE ULF M06x16 8.8 BI FT	
30	4032108	1	HEXSOC HD SCR,M12 X 20 LG / VIS CHC M12x20 BI FT	
31	120015	1	LOCK WASHER D12x27 / RONDELLE CONTACT dD 12x27 BI	
32	1001275857	1	MOUNT,BUMPER / SUPPORT BUTEE ELASTIQUE	

SECTION 1 - COVERS INSTALL / INSTALLATION CAPOTS

FIGURE 1-4. FRAME COVERS INSTALL, SENSITIVE / INSTALLATION CAPOTS CHASSIS SENSIBLES



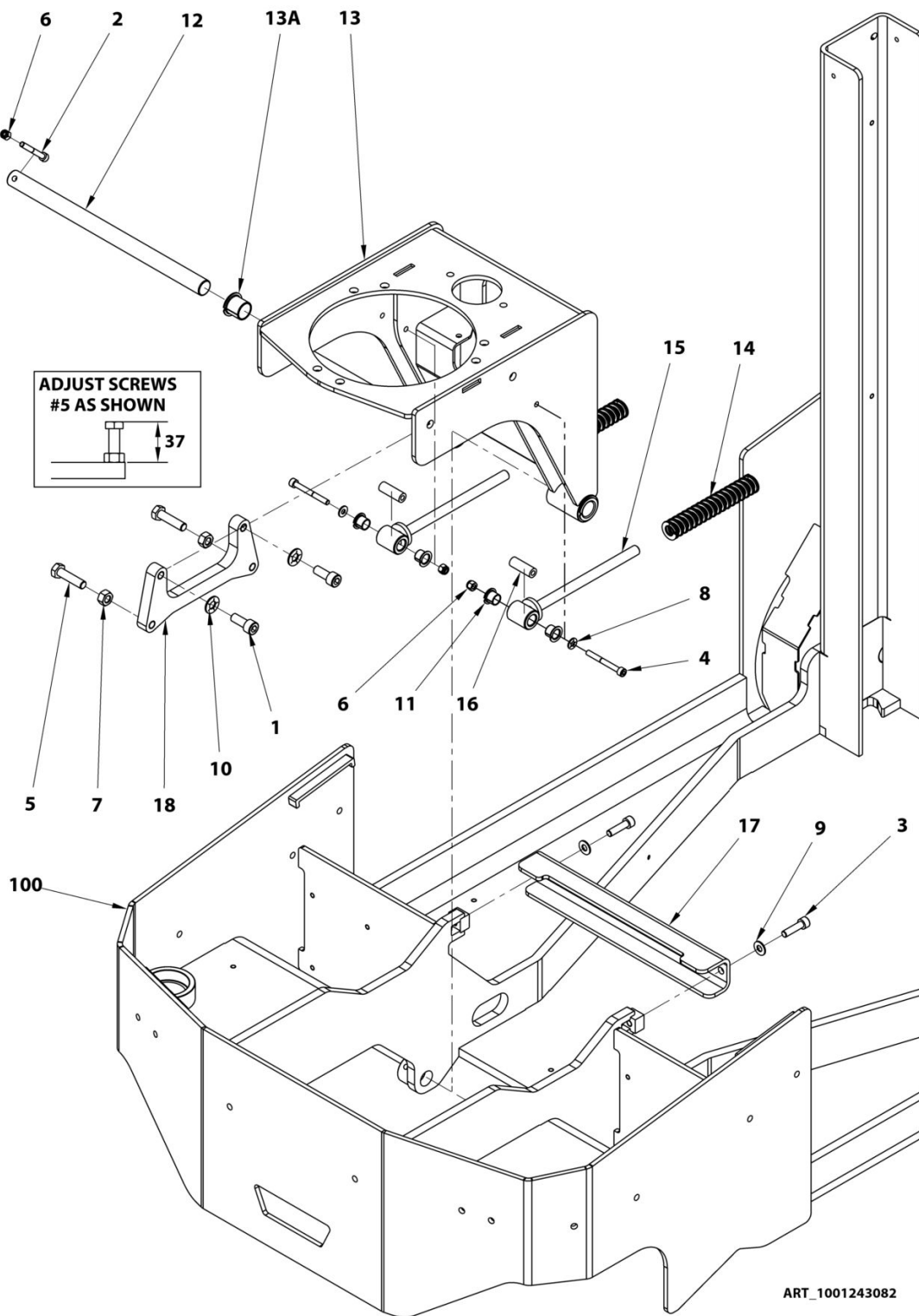
SECTION 1 - COVERS INSTALL / INSTALLATION CAPOTS**FIGURE 1-4. FRAME COVERS INSTALL, SENSITIVE / INSTALLATION CAPOTS CHASSIS SENSIBLES**

ITEM	PART NUMBER	QTY	DESCRIPTION	REV
	1001263457	REF	DSP S - FRAME COVERS,SENSITIVE / DSP S - INSTALLATION CAPOTS CHASSIS SENSIBLES	C
	1001243079	REF	DSP M - FRAME COVERS INSTALL, SENSITIVE / DSP M - INSTALLATION CAPOTS CHASSIS SENSIBLES	D
1	000076	4	M06x60 8.8 SOCKET HEAD CAPSCREW / VIS CHC M06x100 8.8 BI FP	
2	000089	2	M05x08 8.8 SOCKET HEAD MACH SCREW / VIS CHC M05x08 8.8 BI FT	
3	110016	1	M08 GR. 8.8 HEX NUT / ECROU H M08 CL08 BI	
4	110026	8	M06 CAGE HEX NUT / ECROU CAGE M06	
5	120002	2	M05 WASHER / RONDELLE M05 BI	
6	120004	4	dD 06x25x1.2 WASHER / RONDELLE dD 06x25x1.2 BI	
7	130021	4	M06x20 8.8 ROUND HEAD MACH SCREW / VIS BOMBEE ULF M06x20 8.8 BI FT	
8	160026	4	C 170 220 0500 N SPRING / RESSORT C 170 220 0500 N	
9	400015	1	BUMPER,DIA.30_TH.15 / BUTEE ELASTIQUE D30 EP15 (Prior to SN A130021979)	
9	1001275856	1	BUMPER,DIA.40_TH.25 / BUTEE ELASTIQUE D40 EP25 (SN A130021979 to Present)	
10	1001243684	1	HOOD,CHASSIS,MIDDLE / CAPOT MILIEU CHASSIS	
11	1001243685	2	SUPPORT,SENSITIVE HOOD / SUPPORT CAPOT SENSIBLE	
12	1001243686	4	SLEEVE,SPRING GUIDE / DOUILLE GUIDE RESSORT	
13	1001243687	1	HOOD,CHASSIS,REAR / CAPOT ARRIERE CHASSIS	
14	1001247890	2	MOUNT,SENSOR / SUPPORT CAPTEUR	
15	000014	12	M06x12 8.8 SOCKET HEAD MACH SCREW / VIS CHC M06x12 8.8 BI FT	
16	120009	12	LOCK WASHER D06x14 / RONDELLE CONTACT dD 06x14 BI	
17	1001249461	2	SCREW FLAT HD MACH,M2.5-8,A2 / VIS FHC M2.5x08 8.8 BI FT	
18	1001249462	2	NUT H M2.5 - 8 / ECROU H M2.5 - 8	
19	1001250099	1	BUMPER,DSP LEFT / PARECHOC GAUCHE	
20	1001250100	1	BUMPER,DSP RIGHT / PARECHOC DROIT	
21	1001250101	1	BUMPER,DSP CENTRE / PARECHOC CENTRAL	
22	1001251527	2	HARNESS,SENSITIVE COVERS / FAISCEAU CAPOT SENSIBLE	
23	1001246399	4	M06x16 8.8 ROUND HEAD MACH SCREW / VIS BOMBEE ULF M06x16 8.8 BI FT	
30	4032108	1	HEXSOC HD SCR,M12 X 20 LG / VIS CHC M12x20 BI FT	
31	120015	1	LOCK WASHER D12x27 / RONDELLE CONTACT dD 12x27 BI	
32	1001275857	1	MOUNT,BUMPER / SUPPORT BUTEE ELASTIQUE	

SECTION 2 - FRAME INSTALL / INSTALLATION CHASSIS

SECTION 2 - FRAME INSTALL / INSTALLATION CHASSIS

FIGURE 2-1. FRAME AND OSCILLATING INSTALL / INSTALLATION OSCILLATION ET CHASSIS



SECTION 2 - FRAME INSTALL / INSTALLATION CHASSIS**FIGURE 2-1. FRAME AND OSCILLATING INSTALL / INSTALLATION OSCILLATION ET CHASSIS**

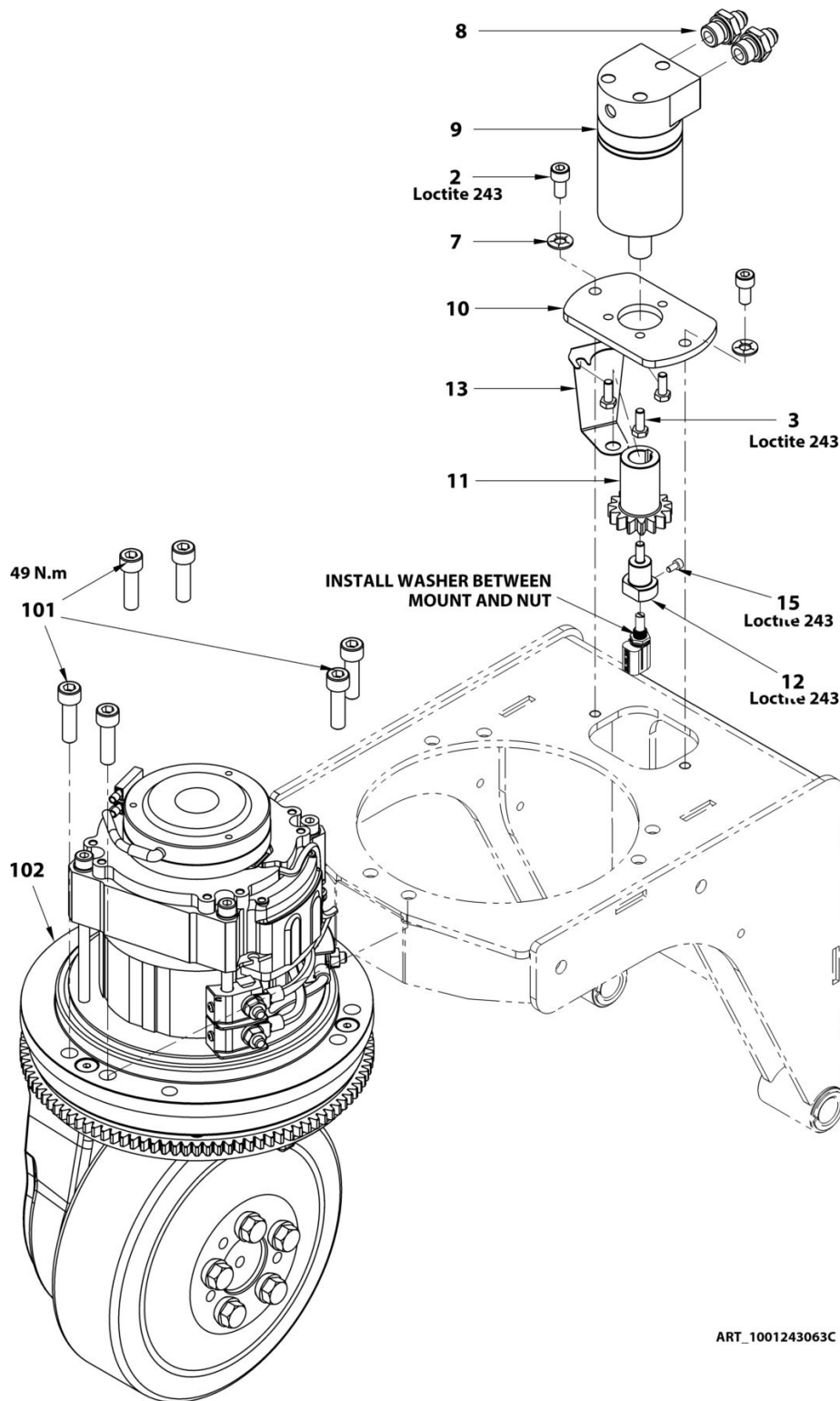
ITEM	PART NUMBER	QTY	DESCRIPTION	REV
	1001243082	REF	OSCILLATING AXLE INSTALL / INSTALLATION SUPPORT OSCILLANT	A
1	000013	2	M10x25 8.8 SOCKET HEAD MACH SCREW / VIS CHC M10x25 8.8 BI FT	
2	000026	1	M06x50 8.8 SOCKET HEAD CAPSCREW / VIS CHC M06x50 8.8 BI FP	
3	000044	2	M08x30 8.8 SOCKET HEAD MACH SCREW; INFO - OPTION / VIS CHC M08x30 8.8 BI FT	
4	000073	2	M06x55 8.8 SOCKET HEAD CAPSCREW / VIS CHC M06x55 8.8 BI FP	
5	100102	2	M10x40 8.8 HEX HEAD MACHINE SCREW / VIS H M10x40 8.8 BI FT	
6	110003	3	M06 GR. 8.8 LOCK NUT / ECROU FREIN M6 CL08 BI	
7	110008	2	M10 GR. 8.8 HEX NUT / ECROU H M10 CL08 BI	
8	120009	2	LOCK WASHER D06x14 / RONDELLE CONTACT dD 06x14 BI	
9	120010	2	LOCK WASHER D08x18 / RONDELLE CONTACT dD 08x18 BI	
10	120011	2	LOCK WASHER D10x22 / RONDELLE CONTACT dD 10x22 BI	
11	150038	4	FLANGE BUSHING Ø12 H12 DU / BAGUE EPAULEE D12 H12 DU	
12	1001238178	1	PIN,DRIVE SUPPORT / AXE SUPPORT MOTEUR	
13	1001238380	1	SUPPORT,DRIVE MOTOR / SUPPORT MOTEUR	
13A	150059	4	FLANGE BUSHING Ø20 H21.5 DU / BAGUE EPAULEE D20 H21.5 DU	
14	1001238385	2	SPRING,DRIVE SUPPORT / RESSORT SUPPORT MOTEUR	
15	1001238386	2	LINK,DRIVE SUPPORT / LIEN SUPPORT MOTEUR	
16	1001238390	2	PIN,DRIVE SUPPORT LINK / AXE LIEN SUPPORT MOTEUR	
17	1001238419	1	SUPPORT,SPRING / SUPPORT RESSORT	
18	1001238496	1	MOUNT,STOP SCREWS / FIXATION VIS BUTEE	
100	1001237764	1	FRAME / CHASSIS	

SECTION 2 - FRAME INSTALL / INSTALLATION CHASSIS**FIGURE 2-2. STEERING AND DRIVE INSTALL / INSTALLATION DIRECTION ET TRANSLATION (Prior to SN A130022745)**

ITEM	PART NUMBER	QTY	DESCRIPTION	REV
	1001243063	REF	STEERING INSTALL / INSTALLATION DIRECTION	B
2	000053	2	M08x25 8.8 SOCKET HEAD MACH SCREW / VIS CHC M08x16 8.8 BI FT	
3	100098	5	M06x16 8.8 HEX HEAD MACHINE SCREW / VIS H M06x16 8.8 BI FT	
4	110026	2	M06 CAGE HEX NUT / ECROU CAGE M06	
5	110004	2	M08 GR. 8.8 LOCK NUT / ECROU FREIN M8 CL08 BI	
6	120009	2	LOCK WASHER D06x14 / RONDELLE CONTACT dD 06x14 BI	
7	120010	2	LOCK WASHER D08x18 / RONDELLE CONTACT dD 08x18 BI	
8	300040	2	FITTING MALE BSPP3/8 MALE JIC9/16 / RACCORD MALE BSPP3/8 MALE JIC9/16	
9	320006	1	SLEWING MOTOR 32cc/rev / MOTEUR D'ORIENTATION 32cc/tr	
10	1001243676	1	MOUNT,STEER MOTOR / SUPPORT MOTEUR DIRECTION	
11	1001243677	1	GEAR,STEER MOTOR / PIGNON MOTEUR DIRECTION	
12	1001294508	1	PIN,POTENTIOMETER / AXE POTENTIOMETRE	
13	1001294507	1	MOUNT,POTENTIOMETER / SUPPORT POTENTIOMETRE	
14	1001243680	1	COUPLING,POTENTIOMETER / COUPLEUR POTENTIOMETRE	
	1001243064	REF	DRIVE SYSTEM INSTALL / INSTALLATION MOTORISATION	A
101	000019	6	M10x35 8.8 SOCKET HEAD MACH SCREW / VIS CHC M10x35 8.8 BI FT	
102	1001243782	1	MOTOR,WHEEL DRIVE / MOTOREDUCTEUR TRANSLATION	

SECTION 2 - FRAME INSTALL / INSTALLATION CHASSIS

FIGURE 2-3. STEERING AND DRIVE INSTALL / INSTALLATION DIRECTION ET TRANSLATION (SN A130022745 to Present)

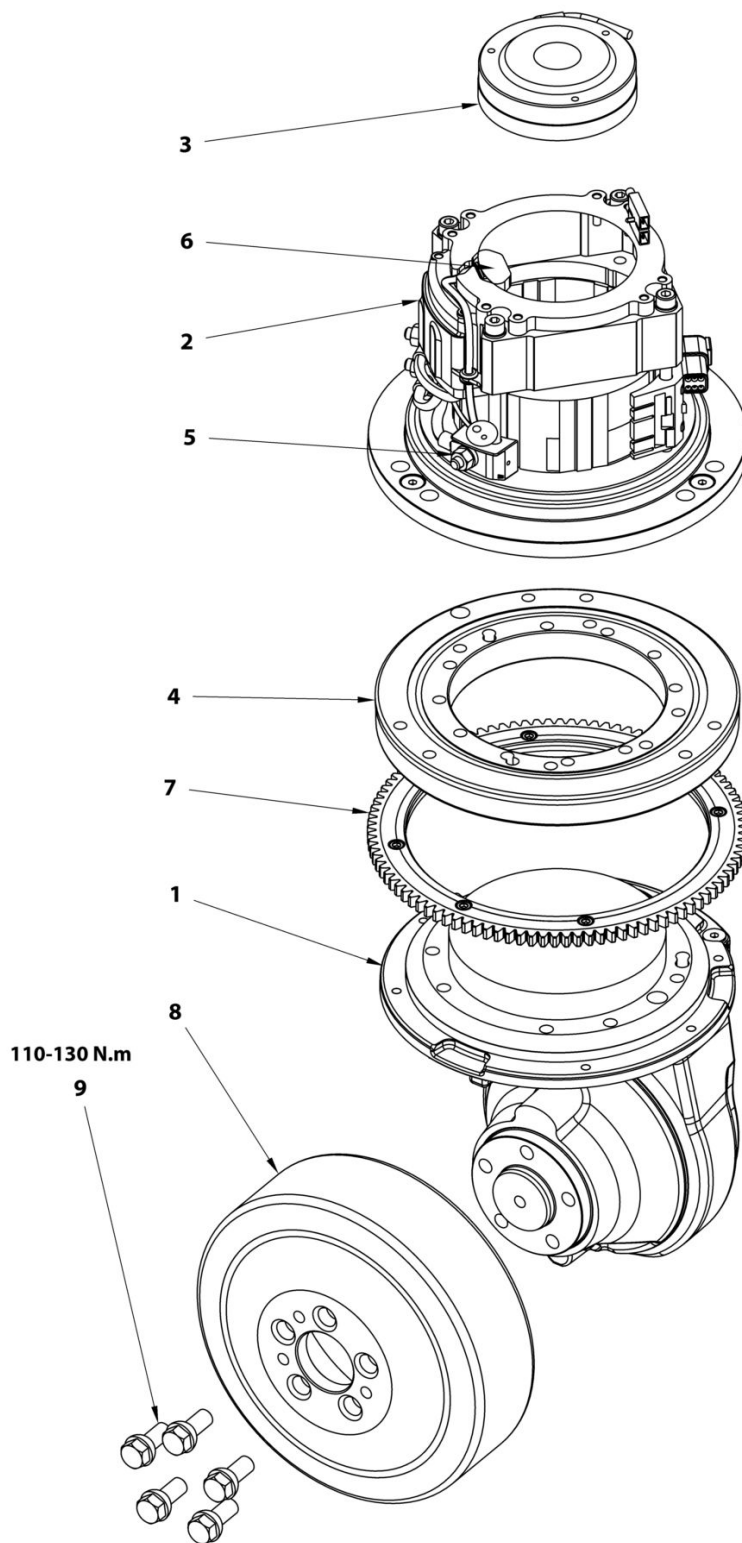


SECTION 2 - FRAME INSTALL / INSTALLATION CHASSIS**FIGURE 2-3. STEERING AND DRIVE INSTALL / INSTALLATION DIRECTION ET TRANSLATION (SN A130022745 to Present)**

ITEM	PART NUMBER	QTY	DESCRIPTION	REV
	1001243063	REF	STEERING INSTALL / INSTALLATION DIRECTION	C
2	000018	2	M08x16 8.8 SOCKET HEAD MACH SCREW / VIS CHC M08x16 8.8 BI FT	
3	100098	3	M06x16 8.8 HEX HEAD MACHINE SCREW / VIS H M06x16 8.8 BI FT	
7	120010	2	RONDELLE CONTACT dD 08x18 BI / RONDELLE CONTACT dD 08x18 BI	
8	300040	2	FITTING MALE BSPP3/8 MALE JIC9/16 / RACCORD MALE BSPP3/8 MALE JIC9/16	
9	320006	1	SLEWING MOTOR 32cc/rev / MOTEUR D'ORIENTATION 32cc/tr	
10	1001243676	1	MOUNT,STEER MOTOR / SUPPORT MOTEUR DIRECTION	
11	1001243677	1	GEAR,STEER MOTOR / PIGNON MOTEUR DIRECTION	
12	1001294508	1	PIN,POTENTIOMETER / AXE POTENTIOMETRE	
13	1001294507	1	MOUNT,POTENTIOMETER / SUPPORT POTENTIOMETRE	
15	000090	1	M04x08 8.8 SOCKET HEAD MACH SCREW / VIS CHC M04x08 8.8 BI FT	
	1001243064	REF	DRIVE SYSTEM INSTALL / INSTALLATION MOTORISATION	A
101	000019	6	M10x35 8.8 SOCKET HEAD MACH SCREW / VIS CHC M10x35 8.8 BI FT	
102	1001243782	1	MOTOR,WHEEL DRIVE / MOTOREDUCTEUR TRANSLATION	

SECTION 2 - FRAME INSTALL / INSTALLATION CHASSIS

FIGURE 2-4. MOTOR, WHEEL DRIVE PARTS / MOTOREDUCTEUR TRANSLATION, PIECES



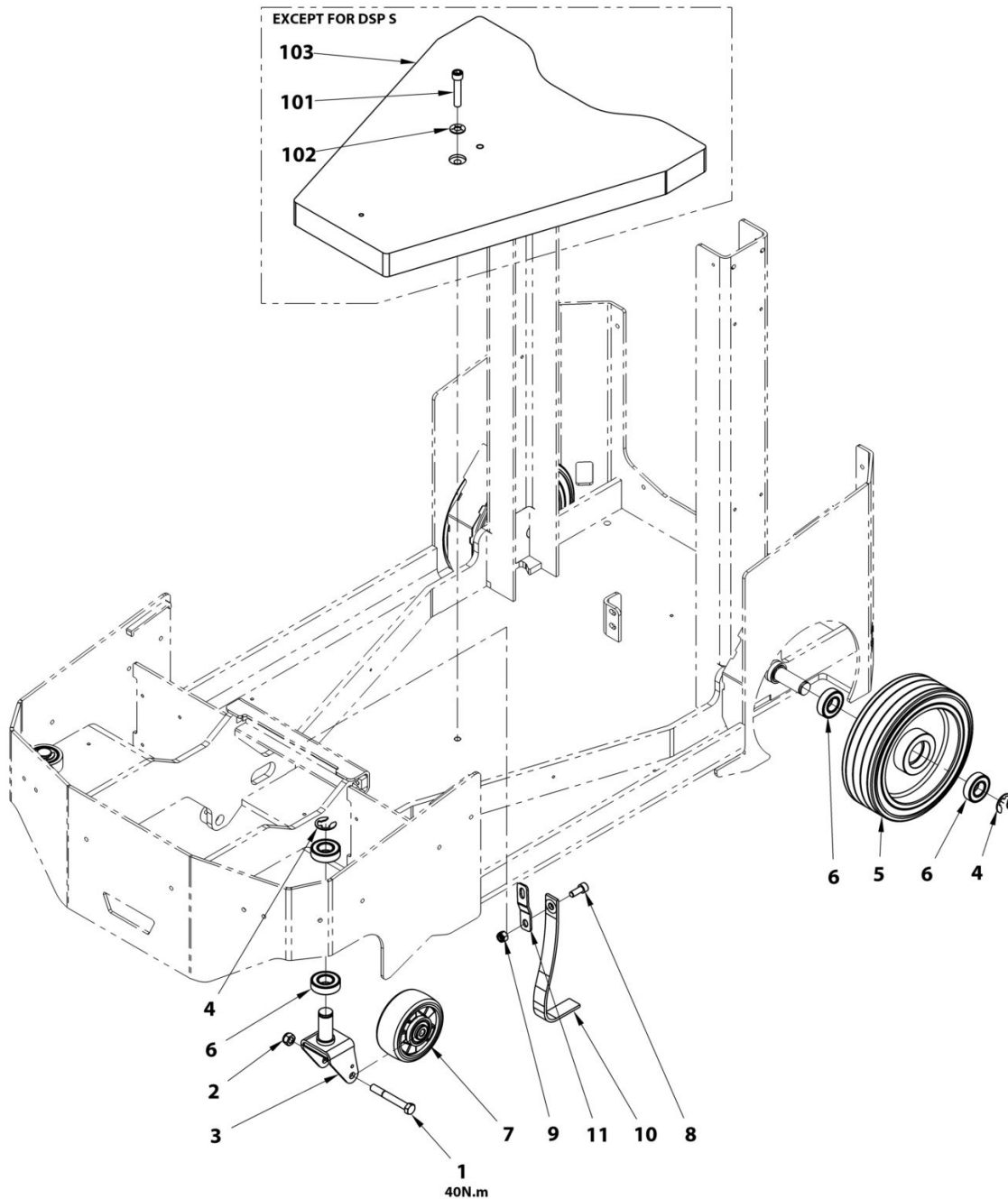
ART_1001243782

SECTION 2 - FRAME INSTALL / INSTALLATION CHASSIS**FIGURE 2-4. MOTOR,WHEEL DRIVE PARTS / MOTOREDUCTEUR TRANSLATION, PIECES**

ITEM	PART NUMBER	QTY	DESCRIPTION	REV
	1001243782	1	MOTOR,WHEEL DRIVE / MOTOREDUCTEUR TRANSLATION	D
1	1001255172	1	TRACTION GEAR / REDUCTEUR TRANSLATION	
2	1001255173	1	MOTOR TRACTION / MOTEUR TRANSLATION	
3	1001255174	1	MOTOR BRAKE / FREIN MOTEUR	
4	1001255175	1	MOTOR BEARING / ROULEMENT MOTEUR	
5	1001255176	3	MOTOR TERMINAL SEGMENT / BORNE MOTEUR	
6	1001255177	1	MOTOR SENSOR / CAPTEUR MOTEUR	
7	1001255179	1	STEERING GEAR RIM / COURONNE DE DIRECTION	
8	1001255180	1	MOTOR WHEEL / ROUE MOTRICE	
9	1001255182	5	WHEEL BOLT / VIS DE ROUE	

SECTION 2 - FRAME INSTALL / INSTALLATION CHASSIS

FIGURE 2-5. WHEELS AND CTW INSTALL / INSTALLATIONS ROUES ET CONTREPOIDS



ART_1001243072

SECTION 2 - FRAME INSTALL / INSTALLATION CHASSIS**FIGURE 2-5. WHEELS AND CTW INSTALL / INSTALLATIONS ROUES ET CONTREPOIDS**

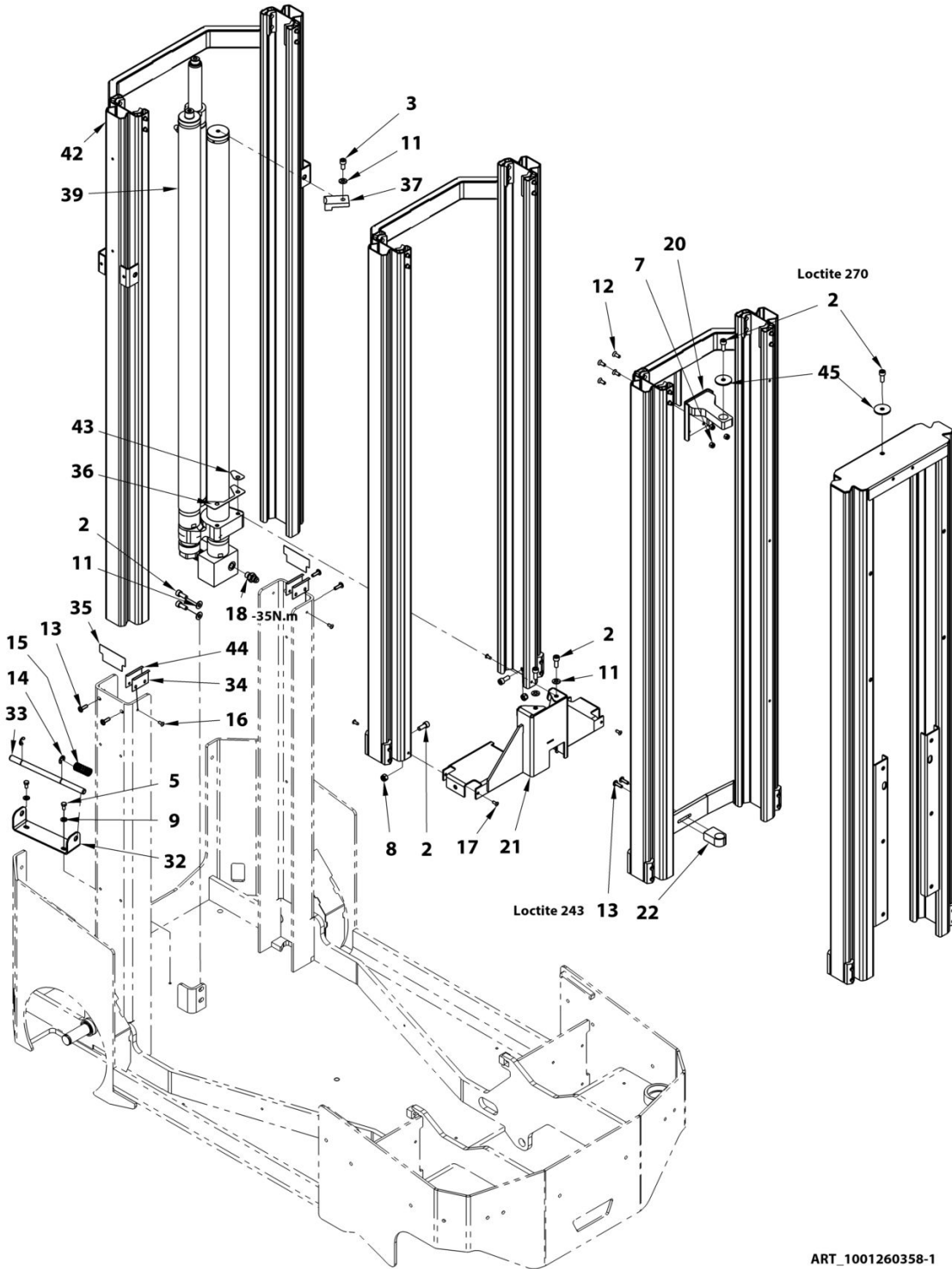
ITEM	PART NUMBER	QTY	DESCRIPTION	REV
	1001243072	REF	WHEEL & TIRE INSTALL / INSTALLATION ROUES	D
1	100038	2	M12x90 10.9 HEX HEAD CAPSCREW Black / VIS H M12x90 10.9 FP	
2	110017	2	M12 GR. 10.9 LOCK NUT / ECROU FREIN H M12 CL10 BI	
3	1001238174	2	SUPPORT,CASTER WHEEL / SUPPORT ROUE FOLLE	
4	1001238853	4	RING,RETAINING 19 MM / ANNEAU ELASTIQUE RENFORCE D19	
5	1001243671	2	WHEEL,74X254,WELDED / ROUE SOUDEE 74x254	
6	1001243717	8	BEARING,6205-2RS / ROULEMENT 6205-2RS	
7	1001243718	2	WHEEL,Ø125 / ROUE D125	
8	000013	1	M10x25 8.8 SOCKET HEAD MACH SCREW / VIS CHC M10x25 8.8 BI FT	
9	110005	1	M10 GR. 8.8 LOCK NUT / ECROU FREIN M10 CL08 BI	
10	4240147	1	STRAP,ANTI-STATIC / TRESSE ANTISTATIQUE 13"	
11	1001286247	1	BRACKET,FRONT PANEL / BRIDE PANNEAU AVANT (SN A130022520 to Present)	
	1001243078	REF	COUNTERWEIGHT INSTALL / INSTALLATION CONTREPOIDS	C
101	4032116	1	M12x60 8.8 SOCKET HEAD CAPSCREW / VIS CHC M12x60 8.8 BI FP	
102	120015	1	LOCK WASHER D12x27 / RONDELLE CONTACT dD 12x27 BI	
103	1001243674	1	WEIGHT,PLATE / TOLE CONTREPOIDS	

SECTION 3 - DSP S - MAST INSTALL / DSP S - INSTALLATION MAT

SECTION 3 - DSP S - MAST INSTALL / DSP S - INSTALLATION MAT

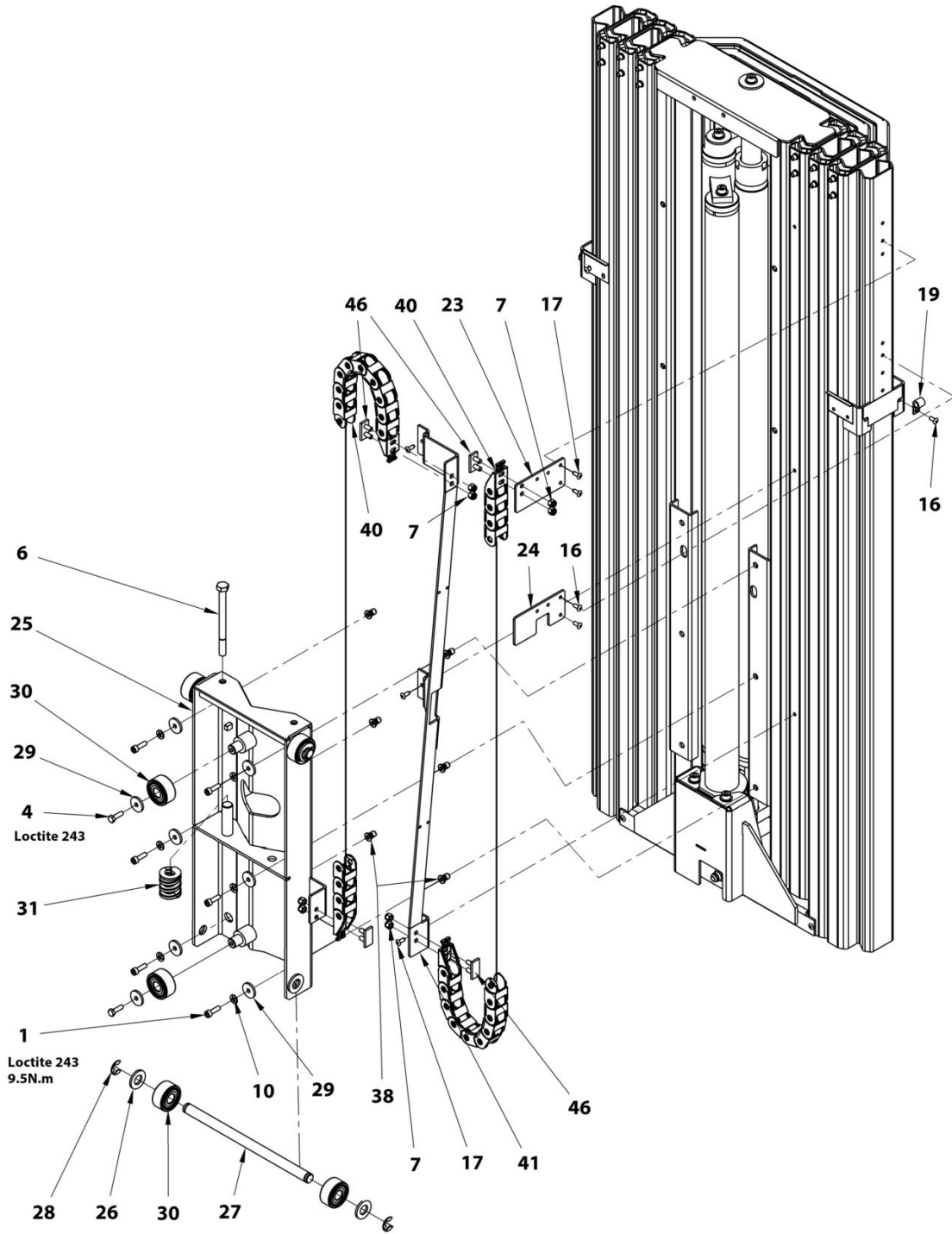
SECTION 3 - DSP S - MAST INSTALL / DSP S - INSTALLATION MAT

FIGURE 3-1. DSP S - MAST INSTALL / DSP S - INSTALLATION MAT



ART_1001260358-1

SECTION 3 - DSP S - MAST INSTALL / DSP S - INSTALLATION MAT



ART_1001260358-2

SECTION 3 - DSP S - MAST INSTALL / DSP S - INSTALLATION MAT

FIGURE 3-1. DSP S - MAST INSTALL / DSP S - INSTALLATION MAT

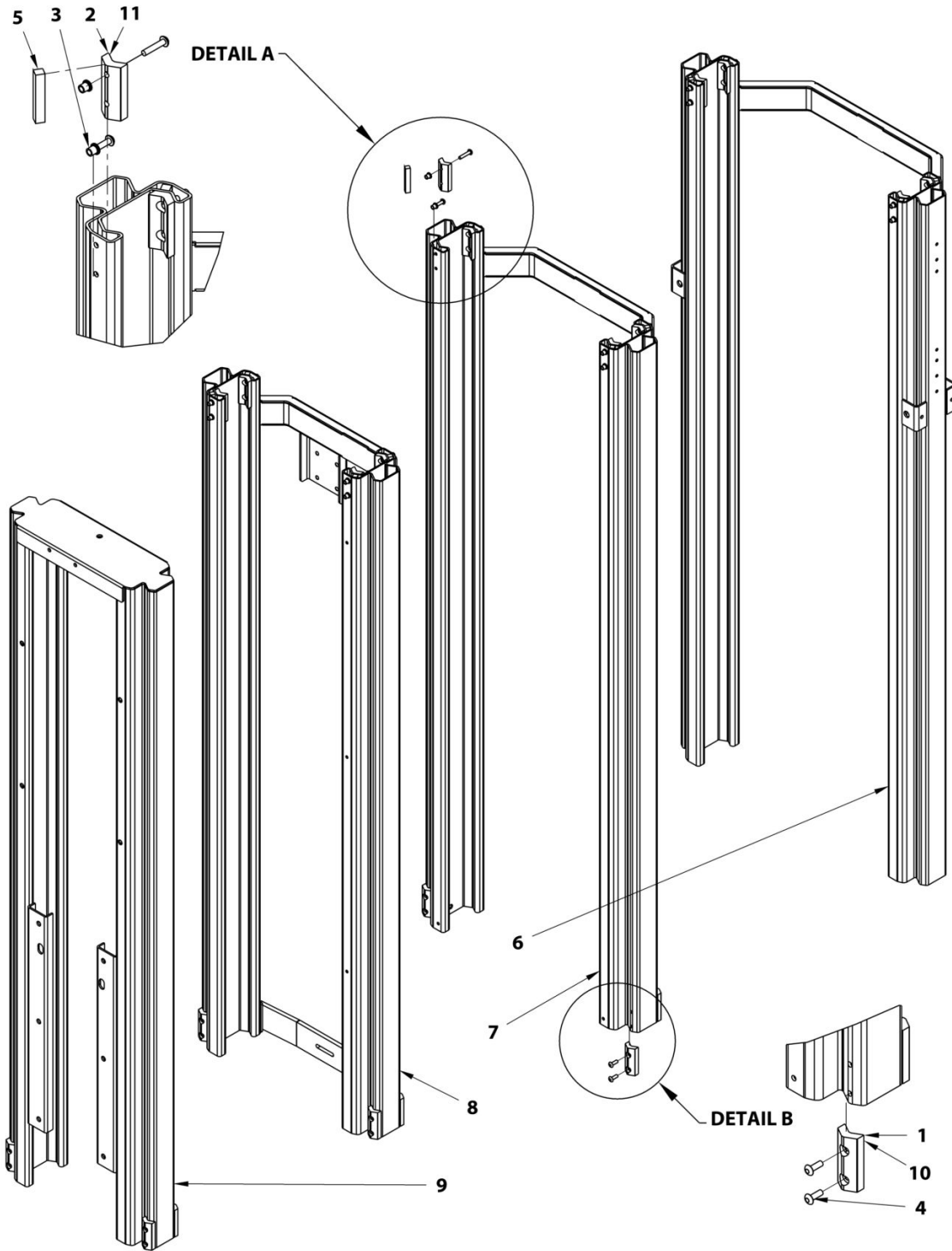
ITEM	PART NUMBER	QTY	DESCRIPTION	REV
	1001260358	REF	DSP S - MAST INSTALL / DSP S - INSTALLATION MAT	B
1	000005	6	M06x20 8.8 SOCKET HEAD MACH SCREW / VIS CHC M06x20 8.8 BI FT	
2	000006	8	M08x20 8.8 SOCKET HEAD MACH SCREW / VIS CHC M08x20 8.8 BI FT	
3	000018	1	M08x16 8.8 SOCKET HEAD MACH SCREW / VIS CHC M08x16 8.8 BI FT	
4	100005	2	M06x20 8.8 HEX HEAD MACHINE SCREW / VIS H M06x20 8.8 BI FT	
5	100027	2	M06x12 8.8 HEX HEAD MACHINE SCREW / VIS H M06x12 8.8 BI FT	
6	100077	1	M10x120 8.8 HEX HEAD CAPSCREW / VIS H M10x120 8.8 BI FP	
7	110003	12	M06 GR. 8.8 LOCK NUT / ECROU FREIN M6 CL08 BI	
8	110004	2	M08 GR. 8.8 LOCK NUT / ECROU FREIN M8 CL08 BI	
9	120004	2	dD 06x25x1.2 WASHER / RONDELLE dD 06x25x1.2	
11	120010	5	LOCK WASHER D08x18 / RONDELLE CONTACT dD 08x18 BI	
12	130003	4	M06x16 10.9 COUNTERSUNK HEAD M. S. / VIS FHC M06x16 10.9 BI FT	
13	130021	6	M06x20 8.8 ROUND HEAD MACH SCREW / VIS BOMBEE ULF M06x20 8.8 BI FT	
14	130028	2	RETAINING RING Ø9 / ANNEAU ELASTIQUE D9	
15	160022	1	SPRING / RESSORT D18 LG40 d1.8	
16	180001	5	Ø4.8x16 POP RIVET / RIVET POP D4.8x16	
17	180003	9	Ø5x10 POP RIVET / RIVET POP D4.8x11	
18	300025	1	FITTING MALE BSPP1/4-MALE JIC9/16 / RACCORD MALE BSPP1/4-MALE JIC9/16	
19	1001279287	1	CLAMP D9 / COLLIER D9	
20	1001239872	1	PLATE,CYLINDER ATTACHMENT / TOLE SUPPORT VERIN	
21	1001243607	1	PLATE,CYLINDER SUPPORT / TOLE SUPPORT VERIN	
22	1001243617	1	PLATE,BUCKLING / TOLE FLAMBEMENT	
23	1001243631	1	PLATE,POWER BRIDGE SUPPORT / SUPPORT CHAINE PORTE CABLES	
24	1001243632	1	PLATE,POWER BRIDGE / TOLE CHAINE PORTE CABLES	
25	1001243662	1	PLATFORM,OVERLOAD / SUPPORT SURCHARGE	
26	1001243664	4	PLATE,WASHER / RONDELLE SURCHARGE	
27	1001243705	2	PIN,OVERLOAD / AXE SURCHARGE	
28	1001243706	4	RING,RETAINING 12MM / BAGUE ELASTIQUE D15	
29	1001243707	8	PLATE,WASHER DdH 24x6.5x3 / RONDELLE PLATE DdH 24x6.5x3	
30	1001243708	6	BEARING 3302A-2RS / ROULEMENT 3302A-2RS	
31	1001243709	1	SPRING,OVERLOAD / RESSORT SURCHARGE	
32	1001245281	1	SUPPORT,MAST LOWERING ROD / SUPPORT TIGE	
33	1001245282	1	ROD,MAST LOWERING / TIGE SECOURS MAT	
34	1001247298	AR	PLATE,SHIM / CALE DE REGLAGE	
35	1001247299	AR	PLATE,SHIM / CALE DE REGLAGE	
36	1001251243	AR	PLATE,CYLINDER SHIM / CALE VERIN	
37	1001251504	1	PAD,CYLINDER / PATIN VERIN	
38	1001258232	6	RIVET,NUT M6 / INSERT M6	
39	1001259076	1	CYL,3 STAGES,3 STROKES / VERIN 3 ETAGES, 3 COURSES	
40	1001259148	2	POWER TRACK,NYLON CABLE CHAIN / CHAINE PORTE CABLES	
41	1001259150	1	PLATE,POWER TRACK / TOLE CHAINE PORTE CABLES	

SECTION 3 - DSP S - MAST INSTALL / DSP S - INSTALLATION MAT

ITEM	PART NUMBER	QTY	DESCRIPTION	REV
42	1001260436	1	MAST SECTIONS ASSY / SECTION MAT ASSEMBLE	
43	1001260762	AR	PLATE, CYLINDER SHIM / CALE VERIN	
44	1001260853	AR	PLATE,SHIM / CALE DE REGLAGE	
45	US0531	2	WASHER-SPEC,D8XD37XTH.3 / RONDELLE D8XD37XEP3	
46	1001284849	4	MOUNT,POWER TRACK / PLATINE CHAINE PORTE CABLE	

SECTION 3 - DSP S - MAST INSTALL / DSP S - INSTALLATION MAT

FIGURE 3-2. DSP S - MAST SECTION ASSY / DSP S - ASSEMBLAGE SECTION MAT



ART_1001260436

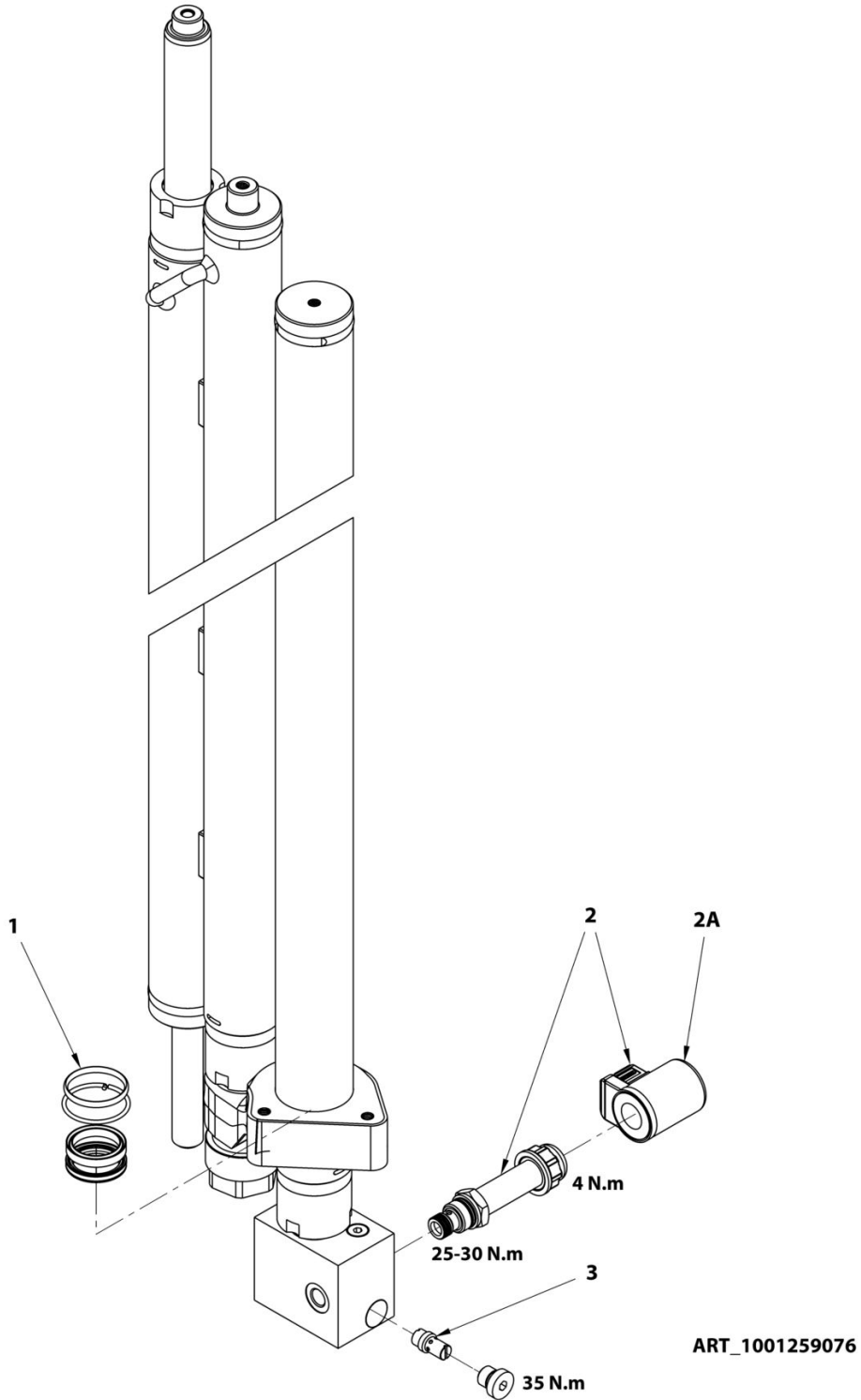
SECTION 3 - DSP S - MAST INSTALL / DSP S - INSTALLATION MAT

FIGURE 3-2. DSP S - MAST SECTION ASSY / DSP S - ASSEMBLAGE SECTION MAT

ITEM	PART NUMBER	QTY	DESCRIPTION	REV
	1001260436	REF	MAST SECTIONS ASSY / ASSEMBLAGE SECTION MAT	A
1	1001243489	AR	PAD,LOWER #1 / PATIN BAS #1	
2	1001243490	AR	PAD,UPPER #1 / PATIN HAUT #1	
3	1001243603	24	BOLT,LOCK BOLT / RIVET A BAGUE	
4	1001243604	24	FASTENER,BLIND / RIVET AVEUGLE	
5	1001243619	12	PLATE,SHIM #1 / CALE #1	
6	1001259063	1	MAST SECTION #1 / SECTION MAT #1	
7	1001259064	1	MAST SECTION #2 / SECTION MAT #2	
8	1001259065	1	MAST SECTION #3 / SECTION MAT #3	
9	1001259066	1	MAST SECTION #4 / SECTION MAT #4	
10	1001261128	AR	PAD,LOWER #2 / PATIN BAS #2	
11	1001261129	AR	PAD,UPPER #2 / PATIN HAUT #2	

SECTION 3 - DSP S - MAST INSTALL / DSP S - INSTALLATION MAT

FIGURE 3-3. DSP S - CYL,3 STAGES,3 STROKES / DSP S - VERIN 3 ETAGES 3 COURSES



SECTION 3 - DSP S - MAST INSTALL / DSP S - INSTALLATION MAT

FIGURE 3-3. DSP S - CYL,3 STAGES,3 STROKES / DSP S - VERIN 3 ETAGES 3 COURSES

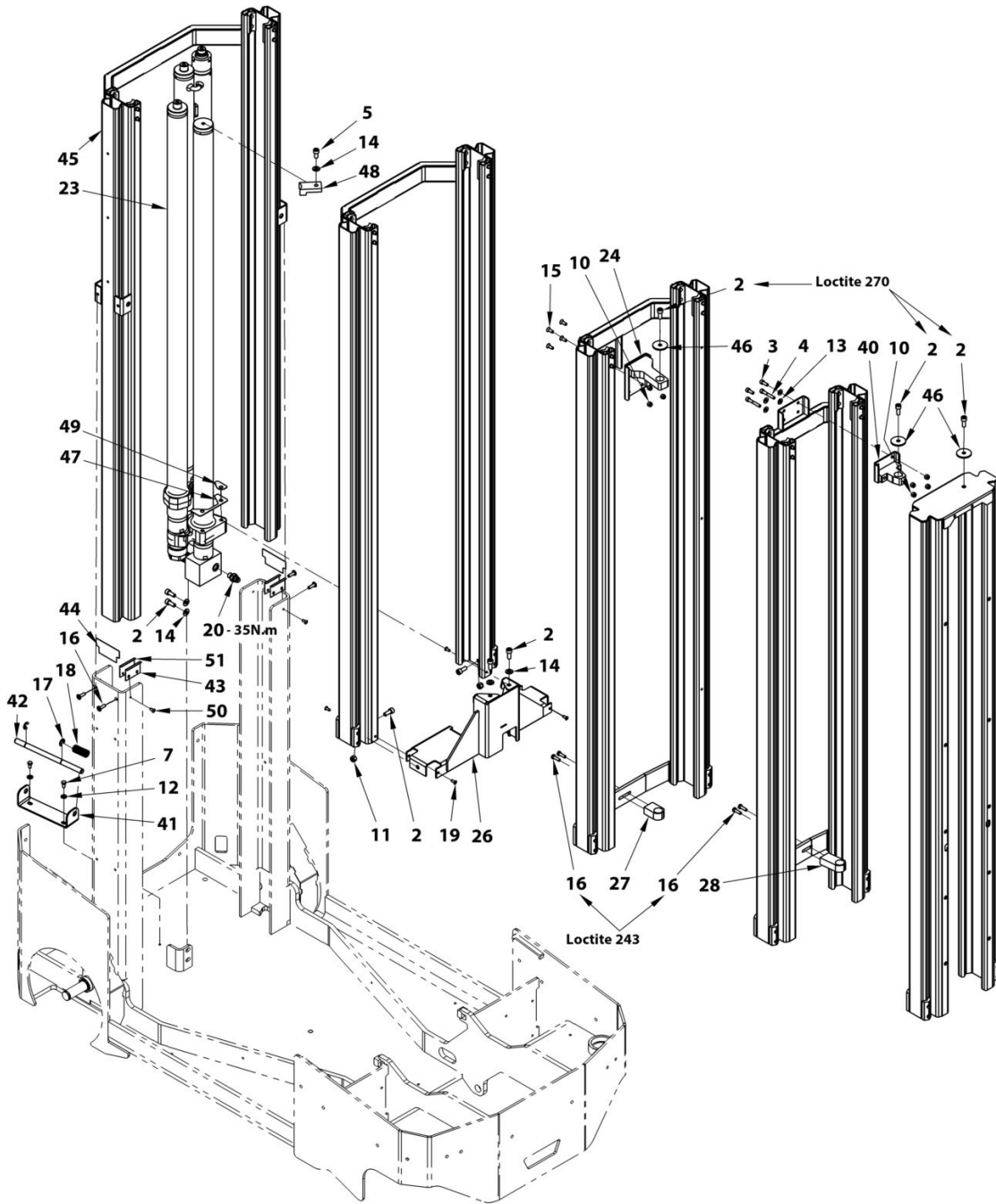
ITEM	PART NUMBER	QTY	DESCRIPTION	REV
	1001259076	REF	CYL,3 STAGES,3 STROKES / VERIN 3 ETAGES 3 COURSES	A
1	1001250191	1	KIT,CYLINDER SEALS / KIT DE JOINTS	
2	1001264037	1	VALVE,2/2 PROPORTIONAL W/ COIL / VALVE PROPORTIONELLE 2/2 AVEC BOBINE	
2A	1001264039	1	COIL,FOR PROPORTIONAL VALVE / BOBINE VALVE PROPORTIONELLE	
3	1001264038	1	VALVE,FLOW REGULATOR 10L / REGULATEUR DE DEBIT 10L	

SECTION 4 - DSP M - MAST INSTALL / DSP M - INSTALLATION MAT

SECTION 4 - DSP M - MAST INSTALL / DSP M - INSTALLATION MAT

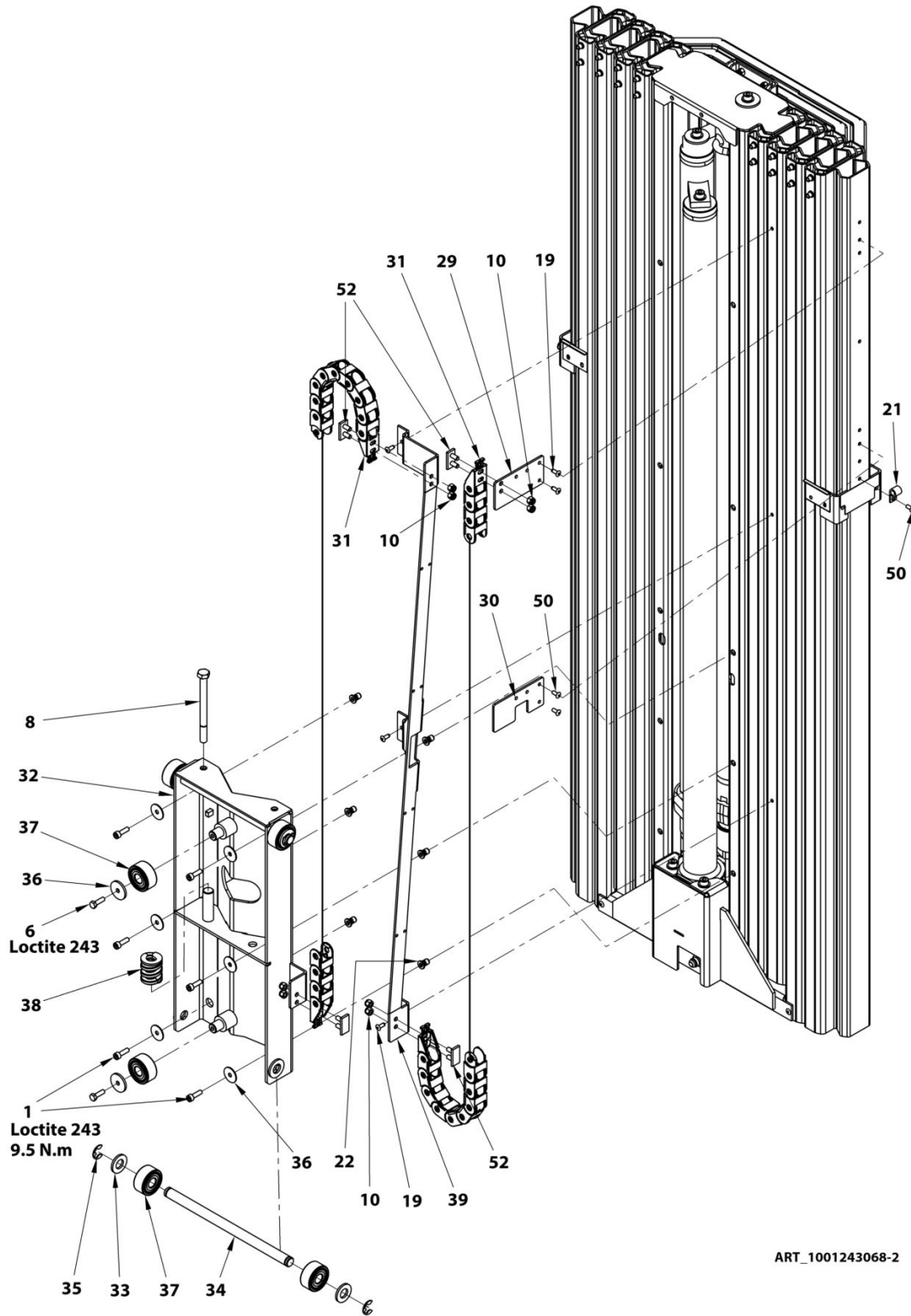
SECTION 4 - DSP M - MAST INSTALL / DSP M - INSTALLATION MAT

FIGURE 4-1. DSP M - MAST INSTALL / DSP M - INSTALLATION MAT



ART_1001243068-1

SECTION 4 - DSP M - MAST INSTALL / DSP M - INSTALLATION MAT



ART_1001243068-2

SECTION 4 - DSP M - MAST INSTALL / DSP M - INSTALLATION MAT

FIGURE 4-1. DSP M - MAST INSTALL / DSP M - INSTALLATION MAT

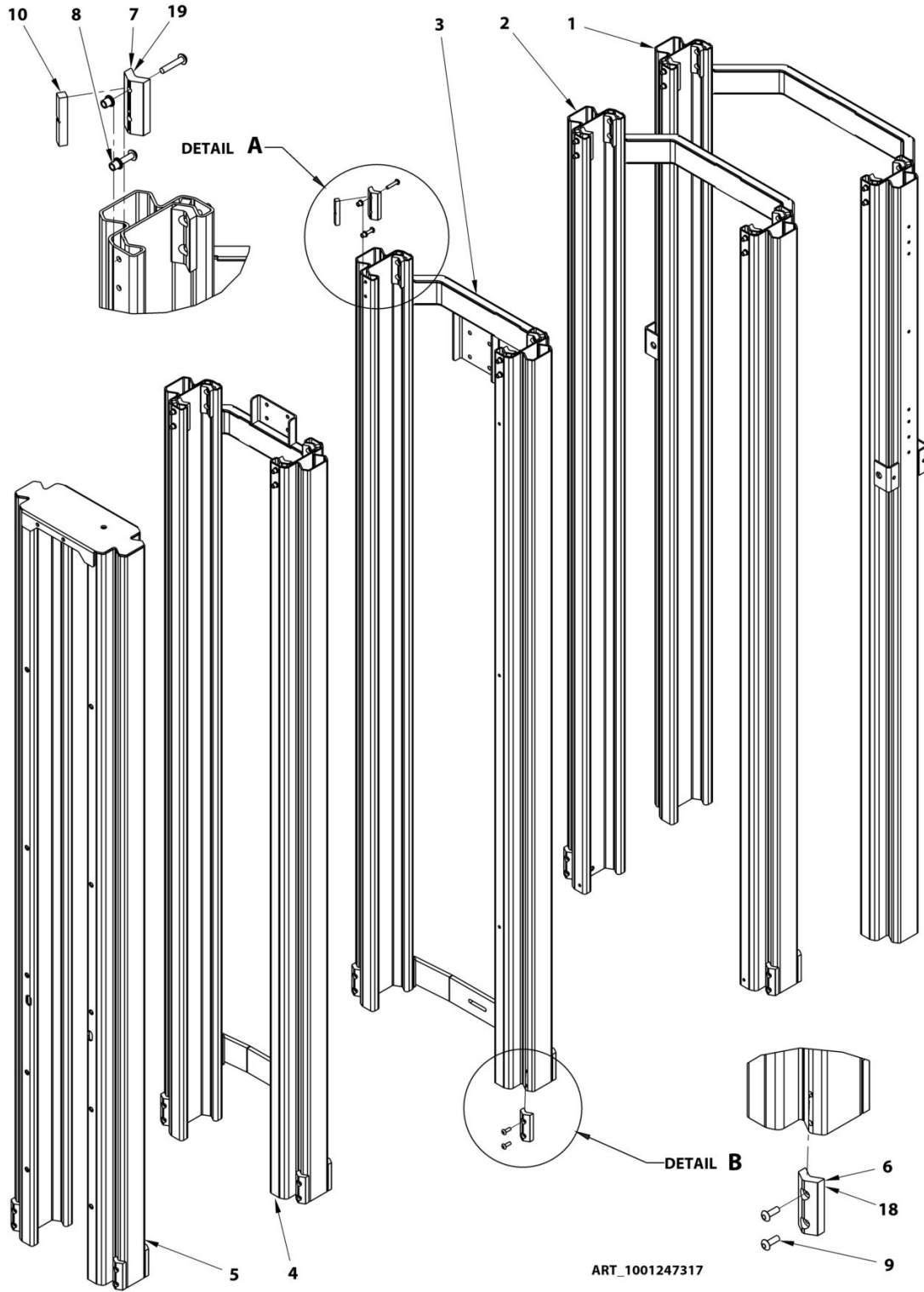
ITEM	PART NUMBER	QTY	DESCRIPTION	REV
	1001243068	REF	MAST INSTALL / INSTALLATION MAT	F
1	000005	6	M06x20 8.8 SOCKET HEAD MACH SCREW / VIS CHC M06x20 8.8 BI FT	
2	000006	9	M08x20 8.8 SOCKET HEAD MACH SCREW / VIS CHC M08x20 8.8 BI FT	
3	000015	2	M06x16 8.8 SOCKET HEAD MACH SCREW / VIS CHC M06x16 8.8 BI FT	
4	000017	2	M06x40 8.8 SOCKET HEAD MACH SCREW / VIS CHC M06x40 8.8 BI FT	
5	000018	1	M08x16 8.8 SOCKET HEAD MACH SCREW / VIS CHC M08x16 8.8 BI FT	
6	100005	2	M06x20 8.8 HEX HEAD MACHINE SCREW / VIS H M06x20 8.8 BI FT	
7	100027	2	M06x12 8.8 HEX HEAD MACHINE SCREW / VIS H M06x12 8.8 BI FT	
8	100077	1	M10x120 8.8 HEX HEAD CAPSCREW / VIS H M10x120 8.8 BI FP	
10	110003	16	M06 GR. 8.8 LOCK NUT / ECROU FREIN M6 CL08 BI	
11	110004	2	M08 GR. 8.8 LOCK NUT / ECROU FREIN M8 CL08 BI	
12	120004	2	dD 06x25x1.2 WASHER / RONDELLE dD 06x25x1.2	
13	120009	4	LOCK WASHER D06x14 / RONDELLE CONTACT dD 06x14 BI	
14	120010	5	LOCK WASHER D08x18 / RONDELLE CONTACT dD 08x18 BI	
15	130003	4	M06x16 10.9 COUNTERSUNK HEAD M. S. / VIS FHC M06x16 10.9 BI FT	
16	130021	8	M06x20 8.8 ROUND HEAD MACH SCREW / VIS BOMBEE ULF M06x20 8.8 BI FT	
17	130028	2	RETAINING RING Ø9 / ANNEAU ELASTIQUE D9	
18	160022	1	SPRING D18 LG40 d1.8 / RESSORT D18 LG40 d1.8	
19	180003	9	Ø4.8x11 POP RIVET / RIVET POP D4.8x11	
20	300025	1	FITTING MALE BSPP1/4-MALE JIC9/16 / RACCORD MALE BSPP1/4-MALE JIC9/16	
21	1001279287	1	CLAMP D9 / COLLIER D9	
22	1001258232	6	RIVET,NUT M6 / INSERT M6	
23	1001237586	1	CYL,4 STAGES,4 STROKES / VERIN 4 ETAGES, 4 COURSES	
24	1001239872	1	PLATE,CYLINDER ATTACHMENT / TOLE SUPPORT VERIN	
26	1001243607	1	PLATE,CYLINDER SUPPORT / TOLE SUPPORT VERIN	
27	1001243617	1	PLATE,BUCKLING / TOLE FLAMBEMENT	
28	1001243624	1	PLATE,BUCKLING / TOLE FLAMBEMENT	
29	1001243631	1	PLATE,POWER BRIDGE SUPPORT / SUPPORT CHAINE PORTE CABLES	
30	1001243632	1	PLATE,POWER BRIDGE / TOLE CHAINE PORTE CABLES	
31	1001243636	2	POWER TRACK,NYLON CABLE CHAIN / CHAINE PORTE CABLES	
32	1001243662	1	PLATFORM,OVERLOAD / SUPPORT SURCHARGE	
33	1001243664	4	PLATE,WASHER / RONDELLE SURCHARGE	
34	1001243705	2	PIN,OVERLOAD / AXE SURCHARGE	
35	1001243706	4	RING,RETAINING 12MM / BAGUE ELASTIQUE D15	
36	1001243707	8	PLATE,WASHER DdH 24x6.5x3 / RONDELLE PLATE DdH 24x6.5x3	
37	1001243708	6	BEARING 3302A-2RS / ROULEMENT 3302A-2RS	
38	1001243709	1	SPRING,OVERLOAD / RESSORT SURCHARGE	
39	1001244112	1	PLATE,POWER BRIDGE / TOLE CHAINE PORTE CABLES	
40	1001244161	1	PLATE,CYLINDER ATTACHMENT / TOLE SUPPORT VERIN	

SECTION 4 - DSP M - MAST INSTALL / DSP M - INSTALLATION MAT

ITEM	PART NUMBER	QTY	DESCRIPTION	REV
41	1001245281	1	SUPPORT,MAST LOWERING ROD / SUPPORT TIGE	
42	1001245282	1	ROD,MAST LOWERING / TIGE SECOURS MAT	
43	1001247298	AR	PLATE,SHIM / CALE DE REGLAGE	
44	1001247299	AR	PLATE,SHIM / CALE DE REGLAGE	
45	1001247317	1	MAST SECTIONS ASSY / SECTION MAT ASSEMBLE	
46	US0531	3	WASHER-SPEC,D8XD37XTH.3 / RONDELLE D8XD37XEP3	
47	1001251243	AR	PLATE,CYLINDER SHIM / CALE VERIN	
48	1001251504	1	PAD,CYLINDER / PATIN VERIN	
49	1001260762	AR	PLATE, CYLINDER SHIM / CALE VERIN	
50	180001	5	Ø4.8x16 POP RIVET / RIVET POP D4.8x16	
51	1001260853	AR	PLATE,SHIM / CALE DE REGLAGE	
52	1001284849	4	MOUNT,POWER TRACK / PLATINE CHAINE PORTE CABLES	

SECTION 4 - DSP M - MAST INSTALL / DSP M - INSTALLATION MAT

FIGURE 4-2. DSP M - MAST SECTION ASSY / DSP M - ASSEMBLAGE SECTION MAT



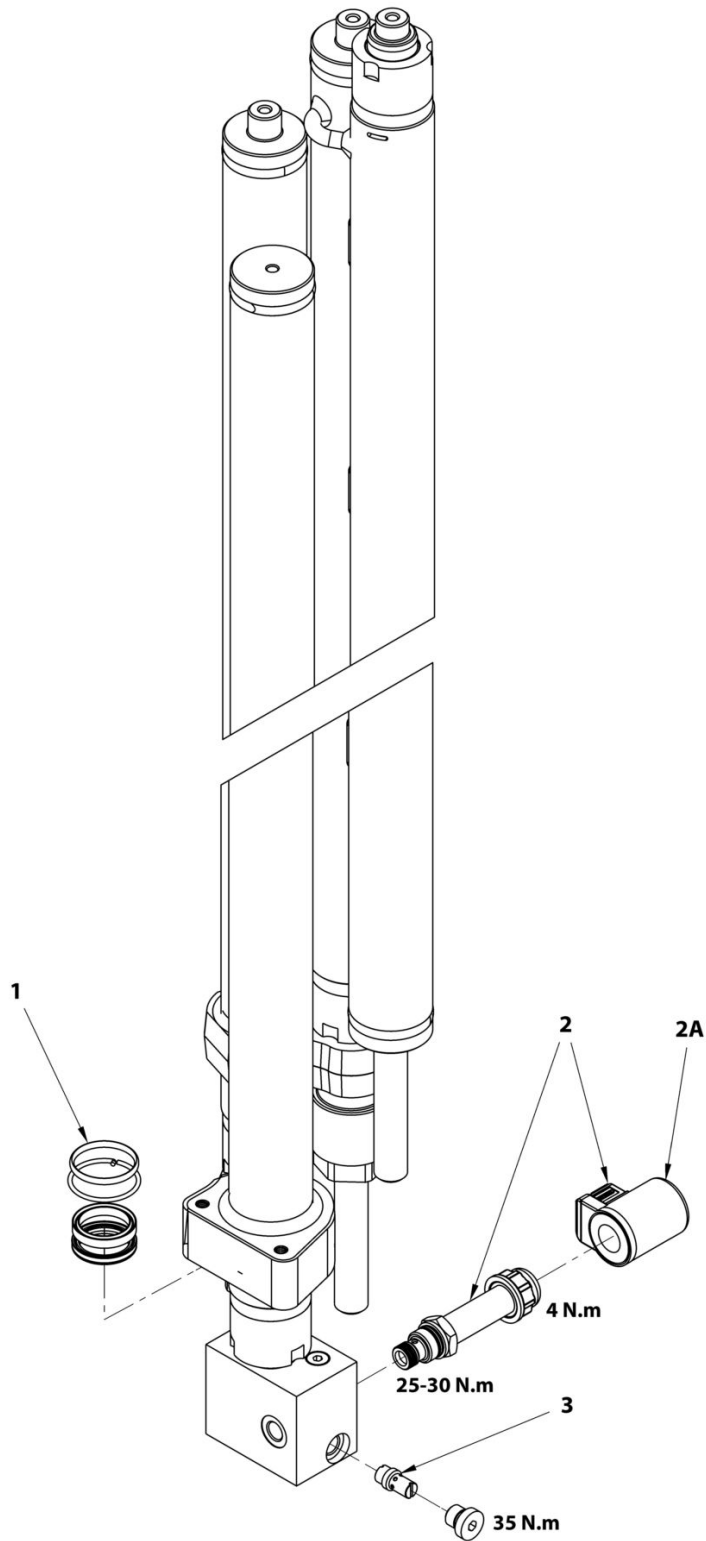
SECTION 4 - DSP M - MAST INSTALL / DSP M - INSTALLATION MAT

FIGURE 4-2. DSP M - MAST SECTION ASSY / DSP M - ASSEMBLAGE SECTION MAT

ITEM	PART NUMBER	QTY	DESCRIPTION	REV
	1001247317	REF	MAST SECTIONS ASSY / ASSEMBLAGE SECTION MAT	E
1	1001237554	1	MAST SECTION #1 / SECTION MAT #1	
2	1001237555	1	MAST SECTION #2 / SECTION MAT #2	
3	1001237556	1	MAST SECTION #3 / SECTION MAT #3	
4	1001237557	1	MAST SECTION #4 / SECTION MAT #4	
5	1001237558	1	MAST SECTION #5 / SECTION MAT #5	
6	1001243489	AR	PAD,LOWER #1 / PATIN BAS #1	
7	1001243490	AR	PAD,UPPER #1 / PATIN HAUT #1	
8	1001243603	32	BOLT,LOCK BOLT / RIVET A BAGUE	
9	1001243604	32	FASTENER,BLIND / RIVET AVEUGLE	
10	1001243619	16	PLATE,SHIM #1 / CALE #1	
18	1001261128	AR	PAD,LOWER #2 / PATIN BAS #2	
19	1001261129	AR	PAD,UPPER #2 / PATIN HAUT #2	

SECTION 4 - DSP M - MAST INSTALL / DSP M - INSTALLATION MAT

FIGURE 4-3. DSP M - CYL, 4 STAGES, 4 STROKES / DSP M - VERIN 4 ETAGES 4 COURSES



ART_1001237586

SECTION 4 - DSP M - MAST INSTALL / DSP M - INSTALLATION MAT

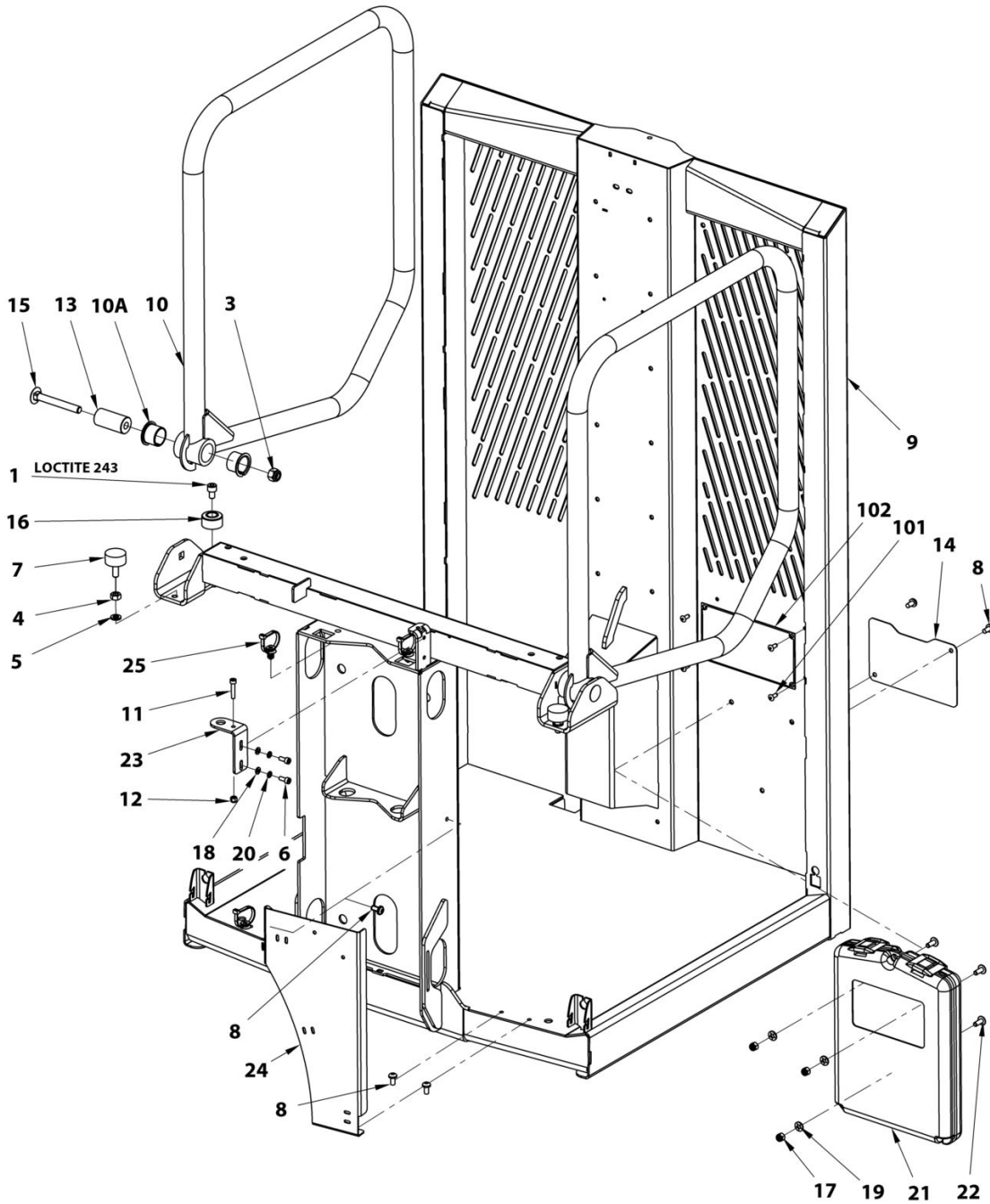
FIGURE 4-3. DSP M - CYL, 4 STAGES, 4 STROKES / DSP M - VERIN 4 ETAGES 4 COURSES

ITEM	PART NUMBER	QTY	DESCRIPTION	REV
	1001237586	REF	CYL,4 STAGES,4 STROKES / VERIN 4 ETAGES 4 COURSES	F
1	1001250191	1	KIT,CYLINDER SEALS / KIT DE JOINTS	
2	1001264037	1	VALVE,2/2 PROPORTIONAL W/ COIL / VALVE PROPORTIONELLE 2/2 AVEC BOBINE	
2A	1001264039	1	COIL,FOR PROPORTIONAL VALVE / BOBINE VALVE PROPORTIONELLE	
3	1001264038	1	FLOW REGULATOR 10L / REGULATEUR DE DEBIT 10L	

**SECTION 5 - PLATFORM AND TRAY INSTALL / INSTALLATION
PLATE-FORME ET TABLETTE**

SECTION 5 - PLATFORM AND TRAY INSTALL / INSTALLATION PLATE-FORME ET TABLETTE

FIGURE 5-1. PLATFORM AND NAME PLATES INSTALL / INSTALLATION PLATE-FORME ET PLAQUES CONSTRUCTEUR



ART_1001243069

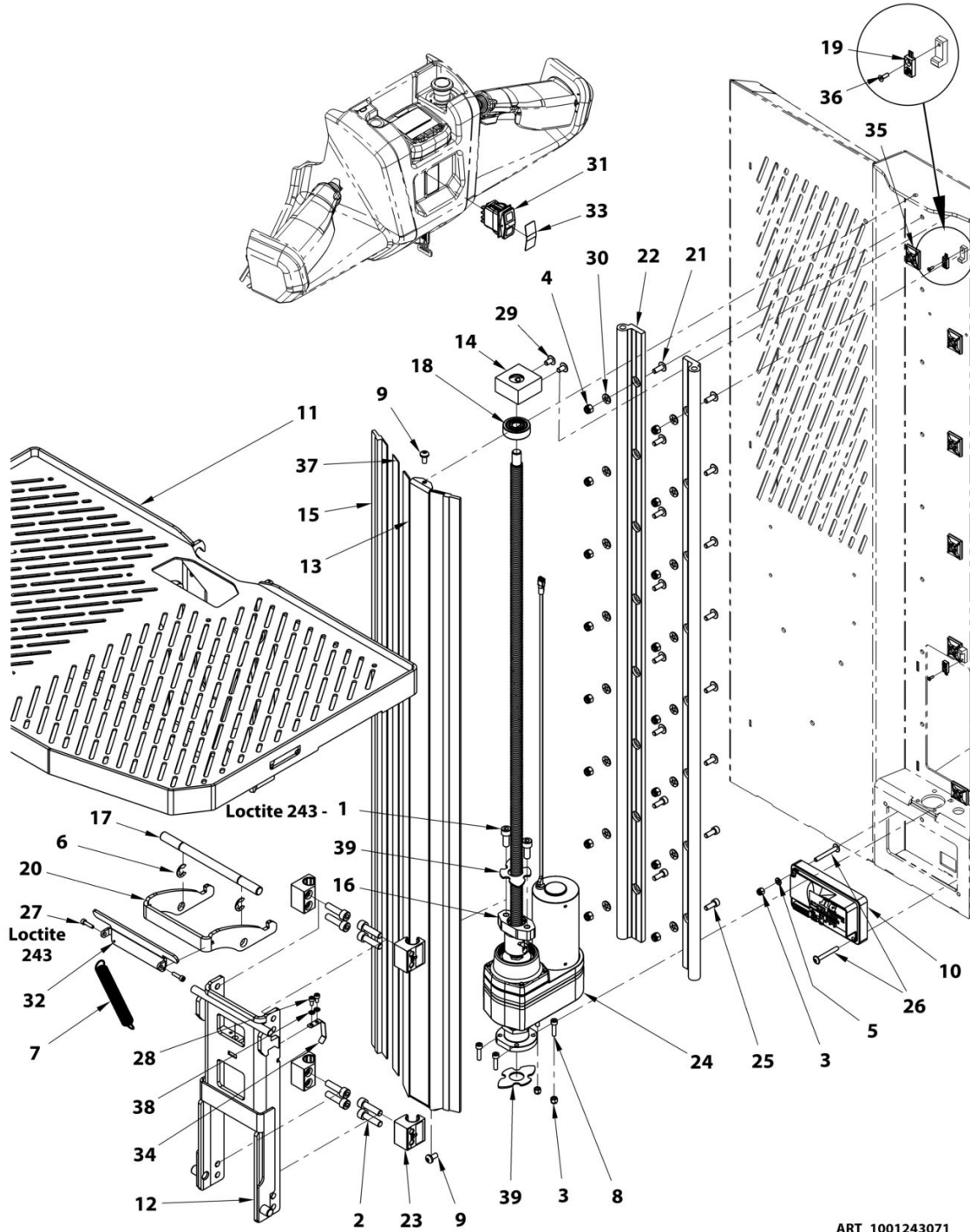
SECTION 5 - PLATFORM AND TRAY INSTALL / INSTALLATION PLATE-FORME ET TABLETTE

FIGURE 5-1. PLATFORM AND NAME PLATES INSTALL / INSTALLATION PLATE-FORME ET PLAQUES CONSTRUCTEUR

ITEM	PART NUMBER	QTY	DESCRIPTION	REV
	1001243069	REF	PLATFORM INSTALL / INSTALLATION PLATE-FORME	D
1	000042	2	M08x12 8.8 SOCKET HEAD MACH SCREW / VIS CHC M08x12 8.8 BI FT	
3	110005	2	M10 GR. 8.8 LOCK NUT / ECROU FREIN M10 CL08 BI	
4	110016	2	M08 GR. 8.8 HEX NUT / ECROU H M08 CL08 BI	
5	120021	2	HELICAL SPRING LOCK WASHER Ø8 / RONDELLE GROWER D8 BI	
6	000067	2	M05x12 8.8 SOCKET HEAD MACH SCREW / VIS CHC M05x12 8.8 BI FT	
7	400015	2	BUMPER,DIA.30_TH.15 / BUTEE ELASTIQUE D30 EP15	
8	4191706	5	SCR,THD ROLLING,6MM X 12MM LG / VIS TORX M06x12 BI FT	
9	1001238587	1	PLATFORM / PLATE-FORME	
10	1001238603	2	GATE / PORTE	
10A	150005	4	FLANGE BUSHING D25 H21.5 DU / BAGUE EPAULEE D25 H21.5 DU	
11	000095	1	M05x25 8.8 SOCKET HEAD MACH SCREW / VIS CHC M05x25 8.8 BI FT	
12	110002	1	M05 GR. 8.8 LOCK NUT / ECROU FREIN M5 CL08 BI	
13	1001243931	2	PIN,GATE / AXE PIVOT PORTE	
14	1001243943	1	PLATE,BOX COVER / TOLE CACHE CAISSON PANIER	
15	1001246396	2	BOLT,MUSHROOM SQUARE HEADM10x80 / VIS ENCASTRABLE CARRE M10x80	
16	1001248085	2	GATE STOP / BUTEE PORTE	
17	110003	3	M06 GR. 8.8 LOCK NUT / ECROU FREIN M6 CL08 BI	
18	120002	2	M05 WASHER / RONDELLE M05 BI	
19	120009	3	LOCK WASHER D06x14 / RONDELLE CONTACT dD 06x14 BI	
20	120059	2	WASHEREXT STAR LK METRIC (COD, D5 SERRATED LOCK / RONDELLE EVENTAIL D5	
21	8990147	1	HOLDER, MANUAL / BOITE MANUEL	
22	1001246399	3	SCREW RD HD MACH,M6X16 / VIS BOMBEE ULF M06x16 8.8 BI FT	
23	1001248384	1	MOUNT,OVERLOAD SENSOR / TOLE REGLAGE SURCHARGE	
24	1001248391	1	MOUNT,MAST SENSOR / TOLE REGLAGE CAPTEUR MAT	
25	1001146588	12	STRAP,FIR TREE CABLE TIE,DIA 8 T50RFT8 / COLLIER AVEC EMBASE POUR TROU D8	
	1001243083	REF	SERIAL NB PLATE DSP S-M-L (CE) INSTALL / INSTALLATION PLAQUE CONSTRUCTEUR DSP S-M-L (CE)	B
	1001247412	REF	SERIAL NB PLATE DSPi S-M (CE) INSTALL / INSTALLATION PLAQUE CONSTRUCTEUR DSPi S-M (CE)	A
101	180003	4	D4.8x11 POP RIVET / RIVET POP D4.8x11	
102		Ref	MANUFACTURER'S NAME PLATE / PLAQUE CONSTRUCTEUR	

SECTION 5 - PLATFORM AND TRAY INSTALL / INSTALLATION PLATE-FORME ET TABLETTE

FIGURE 5-2. POWERED TRAY INSTALL / INSTALLATION TABLETTE MOTORISEE (Prior to SN A130022537)



SECTION 5 - PLATFORM AND TRAY INSTALL / INSTALLATION PLATE-FORME ET TABLETTE

FIGURE 5-2. POWERED TRAY INSTALL / INSTALLATION TABLETTE MOTORISEE (Prior to SN A130022537)

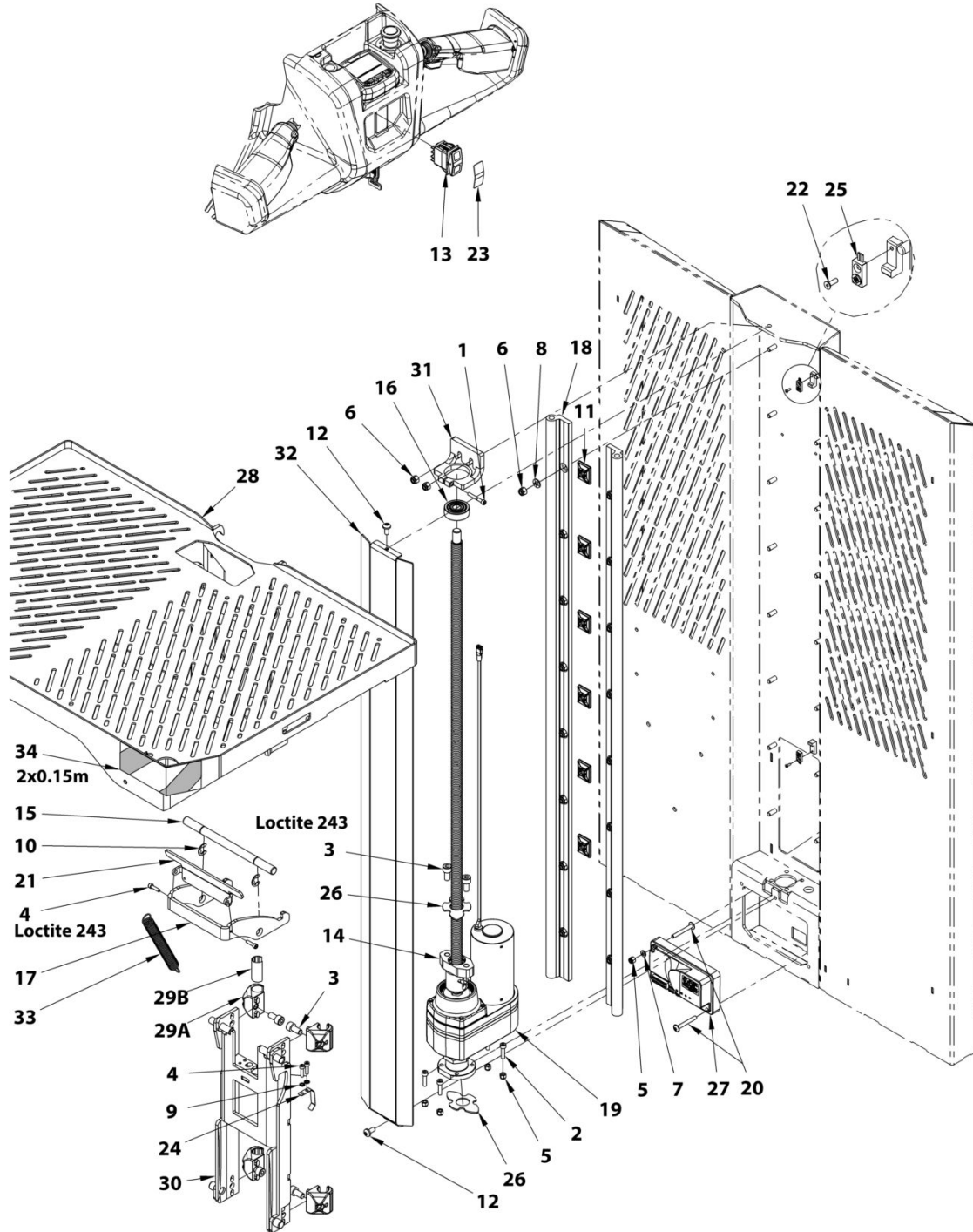
ITEM	PART NUMBER	QTY	DESCRIPTION	REV
	1001243071	REF	POWERED TRAY INSTALL / INSTALLATION TABLETTE MOTORISEE	D
1	000006	2	M08x20 8.8 SOCKET HEAD MACH SCREW / VIS CHC M08x20 8.8 BI FT	
2	000044	8	M08x30 8.8 SOCKET HEAD MACH SCREW; INFO - OPTION / VIS CHC M08x30 8.8 BI FT	
3	110002	3	M05 GR. 8.8 LOCK NUT / ECROU FREIN M5 CL08 BI	
4	110003	16	M06 GR. 8.8 LOCK NUT / ECROU FREIN M6 CL08 BI	
5	120002	1	M05 WASHER / RONDELLE M05 BI	
6	130028	2	RETAINING RING Ø9 / FREIN D'AXE BENZING D9	
7	160018	1	SPRING,TRACTION 160 140 1000 I / RESSORT DE TRACTION 160 140 1000 I	
8	000010	4	M05x20 8.8 SOCKET HEAD MACH SCREW / VIS CHC M05x20 8.8 BI FT	
9	4191706	2	SCR,THD ROLLING,6MM X 12MM LG / VIS TORX M06x12 BI FT	
10	1001271860	1	TRAY CONTROLLER / VARIATEUR TABLETTE	
11	1001238598	1	TRAY / TABLETTE	
12	1001243939	1	TROLLEY / CHARIOT	
13	1001243948	1	PLATE,BRUSH SUPPORT / TOLE SUPPORT BROSSE	
14	1001243949	1	HOUSING,BEARING / LOGEMENT RLT VIS A BILLE	
15	1001243950	2	COVER,BRUSH / BROSSE CACHE GUIDAGE	
16	1001243951	1	HOUSING,TRAY BUSH / LOGEMENT PIVOT TABLETTE	
17	1001243952	1	PIN,FAST FITTING / AXE SUPPORT TABLETTE	
18	1001243953	1	BEARING,6301-2RS / ROULEMENT 6301-2RS	
19	1001253786	1	HARNES,POWERED TRAY / FAISCEAU TABLETTE MOTORISEE	
20	1001244971	1	BRACKET,LOCK / EQUERRE VERROUILLAGE	
21	1001246399	12	VIS BOMBEE ULF M06x16 8.8 BI FT / VIS BOMBEE ULF M06x16 8.8 BI FT	
22	1001246465	2	RAIL,SLIDE / RAIL DE GUIDAGE	
23	1001246466	4	PAD,SLIDE / PATIN DE GUIDAGE	
24	1001246467	1	ACTUATOR,ELECTRICAL 24VDC / VERIN ELECTRIQUE 24VDC	
25	000015	4	M06x16 8.8 SOCKET HEAD MACH SCREW / VIS CHC M06x16 8.8 BI FT	
26	1001246858	2	M05x40 8.8 ROUND HEAD MACH SCREW / VIS BOMBEE ULF M05x40 8.8 BI FT	
27	000085	2	M04x16 8.8 SOCKET HEAD MACH SCREW / VIS CHC M04x16 8.8 BI FT	
28	000090	2	M04x08 8.8 SOCKET HEAD MACH SCREW / VIS CHC M04x08 8.8 BI FT	
29	1001256013	2	M06x10 8.8 ROUND HEAD MACH SCREW / VIS BOMBEE ULF M06x10 8.8 BI FT	
30	120009	16	LOCK WASHER D06x14 / RONDELLE CONTACT dD 06x14 BI	
31	1001164530	1	SWITCH,CARLING 8-POS / INTERRUPTEUR CARLING 8-POS	
32	1001248383	1	PLATE,REMOVABLE TRAY HOLDER / TOLE DEVERROUILLAGE TABLETTE	
33	1001249987	1	DECAL,POWERED TRAY / AUTOCOLLANT TABLETTE MOTORISEE	
34	1001252899	1	PLATE,SPRING / TOLE RESSORT CAPTEUR TABLETTE	
35	220008	6	ADHESIVE BASE FOR CLAMP 64 / EMBASE ADHESIVE POUR COLLIER 64	

SECTION 5 - PLATFORM AND TRAY INSTALL / INSTALLATION PLATE-FORME ET TABLETTE

ITEM	PART NUMBER	QTY	DESCRIPTION	REV
36	1001249461	2	M2.5x08 8.8 COUNTERSUNK HEAD M. S. / VIS FHC M2.5x08 8.8 BI FT	
37	1001253816	2	ADHESIVE,DOUBLE SIDED TAPE / RUBAN ADHESIF DOUBLE FACE	
38	120058	2	WASHEREXT STAR LK METRIC (COD, D4 SERRATED LOCK / RONDELLE EVENTAIL D4	
39	1001255755	2	GASKET,VIBRATIONS ABSORBER / JOINT ABSORBEUR DE VIBRASSIONS	

SECTION 5 - PLATFORM AND TRAY INSTALL / INSTALLATION PLATE-FORME ET TABLETTE

FIGURE 5-3. POWERED TRAY INSTALL / INSTALLATION TABLETTE MOTORISEE (SN A130022537 to Present)



ART_1001286196

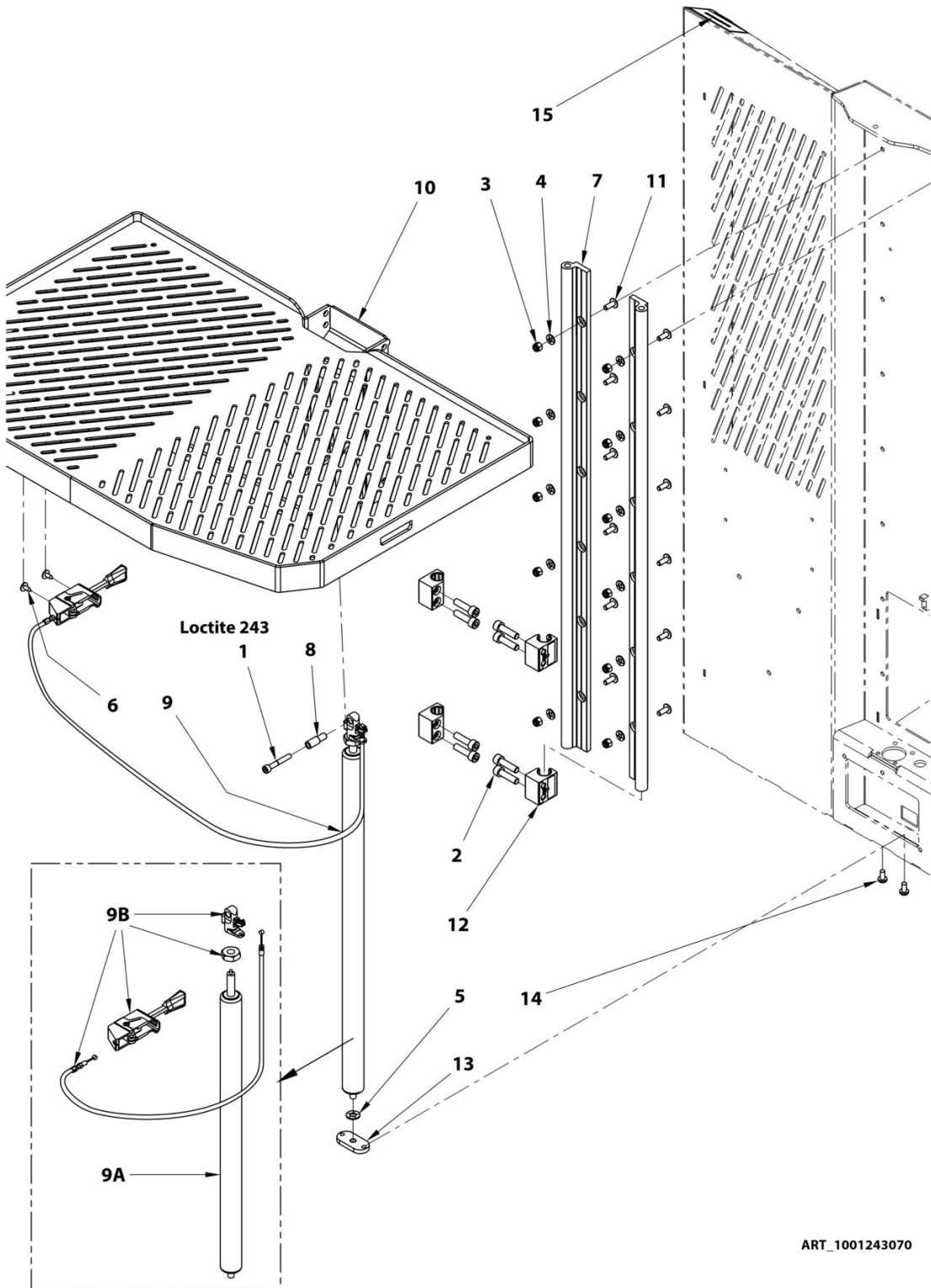
SECTION 5 - PLATFORM AND TRAY INSTALL / INSTALLATION PLATE-FORME ET TABLETTE

FIGURE 5-3. POWERED TRAY INSTALL / INSTALLATION TABLETTE MOTORISEE (SN A130022537 to Present)

ITEM	PART NUMBER	QTY	DESCRIPTION	REV
	1001286196	REF	POWERED TRAY INSTALL / INSTALLATION TABLETTE MOTORISEE	B
1	000007	1	M04x30 8.8 SOCKET HEAD CAPSCREW / VIS CHC M04x30 8.8 BI FP	
2	000010	4	M05x20 8.8 SOCKET HEAD MACH SCREW / VIS CHC M05x20 8.8 BI FT	
3	000018	6	M08x16 8.8 SOCKET HEAD MACH SCREW / VIS CHC M08x16 8.8 BI FT	
4	000085	4	M04x16 8.8 SOCKET HEAD MACH SCREW / VIS CHC M04x16 8.8 BI FT	
5	110002	5	M05 GR. 8.8 LOCK NUT / ECROU FREIN M5 CL08 BI	
6	110003	18	M06 GR. 8.8 LOCK NUT / ECROU FREIN M6 CL08 BI	
7	120002	1	M05 WASHER / RONDELLE M05 BI	
8	120009	16	LOCK WASHER D06x14 / LOCK WASHER D06x14 / RONDELLE CONTACT dD 06x14 BI	
9	120058	2	WASHEREXT STAR LK METRIC (COD, D4 SERRATED LOCK / RONDELLE EVENTAIL D4	
10	130028	2	RETAINING RING Ø9 / ANNEAU ELASTIQUE D9	
11	220008	6	ADHESIVE BASE FOR CLAMP 64 / EMBASE ADHESIVE POUR COLLIER 64	
12	4191706	2	SCR,THD ROLLING,6MM X 12MM LG / VIS TORX M06x12 BI FT	
13	1001164530	1	SWITCH,CARLING 8-POS / INTERRUPTEUR CARLING 8-POS	
14	1001243951	1	HOUSING,TRAY BUSH / LOGEMENT PIVOT TABLETTE	
15	1001243952	1	PIN,FAST FITTING / AXE SUPPORT TABLETTE	
16	1001243953	1	BEARING,6301-2RS / ROULEMENT 6301-2RS	
17	1001244971	1	BRACKET,LOCK / EQUERRE VERROUILLAGE	
18	1001246465	2	RAIL,SLIDE / RAIL DE GUIDAGE	
19	1001246467	1	ACTUATOR,ELECTRICAL 24VDC / VERIN ELECTRIQUE 24VDC	
20	1001246858	2	SCREW RD HD MACH,M5X40 / VIS BOMBEE ULF M05x40 8.8 BI FT	
21	1001248383	1	PLATE,REMOVABLE TRAY HOLDER / TOLE DEVERROUILLAGE TABLETTE	
22	1001249461	2	SCREW FLAT HD MACH,M2.5-8,A2 / VIS FHC M2.5x08 8.8	
23	1001249987	1	DECAL,POWERED TRAY / AUTOCOLLANT, TABLETTE MOTORISEE	
24	1001252899	1	PLATE,SPRING / TOLE RESSORT CAPTEUR TABLETTE	
25	1001253786	1	HARNESS,POWERED TRAY / FAISCEAU TABLETTE MOTORISEE	
26	1001255755	2	GASKET,VIBRATIONS ABSORBER / ABSORBEUR DE VIBRASSIONS	
27	1001271860	1	CONTROL,DSP TRAY / VARIATEUR TABLETTE (SI EQUIPEE)	
28	1001285806	1	TRAY / TABLETTE	
29A	1001285808	4	PAD,SLIDE / PATIN DE GUIDAGE	
29B	1001285809	4	PAD,SHEET SLIDE / BAGUE DE PATIN	
30	1001285810	1	JACK,TROLLEY / CHARIOT	
31	1001285841	1	PLATE,BEARING HUB / PLATINE ROULEMENT	
32	1001285842	1	PLATE,SHIELD / TOLE DE PROTECTION	
33	160018	1	SPRING,TRACTION 160 140 1000 I / RESSORT DE TRACTION 160 140 1000 I	
34	4420051	0.3 m	TAPE,SAFETY YELLOW-BLACK / AUTOCOLLANT SECURITE JAUNE/NOIR	

SECTION 5 - PLATFORM AND TRAY INSTALL / INSTALLATION PLATE-FORME ET TABLETTE

FIGURE 5-4. MANUAL TRAY INSTALL / INSTALLATION TABLETTE MANUELLE (Prior to SN A130022624)



ART_1001243070

SECTION 5 - PLATFORM AND TRAY INSTALL / INSTALLATION PLATE-FORME ET TABLETTE

**FIGURE 5-4. MANUAL TRAY INSTALL / INSTALLATION TABLETTE MANUELLE (Prior to SN
A130022624)**

ITEM	PART NUMBER	QTY	DESCRIPTION	REV
	1001243070	REF	MANUAL TRAY INSTALL / INSTALLATION TABLETTE MANUELLE	C
1	000017	1	M06x40 8.8 SOCKET HEAD MACH SCREW / VIS CHC M06x40 8.8 BI FT	
2	000044	8	M08x30 8.8 SOCKET HEAD MACH SCREW; INFO - OPTION / VIS CHC M08x30 8.8 BI FT	
3	110003	12	M06 GR. 8.8 LOCK NUT / ECROU FREIN M6 CL08 BI	
4	120009	12	LOCK WASHER D06x14 / RONDELLE CONTACT dD 06x14 BI	
5	120010	1	LOCK WASHER D08x18 / RONDELLE CONTACT dD 08x18 BI	
6	130007	2	Ø4.8x13 SHEET METAL SCREW / VIS AUTOTARAUDEUSE D4.8- 13 BI	
7	1001243957	2	RAIL,SLIDE / RAIL DE GUIDAGE	
8	1001243962	1	PIN,GAS SPRING SUPPORT / AXE RESSORT A GAZ	
9	1001243964	1	SPRING,GAS SPRING 440mm 150N / RESSORT A GAZ 440mm 150N	
9A	1001246411	1	SPRING,GAS SPRING / RESSORT A GAZ	
9B	1001269295	1	KIT,ACTUATOR CABLE / KIT CABLE D'ACTIVATION	
10	1001243966	1	TRAY,WELDMENT / TABLETTE	
11	1001246399	12	M06x16 8.8 ROUND HEAD MACH SCREW / VIS BOMBEE ULF M06x16 8.8 BI FT	
12	1001246466	4	PAD,SLIDE / PATIN DE GUIDAGE	
13	1001253113	1	PLATE,GAS SPRING SUPPORT / TOLE SUPPORT RESSORT A GAZ	
14	4191706	2	SCR,THD ROLLING,6MM X 12MM LG / VIS TORX M06x12 BI FT	
15	1001258210	1	DECAL,MANUAL TRAY POSITIONING / AUTOCOLLANT TABLETTE MANUELLE	

SECTION 5 - PLATFORM AND TRAY INSTALL / INSTALLATION PLATE-FORME ET TABLETTE

FIGURE 5-5. MANUAL TRAY INSTALL / INSTALLATION TABLETTE MANUELLE (SN A130022624 to Present)

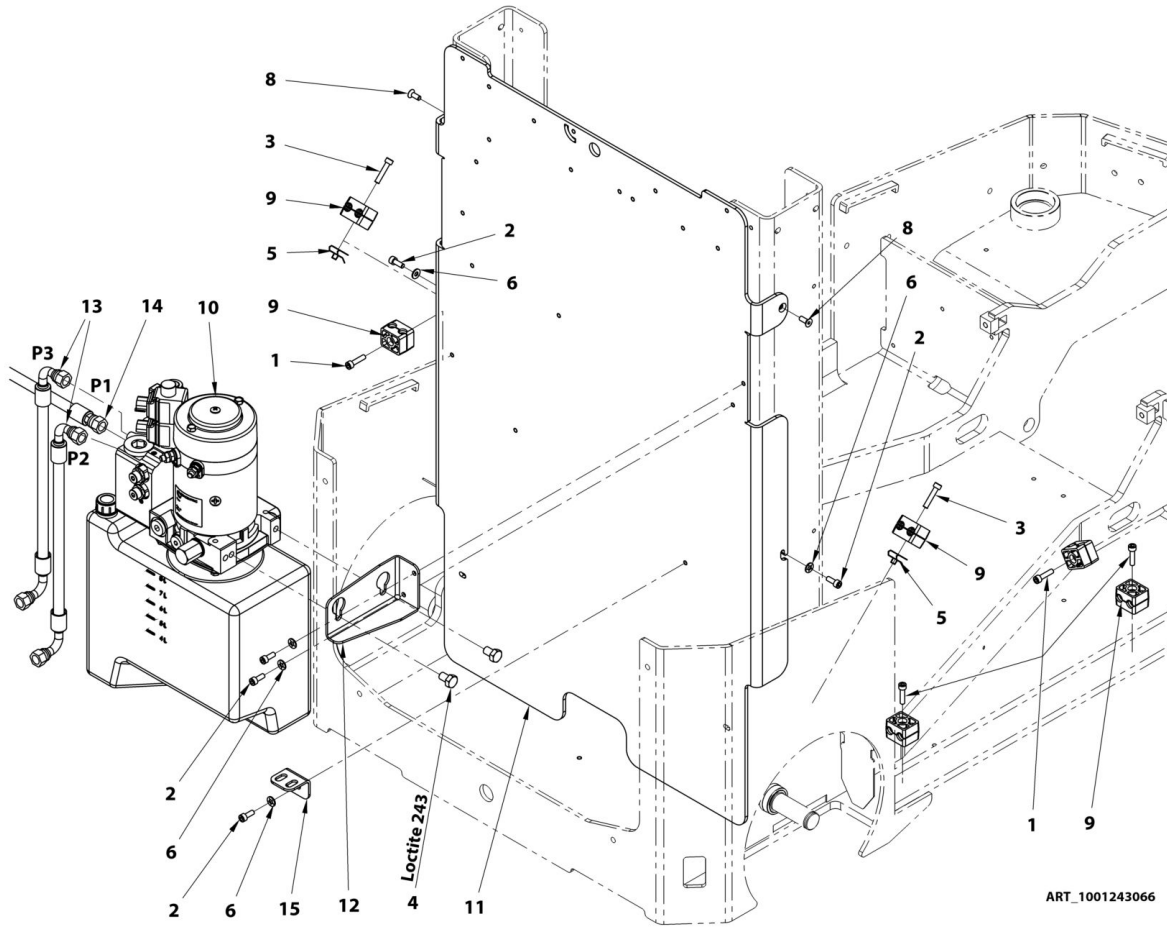
ITEM	PART NUMBER	QTY	DESCRIPTION	REV
	1001286195	REF	MANUAL TRAY INSTALL / INSTALLATION TABLETTE MANUELLE	B
1	000017	1	M06x40 8.8 SOCKET HEAD MACH SCREW / VIS CHC M06x40 8.8 BI FT	
2	000018	4	M08x16 8.8 SOCKET HEAD MACH SCREW / VIS CHC M08x16 8.8 BI FT	
3	110003	12	M06 GR. 8.8 LOCK NUT / ECROU FREIN M6 CL08 BI	
4	120009	12	LOCK WASHER D06x14 / RONDELLE CONTACT dD 06x14 BI	
5	120010	1	LOCK WASHER D08x18 / RONDELLE CONTACT dD 08x18 BI	
6	130007	2	Ø4.8x13 SHEET METAL SCREW / VIS AUTOTARAUDEUSE D4.8-13 BI	
7	4191706	2	SCR,THD ROLLING,6MM X 12MM LG / VIS TORX M06x12 BI FT	
8	1001243957	2	RAIL,SLIDE / RAIL DE GUIDAGE	
9	1001243962	1	PIN,GAS SPRING SUPPORT / AXE RESSORT A GAZ	
10	1001243964	1	SPRING,GAS SPRING 440mm 150N / RESSORT A GAZ 440mm 150N	
10A	1001246411	1	SPRING,GAS SPRING / RESSORT A GAZ	
10B	1001269295	1	KIT,ACTUATOR CABLE / KIT CABLE D'ACTIVATION	
11	1001253113	1	PLATE,GAS SPRING SUPPORT / TOLE SUPPORT RESSORT A GAZ	
12	1001258210	1	DECAL,MANUAL TRAY POSITIONING / AUTOCOLLANT TABLETTE MANUELLE	
13A	1001285808	4	PAD,SLIDE / PATIN DE GUIDAGE	
13B	1001285809	4	PAD,SHEET SLIDE / BAGUE DE PATIN	
14	1001286203	1	TRAY / TABLETTE	

SECTION 6 - HYDRAULIC INSTALL / INSTALLATION HYDRAULIQUE

SECTION 6 - HYDRAULIC INSTALL / INSTALLATION HYDRAULIQUE

SECTION 6 - HYDRAULIC INSTALL / INSTALLATION HYDRAULIQUE

FIGURE 6-1. HYDRAULIC POWERPACK INSTALL / INSTALLATION CENTRALE HYDRAULIQUE



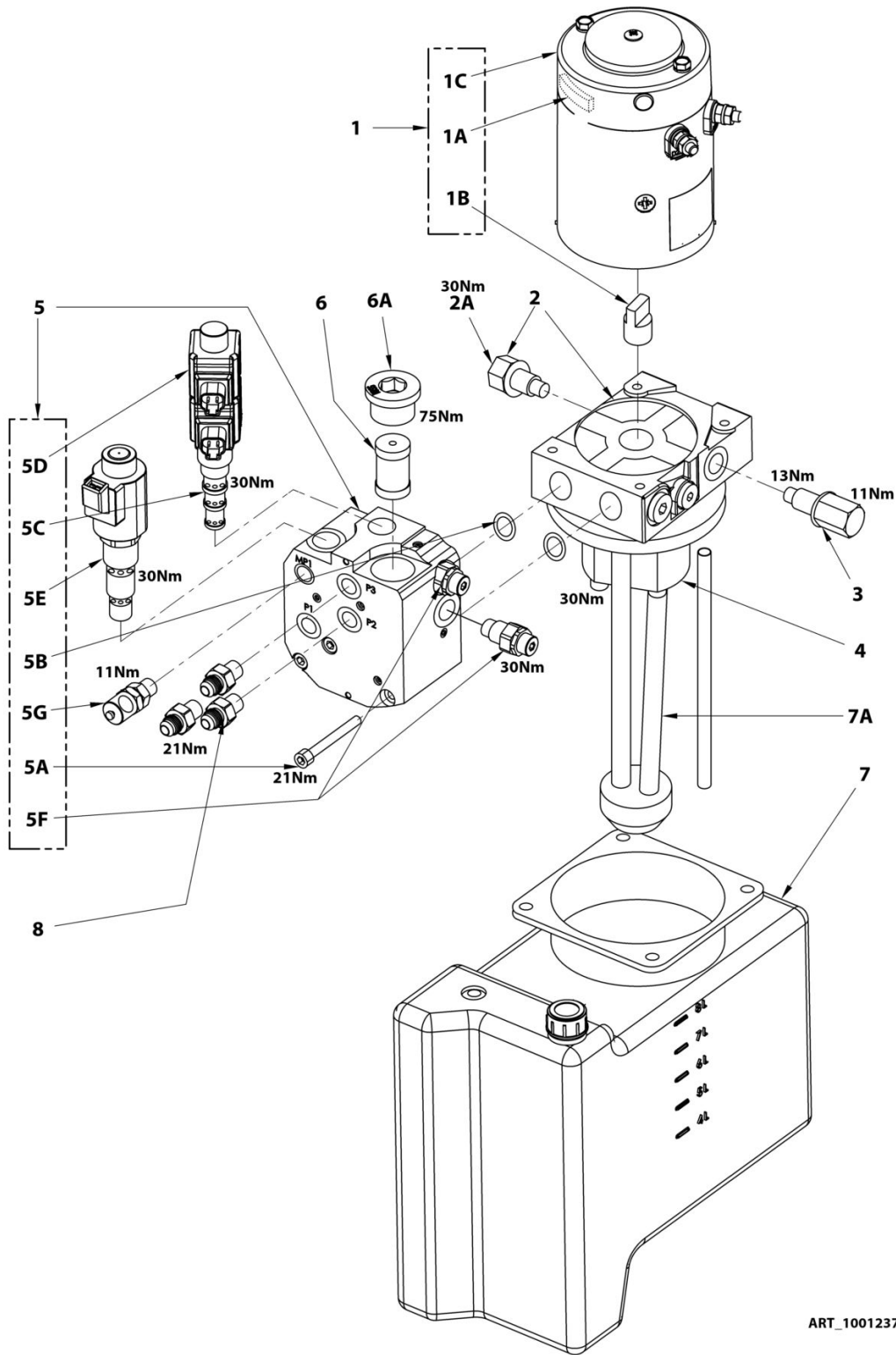
SECTION 6 - HYDRAULIC INSTALL / INSTALLATION HYDRAULIQUE

FIGURE 6-1. HYDRAULIC POWERPACK INSTALL / INSTALLATION CENTRALE HYDRAULIQUE

ITEM	PART NUMBER	QTY	DESCRIPTION	REV
	1001243066	REF	HYDRAULIC POWERPACK INSTALL / INSTALLATION CENTRALE HYDRAULIQUE	D
1	000008	4	M06x25 8.8 SOCKET HEAD MACH SCREW / VIS CHC M06x25 8.8 BI FT	
2	000015	5	M06x16 8.8 SOCKET HEAD MACH SCREW / VIS CHC M06x16 8.8 BI FT	
3	000016	2	M06x30 8.8 SOCKET HEAD MACH SCREW / VIS CHC M06x30 8.8 BI FT	
4	100099	2	M10x16 8.8 HEX HEAD MACHINE SCREW / VIS H M10x16 8.8 BI FT	
5	110026	2	M06 CAGE HEX NUT / ECROU CAGE M6	
6	120009	5	LOCK WASHER D06x14 / RONDELLE CONTACT dD 06x14 BI	
8	130003	2	M06x16 10.9 COUNTERSUNK HEAD M. S. / VIS FHC M06x16 10.9 BI FT	
9	400018	6	CLAMP,TWIN 12-12 PP,BLK / COLLIER DOUBLE D12	
10	1001237939	1	HYDRAULIC POWER PACK ASSY / CENTRALE HYDRAULIQUE	
11	1001238910	1	SUPPORT,PUMP / PLATINE SUPPORT POMPE (Prior to SN A130022622)	
11	1001282558	1	SUPPORT,PUMP / PLATINE SUPPORT POMPE (SN A130022622 to Present)	
12	1001243681	1	MOUNT,PUMP / EQUERRE SUPPORT POMPE	
13	1001246654	2	HOSE 1/4-0245cm-JIC Fem Swivel 9/16-JIC Fem Swivel 9/16-90° / FLEXIBLE 1/4-0245cm-JIC Fem Swivel 9/16-JIC Fem Swivel 9/16-90°	
14	1001246655	1	HOSE 5/16-0130cm-JIC Fem Swivel 9/16-JIC Feml 9/16 / FLEXIBLE 5/16-0130cm-JIC Fem Swivel 9/16-JIC Feml 9/16	
15	ST3173	1	PLATE,LATCH BRACKET / EQUERRE VERROU	

SECTION 6 - HYDRAULIC INSTALL / INSTALLATION HYDRAULIQUE

FIGURE 6-2. POWERPACK ASSEMBLY / CENTRALE HYDRAULIQUE



ART_1001237939

SECTION 6 - HYDRAULIC INSTALL / INSTALLATION HYDRAULIQUE

FIGURE 6-2. POWERPACK ASSEMBLY / CENTRALE HYDRAULIQUE

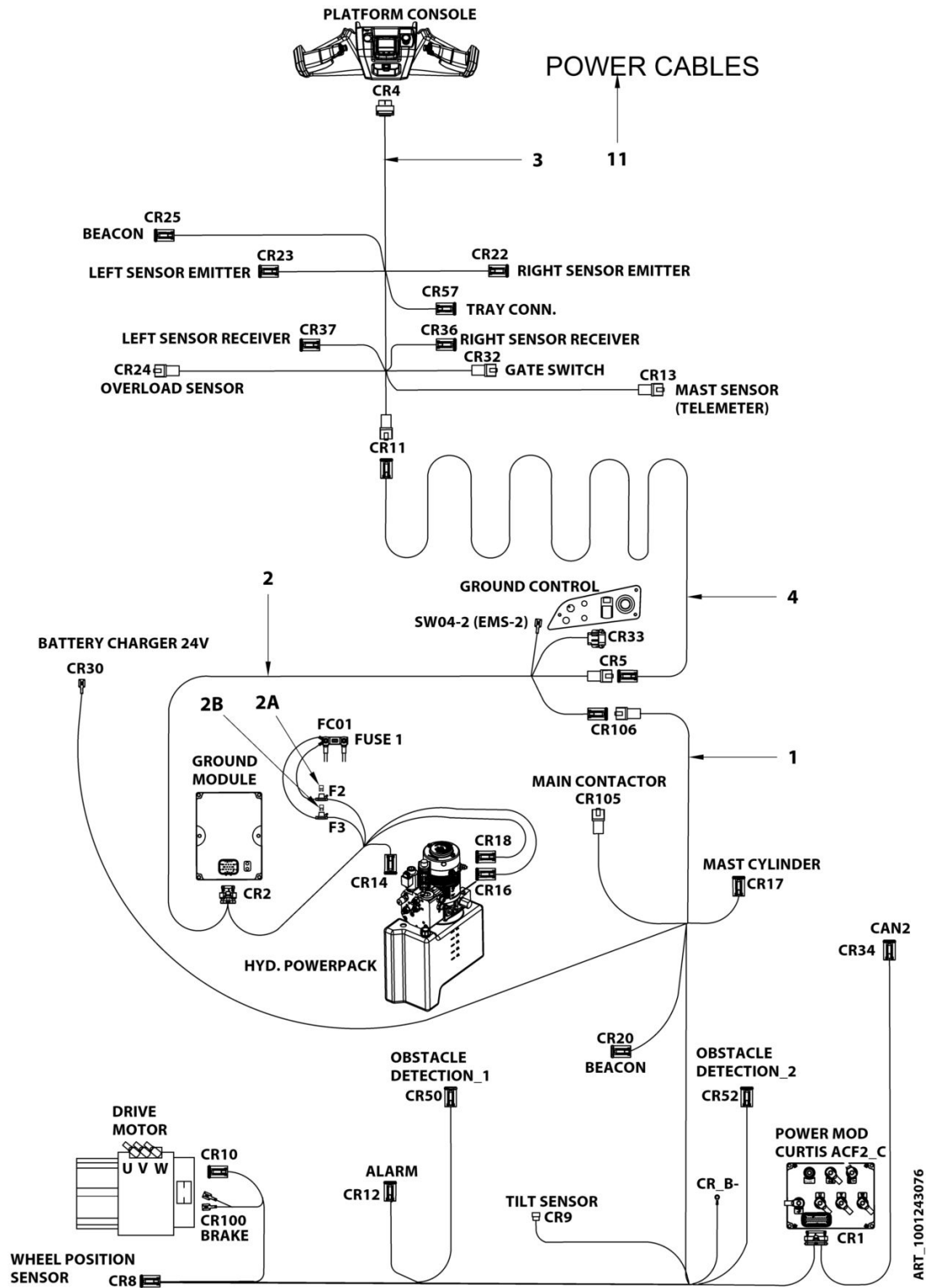
ITEM	PART NUMBER	QTY	DESCRIPTION	REV
	1001237939	1	HYDRAULIC POWER PACK ASSY / ASSEMBLAGE CENTRALE HYDRAULIQUE	C
1	1001255544	1	MOTOR KIT (W/O THERMAL SWITCH) / KIT MOTEUR (SANS CAPTEUR THERMIQUE)	
1A	1001255545	1	BRUSH KIT / KIT CHARBONS	
1B	1001255546	1	COUPLING / COUPLEUR	
1C	1001255547	1	MOTOR (W/O THERMAL SWITCH) / MOTEUR (SANS CAPTEUR THERMIQUE)	
2	1001255548	1	PUMP ADAPTEUR KIT / KIT ADAPTEUR POMPE	
2A	1001255549	1	CHECK VALVE / CLAPET	
3	1001255550	1	PRESSURE RELIEF VALVE / LIMITEUR DE PRESSION	
4	1001255551	1	PUMP KIT / KIT POMPE	
5	1001255552	1	BLOCK VALVE (COMPLETE) / BLOC DISTRIBUTEUR (COMPLET)	
5A	1001255553	3	SCREW / VIS	
5B	1001255554	2	O-RING 17.3x2.4 / JOINT TORIQUE 17.3x2.4	
5C	1001255556	1	VALVE PROP. 4/3 / VALVE PROP. 4/3	
5D	1001255557	2	COIL / BOBINE	
5E	1001255558	1	VALVE 3/2 WITH COIL / DISTRIBUTEUR 3/2 AVEC BOBINE	
5F	1001255559	2	PRESSURE RELIEF VALVE / LIMITEUR DE PRESSION	
5G	1001255560	1	MEASURING ADAPTEUR / PRISE RAPIDE	
6	1001255561	1	HIGH PRESSURE FILTER / FILTRE HAUTE PRESSION	
6A	1001255562	1	FILTER CAP / BOUCNON FILTRE	
7	1001255563	1	TANK KIT / KIT RESERVOIR	
7A	1001255564	1	PUMP TUBES KIT / KIT TUBES POMPE	
8	1001255565	3	ADAPTEUR 7/16 JIC / RACCORD JIC 7/16	

SECTION 7 - ELECTRICAL INSTALL / INSTALLATION ELECTRIQUE

SECTION 7 - ELECTRICAL INSTALL / INSTALLATION ELECTRIQUE

SECTION 7 - ELECTRICAL INSTALL / INSTALLATION ELECTRIQUE

FIGURE 7-1. CABLES DIAGRAM / DIAGRAMME FAISCEAUX



ART_1001243076

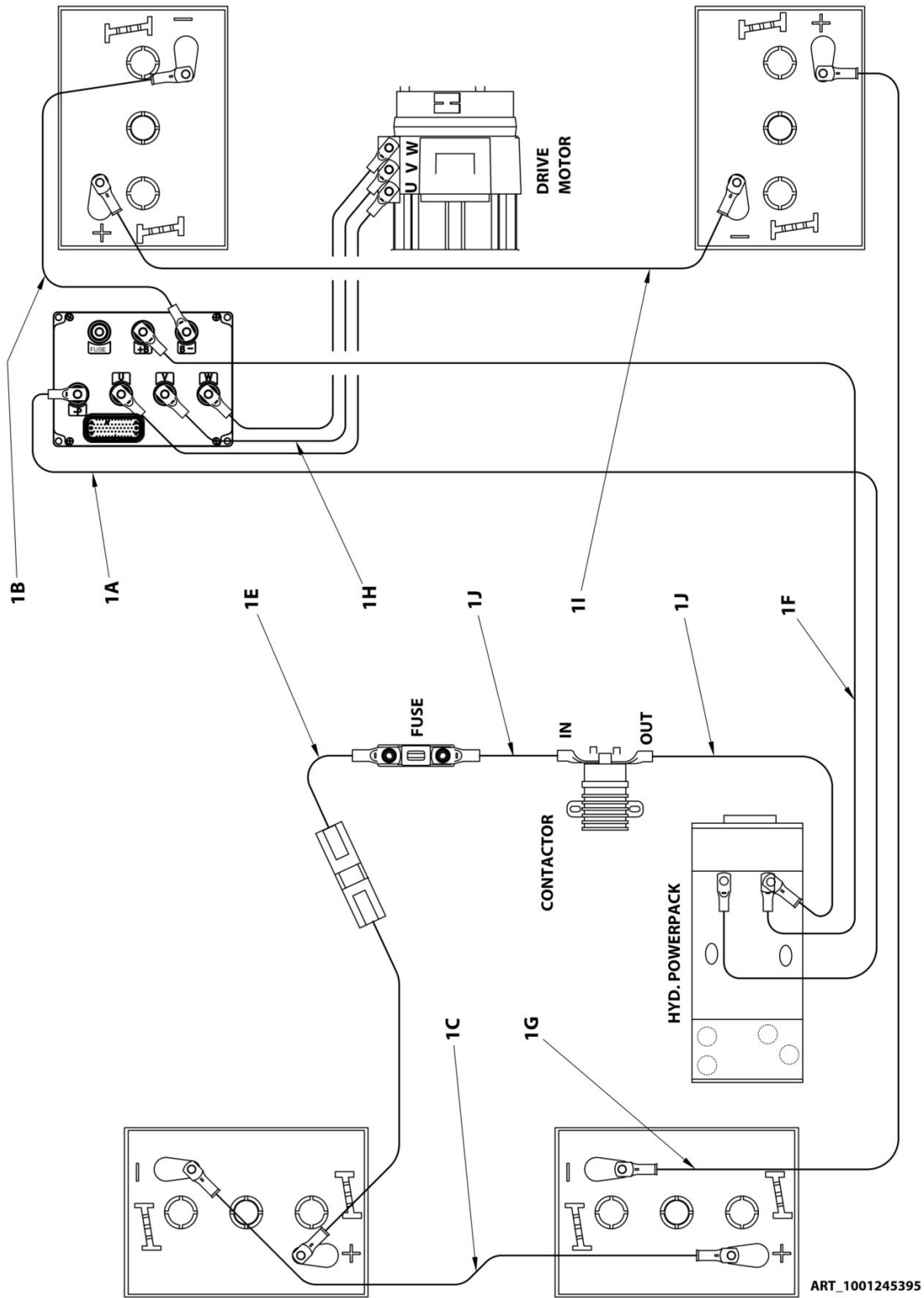
SECTION 7 - ELECTRICAL INSTALL / INSTALLATION ELECTRIQUE

FIGURE 7-1. CABLES DIAGRAM / DIAGRAMME FAISCEAUX

ITEM	PART NUMBER	QTY	DESCRIPTION	REV
	1001243076	REF	CABLES DIAGRAM / DIAGRAMME FAISCEAUX	C
1	1001245300	1	HARNESS,CHASSIS / FAISCEAU CHASSIS	
2	1001245301	1	HARNESS,GROUND CONTROL / FAISCEAU COMMANDES BASSES	
2A	8229242	1	FUSE,5 AMP MINI ATO / FUSIBLE 5 AMP MINI ATO	
2B	8229244	1	FUSE,15 AMP MINI ATO / FUSIBLE 15 AMP MINI ATO	
3	1001245302	1	HARNESS,PLATFORM / FAISCEAU PLATE-FORME	
4	1001245303	1	HARNESS,MAST CABLE / FAISCEAU MAT	
11	1001245395	1	POWER CABLES KIT / KIT CABLES PUISSANCE	

SECTION 7 - ELECTRICAL INSTALL / INSTALLATION ELECTRIQUE

FIGURE 7-2. POWER CABLES KIT / KIT CABLES PUISSANCE



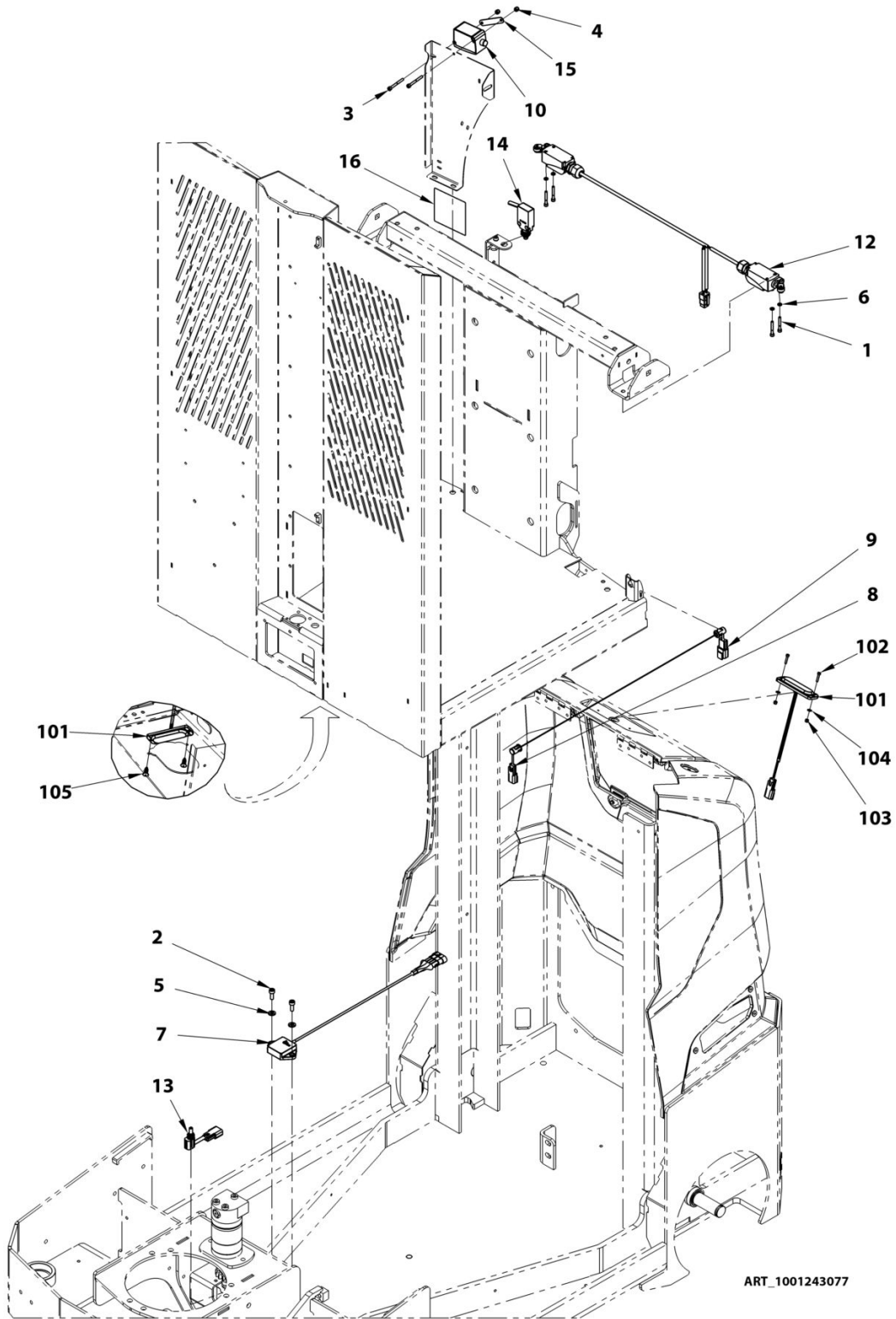
SECTION 7 - ELECTRICAL INSTALL / INSTALLATION ELECTRIQUE

FIGURE 7-2. POWER CABLES KIT / KIT CABLES PUISSANCE

ITEM	PART NUMBER	QTY	DESCRIPTION	REV
	1001245395	1	POWER CABLES KIT / KIT CABLES PUISSANCE	B
1A	1001245396	1	CABLE,POWER 16MM2 2450MM / CABLE,PUISSANCE 16MM2 2450MM	
1B	1001245397	1	CABLE,POWER 16MM2 650MM / CABLE,PUISSANCE 16MM2 650MM	
1C	1001245398	1	CABLE,POWER 16MM2 200MM / CABLE,PUISSANCE 16MM2 200MM	
1E	1001245400	1	CABLE,POWER 16MM2 1000MM / CABLE,PUISSANCE 16MM2 1000MM	
1F	1001245401	1	CABLE,POWER 16MM2 2350MM / CABLE,PUISSANCE 16MM2 2350MM	
1G	1001245402	1	CABLE,POWER 16MM2 2300MM / CABLE,PUISSANCE 16MM2 2300MM	
1H	1001245403	3	CABLE,POWER 10MM2 700MM / CABLE,PUISSANCE 10MM2 700MM	
1I	1001245404	1	CABLE,POWER 16MM2 800MM / CABLE,PUISSANCE 16MM2 800MM	
1J	1001245405	2	CABLE,POWER 16MM2 450MM / CABLE,PUISSANCE 16MM2 450MM	

SECTION 7 - ELECTRICAL INSTALL / INSTALLATION ELECTRIQUE

FIGURE 7-3. SENSORS AND BEACONS INSTALL / INSTALLATION CAPTEURS ET FEUX



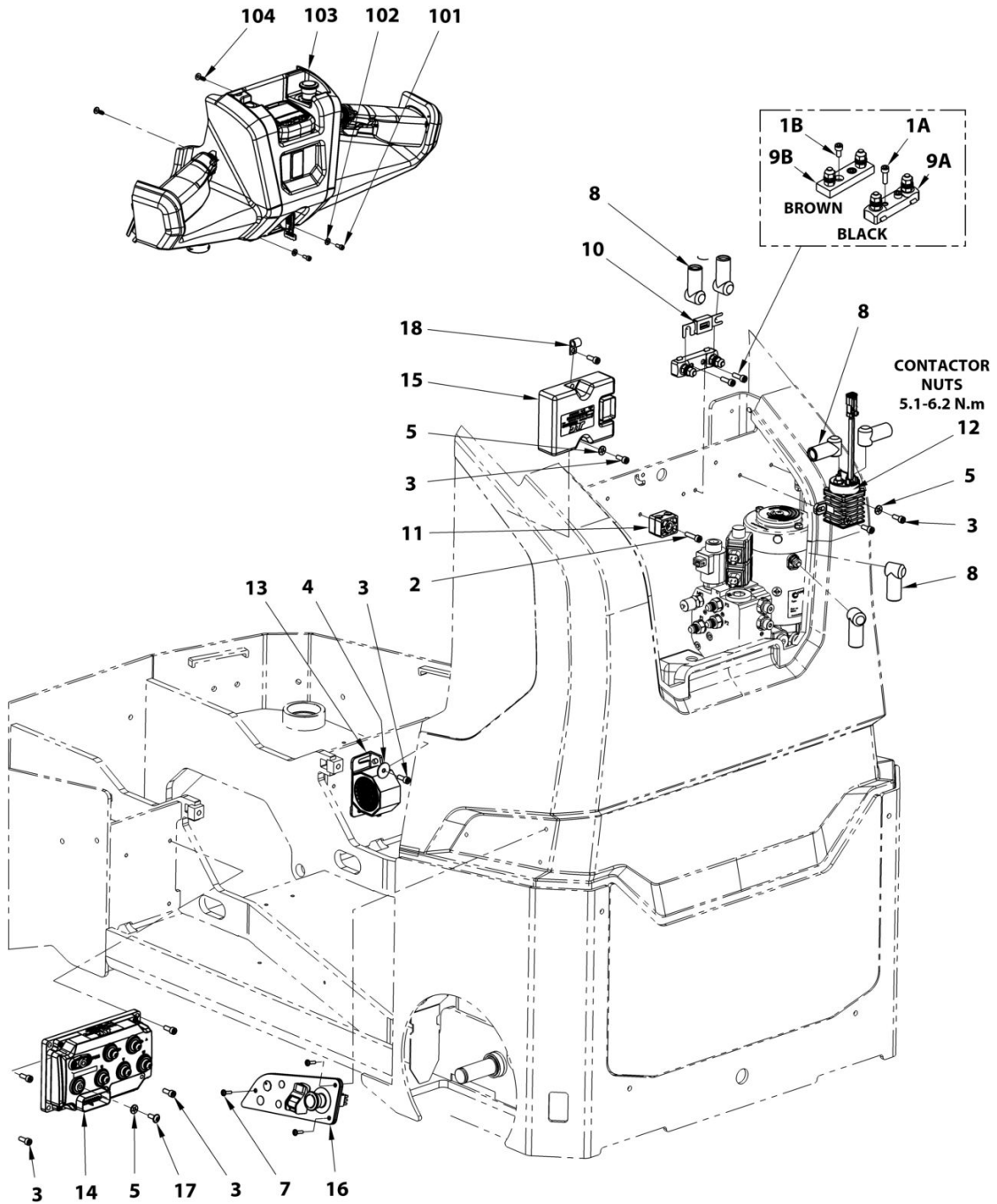
SECTION 7 - ELECTRICAL INSTALL / INSTALLATION ELECTRIQUE

FIGURE 7-3. SENSORS AND BEACONS INSTALL / INSTALLATION CAPTEURS ET FEUX

ITEM	PART NUMBER	QTY	DESCRIPTION	REV
	1001243077	REF	SENSORS & SWITCHES INSTALL / INSTALLATION CAPTEURS	C
1	000007	4	M04x30 8.8 SOCKET HEAD CAPSCREW / VIS CHC M04x30 8.8 BI FP	
2	000015	2	M06x16 8.8 SOCKET HEAD MACH SCREW / VIS CHC M06x16 8.8 BI FT	
3	000032	2	M04x40 8.8 SOCKET HEAD CAPSCREW / VIS CHC M04x40 8.8 ZI FP	
4	110001	2	M04 GR. 8.8 LOCK NUT / ECROU FREIN M4 CL08 BI	
5	120009	2	LOCK WASHER D06x14 / RONDELLE CONTACT dD 06x14 BI	
6	120056	4	dD 04x08 LOCK WASHER / RONDELLE CONTACT dD 04x08 BI	
7	1001151895	1	SENSOR,TILT / DEVERS	
8	1001246397	2	HARNESS,IR EMITTER / FAISCEAU EMETTEUR IR	
9	1001246398	2	HARNESS,IR RECEIVER / FAISCEAU RECEPTEUR IR	
10	1001258161	1	SENSOR WITH SOFT,DISTANCE DTO 12M / CAPTEUR AVEC SOFT DISTANCE 12M	
12	1001246634	1	HARNESS,DOOR SWITCHES / FAISCEAU CAPTEURS PORTES	
13	1001247306	1	HARNESS,WHEEL POSITION SENSOR / FAISCEAU CAPTEUR POSITION	
14	PC0468	1	HARNESS, LOAD SENSING SWITCH / FAISCEAU CAPTEUR DE SURCHARGE	
15	1001265985	1	PLATE,WASHER / PLAQUE RONDELLE	
16	1001268547	1	DECAL,ANTI-REFLECTIVE / AUTOCOLLANT ANTI REFLETS	
	1001243075	REF	STROBE AMBER INSTALL / INSTALLATION LAMPE CLIGNOTANTE	B
101	1001251511	2	HARNESS,BEACON / FAISCEAU LAMPE CLIGNOTANTE	
102	000091	2	M03x16 8.8 SOCKET HEAD MACH SCREW / VIS CHC M03x16 8.8 BI FT	
103	110024	2	M03 GR. 8.8 LOCK NUT / ECROU FREIN M03 CL08 BI	
104	120023	2	LOCK WASHER D03x08 / RONDELLE CONTACT M3 BI	
105	1001258960	2	RIVET,FIR TREE / RIVET SAPIN	

SECTION 7 - ELECTRICAL INSTALL / INSTALLATION ELECTRIQUE

FIGURE 7-4. CONTROLS INSTALL / INSTALLATION COMMANDES



ART_1001243074

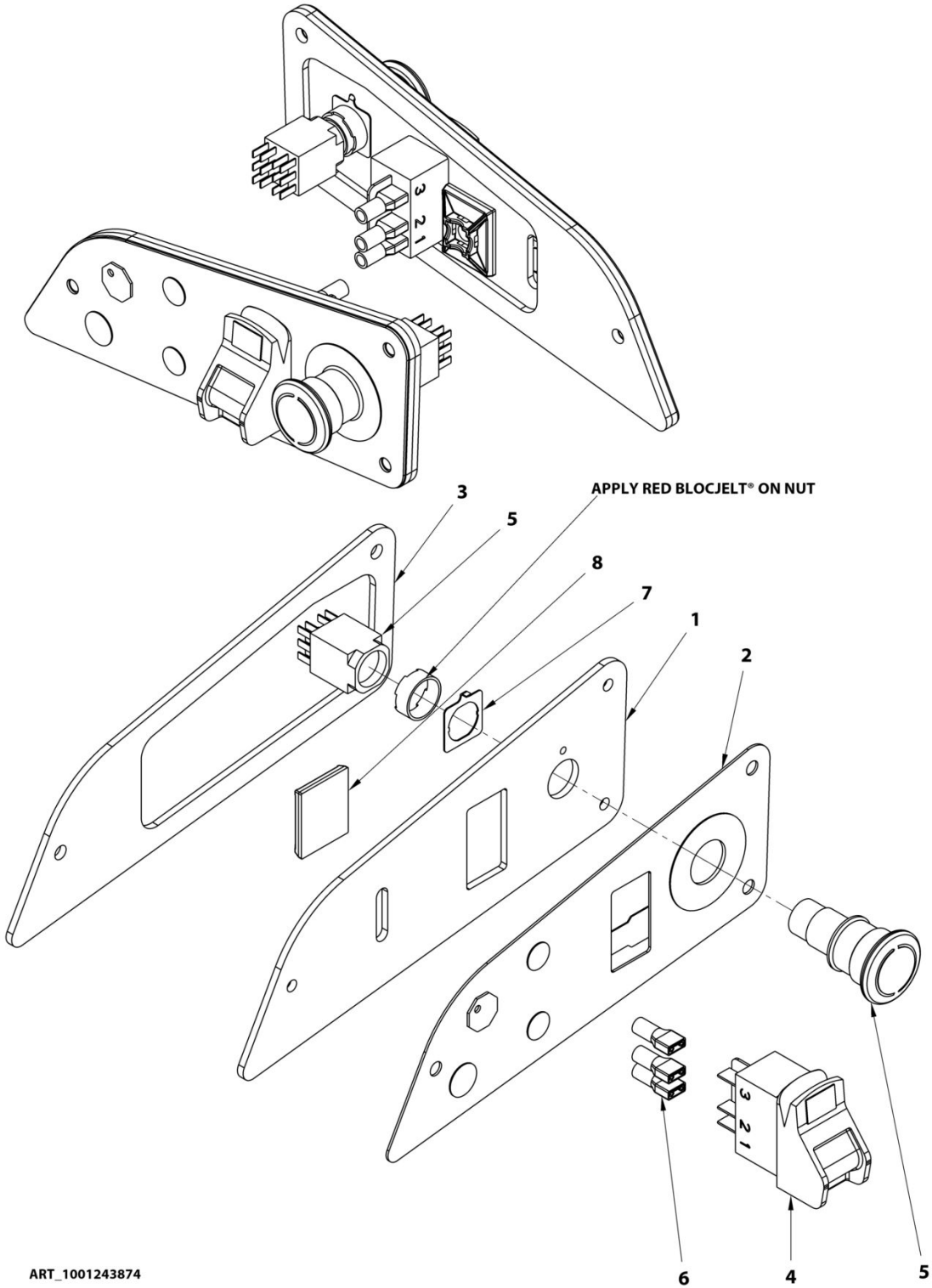
SECTION 7 - ELECTRICAL INSTALL / INSTALLATION ELECTRIQUE

FIGURE 7-4. CONTROLS INSTALL / INSTALLATION COMMANDES

ITEM	PART NUMBER	QTY	DESCRIPTION	REV
	1001243074	REF	GROUND CONTROLS INSTALL / INSTALLATION COMMANDES BASSES	F
1A	000005	2	M06x20 8.8 SOCKET HEAD MACH SCREW / VIS CHC M06x20 8.8 BI FT	
1B	000014	2	M06x12 8.8 SOCKET HEAD MACH SCREW / VIS CHC M06x12 8.8 BI FT (Prior to SN A130022622)	
1B	000050	2	M04x10 8.8 SOCKET HEAD MACH SCREW / VIS CHC M04x10 8.8 BI FT (SN A130022622 to Present)	
2	000008	1	M06x25 8.8 SOCKET HEAD MACH SCREW / VIS CHC M06x25 8.8 BI FT	
3	000015	9	M06x16 8.8 SOCKET HEAD MACH SCREW / VIS CHC M06x16 8.8 BI FT	
4	120004	1	dD 06x25x1.2 WASHER / RONDELLE dD 06x25x1.2 BI	
5	120009	9	LOCK WASHER D06x14 / RONDELLE CONTACT dD 06x14 BI	
7	130062	3	M04x16 8.8 ROUND HEAD MACH SCREW / VIS BOMBEE ULF M04x16 8.8 BI FT	
8	250031	6	BOOT,BATTERY TERMINAL / CAPUCHON DE PROTECTION	
9A	260077	1	BLACK FUSE HOLDER / PORTE FUSIBLE DE PUISSANCE NOIR	
9B	1001282390	1	BROWN FUSE HOLDER / PORTE FUSIBLE DE PUISSANCE MARRON	
10	260095	1	FUSE 160A / FUSIBLE 160A	
11	400018	1	CLAMP,TWIN 12-12 PP,BLK / COLLIER DOUBLE D12	
12	3740150	1	RELAY,24VDC/100A / RELAIS 24VDC/100A	
13	1001231972	1	HARNESS,MOTION ALARM / FAISCEAU ALARME MOUVEMENT	
14	1001254421	1	CONTROL,DSP POWER / VARIATEUR DE PUISSANCE	
15	1001254422	1	CONTROL,DSP GROUND / VARIATEUR BOITIER BAS	
16	1001243874	1	GROUND CONTROL PANEL / PANNEAU COMMANDES BASSES (Prior to SN A130022643)	
	1001285805	1	GROUND CONTROL PANEL / PANNEAU COMMANDES BASSES (SN A130022643 to Present)	
17	1001246399	6	SCREW RD HD MACH,M6X16 / VIS BOMBEE ULF M06x16 8.8 BI FT	
18	1001279287	1	CLAMP D9 / COLLIER D9	
	1001243073	REF	PLATFORM CONTROLS INSTALL / INSTALLATION COMMANDES HAUTES	A
101	000050	2	M04x10 8.8 SOCKET HEAD MACH SCREW / VIS CHC M04x10 8.8 BI FT	
102	120024	2	LOCK WASHER D04x10 / RONDELLE CONTACT M4 BI	
103	1001244165	1	PLATFORM CONTROL BOX / BOITIER COMMANDES HAUTES	
104	1001249832	2	SCREW RD HD MACH,THD FORMING,PLASTIC TORX 5 / VIS AUTOFORMEUSE TORX 5 POUR PLASTIC	

SECTION 7 - ELECTRICAL INSTALL / INSTALLATION ELECTRIQUE

FIGURE 7-5. GROUND CONTROL PANEL / PANNEAU COMMANDES BASSES (Prior to SN A130022643)



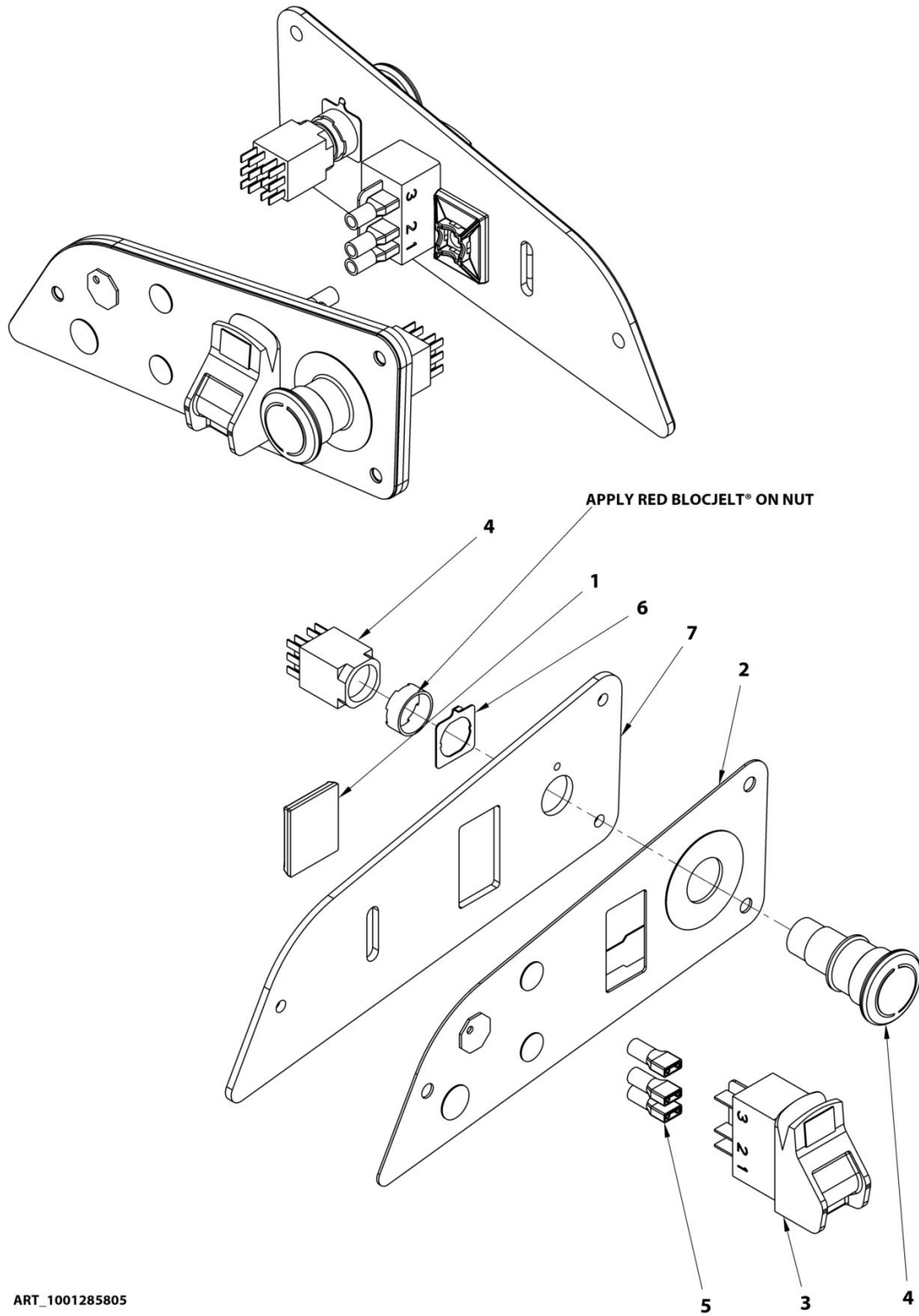
SECTION 7 - ELECTRICAL INSTALL / INSTALLATION ELECTRIQUE

FIGURE 7-5. GROUND CONTROL PANEL / PANNEAU COMMANDES BASSES (Prior to SN A130022643)

ITEM	PART NUMBER	QTY	DESCRIPTION	REV
	1001243874	REF	GROUND CONTROL PANEL ASSY / ASSEMBLAGE PANNEAU COMMANDES BASSES	E
1	1001243875	1	PLATE,GROUND CONTROL / PLATINE PANNEAU DE COMMANDE	
2	1001243876	1	MEMBRANE SWITCHES,GROUND PANEL / INTERRUPTEURS A MEMBRANE BOITIER BAS	
3	1001245077	1	SEAL,GROUND PANEL / JOINT PANNEAU DE COMMANDES BASSES	
4	1001245090	1	SWITCH,SELECTOR / SELECTEUR A BASCULE	
5	1001245091	1	EMERGENCY CONTROL SWITCH / BOUTON ARRET D'URGENCE	
6	1001246454	1	HARNESS,GROUND PANEL / FAISCEAU COMMANDES BASSES	
7	1001248764	1	PLATE,EMS ROTATION LOCK / TOLE ANTI ROTATION	
8	220008	1	ADHESIVE BASE FOR CLAMP 64 / EMBASE ADHESIVE	

SECTION 7 - ELECTRICAL INSTALL / INSTALLATION ELECTRIQUE

FIGURE 7-6. GROUND CONTROL PANEL / PANNEAU COMMANDES BASSES (SN A130022643 to Present)



ART_1001285805

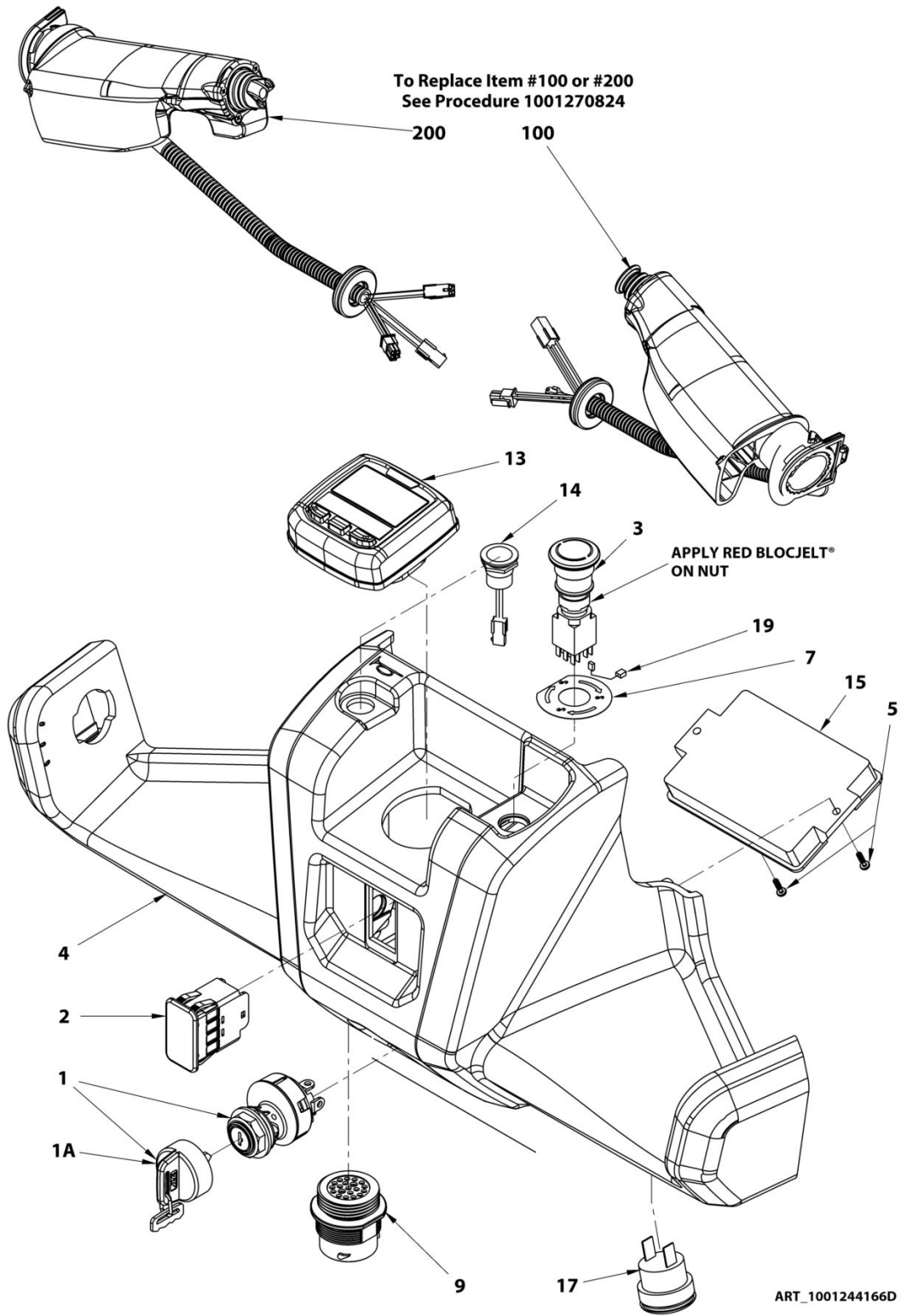
SECTION 7 - ELECTRICAL INSTALL / INSTALLATION ELECTRIQUE

FIGURE 7-6. GROUND CONTROL PANEL / PANNEAU COMMANDES BASSES (SN A130022643 to Present)

ITEM	PART NUMBER	QTY	DESCRIPTION	REV
	1001285805	REF	GROUND CONTROL PANEL ASSY / ASSEMBLAGE PANNEAU COMMANDES BASSES	A
1	220008	1	ADHESIVE BASE FOR CLAMP 64 / EMBASE ADHESIVE	
2	1001243876	1	MEMBRANE SWITCHES,GROUND PANEL / INTERRUPTEURS A MEMBRANE BOITIER BAS	
3	1001245090	1	SWITCH,SELECTOR / SELECTEUR A BASCULE	
4	1001245091	1	EMERGENCY CONTROL SWITCH / BOUTON ARRET D'URGENCE	
5	1001246454	1	HARNESS,GROUND PANEL / FAISCEAU COMMANDES BASSES	
6	1001248764	1	PLATE,EMS ROTATION LOCK / TOLE ANTI ROTATION	
7	1001286506	1	PLATE,GROUND CONTROL / PLATINE PANNEAU DE COMMANDE	

SECTION 7 - ELECTRICAL INSTALL / INSTALLATION ELECTRIQUE

FIGURE 7-7. PLATFORM CONTROL BOX ASSY / ASSEMBLAGE BOITIER COMMANDES HAUTES



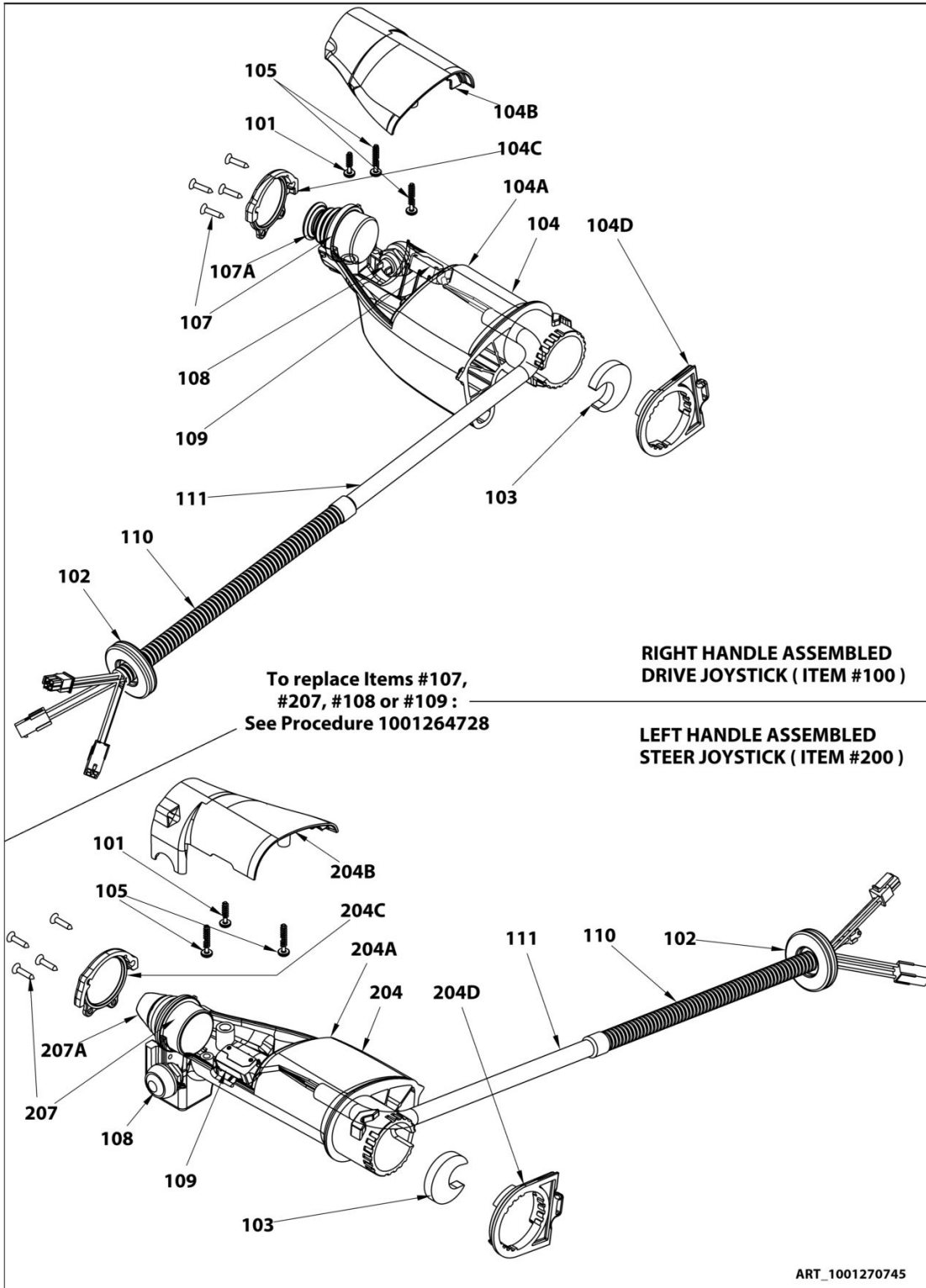
SECTION 7 - ELECTRICAL INSTALL / INSTALLATION ELECTRIQUE

FIGURE 7-7. PLATFORM CONTROL BOX ASSY / ASSEMBLAGE BOITIER COMMANDES HAUTES

ITEM	PART NUMBER	QTY	DESCRIPTION	REV
	1001244165		PLATFORM CONTROL BOX / BOITIER COMMANDES HAUTES	F
1	4360467	1	SWITCH,KEY OFF/ON / SELECTEUR A CLE OFF/ON	
1A	2860030	1	KEY (INCLUDED IN ITEM 4360467) / CLE (COMPRISE DANS REF 4360467)	
2	1001155457	1	PLUG,SVR PANEL (CARLING) / BOUCHON PLASTIQUE BOITIER	
3	1001245091	1	SWITCH,EMERGENCY / ARRET D'URGENCE D30	
4	1001248385	1	BOX,MECHANICAL ASSY / BOITIER, ASSEMBLAGE MECANIQUE	
5	1001270792	2	SCREW,THD FORMING TORX 3x16 / VIS AUTOFORMEUSE TORX 3x16 POUR PLASTIC	
7	1001252301	1	DECAL,EMERGENCY SWITCH / AUTOCOLLANT ARRET D'URGENCE	
9	1001255537	1	HARNESS,PLATFORM CONTROL BOX / FAISCEAU BOITIER HAUT	
13	1001255623	1	GAUGE,DISPLAY / AFFICHEUR	
14	1001255627	1	ELEC ASSY,PUSH BUTTON KLAXON / FAISCEAU BP KLAXON	
15	1001255630	1	PC BRD,PLATFORM MODULE / CARTE MODULE PLATE-FORME	
17	0140011	1	AUDIBLE SIGNAL DEVICE / AVERTISSEUR SONORE	
19	1001279198	1	CABLE,JUMPER / PONT	
100	1001270745	1	KIT DRIVE,RIGHT EQUIPPED HANDLE / KIT TRANSLATION - POIGNEE DROITE	
200	1001270746	1	KIT STEER,LEFT EQUIPPED HANDLE / KIT DIRECTION - POIGNEE GAUCHE	

SECTION 7 - ELECTRICAL INSTALL / INSTALLATION ELECTRIQUE

FIGURE 7-8. KITS HANDLES / KITS POIGNEES



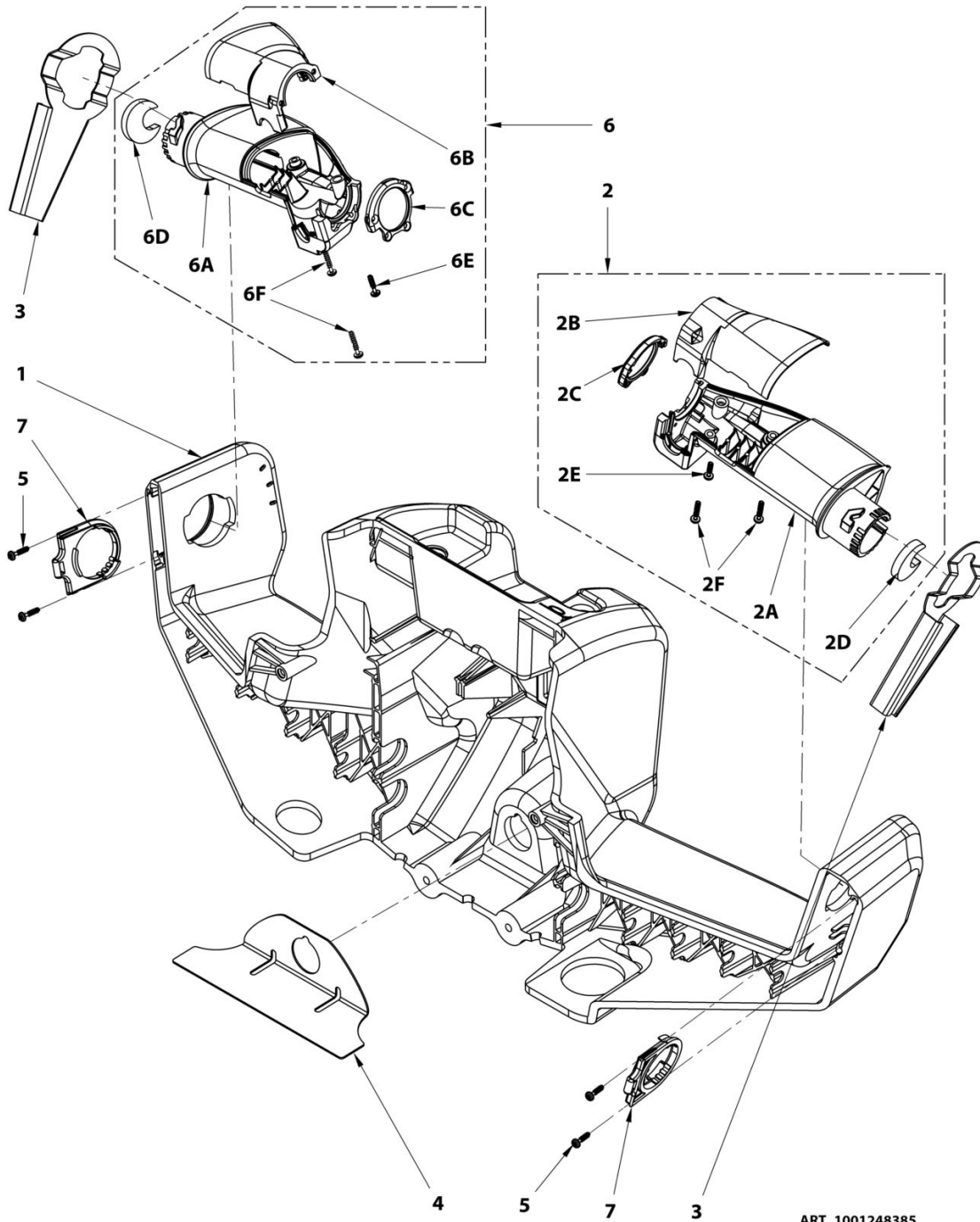
SECTION 7 - ELECTRICAL INSTALL / INSTALLATION ELECTRIQUE

FIGURE 7-8. KITS HANDLES / KITS POIGNEES

ITEM	PART NUMBER	QTY	DESCRIPTION	REV
100	1001270745	1	KIT DRIVE,RIGHT EQUIPPED HANDLE / KIT TRANSLATION - POIGNEE DROITE	B
101	1001249831	1	SCREW RD HD MACH,THD FORMING,PLASTIC TORX 3x12 / VIS AUTOFORMEUSE TORX 3x12 POUR PLASTIC	
102	1001253230	1	GROMMET,HOLE 20MM,CABLE 8-12MM / PASSE FIL ETANCHE D8-12 - TROU D20	
103	1001262642	1	RING,HANDLE STIFFER / BAQUE RENFORT POIGNEE	
104	1001270747	1	KIT,PLASTIC RIGHT HANDLE / KIT PLASTIQUE POIGNEE DROITE	
104A	1001279134	1	HANDLE,RIGHT BASE / BASE POIGNEE DROITE	
104B	1001279135	1	HANDLE,RIGHT COVER / CAPOT POIGNEE DROITE	
104C	1001279136	1	HANDLE,RIGHT HOLDER / BRIDE POIGNEE DROITE	
104D	1001279163	1	HANDLE,RECEIVER / RECEPTACLE POIGNEE	
105	1001270792	2	SCREW,THD FORMING TORX 3x16 / VIS AUTOFORMEUSE TORX 3x16 POUR PLASTIC	
107	1001300792	1	ELEC ASSY,DRIVE THUMB JOYSTICK / FAISCEAU JOYSTICK TRANSLATION	
107A	1001285504	1	CAP,MUSHROOM BOOT / CAOUTCHOUC JOYSTICK	
108	1001255620	1	ELEC ASSY,PUSH BUTTON / FAISCEAU BOUTON POUSSOIR	
109	1001255621	1	ELEC ASSY,TRIANGULATION SENSOR / FAISCEAU CAPTEUR TRIANGULATION	
110	1001255639	0.17m	SLEEVE,WIRE PROTECTION dD7-10 / GAINÉ RAINUREE dD7-10	
111	1001256178	0.19m	SLEEVE,CAOUTCHOUC dD7-10 / GAINÉ CAOUTCHOUC dD7-10	
200	1001270746	1	KIT STEER,LEFT EQUIPPED HANDLE / KIT DIRECTION - POIGNEE GAUCHE	C
101	1001249831	1	SCREW RD HD MACH,THD FORMING,PLASTIC TORX 3x12 / VIS AUTOFORMEUSE TORX 3x12 POUR PLASTIC	
102	1001253230	1	GROMMET,HOLE 20MM,CABLE 8-12MM / PASSE FIL ETANCHE D8-12 - TROU D20	
103	1001262642	1	RING,HANDLE STIFFER / BAGUE RENFORT POIGNEE	
204	1001270748	1	KIT,PLASTIC LEFT HANDLE / KIT PLASTIQUE POIGNEE GAUCHE	
240A	1001279131	1	HANDLE,LEFT BASE / BASE POIGNEE GAUCHE	
204B	1001279132	1	HANDLE,LEFT COVER / CAPOT POIGNEE GAUCHE	
204C	1001279133	1	HANDLE,LEFT HOLDER / BRIDE POIGNEE GAUCHE	
204D	1001279163	1	HANDLE,RECEIVER / RECEPTACLE POIGNEE	
105	1001270792	2	SCREW,THD FORMING TORX 3x16 / VIS AUTOFORMEUSE TORX 3x16 POUR PLASTIC	
207	1001252080	1	ELEC ASSY,STEERING THUMB JOYSTICK / FAISCEAU JOYSTICK DIRECTION	
207A	1001303519	1	CAP,MUSHROOM BOOT	
108	1001255620	1	ELEC ASSY,PUSH BUTTON / FAISCEAU BOUTON POUSSOIR	
109	1001255621	1	ELEC ASSY,TRIANGULATION SENSOR / FAISCEAU CAPTEUR TRIANGULATION	
110	1001255639	0.17m	SLEEVE,WIRE PROTECTION dD7-10 / GAINÉ CAOUTCHOUC dD7-10	
111	1001256178	0.19m	SLEEVE,CAOUTCHOUC dD7-10 / GAINÉ RAINUREE dD7-10	

SECTION 7 - ELECTRICAL INSTALL / INSTALLATION ELECTRIQUE

FIGURE 7-9. BOX,MECHANICAL ASSY / BOITIER,ASSEMBLAGE MECANIQUE



ART_1001248385

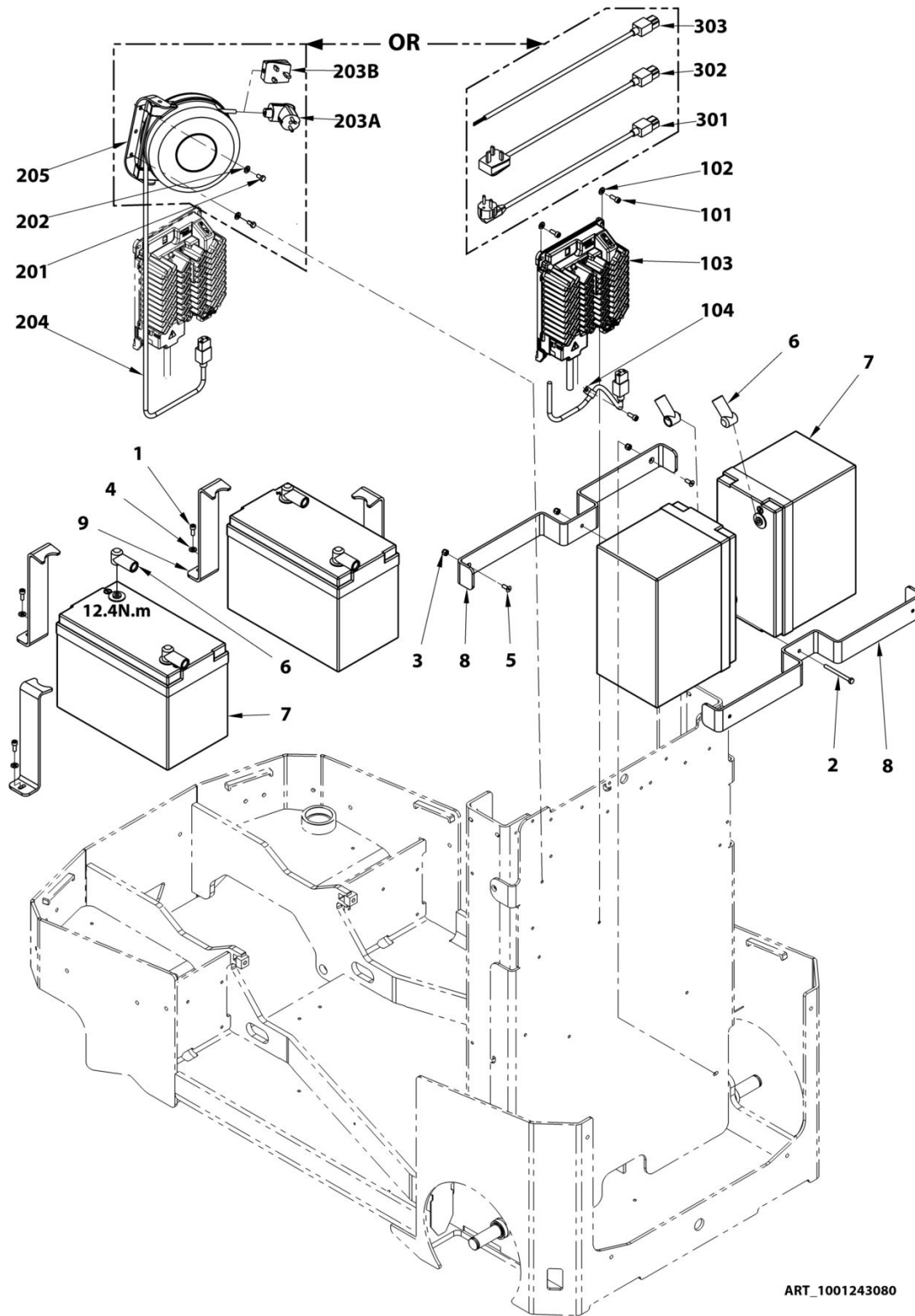
SECTION 7 - ELECTRICAL INSTALL / INSTALLATION ELECTRIQUE

FIGURE 7-9. BOX,MECHANICAL ASSY / BOITIER,ASSEMBLAGE MECANIQUE

ITEM	PART NUMBER	QTY	DESCRIPTION	REV
	1001248385	1	MECHANICAL BOX ASSY / BOITIER PLASTIQUE ASSEMBLE	B
1	1001248381	1	BOX,PLASTIC / BOITIER PLASTIQUE	
2	1001279129	1	HANDLE,LEFT ASSEMBLY / POIGNEE GAUCHE ASSEMBLEE	
2A	1001279131	1	HANDLE,LEFT BASE / BASE POIGNEE GAUCHE	
2B	1001279132	1	HANDLE,LEFT COVER / CAPOT POIGNEE GAUCHE	
2C	1001279133	1	HANDLE,LEFT HOLDER / BRIDE POIGNEE GAUCHE	
2D	1001262642	1	RING,HANDLE STIFFER / BAGUE RENFORT POIGNEE	
2E	1001249831	1	SCREW RD HD MACH,THD FORMING,PLASTIC TORX 3x12 / VIS AUTOFORMEUSE TORX 3x12 POUR PLASTIC	
2F	1001270792	2	SCREW RD HD MACH,THD FORMING,PLASTIC TORX 3x16 / VIS AUTOFORMEUSE TORX 3x16 POUR PLASTIC	
3	1001248389	2	SPRING,HOLDER / RESSORT DE MAINTIEN	
4	1001279137	1	PLATE,WATER PROJECTION / PROTECTION PROJECTIONS D'EAU	
5	1001249831	4	SCREW RD HD MACH,THD FORMING,PLASTIC TORX 3x12 / VIS AUTOFORMEUSE TORX 3x12 POUR PLASTIC	
6	1001279130	1	HANDLE,RIGHT ASSEMBLY / POIGNEE DROITE ASSEMBLEE	
6A	1001279134	1	HANDLE,RIGHT BASE / BASE POIGNEE DROITE	
6B	1001279135	1	HANDLE,RIGHT COVER / CAPOT POIGNEE DROITE	
6C	1001279136	1	HANDLE,RIGHT HOLDER / BRIDE POIGNEE DROITE	
6D	1001262642	1	RING,HANDLE STIFFER / BAGUE RENFORT POIGNEE	
6E	1001249831	1	SCREW RD HD MACH,THD FORMING,PLASTIC TORX 3x12 / VIS AUTOFORMEUSE TORX 3x12 POUR PLASTIC	
6F	1001270792	2	SCREW RD HD MACH,THD FORMING,PLASTIC TORX 3x16 / VIS AUTOFORMEUSE TORX 3x16 POUR PLASTIC	
7	1001279163	2	HANDLE,RECEIVER / RECEPTACLE POIGNEE	

SECTION 7 - ELECTRICAL INSTALL / INSTALLATION ELECTRIQUE

FIGURE 7-10. BATTERIES AND CHARGEUR INSTALL / INSTALLATION BATTERIES ET CHARGEUR



SECTION 7 - ELECTRICAL INSTALL / INSTALLATION ELECTRIQUE

FIGURE 7-10. BATTERIES AND CHARGEUR INSTALL / INSTALLATION BATTERIES ET CHARGEUR

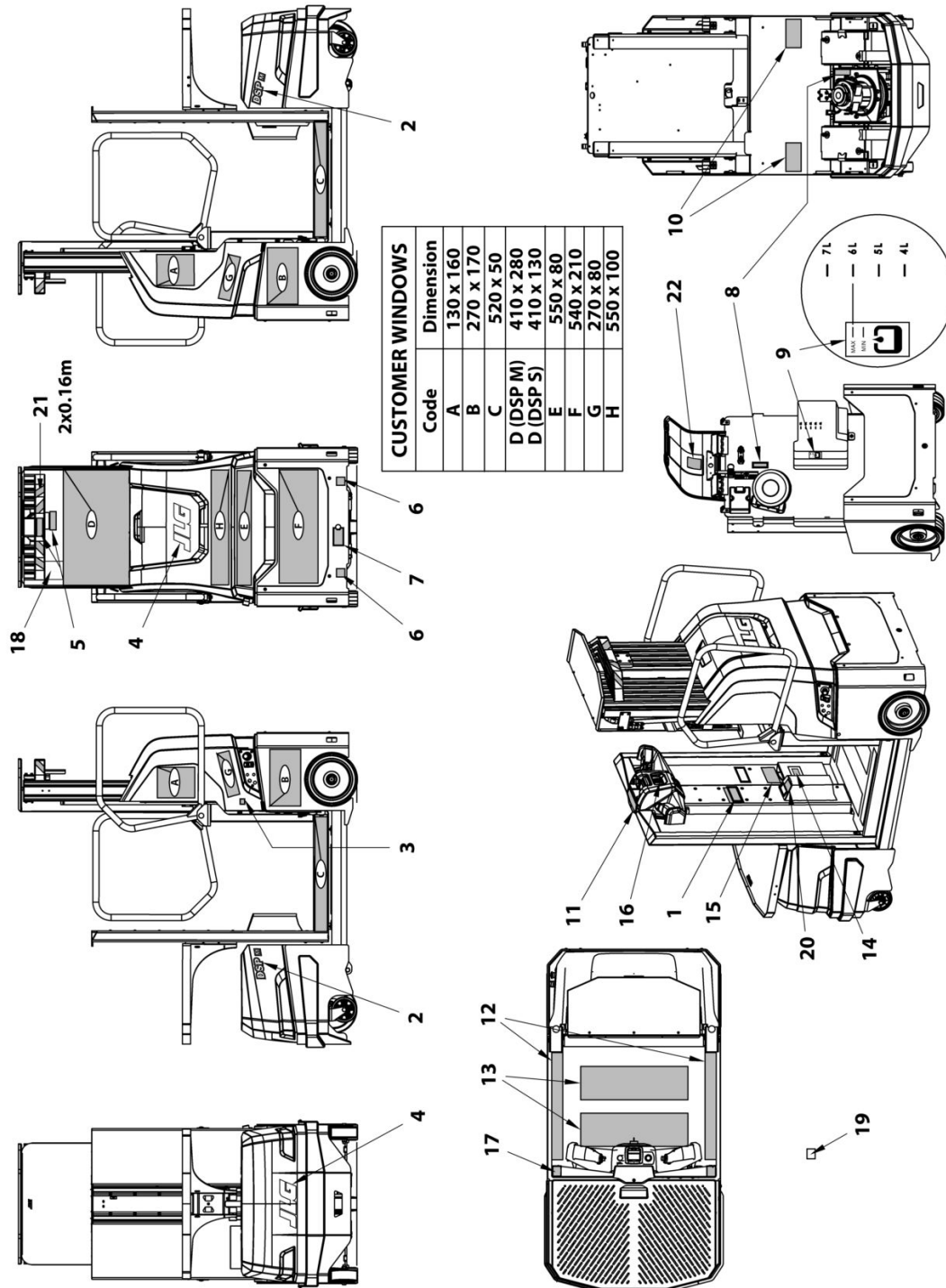
ITEM	PART NUMBER	QTY	DESCRIPTION	REV
	1001243080	REF	BATTERIES INSTALL / INSTALLATION BATTERIES	B
1	000015	4	M06x16 8.8 SOCKET HEAD MACH SCREW / VIS CHC M06x16 8.8 BI FT	
2	100049	1	M06x70 8.8 HEX HEAD MACHINE SCREW / VIS H M06x70 8.8 BI FT	
3	110003	3	M06 GR. 8.8 LOCK NUT / ECROU FREIN M6 CL08 BI	
4	120009	4	LOCK WASHER D06x14 / RONDELLE CONTACT dD 06x14 BI	
5	130003	2	M06x16 10.9 COUNTERSUNK HEAD M. S. / VIS FHC M06x16 10.9 BI FT	
6	250031	8	BOOT,BATTERY TERMINAL / CAPUCHON DE PROTECTION	
7	1001177558	4	BATTERY,6 VOLT 200Ah AGM / BATTERIE AGM 6V-200Ah	
8	1001243683	2	STOP,BATTERY,REAR / MAINTIEN ARRIERE BATTERIES	
9	1001243690	4	STOP,BATTERY,FRONT / MAINTIEN AVANT BATTERIES	
	1001243081	REF	CHARGER INSTALL / INSTALLATION CHARGEUR	B
101	000015	3	M06x16 8.8 SOCKET HEAD MACH SCREW / VIS CHC M06x16 8.8 BI FT	
102	120009	2	LOCK WASHER D06x14 / RONDELLE CONTACT dD 06x14 BI	
103	1001246900	1	CHARGER / CHARGEUR	
104	1001279287	1	CLAMP D9 / COLLIER D9	
	1001248249	REF	CHARGER PLUG W/ REEL CEE7 INSTALL / INSTALLATION ENROULEUR AVEC PRISE CEE7	A
	1001248250	REF	CHARGER PLUG W/ REEL BS1362 INSTALL / INSTALLATION ENROULEUR AVEC PRISE BS1362	A
	1001248251	REF	CHARGER PLUG W/ REEL W/O PLUG INSTALL / INSTALLATION ENROULEUR SANS PRISE	A
201	100027	2	M06x12 8.8 HEX HEAD MACHINE SCREW / VIS H M06x12 8.8 BI FT	
202	120009	2	LOCK WASHER D06x14 / RONDELLE CONTACT dD 06x14 BI	
203A	260214	1	FRENCH AND GERMAN 230V CONNECTOR / PRISE 230V FRANCAISE ET ALLEMANDE	
203B	250117	1	UK 230 MALE CONNECTOR / PRISE MALE ROYAUME UNI	
204	1060689	1	CABLE AC CORD, W/O PLUG / CABLE CA CHARGEUR, SANS PRISE	
205	260287	1	CABLE REAL / ENROULEUR	
301	250211	1	CABLE IEC22 / PLUG CEE7 2m 10A / CORDON IEC22 / FICHE CEE7 2m 10A	
302	250213	1	CABLE IEC22 / PLUG BS1362 2m 10A / CORDON IEC22 / FICHE BS1362 2m 10A	
303	1060689	1	CABLE AC CORD, W/O PLUG / CABLE CA CHARGEUR, SANS PRISE	

SECTION 8 - DECALS INSTALL / INSTALLATION AUTOCOLLANTS

SECTION 8 - DECALS INSTALL / INSTALLATION AUTOCOLLANTS

SECTION 8 - DECALS INSTALL / INSTALLATION AUTOCOLLANTS

FIGURE 8-1. DECALS INSTALL / INSTALLATION AUTOCOLLANTS



ART_1001247429

SECTION 8 - DECALS INSTALL / INSTALLATION AUTOCOLLANTS

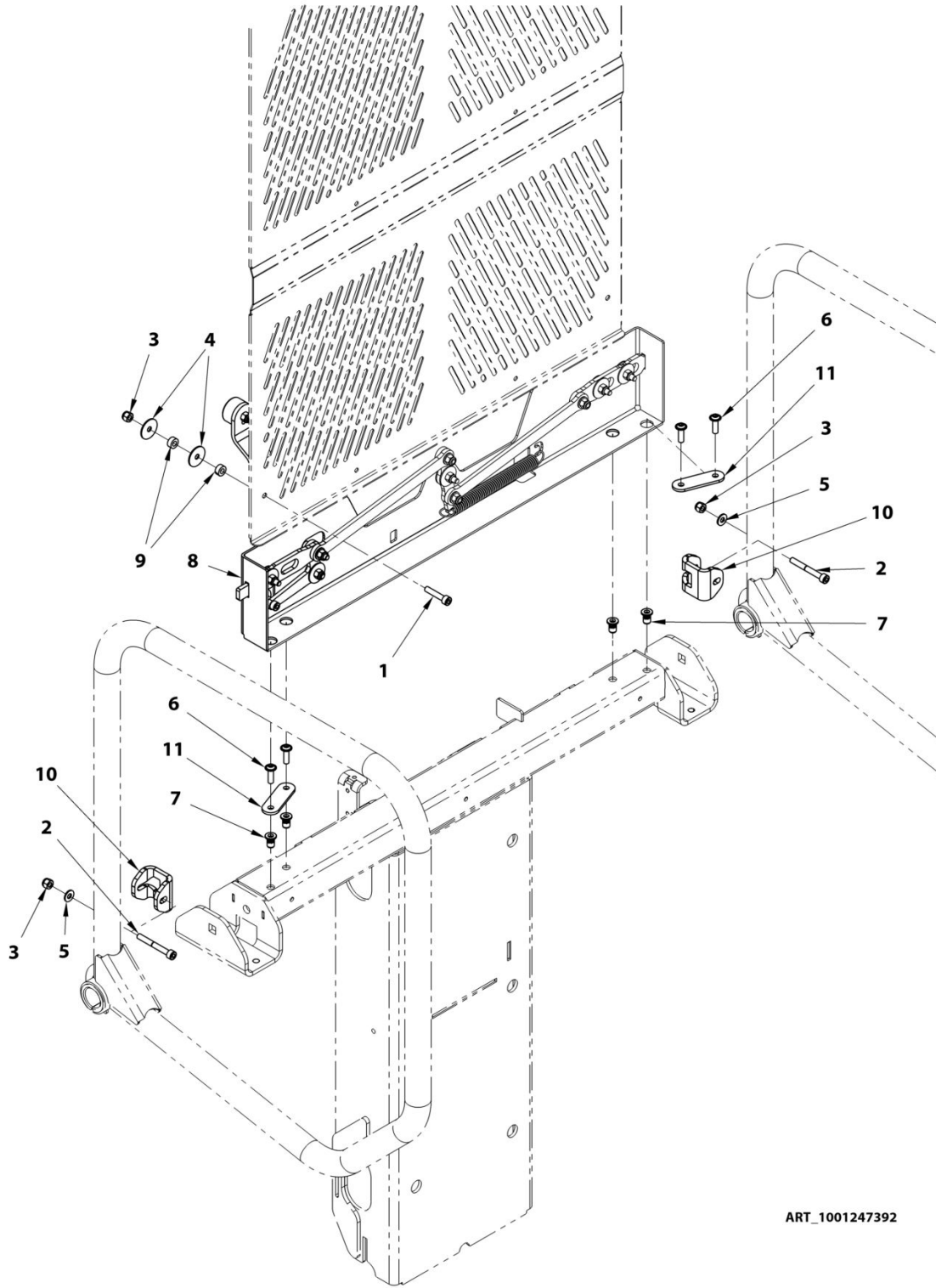
FIGURE 8-1. DECALS INSTALL / INSTALLATION AUTOCOLLANTS

ITEM	PART NUMBER	QTY	DESCRIPTION	REV
	1001247429	REF	DECALS INSTALL / INSTALLATION AUTOCOLLANTS	F
1	1001247407	1	DSP S-M - DECAL,CAPACITY / DSP S-M - AUTOCOLLANT, CAPACITES	
2	1001281214	2	DSP S - MODEL NAME / DSP S - NOM DU MODELE	
2	1001281215	2	DSPi S - MODEL NAME / DSPi S - NOM DU MODELE	
2	1001281212	2	DSP M - MODEL NAME / DSP M - NOM DU MODELE	
2	1001281213	2	DSPi M - MODEL NAME / DSPi M - NOM DU MODELE	
3	1001263455	1	DSP S - MAX TIRE LOAD / DSP S - CHARGE SUR ROUE	
3	1001247411	1	DSP M - MAX TIRE LOAD / DSP M - CHARGE SUR ROUE	
4	1001214107	2	DECAL,JLG LOGO / AUTOCOLLANT, LOGO JLG	
	1001247406	REF	DECAL, DECAL KIT (CE) / AUTOCOLLANTS, EUROPE	D
5	1001249127	2	DECAL,CRUSHING / AUTOCOLLANT, ECRASEMENT	
6	1001249128	2	DECAL,FORKS / AUTOCOLLANT, PRISES DE FOURCHE	
7	1001249125	1	DECAL,MANUAL DESCENT / AUTOCOLLANT, DESCENTE MANUELLE	
8	1705803	2	DECAL,WARNING FIRE HAZARD / AUTOCOLLANT, RISQUES EXPLOSION	
9	AU2097	1	DECAL, OIL LEVEL / AUTOCOLLANT, NIVEAU D'HUILE	
10	1001249126	2	DECAL,NO STEP / AUTOCOLLANT, NE PAS MONTER	
11	1001252302	1	DECAL,PLATFORM CONTROLS / AUTOCOLLANT, CONTROLES DE LA PLATE-FORME	
12	1001253727	2	ADHESIVE,ANTI-SKID BAND 50x482 / BANDE ADHESIVE ANTIDERAPANTE 50x482	
13	AU2061	2	ADHESIVE,ANTI-SKID BAND 150x482 / BANDE ADHESIVE ANTIDERAPANTE 150x482	
14	1001227848	1	DECAL,MANUAL / AUTOCOLLANT, MANUEL	
15	1001255585	1	PLATE,SERIAL N° (DSP S-M CE) / PLATE,SERIAL N° (DSP S-M CE) (Prior to SN A130022089)	
15	1001276986	1	PLATE,SERIAL N° (DSP S-M-L CE-UKCA) / PLATE,SERIAL N° (DSP S-M-L CE-UKCA) (SN A130022089 to Present)	
15	1001258947	1	PLATE,SERIAL N° (DSPi S-M CE) / PLAQUE CONSTRUCTEUR (DSPi S-M CE)	
16	1001249987	1	DECAL,POWERED TRAY / AUTOCOLLANT, TABLETTE MOTORISEE	
17	1001258210	1	DECAL,MANUAL TRAY POSITIONING / AUTOCOLLANT, TABLETTE MANUELLE	
18	1702631	1	DECAL,BAR CODE / AUTOCOLLANT CODE BARRE	
19	1001268840	1	DECAL,SLOPE,FORWARD / AUTOCOLLANT PENTE EN MARCHE AVANT	
20	1704277	1	DECAL,LANYARD ATTACH / AUTOCOLLANT ATTACHE DE HARNAIS	
21	4420051	0.32 m	TAPE,SAFETY YELLOW-BLACK / BANDE SECURITE JAUNE-NOIR	
22	1001296007	1	DECAL,HYD OIL CHART / AUTOCOLLANT TYPES HUILE	

SECTION 9 - OPTIONS / OPTIONS

SECTION 9 - OPTIONS / OPTIONS

FIGURE 9-1. GATE LATCH INSTALL / INSTALLATION VERROU PORTES



ART_1001247392

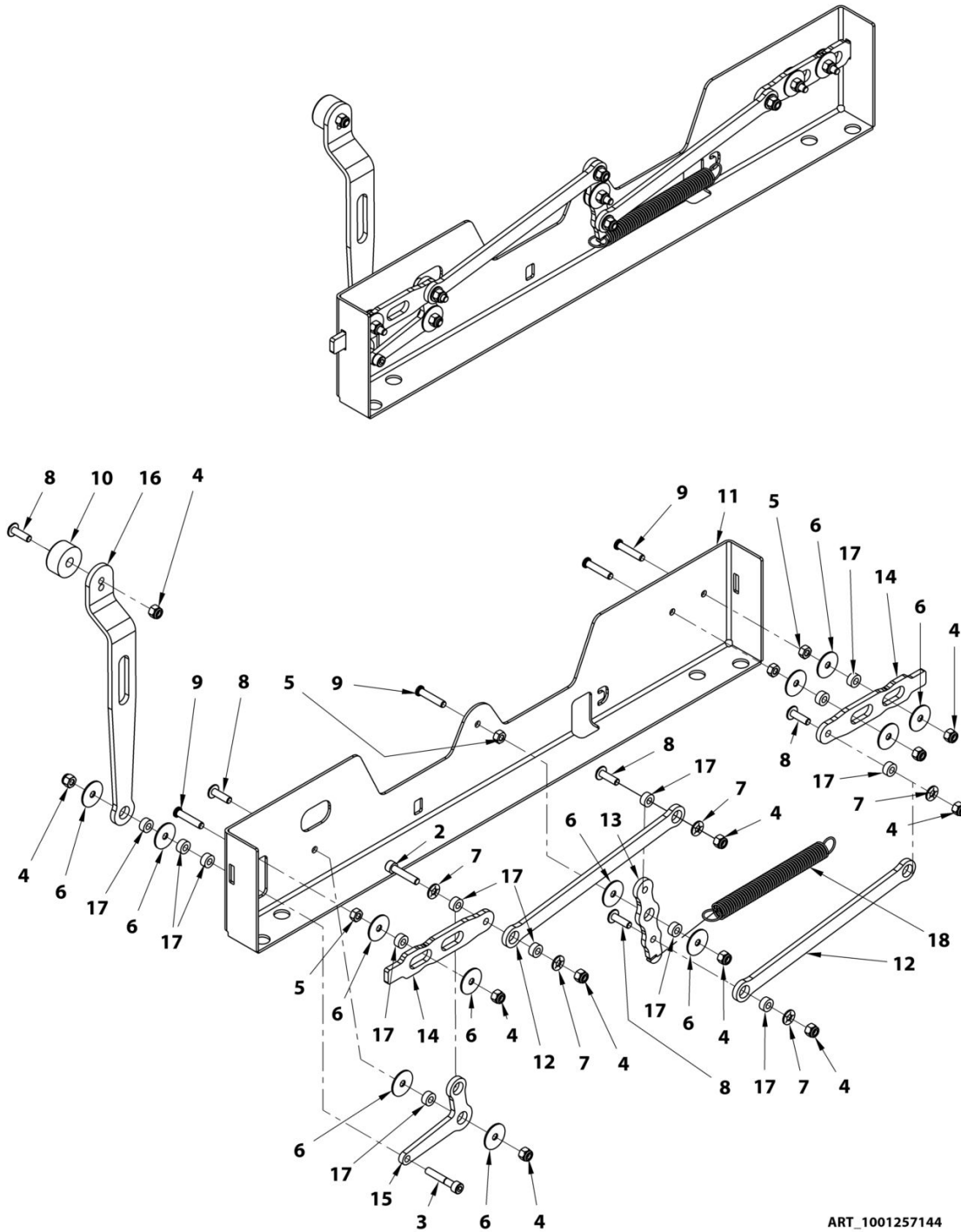
SECTION 9 - OPTIONS / OPTIONS

FIGURE 9-1. GATE LATCH INSTALL / INSTALLATION VERROU PORTES

ITEM	PART NUMBER	QTY	DESCRIPTION	REV
	1001247392	REF	GATE LATCH INSTALL / GATE LATCH INSTALL	B
1	000016	1	M06x30 8.8 SOCKET HEAD MACH SCREW / VIS CHC M06x30 8.8 BI FT	
2	000026	2	M06x50 8.8 SOCKET HEAD CAPSCREW / VIS CHC M06x50 8.8 BI FP	
3	110003	3	M06 GR. 8.8 LOCK NUT / ECROU FREIN M6 CL08 BI	
4	120004	2	dD 06x25x1.2 WASHER / RONDELLE dD 06x25x1.2 BI	
5	120009	2	LOCK WASHER D06x14 / RONDELLE CONTACT dD 06x14 BI	
6	130021	4	M06x20 8.8 ROUND HEAD MACH SCREW / VIS BOMBEE ULF M06x20 8.8 BI FT	
7	1001258232	4	RIVET,NUT M6 / INSERT M6	
8	1001257144	1	LATCH,SUB ASSEMBLY / ASSEMBLAGE VERROUILLAGE	
9	1001257152	2	SLEEVE,PIVOT / DOUILLE PIVOT	
10	1001257153	2	PLATE,STOP / BUTEE	
11	1001257402	2	PLATE,WASHER / PLAQUE DE SERRAGE	

SECTION 9 - OPTIONS / OPTIONS

FIGURE 9-2. LATCH, SUB ASSY / ASSEMBLAGE VERROUILLAGE PORTES



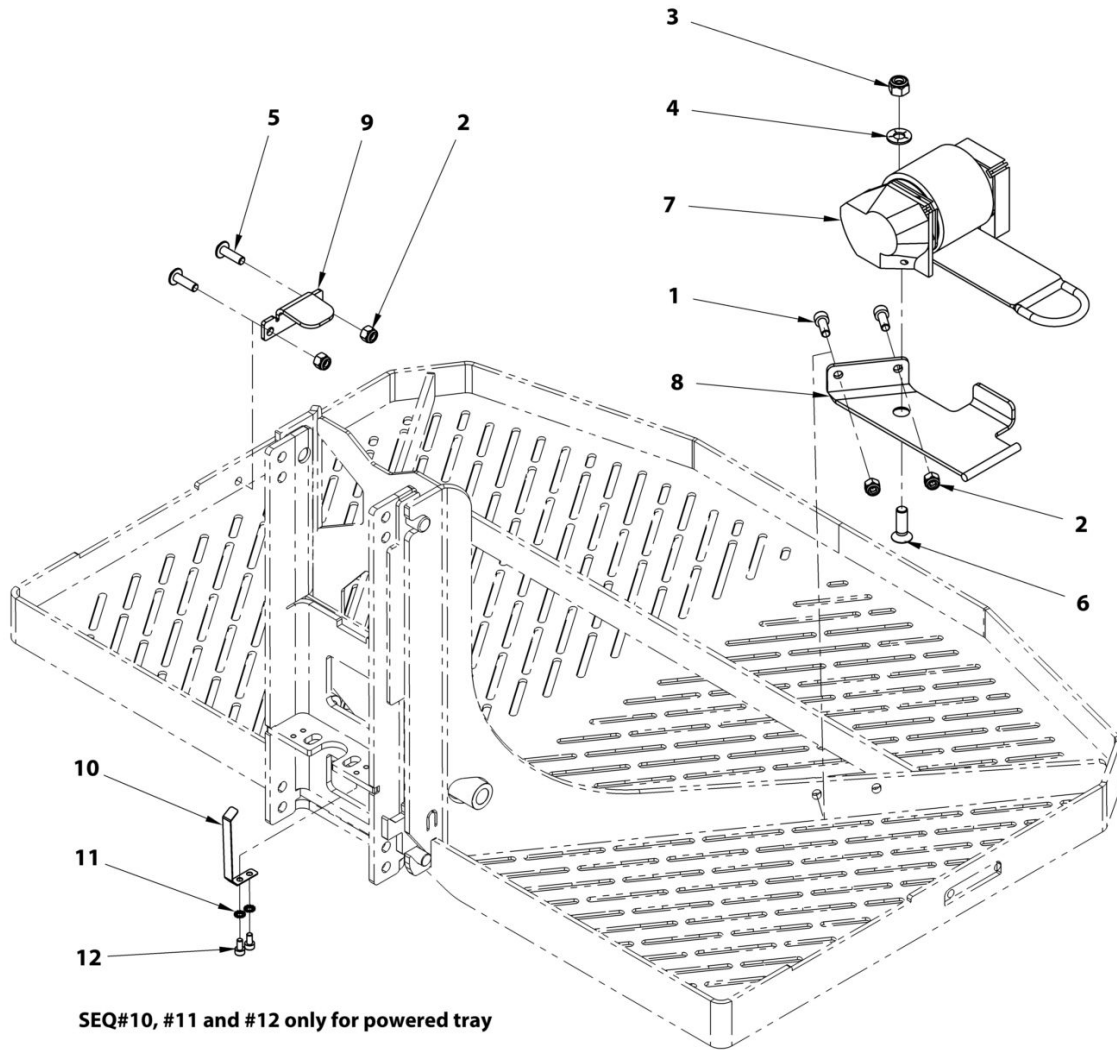
SECTION 9 - OPTIONS / OPTIONS

FIGURE 9-2. LATCH,SUB ASSY / ASSEMBLAGE VERROUILLAGE PORTES

ITEM	PART NUMBER	QTY	DESCRIPTION	REV
	1001257144	1	LATCH SUB ASSEMBLY / ASSEMBLAGE VERROUILLAGE	E
2	000016	1	M06x30 8.8 SOCKET HEAD MACH SCREW / VIS CHC M06x30 8.8 BI FT	
3	000077	1	M06x35 8.8 SOCKET HEAD CAPSCREW / VIS CHC M06x35 8.8 BI FP	
4	110003	11	M06 GR. 8.8 LOCK NUT / ECROU FREIN M6 CL08 BI	
5	110015	4	M06 GR. 8.8 HEX NUT / ECROU H M06 CL08 BI	
6	120004	12	dD 06x25x1.2 WASHER / RONDELLE dD 06x25x1.2 BI	
7	120009	5	LOCK WASHER D06x14 / RONDELLE CONTACT dD 06x14 BI	
8	130021	5	M06x20 8.8 ROUND HEAD MACH SCREW / VIS BOMBEE ULF M06x20 8.8 BI FT	
9	130066	4	STUD,SELF-CRIMPING,M6x30 / GOUJON A SERTIR M06x30	
10	1001248085	1	STOP,GATE / BUTEE PA NOIR	
11	1001257145	1	MOUNT,GATES LATCH / SUPPORT VERROUILLAGE	
12	1001257147	2	LINK,LATCH / TIRANT VERROU	
13	1001257148	1	LEVER,MIDDLE / LEVIER MILIEU	
14	1001257149	2	PLATE,LATCH / VERROU	
15	1001257150	1	LEVER,MAST LINK / LEVIER, ACTIONNEUR MAT	
16	1001257151	1	LINK,MAST / ACTIONNEUR MAT	
17	1001257152	13	SLEEVE,PIVOT / DOUILLE PIVOT	
18	160018	1	SPRING,TRACTION 160 140 1000 I / RESSORT DE TRACTION 160 140 1000 I	

SECTION 9 - OPTIONS / OPTIONS

FIGURE 9-3. TIE STRAP INSTALL / INSTALLATION ENROULEUR TABLETTE



ART_1001247390

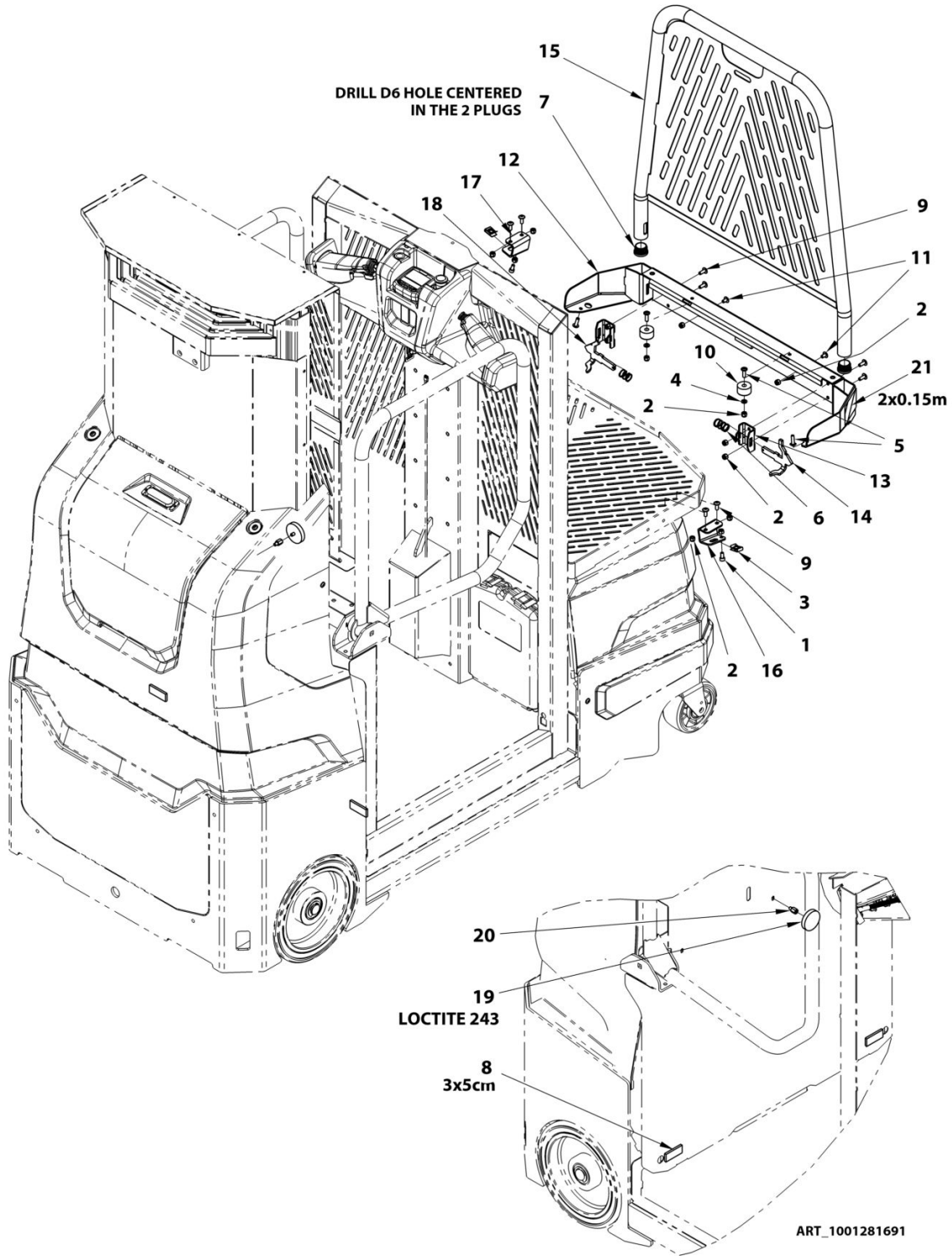
SECTION 9 - OPTIONS / OPTIONS

FIGURE 9-3. TIE STRAP INSTALL / INSTALLATION ENROULEUR TABLETTE

ITEM	PART NUMBER	QTY	DESCRIPTION	REV
	1001247390	REF	TIE STRAP INSTALL / INSTALLATION ENROULEUR TABLETTE	B
1	000015	2	M06x16 8.8 SOCKET HEAD MACH SCREW / VIS CHC M06x16 8.8 BI FT	
2	110003	4	M06 GR. 8.8 LOCK NUT / ECROU FREIN M6 CL08 BI	
3	110004	1	M08 GR. 8.8 LOCK NUT / ECROU FREIN M8 CL08 BI	
4	120010	1	LOCK WASHER D08x18 / RONDELLE CONTACT dD 08x18 BI	
5	130021	2	M06x20 8.8 ROUND HEAD MACH SCREW / VIS BOMBEE ULF M06x20 8.8 BI FT	
6	130025	1	M08x25 10.9 COUNTERSUNK HEAD M. S. / VIS FHC M08x25 10.9 BI FT	
7	190076	1	REEL,STRAP / SANGLE A ENROULEUR	
8	1001250545	1	SUPPORT,WELDMENT TIE STRAP / SUPPORT SANGLE ENROULEUR	
9	1001247984	1	PLATE,STRAP FIXTURE / EQUERRE CROCHET BANDE	
10	1001248036	1	PLATE,TIE STRAP STOP / EQUERRE BUTEE BANDE	
11	120058	2	WASHEREXT STAR LK METRIC (COD, D4 SERRATED LOCK / RONDELLE EVENTAIL D4	
12	000090	2	M04x08 8.8 SOCKET HEAD MACH SCREW / VIS CHC M04x08 8.8 BI FT	

SECTION 9 - OPTIONS / OPTIONS

FIGURE 9-4. PARCEL GUARD WITH HOUSING BRACKETS / BUTEE DE COLIS AVEC SUPPORT LOGEMENTS



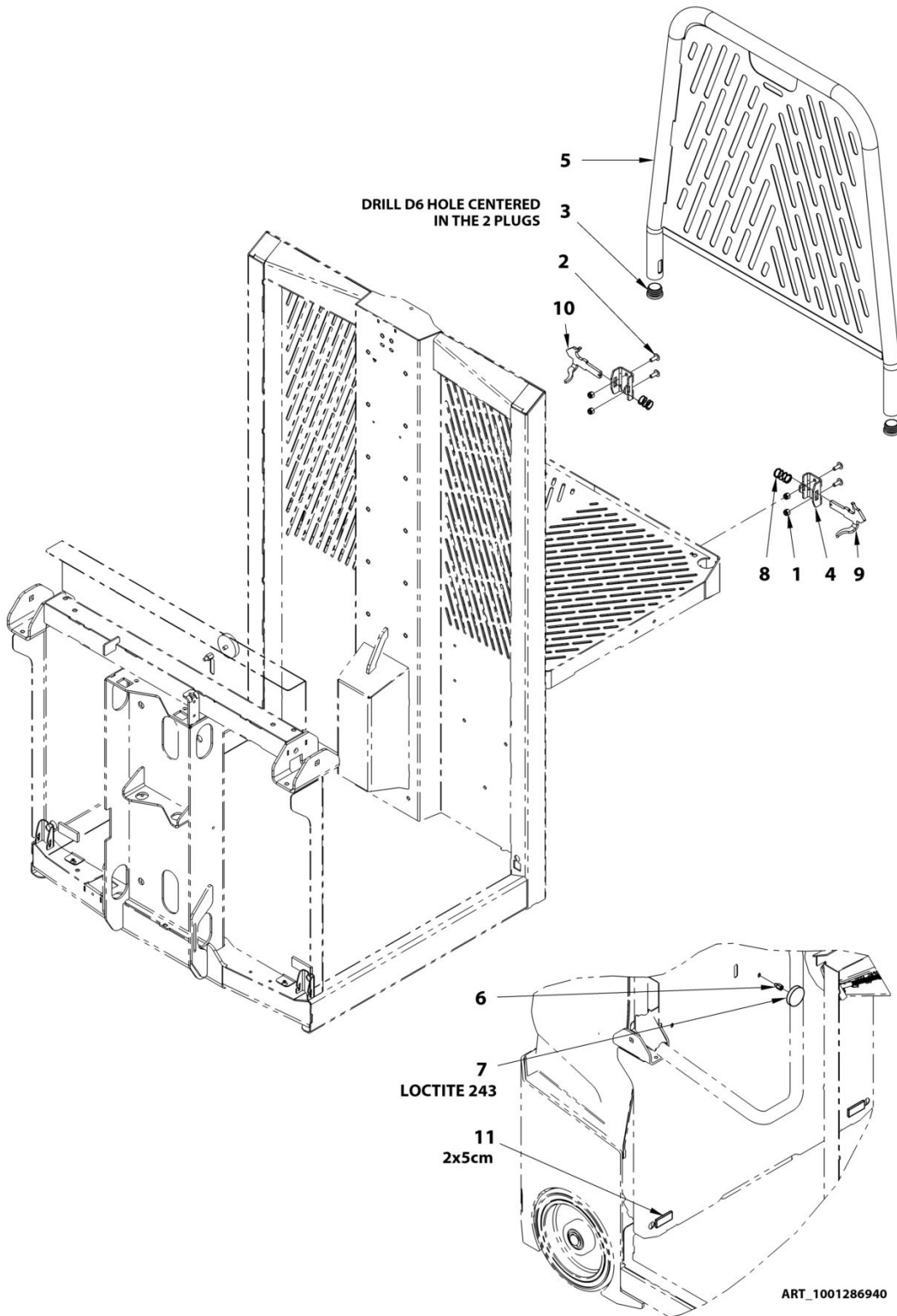
SECTION 9 - OPTIONS / OPTIONS

FIGURE 9-4. PARCEL GUARD WITH HOUSING BRACKETS / BUTEE DE COLIS AVEC SUPPORT LOGEMENTS

ITEM	PART NUMBER	QTY	DESCRIPTION	REV
	1001281691	REF	PARCEL GUARD WITH HOUSING BRACKETS / BUTEE DE COLIS AVEC SUPPORT LOGEMENTS	A
1	000014	2	M06x12 8.8 SOCKET HEAD MACH SCREW / VIS CHC M06x12 8.8 BI FT	
2	110003	14	M06 GR. 8.8 LOCK NUT / ECROU FREIN M6 CL08 BI	
3	110026	2	M06 CAGE HEX NUT / ECROU CAGE M06	
4	120030	2	LOCK WASHER D06x12 / RONDELLE CONTACT M6 BI	
5	130021	4	M06x20 8.8 ROUND HEAD MACH SCREW / VIS BOMBEE ULF M06x20 8.8 BI FT	
6	1001284781	2	SPRING,C180 125 0320 I / RESSORT C180 125 0320 I	
7	400048	2	CAP D=30 / BOUCHON D=30	
8	400098	0.15	TAPE,RUBBER ROLLER 20X5 / CAHOUCHOUC ADHESIF 20x5	
9	1001246399	8	SCREW RD HD MACH,M6X16 / VIS BOMBEE ULF M06x16 8.8 BI FT	
10	1001248085	2	STOP D=30 H=18 / BUTEE D=30 H=18	
11	1001256013	2	SCREW RD HD MACH,M6X10 / VIS BOMBEE ULF M06x10 8.8 BI FT	
12	1001281478	1	CARRIAGE,STOP TUBE REMOVABLE / SUPPORT TUBE BUTEE	
13	1001281615	2	BRACKET,LOCK GUIDE / GUIDAGE DE VERROU	
14	1001281617	1	PLATE,LOCK / TOLE VERROU	
15	1001281660	1	TUBE,REMOVABLE STOP / TUBE BUTEE AMOVIBLE	
16	1001281664	1	SUPPORT,RIGHT / SUPPORT DROIT	
17	1001281665	1	SUPPORT,LEFT / SUPPORT GAUCHE	
18	1001281952	1	PLATE,LOCK SYMETRIC / TOLE VERROU SYMETRIQUE	
19	1001281953	1	MAGNET,M6 MALE 80N / AIMANT M6 MALE 80N	
20	1001281863	1	STUD,M6- M-F STANDOFF / PROLONGATEUR M/F M6	
21	4420051	0.3 m	TAPE,SAFETY YELLOW/BLACK / AUTOCOLLANT SECURITE JAUNE/NOIR	

SECTION 9 - OPTIONS / OPTIONS

FIGURE 9-5. PARCEL GUARD W/O HOUSING BRACKETS / BUTEE DE COLIS SANS SUPPORT LOGEMENTS



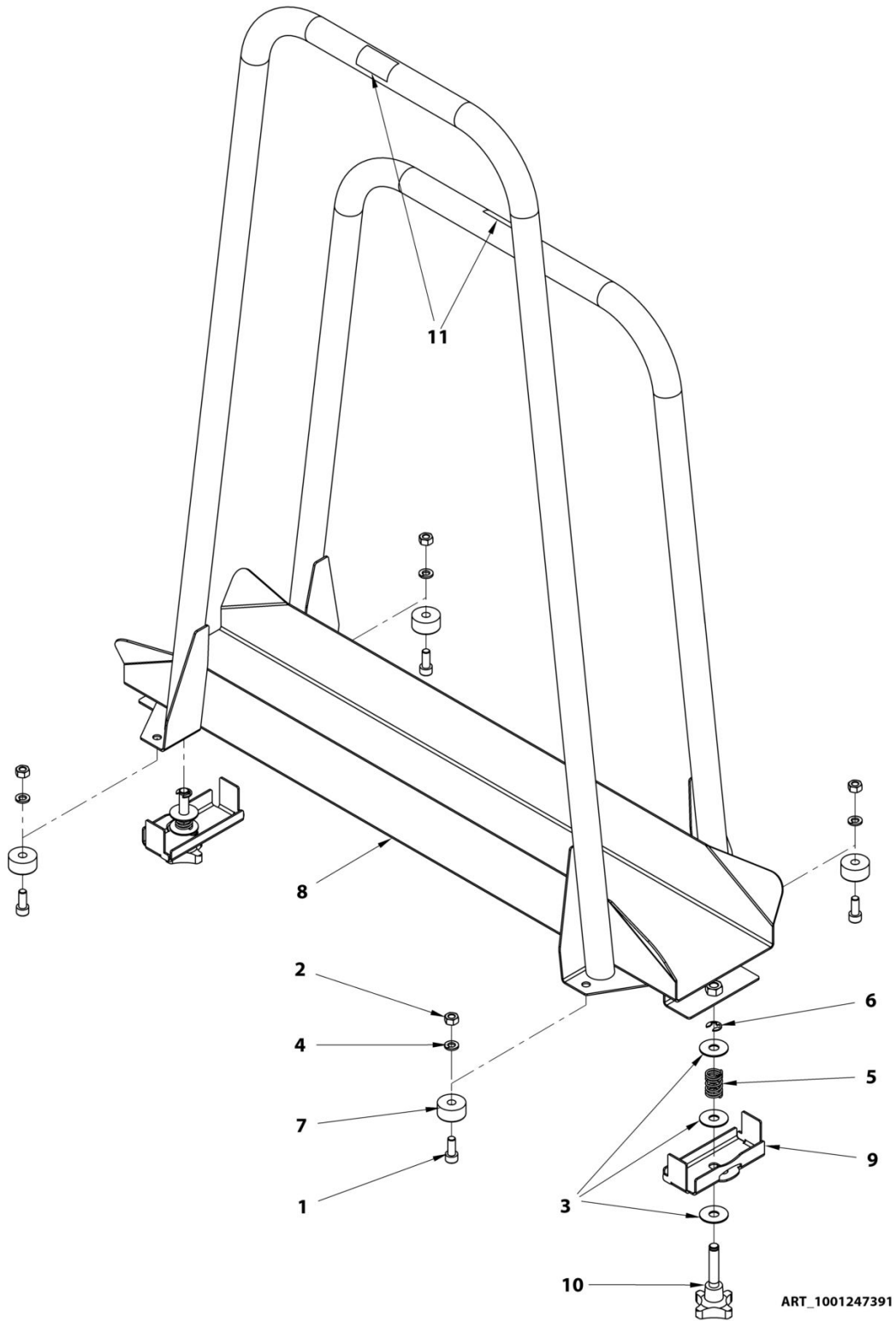
SECTION 9 - OPTIONS / OPTIONS

FIGURE 9-5. PARCEL GUARD W/O HOUSING BRACKETS / BUTEE DE COLIS SANS SUPPORT LOGEMENTS

ITEM	PART NUMBER	QTY	DESCRIPTION	REV
	1001286940	REF	PARCEL GUARD W/O HOUSING BRACKETS / BUTEE DE COLIS SANS SUPPORT LOGEMENTS	B
1	110003	4	M06 GR. 8.8 LOCK NUT / ECROU FREIN M6 CL08 BI	
2	1001246399	4	SCREW RD HD MACH,M6X16 / VIS BOMBEE ULF M06x16 8.8 BI FT	
3	400048	2	CAP D=30 / BOUCHON D=30	
4	1001281615	2	BRACKET,LOCK GUIDE / GUIDAGE DE VERROU	
5	1001281660	1	TUBE,REMOVABLE STOP / TUBE BUTEE AMOVIBLE	
6	1001281863	1	STUD,M6- M-F STANDOFF / PROLONGATEUR M/F M6	
7	1001281953	1	MAGNET,FLAT M6 MALE 80N / AIMANT M6 MALE 80N	
8	1001284781	2	SPRING,C180 125 0320 I / RESSORT C180 125 0320 I	
9	1001287773	1	PLATE,LOCK / TOLE VERROU	
10	1001287774	1	PLATE,LOCK SYMETRIC / TOLE VERROU SYMETRIQUE	
11	400098	0.1 m	TAPE,RUBBER ROLLER 20X5 / CAHOUCOUC ADHESIF 20x5	

SECTION 9 - OPTIONS / OPTIONS

FIGURE 9-6. PANEL CARRIER INSTALL / INSTALLATION TRANSPORT PORTES



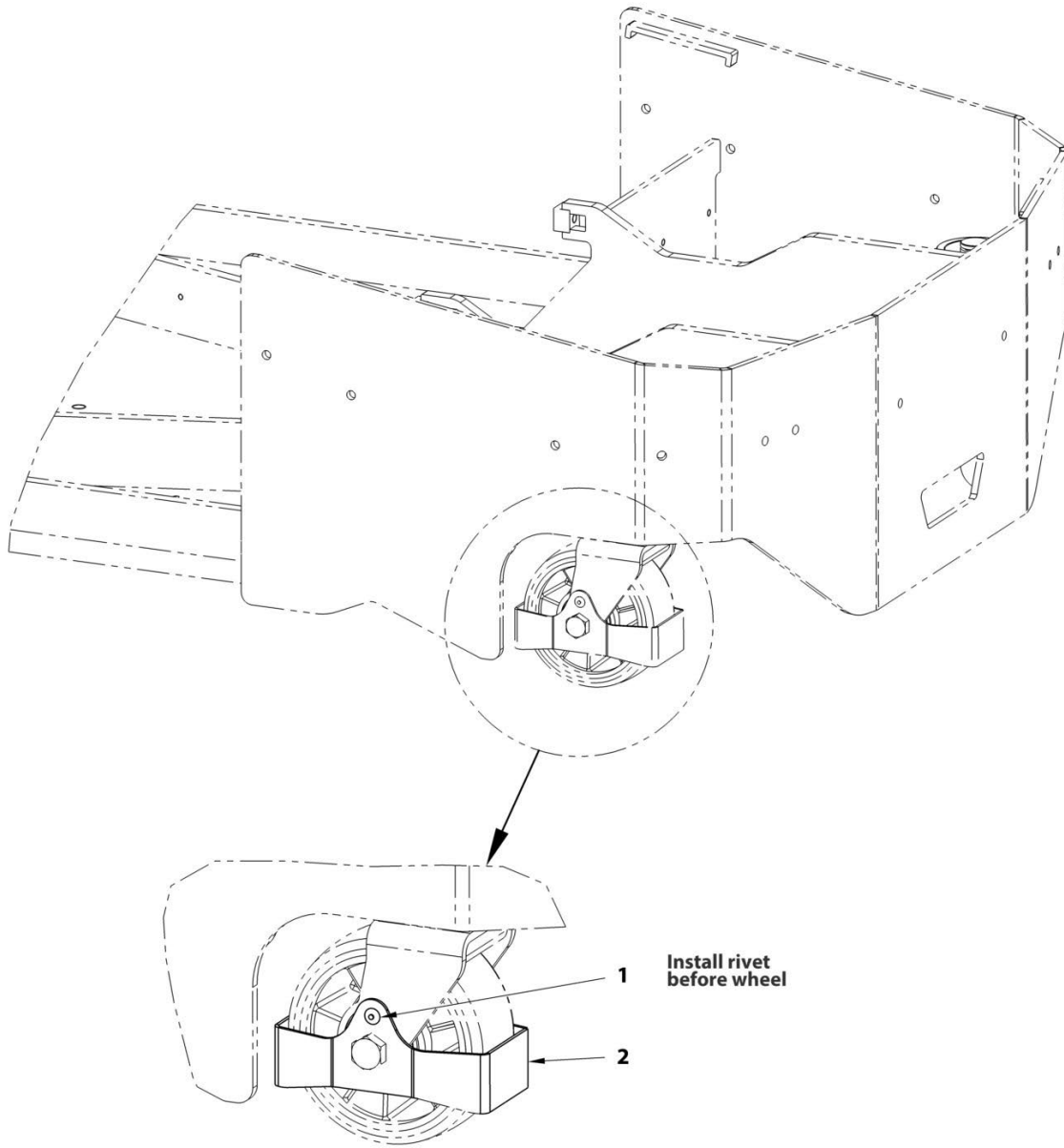
SECTION 9 - OPTIONS / OPTIONS

FIGURE 9-6. PANEL CARRIER INSTALL / INSTALLATION TRANSPORT PORTES

ITEM	PART NUMBER	QTY	DESCRIPTION	REV
	1001247391	REF	PANEL CARRIER INSTALL / INSTALLATION TRANSPORT PORTES	B
1	000006	4	M08x20 8.8 SOCKET HEAD MACH SCREW / VIS CHC M08x20 8.8 BI FT	
2	110016	4	M08 GR. 8.8 HEX NUT / ECROU H M08 CL08 BI	
3	120012	6	dD 10x30x1.5 WASHER / RONDELLE dD 10x30x1.5 BI	
4	120021	4	HELICAL SPRING LOCK WASHER Ø8 / RONDELLE GROWER D8 BI	
5	160022	2	SPRING / RESSORT	
6	1001164039	2	RING,EXTERNAL 8MM / ANNEAU ELASTIQUE D8	
7	1001248085	4	STOP,GATE / BUTEE PORTE	
8	1001262187	1	CARRIAGE,PANEL / SUPPORT PORTES	
9	1001262188	2	HOOK,NUT / CROCHET VERROUILLAGE	
10	1001262582	2	ROLLER,STAR BUTTON ASSY / BOUTON ETOILE M10x50	
11	1001266226	2	DECAL,PANEL CARRIER LOAD / AUTOCOLLANT CHARGE DU TRANSPORT PORTES	

SECTION 9 - OPTIONS / OPTIONS

FIGURE 9-7. CASTER WHEEL GUARD INSTALL / INSTALLATION PROTECTION ROUE



ART_1001251464

SECTION 9 - OPTIONS / OPTIONS

FIGURE 9-7. CASTER WHEEL GUARD INSTALL / INSTALLATION PROTECTION ROUE

ITEM	PART NUMBER	QTY	DESCRIPTION	REV
	1001251464	REF	CASTER WHEEL GUARD INSTALL / INSTALLATION PROTECTION ROUES	A
1	180003	2	Ø5x10 POP RIVET / RIVET POP D5x10	
2	1001251461	2	ACCESSORY,CASTER WHEEL / PROTECTION ROUE FOLLE	

**SECTION 10 - RECOMMENDED PARTS LIST / LISTE DE PIECES
RECOMMANDEES**

**SECTION 10 - RECOMMENDED PARTS LIST / LISTE DE PIECES
RECOMMANDEES**

SECTION 10 - RECOMMENDED PARTS LIST / LISTE DE PIECES RECOMMANDEES

FIGURE 10-1. RECOMMENDED PARTS LIST

ITEM	PART NUMBER	QTY	DESCRIPTION	REV
	Note	Ref	The following list will service one Machine with emergency repair parts which can be installed in the field. Parts from the list should be replaced when inventory is depleted to keep service parts stock supplied. For further information, contact your JLG Industries Parts Department. / La liste suivante indique (pour une Machine) les pièces de réparation d'urgence qui peuvent être installées sur le terrain. La quantité de pièces de cette liste doit être tenue en stock minimum. Pour de plus amples informations, contactez votre SAV JLG Industries.	
		Ref	STANDARD PARTS / PIECES STANDARD	
	3740150	1	RELAY, 24VDC/100A / RELAIS, 24VDC/100A	
	1001243876	1	MEMBRANE SWITCHES / INTERUPTEURS A MEMBRANE	
	260095	1	FUSE 160A / FUSIBLE 160A	
	1001255561	1	HIGH PRESSURE FILTER / FILTRE HAUTE PRESSION	
	1001245091	1	COMPLETE KNOB / ARRET D'URGENCE COMPLET	
	1001245090	1	SELECTOR CONTROLS / SELECTEUR POSTE DE TRAVAIL	
	4360467	1	SWITCH KEY SWITCH OFF/ON / SELECTEUR A CLE OFF/ON	
	260324	2	NO/NC SWITCH PG11 / CAPTEUR NO/NF PE11	
	8229242	1	FUSE,5 AMP MINI ATO / FUSIBLE,5 AMP MINI	
	8229244	1	FUSE,15 AMP MINI ATO / FUSIBLE,15 AMP MINI	
		Ref	VARIABLE PARTS / AUTRE PIECES	
	1001252080	1	ELEC ASSY,STEERING THUMB JOYSTICK / FAISCEAU JOYSTICK DIRECTION	
	1001255541	1	ELEC ASSY,DRIVE THUMB JOYSTICK / FAISCEAU JOYSTICK TRANSLATION	
	1001255620	1	ELEC ASSY,PUSH BUTTON / FAISCEAU BOUTON POUSSOIR	
	1001255621	1	ELEC ASSY,TRIANGULATION SENSOR / FAISCEAU CAPTEUR TRIANGULATION	
	1001151895	1	TILT SENSOR / DETECTEUR DE DEVERS	
	1001246397	1	HARNESS,IR EMITTER / FAISCEAU EMETTEUR IR	
	1001246398	1	HARNESS,IR RECEIVER / FAISCEAU RECEPTEUR IR	
	1001258161	1	SENSOR WITH SOFT,DISTANCE DTO 12M / CAPTEUR AVEC SOFT DISTANCE DTO 12m	
	1001247306	1	HARNESS,WHEEL POSITION SENSOR / FAISCEAU CAPTEUR POSITION	
	PC0468	1	HARNESS, LOAD SENSING SWITCH / FAISCEAU CAPTEUR DE SURCHARGE	
	1001255623	1	GAUGE,DISPLAY / AFFICHEUR MULTIFONCTION	
	1001254421	1	CONTROL,DSP POWER / VARIATEUR DE PUISSANCE	
	1001254422	1	CONTROL,DSP GROUND / VARIATEUR BOITIER BAS	
	1001255630	1	PC BRD,PLATFORM MODULE / CARTE MODULE PLATE-FORME	
	1001255556	1	PUMP VALVE PROP. 4/3 / VALVE PROPORTIONELLE 4/3 POUR POMPE	
	1001255557	1	COIL (INCLUDED IN 1001255557) / BOBINE (INCLUSE DANS 1001255557)	
	1001255558	1	PUMP VALVE 3/2 WITH COIL / VALVE 3/2 AVEC BOBINE POUR POMPE	
	1001264037	1	CYLINDER VALVE 2/2 PROPORTIONAL / VALVE 2/2 PROPORTIONELLE VERIN	

**SECTION 10 - RECOMMENDED PARTS LIST / LISTE DE PIÈCES
RECOMMANDÉES**

ITEM	PART NUMBER	QTY	DESCRIPTION	REV
	1001264039	1	COIL (INCLUDED IN 1001264037) / BOBINE (INCLUSE DANS 1001264037)	
	1001271860	1	CONTROL,DSP TRAY (IF EQUIPPED) / VARIATEUR TABLETTE (SI EQUIPPEE)	
	1001255180	1	MOTOR WHEEL / ROUE MOTRICE	

SECTION 11 - SPECIAL OPTIONS / OPTIONS SPECIALES

SECTION 11 - SPECIAL OPTIONS / OPTIONS SPECIALES

FIGURE 11-1. SPECIAL OPTIONS / OPTIONS SPECIALES

ITEM	PART NUMBER	QTY	DESCRIPTION	REV
		Ref	Note: This list is to accommodate machines ordered with special equipment. Options may not be applicable to all models. For more specific parts information contact JLG Parts Department. / Remarque: Cette liste fourni les info complémentaires pour les Machines commandées avec des équipements spéciaux. Ces Options ne sont pas applicables à tous les modèles. Pour des informations plus spécifiques sur les pièces, contacter le service pièces JLG.	
		Ref	MISCELLANEOUS SPECIAL OPTIONS / OPTIONS SPECIALES DIVERSES	
	1001269542	Ref	KIT,PANEL CARRIER / KIT TRANSPORT PORTES	
	1001282245	Ref	KIT,PARCEL GUARD WITH HOUSING BRACKETS / KIT BUTEE DE COLIS AVEC SUPPORT LOGEMENTS	
	1001287784	Ref	KIT,PARCEL GUARD W/O HOUSING BRACKETS / KIT BUTEE DE COLIS SANS SUPPORT LOGEMENTS	
	1001287821	Ref	KIT,MANUAL TRAY / KIT TABLETTE MANUELLE	
	1001287822	Ref	KIT,POWERED TRAY / KIT TABLETTE MOTORISEE	
		Ref	Tools for Service / Outils pour entretien et dépannage	
	1001276219	Ref	KIT,SOFTWARE CABLE / KIT CABLES DE PROGRAMMATION	
	1001259049	Ref	CONNECTOR,LINK (MACHINE TO INTERFACE) / ADAPTATEUR MACHINE VERS INTERFACE	
	7029813	Ref	X-FLASH CORD (INTERFACE TO PC) / CABLE X-FLASH (INTERFACE VERS ORDINATEUR)	
	1001265673	Ref	PLATE,MAST ANGLE SENSOR SETTING / TOLE REGLAGE DE L'ANGLE DU CAPTEUR DE MAT	
	8896941	Ref	Wire Stripper / Pince à dénuder	
	7002821	Ref	Wire Crimper (To install wire ends to wires) / Pince à sertir (pour installer des cosses sur des fils)	
	7002823	Ref	Pin/Socket Extractor - Universal (For Removal of Pins/Sockets from Connectors) / Extracteur de contacts Universel (pour retrait broches de connecteurs)	
	4460467	Ref	Extractor - 16-18 Gauge (For Removal of Pin/Sockets from Deutsch Connectors) / Extracteur AWG16-18 (pour retrait broches de connecteurs Deutch)	
	4460510	Ref	Extractor - 12-14 Gauge (For Removal of Pin/Sockets from Deutsch Connectors) / Extracteur AWG12-14 (pour retrait broches de connecteurs Deutch)	
	7016654	Ref	Screwdriver, Magnetic / Tournevis Magnétique	

PART NUMBER INDEX

SECTION 11 - SPECIAL OPTIONS / OPTIONS SPECIALES

000005.....9, 11, 32, 42, 77	1001238603..... 51	1001243951..... 53, 57	1001247984.....101
000006..... 32, 42, 53, 107	1001238853..... 27	1001243952..... 53, 57	1001248036..... 101
000007..... 57, 75	1001238910..... 65	1001243953..... 53, 57	1001248085.. 51, 99, 103, 107
000008..... 65, 77	1001239872..... 32, 42	1001243957..... 59, 61	1001248249..... 89
000010..... 53, 57	1001243063..... 21, 23	1001243962..... 59, 61	1001248250..... 89
000013..... 19, 27	1001243064..... 21, 23	1001243964..... 59, 61	1001248251..... 89
000014..... 11, 13, 15, 77, 103	1001243066..... 65	1001243966..... 59	1001248381..... 87
000015.. 9, 42, 53, 65, 75, 77, 89, 101	1001243068..... 42	1001244112..... 42	1001248383..... 53, 57
000016..... 65, 97, 99	1001243069..... 51	1001244161..... 42	1001248384..... 51
000017..... 42, 59, 61	1001243070..... 59	1001244165..... 77, 83	1001248385..... 83, 87
000018.. 23, 32, 42, 57, 61	1001243071..... 53	1001244971..... 53, 57	1001248389..... 87
000019..... 21, 23	1001243072..... 27	1001245077..... 79	1001248391..... 51
000026..... 19, 97	1001243073..... 77	1001245090 .. 79, 81, 112	1001248667..... 9
000032..... 75	1001243074..... 77	1001245091 ... 79, 81, 83, 112	1001248668..... 9
000042..... 51	1001243075..... 75	1001245203..... 9	1001248669..... 9
000044..... 19, 53, 59	1001243076..... 71	1001245204..... 11	1001248670..... 9
000050..... 77	1001243077..... 75	1001245281..... 32, 43	1001248764..... 79, 81
000053..... 21	1001243078..... 27	1001245282..... 32, 43	1001248912..... 9
000067..... 51	1001243079..... 15	1001245300..... 71	1001249125..... 93
000073..... 19	1001243080..... 89	1001245301..... 71	1001249126..... 93
000076..... 15	1001243081..... 19	1001245302..... 71	1001249127..... 93
000077..... 99	1001243082..... 19	1001245303..... 71	1001249128..... 93
000085..... 53, 57	1001243083..... 51	1001245395..... 71, 73	1001249461..... 15, 54, 57
000089..... 11, 15	1001243489..... 35, 45	1001245396..... 73	1001249462..... 15
000090..... 23, 53, 101	1001243490..... 35, 45	1001245397..... 73	1001249831..... 85, 87
000091..... 75	1001243603..... 35, 45	1001245398..... 73	1001249832..... 77
000095..... 51	1001243604..... 35, 45	1001245400..... 73	1001249987..... 53, 57, 93
0140011..... 83	1001243607..... 32, 42	1001245401..... 73	1001250099..... 13, 15
100005..... 32, 42	1001243614..... 11	1001245402..... 73	1001250100..... 13, 15
100027..... 32, 42, 89	1001243617..... 32, 42	1001245403..... 73	1001250101..... 13, 15
100038..... 27	1001243619..... 35, 45	1001245404..... 73	1001250121..... 9
100049..... 89	1001243624..... 42	1001245405..... 73	1001250122..... 9
100077..... 32, 42	1001243631..... 32, 42	1001246396..... 51	1001250123..... 9
100098..... 21, 23	1001243632..... 32, 42	1001246397..... 75, 112	1001250191..... 37, 47
100099..... 65	1001243636..... 42	1001246398..... 75, 112	1001250545..... 101
100102..... 19	1001243662..... 32, 42	1001246399 ... 13, 15, 51, 53, 59, 77, 103, 105	1001250667..... 9
1001146588..... 51	1001243664..... 32, 42	1001246411..... 59, 61	1001251243..... 32, 43
1001151895..... 75, 112	1001243671..... 27	1001246411..... 59, 61	1001251368..... 11
1001155457..... 83	1001243674..... 27	1001246454..... 79, 81	1001251461..... 109
1001164039..... 107	1001243676..... 21, 23	1001246465..... 53, 57	1001251464..... 109
1001164530..... 53, 57	1001243677..... 21, 23	1001246466..... 53, 59	1001251504..... 32, 43
1001177558..... 89	1001243680..... 21	1001246467..... 53, 57	1001251511..... 75
1001214107..... 93	1001243681..... 65	1001246634..... 75	1001251527..... 15
1001227848..... 93	1001243683..... 89	1001246654..... 65	1001252080..... 85, 112
1001231972..... 77	1001243684..... 13, 15	1001246655..... 65	1001252301..... 83
1001237554..... 45	1001243685..... 15	1001246772..... 13	1001252302..... 93
1001237555..... 45	1001243686..... 15	1001246858..... 53, 57	1001252895..... 9
1001237556..... 45	1001243687..... 13, 15	1001246900..... 89	1001252899..... 53, 57
1001237557..... 45	1001243688..... 13, 15	1001247298..... 32, 43	1001253113..... 59, 61
1001237558..... 45	1001243690..... 89	1001247299..... 32, 43	1001253230..... 85
1001237567..... 11	1001243705..... 32, 42	1001247306..... 75, 112	1001253727..... 93
1001237586..... 42, 47	1001243707..... 32, 42	1001247317..... 43, 45	1001253786..... 53, 57
1001237764..... 19	1001243708..... 32, 42	1001247390..... 101	1001253816..... 54
1001237939..... 65, 67	1001243709..... 32, 42	1001247391..... 107	1001254421..... 77, 112
1001238174..... 27	1001243717..... 27	1001247392..... 97	1001254422..... 77, 112
1001238178..... 19	1001243718..... 27	1001247404..... 11	1001255172..... 25
1001238380..... 19	1001243782..... 21, 23, 25	1001247406..... 93	1001255173..... 25
1001238385..... 19	1001243874..... 77, 79	1001247407..... 93	1001255174..... 25
1001238386..... 19	1001243875..... 79	1001247411..... 93	1001255175..... 25
1001238390..... 19	1001243876 .. 79, 81, 112	1001247412..... 51	1001255176..... 25
1001238419..... 19	1001243931..... 51	1001247428..... 13	1001255177..... 25
1001238496..... 19	1001243939..... 53	1001247429..... 93	1001255179..... 25
1001238587..... 51	1001243943..... 51	1001247541..... 11	1001255180..... 25, 113
1001238598..... 53	1001243948..... 53	1001247543..... 11	1001255182..... 25
	1001243949..... 53	1001247890..... 15	1001255537..... 83
	1001243950..... 53		

SECTION 11 - SPECIAL OPTIONS / OPTIONS SPECIALES

1001255541	112	1001260853.....	33, 43	1001285504.....	85	130025.....	101
1001255544	67	1001261128.....	35, 45	1001285804.....	9	130028.....	32, 42, 53, 57
1001255545	67	1001261129.....	35, 45	1001285805.....	77, 81	130054.....	9
1001255546	67	1001262187.....	107	1001285806.....	57	130062.....	77
1001255547	67	1001262188.....	107	1001285808.....	57, 61	130066.....	99
1001255548	67	1001262468.....	9	1001285809.....	57, 61	150005.....	51
1001255549	67	1001262582.....	107	1001285810.....	57	150038.....	19
1001255550	67	1001262642.....	85, 87	1001285841.....	57	150059.....	19
1001255551	67	1001263455.....	93	1001285842.....	57	160018.....	53, 57, 99
1001255552	67	1001263456.....	13	1001286195.....	61	160022.....	32, 42, 107
1001255553	67	1001263457.....	15	1001286196.....	57	160026.....	15
1001255554	67	1001264037... 37, 47, 112		1001286203.....	61	1702631.....	93
1001255556	67, 112	1001264038.....	37, 47	1001286247.....	27	1704277.....	93
1001255557	67, 112	1001264039... 37, 47, 113		1001286260.....	9	1705803.....	93
1001255558	67, 112	1001265673.....	116	1001286506.....	81	180001.....	11, 32, 43
1001255559	67	1001265985.....	75	1001286940.....	105	180002.....	11
1001255560	67	1001266226.....	107	1001287773.....	105	180003.....	32, 42, 51, 109
1001255561	67, 112	1001268547.....	75	1001287774.....	105	190076.....	101
1001255562	67	1001268840.....	93	1001287784.....	116	220008.....	53, 57, 79, 81
1001255563	67	1001269295.....	59, 61	1001287821.....	116	250031.....	77, 89
1001255564	67	1001269542.....	116	1001287822.....	116	250051.....	11
1001255565	67	1001270745.....	83, 85	1001294507.....	21, 23	250117.....	89
1001255585.....	93	1001270746.....	83, 85	1001294508.....	21, 23	250211.....	89
1001255620.....	85, 112	1001270747.....	85	1001296007.....	93	250213.....	89
1001255621.....	85, 112	1001270748.....	85	1001300792.....	85	260077.....	77
1001255623.....	83, 112	1001270792.... 83, 85, 87		1001303519.....	85	260095.....	77, 112
1001255627.....	83	1001271860... 53, 57, 113		1060689.....	89	260214.....	89
1001255630.....	83, 112	1001275856.....	13, 15	110001.....	75	260287.....	89
1001255639.....	85	1001275857.....	13, 15	110002... 9, 11, 51, 53, 57		260324.....	112
1001255755.....	54, 57	1001276219.....	116	110003... 9, 11, 19, 32, 42,		2860030.....	83
1001256013.....	53, 103	1001276986.....	93	51, 53, 57, 59, 61, 89,		300025.....	32, 42
1001256178.....	85	1001279129.....	87	97, 99, 101, 103, 105		300040.....	21, 23
1001257144.....	97, 99	1001279130.....	87	110004.... 21, 32, 42, 101		320006.....	21, 23
1001257145.....	99	1001279131.....	85, 87	110005.....	27, 51	3740150.....	77, 112
1001257147.....	99	1001279132.....	85, 87	110008.....	19	400015.....	13, 15, 51
1001257148.....	99	1001279133.....	85, 87	110015.....	9, 99	400018.....	65, 77
1001257149.....	99	1001279134.....	85, 87	110016.....	13, 15, 51, 107	400048.....	103, 105
1001257150.....	99	1001279135.....	85, 87	110017.....	27	400098.....	103, 105
1001257151.....	99	1001279136.....	85, 87	110024.....	75	4032108.....	13, 15
1001257152.....	97, 99	1001279137.....	87	110026... 9, 13, 15, 21, 65,		4032116.....	27
1001257153.....	97	1001279163.....	85, 87	103		4191706... 11, 51, 53, 57,	
1001257402.....	97	1001279198.....	83	120002.....	15, 51, 53, 57	59, 61	
1001258161.....	75, 112	1001279287.... 32, 42, 77,		120004 11, 15, 32, 42, 77,		97, 99	
1001258210....	59, 61, 93	89		120009... 9, 13, 15, 19, 21,		4240147.....	27
1001258232... 11, 32, 42,		1001281212.....	93	42, 51, 53, 57, 59, 61,		4360467.....	83, 112
97		1001281213.....	93	65, 75, 77, 89, 97, 99		4420051.....	57, 93, 103
1001258947.....	93	1001281214.....	93	120010 19, 21, 23, 32, 42,		4460467.....	116
1001258960.....	75	1001281215.....	93	59, 61, 101		4460510.....	116
1001259016.....	11	1001281478.....	103	120011.....	19	7002821.....	116
1001259049.....	116	1001281615.....	103, 105	120012.....	107	7002823.....	116
1001259063.....	35	1001281617.....	103	120015.....	13, 15, 27	7016654.....	116
1001259064.....	35	1001281660.....	103, 105	120021.....	51, 107	7029813.....	116
1001259065.....	35	1001281664.....	103	120023.....	75	8229242.....	71, 112
1001259066.....	35	1001281665.....	103	120024.....	77	8229244.....	71, 112
1001259076.....	32, 37	1001281691.....	103	120030.....	103	8896941.....	116
1001259148.....	32	1001281863.....	103, 105	120056.....	75	8990147.....	51
1001259150.....	32	1001281952.....	103	120058.....	54, 57, 101	AU2061.....	93
1001260336.....	11	1001281953.....	103, 105	120059.....	51	AU2097.....	93
1001260358.....	32	1001282245.....	116	130003.....	32, 42, 65, 89	PC0468.....	75, 112
1001260436.....	33, 35	1001282390.....	77	130007.....	59, 61	ST3173.....	65
1001260491.....	11	1001282558.....	65	130021... 9, 13, 15, 32, 42,		US0531.....	33, 43
1001260492.....	11	1001284781.....	103, 105	97, 99, 101, 103			
1001260762.....	33, 43	1001284849.....	33, 43				



**Corporate Office
JLG Industries, Inc.
1 JLG Drive
McConnellsburg, PA 17233-9533 USA
☎ (717) 485-5161 (Corporate)
☎ (877) 554-5438 (Customer Support)
☎ (717) 485-6417**

**Visit our website for JLG Worldwide Locations.
www.jlg.com**



OSHKOSH™