



Illustrated Parts Manual

Models

20AM

25AM

30AM

36AM

41AM

SN 0900000001 to SN 0900038985

P/N

3120873

February 12, 2021 - Rev AZ

CE
AS/NZS



An Oshkosh Corporation Company

REVISION LOG

June 1998 - A - Original Issue Of Manual

August 1998 - B - Revised

November 1998 - C - Revised (Manual edited to 0010555 Revision 12)

November 1999 - D - Revised (Manual edited to 0010555 Revision 19)

June 30, 2000 - E - Revised (Manual edited to 0010555 Revision 22)

July 1, 2000 - F - Updated (Changed Pages 3-6 and 3-10)

August 24, 2000 - G - Revised (Manual edited to 0010555 Revision 23)

April 12, 2001 - H - Revised (Manual edited to 0010555 Revision 27)

January 10, 2002 - I - Revised (Manual edited to 0010555 Revision 29)

March 1, 2002 - J - Revised (Manual edited to 0010555 Revision 31)

June 11, 2002 - K - Revised (Manual edited to 0010555 Revision 34 & 0010557 Revision 8)

October 31, 2002 - L - Revised (Manual edited to 0010555 Revision 36 & 0010557 Revision 8)

February 19, 2003 - M - Revised (Manual edited to 0010555 Revision 37 & 0010557 Revision 8)

July 15, 2003 - N - Revised (Manual edited to 0010555 Revision 43 & 0010557 Revision 10)

April 20, 2004 - O - Revised (Manual edited to 0010555 Revision 45 & 0010557 Revision 10)

November 11, 2004 - P - Revised (Manual edited to 0010555 Revision 47 & 0010557 Revision 10)

May 8, 2006 - Q - Revised (Manual edited to 0010555 Revision 61 & 0010557 Revision 13)

September 19, 2006 - R - Revised (Manual edited to 0010555 Revision 63 & 0010557 Revision 13)

May 15, 2007 - S - Revised (Manual edited to 0010555 Revision 70 & 0010557 Revision 13)

October 25, 2007 - T - Revised (Manual edited to 0010555 Revision 71 & 0010557 Revision 13)

May 31, 2008 - U - Revised (Manual edited to 0010555 Revision 74 & 0010557 Revision 13)

December 1, 2008 - V - Revised (Manual edited to 0010555 Revision 75 & 0010557 Revision 14)

March 12, 2009 - W - Revised (Manual edited to 0010555 Revision 75 & 0010557 Revision 14)

May 15, 2010 - X - Revised (Manual edited to 0010555 Revision 79 & 0010557 Revision 15)

January 14, 2011 - Y - Revised (Manual edited to 0010555 Revision 79 & 0010557 Revision 15)

May 3, 2011 - Z - Revised (Manual edited to 0010555 Revision 80 & 0010557 Revision 15)

August 1, 2011 - AA - Revised (Manual edited to 0010555 Revision 80 & 0010557 Revision 15)

November 1, 2011 - AB - Revised (Manual edited to 0010555 Revision 80 & 0010557 Revision 15)

March 6, 2012 - AC - Revised (Manual edited to 0010555 Revision B & 0010557 Revision 15)

July 3, 2012 - AD - Revised (Manual edited to 0010555 Revision B & 0010557 Revision 15)

September 25, 2012 - AE - Revised (Manual edited to 0010555 Revision B & 0010557 Revision 15)

REVISION LOG

February 1, 2013 - AF - Revised (Manual edited to 0010555 Revision B & 0010557 Revision 15)
May 1, 2013 - AG - Revised (Manual edited to 0010555 Revision C & 0010557 Revision 15)
August 1, 2013 - AH - Revised (Manual edited to 0010555 Revision C & 0010557 Revision 15)
November 1, 2013 - AI - Revised (Manual edited to 0010555 Revision C & 0010557 Revision 15)
November 14, 2014 - AJ - Revised (Manual edited to 0010555 Revision E & 0010557 Revision 15)
April 2, 2015 - AK - Revised (Manual edited to 0010555 Revision F & 0010557 Revision 15)
July 15, 2015 - AL - Revised (Manual edited to 0010555 Revision F & 0010557 Revision 15)
October 15, 2015 - AM - Revised (Manual edited to 0010555 Revision G & 0010557 Revision 15)
January 4, 2016 - AN - Revised (Manual edited to 0010555 Revision G & 0010557 Revision 15)
April 5, 2016 - AO - Revised (Manual edited to 0010555 Revision G & 0010557 Revision 15)
July 5, 2016 - AP - Revised (Manual edited to 0010555 Revision G & 0010557 Revision 15)
October 3, 2016 - AQ - Revised (Manual edited to 0010555 Revision G & 0010557 Revision 15)
January 20, 2017 - AR - Revised (Manual edited to 0010555 Revision G & 0010557 Revision 15)
April 30, 2017 - AS - Revised (Manual edited to 0010555 Revision J & 0010557 Revision B & 1001207003 Revision C & 1001207278 Revision A)

October 16, 2017 - AT - Revised (Manual edited to 0010555 Revision J & 0010557 Revision B & 1001207003 Revision C & 1001207278 Revision A)

January 25, 2018 - AU - Revised (Manual edited to 0010555 Revision J & 0010557 Revision B & 1001207003 Revision C & 1001207278 Revision A)

April 25, 2018 - AV - Revised (Manual edited to 0010555 Revision J & 0010557 Revision B & 1001207003 Revision C & 1001207278 Revision A)

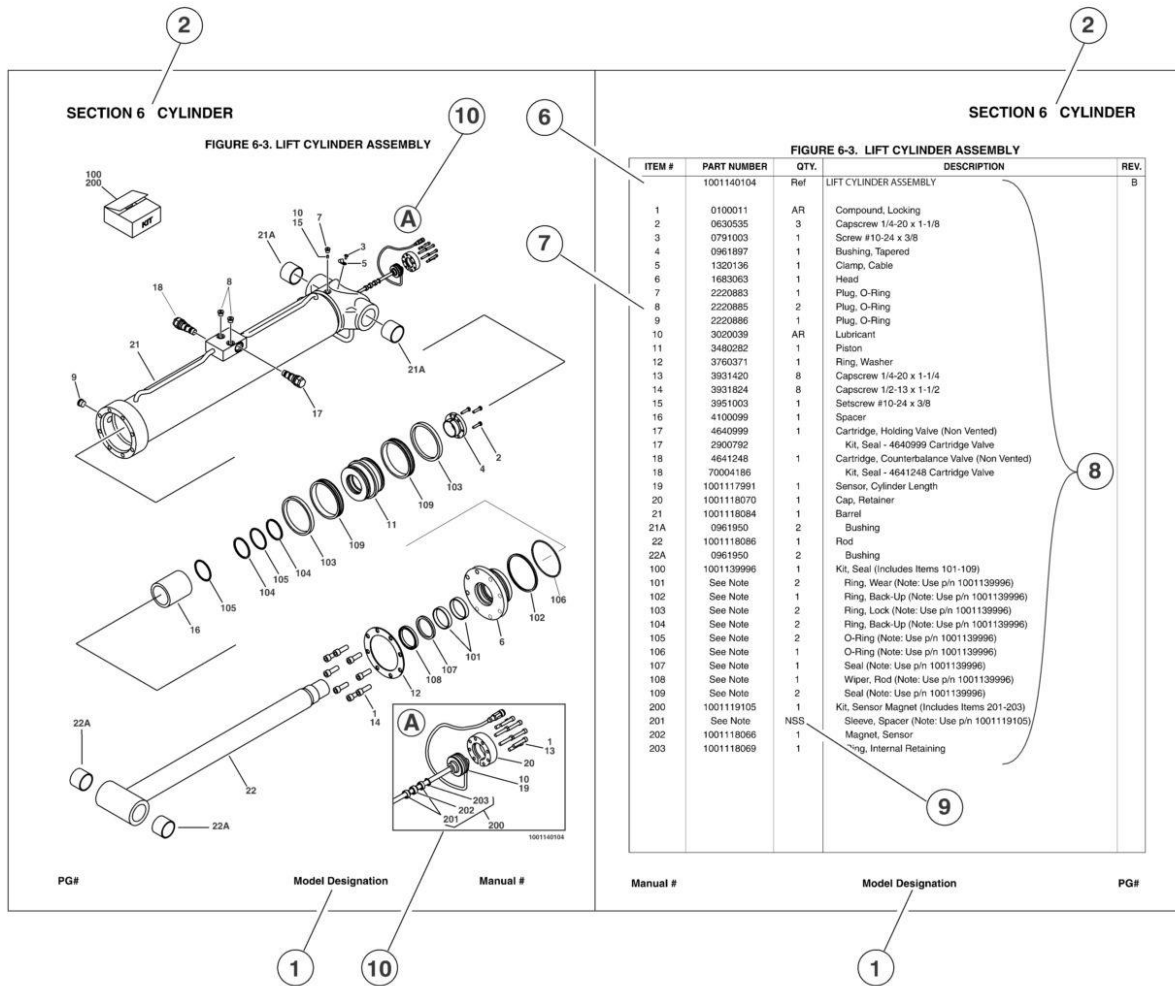
July 20, 2018 - AW - Revised (Manual edited to 0010555 Revision J & 0010557 Revision B & 1001207003 Revision C & 1001207278 Revision A)

November 16, 2018 - AX - Revised (Manual edited to 0010555 Revision J & 0010557 Revision B & 1001207003 Revision C & 1001207278 Revision A)

April 29, 2020 - AY - Revised (Manual edited to 0010555 Revision J & 0010557 Revision B & 1001207003 Revision C & 1001207278 Revision A)

February 12, 2021 - AZ - Revised (Manual edited to 0010555 Revision J & 0010557 Revision B & 1001207003 Revision C & 1001207278 Revision A)

GENERAL INFORMATION



1) MACHINE IDENTIFICATION

Machines are identified by model and in some cases a combination of models, serial number (SN) or regional standard (i.e. ANSI, CE, CSA). Components may also be identified by SN or manufacturer. Common components that may be identified by these characteristics are engines and hydraulic components.

2) PARTS MANUAL ORGANIZATION

Product information in this manual is organized under section titles. Frame, Cylinder, Hydraulic and Electrical are a few examples. Each section is organized by figure and page number. The information within the Figure is then organized by item number, part number, description and corresponding illustration (s).

3) TABLE OF CONTENTS

A table of contents is found toward the beginning of the manual. Figure number, description and page number are provided for quick reference to the page containing the related information.

4) RECOMMENDED SPARE PARTS

The Recommended Spare Parts, located near the end of the manual, reference most frequently used maintenance parts.

5) PART NUMBER INDEX

A numerical index listing all part numbers and the corresponding page number(s) appears at the back of the manual.

GENERAL INFORMATION

6) NON-SERVICED PARTS

In some instances, it is necessary to display non-serviced parts, assemblies or installations. In the case of assemblies and installations there will be a Ref in the Qty column. In case of parts that are not available for service within assemblies or components, there will be a NSS (Not Sold Separately) or NLA (No Longer Available) listed in the Qty. column of the manual.

7) PARTS LIST ITEM NUMBERS

Numbers shown in the item# column correspond to numbers used in the associated illustration (s). Item numbers which are missing from the sequence in the parts list are not used on that page

8) INDENTED PARTS DESCRIPTION

An indented part description is included in the item under which it is indented.

9) ABBREVIATION AND SYMBOLS

AC.....	.. Alternating Current	LCD	Liquid Crystal Display
ADE.....	..Advanced Design Electronics	LED	Light Emitting Diodes
ANSIAmerican National Standards Institute	LH.....	Left Hand
AR.....	..As Required	LSSLoad Sensing System
ASSYAssembly	M(m).....	..Metric/Meter
AUX.....	..Auxiliary	MM (mm)Milimeter
AWG.....	..American Wire Gauge	mA.....	..Miliamps
B/M.....	..Bill of Material	NLA.....	..No Longer Available
CE.....	..European Conformity	NPTNational Pipe Threads
CCWCounter Clockwise	NSSNot Sold Separately
cm.....	..Centimeter	OD.....	..Outside Diameter
CW.....	..Clockwise	ORB.....	..O-Ring Boss
CSA.....	..Canadian Standards Association	ORFS.....	..O-Ring Face Seal
CYL.....	..Cylinder	OZ (oz).....	..Ounces
DIA.....	..Diameter	PG.....	..Page
DC.....	..Direct Current	P/N.....	..Part Number
EMS.....	..Emergency Stop	qt.....	..Quarts
ENG.....	..Engine	QTY.....	..Quantity
FT (ft).....	..Feet	REF.....	..Reference
GA (Ga).....	..Gauge	REV.....	..Revision Level
HYD.....	..Hydraulic	RH.....	..Right Hand
Hz.....	..Hertz	SAE.....	..Society of Automotive Engineers
ID.....	..Inside Diameter	SN.....	..Serial Number
in.....	..inches	SPEC(S).....	..Specifications
ISO.....	..International Organization for Standards	T/T.....	..Turntable
JIC.....	..Joint Industry Council	UGM.....	..Universal Ground Module
KG.....	..Kilogram	V.....	..Volts
L.....	..Liter	W.....	..Watts
LB.....	..Pounds	#.....	..Number

10) ILLUSTRATION REFERENCE LETTERS

When necessary, illustrations may contain reference letters that are intended to track information (i. e. hoses, harnesses) from one point to another or to track visual enlargement of components to show details that may be located in another area on the illustration.

Note: Due to continuous product improvements, JLG Industries, Inc. reserves the right to make specification changes without prior notification. Contact JLG Industries, Inc. for updated information.

TABLE OF CONTENTS

SECTION 1 - BASE	9
FIGURE 1-1. FRAME, STROBE AND ALARM INSTALLATIONS (SEE PARTS LIST FOR USAGE)	10
FIGURE 1-2. FRAME, STROBE AND ALARM INSTALLATIONS (SEE PARTS LIST FOR USAGE)	16
FIGURE 1-3. OUTRIGGER COMPONENTS INSTALLATION	20
FIGURE 1-4. MAST SUPPORT INSTALLATION	24
FIGURE 1-5. TILTBACK AND LOADING HARDWARE (FRAME MOUNTED) COMPONENTS (SEE PARTS LIST FOR USAGE)	28
FIGURE 1-6. TILTBACK AND LOADING HARDWARE (FRAME MOUNTED) COMPONENTS (SEE PARTS LIST FOR USAGE)	32
SECTION 2 - CONTROLS	35
FIGURE 2-1. AC POWER COMPONENTS INSTALLATION (SN 0900000001 through 0900026490)	36
FIGURE 2-2. AC POWER COMPONENTS INSTALLATION (SN 0900026490 through 0900038985)	40
FIGURE 2-3. AC JUNCTION BOX ASSEMBLY	44
FIGURE 2-4. AC MOTOR/PUMP ASSEMBLY (FENNER) (SN 0900000001 through 0900026490)	46
FIGURE 2-5. AC MOTOR/PUMP ASSEMBLY (MONARCH/BUCHER) (SN 0900026490 through 0900038985)	50
FIGURE 2-6. DC POWER COMPONENTS INSTALLATION	52
FIGURE 2-7. DC MOTOR/PUMP ASSEMBLY (FENNER) (SN 0900000001 through 0900027922)	58
FIGURE 2-8. DC MOTOR/PUMP ASSEMBLY (MONARCH/BUCHER) (SN 0900027922 through 0900038985)	62
FIGURE 2-9. DC POWER PACK INSTALLATION (SEE PARTS LIST FOR USAGE)	64
FIGURE 2-10. DC POWER PACK INSTALLATION (SEE PARTS LIST FOR USAGE)	68
FIGURE 2-11. BATTERY CHARGER ASSEMBLY	70
FIGURE 2-12. CABLES AND CONTROLS INSTALLATION (SN 0900000001 through 0900028703)	72
FIGURE 2-13. CABLES AND CONTROLS INSTALLATION (SN 0900028703 through 0900038985)	78
FIGURE 2-14. CIRCUIT BREAKER INSTALLATION	86
FIGURE 2-15. LSS INSTALLATION	88
SECTION 3 - MAST	91
FIGURE 3-1. MAST ASSEMBLY - 20AM	92
FIGURE 3-2. MAST ASSEMBLY - 25AM & 36AM	98
FIGURE 3-3. MAST ASSEMBLY - 30AM & 41AM	106
FIGURE 3-4. MAST MOUNTED COMPONENTS INSTALLATIONS	114
SECTION 4 - PLATFORM	119
FIGURE 4-1. STEP-IN MOLDED PLATFORM INSTALLATION	120
FIGURE 4-2. QUICK-CHANGE PLATFORM 26IN X 26IN (66CM X 66CM) INSTALLATION	122
FIGURE 4-3. QUICK-CHANGE PLATFORM 22IN X 25IN(56CM X 63.5CM) INSTALLATION	126
FIGURE 4-4. QUICK-CHANGE PLATFORM INSTALLATION WITH GULLWING GATE	128
FIGURE 4-5. OPTIONAL PLATFORM COMPONENTS INSTALLATIONS	132
SECTION 5 - CYLINDER	135
FIGURE 5-1. LIFT CYLINDER ASSEMBLY (SN 0900000001 through 0900017519)	136
FIGURE 5-2. LIFT CYLINDER ASSEMBLY (SN 0900017519 through 0900029961)	138
FIGURE 5-3. LIFT CYLINDER ASSEMBLY (SN 0900029962 through 0900038985)	140
SECTION 6 - HYDRAULIC	143
FIGURE 6-1. HYDRAULIC DIAGRAM	144
SECTION 7 - ELECTRICAL	147
FIGURE 7-1. ELECTRICAL DIAGRAM LIST	148
FIGURE 7-2. ELECTRICAL DIAGRAM - 12VDC (SN 0900000001 through 0900028703)	150
FIGURE 7-3. ELECTRICAL DIAGRAM - 12VDC (SN 0900028703 through 0900038985)	152
FIGURE 7-4. ELECTRICAL DIAGRAM - 240VAC	154
FIGURE 7-5. AC INPUT HARNESS - 100 VOLT - WITHOUT PLUG	156
FIGURE 7-6. AC INPUT HARNESS - 240 VOLT - WITHOUT PLUG	158
SECTION 8 - DECALS	161
FIGURE 8-1. DECAL INSTALLATION (SEE PARTS LIST FOR USAGE CHART)	162

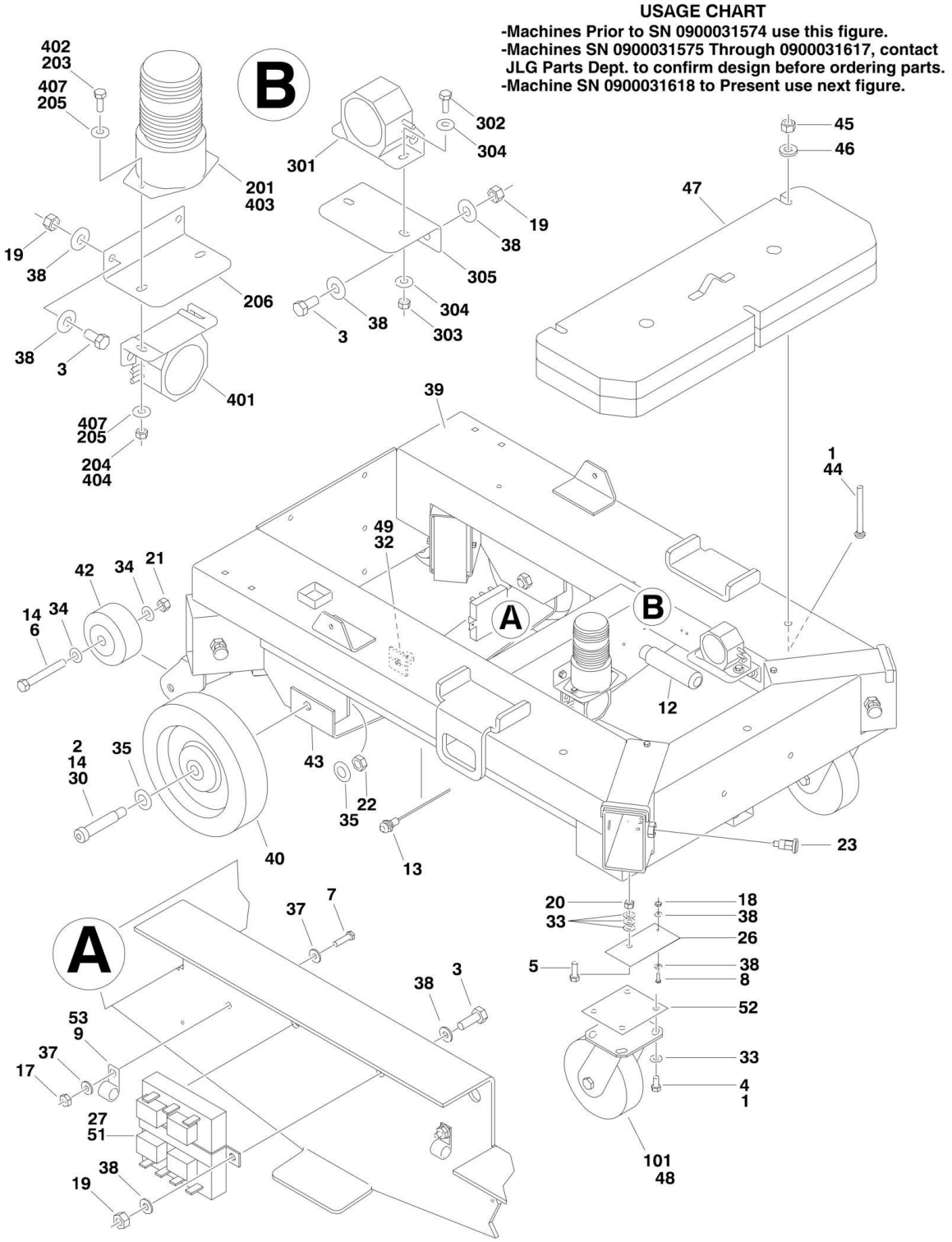
TABLE OF CONTENTS

FIGURE 8-2. DECAL INSTALLATION (SEE PARTS LIST FOR USAGE CHART)	166
FIGURE 8-3. DECAL INSTALLATION (SEE PARTS LIST FOR USAGE CHART)	170
SECTION 9 - RECOMMENDED SERVICE PARTS STOCK	173
FIGURE 9-1. AM SERIES RECOMMENDED SERVICE PARTS STOCK	174
SECTION 10 - SPECIAL OPTIONS	175
FIGURE 10-1. SPECIAL OPTIONS LIST	176
FIGURE 10-2. STRADDLE INSTALLATION	178
PART NUMBER INDEX.....	183

SECTION 1 - BASE

SECTION 1 - BASE

FIGURE 1-1. FRAME, STROBE AND ALARM INSTALLATIONS (SEE PARTS LIST FOR USAGE)



SECTION 1 - BASE

FIGURE 1-1. FRAME, STROBE AND ALARM INSTALLATIONS (SEE PARTS LIST FOR USAGE)

ITEM	PART NUMBER	QTY	DESCRIPTION	REV
		Ref	USAGE CHART	
		Ref	Machines Built SN 0900000001 to SN 0900031574 - Note: Use this figure.	
		Ref	Machines Built SN 0900031575 through SN 0900031617 - No exact SN break exists, contact the JLG Parts Dept to confirm design before ordering parts.	
		Ref	Machines Built SN 0900031618 to SN 0900038985 - Note: Use next figure.	
		Ref	BASE ASSEMBLIES	
		Ref	Base Assemblies 20AM/25AM	
	0258180	Ref	Base Assemblies (SN 0900000001 through 0900017519)	J
	0271423	Ref	Base Assemblies (SN 0900017519 through 0900031574)	K
	0271423	Ref	See Usage Chart for (SN 0900031575 through 0900031617)	K
		Ref	Base Assemblies 30AM	
	0258809	Ref	Base Assemblies (SN 0900000001 through 0900017519)	H
	0271427	Ref	Base Assemblies (SN 0900017519 through 0900031574)	K
	0271427	Ref	See Usage Chart for (SN 0900031575 through 0900031617)	K
		Ref	Base Assemblies 36AM/41AM	
	0258810	Ref	Base Assemblies (SN 0900000001 through 0900017519)	J
	0271428	Ref	Base Assemblies (SN 0900017519 through 0900031574)	K
	0271428	Ref	See Usage Chart for (SN 0900031575 through 0900031617)	K
1	0100011	AR	Compound, Locking	
2	0100019	AR	Compound, Locking	
3	0641406	2	Bolt 1/4in-20NC x 3/4in	
4	0641606	6	Bolt 3/8in-16NC x 3/4in	
5	0641607	2	Bolt 3/8in-16NC x 7/8in	
6	0641830	2	Bolt 1/2in-13NC x 3-3/4in	
7	0720805	6	Screw #8-24NC x 5/8in (SN 0900000001 through 0900019233)	
8	0721005	AR	Screw #10-24NC	
9	1320043	6	Clamp (SN 0900000001 through 0900027722)	
12	2560088	2	Grip	
13	2920151	4	Light, Indicator	
14	3020022	AR	Lithium, White	
17	3310805	6	Locknut #8-32NC (SN 0900000001 through 0900019233)	
18	3311005	AR	Locknut #10-24NC	
19	3311405	2	Locknut 1/4in-20NC	
20	3311605	2	Locknut 3/8in-16NC	
21	3311805	2	Locknut 1/2in-13NC	
22	3312001	2	Nut 5/8in-11NC (Use p/n 3312002)	
23		Ref	Pin, Plunger Options:	
23	3422369	4	Pin, Plunger (SN 0900000001 through 0900012037)	
23	3422744	4	Pin, Plunger (SN 0900012037 through 0900031617)	
26	3570973	2	Plate, Cover	
27	3740106	1	Relay (Note: Part of p/n 4922421 Harness after S/N 0900014544)	
29	3900212	8	Screw, Button #4-40NC	
30	3900255	2	Screw, Shoulder	
32	4460234	AR	Base, Tie-Strap	
33	4711600	14	Flatwasher 3/8in	
34	4711800	4	Flatwasher 1/2in (SN 0900000001 through 0900029419)	

SECTION 1 - BASE

ITEM	PART NUMBER	QTY	DESCRIPTION	REV
35	4740525	4	Flatwasher 3/4in Hardened	
37	4750800	12	Flatwasher #8 (SN 0900000001 through 0900019233)	
38	4751000	AR	Flatwasher #10	
39		Ref	Base Weldment Options:	
39	4845705	1	Base Weldment (SN 0900000001 through 0900017519)	
39	4846388	1	Base Weldment (SN 0900017519 through 0900031574)	
39	4846388	1	See Usage Chart for (SN 0900031575 through 0900031617)	
40		Ref	Wheel Assembly - Stationary Options:	
40	4860183	2	Stationary Wheel (Used) (SN 0900000001 through 0900020788)	
40	7020083	2	Wheel, Replacement (1 Per Wheel)	
40	7020084	4	Bearing (2 Per Wheel)	
40	7012631	2	Bushing, Axle Spanner (1 Per Wheel)	
40	4860246	2	Stationary Wheel (Used) (No Service Parts Available) (SN 0900020788 through 0900031574)	
40	4860246	2	Stationary Wheel (See Usage Chart for) (No Service Parts Available) (SN 0900031575 through 0900031617)	
42		Ref	Wheel Assembly - 4in Options:	
42	4860185	2	4in Wheel (SN 0900000001 through 0900020788)	
42	7020087	2	Wheel, Replacement (1 Per Wheel)	
42	7020084	4	Bearing (2 Per Wheel)	
42	7012631	2	Bushing, Axle Spanner (1 Per Wheel)	
42	4860247	2	4in Wheel (No Service Parts Available) (SN 0900020788 through 0900029418)	
42	1001100945	2	4in Wheel (No Service Parts Available) (SN 0900029419 through 0900031574)	
42	1001100945	2	4in Wheel (See Usage Chart for) (No Service Parts Available) (SN 0900031575 through 0900031617)	
43	3571150	1	Plate, Wheel Spacer	
44	0630530	3	Bolt 3/8in-16NC x 2-1/2in (30AM/36AM/41AM Only)	
45	3311601	3	Nut 3/8in-16NC (30AM/36AM/41AM Only)	
46	4891600	3	Flatwasher 3/8in Hardened (30AM/36AM/41AM Only)	
47	4845883	1	Counterweight (30AM/36AM/41AM Only)	
48	3020017	AR	Lubricant (SN 0900000001 through 0900020788)	
49	4240032	AR	Tie-Strap	
50	2820086	5.84 ft/1.8m	Loom, Wire (Not Shown)	
51	4922421	1	Harness, Potted Relay (Use p/n 4922752) (See ELECTRICAL SECTION for Breakdown) (SN 0900000001 through 0900019239)	
52	3539660	AR	Shim, Caster (20AM/25AM Only)	
53	1001093778	6	Mount, Tie Strap	
		Ref	FRONT WHEEL ASSEMBLIES	
101		Ref	Wheel Assembly Options:	
101	4860184	2	Non-Swivel Non-Locking Wheel (SN 0900000001 through 0900020788)	
101	7020017	2	Swivel Rig (1 Per Assembly)	
101	7020086	2	Wheel, Replacement (1 Per Assembly)	
101	7020084	4	Bearing (2 Per Wheel)	
101	7012631	2	Bushing, Axle Spanner (1 Per Assembly)	
101	7012630	2	Axle Kit (1 Per Assembly)	
101	4860245	2	Swivel Non-Locking Wheel (No Service Parts Available) (SN 0900020788 through 0900031574)	
101	4860245	2	Swivel Non-Locking Wheel (See Usage Chart for) (No	

SECTION 1 - BASE

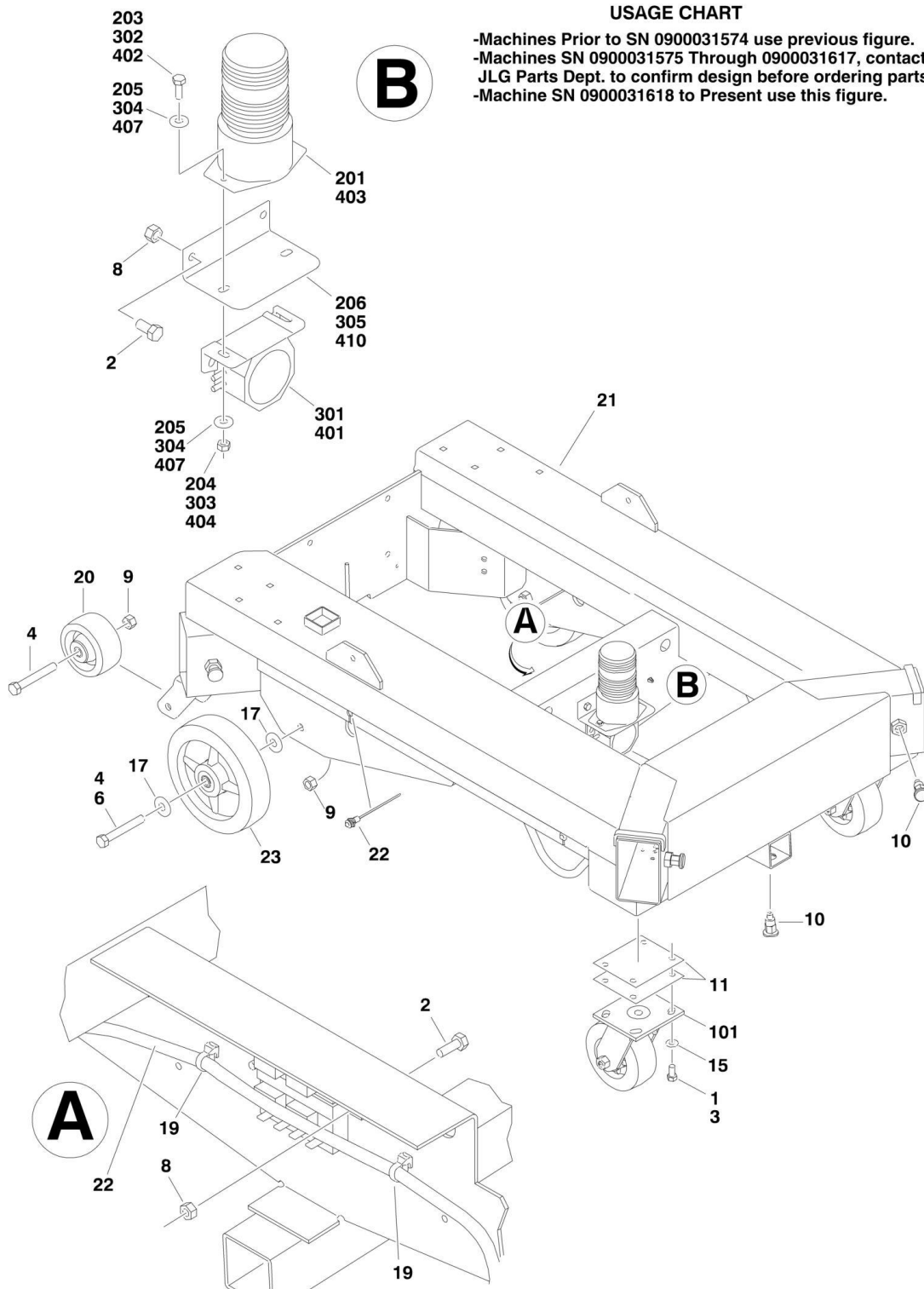
ITEM	PART NUMBER	QTY	DESCRIPTION	REV
			Service Parts Available) (SN 0900031575 through 0900031617)	
101	4860194	2	Swivel Locking Wheel (SN 0900000001 through 0900020788)	
101	7020017	2	Swivel Rig (1 Per Assembly)	
101	7020086	2	Wheel, Replacement (1 Per Assembly)	
101	7020084	4	Bearing (2 Per Wheel)	
101	7012631	2	Bushing, Axle Spanner (1 Per Assembly)	
101	7012630	2	Axle Kit (1 Per Assembly)	
101	0272943	2	Swivel Locking Wheel (SN 0900020788 through 0900031574)	
101	2940150	2	Latch, Lock (1 Per Assembly)	
101	0272943	2	Swivel Locking Wheel (See Usage Chart for) (SN 0900031575 through 0900031617)	
101	2940150	2	Latch, Lock (1 Per Assembly)	
101	4860200	2	Swivel Braking Wheel (Required on Australian Spec Machines) (SN 0900000001 through 0900020788)	
101	7020211	2	Swivel Rig (1 Per Assembly)	
101	7020212	2	Wheel, Replacement (1 Per Assembly)	
101	7020214	2	Bushing, Axle Spanner (1 Per Assembly)	
101	7020213	2	Axle/Brake Kit (1 Per Assembly)	
101	4860248	2	Swivel Braking Wheel (Required on Australian Spec Machines) (No Service Parts Available) (SN 0900020788 through 0900031574)	
101	4860248	2	Swivel Braking Wheel (See Usage Chart for) (Required on Australian Spec Machines) (No Service Parts Available) (SN 0900031575 through 0900031617)	
	0271253	Ref	STROBE LIGHT ONLY INSTALLATION (OPTIONAL)	E
201	2920146	1	Lamp, Beacon	
202	2820035	2 ft/.6m	1/4in Expandable Loom (Not Shown Only) (SN 0900000001 through 0900019636)	
203	0721006	2	Screw, #10-24NC x 3/4in	
204	3311005	2	Nut #10-24NC	
205	4751000	4	Flatwasher #10 Wide	
206		Ref	Plate, Mounting Options:	
206	3572959	1	Plate, Mounting (SN 0900000001 through 0900027722)	
206	1001093322	1	Plate, Mounting (SN 0900027722 through 0900031617)	
207	4922837	1	Harness, Strobe Light (Not Shown)	
	0271252	Ref	DESCENT ALARM ONLY INSTALLATION (OPTIONAL)	D
301	0140033	1	Alarm	
302	0721006	2	Screw, #10-24NC x 3/4in	
303	3311005	2	Nut #10-24NC	
304	4751000	4	Flatwasher #10 Wide	
305		Ref	Plate, Mounting Options:	
305	3572959	1	Plate, Mounting (SN 0900000001 through 0900027722)	
305	1001093322	1	Plate, Mounting (SN 0900027722 through 0900031617)	
306		Ref	Harness, Alarm Options (Not Shown):	
306	4922511	1	Harness, Alarm (SN 0900000001 through 0900019636)	
306	4922805	1	Harness, Alarm (SN 0900019636 through 0900031617)	
	1001093343	Ref	STROBE LIGHT AND DESCENT ALARM INSTALLATION (WHEN EQUIPPED WITH BOTH OPTIONS ON) (OPTIONAL) (SN 0900027722 through 0900038985)	A
401	0140033	1	Alarm	
402	0721006	2	Screw #10-24NC x 3/4in	
403	2920146	1	Lamp, Beacon	
404	3311005	2	Nut #10-24NC	

SECTION 1 - BASE

ITEM	PART NUMBER	QTY	DESCRIPTION	REV
407	4751000	4	Flatwasher #10 Wide	
408	4922805	1	Harness, Alarm (Not Shown)	
409	4922837	1	Harness, Strobe Light (Not Shown)	
410	1001093322	1	Plate, Mounting (Not Shown)	

SECTION 1 - BASE

FIGURE 1-2. FRAME, STROBE AND ALARM INSTALLATIONS (SEE PARTS LIST FOR USAGE)



SECTION 1 - BASE

FIGURE 1-2. FRAME, STROBE AND ALARM INSTALLATIONS (SEE PARTS LIST FOR USAGE)

ITEM	PART NUMBER	QTY	DESCRIPTION	REV
		Ref	USAGE CHART	
		Ref	Machines Built SN 0900000001 to SN 0900031574 - Note: Use previous figure.	
		Ref	Machines Built SN 0900031575 through SN 0900031617 - No exact SN break exists, contact the JLG Parts Dept to confirm design before ordering parts.	
		Ref	Machines Built SN 0900031618 to SN 0900038985 - Note: Use this figure.	
	1001103370	Ref	BASE ASSEMBLY	B
1	0100011	AR	Compound, Locking	
2	0641406	2	Bolt 1/4in-20NC x 3/4in	
3	0641606	6	Bolt 3/8in-16NC x 3/4in	
4	0641828	2	Bolt 1/2in-13NC x 3-1/2in	
6	3020022	AR	Lithium, White	
8	3311405	2	Locknut 1/4in-20NC	
9	3311805	4	Locknut 1/2in-13NC	
10	3422744	5	Pin, Plunger	
11	3539660	AR	Plate, Caster Spacer	
14	4240032	1	Tie-Strap	
15	4711600	6	Flatwasher 3/8in Narrow	
17	4751800	12	Flatwasher 1/2in Wide	
19	1001093778	6	Tie-Strap, Push Mount	
20	1001100945	2	Wheel - 4in (No Service Parts Available)	
21	1001102618	1	Frame Weldment	
22	1001103214	1	Harness, Frame (See ELECTRICAL SECTION for Breakdown)	
23	1001103416	2	Wheel Assembly - 8in Stationary (No Service Parts Available)	
		Ref	FRONT WHEEL ASSEMBLIES	
101		Ref	Wheel Assembly Options:	
101	1001103417	2	Swivel Non-Locking Wheel (No Service Parts Available)	
101	1001115956	2	Swivel Locking Wheel (No Service Parts Available)	
101	1001115505	2	Swivel Braking Wheel (No Service Parts Available) (Required on Australian Spec Machines)	
	0271253	Ref	STROBE LIGHT ONLY INSTALLATION (OPTIONAL)	E
201	2920146	1	Lamp, Beacon	
203	0721006	2	Screw, #10-24NC x 3/4in	
204	3311005	2	Nut #10-24NC	
205	4751000	4	Flatwasher #10 Wide	
206	1001093322	1	Plate, Mounting	
207	4922837	1	Harness, Strobe Light (Not Shown)	
	0271252	Ref	DESCENT ALARM ONLY INSTALLATION (OPTIONAL)	D
301	0140033	1	Alarm	
302	0721006	2	Screw, #10-24NC x 3/4in	
303	3311005	2	Nut #10-24NC	
304	4751000	4	Flatwasher #10 Wide	
305	1001093322	1	Plate, Mounting	
306	4922805	1	Harness, Alarm (Not Shown)	
	1001093343	Ref	STROBE LIGHT AND DESCENT ALARM INSTALLATION (WHEN EQUIPPED WITH BOTH) (OPTIONAL)	A
401	0140033	1	Alarm	
402	0721006	2	Screw #10-24NC x 3/4in	
403	2920146	1	Lamp, Beacon	

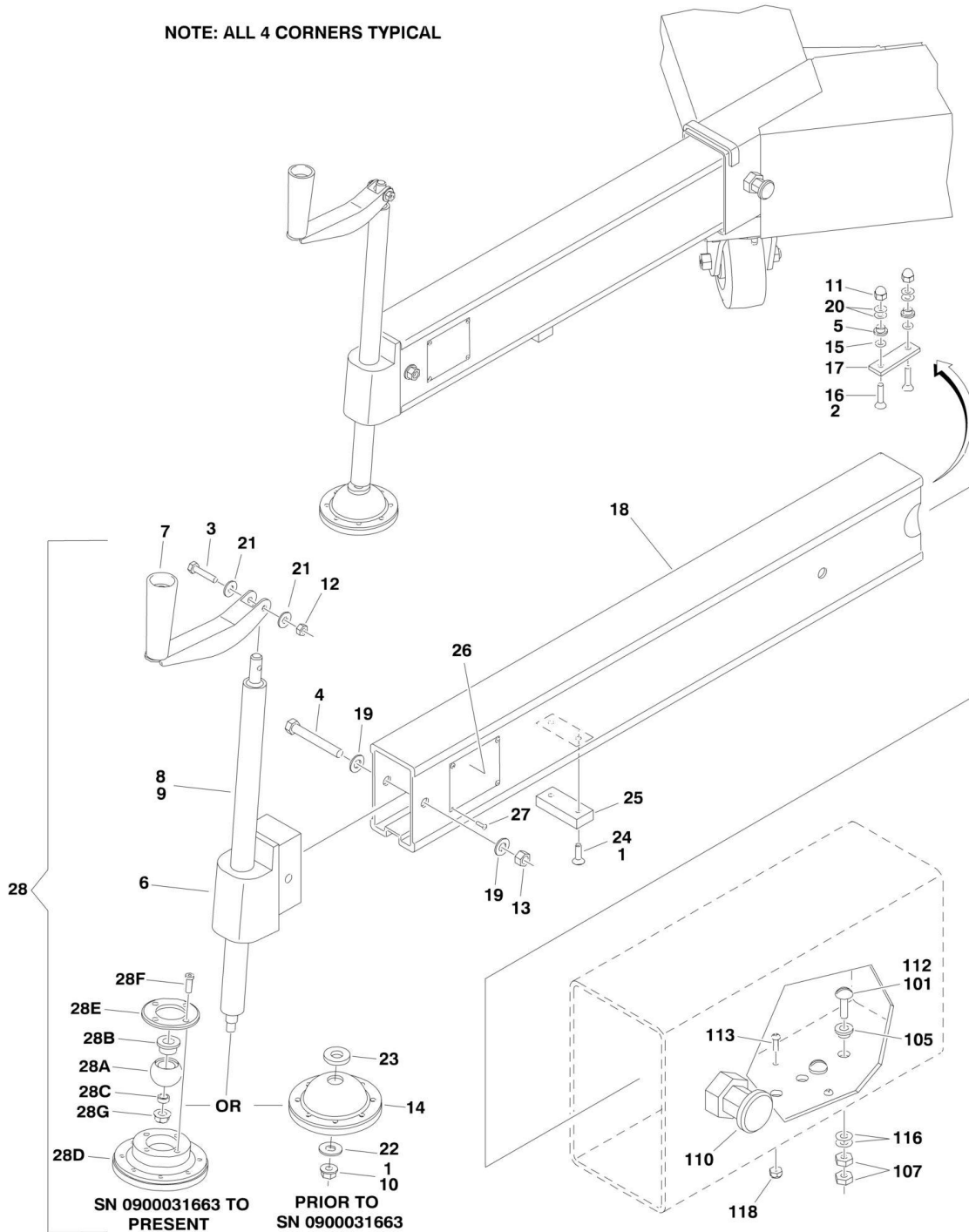
SECTION 1 - BASE

ITEM	PART NUMBER	QTY	DESCRIPTION	REV
404	3311005	2	Nut #10-24NC	
407	4751000	4	Flatwasher #10 Wide	
408	4922805	1	Harness, Alarm (Not Shown)	
409	4922837	1	Harness, Strobe Light (Not Shown)	
410	1001093322	1	Plate, Mounting	

SECTION 1 - BASE

FIGURE 1-3. OUTRIGGER COMPONENTS INSTALLATION

NOTE: ALL 4 CORNERS TYPICAL



SECTION 1 - BASE

FIGURE 1-3. OUTRIGGER COMPONENTS INSTALLATION

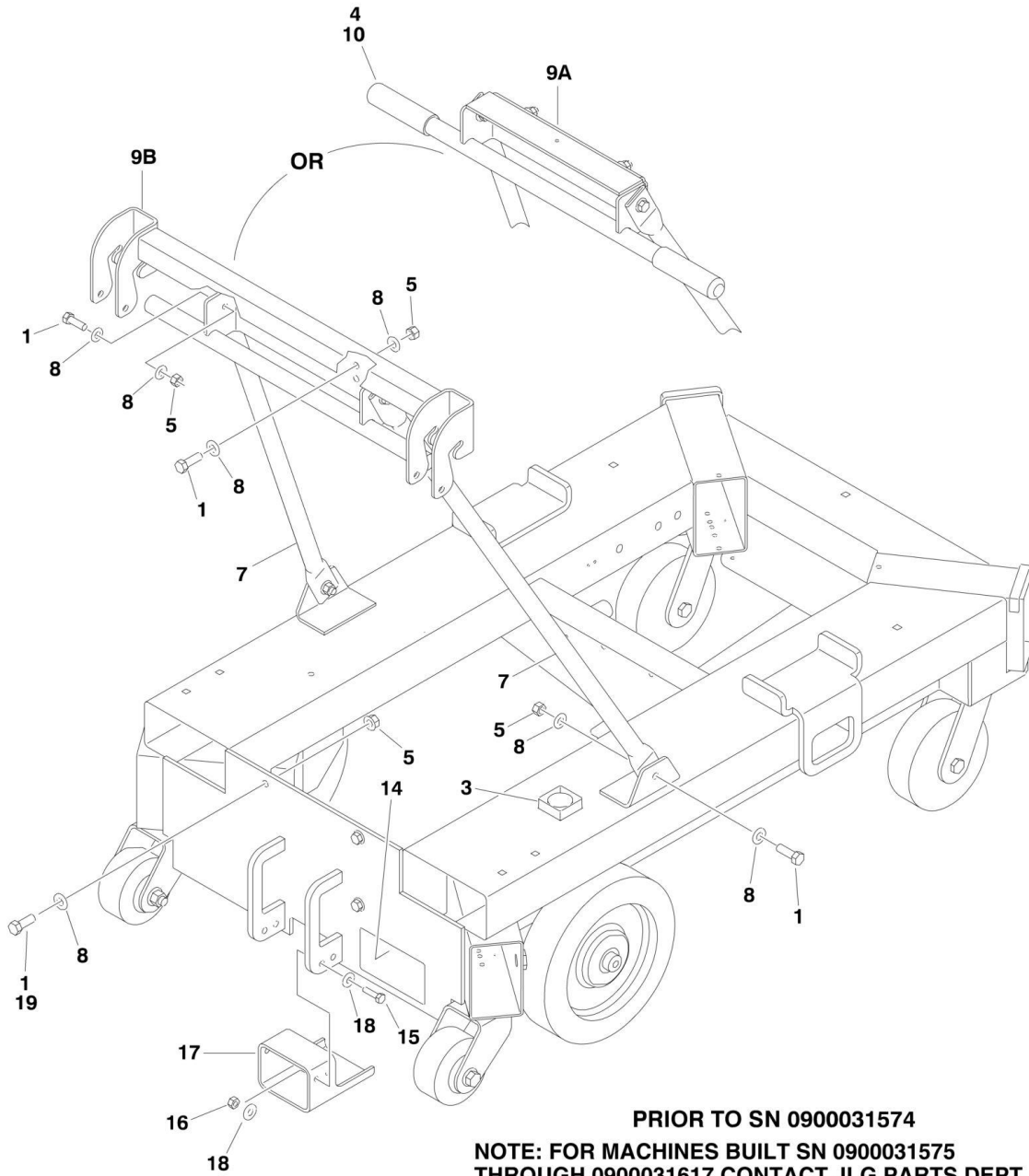
ITEM	PART NUMBER	QTY	DESCRIPTION	REV
		Ref	OUTRIGGER ASSEMBLIES	
	0258814	Ref	Outrigger Assemblies 20AM/25AM	G
	0258815	Ref	Outrigger Assemblies 30AM	H
	0258821	Ref	Outrigger Assemblies 30AM (Australian Spec Machines with Outdoor Wind Spec Requirements Built) (SN 090000001 through 0900030915)	G
	0258816	Ref	Outrigger Assemblies 36AM/41AM	G
		Ref	Note: Qty shown is for one outrigger jack. Complete machine requires 4x the qty listed.	
1	0100011	AR	Compound, Locking	
2	0100035	AR	Compound, Locking	
3	0641410	1	Bolt 1/4in-20NC x 1-1/4in	
4	0641624	1	Bolt 3/8in-16NC x 3in (SN 0900000001 through 0900012074)	
4	0641622	1	Bolt 3/8in-16NC x 2-3/4in (SN 0900012074 through 0900038985)	
5	2540024	2	Grommet (SN 0900000001 through 0900016557)	
5	0962288	2	Bushing, Molded Nylon Insulator (SN 0900016557 through 0900038985)	
6	1220015	1	Cap, End	
7	2560127	1	Handle	
8	2840019	1	Screw, Jack	
9	3020035	AR	Lubricant, Silicone	
10	3300380	1	Locknut, Flanged (SN 0900000001 through 0900031663)	
11		Ref	Locknut #8-32NC Options:	
11	3300392	2	Locknut #8-32NC (SN 0900000001 through 0900016557)	
11	3300440	2	Locknut #8-32NC (SN 0900016557 through 0900038985)	
12	3311405	1	Locknut 1/4in-20NC	
13	3311605	1	Locknut 3/8in-16NC	
14	3340712	1	Pad, Jack	
15	3780200	3	O-Ring (SN 0900016557 through 0900038985)	
16	3900193	2	Screw, Countersunk #8-32NC x 3/4in	
17	4280291	1	Pad, Contact	
18		Ref	Beam, Outrigger Options:	
18	4567732	1	Beam, Outrigger 20AM/25AM	
18	4567733	1	Beam, Outrigger 30AM (Indoor Use)	
18	4567736	1	Beam, Outrigger 30AM (Australian Spec Machines with Outdoor Wind Spec Requirements Built) (SN 0900000001 through 0900030915)	
18	4567734	1	Beam, Outrigger 36AM/41AM	
19	4711600	2	Washer 3/8in (Narrow)	
20	4740434	5	Washer, Nylon #8	
21	4751400	2	Flatwasher 1/4in Wide	
22	4751600	AR	Flatwasher 3/8in Wide (SN 0900000001 through 0900031663)	
23	4891800	1	Flatwasher 1/2in Hardened (SN 0900000001 through 0900031663)	
24	0741407	2	Screw, Countersunk 1/4in-20NC x 7/8in	
25	4220178	1	Stop, Outrigger	
26	Not Available	1	Nameplate - Outrigger	
27	3820006	4	Rivet	
28	1001116824	1	Outrigger Jack Kit (Includes Items 3, 6, 7, 8, 9, 12, 14, 21 & 28A - 28G) (SN 0900031663 through 0900038985)	D
28	1001133151	1	Kit, Jack Pad (Includes Items 28A - 28G)	A

SECTION 1 - BASE

ITEM	PART NUMBER	QTY	DESCRIPTION	REV
28A	1001129756	1	Ball Pivot, Outrigger	
28B	1001129757	1	Bushing, Flange Bearing	
28C	1001129758	1	Spacer	
28D	1001129761	1	Pad, Jack	
28E	1001129763	1	Plate, Jack Ball Cover	
28F	1001129764	4	Bolt 1/4in - 20NC x 3/4in	
28G	1001129779	1	Nut 3/8in -16NC, Flange	
		Ref	BASE MOUNTED COMPONENTS	
		Ref	Base Mounted Components 20AM/25AM	
	0258180	Ref	Base Mounted Components (SN 0900000001 through 0900017519)	J
	0271423	Ref	Base Mounted Components (SN 0900017519 through 0900031574)	K
	0271423 or 1001103370	Ref	Base Mounted Components (SN 0900031575 through 0900031617)	K/B
	1001103370	Ref	Base Mounted Components (SN 0900031618 through 0900038985)	B
		Ref	Base Mounted Components 30AM	
	0258809	Ref	Base Mounted Components (SN 0900000001 through 0900017519)	H
	0271427	Ref	Base Mounted Components (SN 0900017519 through 0900031574)	K
	0271427 or 1001103370	Ref	Base Mounted Components (SN 0900031575 through 0900031617)	K/B
	1001103370	Ref	Base Mounted Components (SN 0900031618 through 0900038985)	B
		Ref	Base Mounted Components 36AM/41AM	
	0258810	Ref	Base Mounted Components (SN 0900000001 through 0900017519)	J
	0271428	Ref	Base Mounted Components (SN 0900017519 through 0900031574)	K
	0271428 or 1001103370	Ref	Base Mounted Components (SN 0900031575 through 0900031617)	K/B
	1001103370	Ref	Base Mounted Components (SN 0900031618 through 0900038985)	B
101	0100011	AR	Compound, Locking	
105	2540024	8	Grommet (SN 0900000001 through 0900016557)	
105	2540024	8	Bushing, Molded Nylon Insulator - Use p/n 0962288 Grommet	
107	3300379	16	Locknut, Brass #8-32NC	
110		Ref	Pin, Plunger Options:	
110	3422369	4	Pin, Plunger (SN 0900000001 through 0900012037)	
110	3422744	4	Pin, Plunger (SN 0900012037 through 0900038985)	
112	3900194	8	Screw, Brass #8-32NC x 5/8in	
113	3900212	8	Screw, Button #4-40NC	
116	4740434	16	Washer, Nylon #8	
118	10701650	8	Locknut #4-40NC (SN 0900031618 through 0900038985)	

SECTION 1 - BASE

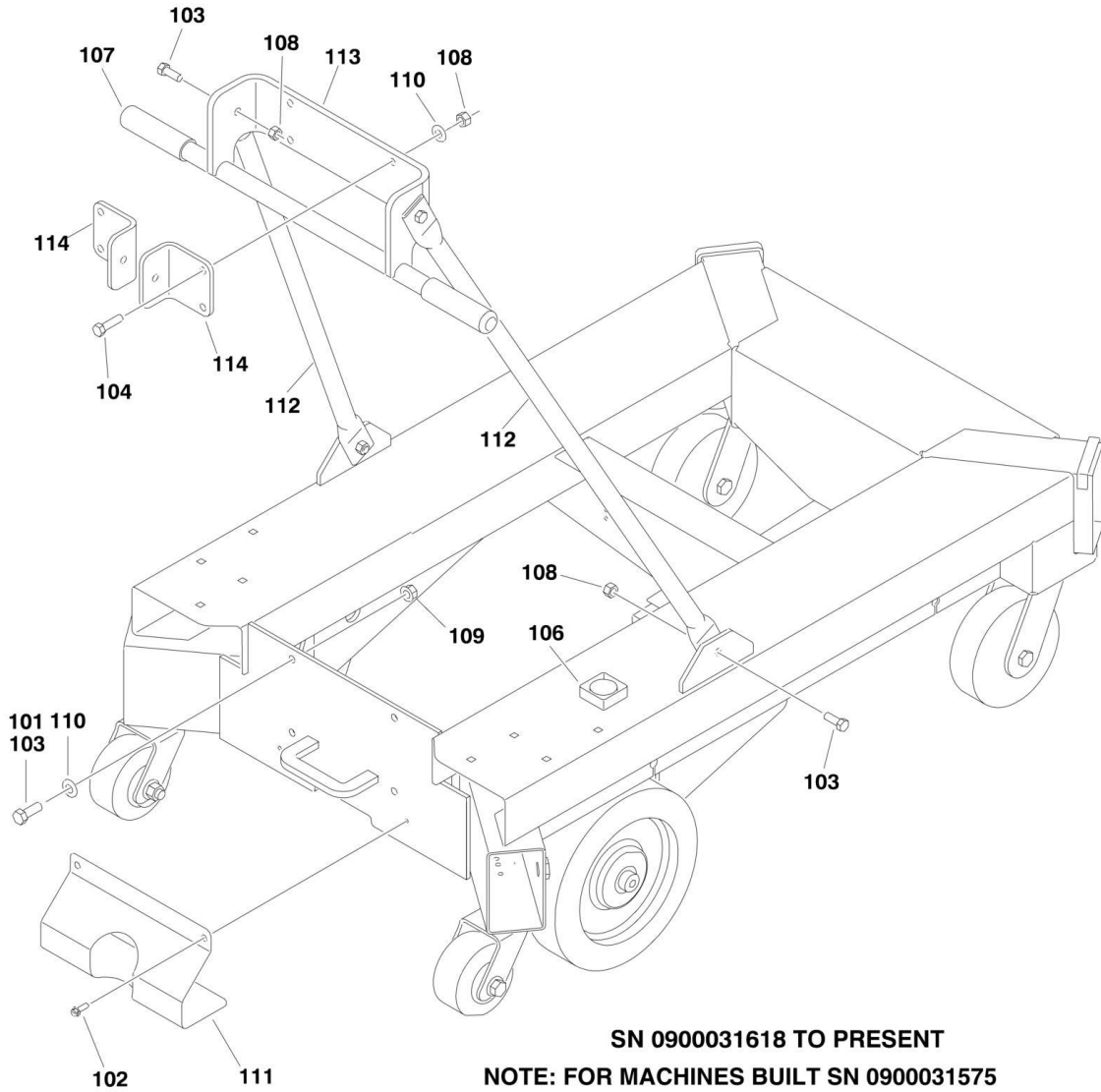
FIGURE 1-4. MAST SUPPORT INSTALLATION



PRIOR TO SN 0900031574

**NOTE: FOR MACHINES BUILT SN 0900031575
THROUGH 0900031617 CONTACT JLG PARTS DEPT.
TO CONFIRM DESIGN BEFORE ORDERING PARTS.**

SECTION 1 - BASE



SN 0900031618 TO PRESENT

**NOTE: FOR MACHINES BUILT SN 0900031575
THROUGH 0900031617 CONTACT JLG PARTS DEPT.
TO CONFIRM DESIGN BEFORE ORDERING PARTS.**

SECTION 1 - BASE

FIGURE 1-4. MAST SUPPORT INSTALLATION

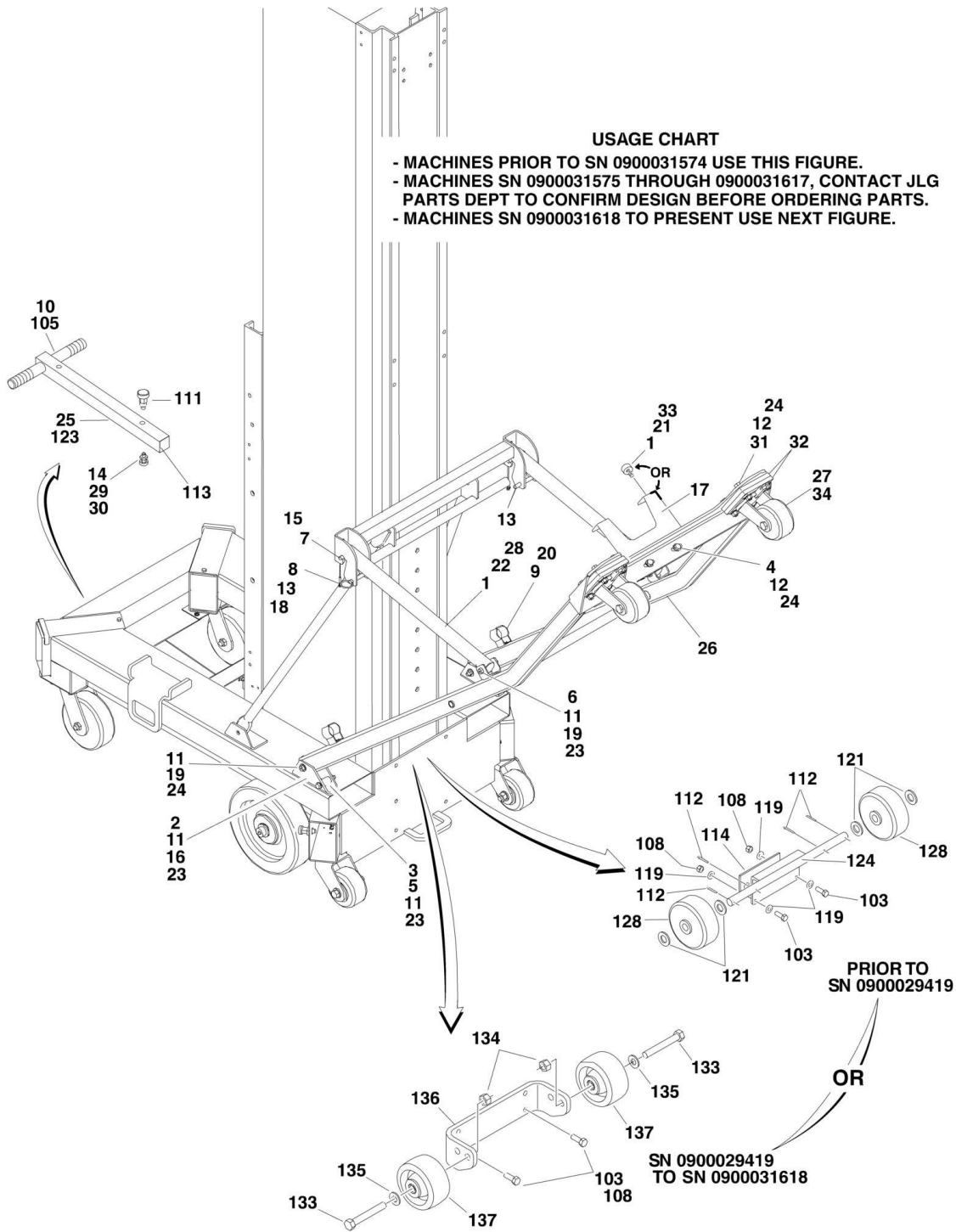
ITEM	PART NUMBER	QTY	DESCRIPTION	REV
		Ref	USAGE CHART	
	See Note	Ref	Machines Built SN 0900000001 to SN0900031574 - Note: Use Items 1-19	
	See Note	Ref	Machines Built SN 0900031575 through SN 0900031617 - Note: No exact SN break exist, contact the JLG Parts Dept to confirm design before ordering parts.	
	See Note	Ref	Machines Built SN 0900031618 to SN 0900038985 - Note: Use Items 101-114.	
		Ref	MAST SUPPORT INSTALLATIONS	
	0258548	Ref	Mast Support Installations 20AM (SN 0900000001 through 0900017519)	A
	0271434	Ref	Mast Support Installations 20AM (SN 0900017519 through 0900031574)	E
	0258549	Ref	Mast Support Installations 25AM (SN 0900000001 through 0900017519)	A
	0271435	Ref	Mast Support Installations 25AM (SN 0900017519 through 0900031574)	E
	0258550	Ref	Mast Support Installations 30AM (SN 0900000001 through 0900017519)	A
	0271436	Ref	Mast Support Installations 30AM (SN 0900017519 through 0900031574)	E
	0258551	Ref	Mast Support Installations 36AM (SN 0900000001 through 0900017519)	B
	0271437	Ref	Mast Support Installations 36AM (SN 0900017519 through 0900031574)	E
	0258552	Ref	Mast Support Installations 41AM (SN 0900000001 through 0900017519)	B
	0271438	Ref	Mast Support Installations 41AM (SN 0900017519 through 0900031574)	E
		Ref	Note: See Usage Chart for SN 0900031575 to SN 0900031617.	
1		Ref	Bolt Options:	
1	0641608	AR	Bolt 3/8in-16NC x 1in	
1	0641609	AR	Bolt 3/8in-16NC x 1-1/8in	
3	2420140	1	Gauge, Level	
4	2560088	2	Grip, Handle (20AM/25AM/30AM Only)	
5		Ref	Nut Options:	
5	3311605	AR	Locknut 3/8in-16NC	
5	3311608	AR	Flanged Nut 3/8in-16NC	
6	3570971	1	Plate, Cover (SN 0900000001 through 0900017519)	
7	4567508	2	Brace	
8	4711600	AR	Flatwasher 3/8in	
9		Ref	Support Weldment Options:	
9A	4845715	1	Support Weldment 20AM/25AM/30AM	
9B	4845763	1	Support Weldment 36AM/41AM	
10	0100001	AR	Adhesive (20AM/25AM/30AM Only)	
14	1704582	1	Decal, Manual Descent	
15	0641408	4	Screw 1/4in	
16	3311405	4	Lock Nut 1/4in	
17	4568433	1	Tube, Valve Protection (SN 0900017519 through 0900031574)	
18	4751400	8	Flatwasher 1/4in	
19	0100011	AR	Compound, Locking	
		Ref	MAST SUPPORT INSTALLATIONS	
	1001108565	Ref	Mast Support Installations 20AM (SN 0900031618 through	A

SECTION 1 - BASE

ITEM	PART NUMBER	QTY	DESCRIPTION	REV
			0900038985)	
	1001108566	Ref	Mast Support Installations 25AM (SN 0900031618 through 0900038985)	A
	1001108567	Ref	Mast Support Installations 30AM (SN 0900031618 through 0900038985)	A
	1001108568	Ref	Mast Support Installations 36AM (SN 0900031618 through 0900038985)	A
	1001108569	Ref	Mast Support Installations 41AM (SN 0900031618 through 0900038985)	A
		Ref	Note: See Usage Chart for SN 0900031575 to SN 0900031617.	
101	0100011	AR	Compound, Locking	
102	0630550	2	Capscrew 1/4in-20NC x 3/4in	
103	0641608	8	Bolt 3/8in-16NC x 1in	
104	0641609	4	Bolt 3/8in-16NC x 1-1/8in	
104	0641611	4	Bolt 3/8in-16NC x 1-3/8in	
106	2420140	1	Gauge, Level	
107	2560088	2	Grip, Handle (20AM/25AM/30AM Only)	
108	3311605	8	Locknut 3/8in-16NC	
109	3311608	4	Nut, Flanged 3/8in-16NC	
110	4711600	8	Flatwasher 3/8in Narrow	
111	1001102616	1	Shield, Lift Down Valve	
112	1001107441	2	Brace	
113		Ref	Support Weldment Options:	
113	1001107459	1	Support Weldment 20AM/25AM/30AM	
113	1001108178	1	Support Weldment 36AM/41AM	
114	1001107451	2	Mount, Tiltback Shock (36AM/41AM)	

SECTION 1 - BASE

FIGURE 1-5. TILTBACK AND LOADING HARDWARE (FRAME MOUNTED) COMPONENTS (SEE PARTS LIST FOR USAGE)



SECTION 1 - BASE

FIGURE 1-5. TILTBACK AND LOADING HARDWARE (FRAME MOUNTED) COMPONENTS (SEE PARTS LIST FOR USAGE)

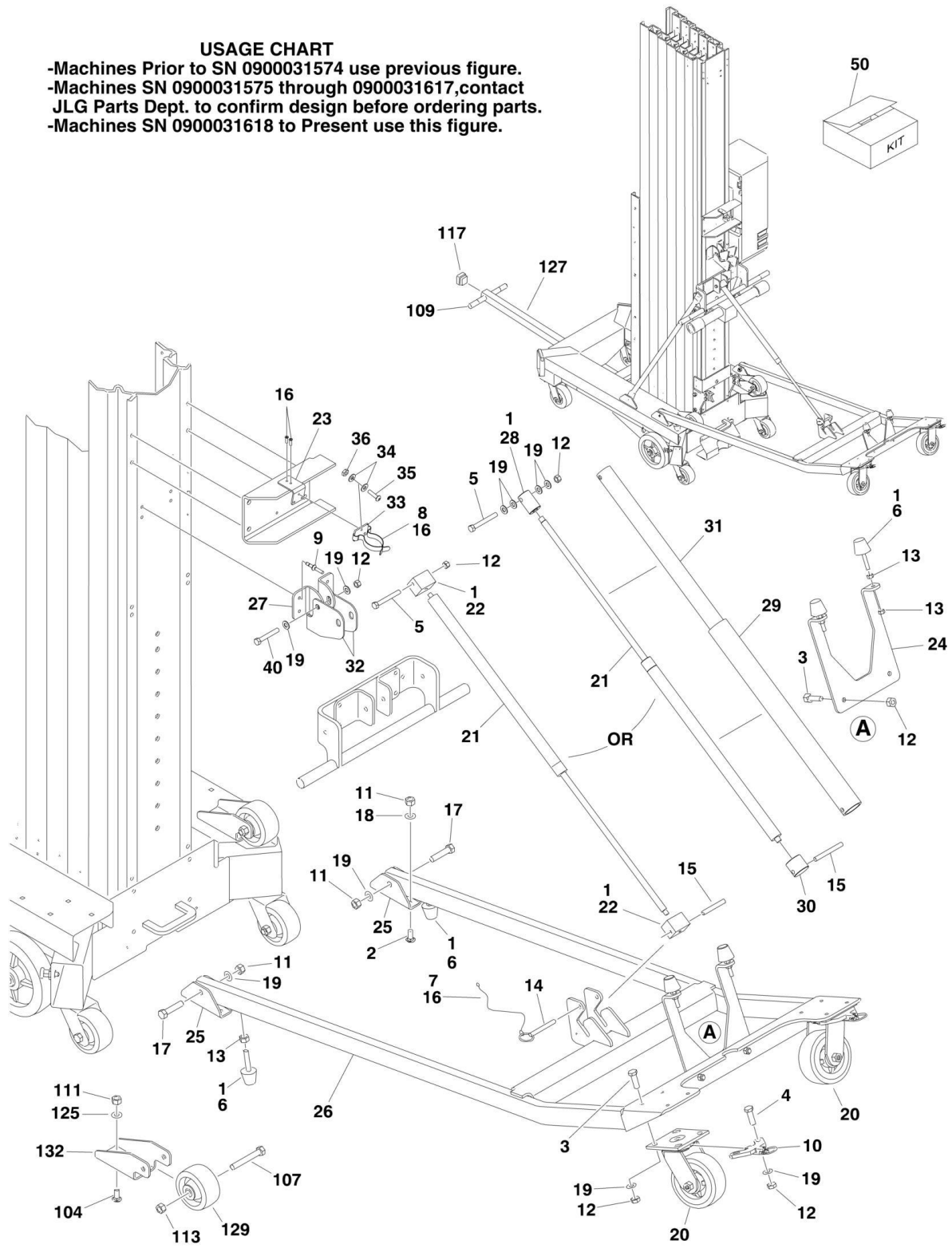
ITEM	PART NUMBER	QTY	DESCRIPTION	REV
		Ref	USAGE CHART	
		Ref	Machines Built SN 0900000001 to SN 0900031574 - Note: Use this figure.	
		Ref	Machines Built SN 0900031575 through SN 0900031617 - No exact SN break exists, contact the JLG Parts Dept to confirm design before ordering parts.	
		Ref	Machines Built SN 0900031618 to SN 0900038985 - Note: Use next figure.	
	0258406	Ref	TILTBACK INSTALLATION (36AM/41AM ONLY)	H
1	0100019	AR	Compound, Locking	
2	0630383	4	Carriage Bolt, 5/16in-18NC	
3	0641518	2	Bolt 5/16in-18NC x 2-1/4in	
4	0641608	10	Bolt 3/8in-16NC x 1in	
5	0962195	2	Bushing, Tiltstop	
6	0962196	2	Bushing, Shock Mount	
7	0962197	2	Bushing, Shock Mount	
8	1060380	2	Cable, Lanyard	
9	1320215	2	Clamp, Stowage	
10	2560088	2	Grip, Handle	
11	3311505	10	Locknut 5/16in-18NC	
12	3311605	10	Locknut 3/8in-16NC	
13	3420934	2	Pin, Quick Release	
14	3422369	1	Plunger Pin (SN 0900000001 through 0900012209)	
15	3422370	2	Pin, Grooved	
16	3570927	2	Plate, Tilt Back Mount	
17	3570949	1	Plate, Stop	
18	3820024	2	Rivet	
19	3900111	4	Screw, Shoulder	
20	3941004	4	Screw, Self Tapper	
21		Ref	Hardware Option:	
21	4060805	2 ft	Shield, Flex Trim (SN 0900000001 through 0900019171)	
21	4060807	2 ft	Hardware (SN 0900019171 through 0900019854)	
21	0940049	2	Hardware (Stopper, Rubber) (SN 0900019855 through 0900038985)	
22	4567599	2	Tube, Shock Cover	
23	4711500	AR	Flatwasher 5/16in Narrow	
24	4711600	24	Flatwasher 3/8in Narrow	
25	4845706	1	T-Bar Weldment	
26	4845762	1	Tiltback Weldment	
27		Ref	Wheel, Caster Options:	
27	4860187	2	4in Diameter (SN 0900000001 through 0900019171)	
27	4860143	2	5in Diameter (SN 0900019171 through 0900020847)	
28	4160173	2	Spring, Gas Shock	
29	3422744	1	Plunger Pin (SN 0900012209 through 0900038985)	
30	3520163	2	Cap, Tube	
31	0641614	8	Bolt 3/8in-16NC x 1-3/4in (SN 0900000001 through 0900019171)	
32		Ref	Plate, Spacer Options:	
32	3572370	4	Plate, Spacer (SN 0900000001 through 0900019171)	
32	Not Required	0	Plate, Spacer (SN 0900019171 through 0900038985)	
33	3311501	1	Nut 5/16in-18NC (SN 0900019855 through 0900038985)	

SECTION 1 - BASE

ITEM	PART NUMBER	QTY	DESCRIPTION	REV
34	4860251	2	Wheel, Locking Caster (SN 0900020847 through 0900038985)	
		Ref	LOADING HARDWARE (FRAME MOUNTED COMPONENTS) (20AM/25AM/30AM)	
	0258741	Ref	Loading Hardware (Frame Mounted Components) 20AM/25AM/30AM	K
	0258965	Ref	Loading Hardware (Frame Mounted Components) 36AM/41AM	I
103		Ref	Bolt Options:	
103	0641608	AR	Bolt 3/8in-16NC x 1in	
103	0641611	AR	Bolt 3/8in-16NC x 1-3/8in	
105	2560088	2	Grip	
108	3311605	4	Locknut 3/8in-16NC	
111	3422744	1	Pin, Plunger	
112	3450504	4	Pin, Cotter	
113	3520163	2	End Cap, Tube	
114	4070981	1	Shim .25 (SN 0900000001 through 0900029419)	
119	4711600	4	Flatwasher 3/8in Narrow	
121	4712200	4	Flatwasher 3/4in Narrow	
123	4845706	1	Weldment, T-Bar	
124	4845727	1	Bracket, Mast Wheel (SN 0900000001 through 0900029419)	
128		Ref	Wheel 4in Options:	
128	4860185	2	Wheel (SN 0900000001 through 0900014095)	
128	7020087	2	Wheel, Replacement (1 Per Wheel)	
128	7020084	4	Bearing (2 Per Wheel)	
128	7012631	2	Bushing, Axle Spanner (1 Per Wheel)	
128	4860196	2	Wheel (SN 0900014095 through 0900020788)	
128	See Note	2	Wheel, Replacement (1 Per Wheel) (Note: Not Available - Purchase p/n 4860196)	
128	7020084	4	Bearing (2 Per Wheel)	
128	See Note	2	Bushing, Axle Spanner (1 Per Wheel) (Note: Not Available - Purchase p/n 4860196)	
128	4860250	2	Wheel (SN 0900020788 through 0900029419)	
133	0641828	2	Bolt 1/2in-13NC x 3-1/2in	
134	3311805	2	Locknut 1/2in-13NC	
135	4711800	2	Flatwasher 1/2in Narrow	
136	1001100905	1	Weldment, Mast Wheel Bracket (SN 0900029419 through 0900031574)	
137	1001100945	2	Wheel 4in (SN 0900029419 through 0900031574)	

SECTION 1 - BASE

FIGURE 1-6. TILTBACK AND LOADING HARDWARE (FRAME MOUNTED) COMPONENTS (SEE PARTS LIST FOR USAGE)



SECTION 1 - BASE

FIGURE 1-6. TILTBACK AND LOADING HARDWARE (FRAME MOUNTED) COMPONENTS (SEE PARTS LIST FOR USAGE)

ITEM	PART NUMBER	QTY	DESCRIPTION	REV
		Ref	USAGE CHART	
		Ref	Machines Built SN 0900000001 to SN 0900031574 - Note: Use previous figure.	
		Ref	Machines Built SN 0900031575 through 0900031617 - No exact SN break exists, contact the JLG Parts Dept to confirm design before ordering parts.	
		Ref	Machines Built SN 0900031618 to SN 0900038985 - Note: Use this figure.	
	1001108711	Ref	TILTBACK INSTALLATION (36AM/41AM ONLY) (SN 0900031618 through 0900037289)	C
	1001203325	Ref	TILTBACK INSTALLATION (36AM/41AM ONLY) (SN 0900037290 through 0900038985)	C
1	0100011	AR	Compound, Locking	
2	0630383	4	Carriage Bolt, 5/16in-18NC	
3	0641608	6	Bolt 3/8in-16NC x 1in	
4	0641610	4	Bolt 3/8in-16NC x 1-1/4in	
5	0641624	1	Bolt 3/8in-16NC x 3in	
6	0940088	4	Bumper	
7	1060380	1	Cable, Lanyard	
8	1380132	1	Clip (SN 0900031618 through 0900037289)	
8	1001212241	1	Clip (SN 0900037290 through 0900038985)	
9	2080040	4	Fastener, Huck	
10	2940150	2	Latch, Caster Locking	
11	3311505	6	Locknut 5/16in-18NC	
12	3311605	AR	Locknut 3/8in-16NC	
13	3321501	6	Nut 5/16in-24NF	
14	3420934	1	Pin, Quick Release	
15	3422370	1	Pin, Grooved (SN 0900031618 through 0900037289)	
15	1001211422	1	Pin, Grooved (SN 0900037290 through 0900038985)	
16	3820024	AR	Rivet	
17	3900111	2	Screw, Shoulder	
18	4711500	4	Flatwasher 5/16in Narrow	
19	4711600	AR	Flatwasher 3/8in Narrow	
20	1001103417	2	Wheel, Caster	
21		Ref	Spring, Gas Options:	
21	1001107442	NLA	Spring, Gas (Use p/n 1001154242) (SN 0900000001 through 0900034901)	
21	1001154240	1	Spring, Gas (SN 0900034901 through 0900038985)	
22		Ref	Mount, Gas Spring Options:	
22	1001107443	NLA	Mount, Gas Spring (Use p/n 1001154242) (SN 0900000001 through 0900034901)	
22	1001154241	2	Mount, Gas Spring (SN 0900034901 through 0900037289)	
23	1001107448	1	Mount, Spring Clamp (SN 0900031618 through 0900037289)	
23	1001216905	1	Mount, Spring Clamp (SN 0900037290 through 0900037541)	
23	1001231279	1	Mount, Spring Clamp (SN 0900037542 through 0900038985)	
24	1001107452	1	Bracket, Tiltback Stop (SN 0900031618 through 0900037289)	
24	1001216900	1	Bracket, Tiltback Stop (SN 0900037290 through 0900038985)	
25	1001107453	2	Mount, Tiltback Frame	
26	1001107454	1	Frame, Tiltback	
27	1001108715	2	Mount, Tiltback Frame	

SECTION 1 - BASE

ITEM	PART NUMBER	QTY	DESCRIPTION	REV
28	1001193370	1	Mount, Gas Spring (SN 0900037290 through 0900038985)	
29	1001209403	1	Cover, Barrel (SN 0900037290 through 0900038985)	
30	1001209404	1	Mount, Gas Spring (SN 0900037290 through 0900038985)	
31	1001209470	1	Cover, Rod (SN 0900037290 through 0900038985)	
32	1001221248	2	Catch (SN 0900037290 through 0900038985)	
33	1001231280	1	Plate	
34	4711000	6	Washer #10	
35	0630518	3	Screw #10 x 3/4	
36	3311005	3	Nut #10	
40	0641620	AR	Bolt 3/8 x 2-1/2	
50	1001154242	1	Shock Replacement Kit (includes items 1, 5, 12, 15, 21 & 22) (SN 0900031618 through 0900037289)	
		Ref	LOADING HARDWARE (FRAME MOUNTED) COMPONENTS	
	1001108712	Ref	Loading Hardware (Frame Mounted) Components 20AM/25AM/30AM	B
	1001108714	Ref	Loading Hardware (Frame Mounted) Components 36AM/41AM	A
104	0630383	4	Bolt, Carriage 5/16in-18NC x 1in	
107	0641828	2	Bolt 1/2in-13NC x 3-1/2in	
109	2560088	2	Grip	
111	3311505	4	Locknut 5/16in-18NC	
113	3311805	2	Locknut 1/2in-13NC	
117	3520163	1	Cap, End	
125	4711500	4	Flatwasher 5/16in Narrow	
127	4845706	1	T-Bar Weldment	
129	1001100945	2	Wheel 4in	
132	1001107456	2	Mount, Wheel	

SECTION 2 - CONTROLS

SECTION 2 - CONTROLS

FIGURE 2-1. AC POWER COMPONENTS INSTALLATION (SN 090000001 through 0900026490)

ITEM	PART NUMBER	QTY	DESCRIPTION	REV
		Ref	POWERPACK ASSEMBLY OPTIONS:	
	0258436	Ref	240 Volt (SN 090000001 through 0900017519)	C
	0271132	Ref	240 Volt (SN 0900017519 through 0900026490)	B
1	0630486	4	Screw, Counter Sunk	
2	0641406	4	Bolt 1/4in-20NC x 3/4in	
3	0721006	2	Screw	
4	0721014	1	Screw Only (SN 090000001 through 0900012076)	
5	0860936	1	Junction Box Assembly Options: (See AC JUNCTION BOX ASSEMBLY for Breakdown)	
6		Ref	Ground Control Box Assembly Options:	
6	0861212	1	Ground Control Box Assembly (Use p/n 0861305) (SN 090000001 through 0900020143)	
6	0861305	1	Ground Control Box Assembly (SN 0900020143 through 0900026490)	
		Ref	Note: Original Equipment control box p/n 0861212 may have been replaced with p/n 0861305 as a Service Replacement. Identify component before ordering parts	
6	7020078	1	Switch, Push-Pull (Stop)	
6	7020096	1	Legend Plate, Stop	
6	7020097	1	Legend Plate, Power/Off/On	
6		Ref	Switch, Key Options:	
6	7020098	1	Switch, Key (SN 090000001 through 0900020143)	
6	4360467	1	Switch, Key (SN 0900020143 through 0900026490)	
6		Ref	Key, Replacement Options:	
6	7016339	1	Key, Replacement (SN 090000001 through 0900020143)	
6	2860030	1	Key, Replacement (SN 0900020143 through 0900026490)	
6		Ref	Connector, Strain Relief Options:	
6	7020090	1	Connector, Strain Relief (SN 090000001 through 0900023600)	
6	7027787	1	Connector, Strain Relief (SN 0900023600 through 0900026490)	
6	7020093	4	Screw m3 x 25	
6	7020094	1	Lid	
7	3311005	AR	Locknut #10-24NC	
8	3311405	4	Locknut 1/4in-20NC	
9	3311505	4	Locknut 5/16in-18NC	
10		Ref	Pump/Motor Assembly Options (See AC MOTOR/PUMP ASSEMBLY (FENNER) for Breakdown)	
10	3600280	1	Pump/Motor Assembly (SN 090000001 through 0900012829)	
10	3600292	1	Pump/Motor Assembly (SN 0900012829 through 0900017518)	
10	3600322	NLA	Pump/Motor Assembly 120 & 240 Volt Machines (Use p/n 2915246) (Note: Kit p/n 2915246 includes Pump/Motor Assy, Pump and AC Box Mtg Brackets and 2 Hydraulic Tubes. Once kit has been added, machine will be updated to SN 0900026490 to SN 0900029962 Design.) (SN 0900017519 through 0900026490)	
12	4460566	1	Terminal, 90	
13	4751000	AR	Flatwasher #10	
14	4751400	8	Flatwasher 1/4in	
15	4751500	4	Flatwasher 5/16in	
16	4845712	1	Plate, Mounting	

SECTION 2 - CONTROLS

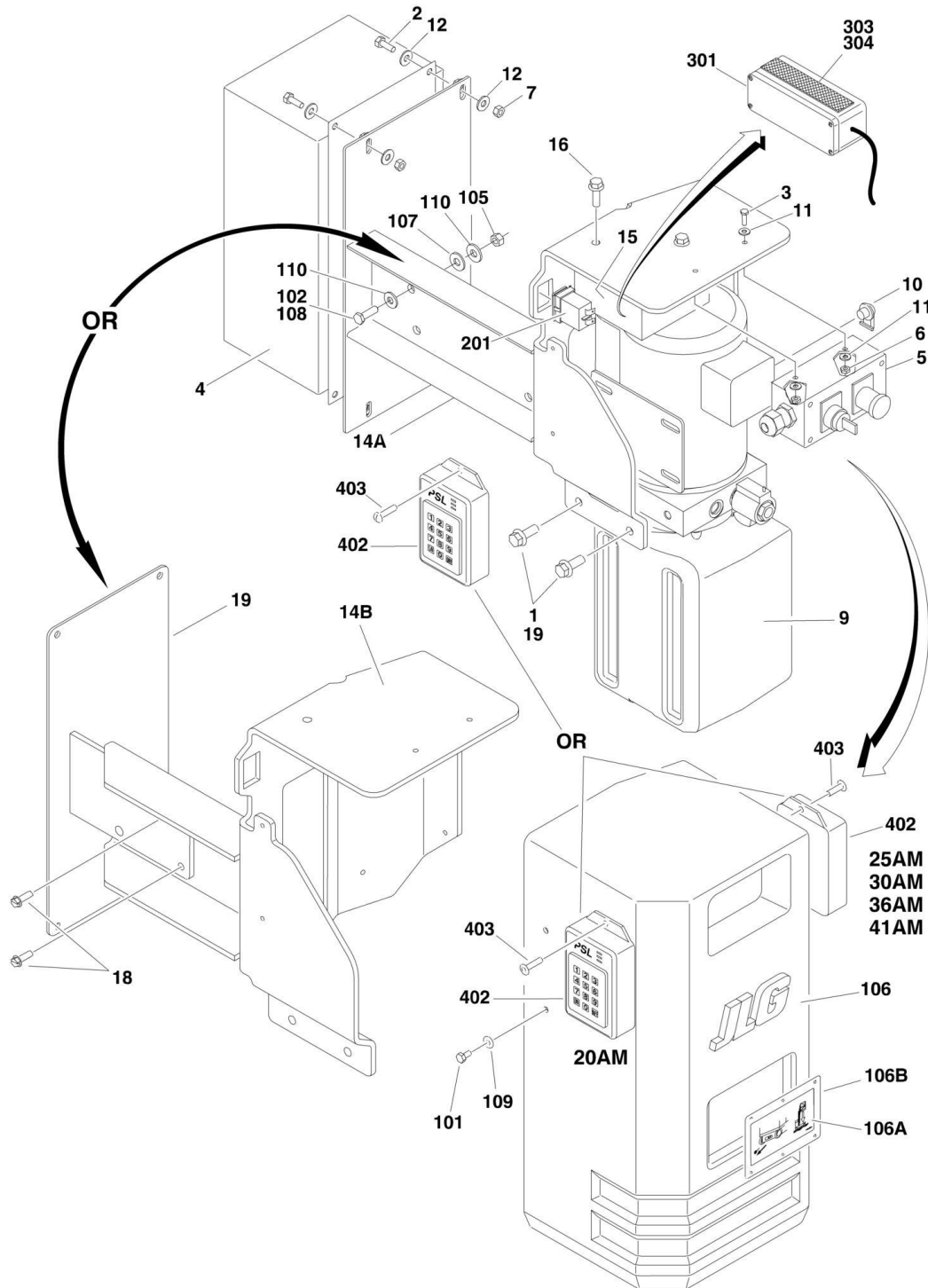
ITEM	PART NUMBER	QTY	DESCRIPTION	REV
		Ref	POWERPACK INSTALLATION OPTIONS:	
	0258683	Ref	Powerpack Installation (SN 0900000001 through 0900017519)	C
	0271139	Ref	Powerpack Installation (SN 0900017519 through 0900026490)	E
	0258478	Ref	Powerpack Installation 25AM/30AM/36AM/41AM (SN 0900000001 through 0900017519)	B
	0271137	Ref	Powerpack Installation 25AM/30AM/36AM/41AM (SN 0900017519 through 0900026490)	D
	0258684	Ref	Powerpack Installation 20AM (French Spec) (SN 0900000001 through 0900017519)	B
	0271139	Ref	Powerpack Installation 20AM (French Spec) (SN 0900017519 through 0900026490)	E
	0258480	Ref	Powerpack Installation 25AM/30AM/36AM/41AM (French Spec) (SN 0900000001 through 0900017519)	A
	0271137	Ref	Powerpack Installation 25AM/30AM/36AM/41AM (French Spec) (SN 0900017519 through 0900026490)	D
102	0641404	4	Bolt 1/4in-20NC x 1/2in	
103		Ref	Bolt Options:	
103	0641614	4	Bolt 3/8in-16NC x 1-3/4in (20AM)	
103	0641608	4	Bolt 3/8in-16NC x 1in (25AM/30AM/36AM/41AM)	
104	1702353	1	Decal - Manual Descent (0900000001 to 0900017519)	
109	3311605	4	Locknut 3/8in-16NC	
110		Ref	Shield, Pump Cover Options:	
110	4060875	1	Shield, Pump Cover (25AM/30AM/36AM/41AM) (SN 0900000001 through 0900019688)	
110	4061024	1	Shield, Pump Cover (25AM/30AM/36AM/41AM) (SN 0900019688 through 0900026490)	
110	4061024	1	Shield, Pump Cover (20AM)	
110A	1704582	1	Decal Only (SN 0900019688 through 0900026490)	
110B	9984088	1	Cover Only (SN 0900019688 through 0900026490)	
114	4711400	4	Flatwasher 1/4in	
115	4711600	8	Flatwasher 3/8in	
116		Ref	Flatwasher Options:	
116	4751600	12	Flatwasher 3/8in Wide (20AM Only) (SN 0900000001 through 0900015553)	
116	Not Required	0	Flatwasher (25AM/30AM/36AM/41AM)	
118		Ref	Shim Options: (SN 0900015553 through 0900026490)	
118	4070984	2	Shim 20AM	
118	Not Required	0	Shim 25AM/30AM/36AM/41AM	
	0273365	Ref	HOURMETER INSTALLATION (OPTIONAL)	D
201	2420172	1	Hourmeter	
202	3311001	2	Nut #10-24NC	
203	3572158	1	Bracket, Mounting	
204	3911010	2	Screw #10-24NC x 5/8in	
205	4761000	2	Lockwasher #10	
206	4922935	1	Harness, Hourmeter (Not Shown)	
	0258482	Ref	AUXILIARY LOWERING INSTALLATION (OPTIONAL)	A
301	0861213	1	Box, Power Down	
301	0400181	2	Battery	
301	4460320	1	Connector, Amp	
301	4460267	2	Pin, Amp	
303	4420064	0.3 ft/.09m	Velcro, Loop	
304	4420065	0.3 ft/.09m	Velcro, Hook	

SECTION 2 - CONTROLS

ITEM	PART NUMBER	QTY	DESCRIPTION	REV
	0271373	Ref	FLOOR BRAKE ALARM INSTALLATION (OPTIONAL)	A
401	0100011	AR	Compound, Locking	
402	0140022	1	Alarm, Horn	
403	4922583	1	Harness, Brake Alarm (Not Shown)	
	0272686	Ref	SECURITY LOCK INSTALLATION (OPTIONAL)	C
501	2820035	8 in/20cm	Sleeve, Insulation (Not Shown)	
502	2940132	1	Lock, Programmable	
508	0791003	2	Screw#10-24NC x 3/8in	

SECTION 2 - CONTROLS

FIGURE 2-2. AC POWER COMPONENTS INSTALLATION (SN 0900026490 through 0900038985)



SECTION 2 - CONTROLS

FIGURE 2-2. AC POWER COMPONENTS INSTALLATION (SN 0900026490 through 0900038985)

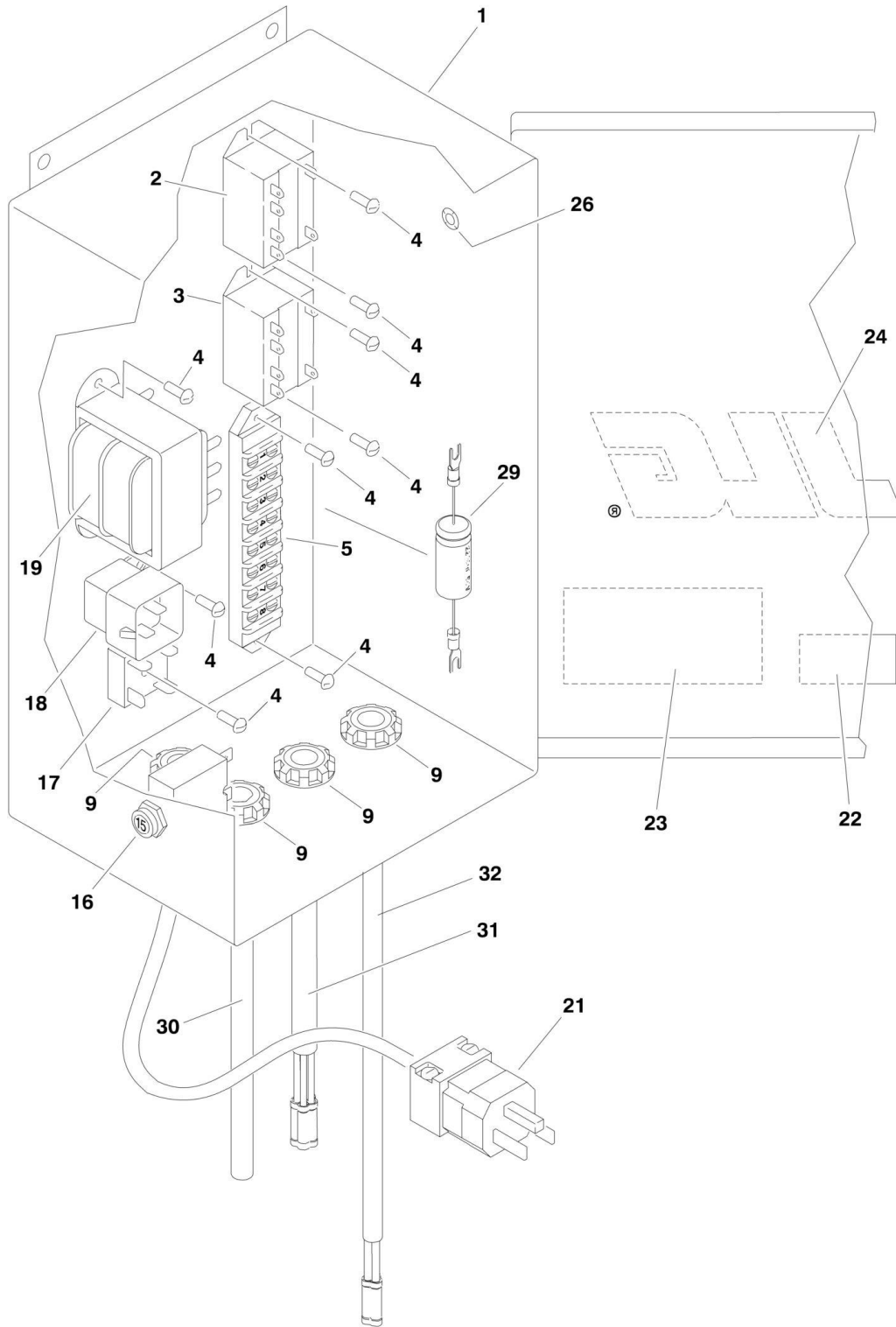
ITEM	PART NUMBER	QTY	DESCRIPTION	REV
	0271132	Ref	POWERPACK ASSEMBLY	G
1	0791608	2	Screw 3/8in-16NC x 1in	
2	0641406	4	Bolt 1/4in-20NC x 3/4in	
3	0721006	2	Screw	
4	0860936	1	Junction Box Assembly (See AC JUNCTION BOX ASSEMBLY for Breakdown)	
5	0861305	1	Ground Control Box Assembly	
5	7020078	1	Switch, Push-Pull (Stop)	
5	7020096	1	Legend Plate, "Stop"	
5	7020097	1	Legend Plate, "Power/Off/On"	
5	4360467	1	Switch, Key	
5	2860030	1	Key, Replacement Options	
5	7027787	1	Connector, Strain Relief Options	
5	7020093	4	Screw m3 x 25	
5	7020094	1	Lid	
6	3311005	2	Locknut #10-24NC	
7	3311405	4	Locknut 1/4in-20NC	
9	3600453	1	Pump/Motor Assembly (See AC MOTOR/PUMP ASSEMBLY (MONARCH/BUCHER) for Breakdown)	
10	4460566	1	Terminal, 90	
11	4751000	AR	Flatwasher #10	
12	4751400	8	Flatwasher 1/4in	
14		Ref	Plate, Mounting Options:	
14A	4341353	NLA	Plate, Mounting (Use p/ns 4341431 & 4341432) (SN 0900026490 through 0900027921)	
14B	4341432	1	Plate, Mounting (SN 0900027922 through 0900038985)	
15	4821500	1	Weight, 15lbs (SN 0900026490 through 0900027922)	
16	0791508	2	Bolt 5/16in-18NC x 1in (SN 0900026490 through 0900027921)	
17	0100011	AR	Compound, Locking	
18	0630550	2	Bolt 1/4in-20NC x 3/4in (SN 0900027922 through 0900038985)	
19	4341431	1	Mount, AC Box (SN 0900027922 through 0900038985)	
20		Ref	Insulate, Heat Shrink Options (Not Shown):	
20	Not Required	0	Heat Shrink (SN 0900026490 through 0900028702)	
20	2820030	1	Heat Shrink (SN 0900028703 through 0900030157)	
20	1001105113	1	Heat Shrink (SN 0900030158 through 0900038985)	
		Ref	POWERPACK INSTALLATION OPTIONS:	
	0275690	Ref	Powerpack Installation Options 20AM (SN 0900026490 through 0900027921)	B
	0275689	Ref	Powerpack Installation Options 25AM/30AM/36AM/41AM (SN 0900026490 through 0900027921)	B
	0275939	Ref	Powerpack Installation Options 20AM/25AM/30AM/36AM/41AM (SN 0900027922 through 0900038985)	B
101	0641404	4	Bolt 1/4in-20NC x 1/2in	
102		Ref	Bolt 3/8in-16NC Options:	
102		Ref	Bolt 3/8in-16NC (SN 0900026490 through 0900027921)	
102	0641608	4	Bolt 3/8in-16NC 25AM/30AM/36AM/41AM	
102	0641614	4	Bolt 3/8in-16NC 20AM	
102	0791609	4	Bolt 3/8in-16NC (SN 0900027922 through 0900038985)	
105		Ref	Nut 3/8in-16NC Options:	
105	3311605	4	Nut 3/8in-16NC (SN 0900026490 through 0900027921)	
105	3311608	4	Nut 3/8in-16NC (SN 0900027922 through 0900038985)	

SECTION 2 - CONTROLS

ITEM	PART NUMBER	QTY	DESCRIPTION	REV
106	4061024	1	Shield, Pump Cover	
106A	1704582	1	Decal	
106B	9984088	1	Cover	
107		Ref	Shim Options: (SN 0900026490 through 0900027922)	
107	4070984	2	Shim 20AM	
107	Not Required	0	Shim 25AM/30AM/36AM/41AM	
108	0100011	AR	Compound, Locking	
109	4711400	4	Flatwasher 1/4in	
110	4711600	8	Flatwasher 3/8in	
	0275697	Ref	HOURMETER INSTALLATION (OPTIONAL)	C
201	2420172	1	Hourmeter	
202	4922935	1	Harness, Hourmeter (Not Shown)	
	0258482	Ref	AUXILIARY LOWERING INSTALLATION (OPTIONAL)	A
301	0861213	1	Box, Power Down	
301	0400181	2	Battery	
301	4460320	1	Connector, Amp	
301	4460267	2	Pin, Amp	
303	4420064	0.3 ft/.09m	Velcro, Loop	
304	4420065	0.3 ft/.09m	Velcro, Hook	
		Ref	SECURITY LOCK INSTALLATION (OPTIONAL)	
	0272686	Ref	Security Lock Installation (SN 0900026490 through 0900031574)	D
	0272686 or 1001110217	Ref	Security Lock Installation (SN 0900031575 through 0900031617)	D/A
	1001110217	Ref	Security Lock Installation (SN 0900031618 through 0900038985)	B
401	2820035	8 in/20cm	Sleeve, Insulation (Not Shown)	
402	2940132	1	Lock, Programmable	
		Ref	(Note: Does NOT include Items 404 & 405)	
403		Ref	Fastener Options:	
403	0791003	2	Screw #10-24NC x 3/8in	
403	3820032	2	Rivet	
404	4460267	3	Pin, Male (Not Shown Only) (SN 0900031618 through 0900038985)	
405	4460326	1	Plug, Male - 3 Position (Not Shown Only) (SN 0900031618 through 0900038985)	
406	1001114375	1	Harness, Security Lock (Not Shown Only) (SN 0900031618 through 0900038985)	
406	4460268	3	Socket, Female (Not Shown Only) (SN 0900031618 through 0900038985)	
406	4460445	1	Receptacle, Female - 3 Position (Not Shown Only) (SN 0900031618 through 0900038985)	

SECTION 2 - CONTROLS

FIGURE 2-3. AC JUNCTION BOX ASSEMBLY



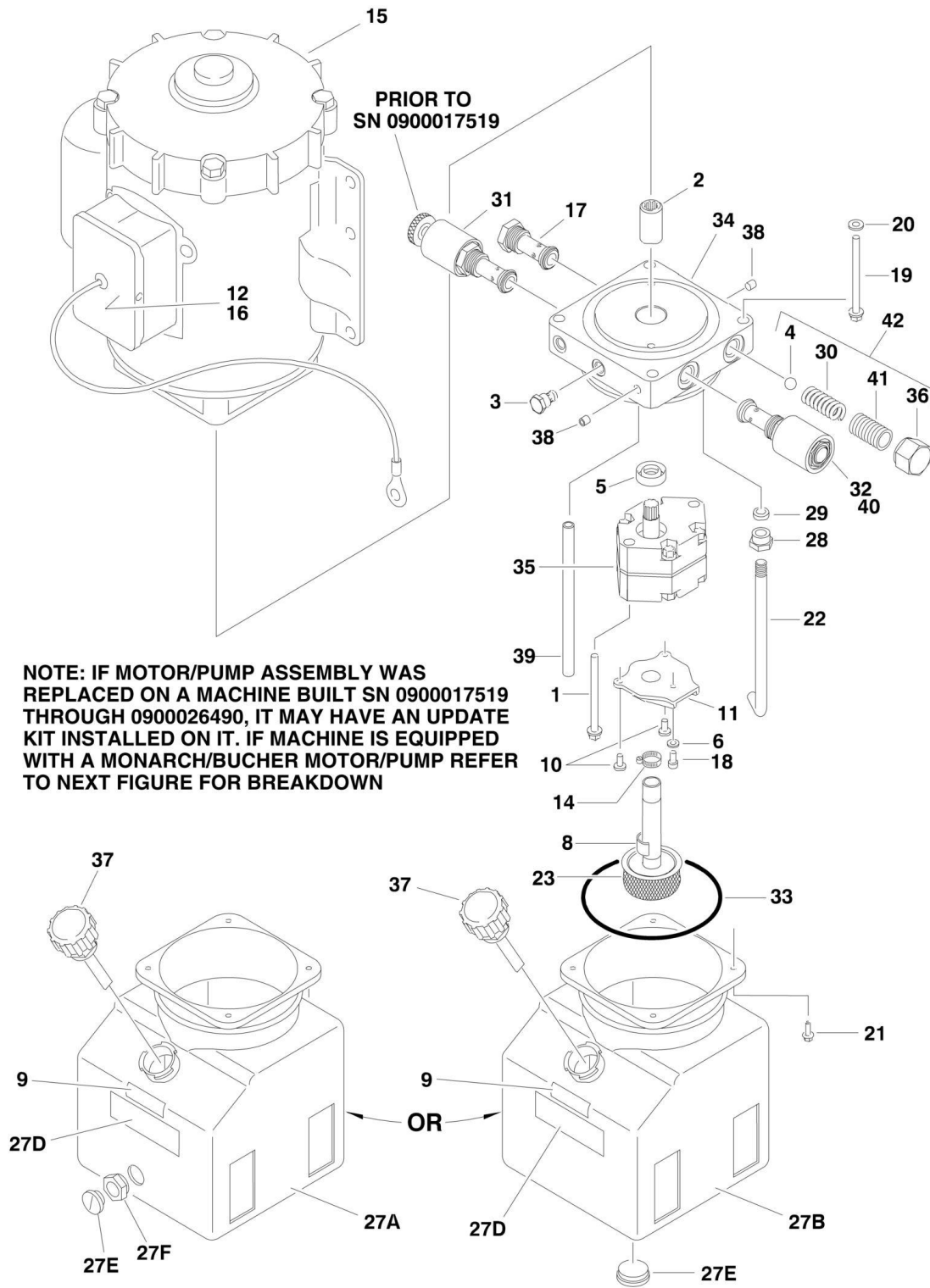
SECTION 2 - CONTROLS

FIGURE 2-3. AC JUNCTION BOX ASSEMBLY

ITEM	PART NUMBER	QTY	DESCRIPTION	REV
		Ref	JUNCTION BOX ASSEMBLY OPTIONS:	
	0860936	Ref	240 Volt	L
1	0860943	1	Box with Lid	
1	70005373	1	Clamp and Screw Kit	
2	3740094	1	Relay, Starter 12 VDC	
3	3740105	1	Relay, Starter	
4	3910808	10	Screw #8-32NF x 1/2in	
5	4460565	1	Strip, Terminal	
9	4460633	AR	Connector, Strain Relief	
16	4360070		Circuit Breaker	
17	4360376	1	Rectifier	
18	3740049	1	Relay	
19		Ref	Transformer Options:	
19	4530010	1	Transformer (115/230VAC to 12VDC Transformer) (SN 0900000001 through 0900014485)	
19	4530013	1	Transformer (115/230VAC to 16VDC Transformer) (SN 0900014485 through 0900028702)	
19	4530010	1	Transformer (115/230VAC to 12VDC Transformer) (SN 0900028703 through 0900038985)	
21		Ref	Harness Options:	
21	4921663	1	Harness with Plug - 100 Volt (Japanese Spec) (Use p/n 4923034) (SN 0900000001 through 0900023714)	
21	4460549	1	Plug - used with P/N 4921663	
21	4923034	1	Harness without Plug - 100 Volt (Japanese Spec) (See Separate Breakdown in ELECTRICAL Section) (Note: AC plug not included. Customer must provide replacement plug.)	
21	4923152	1	Harness without Plug (See Separate Breakdown in ELECTRICAL Section) (Note: AC plug not included. Customer must provide replacement plug.)	
22	1702103	1	Decal	
23	1702120	1	Decal - Wire Size	
24		Ref	Decal - JLG Options:	
24	1702365	1	Decal - JLG (SN 0900000001 through 0900028703)	
24	1703681	1	Decal - JLG (SN 0900028703 through 0900038985)	
25	3520028	1	Plug, 1/2in	
26	3520034	4	Plug, .312 (SN 0900019636 through 0900038985)	
27	4923151	1	Harness, AC Box (Not Shown)	
28	4933310	1	Wiring Diagram, AC Box (Not Shown)	
29	1001093646	1	Harness, Capacity 2200UF 50V	
30	4922546	1	Harness, Ground Controls	I
30	4460424	1	Terminal, Plug	
30	4460268	2	Socket, Female	
31	1001096586	1	Harness, 16/5	A
31	1060687	1 ft/0.3m	Cable Electrical 16/5	
32	1001096587	1	Harness, 12/3	A
32	1060908	2.42 ft/0.8m	Cable Electrical 12/3	

SECTION 2 - CONTROLS

FIGURE 2-4. AC MOTOR/PUMP ASSEMBLY (FENNER) (SN 090000001 through 0900026490)



SECTION 2 - CONTROLS

FIGURE 2-4. AC MOTOR/PUMP ASSEMBLY (FENNER) (SN 0900000001 through 0900026490)

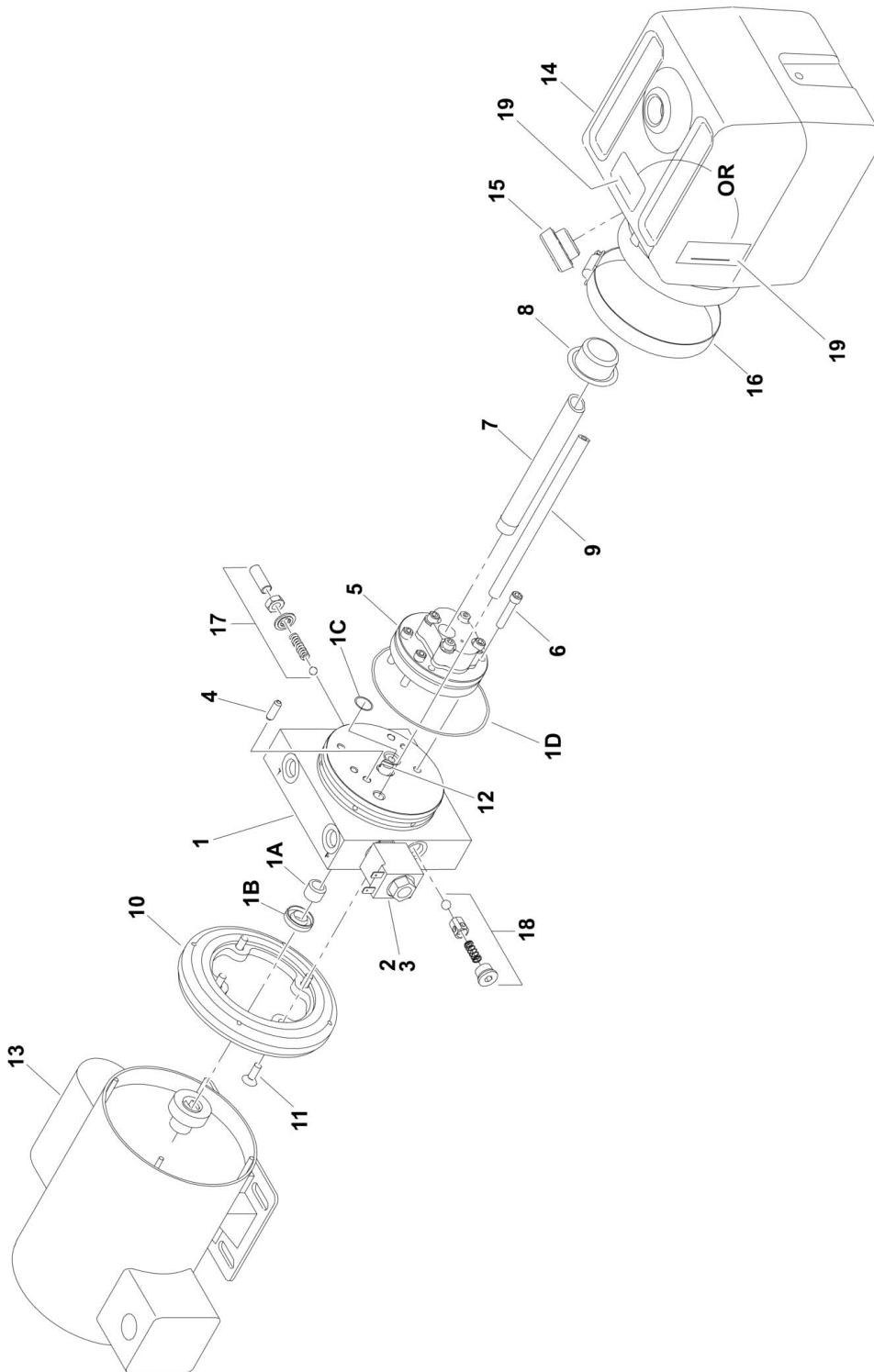
ITEM	PART NUMBER	QTY	DESCRIPTION	REV
		Ref	NOTE: IF MOTOR/PUMP ASSEMBLY WAS REPLACED ON A MACHINE BUILT SN 0900017519 TO SN 0900026490, IT MAY HAVE AN UPDATE KIT INSTALLED ON IT. IF MACHINE IS EQUIPPED WITH A MONARCH MOTOR/PUMP REFER TO NEXT FIGURE FOR BREAKDOWN.	
		Ref	Motor/Pump Assembly Options:	
	3600280	Ref	240 Volt Machines (SN 0900000001 through 0900012829)	A
	3600292	Ref	240 Volt Machines (SN 0900012829 through 0900017518)	C
	3600322	Ref	240 Volt Machines (SN 0900017519 through 0900026490)	C
1		Ref	Bolt Options:	
1	7013713	2	5/16in-24NF x 2-3/4in 3600280/3600292 Assemblies (SN 0900000001 through 0900017519)	
1	7022222	2	5/16in-24NF x 2-1/2in 3600322 Assemblies (SN 0900017519 through 0900026490)	
2	7016735	1	Coupling	
3	7013714	1	Plug	
4	7013715	NLA	Ball (Use Item 36)	
5	7013716	1	Seal	
6		Ref	Washer Options:	
6	7013717	1	3600280/3600292 Assemblies (SN 0900000001 through 0900017519)	
6	7022217	1	3600322 Assemblies (SN 0900017519 through 0900026490)	
8	7013722	1	Magnet	
9	7016713	1	Decal - Fill Line	
10		Ref	Screw Options:	
10	7013728	2	3600280/3600292 Assemblies (SN 0900000001 through 0900017907)	
10	Not Required	0	3600322 Assemblies (SN 0900017519 through 0900026490)	
11		Ref	Cover Options:	
11	7016770	1	3600280/3600292 Assemblies (SN 0900000001 through 0900017519)	
11	Not Required	0	3600322 Assemblies (SN 0900017519 through 0900026490)	
12		Ref	Gasket Options:	
12	7016764	1	3600280 Assemblies (SN 0900000001 through 0900012829)	
12	7016787	AR	3600292/322 Assemblies (was p/n 7016793 - See Item 16 Note) (SN 0900012829 through 0900026490)	
14	7016771	1	Clamp	
15	7016774	1	Motor	
16		Ref	Switch Box Options:	
16	7013787	1	Cover Only for 3600280 Assemblies (SN 0900000001 through 0900012829)	
16	7016787	1	Timer Relay Assembly (Includes Relay, Wiring, Box, Item 12 Gasket and Hardware for 3600292/322 Assemblies) (SN 0900012829 through 0900026490)	
		Ref	Note: Individual Pieces No Longer Available. Must Purchase Complete Assembly.	
17	7013708	1	Cartridge, Valve - Check	
18	3931516		Bolt 5/16in-18NC x 1in (was p/n 7016720) (SN 0900000001 through 0900017519)	
19	7016757	4	Bolt M6-1.0 35MM	
20	7016758	4	Lockwasher 1/4in	
21	7016721	4	Bolt #12-24NC x 1/2in	
22	7013795	1	Tube, Return	

SECTION 2 - CONTROLS

ITEM	PART NUMBER	QTY	DESCRIPTION	REV
23		Ref	Plumbing Assembly - Inlet Options:	
23	7016773	1	3600280/36002928 Assemblies (SN 0900000001 through 0900017519)	
23	7022218	1	3600322 Assemblies (SN 0900017519 through 0900026490)	
23	7013723	1	Filter, 149 Micron (3600280/3600292 Assemblies) (SN 0900000001 through 0900017519)	
23	See Note	1	Filter (3600322 Assemblies) (Note: Not Available - Purchase p/n 7022218) (SN 0900017519 through 0900026490)	
27		Ref	Tank Options:	
27A	7022219	1	3600280/3600292 Assemblies (was p/n 7016775) (SN 0900000001 through 0900017519)	
27B	7022219	1	3600322 Assemblies (SN 0900017519 through 0900026490)	
27C	7016776	1	Decal - Maximum Torque (Not Shown)	
27D	7013748	1	Decal - Caution	
27E	7016759	1	Plug	
27F	7016777	1	Fitting, Coupling	
28	7013792	1	Nut, Tube Compression	
29	7013793	1	Sleeve, Tube Compression	
30	7013733	NLA	Spring (Use Item 36)	
31		Ref	Cartridge, Valve - Manual Descent Options:	
31	7013764	1	3600280/3600292 Assemblies (SN 0900000001 through 0900017519)	
31	Not Required	0	3600322 Assemblies (SN 0900017519 through 0900026490)	
32	7016751	1	Coil, Solenoid	
33	7013743	1	O-Ring	
34		Ref	End Head Options:	
34	See Note	1	3600280/3600292 Assemblies (was p/n 7016753) (Note: No longer available) (SN 0900000001 through 0900017519)	
34	7022220	1	3600322 Assemblies (SN 0900017519 through 0900026490)	
35		Ref	Pump Assembly Options:	
35	7013747	1	3600280/3600292 Assemblies (SN 0900000001 through 0900017519)	
35	7022221	1	3600322 Assemblies (SN 0900017519 through 0900026490)	
35	See Note	1	Seal Kit - Pump (Note: Not Available - Purchase Complete Pump Assembly)	
36	7013750	NLA	Cap, Relief Valve (Use Item 42)	
37		Ref	Breather Options:	
37	7016714	1	Black	
37	7016778	1	White	
38	7013720	2	Plug	
39	7013726	1	Tube, Return	
40	7016755	1	Cartridge, Valve without Coil	
41	7013770	NLA	Screw, Adjustment (Use Item 36)	
42	7013779	1	Relief Valve Kit (Include Items 4, 30, 36 & 41)	

SECTION 2 - CONTROLS

FIGURE 2-5. AC MOTOR/PUMP ASSEMBLY (MONARCH/BUCHER) (SN 0900026490 through 0900038985)



ART_3600453

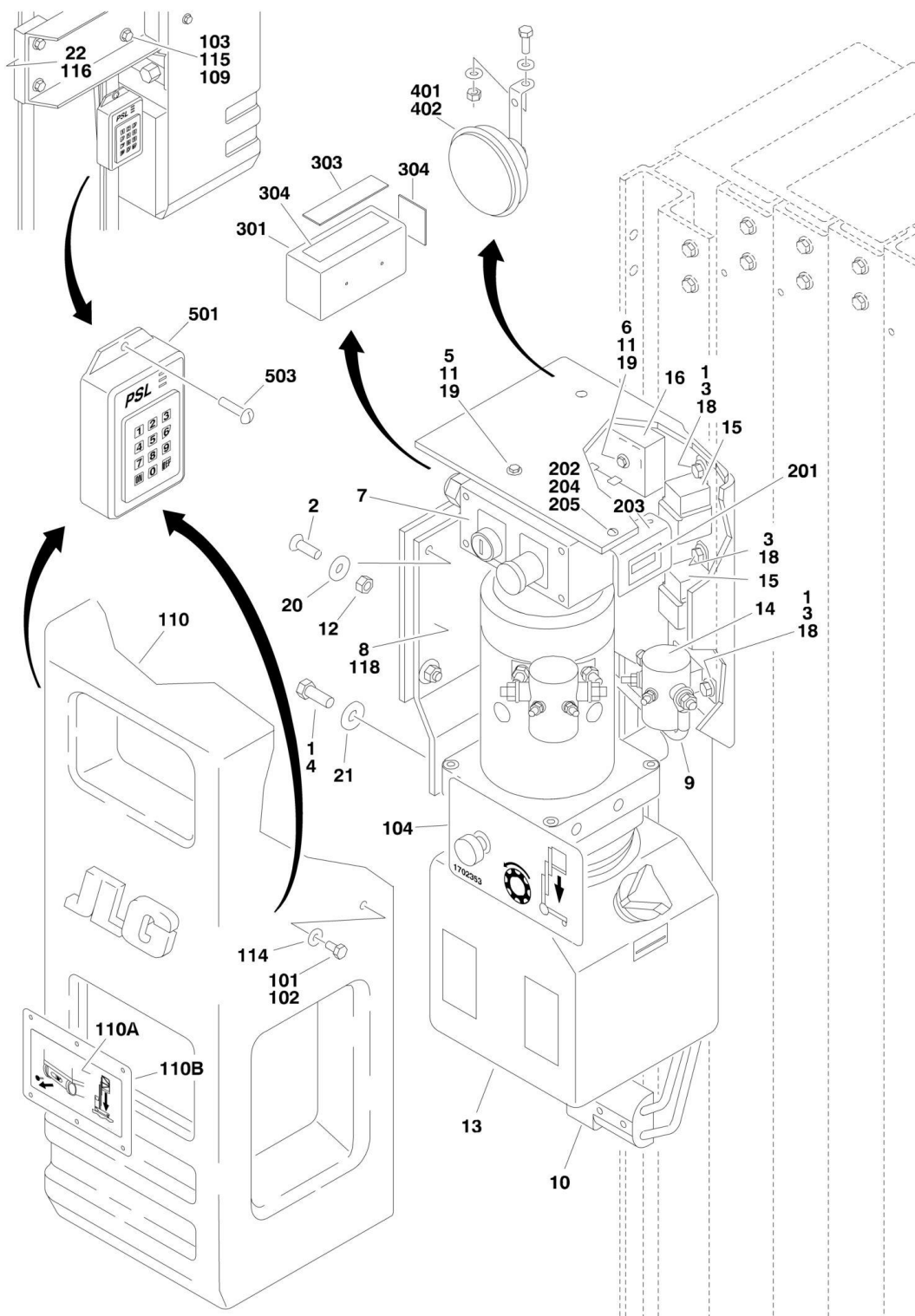
SECTION 2 - CONTROLS

FIGURE 2-5. AC MOTOR/PUMP ASSEMBLY (MONARCH/BUCHER) (SN 0900026490 through 0900038985)

ITEM	PART NUMBER	QTY	DESCRIPTION	REV
	3600453	Ref	MOTOR/PUMP ASSEMBLY	E
1	70000641	1	Adapter, Motor/Pump/Tank (Includes Items 1A-1D, 17-18)	
1A	7026330	1	Seal, Shaft	
1B	See Note	NSS	Bearing (Note: Use Item 1)	
1C	70003612	1	O-Ring	
1D	70003613	1	O-Ring	
2	70000642	1	Cartridge	
3	70000643	1	Coil	
4	See Note	NSS	Pin, Dowel (Note: Not Available for Purchase)	
5	70000644	1	Pump (Include Item 6)	
6	3931420	4	Screw 1/4in-20NC x 1-1/4in	
7	70000645	1	Tube, Suction	
8	7026165	1	Filter	
9	70000646	1	Tube, Return	
10	70000647	1	Plate, Motor Adapter	
11	70000648	4	Screw 1/4in-20NC x 3/4in	
12	70000649	1	Shaft, Intermediate	
13	70000650	1	Motor	
14	70000651	1	Reservoir	
15	7026160	1	Plug	
16	7026335	1	Clamp	
17	See Note	NSS	Valve, Relief (Note: Use Item 1)	
17	See Note	NSS	Screw (Note: Use Item 1)	
17	See Note	NSS	Nut (Note: Use Item 1)	
17	See Note	NSS	Seal (Note: Use Item 1)	
17	See Note	NSS	Spring (Note: Use Item 1)	
17	See Note	NSS	Ball (Note: Use Item 1)	
18	See Note	NSS	Valve, Check (Note: Use Item 1)	
18	See Note	NSS	Plug (Note: Use Item 1)	
18	See Note	NSS	Spring (Note: Use Item 1)	
18	See Note	NSS	Poppet (Note: Use Item 1)	
18	See Note	NSS	Ball (Note: Use Item 1)	
19	70001027	1	Decal - Fill	

SECTION 2 - CONTROLS

FIGURE 2-6. DC POWER COMPONENTS INSTALLATION



SECTION 2 - CONTROLS

FIGURE 2-6. DC POWER COMPONENTS INSTALLATION

ITEM	PART NUMBER	QTY	DESCRIPTION	REV
		Ref	POWER PACK ASSEMBLY OPTIONS:	
	0258438	Ref	Power Pack Assembly (SN 0900000001 through 0900017519)	A
	0271130	Ref	Power Pack Assembly (SN 0900017519 through 0900027922)	G
	0275884	Ref	Power Pack Assembly (SN 0900027922 through 0900038985)	C
1	0100011	AR	Compound, Locking	
2	0630486	4	Screw, Countersunk (SN 0900000001 through 0900027922)	
3	0641404	AR	Bolt 1/4in-20NC x 1/2in	
4		Ref	Bolt Options:	
4	0641608	2	3/8in-16NC x 1in (SN 0900000001 through 0900017519)	
4	0641606	2	3/8in-16NC x 3/4in (SN 0900017519 through 0900020833)	
4	0791606	2	3/8in-16NC x 3/4in (SN 0900020834 through 0900020940)	
4	0791605	2	3/8in-16NC x 5/8in (SN 0900020941 through 0900027921)	
4	0791608	2	3/8in-16NC x 1in (SN 0900027922 through 0900038985)	
5	0721006	2	Screw	
6	0721014	1	Screw (SN 0900000001 through 0900017519)	
7		Ref	GROUND CONTROL BOX ASSEMBLY OPTIONS:	
7	0861212	NLA	Ground Control Box Assembly (Use p/n 0861305) (SN 0900000001 through 0900020143)	
7	0861305	1	Ground Control Box Assembly (SN 0900020143 through 0900026490)	
		Ref	Note: Original Equipment control box p/n 0861212 may have been replaced with p/n 0861305 as a Service Replacement. Identify component before ordering parts.	
7	7020078	1	Switch, Push-Pull (Stop)	
7	7020096	1	Legend Plate, "Stop"	
7	7020097	1	Legend Plate, "Power/Off/On"	
7		Ref	Switch, Key Options:	
7	7020098	1	Switch, Key (SN 0900000001 through 0900020143)	
7	4360467	1	Switch, Key (SN 0900020143 through 0900038985)	
7		Ref	Key, Replacement Options:	
7	7016339	1	Key, Replacement (SN 0900000001 through 0900020143)	
7	2860030	1	Key, Replacement (SN 0900020143 through 0900038985)	
7	7020090	1	Connector, Strain Relief	
7	7020093	4	Screw m3 x 25	
7	7020094	1	Lid	
8	0902054	1	Plate, Mounting (SN 0900000001 through 0900027922)	
9	1060518	1	Cable, Battery (SN 0900000001 through 0900017519)	
10	1060571	1	Cable Assembly - Battery	
11	3311005	AR	Locknut #10-24NC	
12	3311505	4	Locknut 5/16in-18NC (SN 0900000001 through 0900027922)	
13		Ref	DC MOTOR/PUMP ASSEMBLY OPTIONS:	
13	3600273	1	DC Motor/Pump Assembly (See DC MOTOR/PUMP ASSEMBLY (FENNER) for Breakdown) (SN 0900000001 through 0900017907)	
13	3600320	1	DC Motor/Pump Assembly (Use p/n 2915260) (See DC MOTOR/PUMP ASSEMBLY (FENNER) for Breakdown) (SN 0900017907 through 0900027921)	
		Ref	(Note: Kit p/n 2915260 includes of Pump/Motor Assy and Return Tube. Once kit has been added, machine will be updated to SN 0900027922 to SN 0900029962 Design.)	

SECTION 2 - CONTROLS

ITEM	PART NUMBER	QTY	DESCRIPTION	REV
13	3600461	1	DC Motor/Pump Assembly (See DC MOTOR/PUMP ASSEMBLY (MONARCH/BUCHER) for Breakdown) (SN 0900027922 through 0900038985)	
14	3740013	1	Solenoid (SN 0900000001 through 0900017519)	
15		Ref	Relay Options:	
15	3740080	AR	Relay, Bosch (SN 0900000001 through 0900017519)	
15	3740049	AR	(Skirted type (SN 0900017519 through 0900038985)	
16	3740113	1	Relay, Timer (SN 0900000001 through 0900017519)	
17	4567605	2	Tube, Butyrate (Not Shown) (SN 0900000001 through 090003896)	
18		Ref	Flatwasher 1/4in Options:	
18	4711400	3	Flatwasher (SN 0900000001 through 0900017519)	
18	4751400	1	Flatwasher (SN 0900017519 through 0900027921)	
18	Not Required	0	Flatwasher (SN 0900027922 through 0900038985)	
19	4751000	AR	Flatwasher #10	
20	4751500	4	Flatwasher 5/16in (SN 0900000001 through 0900027922)	
21	4751600	2	Flatwasher 3/8in (SN 0900000001 through 0900020834)	
22		Ref	Bracket, Pump Mounting Options:	
22	4845714	1	Bracket, Pump Mounting (SN 0900000001 through 0900027922)	
22	4341432	1	Bracket, Pump Mounting (SN 0900027922 through 0900038985)	
23	0641404	1	Bolt 1/4in-20NC x 1/2in (Not Shown) (SN 0900017519 through 0900027922)	
24	1320224	1	Clamp, Cable (Not Shown) (SN 0900017519 through 0900038985)	
25		Ref	Harness, Pump 12V DC Options: (Not Shown)	
25	4922605	1	Harness, Pump 12V DC (SN 0900017519 through 0900019378)	
25	4922740	1	Harness, Pump 12V DC (SN 0900019378 through 0900038985)	
26	4791500	1	Starwasher 5/16in (Not Shown - Located on Negative Battery Cable Mounting Bolt) (SN 0900020834 through 0900027922)	
		Ref	POWERPACK INSTALLATION OPTIONS:	
	0258683	Ref	Powerpack Installation 20AM (SN 0900000001 through 0900017519)	C
	0271139	Ref	Powerpack Installation 20AM (SN 0900017519 through 0900038985)	F
	0258478	Ref	Powerpack Installation 25AM/30AM/36AM/41AM (SN 0900000001 through 0900017519)	B
	0271137	Ref	Powerpack Installation 25AM/30AM/36AM/41AM (SN 0900017519 through 0900038985)	D
	0258684	Ref	Powerpack Installation 20AM (French Spec) (SN 0900000001 through 0900017519)	B
	0271139	Ref	Powerpack Installation 20AM (French Spec) (SN 0900017519 through 0900038985)	E
	0258480	Ref	Powerpack Installation 25AM/30AM/36AM/41AM (French Spec) (SN 0900000001 through 0900017519)	A
	0271137	Ref	Powerpack Installation 25AM/30AM/36AM/41AM (French Spec) (SN 0900017519 through 0900038985)	E
	0275939	Ref	Powerpack Installation 20AM/25AM/30AM/36AM/41AM (SN 0900027922 through 0900038985)	B
101	0100011	AR	Compound, Locking	
102	0641404	4	Bolt 1/4in-20NC x 1/2in	
103		Ref	Bolt 3/8in-16NC Options:	

SECTION 2 - CONTROLS

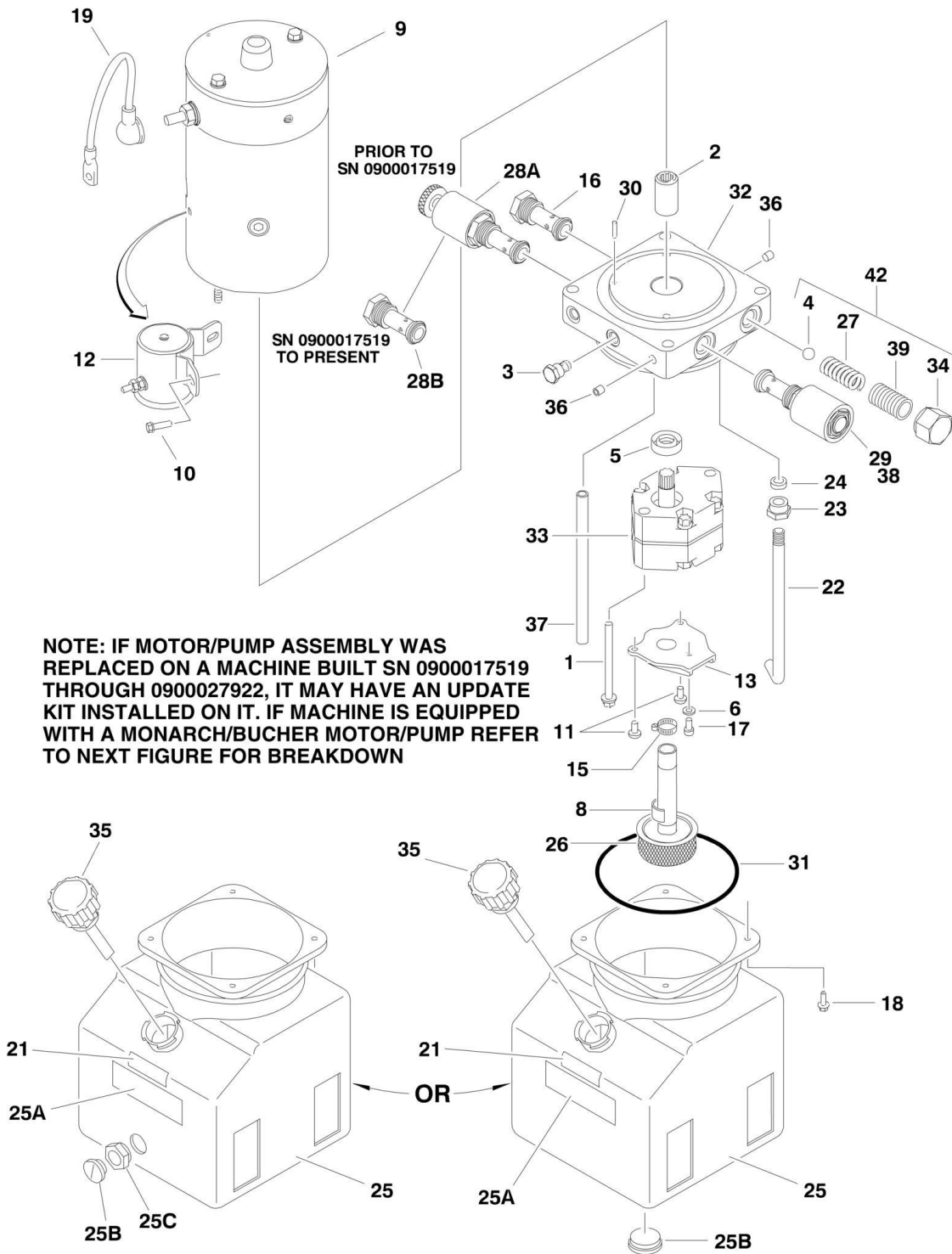
ITEM	PART NUMBER	QTY	DESCRIPTION	REV
103		Ref	Bolt 3/8in-16NC (SN 0900000001 through 0900027922)	
103	0641608	4	Bolt 3/8in-16NC 25AM/30AM/36AM/41AM	
103	0641614	4	Bolt 3/8in-16NC 20AM	
103	0791609	4	Bolt 3/8in-16NC (SN 0900027922 through 0900038985)	
104	1702353	1	Decal - Manual Descent (SN 0900000001 through 0900017519)	
109		Ref	Nut 3/8in-16NC Options:	
109	3311605	4	Nut 3/8in-16NC (SN 0900000001 through 0900027922)	
109	3311608	4	Nut 3/8in-16NC (SN 0900027922 through 0900038985)	
110		Ref	Shield, Pump Cover Options:	
110	4060875	1	Shield, Pump Cover (25AM/30AM/36AM/41AM) (SN 0900000001 through 0900019688)	
110	4061024	1	Shield, Pump Cover 25AM/30AM/36AM/41AM (SN 0900019688 through 0900038985)	
110	4061024	1	Shield, Pump Cover (20AM)	
110A	1704582	1	Decal Only (SN 0900019688 through 0900038985)	
110B	9984088	1	Cover Only (SN 0900019688 through 0900038985)	
114	4711400	4	Flatwasher 1/4in	
115	4711600	8	Flatwasher 3/8in (SN 0900000001 through 0900027922)	
116	4751600	12	Flatwasher 3/8in Wide (20AM Only) (SN 0900000001 through 0900015553)	
118		Ref	Shim Options: (SN 0900015553 through 0900027922)	
118	4070984	2	Shim 20AM	
118	Not Required	0	Shim 25AM/30AM/36AM/41AM	
		Ref	HOURMETER INSTALLATION (OPTIONAL)	
	0273365	Ref	Hourmeter Installation (SN 0900000001 through 0900027922)	D
	0275697	Ref	Hourmeter Installation (SN 0900027922 through 0900038985)	C
201	2420172	1	Hourmeter	
202	3311001	2	Nut #10-24NC Only (SN 0900000001 through 0900027922)	
203	3572158	1	Bracket, Mounting Only (SN 0900000001 through 0900027922)	
204	3911010	2	Screw #10-24NC x 5/8in Only (SN 0900000001 through 0900027922)	
205	4761000	2	Lockwasher #10 Only (SN 0900000001 through 0900027922)	
206	4922935	1	Harness, Hourmeter (Not Shown)	
	0258482	Ref	AUXILIARY LOWERING INSTALLATION (OPTIONAL)	A
301	0861213	1	Box, Power Down	
301	0400181	2	Battery	
301	4460320	1	Connector, Amp	
301	4460267	2	Pin, Amp	
303	4420064	0.3 ft/.09m	Velcro, Loop	
304	4420065	0.3 ft/.09m	Velcro, Hook	
	0271373	Ref	FLOOR BRAKE ALARM INSTALLATION (OPTIONAL)	A
401	0100011	AR	Compound, Locking	
402	0140022	1	Alarm, Horn	
403	4922583	1	Harness, Brake Alarm (Not Shown)	
		Ref	SECURITY LOCK INSTALLATION (OPTIONAL)	
	0272686	Ref	Security Lock Installation (SN 0900026490 through 0900031574)	C
	0272686 or 1001110217	Ref	Security Lock Installation (SN 0900031575 through 0900031617)	C/A
	1001110217	Ref	Security Lock Installation (SN 0900031618 through 0900038985)	A

SECTION 2 - CONTROLS

ITEM	PART NUMBER	QTY	DESCRIPTION	REV
501	2820035	8 in/20cm	Sleeve, Insulation (Not Shown)	
502	2940132	1	Lock, Programmable	
		Ref	(Note: Does not include Items 404 & 405)	
503		Ref	Fastener Options:	
503	0791003	2	Screw #10-24NC x 3/8in	
503	3820032	2	Rivet	
504	4460267	3	Pin, Male (Not Shown Only) (SN 0900031618 through 0900038985)	
505	4460326	1	Plug, Male - 3 Position (Not Shown Only) (SN 0900031618 through 0900038985)	
506	1001114375	1	Harness, Security Lock (Not Shown Only) (SN 0900031618 through 0900038985)	
506	4460268	3	Socket, Female (Not Shown Only) (SN 0900031618 through 0900038985)	
506	4460445	1	Receptacle, Female - 3 Position (Not Shown Only) (SN 0900031618 through 0900038985)	

SECTION 2 - CONTROLS

FIGURE 2-7. DC MOTOR/PUMP ASSEMBLY (FENNER) (SN 090000001 through 0900027922)



SECTION 2 - CONTROLS

FIGURE 2-7. DC MOTOR/PUMP ASSEMBLY (FENNER) (SN 0900000001 through 0900027922)

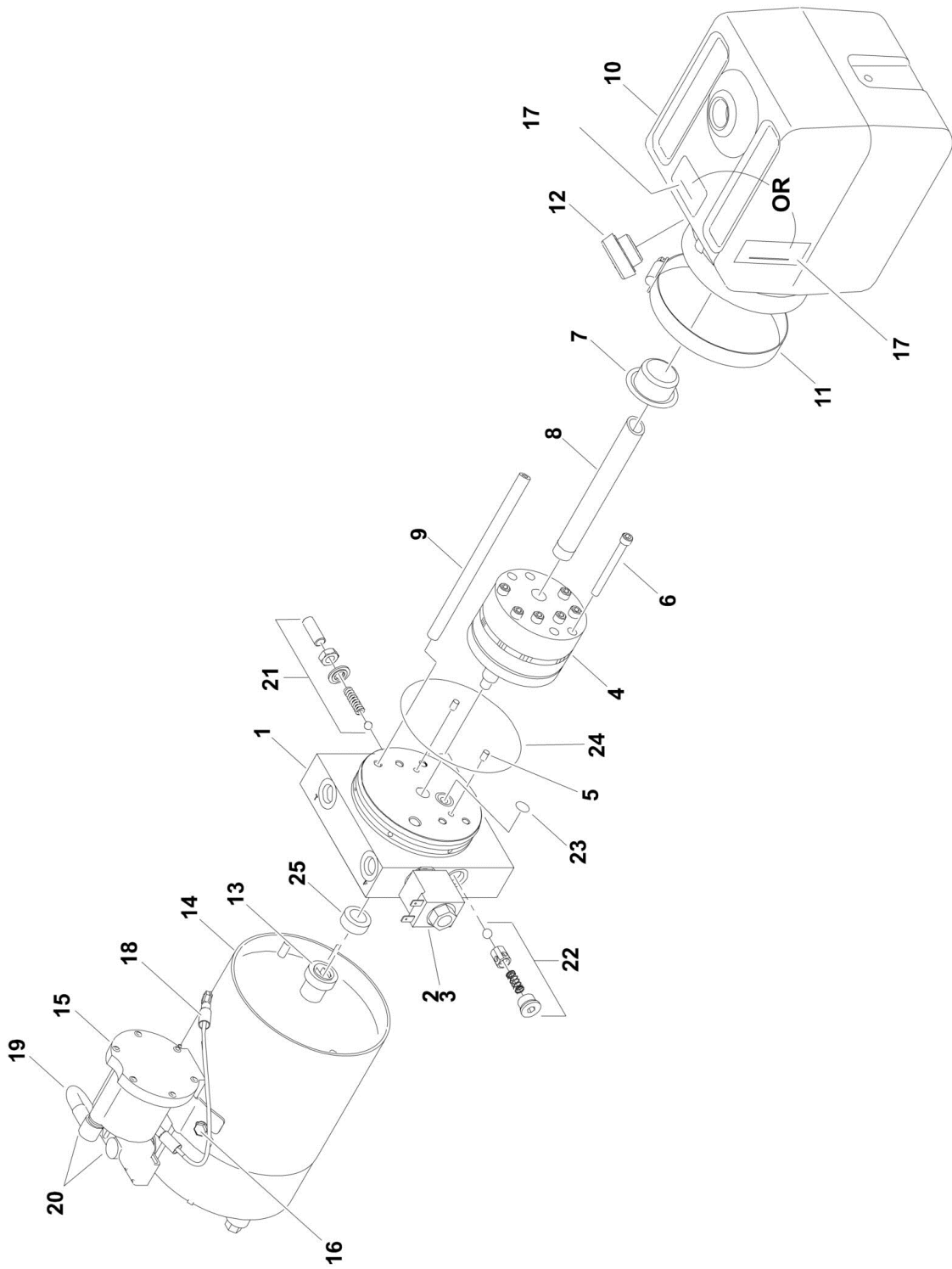
ITEM	PART NUMBER	QTY	DESCRIPTION	REV
		Ref	NOTE: IF MOTOR/PUMP ASSEMBLY WAS REPLACED ON A MACHINE BUILT, IT MAY HAVE AN UPDATE KIT INSTALLED ON IT. IF MACHINE IS EQUIPPED WITH A MONARCH/BUCHER MOTOR/PUMP REFER TO NEXT FIGURE FOR BREAKDOWN. (SN 0900017519 through 0900027922)	
		Ref	DC MOTOR/PUMP ASSEMBLY OPTIONS:	
	3600273	Ref	Dc Motor/Pump Assembly (SN 0900000001 through 0900017519)	C
	3600320	Ref	Dc Motor/Pump Assembly (SN 0900017519 through 0900027922)	C
1	7013713	2	Bolt 5/16in-24NF x 2-3/4in	
2	7016735	1	Coupling	
3	7013714	1	Plug	
4	7013779	1	Ball (Was p/n 7013715)	
5	7013716	1	Seal	
6	7013717	1	Washer	
8	7013722	1	Magnet	
9	7013710	1	Motor	
9	7013757	1	Brush Kit - Motor	
10	7013758	2	Screw	
11	7013728	2	Screw	
12	7013789	1	Solenoid (was p/n 7013760)	
13	7016770	1	Cover	
15	7016771	1	Clamp	
16	7013708	1	Cartridge, Valve - Check	
17		Ref	Bolt 5/16in-18NC x 1in Options:	
17	7016720	1	Bolt 5/16in-18NC x 1in (SN 0900000001 through 0900017519)	
17	3931516	1	Bolt 5/16in-18NC x 1in (SN 0900017519 through 0900027922)	
18	7016721	4	Bolt #12-24NC x 1/2in	
19	7016772	1	Cable	
21	7016713	1	Decal - Fill Line	
22	7013795	1	Tube, Return	
23	7013792	1	Nut, Tube Compression	
24	7013793	1	Sleeve, Tube Compression	
25	7022219	1	Tank (was p/n 7016775)	
25A	7013748	1	Decal - Caution	
25B	7016759	1	Plug	
25C	7016777	1	Fitting, Coupling	
25D	7016776	1	Decal - Maximum Torque (Not Shown)	
26	7016773	1	Plumbing Assembly - Inlet	
26	7013723	1	Filter - 149 Micron	
27	7013779	1	Spring (was p/n 7013733)	
28		Ref	Cartridge, Valve Options:	
28A	7013764	1	Cartridge, Manual Descent (SN 0900000001 through 0900017519)	
28B	7022204	1	Cartridge (SN 0900017519 through 0900027922)	
29	7016751	1	Coil, Solenoid	
30	7013766	1	Pin	
31	7013743	1	O-Ring	
32	See Note	1	End Head (was p/n 7016753) (Note: No longer available)	
33	7013747	1	Pump Assembly	

SECTION 2 - CONTROLS

ITEM	PART NUMBER	QTY	DESCRIPTION	REV
33	See Note		Seal Kit - Pump (Note: Not Available - Purchase p/n 7013747)	
34	7013779	1	Cap, Relief Valve (was p/n 7013750)	
35		Ref	Breather Options:	
35	7016714	1	Black	
35	7016778	1	White	
36	7013720	2	Plug	
37		Ref	Tube, Return Options:	
37	7013768	1	Tube, Return (SN 0900000001 through 0900017519)	
37	7013726	1	Tube, Return (SN 0900017519 through 0900027922)	
38	7016755	1	Cartridge, Valve without Coil	
39	7013779	1	Screw, Adjustment (was p/n 7013770)	
42	7013779	1	Relief Valve Kit (Includes Items 4, 27, 34 & 39)	

SECTION 2 - CONTROLS

FIGURE 2-8. DC MOTOR/PUMP ASSEMBLY (MONARCH/BUCHER) (SN 0900027922 through 0900038985)



SECTION 2 - CONTROLS

FIGURE 2-8. DC MOTOR/PUMP ASSEMBLY (MONARCH/BUCHER) (SN 0900027922 through 0900038985)

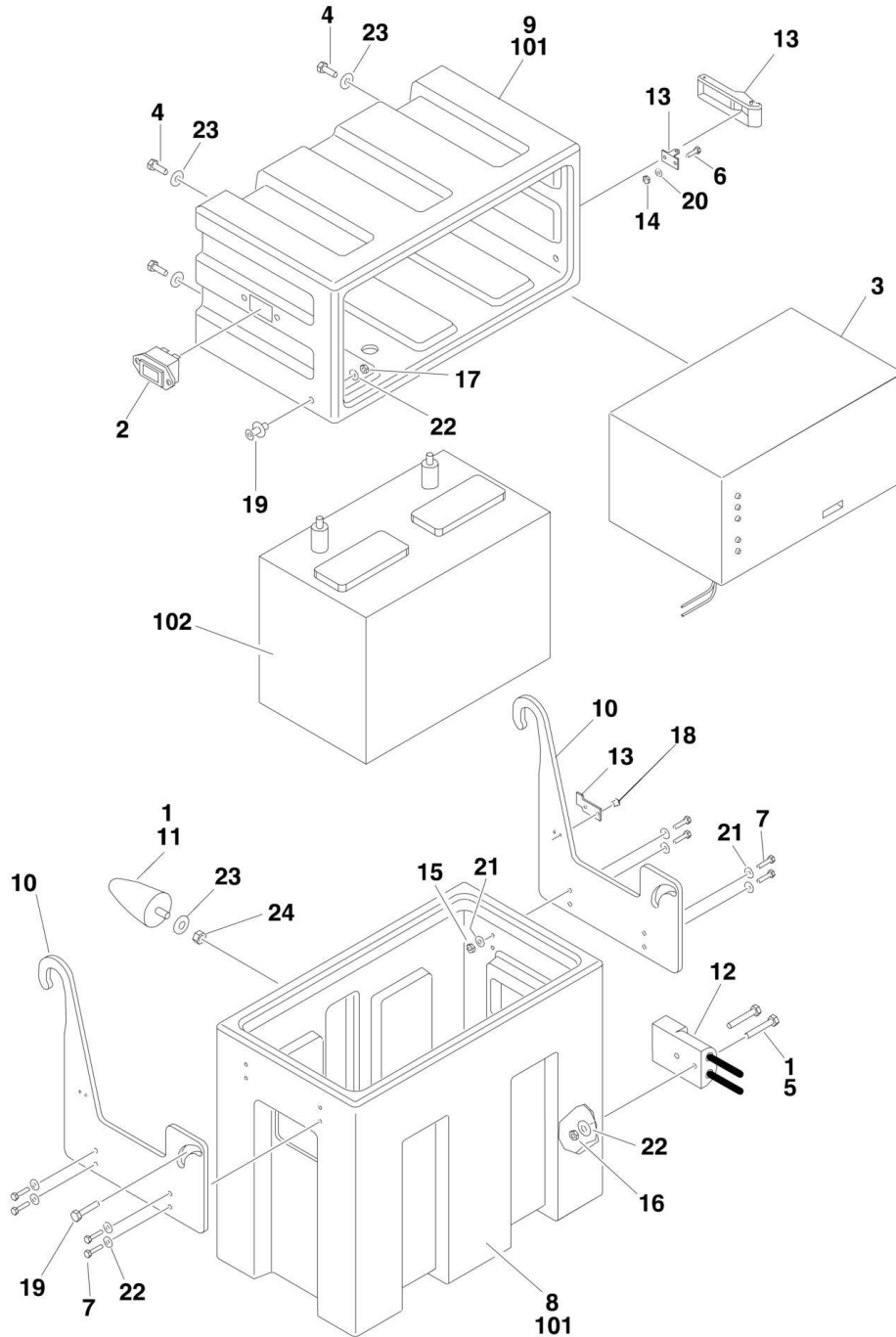
ITEM	PART NUMBER	QTY	DESCRIPTION	REV
	3600461	Ref	DC MOTOR/PUMP ASSEMBLY	D
1	70000641	1	Base Assembly (Includes qty 2 Shaft Bearings & Items 21-25)	
2	70000642	1	Cartridge	
3	70000643	1	Coil	
4	70001040	1	Pump (Include Item 6)	
5	70001041	2	Pin, Dowel	
6	3931420	4	Screw 1/4in-20NC x 1-1/4in	
7	7026165	1	Filter	
8	70001042	1	Tube, Suction	
9	70001030	1	Tube, Return	
10	70000651	1	Reservoir	
11	7026335	1	Clamp	
12	70001025	1	Plug	
13	70001043	1	Shaft, Intermediate	
14	70001031	1	Motor	
14	70001039	1	Brushes	
15	70001032	1	Solenoid	
16	70001033	2	Screw	
17	70001027	1	Decal - Fill Line	
18	70001035	1	Control Wire Assembly	
19	70001034	1	Cable, Insulated	
20	70001036	2	Boot, Terminal	
21	See Note	NSS	Valve, Relief (Note: Use Item 1)	
21	See Note	NSS	Screw (Note: Use Item 1)	
21	See Note	NSS	Nut (Note: Use Item 1)	
21	See Note	NSS	Seal (Note: Use Item 1)	
21	See Note	NSS	Spring (Note: Use Item 1)	
21	See Note	NSS	Ball (Note: Use Item 1)	
22	See Note	NSS	Valve, Check (Note: Use Item 1)	
22	See Note	NSS	Plug (Note: Use Item 1)	
22	See Note	NSS	Spring (Note: Use Item 1)	
22	See Note	NSS	Poppet (Note: Use Item 1)	
22	See Note	NSS	Ball (Note: Use Item 1)	
23	70003612	1	O-Ring (1/2in x 5/8in x 1/16in)	
24	70003613	1	O-Ring (3-5/8in x 3-7/8in x 1/8in)	
25	7026330	1	Seal	

SECTION 2 - CONTROLS

FIGURE 2-9. DC POWER PACK INSTALLATION (SEE PARTS LIST FOR USAGE)

USAGE CHART

- MACHINES PRIOR TO SN 0900031574 USE THIS FIGURE.
- MACHINES SN 0900031575 THROUGH 0900031617, CONTACT JLG PARTS DEPT TO CONFIRM DESIGN BEFORE ORDERING PARTS.
- MACHINES SN 0900031618 TO PRESENT USE NEXT FIGURE.



SECTION 2 - CONTROLS

FIGURE 2-9. DC POWER PACK INSTALLATION (SEE PARTS LIST FOR USAGE)

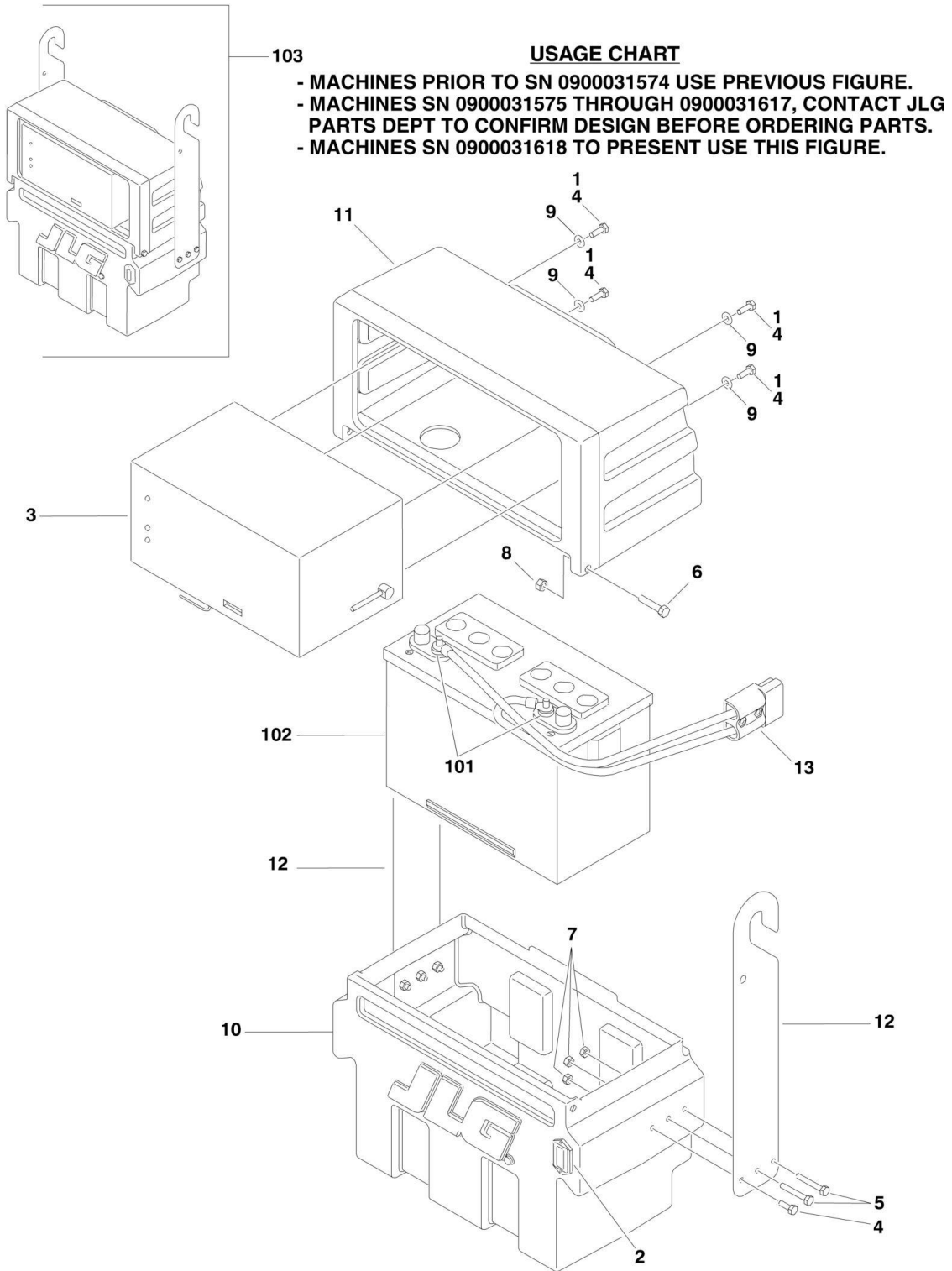
ITEM	PART NUMBER	QTY	DESCRIPTION	REV
		Ref	USAGE CHART	
		Ref	Machines Built SN 0900000001 to SN 0900031574 - Note: Use this figure.	
		Ref	Machines Built SN 0900031575 through SN 0900031617 - No exact SN break exists, contact the JLG Parts Dept to confirm design before ordering parts.	
		Ref	Machines Built SN 0900031618 to SN 0900038985 - Note: Use next figure.	
		Ref	BATTERY BOX AND CHARGER ASSEMBLIES	
	0400223	Ref	Standard Spec	F
	0400224	Ref	AGM/5 Hour	F
1	0100011	AR	Compound, Locking	
2	0270163	1	BDI Gauge and Harness Assembly	C
2	2420195	1	Gauge Only	
3		Ref	Charger Assembly Options: (See BATTERY CHARGER ASSEMBLY for Breakdown)	
3	0400176	1	Standard Spec	
3	0400212	1	AGM/5 Hour	
4	0641406	4	Bolt, 1/4in-20NC x 3/4in	
5	0641412	2	Bolt, 1/4in-20NC x 1-1/2in	
6	0720805	2	Screw, #8-24NC x 5/8in	
7	0721008	8	Screw, #10-24NC	
8	0861192	1	Box, Molded Battery	
9	0861193	1	Box, Molded Battery Charger	
10	0902442	2	Bracket, Hanger	
11	0940085	1	Bumper, Stop	
12		Ref	Cable Assembly - Battery Options:	
12	1060570	1	Cable Assembly - Battery (SN 0900000001 through 0900029705)	
12	1001103107	1	Cable Assembly - Battery (SN 0900029705 through 0900038985)	
13	2940111	1	Latch, Soft Draw	
14	3310805	2	Locknut #8-32NC	
15	3311005	8	Locknut #10-24NC	
16		Ref	Nut Options:	
16	3311401	2	Nut, 1/4in-20NC (SN 0900000001 through 0900023032)	
16	3311405	2	Locknut, 1/4in-20NC (SN 0900023032 through 0900024829)	
16	3311401	2	Nut, 1/4in-20NC (SN 0900024830 through 0900038985)	
17	3311501	2	Nut 5/16in-18NC (SN 0900000001 through 0900023032)	
17	3311505	2	Locknut 5/16in-18NC (SN 0900023032 through 0900038985)	
18	3820001	2	Rivet, .125 x .25	
19	3900190	2	Screw, Shoulder	
20	4750800	2	Washer, #8 Flat	
21	4751000	16	Washer, #10 Flat	
22	4751400	8	Washer, 1/4 Flat	
23	4751500	1	Washer, 5/16 Flat	
24		Ref	Locknut Options:	
24	3311505	1	Locknut 5/16in-18NC (SN 0900024051 through 0900038985)	
24	3311501	1	Nut 5/16in-18NC (SN 0900000001 through 0900024051)	
		Ref	BATTERY BOX AND CHARGER INSTALLATIONS	
	0258203	Ref	Battery Box (Wet)	F

SECTION 2 - CONTROLS

ITEM	PART NUMBER	QTY	DESCRIPTION	REV
	0258493	Ref	Battery Box (Wet Spare)	A
	0258498	Ref	Battery Box (Dry)	F
	0272192	Ref	Battery Box (AGM/5 Hour)	C
101		Ref	Battery Box and Charger Assy Options (Includes Items 1-24):	
101	0400223	1	Standard	
101	0400224	1	AGM/5 Hour	
102		Ref	Battery Options:	
102	0400122	1	Standard Wet Battery	
102	0400144	1	Standard Dry Battery	
102	0400209	1	AGM/5 Hour	

SECTION 2 - CONTROLS

FIGURE 2-10. DC POWER PACK INSTALLATION (SEE PARTS LIST FOR USAGE)



SECTION 2 - CONTROLS

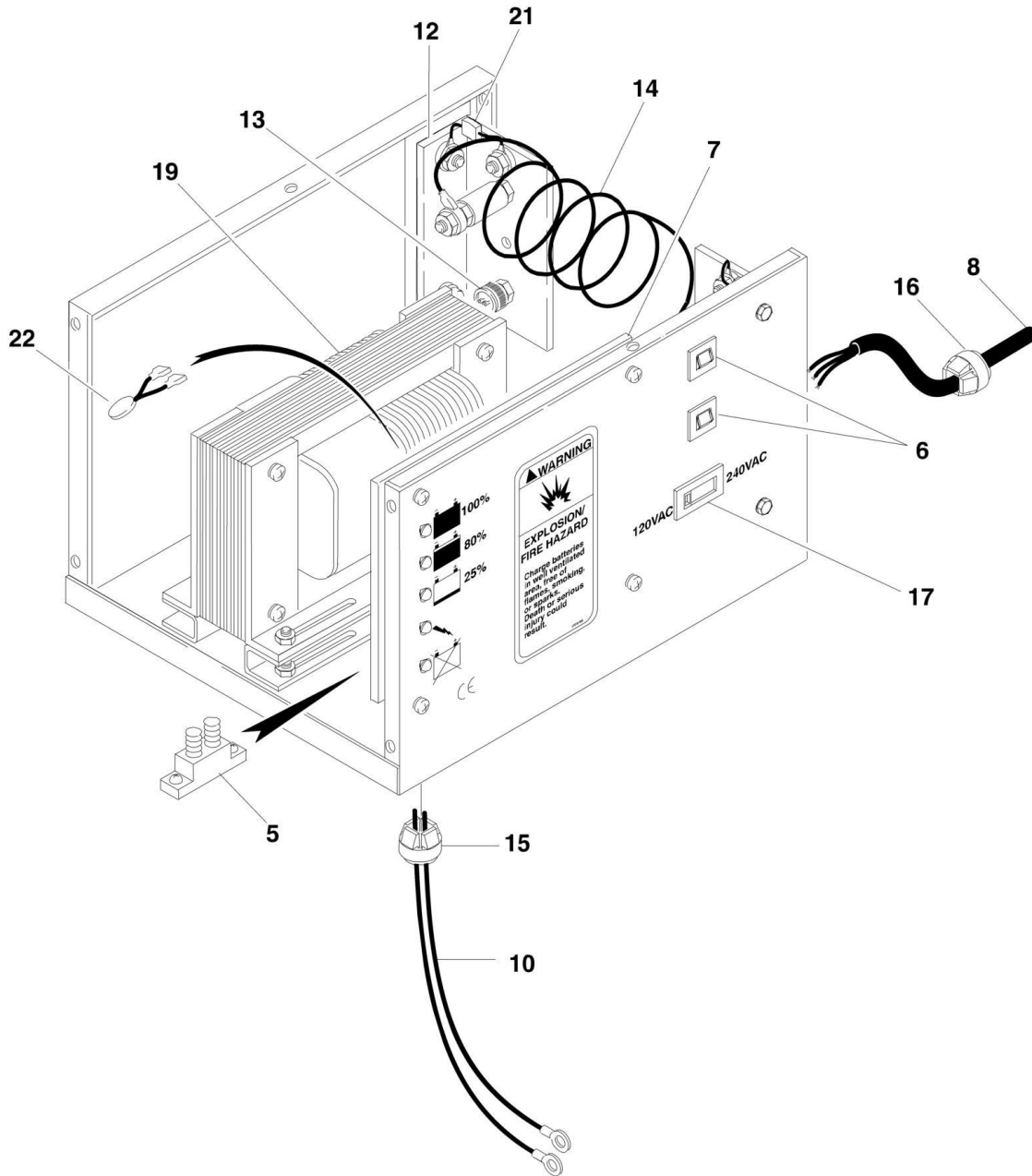
FIGURE 2-10. DC POWER PACK INSTALLATION (SEE PARTS LIST FOR USAGE)

ITEM	PART NUMBER	QTY	DESCRIPTION	REV
		Ref	USAGE CHART	
		Ref	Machines Built SN 0900000001 to SN 0900031574 - Note: Use previous figure.	
		Ref	Machines Built SN 0900031575 through SN 0900031617 - No exact SN break exists, contact the JLG Parts Dept to confirm design before ordering parts.	
		Ref	Machines Built SN 0900031618 to SN 0900038985 - Note: Use this figure.	
		Ref	BATTERY BOX AND CHARGER ASSEMBLIES	
	1001101991	Ref	Standard Spec	A
	1001107836	Ref	AGM/5 Hour	A
1	0100011	AR	Compound, Locking	
2	0270163	1	BDI Gauge and Harness Assembly	C
2	2420195	1	Gauge Only	
3		Ref	Charger Assembly Options: (See BATTERY CHARGER ASSEMBLY for Breakdown)	
3	0400176	1	Charger Assembly - Standard Spec	
3	0400212	1	Charger Assembly - AGM/5 Hour	
4	0641406	8	Bolt 1/4in-20NC x 3/4in	
5	0641414	2	Bolt 1/4in-20NC x 1-3/4in	
6	0641512	2	Bolt 5/16in-18NC x 1-1/2in	
7	3311405	6	Locknut 1/4in-20NC	
8	3311505	2	Locknut 5/16in-18NC	
9	4711400	10	Washer, 1/4	
10	1001101858	1	Box, Molded Battery	
11	1001101902	1	Box, Molded Battery Charger	
12	1001101926	2	Bracket, Hanger	
13	1001103107	1	Cable Assembly - Battery Pack	
13	4460567	1	Connector, Anderson	
		Ref	BATTERY BOX AND CHARGER INSTALLATIONS	
	1001101994	Ref	Battery Box (Wet)	A
	1001107839	Ref	Battery Box (Dry)	A
	1001107840	Ref	Battery Box (AGM/5 Hour)	A
101	0100051	AR	Grease, Battery Terminal	
102		Ref	Battery Options:	
102	0400122	1	Standard Wet Battery	
102	0400144	1	Standard Dry Battery	
102	0400209	1	AGM/5 Hour Battery	
103		Ref	Battery Box and Charger Assy Options (Includes Items 1-13):	
103	1001101991	1	Battery Box and Charger Assy - Standard	
103	1001107836	1	Battery Box and Charger Assy - AGM/5 Hour	

SECTION 2 - CONTROLS

FIGURE 2-11. BATTERY CHARGER ASSEMBLY

NOTE: COVER NOT SHOWN FOR CLARITY



SECTION 2 - CONTROLS

FIGURE 2-11. BATTERY CHARGER ASSEMBLY

ITEM	PART NUMBER	QTY	DESCRIPTION	REV
		Ref	Battery Charger Assembly Options:	
	0400176	Ref	12VDC (Standard Spec)	F
	0400212	Ref	12VDC (AGM/5 Hour)	A
5	7011509	1	Breaker, Circuit - DC 50Amp	
6		Ref	Breaker, Circuit Options:	
6	7018536	2	Breaker, Circuit - Standard Spec (4Amp)	
6	7018558	2	Breaker, Circuit - AGM/5 Hour (8Amp)	
7		Ref	Card, Circuit Options:	
7	7020626	1	Card, Circuit - Standard Spec	
7	7022930	1	Card, Circuit - AGM/5 Hour	
8		Ref	AC Cord Assembly Options:	
8	7020627	1	AC Cord - Standard Spec	
8	7022927	1	AC Cord - AGM/5 Hour	
10	7020629	1	DC Harness	
12		Ref	Rectifier Assembly Options:	
12	7020631	2	Rectifier Assembly - Standard Spec	
12	7022932	2	Rectifier Assembly - AGM/5 Hour	
13		Ref	SCR Rectifier Options:	
13	7018555	1	SCR Rectifier - Standard Spec	
13	7020673	2	SCR Rectifier - AGM/5 Hour	
14		Ref	Shunt Assembly Options:	
14	7020605	1	Shunt Assembly - Standard Spec	
14	7020674	1	Shunt Assembly - AGM/5 Hour	
15		Ref	Connector, Strain Relief - DC Options:	
15	7018556	1	Connector - Standard Spec	
15	7011528	1	Connector - AGM/5 Hour	
16	7011528	1	Connector, Strain Relief - AC	
17	7018586	1	Switch, Slide	
19		Ref	Transformer Options:	
19	7020632	1	Transformer - Standard Spec	
19	7022933	1	Transformer - AGM/5 Hour	
21		Ref	Varistor Options:	
21	7020633	1	Varistor - Standard Spec	
21	7020633	2	Varistor - AGM/5 Hour	
22	7020663	1	Varistor (AGM/5 Hour Only)	

SECTION 2 - CONTROLS

FIGURE 2-12. CABLES AND CONTROLS INSTALLATION (SN 0900000001 through 0900028703)

ITEM	PART NUMBER	QTY	DESCRIPTION	REV
		Ref	CABLES AND CONTROLS INSTALLATIONS (WITHOUT ITEM #105 JUNCTION BOX)	
	0258449	Ref	Cables and Controls Installations 20AM (DC Machines)	G
	0258591	Ref	Cables and Controls Installations 20AM (AC Machines)	G
	0258593	Ref	Cables and Controls Installations 30AM (AC Machines)	G
	0258453	Ref	Cables and Controls Installations 41AM (DC Machines)	G
	0258595	Ref	Cables and Controls Installations 41AM (AC Machines)	G
1	0100011	AR	Compound, Locking	
2	0641410	1	Bolt 1/4in-20NC x 1-1/4in	
3	0641612	1	Bolt 3/8in-16NC x 1-1/2in	
7	0861207	1	Control Box Assembly:	
7	7020078	1	Switch, Push-Pull (Red)	
7	7020088	2	Switch, Push Button (White)	
7	7020089	1	Switch, Push Button (Green)	
7	7020091	1	Plug	
7	7027299	1	Connector, Strain Relief (was p/n 7020092)	
7	7020093	4	Screw M3 x 25mm	
10		Ref	Harness Platform Control Options:	
10	4922657	1	Harness Platform Control 20AM DC Machines	A
10	4923070	1	Harness Platform Control 20AM AC Machines	B
10	4923082	1	Harness Platform Control 30AM AC Machines	B
10	4923093	1	Harness Platform Control 41AM DC Machines	A
10	4923094	1	Harness Platform Control 41AM AC Machines	B
10	1060687	Ref	Cable, Electrical - 16/5 Options:	
10	1060687	25.3 ft/7.4m	Cable, Electrical 20AM DC Machines	
10	1060687	26.5 ft/8.1m	Cable, Electrical 20AM AC Machines	
10	1060687	37.5 ft/11.4m	Cable, Electrical 30AM AC Machines	
10	1060687	49.5 ft/15.1m	Cable, Electrical 41AM (DC Machines)	
10	1060687	50.5 ft/15.4m	Cable, Electrical 41AM (AC Machines)	
10	4460145	3	Terminal, Fork (Not Shown - AC Models Only)	
10	4460115	5	Terminal, Fork 16GA	
12		Ref	Clamp Options:	
12	1320238	2	Clamp (SN 0900000001 through 0900012138)	
12	1320149	2	Clamp (SN 0900012138 through 0900028703)	
15	3311405	1	Locknut 1/4in-20NC	
16	3311605	2	Locknut 3/8in-16NC	
17	3570923	1	Plate, Decal Mounting	
18		Ref	Sheave, Control Cable Options:	
18	3580231	AR	Sheave, Control Cable (SN 0900000001 through 0900024346)	
18	3580344	AR	Sheave, Control Cable (SN 0900024346 through 0900028703)	
19	3820032	4	Rivet	
21		Ref	Screw, Shoulder Options:	
21	3900200	AR	1/4in-20NC x 1-1/4in	
21	3900373	AR	1/4in-20NC x 1-1/2in	
23	4160130	1	Spring, Extension	
26	4460566	AR	Connector, Strain Relief - 90	

SECTION 2 - CONTROLS

ITEM	PART NUMBER	QTY	DESCRIPTION	REV
27	4711400	AR	Flatwasher 1/4in Narrow	
28	4711600	2	Flatwasher 3/8in Narrow	
29	4740426	4	Washer #8 (SN 0900000001 through 0900017519)	
30	4751500	AR	Flatwasher 5/16in	
32	0641416	1	Bolt 1/4in-20NC x 2in	
33	4751000	AR	Flatwasher #10 Wide (SN 0900012138 through 0900028703)	
33	4751200	AR	Flatwasher #12 Wide	
34	4460115	1	Terminal, Fork 16 GA (Not Shown) (SN 0900017519 through 0900022888)	
35	4922420	1	Harness, Jumper (Control Box) (Not Shown) (SN 0900017519 through 0900028703)	
36	4460145	4	Terminal, Fork (Not Shown - AC Machines Only) (SN 0900017519 through 0900022888)	
		Ref	CABLES AND CONTROLS INSTALLATIONS (WITH ITEM #105 JUNCTION BOX)	
	0258450	Ref	Cables and Controls Installations 25AM (DC Machines)	E
	0258592	Ref	Cables and Controls Installations 25AM (AC Machines)	G
	0258451	Ref	Cables and Controls Installations 30AM (DC Machines)	F
	0258452	Ref	Cables and Controls Installations 36AM (DC Machines)	E
	0258594	Ref	Cables and Controls Installations 36AM (AC Machines)	G
101	0100011	AR	Compound, Locking	
102	0641410	2	Bolt 1/4in-20NC x 1-1/4in	
103	0641612	1	Bolt 3/8in-16NC x 1-1/2in	
105	0860945	1	Box, Junction	
107	0861207	1	Control Box Assembly:	
107	7020078	1	Switch, Push-Pull (Red)	
107	7020088	2	Switch, Push Button (White)	
107	7020089	1	Switch, Push Button (Green)	
107	7020091	1	Plug	
107	7027299	1	Connector, Strain Relief (was p/n 7020092)	
107	7020093	4	Screw M3 x 25mm	
110		Ref	Harness, Platform Control Options:	
110	4923075	Ref	Harness, Platform Control 25AM (DC Machines) (SN 0900022888 through 0900028703)	B
110	4923076	AR	Harness, Platform Control 25AM (AC Machines) (SN 0900022888 through 0900028703)	B
110	4923081	AR	Harness, Platform Control 30AM (DC Machines) (SN 0900022916 through 0900028703)	B
110	4923087	AR	Harness, Platform Control 36AM (DC Machines) (SN 0900022916 through 0900028703)	A
110	4923088	AR	Harness, Platform Control 36AM (AC Machines) (SN 0900022916 through 0900028703)	B
110	1060687	Ref	Cable, Electrical - 16/5 Options:	
110	1060687	20.3 ft/6.2m	Cable, Electrical 25AM (DC Machines)	
110	1060687	20.8 ft/6.4m	Cable, Electrical 25AM (AC Machines)	
110	1060687	36.5 ft/11.1m	Cable, Electrical 30AM (DC Machines)	
110	1060687	29 ft/8.8m	Cable, Electrical 36AM (DC Machines)	
110	1060687	30.3 ft/9.24m	Cable, Electrical 36AM (AC Machines)	
110	4460035	5	Terminal, Butt Splice (Not Shown - 25AM/36AM Only)	
110	4460145	3	Terminal, Fork (Not Shown - AC Models Only)	

SECTION 2 - CONTROLS

ITEM	PART NUMBER	QTY	DESCRIPTION	REV
110	4460115	5	Terminal, Fork 16GA (Not Shown)	
111	1060694	6 in/15cm	Cable, Retractable - 16/5	
112	1320238	AR	Clamp (SN 0900000001 through 0900012138)	
112	1320149	AR	Clamp (SN 0900012138 through 0900028703)	
113	1670603	1	Cover, Junction Box	
115	3311405	1	Locknut 1/4in-20NC	
116	3311605	2	Locknut 3/8in-16NC	
117	3570923	1	Plate, Decal Mounting	
118		Ref	Sheave, Control Cable Options:	
118	3580231	AR	Sheave, Control Cable (SN 0900000001 through 0900024346)	
118	3580344	AR	Sheave, Control Cable (SN 0900024346 through 0900028703)	
119	3820032	4	Rivet	
120	3900191	AR	Screw 25AM/36AM (AC/DC Machines)	
121		Ref	Screw, Shoulder Options:	
121	3900200	AR	Screw, Shoulder (SN 0900000001 through 0900024346)	
121	3900373	AR	Screw, Shoulder (SN 0900024346 through 0900028703)	
123	4160130	1	Spring, Extension	
124	4460023	AR	Connector, Strain Relief (25AM/36AM) (DC Models Only)	
126	4460566	AR	Connector, Strain Relief - 90	
127	4711400	AR	Flatwasher 1/4in Narrow	
128	4711600	2	Flatwasher 3/8in Narrow	
129	4740426	4	Washer #8 (AC Models Only) (SN 0900000001 through 0900017519)	
130	4751500	AR	Flatwasher 5/16in	
133	4751000	AR	Flatwasher #10 Wide (SN 0900012138 through 0900028703)	
133	4751200	AR	Flatwasher #12 Wide	
134	4460115	5	Terminal, Fork 16GA (Not Shown) (SN 0900017519 through 0900022888)	
135	4922420	1	Harness, Jumper Control Box (Not Shown) (SN 0900017519 through 0900028703)	
136	3520034	2	Plug, 5/16 Hole (Not Shown) (SN 0900017519 through 0900028703)	
137	4460035	5	Terminal, Butt Splice (Not Shown) (SN 0900017519 through 0900022888)	
138	4460145	4	Terminal, Fork (Not Shown - AC Models Only) (SN 0900000001 through 0900022888)	
	0258482	Ref	AUXILIARY LOWERING INSTALLATION	A
202	4360274	1	Switch, Push Button	
		Ref	ACCESSORY OUTLET INSTALLATIONS	
	0270751	Ref	Accessory Outlet Installations (20AM) 240V (DC)	B
	0270977	Ref	Accessory Outlet Installations (20AM) 240V (AC)	C
	0270775	Ref	Accessory Outlet Installations (25AM) 240V (DC)	C
	0270980	Ref	Accessory Outlet Installations (25AM) 240V (AC)	D
	0270778	Ref	Accessory Outlet Installations (30AM) 240V (DC)	C
	0270983	Ref	Accessory Outlet Installations (30AM) 240V (AC)	D
	0270781	Ref	Accessory Outlet Installations (36AM) 240V (DC)	C
	0270986	Ref	Accessory Outlet Installations (36AM) 240V (AC)	D
	0270784	Ref	Accessory Outlet Installations (41AM) 240V (DC)	C
	0270989	Ref	Accessory Outlet Installations (41AM) 240V (AC)	D
301	0100011	AR	Compound, Locking	
302		Ref	Bolt Options:	
302	0641418	1	1/4in - 20NC x 2-1/4in (20AM/30AM/41AM)	
302	Not Required	0	Bolt (25AM/36AM)	

SECTION 2 - CONTROLS

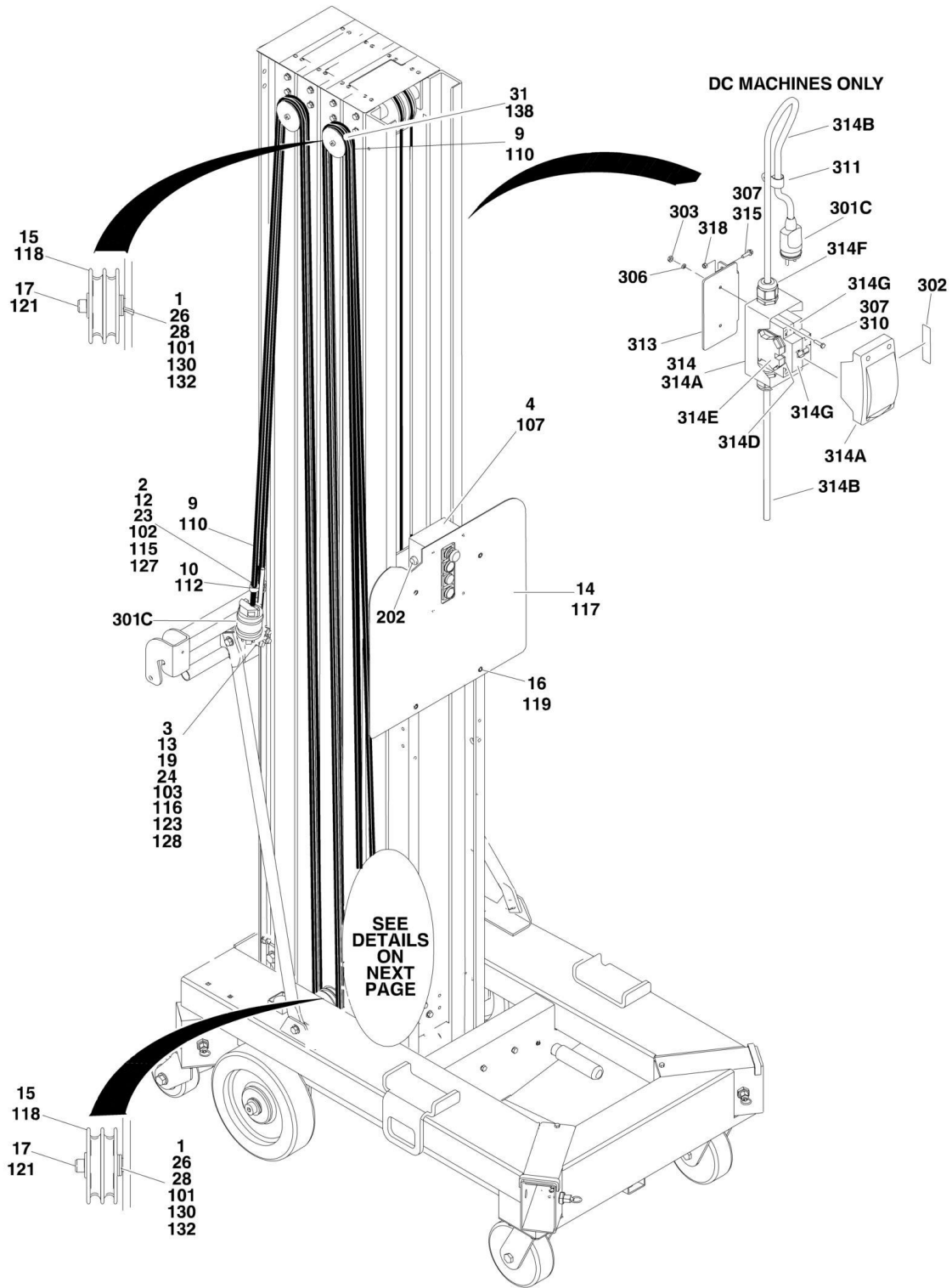
ITEM	PART NUMBER	QTY	DESCRIPTION	REV
303	0721006	2	Bolt #10-24NC x 3/4in	
304	0860946	1	Box, Receptacle	
305		Ref	Harness, Accessories Options:	
305	1060926	21.7 ft/6.6m	Harness, Accessories 20AM - DC (12/3)	
305	4923068	1	Harness, Accessories 20AM - AC (SN 0900022888 through 0900028703)	B
305	4923072	1	Harness, Accessories 25AM - DC (SN 0900022888 through 0900028703)	B
305	4923074	1	Harness, Accessories 25AM - AC (SN 0900022888 through 0900028703)	C
305	4923078	1	Harness, Accessories 30AM - DC (SN 0900022916 through 0900028703)	A
305	4923080	1	Harness, Accessories 30AM - AC (SN 0900022916 through 0900028703)	B
305	4923084	1	Harness, Accessories 36AM - DC (SN 0900022916 through 0900028703)	B
305	4923086	1	Harness, Accessories 36AM - AC (SN 0900022916 through 0900028703)	C
305	4923090	1	Harness, Accessories 41AM - DC (SN 0900022916 through 0900028703)	A
305	4923092	1	Harness, Accessories 41AM - AC (SN 0900022916 through 0900028703)	B
305	1060663	AR	12/3 (20AM AC/25AM/30AM/36AM/41 AM)	
305		Ref	Wire Cap, Terminal Options:	
305	4460121	3	Wire Cap, Terminal 20AM - AC/30AM - AC/41AM - AC	
305	Not Required	0	Wire Cap, Terminal 30AM - DC/41AM - DC	
305		Ref	Terminal, Fork Options:	
305	4460315	3	Terminal, Fork 20AM - AC/25AM - AC/30AM - AC/36AM - AC/41AM - AC	
305	Not Required	0	Terminal, Fork 30AM - DC/41AM - DC	
305		Ref	Terminal, Butt Splice Options:	
305	4460018	3	Terminal, Butt Splice 25AM - DC/25AM - AC/36AM - DC/36AM - AC (SN 0900000001 through 0900024051)	
305	4460474	3	Terminal, Butt Splice 25AM - DC/25AM - AC/36AM - DC/36AM - AC (SN 0900024051 through 0900028703)	
305	Not Required	0	Terminal, Butt Splice 30AM - DC/41AM - DC	
305	1060565	0.5 ft/.15m	16/4 (Retractable Coil Design) (25AM/36AM) (Not Shown)	
306		Ref	Clamp, Hose Options:	
306	1320149	1	Clamp, Hose (20AM/30AM/41AM) (Not Shown)	
306	Not Required	0	Clamp, Hose (25AM/36AM)	
307	3252760	2	Decal - 220V-240V AC	
308	3311001	2	Nut #10-24NC	
310	4460023	AR	Connector, Strain Relief	
311	4460145	AR	Terminal, Fork (AC Only) (SN 0900000001 through 0900022916)	
314	4761000	AR	Lockwasher #10	
315	4460121		Wire Cap, Terminal (AC Only) (Not Shown) (SN 0900000001 through 0900022916)	
316		Ref	Butt Splice, Terminal Options (SN 0900000001 through 0900022916)	
316	4460035	3	Butt Splice, Terminal (25AM/36AM) (Not Shown)	
316	Not Required	0	Butt Splice, Terminal (20AM/30AM/41AM)	
317		Ref	Tie Wire Options:	

SECTION 2 - CONTROLS

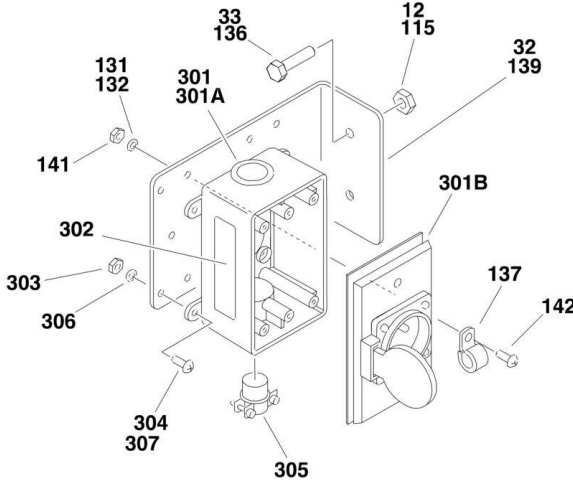
ITEM	PART NUMBER	QTY	DESCRIPTION	REV
317	4240033	1	Tie Wire (25AM/36AM) (Not Shown)	
317	Not Required	0	Tie Wire (20AM/30AM/41AM)	

SECTION 2 - CONTROLS

FIGURE 2-13. CABLES AND CONTROLS INSTALLATION (SN 0900028703 through 0900038985)

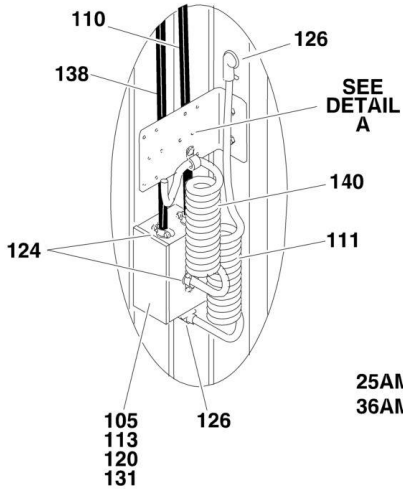


SECTION 2 - CONTROLS

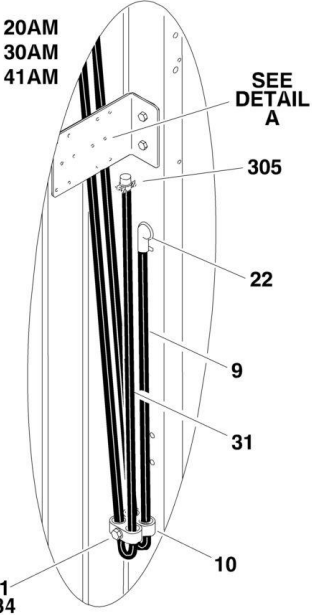
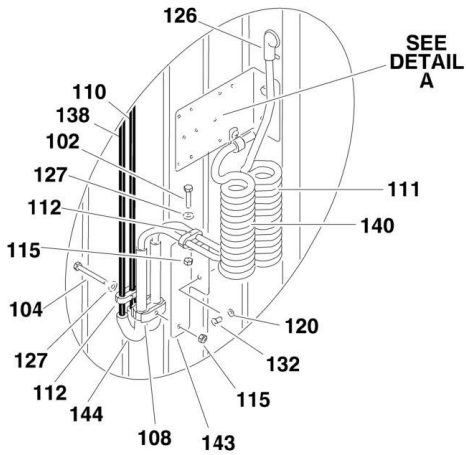


DETAIL A

25AM SN 0900028703 THROUGH 0900034727
 36AM SN 0900028703 THROUGH 0900034727



25AM SN 0900034728 TO PRESENT
 36AM SN 0900034728 TO PRESENT



SECTION 2 - CONTROLS

FIGURE 2-13. CABLES AND CONTROLS INSTALLATION (SN 0900028703 through 0900038985)

ITEM	PART NUMBER	QTY	DESCRIPTION	REV
		Ref	CABLES AND CONTROLS INSTALLATIONS (WITHOUT ITEM #105 JUNCTION BOX OR ITEM #143 BRACKET)	
	0258449	Ref	Cables and Controls Installations 20AM (AC/DC Machines)	F
	0258451	Ref	Cables and Controls Installations 30AM (AC/DC Machines)	F
	0258453	Ref	Cables and Controls Installations 41AM (AC/DC Machines)	F
1	0100011	AR	Compound, Locking	
2	0641410	1	Bolt 1/4in-20NC x 1-1/4in	
3	0641612	1	Bolt 3/8in-16NC x 1-1/2in	
4	0861207	1	Control Box Assembly:	
4	7020078	1	Switch, Push-Pull (Red)	
4	7020088	2	Switch, Push Button (White)	
4	7020089	1	Switch, Push Button (Green)	
4	7020091	1	Plug	
4	7027299	1	Connector, Strain Relief	
4	7020093	4	Screw M3 x 25mm	
9		Ref	Harness, Platform Cable Options:	B
9	4922657	4	Harness, Platform Cable 20AM	B
9	4923081	4	Harness, Platform Cable 30AM	C
9	4923093	4	Harness, Platform Cable 41AM	B
9	1060687	Ref	16/5 Electrical Cable Options:	
9	1060687	25.3 ft/7.4m	16/5 Electrical Cable 20AM	
9	1060687	36.5 ft/11.1m	16/5 Electrical Cable 30AM	
9	1060687	49.5 ft/15.1m	16/5 Electrical Cable 41AM	
9	4460035	5	Terminal, Butt Splice (Not Shown - 36AM Only)	
9	4460115	4	Terminal, Fork 16GA (Not Shown - 20AM/41AM Only)	
10	1320149	3	Clamp	
12	3311405	3	Locknut 1/4in-20NC	
13	3311605	2	Locknut 3/8in-16NC	
14	3570923	1	Plate, Decal Mounting	
15	3580344	AR	Sheave, Control Cable	
16	3820032	4	Rivet	
17	3900373	3	Screw, Shoulder	
19	4160130	1	Spring, Extension	
22	4460566	1	Connector, Strain Relief - 90	
23	4711400	3	Flatwasher 1/4in Narrow	
24	4711600	2	Flatwasher 3/8in Narrow	
26	4751500	A/3	Flatwasher 5/16in	
28	4751000	12	Flatwasher #10 Wide	
30	4922420	1	Harness, Jumper (Inside Control Box) (Not Shown)	
31		Ref	Harness, Accessories Options:	
31	1060926	1	Harness, Accessories 20AM	B
31	4923078	1	Harness, Accessories 30AM	B
31	4922390	1	Harness, Accessories 41AM	B
31	1060663	Ref	12/3 Electrical Cable Options:	
31	1060663	21 ft/6.4m	12/3 Electrical Cable 20AM	
31	1060663	32.1 ft/9.8m	12/3 Electrical Cable 30AM	
31	1060663	45.9	12/3 Electrical Cable 41AM	

SECTION 2 - CONTROLS

ITEM	PART NUMBER	QTY	DESCRIPTION	REV
		ft/13.9m		
31	4460315	3	Terminal Fork	
32	1001096054	1	Plate, AC Box	
33	0641407	2	Bolt 1/4in-20NC x 7/8in	
34	0641418	1	Bolt 1/4in-20NC x 2-1/4in	
		Ref	CABLES AND CONTROLS INSTALLATIONS (WITH ITEM #105 JUNCTION BOX OR ITEM #143 BRACKET)	
	0258450	Ref	Cables and Controls Installations (AC/DC Machines) 25AM (SN 0900028703 through 0900034727)	G
	1001151813	Ref	Cables and Controls Installations (AC/DC Machines) 25AM (SN 0900034728 through 0900038985)	A
	0258452	Ref	Cables and Controls Installations (AC/DC Machines) 36AM (SN 0900028703 through 0900034727)	G
	1001151814	Ref	Cables and Controls Installations (AC/DC Machines) 36AM (SN 0900034728 through 0900038985)	A
101	0100011	AR	Compound, Locking	
102	0641410	1	Bolt 1/4in-20NC x 1-1/4in	
103	0641612	1	Bolt 3/8in-16NC x 1-1/2in	
104	0641618	1	Bolt 3/8in-16NC x 2-1/4in	
105	0860945	1	Box, Junction	
107	0861207	1	Control Box Assembly:	
107	7020078	1	Switch, Push-Pull (Red)	
107	7020088	2	Switch, Push Button (White)	
107	7020089	1	Switch, Push Button (Green)	
107	7020091	1	Plug	
107	7027299	1	Connector, Strain Relief	
107	7020093	4	Screw M3 x 25mm	
108	1320146	1	Clamp	
110		Ref	Harness, Platform Control Options:	
110	4923075	1	Harness, Platform Control 25AM (SN 0900028703 through 0900034727)	B
110	1001151832	1	Harness, Platform Control 25AM (SN 0900034728 through 0900038985)	A
110	4923087	1	Harness, Platform Control 36AM (SN 0900028703 through 0900034727)	C
110	1001152263	1	Harness, Platform Control 36AM (SN 0900034728 through 0900038985)	A
110	1060687	Ref	Cable, Electrical - 16/5 Options:	
110	1060687	20.3 ft/6.2m	Cable, Electrical 25AM (SN 0900028703 through 0900034727)	
110	1060687	21.4 ft/6.5m	Cable, Electrical 25AM (SN 0900034728 through 0900038985)	
110	1060687	29.2 ft/8.8m	Cable, Electrical 36AM (SN 0900028703 through 0900034727)	
110	1060687	30.3 ft/9.2m	Cable, Electrical 36AM (SN 0900034728 through 0900038985)	
110	4460035	5	Terminal, Butt Splice (Not Shown)	
111	4922652	1	Cable, Retractable - 16/5	B
111	1060694	6 in/15cm	Cable, Retractable - 16/5	
111	4460115	4	Terminal Fork	
112	1320149	AR	Clamp	
113	1670603	1	Cover, Junction Box	
115	3311405	AR	Locknut 1/4in-20NC	
116	3311605	2	Locknut 3/8in-16NC	

SECTION 2 - CONTROLS

ITEM	PART NUMBER	QTY	DESCRIPTION	REV
117	3570923	1	Plate, Decal Mounting	
118	3580344	AR	Sheave, Control Cable	
119	3820032	4	Rivet	
120	3900191	2	Screw	
121	3900373	AR	Screw, Shoulder	
123	4160130	1	Spring, Extension	
124	4460023	3	Connector, Strain Relief	
126	4460566	2	Connector, Strain Relief - 90	
127	4711400	AR	Flatwasher 1/4in Narrow	
128	4711600	2	Flatwasher 3/8in Narrow	
130	4751500	AR	Flatwasher 5/16in	
131	4761000	3	Lockwasher #10	
132	4751000	AR	Flatwasher #10	
134	4922420	1	Harness, Jumper (Inside Control Box) (Not Shown)	
135	3520034	2	Plug, 5/16 Hole (Not Shown)	
136	0641407	2	Bolt 1/4in-20NC x 7/8in	
137	1320041	1	Clamp	
138		Ref	Harness, Accessories Options:	
138	4923075	1	Harness, Accessories 25AM (SN 0900028703 through 0900034727)	C
138	1001151831	1	Harness, Accessories 25AM (SN 0900034728 through 0900038985)	A
138	4923087	1	Harness, Accessories 36AM (SN 0900028703 through 0900034727)	D
138	1001152264	1	Harness, Accessories 36AM (SN 0900034728 through 0900038985)	A
138	1060663	Ref	12/3 Electrical Cable Options:	
138	1060663	18.67 ft/5.6m	12/3 Electrical Cable 25AM (SN 0900028703 through 0900034727)	
138	1060663	19.97 ft/6m	12/3 Electrical Cable 25AM (SN 0900034728 through 0900038985)	
138	1060663	27.3 ft/8.3m	12/3 Electrical Cable 36AM (SN 0900028703 through 0900034727)	
138	1060663	28.6 ft/8.7m	12/3 Electrical Cable 36AM (SN 0900034728 through 0900038985)	
138	4460474	3	Terminal (Not Shown)	
139	1001096054	1	Plate, AC Box	
140	4922653	1	Cable, Retractable - 16/4	
140	1060565	6 in/15cm	Cable, Retractable - 16/4	
140	4460145	3	Terminal Fork	
141	3311001	1	Nut #10-24NC	
142	3900205	1	Screw #10-24NC x 5/8in	
143	1001146221	1	Bracket	
144	1001149108	2	Seal	
	0258482	Ref	AUXILIARY LOWERING INSTALLATION	A
202	4360274	1	Switch, Push Button	
		Ref	ACCESSORY OUTLET INSTALLATIONS	
	1001097213	Ref	Accessory Outlet Installations - 220V (AC)	B
	1001097214	Ref	Accessory Outlet Installations - 220V CEE7 Post Ground (AC)	B
	1001097215	Ref	Accessory Outlet Installations - 220V CEE7 Side Ground (AC)	B
	1001097216	Ref	Accessory Outlet Installations - 220V CEE7 Keyed Ground (AC)	B
	1001097217	Ref	Accessory Outlet Installations - 110V IEC 60309 Yellow (AC)	B

SECTION 2 - CONTROLS

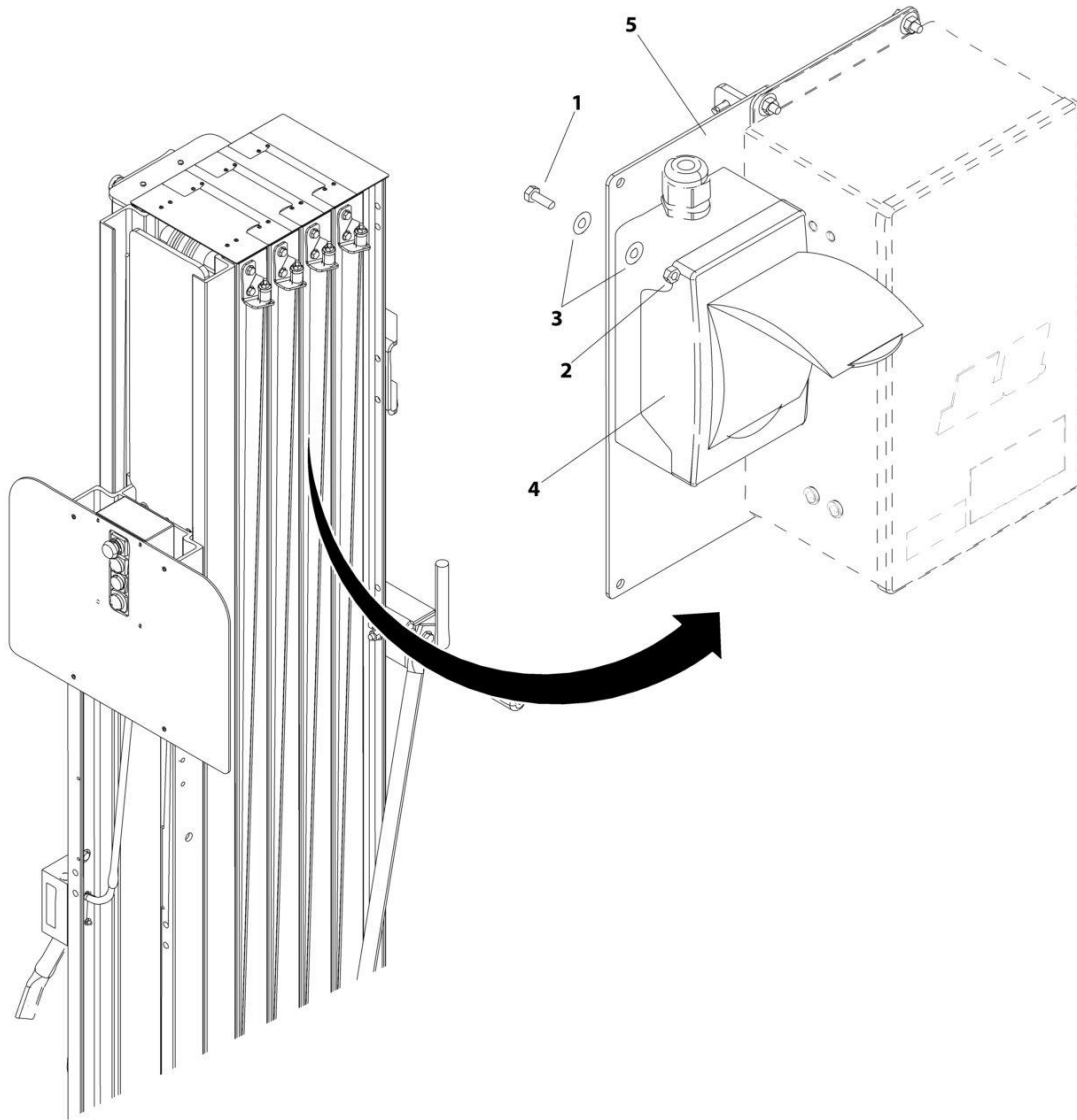
ITEM	PART NUMBER	QTY	DESCRIPTION	REV
	1001097218	Ref	Accessory Outlet Installations - 220V IEC 60309 Blue (AC)	B
	1001097220	Ref	Accessory Outlet Installations - 220V (DC)	B
	1001097221	Ref	Accessory Outlet Installations - 220V CEE7 Post Ground (DC) (SN 0900000001 through 0900035062)	C
	1001153733	Ref	Accessory Outlet Installations - 220V CEE7 Post Ground (DC) (Not Shown) (SN 0900035062 through 0900038985)	A
	1001097222	Ref	Accessory Outlet Installations - 220V CEE7 Side Ground (DC)	B
	1001097223	Ref	Accessory Outlet Installations - 220V CEE7 Keyed Ground (DC)	B
	1001097224	Ref	Accessory Outlet Installations - 110V IEC 60309 Yellow (DC)	B
	1001097225	Ref	Accessory Outlet Installations - 220V IEC 60309 Blue (DC)	B
301		Ref	Plug and Receptacle Assembly Options:	
301	0861731	1	220V (AC)	
301	0275452	1	220V CEE7 Post Ground (AC)	1
301	0275453	1	220V CEE7 Side Ground (AC)	1
301	0275454	1	220V CEE7 Keyed Ground (AC)	1
301	0275216	1	110V IEC 60309 Yellow (AC)	1
301	0275217	1	220V IEC 60309 Blue (AC)	1
301	0861731	1	220V (DC)	
301	1001096609	1	220V CEE7 Post Ground (DC)	A
301	1001096610	1	220V CEE7 Side Ground (DC)	A
301	1001096611	1	220V CEE7 Keyed Ground (DC)	A
301	1001096607	1	110V IEC 60309 Yellow (DC)	A
301	1001096608	1	220V IEC 60309 Blue (DC)	A
301A		Ref	Receptacle, Box Options:	
301A	0861731	1	0861731, 0275452, 0275453, 0275454, 1001096609, 1001096610 & 1001096611 Installations	
301A	0861781	1	0275216, 1001096607 & 1001096608 Installations	
301B		Ref	Receptacle Options:	
301B	4461244	1	0275452 & 1001096609 Installations	
301B	4461245	1	0275453 & 1001096610 Installations	
301B	4461246	1	0275454 & 1001096611 Installations	
301B	4461198	1	0275216 & 1001096607 Installations	
301B	4461201	1	1001096608 Installation	
301C		Ref	Plug Options:	
301C	4461202	1	0275452 & 1001096609 Installations	
301C	4461205	1	0275453 & 1001096610 Installations	
301C	4461249	1	0275454 & 1001096611 Installations	
301C	4461196	1	0275216 & 1001096607 Installations	
301C	4461199	1	1001096608 Installation	
302	3252760	Ref	Decal - 240V Options:	
302	3252760	1	Decal - 240V (AC)	
302	3252760	2	Decal - 240V (DC)	
303	3311001	Ref	Nut #10-24NC Options:	
303	3311001	4	Nut #10-24NC (AC)	
303	3311001	6	Nut #10-24NC (DC)	
303	3311055	2	Locknut #10-24NC	
304	3900205	4	Screw #10-24NC x 1/4in	
305	4460023	1	Terminal, Connector	
306	4711000	Ref	Washer #10 Options:	
306	4711000	4	Flatwasher #10 (AC)	
306	4711000	6	Flatwasher #10 (DC)	

SECTION 2 - CONTROLS

ITEM	PART NUMBER	QTY	DESCRIPTION	REV
306	4761000	2	Lockwasher #10	
307	0100011	AR	Compound, Locking	
		Ref	Note: Items 310 - 314F (DC Machines Only).	
310	0721006	2	Bolt #10-24NC x 3/4in	
311	1320318	1	Clamp (All Installation except 1001153733)	
311	8406110	1	Clip (1001153733 Installation Only) (Not Shown)	
313	1001096421	1	Plate, Circuit Breaker (All Installation except 1001153733)	
313	1001153637	1	Plate, Circuit Breaker (1001153733 Installation Only) (Not Shown)	
314	1001096612	1	Box and Breaker Assembly (All Installation except 1001153733)	C
314	1001152484	1	Box and Breaker Assembly (1001153733 Installation Only) (Not Shown)	B
314A	0861880	1	Box, Circuit Breaker (All Installation except 1001153733)	
314A	1001152483	1	Box, Circuit Breaker (1001153733 Installation Only)	
314B	1060908	4.5 ft/1.4m	Cable, Electrical 12/3	
314D	4460956	1	Terminal, Block End Barrier (All Installation except 1001153733)	
314E	4460957	1	Terminal, Block (All Installation except 1001153733)	
314F	1001097150	2	Connector, Strain Relief	
314G		Ref	Breaker Options:	
314G	2400093	NLA	Breaker 16 Amp (All Installation except 1001153733) (Note: Use qty 1 each of p/ns 1001109475 & 1001109482 as replacement) (SN 0900028703 through 0900030605)	
314G	1001109475	NLA	Breaker 16 Amp (All Installation except 1001153733) (Use p/n 1001181045) (SN 0900030606 through 0900036060)	
314G	1001109482	NLA	Breaker 30 mAmp (All Installation except 1001153733) (Use p/n 1001181045) (SN 0900030606 through 0900036060)	
314G	1001181045	1	Breaker 16 Amp/30mA Combination (All Installation except 1001153733) (SN 0900036061 through 0900038985)	
314G	1001152479	NLA	Breaker 16 Amp Double (1001153733 Installation Only) (Use p/n 1001189172) (SN 0900000001 through 0900036186)	
314G	1001189172	1	Breaker 16 Amp Double (1001153733 Installation Only) (SN 0900036186 through 0900038985)	
314G	1001152482	NLA	Breaker 30 mAmp (1001153733 Installation Only) (Use p/n 1001189171) (SN 0900000001 through 0900036186)	
314G	1001189171	1	Breaker 30 mAmp (1001153733 Installation Only) (SN 0900036186 through 0900038985)	
315	0791610	2	Screw 3/8-16 x 1-1/4 (1001153733 Installation)	
318	3311605	2	Nut 3/8-16 (1001153733 Installation Only)	

SECTION 2 - CONTROLS

FIGURE 2-14. CIRCUIT BREAKER INSTALLATION



ART_1001187792

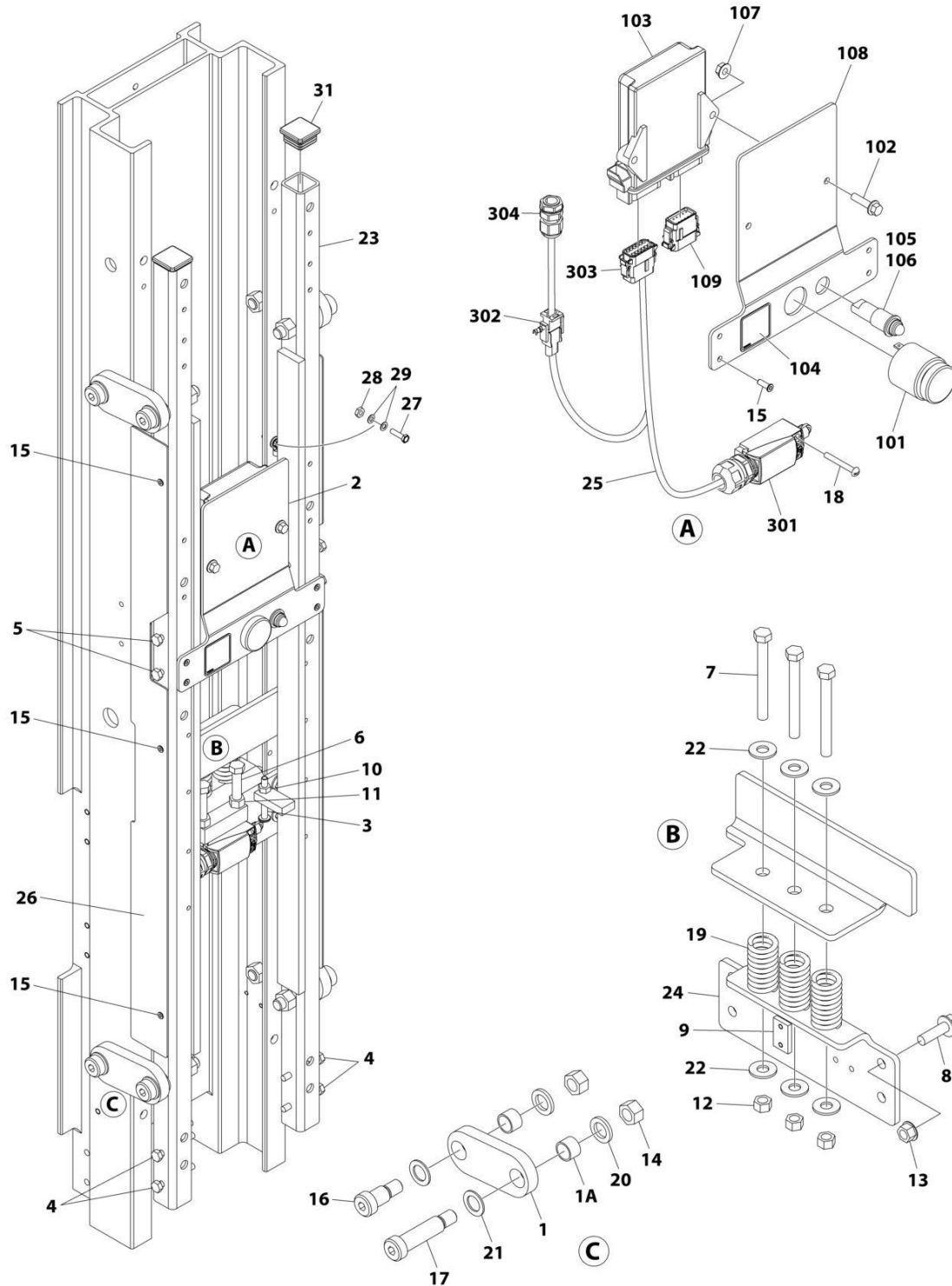
SECTION 2 - CONTROLS

FIGURE 2-14. CIRCUIT BREAKER INSTALLATION

ITEM	PART NUMBER	QTY	DESCRIPTION	REV
		Ref	CIRCUIT BREAKER INSTALLATION	
	1001187792	1	circuit breaker installation	
1	0641407	1	Bolt, 1/4-20unc x 7/8in	
2	3311405	1	Locknut 1/4-20nc	
3	4711400	1	Flatwasher 1/4in	
4	1001152485	1	Kit, Box and Breaker	
5	1001187791	1	Bracket, RCD Mount	

SECTION 2 - CONTROLS

FIGURE 2-15. LSS INSTALLATION



ART_0273264

SECTION 2 - CONTROLS

FIGURE 2-15. LSS INSTALLATION

ITEM	PART NUMBER	QTY	DESCRIPTION	REV
		Ref	LSS INSTALLATION	
	0273264	Ref	20AM/25AM	C
	0273265	Ref	30AM/36AM/41AM	C
1	0273144	4	Arm Assembly	
1A	0440268	8	Bushing (2 Per Arm)	
2	0273162	1	Load Sensor Controller Assembly (See Items 101-109 for Breakdown) (Note: Re-calibration Required when Replaced)	
3	0630570	1	Bolt	
4	0641416	4	Bolt 1/4 x 2	
5	0641418	4	Bolt 1/4 x 2-1/4	
6	0641620	2	Bolt 3/8 x 2-1/2	
7	0641628	3	Bolt 3/8 x 3-1/2	
8	0791610	4	Screw 3/8 x 1-1/4	
9	3300475	1	Nut	
10	3311401	1	Nut 1/4	
11	3311601	2	Nut 3/8	
12	3311605	3	Nut 3/8	
13	3311608	4	Nut 3/8	
14	3311801	8	Nut 1/2	
15	3820032	10	Rivet	
16	3900346	4	Bolt 3/8 x 3/4	
17	3900347	4	Bolt 3/8 x 2	
18	3911024	2	Screw #10 x 1-1/2	
19	4160205	2	Spring (20AM/25AM)	
19	4160205	3	Spring (30AM/36AM/41AM)	
20	4740529	8	Washer	
21	4740530	8	Washer	
22	4751600	6	Washer 3/8	
23	4846859	1	Sensor, Load	
24	4846877	1	Support	
25	4922923	1	Load Sensing Harness Assembly (See Items 301-304 for Breakdown)	
26	4061060	2	Shield	
27	0721006	1	Screw #10 x 3/4	
28	3311001	1	Nut #10	
29	4771000	2	Washer #10	
30	0100019	AR	Compound, Locking (Not Shown)	
31	3520072	2	Plug	
	0273162	Ref	LOAD SENSOR CONTROLLER ASSEMBLY	B
101	0140011	1	Alarm	
102	0791408	2	Screw 1/4 x 1	
103	1600357	1	Module, Control	
104	1705756	1	Decal - Warning	
105	2920026	1	Lamp, Indicator	
106	2920029	1	Bulb, Light	
107	3311408	2	Nut 1/4	
108	3574518	1	Plate, Mounting	
109	4460908	1	Connector, Female - 12 Position	
	4922923	Ref	LOAD SENSING HARNESS ASSEMBLY	D
301	4360546	1	Switch, Limit	

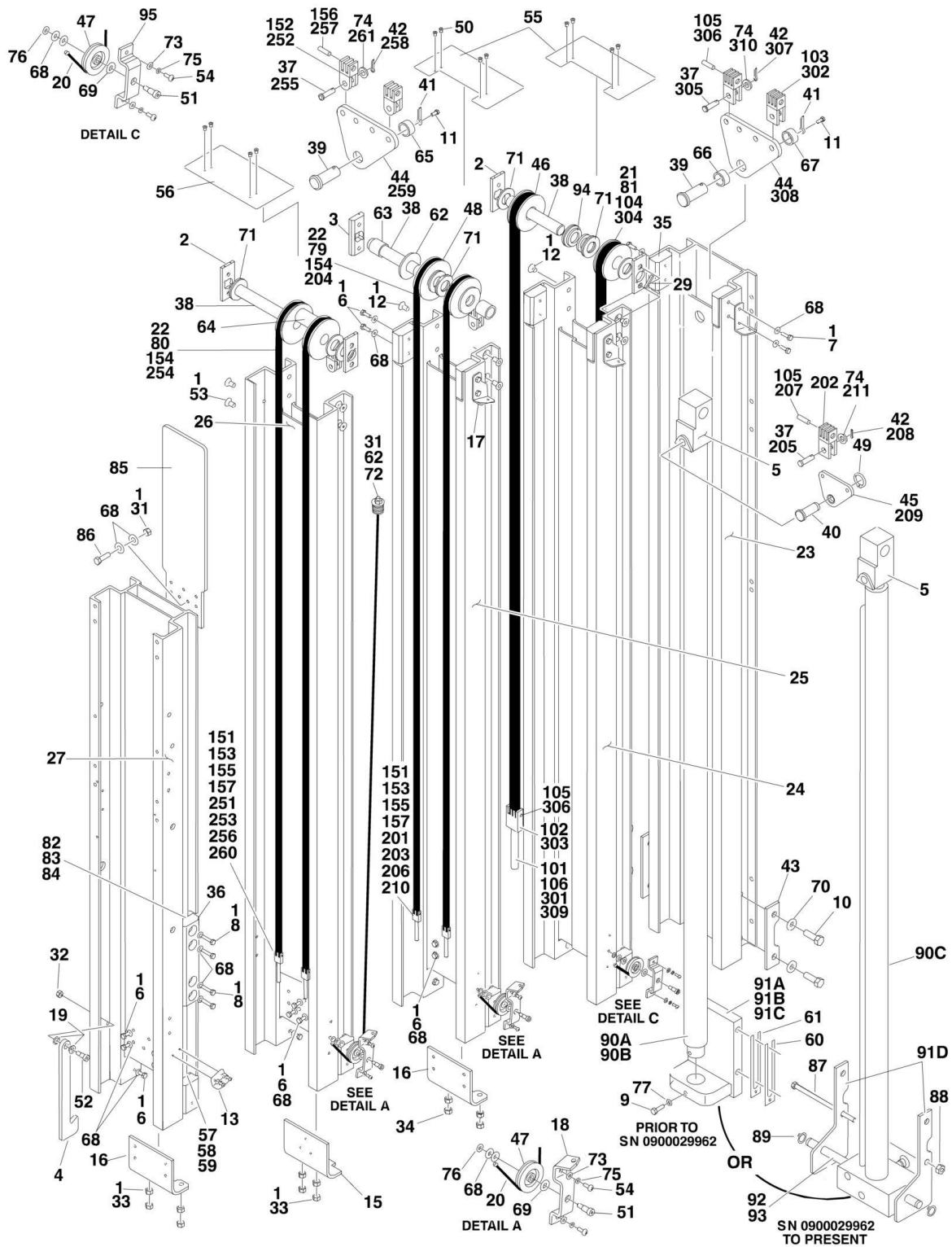
SECTION 2 - CONTROLS

ITEM	PART NUMBER	QTY	DESCRIPTION	REV
302	4460320	1	Plug, Male - 2 Position	
302	4460226	2	Socket, Female	
302	4460424	1	Connector, Female - 2 Position	
302	4460227	2	Pin, Male	
303	4460909	1	Connector, Female - 12 Position	
303	4460517	8	Socket, Female	
303	4460466	6	Seal, Plug	
303	4460915	1	Lock, Wedge	
304	4461000	1	Connector, Strain Relief	

SECTION 3 - MAST

SECTION 3 - MAST

FIGURE 3-1. MAST ASSEMBLY - 20AM



SECTION 3 - MAST

FIGURE 3-1. MAST ASSEMBLY - 20AM

ITEM	PART NUMBER	QTY	DESCRIPTION	REV
		Ref	MAST ASSEMBLY - 20AM	
	0801161	Ref	Mast Assembly (SN 0900000001 through 0900017519)	H
	0801296	Ref	Mast Assembly (SN 0900017519 through 0900038985)	I
		Ref	Note: Machines may contain additional components not shown in this figure. Refer to Load Sensing System Manual p/n 3124289 for breakdown of these items.	
1	0100011	AR	Compound, Locking	
2	0362735	4	Bar, Sheave Pin Support	
3	0362736	2	Bar, Sheave Pin Support	
4	0362758	1	Bar, Gravity Latch	
5	0561341	1	Block, Chain Anchor	
6	0641406	33	Bolt 1/4in-20NC x 3/4in	
7	0641407	6	Bolt 1/4in-20NC x 7/8v	
8		Ref	Bolt Options:	
8	0641410	4	Bolt 1/4in-20NC x 1-1/4in (SN 0900000001 through 0900015661)	
8	0681410	8	Bolt 1/4in-20NC x 1-1/4in (SN 0900015661 through 0900038985)	
9	0641508	1	Bolt 5/16in-18NC x 1in (SN 0900000001 through 0900029962)	
10	0641812	4	Bolt 1/2in-13NC x 1-1/2in (SN 0900000001 through 0900029962)	
11	0741006	2	Screw #10-24NC x 3/4in	
12	0741606	4	Screw 3/8in-16NC x 3/4in	
13	0902047	1	Bracket, Sequence Cable	
14	0902422	1	Bracket, Bottom Chain Attach (SN 0900000001 through 0900018918)	
15	0902423	1	Bracket, Bottom Chain Attach	
16	0902424	2	Bracket, Bottom Chain Attach	
17	0902431	3	Bracket, Sequence Cable	
18	0902445	3	Bracket, Sequence Cable (SN 0900000001 through 0900038048)	
18	0902445	2	Bracket, Sequence Cable (SN 0900038048 through 0900038985)	
19	0961892	2	Bushing, Flanged	
20	1060683	3	Cable, Sequence	
21	1260347	2	Chain Assembly - #466 (See Items 101-106 for Breakdown) (SN 0900000001 through 0900015577)	
22	1260349	4	Chain Assembly - #444 (See Items 151-157 for Breakdown) (SN 0900000001 through 0900015577)	
23		Ref	Channel, Mast #1 Options:	
23	1271418	1	Channel, Mast #1 (SN 0900000001 through 0900031574)	
23	See Note	1	Channel, Mast #1 (Note: No exact SN break exists, contact JLG Parts Dept to confirm design before ordering parts.) (SN 0900031575 through 0900031617)	
23	1001109247	1	Channel, Mast #1 (SN 0900031618 through 0900038985)	
24	1271421	1	Channel, Mast #2	
25	1271419	1	Channel, Mast #3	
26	1271392	1	Channel, Mast #6	
27	1271393	1	Channel, Mast Header	
29	2880310	3	Key	
31	3311401	AR	Nut 1/4in-20NC	
32	3311505	1	Locknut 5/16in-18NC	

SECTION 3 - MAST

ITEM	PART NUMBER	QTY	DESCRIPTION	REV
33	3311601	12	Nut 3/8in-16 NC	
34	3311801	4	Locknut 1/2in-13NC (SN 0900000001 through 0900018918)	
35	3340845	14	Pad, Slide Guide	
36		Ref	Pad, Slide Guide Options:	
36	3340846	NLA	Pad, Slide Guide (Use p/n 1001235146) (SN 0900000001 through 0900015661)	
36	3340858	NLA	Pad, Slide Guide (Use p/n 1001235146) (SN 0900015661 through 0900038048)	
36	1001235146	2	Pad, Slide Guide (SN 0900038048 through 0900038985)	
37	3422338	6	Pin, Chain Equalizer (SN 0900000001 through 0900015577)	
38	3422717	3	Pin, Sheave	
39	3422750	2	Pin, Chain Equalizer	
40	3422752	1	Pin, Chain Equalizer	
41	3422757	2	Pin, Keeper	
42	3450304	6	Pin, Cotter (SN 0900000001 through 0900015577)	
43	3570893	2	Plate, Cylinder Mount (SN 0900000001 through 0900015577)	
44	3571101	2	Plate, Chain Adjustment (SN 0900000001 through 0900015577)	
45	3571103	1	Plate, Chain Adjustment	
46		Ref	Sheave Assembly Options:	
46	3580268	NLA	Sheave Assembly (Use p/n 3580286) (SN 0900000001 through 0900017519)	
46	3580286	2	Sheave Assembly (SN 0900017519 through 0900038985)	
47	3580269	3	Sheave, Sequence Cable	
48		Ref	Sheave Assembly Options:	
48	3580274	NLA	Sheave Assembly (Use p/n 3580293) (SN 0900000001 through 0900017519)	
48	3580293	4	Sheave Assembly (SN 0900017519 through 0900038985)	
49	3760383	1	Ring, Retainer	
50	3820034	12	Rivet	
51	3900187	3	Screw, Shoulder	
52	3900190	1	Screw, Shoulder	
53	3900192	8	Screw, Countersunk 3/8in-16NC x 1/2in	
54	3900205	8	Screw, #10-24NC x 1/2in	
55	4060960	2	Shield, Mast Cover	
56	4060961	1	Shield, Mast Cover	
57	4070860	AR	Shim, Slide Pad (.075)	
58	4070861	AR	Shim, Slide Pad (.036)	
59	4070862	AR	Shim, Slide Pad (.015)	
60	4070970	AR	Shim, Cylinder Mount Only (SN 0900000001 through 0900029962)	
61	4070971	AR	Shim, Cylinder Mount Only (SN 0900000001 through 0900029962)	
62	4160124	3	Spring	
63	4567489	2	Tube, Spacer	
64	4567492	1	Tube, Spacer	
65	4567749	1	Tube, Spacer	
66	4567750	1	Tube, Spacer	
67	4567751	1	Tube, Spacer	
68	4711400	AR	Flatwasher 1/4in Narrow	
69	4711500	3	Flatwasher 5/16in Narrow	
70	4711800	4	Flatwasher 1/2in Narrow (SN 0900000001 through 0900029962)	
71	4712600	15	Flatwasher 1in Narrow	
72	4740414	6	Cupwasher	

SECTION 3 - MAST

ITEM	PART NUMBER	QTY	DESCRIPTION	REV
73	4750800	8	Flatwasher #8 Wide	
74	4751500	6	Flatwasher 5/16in Wide	
75	4761000	8	Lockwasher #10	
76	4761400	3	Lockwasher 1/4in	
77	4761500	1	Lockwasher 5/16in (SN 0900000001 through 0900029962)	
79	1260356	2	Chain Assembly - #444 (See Items 201-211 for Breakdown) (SN 0900015577 through 0900038985)	
80	1260357	2	Chain Assembly - #444 (See Items 251-261 for Breakdown) (SN 0900015577 through 0900038985)	
81	1260361	2	Chain Assembly - #466 (See Items 301-310 for Breakdown) (SN 0900015577 through 0900038985)	
82	4070988	AR	Shim, Slide Pad (.075) (SN 0900015661 through 0900038985)	
83	4070989	AR	Shim, Slide Pad (.036) (SN 0900015661 through 0900038985)	
84	4070990	AR	Shim, Slide Pad (.015) (SN 0900015661 through 0900038985)	
85	1671255	1	Cover, Mast Chain/Cable (SN 0900027063 through 0900038985)	
86	0641408	4	Bolt 1/4in-20NC x 1in (SN 0900027063 through 0900038985)	
87	0641872	2	Bolt 1/2in-13NC x 9in Only (SN 0900029962 through 0900038985)	
88	3311801	2	Nut 1/2in-13NC (SN 0900029962 through 0900038985)	
89	3760348	2	Ring, Retaining (SN 0900029962 through 0900038985)	
90		Ref	Lift Cylinder Assembly Options: (See CYLINDER SECTION for Breakdown)	
90A	1683699	1	Lift Cylinder Assembly (SN 0900000001 through 0900017519)	
90B	1684088	1	Lift Cylinder Assembly (SN 0900017519 through 0900029961)	
90C	1001099734	1	Lift Cylinder Assembly (SN 0900029962 through 0900038985)	
91		Ref	Weld, Cylinder Mount Options:	
91A	4845731	1	Weld, Cylinder Mount (SN 0900000001 through 0900017519)	
91B	4846381	1	Weld, Cylinder Mount (SN 0900017519 through 0900019293)	
91C	4846514	1	Weld, Cylinder Mount (SN 0900019294 through 0900029961)	
91D	1001099754	4	Weld, Cylinder Mount (SN 0900029962 through 0900038985)	
92	1001100013	1	Pin, Lift Cylinder (SN 0900029962 through 0900038985)	
93	3020039	AR	Lubricant (SN 0900029962 through 0900038985)	
94	4892600	AR	Flatwasher (SN 0900038048 through 0900038985)	
95	0902698	1	Bracket, Sequence Cable (SN 0900038048 through 0900038985)	
		Ref	Mast Kit Options (Includes Items 23 - 27):	
	2901673	1	Mast Kit (SN 0900000001 through 0900031574)	3
	See Note	1	Mast Kit (Note: No exact SN break exists, contact JLG Parts Dept to confirm design before ordering parts.) (SN 0900031575 through 0900031617)	
	1001109308	1	Mast Kit (SN 0900031618 through 0900038985)	B
	1260347	Ref	CHAIN ASSEMBLY - #466 CHAIN (SN 0900000001 through 0900015577)	E
101	0100062	AR	Adhesive	
102		Ref	Block Options:	
102	0561150	1	Block (SN 0900000001 through 0900015061)	
102	0561409	1	Block (SN 0900015061 through 0900038985)	
103	0561153	1	Block	
104	1260299	5.9 ft/1.8m	Chain	
105	3422346	2	Pin	
106	4300111	1	Stud	
	1260349	Ref	CHAIN ASSEMBLY - #444 CHAIN (SN 0900000001 through	E

SECTION 3 - MAST

ITEM	PART NUMBER	QTY	DESCRIPTION	REV
			0900015577)	
151	0100062	AR	Adhesive	
152	0561149	1	Block	
153		Ref	Block Options:	
153	0561151	1	Block (SN 0900000001 through 0900015061)	
153	0561408	1	Block (SN 0900015061 through 0900038985)	
154	12602985.	9 ft/1.8m	Chain	
155	3422346	1	Pin	
156	3422355	1	Pin	
157	4300111	1	Stud	
	1260356	Ref	CHAIN ASSEMBLY - #444 CHAIN (SN 0900015577 through 0900038985)	E
201		Ref	Locking, Compound Options:	
201	0100062	AR	Locking, Compound (SN 0900000001 through 0900032529)	
201	0100019	AR	Locking, Compound (SN 0900032529 through 0900038985)	
202	0561149	2	Block	
203	0561408	2	Block	
204	1260298	11.8 ft/3.6m	Chain	
205	3422338	2	Pin	
206	3422346	2	Pin	
207	3422355	2	Pin	
208	3450304	2	Pin, Cotter	
209	3571103	1	Plate, Chain Adjustment	
210	4300111	2	Stud	
211	4751500	2	Flatwasher 5/16in	
	1260357	Rev	CHAIN ASSEMBLY - #444 CHAIN (SN 0900015577 through 0900038985)	E
251		Ref	Locking, Compound Options:	
251	0100062	AR	Locking, Compound (SN 0900000001 through 0900032529)	
251	0100019	AR	Locking, Compound (SN 0900032529 through 0900038985)	
252	0561149	2	Block	
253	0561408	2	Block	
254	1260298	11.8 ft/3.6m	Chain	
255	3422338	2	Pin	
256	3422346	2	Pin	
257	3422355	2	Pin	
258	3450304	2	Pin, Cotter	
259	3571101	1	Plate, Chain Adjustment	
260	4300111	2	Stud	
261	4751500	2	Flatwasher 5/16in	
	1260361	Ref	CHAIN ASSEMBLY - #466 CHAIN (SN 0900015577 through 0900038985)	D
301		Ref	Locking, Compound Options:	
301	0100062	AR	Locking, Compound (SN 0900000001 through 0900032529)	
301	0100019	AR	Locking, Compound (SN 0900032529 through 0900038985)	
302	0561153	2	Block	
303	0561409	2	Block	
304	1260299	11.8 ft/3.6m	Chain	
305	3422338	2	Pin	
306	3422346	4	Pin	

SECTION 3 - MAST

ITEM	PART NUMBER	QTY	DESCRIPTION	REV
307	3450304	2	Pin, Cotter	
308	3571101	1	Plate, Chain Adjustment	
309	4300111	2	Stud	
310	4751500	2	Flatwasher 5/16in	

SECTION 3 - MAST

FIGURE 3-2. MAST ASSEMBLY - 25AM & 36AM

ITEM	PART NUMBER	QTY	DESCRIPTION	REV
		Ref	MAST ASSEMBLIES	
	0801162	Ref	Mast Assemblies 25AM (SN 0900000001 through 0900017519)	G
	0801297	Ref	Mast Assemblies 25AM (SN 0900017519 through 0900038985)	H
	0801164	Ref	Mast Assemblies 36AM (SN 0900000001 through 0900017519)	G
	0801299	Ref	Mast Assemblies 36AM (SN 0900017519 through 0900038985)	K
		Ref	Note: Machines may contain additional components not shown in this figure. Refer to Load Sensing System Manual p/n 3124289 for breakdown of these items.	
1	0100011	AR	Compound, Locking	
2	0362735	6	Bar, Sheave Pin Support	
3	0362736	2	Bar, Sheave Pin Support	
4	0362758	1	Bar, Gravity Latch	
5	0561341	1	Block, Chain Anchor	
6	0641406	42	Bolt 1/4in-20NC x 3/4in	
7	0641407	AR	Bolt 1/4in-20NC x 7/8in	
8		Ref	Bolt Options:	
8	0641410	4	Bolt 1/4in-20NC x 1-1/4in (SN 0900000001 through 0900015661)	
8	0681410	8	Bolt 1/4in-20NC x 1-1/4in (SN 0900015661 through 0900038985)	
9	0641508	1	Bolt 5/16in-18NC x 1in (SN 0900000001 through 0900029962)	
10	0641812	4	Bolt 1/2in-13NC x 1-1/2in (SN 0900000001 through 0900029962)	
11	0741006	3	Screw #10-24NC x 3/4in	
12	0741606	4	Screw 3/8in-16NC x 3/4in	
13	0902047	1	Bracket, Sequence Cable	
14	0902422	1	Bracket, Bottom Chain Attach	
15	0902423	2	Bracket, Bottom Chain Attach	
16	0902424	1	Bracket, Bottom Chain Attach	
17	0902431	4	Bracket, Sequence Cable	
18	0902445	4	Bracket, Sequence Cable (SN 0900000001 through 0900038048)	
18	0902445	3	Bracket, Sequence Cable (SN 0900038048 through 0900038985)	
19	0961892	2	Bushing, Flanged	
20		Ref	Cable, Sequence Options:	
20	1060683	4	Cable, Sequence 25AM	
20	1060684	4	Cable, Sequence 36AM	
21		Ref	Chain, #544 Assembly Options (SN 0900000001 through 0900015577)	
21	1260343	2	Chain, #544 Assembly 25AM	
21	1260344	2	Chain, #544 Assembly 36AM	
22		Ref	Chain, #534 Assembly Options (SN 0900000001 through 0900015577)	
22	1260345	2	Chain, #534 Assembly 25AM	
22	1260346	2	Chain, #534 Assembly 36AM	
23		Ref	Chain, #444 Assembly Options (SN 0900000001 through 0900015577)	
23	1260349	4	Chain, #444 Assembly 25AM	
23	1260350	4	Chain, #444 Assembly 36AM	
24	1271393	1	Channel, Mast Header	
25		Ref	Channel, Mast #6 Options:	

SECTION 3 - MAST

ITEM	PART NUMBER	QTY	DESCRIPTION	REV
25	1271392	1	Channel, Mast #6 25AM	
25	1271398	1	Channel, Mast #6 36AM	
26		Ref	Channel, Mast #1 Options:	
26	1271418	1	Channel, Mast #1 25AM (SN 0900000001 through 0900031574)	
26	See Note	1	Channel, Mast #1 25AM (Note: No exact SN break exists, contact JLG Parts Dept to confirm design before ordering parts.) (SN 0900031575 through 0900031617)	
26	1001109247	1	Channel, Mast #1 25AM (SN 0900031618 through 0900038985)	
26	1271422	1	Channel, Mast #1 36AM (SN 0900000001 through 0900031574)	
26	See Note	1	Channel, Mast #1 36AM (Note: No exact SN break exists, contact JLG Parts Dept to confirm design before ordering parts.) (SN 0900031575 through 0900031617)	
26	1001109248	1	Channel, Mast #1 36AM (SN 0900031618 through 0900038985)	
27		Ref	Channel, Mast #2 Options:	
27	1271421	1	Channel, Mast #2 25AM	
27	1271423	1	Channel, Mast #2 36AM	
28		Ref	Channel, #3 Options:	
28	1271419	1	Channel, #3 25AM	
28	1271424	1	Channel, #3 36AM	
29		Ref	Channel, Mast #4 Options:	
29	1271420	1	Channel, Mast #4 25AM	
28	1271425	1	Channel, Mast #4 36AM	
31	2880310	4	Key	
33	3311401	4	Nut 1/4-20NC	
34	3311505	1	Locknut 5/16-18NC	
35	3311601	12	Nut 3/8-16NC	
36	3311801	6	Nut 1/2-13NC	
37	3340845	18	Pad, Slide Lock	
38		Ref	Pad, Slide Guide Options:	
38	3340846	NLA	Pad, Slide Guide (Use p/n 1001235146) (SN 0900000001 through 0900015661)	
38	3340858	NLA	Pad, Slide Guide (Use p/n 1001235146) (SN 0900015661 through 0900038048)	
38	1001235146	2	Pad, Slide Guide (SN 0900038048 through 0900038985)	
39	3422338	8	Pin, Chain Equalizer	
40	3422717	4	Pin, Sheave	
41	3422750	3	Pin, Chain Equalizer	
42	3422752	1	Pin, Chain Equalizer	
43	3422757	2	Pin, Keeper	
44	3422758	1	Pin, Keeper	
45	3450304	8	Pin, Cotter	
46	3570893	2	Plate, Cylinder Mount (SN 0900000001 through 0900029962)	
47	3571101	3	Plate, Chain Adjustment	
48	3571103	1	Plate, Chain Adjustment	
49		Ref	Sheave Assembly Options:	
49	3580268	NLA	Sheave Assembly (Use p/n 3580286) (SN 0900000001 through 0900017519)	
49	3580286	2	Sheave Assembly (SN 0900017519 through 0900038985)	
50	3580269	4	Sheave, Sequence Cable	
51		Ref	Sheave Assembly Options:	

SECTION 3 - MAST

ITEM	PART NUMBER	QTY	DESCRIPTION	REV
51	3580272	NLA	Sheave Assembly (Use p/n 3580291) (SN 0900000001 through 0900017519)	
51	3580291	2	Sheave Assembly (SN 0900017519 through 0900038985)	
52		Ref	Sheave Assembly Options:	
52	3580274	NLA	Sheave Assembly (Use p/n 3580293) (SN 0900000001 through 0900017519)	
52	3580293	4	Sheave Assembly (SN 0900017519 through 0900038985)	
53	3760383	1	Ring, Retainer	
54	3820034	16	Rivet, 1/4in x.390in	
55	3900187	4	Screw, Shoulder	
56	3900190	1	Screw, Shoulder	
57	3900192	12	Screw, Countersunk 3/8in-16NC x 1/2in	
58	3900205	10	Screw, #10-24NC x 1/2in	
59	4060960	3	Shield, Mast Cover	
60	4060961	1	Shield, Mast Cover	
61	4070860	AR	Shim, Slide Pad (.075)	
62	4070861	AR	Shim, Slide Pad (.036)	
63	4070862	AR	Shim, Slide Pad (.015)	
64	4070970	AR	Shim, Cylinder Mount (SN 0900000001 through 0900029962)	
65	4070971	AR	Shim, Cylinder Mount (SN 0900000001 through 0900029962)	
66	4160124	4	Spring	
67	4567489	2	Tube, Spacer	
68	4567491	2	Tube, Spacer	
69	4567492	1	Tube, Spacer	
70	4567749	2	Tube, Spacer	
71	4567750	1	Tube, Spacer	
72	4567751	1	Tube, Spacer	
73	4711400	AR	Flatwasher, 1/4in Narrow	
74	4711500	4	Flatwasher, 5/16in Narrow	
75	4711800	4	Flatwasher, 1/2in Narrow (SN 0900000001 through 0900029962)	
76	4740007	14	Washer, Thrust	
77	4740414	8	Cup Washer	
78	4750800	10	Flatwasher, 8in Wide	
79	4751500	8	Flatwasher, 5/16in Wide	
80	4761000	10	Lockwasher, #10	
81	4761400	4	Lockwasher, 1/4in	
82	4761500	1	Lockwasher, 5/16in (SN 0900000001 through 0900029962)	
84		Ref	Chain Assembly - #544 (See Items 401-411 for Breakdown) (SN 0900015577 through 0900038985)	
84	1260355	2	Chain Assembly - #544 25AM	
84	1260358	2	Chain Assembly - #544 36AM	
85		Ref	Chain Assembly - #534 (See Items 501-511 for Breakdown) (SN 0900015577 through 0900038985)	
85	1260359	2	Chain Assembly - #534 25AM	
85	1260360	2	Chain Assembly - #534 36AM	
86		Ref	Chain Assembly - #444 (See Items 601-611 for Breakdown) (SN 0900015577 through 0900038985)	
86	1260357	2	Chain Assembly - #444 25AM	
86	1260364	2	Chain Assembly - #444 36AM	
87		Ref	Chain Assembly - #444 (See Items 701-711 for Breakdown) (SN 0900015577 through 0900038985)	
87	1260363	2	Chain Assembly - #444 25AM	

SECTION 3 - MAST

ITEM	PART NUMBER	QTY	DESCRIPTION	REV
87	1260365	2	Chain Assembly - #444 36AM	
88	4070988	AR	Shim, Slide Pad (.075) (SN 0900015661 through 0900038985)	
89	4070989	AR	Shim, Slide Pad (.036) (SN 0900015661 through 0900038985)	
90	4070990	2	Shim, Slide Pad (.015) (SN 0900015661 through 0900038985)	
91	0641408	4	Bolt 1/4in-20NC x 1in (SN 0900027063 through 0900027722)	
92		Ref	Cover, Mast Chain/Cable Options:	
92		Ref	Cover, Mast Chain/Cable 25AM	
92	Not Required	0	Cover, Mast Chain/Cable (SN 0900000001 through 0900027063)	
92	1671255	1	Cover, Mast Chain/Cable (SN 0900027063 through 0900038985)	
92		Ref	Cover, Mast Chain/Cable 36AM	
92	Not Required	0	Cover, Mast Chain/Cable (SN 0900000001 through 0900027063)	
92	1671342	NLA	Cover, Mast Chain/Cable (Use p/n 1001092754) (SN 0900027063 through 0900027721)	
92	1001092754	1	Cover, Mast Chain/Cable (SN 0900027722 through 0900038985)	
93	3380683	1	Shield, Cable (36AM Only) (SN 0900027100 through 0900027224)	
94	3820032	4	Rivet (36AM Only) (SN 0900027100 through 0900027224)	
95		Ref	Lift Cylinder Assembly Options: (See CYLINDER SECTION for Breakdown)	
95A	1683699	1	Lift Cylinder Assembly 25AM (SN 0900000001 through 0900017519)	
95B	1684088	1	Lift Cylinder Assembly 25AM (SN 0900017519 through 0900029961)	
95C	1001099734	1	Lift Cylinder Assembly 25AM (SN 0900029962 through 0900038985)	
95D	1683693	1	Lift Cylinder Assembly 36AM (SN 0900000001 through 0900017519)	
95E	1684087	1	Lift Cylinder Assembly 36AM (SN 0900017519 through 0900029961)	
95F	1001100056	1	Lift Cylinder Assembly 36AM (SN 0900029962 through 0900038985)	
96	1670836	1	Cover, Boom (36AM Only) (SN 0900028553 through 0900029961)	
97	1001100013	1	Pin, Lift Cylinder (SN 0900029962 through 0900038985)	
97	3760348	2	Ring, Retaining (SN 0900029962 through 0900038985)	
98		Ref	Mount, Cylinder Options:	
98A	4845731	1	Mount, Cylinder (SN 0900000001 through 0900017519)	
98B	4846381	1	Mount, Cylinder (SN 0900017519 through 0900019294)	
98C	4846514	1	Mount, Cylinder (SN 0900017519 through 0900029961)	
98D	1001099754	4	Mount, Cylinder (SN 0900029962 through 0900038985)	
99	3020039	AR	Lubricant Only (SN 0900029962 through 0900038985)	
100	0641872	2	Bolt 1/2in-13NC x 9in (SN 0900029962 through 0900038985)	
101	4892600	AR	Flatwasher (SN 0900038048 through 0900038985)	
102	0902698	1	Bracket, Sequence Cable (SN 0900038048 through 0900038985)	
		Ref	Mast Kit Options (Includes Items 24 - 29):	
	2901674	1	Mast Kit 25AM (SN 0900000001 through 0900031574)	3
	See Note	1	Mast Kit 25AM (Note: No exact SN break exists, contact JLG Parts Dept to confirm design before ordering parts.) (SN 0900031575 through 0900031617)	
	1001109309	1	Mast Kit 25AM (SN 0900031618 through 0900038985)	D

SECTION 3 - MAST

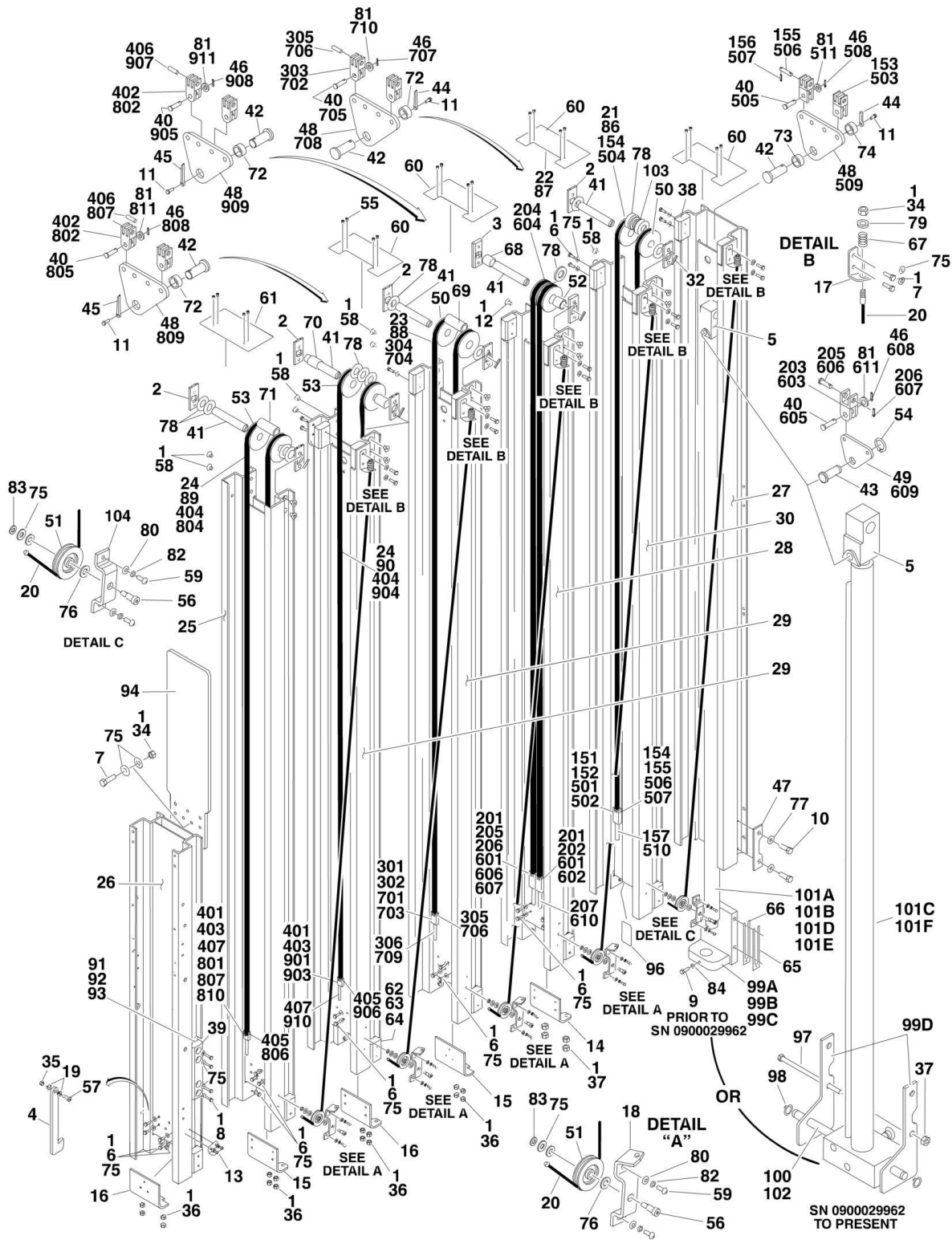
ITEM	PART NUMBER	QTY	DESCRIPTION	REV
	2901676	1	Mast Kit 36AM (SN 0900000001 through 0900031574)	4
	See Note	1	Mast Kit 36AM (Note: No exact SN break exists, contact JLG Parts Dept to confirm design before ordering parts.) (SN 0900031575 through 0900031617)	
	1001109311	1	Mast Kit 36AM (SN 0900031618 through 0900038985)	D
		Ref	CHAIN ASSEMBLIES (SN 0900000001 through 0900015577)	
	1260345	Ref	Chain Assembly - #534 Chain - 25AM	D
	1260346	Ref	Chain Assembly - #534 Chain - 36AM	C
101	0100062	AR	Adhesive	
102	0561309	1	Block	
103	0561337	1	Block	
104	Purch. Assy.		Chain	
105	3422722	2	Pin	
106	3450202	2	Pin, Cotter	
107	4300111	1	Stud	
		Ref	CHAIN ASSEMBLIES (SN 0900000001 through 0900015577)	
	1260343	Ref	Chain Assembly - #544 Chain - 25AM	C
	1260344	Ref	Chain Assembly - #544 Chain - 36AM	C
201	0100062	AR	Adhesive	
202	0561308	1	Block	
203	0561336	1	Block	
204	Purch. Assy.		Chain	
205	3422720	2	Pin	
206	3450202	4	Pin, Cotter	
207	4300129	1	Stud	
		Ref	CHAIN ASSEMBLIES (SN 0900000001 through 0900015577)	
	1260349	Ref	Chain Assembly - #444 Chain - 25AM	E
	1260350	Ref	Chain Assembly - #444 Chain - 36AM	D
301	0100062	AR	Adhesive	
302	0561149	1	Block	
303		Ref	Block Options:	
303	0561151	1	Block (SN 0900000001 through 0900015061)	
303	0561408	1	Block (SN 0900015061 through 0900038985)	
304	Purch. Assy.		Chain	
305	3422346	1	Pin	
306	3422355	1	Pin	
307	4300111	1	Stud	
		Ref	CHAIN ASSEMBLIES (SN 0900015577 through 0900038985)	
	1260355	Ref	Chain Assembly - #544 Chain - 25AM	E
	1260358	Ref	Chain Assembly - #544 Chain - 36AM	D
401		Ref	Locking, Compound Options:	
401	0100062	AR	Locking, Compound (SN 0900000001 through 0900032529)	
401	0100019	AR	Locking, Compound (SN 0900032529 through 0900038985)	
402	0561308	2	Block	
403	0561336	1	Block	
404	Purch. Assy.		Chain	
405	3422338	2	Pin	
406	3422720	4	Pin	
407	3450202	8	Pin, Cotter	
408	3450304	2	Pin, Cotter	
409	3571101	1	Plate, Chain Adjustment	
410	4300129	2	Stud	

SECTION 3 - MAST

ITEM	PART NUMBER	QTY	DESCRIPTION	REV
411	4751500	2	Flatwasher 5/16in	
		Ref	CHAIN ASSEMBLIES (SN 0900015577 through 0900038985)	
	1260359	Ref	Chain Assembly - #534 Chain - 25AM	D
	1260360	Ref	Chain Assembly - #534 Chain - 36AM	D
501		Ref	Locking, Compound Options:	
501	0100062	AR	Locking, Compound (SN 0900000001 through 0900032529)	
501	0100019	AR	Locking, Compound (SN 0900032529 through 0900038985)	
502	0561309	2	Block	
503	0561337	1	Block	
504	Purch. Assy.		Chain	
505	3422338	2	Pin	
506	3422722	4	Pin	
507	3450202	4	Pin, Cotter	
508	3450304	2	Pin, Cotter	
509	3571103	1	Plate, Chain Adjustment	
510	4300111	2	Stud	
511	4751500	2	Flatwasher 5/16in	
		Ref	CHAIN ASSEMBLIES (SN 0900015577 through 0900038985)	
	1260357	Ref	Chain Assembly - #444 Chain - 25AM	E
	1260364	Ref	Chain Assembly - #444 Chain - 36AM	D
601		Ref	Locking, Compound Options:	
601	0100062	AR	Locking, Compound (SN 0900000001 through 0900032529)	
601	0100019	AR	Locking, Compound (SN 0900032529 through 0900038985)	
602	0561149	2	Block	
603	0561408	1	Block	
604	See Note	NSS	Chain (Note: Purchase Complete Chain Assembly)	
605	3422338	2	Pin	
606	3422346	2	Pin	
607	3422355	2	Pin	
608	3450304	2	Pin, Cotter	
609	3571101	1	Plate, Chain Adjustment	
610	4300111	2	Stud	
611	4751500	2	Flatwasher 5/16in	
		Ref	CHAIN ASSEMBLIES (SN 0900015577 through 0900038985)	
	1260363	Ref	Chain Assembly - #444 Chain - 25AM	D
	1260365	Ref	Chain Assembly - #444 Chain - 36AM	D
701		Ref	Locking, Compound Options:	
701	0100062	AR	Locking, Compound (SN 0900000001 through 0900032529)	
701	0100019	AR	Locking, Compound (SN 0900032529 through 0900038985)	
702	0561149	2	Block	
703	0561408	1	Block	
704	See Note	NSS	Chain (Note: Purchase Complete Chain Assembly)	
705	3422338	2	Pin	
706	3422346	2	Pin	
707	3422355	2	Pin	
708	3450304	2	Pin, Cotter	
709	3571101	1	Plate, Chain Adjustment	
710	4300111	2	Stud	
711	4751500	2	Flatwasher 5/16in	

SECTION 3 - MAST

FIGURE 3-3. MAST ASSEMBLY - 30AM & 41AM



SECTION 3 - MAST

FIGURE 3-3. MAST ASSEMBLY - 30AM & 41AM

ITEM	PART NUMBER	QTY	DESCRIPTION	REV
		Ref	MAST ASSEMBLIES OPTIONS:	
	0801163	Ref	Mast Assemblies 30AM (SN 0900000001 through 0900017519)	G
	0801298	Ref	Mast Assemblies 30AM (SN 0900017519 through 0900038985)	I
	0801165	Ref	Mast Assemblies 41AM (SN 0900000001 through 0900017519)	G
	0801300	Ref	Mast Assemblies 41AM (SN 0900017519 through 0900038985)	J
		Ref	Note: Machines may contain additional components not shown in this figure. Refer to Load Sensing System Manual p/n 3124289 for breakdown of these items.	
1	0100011	AR	Compound, Locking	
2	0362735	8	Bar, Sheave Pin Support	
3	0362736	2	Bar, Sheave Pin Support	
4	0362758	1	Bar, Gravity Latch	
5	0561341	1	Block, Chain Anchor	
6	0641406	52	Bolt 1/4in-20NC x 3/4in	
7	0641407	AR	Bolt 1/4in-20NC x 7/8in	
8		Ref	Bolt Options:	
8	0641410	4	Bolt 1/4in-20NC x 1-1/4in (SN 0900000001 through 0900015661)	
8	0681410	8	Bolt 1/4in-20NC x 1-1/4in (SN 0900015661 through 0900038985)	
9	0641508	1	Bolt 5/16in-18NC x 1in (SN 0900000001 through 0900029962)	
10	0641812	4	Bolt 1/2in-13NC x 1-1/2in (SN 0900000001 through 0900029962)	
11	0741006	4	Screw #10-24NC x 3/4in	
12	0741606	4	Screw 3/8in-16NC x 3/4in	
13	0902047	1	Bracket, Sequence Cable	
14	0902422	1	Bracket, Bottom Chain Attach	
15	0902423	2	Bracket, Bottom Chain Attach	
16	0902424	2	Bracket, Bottom Chain Attach	
17	0902431	5	Bracket, Sequence Cable	
18	0902445	5	Bracket, Sequence Cable (SN 0900000001 through 0900038048)	
18	0902445	4	Bracket, Sequence Cable (SN 0900038048 through 0900038985)	
19	0961892	2	Bushing, Flanged	
20		Ref	Cable, Sequence Options:	
20	1060683	5	Cable, Sequence 30AM	
20	1060684	5	Cable, Sequence 41AM	
21		Ref	Chain Assembly Options: (SN 0900000001 through 0900015577)	
21	1260343	2	Chain Assembly 30AM	
21	1260344	2	Chain Assembly 41AM	
22		Ref	Chain Assembly Options: (SN 0900000001 through 0900015577)	
22	1260345	2	Chain Assembly 30AM	
22	1260346	2	Chain Assembly 41AM	
23		Ref	Chain Assembly Options: (SN 0900000001 through 0900015577)	
23	1260347	2	Chain Assembly 30AM	
23	1260348	2	Chain Assembly 41AM	
24		Ref	Chain Assembly Options: (SN 0900000001 through 0900015577)	

SECTION 3 - MAST

ITEM	PART NUMBER	QTY	DESCRIPTION	REV
24	1260349	2	Chain Assembly 30AM	
24	1260350	2	Chain Assembly 41AM	
25		Ref	Channel, Mast #6 Options:	
25	1271392	1	Channel, Mast #6 30AM	
25	1271398	1	Channel, Mast #6 41AM	
26	1271393	1	Channel, Mast Header	
27		Ref	Channel, Mast #1	
27	1271418	1	Channel, Mast #1 30AM (SN 0900000001 through 0900031574)	
27	See Note	1	Channel, Mast #1 30AM (Note: No exact S/N break exists, contact JLG Parts Dept to confirm design before ordering parts.) (SN 0900031575 through 0900031617)	
27	1001109247	1	Channel, Mast #1 30AM (SN 0900031618 through 0900038985)	
27	1271422	1	Channel, Mast #1 41AM (SN 0900000001 through 0900031574)	
27	See Note	1	Channel, Mast #1 41AM (Note: No exact S/N break exists, contact JLG Parts Dept to confirm design before ordering parts.) (SN 0900031575 through 0900031617)	
27	1001109248	1	Channel, Mast #1 41AM (SN 0900031618 through 0900038985)	
28		Ref	Channel, Mast #3 Options:	
28	1271419	1	Channel, Mast #3 30AM	
28	1271424	1	Channel, Mast #3 41AM	
29		Ref	Channel, Mast #4 Options:	
29	1271420	2	Channel, Mast #4 30AM	
29	1271425	2	Channel, Mast #4 41AM	
30		Ref	Channel, Mast #2 Options:	
30	1271421	1	Channel, Mast #2 30AM	
30	1271423	1	Channel, Mast #2 41AM	
32	2880310	5	Key	
34	3311401	AR	Nut 1/4-20NC	
35	3311505	1	Locknut 5/16in-18NC	
36	3311601	16	Nut 3/8in-16NC	
37	3311801	6	Nut 1/2in-13NC	
38	3340845	22	Pad, Slide Guide	
39		Ref	Pad, Slide Guide Options:	
39	3340846	NLA	Pad, Slide Guide (Use p/n 1001235146) (SN 0900000001 through 0900015661)	
39	3340858	NLA	Pad, Slide Guide (Use p/n 1001235146) (SN 0900015661 through 0900038985)	
39	1001235146	2	Pad, Slide Guide (SN 0900038048 through 0900038985)	
40	3422338	10	Pin, Chain Equalizer	
41	3422717	5	Pin, Sheave	
42	3422750	4	Pin, Chain Equalizer	
43	3422752	1	Pin, Chain Equalizer	
44	3422757	2	Pin, Keeper	
45	3422758	2	Pin, Keeper	
46	3450304	10	Pin, Cotter	
47	3570893	2	Plate, Cylinder Mount (SN 0900000001 through 0900029962)	
48	3571101	4	Plate, Chain Adjustment	
49	3571103	1	Plate, Chain Adjustment	
50		Ref	Sheave Assembly Options:	
50	3580268	NLA	Sheave Assembly (Use p/n 3580286) (SN 0900000001	

SECTION 3 - MAST

ITEM	PART NUMBER	QTY	DESCRIPTION	REV
			through 0900017519)	
50	3580286	2	Sheave Assembly (SN 0900017519 through 0900038985)	
51	3580269	5	Sheave, Sequence Cable	
52		Ref	Sheave Assembly Options:	
52	3580272	NLA	Sheave Assembly (Use p/n 3580291) (SN 0900000001 through 0900017519)	
52	3580291	2	Sheave Assembly (SN 0900017519 through 0900038985)	
53		Ref	Sheave Assembly Options:	
53	3580274	NLA	Sheave Assembly (Use p/n 3580293) (SN 0900000001 through 0900017519)	
53	3580293	4	Sheave Assembly (SN 0900017519 through 0900038985)	
54	3760383	1	Ring, Retainer	
55	3820034	20	Rivet, 1/4in x .390in	
56	3900187	5	Screw, Shoulder	
57	3900190	1	Screw, Shoulder	
58	3900192	16	Screw, Countersunk 3/8in-16NC x 1/2in	
59	3900205	12	Screw, #10-24NC x 1/2in	
60	4060960	4	Shield, Mast Cover	
61	4060961	1	Shield, Mast Cover	
62	4070860	22	Shim, Slide Pad (.075)	
63	4070861	22	Shim, Slide Pad (.036)	
64	4070862	18	Shim, Slide Pad (.015)	
65	4070970	2	Shim, Cylinder Mount (SN 0900000001 through 0900029962)	
66	4070971	4	Shim, Cylinder Mount (SN 0900000001 through 0900029962)	
67	4160124	5	Spring	
68	4567489	2	Tube, Spacer	
69	4567490	1	Tube, Spacer	
70	4567491	2	Tube, Spacer	
71	4567492	1	Tube, Spacer	
72	4567749	3	Tube, Spacer	
73	4567750	1	Tube, Spacer	
74	4567751	1	Tube, Spacer	
75	4711400	AR	Flatwasher 1/4in Narrow	
76	4711500	5	Flatwasher 5/16in Narrow	
77	4711800	4	Flatwasher 1/2in Narrow (SN 0900000001 through 0900029962)	
78	4740007	16	Washer, Thrust	
79	4740414	10	Cup Washer	
80	4750800	12	Flatwasher #8 Wide	
81	4751500	10	Flatwasher 5/16in Wide	
82	4761000	12	Lockwasher #10	
83	4761400	5	Lockwasher 1/4in	
84	4761500	1	Lockwasher 5/16in (SN 0900000001 through 0900029962)	
86		Ref	Chain Assembly - #544 (See Items 501-511 for Breakdown) (SN 0900015577 through 0900038985)	
86	1260355	2	Chain Assembly - #544 30AM	
86	1260358	2	Chain Assembly - #544 41AM	
87		Ref	Chain Assembly - #534 (See Items 601-611 for Breakdown) (SN 0900015577 through 0900038985)	
87	1260359	2	Chain Assembly - #534 30AM	
87	1260360	2	Chain Assembly - #534 41AM	
88		Ref	Chain Assembly - #466 (See Items 701-710 for Breakdown) (SN 0900015577 through 0900038985)	

SECTION 3 - MAST

ITEM	PART NUMBER	QTY	DESCRIPTION	REV
88	1260361	2	Chain Assembly - #466 30AM	
88	1260362	2	Chain Assembly - #466 41AM	
89		Ref	Chain Assembly - #444 (See Items 801-811 for Breakdown) (SN 0900015577 through 0900038985)	
89	1260357	2	Chain Assembly - #444 30AM	
89	1260364	2	Chain Assembly - #444 41AM	
90		Ref	Chain Assembly - #444 (See Items 901-911 for Breakdown) (SN 0900015577 through 0900038985)	
90	1260363	2	Chain Assembly - #444 30AM	
90	1260365	2	Chain Assembly - #444 41AM	
91	4070988	2	Shim, Slide Pad (.075)	
92	4070989	2	Shim, Slide Pad (.036)	
93	4070990	2	Shim, Slide Pad (.015)	
94		Ref	Cover, Mast Chain/Cable Options:	
94		Ref	Cover, Mast Chain/Cable 30AM	
94	Not Required	0	Cover, Mast Chain/Cable (SN 0900000001 through 0900027063)	
94	1671255	1	Cover, Mast Chain/Cable (SN 0900027063 through 0900038985)	
94		Ref	Cover, Mast Chain/Cable 41AM	
94	Not Required	0	Cover, Mast Chain/Cable (SN 0900000001 through 0900027063)	
94	1671342	NLA	Cover, Mast Chain/Cable (Use p/n 1001092754) (SN 0900027063 through 0900027721)	
94	1001092754	1	Cover, Mast Chain/Cable (SN 0900027722 through 0900038985)	
95	0641408	3	Bolt 1/4in-20NC x 1in (SN 0900027063 through 0900038985)	
96	1670836	1	Cover, Boom (SN 0900028553 through 0900029962)	
97	0641872	2	Bolt 1/2in-13NC x 9in (SN 0900029962 through 0900038985)	
98	3760348	2	Ring, Retaining Only (SN 0900029962 through 0900038985)	
99		Ref	Mount, Cylinder Options:	
99A	4845731	1	Mount, Cylinder (SN 0900000001 through 0900017519)	
99B	4846381	1	Mount, Cylinder (SN 0900017519 through 0900019293)	
99C	1846514	1	Mount, Cylinder (SN 0900019294 through 0900029961)	
99D	1001099754	4	Mount, Cylinder (SN 0900029962 through 0900038985)	
100	1001100013	1	Pin, Lift Cylinder (SN 0900029962 through 0900038985)	
101		Ref	Cylinder Assembly Options: (See CYLINDER SECTION for Breakdown)	
101A	1683699	1	Cylinder Assembly 30AM (SN 0900000001 through 0900017519)	
101B	1684088	1	Cylinder Assembly 30AM (SN 0900017519 through 0900029961)	
101C	11001099734	1	Cylinder Assembly 30AM (SN 0900029962 through 0900038985)	
101D	1683700	1	Cylinder Assembly 41AM (SN 0900000001 through 0900017519)	
101E	1684086	1	Cylinder Assembly 41AM (SN 0900017519 through 0900029961)	
101F	1001100055	1	Cylinder Assembly 41AM (SN 0900029962 through 0900038985)	
102	3020039	AR	Lubricant Only (SN 0900029962 through 0900038985)	
103	4892600	AR	Flatwasher (SN 0900038048 through 0900038985)	
104	0902698	1	Bracket, Sequence Cable (SN 0900038048 through 0900038985)	
		Ref	Mast Kit Options (Includes Items 25-30):	

SECTION 3 - MAST

ITEM	PART NUMBER	QTY	DESCRIPTION	REV
	2901675	1	Mast Kit 30AM (SN 0900000001 through 0900031574)	3
	See Note	1	Mast Kit 30AM (Note: No exact S/N break exists, contact JLG Parts Dept to confirm design before ordering parts.) (SN 0900031575 through 0900031617)	
	1001109310	1	Mast Kit 30AM (SN 0900031618 through 0900038985)	D
	2901677	1	Mast Kit 41AM (SN 0900000001 through 0900031574)	4
	See Note	1	Mast Kit 41AM (Note: No exact S/N break exists, contact JLG Parts Dept to confirm design before ordering parts.) (SN 0900031575 through 0900031617)	
	1001109312	1	Mast Kit 41AM (SN 0900031618 through 0900038985)	C
		Ref	CHAIN ASSEMBLIES (SN 0900000001 through 0900015577)	
	1260343	Rev	CHAIN ASSEMBLY - #544 CHAIN - 30AM	C
	1260344	Rev	CHAIN ASSEMBLY - #544 CHAIN - 41AM	C
151	0100062	AR	Adhesive	
152	0561308	1	Block	
153	0561336	1	Block	
154	See Note	NSS	Chain (Note: Purchase Complete Chain Assembly)	
155	3422720	2	Pin	
156	3450202	4	Pin, Cotter	
157	4300129	1	Stud	
		Ref	CHAIN ASSEMBLIES (SN 0900000001 through 0900015577)	
	1260345	Rev	CHAIN ASSEMBLY - #534 CHAIN - 30AM	D
	1260346	Rev	CHAIN ASSEMBLY - #534 CHAIN - 41AM	C
201	0100062	AR	Adhesive	
202	0561309	1	Block	
203	0561337	1	Block	
204	See Note	NSS	Chain (Note: Purchase Complete Chain Assembly)	
205	3422722	2	Pin	
206	3450202	4	Pin, Cotter	
207	4300111	1	Stud	
		Ref	CHAIN ASSEMBLIES (SN 0900000001 through 0900015577)	
	1260347	Rev	CHAIN ASSEMBLY - #466 CHAIN - 30AM	E
	1260348	Rev	CHAIN ASSEMBLY - #466 CHAIN - 41AM	D
301	0100062	AR	Adhesive	
302		Ref	Block Options:	
302	0561150	1	Block (SN 0900000001 through 0900015061)	
302	0561409	1	Block (SN 0900015061 through 0900038985)	
303	0561153	1	Block	
304	See Note	NSS	Chain (Note: Purchase Complete Chain Assembly)	
305	3422346	2	Pin	
306	4300111	1	Stud	
		Ref	CHAIN ASSEMBLIES (SN 0900000001 through 0900015577)	
	1260349	Rev	CHAIN ASSEMBLY - #444 CHAIN - 30AM	E
	1260350	Rev	CHAIN ASSEMBLY - #444 CHAIN - 41AM	D
401	0100062	AR	Adhesive	
402	0561149	1	Block	
403		Ref	Block Options:	
403	0561151	1	Block (SN 0900000001 through 0900015061)	
403	0561408	1	Block (SN 0900015061 through 0900038985)	
404	See Note	NSS	Chain (Note: Purchase Complete Chain Assembly)	
405	3422346	1	Pin	
406	3422355	1	Pin	

SECTION 3 - MAST

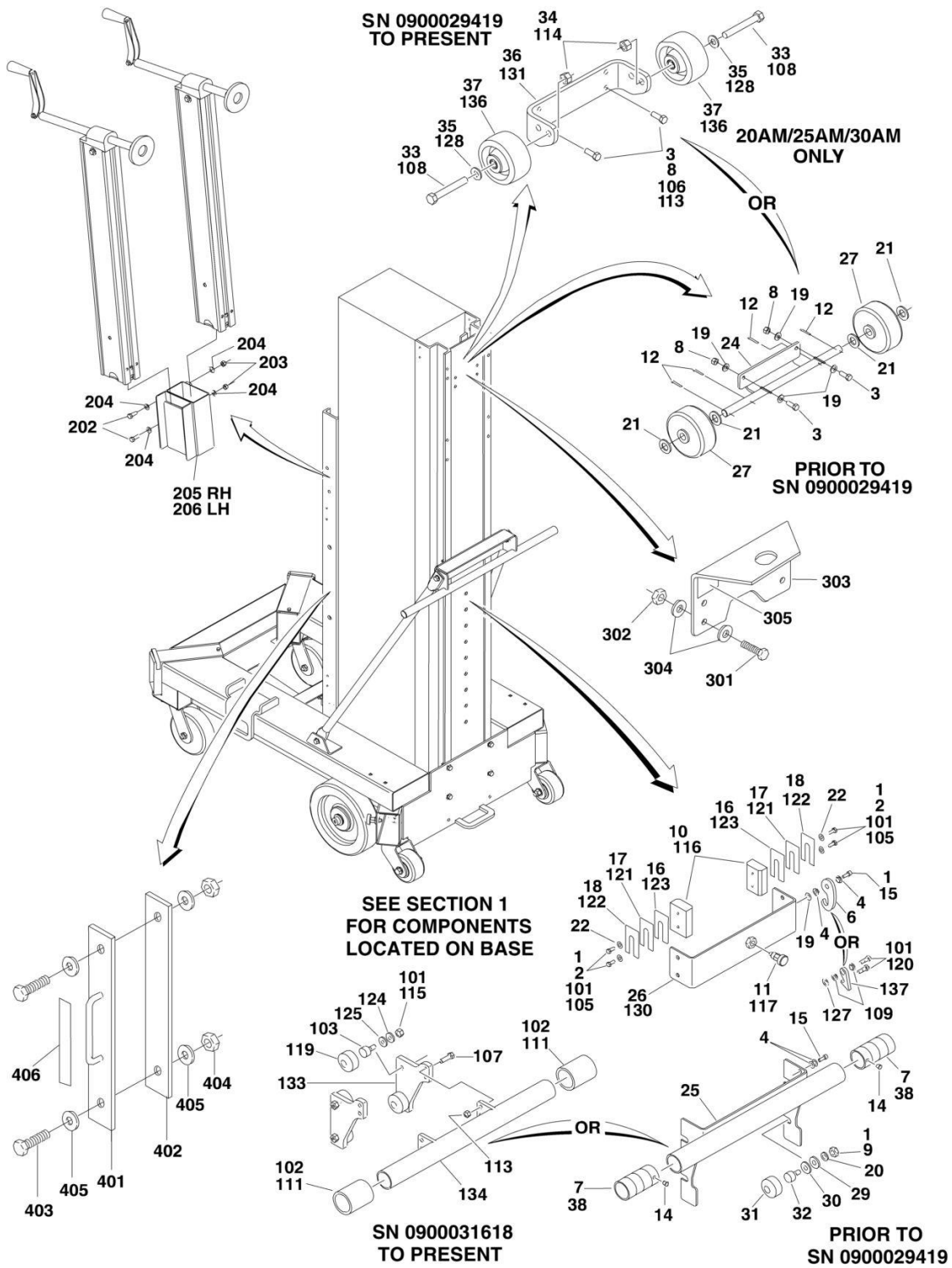
ITEM	PART NUMBER	QTY	DESCRIPTION	REV
407	4300111	1	Stud	
		Ref	CHAIN ASSEMBLIES (SN 0900015577 through 0900038985)	
	1260355	Rev	CHAIN ASSEMBLY - #544 CHAIN - 30AM	E
	1260358	Rev	CHAIN ASSEMBLY - #544 CHAIN - 41AM	D
501		Ref	Locking, Compound Options:	
501	0100062	AR	Locking, Compound (SN 0900000001 through 0900032529)	
501	0100019	AR	Locking, Compound (SN 0900032529 through 0900038985)	
502	0561308	1	Block	
503	0561336	1	Block	
504	See Note	NSS	Chain (Note: Purchase Complete Chain Assembly)	
505	3422338	2	Pin	
506	3422720	4	Pin	
507	3450202	8	Pin, Cotter	
508	3450304	2	Pin, Cotter	
509	3571101	1	Plate, Chain Adjustment	
510	4300129	2	Stud	
511	4751500	2	Flatwasher 5/16in	
		Ref	CHAIN ASSEMBLIES (SN 0900015577 through 0900038985)	
	1260359	Rev	CHAIN ASSEMBLY - #534 CHAIN - 30AM	D
	1260360	Rev	CHAIN ASSEMBLY - #534 CHAIN - 41AM	D
601		Ref	Locking, Compound Options:	
601	0100062	AR	Locking, Compound (SN 0900000001 through 0900032529)	
601	0100019	AR	Locking, Compound (SN 0900032529 through 0900038985)	
601	0100062	AR	Adhesive	
602	0561309	2	Block	
603	0561337	1	Block	
604	See Note	NSS	Chain (Note: Purchase Complete Chain Assembly)	
605	3422338	2	Pin	
606	3422722	4	Pin	
607	3450202	4	Pin, Cotter	
608	3450304	2	Pin, Cotter	
609	3571103	1	Plate, Chain Adjustment	
610	4300111	2	Stud	
611	4751500	2	Flatwasher 5/16in	
		Ref	CHAIN ASSEMBLIES (SN 0900015577 through 0900038985)	
	1260361	Rev	CHAIN ASSEMBLY - #466 CHAIN - 30AM	D
	1260362	Rev	CHAIN ASSEMBLY - #466 CHAIN - 41AM	D
701		Ref	Locking, Compound Options:	
701	0100062	AR	Locking, Compound (SN 0900000001 through 0900032529)	
701	0100019	AR	Locking, Compound (SN 0900032529 through 0900038985)	
702	0561153	2	Block	
703	0561409	2	Block	
704	See Note	NSS	Chain (Note: Purchase Complete Chain Assembly)	
705	3422338	2	Pin	
706	3422346	4	Pin	
707	3450304	2	Pin, Cotter	
708	3571101	1	Plate, Chain Adjustment	
709	4300111	2	Stud	
710	4751500	2	Flatwasher 5/16in	
		Ref	CHAIN ASSEMBLIES (SN 0900015577 through 0900038985)	
	1260357	Rev	CHAIN ASSEMBLY - #444 CHAIN - 30AM	E

SECTION 3 - MAST

ITEM	PART NUMBER	QTY	DESCRIPTION	REV
	1260364	Rev	.CHAIN ASSEMBLY - #444 CHAIN - 41AM	D
801		Ref	Locking, Compound Options:	
801	0100062	AR	Locking, Compound (SN 0900000001 through 0900032529)	
801	0100019	AR	Locking, Compound (SN 0900032529 through 0900038985)	
802	0561149	2	Block	
803	0561408	1	Block	
804	See Note	NSS	Chain (Note: Purchase Complete Chain Assembly)	
805	3422338	2	Pin	
806	3422346	2	Pin	
807	3422355	2	Pin	
808	3450304	2	Pin, Cotter	
809	3571101	1	Plate, Chain Adjustment	
810	4300111	2	Stud	
811	4751500	2	Flatwasher 5/16in	
		Ref	CHAIN ASSEMBLIES (SN 0900015577 through 0900038985)	
	1260363	Rev	CHAIN ASSEMBLY - #444 CHAIN - 30AM	D
	1260365	Rev	CHAIN ASSEMBLY - #444 CHAIN - 41AM	D
901		Ref	Locking, Compound Options:	
901	0100062	AR	Locking, Compound (SN 0900000001 through 0900032529)	
901	0100019	AR	Locking, Compound (SN 0900032529 through 0900038985)	
902	0561149	2	Block	
903	0561408	1	Block	
904	Purch. Assy.		Chain	
905	3422338	2	Pin	
906	3422346	2	Pin	
907	3422355	2	Pin	
908	3450304	2	Pin, Cotter	
909	3571101	1	Plate, Chain Adjustment	
910	4300111	2	Stud	
911	4751500	2	Flatwasher 5/16in	

SECTION 3 - MAST

FIGURE 3-4. MAST MOUNTED COMPONENTS INSTALLATIONS



SECTION 3 - MAST

FIGURE 3-4. MAST MOUNTED COMPONENTS INSTALLATIONS

ITEM	PART NUMBER	QTY	DESCRIPTION	REV
		Ref	LOADING HARDWARE COMPONENTS (MAST MOUNTED) (SN 0900000001 through 0900031575)	
		Ref	Note: Machines Built SN 0900000001 to SN 0900031575, use items 1-38. For Machines Built SN 0900031575 Through SN 0900031617, no exact SN break exists, contact JLG Parts Dept to confirm design before ordering parts. For Machines Built SN 0900031618 to SN 0900038985, use items 101-137.	
	0258741	Ref	Loading Hardware Components 20AM/25AM/30AM	K
	0258965	Ref	Loading Hardware Components 36AM/41AM	I
1	0100011	AR	Compound, Locking	
2	0641409	4	Bolt 1/4in-20NC x 1-1/8in	
3	0641608	2	Bolt 3/8in-16NC x 1in (20AM/25AM/30AM Only)	
4	0961892	2	Bushing, Flanged	
6	2700092	1	Hook (Use p/n 2700098)	
7	2720130	2	Hose	
8	3311605	4	Locknut 3/8in-16NC (20AM/25AM/30AM Only)	
9	3321701	4	Nut 7/16in-20NF	
10	3340845	2	Pad, Slide Guide	
11	3422744	1	Pin, Plunger	
12	3450504	4	Pin, Cotter (20AM/25AM/30AM Only)	
14	3820032	2	Rivet (SN 0900000001 through 0900029419)	
15	3900190	2	Screw, Shoulder	
16	4070860	AR	Shim (.075)	
17	4070861	AR	Shim (.036)	
18	4070862	AR	Shim (.015)	
18	4070981	AR	Shim (.25)	
19	4711600	9	Flatwasher 3/8in Narrow	
20	4711700	8	Flatwasher 7/16in Narrow	
21	4712200	4	Flatwasher 3/4in Narrow (20AM/25AM/30AM Only)	
22	4751400	4	Flatwasher 1/4in Wide	
24	4845727	2	Bracket, Mast Wheel (20AM/25AM/30AM Only) (SN 0900000001 through 0900029419)	
25		Ref	Bracket Options:	
25	4845868	1	Bracket 20AM/25AM/30AM	
25	4845946	1	Bracket 36AM/41AM	
26	4845869	1	Bracket	
27		Ref	Wheel 5in Options (20AM/25AM/30AM Only):	
27	4860186	2	Wheel 5in (SN 0900000001 through 0900020788)	
27	4860249	2	Wheel 5in (SN 0900020788 through 0900029419)	
29	4071131	AR	Washer, Shim (was p/n AN960-T16L-1)	
30	4071132	AR	Washer, Shim (was p/n AN960-T16L-2)	
31	3860127	4	Cap, Roller	
32	0440287	4	Cam Follower	
33	0641828	2	Bolt 1/2in-13NC x 3-1/2in (20AM/25AM/30AM Only)	
34	3311805	2	Locknut 1/2in-13NC (20AM/25AM/30AM Only)	
35	4711800	2	Flatwasher 1/2in Narrow (20AM/25AM/30AM Only)	
36	1001100905	1	Bracket, Mast Wheel (20AM/25AM/30AM Only) (SN 0900029419 through 0900031574)	
37	1001100945	2	Wheel 4in (20AM/25AM/30AM Only) (SN 0900029419 through 0900031574)	A
38	0100081	AR	Adhesive	

SECTION 3 - MAST

ITEM	PART NUMBER	QTY	DESCRIPTION	REV
		Ref	LOADING HARDWARE (MAST MOUNTED) COMPONENTS (SN 0900031618 through 0900038985)	
		Ref	Note: Machines Built SN 0900000001 to SN 0900031575, use items 1-38. For Machines Built SN 0900031575 to SN 0900031617, no exact SN break exists, contact JLG Parts Dept to confirm design before ordering parts. For Machines Built SN 0900031618 to SN 0900038985, use items 101-137.	
	1001108712	Ref	Loading Hardware (Mast Mounted) Components 20AM/25AM/36AM	B
	1001108714	Ref	Loading Hardware (Mast Mounted) Components 36AM/41AM	A
101	0100011	AR	Compound, Locking	
102	0100081	AR	Adhesive	
103	0440287	4	Bearing	
105	0641408	4	Bolt 1/4in-20NC x 1in	
106	0641608	2	Bolt 3/8in-16NC x 1in (20AM/25AM/30AM Only)	
107	0641610	4	Bolt 3/8in-16NC x 1-1/4in	
108	0641828	4	Bolt 1/2in-13NC x 3-1/2in (20AM/25AM/30AM Only)	
109	0961892	2	Bushing, Flanged	
111	2720130	2	Hose	
113	3311605	4	Locknut 3/8in-16NC	
114	3311805	4	Locknut 1/2in-13NC (20AM/25AM/30AM Only)	
115	3321701	4	Nut 7/16in-20NF	
116	3340845	2	Pad, Slide Guide	
117	3422744	1	Pin, Plunger	
119	3860127	4	Cap, Roller	
120	3900190	2	Screw, Shoulder	
121	4070860	AR	Shim (.075)	
122	4070861	AR	Shim (.036)	
123	4070862	AR	Shim (.015)	
124	4071131	AR	Shim (.030)	
125	4071132	AR	Shim (.015)	
127	4711600	1	Flatwasher 3/8in Narrow	
128	4711800	2	Flatwasher 1/2in Narrow (20AM/25AM/30AM Only)	
130	4845869	1	Bracket	
131	1001100905	1	Bracket, Mast Wheel (20AM/25AM/30AM Only)	
133	1001107444	2	Bracket	
134	1001107446	1	Bar, Load	
136	1001107457	2	Wheel - 5in (20AM/25AM/30AM Only)	
137	1001110281	1	Hook	
		Ref	OUTRIGGER STORAGE INSTALLATIONS	
	0258817	Ref	Outrigger Storage Installations 20AM/25AM	B
	0258818	Ref	Outrigger Storage Installations 30AM	C
	0258824	Ref	Outrigger Storage Installations 30AM (Australian Spec Machines with Outdoor Wind Spec Requirements Built) (SN 0900000001 through 0900030915)	D
	0258819	Ref	Outrigger Storage Installations 36AM/41AM	B
202	0641608	4	Bolt 3/8in-16NC x 1in	
203	3311605	4	Locknut 3/8in-16NC	
204	4711600	8	Washer 3/8in	
205		Ref	Stowage Rack Weldment (Left Side)	
205		Ref	Stowage Rack Weldment (Left Side) (SN 0900000001 through 0900026323)	
205	4845728	1	Stowage Rack Weldment (Left Side) 30AM	

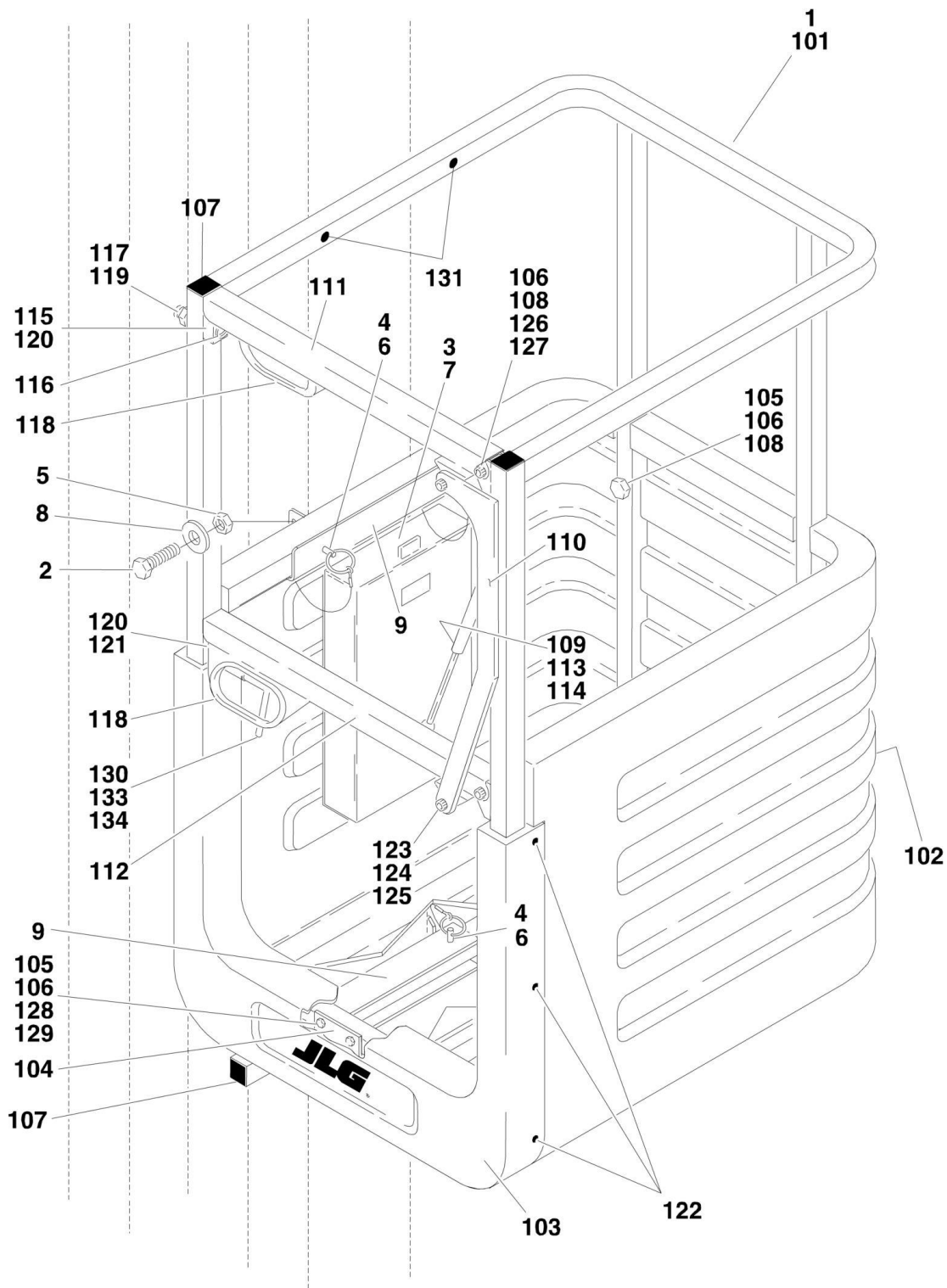
SECTION 3 - MAST

ITEM	PART NUMBER	QTY	DESCRIPTION	REV
205		Ref	Stowage Rack Weldment (Left Side) (SN 0900026323 through 0900028410)	
205	4846199	1	Stowage Rack Weldment (Left Side) 30AM	
205		Ref	Stowage Rack Weldment (Left Side) (SN 0900000001 through 0900028410)	
205	4845728	1	Stowage Rack Weldment (Left Side) 20AM/25AM/36AM/41 AM	
205		Ref	Stowage Rack Weldment (Left Side) (SN 0900028410 through 0900038985)	
205	1001091148	1	Stowage Rack Weldment (Left Side) 20AM/25AM/30AM/36AM/41AM all Spec	
206		Ref	Stowage Rack Weldment (Right Side)	
206		Ref	Stowage Rack Weldment (Right Side) (SN 0900000001 through 0900026323)	
206	4845717	1	Stowage Rack Weldment (Right Side) 30AM	
206		Ref	Stowage Rack Weldment (Right Side) (SN 0900026323 through 0900028410)	
206	4846200	1	Stowage Rack Weldment (Right Side) 30AM	
206		Ref	Stowage Rack Weldment (Right Side) (SN 0900000001 through 0900028410)	
206	4845717	1	Stowage Rack Weldment (Right Side) 20AM/25AM/36AM/41 AM	
206		Ref	Stowage Rack Weldment (Right Side) (SN 0900028410 through 0900038985)	
206	1001091148	1	Stowage Rack Weldment (Right Side) 20AM/25AM/30AM/36AM/41AM All Specs	
	0258448	Ref	OPTIONAL CRANE HOOK INSTALLATION	C
301	0641612	4	Bolt 3/8in-16NC x 1-1/2in	
302	3311605	4	Locknut 3/8in-16NC	
303	3570976	1	Plate, Crane Hook	
304	4711600	8	Flatwasher 3/8in	
305	1703455	1	Decal - Crane Hook	
	0256559	Ref	SAFETY ATTACH INSTALLATION	3
401	4845345	1	Weldment, Safety Attach	
402	3539814	1	Plate	
403	0681812	2	Bolt 1/2in-13NC x 1-1/2in	
404	3271805	2	Locknut 1/2in-13NC	
405	4751800	4	Flatwasher 1/2in	
406		Ref	Decal - Lanyard Attach Options:	
406		Ref	Standard	
406	1702612	1	Decal - Lanyard Attach (SN 0900000001 through 0900018765)	
406	1704277	1	Decal - Lanyard Attach (SN 0900018765 through 0900038985)	

SECTION 4 - PLATFORM

SECTION 4 - PLATFORM

FIGURE 4-1. STEP-IN MOLDED PLATFORM INSTALLATION



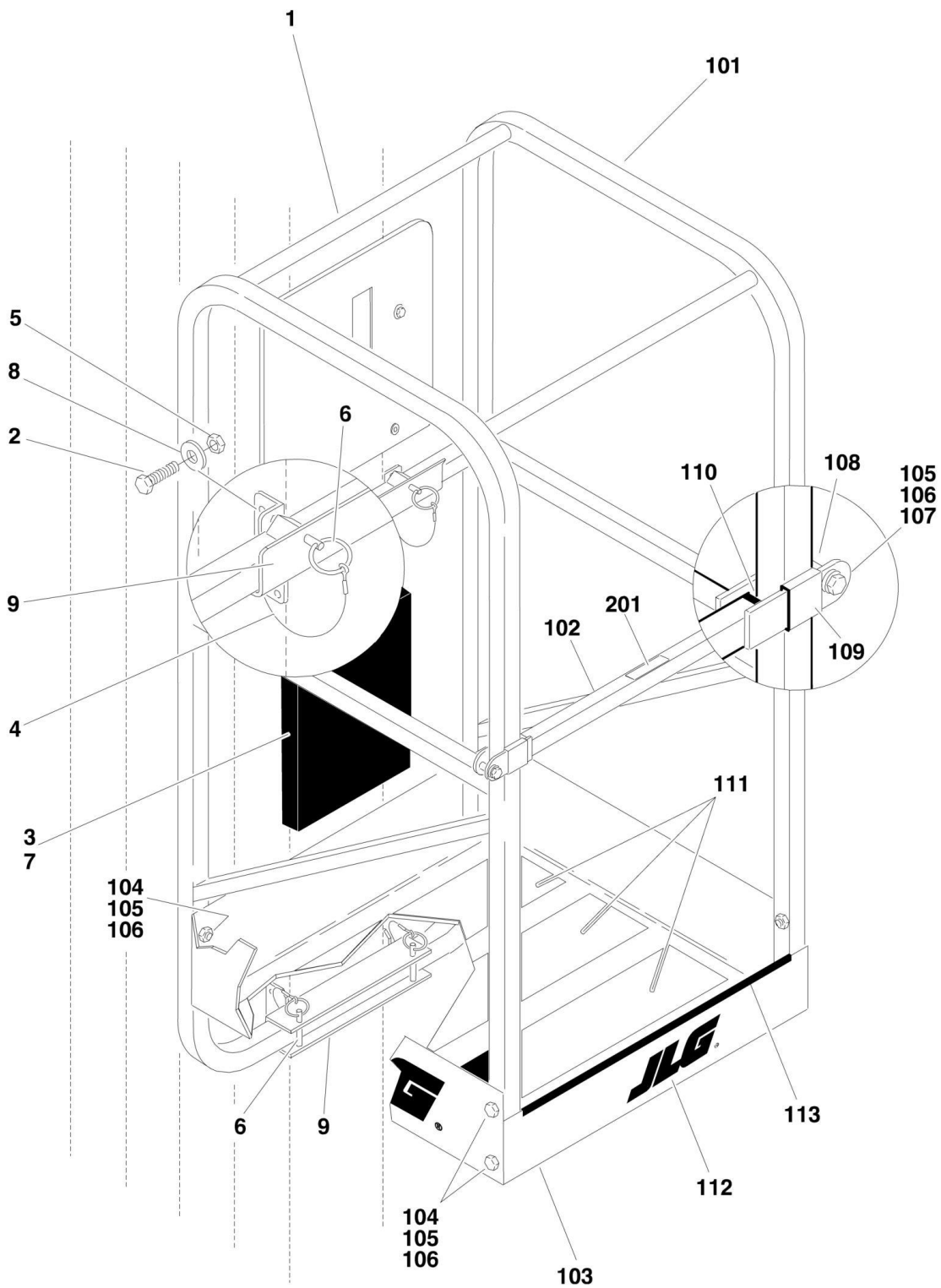
SECTION 4 - PLATFORM

FIGURE 4-1. STEP-IN MOLDED PLATFORM INSTALLATION

ITEM	PART NUMBER	QTY	DESCRIPTION	REV
	0258477	Ref	STEP-IN MOLDED PLATFORM INSTALLATION	A
1	0258672	1	Platform Assembly (See Items 101 - 134 for Breakdown)	
2	0641408	8	Bolt 1/4in-20NC x 1in	
3	0860520	1	Box, Manual Storage	
4	1060380	4	Cable, Lanyard	
5	3311405	8	Nut 1/4in-20NC	
6	3422657	4	Pin, Ball Detent	
7	3820024	4	Rivet	
8	4711400	16	Flatwasher 1/4in	
9	4845821	2	Platform Mount Weldment	
	0258672	Ref	STEP-IN MOLDED PLATFORM ASSEMBLY	3
		Ref	Note: Replacement Decals Must be Ordered Separately - See DECALS SECTION.	
101	4845822	1	Rail	
102	3510676	1	Basket	
103	4060882	1	Cover	
104	4845831	1	Bottom Mount Weldment	
105	0641416	10	Bolt 1/4in-20NC x 2in	
106	4751400	22	Flatwasher 1/4in	
107	3520072	4	Cap	
108	3311405	12	Locknut 1/4in-20NC	
109	4160125	1	Spring, Gas	
110	0362347	1	Link, Gate	
111	3640924	1	Rail, Gate (Top)	
112	3640990	1	Rail, Gate (Bottom)	
113	4711500	1	Flatwasher	
114	3311505	1	Locknut 5/16in-18NC	
115	3340746	1	Pad, Gate Rest	
116	3911032	4	Screw #10-24NC x 2in	
117	4751000	8	Flatwasher #10	
118		Ref	Flex-Trim Options:	
118	4060803	2 ft	Flex-Trim (SN 0900000001 through 0900018809)	
118	4060804	2 ft	Flex-Trim (SN 0900018809 through 0900038985)	
119	3311001	4	Nut #10-24NC	
120	4070890	2	Shim, Gate Stop	
121	3340754	1	Pad, Gate Latch	
122	3900177	6	Screw, Plastite	
123	3900202	2	Bolt, Shoulder 1/4in x 1/4in	
124	4740429	4	Washer, Nylon	
125	3311005	2	Locknut #10-24NC	
126	3900203	2	Bolt, Shoulder 5/16in x 1-1/2in	
127	4740428	4	Washer, Nylon	
128	3300151	2	Nut, Acorn 1/4in-20NC	
129	0100011	AR	Compound, Locking	
130	2940082	1	Latch, Gate	
131	3520028	5	Plug 1/2in	
133	3820024	2	Rivet	
134	4070894	1	Shim, Gate Latch	

SECTION 4 - PLATFORM

FIGURE 4-2. QUICK-CHANGE PLATFORM 26IN X 26IN (66CM X 66CM) INSTALLATION



SECTION 4 - PLATFORM

FIGURE 4-2. QUICK-CHANGE PLATFORM 26IN X 26IN (66CM X 66CM) INSTALLATION

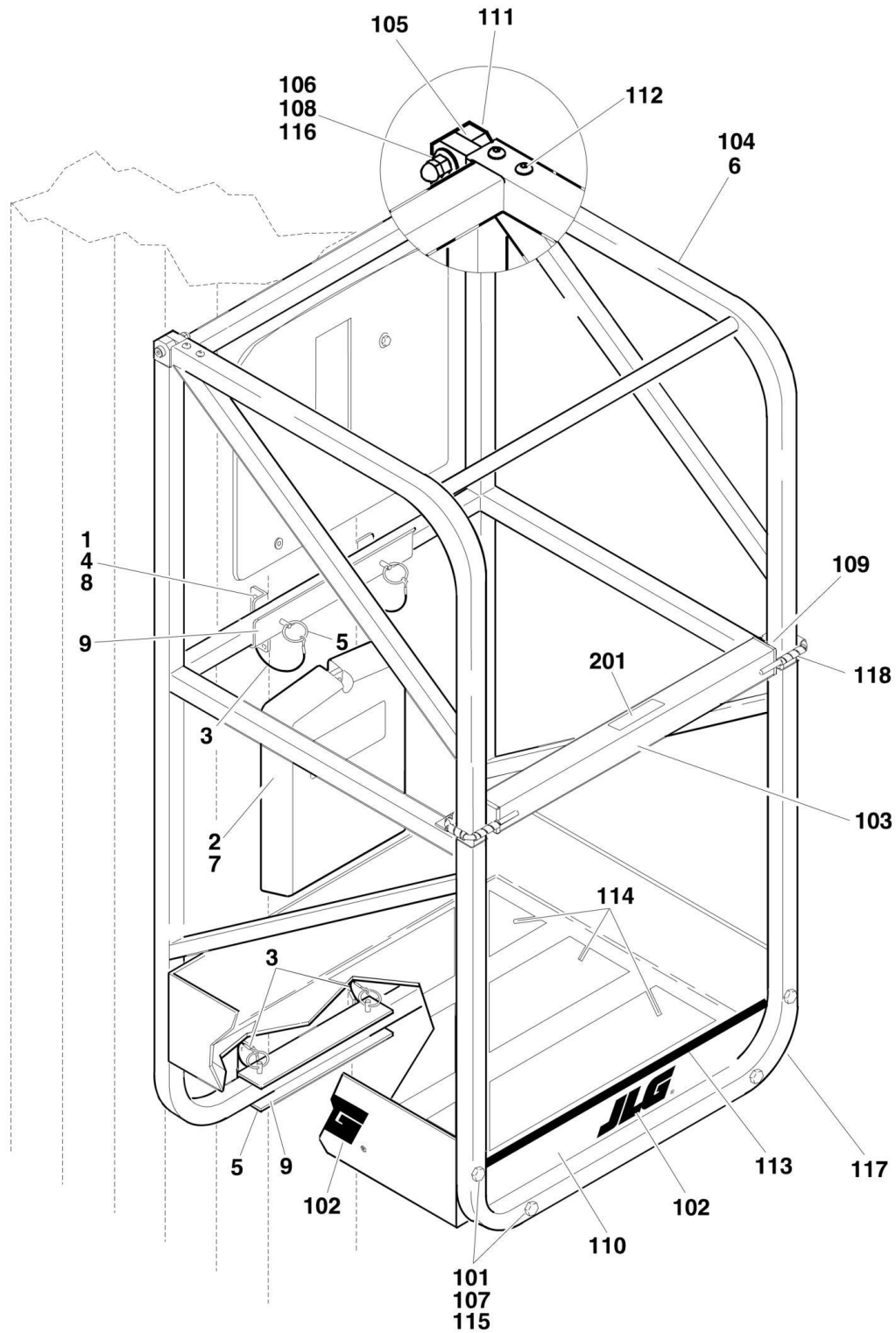
ITEM	PART NUMBER	QTY	DESCRIPTION	REV
		Ref	PLATFORM INSTALLATION OPTIONS:	
	0258673	Ref	SLIDE RAIL FRONT ENTRY	A
	0258474	Ref	SLIDE RAIL SIDE ENTRY (AUSTRALIAN SPEC)	C
	0258474	Ref	SLIDE RAIL SIDE ENTRY (CE SPEC) (SN 0900000001 through 0900036323)	C
	1001197047	Ref	SLIDE RAIL SIDE ENTRY (CE SPEC) (SN 0900036323 through 0900038985)	A
		Ref	Note: Replacement Decals Must Be Ordered Separately - See DECALS SECTION.	
1		Ref	Platform Assembly - 26in x 26in (66cm x 66cm) Options:	
1	0257711	1	Platform Assembly - Platform with Front Entry	
1	0258562	1	Platform Assembly - Platform with Side Entry (SN 0900000001 through 0900027063)	
1	3510907	1	Platform Assembly - Platform with Side Entry (SN 0900027063 through 0900038985)	
2	0641408	8	Bolt, 1/4in-20NC x 1in	
3	0860520	1	Box, Manual Storage	
4	1060380	4	Cable, Lanyard	
5	3311405	10	Locknut, 1/4in-20NC	
6	3422657	4	Pin, Quick Release	
6	0641618	4	Bolt 3/8 x 2-1/4 (Not Shown) (CE Spec) (SN 0900036323 through 0900038985)	
6	4711600	4	Washer 3/8 (Not Shown) (CE Spec) (SN 0900036323 through 0900038985)	
6	3311605	4	Nut 3/8 (Not Shown) (CE Spec) (SN 0900036323 through 0900038985)	
7	3820024	4	Rivet	
8	4711400	20	Flatwasher 1/4in Narrow	
9	4845821	2	Bracket, Mounting (Use with 0255673 & 0258474 Installations)	
9	1001197049	2	Bracket, Mounting (Use with 1001197047 Installation)	
		Ref	PLATFORM ASSEMBLY OPTIONS:	
	0257711	Ref	SLIDE RAIL FRONT ENTRY	6
	0258562	Ref	Slide Rail Side Entry (SN 0900000001 through 0900027063)	C
	3510907	Ref	Slide Rail Side Entry (SN 0900027063 through 0900038985)	C
101		Ref	Platform Rail Weldment Options:	
101	4845577	1	Platform Rail Weldment - Slide Rail Front Entry	
101	4845796	1	Platform Rail Weldment - Slide Rail Side Entry (SN 0900000001 through 0900027063)	
101	3641664	1	Platform Rail Weldment - Slide Rail Side Entry (SN 0900027063 through 0900038985)	
102		Ref	Gate Weldment Options:	
102	4845578	1	Gate Weldment - Gate Weldment (SN 0900000001 through 0900016855)	
102	4845797	1	Gate Weldment - Gate Weldment (SN 0900016855 through 0900038985)	
103		Ref	Plate, Platform Pan Options:	
103	3570435	1	Plate, Platform Pan - Slide Rail Front Entry	
103	3570986	1	Plate, Platform Pan - Slide Rail Side Entry (SN 0900000001 through 0900027063)	
103	3510910	1	Plate, Platform Pan - Slide Rail Side Entry (SN 0900027063 through 0900038985)	
104	0641414	8	Bolt, 1/4in-20NC x 1-3/4in	
105	4711400	20	Flatwasher, 1/4in Narrow	

SECTION 4 - PLATFORM

ITEM	PART NUMBER	QTY	DESCRIPTION	REV
106	3311405	10	Locknut, 1/4in-20NC	
107	0641418	2	Bolt, 1/4in-20NC x 2-1/4in	
108	0961845	2	Bushing	
109	4280296	1.5 ft/46cm	Strip, Wear	
110	3520169	2	Plug, Cap	
111		Ref	Tape, Non-Skid Options:	
111	4420039	6 ft/1.8m	Tape, Non-Skid (SN 0900000001 through 0900028813)	
111	1001099638	3	Tape, Non-Skid (SN 0900028813 through 0900038985)	
112		Ref	Decal, JLG Options:	
112	1701612	3	Decal, JLG (Use p/n 1703681) (SN 0900000001 through 0900020241)	
112	1703681	3	Decal, JLG (SN 0900020241 through 0900038985)	
113	4060803	AR	Shield, Flex Trim	
		Ref	DECAL DROPBAR INSTALLATION	
	0274606	Ref	Decal Dropbar Installation (Australian Spec)	A
	0274607	Ref	Decal Dropbar Installation (CE Spec)	A
201		Ref	Decal - Drop Bar	
201	1706385	1	Decal - Drop Bar (Australian Spec)	
201	1706493	1	Decal - Drop Bar (CE Spec)	

SECTION 4 - PLATFORM

FIGURE 4-3. QUICK-CHANGE PLATFORM 22IN X 25IN(56CM X 63.5CM) INSTALLATION



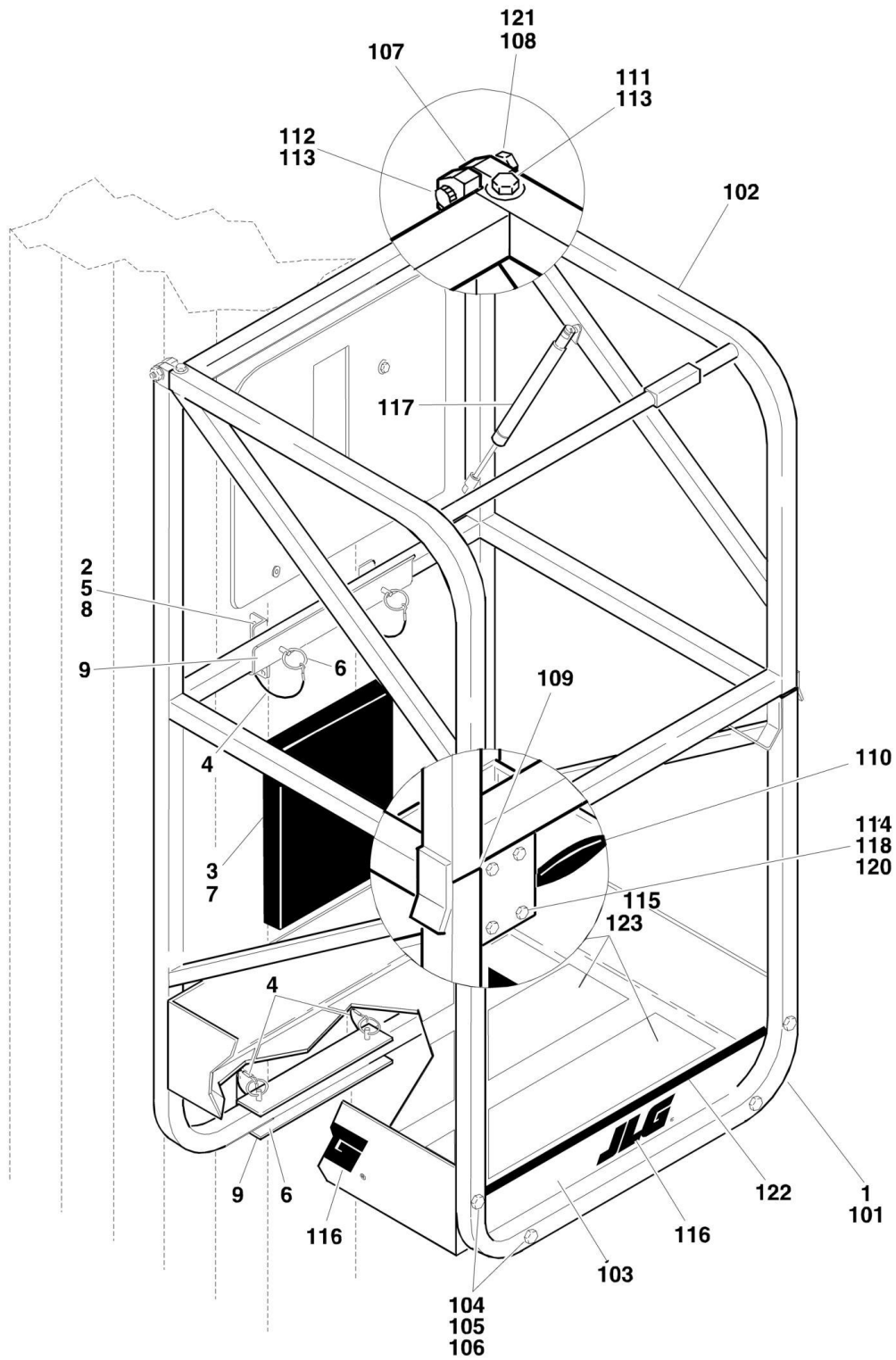
SECTION 4 - PLATFORM

FIGURE 4-3. QUICK-CHANGE PLATFORM 22IN X 25IN(56CM X 63.5CM) INSTALLATION

ITEM	PART NUMBER	QTY	DESCRIPTION	REV
	0274346	Ref	PLATFORM INSTALLATION (SN 0900000001 through 0900036323)	A
	1001197048	Ref	PLATFORM INSTALLATION (SN 0900036323 through 0900038985)	A
		Ref	Note: Replacement Decals Must Be Ordered Separately - See DECALS SECTION.	
1	0641408	8	Bolt, 1/4in-20NC x 1in	
2	0860520	1	Box, Manual Storage	
3	1060380	4	Cable, Lanyard	
4	3311405	8	Locknut, 1/4in-20NC	
5	3422657	4	Pin, Quick Release (SN 0900000001 through 0900036323)	
5	0641618	4	Bolt 3/8 x 2-1/4 (Not Shown) (SN 0900036323 through 0900038985)	
5	4711600	4	Washer 3/8 (Not Shown) (SN 0900036323 through 0900038985)	
5	3311605	4	Nut 3/8 (Not Shown) (SN 0900036323 through 0900038985)	
6	3510873	1	Assembly, Platform 22in X 25in (56cm x 63.5cm)	
7	3820024	4	Rivet	
8	4711400	16	Flatwasher 1/4in Narrow	
9	4845821	2	Bracket, Mounting (SN 0900000001 through 0900036323)	
9	1001197049	2	Bracket, Mounting (SN 0900036323 through 0900038985)	
	3510873	Ref	PLATFORM ASSEMBLY	B
101	0641414	8	Bolt, 1/4in-20NC x 1-3/4in	
102	1703681	3	Decal, JLG	
103	2410016	1	Gate, Slide Bar	
104	2410018	1	Gate, Slide Bar	
105	2600225	4	Hinge, Gate	
106	3300356	2	Nut, Acorn 5/16in-18NC	
107	3311405	8	Locknut, 1/4in-20NC	
108	3311505	2	Locknut, 5/16in-18NC	
109	3520169	2	Plug, Cap	
110	3570464	1	Plate, Platform Pan	
111	3900032	2	Screw, Shoulder	
112	3900258	8	Screw, 1/4in-20NC x 3/4in	
113	4060803	1.65 ft/0.5m	Shield, Flex Trim	
114		Ref	Tape, Non-Skid Options:	
114	4420039	3.75 ft/1.1m	Tape, Non-Skid (SN 0900000001 through 0900028813)	
114	1001099638	3	Tape, Non-Skid (SN 0900028813 through 0900038985)	
115	4711400	16	Flatwasher, 1/4in Narrow	
116	4711600	2	Flatwasher, 3/8in Narrow	
117	4845809	1	Platform Rail Weldment	
118	1560019	0.73 ft/0.2m	Conduit	
		Ref	DECAL DROPBAR INSTALLATION	
	0274606	Ref	Decal Dropbar Installation (Australian Spec)	A
	0274607	Ref	Decal Dropbar Installation (CE Spec)	A
201		Ref	Decal - Drop Bar	
201	1706385	1	Decal - Drop Bar (Australian Spec)	
201	1706493	1	Decal - Drop Bar (CE Spec)	

SECTION 4 - PLATFORM

FIGURE 4-4. QUICK-CHANGE PLATFORM INSTALLATION WITH GULLWING GATE



SECTION 4 - PLATFORM

FIGURE 4-4. QUICK-CHANGE PLATFORM INSTALLATION WITH GULLWING GATE

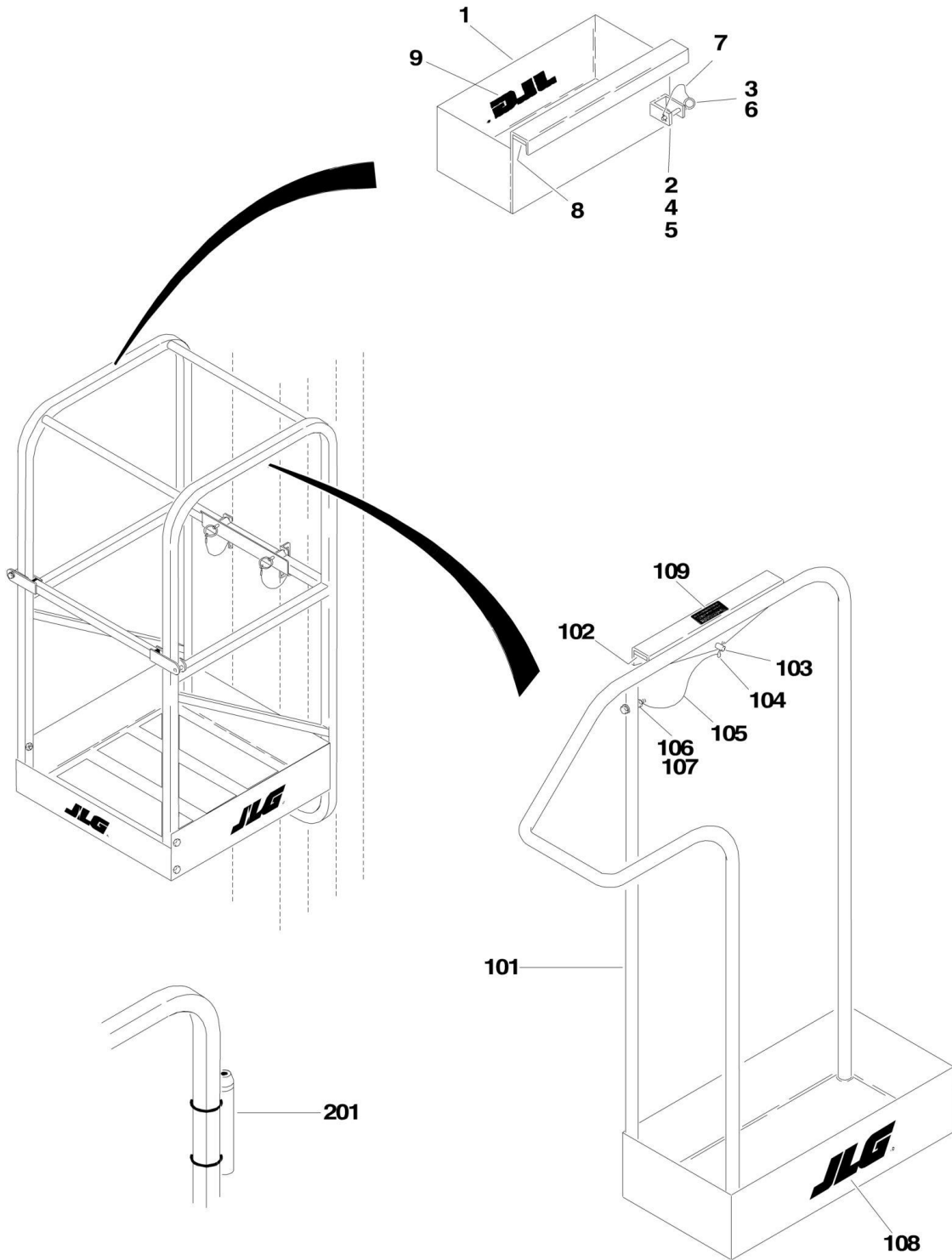
ITEM	PART NUMBER	QTY	DESCRIPTION	REV
		Ref	PLATFORM INSTALLATION OPTIONS:	
	0274822	Ref	22in X 22in (56cm x 56cm)	B
	0258476	Ref	22in X 25in (56cm x 63.5cm)	B
	0258475	Ref	28in x 26in (71cm x 66cm)	C
		Ref	Note: Replacement Decals Must Be Ordered Separately - See DECALS SECTION.	
1		Ref	Platform Assembly Options (See Item 101 - 123 for Breakdown):	
1	3510881	1	Platform Assembly - 22in X 22in (56cm x 56cm) (SN 0900000001 through 0900026979)	
1	3510908	1	Platform Assembly - 22in X 22in (56cm x 56cm) (SN 0900026979 through 0900038985)	
1	0258587	1	Platform Assembly - 22in x 25in (56cm x 63.5cm)	
1	0258588	1	Platform Assembly - 28in x 26in (71cm x 66cm) (SN 0900000001 through 0900026979)	
1	3510905	1	Platform Assembly - 28in x 26in (71cm x 66cm) (SN 0900026979 through 0900038985)	
2	0641408	8	Bolt, 1/4in-20NC x 1in	
3	0860520	1	Box, Manual Storage	
4	1060380	4	Cable, Lanyard	
5	3311405	AR	Locknut, 1/4in-20NC	
6	3422657	4	Pin, Quick Release	
7	3820024	4	Rivet	
8	4711400	AR	Flatwasher 1/4in Narrow	
9	4845821	2	Mounting Bracket Weldment	
		Ref	PLATFORM ASSEMBLIES	
	3510881	Ref	22in X 22in (56cm x 56cm) (SN 0900000001 through 0900026979)	B
	3510908	Ref	22in X 22in (56cm x 56cm) (SN 0900026979 through 0900038985)	C
	0258587	Ref	22in X 25in (56cm x 63.5cm)	4-D
	0258588	Ref	28in x 26in (71cm x 66cm) (SN 0900000001 through 0900026979)	7-E
	3510905	Ref	28in x 26in (71cm x 66cm) (SN 0900026979 through 0900038985)	C
101		Ref	Platform Rail Weldment Options:	
101	3510882	1	Platform Rail Weldment - 22in X 22in (56cm x 56cm) (SN 0900000001 through 0900026979)	
101	3510909	1	Platform Rail Weldment - 22in X 22in (56cm x 56cm) (SN 0900026979 through 0900038985)	
101	4845809	1	Platform Rail Weldment - 22in X 25in (56cm x 63.5cm)	
101	4845808	1	Platform Rail Weldment - 28in x 26in (71cm x 66cm) (SN 0900000001 through 0900026979)	
101	3641663	1	Platform Rail Weldment - 28in x 26in (71cm x 66cm) (SN 0900026979 through 0900038985)	
102		Ref	Gullwing Gate Weldment Options:	
102	2410022	1	Gullwing Gate Weldment - 22in X 22in (56cm x 56cm)	
102	4845805	1	Gullwing Gate Weldment - 22in X 25in (56cm x 63.5cm)	
102	4845813	1	Gullwing Gate Weldment - 28in x 26in (71cm x 66cm)	
103		Ref	Plate, Platform Pan Options:	
103	3510880	1	Plate, Platform Pan - 22in X 22in (56cm x 56cm) (SN 0900000001 through 0900026979)	
103	3510911	1	Plate, Platform Pan - 22in X 22in (56cm x 56cm) (SN 0900026979 through 0900038985)	

SECTION 4 - PLATFORM

ITEM	PART NUMBER	QTY	DESCRIPTION	REV
103	3570464	1	Plate, Platform Pan - 22in X 25in (56cm x 63.5cm)	
103	3570462	1	Plate, Platform Pan - 28in x 26in (71cm x 66cm) (SN 0900000001 through 0900026979)	
103	3510904	1	Plate, Platform Pan - 28in x 26in (71cm x 66cm) (SN 0900026979 through 0900038985)	
104	0641414	8	Bolt 1/4in-20NC x 1-3/4in	
105	4711400	16	Flatwasher 1/4in	
106	3311405	8	Locknut 1/4in-20NC	
107	2600225	4	Hinge, Gate	
108	3311505	2	Locknut 5/16in-18NC	
109	3520072	4	Cap, Plug	
110	2940074	1	Latch	
111	3900258	8	Screw, Button Head 1/4in-20NC x 3/4in	
112	3900032	2	Bolt, Shoulder	
113	4711600	2	Flatwasher 3/8in	
114	0721006	4	Bolt #10-24NC x 3/4in	
115	4420039	Ref	Tape, Non-Skid Options: (SN 0900000001 through 0900028813)	
115	4420039	3.75 ft/1.1m	Tape 22in X 22in (56cm x 56cm)	
115	4420039	3.75 ft/1.1m	Tape 22in X 25in (56cm x 63.5cm)	
115	4420039	6 ft/1.8m	Tape 28in x 26in (71cm x 66cm)	
116		Ref	Decal, JLG Options:	
116	1701612	3	Decal, JLG (Use p/n 1703681) (SN 0900000001 through 0900020241)	
116	1703681	3	Decal, JLG (SN 0900020241 through 0900038985)	
117	4160165	1	Spring, Gas Shock	
118	4751000	8	Flatwasher #10	
120	3311005	4	Locknut #10-24NC	
121	3300356	2	Nut-Acorn 5/16in-18NC	
122	4060803	Ref	Shield, Flex Trim Options:	
122	4060803	0	Shield, Flex Trim 22in X 22in (56cm x 56cm)	
122	4060803	AR	Shield, Flex Trim 22in X 25in (56cm x 63.5cm)	
122	4060803	AR	Shield, Flex Trim 28in x 26in (71cm x 66cm)	
123	1001099638	3	Tape, Non-Skid (SN 0900028813 through 0900038985)	

SECTION 4 - PLATFORM

FIGURE 4-5. OPTIONAL PLATFORM COMPONENTS INSTALLATIONS



SECTION 4 - PLATFORM

FIGURE 4-5. OPTIONAL PLATFORM COMPONENTS INSTALLATIONS

ITEM	PART NUMBER	QTY	DESCRIPTION	REV
	0255036	Ref	TOOL TRAY ASSEMBLY	-
1	0860947	1	Tool Box	
2	0902079	1	Bracket, Mounting	
3	3421453	1	Pin, Snap	
4	3900204	2	Bolt, Carriage #10-24NC x 1/2in	
5	3300391	2	Wingnut #10-24NC	
6	3760170	1	Snap-Pin	
7	1060380	1	Cable, Lanyard	
8	4280296	4 ft/1.2m	Strip, Wear	
9	1702365	1	Decal - JLG	
	0255040	Ref	TUBE CADDY ASSEMBLY	B
101	4844840	1	Tube Caddy	
102	4280296	2 ft/.61m	Strip, Wear	
103	3421453	1	Pin, Snap	
104	3760170	1	Snap-Pin	
105	1060380	1	Cable, Lanyard	
106	0641410	1	Bolt 1/4in-20NC x 1-1/4in	
107	3311405	1	Locknut 1/4in-20NC	
108	1702365	1	Decal - JLG	
109	1706326	1	Decal - 15# Max Capacity (SN 0900023540 through 0900038985)	
	0255853	Ref	LASER LOCATOR INSTALLATION	B
201	4566847	1	Tube, Mounting	
201	0750802	2	Screw #8 x 1/4in	
201		Ref	Clamp, Spring Options:	
201	1320218	2	Clamp, Spring (SN 0900000001 through 0900020302)	
201	1380132	2	Clamp, Spring (SN 0900020302 through 0900038985)	
201	2920127	1	Pointer, Laser	
201	4460425	1	Connector, Strain Relief	

SECTION 5 - CYLINDER

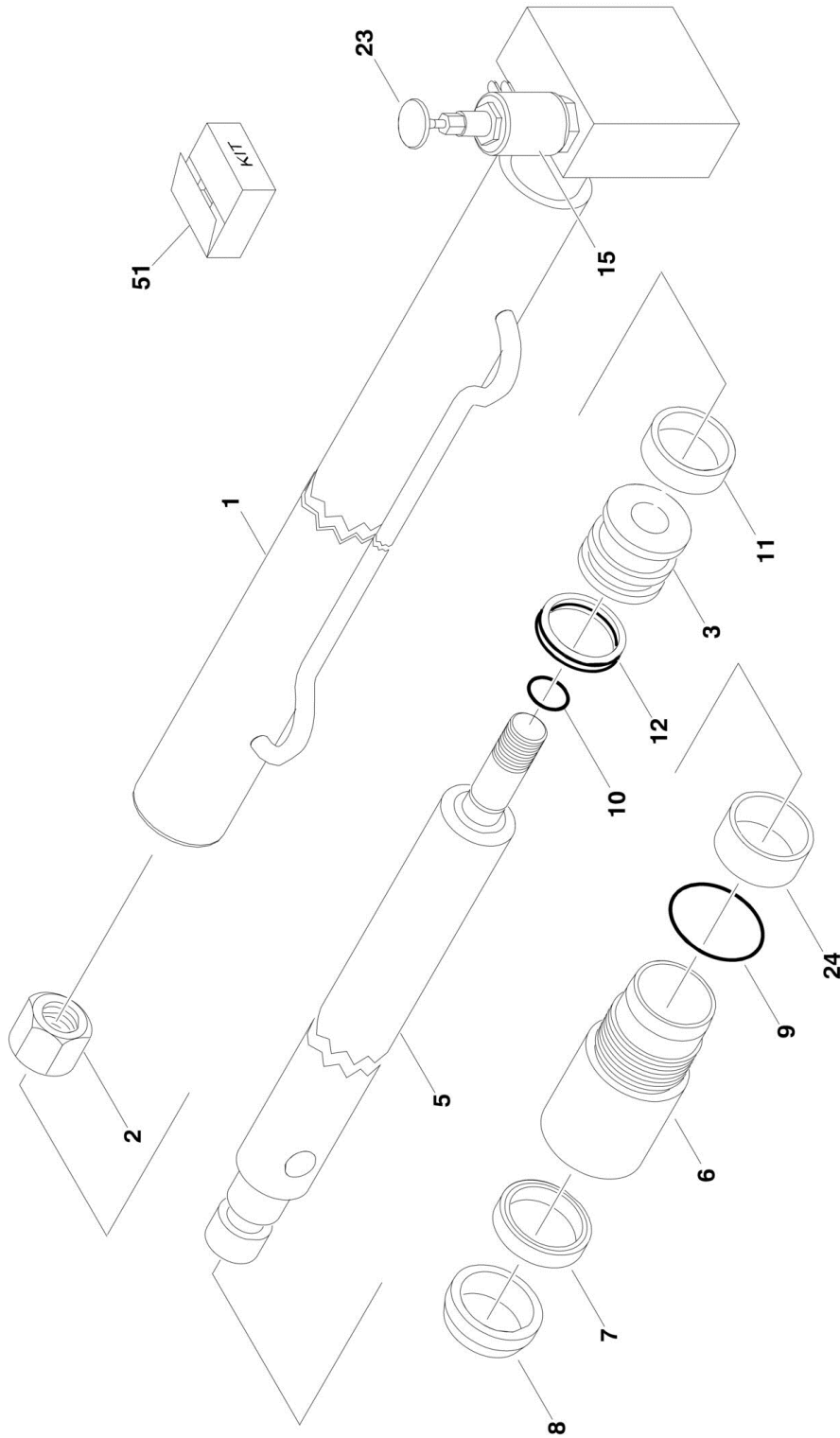
SECTION 5 - CYLINDER

FIGURE 5-1. LIFT CYLINDER ASSEMBLY (SN 090000001 through 0900017519)

ITEM	PART NUMBER	QTY	DESCRIPTION	REV
		Ref	LIFT CYLINDER ASSEMBLIES OPTIONS	
	1683699	Ref	Lift Cylinder Assemblies 20AM/25AM/30AM	C
	1683693	Ref	Lift Cylinder Assemblies 36AM	C
	1683700	Ref	Lift Cylinder Assemblies 41AM	C
1	See Note	NSS	O-Ring (Note: Use Item 51)	
2	See Note	NSS	Wiper (Note: Use Item 51)	
3	See Note	NSS	Seal (Note: Use Item 51)	
4	See Note	NSS	O-Ring (Note: Use Item 51)	
5	See Note	NSS	Seal (Note: Use Item 51)	
6	See Note	NSS	Ring, Wear (Note: Use Item 51)	
8	7003246	1	Locknut	
10		Ref	Barrel Options:	
10	7019839	1	Barrel 20AM/25AM/30AM	
10	7019837	1	Barrel 36AM/41AM	
11		Ref	Rod Options:	
11	7019838	1	Rod 20AM/25AM/30AM	
11	7019836	1	Rod 36AM/41AM	
12	7019835	1	Piston	
13	7019834	1	Head	
14	7019840	1	Spacer (41AM Only)	
51	7019833	1	Seal Kit (Includes Items 1-6)	

SECTION 5 - CYLINDER

FIGURE 5-2. LIFT CYLINDER ASSEMBLY (SN 0900017519 through 0900029961)



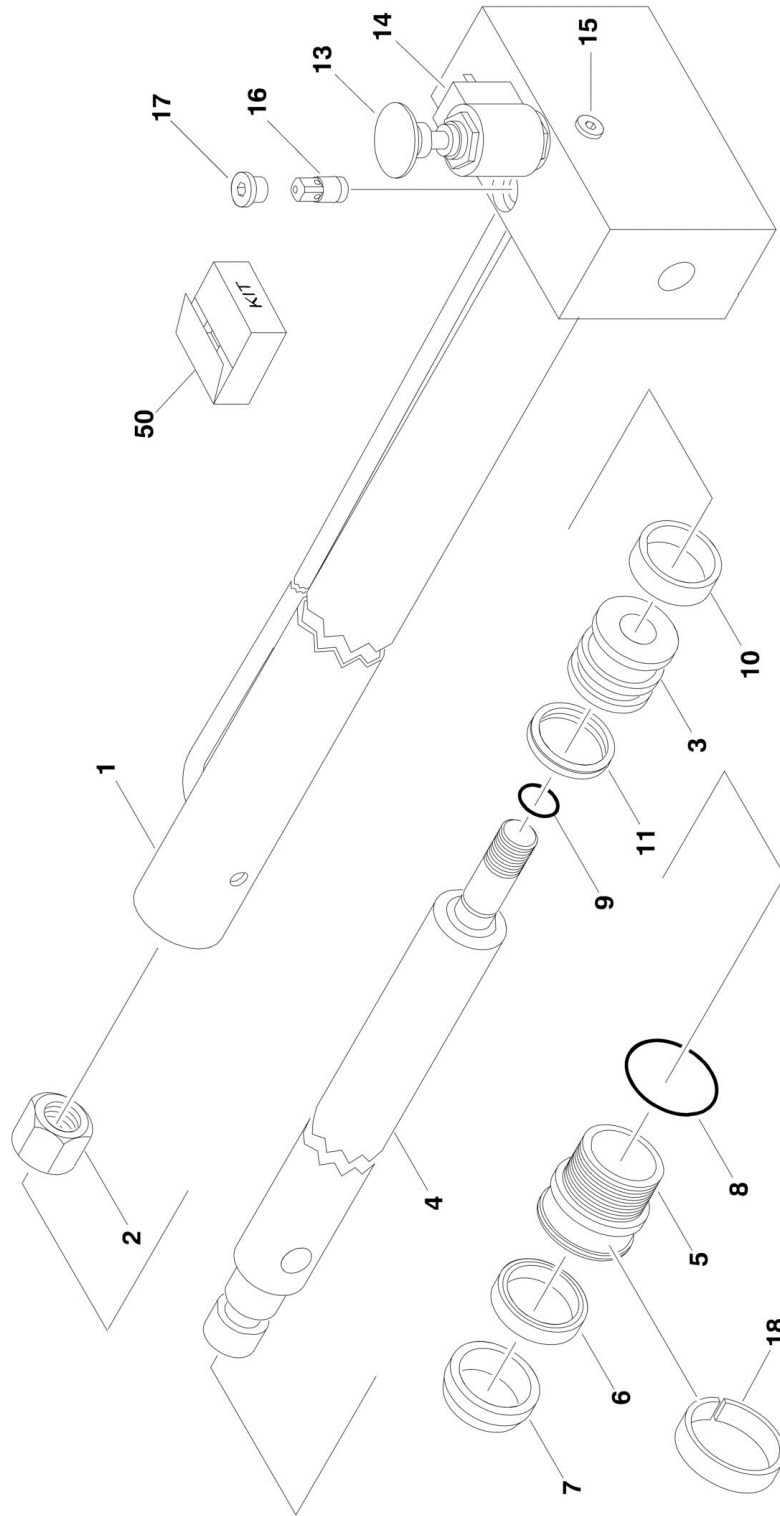
SECTION 5 - CYLINDER

FIGURE 5-2. LIFT CYLINDER ASSEMBLY (SN 0900017519 through 0900029961)

ITEM	PART NUMBER	QTY	DESCRIPTION	REV
		Ref	LIFT CYLINDER ASSEMBLIES OPTIONS (SN 0900017519 through 0900029962)	
	1684088	Ref	Lift Cylinder Assemblies 20AM/25AM/30AM	H
	1684087	Ref	Lift Cylinder Assemblies 36AM	G
	1684086	Ref	Lift Cylinder Assemblies 41AM	G
1	See Note	1	Barrel (Note: Not Available - Purchase Complete Cylinder)	
2	7023391	1	Nut	
3	7023392	1	Piston	
5		Ref	Rod Options:	
5	7023393	1	Rod 20AM/25AM/30AM	
5	7024352	1	Rod 36AM/41AM	
6	7023394	1	Head	
7	See Note	NSS	Seal, Rod (Note: Use Item 51)	
8	See Note	NSS	Rod Wiper (Note: Use Item 51)	
9	See Note	NSS	O-Ring (Note: Use Item 51)	
10	See Note	NSS	O-Ring (Note: Use Item 51)	
11	See Note	NSS	Ring, Wear (Note: Use Item 51)	
12	See Note	NSS	Seal, Piston (Note: Use Item 51)	
15	7023396	1	Poppet, Solenoid Valve	
15	7012998	1	Seal Kit - 7023396 Valve	
15	7023993	1	Coil	
16	7023397	1	Spring (Not Shown)	
17	7023398	1	Control Valve (Not Shown)	
23	7023399	1	Knob - Red	
24		Ref	Spacer	
24	Not Required	0	Rod 20AM/25AM/30AM/36AM	
24	7024353	1	Rod 41AM	
51	7023395	1	Seal Kit (Includes Items 7-12)	

SECTION 5 - CYLINDER

FIGURE 5-3. LIFT CYLINDER ASSEMBLY (SN 0900029962 through 0900038985)



SECTION 5 - CYLINDER

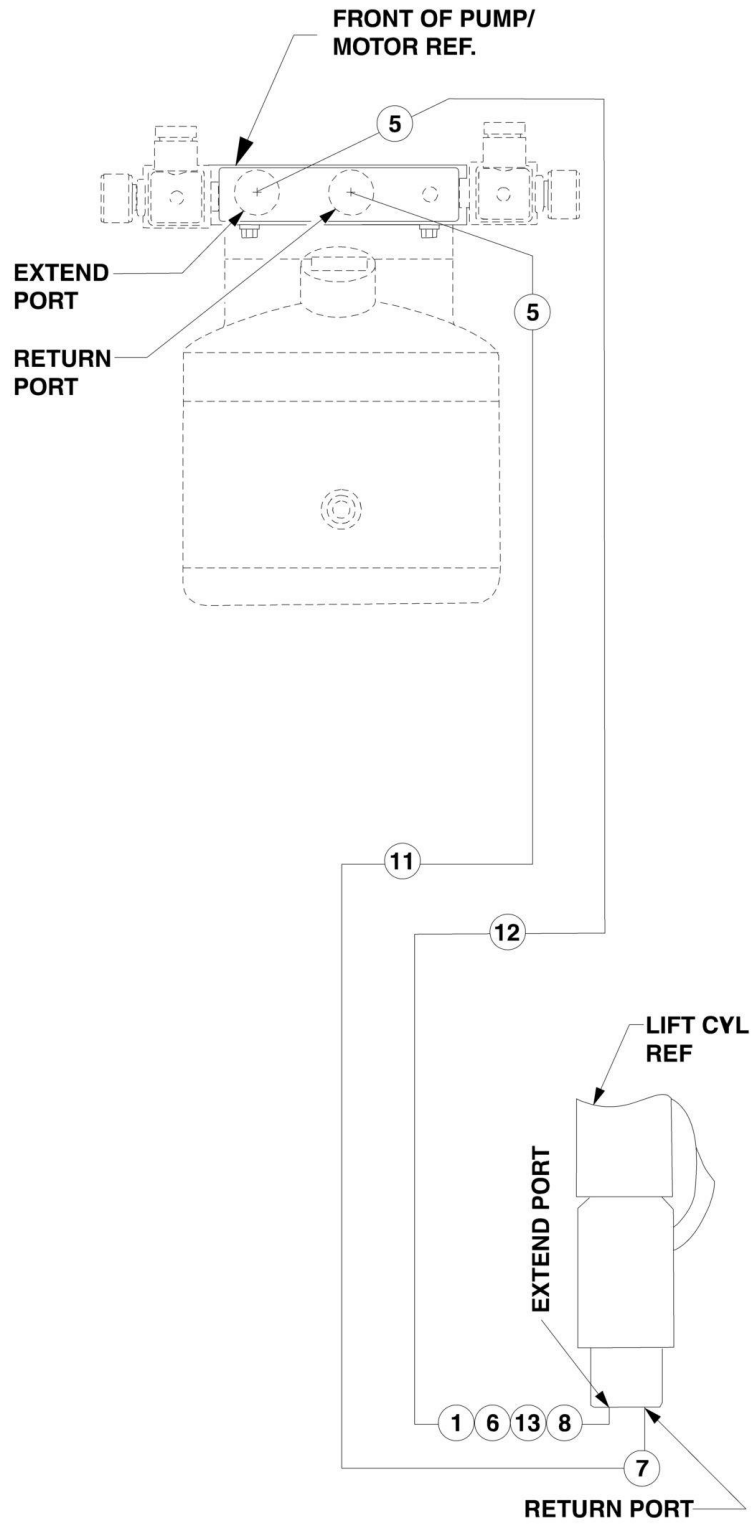
FIGURE 5-3. LIFT CYLINDER ASSEMBLY (SN 0900029962 through 0900038985)

ITEM	PART NUMBER	QTY	DESCRIPTION	REV
		Ref	LIFT CYLINDER ASSEMBLIES OPTIONS	
	1001099734	Ref	Lift Cylinder Assemblies 20AM/25AM/30AM	C
	1001100056	Ref	Lift Cylinder Assemblies 36AM	B
	1001100055	Ref	Lift Cylinder Assemblies 41AM	B
1		Ref	Barrel Options:	
1	70002092	1	Barrel 20AM/25AM/30AM	
1	70002430	1	Barrel 36AM/41AM	
2	7023391	1	Nut	
3	7023392	1	Piston	
4		Ref	Rod Options:	
4	70002093	1	Rod 20AM/25AM/30AM	
4	70002431	1	Rod 36AM/41AM	
5	70002094	1	Head	
6	See Note	NSS	Seal, Rod (Note: Use Item 50)	
7	See Note	NSS	Rod Wiper (Note: Use Item 50)	
8	See Note	NSS	O-Ring (Note: Use Item 50)	
9	See Note	NSS	O-Ring (Note: Use Item 50)	
10	See Note	NSS	Seal (Note: Use Item 50)	
11	See Note	NSS	Seal, Piston (Note: Use Item 50)	
13	7023399	1	Knob - Red	
14	7023396	1	Poppet, Solenoid Valve	
14	7012998	1	Seal Kit - 7023396 Valve	
14	7023993	1	Coil	
15	See Note	1	Plug (Note: Not Available - Purchase Locally)	
16	70002095	1	Flow Control Valve	
17	See Note	1	Plug (Note: Not Available - Purchase Locally)	
18	70002096	1	Ring, Wear	
50	7023395	1	Seal Kit (Includes Items 6-11)	

SECTION 6 - HYDRAULIC

SECTION 6 - HYDRAULIC

FIGURE 6-1. HYDRAULIC DIAGRAM



SECTION 6 - HYDRAULIC

FIGURE 6-1. HYDRAULIC DIAGRAM

ITEM	PART NUMBER	QTY	DESCRIPTION	REV
		Ref	NOTE: AC POWERED MACHINES BUILT SN 0900017519 THROUGH SN 0900027921, MAY HAVE AN UPDATE KIT INSTALLED ON IT. IF MACHINE IS EQUIPPED WITH A MONARCH/BUCHER MOTOR/PUMP USE COMPONENTS FOR SN 0900027922 THROUGH SN 0900029962.	
		Ref	NOTE: DC POWERED MACHINES BUILT SN 0900017519 THROUGH SN 0900026489, MAY HAVE AN UPDATE KIT INSTALLED ON IT. IF MACHINE IS EQUIPPED WITH A MONARCH/BUCHER MOTOR/PUMP USE COMPONENTS FOR SN 0900026490 THROUGH SN 0900029962.	
		Ref	HYDRAULIC DIAGRAM OPTIONS:	
		Ref	Hydraulic Diagram (SN 0900000001 through 0900017519)	
	0258683	Ref	Hydraulic Diagram 20AM	C
	0258478	Ref	Hydraulic Diagram 25AM/30AM/36AM/41AM	B
	0258684	Ref	Hydraulic Diagram 20AM (French spec)	B
	0258480	Ref	Hydraulic Diagram 25AM/30AM/36AM/41AM (French Spec)	A
		Ref	Hydraulic Diagram (SN 0900017519 through 0900026489)	
	0271139	Ref	Hydraulic Diagram 20AM	E
	0271137	Ref	Hydraulic Diagram 25AM/30AM/36AM/41AM	D
		Ref	Hydraulic Diagram (SN 0900026490 through 0900027921)	
	0275690	Ref	Hydraulic Diagram 20AM	A
	0275689	Ref	Hydraulic Diagram 25AM/30AM/36AM/41AM	A
		Ref	Hydraulic Diagram (SN 0900027922 through 0900038985)	
	0275939	Ref	Hydraulic Diagram 20AM/25AM/30AM/36AM/41AM	B
1	0100020	AR	Sealant, Pipe (SN 0900000001 through 0900027922)	
5	2220473	2	Fitting	
6	2220773	1	Fitting, Straight (SN 0900000001 through 0900017519)	
7		Ref	Fitting Options:	
7	2220775	1	Fitting (SN 0900000001 through 0900012031)	
7	2220507	1	Fitting (SN 0900012031 through 0900017518)	
7	2220603	1	Fitting (SN 0900017519 through 0900029961)	
7	2220473	1	Fitting (SN 0900029962 through 0900038985)	
8		Ref	Fitting Options:	
8	2220875	1	Fitting (SN 0900000001 through 0900017519)	
8	2220603	1	Fitting (SN 0900017519 through 0900029961)	
8	2220473	1	Fitting (SN 0900029962 through 0900038985)	
11		Ref	Tube Options:	
11	4567669	1	Tube (SN 0900000001 through 0900017519)	
11	4568227	1	Tube (SN 0900017519 through 0900026489)	
11	4569478	1	Tube (SN 0900026490 through 0900029961)	
11	1001100545	1	Tube (SN 0900029962 through 0900038985)	
12		Ref	Tube Options:	
12	4567670	1	Tube (SN 0900000001 through 0900017519)	
12	4568228	1	Tube (SN 0900017519 through 0900026489)	
12	4569479	1	Tube (SN 0900026490 through 0900029961)	
12	1001100544	1	Tube (SN 0900029962 through 0900038985)	
13	4640900	1	Valve, Flow Control (SN 0900000001 through 0900017519)	
13	See Note	Ref	Valve, Flow Control (Not Shown - located in Cylinder Valve Block) (SN 0900017519 through 0900038985)	
18		Ref	Valve, Manual Descent Options:	
18	Not Required	0	Valve, Manual Descent 20AM	
18	4640981	1	Valve, Manual Descent 20AM (French Spec) (SN 0900000001	

SECTION 6 - HYDRAULIC

ITEM	PART NUMBER	QTY	DESCRIPTION	REV
18	Not Required	0	through 0900017519) Valve, Manual Descent 25AM/30AM/36AM/41AM	
18	4640981	1	Valve, Manual Descent 25AM/30AM/36AM/41AM (French Spec) (SN 0900000001 through 0900017519)	

SECTION 7 - ELECTRICAL

SECTION 7 - ELECTRICAL

FIGURE 7-1. ELECTRICAL DIAGRAM LIST

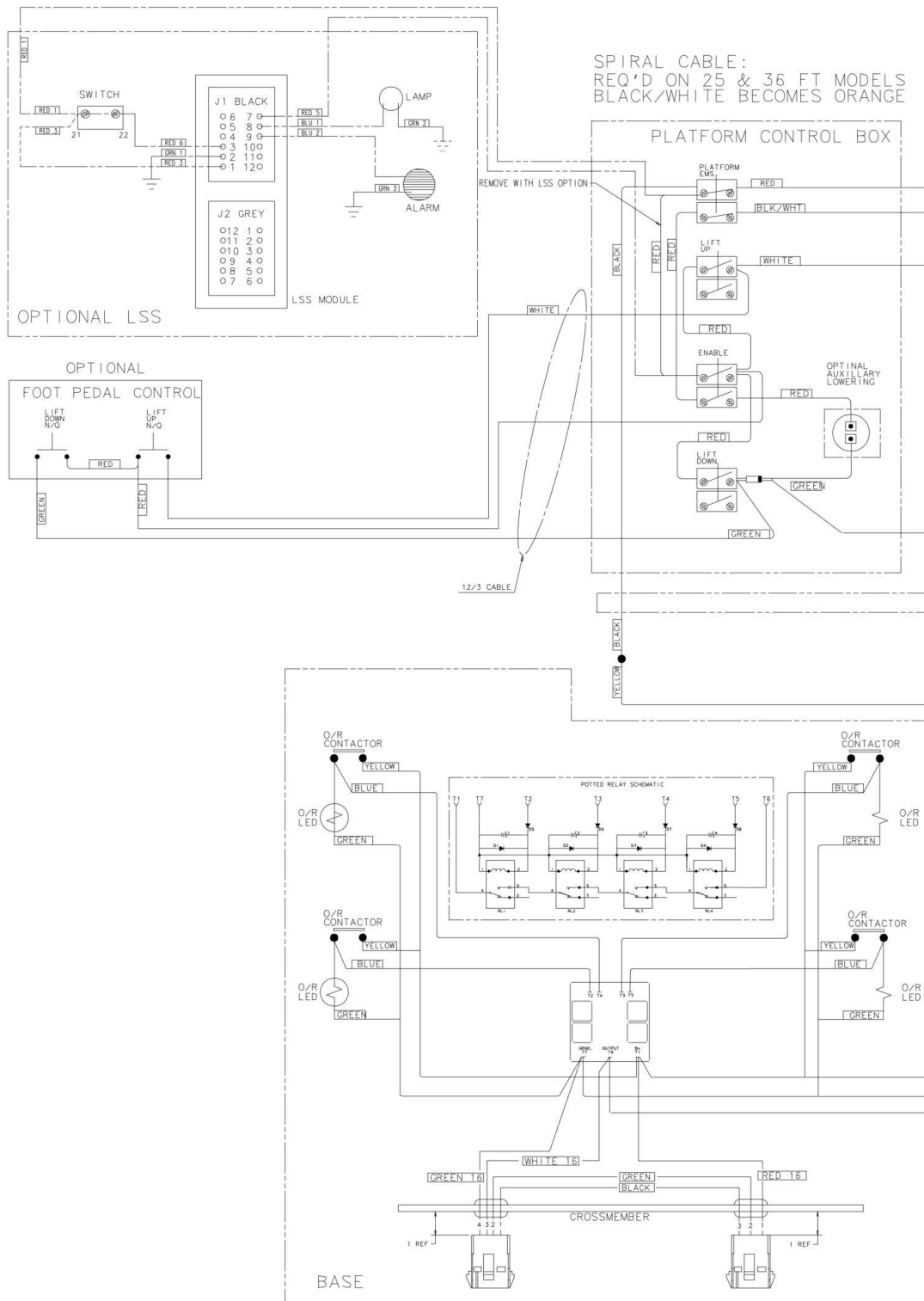
ITEM	PART NUMBER	QTY	DESCRIPTION	REV
		Ref	ELECTRICAL DIAGRAMS AND COMPONENTS LIST (Note: Diagrams are shown in the Service and Maintenance Manual and are available from the JLG Service Department.)	
		Ref	ELECTRICAL DIAGRAM - 12VDC	
	4933037	Ref	Electrical Diagram - 12VDC (SN 0900014554 through 0900015079)	G/5
	4933148	Ref	Electrical Diagram - 12VDC (SN 0900015080 through 0900017518)	1/A
	4933207	Ref	Electrical Diagram - 12VDC (SN 0900017519 through 0900028702)	D
	4933203	Ref	Electrical Diagram - 12VDC (SN 0900028703 through 0900038985)	E
		Ref	Diagram Components - Note: SN 0900000001 to SN 0900014544 machines were wired with individual wires not harnesses. (SN 0900000001 through 0900014544)	
		Ref	Harness, Pump Options:	
	4922412	1	Harness, Pump (SN 0900014554 through 0900015079)	
	4922412	1	Harness, Pump (SN 0900015080 through 0900017518)	
	4922605	1	Harness, Pump (SN 0900017519 through 0900028702)	
	4922740	1	Harness, Pump (SN 0900028703 through 0900038985)	
	4460044	1	Fuseholder	
	2400006	1	Fuse - 5 Amp	
	3990010	2	Diode - 6 Amp	
	4460424	1	Receptacle	
	4460268	2	Socket, Female	
	4922420	1	Harness, Jumper	
	3990010	1	Diode - 6 Amp	
		Ref	Harness, Frame with Potted Relay Options:	
	4922421	NLA	Harness (Use p/n 4922752) (SN 0900000001 through 0900031574)	
	See Note	1	Harness (Note: No exact S/N break exists, contact JLG Parts Dept to confirm design before ordering parts.) (SN 0900031575 through 0900031617)	
	1001103214	1	Harness (SN 0900031618 through 0900038985)	
	2920151	4	Light, LED (SN 0900031618 through 0900038985)	
	3740106	1	Relay, Potted	
	4460961	1	Receptacle, Female - 4 Position	
	4460445	1	Receptacle, Female - 3 Position	
	4460268	7	Socket, Female	
		Ref	ELECTRICAL DIAGRAM - 240VAC	
	4933038	Ref	Electrical Diagram - 240VAC (SN 0900000001 through 0900017519)	H/4
	4933205	Ref	Electrical Diagram - 240VAC (SN 0900017519 through 0900038985)	L
		Ref	Harness, Ground Control Options:	
	4922009	1	Harness, Ground Control (SN 0900000001 through 0900017519)	
	4922546	1	Harness, Ground Control (SN 0900017519 through 0900038985)	
	4460424	1	Receptacle (SN 0900017519 through 0900038985)	
	4460268	2	Socket, Female (SN 0900017519 through 0900038985)	
	4460044	1	Fuseholder (SN 0900000001 through 0900019641)	

SECTION 7 - ELECTRICAL

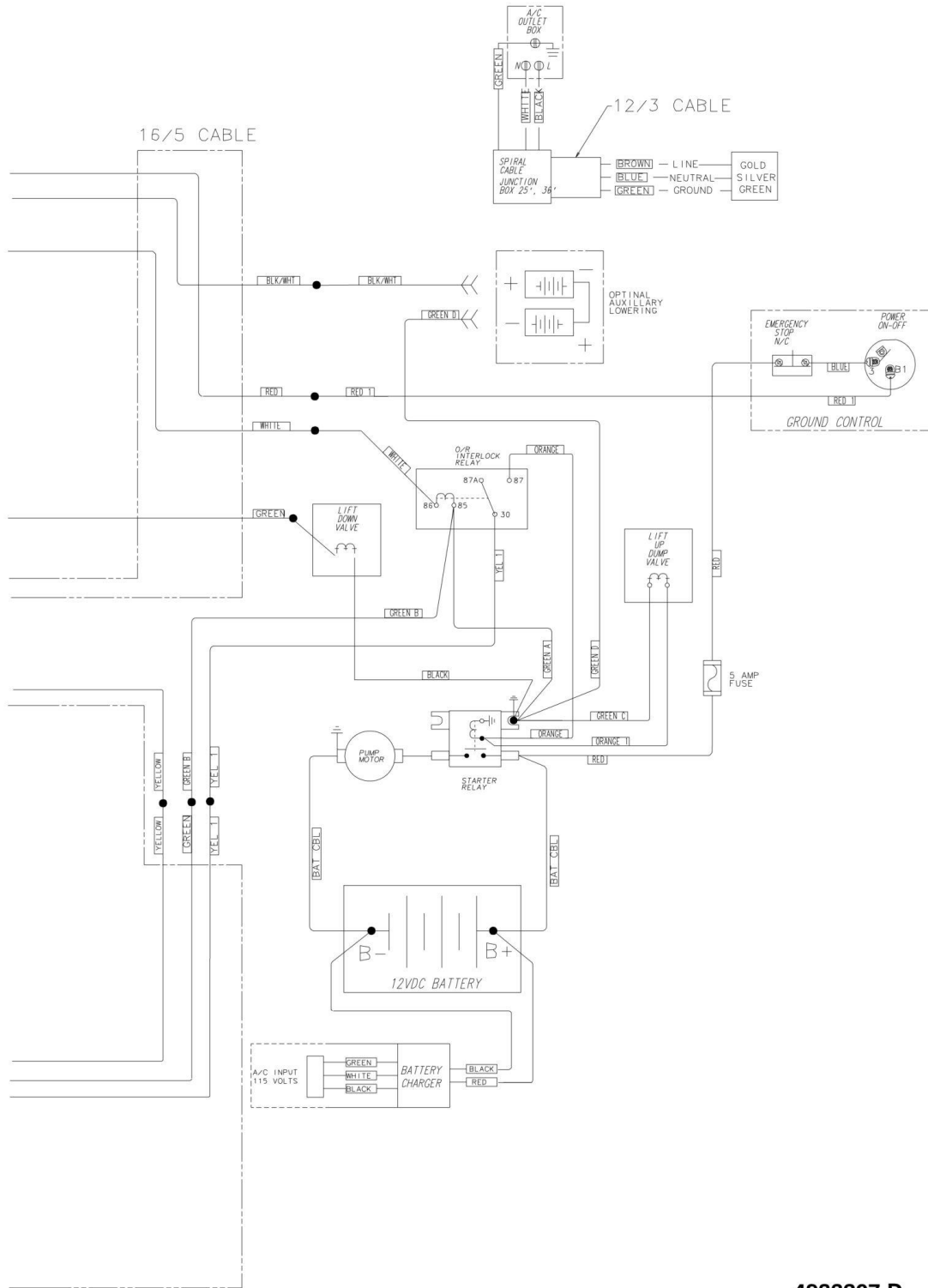
ITEM	PART NUMBER	QTY	DESCRIPTION	REV
	2400006	1	Fuse - 5 Amp (SN 0900000001 through 0900019641)	
	3990010	3	Diode - 6 Amp (SN 0900000001 through 0900019137)	
	4460424	1	Receptacle (SN 0900000001 through 0900020697)	
	4460268	2	Socket, Female (SN 0900000001 through 0900020697)	
	4922420	1	Harness, Jumper	
	3990010	1	Diode - 6 Amp	
	4922421	Ref	Harness, Frame with Potted Relay Options:	
	See Note	NLA	Harness (Use p/n 4922752) (SN 0900000001 through 0900031574)	
	1001103214	1	Harness (Note: No exact SN break exists, contact JLG Parts Dept to confirm design before ordering parts.) (SN 0900031575 through 0900031617)	
	2920151	1	Harness (SN 0900031618 through 0900038985)	
	3740106	4	Light, LED (SN 0900031618 through 0900038985)	
	4460961	1	Relay, Potted	
	4460445	1	Receptacle, Female - 4 Position	
	4460268	1	Receptacle, Female - 3 Position	
		7	Socket, Female	
		Ref	ELECTRICAL DIAGRAM - SE-ADAPTER (OPTIONS)	
	0258732	Ref	Electrical Diagram - SE-Adapter (SN 0900000001 through 0900019239)	2/B
	0272369	Ref	Electrical Diagram - SE-Adapter (SN 0900019239 through 0900038985)	A
		Ref	Harness - SE Adapter Options:	
	4922228	1	Harness - SE Adapter (SN 0900000001 through 0900019239)	
	4922751	1	Harness - SE Adapter (SN 0900019239 through 0900038985)	
	4460134	1	Plug, Female	
	4933310	Ref	ELECTRICAL DIAGRAM - AC BOX (240VAC)	B
	4933064	Ref	ELECTRICAL DIAGRAM - STRADDLE (OPTION)	1/B
	4922186	1	Harness - Straddle	

SECTION 7 - ELECTRICAL

FIGURE 7-2. ELECTRICAL DIAGRAM - 12VDC (SN 090000001 through 0900028703)



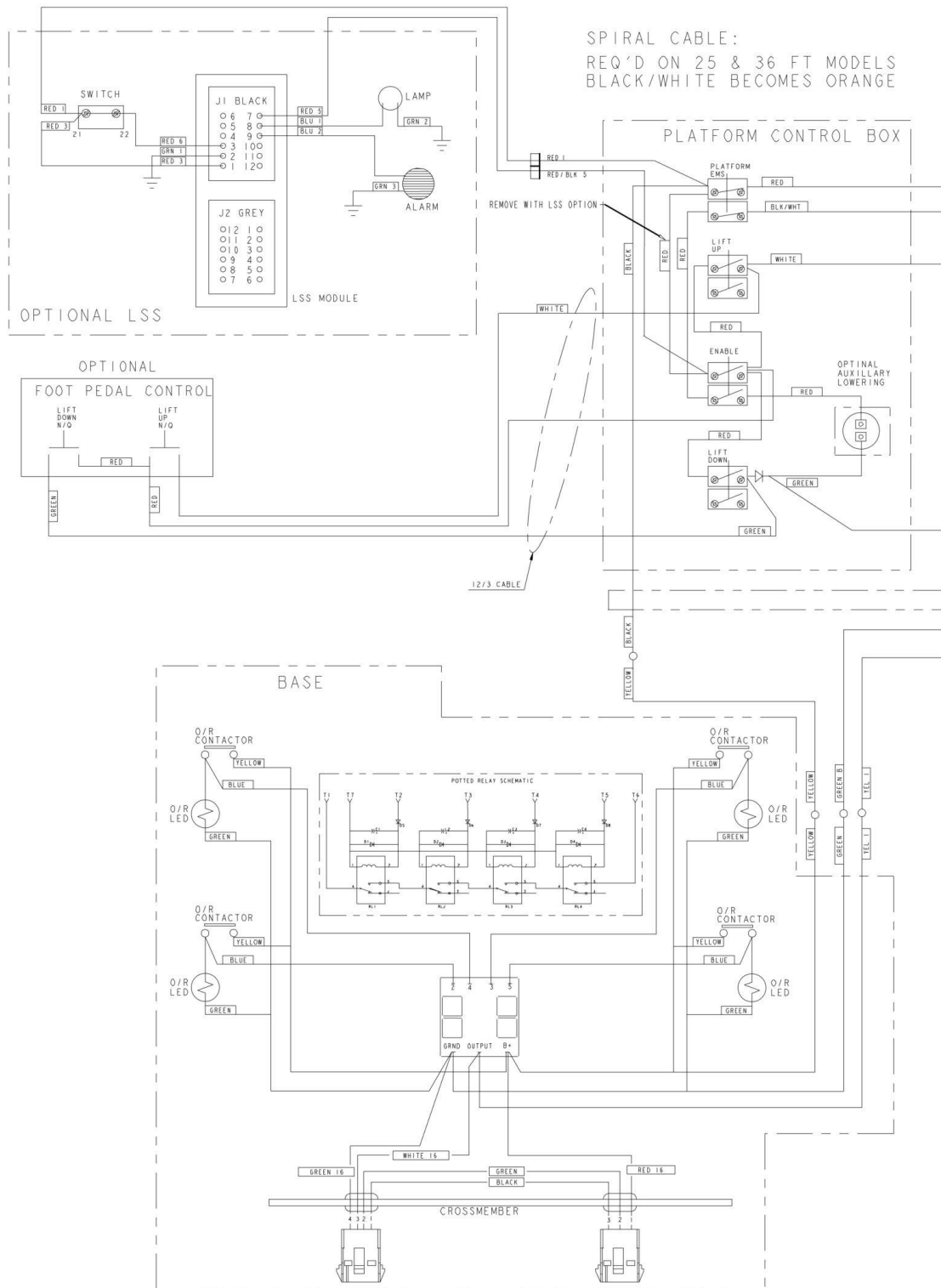
SECTION 7 - ELECTRICAL



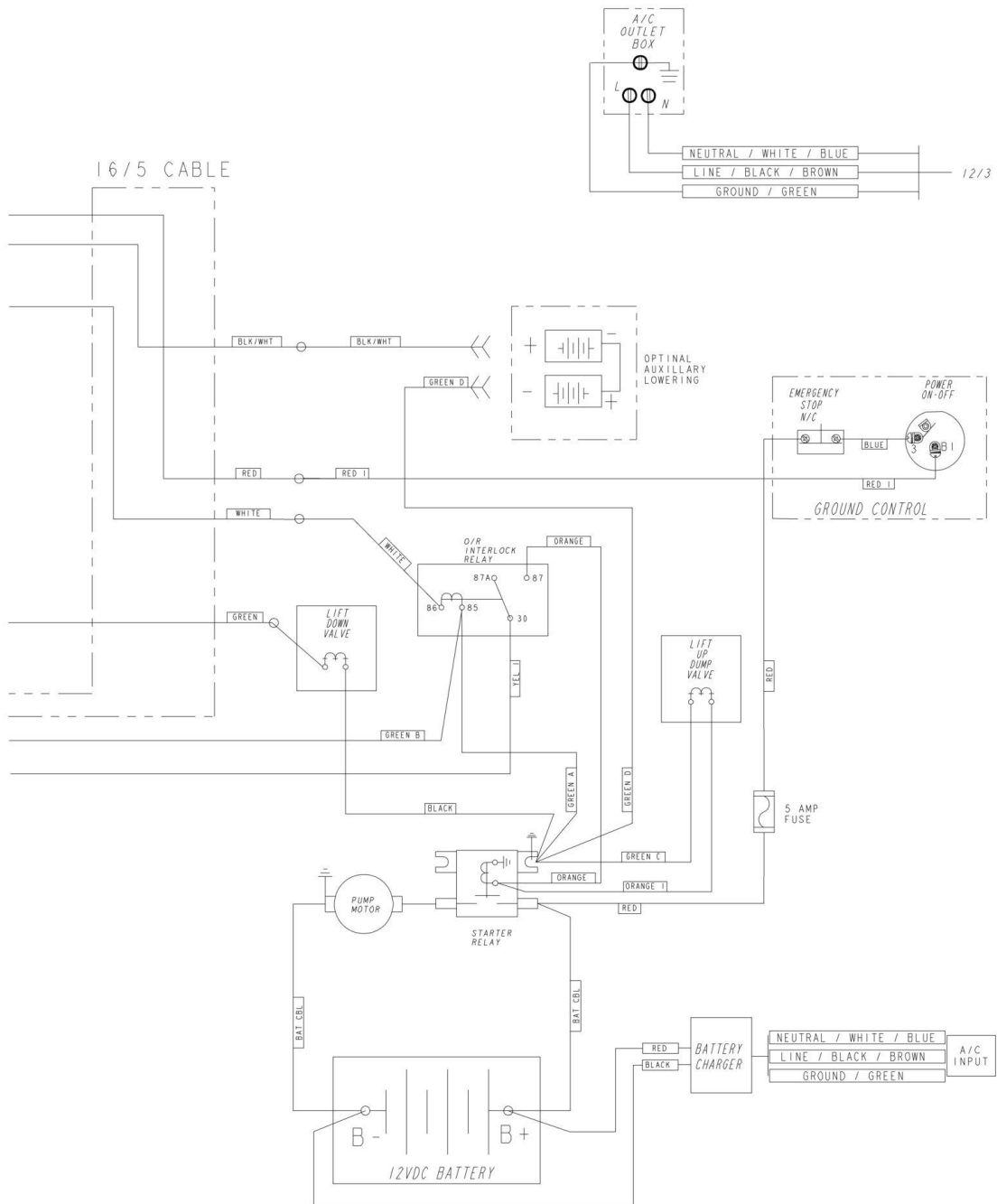
4933207 D

SECTION 7 - ELECTRICAL

FIGURE 7-3. ELECTRICAL DIAGRAM - 12VDC (SN 090028703 through 0900038985)

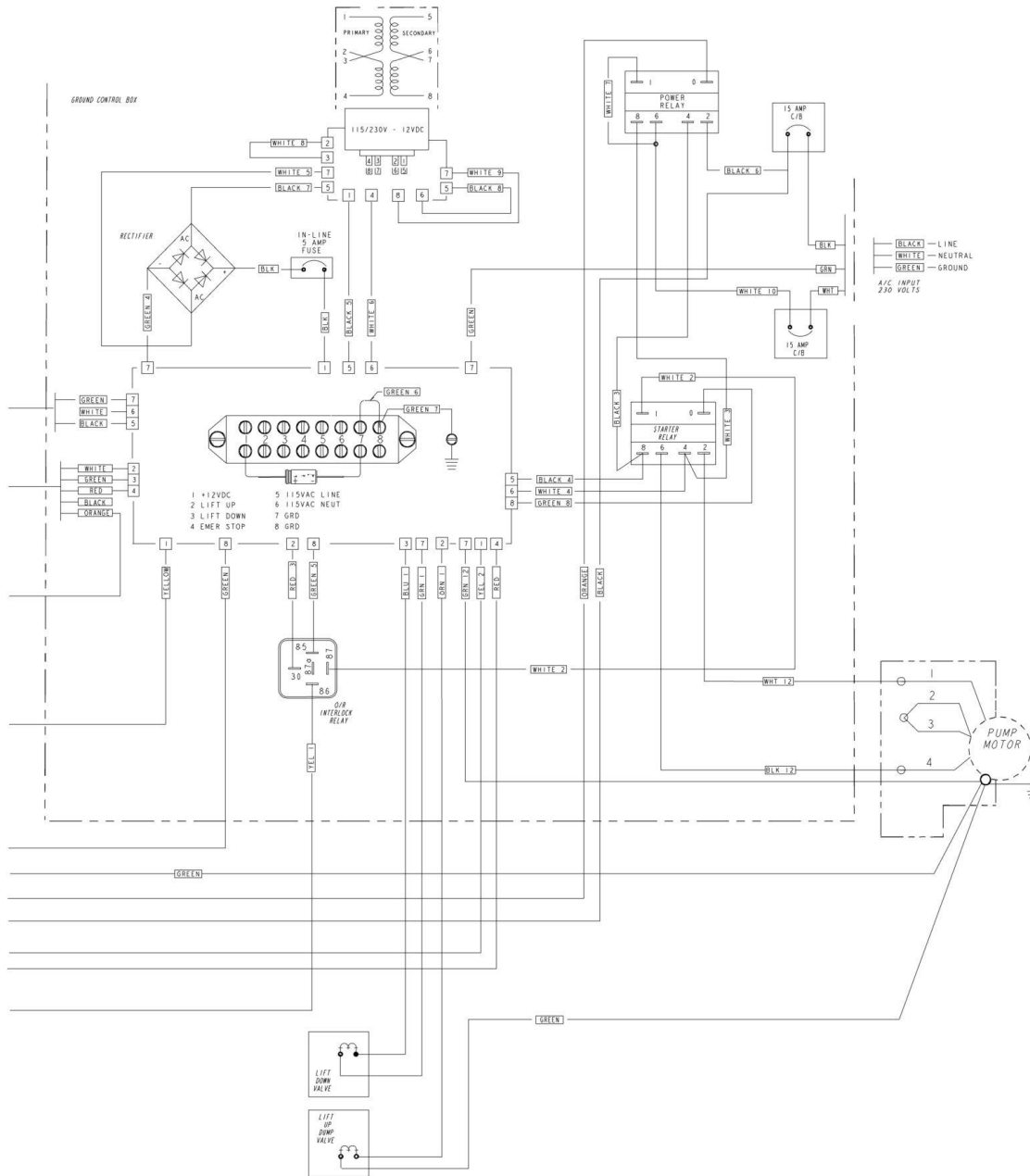


SECTION 7 - ELECTRICAL



4933203 D

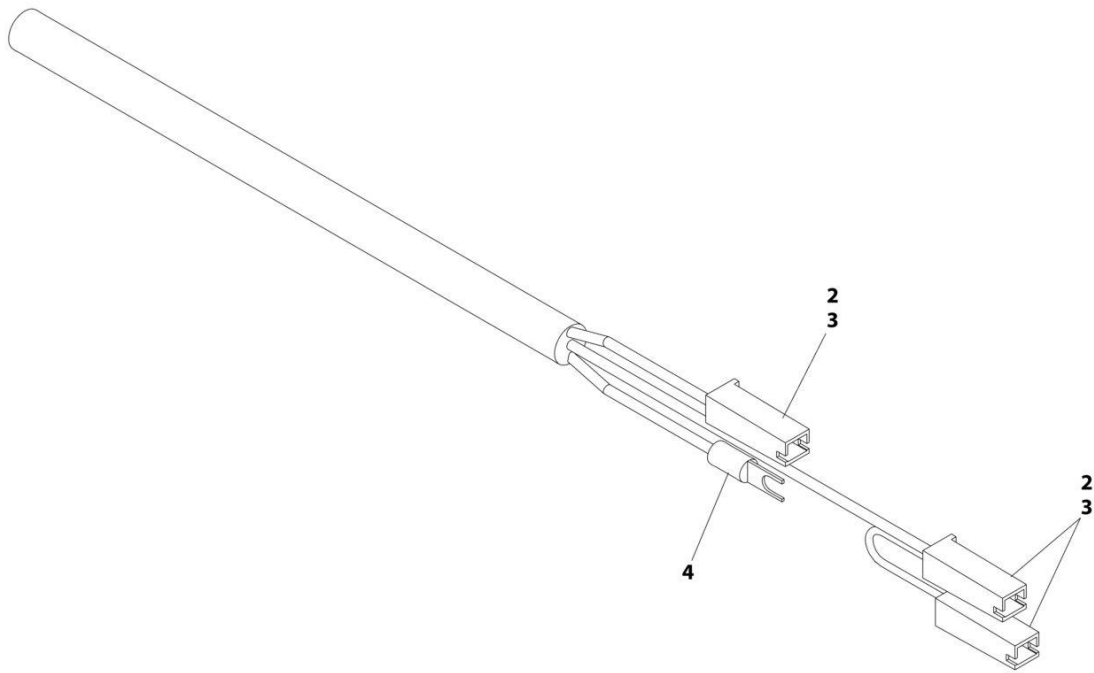
SECTION 7 - ELECTRICAL



4933205 K

SECTION 7 - ELECTRICAL

FIGURE 7-5. AC INPUT HARNESS -100 VOLT - WITHOUT PLUG



ART_4923034

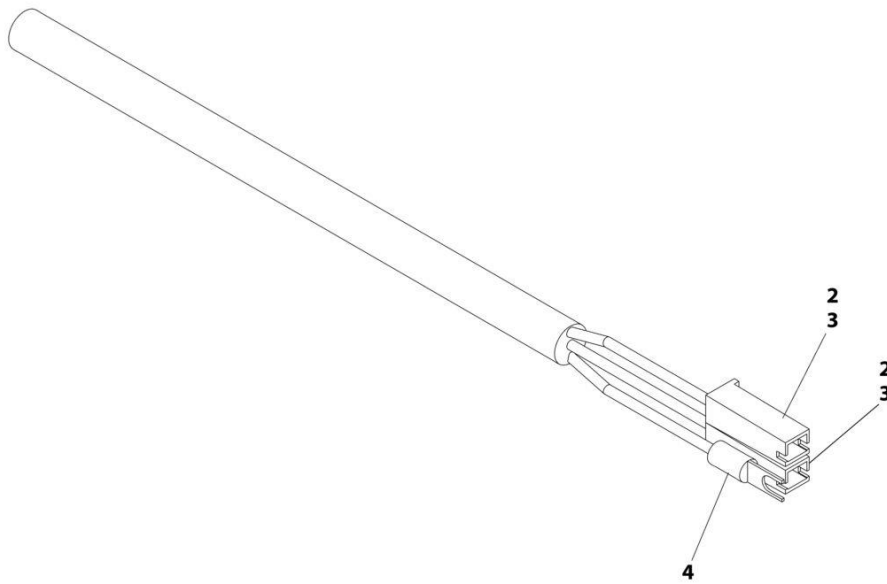
SECTION 7 - ELECTRICAL

FIGURE 7-5. AC INPUT HARNESS -100 VOLT - WITHOUT PLUG

ITEM	PART NUMBER	QTY	DESCRIPTION	REV
	4923034	Ref	AC PLUG HARNESS	B
	Note	1	Note: AC plug not included. Customer must provide replacement plug.	
2	4460260	3	Connector	
3	4460297	3	Socket	
4	4460315	1	Terminal, Spade	

SECTION 7 - ELECTRICAL

FIGURE 7-6. AC INPUT HARNESS - 240 VOLT - WITHOUT PLUG



ART_4923152

SECTION 7 - ELECTRICAL

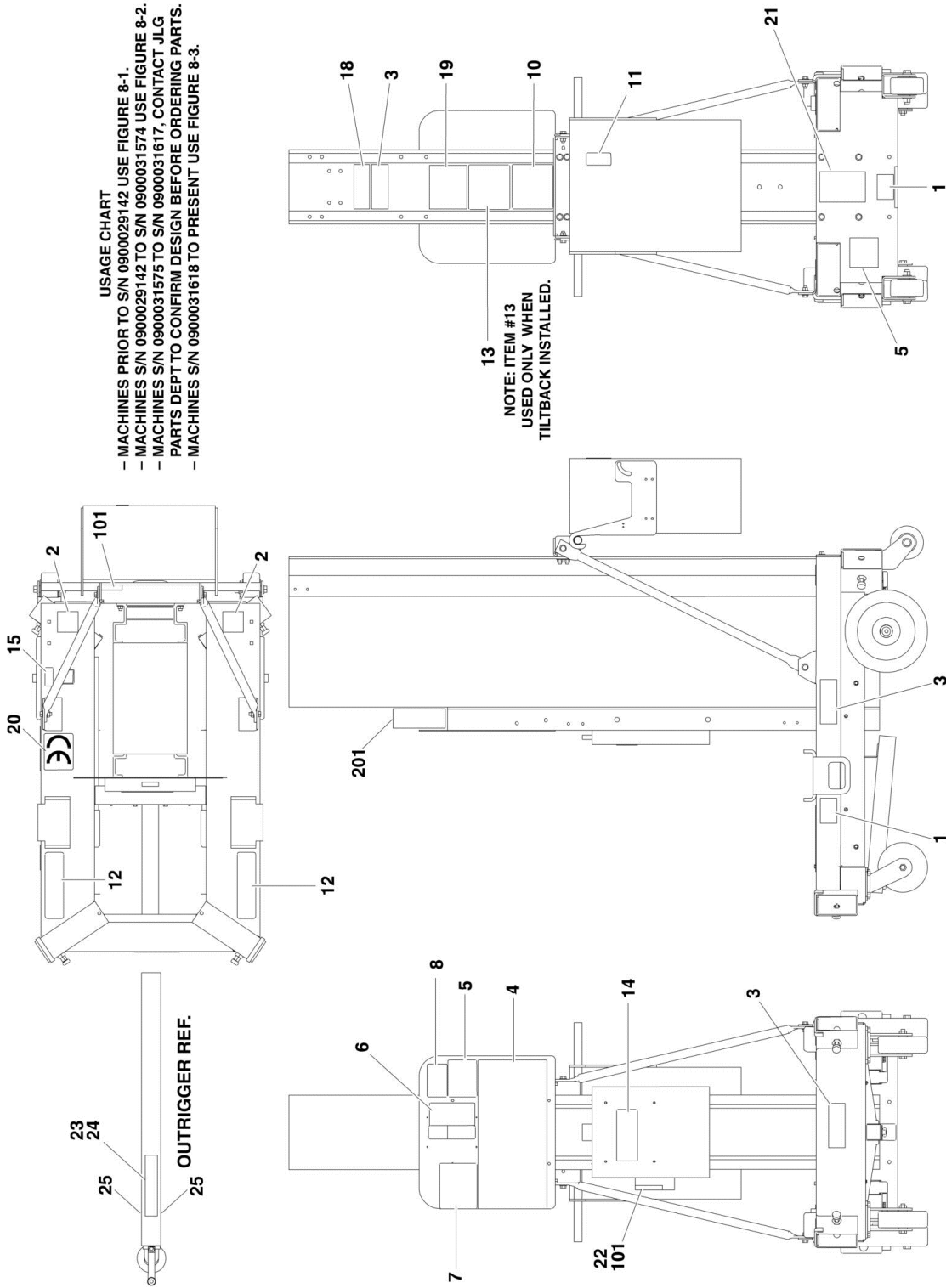
FIGURE 7-6. AC INPUT HARNESS - 240 VOLT - WITHOUT PLUG

ITEM	PART NUMBER	QTY	DESCRIPTION	REV
	4923034	Ref	AC PLUG HARNESS	B
	Note	1	Note: AC plug not included. Customer must provide replacement plug.	
2	4460260	2	Connector	
3	4460297	2	Socket	
4	4460315	1	Terminal, Spade	

SECTION 8 - DECALS

SECTION 8 - DECALS

FIGURE 8-1. DECAL INSTALLATION (SEE PARTS LIST FOR USAGE CHART)



SECTION 8 - DECALS

FIGURE 8-1. DECAL INSTALLATION (SEE PARTS LIST FOR USAGE CHART)

ITEM	PART NUMBER	QTY	DESCRIPTION	REV
		Ref	USAGE CHART	
		Ref	Machines SN 0900000001 to SN 0900029142 - Use Figure 8-1.	
		Ref	Machines SN 0900029142 through SN 0900031574 - Use Figure 8-2.	
		Ref	Machines SN 0900031575 through SN 0900031617 - Contact JLG Parts Dept. to confirm design before ordering parts.	
		Ref	Machines SN 0900031618 to SN 0900038985 - Use Figure 8-3.	
		Ref	DECAL INSTALLATIONS	
	0258511	Ref	Decal Installations - Australian Spec	E
	0273124	Ref	Decal Installations - Australian Spec with Outdoor Wind Spec Requirements Built	B
	0258505	Ref	Decal Installations - CE/English Spec	G
	0258510	Ref	Decal Installations - Dutch Spec	F
	0258507	Ref	Decal Installations - French Spec	F
	0258506	Ref	Decal Installations - German Spec	F
	0258509	Ref	Decal Installations - Italian Spec	F
	0258508	Ref	Decal Installations - Spanish Spec	F
1	1702300	3	Decal - Tie Down	
2	1703073	2	Decal - Forklift	
3	1703681	4	Decal - JLG	
4		Ref	Decal - Warning/Combination Options:	
4	1703778	1	Australian/CE/English Spec	
4	1704051	1	Dutch Spec	
4	1704035	1	French Spec	
4	1704067	1	German Spec	
4	1704059	1	Italian Spec	
4	1704043	1	Spanish Spec	
5	See Note	1	Decal - Barcode (Note: Not available for purchase)	
6		Ref	Decal - Controls Options:	
6	1703780	1	Australian/CE/English Spec	
6	1704052	1	Dutch Spec	
6	1704036	1	French Spec	
6	1704068	1	German Spec	
6	1704060	1	Italian Spec	
6	1704044	1	Spanish Spec	
7		Ref	Decal - Danger/Electrical Hazard	
7	1703781	1	Australian/CE/English Spec	
7	1704053	1	Dutch Spec	
7	1704037	1	French Spec	
7	1704069	1	German Spec	
7	1704061	1	Italian Spec	
7	1704045	1	Spanish Spec	
8		Ref	Decal - Capacity	
8	1704095	1	Decal - 160kgs Capacity (20AM/25AM Australian Spec)	
8	1704094	1	Decal - 135kgs Capacity (30AM/36AM/41AM Australian Spec)	
8	1705755	1	Decal - 135kgs Capacity (30AM Australian Spec with Outdoor Wind Spec Requirements Built) (SN 0900000001 through 0900030915)	
8	1704094	1	Decal - 135kgs Capacity (30AM/36AM/41AM CE Spec)	
8	1704095	1	Decal - 160kgs Capacity (20AM/25AM CE Spec)	
10		Ref	Decal - Warning/Crushing Options:	

SECTION 8 - DECALS

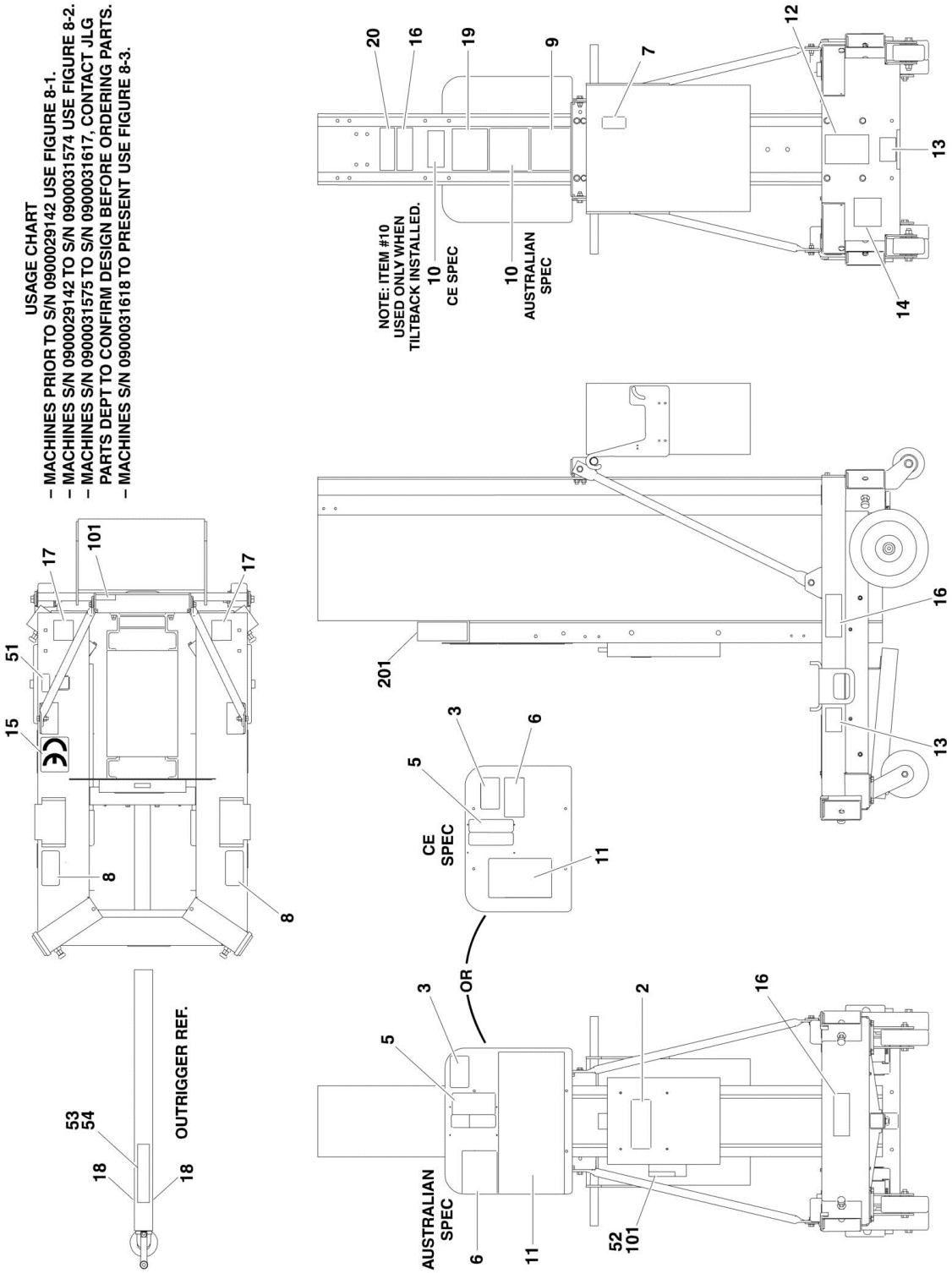
ITEM	PART NUMBER	QTY	DESCRIPTION	REV
10	1703784	1	Australian/CE/English Spec	
10	1704054	1	Dutch Spec	
10	1704038	1	French Spec	
10	1704070	1	German Spec	
10	1704062	1	Italian Spec	
10	1704046	1	Spanish Spec	
11		Ref	Decal - Warning/Explosion Options:	
11	1703785	1	Australian/CE/English Spec	
11	1704055	1	Dutch Spec	
11	1704042	1	French Spec	
11	1704071	1	German Spec	
11	1704063	1	Italian Spec	
11	1704047	1	Spanish Spec	
12		Ref	Decal - Warning/Crushing Options:	
12	1703786	2	Australian/CE/English Spec	
12	1704056	2	Dutch Spec	
12	1704039	2	French Spec	
12	1704072	2	German Spec	
12	1704064	2	Italian Spec	
12	1704048	2	Spanish Spec	
13		Ref	Decal - Warning/Crushing/Tiltback Options:	
13	1703787	1	Australian/CE/English Spec	
13	1704057	1	Dutch Spec	
13	1704040	1	French Spec	
13	1704073	1	German Spec	
13	1704065	1	Italian Spec	
13	1704049	1	Spanish Spec	
14	1703788	1	Decal - Manual (Use p/n 1701509) (SN 0900000001 through 0900017519)	
15		Ref	Decal - Level Indicator Options:	
15	1703789	1	Australian/CE/English Spec	
15	1704058	1	Dutch Spec	
15	1704041	1	French Spec	
15	1704074	1	German Spec	
15	1704066	1	Italian Spec	
15	1704050	1	Spanish Spec	
18		Ref	Decal - Model Designation Options:	
18	1703902	1	Decal - Model Designation 20AM	
18	1703903	1	Decal - Model Designation 25AM	
18	1703904	1	Decal - Model Designation 30AM	
18	1703905	1	Decal - Model Designation 36AM	
18	1703906	1	Decal - Model Designation 41AM	
19	See Note	1	Nameplate - Serial Number (Note: Not available for purchase)	
20	1702928	1	Decal - CE (Not Required for Australian Spec)	
21	1700584	1	Decal - Patent Only (SN 0900015050 through 0900029142)	
22	1703464	1	Decal - AC Power (Outdoor Use Only)	
23	1705797	4	Decal - Outdoor Use (Out door Use Machines Only)	
24	1705796	4	Decal - Indoor Use (Indoor Use Machines Only)	
25		Ref	Tape, Safety Options:	
25	4420051	10 ft/3.0m	CE/ Dutch/ French/ German/ Italian/ Spanish Spec (SN 0900024910 through 0900029142)	
25	Not Required	0	Australian Spec	

SECTION 8 - DECALS

ITEM	PART NUMBER	QTY	DESCRIPTION	REV
	0258842	Ref	Decal 120V/60Hz Installation	A
	0258843	Ref	Decal 240V/50Hz Installation	A
	0271152	Ref	DECAL INSTALLATIONS - JLG LOGO	A
101		Ref	Decal Options:	
101	3251243	2	Decal - 120V-60HZ	
101	3251242	2	Decal - 240V-50HZ	
		Ref	DECAL - AUXILIARY LOWERING INSTALLATION (OPTIONAL)	-
201	1703994	1	Decal - Auxiliary Lowering	

SECTION 8 - DECALS

FIGURE 8-2. DECAL INSTALLATION (SEE PARTS LIST FOR USAGE CHART)



SECTION 8 - DECALS

FIGURE 8-2. DECAL INSTALLATION (SEE PARTS LIST FOR USAGE CHART)

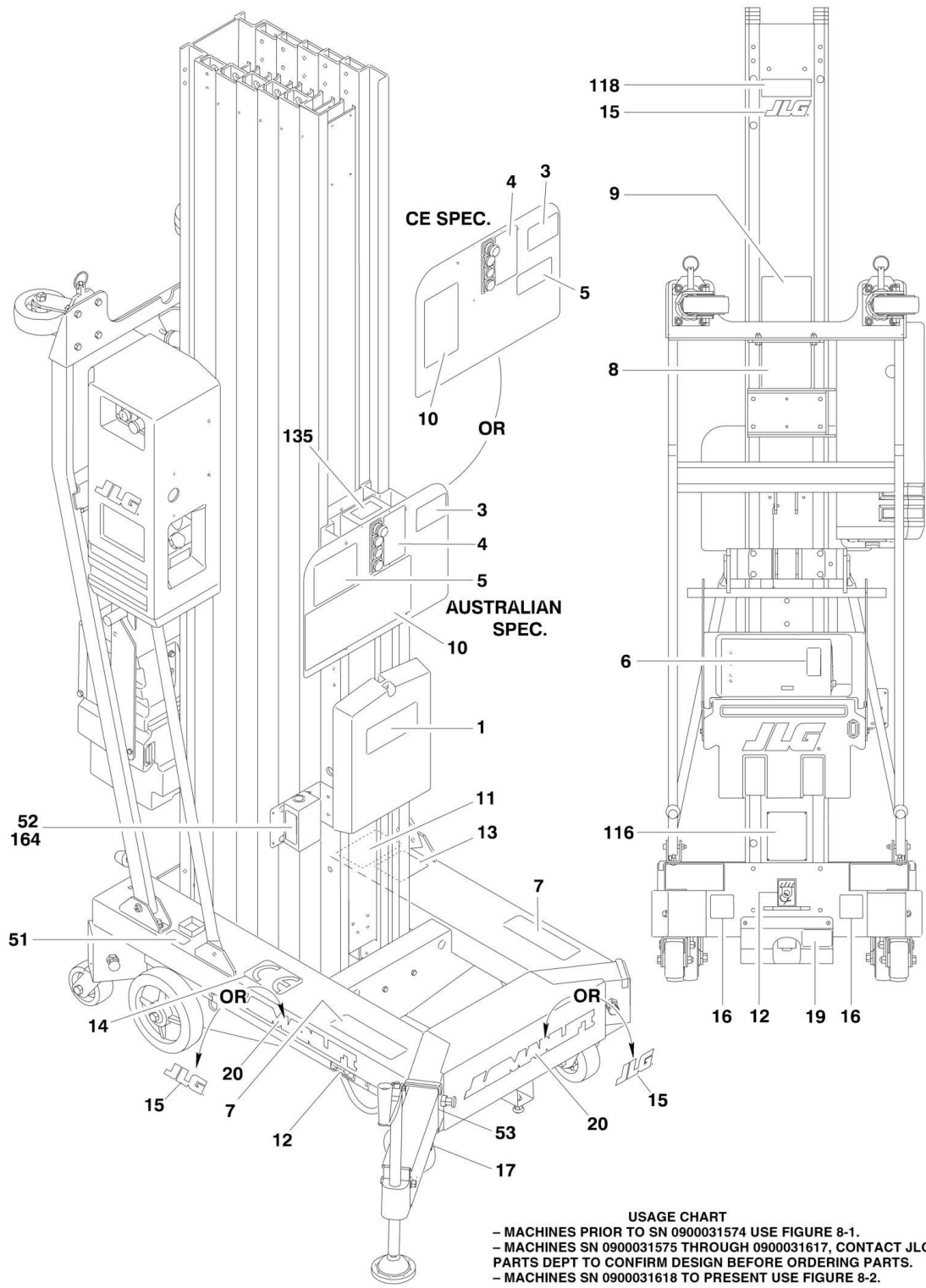
ITEM	PART NUMBER	QTY	DESCRIPTION	REV
		Ref	USAGE CHART	
		Ref	Machines SN 0900000001 to SN 0900029142 - Use Figure 8-1.	
		Ref	Machines SN 0900029142 through SN 0900031574 - Use Figure 8-2.	
		Ref	Machines SN 0900031575 through SN 0900031617 - Contact JLG Parts Dept. to confirm design before ordering parts.	
		Ref	Machines SN 0900031618 to SN 0900038985 - Use Figure 8-3.	
		Ref	DECAL INSTALLATIONS	
	0258511	Ref	Decal Installations - Australian Spec	F
	0273124	Ref	Decal Installations - Australian Spec with Outdoor Wind Spec Requirements Built (SN 0900000001 through 0900030915)	B
	1001098584	Ref	Decal Installations - CE Spec	B
2	1701509	1	Decal - Manual	
3		Ref	Decal - Capacity Options:	
3	1704094	1	Decal - 135kgs Capacity (30AM/36AM/41AM Australian Indoor Use Machines)	
3	1704095	1	Decal - 160kgs Capacity (20AM/25AM Australian Indoor Use Machines)	
3	1705755	1	Decal - 135kgs Capacity (30AM Australian Spec with Outdoor Wind Spec Requirements Built) (SN 0900000001 through 0900030915)	
3	1704094	1	Decal - 135kgs Capacity (30AM/36AM/41AM CE Spec)	
3	1704095	1	Decal - 160kgs Capacity (20AM/25AM CE Spec)	
5		Ref	Decal - Controls Options:	
5	1703780	1	Australian Spec	
5	1705801	1	CE Spec	
6		Ref	Decal - Danger/Electrical Hazard Options:	
6	1703781	1	Australian Spec	
6	1705802	1	CE Spec	
7		Ref	Decal - Warning/Explosion Options:	
7	1703785	1	Australian Spec	
7	1705803	1	CE Spec	
8		Ref	Decal - Warning/Crushing Options:	
8	1703786	2	Australian Spec	
8	1705805	2	CE Spec	
9		Ref	Decal - Warning/Crushing Options:	
9	1703784	1	Australian Spec	
9	1705831	1	CE Spec	
10		Ref	Decal - Warning/Crushing/Tiltback Options:	
10	1703787	1	Australian Spec	
10	1001098578	1	CE Spec	
11		Ref	Decal - Warning/Combination Options:	
11	1703778	1	Australian Spec	
11	1001098579	1	CE Spec	
12	1700584	1	Decal - Patent	
13	1702300	3	Decal - Tie Down	
14	See Note	1	Decal - Barcode (Note: Not available for purchase)	
15	1702928	1	Decal - CE (Not Required for Australian Spec)	
16	1703681	4	Decal - JLG	
17		Ref	Decal - Forklift Options:	
17	1703073	2	Australian Spec	

SECTION 8 - DECALS

ITEM	PART NUMBER	QTY	DESCRIPTION	REV
17	1703817	2	CE Spec	
18		Ref	Tape, Safety Options:	
18	Not Required	0	Australian Spec	
18	4420051	10 ft/3.0m	CE Spec	
19	See Note	1	Nameplate - Serial Number (Note: Not available for purchase)	
20		Ref	Decal - Model Designation Options:	
20	1703902	1	Decal - Model Designation 20AM	
20	1703903	1	Decal - Model Designation 25AM	
20	1703904	1	Decal - Model Designation 30AM	
20	1703905	1	Decal - Model Designation 36AM	
20	1703906	1	Decal - Model Designation 41AM	
		Ref	Note: Items 51 - 54 used on Australian Spec Machines Only	
51	1703789	1	Decal - Level Indicator	
52	1703464	1	Decal - AC Power	
53	1705797	4	Decal - Outdoor Use (Outdoor Use Machines Only)	
54	1705796	4	Decal - Indoor Use (Indoor Use Machines Only)	
		Ref	VOLTAGE DECAL INSTALLATIONS (SN 0900029142 through 0900028703)	
	0258842	Ref	120V/60HZ	A
	0258843	Ref	240V/50HZ	A
101		Ref	Decal Options:	
101	3251243	2	Decal - 120V-60HZ	
101	3251242	2	Decal - 240V-50HZ	
		Ref	DECAL - AUXILIARY LOWERING INSTALLATION (OPTIONAL)	-
201	1703994	1	Decal - Auxiliary Lowering	

SECTION 8 - DECALS

FIGURE 8-3. DECAL INSTALLATION (SEE PARTS LIST FOR USAGE CHART)



USAGE CHART
 - MACHINES PRIOR TO SN 0900031574 USE FIGURE 8-1.
 - MACHINES SN 0900031575 THROUGH 0900031617, CONTACT JLG PARTS DEPT TO CONFIRM DESIGN BEFORE ORDERING PARTS.
 - MACHINES SN 0900031618 TO PRESENT USE FIGURE 8-2.

SECTION 8 - DECALS

FIGURE 8-3. DECAL INSTALLATION (SEE PARTS LIST FOR USAGE CHART)

ITEM	PART NUMBER	QTY	DESCRIPTION	REV
		Ref	USAGE CHART	
		Ref	Machines SN 0900000001 to SN 0900029142 - Use Figure 8-1.	
		Ref	Machines SN 0900029142 through SN 0900031574 - Use Figure 8-2.	
		Ref	Machines SN 0900031575 through SN 0900031617 - Contact JLG Parts Dept. to confirm design before ordering parts.	
		Ref	Machines SN 0900031618 to SN 0900038985 - Use Figure 8-3.	
		Ref	DECAL INSTALLATIONS	
	1001115857	Ref	Decal Installations - Australian Spec	D
	1001115855	Ref	Decal Installations - CE Spec	C
1	1701509	1	Decal - Manual	
3		Ref	Decal - Capacity Options:	
3	1704094	1	Decal - 135kgs Capacity (30AM/36AM/41AM)	
3	1704095	1	Decal - 160kgs Capacity (20AM/25AM)	
4		Ref	Decal - Controls Options:	
4	1703780	1	Australian Spec	
4	1705801	1	CE Spec	
5		Ref	Decal - Danger/Electrical Hazard Options:	
5	1703781	1	Australian Spec	
5	1705802	1	CE Spec	
6		Ref	Decal - Warning/Explosion Options (DC Machines Only):	
6	1703785	1	Australian Spec	
6	1705803	1	CE Spec	
7		Ref	Decal - Warning/Crushing Options:	
7	1703786	2	Australian Spec	
7	1705805	2	CE Spec	
8		Ref	Decal - Warning/Crushing Options:	
8	1703784	1	Australian Spec	
8	1705831	1	CE Spec	
9		Ref	Decal - Warning/Crushing/Tiltback Options:	
9	1703787	1	Australian Spec	
9	1001098578	1	CE Spec	
10		Ref	Decal - Warning Options:	
10	1703778	1	Australian Spec	
10	1001098579	1	CE Spec	
11	1700584	1	Decal - Patent (SN 0900000001 through 0900033187)	
12	1702300	3	Decal - Tie Down	
13	See Note	1	Decal - Barcode (Note: Not available for purchase)	
14	1702928	1	Decal - CE (CE Spec Only)	
15	1703681	AR	Decal - JLG Options:	
15		Ref	Decal - JLG (SN 0900000001 through 0900032463)	
15		Ref	Decal - JLG (SN 0900032463 through 0900038985)	
16	1703817	2	Decal - Forklift	
17	4420051	10 ft/3.0m	Tape, Safety (CE Spec Only)	
19	1001115864	1	Decal - Manual Descent	
20	1001126700	3	Decal - Manlift (SN 0900032463 through 0900038985)	
51	1703789	1	Decal - Level Indicator (Australian Spec Only)	
52	1703464	1	Decal - AC Power (Australian Spec Only)	
53	1705796	4	Decal - Indoor Use (Australian Spec Only)	
	0010555	Ref	DECALS INSTALLATION	

SECTION 8 - DECALS

ITEM	PART NUMBER	QTY	DESCRIPTION	REV
116	See Note	1	Nameplate - Serial Number (Note: Not available for purchase)	
118		Ref	Decal - Model Designation Options:	
118	1703902	1	Decal - Model Designation 20AM	
118	1703903	1	Decal - Model Designation 25AM	
118	1703904	1	Decal - Model Designation 30AM	
118	1703905	1	Decal - Model Designation 36AM	
118	1703906	1	Decal - Model Designation 41AM	
135	1703994	1	Decal - Auxiliary Lowering (Optional)	
164		Ref	Decal - Voltage Options:	
164	3252761	1	120V	
164	3252760	1	220V-240V AC	
274	1001214029	1	Decal - EAC (Russia, CIS) (CE Spec Only)	

SECTION 9 - RECOMMENDED SERVICE PARTS STOCK

SECTION 9 - RECOMMENDED SERVICE PARTS STOCK

SECTION 9 - RECOMMENDED SERVICE PARTS STOCK

FIGURE 9-1. AM SERIES RECOMMENDED SERVICE PARTS STOCK

ITEM	PART NUMBER	QTY	DESCRIPTION	REV
		Ref	Note: The following list will service one machine (built to current production per date on the front cover) with emergency repair parts which can be installed in the field. Parts from the list should be replaced when inventory is depleted to keep service parts stock supplied. For further information, contact your JLG dealer or the JLG Industries Parts Department.	
		Ref	STANDARD PARTS	
	7020078	1	Switch, Push/Pull Stop	
	4360467	1	Switch, Key	
	2860030	1	Key Replacement	
	3740049	1	Relay	
	7020088	1	Switch, Push Button (White)	
	7020089	1	Switch, Push Button (Green)	
	7023993	1	Coil	
	2400006	2	Fuse 5-Amp	
	3740106	1	Relay, Potted	
		Ref	VARIABLE PARTS	
	3740094	1	Relay - AC Machines	
	3740105	1	Relay - AC Machines	
	4360070	1	Breaker, Circuit - AC Machines	
	70000642	1	Coil - AC Machines	
	70000643	1	Coil - DC Machines	
	70001032	1	Coil - DC Machines	
	7011509	2	Breaker, Circuit - DC Machines	
	7018536	2	Breaker, Circuit - DC Machines with Standard Spec Battery	
	7018558	2	Breaker, Circuit - DC Machines with AGM/5 Hour Spec Battery	
	1001109475	1	Breaker, Circuit - CE Spec Machines with Accessory Outlet	
	1001109482	1	Breaker, Circuit - CE Spec Machines with Accessory Outlet	
	4360274	1	Switch, Push Button - Machines with Auxiliary Lowering Option	
	2940082	1	Latch, Gate - Machines with Molded Platform	
	2940074	1	Latch, Gate - Machines with Gullwing Gate Platform	
	2900838	1	US Standards Fastener (Hardware) Kit	
	7014676	1	US Standards Tool Kit	

SECTION 10 - SPECIAL OPTIONS

SECTION 10 - SPECIAL OPTIONS

FIGURE 10-1. SPECIAL OPTIONS LIST

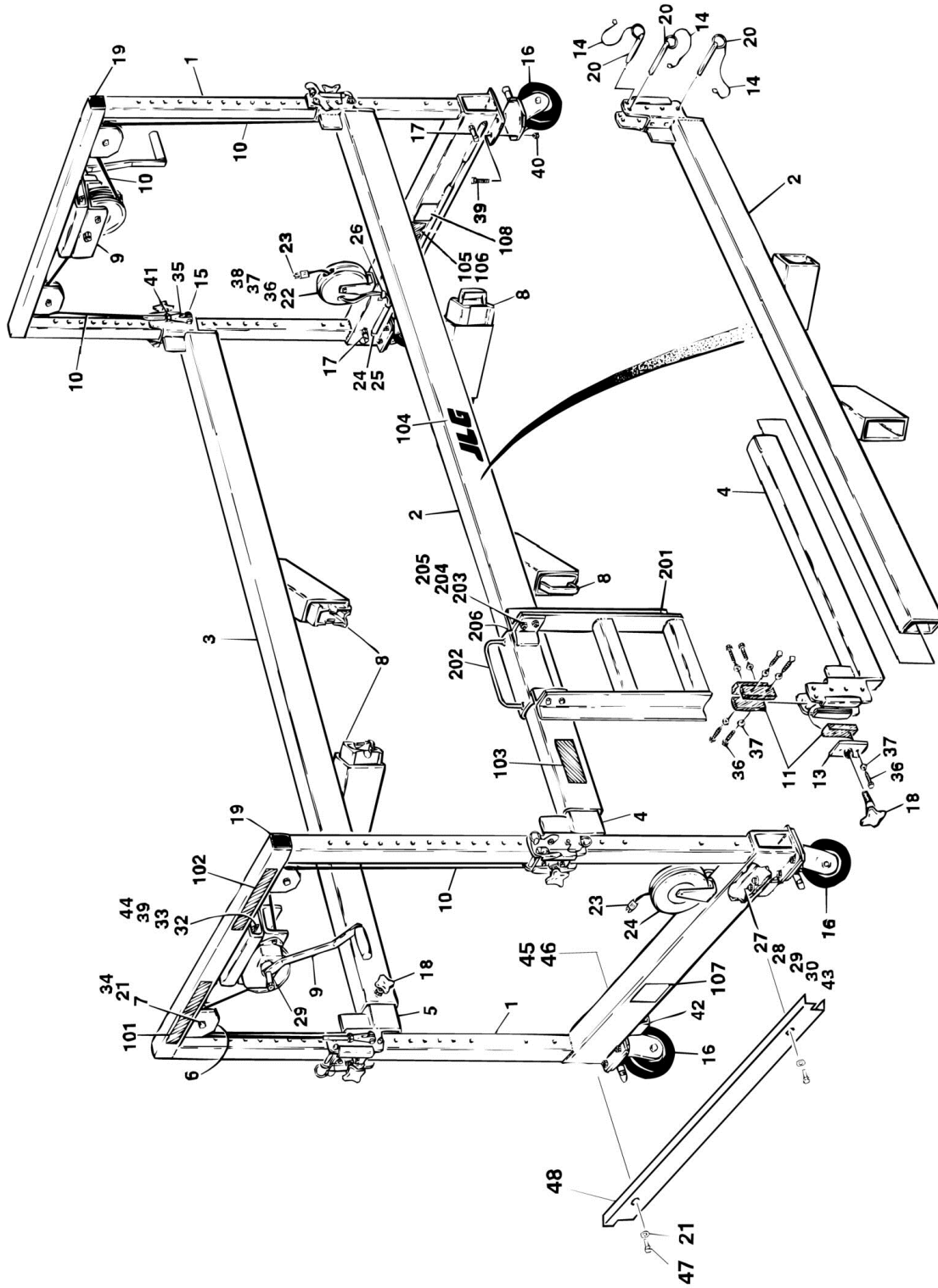
ITEM	PART NUMBER	QTY	DESCRIPTION	REV
		Ref	MISCELLANEOUS SPECIAL OPTIONS	
		Ref	Container, Shipping Skid Options:	
	1580035	Ref	Container, Shipping Skid 20AM/25AM/30AM	
	1580036	Ref	Container, Shipping Skid 36AM/41AM	
		Ref	Decal Installations Options:	
	1001155075	Ref	Decal - Boels	
	1001214029	Ref	Decal - EAC (Russian/CIS Specs)	
	1001225091	Ref	Decal - Herc Rentals	
	1001197838	Ref	Decal - Sunbelt (20AM)	
	1001197840	Ref	Decal - Sunbelt (25AM)	
	1001197841	Ref	Decal - Sunbelt (30AM)	
	1001197842	Ref	Decal - Sunbelt (36AM)	
	1001197843	Ref	Decal - Sunbelt (41AM)	
	0270947	Ref	Decal - United Rentals	
		Ref	DECAL KITS	
	2901681	Ref	Decal Kit - Australian/CE/English Spec	
	2901570	Ref	Decal Kit - Australian/CE/English Spec	
	2901681	Ref	Decal Kit - Australian Spec with Outdoor Wind Spec Requirements (Note: Kit p/n 2901681 may be used but separate capacity decal is required.)	
	1705755	Ref	Decal Kit - Australian Spec with Outdoor Wind Spec Requirements (Note: Kit p/n 2901681 may be used but separate capacity decal is required.)	
	1001098588	Ref	Decal Kit - CE Spec	
	2901686	NLA	Decal Kit - Dutch Spec (Use p/n 1001098588)	
	2901631	NLA	Decal Kit - Dutch Spec (Use p/n 1001098588)	
	2901683	NLA	Decal Kit - French Spec (Use p/n 1001098588)	
	2901628	NLA	Decal Kit - French Spec (Use p/n 1001098588)	
	2901682	NLA	Decal Kit - German Spec (Use p/n 1001098588)	
	2901627	NLA	Decal Kit - German Spec (Use p/n 1001098588)	
	2901685	NLA	Decal Kit - Italian Spec (Use p/n 1001098588)	
	2901630	NLA	Decal Kit - Italian Spec (Use p/n 1001098588)	
	2901684	NLA	Decal Kit - Spanish Spec (Use p/n 1001098588)	
	2901629	NLA	Decal Kit - Spanish Spec (Use p/n 1001098588)	
		Ref	Electrical Connector Kits	
	1001148902	Ref	Amp/Tyco Electrical Connector Kit	
	1001148903	Ref	Deutsch DT Electrical Connector Kit	
	1001148904	Ref	Deutsch HD Electrical Connector Kit	
	1001148905	Ref	Packard Electrical Connector Kit	
	1001148906	Ref	Various Electrical Connectors Kit	
		Ref	Fluids/Lubricants	
	3020022	Ref	Grease, Lithium (Wheels)	
	3020035	Ref	Lubricant, Silicone (Outrigger Jacks)	
	3020017	Ref	Lubricant (Caster Wheels Used)	
	3020039	Ref	Lubricant (Mast)	
	2300014	Ref	Hydraulic Oil - Mobil 424	
	1001244126	Ref	Service Kit, Outrigger Assembly	
		Ref	Special Tools:	
	7002821	1	Crimper (For Wire to Pin/Socket Connections)	

SECTION 10 - SPECIAL OPTIONS

ITEM	PART NUMBER	QTY	DESCRIPTION	REV
	7002823	1	Extractor (For Removal of Pin/Sockets Connectors)	
	4460467	1	Extractor 16-18 Gauge (For Wire to Pin/Socket from Deutsch Connectors)	
	4460510	1	Extractor 12-14 Gauge (For Wire to Pin/Socket from Deutsch Connectors)	
	7016654	1	Screwdriver, Magnetic	
	7004275	1	Seal Tool - 1in	
	7004276	1	Seal Tool - 1-1/2in	
	7002826	1	Seal Tool 2in	
	8896941	1	Stripper, Wire	
	1001137005	1	USB to RS232 Drive Installation (Service Kit)	
	0010557	Ref	Straddle Installations (See STRADDLE INSTALLATION for Breakdown)	
	1580038	Ref	Container, Shipping Skid (Straddle)	
	3125023	Ref	Video, Operator and Safety (Straddle)	

SECTION 10 - SPECIAL OPTIONS

FIGURE 10-2. STRADDLE INSTALLATION



SECTION 10 - SPECIAL OPTIONS

FIGURE 10-2. STRADDLE INSTALLATION

ITEM	PART NUMBER	QTY	DESCRIPTION	REV
		Ref	STRADDLE INSTALLATIONS	
	0258726	Ref	72in/22m Height	E
	0270179	Ref	84in/25.6m Height	E
1		Ref	Weldment, Straddle Support Options:	
1	4845862	2	72in/22m Height	
1	4846192	2	84in/25.6m Height	
2	4845860	1	Weldment, Base Tube (Right Side)	
3	4845861	1	Weldment, Base Tube (Left Side)	
4	4845864	1	Weldment, Base Extension Tube (Left Side)	
5	4845863	1	Weldment, Base Extension Tube (Right Side)	
6	3580251	4	Pulley, Cable 3/16in	
7	3900208	4	Bolt 3/8in-16NC x 1in	
8	4845890	4	Weldment, Pup	
9	4880041	2	Winch, Hand	
9	7012659	4	Lining, Brake	
9	7016621	2	Clamp, Rope	
9	7012660	2	Handle	
10		Ref	Cable, Lifting Options:	
10	1060577	4	72in/22m Height (3/16in x 100in)	
10	1060807	4	84in/25.6m Height (3/16in x 124in)	
11	3340750	16	Pad, Slide	
13	4844949	4	Weldment, Pad Support	
14	1060380	16	Cable, Lanyard 10in	
15	3421410	4	Pin, Quick Release 3/8in x 1in	
16		Ref	Caster, 5in Swivel Locking Options:	
16	4860143	4	Caster, 5in Swivel Locking (SN 0900000001 through 0900020807)	
16	7012641	1	Wheel, Replacement	
16	7012630	1	Kit, Axle	
16	7012642	1	Bearing, Roller	
16	7012631	1	Bearing, Spanner	
16	7012628	1	Retainer	
16	7012643	2	Spacers	
16	4860251	4	Caster, 5in Swivel Locking (Note: No Serviceable Parts) (SN 0900020807 through 0900038985)	
17	3422744	4	Pin, Locking	
18	2560120	6	Knob, Locking	
19	3520071	4	Plug, Square 2in	
20	3421060	12	Pin, Quick Release 3/8in x 4in	
21	4711500	4	Flatwasher 5/16in	
22	3680052	2	Reel, Cord	
23	4460205	2	Connector, Plug	
24	2920151	4	Light, L.E.D.	
25	2820036	0.75 ft/.02m	Tubing	
26	1320041	2	Clamp Only (SN 0900000001 through 0900020049)	
27	3900194	20	Screw #8-32NC x 5/8in (Brass)	
28		Ref	Hardware Options:	
28	2540024	20	Grommet (SN 0900000001 through 0900020049)	
28	0962288	20	Bushing, Nylon (SN 0900020049 through 0900038985)	

SECTION 10 - SPECIAL OPTIONS

ITEM	PART NUMBER	QTY	DESCRIPTION	REV
29	3300379	40	Nut #8-32NC (Brass)	
30	4740434	60	Washer #8 (Nylon)	
32	4751600	12	Flatwasher 3/8in	
33	3311605	6	Locknut 3/8in-16NC	
34	3311505	4	Locknut 5/16in-18NC	
35	1360266	4	Clevis, Cable	
36	0641405	AR	Bolt 1/4in-20NC x 5/8in	
37	4711400	AR	Flatwasher 1/4in	
38	3311405	AR	Locknut 1/4in-20NC	
39	0641608	22	Bolt 3/8in-16NC x 1in	
40	3300380	16	Locknut 3/8in-16NC	
41	3321602	4	Jam, Nut 3/8in-24NF	
43	0100011	AR	Compound, Locking	
44	0641604	6	Bolt 3/8in-16NC x 1/2in	
45	4460226	6	Socket, Contact	
46	4460445	2	Receptacle, Terminal	
47	0641505	4	Bolt 5/16in -18NC x 5/8in	
48	4061023	2	Shield, Cover Mounting	
49	4460234	AR	Wire Tie (Not Shown)	
50	4240032	AR	Tie Wire (Not Shown)	
		Ref	Decal Installation Options:	
	0257111	Ref	Decal Installation - Australian/CE/English Spec	C
	0257109	Ref	Decal Installation - Dutch Spec	C
	0257106	Ref	Decal Installation - French Spec	C
	0257105	Ref	Decal Installation - German Spec	C
	0257108	Ref	Decal Installation - Italian Spec	C
	0273215	Ref	Decal Installation - Norwegian Spec	B
	0257107	Ref	Decal Installation - Spanish Spec	C
101		Ref	Decal - Caution Options:	
101	1702434	2	Australian/CE/English/Italian Spec	
101	1703425	2	Dutch Spec	
101	1703422	2	French Spec	
101	1703421	2	German Spec	
101	1705241	2	Norwegian Spec	
101	1703423	2	Spanish Spec	
102		Ref	Decal - Warning Options:	
102	1702435	2	Australian/CE/English Spec	
102	1703433	2	Dutch Spec	
102	1703430	2	French Spec	
102	1703429	2	German Spec	
102	1703432	2	Italian Spec	
102	1705242	2	Norwegian Spec	
102	1703431	2	Spanish Spec	
103		Ref	Decal - Danger Extension Options:	
103	1702436	2	Australian/CE/English Spec	
103	1703440	2	Dutch Spec	
103	1703437	2	French Spec	
103	1703436	2	German Spec	
103	1703439	2	Italian Spec	
103	1705243	2	Norwegian Spec	
103	1703438	2	Spanish Spec	

SECTION 10 - SPECIAL OPTIONS

ITEM	PART NUMBER	QTY	DESCRIPTION	REV
104	1702365	2	Decal - JLG	
105	See Note	1	Nameplate - Serial Number (Note: Not Available For Purchase)	
106	3820001	4	Rivet, Pop	
107	See Note	1	Decal - Bar Code (Note: Not available for purchase) (SN 0900000001 through 0900034274)	
108	1001146866	1	Decal - CE	
	0255133	Ref	LADDER ASSEMBLY	-
201	4844897	1	Ladder Weldment	
202	4844901	1	Ladder Attach Weldment	
203	0641507	4	Bolt 5/16in-18NC x 7/8in	
204	3300356	4	Nut 5/16in-18NC	
205	4751500	8	Flatwasher 5/16in	
206	4280296	3.25 ft/0.10m	Strip, Wear	
		Ref	SE ADAPTER ASSEMBLY OPTIONS: (NOT SHOWN)	
	0258732	Ref	SE Adapter Assembly (SN 0900000001 through 0900019239)	2/B
	0272369	Ref	SE Adapter Assembly (SN 0900019239 through 0900031574)	B
	0272369 or 1001116007	Ref	SE Adapter Assembly (SN 0900031575 through 0900031617)	B/A
	1001116007	Ref	SE Adapter Assembly (SN 0900031618 through 0900038985)	A
		Ref	Harness, SE Adapter Options:	
	4922228	1	Harness, SE Adapter (SN 0900000001 through 0900019239)	
	4922751	1	Harness, SE Adapter (SN 0900019239 through 0900038985)	
	4460134	1	Plug, Female	
	1320215	2	Clamp, Spring	
	2540025	2	Grommet (SN 0900000001 through 0900019239)	
		Ref	Hardware Options:	
	0721005	4	Screw, Machines #10-24NC x 5/8in	
	4750800	4	Flatwasher #8	
	3311005	4	Locknut #10-24NC	
	3820024	4	Rivet	

PART NUMBER INDEX

SECTION 10 - SPECIAL OPTIONS

0010555.....	171	0258587.....	129	0273365.....	38, 55	0641505.....	180
0010557.....	177	0258588.....	129	0274346.....	127	0641507.....	181
0100001.....	26	0258591.....	73	0274606.....	124, 127	0641508.....	93, 99, 107
0100011.....	11, 17, 21, 22, 26, 27, 33, 39, 41, 42, 53, 54, 55, 65, 69, 73, 74, 75, 80, 81, 84, 93, 99, 107, 115, 116, 121, 180	0258592.....	74	0274607.....	124, 127	0641512.....	69
0100019.....	11, 29, 89, 96, 103, 104, 112, 113	0258593.....	73	0274822.....	129	0641518.....	29
0100020.....	145	0258594.....	74	0275216.....	83	0641604.....	180
0100035.....	21	0258595.....	73	0275217.....	83	0641606.....	11, 17, 53
0100051.....	69	0258672.....	121	0275452.....	83	0641607.....	11
0100062 95, 96, 103, 104, 111, 112, 113		0258673.....	123	0275453.....	83	0641608.....	26, 27, 29, 30, 33, 38, 41, 53, 55, 115, 116, 180
0100081.....	115, 116	0258683.....	38, 54, 145	0275454.....	83	0641609.....	26, 27
0140011.....	89	0258684.....	38, 54, 145	0275689.....	41, 145	0641610.....	33, 116
0140022.....	39, 55	0258726.....	179	0275690.....	41, 145	0641611.....	27, 30
0140033.....	13, 17	0258732.....	149, 181	0275697.....	42, 55	0641612.....	73, 74, 80, 81, 117
0255036.....	133	0258741.....	30, 115	0275884.....	53	0641614.....	29, 38, 41, 55
0255040.....	133	0258809.....	11, 22	0275939.....	41, 54, 145	0641618.....	81, 123, 127
0255133.....	181	0258810.....	11, 22	0362347.....	121	0641620.....	34, 89
0255853.....	133	0258814.....	21	0362735.....	93, 99, 107	0641622.....	21
0256559.....	117	0258815.....	21	0362736.....	93, 99, 107	0641624.....	21, 33
0257105.....	180	0258816.....	21	0362758.....	93, 99, 107	0641628.....	89
0257106.....	180	0258817.....	116	0400122.....	66, 69	0641812.....	93, 99, 107
0257107.....	180	0258818.....	116	0400144.....	66, 69	0641828..	17, 30, 34, 115, 116
0257108.....	180	0258819.....	116	0400176.....	65, 69, 71	0641830.....	11
0257109.....	180	0258821.....	21	0400181.....	38, 42, 55	0641872.....	95, 102, 110
0257111.....	180	0258824.....	116	0400209.....	66, 69	0681410.....	93, 99, 107
0257711.....	123	0258842.....	165, 168	0400212.....	65, 69, 71	0681812.....	117
0258180.....	11, 22	0258843.....	165, 168	0400223.....	65, 66	0720805.....	11, 65
0258203.....	65	0258965.....	30, 115	0400224.....	65, 66	0721005.....	11, 181
0258406.....	29	0270163.....	65, 69	0440268.....	89	0721006.....	13, 17, 37, 41, 53, 76, 84, 89, 130
0258436.....	37	0270179.....	179	0440287.....	115, 116	0721008.....	65
0258438.....	53	0270751.....	75	0561149.....	96, 103, 104, 111, 113	0721014.....	37, 53
0258448.....	117	0270775.....	75	0561150.....	95, 111	0741006.....	93, 99, 107
0258449.....	73, 80	0270778.....	75	0561151.....	96, 103, 111	0741407.....	21
0258450.....	74, 81	0270781.....	75	0561153.....	95, 96, 111, 112	0741606.....	93, 99, 107
0258451.....	74, 80	0270784.....	75	0561308.....	103, 111, 112	0750802.....	133
0258452.....	74, 81	0270947.....	176	0561309.....	103, 104, 111, 112	0791003.....	39, 42, 56
0258453.....	73, 80	0270977.....	75	0561336.....	103, 111, 112	0791408.....	89
0258474.....	123	0270980.....	75	0561337.....	103, 104, 111, 112	0791508.....	41
0258475.....	129	0270983.....	75	0561341.....	93, 99, 107	0791605.....	53
0258476.....	129	0270986.....	75	0561408.....	96, 103, 104, 111, 113	0791606.....	53
0258477.....	121	0270989.....	75	0630383.....	29, 33, 34	0791608.....	41, 53
0258478.....	38, 54, 145	0271130.....	53	0630486.....	37, 53	0791609.....	41, 55
0258480.....	38, 54, 145	0271132.....	37, 41	0630518.....	34	0791610.....	84, 89
0258482.....	38, 42, 55, 75, 82	0271137.....	38, 54, 145	0630530.....	12	0801161.....	93
0258493.....	66	0271139.....	38, 54, 145	0630550.....	27, 41	0801162.....	99
0258498.....	66	0271152.....	165	0630570.....	89	0801163.....	107
0258505.....	163	0271252.....	13, 17	0641404.....	38, 41, 53, 54	0801164.....	99
0258506.....	163	0271253.....	13, 17	0641405.....	180	0801165.....	107
0258507.....	163	0271373.....	39, 55	0641406.....	11, 17, 37, 41, 65, 69, 93, 99, 107	0801296.....	93
0258508.....	163	0271423.....	11, 22	0641407.....	81, 82, 87, 93, 99, 107	0801297.....	99
0258509.....	163	0271427.....	11, 22	0641408 26, 95, 102, 110, 116, 121, 123, 127, 129		0801298.....	107
0258510.....	163	0271428.....	11, 22	0641409.....	115	0801299.....	99
0258511.....	163, 167	0271434.....	26	0641410.....	21, 73, 74, 80, 81, 93, 99, 107, 133	0801300.....	107
0258548.....	26	0271435.....	26	0641412.....	65	0860520.....	121, 123, 127, 129
0258549.....	26	0271436.....	26	0641414.....	69, 123, 127, 130	0860936.....	37, 41, 45
0258550.....	26	0271437.....	26	0641416.....	74, 89, 121	0860943.....	45
0258551.....	26	0271438.....	26	0641418.....	75, 81, 89, 124	0860945.....	74, 81
0258552.....	26	0272192.....	66			0860946.....	76
0258562.....	123	0272369.....	149, 181			0860947.....	133
		0272686.....	39, 42, 55			0861192.....	65
		0272943.....	13			0861193.....	65
		0273124.....	163, 167				
		0273144.....	89				
		0273162.....	89				
		0273215.....	180				
		0273264.....	89				
		0273265.....	89				

SECTION 10 - SPECIAL OPTIONS

086120773, 74, 80, 81	1001100056102, 141	1001129758 22	1060577 179
0861212 37, 53	1001100544145	1001129761 22	1060663 76, 80, 82
086121338, 42, 55	1001100545145	1001129763 22	1060683 93, 99, 107
086130537, 41, 53	1001100905 .30, 115, 116	1001129764 22	1060684 99, 107
086173183	1001100945 12, 17, 30, 34, 115	1001129779 22	1060687 45, 73, 74, 80, 81
086178183	100110185869	1001133151 21	106069475, 81
086188084	100110190269	1001137005 177	1060807 179
0902047 93, 99, 107	100110192669	1001146221 82	106090845, 84
090205453	100110199169	1001146866 181	106092676, 80
0902079133	100110199469	1001148902 176	1070165022
0902422 93, 99, 107	100110261627	1001148903 176	11001099734 110
0902423 93, 99, 107	1001102618 17	1001148904 176	122001521
0902424 93, 99, 107	100110310765, 69	1001148905 176	126029896
0902431 93, 99, 107	1001103214 .17, 148, 149	1001148906 176	1260298596
090244265	100110337017, 22	1001149108 82	126029995, 96
0902445 93, 99, 107	1001103416 17	1001151813 81	1260343 99, 103, 107, 111
0902698 95, 102, 110	100110341717, 33	1001151814 81	1260344 99, 103, 107, 111
094004929	100110511341	1001151831 82	1260345 99, 103, 107, 111
094008565	100110744127	1001151832 81	1260346 99, 103, 107, 111
094008833	100110744233	1001152263 81	1260347 .93, 95, 107, 111
0961845124	100110744233	1001152264 82	1260348107, 111
0961892 93, 99, 107, 115, 116	100110744333	1001152264 82	1260349 . 93, 95, 99, 103, 108, 111
096219529	100110744333	1001152479 84	1260350 99, 103, 108, 111
096219629	1001107444116	1001152482 84	1260355 101, 103, 109, 112
096219729	1001107446116	1001152483 84	126035695, 96
0962288 21, 179	100110744833	1001152484 84	1260357 95, 96, 101, 104, 110, 112
1001091148117	100110745127	1001152485 87	1260358 101, 103, 109, 112
1001092754 102, 110	100110745233	1001153637 84	1260359 101, 104, 109, 112
1001093322 13, 14, 17, 18	100110745333	1001153733 83	1260360 101, 104, 109, 112
1001093343 13, 17	100110745433	1001154240 33	1260361 .95, 96, 110, 112
100109364645	100110745634	1001154241 33	1260362110, 112
1001093778 12, 17	1001107457116	1001154242 34	1260363 101, 104, 110, 113
1001096054 81, 82	100110745927	1001155075 176	1260364 101, 104, 110, 113
100109642184	100110783669	1001181045 84	1260365 102, 104, 110, 113
100109658645	100110783969	1001187791 87	1271392 93, 100, 108
100109658745	100110784069	1001187792 87	1271393 93, 99, 108
100109660783	100110817827	1001189171 84	1271398100, 108
100109660883	100110856526	1001189172 84	1271418 93, 100, 108
100109660983	100110856627	1001193370 34	1271419 93, 100, 108
100109661083	100110856727	1001197047 123	1271420100, 108
100109661183	100110856827	1001197048 127	1271421 93, 100, 108
100109661284	100110856927	1001197049123, 127	1271422100, 108
100109715084	100110871133	1001197838 176	1271423100, 108
100109721382	100110871234, 116	1001197840 176	1271424100, 108
100109721482	100110871434, 116	1001197841 176	1271425100, 108
100109721582	100110871533	1001197842 176	132004182, 179
100109721682	1001109247 .93, 100, 108	1001197843 176	1320043 11
100109721782	1001109248100, 108	1001203325 33	132014681
100109721883	100110930895	1001209403 34	1320149 73, 75, 76, 80, 81
100109722083	1001109309102	1001209404 34	132021529, 181
100109722183	1001109310111	1001209470 34	1320218 133
100109722283	1001109311103	1001211422 33	
100109722383	1001109312111	1001212241 33	
100109722483	100110947584, 174	1001214029172, 176	
100109722583	100110948284, 174	1001216900 33	
1001098578 167, 171	100111021742, 55	1001216905 33	
1001098579 167, 171	1001110281116	1001221248 34	
1001098584167	100111437542, 56	1001225091 176	
1001098588176	1001115505 17	1001231279 33	
1001099638 124, 127, 130	1001115855171	1001231280 34	
1001099734 .95, 102, 141	1001115857171	1001235146 .94, 100, 108	
1001099754 .95, 102, 110	1001115864171	1001244126 176	
1001100013 .95, 102, 110	1001115956 17	1060380 29, 33, 121, 123, 127, 129, 133, 179	
1001100055 110, 141	1001116007181	1060518 53	
	100111682421	106056576, 82	
	1001126700171	106057065	
	100112975622	106057153	
	100112975722		

SECTION 10 - SPECIAL OPTIONS

1320224.....	54	1703905.....	164, 168, 172	2220773.....	145	3271805.....	117
1320238.....	73, 75	1703906.....	164, 168, 172	2220775.....	145	3300151.....	121
1320318.....	84	1703994.....	165, 168, 172	2220875.....	145	3300356.....	127, 130, 181
1360266.....	180	1704035.....	163	2300014.....	176	3300379.....	22, 180
1380132.....	33, 133	1704036.....	163	2400006.....	148, 149, 174	3300380.....	21, 180
1560019.....	127	1704037.....	163	2400093.....	84	3300391.....	133
1580035.....	176	1704038.....	164	2410016.....	127	3300392.....	21
1580036.....	176	1704039.....	164	2410018.....	127	3300440.....	21
1580038.....	177	1704040.....	164	2410022.....	129	3300475.....	89
1600357.....	89	1704041.....	164	2420140.....	26, 27	3310805.....	11, 65
1670603.....	75, 81	1704042.....	164	2420172.....	38, 42, 55	3311001.....	38, 55, 76, 82, 83, 89, 121
1670836.....	102, 110	1704043.....	163	2420195.....	65, 69	3311005.....	11, 13, 17, 18, 34, 37, 41, 53, 65, 121, 130, 181
1671255.....	95, 102, 110	1704044.....	163	2540024.....	21, 22, 179	3311055.....	83
1671342.....	102, 110	1704045.....	163	2540025.....	181	3311401.....	65, 89, 93, 100, 108
1683693.....	102, 137	1704046.....	164	2560088.....	11, 26, 27, 29, 30, 34	3311405.....	11, 17, 21, 26, 37, 41, 65, 69, 73, 75, 80, 81, 87, 121, 123, 124, 127, 129, 130, 133, 180
1683699.....	95, 102, 110, 137	1704047.....	164	2560120.....	179	3311408.....	89
1683700.....	110, 137	1704048.....	164	2560127.....	21	3311501.....	29, 65
1684086.....	110, 139	1704049.....	164	2600225.....	127, 130	3311505.....	29, 33, 34, 37, 53, 65, 69, 93, 100, 108, 121, 127, 130, 180
1684087.....	102, 139	1704050.....	164	2700092.....	115	3311601.....	12, 89, 94, 100, 108
1684088.....	95, 102, 110, 139	1704051.....	163	2720130.....	115, 116	3311605.....	11, 21, 26, 27, 29, 30, 33, 38, 41, 55, 73, 75, 80, 81, 84, 89, 115, 116, 117, 123, 127, 180
1700584.....	164, 167, 171	1704052.....	163	2820030.....	41	3311608.....	26, 27, 41, 55, 89
1701509.....	167, 171	1704053.....	163	2820035.....	13, 39, 42, 56	3311801.....	89, 94, 95, 100, 108
1701612.....	124, 130	1704054.....	164	2820036.....	179	3311805.....	11, 17, 30, 34, 115, 116
1702103.....	45	1704055.....	164	2820086.....	12	3312001.....	11
1702120.....	45	1704056.....	164	2840019.....	21	3321501.....	33
1702300.....	163, 167, 171	1704057.....	164	2860030.....	37, 41, 53, 174	3321602.....	180
1702353.....	38, 55	1704058.....	164	2880310.....	93, 100, 108	3321701.....	115, 116
1702365.....	45, 133, 181	1704059.....	163	2900838.....	174	3340712.....	21
1702434.....	180	1704060.....	163	2901570.....	176	3340746.....	121
1702435.....	180	1704061.....	163	2901627.....	176	3340750.....	179
1702436.....	180	1704062.....	164	2901628.....	176	3340754.....	121
1702612.....	117	1704063.....	164	2901629.....	176	3340845.....	94, 100, 108, 115, 116
1702928.....	164, 167, 171	1704064.....	164	2901629.....	176	3340846.....	94, 100, 108
1703073.....	163, 167	1704065.....	164	2901630.....	176	3340858.....	94, 100, 108
1703421.....	180	1704066.....	164	2901631.....	176	3380683.....	102
1703422.....	180	1704067.....	163	2901673.....	95	3420934.....	29, 33
1703423.....	180	1704068.....	163	2901674.....	102	3421060.....	179
1703425.....	180	1704069.....	163	2901675.....	111	3421410.....	179
1703429.....	180	1704070.....	164	2901676.....	103	3421453.....	133
1703430.....	180	1704071.....	164	2901677.....	111	3422338.....	94, 96, 100, 103, 104, 108, 112, 113
1703431.....	180	1704072.....	164	2901681.....	176	3422346.....	95, 96, 103, 104, 111, 112, 113
1703432.....	180	1704073.....	164	2901682.....	176	3422355.....	96, 103, 104, 111, 113
1703433.....	180	1704074.....	164	2901683.....	176	3422369.....	11, 22, 29
1703436.....	180	1704094.....	163, 167, 171	2901684.....	176	3422370.....	29, 33
1703437.....	180	1704095.....	163, 167, 171	2901685.....	176		
1703438.....	180	1704277.....	117	2901686.....	176		
1703439.....	180	1704582.....	26, 38, 42, 55	2920026.....	89		
1703440.....	180	1705241.....	180	2920029.....	89		
1703445.....	117	1705242.....	180	2920127.....	133		
1703464.....	164, 168, 171	1705243.....	180	2920146.....	13, 17		
1703681.....	45, 124, 127, 130, 163, 167, 171	1705755.....	163, 167, 176	2920151.....	11, 148, 149, 179		
1703778.....	163, 167, 171	1705756.....	89	2940074.....	130, 174		
1703780.....	163, 167, 171	1705796.....	164, 168, 171	2940082.....	121, 174		
1703781.....	163, 167, 171	1705797.....	164, 168	2940111.....	65		
1703784.....	164, 167, 171	1705801.....	167, 171	2940132.....	39, 42, 56		
1703785.....	164, 167, 171	1705802.....	167, 171	2940150.....	13, 33		
1703786.....	164, 167, 171	1705803.....	167, 171	3020017.....	12, 176		
1703787.....	164, 167, 171	1705805.....	167, 171	3020022.....	11, 17, 176		
1703788.....	164	1705831.....	167, 171	3020035.....	21, 176		
1703789.....	164, 168, 171	1706326.....	133	3020039.....	95, 102, 110, 176		
1703817.....	168, 171	1706385.....	124, 127	3125023.....	177		
1703902.....	164, 168, 172	1706493.....	124, 127	3251242.....	165, 168		
1703903.....	164, 168, 172	1846514.....	110	3251243.....	165, 168		
1703904.....	164, 168, 172	2080040.....	33	3252760.....	76, 83, 172		
		2220473.....	145	3252761.....	172		
		2220507.....	145				
		2220603.....	145				

SECTION 10 - SPECIAL OPTIONS

3422657 121, 123, 127, 129	360027353, 59	4060807.....29	4460267 38, 42, 55, 56
3422717 94, 100, 108	360028037, 47	4060875.....38, 55	4460268 .. 42, 45, 56, 148, 149
3422720 103, 111, 112	360029237, 47	4060882.....121	4460297157, 159
3422722 103, 104, 111, 112	360032053, 59	4060960.....94, 101, 109	4460315 .76, 81, 157, 159
3422744 11, 17, 22, 29, 30, 115, 116, 179	360032237, 47	4060961.....94, 101, 109	4460320 38, 42, 55, 90
3422750 94, 100, 108	360045341, 51	4061023.....180	446032642, 56
3422752 94, 100, 108	360046154, 63	4061024.....38, 42, 55	4460424 .45, 90, 148, 149
3422757 94, 100, 108	3640924121	4061060.....89	4460425133
3422758 100, 108	3640990121	4070860.....94, 101, 109, 115, 116	4460445 42, 56, 148, 149, 180
3450202 103, 104, 111, 112	3641663129	4070861.....94, 101, 109, 115, 116	446046690
3450304 ..94, 96, 97, 100, 103, 104, 108, 112, 113	3641664123	4070862.....94, 101, 109, 115, 116	4460467177
3450504 30, 115	3680052179	4070890.....121	446047476, 82
3510676121	374001354	4070894.....121	4460510177
3510873127	3740049 45, 54, 174	4070970.....94, 101, 109	446051790
3510880129	374008054	4070971.....94, 101, 109	446054945
3510881129	374009445, 174	4070981.....30, 115	446056545
3510882129	374010545, 174	4070984.....38, 42, 55	4460566 37, 41, 73, 75, 80, 82
3510904130	3740106 11, 148, 149, 174	4070988.....95, 102, 110	446056769
3510905129	374011354	4070989.....95, 102, 110	446063345
3510907123	3760170133	4070990.....95, 102, 110	446090889
3510908129	3760348 95, 102, 110	4070991.....95, 102, 110	446090990
3510909129	3760383 94, 101, 109	4071131115, 116	446091590
3510910123	378020021	4071132115, 116	446095684
3510911129	382000165, 181	4160124.....94, 101, 109	446095784
3520028 45, 121	382000621	4160125121	4460961148, 149
3520034 45, 75, 82	3820024 29, 33, 121, 123, 127, 129, 181	4160130.....73, 75, 80, 82	446100090
3520071179	3820032 42, 56, 73, 75, 80, 82, 89, 102, 115	4160165.....130	446119683
3520072 89, 121, 130	3820034 94, 101, 109	4160173.....29	446119883
3520163 29, 30, 34	3860127115, 116	416020589	446119983
3520169 124, 127	3900032127, 130	4220178.....21	446120183
3539660 12, 17	390011129, 33	4240032.....12, 17, 180	446120283
3539814117	3900177121	4240033.....77	446120583
3570435123	3900187 94, 101, 109	428029121	446124483
3570462130	3900190 65, 94, 101, 109, 115, 116	4280296.....124, 133, 181	446124583
3570464 127, 130	390019175, 82	4300111...95, 96, 97, 103, 104, 111, 112, 113	446124683
3570893 94, 100, 108	3900192 94, 101, 109	4300129.....103, 111, 112	446124983
3570923 73, 75, 80, 82	390019321	4341353.....41	453001045
357092729	3900194 22, 179	4341431.....41	453001345
357094929	390020073, 75	4341432.....41, 54	4566847133
357097126	3900202121	4360070.....45, 174	4567489 94, 101, 109
357097311	3900203121	4360274.....75, 82, 174	4567490109
3570976117	3900204133	436037645	4567491101, 109
3570986123	3900205 .. 82, 83, 94, 101, 109	436046737, 41, 53, 174	4567492 94, 101, 109
3571101 ..94, 96, 97, 100, 103, 104, 108, 112, 113	3900208179	436054689	456750826
3571103 94, 96, 100, 104, 108, 112	4420039.....124, 127, 130	4420039.....124, 127, 130	456759929
357115012	4420051164, 168, 171	4420051164, 168, 171	456760554
3572158 38, 55	4420064.....38, 42, 55	4420064.....38, 42, 55	4567669145
357237029	4420065.....38, 42, 55	4420065.....38, 42, 55	4567670145
357295913	446001876	446001876	456773221
357451889	4460023.....75, 76, 82, 83	4460023.....75, 76, 82, 83	456773321
3580231 73, 75	4460035.....74, 75, 76, 80, 81	4460035.....74, 75, 76, 80, 81	456773421
3580251179	4460044148	4460044148	456773621
3580268 94, 100, 108	4460115.....73, 74, 75, 80, 81	4460115.....73, 74, 75, 80, 81	4567749 94, 101, 109
3580269 94, 100, 109	446012176	446012176	4567750 94, 101, 109
3580272 101, 109	4460134149, 181	4460134149, 181	4567751 94, 101, 109
3580274 94, 101, 109	4460145.....73, 74, 75, 76, 82	4460145.....73, 74, 75, 76, 82	4568227145
3580286 94, 100, 109	4460205.....179	4460205.....179	4568228145
3580291 101, 109	4460226.....90, 180	4460226.....90, 180	456843326
3580293 94, 101, 109	446022790	446022790	4569478145
3580344 73, 75, 80, 82	4460234.....11, 180	4460234.....11, 180	4569479145
	406080529	4460260.....157, 159	4640900145
			4640981145, 146
			471100034, 83

SECTION 10 - SPECIAL OPTIONS

4711400.....38, 42, 54, 55, 69, 74, 75, 80, 82, 87, 94, 101, 109, 121, 123, 127, 129, 130, 180	4845808129	4923034.....45, 157, 159	7003246137
4711500.....29, 33, 34, 94, 101, 109, 121, 179	4845809127, 129	4923068.....76	7004275177
4711600.....11, 17, 21, 26, 27, 29, 30, 33, 38, 42, 55, 74, 75, 80, 82, 115, 116, 117, 123, 127, 130	4845813129	4923070.....73	7004276177
4711700.....115	4845821 ... 121, 123, 127, 129	4923072.....76	701150971, 174
4711800...11, 30, 94, 101, 109, 115, 116	4845822121	4923074.....76	701152871
4712200.....30, 115	4845831121	4923075.....74, 81, 82	7012628179
4712600.....94	4845860179	4923076.....74	7012630 12, 13, 179
4740007.....101, 109	4845861179	4923078.....76, 80	7012631 ... 12, 13, 30, 179
4740414.....94, 101, 109	4845862179	4923080.....76	7012641179
4740426.....74, 75	4845863179	4923081.....74, 80	7012642179
4740428.....121	4845864179	4923082.....73	7012643179
4740429.....121	4845868115	4923084.....76	7012659179
4740434.....21, 22, 180	4845869115, 116	4923086.....76	7012660179
4740525.....12	484588312	4923087.....74, 81, 82	7012998139, 141
4740529.....89	4845890179	4923088.....74	701370847, 59
4740530.....89	4845946115	4923090.....76	701371059
4750800...12, 65, 95, 101, 109, 181	4846192179	4923092.....76	701371347, 59
4751000.....12, 13, 14, 17, 18, 37, 41, 54, 65, 74, 75, 80, 82, 121, 130	4846199117	4923093.....73, 80	701371447, 59
4751200.....74, 75	4846200117	4923094.....73	701371547
4751400.....21, 26, 37, 41, 54, 65, 115, 121	4846381 95, 102, 110	4923151.....45	701371647, 59
4751500.....37, 54, 65, 74, 75, 80, 82, 95, 96, 97, 101, 104, 109, 112, 113, 181	484638812	4923152.....45	701371747, 59
4751600.....21, 38, 54, 55, 89, 180	484651495, 102	4933037.....148	701372048, 60
4751800.....17, 117	484685989	4933038.....148	701372247, 59
4761000.....38, 55, 76, 82, 84, 95, 101, 109	484687789	4933064.....149	701372348, 59
4761400.....95, 101, 109	486014329, 179	4933148.....148	701372648, 60
4761500.....95, 101, 109	486018312	4933203.....148	701372847, 59
4771000.....89	486018412	4933205.....148	701373348
4791500.....54	486018512, 30	4933207.....148	701374348, 59
4821500.....41	4860186115	4933310.....45, 149	701374748, 59
4844840.....133	486018729	7000064151, 63	701374848, 59
4844897.....181	486019413	7000064251, 63, 174	701375048
4844901.....181	486019630	7000064351, 63, 174	701375759
4844949.....179	486020013	7000064451	701375859
4845345.....117	486020013	7000064551	701376448, 59
4845577.....123	486024512	7000064651	701376659
4845578.....123	486024612	7000064751	701376860
4845705.....12	486024712	7000064851	701377048
4845706.....29, 30, 34	486024813	7000064951	7013779 48, 59, 60
4845712.....37	4860249115	7000065051	701378747
4845714.....54	486025030	7000065151, 63	701378959
4845715.....26	486025130, 179	7000102563	701379248, 59
4845717.....117	4880041179	7000102751, 63	701379348, 59
4845727.....30, 115	489160012	7000103063	701379547, 59
4845728.....116, 117	489180021	7000103163	7014676174
4845731.....95, 102, 110	4892600 95, 102, 110	7000103263, 174	701633937, 53
4845762.....29	492166345	7000103363	7016621179
4845763.....26	4922009148	7000103463	7016654177
4845796.....123	4922186149	7000103563	701671347, 59
4845797.....123	4922228149, 181	7000103663	701671448, 60
4845805.....129	492239080	7000103963	701672059
	4922412148	7000104063	701672147, 59
	4922420 ... 74, 75, 80, 82, 148, 149	7000104163	701673547, 59
	4922421 12, 148, 149	7000104263	701675148, 59
	492251113	7000104363	701675548, 60
	492254645, 148	70002092141	701675747
	492258339, 55	70002093141	701675847
	492260554, 148	70002094141	701675948, 59
	492265281	70002095141	701676447
	492265382	70002096141	701677047, 59
	492265773, 80	70002430141	701677147, 59
	492274054, 148	70002431141	701677259
	4922751149, 181	7000361251, 63	701677348, 59
	4922805 13, 14, 17, 18	7000361351, 63	701677447
	4922837 13, 14, 17, 18	7000537345	701677648, 59
	492292389	7002821176	701677748, 59
	4922935 38, 42, 55	7002823177	701677848, 60
		7002826177	701678747

SECTION 10 - SPECIAL OPTIONS

7018536 71, 174	7020088 73, 74, 80, 81, 174	7020631 71	7023394 139
7018555 71		7020632 71	7023395 139, 141
7018556 71	7020089 73, 74, 80, 81, 174	7020633 71	7023396 139, 141
7018558 71, 174		7020663 71	7023397 139
7018586 71	7020090 37, 53	7020673 71	7023398 139
7019833 137	7020091 73, 74, 80, 81	7020674 71	7023399 139, 141
7019834 137	7020093 37, 41, 53, 73, 74, 80, 81	7022204 59	7023993 139, 141, 174
7019835 137		7022217 47	7024352 139
7019836 137	7020094 37, 41, 53	7022218 48	7024353 139
7019837 137	7020096 37, 41, 53	7022219 48, 59	7026160 51
7019838 137	7020097 37, 41, 53	7022220 48	7026165 51, 63
7019839 137	7020098 37, 53	7022221 48	7026330 51, 63
7019840 137	7020211 13	7022222 47	7026335 51, 63
7020017 12, 13	7020212 13	7022927 71	7027299 73, 74, 80, 81
7020078 37, 41, 53, 73, 74, 80, 81, 174	7020213 13	7022930 71	7027787 37, 41
7020083 12	7020214 13	7022932 71	8406110 84
7020084 12, 13, 30	7020605 71	7022933 71	8896941 177
7020086 12, 13	7020626 71	7023391 139, 141	9984088 38, 42, 55
7020087 12, 30	7020627 71	7023392 139, 141	
	7020629 71	7023393 139	



3120873



An Oshkosh Corporation Company

Corporate Office
JLG Industries, Inc.
1 JLG Drive
McConnellsburg, PA 17233-9533 USA
☎ (717) 485-5161 (Corporate)
☎ (877) 554-5438 (Customer Support)
☎ (717) 485-6417

Visit our website for JLG Worldwide Locations.
www.jlg.com