



Illustrated Parts Manual

Models

1532E2

1932E2

2032E2

2632E2

2646E2

3246E2

3120738

September 24, 2013

ANSI



An Oshkosh Corporation Company

REVISION LOG

February 1998 - Original Issue Of Manual (Edited to 0010549 Revision 3)
July 1998 - Revised Manual (Edited to 0010549 Revision 10)
February 26, 1999 - Revised Manual (Edited to 0010549 Revision 18)
May 1, 1999 - Revised Manual (Edited to 0010549 Revision 21)
August 30, 1999 - Revised Manual (Edited to 0010549 Revision 24)
January 1, 2000 - Revised Manual (Edited to 0010549 Revision 31)
June 15, 2000 - Revised Manual (Edited to 0010549 Revision 33)
October 31, 2000 - Revised Manual (Edited to 0010549 Revision 35)
January 30, 2001 - Revised Manual (Edited to 0010549 Revision 40)
July 2, 2001 - Revised Manual (Edited to 0010549 Revision 45)
October 29, 2001 - Revised Manual (Edited to 0010549 Revision 49)
May 23, 2002 - Revised Manual (Edited to 0010549 Revision 57)
September 20, 2002 - Revised Manual (Edited to 0010549 Revision 61)
February 26, 2003 - Revised Manual (Edited to 0010549 Revision 65)
June 26, 2003 - Revised Manual (Edited to 0010549 Revision 70)
June 29, 2004 - Revised Manual (Edited to 0010549 Revision 73)
April 7, 2005 - Revised Manual (Edited to 0010549 Revision 73)
September 9, 2008 - Revised Manual
November 30, 2011 - Revised Manual
September 24, 2013 - Revised Manual

TABLE OF CONTENTS

SECTION 1 - FRAME.....	7
FIGURE 1-1. WHEEL DRIVE AND STEERING INSTALLATION - 1532E2 & 1932E2	8
FIGURE 1-2. DRIVE MOTOR ASSEMBLY - 1532E2 & 1932E2 (SN 90870 to Present).....	12
FIGURE 1-3. BRAKE INSTALLATION - 1532E2 & 1932E2	14
FIGURE 1-4. FRAME AND STEERING INSTALLATIONS - 2032E2/2632E2/2646E2/3246E2	16
FIGURE 1-5. WHEEL DRIVE AND BRAKE INSTALLATIONS - 2032E2/2632E2/2646E2/3246E2	20
FIGURE 1-6. DRIVE MOTOR ASSEMBLY - (2032E2/2646E2) (2632E2/3246E2) (SN 90870 to Present, SN 90855 to Present)	24
FIGURE 1-7. FRAME MOUNTED COMPONENTS INSTALLATIONS	28
SECTION 2 - GROUND COMPONENTS	33
FIGURE 2-1. HYDRAULIC COMPONENT INSTALLATIONS - 1532E2/1932E2	34
FIGURE 2-2. HYDRAULIC COMPONENT INSTALLATIONS - 2032E2/2632E2/2646E2/3246E2	38
FIGURE 2-3. VALVE ASSEMBLY - STANDARD CONTROLS MACHINES.....	42
FIGURE 2-4. VALVE ASSEMBLY - PROPORTIONAL CONTROLS MACHINES	46
FIGURE 2-5. ELECTRICAL COMPONENT INSTALLATIONS (LEFT SIDE OF MACHINES WITH STANDARD CONTROLS)	50
FIGURE 2-6. ELECTRICAL COMPONENT INSTALLATIONS (LEFT SIDE OF MACHINES WITH PROPORTIONAL CONTROLS)	54
FIGURE 2-7. ELECTRICAL COMPONENT INSTALLATIONS (RIGHT SIDE)	58
FIGURE 2-8. BATTERY CHARGER ASSEMBLIES.....	62
FIGURE 2-9. POTHOLE PROTECTION AND TRAY INSTALLATIONS	66
SECTION 3 - SCISSOR ARMS.....	71
FIGURE 3-1. SCISSOR ARMS INSTALLATION - 1532E2	72
FIGURE 3-2. SCISSOR ARMS INSTALLATION - 1932E2	76
FIGURE 3-3. SCISSOR ARMS INSTALLATION - 2032E2	80
FIGURE 3-4. SCISSOR ARMS INSTALLATION - 2632E2	84
FIGURE 3-5. SCISSOR ARMS INSTALLATION - 2646E2	88
FIGURE 3-6. SCISSOR ARMS INSTALLATION - 3246E2	92
SECTION 4 - PLATFORM	97
FIGURE 4-1. PLATFORM AND ACCESSORIES INSTALLATION	98
FIGURE 4-2. STANDARD HANDRAILS INSTALLATIONS (1532E2 & 1932E2)	102
FIGURE 4-3. FOLDDOWN HANDRAILS INSTALLATIONS (1532E2 & 1932E2)	106
FIGURE 4-4. STANDARD HANDRAILS INSTALLATIONS (2032E2)	110
FIGURE 4-5. FOLDDOWN HANDRAILS INSTALLATIONS (2032E2 / 2632E2)	114
FIGURE 4-6. FOLDDOWN HANDRAILS INSTALLATIONS (2632E2).....	118
FIGURE 4-7. FOLDDOWN HANDRAILS INSTALLATIONS (2646E2 & 3246E2)	122
FIGURE 4-8. PLATFORM CONSOLE BOX ASSEMBLIES (STANDARD CONTROL MACHINES)	126
FIGURE 4-9. PLATFORM CONSOLE BOX ASSEMBLIES (PROPORTIONAL CONTROL MACHINES)	130
FIGURE 4-10. CONTROLLER ASSEMBLY (STANDARD CONTROLS MACHINES)	134
FIGURE 4-11. CONTROLLER ASSEMBLY (PROPORTIONAL CONTROLS MACHINES)	136
SECTION 5 - CYLINDERS	139
FIGURE 5-1. BRAKE CYLINDER ASSEMBLY.....	140
FIGURE 5-2. LIFT CYLINDER COMPONENTS ASSEMBLY (1532E2 & 1932E2)	142
FIGURE 5-3. LIFT CYLINDER COMPONENTS ASSEMBLY (2032E2)	144
FIGURE 5-4. LIFT CYLINDER COMPONENTS ASSEMBLY (2632E2 & 2646E2)	146
FIGURE 5-5. LIFT CYLINDER COMPONENTS ASSEMBLY (3246E2)	150
FIGURE 5-6. STEER CYLINDER ASSEMBLY	154
SECTION 6 - HYDRAULIC	157
FIGURE 6-1. HYDRAULIC DIAGRAM - 1532E2 & 1932E2 & 2032E2	158
FIGURE 6-2. HYDRAULIC DIAGRAM - 2646E2	162
FIGURE 6-3. HYDRAULIC DIAGRAM - 3246E2 WITH STANDARD CONTROLS	164
FIGURE 6-4. HYDRAULIC DIAGRAM - 3246E2 WITH PROPORTIONAL CONTROLS	166
FIGURE 6-5. HYDRAULIC DIAGRAM - 2632E2 WITH STANDARD CONTROLS	168
FIGURE 6-6. HYDRAULIC DIAGRAM - 2632E2 WITH PROPORTIONAL CONTROLS	170
FIGURE 6-7. HYDRAULIC DIAGRAM LIST	172
SECTION 7 - ELECTRICAL.....	173

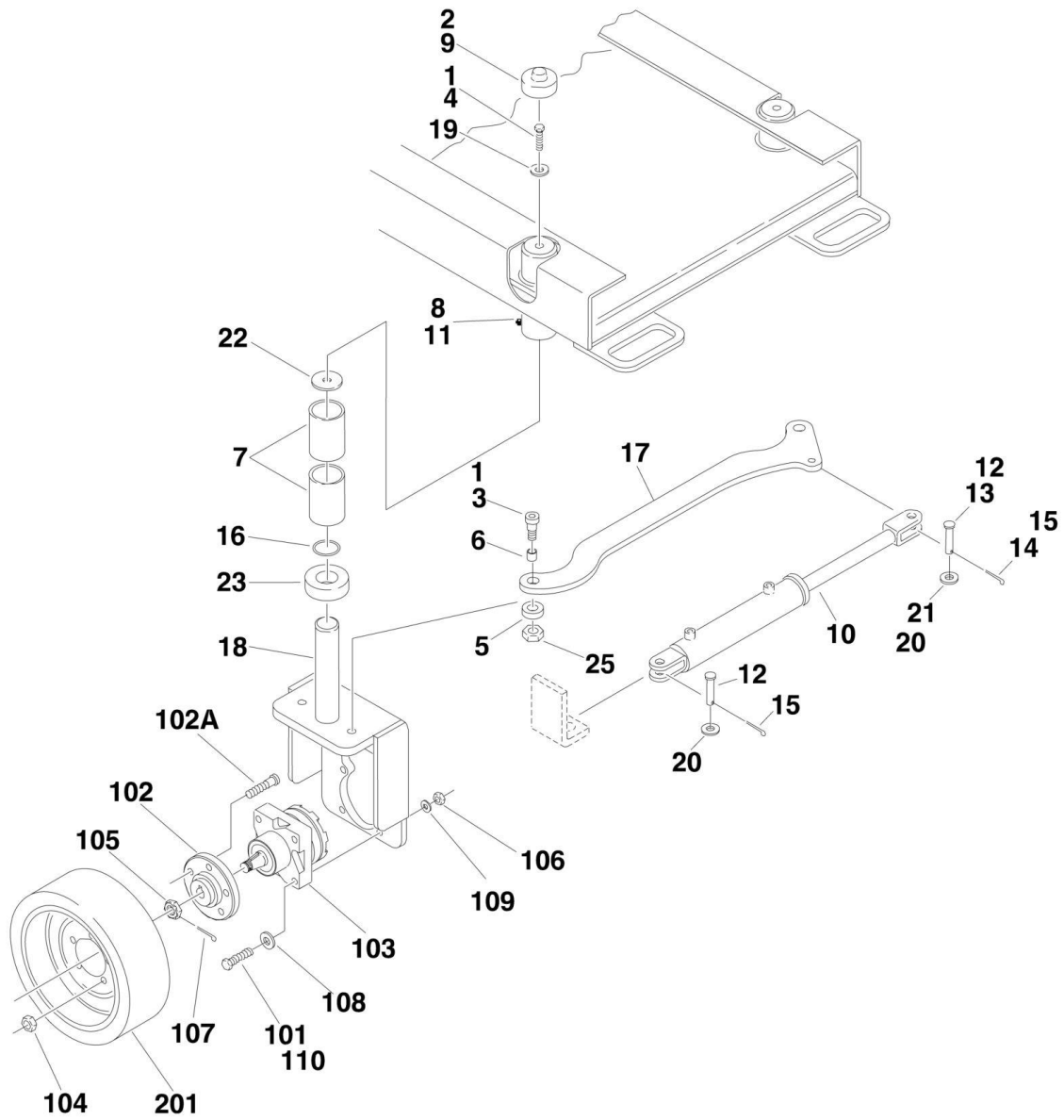
TABLE OF CONTENTS

FIGURE 7-1. ELECTRICAL SCHEMATIC (STANDARD CONTROL MACHINES)	174
FIGURE 7-2. ELECTRICAL SCHEMATIC (PROPORTIONAL CONTROL MACHINES)	176
FIGURE 7-3. ELECTRICAL COMPONENTS INSTALLATION (STANDARD CONTROL MACHINES)	178
FIGURE 7-4. ELECTRICAL COMPONENT INSTALLATION (PROPORTIONAL CONTROL MACHINES)	184
FIGURE 7-5. ELECTRICAL DIAGRAM LIST	190
SECTION 8 - DECALS	191
FIGURE 8-1. DECALS INSTALLATION - 1532E2 & 1932E2 (COMMON)	192
FIGURE 8-2. DECALS INSTALLATION - 1532E2 & 1932E2 (COUNTRY SPEC)	196
FIGURE 8-3. DECALS INSTALLATION - 2032E2/2632E2/2646E2/3246E2 (COMMON)	200
FIGURE 8-4. DECALS INSTALLATION - 2032E2 & 2632E2 & 2646E2 & 3246E2 (COUNTRY SPEC)	204
SECTION 9 - RECOMMENDED SERVICE PARTS STOCK	209
FIGURE 9-1. MODELS 1932E2/2032E2/2646E2/3246E2 STANDARD PARTS	210
FIGURE 9-2. MODELS 1932E2/2032E2/2646E2/3246E2 VARIABLE PARTS	212
SECTION 10 - SPECIAL OPTIONS	217
FIGURE 10-1. SPECIAL OPTIONS	218
PART NUMBER INDEX	221

SECTION 1 - FRAME

SECTION 1 - FRAME

FIGURE 1-1. WHEEL DRIVE AND STEERING INSTALLATION - 1532E2 & 1932E2



SECTION 1 - FRAME

FIGURE 1-1. WHEEL DRIVE AND STEERING INSTALLATION - 1532E2 & 1932E2

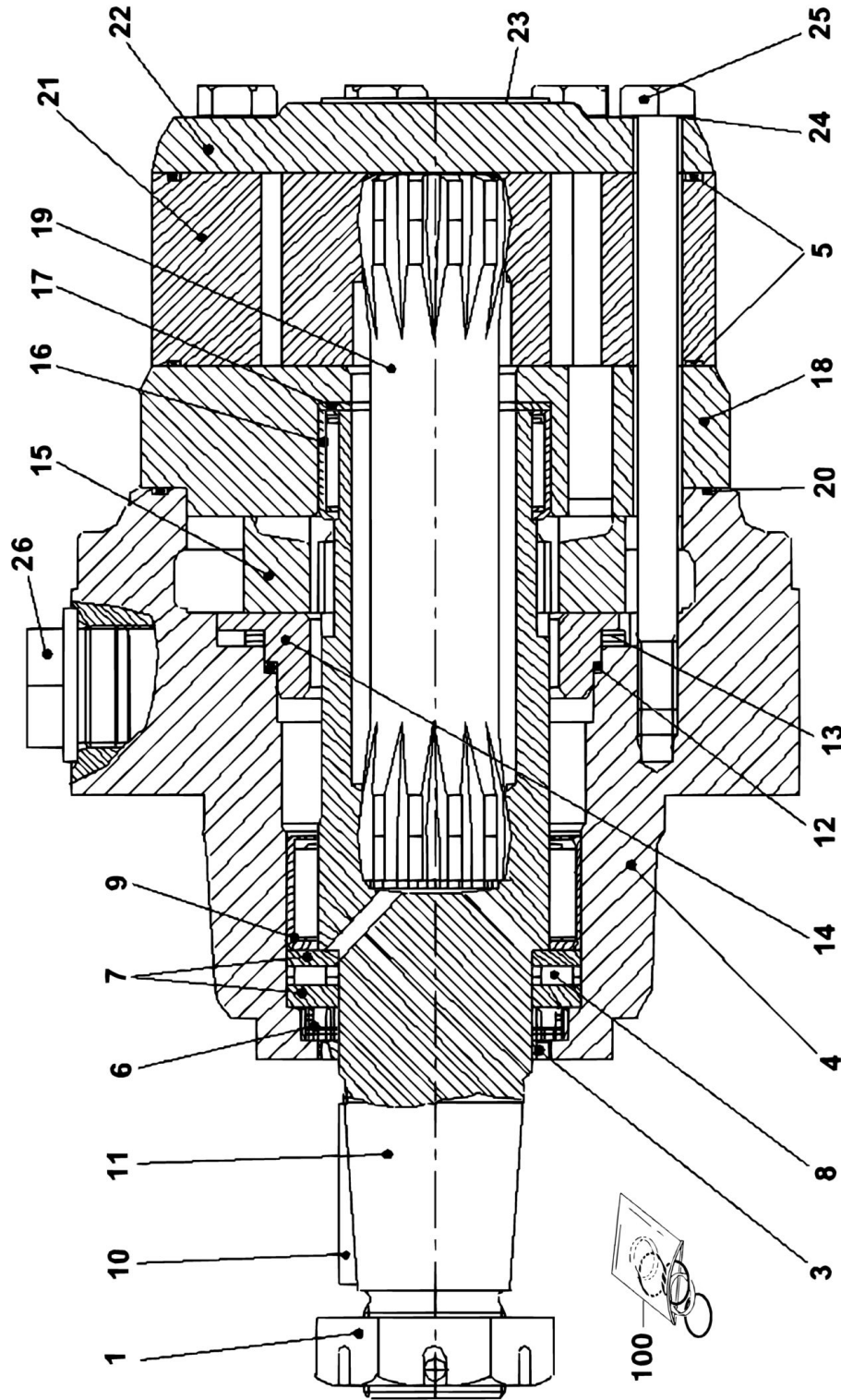
ITEM	PART NUMBER	QTY	DESCRIPTION	REV
	0258015	Ref	STEERING INSTALLATION - 1532E2 & 1932E2	J
1	0100019	AR	Loctite #271	
2	0100081	AR	Loctite #454	
3	0630516	2	Bolt, Shoulder	
4	0641611	2	Bolt 3/8in-16NC x 1 3/8in	
5	0962208	2	Spacer, Bushing	
6	0962173	2	Bushing	
7	0962174	4	Bushing	
8	1120064	2	Cap, Grease Fitting (Prior to SN 84437)	
9	1120515	2	Cap, Plastic	
10		Ref	Steer Cylinder Assembly (See CYLINDER SECTION for Breakdown)	
10	1684225	1	Steer Cylinder Assembly (Was P/N 1683661) (Prior to SN 67287)	
10		Ref	Steer Cylinder Assembly (Was P/N 1683832) (SN 67287 through 108167)	
10	1684225	1	Steer Cylinder Assembly (SN 108168 to Present)	
11	2160006	2	Fitting, Grease (Prior to SN 84437)	
12	3430811	AR	Pin, Clevis	
13	3431014	1	Pin, Clevis (Prior to SN 50027)	
14	3450404	1	Pin, Cotter 1/8in x 1in (Prior to SN 50027)	
15	3450406	AR	Pin, Cotter 1/8in x 1 1/2in	
16	3790218	2	O-Ring (Prior to SN 101149)	
17	3841378	1	Tie-Rod	
18	4130356	2	Spindle	
19	4711600	2	Flatwasher 3/8in Narrow	
20	4711800	AR	Flatwasher 1/2in Narrow	
21	4712000	2	Flatwasher 5/8in Narrow (Prior to SN 50027)	
22	4740419	2	Thrustwasher	
23		Ref	Collar:	
23	1440329	2	Collar (1932E2) / Prior to June 13, 2001 (1532E2) (Was P/N 1440326) (Prior to SN 99064)	
23	1440329	2	Collar (1932E2) / June 13, 2001 to Present (1532E2) (SN 99064 to Present)	
24	3020025	AR	Grease (Not Shown) (Prior to SN 108196)	
25	3312002	2	Jam Nut (SN 103651 to Present)	
25		Ref	WHEEL DRIVE INSTALLATION OPTIONS:	
	0258171	Ref	Wheel Drive Installation (Prior to SN 90870)	F
	0271221	Ref	Wheel Drive Installation (SN 90870 to Present)	A
101		Ref	Bolt Options:	
101	0641824	8	Bolt 1/2in-13NC x 3in (Prior to SN 49303)	
101	0681822	8	Bolt 1/2in-13NC x 2 3/4in (SN 49303 to Present)	
102	2780216	2	Hub Assembly	
102A	7012613	10	Bolt, Wheel (5 Per Hub)	
103		Ref	Drive Motor Assembly Options:	
103	3160229	2	Drive Motor Assembly (Prior to SN 90870)	
103	7018996	1	Key, Shaft	
103	7018997	1	Nut, Castle	
103	7021312	1	Seal, Shaft Oil (Inner Seal)	
103	7021317	1	Seal, Dust (Outer Seal)	
103	3160269	2	Drive Motor Assembly (See DRIVE MOTOR ASSEMBLY -	

SECTION 1 - FRAME

ITEM	PART NUMBER	QTY	DESCRIPTION	REV
			1532E2 & 1932E2 for Breakdown) (SN 90870 to Present)	
104	3300255	10	Nut, Wheel	
105	See Note	2	Nut (Note: See Breakdown of Individual Motor)	
106		Ref	Hardware Options:	
106	3271805	8	Locknut 1/2in-13NC (Grade 8) (Prior to SN 49303)	
106	3311801	8	Nut 1/2in-13NC (SN 49303 through 84079)	
106	3300450	8	Nut 1/2in-13NC (SN 84080 to Present)	
107	3450406	2	Pin, Cotter 1/8in x 1 1/2in	
108	4740453	8	Flatwasher 1/2in Narrow (Was P/N 4891800) (Prior to SN 90870)	
109	4761800	8	Lockwasher 1/2in (SN 49303 through 84080)	
110	0100019	AR	Loctite #271 (Prior to SN 84080)	
		Ref	TIRE AND WHEEL INSTALLATIONS	
	0258167	Ref	Black Tire and Wheel Installation	1
	0258166	Ref	Gray Non-Marking Tire and Wheel Installation	1
201		Ref	Tire Options:	
201	4860180	AR	Standard Black	
201	4860182	AR	Non-Marking Gray	
		Ref	FRAME OPTIONS	
	2360459	1	ANSI Machines (Prior to SN 50363)	
	2360482	1	ANSI Machines (SN 50363 to Present)	
	2360482	1	CSA Spec Machines	

SECTION 1 - FRAME

FIGURE 1-2. DRIVE MOTOR ASSEMBLY - 1532E2 & 1932E2 (SN 90870 to Present)



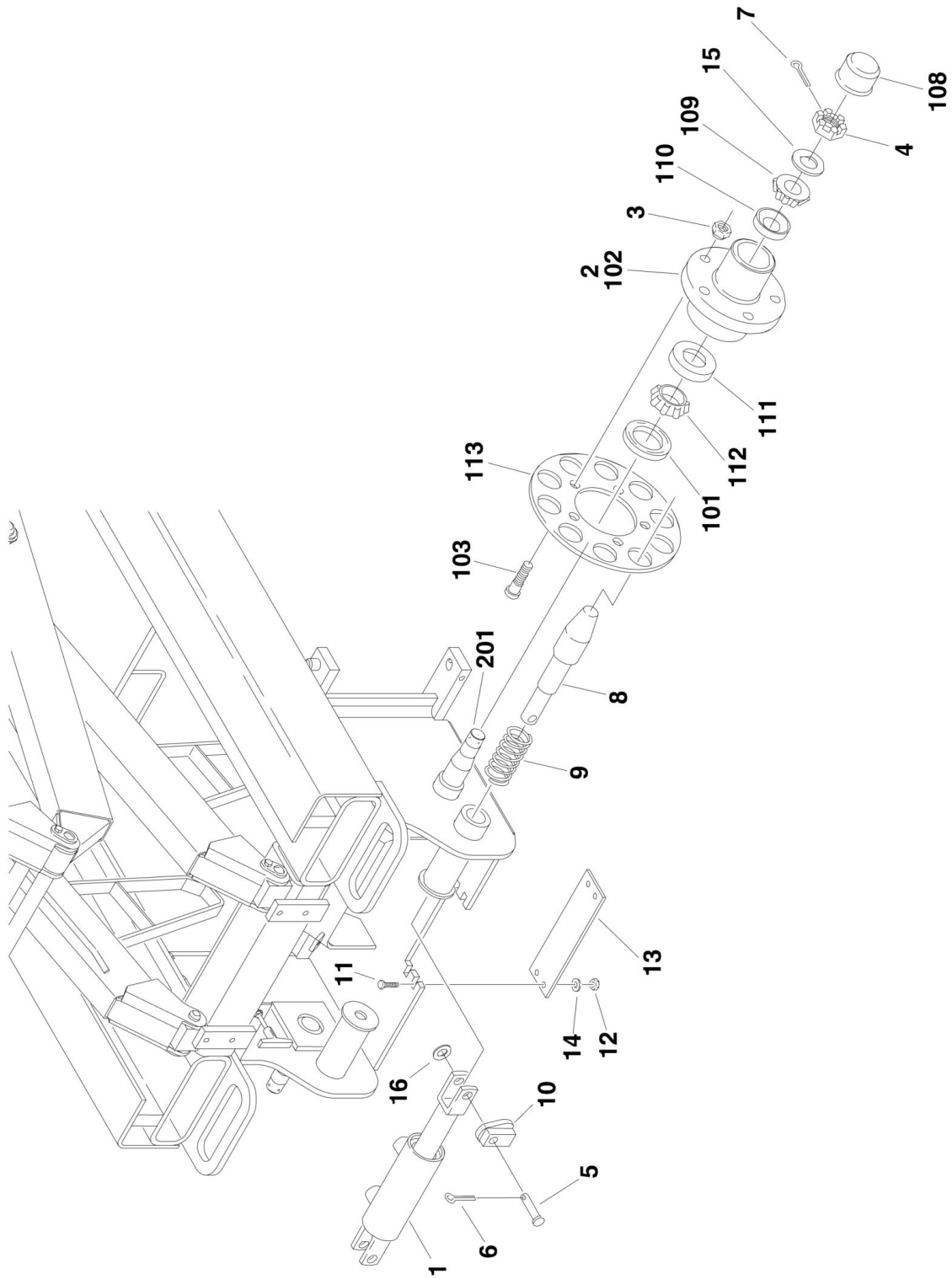
SECTION 1 - FRAME

FIGURE 1-2. DRIVE MOTOR ASSEMBLY - 1532E2 & 1932E2 (SN 90870 to Present)

ITEM	PART NUMBER	QTY	DESCRIPTION	REV
	3160269	Ref	DRIVE MOTOR ASSEMBLY - 1532E2 & 1932E2	B
1	7023451	1	Nut, Castle	
3	Item 100	1	Seal, Dust	
4	Not Serviceable		Housing	
5	Item 100	1	O-Ring	
6	Item 100	1	Seal, Shaft	
7	7023452	2	Bearing, Race	
8	7023453	1	Bearing, Needle	
9	7023454	1	Bearing, Needle	
10	7023455	1	Key	
11	7023456	1	Shaft, Output	
12	Item 100	1	O-Ring	
13	7023457	1	Washer, Spring	
14	7023458	1	Plate, Pressure	
15	7023459	1	Disc, Valve	
16	7023460	1	Bearing, Needle	
17	7023461	1	Washer, Glacier	
18	7023462	1	Plate	
19	7023463	1	Shaft, Cardan	
20	Item 100	2	O-Ring	
21	7023464	1	Wheel, Gear Set	
22	7023465	1	Cover, End	
23	Not Serviceable	1	I.D. Tag	
24	Item 100	7	Washer	
25	7023466	7	Screw	
26	Not Serviceable	2	Plug	
		Ref	KIT OPTIONS:	
100	7023450	1	Kit, Seal (Includes Items 3, 5-6, 12, 20, 24)	

SECTION 1 - FRAME

FIGURE 1-3. BRAKE INSTALLATION - 1532E2 & 1932E2



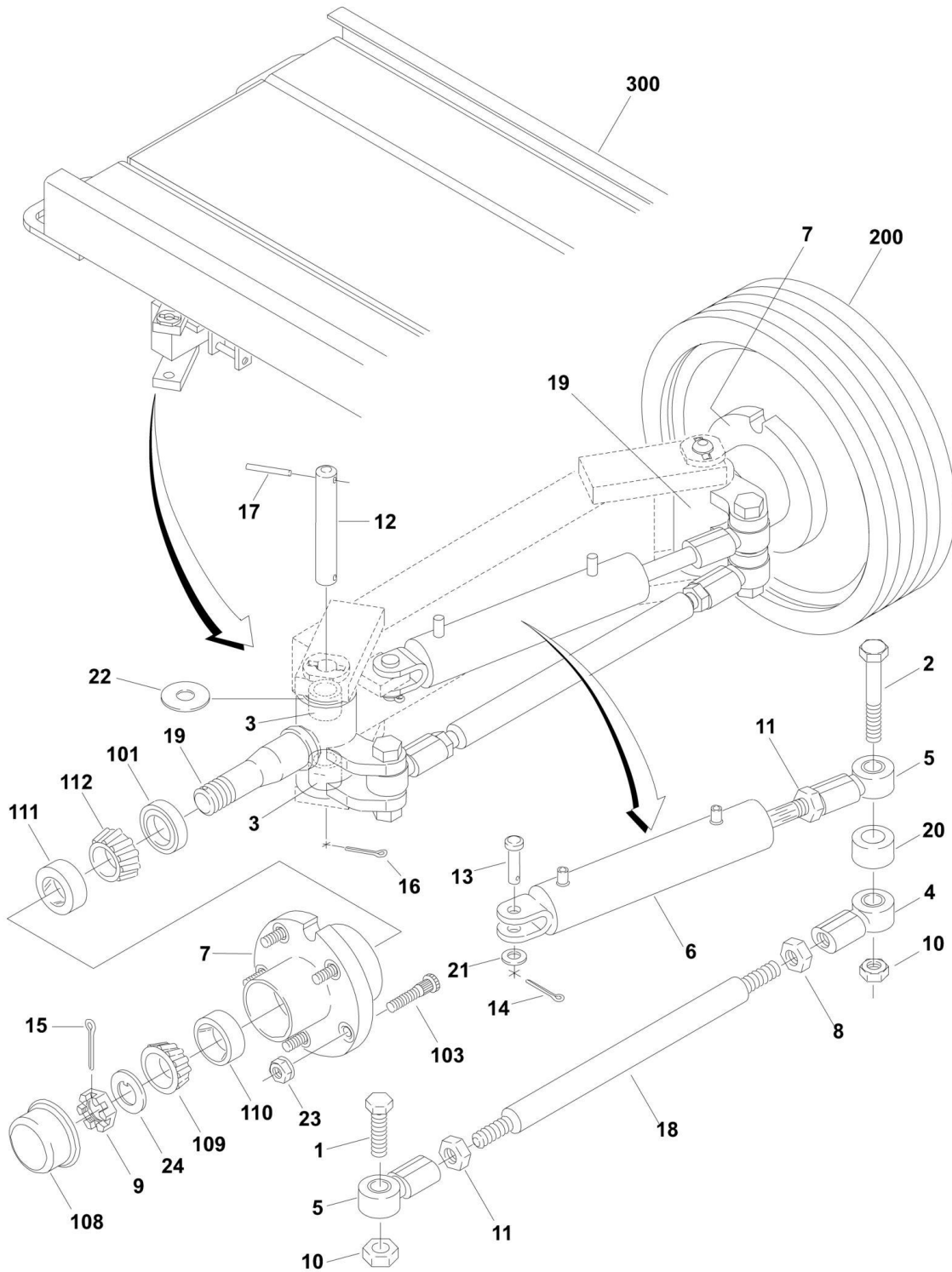
SECTION 1 - FRAME

FIGURE 1-3. BRAKE INSTALLATION - 1532E2 & 1932E2

ITEM	PART NUMBER	QTY	DESCRIPTION	REV
		Ref	BRAKE INSTALLATION OPTIONS:	
	0258168	Ref	Brake Installation 1532E2 & 1932E2 Machines	C
1		Ref	Brake Cylinder Assembly Options (See CYLINDERS SECTION for Breakdown):	
1	1683833	1	Brake Cylinder Assembly (Was p/n 1683557) (Prior to SN 65498)	
1	1683833	1	Brake Cylinder Assembly (SN 65498 to Present)	
2	2780215	2	Hub Assembly (See Items 101-113 for Breakdown)	
3	3300255	10	Nut, Wheel	
4	3300423	2	Nut	
5	3430620	2	Pin	
6	3450403	2	Pin, Cotter 1/8in x 3/4in	
7	3450406	2	Pin, Cotter 1/8in x 1 1/2in	
8	3841332	2	Rod	
9	4160137	2	Spring, Compression	
10	4845037	2	Brake Cam Weldment	
11	0641407	4	Bolt 1/4in-20NC x 7/8in	
12	3311405	4	Locknut 1/4in-20NC	
13	3571067	1	Plate, Cover	
14	4711400	8	Flatwasher 1/4in Narrow	
15	4740468	2	Washer, Special	
16	4711600	2	Flatwasher 3/8in Narrow	
	2780215	Ref	HUB ASSEMBLY	B
101	7010649	1	Seal	
102	Not Serviced	1	Housing	
103	7019696	5	Stud, Wheel	
108	7010648	1	Cap, Dust	
109	7010646	1	Cone, Outer	
110	7010650	1	Cup, Outer	
111	7010651	1	Cup, Inner	
112	7010647	1	Cone, Inner	
113	1760165	1	Disc, Brake	
		Ref	FRAME COMPONENTS	
201	4845628	2	Spindle	
		Ref	TIRE AND WHEEL INSTALLATIONS (NOT SHOWN)	
	0258167	Ref	Black Tire and Wheel Installation	1
	0258166	Ref	Gray Non-Marking Tire and Wheel Installation	1
		Ref	Tire Options:	
	4860180	AR	Standard Black	
	4860182	AR	Non-Marking Gray	

SECTION 1 - FRAME

FIGURE 1-4. FRAME AND STEERING INSTALLATIONS - 2032E2/2632E2/2646E2/3246E2



SECTION 1 - FRAME

FIGURE 1-4. FRAME AND STEERING INSTALLATIONS - 2032E2/2632E2/2646E2/3246E2

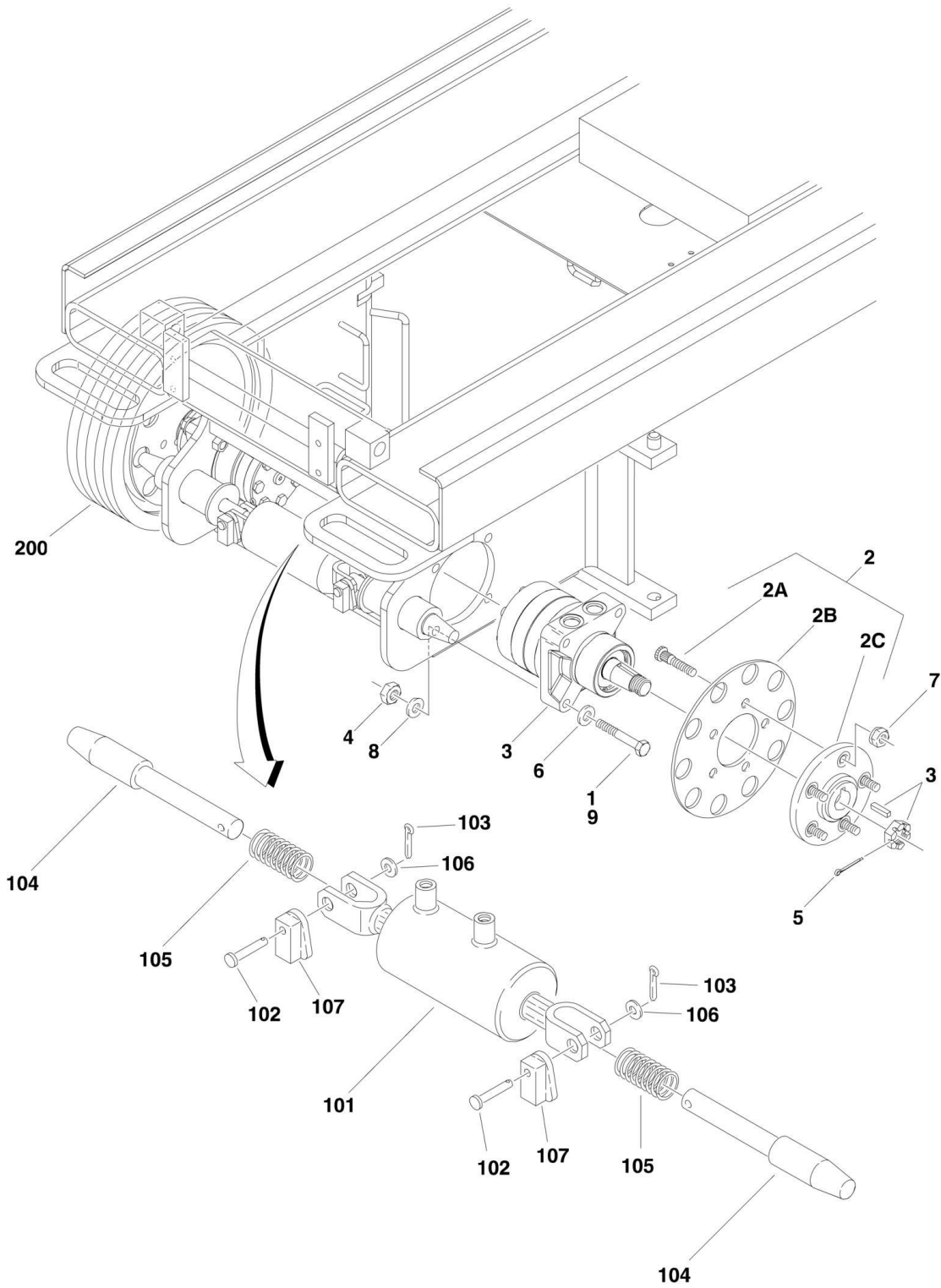
ITEM	PART NUMBER	QTY	DESCRIPTION	REV
		Ref	STEERING INSTALLATION OPTIONS:	
	0257627	Ref	Steering Installation 2032E2/2632E2 Machines	I
	0257670	Ref	Steering Installation 2646E2/3246E2 Machines	J
1	0642022	1	Bolt 5/8in-11NC x 2 3/4in	
2	0642028	1	Bolt 5/8in-11NC x 3 1/2in	
3	0962097	4	Bushing, Excelite (Prior to SN 49494)	
3	0440228	4	Bushing, Excelite (SN 49494 to Present)	
4	1660237	1	Coupling, Tie-Rod End (Left Side)	
5	1660238	2	Coupling, Tie-Rod End (Right Side)	
6		Ref	Steer Cylinder Assembly (See CYLINDERS SECTION for Breakdown):	
6	1684224	1	Steer Cylinder Assembly 2032E2/2632E2 (Was P/N 1683552) (Prior to SN 67287)	
6	1683831	1	Steer Cylinder Assembly 2032E2/2632E2 (SN 67287 through 104716)	
6	1684224	1	Steer Cylinder Assembly 2032E2/2632E2 (SN 104717 to Present)	
6	1684224	1	Steer Cylinder Assembly 2646E2/3246E2 (Was P/N 1683552) (Prior to SN 66990)	
6	1683831	1	Steer Cylinder Assembly 2646E2/3246E2 (SN 66990 through 104716)	
6	1684224	1	Steer Cylinder Assembly 2646E2/3246E2 (SN 104717 to Present)	
7	2780223	2	Hub Assembly (See Items 101-112 for Breakdown)	
8	3300409	1	Nut, Jam (Left Hand Threads)	
9	3300423	2	Nut, Spindle	
10	3312005	2	Locknut 5/8in-20NC	
11	3322002	1	Nut, Jam 5/8in-18NF	
12	3422646	2	Pin, Spindle (Prior to SN 57249)	
12	3422760	2	Pin, Spindle (SN 57249 to Present)	
13	3430811	1	Pin, Clevis	
14	3450403	1	Pin, Cotter 1/8in x 3/4in	
15	3450406	2	Pin, Cotter 1/8in x 1 1/2in	
16	3450804	2	Pin, Cotter 1/4in x 1in	
17	3841344	2	Rod, Retaining	
18		Ref	Tie-Rod Options:	
18	Kit	1	Tie-Rod 2032E2/2632E2 Machines	
18	Kit	1	Tie-Rod 2646E2/3246E2 Machines	
19	4130346	2	Spindle Assembly	
20	4567246	2	Tube, Spacer	
21	4711800	1	Flatwasher 1/2in Narrow	
22	4740462	2	Thrustwasher, Bronze	
23	3300255	10	Nut, Wheel	
24	4740468	2	Flatwasher, Special	
		Ref	Tie Rod Assembly Kit Options:	
	2902137	1	Tie Rod Assembly Kit 2032E2 & 2632E2 (Includes Items Qty 1 of 4,5,8,11 & 18)	
	2902138	1	Tie Rod Assembly Kit 2646E2 & 3246E2 (Includes Items Qty 1 of 4,5,8,11 & 18)	
	2780223	Ref	HUB ASSEMBLY	A
101	7010649	1	Seal, Oil	
103	7012613	5	Wheelbolt	

SECTION 1 - FRAME

ITEM	PART NUMBER	QTY	DESCRIPTION	REV
108	7003902	1	Cap	
109	7010646	1	Cone, Bearing (Outer)	
110	7003903	1	Cup, Bearing (Outer)	
111	7010651	1	Cup, Bearing (Inner)	
112	7010647	1	Cone, Bearing (Inner)	
200		Ref	TIRE AND WHEEL INSTALLATION OPTIONS:	
200	0255682	Ref	Gray Non-Marking Tire Installation	-
200	0271541	Ref	Low Profile, Non-Marking Tire Installation (2632E2)	
200	0255679	Ref	Black Tire Installation	-
	4520176	4	5x16 Gray Non-Marking (Standard)	
	4520174	4	5x16 Black (Optional)	
	4520257	4	5x16 Low Profile, Non-Marking (2632E2)	
300		Ref	FRAME WELDMENT OPTIONS:	
300	2360444	Ref	Frame Weldment 2032E2 Machines	
300	2360450	Ref	Frame Weldment 2646E2 Machines	
300	2360572	Ref	Frame Weldment 2632E2 Machines	
300	2360497	Ref	Frame Weldment 3246E2 Machines (Used with Rexroth Drive Motor)	
300	2360562	Ref	Frame Weldment 3246E2 Machines (Used With Parker Drive Motor)	

SECTION 1 - FRAME

FIGURE 1-5. WHEEL DRIVE AND BRAKE INSTALLATIONS - 2032E2/2632E2/2646E2/3246E2



SECTION 1 - FRAME

FIGURE 1-5. WHEEL DRIVE AND BRAKE INSTALLATIONS - 2032E2/2632E2/2646E2/3246E2

ITEM	PART NUMBER	QTY	DESCRIPTION	REV
		Ref	WHEEL DRIVE INSTALLATION OPTIONS:	
	0257626	Ref	Wheel Drive Installation 2032E2 Machines	I
	0271228	Ref	Wheel Drive Installation 2632E2 Machines	A
	0257876	Ref	Wheel Drive Installation 2646E2 Machines	J
	0258898	Ref	Wheel Drive Installation 3246E2 Machines (Prior to SN 90855)	G
	0271228	Ref	Wheel Drive Installation 3246E2 Machines (SN 90855 to Present)	B
1		Ref	Options:	
1	0681822	8	(Bolt 1/2in-13NC x 2 3/4in Grade 8)	
1	0681828	8	(Bolt 1/2in-13NC x 3 1/4in Grade 8)	
2		Ref	Hub Assembly Options:	
2	2780222	2	Hub Assembly 2032E2/2646E2 Machines	
2		Ref	Hub Assembly 2632E2/3246E2 Machines Options:	
2	2780238	2	Hub Assembly (Prior to SN 90854)	
2	2780222	2	Hub Assembly (SN 90855 through 98951)	
2	See Note:	2	Hub Assembly (Note: For machines in this range contact JLG Industries Inc.) (SN 98952 through 99050)	
2	2780238	2	Hub Assembly (SN 99051 through 102610)	
2	See Note:	2	Hub Assembly (Note: For machines in this range contact JLG Industries Inc.) (SN 102611 through 102640)	
2	2780222	2	Hub Assembly (SN 102641 to Present)	
2A	7012613	10	Stud, Wheel (5 per Hub)	
2B	1760167	2	Disc, Brake	
2C	2780216	2	Hub (Used w/2780222 Assembly)	
2C	Not Available	2	Hub (Used w/2780238 Assembly - Purchase Assembly)	
3		Ref	Drive Motor Assembly Options:	
		Ref	Note: Use Like Motors on Both Left and Right Sides	
3		Ref	Drive Motor Assembly 2032E2 Motor Options:	
3	2910312	2	Drive Motor Assembly 2032E2 (Was p/n 3160230) (Prior to SN 86447)	
3	3160258	2	Drive Motor Assembly 2032E2 (SN 86447 through 90869)	
3		Ref	3160230 & 3160258 Replacement Parts:	
3	7018996	1	Key, Shaft	
3	7018997	1	Nut, Castle	
3	7021312	1	Seal, Shaft Oil (Inner Seal)	
3	7021317	1	Seal, Dust (Outer Seal)	
3	7023874	1	Cap, End	
3	3160263	2	Drive Motor Assembly 2032E2 (See DRIVE MOTOR ASSEMBLY for Breakdown) (SN 90870 to Present)	
3		Ref	Drive Motor Assembly 2646E2 Motor Options:	
3	2910313	2	Drive Motor Assembly 2646E2 (Was p/n 3160226) (Prior to SN 87548)	
3	3160259	2	Drive Motor Assembly 2646E2 (SN 87548 through 90870)	
3		Ref	3160226 & 3120259 Replacement Parts:	
3	7018996	1	Key, Shaft	
3	7018997	1	Nut, Castle	
3	7021312	1	Seal, Shaft Oil (Inner Seal)	
3	7021317	1	Seal, Dust (Outer Seal)	
3	7023874	1	Cap, End	
3		Ref	Drive Motor Assembly 2632E2/3246E2 Motor Options:	
3	2910342	2	Drive Motor Assembly (Was p/n 3160236 - Rexroth Motor)	

SECTION 1 - FRAME

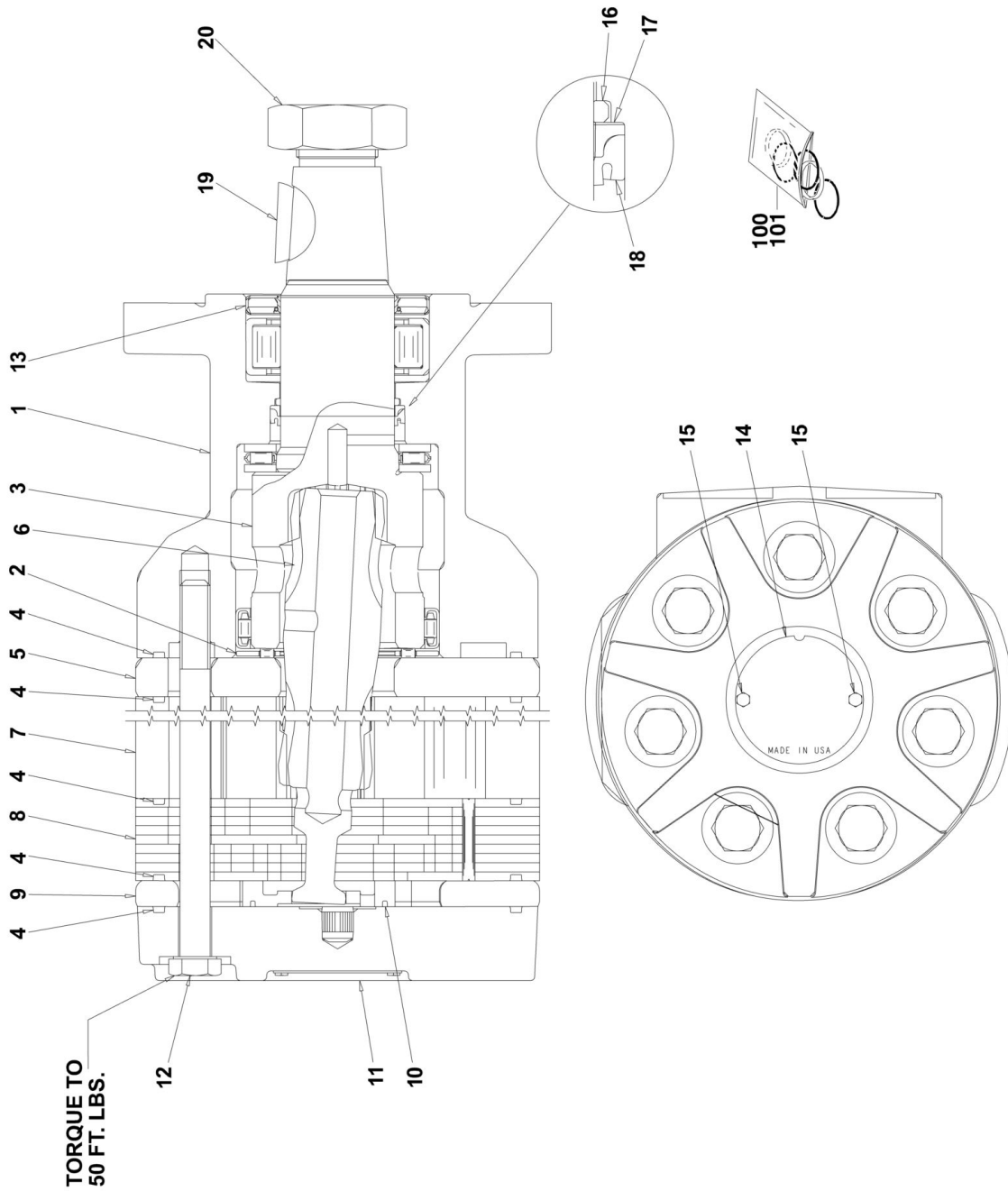
ITEM	PART NUMBER	QTY	DESCRIPTION	REV
3	2910342	2	(Prior to SN 62566) Drive Motor Assembly (Was p/n 3160247 - Rexroth Motor) (SN 62566 through 90854)	
3		Ref	3160236 & 3160247 Replacement Parts:	
3	See Note	1	Key, Shaft (was p/n 7022516)	
3	See Note	1	Nut, Castle (was p/n 7022515)	
3	See Note	1	Seal, Shaft Oil (Inner Seal) (was p/n 7022517)	
3	See Note	1	Seal, Dust (Outer Seal) (was p/n 7022518)	
3	See Note	1	Seal, Ring (was p/n 7022519)	
		Ref	Note: Replacement Parts are no longer available for motor p/ns 3120236 & 3160247 - Use Kit p/n 2910342	
		Ref	Note: For replacement parts for 2910342 See DRIVE MOTOR ASSEMBLY for Breakdown	
3	3160265	2	Drive Motor Assembly (Parker Hannofin Motor) (See DRIVE MOTOR ASSEMBLY for Breakdown) (SN 90855 through 98951)	
3	See Note:	2	Drive Motor Assembly (Note: For machines in this range contact JLG Industries Inc.) (SN 98952 through 99050)	
3	3160265	2	Drive Motor Assembly (Rexroth Motor) (was p/n 3160247 - Rexroth Motor) (SN 99051 through 102610)	
3	See Note:	2	Drive Motor Assembly (Note: For machines in this range contact JLG Industries Inc.) (SN 102611 through 102640)	
3	3160265	2	Drive Motor Assembly (Parker Hannofin Motor) (SN 102641 to Present)	
4		Ref	Hardware Options:	
4	3271805	8	Locknut 1/2in-13NC (Grade 8) (Prior to SN 49303)	
4	3311801	8	Nut 1/2in-13NC (SN 49303 through 84079)	
4	3300450	8	Nut 1/2in-13NC (SN 84080 to Present)	
5		Ref	Pin, Cotter Options:	
5	3450406	2	Pin, Cotter 2032E2/2646E2 Machines (1/8in x 1 1/2in)	
5	3450508	2	Pin, Cotter 3246E2 Machines (1/4in x 2in) (Prior to SN 90855)	
5	3450406	2	Pin, Cotter 3246E2 Machines (1/8in x 1 1/2in) (SN 90855 to Present)	
6		Ref	Flatwasher Options:	
6	4711800	AR	Flatwasher 2032E2/2646E2 Machines (Prior to SN 87549)	
6	4740453	AR	Flatwasher 2032E2/2646E2 Machines (SN 87549 to Present)	
6	4740453	AR	Flatwasher 3246E2 (SN 102645 to Present)	
7	3300255	10	Nut, Wheel	
8	4761800	8	Flatwasher 1/2in (SN 49303 through 84080)	
9	0100019	AR	Loctite #271 (Prior to SN 84080)	
		Ref	BRAKE INSTALLATION OPTIONS:	
	0257877	Ref	Brake Installation 2032E2 / 2632E2 Machines	D
	0257878	Ref	Brake Installation 2646E2 / 3246E2 Machines	D
101		Ref	Brake Cylinder Assembly Options (See CYLINDERS SECTION for Breakdown):	
101	1683833	1	Brake Cylinder Assembly (Was p/n 1683557) (Prior to SN 65498)	
101	1683833	1	Brake Cylinder Assembly (SN 65498 to Present)	
102	3430620	2	Pin	
103	3450403	2	Pin, Cotter 1/8in x 3/4in	
104		Ref	Rod Options:	
104	3841332	2	Rod 2032E2 Machines	
104	3841371	2	Rod 2646E2/3246E3 Machines	
105	4160137	2	Spring, Compression	

SECTION 1 - FRAME

ITEM	PART NUMBER	QTY	DESCRIPTION	REV
106	4711600	2	Flatwasher 3/8in Narrow	
107	4845037	2	Brake Cam Weldment	
		Ref	TIRE AND WHEEL INSTALLATION OPTIONS:	
	0255682	Ref	Gray Non-Marking Tire Installation	-
	0271541	Ref	Low Profile, Non-Marking Tire Installation (2632E2)	
	0255679	Ref	Black Tire Installation	-
200	4520176	4	5x16 Gray Non-Marking (Standard)	
200	4520257	4	5x16 Low Profile, Non-Marking (2632E2)	
200	4520174	4	5x16 Black (Optional)	

SECTION 1 - FRAME

FIGURE 1-6. DRIVE MOTOR ASSEMBLY - (2032E2/2646E2) (2632E2/3246E2) (SN 90870 to Present, SN 90855 to Present)



SECTION 1 - FRAME

FIGURE 1-6. DRIVE MOTOR ASSEMBLY - (2032E2/2646E2) (2632E2/3246E2) (SN 90870 to Present, SN 90855 to Present)

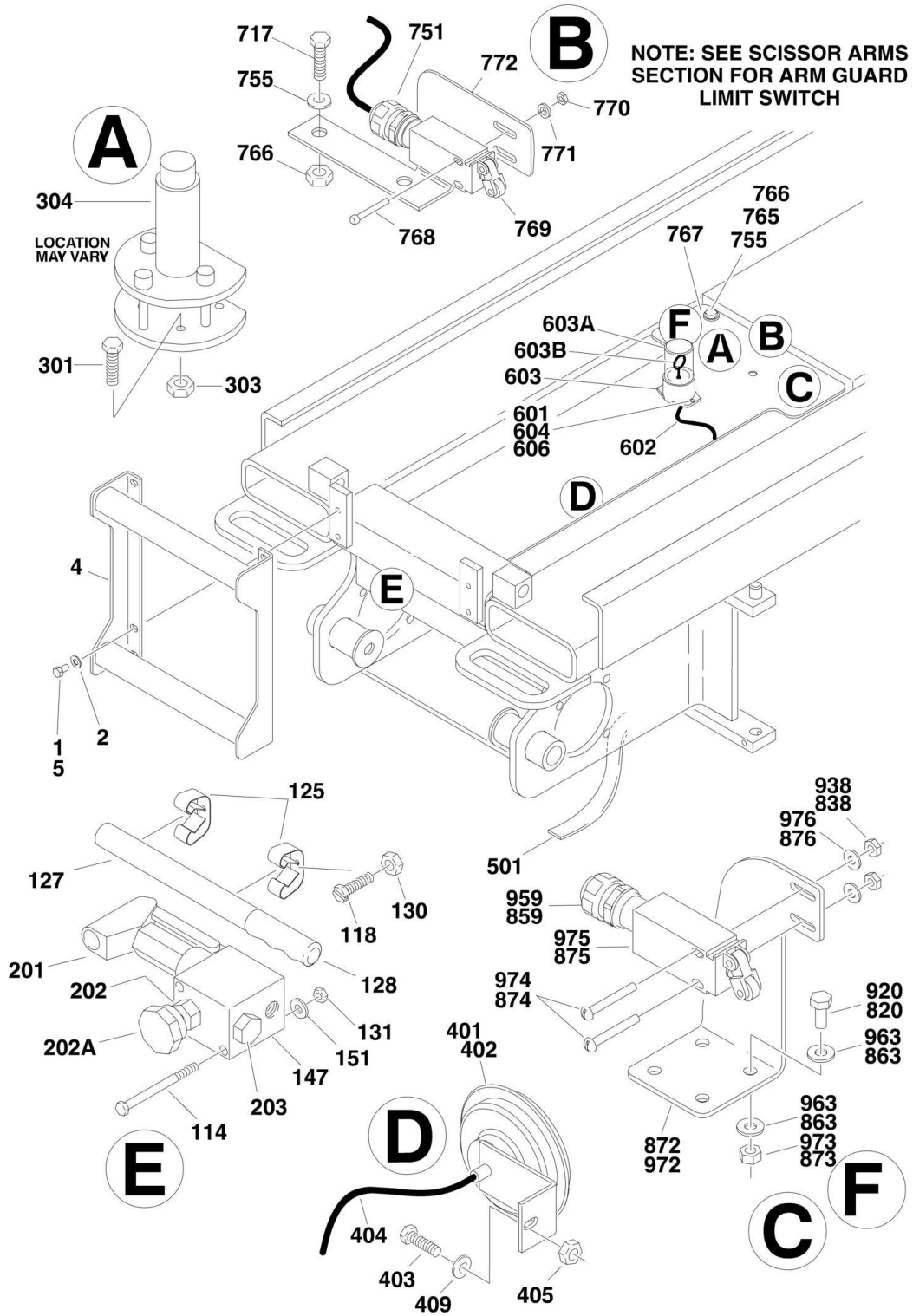
ITEM	PART NUMBER	QTY	DESCRIPTION	REV
		Ref	DRIVE MOTOR ASSEMBLIES (PARKER HANNIFIN)	
	3160263	Ref	DRIVE MOTOR - 2032E2	B
	3160264	Ref	DRIVE MOTOR - 2646E2	B
	3160265	Ref	DRIVE MOTOR - 2632E2/3246E2	B
	2910342	Ref	DRIVE MOTOR - 3246E2 (This kit uses p/n 3160301 Motor)	A
1		Ref	Housing Options:	
1	7023307	1	3160263, 3160264 & 3160265	
1	Not Serviced		3160301	
2	7023308	1	Bearing, Thrust	
3		Ref	Shaft Options:	
3	7023309	1	3160263 & 3160264	
3	Not Serviced		3160265	
3	7026178	1	3160301	
4	7023310	5	Ring, Seal	
5	7023311	5	Plate, Wear	
6		Ref	Drive Link Options:	
6	7023312	1	3160263	
6	7023326	1	3160264	
6	7023410	1	3160265 & 3160301	
7		Ref	Assembly, Rotor Options:	
7	7023313	1	3160263	
7	7023327	1	3160264	
7	7023409	1	3160265 & 3160301	
8	7023314	1	Manifold	
9	7023315	1	Assembly, Commutator	
10	7023318	1	Seal, Commutator	
11		Ref	Cover, End Options:	
11	7023316	1	3160263	
11	7023328	1	3160264, 3160265 & 3160301	
12		Ref	Bolt Options:	
12	7023317	7	3160263	
12	7023329	7	3160264 & 3160265	
12	Not Serviced		3160301	
13	See Note	1	Seal (Note: Use Items 100 & 101)	
14	Not Available	N/A	Identification Tag	
15	7023320	2	Screw	
16	See Note	1	Ring Back-Up (Note: Use Items 100 & 101)	
17	See Note	1	Washer, Back-Up (Note: Use Items 100 & 101)	
18	See Note	1	Seal, Shaft (Note: Use Items 100 & 101)	
19		Ref	Key Options:	
19	7023324	1	3160263, 3160264 & 3160265	
19	7026179	1	3160301	
20		Ref	Nut, Castle Options:	
20	7023325	1	3160263, 3160264 & 3160265	
20	7026180	1	3160301	
21		Ref	Bearing, Inner Options (Not Shown):	
21	Not Required	0	3160263 & 3160234	
21	7023405	1	3160265	
21	7026174	1	3160301	

SECTION 1 - FRAME

ITEM	PART NUMBER	QTY	DESCRIPTION	REV
22		Ref	Washer, Thrust Options (Not Shown):	
22	Not Required	0	3160263 & 3160234	
22	7023406	1	3160265	
22	7026175	2	3160301	
23		Ref	Bearing, Thrust Options (Not Shown):	
23	Not Required	0	3160263 & 3160234	
23	7023407	1	3160265	
23	7026176	1	3160301	
24		Ref	Bearing, Outer Options (Not Shown):	
24	Not Required	0	3160263 & 3160234	
24	7023408	1	3160265	
24	7026177	1	3160301	
		Ref	Kit Options:	
		Ref	Kit, Seal Options (Includes Items 4, 10, 13, 16, 17 & 18):	
100	7023412	1	3160263, 3160264 & 3160265	
101	7026181	1	3160301	

SECTION 1 - FRAME

FIGURE 1-7. FRAME MOUNTED COMPONENTS INSTALLATIONS



SECTION 1 - FRAME

FIGURE 1-7. FRAME MOUNTED COMPONENTS INSTALLATIONS

ITEM	PART NUMBER	QTY	DESCRIPTION	REV
		Ref	LADDER INSTALLATIONS	
	0257662	Ref	Ladder Installations 1532E2	B
	0257662	Ref	Ladder Installations 1932E2	B
	0257662	Ref	Ladder Installations 2032E2 without Optional Invertor	B
	0258681	Ref	Ladder Installations 2032E2 with Optional Invertor	A
	0257779	Ref	Ladder Installations 2632E2	A
	0257779	Ref	Ladder Installations 2646E2	A
	0258944	Ref	Ladder Installations 3246E2	A
1	0100011	AR	Loctite #242	
2	4711600	4	Flatwasher 3/8in Narrow	
4		Ref	Ladder Weldment Options:	
4	4845558	1	Ladder Weldment 1532E2	
4	4845558	1	Ladder Weldment 1932E2	
4	4845558	1	Ladder Weldment 2032E2 without Optional Invertor	
4	4845837	1	Ladder Weldment 2032E2 with Optional Invertor	
4	4845834	1	Ladder Weldment 2632E2	
4	4845834	1	Ladder Weldment 2646E2	
4	4845922	1	Ladder Weldment 3246E2	
5	0641605	4	Bolt 3/8in-16NC x 5/8in	
		Ref	MANUAL DESCENT PUMP INSTALLATION ONLY (Prior to SN 69053)	
	0257666	Ref	Manual Descent Pump Installation 2646E2 Machines Only	M
	0258889	Ref	Manual Descent Pump Installation 3246E2 Machines Only	F
114	0641528	2	Bolt 5/16in-18NC x 3 1/2in	
118	0721006	2	Screw, Machine #10-24NC x 3/4in	
125	1380136	2	Clip, Gripper	
127	2560122	1	Handle, Pump	
128	2560123		Handle, Grip	
130	3311005	4	Locknut #10-24NC	
131	3311505	2	Locknut 5/16in-18NC	
147	4640859	1	Pump Assembly - Manual Descent (See 201-203 for Breakdown)	
150	0100001	AR	Adhesive, Weatherstrip (Not Shown)	
151	4751500	2	Flatwasher 5/16in	
	4640859	Ref	PUMP ASSEMBLY - MANUAL DESCENT (2646E2 & 3246E2 MACHINES ONLY)	
201	7012952	1	Cartridge, Pump	
201	2900708	1	Seal Kit - 7012952 Cartridge	
202	7012954	1	Cartridge, Needle Valve	
202	7012953	1	Seal Kit - 7012954 Cartridge	
202A	7012961	1	Knob	
203	7012955	1	Cartridge, Check	
203	7012540	1	Seal Kit - 7012955 Cartridge	
		Ref	TILT INDICATOR INSTALLATIONS	
		Ref	All Specs except Japanese Spec:	
	0270066	Ref	All Specs except Japanese Spec 1532E2 (1.5)	B
	0257969	Ref	All Specs except Japanese Spec 1932E2/2032E2/2646E2 (5) (Prior to SN 71686)	C
	0270066	Ref	All Specs except Japanese Spec 1932E2/2032E2 (1.5) (SN 71686 to Present)	B
	0257799	Ref	All Specs except Japanese Spec 2632E2 (2)	A

SECTION 1 - FRAME

ITEM	PART NUMBER	QTY	DESCRIPTION	REV
	0259410	Ref	All Specs except Japanese Spec 2632E2 with Prop Controls (2)	A
	0257799	Ref	All Specs except Japanese Spec 2646E2 (2) (SN 71686 to Present)	A
	0257969	Ref	All Specs except Japanese Spec 3246E2 with Std Controls (5) (Prior to SN 71686)	C
	0257799	Ref	All Specs except Japanese Spec 3246E2 with Std Controls (2) (SN 71686 to Present)	D
	0259410	Ref	All Specs except Japanese Spec 3246E2 with Prop Controls (2)	A
		Ref	Japanese Spec:	
	0257969	Ref	Japanese Spec 1532E2 (5)	A
	0257969	Ref	Japanese Spec 1932E2/2032E2/2646E2 (5) (Prior to SN 71686)	C
	0270066	Ref	Japanese Spec 1932E2/2032E2 (1.5) (SN 71686 through 79268)	B
	0257969	Ref	Japanese Spec 1932E2/2032E2 (5) (SN 79269 to Present)	C
	0257969	Ref	Japanese Spec 2632E2 (5)	C
	0257799	Ref	Japanese Spec 2646E2 (2) (SN 71686 through 79269)	A
	0257969	Ref	Japanese Spec 2646E2 (5) (SN 71686 to Present)	A
	0257969	Ref	Japanese Spec 3246E2 with Std Controls (5) (Prior to SN 71686)	C
	0257799	Ref	Japanese Spec 3246E2 with Std Controls (2) (SN 71686 through 79269)	D
	0257969	Ref	Japanese Spec 3246E2 with Std Controls (5) (SN 71686 to Present)	D
	0259410	Ref	Japanese Spec 3246E2 with Prop Controls (2) (Prior to SN 79269)	A
	0257969	Ref	Japanese Spec 3246E2 with Prop Controls (5) (SN 71686 to Present)	D
301	0641405	2	Bolt 1/4in-20NC x 5/8in	
303	3311405	2	Locknut 1/4in-20NC	
304		Ref	Indicator, Tilt Options:	
304	4360487	1	1.5	
304	4360349	1	2, (Standard Controls Machines)	
304	4360435	1	2, (Prop Controls Machines)	
304	4360348	1	5	
		Ref	HORN INSTALLATIONS (OPTIONAL)	
	0258317	Ref	Horn Installations 1532E2 & 1932E2 Machines	B
	0257802	Ref	Horn Installations 2032E2, 2646E2 & 3246E2 Machines	D
	0257802	Ref	Horn Installations 3246E2 Standard Control Machines	D
	0259655	Ref	Horn Installations 3246E2 Proportional Control Machines	B
	0271917	Ref	Horn Installations 2632E2 Standard Control Machines	B
	0271926	Ref	Horn Installations 2632E2 Proportional Control Machines	A
401	0100048	AR	Grease, Dialectic	
402	0140022	1	Horn	
403		Ref	Bolt Options:	
403	0641505	1	Bolt 5/16in-18NC x 5/8in (1532E2/1932E2/2632E2)	
403	0641510	1	Bolt 5/16in-18NC x 1 1/4in (2032E2/2646E2/3246E2)	
404		Ref	Cable/Harness, Electrical	
404	1060680	AR	Cable/Harness, Electrical 1532E2/1932E2 Machines (Cable, Electrical - 16/2)	
404	1060680	8 ft/2.4m	Cable/Harness, Electrical 2032E2/2646E2 Machines (Cable, Electrical - 16/2)	

SECTION 1 - FRAME

ITEM	PART NUMBER	QTY	DESCRIPTION	REV
404	1060680	8 ft/2.4m	Cable/Harness, Electrical 3246E2 Standard Control Machines (Cable, Electrical - 16/2)	
404	1060680	5 ft/1.53m	Cable/Harness, Electrical 2632E2 Standard Control Machines (Cable, Electrical - 18/2)	
404	4922258	1	Cable/Harness, Electrical 3246E2/2632E2 Proportional Control Machines (Harness - See ELECTRICAL SECTION for Breakdown)	
405	3311505	1	Locknut 5/16in-18NC	
409	4751500	1	Flatwasher 5/16in	
	0258581	Ref	STATIC STRAP INSTALLATION	B
501	3941406	1	Screw, Self-Tapping 1/4in-20NC x 3/4in	
501	4240147	1	Strap, Static (Was 4240084)	
501	4751400	1	Flatwasher 1/4in	
		Ref	BEACON LIGHT INSTALLATION OPTIONS:	
	0258318	Ref	Beacon Light Installation (1532E2 & 1932E2) (Optional)	A
	0257801	Ref	Beacon Light Installation (2032E2 / 2646E2 / 3246E2) Standard Controls (Optional)	A
	0259411	Ref	Beacon Light Installation (3246E2) Proportional Controls (Optional)	A
	0271891	Ref	Beacon Light Installation (2632E2) Standard Controls (Optional)	B
	0271925	Ref	Beacon Light Installation (2632E2) Proportional Controls (Optional)	A
601		Ref	Screw, Socket Head Options:	
601	0721006	2	Screw, Socket Head 1532E2 / 1932E2	
601	0721004	2	Screw, Socket Head 2632E2	
602	1060680	AR	Cable, Electrical 18/2	
603	2920146	1	Beacon Light Assembly	
603A	7016319	1	Bulb	
603B		Ref	Lens Options:	
603B	7016372	1	Amber	
603B	2920166	1	Blue	
604	3311005	2	Locknut #10-24NC	
605	4460248	2	Terminal (Not Shown)	
606	4751000	2	Flatwasher #10	
		Ref	DRIVE SPEED SWITCH INSTALLATION (1532E2 & 1932E2 ONLY)	
	0270502	Ref	Drive Speed Switch Installation 1532E2	C
	0258014	Ref	Drive Speed Switch Installation 1932E2	J
717	0641405	2	Bolt 1/4in-20NC x 5/8in	
751	4460662	1	Connector, Strain Relief	
755	4711400	6	Washer 1/4in, Narrow	
765	0641406	4	Bolt 1/4in-20NC x 3/4 (SN 50027 to Present)	
766	3311405	6	Locknut 1/4in-20NC	
767	3570991	1	Plate, Cover	
768	3911024	2	Screw #10-24NC x 1 1/2in	
769	4360401	1	Switch, Limit	
770	3311005	2	Locknut #10-24NC	
771	4751000	2	Washer #10, Wide	
772	0902501	1	Bracket, Limit Switch	
		Ref	DRIVE SPEED SWITCH INSTALLATION (3246E2 ONLY) (REFERENCE LETTER "C" ON ART)	
		Ref	Note: See SPECIAL OPTIONS SECTION for Japanese Taiyo Spec	

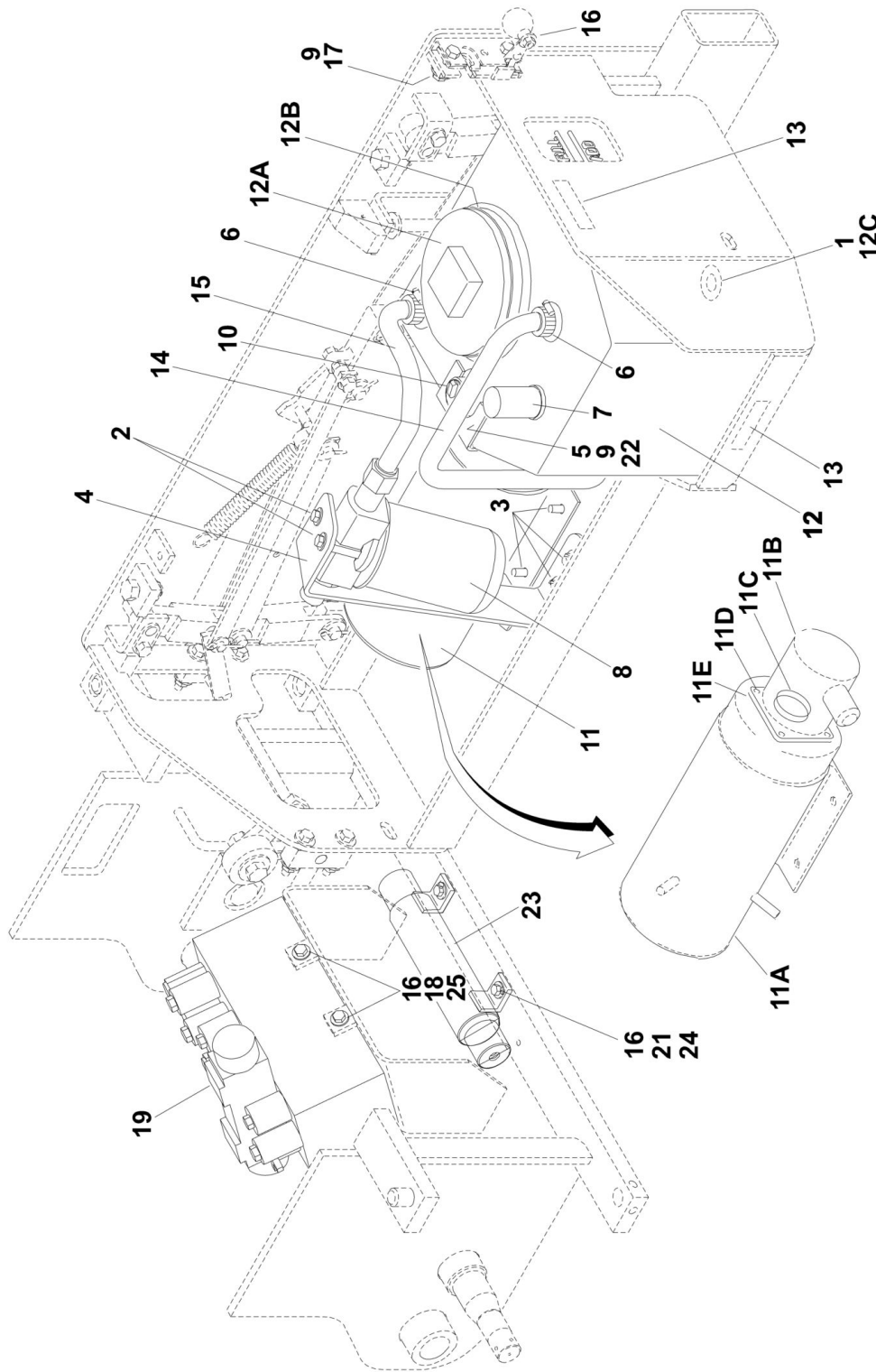
SECTION 1 - FRAME

ITEM	PART NUMBER	QTY	DESCRIPTION	REV
	0258889	Ref	Standard Control Machines	L
	0259408	Ref	Proportional Control Machines	H
820	0641405	4	Bolt 1/4in-20NC x 5/8in	
838	3311005	2	Locknut #10-24NC	
859	4460662	1	Connector, Strain Relief	
863	4711400	8	Flatwasher 1/4in Narrow	
872	0902537	1	Bracket	
873	3311405	4	Locknut 1/4in-20NC	
874	3911024	2	Screw, Round Head #10-24NC x 3in	
875	4360401	1	Switch, Limit	
876	4751000	8	Flatwasher #10	
877		Ref	Harness, Elevation Options: (Not Shown - See ELECTRICAL SECTION for Breakdown)	
877	Not Required	0	Standard Controls Machines	
877	4922305	AR	Proportional Control Machines	
		Ref	OVERLOAD PROTECTION SWITCH INSTALLATION (JAPANESE SPEC ONLY) (REFERENCE LETTER "F" ON ART)	
		Ref	Note: See SPECIAL OPTIONS SECTION for Japanese Taiyo Spec	
	0258733	Ref	Overload Protection Switch Installation (Japanese Spec Only) 1532E2 & 1932E2	E
	0257976	Ref	Overload Protection Switch Installation (Japanese Spec Only) 2032E2	G
	0258651	Ref	Overload Protection Switch Installation (Japanese Spec Only) 2646E2 & 3246E2	E
920		Ref	Bolt (1/4in-20NC x 1in) Options:	
920	0641406	2	Bolt (1/4in-20NC x 1in) 1532E2 & 1932E2	
920	0641406	2	Bolt (1/4in-20NC x 1in) 2032E2 / 2646E2 & 3246E2 (Prior to SN 93070)	
920	0641408	2	Bolt (1/4in-20NC x 1in) 2032E2 / 2646E2 & 3246E2 (SN 93070 to Present)	
938	3310801	2	Locknut #8-32NC	
959		Ref	Connector, Strain Relief Options:	
959	4460049	1	Connector, Strain Relief 2032E2 / 2646E2 & 3246E2	
959	4460049	1	Connector, Strain Relief 1532E2 & 1932E2 (Prior to SN 93070)	
959	4460662	1	Connector, Strain Relief 1532E2 & 1932E2 (SN 93070 to Present)	
963	4711400	8	Flatwasher 1/4in Narrow	
972		Ref	Bracket Options:	
972	0902500	1	Bracket 1532E2 & 1932E2 (Prior to SN 80167)	
972	0902691	1	Bracket 1532E2 & 1932E2 (SN 80167 to Present)	
972	0902482	1	Bracket 2032E2, 2646E2 & 3246E2	
972		Ref	Cover Bracket Options (Not Shown):	
972	Not Required	0	Cover Bracket 1532E2 & 1932E2	
972	0962632	1	Cover Bracket 2032E2, 2646E2 & 3246E2	
973	3311405	4	Locknut 1/4in-20NC	
974	0720812	2	Screw, Round Head #10-24NC x 3in	
975	4360437	1	Switch, Limit	
976	4750800	8	Flatwasher #8	

SECTION 2 - GROUND COMPONENTS

SECTION 2 - GROUND COMPONENTS

FIGURE 2-1. HYDRAULIC COMPONENT INSTALLATIONS - 1532E2/1932E2



SECTION 2 - GROUND COMPONENTS

FIGURE 2-1. HYDRAULIC COMPONENT INSTALLATIONS - 1532E2/1932E2

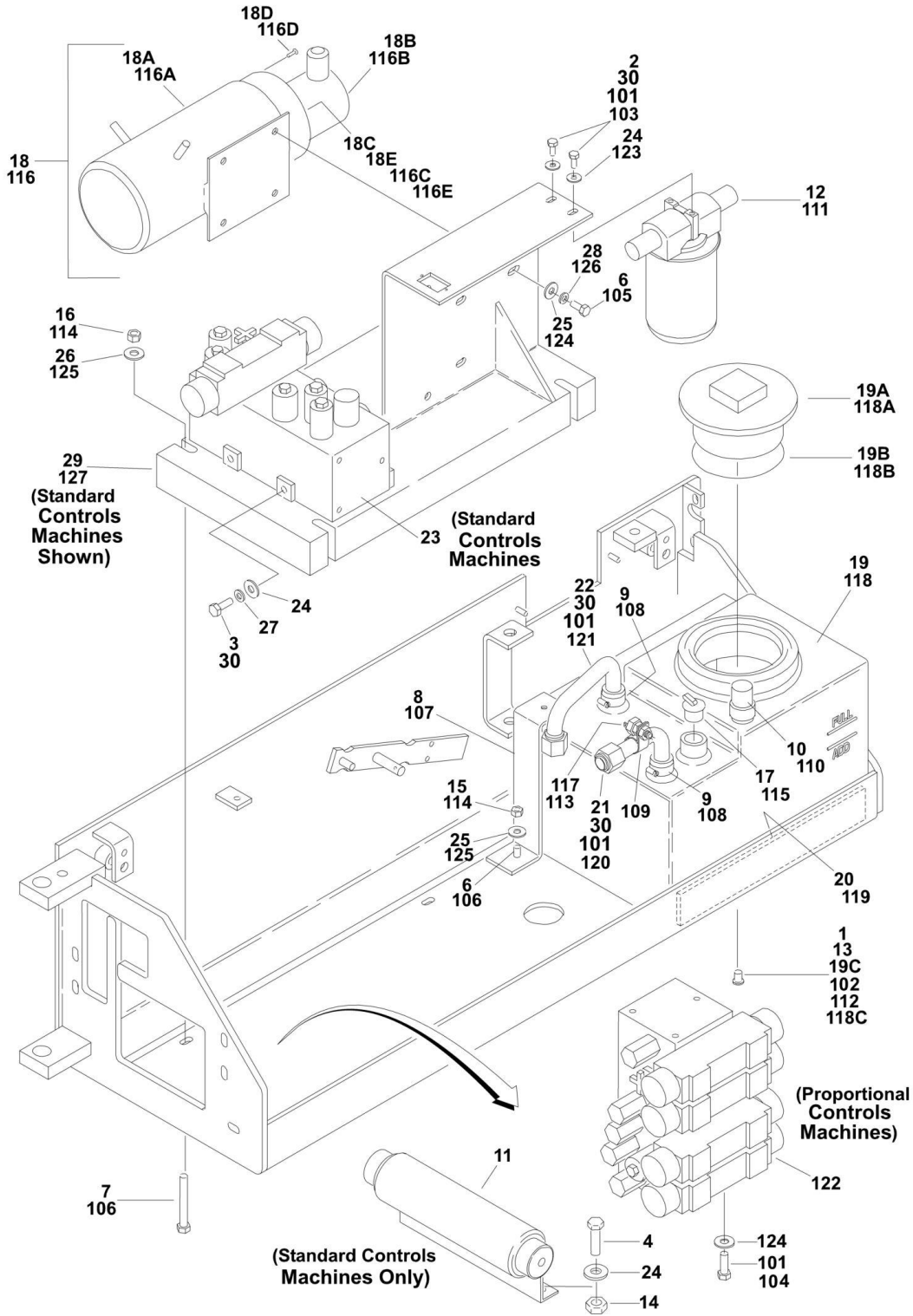
ITEM	PART NUMBER	QTY	DESCRIPTION	REV
		Ref	HYDRAULIC COMPONENTS INSTALLATIONS - 1532E2 & 1932E2 (LEFT SIDE) OPTIONS:	
	0258056	Ref	Hydraulic Components Installations (Prior to SN 90870)	G
	0271222	Ref	Hydraulic Components Installations (SN 90870 to Present)	A
1	0100020	AR	Sealant, Pipe	
2	0641405	2	Bolt 1/4in-20NC x 5/8in	
3	0641508	7	Bolt 5/16in-18NC x 1in	
4	0902486	1	Bracket, Filter Mounting	
5	0902490	1	Bracket, Tank	
6	1320030	2	Clamp, Hose	
7	1340052	1	Breather, Tank	
8	2120105	1	Filter Assembly	
8	2120072	1	Element, Filter	
9	3311505	3	Locknut 5/16in-18NC	
10	3520077	1	Plug, Snap	
11		Ref	Motor/Pump Assembly Options:	
11	3600288	1	Motor/Pump Assembly (Prior to SN 90870)	
11	3600325	1	Motor/Pump Assembly (SN 90870 to Present)	
11A	7011041	1	Motor	
11A	7010639	2	Brush	
11A	7010640	8	Spring	
11B		Ref	Pump Options:	
11B	7011050	1	Pump (Prior to SN 90870)	
11B	7011049	1	Pump (SN 90870 to Present)	
11B	7011045	1	Gasket Kit	
11B	7010903	1	Seal, Shaft	
11C	7010944	1	Coupling Kit	
11D	7011043	4	Screw, Pump Mounting	
11E	7011044	1	Gasket	
12	4400415	1	Tank, Hydraulic	
12A	1120491	1	Lid	
12B	3780199	1	O-Ring	
12C	Not Available	1	Plug	
13	4420038	25 in/64cm	Tape, Rubatex	
14	4567681	1	Tube, Supply	
15	4567682	1	Tube, Return	
16	4751400	5	Flatwasher 1/4in	
17	4751500	10	Flatwasher 5/16in	
18	0641406	3	Bolt 1/4in-20NC x 3/4in	
19	4641020	1	Valve Assembly (See VALVE ASSEMBLY - STANDARD CONTROLS MACHINES for Breakdown)	
21	0641410	2	Bolt 1/4in-20NC x 1 1/4in (SN 49355 to Present)	
22	0641510	1	Bolt 5/16in-18NC x 1 1/4in (SN 49355 to Present)	
23		Ref	Cylinder, Cushion Options:	
23	Not Required	0	Cylinder, Cushion (Prior to SN 49355)	
23	1683834	1	Cylinder, Cushion (Was p/n 1683560) (SN 49355 through 65497)	
23	1683834	1	Cylinder, Cushion (SN 65498 to Present)	
24	3311405	2	Locknut 1/4in-20NC (SN 49355 to Present)	

SECTION 2 - GROUND COMPONENTS

ITEM	PART NUMBER	QTY	DESCRIPTION	REV
25	0100011	AR	LOCTITE #242	

SECTION 2 - GROUND COMPONENTS

FIGURE 2-2. HYDRAULIC COMPONENT INSTALLATIONS - 2032E2/2632E2/2646E2/3246E2



SECTION 2 - GROUND COMPONENTS

FIGURE 2-2. HYDRAULIC COMPONENT INSTALLATIONS - 2032E2/2632E2/2646E2/3246E2

ITEM	PART NUMBER	QTY	DESCRIPTION	REV
		Ref	HYDRAULIC COMPONENTS INSTALLATIONS: (WITH STANDARD CONTROLS)	
	0257659	Ref	Hydraulic Components Installations 2032E2/2646E2 (Prior to SN 64779)	B
	0259280	Ref	Hydraulic Components Installations 2032E2/2646E2 (SN 64779 to Present)	F
	0259280	Ref	Hydraulic Components Installations 2632E2/3246E2 with Standard Controls	F
1	0100020	AR	Sealant, Pipe	
2	0641405	2	Bolt 1/4in-20NC x 5/8in	
3	0641406	2	Bolt 1/4in-20NC x 3/4in	
4	0641407	2	Bolt 1/4in-20NC x 7/8in	
6	0641508	5	Bolt 5/16in-18NC x 1in	
7		Ref	Bolt Options:	
7	0641624	4	Bolt 2032E2/2646E2 (Prior to SN 64779)	
7	0641620	4	Bolt 2032E2/2646E2 & All 3246E2 (SN 64779 to Present)	
8		Ref	Bracket, Tank Hold Down Options:	
8	0902198	1	Bracket, Tank Hold Down 2032E2/2646E2 (Prior to SN 64779)	
8	0902538	1	Bracket, Tank Hold Down 2032E2/2646E2 & All 3246E2 (SN 64779 to Present)	
9		Ref	Clamp, Hose	
9	1320030	2	Clamp, Hose (Was p/n 1320033) (Prior to SN 88558)	
9	1320030	2	Clamp, Hose (SN 88558 to Present)	
10	1340052	1	Breather, Tank	
11		Ref	Cylinder, Cushion Options:	
11	1683834	1	Cylinder, Cushion (Was p/n 1683560) (Prior to SN 65498)	
11	1683834	1	Cylinder, Cushion (SN 65498 to Present)	
12	2120105	1	Filter Assembly	
12	2120072	1	Element, Filter	
13	2200233	1	Plug, Drain (Prior to SN 71406)	
14	3311405	2	Locknut 1/4in-20NC	
15	3311505	1	Locknut 5/16in-18NC	
16	3311605	4	Locknut 3/8in-16NC	
17	3520077	1	Plug, Snap	
18	3600270	1	Motor/Pump Assembly	
18A	7011041	1	Motor	
18A	7010639	2	Brush	
18A	7010640	8	Spring	
18B	7011042	1	Pump	
18B	7011045	1	Gasket Kit	
18B	7010903	1	Seal, Shaft	
18C	7010944	1	Coupling Kit	
18D	7011043	4	Screw, Pump Mounting	
18E	7011044	1	Gasket	
19		Ref	Tank, Hydraulic Options:	
19	4400422	1	Tank, Hydraulic 2032E2/2646E2 (Was p/n 4400406) (Prior to SN 64779)	
19	4400422	1	Tank, Hydraulic 2032E2/2646E2 (SN 64779 to Present)	
19	4400422	1	Tank, Hydraulic 3246E2 (Was p/n 4400406) (Prior to SN 57891)	

SECTION 2 - GROUND COMPONENTS

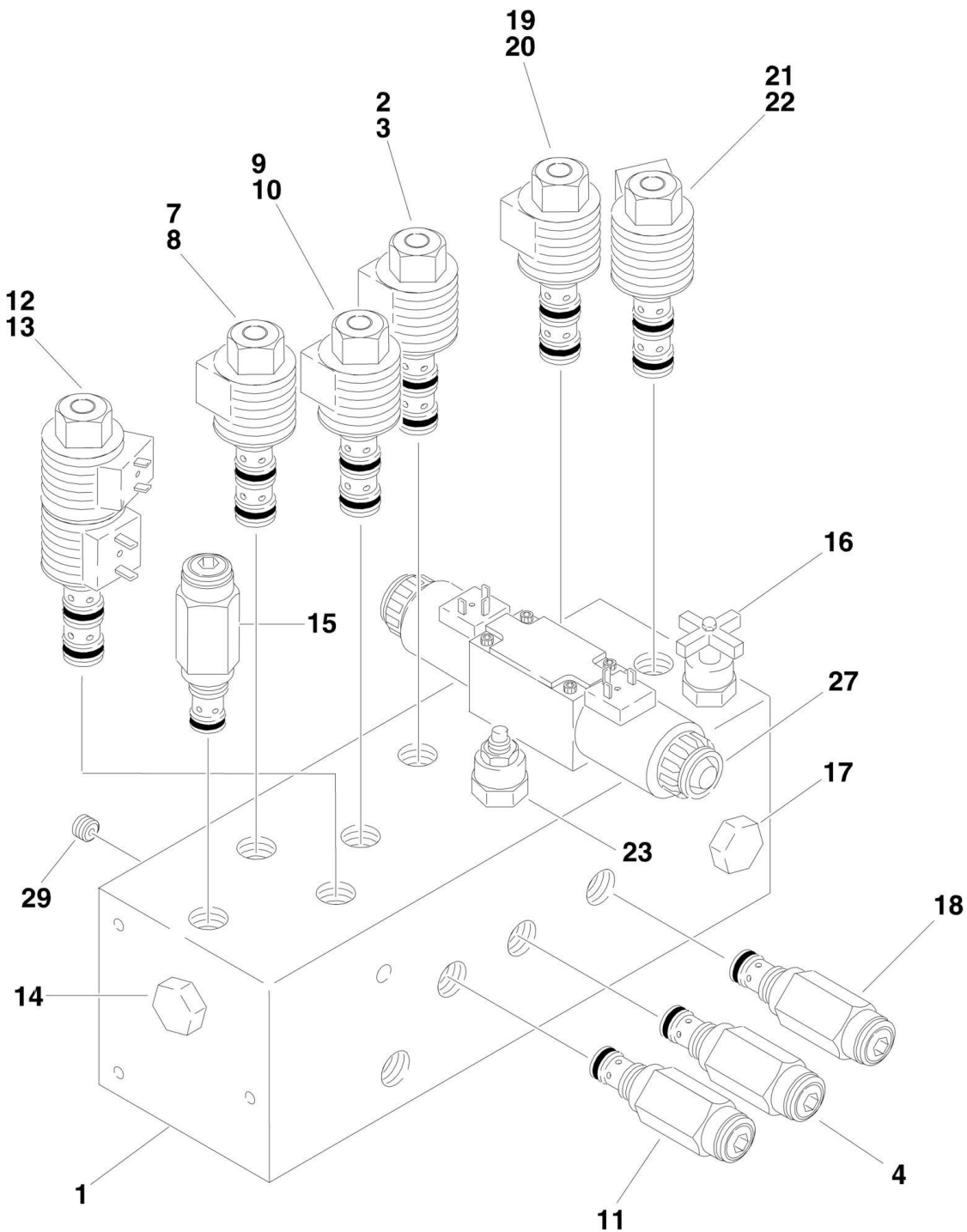
ITEM	PART NUMBER	QTY	DESCRIPTION	REV
19	4400422	1	Tank, Hydraulic 3246E2 (SN 57891 to Present)	
19A	1120491	1	Lid	
19B	3780199	1	O-Ring	
19C	2200233	1	Plug, Drain (SN 71406 to Present)	
20	4420038	41 in/1m	Tape, Rubatex	
21	4567271	1	Tube, Return	
22		Ref	Tube, Supply Options:	
22	4567272	1	Tube, Supply 3246E2 (Was p/n 4567893) (Prior to SN 88558)	
23	4641020	1	Valve Assembly (See VALVE ASSEMBLY - STANDARD CONTROLS MACHINES for Breakdown)	
24	4751400	6	Flatwasher 1/4in	
25	4751500	6	Flatwasher 5/16in	
26	4751600	8	Flatwasher 3/8in	
27	4761400	3	Lockwasher 1/4in (Prior to SN 50361)	
28	4761500	4	Lockwasher 5/16in	
29		Ref	Counterweight	
29	4845664	1	Counterweight 2032E2/2646E2 (Prior to SN 64779)	
29	4846017	1	Counterweight 2032E2/2646E2 & All 3246E2 (SN 64779 to Present)	
30	0100011	AR	Loctite #242	
		Ref	HYDRAULIC COMPONENTS INSTALLATIONS (WITH PROPORTIONAL CONTROLS)	
	0259416	Ref	Hydraulic Components Installations 2632E2 / 3246E2 with Proportional Controls	C
101	0100011	AR	Loctite #242	
102	0100020	AR	Sealant, Pipe	
103	0641405	2	Bolt 1/4in-20NC x 5/8in	
104	0641505	2	Bolt 5/16in-18NC x 5/8in	
105	0641508	4	Bolt 5/16in-18NC x 1in	
106	0641622	4	Bolt 3/8in-16NC x 2 3/4in	
107	0902574	1	Bracket, Tank Hold Down	
108		Ref	Clamp, Hose	
108	1320030	2	Clamp, Hose (Was p/n 1320033) (Prior to SN 88558)	
109	1320242	1	Clamp, Hose	
110	1340052	1	Breather, Tank	
111	2120105	1	Filter Assembly	
111	2120072	1	Element, Filter	
112	2200233	1	Plug, Drain (Prior to SN 71406)	
113	3310601	1	Nut #6-32NC	
114	3311605	4	Locknut 3/8in-16NC	
115	3520077	1	Plug, Snap	
116	3600270	1	Motor/Pump Assembly	
116A	7011041	1	Motor	
116A	7010639	2	Brush	
116A	7010640	8	Spring	
116B	7011042	1	Pump	
116B	7011045	1	Gasket Kit	
116B	7010903	1	Seal, Shaft	
116C	7010944	1	Coupling Kit	
116D	7011043	4	Screw, Pump Mounting	
116E	7011044	1	Gasket	
117	4360461	1	Switch, Temperature	

SECTION 2 - GROUND COMPONENTS

ITEM	PART NUMBER	QTY	DESCRIPTION	REV
118	4400422	1	Tank, Hydraulic	
118A	1120491	1	Lid	
118B	3780199	1	O-Ring	
118C	2200233	1	Plug, Drain (SN 71406 to Present)	
119	4420038	41 in/1m	Tape, Rubatex	
120	4567271	1	Tube, Return	
121		Ref	Tube, Supply Options:	
121	4567272	1	Tube, Supply 3246E2 (Was p/n 4567893) (Prior to SN 88558)	
122	4641036	1	Valve Assembly (See VALVE ASSEMBLY - PROPORTIONAL CONTROLS MACHINES for Breakdown)	
123	4751400	2	Flatwasher 1/4in	
124	4751500	6	Flatwasher 5/16in	
125	4751600	8	Flatwasher 3/8in	
126	4761500	4	Lockwasher 5/16in	
127	4846040	1	Counterweight	

SECTION 2 - GROUND COMPONENTS

FIGURE 2-3. VALVE ASSEMBLY - STANDARD CONTROLS MACHINES



SECTION 2 - GROUND COMPONENTS

FIGURE 2-3. VALVE ASSEMBLY - STANDARD CONTROLS MACHINES

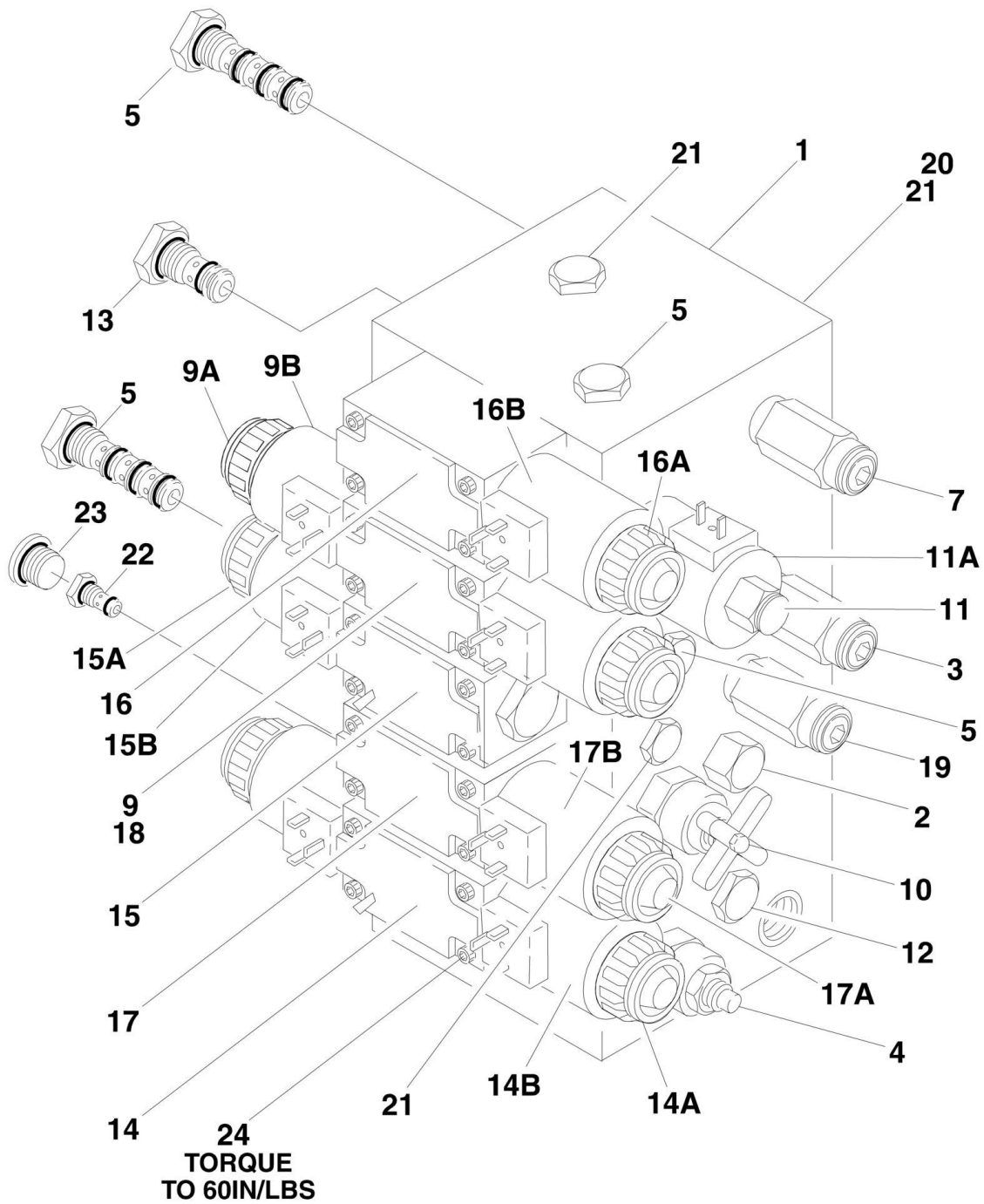
ITEM	PART NUMBER	QTY	DESCRIPTION	REV
	4641020	Ref	VALVE ASSEMBLY	D
1	Not Serviced	1	Block, Manifold	
2	7018978	1	Cartridge less Coil (Dump)	
2	7018313	1	Seal Kit - 7018978 Cartridge	
3		Ref	Coil Options:	
3	7022522	1	24V (was p/n 7016352) (Prior to SN 75029)	
3	7022522	1	20V (SN 75029 to Present)	
4	7018919	1	Cartridge (Main Relief)	
4	7016351	1	Seal Kit - 7018919 Cartridge	
7	7018967	1	Cartridge less Coil (Brake)	
7	7016349	1	Seal Kit - 7018967 Cartridge	
8		Ref	Coil Options:	
8	7022522	1	24V (was p/n 7016352) (Prior to SN 75029)	
8	7022522	1	20V (SN 75029 to Present)	
9	7018967	1	Cartridge less Coil (Lift)	
9	7016349	1	Seal Kit - 7018967 Cartridge	
10		Ref	Coil Options:	
10	7022522	1	24V (was p/n 7016352) (Prior to SN 75029)	
10	7022522	1	20V (SN 75029 to Present)	
11	7018302	1	Cartridge Relief (Lift Relief)	
11	7016351	1	Seal Kit - 7018302 Cartridge	
12	7018979	1	Cartridge less Coil (Steer)	
12	7018988	1	Seal Kit - 7018979 Cartridge	
13		Ref	Coil Options:	
13	7022522	1	24V (was p/n 7016352) (Prior to SN 75029)	
13	7022522	1	20V (SN 75029 to Present)	
14	7018300	1	Cartridge, Shuttle (Steer)	
14	80434150	1	Seal Kit - 7018300 Cartridge (was p/n 7018301)	
15	7018919	1	Cartridge (Steer Relief Adjustment)	
15	7016351	1	Seal Kit - 7018919 Cartridge	
16	7018312	1	Cartridge, Needle Valve (Tow)	
16	7018313	1	Seal Kit - 7018312 Cartridge	
17	7018314	1	Cartridge, Flow Control (Flow Divider)	
17	7018315	1	Seal Kit - 7018314 Cartridge	
18		Ref	Cartridge, Motion Control (Deceleration) Options:	
18	7022525	1	Cartridge Stamped "CP.....-10.0-15" (Was p/n 7018305)	
18	7023875	1	Seal Kit - 7022525 Cartridge	
18	7021366	1	Cartridge Stamped "CP.....-4.0-15"	
18	Not Available	1	Seal Kit - 7021366 Cartridge	
19	7018967	1	Cartridge less Coil (Speed B)	
19	7016349	1	Seal Kit - 7018967 Cartridge	
20		Ref	Coil Options:	
20	7022522	1	24V (was p/n 7016352) (Prior to SN 75029)	
20	7022522	1	20V (SN 75029 to Present)	
21	7018967	1	Cartridge less Coil (Speed A)	
21	7016349	1	Seal Kit - 7018967 Cartridge	
22		Ref	Coil Options:	
22	7022522	1	24V (was p/n 7016352) (Prior to SN 75029)	
22	7022522	1	20V (SN 75029 to Present)	
23	7018980	1	Cartridge (Slow Speed Adjustment)	

SECTION 2 - GROUND COMPONENTS

ITEM	PART NUMBER	QTY	DESCRIPTION	REV
23	7016351	1	Seal Kit - 7018980 Cartridge	
27	7018981	1	Block Valve Assembly - Drive	
27	7012773	1	Seal Kit	
27	7018917	2	Coil	
27	7018912	2	Nut	
29	7018982	1	Orifice	

SECTION 2 - GROUND COMPONENTS

FIGURE 2-4. VALVE ASSEMBLY - PROPORTIONAL CONTROLS MACHINES



SECTION 2 - GROUND COMPONENTS

FIGURE 2-4. VALVE ASSEMBLY - PROPORTIONAL CONTROLS MACHINES

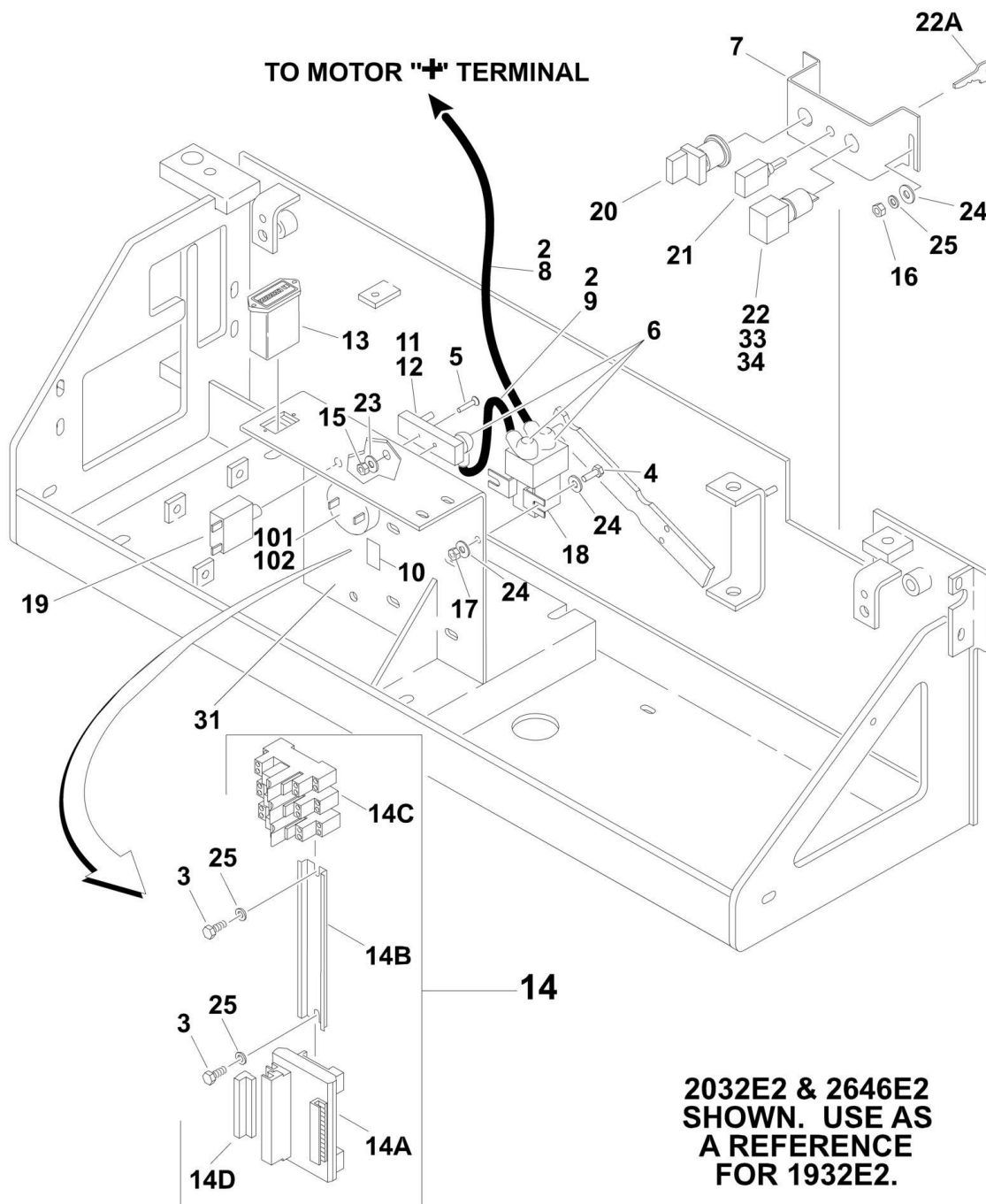
ITEM	PART NUMBER	QTY	DESCRIPTION	REV
	4641036	Ref	VALVE ASSEMBLY	G
1	Not Serviced	1	Block, Valve	
2	7021300	1	Cartridge, Valve (Load Sense)	
2	7021313	1	Seal Kit - 7021300 Cartridge	
3	7018302	1	Cartridge, Valve (Main Relief)	
3	7016351	1	Seal Kit - 7018302 Cartridge	
4	7022525	1	Cartridge, Valve (Counterbalance) (Was p/n 7021301)	
4	7016337	1	Seal Kit - 7021301 Cartridge	
4	7016337	1	Seal Kit - 7022525 Cartridge	
5	7021302	4	Cartridge, Valve (Shuttle)	
5	7021315	1	Seal Kit - 7021302 Cartridge	
7	7018302	1	Cartridge, Valve (Lift Relief)	
7	7016351	1	Seal Kit - 7018302 Cartridge	
9	7018981	1	Rexroth Valve Section (Steer) (Was p/n 7021303)	
9	7012773	2	Seal Kit - 7021303 & 7018981 Cartridge	
9A	7018912	2	Nut	
9A	7018943	2	O-Ring	
9B	7018917	2	Coil (Was p/n 7012785)	
10	7018312	1	Cartridge, Valve (Tow)	
10	7018313	1	Seal Kit - 7018312 Cartridge	
11	7018967	1	Cartridge Without Coil (Brake)	
11	7016349	1	Seal Kit - 7018967 Cartridge	
11A	7016352	1	Coil	
12	7021304	1	Cartridge, Valve (Flow Divider)	
12	7018315	1	Seal Kit - 7021304 Cartridge	
13	7018304	1	Cartridge, Valve (Check)	
13	7016315	1	Seal Kit - 7018304 Cartridge	
14	7018981	1	Rexroth Valve Section (Drive)	
14	7012773	1	Seal Kit - 7018981 Cartridge	
14A	7018912	2	Nut	
14A	7018943	1	O-Ring	
14B	7018917	2	Coil (Was p/n 7012785)	
15	7021305	1	Rexroth Valve Section (Hi-Drive)	
15	7012773	1	Seal Kit - 7021305 Cartridge	
15	7018993	1	Plug	
15A	7018912	1	Nut	
15A	7018943	1	O-Ring	
15B	7018917	1	Coil (Was p/n 7012785)	
16	7021306	1	Rexroth Valve Section (Lift)	
16	7012773	1	Seal Kit - 7021306 Cartridge	
16	7018993	1	Plug	
16A	7018912	1	Nut	
16A	7018943	1	O-Ring	
16B	7018917	1	Coil (Was p/n 7012785)	
17	7021307	1	Rexroth Valve Section (Posi-Trac)	
17	7012773	1	Seal Kit - 7021307 Cartridge	
17	7018993	1	Plug	
17A	7018912	1	Nut	
17A	7018943	1	O-Ring	
17B	7018917	1	Coil (Was p/n 7012785)	

SECTION 2 - GROUND COMPONENTS

ITEM	PART NUMBER	QTY	DESCRIPTION	REV
18	7018941	2	Orifice 1.2mm	
19	7018919	1	Cartridge, Valve (Steer Relief)	
19	7016351	1	Seal Kit - 7018919 Cartridge	
20	7018916	1	Orifice 2.0mm	
21	7018905	1	Plug	
22	7022520	1	Cartridge, Check Valve	
22	7023876	1	Seal Kit -7022520 Cartridge	
23	2220886	1	Plug (was p/n 7018985)	
24	7018942	20	Capscrew, Socket Head #10-24NC x 2in	

SECTION 2 - GROUND COMPONENTS

FIGURE 2-5. ELECTRICAL COMPONENT INSTALLATIONS (LEFT SIDE OF MACHINES WITH STANDARD CONTROLS)



SECTION 2 - GROUND COMPONENTS

FIGURE 2-5. ELECTRICAL COMPONENT INSTALLATIONS (LEFT SIDE OF MACHINES WITH STANDARD CONTROLS)

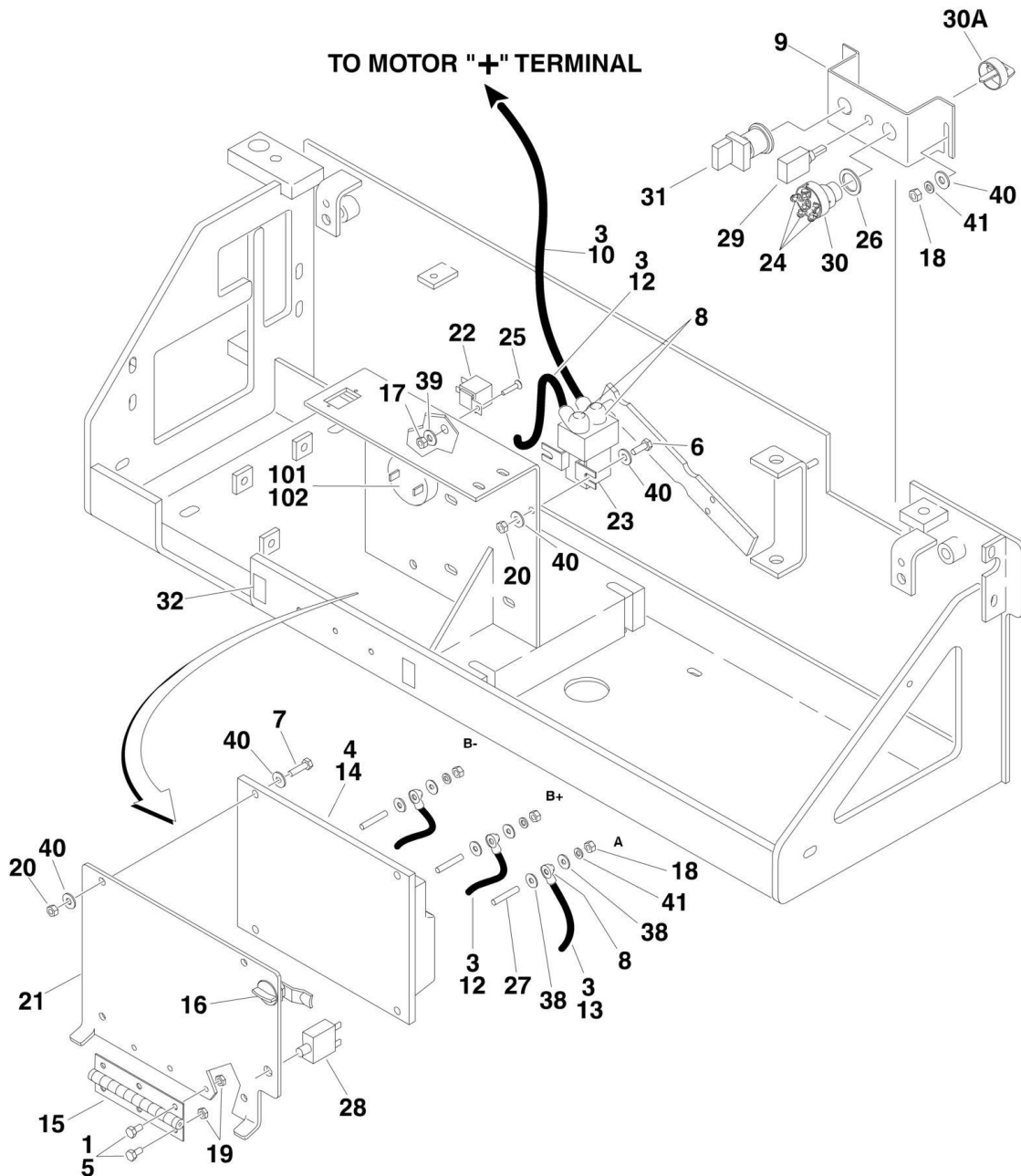
ITEM	PART NUMBER	QTY	DESCRIPTION	REV
		Ref	ELECTRICAL COMPONENTS INSTALLATIONS (LEFT SIDE OF MACHINES WITH STANDARD CONTROLS)	
	0258202	Ref	Electrical Components Installations 1532E2/1932E2	F
	0258574	Ref	Electrical Components Installations 1532E2/1932E2 (Optional with Charger Interlock)	D
	0270547	Ref	Electrical Components Installations 1532E2/1932E2 (Nikken/Taiyo Spec)	B
	0258566	Ref	Electrical Components Installations 2032E2/2632E2/2646E2/3246E2	E
	0258575	Ref	Electrical Components Installations 2032E2/2632E2/2646E2/3246E2 (Optional with Charger Interlock)	D
	0259779	Ref	Electrical Components Installations 2032E2/2646E2/3246E2 (Nikken/Taiyo Spec)	C
1	0100048	AR	Grease, Dielectric (Not Shown)	
2	0100051	AR	Grease, Terminal	
3	0641405	2	Bolt 1/4in-20NC x 5/8in	
4	0641406	2	Bolt 1/4in-20NC x 3/4in	
5	0741008	2	Screw, Flathead Socket #10-24NC x 1in	
6	0840025	6	Boot, Cable	
7		Ref	Bracket, Ground Control Options:	
7	0902393	1	Bracket, Ground Control (Prior to SN 69428)	
7	0902615	1	Bracket, Ground Control (Was p/n 0902584) (SN 69428 through 73082)	
7	0902615	1	Bracket, Ground Control (SN 73083 to Present)	
8	1060666	1	Cable, Battery (Contactor to Motor)	
9	1060667	1	Cable, Battery (Fuse to Contactor)	
10	1703901	1	Decal, Relay Function	
11	2400041	1	Fuse - 200 Amp	
12	2400044	1	Block, Fuse Mounting	
13	2420165	1	Gauge, Hourmeter	
14	2901622	1	Diode Module Kit	C
14A	0610153	1	PC Board (Was P/N 0610125) (Prior to SN 104818)	
14B	3641236	1	Rail	
14C	3740129	3	Relay	
14D	4460716	1	Terminal	
15	3311005	2	Locknut #10-24NC	
16	3311401	2	Nut 1/4in-20NC	
17		Ref	Locknut Options:	
17	3311405	2	Locknut 1/4in-20NC	
17	3300408	2	Locknut, Nylon Insert	
18	3740131	1	Contactor, Main	
19	4360112	1	Breaker, Circuit - 5 Amp	
20		Ref	Switch, Emergency Stop Options:	
20	4360289	1	Switch Used (Prior to SN 69428)	
20	7012611	1	Head, Mushroom (4360289 Switch)	
20	7012612	1	Boot (4360289 Switch)	
20	4360475	1	Switch Used (SN 69428 to Present)	
20	7020175	1	Head, Mushroom (4360475 Switch)	
20	7020176	1	Block, Contact (4360475 Switch)	

SECTION 2 - GROUND COMPONENTS

ITEM	PART NUMBER	QTY	DESCRIPTION	REV
21	4360328	1	Switch, Toggle	
22		Ref	Switch, Key Options:	
22	4360432	1	Switch Used (Prior to SN 69428)	
22	4360471	1	Switch Used (SN 69428 to Present)	
22A		Ref	Key, Replacement Options:	
22A	7016339	1	Key Used (Prior to SN 69428)	
22A	2860030	1	Key Used (SN 69428 to Present)	
23	4751000	2	Flatwasher #10	
24	4751400	6	Flatwasher 1/4in	
25	4761400	4	Lockwasher 1/4in	
26	4922032	1	Harness, Power (Not Shown - See ELECTRICAL SECTION for Breakdown)	
27	4922033	1	Harness, Lift Switch Power (Not Shown - See ELECTRICAL SECTION for Breakdown)	
28		Ref	Harness, Valves Options (Not Shown - See ELECTRICAL SECTION for Breakdown)	
28	4922102	1	Harness, Valves 1532E2/1932E2	
28	4922034	1	Harness, Valves 2032E2/2632E2/2646E2/3246E2	
29		Ref	Harness, Ground Controls Options (Not Shown - See ELECTRICAL SECTION for Breakdown):	
29	4922035	1	Standard Specs	
29	4922331	1	Nikken/Taiyo Spec	
30	4922144	1	Harness, Relays (Not Shown - See ELECTRICAL SECTION for Breakdown)	
31	0902615	1	Bracket 1532E2/1932E2 (Was 0902433)	
31	0902615	1	Bracket 2032E2/2632E2/2646E2/3246E2 (Was 4845664)	
32		Ref	Harness, Charger Interlock (Not Shown - See ELECTRICAL SECTION for Breakdown)	
32	Not Required	0	Harness, Charger Interlock 1532E2/1932E2/2032E2/2646E2/3246E2 w/o Charger Interlock	
32	4922198	1	Harness, Charger Interlock 1532E2/1932E2 with Charger Interlock	
32	4922199	1	Harness, Charger Interlock 2032E2/2632E2/2646E2/3246E2 with Charger Interlock	
33	3910804	6	Screw #6-32NC x 1/4in (SN 69428 to Present)	
34		Ref	Shim Options:	
34	4070987	5	Shim (.015) (SN 69428 through 85981)	
34	4071006	1	Shim (0.090) (SN 85982 to Present)	
35		Ref	Harness, Key Switch Options (Not Shown - See ELECTRICAL SECTION for Breakdown):	
35	Not Required	0	Standard Specs	
35	4922332	1	Nikken Spec	
36	0902433	1	Bracket (Nikken/Taiyo Spec Only - Not Shown)	
37	3740069	1	Relay (Nikken/Taiyo Spec Only - Not Shown)	
		Ref	ALARM INSTALLATIONS (OPTIONAL)	
	0257811	Ref	Descent Alarm	A
	0257813	Ref	Motion Alarm	A
	0257812	Ref	Travel Alarm	A
101	0100048	AR	Grease, Dielectric	
102	0140042	1	Alarm	

SECTION 2 - GROUND COMPONENTS

FIGURE 2-6. ELECTRICAL COMPONENT INSTALLATIONS (LEFT SIDE OF MACHINES WITH PROPORTIONAL CONTROLS)



SECTION 2 - GROUND COMPONENTS

FIGURE 2-6. ELECTRICAL COMPONENT INSTALLATIONS (LEFT SIDE OF MACHINES WITH PROPORTIONAL CONTROLS)

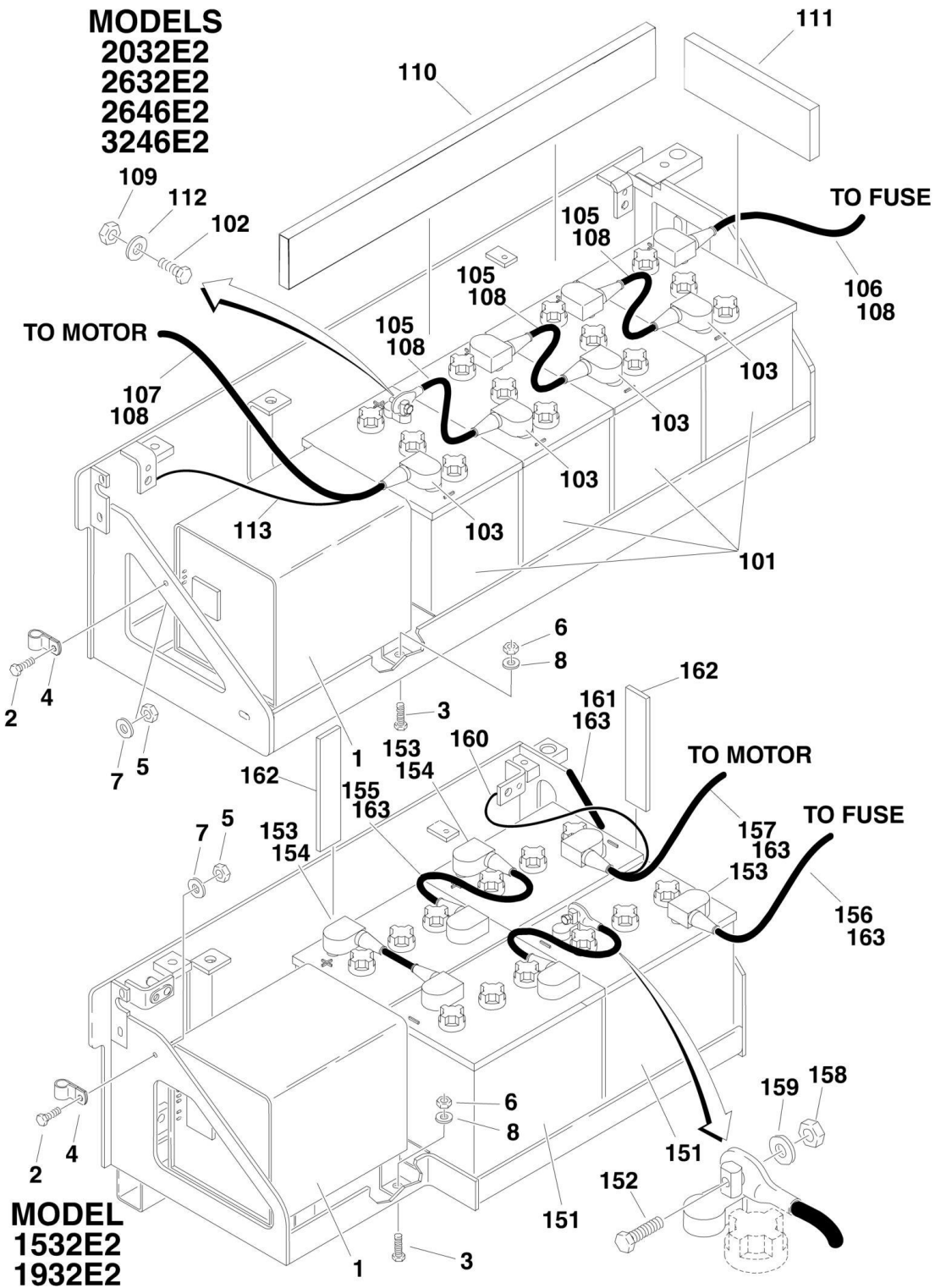
ITEM	PART NUMBER	QTY	DESCRIPTION	REV
		Ref	ELECTRICAL COMPONENTS INSTALLATIONS (LEFT SIDE OF MACHINES WITH PROPORTIONAL CONTROLS)	
	0259678	Ref	Electrical Components Installations 3246E2	D
	0259678	Ref	Electrical Components Installations 2632E2 (Prior to SN 104445)	D
	0272376	Ref	Electrical Components Installations 2632E2 (SN 104445 to Present)	A
	0259677	Ref	Electrical Components Installations 2632E2 / 3246E2 (Optional with Charger Interlock)	D
1	0100011	AR	LOCTITE #242	
2	0100048	AR	Grease, Dielectric (Not Shown)	
3	0100051	AR	Grease, Terminal	
4	0100076	AR	Compound, Silicone Release	
5	0641404	6	Bolt 1/4in-20NC x 1/4in	
6	0641405	2	Bolt 1/4in-20NC x 5/8in	
7	0641408	4	Bolt 1/4in-20NC x 1in	
8	0840025	8	Boot, Cable	
9		Ref	Bracket, Ground Control Options:	
9	0902615	1	Bracket, Ground Control (Was p/n 0902584) (Prior to SN 73083)	
9	0902615	1	Bracket, Ground Control (SN 73083 to Present)	
10	1060666	1	Cable, Battery (Contactor to Motor)	
11	1060680	2 ft/.6m	Cable, Electrical - 18/2 (Not Shown - Apply Item #3 to Terminal Ends)	
12	1060763	1	Cable, Battery (Contactor to Controller B+)	
13	1060764	1	Cable, Battery (Controller A to Motor)	
14	1600289	1	Controller, Smart System (Apply Item #4 on entire back surface of unit when replacing)	
15	2600231	1	Hinge	
16	2940119	1	Latch, Panel	
17		Ref	Locknut Options:	
17	3300408	1	Locknut 3246E2	
17	3300408	1	Locknut 2632E2 (Prior to SN 104445)	
17	3311005	1	Locknut 2632E2 / 3246E2 (Optional with Charger Interlock)	
18	3311401	5	Nut 1/4in-20NC	
19	3311402	6	Nut, Jam 1/4in-20NC	
20	3311405	6	Locknut 1/4in-20NC	
21	3571652	1	Plate, Controller Mounting	
22		Ref	Relay, Power Options:	
22	3740069	1	Relay, Power 3246E2	
22	3740069	1	Relay, Power 2632E2 (Prior to SN 104445)	
22	3740069	1	Relay, Power 2632E2 / 3246E2 (Optional with Charger Interlock)	
23	3740131	1	Contactor, Main	
24	3910804	3	Screw, Round Head #8-24NC x 1/2in	
25		Ref	Screw, Round Head #10-24NC x 1in Options:	
25	3911008	1	Screw, Round Head #10-24NC x 1in 3246E2	
25	3911008	1	Screw, Round Head #10-24NC x 1in 2632E2 (Prior to SN 104445)	
25	3911008	1	Screw, Round Head #10-24NC x 1in 2632E2 / 3246E2 (Optional with Charger Interlock)	

SECTION 2 - GROUND COMPONENTS

ITEM	PART NUMBER	QTY	DESCRIPTION	REV
26		Ref	Shim Options:	
26	4070987	5	Shim (.015) (SN 69428 through 85981)	
26	4071006	1	Shim (0.090) (SN 85982 to Present)	
27	4300133	3	Stud, Brass 1/4in-20NC x 1 1/2in	
28	4360112	1	Breaker, Circuit - 5 Amp	
29	4360328	1	Switch, Toggle	
30	4360469	1	Switch, Key	
30A	2860030	1	Key, Replacement	
31	4360475	1	Switch, Emergency Stop	
31	7020175	1	Head, Mushroom	
31	7020176	1	Block, Contact	
32	4420055	1	Tape	
		in/2.54cm		
38	4740479	6	Flatwasher, Brass	
39		Ref	Flatwasher #10 Options:	
39	4751000	2	Flatwasher #10 3246E2	
39	4751000	2	Flatwasher #10 2632E2 (Prior to SN 104445)	
39	4751000	2	Flatwasher #10 2632E2 / 3246E2 (Optional with Charger Interlock)	
40	4751400	14	Flatwasher 1/4in	
41	4761400	5	Lockwasher 1/4in	
42		Ref	Harness, Charger Interlock (Not Shown - See ELECTRICAL SECTION for Breakdown)	
42	Not Required	0	Without Charger Interlock	
42	4922199	1	With Charger Interlock	
43	4922300	1	Harness, Valves (Not Shown - See ELECTRICAL SECTION for Breakdown)	
44	4922302	1	Harness, Ground Controls (Not Shown - See ELECTRICAL SECTION for Breakdown)	
45	4922327	2	Harness, Relays (Not Shown - See ELECTRICAL SECTION for Breakdown)	
		Ref	ALARM INSTALLATIONS (OPTIONAL)	
	0257811	Ref	Descent Alarm	A
	0257813	Ref	Motion Alarm	A
	0257812	Ref	Travel Alarm	A
101	0100048	AR	Grease, Dielectric	
102	0140042	1	Alarm	

SECTION 2 - GROUND COMPONENTS

FIGURE 2-7. ELECTRICAL COMPONENT INSTALLATIONS (RIGHT SIDE)



SECTION 2 - GROUND COMPONENTS

FIGURE 2-7. ELECTRICAL COMPONENT INSTALLATIONS (RIGHT SIDE)

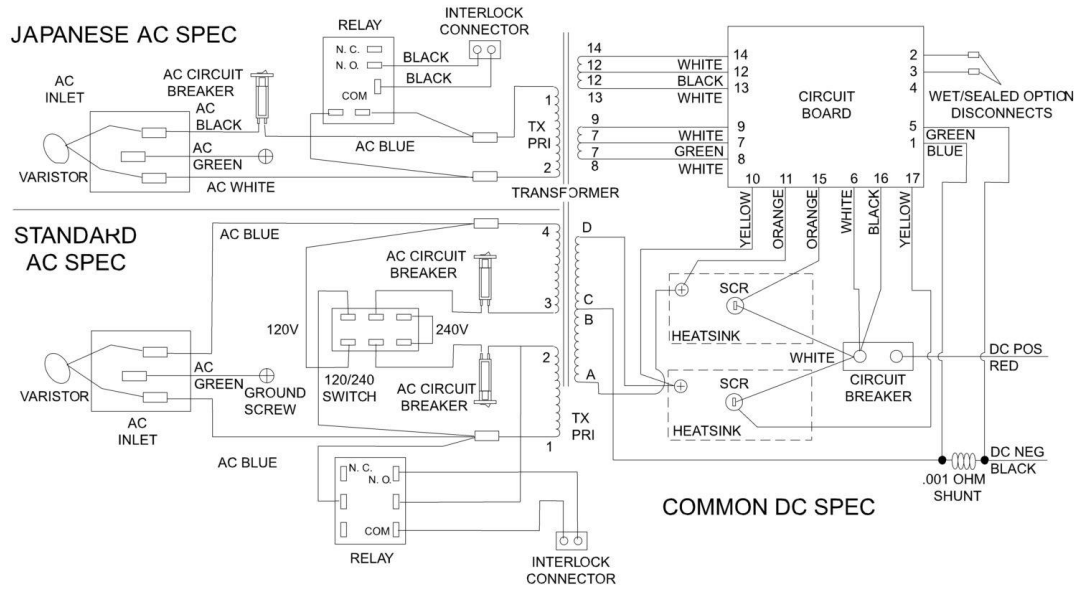
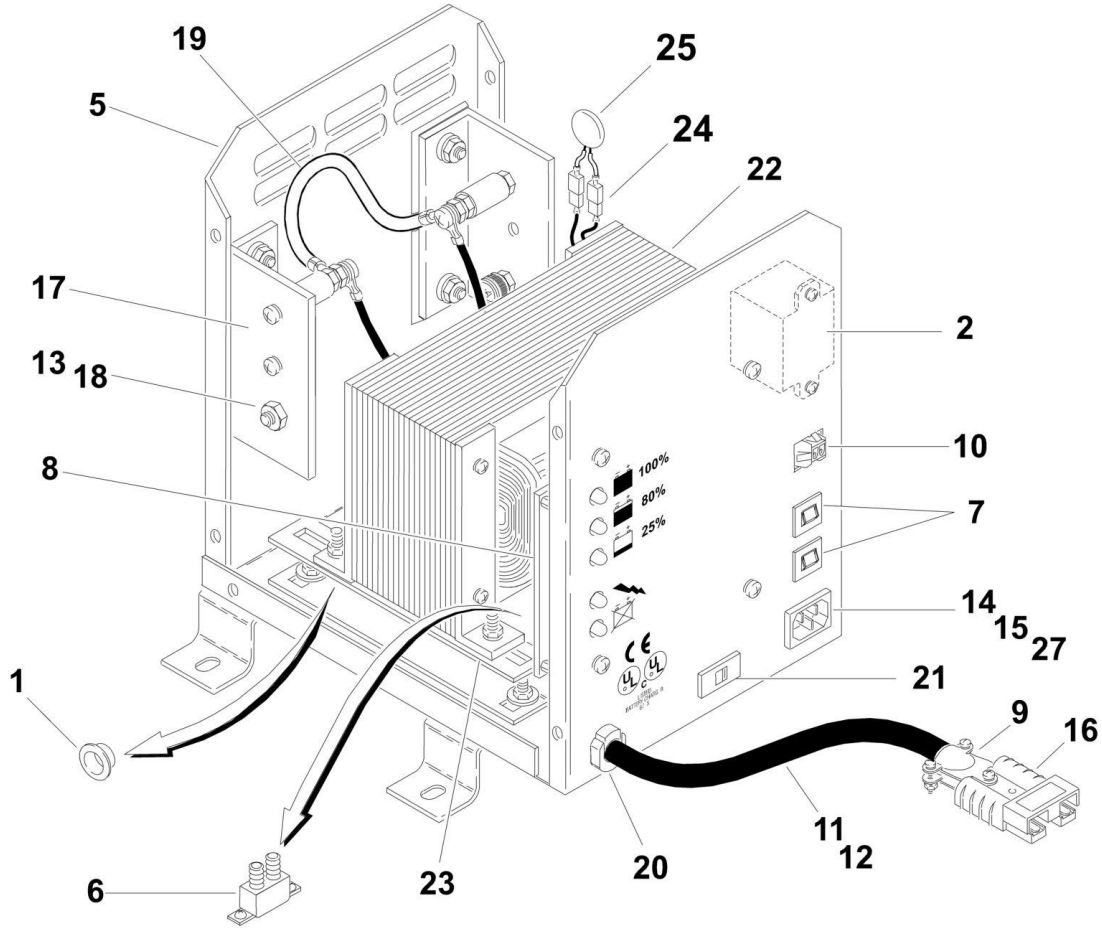
ITEM	PART NUMBER	QTY	DESCRIPTION	REV
		Ref	BATTERY CHARGER INSTALLATIONS	
	0258218	Ref	Battery Charger Installations 1532E2/1932E2 with 120-240V/50-60Hz Charger (Standard)	D
	0258276	Ref	Battery Charger Installations 1532E2/1932E2 with 100-200V/50-60Hz Charger (Japanese Spec)	D
	0257870	Ref	Battery Charger Installations 2032E2/2632E2/2646E2 & 3246E2 with 120-240V/50-60Hz Charger (Standard)	C
	0257871	Ref	Battery Charger Installations 2032E2/ 2632E2/2646E2 & 3246E2 with 100-200V/50-60Hz Charger (Japanese Spec)	C
	0272362	Ref	Battery Charger Installations 1532E2/1932E2 with Customer Supplied Charger	A
	0272363	Ref	Battery Charger Installations 2032E2/2632E2/2646E2 & 3246E2 with Customer Supplied Charger	A
1		Ref	Battery Charger Assembly Options (See BATTERY CHARGER ASSEMBLIES for Breakdown):	
1	0400170	1	120-240V/50-60Hz (Standard Machines)	
1	0400204	1	100-200V/50-60Hz (Japanese Machines (Was P/N 0400177) (Prior to SN 92553)	
2	0641406	1	Bolt 1/4in-20NC x 3/4in	
3	0641507	4	Bolt 5/16in-18NC x 7/8in	
4	1320040	1	Clamp, Cable	
5	3311405	1	Locknut 1/4in-20NC	
6	3311505	4	Locknut 5/16in-18NC	
7	4751400	1	Flatwasher 1/4in	
8	4751500	8	Flatwasher 5/16in	
9		Ref	Harness, Charger Options (Not Shown - See ELECTRICAL SECTION for Breakdown):	
9	4922096	1	Harness, Charger 1532E2/1932E2	
9	4922067	1	Harness, Charger 2032E2/2646E2	
10	1701644	1	Decal - Battery Charger (Not Shown)	
		Ref	BATTERY COMPONENTS INSTALLATIONS	
	0259858	Ref	Battery Components Installations 2632E2 with Proportional Controls	B
	0257663	Ref	Battery Components Installations 2032E2 & 2646E2	C
	0259229	Ref	Battery Components Installations 3246E2 with Standard Controls	B
	0259621	Ref	Battery Components Installations 3246E2 with Proportional Controls	B
101		Ref	Battery Options:	
101		Ref	Wet Cell (2032E2/2646E2)	
101	0400215	4	Wet Cell (Was P/N 0400169) (Prior to SN 112124)	
101	0400215	4	Wet Cell (SN 112124 to Present)	
101		Ref	Wet Cell (3246E2/2632E2)	
101	0400216	4	Wet Cell (Was P/N 0400151) (Prior to SN 112124)	
101	0400216	4	Wet Cell (SN 112124 to Present)	
101	Not Available		Dry Cell	
102	0630526	8	Screw, Washer Head 5/16in-18NC x 1 1/4in (Prior to SN 112124)	
103	0840031	7	Boot, Terminal (d shape)	
105		Ref	Cable, Battery (Terminal to Terminal) Options:	
105	1061017	3	Cable, Battery (Terminal to Terminal) (Was P/N 1060665) (Prior to SN 112124)	
105	1061017	3	Cable, Battery (Terminal to Terminal) (SN 112124 to Present)	

SECTION 2 - GROUND COMPONENTS

ITEM	PART NUMBER	QTY	DESCRIPTION	REV
106		Ref	Cable, Battery Options (Battery +):	
106	1060668	1	Standard Controls	
106	1060775	1	Proportional Controls	
106	1060796	1	Proportional Controls (2632E2 Only) (P/N 1060796 Includes Both Items 106 & 107 as 1 Cable Assembly)	
107		Ref	Cable, Battery Options (Battery -):	
107	1060669	1	Standard Controls	
107	1060774	1	Proportional Controls	
107	1060796	1	Proportional Controls (2632E2 Only) (P/N 1060796 Includes Both Items 106 & 107 as 1 Cable Assembly)	
108	0100051	AR	Grease, Battery Terminal	
109	3300429	8	Nut, Special 5/16in-18NC (Prior to SN 112124)	
110	4940026	1	Spacer, Wood	
111	4940027	1	Spacer, Wood	
112	4740474	8	Lockwasher, Stainless 5/16in (Prior to SN 112124)	
113	4922090	1	Harness - Ground	
114	0902552	1	Bracket, Cable Mounting (2632E2 Only - Not Shown)	
	0258059	Ref	BATTERY COMPONENTS INSTALLATIONS - 1532E2/1932E2	D
151		Ref	Battery Options:	
151		Ref	Wet Cell (Standard)	
151	0400169	4	Wet Cell (Standard) (Prior to SN 112124)	
151	0400215	4	Wet Cell (Standard) (SN 112124 to Present)	
151	Not Available		Dry Cell (Standard)	
152	0630526	8	Screw, Washer Head 5/16in-18NC x 1 1/4in (Prior to SN 112124)	
153	0840031	7	Boot, Terminal (d shape)	
154	0840032	3	Boot, Terminal (b shape) (Prior to SN 49355)	
155		Ref	Cable, Battery (Terminal to Terminal) Options:	
155	1060665	3	Cable, Battery (Terminal to Terminal) (Prior to SN 112124)	
155	1061017	3	Cable, Battery (Terminal to Terminal) (SN 112124 to Present)	
156	1060681	1	Cable, Battery (Battery + to Fuse)	
157	1060682	1	Cable, Battery (Battery - to Motor)	
158	3300429	8	Nut, Special 5/16in-18NC (Prior to SN 112124)	
159	4740474	8	Lockwasher, Stainless 5/16in (Prior to SN 112124)	
160	4922090	1	Harness - Ground	
161	4060805	5 in/14cm	Flex-Trim (SN 61592 to Present)	
162	0940087	4	Arm, Bumper (SN 49355 to Present)	
163	0100051	AR	Grease, Battery Terminal	

SECTION 2 - GROUND COMPONENTS

FIGURE 2-8. BATTERY CHARGER ASSEMBLIES



SECTION 2 - GROUND COMPONENTS

FIGURE 2-8. BATTERY CHARGER ASSEMBLIES

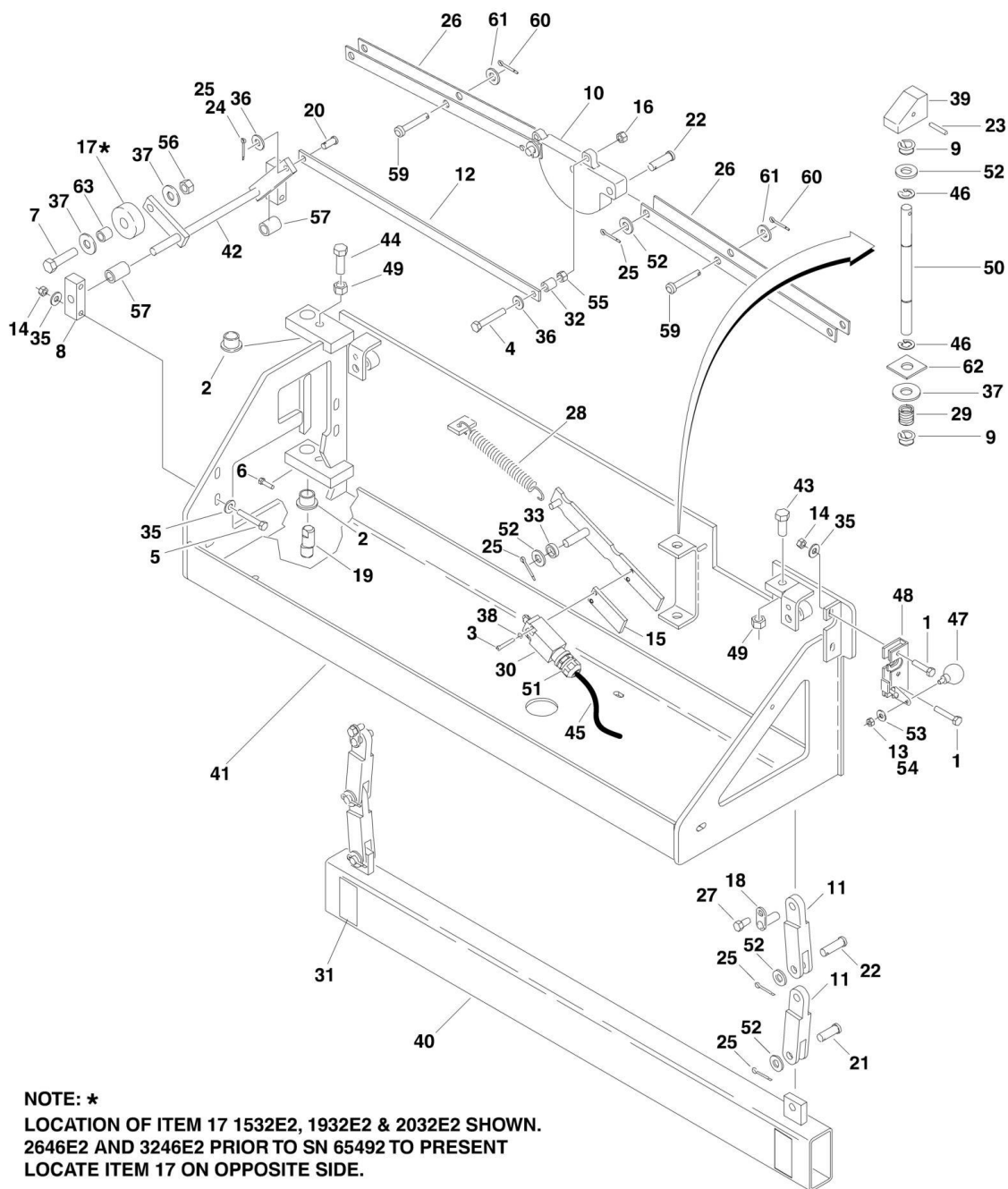
ITEM	PART NUMBER	QTY	DESCRIPTION	REV
		Ref	BATTERY CHARGER ASSMBLIES OPTIONS:	
		Ref	Note: Battery Charger Serial Number Nameplate located on front of charger. To decode build date, look at first line for Charger Spec and Date Code.	
		Ref	Example: BA515 (Spec) 9631 (Date Code). First and second digits in the Date Code indicates year. Third and fourth digits indicate the week of manufacture.	
		Ref	Note: Original Equipment components may have been replaced with Service Replacement components. Identify the Battery Charger by the Serial Number Nameplate before ordering parts.	
	0400170	Ref	120-240V/50-60Hz (ANSI Spec Machines)	C
		Ref	100-200V/50-60Hz (Japanese Spec Machines)	
	0400177	Ref	Original Equipment	B
	0400204	Ref	Service Replacement	A
1	7018576	4	Bushing, Snap	
2		Ref	Relay Options:	
2	7018564	1	ANSI Spec	
2	7018506	1	Japanese Spec	
3	Not Available	1	Handle, Case (Not Shown - To replace purchase item 4)	
4	7018591	1	Cover with Handle (Not Shown)	
5		Ref	Case, Main Options:	
5	7020606	1	ANSI Spec	
5		Ref	Japanese Spec	
5	7018596	1	Assy p/n 0400177	
5	See Note	1	Assy p/n 0400204 (Note: Not Available for Purchase)	
6	7011509	1	Breaker, Circuit - DC	
7		Ref	Breaker, Circuit - AC Options:	
7	7018514	AR	ANSI Spec	
7	7018597	AR	Japanese Spec	
8		Ref	Card, Circuit Options:	
8	7018578	1	ANSI Spec	
8	7018598	1	Japanese Spec	
9	7018579	2	Clamp	
10	7011621	1	Connector - 2 Position	
11		Ref	Cord Set - DC Options:	
11	7018581	1	ANSI Spec (was p/n 7018580)	
11		Ref	Japanese Spec	
11	7011656	1	Assy p/n 0400177 (was p/n 7020604)	
11	7022936	1	Assy p/n 0400204	
12		Ref	DC Assembly with Plug Options:	
12	7018581	1	ANSI Spec	
12		Ref	Japanese Spec	
12	7020600	1	Assy p/n 0400177	
12	See Note	1	Assy p/n 0400204 (Note: Not Available for Purchase)	
13	7018582	1	Harness, 2400 SCR	
14	7018583	1	Plug, AC Inlet	
15	7018583	1	Plug Assembly, AC Inlet (was p/n 7018584)	
16	7011590	1	Plug	
17		Ref	Rectifier Assembly with Heatsink and Rectifiers Options:	
17	7018585	2	ANSI Spec	

SECTION 2 - GROUND COMPONENTS

ITEM	PART NUMBER	QTY	DESCRIPTION	REV
17		Ref	Japanese Spec	
17	7018585	2	Assy p/n 0400177 (was p/n 7020601)	
17	7020672	2	Assy p/n 0400204	
18		Ref	Rectifier Options:	
18	7018555	1	ANSI Spec	
18		Ref	Japanese Spec	
18	7018555	1	Assy p/n 0400177	
18	7020673	1	Assy p/n 0400204	
19		Ref	Shunt Assembly Options:	
19	7020651	1	ANSI Spec (was p/n 7020605)	
19		Ref	Japanese Spec	
19	7018554	1	Assy p/n 0400177	
19	7020651	1	Assy p/n 0400204	
20	7011529	1	Connector, Strain Relief	
21	7018586	1	Switch, Slide	
22		Ref	Transformer Options:	
22	7020639	1	ANSI Spec (was p/n 7018587)	
22		Ref	Japanese Spec	
22	7020602	1	Assy p/n 0400177	
22	7022937	1	Assy p/n 0400204	
23	7018588	2	Rail	
24		Ref	Varistor Assembly Options:	
24	7018589	1	ANSI Spec	
24	7020603	1	Japanese Spec	
25		Ref	Varistor Options:	
25	7018537	1	ANSI Spec	
25	7011596	1	Japanese Spec	
27		Ref	Cord, AC Options:	
27	Not Required	0	ANSI Spec	
27		Ref	Japanese Spec	
27	7018599	AR	Assy p/n 0400177	
27	See Note	AR	Assy p/n 0400204 (Note: Not Available for Purchase)	

SECTION 2 - GROUND COMPONENTS

FIGURE 2-9. POTHOLE PROTECTION AND TRAY INSTALLATIONS



SECTION 2 - GROUND COMPONENTS

FIGURE 2-9. POTHOLE PROTECTION AND TRAY INSTALLATIONS

ITEM	PART NUMBER	QTY	DESCRIPTION	REV
		Ref	POTHOLE PROTECTION AND TRAY INSTALLATIONS OPTIONS:	
	0258054	Ref	Pothole Protection and Tray Installations 1532E2/1932E2 Left Side	J
	0258055	Ref	Pothole Protection and Tray Installations 1532E2/1932E2 Right Side	K
	0258840	Ref	Pothole Protection and Tray Installations 2032E2 (Left Side) (Prior to SN 64779)	C
	0259256	Ref	Pothole Protection and Tray Installations 2032E2 (Left Side) (Including 64779)	C
	0270422	Ref	Pothole Protection and Tray Installations 2032E2 (Left Side) (SN 85151 to Present)	D
	0258838	Ref	Pothole Protection and Tray Installations 2032E2 (Right Side) (Prior to SN 64779)	C
	0259257	Ref	Pothole Protection and Tray Installations 2032E2 (Right Side) (SN 64779 to Present)	F
	0270422	Ref	Pothole Protection and Tray Installations 2632E2 (Left Side)	D
	0259422	Ref	Pothole Protection and Tray Installations 2632E2 (Right Side)	E
	0257759	Ref	Pothole Protection and Tray Installations 2646E2 (Left Side) (Prior to SN 64779)	H
	0259256	Ref	Pothole Protection and Tray Installations 2646E2 (Left Side) (SN 64779 to Present)	C
	0257758	Ref	Pothole Protection and Tray Installations 2646E2 (Right Side) (Prior to SN 64779)	H
	0259257	Ref	Pothole Protection and Tray Installations 2646E2 (Right Side) (SN 64779 to Present)	F
	0257759	Ref	Pothole Protection and Tray Installations 3246E2 with Standard Controls (Left Side) (Prior to SN 57514)	H
	0259256	Ref	Pothole Protection and Tray Installations 3246E2 with Standard Controls (Left Side) (SN 57514 to Present)	C
	0257758	Ref	Pothole Protection and Tray Installations 3246E2 with Standard Controls (Right Side) (Prior to SN 57514)	H
	0259257	Ref	Pothole Protection and Tray Installations 3246E2 with Standard Controls (Right Side) (SN 57514 to Present)	F
	0259740	Ref	Pothole Protection and Tray Installations 3246E2 with Proportional Controls (Left Side)	E
	0259416	Ref	Pothole Protection and Tray Installations 3246E2 with Proportional Controls (Right Side)	A
		Ref	Note: Quantities shown are for one side except where indicated.	
1	0641511	3	Bolt 5/16in-18NC x 1 3/8in	
2	0440223	2	Bearing, Flanged	
3	0630519	2	Bolt, Socket Head #10-32 (Prior to SN 52370)	
3	0630532	2	Bolt, Socket Head #10-32 (SN 52370 to Present)	
4	0641614	1	Bolt 3/8in-16NC x 1 3/4in	
5	0641516	4	Bolt 5/16in-18NC x 2in	
6	3951603	2	Bolt 3/8in-16NC x 3/8in	
7	0641816	1	Bolt 1/2in-13NC x 2in	
8	0561313	2	Block, Pillow	
9	0962150	2	Bushing, Rod Guide	
10	1100115	1	Cam, Pothole (Was 1100119)	
11	3010117	4	Link, Vertical Pothole	
12		Ref	Link, Cam Puller Options:	

SECTION 2 - GROUND COMPONENTS

ITEM	PART NUMBER	QTY	DESCRIPTION	REV
12	3570813	1	Link, Cam Puller 1532E2/1932E2	
12	3010118	1	Link, Cam Puller 2032E2/2632E2/2646E2/3246E2	
13		Ref	Locknut 1/4in-20NC Options:	
13		Ref	Locknut 1/4in-20NC 1532E2/1932E2	
13	3311405	1	Locknut 1/4in-20NC (Prior to SN 110515)	
13	2080063	1	Locknut 1/4in-20NC (SN 110515 to Present)	
13		Ref	Locknut 1/4in-20NC 2032E2/2632E2/2646E2/3246E2	
13	3311401	1	Locknut 1/4in-20NC (Prior to SN 110515)	
13	2080063	1	Locknut 1/4in-20NC (SN 110515 to Present)	
14	3311505	7	Locknut 5/16in-18NC	
15	4070980	1	Shim (SN 52370 to Present)	
16	3311605	2	Locknut 3/8in-16NC	
17		Ref	Roller, Extension Options:	
17	3860093 AND 0962347	1	Roller, 2 1/8in Diameter (Was P/N 3860083 & 3860088)	
17	3860089	1	Roller, 4 1/16in Diameter (Was P/N 3860086)	
18	3422648	2	Pin, Pothole Link	
19	3422659	1	Pin, Eccentric	
20	3430607	1	Pin, Clevis	
21	3430811	2	Pin, Clevis	
22	3430813	4	Pin, Clevis	
23	3440618	1	Rollpin	
24	3450303	1	Pin, Cotter 3/32in x 3/4in	
25	3450404	7	Pin, Cotter 1/8in x 1in	
26		Ref	Plate, Horizontal Pothole Options:	
26	3570811	4	Plate, Horizontal Pothole 1532E2/1932E2	
26	3570299	4	Plate, Horizontal Pothole 2032E2/2646E2/3246E2 (Prior to SN 73083)	
26	3010122	4	Plate, Horizontal Pothole 2032E2/2632E2/2646E2/3246E2 (SN 73083 to Present)	
27	3941606	2	Screw, Hex 3/8in-16NC x 7/8in	
28		Ref	Spring, Pothole Options:	
28	4160181	1	Spring, Pothole 1532E2/1932E2 (Was p/n 4160179) (Prior to SN 59220)	
28	4160181	1	Spring, Pothole 2032E2/2646E2/3246E2 (Was p/n 4160163) (Prior to SN 59220)	
28	4160181	1	Spring, Pothole 1532E2/ 1932E2/ 2632E2/ 2032E2/ 2646E2/3246E2 (SN 59220 to Present)	
29		Ref	Spring, Compression Options:	
29	4160178	1	Spring, Compression 1532E2/1932E2	
29	4160178	1	Spring, Compression 2032E2/2646E2/3246E2 (Was p/n 4160172) (Prior to SN 59220)	
29	4160178	1	Spring, Compression 2032E2/2632E2/2646E2/3246E2 (SN 59220 to Present)	
30	4360456	1	Switch, Pothole Limit	
31	4420062	16	Tape, UHMW (Prior to SN 111642)	
		in/41cm		
32		Ref	Tube, Spacer	
32	4567501	1	Tube, Spacer 1532E2/1932E2 (Prior to SN 59220)	
32	4567358	1	Tube, Spacer 2032E2/2646E2/3246E2 (Prior to SN 59220)	
32	4567885	1	Tube, Spacer 1532E2/ 1932E2/ 2032E2/ 2632E2/ 2646E2/3246E2 (SN 59220 to Present)	
33	4740485	1	Tube, Plastic Spacer	
35	4751500	12	Flatwasher 5/16in	

SECTION 2 - GROUND COMPONENTS

ITEM	PART NUMBER	QTY	DESCRIPTION	REV
36	4711600	2	Flatwasher 3/8in Narrow	
37	4751800	3	Flatwasher 1/2in	
38	4761000	2	Lockwasher #10	
39	0561314	1	Block, Wedge	
40		Ref	Pothole Bar Weldment Options:	
40	4845684	1	Pothole Bar Weldment 1532E2/1932E2	
40	4845541	1	Pothole Bar Weldment 2032E2/2646E2/3246E2 (Prior to SN 73083)	
40	4846217	1	Pothole Bar Weldment 2032E2/2632E2/2646E2/3246E2 (SN 73083 to Present)	
40	4845541	1	Pothole Bar Weldment 3246E2 (Prior to SN 57514)	
40	4846015	1	Pothole Bar Weldment 3246E2 (SN 57514 through 73082)	
40	4846217	1	Pothole Bar Weldment 3246E2 (SN 73083 to Present)	
41		Ref	Tray Weldment Options:	
41	4845626	1	Tray Weldment 1532E2/1932E2 Left Side (Hydraulic Component Tray) (Prior to SN 59765)	
41	4846042	1	Tray Weldment 1532E2/1932E2 Left Side (Hydraulic Component Tray) (SN 59765 to Present)	
41	4845627	1	Tray Weldment 1532E2/1932E2 Right Side (Battery Component Tray) (Prior to SN 59765)	
41	4846043	1	Tray Weldment 1532E2/1932E2 Right Side (Battery Component Tray) (SN 59765 to Present)	
41	4845542	1	Tray Weldment 2032E2/2646E2 Left Side (Hydraulic Component Tray) (Prior to SN 64779)	
41	4846009	1	Tray Weldment 2032E2/2646E2 Left Side (Hydraulic Component Tray) (SN 64779 to Present)	
41	4845546	1	Tray Weldment 2032E2/2646E2 Right Side (Battery Component Tray) (Prior to SN 64779)	
41	4846010	1	Tray Weldment 2032E2/2632E2/2646E2 Right Side (Battery Component Tray) (SN 64779 to Present)	
41	4845542	1	Tray Weldment 3246E2 with Standard Controls Left Side (Hydraulic Component Tray) (Prior to SN 57514)	
41	4846009	1	Tray Weldment 3246E2 with Standard Controls Left Side (Hydraulic Component Tray) (SN 57514 to Present)	
41	4845546	1	Tray Weldment 3246E2 with Standard Controls Right Side (Battery Component Tray) (Prior to SN 57514)	
41	4846010	1	Tray Weldment 3246E2 with Standard Controls Right Side (Battery Component Tray) (SN 57514 to Present)	
41	4846138	1	Tray Weldment 3246E2 with Proportional Controls Left Side (Hydraulic Component Tray)	
41	4846040	1	Tray Weldment 3246E2 with Proportional Controls Right Side (Battery Component Tray)	
42		Ref	Activator Weldment	
42	4845758	1	Activator Weldment 1532E2/1932E2 Left Side (Hydraulic Component Tray) (Prior to SN 59765)	
42	4846044	1	Activator Weldment 1532E2/1932E2 Left Side (Hydraulic Component Tray) (SN 59765 to Present)	
42	4845759	1	Activator Weldment 1532E2/1932E2 Right Side (Battery Component Tray) (Prior to SN 59765)	
42	4846045	1	Activator Weldment 1532E2/1932E2 Right Side (Battery Component Tray) (SN 59765 to Present)	
42	4845748	1	Activator Weldment 2032E2/2646E2/3246E2 Left Side (Hydraulic Component Tray)	
42	4845749	1	Activator Weldment 2032E2/2632E2/2646E2/3246E2 Right Side (Battery Component Tray)	
43	0641810	AR	Bolt 1/2in-18NC x 1 1/4in	

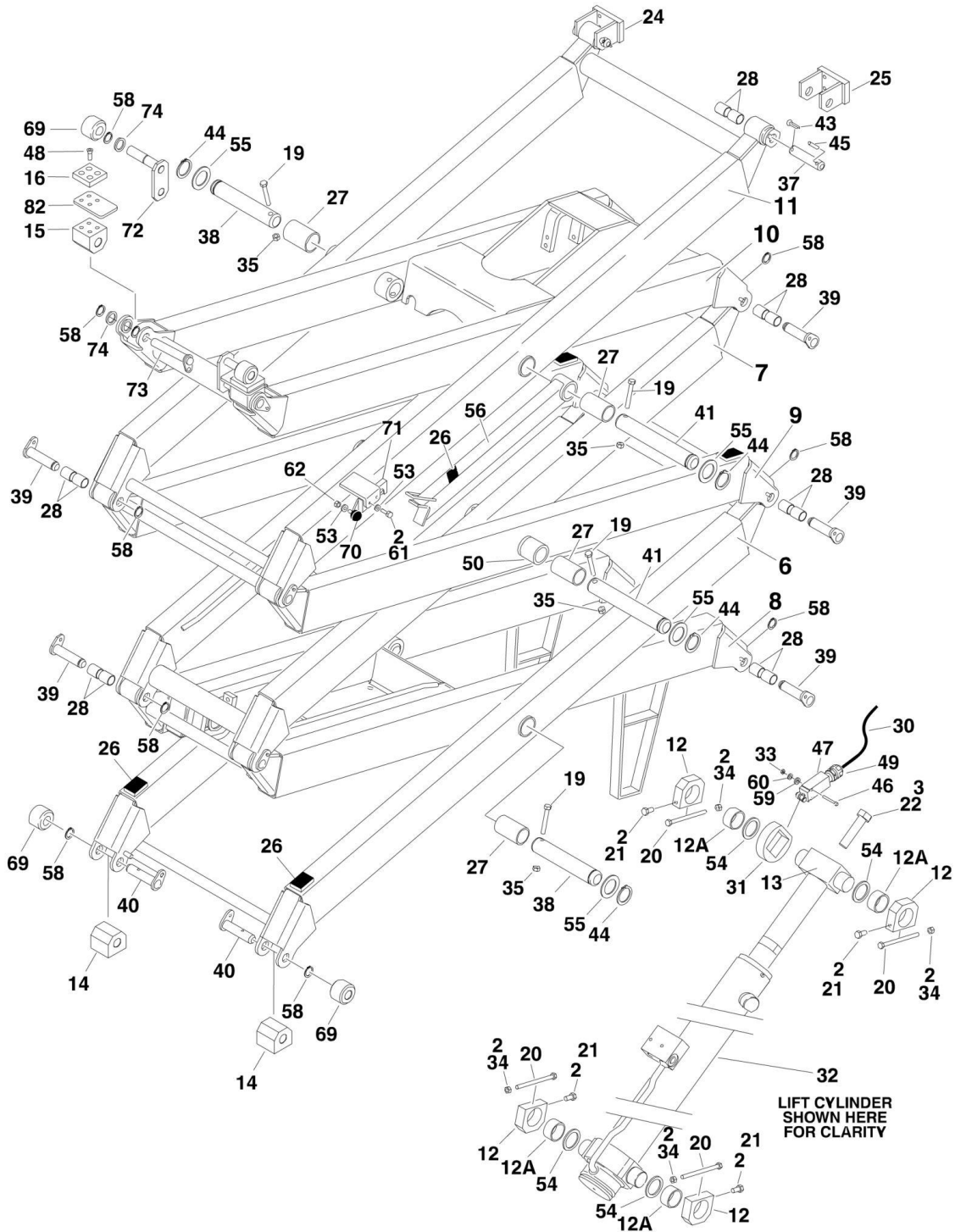
SECTION 2 - GROUND COMPONENTS

ITEM	PART NUMBER	QTY	DESCRIPTION	REV
44	0641812	1	Bolt 1/2in-18NC x 1 1/2in	
45	1060680	Ref	Cable, Electrical - 18/2 Options:	
45	1060680	3 ft/.91m	Left Side (Hydraulic Component Tray)	
45	1060680	9.6 ft/3m	Right Side (Battery Component Tray)	
46	1380150	3	Clip	
47	2560149	1	Handle, Latch	
48		Ref	Latch, Tray Options:	
48	2940103	1	Left Side (Hydraulic Component Tray)	
48	2940104	1	Right Side (Battery Component Tray)	
49	3311801	2	Nut 1/2in-18NC	
50		Ref	Rod, Safety Options:	
50	3841380	1	Rod, Safety 1532E2/1932E2	
50	3841390	1	Rod, Safety 2032E2/2632E2/2646E2/3246E2	
51		Ref	Connector, Strain Relief Options:	
51	4460049	1	Connector, Strain Relief (Was p/n 4160172) (Prior to SN 59220)	
51	4460662	1	Connector, Strain Relief (SN 59220 to Present)	
52	4711800	8	Flatwasher 1/2in Narrow	
53	4751400	1	Flatwasher 1/4in	
54	0100011	AR	Loctite #242 (Prior to SN 110515)	
55	3311602	1	Nut, Jam 3/8in-16NC	
56	3311805	1	Locknut 1/2in-13NC	
57	4567557	AR	Tube, Spacer	
59		Ref	Hardware Options:	
59	0641414	2	Bolt 1/4in-20NC x 1 3/4in (1532E2/1932E2) (Prior to SN 73083)	
59	3430412	2	Pin, Clevis (1532E2/1932E2) (SN 73083 to Present)	
59	3430412	2	Pin, Clevis (2032E2/2632E2/2646E2/3246E2)	
60		Ref	Hardware Options:	
60	3300151	2	Acorn Nut 1/4in-20NC (1532E2/1932E2) (Prior to SN 73083)	
60	3450203	2	Pin, Cotter 1/16in x 3/4in (1532E2/1932E2) (SN 73083 to Present)	
60	3450203	2	Pin, Cotter 1/16in x 3/4in (2032E2/2632E2/2646E2/3246E2)	
61		Ref	Hardware Options:	
61	4751400	2	Flatwasher 1/4in (1532E2/1932E2)	
61	4751000	2	Flatwasher #10 (2032E2/2646E2/3246E2)	
62	4740489	1	Washer, Square (SN 73083 to Present)	
63	0962244	1	Bushing (SN 59220 to Present)	

SECTION 3 - SCISSOR ARMS

SECTION 3 - SCISSOR ARMS

FIGURE 3-1. SCISSOR ARMS INSTALLATION - 1532E2



SECTION 3 - SCISSOR ARMS

FIGURE 3-1. SCISSOR ARMS INSTALLATION - 1532E2

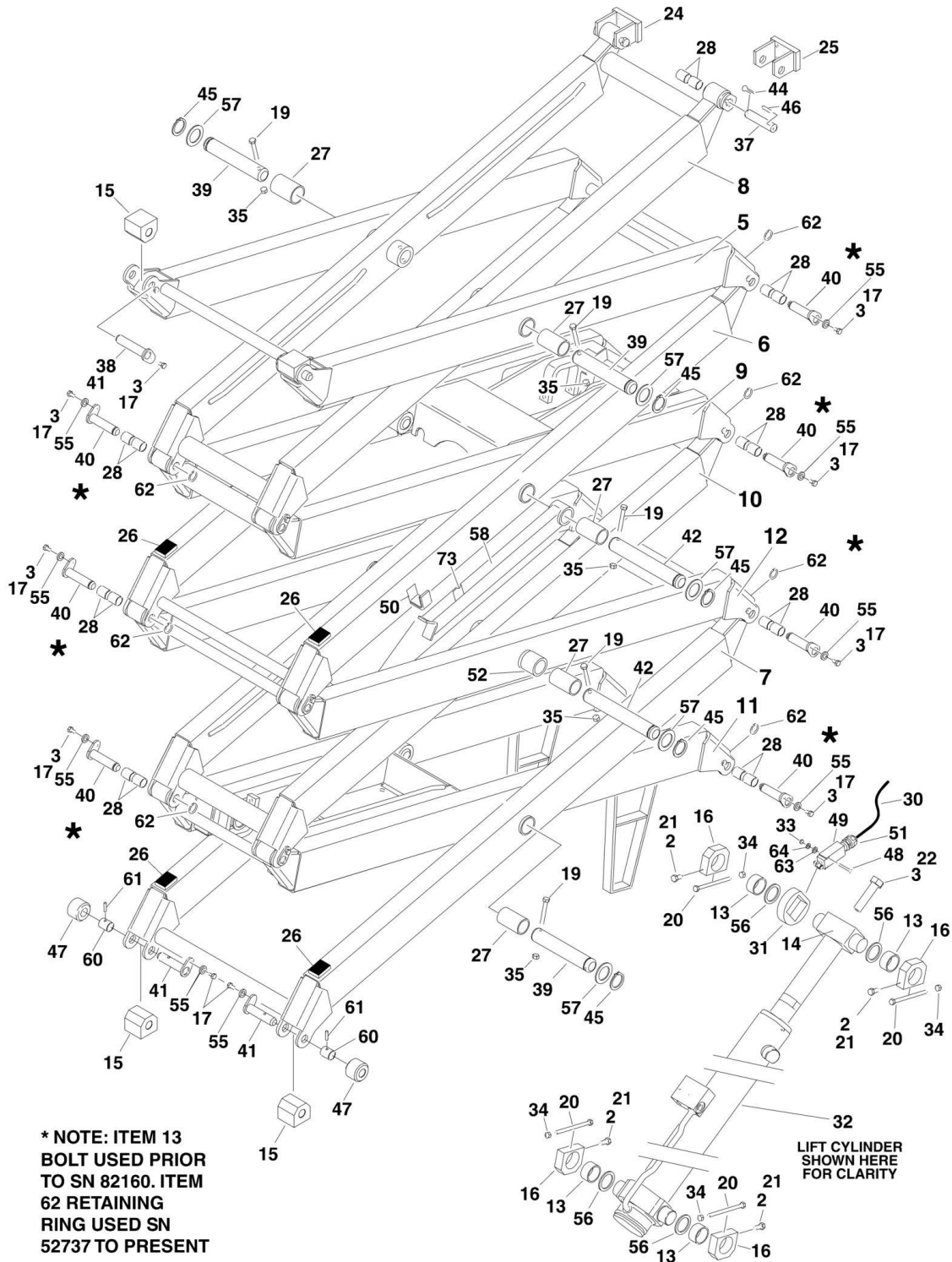
ITEM	PART NUMBER	QTY	DESCRIPTION	REV
		Ref	SCISSOR ARMS INSTALLATION - 1532E2 OPTIONS:	
	0270502	Ref	Standard Machines	F
2	0100011	AR	Loctite #242	
3	0100019	AR	Loctite #271	
6	0200607	1	Arm Weldment (Bottom Outboard)	
7	0200610	1	Arm Weldment (Mid Inboard)	
8	0200611	1	Arm Weldment (Bottom Inboard)	
9		Ref	Arm Weldment (Mid Outboard) Options:	
9	0200614	1	Arm Weldment (Mid Outboard) (Prior to SN 80167)	
9	0200711	1	Arm Weldment (Mid Outboard) (SN 80167 to Present)	
10	0200709	1	Arm Weldment (Top Inboard)	
11	0200710	1	Arm Weldment (Top Outboard)	
12	0440238	4	Bushing Assembly	
12A	0440229	4	Bushing (1 per Assembly)	
13	0561278	1	Block, Pivot	
14	0561301	2	Block, Slide	
15		Ref	Block, Slide Options:	
15	0561418	2	Block, Slide (Prior to SN 99830)	
15	0561301	2	Block, Slide (SN 99830 to Present)	
16	0561419	2	Block, Slide (Prior to SN 99830)	
19	0630528	6	Bolt 3/8in-16NC x 2 1/2in (Grade 8)	
20	0641536	4	Bolt 5/16in-18NC x 4 1/2in	
21	0641606	4	Bolt 3/8in-16NC x 3/4 (Prior to SN 111642)	
22	0692224	1	Bolt 3/4in-16NF x 3in	
24	0902385	1	Bracket, Platform Attach (Right Side)	
25	0902386	1	Bracket, Platform Attach (Left Side)	
26	0940087	9	Pad, Bumper	
27	0440227	6	Bushing, Excelite	
28	0440228	24	Bushing, Excelite	
30	1060680	21 ft/6.40m	Cable, Electrical - 18/2	
31	1100105	1	Cam, Activator	
32	1683603	1	Lift Cylinder Assembly (See CYLINDER SECTION for Breakdown)	
33	3310801	2	Nut #8-32NC	
34	3311501	4	Nut 5/16in-18NC	
35	3311605	6	Locknut 3/8in-16NC	
37	3422641	2	Pin, Pivot	
38	3422746	4	Pin, Pivot	
39	3422882	10	Pin, Pivot	
40	3422862	2	Pin, Pivot	
41	3422747	2	Pin, Pivot	
43	3450804	2	Pin, Cotter 1/4in x 1in	
44	3760387	6	Ring, Retaining	
45	3841344	2	Rod, Retaining	
46	3900329	2	Screw, Socket Head #8-32NC x 1 1/2in	
47	4360548	1	Switch, Limit (was p/n 4360321)	
48	0741006	8	Screw, Countersunk #10-20NC x 3/4in (Prior to SN 99830)	
49		Ref	Connector, Strain Relief Options:	
49	4460662	1	1/2in Pipe Threads (Used on Limit Switch p/n 4360321)	

SECTION 3 - SCISSOR ARMS

ITEM	PART NUMBER	QTY	DESCRIPTION	REV
49	4460968	1	M20-1.5 (Used on Limit Switch p/n 4360578)	
50	4567539	1	Tube, Safety Prop	
53	4711400	3	Washer 1/4in Narrow	
54	4740307	4	Washer, Thrust	
55	4740438	6	Washer, Special	
56	4846302	1	Prop, Safety	
57	4922091	1	Harness, Lift Down (Not Shown - See ELECTRICAL SECTION for Breakdown)	
58	3760348	20	Ring, Retaining	
59	4750800	2	Flatwasher #8	
60	4760800	2	Lockwasher #8	
61	0641406	2	Bolt 1/4in-20NC x 3/4in	
62	3311405	1	Locknut 1/4in-20NC	
68	2820025	1 ft/.31m	Insulate, Plastic Spring Guard (Not Shown)	
69	3860092	4	Roller	
70	2560149	1	Handle, Latch	
71	2940098	1	Latch	
72	3422928	2	Pin, Deck Retainer	
73	3422934	2	Pin, Deck Support	
74	4740156	6	Washer, Thrust	
82	3572512	2	Plate, Slide (Prior to SN 99830)	
	2901960	1	Arm Kit - 1532E2 (Includes Items 6-11)	

SECTION 3 - SCISSOR ARMS

FIGURE 3-2. SCISSOR ARMS INSTALLATION - 1932E2



SECTION 3 - SCISSOR ARMS

FIGURE 3-2. SCISSOR ARMS INSTALLATION - 1932E2

ITEM	PART NUMBER	QTY	DESCRIPTION	REV
		Ref	SCISSOR ARMS INSTALLATION - 1932E2 OPTIONS:	
	0258014	Ref	Standard Machines	M
2	0100011	AR	Loctite #242	
3	0100019	AR	Loctite #271	
4	0100039	AR	Loctite #411 (Not Shown) (Prior to SN 50027)	
5	0200605	1	Arm Weldment (Top Outboard)	
6	0200606	1	Arm Weldment (Upper Mid Outboard)	
7	0200607	1	Arm Weldment (Bottom Outboard)	
8	0200608	1	Arm Weldment (Top Inboard)	
9	0200609	1	Arm Weldment (Upper Mid Inboard)	
10	0200610	1	Arm Weldment (Lower Mid Inboard)	
11	0200611	1	Arm Weldment (Bottom Inboard)	
12	0200614	1	Arm Weldment (Lower Mid Outboard)	
13		Ref	Bushing Options (Part of Item 16):	
13	0440226	4	Bushing, Excelite (Prior to SN 50027)	
13	0440229	4	Bushing, Garmax (SN 50027 to Present)	
14	0561278	1	Block, Pivot	
15	0561301	4	Block, Slide	
16		Ref	Block, Pivot Options (Includes Item 13):	
16	0440238	4	Block, Pivot (Was P/N 0561312) (Prior to SN 62991)	
16	0440238	4	Block, Pivot (SN 62991 to Present)	
17		Ref	Bolt Options:	
17	0641404	AR	Bolt 1/4in-20NC x 1/2in (Prior to SN 50027)	
17	0641405	AR	Bolt 1/4in-20NC x 5/8in (SN 50027 to Present)	
19		Ref	Bolt Options:	
19	0681518	8	Bolt 5/16in-18NC x 2 1/4in (Grade 8) (Prior to SN 50027)	
19	0630528	8	Bolt 3/8in-16NC x 2 1/2in (Grade 8) (SN 50027 to Present)	
20	0641536	4	Bolt 5/16in-18NC x 4 1/2in	
21	0641606	4	Bolt 3/8in-16NC x 3/4in (Prior to SN 111642)	
22	0692224	1	Bolt 3/4in-16NF x 3in	
24	0902385	1	Bracket, Platform Attach (Right Side)	
25	0902386	1	Bracket, Platform Attach (Left Side)	
26		Ref	Pad, Bumper Options:	
26	0940084	6	Pad, Bumper (Apply Item #4 to Pad) (Prior to SN 50027)	
26	0940087	10	Pad, Bumper (SN 50027 to Present)	
27		Ref	Bushing, Excelite Options:	
27	0962096	8	Bushing, Excelite (Prior to SN 50027)	
27	0440227	8	Bushing, Excelite (SN 50027 to Present)	
28		Ref	Bushing, Excelite Options:	
28	0962097	32	Bushing, Excelite (Prior to SN 50027)	
28	0440228	32	Bushing, Excelite (SN 50027 to Present)	
30		Ref	Cable, Electrical - 18/2 Options:	
30	1060680	15 ft/4.06m	Cable, Electrical - 18/2 (Prior to SN 50027)	
30	1060680	21 ft/6.40m	Cable, Electrical - 18/2 (SN 50027 to Present)	
31	1100105	1	Cam, Activator	
32	1683603	1	Lift Cylinder Assembly (See CYLINDER SECTION for Breakdown)	
33		Ref	Nut Options:	

SECTION 3 - SCISSOR ARMS

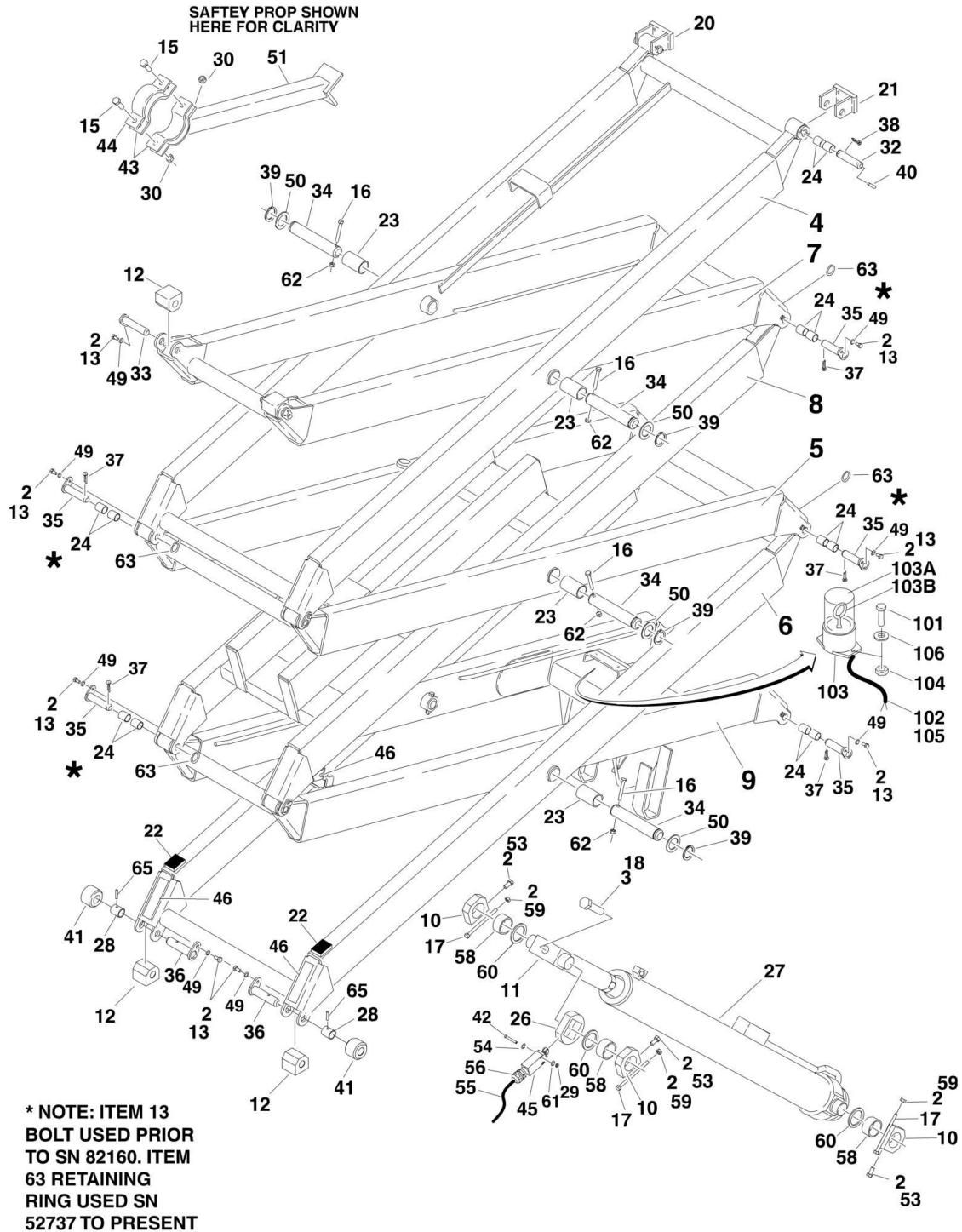
ITEM	PART NUMBER	QTY	DESCRIPTION	REV
33	3311005	2	Locknut #10-24NC (Prior to SN 50027)	
33	3310801	2	Nut #8-32NC (SN 50027 to Present)	
34	3311501	4	Nut 5/16in-18NC	
35		Ref	Locknut Options:	
35	3311505	8	Locknut 5/16in-18NC (Prior to SN 50027)	
35	3311605	8	Locknut 3/8in-16NC (SN 50027 to Present)	
37	3422641	2	Pin, Pivot	
38	3422642	2	Pin, Headed (Prior to SN 50027)	
39		Ref	Pin, Pivot Options:	
39	3422644	6	Pin, Pivot (Prior to SN 50027)	
39	3422746	6	Pin, Pivot (SN 50027 to Present)	
40		Ref	Pin, Pivot Options:	
40	3422663	14	Pin, Pivot (Prior to SN 50027)	
40	3422743	14	Pin, Pivot (SN 50027 through 82159)	
40	3422882	14	Pin, Pivot (SN 82160 to Present)	
41		Ref	Pin, Pivot Options:	
41	3422671	2	Pin, Pivot (Prior to SN 50027)	
41	3422742	2	Pin, Pivot (SN 50027 through 82159)	
41	3422862	2	Pin, Pivot (SN 82160 to Present)	
42		Ref	Pin, Pivot Options:	
42	3422725	2	Pin, Pivot (Prior to SN 50027)	
42	3422747	2	Pin, Pivot (SN 50027 to Present)	
44	3450804	2	Pin, Cotter 1/4in x 1in	
45	3760387	8	Ring, Retaining	
46	3841344	2	Rod, Retaining	
47		Ref	Roller Options:	
47	3860078	2	Roller (Prior to SN 82160)	
47	3860092	2	Roller (SN 82160 to Present)	
48		Ref	Screw Options:	
48	3931024	2	Screw, Socket Head #10-24NC x 1 1/2in (Prior to SN 50027)	
48	3930820	2	Screw, Socket Head #8-32NC x 1 1/4in (SN 50027 through 111642)	
48	3900329	2	Screw, Socket Head #8-32NC x 1 1/2in	
49		Ref	Switch, Limit Options:	
49	4360401	1	Switch, Limit (Prior to SN 50027)	
49	4360548	1	Switch, Limit (was p/n 4360321) (SN 50027 to Present)	
50	4420062	5 in/12cm	Tape, UHMW	
51		Ref	Connector, Strain Relief Options:	
51	4460662	2	1/2in Pipe Threads (Was P/N 4460049)	
51	4460662	2	1/2in Pipe Threads (Used on Limit Switch p/n 4360321)	
51	4460968	2	M20-1.5 (Used on Limit Switch p/n 4360578)	
52	4567539	1	Tube, Safety Prop	
55	4711400	22	Washer 1/4in Narrow (SN 50027 to Present)	
56	4740307	4	Washer, Thrust	
57	4740438	8	Washer, Special	
58	4845742	1	Prop, Safety	
59	4922091	1	Harness, Lift Down (Not Shown - See ELECTRICAL SECTION for Breakdown)	
60	0962207	2	Spacer, Bushing (SN 50027 to Present)	
61	3440418	2	Roll Pin (SN 50027 to Present)	
62	3760348	16	Ring, Retaining (SN 50027 to Present)	
63	4750800	2	Washer #8 (SN 50027 to Present)	

SECTION 3 - SCISSOR ARMS

ITEM	PART NUMBER	QTY	DESCRIPTION	REV
64	4760800	2	Lockwasher #8 (SN 50027 to Present)	
72	2820025	1 ft/.31m	Insulate, Plastic Spring Guard (Not Shown Only) (SN 63352 to Present)	
73	3340841	1	Pad, Sizzor Arms (SN 50027 to Present)	
	2901944		Arm Kit - 1932E2 (Includes Items 5-12)	

SECTION 3 - SCISSOR ARMS

FIGURE 3-3. SCISSOR ARMS INSTALLATION - 2032E2



SECTION 3 - SCISSOR ARMS

FIGURE 3-3. SCISSOR ARMS INSTALLATION - 2032E2

ITEM	PART NUMBER	QTY	DESCRIPTION	REV
		Ref	SCISSOR ARMS INSTALLATION - 2032E2 OPTIONS:	
	0257528	Ref	Standard Machines	Q
2	0100011	AR	Loctite #242	
3	0100019	AR	Loctite #271	
4	0200558	1	Arm Weldment (Top Outboard)	
5	0200559	1	Arm Weldment (Mid Outboard)	
6		Ref	Arm Weldment (Bottom Outboard)	
6	0200560	1	Arm Weldment (Bottom Outboard) (Prior to SN 52737)	
6	0200645	1	Arm Weldment (Bottom Outboard) (SN 52737 to Present)	
7	0200561	1	Arm Weldment (Top Inboard)	
8	0200562	1	Arm Weldment (Mid Inboard)	
9	0200563	1	Arm Weldment (Bottom Inboard)	
10		Ref	Block, Pivot Options (Includes Item 58):	
10	0440238	4	Block, Pivot (Was P/N 0561312) (Prior to SN 62991)	
10	0440238	4	Block, Pivot (SN 62991 to Present)	
11	0561278	1	Block, Pivot	
12	0561301	4	Block, Slide	
13	0641405	AR	Bolt 1/4in-20NC x 5/8in	
15	0641508	2	Bolt 5/16in-18NC x 1in	
16		Ref	Blot Options:	
16	0681520	6	Blot 5/16in-18NC x 2 1/2in (Grade 8) (Prior to SN 52737)	
16	0630528	6	Blot 3/8in-16NC x 2 1/2in (Grade 8) (SN 52737 to Present)	
17	0641536	4	Bolt 5/16in-18NC x 4 1/2in	
18	0692224	1	Bolt 3/4in-16NF x 3in	
20	0902385	1	Bracket, Platform Attach (Right Side)	
21	0902386	1	Bracket, Platform Attach (Left Side)	
22		Ref	Pad Options:	
22	0940084	4	Pad, Bumper (Prior to SN 49086)	
22	0940087	4	Bumper, Arm (SN 49086 to Present)	
23		Ref	Bushing, Excelite	
23	0962096	6	Bushing, Excelite (Prior to SN 49086)	
23	0440227	6	Bushing, Excelite (SN 49086 to Present)	
24		Ref	Bushing, Excelite	
24	0962097	24	Bushing, Excelite (Prior to SN 49086)	
24	0440228	24	Bushing, Excelite (SN 49086 to Present)	
26	1100105	1	Cam, Activator	
27	1683561	1	Lift Cylinder Assembly (See CYLINDER SECTION for Breakdown)	
28	0962207	2	Bushing, Spacer (SN 52737 to Present)	
29	3310801	2	Nut #8-32NC	
30	3311505	2	Locknut 5/16in-18NC	
32	3422641	2	Pin, Pivot	
33	3422642	2	Pin, Headed	
34		Ref	Pin, Pivot Options:	
34	3422644	6	Pin, Pivot (Prior to SN 52737)	
34	3422746	6	Pin, Pivot (SN 52737 to Present)	
35		Ref	Pin, Pivot Options:	
35	3422663	10	Pin, Pivot (Prior to SN 52737)	
35	3422743	10	Pin, Pivot (SN 52737 through 82159)	
35	3422882	10	Pin, Pivot (SN 82160 to Present)	

SECTION 3 - SCISSOR ARMS

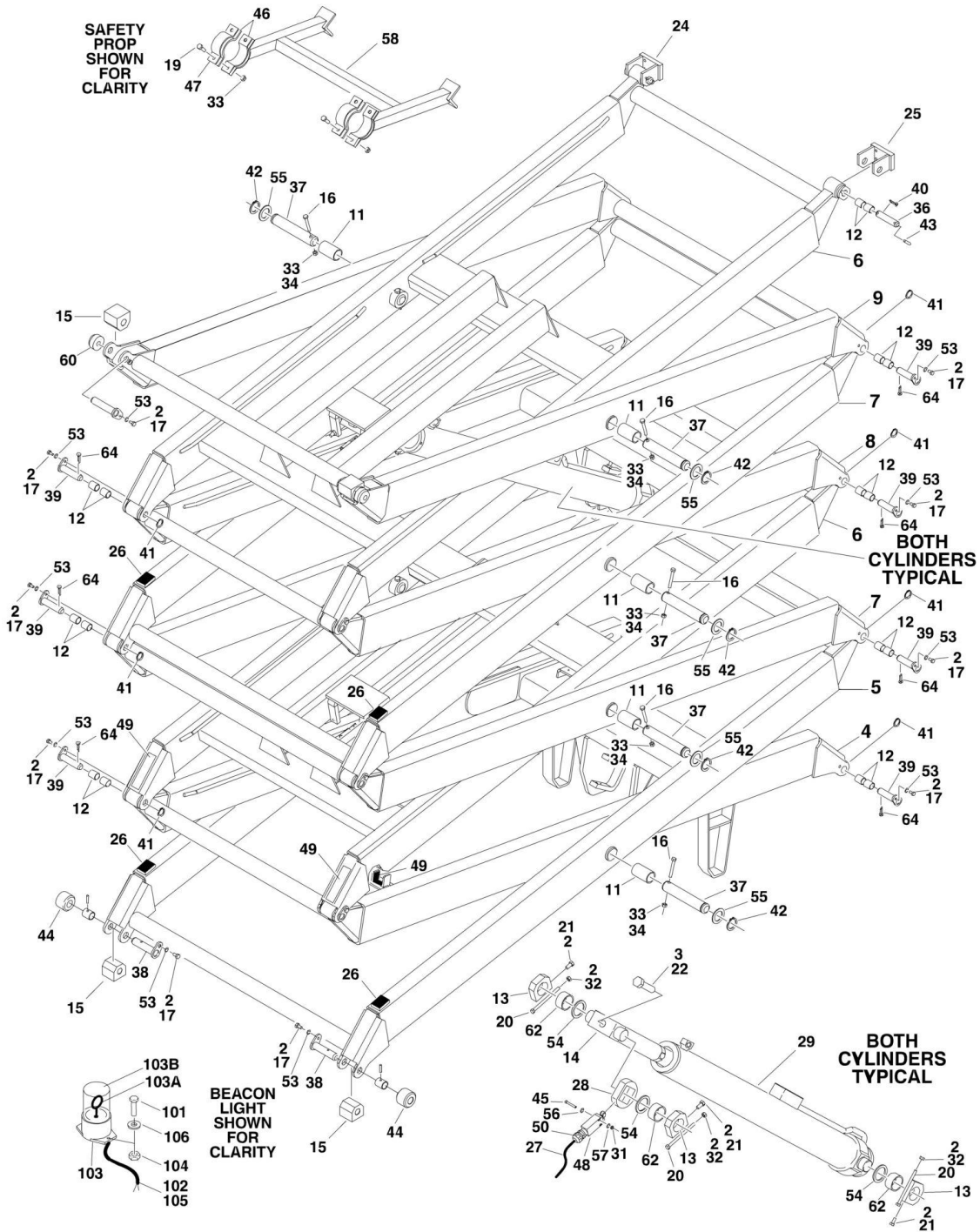
ITEM	PART NUMBER	QTY	DESCRIPTION	REV
36		Ref	Pin, Pivot Options:	
36	3422671	2	Pin, Pivot (Prior to SN 52737)	
36	3422742	2	Pin, Pivot (SN 52737 through 82159)	
36	3422862	2	Pin, Pivot (SN 82160 to Present)	
37	3450405	11	Pin, Cotter 1/4in x 1 1/4in (Prior to SN 52737)	
38	3450804	2	Pin, Cotter 1/4in x 1in	
39	3760387	6	Ring, Retaining	
40	3841344	2	Rod, Retaining	
41		Ref	Roller Options:	
41	3860078	2	Roller (Prior to SN 82160)	
41	3860092	2	Roller (SN 82160 to Present)	
42	3900329	2	Screw #8-32NC x 1 1/2in	
43	4240125	2	Strap, Nylon	
44	4240128	1	Strap, Safety Prop	
45	4360548	1	Switch, Limit (was p/n 4360321)	
46	4420062	0.38 ft/11.6cm	Tape, UHMW	
49	4711400	AR	Flatwasher 1/4 Narrow	
50	4740438	6	Washer, Special	
51	4845519	1	Prop, Safety	
52	0100039	AR	Loctite #411 (Not Shown) (Prior to SN 52737)	
53	0641606	4	Bolt 3/8in-16NC x 3/4in	
54	4750800	2	Flatwasher #8	
55	1060680	17 ft/5.2m	Cable, Electrical - 18/2	
56		Ref	Connector, Strain Relief Options:	
56	4460662	1	1/2in Pipe Threads (Was P/N 4460049)	
56	4460662	1	1/2in Pipe Threads (Used on Limit Switch p/n 4360321)	
56	4460968	1	M20-1.5 (Used on Limit Switch p/n 4360578)	
57	4922086	1	Harness, Lift Down (Not Shown - See ELECTRICAL SECTION for Breakdown)	
58		Ref	Bearing, Excelite Options (Part of Item 10):	
58	0440226	4	Bearing, Excelite (Prior to SN 49086)	
58	0440229	4	Bearing, Excelite (SN 49086 to Present)	
59	3311501	4	Nut 5/16in-18NC	
60	4740307	4	Washer, Thrust	
61	4760800	2	Lockwasher #8	
62		Ref	Locknut Options:	
62	3311505	6	Locknut 5/16in-18NC (Prior to SN 52737)	
62	3311605	6	Locknut 3/8in-16NC (SN 52737 to Present)	
63	3760348	12	Ring, Retainer (SN 52737 to Present)	
65	3440418	2	Rollpin (SN 52737 to Present)	
		Ref	Arm Kit - 2032E2 Options:	
	2901530	1	Arm Kit (Includes Items 4-9 & 51) (Prior to SN 82160)	
	2901917	1	Arm Kit (Includes Items 4-9) (SN 82160 to Present)	
	0257801	Ref	BEACON INSTALLATION	A
101	0721006	2	Screw, Socket Head #10-24NC x 3/4in	
102	1060680	10 ft/3m	Cable, Electrical - 18/2	
103	2920146	1	Light, Beacon	
103A	7016319	1	Bulb	
103B	7016372	1	Lens	
104	3311005	2	Locknut #10-24NC	
105	4460248	2	Terminal	

SECTION 3 - SCISSOR ARMS

ITEM	PART NUMBER	QTY	DESCRIPTION	REV
106	4751000	2	Flatwasher #10	

SECTION 3 - SCISSOR ARMS

FIGURE 3-4. SCISSOR ARMS INSTALLATION - 2632E2



SECTION 3 - SCISSOR ARMS

FIGURE 3-4. SCISSOR ARMS INSTALLATION - 2632E2

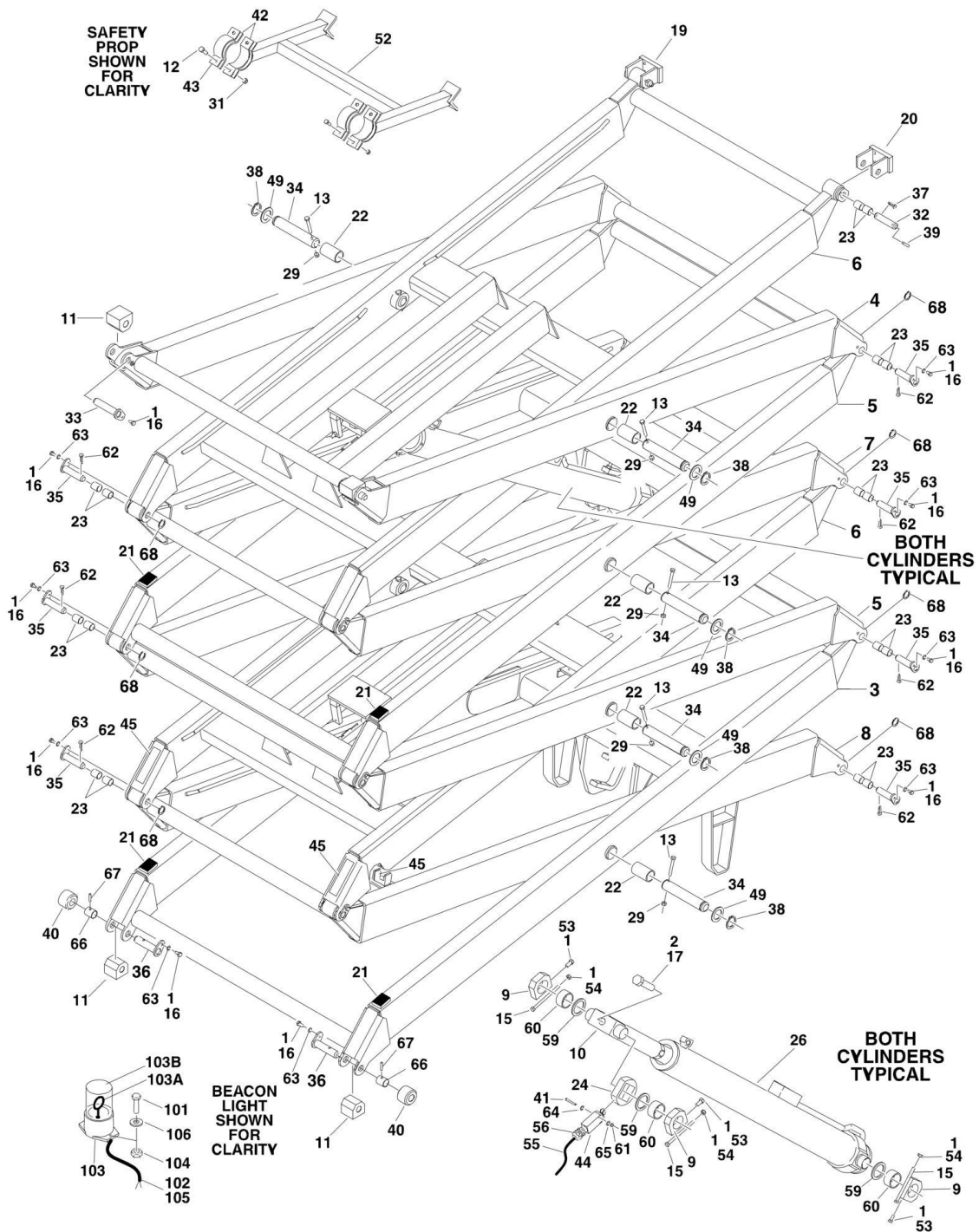
ITEM	PART NUMBER	QTY	DESCRIPTION	REV
		Ref	SCISSOR ARMS INSTALLATION - 2632E2	
	0271515	Ref	Standard Control Machines	H
2	0100011	AR	Loctite, #242	
3	0100019	AR	Loctite, #271	
4	0200730	1	Arm Weldment (Bottom Inboard)	
5	0200731	1	Arm Weldment (Bottom Outboard)	
6	0200732	2	Arm Weldment (Top and Lower Mid Inboard)	
7	0200733	2	Arm Weldment (Top and Upper Mid Outboard)	
8	0200734	1	Arm Weldment (Upper Mid Inboard)	
9	0200735	1	Arm Weldment (Top Outboard)	
11	0440227	8	Bushing, Excelite	
12	0440228	32	Bushing, Excelite	
13	0440238	8	Bushing, Excelite (Includes Item 62)	
14	0561278	2	Block, Pivot	
15	0561301	4	Block, Slide	
16	0630528	8	Bolt, 3/8in - 16NC x 2 1/2in (Grade 8)	
17	0641405	AR	Bolt, 1/4in - 20NC x 5/8in	
19	0641508	2	Bolt, 5-16in - 18NC x 1in	
20	0641536	8	Bolt, 5/16in - 18NC x 1/2in	
21	0641606	8	Bolt, 3/8in - 16NC x 3/4 (Prior to SN 111642)	
22	0692224	2	Bolt, 3/4in - 16NC x 3in	
24	0902385	1	Bracket, Platform Attach (Right Side)	
25	0902386	1	Bracket, Platform Attach (Left Side)	
26	0940087	6	Bumper	
27	1060680	17 ft/5.2m	Cable, Electrical 18-2	
28	1100105	1	Cam, Activator	
29	1683882	1	Lift Cylinder Assembly (See CYLINDER SECTION for Breakdown)	
31	3310801	2	Locknut #8-32NC	
32	3311501	8	Nut 5/16in - 18NC	
33	3311505	2	Locknut 5/16in - 18NC	
34	3311605	8	Locknut 3/8in - 16NC	
36	3422641	2	Pin, Pivot	
37	3422746	8	Pin, Pivot	
38	3422862	2	Pin, Headed	
39	3422882	16	Pin, Pivot	
40	3450804	2	Pin, Cotter 1/4in x 1	
41	3760348	16	Ring, Retaining	
42	3760387	8	Ring, Retaining	
43	3841344	2	Rod, Retainer	
44	3860092	2	Roller	
45	3900329	2	Screw #8-32NC x 1 1/2in	
46	4240125	2	Strap, Nylon	
47	4240128	1	Strap, Safety Prop	
48	4360548	1	Switch, Limit (was p/n 4360321)	
49	4420062	0.38 ft/11.6cm	Tape, UHMW	
50		Ref	Connector, Strain Relief Options:	
50	4460662	1	1/2in Pipe Threads (Used on Limit Switch p/n 4360321)	
50	4460968	1	M20-1.5 (Used on Limit Switch p/n 4360578)	

SECTION 3 - SCISSOR ARMS

ITEM	PART NUMBER	QTY	DESCRIPTION	REV
53	4711400	AR	Flatwasher 1/4in Narrow	
54	4740307	8	Washer, Thrust	
55	4740438	8	Washer, Special	
56	4750800	2	Flatwasher #8	
57	4760800	2	Lockwasher #8	
58	4845519	1	Weldment, Safety Prop	
59	4922089	1	Harness, Lift Down (Upper)(Not Shown - See ELECTRICAL SECTION for Breakdown)	
60	3860099	2	Roller, Platform	
61	4922088	1	Harness, Lift Down (Lower) (Not Shown - See ELECTRICAL SECTION for Breakdown)	
62		Ref	Bushing Options (Part of Item 13):	
62	0440226	8	Bushing (Prior to SN 49086)	
62	0440229	8	Bushing (SN 49086 to Present)	
	2902068	1	Arm Kit (Includes Items 4-9)	
	0257801	Ref	BEACON INSTALLATIONS	A
101	0721006	2	Screw, Socket Head #10-24NC x 3/4in	
102	1060680	10 ft/3m	Cable, Electrical - 18/2	
103	2920146	1	Light, Beacon	
103A	7016319	1	Bulb	
103B	7016372	1	Lens	
104	3311005	2	Locknut #10-24NC	
105	4460248	2	Terminal	
106	4751000	2	Flatwasher #10	

SECTION 3 - SCISSOR ARMS

FIGURE 3-5. SCISSOR ARMS INSTALLATION - 2646E2



SECTION 3 - SCISSOR ARMS

FIGURE 3-5. SCISSOR ARMS INSTALLATION - 2646E2

ITEM	PART NUMBER	QTY	DESCRIPTION	REV
		Ref	SCISSOR ARMS INSTALLATION - 2646E2 OPTIONS:	
	0257666	Ref	Standard Machines	S
1	0100011	AR	Loctite #242	
2	0100019	AR	Loctite #271	
3		Ref	Arm Weldment (Bottom Outboard) Options:	
3	0200574	3	Arm Weldment (Bottom Outboard) (Prior to SN 52737)	
3	0200639	2	Arm Weldment (Bottom Outboard) (SN 52737 to Present)	
4	0200572	1	Arm Weldment (Top Outboard)	
5	0200574	2	Arm Weldment (Lower and Upper Mid Outboard)	
6	0200575	2	Arm Weldment (Top and Lower Mid Inboard)	
7	0200576	1	Arm Weldment (Upper Mid Inboard)	
8		Ref	Arm Weldment (Bottom Inboard) Options:	
8	0200577	1	Arm Weldment (Bottom Inboard) (Prior to SN 65492)	
8	0200707	1	Arm Weldment (Bottom Inboard) (Was P/N 0200698) (SN 65492 through 107171)	
8	0200707	1	Arm Weldment (Bottom Inboard) (SN 107172 to Present)	
9		Ref	Bearing, Pivot Block Options (Includes Item 60):	
9	0440238	8	Bearing, Pivot Block (Was P/N 0561312) (Prior to SN 62991)	
9	0440238	8	Bearing, Pivot Block (SN 62991 to Present)	
10	0561278	2	Block, Pivot	
11	0561301	4	Block, Slide	
12	0641508	4	Bolt 5/16in-18NC x 1in	
13		Ref	Bolt Options:	
13	0681520	8	Bolt 5/16in-18NC x 2 1/2in (Grade 8) (Prior to SN 52737)	
13	0630528	8	Bolt 3/8in-16NC x 2 1/2in (Grade 8) (SN 52737 to Present)	
15	0641536	8	Bolt 5/16in-18NC x 4 1/2in	
16	0641405	AR	Bolt 1/4in-20NC x 5/8in	
17	0692224	2	Bolt 3/4in-16NF x 3in	
19	0902385	1	Bracket, Platform Attach (Right Side)	
20	0902386	1	Bracket, Platform Attach (Left Side)	
21		Ref	Bumper Options:	
21	0940084	6	Pad, Bumper (Prior to SN 49086)	
21	0940087	6	Bumper, Arm (SN 49086 to Present)	
22		Ref	Bushing, Excelite Options:	
22	0962096	8	Bushing, Excelite (Prior to SN 49086)	
22	0440227	8	Bushing, Excelite (SN 49086 to Present)	
23		Ref	Bushing, Excelite Options:	
23	0962097	36	Bushing, Excelite (Prior to SN 49086)	
23	0440228	32	Bushing, Excelite (SN 49086 to Present)	
24	1100105	1	Cam, Activator	
26		Ref	Lift Cylinder Assembly (See CYLINDERS SECTION for Breakdown)	
26	1683562	1	Lift Cylinder Assembly (Prior to SN 69053)	
26	1683882	1	Lift Cylinder Assembly (SN 69053 to Present)	
29		Ref	Locknut Options:	
29	3311505	8	Locknut 5/16in-18NC (Prior to SN 52737)	
29	3311605	8	Locknut 3/8in-16NC (SN 52737 to Present)	
31	3311505	4	Locknut 5/16in-18NC	
32	3422641	2	Pin, Pivot	
33	3422642	2	Pin, Headed	

SECTION 3 - SCISSOR ARMS

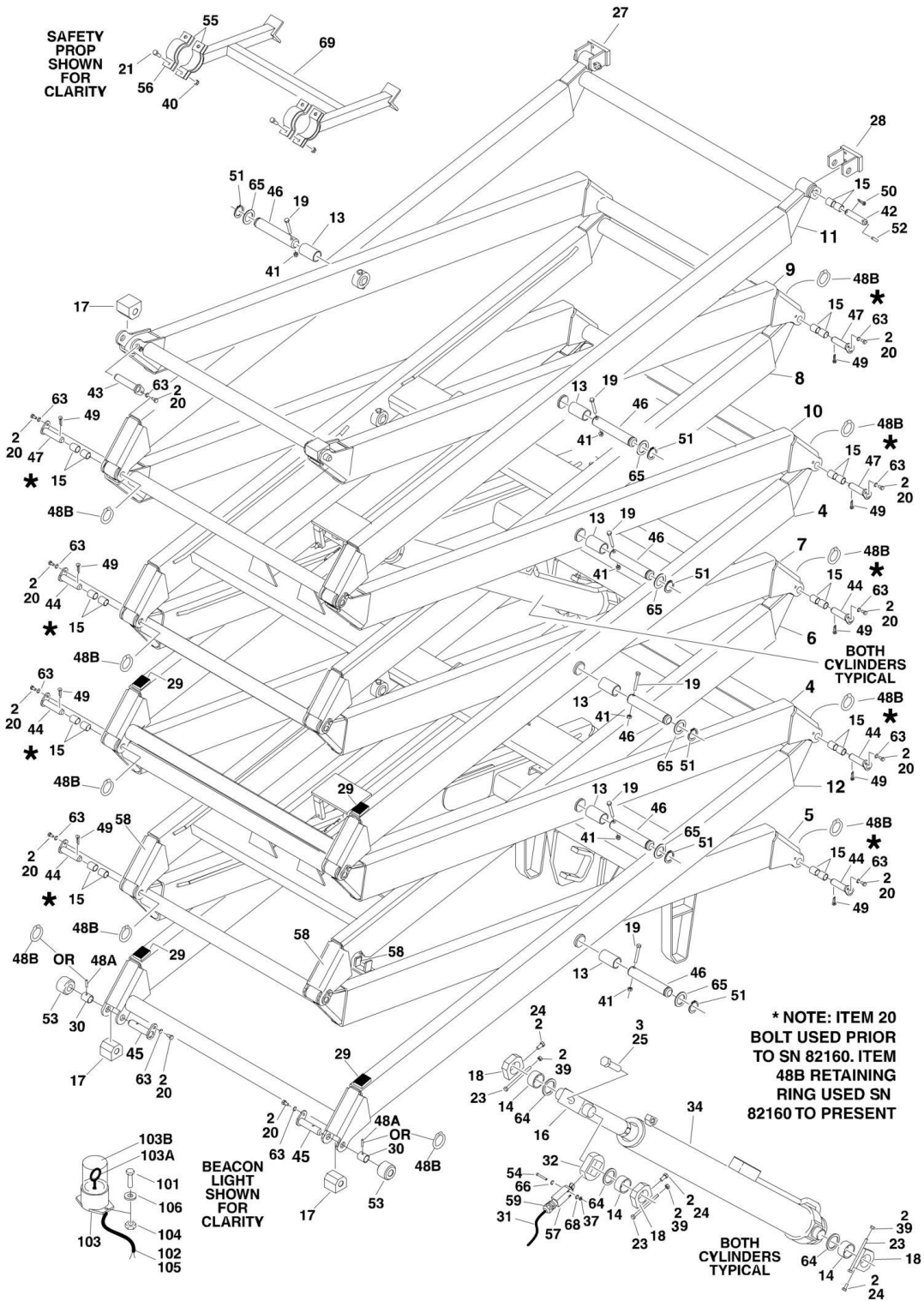
ITEM	PART NUMBER	QTY	DESCRIPTION	REV
34		Ref	Pin, Pivot Options:	
34	3422644	8	Pin, Pivot (Prior to SN 52737)	
34	3422746	8	Pin, Pivot (SN 52737 to Present)	
35		Ref	Pin, Pivot Options:	
35	3422663	14	Pin, Pivot (Prior to SN 52737)	
35	3422743	14	Pin, Pivot (SN 52737 through 82159)	
35	3422882	14	Pin, Pivot (SN 82160 to Present)	
36		Ref	Pin, Pivot Options:	
36	3422671	2	Pin, Pivot (Prior to SN 52737)	
36	3422742	2	Pin, Pivot (SN 52737 through 82159)	
36	3422862	2	Pin, Pivot (SN 82160 to Present)	
37	3450804	2	Pin, Cotter 1/4in x 1in	
38	3760387	8	Ring, Retaining	
39	3841344	2	Rod, Retaining	
40		Ref	Roller Options:	
40	3860078	2	Roller (Prior to SN 82160)	
40	3860092	2	Roller (SN 82160 to Present)	
41	3930820	2	Screw #8-32NC x 1 1/4in	
42	4240125	4	Strap, Nylon	
43	4240128	2	Strap, Safety Prop	
44	4360548	1	Switch, Limit (was p/n 4360321)	
45	4420062	0.38 ft/11.6cm	Tape, UHMW	
49	4740438	8	Washer, Special	
52	4845574	1	Prop, Safety	
53	0641606	8	Bolt 3/8in-16NC x 3/4 (Prior to SN 111642)	
54	3311501	8	Nut 5/16in-18NC	
55	1060680	17 ft/5.2m	Cable, Electrical - 18/2	
56		Ref	Connector, Strain Relief Options:	
56	4460662	1	1/2in Pipe Threads (Was P/N 4460049)	
56	4460662	1	1/2in Pipe Threads (Used on Limit Switch p/n 4360321)	
56	4460968	1	M20-1.5 (Used on Limit Switch p/n 4360578)	
57	4922088	1	Harness, Lift Down (Lower) (Not Shown - See ELECTRICAL SECTION for Breakdown)	
58	4922089	1	Harness, Lift Down (Upper) (Not Shown - See ELECTRICAL SECTION for Breakdown)	
59	4740307	8	Washer, Thrust	
60		Ref	Bushing Options (Part of Item 9):	
60	0440226	8	Bushing (Prior to SN 49086)	
60	0440229	8	Bushing (SN 49086 to Present)	
61	3310801	2	Locknut #8-32NC	
62	3450405	14	Pin, Cotter 1/8in x 1 1/4in (Prior to SN 62991)	
63	4711400	AR	Flatwasher 1/4in Narrow	
64	4750800	2	Flatwasher #8	
65	4760800	2	Lockwasher #8	
68	3760348	16	Ring, Retaining	
		Ref	Arm Kit - 2646E2 Options:	
	2901532	1	Prior to SN 82160 (Includes Items 4-8 & 52)	
	2901918	1	SN 82160 to Present (Includes Items 3-8)	
	0257801	Ref	BEACON INSTALLATIONS	A
101	0721006	2	Screw, Socket Head #10-24NC x 3/4in	
102	1060680	10 ft/3m	Cable, Electrical - 18/2	

SECTION 3 - SCISSOR ARMS

ITEM	PART NUMBER	QTY	DESCRIPTION	REV
103	2920146	1	Light, Beacon	
103A	7016319	1	Bulb	
103B	7016372	1	Lens	
104	3311005	2	Locknut #10-24NC	
105	4460248	2	Terminal	
106	4751000	2	Flatwasher #10	

SECTION 3 - SCISSOR ARMS

FIGURE 3-6. SCISSOR ARMS INSTALLATION - 3246E2



SECTION 3 - SCISSOR ARMS

FIGURE 3-6. SCISSOR ARMS INSTALLATION - 3246E2

ITEM	PART NUMBER	QTY	DESCRIPTION	REV
		Ref	SCISSOR ARMS INSTALLATION - 3246E2 OPTIONS:	
	0258889	Ref	Standard Control Machines	L
	0259408	Ref	Proportional Control Machines	H
1	0100001	AR	Adhesive (Not Shown)	
2	0100011	AR	Loctite #242	
3	0100019	AR	Loctite #271	
4	0200663	2	Arm Weldment (Second/Third Outboard)	
5		Ref	Arm Weldment (Bottom Inboard) Options:	
5	0200708	1	Arm Weldment (Bottom Inboard) (Was P/N 0200662) (Prior to SN 107172)	
5	0200708	1	Arm Weldment (Bottom Inboard) (SN 107172 to Present)	
6	0200633	1	Arm Weldment (Second Inboard)	
7	0200634	1	Arm Weldment (Third Inboard)	
8	0200635	1	Arm Weldment (Fourth Inboard)	
9	0200636	1	Arm Weldment (Fifth Inboard)	
10	0200637	1	Arm Weldment (Fourth Outboard)	
11	0200638	1	Arm Weldment (Fifth Outboard)	
12	0200639	1	Arm Weldment (Bottom Outboard)	
13	0962010	10	Bearing, Garmax	
14	0440229	8	Bearing, Garmax (Prior to SN 62991)	
15	0440231	40	Bearing, Garmax	
16	0561278	2	Block, Pivot	
17	0561301	4	Block, Slide	
18		Ref	Block, Pivot Options (Includes Item 14):	
18	0440238	8	Block, Pivot Options (Includes Item 14): (Was P/N 0561312) (Prior to SN 62991)	
18	0440238	8	Block, Pivot Options (Includes Item 14): (SN 62991 to Present)	
19	0630528	10	Bolt 3/8in-16NC x 2 1/2in (Grade 8)	
20	0641405	AR	Bolt 1/4in-20NC x 5/8in	
21	0641508	4	Bolt 5/16in-18NC x 1in	
23	0641536	8	Bolt 5/16in-18NC x 4 1/2in	
24	0641606	8	Bolt 3/8in-16NC x 3/4 (Prior to SN 111642)	
25	0692224	2	Bolt 3/4in-16NF x 3in	
27	0902385	1	Bracket, Platform Attach (Right Side)	
28	0902386	1	Bracket, Platform Attach (Left Side)	
29	0940087	8	Bumper, Arm	
30	0962207	2	Bushing, Spacer (Prior to SN 82160)	
31	1060680	25 ft/7.6m	Cable, Electrical - 18/2	
32	1100105	1	Cam, Activator	
34		Ref	Lift Cylinder Assembly (See CYLINDER SECTION for Breakdown)	
34	1683771	2	Standard Controls Machines (Prior to SN 69053)	
34	1683883	2	Standard Controls Machines (SN 69053 to Present)	
34	1683883	2	Proportional Control Machines	
37	3310801	2	Nut #8-32NC	
39	3311501	8	Nut 5/16in-18NC	
40	3311505	8	Locknut 5/16in-18NC	
41	3311605	4	Locknut 3/8in-16NC	
42	3422641	2	Pin, Pivot	
43	3422642	2	Pin, Headed (Top)	

SECTION 3 - SCISSOR ARMS

ITEM	PART NUMBER	QTY	DESCRIPTION	REV
44		Ref	Pin, Pivot Options:	
44	3422773	12	Pin, Pivot (Prior to SN 82160)	
44	3422882	12	Pin, Pivot (SN 82160 to Present)	
45		Ref	Pin, Headed (Bottom) Options:	
45	3422742	2	Pin, Headed (Bottom) (Prior to SN 82160)	
45	3422862	2	Pin, Headed (Bottom) (SN 82160 to Present)	
46	3422746	10	Pin, Pivot	
47		Ref	Pin, Pivot (Special Pins) Options:	
47	3422759	6	Pin, Pivot (Special Pins) (Prior to SN 82160)	
47	3422863	6	Pin, Pivot (Special Pins) (SN 82160 to Present)	
48		Ref	Hardware Options:	
48A	3440418	2	Rollpin (Prior to SN 82160)	
48B	3760348	20	Ring, Retaining (SN 82160 to Present)	
49	3450405	19	Pin, Cotter 1/8in x 1 1/4in	
50	3450804	2	Pin, Cotter 1/4in x 1in	
51	3760387	10	Ring, Retaining	
52	3841344	2	Rod, Retaining	
53		Ref	Roller Options:	
53	3860078	2	Roller (Prior to SN 82160)	
53	3860092	2	Roller (SN 82160 to Present)	
54	3900329	2	Screw #8-32NC x 1 1/2in	
55	4240125	4	Strap, Nylon	
56	4240138	1	Strap, Safety Prop	
57	4360548	1	Switch, Limit (was p/n 4360321)	
58	4420062	0.38 ft/11.6cm	Tape, UHMW	
59		Ref	Connector, Strain Relief Options:	
59	4460662	2	1/2in Pipe Threads (Was P/N 4460049)	
59	4460662	2	1/2in Pipe Threads (Used on Limit Switch p/n 4360321)	
59	4460968	2	M20-1.5 (Used on Limit Switch p/n 4360578)	
63	4711400	AR	Flatwasher 1/4in Narrow	
64	4740307	8	Washer, Thrust	
65	4740438	10	Washer, Special	
66	4750800	2	Flatwasher #8	
68	4760800	2	Lockwasher #8	
69	4845981	1	Prop, Safety	
70		Ref	Harness, Lift Down Options (Not Shown - See ELECTRICAL SECTION for Breakdown):	
70	4922088	1	Standard Controls Machines (Lower)	
70	4922089	1	Standard Controls Machines (Upper)	
70	4922301	1	Proportional Control Machines	
	2901919		Arm Kit - 3246E2 (Includes Items 4-12)	
		Ref	BEACON INSTALLATIONS	
	0257801	Ref	Standard Controls Machines	A
	0259411	Ref	Proportional Controls Machines	A
101	0721006	2	Screw, Socket Head #10-24NC x 3/4in	
102	1060680	10 ft/3m	Cable, Electrical - 18/2	
103	2920146	1	Light, Beacon	
103A	7016319	1	Bulb	
103B	7016372	1	Lens	
104	3311005	2	Locknut #10-24NC	
105	4460248	2	Terminal	

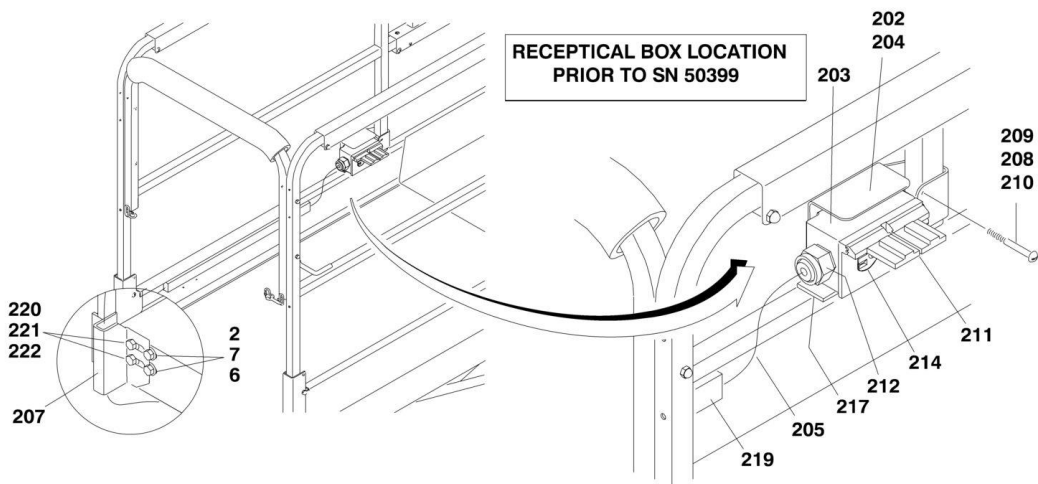
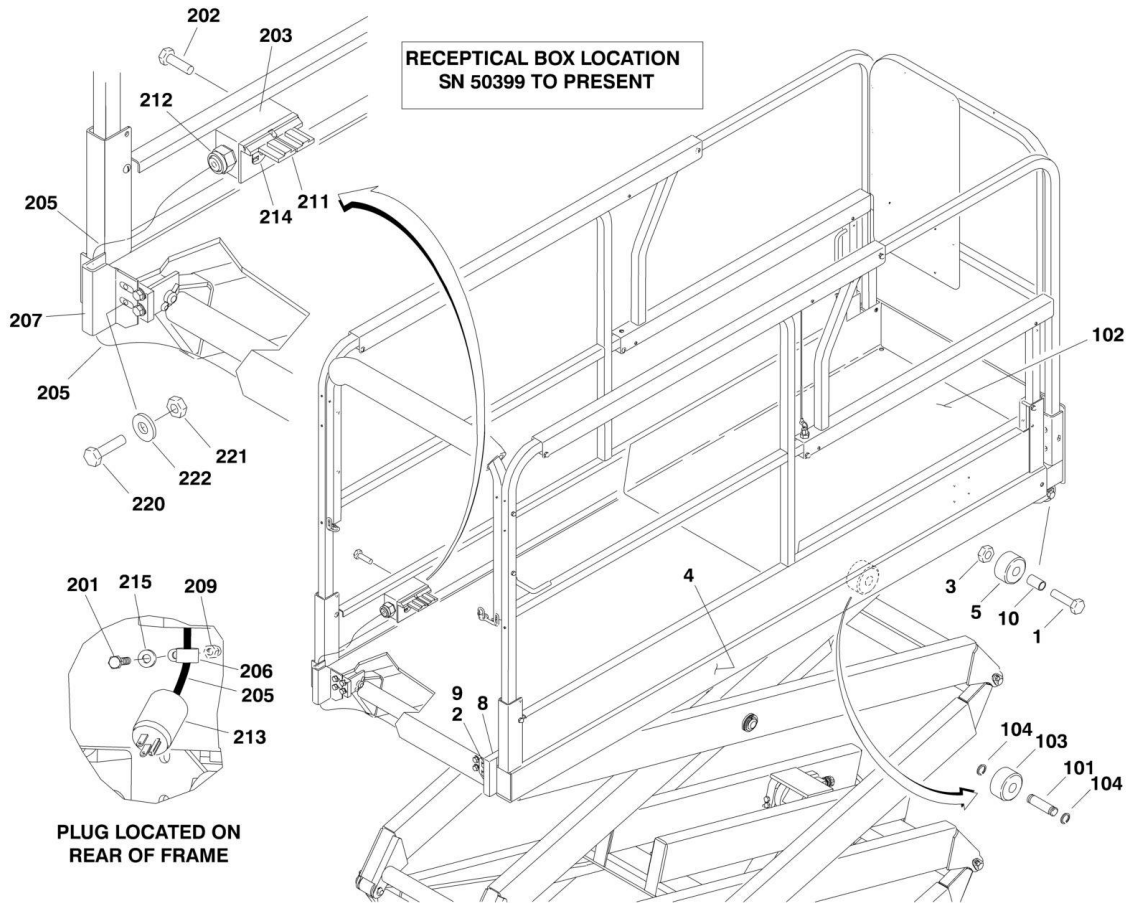
SECTION 3 - SCISSOR ARMS

ITEM	PART NUMBER	QTY	DESCRIPTION	REV
106	4751000	2	Flatwasher #10	
107	2400056	1	Fuse (Not Shown - Proportional Controls Machines Only)	
108	4460044	1	Fuseholder (Not Shown - Prop Controls Machines Only)	

SECTION 4 - PLATFORM

SECTION 4 - PLATFORM

FIGURE 4-1. PLATFORM AND ACCESSORIES INSTALLATION



SECTION 4 - PLATFORM

FIGURE 4-1. PLATFORM AND ACCESSORIES INSTALLATION

ITEM	PART NUMBER	QTY	DESCRIPTION	REV
		Ref	PLATFORM INSTALLATION OPTIONS:	
		Ref	NOTE: SEE SPECIAL OPTIONS SECTION FOR MACHINES WITH D-RINGS MOUNTED IN PLATFORM FLOOR.	
	0270534	Ref	Platform Installation 1532E2	D
	0258041	Ref	Platform Installation 1932E2	C
	0257546	Ref	Platform Installation 2032E2	E
	0271516	Ref	Platform Installation 2632E2	B
	0257679	Ref	Platform Installation 2646E2	F
	0258896	Ref	Platform Installation 3246E2	D
1	0641814	2	Bolt 1/2in-13NC x 1 3/4in	
2	0641608	AR	Bolt 3/8in-16NC x 1in	
3	3311805	2	Nut 1/2in-13NC	
4		Ref	Platform Weldment Options:	
4	3510783	1	Platform Weldment 1532E2 Was P/N 3510768 (Prior to SN 99830)	
4	3510783	1	Platform Weldment (SN 99830 to Present)	
4	3510623	1	Platform Weldment 1932E2	
4	3510602	1	Platform Weldment 2032E2	
4	3510794	1	Platform Weldment 2632E2	
4	3510607	1	Platform Weldment 2646E2	
4	3510687	1	Platform Weldment 3246E2	
5		Ref	Roller, Extension Options:	
5	3860083	2	Roller, Extension (Prior to SN 87281)	
5	3860093	2	Roller, Extension (SN 87281 to Present)	
6	4751600	12	Flatwasher 3/8in Narrow	
7	0100011	AR	Loctite #242	
8		Ref	Guide, Cable Options:	
8	1670840	1	Guide, Cable (Was P/N 1670834) (Prior to SN 95875)	
8	1670840	1	Guide, Cable (SN 95875 to Present)	
9	3311605	2	Locknut 3/8in-16NC	
10	0962347	2	Bushing (SN 87281 to Present)	
		Ref	EXTENSION INSTALLATION OPTIONS:	
	0257547	Ref	Extension Installation 1532E2, 1932E2, 2032E2 & 2632E2	B
	0257776	Ref	Extension Installation 2646E2 & 3246E2	B
101	3422728	2	Pin	
102		Ref	Extension Weldment Options:	
102	3510606	1	Extension Weldment 1532E2, 1932E2 & 2032E2	
102	3510608	1	Extension Weldment 2646E2 & 3246E2	
103	3860084	2	Roller	
104	1380151	4	Clip	
		Ref	RECEPTACLE INSTALLATION OPTIONS:	
	0270557	Ref	110Volt AC Receptacle (North America) (1532E2)	B
	0258280	Ref	110Volt AC Receptacle (North America) (1932E2)	D
	0257803	Ref	110Volt AC Receptacle (North America) (2032E2)	H
	0257807	Ref	110Volt AC Receptacle (North America) (2632E2 & 2646E2)	H
	0258902	Ref	110Volt AC Receptacle (North America) (3246E2)	G
	0270558	Ref	110Volt AC GFI Receptacle (North America) (1532E2)	B
	0258281	Ref	110Volt AC GFI Receptacle (North America) (1932E2)	D
	0257804	Ref	110Volt AC GFI Receptacle (North America) (2032E2)	H
	0257808	Ref	110Volt AC GFI Receptacle (North America) (2632E2 &	H

SECTION 4 - PLATFORM

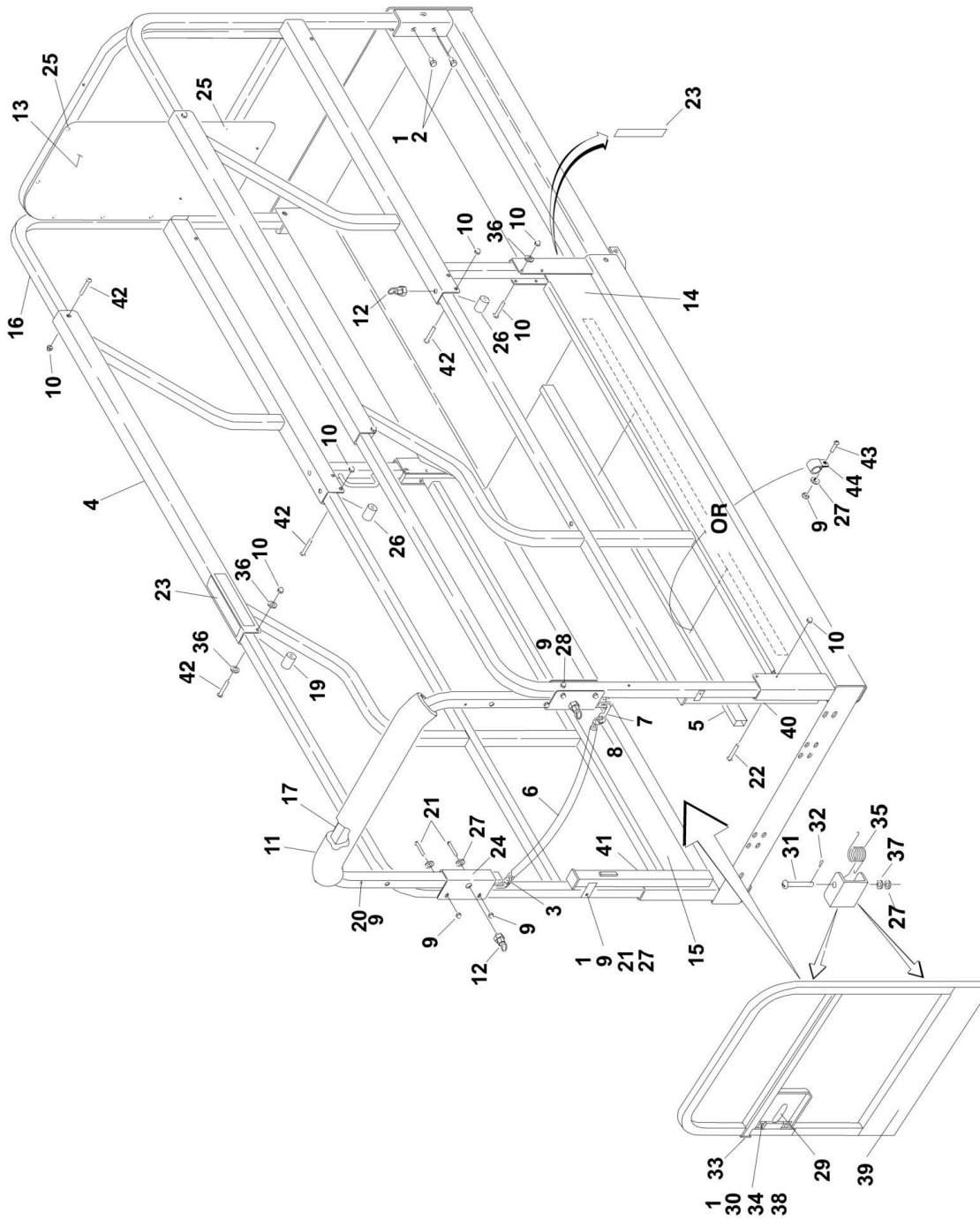
ITEM	PART NUMBER	QTY	DESCRIPTION	REV
			2646E2)	
	0257809	Ref	Receptacle Box North America (2632E2)	F
	0258903	Ref	110Volt AC GFI Receptacle (North America) (3246E2)	G
	0270559	Ref	Receptacle Box Only (Outside North America) (1532E2)	A
	0258282	Ref	Receptacle Box Only (Outside North America) (1932E2)	E
	0257805	Ref	Receptacle Box Only (Outside North America) (2032E2)	G
	0257809	Ref	Receptacle Box Only (Outside North America) (2632E2 & 2646E2)	G
	0258904	Ref	Receptacle Box Only (Outside North America) (3246E2)	G
201	0641407	1	Bolt 1/4in-20NC x 7/8in	
202		Ref	Screw Options:	
202	3900256	4	Screw #10-24NC x 5/8 (Prior to SN 81382)	
202	3900294	4	Screw Self-Tapping (SN 81382 to Present)	
203	0860038	1	Box, Receptacle	
204		Ref	Bracket, Mounting Receptacle Box Options:	
204	0902466	1	Bracket, Mounting Receptacle Box (Prior to SN 49073)	
204	0902487	1	Bracket, Mounting Receptacle Box (SN 49073 through 50398)	
204	Not Required	0	Bracket, Mounting Receptacle Box (SN 50399 to Present)	
205		Ref	Cable, Electrical - 12/3	
205	1060308	AR	Cable, Electrical - 12/3, 1532E2 (North America)	
205		Ref	Cable, Electrical - 12/3, 1532E2 Options: (Outside North America)	
205	1060908	AR	Cable, Electrical - 12/3, (Was P/N 1060461) (Prior to SN 111329)	
205	1060908	AR	Cable, Electrical - 12/3 (SN 111329 to Present)	
205	1060308	25 ft/7.9m	Cable, Electrical - 12/3, 1932E2 (North America)	
205		Ref	Cable, Electrical - 12/3, 1932E2 Options: (Outside North America)	
205	1060908	25 ft/7.9m	Cable, Electrical - 12/3, (Was P/N 1060461) (Prior to SN 111329)	
205	1060908	25 ft/7.9m	Cable, Electrical - 12/3 (SN 111329 to Present)	
205	1060308	31 ft/9.4m	Cable, Electrical - 12/3, 2032E2 (North America)	
205		Ref	Cable, Electrical - 12/3, 2032E2 Options: (Outside North America)	
205	1060908	31 ft/9.4m	Cable, Electrical - 12/3, (Was P/N 1060461) (Prior to SN 111329)	
205	1060908	31 ft/9.4m	Cable, Electrical - 12/3 (SN 111329 to Present)	
205	1060308	41 ft/12.4m	Cable, Electrical - 12/3, 2632E2 (North America)	
205		Ref	Cable, Electrical - 12/3, 2632E2 Options: (Outside North America)	
205	1060908	41 ft/12.4m	Cable, Electrical - 12/3, (Was P/N 1060461) (Prior to SN 111329)	
205	1060908	41 ft/12.4m	Cable, Electrical - 12/3 (SN 111329 to Present)	
205	1060308	43 ft/13.1m	Cable, Electrical - 12/3, 2646E2 (North America)	
205		Ref	Cable, Electrical - 12/3, 2646E2 Options: (Outside North America)	
205	1060908	43 ft/13.1m	Cable, Electrical - 12/3, (Was P/N 1060461) (Prior to SN 111329)	
205	1060908	43 ft/13.1m	Cable, Electrical - 12/3 (SN 111329 to Present)	
205	1060308	45 ft/16.2m	Cable, Electrical - 12/3, 3246E2 (North America)	

SECTION 4 - PLATFORM

ITEM	PART NUMBER	QTY	DESCRIPTION	REV
205		Ref	Cable, Electrical - 12/3, 3246E2 Options: (Outside North America)	
205	1060908	45 ft/16.2m	Cable, Electrical - 12/3, (Was P/N 1060461) (Prior to SN 111329)	
205	1060908	45 ft/16.2m	Cable, Electrical - 12/3 (SN 111329 to Present)	
206	1320224	1	Clamp	
207	1670840	1	Cover, Cable	
208	3300356	1	Nut, Acorn 5/16in-18NC (Prior to SN 49073)	
209	3300151	3	Nut, Acorn 1/4in-20NC	
210		Ref	Screw Options:	
210	3911532	1	Screw 5/16in-18NC x 2 (Prior to SN 49073)	
210	3911428	2	Screw 1/4in-16NC x 1 3/4 (SN 49073 through 50398)	
210	Not Required	0	Screw 1/4in-16NC x 1 3/4in (SN 50399 to Present)	
211		Ref	Cover, Receptacle Options:	
211	4060092	1	Standard 110V Receptacle Cover (North America)	
211	4060700	1	GFI 110V Receptacle Cover (North America)	
211	Not Available		Receptacle Cover (Outside North America)	
212		Ref	Connector, Strain Relief Options:	
212	4460051	1	Connector, Strain Relief 1932E2 Machines (Prior to SN 81382)	
212	4460328	1	Connector, Strain Relief 1932E2 Machines (SN 81382 through 111328)	
212	4460071	1	Connector, Strain Relief 1932E2 Machines (SN 111329 to Present)	
212	4460051	1	Connector, Strain Relief 1532E2/2032E2/2646E2/3246E2 Machines	
213	4460138	1	Plug	
214		Ref	Receptacle, Electrical Options:	
214	4460190	1	Standard 110V Receptacle (North America)	
214	4460346	1	GFI 110V Receptacle (North America)	
214	Not Available		Receptacle (Outside North America)	
215	4711400	1	Flatwasher 1/4in Narrow	
216	1703464	1	Decal - AC Power (North America Only - Not Shown) (Prior to SN 111924)	
217	4420037	4 in/10cm	Tape, Insulation (SN 49073 to Present)	
219	1840018	1	Cable Carrier (SN 49073 to Present)	
220	0641607	2	Bolt 3/8in-16NC x 7/8in (2646E2 Machines) (SN 49073 to Present)	
221	3311605	2	Locknut 3/8in-16NC (2646E2 Machines) (SN 49073 to Present)	
222	4711600	4	Flatwasher 3/8in Narrow	

SECTION 4 - PLATFORM

FIGURE 4-2. STANDARD HANDRAILS INSTALLATIONS (1532E2 & 1932E2)



SECTION 4 - PLATFORM

FIGURE 4-2. STANDARD HANDRAILS INSTALLATIONS (1532E2 & 1932E2)

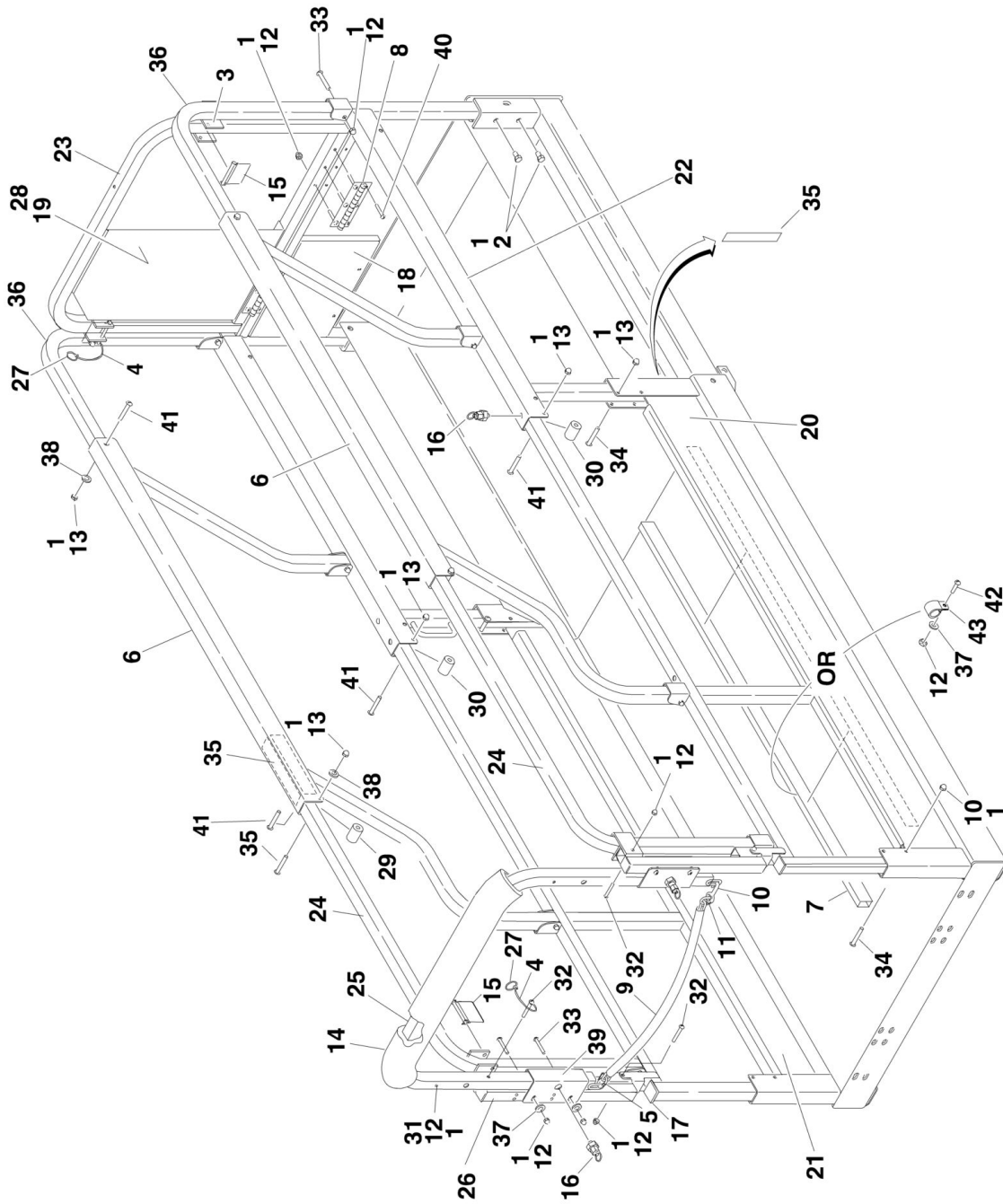
ITEM	PART NUMBER	QTY	DESCRIPTION	REV
		Ref	STANDARD HANDRAILS INSTALLATIONS (1532E2 & 1932E2)	
			OPTIONS:	
	0258047	Ref	STANDARD GATE	O
	0258053	Ref	DRYWALL GATE - FULL SWING	P
	0258294	Ref	DRYWALL GATE - 1/2 SWING	N
1	0100011	AR	Loctite #242	
2	0641605	4	Bolt 3/8in-16NC x 5/8in (Prior to SN 108888)	
3	1260136	2 ft/.6m	Chain	
4	1271404	2	Channel, Slide	
5	1840017	1	Cable Carrier (Prior to SN 103151)	
6	2820097	2 ft/61cm	Tubing, Vinyl	
7	1001101076	1	Snap-Latch (Includes Item 8) (was p/n 2940064)	
8	3010088	2	Link	
9		Ref	Nut Options:	
9	3300151	AR	Acorn 1/4in-20NC (Prior to SN 98156)	
9	2080063	AR	Nylon Lock Nut 1/4in - 20NC (SN 98156 to Present)	
10		Ref	Nut Options:	
10	3300356	AR	Acorn 5/16in-18NC (Prior to SN 98156)	
10	2080064	AR	Nylon Lock Nut 5/16in - 18NC (SN 98156 to Present)	
11	3340612	18 in/46cm	Pad, Nylon Cover (Black)	
12	3422369	AR	Pin, Quick Release	
13	3570925	1	Plate, Placard	
14	3641259	1	Rail Weldment - Right Side Platform	
15	3641260	1	Rail Weldment - Left Side Platform	
16	3641261	1	Rail Weldment - Extension	
17		Ref	Rail Weldment - Rear Entry Options:	
17	3641238	1	Standard Gate	
17	3641299	1	Drywall Gate with Full Swing (Prior to SN 68219)	
17	3641309	1	Drywall Gate with Full Swing (SN 68219 to Present)	
17	4567738	1	Drywall Gate with 1/2 Swing	
19	3860085	2	Roller	
20	3911424	AR	Screw 1/4in-20 1 1/2in (Drywall Gate Only)	
21		Ref	Screw Options:	
21	3911428	AR	Screw 1/4in-20 x 1 3/4in (Prior to SN 52645)	
21	3911432	AR	Screw 1/4in-20 x 2in (SN 52645 to Present)	
22	3911532	AR	Screw 5/16in-18NC x 2in	
23	4420076	12 ft/3.6m	Tape, UHMW	
24		Ref	Retainer, Rail Options:	
24	Not Required	0	Standard Gate	
24	4845829	2	Drywall Gate with Full Swing (Prior to SN 90582)	
24	4845829	1	Drywall Gate with 1/2 Swing	
25	3820020	6	Rivet	
26		Ref	Roller Options:	
26	3860095	2	Roller (Was p/n 3860087) (Prior to SN 79527)	
26	3860095	2	Roller (SN 79527 to Present)	
27	4711400	AR	Flatwasher 1/4in Narrow (Drywall Gate Only) (SN 52645 to Present)	
28		Ref	Screw Options: (Standard Gate Only)	
28	3911444	4	1/4in-20 x 2 3/4in (Prior to SN 98156)	

SECTION 4 - PLATFORM

ITEM	PART NUMBER	QTY	DESCRIPTION	REV
28	2080065	4	1/4in-20 x 3in (SN 98156 to Present)	
29	2940074	1	Latch (Drywall Gate with 1/2 Swing)	
30	3300432	4	Nut, Acorn #10-24NC (Drywall Gate with 1/2 Swing)	
31	3430418	2	Pin, Clevis (Drywall Gate with 1/2 Swing)	
32	3450202	2	Pin, Cotter (Drywall Gate with 1/2 Swing)	
33	3520072	4	Plug, Cap (Drywall Gate with 1/2 Swing)	
34	3911008	4	Screw #10-24NC x 1/2in (Drywall Gate with 1/2 Swing)	
35		Ref	Spring, Hinge (Drywall Gate with 1/2 Swing) Options:	
35	4160177	2	Spring, Hinge (Drywall Gate with 1/2 Swing) (Prior to SN 111642)	
35	4160200	2	Spring, Hinge (Drywall Gate with 1/2 Swing) (SN 111642 to Present)	
36	4711500	AR	Flatwasher 5/16in	
37	4740476	4	Washer Thrust (Drywall Gate with 1/2 Swing)	
38	4751000	4	Flatwasher #10 (Drywall Gate with 1/2 Swing)	
39		Ref	Weldment, Gate (Drywall Gate with 1/2 Swing) Options:	
39	4845790	1	Weldment, Gate (Drywall Gate with 1/2 Swing) (Prior to SN 104900)	
39	4846599	1	Weldment, Gate (Drywall Gate with 1/2 Swing) (SN 104900 to Present)	
40		Ref	Weldment, Support (Drywall Gate with 1/2 Swing) Options:	
40	4845894	1	Weldment, Support (Drywall Gate with 1/2 Swing) (Prior to SN 104900)	
40	4846598	1	Weldment, Support (Drywall Gate with 1/2 Swing) (SN 104900 to Present)	
41	4845895	1	Weldment, Support (Drywall Gate with 1/2 Swing)	
42	3911536	AR	Screw 5/16in -18 x 2 1/4in	
43	3911408	3	Screw (SN 103151 to Present)	
44	1320270	3	Clamp (SN 103151 to Present)	
	0271553	Ref	Lanyard Installation (Not Shown)	B
101	1703175	2	Decal, Lanyard	
102	1704277	2	Decal, Lanyard Attach Graphic	
103	3840732	1	Rod, Safety Belt Attach	
		Ref	Rail Kit Options:	2
	2901972	1	Standard Gate (Includes Items 4, 13 to 16)	2
	2901972	1	Drywall Gate - Full Swing (Includes Items 4, 13-16)	2
	2901974	1	Drywall Gate - 1/2 Swing (Includes Items 4, 13-16, 39, 40 & 41)	4

SECTION 4 - PLATFORM

FIGURE 4-3. FOLDDOWN HANDRAILS INSTALLATIONS (1532E2 & 1932E2)



SECTION 4 - PLATFORM

FIGURE 4-3. FOLDDOWN HANDRAILS INSTALLATIONS (1532E2 & 1932E2)

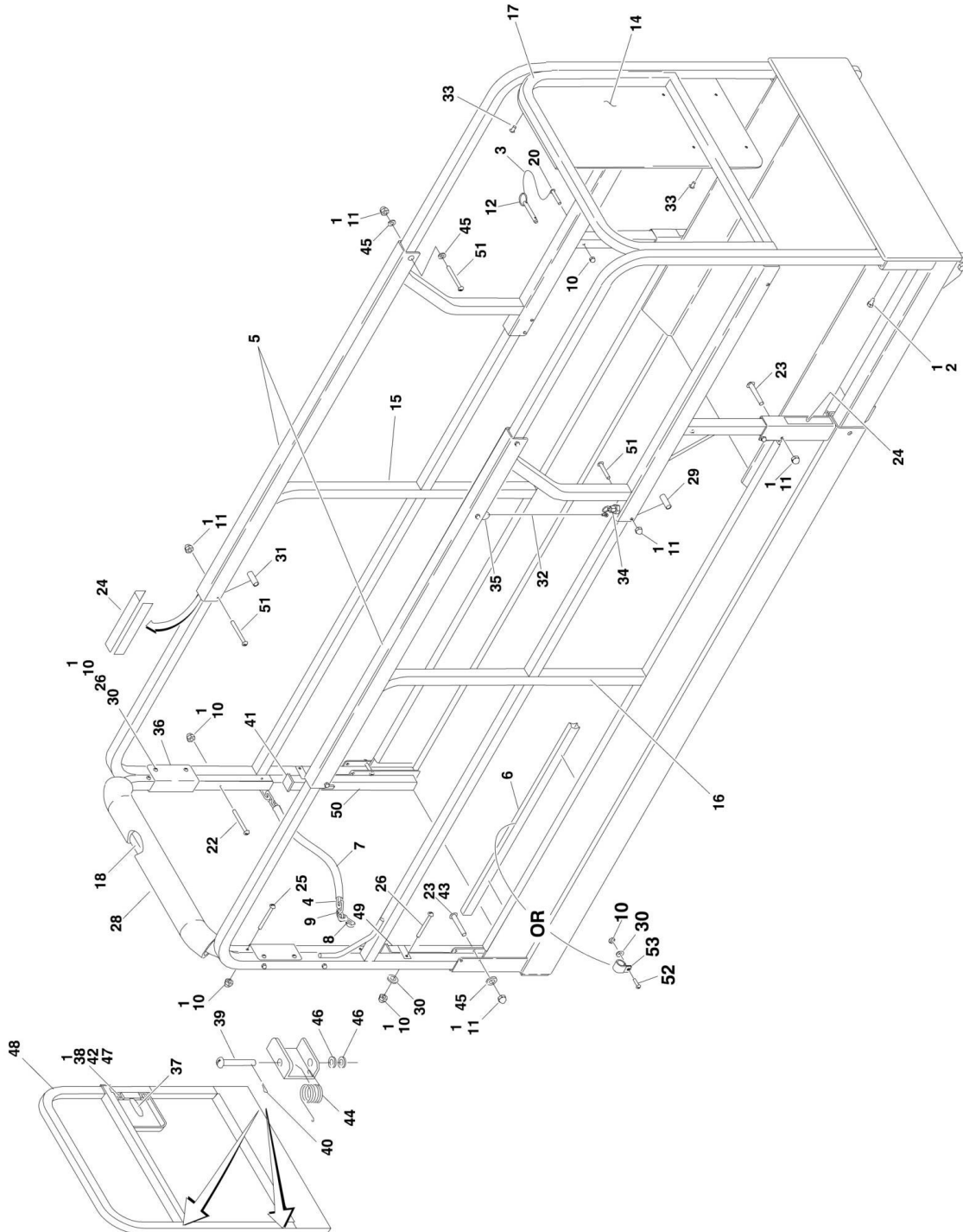
ITEM	PART NUMBER	QTY	DESCRIPTION	REV
		Ref	FOLDDOWN HANDRAILS INSTALLATIONS (1532E2 & 1932E2)	
	0258667	Ref	DRYWALL GATE	L
1	0100011	AR	LOCTITE #242	
2	0641605	4	Bolt 3/8in-16NC x 5/8 (Prior to SN 108888)	
3	0901870	4	Bracket	
4	1060379	4	Cable, Lanyard	
5	1260136	2 ft/.6m	Chain	
6	1271404	2	Channel, Slide	
7	1840018	1	Cable Carrier (Prior to SN 103151)	
8	2600231	2	Hinge	
9	2820097	2 ft/61cm	Tubing, Vinyl	
10	1001101076	1	Snap-Latch (Includes Item 11) (was p/n 2940064)	
11	3010088	2	Link	
12		Ref	Nut Options:	
12	3300151	AR	Acorn 1/4in-20NC (Prior to SN 98211)	
12	2080063	AR	Nylon Lock Nut 1/4in - 20NC (SN 98211 to Present)	
13		Ref	Nut Options:	
13	3300356	AR	Acorn 5/16in-18NC (Prior to SN 98211)	
13	2080064	AR	Nylon Lock Nut 5/16in - 18NC (SN 98211 to Present)	
14	3340612	1.5 ft/46cm	Pad, Nylon Cover (Black)	
15	3422219	4	Pin, Snapper	
16	3422369	3	Pin, Quick Release	
17	3520072	6	Plug, Cap	
18	3571061	1	Plate, Placard	
19	3571145	1	Plate, Placard	
20	3641301	1	Rail Weldment - Right Side Platform	
21	3641302	1	Rail Weldment - Right Side Platform	
22	3641303	1	Rail Weldment - Extension	
23	3641304	1	Rail Weldment - Extension Top	
24	3641305	2	Rail Weldment - Top	
25	3641306	1	Rail Weldment - Left Side Top	
26	3641307	2	Rail Weldment - Vertical Support	
27	3760170	4	Ring, Quick Release	
28	3820020	6	Rivet	
29	3860085	2	Roller	
30		Ref	Roller Options:	
30	3860095	2	Roller (Was p/n 3860087) (Prior to SN 79527)	
30	3860095	2	Roller (SN 79527 to Present)	
31	3911424	2	Screw 1/4in-20 1 1/2in	
32	3911428	6	Screw Options:	
32	3911428	6	Screw 1/4in-20 x 1 3/4in (Prior to SN 98211)	
32	3911432	6	Screw 1/4in-20 x 2in (SN 98211 to Present)	
33	3911432	12	Screw 1/4in-20 x 2in	
34	3911532	4	Screw 5/16in-18NC x 2in	
35		Ref	Tape, UHMW Options:	
35	4420062	6 ft/1.8m	Tape, UHMW (Prior to SN 112677)	
35	4420062	12	Tape, UHMW (SN 112677 to Present)	
36	4567710	2	Tube, Extension Top	
37	4711400	11	Flatwasher 1/4in Narrow	

SECTION 4 - PLATFORM

ITEM	PART NUMBER	QTY	DESCRIPTION	REV
38	4711500	4	Flatwasher 5/16in Narrow	
39	4845829	2	Retainer, Rail	
40	3911428	12	Screw 1/4in - 20 x 1 5/8in (Was 3911426) (Prior to SN 76497)	
40	3911428		Screw 1/4in - 20 x 1 5/8in (SN 76497 to Present)	
41	3911536	6	Screw 5/16in - 18 2 1/8in Was P/N 3911534 (Prior to SN 76497)	
41	3911536		Screw 1/4in - 20 x 1 5/8in (SN 76497 to Present)	
42	3911408	3	Screw (SN 103151 to Present)	
43	1320270	3	Clamp (SN 103151 to Present)	
	0271553	Ref	Lanyard Installation (Not Shown)	B
101	1703175	2	Decal, Lanyard	
102	1704277	2	Decal, Lanyard Attach Graphic	
103	3840732	1	Rod, Safety Belt Attach	
	2901975	1	Drywall Gate - 1/2 Swing (Includes Items 6, 18-24, 26 & 36)	3

SECTION 4 - PLATFORM

FIGURE 4-4. STANDARD HANDRAILS INSTALLATIONS (2032E2)



SECTION 4 - PLATFORM

FIGURE 4-4. STANDARD HANDRAILS INSTALLATIONS (2032E2)

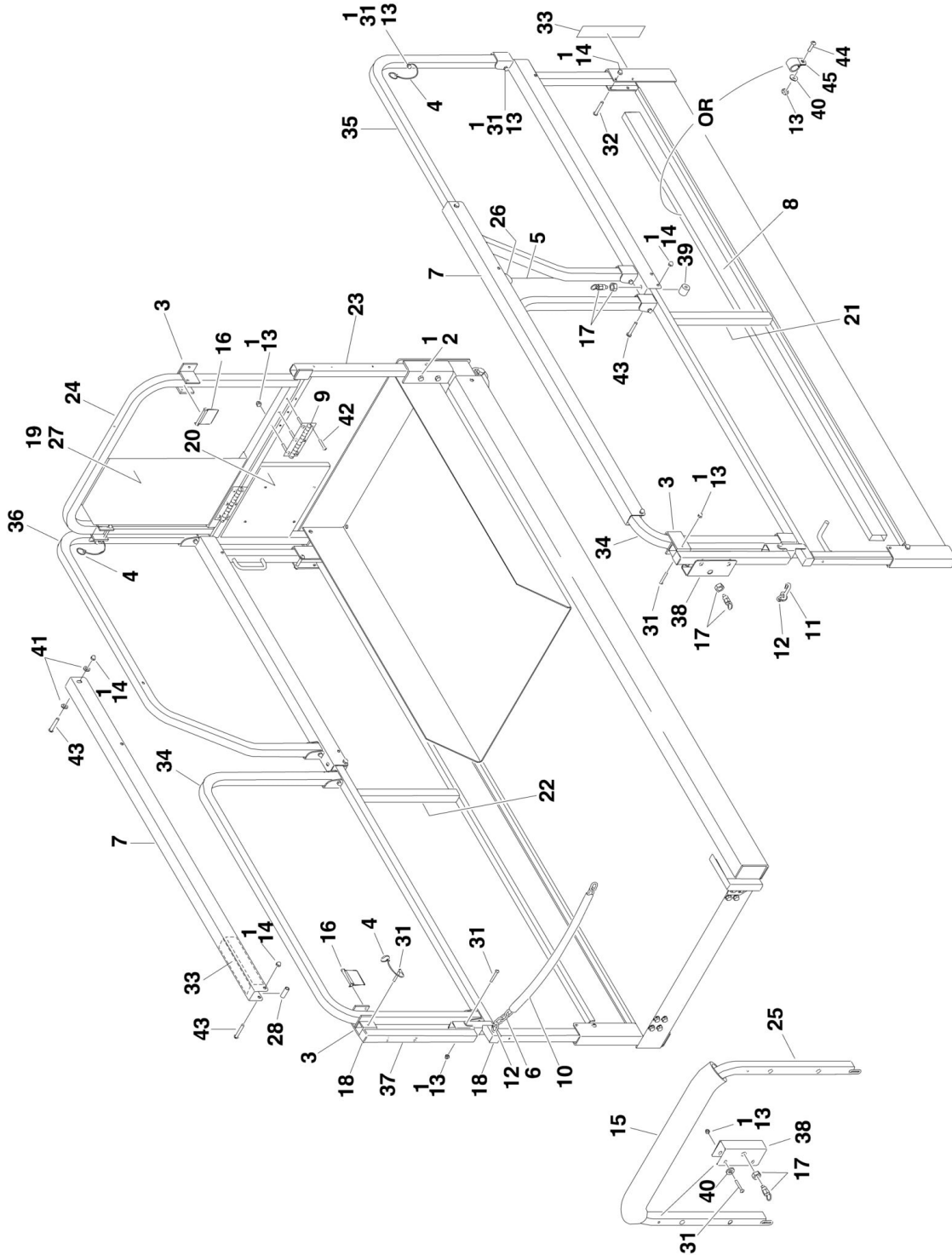
ITEM	PART NUMBER	QTY	DESCRIPTION	REV
		Ref	STANDARD HANDRAILS INSTALLATIONS (2032E2) OPTIONS:	
	0257562	Ref	STANDARD GATE	O
	0257941	Ref	DRYWALL GATE - FULL SWING	P
	0257951	Ref	DRYWALL GATE - 1/2 SWING	N
1	0100011	AR	Loctite #242	
2	0641605	4	Bolt 3/8in-16NC x 3 (Prior to SN 108888)	
3	1060379	2	Cable, Lanyard (Prior to SN 47798)	
4	1260136	2 ft/.6m	Chain	
5	1271339	2	Channel, Slide	
6	1840017	1	Cable Carrier (Prior to SN 103151)	
7	2820097	2 ft/61cm	Tubing, Vinyl	
8	1001101076	1	Snap-Latch (Includes Item 9) (was p/n 2940064)	
9	3010088	2	Link	
10		Ref	Nut Options:	
10	3300151	AR	Acorn 1/4in-20NC (Prior to SN 98211)	
10	2080063	AR	Nylon Lock Nut 1/4in - 20NC (SN 98211 to Present)	
11		Ref	Nut Options:	
11	3300356	AR	Acorn 5/16in-18NC (Prior to SN 98211)	
11	2080064	AR	Nylon Lock Nut 5/16in - 18NC (SN 98211 to Present)	
12	3422219	2	Pin, Quick Release (Prior to SN 47798)	
13	3520072	4	Plug, Cap (Prior to SN 51201)	
14	3570925	1	Plate, Placard	
15	3641200	1	Rail Weldment - Left Side Platform	
16	3641201	1	Rail Weldment - Right Side Platform	
17	3641202	1	Rail Weldment - Extension	
18		Ref	Rail Weldment - Rear Entry Options:	
18	3641238	1	Standard Gate	
18	3641238	1	Drywall Gate with Full Swing (Prior to SN 51201)	
18	3641309	1	Drywall Gate with Full Swing (SN 51201 to Present)	
18	4567738	1	Drywall Gate with 1/2 Swing	
20	3911426	2	Screw 1/4in-20 1 5/8in (Prior to SN 47798)	
22		Ref	Screw Options (Standard Gate Only):	
22	3911444	4	Screw 1/4in-20 x 2 3/4in (Prior to SN 98211)	
22	2080065	4	Screw 1/4in-20 x 3in (SN 98211 to Present)	
23	3911532	AR	Screw 5/16in-18NC x 2in	
24	4420076	12	Tape, UHMW (6in Long)	
25	3911424	AR	Screw 1/4in-20 1 1/2in	
26	3911428	AR	Screw 1/4in-20 x 1 3/4in (Prior to SN 51201)	
26	3911432	AR	Screw 1/4in-20 x 2in (SN 51201 to Present)	
27		Ref	Channel, Slide Options:	
27	Not Required	0	Standard Gate	
27	1271352	2	Drywall Gate with Full Swing (Prior to SN 51201)	
27	1271352	1	Drywall Gate with 1/2 Swing	
28	3340612	1.5 ft/46cm	Pad, Nylon Cover	
29		Ref	Roller Options:	
29	Not Required	0	Roller (Prior to SN 51201)	
29	3860095	2	Roller (Was p/n 3860087) (Prior to SN 79527)	
29	3860095	2	Roller (SN 79527 to Present)	
30	4711400	AR	Flatwasher 1/4in (SN 51201 to Present)	

SECTION 4 - PLATFORM

ITEM	PART NUMBER	QTY	DESCRIPTION	REV
31	3860085	2	Roller (SN 51201 to Present)	
32	1060329	1	Cable, Lanyard Was P/N 1060695 (Prior to SN 76505)	
32	1060697	1	Cable, Lanyard (SN 76505 through 103768)	
32	1060329	1	Cable, Lanyard (SN 103769 to Present)	
33	3820020	6	Rivet (SN 51201 to Present)	
34	3422369	3	Pin, Plunger (SN 51201 to Present)	
35	3760170	1	Ring, Quick Release (SN 47798 to Present)	
36	4845829	2	Retainer, Rail (SN 51201 to Present)	
37	2940074	1	Latch (Drywall Gate with 1/2 Swing Only)	
38	3300432	6	Nut, Acorn #10-24NC (Drywall Gate with 1/2 Swing Only)	
39	3430418	2	Pin, Clevis (Drywall Gate with 1/2 Swing Only)	
40	3450202	2	Pin. Cotter (Drywall Gate with 1/2 Swing Only)	
41	3520072	3	Plug, Cap (Drywall Gate with 1/2 Swing Only)	
42	3911008	4	Screw #10-24NC x 1/2in (Drywall Gate with 1/2 Swing Only)	
43	3911536	2	Screw 5/16in-18NC x 2 1/4in (Drywall Gate with 1/2 Swing Only)	
44		Ref	Spring, Hinge (Drywall Gate with 1/2 Swing Only) Options:	
44	4160177	2	Spring, Hinge (Drywall Gate with 1/2 Swing Only) (Prior to SN 111642)	
44	4160200	2	Spring, Hinge (Drywall Gate with 1/2 Swing Only) (SN 111642 to Present)	
45	4711500	AR	Flatwasher 5/16 Narrow	
46	4740476	4	Washer Thrust (Drywall Gate with 1/2 Swing Only)	
47	4751000	4	Flatwasher #10 Wide (Drywall Gate with 1/2 Swing Only)	
48	4845790	1	Weldment, Gate (Drywall Gate with 1/2 Swing Only)	
49	4845826	1	Weldment, Support (Drywall Gate with 1/2 Swing Only)	
50	4845827	1	Weldment, Support (Drywall Gate with 1/2 Swing Only)	
51	3911534	6	Screw 5/16in - 18 x 2 1/8in (SN 98211 to Present)	
52	3911408	3	Screw (SN 103151 to Present)	
53	1320270	3	Clamp (SN 103151 to Present)	
	0271553	Ref	Lanyard Installation (Not Shown)	B
101	1703175	2	Decal, Lanyard	
102	1704277	2	Decal, Lanyard Attach Graphic	
103	3840732	1	Rod, Safety Belt Attach	
	2901977	1	Standard Gate (Includes Items 5 & 14-17)	2
	2901977	1	Drywall Gate - Full Swing (Includes Items 5 & 14-17)	2
	2901979	1	Drywall Gate - 1/2 Swing (Includes Items 4, 14-17 & 48 - 50)	3

SECTION 4 - PLATFORM

FIGURE 4-5. FOLDDOWN HANDRAILS INSTALLATIONS (2032E2 / 2632E2)



SECTION 4 - PLATFORM

FIGURE 4-5. FOLDDOWN HANDRAILS INSTALLATIONS (2032E2 / 2632E2)

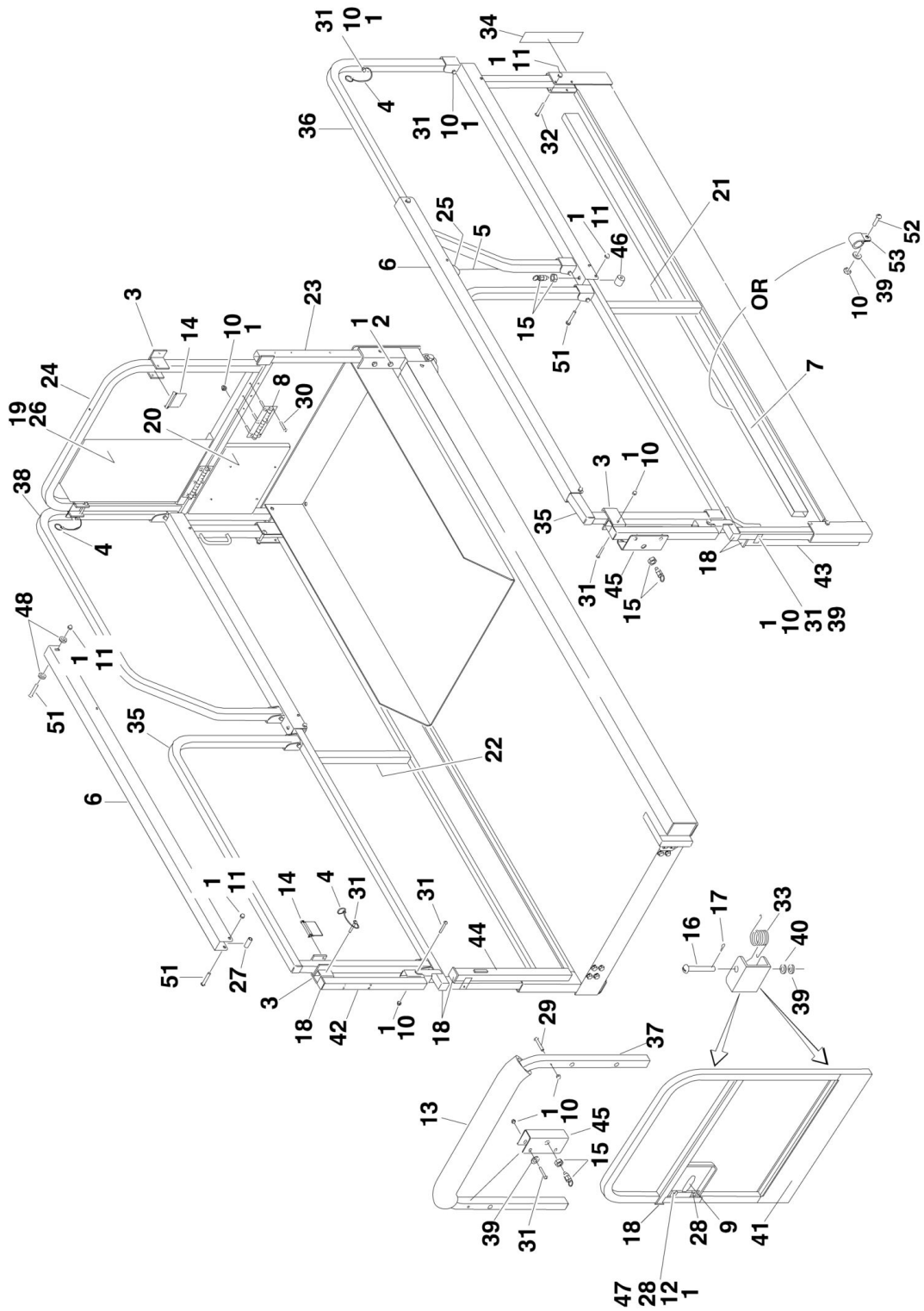
ITEM	PART NUMBER	QTY	DESCRIPTION	REV
		Ref	FOLDDOWN HANDRAILS INSTALLATION OPTIONS: (2032E2) / 2632E2)	
	0258666	Ref	DRYWALL GATE - FULL SWING	P
1	0100011	1	Loctite #242	
2	0641605	4	Bolt 3/8in-16NC x 3in (Prior to SN 108888)	
3	0901870	4	Bracket Weldment	
4	1060379	4	Cable, Lanyard	
5		Ref	Cable, Lanyard	
5	1060329	1	Cable, Lanyard (Was P/N 1060697) (Prior to SN 103769)	
5	1060329	1	Cable, Lanyard (SN 103769 to Present)	
6	1260136	2 ft/.6m	Chain	
7	1271339	2	Channel, Slide	
8	1840017	1	Cable Carrier (Prior to SN 103151)	
9	2600231	2	Hinge	
10	2820097	2 ft/61cm	Tubing, Vinyl	
11	1001101076	1	Snap-Latch (Includes Item 12) (was p/n 2940064)	
12	3010088	2	Link	
13		Ref	Nut Options:	
13	3300151	AR	Acorn 1/4in-20NC (Prior to SN 98211)	
13	2080063	AR	Nylon Lock Nut 1/4in - 20NC (SN 98211 to Present)	
14		Ref	Nut Options:	
14	3300356	AR	Acorn 5/16in-18NC (Prior to SN 98211)	
14	2080064	AR	Nylon Lock Nut 5/16in - 18NC (SN 98211 to Present)	
15	3340612	1.5 ft/46cm	Pad, Nylon Cover	
16	3422219	4	Pin, Snap	
17	3422369	3	Pin, Plunger	
18	3520072	8	Plug, Cap	
19	3571060	1	Plate, Placard	
20	3571061	1	Plate, Placard	
21	3641269	1	Rail Weldment - Platform Right Side Bottom Section	
22	3641270	1	Rail Weldment - Platform Left Side Bottom Section	
23	3641271	1	Rail Weldment - Extension Front Bottom Section	
24	3641272	1	Rail Weldment - Extension Front Top Section	
25	3641295	1	Rail Weldment - Platform Rear	
26	3760170	5	Ring	
27	3820020	9	Rivet	
28	3860085	2	Roller	
29	3911424	2	Screw 1/4in-20 x 1 1/2in	
30	3911430	6	Screw 1/4in-20 x 1 3/4in (Prior to SN 98211)	
31	3911432	18	Screw 1/4in-20 x 2in	
32	3911532	4	Screw 5/16in-18NC x 2in	
33	4420076	12	Tape, UHMW	
34		Ref	Rail Weldment - Platform Right and Left Sides Top Sections Options:	
34	4567610	2	Rail Weldment - Platform Right and Left Sides Top Sections (Prior to SN 49450)	
34	3641311	2	Rail Weldment - Platform Right and Left Sides Top Sections (SN 49450 to Present)	
35	4567611	1	Rail Weldment - Extension Right Side Top Section	
36		Ref	Rail Weldment - Extension Left Side Top Section Options:	

SECTION 4 - PLATFORM

ITEM	PART NUMBER	QTY	DESCRIPTION	REV
36	4567615	1	Rail Weldment - Platform Left Sides Top Section (Prior to SN 82160)	
36	4567611	1	Rail Weldment - Platform Left Sides Top Section (SN 82160 to Present)	
37	4845825	2	Rail Weldment - Platform Rear Left and Right Top Sections	
38	4845829	2	Retainer, Rail	
39		Ref	Roller Options:	
39	Not Required	0	Roller (Prior to SN 51201)	
39	3860095	2	Roller (Was p/n 3860087) (Prior to SN 79527)	
39	3860095	2	Roller (SN 79527 to Present)	
40	4711400	11	Flatwasher 1/4in Narrow (SN 52645 to Present)	
41	4711500	8	Flatwasher 5/16in Narrow (SN 60838 to Present)	
42		Ref	Screw 1/4in - 20 x 1 5/8in Options: (Not Shown)	
42	3911426	24	Screw 1/4in - 20 x 1 5/8in Options: (Not Shown) (Prior to SN 76505)	
42	3911428	24	Screw 1/4in - 20 x 1 5/8in Options: (Not Shown) (SN 76505 to Present)	
43	3911536	6	Screw 5/16in - 18 x 2 1/8in Was P/N 3911534 (Prior to SN 76505)	
43	3911536		Screw 5/16in - 18 x 2 1/8in (SN 76505 to Present)	
44	3911408	3	Screw (SN 103151 to Present)	
45	1320270	3	Clamp (SN 103151 to Present)	
	0271553	Ref	Lanyard Installation (Not Shown)	B
101	1703175	2	Decal, Lanyard	
102	1704277	2	Decal, Lanyard Attach Graphic	
103	3840732	1	Rod, Safety Belt Attach	
	2901980	1	Drywall Gate - Full Swing (Includes Items 7, 19-24, 34, 35 & 37)	3

SECTION 4 - PLATFORM

FIGURE 4-6. FOLDDOWN HANDRAILS INSTALLATIONS (2632E2)



SECTION 4 - PLATFORM

FIGURE 4-6. FOLDDOWN HANDRAILS INSTALLATIONS (2632E2)

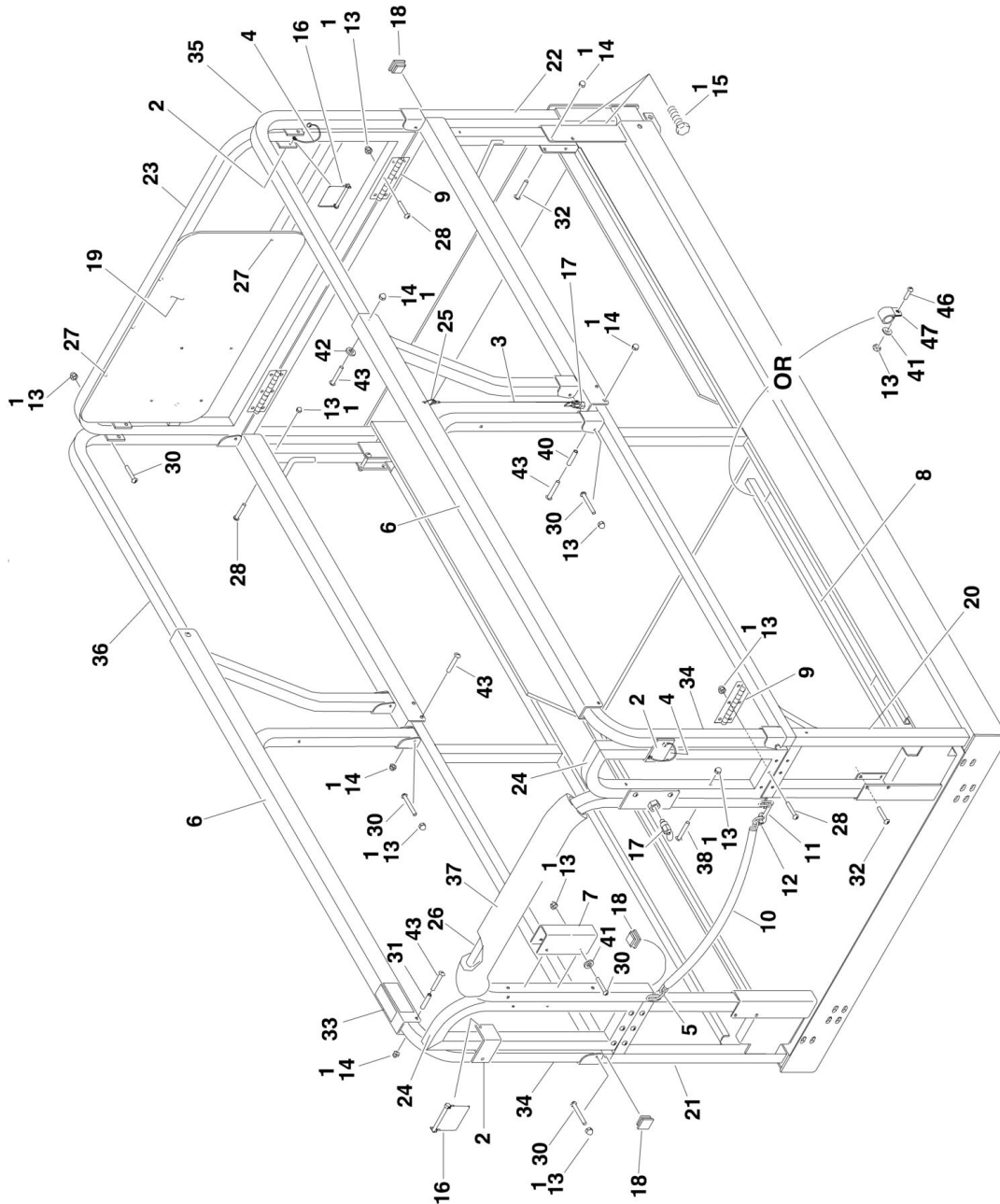
ITEM	PART NUMBER	QTY	DESCRIPTION	REV
		Ref	FOLDDOWN HANDRAIL INSTALLATION (2632E2) OPTIONS:	
	0257952	Ref	DRYWALL GATE - 1/2 SWING	Q
1	0100011	1	LOCTITE #242	
2	0641605	4	Bolt 3/8in-16NC x 3 (Prior to SN 108888)	
3	0901870	4	Bracket Weldment	
4	1060379	4	Cable, Lanyard	
5		Ref	Cable, Lanyard	
5	1060329	1	Cable, Lanyard (Was P/N 1060697) (Prior to SN 103769)	
5	1060329	1	Cable, Lanyard (SN 103769 to Present)	
6	1271339	2	Channel, Slide	
7		Ref	Cable Carrier Options:	
7	1840018	1	Dust (Prior to SN 103151)	
7	1320270	3	Clamp (Not Shown) (SN 103151 to Present)	
8	2600231	2	Hinge	
9	2940074	1	Latch	
10		Ref	Nut Options:	
10	3300151	39	Acorn 1/4in-20NC (Prior to SN 98211)	
10	2080063	39	Nylon Lock Nut 1/4in - 20NC (SN 98211 to Present)	
11		Ref	Nut Options:	
11	3300356	12	Acorn 5/16in-18NC (Prior to SN 98211)	
11	2080064	12	Nylon Lock Nut 5/16in - 18NC (SN 98211 to Present)	
12	3300432	4	Nut, Acorn #10-24NC	
13	3340612	1.5 ft/46cm	Pad, Nylon Cover	
14	3422219	4	Pin, Snap	
15	3422369	3	Pin, Plunger	
16	3430418	2	Pin, Clevis	
17	3450202	2	Pin, Cotter 1/16in x 1/2in	
18	3520072	11	Plug, Cap	
19	3571060	1	Plate, Placard	
20	3571061	1	Plate, Placard	
21	3641269	1	Rail Weldment - Platform Right Side Bottom Section	
22	3641270	1	Rail Weldment - Platform Left Side Bottom Section	
23	3641271	1	Rail Weldment - Extension Front Bottom Section	
24	3641272	1	Rail Weldment - Extension Front Top Section	
25	3760170	5	Ring	
26	3820020	9	Rivet	
27	3860085	4	Roller	
28	3911008	4	Screw #10-24NC x 1 1/2in	
29	3911424	4	Screw 1/4in-20NC x 1 1/2in	
30	3911428	12	Screw 1/4in-20NC x 1 3/4in	
31	3911432	20	Screw 1/4in-20NC x 2in	
32	3911532	6	Screw 5/16in-18NC x 2in	
33		Ref	Spring, Hinge Options:	
33	4160177	2	Spring, Hinge (Prior to SN 111642)	
33	4160200	2	Spring, Hinge (SN 111642 to Present)	
34	4420076	12 ft/3.6m	Tape, UHMW	
35		Ref	Rail Weldment - Platform Right and Left Sides Top Sections Options:	
35	4567610	2	Rail Weldment - Platform Right and Left Sides Top Sections	

SECTION 4 - PLATFORM

ITEM	PART NUMBER	QTY	DESCRIPTION	REV
35	3641311	2	(Prior to SN 49450) Rail Weldment - Platform Right and Left Sides Top Sections (SN 49450 to Present)	
36	4567611	2	Rail Weldment - Extension Right Side Top Section	
37	4567614	1	Rail Weldment - Platform Rear	
38	4567615	1	Rail Weldment - Extension Left Side Top Section (Prior to SN 93070)	
39	4711400	17	Flatwasher 1/4in Narrow	
40	4740476	4	Thrustwasher	
41	4845790	1	Gate, Self-Closing	
42	4845825	2	Rail Weldment - Platform Rear Left and Right Top Sections	
43	4845826	1	Rail, Support (Right Side Rear)	
44	4845827	1	Rail, Support (Left Side Rear)	
45	4845829	2	Retainer, Rail	
46	4566849	2	Tube, Spacer (Prior to SN 52645)	
46	3860095	2	Roller (Was p/n 3860087) (SN 52645 through 79526)	
46	3860095	2	Roller (SN 79527 to Present)	
47	4751000	4	Flatwasher #10 Wide	
48	4751500	4	Flatwasher 5/16in Narrow	
49	3911426	12	Screw 1/4in - 20 x 1 5/8 (Not Shown) (SN 98211 to Present)	
50	3911534	2	Screw 5/16in -18 x 2 1/8 (Not Shown) (SN 98211 to Present)	
51	3911536	6	Screw 5/16in-18NC x 2 1/4in	
52	3911408	3	Screw (SN 103151 to Present)	
53	1320270	3	Clamp (SN 103151 to Present)	
	0271553	Ref	Lanyard Installation (Not Shown)	B
101	1703175	2	Decal, Lanyard	
102	1704277	2	Decal, Lanyard Attach Graphic	
103	3840732	1	Rod, Safety Belt Attach	
	2901981	1	Drywall Gate - 1/2 Swing (Includes Items 6, 19-24, 35, 36 & 41-44)	5

SECTION 4 - PLATFORM

FIGURE 4-7. FOLDDOWN HANDRAILS INSTALLATIONS (2646E2 & 3246E2)



SECTION 4 - PLATFORM

FIGURE 4-7. FOLDDOWN HANDRAILS INSTALLATIONS (2646E2 & 3246E2)

ITEM	PART NUMBER	QTY	DESCRIPTION	REV
		Ref	FOLDDOWN HANDRAILS INSTALLATIONS (2646E2 & 3246E2)	
			OPTIONS:	
	0257745	Ref	STANDARD GATE	V
	0257953	Ref	DRYWALL GATE - FULL SWING	V
1	0100011	1	LOCTITE #242	
2	0901870	4	Bracket Weldment	
3		Ref	Cable, Lanyard	
3	1060329	1	Cable, Lanyard (Was 1060697) (Prior to SN 103769)	
3	1060329	1	Cable, Lanyard (SN 103769 to Present)	
4	1060379	4	Cable, Lanyard	
5	1260136	2 ft/.6m	Chain	
6	1271339	2	Channel, Slide	
7		Ref	Channel, Slide Options:	
7	Not Required	0	Standard Gate	
7	1271352	2	Drywall Gate with Full Swing (Prior to SN 51201)	
7	4845829	2	Drywall Gate with Full Swing (SN 51201 to Present)	
8	1840017	1	Cable Carrier (Prior to SN 103151)	
9	2600231	4	Hinge	
10	2820097	2 ft/61cm	Tubing, Vinyl	
11	1001101076	1	Snap-Latch (Includes Item 12) (was p/n 2940064)	
12	3010088	2	Link	
13		Ref	Nut Options:	
13	3300151	AR	Acorn 1/4in-20NC (Prior to SN 98211)	
13	2080063	AR	Nylon Lock Nut 1/4in - 20NC (SN 98211 to Present)	
14		Ref	Nut Options:	
14	3300356	AR	Acorn 5/16in-18NC (Prior to SN 98211)	
14	2080064	AR	Nylon Lock Nut 5/16in - 18NC (SN 98211 to Present)	
15	0641605	4	Bolt 3/8in-16NC x 5/8in (Prior to SN 108888)	
16	3422219	4	Pin, Snap	
17	3422369	3	Pin, Plunger	
18	3520072	8	Plug, Cap	
19	3570926	1	Plate, Placard	
20		Ref	Rail Weldment - Platform Right Side Bottom Section Options:	
20	3641290	1	Rail Weldment - Platform Right Side Bottom Section (Prior to SN 82160)	
20	3641296	1	Rail Weldment - Platform Right Side Bottom Section (SN 82160 to Present)	
21		Ref	Rail Weldment - Platform Left Side Bottom Section Options:	
21	3641291	1	Rail Weldment - Platform Left Side Bottom Section (Prior to SN 82160)	
21	3641297	1	Rail Weldment - Platform Left Side Bottom Section (SN 82160 to Present)	
22	3641219	1	Rail Weldment - Extension Front Bottom Section	
23	3641275	1	Rail Weldment - Extension Front Top Section	
24	3641286	2	Rail Weldment - Platform Rear Right and Left Top Section	
25	3760170	1	Ring, Quick Release	
26		Ref	Rail Weldment Options:	
26	3641247	1	Rail Weldment (Prior to SN 99066)	
26	3641310	1	Rail Weldment (SN 99066 to Present)	
27	3820020	AR	Rivet	
28	3911428	AR	Screw (1/4in-20 x 1 1/4in)	

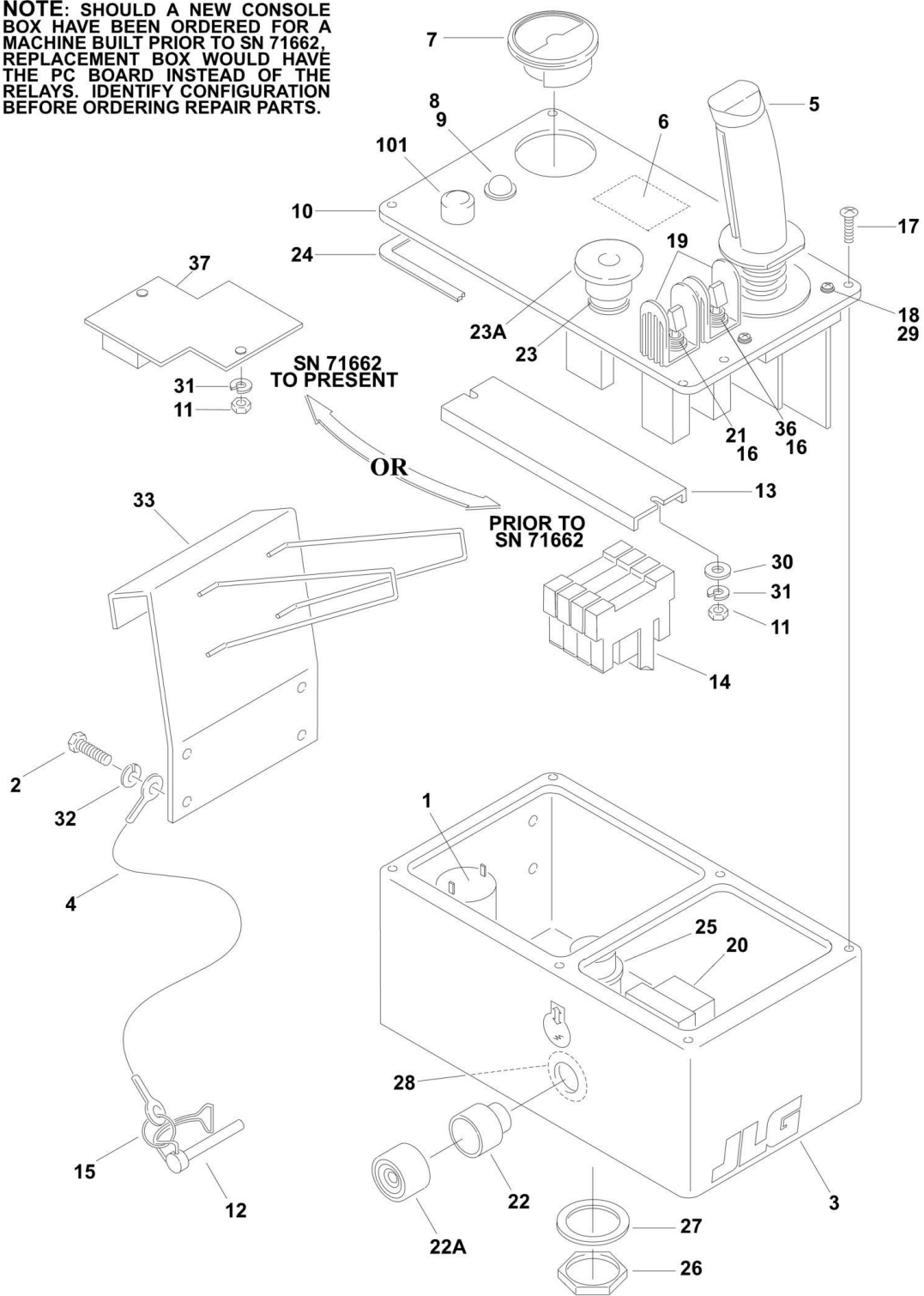
SECTION 4 - PLATFORM

ITEM	PART NUMBER	QTY	DESCRIPTION	REV
29	3911430	AR	Screw 1/4in-20 x 1 3/4in (Prior to SN 99066)	
30	3911432	AR	Screw 1/4in-20 x 2in	
31	3860085	2	Roller	
32	3911532	4	Screw 5/16in-18NC x 2in	
33	4420076	12 ft/3.6m	Tape, UHMW	
34	4567315	2	Rail Weldment - Platform Right and Left Side Top Section	
35	4567318	2	Rail Weldment - Extension Right Side Top Section	
36	4567346	1	Rail Weldment - Extension Left Side Top Section (Prior to SN 99066)	
37	3340612	1.5 ft/46cm	Pad, Nylon Cover	
38	3911444	AR	Screw 1/4in-20 x 2 3/4in	
39	3820020	2	Rivet (SN 51201 to Present)	
40		Ref	Roller Options:	
40	Not Required	0	Roller (Prior to SN 51201)	
40	3860095	2	Roller (Was p/n 3860087) (Prior to SN 79527)	
40	3860095	2	Roller (SN 79527 to Present)	
41	4711400	8	Flatwasher 1/4in Narrow (SN 51201 to Present)	
42	4711500	4	Flatwasher 5/16in Narrow (SN 51201 to Present)	
43	3911536	AR	Screw 5/16in - 18 x 2 1/8in, Was P/N 3911534 (Prior to SN 76503)	
43	3911536		Screw 5/16in - 18 x 2 1/8in, Was P/N 3911534 (SN 76503 to Present)	
46	3911408	3	Screw (SN 103151 to Present)	
47	1320270	3	Clamp (SN 103151 to Present)	
	0271553	Ref	Lanyard Installation (Not Shown)	B
101	1703175	2	Decal, Lanyard	
102	1704277	2	Decal, Lanyard Attach Graphic	
103	3840732	1	Rod, Safety Belt Attach	
	2901982	1	Standard Gate (Includes Items 6, 19-24, 34-36)	4
	Not Available		Drywall Gate - Full Swing	

SECTION 4 - PLATFORM

FIGURE 4-8. PLATFORM CONSOLE BOX ASSEMBLIES (STANDARD CONTROL MACHINES)

NOTE: SHOULD A NEW CONSOLE BOX HAVE BEEN ORDERED FOR A MACHINE BUILT PRIOR TO SN 71662, REPLACEMENT BOX WOULD HAVE THE PC BOARD INSTEAD OF THE RELAYS. IDENTIFY CONFIGURATION BEFORE ORDERING REPAIR PARTS.



SECTION 4 - PLATFORM

FIGURE 4-8. PLATFORM CONSOLE BOX ASSEMBLIES (STANDARD CONTROL MACHINES)

ITEM	PART NUMBER	QTY	DESCRIPTION	REV
		Ref	PLATFORM CONSOLE BOX ASSEMBLIES OPTIONS:	
	0258462	Ref	Without Tilt Indicators (Built with Relays)	C
	0258458	Ref	Without Tilt Indicators and With Battery Discharge Indicator (Built with Relays)	C
		Ref	With Tilt Indicators (Built with PC Board) Options:	
	0258463	Ref	With Tilt Indicators (Built with PC Board) (Prior to SN 112511)	I
	0273152	Ref	With Tilt Indicators (Built with PC Board) (SN 112511 to Present)	A
		Ref	With Tilt Indicators and Battery Discharge Indicator (Built with PC Board) Options:	
	0258459	Ref	With Tilt Indicators and Battery Discharge Indicator (Built with PC Board) (Prior to SN 112511)	I
	0273154	Ref	With Tilt Indicators and Battery Discharge Indicator (Built with PC Board) (SN 112511 to Present)	A
		Ref	With Tilt Indicators and Cut-Out (Built with PC Board) Options:	
	0258464	Ref	With Tilt Indicators and Cut-Out (Built with PC Board) (Prior to SN 112511)	I
	0273152	Ref	With Tilt Indicators and Cut-Out (Built with PC Board) (SN 112511 to Present)	A
		Ref	With Tilt Indicators, Cut-Out and Battery Discharge Indicator (Built with PC Board)	
	0258460	Ref	With Tilt Indicators, Cut-Out and Battery Discharge Indicator (Built with PC Board) (Prior to SN 112511)	H
	0273154	Ref	With Tilt Indicators, Cut-Out and Battery Discharge Indicator (Built with PC Board) (SN 112511 to Present)	A
		Ref	NOTE: SHOULD A NEW CONSOLE BOX HAVE BEEN ORDERED FOR A MACHINE BUILT PRIOR TO SN 71662, REPLACEMENT BOX WOULD HAVE THE PC BOARD INSTEAD OF THE RELAYS. IDENTIFY CONFIGURATION BEFORE ORDERING REPAIR PARTS.	
1		Ref	Alarm Options:	
1	Not Required	0	Without Tilt Indicators	
1	0140011	1	With Tilt Indicator	
2	0641404	4	Bolt 1/4in-20NC x 1/2in	
3		Ref	Box, Platform	
3	0861147	1	Without Tilt Indicators	
3	0861174	1	With Tilt Indicator	
4		Ref	Cable, Lanyard Options:	
4	1060329	1	Cable, Lanyard (Was P/N 1060492) (Prior to SN 111924)	
4	1060329	1	Cable, Lanyard (SN 111924 to Present)	
5		Ref	Controller Assembly Options (See PLATFORM CONSOLE BOX ASSEMBLIES (PROPORTIONAL CONTROL MACHINES) for Breakdown):	
5	1600268	1	Controller Assembly (Prior to SN 59220)	
5	1600295	1	Controller Assembly (SN 59220 to Present)	
6	1703803	1	Decal - Relay Function Only (Prior to SN 71662)	
7	2420201	1	Gauge, Battery Discharge Indicator (Was 2420186) (Optional - When Equipped)	
8		Ref	Lamp, Indicator Options:	
8	Not Required	0	Without Tilt Indicators	
8	2920026	1	With Tilt Indicators	
9		Ref	Bulb, Light Options:	

SECTION 4 - PLATFORM

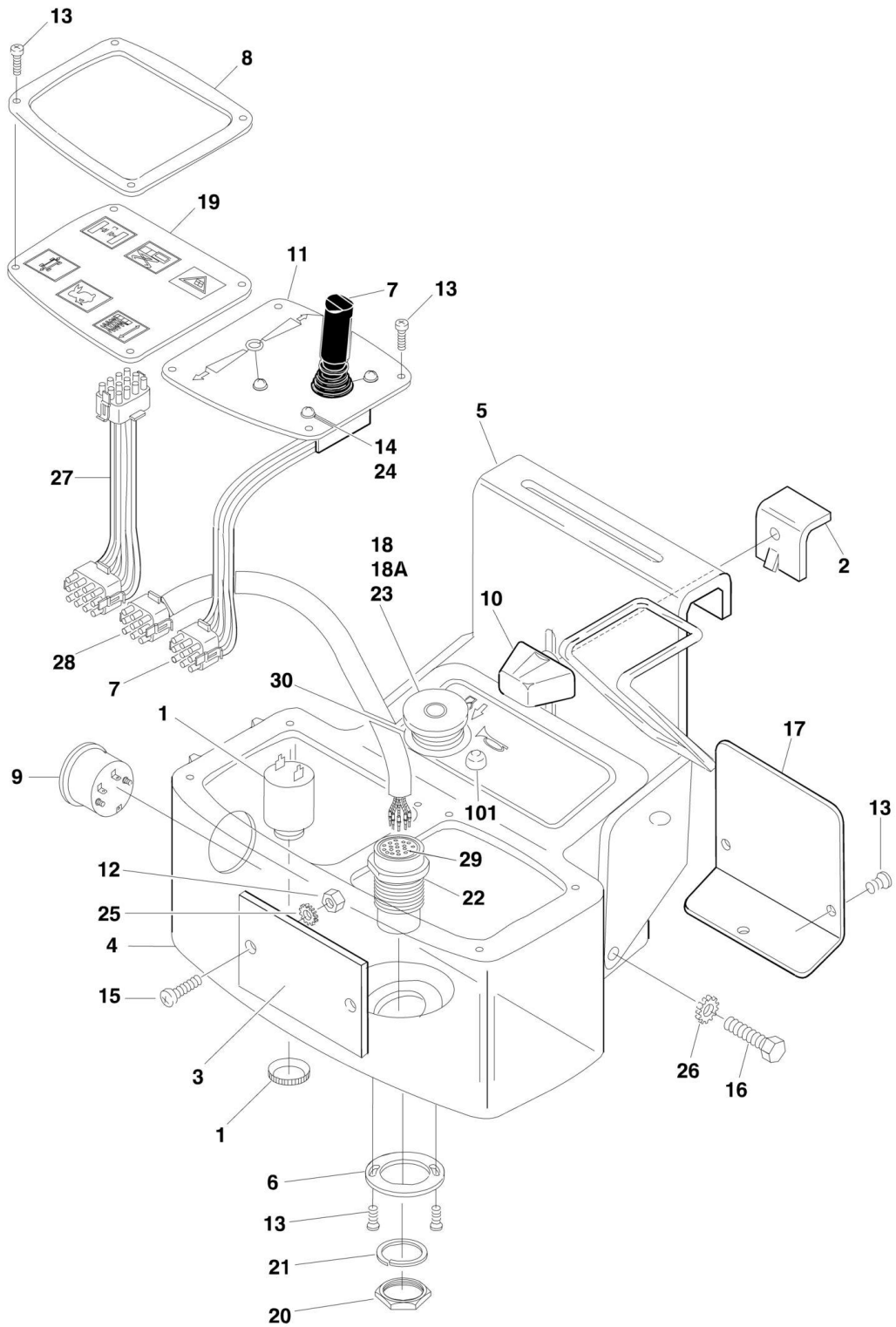
ITEM	PART NUMBER	QTY	DESCRIPTION	REV
9	Not Required	0	Without Tilt Indicators	
9	2920094	1	With Tilt Indicators	
10		Ref	Lid, Nameplate Options:	
10	3252603	1	Without Tilt Indicators/Without Battery Discharge Indicator	
10	3252601	1	Without Tilt Indicators/With Battery Discharge Indicator	
10	3252604	1	With Tilt Indicators/Without Battery Discharge Indicator	
10	3252602	1	With Tilt Indicators/With Battery Discharge Indicator	
11	3311001	2	Nut #10-24NC	
12	3421453	1	Snap-Pin	
13	3641237	1	Rail Only (Prior to SN 71662)	
14	3740129	AR	Relay, DPDT (Prior to SN 71662)	
15	3760170	1	Ring, Quick Release	
16	3790012	2	O-Ring	
17	3900177	6	Screw, Plastite #8 x 1/2in	
18	3900178	4	Screw, Plastite #10-32NF x 1/2in	
19	4060802	2	Guard, Switch	
20	4360267	1	Switch, Contact - N.O.	
21	4360328	1	Switch, Toggle	
22	4360339	1	Switch, Push Button (Enable)	
22A	7012593	1	Boot, Green	
23		Ref	Switch, Emergency Stop Options:	
23	4360289	1	Switch (Prior to SN 69428)	
23	4360475	1	Switch (SN 69428 to Present)	
23	7012612	1	Boot (Use with 4360289 Switch)	
23	7020176	1	Block, Contact (Use with 4360475 Switch)	
23A		Ref	Cap Options:	
23A	7012611	1	Cap (Use with 4360289 Switch)	
23A	7020175	1	Cap (Use with 4360475 Switch)	
24	4420008	3 ft/.9m	Tape	
25	4460495	1	Connector, Electrical	
26	4460496	1	Lockwasher, Receptacle	
27	4460497	1	Nut, Receptacle	
28	4740066	1	Thrustwasher, Bronze	
29	4740120	4	Washer, Nylon	
30	4751000	AR	Flatwasher #10	
31	4761000	2	Lockwasher #10	
32	4761400	4	Lockwasher 1/4in	
33	4845755	1	Bracket, Hanger	
34		Ref	Harness - Platform Control Box Options (Not Shown - See ELECTRICAL SECTION for Breakdown):	
34	4922142	1	Without Tilt Indicators (Prior to SN 71662)	
34	Not Available		Without Tilt Indicators (SN 71662 to Present)	
34	4922143	1	With Tilt Indicators (Prior to SN 71662)	
34	4922371	1	With Tilt Indicators (Has 5 Pin and 6 Pin Connectors at PC Board) (SN 71662 to Present)	
34	4922143	1	With Tilt Indicators and Cut-Out (Prior to SN 71662)	
34	4922372	1	With Tilt Indicators and Cut-Out (Has 7 Pin and 6 Pin Connectors at PC Board) (SN 71662 to Present)	
35	4922062	1	Harness - Platform Relay Only (Not Shown - See ELECTRICAL SECTION for Breakdown) (Prior to SN 71662)	
36	4360336	1	Switch, Toggle	
37		Ref	Board, PC Logic Module Options: (SN 71662 to Present)	

SECTION 4 - PLATFORM

ITEM	PART NUMBER	QTY	DESCRIPTION	REV
37	0610149	1	Machines with Tilt Indicator (Has 5 Pin and 6 Pin Connectors and 2 White Blocks) (Was P/N 0610132) (Prior to SN 112511)	
37	0610149	1	Board, PC Logic Module (SN 112511 to Present)	
37	0610133	1	Machines with Tilt Indicator and Cut-Out (Has 7 Pin and 6 Pin Connectors and 3 White Blocks)	
		Ref	HORN INSTALLATION (OPTIONAL)	
101	4360387	1	Switch, Push Button	

SECTION 4 - PLATFORM

FIGURE 4-9. PLATFORM CONSOLE BOX ASSEMBLIES (PROPORTIONAL CONTROL MACHINES)



SECTION 4 - PLATFORM

FIGURE 4-9. PLATFORM CONSOLE BOX ASSEMBLIES (PROPORTIONAL CONTROL MACHINES)

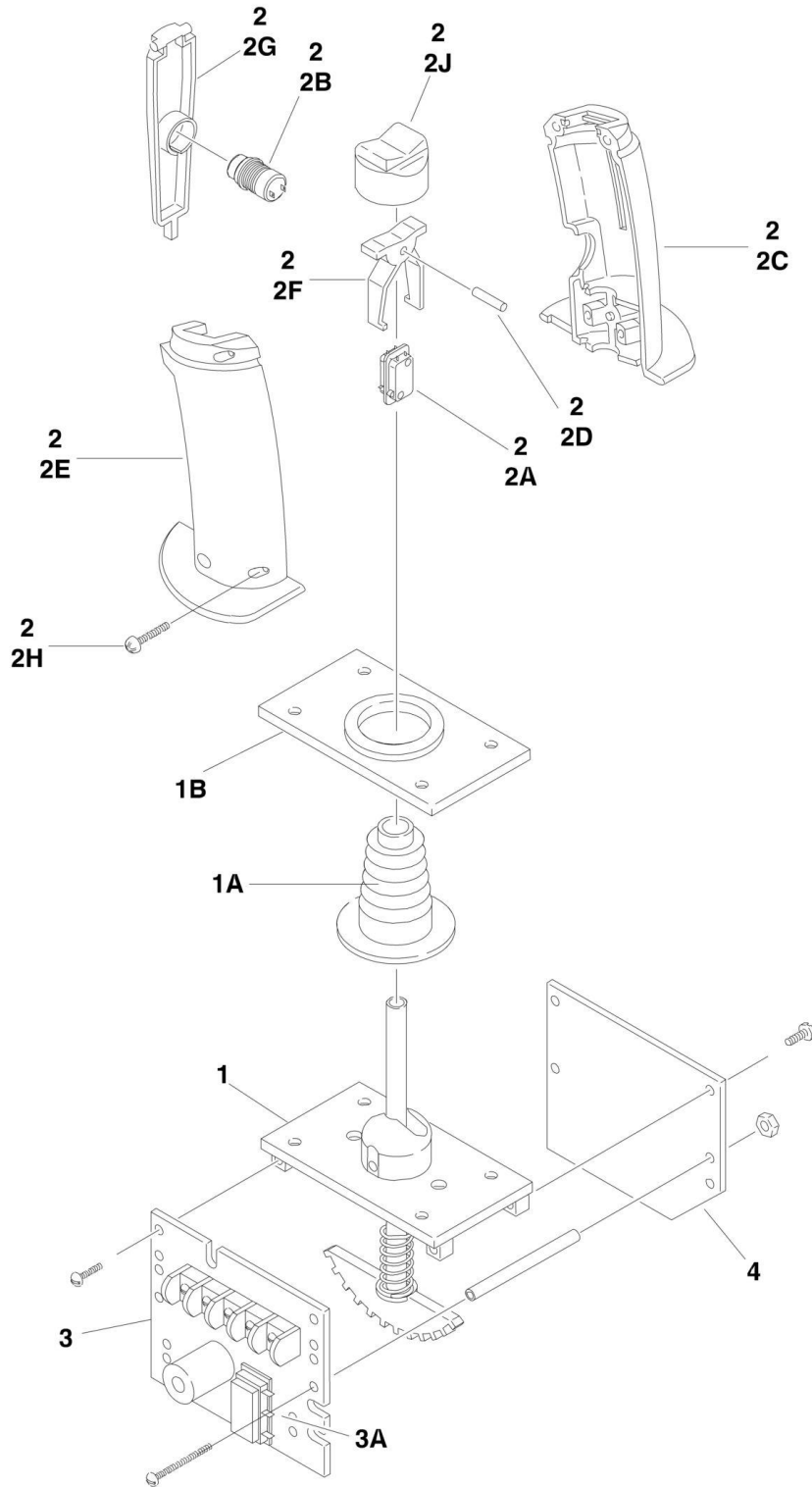
ITEM	PART NUMBER	QTY	DESCRIPTION	REV
		Ref	CONSOLE BOX ASSEMBLY OPTIONS:	
	0258108	Ref	Console Box with Tilt Light	H
	0258109	Ref	Console Box without Tilt Light	E
	0258111	Ref	Console Box With Battery Indicator and Tilt	H
	0258112	Ref	Console Box With Battery Indicator	E
1	0140011	1	Alarm (W/Tilt Light Only)	
2	0181847	1	Angle, Latch	
3	0610123	1	Card, Circuit	
4		Ref	Box, Platform Options:	
4	0861256	1	With Battery Indication and Tilt Light	
4	0861235	1	Without Tilt Light	
4	0861255	1	With Tilt Light	
4	0861254	1	With Battery Indicator	
5	0902485	1	Hanger, Bracket	
6	0902499	1	Bracket	
7	1600282	1	Controller Assembly (See CONTROLLER ASSEMBLY (STANDARD CONTROLS MACHINES) for Breakdown)	
8	1670869	1	Cover, Bezel	
9	2420176	1	Gauge, Battery Indicator (with Battery Indicator Only)	
10	2560141	1	Thumbscrew	
11	3252610	1	Lid, Nameplate	
12	3310601	2	Nut #6-32	
13	3900265	AR	Self Tapping #8-18 x 3/4in	
14	3900178	4	Screw, Plastite #10-32 x 1/2in	
15	3900226	2	Screw, Plastite #8 x 1/2in	
16		Ref	Hardware Options:	
16	3900227	4	Screw, Plastite 1/4in-20NC x 1/2in (Prior to SN 85825)	
16	0641404	4	Bolt 1/4in-20NC x 1/2in (SN 85825 to Present)	
17		Ref	Shield, Back Cover Options:	
17	4060914	1	Shield, Back Cover (Prior to SN 61362)	
17	4060976	1	Shield, Back Cover (SN 61362 to Present)	
18		Ref	Switch, Emergency Stop Options:	
18	4360289	1	Switch (Prior to SN 69428)	
18	4360475	1	Switch (SN 69428 to Present)	
18	7012612	1	Boot (Use with 4360289 Switch)	
18	7020176	1	Block, Contact (Use with 4360475 Switch)	
18A		Ref	Cap Options:	
18A	7012611	1	Cap (Use with 4360289 Switch)	
18A	7020175	1	Cap (Use with 4360475 Switch)	
19		Ref	Switch, Keypad Options:	
19	4360453	1	With Tilt Light	
19	4360454	1	Without Tilt Light	
20	4460470	1	Nut, Terminal	
21	4460471	1	Lockwasher, Terminal	
22	4460613	1	Connector, Electrical	
23	4740066	1	Washer, Thrust (Bronze) (Prior to SN 69428)	
24	4740120	4	Washer, Nylon	
25	4760600	2	Lockwasher #6	
26	4761400	4	Lockwasher 1/4in	
27	4922183	1	Harness - Membrane Pad (See ELECTRICAL SECTION for	

SECTION 4 - PLATFORM

ITEM	PART NUMBER	QTY	DESCRIPTION	REV
28	4922184	1	Breakdown) Harness - Platform Control Box (See ELECTRICAL SECTION for Breakdown)	
29	4460466	7	Seal, Terminal	
30	1704260	AR	Decal - EMS (With Battery Indicator and Tilt Only)	
	0259655	Ref	HORN COMPONENTS INSTALLATION	B
101	4360387	1	Switch, Push Button	

SECTION 4 - PLATFORM

FIGURE 4-10. CONTROLLER ASSEMBLY (STANDARD CONTROLS MACHINES)



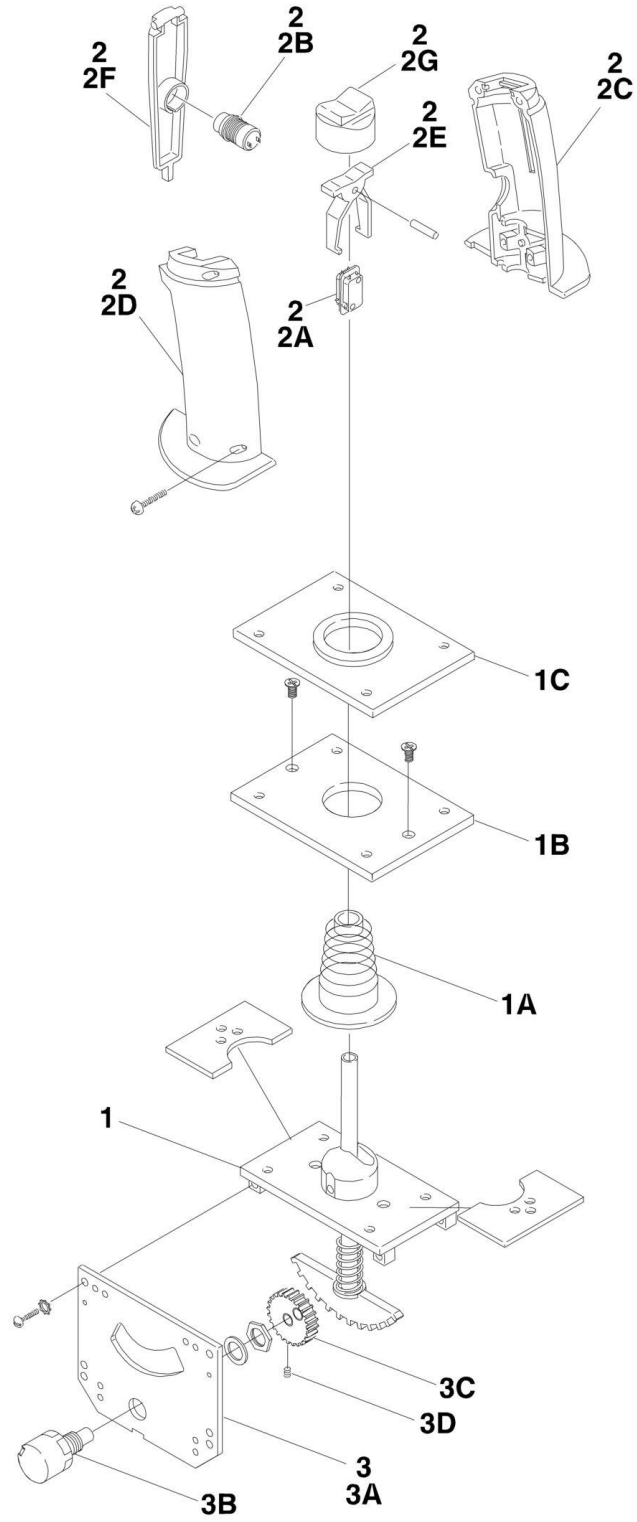
SECTION 4 - PLATFORM

FIGURE 4-10. CONTROLLER ASSEMBLY (STANDARD CONTROLS MACHINES)

ITEM	PART NUMBER	QTY	DESCRIPTION	REV
		Ref	CONTROLLER ASSEMBLIES	
	1600268	Ref	Controller Assemblies- Stamped ID # Ending with 1619 (Prior to SN 59220)	A
	1600295	Ref	Controller Assemblies- Stamped ID # Ending with 1676 (SN 59220 to Present)	C
	7011990	1	Mechanical Assembly (Prior to SN 59220)	
	7020521	1	Mechanical Assembly (SN 59220 to Present)	
1	Not Serviced	1	Handle Assembly	
1A	7020520	1	Boot (was p/n 7003778)	
1B	7020502	1	Gasket	
1C		Ref	Holder, Magnet Options (Not Shown):	
1C	Not Required	0	Holder, Magnet (Prior to SN 59220)	
1C	7020522	1	Holder, Magnet (SN 59220 to Present)	
2	7011991	1	Grip Assembly	
2A	7020500	2	Switch, Rocker	
2A	7020505	1	Switch, Separator	
2B	7020501	1	Switch, Push Button - Red	
2C	7020541	1	Grip - Right Half (was p/n 7011993 & p/n 7020531)	
2D	7011996	1	Pin, Grooved	
2E	7020541	1	Grip - Left Half (was p/n 7011994 & p/n 7020532)	
2F	7003791	1	Actuator, Switch	
2G	7011997	1	Trigger	
2H	7011998	4	Screw	
2J	7003790	1	Cap, Rubber	
		Ref	Note: p/n 7020541 Includes Items 2C & 2E With a JLG Logo.	
3		Ref	Electrical Assembly Options:	
3	7011999	1	Electrical Assembly (Prior to SN 59220)	
3	7020523	1	Electrical Assembly (SN 59220 to Present)	
3	4460265	1	Connector, Receptacle - 9 Pin (Not Shown)	
3	4460268	9	Socket (Not Shown)	
3A		Ref	Switch, Rocker Options:	
3A	7016362	3	Switch, Rocker (was p/n 7003714) (Prior to SN 59220)	
3A	Not Available	1	Switch, Rocker (SN 59220 to Present)	
4	Not Serviced	1	Plate Assembly	
5		Ref	Magnet Options (Not Shown):	
5	Not Required	0	Magnet (Prior to SN 59220)	
5	7020524	2	Magnet (SN 59220 to Present)	
6	7011987	1	Spring (Not Shown)	

SECTION 4 - PLATFORM

FIGURE 4-11. CONTROLLER ASSEMBLY (PROPORTIONAL CONTROLS MACHINES)



SECTION 4 - PLATFORM

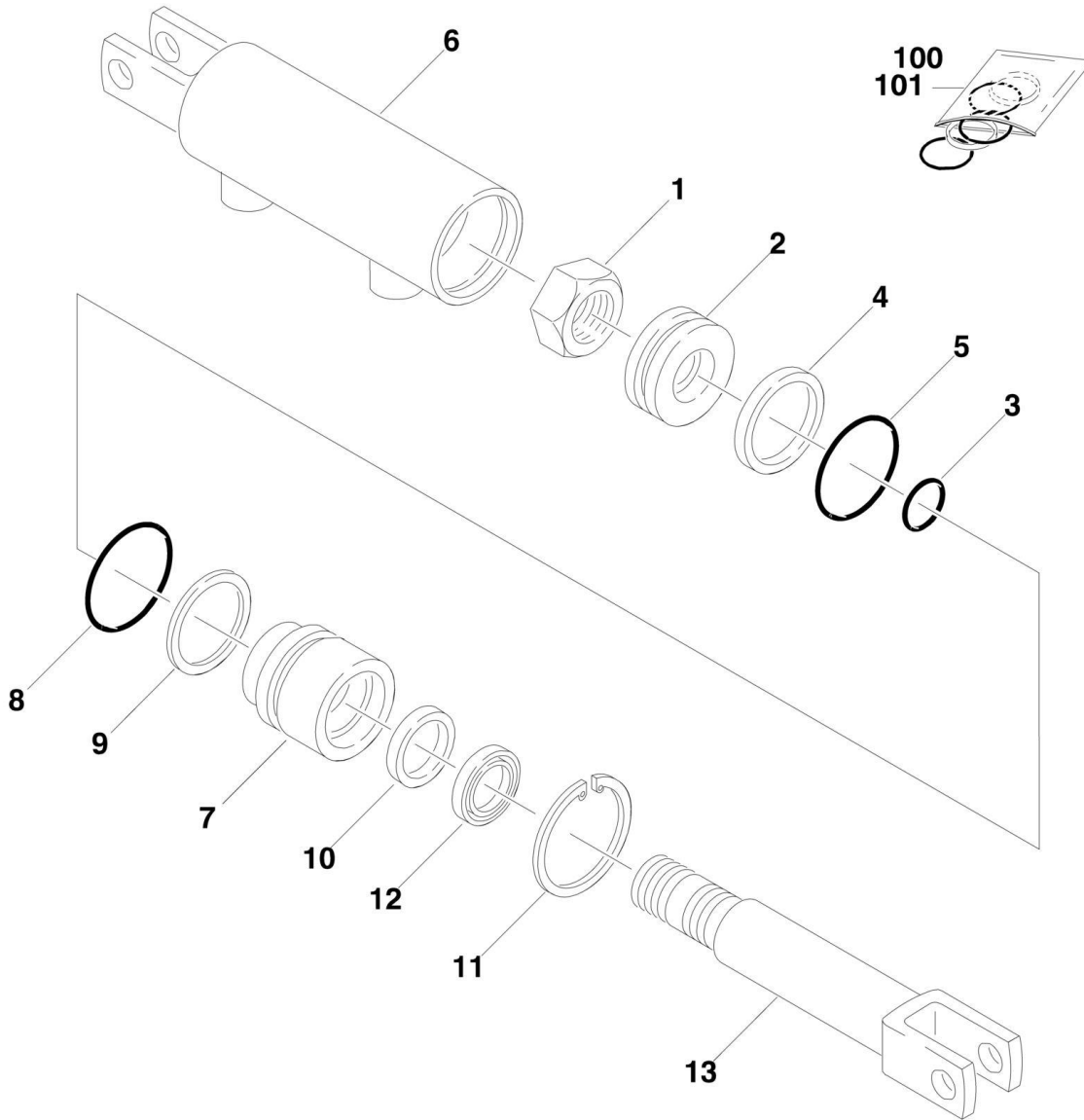
FIGURE 4-11. CONTROLLER ASSEMBLY (PROPORTIONAL CONTROLS MACHINES)

ITEM	PART NUMBER	QTY	DESCRIPTION	REV
	1600282	Ref	CONTROLLER ASSEMBLY	B
1	7020503	1	Handle/Housing Assembly	
1A	7020520	1	Boot (was p/n 7003778)	
1B	7020504	1	Plate, Mounting	
1C	7020502	1	Gasket	
2	7011991	1	Grip Assembly	
2A	7011992	1	Switch Assembly	
2B	7020501	1	Switch, Push Button - Red	
2C	7020541	1	Grip - Right Half (was p/n 7011993 & p/n 7020531)	
2D	7020541	1	Grip - Left Half (was p/n 7011994 & p/n 7020532)	
		Ref	Note: p/n 7020541 Includes Items 2C & 2D With a JLG Logo.	
2E	7003791	1	Actuator, Switch	
2F	7011997	1	Trigger	
2G	7003790	1	Cap, Rubber	
3	7020508	1	Electrical Assembly	
3	4460265	1	Connector, Receptacle - 9 Pin (Not Shown)	
3	4460268	8	Socket (Not Shown)	
3	4460424	1	Plug, Male - 2 Position (Not Shown)	
3A	7020509	1	Plate, Mounting - Potentiometer	
3B	7020510	1	Potentiometer	
3C	7011940	1	Gear, Pinion	
3D	7020511	1	Setscrew #6-32 x 1/8in	

SECTION 5 - CYLINDERS

SECTION 5 - CYLINDERS

FIGURE 5-1. BRAKE CYLINDER ASSEMBLY



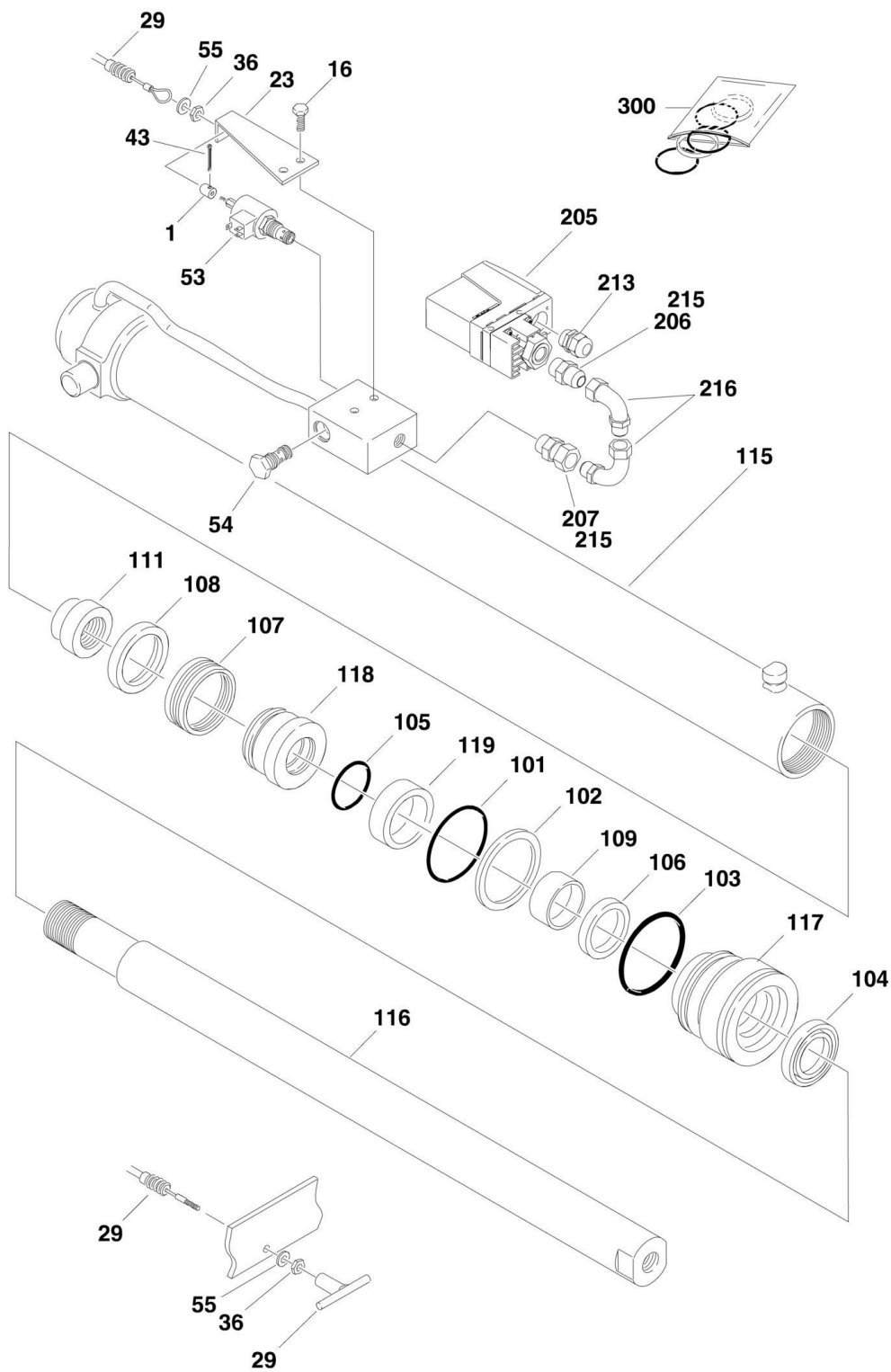
SECTION 5 - CYLINDERS

FIGURE 5-1. BRAKE CYLINDER ASSEMBLY

ITEM	PART NUMBER	QTY	DESCRIPTION	REV
		Ref	BRAKE CYLINDER ASSEMBLIES	
	1683557	Ref	Brake Cylinder Assemblies (Prior to SN 65498)	A
	1683833	Ref	Brake Cylinder Assemblies (SN 65498 to Present)	A
		Ref	Note: Original Equipment components may have been replaced with Service Replacement component parts. Identify p/n stamped on cylinder before ordering parts.	
1	7001609	1	Nut	
2	7017220	1	Piston	
3	See Note	1	O-Ring (Note: See Items 100 & 101)	
4	See Note	1	Seal, Piston (Note: See Items 100 & 101)	
5	See Note	1	O-Ring (Note: See Items 100 & 101)	
6	Not Serviced	1	Barrel	
7	7017221	1	Guide	
8	See Note	1	O-Ring (Note: See Items 100 & 101)	
9	See Note	1	Ring, Back-up (Note: See Items 100 & 101)	
10	See Note	1	Seal (Note: See Items 100 & 101)	
11		Ref	Ring, Retaining Options:	
11	Item 100	1	1683557 Cylinder	
11	7017264	1	1683833 Cylinder	
12	See Note	1	Wiper (Note: See Items 100 & 101)	
13	7017222	1	Rod	
		Ref	Kit Options:	
		Ref	Seal Kit (Includes Items 3-5 & 8-12)	
100	7017223	1	1683557 Cylinder	
101	7017262	1	1683833 Cylinder	

SECTION 5 - CYLINDERS

FIGURE 5-2. LIFT CYLINDER COMPONENTS ASSEMBLY (1532E2 & 1932E2)



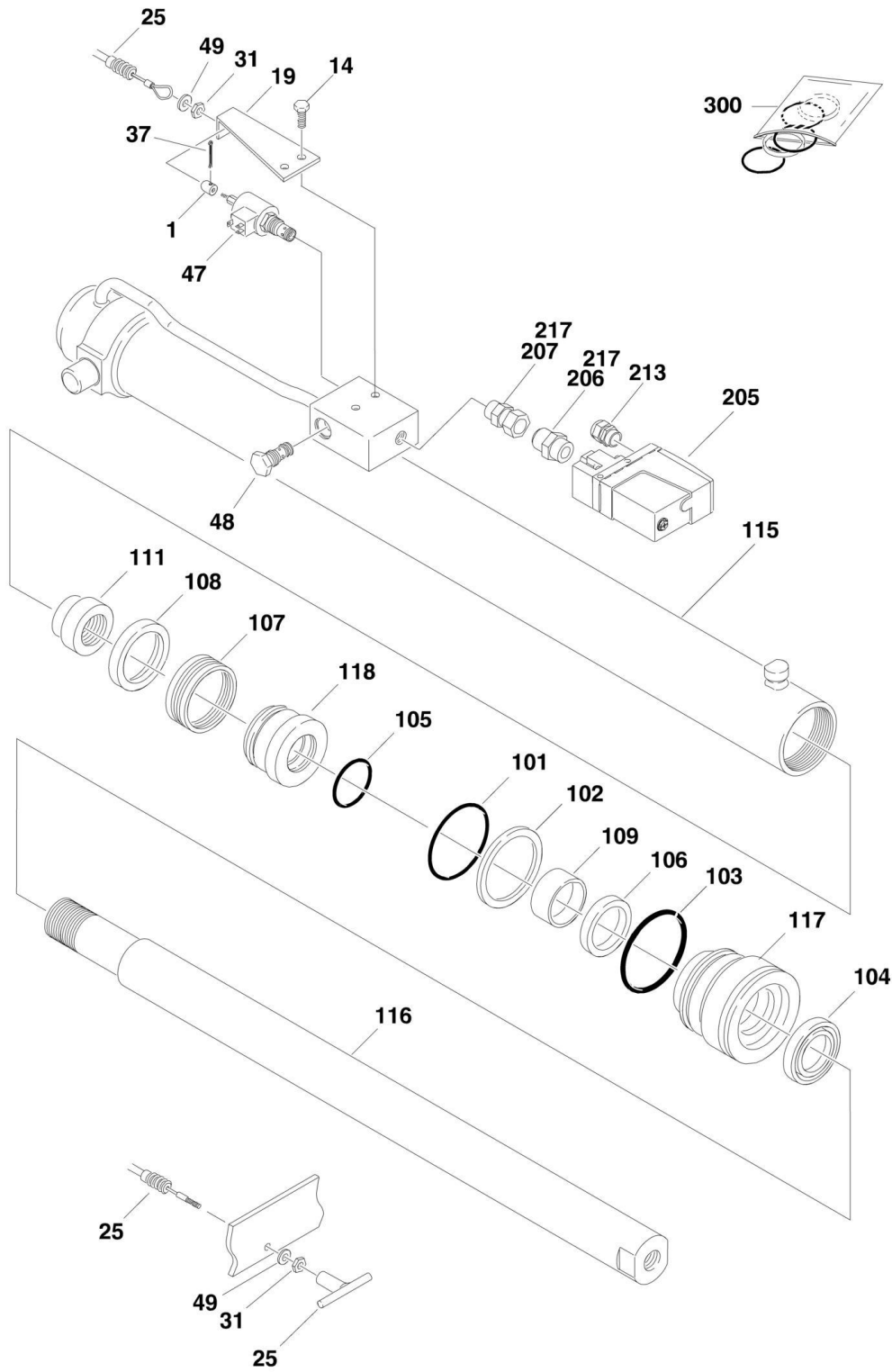
SECTION 5 - CYLINDERS

FIGURE 5-2. LIFT CYLINDER COMPONENTS ASSEMBLY (1532E2 & 1932E2)

ITEM	PART NUMBER	QTY	DESCRIPTION	REV
	0270502	Ref	MANUAL DESCENT COMPONENTS (1532E2)	F
	0258014	Ref	MANUAL DESCENT COMPONENTS (1932E2)	M
1	0080228	1	Adapter, Cable	
16	0641506	2	Bolt 5/16in-18 NC x 3/4in	
23	0902371	1	Bracket, Cable Mounting	
29	1060644	1	Cable, Manual Descent	
36	3321402	4	Nut, Jam 1/4in-20NC	
43	3450405	1	Pin, Cotter 1/8in x 1/4in	
53	4641001	1	Cartridge, Solenoid Valve	
53	7017445	1	Cartridge	
53	7012967	1	Seal Kit - 7017445 Cartridge	
53	7017444	1	Coil	
54		Ref	Cartridge, Restrictor/Check Options:	
54	4641002	1	Cartridge, Restrictor/Check (Prior to SN 50496)	
54	4641014	1	Cartridge, Restrictor/Check (SN 50496 to Present)	
54	7012953	1	Seal Kit - 4641002 & 4641014 Valve	
55	4711400	2	Flatwasher 1/4in Narrow	
	1683603	Ref	LIFT CYLINDER ASSEMBLY - 1532E2 & 1932E2	C
101	Item 300	1	O-Ring	
102	Item 300	1	Ring, Back-up	
103	Item 300	1	O-Ring	
104	Item 300	1	Wiper	
105	Item 300	1	O-Ring	
106	Item 300	1	Seal	
107	Item 300	1	Seal	
108	Item 300	1	Ring, Guidelock	
109	Item 300	1	Ring, Wear	
111	7017367	1	Locknut	
115	7019832	1	Barrel Weldment	
116	7019831	1	Rod Weldment	
117	7017382	1	Head	
118	7017399	1	Piston (Note piston is ductile iron. SN 65873 to Present piston is aluminum. Aluminum piston is directly interchangeable with iron piston. Replacement piston will be aluminum.) (Prior to SN 65873)	
119	7017380	1	Spacer	
		Ref	OVERLOAD PRESSURE SWITCH INSTALLATION (JAPANESE SPEC ONLY)	
	0258733	Ref	Overload Pressure Switch Installation (Japanese Spec Only) 1532E2 & 1932E2	E
205	4360494	1	Switch, Pressure	
206	2220440	1	Fitting, Straight	
207	2221020	1	Fitting, Straight	
213	4460428	1	Connector, Strain Relief	
215	0100020	AR	Pipe Sealant #567	
216	2220462	2	Fitting, 90	
		Ref	Kit Options:	
300	7019830	1	Seal Kit - 1683603 Cylinder (Includes Items 101-109)	

SECTION 5 - CYLINDERS

FIGURE 5-3. LIFT CYLINDER COMPONENTS ASSEMBLY (2032E2)



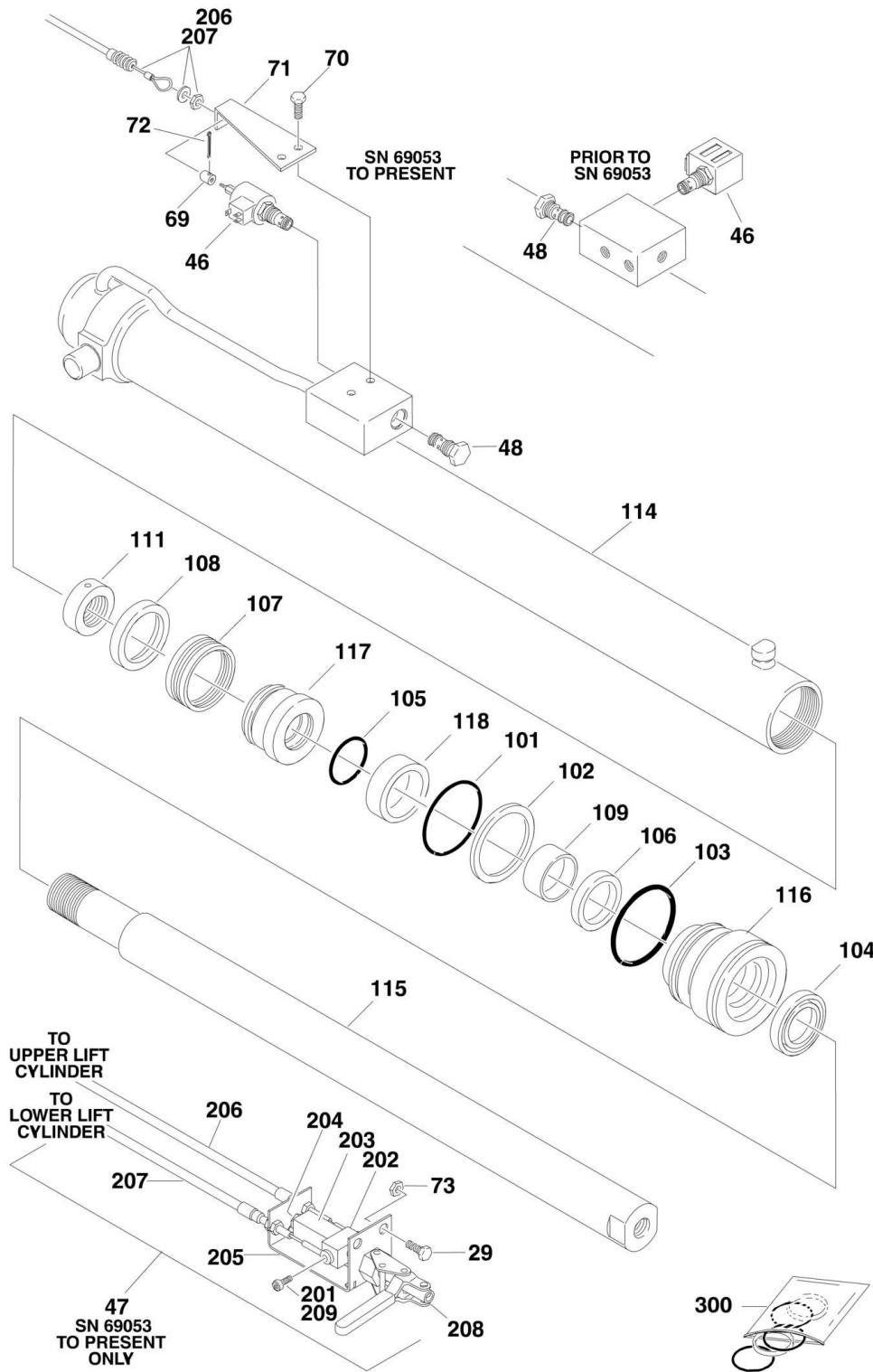
SECTION 5 - CYLINDERS

FIGURE 5-3. LIFT CYLINDER COMPONENTS ASSEMBLY (2032E2)

ITEM	PART NUMBER	QTY	DESCRIPTION	REV
	0257528	Ref	MANUAL DESCENT CYLINDER COMPONENTS (2032E2)	M
1	0080228	1	Adapter, Cable	
14	0641506	2	Bolt 5/16-18NC x 3/4in	
19	0902371	1	Bracket, Cable Mounting	
25	1060659	1	Cable, Manual Descent	
31	3321402	4	Nut, Jam 1/4in-20NC	
37	3450405	1	Pin, Cotter 1/8in x 1/4in	
47	4641001	1	Cartridge, Solenoid Valve	
47	7017445	1	Cartridge	
47	7012967	1	Seal Kit - 7017445 Cartridge	
47	7017444	1	Coil	
48	4641002	1	Cartridge, Restrictor/Check	
48	7012953	1	Seal Kit - 4641002 Valve	
49	4711400	2	Flatwasher 1/4in Narrow	
	1683561	Ref	LIFT CYLINDER ASSEMBLY - 2032E2	C
101	Item 300	1	O-Ring	
102	Item 300	1	Ring, Back-up	
103	Item 300	1	O-Ring	
104	Item 300	1	Wiper	
105	Item 300	1	O-Ring	
106	Item 300	1	Seal	
107	Item 300	1	Seal	
108	Item 300	1	Ring, Guidelock	
109	Item 300	1	Ring, Wear	
111	7003212	1	Locknut	
115	7019823	1	Barrel Weldment	
116	7019822	1	Rod Weldment	
117	7017376	1	Head	
118	7019810	1	Piston (Note piston is ductile iron. SN 65873 to Present piston is aluminum. Aluminum piston is directly interchangeable with iron piston. Replacement piston will be aluminum.) (Prior to SN 65873)	
		Ref	OVERLOAD PRESSURE SWITCH INSTALLATION (JAPANESE SPEC ONLY)	
	0257976	Ref	Overload Pressure Switch Installation (Japanese Spec Only) 2032E2	G
205	4360494	1	Switch, Pressure	
206	2220440	1	Fitting, Straight	
207	2221020	1	Fitting, Straight	
213	4460428	1	Connector, Strain Relief	
217	0100020	AR	Pipe Sealant #567	
		Ref	Kit Options:	
300	7019808	1	Seal Kit - 1683561 Cylinder (Includes Items 101-109)	

SECTION 5 - CYLINDERS

FIGURE 5-4. LIFT CYLINDER COMPONENTS ASSEMBLY (2632E2 & 2646E2)



SECTION 5 - CYLINDERS

FIGURE 5-4. LIFT CYLINDER COMPONENTS ASSEMBLY (2632E2 & 2646E2)

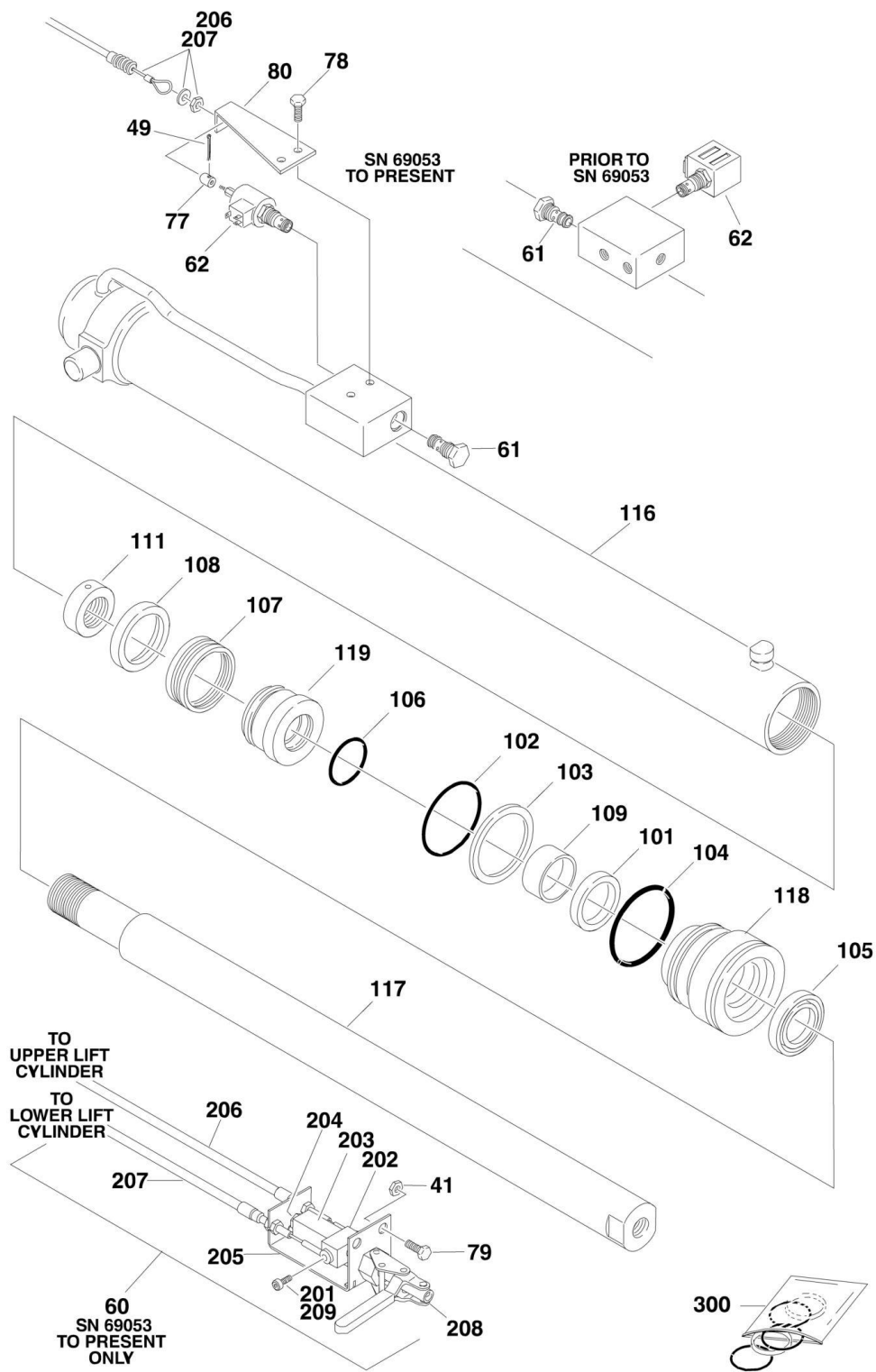
ITEM	PART NUMBER	QTY	DESCRIPTION	REV
	0257666	Ref	MANUAL DESCENT CYLINDER COMPONENTS (2632E2 & 2646E2)	S
29	0641608	2	Bolt 3/8in-16NC x 1 Only (SN 69053 to Present)	
46		Ref	Valve, Solenoid Options (1 Per Cylinder)	
46	4641049	2	Valve, Solenoid (Prior to SN 69053)	
46	2900708	2	Seal Kit - 4641049 (Hydraforce Version of Valve)	
46	Not Available	2	Seal Kit - 4641049 (Vickers Version of Valve)	
46	7017444	2	Coil (Hydraforce Version of Valve)	
46	Not Available	2	Coil (Vickers Version of Valve)	
46	4641001	2	Valve, Solenoid (SN 69053 to Present)	
46	7017445	1	Cartridge	
46	7012967	1	Seal Kit - 7017445 Cartridge	
46	7017444	1	Coil	
47		Ref	Manual Descent Cable Assembly	
47	Not Required	0	Not Required (Prior to SN 69053)	
47	0259541	1	SN 69053 to Present (See Items 201-209 for Breakdown)	
48		Ref	Valve, Relief (1 Per Cylinder)	
48	4641030	2	Valve, Relief (Prior to SN 69053)	
48	2900792	2	Seal Kit - 4641030 Valve	
48	4641118	2	Valve, Relief (SN 69053 to Present)	
48	7012998	2	Seal Kit - 4641118	
69	0080228	2	Adapter, Cable (SN 69053 to Present)	
70	0641506	4	Bolt 5/16in-18NC x 3/4in (SN 69053 to Present)	
71	0902371	2	Bracket (SN 69053 to Present)	
72	3450405	2	Pin, Cotter 1/8in x 1 1/4in (SN 69053 to Present)	
73	3311605	2	Locknut 3/8in-16NC (SN 69053 to Present)	
		Ref	LIFT CYLINDER ASSEMBLY - 2632E2 & 2646E2	
	1683882	Ref	Lift Cylinder Assembly 2632E2	A
	1683562	Ref	Lift Cylinder Assembly 2646E2 (Prior to SN 69053)	C
	1683882	Ref	Lift Cylinder Assembly 2646E2 (SN 69053 to Present)	A
101	Item 300	1	O-Ring	
102	Item 300	1	Ring, Back-up	
103	Item 300	1	O-Ring	
104	Item 300	1	Wiper	
105	Item 300	1	O-Ring	
106	Item 300	1	Seal	
107	Item 300	1	Seal	
108	Item 300	1	Ring, Guidelock	
109	Item 300	1	Ring, Wear	
111	7017367	1	Locknut	
114		Ref	Barrel Weldment Options:	
114	7019820	1	1683562 Cylinder	
114	7019875	1	1683882 Cylinder	
115	7019819	1	Rod Weldment	
116	7017382	1	Head	
117	7017399	1	Piston (Note piston is ductile iron. SN 65873 to Present piston is aluminum. Aluminum piston is directly interchangeable with iron piston. Replacement piston will be aluminum.) (Prior to SN 65873)	
118	7019818	1	Spacer	

SECTION 5 - CYLINDERS

ITEM	PART NUMBER	QTY	DESCRIPTION	REV
	7019830	1	Seal Kit (Includes Items 101-109)	
	0259541	Ref	MANUAL DESCENT CABLE ASSEMBLY (SN 69053 to Present)	B
201	0100011	AR	Loctite #242	
202	0561373	1	Block, Cable Attach	
203	0561374	1	Block, Spacer	
204	0641526	1	Bolt 5/16in-18NC x 3 1/4in	
205	0902573	1	Bracket, Cable	
206	1060765	1	Cable Assembly - Upper Lift Cylinder (Includes Attaching Hardware)	
207	1060766	1	Cable Assembly - Lower Lift Cylinder (Includes Attaching Hardware)	
208	2560150	1	Handle Assembly	
209	3900248	2	Screw, Shoulder #10-24NC x 1/4in	
		Ref	Kit Options:	
300	7019830	1	Seal Kit (Includes Items 101-109)	

SECTION 5 - CYLINDERS

FIGURE 5-5. LIFT CYLINDER COMPONENTS ASSEMBLY (3246E2)



SECTION 5 - CYLINDERS

FIGURE 5-5. LIFT CYLINDER COMPONENTS ASSEMBLY (3246E2)

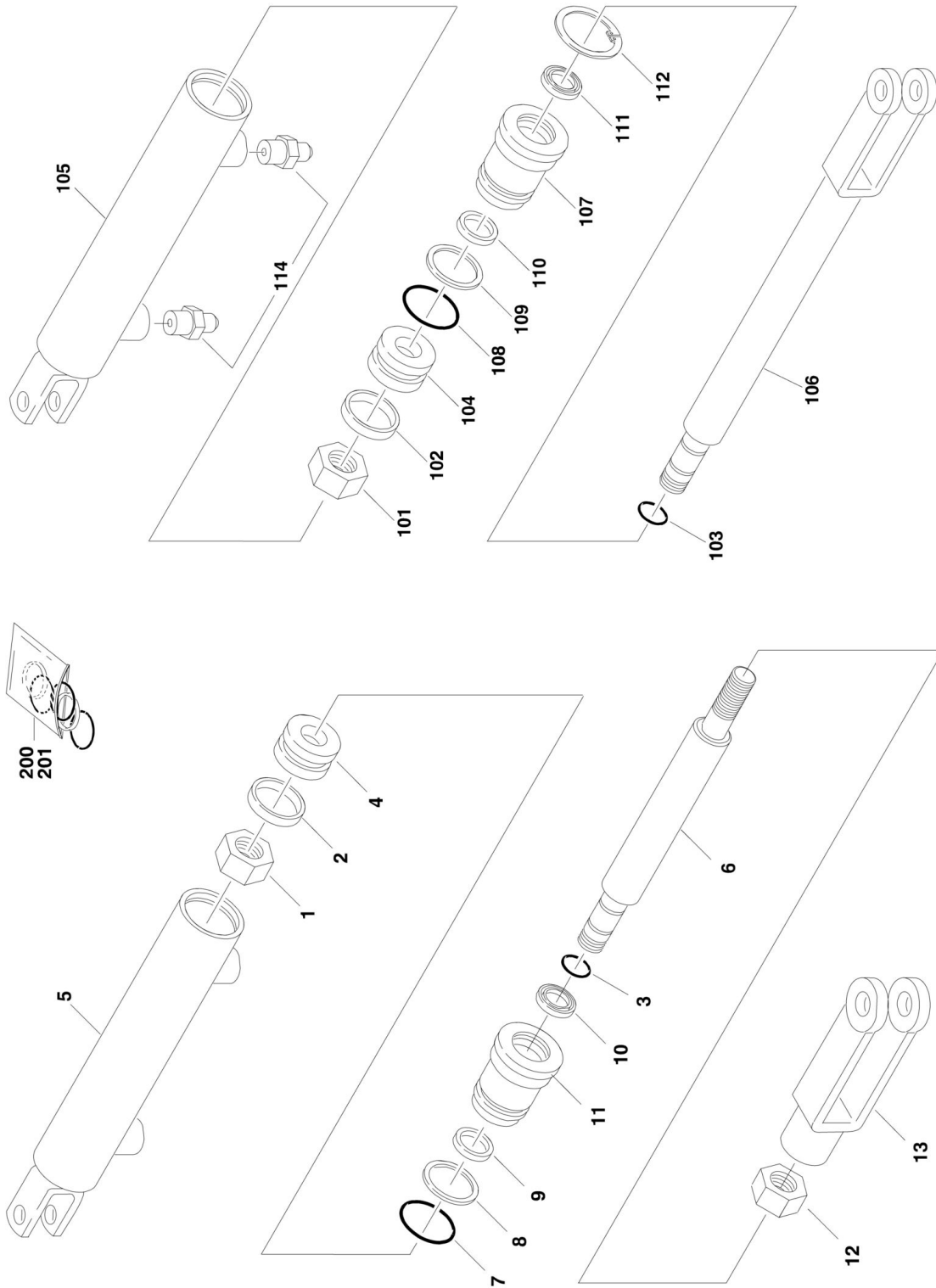
ITEM	PART NUMBER	QTY	DESCRIPTION	REV
		Ref	MANUAL DESCENT CYLINDER COMPONENTS (3246E2)	
	0258889	Ref	Standard Controls Machines	L
	0259408	Ref	Proportional Controls Machines	H
41	3311605	12	Locknut 3/8in-16NC Only (SN 69053 to Present)	
49	3450405	2	Pin, Cotter 1/8in x 1 1/4in (SN 69053 to Present)	
60		Ref	Manual Descent Cable Assembly	
60	Not Required	0	Manual Descent Cable Assembly (Prior to SN 69053)	
60	0259541	1	Manual Descent Cable Assembly (See Items 201-209 for Breakdown) (SN 69053 to Present)	
61		Ref	Valve, Relief (1 Per Cylinder)	
61	4641030	2	Valve, Relief (Prior to SN 69053)	
61	2900792	2	Seal Kit - 4641030 Valve	
61	4641118	2	Valve, Relief (SN 69053 to Present)	
61	7012998	2	Seal Kit - 4641118	
62		Ref	Valve, Solenoid Options (1 Per Cylinder)	
62	4641049	2	Valve, Solenoid (Prior to SN 69053)	
62	2900708	2	Seal Kit - 4641049 (Hydraforce Version of Valve)	
62	Not Available	2	Seal Kit - 4641049 (Vickers Version of Valve)	
62	7017444	2	Coil (Hydraforce Version of Valve)	
62	Not Available	2	Coil (Vickers Version of Valve)	
62	4641001	2	Valve, Solenoid (SN 69053 to Present)	
62	7017445	1	Cartridge	
62	7012967	1	Seal Kit - 7017445 Cartridge	
62	7017444	1	Coil	
77	0080228	2	Adapter, Cable (SN 69053 to Present)	
78	0641506	4	Bolt 5/16in-18NC x 3/4in (SN 69053 to Present)	
79	0641608	2	Bolt 3/8in-16NC x 1in (SN 69053 to Present)	
80	0902371	2	Bracket (SN 69053 to Present)	
		Ref	LIFT CYLINDER ASSEMBLY - 3246E2	
	1683771	Ref	Lift Cylinder Assembly (Prior to SN 69053)	C
	1683883	Ref	Lift Cylinder Assembly (SN 69053 to Present)	A
101	Item 300	1	Seal	
102	Item 300	1	O-Ring	
103	Item 300	1	Ring, Back-up	
104	Item 300	1	O-Ring	
105	Item 300	1	Wiper	
106	Item 300	1	O-Ring	
107	Item 300	1	Seal	
108	Item 300	1	Ring, Guidelock	
109	Item 300	1	Ring, Wear	
111	7003212	1	Locknut	
116		Ref	Barrel Weldment Options:	
116	7019858	1	1683771 Cylinder	
116	7019877	1	1683883 Cylinder	
117	7019855	1	Rod Weldment	
118	7017376	1	Head	
119	7019810	1	Piston (Note piston is ductile iron. SN 65873 to Present piston is aluminum. Aluminum piston is directly interchangeable with iron piston. Replacement piston will be aluminum.) (Prior to SN 65873)	

SECTION 5 - CYLINDERS

ITEM	PART NUMBER	QTY	DESCRIPTION	REV
	0259541	Ref	MANUAL DESCENT CABLE ASSEMBLY ONLY (SN 69053 to Present)	B
201	0100011	AR	Loctite #242	
202	0561373	1	Block, Cable Attach	
203	0561374	1	Block, Spacer	
204	0641526	1	Bolt 5/16in-18NC x 3 1/4in	
205	0902573	1	Bracket, Cable	
206	1060765	1	Cable Assembly - Upper Lift Cylinder (Includes Attaching Hardware)	
207	1060766	1	Cable Assembly - Lower Lift Cylinder (Includes Attaching Hardware)	
208	2560150	1	Handle Assembly	
209	3900248	2	Screw, Shoulder #10-24NC x 1/4in	
		Ref	Kit Options:	
300	7019876	1	Seal Kit (Includes Items 101-109)	

SECTION 5 - CYLINDERS

FIGURE 5-6. STEER CYLINDER ASSEMBLY



SECTION 5 - CYLINDERS

FIGURE 5-6. STEER CYLINDER ASSEMBLY

ITEM	PART NUMBER	QTY	DESCRIPTION	REV
		Ref	STEER CYLINDER ASSEMBLY OPTIONS:	
	1683661	Ref	Steer Cylinder Assembly 1532E2 & 1932E2 (Prior to SN 67287)	A
	1683552	Ref	Steer Cylinder Assembly 2032E2, 2632E2, 2646E2 & 3246E2 (Prior to SN 66990)	A
		Ref	Note: Original Equipment components may have been replaced with Service Replacement component parts. Identify p/n stamped on cylinder before ordering parts.	
1	7017226	1	Locknut	
2	Item 200	1	Seal, Piston	
3	Item 200	1	O-Ring	
4	7016708	1	Piston	
5	Not Serviced	1	Barrel	
6		Ref	Rod Options:	
6	7017237	1	Rod 1532E2 & 1932E2 (Prior to SN 67287)	
6	7017224	1	Rod 2032E2, 2632E2, 2646E2 & 3246E2 (Prior to SN 66990)	
7	Item 200	1	O-Ring	
8	Item 200	1	Ring, Back-up	
9	Item 200	1	Seal	
10	Item 200	1	Wiper	
11	7017207	1	Guide	
12		Ref	Nut, Jam Options:	
12	7017238	1	Nut, Jam 1532E2 & 1932E2 (Prior to SN 67287)	
12	Not Required	0	Nut, Jam 2032E2, 2632E2, 2646E2 & 3246E2 (Prior to SN 66990)	
13		Ref	Yoke Options:	
13	7017239	1	Yoke 1532E2 & 1932E2 (Prior to SN 67287)	
13	Not Required	0	Yoke 2032E2,2632E2, 2646E2 & 3246E2 (Prior to SN 66990)	
	1683832	Ref	Yoke 1532E2 & 1932E2 (SN 67287 through 108167)	A
	1684225	Ref	Yoke 1532E2 & 1932E2 (SN 108168 to Present)	B
	1683831	Ref	Yoke 2032E2, 2632E2, 2646E2 & 3246E2 (SN 66990 through 104716)	A
	1684224	Ref	Yoke 2032E2, 2632E2, 2646E2 & 3246E2 (SN 104717 to Present)	B
		Ref	Note: Original Equipment components may have been replaced with Service Replacement component parts. Identify p/n stamped on cylinder before ordering parts.	
101	7017226	1	Locknut	
102	Item 201	1	Seal, Piston	
103	Item 201	1	O-Ring	
104	7016708	1	Piston	
105	Not Serviced	1	Barrel	
106		Ref	Rod Options:	
106	7017240	1	Rod 1532E2 & 1932E2 (Includes Welded on Yoke) (SN 67287 to Present)	
106	7017267	1	Rod 2032E2, 2632E2 & 2646E2 & 3246E2 (SN 66990 to Present)	
107	7017268	1	Guide	
108	Item 201	1	O-Ring	
109	Item 201	1	Ring, Back-Up	
110	Item 201	1	Seal	
111	Item 201	1	Wiper	
112	Item 201	1	Ring, Retainer	

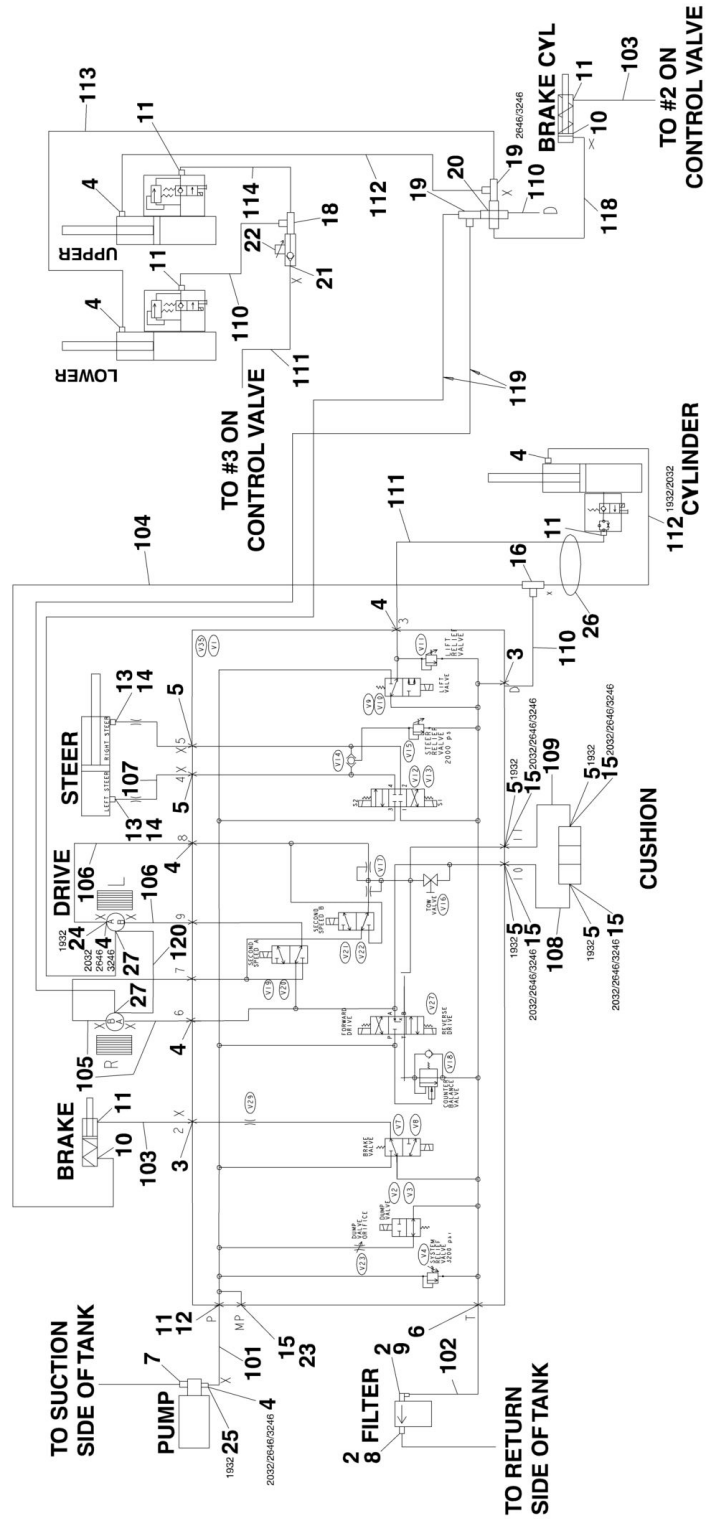
SECTION 5 - CYLINDERS

ITEM	PART NUMBER	QTY	DESCRIPTION	REV
114		Ref	Fitting, Straight Options:	
114	Not Required	0	Fitting, Straight 1532E2 & 1932E2 (SN 104717 through 108167)	
114	2220582	2	Fitting, Straight 1532E2 & 1932E2 (SN 108168 to Present)	
114	2220582	2	Fitting, Straight 2032E2, 2632E2 & 2646E2 & 3246E2 (SN 104717 to Present)	
		Ref	Kit Options:	
200	7017227	1	Seal Kit (Includes Items 2-3 & 7-10)	
201	7017265	1	Seal Kit (Includes Items 102-103 & 108-112)	

SECTION 6 - HYDRAULIC

SECTION 6 - HYDRAULIC

FIGURE 6-1. HYDRAULIC DIAGRAM - 1532E2 & 1932E2 & 2032E2



SECTION 6 - HYDRAULIC

FIGURE 6-1. HYDRAULIC DIAGRAM - 1532E2 & 1932E2 & 2032E2

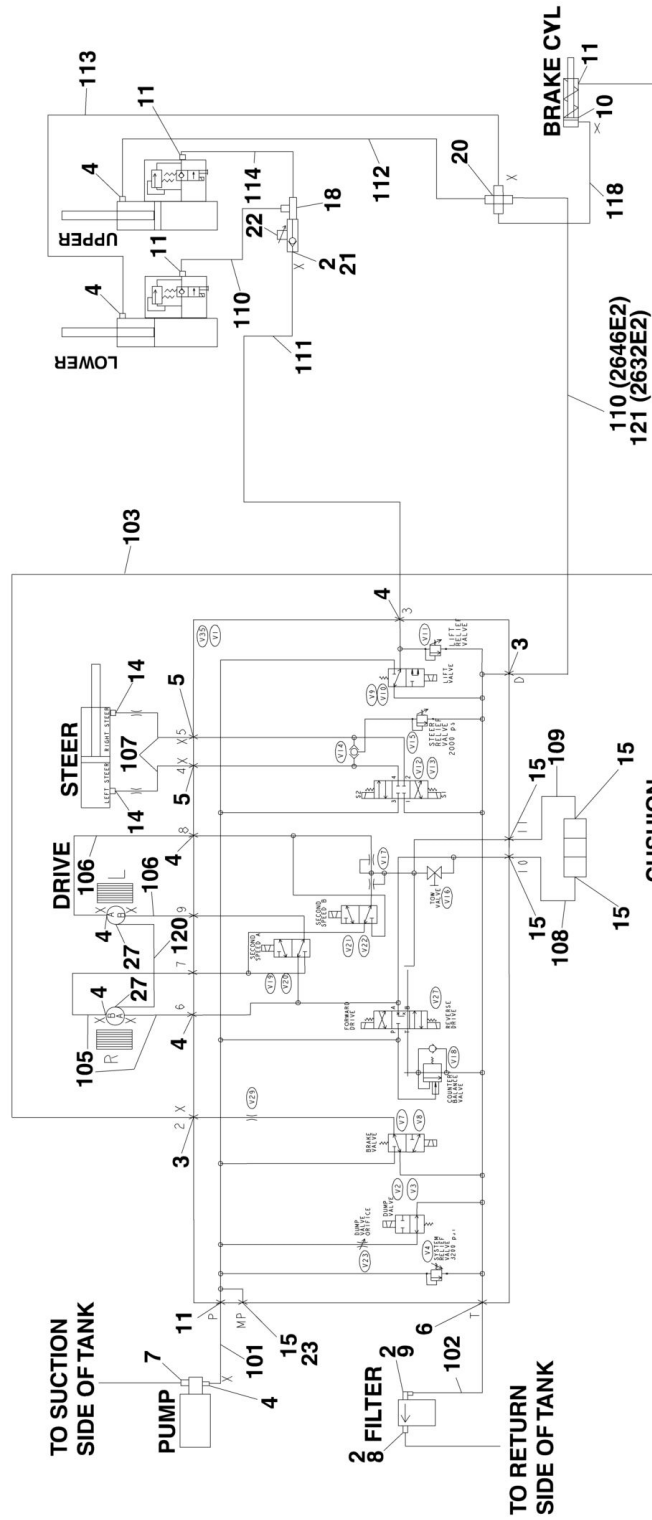
ITEM	PART NUMBER	QTY	DESCRIPTION	REV
		Ref	HYDRAULIC DIAGRAMS - 1932E2 & 2032E2	
		Ref	Hydraulic Diagrams 1532E2 & 1932E2 Options:	
	0258278	Ref	Hydraulic Diagrams (Prior to SN 90870)	6
	0271223	Ref	Hydraulic Diagrams (SN 90870 to Present)	
		Ref	Hydraulic Diagrams 2032E2 Options:	
	0257955	Ref	Hydraulic Diagrams (Prior to SN 88558)	8
	0271068	Ref	Hydraulic Diagrams (SN 88558 to Present)	2
2	0100010	AR	Sealant, Pipe	
3	2220603	2	Fitting, Straight	
4	2220371	6	Fitting, Straight	
5	2220415	4	Fitting, Straight	
6	2220500	1	Fitting, 45	
7	2220593	1	Fitting, Straight	
8	2220347	1	Fitting, Straight	
9	2220470	1	Fitting, Straight (2032E2)	
9	2220346	1	Fitting, Straight (1532E2 & 1932E2)	
10	2220775	1	Fitting, 90	
11	2220473	3	Fitting, 90	
14	2220582	2	Fitting, Straight (Was P/N 2220417) (Prior to SN 104717)	
15	2220466	1	Fitting, 90	
16	2220635	1	Fitting, Tee	
23	2220515	1	Fitting, Cap	
24	2220371	4	Fitting, Straight (2032E2)	
24	2221000	4	Fitting, 90, (1532E2 & 1932E2)	
25	2220371	1	Fitting, Straight (2032E2)	
25	2220473	1	Fitting, 90, (1532E2 & 1932E2)	
26	2820025	1 ft/.3m	Guard, Plastic Spring	
27	2220466	2	Fitting, 90, (2032E2)	
27	2220415	2	Fitting, Straight (1532E2 & 1932E2)	
28	2220414	2	Fitting, Straight 2032E2 (SN 86447 to Present)	
28	Not Required	0	Fitting, Straight (1532E2 & 1932E2)	
	2901668	Ref	HOSE KIT - 1532E2 & 1932E2	9
	2901559	Ref	HOSE KIT - 2032E2	4
101	2752478	1	Hose (1532E2 & 1932E2)	
101	2750989	1	Hose (2032E2)	
102	2752519	1	Hose (1532E2 & 1932E2) (Prior to SN 62017)	
102	2752940	1	Hose (2032E2)	
103	2752463	1	Hose (1532E2 & 1932E2) (Prior to SN 111179)	
103	2753065	1	Hose (2032E2)	
104	2753066	AR	Hose (Early Machines When Equipped)	
105		Ref	Hose Options:	
105	2753120	2	Hose 1532E2 & 1932E2 (Prior to SN 86447)	
105	2752488	2	Hose 1532E2 & 1932E2 (SN 86447 to Present)	
105	2752643	2	Hose 2032E2	
106		Ref	Hose Options:	
106	2753120	2	Hose 1532E2 & 1932E2 (Prior to SN 86447)	
106	2752488	2	Hose 1532E2 & 1932E2 (SN 86447 to Present)	
	2753067	2	Hose 2032E2	
107	2752594	2	Hose (1532E2 & 1932E2)	
107	2752992	2	Hose (2032E2)	

SECTION 6 - HYDRAULIC

ITEM	PART NUMBER	QTY	DESCRIPTION	REV
108	2752433	1	Hose (1532E2 & 1932E2)	
108	2752444	1	Hose (2032E2)	
109	2752453	1	Hose (1532E2 & 1932E2)	
109	2752981	1	Hose (2032E2)	
110	2752472	2	Hose (1532E2 & 1932E2)	
110	2753071	1	Hose (2032E2)	
111	2753085	1	Hose (1532E2 & 1932E2)	
111	2752475	1	Hose (2032E2)	
112	2753121	1	Hose (1532E2& 1932E2)	
112	2752487	1	Hose (2032E2)	
113 to 119	Not Required	0	Not Required	
120	Not Required	0	Hose (1532E2 & 1932E2)	
120	2752588	1	Hose (2032E2) (Prior to SN 40415)	

SECTION 6 - HYDRAULIC

FIGURE 6-2. HYDRAULIC DIAGRAM - 2646E2



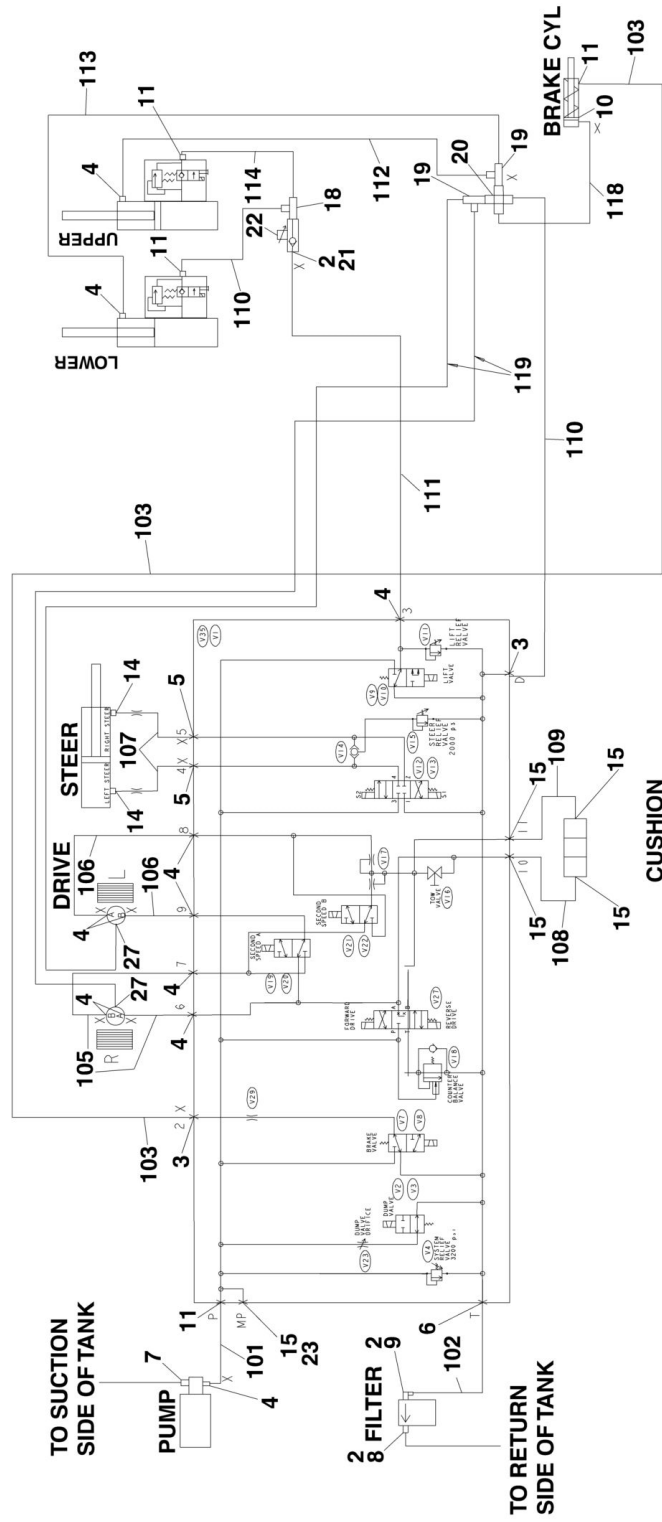
SECTION 6 - HYDRAULIC

FIGURE 6-2. HYDRAULIC DIAGRAM - 2646E2

ITEM	PART NUMBER	QTY	DESCRIPTION	REV
		Ref	HYDRAULIC DIAGRAMS OPTIONS:	
	0259551	Ref	Hydraulic Diagrams 2646E2 (Prior to SN 88558)	3
	0271069	Ref	Hydraulic Diagrams 2646E2 (SN 88558 to Present)	3
2	0100020	AR	Sealant, Pipe	
3	2220603	2	Fitting, Straight	
4	2220371	12	Fitting, Straight	
5	2220415	4	Fitting, Straight	
6	2220500	1	Fitting, 45	
7	2220593	1	Fitting, Straight	
8	2220347	1	Fitting, Straight	
9	2220470	1	Fitting, Straight	
10	2220775	1	Fitting, 90	
11	2220473	4	Fitting, 90	
14	2220582	2	Fitting, Straight (Was P/N 2220417) (Prior to SN 104717)	
15	2220466	3	Fitting, 90	
18	2220608	1	Fitting, Tee	
20	2220827	1	Fitting, Cross	
21	2220343	1	Fitting, Straight	
22	4640216	1	Valve, Color Flow Control	
23	2220515	1	Fitting, Cap	
27	2220414	2	Fitting, Straight (SN 86447 to Present)	
	2901868	Ref	HOSE KIT	3
101	2750989	1	Hose	
102	2752940	1	Hose	
103	2753058	1	Hose	
105	2753057	2	Hose	
106	2752643	2	Hose	
107	2752992	2	Hose	
108	2752444	1	Hose	
109	2752981	1	Hose	
110	2753060	2	Hose	
111	2753059	1	Hose	
112	2753062	1	Hose	
113	2753063	1	Hose	
114	2753061	1	Hose	
118	2753064	1	Hose	
120	2752593	1	Hose (2646E2) (Prior to SN 90870)	

SECTION 6 - HYDRAULIC

FIGURE 6-3. HYDRAULIC DIAGRAM - 3246E2 WITH STANDARD CONTROLS



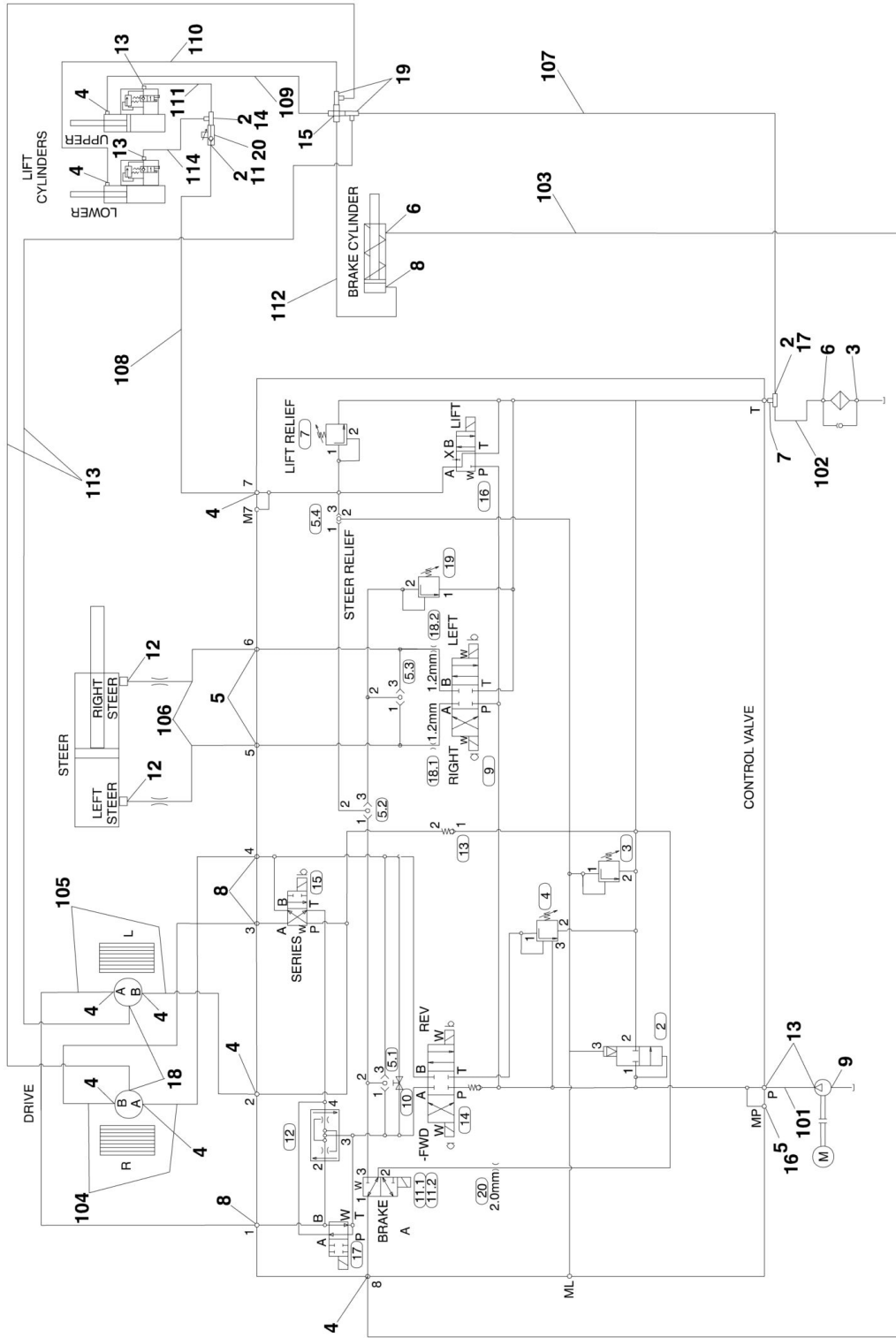
SECTION 6 - HYDRAULIC

FIGURE 6-3. HYDRAULIC DIAGRAM - 3246E2 WITH STANDARD CONTROLS

ITEM	PART NUMBER	QTY	DESCRIPTION	REV
		Ref	HYDRAULIC DIAGRAMS - 3246E2	
	0259625	Ref	Hydraulic Diagrams 3246E2 (Prior to SN 90870)	1
	0271237	Ref	Hydraulic Diagrams 3246E2 (SN 90870 to Present)	2
2	0100020	AR	Sealant, Pipe	
3	2220603	2	Fitting, Straight	
4	2220371	12	Fitting, Straight	
5	2220415	4	Fitting, Straight	
6	2220500	1	Fitting, 45	
7	2220593	1	Fitting, Straight	
8	2220347	1	Fitting, Straight	
9	2220470	1	Fitting, Straight	
10	2220775	1	Fitting, 90	
11	2220473	4	Fitting, 90	
14	2220582	2	Fitting, Straight (Was P/N 2220417) (Prior to SN 104717)	
15	2220466	3	Fitting, 90	
18	2220608	1	Fitting, Tee	
19	2220635	2	Fitting, Tee	
20	2220827	1	Fitting, Cross	
21	2220396	1	Fitting, Straight	
22	4640216	1	Valve, Color Flow Control	
23	2220515	1	Fitting, Cap	
27	2220399	2	Fitting, Straight	
	2901872	Ref	HOSE KIT - 3246E2	2
101	2750989	1	Hose	
102	2752940	1	Hose	
103	2753058	1	Hose	
105	2753057	2	Hose	
106	2752643	2	Hose	
107	2752992	2	Hose	
108	2752444	1	Hose	
109	2752981	1	Hose	
110	2753060	2	Hose	
111	2753059	1	Hose	
112	2753062	1	Hose	
113	2753063	1	Hose	
114	2753061	1	Hose	
118	2753064	1	Hose	
119	2752648	2	Hose	

SECTION 6 - HYDRAULIC

FIGURE 6-4. HYDRAULIC DIAGRAM - 3246E2 WITH PROPORTIONAL CONTROLS



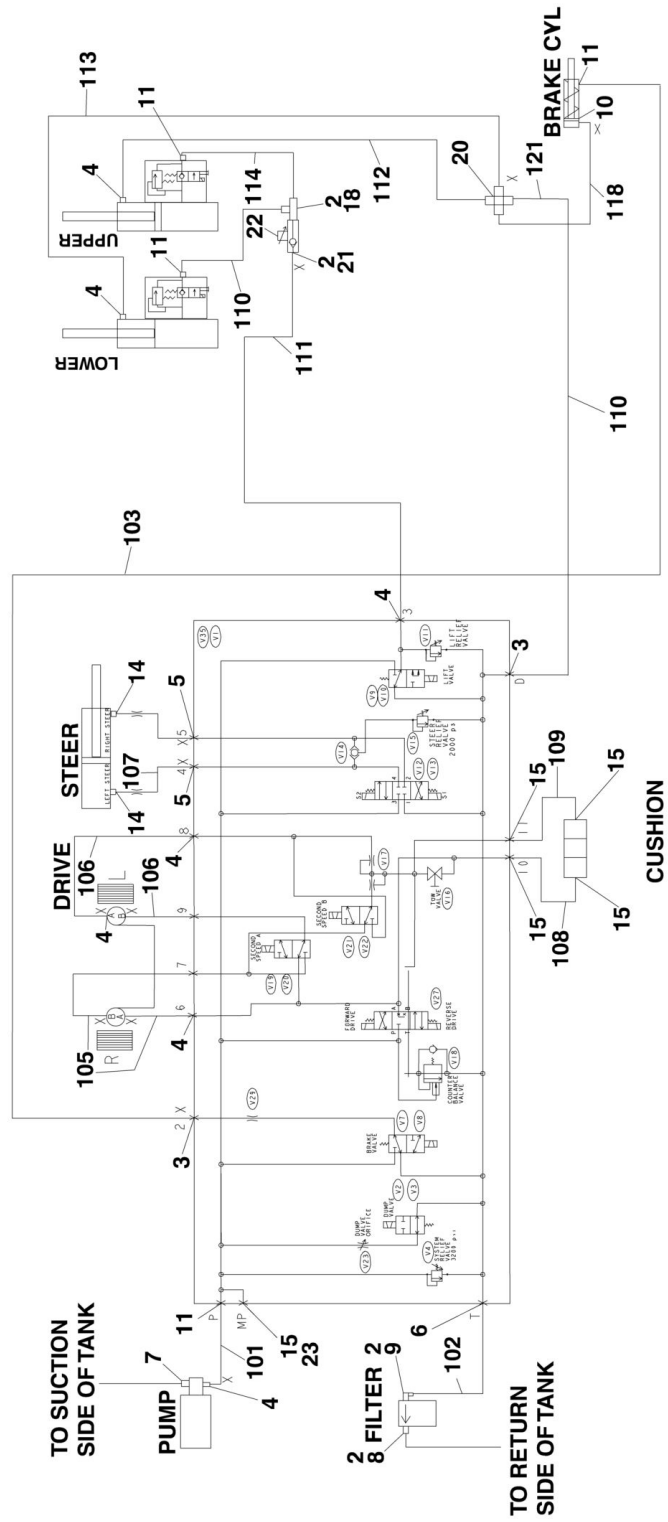
SECTION 6 - HYDRAULIC

FIGURE 6-4. HYDRAULIC DIAGRAM - 3246E2 WITH PROPORTIONAL CONTROLS

ITEM	PART NUMBER	QTY	DESCRIPTION	REV
		Ref	HYDRAULIC DIAGRAMS - 3246E2	
	2792399	Ref	Hydraulic Diagrams 3246E2 (Prior to SN 90870)	B
	2792496	Ref	Hydraulic Diagrams 3246E2 (SN 90870 to Present)	3
2	0100020	AR	Sealant, Pipe (Not Shown)	
3	2220347	1	Fitting, Straight	
4	2220371	9	Fitting, Straight	
5	2220415	3	Fitting, Straight	
6	2220470	2	Fitting, 90	
7	2220999	1	Fitting, Tee	
8	2220501	3	Fitting, 45	
9	2220593	1	Fitting, Straight	
11	2220343	1	Fitting, Straight	
12	2220472	2	Fitting, Straight (Was P/N 2220585) (Prior to SN 104717)	
13	2220473	4	Fitting, 90	
14	2220608	1	Fitting, Tee	
15	2220827	1	Fitting, Cross	
16	2220515	1	Fitting, Cap	
17	2220619	1	Fitting, Reducer	
18	2220399	2	Fitting, Straight Only (Prior to SN 90870)	
19	2220635	2	Fitting, Tee Only (Prior to SN 90870)	
20	4640216	1	Valve, Color Flow Control	
	2901876	Ref	HOSE KIT - 3246E2	5
101	2750758	1	Hose	
102	2752514	1	Hose	
103	2752632	1	Hose	
104	2753057	2	Hose	
105	2752643	2	Hose	
106	2753325	2	Hose	
107	2750990	1	Hose	
108	2753059	1	Hose	
109	2753062	1	Hose	
110	2753063	1	Hose	
111	2753061	1	Hose	
112	2753064	1	Hose	
113	2752648	2	Hose	
114	2753060	1	Hose	

SECTION 6 - HYDRAULIC

FIGURE 6-5. HYDRAULIC DIAGRAM - 2632E2 WITH STANDARD CONTROLS



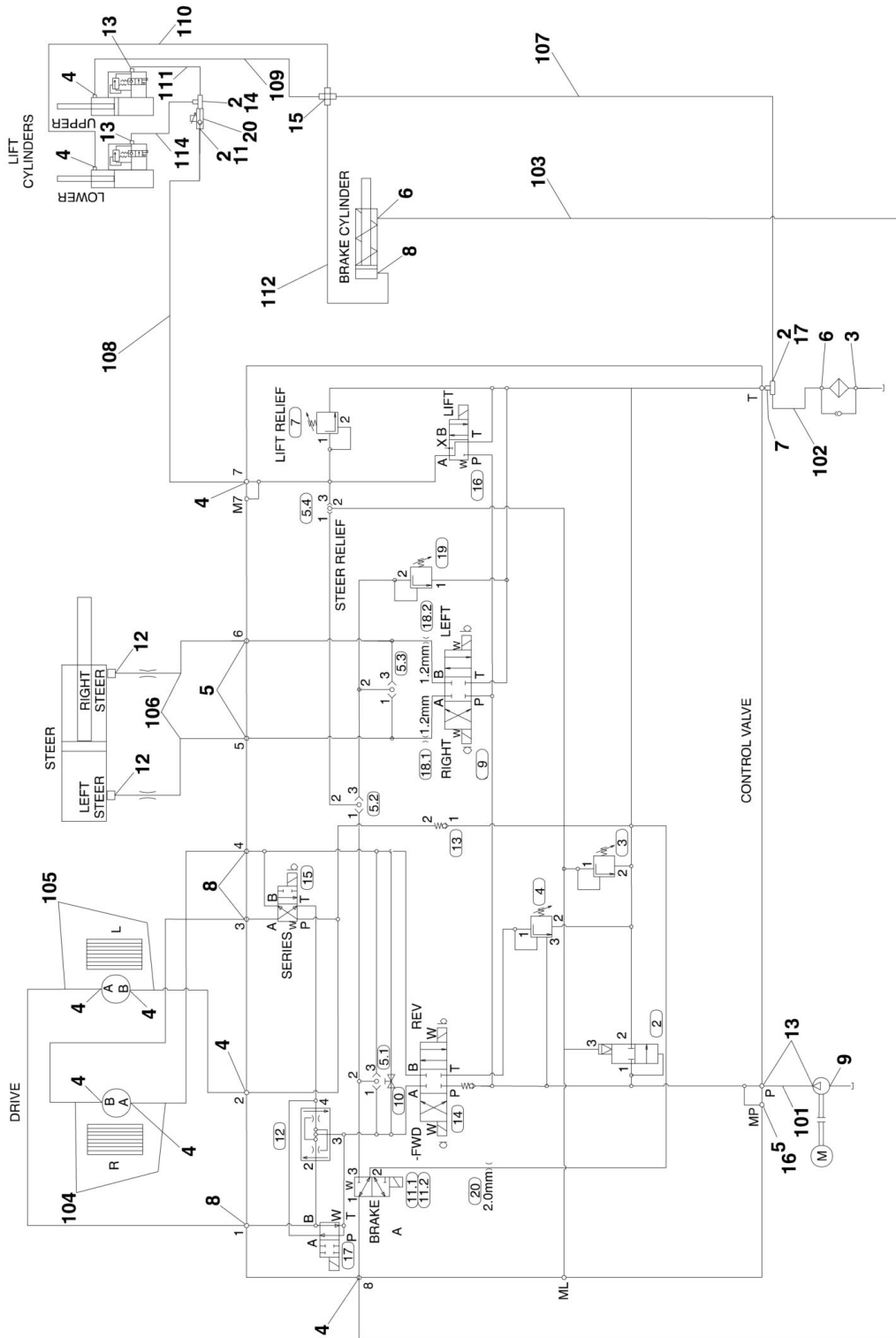
SECTION 6 - HYDRAULIC

FIGURE 6-5. HYDRAULIC DIAGRAM - 2632E2 WITH STANDARD CONTROLS

ITEM	PART NUMBER	QTY	DESCRIPTION	REV
		Ref	HYDRAULIC DIAGRAMS - 2632E2	
	0271877		Hydraulic Diagrams 2632E2	2
2	0100020	AR	Sealant, Pipe	
3	2220603	2	Fitting, Straight	
4	2220371	12	Fitting, Straight	
5	2220415	4	Fitting, Straight	
6	2220500	1	Fitting, 45	
7	2220593	1	Fitting, Straight	
8	2220347	1	Fitting, Straight	
9	2220470	1	Fitting, 90	
10	2220775	1	Fitting, 90	
11	2220473	4	Fitting, 90	
14	2220582	2	Fitting, Straight (Was P/N 2220417) (Prior to SN 104717)	
15	2220466	3	Fitting, 90	
18	2220608	1	Fitting, Tee	
20	2220827	1	Fitting, Cross	
21	2220396	1	Fitting, Straight	
22	4640216	1	Valve, Flow Control	
23	2220515	1	Fitting, Cap	
	2902112	Ref	Hose Kit - 2632E2	3
101	2750989	1	Hose	
102	2752940	1	Hose	
103	2753065	1	Hose	
105	2752643	2	Hose	
106	2753067	2	Hose	
107	2752992	2	Hose	
108	2752444	1	Hose	
109	2752981	1	Hose	
110	2753060	1	Hose	
111	2753690	1	Hose	
112	2753691	1	Hose	
113	2753063	1	Hose	
114	2753061	1	Hose	
118	2753064	1	Hose	
121	2753071	1	Hose	

SECTION 6 - HYDRAULIC

FIGURE 6-6. HYDRAULIC DIAGRAM - 2632E2 WITH PROPORTIONAL CONTROLS



SECTION 6 - HYDRAULIC

FIGURE 6-6. HYDRAULIC DIAGRAM - 2632E2 WITH PROPORTIONAL CONTROLS

ITEM	PART NUMBER	QTY	DESCRIPTION	REV
		Ref	HYDRAULIC DIAGRAMS -2632E2	
	2792556	Ref	Hydraulic Diagrams 2632E2	2
2	0100020	AR	Sealant, Pipe	
3	2220347	1	Fitting, Straight	
4	2220371	9	Fitting, Straight	
5	2220415	3	Fitting, Straight	
6	2220470	2	Fitting, 90	
7	2220999	1	Fitting, Tee	
8	2220501	3	Fitting, 45	
9	2220593	1	Fitting, Straight	
11	2220396	1	Fitting, Straight	
12	2220472	2	Fitting, Straight (Was P/N 2220585) (Prior to SN 104717)	
13	2220473	4	Fitting, 90	
14	2220608	1	Fitting, Tee	
15	2220827	1	Fitting, Cross	
16	2220515	1	Fitting, Cap	
17	2220619	1	Fitting, Reducer	
20	4640216	1	Valve, Flow Control	
	2902123	Ref	Hose Kit - 2632E2	3
101	2750785	1	Hose	
102	2752514	1	Hose	
103	2753071	1	Hose (Was P/N 2752824)	
104	2752643	2	Hose (Was P/N 2752461)	
105	2753067	2	Hose	
106	2753325	2	Hose	
107	2750990	1	Hose	
108	2753327	1	Hose	
109	2753691	1	Hose	
110	2753063	1	Hose	
111	2753061	1	Hose	
112	2752470	1	Hose	
113	Not Required	0	Hose	
114	2753060	1	Hose	

SECTION 6 - HYDRAULIC

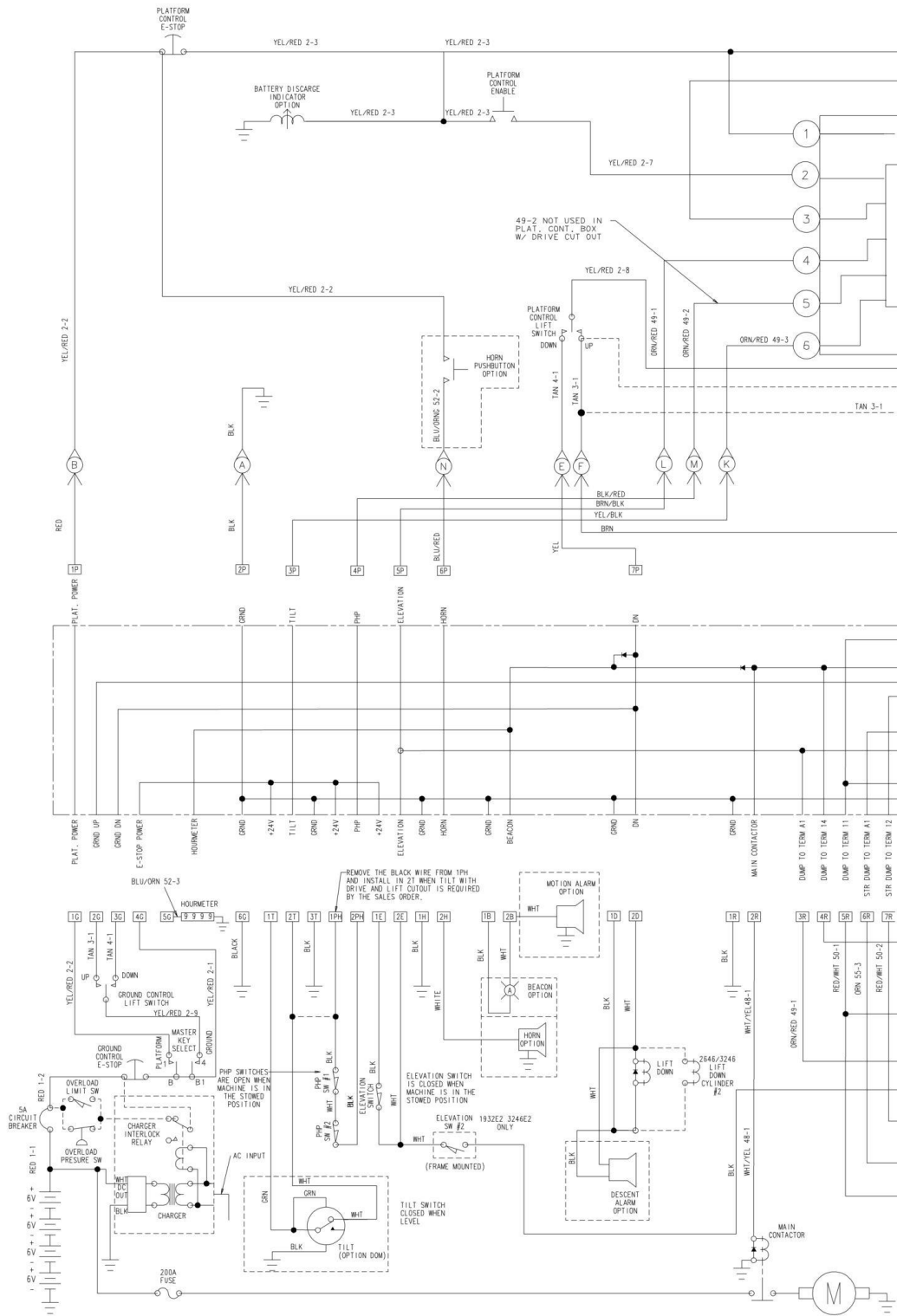
FIGURE 6-7. HYDRAULIC DIAGRAM LIST

ITEM	PART NUMBER	QTY	DESCRIPTION	REV
		Ref	Note: Diagrams Not Shown is Available From JLG Service/Parts Departments.	
	0258278		Hydraulic Diagram (1532E2) (Prior to SN 90870)	
	1283086		Hydraulic Diagram (1532E2) (Prior to SN 90870)	
	0271223		Hydraulic Diagram (1532E2) (SN 90870 to Present)	
	1283251		Hydraulic Diagram (1532E2) (SN 90870 to Present)	
	0258278		Hydraulic Diagram (1932E2) (Prior to SN 90870)	
	1283086		Hydraulic Diagram (1932E2) (Prior to SN 90870)	
	0271223		Hydraulic Diagram (1932E2) (SN 90870 to Present)	
	1283251		Hydraulic Diagram (1932E2) (SN 90870 to Present)	
	0257955		Hydraulic Diagram (2032E2) (Prior to SN 88558)	
	1283086		Hydraulic Diagram (2032E2) (Prior to SN 88558)	
	0271068		Hydraulic Diagram (2032E2) (SN 88558 to Present)	
	1283251		Hydraulic Diagram (2032E2) (SN 88558 to Present)	
	0259551		Hydraulic Diagram (2646E2) (Prior to SN 88558)	
	1283086		Hydraulic Diagram (2646E2) (Prior to SN 88558)	
	0271069		Hydraulic Diagram (2646E2) (SN 88558 to Present)	
	1283251		Hydraulic Diagram (2646E2) (SN 88558 to Present)	
	0259625		Hydraulic Diagram (3246E2 with Standard Controls Using Rexroth Drive Motor)	
	1283086		Hydraulic Diagram (3246E2 with Standard Controls Using Rexroth Drive Motor)	
	0271237		Hydraulic Diagram (3246E2 with Standard Controls Using Parker Drive Motor)	
	1283251		Hydraulic Diagram (3246E2 with Standard Controls Using Rexroth Drive Motor)	
	0271877		Hydraulic Diagram (2632E2 with Standard Controls Using Parker Drive Motor)	
	1283251		Hydraulic Diagram (2632E2 with Standard Controls Using Parker Drive Motor)	
	2792399		Hydraulic Diagram (3246E2 with Proportional Controls Using Rexroth Drive Motor)	
	2792496		Hydraulic Diagram (3246E2 with Proportional Controls Using Parker Drive Motor)	
	2792556		Hydraulic Diagram (2632E2 with Proportional Controls Using Parker Drive Motor)	

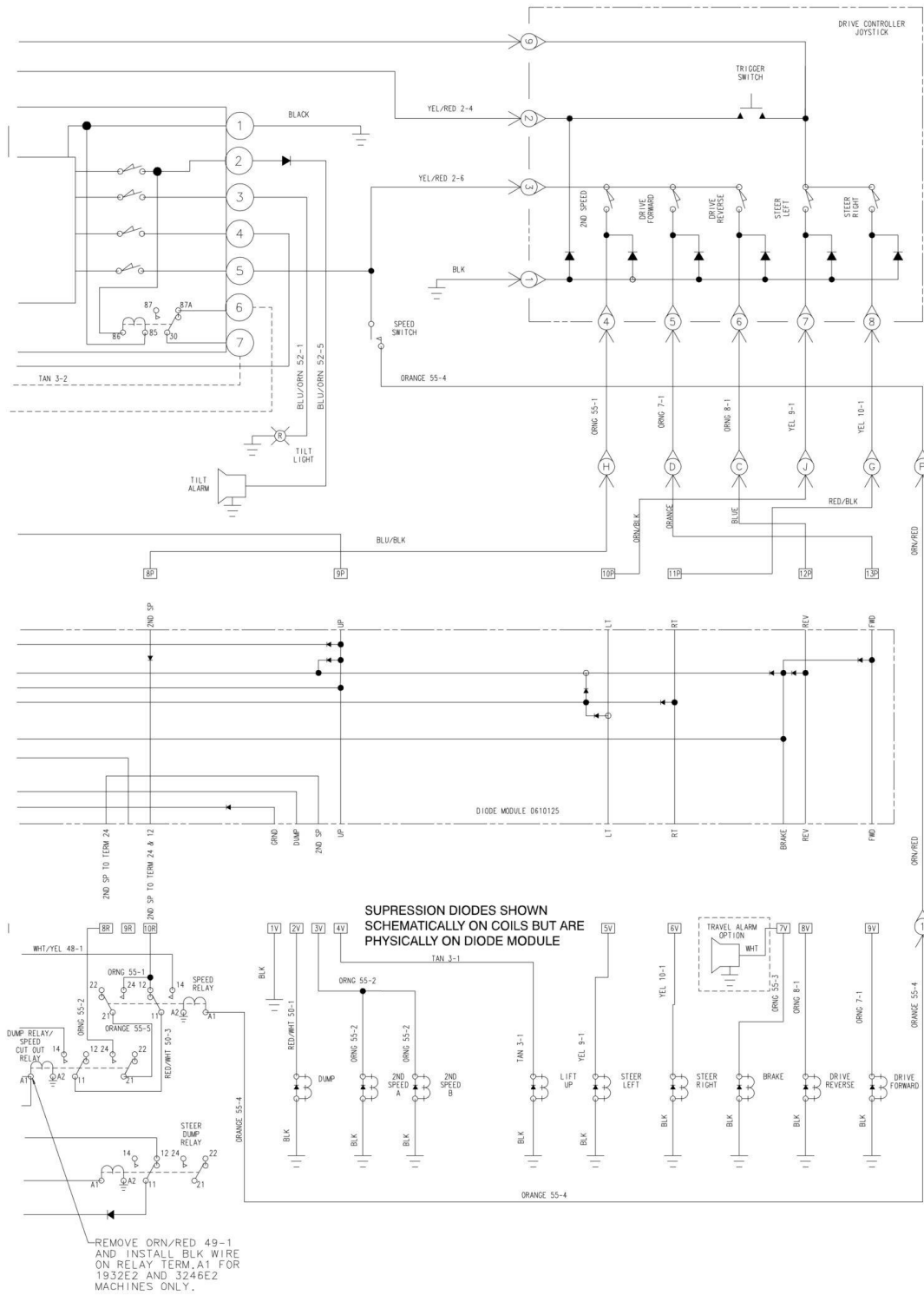
SECTION 7 - ELECTRICAL

SECTION 7 - ELECTRICAL

FIGURE 7-1. ELECTRICAL SCHEMATIC (STANDARD CONTROL MACHINES)



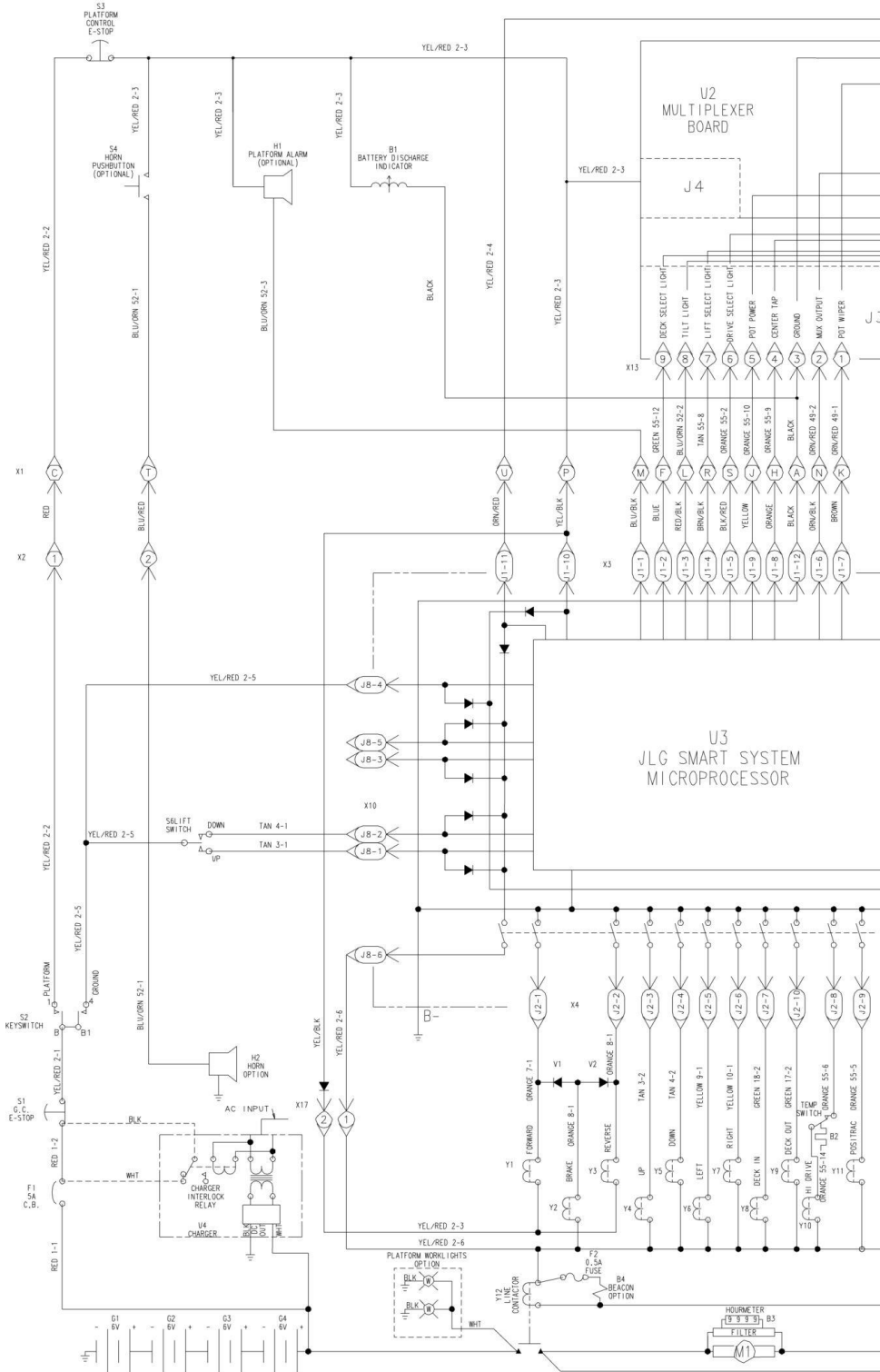
SECTION 7 - ELECTRICAL



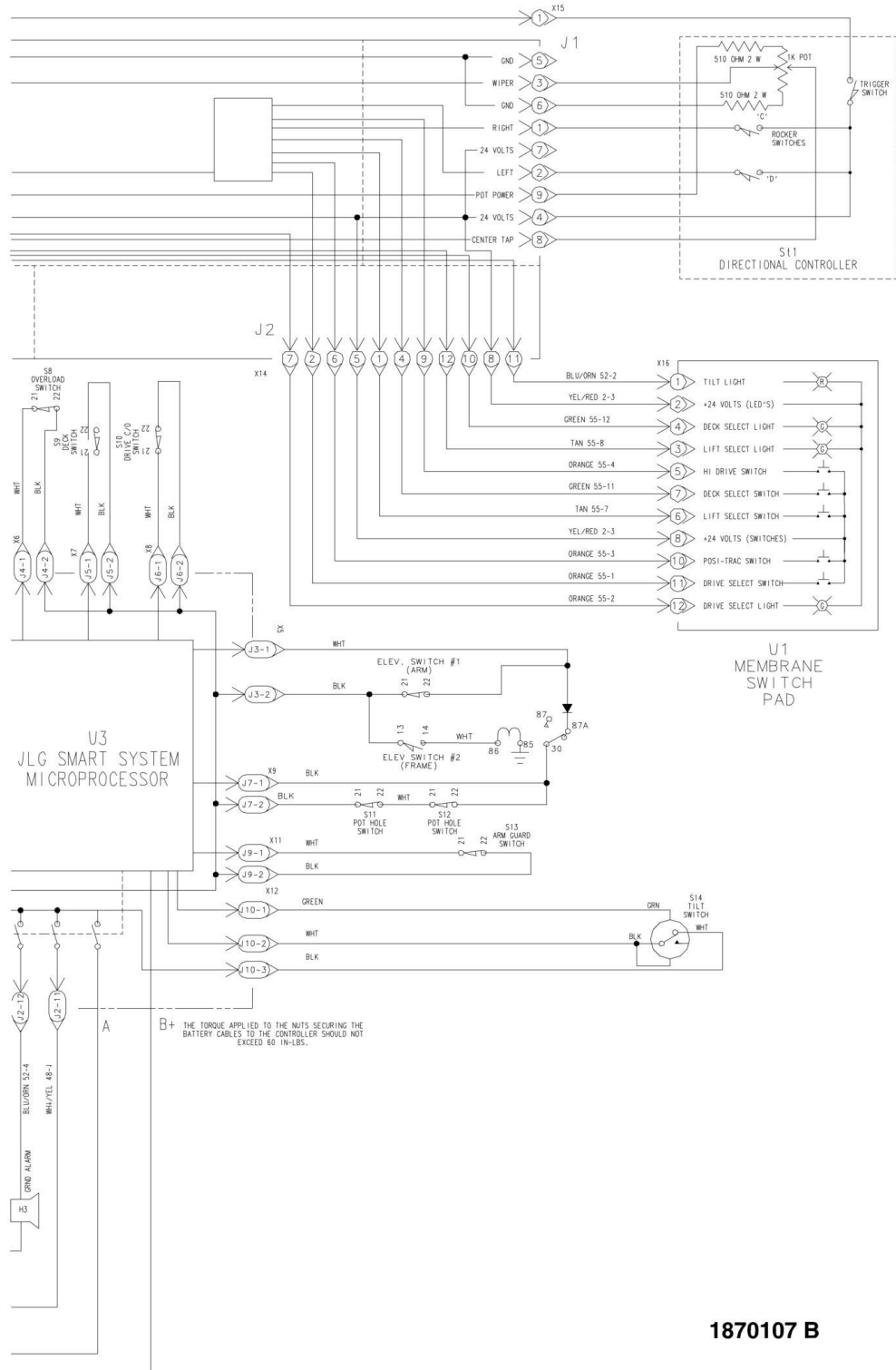
1870116 C

SECTION 7 - ELECTRICAL

FIGURE 7-2. ELECTRICAL SCHEMATIC (PROPORTIONAL CONTROL MACHINES)



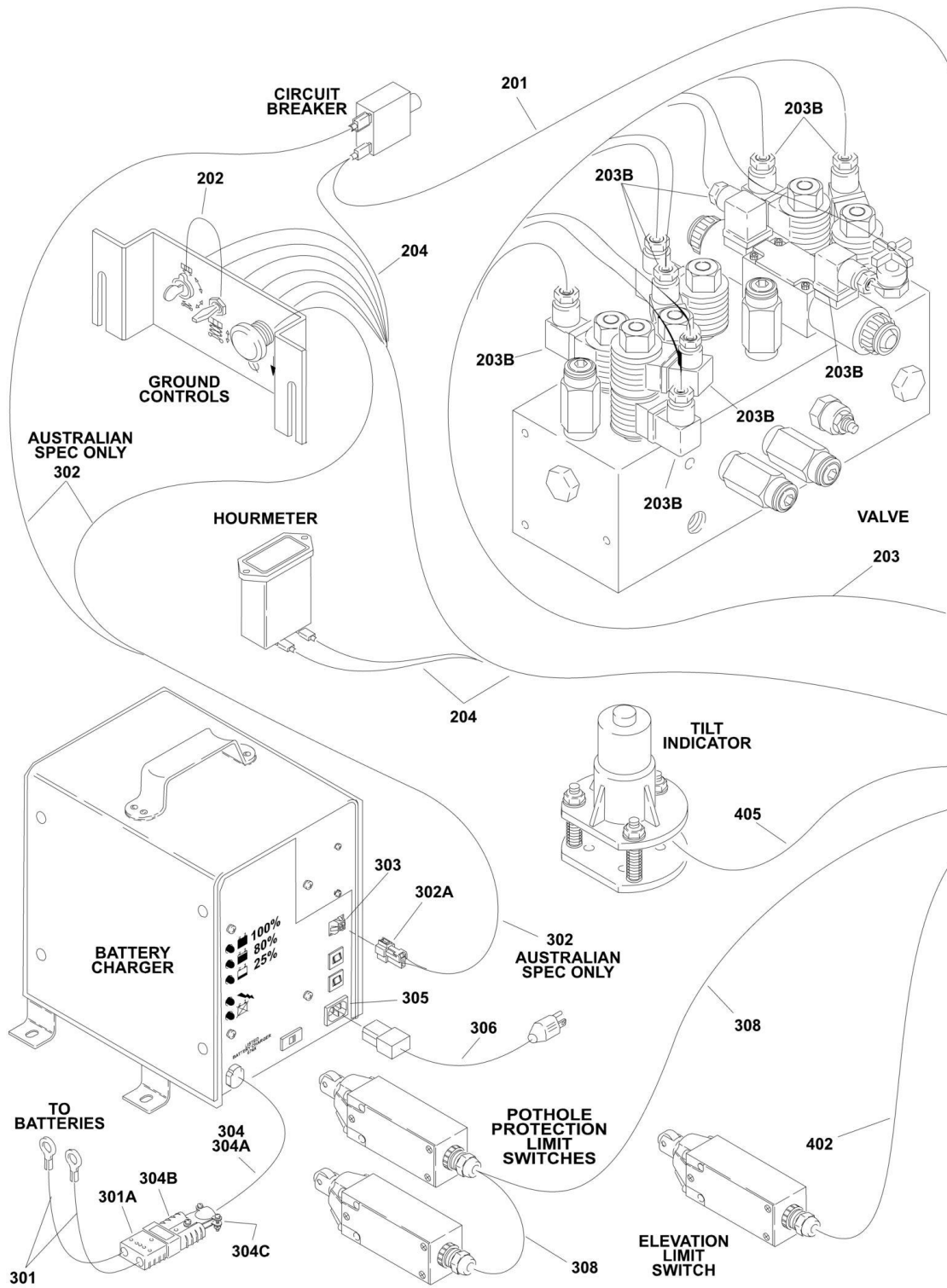
SECTION 7 - ELECTRICAL



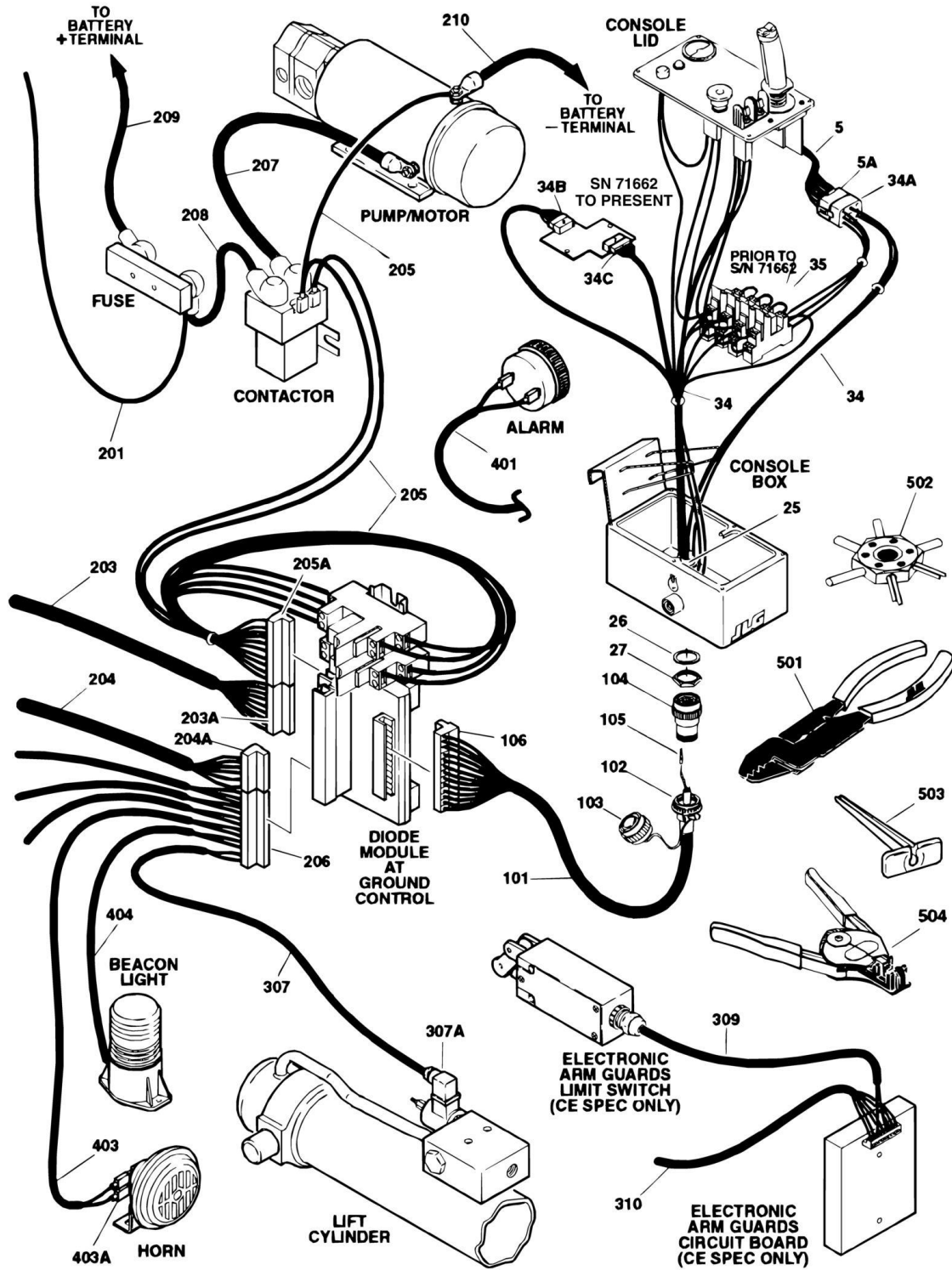
1870107 B

SECTION 7 - ELECTRICAL

FIGURE 7-3. ELECTRICAL COMPONENTS INSTALLATION (STANDARD CONTROL MACHINES)



SECTION 7 - ELECTRICAL



SECTION 7 - ELECTRICAL

FIGURE 7-3. ELECTRICAL COMPONENTS INSTALLATION (STANDARD CONTROL MACHINES)

ITEM	PART NUMBER	QTY	DESCRIPTION	REV
		Ref	PLATFORM CONSOLE BOX COMPONENTS	
5		Ref	Harness - Controller (Part of Electrical Assembly)	
5A	4460265	1	Connector	
5A	4460267	AR	Pin, Male	
25	4460495	1	Connector, Electrical	
26	4460496	1	Lockwasher, Receptacle	
27	4460497	1	Nut, Receptacle	
34		Ref	Harness - Platform Console Box	
34	4922142	1	Without Tilt Indicators (Prior to SN 71662)	1-A
34	Not Available		Without Tilt Indicators (SN 71662 to Present)	2-B
34	4922143	1	With Tilt Indicators (Prior to SN 71662)	1-A
34	4922371	1	With Tilt Indicators (Has 5 Pin and 6 Pin Connectors at PC Board) (SN 71662 to Present)	2-B
34	4922143	1	With Tilt Indicators and Cut-Out (Prior to SN 71662)	1-A
34	4922372	1	With Tilt Indicators and Cut-Out (Has 7 Pin and 6 Pin Connectors at PC Board) (SN 71662 to Present)	2-B
34	4922290	1	Nikken/Taiyo Spec Only	2-B
34	3990010	AR	Diode - 6 Amp	
34A	4460267	9	Pin, Male	
34A	4460265	1	Receptacle - 9 Position	
34B	4460839	1	Connector - 6 Position Only (SN 71662 to Present)	
34C		Ref	Connector, Male Only (SN 71662 to Present)	
34C	4460840	1	7 Position Connector	
34C	4460838	1	5 Position Connector	
35	4922062	1	Harness - Platform Relay Only (Prior to SN 71662)	
	0270542	Ref	CABLE INSTALLATIONS - GROUND TO PLATFORM (1532E2)	1
	0258277	Ref	CABLE INSTALLATIONS - GROUND TO PLATFORM (1932E2)	2
	0257916	Ref	CABLE INSTALLATIONS - GROUND TO PLATFORM (2032E2)	2
	0257917	Ref	CABLE INSTALLATIONS - GROUND TO PLATFORM (2646E2 & 2632E2)	2
	0258899	Ref	CABLE INSTALLATIONS - GROUND TO PLATFORM (3246E2)	2
	4922449	Ref	Cable Assembly - 1532E2	1
	4922126	Ref	Cable Assembly - 1932E2	2
	4922097	Ref	Cable Assembly - 2032E2	5
	4922098	Ref	Cable Assembly - 2646E2 & 2632E2	5
	4922224	Ref	Cable Assembly - 3246E2	2
101	1060608	AR	Cable, Electrical - 18/14	
101	1060608	32 ft/9.75m	Cable, Electrical 1532E2	
101	1060608	37/11.3m	Cable, Electrical 1932E2	
101	1060608	42 ft/12.8m	Cable, Electrical 2032E2	
101	1060608	50 ft/15.2m	Cable, Electrical 2646E2 & 2632E2	
101	1060608	58 ft/17.7m	Cable, Electrical 3246E2	
102	4460492	1	Clamp, Cable	
103	4460493	1	Cap, Dust	
104	4460491	1	Connector, Electrical	
105	4460464	13	Pin, Male	
106	4460715	1	Plug - 13 Position	

SECTION 7 - ELECTRICAL

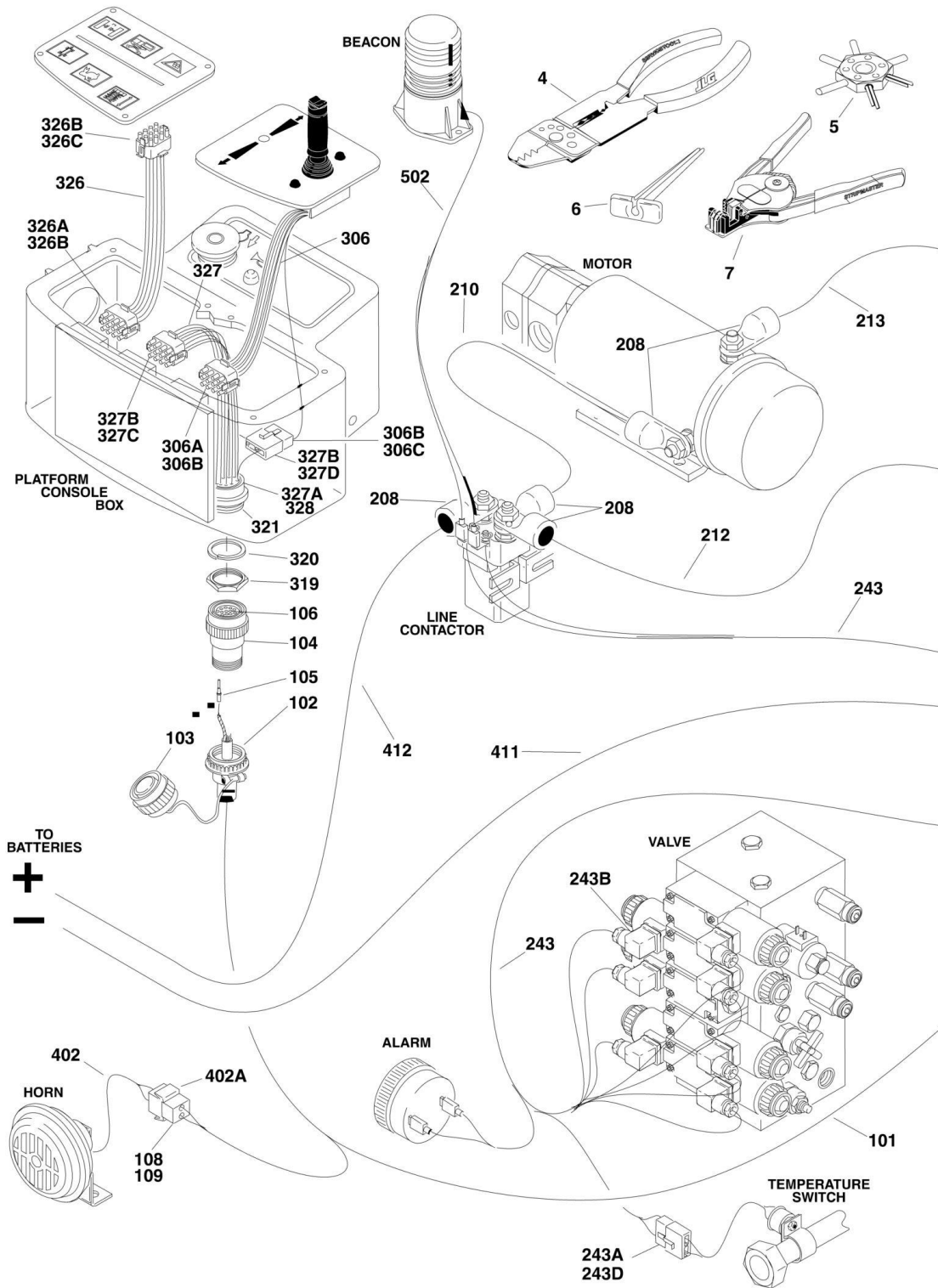
ITEM	PART NUMBER	QTY	DESCRIPTION	REV
		Ref	GROUND CONTROL COMPONENTS	
		Ref	Note: See GROUND COMPONENTS SECTION for Battery to Battery Cable Call-outs.	
201	4922032	1	Harness, Power	2
202	4922033	1	Harness, Lift Switch Power	1
203		Ref	Harness, Valve Options:	
203	4922102	1	Harness, Valve 1532E2 & 1932E2	1
203	4922034	1	Harness, Valve 2032E2 & 2632E2 & 2646E2 & 3246E2	3
203A	4460719	1	Connector - 9 Position	
203B	4460449	9	Connector, DIN	
204		Ref	Harness, Ground Control	
204	4922035	1	Standard Spec	2
204	4922331	1	Nikken Spec	2-B
204A	4460717	1	Connector - 6 Position	
205	4922144	1	Harness, Relay	4-C
205	3990010	1	Diode - 6 Amp	
205A	4460718	1	Connector - 10 Position	
206	4460716	1	Terminal - 13 Position (Part of 2901538 Diode Module)	
207	1060666	1	Cable, Battery (Contactor to Motor)	
208	1060667	1	Cable, Battery (Fuse to Contactor)	
209		Ref	Cable, Battery Options (Battery + to Fuse)	
209	1060681	1	Cable, Battery 1532E2 & 1932E2	
209	1060668	1	Cable, Battery 2032E2 & 2646E2 & 3246E2	
210		Ref	Cable, Battery Options (Battery - to Motor)	
210	1060682	1	Cable, Battery 1532E2 & 1932E2	
210	1060669	1	Cable, Battery 2032E2 & 2646E2 & 3246E2	
211		Ref	Harness, Key Switch Options:	
211	Not Required	0	Standard Spec	
211	4922332	1	Nikken Spec	1-A
		Ref	STANDARD HARNESS ASSEMBLIES	
301		Ref	Harness, Battery Charger Options:	
301	4922096	1	Harness, Battery Charger 1532E2 & 1932E2	
301	4922067	1	Harness, Battery Charger 2032E2 & 2632E2 & 2646E2 & 3246E2	
301A	4460444	1	Connector, Anderson	
302	Not Required	0	Harness, Enable Switch	
302A	Not Required	0	Connector, Female - 2 Position	
303	Not Available		Harness, Enable Switch (Inside Battery Charger)	
303	7011621	1	Connector, Male - 2 Position	
304		Ref	Cord Set - DC Options (Battery Charger):	
304	7018580	1	Standard Spec	
304	7020604	1	Japanese Spec	
304A		Ref	DC Assembly with Plug	
304A	7018581	1	Standard Spec	
304A	7020600	1	Japanese Spec	
304B	7011590	1	Connector, Plug	
304C	7018579	1	Clamp	
305		Ref	Cord Set - AC Options (Battery Charger):	
305	Not Required	0	Standard Spec (Inside Battery Charger)	
305	7018599	1	Japanese Spec (Not Shown)	
305	7018584	1	Plug Assembly - AC Inlet	
305	7018583	1	Plug, AC	

SECTION 7 - ELECTRICAL

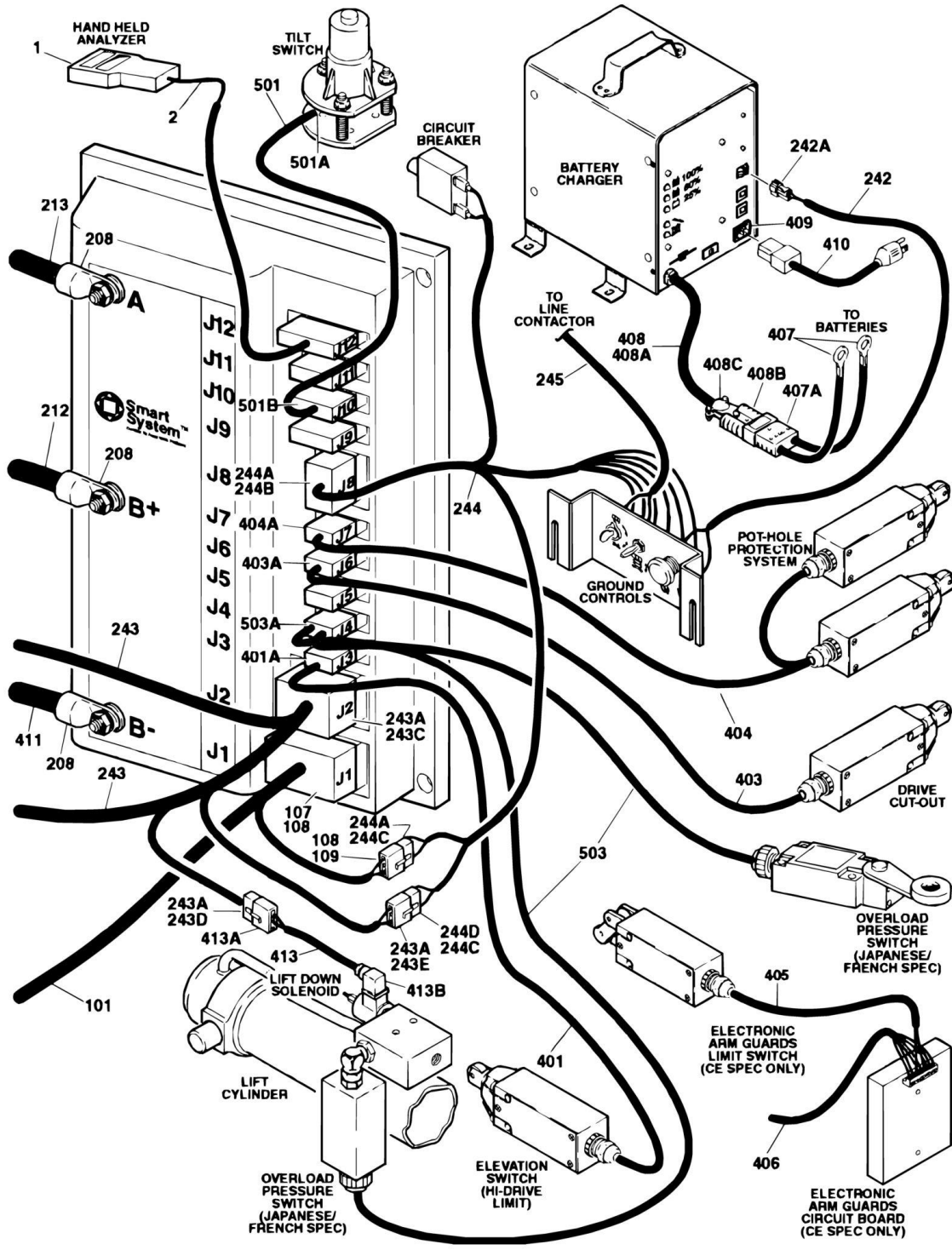
ITEM	PART NUMBER	QTY	DESCRIPTION	REV
306		Ref	Cord Assembly (Battery Charger to AC Outlet)	
306	1060688	1	Standard Spec/CSA Spec/Japanese Spec	
306	1060689	1	Brazilian Spec/Latin American Spec (AC Outlet Plug Must Be Supplied Locally)	
306	0259346	1	Nikken Spec Only	
307		Ref	Harness, Lift Down Options:	
307	4922091	1	Harness, Lift Down 1532E2 & 1932E2	
307	4922086	1	Harness, Lift Down 2032E2	
307	4922088	1	Harness, Lift Down 2646E2 & 2632E2 & 3246E2 (Lower)	
307	4922089	1	Harness, Lift Down 2646E2 & 2632E2 & 3246E2 (Upper)	
307A	4460449	1	Connector, DIN	
308	Not Available		Harness, Pothole Protection Limit Switch	
308	1060680	3 ft/.91m	Cable, Electrical - 18/2 (Left Side)	
308	1060680	9.6 ft/3m	Cable, Electrical - 18/2 (Right Side)	
309	Not Required	0	Harness, Electronic Arm Guards Limit Switch	
310	Not Required	0	Harness, Electronic Arm Guards Circuit Board	
		Ref	ACCESSORIES HARNESS COMPONENTS	
401	Not Available		Harness - Alarm (Descent/Motion/Travel)	
401	1060680	1 ft/.3m	Cable, Electrical -18/2	
401	4460183	2	Terminal	
402	1060680	AR	Harness - Hi-Drive Limit	
402	1060680	15 ft/4.6m	Harness - Hi-Drive Limit 1532E2 & 1932E2	
402	1060680	17 ft/5.2m	Harness - Hi-Drive Limit 2032E2 & 2646E2	
402	1060680	25 ft/7.6m	Harness - Hi-Drive Limit 3246E2	
403	Not Available		Harness - Horn	
403	1060680	8 ft/2.4m	Cable, Electrical -18/2	
403A	4460259	2	Terminal	
403A	4460260	2	Housing, Terminal	
404	Not Available		Harness - Beacon	
404	1060680	10 ft/3m	Cable, Electrical -18/2	
404	4460248	2	Terminal	
405	Not Available		Harness - Tilt	
405	Not Available	AR	Cable, Electrical -18/3	
		Ref	TOOLS	
	0100048	AR	Compound, Silicone (Use on connectors/ receptacles)	
501	7002821	1	Crimper (For Wire to Pin/Socket Connections)	
502	7002823	1	Extractor (For Removal of Pin/Socket from Connectors)	
503	4460467	1	Extractor, Pin (Blue 16-18 Gauge) (For Removal of Pin/Socket from Connectors)	
503	4460510	1	Extractor, Pin (Yellow 12-14 Gauge) (For Removal of Pin/Socket from Connectors)	
504	7002828	1	Stripper, Wire	

SECTION 7 - ELECTRICAL

FIGURE 7-4. ELECTRICAL COMPONENT INSTALLATION (PROPORTIONAL CONTROL MACHINES)



SECTION 7 - ELECTRICAL



SECTION 7 - ELECTRICAL

FIGURE 7-4. ELECTRICAL COMPONENT INSTALLATION (PROPORTIONAL CONTROL MACHINES)

ITEM	PART NUMBER	QTY	DESCRIPTION	REV
		Ref	TOOLS	
	2900874	1	Configurator Kit (Computer Software Kit)	
	2901443	1	Analyzer and Cable Kit (Includes 1600244 & 1060633)	
1	1600244	1	Analyzer, SMART System Controller	
2	1060633	1	Cable, Communication (Analzer to Controller)	
4	7002821	1	Crimper (For Wire to Pin/Socket Connections)	
5	7002823	1	Extractor (For Removal of Pins/Sockets form Connectors)	
6	4460467	1	Extractor - 16-18 Gauge (For Removal of Pins/Sockets form Deutsch Connectors)	
6	4460510	1	Extractor - 12-14 Gauge (For Removal of Pins/Sockets form Deutsch Connectors)	
7	8896941	1	Stripper, Wire	
8	0100048	AR	Compound, Silicone (Use on Connectors/Receptacles) (Not Shown)	
		Ref	CABLE ASSEMBLIES - GROUND TO PLATFORM OPTIONS:	1
	0259656	Ref	Cable Assemblies -Ground to Platform 3246E2	1-F
	4922299	Ref	Cable Assembly	
	1282896	Ref	Cable Assembly	
	0271976	Ref	Cable Assemblies -Ground to Platform 2632E2	1
	4922674	Ref	Cable Assembly	
	1282896	Ref	Cable Assembly	
101	1060608	58 ft/17.7m	Cable, Electrical - 18/14 Options:	
102	4460473	1	Clamp, Cable	
103	4460468	1	Cap, Dust	
104	4460614	1	Connector, Electrical - 21 Pin	
105	4460465	14	Socket, Female	
106	4460466	7	Plug, Sealing	
107	4460343	1	Connector - 12 Pin	
108	4460267	15	Pin	
109	4460320	1	Connector - 2 Pin	
111	3990010	AR	Diode, 6A 600Volt (Not Shown)	
		Ref	ELECTRICAL CONTROL SYSTEM INSTALLATIONS	
	0259678	Ref	Without Charger Interlock	D
	0259677	Ref	With Charger Interlock	D
208	0840025	8	Boot, Cable	
210	1060666	1	Cable, Battery (Contactor to Motor)	
211	1060680	2 ft/.6m	Cable, Electrical - 18/2	
212	1060763	1	Cable, Battery (Contactor to Controller B+)	
213	1060764	1	Cable, Battery (Controller A to Motor))	
236	4460268	2	Socket, Female	
237	4460320	1	Plug, Male - 2 Position	
242	4922199	1	Harness - Charger Lockout (Optional)	
242	1060680	12 ft/3.7m	Cable, Electrical - 18/2	
242A	4460320	1	Connector	
242A	4460268	2	Socket, Female	
243	4922300	1	Harness - Valve	
243A	4460268	14	Socket, Female	
243B	4460449	8	Connector, DIN	
243C	4460343	1	Connector - 12 Pin	

SECTION 7 - ELECTRICAL

ITEM	PART NUMBER	QTY	DESCRIPTION	REV
243D	4460424	2	Plug, Male - 2 Position	2-B
243E	4460320	1	Connector - 2 Pin	
243F	3990010	2	Diode 6 Amp (Not Shown)	
244	4922302	1	Harness - Ground Control	
244A	4460268	5	Socket	
244B	4460225	1	Connector - 6 Pin	
244C	4460424	2	Plug, Male - 2 Position	
244D	4460267	1	Pin	
245	4922327	2	Harness - Relay Ground	
		Ref	PLATFORM CONSOLE BOX ASSEMBLIES	
306	7020508	1	Harness - Controller Electrical Assembly	
306A	4460265	1	Receptacle	
306B	4460268	8	Socket, Female	
306C	4460424	1	Plug, Male - 2 Position	
319	4460470	1	Nut, Receptacle	
320	4460471	1	Lockwasher, Receptacle	
321	4460613	1	Connector, Electrical - 21 Pin	
326	4922183	1	Harness - Membrane Switch	
326A	4460268	AR	Socket, Female	
326B	4460343	2	Receptacle	
326C	4460267	AR	Pin, Male	
327	4922184		Harness - Platform Console Box	
327A	4460265	1	Receptacle	
327B	4460267	AR	Pin, Male	
327C	4460343	1	Receptacle	
327D	4460320	1	Connector	
328	4460466	7	Plug, Sealing	
		Ref	STANDARD HARNESS ASSEMBLIES	
401	Not Available	1	Harness - Hi-Drive Limit Switch	1
401	1060680	7 ft/2.2m	Cable, Electrical - 18/2	
401A	4460320	2	Housing, Terminal	
401A	4460268	2	Socket, Female	
402	4922258	1	Harness - Horn	
402A	4460424	1	Receptacle - 2 Position	
402A	4460268	2	Socket, Female	
403	4922305	1	Harness - Drive Cutout	
403	1060680	28 ft 8.5m	Cable, Electrical - 18/2	
403A	4460320	1	Connector	
403A	4460268	2	Socket, Female	
404	Not Available	1	Harness - Pothole Protection System	
404	1060680	AR	Cable, Electrical - 18/2	
404	1060680	3 ft/.91m	Left Side (Hydraulic Component Tray)	
404	1060680	9.6 ft/3m	Right Side (Battery Component Tray)	
404A	4460320	1	Connector	
404A	4460267	2	Socket, Female	
405	Not Required	0	Harness - Electronic Arm Guards Limit Switch	
406	Not Required	0	Harness - Electronic Arm Guards Circuit Board	
407	4922067	1	Harness, Battery Charger	
407A	4460444	1	Connector, Anderson	
408		Ref	Cord Set - DC Options (Battery Charger):	
408	7018580	1	Standard Spec	

SECTION 7 - ELECTRICAL

ITEM	PART NUMBER	QTY	DESCRIPTION	REV
408	7020604	1	Japanese Spec	
408A		Ref	DC Assembly with Plug	
408A	7018581	1	Standard Spec	
408A	7020600	1	Japanese Spec	
408B	7011590	1	Connector, Plug	
408C	7018579	1	Clamp	
409		Ref	Cord Set - AC Options (Battery Charger):	
409	Not Required	0	Standard Spec (Inside Battery Charger)	
409	7018599	1	Japanese Spec (Not Shown)	
409	7018584	1	Plug Assembly - AC Inlet	
409	7018583	1	Plug, AC	
410		Ref	Cord Assembly (Battery Charger to AC Outlet)	
410	1060688	1	Standard Spec/CSA Spec/Japanese Spec	
410	1060689	1	Brazilian Spec/Latin American Spec (AC Outlet Plug Must Be Supplied Locally)	
410	0259346	1	Nikken Spec Only	
411	1060774	1	Cable, Battery (Battery - to Controller B-)	
412	1060775	1	Cable, Battery (Battery+ to Contactor)	
413	4922301	1	Harness - Lift Down Solenoid	1-A
413	1060680	37 ft/11.3m	Cable, Electrical - 18/2	
413A	4460320	1	Connector - 2 Pin	
413A	4460267	2	Pin	
413B	4460449	2	Connector, DIN	
		Ref	ACCESSORIES HARNESS ASSEMBLIES	
501	4922320	1	Harness - Tilt Switch	A
501	1060330	8 ft/2.4m	Cable, Electrical - 16/3	
501A	4460445	1	Connector - 3 Pin	
501A	4460267	3	Pin Male	
501B	4460326	1	Plug, Connector	
501B	4460268	3	Socket, Female	
502	Not Available	1	Harness - Beacon	
502	1060680	7.5 ft/2.3m	Cable, Electrical - 18/2	
503	Not Available	1	Harness - Overload (Japanese/French Spec.)	
503	1060341	35 ft/11m	Cable, Electrical - 16/2	
503A	4460320	1	Connector	
503A	4460267	2	Socket, Female	

SECTION 7 - ELECTRICAL

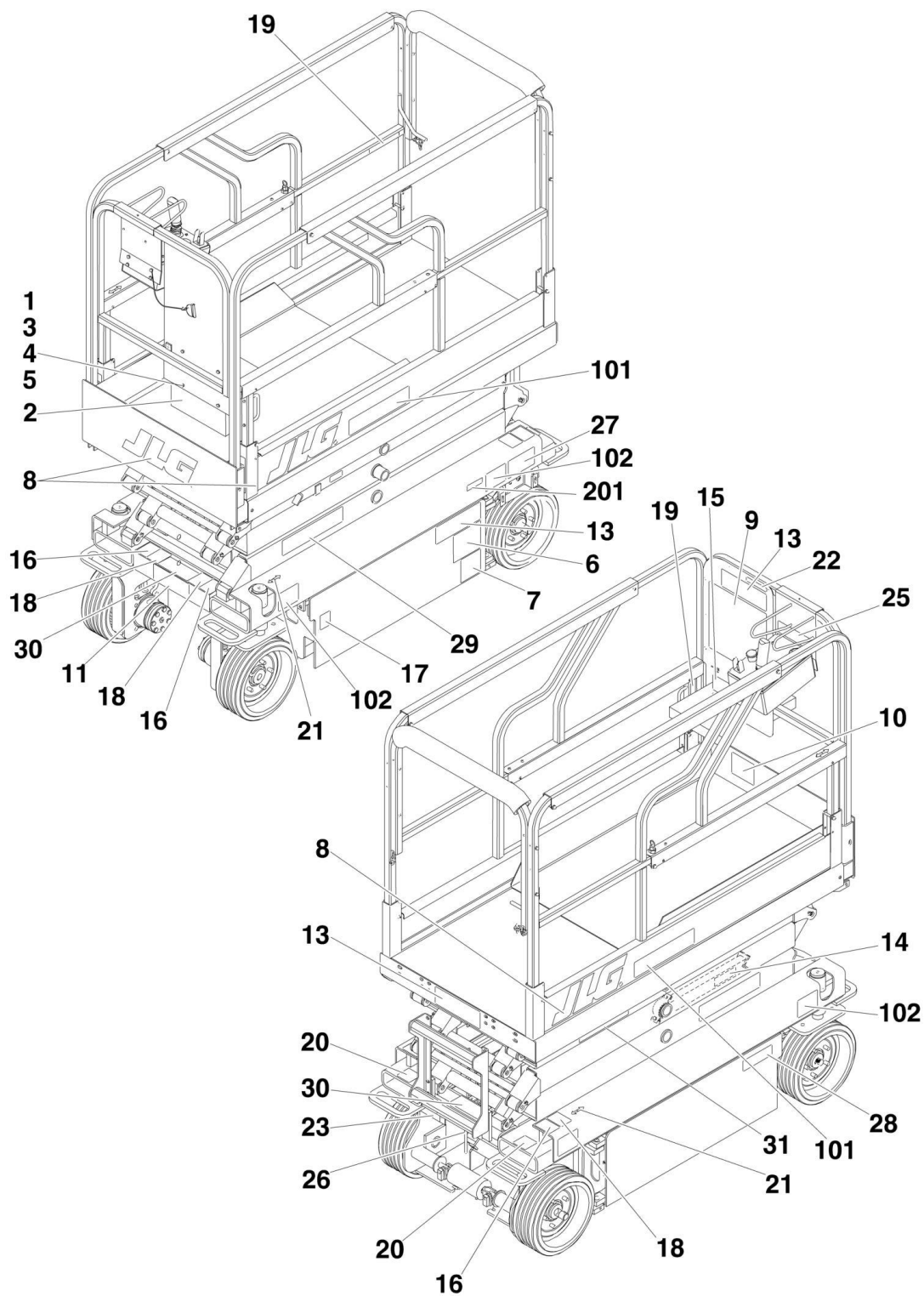
FIGURE 7-5. ELECTRICAL DIAGRAM LIST

ITEM	PART NUMBER	QTY	DESCRIPTION	REV
		Ref	Note: Diagrams not shown in manual are available from JLG Service/Parts Department.	
		Ref	ELECTRICAL SCHEMATIC	
	1870080	Ref	Standard Controls Machines (Machines with Relays in Console Box) (Prior to SN 71662)	
	1870116	Ref	Standard Controls Machines (Machines with PC Board Module in Console Box) (SN 71662 to Present)	
	1870107	Ref	Proportional Controls Machines	
	1870112	Ref	Nikken/Taiyo Spec Machines Only	
		Ref	Welder, 12-40 Volt MIG Options (SN 105296 to Present)	
	0272149	Ref	Welder, 12-40 Volt MIG 2632E2 / 2646E2	
	0272091	Ref	Welder, 12-40 Volt MIG 3246E2	

SECTION 8 - DECALS

SECTION 8 - DECALS

FIGURE 8-1. DECALS INSTALLATION - 1532E2 & 1932E2 (COMMON)



SECTION 8 - DECALS

FIGURE 8-1. DECALS INSTALLATION - 1532E2 & 1932E2 (COMMON)

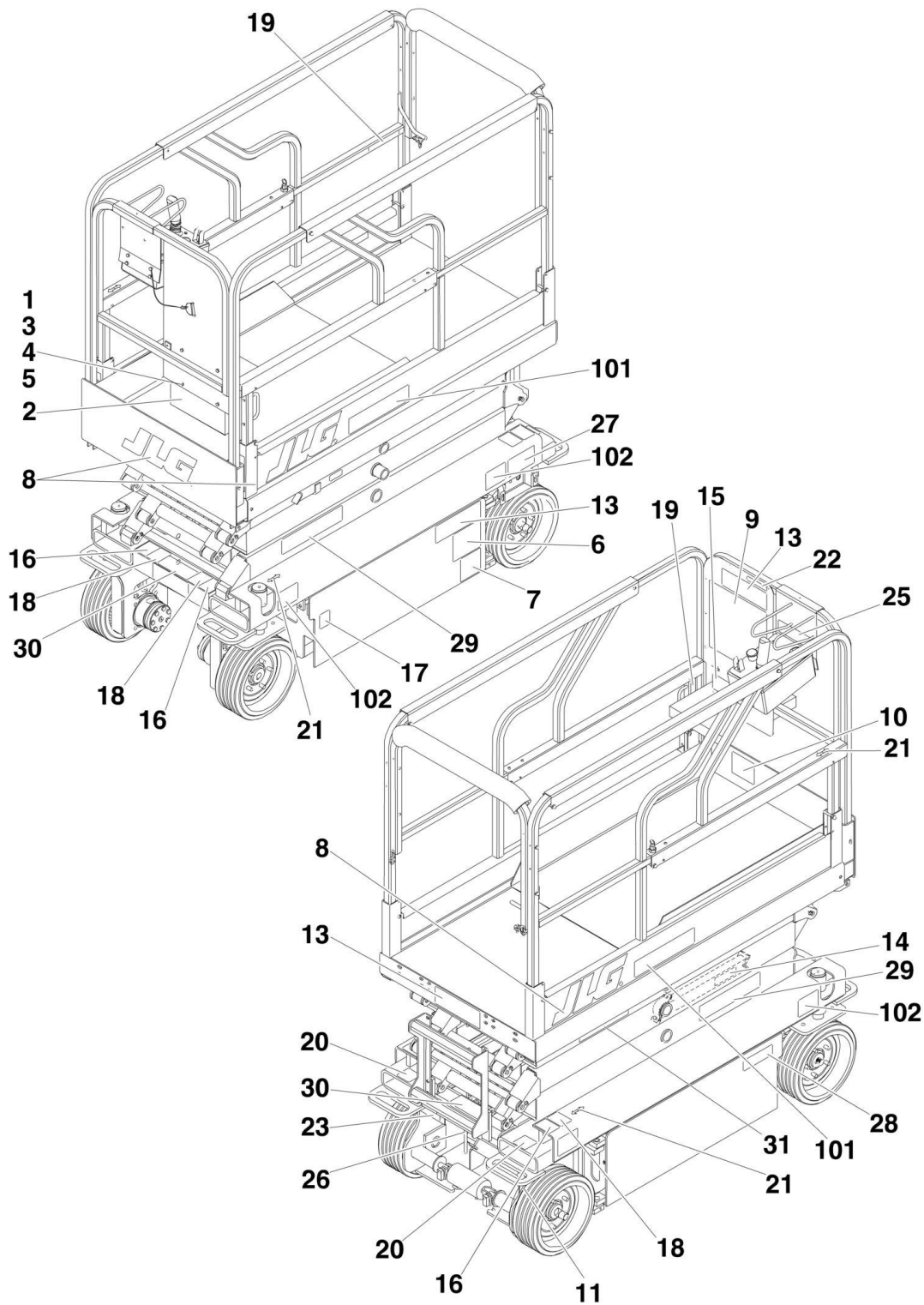
ITEM	PART NUMBER	QTY	DESCRIPTION	REV
		Ref	DECAL INSTALLATIONS (COMMON)	
	0270552	Ref	Decal Installations (Common) 1532E2	5
	0258743	Ref	Decal Installations (Common) 1932E2	8
1	0641405	4	Bolt 1/4in-20NC x 5/8in	
2	0860520	1	Box, Manual Storage	
3	1060279	1	Cable, Lanyard	
4	3311405	4	Locknut 1/4in-20NC	
5	4751400	4	Flatwasher 1/4in	
6	1702153	1	Decal - Inspection	
7	Not Available	1	Decal - Bar Code	
8	Not Required	0	Not Required	
9	1703816	1	Decal - Danger/Warning	
10	3251813	1	Decal - USA	
11	Not Available	1	Nameplate - Serial Number	
13	1703868	3	Decal - Capacity	
14	1703869	2	Decal - Safety Prop	
15		Ref	Decal - Manual Options:	
15	1701509	1	Decal (was p/n 1703788) (Prior to SN 102826)	
15	1701509	1	Decal (SN 102826 to Present)	
16	1703811	4	Decal - Lifting Lug	
17	1703812	1	Decal - Hydraulic Oil	
18	1703814	4	Decal - Tie Down	
19	1704277	2	Decal - Attach Lanyard Here	
20	1703817	4	Decal - Forklift	
21	1703819	3	Decal - Directional Arrow	
22	1703821	1	Decal - Control Box Location	
23	1703822	1	Decal - Manual Descent Instructions	
25	1703695	1	Decal - Legend	
26	1704017	1	Decal - Towing/Winching/Tow Speed	
27	1703706	1	Decal - Ground Control Operation	
28	1703813	1	Decal - Warning Battery Ventilation	
29	1703818	2	Decal - Warning	
30	1703823	2	Decal - Danger Electrocution Hazard	
31	1704885	1	Decal - Website	
	2910120	1	Complete Decal Kit (Includes items 6-10, 13-23 & 25-30)	
	2902070	1	Kit 1 (Includes Items 13-21, 23, 31) - 1932E2 (Was 2901595)	
	2901671	1	Kit 2 (Includes Items 22, 25-30)	
	2902069	1	Kit 1 (Includes Items 13-21, 23, 31) - 1532E2	
	2901671	1	Kit 2 (Includes Items 22, 25-30)	
	Not Available	1	Decal Kit - 1532E2 (Includes Items 101 & 102)	
	2910121	1	Decal Kit - 1932E2 (Includes Items 101 & 102)	
		Ref	DECAL INSTALLATIONS (VARYING PARTS)	
	0250548	Ref	Decal Installations (Varying Parts) 1532E2	1
	0258316	Ref	Decal Installations (Varying Parts) 1932E2	2
101		Ref	Decal - Model Designation	
101	3252598	2	Decal - Model Designation 1932E2	
101	3252747	2	Decal - Model Designation 1532E2	
102	2901849	1	Decal Kit - Wheel Load	
102	1703870	4	Decal - Wheel Load	
	0273510	Ref	DECAL INSTALLATION SERVICE SUPPORT - 1932E2	A

SECTION 8 - DECALS

ITEM	PART NUMBER	QTY	DESCRIPTION	REV
201	1705304	1	Decal - Service Support	

SECTION 8 - DECALS

FIGURE 8-2. DECALS INSTALLATION - 1532E2 & 1932E2 (COUNTRY SPEC)



SECTION 8 - DECALS

FIGURE 8-2. DECALS INSTALLATION - 1532E2 & 1932E2 (COUNTRY SPEC)

ITEM	PART NUMBER	QTY	DESCRIPTION	REV
		Ref	DECAL INSTALLATION (COUNTRY SPEC)	
		Ref	Decal Installation (Country Spec) 1532E2:	
	0270550	Ref	Brazilian Portuguese	5
	0270556	Ref	Canadian French	5
	0270553	Ref	Chinese	5
	0270555	Ref	Japanese	5
	0270551	Ref	Korean	4
	0270554	Ref	Latin American Spanish	5
		Ref	Decal Installation (Country Spec) 1932E2:	
	0258755	Ref	Brazilian Portuguese	6
	0270347	Ref	Chinese	5
	0258747	Ref	Canadian French	6
	0258746	Ref	Japanese	7
	0259688	Ref	Korean	5
	0258745	Ref	Latin American Spanish	6
1	0641405	4	Bolt 1/4in-20NC x 5/8in	
2	0860520	1	Box, Manual Storage	
3	1060279	1	Cable, Lanyard	
4	3311405	4	Locknut 1/4in-20NC	
5	4751400	4	Flatwasher 1/4in	
6		Ref	Decal - Inspection Options:	
6	1703961	1	Brazilian Portuguese	
6	1703074	1	Canadian French	
6	1704607	1	Chinese	
6	1701621	1	Japanese	
6	1703962	1	Korean	
6	1702552	1	Latin American Spanish	
7	Not Available	1	Decal - Bar Code	
8	1702773	2	Decal - JLG (5in)	
9		Ref	Decal - Danger/Warning Options:	
9	1703835	1	Brazilian Portuguese	
9	1703867	1	Canadian French	
9	1704616	1	Chinese	
9	1704278	1	Japanese (Prior to SN 80167)	
9	1704807	1	Japanese (SN 80167 to Present)	
9	1703859	1	Korean	
9	1703843	1	Latin American Spanish	
10		Ref	Decal - USA Options:	
10	3251813	1	Brazilian Portuguese/ Canadian French/ Chinese/ Latin American Spanish (Prior to SN 111924)	
10	Not Required	0	Korean/Japanese	
11	Not Available	1	Nameplate - Serial Number	
13		Ref	Decal - Capacity Options:	
13	3252588	3	Decal - Capacity 1532E2	
13	1703868	3	Decal - Capacity 1932E2	
14		Ref	Decal - Safety Prop Options:	
14	1701771	2	Decal - Safety Prop 1532E2	
14	1703869	2	Decal - Safety Prop 1932E2	
15		Ref	Decal - Manual Options:	
15	1701509	1	Decal (was p/n 1703788) (Prior to SN 102826)	

SECTION 8 - DECALS

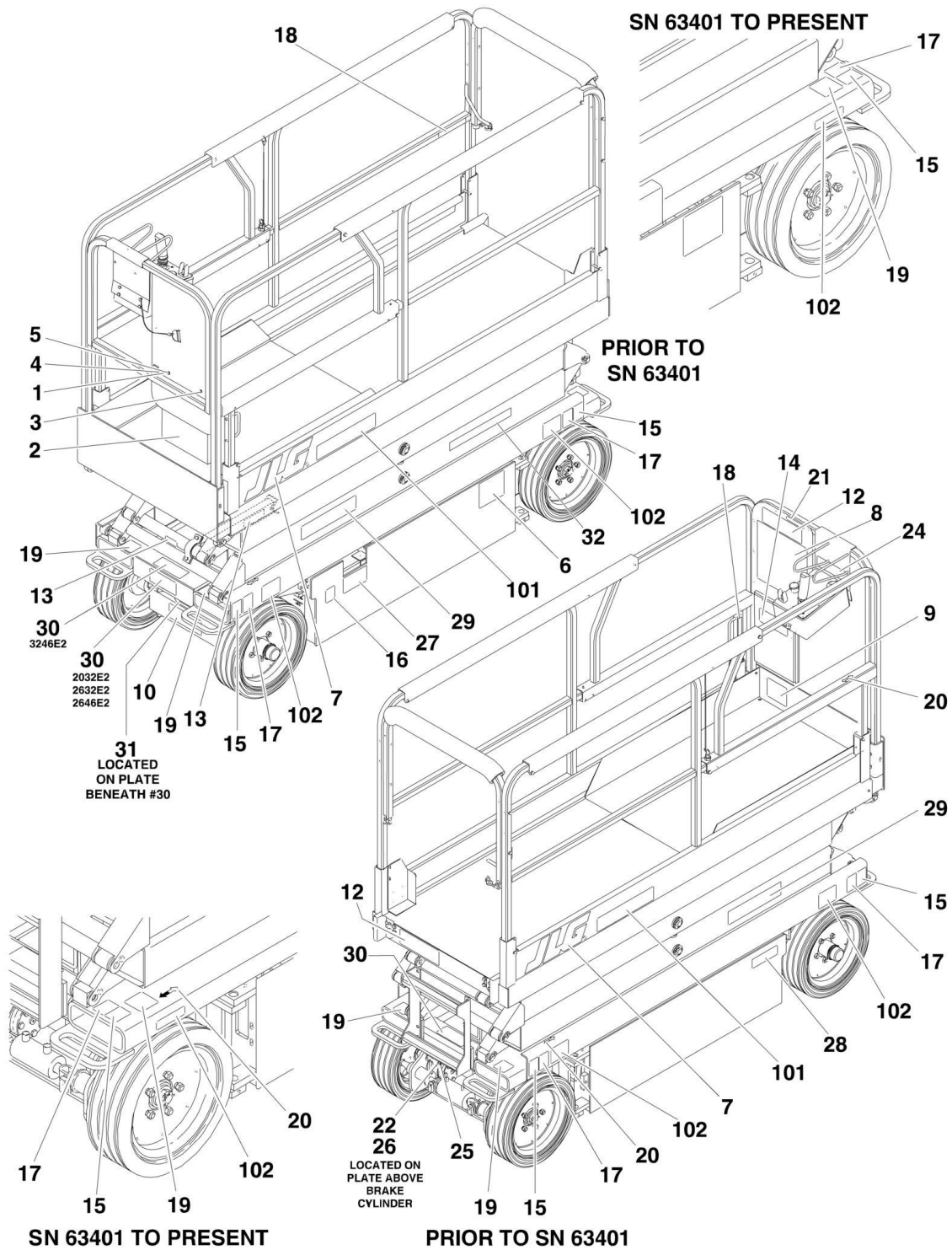
ITEM	PART NUMBER	QTY	DESCRIPTION	REV
15	1701509	1	Decal (SN 102826 to Present)	
16	1703811	4	Decal - Lifting Lug	
17	1703812	1	Decal - Hydraulic Oil	
18	1703814	4	Decal - Tie Down	
19	1704277	2	Decal - Attach Lanyard Here	
20	1703817	4	Decal - Forklift	
21	1703819	3	Decal - Directional Arrow	
22		Ref	Decal - Control Box Location Options:	
22	1703829	1	Brazilian Portuguese	
22	1703861	1	Canadian French	
22	1704610	1	Chinese	
22	1703845	1	Japanese	
22	1703853	1	Korean	
22	1703837	1	Latin American Spanish	
23	1703822	1	Decal - Manual Descent Instructions	
25		Ref	Decal - Legend Options:	
25	1703830	1	Brazilian Portuguese	
25	1703862	1	Canadian French	
25	1704615	1	Chinese	
25	1704280	1	Japanese	
25	1703854	1	Korean	
25	1703895	1	Latin American Spanish	
26		Ref	Decal - Towing/Winching/Tow Speed	
26	1704142	1	Brazilian Portuguese	
26	1704146	1	Canadian French	
26	1704608	1	Chinese	
26	1704144	1	Japanese	
26	1704145	1	Korean	
26	1704143	1	Latin American Spanish	
27	1703706	1	Decal - Ground Control Operation	
28		Ref	Decal - Warning Battery Ventilation	
28	1703832	1	Brazilian Portuguese	
28	1703864	1	Canadian French	
28	1704613	1	Chinese	
28	1703848	1	Japanese	
28	1703856	1	Korean	
28	1703840	1	Latin American Spanish	
29		Ref	Decal - Warning	
29	1703833	2	Brazilian Portuguese	
29	1703865	2	Canadian French	
29	1704611	2	Chinese	
29	1704282	2	Japanese	
29	1703857	2	Korean	
29	1703841	2	Latin American Spanish	
30		Ref	Decal - Danger Electrocuting Hazard	
30	1704885	2	Decal	
30	1703834	2	Brazilian Portuguese	
30	1703866	2	Canadian French	
30	1704609	2	Chinese	
30	1703850	2	Japanese	
30	1703858	2	Korean	

SECTION 8 - DECALS

ITEM	PART NUMBER	QTY	DESCRIPTION	REV
30	1703842	2	Latin American Spanish	
31	1704885	1	Decal - Website	
		Ref	Decal Kits:	
	2902069	1	Kit 1 (Includes Items 13-21, 23 & 31) - Brazilian Portuguese 1532E2	
	2902070	1	Kit 1 (Includes Items 13-21, 23 & 31) - Brazilian Portuguese 1932E2 (Was 2901737)	
	2901738	1	Kit 2 (Includes Items 22, 25-30) - Brazilian Portuguese	
	2902069	1	Kit 1 (Includes Items 13-21, 23 & 31) - Canadian French 1532E2	
	2902070	AR	Kit 1 (Includes Items 13-21, 23 & 31) - Canadian French 1932E2 (Was 2901745)	
	2901746	1	Kit 2 (Includes Items 22, 25-30) - Canadian French	
	2902069	1	Kit 1 (Includes Items 13-21, 23 & 31) - Chinese 1532E2	
	2902070	1	Kit 1 (Includes Items 13-21, 23 & 31) - Chinese 1932E2 (Was 2901935)	
	2901934	1	Kit 2 (Includes Items 22, 25-30) - Chinese	
	2902069	1	Kit 1 (Includes Items 13-21, 23 & 31) - Japanese 1532E2 (Was 2901961)	
	2902070	1	Kit 1 (Includes Items 13-21, 23 & 31) - Japanese 1932E2 (Was 2901741)	
	2901742	1	Kit 2 (Includes Items 22, 25-30) - Japanese	2
	2902069	1	Kit 1 (Includes Items 13-21, 23 & 31) -Korean 1532E2	
	2902070	1	Kit 1 (Includes Items 13-21, 23 & 31) - Korean 1932E2 (Was 2901743)	
	2901744	1	Kit 2 (Includes Items 22, 25-30) - Korean	
	2902069	1	Kit 1 (Includes Items 13-21, 23 & 31) - Latin American Spanish 1532E2	
	2902070	1	Kit 1 (Includes Items 13-21, 23 & 31) - Latin American Spanish 1932E2 (Was 2901739)	
	2901740	1	Kit 2 (Includes Items 22, 25-30) - Latin American Spanish	
	Not Available	1	Decal Kit - 1532E2 (Includes Items 101 & 102)	
	2910121	1	Decal Kit - 1932E2 (Includes Items 101 & 102)	
		Ref	DECAL INSTALLATIONS (VARYING PARTS)	
	0250548	Ref	Decal Installations (Varying Parts) 1532E2	1
	0258316	Ref	Decal Installations (Varying Parts) 1932E2	2
101		Ref	Decal - Model Designation	
101	3252598	2	Decal - Model Designation 1932E2	
101	3252747	2	Decal - Model Designation 1532E2	
102	2901849	1	Decal Kit - Wheel Load	
102	1703870	4	Decal - Wheel Load	

SECTION 8 - DECALS

FIGURE 8-3. DECALS INSTALLATION - 2032E2/2632E2/2646E2/3246E2 (COMMON)



SECTION 8 - DECALS

FIGURE 8-3. DECALS INSTALLATION - 2032E2/2632E2/2646E2/3246E2 (COMMON)

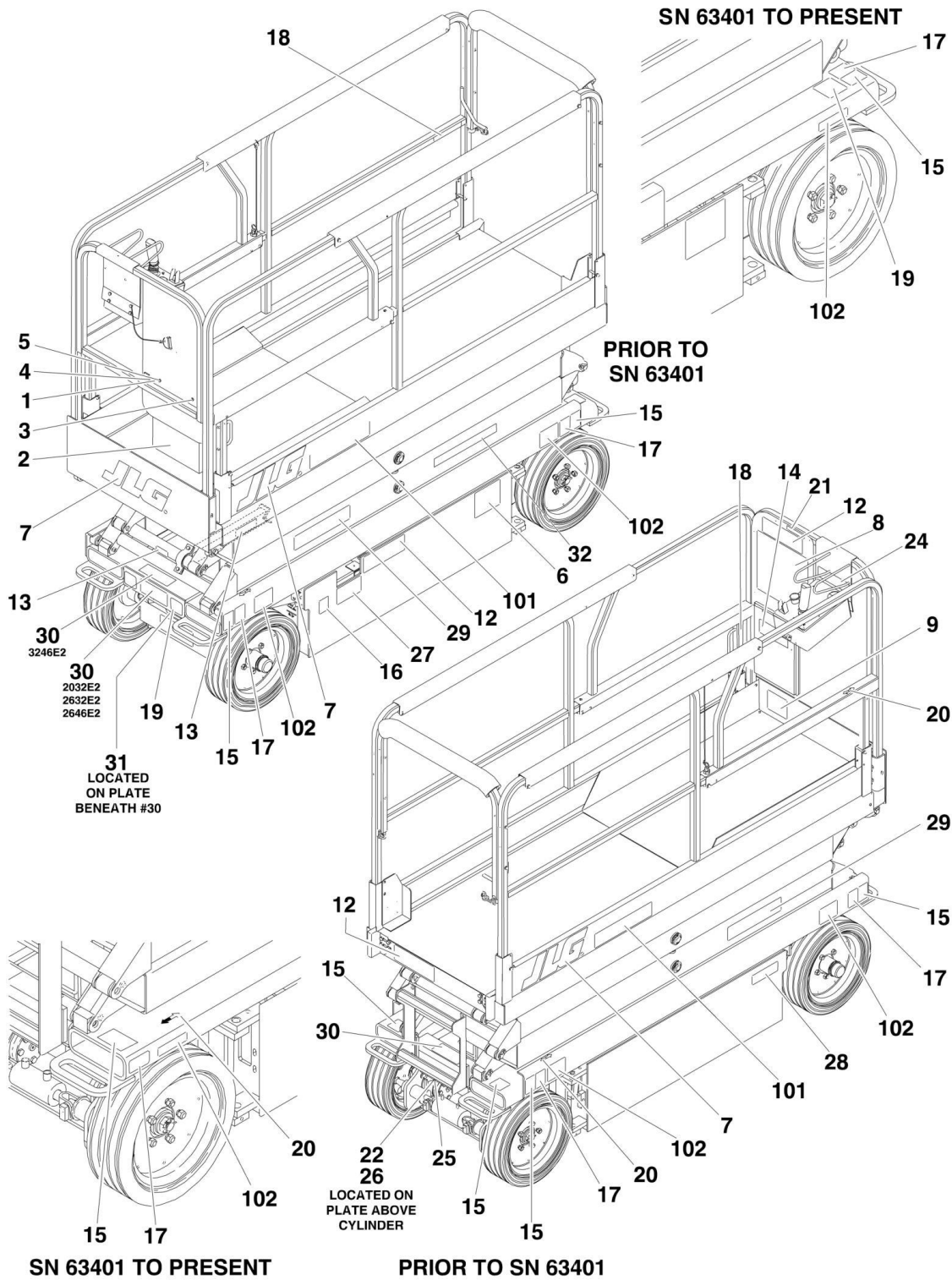
ITEM	PART NUMBER	QTY	DESCRIPTION	REV
		Ref	DECAL INSTALLATION (COMMON) OPTIONS:	
	0257784	Ref	Decal Installation (Common) 2032E2 & 2646E2	11
	0271876	Ref	Decal Installation (Common) 2632E2	C
	0259110	Ref	Decal Installation (Common) 3246E2	9
1	0641405	2	Bolt 1/4in-20NC x 5/8in	
2	0860520	1	Box, Manual Storage	
3	1060279	1	Cable, Lanyard	
4	3311405	4	Locknut 1/4in-20NC	
5	4751400	4	Flatwasher 1/4in	
6	1702153	1	Decal - Inspection	
7	1702773	2	Decal - JLG (5in)	
8	1703816	1	Decal - Danger/Warning	
9	3251813	1	Decal - USA (Prior to SN 111924)	
10	Not Available	1	Nameplate - Serial Number	
12		Ref	Decal - Capacity Options:	
12	1703694	3	Decal - Capacity 2032E2 & 2646E2	
12	1703868	3	Decal - Capacity 2632E2	
12	1704201	3	Decal - Capacity 3246E2	
13	1703697	2	Decal - Safety Prop	
14		Ref	Decal - Manual Options:	
14	1701509	1	Decal for 2032E2 / 2646E2 /3246E2 (was p/n 1703788) (Prior to SN 102826)	
14	1701509	1	Decal for 2032E2 / 2646E2 /3246E2 (SN 102826 to Present)	
14	1701509	1	Decal for 2632E2	
15	1703811	4	Decal - Lifting Lug	
16	1703812	1	Decal - Hydraulic Oil	
17	1703814	4	Decal - Tie Down	
18	1704277	2	Decal - Lanyard Attachment	
19	1703817	4	Decal - Forklift	
20	1703819	3	Decal - Directional Arrow	
21	1703821	1	Decal - Control Box Location	
22		Ref	Decal - Manual Descent Instructions Options:	
22	1703822	1	Decal - Manual Descent Instructions 2032E2 & 2646E2	
22	Not Required	0	Decal - Manual Descent Instructions 3246E2	
24	1703695	1	Decal - Legend	
25	1703698	1	Decal - Towing/Winching/Tow Speed	
26		Ref	Decal - Manual Descent Instructions Options:	
26	1704420	1	Decal - Manual Descent Instructions 2032E2 & 2632E2	
26	1703703	1	Decal - Manual Descent Instructions 2646E2 & 3246E2 (Prior to SN 69053)	
26	1704420	1	Decal - Manual Descent Instructions 2646E2 & 3246E2 (SN 69053 to Present)	
27	1703706	1	Decal - Ground Control Operation	
28	1703813	1	Decal - Warning Battery Ventilation	
29	1703818	2	Decal - Warning	
30	1703823	2	Decal - Danger Electrocution Hazard	
31	Not Available	1	Decal - Bar Code	
32	1704885	1	Decal, Website	
		Ref	Decal Kits:	
		Ref	Kit 1 - 2032E2 & 2646E2 Options:	

SECTION 8 - DECALS

ITEM	PART NUMBER	QTY	DESCRIPTION	REV
	2901579	1	Kit 1 - 2032E2 & 2646E2 (Includes Items 12-22) (Prior to SN 99138)	
	2902071	1	Kit 1 - 2032E2 & 2646E2 (Includes Items 12-20, 22 & 32) (SN 99138 to Present)	
	2901582	1	Kit 2 - 2032E2 & 2646E2 (Includes Items 24-30)	
	2902119	1	Kit 1 - 2632E2 (Includes Items 12-20 & 32)	
	2901582	1	Kit 2 - 2632E2 (Includes Items 24-30)	
		Ref	Kit 1 - 3246E2 Options:	
	2901779	1	Kit 1 - 3246E2 (Includes Items 12-21) (Prior to SN 99138)	
	2902072	1	Kit 1 - 3246E2 (Includes Items 12-20 & 32) (SN 99138 to Present)	
	2901582	1	Kit 2 - 3246E2 (Includes Items 24-30)	
		Ref	Decal Kits Complete:	
	2900987	1	Kit - 2032E2 & 2646E2 (Includes Items 6-9, 102 Kits 2901579 & 2901582)	
		Ref	DECAL INSTALLATION OPTIONS (VARYING PARTS):	
	0257993	Ref	DECAL INSTALLATION - 2032E2	4
	0271517	Ref	DECAL INSTALLATION - 2632E2	2
	0257994	Ref	DECAL INSTALLATION - 2646E2	4
	0258937	Ref	DECAL INSTALLATION - 3246E2	3
101		Ref	Decal Options:	
101	3252567	2	Decal - 2032E2	
101	1705013	2	Decal - 2632E2	
101	3252568	2	Decal - 2646E2	
101	3252619	2	Decal - 3246E2	
102	2901851	1	Decal Kit - Wheel Load (2032E2)	
102		Ref	Decal - Wheel Load Options:	
102	1704400	4	Decal - Wheel Load (Was p/n 1703820) (Prior to SN 63328)	
102	1704400	4	Decal - Wheel Load (SN 63328 to Present)	
102	2901705	1	Decal Kit - Wheel Load (2632E2)	
102	1704137	4	Decal - Wheel Load	
102	2901852	1	Decal Kit - Wheel Load (2646E2)	
102		Ref	Decal - Wheel Load Options:	
102	1704402	4	Decal - Wheel Load (was p/n 1703824) (Prior to SN 63328)	
102	1704402	4	Decal - Wheel Load (SN 63328 to Present)	
102	2901853	1	Decal Kit - Wheel Load (3246E2)	
102		Ref	Decal - Wheel Load Options:	
102	1704403	4	Decal - Wheel Load (Was p/n 1704186) (Prior to SN 63328)	
102	1704403	4	Decal - Wheel Load (SN 63328 to Present)	
103	1703464	1	Decal - AC Power (Not Shown)	

SECTION 8 - DECALS

FIGURE 8-4. DECALS INSTALLATION - 2032E2 & 2632E2 & 2646E2 & 3246E2 (COUNTRY SPEC)



SECTION 8 - DECALS

FIGURE 8-4. DECALS INSTALLATION - 2032E2 & 2632E2 & 2646E2 & 3246E2 (COUNTRY SPEC)

ITEM	PART NUMBER	QTY	DESCRIPTION	REV
		Ref	DECAL INSTALLATION (COUNTRY SPEC) OPTIONS:	
	0257795	Ref	Brazilian Portuguese - 2032E2 & 2646E2	8
	0271885	Ref	Brazilian Portuguese - 2632E2	C
	0259121	Ref	Brazilian Portuguese - 3246E2	8
	0257787	Ref	Canadian French - 2032E2 & 2646E2	8
	0271890	Ref	Canadian French - 2632E2	C
	0259113	Ref	Canadian French - 3246E2	8
	0270348	Ref	Chinese - 2032E2 & 2646E2	5
	0271887	Ref	Chinese - 2632E2	C
	0270349	Ref	Chinese - 3246E2	5
	0257786	Ref	Japanese - 2032E2 & 2646E2	10
	0271889	Ref	Japanese - 2632E2 (Prior to SN 103545)	B
	0259112	Ref	Japanese - 3246E2	9
	0259687	Ref	Korean - 2032E2 & 2646E2	6
	0271886	Ref	Korean - 2632E2	B
	0259691	Ref	Korean - 3246E2	5
	0257785	Ref	Latin American Spanish - 2032E2 & 2646E2	8
	0271888	Ref	Latin American Spanish - 2632E2	B
	0259111	Ref	Latin American Spanish - 3246E2	7
		Ref	NOTE: For Special Specs See SPECIAL OPTIONS SECTION.	
1	0641405	4	Bolt 1/4in-20NC x 5/8in	
2	0860520	1	Box, Manual Storage	
3	1060279	1	Cable, Lanyard	
4	3311405	4	Locknut 1/4in-20NC	
5	4751400	4	Flatwasher 1/4in	
6		Ref	Decal - Inspection Options:	
6	1703961	1	Brazilian Portuguese	
6	1703867	1	Canadian French - 2032E2 & 2646E2	
6	1703074	1	Canadian French - 2632E2 & 3246E2	
6	1704607	1	Chinese	
6	1701621	1	Japanese (Prior to SN 103545)	
6	1703962	1	Korean	
6	1702552	1	Latin American Spanish	
7	1702773	2	Decal - JLG (5in)	
8		Ref	Decal - Danger/Warning Options:	
8	1703835	1	Brazilian Portuguese	
8	1703074	1	Canadian French - 2032E2 & 2646E2	
8	1703867	1	Canadian French - 2632E2 & 3246E2	
8	1704616	1	Chinese	
8	1704807	1	Japanese (Prior to SN 103545)	
8	1703859	1	Korean	
8	1703843	1	Latin American Spanish	
9		Ref	Decal - USA Options:	
9	3251813	1	Brazilian Portuguese/ Canadian French/ Chinese/ Korean/ Latin American Spanish (Prior to SN 111924)	
9	Not Required	0	Japanese	
10	Not Availbale		Not Availbale	
12		Ref	Decal - Capacity Options:	
12	1703694	3	Decal - Capacity 2032E2 & 2646E2 Brazilian Portuguese/ Canadian French/ Chinese/ Korean/ Latin American Spanish	

SECTION 8 - DECALS

ITEM	PART NUMBER	QTY	DESCRIPTION	REV
12	1704283	3	Decal - Capacity 2032E2 & 2646E2 Japanese (Prior to SN 103545)	
12	1703868	3	Decal - Capacity 2632E2	
12	1704201	3	Decal - Capacity 3246E2	
13		Ref	Decal - Safety Prop Options:	
13	1703697	2	Decal - Safety Prop 2032E2/ 2632E2 & 2646E2	
13	1704284	2	Decal - Safety Prop 3246E2 /2632E2 (Japanese Spec Only)	
14		Ref	Decal - Manual Options:	
14	1701509	1	Decal for 2032E2 / 2646E2 /3246E2 (was p/n 1703788) (Prior to SN 102826)	
14	1701509	1	Decal for 2032E2 / 2646E2 /3246E2 (SN 102826 to Present)	
14	1701509	1	Decal for 2632E2	
15	1703811	4	Decal - Lifting Lug	
16	1703812	1	Decal - Hydraulic Oil	
17	1703814	4	Decal - Tie Down	
18	1704277	2	Decal - Attach Lanyard Here	
19	1703817	4	Decal - Forklift	
20	1703819	3	Decal - Directional Arrow	
21		Ref	Decal - Control Box Location Options:	
21	1703829	1	Brazilian Portuguese	
21	1703861	1	Canadian French	
21	1704610	1	Chinese	
21	1703845	1	Japanese (Prior to SN 103545)	
21	1703853	1	Korean	
21	1703837	1	Latin American Spanish	
22	1703822	1	Decal - Manual Descent Instructions (2032E2/ 2646E2 Only)	
24		Ref	Decal - Legend Options:	
24	1703830	1	Brazilian Portuguese	
24	1703862	1	Canadian French	
24	1704615	1	Chinese	
24	1704280	1	Japanese (Prior to SN 103545)	
24	1703854	1	Korean	
24	1703838	1	Latin American Spanish	
25		Ref	Decal - Towing/Winching/Tow Speed Options:	
25	1703831	1	Brazilian Portuguese	
25	1703863	1	Canadian French	
25	1704614	1	Chinese	
25	1704281	1	Japanese (Prior to SN 103545)	
25	1703855	1	Korean	
25	1703839	1	Latin American Spanish	
26		Ref	Decal - Manual Descent Instructions Options:	
26	1704420	1	Decal - Manual Descent Instructions 2032E2	
26	1703703	1	Decal - Manual Descent Instructions 2646E2 & 3246E2 (Prior to SN 69053)	
26	1704420	1	Decal - Manual Descent Instructions 2646E2 & 2632E2 & 3246E2 (SN 69053 to Present)	
27	1703706	1	Decal - Ground Control Operation	
28		Ref	Decal - Warning Battery Ventilation	
28	1703832	1	Brazilian Portuguese	
28	1703864	1	Canadian French	
28	1704613	1	Chinese	
28	1703848	1	Japanese (Prior to SN 103545)	

SECTION 8 - DECALS

ITEM	PART NUMBER	QTY	DESCRIPTION	REV
28	1703856	1	Korean	
28	1703840	1	Latin American Spanish	
29		Ref	Decal - Warning Options:	
29	1703833	2	Brazilian Portuguese	
29	1703865	2	Canadian French	
29	1704611	2	Chinese	
29	1704282	2	Japanese (Prior to SN 103545)	
29	1703857	2	Korean	
29	1703841	2	Latin American Spanish	
30		Ref	Decal - Danger Electrocution Hazard	
30	1703834	2	Brazilian Portuguese	
30	1703866	2	Canadian French	
30	1704609	2	Chinese	
30	1703850	2	Japanese (Prior to SN 103545)	
30	1703858	2	Korean	
30	1703842	2	Latin American Spanish	
31	Not Available	1	Decal - Bar Code	
32	1704885		Decal - Website	
		Ref	Decal Kits:	
	2902071	1	Brazilian Portuguese Kit 1 - 2032E2 & 2646E2 (Includes Items 12-22 & 32) (Was 2901585)	
	2902119	1	Brazilian Portuguese Kit 1 - 2632E2 (Includes Items 12-21 & 32) (Was 2902116)	
	2902072	1	Brazilian Portuguese Kit 1 - 3246E2 (Includes Items 12-21 & 32) (Was 2901790)	
	2901586	1	Brazilian Portuguese Kit 2 (Includes Items 21, 24-30)	
	2902071	1	Canadian French Kit 1 - 2032E2 & 2646E2 (Includes Items 12-22 & 32) (Was 2901593)	
	2902119	1	Canadian French Kit 1 - 2632E2 (Includes Items 12-21 & 32) (Was 2902122)	
	2902072	1	Canadian French Kit 1 - 3246E2 Includes Items 12-21 & 32 (Was 2901782)	
	2901594	1	Canadian French Kit 2 (Includes Items 21 & 24-30)	
	2902071	1	Chinese Kit 1 - 2032E2 & 2646E2 (Includes Items 12-22 & 32) (Was 2901936)	
	2902119	1	Chinese Kit 1 - 2632E2 (Includes Items 12-21 & 32)	
	2902072	1	Chinese Kit 1 - 3246E2 (Includes Items 12-21 & 32) (Was 2901937)	
	2901933	1	Chinese Kit 2 (Includes Items 21 & 24-30)	
	2902071	1	Japanese Kit 1 - 2032E2 & 2646E2 (Includes Items 12-22 & 32) (Was 2901589)	
	2902119	1	Japanese Kit 1 - 2632E2 (Includes Items 12-21 & 32) (Was 2902121)	
	2902072	1	Japanese Kit 1 - 3246E2 (Includes Items 12-21 & 32) (Was 2901781)	
	2901590	1	Japanese Kit 2 (Includes Items 21 & 24-30)	
	2902071	1	Korean Kit 1 - 2032E2 & 2646E2 (Includes Items 12-22 & 32) (Was 2901591)	
	2902119	1	Korean Kit 1 - 2632E2 (Includes Items 12-21 & 32) (Was 2902117)	
	2902072	1	Korean Kit 1 - 3246E2 (Includes Items 12-21 & 32)(Was 2901878)	
	2901592	1	Korean Kit 2 (Includes Items 21 & 24-30)	
	2902071	1	Latin American Spanish Kit 1- 2032E2 & 2646E2 (Includes Items 12-22 & 32) (Was 2901587)	

SECTION 8 - DECALS

ITEM	PART NUMBER	QTY	DESCRIPTION	REV
	2902119	1	Latin American Spanish Kit 1 - 2632E2 (Includes Items 12-21 & 32) (Was 2902120)	
	2902072	1	Latin American Spanish Kit 1 - 3246E2 (Includes Items 12-21 & 32) (Was 2901780)	
	2901588	1	Latin American Spanish Kit 2 Options: (Includes Items 24-30 & 32)	
		Ref	Decal Kits Complete:	
	2910056	1	Brazilian Portuguese - 2032E2 & 2646E2 (Includes Kits 2901585 & 2901586)	
	2910071	1	Canadian French - 2032E2 & 2646E2 (Includes Kits 2901593 & 2901594)	
	2910158	1	Japanese Kit - 2032E2 & 2646E2 (Includes Kits 2901589 & 2901590)	
	2910070	1	Latin American Spanish - 2032E2 & 2646E2 (Includes Kits 2901587 & 2901588)	
		Ref	DECAL INSTALLATION OPTIONS (VARYING PARTS):	
	0257993	Ref	DECAL INSTALLATION - 2032E2	4
	0271517	Ref	DECAL INSTALLATION - 2632E2	2
	0257994	Ref	DECAL INSTALLATION - 2646E2	4
	0258937	Ref	DECAL INSTALLATION - 3246E2	3
101		Ref	Decal Options:	
101	3252567	2	Decal - 2032E2	
101	1705013	2	Decal - 2632E2	
101	3252568	2	Decal - 2646E2	
101	3252619	2	Decal - 3246E2	
102	2901850	1	Decal Kit - Wheel Load (2032E2)	
102		Ref	Decal - Wheel Load Options:	
102	1704400	4	Decal - Wheel Load (Was p/n 1703820) (Prior to SN 63328)	
102	1704400	4	Decal - Wheel Load (SN 63328 to Present)	
102	2901705	1	Decal Kit - Wheel Load (2632E2)	
102	2901852	1	Decal Kit - Wheel Load (2646E2)	
102		Ref	Decal - Wheel Load Options:	
102	1704402	4	Decal - Wheel Load (was p/n 1703824) (Prior to SN 63328)	
102	1704402	4	Decal - Wheel Load (SN 63328 to Present)	
102	2901853	1	Decal Kit - Wheel Load (3246E2)	
102		Ref	Decal - Wheel Load Options:	
102	1704403	4	Decal - Wheel Load (Was p/n 1704186) (Prior to SN 63328)	
102	1704403	4	Decal - Wheel Load (SN 63328 to Present)	
103	1703464	1	Decal - AC Power (Not Shown)	

SECTION 9 - RECOMMENDED SERVICE PARTS STOCK

SECTION 9 - RECOMMENDED SERVICE PARTS STOCK

SECTION 9 - RECOMMENDED SERVICE PARTS STOCK

FIGURE 9-1. MODELS 1932E2/2032E2/2646E2/3246E2 STANDARD PARTS

ITEM	PART NUMBER	QTY	DESCRIPTION	REV
	Note	Ref	Note: The following list will service fleets of machines (built to current production per date on the front cover) with emergency repair parts which can be installed in the field. Parts from the list should be replaced when inventory is depleted to keep service parts stock supplied. For further information, contact your JLG dealer or the JLG Industries Parts Department.	
		Ref	STANDARD PARTS	
	1340052	1	Breather (for fleets of 1 to 4)	
	1340052	1	Breather (for fleets of 5 to 9)	
	1340052	1	Breather (for fleets of 10 or more)	
	2120072	4	Element, Filter (for fleets of 1 to 4)	
	2120072	8	Element, Filter (for fleets of 5 to 9)	
	2120072	12	Element, Filter (for fleets of 10 or more)	
	7010944	1	Coupling Kit (for fleets of 1 to 4)	
	7010944	1	Coupling Kit (for fleets of 5 to 9)	
	7010944	1	Coupling Kit (for fleets of 10 or more)	
	7022522	1	Coil, Valve Cartridge (for fleets of 1 to 4)	
	7022522	1	Coil, Valve Cartridge (for fleets of 5 to 9)	
	7022522	1	Coil, Valve Cartridge (for fleets of 10 or more)	
	7018917	1	Coil, Drive Valve (for fleets of 1 to 4)	
	7018917	1	Coil, Drive Valve (for fleets of 5 to 9)	
	7018917	1	Coil, Drive Valve (for fleets of 10 or more)	
	7016352	1	Coil, Valve Cartridge (for fleets of 1 to 4)	
	7016352	1	Coil, Valve Cartridge (for fleets of 5 to 9)	
	7016352	1	Coil, Valve Cartridge (for fleets of 10 or more)	
	3740131	1	Contactactor (for fleets of 1 to 4)	
	3740131	1	Contactactor (for fleets of 5 to 9)	
	3740131	1	Contactactor (for fleets of 10 or more)	
	4360112	1	Breaker, Circuit (for fleets of 1 to 4)	
	4360112	1	Breaker, Circuit (for fleets of 5 to 9)	
	4360112	1	Breaker, Circuit (for fleets of 10 or more)	
	4360475	1	Switch, Mushroom (for fleets of 1 to 4)	
	4360475	1	Switch, Mushroom (for fleets of 5 to 9)	
	4360475	1	Switch, Mushroom (for fleets of 10 or more)	
	2860030	1	Key, Replacement (for fleets of 1 to 4)	
	2860030	1	Key, Replacement (for fleets of 5 to 9)	
	2860030	1	Key, Replacement (for fleets of 10 or more)	
	4360328	1	Switch, Toggle (for fleets of 1 to 4)	
	4360328	1	Switch, Toggle (for fleets of 5 to 9)	
	4360328	1	Switch, Toggle (for fleets of 10 or more)	
	7011509	1	Breaker, DC Circuit - Battery Charger (for fleets of 1 to 4)	
	7011509	1	Breaker, DC Circuit - Battery Charger (for fleets of 5 to 9)	
	7011509	1	Breaker, DC Circuit - Battery Charger (for fleets of 10 or more)	
	7020501	1	Switch, Push Button (for fleets of 1 to 4)	
	7020501	1	Switch, Push Button (for fleets of 5 to 9)	
	7020501	1	Switch, Push Button (for fleets of 10 or more)	
	7017444	1	Coil (for fleets of 1 to 4)	
	7017444	1	Coil (for fleets of 5 to 9)	
	7017444	1	Coil (for fleets of 10 or more)	

SECTION 9 - RECOMMENDED SERVICE PARTS STOCK

ITEM	PART NUMBER	QTY	DESCRIPTION	REV
	3990010	2	Diode (for fleets of 1 to 4)	
	3990010	2	Diode (for fleets of 5 to 9)	
	3990010	2	Diode (for fleets of 10 or more)	

SECTION 9 - RECOMMENDED SERVICE PARTS STOCK

FIGURE 9-2. MODELS 1932E2/2032E2/2646E2/3246E2 VARIABLE PARTS

ITEM	PART NUMBER	QTY	DESCRIPTION	REV
	Note	Ref	Note: The following list will service fleets of machines (built to current production per date on the front cover) with emergency repair parts which can be installed in the field. Parts from the list should be replaced when inventory is depleted to keep service parts stock supplied. For further information, contact your JLG dealer or the JLG Industries Parts Department.	
		Ref	VARIABLE PARTS	
	4360487	1	Switch, Tilt (1532E2/1932E2/2032E2-Optional) (for fleets of 1 to 4)	
	4360487	1	Switch, Tilt (1532E2/1932E2/2032E2-Optional) (for fleets of 5 to 9)	
	4360487	1	Switch, Tilt (1532E2/1932E2/2032E2-Optional) (for fleets of 10 or more)	
	4360348	1	Switch, Tilt (2646E2 - Optional) (for fleets of 1 to 4)	
	4360348	1	Switch, Tilt (2646E2 - Optional) (for fleets of 5 to 9)	
	4360348	1	Switch, Tilt (2646E2 - Optional) (for fleets of 10 or more)	
	4360349	1	Switch, Tilt (3246E2 with Standard Controls - Optional) (for fleets of 1 to 4)	
	4360349	1	Switch, Tilt (3246E2 with Standard Controls - Optional) (for fleets of 5 to 9)	
	4360349	1	Switch, Tilt (3246E2 with Standard Controls - Optional) (for fleets of 10 or more)	
	4360435	1	Switch, Tilt (3246E2 with Proportional Controls - Optional) (for fleets of 1 to 4)	
	4360435	1	Switch, Tilt (3246E2 with Proportional Controls - Optional) (for fleets of 5 to 9)	
	4360435	1	Switch, Tilt (3246E2 with Proportional Controls - Optional) (for fleets of 10 or more)	
	4360348	1	Switch, Tilt (All Japanese Spec Machines) (for fleets of 1 to 4)	
	4360348	1	Switch, Tilt (All Japanese Spec Machines) (for fleets of 5 to 9)	
	4360348	1	Switch, Tilt (All Japanese Spec Machines) (for fleets of 10 or more)	
	4360401	1	Switch, Limit (1532E2/1932E2/3246E2) (for fleets of 1 to 4)	
	4360401	1	Switch, Limit (1532E2/1932E2/3246E2) (for fleets of 5 to 9)	
	4360401	1	Switch, Limit (1532E2/1932E2/3246E2) (for fleets of 10 or more)	
	4360437	1	Switch, Limit (Japanese Spec Machines) (for fleets of 1 to 4)	
	4360437	1	Switch, Limit (Japanese Spec Machines) (for fleets of 5 to 9)	
	4360437	1	Switch, Limit (Japanese Spec Machines) (for fleets of 10 or more)	
	7012785	1	Coil (Proportional Controls Machines) (for fleets of 1 to 4)	
	7012785	1	Coil (Proportional Controls Machines) (for fleets of 5 to 9)	
	7012785	1	Coil (Proportional Controls Machines) (for fleets of 10 or more)	
	2400041	1	Fuse (Standard Controls Machines) (for fleets of 1 to 4)	
	2400041	1	Fuse (Standard Controls Machines) (for fleets of 5 to 9)	
	2400041	1	Fuse (Standard Controls Machines) (for fleets of 10 or more)	
	0610125	1	PC Board (Standard Controls Machines) (for fleets of 1 to 4)	
	0610125	1	PC Board (Standard Controls Machines) (for fleets of 5 to 9)	
	0610125	1	PC Board (Standard Controls Machines) (for fleets of 10 or more)	
	1600289	1	Controller (Proportional Controls Machines) (for fleets of 1 to 4)	
	1600289	1	Controller (Proportional Controls Machines) (for fleets of 5 to 9)	
	1600289	1	Controller (Proportional Controls Machines) (for fleets of 10 or more)	
	3740129	1	Relay (Standard Controls Machines) (for fleets of 1 to 4)	
	3740129	1	Relay (Standard Controls Machines) (for fleets of 5 to 9)	
	3740129	1	Relay (Standard Controls Machines) (for fleets of 10 or more)	
	3740069	1	Relay (Japanese Spec Machines) (for fleets of 1 to 4)	

SECTION 9 - RECOMMENDED SERVICE PARTS STOCK

ITEM	PART NUMBER	QTY	DESCRIPTION	REV
	3740069	1	Relay (Japanese Spec Machines) (for fleets of 5 to 9)	
	3740069	1	Relay (Japanese Spec Machines) (for fleets of 10 or more)	
	3740069	1	Relay (Proportional Controls Machines) (for fleets of 1 to 4)	
	3740069	1	Relay (Proportional Controls Machines) (for fleets of 5 to 9)	
	3740069	1	Relay (Proportional Controls Machines) (for fleets of 10 or more)	
	4360471	1	Switch, Key (Standard Controls Machines) (for fleets of 1 to 4)	
	4360471	1	Switch, Key (Standard Controls Machines) (for fleets of 5 to 9)	
	4360471	1	Switch, Key (Standard Controls Machines) (for fleets of 10 or more)	
	4360469	1	Switch, Key (Proportional Controls Machines) (for fleets of 1 to 4)	
	4360469	1	Switch, Key (Proportional Controls Machines) (for fleets of 5 to 9)	
	4360469	1	Switch, Key (Proportional Controls Machines) (for fleets of 10 or more)	
	7018564	1	Relay, Battery Charger (ANSI Spec) (for fleets of 1 to 4)	
	7018564	1	Relay, Battery Charger (ANSI Spec) (for fleets of 5 to 9)	
	7018564	1	Relay, Battery Charger (ANSI Spec) (for fleets of 10 or more)	
	7018506	1	Relay, Battery Charger (Japanese Spec) (for fleets of 1 to 4)	
	7018506	1	Relay, Battery Charger (Japanese Spec) (for fleets of 5 to 9)	
	7018506	1	Relay, Battery Charger (Japanese Spec) (for fleets of 10 or more)	
	7018514	1	Breaker, AC Circuit - Battery Charger (ANSI Spec) (for fleets of 1 to 4)	
	7018514	1	Breaker, AC Circuit - Battery Charger (ANSI Spec) (for fleets of 5 to 9)	
	7018514	1	Breaker, AC Circuit - Battery Charger (ANSI Spec) (for fleets of 10 or more)	
	7018597	1	Breaker, AC Circuit-Batt. Charger (Japanese Spec) (for fleets of 1 to 4)	
	7018597	1	Breaker, AC Circuit-Batt. Charger (Japanese Spec) (for fleets of 5 to 9)	
	7018597	1	Breaker, AC Circuit-Batt. Charger (Japanese Spec) (for fleets of 10 or more)	
	7018578	1	Card, Circuit - Battery Charger (ANSI Spec) (for fleets of 1 to 4)	
	7018578	1	Card, Circuit - Battery Charger (ANSI Spec) (for fleets of 5 to 9)	
	7018578	1	Card, Circuit - Battery Charger (ANSI Spec) (for fleets of 10 or more)	
	7018598	1	Card, Circuit - Battery Charger (Japanese Spec) (for fleets of 1 to 4)	
	7018598	1	Card, Circuit - Battery Charger (Japanese Spec) (for fleets of 5 to 9)	
	7018598	1	Card, Circuit - Battery Charger (Japanese Spec) (for fleets of 10 or more)	
	4360456	1	Switch, Limit (for fleets of 1 to 4)	
	4360456	1	Switch, Limit (for fleets of 5 to 9)	
	4360456	1	Switch, Limit (for fleets of 10 or more)	
	4360548	1	Switch, Limit (for fleets of 1 to 4)	
	4360548	1	Switch, Limit (for fleets of 5 to 9)	
	4360548	1	Switch, Limit (for fleets of 10 or more)	
	1600295	1	Controller, Drive (Standard Controls Machines) (for fleets of 1 to 4)	
	1600295	1	Controller, Drive (Standard Controls Machines) (for fleets of 5 to 9)	
	1600295	1	Controller, Drive (Standard Controls Machines) (for fleets of 10 or more)	
	1600282	1	Controller, Drive (Proportional Controls Machines) (for fleets of 1 to 4)	
	1600282	1	Controller, Drive (Proportional Controls Machines) (for fleets of 5 to 9)	
	1600282	1	Controller, Drive (Proportional Controls Machines) (for fleets of 10 or more)	

SECTION 9 - RECOMMENDED SERVICE PARTS STOCK

ITEM	PART NUMBER	QTY	DESCRIPTION	REV
	4360267	1	Contact, Switch (Standard Controls Machines) (for fleets of 1 to 4)	
	4360267	1	Contact, Switch (Standard Controls Machines) (for fleets of 5 to 9)	
	4360267	1	Contact, Switch (Standard Controls Machines) (for fleets of 10 or more)	
	4360339	1	Switch, Enable (Standard Controls Machines) (for fleets of 1 to 4)	
	4360339	1	Switch, Enable (Standard Controls Machines) (for fleets of 5 to 9)	
	4360339	1	Switch, Enable (Standard Controls Machines) (for fleets of 10 or more)	
	4360336	1	Switch, Toggle (Standard Controls Machines) (for fleets of 1 to 4)	
	4360336	1	Switch, Toggle (Standard Controls Machines) (for fleets of 5 to 9)	
	4360336	1	Switch, Toggle (Standard Controls Machines) (for fleets of 10 or more)	
	0610149	1	Module, Logic (Standard Controls Machines) (for fleets of 1 to 4)	
	0610149	1	Module, Logic (Standard Controls Machines) (for fleets of 5 to 9)	
	0610149	1	Module, Logic (Standard Controls Machines) (for fleets of 10 or more)	
	0610123	1	Board, PC (Proportional Controls Machines) (for fleets of 1 to 4)	
	0610123	1	Board, PC (Proportional Controls Machines) (for fleets of 5 to 9)	
	0610123	1	Board, PC (Proportional Controls Machines) (for fleets of 10 or more)	
	4360453	1	Switch, Keypad with Tilt Light (Proportional Controls Machines) (for fleets of 1 to 4)	
	4360453	1	Switch, Keypad with Tilt Light (Proportional Controls Machines) (for fleets of 5 to 9)	
	4360453	1	Switch, Keypad with Tilt Light (Proportional Controls Machines) (for fleets of 10 or more)	
	4360454	1	Switch, Keypad without Tilt Light (Proportional Controls Machines) (for fleets of 1 to 4)	
	4360454	1	Switch, Keypad without Tilt Light (Proportional Controls Machines) (for fleets of 5 to 9)	
	4360454	1	Switch, Keypad without Tilt Light (Proportional Controls Machines) (for fleets of 10 or more)	
	4360387	1	Switch, Horn Push Button (Optional) (for fleets of 1 to 4)	
	4360387	1	Switch, Horn Push Button (Optional) (for fleets of 5 to 9)	
	4360387	1	Switch, Horn Push Button (Optional) (for fleets of 10 or more)	
	7020500	1	Switch, Rocker (Standard Controls Machines) (for fleets of 1 to 4)	
	7020500	1	Switch, Rocker (Standard Controls Machines) (for fleets of 5 to 9)	
	7020500	1	Switch, Rocker (Standard Controls Machines) (for fleets of 10 or more)	
	7011992	1	Switch, Rocker (Proportional Controls Machines) (for fleets of 1 to 4)	
	7011992	1	Switch, Rocker (Proportional Controls Machines) (for fleets of 5 to 9)	
	7011992	1	Switch, Rocker (Proportional Controls Machines) (for fleets of 10 or more)	
	7020523	1	Electrical Assembly - Controller (Standard Controls Machines) (for fleets of 1 to 4)	
	7020523	1	Electrical Assembly - Controller (Standard Controls Machines) (for fleets of 5 to 9)	
	7020523	1	Electrical Assembly - Controller (Standard Controls Machines) (for fleets of 10 or more)	
	7020508	1	Electrical Assembly - Controller (Proportional Controls Machines) (for fleets of 1 to 4)	
	7020508	1	Electrical Assembly - Controller (Proportional Controls Machines) (for fleets of 5 to 9)	
	7020508	1	Electrical Assembly - Controller (Proportional Controls Machines) (for fleets of 10 or more)	

SECTION 9 - RECOMMENDED SERVICE PARTS STOCK

ITEM	PART NUMBER	QTY	DESCRIPTION	REV
	7020510	1	Potentiometer (Proportional Controls Machines) (for fleets of 1 to 4)	
	7020510	1	Potentiometer (Proportional Controls Machines) (for fleets of 5 to 9)	
	7020510	1	Potentiometer (Proportional Controls Machines) (for fleets of 10 or more)	

SECTION 10 - SPECIAL OPTIONS

SECTION 10 - SPECIAL OPTIONS

FIGURE 10-1. SPECIAL OPTIONS

ITEM	PART NUMBER	QTY	DESCRIPTION	REV
	Note	Ref	Note: This list is to accomodate machines ordered with special equipment. Options may not be applicable to all models. For more specific parts information contact JLG Parts Department.	
		Ref	MISCELLANEOUS SPECIAL OPTIONS	
	0256789	Ref	Camera Mount Assembly	
		Ref	DECAL INSTALLATIONS	
		Ref	CSA Decal Installation Options:	
	0258682	1	CSA Decal Installation (Prior to SN 103762)	
	3252191	1	Nameplate - CSA	
	0272220	Ref	CSA Decal Installation (SN 103762 to Present)	
	1705303	Ref	Decal - CSA	
		Ref	Hertz Decal Installation	
	0273248	Ref	Hertz Decal Installation 1532E2 & 1932E2	
	0273247	Ref	Hertz Decal Installation 2032E2/2646E2 & 3246E2	
		Ref	Home Depot Decal Installation	
	0272683	Ref	Home Depot Decal Installation 1932E2	
	0272684	Ref	Home Depot Decal Installation 2646E2	
	0273373	Ref	Nations Rent Decal Installation	
	0270561	Ref	Nikken Spec Decal Installation - 1532E2	
	0270549	Ref	Nikken Spec Decal Installation - 1532E2	
	2901962	1	Nikken Standard Decal Kit	
	Not Available	1	Nikken Control Box Decal Kit	
	0272177	Ref	Nikken Spec Decal Installation - 1932E2	
	0272178	Ref	Nikken Spec Decal Installation - 1932E2	
	2902145	1	Nikken Standard Decal Kit	
	Not Available	1	Nikken Control Box Decal Kit	
	0259347	Ref	Nikken Spec Decal Installation - 2032E2 & 2646E2 & 3246E2	
	0259342	Ref	Nikken Spec Decal Installation - 2032E2 & 2646E2 & 3246E2	
	2901835	1	Nikken Standard Decal Kit	
	2901836	1	Nikken Control Box Decal Kit	
	0259347	Ref	Nikken Spec Door Stop Installation - 2032E2 & 2646E2 & 3246E2	
	0271249	Ref	NikkenSpec Door Stop Installation - 2032E2 & 2646E2 & 3246E2	
	0271115	Ref	Sunbelt Decal Installation	
		Ref	United Rentals Decal Installation	
	0271903	Ref	United Rentals Decal Installation 1532E2/1932E2/2032E2/2632E2	
	0271902	Ref	United Rentals Decal Installation 2646E2/3246E2	
		Ref	ELECTRICAL BOX COVER INSTALLATIONS (NIKKEN SPEC)	
	0270587	Ref	Electrical Box Cover Installations (Nikken Spec) 1532E2/1932E2	
	0259345	Ref	Electrical Box Cover Installations (Nikken Spec) 2032E2/2646E2/3246E2	
		Ref	Electrical Connector Kits	
	1001148902	Ref	Amp Connector Kit	
	1001148903	Ref	Deutsch DT Connector Kit	
	1001148904	Ref	Deutsch HD Connector Kit	
	1001148905	Ref	Packard Connector Kit	
	1001148906	Ref	Various Connector Kit	

SECTION 10 - SPECIAL OPTIONS

ITEM	PART NUMBER	QTY	DESCRIPTION	REV
		Ref	Filter Kits	
	2910468	1	Hydraulic/Air	
		Ref	Hydraulic Fluids	
	2300014	Ref	Mobil 424	
	2300016	Ref	Mobil DTE 13M	
		Ref	INVERTER INSTALLATIONS (110V 800WATT)	
	Not Available	Ref	Inverter Installations (110v 800watt) 1532E2	
	0258972	Ref	Inverter Installations (110v 800watt) 1932E2	
	0257970	Ref	Inverter Installations (110v 800watt) 2032E2/2646E2/3246E2	
	0271935	Ref	Inverter Installations (110v 800watt) 2632E2	
	7023336	1	Kit, Circuit Card	
		Ref	INVERTER KITS (110V 800WATT)	
	2902478	Ref	Inverter Kits (110v 800watt) 1532E2/1932E2	
	2902508	Ref	Inverter Kits (110v 800watt) 2032E2/2646E2/3246E2	
	2460042	1	Inverter	
		Ref	Harness, Wiring Options:	
	4922842	1	Harness, Wiring 1532E2/1932E2	
	4923408	1	Harness, Wiring 2032E2/2646E2/3246E2	
		Ref	Harness, Inverter Switch Options:	
	4923370	1	Harness, Inverter Switch 1532E2/1932E2	
	4923412	1	Harness, Inverter Switch 2032E2/2646E2/3246E2	
	0257977	Ref	KEY LANYARD INSTALLATION	
	0259344	Ref	LITERATURE PACK INSTALLATION (NIKKEN SPEC)	
		Ref	NIKKEN E2 SPECIAL PARTS KIT (WITH DECALS)	
	0270549	Ref	Nikken E2 Special Parts Kit (With Decals) 1532E2	
	0272177	Ref	Nikken E2 Special Parts Kit (With Decals) 1932E2	
	0259347	Ref	Nikken E2 Special Parts Kit (With Decals) 2032E2	
	0272246	Ref	Nikken E2 Special Parts Kit (With Decals) 2646E2	
	0272247	Ref	Nikken E2 Special Parts Kit (With Decals) 3246E2	
		Ref	NIKKEN E2 SPECIAL PARTS KIT (WITHOUT DECALS)	
	0272248	Ref	Nikken E2 Special Parts Kit (Without Decals) 1532E2/1932E2	
	0272250	Ref	Nikken E2 Special Parts Kit (Without Decals) 2032E2	
	0272249	Ref	Nikken E2 Special Parts Kit (Without Decals) 2646E2/3246E2	
		Ref	OVERLOAD PROTECTION PRESSURE SWITCH INSTALLATION (JAPANESE SPEC)	
		Ref	Note: Located on Lift Cylinder Port Block	
	0258733	Ref	Overload Protection Pressure Switch Installation (Japanese Spec) 1532E2 & 1932E2	
	0257976	Ref	Overload Protection Pressure Switch Installation (Japanese Spec) 2032E2	
	0258651	Ref	Overload Protection Pressure Switch Installation (Japanese Spec) 2646E2 & 3246E2	
		Ref	Switch, Pressure Options:	
	1692617	1	Switch, Pressure (Prior to SN 90188)	
	4360494	1	Switch, Pressure (SN 90188 to Present)	
	0272506	Ref	PIPE RACK ASSEMBLY (1932E2/2032E2)	
		Ref	PLATFORM CONSOLE BOX WITH FOOTSWITCH OPTIONS (SPECIAL SPEC ONLY)	
	0258465	Ref	Japanese Spec Without Battery Discharge Indicator	
	0258461	Ref	Japanese Spec With Battery Discharge Indicator	
	0258113	Ref	Japanese Spec With Battery Discharge Indicator	
	0271328	Ref	Nikken/Taiyo Spec With Battery Discharge Indicator	

SECTION 10 - SPECIAL OPTIONS

ITEM	PART NUMBER	QTY	DESCRIPTION	REV
	0259630	Ref	PLATFORM CONSOLE BOX COVER INSTALLATION (TAIYO KENKI SPEC ONLY)	
	0259522	Ref	PLATFORM CONSOLE BOX COVER INSTALLATION (TAIYO KENKI SPEC ONLY)	
	4846082	1	Cover, Console	
	4060943	1	Window, Polycarbonite	
		Ref	PLATFORM WITH D-RINGS INSTALLATIONS (GM/HERTZ SPECS)	
	Not Available	Ref	Platform With D-Rings Installations (gm/hertz Specs) 1532E2	
	0259333	Ref	Platform With D-Rings Installations (gm/hertz Specs) 1932E2	
	0258773	Ref	Platform With D-Rings Installations (gm/hertz Specs) 2032E2	
	0259334	Ref	Platform With D-Rings Installations (gm/hertz Specs) 2646E2	
	0270589	Ref	Platform With D-Rings Installations (gm/hertz Specs) 3246E2 (SN 85151 to Present)	
	3760321	2	D-Ring	
		Ref	PLATFORM FOLD DOWN RAILS WITH FRONT AND REAR DOORS AND LADDERS INSTALLATION	
	9984055	1	Platform Fold Down Rails With Front and Rear Doors and Ladders Installation 3246E2 (Including 100926)	
		Ref	PLATFORM HANDRAILS AUTOLOCK KIT - 2032E2 & 2646E2	
	2901766	Ref	Fixed Rails	
	2901767	Ref	Folddown Rails	
	0257975	Ref	PRESSURE CHECKS INSTALLATION (JAPANESE SPEC WITH STANDARD CONTROLS)	
	0258154	Ref	PRESSURE CHECKS INSTALLATION (JAPANESE SPEC WITH PROPORTIONAL CONTROLS)	
	0257946	Ref	PLATFORM RAIL SPACERS INSTALLATION - 2032E2 (CALIFORNIA SPEC)	
		Ref	SPEED SWITCH INSTALLATION (JAPANESE TAIYO SPEC)	
	0270380	Ref	Speed Switch Installation (Japanese Taiyo Spec) 2032E2 (Mounted on Center Left Side of Frame)	
	0270393	Ref	Speed Switch Installation (Japanese Taiyo Spec) 2646E2 (Mounted on Center Right Side of Frame)	
		Ref	Switch, Limit Options:	
	4360401	1	Switch, Limit 2032E2	
	4360437	1	Switch, Limit 2646E2	
		Ref	Bracket, Mounting Options:	
	0902666	1	Bracket, Mounting 2032E2	
	0902537	1	Bracket, Mounting 2646E2	
		Ref	Cover, Bracket Options:	
	Not Required	0	Cover, Bracket 2032E2	
	0902632	1	Cover, Bracket 2646E2	
		Ref	Tools for Service	
	7002821	1	Crimper (For Wire to Pin/Socket Connections)	
	7002823	1	Extractor (For Removal of Pin/Socket from Connectors)	
	4460467	1	Extractor, Pin (Blue 16-18 Gauge) (For Removal of Pin/Socket from Connectors)	
	4460510	1	Extractor, Pin (Yellow 12-14 Gauge) (For Removal of Pin/Socket from Connectors)	
	7002828	1	Stripper, Wire	
		Ref	TRAY LANYARD INSTALLATIONS	
	0272171	Ref	Tray Lanyard Installations 1532E2/1932E2	
	0272218	Ref	Tray Lanyard Installations 2032E2	
	0272219	Ref	Tray Lanyard Installations 2646E2/3246E2	

SECTION 10 - SPECIAL OPTIONS

ITEM	PART NUMBER	QTY	DESCRIPTION	REV
		Ref	WELDER, 12-40 VOLT MIG (SN 105296 to Present)	
	0273501	A	Welder, 12-40 Volt Mig 2032E2	
	0272149	D	Welder, 12-40 Volt Mig 2632E2 / 2646E2	
	0272091	1	Welder, 12-40 Volt Mig 3246E2	

PART NUMBER INDEX

SECTION 10 - SPECIAL OPTIONS

0080228.....143, 145, 147, 151	025752881, 145	0258111..... 131	0259334220
0100001.....29, 93	025754699	0258112..... 131	0259342218
0100010..... 159	025754799	0258113..... 219	0259344219
0100011.....29, 36, 40, 55, 70, 73, 77, 81, 85, 89, 93, 99, 103, 107, 111, 115, 119, 123, 148, 152	0257562111	0258154..... 220	0259345218
0100019 9, 10, 22, 73, 77, 81, 85, 89, 93	025762621	0258166..... 10, 15	0259346182, 188
0100020.....35, 39, 40, 143, 145, 163, 165, 167, 169, 171	025762717	0258167..... 10, 15	0259347218, 219
0100039.....77, 82	025765939	0258168..... 15	0259408..... 32, 93, 151
0100048.....30, 51, 52, 55, 56, 182, 186	025766229	0258171..... 9	025941030
0100051.....51, 55, 60	025766359	0258202..... 51	025941131, 94
0100076..... 55	0257666 29, 89, 147	0258218..... 59	025941640, 67
0100081..... 9	025767017	0258276..... 59	025942267
0140011..... 127, 131	025767999	0258277..... 180	0259522220
0140022..... 30	0257745123	0258278..... 159, 172	0259541 147, 148, 151, 152
0140042..... 52, 56	025775867	0258280..... 99	0259551163, 172
0181847..... 131	025775967	0258281..... 99	025962159
0200558..... 81	025777699	0258282..... 100	0259625165, 172
0200559..... 81	025777929	0258294..... 103	0259630220
0200560..... 81	0257784201	0258316..... 193, 199	0259630220
0200561..... 81	0257785205	0258317..... 30	025965530, 132
0200562..... 81	0257786205	0258318..... 31	0259656186
0200563..... 81	0257787205	0258458..... 127	025967755, 186
0200572..... 89	0257795205	0258459..... 127	025967855, 186
0200574..... 89	025779929, 30	0258460..... 127	0259687205
0200575..... 89	0257801 31, 82, 86, 90, 94	0258461..... 219	0259688197
0200576..... 89	025780230	0258462..... 127	0259691205
0200577..... 89	025780399	0258463..... 127	025974067
0200605..... 77	025780499	0258464..... 127	025977951
0200606..... 77	0257805100	0258465..... 219	025985859
0200607.....73, 77	025780799	0258566..... 51	027006629, 30
0200608..... 77	025780899	0258574..... 51	0270347197
0200609..... 77	0257809100	0258575..... 51	0270348205
0200610.....73, 77	025781152, 56	0258581..... 31	0270349205
0200611.....73, 77	025781252, 56	0258651..... 32, 219	0270380220
0200614.....73, 77	025781352, 56	0258666..... 115	0270393220
0200633..... 93	025781352, 56	0258667..... 107	027042267
0200634..... 93	025787059	0258681..... 29	0270502 31, 73, 143
0200635..... 93	025787159	0258682..... 218	027053499
0200636..... 93	025787621	0258733.....32, 143, 219	0270542180
0200637..... 93	025787722	0258743..... 193	027054751
0200638..... 93	025787822	0258745..... 197	0270549218, 219
0200639..... 89, 93	0257916180	0258746..... 197	0270550197
0200645..... 81	0257917180	0258747..... 197	0270551197
0200663..... 93	0257941111	0258755..... 197	0270552193
0200707..... 89	0257946220	0258773..... 220	0270553197
0200708..... 93	0257951111	0258838..... 67	0270554197
0200709..... 73	0257952119	0258840..... 67	0270555197
0200710..... 73	0257953123	0258889...29, 32, 93, 151	0270556197
0200711..... 73	0257955159, 172	0258896..... 99	027055799
0200730..... 85	025796929, 30	0258898..... 21	027055899
0200731..... 85	0257970219	0258899..... 180	0270559100
0200732..... 85	0257975220	0258902..... 99	0270561218
0200733..... 85	0257976 32, 145, 219	0258903..... 100	0270561218
0200734..... 85	0257977219	0258904..... 100	0270587218
0200735..... 85	0257993202, 208	0258937..... 202, 208	0270589220
0250548..... 193, 199	0257994202, 208	0258944..... 29	0271068159, 172
0255679..... 18, 23	0258014 31, 77, 143	0258972..... 219	0271069163, 172
0255682..... 18, 23	0258015 9	0259110..... 201	0271115218
0256789..... 218	025804199	0259111..... 205	02712219
	0258047103	0259112..... 205	027122235
	0258053103	0259113..... 205	0271223159, 172
	025805467	0259121..... 205	027122821
	025805567	0259229..... 59	0271237165, 172
	025805635	0259256..... 67	0271249218
	025805960	0259257..... 67	0271328219
	0258108131	0259280..... 39	027151585
	0258109131	0259333..... 220	027151699
			0271517202, 208

SECTION 10 - SPECIAL OPTIONS

0271541 18, 23	0561314 69	0721006.....29, 31, 82, 86,	1060279 193, 197, 201,
0271553 104, 108, 112,	0561373 148, 152	90, 94	205
116, 120, 124	0561374 148, 152	0741006..... 73	1060308 100
0271876 201	0561418 73	0741008..... 51	1060329 112, 115, 119,
0271877 169, 172	0561419 73	0840025..... 51, 55, 186	123, 127
0271885 205	0610123 131, 214	0840031 59, 60	1060330 188
0271886 205	0610125 212	0840032 60	1060341 188
0271887 205	0610133 129	0860038..... 100	1060379 107, 111, 115,
0271888 205	0610149 129, 214	0860520 193, 197, 201,	119, 123
0271889 205	0610153 51	205	1060608 180, 186
0271890 205	0630516 9	0861147 127	1060633 186
0271891 31	0630519 67	0861174 127	1060644 143
0271902 218	0630526 59, 60	0861235 131	1060659 145
0271903 218	0630528 73, 77, 81, 85,	0861254 131	1060665 60
0271917 30	89, 93	0861255 131	1060666 .51, 55, 181, 186
0271925 31	0630532 67	0861256 131	1060667 51, 181
0271926 30	0641404 .55, 77, 127, 131	0901870 107, 115, 119,	1060668 60, 181
0271935 219	0641405 30, 31, 32, 35,	123	1060669 60, 181
0271976 186	39, 40, 51, 55, 77, 81,	0902198..... 39	1060680 30, 31, 55, 70,
0272091 190, 221	85, 89, 93, 193, 197,	0902371 143, 145, 147,	73, 77, 82, 85, 86, 90,
0272149 190, 221	201, 205	151	93, 94, 182, 186, 187,
0272171 220	0641406 31, 32, 35, 39,	0902385 73, 77, 81, 85,	188
0272177 218, 219	51, 59, 74	89, 93	1060681 60, 181
0272178 218	0641407 15, 39, 100	0902386 73, 77, 81, 85,	1060682 60, 181
0272218 220	0641408 32, 55	89, 93	1060688 182, 188
0272219 220	0641410 35	0902393..... 51	1060689 182, 188
0272220 218	0641414 70	0902433 52	1060697 112
0272246 219	0641505 30, 40	0902466 100	1060763 55, 186
0272247 219	0641506 143, 145, 147,	0902482 32	1060764 55, 186
0272248 219	151	0902485 131	1060765 148, 152
0272249 219	0641507 59	0902486 35	1060766 148, 152
0272250 219	0641508 35, 39, 40, 81,	0902487 100	1060774 60, 188
0272362 59	85, 89, 93	0902490 35	1060775 60, 188
0272363 59	0641510 30, 35	0902499 131	1060796 60
0272376 55	0641511 67	0902500 32	1060908 100, 101
0272506 219	0641516 67	0902501 31	1061017 59, 60
0272683 218	0641526 148, 152	0902537 32, 220	1100105 73, 77, 81, 85,
0272684 218	0641528 29	0902538 39	89, 93
0273152 127	0641536 73, 77, 81, 85,	0902552 60	1100115 67
0273154 127	89, 93	0902573 148, 152	1120064 9
0273247 218	0641605 29, 103, 107,	0902574 40	1120491 35, 40, 41
0273248 218	111, 115, 119, 123	0902615 51, 52, 55	1120515 9
0273373 218	0641606 73, 77, 82, 85,	0902632 220	1260136 103, 107, 111,
0273501 221	90, 93	0902666 220	115, 123
0273510 193	0641607 101	0902691 32	1271339 111, 115, 119,
0400169 60	0641608 99, 147, 151	0940084 77, 81, 89	123
0400170 59, 63	0641611 9	0940087 60, 73, 77, 81,	1271352 111, 123
0400177 63	0641614 67	85, 89, 93	1271404 103, 107
0400204 59, 63	0641620 39	0962010 93	1282896 186
0400215 59, 60	0641622 40	0962096 77, 81, 89	1283086 172
0400216 59	0641624 39	0962097 17, 77, 81, 89	1283251 172
0440223 67	0641810 69	0962150 67	1320030 35, 39, 40
0440226 77, 82, 86, 90	0641812 70	0962173 9	1320040 59
0440227 73, 77, 81, 85,	0641814 99	0962174 9	1320224 101
89	0641816 67	0962207 78, 81, 93	1320242 40
0440228 17, 73, 77, 81,	0641824 9	0962208 9	1320270 104, 108, 112,
85, 89	0642022 17	0962244 70	116, 119, 120, 124
0440229 73, 77, 82, 86,	0642028 17	0962347 99	1340052 .. 35, 39, 40, 210
90, 93	0681518 77	0962632 32	1380136 29
0440231 93	0681520 81, 89	1001101076 103, 107,	1380150 70
0440238 73, 77, 81, 85,	0681822 9, 21	111, 115, 123	1380151 99
89, 93	0681828 21	1001148902 218	1440329 9
0561278 73, 77, 81, 85,	0692224 73, 77, 81, 85,	1001148903 218	1600244 186
89, 93	89, 93	1001148904 218	1600268 127, 135
0561301 73, 77, 81, 85,	0720812 32	1001148905 218	1600282 131, 137, 213
89, 93	0721004 31	1001148906 218	1600289 55, 212
0561313 67			1600295 127, 135, 213

SECTION 10 - SPECIAL OPTIONS

1660237.....	17	1703840.....	198, 207	1760167.....	21	2360562.....	18
1660238.....	17	1703841.....	198, 207	1840017.....	103, 111, 115, 123	2360572.....	18
1670840.....	99, 101	1703842.....	199, 207	1840018.....	101, 107, 119	2400041.....	51, 212
1670869.....	131	1703843.....	197, 205	1870080.....	190	2400044.....	51
1683552.....	155	1703845.....	198, 206	1870107.....	190	2400056.....	95
1683557.....	141	1703848.....	198, 206	1870112.....	190	2420165.....	51
1683561.....	81, 145	1703850.....	198, 207	1870116.....	190	2420176.....	131
1683562.....	89, 147	1703853.....	198, 206	2080063.....	68, 103, 107, 111, 115, 119, 123	2420201.....	127
1683603.....	73, 77, 143	1703854.....	198, 206	2080064.....	103, 107, 111, 115, 119, 123	2460042.....	219
1683661.....	155	1703855.....	206	2080065.....	104, 111	2560122.....	29
1683771.....	93, 151	1703856.....	198, 207	2120072.....	35, 39, 40, 210	2560123.....	29
1683831.....	17, 155	1703857.....	198, 207	2120105.....	35, 39, 40	2560141.....	131
1683832.....	155	1703858.....	198, 207	2160006.....	9	2560149.....	70, 74
1683833.....	15, 22, 141	1703859.....	197, 205	2200233.....	39, 40, 41	2560150.....	148, 152
1683834.....	35, 39	1703861.....	198, 206	2220343.....	163, 167	2600231.....	55, 107, 115, 119, 123
1683882.....	85, 89, 147	1703862.....	198, 206	2220346.....	159	2750758.....	167
1683883.....	93, 151	1703863.....	206	2220347.....	159, 163, 165, 167, 169, 171	2750785.....	171
1684224.....	17, 155	1703864.....	198, 206	2220371.....	159, 163, 165, 167, 169, 171	2750989.....	159, 163, 165, 169
1684225.....	9, 155	1703865.....	198, 207	2220396.....	165, 169, 171	2750990.....	167, 171
1692617.....	219	1703866.....	198, 207	2220399.....	165, 167	2752433.....	160
1701509.....	193, 197, 198, 201, 206	1703867.....	197, 205	2220414.....	159, 163	2752444.....	160, 163, 165, 169
1701621.....	197, 205	1703868.....	193, 197, 201, 206	2220415.....	159, 163, 165, 167, 169, 171	2752453.....	160
1701644.....	59	1703869.....	193, 197	2220440.....	143, 145	2752463.....	159
1701771.....	197	1703870.....	193, 199	2220462.....	143	2752470.....	171
1702153.....	193, 201	1703895.....	198	2220466.....	159, 163, 165, 169	2752472.....	160
1702552.....	197, 205	1703901.....	51	2220470.....	159, 163, 165, 167, 169, 171	2752475.....	160
1702773.....	197, 201, 205	1703961.....	197, 205	2220472.....	167, 171	2752478.....	159
1703074.....	197, 205	1703962.....	197, 205	2220473.....	159, 163, 165, 167, 169, 171	2752487.....	160
1703175.....	104, 108, 112, 116, 120, 124	1704017.....	193	2220500.....	159, 163, 165, 169	2752488.....	159
1703464.....	101, 202, 208	1704137.....	202	2220501.....	167, 171	2752514.....	167, 171
1703694.....	201, 205	1704142.....	198	2220515.....	159, 163, 165, 167, 169, 171	2752519.....	159
1703695.....	193, 201	1704143.....	198	2220582.....	156, 159, 163, 165, 169	2752588.....	160
1703697.....	201, 206	1704144.....	198	2220593.....	159, 163, 165, 167, 169, 171	2752593.....	163
1703698.....	201	1704145.....	198	2220603.....	159, 163, 165, 169	2752594.....	159
1703703.....	201, 206	1704146.....	198	2220608.....	163, 165, 167, 169, 171	2752632.....	167
1703706.....	193, 198, 201, 206	1704201.....	201, 206	2220619.....	167, 171	2752643.....	159, 163, 165, 167, 169, 171
1703803.....	127	1704260.....	132	2220635.....	159, 165, 167	2752648.....	165, 167
1703811.....	193, 198, 201, 206	1704277.....	104, 108, 112, 116, 120, 124, 193, 198, 201, 206	2220775.....	159, 163, 165, 169	2752940.....	159, 163, 165, 169
1703812.....	193, 198, 201, 206	1704278.....	197	2220827.....	163, 165, 167, 169, 171	2752981.....	160, 163, 165, 169
1703813.....	193, 201	1704280.....	198, 206	2220886.....	48	2752992.....	159, 163, 165, 169
1703814.....	193, 198, 201, 206	1704281.....	206	2220999.....	167, 171	2753057.....	163, 165, 167
1703816.....	193, 201	1704282.....	198, 207	2221000.....	159	2753058.....	163, 165
1703817.....	193, 198, 201, 206	1704283.....	206	2221020.....	143, 145	2753059.....	163, 165, 167
1703818.....	193, 201	1704284.....	206	2300014.....	219	2753060.....	163, 165, 167, 169, 171
1703819.....	193, 198, 201, 206	1704400.....	202, 208	2300016.....	219	2753061.....	163, 165, 167, 169, 171
1703821.....	193, 201	1704402.....	202, 208	2360444.....	18	2753062.....	163, 165, 167
1703822.....	193, 198, 201, 206	1704403.....	202, 208	2360450.....	18	2753063.....	163, 165, 167, 169, 171
1703823.....	193, 201	1704420.....	201, 206	2360459.....	10	2753064.....	163, 165, 167, 169
1703829.....	198, 206	1704422.....	201, 206	2360482.....	10	2753065.....	159, 169
1703830.....	198, 206	1704607.....	197, 205	2360497.....	18	2753066.....	159
1703831.....	206	1704608.....	198			2753067.....	159, 169, 171
1703832.....	198, 206	1704609.....	198, 207			2753071.....	160, 169, 171
1703833.....	198, 207	1704610.....	198, 206			2753085.....	160
1703834.....	198, 207	1704611.....	198, 207			2753120.....	159
1703835.....	197, 205	1704613.....	198, 206			2753121.....	160
1703837.....	198, 206	1704614.....	206			2753325.....	167, 171
1703838.....	206	1704615.....	198, 206				
1703839.....	206	1704616.....	197, 205				
		1704807.....	197, 205				
		1704885.....	193, 198, 199, 201, 207				
		1705013.....	202, 208				
		1705303.....	218				
		1705304.....	194				
		1760165.....	15				

SECTION 10 - SPECIAL OPTIONS

2753327	171	2901982	124	3300408	51, 55	3430418	104, 112, 119
2753690	169	2902068	86	3300409	17	3430607	68
2753691	169, 171	2902069	193, 199	3300423	15, 17	3430620	15, 22
2780215	15	2902070	193, 199	3300429	60	3430811	9, 17, 68
2780216	9, 21	2902071	202, 207	3300432	104, 112, 119	3430813	68
2780222	21	2902072	202, 207, 208	3300450	10, 22	3431014	9
2780223	17	2902112	169	3310601	40, 131	3440418	78, 82, 94
2780238	21	2902119	202, 207, 208	3310801	32, 73, 78, 81, 85, 90, 93	3440618	68
2792399	167, 172	2902123	171	3311001	128	3450202	104, 112, 119
2792496	167, 172	2902137	17	3311005	29, 31, 32, 51, 55, 78, 82, 86, 91, 94	3450203	70
2792556	171, 172	2902138	17	3311401	51, 55, 68	3450303	68
2820025	74, 79, 159	2902145	218	3311402	55	3450403	15, 17, 22
2820097	103, 107, 111, 115, 123	2902478	219	3311405	15, 30, 31, 32, 35, 39, 51, 55, 59, 68, 74, 193, 197, 201, 205	3450404	9, 68
2860030	52, 56, 210	2902508	219	3311501	73, 78, 82, 85, 90, 93	3450405	82, 90, 94, 143, 145, 147, 151
2900708	29, 147, 151	2910056	208	3311505	29, 31, 35, 39, 59, 68, 78, 81, 82, 85, 89, 93	3450406	9, 10, 15, 17, 22
2900792	147, 151	2910070	208	3311602	70	3450508	22
2900874	186	2910071	208	3311605	39, 40, 68, 73, 78, 82, 85, 89, 93, 99, 101, 147, 151	3450804	17, 73, 78, 82, 85, 90, 94
2900987	202	2910120	193	3311801	10, 22, 70	3510602	99
2901443	186	2910121	193, 199	3311805	70, 99	3510606	99
2901530	82	2910158	208	3312002	9	3510607	99
2901532	90	2910312	21	3312005	17	3510608	99
2901559	159	2910313	21	3321402	143, 145	3510623	99
2901579	202	2910342	21, 22, 25	3322002	17	3510687	99
2901579	202	2910468	219	3340612	103, 107, 111, 115, 119, 124	3510783	99
2901582	202	2920026	127	3340841	79	3510794	99
2901586	207	2920094	128	3421453	128	3520072	104, 107, 111, 112, 115, 119, 123
2901588	208	2920146	31, 82, 86, 91, 94	3422219	107, 111, 115, 119, 123	3520077	35, 39, 40
2901590	207	2920166	31	3422369	103, 107, 112, 115, 119, 123	3570299	68
2901592	207	2940074	104, 112, 119	3422641	73, 78, 81, 85, 89, 93	3570811	68
2901594	207	2940098	74	3422642	78, 81, 89, 93	3570813	68
2901622	51	2940103	70	3422644	78, 81, 90	3570925	103, 111
2901668	159	2940104	70	3422646	17	3570926	123
2901671	193	2940119	55	3422648	68	3570991	31
2901705	202, 208	3010088	103, 107, 111, 115, 123	3422659	68	3571060	115, 119
2901738	199	3010117	67	3422663	78, 81, 90	3571061	107, 115, 119
2901740	199	3010118	68	3422671	78, 82, 90	3571145	107
2901742	199	3010122	68	3422725	78	3571652	55
2901744	199	3020025	9	3422728	99	3572512	74
2901746	199	3160229	9	3422742	78, 82, 90, 94	3600270	39, 40
2901766	220	3160258	21	3422743	78, 81, 90	3600288	35
2901767	220	3160259	21	3422746	73, 78, 81, 85, 90, 94	3600325	35
2901779	202	3160263	21, 25	3422747	73, 78	3641200	111
2901835	218	3160264	25	3422759	94	3641201	111
2901836	218	3160265	22, 25	3422760	17	3641202	111
2901849	193, 199	3160269	9, 13	3422773	94	3641219	123
2901850	208	3251813	193, 197, 201, 205	3422862	73, 78, 82, 85, 90, 94	3641236	51
2901851	202	3252191	218	3422882	73, 78, 81, 85, 90, 94	3641237	128
2901852	202, 208	3252567	202, 208	3422928	74	3641238	103, 111
2901853	202, 208	3252568	202, 208	3422934	74	3641247	123
2901868	163	3252588	197	3430412	70	3641259	103
2901872	165	3252598	193, 199			3641260	103
2901876	167	3252601	128			3641261	103
2901917	82	3252602	128			3641269	115, 119
2901918	90	3252603	128			3641270	115, 119
2901919	94	3252604	128			3641271	115, 119
2901933	207	3252610	131			3641272	115, 119
2901934	199	3252619	202, 208			3641275	123
2901944	79	3252747	193, 199			3641286	123
2901960	74	3271805	10, 22			3641290	123
2901962	218	3300151	70, 101, 103, 107, 111, 115, 119, 123			3641291	123
2901972	104	3300255	10, 15, 17, 22			3641295	115
2901974	104	3300356	101, 103, 107, 111, 115, 119, 123			3641296	123
2901975	108					3641297	123
2901977	112						
2901979	112						
2901980	116						
2901981	120						

SECTION 10 - SPECIAL OPTIONS

3641299.....	103	3911428	101, 103, 107, 108, 111, 116, 119, 123	4400422.....	39, 40, 41	4520174	18, 23
3641301.....	107	3911430	115, 124	4420008.....	128	4520176	18, 23
3641302.....	107	3911432	103, 107, 111, 115, 119, 124	4420037.....	101	4520257	18, 23
3641303.....	107	3911444	103, 111, 124	4420038.....	35, 40, 41	4566849	120
3641304.....	107	3911532	101, 103, 107, 111, 115, 119, 124	4420055.....	56	4567246	17
3641305.....	107	3911534	112, 120	4420062.....	68, 78, 82, 85, 90, 94, 107	4567271	40, 41
3641306.....	107	3911536	104, 108, 112, 116, 120, 124	4420076.....	103, 111, 115, 119, 124	4567272	40, 41
3641307.....	107	3930820	78, 90	4460044.....	95	4567315	124
3641309.....	103, 111	3931024	78	4460049.....	32, 70	4567346	124
3641310.....	123	3941406	31	4460051.....	101	4567358	68
3641311.....	115, 120	3941606	68	4460071.....	101	4567501	68
3740069.52, 55, 212, 213		3941603	67	4460138.....	101	4567539	74, 78
3740129.....	51, 128, 212	3951603	67	4460183.....	182	4567557	70
3740131.....	51, 55, 210	3990010	180, 181, 186, 187, 211	4460190.....	101	4567610	115, 119
3760170.....	107, 112, 115, 119, 123, 128	4060092	101	4460225.....	187	4567611	115, 116, 120
3760321.....	220	4060700	101	4460248.....	31, 82, 86, 91, 94, 182	4567614	120
3760348.....	74, 78, 82, 85, 90, 94	4060802	128	4460259.....	182	4567615	116, 120
3760387.....	73, 78, 82, 85, 90, 94	4060805	60	4460260.....	182	4567681	35
3780199.....	35, 40, 41	4060914	131	4460265.....	135, 137, 180, 187	4567682	35
3790012.....	128	4060943	220	4460267.....	180, 186, 187, 188	4567710	107
3790218.....	9	4060976	131	4460268.....	135, 137, 186, 187, 188	4567738	103, 111
3820020.....	103, 107, 112, 115, 119, 123, 124	4070980	68	4460320.....	186, 187, 188	4567885	68
3840732.....	104, 108, 112, 116, 120, 124	4070987	52, 56	4460326.....	188	4640216	163, 165, 167, 169, 171
3841332.....	15, 22	4130346	17	4460328.....	101	4640859	29
3841344.....	17, 73, 78, 82, 85, 90, 94	4130356	9	4460343.....	186, 187	4641001	143, 145, 147, 151
3841371.....	22	4160137	15, 22	4460346.....	101	4641002	143, 145
3841378.....	9	4160177	104, 112, 119	4460424.....	137, 187	4641014	143
3841380.....	70	4160178	68	4460428.....	143, 145	4641020	35, 40, 43
3841390.....	70	4160181	68	4460444.....	181, 187	4641030	147, 151
3860078.....	78, 82, 90, 94	4160200	104, 112, 119	4460445.....	188	4641036	41, 47
3860083.....	99	4240125	82, 85, 90, 94	4460449.....	181, 182, 186, 188	4641049	147, 151
3860084.....	99	4240128	82, 85, 90	4460464.....	180	4641118	147, 151
3860085.....	103, 107, 112, 115, 119, 124	4240138	94	4460465.....	186	4711400	15, 31, 32, 74, 78, 82, 86, 90, 94, 101, 103, 107, 111, 116, 120, 124, 143, 145
3860089.....	68	4240147	31	4460466.....	132, 186, 187	4711500	104, 108, 112, 116, 124
3860092.....	74, 78, 82, 85, 90, 94	4300133	56	4460467.....	182, 186, 220	4711600 9, 15, 23, 29, 69, 101	
3860093.....	99	4360112	51, 56, 210	4460468.....	186	4711800	9, 17, 22, 70
3860095.....	103, 107, 111, 116, 120, 124	4360267	128, 214	4460470.....	131, 187	4712000	9
3860099.....	86	4360289	51, 128, 131	4460471.....	131, 187	4740066	128, 131
3900177.....	128	4360328.52, 56, 128, 210		4460491.....	180	4740120	128, 131
3900178.....	128, 131	4360336	128, 214	4460492.....	180	4740156	74
3900226.....	131	4360339	128, 214	4460493.....	180	4740307	74, 78, 82, 86, 90, 94
3900227.....	131	4360348	30, 212	4460495.....	128, 180	4740419	9
3900248.....	148, 152	4360349	30, 212	4460496.....	128, 180	4740438	74, 78, 82, 86, 90, 94
3900256.....	100	4360387	129, 132, 214	4460497.....	128, 180	4740453	10, 22
3900265.....	131	4360401 ..	31, 32, 78, 212, 220	4460510.....	182, 186, 220	4740462	17
3900294.....	100	4360432	52	4460613.....	131, 187	4740468	15, 17
3900329.....	73, 78, 82, 85, 94	4360435	30, 212	4460614.....	186	4740474	60
3910804.....	52, 55	4360437	32, 212, 220	4460662.....	31, 32, 70, 73, 78, 82, 85, 90, 94	4740476	104, 112, 120
3911008.....	55, 104, 112, 119	4360453	131, 214	4460715.....	180	4740479	56
3911024.....	31, 32	4360454	131, 214	4460716.....	51, 181	4740485	68
3911408.....	104, 108, 112, 116, 120, 124	4360456	68, 213	4460717.....	181	4740489	70
3911424.....	103, 107, 111, 115, 119	4360461	40	4460718.....	181	4750800	32, 74, 78, 82, 86, 90, 94
3911426.....	111, 116, 120	4360469	56, 213	4460719.....	181	4751000	31, 32, 52, 56, 70, 83, 86, 91, 95, 104, 112, 120, 128
		4360471	52, 213	4460838.....	180		
		4360475 51, 56, 128, 131, 210		4460839.....	180		
		4360487	30, 212	4460840.....	180		
		4360494	143, 145, 219	4460968.....	74, 78, 82, 85, 90, 94		
		4360548	73, 78, 82, 85, 90, 94, 213				
		4400415	35				

SECTION 10 - SPECIAL OPTIONS

475140031, 35, 40, 41, 52, 56, 59, 70, 193, 197, 201, 205	4922067 59, 181, 187	7011529 64	701830043
475150029, 31, 35, 40, 41, 59, 68, 120	492208682, 182	701159063, 181, 188	701830243, 47
475160040, 41, 99	4922088	... 86, 90, 94, 182	7011596 64	701830447
475180069	4922089	... 86, 90, 94, 182	701162163, 181	701831243, 47
4760600131	492209060	7011656 63	701831343, 47
476080074, 79, 82, 86, 90, 94	4922091 74, 78, 182	7011940 137	701831443
4761000 69, 128	492209659, 181	7011987 135	701831543, 47
4761400	..40, 52, 56, 128, 131	4922097 180	7011990 135	701850663, 213
4761500 40, 41	4922098 180	7011991 135, 137	701851463, 213
4761800 10, 22	492210252, 181	7011992 137, 214	701853764
4845037 15, 23	4922126 180	7011996 135	7018554 64
4845519 82, 86	4922142 128, 180	7011997 135, 137	701855564
484554169	4922143 128, 180	7011998 135	701856463, 213
484554269	492214452, 181	7011999 135	701857663
484554669	4922183 131, 187	7012540 29	701857863, 213
484555829	4922184 132, 187	7012593 128	7018579 63, 181, 188
484557490	492219852	701261151, 128, 131	7018580181, 187
484562669	4922199 52, 56, 186	701261251, 128, 131	7018581 63, 181, 188
484562769	4922224 180	7012613 9, 17, 21	701858263
484562815	4922258 31, 187	701277344, 47	7018583 63, 181, 188
484566440	4922290 180	7012785212	7018584181, 188
484568469	4922299 186	7012952 29	701858563, 64
484574278	492230056, 186	701295329, 143, 145	701858664
484574869	492230194, 188	7012954 29	701858864
484574969	492230256, 187	7012955 29	701858964
4845755128	492230532, 187	7012961 29	701859163
484575869	4922320 188	7012967143, 145, 147, 151	701859663
484575969	492232756, 187	7012998 147, 151	701859763, 213
4845790104, 112, 120	492233152, 181	7016315 47	701859863, 213
4845825 116, 120	492233252, 181	701631931, 82, 86, 91, 94	7018599 64, 181, 188
4845826 112, 120	4922371 128, 180	7016337 47	701890548
4845827 112, 120	4922372 128, 180	7016339 52	701891244, 47
4845829103, 108, 112, 116, 120, 123	4922449 180	7016349 43, 47	701891648
484583429	4922674 186	701635143, 44, 47, 48	7018917 44, 47, 210
484583729	4922842219	701635247, 210	701891943, 48
4845894104	4923370219	7016362 135	701894148
4845895104	4923408219	701637231, 82, 86, 91, 94	701894248
484592229	4923412219	7016708 155	701894347
484598194	494002660	7017207 155	701896743, 47
484600969	494002760	7017220 141	701897843
484601069	7001609 141	7017221 141	701897943
484601569	7002821 182, 186, 220	7017222 141	701898043
484601740	7002823 182, 186, 220	7017223 141	701898144, 47
4846040 41, 69	7002828182, 220	7017224 155	701898244
484604269	7003212145, 151	7017226 155	701898843
484604369	7003790135, 137	7017227 156	701899347
484604469	7003791135, 137	7017237 155	70189969, 21
484604569	7003902 18	7017238 155	70189979, 21
4846082220	7003903 18	7017239 155	7019696 15
484613869	7010639 35, 39, 40	7017240 155	7019808 145
484621769	7010640 35, 39, 40	7017262 141	7019810145, 151
484630274	701064615, 18	7017264 141	7019818 147
4846598104	701064715, 18	7017265 156	7019819 147
4846599104	7010648 15	7017267 155	7019820 147
4860180 10, 15	701064915, 17	7017268 155	7019822 145
4860182 10, 15	7010650 15	7017367 143, 147	7019823 145
4922032 52, 181	701065115, 18	7017376 145, 151	7019830 143, 148
4922033 52, 181	7010903 35, 39, 40	7017380 143	7019831 143
4922034 52, 181	7010944	... 35, 39, 40, 210	7017382 143, 147	7019832 143
4922035 52, 181	7011041 35, 39, 40	7017399 143, 147	7019855 151
4922062 128, 180	701104239, 40	7017444143, 145, 147, 151, 210	7019858 151
		7011043 35, 39, 40	7017445143, 145, 147, 151	7019875 147
		7011044 35, 39, 40			7019876 152
		7011045 35, 39, 40			7019877 151
		701104935			7020175	..51, 56, 128, 131
		701105035			7020176	..51, 56, 128, 131
		701150963, 210			7020500135, 214

SECTION 10 - SPECIAL OPTIONS

7020501.....135, 137, 210	702130247	7023317.....25	7023458.....13
7020502.....135, 137	702130447	7023318.....25	7023459.....13
7020503.....137	702130547	7023320.....25	7023460.....13
7020504.....137	702130647	7023324.....25	7023461.....13
7020505.....135	702130747	7023325.....25	7023462.....13
7020508.....137, 187, 214	70213129, 21	7023326.....25	7023463.....13
7020509.....137	702131347	7023327.....25	7023464.....13
7020510.....137, 215	702131547	7023328.....25	7023465.....13
7020511.....137	70213179, 21	7023329.....25	7023466.....13
7020520.....135, 137	702136643	7023336.....219	7023874.....21
7020521.....135	702252048	7023405.....25	7023875.....43
7020522.....135	702252243, 210	7023406.....26	7023876.....48
7020523.....135, 214	702252543, 47	7023407.....26	7026174.....25
7020524.....135	702293663	7023408.....26	7026175.....26
7020541.....135, 137	702293764	7023409.....25	7026176.....26
7020600.....63, 181, 188	702330725	7023410.....25	7026177.....26
7020602.....64	702330825	7023412.....26	7026178.....25
7020603.....64	702330925	7023450.....13	7026179.....25
7020604.....181, 188	702331025	7023451.....13	7026180.....25
7020606.....63	702331125	7023452.....13	7026181.....26
7020639.....64	702331225	7023453.....13	80434150.....43
7020651.....64	702331325	7023454.....13	8896941.....186
7020672.....64	702331425	7023455.....13	9984055.....220
7020673.....64	702331525	7023456.....13	
7021300.....47	702331625	7023457.....13	



3120738



An Oshkosh Corporation Company

Corporate Office
JLG Industries, Inc.
1 JLG Drive
McConnellsburg, PA 17233-9533
USA

+1-717-485-5161 (Corporate)
+1-877-554-5438 (Customer Support Toll Free)
+1-717-485-6417

JLG Worldwide Locations

JLG Industries
358 Park Road
Regents Park
NSW 2143
Sydney 2143
Australia
+6 (12) 87186300
+6 (12) 65813058
Email: techservicesaus@jlg.com

JLG Ground Support Oude
Bunders 1034
Breitwaterstraat 12A
3630 Maasmechelen
Belgium
+32 (0)89 84 82 26
Email: emeaservice@jlg.com

JLG Latino Americana LTDA
Rua Antonia Martins Luiz, 580
Distrito Industrial Joao Narezzi
Indaiatuba-SP 13347-404
Brasil
+55 (19) 3936 7664 (Parts)
+55 (19) 3936 9049 (Service)
Email: comercialpecas@jlg.com
Email: servicios@jlg.com

Oshkosh-JLG (Tianjin)
Equipment Technology LTD
Shanghai Branch
No 465 Xiao Nan Road
Feng Xian District
Shanghai 201204
China
+86 (21) 800 819 0050

JLG Industries Dubai
Jafza View
PO Box 262728, LB 19
20th Floor, Office 05
Jebel Ali, Dubai
+971 (0) 4 884 1131
+971 (0) 4 884 7683
Email: emeaservice@jlg.com

JLG France SAS
Z.I. Guillaume Mon Amy
30204 Fauillet
47400 Tonniens
France
+33 (0) 553 84 85 86
+33 (0) 553 84 85 74
Email: pieces@jlg.com

JLG Deutschland GmbH
Max Planck Str. 21
27721 Ritterhude-Ihlpohl
Germany
+49 (0) 421 69350-0
+49 (0) 421 69350-45
Email: german-parts@jlg.com

JLG Equipment Services Ltd.
Rm 1107 Landmark North
39 Lung Sum Avenue
Sheung Shui N. T.
Hong Kong
+(852) 2639 5783
+(852) 2639 5797

JLG Industries (Italia) S. R. L.
Via Po, 22
IT-20010 Pregnana Milanese (MI)
Italy
+39 (0) 2 9359 5210
+39 (0) 2 9359 5211
Email: ricambi@jlg.com

JLG EMEA B.V.
Polaris Avenue 63
132 JH Hoofdorp
The Netherlands
+31 (0) 23 565 5665
Email: emeaservice@jlg.com

JLG NZ Access Equipment & Services
2B Fisher Crescent
Mt Wellington 1060
Auckland, New Zealand
+6 (12) 87186300
+6 (12) 65813058
Email: techservicesaus@jlg.com

JLG Industries
Vahutinskoe shosse 24b
Khimki,
Moscow Region 141400
Russia Federation
+7 (499) 922 06 99
+7 (499) 922 06 99

Oshkosh-JLG Singapore
Technology Equipment Pte Ltd
35 Tuas Avenue 2
Jurong Industrial Estate
Singapore 639454
+65 6591 9030
+65 6591 9045
Email: SEA@jlg.com

JLG Iberica S. L.
Trapadella, 2
Pol. Ind. Castellbisbal Sur
08755 Castellbisbal
Barcelona
Spain
+34 (0) 93 772 47 00
+34 (0) 93 77 117 62
Email: parts_iberica@jlg.com

JLG Sverige AB
Enkopingsvagen 150
17627 Jarfalla
Sweden
+46 (0) 8 506 595 00
+46 (0) 8 506 595 27
Email: nordicsupport@jlg.com

JLG Industries (UK) Ltd.
Bentley House
Bentley Avenue
Middleton, Greater Manchester
M24 2GP
United Kingdom
+44 (0) 161 654 1000
+44 (0) 161 654 1003
Email: ukparts@jlg.com

www.jlg.com