



Illustrated Parts Manual

Models

1532E2

1932E2

2032E2

2632E2

2646E2

3246E2

3120856

September 24, 2013



An Oshkosh Corporation Company

REVISION LOG

July 1998 - Original Issue Of Manual (Edited to 0010549 Revision 10)
February 26, 1999 - Revised Manual (Edited to 0010549 Revision 18)
May 1, 1999 - Revised Manual (Edited to 0010549 Revision 21)
June 29, 1999 - Updated Pages Cover, Effectivity Page, 8-9 & 8-10
August 30, 1999 - Revised Manual (Edited to 0010549 Revision 24)
January 1, 2000 - Revised Manual (Edited to 0010549 Revision 31)
June 15, 2000 - Revised Manual (Edited to 0010549 Revision 33)
October 31, 2000 - Revised Manual (Edited to 0010549 Revision 35)
January 30, 2001 - Revised Manual (Edited to 0010549 Revision 40)
July 2, 2001 - Revised Manual (Edited to 0010549 Revision 45)
October 29, 2001 - Revised Manual (Edited to 0010549 Revision 49)
May 23, 2002 - Revised Manual (Edited to 0010549 Revision 57)
September 20, 2002 - Revised Manual (Edited to 0010549 Revision 61)
February 26, 2003 - Revised Manual (Edited to 0010549 Revision 65)
June 26, 2003 - Revised Manual (Edited to 0010549 Revision 70)
June 29, 2004 - Revised Manual (Edited to 0010549 Revision 73)
April 7, 2005 - Revised Manual (Edited to 0010549 Revision 73)
September 9, 2008 - Revised Manual
November 30, 2011 - Revised Manual
September 24, 2013 - Revised Manual

TABLE OF CONTENTS

SECTION 1 - FRAME.....	7
FIGURE 1-1. WHEEL DRIVE AND STEERING INSTALLATION - 1532E2 & 1932E2	8
FIGURE 1-2. DRIVE MOTOR ASSEMBLY - 1532E2 & 1932E2 (SN 90870 to Present).....	12
FIGURE 1-3. BRAKE INSTALLATION - 1532E2 & 1932E2	14
FIGURE 1-4. FRAME AND STEERING INSTALLATIONS - 2032E2/2632E2/2646E2/3246E2	16
FIGURE 1-5. WHEEL DRIVE AND BRAKE INSTALLATIONS - 2032E2/2632E2/2646E2/3246E2	20
FIGURE 1-6. DRIVE MOTOR ASSEMBLY (2032E2 SN 90870 to Present; 2646E2 SN 90870 to Present; 2632E2 SN 90855 to Present; 3246E2 SN 90855 to Present).....	24
FIGURE 1-7. FRAME MOUNTED COMPONENTS INSTALLATIONS	28
SECTION 2 - GROUND COMPONENTS.....	33
FIGURE 2-1. HYDRAULIC COMPONENT INSTALLATIONS - 1532E2/1932E2	34
FIGURE 2-2. HYDRAULIC COMPONENT INSTALLATIONS - 2032E2/2646E2/2632E2/3246E2.....	38
FIGURE 2-3. VALVE ASSEMBLY - STANDARD CONTROLS MACHINES.....	42
FIGURE 2-4. VALVE ASSEMBLY - PROPORTIONAL CONTROLS MACHINES.....	46
FIGURE 2-5. ELECTRICAL COMPONENT INSTALLATIONS (LEFT SIDE OF MACHINES WITH STANDARD CONTROLS)	50
FIGURE 2-6. ELECTRICAL COMPONENT INSTALLATIONS - 2632E2/3246E2 (LEFT SIDE OF MACHINES WITH PROPORTIONAL CONTROLS)	54
FIGURE 2-7. ELECTRICAL COMPONENT INSTALLATIONS (RIGHT SIDE)	58
FIGURE 2-8. BATTERY CHARGER ASSEMBLIES	62
FIGURE 2-9. POTHOLE PROTECTION AND TRAY INSTALLATIONS.....	64
SECTION 3 - SCISSOR ARMS.....	69
FIGURE 3-1. SCISSOR ARMS INSTALLATION - 1532E2.....	70
FIGURE 3-2. SCISSOR ARMS INSTALLATION - 1932E2.....	74
FIGURE 3-3. SCISSOR ARMS INSTALLATION - 2032E2.....	78
FIGURE 3-4. SCISSOR ARMS INSTALLATION - 2632E2.....	82
FIGURE 3-5. SCISSOR ARMS INSTALLATION - 2646E2.....	86
FIGURE 3-6. SCISSOR ARMS INSTALLATION - 3246E2.....	90
FIGURE 3-7. ARM GUARDS INSTALLATIONS.....	94
SECTION 4 - PLATFORM.....	97
FIGURE 4-1. PLATFORM AND ACCESSORIES INSTALLATION.....	98
FIGURE 4-2. HANDRAILS INSTALLATIONS (1532E2 & 1932E2 AUSTRALIAN SPEC)	102
FIGURE 4-3. HANDRAILS INSTALLATIONS (1532E2 & 1932E2 CE SPEC).....	106
FIGURE 4-4. HANDRAILS INSTALLATIONS (2032E2 AUSTRALIAN SPEC).....	110
FIGURE 4-5. HANDRAILS INSTALLATIONS (2032E2 / CE SPEC)	114
FIGURE 4-6. HANDRAILS INSTALLATIONS (2646E2 & 3246E2 AUSTRALIAN AND CE SPEC).....	118
FIGURE 4-7. PLATFORM CONSOLE BOX ASSEMBLIES (STANDARD CONTROL MACHINES).....	122
FIGURE 4-8. PLATFORM CONSOLE BOX ASSEMBLIES (PROPORTIONAL CONTROL MACHINES).....	126
FIGURE 4-9. CONTROLLER ASSEMBLY (STANDARD CONTROLS MACHINES).....	128
FIGURE 4-10. CONTROLLER ASSEMBLY (PROPORTIONAL CONTROLS MACHINES).....	130
SECTION 5 - CYLINDERS.....	133
FIGURE 5-1. BRAKE CYLINDER ASSEMBLY.....	134
FIGURE 5-2. LIFT CYLINDER COMPONENTS ASSEMBLY (1532E2 & 1932E2)	136

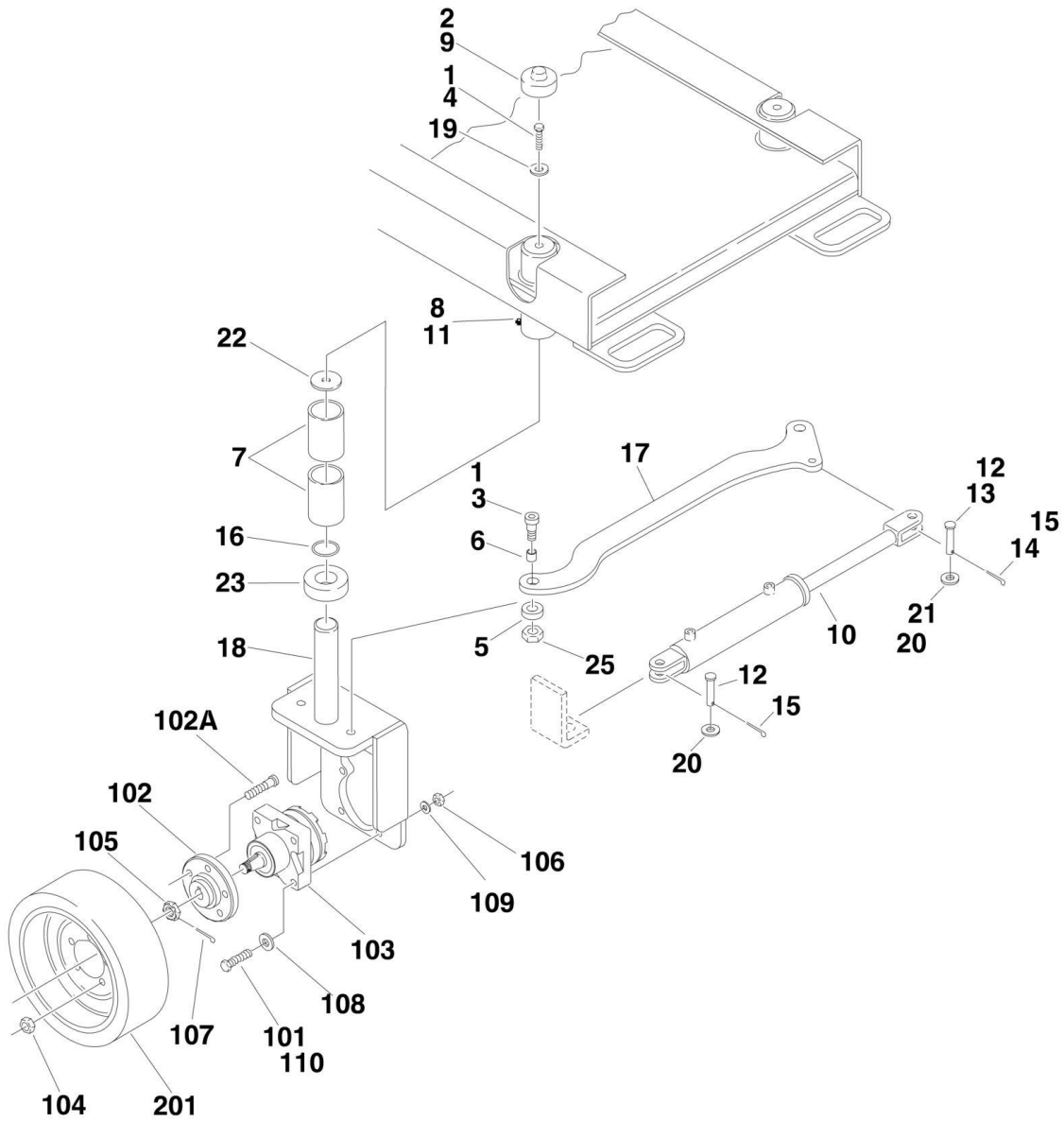
TABLE OF CONTENTS

FIGURE 5-3. LIFT CYLINDER COMPONENTS ASSEMBLY (2032E2).....	138
FIGURE 5-4. LIFT CYLINDER COMPONENTS ASSEMBLY (2632E2 & 2646E2).....	140
FIGURE 5-5. LIFT CYLINDER COMPONENTS ASSEMBLY (3246E2).....	144
FIGURE 5-6. STEER CYLINDER ASSEMBLY	148
SECTION 6 - HYDRAULIC	151
FIGURE 6-1. HYDRAULIC DIAGRAM - 1532E2 & 1932E2 & 2032E2	152
FIGURE 6-2. HYDRAULIC DIAGRAM - 2646E2.....	156
FIGURE 6-3. HYDRAULIC DIAGRAM - 3246E2 WITH STANDARD CONTROLS	158
FIGURE 6-4. HYDRAULIC DIAGRAM - 3246E2 WITH PROPORTIONAL CONTROLS	160
FIGURE 6-5. HYDRAULIC DIAGRAM - 2632E2 WITH STANDARD CONTROLS	162
FIGURE 6-6. HYDRAULIC DIAGRAM - 2632E2 WITH PROPORTIONAL CONTROLS	164
FIGURE 6-7. HYDRAULIC DIAGRAM LIST.....	166
SECTION 7 - ELECTRICAL.....	167
FIGURE 7-1. ELECTRICAL SCHEMATIC (AUSTRALIAN SPEC STANDARD CONTROL MACHINES)	168
FIGURE 7-2. ELECTRICAL SCHEMATIC (CE SPEC STANDARD CONTROL MACHINES)	170
FIGURE 7-3. ELECTRICAL SCHEMATIC (PROPORTIONAL CONTROL MACHINES)	172
FIGURE 7-4. ELECTRICAL COMPONENTS INSTALLATION (STANDARD CONTROL MACHINES)	174
FIGURE 7-5. ELECTRICAL COMPONENTS INSTALLATION (PROPORTIONAL CONTROL MACHINES)	180
FIGURE 7-6. ELECTRICAL DIAGRAM LIST	186
SECTION 8 - DECALS	187
FIGURE 8-1. DECALS INSTALLATION - 1532E2 & 1932E2.....	188
FIGURE 8-2. DECALS INSTALLATION - 2032E2 & 2632E2 & 2646E2 & 3246E2	192
SECTION 9 - RECOMMENDED SERVICE PARTS STOCK.....	197
FIGURE 9-1. MODELS 1932E2/2032E2/2646E2/3246E2 STANDARD PARTS.....	198
FIGURE 9-2. MODELS 1932E2/2032E2/2646E2/3246E2 VARIABLE PARTS.....	200
SECTION 10 - SPECIAL OPTIONS	203
FIGURE 10-1. SPECIAL OPTIONS	204
PART NUMBER INDEX.....	207

SECTION 1 - FRAME

SECTION 1 - FRAME

FIGURE 1-1. WHEEL DRIVE AND STEERING INSTALLATION - 1532E2 & 1932E2



SECTION 1 - FRAME

FIGURE 1-1. WHEEL DRIVE AND STEERING INSTALLATION - 1532E2 & 1932E2

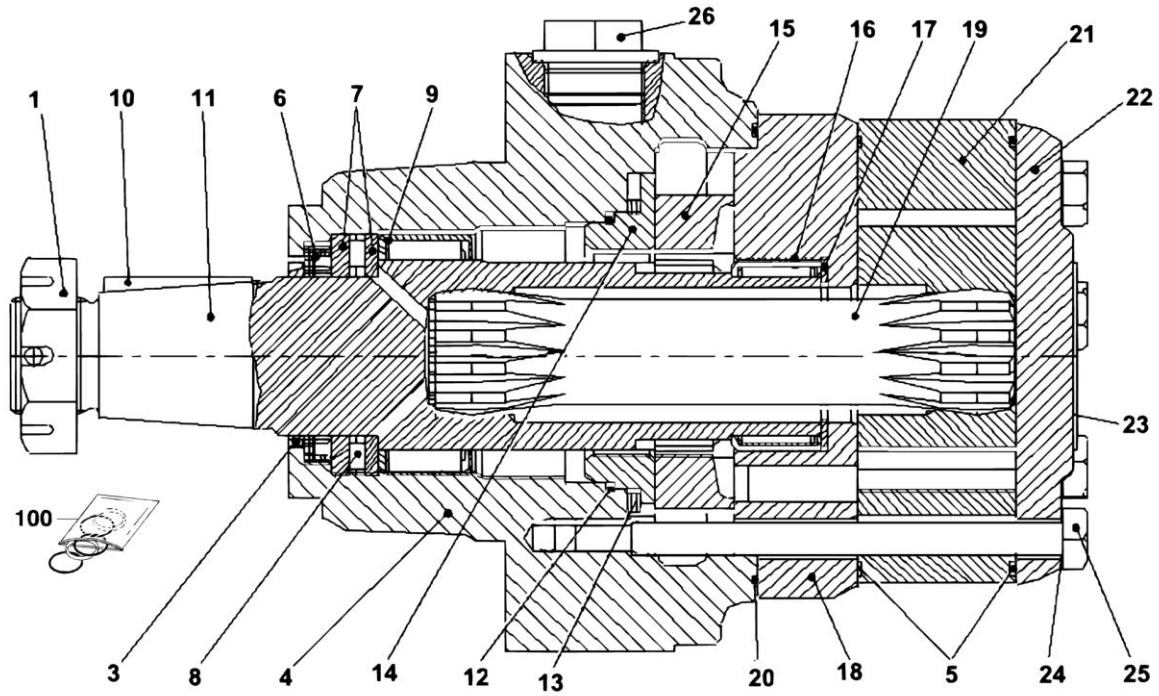
ITEM	PART NUMBER	QTY	DESCRIPTION	REV
	0258015	Ref	STEERING INSTALLATION - 1532E2 & 1932E2	J
1	0100019	AR	Loctite #271	
2	0100081	AR	Loctite #454	
3	0630516	2	Bolt, Shoulder	
4	0641611	2	Bolt 3/8in-16NC x 1 3/8in	
5	0962208	2	Spacer, Bushing	
6	0962173	2	Bushing	
7	0962174	4	Bushing	
8	1120064	2	Cap, Grease Fitting (Prior to SN 84437)	
9	1120515	2	Cap, Plastic	
10		Ref	Steer Cylinder Assembly (See CYLINDERS SECTION for Breakdown)	
10	1684225	1	Steer Cylinder Assembly (Was P/N 1683661) (Prior to SN 67287)	
10		Ref	Steer Cylinder Assembly (Was P/N 1683832) (SN 67287 through 108167)	
10	1684225	1	Steer Cylinder Assembly (SN 108168 to Present)	
11	2160006	2	Fitting, Grease (Prior to SN 84437)	
12	3430811	AR	Pin, Clevis	
13	3431014	1	Pin, Clevis (Prior to SN 50027)	
14	3450404	1	Pin, Cotter 1/8in x 1in (Prior to SN 50027)	
15	3450406	AR	Pin, Cotter 1/8in x 1 1/2in	
16	3790218	2	O-Ring (Prior to SN 101149)	
17	3841378	1	Tie-Rod	
18	4130356	2	Spindle	
19	4711600	2	Flatwasher 3/8in Narrow	
20	4711800	AR	Flatwasher 1/2in Narrow	
21	4712000	2	Flatwasher 5/8in Narrow (Prior to SN 50027)	
22	4740419	2	Thrustwasher	
23		Ref	Collar:	
23	1440329	2	Collar (Prior to June 13, 2001) (1532E2) (Was P/N 1440326) (1932E2 Prior to SN 99064)	
23	1440329	2	Collar (June 13, 2001 to Present) (1532E2) (1932E2 SN 99064 to Present)	
24	3020025	AR	Grease (Not Shown) (Prior to SN 108196)	
25	3312002	2	Jam Nut (SN 103651 to Present)	
		Ref	WHEEL DRIVE INSTALLATION OPTIONS:	
	0258171	Ref	Wheel Drive Installation (Prior to SN 90870)	F
	0271221	Ref	Wheel Drive Installation (SN 90870 to Present)	A
101		Ref	Bolt Options:	
101	0641824	8	Bolt 1/2in-13NC x 3in (Prior to SN 49303)	
101	0681822	8	Bolt 1/2in-13NC x 2 3/4in (SN 49303 to Present)	
102	2780216	2	Hub Assembly	
102A	7012613	10	Bolt, Wheel (5 Per Hub)	
103		Ref	Drive Motor Assembly Options:	
103	3160229	2	Drive Motor Assembly (Prior to SN 90870)	
103	7018996	1	Key, Shaft	
103	7018997	1	Nut, Castle	
103	7021312	1	Seal, Shaft Oil (Inner Seal)	
103	7021317	1	Seal, Dust (Outer Seal)	

SECTION 1 - FRAME

ITEM	PART NUMBER	QTY	DESCRIPTION	REV
103	3160269	2	Drive Motor Assembly (See DRIVE MOTOR ASSEMBLY for Breakdown) (SN 90870 to Present)	
104	3300255	10	Nut, Wheel	
105	See Note	2	Nut (Note: See Breakdown of Individual Motor)	
106		Ref	Hardware Options:	
106	3271805	8	Locknut 1/2in-13NC (Grade 8) (Prior to SN 49303)	
106	3311801	8	Nut 1/2in-13NC (SN 49303 through 84079)	
106	3300450	8	Nut 1/2in-13NC (SN 84080 to Present)	
107	3450406	2	Pin, Cotter 1/8in x 1 1/2in	
108	4740453	8	Flatwasher 1/2in Narrow (Was P/N 4891800) (Prior to SN 90870)	
109	4761800	8	Lockwasher 1/2in (SN 49303 through 84080)	
110	0100019	AR	Loctite #271 (Prior to SN 84080)	
		Ref	TIRE AND WHEEL INSTALLATIONS	
	0258167	Ref	Black Tire and Wheel Installation	1
	0258166	Ref	Gray Non-Marking Tire and Wheel Installation	1
201		Ref	Tire Options:	
201	4860180	AR	Standard Black	
201	4860182	AR	Non-Marking Gray	
		Ref	FRAME OPTIONS	
	2360459	1	Frame (Prior to SN 50363)	
	2360482	1	Frame (SN 50363 to Present)	

SECTION 1 - FRAME

FIGURE 1-2. DRIVE MOTOR ASSEMBLY - 1532E2 & 1932E2 (SN 90870 to Present)



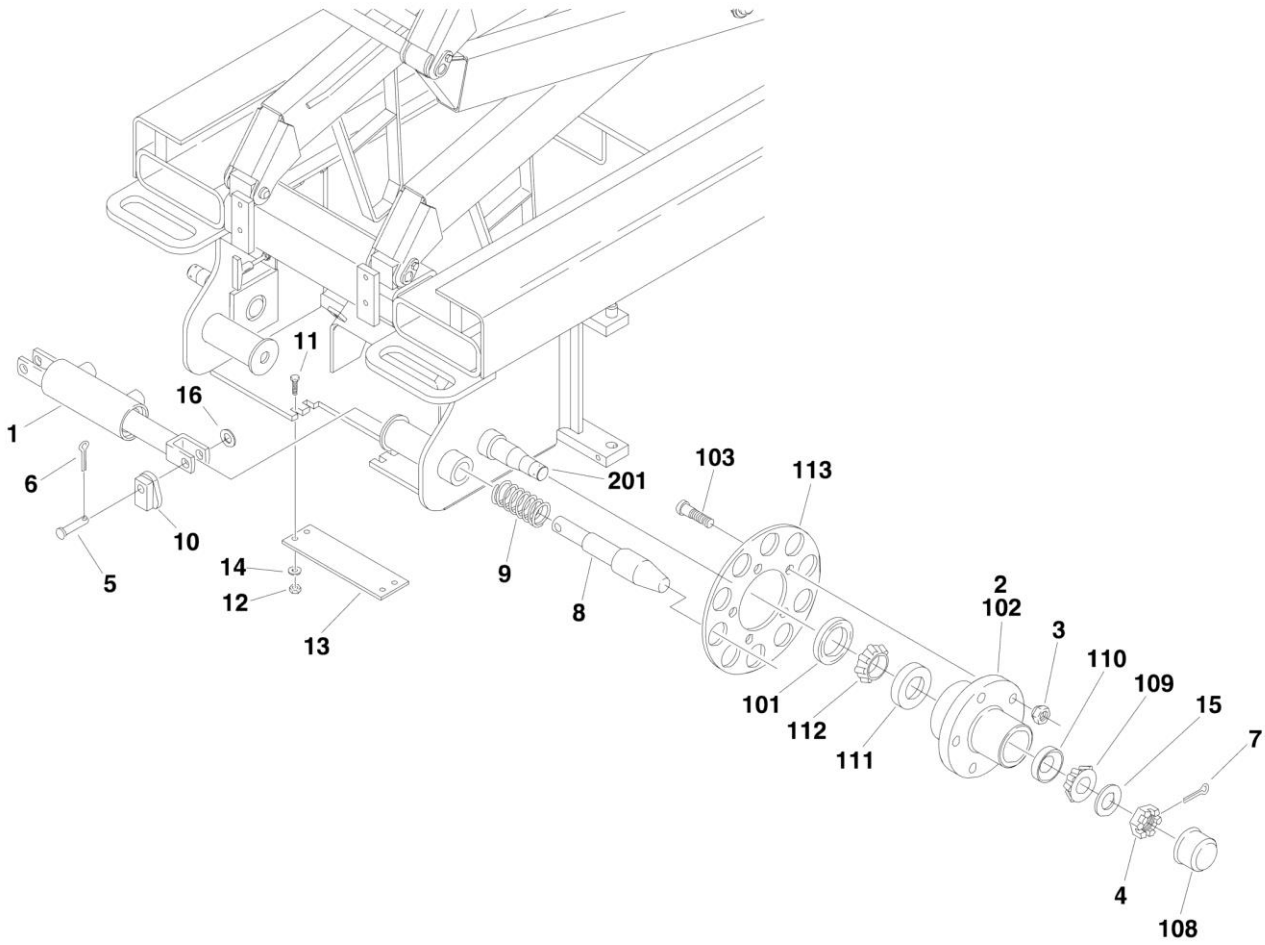
SECTION 1 - FRAME

FIGURE 1-2. DRIVE MOTOR ASSEMBLY - 1532E2 & 1932E2 (SN 90870 to Present)

ITEM	PART NUMBER	QTY	DESCRIPTION	REV
	3160269	Ref	DRIVE MOTOR ASSEMBLY - 1532E2 & 1932E2	B
1	7023451	1	Nut, Castle	
3	Item 100	1	Seal, Dust	
4	Not Serviceable		Housing	
5	Item 100	1	O-Ring	
6	Item 100	1	Seal, Shaft	
7	7023452	2	Bearing, Race	
8	7023453	1	Bearing, Needle	
9	7023454	1	Bearing, Needle	
10	7023455	1	Key	
11	7023456	1	Shaft, Output	
12	Item 100	1	O-Ring	
13	7023457	1	Washer, Spring	
14	7023458	1	Plate, Pressure	
15	7023459	1	Disc, Valve	
16	7023460	1	Bearing, Needle	
17	7023461	1	Washer, Glacier	
18	7023462	1	Plate	
19	7023463	1	Shaft, Cardan	
20	Item 100	2	O-Ring	
21	7023464	1	Wheel, Gear Set	
22	7023465	1	Cover, End	
23	Not Serviceable	1	I.D. Tag	
24	Item 100	7	Washer	
25	7023466	7	Screw	
26	Not Serviceable	2	Plug	
		Ref	KIT OPTIONS:	
100	7023450	1	Kit, Seal (Includes Items 3, 5-6, 12, 20, 24)	

SECTION 1 - FRAME

FIGURE 1-3. BRAKE INSTALLATION - 1532E2 & 1932E2



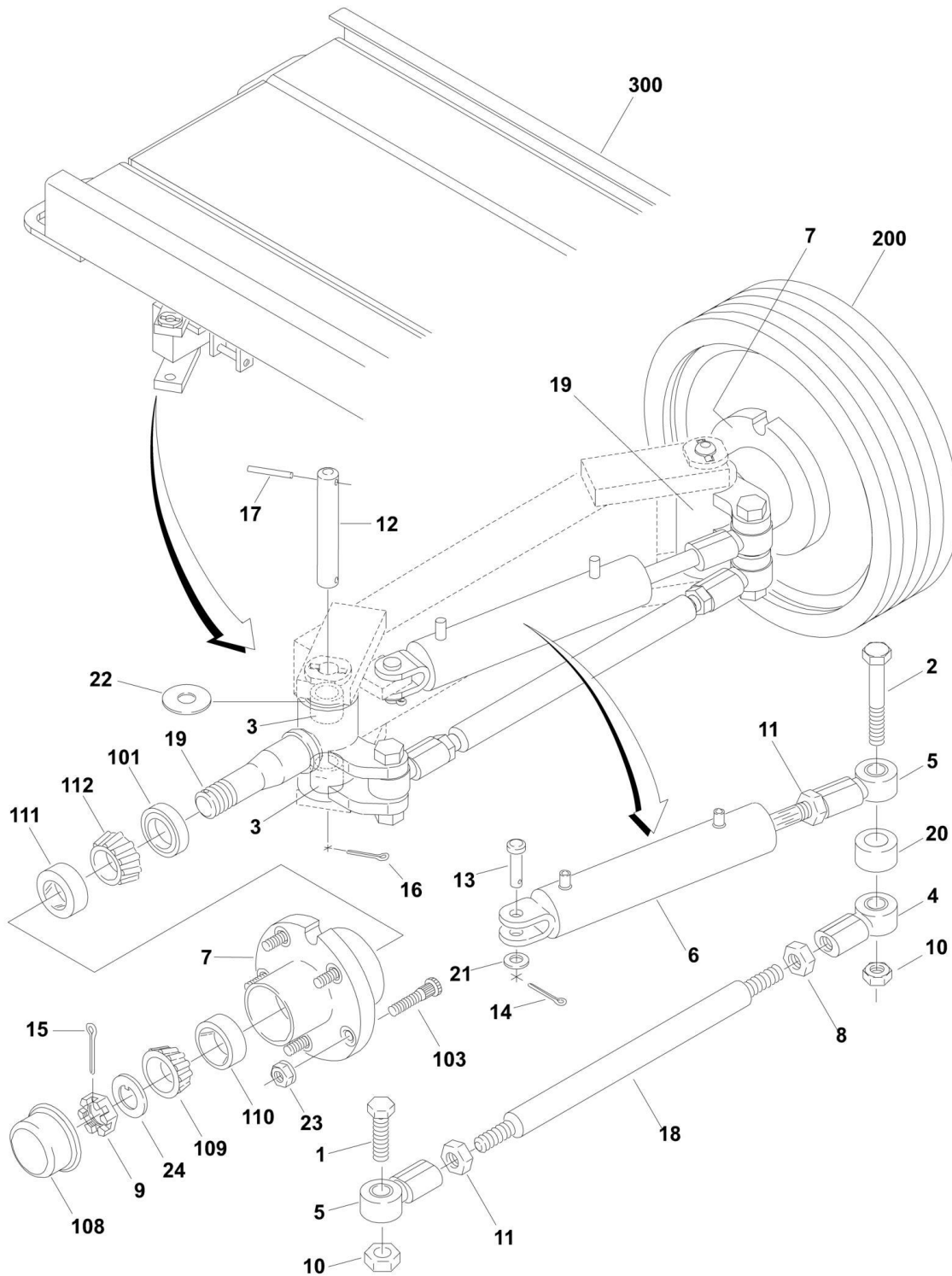
SECTION 1 - FRAME

FIGURE 1-3. BRAKE INSTALLATION - 1532E2 & 1932E2

ITEM	PART NUMBER	QTY	DESCRIPTION	REV
		Ref	BRAKE INSTALLATION OPTIONS - 1532E2 & 1932E2:	
	0258168	Ref	Brake Installation 1932E2 Machines	C
1		Ref	Brake Cylinder Assembly Options (See CYLINDERS SECTION for Breakdown)	
1	1683833	1	Brake Cylinder Assembly (Was p/n 1683557) (Prior to SN 65498)	
1	1683833	1	Brake Cylinder Assembly (SN 65498 to Present)	
2	2780215	2	Hub Assembly (See Items 101-113 for Breakdown)	
3	3300255	10	Nut, Wheel	
4	3300423	2	Nut	
5	3430620	2	Pin	
6	3450403	2	Pin, Cotter 1/8in x 3/4in	
7	3450406	2	Pin, Cotter 1/8in x 1 1/2in	
8	3841332	2	Rod	
9	4160137	2	Spring, Compression	
10	4845037	2	Brake Cam Weldment	
11	0641407	4	Bolt 1/4in-20NC x 7/8in	
12	3311405	4	Locknut 1/4in-20NC	
13	3571067	1	Plate, Cover	
14	4711400	8	Flatwasher 1/4in Narrow	
15	4740468	2	Washer, Special	
16	4711600	2	Flatwasher 3/8in Narrow	
	2780215	Ref	HUB ASSEMBLY	B
101	7010649	1	Seal	
102	Not Serviced	1	Housing	
103	7019696	5	Stud, Wheel	
108	7010648	1	Cap, Dust	
109	7010646	1	Cone, Outer	
110	7010650	1	Cup, Outer	
111	7010651	1	Cup, Inner	
112	7010647	1	Cone, Inner	
113	1760165	1	Disc, Brake	
		Ref	FRAME COMPONENTS	
201	4845628	2	Spindle	
		Ref	TIRE AND WHEEL INSTALLATIONS (NOT SHOWN)	
	0258167	Ref	Black Tire and Wheel Installation	1
	0258166	Ref	Gray Non-Marking Tire and Wheel Installation	1
		Ref	Tire Options:	
	4860180	AR	Standard Black	
	4860182	AR	Non-Marking Gray	

SECTION 1 - FRAME

FIGURE 1-4. FRAME AND STEERING INSTALLATIONS - 2032E2/2632E2/2646E2/3246E2



SECTION 1 - FRAME

FIGURE 1-4. FRAME AND STEERING INSTALLATIONS - 2032E2/2632E2/2646E2/3246E2

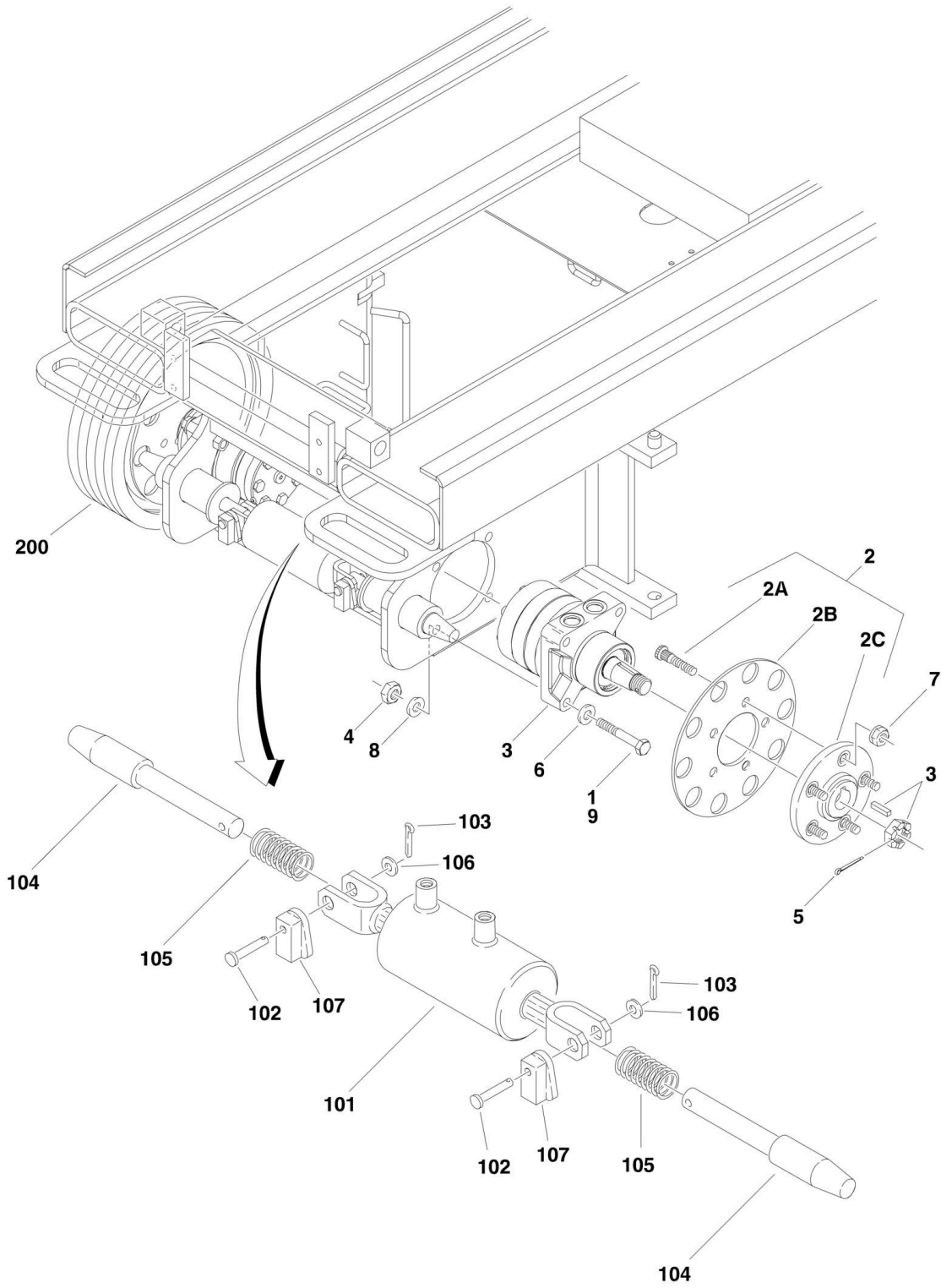
ITEM	PART NUMBER	QTY	DESCRIPTION	REV
		Ref	STEERING INSTALLATION OPTIONS:	
	0257627	Ref	Steering Installation 2032E2/2632E2 Machines	I
	0257670	Ref	Steering Installation 2646E2/3246E2 Machines	J
1	0642022	1	Bolt 5/8in-11NC x 2 3/4in	
2	0642028	1	Bolt 5/8in-11NC x 3 1/2in	
3	0962097	4	Bushing, Excelite (Prior to SN 49494)	
3	0440228	4	Bushing, Excelite (SN 49494 to Present)	
4	1660237	1	Coupling, Tie-Rod End (Left Side)	
5	1660238	2	Coupling, Tie-Rod End (Right Side)	
6		Ref	Steer Cylinder Assembly (See CYLINDERS SECTION for Breakdown):	
6	1684224	1	Steer Cylinder Assembly 2032E2/2632E2 (Was P/N 1683552) (Prior to SN 67287)	
6	1683831	1	Steer Cylinder Assembly 2032E2/2632E2 (SN 67287 through 104716)	
6	1684224	1	Steer Cylinder Assembly 2032E2/2632E2 (SN 104717 to Present)	
6	1684224	1	Steer Cylinder Assembly 2646E2/3246E2 (Was P/N 1683552) (Prior to SN 66990)	
6	1683831	1	Steer Cylinder Assembly 2646E2/3246E2 (SN 66990 through 104716)	
6	1684224	1	Steer Cylinder Assembly 2646E2/3246E2 (SN 104717 to Present)	
7	2780223	2	Hub Assembly (See Items 101-112 for Breakdown)	
8	3300409	1	Nut, Jam (Left Hand Threads)	
9	3300423	2	Nut, Spindle	
10	3312005	2	Locknut 5/8in-20NC	
11	3322002	2	Nut, Jam 5/8in-18NF	
12	3422646	2	Pin, Spindle (Prior to SN 57249)	
12	3422760	2	Pin, Spindle (SN 57249 to Present)	
13	3430811	1	Pin, Clevis	
14	3450403	1	Pin, Cotter 1/8in x 3/4in	
15	3450406	2	Pin, Cotter 1/8in x 1 1/2in	
16	3450804	2	Pin, Cotter 1/4in x 1in	
17	3841344	2	Rod, Retaining	
18		Ref	Tie-Rod Options:	
18	Kit	1	Tie-Rod 2032E2/2632E2 Machines	
18	Kit	1	Tie-Rod 2646E2/3246E2 Machines	
19	4130346	2	Spindle Assembly	
20	4567246	2	Tube, Spacer	
21	4711800	1	Flatwasher 1/2in Narrow	
22	4740462	2	Thrustwasher, Bronze	
23	3300255	10	Nut, Wheel	
24	4740468	2	Flatwasher, Special	
		Ref	Tie Rod Assembly Kit Options:	
	2902137	1	Tie Rod Assembly Kit 2032E2 & 2632E2 (Includes Items Qty 1 of 4, 5, 8, 11 & 18)	
	2902138	1	Tie Rod Assembly Kit 2646E2 & 3246E2 (Includes Items Qty 1 of 4, 5, 8, 11 & 18)	
	2780233	Ref	HUB ASSEMBLY	A
101	7010649	1	Seal, Oil	
103	7012613	5	Wheelbolt	

SECTION 1 - FRAME

ITEM	PART NUMBER	QTY	DESCRIPTION	REV
108	7003902	1	Cap	
109	7010646	1	Cone, Bearing (Outer)	
110	7003903	1	Cup, Bearing (Outer)	
111	7010651	1	Cup, Bearing (Inner)	
112	7010647	1	Cone, Bearing (Inner)	
200		Ref	TIRE AND WHEEL INSTALLATION OPTIONS:	
200	0255682	Ref	Gray Non-Marking Tire Installation	-
200	0271541	Ref	Low Profile, Non-Marking Tire Installation (2632E2)	
200	0255679	Ref	Black Tire Installation	-
	4520176	4	5x16 Gray Non-Marking (Standard)	
	4520257	4	5x16 Low Profile, Non-Marking (2632E2)	
	4520174	4	5x16 Black (Optional)	
300		Ref	FRAME WELDMENT OPTIONS:	
300	2360457	Ref	Frame Weldment 2032E2 Machines (CE Spec)	
300	2360496	Ref	Frame Weldment 2032E2 Machines (Australian Spec)	
300	2360572	Ref	Frame Weldment 2632E2 Machines	
300	2360458	Ref	Frame Weldment 2646E2 Machines	
300	2360497	Ref	Frame Weldment 3246E2 Machines (Used with Rexroth Drive Motor)	
300	2360562	Ref	Frame Weldment 3246E2 Machines (Used With Parker Drive Motor)	

SECTION 1 - FRAME

FIGURE 1-5. WHEEL DRIVE AND BRAKE INSTALLATIONS - 2032E2/2632E2/2646E2/3246E2



SECTION 1 - FRAME

FIGURE 1-5. WHEEL DRIVE AND BRAKE INSTALLATIONS - 2032E2/2632E2/2646E2/3246E2

ITEM	PART NUMBER	QTY	DESCRIPTION	REV
		Ref	WHEEL DRIVE INSTALLATION OPTIONS:	
	0257626	Ref	Wheel Drive Installation 2032E2 Machines	I
	0271228	Ref	Wheel Drive Installation 2632E2 Machines	A
	0257876	Ref	Wheel Drive Installation 2646E2 Machines	J
	0258898	Ref	Wheel Drive Installation 3246E2 Machines (Prior to SN 90855)	G
	0271228	Ref	Wheel Drive Installation 3246E2 Machines (SN 90855 to Present)	B
1		Ref	Options:	
1	0681822	8	(Bolt 1/2in-13NC x 2 3/4in Grade 8)	
1	0681828	8	(Bolt 1/2in-13NC x 3 1/4in Grade 8)	
2		Ref	Hub Assembly Options:	
2	2780222	2	Hub Assembly 2032E2/2646E2 Machines	
2		Ref	Hub Assembly 2632E2/3246E2 Machines Options:	
2	2780238	2	Hub Assembly (Prior to SN 90854)	
2	2780222	2	Hub Assembly (SN 90855 through 98951)	
2	See Note:	2	Hub Assembly (Note: For machines in this range contact JLG Industries Inc.) (SN 98952 through 99050)	
2	2780238	2	Hub Assembly (SN 99051 through 102610)	
2	See Note:	2	Hub Assembly (Note: For machines in this range contact JLG Industries Inc.) (SN 102611 through 102640)	
2	2780222	2	Hub Assembly (SN 102641 to Present)	
2A	7012613	10	Stud, Wheel (5 per Hub)	
2B	1760167	2	Disc, Brake	
2C	2780216	2	Hub (Not Sold Separately)	
3		Ref	Drive Motor Assembly Options:	
		Ref	Note: Use Like Motors on Both Left and Right Sides	
3		Ref	Drive Motor Assembly 2032E2 Motor Options:	
3	2910312	2	Drive Motor Assembly 2032E2 (Was p/n 3160230) (Prior to SN 86447)	
3	3160258	2	Drive Motor Assembly 2032E2 (SN 86447 through 90869)	
3		Ref	3160230 & 3160258 Replacement Parts:	
3	7018996	1	Key, Shaft	
3	7018997	1	Nut, Castle	
3	7021312	1	Seal, Shaft Oil (Inner Seal)	
3	7021317	1	Seal, Dust (Outer Seal)	
3	7023874	1	Cap, End	
3	3160263	2	Drive Motor Assembly 2032E2 (See DRIVE MOTOR ASSEMBLY for Breakdown) (SN 90870 to Present)	
3		Ref	Drive Motor Assembly 2646E2 Options:	
3	2910313	2	Drive Motor Assembly 2646E2 (Was p/n 3160226) (Prior to SN 87548)	
3	3160259	2	Drive Motor Assembly 2646E2 (SN 87548 through 90869)	
3		Ref	3160226 & 3120259 Replacement Parts:	
3	7018996	1	Key, Shaft	
3	7018997	1	Nut, Castle	
3	7021312	1	Seal, Shaft Oil (Inner Seal)	
3	7021317	1	Seal, Dust (Outer Seal)	
3	7023874	1	Cap, End	
3	3160264	2	Drive Motor Assembly 2646E2 (See DRIVE MOTOR ASSEMBLY for Breakdown) (SN 90870 to Present)	
3		Ref	Drive Motor Assembly 2632E2/3246E2 Options:	

SECTION 1 - FRAME

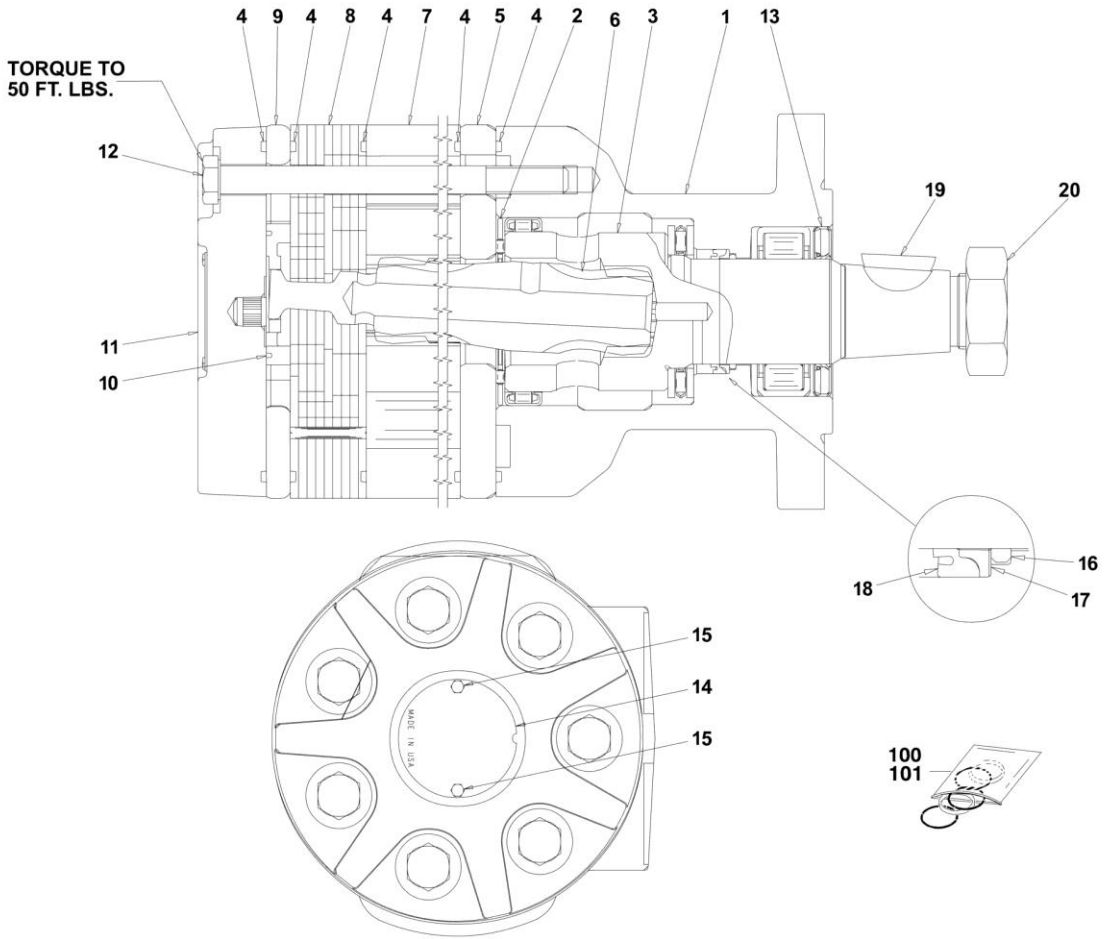
ITEM	PART NUMBER	QTY	DESCRIPTION	REV
3	2910342	2	Drive Motor Assembly (Was p/n 3160236 - Rexroth Motor) (Prior to SN 62566)	
3	2910342	2	Drive Motor Assembly (Was p/n 3160247 - Rexroth Motor) (SN 62566 through 90854)	
3	See Note	1	Key, Shaft (was p/n 7022516)	
3	See Note	1	Nut, Castle (was p/n 7022515)	
3	See Note	1	Seal, Shaft Oil (Inner Seal) (was p/n 7022517)	
3	See Note	1	Seal, Dust (Outer Seal) (was p/n 7022518)	
3	See Note	1	Seal, Ring (was p/n 7022519)	
		Ref	Note: Replacement Parts are no longer available for motor p/ns 3120236 & 3160247 - Use Kit p/n 2910342	
		Ref	Note: For replacement parts for 2910342 (See DRIVE MOTOR ASSEMBLY for Breakdown)	
3	3160265	2	Drive Motor Assembly (Parker Hannofin Motor) (See DRIVE MOTOR ASSEMBLY for Breakdown) (SN 90855 through 98951)	
3	See Note:	2	Drive Motor Assembly (Note: For machines in this range contact JLG Industries Inc.) (SN 98952 through 99050)	
3	2910342	2	Drive Motor Assembly (Rexroth Motor) (was p/n 3160247 - Rexroth Motor) (SN 99051 through 102610)	
3	See Note:	2	Drive Motor Assembly (Note: For machines in this range contact JLG Industries Inc.) (SN 102611 through 102640)	
3	3160265	2	Drive Motor Assembly (Parker Hannofin Motor) (SN 102641 to Present)	
4		Ref	Hardware Options:	
4	3271805	8	Locknut 1/2in-13NC (Grade 8) (Prior to SN 49303)	
4	3311801	8	Nut 1/2in-13NC (SN 49303 through 84079)	
4	3300450	8	Nut 1/2in-13NC (SN 84080 to Present)	
5		Ref	Pin, Cotter Options:	
5	3450406	2	Pin, Cotter 2032E2/2646E2 Machines (1/8in x 1 1/2in)	
5	3450508	2	Pin, Cotter 3246E2 Machines (1/4in x 2in) (Prior to SN 90855)	
5	3450406	2	Pin, Cotter 3246E2 Machines (1/8in x 1 1/2in) (SN 90855 to Present)	
6		Ref	Flatwasher Options:	
6	4711800	AR	Flatwasher 2032E2/2646E2 Machines (Prior to SN 87549)	
6	4740453	AR	Flatwasher 2032E2/2646E2 Machines (SN 87549 to Present)	
6	4740453	AR	Flatwasher 3246E2 (SN 102645 to Present)	
7	3300255	10	Nut, Wheel	
8	4761800	8	Flatwasher 1/2in (SN 49303 through 84080)	
9	0100019	AR	Loctite #271 (Prior to SN 84080)	
		Ref	BRAKE INSTALLATION OPTIONS:	
	0257877	Ref	Brake Installation 2032E2 / 2632E2 Machines	D
	0257878	Ref	Brake Installation 2646E2 / 3246E2 Machines	D
101		Ref	Brake Cylinder Assembly Options (See CYLINDERS SECTION for Breakdown):	
101	1683833	1	Brake Cylinder Assembly (Was p/n 1683557) (Prior to SN 65498)	
101	1683833	1	Brake Cylinder Assembly (SN 65498 to Present)	
102	3430620	2	Pin	
103	3450403	2	Pin, Cotter 1/8in x 3/4in	
104		Ref	Rod Options:	
104	3841332	2	Rod 2032E2 Machines	
104	3841371	2	Rod 2646E2/3246E2 Machines	
105	4160137	2	Spring, Compression	

SECTION 1 - FRAME

ITEM	PART NUMBER	QTY	DESCRIPTION	REV
106	4711600	2	Flatwasher 3/8in Narrow	
107	4845037	2	Brake Cam Weldment	
		Ref	TIRE AND WHEEL INSTALLATION OPTIONS:	
	0255682	Ref	Gray Non-Marking Tire Installation	-
	0271541	Ref	Low Profile, Non-Marking Tire Installation (2632E2)	
	0255679	Ref	Black Tire Installation	-
200	4520176	4	5x16 Gray Non-Marking (Standard)	
200	4520257	4	5x16 Low Profile, Non-Marking (2632E2)	
200	4520174	4	5x16 Black (Optional)	

SECTION 1 - FRAME

FIGURE 1-6. DRIVE MOTOR ASSEMBLY (2032E2 SN 90870 to Present; 2646E2 SN 90870 to Present; 2632E2 SN 90855 to Present; 3246E2 SN 90855 to Present)



SECTION 1 - FRAME

**FIGURE 1-6. DRIVE MOTOR ASSEMBLY (2032E2 SN 90870 to Present; 2646E2 SN 90870 to Present;
2632E2 SN 90855 to Present; 3246E2 SN 90855 to Present)**

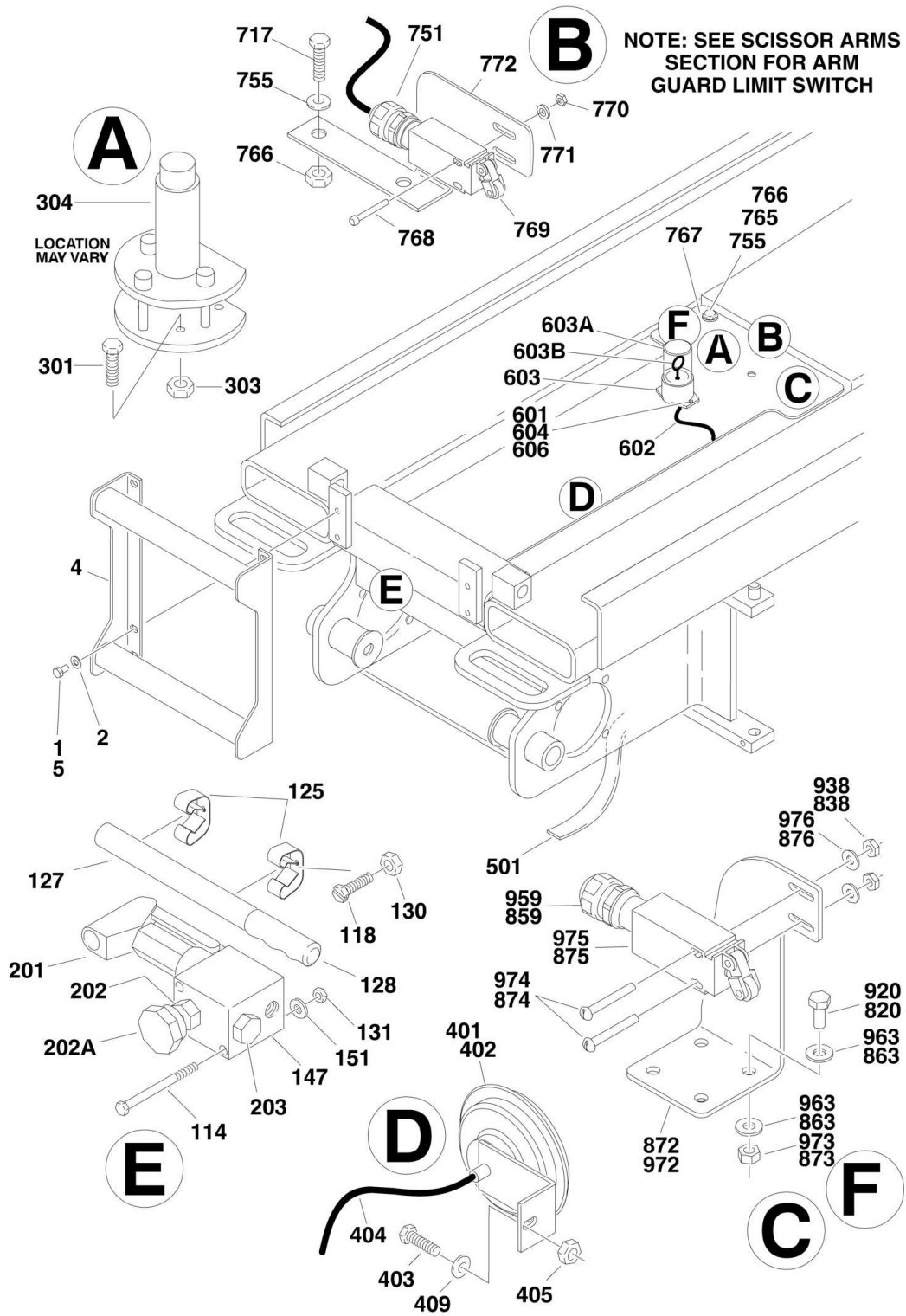
ITEM	PART NUMBER	QTY	DESCRIPTION	REV
		Ref	DRIVE MOTOR ASSEMBLIES (PARKER HANNIFIN)	
	3160263	Ref	DRIVE MOTOR - 2032E2	B
	3160264	Ref	DRIVE MOTOR - 2646E2	B
	3160265	Ref	DRIVE MOTOR - 2632E2/3246E2	B
	2910342	Ref	DRIVE MOTOR - 3246E2 (This kit uses p/n 3160301 Motor)	A
1		Ref	Housing Options:	
1	7023307	1	3160263, 3160264 & 3160265	
1	Not Serviced		3160301	
2	7023308	1	Bearing, Thrust	
3		Ref	Shaft Options:	
3	7023309	1	3160263 & 3160264	
3	Not Serviced		3160265	
3	7026178	1	3160301	
4	7023310	5	Ring, Seal	
5	7023311	5	Plate, Wear	
6		Ref	Drive Link Options:	
6	7023312	1	3160263	
6	7023326	1	3160264	
6	7023410	1	3160265 & 3160301	
7		Ref	Assembly, Rotor Options:	
7	7023313	1	3160263	
7	7023327	1	3160264	
7	7023409	1	3160265 & 3160301	
8	7023314	1	Manifold	
9	7023315	1	Assembly, Commutator	
10	7023318	1	Seal, Commutator	
11		Ref	Cover, End Options:	
11	7023316	1	3160263	
11	7023328	1	3160264, 3160265 & 3160301	
12		Ref	Bolt Options:	
12	7023317	7	3160263	
12	7023329	7	3160264 & 3160265	
12	Not Serviced		3160301	
13	See Note	1	Seal (Note: Use Items 100 & 101)	
14	Not Available	N/A	Identification Tag	
15	7023320	2	Screw	
16	See Note	1	Ring Back-Up (Note: Use Items 100 & 101)	
17	See Note	1	Washer, Back-Up (Note: Use Items 100 & 101)	
18	See Note	1	Seal, Shaft (Note: Use Items 100 & 101)	
19		Ref	Key Options:	
19	7023324	1	3160263, 3160264 & 3160265	
19	7026179	1	3160301	
20		Ref	Nut, Castle Options:	
20	7023325	1	3160263, 3160264 & 3160265	
20	7026180	1	3160301	
21		Ref	Bearing, Inner Options (Not Shown):	
21	Not Required	0	3160263 & 3160234	
21	7023405	1	3160265	
21	7026174	1	3160301	

SECTION 1 - FRAME

ITEM	PART NUMBER	QTY	DESCRIPTION	REV
22		Ref	Washer, Thrust Options (Not Shown):	
22	Not Required	0	3160263 & 3160234	
22	7023406	1	3160265	
22	7026175	2	3160301	
23		Ref	Bearing, Thrust Options (Not Shown):	
23	Not Required	0	3160263 & 3160234	
23	7023407	1	3160265	
23	7026176	1	3160301	
24		Ref	Bearing, Outer Options (Not Shown):	
24	Not Required	0	3160263 & 3160234	
24	7023408	1	3160265	
24	7026177	1	3160301	
		Ref	KIT OPTIONS:	
		Ref	Kit, Seal Options (Includes Items 4, 10, 13, 16, 17 & 18):	
100	7023412	1	3160263, 3160264 & 3160265	
101	7026181	1	3160301	

SECTION 1 - FRAME

FIGURE 1-7. FRAME MOUNTED COMPONENTS INSTALLATIONS



SECTION 1 - FRAME

FIGURE 1-7. FRAME MOUNTED COMPONENTS INSTALLATIONS

ITEM	PART NUMBER	QTY	DESCRIPTION	REV
		Ref	LADDER INSTALLATION OPTIONS:	
	0257662	Ref	Australian Spec (1532E2)	B
	0257662	Ref	Australian Spec (1932E2/2032E2/2646E2)	B
	0258944	Ref	Australian Spec (3246E2)	A
	0257662	Ref	CE Spec (1532E2)	B
	0258681	Ref	CE Spec (1932E2/2032E2)	A
	0257779	Ref	CE Spec (2646E2)	A
	0258944	Ref	CE Spec (3246E2)	A
1	0100011	AR	Loctite #242	
2	4711600	4	Flatwasher 3/8in Narrow	
4		Ref	Ladder Weldment Options:	
4	4845558	1	Australian Spec (1532E2)	
4	4845558	1	Australian Spec (1932E2/2032E2 & 2646E2)	
4	4845922	1	Australian Spec (3246E2)	
4	4845558	1	CE Spec (1532E2)	
4	4845837	1	CE Spec (1932E2 & 2032E2)	
4	4845834	1	CE Spec (2646E2)	
4	4845922	1	CE Spec (3246E2)	
5	0641605	4	Bolt 3/8in-16NC x 5/8in	
		Ref	MANUAL DESCENT PUMP INSTALLATION ONLY (Prior to SN 69053)	
	0257666	Ref	Manual Descent Pump Installation 2646E2 Machines Only	M
	0258889	Ref	Manual Descent Pump Installation 3246E2 Machines Only	F
114	0641528	2	Bolt 5/16in-18NC x 3 1/2in	
118	0721006	2	Screw, Machine #10-24NC x 3/4in	
125	1380136	2	Clip, Gripper	
127	2560122	1	Handle, Pump	
128	2560123		Handle, Grip	
130	3311005	4	Locknut #10-24NC	
131	3311505	2	Locknut 5/16in-18NC	
147	4640859	1	Pump Assembly - Manual Descent (See 201-203 for Breakdown)	
150	0100001	AR	Adhesive, Weatherstrip (Not Shown)	
151	4751500	2	Flatwasher 5/16in	
	4640859	Ref	PUMP ASSEMBLY - MANUAL DESCENT (2646E2 & 3246E2 MACHINES ONLY)	
201	7012952	1	Cartridge, Pump	
201	2900708	1	Seal Kit - 7012952 Cartridge	
202	7012954	1	Cartridge, Needle Valve	
202	7012953	1	Seal Kit - 7012954 Cartridge	
202A	7012961	1	Knob	
203	7012955	1	Cartridge, Check	
203	7012540	1	Seal Kit - 7012955 Cartridge	
		Ref	TILT INDICATOR INSTALLATIONS	
	0270066	Ref	Tilt Indicator Installations 1532E2	B
	0257799	Ref	Tilt Indicator Installations 1932E2/2032E2/2646E2 (Prior to SN 71686)	D
	0270066	Ref	Tilt Indicator Installations 1932E2/2032E2 (SN 71686 to Present)	B
	0257799	Ref	Tilt Indicator Installations 2646E2 (SN 71686 to Present)	D
	0257799	Ref	Tilt Indicator Installations 3246E2 with Standard Controls (Prior to SN 71686)	C

SECTION 1 - FRAME

ITEM	PART NUMBER	QTY	DESCRIPTION	REV
	0257799	Ref	Tilt Indicator Installations 3246E2 with Standard Controls (SN 71686 to Present)	D
	0259410	Ref	Tilt Indicator Installations 3246E2 with Proportional Controls	A
301	0641405	2	Bolt 1/4in-20NC x 5/8in	
303	3311405	2	Locknut 1/4in-20NC	
304		Ref	Indicator, Tilt Options:	
304	4360487	1	Indicator, Tilt 1532E2	
304	4360349	1	Indicator, Tilt 1932E2/2032E2 (Prior to SN 71686)	
304	4360487	1	Indicator, Tilt 1932E2/2032E2 (SN 71686 to Present)	
304	4360349	1	Indicator, Tilt 2646E2/3246E2 with Standard Controls	
304	4360435	1	Indicator, Tilt 3246E2 with Proportional Control	
		Ref	HORN INSTALLATIONS (OPTIONAL)	
	0258317	Ref	Horn Installations 1532E2 & 1932E2 Machines	B
	0257802	Ref	Horn Installations 2032E2 & 2646E2 & 3246E2 Machines	D
	0257802	Ref	Horn Installations 3246E2 Standard Control Machines	D
	0259655	Ref	Horn Installations 3246E2 Proportional Control Machines	B
	0271917	Ref	Horn Installations 2632E2 Standard Control Machines	B
	0271926	Ref	Horn Installations 2632E2 Proportional Control Machines	A
401	0100048	AR	Grease, Dielectric	
402	0140022	1	Horn	
403		Ref	Bolt Options:	
403	0641505	1	Bolt 5/16in-18NC x 5/8in (1532E2/1932E2/2632E2)	
403	0641510	1	Bolt 5/16in-18NC x 1 1/4in (2032E2/2646E2/3246E2)	
404		Ref	Cable/Harness, Electrical Options:	
404	1060680	AR	Cable/Harness, Electrical 1532E2/1932E2 Machines (Cable, Electrical - 16/2)	
404	1060680	8 ft/2.4m	Cable/Harness, Electrical 2032E2/2646E2 Machines (Cable, Electrical - 16/2)	
404	1060680	8 ft/2.4m	Cable/Harness, Electrical 3246E2 Standard Control Machines (Cable, Electrical - 16/2)	
404	1060680	5 ft/1.53m	Cable/Harness, Electrical 2632E2 Standard Control Machines (Cable, Electrical - 18/2)	
404	4922258	1	Cable/Harness, Electrical 3246E2/2632E2 Proportional Control Machines (Harness - See ELECTRICAL SECTION for Breakdown)	
405	3311505	1	Locknut 5/16in-18NC	
409	4751500	1	Flatwasher 5/16in	
	0258581	Ref	STATIC STRAP INSTALLATION	B
501	3941406	1	Screw, Self-Tapping 1/4in-20NC x 3/4in	
501	4240147	1	Strap, Static (Was 4240084)	
501	4751400	1	Flatwasher 1/4in	
		Ref	BEACON LIGHT INSTALLATION OPTIONS:	
	0258318	Ref	Beacon Light Installation (1532E2 & 1932E2) (Optional)	A
	0257801	Ref	Beacon Light Installation (2032E2 / 2646E2 / 3246E2) Standard Controls (Optional)	A
	0259411	Ref	Beacon Light Installation (3246E2) Proportional Controls (Optional)	A
	0271891	Ref	Beacon Light Installation (2632E2) Standard Controls (Optional)	B
	0271925	Ref	Beacon Light Installation (2632E2) Proportional Controls (Optional)	A
601		Ref	Screw, Socket Head Options:	
601	0721006	2	Screw, Socket Head 1532E2 / 1932E2	
601	0721004	2	Screw, Socket Head 2632E2	

SECTION 1 - FRAME

ITEM	PART NUMBER	QTY	DESCRIPTION	REV
602	1060680	AR	Cable, Electrical 18/2	
603	2920146	1	Beacon Light Assembly	
603A	7016319	1	Bulb	
603B		Ref	Lens Options:	
603B	7016372	1	Amber	
603B	2920166	1	Blue	
604	3311005	2	Locknut #10-24NC	
605	4460248	2	Terminal (Not Shown)	
606	4751000	2	Flatwasher #10	
		Ref	DRIVE SPEED SWITCH INSTALLATION (1532E2 & 1932E2 ONLY)	
	0270502	Ref	Drive Speed Switch Installation 1532E2	C
	0258014	Ref	Drive Speed Switch Installation 1932E2	J
717	0641405	2	Bolt 1/4in-20NC x 5/8in	
751	4460662	1	Connector, Strain Relief	
755	4711400	6	Washer 1/4in, Narrow	
765	0641406	4	Bolt 1/4in-20NC x 3/4 (SN 50027 to Present)	
766	3311405	6	Locknut 1/4in-20NC	
767	3570991	1	Plate, Cover	
768	3911024	2	Screw #10-24NC x 1 1/2in	
769	4360401	1	Switch, Limit	
770	3311005	2	Locknut #10-24NC	
771	4751000	2	Washer #10, Wide	
772	0902501	1	Bracket, Limit Switch	
		Ref	DRIVE SPEED SWITCH INSTALLATION (3246E2 ONLY)	
	0258889	Ref	Standard Control Machines	L
	0259408	Ref	Proportional Control Machines	H
820	0641405	4	Bolt 1/4in-20NC x 5/8in	
838	3311005	2	Locknut #10-24NC	
859	4460662	1	Connector, Strain Relief	
863	4711400	8	Flatwasher 1/4in Narrow	
872	0902537	1	Bracket	
873	3311405	4	Locknut 1/4in-20NC	
874	3911024	2	Screw, Round Head #10-24NC x 3in	
875	4360401	1	Switch, Limit	
876	4751000	8	Flatwasher #10	
877		Ref	Harness, Elevation Options (Not Shown - See ELECTRICAL SECTION for Breakdown)	
877	Not Required	0	Standard Controls Machines	
877	4922305	AR	Proportional Control Machines	
		Ref	OVERLOAD PROTECTION SWITCH INSTALLATION (FRENCH SPEC ONLY) OPTIONAL (REFERENCE LETTER "F" ON ART)	
	0270793	Ref	Overload Protection Switch Installation 1532E2 & 1932E2	D
	0270791	Ref	Overload Protection Switch Installation 2032E2	C
	0270792	Ref	Overload Protection Switch Installation 3246E2 & 2646E2	C
	0271302	Ref	Overload Protection Switch Installation 3246E2 (Proportional) (SN 92540 to Present)	B
920		Ref	Bolt (1/4in-20NC x 1in) Options:	
920	0641408	2	Bolt 1532E2 & 1932E2 (Prior to SN 111269)	
920	0641406	2	Bolt 1532E2 & 1932E2 (SN 111269 to Present)	
920	0641406	2	Bolt 2646E2 & 3246E2 (Prior to SN 92540)	

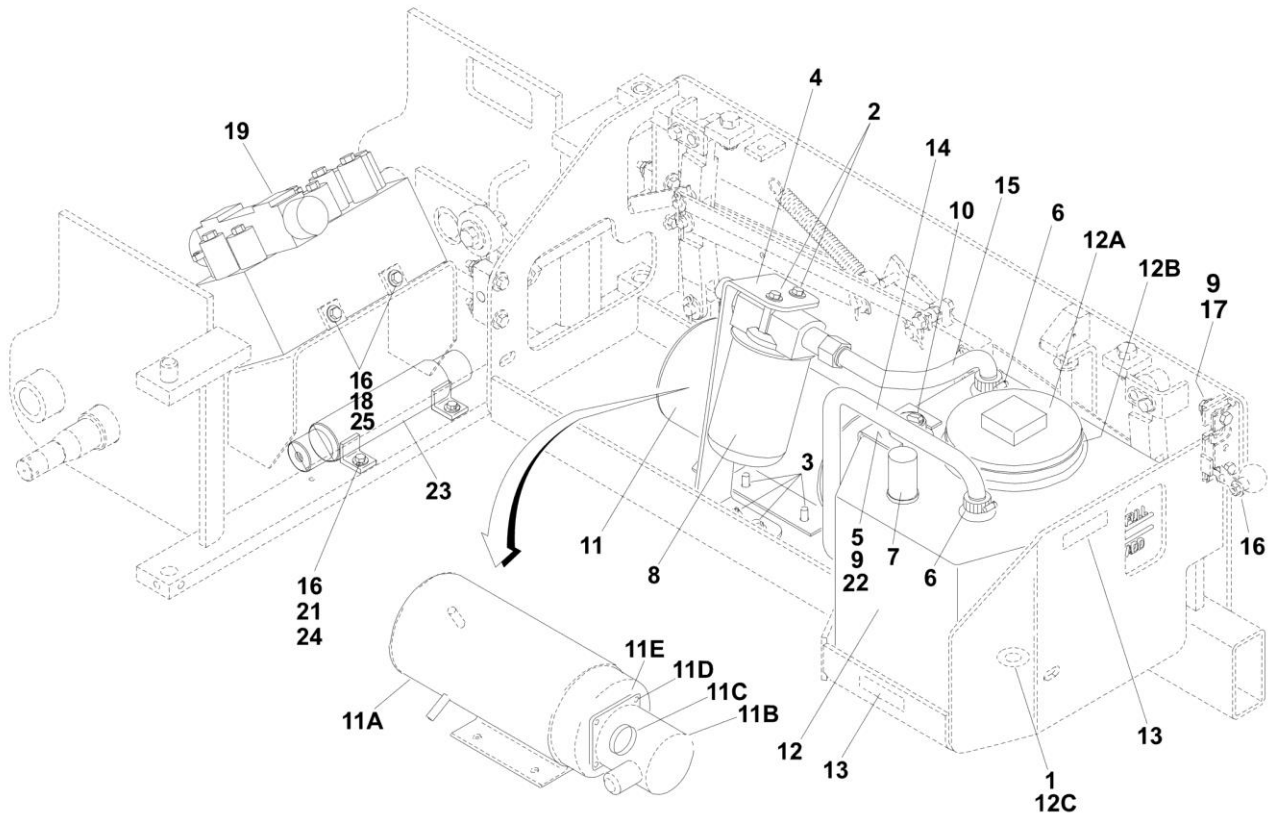
SECTION 1 - FRAME

ITEM	PART NUMBER	QTY	DESCRIPTION	REV
920	0641408	2	Bolt 2646E2 & 3246E2 (SN 92540 to Present)	
920	0641408	2	Bolt 2032E2 / 2646E2 & 3246E2 (SN 93070 to Present)	
938	3310801	2	Locknut #8-32NC	
959		Ref	Connector, Strain Relief Options:	
959	4460049	1	Connector, Strain Relief (Prior to SN 111269)	
959	4460662	1	Connector, Strain Relief (SN 111269 to Present)	
963	4711400	8	Flatwasher 1/4in Narrow	
972		Ref	Bracket Options:	
972	0902500	1	Bracket 1532E2 & 1932E2 (Prior to SN 80167)	
972	0902691	1	Bracket 1532E2 & 1932E2 (SN 80167 to Present)	
972	0902482	1	Bracket 2032E2 & 2646E2 & 3246E2	
972		Ref	Cover Bracket Options (Not Shown):	
972	Not Required	0	Cover Bracket 1532E2 & 1932E2	
972	0962632	1	Cover Bracket 2032E2 & 2646E2 & 3246E2	
973	3311405	4	Locknut 1/4in-20NC	
974	0720812	2	Screw, Round Head #10-24NC x 3in	
975	4360437	1	Switch, Limit	
976	4750800	8	Flatwasher #8	

SECTION 2 - GROUND COMPONENTS

SECTION 2 - GROUND COMPONENTS

FIGURE 2-1. HYDRAULIC COMPONENT INSTALLATIONS - 1532E2/1932E2



SECTION 2 - GROUND COMPONENTS

FIGURE 2-1. HYDRAULIC COMPONENT INSTALLATIONS - 1532E2/1932E2

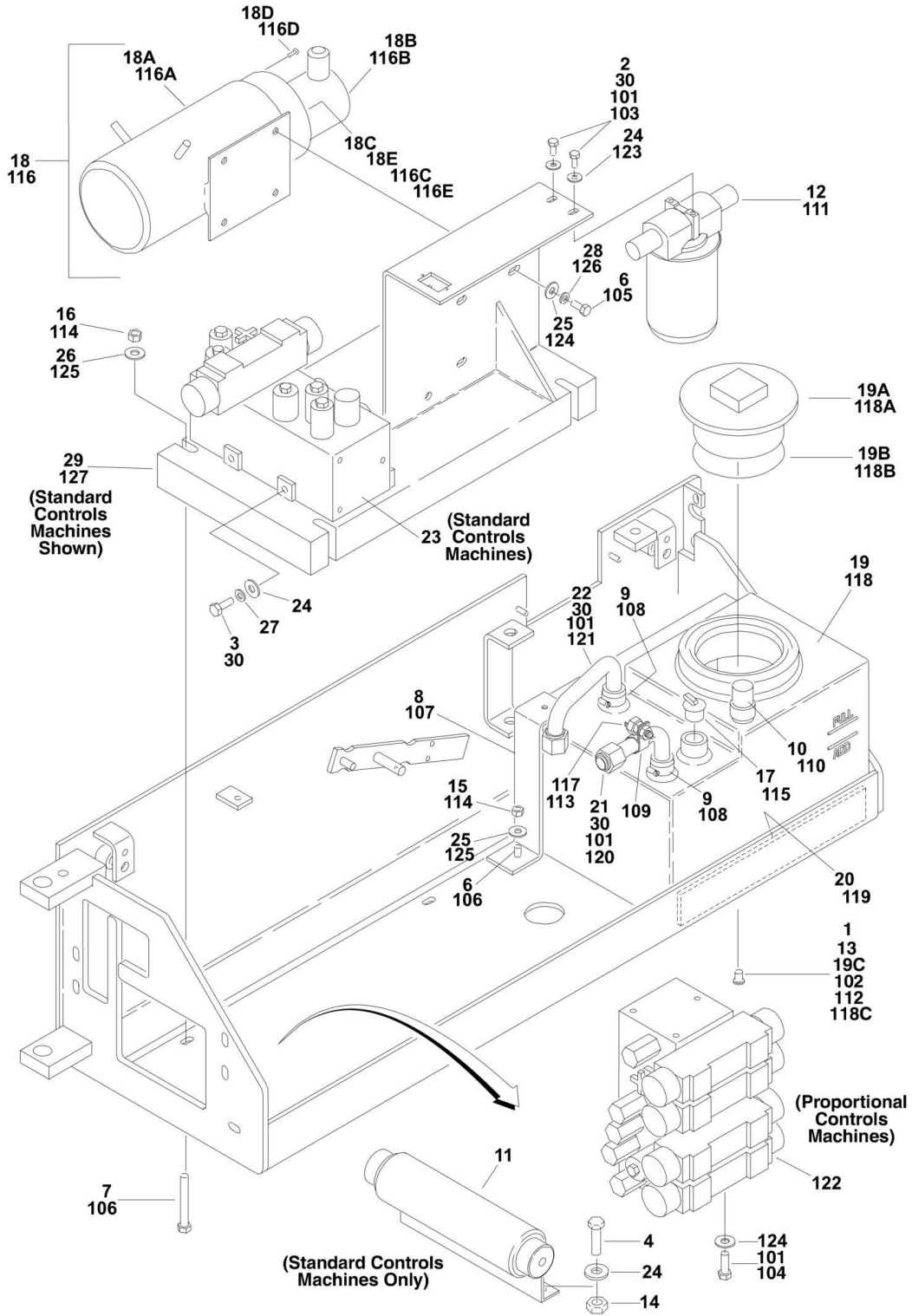
ITEM	PART NUMBER	QTY	DESCRIPTION	REV
		Ref	HYDRAULIC COMPONENTS INSTALLATIONS - 1532E2 & 1932E2 (LEFT SIDE) OPTIONS:	
	0258056	Ref	Hydraulic Components Installations (Prior to SN 90870)	G
	0271222	Ref	Hydraulic Components Installations (SN 90870 to Present)	A
1	0100020	AR	Sealant, Pipe	
2	0641405	2	Bolt 1/4in-20NC x 5/8in	
3	0641508	7	Bolt 5/16in-18NC x 1in	
4	0902486	1	Bracket, Filter Mounting	
5	0902490	1	Bracket, Tank	
6	1320030	2	Clamp, Hose	
7	1340052	1	Breather, Tank	
8	2120105	1	Filter Assembly	
8	2120072	1	Element, Filter	
9	3311505	3	Locknut 5/16in-18NC	
10	3520077	1	Plug, Snap	
11		Ref	Motor/Pump Assembly Options:	6
11	3600288	1	Motor/Pump Assembly (Prior to SN 90870)	
11	3600325	1	Motor/Pump Assembly (SN 90870 to Present)	
11A	7011041	1	Motor	
11A	7010639	2	Brush	
11A	7010640	8	Spring	
11B		Ref	Pump Options:	
11B	7011050	1	Pump (Prior to SN 90870)	
11B	7011049	1	Pump (SN 90870 to Present)	
11B	7011045	1	Gasket Kit	
11B	7010903	1	Seal, Shaft	
11C	7010944	1	Coupling Kit	
11D	7011043	4	Screw, Pump Mounting	
11E	7011044	1	Gasket	
12	4400415	1	Tank, Hydraulic	
12A	1120491	1	Lid	
12B	3780199	1	O-Ring	
12C	Not Available	1	Plug	
13	4420038	25 in/64cm	Tape, Rubatex	
14	4567681	1	Tube, Supply	
15	4567682	1	Tube, Return	
16	4751400	5	Flatwasher 1/4in	
17	4751500	10	Flatwasher 5/16in	
18	0641406	3	Bolt 1/4in-20NC x 3/4in	
19	4641020	1	Valve Assembly (See VALVE ASSEMBLY - STANDARD CONTROLS MACHINES for Breakdown)	
21	0641410	2	Bolt 1/4in-20NC x 1 1/4in (SN 49355 to Present)	
22	0641510	1	Bolt 5/16in-18NC x 1 1/4in (SN 49355 to Present)	
23		Ref	Cylinder, Cushion Options:	
23	Not Required	0	Cylinder, Cushion (Prior to SN 49355)	
23	1683834	1	Cylinder, Cushion (Was p/n 1683560) (SN 49355 through 65497)	
23	1683834	1	Cylinder, Cushion (SN 65498 to Present)	
24	3311405	2	Locknut 1/4in-20NC (SN 49355 to Present)	

SECTION 2 - GROUND COMPONENTS

ITEM	PART NUMBER	QTY	DESCRIPTION	REV
25	0100011	AR	Loctite #242	

SECTION 2 - GROUND COMPONENTS

FIGURE 2-2. HYDRAULIC COMPONENT INSTALLATIONS - 2032E2/2646E2/2632E2/3246E2



SECTION 2 - GROUND COMPONENTS

FIGURE 2-2. HYDRAULIC COMPONENT INSTALLATIONS - 2032E2/2646E2/2632E2/3246E2

ITEM	PART NUMBER	QTY	DESCRIPTION	REV
		Ref	HYDRAULIC COMPONENTS INSTALLATIONS (WITH STANDARD CONTROLS)	
	0257659	Ref	Hydraulic Components Installations 2032E2/ 2646E2 (Prior to SN 64779)	B
	0259280	Ref	Hydraulic Components Installations 2032E2/ 2646E2 (SN 64779 to Present)	F
	0259280	Ref	Hydraulic Components Installations 2632E2 / 3246E2 with Standard Controls	F
1	0100020	AR	Sealant, Pipe	
2	0641405	2	Bolt 1/4in-20NC x 5/8in	
3	0641406	2	Bolt 1/4in-20NC x 3/4in	
4	0641407	2	Bolt 1/4in-20NC x 7/8in	
6	0641508	5	Bolt 5/16in-18NC x 1in	
7		Ref	Bolt Options:	
7	0641624	4	Bolt (2032E2/2646E2) (Prior to SN 64779)	
7	0641620	4	Bolt (2032E2/2646E2) (SN 64779 to Present)	
7	0641620	4	Bolt (All 3246E2)	
8		Ref	Bracket, Tank Hold Down Options:	
8	0902198	1	Bracket, Tank Hold Down (2032E2/2646E2) (Prior to SN 64779)	
8	0902538	1	Bracket, Tank Hold Down (2032E2/2646E2) (SN 64779 to Present)	
8	0902538	1	Bracket, Tank Hold Down (All 3246E2)	
9		Ref	Clamp, Hose	
9	1320030	2	Clamp, Hose (Was p/n 1320033) (Prior to SN 88558)	
9	1320030	2	Clamp, Hose (SN 88558 to Present)	
10	1340052	1	Breather, Tank	
11		Ref	Cylinder, Cushion Options:	
11	1683834	1	Cylinder, Cushion (Was p/n 1683560) (Prior to SN 65498)	
11	1683834	1	Cylinder, Cushion (SN 65498 to Present)	
12	2120105	1	Filter Assembly	
12	2120072	1	Element, Filter	
13	2200233	1	Plug, Drain (Prior to SN 71406)	
14	3311405	2	Locknut 1/4in-20NC	
15	3311505	1	Locknut 5/16in-18NC	
16	3311605	4	Locknut 3/8in-16NC	
17	3520077	1	Plug, Snap	
18	3600270	1	Motor/Pump Assembly	
18A	7011041	1	Motor	
18A	7010639	2	Brush	
18A	7010640	8	Spring	
18B	7011042	1	Pump	
18B	7011045	1	Gasket Kit	
18B	7010903	1	Seal, Shaft	
18C	7010944	1	Coupling Kit	
18D	7011043	4	Screw, Pump Mounting	
18E	7011044	1	Gasket	
19		Ref	Tank, Hydraulic Options:	
19	4400422	1	Tank, Hydraulic 2032E2/ 2646E2 (Was p/n 4400406) (Prior to SN 64779)	
19	4400422	1	Tank, Hydraulic 2032E2/ 2646E2 (SN 64779 to Present)	

SECTION 2 - GROUND COMPONENTS

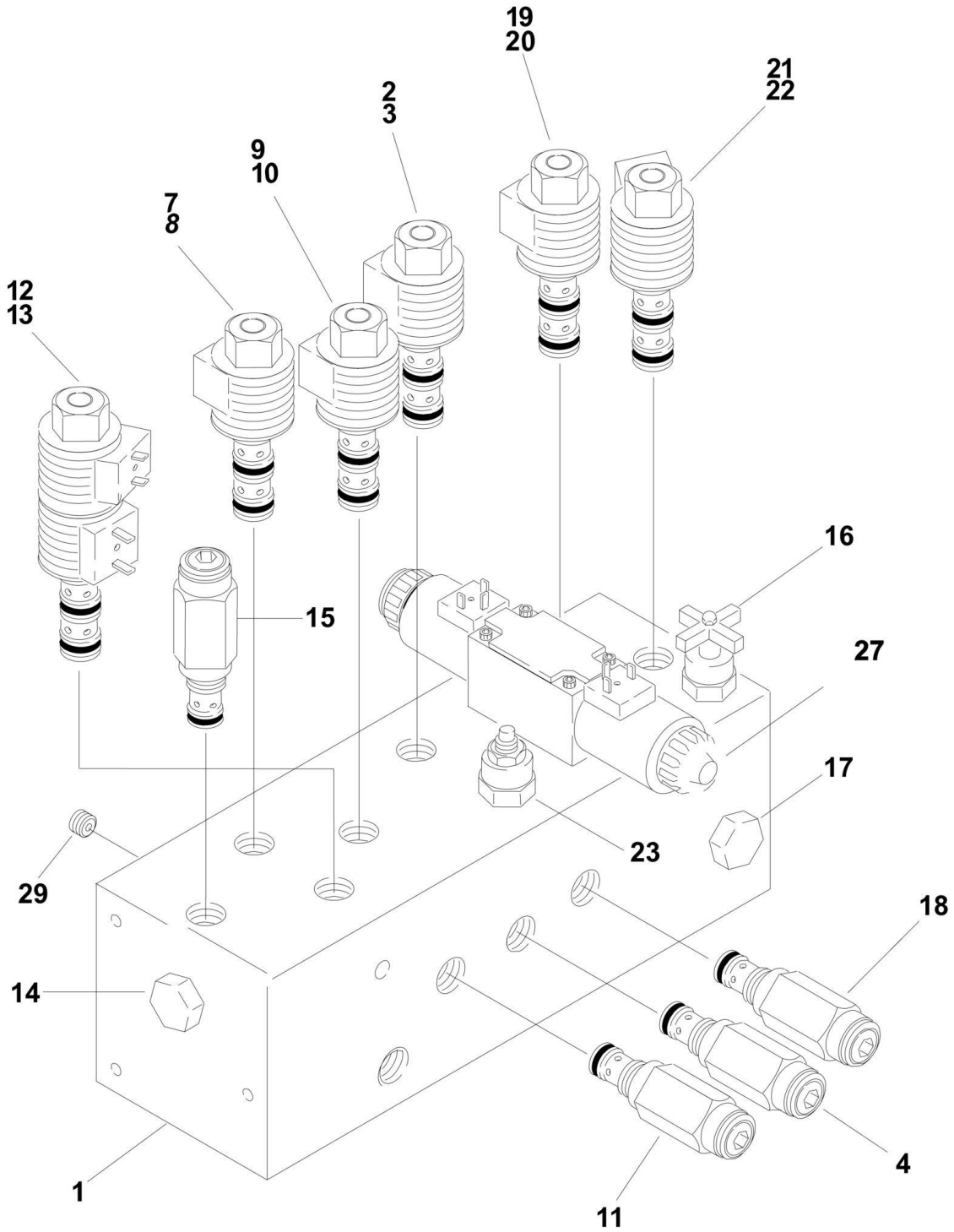
ITEM	PART NUMBER	QTY	DESCRIPTION	REV
19	4400422	1	Tank, Hydraulic 3246E2 (Was p/n 4400406) (Prior to SN 57891)	
19	4400422	1	Tank, Hydraulic 3246E2 (SN 57891 to Present)	
19A	1120491	1	Lid	
19B	3780199	1	O-Ring	
19C	2200233	1	Plug, Drain (SN 71406 to Present)	
20	4420038	41 in/1m	Tape, Rubatex	
21	4567271	1	Tube, Return	
22		Ref	Tube, Supply Options:	
22	4567272	1	Tube, Supply 3246E2 (Was p/n 4567893) (Prior to SN 88558)	
23	4641020	1	Valve Assembly (See VALVE ASSEMBLY - STANDARD CONTROLS MACHINES for Breakdown)	
24	4751400	6	Flatwasher 1/4in	
25	4751500	6	Flatwasher 5/16in	
26	4751600	8	Flatwasher 3/8in	
27	4761400	3	Lockwasher 1/4in (Prior to SN 50361)	
28	4761500	4	Lockwasher 5/16in	
29		Ref	Counterweight	
29	4845664	1	Counterweight (2032E2/2646E2) (Prior to SN 64779)	
29	4846017	1	Counterweight (2032E2/2646E2) (SN 64779 to Present)	
29	4846017	1	Counterweight (All 3246E2)	
30	0100011	AR	Loctite #242	
		Ref	HYDRAULIC COMPONENTS INSTALLATIONS (WITH PROPORTIONAL CONTROLS)	
	0259416	Ref	Hydraulic Components Installations 2632E2 / 3246E2 with Proportional Controls	C
101	0100011	AR	Loctite #242	
102	0100020	AR	Sealant, Pipe	
103	0641405	2	Bolt 1/4in-20NC x 5/8in	
104	0641505	2	Bolt 5/16in-18NC x 5/8in	
105	0641508	4	Bolt 5/16in-18NC x 1in	
106	0641622	4	Bolt 3/8in-16NC x 2 3/4in	
107	0902574	1	Bracket, Tank Hold Down	
108		Ref	Clamp, Hose	
108	1320030	2	Clamp, Hose (Was p/n 1320033) (Prior to SN 88558)	
109	1320242	1	Clamp, Hose	
110	1340052	1	Breather, Tank	
111	2120105	1	Filter Assembly	
111	2120072	1	Element, Filter	
112	2200233	1	Plug, Drain (Prior to SN 71406)	
113	3310601	1	Nut #6-32NC	
114	3311605	4	Locknut 3/8in-16NC	
115	3520077	1	Plug, Snap	
116	3600270	1	Motor/Pump Assembly	
116A	7011041	1	Motor	
116A	7010639	2	Brush	
116A	7010640	8	Spring	
116B	7011042	1	Pump	
116B	7011045	1	Gasket Kit	
116B	7010903	1	Seal, Shaft	
116C	7010944	1	Coupling Kit	
116D	7011043	4	Screw, Pump Mounting	

SECTION 2 - GROUND COMPONENTS

ITEM	PART NUMBER	QTY	DESCRIPTION	REV
116E	7011044	1	Gasket	
117	4360461	1	Switch, Temperature	
118	4400422	1	Tank, Hydraulic	
118A	1120491	1	Lid	
118B	3780199	1	O-Ring	
118C	2200233	1	Plug, Drain (SN 71406 to Present)	
119	4420038	41 in/1m	Tape, Rubatex	
120	4567271	1	Tube, Return	
121		Ref	Tube, Supply Options:	
121	4567272	1	Tube, Supply 3246E2 (Was p/n 4567893) (Prior to SN 88558)	
122	4641036	1	Valve Assembly (See VALVE ASSEMBLY - PROPORTIONAL CONTROLS MACHINES for Breakdown)	
123	4751400	2	Flatwasher 1/4in	
124	4751500	6	Flatwasher 5/16in	
125	4751600	8	Flatwasher 3/8in	
126	4761500	4	Lockwasher 5/16in	
127	4846040	1	Counterweight	

SECTION 2 - GROUND COMPONENTS

FIGURE 2-3. VALVE ASSEMBLY - STANDARD CONTROLS MACHINES



SECTION 2 - GROUND COMPONENTS

FIGURE 2-3. VALVE ASSEMBLY - STANDARD CONTROLS MACHINES

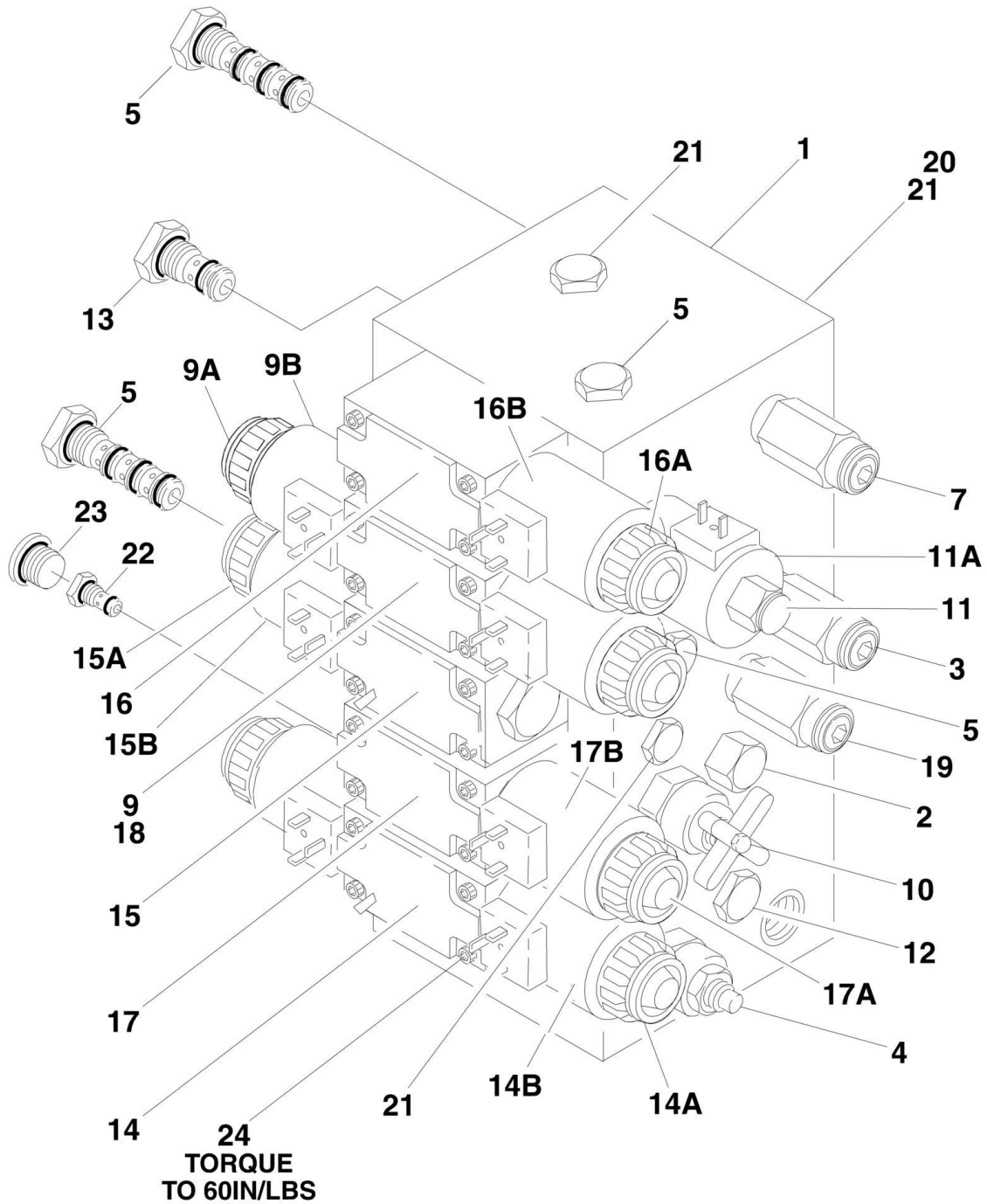
ITEM	PART NUMBER	QTY	DESCRIPTION	REV
	4641020	Ref	VALVE ASSEMBLY	D
1	Not Serviced	1	Block, Manifold	
2	7018978	1	Cartridge less Coil (Dump)	
2	7018313	1	Seal Kit - 7018978 Cartridge	
3		Ref	Coil Options:	
3	7022522	1	24V (was p/n 7016352) (Prior to SN 75029)	
3	7022522	1	20V (SN 75029 to Present)	
4	7018919	1	Cartridge (Main Relief)	
4	7016351	1	Seal Kit - 7018919 Cartridge	
7	7018967	1	Cartridge less Coil (Brake)	
7	7016349	1	Seal Kit - 7018967 Cartridge	
8		Ref	Coil Options:	
8	7022522	1	24V (was p/n 7016352) (Prior to SN 75029)	
8	7022522	1	20V (SN 75029 to Present)	
9	7018967	1	Cartridge less Coil (Lift)	
9	7016349	1	Seal Kit - 7018967 Cartridge	
10		Ref	Coil Options:	
10	7022522	1	24V (was p/n 7016352) (Prior to SN 75029)	
10	7022522	1	20V (SN 75029 to Present)	
11	7018302	1	Cartridge Relief (Lift Relief)	
11	7016351	1	Seal Kit - 7018302 Cartridge	
12	7018979	1	Cartridge less Coil (Steer)	
12	7018988	1	Seal Kit - 7018979 Cartridge	
13		Ref	Coil Options:	
13	7022522	2	24V (was p/n 7016352) (Prior to SN 75029)	
13	7022522	2	20V (SN 75029 to Present)	
14	7018300	1	Cartridge, Shuttle (Steer)	
14	80434150	1	Seal Kit - 7018300 Cartridge (was p/n 7018301)	
15	7018919	1	Cartridge (Steer Relief Adjustment)	
15	7016351	1	Seal Kit - 7018919 Cartridge	
16	7018312	1	Cartridge, Needle Valve (Tow)	
16	7018313	1	Seal Kit - 7018312 Cartridge	
17	7018314	1	Cartridge, Flow Control (Flow Divider)	
17	7018315	1	Seal Kit - 7018314 Cartridge	
18		Ref	Cartridge, Motion Control (Deceleration) Options:	
18	7022525	1	Cartridge Stamped "CP.....-10.0-15" (Was p/n 7018305)	
18	7023875	1	Seal Kit - 7022525 Cartridge	
18	7021366	1	Cartridge Stamped "CP.....-4.0-15"	
18	Not Available	1	Seal Kit - 7021366 Cartridge	
19	7018967	1	Cartridge less Coil (Speed B)	
19	7016349	1	Seal Kit - 7018967 Cartridge	
20		Ref	Coil Options:	
20	7022522	1	24V (was p/n 7016352) (Prior to SN 75029)	
20	7022522	1	20V (SN 75029 to Present)	
21	7018967	1	Cartridge less Coil (Speed A)	
21	7016349	1	Seal Kit - 7018967 Cartridge	
22		Ref	Coil Options:	
22	7022522	1	24V (was p/n 7016352) (Prior to SN 75029)	
22	7022522	1	20V (SN 75029 to Present)	
23	7018980	1	Cartridge (Slow Speed Adjustment)	

SECTION 2 - GROUND COMPONENTS

ITEM	PART NUMBER	QTY	DESCRIPTION	REV
23	7016351	1	Seal Kit - 7018980 Cartridge	
27	7018981	1	Block Valve Assembly - Drive	
27	7012773	1	Seal Kit	
27	7018917	2	Coil	
27	7018912	2	Nut	
29	7018982	1	Orifice	

SECTION 2 - GROUND COMPONENTS

FIGURE 2-4. VALVE ASSEMBLY - PROPORTIONAL CONTROLS MACHINES



SECTION 2 - GROUND COMPONENTS

FIGURE 2-4. VALVE ASSEMBLY - PROPORTIONAL CONTROLS MACHINES

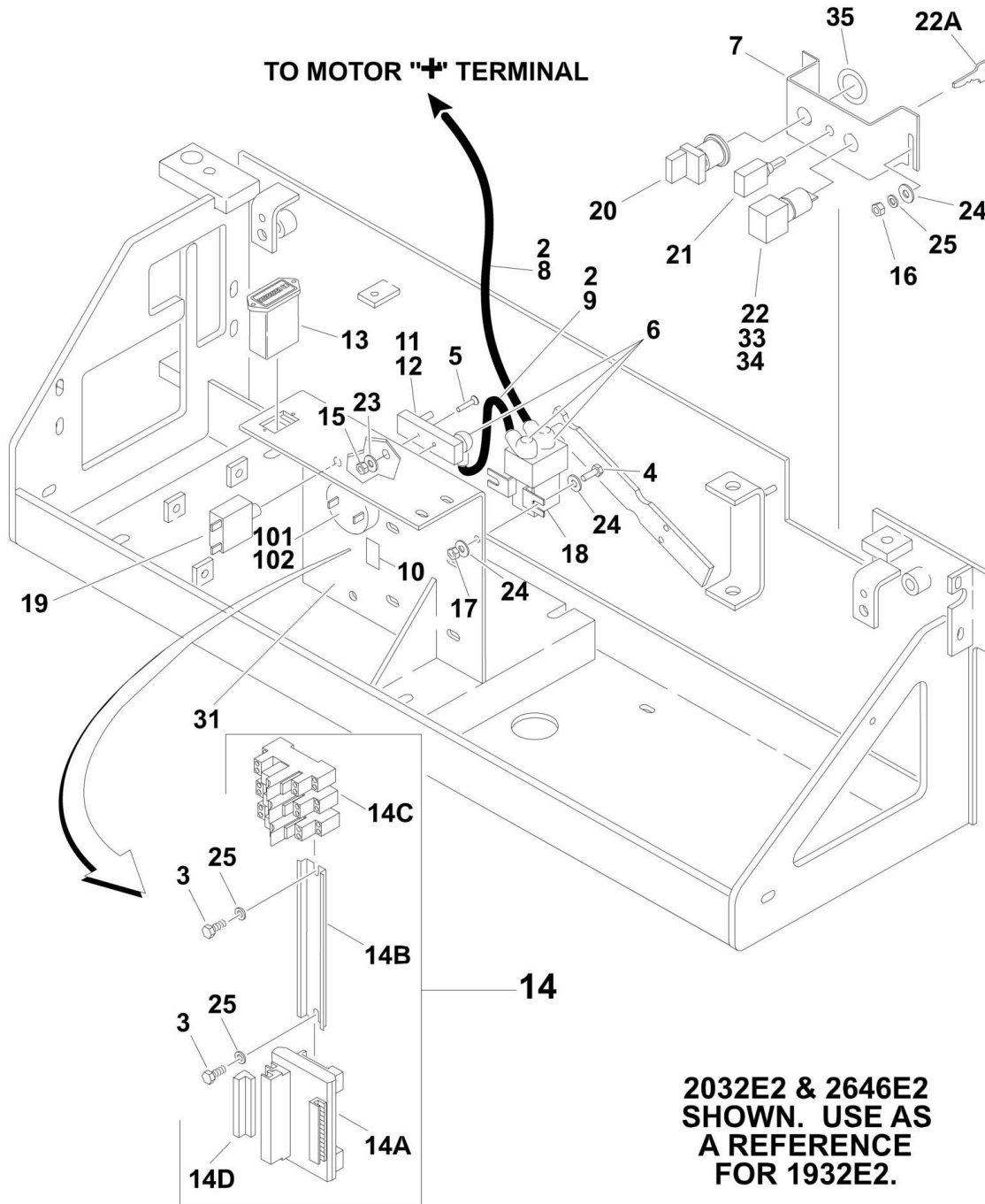
ITEM	PART NUMBER	QTY	DESCRIPTION	REV
	4641036	Ref	VALVE ASSEMBLY	G
1	Not Serviced	1	Block, Valve	
2	7021300	1	Cartridge, Valve (Load Sense)	
2	7021313	1	Seal Kit - 7021300 Cartridge	
3	7018302	1	Cartridge, Valve (Main Relief)	
3	7016351	1	Seal Kit - 7018302 Cartridge	
4	7022525	1	Cartridge, Valve (Counterbalance) (Was p/n 7021301)	
4	7016337	1	Seal Kit - 7021301 Cartridge	
4	7016337	1	Seal Kit - 7022525 Cartridge	
5	7021302	4	Cartridge, Valve (Shuttle)	
5	7021315	1	Seal Kit - 7021302 Cartridge	
7	7018302	1	Cartridge, Valve (Lift Relief)	
7	7016351	1	Seal Kit - 7018302 Cartridge	
9	7018981	1	Rexroth Valve Section (Steer) (Was p/n 7021303)	
9	7012773	2	Seal Kit - 7021303 & 7018981 Cartridge	
9A	7018912	2	Nut	
9A	7018943	2	O-Ring	
9B	7018917	2	Coil (Was p/n 7012785)	
10	7018312	1	Cartridge, Valve (Tow)	
10	7018313	1	Seal Kit - 7018312 Cartridge	
11	7018967	1	Cartridge Without Coil (Brake)	
11	7016349	1	Seal Kit - 7018967 Cartridge	
11A	7016352	1	Coil	
12	7021304	1	Cartridge, Valve (Flow Divider)	
12	7018315	1	Seal Kit - 7021304 Cartridge	
13	7018304	1	Cartridge, Valve (Check)	
13	7016315	1	Seal Kit - 7018304 Cartridge	
14	7018981	1	Rexroth Valve Section (Drive)	
14	7012773	1	Seal Kit - 7018981 Cartridge	
14A	7018912	2	Nut	
14A	7018943	1	O-Ring	
14B	7018917	2	Coil (Was p/n 7012785)	
15	7021305	1	Rexroth Valve Section (Hi-Drive)	
15	7012773	1	Seal Kit - 7021305 Cartridge	
15	7018993	1	Plug	
15A	7018912	1	Nut	
15A	7018943	1	O-Ring	
15B	7018917	1	Coil (Was p/n 7012785)	
16	7021306	1	Rexroth Valve Section (Lift)	
16	7012773	1	Seal Kit - 7021306 Cartridge	
16	7018993	1	Plug	
16A	7018912	1	Nut	
16A	7018943	1	O-Ring	
16B	7018917	1	Coil (Was p/n 7012785)	
17	7021307	1	Rexroth Valve Section (Posi-Trac)	
17	7012773	1	Seal Kit - 7021307 Cartridge	
17	7018993	1	Plug	
17A	7018912	1	Nut	
17A	7018943	1	O-Ring	
17B	7018917	1	Coil (Was p/n 7012785)	

SECTION 2 - GROUND COMPONENTS

ITEM	PART NUMBER	QTY	DESCRIPTION	REV
18	7018941	2	Orifice 1.2mm	
19	7018919	1	Cartridge, Valve (Steer Relief)	
19	7016351	1	Seal Kit - 7018919 Cartridge	
20	7018916	1	Orifice 2.0mm	
21	7018905	1	Plug	
22	7022520	1	Cartridge, Check Valve	
22	7023876	1	Seal Kit -7022520 Cartridge	
23	2220886		Plug (was p/n 7018985)	
24	7018942	20	Capscrew, Socket Head #10-24NC x 2in	

SECTION 2 - GROUND COMPONENTS

FIGURE 2-5. ELECTRICAL COMPONENT INSTALLATIONS (LEFT SIDE OF MACHINES WITH STANDARD CONTROLS)



SECTION 2 - GROUND COMPONENTS

FIGURE 2-5. ELECTRICAL COMPONENT INSTALLATIONS (LEFT SIDE OF MACHINES WITH STANDARD CONTROLS)

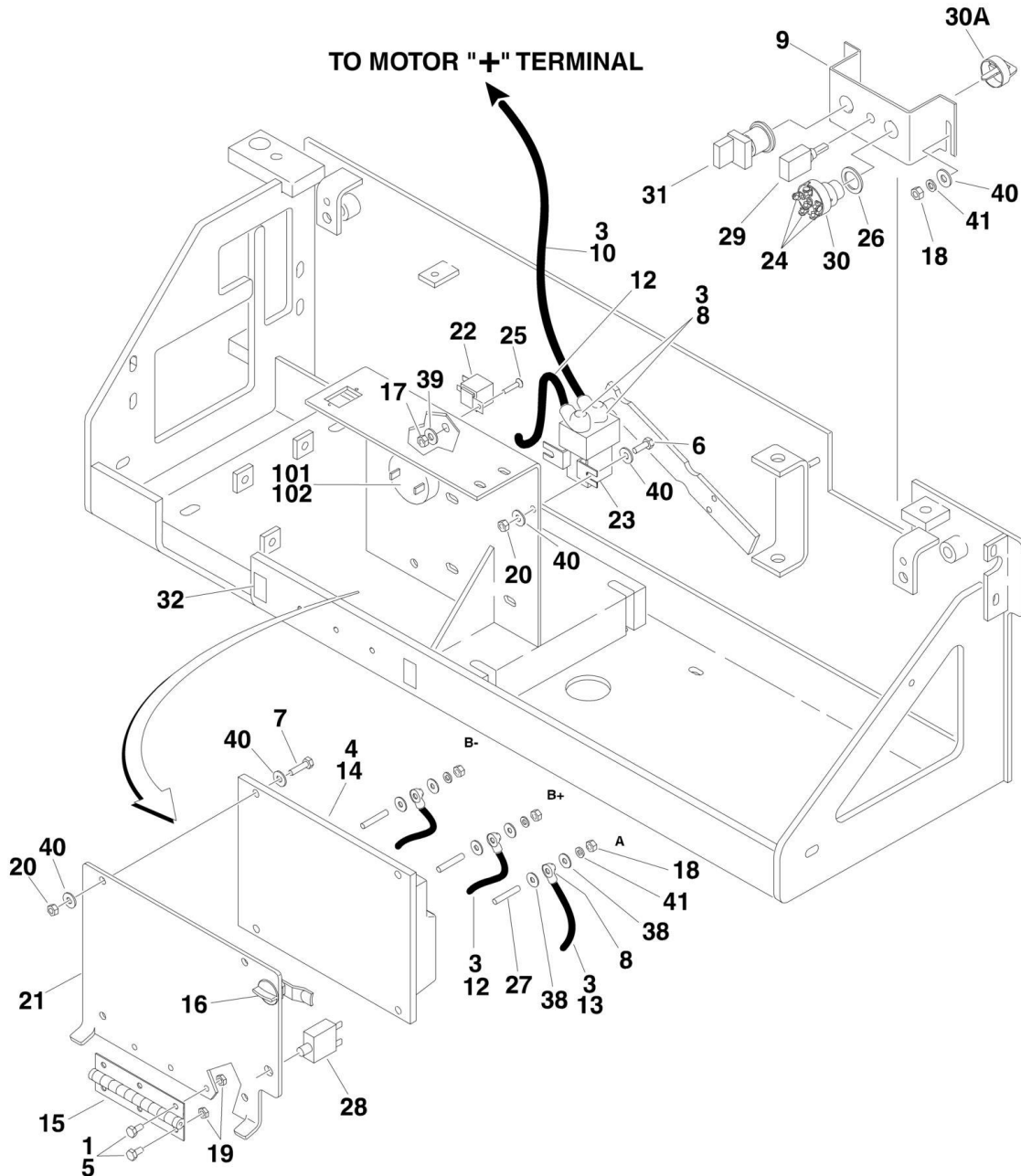
ITEM	PART NUMBER	QTY	DESCRIPTION	REV
		Ref	ELECTRICAL COMPONENTS INSTALLATIONS (LEFT SIDE OF MACHINES WITH STANDARD CONTROLS)	
	0258774	Ref	Electrical Components Installations 1532E2/1932E2 (CE Spec)	D
	0258776	Ref	Electrical Components Installations 1532E2/1932E2 (CE Spec with Charger Interlock)	D
	0258574	Ref	Electrical Components Installations 1532E2/1932E2 (Australian Spec)	D
	0258775	Ref	Electrical Components Installations 2032E2/2646E2/3246E2 (CE Spec)	D
	0258777	Ref	Electrical Components Installations 2032E2/2646E2/3246E2 (CE Spec with Charger Interlock)	D
	0258575	Ref	Electrical Components Installations 2032E2/2646E2/3246E2 (Australian Spec) (Prior to SN 65922)	D
	0258777	Ref	Electrical Components Installations 2032E2/2646E2/3246E2 (Australian Spec) (SN 65922 to Present)	D
1	0100048	AR	Grease, Dielectric (Not Shown)	
2	0100051	AR	Grease, Terminal	
3	0641405	2	Bolt 1/4in-20NC x 5/8in	
4	0641406	2	Bolt 1/4in-20NC x 3/4in	
5	0741008	2	Screw, Flathead Socket #10-24NC x 1in	
6	0840025	6	Boot, Cable	
7		Ref	Bracket, Ground Control Options:	
7	0902393	1	Bracket, Ground Control (Prior to SN 69428)	
7	0902615	1	Bracket, Ground Control (Was p/n 0902584) (SN 69428 through 73082)	
7	0902615	1	Bracket, Ground Control (SN 73083 to Present)	
8	1060666	1	Cable, Battery (Contactor to Motor)	
9	1060667	1	Cable, Battery (Fuse to Contactor)	
10	1703901	1	Decal, Relay Function	
11	2400041	1	Fuse - 200 Amp	
12	2400044	1	Block, Fuse Mounting	
13	2420165	1	Gauge, Hourmeter	
14	2901622	1	Diode Module Kit	C
14A	0610153	1	PC Board (Was P/N 0610125) (Prior to SN 104818)	
14B	3641236	1	Rail	
14C	3740129	3	Relay	
14D	4460716	1	Terminal	
15	3311005	2	Locknut #10-24NC	
16	3311401	2	Nut 1/4in-20NC	
17		Ref	Locknut Options:	
17	3311405	2	Locknut 1/4in-20NC	
17	3300408	2	Locknut, Nylon Insert	
18	3740131	1	Contactor, Main	
19	4360112	1	Breaker, Circuit - 5 Amp	
20		Ref	Switch, Emergency Stop Options:	
20	4360289	1	Switch Used (Prior to SN 69428)	
20	7012611	1	Head, Mushroom (4360289 Switch)	
20	7012612	1	Boot (4360289 Switch)	
20	4360475	1	Switch Used (SN 69428 to Present)	
20	7020175	1	Head, Mushroom (4360475 Switch)	

SECTION 2 - GROUND COMPONENTS

ITEM	PART NUMBER	QTY	DESCRIPTION	REV
20	7020176	1	Block, Contact (4360475 Switch)	
21	4360328	1	Switch, Toggle	
22		Ref	Switch, Key Options:	
22	4360433	1	Switch Used (Prior to SN 69428)	
22	4360472	1	Switch Used (SN 69428 to Present)	
22A		Ref	Key, Replacement Options:	
22A	7016339	1	Key Used (Prior to SN 69428)	
22A	2860030	1	Key Used (SN 69428 to Present)	
23	4751000	2	Flatwasher #10	
24	4751400	6	Flatwasher 1/4in	
25	4761400	4	Lockwasher 1/4in	
26	4922032	1	Harness, Power (Not Shown - See ELECTRICAL SECTION for Breakdown)	
27	4922033	1	Harness, Lift Switch Power (Not Shown - See ELECTRICAL SECTION for Breakdown)	
28		Ref	Harness, Valves Options (Not Shown - See ELECTRICAL SECTION for Breakdown):	
28	4922102	1	Harness, Valves 1532E2/1932E2	
28	4922034	1	Harness, Valves 2032E2/2646E2 & 3246E2	
29	4922035	1	Harness, Ground Controls (Not Shown - See ELECTRICAL SECTION for Breakdown)	
30	4922144	1	Harness, Relays (Not Shown - See ELECTRICAL SECTION for Breakdown)	
31		Ref	Bracket Options:	
31	0902433	1	Bracket 1532E2/1932E2	
31	4845664	1	Bracket 2032E2/2646E2 & 3246E2	
32		Ref	Harness, Charger Interlock (Not Shown - See ELECTRICAL SECTION for Breakdown)	
32	Not Required	0	CE Spec (All Models)	
32	4922198	1	Australian Spec (Model 1532E2/1932E2)	
32	4922199	1	Australian Spec (Models 2032E2/2646E2 & 3246E2)	
33	3910804	6	Screw #6-32NC x 1/4in (SN 69428 to Present)	
34		Ref	Shim Options:	
34	4070987	5	Shim (.015) (SN 69428 through 85981)	
34	4071006	1	Shim (0.090) (SN 85982 to Present)	
35	1704260	1	Decal - EMS (SN 69428 to Present)	
		Ref	ALARM INSTALLATIONS (OPTIONAL)	
	0257811	Ref	Descent Alarm	A
	0257813	Ref	Motion Alarm	A
	0257812	Ref	Travel Alarm	A
101	0100048	AR	Grease, Dielectric	
102	0140042	1	Alarm	

SECTION 2 - GROUND COMPONENTS

FIGURE 2-6. ELECTRICAL COMPONENT INSTALLATIONS - 2632E2/3246E2 (LEFT SIDE OF MACHINES WITH PROPORTIONAL CONTROLS)



SECTION 2 - GROUND COMPONENTS

FIGURE 2-6. ELECTRICAL COMPONENT INSTALLATIONS - 2632E2/3246E2 (LEFT SIDE OF MACHINES WITH PROPORTIONAL CONTROLS)

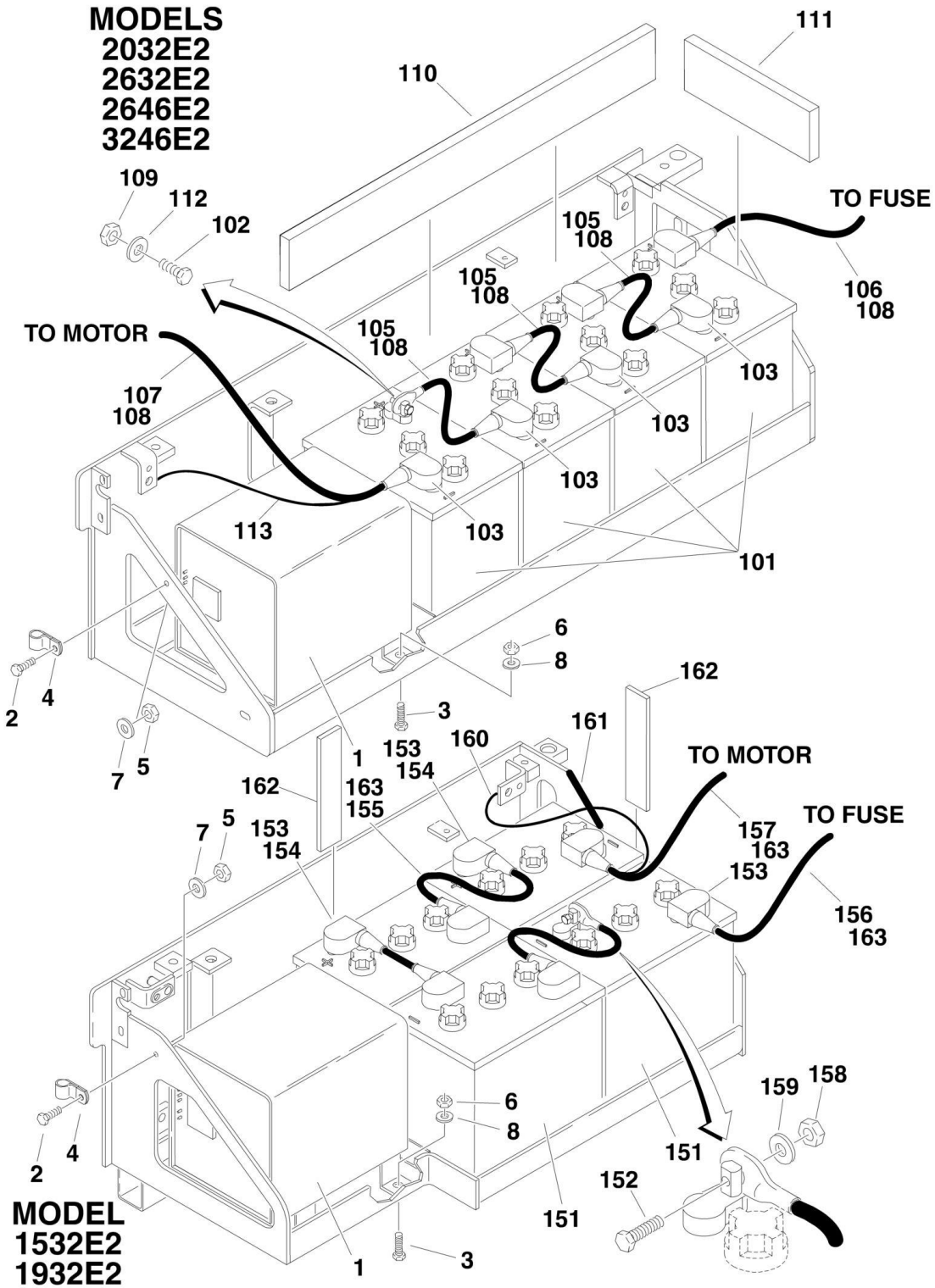
ITEM	PART NUMBER	QTY	DESCRIPTION	REV
		Ref	ELECTRICAL COMPONENTS INSTALLATIONS (LEFT SIDE OF MACHINES WITH PROPORTIONAL CONTROLS)	
	0259409	Ref	Electrical Components Installations 3246E2 (CE Spec)	D
	0259407	Ref	Electrical Components Installations 3246E2 (CE Spec with Optional Charger Interlock)	D
	0259407	Ref	Electrical Components Installations 2632E2/3246E2 (Australian Spec)	D
1	0100011	AR	Loctite #242	
2	0100048	AR	Grease, Dielectric (Not Shown)	
3	0100051	AR	Grease, Terminal	
4	0100076	AR	Compound, Silicone Release	
5	0641404	6	Bolt 1/4in-20NC x 1/4in	
6	0641405	2	Bolt 1/4in-20NC x 5/8in	
7	0641408	4	Bolt 1/4in-20NC x 1in	
8	0840025	8	Boot, Cable	
9		Ref	Bracket, Ground Control Options:	
9	0902615	1	Bracket, Ground Control (Was p/n 0902584) (Prior to SN 73083)	
9	0902615	1	Bracket, Ground Control (SN 73083 to Present)	
10	1060666	1	Cable, Battery (Contactor to Motor)	
11	1060680	2 ft/.6m	Cable, Electrical - 18/2 (Not Shown)	
12	1060763	1	Cable, Battery (Contactor to Controller B+)	
13	1060764	1	Cable, Battery (Controller A to Motor)	
14	1600289	1	Controller, Smart System (Apply Item #4 on entire back surface of unit when replacing)	
15	2600231	1	Hinge	
16	2940119	1	Latch, Panel	
17		Ref	Locknut Options:	
17	3311005	1	Locknut #10-24NC	
17	3300408	1	Locknut, Nylon Insert	
18	3311401	5	Nut 1/4in-20NC	
19	3311402	6	Nut, Jam 1/4in-20NC	
20	3311405	6	Locknut 1/4in-20NC	
21	3571652	1	Plate, Controller Mounting	
22	3740069	1	Relay, Power	
23	3740131	1	Contactor, Main	
24	3910804	3	Screw, Round Head #8-24NC x 1/2in	
25	3911008	1	Screw, Round Head #10-24NC x 1in	
26		Ref	Shim Options:	
26	4070987	5	Shim (.015) (SN 69428 through 85981)	
26	4071006	1	Shim (0.090) (SN 85982 to Present)	
27	4300133	3	Stud, Brass 1/4in-20NC x 1 1/2in	
28	4360112	1	Breaker, Circuit - 5 Amp	
29	4360328	1	Switch, Toggle	
30	4360470	1	Switch, Key	
30A	2860030	1	Key, Replacement	
31	4360475	1	Switch, Emergency Stop	
31	7020175	1	Head, Mushroom	
31	7020176	1	Block, Contact	

SECTION 2 - GROUND COMPONENTS

ITEM	PART NUMBER	QTY	DESCRIPTION	REV
32	4420055	1 in/2.54cm	Tape	
38	4740479	6	Flatwasher, Brass	
39	4751000	2	Flatwasher #10	
40	4751400	14	Flatwasher 1/4in	
41	4761400	5	Lockwasher 1/4in	
42		Ref	Harness, Charger Interlock (Not Shown - See ELECTRICAL SECTION for Breakdown)	
42	Not Required	0	Without Charger Interlock	
42	4922199	1	With Charger Interlock	
43	4922300	1	Harness, Valves (Not Shown - See ELECTRICAL SECTION for Breakdown)	
44	4922302	1	Harness, Ground Controls (Not Shown - See ELECTRICAL SECTION for Breakdown)	
45	4922327	2	Harness, Relays (Not Shown - See ELECTRICAL SECTION for Breakdown)	
		Ref	ALARM INSTALLATIONS (OPTIONAL)	
	0257811	Ref	Descent Alarm	A
	0257813	Ref	Motion Alarm	A
	0257812	Ref	Travel Alarm	A
101	0100048	AR	Grease, Dielectric	
102	0140042	1	Alarm	

SECTION 2 - GROUND COMPONENTS

FIGURE 2-7. ELECTRICAL COMPONENT INSTALLATIONS (RIGHT SIDE)



SECTION 2 - GROUND COMPONENTS

FIGURE 2-7. ELECTRICAL COMPONENT INSTALLATIONS (RIGHT SIDE)

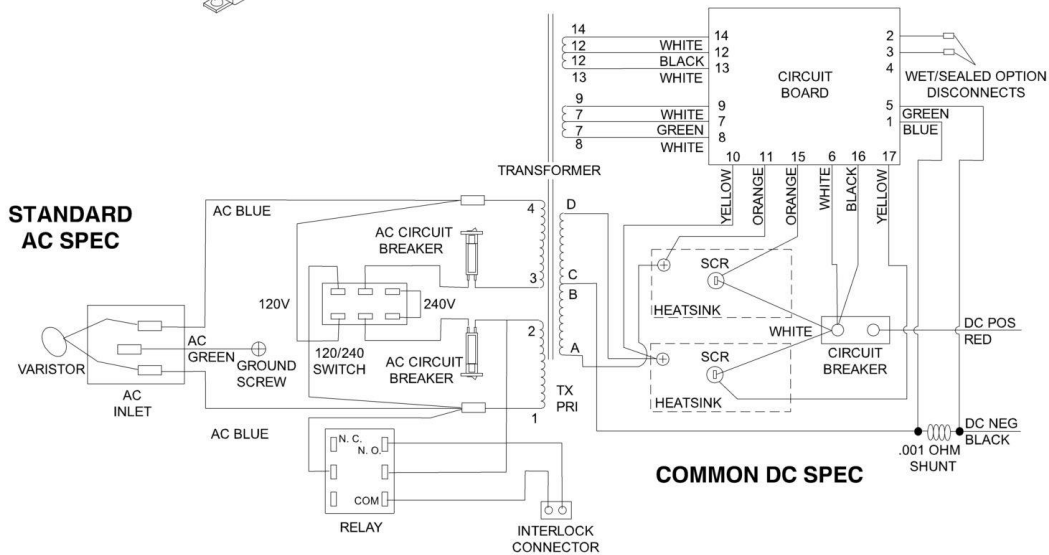
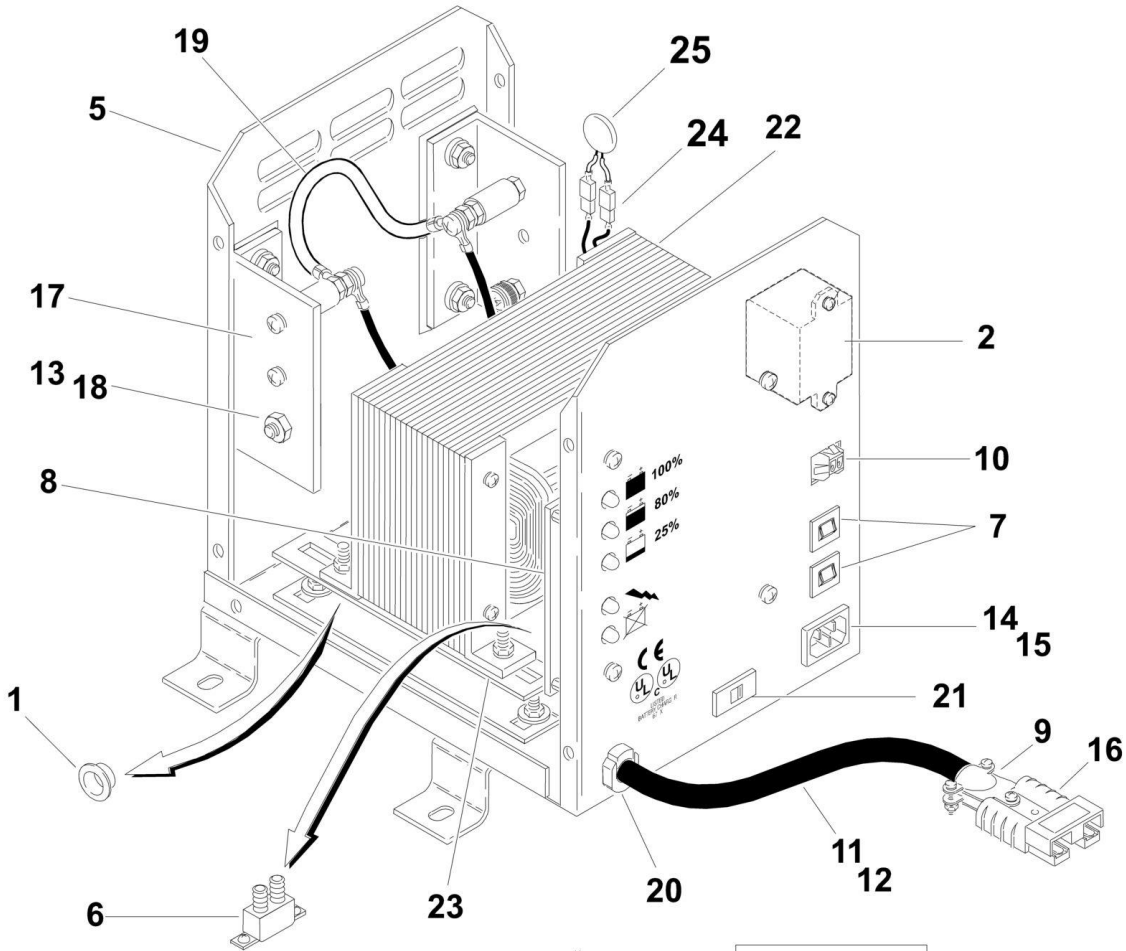
ITEM	PART NUMBER	QTY	DESCRIPTION	REV
		Ref	BATTERY CHARGER INSTALLATIONS	
	0258218	Ref	Battery Charger Installations 1532E2/1932E2 with 120-240V/50-60Hz Charger	D
	0257870	Ref	Battery Charger Installations 2032E2/2632E2/2646E2/3246E2 with 120-240V/50-60Hz Charger	C
	0272362	Ref	Battery Charger Installations 1532E2/1932E2 with Customer Supplied Charger	A
	0272363	Ref	Battery Charger Installations 2032E2/2632E2/2646E2 & 3246E2 with Customer Supplied Charger	A
1	0400170	1	Battery Charger Assembly Options (See BATTERY CHARGER ASSEMBLIES for Breakdown)	
2	0641406	1	Bolt 1/4in-20NC x 3/4in	
3	0641507	4	Bolt 5/16in-18NC x 7/8in	
4	1320040	1	Clamp, Cable	
5	3311405	1	Locknut 1/4in-20NC	
6	3311505	4	Locknut 5/16in-18NC	
7	4751400	1	Flatwasher 1/4in	
8	4751500	8	Flatwasher 5/16in	
9		Ref	Harness, Charger Options (Not Shown - See ELECTRICAL SECTION for Breakdown):	
9	4922096	1	Harness, Charger 1532E2/1932E2	
9	4922067	1	Harness, Charger 2032E2/2646E2	
10	1701644	1	Decal - Battery Charger (Not Shown)	
		Ref	BATTERY COMPONENTS INSTALLATIONS	
	0257663	Ref	Battery Components Installations 2032E2/2646E2	C
	0259229	Ref	Battery Components Installations 3246E2 Standard Controls	B
	0259621	Ref	Battery Components Installations 3246E2 Proportional Controls (Australian Spec)	B
	0259858	Ref	Battery Components Installations 2632E2 / 3246E2 Proportional Controls (CE Spec)	B
101		Ref	Battery Options:	
101		Ref	Wet Cell (2032E2/2646E2)	
101	0400215	4	Wet Cell (Was P/N 0400169) (Prior to SN 112124)	
101	0400215	4	Wet Cell (SN 112124 to Present)	
101		Ref	Wet Cell (2632E2/3246E2)	
101	0400216	4	Wet Cell (Was P/N 0400151) (Prior to SN 112124)	
101	0400216	4	Wet Cell (SN 112124 to Present)	
101	Not Available		Dry Cell (Standard)	
102	0630526	8	Screw, Washer Head 5/16in-18NC x 1 1/4in (Prior to SN 112124)	
103	0840031	7	Boot, Terminal (d shape)	
105		Ref	Cable, Battery (Terminal to Terminal) Options:	
105	1061017	3	Cable, Battery (Was P/N 1060665) (Prior to SN 112124)	
105	1061017	3	Cable, Battery (SN 112124 to Present)	
106		Ref	Cable, Battery Options (Battery +):	
106	1060668	1	Standard Controls	
106	1060775	1	Proportional Controls (Australian Spec)	
106	1060796	1	Proportional Controls (CE Spec) (P/N 1060796 Includes Both Items 106 & 107 as 1 Cable Assembly)	
107		Ref	Cable, Battery Options (Battery -):	
107	1060669	1	Standard Controls	
107	1060774	1	Proportional Controls (Australian Spec)	

SECTION 2 - GROUND COMPONENTS

ITEM	PART NUMBER	QTY	DESCRIPTION	REV
107	1060796	1	Proportional Controls (CE Spec) (P/N 1060796 Includes Both Items 106 & 107 as 1 Cable Assembly)	
108	0100051	AR	Grease, Battery Terminal	
109	3300429	8	Nut, Special 5/16in-18NC (Prior to SN 112124)	
110	4940026	1	Spacer, Wood	
111	4940027	1	Spacer, Wood	
112	4740474	8	Lockwasher, Stainless 5/16in (Prior to SN 112124)	
113	4922090	1	Harness - Ground	
114	0902552	1	Bracket, Cable Mounting (CE Spec Only - Not Shown)	
	0258059	Ref	BATTERY COMPONENTS INSTALLATIONS - 1532E2/1932E2	D
151		Ref	Battery Options:	
151		Ref	Wet Cell (Standard)	
151	0400169	4	Wet Cell (Prior to SN 112124)	
151	0400215	4	Wet Cell (SN 112124 to Present)	
151	Not Available		Dry Cell (Standard)	
152	0630526	8	Screw, Washer Head 5/16in-18NC x 1 1/4in (Prior to SN 112124)	
153	0840031	7	Boot, Terminal (d shape)	
154	0840032	3	Boot, Terminal (b shape) (Prior to SN 49355)	
155		Ref	Cable, Battery (Terminal to Terminal) Options:	
155	1060665	3	Cable, Battery (Prior to SN 112124)	
155	1061017	3	Cable, Battery (SN 112124 to Present)	
156	1060681	1	Cable, Battery (Battery + to Fuse)	
157	1060682	1	Cable, Battery (Battery - to Motor)	
158	3300429	8	Nut, Special 5/16in-18NC (Prior to SN 112124)	
159	4740474	8	Lockwasher, Stainless 5/16in (Prior to SN 112124)	
160	4922090	1	Harness - Ground	
161	4060805	5 in/14cm	Flex-Trim (SN 61592 to Present)	
162	0940087	4	Arm, Bumper (SN 49355 to Present)	
163	0100051	AR	Grease, Battery Terminal	

SECTION 2 - GROUND COMPONENTS

FIGURE 2-8. BATTERY CHARGER ASSEMBLIES



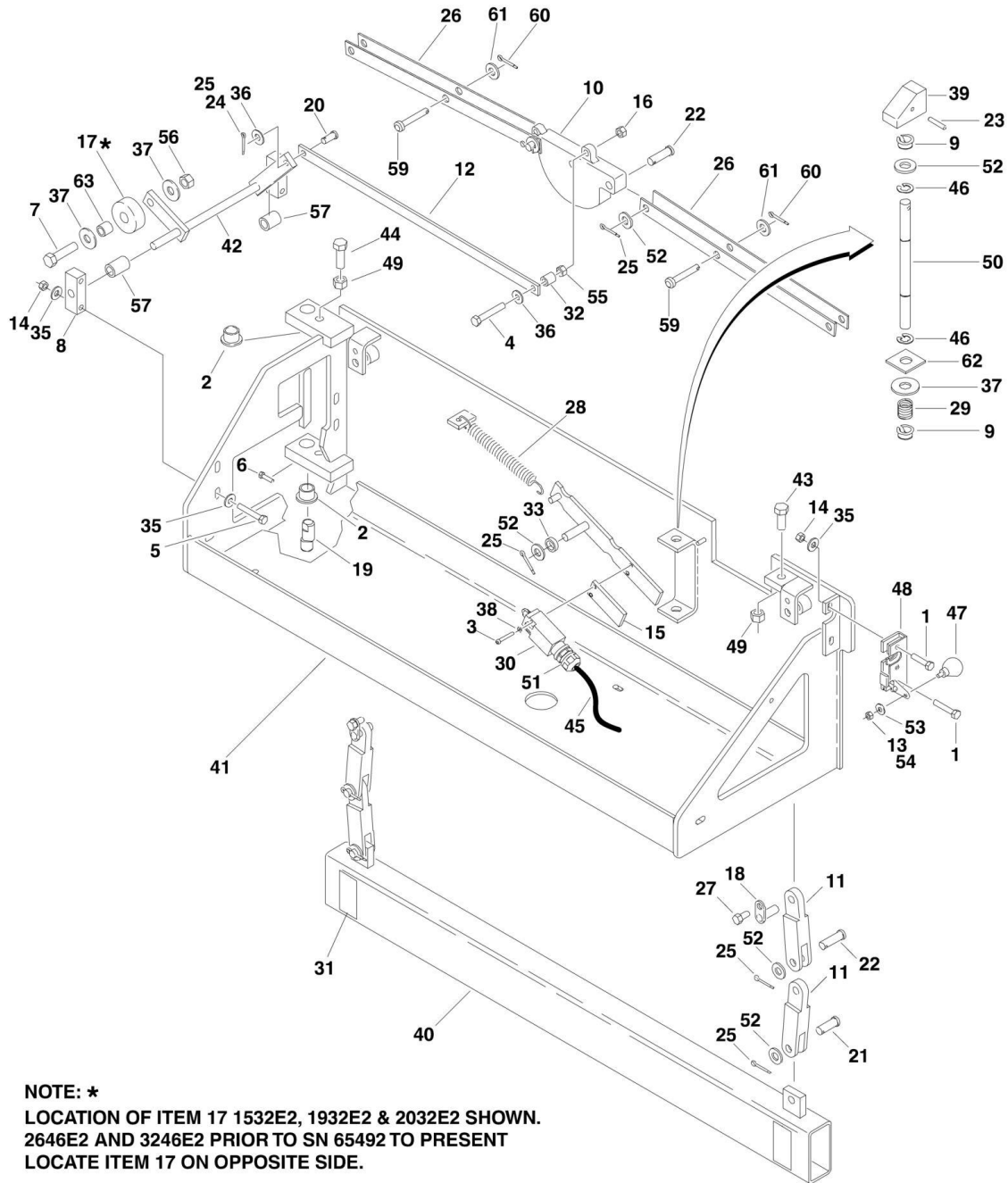
SECTION 2 - GROUND COMPONENTS

FIGURE 2-8. BATTERY CHARGER ASSEMBLIES

ITEM	PART NUMBER	QTY	DESCRIPTION	REV
		Ref	BATTERY CHARGER ASSMBLIES OPTIONS:	C
		Ref		
	0400170	Ref	120-240V/50-60Hz Standard Machines	
1	7018576	4	Bushing, Snap	
2	7018564	1	Relay	
3	Not Available	1	Handle, Case (Not Shown - To replace purchase item 4)	
4	7018591	1	Cover with Handle (Not Shown)	
5	7020606	1	Case, Main	
6	7011509	1	Breaker, Circuit - DC	
7	7018514	AR	Breaker, Circuit - AC	
8	7018578	1	Card, Circuit	
9	7018579	2	Clamp	
10	7011621	1	Connector - 2 Position	
11	7018581	1	Cord Set - DC (was p/n 7018580)	
12	7018581	1	DC Assembly with Plug	
13	7018582	1	Harness, 2400 SCR	
14	7018583	1	Plug, AC Inlet	
15	7018583	1	Plug Assembly, AC Inlet (was p/n 7018584)	
16	7011590	1	Plug	
17	7018585	1	Rectifier Assembly with Heatsink and Rectifiers	
18	7020679	2	Rectifier (was p/n 7018555)	
19	7020651	1	Shunt Assembly (was p/n 7020605)	
20	7011529	1	Connector, Strain Relief	
21	7018586	1	Switch, Slide	
22	7020639	1	Transformer (was p/n 7018587)	
23	7018588	2	Rail	
24	7018589	1	Varistor Assembly	
25	7018537	1	Varistor	

SECTION 2 - GROUND COMPONENTS

FIGURE 2-9. POTHOLE PROTECTION AND TRAY INSTALLATIONS



SECTION 2 - GROUND COMPONENTS

FIGURE 2-9. POTHOLE PROTECTION AND TRAY INSTALLATIONS

ITEM	PART NUMBER	QTY	DESCRIPTION	REV
		Ref	POTHOLE PROTECTION AND TRAY INSTALLATIONS OPTIONS:	
	0258054	Ref	Pothole Protection and Tray Installations 1532E2/1932E2 Left Side	J
	0258055	Ref	Pothole Protection and Tray Installations 1532E2/1932E2 Right Side	K
	0258840	Ref	Pothole Protection and Tray Installations 2032E2 (Left Side) (Prior to SN 64779)	C
	0259421	Ref	Pothole Protection and Tray Installations 2032E2 (Left Side) (SN 64779 through 85150)	B
	0270422	Ref	Pothole Protection and Tray Installations 2032E2 (Left Side) (SN 85151 to Present)	D
	0258838	Ref	Pothole Protection and Tray Installations 2032E2 (Right Side) (Prior to SN 64779)	C
	0259422	Ref	Pothole Protection and Tray Installations 2032E2 (Right Side) (SN 64779 to Present)	E
	0270422	Ref	Pothole Protection and Tray Installations 2632E2 (Left Side)	D
	0259422		Pothole Protection and Tray Installations 2632E2 (Right Side)	E
	0257759	Ref	Pothole Protection and Tray Installations 2646E2 (Left Side) (Prior to SN 64779)	H
	0259256	Ref	Pothole Protection and Tray Installations 2646E2 (Left Side) (SN 64779 to Present)	C
	0257758	Ref	Pothole Protection and Tray Installations 2646E2 (Right Side) (Prior to SN 64779)	H
	0259257	Ref	Pothole Protection and Tray Installations 2646E2 (Right Side) (SN 64779 to Present)	F
	0257759	Ref	Pothole Protection and Tray Installations 3246E2 with Standard Controls (Left Side) (Prior to SN 57514)	H
	0259256	Ref	Pothole Protection and Tray Installations 3246E2 with Standard Controls (Left Side) (SN 57514 to Present)	C
	0257758	Ref	Pothole Protection and Tray Installations 3246E2 with Standard Controls (Right Side) (Prior to SN 57514)	H
	0259257	Ref	Pothole Protection and Tray Installations 3246E2 with Standard Controls (Right Side) (SN 57514 to Present)	F
	0259740	Ref	Pothole Protection and Tray Installations 3246E2 with Proportional Controls (Left Side)	E
	0259416	Ref	Pothole Protection and Tray Installations 3246E2 with Proportional Controls (Right Side)	A
		Ref	Note: Quantities shown are for one side except where indicated.	
1	0641511	3	Bolt 5/16in-18NC x 1 3/8in	
2	0440223	2	Bearing, Flanged	
3	0630519	2	Bolt, Socket Head #10-32 (Prior to SN 52370)	
3	0630532	2	Bolt, Socket Head #10-32 (SN 52370 to Present)	
4	0641614	1	Bolt 3/8in-16NC x 1 3/4in	
5	0641516	4	Bolt 5/16in-18NC x 2in	
6	3951603	2	Bolt 3/8in-16NC x 3/8in	
7	0641816	1	Bolt 1/2in-13NC x 2in	
8	0561313	2	Block, Pillow	
9	0962150	2	Bushing, Rod Guide	
10	1100115	1	Cam, Pothole (Was 1100119)	
11	3010117	4	Link, Vertical Pothole	
12		Ref	Link, Cam Puller Options:	

SECTION 2 - GROUND COMPONENTS

ITEM	PART NUMBER	QTY	DESCRIPTION	REV
12	3570813	1	Link, Cam Puller 1532E2/1932E2	
12	3010118	1	Link, Cam Puller 2032E2/2632E2/2646E2/3246E2	
13		Ref	Locknut 1/4in-20NC Options:	
13		Ref	Locknut 1/4in-20NC 1532E2/1932E2	
13	3311405	1	Locknut 1/4in-20NC (Prior to SN 110515)	
13	2080063	1	Locknut 1/4in-20NC (SN 110515 to Present)	
13		Ref	Locknut 1/4in-20NC 2032E2/2632E2/2646E2/3246E2	
13	3311401	1	Locknut 1/4in-20NC (Prior to SN 110515)	
13	2080063	1	Locknut 1/4in-20NC (SN 110515 to Present)	
14	3311505	7	Locknut 5/16in-18NC	
15	4070980	1	Shim (SN 52370 to Present)	
16	3311605	2	Locknut 3/8in-16NC	
17		Ref	Roller, Extension Options:	
17	3860093 AND 0962347	1	Roller, 2 1/8in Diameter (Was P/N 3860083 & 3860088)	
17	3860089	1	Roller, 4 1/16in Diameter (Was P/N 3860086)	
18	3422648	2	Pin, Pothole Link	
19	3422659	1	Pin, Eccentric	
20	3430607	1	Pin, Clevis	
21	3430811	2	Pin, Clevis	
22	3430813	4	Pin, Clevis	
23	3440618	1	Rollpin	
24	3450303	1	Pin, Cotter 3/32in x 3/4in	
25	3450404	7	Pin, Cotter 1/8in x 1in	
26		Ref	Plate, Horizontal Pothole Options:	
26	3570811	4	Plate, Horizontal Pothole 1532E2/1932E2	
26	3570299	4	Plate, Horizontal Pothole 2032E2/2646E2/3246E2 (Prior to SN 73083)	
26	3010122	4	Plate, Horizontal Pothole 2032E2/2632E2/2646E2/3246E2 (SN 73083 to Present)	
27	3941606	2	Screw, Hex 3/8in-16NC x 7/8in	
28		Ref	Spring, Pothole Options:	
28	4160181	1	Spring, Pothole 1532E2/1932E2 (Was p/n 4160179) (Prior to SN 59220)	
28	4160181	1	Spring, Pothole 2032E2/2646E2/3246E2 (Was p/n 4160163) (Prior to SN 59220)	
28	4160181	1	Spring, Pothole 1532E2/ 1932E2/ 2632E2/ 2032E2/ 2646E2/3246E2 (SN 59220 to Present)	
29		Ref	Spring, Compression Options:	
29	4160178	1	Spring, Compression 1532E2/1932E2	
29	4160178	1	Spring, Compression 2032E2/2646E2/3246E2 (Was p/n 4160172) (Prior to SN 59220)	
29	4160178	1	Spring, Compression 2032E2/2632E2/2646E2/3246E2 (SN 59220 to Present)	
30	4360456	1	Switch, Pothole Limit	
31	4420062	16 in/41cm	Tape, UHMW (Prior to SN 111642)	
32		Ref	Tube, Spacer	
32	4567501	1	Tube, Spacer 1532E2/1932E2 (Prior to SN 59220)	
32	4567358	1	Tube, Spacer 2032E2/2646E2/3246E2 (Prior to SN 59220)	
32	4567885	1	Tube, Spacer 1532E2/ 1932E2/ 2032E2/ 2632E2/ 2646E2/3246E2 (SN 59220 to Present)	
33	4740485	1	Tube, Plastic Spacer	
35	4751500	12	Flatwasher 5/16in	

SECTION 2 - GROUND COMPONENTS

ITEM	PART NUMBER	QTY	DESCRIPTION	REV
36	4711600	2	Flatwasher 3/8in Narrow	
37	4751800	3	Flatwasher 1/2in	
38	4761000	2	Lockwasher #10	
39	0561314	1	Block, Wedge	
40		Ref	Pothole Bar Weldment Options:	
40	4845684	1	Pothole Bar Weldment 1532E2/1932E2	
40	4845541	1	Pothole Bar Weldment 2032E2/2646E2/3246E2 (Prior to SN 73083)	
40	4846217	1	Pothole Bar Weldment 2032E2/2632E2/2646E2/3246E2 (SN 73083 to Present)	
40	4845541	1	Pothole Bar Weldment 3246E2 (Prior to SN 57514)	
40	4846015	1	Pothole Bar Weldment 3246E2 (SN 57514 through 73082)	
40	4846217	1	Pothole Bar Weldment 3246E2 (SN 73083 to Present)	
41		Ref	Tray Weldment Options:	
41	4845626	1	Tray Weldment 1532E2/1932E2 Left Side (Hydraulic Component Tray) (Prior to SN 59765)	
41	4846042	1	Tray Weldment 1532E2/1932E2 Left Side (Hydraulic Component Tray) (SN 59765 to Present)	
41	4845627	1	Tray Weldment 1532E2/1932E2 Right Side (Battery Component Tray) (Prior to SN 59765)	
41	4846043	1	Tray Weldment 1532E2/1932E2 Right Side (Battery Component Tray) (SN 59765 to Present)	
41	4845542	1	Tray Weldment 2032E2/2646E2 Left Side (Hydraulic Component Tray) (Prior to SN 64779)	
41	4846009	1	Tray Weldment 2032E2/2646E2 Left Side (Hydraulic Component Tray) (SN 64779 to Present)	
41	4845546	1	Tray Weldment 2032E2/2646E2 Right Side (Battery Component Tray) (Prior to SN 64779)	
41	4846010	1	Tray Weldment 2032E2/2632E2/2646E2 Right Side (Battery Component Tray) (SN 64779 to Present)	
41	4845542	1	Tray Weldment 3246E2 with Standard Controls Left Side (Hydraulic Component Tray) (Prior to SN 57514)	
41	4846009	1	Tray Weldment 3246E2 with Standard Controls Left Side (Hydraulic Component Tray) (SN 57514 to Present)	
41	4845546	1	Tray Weldment 3246E2 with Standard Controls Right Side (Battery Component Tray) (Prior to SN 57514)	
41	4846010	1	Tray Weldment 3246E2 with Standard Controls Right Side (Battery Component Tray) (SN 57514 to Present)	
41	4846138	1	Tray Weldment 3246E2 with Proportional Controls Left Side (Hydraulic Component Tray)	
41	4846040	1	Tray Weldment 3246E2 with Proportional Controls Right Side (Battery Component Tray)	
42		Ref	Activator Weldment	
42	4845758	1	Activator Weldment 1532E2/1932E2 Left Side (Hydraulic Component Tray) (Prior to SN 59765)	
42	4846044	1	Activator Weldment 1532E2/1932E2 Left Side (Hydraulic Component Tray) (SN 59765 to Present)	
42	4845759	1	Activator Weldment 1532E2/1932E2 Right Side (Battery Component Tray) (Prior to SN 59765)	
42	4846045	1	Activator Weldment 1532E2/1932E2 Right Side (Battery Component Tray) (SN 59765 to Present)	
42	4845748	1	Activator Weldment 2032E2/2646E2/3246E2 Left Side (Hydraulic Component Tray)	
42	4845749	1	Activator Weldment 2032E2/2632E2/2646E2/3246E2 Right Side (Battery Component Tray)	
43	0641810	AR	Bolt 1/2in-18NC x 1 1/4in	

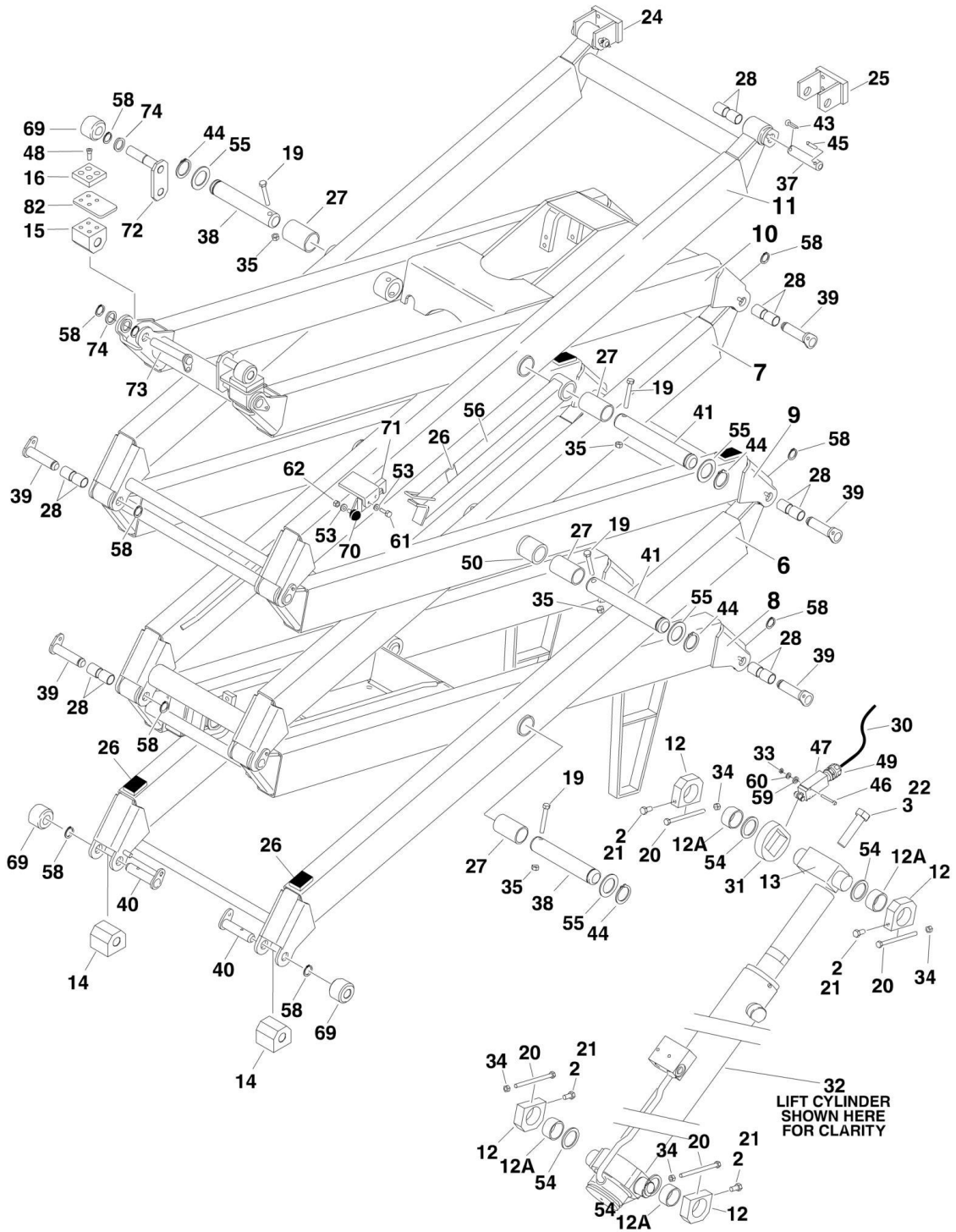
SECTION 2 - GROUND COMPONENTS

ITEM	PART NUMBER	QTY	DESCRIPTION	REV
44	0641812	1	Bolt 1/2in-18NC x 1 1/2in	
45	1060680	AR	Cable, Electrical - 18/2 Options:	
45		Ref	Left Side (Hydraulic Component Tray)	
45		Ref	Right Side (Battery Component Tray)	
46	1380150	3	Clip	
47	2560149	1	Handle, Latch	
48		Ref	Latch, Tray Options:	
48	2940103	1	Left Side (Hydraulic Component Tray)	
48	2940104	1	Right Side (Battery Component Tray)	
49	3311801	2	Nut 1/2in-18NC	
50		Ref	Rod, Safety Options:	
50	3841380	1	Rod, Safety 1532E2/1932E2	
50	3841390	1	Rod, Safety 2032E2/2632E2/2646E2/3246E2	
51		Ref	Connector, Strain Relief Options:	
51	4460049	1	Connector, Strain Relief (Was p/n 4160172) (Prior to SN 59220)	
51	4460662	1	Connector, Strain Relief (SN 59220 to Present)	
52	4711800	8	Flatwasher 1/2in Narrow	
53	4751400	1	Flatwasher 1/4in	
54	0100011	AR	Loctite #242 (Prior to SN 110515)	
55	3311602	1	Nut, Jam 3/8in-16NC	
56	3311805	1	Locknut 1/2in-13NC	
57	4567557	AR	Tube, Spacer	
59		Ref	Hardware Options:	
59	0641414	2	Bolt 1/4in-20NC x 1 3/4in 1532E2/1932E2 (Prior to SN 73083)	
59	3430412	2	Pin, Clevis 1532E2/1932E2 (SN 73083 to Present)	
59	3430412	2	Pin, Clevis 2032E2/2632E2/2646E2/3246E2	
60		Ref	Hardware Options:	
60	3300151	2	Acorn Nut 1/4in-20NC 1532E2/1932E2 (Prior to SN 73083)	
60	3450203	2	Pin, Cotter 1/16in x 3/4in 1532E2/1932E2 (SN 73083 to Present)	
60	3450203	2	Pin, Cotter 1/16in x 3/4in 2032E2/2632E2/2646E2/3246E2	
61		Ref	Hardware Options:	
61	4751400	2	Flatwasher 1/4in 1532E2/1932E2	
61	4751000	2	Flatwasher #10 2032E2/2646E2/3246E2	
62	4740489	1	Washer, Square (SN 73083 to Present)	
63	0962244	1	Bushing (SN 59220 to Present)	

SECTION 3 - SCISSOR ARMS

SECTION 3 - SCISSOR ARMS

FIGURE 3-1. SCISSOR ARMS INSTALLATION - 1532E2



SECTION 3 - SCISSOR ARMS

FIGURE 3-1. SCISSOR ARMS INSTALLATION - 1532E2

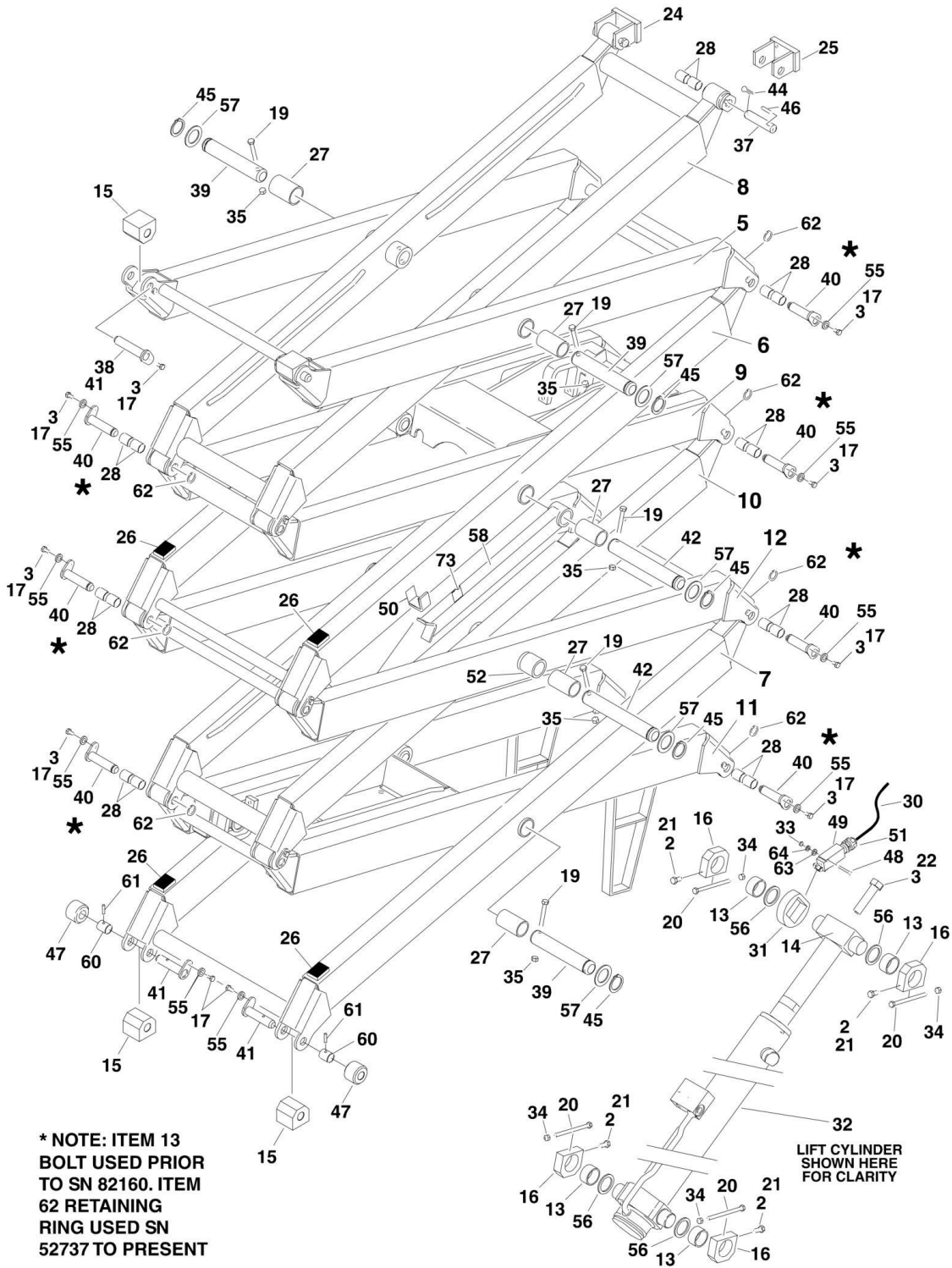
ITEM	PART NUMBER	QTY	DESCRIPTION	REV
		Ref	SCISSOR ARMS INSTALLATION - 1532E2 OPTIONS:	
	0270502	Ref	Standard Machines	F
2	0100011	AR	Loctite #242	
3	0100019	AR	Loctite #271	
6	0200607	1	Arm Weldment (Bottom Outboard)	
7	0200610	1	Arm Weldment (Mid Inboard)	
8	0200611	1	Arm Weldment (Bottom Inboard)	
9		Ref	Arm Weldment (Mid Outboard) Options:	
9	0200614	1	Arm Weldment (Mid Outboard) (Prior to SN 80167)	
9	0200711	1	Arm Weldment (Mid Outboard) (SN 80167 to Present)	
10	0200709	1	Arm Weldment (Top Inboard)	
11	0200710	1	Arm Weldment (Top Outboard)	
12	0440238	4	Bushing Assembly	
12A	0440229	4	Bushing (1 per Assembly)	
13	0561278	1	Block, Pivot	
14	0561301	4	Block, Slide	
15		Ref	Block, Slide Options:	
15	0561418	2	Block, Slide (Prior to SN 99830)	
15	0561301	2	Block, Slide (SN 99830 to Present)	
16	0561419	2	Block, Slide (Prior to SN 99830)	
19	0630528	6	Bolt 3/8in-16NC x 2 1/2in (Grade 8)	
20	0641536	4	Bolt 5/16in-18NC x 4 1/2in	
21	0641606	4	Bolt 3/8in-16NC x 3/4in (Prior to SN 111642)	
22	0692224	1	Bolt 3/4in-16NF x 3in	
24	0902385	1	Bracket, Platform Attach (Right Side)	
25	0902386	1	Bracket, Platform Attach (Left Side)	
26	0940087	9	Pad, Bumper	
27	0440227	6	Bushing, Excelite	
28	0440228	24	Bushing, Excelite	
30	1060680	21 ft/6.40m	Cable, Electrical - 18/2	
31	1100105	1	Cam, Activator	
32	1683603	1	Lift Cylinder Assembly (See CYLINDER SECTION for Breakdown)	
33	3310801	2	Nut #8-32NC	
34	3311501	4	Nut 5/16in-18NC	
35	3311605	6	Locknut 3/8in-16NC	
37	3422641	2	Pin, Pivot	
38	3422746	4	Pin, Pivot	
39	3422882	10	Pin, Pivot	
40	3422862	2	Pin, Pivot	
41	3422747	2	Pin, Pivot	
43	3450804	2	Pin, Cotter 1/4in x 1in	
44	3760387	6	Ring, Retaining	
45	3841344	2	Rod, Retaining	
46	3900329	2	Screw, Socket Head #8-32NC x 1 1/2in	
47	4360548	1	Switch, Limit (was p/n 4360321)	
48	0741006	8	Screw, Countersunk #10-20NC x 3/4in (Prior to SN 99830)	
49		Ref	Connector, Strain Relief Options:	
49	4460662	1	1/2in Pipe Threads (Used on Limit Switch p/n 4360321)	

SECTION 3 - SCISSOR ARMS

ITEM	PART NUMBER	QTY	DESCRIPTION	REV
49	4460968	1	M20-1.5 (Used on Limit Switch p/n 4360578)	
50	4567539	1	Tube, Safety Prop	
53	4711400	3	Washer 1/4in Narrow	
54	4740307	4	Washer, Thrust	
55	4740438	6	Washer, Special	
56	4846302	1	Prop, Safety	
57	4922091	1	Harness, Lift Down (Not Shown - See ELECTRICAL SECTION for Breakdown)	
58	3760348	20	Ring, Retaining	
59	4750800	2	Flatwasher #8	
60	4760800	2	Lockwasher #8	
61	0641406	2	Bolt 1/4in-20NC x 3/4in	
62	3311405	1	Locknut 1/4in-20NC	
68	2820025	1 ft/.31m	Insulate, Plastic Spring Guard (Not Shown)	
69	3860092	4	Roller	
70	2560149	1	Handle, Latch	
71	2940098	1	Latch	
72	3422928	2	Pin, Deck Retainer	
73	3422934	2	Pin, Deck Support	
74	4740156	6	Washer, Thrust	
82	3572512	2	Plate, Slide (Prior to SN 99830)	
	2901960	1	Arm Kit - 1532E2 (Includes Items 6-11)	

SECTION 3 - SCISSOR ARMS

FIGURE 3-2. SCISSOR ARMS INSTALLATION - 1932E2



SECTION 3 - SCISSOR ARMS

FIGURE 3-2. SCISSOR ARMS INSTALLATION - 1932E2

ITEM	PART NUMBER	QTY	DESCRIPTION	REV
		Ref	SCISSOR ARMS INSTALLATION - 1932E2 OPTIONS:	
	0258014	Ref	Standard Machines	M
2	0100011	AR	Loctite #242	
3	0100019	AR	Loctite #271	
4	0100039	AR	Loctite #411 (Not Shown) (Prior to SN 50027)	
5	0200605	1	Arm Weldment (Top Outboard)	
6	0200606	1	Arm Weldment (Upper Mid Outboard)	
7	0200607	1	Arm Weldment (Bottom Outboard)	
8	0200608	1	Arm Weldment (Top Inboard)	
9	0200609	1	Arm Weldment (Upper Mid Inboard)	
10	0200610	1	Arm Weldment (Lower Mid Inboard)	
11	0200611	1	Arm Weldment (Bottom Inboard)	
12	0200614	1	Arm Weldment (Lower Mid Outboard)	
13		Ref	Bushing Options (Part of Item 16):	
13	0440226	4	Bushing, Excelite (Prior to SN 50027)	
13	0440229	4	Bushing, Garmax (SN 50027 to Present)	
14	0561278	1	Block, Pivot	
15	0561301	4	Block, Slide	
16		Ref	Block, Pivot Options (Includes Item 13):	
16	0440238	4	Block, Pivot (Was p/n 0561312) (Prior to SN 62991)	
16	0440238	4	Block, Pivot (SN 62991 to Present)	
17		Ref	Bolt Options:	
17	0641404	AR	Bolt 1/4in-20NC x 1/2in (Prior to SN 50027)	
17	0641405	AR	Bolt 1/4in-20NC x 5/8in (SN 50027 to Present)	
19		Ref	Bolt Options:	
19	0681518	8	Bolt 5/16in-18NC x 2 1/4in (Grade 8) (Prior to SN 50027)	
19	0630528	8	Bolt 3/8in-16NC x 2 1/2in (Grade 8) (SN 50027 to Present)	
20	0641536	4	Bolt 5/16in-18NC x 4 1/2in	
21	0641606	4	Bolt 3/8in-16NC x 3/4in (Prior to SN 111642)	
22	0692224	1	Bolt 3/4in-16NF x 3in	
24	0902385	1	Bracket, Platform Attach (Right Side)	
25	0902386	1	Bracket, Platform Attach (Left Side)	
26		Ref	Pad, Bumper Options:	
26	0940084	6	Pad, Bumper (Prior to SN 50027)	
26	0940087	10	Pad, Bumper (SN 50027 to Present)	
27		Ref	Bushing, Excelite Options:	
27	0962096	8	Bushing, Excelite (Prior to SN 50027)	
27	0440227	8	Bushing, Excelite (SN 50027 to Present)	
28		Ref	Bushing, Excelite Options:	
28	0962097	32	Bushing, Excelite (Prior to SN 50027)	
28	0440228	32	Bushing, Excelite (SN 50027 to Present)	
30		Ref	Cable, Electrical - 18/2 Options:	
30	1060680	15 ft/4.06m	Cable, Electrical - 18/2 (Prior to SN 50027)	
30	1060680	21 ft/6.40m	Cable, Electrical - 18/2 (SN 50027 to Present)	
31	1100105	1	Cam, Activator	
32	1683603	1	Lift Cylinder Assembly (See CYLINDER SECTION for Breakdown)	
33		Ref	Nut Options:	

SECTION 3 - SCISSOR ARMS

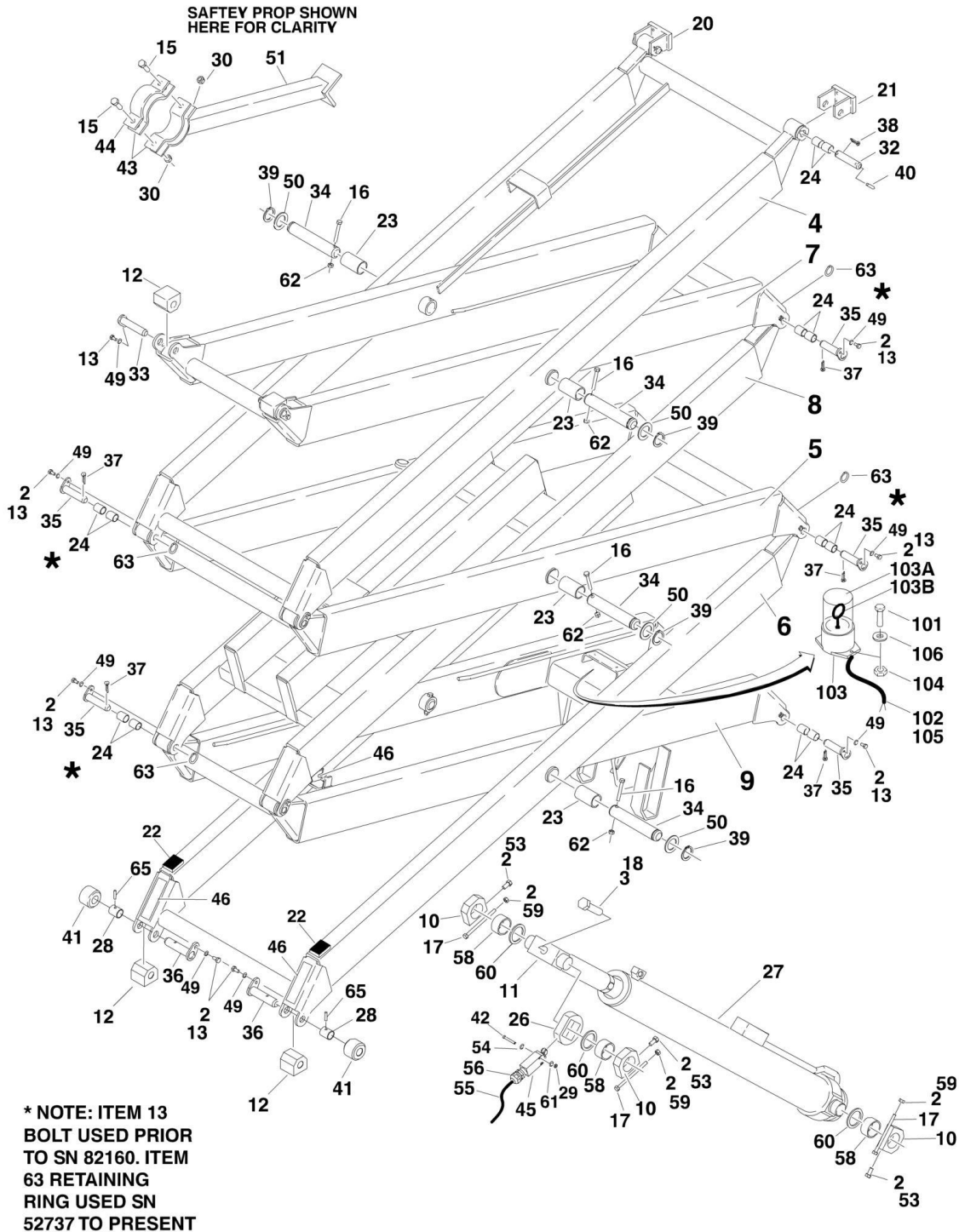
ITEM	PART NUMBER	QTY	DESCRIPTION	REV
33	3311005	2	Locknut #10-24NC (Prior to SN 50027)	
33	3310801	2	Nut #8-32NC (SN 50027 to Present)	
34	3311501	4	Nut 5/16in-18NC	
35		Ref	Locknut Options:	
35	3311505	8	Locknut 5/16in-18NC (Prior to SN 50027)	
35	3311605	8	Locknut 3/8in-16NC (SN 50027 to Present)	
37	3422641	2	Pin, Pivot	
38	3422642	2	Pin, Headed (Prior to SN 50027)	
39		Ref	Pin, Pivot Options:	
39	3422644	6	Pin, Pivot (Prior to SN 50027)	
39	3422746	6	Pin, Pivot (SN 50027 to Present)	
40		Ref	Pin, Pivot Options:	
40	3422663	14	Pin, Pivot (Prior to SN 50027)	
40	3422743	14	Pin, Pivot (SN 50027 through 82159)	
40	3422882	14	Pin, Pivot (SN 82160 to Present)	
41		Ref	Pin, Pivot Options:	
41	3422671	2	Pin, Pivot (Prior to SN 50027)	
41	3422742	2	Pin, Pivot (SN 50027 through 82159)	
41	3422862	2	Pin, Pivot (SN 82160 to Present)	
42		Ref	Pin, Pivot Options:	
42	3422725	2	Pin, Pivot (Prior to SN 50027)	
42	3422747	2	Pin, Pivot (SN 50027 to Present)	
44	3450804	2	Pin, Cotter 1/4in x 1in	
45	3760387	8	Ring, Retaining	
46	3841344	2	Rod, Retaining	
47		Ref	Roller Options:	
47	3860078	2	Roller (Prior to SN 82160)	
47	3860092	2	Roller (SN 82160 to Present)	
48		Ref	Screw Options:	
48	3931024	2	Screw, Socket Head #10-24NC x 1 1/2in (Prior to SN 50027)	
48	3930820	2	Screw, Socket Head #8-32NC x 1 1/4in (SN 50027 through 111642)	
48	3900329	2	Screw, Socket Head #8-32NC x 1 1/2in	
49		Ref	Switch, Limit Options:	
49	4360401	1	Switch, Limit (Prior to SN 50027)	
49	4360548	1	Switch, Limit (was p/n 4360321) (SN 50027 to Present)	
50	4420062	5 in/12cm	Tape, UHMW	
51		Ref	Connector, Strain Relief Options:	
51	4460662	2	1/2in Pipe Threads (Was P/N 4460049)	
51	4460662	2	1/2in Pipe Threads (Used on Limit Switch p/n 4360321)	
51	4460968	2	M20-1.5 (Used on Limit Switch p/n 4360578)	
52	4567539	1	Tube, Safety Prop	
55	4711400	22	Washer 1/4in Narrow (SN 50027 to Present)	
56	4740307	4	Washer, Thrust	
57	4740438	8	Washer, Special	
58	4845742	1	Prop, Safety	
59	4922091	1	Harness, Lift Down (Not Shown - See ELECTRICAL SECTION for Breakdown)	
60	0962207	2	Spacer, Bushing (SN 50027 to Present)	
61	3440418	2	Roll Pin (SN 50027 to Present)	
62	3760348	16	Ring, Retaining (SN 50027 to Present)	
63	4750800	2	Washer #8 (SN 50027 to Present)	

SECTION 3 - SCISSOR ARMS

ITEM	PART NUMBER	QTY	DESCRIPTION	REV
64	4760800	2	Lockwasher #8 (SN 50027 to Present)	
72	2820025	1 ft/.31m	Insulate, Plastic Spring Guard (Not Shown) (SN 63352 to Present)	
73	3340841	1	Pad, Sizzor Arms (SN 50027 to Present)	
	2901944		Arm Kit - 1932E2 (Includes Items 5-12)	

SECTION 3 - SCISSOR ARMS

FIGURE 3-3. SCISSOR ARMS INSTALLATION - 2032E2



SECTION 3 - SCISSOR ARMS

FIGURE 3-3. SCISSOR ARMS INSTALLATION - 2032E2

ITEM	PART NUMBER	QTY	DESCRIPTION	REV
		Ref	SCISSOR ARMS INSTALLATION - 2032E2 OPTIONS:	
	0257528	Ref	Standard Machines	Q
2	0100011	AR	Loctite #242	
3	0100019	AR	Loctite #271	
4	0200558	1	Arm Weldment (Top Outboard)	
5	0200559	1	Arm Weldment (Mid Outboard)	
6		Ref	Arm Weldment (Bottom Outboard)	
6	0200560	1	Arm Weldment (Bottom Outboard) (Prior to SN 52737)	
6	0200645	1	Arm Weldment (Bottom Outboard) (SN 52737 to Present)	
7	0200561	1	Arm Weldment (Top Inboard)	
8	0200562	1	Arm Weldment (Mid Inboard)	
9	0200563	1	Arm Weldment (Bottom Inboard)	
10		Ref	Block, Pivot Options (Includes Item 58):	
10	0440238	4	Block, Pivot (Was P/N 0561312) (Prior to SN 62991)	
10	0440238	4	Block, Pivot (SN 62991 to Present)	
11	0561278	1	Block, Pivot	
12	0561301	4	Block, Slide	
13	0641405	AR	Bolt 1/4in-20NC x 5/8in	
15	0641508	2	Bolt 5/16in-18NC x 1in	
16		Ref	Blot Options:	
16	0681520	6	Blot 5/16in-18NC x 2 1/2in (Grade 8) (Prior to SN 52737)	
16	0630528	6	Blot 3/8in-16NC x 2 1/2in (Grade 8) (SN 52737 to Present)	
17	0641536	4	Bolt 5/16in-18NC x 4 1/2in	
18	0692224	1	Bolt 3/4in-16NF x 3in	
20	0902385	1	Bracket, Platform Attach (Right Side)	
21	0902386	1	Bracket, Platform Attach (Left Side)	
22		Ref	Pad Options:	
22	0940084	4	Pad, Bumper (Prior to SN 49086)	
22	0940087	4	Bumper, Arm (SN 49086 to Present)	
23		Ref	Bushing, Excelite	
23	0962096	6	Bushing, Excelite (Prior to SN 49086)	
23	0440227	6	Bushing, Excelite (SN 49086 to Present)	
24		Ref	Bushing, Excelite	
24	0962097	24	Bushing, Excelite (Prior to SN 49086)	
24	0440228	24	Bushing, Excelite (SN 49086 to Present)	
26	1100105	1	Cam, Activator	
27	1683561	1	Lift Cylinder Assembly (See CYLINDER SECTION for Breakdown)	
28	0962207	2	Bushing, Spacer (SN 52737 to Present)	
29	3310801	2	Nut #8-32NC	
30	3311505	2	Locknut 5/16in-18NC	
32	3422641	2	Pin, Pivot	
33	3422642	2	Pin, Headed	
34		Ref	Pin, Pivot Options:	
34	3422644	6	Pin, Pivot (Prior to SN 52737)	
34	3422746	6	Pin, Pivot (SN 52737 to Present)	
35		Ref	Pin, Pivot Options:	
35	3422663	10	Pin, Pivot (Prior to SN 52737)	
35	3422743	10	Pin, Pivot (SN 52737 through 82159)	
35	3422882	10	Pin, Pivot (SN 82160 to Present)	

SECTION 3 - SCISSOR ARMS

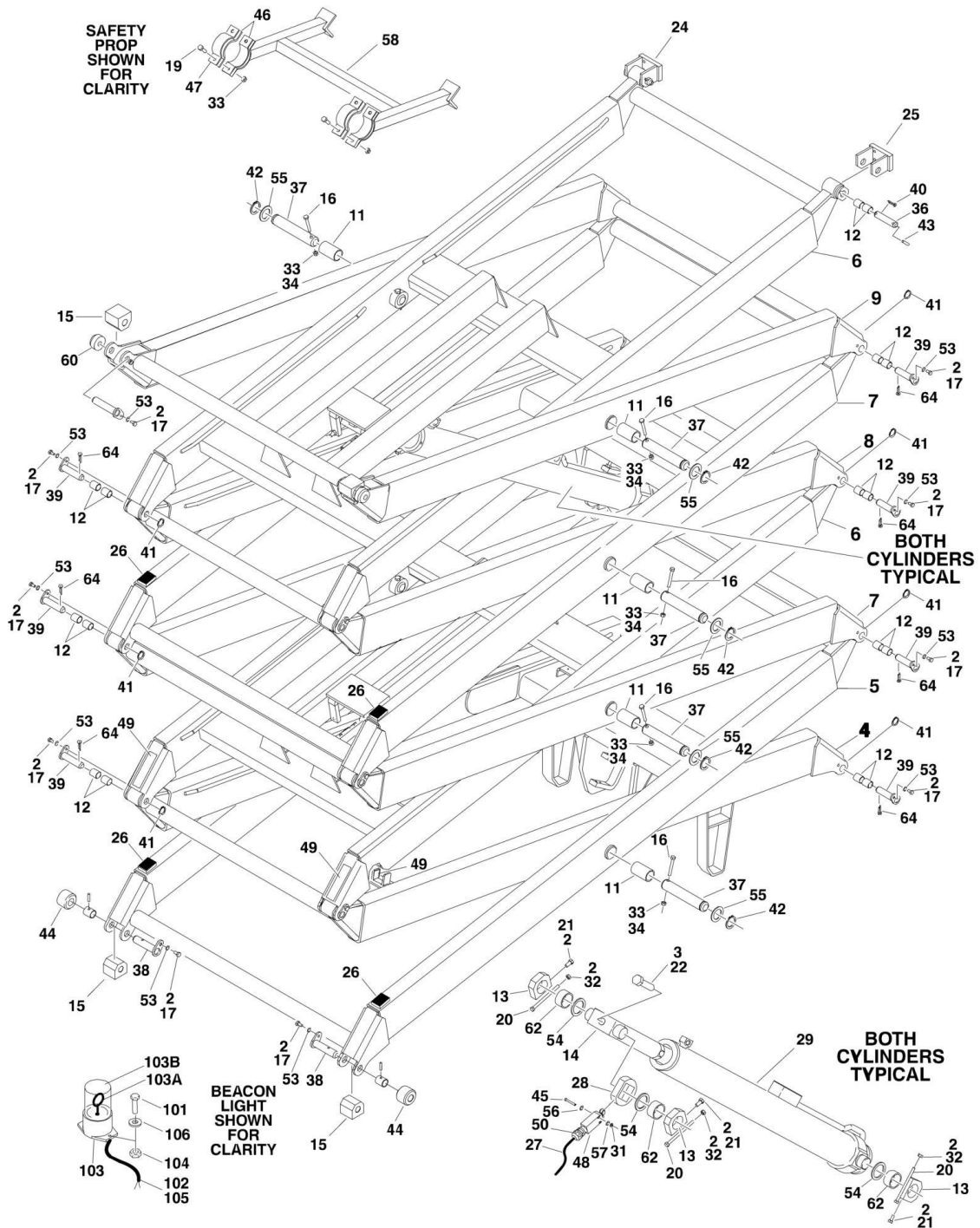
ITEM	PART NUMBER	QTY	DESCRIPTION	REV
36		Ref	Pin, Pivot Options:	
36	3422671	2	Pin, Pivot (Prior to SN 52737)	
36	3422742	2	Pin, Pivot (SN 52737 through 82159)	
36	3422862	2	Pin, Pivot (SN 82160 to Present)	
37	3450405	11	Pin, Cotter 1/4in x 1 1/4in (Prior to SN 52737)	
38	3450804	2	Pin, Cotter 1/4in x 1in	
39	3760387	6	Ring, Retaining	
40	3841344	2	Rod, Retaining	
41		Ref	Roller Options:	
41	3860078	2	Roller (Prior to SN 82160)	
41	3860092	2	Roller (SN 82160 to Present)	
42	3900329	2	Screw #8-32NC x 1 1/2in	
43	4240125	2	Strap, Nylon	
44	4240128	1	Strap, Safety Prop	
45	4360548	1	Switch, Limit (was p/n 4360321)	
46	4420062	0.38 ft/11.6cm	Tape, UHMW	
49	4711400	AR	Flatwasher 1/4in Narrow	
50	4740438	6	Washer, Special	
51	4845519	1	Prop, Safety	
52	0100039	AR	Loctite #411 (Not Shown) (Prior to SN 52737)	
53	0641606	4	Bolt 3/8in-16NC x 3/4in	
54	4750800	2	Flatwasher #8	
55	1060680	17 ft/5.2m	Cable, Electrical - 18/2	
56		Ref	Connector, Strain Relief Options:	
56	4460662	1	1/2in Pipe Threads (Was P/N 4460049)	
56	4460662	1	1/2in Pipe Threads (Used on Limit Switch p/n 4360321)	
56	4460968	1	M20-1.5 (Used on Limit Switch p/n 4360578)	
57	4922086	1	Harness, Lift Down (Not Shown - See ELECTRICAL SECTION for Breakdown)	
58		Ref	Bearing, Excelite Options (Part of Item 10):	
58	0440226	4	Bearing, Excelite (Prior to SN 49086)	
58	0440229	4	Bearing, Excelite (SN 49086 to Present)	
59	3311501	4	Nut 5/16in-18NC	
60	4740307	4	Washer, Thrust	
61	4760800	2	Lockwasher #8	
62		Ref	Locknut Options:	
62	3311505	6	Locknut 5/16in-18NC (Prior to SN 52737)	
62	3311605	6	Locknut 3/8in-16NC (SN 52737 to Present)	
63	3760348	10	Ring, Retainer (SN 52737 to Present)	
65	3440418	2	Rollpin (SN 52737 to Present)	
		Ref	Arm Kit - 2032E2 Options:	
	2901530	1	Arm Kit - 2032E2 (Includes Items 4-9 & 51) (Prior to SN 82160)	
	2901917	1	Arm Kit - 2032E2 (Includes Items 4-9) (SN 82160 to Present)	
	0257801	Ref	BEACON INSTALLATION	A
101	0721006	2	Screw, Socket Head #10-24NC x 3/4in	
102	1060680	10 ft/3m	Cable, Electrical - 18/2	
103	2920146	1	Light, Beacon	
103A	7016319	1	Bulb	
103B	7016372	1	Lens	
104	3311005	2	Locknut #10-24NC	
105	4460248	2	Terminal	

SECTION 3 - SCISSOR ARMS

ITEM	PART NUMBER	QTY	DESCRIPTION	REV
106	4751000	2	Flatwasher #10	

SECTION 3 - SCISSOR ARMS

FIGURE 3-4. SCISSOR ARMS INSTALLATION - 2632E2



SECTION 3 - SCISSOR ARMS

FIGURE 3-4. SCISSOR ARMS INSTALLATION - 2632E2

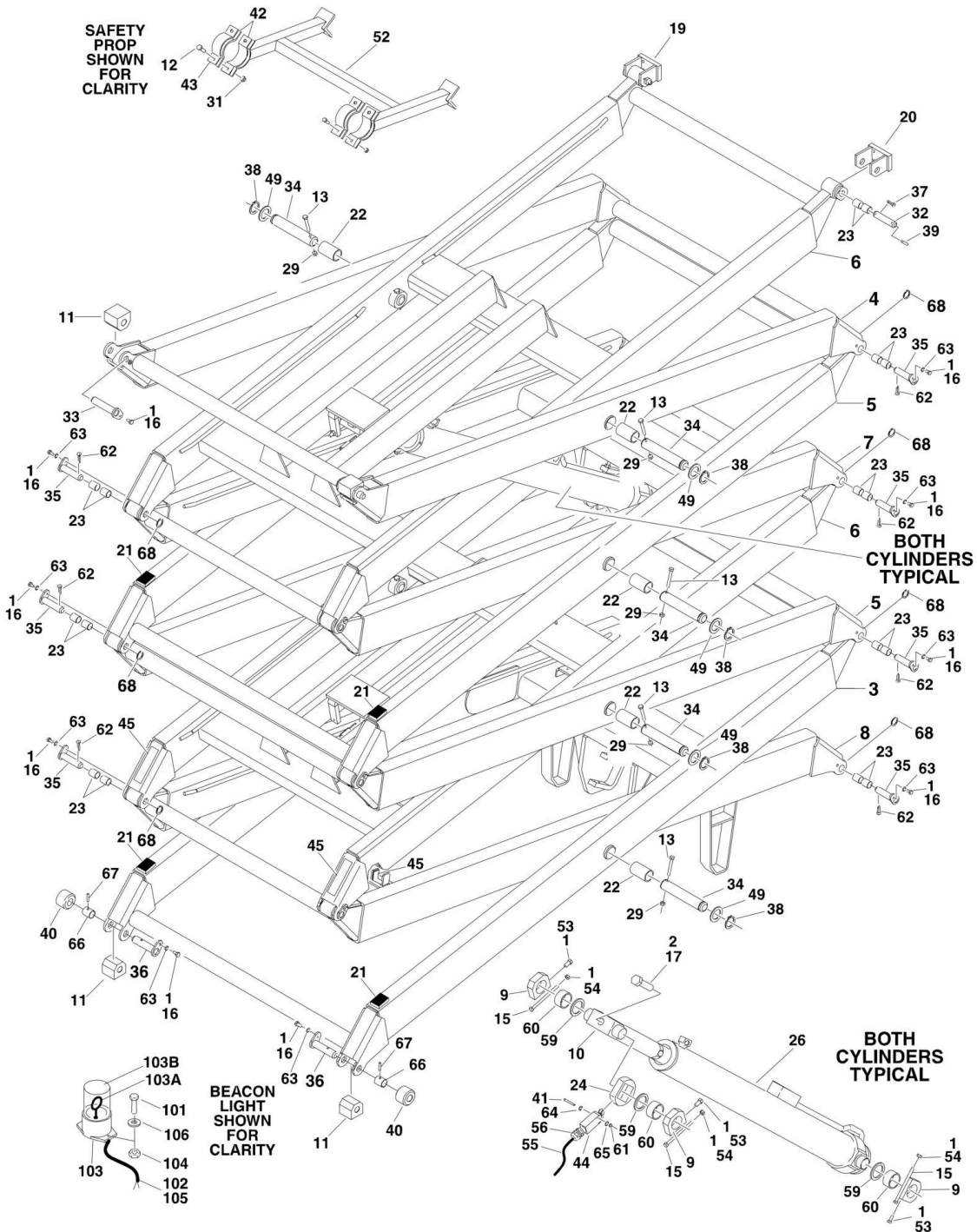
ITEM	PART NUMBER	QTY	DESCRIPTION	REV
		Ref	SCISSOR ARMS INSTALLATION - 2632E2	
	0271515	Ref	Standard Control Machines	H
2	0100011	AR	Loctite, #242	
3	0100019	AR	Loctite, #271	
4	0200730	1	Arm Weldment (Bottom Inboard)	
5	0200731	1	Arm Weldment (Bottom Outboard)	
6	0200732	2	Arm Weldment (Top and Lower Mid Inboard)	
7	0200733	2	Arm Weldment (Top and Upper Mid Outboard)	
8	0200734	1	Arm Weldment (Upper Mid Inboard)	
9	0200735	1	Arm Weldment (Top Outboard)	
11	0440227	8	Bushing, Excelite	
12	0440228	32	Bushing, Excelite	
13	0440238	8	Bushing, Excelite (Includes Item 62)	
14	0561278	2	Block, Pivot	
15	0561301	4	Block, Slide	
16	0630528	8	Bolt, 3/8in - 16NC x 2 1/2in (Grade 8)	
17	0641405	2	Bolt, 1/4in - 20NC x 5/8in	
19	0641508	2	Bolt, 5-16in - 18NC x 1in	
20	0641536	8	Bolt, 5/16in - 18NC x 1/2in	
21	0641606	8	Bolt, 3/8in - 16NC x 3/4in (Prior to SN 111642)	
22	0692224	2	Bolt, 3/4in - 16NC x 3in	
24	0902385	1	Bracket, Platform Attach (Right Side)	
25	0902386	1	Bracket, Platform Attach (Left Side)	
26	0940087	6	Bumper	
27	1060680	17 ft/5.2m	Cable, Electrical 18-2	
28	1100105	1	Cam, Activator	
29	1683882	1	Lift Cylinder Assembly (See CYLINDER SECTION for Breakdown)	
31	3310801	2	Locknut #8-32NC	
32	3311501	8	Nut 5/16in - 18NC	
33	3311505	2	Locknut 5/16in - 18NC	
34	3311605	8	Locknut 3/8in - 16NC	
36	3422641	2	Pin, Pivot	
37	3422746	8	Pin, Pivot	
38	3422862	2	Pin, Headed	
39	3422882	16	Pin, Pivot	
40	3450804	2	Pin, Cotter 1/4in x 1	
41	3760348	16	Ring, Retaining	
42	3760387	8	Ring, Retaining	
43	3841344	2	Rod, Retainer	
44	3860092	2	Roller	
45	3900329	2	Screw #8-32NC x 1 1/2in	
46	4240125	2	Strap, Nylon	
47	4240128	1	Strap, Safety Prop	
48	4360548	1	Switch, Limit (was p/n 4360321)	
49	4420062	0.38 ft/11.6cm	Tape, UHMW	
50		Ref	Connector, Strain Relief Options:	
50	4460662	1	1/2in Pipe Threads (Used on Limit Switch p/n 4360321)	
50	4460968	1	M20-1.5 (Used on Limit Switch p/n 4360578)	

SECTION 3 - SCISSOR ARMS

ITEM	PART NUMBER	QTY	DESCRIPTION	REV
53	4711400	2	Flatwasher 1/4in Narrow	
54	4740307	8	Washer, Thrust	
55	4740438	8	Washer, Special	
56	4750800	2	Flatwasher #8	
57	4760800	2	Lockwasher #8	
58	4845519	1	Weldment, Safety Prop	
59	4922089	1	Harness, Lift Down (Upper)(Not Shown - See ELECTRICAL SECTION for Breakdown)	
60	3860099	2	Roller, Platform	
61	4922088	1	Harness, Lift Down (Lower) (Not Shown - See ELECTRICAL SECTION for Breakdown)	
62		Ref	Bushing Options (Part of Item 13):	
62	0440226	8	Bushing (Prior to SN 49086)	
62	0440229	8	Bushing (SN 49086 to Present)	
	2902068	1	Arm Kit (Includes Items 4-9)	
	0257801	Ref	BEACON INSTALLATIONS	A
101	0721006	2	Screw, Socket Head #10-24NC x 3/4in	
102	1060680	10 ft/3m	Cable, Electrical - 18/2	
103	2920146	1	Light, Beacon	
103A	7016319	1	Bulb	
103B	7016372	1	Lens	
104	3311005	2	Locknut #10-24NC	
105	4460248	2	Terminal	
106	4751000	2	Flatwasher #10	

SECTION 3 - SCISSOR ARMS

FIGURE 3-5. SCISSOR ARMS INSTALLATION - 2646E2



SECTION 3 - SCISSOR ARMS

FIGURE 3-5. SCISSOR ARMS INSTALLATION - 2646E2

ITEM	PART NUMBER	QTY	DESCRIPTION	REV
		Ref	SCISSOR ARMS INSTALLATION - 2646E2 OPTIONS:	
	0257666	Ref	Standard Machines	S
1	0100011	AR	Loctite #242	
2	0100019	AR	Loctite #271	
3		Ref	Arm Weldment (Bottom Outboard) Options:	
3	0200574	3	Arm Weldment (Bottom Outboard) (Prior to SN 52737)	
3	0200639	2	Arm Weldment (Bottom Outboard) (SN 52737 to Present)	
4	0200572	1	Arm Weldment (Top Outboard)	
5	0200574	2	Arm Weldment (Lower and Upper Mid Outboard)	
6	0200575	2	Arm Weldment (Top and Lower Mid Inboard)	
7	0200576	1	Arm Weldment (Upper Mid Inboard)	
8		Ref	Arm Weldment (Bottom Inboard) Options:	
8	0200577	1	Arm Weldment (Bottom Outboard) (Prior to SN 65492)	
8	0200707	1	Arm Weldment (Bottom Outboard) (Was P/N 0200698) (SN 65492 through 107171)	
8	0200707	1	Arm Weldment (Bottom Outboard) (SN 107172 to Present)	
9		Ref	Bearing, Pivot Block Options (Includes Item 60):	
9	0440238	8	Bearing, Pivot Block (Was P/N 0561312) (Prior to SN 62991)	
9	0440238	8	Bearing, Pivot Block (SN 62991 to Present)	
10	0561278	2	Block, Pivot	
11	0561301	4	Block, Slide	
12	0641508	4	Bolt 5/16in-18NC x 1in	
13		Ref	Bolt Options:	
13	0681520	8	Bolt 5/16in-18NC x 2 1/2in (Grade 8) (Prior to SN 52737)	
13	0630528	8	Bolt 3/8in-16NC x 2 1/2in (Grade 8) (SN 52737 to Present)	
15	0641536	8	Bolt 5/16in-18NC x 4 1/2in	
16	0641405	AR	Bolt 1/4in-20NC x 5/8in	
17	0692224	2	Bolt 3/4in-16NF x 3in	
19	0902385	1	Bracket, Platform Attach (Right Side)	
20	0902386	1	Bracket, Platform Attach (Left Side)	
21		Ref	Bumper Options:	
21	0940084	6	Pad, Bumper (Prior to SN 49086)	
21	0940087	6	Bumper, Arm (SN 49086 to Present)	
22		Ref	Bushing, Excelite Options:	
22	0962096	8	Bushing, Excelite (Prior to SN 49086)	
22	0440227	8	Bushing, Excelite (SN 49086 to Present)	
23		Ref	Bushing, Excelite Options:	
23	0962097	36	Bushing, Excelite (Prior to SN 49086)	
23	0440228	32	Bushing, Excelite (SN 49086 to Present)	
24	1100105	1	Cam, Activator	
26		Ref	Lift Cylinder Assembly (See CYLINDER SECTION for Breakdown)	
26	1683562	1	Lift Cylinder Assembly (Prior to SN 69053)	
26	1683882	1	Lift Cylinder Assembly (SN 69053 to Present)	
29		Ref	Locknut Options:	
29	3311505	8	Locknut 5/16in-18NC (Prior to SN 52737)	
29	3311605	8	Locknut 3/8in-16NC (SN 52737 to Present)	
31	3311505	4	Locknut 5/16in-18NC	
32	3422641	2	Pin, Pivot	
33	3422642	2	Pin, Headed	

SECTION 3 - SCISSOR ARMS

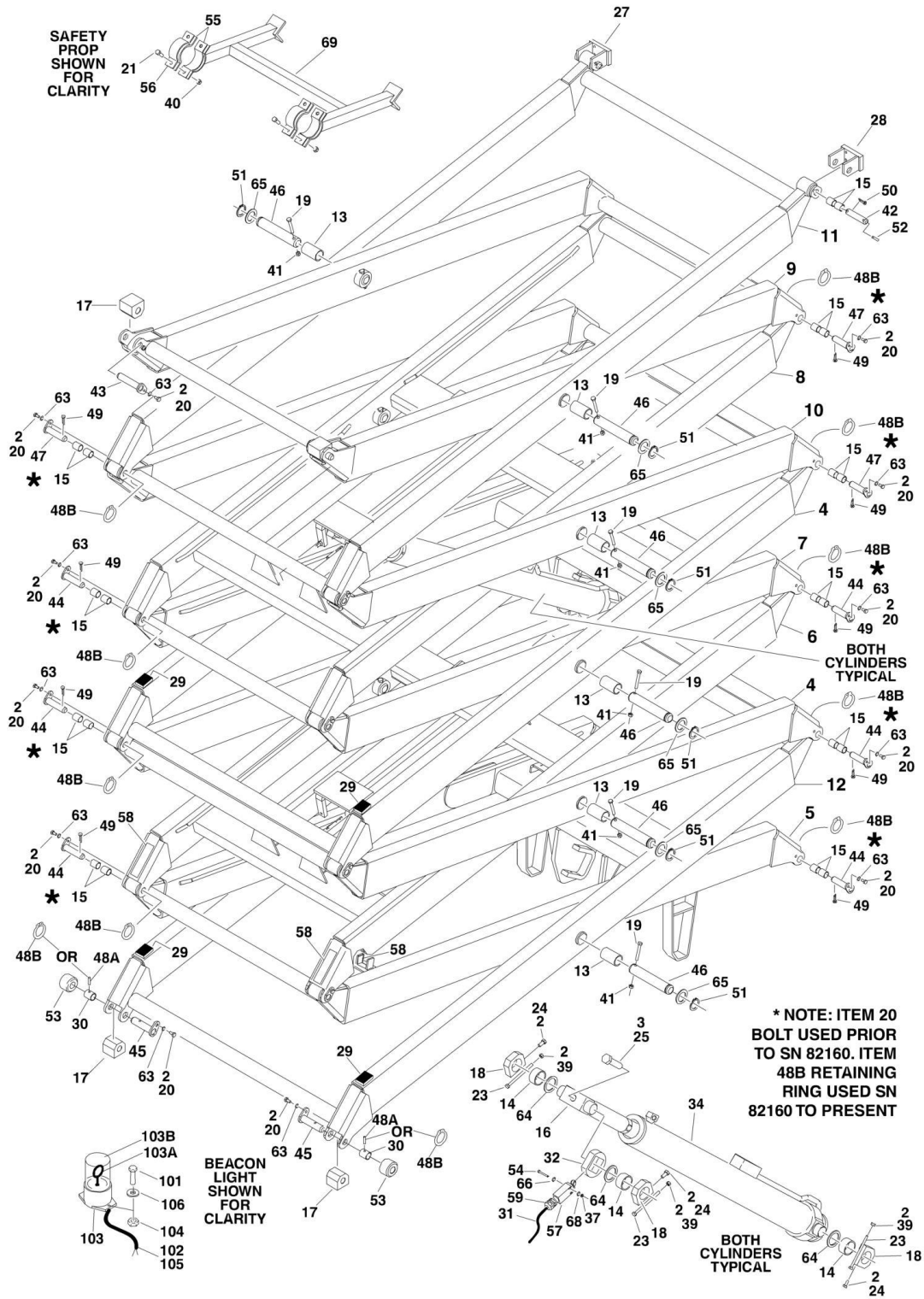
ITEM	PART NUMBER	QTY	DESCRIPTION	REV
34		Ref	Pin, Pivot Options:	
34	3422644	8	Pin, Pivot (Prior to SN 52737)	
34	3422746	8	Pin, Pivot (SN 52737 to Present)	
35		Ref	Pin, Pivot Options:	
35	3422663	14	Pin, Pivot (Prior to SN 52737)	
35	3422743	14	Pin, Pivot (SN 52737 through 82159)	
35	3422882	14	Pin, Pivot (SN 82160 to Present)	
36		Ref	Pin, Pivot Options:	
36	3422671	2	Pin, Pivot (Prior to SN 52737)	
36	3422742	2	Pin, Pivot (SN 52737 through 82159)	
36	3422862	2	Pin, Pivot (SN 82160 to Present)	
37	3450804	2	Pin, Cotter 1/4in x 1in	
38	3760387	8	Ring, Retaining	
39	3841344	2	Rod, Retaining	
40		Ref	Roller Options:	
40	3860078	2	Roller (Prior to SN 82160)	
40	3860092	2	Roller (SN 82160 to Present)	
41	3930820	2	Screw #8-32NC x 1 1/4in	
42	4240125	4	Strap, Nylon	
43	4240128	2	Strap, Safety Prop	
44	4360548	1	Switch, Limit (was p/n 4360321)	
45	4420062	0.38 ft/11.6cm	Tape, UHMW	
49	4740438	8	Washer, Special	
52	4845574	1	Prop, Safety	
53	0641606	8	Bolt 3/8in-16NC x 3/4 (Prior to SN 111642)	
54	3311501	8	Nut 5/16in-18NC	
55	1060680	17 ft/5.2m	Cable, Electrical - 18/2	
56		Ref	Connector, Strain Relief Options:	
56	4460662	1	1/2in Pipe Threads (Was P/N 4460049)	
56	4460662	1	1/2in Pipe Threads (Used on Limit Switch p/n 4360321)	
56	4460968	1	M20-1.5 (Used on Limit Switch p/n 4360578)	
57	4922088	1	Harness, Lift Down (Lower) (Not Shown - See ELECTRICAL SECTION for Breakdown)	
58	4922089	1	Harness, Lift Down (Upper) (Not Shown - See ELECTRICAL SECTION for Breakdown)	
59	4740307	8	Washer, Thrust	
60		Ref	Bushing Options (Part of Item 9):	
60	0440226	8	Bushing (Prior to SN 49086)	
60	0440229	8	Bushing (SN 49086 to Present)	
61	3310801	2	Locknut #8-32NC	
62	3450405	14	Pin, Cotter 1/8in x 1 1/4 (Prior to SN 62991)	
63	4711400	AR	Flatwasher 1/4in Narrow	
64	4750800	2	Flatwasher #8	
65	4760800	2	Lockwasher #8	
68	3760348	16	Ring, Retaining	
		Ref	Arm Kit - 2646E2 Options:	
	2901532	1	Arm Kit - 2646E2 (Includes Items 4-8 & 52) (Prior to SN 82160)	
	2901918	1	Arm Kit - 2646E2 (Includes Items 3-8) (SN 82160 to Present)	
	0257801	Ref	BEACON INSTALLATIONS	A
101	0721006	2	Screw, Socket Head #10-24NC x 3/4in	
102	1060680	10 ft/3m	Cable, Electrical - 18/2	

SECTION 3 - SCISSOR ARMS

ITEM	PART NUMBER	QTY	DESCRIPTION	REV
103	2920146	1	Light, Beacon	
103A	7016319	1	Bulb	
103B	7016372	1	Lens	
104	3311005	2	Locknut #10-24NC	
105	4460248	2	Terminal	
106	4751000	2	Flatwasher #10	

SECTION 3 - SCISSOR ARMS

FIGURE 3-6. SCISSOR ARMS INSTALLATION - 3246E2



SECTION 3 - SCISSOR ARMS

FIGURE 3-6. SCISSOR ARMS INSTALLATION - 3246E2

ITEM	PART NUMBER	QTY	DESCRIPTION	REV
		Ref	SCISSOR ARMS INSTALLATION - 3246E2 OPTIONS:	
	0258889	Ref	Standard Control Machines	L
	0259408	Ref	Proportional Control Machines	H
1	0100001	AR	Adhesive (Not Shown)	
2	0100011	AR	Loctite #242	
3	0100019	AR	Loctite #271	
4	0200663	2	Arm Weldment (Second/Third Outboard)	
5		Ref	Arm Weldment (Bottom Inboard) Options:	
5	0200708	1	Arm Weldment (Bottom Inboard) (Was P/N 0200662) (Prior to SN 107172)	
5	0200708	1	Arm Weldment (Bottom Inboard) (SN 107172 to Present)	
6	0200633	1	Arm Weldment (Second Inboard)	
7	0200634	1	Arm Weldment (Third Inboard)	
8	0200635	1	Arm Weldment (Fourth Inboard)	
9	0200636	1	Arm Weldment (Fifth Inboard)	
10	0200637	1	Arm Weldment (Fourth Outboard)	
11	0200638	1	Arm Weldment (Fifth Outboard)	
12	0200639	1	Arm Weldment (Bottom Outboard)	
13	0962010	10	Bearing, Garmax	
14	0440229	8	Bearing, Garmax (Prior to SN 62991)	
15	0440231	40	Bearing, Garmax	
16	0561278	2	Block, Pivot	
17	0561301	4	Block, Slide	
18		Ref	Block, Pivot Options (Includes Item 14):	
18	0440238	8	Block, Pivot (Was P/N 0561312) (Prior to SN 62991)	
18	0440238	8	Block, Pivot (SN 62991 to Present)	
19	0630528	10	Bolt 3/8in-16NC x 2 1/2in (Grade 8)	
20	0641405	AR	Bolt 1/4in-20NC x 5/8in	
21	0641508	4	Bolt 5/16in-18NC x 1in	
23	0641536	8	Bolt 5/16in-18NC x 4 1/2in	
24	0641606	8	Bolt 3/8in-16NC x 3/4in (Prior to SN 111642)	
25	0692224	2	Bolt 3/4in-16NF x 3in	
27	0902385	1	Bracket, Platform Attach (Right Side)	
28	0902386	1	Bracket, Platform Attach (Left Side)	
29	0940087	8	Bumper, Arm	
30	0962207	2	Bushing, Spacer (Prior to SN 82160)	
31	1060680	25 ft/7.6m	Cable, Electrical - 18/2	
32	1100105	1	Cam, Activator	
34		Ref	Lift Cylinder Assembly (See CYLINDER SECTION for Breakdown)	
34	1683771	2	Standard Controls Machines (Prior to SN 69053)	
34	1683883	2	Standard Controls Machines (SN 69053 to Present)	
34	1683883	2	Proportional Control Machines	
37	3310801	2	Nut #8-32NC	
39	3311501	8	Nut 5/16in-18NC	
40	3311501	8	Nut 5/16in-18NC	
41	3311605	4	Locknut 3/8in-16NC	
42	3422641	2	Pin, Pivot	
43	3422642	2	Pin, Headed (Top)	
44		Ref	Pin, Pivot Options:	

SECTION 3 - SCISSOR ARMS

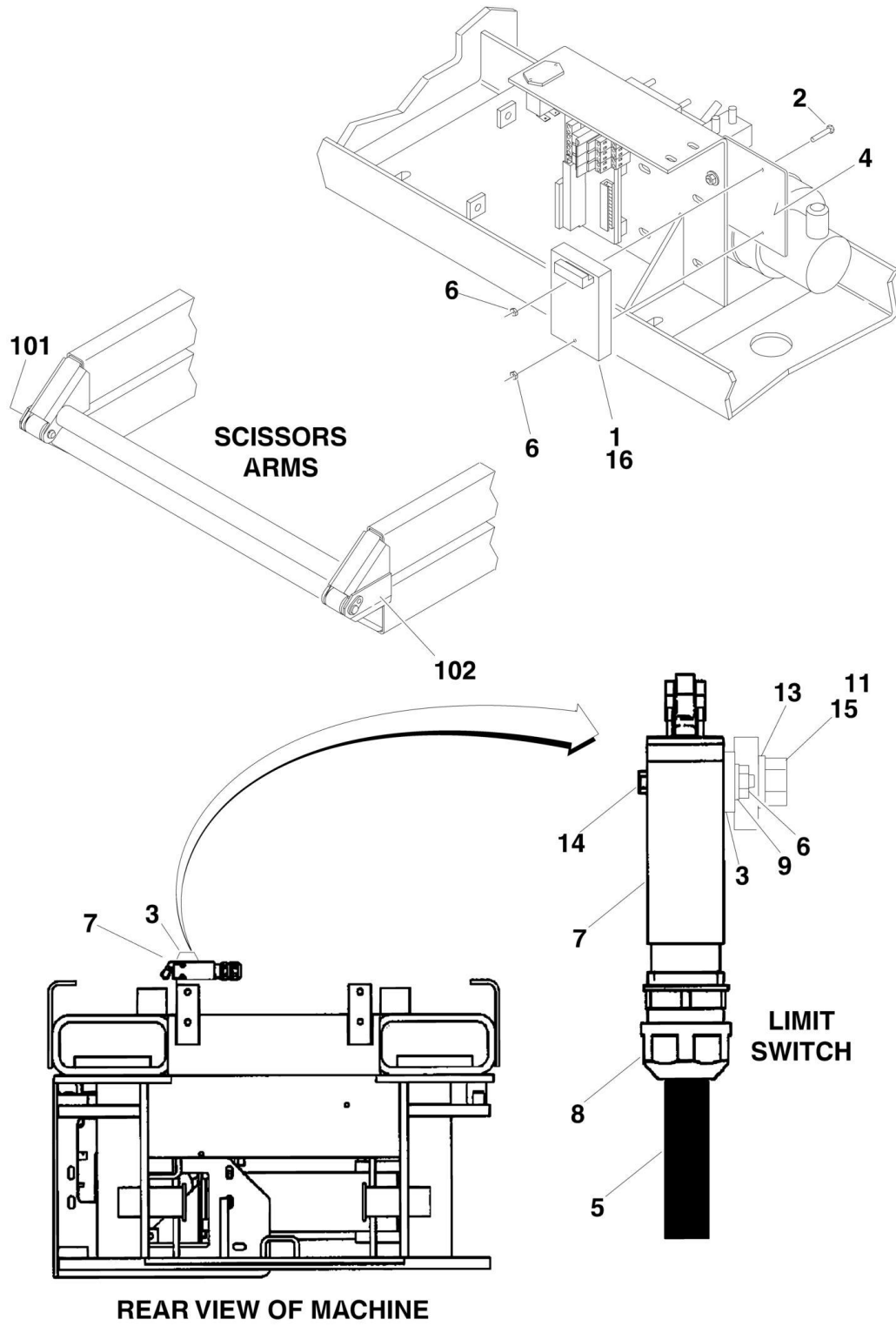
ITEM	PART NUMBER	QTY	DESCRIPTION	REV
44	3422773	12	Pin, Pivot (Prior to SN 82160)	
44	3422882	12	Pin, Pivot (SN 82160 to Present)	
45		Ref	Pin, Headed (Bottom) Options:	
45	3422742	2	Pin, Headed (Bottom) (Prior to SN 82160)	
45	3422862	2	Pin, Headed (Bottom) (SN 82160 to Present)	
46	3422746	10	Pin, Pivot	
47		Ref	Pin, Pivot (Special Pins) Options:	
47	3422759	6	Pin, Pivot (Special Pins) (Prior to SN 82160)	
47	3422863	6	Pin, Pivot (Special Pins) (SN 82160 to Present)	
48		Ref	Hardware Options:	
48A	3440418	2	Rollpin (Prior to SN 82160)	
48B	3760348	20	Ring, Retaining (SN 82160 to Present)	
49	3450405	AR	Pin, Cotter 1/8in x 1 1/4in	
50	3450804	2	Pin, Cotter 1/4in x 1in	
51	3760387	10	Ring, Retaining	
52	3841344	2	Rod, Retaining	
53		Ref	Roller Options:	
53	3860078	2	Roller (Prior to SN 82160)	
53	3860092	2	Roller (SN 82160 to Present)	
54	3900329	2	Screw #8-32NC x 1 1/2in	
55	4240125	4	Strap, Nylon	
56	4240128	1	Strap, Safety Prop	
57	4360548	1	Switch, Limit (was p/n 4360321)	
58	4420062	0.38 ft/11.6cm	Tape, UHMW	
59		Ref	Connector, Strain Relief Options:	
59	4460662	2	1/2in Pipe Threads (Was P/N 4460049)	
59	4460662	2	1/2in Pipe Threads (Used on Limit Switch p/n 4360321)	
59	4460968	2	M20-1.5 (Used on Limit Switch p/n 4360578)	
63	4711400	AR	Flatwasher 1/4in Narrow	
64	4740307	8	Washer, Thrust	
65	4740438	10	Washer, Special	
66	4750800	2	Flatwasher #8	
68	4760800	2	Lockwasher #8	
69	4845981	1	Prop, Safety	
70		Ref	Harness, Lift Down Options (Not Shown - See ELECTRICAL SECTION for Breakdown):	
70	4922088	1	Standard Controls Machines (Lower)	
70	4922089	1	Standard Controls Machines (Upper)	
70	4922301	1	Proportional Control Machines	
	2901919		Arm Kit - 3246E2 (Includes Items 4-12)	
		Ref	BEACON INSTALLATIONS	
	0257801	Ref	Standard Controls Machines	A
	0259411	Ref	Proportional Controls Machines	A
101	0721006	2	Screw, Socket Head #10-24NC x 3/4in	
102	1060680	10 ft/3m	Cable, Electrical - 18/2	
103	2920146	1	Light, Beacon	
103A	7016319	1	Bulb	
103B	7016372	1	Lens	
104	3311005	2	Locknut #10-24NC	
105	4460248	2	Terminal	
106	4751000	2	Flatwasher #10	

SECTION 3 - SCISSOR ARMS

ITEM	PART NUMBER	QTY	DESCRIPTION	REV
107	2400056	1	Fuse (Not Shown - Proportional Controls Machines Only)	
108	4460044	1	Fuseholder (Not Shown - Prop Controls Machines Only)	

SECTION 3 - SCISSOR ARMS

FIGURE 3-7. ARM GUARDS INSTALLATIONS



SECTION 3 - SCISSOR ARMS

FIGURE 3-7. ARM GUARDS INSTALLATIONS

ITEM	PART NUMBER	QTY	DESCRIPTION	REV
		Ref	ARM GUARDS INSTALLATIONS:	
	0258296	Ref	Arm Guards Installations 1932E2	1
	0257973	Ref	Arm Guards Installations 2032E2	1
	0258297	Ref	Arm Guards Installations 2646E2	1
	0258905	Ref	Arm Guards Installations 3246E2 with Standard Controls	1
	0259653	Ref	Arm Guards Installations 3246E2 with Proportional Controls	1
		Ref	ELECTRONIC COMPONENTS ASSEMBLY OPTIONS:	
	0258738	Ref	Electronic Components Assembly 1932E2	D
	0258409	Ref	Electronic Components Assembly 2032E2/2646E2	G
	0258409	Ref	Electronic Components Assembly 3246E2 with Standard Controls	G
	0259412	Ref	Electronic Components Assembly 3246E2 with Proportional Controls	A
1		Ref	Board, Circuit Options:	
1	0610126	1	Board, Circuit 1932E2/2032E2/2646E2	
1	0610126	1	Board, Circuit 3246E2 with Standard Controls	
1	Not Required	0	Board, Circuit 3246E2 with Proportional Controls	
2		Ref	Screw Options:	
2	3930824	AR	Screw, Socket Head #8-32NC x 1 1/2in (Prior to SN 79960)	
2	0720810	AR	Screw, Socket Head #8-32NC x 1 1/4in (SN 79960 to Present)	
3		Ref	Bar, Limit Switch Mount (SN 52004 to Present)	
3	0362501	1	Bar, Limit Switch Mount 1932E2	
3	0362812	1	Bar, Limit Switch Mount 2032E2/2646E2/3246E2	
4		Ref	Bracket, Electronic Arm Guards Options:	
4	0902521	1	Bracket, Electronic Arm Guards 1932E2	
4	0902467	1	Bracket, Electronic Arm Guards 2032E2/2646E2/3246E2 (Prior to SN 52004)	
4	0902505	1	Bracket, Electronic Arm Guards 2032E2/2646E2	
4	0902505	1	Bracket, Electronic Arm Guards 3246E2 with Standard Controls (SN 52004 to Present)	
4	Not Required	0	Bracket, Electronic Arm Guards 3246E2 with Proportional Controls	
5	1060680		Cable, Electric - 18/2	
5	1060680	5 ft/1.52m	Cable, Electric 1932E2	
5	1060680	7 ft/2.14m	Cable, Electric 2032E2/2646E2 & 3246E2	
6	3310805	4	Locknut #8-32NC	
7	4360401	1	Switch, Limit	
8		Ref	Connector, Strain Relief Options:	
8	4460662	AR	Connector, Strain Relief 1932E2/2032E2/2646E2 (Was 4460049) (Prior to SN 103154)	
8	4460662	AR	Connector, Strain Relief 3246E2 with Standard Controls (Was 4460049) (Prior to SN 103154)	
8	4460662	AR	Connector, Strain Relief 3246E2 with Proportional Controls	
9	4750800	AR	Flatwasher #8	
10		Ref	Harness, Electronic Arm Guards (Not Shown - See ELECTRICAL SECTION for Breakdown)	
10	4922151	1	Harness, Electronic Arm Guards 1932E2/2032E2/2646E2	
10	4922151	1	Harness, Electronic Arm Guards 3246E2 with Standard Controls	
10	Not Required	0	Harness, Electronic Arm Guards 3246E2 with Proportional Controls	

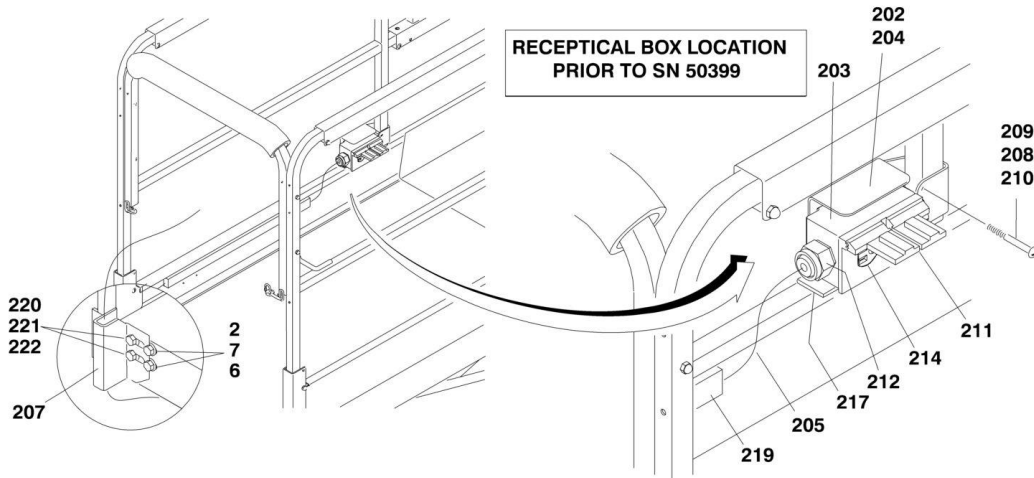
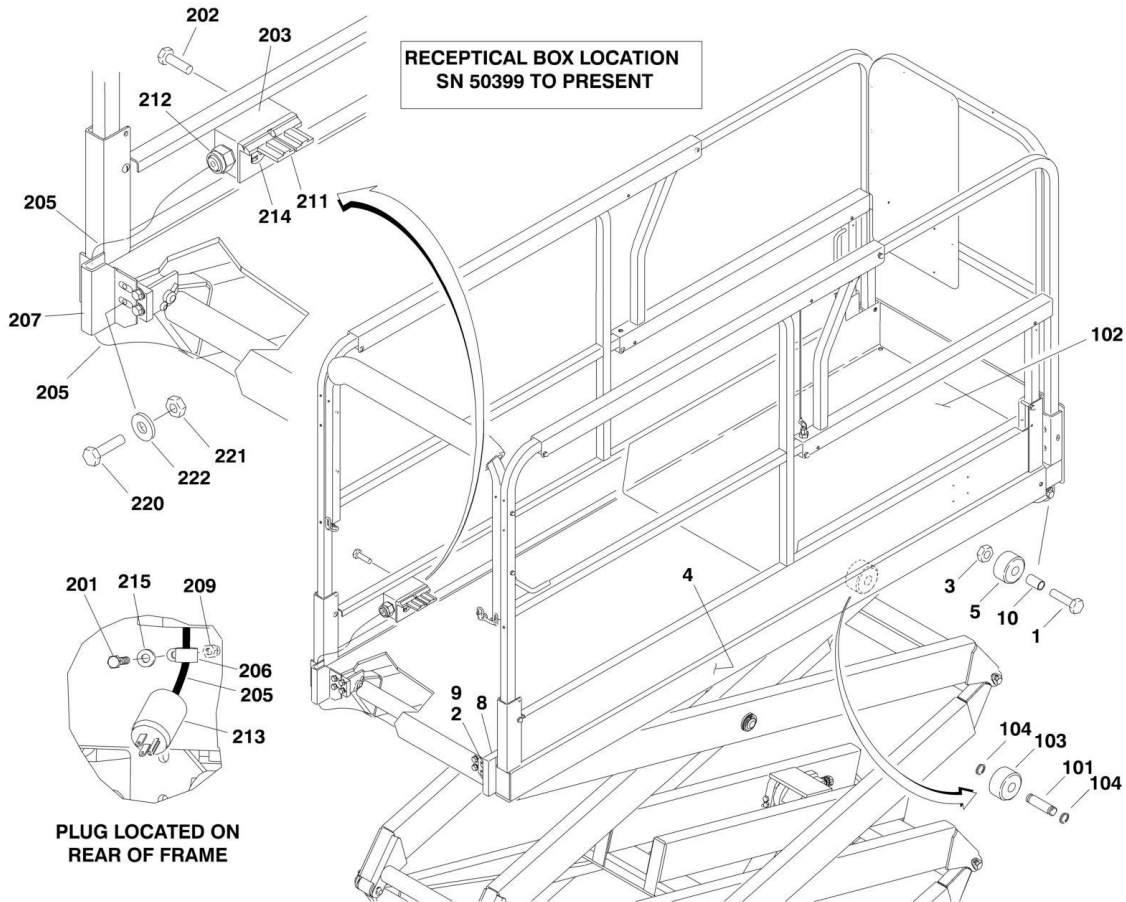
SECTION 3 - SCISSOR ARMS

ITEM	PART NUMBER	QTY	DESCRIPTION	REV
11	0641608	2	Bolt 3/8in-16NC x 1in 2032E2/2646E2 & 3246E2 Machines (SN 52004 to Present)	
13	4711600	2	Flatwasher 3/8in Narrow 2032E2/2646E2 & 3246E2 Machines (SN 52004 to Present)	
14	3930824	2	Screw #8-32NC x 1 1/2in 1932E2 Machines	
14	3911024	2	Screw #10-24NC x 1 1/2in 2032E2/2646E2 & 3246E2 Machines (SN 52004 to Present)	
15	0100011	AR	Loctite #242	
16	0100048	AR	Grease, Dielectric	
		Ref	ARM GUARDS ASSEMBLY OPTIONS:	
	0258740	Ref	Arm Guards Assembly 1932E2	A
	0258618	Ref	Arm Guards Assembly 2032E2	A
	0258620	Ref	Arm Guards Assembly 2646E2	A
	0259122	Ref	Arm Guards Assembly 3246E2	A
101		Ref	Shield (Left Side) Options:	
101	4060971	6	Shield (Left Side) 1932E2	
101	4060964	4	Shield (Left Side) 2032E2	
101	4060964	6	Shield (Left Side) 2646E2	
101	4060964	8	Shield (Left Side) 3246E2	
102		Ref	Shield (Right Side) Options:	
102	4060972	6	Shield (Right Side) 1932E2	
102	4060965	4	Shield (Right Side) 2032E2	
102	4060965	6	Shield (Right Side) 2646E2	
102	4060965	8	Shield (Right Side) 3246E2	

SECTION 4 - PLATFORM

SECTION 4 - PLATFORM

FIGURE 4-1. PLATFORM AND ACCESSORIES INSTALLATION.



SECTION 4 - PLATFORM

FIGURE 4-1. PLATFORM AND ACCESSORIES INSTALLATION.

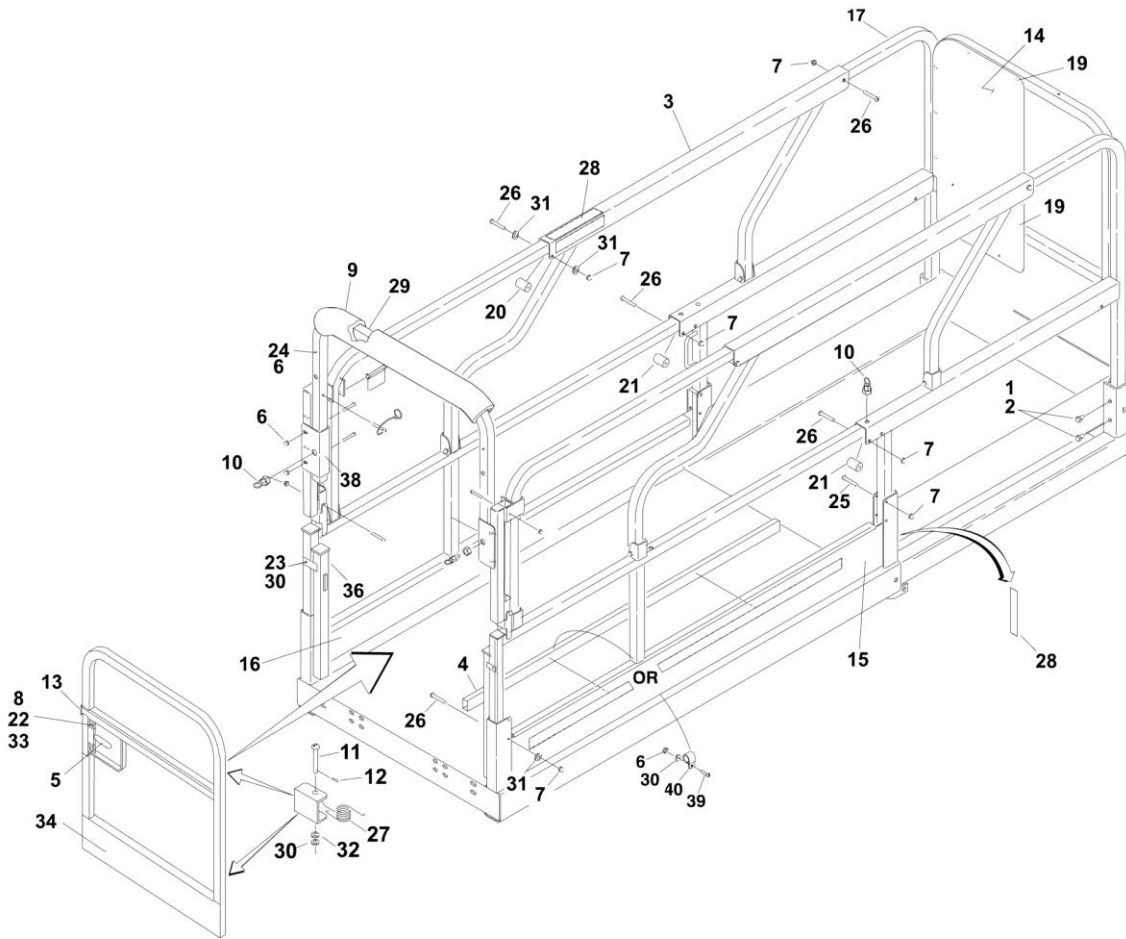
ITEM	PART NUMBER	QTY	DESCRIPTION	REV
		Ref	PLATFORM INSTALLATION OPTIONS:	
	0270534	Ref	Platform Installation 1532E2	D
	0258041	Ref	Platform Installation 1932E2	B
	0257546	Ref	Platform Installation 2032E2	D
	0271516	Ref	Platform Installation 2632E2	B
	0257679	Ref	Platform Installation 2646E2	F
	0258896	Ref	Platform Installation 3246E2	D
1	0641814	2	Bolt 1/2in-13NC x 1 3/4in	
2	0641608	10	Bolt 3/8in-16NC x 1in	
3	3311805	2	Nut 1/2in-13NC	
4		Ref	Platform Weldment Options:	
4	3510783	1	Platform Weldment 1532E2 Was P/N 3510768 (Prior to SN 99830)	
4	3510783	1	Platform Weldment (SN 99830 to Present)	
4	3510623	1	Platform Weldment 1932E2	
4	3510602	1	Platform Weldment 2032E2	
4	3510794	1	Platform Weldment 2632E2	
4	3510607	1	Platform Weldment 2646E2	
4	3510687	1	Platform Weldment 3246E2	
5		Ref	Roller, Extension Options:	
5	3860083	2	Roller, Extension (Prior to SN 87281)	
5	3860093	2	Roller, Extension (SN 87281 to Present)	
6	4751600	12	Flatwasher 3/8in Narrow	
7	0100011	AR	Loctite #242	
8		Ref	Guide, Cable Options:	
8	1670840	1	Guide, Cable (Was P/N 1670834) (Prior to SN 95875)	
8	1670840	1	Guide, Cable (SN 95875 to Present)	
9	3311605	2	Locknut 3/8in-16NC	
10	0962347	2	Bushing (SN 87281 to Present)	
		Ref	EXTENSION INSTALLATION OPTIONS:	
	0257547	Ref	Extension Installation 1532E2 & 1932E2 & 2032E2 & 2632E2	B
	0257776	Ref	Extension Installation 2646E2 & 3246E2	B
101	3422728	2	Pin	
102		Ref	Extension Weldment Options:	
102	3510606	1	Extension Weldment 1532E2 & 1932E2 & 2032E2	
102	3510608	1	Extension Weldment 2646E2 & 3246E2	
103	3860084	2	Roller	
104	1380151	4	Clip	
		Ref	RECEPTACLE INSTALLATION OPTIONS:	
	0270559	Ref	Receptacle Installation 1532E2	A
	0258282	Ref	Receptacle Installation 1932E2	E
	0257805	Ref	Receptacle Installation 2032E2	G
	0257809	Ref	Receptacle Installation 2632E2 & 2646E2	G
	0258904	Ref	Receptacle Installation 3246E2	G
201	0641407	1	Bolt 1/4in-20NC x 7/8in	
202		Ref	Screw Options:	
202	3900256	4	Screw #10-24NC x 5/8 (Prior to SN 81382)	
202	3900294	4	Screw Self-Tapping (SN 81382 to Present)	
203	0860038	1	Box, Receptacle	
204		Ref	Bracket, Mounting Receptacle Box Options:	

SECTION 4 - PLATFORM

ITEM	PART NUMBER	QTY	DESCRIPTION	REV
204	0902466	1	Bracket, Mounting Receptacle Box (Prior to SN 49073)	
204	0902487	1	Bracket, Mounting Receptacle Box (SN 49073 through 50398)	
204	Not Required	0	Bracket, Mounting Receptacle Box (SN 50399 to Present)	
205		Ref	Cable, Electrical - 12/3 Options:	
205		Ref	Cable, Electrical - 12/3 1532E2	
205	1060908	AR	Cable, Electrical - 12/3 (Was P/N 1060461) (Prior to SN 111329)	
205	1060908	AR	Cable, Electrical - 12/3 (SN 111329 to Present)	
205		Ref	Cable, Electrical - 12/3 1932E2	
205	1060908	25 ft/7.9m	Cable, Electrical - 12/3 (Was P/N 1060461) (Prior to SN 111329)	
205	1060908	25 ft/7.9m	Cable, Electrical - 12/3 (SN 111329 to Present)	
205		Ref	Cable, Electrical - 12/3 2032E2	
205	1060908	31 ft/9.4m	Cable, Electrical - 12/3 (Was P/N 1060461) (Prior to SN 111329)	
205	1060908	31 ft/9.4m	Cable, Electrical - 12/3 (SN 111329 to Present)	
205		Ref	Cable, Electrical - 12/3 2632E2 & 2646E2	
205	1060908	43 ft/13.1m	Cable, Electrical - 12/3 (Was P/N 1060461) (Prior to SN 111329)	
205	1060908	43 ft/13.1m	Cable, Electrical - 12/3 (SN 111329 to Present)	
205		Ref	Cable, Electrical - 12/3 3246E2	
205	1060908	45 ft/16.2m	Cable, Electrical - 12/3 (Was P/N 1060461) (Prior to SN 111329)	
205	1060908	45 ft/16.2m	Cable, Electrical - 12/3 (SN 111329 to Present)	
206	1320224	1	Clamp	
207	1670840	1	Cover, Cable Options:	
207	1670840	1	Cover, Cable (Was P/N 1670834)	
208	3300356	1	Nut, Acorn 5/16in-18NC (Prior to SN 49073)	
209	3300151	3	Nut, Acorn 1/4in-20NC	
210		Ref	Screw Options:	
210	3911532	1	Screw 5/16in-18NC x 2in (Prior to SN 49073)	
210	3911428	2	Screw 1/4in-16NC x 1 3/4in (SN 49073 through 50398)	
210	Not Required	0	Screw (SN 50399 to Present)	
211	Not Available	0	Cover, Receptacle	
212		Ref	Connector, Strain Relief Options:	
212	4460051	1	Connector, Strain Relief (Prior to SN 81382)	
212	4460328	1	Connector, Strain Relief (SN 81382 through 111328)	
212	4460071	1	Connector, Strain Relief (SN 111329 to Present)	
213	4460138	1	Plug	
214	Not Available	0	Receptacle, Electrical	
215	4711400	1	Flatwasher 1/4in Narrow	
217	4420037	4 in/10cm	Tape, Insulation (SN 49073 through 50399)	
219	1840018	1	Cable Carrier (SN 49073 to Present)	
220	0641607	2	Bolt 3/8in-16NC x 7/8in (2646E2 Machines) (SN 49073 to Present)	
221	3311605	2	Locknut 3/8in-16NC (2646E2 Machines) (SN 49073 to Present)	
222	4711600	4	Flatwasher 3/8in Narrow (2646E2 Machines) (SN 49073 to Present)	

SECTION 4 - PLATFORM

FIGURE 4-2. HANDRAILS INSTALLATIONS (1532E2 & 1932E2 AUSTRALIAN SPEC)



SECTION 4 - PLATFORM

FIGURE 4-2. HANDRAILS INSTALLATIONS (1532E2 & 1932E2 AUSTRALIAN SPEC)

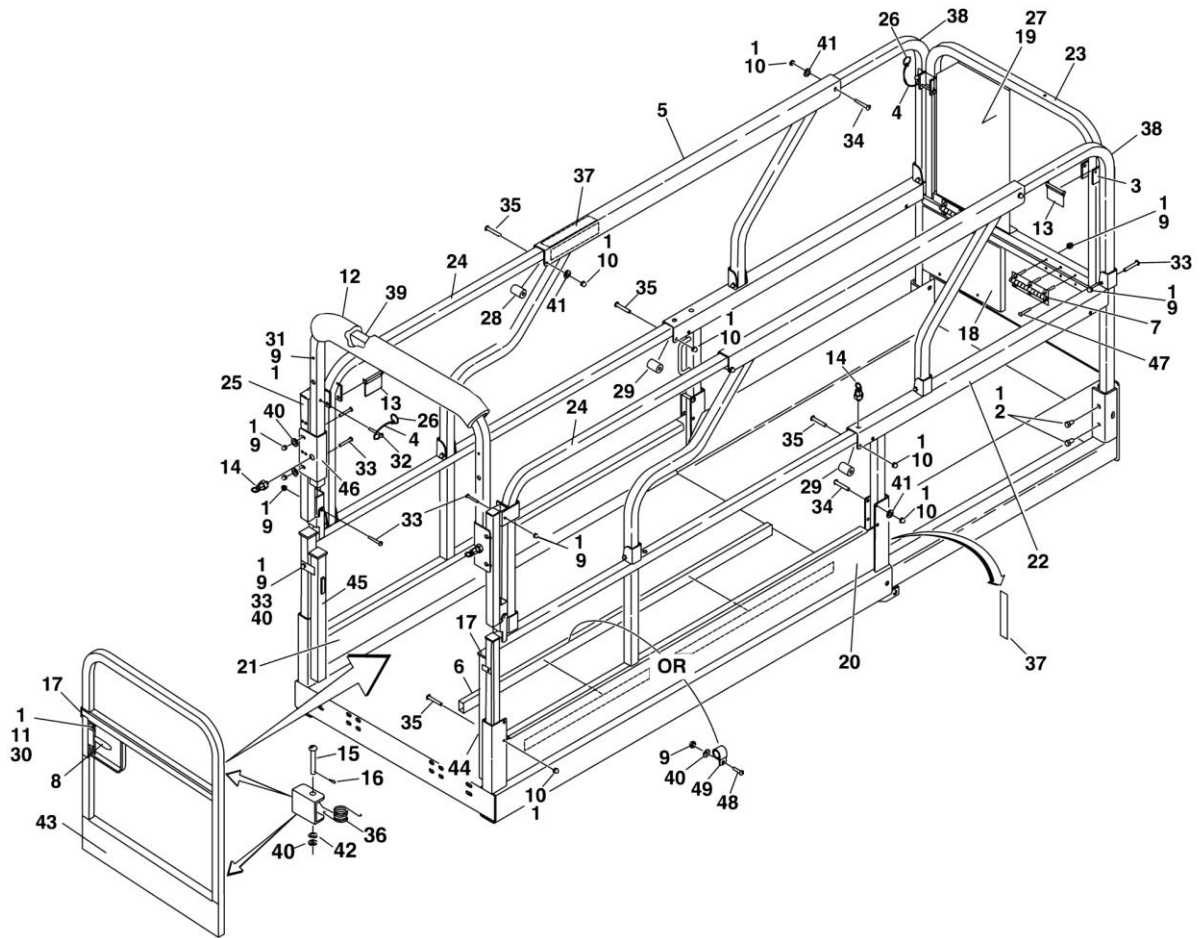
ITEM	PART NUMBER	QTY	DESCRIPTION	REV
		Ref	STANDARD HANDRAILS INSTALLATIONS OPTIONS (1532E2 & 1932E2 AUSTRALIAN SPEC):	
	0258294	Ref	DRYWALL GATE - 1/2 SWING	N
1	0100011	AR	Loctite #242	
2	0641605	4	Bolt 3/8in-16NC x 3in (Prior to SN 108888)	
3	1271404	2	Channel, Slide	
4	1840018	1	Cable Carrier (Prior to SN 103151)	
5	2940074	1	Latch	
6		Ref	Nut Options:	
6	3300151	AR	Acorn 1/4in-20NC (Prior to SN 98156)	
6	2080063	AR	Nylon Lock Nut 1/4in - 20NC (SN 98156 to Present)	
7		Ref	Nut Options:	
7	3300356	AR	Acorn 5/16in-18NC (Prior to SN 98156)	
7	2080064	AR	Nylon Lock Nut 5/16in - 18NC (SN 98156 to Present)	
8	3300432	4	Nut, Acorn #10-24	
9	3340612	18	Pad, Nylon Cover (Black)	
10	3422369	3	Pin, Quick Release	
11	3430418	2	Pin, Flathead Clevis	
12	3450202	2	Pin, Cotter	
13	3520072	4	Plug, Cap	
14	3570925	1	Plate, Placard	
15	3641259	1	Rail Weldment - Right Side Platform	
16	3641260	1	Rail Weldment - Left Side Platform	
17	3641261	1	Rail Weldment - Extension	
19	3820020	6	Rivet	
20	3860085	2	Roller	
21		Ref	Roller Options:	
21	3860095	2	Roller (Was p/n 3860087) (Prior to SN 79527)	
21	3860095	2	Roller (SN 79527 to Present)	
22	3911008	4	Screw #10-24NC x 1/2in	
23	3911428	2	Screw 1/4in-20NC x 1 3/4in	
24	3911424	4	Screw 1/4in-20NC x 1 1/2in	
25	3911532	2	Screw 5/16in-18NC x 2in	
26	3911536	10	Screw 5/16in-18NC x 2 1/4in	
27	4160177	2	Spring, Hinge	
28	4420076	12 ft/3.6m	Tape, UHMW	
29	4567738	1	Tube, Rear Entry	
30	4711400	AR	Flatwasher 1/4in Narrow	
31	4711500	8	Flatwasher 5/16in Narrow	
32	4740476	4	Washer, Thrust	
33	4751000	4	Flatwasher #10 Wide	
34		Ref	Weldment, Gate Options:	
34	4845790	1	Weldment, Gate (Prior to SN 104900)	
34	4846599	1	Weldment, Gate (SN 104900 to Present)	
35		Ref	Weldment, Support Options:	
35	4845894	1	Weldment, Support (Prior to SN 104900)	
35	4846598	1	Weldment, Support (SN 104900 to Present)	
36	4845895		Weldment, Rail Support	
37	3911432	4	Screw 1/4in-20 x 2in	

SECTION 4 - PLATFORM

ITEM	PART NUMBER	QTY	DESCRIPTION	REV
38	4845829	2	Weldment, Rail Retainer	
39	3911408	3	Screw (SN 103151 to Present)	
40	1320270	3	Clamp (SN 103151 to Present)	
	0271553	Ref	Lanyard Installation (Not Shown)	B
101	1703175	2	Decal, Lanyard	
102	1704277	2	Decal, Lanyard Attach Graphic	
103	3840732	1	Rod, Safety Belt Attach	
	2901974	1	Drywall Gate - 1/2 Swing (Includes Items 3, 14-17, 34-36)	4

SECTION 4 - PLATFORM

FIGURE 4-3. HANDRAILS INSTALLATIONS (1532E2 & 1932E2 CE SPEC)



SECTION 4 - PLATFORM

FIGURE 4-3. HANDRAILS INSTALLATIONS (1532E2 & 1932E2 CE SPEC)

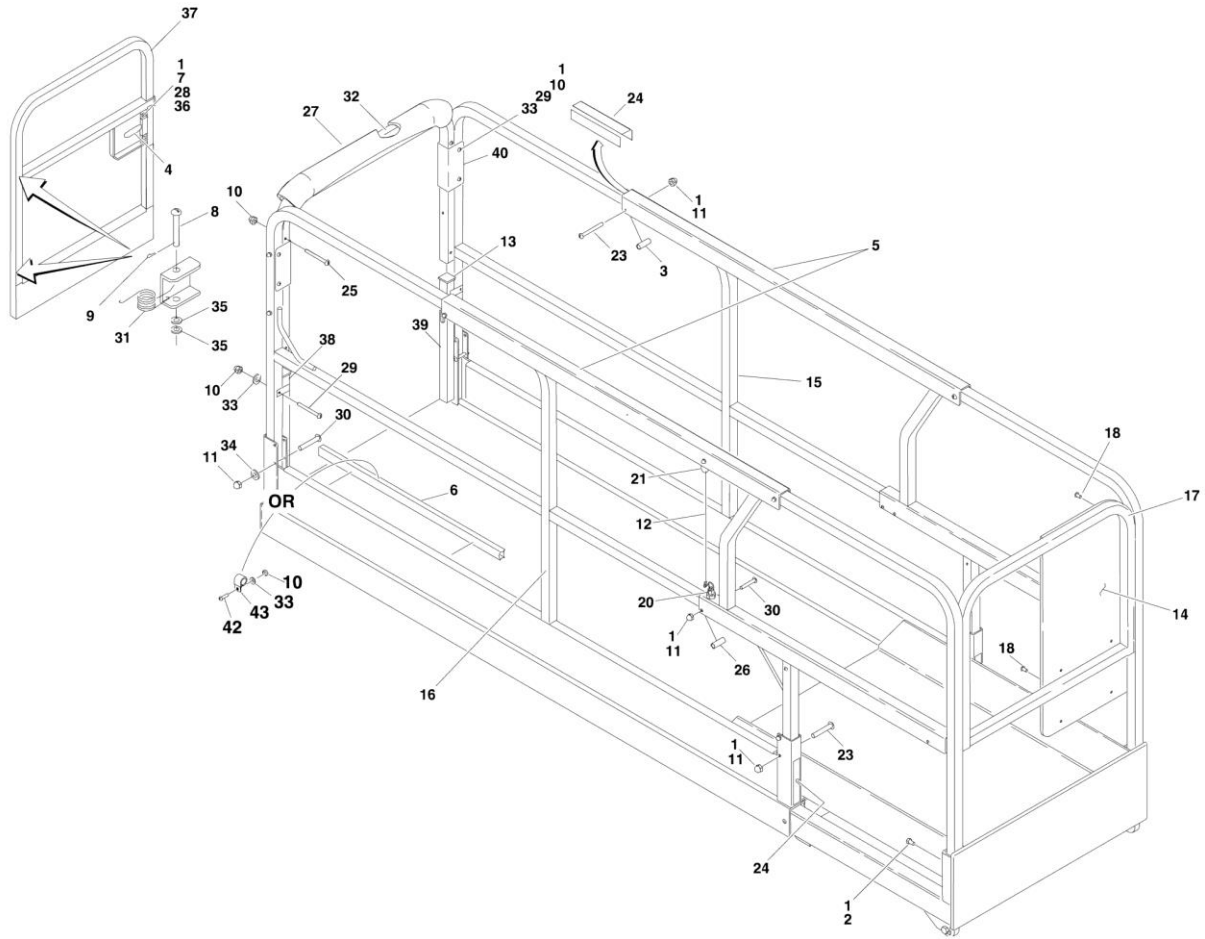
ITEM	PART NUMBER	QTY	DESCRIPTION	REV
		Ref	FOLDDOWN HANDRAILS INSTALLATIONS OPTIONS (1532E2 & 1932E2 CE SPEC):	
	0258295	Ref	DRYWALL GATE - 1/2 SWING	O
1	0100011	AR	Loctite #242	
2	0641605	4	Bolt 3/8in-16NC x 3in (Prior to SN 108888)	
3	0901870	4	Bracket	
4	1060379	4	Cable, Lanyard	
5	1271404	2	Channel, Slide	
6	1840018	1	Cable Carrier (Prior to SN 103151)	
7	2600231	2	Hinge	
8	2940074	1	Latch	
9		Ref	Nut Options:	
9	3300151	AR	Acorn 1/4in-20NC (Prior to SN 98156)	
9	2080063	AR	Nylon Lock Nut 1/4in - 20NC (SN 98156 to Present)	
10		Ref	Nut Options:	
10	3300356	AR	Acorn 5/16in-18NC (Prior to SN 98156)	
10	2080064	AR	Nylon Lock Nut 5/16in - 18NC (SN 98156 to Present)	
11	3300432	4	Nut, Acorn #10-24	
12	3340612	1.5 ft/46cm	Pad, Nylon Cover (Black)	
13	3422219	4	Pin, Snapper	
14	3422369	3	Pin, Quick Release	
15	3430418	2	Pin, Flathead Clevis	
16	3450202	2	Pin, Cotter	
17	3520072	9	Plug, Cap	
18	3571061	1	Plate, Placard	
19	3571145	1	Plate, Placard	
20	3641301	1	Rail Weldment - Right Side Platform	
21	3641302	1	Rail Weldment - Right Side Platform	
22	3641303	1	Rail Weldment - Bottom Extension	
23	3641304	1	Rail Weldment - Top Extension	
24	3641305	2	Rail Weldment - Top	
25	3641307	2	Rail Weldment - Vertical Support	
26	3760170	4	Ring	
27	3820020	9	Rivet	
28	3860085	2	Roller	
29		Ref	Roller Options:	
29	3860095	2	Roller (Was p/n 3860087) (Prior to SN 79527)	
29	3860095	2	Roller (SN 79527 to Present)	
30	3911008	4	Screw #10-24NC x 1/2in	
31	3911424	4	Screw 1/4in-20NC x 1 1/2in	
32	3911430	6	Screw 1/4in-20NC x 1 3/4in (Prior to SN 98156)	
33	3911432	20	Screw 1/4in-20NC x 2in	
34	3911532	2	Screw 5/16in-18NC x 2in	
35	3911536	10	Screw 5/16in-18NC x 2 1/4in	
36		Ref	Spring, Hinge Options:	
36	4160177	2	Spring, Hinge (Prior to SN 111642)	
36	4160200	2	Spring, Hinge (SN 111642 to Present)	
37	4420076	12 ft/3.6m	Tape, UHMW	
38	4567710	2	Tube, Top Extension	

SECTION 4 - PLATFORM

ITEM	PART NUMBER	QTY	DESCRIPTION	REV
39	4567719	1	Tube, Rear Entry	
40	4711400	AR	Flatwasher 1/4in Narrow	
41	4711500	8	Flatwasher 5/16in Narrow	
42	4740476	4	Washer, Thrust	
43		Ref	Weldment, Gate Options:	
43	4845790	1	Weldment, Gate (Prior to SN 104900)	
43	4846599	1	Weldment, Gate (SN 104900 to Present)	
44		Ref	Weldment, Rail Support Options:	
44	4845826	1	Weldment, Rail Support (Prior to SN 104900)	
44	4846602	1	Weldment, Rail Support (SN 104900 to Present)	
45	4845827	1	Weldment, Rail Support	
46	4845829	2	Weldment, Rail Retainer	
47	3911428	12	Screw 1/4in - 20 x 1 5/8 (Not Shown) (SN 98211 to Present)	
48	3911408	3	Screw (SN 103151 to Present)	
49	1320270	3	Clamp (SN 103151 to Present)	
	0271553	Ref	Lanyard Installation (Not Shown)	B
101	1703175	2	Decal, Lanyard	
102	1704277	2	Decal, Lanyard Attach Graphic	
103	3840732	1	Rod, Safety Belt Attach	
	2901976	1	Drywall Gate - 1/2 Swing (Includes Items 5, 18-25, 38, 43-45)	4

SECTION 4 - PLATFORM

FIGURE 4-4. HANDRAILS INSTALLATIONS (2032E2 AUSTRALIAN SPEC)



SECTION 4 - PLATFORM

FIGURE 4-4. HANDRAILS INSTALLATIONS (2032E2 AUSTRALIAN SPEC)

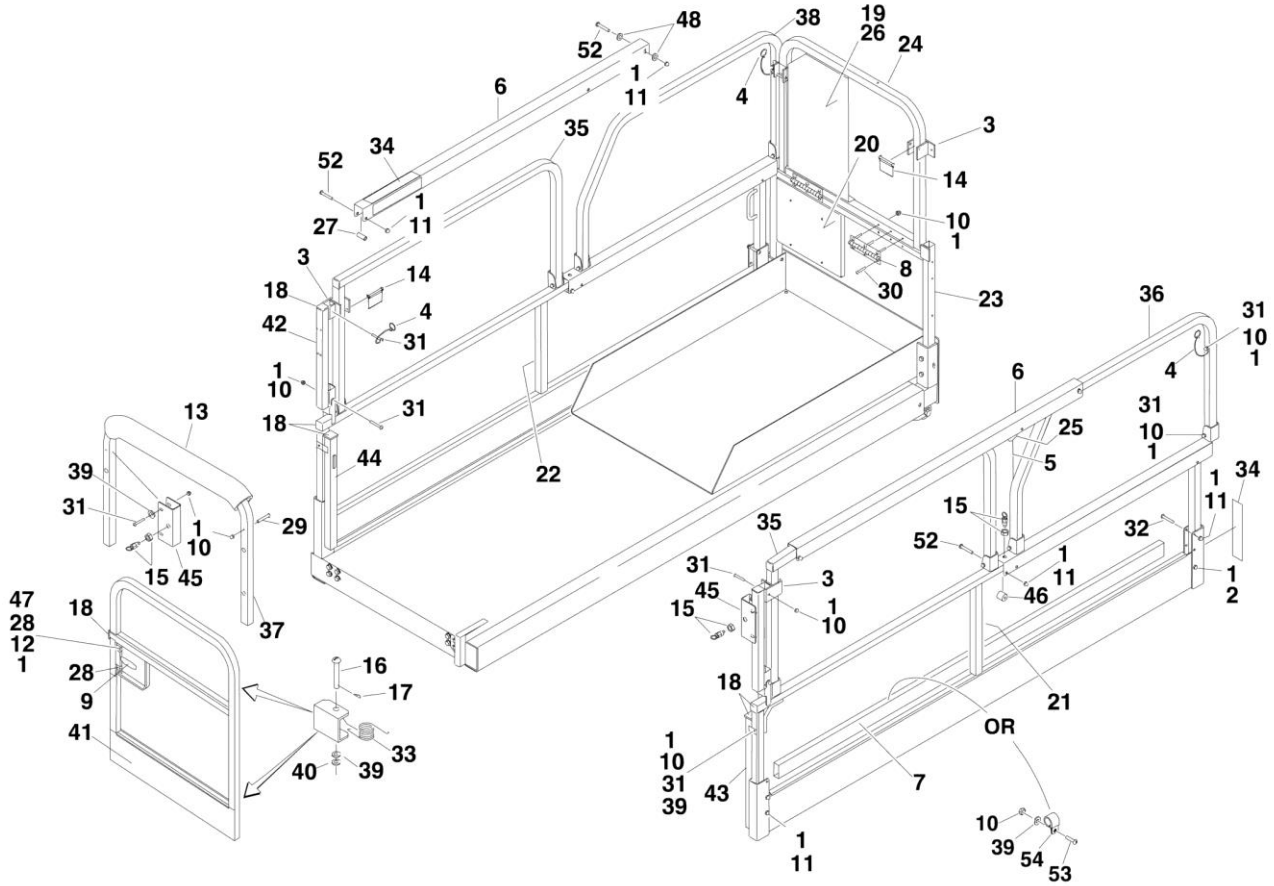
ITEM	PART NUMBER	QTY	DESCRIPTION	REV
		Ref	STANDARD HANDRAILS INSTALLATIONS OPTIONS (2032E2 AUSTRALIAN SPEC):	
	0257951	Ref	DRYWALL GATE - 1/2 SWING	N
1	0100011	1	Loctite #242	
2	0641605	4	Bolt 3/8in-16NC x 3in (Prior to SN 108888)	
3	3860085	2	Roller	
4	2940074	1	Latch	
5	1271339	2	Channel, Slide	
6	1840017	1	Cable Carrier (Prior to SN 103151)	
7	3300432	4	Nut, Acorn #10-24	
8	3430418	2	Pin, Flathead Clevis	
9	3450202	2	Pin, Cotter	
10		Ref	Nut Options:	
10	3300151	AR	Acorn 1/4in-20NC (Prior to SN 99066)	
10	2080063	AR	Nylon Lock Nut 1/4in - 20NC (SN 99066 to Present)	
11		Ref	Nut Options:	
11	3300356	AR	Acorn 5/16in-18NC (Prior to SN 99066)	
11	2080064	AR	Nylon Lock Nut 5/16in - 18NC (SN 99066 to Present)	
12	1060329	1	Cable, Lanyard Was P/N 1060695 (Prior to SN 76505)	
12	1060697	1	Cable, Lanyard (SN 76505 through 103768)	
12	1060329	1	Cable, Lanyard (SN 103769 to Present)	
13	3520072	3	Plug, Cap	
14	3570925	1	Plate, Placard	
15	3641200	1	Rail Weldment - Left Side Platform	
16	3641201	1	Rail Weldment - Right Side Platform	
17	3641202	1	Rail Weldment - Extension	
18	3820020	6	Rivet	
20	3422369	3	Pin, Plunger	
21	3760170	1	Ring, Quick Release	
23	3911532	8	Screw 5/16in-18NC x 2in	
24	4420076	12 ft/3.6m	Tape, UHMW	
25	3911424	4	Screw 1/4in-20 1 1/2in	
26		Ref	Roller Options:	
26	3860095	2	Roller (Was p/n 3860087) (Prior to SN 79527)	
26	3860095	2	Roller (SN 79527 to Present)	
26	3860087	2	Roller	
27	3340612	1.5 ft/46cm	Pad, Nylon Cover	
28	3911008	4	Screw #10-24NC x 1/2in	
29	3911432	6	Screw 1/4in-20 x 2in	
30	3911536	6	Screw 5/16in-18 x 2 1/4in	
31		Ref	Spring, Hinge Options:	
31	4160177	2	Spring, Hinge (Prior to SN 111642)	
31	4160200	2	Spring, Hinge (SN 111642 to Present)	
32	4567738	1	Tube, Rear Entry	
33	4711400	17	Flatwasher 1/4in Narrow	
34	4711500	8	Flatwasher 5/16in Narrow	
35	4740476	4	Washer, Thrust	
36	4751000	4	Flatwasher #10 Wide	
37	4845790	1	Weldment, Gate	

SECTION 4 - PLATFORM

ITEM	PART NUMBER	QTY	DESCRIPTION	REV
38	4845826	1	Weldment, Rail Support	
39	4845827	1	Weldment, Rail Support	
40	4845829	2	Weldment, Rail Retainer	
41	3911534	2	Screw 5/16in - 18 x 2 1/8in (Prior to SN 76505)	
42	3911408	3	Screw (SN 103151 to Present)	
43	1320270	3	Clamp (SN 103151 to Present)	
	0271553	Ref	Lanyard Installation (Not Shown)	B
101	1703175	2	Decal, Lanyard	
102	1704277	2	Decal, Lanyard Attach Graphic	
103	3840732	1	Rod, Safety Belt Attach	
	2901979	1	Drywall Gate - 1/2 Swing (Includes Items 4, 14-17, 48 - 50)	3

SECTION 4 - PLATFORM

FIGURE 4-5. HANDRAILS INSTALLATIONS (2032E2 / CE SPEC)



SECTION 4 - PLATFORM

FIGURE 4-5. HANDRAILS INSTALLATIONS (2032E2 / CE SPEC)

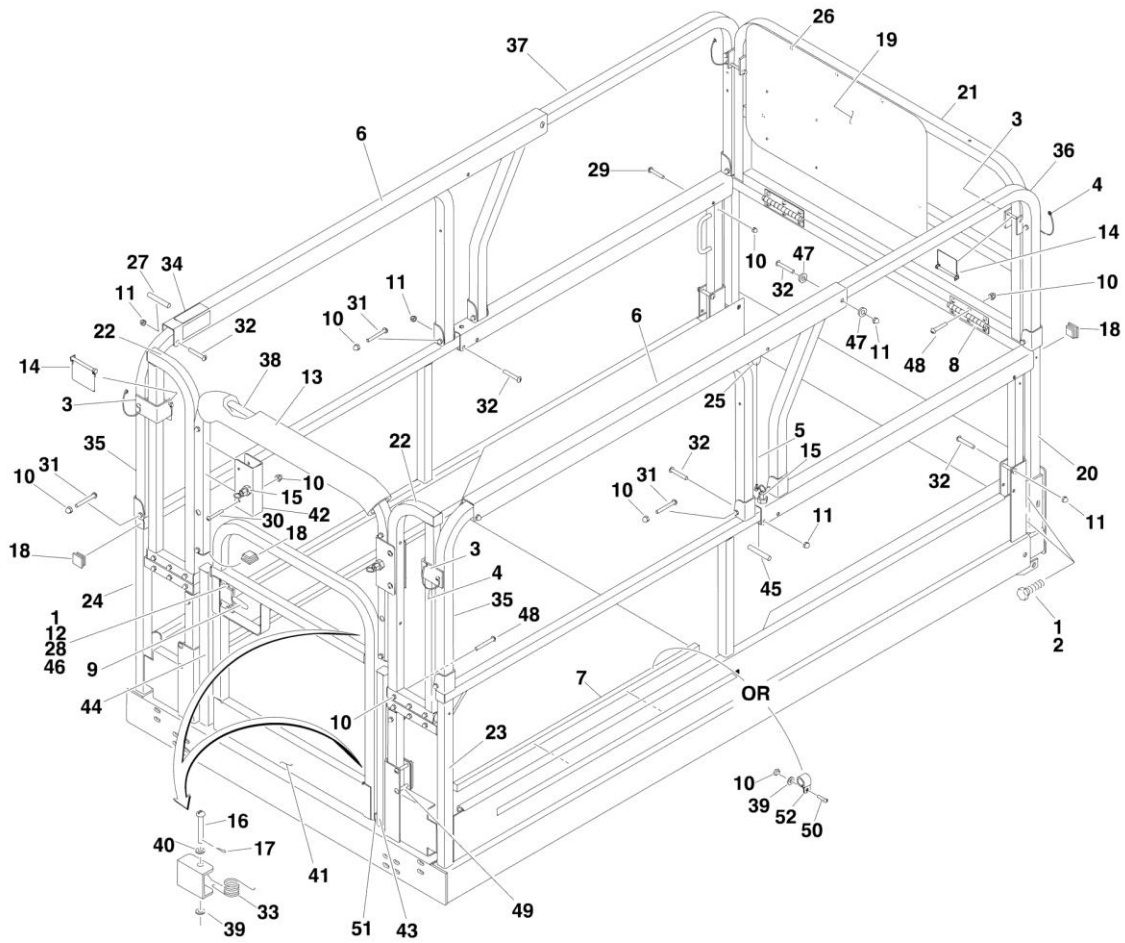
ITEM	PART NUMBER	QTY	DESCRIPTION	REV
		Ref	FOLDDOWN HANDRAILS INSTALLATIONS OPTIONS (2032E2 CE SPEC):	
	0257952	Ref	DRYWALL GATE - 1/2 SWING	Q
1	0100011	1	Loctite #242	
2	0641605	4	Bolt 3/8in-16NC x 3in (Prior to SN 108888)	
3	0901870	4	Bracket Weldment	
4	1060379	4	Cable, Lanyard	
5		Ref	Cable, Lanyard	
5	1060329	1	Cable, Lanyard (Was P/N 1060697) (Prior to SN 103769)	
5	1060329	1	Cable, Lanyard (SN 103769 to Present)	
6	1271339	2	Channel, Slide	
7	1840018	1	Cable Carrier (Prior to SN 103151)	
8	2600231	2	Hinge	
9	2940074	1	Latch	
10		Ref	Nut Options:	
10	3300151	39	Acorn 1/4in-20NC (Prior to SN 98211)	
10	2080063	39	Nylon Lock Nut 1/4in - 20NC (SN 98211 to Present)	
11		Ref	Nut Options:	
11	3300356	12	Acorn 5/16in-18NC (Prior to SN 98211)	
11	2080064	12	Nylon Lock Nut 5/16in - 18NC (SN 98211 to Present)	
12	3300432	4	Nut, Acorn #10-24NC	
13	3340612	1.5 ft/46cm	Pad, Nylon Cover	
14	3422219	4	Pin, Snap	
15	3422369	3	Pin, Plunger	
16	3430418	2	Pin, Clevis	
17	3450202	2	Pin, Cotter 1/16in x 1/2in	
18	3520072	11	Plug, Cap	
19	3571060	1	Plate, Placard	
20	3571061	1	Plate, Placard	
21	3641269	1	Rail Weldment - Platform Right Side Bottom Section	
22	3641270	1	Rail Weldment - Platform Left Side Bottom Section	
23	3641271	1	Rail Weldment - Extension Front Bottom Section	
24	3641272	1	Rail Weldment - Extension Front Top Section	
25	3760170	5	Ring	
26	3820020	9	Rivet	
27	3860085	4	Roller	
28	3911008	4	Screw #10-24NC x 1 1/2in	
29	3911424	4	Screw 1/4in-20NC x 1 1/2in	
30	3911428	12	Screw 1/4in-20NC x 1 3/4in	
31	3911432	20	Screw 1/4in-20NC x 2in	
32	3911532	6	Screw 5/16in-18NC x 2in	
33		Ref	Spring, Hinge Options:	
33	4160177	2	Spring, Hinge (Prior to SN 111642)	
33	4160200	2	Spring, Hinge (SN 111642 to Present)	
34	4420076	12 ft/3.6m	Tape, UHMW	
35		Ref	Rail Weldment - Platform Right and Left Sides Top Sections Options:	
35	4567610	2	Rail Weldment - Platform Right and Left Sides Top Section (Prior to SN 49450)	

SECTION 4 - PLATFORM

ITEM	PART NUMBER	QTY	DESCRIPTION	REV
35	3641311	2	Rail Weldment - Platform Right and Left Sides Top Section (SN 49450 to Present)	
36	4567611	2	Rail Weldment - Extension Right Side Top Section	
37	4567614	1	Rail Weldment - Platform Rear	
38	4567615	1	Rail Weldment - Extension Left Side Top Section (Prior to SN 93070)	
39	4711400	17	Flatwasher 1/4in Narrow	
40	4740476	4	Thrustwasher	
41	4845790	1	Gate, Self-Closing	
42	4845825	2	Rail Weldment - Platform Rear Left and Right Top Sections	
43	4845826	1	Rail, Support (Right Side Rear)	
44	4845827	1	Rail, Support (Left Side Rear)	
45	4845829	2	Retainer, Rail	
46	4566849	2	Tube, Spacer (Prior to SN 52645)	
46	3860095	2	Roller (Was p/n 3860087) (SN 52645 through 79526)	
46	3860095	2	Roller (SN 79527 to Present)	
47	4751000	4	Flatwasher #10 Wide	
48	4751500	4	Flatwasher 5/16in Narrow	
52	3911536	6	Screw 5/16in-18NC x 2 1/4in	
53	3911408	3	Screw (SN 103151 to Present)	
54	1320270	3	Clamp (SN 103151 to Present)	
	0271553	Ref	Lanyard Installation (Not Shown)	B
101	1703175	2	Decal, Lanyard	
102	1704277	2	Decal, Lanyard Attach Graphic	
103	3840732	1	Rod, Safety Belt Attach	
	2901981	1	Drywall Gate - 1/2 Swing (Includes Items 6, 19-24, 35, 36, 41-44)	5

SECTION 4 - PLATFORM

FIGURE 4-6. HANDRAILS INSTALLATIONS (2646E2 & 3246E2 AUSTRALIAN AND CE SPEC)



SECTION 4 - PLATFORM

FIGURE 4-6. HANDRAILS INSTALLATIONS (2646E2 & 3246E2 AUSTRALIAN AND CE SPEC)

ITEM	PART NUMBER	QTY	DESCRIPTION	REV
	0257954	Ref	FOLDDOWN HANDRAILS INSTALLATIONS (2646E2 & 3246E2 AUSTRALIAN AND CE SPEC):	T
1	0100011	1	Loctite #242	
2	0641605	4	Bolt 3/8in-16NC x 5/8in (Prior to SN 108888)	
3	0901870	4	Bracket Weldment	
4	1060379	4	Cable, Lanyard	
5		Ref	Cable, Lanyard	
5	1060329	1	Cable, Lanyard (Was P/N 1060697) (Prior to SN 103769)	
5	1060329	1	Cable, Lanyard (SN 103769 to Present)	
6	1271339	2	Channel, Slide	
7	1840017	1	Cable Carrier (Prior to SN 103151)	
8	2600231	4	Hinge	
9	2940074	1	Latch	
10		Ref	Nut Options:	
10	3300151	49	Acorn 1/4in-20NC (Prior to SN 99066)	
10	2080063	49	Nylon Lock Nut 1/4in - 20NC (SN 99066 to Present)	
11		Ref	Nut Options:	
11	3300356	12	Acorn 5/16in-18NC (Prior to SN 99066)	
11	2080064	12	Nylon Lock Nut 5/16in - 18NC (SN 99066 to Present)	
12	3300432	4	Nut, Acorn #10-24NC	
13	3340612	1.5 ft/46cm	Pad, Nylon Cover	
14	3422219	4	Pin, Snap	
15	3422369	3	Pin, Plunger	
16	3430418	2	Pin, Clevis	
17	3450202	2	Pin, Cotter	
18	3520072	11	Plug, Cap	
19	3570925	1	Plate, Placard	
20	3641219	1	Rail Weldment - Extension Front Bottom Section	
21	3641275	1	Rail Weldment - Extension Front Top Section	
22	3641286	2	Rail Weldment - Platform Rear Right and Left Top Section	
23	3641296	1	Rail Weldment - Platform Right Side Bottom Section	
24	3641297	1	Rail Weldment - Platform Left Side Bottom Section	
25	3760170	1	Ring, Quick Release	
26	3820020	5	Rivet	
27	3860085	2	Roller	
28	3911008	4	Screw #10-24NC x 1in	
29	3911424	4	Screw 1/4in-20NC x 1 1/2in	
30	3911430	6	Screw 1/4in-20NC x 1 3/4in (Prior to SN 99066)	
31	3911432	18	Screw 1/4in-20NC x 2in	
32	3911532	18	Screw 5/16in-18NC x 2in	
33		Ref	Spring, Hinge Options:	
33	4160177	2	Spring, Hinge (Prior to SN 111642)	
33	4160200	2	Spring, Hinge (SN 111642 to Present)	
34	4420076	12 ft/3.6m	Tape, UHMW	
35	4567315	2	Rail Weldment - Platform Right and Left Side Top Section	
36	4567318	2	Rail Weldment - Extension Right Side Top Section	
37	4567346	1	Rail Weldment - Extension Left Side Top Section (Prior to SN 99066)	
38	4567678	1	Rail Weldment - Platform Center Top Section	

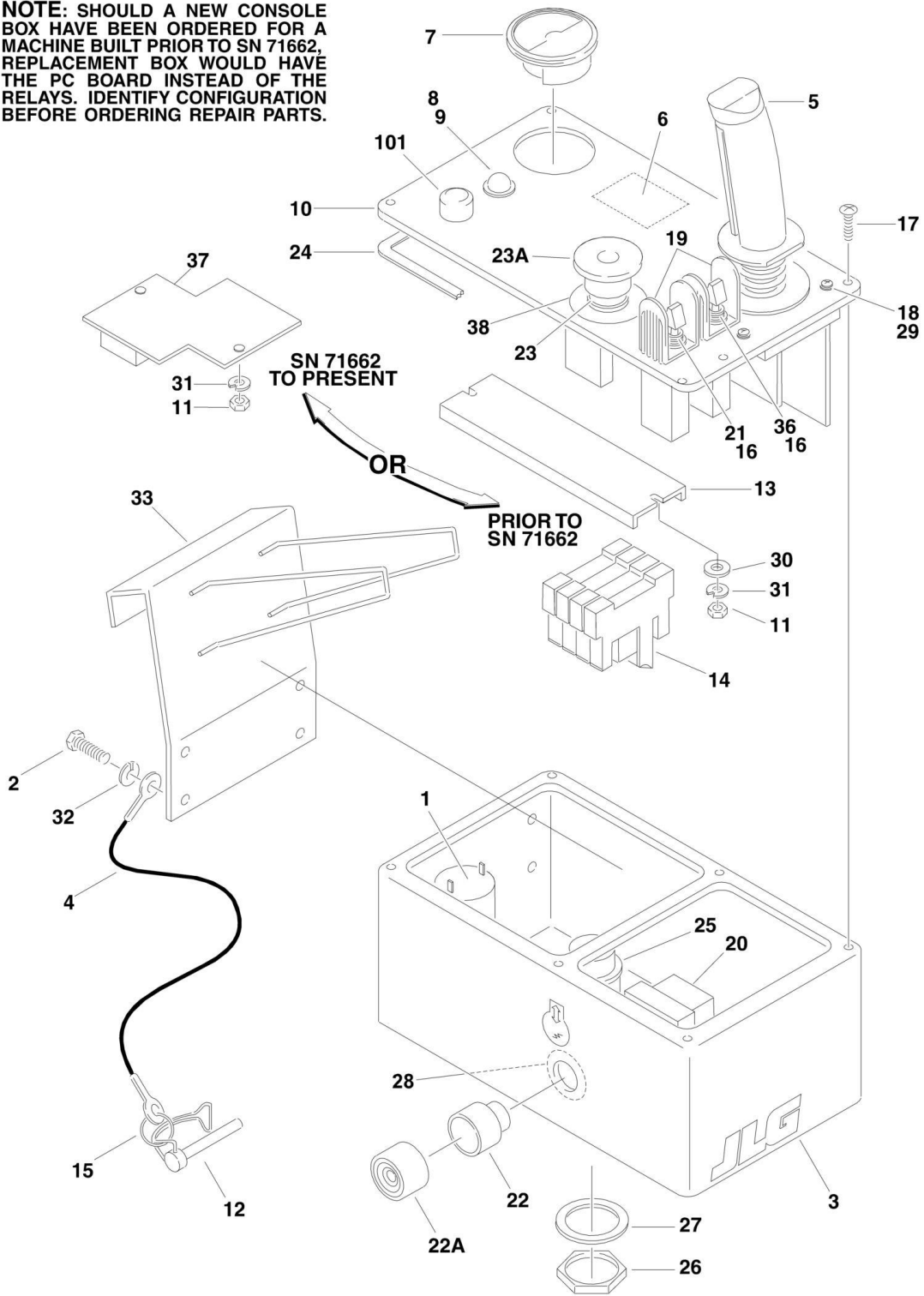
SECTION 4 - PLATFORM

ITEM	PART NUMBER	QTY	DESCRIPTION	REV
39	4711400	15	Flatwasher 1/4in Narrow	
40	4740476	4	Thrustwasher	
41	4845790	1	Gate Weldment	
42	4845829	2	Retainer, Rail	
43	4845835	1	Support (Right Side Rear)	
44	4845836	1	Support (Left Side Rear)	
45		Ref	Roller Options:	
45	4566849	2	Roller (Prior to SN 52645)	
45	3860095	2	Roller (Was p/n 3860087) (SN 52645 through 79526)	
45	3860095	2	Roller (SN 79527 to Present)	
46	4751000	4	Flatwasher #10 Wide	
47	4711500	4	Flatwasher 5/16in Narrow	
48		Ref	Screw 1/4in - 20 x 1 5/8in Options:	
48	3911426	24	Screw 1/4in - 20 x 1 5/8in (Prior to SN 76503)	
48	3911428	24	Screw 1/4in - 20 x 1 5/8in (SN 76503 to Present)	
49		Ref	Screw 5/16in -18 x 2 1/8in Options:	
49	3911534	10	Screw 5/16in -18 x 2 1/8in (Prior to SN 76503)	
49	3911536	10	Screw 5/16in -18 x 2 1/8in (SN 76503 to Present)	
50	3911408	3	Screw (SN 103151 to Present)	
51	0940087	1	Bumper, Arm (SN 103151 to Present)	
52	1320270	3	Clamp (SN 103151 to Present)	
	0271553	Ref	Lanyard Installation (Not Shown)	B
101	1703175	2	Decal, Lanyard	
102	1704277	2	Decal, Lanyard Attach Graphic	
103	3840732	1	Rod, Safety Belt Attach	
	2901984	1	Drywall Gate - 1/2 Swing (Includes Items 6, 19-24, 35, 36, 37, 41, 43 & 44)	5

SECTION 4 - PLATFORM

FIGURE 4-7. PLATFORM CONSOLE BOX ASSEMBLIES (STANDARD CONTROL MACHINES)

NOTE: SHOULD A NEW CONSOLE BOX HAVE BEEN ORDERED FOR A MACHINE BUILT PRIOR TO SN 71662, REPLACEMENT BOX WOULD HAVE THE PC BOARD INSTEAD OF THE RELAYS. IDENTIFY CONFIGURATION BEFORE ORDERING REPAIR PARTS.



SECTION 4 - PLATFORM

FIGURE 4-7. PLATFORM CONSOLE BOX ASSEMBLIES (STANDARD CONTROL MACHINES)

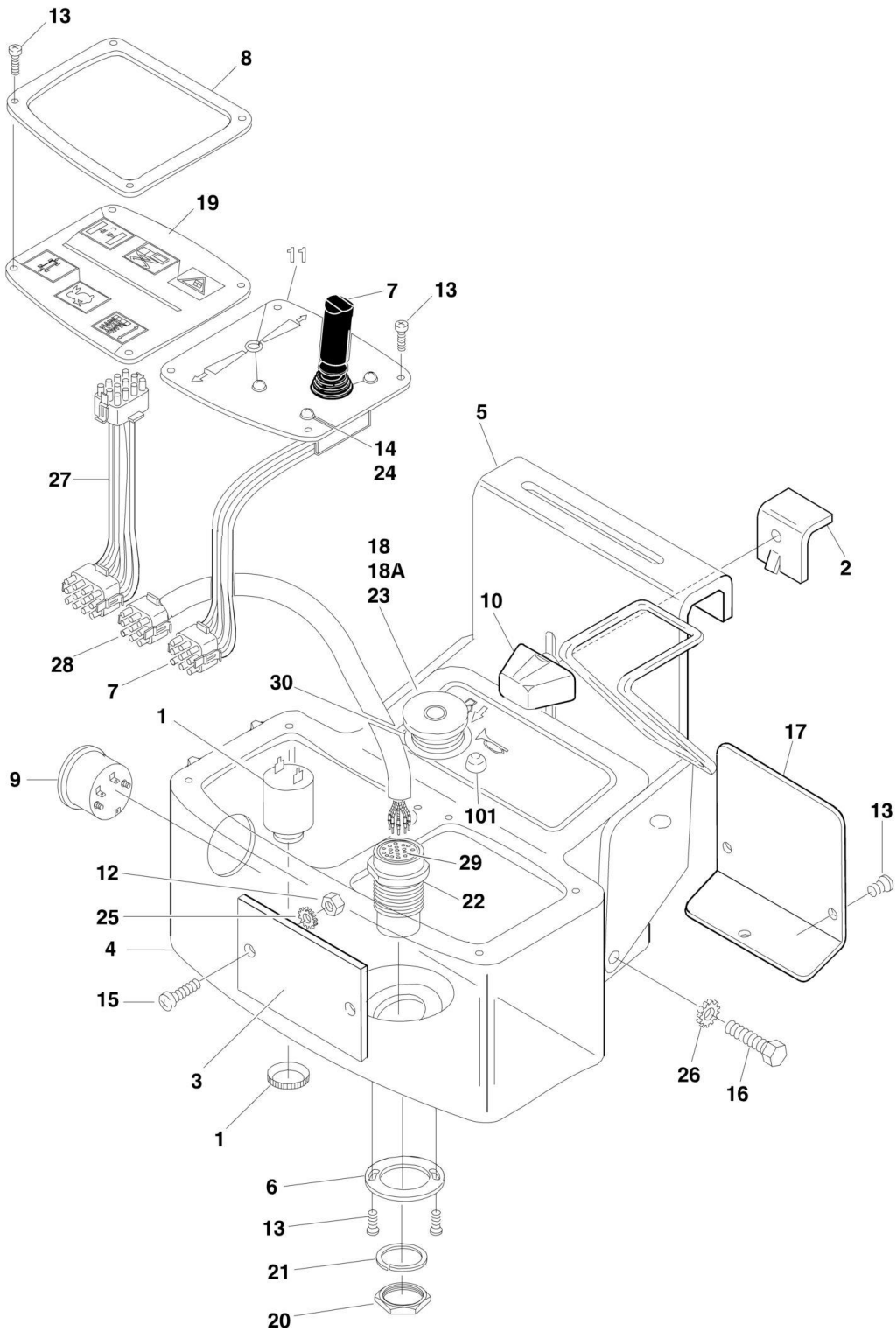
ITEM	PART NUMBER	QTY	DESCRIPTION	REV
		Ref	PLATFORM CONSOLE BOX ASSEMBLIES OPTIONS:	
		Ref	Australian Spec with Tilt Indicators and Cut-Out Options:	
	0258464	Ref	Australian Spec with Tilt Indicators and Cut-Out (Prior to SN 112511)	I
	0273152	Ref	Australian Spec with Tilt Indicators and Cut-Out (SN 112511 to Present)	A
		Ref	Australian Spec with Tilt Indicators, Cut-Out and Battery Discharge Indicator Options:	
	0258460	Ref	Australian Spec with Tilt Indicators, Cut-Out and Battery Discharge Indicator (Prior to SN 112511)	H
	0273154	Ref	Australian Spec with Tilt Indicators, Cut-Out and Battery Discharge Indicator (SN 112511 to Present)	A
		Ref	CE Spec with Tilt Indicators Options:	
	0258589	Ref	CE Spec with Tilt Indicators (Prior to SN 112511)	I
	0273153	Ref	CE Spec with Tilt Indicators (SN 112511 to Present)	A
		Ref	CE Spec with Tilt Indicators and Battery Discharge Indicator Options:	
	0258590	Ref	CE Spec with Tilt Indicators and Battery Discharge Indicator (Prior to SN 112511)	H
	0273155	Ref	CE Spec with Tilt Indicators and Battery Discharge Indicator (SN 112511 to Present)	A
		Ref	NOTE: SHOULD A NEW CONSOLE BOX HAVE BEEN ORDERED FOR A MACHINE BUILT PRIOR TO SN 71662, REPLACEMENT BOX WOULD HAVE THE PC BOARD INSTEAD OF THE RELAYS. IDENTIFY CONFIGURATION BEFORE ORDERING REPAIR PARTS.	
1	0140011	1	Alarm Options	
2	0641404	4	Bolt 1/4in-20NC x 1/2in	
3		Ref	Box, Platform	
3	0861174	1	Australian Spec	
3	0861214	1	CE Spec	
4		Ref	Cable, Lanyard Options:	
4	1060329	1	Cable, Lanyard (Was P/N 1060492) (Prior to SN 111924)	
4	1060329	1	Cable, Lanyard (SN 111924 to Present)	
5		Ref	Controller Assembly Options (See CONTROLLER ASSEMBLY (STANDARD CONTROLS MACHINES) for Breakdown):	
5	1600268	1	Controller Assembly (Prior to SN 59220)	
5	1600295	1	Controller Assembly (SN 59220 to Present)	
6	1703803	1	Decal - Relay Function (Prior to SN 71662)	
7	2420201	1	Gauge, Battery Discharge Indicator (Was 2420186) (Optional - When Equipped)	
8	2920026	1	Lamp, Indicator Options	
9	2920094	1	Bulb, Light Options	
10		Ref	Lid, Nameplate Options:	
10	3252604	1	Without Battery Discharge Indicator	
10	3252602	1	With Battery Discharge Indicator	
11	3311001	2	Nut #10-24NC	
12	3421453	1	Snap-Pin	
13	3641237	1	Rail (Prior to SN 71662)	
14	3740129	AR	Relay, DPDT (Prior to SN 71662)	
15	3760170	1	Ring, Quick Release	
16	3790012	2	O-Ring	
17	3900177	6	Screw, Plastite #8 x 1/2in	

SECTION 4 - PLATFORM

ITEM	PART NUMBER	QTY	DESCRIPTION	REV
18	3900178	4	Screw, Plastite #10-32NF x 1/2in	
19	4060802	2	Guard, Switch	
20	4360267	1	Switch, Contact - N.O.	
21	4360328	1	Switch, Toggle	
22	4360339	1	Switch, Push Button (Enable)	
22A	7012593	1	Boot, Green	
23		Ref	Switch, Emergency Stop Options:	
23	4360289	1	Switch (Prior to SN 69428)	
23	4360475	1	Switch (SN 69428 to Present)	
23	7012612	1	Boot (Use with 4360289 Switch)	
23	7020176	1	Block, Contact (Use with 4360475 Switch)	
23A		Ref	Cap Options:	
23A	7012611	1	Cap (Use with 4360289 Switch)	
23A	7020175	1	Cap (Use with 4360475 Switch)	
24	4420008	3 ft/.9m	Tape	
25		Ref	Connector, Electrical Options:	
25	4460495	1	Australian Spec	
25	4460480	1	CE Spec	
26		Ref	Lockwasher, Receptacle Options:	
26	4460496	1	Australian Spec	
26	4460471	1	CE Spec	
27		Ref	Nut, Receptacle Options:	
27	4460497	1	Australian Spec	
27	4460470	1	CE Spec	
28	4740066	1	Thrustwasher, Bronze	
29	4740120	4	Washer, Nylon	
30	4751000	AR	Flatwasher #10	
31	4761000	2	Lockwasher #10	
32	4761400	4	Lockwasher 1/4in	
33	4845755	1	Bracket, Hanger	
34		Ref	Harness - Platform Control Box Options (Not Shown - See ELECTRICAL SECTION for Breakdown):	
34	4922143	1	Australian Spec (Prior to SN 71662)	
34	4922372	1	Australian Spec (SN 71662 to Present)	
34	4922149	1	CE Spec (Prior to SN 71662)	
34	4922373	1	CE Spec (SN 71662 to Present)	
35	4922062	1	Harness - Platform Relay (Not Shown - See ELECTRICAL SECTION for Breakdown) (Prior to SN 71662)	
36	4360336	1	Switch, Toggle	
37		Ref	Board, PC Logic Module Options (SN 71662 to Present)	
37	0610149	1	Australian Spec Was P/N 0610133 (Prior to SN 112511)	
37	0610149	1	Australian Spec (SN 112511 to Present)	
37	0610149	1	CE Spec Was P/N 0610132 (Prior to SN 112511)	
37	0610149	1	CE Spec (SN 112511 to Present)	
38		Ref	Decal Options:	
38	Not Required	0	Australian Spec	
38	Not Required	0	CE Spec (Prior to SN 69428)	
38	1704260	1	CE Spec (SN 69428 to Present)	
		Ref	HORN INSTALLATION (OPTIONAL)	
101	4360387	1	Switch, Push Button	

SECTION 4 - PLATFORM

FIGURE 4-8. PLATFORM CONSOLE BOX ASSEMBLIES (PROPORTIONAL CONTROL MACHINES)



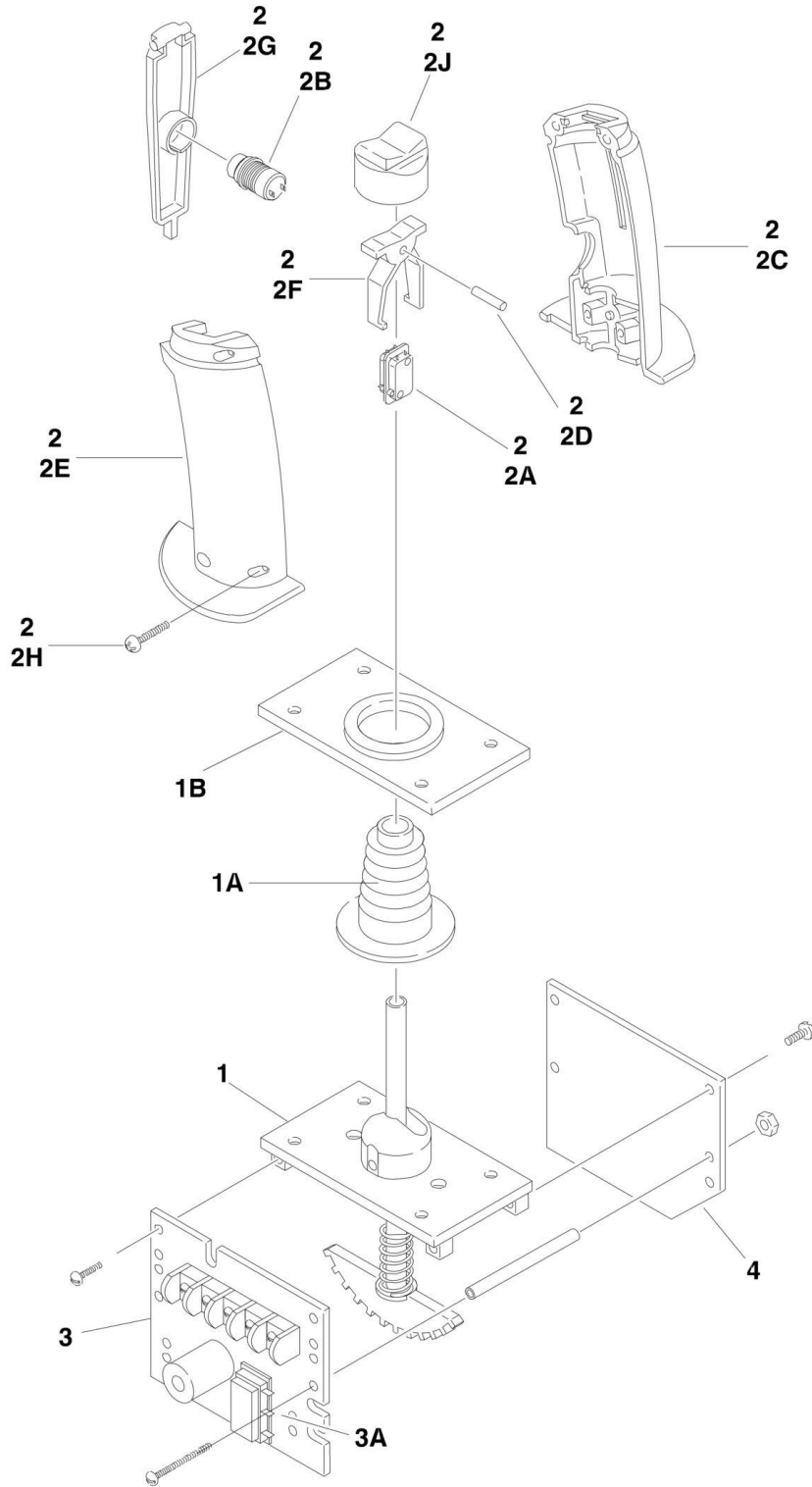
SECTION 4 - PLATFORM

FIGURE 4-8. PLATFORM CONSOLE BOX ASSEMBLIES (PROPORTIONAL CONTROL MACHINES)

ITEM	PART NUMBER	QTY	DESCRIPTION	REV
		Ref	CONSOLE BOX ASSEMBLY OPTIONS:	
	0258111	Ref	Console Box With Battery Indicator and Tilt	H
1	0140011	1	Alarm (W/Tilt Light Only)	
2	0181847	1	Angle, Latch	
3	0610123	1	Card, Circuit	
4	0861256	1	Box, Platform With Battery Indication and Tilt Light	
5	0902485	1	Hanger, Bracket	
6	0902499	1	Bracket	
7	1600282	1	Controller Assembly (See CONTROLLER ASSEMBLY (PROPORTIONAL CONTROLS MACHINES) for Breakdown)	
8	1670869	1	Cover, Bezel	
9	2420176	1	Gauge, Battery Indicator (with Battery Indicator Only)	
10	2560141	1	Thumbscrew	
11	3252610	1	Lid, Nameplate	
12	3310601	2	Nut #6-32	
13	3900265	AR	Self Tapping #8-18 x 3/4in	
14	3900178	4	Screw, Plastite #10-32 x 1/2in	
15	3900226	2	Screw, Plastite #8 x 1/2in	
16		Ref	Hardware Options:	
16	3900227	4	Screw, Plastite 1/4in-20NC x 1/2in (Prior to SN 85825)	
16	0641404	4	Bolt 1/4in-20NC x 1/2in (SN 85825 to Present)	
17		Ref	Shield, Back Cover Options:	
17	4060914	1	Shield, Back Cover (Prior to SN 61362)	
17	4060976	1	Shield, Back Cover (SN 61362 to Present)	
18		Ref	Switch, Emergency Stop Options:	
18	4360289	1	Switch, Emergency Stop (Prior to SN 69428)	
18	4360475	1	Switch, Emergency Stop (SN 69428 to Present)	
18	7012612	1	Boot (Use with 4360289 Switch)	
18	7020176	1	Block, Contact (Use with 4360475 Switch)	
18A		Ref	Cap Options:	
18A	7012611	1	Cap (Use with 4360289 Switch)	
18A	7020175	1	Cap (Use with 4360475 Switch)	
19	4360453	1	Switch, Keypad	
20	4460470	1	Nut, Terminal	
21	4460471	1	Lockwasher, Terminal	
22	4460613	1	Connector, Electrical	
23	4740066	1	Washer, Thrust (Bronze) (Prior to SN 69428)	
24	4740120	4	Washer, Nylon	
25	4760600	2	Lockwasher #6	
26	4761400	4	Lockwasher 1/4in	
27	4922183	1	Harness - Membrane Pad (See ELECTRICAL SECTION for Breakdown)	
28	4922184	1	Harness - Platform Control Box (See ELECTRICAL SECTION for Breakdown)	
29	4460466	7	Seal, Terminal	
30	1704260	1	Decal - EMS	
	0259655	Ref	HORN COMPONENTS INSTALLATION	B
101	4360387	1	Switch, Push Button	

SECTION 4 - PLATFORM

FIGURE 4-9. CONTROLLER ASSEMBLY (STANDARD CONTROLS MACHINES)



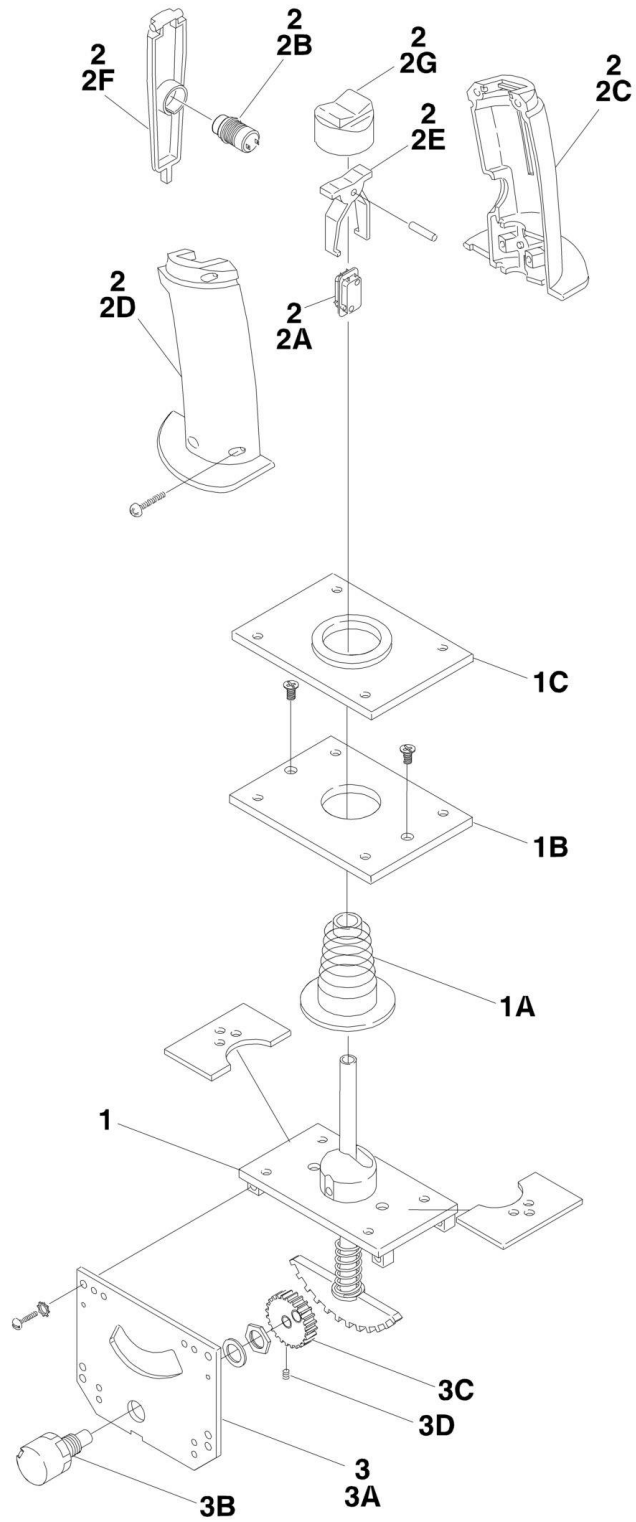
SECTION 4 - PLATFORM

FIGURE 4-9. CONTROLLER ASSEMBLY (STANDARD CONTROLS MACHINES)

ITEM	PART NUMBER	QTY	DESCRIPTION	REV
		Ref	CONTROLLER ASSEMBLIES	
	1600268	Ref	Stamped ID # Ending with 1619 (Prior to SN 59220)	A
	1600295	Ref	Stamped ID # Ending with 1676 (SN 59220 to Present)	C
	7011990	1	Mechanical Assembly (Prior to SN 59220)	
	7020521	1	Mechanical Assembly (SN 59220 to Present)	
1	Not Serviced	1	Handle Assembly	
1A	7003778	1	Boot	
1B	7020502	1	Gasket	
1C		Ref	Holder, Magnet Options (Not Shown):	
1C	Not Required	0	Holder, Magnet (Prior to SN 59220)	
1C	7020522	1	Holder, Magnet (SN 59220 to Present)	
2	7011991	1	Grip Assembly	
2A	7020500	2	Switch, Rocker	
2B	7020501	1	Switch, Push Button - Red	
2B	7020505	1	Switch, Separator	
2C	7020541	1	Grip - Right Half (was p/n 7011993 & p/n 7020531)	
2D	7011995	1	Pin, Grooved	
2E	7020541	1	Grip - Left Half (was p/n 7011994 & p/n 7020532)	
2F	7003791	1	Actuator, Switch	
2G	7011997	1	Trigger	
2H	7011998	4	Screw	
2J	7003790	1	Cap, Rubber	
		Ref	Note: p/n 7020541 Includes Items 2C & 2E With a JLG Logo.	
3		Ref	Electrical Assembly Options:	
3	7011999	1	Electrical Assembly (Prior to SN 59220)	
3	7020523	1	Electrical Assembly (SN 59220 to Present)	
3	4460265	1	Connector, Receptacle - 9 Pin (Not Shown)	
3	4460268	9	Socket (Not Shown)	
3A		Ref	Switch, Rocker Options:	
3A	7003714	3	Switch, Rocker (Prior to SN 59220)	
3A	Not Available	1	Switch, Rocker (SN 59220 to Present)	
4	Not Serviced	1	Plate Assembly	
5		Ref	Magnet Options (Not Shown):	
5	Not Required	0	Magnet (Prior to SN 59220)	
5	7020524	1	Magnet (SN 59220 to Present)	
6	7011987	1	Spring (Not Shown)	

SECTION 4 - PLATFORM

FIGURE 4-10. CONTROLLER ASSEMBLY (PROPORTIONAL CONTROLS MACHINES)



SECTION 4 - PLATFORM

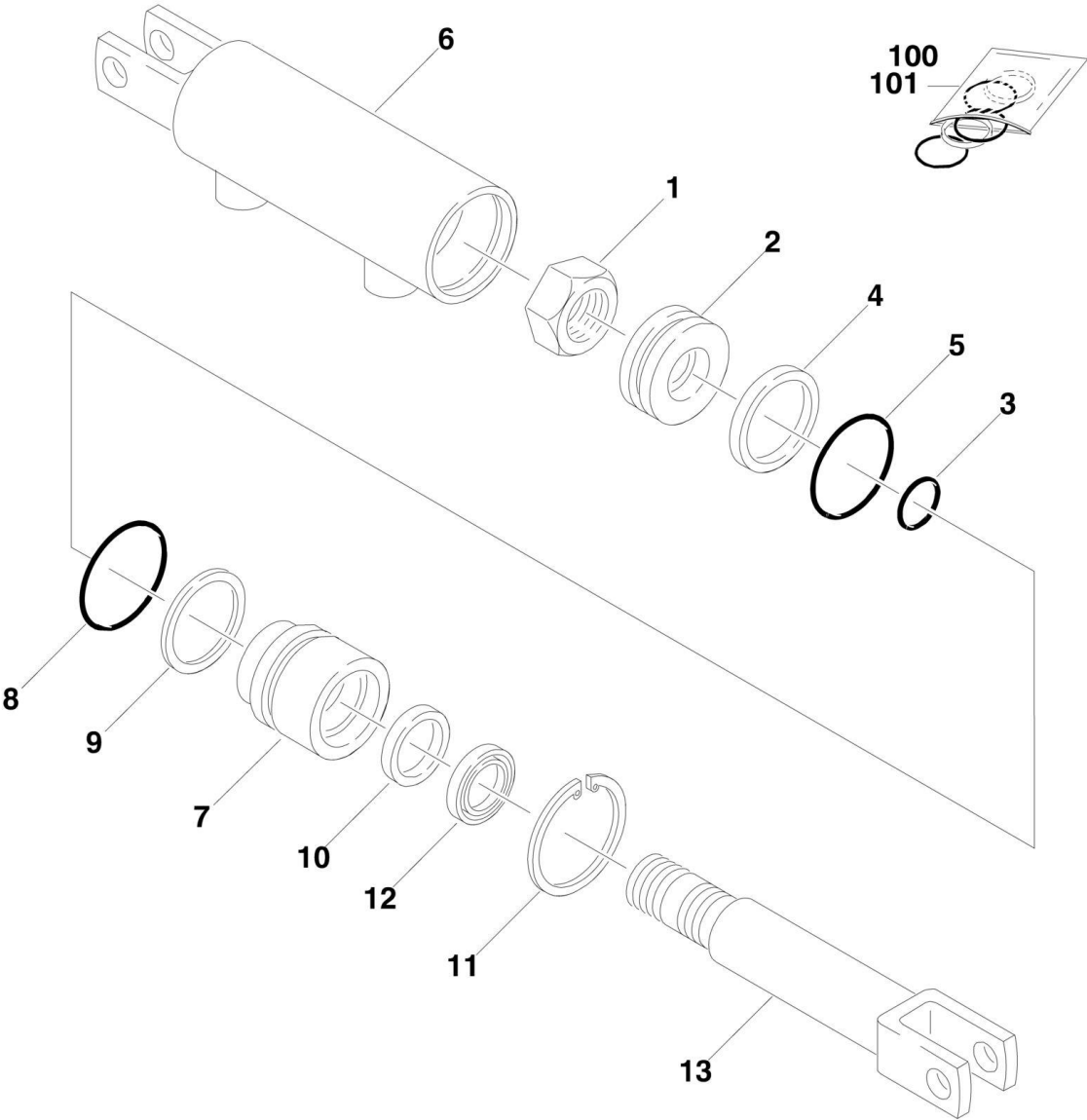
FIGURE 4-10. CONTROLLER ASSEMBLY (PROPORTIONAL CONTROLS MACHINES)

ITEM	PART NUMBER	QTY	DESCRIPTION	REV
	1600282	Ref	CONTROLLER ASSEMBLY	A
1	7020503	1	Handle/Housing Assembly	
1A	7020520	1	Boot (was p/n 7003778)	
1B	7020504	1	Plate, Mounting	
1C	7020502	1	Gasket	
2	7011991	1	Grip Assembly	
2A	7011992	1	Switch Assembly	
2B	7020501	1	Switch, Push Button - Red	
2C	7011993	1	Grip - Right Half (was p/n 7011993 & p/n 7020531)	
2D	7011994	1	Grip - Left Half (was p/n 7011994 & p/n 7020532)	
		Ref	Note: p/n 7020541 Includes Items 2C & 2D With a JLG Logo.	
2E	7003791	1	Actuator, Switch	
2F	7011997	1	Trigger	
2G	7003790	1	Cap, Rubber	
3	7020508	1	Electrical Assembly	
3	4460265	1	Connector, Receptacle - 9 Pin (Not Shown)	
3	4460268	8	Socket (Not Shown)	
3	4460424	1	Plug, Male - 2 Position (Not Shown)	
3A	7020509	1	Plate, Mounting - Potentiometer	
3B	7020510	1	Potentiometer	
3C	7011940	1	Gear, Pinion	
3D	7020511	1	Setscrew #6-32 x 1/8in	

SECTION 5 - CYLINDERS

SECTION 5 - CYLINDERS

FIGURE 5-1. BRAKE CYLINDER ASSEMBLY



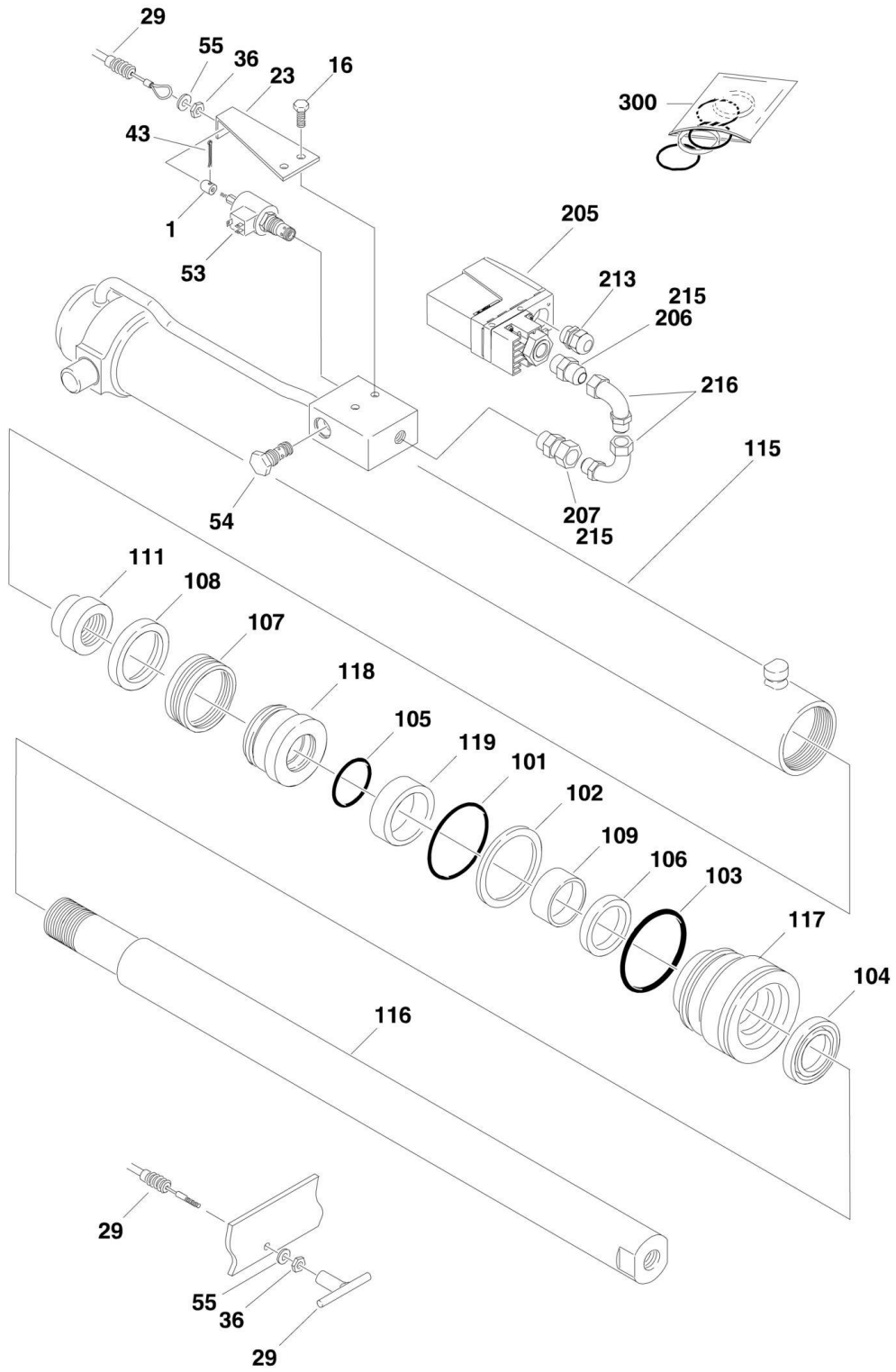
SECTION 5 - CYLINDERS

FIGURE 5-1. BRAKE CYLINDER ASSEMBLY

ITEM	PART NUMBER	QTY	DESCRIPTION	REV
		Ref	BRAKE CYLINDER ASSEMBLIES	
	1683557	Ref	Brake Cylinder Assemblies (Prior to SN 65498)	A
	1683833	Ref	Brake Cylinder Assemblies (SN 65498 to Present)	A
		Ref	Note: Original Equipment components may have been replaced with Service Replacement component parts. Identify p/n stamped on cylinder before ordering parts.	
1	7001609	1	Nut	
2	7017220	1	Piston	
3	See Note	1	O-Ring (Note: See Items 100 & 101)	
4	See Note	1	Seal, Piston (Note: See Items 100 & 101)	
5	See Note	1	O-Ring (Note: See Items 100 & 101)	
6	Not Serviced	1	Barrel	
7	7017221	1	Guide	
8	See Note	1	O-Ring (Note: See Items 100 & 101)	
9	See Note	1	Ring, Back-up (Note: See Items 100 & 101)	
10	See Note	1	Seal (Note: See Items 100 & 101)	
11		Ref	Ring, Retaining Options:	
11	Item 100	1	1683557 Cylinder	
11	7017264	1	1683833 Cylinder	
12	See Note	1	Wiper (Note: See Items 100 & 101)	
13	7017222	1	Rod	
		Ref	KIT OPTIONS:	
		Ref	Seal Kit (Includes Items 3-5 & 8-12)	
100	7017223	1	1683557 Cylinder	
101	7017262	1	1683833 Cylinder	

SECTION 5 - CYLINDERS

FIGURE 5-2. LIFT CYLINDER COMPONENTS ASSEMBLY (1532E2 & 1932E2)



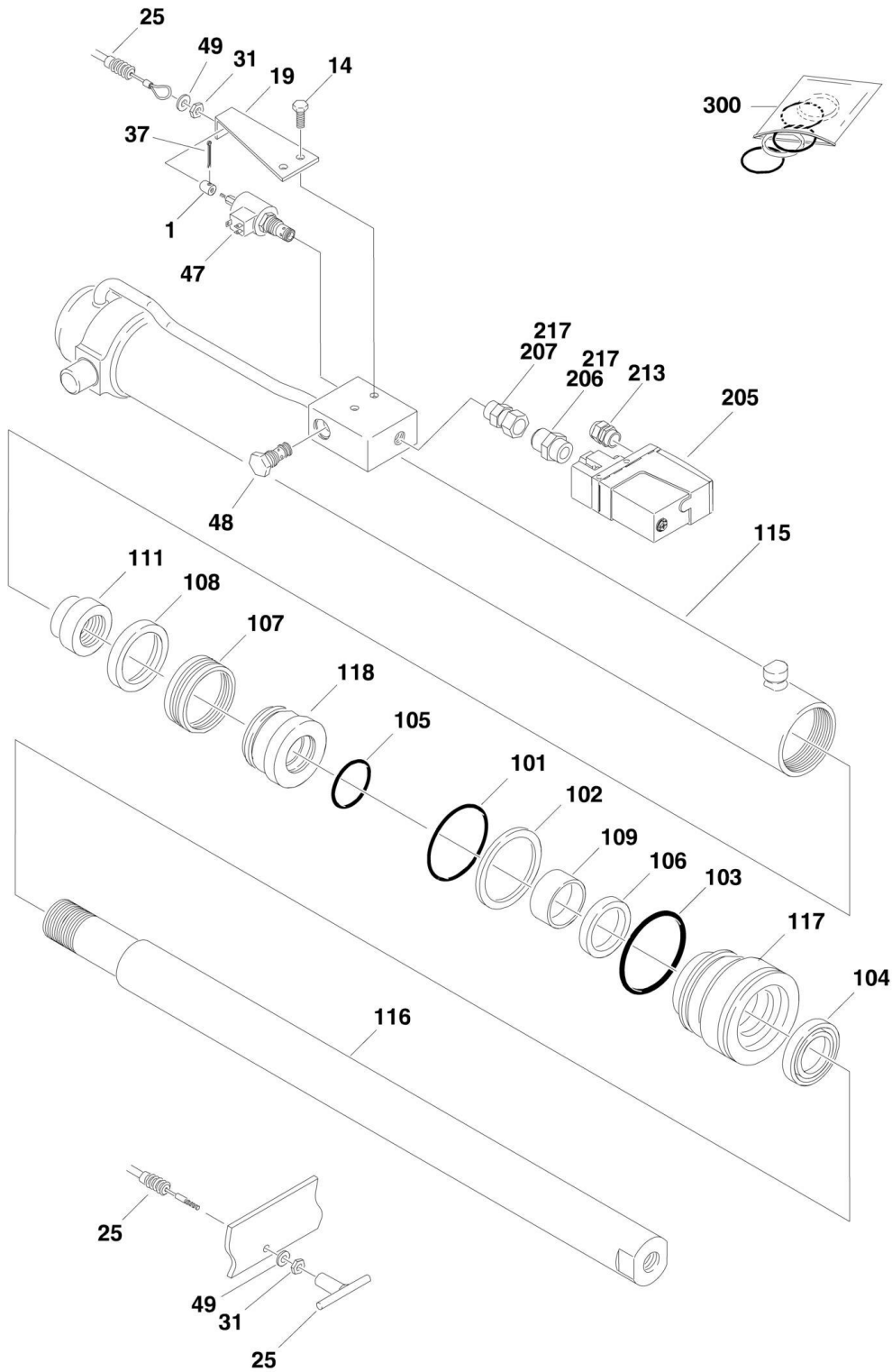
SECTION 5 - CYLINDERS

FIGURE 5-2. LIFT CYLINDER COMPONENTS ASSEMBLY (1532E2 & 1932E2)

ITEM	PART NUMBER	QTY	DESCRIPTION	REV
	0270502	Ref	MANUAL DESCENT COMPONENTS (1532E2)	F
	0258014	Ref	MANUAL DESCENT COMPONENTS (1932E2)	J
1	0080228	1	Adapter, Cable	
16	0641506	2	Bolt 5/16in-18 NC x 3/4in	
23	0902371	1	Bracket, Cable Mounting	
29	1060644	1	Cable, Manual Descent	
36	3321402	4	Nut, Jam 1/4in-20NC	
43	3450405	1	Pin, Cotter 1/8in x 1/4in	
53	4641001	1	Cartridge, Solenoid Valve	
53	7017445	1	Cartridge	
53	7012967	1	Seal Kit - 7017445 Cartridge	
53	7017444	1	Coil	
54		Ref	Cartridge, Restrictor/Check Options:	
54	4641002	1	Cartridge, Restrictor/Check (Prior to SN 50496)	
54	4641014	1	Cartridge, Restrictor/Check (SN 50496 to Present)	
54	7012953	1	Seal Kit - 4641002 & 4641014 Valve	
55	4711400	2	Flatwasher 1/4in Narrow	
	1683603	Ref	LIFT CYLINDER ASSEMBLY - 1532E2 & 1932E2	C
101	Item 300	1	O-Ring	
102	Item 300	1	Ring, Back-up	
103	Item 300	1	O-Ring	
104	Item 300	1	Wiper	
105	Item 300	1	O-Ring	
106	Item 300	1	Seal	
107	Item 300	1	Seal	
108	Item 300	1	Ring, Guidelock	
109	Item 300	1	Ring, Wear	
111	7017367	1	Locknut	
115	7019832	1	Barrel Weldment	
116	7019831	1	Rod Weldment	
117	7017382	1	Head	
118	7017399	1	Piston (Note: Prior to SN 65873 piston is ductile iron. After SN 65873 piston is aluminum. Aluminum piston is directly interchangeable with iron piston. Replacement piston will be aluminum.)	
119	7017380	1	Spacer	
		Ref	OVERLOAD PRESSURE SWITCH INSTALLATION(FRENCH SPEC ONLY) (OPTIONAL)	
	0270793	Ref	Overload Pressure Switch Installation 1532E2 & 1932E2	D
205	4360494	1	Switch, Pressure	
206	2220440	1	Fitting, Straight	
207	2221020	1	Fitting, Straight	
213	4460428	1	Connector, Strain Relief	
215	0100020	AR	Pipe Sealant #567	
216	2220462	2	Fitting, 90	
		Ref	KIT OPTIONS:	
300	7019830	1	Seal Kit - 1683603 Cylinder (Includes Items 101-109)	

SECTION 5 - CYLINDERS

FIGURE 5-3. LIFT CYLINDER COMPONENTS ASSEMBLY (2032E2)



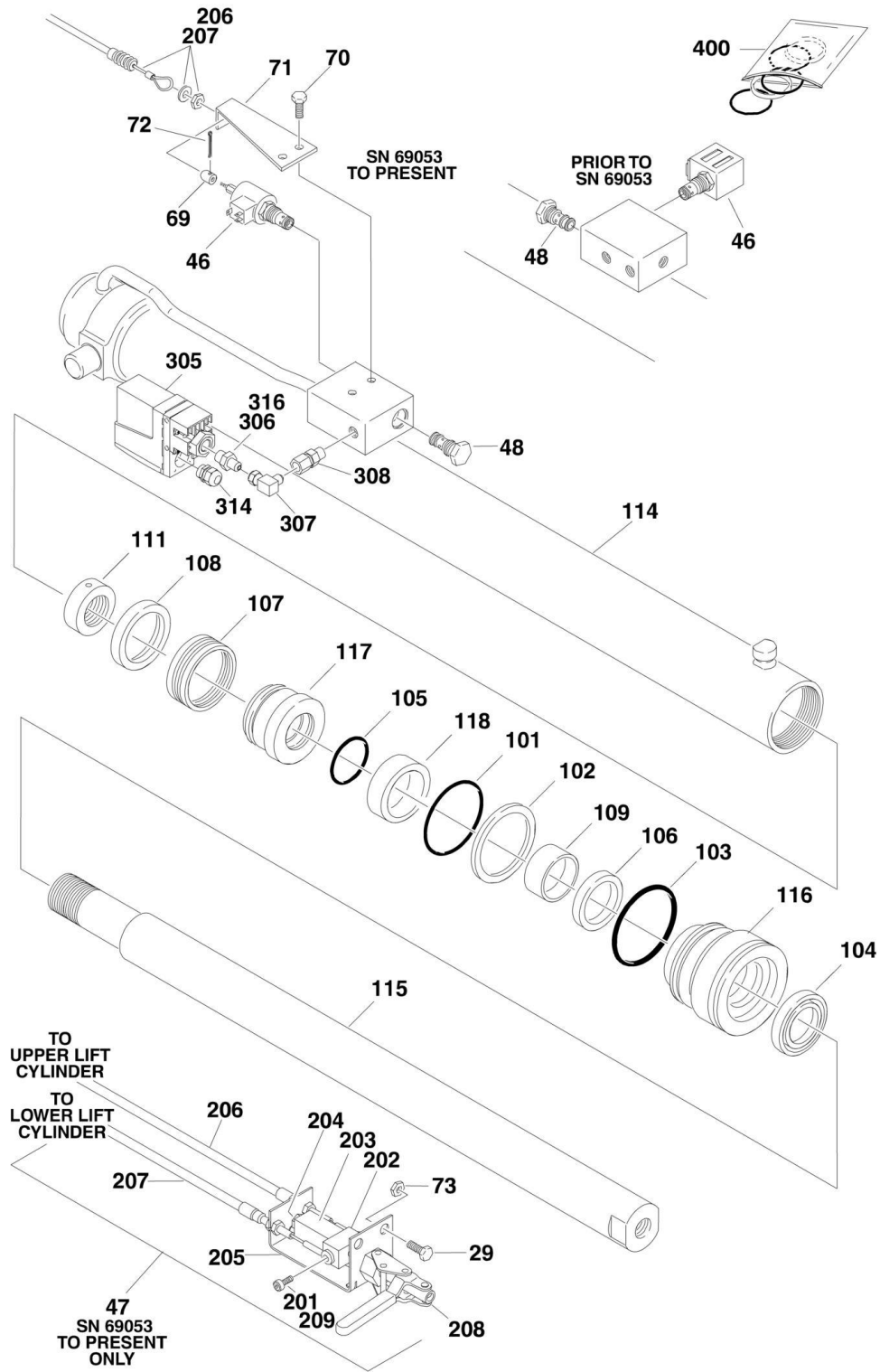
SECTION 5 - CYLINDERS

FIGURE 5-3. LIFT CYLINDER COMPONENTS ASSEMBLY (2032E2)

ITEM	PART NUMBER	QTY	DESCRIPTION	REV
	0257528	Ref	MANUAL DESCENT CYLINDER COMPONENTS (2032E2)	M
1	0080228	1	Adapter, Cable	
14	0641506	2	Bolt 5/16-18NC x 3/4in	
19	0902371	1	Bracket, Cable Mounting	
25	1060659	1	Cable, Manual Descent	
31	3321402	4	Nut, Jam 1/4in-20NC	
37	3450405	1	Pin, Cotter 1/8in x 1/4in	
47	4641001	1	Cartridge, Solenoid Valve	
47	7017445	1	Cartridge	
47	7012967	1	Seal Kit - 7017445 Cartridge	
47	7017444	1	Coil	
48	4641002	1	Cartridge, Restrictor/Check	
48	7012953	1	Seal Kit - 4641002 Valve	
49	4711400	2	Flatwasher 1/4in Narrow	
	1683561	Ref	LIFT CYLINDER ASSEMBLY - 2032E2	C
101	Item 300	1	O-Ring	
102	Item 300	1	Ring, Back-up	
103	Item 300	1	O-Ring	
104	Item 300	1	Wiper	
105	Item 300	1	O-Ring	
106	Item 300	1	Seal	
107	Item 300	1	Seal	
108	Item 300	1	Ring, Guidelock	
109	Item 300	1	Ring, Wear	
111	7003212	1	Locknut	
115	7019823	1	Barrel Weldment	
116	7019822	1	Rod Weldment	
117	7017376	1	Head	
118	7019810	1	Piston (Note: Prior to SN 65873 piston is ductile iron. After SN 65873 piston is aluminum. Aluminum piston is directly interchangeable with iron piston. Replacement piston will be aluminum.)	
		Ref	OVERLOAD PRESSURE SWITCH INSTALLATION(FRENCH SPEC ONLY) (OPTIONAL)	
	0270791	Ref	Overload Pressure Switch Installation 2032E2	C
205	4360494	1	Switch, Pressure	
206	2220440	1	Fitting, Straight	
207	2221020	1	Fitting, Straight	
213	4460428	1	Connector, Strain Relief	
217	0100020	AR	Pipe Sealant #567	
		Ref	KIT OPTIONS:	
300	7019808	1	Seal Kit - 1683561 Cylinder (Includes Items 101-109)	

SECTION 5 - CYLINDERS

FIGURE 5-4. LIFT CYLINDER COMPONENTS ASSEMBLY (2632E2 & 2646E2)



SECTION 5 - CYLINDERS

FIGURE 5-4. LIFT CYLINDER COMPONENTS ASSEMBLY (2632E2 & 2646E2)

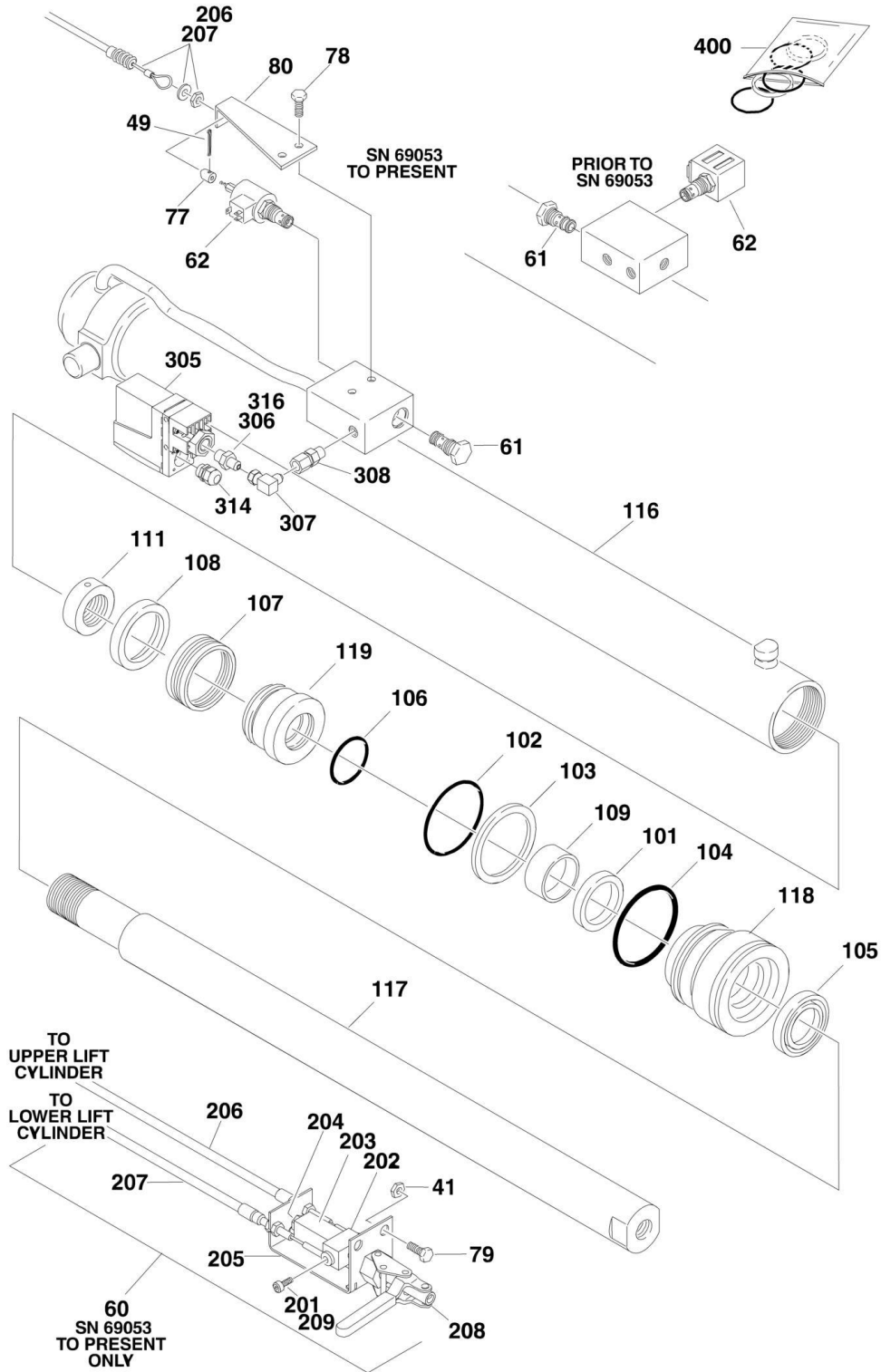
ITEM	PART NUMBER	QTY	DESCRIPTION	REV
	0257666	Ref	MANUAL DESCENT CYLINDER COMPONENTS (2632E2 & 2646E2)	S
29	0641608	2	Bolt 3/8in-16NC x 1 Only (SN 69053 to Present)	
46		Ref	Valve, Solenoid Options (1 Per Cylinder)	
46	4641049	2	Valve, Solenoid (Prior to SN 69053)	
46	2900708	2	Seal Kit - 4641049 (Hydraforce Version of Valve)	
46	Not Available	2	Seal Kit - 4641049 (Vickers Version of Valve)	
46	7017444	2	Coil (Hydraforce Version of Valve)	
46	Not Available	2	Coil (Vickers Version of Valve)	
46	4641001	2	Valve, Solenoid (SN 69053 to Present)	
46	7017445	1	Cartridge	
46	7012967	1	Seal Kit - 7017445 Cartridge	
46	7017444	1	Coil	
47		Ref	Manual Descent Cable Assembly	
47	Not Required	0	Manual Descent Cable Assembly (Prior to SN 69053)	
47	0259541	1	Manual Descent Cable Assembly (See Items 201-209 for Breakdown) (SN 69053 to Present)	
48		Ref	Valve, Relief (1 Per Cylinder)	
48	4641030	2	Valve, Relief (Prior to SN 69053)	
48	2900792	2	Seal Kit - 4641030 Valve	
48	4641118	2	Valve, Relief (SN 69053 to Present)	
48	7012998	2	Seal Kit - 4641118	
69	0080228	2	Adapter, Cable Only (SN 69053 to Present)	
70	0641506	4	Bolt 5/16in-18NC x 3/4 Only (SN 69053 to Present)	
71	0902371	2	Bracket Only (SN 69053 to Present)	
72	3450405	2	Pin, Cotter 1/8in x 1 1/4 Only (SN 69053 to Present)	
73	3311605	2	Locknut 3/8in-16NC Only (SN 69053 to Present)	
		Ref	LIFT CYLINDER ASSEMBLY - 2632E2 & 2646E2	
	1683882	Ref	Lift Cylinder Assembly 2632E2	A
	1683562	Ref	Lift Cylinder Assembly 2646E2 (Prior to SN 69053)	C
	1683882	Ref	Lift Cylinder Assembly 2646E2 (SN 69053 to Present)	A
101	Item 400	1	O-Ring	
102	Item 400	1	Ring, Back-up	
103	Item 400	1	O-Ring	
104	Item 400	1	Wiper	
105	Item 400	1	O-Ring	
106	Item 400	1	Seal	
107	Item 400	1	Seal	
108	Item 400	1	Ring, Guidelock	
109	Item 400	1	Ring, Wear	
111	7017367	1	Locknut	
114		Ref	Barrel Weldment Options:	
114	7019820	1	1683562 Cylinder	
114	7019875	1	1683882 Cylinder	
115	7019819	1	Rod Weldment	
116	7017382	1	Head	
117	7017399	1	Piston (Note: Prior to SN 65873 piston is ductile iron. After SN 65873 piston is aluminum. Aluminum piston is directly interchangeable with iron piston. Replacement piston will be aluminum.)	
118	7019818	1	Spacer	

SECTION 5 - CYLINDERS

ITEM	PART NUMBER	QTY	DESCRIPTION	REV	
	0259541	Ref	MANUAL DESCENT CABLE ASSEMBLY (SN 69053 to Present)	B	
201	0100011	AR	Loctite #242		
202	0561373	1	Block, Cable Attach		
203	0561374	1	Block, Spacer		
204	0641526	1	Bolt 5/16in-18NC x 3 1/4in		
205	0902573	1	Bracket, Cable		
206	1060765	1	Cable Assembly - Upper Lift Cylinder (Includes Attaching Hardware)		
207	1060766	1	Cable Assembly - Lower Lift Cylinder (Includes Attaching Hardware)		
208	2560150	1	Handle Assembly		
209	3900248	2	Screw, Shoulder #10-24NC x 1/4in		
		Ref	OVERLOAD PRESSURE SWITCH INSTALLATION(FRENCH SPEC ONLY) (OPTIONAL)		
	0270792	Ref	Overload Pressure Switch Installation 2646E2		C
305	4360494	1	Switch, Pressure		
306	2220440	1	Fitting, Straight		
307	2220654	1	Fitting, 90		
308	2221020	1	Fitting, Straight		
314	4460428	1	Connector, Strain Relief		
316	0100020	AR	Pipe Sealant #567		
		Ref	KIT OPTIONS:		
400	7019830	1	Seal Kit (Includes Items 101-109)		

SECTION 5 - CYLINDERS

FIGURE 5-5. LIFT CYLINDER COMPONENTS ASSEMBLY (3246E2)



SECTION 5 - CYLINDERS

FIGURE 5-5. LIFT CYLINDER COMPONENTS ASSEMBLY (3246E2)

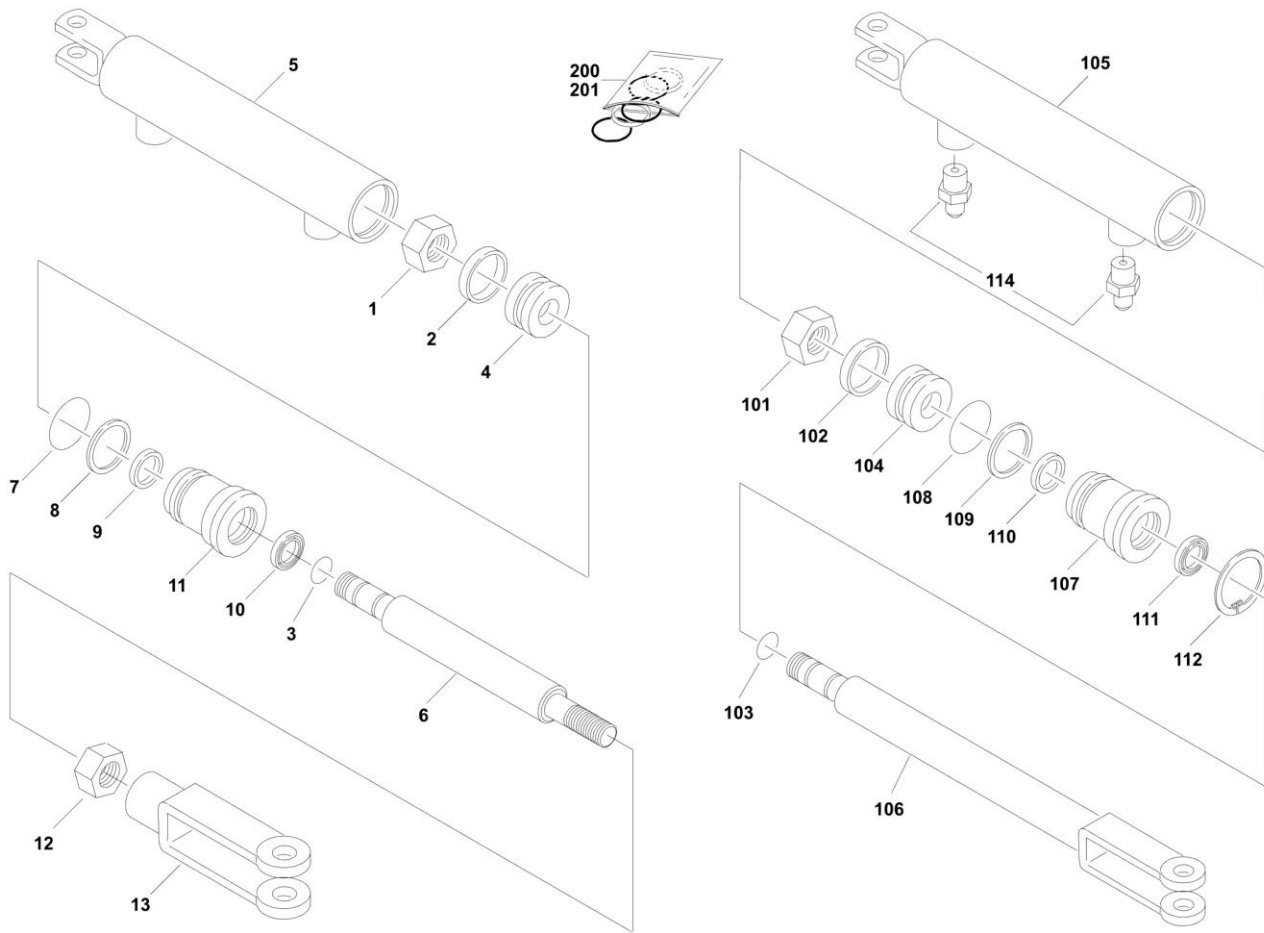
ITEM	PART NUMBER	QTY	DESCRIPTION	REV
		Ref	MANUAL DESCENT CYLINDER COMPONENTS (3246E2)	
	0258889	Ref	Standard Controls Machines	H
	0259408	Ref	Proportional Controls Machines	H
41	3311605	2	Locknut 3/8in-16NC Only (SN 69053 to Present)	
49	3450405	2	Pin, Cotter 1/8in x 1 1/4 Only (SN 69053 to Present)	
60		Ref	Manual Descent Cable Assembly	
60	Not Required	0	Manual Descent Cable Assembly (Prior to SN 69053)	
60	0259541	1	Manual Descent Cable Assembly (See Items 201-209 for Breakdown) (SN 69053 to Present)	
61		Ref	Valve, Relief (1 Per Cylinder)	
61	4641030	2	Valve, Relief (Prior to SN 69053)	
61	2900792	2	Seal Kit - 4641030 Valve	
61	4641118	2	Valve, Relief (SN 69053 to Present)	
61	7012998	2	Seal Kit - 4641118	
62		Ref	Valve, Solenoid Options (1 Per Cylinder)	
62	4641049	2	Valve, Solenoid (Prior to SN 69053)	
62	2900708	2	Seal Kit - 4641049 (Hydraforce Version of Valve)	
62	Not Available	2	Seal Kit - 4641049 (Vickers Version of Valve)	
62	7017444	2	Coil (Hydraforce Version of Valve)	
62	Not Available	2	Coil (Vickers Version of Valve)	
62	4641001	2	Valve, Solenoid (SN 69053 to Present)	
62	7017445	1	Cartridge	
62	7012967	1	Seal Kit - 7017445 Cartridge	
62	7017444	1	Coil	
77	0080228	2	Adapter, Cable Only (SN 69053 to Present)	
78	0641506	4	Bolt 5/16in-18NC x 3/4 Only (SN 69053 to Present)	
79	0641608	2	Bolt 3/8in-16NC x 1 Only (SN 69053 to Present)	
80	0902371	2	Bracket Only (SN 69053 to Present)	
		Ref	LIFT CYLINDER ASSEMBLY - 3246E2	
	1683771	Ref	Lift Cylinder Assembly (Prior to SN 69053)	C
	1683883	Ref	Lift Cylinder Assembly (SN 69053 to Present)	A
101	Item 400	1	Seal	
102	Item 400	1	O-Ring	
103	Item 400	1	Ring, Back-up	
104	Item 400	1	O-Ring	
105	Item 400	1	Wiper	
106	Item 400	1	O-Ring	
107	Item 400	1	Seal	
108	Item 400	1	Ring, Guidelock	
109	Item 400	1	Ring, Wear	
111	7003212	1	Locknut	
116		Ref	Barrel Weldment Options:	
116	7019858	1	1683771 Cylinder	
116	7019877	1	1683883 Cylinder	
117	7019855	1	Rod Weldment	
118	7017376	1	Head	
119	7019810	1	Piston (Note: Prior to SN 65873 piston is ductile iron. After SN 65873 piston is aluminum. Aluminum piston is directly interchangeable with iron piston. Replacement piston will be aluminum.)	

SECTION 5 - CYLINDERS

ITEM	PART NUMBER	QTY	DESCRIPTION	REV
	0259541	Ref	MANUAL DESCENT CABLE ASSEMBLY (SN 69053 to Present)	B
201	0100011	AR	Loctite #242	
202	0561373	1	Block, Cable Attach	
203	0561374	1	Block, Spacer	
204	0641526	1	Bolt 5/16in-18NC x 3 1/4in	
205	0902573	1	Bracket, Cable	
206	1060765	1	Cable Assembly - Upper Lift Cylinder (Includes Attaching Hardware)	
207	1060766	1	Cable Assembly - Lower Lift Cylinder (Includes Attaching Hardware)	
208	2560150	1	Handle Assembly	
209	3900248	2	Screw, Shoulder #10-24NC x 1/4in	
		Ref	OVERLOAD PRESSURE SWITCH INSTALLATION(FRENCH SPEC ONLY) (OPTIONAL)	
	0270792	Ref	Overload Pressure Switch Installaation 3246E2	C
	0271302	Ref	Overload Pressure Switch Installaation 3246E2 (PROP DRIVE) (OPTIONAL) (SN 90188 to Present)	B
305	4360494	1	Switch, Pressure	
306	2220440	1	Fitting, Straight	
307	2220654	1	Fitting, 90	
308	2221020	1	Fitting, Straight	
314	4460428	1	Connector, Strain Relief	
316	0100020	AR	Pipe Sealant #567	
		Ref	KIT OPTIONS:	
400	7019876	1	Seal Kit (Includes Items 101-109)	

SECTION 5 - CYLINDERS

FIGURE 5-6. STEER CYLINDER ASSEMBLY



SECTION 5 - CYLINDERS

FIGURE 5-6. STEER CYLINDER ASSEMBLY

ITEM	PART NUMBER	QTY	DESCRIPTION	REV
		Ref	STEER CYLINDER ASSEMBLY OPTIONS:	
	1683661	Ref	Steer Cylinder Assembly 1532E2 & 1932E2 (Prior to SN 67287)	A
	1683552	Ref	Steer Cylinder Assembly 2032E2, 2632E2, 2646E2 & 3246E2 (Prior to SN 66990)	A
		Ref	Note: Original Equipment components may have been replaced with Service Replacement component parts. Identify p/n stamped on cylinder before ordering parts.	
1	7017226	1	Locknut	
2	Item 200	1	Seal, Piston	
3	Item 200	1	O-Ring	
4	7016708	1	Piston	
5	Not Serviced	1	Barrel	
6		Ref	Rod Options:	
6	7017237	1	Rod 1532E2 & 1932E2 (Prior to SN 67287)	
6	7017224	1	Rod 2032E2, 2632E2, 2646E2 & 3246E2 (Prior to SN 66990)	
7	Item 200	1	O-Ring	
8	Item 200	1	Ring, Back-up	
9	Item 200	1	Seal	
10	Item 200	1	Wiper	
11	7017207	1	Guide	
12		Ref	Nut, Jam Options:	
12	7017238	1	Nut, Jam 1532E2 & 1932E2 (Prior to SN 67287)	
12	Not Required	0	Nut, Jam 2032E2, 2632E2, 2646E2 & 3246E2 (Prior to SN 66990)	
13		Ref	Yoke Options:	
13	7017239	1	Yoke 1532E2 & 1932E2 (Prior to SN 67287)	
13	Not Required	0	Yoke 2032E2, 2632E2, 2646E2 & 3246E2 (Prior to SN 66990)	
	1683832	Ref	Steer Cylinder Assembly 1532E2 & 1932E2 (SN 67287 through 108167)	A
	1684225	Ref	Steer Cylinder Assembly 1532E2 & 1932E2 (SN 108168 to Present)	B
	1683831	Ref	Steer Cylinder Assembly 2032E2, 2632E2, 2646E2 & 3246E2 (SN 66990 through 104716)	A
	1684224	Ref	Steer Cylinder Assembly 2032E2, 2632E2, 2646E2 & 3246E2 (SN 104717 to Present)	B
		Ref	Note: Original Equipment components may have been replaced with Service Replacement component parts. Identify p/n stamped on cylinder before ordering parts.	
101	7017226	1	Locknut	
102	Item 201	1	Seal, Piston	
103	Item 201	1	O-Ring	
104	7016708	1	Piston	
105	Not Serviced	1	Barrel	
106		Ref	Rod Options:	
106	7017240	1	Rod 1532E2 & 1932E2 (Includes Welded on Yoke) (SN 67287 to Present)	
106	7017267	1	Rod 2032E2, 2632E2 & 2646E2 & 3246E2 (SN 66990 to Present)	
107	7017268	1	Guide	
108	Item 201	1	O-Ring	
109	Item 201	1	Ring, Back-Up	
110	Item 201	1	Seal	

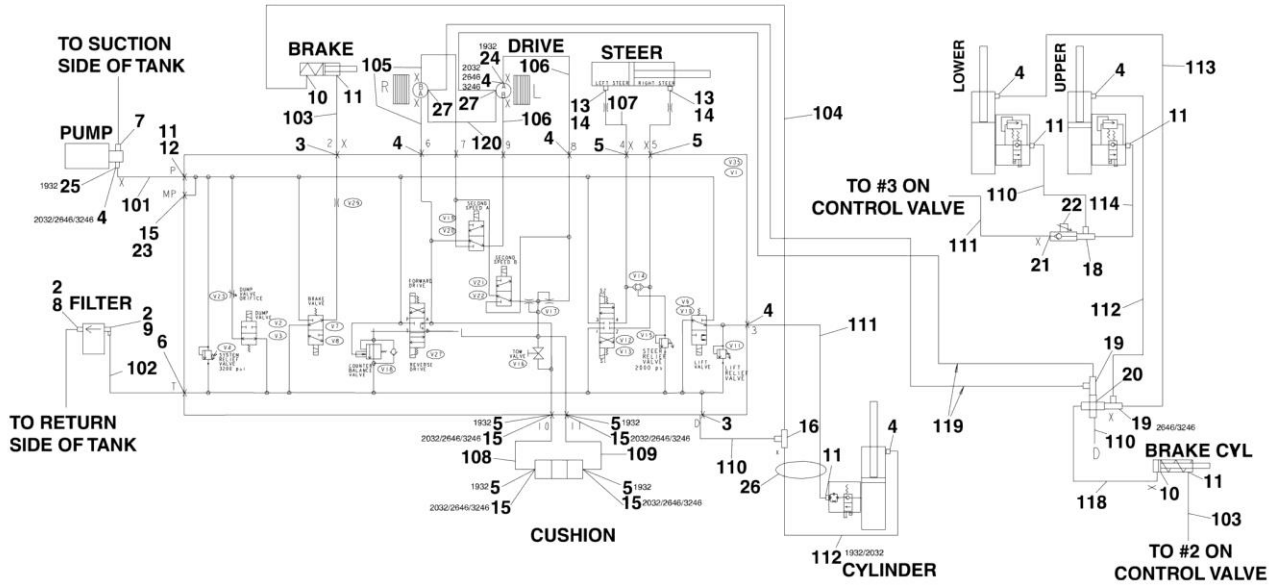
SECTION 5 - CYLINDERS

ITEM	PART NUMBER	QTY	DESCRIPTION	REV
111	Item 201	1	Wiper	
112	Item 201	1	Ring, Retainer	
114		Ref	Fitting, Straight Options:	
114	Not Required	0	Fitting, Straight 1532E2 & 1932E2 (SN 104717 through 108167)	
114	2220582	2	Fitting, Straight 1532E2 & 1932E2 (SN 108168 to Present)	
114	2220582	2	Fitting, Straight 2032E2, 2632E2 & 2646E2 & 3246E2 (SN 104717 to Present)	
		Ref	KIT OPTIONS:	
200	7017227	1	Seal Kit (Includes Items 2-3 & 7-10)	
201	7017265	1	Seal Kit (Includes Items 102-103 & 108-112)	

SECTION 6 - HYDRAULIC

SECTION 6 - HYDRAULIC

FIGURE 6-1. HYDRAULIC DIAGRAM - 1532E2 & 1932E2 & 2032E2



SECTION 6 - HYDRAULIC

FIGURE 6-1. HYDRAULIC DIAGRAM - 1532E2 & 1932E2 & 2032E2

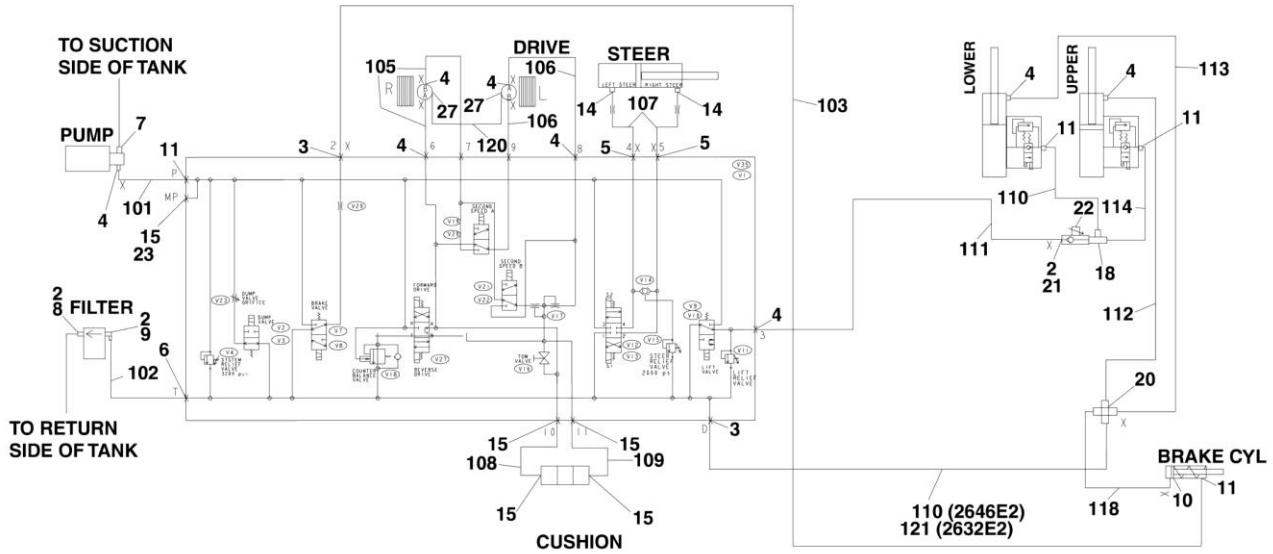
ITEM	PART NUMBER	QTY	DESCRIPTION	REV
		Ref	HYDRAULIC DIAGRAMS - 1932E2 & 2032E2	
		Ref	Hydraulic Diagrams 1532E2 & 1932E2 Options:	
	0258278	Ref	Hydraulic Diagrams (Prior to SN 90870)	6
	0271223	Ref	Hydraulic Diagrams (SN 90870 to Present)	
		Ref	Hydraulic Diagrams 2032E2 Options:	
	0257955	Ref	Hydraulic Diagrams (Prior to SN 88558)	8
	0271068	Ref	Hydraulic Diagrams (SN 88558 to Present)	2
2	0100010	AR	Sealant, Pipe	
3	2220603	2	Fitting, Straight	
4	2220371	6	Fitting, Straight	
5	2220415	4	Fitting, Straight	
6	2220500	1	Fitting, 45	
7	2220593	1	Fitting, Straight	
8	2220347	1	Fitting, Straight	
9	2220470	1	Fitting, Straight (2032E2)	
9	2220346		Fitting, Straight (1532E2 & 1932E2)	
10	2220775	1	Fitting, 90	
11	2220473	3	Fitting, 90	
14	2220582	2	Fitting, Straight (Was P/N 2220417) (Prior to SN 104717)	
15	2220466	1	Fitting, 90	
16	2220635	1	Fitting, Tee	
23	2220515	1	Fitting, Cap	
24	2220371	4	Fitting, Straight (2032E2)	
24	2221000	4	Fitting, 90, (1532E2 & 1932E2)	
25	2220371	1	Fitting, Straight (2032E2)	
25	2220473	1	Fitting, 90, (1532E2 & 1932E2)	
26	2820025	1 ft/.3m	Guard, Plastic Spring	
27	2220466	2	Fitting, 90, (2032E2)	
27	2220415	2	Fitting, Straight (1532E2 & 1932E2)	
28	2220414	2	Fitting, Straight (2032E2) (SN 86447 to Present)	
28	Not Required	0	Hydraulic Diagrams (1532E2 & 1932E2)	
	2901668	Ref	HOSE KIT - 1532E2 & 1932E2	9
	2901559	Ref	HOSE KIT - 2032E2	4
101	2752478	1	Hose (1532E2 & 1932E2)	
101	2750989	1	Hose (2032E2)	
102	2752519	1	Hose (1532E2 & 1932E2) (Prior to SN 62017)	
102	2752940	1	Hose (2032E2)	
103	2752463	1	Hose (1532E2 & 1932E2) (Prior to SN 111179)	
103	2753065	1	Hose (2032E2)	
105		Ref	Hose Options:	
105	2753120	2	Hose (1532E2 & 1932E2) (Prior to SN 86447)	
105	2752488	2	Hose (1532E2 & 1932E2) (SN 86447 to Present)	
105	2752643	2	Hose (2032E2)	
106		Ref	Hose Options:	
106	2753120	2	Hose (1532E2 & 1932E2) (Prior to SN 86447)	
106	2752488	2	Hose (1532E2 & 1932E2) (SN 86447 to Present)	
106	2753067	2	Hose (2032E2)	
107	2752594	2	Hose (1532E2 & 1932E2)	
107	2752992	2	Hose (2032E2)	
108	2752433	1	Hose (1532E2 & 1932E2)	

SECTION 6 - HYDRAULIC

ITEM	PART NUMBER	QTY	DESCRIPTION	REV
108	2752444	1	Hose (2032E2)	
109	2752453	1	Hose (1532E2 & 1932E2)	
109	2752981	1	Hose (2032E2)	
110	2752472	2	Hose (1532E2 & 1932E2)	
110	2753071	1	Hose (2032E2)	
111	2753085	1	Hose (1532E2 & 1932E2)	
111	2752475	1	Hose (2032E2)	
112	2753121	1	Hose (1532E2 & 1932E2)	
112	2752487	1	Hose (2032E2)	
113 to 119	Not Required	0	Not Required	
120	Not Required	0	Hose (1532E2 & 1932E2)	
120	2752588	1	Hose (2032E2) (Prior to SN 40415)	

SECTION 6 - HYDRAULIC

FIGURE 6-2. HYDRAULIC DIAGRAM - 2646E2



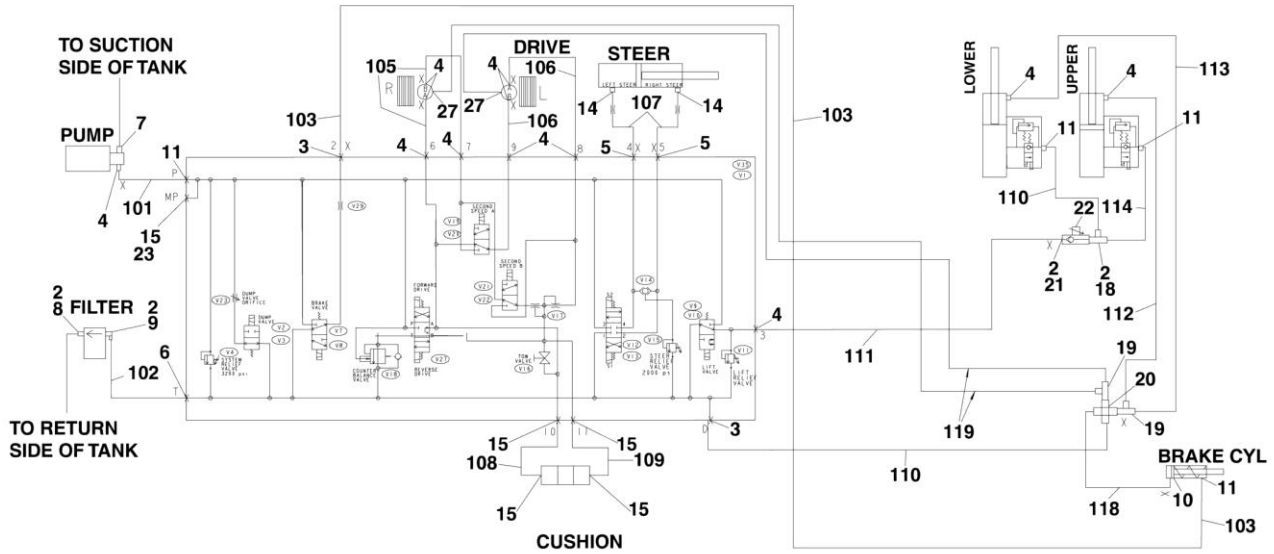
SECTION 6 - HYDRAULIC

FIGURE 6-2. HYDRAULIC DIAGRAM - 2646E2

ITEM	PART NUMBER	QTY	DESCRIPTION	REV
		Ref	HYDRAULIC DIAGRAMS - 2646E2 OPTIONS:	
	0259551	Ref	Hydraulic Diagrams 2646E2 (Prior to SN 88558)	3
	0271069	Ref	Hydraulic Diagrams 2646E2 (SN 88558 to Present)	3
2	0100020	AR	Sealant, Pipe	
3	2220603	2	Fitting, Straight	
4	2220371	12	Fitting, Straight	
5	2220415	4	Fitting, Straight	
6	2220500	1	Fitting, 45	
7	2220593	1	Fitting, Straight	
8	2220347	1	Fitting, Straight	
9	2220470	1	Fitting, Straight	
10	2220775	1	Fitting, 90	
11	2220473	4	Fitting, 90	
14	2220582	2	Fitting, Straight (Was 2220417) (Prior to SN 104717)	
15	2220466	3	Fitting, 90	
18	2220608	1	Fitting, Tee	
20	2220827	1	Fitting, Cross	
21	2220343	1	Fitting, Straight	
22	4640216	1	Valve, Color Flow Control	
23	2220515	1	Fitting, Cap	
27	2220414	2	Fitting, Straight (SN 86447 to Present)	
	2901868	Ref	HOSE KIT - 2646E2	4
101	2750989	1	Hose	
102	2752940	1	Hose	
103	2753058	1	Hose	
105	2753057	2	Hose	
106	2752643	2	Hose	
107	2752992	2	Hose	
108	2752444	1	Hose	
109	2752981	1	Hose	
110	2753060	2	Hose	
111	2753059	1	Hose	
112	2753062	1	Hose	
113	2753063	1	Hose	
114	2753061	1	Hose	
118	2753064	1	Hose	
120	2752593	1	Hose (2032E2) (Prior to SN 90870)	

SECTION 6 - HYDRAULIC

FIGURE 6-3. HYDRAULIC DIAGRAM - 3246E2 WITH STANDARD CONTROLS



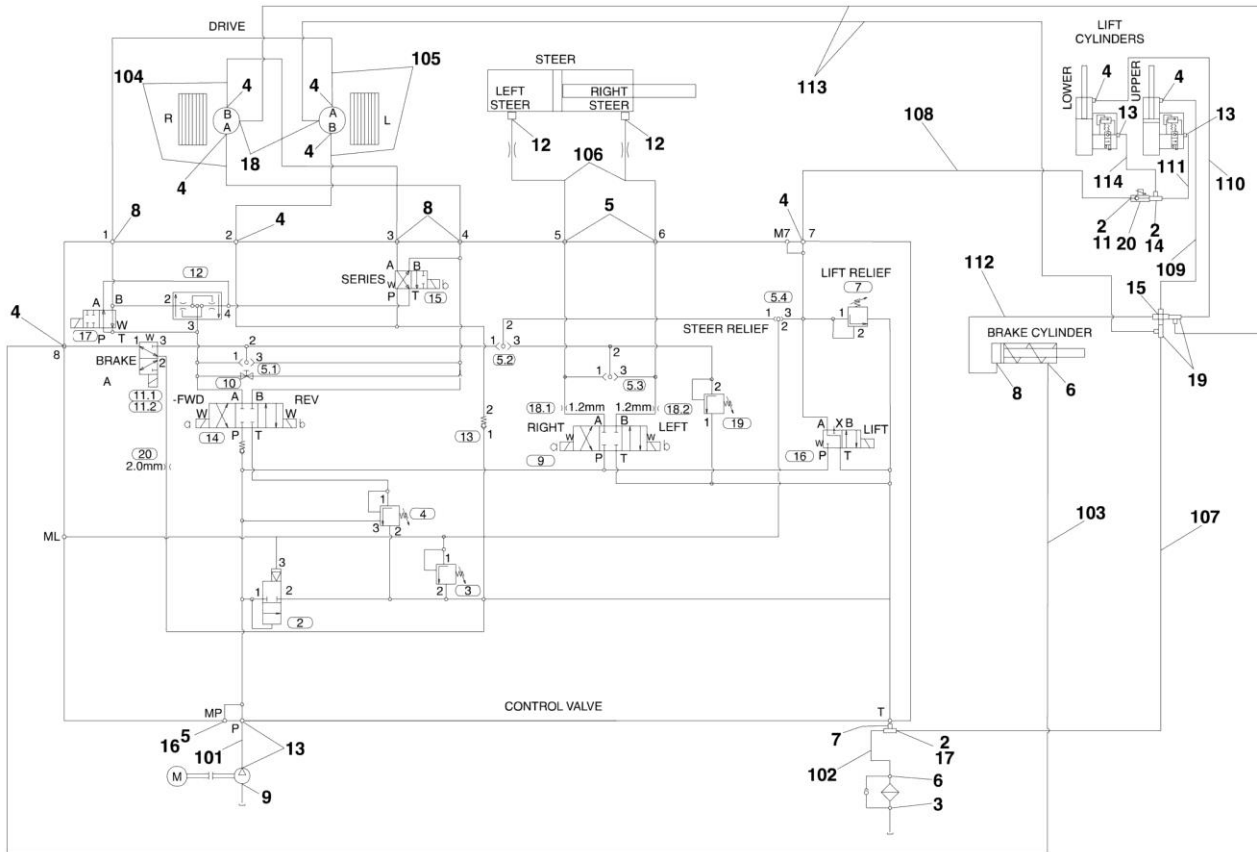
SECTION 6 - HYDRAULIC

FIGURE 6-3. HYDRAULIC DIAGRAM - 3246E2 WITH STANDARD CONTROLS

ITEM	PART NUMBER	QTY	DESCRIPTION	REV
		Ref	HYDRAULIC DIAGRAMS - 3246E2	
	0259625	Ref	Hydraulic Diagrams 3246E2 (Prior to SN 90870)	1
	0271237	Ref	Hydraulic Diagrams 3246E2 (SN 90870 to Present)	2
2	0100020	AR	Sealant, Pipe	
3	2220603	2	Fitting, Straight	
4	2220371	12	Fitting, Straight	
5	2220415	4	Fitting, Straight	
6	2220500	1	Fitting, 45	
7	2220593	1	Fitting, Straight	
8	2220347	1	Fitting, Straight	
9	2220470	1	Fitting, Straight	
10	2220775	1	Fitting, 90	
11	2220473	4	Fitting, 90	
14	2220582	2	Fitting, Straight (Was 2220417) (Prior to SN 104717)	
15	2220466	3	Fitting, 90	
18	2220608	1	Fitting, Tee	
19	2220635	2	Fitting, Tee	
20	2220827	1	Fitting, Cross	
21	2220396	1	Fitting, Straight	
22	4640216	1	Valve, Color Flow Control	
23	2220515	1	Fitting, Cap	
27	2220399	2	Fitting, Straight	
	2901872	Ref	HOSE KIT - 3246E2	2
101	2750989	1	Hose	
102	2752940	1	Hose	
103	2753058	1	Hose	
105	2753057	2	Hose	
106	2752643	2	Hose	
107	2752992	2	Hose	
108	2752444	1	Hose	
109	2752981	1	Hose	
110	2753060	2	Hose	
111	2753059	1	Hose	
112	2753062	1	Hose	
113	2753063	1	Hose	
114	2753061	1	Hose	
118	2753064	1	Hose	
119	2752648	2	Hose	

SECTION 6 - HYDRAULIC

FIGURE 6-4. HYDRAULIC DIAGRAM - 3246E2 WITH PROPORTIONAL CONTROLS



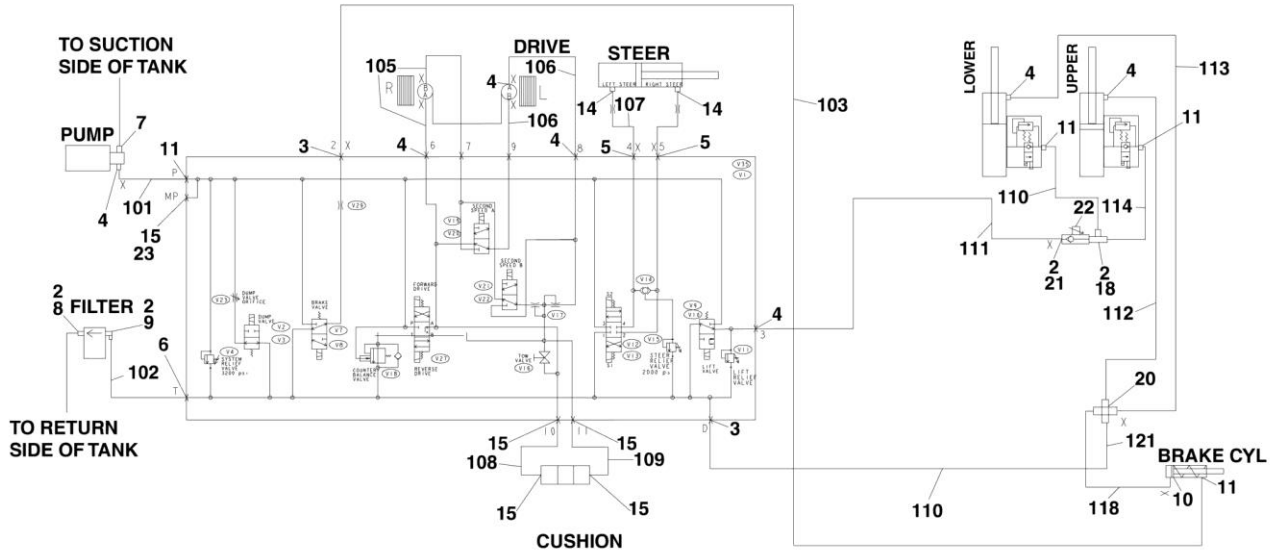
SECTION 6 - HYDRAULIC

FIGURE 6-4. HYDRAULIC DIAGRAM - 3246E2 WITH PROPORTIONAL CONTROLS

ITEM	PART NUMBER	QTY	DESCRIPTION	REV
		Ref	HYDRAULIC DIAGRAMS - 3246E2	
	2792399	Ref	Hydraulic Diagrams 3246E2 (Prior to SN 90870)	B
	2792496	Ref	Hydraulic Diagrams 3246E2 (SN 90870 to Present)	3
2	0100020	AR	Sealant, Pipe	
3	2220347	1	Fitting, Straight	
4	2220371	9	Fitting, Straight	
5	2220415	3	Fitting, Straight	
6	2220470	2	Fitting, 90	
7	2220999	1	Fitting, Tee	
8	2220501	3	Fitting, 45	
9	2220593	1	Fitting, Straight	
11	2220343	1	Fitting, Straight	
12	2220472	2	Fitting, Straight (Was 2220417) (Prior to SN 104717)	
13	2220473	4	Fitting, 90	
14	2220608	1	Fitting, Tee	
15	2220827	1	Fitting, Cross	
16	2220515	1	Fitting, Cap	
17	2220619	1	Fitting, Reducer	
18	2220399	2	Fitting, Straight (Prior to SN 90870)	
19	2220635	2	Fitting, Tee (Prior to SN 90870)	
20	4640216	1	Valve, Color Flow Control	
	2901876	Ref	HOSE KIT - 3246E2	5
101	2750758	1	Hose	
102	2752514	1	Hose	
103	2752632	1	Hose	
104	2753057	2	Hose	
105	2752643	2	Hose	
106	2753325	2	Hose	
107	2750990	1	Hose	
108	2753059	1	Hose	
109	2753062	1	Hose	
110	2753063	1	Hose	
111	2753061	1	Hose	
112	2753064	1	Hose	
113	2752648	2	Hose	
114	2753060	1	Hose	

SECTION 6 - HYDRAULIC

FIGURE 6-5. HYDRAULIC DIAGRAM - 2632E2 WITH STANDARD CONTROLS



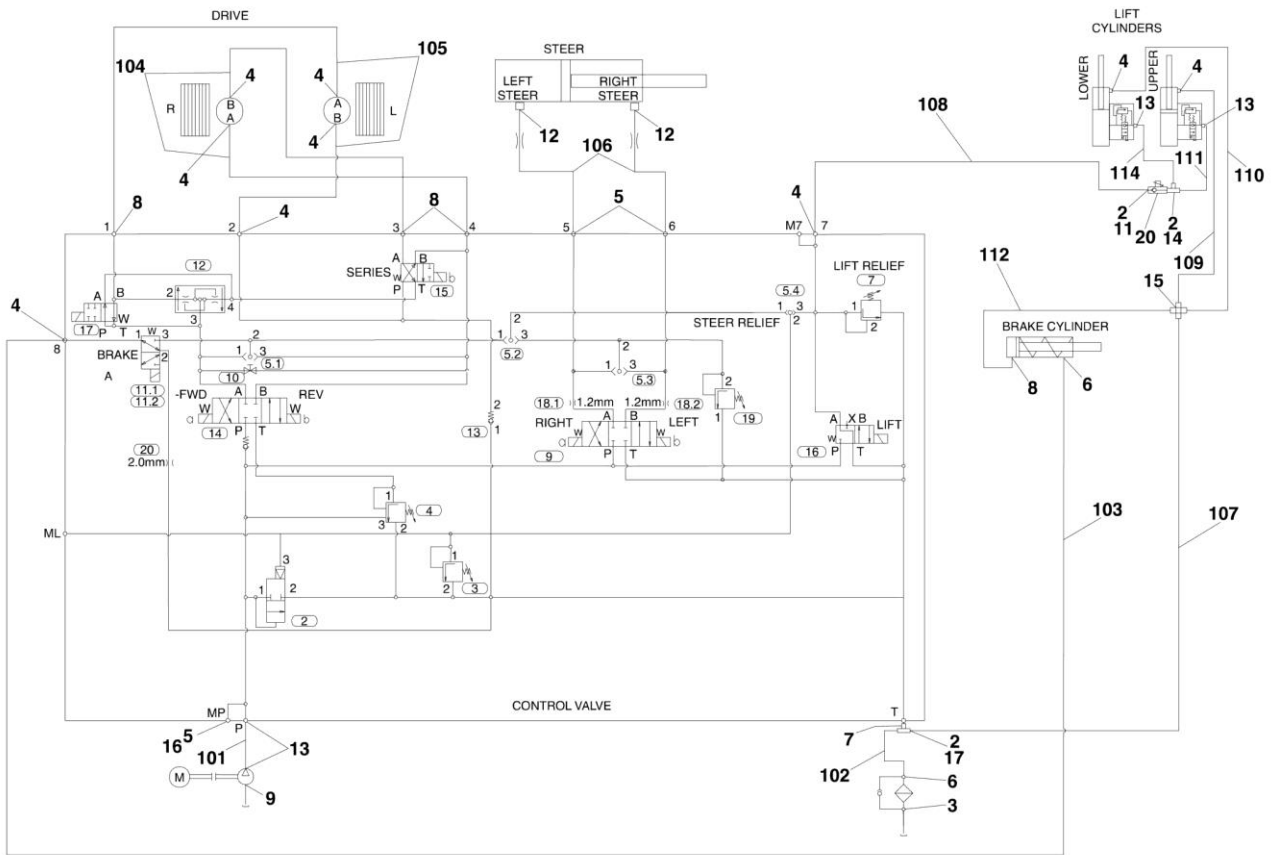
SECTION 6 - HYDRAULIC

FIGURE 6-5. HYDRAULIC DIAGRAM - 2632E2 WITH STANDARD CONTROLS

ITEM	PART NUMBER	QTY	DESCRIPTION	REV
		Ref	HYDRAULIC DIAGRAMS - 2632E2	
	0271877	Ref	Hydraulic Diagrams 2632E2	2
2	0100020	AR	Sealant, Pipe	
3	2220603	2	Fitting, Straight	
4	2220371	12	Fitting, Straight	
5	2220415	4	Fitting, Straight	
6	2220500	1	Fitting, 45	
7	2220593	1	Fitting, Straight	
8	2220347	1	Fitting, Straight	
9	2220470	1	Fitting, 90	
10	2220775	1	Fitting, 90	
11	2220473	4	Fitting, 90	
14	2220582	2	Fitting, Straight (Was 2220417) (Prior to SN 104717)	
15	2220466	3	Fitting, 90	
18	2220608	1	Fitting, Tee	
20	2220827	1	Fitting, Cross	
21	2220396	1	Fitting, Straight	
22	4640216	1	Valve, Flow Control	
23	2220515	1	Fitting, Cap	
	2902112	Ref	Hose Kit - 2632E2	3
101	2750989	1	Hose	
102	2752940	1	Hose	
103	2753065	1	Hose	
105	2752643	2	Hose	
106	2753067	2	Hose	
107	2752992	2	Hose	
108	2752444	1	Hose	
109	2752981	1	Hose	
110	2753060	1	Hose	
111	2753690	1	Hose	
112	2753691	1	Hose	
113	2753063	1	Hose	
114	2753061	1	Hose	
118	2753064	1	Hose	
121	2753071	1	Hose	

SECTION 6 - HYDRAULIC

FIGURE 6-6. HYDRAULIC DIAGRAM - 2632E2 WITH PROPORTIONAL CONTROLS



SECTION 6 - HYDRAULIC

FIGURE 6-6. HYDRAULIC DIAGRAM - 2632E2 WITH PROPORTIONAL CONTROLS

ITEM	PART NUMBER	QTY	DESCRIPTION	REV
		Ref	HYDRAULIC DIAGRAMS -2632E2	
	2792556	Ref	Hydraulic Diagrams 2632E2	2
2	0100020	AR	Sealant, Pipe	
3	2220347	1	Fitting, Straight	
4	2220371	9	Fitting, Straight	
5	2220415	3	Fitting, Straight	
6	2220470	2	Fitting, 90	
7	2220999	1	Fitting, Tee	
8	2220501	3	Fitting, 45	
9	2220593	1	Fitting, Straight	
10	Not Required	0	Not Required	
11	2220396	1	Fitting, Straight	
12	2220472	2	Fitting, Straight (Was 2220585) (Prior to SN 104717)	
13	2220473	4	Fitting, 90	
14	2220608	1	Fitting, Tee	
15	2220827	1	Fitting, Cross	
16	2220515	1	Fitting, Cap	
17	2220619	1	Fitting, Reducer	
18 to 19	Not Required	0	Not Required	
20	4640216	1	Valve, Flow Control	
	2902123	Ref	Hose Kit - 2632E2	3
101	2750785	1	Hose	
102	2752514	1	Hose	
103	2753071	1	Hose (Was P/N 2752824)	
104	2752643	2	Hose (Was P/N 2752461)	
105	2753067	2	Hose	
106	2753325	2	Hose	
107	2750990	1	Hose	
108	2753327	1	Hose	
109	2753691	1	Hose	
110	2753063	1	Hose	
111	2753061	1	Hose	
112	2752470	1	Hose	
113	Not Required	0	Hose	
114	2753060	1	Hose	

SECTION 6 - HYDRAULIC

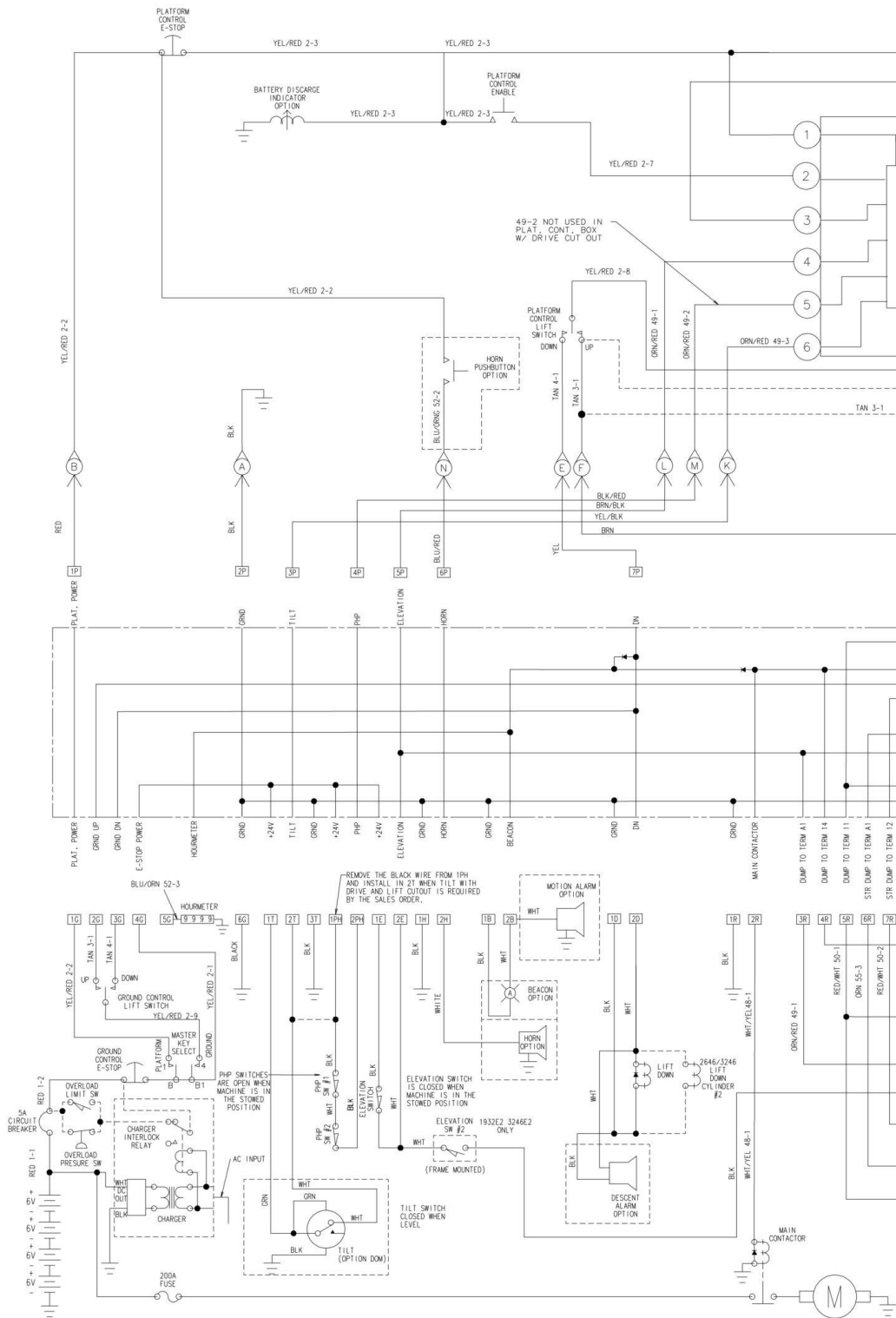
FIGURE 6-7. HYDRAULIC DIAGRAM LIST

ITEM	PART NUMBER	QTY	DESCRIPTION	REV
		Ref	Note: Diagrams Not Shown is Available From JLG Service/Parts Departments.	
	0258278		Hydraulic Diagram (1532E2) (Prior to SN 90870)	
	1283086		Hydraulic Diagram (1532E2) (Prior to SN 90870)	
	0271223		Hydraulic Diagram (1532E2) (SN 90870 to Present)	
	1283251		Hydraulic Diagram (1532E2) (SN 90870 to Present)	
	0258278		Hydraulic Diagram (1932E2) (Prior to SN 90870)	
	1283086		Hydraulic Diagram (1932E2) (Prior to SN 90870)	
	0271223		Hydraulic Diagram (1932E2) (SN 90870 to Present)	
	1283251		Hydraulic Diagram (1932E2) (SN 90870 to Present)	
	0257955		Hydraulic Diagram (2032E2) (Prior to SN 88558)	
	1283086		Hydraulic Diagram (2032E2) (Prior to SN 88558)	
	0271068		Hydraulic Diagram (2032E2) (SN 88558 to Present)	
	1283251		Hydraulic Diagram (2032E2) (SN 88558 to Present)	
	0259551		Hydraulic Diagram (2646E2) (Prior to SN 88558)	
	1283086		Hydraulic Diagram (2646E2) (Prior to SN 88558)	
	0271069		Hydraulic Diagram (2646E2) (SN 88558 to Present)	
	1283251		Hydraulic Diagram (2646E2) (SN 88558 to Present)	
	0259625		Hydraulic Diagram (3246E2 with Standard Controls Using Rexroth Drive Motor)	
	1283086		Hydraulic Diagram (3246E2 with Standard Controls Using Rexroth Drive Motor)	
	0271237		Hydraulic Diagram (3246E2 with Standard Controls Using Parker Drive Motor)	
	1283251		Hydraulic Diagram (3246E2 with Standard Controls Using Parker Drive Motor)	
	0271877		Hydraulic Diagram (2632E2 with Standard Controls Using Parker Drive Motor)	
	1283251		Hydraulic Diagram (2632E2 with Standard Controls Using Parker Drive Motor)	
	2792399		Hydraulic Diagram (3246E2 with Proportional Controls Using Rexroth Drive Motor)	
	2792496		Hydraulic Diagram (3246E2 with Proportional Controls Using Parker Drive Motor)	
	2792556		Hydraulic Diagram (2632E2 with Proportional Controls Using Parker Drive Motor)	

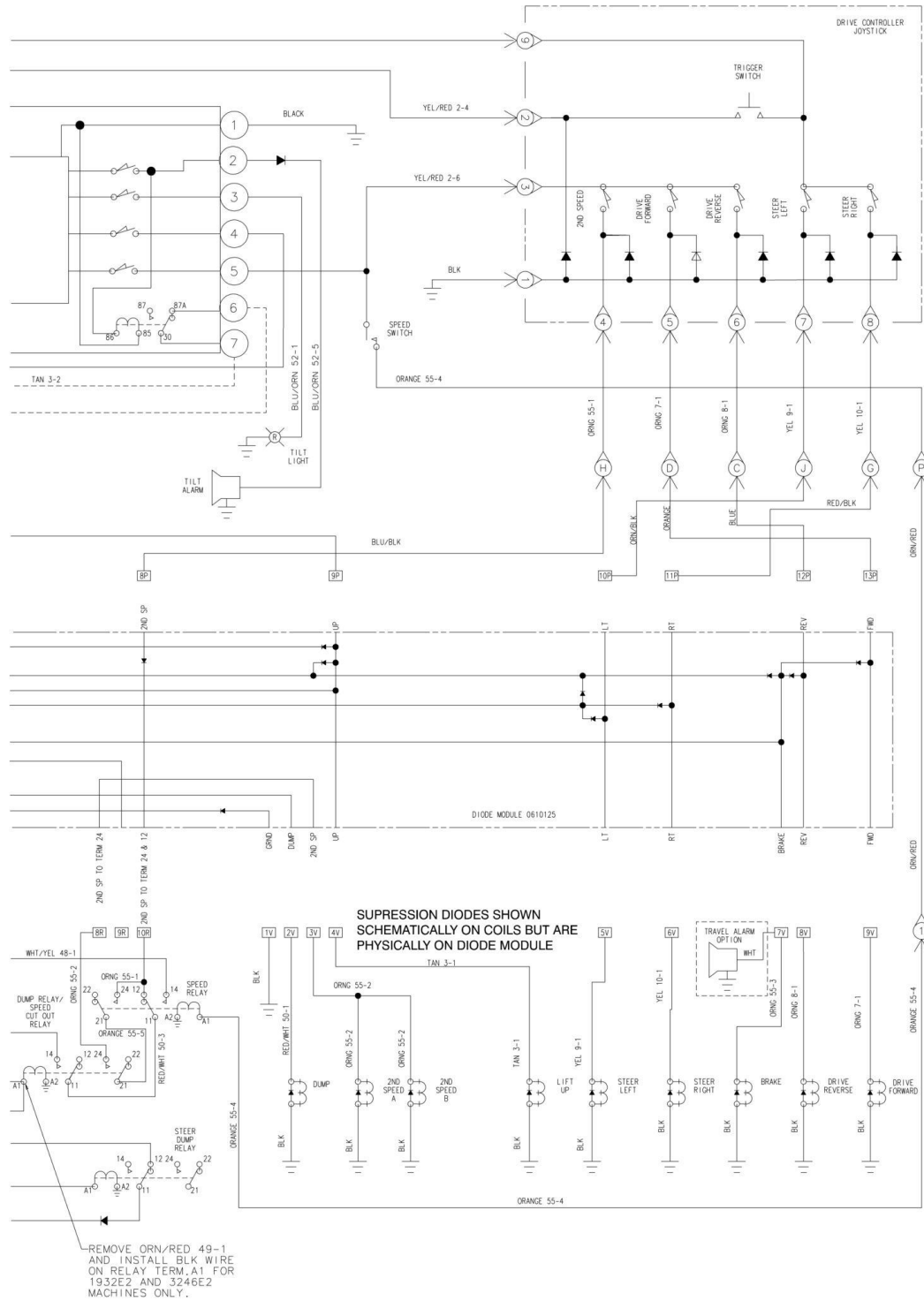
SECTION 7 - ELECTRICAL

SECTION 7 - ELECTRICAL

FIGURE 7-1. ELECTRICAL SCHEMATIC (AUSTRALIAN SPEC STANDARD CONTROL MACHINES)



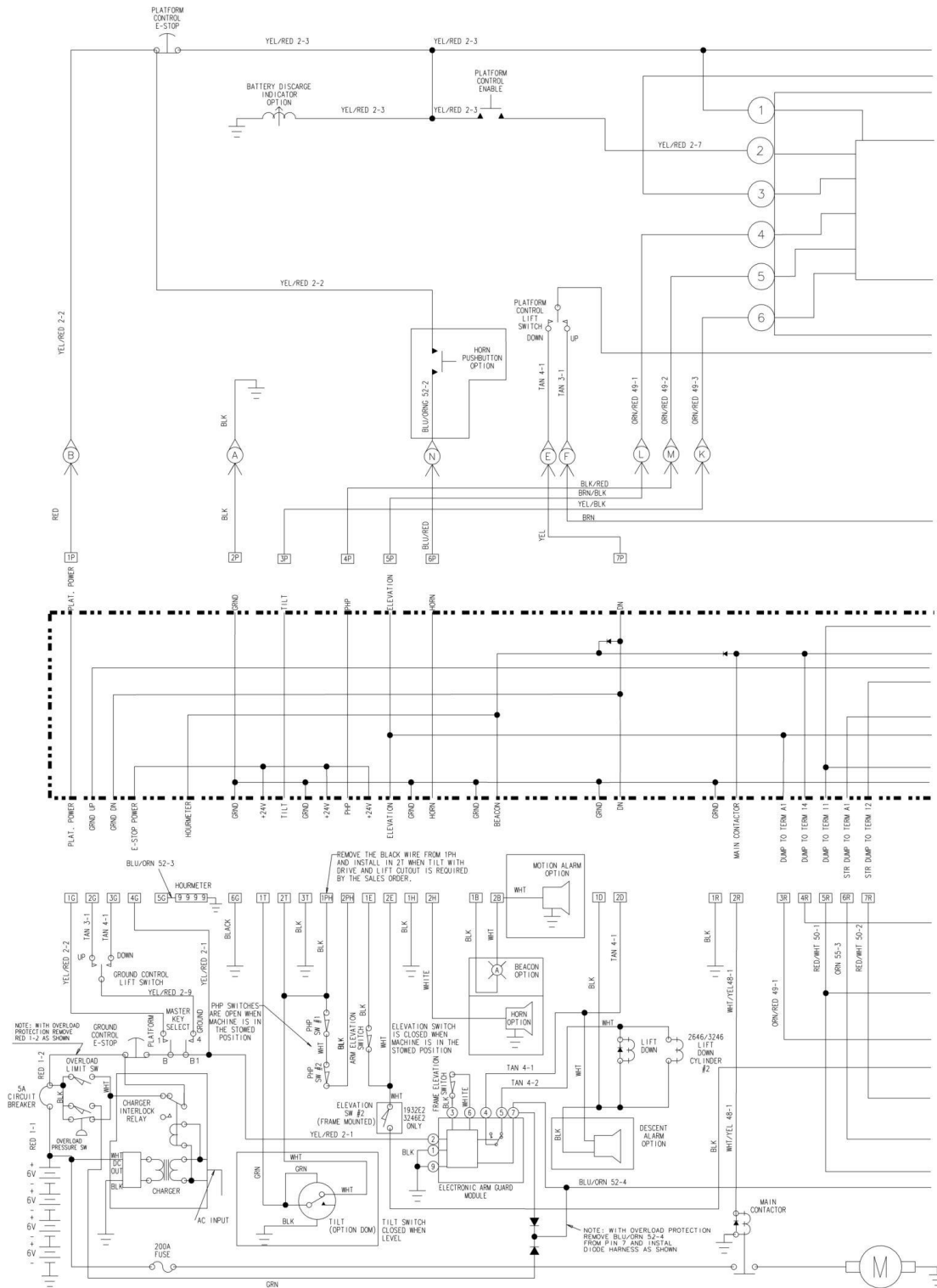
SECTION 7 - ELECTRICAL



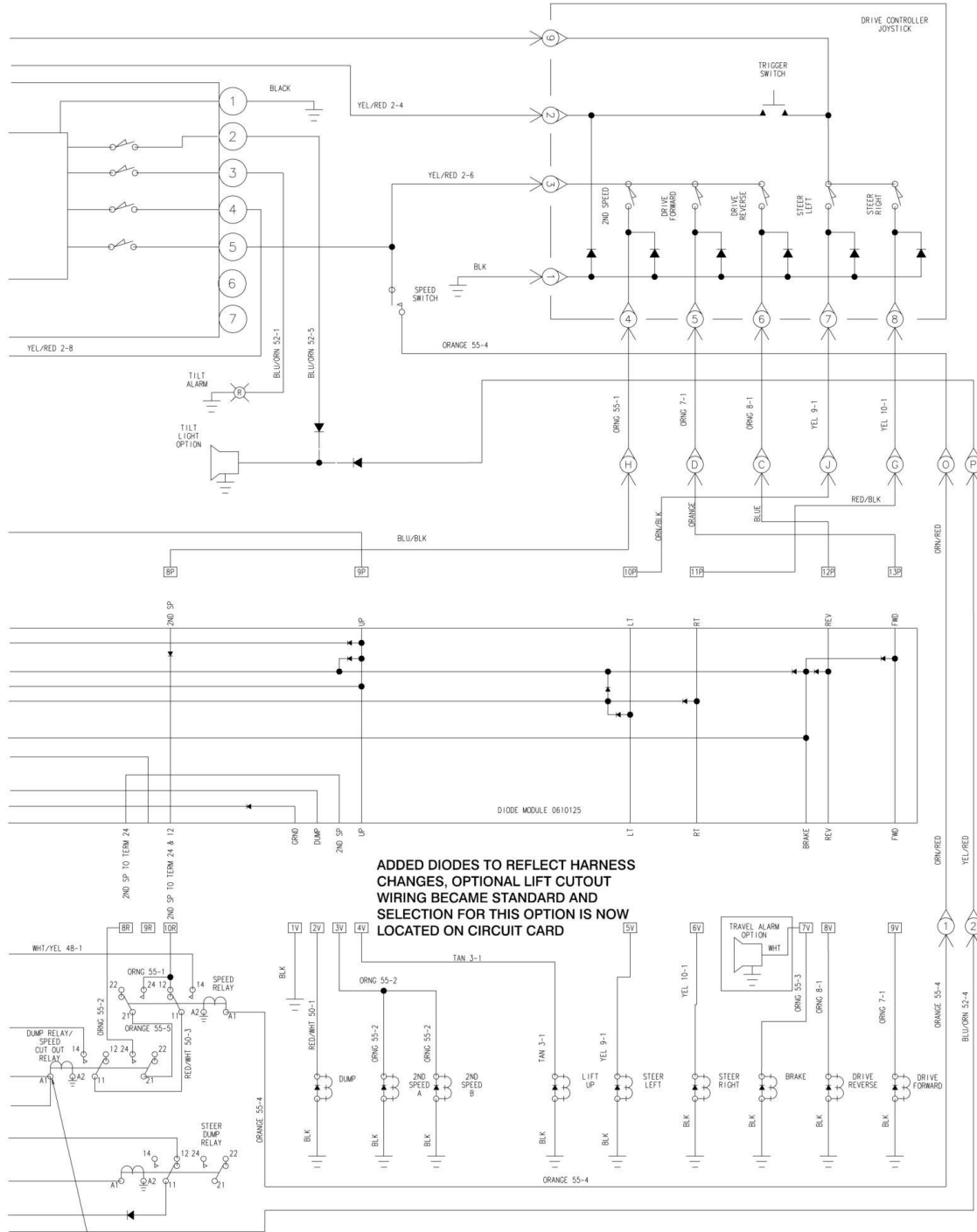
1870116 C

SECTION 7 - ELECTRICAL

FIGURE 7-2. ELECTRICAL SCHEMATIC (CE SPEC STANDARD CONTROL MACHINES)



SECTION 7 - ELECTRICAL

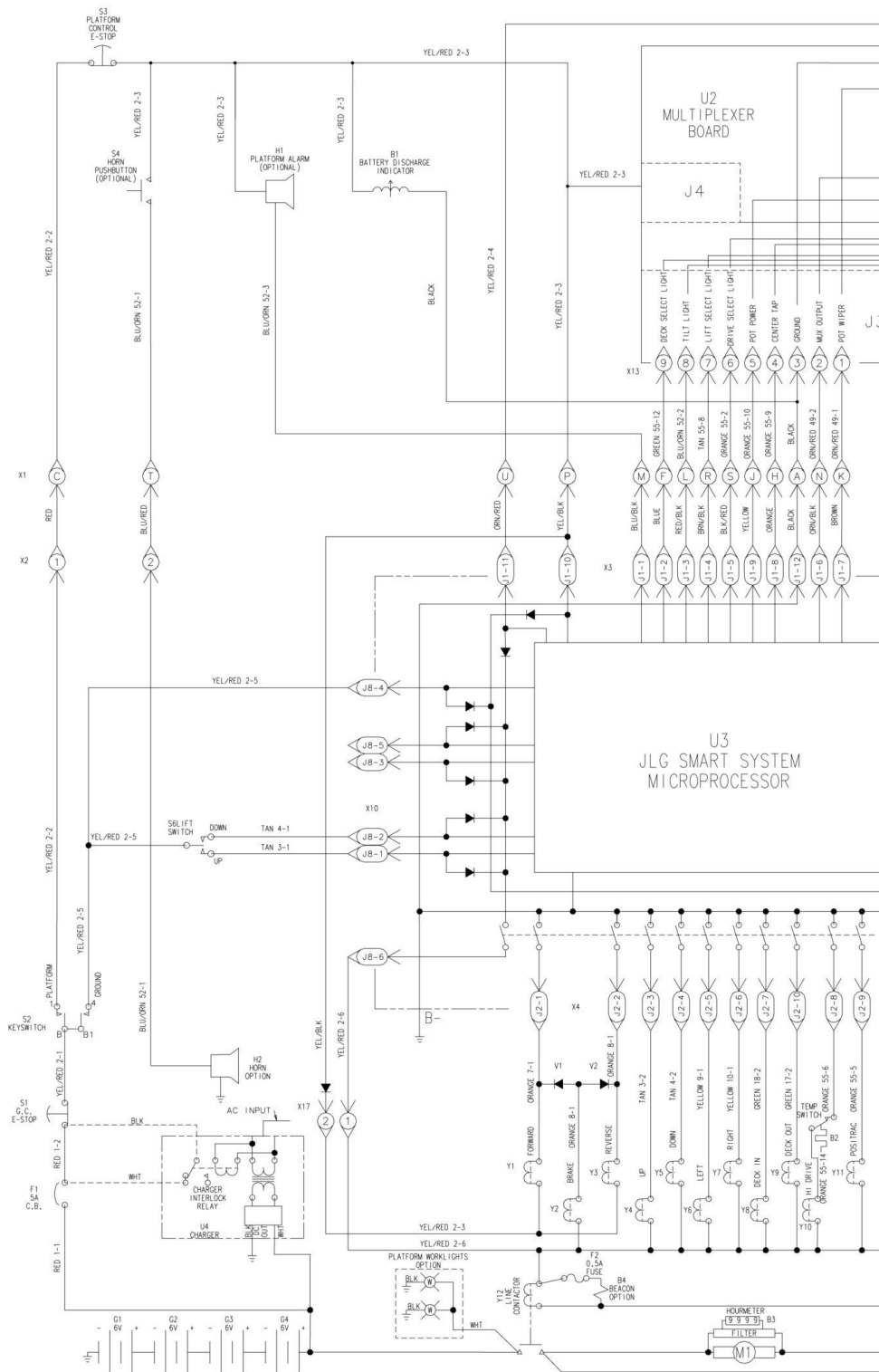


ADDED DIODES TO REFLECT HARNESS CHANGES, OPTIONAL LIFT CUTOFF WIRING BECAME STANDARD AND SELECTION FOR THIS OPTION IS NOW LOCATED ON CIRCUIT CARD

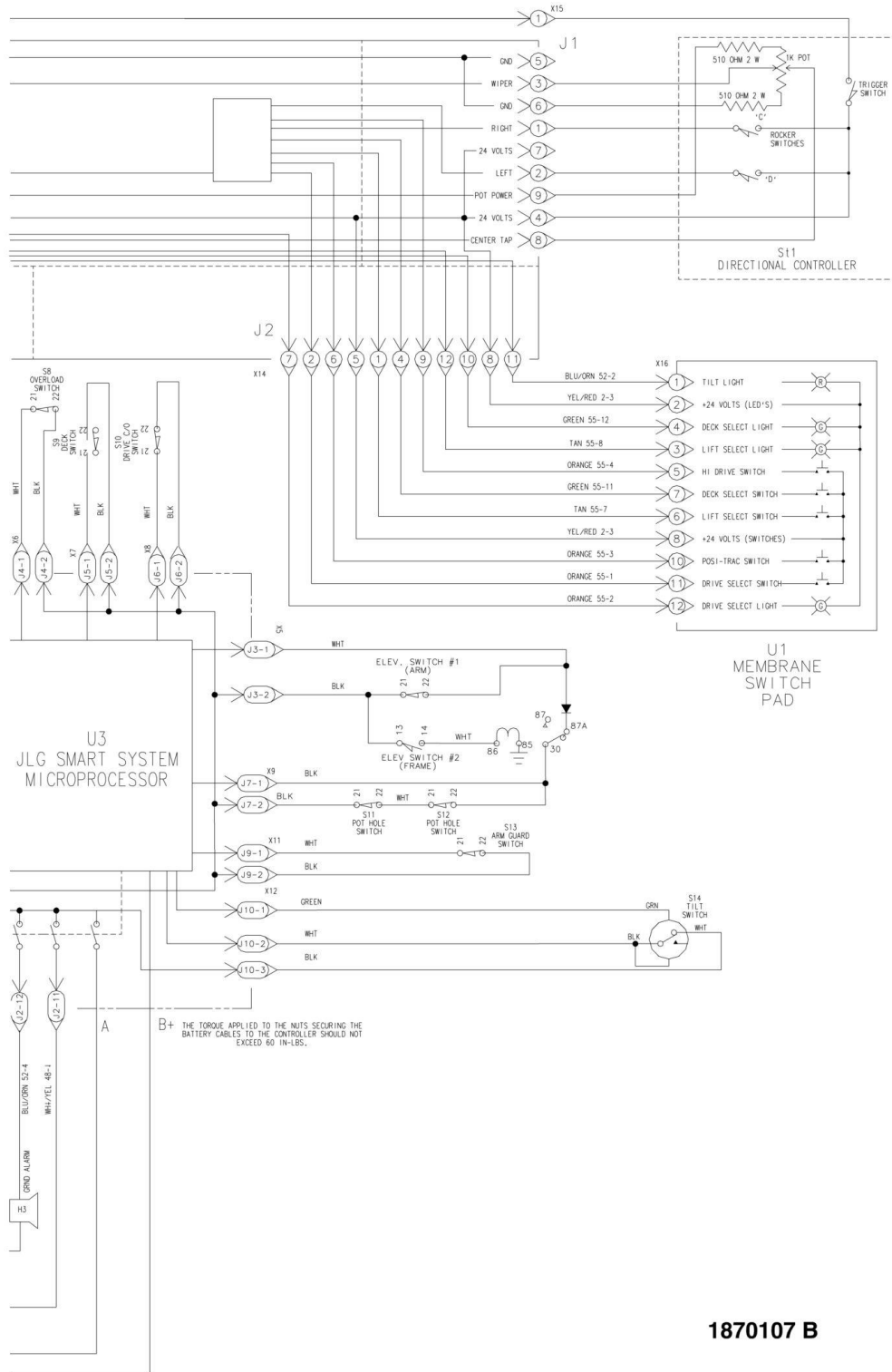
1870117 C

SECTION 7 - ELECTRICAL

FIGURE 7-3. ELECTRICAL SCHEMATIC (PROPORTIONAL CONTROL MACHINES)



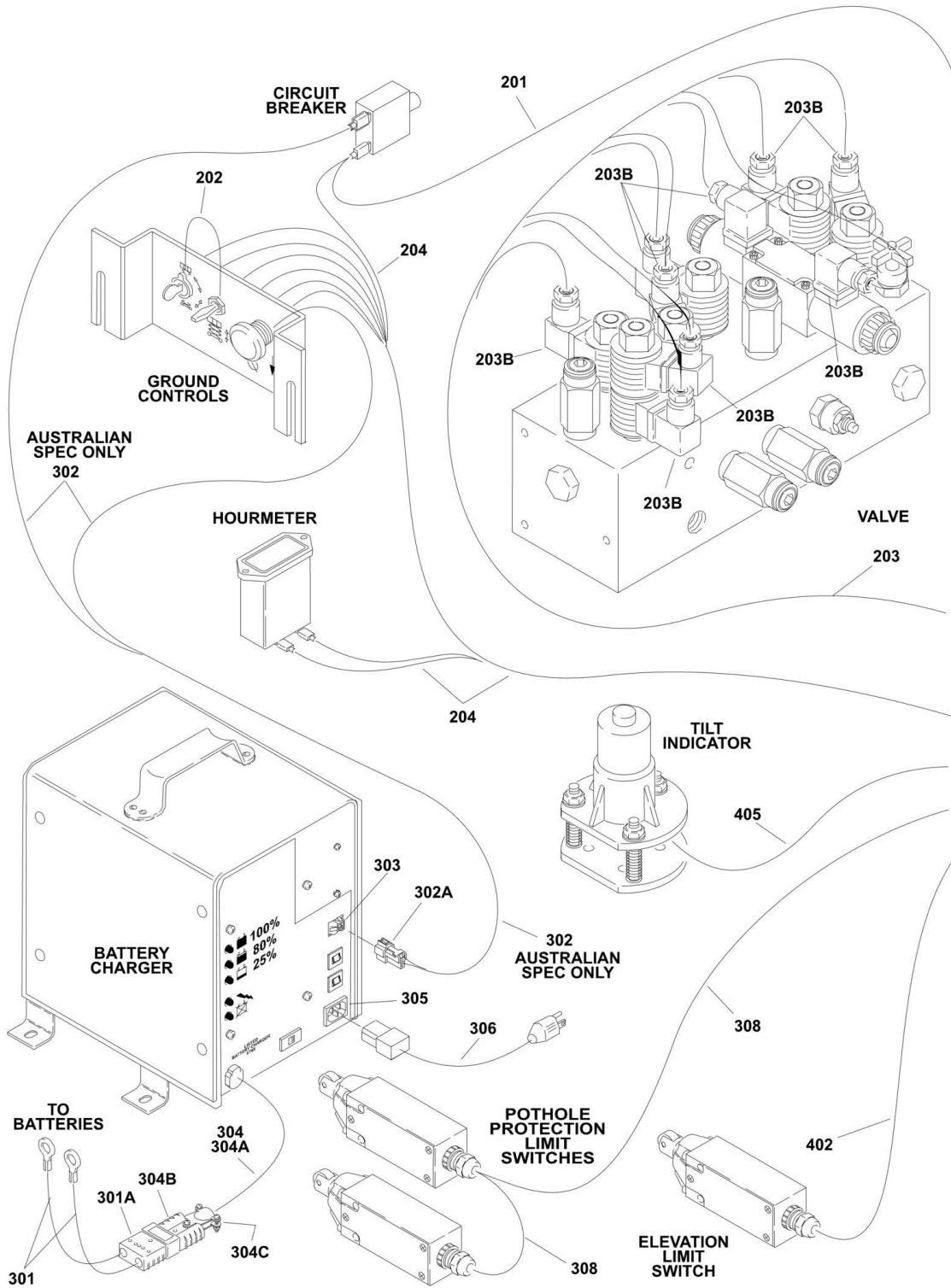
SECTION 7 - ELECTRICAL



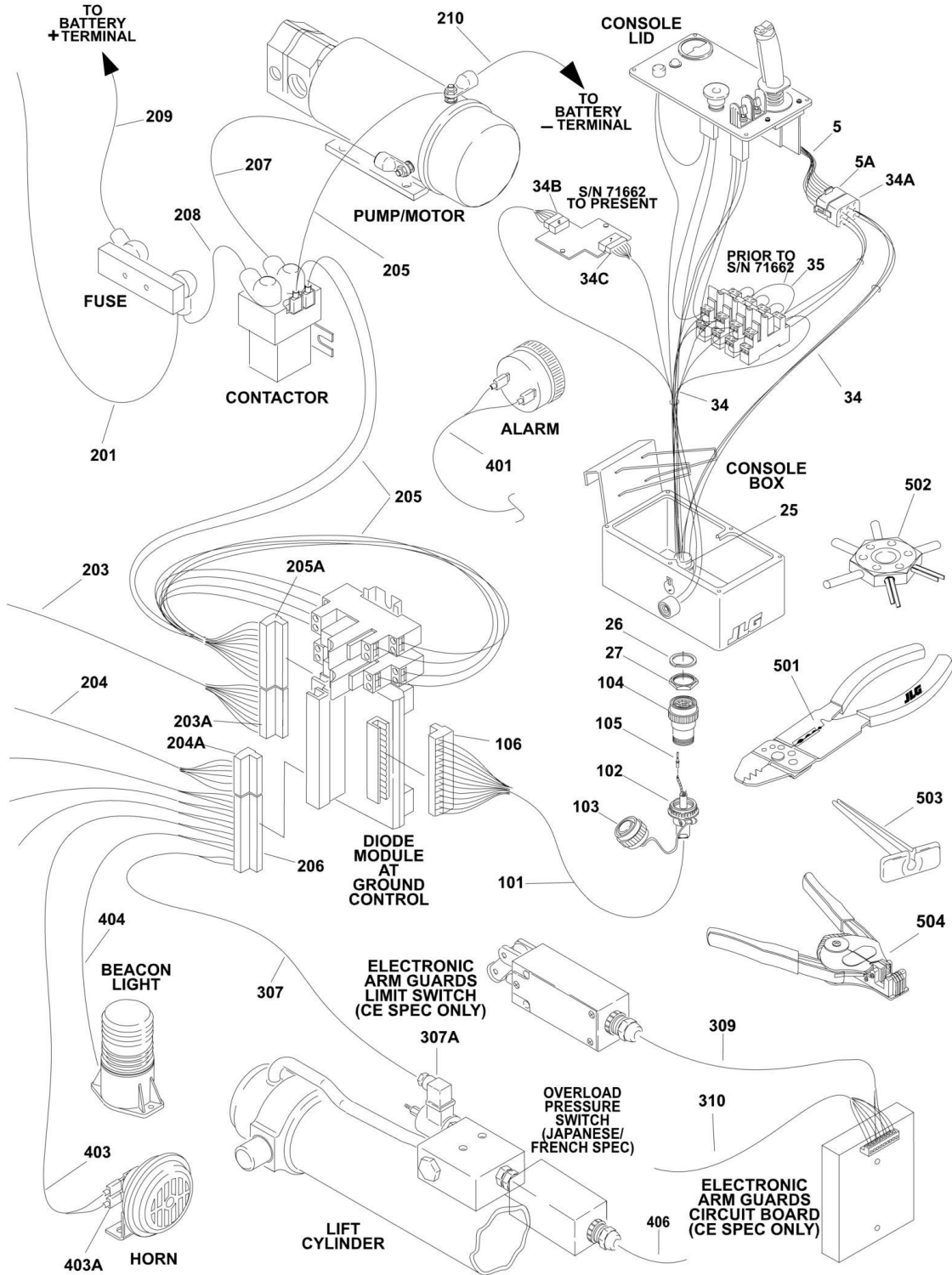
1870107 B

SECTION 7 - ELECTRICAL

FIGURE 7-4. ELECTRICAL COMPONENTS INSTALLATION (STANDARD CONTROL MACHINES)



SECTION 7 - ELECTRICAL



SECTION 7 - ELECTRICAL

FIGURE 7-4. ELECTRICAL COMPONENTS INSTALLATION (STANDARD CONTROL MACHINES)

ITEM	PART NUMBER	QTY	DESCRIPTION	REV
		Ref	PLATFORM CONSOLE BOX COMPONENTS	
5		Ref	Harness - Controller (Part of Electrical Assembly)	
5A	4460265	1	Connector	
5A	4460268	AR	Socket, Female	
25		Ref	Connector, Electrical Options:	
25	4460495	1	Australian Spec	
25	4460480	1	CE Spec	
26		Ref	Lockwasher, Receptacle Options:	
26	4460496	1	Australian Spec	
26	4460471	1	CE Spec	
27		Ref	Nut, Receptacle Options:	
27	4460497	1	Australian Spec	
27	4460470	1	CE Spec	
34		Ref	Harness - Platform Console Box	
34	4922143	1	Australian Spec (Prior to SN 71662)	1-A
34	4922372	1	Australian Spec (SN 71662 to Present)	2-B
34	4922149	1	CE Spec (Prior to SN 71662)	1-A
34	4922273	1	CE Spec (SN 71662 to Present)	3-A
34	3990010	4	Diode - 6 Amp	
34A	4460267	9	Pin, Male	
34A	4460265	1	Receptacle - 9 Position	
34B	4460839	1	Connector - 6 Position (SN 71662 to Present)	
34C	4460840	1	Connector - 7 Position (Australian Spec) (SN 71662 to Present)	
34C	4460838	1	Connector - 5 Position (CE Spec) (SN 71662 to Present)	
35	4922062	1	Harness - Platform Relay (Prior to SN 71662)	
	0270542	Ref	CABLE INSTALLATIONS - GROUND TO PLATFORM (1532E2)	1
	0258277	Ref	CABLE INSTALLATIONS - GROUND TO PLATFORM (1932E2 AUSTRALIAN SPEC)	2
	0258621	Ref	CABLE INSTALLATIONS - GROUND TO PLATFORM (1932E2 CE SPEC)	2
	0257916	Ref	CABLE INSTALLATIONS - GROUND TO PLATFORM (2032E2 AUSTRALIAN SPEC)	2
	0258622	Ref	CABLE INSTALLATIONS - GROUND TO PLATFORM (2032E2 CE SPEC)	2
	0257917	Ref	CABLE INSTALLATIONS - GROUND TO PLATFORM (2646E2 & 2632E2 AUSTRALIAN SPEC)	2
	0258623	Ref	CABLE INSTALLATIONS - GROUND TO PLATFORM (2646E2 CE SPEC)	2
	0258899	Ref	CABLE INSTALLATIONS - GROUND TO PLATFORM (3246E2 AUSTRALIAN SPEC)	2
	0258900	Ref	CABLE INSTALLATIONS - GROUND TO PLATFORM (3246E2 CE SPEC)	2
	4922449	Ref	Cable Assembly - 1532E2 All Specs	1
	4922126	Ref	Cable Assembly - 1932E2 Australian Spec	2
	4922154	Ref	Cable Assembly - 1932E2 CE Spec	3
	4922097	Ref	Cable Assembly - 2032E2 Australian Spec	5
	4922152	Ref	Cable Assembly - 2032E2 CE Spec	2
	4922098	Ref	Cable Assembly - 2632E2/2646E2 Australian Spec	5
	4922153	Ref	Cable Assembly - 2646E2 CE Spec	2
	4922224	Ref	Cable Assembly - 3246E2 Australian Spec	2
	4922225	Ref	Cable Assembly - 3246E2 CE Spec	2

SECTION 7 - ELECTRICAL

ITEM	PART NUMBER	QTY	DESCRIPTION	REV
101		Ref	Cable, Electrical - 18/14	
101	1060608	32 ft/9.75m	Cable, Electrical - 18/14 1532E2 All Specs	
101	1060608	37 ft/11.3m	Cable, Electrical - 18/14 1932E2 Australian Spec	
101		Ref	Cable, Electrical - 18/14 1932E2 CE Spec Options:	
101	1060454	42 ft/12.8m	Cable, Electrical - 18/14 (Prior to SN 105714)	
101	1060963	37 ft/11.3m	Cable, Electrical - 18/14 (SN 105714 to Present)	
101	1060608	42 ft/12.8m	Cable, Electrical - 18/14 2032E2 Australian Spec	
101		Ref	Cable, Electrical - 18/14 2032E2 CE Spec Options:	
101	1060454	46 ft/14m	Cable, Electrical - 18/14 (Prior to SN 105714)	
101	1060963	42 ft/12.8m	Cable, Electrical - 18/14 (SN 105714 to Present)	
101	1060608	50 ft/15.2m	Cable, Electrical - 18/14 2646E2 / 2632E2 Australian Spec	
101		Ref	Cable, Electrical - 18/14 2646E2 CE Spec Options:	
101	1060454	54 ft/16.5m	Cable, Electrical - 18/14 (Prior to SN 105714)	
101	1060963	50 ft/15.2m	Cable, Electrical - 18/14 (SN 105714 to Present)	
101	1060608	58 ft/17.7m	Cable, Electrical - 18/14 3246E2 Australian Spec	
101		Ref	Cable, Electrical - 18/14 3246E2 CE Spec Options:	
101	1060454	62 ft/18.9m	Cable, Electrical - 18/14 (Prior to SN 105714)	
101	1060963	58 ft/17.7m	Cable, Electrical - 18/14 (SN 105714 to Present)	
102		Ref	Clamp, Cable Options:	
102	4460492	1	Australian Spec	
102	4460473	1	CE Spec	
103		Ref	Cap, Dust Options:	
103	4460493	1	Australian Spec	
103	4460468	1	CE Spec	
104		Ref	Connector, Electrical Options:	
104	4460491	1	Australian Spec	
104	4460481	1	CE Spec	
105	4460464	13	Pin, Male	
106	4460715	1	Plug - 13 Position	
		Ref	GROUND CONTROL COMPONENTS	
		Ref	Note: See GROUND COMPONENTS SECTION for Battery to Battery Cable Call-outs.	
201	4922032	1	Harness, Power	2
202	4922033	1	Harness, Lift Switch Power	1
203		Ref	Harness, Valve Options:	
203	4922102	1	Harness, Valve 1532E2 & 1932E2	1
203	4922034	1	Harness, Valve 2032E2 & 2632E2 & 2646E2 & 3246E2	3
203A	4460719	1	Connector - 9 Position	
203B	4460449	9	Connector, DIN	
204	4922035	1	Harness, Ground Control	2
204A	4460717	1	Connector - 6 Position	
205	4922144	1	Harness, Relay	4-C

SECTION 7 - ELECTRICAL

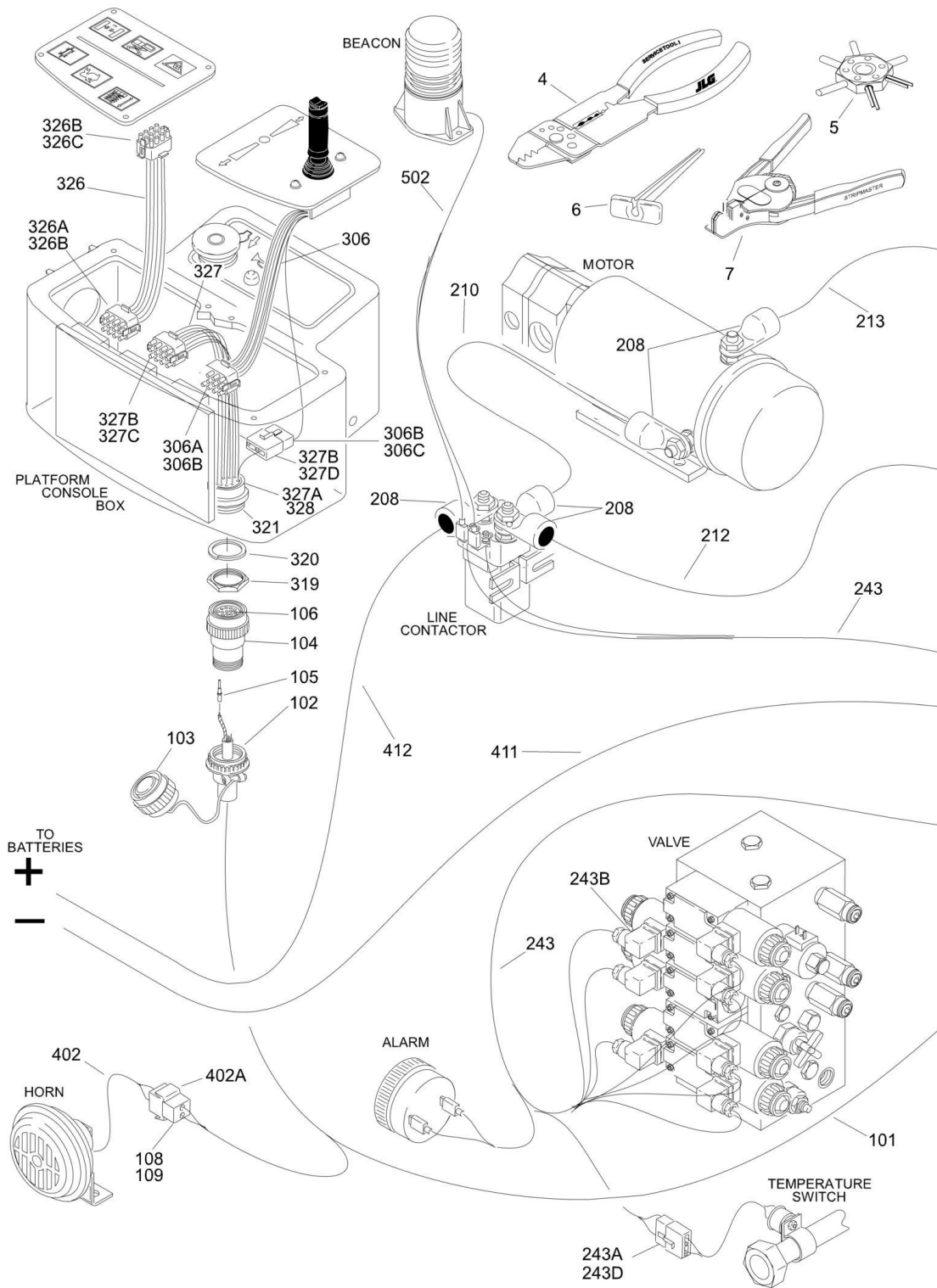
ITEM	PART NUMBER	QTY	DESCRIPTION	REV
205	3990010	1	Diode - 6 Amp	
205A	4460718	1	Connector - 10 Position	
206	4460716	1	Terminal -13 Position (Part of 2901622 Diode Module)	
207	1060666	1	Cable, Battery (Contactor to Motor)	
208	1060667	1	Cable, Battery (Fuse to Contactor)	
209		Ref	Cable, Battery Options (Battery + to Fuse)	
209	1060668	1	Cable, Battery 1532E2 & 1932E2	
209	1060681	1	Cable, Battery 2032E2 & 2646E2 & 3246E2	
210		Ref	Cable, Battery Options (Battery - to Motor)	
210	1060669	1	Cable, Battery 1532E2 & 1932E2	
210	1060682	1	Cable, Battery 2032E2 & 2646E2 & 3246E2	
		Ref	STANDARD HARNESS ASSEMBLIES	
301		Ref	Harness, Battery Charger Options:	
301	4922096	1	Harness, Battery Charger 1532E2 & 1932E2	
301	4922067	1	Harness, Battery Charger 2032E2 & 2632E2 & 2646E2 & 3246E2	
301A	4460444	1	Connector, Anderson	
302		Ref	Harness, Charger Interlock Options (Australian Spec):	
302	4922198	1	Harness, Charger Interlock 1532E2 & 1932E2	
302	4922199	1	Harness, Charger Interlock 2032E2 & 2646E2 2632E2 & 3246E2	
302A	4460320	1	Connector, Female - 2 Position	
302A	4460268	2	Socket, Female	
303	Not Available		Harness, Enable Switch (Inside Battery Charger)	
303	7011621	1	Connector, Male - 2 Position	
304	7018580	1	Cord Set - DC (Battery Charger)	
304A	7018581	1	DC Assembly with Plug	
304B	7011590	1	Connector, Plug	
304C	7018579	1	Clamp	
305	Not Required	0	Cord Set - AC (Battery Charger)	
306	1060689	1	Cord Assembly (Battery Charger to AC Outlet)	
307		Ref	Harness, Lift Down Options:	
307	4922091	1	Harness, Lift Down 1532E2 & 1932E2	
307	4922086	1	Harness, Lift Down 2032E2	
307	4922088	1	Harness, Lift Down 2632E2 & 2646E2 & 3246E2 (Lower)	
307	4922089	1	Harness, Lift Down 2632E2 & 2646E2 & 3246E2 (Upper)	
307A	4460449	1	Connector, DIN	
308	Not Available		Harness, Pothole Protection Limit Switch	
308	1060680	3 ft/.91m	Cable, Electrical - 18/2 (Left Side)	
308	1060680	9.6 ft/3m	Cable, Electrical - 18/2 (Right Side)	
309	Not Available		Harness, Electronic Arm Guards Limit Switch (CE Spec)	
309	1060680	7 ft/2.14m	Cable, Electrical - 18/2	
310	4922151	1	Harness, Electronic Arm Guards PC Board (CE Spec)	
		Ref	ACCESSORIES HARNESS COMPONENTS	
401	Not Available		Harness - Alarm (Descent/Motion/Travel)	
401	1060680	1 ft/.3m	Cable, Electrical -18/2	
401	4460183	2	Terminal	
402	1060680	AR	Harness - Hi-Drive Limit	
402	1060680	15 ft/4.6m	Harness - Hi-Drive Limit 1532E2 & 1932E2	
402	1060680	17 ft/5.2m	Harness - Hi-Drive Limit 2632E2 & 2032E2 & 2646E2	
402	1060680	25 ft/7.6m	Harness - Hi-Drive Limit 3246E2	
403	Not Available		Harness - Horn	
403	1060680	8 ft/2.4m	Cable, Electrical -18/2	

SECTION 7 - ELECTRICAL

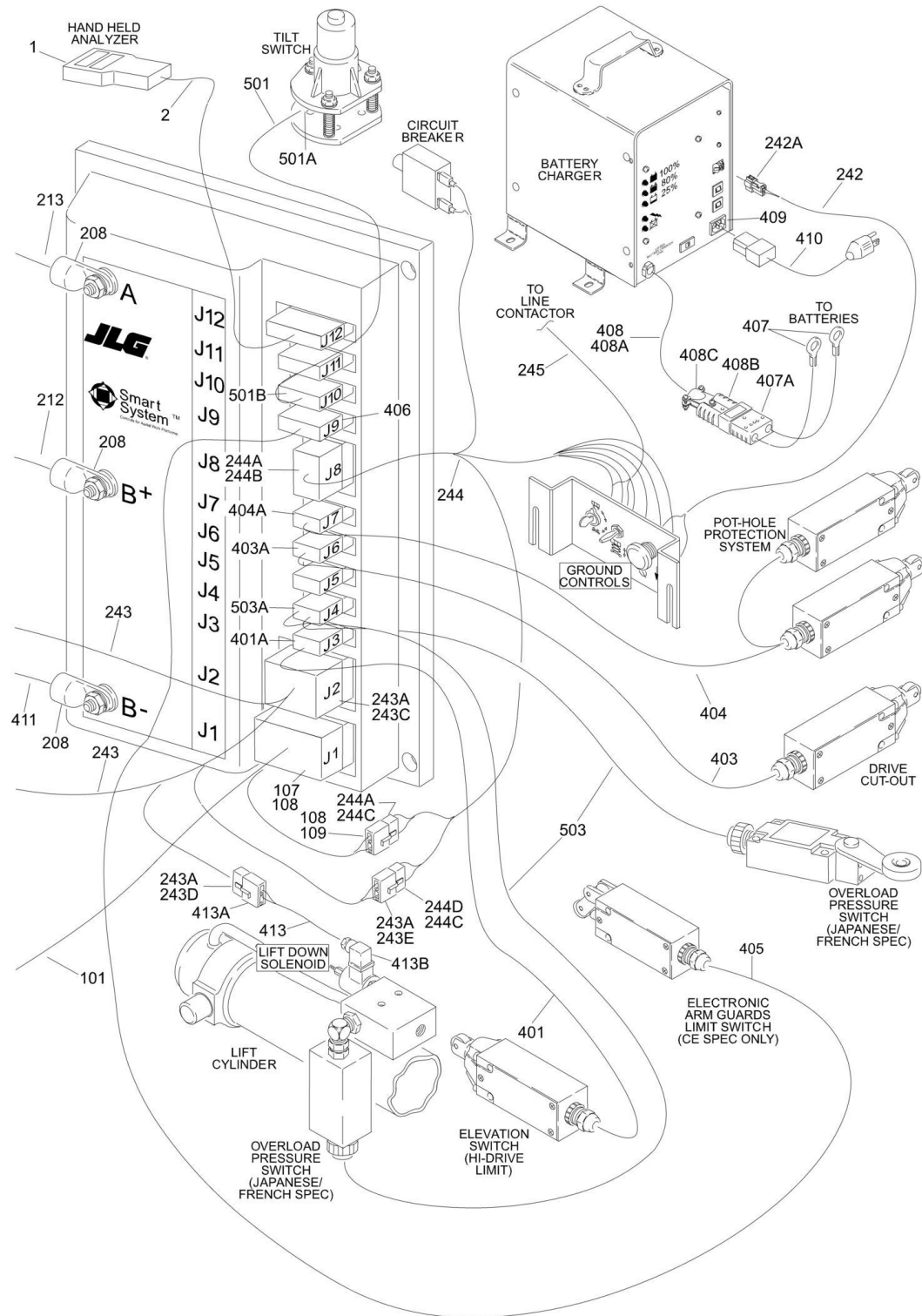
ITEM	PART NUMBER	QTY	DESCRIPTION	REV
403A	4460259	2	Terminal	
403A	4460260	2	Housing, Terminal	
404	Not Available		Harness - Beacon	
404	1060680	10 ft/3m	Cable, Electrical -18/2	
404	4460248	2	Terminal	
405	Not Available		Harness - Tilt	
405	Not Available	AR	Cable, Electrical -18/3	
		Ref	TOOLS	
	0100048	AR	Compound, Silicone (Use on connectors/receptacles)	
501	7002821	1	Crimper (For Wire to Pin/Socket Connections)	
502	7002823	1	Extractor (For Removal of Pin/Socket from Connectors)	
503	4460467	1	Extractor, Pin (Blue 16-18 Gauge) (For Removal of Pin/Socket from Connectors)	
503	4460510	1	Extractor, Pin (Yellow 12-14 Gauge) (For Removal of Pin/Socket from Connectors)	
504	7002828	1	Stripper, Wire	

SECTION 7 - ELECTRICAL

FIGURE 7-5. ELECTRICAL COMPONENTS INSTALLATION (PROPORTIONAL CONTROL MACHINES)



SECTION 7 - ELECTRICAL



SECTION 7 - ELECTRICAL

FIGURE 7-5. ELECTRICAL COMPONENTS INSTALLATION (PROPORTIONAL CONTROL MACHINES)

ITEM	PART NUMBER	QTY	DESCRIPTION	REV
		Ref	TOOLS	
	2900874	1	Configurator Kit (Computer Software Kit)	
	2901443	1	Analyzer and Cable Kit (Includes 1600244 & 1060633)	
1	1600244	1	Analyzer, SMART System Controller	
2	1060633	1	Cable, Communication (Analzer to Controller)	
4	7002821	1	Crimper (For Wire to Pin/Socket Connections)	
5	7002823	1	Extractor (For Removal of Pins/Sockets form Connectors)	
6	4460467	1	Extractor - 16-18 Gauge (For Removal of Pins/Sockets form Deutsch Connectors)	
6	4460510	1	Extractor - 12-14 Gauge (For Removal of Pins/Sockets form Deutsch Connectors)	
7	8896941	1	Stripper, Wire	
8	0100048	AR	Compound, Silicone (Use on Connectors/Receptacles) (Not Shown)	
		Ref	CABLE ASSEMBLIES - GROUND TO PLATFORM OPTIONS:	1
	0259656	Ref	Cable Assembly 3246E2 (Proportional)	1-F
	4922299	Ref	Cable Assembly	
	1282896	1	Cable Assembly	
	0271976	Ref	Cable Assembly 2632E2 (Proportional)	1
	1282896	1	Cable Assembly	
	4922674	Ref	Cable Assembly	
101	1060608	58 ft/17.7m	Cable, Electrical - 18/14 Options	
102	4460473	1	Clamp, Cable	
103	4460468	1	Cap, Dust	
104	4460614	1	Connector, Electrical - 21 Pin	
105	4460465	14	Socket, Female	
106	4460466	7	Plug, Sealing	
107	4460343	1	Connector - 12 Pin	
108	4460267	15	Pin	
109	4460320	1	Connector - 2 Pin	
111	3990010	AR	Diode, 6A 600Volt (Not Shown)	
		Ref	ELECTRICAL CONTROL SYSTEM INSTALLATIONS	
	0259407	Ref	Australian Spec (With Charger Interlock)	A
	0259409	Ref	CE Spec (Without Charger Interlock)	A
208	0840025	8	Boot, Cable	
210	1060666	1	Cable, Battery (Contactor to Motor)	
211	1060680	2 ft/.6m	Cable, Electrical - 18/2	
212	1060763	1	Cable, Battery (Contactor to Controller B+)	
213	1060764	1	Cable, Battery (Controller A to Motor)	
236	4460268	2	Socket, Female	
237	4460320	1	Plug, Male - 2 Position	
242	4922199	1	Harness - Charger Lockout (Australian Spec Machines)	
242	1060680	12 ft/3.7m	Cable, Electrical - 18/2	
242A	4460320	1	Connector	
242A	4460268	2	Socket, Female	
243	4922300	1	Harness - Valve	
243A	4460268	14	Socket, Female	
243B	4460449	8	Connector, DIN	
243C	4460343	1	Connector - 12 Pin	

SECTION 7 - ELECTRICAL

ITEM	PART NUMBER	QTY	DESCRIPTION	REV	
243D	4460424	2	Plug, Male - 2 Position	2-B	
243E	4460320	1	Connector - 2 Pin		
243F	3990010	2	Diode 6 Amp (Not Shown)		
244	4922302	1	Harness - Ground Control		
244A	4460268	5	Socket		
244B	4460225	1	Connector - 6 Pin		
244C	4460424	2	Plug, Male - 2 Position		
244D	4460267	1	Pin		
245	4922327	1	Harness - Relay Ground		
		Ref	PLATFORM CONSOLE BOX ASSEMBLIES		
306	7020508	1	Harness - Controller Electrical Assembly		
306A	4460265	1	Receptacle		
306B	4460268	8	Socket, Female		
306C	4460424	1	Plug, Male - 2 Position		
319	4460470	1	Nut, Receptacle		
320	4460471	1	Lockwasher, Receptacle		
321	4460613	1	Connector, Electrical - 21 Pin		
326	4922183	1	Harness - Membrane Switch		
326A	4460268	AR	Socket, Female		
326B	4460343	2	Receptacle		
326C	4460267	AR	Pin, Male		
327	4922184		Harness - Platform Console Box		
327A	4460265	1	Receptacle		
327B	4460267	AR	Pin, Male		
327C	4460343	1	Receptacle		
327D	4460320	1	Connector		
328	4460466	7	Plug, Sealing		
		Ref	STANDARD HARNESS ASSEMBLIES		
401	Not Available	1	Harness - Hi-Drive Limit Switch	1	
401	1060680	7 ft/2.2m	Cable, Electrical - 18/2		
401A	4460320	2	Housing, Terminal		
401A	4460268	2	Socket, Female		
402	4922258	1	Harness - Horn		
402A	4460424	1	Receptacle - 2 Position		
402A	4460268	2	Socket, Female		
403	4922305	1	Harness - Drive Cutout		1-A
403	1060680	28 ft 8.5m	Cable, Electrical - 18/2		
403A	4460320	1	Connector		
403A	4460268	2	Socket, Female		
404	Not Available	1	Harness - Pothole Protection System		
404	1060680	AR	Cable, Electrical - 18/2		
404	1060680	3 ft/.91m	Left Side (Hydraulic Component Tray)		
404	1060680	9.6 ft/3m	Right Side (Battery Component Tray)		
404A	4460320	1	Connector		
404A	4460267	2	Socket, Female		
405	Not Available		Harness, Electronic Arm Guards Limit Switch (CE Spec)		
405	1060680	7 ft/2.14m	Cable, Electrical - 18/2		
406	4460326	1	Plug, Connector		
406	4460268	2	Socket, Female		
407	4922067	1	Harness, Battery Charger		
407A	4460444	1	Connector, Anderson		

SECTION 7 - ELECTRICAL

ITEM	PART NUMBER	QTY	DESCRIPTION	REV
408	7018580	1	Cord Set - DC (Battery Charger)	
408A	7018581	1	DC Assembly with Plug	
408B	7011590	1	Connector, Plug	
408C	7018579	1	Clamp	
409	Not Required	0	Cord Set - AC Options (Battery Charger):	
409	7018584	1	Plug Assembly - AC Inlet	
409	7018583	1	Plug, AC	
410	1060689	1	Cord Assembly (Battery Charger to AC Outlet)	
411	1060774	1	Cable, Battery (Battery - to Controller B-)	
412	1060775	1	Cable, Battery (Battery+ to Contactor)	
413	4922301	1	Harness - Lift Down Solenoid	1-A
413	1060680	37 ft/11.3m	Cable, Electrical - 18/2	
413A	4460320	1	Connector - 2 Pin	
413A	4460267	2	Pin	
413B	4460449	2	Connector, DIN	
		Ref	ACCESSORIES HARNESS ASSEMBLIES	
501	4922320	1	Harness - Tilt Switch	A
501	1060330	8 ft/2.4m	Cable, Electrical - 16/3	
501A	4460445	1	Connector - 3 Pin	
501A	4460267	3	Pin Male	
501B	4460326	1	Plug, Connector	
501B	4460268	3	Socket, Female	
502	Not Available	1	Harness - Beacon	
502	1060680	7.5 ft/2.3m	Cable, Electrical - 18/2	
503	Not Available	1	Harness - Overload (French Spec)	
503	1060341	35 ft/11m	Cable, Electrical - 16/2	
503A	4460320	1	Connector	
503A	4460267	2	Socket, Female	

SECTION 7 - ELECTRICAL

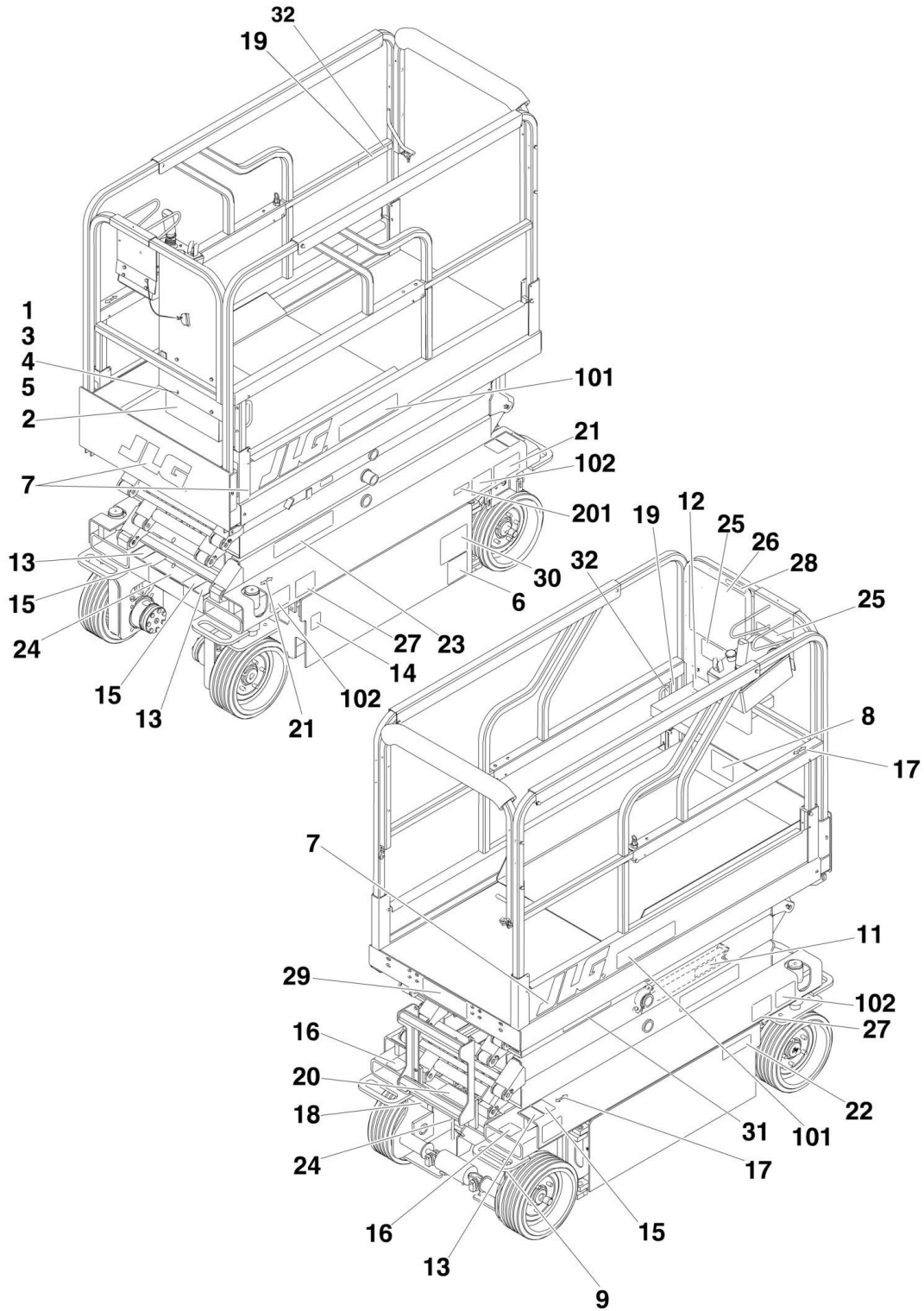
FIGURE 7-6. ELECTRICAL DIAGRAM LIST

ITEM	PART NUMBER	QTY	DESCRIPTION	REV
		Ref	Note: Diagrams not shown are available from the JLG Service Department.	
		Ref	ELECTRICAL SCHEMATIC	
	1870080	Ref	Australian Spec Standard Controls Machines (Machines with Relays in Console Box) (Prior to SN 71662)	
	1870116	Ref	Australian Spec Standard Controls Machines (Machines with PC Board Module in Console Box) (SN 71662 to Present)	
	1870107	Ref	Australian Spec Proportional Controls Machines	
	1870083	Ref	CE Spec Standard Controls Machines (Machines with Relays in Console Box) (Prior to SN 71662)	
	1870117	Ref	CE Spec Standard Controls Machines (Machines with PC Board Module in Console Box) (SN 71662 to Present)	
	1870107	Ref	CE Spec Proportional Controls Machines	

SECTION 8 - DECALS

SECTION 8 - DECALS

FIGURE 8-1. DECALS INSTALLATION - 1532E2 & 1932E2



SECTION 8 - DECALS

FIGURE 8-1. DECALS INSTALLATION - 1532E2 & 1932E2

ITEM	PART NUMBER	QTY	DESCRIPTION	REV
		Ref	DECAL INSTALLATION OPTIONS:	
	Not Available	Ref	Decal Installation 1532E2	
		Ref	Decal Installation 1932E2	
	0258754	Ref	Australian Spec	5
	0258748	Ref	Dutch CE Spec	5
	0258750	Ref	English CE Spec	5
	0258751	Ref	French CE Spec	5
	0258752	Ref	German CE Spec	5
	0258753	Ref	Italian CE Spec	5
	0273186	Ref	Norwegian Spec	1
	0258749	Ref	Spanish CE Spec	5
1	0641405	4	Bolt 1/4in-20NC x 5/8in	
2	0860520	1	Box, Manual Storage	
3	1060279	1	Cable, Lanyard	
4	3311405	4	Locknut 1/4in-20NC	
5	4751400	4	Flatwasher 1/4in	
6	Not Available	1	Decal - Bar Code	
7	1702773	2	Decal - JLG (5in)	
8	Not Required	0	Decal - USA	
9	Not Available	1	Nameplate - Serial Number	
10	Not Required	0	Decal - Kit	
11	1703869	2	Decal - Safety Prop	
12		Ref	Decal - Manual Options:	
12	1701509	1	Decal (was p/n 1703788) (Prior to SN 102826)	
12	1701509	1	Decal (SN 102826 to Present)	
13	1703811	4	Decal - Lifting Lug	
14	1703812	1	Decal - Hydraulic Oil	
15	1703814	4	Decal - Tie Down	
16	1703817	4	Decal - Forklift	
17	1703819	3	Decal - Directional Arrow	
18		Ref	Decal - Manual Descent Instructions Options:	
18	1703822	1	Decal - Manual Descent Instructions 1932E2/2032E2 & 2646E2	
18	Not Required	0	Decal - Manual Descent Instructions 3246E2	
20		Ref	Decal - Towing/Winching/Tow Speed Options:	
20	1704017	1	Australian Spec	
20	1704149	1	Dutch CE Spec	
20	1704017	1	English CE Spec	
20	1704146	1	French CE Spec	
20	1704147	1	German CE Spec	
20	1704148	1	Italian CE Spec	
20	1704143	1	Spanish CE Spec	
20	1704017	1	Norwegian CE Spec	
21	1703706	1	Decal - Ground Control Operation	
22		Ref	Decal - Warning Battery Ventilation	
22	1703813	1	Australian Spec	
22	1703893	1	Dutch CE Spec	
22	1703813	1	English CE Spec	
22	1703864	1	French CE Spec	
22	1703881	1	German CE Spec	

SECTION 8 - DECALS

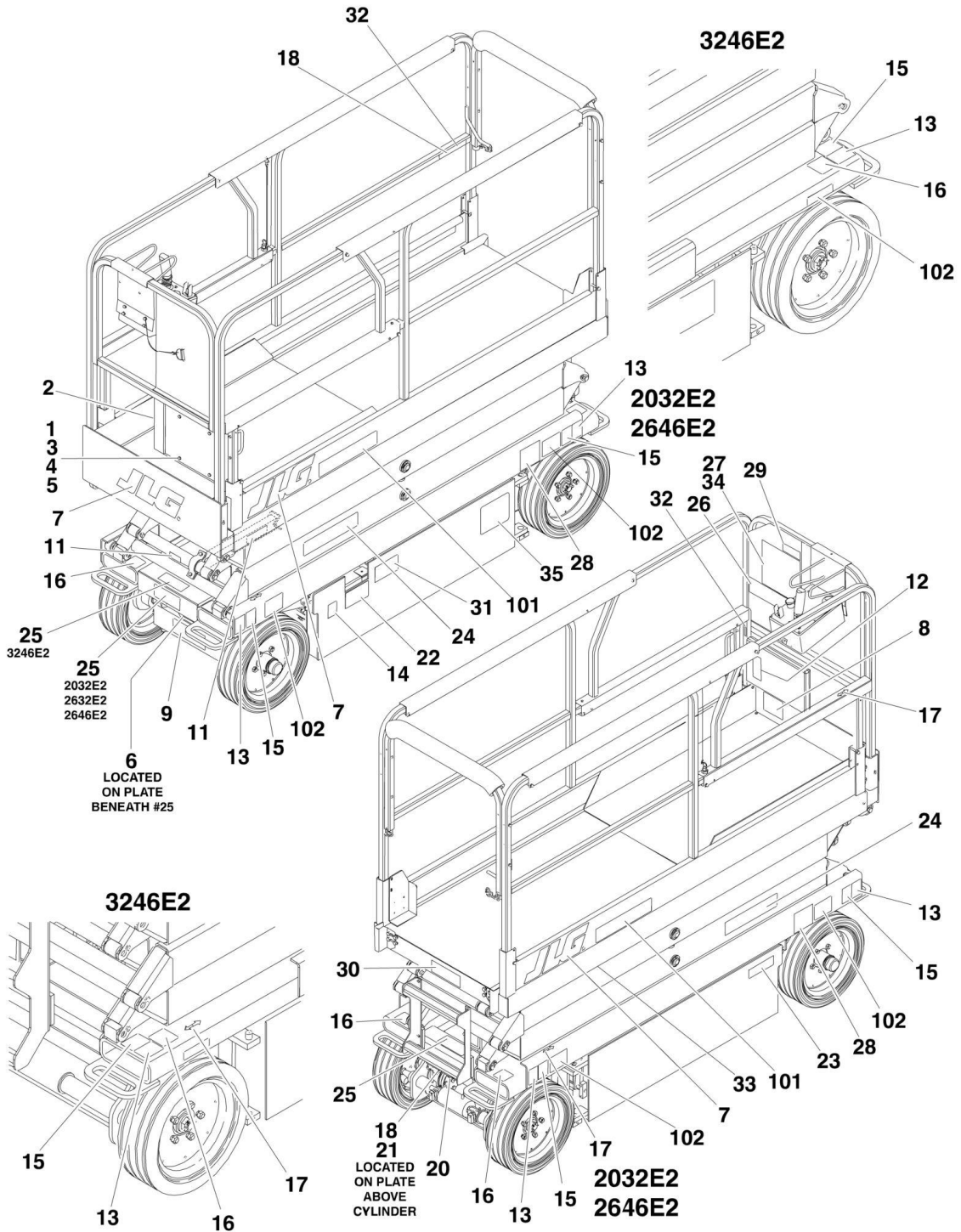
ITEM	PART NUMBER	QTY	DESCRIPTION	REV
22	1703886	1	Italian CE Spec	
22	1703813	1	Norwegian CE Spec	
22	1703840	1	Spanish CE Spec	
23		Ref	Decal - Warning Options:	
23	1703818	2	Australian Spec	
23	1703894	2	Dutch CE Spec	
23	1703818	2	English CE Spec	
23	1703865	2	French CE Spec	
23	1703882	2	German CE Spec	
23	1703887	2	Italian CE Spec	
23	1703818	2	Norwegian CE Spec	
23	1703841	2	Spanish CE Spec	
24		Ref	Decal - Danger Electrocution Hazard	
24	1703823	2	Australian Spec	
24	1703895	2	Dutch CE Spec	
24	1703823	2	English CE Spec	
24	1703866	2	French CE Spec	
24	1703883	2	German CE Spec	
24	1703888	2	Italian CE Spec	
24	1703823	2	Norwegian CE Spec	
24	1703842	2	Spanish CE Spec	
25		Ref	Decal - Caution	
25	1703877	1	Australian Spec	
25	1703896	1	Dutch CE Spec	
25	1703877	1	English CE Spec	
25	1703878	1	French CE Spec	
25	1703884	1	German CE Spec	
25	1703889	1	Italian CE Spec	
25	1703877	1	Norwegian CE Spec	
25	1703897	1	Spanish CE Spec	
26		Ref	Decal - Capacity Options:	
26	1704173	1	CE Spec	
26	3252616	1	Australian Spec Only	
27	1702928	2	Decal - CE (Not Required on Australian Spec)	
28		Ref	Decal - Wind Warning	
28	1703969	1	Australian Spec	
28	1703973	1	Dutch CE Spec	
28	1703969	1	English CE Spec	
28	1703970	1	French CE Spec	
28	1703971	1	German CE Spec	
28	1703972	1	Italian CE Spec	
28	1703969	1	Norwegian CE Spec	
28	1703974	1	Spanish CE Spec	
29	1704122	1	Decal - Flat Surface Warning (Australian Spec Only)	
30	1704123	1	Decal - Brake Release (Australian Spec Only)	
31	1704885	1	Decal - Website	
32	1704277	1	Decal - Lanyard Attach	
		Ref	Decal Kits:	
	2901747	1	Kit 1 (Includes Items 11-18, 31 & 32)	
	2901755	1	Australian Spec Kit 2 (Includes Items 20-26, 28-30)	
	2901752	1	Dutch CE Spec Kit 2 (Includes Items 20-28)	

SECTION 8 - DECALS

ITEM	PART NUMBER	QTY	DESCRIPTION	REV
	2901748	1	English CE Spec Kit 2 (Includes Items 20-28)	
	2901749	1	French CE Spec Kit 2 (Includes Items 20-28)	
	2901750	1	German CE Spec Kit 2 (Includes Items 20-28)	
	2901751	1	Italian CE Spec Kit 2 (Includes Items 20-28)	
	2902274	1	Norwegian CE Spec Kit 2 (Includes Items 20-28)	
	2901753	1	Spanish CE Spec Kit 2 (Includes Items 20-28)	
	2910121	1	Decal Kit (Includes Items 101 & 102)	
		Ref	DECAL INSTALLATIONS (VARYING PARTS)	
	0250548	Ref	Decal Installations 1532E2	1
	0258316	Ref	Decal Installations 1932E2	2
101		Ref	Decal - Model Designation	
101	3252598	2	Decal - Model Designation 1932E2	
101	3252747	2	Decal - Model Designation 1532E2	
102	2901849	1	Decal Kit - Wheel Load	
102	1703870	4	Decal - Wheel Load	
	0273510	Ref	DECAL INSTALLATION SERVICE SUPPORT - 1932E2	A
201	1705304	1	Decal - Service Support	

SECTION 8 - DECALS

FIGURE 8-2. DECALS INSTALLATION - 2032E2 & 2632E2 & 2646E2 & 3246E2



SECTION 8 - DECALS

FIGURE 8-2. DECALS INSTALLATION - 2032E2 & 2632E2 & 2646E2 & 3246E2

ITEM	PART NUMBER	QTY	DESCRIPTION	REV
		Ref	DECAL INSTALLATION OPTIONS	
	0257794	Ref	Australian Spec - 2032E2 & 2646E2	7
	0272075	Ref	Australian Spec - 2632E2	C
	0259120	Ref	Australian Spec - 3246E2	7
	0257788	Ref	Dutch CE Spec - 2032E2 & 2646E2	8
	Not Available	Ref	Dutch CE Spec - 2632E2	
	0259114	Ref	Dutch CE Spec - 3246E2	7
	0257790	Ref	English CE Spec - 2032E2 & 2646E2	7
	Not Available	Ref	English CE Spec - 2632E2	
	0259116	Ref	English CE Spec - 3246E2	8
	0257791	Ref	French CE Spec - 2032E2 & 2646E2	7
	Not Available	Ref	French CE Spec - 2632E2	
	0259117	Ref	French CE Spec - 3246E2	7
	0257792	Ref	German CE Spec - 2032E2 & 2646E2	7
	Not Available	Ref	German CE Spec - 2632E2	
	0259118	Ref	German CE Spec - 3246E2	7
	0257793	Ref	Italian CE Spec - 2032E2 & 2646E2	7
	Not Available	Ref	Italian CE Spec - 2632E2	
	0259119	Ref	Italian CE Spec - 3246E2	7
	Not Available	Ref	Norwegian CE Spec - 2032E2 & 2646E2	
	Not Available	Ref	Norwegian CE Spec - 2632E2	
	0273212	Ref	Norwegian CE Spec - 3246E2	1
	0257789	Ref	Spanish CE Spec - 2032E2 & 2646E2	6
	Not Available	Ref	Spanish CE Spec - 2632E2	
	0259115	Ref	Spanish CE Spec - 3246E2	7
1	0641405	4	Bolt 1/4in-20NC x 5/8in	
2	0860520	1	Box, Manual Storage	
3	1060279	1	Cable, Lanyard	
4	3311405	4	Locknut 1/4in-20NC	
5	4751400	4	Flatwasher 1/4in	
6	Not Available	1	Decal - Bar Code	
7	1702773	2	Decal - JLG (5in)	
8	Not Required	0	Decal - USA	
9	Not Available	1	Nameplate - Serial Number	
11	1703697	2	Decal - Safety Prop	
12		Ref	Decal - Manual Options:	
12	1701509	1	Decal (was p/n 1703788) (Prior to SN 102826)	
12	1701509	1	Decal (SN 102826 to Present)	
13	1703811	4	Decal - Lifting Lug	
14	1703812	1	Decal - Hydraulic Oil	
15	1703814	4	Decal - Tie Down	
16	1703817	4	Decal - Forklift	
17	1703819	3	Decal - Directional Arrow	
18		Ref	Decal - Manual Descent Instructions Options:	
18	1703822	1	Decal - Manual Descent Instructions 2032E2	
18	Not Available		Decal - Manual Descent Instructions 2632E2	
18	Not Required	0	Decal - Manual Descent Instructions 2646E2 & 3246E2	
20		Ref	Decal - Towing/Winching/Tow Speed Options:	
20	1703698	1	Australian Spec	
20	1703892	1	Dutch CE Spec	

SECTION 8 - DECALS

ITEM	PART NUMBER	QTY	DESCRIPTION	REV
20	1703698	1	English CE Spec	
20	1703863	1	French CE Spec	
20	1703880	1	German CE Spec	
20	1703885	1	Italian CE Spec	
20	1703698	1	Norwegian CE Spec	
20	1703839	1	Spanish CE Spec	
21		Ref	Decal - Manual Descent Instructions Options:	
21	1704420	1	Decal - Manual Descent Instructions 2032E2	
21	1704420	1	Decal - Manual Descent Instructions 2632E2 (SN 103545 to Present)	
21	1703703	1	Decal - Manual Descent Instructions 2646E2 & 3246E2 (Prior to SN 69053)	
21	1704420	1	Decal - Manual Descent Instructions 2646E2 & 3246E2 (SN 69053 to Present)	
22	1703706	1	Decal - Ground Control Operation	
23		Ref	Decal - Warning Battery Ventilation	
23	1703813	1	Australian Spec	
23	1703893	1	Dutch CE Spec	
23	1703813	1	English CE Spec	
23	1703864	1	French CE Spec	
23	1703881	1	German CE Spec	
23	1703886	1	Italian CE Spec	
23	1703813	1	Norwegian CE Spec	
23	1703840	1	Spanish CE Spec	
24		Ref	Decal - Warning Options:	
24	1703818	2	Australian Spec	
24	1703894	2	Dutch CE Spec	
24	1703818	2	English CE Spec	
24	1703865	2	French CE Spec	
24	1703882	2	German CE Spec	
24	1703887	2	Italian CE Spec	
24	1703818	2	Norwegian CE Spec	
24	1703841	2	Spanish CE Spec	
25		Ref	Decal - Danger Electrocution Hazard	
25	1703823	2	Australian Spec	
25	1703895	2	Dutch CE Spec	
25	1703823	2	English CE Spec	
25	1703866	2	French CE Spec	
25	1703883	2	German CE Spec	
25	1703888	2	Italian CE Spec	
25	1703823	2	Norwegian CE Spec	
25	1703842	2	Spanish CE Spec	
26		Ref	Decal - Caution	
26	1703877	1	Australian Spec	
26	1703896	1	Dutch CE Spec	
26	1703877	1	English CE Spec	
26	1703878	1	French CE Spec	
26	1703884	1	German CE Spec	
26	1703889	1	Italian CE Spec	
26	1703877	1	Norwegian CE Spec	
26	1703897	1	Spanish CE Spec	
27		Ref	Decal - Capacity Options:	

SECTION 8 - DECALS

ITEM	PART NUMBER	QTY	DESCRIPTION	REV
27	1703898	1	Decal - Capacity 2032E2 & 2646E2	
27	N.S.S.		Decal - Capacity 2632E2	
27	1704202	1	Decal - Capacity 3246E2	
27	1704115	1	Decal - Capacity 2032E2 & 2646E2 (Australian Spec Only)	
27	1704203	1	Decal - Capacity 3246E2 (Australian Spec Only)	
28	1702928	2	Decal - CE (Not Required on Australian Spec)	
29		Ref	Decal - Wind Warning	
29	1703969	1	Australian Spec	
29	1703973	1	Dutch CE Spec	
29	1703969	1	English CE Spec	
29	1703970	1	French CE Spec	
29	1703971	1	German CE Spec	
29	1703972	1	Italian CE Spec	
29	1703969	1	Norwegian CE Spec	
29	1703974	1	Spanish CE Spec	
30	1704122	1	Decal - Flat Surface Warning (Australian Spec Only)	
31		Ref	Decal - Brake Release - Options: (Australian Spec Only)	
31	1704123	1	Decal - Brake Release 2032E2 & 2646E2	
31	1704123	1	Decal - Brake Release 2632E2 (SN 103545 to Present)	
31	1704133	1	Decal - Brake Release 3246E2	
32	1704277	1	Decal - Lanyard Attach	
33	1704885	1	Decal - Website	
34	1705169	1	Decal - Capacity (230 KG) (2632E2) (Australian Spec Only)	
35	1702153	1	Decal - Inspection	
		Ref	Decal Kits:	
	2901610	1	CE Spec Kit 1 (Includes Items 11-18, 33)	
	2902119	1	Australian Spec Kit 1 (Includes Items 11-17 & 33) - 2632E2	3
	2901690	1	Australian Spec Kit 2 (Includes Items 20-26, 29-31) - 2032E2 & 2646E2	4
	2902133	1	Australian Spec Kit 2 (Includes Items 20-26, 29-31 & 34) - 2632E2	2
	2901789	1	Australian Spec Kit 2 (Includes Items 20-26, 29-31) - 3246E2	3
	2901619	1	Dutch CE Spec Kit 2 (Includes Items 20-29) - 2032E2 & 2646E2	3
	2901783	1	Dutch CE Spec Kit 2 (Includes Items 20-29) - 3246E2	3
	2901611	1	English CE Spec Kit 2 (Includes Items 20-29) - 2032E2 & 2646E2	
	2901785	1	English CE Spec Kit 2 (Includes Items 20-29) - 3246E2	2
	2901613	1	French CE Spec Kit 2 (Includes Items 20-29) - 2032E2 & 2646E2	
	2901786	1	French CE Spec Kit 2 (Includes Items 20-29) - 3246E2	2
	2901615	1	German CE Spec Kit 2 (Includes Items 20-29) - 2032E2 & 2646E2	2
	2901787	1	German CE Spec Kit 2 (Includes Items 20-29) - 3246E2	3
	2901617	1	Italian CE Spec Kit 2 (Includes Items 20-29) - 2032E2, 2646E2 & 3246E2	
	2902275	1	Norwegian CE Spec Kit 2 (Includes Items 20-29) - 3246E2	1
	2901621	1	Spanish CE Spec Kit 2 (Includes Items 20-29) - 2032E2 & 2646E2	
	2901784	1	Spanish CE Spec Kit 2 (Includes Items 20-29) - 3246E2	2
		Ref	Decal Kits Complete:	
	2910069	1	English CE Spec - 2032E2 & 2646E2 (Includes Items 7 & 8 Kits 2901610 & 2901611)	

SECTION 8 - DECALS

ITEM	PART NUMBER	QTY	DESCRIPTION	REV
		Ref	DECAL INSTALLATION OPTIONS (VARYING PARTS):	
	0258634	Ref	DECAL INSTALLATION - 2032E2	3
	Not Available	Ref	DECAL INSTALLATION - 2632E2	
	0257994	Ref	DECAL INSTALLATION - 2646E2	4
	0258937	Ref	DECAL INSTALLATION - 3246E2	3
101		Ref	Decal Options:	
101	3252567	2	Decal - 2032E2	
101	3252568	2	Decal - 2646E2	
101	3252619	2	Decal - 3246E2	
102	2901851	1	Decal Kit - Wheel Load (2032E2)	
102		Ref	Decal - Wheel Load Options:	
102	1704401	4	Decal - Wheel Load (Was p/n 1703871) (Prior to SN 63328)	
102	1704401	4	Decal - Wheel Load (SN 63328 to Present)	
102	2901852	1	Decal Kit - Wheel Load (2646E2)	
102		Ref	Decal - Wheel Load Options:	
102	1704402	4	Decal - Wheel Load (was p/n 1703824) (Prior to SN 63328)	
102	1704402	4	Decal - Wheel Load (SN 63328 to Present)	
102	2901853	1	Decal Kit - Wheel Load (3246E2)	
102		Ref	Decal - Wheel Load Options:	
102	1704403	4	Decal - Wheel Load (Was p/n 1704186) (Prior to SN 63328)	
102	1704403	4	Decal - Wheel Load (SN 63328 to Present)	
103	1703464	1	Decal - AC Power (Not Shown)	

SECTION 9 - RECOMMENDED SERVICE PARTS STOCK

SECTION 9 - RECOMMENDED SERVICE PARTS STOCK

SECTION 9 - RECOMMENDED SERVICE PARTS STOCK

FIGURE 9-1. MODELS 1932E2/2032E2/2646E2/3246E2 STANDARD PARTS

ITEM	PART NUMBER	QTY	DESCRIPTION	REV
	Note	Ref	Note: The following list will service fleets of machines (built to current production per date on the front cover) with emergency repair parts which can be installed in the field. Parts from the list should be replaced when inventory is depleted to keep service parts stock supplied. For further information, contact your JLG dealer or the JLG Industries Parts Department.	
		Ref	STANDARD PARTS	
	2120072	4	Element, Filter, (for fleets of 1 to 4)	
	2120072	8	Element, Filter, (for fleets of 5 to 9)	
	2120072	12	Element, Filter, (for fleets of 10 or more)	
	7010944	1	Coupling Kit, (for fleets of 1 to 4)	
	7010944	1	Coupling Kit, (for fleets of 5 to 9)	
	7010944	1	Coupling Kit, (for fleets of 10 or more)	
	7022522	1	Coil, Valve Cartridge, (for fleets of 1 to 4)	
	7022522	1	Coil, Valve Cartridge, (for fleets of 5 to 9)	
	7022522	1	Coil, Valve Cartridge, (for fleets of 10 or more)	
	7018917	1	Coil, Valve Cartridge, (for fleets of 1 to 4)	
	7018917	1	Coil, Valve Cartridge, (for fleets of 5 to 9)	
	7018917	1	Coil, Valve Cartridge, (for fleets of 10 or more)	
	7016352	1	Coil, Valve Cartridge, (for fleets of 1 to 4)	
	7016352	1	Coil, Valve Cartridge, (for fleets of 5 to 9)	
	7016352	1	Coil, Valve Cartridge (for fleets of 10 or more)	
	3740131	1	Contacto, (for fleets of 1 to 4)	
	3740131	1	Contacto, (for fleets of 5 to 9)	
	3740131	1	Contacto, (for fleets of 10 or more)	
	4360112	1	Breaker, Circuit, (for fleets of 1 to 4)	
	4360112	1	Breaker, Circuit, (for fleets of 5 to 9)	
	4360112	1	Breaker, Circuit, (for fleets of 10 or more)	
	4360475	1	Switch, Mushroom, (for fleets of 1 to 4)	
	4360475	1	Switch, Mushroom, (for fleets of 5 to 9)	
	4360475	1	Switch, Mushroom, (for fleets of 10 or more)	
	2860030	1	Key, Replacement, (for fleets of 1 to 4)	
	2860030	1	Key, Replacement, (for fleets of 5 to 9)	
	2860030	1	Key, Replacement, (for fleets of 10 or more)	
	4360328	1	Switch, Toggle, (for fleets of 1 to 4)	
	4360328	1	Switch, Toggle, (for fleets of 5 to 9)	
	4360328	1	Switch, Toggle, (for fleets of 10 or more)	
	7011509	1	Breaker, DC Circuit - Battery Charger, (for fleets of 1 to 4)	
	7011509	1	Breaker, DC Circuit - Battery Charger, (for fleets of 5 to 9)	
	7011509	1	Breaker, DC Circuit - Battery Charger, (for fleets of 10 or more)	
	7018564	1	Relay, Battery Charger, (for fleets of 1 to 4)	
	7018564	1	Relay, Battery Charger, (for fleets of 5 to 9)	
	7018564	1	Relay, Battery Charger, (for fleets of 10 or more)	
	7018514	1	Breaker, AC Circuit - Battery Charger, (for fleets of 1 to 4)	
	7018514	1	Breaker, AC Circuit - Battery Charger, (for fleets of 5 to 9)	
	7018514	1	Breaker, AC Circuit - Battery Charger, (for fleets of 10 or more)	
	7018578	1	Card, Circuit - Battery Charger, (for fleets of 1 to 4)	
	7018578	1	Card, Circuit - Battery Charger, (for fleets of 5 to 9)	
	7018578	1	Card, Circuit - Battery Charger, (for fleets of 10 or more)	

SECTION 9 - RECOMMENDED SERVICE PARTS STOCK

ITEM	PART NUMBER	QTY	DESCRIPTION	REV
	7018586	1	Switch, Slide - Battery Charger, (for fleets of 1 to 4)	
	7018586	1	Switch, Slide - Battery Charger, (for fleets of 5 to 9)	
	7018586	1	Switch, Slide - Battery Charger, (for fleets of 10 or more)	
	7020501	1	Switch, Push Button, (for fleets of 1 to 4)	
	7020501	1	Switch, Push Button, (for fleets of 5 to 9)	
	7020501	1	Switch, Push Button, (for fleets of 10 or more)	
	7017444	1	Coil, (for fleets of 1 to 4)	
	7017444	1	Coil, (for fleets of 5 to 9)	
	7017444	1	Coil, (for fleets of 10 or more)	
	3990010	2	Diode, (for fleets of 1 to 4)	
	3990010	2	Diode, (for fleets of 5 to 9)	
	3990010	2	Diode, (for fleets of 10 or more)	

SECTION 9 - RECOMMENDED SERVICE PARTS STOCK

FIGURE 9-2. MODELS 1932E2/2032E2/2646E2/3246E2 VARIABLE PARTS

ITEM	PART NUMBER	QTY	DESCRIPTION	REV
	Note	Ref	Note: The following list will service fleets of machines (built to current production per date on the front cover) with emergency repair parts which can be installed in the field. Parts from the list should be replaced when inventory is depleted to keep service parts stock supplied. For further information, contact your JLG dealer or the JLG Industries Parts Department.	
		Ref	VARIABLE PARTS	
	4360487	1	Switch, Tilt (1532/1932E2/2032E2 - Optional), (for fleets of 1 to 4)	
	4360487	1	Switch, Tilt (1532/1932E2/2032E2 - Optional), (for fleets of 5 to 9)	
	4360487	1	Switch, Tilt (1532/1932E2/2032E2 - Optional), (for fleets of 10 or more)	
	4360349	1	Switch, Tilt (2646E2 & 3246E2 with Standard Controls - Optional), (for fleets of 1 to 4)	
	4360349	1	Switch, Tilt (2646E2 & 3246E2 with Standard Controls - Optional), (for fleets of 5 to 9)	
	4360349	1	Switch, Tilt (2646E2 & 3246E2 with Standard Controls - Optional), (for fleets of 10 or more)	
	4360435	1	Switch, Tilt (2646E2 & 3246E2 with Proportional Controls - Optional), (for fleets of 1 to 4)	
	4360435	1	Switch, Tilt (2646E2 & 3246E2 with Proportional Controls - Optional), (for fleets of 5 to 9)	
	4360435	1	Switch, Tilt (2646E2 & 3246E2 with Proportional Controls - Optional), (for fleets of 10 or more)	
	4360401	1	Switch, Limit, (for fleets of 1 to 4)	
	4360401	1	Switch, Limit, (for fleets of 5 to 9)	
	4360401	1	Switch, Limit, (for fleets of 10 or more)	
	4360437	1	Switch, Limit, (for fleets of 1 to 4)	
	4360437	1	Switch, Limit, (for fleets of 5 to 9)	
	4360437	1	Switch, Limit, (for fleets of 10 or more)	
	7018917	1	Coil (Proportional Controls Machines), (for fleets of 1 to 4)	
	7018917	1	Coil (Proportional Controls Machines), (for fleets of 5 to 9)	
	7018917	1	Coil (Proportional Controls Machines), (for fleets of 10 or more)	
	2400041	1	Fuse (Standard Controls Machines), (for fleets of 1 to 4)	
	2400041	1	Fuse (Standard Controls Machines), (for fleets of 5 to 9)	
	2400041	1	Fuse (Standard Controls Machines), (for fleets of 10 or more)	
	0610153	1	PC Board (Standard Controls Machines), (for fleets of 1 to 4)	
	0610153	1	PC Board (Standard Controls Machines), (for fleets of 5 to 9)	
	0610153	1	PC Board (Standard Controls Machines), (for fleets of 10 or more)	
	1600289	1	Controller (Proportional Controls Machines), (for fleets of 1 to 4)	
	1600289	1	Controller (Proportional Controls Machines), (for fleets of 5 to 9)	
	1600289	1	Controller (Proportional Controls Machines), (for fleets of 10 or more)	
	3740129	1	Relay (Standard Controls Machines), (for fleets of 1 to 4)	
	3740129	1	Relay (Standard Controls Machines), (for fleets of 5 to 9)	
	3740129	1	Relay (Standard Controls Machines), (for fleets of 10 or more)	
	3740069	1	Relay (Proportional Controls Machines), (for fleets of 1 to 4)	
	3740069	1	Relay (Proportional Controls Machines), (for fleets of 5 to 9)	
	3740069	1	Relay (Proportional Controls Machines), (for fleets of 10 or more)	
	4360472	1	Switch, Key (Standard Controls Machines), (for fleets of 1 to 4)	
	4360472	1	Switch, Key (Standard Controls Machines), (for fleets of 5 to 9)	
	4360472	1	Switch, Key (Standard Controls Machines), (for fleets of 10 or more)	

SECTION 9 - RECOMMENDED SERVICE PARTS STOCK

ITEM	PART NUMBER	QTY	DESCRIPTION	REV
	4360470	1	Switch, Key (Proportional Controls Machines), (for fleets of 1 to 4)	
	4360470	1	Switch, Key (Proportional Controls Machines), (for fleets of 5 to 9)	
	4360470	1	Switch, Key (Proportional Controls Machines), (for fleets of 10 or more)	
	4360456	1	Switch, Limit, (for fleets of 1 to 4)	
	4360456	1	Switch, Limit, (for fleets of 5 to 9)	
	4360456	1	Switch, Limit, (for fleets of 10 or more)	
	4360548	1	Switch, Limit, (for fleets of 1 to 4)	
	4360548	1	Switch, Limit, (for fleets of 5 to 9)	
	4360548	1	Switch, Limit, (for fleets of 10 or more)	
	0610126	1	Board, PC (Standard Controls Machine Only), (for fleets of 1 to 4)	
	0610126	1	Board, PC (Standard Controls Machine Only), (for fleets of 5 to 9)	
	0610126	1	Board, PC (Standard Controls Machine Only), (for fleets of 10 or more)	
	1600282	1	Controller, Drive (Proportional Controls Machines), (for fleets of 1 to 4)	
	1600282	1	Controller, Drive (Proportional Controls Machines), (for fleets of 5 to 9)	
	1600282	1	Controller, Drive (Proportional Controls Machines), (for fleets of 10 or more)	
	4360267	1	Contact, Switch (Standard Controls Machines), (for fleets of 1 to 4)	
	4360267	1	Contact, Switch (Standard Controls Machines), (for fleets of 5 to 9)	
	4360267	1	Contact, Switch (Standard Controls Machines), (for fleets of 10 or more)	
	4360339	1	Switch, Enable (Standard Controls Machines), (for fleets of 1 to 4)	
	4360339	1	Switch, Enable (Standard Controls Machines), (for fleets of 5 to 9)	
	4360339	1	Switch, Enable (Standard Controls Machines), (for fleets of 10 or more)	
	4360336	1	Switch, Toggle (Standard Controls Machines), (for fleets of 1 to 4)	
	4360336	1	Switch, Toggle (Standard Controls Machines), (for fleets of 5 to 9)	
	4360336	1	Switch, Toggle (Standard Controls Machines), (for fleets of 10 or more)	
	0610149	1	Module, Logic (Standard Controls Machines with Australian Spec), (for fleets of 1 to 4)	
	0610149	1	Module, Logic (Standard Controls Machines with Australian Spec), (for fleets of 5 to 9)	
	0610149	1	Module, Logic (Standard Controls Machines with Australian Spec), (for fleets of 10 or more)	
	0610149	1	Module, Logic (Standard Controls Machines with CE Spec), (for fleets of 1 to 4)	
	0610149	1	Module, Logic (Standard Controls Machines with CE Spec), (for fleets of 5 to 9)	
	0610149	1	Module, Logic (Standard Controls Machines with CE Spec), (for fleets 10 or more)	
	0610123	1	Board, PC (Proportional Controls Machines), (for fleets of 1 to 4)	
	0610123	1	Board, PC (Proportional Controls Machines), (for fleets of 5 to 9)	
	0610123	1	Board, PC (Proportional Controls Machines), (for fleets of 10 or more)	
	4360453	1	Switch, Keypad with Tilt Light (Proportional Controls Machines), (for fleets of 1 to 4)	
	4360453	1	Switch, Keypad with Tilt Light (Proportional Controls Machines), (for fleets of 5 to 9)	
	4360453	1	Switch, Keypad with Tilt Light (Proportional Controls Machines), (for fleets of 10 or more)	
	4360387	1	Switch, Horn Push Button (Optional), (for fleets of 1 to 4)	

SECTION 9 - RECOMMENDED SERVICE PARTS STOCK

ITEM	PART NUMBER	QTY	DESCRIPTION	REV
	4360387	1	Switch, Horn Push Button (Optional), (for fleets of 5 to 9)	
	4360387	1	Switch, Horn Push Button (Optional), (for fleets of 10 or more)	
	7020500	1	Switch, Rocker (Standard Controls Machines), (for fleets of 1 to 4)	
	7020500	1	Switch, Rocker (Standard Controls Machines), (for fleets of 5 to 9)	
	7020500	1	Switch, Rocker (Standard Controls Machines), (for fleets of 10 or more)	
	7011992	1	Switch, Rocker (Proportional Controls Machines), (for fleets of 1 to 4)	
	7011992	1	Switch, Rocker (Proportional Controls Machines), (for fleets of 5 to 9)	
	7011992	1	Switch, Rocker (Proportional Controls Machines), (for fleets of 10 or more)	
	7020523	1	Electrical Assembly - Controller (Standard Controls Machines), (for fleets of 1 to 4)	
	7020523	1	Electrical Assembly - Controller (Standard Controls Machines), (for fleets of 5 to 9)	
	7020523	1	Electrical Assembly - Controller (Standard Controls Machines), (for fleets of 10 or more)	
	7020508	1	Electrical Assembly - Controller (Proportional Controls Machines), (for fleets of 1 to 4)	
	7020508	1	Electrical Assembly - Controller (Proportional Controls Machines), (for fleets of 5 to 9)	
	7020508	1	Electrical Assembly - Controller (Proportional Controls Machines), (for fleets of 10 or more)	
	7020510	1	Potentiometer (Proportional Controls Machines), (for fleets of 1 to 4)	
	7020510	1	Potentiometer (Proportional Controls Machines), (for fleets of 5 to 9)	
	7020510	1	Potentiometer (Proportional Controls Machines), (for fleets of 10 or more)	

SECTION 10 - SPECIAL OPTIONS

SECTION 10 - SPECIAL OPTIONS

FIGURE 10-1. SPECIAL OPTIONS

ITEM	PART NUMBER	QTY	DESCRIPTION	REV
	Note	Ref	Note: This list is to accomodate machines ordered with special equipment. Options may not be applicable to all models. For more specific parts information contact JLG Parts Department.	
		Ref	MISCELLANEOUS SPECIAL OPTIONS	
	Not Available	Ref	BRAKE RELEASE INSTALLATION - 1532E2 (AUSTRALIAN SPEC)	
	0258906	Ref	BRAKE RELEASE INSTALLATION - 1932E2 (AUSTRALIAN SPEC)	
	0257974	Ref	BRAKE RELEASE INSTALLATION - 2032E2 & 2646E2 & 3246E2 (AUSTRALIAN SPEC)	
	0256789	Ref	CAMERA MOUNT ASSEMBLY	
		Ref	ELECTRICAL CONNECTOR KITS	
	1001148902	Ref	Amp Connector Kit	
	1001148903	Ref	Deutsch DT Connector Kit	
	1001148904	Ref	Deutsch HD Connector Kit	
	1001148905	Ref	Packard Connector Kit	
	1001148906	Ref	Various Connector Kit	
		Ref	FILTER KITS	
	2910468	1	Hydraulic/Air	
		Ref	HYDRAULIC FLUIDS	
	2300014	Ref	Mobil 424	
	2300016	Ref	Mobil DTE 13M	
		Ref	INVERTER INSTALLATIONS (110V 800WATT)	
	Not Available	Ref	Inverter Installations 1532E2	
	0258972	Ref	Inverter Installations 1932E2	
	0257970	Ref	Inverter Installations 2032E2/2646E2/3246E2	
	7023336	1	Kit, Circuit Card	
	0257977	Ref	KEY LANYARD INSTALLATION	
		Ref	OVERLOAD PROTECTION INSTALLATION (OPTIONAL ON FRENCH SPEC)	
	0270793	Ref	Overload Protection Installation 1532E2 & 1932E2	
	0270791	Ref	Overload Protection Installation 2032E2	
	0270792	Ref	Overload Protection Installation 2646E2 & 3246E2	
	0271302	Ref	Overload Protection Installation 3246E2 (PROP DRIVE)	
		Ref	Switch, Pressure Options:	
	1692617	1	Switch, Pressure (Prior to SN 90188)	
	4360494	1	Switch, Pressure (SN 90188 to Present)	
	4360437	1	Switch, Limit	
		Ref	PLATFORM HANDRAILS AUTOLOCK KIT - 2032E2 & 2646E2	
	2901766	Ref	Fixed Rails	
	2901767	Ref	Folddown Rails	
	0257975	Ref	PRESSURE CHECKS INSTALLATION (STANDARD CONTROLS)	
	0258154	Ref	PRESSURE CHECKS INSTALLATION (PROPORTIONAL CONTROLS)	
		Ref	TOOLS FOR SERVICE	
	7002821	1	Crimper (For Wire to Pin/Socket Connections)	
	7002823	1	Extractor (For Removal of Pin/Socket from Connectors)	
	4460467	1	Extractor, Pin (Blue 16-18 Gauge) (For Removal of Pin/Socket from Connectors)	

SECTION 10 - SPECIAL OPTIONS

ITEM	PART NUMBER	QTY	DESCRIPTION	REV
	4460510	1	Extractor, Pin (Yellow 12-14 Gauge) (For Removal of Pin/Socket from Connectors)	
	7002828	1	Stripper, Wire	
	2900838	1	U.S. Standards Fastener (Hardware) Kit	
	7014676	1	U.S. Standards Tool Kit	
	0251642	Ref	WARNING STRIPES INSTALLATION	

PART NUMBER INDEX

SECTION 10 - SPECIAL OPTIONS

0080228.....137, 139, 141, 145	0257528.....79, 139	0258297.....95	0259541....141, 142, 145, 146
0100001.....29, 91	0257546.....99	0258316.....191	0259551.....157, 166
0100010.....153	0257547.....99	0258317.....30	0259621.....59
0100011....29, 36, 40, 55, 68, 71, 75, 79, 83, 87, 91, 96, 99, 103, 107, 111, 115, 119, 142, 146	0257626.....21	0258318.....30	0259625.....159, 166
01000199, 10, 22, 71, 75, 79, 83, 87, 91	0257627.....17	0258409.....95	0259653.....95
0100020..35, 39, 40, 137, 139, 142, 146, 157, 159, 161, 163, 165	0257659.....39	0258460.....123	0259655.....30, 127
0100039.....75, 80	0257662.....29	0258464.....123	0259656.....182
0100048....30, 51, 52, 55, 56, 96, 179, 182	0257663.....59	0258574.....51	0259740.....65
0100051.....51, 55, 60	0257666.....29, 87, 141	0258575.....51	0259858.....59
0100076.....55	0257670.....17	0258581.....30	0270066.....29
0100081.....9	0257679.....99	0258589.....123	0270422.....65
0140011.....123, 127	0257758.....65	0258590.....123	0270502.....31, 71, 137
0140022.....30	0257759.....65	0258618.....96	0270534.....99
0140042.....52, 56	0257776.....99	0258620.....96	0270542.....176
0181847.....127	0257779.....29	0258621.....176	0270559.....99
0200558.....79	0257788.....193	0258622.....176	0270791.....31, 139, 204
0200559.....79	0257789.....193	0258623.....176	0270792.....31, 142, 146, 204
0200560.....79	0257790.....193	0258634.....196	0270793.....31, 137, 204
0200561.....79	0257791.....193	0258681.....29	0271068.....153, 166
0200562.....79	0257792.....193	0258738.....95	0271069.....157, 166
0200563.....79	0257793.....193	0258740.....96	0271221.....9
0200572.....87	0257794.....193	0258748.....189	0271222.....35
0200574.....87	0257799.....29, 30	0258749.....189	0271223.....153, 166
0200575.....87	0257801 ... 30, 80, 84, 88, 92	0258750.....189	0271228.....21
0200576.....87	0257802.....30	0258751.....189	0271237.....159, 166
0200577.....87	0257805.....99	0258752.....189	0271302.....31, 146, 204
0200605.....75	0257809.....99	0258753.....189	0271515.....83
0200606.....75	0257811.....52, 56	0258754.....189	0271516.....99
0200607.....71, 75	0257812.....52, 56	0258774.....51	0271541.....18, 23
0200608.....75	0257813.....52, 56	0258775.....51	0271553....104, 108, 112, 116, 120
0200609.....75	0257814.....59	0258776.....51	0271877.....163, 166
0200610.....71, 75	0257870.....59	0258777.....51	0271891.....30
0200611.....71, 75	0257876.....21	0258838.....65	0271917.....30
0200614.....71, 75	0257877.....22	0258840.....65	0271925.....30
0200633.....91	0257878.....22	0258889 .. 29, 31, 91, 145	0271926.....30
0200634.....91	0257916.....176	0258896.....99	0271976.....182
0200635.....91	0257917.....176	0258898.....21	0272075.....193
0200636.....91	0257951.....111	0258899.....176	0272362.....59
0200637.....91	0257952.....115	0258900.....176	0272363.....59
0200638.....91	0257954.....119	0258904.....99	0273152.....123
0200639.....87, 91	0257955.....153, 166	0258905.....95	0273153.....123
0200645.....79	0257970.....204	0258906.....204	0273154.....123
0200663.....91	0257973.....95	0258937.....196	0273155.....123
0200707.....87	0257974.....204	0258944.....29	0273186.....189
0200708.....91	0257975.....204	0258972.....204	0273212.....193
0200709.....71	0257977.....204	0259114.....193	0273510.....191
0200710.....71	0257994.....196	0259115.....193	0362501.....95
0200711.....71	0258014.....31, 75, 137	0259116.....193	0362812.....95
0200730.....83	0258015.....9	0259117.....193	0400169.....60
0200731.....83	0258041.....99	0259118.....193	0400170.....59, 63
0200732.....83	0258044.....99	0259119.....193	0400215.....59, 60
0200733.....83	0258054.....65	0259120.....193	0400216.....59
0200734.....83	0258055.....65	0259122.....96	0440223.....65
0200735.....83	0258056.....35	0259229.....59	0440226....75, 80, 84, 88
0250548.....191	0258059.....60	0259256.....65	0440227....71, 75, 79, 83, 87
0251642.....205	0258111.....127	0259257.....65	0440228....17, 71, 75, 79, 83, 87
0255679.....18, 23	0258154.....204	0259280.....39	0440229....71, 75, 80, 84, 88, 91
0255682.....18, 23	0258166.....10, 15	0259407.....55, 182	0440231.....91
0256789.....204	0258167.....10, 15	0259408.....31, 91, 145	0440238....71, 75, 79, 83, 87, 91
	0258168.....15	0259409.....55, 182	
	0258171.....9	0259410.....30	
	0258218.....59	0259411.....30, 92	
	0258277.....176	0259412.....95	
	0258278.....153, 166	0259416.....40, 65	
	0258282.....99	0259421.....65	
	0258294.....103	0259422.....65	
	0258295.....107		
	0258296.....95		

SECTION 10 - SPECIAL OPTIONS

0561278 ... 71, 75, 79, 83, 87, 91	0720810 95	1060341 184	1683771 91, 145
0561301 ... 71, 75, 79, 83, 87, 91	0720812 32	1060379 107, 115, 119	1683831 17, 149
0561313 65	0721004 30	1060454 177	1683832 149
0561314 67	0721006 ... 29, 30, 80, 84, 88, 92	1060608 177, 182	1683833 15, 22, 135
0561373 142, 146	0741006 71	1060633 182	1683834 35, 39
0561374 142, 146	0741008 51	1060644 137	1683882 83, 87, 141
0561418 71	0840025 51, 55, 182	1060659 139	1683883 91, 145
0561419 71	0840031 59, 60	1060665 60	1684224 17, 149
0610123 127, 201	0840032 60	1060667 51, 178	1684225 9, 149
0610126 95, 201	0860038 99	1060668 59, 178	1692617 204
0610149 124, 201	0860520 189, 193	1060669 59, 178	1701509 189, 193
0610153 51, 200	0861174 123	1060680 ... 30, 31, 55, 68, 71, 75, 80, 83, 84, 88, 91, 92, 95, 178, 179, 182, 183, 184	1701644 59
0630516 9	0861214 123	1060681 60, 178	1702153 195
0630519 65	0861256 127	1060682 60, 178	1702773 189, 193
0630526 59, 60	0901870 ... 107, 115, 119	1060689 178, 184	1702928 190, 195
0630528 ... 71, 75, 79, 83, 87, 91	0902198 39	1060697 111	1703175 ... 104, 108, 112, 116, 120
0630532 65	0902371 ... 137, 139, 141, 145	1060763 55, 182	1703464 196
0641404 55, 75, 123, 127	0902385 ... 71, 75, 79, 83, 87, 91	1060764 55, 182	1703697 193
0641405 ... 30, 31, 35, 39, 40, 51, 55, 75, 79, 83, 87, 91, 189, 193	0902386 ... 71, 75, 79, 83, 87, 91	1060765 142, 146	1703698 193, 194
0641406 ... 31, 35, 39, 51, 59, 72	0902393 51	1060766 142, 146	1703703 194
0641407 15, 39, 99	0902433 52	1060774 59, 184	1703706 189, 194
0641408 31, 32, 55	0902466 100	1060775 59, 184	1703803 123
0641410 35	0902467 95	1060796 59, 60	1703811 189, 193
0641414 68	0902482 32	1060908 100	1703812 189, 193
0641505 30, 40	0902485 127	1060963 177	1703813 ... 189, 190, 194
0641506 ... 137, 139, 141, 145	0902486 35	1061017 59, 60	1703814 189, 193
0641507 59	0902487 100	1100105 ... 71, 75, 79, 83, 87, 91	1703817 189, 193
0641508 ... 35, 39, 40, 79, 83, 87, 91	0902490 35	1100115 65	1703818 190, 194
0641510 30, 35	0902499 127	1120064 9	1703819 189, 193
0641511 65	0902500 32	1120491 35, 40, 41	1703822 189, 193
0641516 65	0902501 31	1120515 9	1703823 190, 194
0641526 142, 146	0902505 95	1271339 ... 111, 115, 119	1703839 194
0641528 29	0902521 95	1271404 103, 107	1703840 190, 194
0641536 ... 71, 75, 79, 83, 87, 91	0902537 31	1282896 182	1703841 190, 194
0641605 ... 29, 103, 107, 111, 115, 119	0902538 39	1283086 166	1703842 190, 194
0641606 ... 71, 75, 80, 83, 88, 91	0902552 60	1283251 166	1703863 194
0641607 100	0902573 142, 146	1320030 35, 39, 40	1703864 189, 194
0641608 96, 99, 141, 145	0902574 40	1320040 59	1703865 190, 194
0641611 9	0902615 51, 55	1320224 100	1703866 190, 194
0641614 65	0902691 32	1320242 40	1703869 189
0641620 39	0940084 75, 79, 87	1320270 ... 104, 108, 112, 116, 120	1703870 191
0641622 40	0940087 ... 60, 71, 75, 79, 83, 87, 91, 120	1340052 35, 39, 40	1703877 190, 194
0641624 39	0962010 91	1380136 29	1703878 190, 194
0641810 67	0962096 75, 79, 87	1380150 68	1703880 194
0641812 68	0962097 ... 17, 75, 79, 87	1380151 99	1703881 189, 194
0641814 99	0962150 65	1440329 9	1703882 190, 194
0641816 65	0962173 9	1600244 182	1703883 190, 194
0641824 9	0962174 9	1600268 123, 129	1703884 190, 194
0642022 17	0962207 76, 79, 91	1600282 ... 127, 131, 201	1703885 194
0642028 17	0962208 9	1600289 55, 200	1703886 190, 194
0681518 75	0962244 68	1600295 123, 129	1703887 190, 194
0681520 79, 87	0962347 99	1660237 17	1703888 190, 194
0681822 9, 21	0962632 32	1660238 17	1703889 190, 194
0681828 21	1001148902 204	1670840 99, 100	1703892 193
0692224 ... 71, 75, 79, 83, 87, 91	1001148903 204	1670869 127	1703893 189, 194
	1001148904 204	1683552 149	1703894 190, 194
	1001148905 204	1683557 135	1703895 190, 194
	1001148906 204	1683561 79, 139	1703897 190, 194
	1060279 189, 193	1683562 87, 141	1703898 195
	1060329 ... 111, 115, 119, 123	1683603 71, 75, 137	1703901 51
	1060330 184	1683661 149	1703969 190, 195
			1703970 190, 195
			1703971 190, 195
			1703972 190, 195
			1703973 190, 195

SECTION 10 - SPECIAL OPTIONS

1703974.....	190, 195	2220515 ...	153, 157, 159, 161, 163, 165	2752643 ...	153, 157, 159, 161, 163, 165	2901755.....	190
1704017.....	189	2220582 ...	150, 153, 157, 159, 163	2752648	159, 161	2901766.....	204
1704115.....	195	2220593 ...	153, 157, 159, 161, 163, 165	2752940 ...	153, 157, 159, 163	2901767.....	204
1704122.....	190, 195	2220603 ...	153, 157, 159, 163	2752981 ...	154, 157, 159, 163	2901783.....	195
1704123.....	190, 195	2220608 ...	157, 159, 161, 163, 165	2752992 ...	153, 157, 159, 163	2901784.....	195
1704133.....	195	2220619	161, 165	2753057	157, 159, 161	2901785.....	195
1704143.....	189	2220635	153, 159, 161	2753058	157, 159	2901786.....	195
1704146.....	189	2220654	142, 146	2753059	157, 159, 161	2901787.....	195
1704147.....	189	2220775 ...	153, 157, 159, 163	2753060 ...	157, 159, 161, 163, 165	2901849.....	191
1704148.....	189	2220827 ...	157, 159, 161, 163, 165	2753061 ...	157, 159, 161, 163, 165	2901851.....	196
1704149.....	189	2220886	48	2753062	157, 159, 161	2901852.....	196
1704173.....	190	2220999	161, 165	2753063 ...	157, 159, 161, 163, 165	2901853.....	196
1704202.....	195	2221000	153	2753064 ...	157, 159, 161, 163	2901868.....	157
1704203.....	195	2221020 ...	137, 139, 142, 146	2753065	153, 163	2901872.....	159
1704260.....	52, 124, 127	2300014	204	2753067	153, 163, 165	2901876.....	161
1704277.....	104, 108, 112, 116, 120, 190, 195	2300016	204	2753071	154, 163, 165	2901917.....	80
1704401	196	2360457	18	2753085	154	2901918.....	88
1704402.....	196	2360458	18	2753120	153	2901919.....	92
1704403.....	196	2360459	10	2753121	154	2901944.....	77
1704420.....	194	2360482	10	2753325	161, 165	2901960.....	72
1704885.....	190, 195	2360496	18	2753327	165	2901974.....	104
1705169.....	195	2360497	18	2753690	163	2901976.....	108
1705304.....	191	2360562	18	2753691	163, 165	2901979.....	112
1760165.....	15	2360572	18	2780215	15	2901981.....	116
1760167.....	21	2400041	51, 200	2780216	9, 21	2901984.....	120
1840017.....	111, 119	2400044	51	2780222	21	2902068.....	84
1840018....	100, 103, 107, 115	2400056	93	2780223	17	2902112.....	163
1870080.....	186	2420165	51	2780233	17	2902119.....	195
1870083.....	186	2420176	127	2780238	21	2902123.....	165
1870107.....	186	2420201	123	2792399	161, 166	2902133.....	195
1870116.....	186	2560122	29	2792496	161, 166	2902137.....	17
1870117.....	186	2560123	29	2792556	165, 166	2902138.....	17
2080063.....	66, 103, 107, 111, 115, 119	2560141	127	2820025	72, 77, 153	2902274.....	191
2080064....	103, 107, 111, 115, 119	2560149	68, 72	2860030	52, 55, 198	2902275.....	195
2120072....	35, 39, 40, 198	2560150	142, 146	2900708	29, 141, 145	2910069.....	195
2120105.....	35, 39, 40	2600231	55, 107, 115, 119	2900792	141, 145	2910121.....	191
2160006.....	9	2750758	161	2900838	205	2910312.....	21
2200233.....	39, 40, 41	2750785	165	2900874	182	2910313.....	21
2220343.....	157, 161	2750989 ...	153, 157, 159, 163	2901443	182	2910342.....	22, 25
2220346.....	153	2750990	161, 165	2901530	80	2910468.....	204
2220347 ...	153, 157, 159, 161, 163, 165	2752433	153	2901532	88	2920026.....	123
2220371 ...	153, 157, 159, 161, 163, 165	2752444 ...	154, 157, 159, 163	2901559	153	2920094.....	123
2220396....	159, 163, 165	2752453	154	2901610	195	2920146....	31, 80, 84, 89, 92
2220399.....	159, 161	2752463	153	2901611	195	2920166.....	31
2220414.....	153, 157	2752470	165	2901613	195	2940074....	103, 107, 111, 115, 119
2220415....	153, 157, 159, 161, 163, 165	2752472	154	2901615	195	2940098.....	72
2220440....	137, 139, 142, 146	2752475	154	2901617	195	2940103.....	68
2220462.....	137	2752478	153	2901619	195	2940104.....	68
2220466....	153, 157, 159, 163	2752487	154	2901621	195	2940119.....	55
2220470....	153, 157, 159, 161, 163, 165	2752488	153	2901622	51	3010117.....	65
2220472.....	161, 165	2752514	161, 165	2901625.....	21	3010118.....	66
2220473....	153, 157, 159, 161, 163, 165	2752519	153	3160258.....	21	3010122.....	66
2220500....	153, 157, 159, 163	2752588	154	3160259.....	21	3020025.....	9
2220501.....	161, 165	2752593	157	3160263.....	21, 25	3160229.....	9
		2752594	153	3160264.....	21, 25	3160258.....	21
		2752632	161	3160265.....	22, 25	3160259.....	21
				2901622.....	51	3160263.....	21, 25
				2901625.....	21	3160264.....	21, 25
				2901628.....	153	3160265.....	22, 25
				2901668.....	153	3160269.....	10, 13
				2901690.....	195	3252567.....	196
				2901747	190	3252568.....	196
				2901748	191	3252598.....	191
				2901749	191	3252602.....	123
				2901750	191		
				2901751	191		
				2901752	190		
				2901753	191		

SECTION 10 - SPECIAL OPTIONS

3252604	123	3422747	71, 76	3641269.....	115	3911424 ...	103, 107, 111,
3252610	127	3422759	92	3641270.....	115	115, 119	
3252616	190	3422760	17	3641271.....	115	3911426.....	120
3252619	196	3422773	92	3641272.....	115	3911428 ...	100, 103, 108,
3252747	191	3422862 ...	71, 76, 80, 83,	3641275.....	119	115, 120	
3271805	10, 22	88, 92		3641286.....	119	3911430	107, 119
3300151	68, 100, 103,	3422863	92	3641296.....	119	3911432 ...	103, 107, 111,
107, 111, 115, 119		3422882 ...	71, 76, 79, 83,	3641297.....	119	115, 119	
3300255	10, 15, 17, 22	88, 92		3641301.....	107	3911532 ...	100, 103, 107,
3300356 ...	100, 103, 107,	3422928	72	3641302.....	107	111, 115, 119	
111, 115, 119		3422934	72	3641303.....	107	3911534	112, 120
3300408	51, 55	3430412	68	3641304.....	107	3911536 ...	103, 107, 111,
3300409	17	3430418 ...	103, 107, 111,	3641305.....	107	116, 120	
3300423	15, 17	115, 119		3641307.....	107	3930820	76, 88
3300429	60	3430607	66	3641311.....	116	3930824	95, 96
3300432 ...	103, 107, 111,	3430620	15, 22	3740069.....	55, 200	3931024	76
115, 119		3430811	9, 17, 66	3740129.....	51, 123, 200	3941406	30
3300450	10, 22	3430813	66	3740131.....	51, 55, 198	3941606	66
3310601	40, 127	3431014	9	3760170....	107, 111, 115,	3951603	65
3310801 ...	32, 71, 76, 79,	3440418	76, 80, 92	119, 123		3990010 ...	176, 178, 182,
83, 88, 91		3440618	66	3760348....	72, 76, 80, 83,	183, 199	
3310805	95	3450202 ...	103, 107, 111,	88, 92		4060802	124
3311001	123	115, 119		3760387....	71, 76, 80, 83,	4060805	60
3311005 ...	29, 31, 51, 55,	3450203	68	88, 92		4060914	127
76, 80, 84, 89, 92		3450303	66	3780199.....	35, 40, 41	4060964	96
3311401	51, 55, 66	3450403	15, 17, 22	3790012.....	123	4060965	96
3311402	55	3450404	9, 66	3790218.....	9	4060971	96
3311405 ...	15, 30, 31, 32,	3450405 .	80, 88, 92, 137,	3820020....	103, 107, 111,	4060972	96
35, 39, 51, 55, 59, 66,		139, 141, 145		115, 119		4060976	127
72, 189, 193		3450406 9, 10, 15, 17, 22		3840732....	104, 108, 112,	4070980	66
3311501 ...	71, 76, 80, 83,	3450508	22	116, 120		4070987	52, 55
88, 91		3450804 ...	17, 71, 76, 80,	3841332.....	15, 22	4071006	52, 55
3311505 ...	29, 30, 35, 39,	83, 88, 92		3841344....	17, 71, 76, 80,	4130346	17
59, 66, 76, 79, 80, 83,		3510602	99	83, 88, 92		4130356	9
87		3510606	99	3841371.....	22	4160137	15, 22
3311602	68	3510607	99	3841378.....	9	4160177 ...	103, 107, 111,
3311605 ...	39, 40, 66, 71,	3510608	99	3841380.....	68	115, 119	
76, 80, 83, 87, 91, 99,		3510623	99	3841390.....	68	4160178	66
100, 141, 145		3510687	99	3860078....	76, 80, 88, 92	4160181	66
3311801	10, 22, 68	3510783	99	3860083.....	99	4160200 ...	107, 111, 115,
3311805	68, 99	3510794	99	3860084.....	99	119	
3312002	9	3520072 ...	103, 107, 111,	3860085....	103, 107, 111,	4240125	80, 83, 88, 92
3312005	17	115, 119		115, 119		4240128	80, 83, 88, 92
3321402	137, 139	3520077	35, 39, 40	3860087.....	111	4240147	30
3322002	17	3570299	66	3860089.....	66	4300133	55
3340612 ...	103, 107, 111,	3570811	66	3860092....	72, 76, 80, 83,	4360112	51, 55, 198
115, 119		3570813	66	88, 92		4360267	124, 201
3340841	77	3570925 ...	103, 111, 119	3860093.....	99	4360289	51, 124, 127
3421453	123	3570991	31	3860095....	103, 107, 111,	4360328 .	52, 55, 124, 198
3422219	107, 115, 119	3571060	115	116, 120		4360336	124, 201
3422369 ...	103, 107, 111,	3571061	107, 115	3860099.....	84	4360339	124, 201
115, 119		3571067	15	3900177.....	123	4360349	30, 200
3422641 ...	71, 76, 79, 83,	3571145	107	3900178.....	124, 127	4360387 ...	124, 127, 201,
87, 91		3571652	55	3900226.....	127	202	
3422642	76, 79, 87, 91	3572512	72	3900227.....	127	4360401 ...	31, 76, 95, 200
3422644	76, 79, 88	3600270	39, 40	3900248.....	142, 146	4360433	52
3422646	17	3600288	35	3900256.....	99	4360435	30, 200
3422648	66	3600325	35	3900265.....	127	4360437	32, 200, 204
3422659	66	3641200	111	3900294.....	99	4360453	127, 201
3422663	76, 79, 88	3641201	111	3900329....	71, 76, 80, 83,	4360456	66, 201
3422671	76, 80, 88	3641202	111	92		4360461	41
3422725	76	3641219	119	3910804.....	52, 55	4360470	55, 201
3422728	99	3641236	51	3911008....	55, 103, 107,	4360472	52, 200
3422742	76, 80, 88, 92	3641237	123	111, 115, 119		4360475 51, 55, 124, 127,	
3422743	76, 79, 88	3641259	103	3911024.....	31, 96	198	
3422746 ...	71, 76, 79, 83,	3641260	103	3911408....	104, 108, 112,	4360487	30, 200
88, 92		3641261	103	116, 120			

SECTION 10 - SPECIAL OPTIONS

4360494.....137, 139, 142, 146, 204	4460716.....51, 178	4740474.....60	4846138.....67
4360548.....71, 76, 80, 83, 88, 92, 201	4460717.....177	4740476...103, 108, 111, 116, 120	4846217.....67
4400415.....35	4460718.....178	4740479.....56	4846302.....72
4400422.....39, 40, 41	4460719.....177	4740485.....66	4846598.....103
4420008.....124	4460838.....176	4740489.....68	4846599.....103, 108
4420037.....100	4460839.....176	4740489.....68	4846602.....108
4420038.....35, 40, 41	4460840.....176	4750800...32, 72, 76, 80, 84, 88, 92, 95	4860180.....10, 15
4420055.....56	4460968...72, 76, 80, 83, 88, 92	4751000...31, 52, 56, 68, 81, 84, 89, 92, 103, 111, 116, 120, 124	4860182.....10, 15
4420062....66, 76, 80, 83, 88, 92	4520174.....18, 23	4751400...30, 35, 40, 41, 52, 56, 59, 68, 189, 193	4922032.....52, 177
4420076....103, 107, 111, 115, 119	4520176.....18, 23	4751500...29, 30, 35, 40, 41, 59, 66, 116	4922033.....52, 177
4460044.....93	4520257.....18, 23	4760600.....127	4922034.....52, 177
4460049.....32, 68	4566849.....116, 120	4760800...72, 77, 80, 84, 88, 92	4922035.....52, 177
4460051.....100	4567246.....17	4761000.....67, 124	4922062.....124, 176
4460071.....100	4567271.....40, 41	4761400...40, 52, 56, 124, 127	4922067.....59, 178, 183
4460138.....100	4567272.....40, 41	4761500.....40, 41	4922086.....80, 178
4460183.....178	4567315.....119	4761800.....10, 22	4922088...84, 88, 92, 178
4460225.....183	4567318.....119	4845037.....15, 23	4922089...84, 88, 92, 178
4460248....31, 80, 84, 89, 92, 179	4567346.....119	4845519.....80, 84	4922090.....60
4460259.....179	4567358.....66	4845541.....67	4922091.....72, 76, 178
4460260.....179	4567501.....66	4845542.....67	4922096.....59, 178
4460265....129, 131, 176, 183	4567539.....72, 76	4845546.....67	4922097.....176
4460267....176, 182, 183, 184	4567557.....68	4845558.....29	4922098.....176
4460268....129, 131, 176, 178, 182, 183, 184	4567610.....115	4845574.....88	4922102.....52, 177
4460320....178, 182, 183, 184	4567611.....116	4845626.....67	4922126.....176
4460326.....183, 184	4567614.....116	4845627.....67	4922143.....124, 176
4460328.....100	4567615.....116	4845628.....15	4922144.....52, 177
4460343.....182, 183	4567678.....119	4845664.....40, 52	4922149.....124, 176
4460424.....131, 183	4567681.....35	4845684.....67	4922151.....95, 178
4460428....137, 139, 142, 146	4567682.....35	4845742.....76	4922152.....176
4460444.....178, 183	4567710.....107	4845748.....67	4922153.....176
4460445.....184	4567719.....108	4845749.....67	4922154.....176
4460449....177, 178, 182, 184	4567738.....103, 111	4845755.....124	4922183.....127, 183
4460464.....177	4567885.....66	4845758.....67	4922184.....127, 183
4460465.....182	4640216...157, 159, 161, 163, 165	4845759.....67	4922198.....52, 178
4460466....127, 182, 183	4640859.....29	4845790...103, 108, 111, 116, 120	4922199...52, 56, 178, 182
4460467....179, 182, 204	4641001...137, 139, 141, 145	4845825.....116	4922224.....176
4460468.....177, 182	4641002.....137, 139	4845826...108, 112, 116	4922225.....176
4460470....124, 127, 176, 183	4641014.....137	4845827...108, 112, 116	4922258.....176
4460471....124, 127, 176, 183	4641020.....35, 40, 43	4845829...104, 108, 112, 116, 120	4922273.....176
4460473.....177, 182	4641030.....141, 145	4845834.....29	4922299.....182
4460480.....124, 176	4641036.....41, 47	4845835.....120	4922300.....56, 182
4460481.....177	4641049.....141, 145	4845836.....120	4922301.....92, 184
4460491.....177	4641118.....141, 145	4845837.....29	4922302.....56, 183
4460492.....177	4711400...15, 31, 32, 72, 76, 80, 84, 88, 92, 100, 103, 108, 111, 116, 120, 137, 139	4845894.....103	4922305.....31, 183
4460493.....177	4711500...103, 108, 111, 120	4845895.....103	4922320.....184
4460495.....124, 176	47116009, 15, 23, 29, 67, 96, 100	4845922.....29	4922327.....56, 183
4460496.....124, 176	4711800.....9, 17, 22, 68	4845981.....92	4922372.....124, 176
4460497.....124, 176	4712000.....9	4846009.....67	4922373.....124
4460510....179, 182, 205	4740066.....124, 127	4846010.....67	4922449.....176
4460613.....127, 183	4740120.....124, 127	4846015.....67	4922674.....182
4460614.....182	4740156.....72	4846017.....40	4940026.....60
4460662....31, 32, 68, 71, 76, 80, 83, 88, 92, 95	4740307...72, 76, 80, 84, 88, 92	4846040.....41, 67	4940027.....60
4460715.....177	4740419.....9	4846042.....67	7001609.....135
	4740438...72, 76, 80, 84, 88, 92	4846043.....67	7002821....179, 182, 204
	4740453.....10, 22	4846044.....67	7002823....179, 182, 204
	4740462.....17	4846045.....67	7002828.....179, 205
	4740468.....15, 17		7003212.....139, 145
			7003714.....129
			7003778.....129
			7003790.....129, 131
			7003791.....129, 131
			7003902.....18
			7003903.....18
			7010639.....35, 39, 40
			7010640.....35, 39, 40
			7010646.....15, 18
			7010647.....15, 18

SECTION 10 - SPECIAL OPTIONS

7010648	15	7017223	135	7018982.....	44	7023308.....	25
7010649	15, 17	7017224	149	7018988.....	43	7023309.....	25
7010650	15	7017226	149	7018993.....	47	7023310.....	25
7010651	15, 18	7017227	150	7018996.....	9, 21	7023311.....	25
7010903	35, 39, 40	7017237	149	7018997.....	9, 21	7023312.....	25
7010944	35, 39, 40, 198	7017238	149	7019696.....	15	7023313.....	25
7011041	35, 39, 40	7017239	149	7019808.....	139	7023314.....	25
7011042	39, 40	7017240	149	7019810.....	139, 145	7023315.....	25
7011043	35, 39, 40	7017262	135	7019818.....	141	7023316.....	25
7011044	35, 39, 41	7017264	135	7019819.....	141	7023317.....	25
7011045	35, 39, 40	7017265	150	7019820.....	141	7023318.....	25
7011049	35	7017267	149	7019822.....	139	7023320.....	25
7011050	35	7017268	149	7019823.....	139	7023324.....	25
7011509	63, 198	7017367	137, 141	7019830.....	137, 142	7023325.....	25
7011529	63	7017376	139, 145	7019831.....	137	7023326.....	25
7011590	63, 178, 184	7017380	137	7019832.....	137	7023327.....	25
7011621	63, 178	7017382	137, 141	7019855.....	145	7023328.....	25
7011940	131	7017399	137, 141	7019858.....	145	7023329.....	25
7011987	129	7017444	137, 139, 141, 145, 199	7019875.....	141	7023336.....	204
7011990	129	7017445	137, 139, 141, 145	7019876.....	146	7023405.....	25
7011991	129, 131	7018300	43	7019877.....	145	7023406.....	26
7011992	131, 202	7018302	43, 47	7020175.51, 55, 124, 127		7023407.....	26
7011993	131	7018304	47	7020176.52, 55, 124, 127		7023408.....	26
7011994	131	7018312	43, 47	7020500.....	129, 202	7023409.....	25
7011995	129	7018313	43, 47	7020501.....	129, 131, 199	7023410.....	25
7011997	129, 131	7018314	43	7020502.....	129, 131	7023412.....	26
7011998	129	7018315	43, 47	7020503.....	131	7023450.....	13
7011999	129	7018514	63, 198	7020504.....	131	7023451.....	13
7012540	29	7018537	63	7020505.....	129	7023452.....	13
7012593	124	7018564	63, 198	7020508.....	131, 183, 202	7023453.....	13
7012611	51, 124, 127	7018576	63	7020509.....	131	7023454.....	13
7012612	51, 124, 127	7018578	63, 198	7020510.....	131, 202	7023455.....	13
7012613	9, 17, 21	7018579	63, 178, 184	7020511.....	131	7023456.....	13
7012773	44, 47	7018580	178, 184	7020520.....	131	7023457.....	13
7012952	29	7018581	63, 178, 184	7020521.....	129	7023458.....	13
7012953	29, 137, 139	7018582	63	7020522.....	129	7023459.....	13
7012954	29	7018583	63, 184	7020523.....	129, 202	7023460.....	13
7012955	29	7018584	184	7020524.....	129	7023461.....	13
7012961	29	7018585	63	7020541.....	129	7023462.....	13
7012967	137, 139, 141, 145	7018586	63, 199	7020606.....	63	7023463.....	13
7012998	141, 145	7018588	63	7020639.....	63	7023464.....	13
7014676	205	7018589	63	7020651.....	63	7023465.....	13
7016315	47	7018591	63	7020679.....	63	7023466.....	13
7016319	31, 80, 84, 89, 92	7018905	48	7021300.....	47	7023874.....	21
7016337	47	7018912	44, 47	7021302.....	47	7023875.....	43
7016339	52	7018916	48	7021304.....	47	7023876.....	48
7016349	43, 47	7018917	44, 47, 198, 200	7021305.....	47	7026174.....	25
7016351	43, 44, 47, 48	7018919	43, 48	7021306.....	47	7026175.....	26
7016352	47, 198	7018941	48	7021307.....	47	7026176.....	26
7016372	31, 80, 84, 89, 92	7018942	48	7021312.....	9, 21	7026177.....	26
7016708	149	7018943	47	7021313.....	47	7026178.....	25
7017207	149	7018967	43, 47	7021315.....	47	7026179.....	25
7017220	135	7018978	43	7021317.....	9, 21	7026180.....	25
7017221	135	7018979	43	7021366.....	43	7026181.....	26
7017222	135	7018980	43	7022520.....	48	80434150.....	43
		7018981	44, 47	7022522.....	43, 198	8896941.....	182
				7022525.....	43, 47		
				7023307.....	25		



**Corporate Office
JLG Industries, Inc.
1 JLG Drive
McConnellsburg, PA 17233-9533 USA
☎ (717) 485-5161 (Corporate)
☎ (877) 554-5438 (Customer Support)
📠 (717) 485-6417**

**Visit our website for JLG Worldwide Locations.
www.jlg.com**



OSHKOSH™