



Illustrated Parts Manual

**Model
ES4046**

**PVC
1001**

**P/N
3122242700**

March 4, 2024 - Rev B

ANSI

CE



**UK
CA**

AS/NZS



An Oshkosh Corporation Company

REVISION LOG

October 1, 2023 - A - Original Issue of Manual (Edited to B/M 1001330000 Rev A)

March 4, 2024 - B - Revised Manual (Edited to B/M 1001330000 Rev C)

GENERAL INFORMATION



1) MACHINE IDENTIFICATION

Machines are identified by model and in some cases a combination of models, serial number (SN) or regional standard (i.e ANSI, CE, CSA). Components may also be identified by SN or manufacturer. Common components that may be identified by these characteristics are engines and hydraulic components.

2) PARTS MANUAL ORGANIZATION

Product information in this manual is organized under section titles. Frame, Cylinder, Hydraulic and Electrical are a few examples. Each section is organized by figure and page number. The information within the Figure is then organized by item number, part number, description and corresponding illustration (s).

3) TABLE OF CONTENTS (NOT SHOWN)

A table of contents is found toward the beginning of the manual. Figure number, description and page number are provided for quick reference to the page containing the related information.

4) RECOMMENDED SPARE PARTS (NOT SHOWN)

The Recommended Spare Parts List, located near the end of the manual, reference most frequently used maintenance parts.

5) PART NUMBER INDEX (NOT SHOWN)

A numerical index listing all part numbers and the corresponding page number(s) appears at the back of the manual.

GENERAL INFORMATION

6) NON-SERVICED PARTS

In some instances, it is necessary to display non-serviced parts, assemblies or installations. In the case of assemblies and installations there will be a Ref in the Qty. column. In case of parts that are not available for service within assemblies or components, there will be a NSS (Not Sold Separately) or NLA (No Longer Available) listed in the Qty. column of the manual.

7) PARTS LIST ITEM NUMBERS

Numbers shown in the item# column correspond to numbers used in the associated illustration (s). Item numbers which are missing from the sequence in the parts list are not used on that page.

8) INDENTED PARTS DESCRIPTION

An indented part description is included in the item under which it is indented.

9) ABBREVIATION AND SYMBOLS

AC.....	Alternating Current	L.....	Liter
ADE.....	Advanced Design Electronics	LB(LBS).....	Pounds
AG.....	Agricultural	LCD.....	Liquid Crystal Display
ANSI.....	American National Standards Institute	LED.....	Light Emitting Diodes
AR.....	As Required	LH.....	Left Hand
ASSY.....	Assembly	LRC.....	Low Rated Countries
AUS.....	Australia	LSS.....	Load Sensing System
AUX.....	Auxiliary	M(m).....	Metric/Meter
AWG.....	American Wire Gauge	MM(mm).....	Milimeter
B/M.....	Bill of Material	mA.....	Miliamps
CAC.....	Charge Air Cooler	NLA.....	No Longer Available
CE.....	European Conformity	NPT.....	National Pipe Threads
CCW.....	Counter Clockwise	NSS.....	Not Sold Separately
CM.....	Centimeter	OD.....	Outside Diameter
CW.....	Clockwise	ORB.....	O-Ring Boss
CSA.....	Canadian Standards Association	ORFS.....	O-Ring Face Seal
CYL.....	Cylinder	OZ (oz).....	Ounces
DIA.....	Diameter	PG.....	Page
DC.....	Direct Current	PN.....	Part Number
DEF.....	Diesel Exhaust Fluid	QT(qt.).....	Quarts
EMS.....	Emergency Stop	QTY.....	Quantity
ENG.....	Engine	REF.....	Reference
FT(ft).....	Feet	REV.....	Revision Level
GA(Ga).....	Gauge	RH.....	Right Hand
HRC.....	High Rated Countries	SAE.....	Society of Automotive Engineers
HVAC.....	Heating, Ventilating, and Air Conditioning	SN.....	Serial Number
HYD.....	Hydraulic	SPEC(S).....	Specifications
Hz.....	Hertz	T/T.....	Turntable
ID.....	Inside Diameter	UGM.....	Universal Ground Module
IN.....	inches	V.....	Volts
ISO.....	International Organization for Standards	W.....	Watts
JIC.....	Joint Industry Council	#.....	Number
KG.....	Kilogram		

10) ILLUSTRATION REFERENCE LETTERS

When necessary, illustrations may contain reference letters that are intended to track information (i. e. hoses, harnesses) from one point to another or to track visual enlargement of components to show details that may be located in another area on the illustration.

Note: Due to continuous product improvements, JLG Industries, Inc. reserves the right to make specification changes without prior notification. Contact JLG Industries, Inc. for updated information.

TABLE OF CONTENTS

SECTION 1 - FRAME.....	11
FIGURE 1-1. ALARM INSTALLATION (AMBIENT/WHITE NOISE)	12
FIGURE 1-2. BATTERY CHARGER INSTALLATION - DELTA-Q.....	14
FIGURE 1-3. BATTERY CHARGER INSTALLATION - GREEN POWER.....	16
FIGURE 1-4. DRIVE INSTALLATION (MACHINES WITH DANA DRIVE MOTORS).....	18
FIGURE 1-5. DRIVE INSTALLATION (MACHINES WITH ZHUCHI DRIVE MOTORS)	20
FIGURE 1-6. DRIVE MOTOR ASSEMBLY (DANA DRIVE MOTOR)	22
FIGURE 1-7. DRIVE MOTOR ASSEMBLY (ZHUCHI DRIVE MOTOR)	24
FIGURE 1-8. DRIVE MOTOR COVERS INSTALLATION	26
FIGURE 1-9. FRAME COVERS INSTALLATION.....	28
FIGURE 1-10. HUB ASSEMBLY - REAR.....	30
FIGURE 1-11. LADDER INSTALLATION.....	32
FIGURE 1-12. POTHOLE PROTECTION INSTALLATION	34
FIGURE 1-13. SPLINDLE TOP COVERS INSTALLATION.....	36
FIGURE 1-14. STEER INSTALLATION (DY POWER STEER CYL - 1001282385).....	38
FIGURE 1-15. STEER INSTALLATION (JACKSON CYL - 1001299886)	40
FIGURE 1-16. STROBE LIGHT INSTALLATION - DUAL (AMBER) (WITHOUT CLEARSKY)	42
FIGURE 1-17. STROBE LIGHT INSTALLATION - DUAL (AMBER) (WITH CLEARSKY).....	44
FIGURE 1-18. STROBE LIGHT INSTALLATION - SINGLE (AMBER) (WITH GUARD).....	46
FIGURE 1-19. TILT SENSOR INSTALLATION (MACHINES WITH TE/ZC TILT SENSOR).....	48
FIGURE 1-20. TILT SENSOR INSTALLATION (MACHINES WITH ZC TILT SENSOR ONLY).....	50
FIGURE 1-21. TIRE AND WHEEL INSTALLATION.....	52
SECTION 2 - GROUND CONTROLS	55
FIGURE 2-1. ACCESS CONTROL INSTALLATION	56
FIGURE 2-2. BATTERIES INSTALLATION - FLA(6V-255AH).....	58
FIGURE 2-3. BATTERIES INSTALLATION - FLA(6V-260AH).....	60
FIGURE 2-4. BATTERIES INSTALLATION - AGM(6V-260AH)	62
FIGURE 2-5. BATTERIES INSTALLATION - AGM(6V-280AH)	64
FIGURE 2-6. CLEANGUARD INSTALLATION.....	66
FIGURE 2-7. DOORS INSTALLATION	68
FIGURE 2-8. ELECTRICAL COMPONENTS INSTALLATION (MACHINES WITH SN STARTING B2 & M2).....	70
FIGURE 2-9. ELECTRICAL COMPONENTS INSTALLATION (MACHINES WITH SN STARTING 12).....	72
FIGURE 2-10. INVERTER INSTALLATION	74
FIGURE 2-11. MDI INSTALLATION.....	76
FIGURE 2-12. MOBILE CONTROL INSTALLATION.....	78
FIGURE 2-13. PUMP/MOTOR/TANK AND HOSES INSTALLATION (MACHINES WITH BOSCH PUMP/MOTOR/TANK)	80
FIGURE 2-14. PUMP/MOTOR/TANK AND HOSES INSTALLATION (MACHINES WITH VIBO PUMP/MOTOR/TANK)	82
FIGURE 2-15. PUMP/MOTOR/TANK ASSEMBLY (MACHINES WITH BOSCH PUMP?MOTOR/TANK)	84
FIGURE 2-16. PUMP/MOTOR/TANK ASSEMBLY (MACHINES WITH VIBO PUMP/MOTOR/TANK).....	86
SECTION 3 - SCISSORS ARMS	89
FIGURE 3-1. ARMS INSTALLATION (DY POWER - LIFT CYLINDER 1001282704).....	90
FIGURE 3-2. ARMS INSTALLATION (JACKSON - LIFT CYLINDER 1001299885).....	94
FIGURE 3-3. ARMS INSTALLATION (JACKSON - LIFT CYLINDER 1001299885).....	96

TABLE OF CONTENTS

FIGURE 3-4. ARMS GUARD INSTALLATION	100
SECTION 4 - PLATFORM	103
FIGURE 4-1. CONTROLLER ASSEMBLY	104
FIGURE 4-2. ELECTRICIAN TREE INSTALLATION	106
FIGURE 4-3. ELECTRICIAN'S TREE ACCESSORY	108
FIGURE 4-4. EXTENSION HANDLES INSTALLATION	110
FIGURE 4-5. GATE LATCH INSTALLATION	112
FIGURE 4-6. PANEL CARRIER INSTALLATION	114
FIGURE 4-7. PIPE RACK INSTALLATION	116
FIGURE 4-8. PLATFORM INSTALLATION	118
FIGURE 4-9. PLATFORM EXTENSION INSTALLATION (PLATFROM EXTENTION 1001213470)	120
FIGURE 4-10. PLATFORM EXTENSION INSTALLATION (PLATFORM EXTENTION 1001293617)	122
FIGURE 4-11. PLATFORM CONTROL INSTALLATION (WITH METAL EMERGENCY STOP)	124
FIGURE 4-12. PLATFORM CONTROL INSTALLATION (WITH PLASTIC EMERGENCY STOP)	126
FIGURE 4-13. OVERHEAD PROTECTION INSTALLATION (KOREAN SPECS)	128
FIGURE 4-14. RAILS INSTALLATION (TUBE IN TUBE)	130
FIGURE 4-15. RAILS INSTALLATION (TUBE IN TUBE) WITH PLATE	132
FIGURE 4-16. RAILS INSTALLATION (SIDE BY SIDE) (MACHINES WITH SN STARTING WITH B2)	134
FIGURE 4-17. USB/PHONE CRADLE INSTALLATION	136
FIGURE 4-18. WORKSTATION INSTALLATION (Prior to SN M200086551)	138
FIGURE 4-19. WORKSTATION ACCESSORY (Prior to SN M200086551)	140
FIGURE 4-20. WORKSTATION INSTALLATION (SN M200088426 to Present, SN B200091323 to Present)	142
FIGURE 4-21. WORKSTATION ACCESSORY (SN M200088426 to Present, SN B200091323 to Present)	144
SECTION 5 - CYLINDER	147
FIGURE 5-1. LIFT CYLINDER ASSEMBLY (DY POWER)	148
FIGURE 5-2. LIFT CYLINDER ASSEMBLY (JACKSON)	150
FIGURE 5-3. STEER CYLINDER ASSEMBLY (DY POWER)	152
FIGURE 5-4. STEER CYLINDER ASSEMBLY (JACKSON)	154
SECTION 6 - ELECTRICAL	157
FIGURE 6-1. AC BOX AT PLATFORM INSTALLATION - 110V GFI (ALL SPECS EXCEPT AUSTRALIAN, CHINA, CE & UK CA SPECS)	158
FIGURE 6-2. AC BOX AT PLATFORM INSTALLATION - 110V IEC YELLOW (CE & UK CA SPECS)	160
FIGURE 6-3. AC BOX AT PLATFORM INSTALLATION - 220V IEC BLUE (CE & UK CA SPECS)	162
FIGURE 6-4. AC BOX AT PLATFORM INSTALLATION - 220V CEE7 POST GROUND (CE & UK CA SPECS)	164
FIGURE 6-5. AC BOX AT PLATFORM INSTALLATION - 220V CEE7 SIDE GROUND (ANSI EXPORT, KOREAN, CE & UK CA SPECS)	166
FIGURE 6-6. AC BOX AT PLATFORM INSTALLATION - 220V AFSINT 107 (CE & UK CA SPECS)	168
FIGURE 6-7. AC BOX AT PLATFORM INSTALLATION - 220V LOCALLY SUPPLIED	170
FIGURE 6-8. AC BOX AT PLATFORM INSTALLATION - 220V (AUSTRALIAN SPECS)	172
FIGURE 6-9. AC BOX AT PLATFORM INSTALLATION - 220V CHINA PLUG (ANSI EXPORT & KOREAN SPECS)	174
FIGURE 6-10. BREAKER BOX KIT (AUSTRALIAN SPECS)	176
FIGURE 6-11. BREAKER BOX KIT WITH 1 DOUBLE BREAKER (CE & UK CA SPECS)	178
FIGURE 6-12. BREAKER BOX KIT WITH 3 BREAKERS (CE & UK CA SPECS)	180
FIGURE 6-13. CAN SPLICE HARNESS	182

TABLE OF CONTENTS

FIGURE 6-14. CHARGER PLUG INSTALLATION - CUSTOMER SUPPLIED PLUG (ALL SPECS)	184
FIGURE 6-15. CHARGER PLUG INSTALLATION - 110V PLUG (ANSI, ANSI EXPORT, JAPAN & CSA SPECS).....	186
FIGURE 6-16. CHARGER PLUG INSTALLATION - 110V IEC YELLOW PLUG (CE & UK CA SPECS)	188
FIGURE 6-17. CHARGER PLUG INSTALLATION - 220V IEC BLUE PLUG (CE & UK CA SPECS).....	190
FIGURE 6-18. CHARGER PLUG INSTALLATION - 220V AFSINT 107 PLUG (CE & UK CA SPECS)	192
FIGURE 6-19. CHARGER PLUG INSTALLATION - 220V CEE7 PLUG (CE & UK CA SPECS).....	194
FIGURE 6-20. CHARGER PLUG INSTALLATION (AUSTRALIAN PLUG)	196
FIGURE 6-21. CHARGER PLUG INSTALLATION (CHINA PLUG).....	198
FIGURE 6-22. CHARGER PLUG INSTALLATION (KOREAN PLUG).....	200
FIGURE 6-23. CHASSIS HARNESS	202
FIGURE 6-24. CHARGER HARNESS.....	206
FIGURE 6-25. CHARGER CONNECTION HARNESS	208
FIGURE 6-26. CLEARSKY INSTALLATION	210
FIGURE 6-27. DRIVE CONTROL HARNESS	212
FIGURE 6-28. GROUND TO PLATFORM CABLE INSTALLATION - WITH STRAIGHT PLATFORM CABLE (PAIGE - PLATFORM POWER HARNESS 1001288881)	214
FIGURE 6-29. GROUND TO PLATFORM CABLE INSTALLATION - WITH COILED PLATFORM CABLE (PAIGE - PLATFORM POWER HARNESS 1001288881).....	216
FIGURE 6-30. GROUND TO PLATFORM CABLE INSTALLATION - WITH COILED PLATFORM CABLE (FTSW) (PAIGE - PLATFORM POWER HARNESS 1001288881)	218
FIGURE 6-31. GROUND TO PLATFORM CABLE INSTALLATION - WITH STRAIGHT PLATFORM CABLE (RIMASTER - PLATFORM POWER HARNESS 1001302288)	220
FIGURE 6-32. GROUND TO PLATFORM CABLE INSTALLATION - WITH COILED PLATFORM CABLE (RIMASTER - PLATFORM POWER HARNESS 1001302288)	222
FIGURE 6-33. GROUND TO PLATFORM CABLE INSTALLATION - WITH COILED PLATFORM CABLE (FTSW) (RIMASTER - PLATFORM POWER HARNESS 1001302288)	224
FIGURE 6-34. GROUND TO PLATFORM CABLE INSTALLATION - MOUNTED ON RECTANGULAR METAL	226
FIGURE 6-35. GROUND TO PLATFORM CABLE INSTALLATION - MOUNTED ON RECTANGULAR METAL (SN B200091323 to Present, SN M200090516 to Present, SN M200088722 through M200088737, SN M200088864 through M200088865, SN M200089706 through M200090037, Including M200088426 and M200088796).....	228
FIGURE 6-36. GROUND TO PLATFORM CABLE INSTALLATION - PLATFORM STRAIGHT CABLE ONLY (MACHINES WITH SN STARTING WITH 12)	230
FIGURE 6-37. GROUND TO PLATFORM CABLE INSTALLATION - PLATFORM COIL CABLE ONLY (MACHINES WITH SN STARTING WITH 12)	232
FIGURE 6-38. INVERTER HARNESS.....	234
FIGURE 6-39. KEYPAD HARNESS	236
FIGURE 6-40. LIFT DOWN HARNESS	238
FIGURE 6-41. MOBILE CONTROL HARNESS.....	240
FIGURE 6-42. PLATFORM CONTROL BOX HARNESS (PLATFORM CONTROL WITH METAL EMERGENNCY STOP).....	242
FIGURE 6-43. PLATFORM CONTROL BOX HARNESS (PLATFORM CONTROL WITH PLASTIC EMERGENNCY STOP).....	244
FIGURE 6-44. PLATFORM CONTROL HARNESS.....	246
FIGURE 6-45. PLATFORM POWER HARNESS (PAIGE)	248
FIGURE 6-46. PLATFORM POWER HARNESS (RIMASTER).....	250
FIGURE 6-47. PLATFORM HARNESS - WITH COIL CABLE	252
FIGURE 6-48. PLATFORM HARNESS - MOUNTED ON RECTAGULAR METAL	254
FIGURE 6-49. PLATFORM HARNESS - WITH COIL CABLE & OVER HEAD SWT.....	256
FIGURE 6-50. RECEPTACLE BOX KIT - 110V GFI.....	258
FIGURE 6-51. RECEPTACLE BOX KIT - 110V IEC YELLOW (CE & UK CA SPEC)	260
FIGURE 6-52. RECEPTACLE BOX KIT - 220V AFSINT 107 (CE & UK CA SPEC).....	262

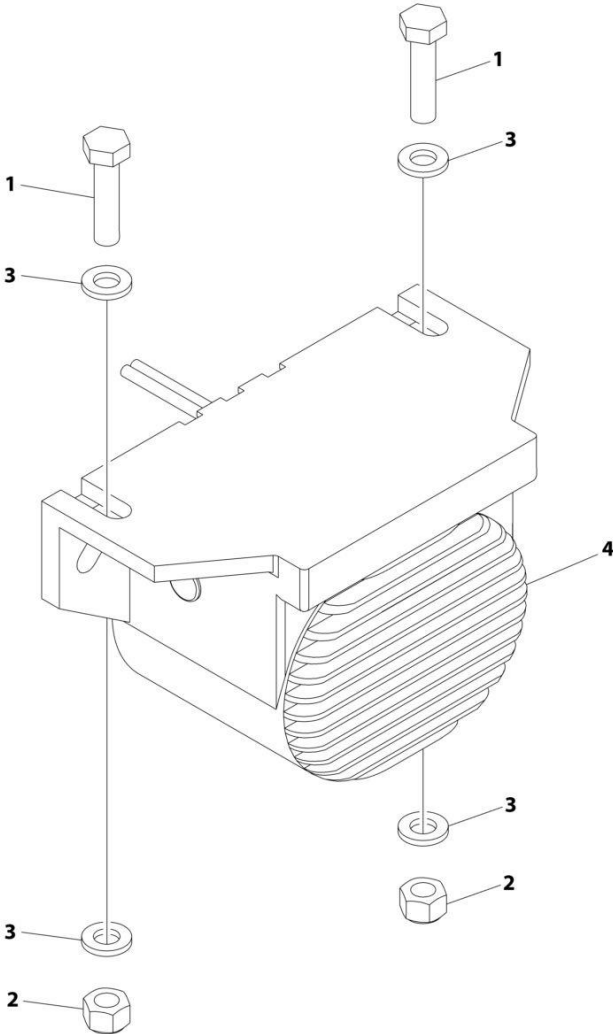
TABLE OF CONTENTS

FIGURE 6-53. RECEPTACLE BOX KIT - 220V CEE7 POST GROUND (CE & UK CA SPEC)	264
FIGURE 6-54. RECEPTACLE BOX KIT - 220V CEE7 SIDE GROUND (CE & UK CA SPEC)	266
FIGURE 6-55. RECEPTACLE BOX KIT - 220V IEC BLUE (CE & UK CA SPEC)	268
FIGURE 6-56. TILT SENSER JUMPER HARNESS (ALL SPECS EXCEPT CHINA SPECS)	270
FIGURE 6-57. TILT SENSER JUMPER HARNESS (CHINA SPECS)	272
SECTION 7 - DECALS	275
FIGURE 7-1. DECAL INSTALLATION (ANSI SPECS)	276
FIGURE 7-2. DECAL INSTALLATION (AUSTRALIAN/CE/CE UK SPECS)	278
FIGURE 7-3. DECAL INSTALLATION (BRAZIL SPECS-SPANISH/PORTUGUESE)	280
FIGURE 7-4. DECAL INSTALLATION (CHINA SPECS-CHINESE/ENGLISH).....	282
FIGURE 7-5. DECAL INSTALLATION (CSA SPECS - FRENCH/ENGLISH).....	284
FIGURE 7-6. DECAL INSTALLATION (KOREAN SPECS - KOREAN/ENGLISH).....	286
FIGURE 7-7. DECAL INSTALLATION (LATIN AMERICAN SPECS - SPANISH/ENGLISH)	288
FIGURE 7-8. DECAL INSTALLATIONS - OPTIONS.....	290
SECTION 8 - RECOMMENDED SERVICE PARTS STOCK.....	293
FIGURE 8-1. RECOMMENDED SERVICE PARTS STK	294
SECTION 9 - SPECIAL OPTIONS/ACCESSORIES/KITS.....	295
FIGURE 9-1. SPECIAL OPTIONS/ACCESSORIES/KITS.....	296
PART NUMBER INDEX.....	299

SECTION 1 - FRAME

SECTION 1 - FRAME

FIGURE 1-1. ALARM INSTALLATION (AMBIENT/WHITE NOISE)



ART_1001204495

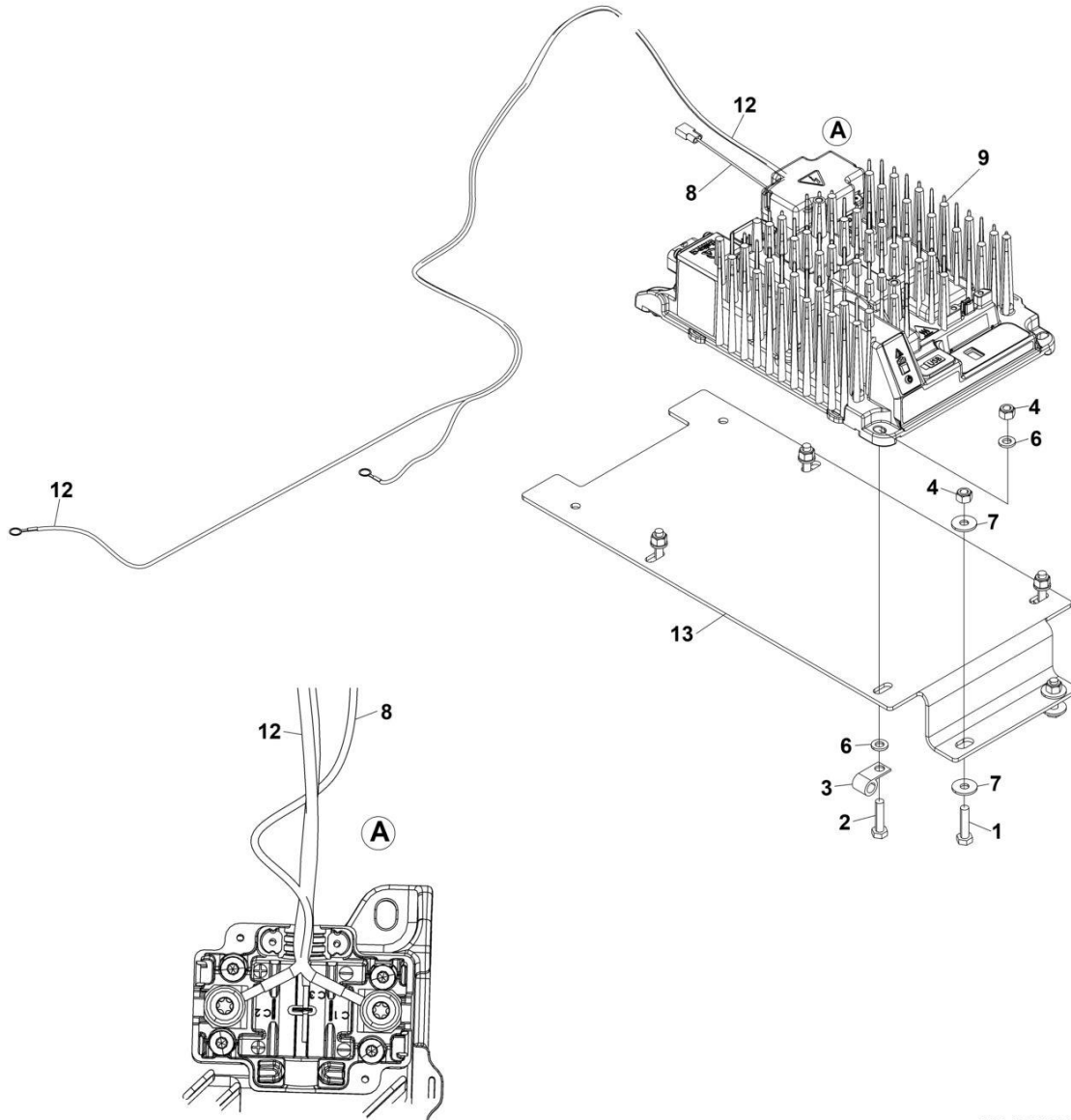
SECTION 1 - FRAME

FIGURE 1-1. ALARM INSTALLATION (AMBIENT/WHITE NOISE)

ITEM	PART NUMBER	QTY	DESCRIPTION	REV
	1001204495	Ref	ALARM INSTALLATION (AMBIENT/WHITE NOISE)	B
1	0760612	2	Bolt M6 x 25	
2	3290605	2	Nut M6	
3	4811700	4	Washer M6	
4	1001182806	1	Alarm	
4	4460897	1	Receptacle, Female - 2 Position	
4	4460464	2	Pin, Male	

SECTION 1 - FRAME

FIGURE 1-2. BATTERY CHARGER INSTALLATION - DELTA-Q



ART_1001288520

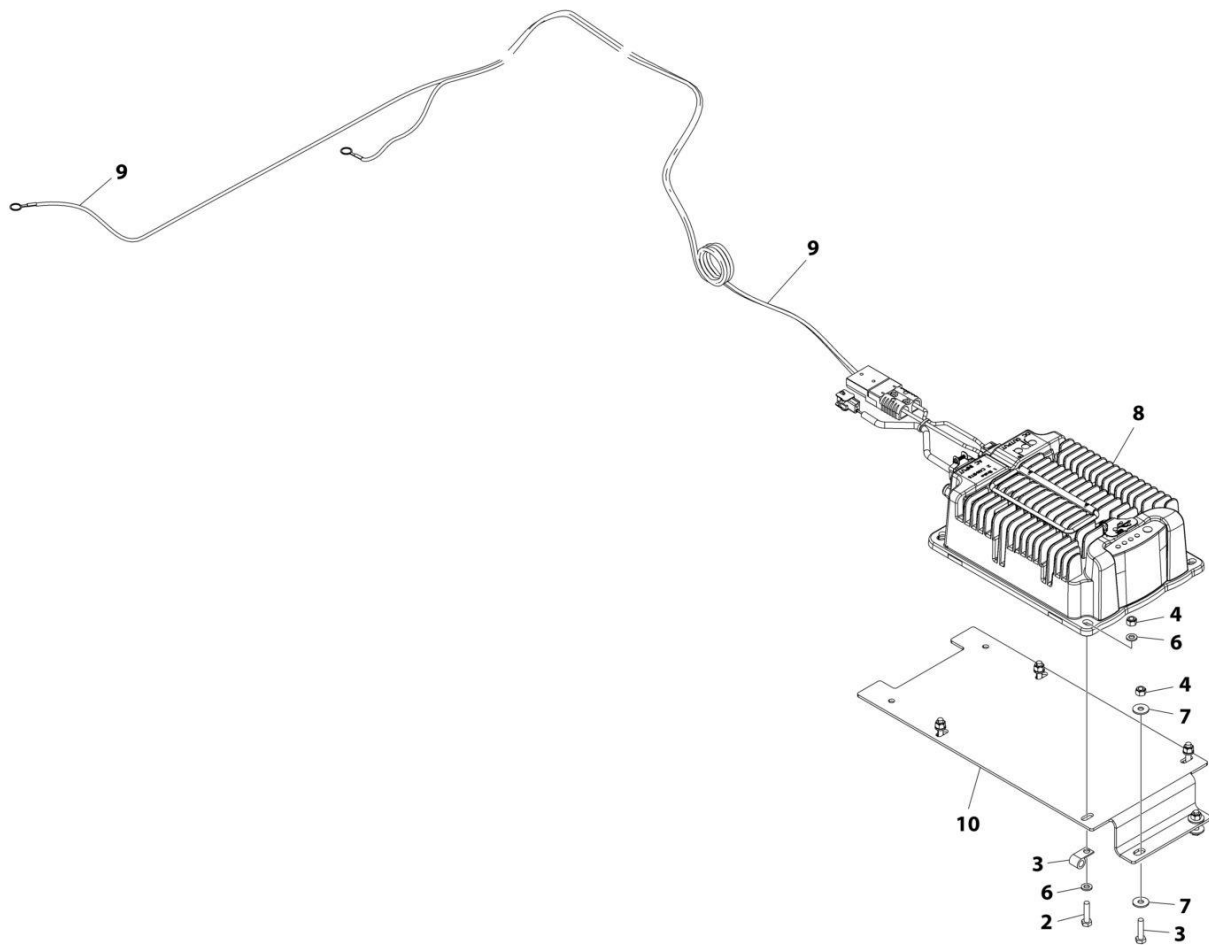
SECTION 1 - FRAME

FIGURE 1-2. BATTERY CHARGER INSTALLATION - DELTA-Q

ITEM	PART NUMBER	QTY	DESCRIPTION	REV
	1001288520	Ref	BATTERY CHARGER INSTALLATION - DELTA-Q	B
1	0700612	1	Bolt M6 x 25	
2	0760612	5	Bolt M6 x 25	
3	1321293	1	Clamp	
4	3290605	3	Nut M6	
5	4240017	AR	Tie-Strap (Not Shown)	
6	4811700	1	Washer M6	
7	4811702	8	Washer M6	
8	1001207009	1	Charger Interlock Harness	
8	4460424	1	Receptacle, Female - 2 Position	
8	4460227	2	Pin, Male	
9	1001300072	1	Charger	
12	1001256642	1	Battery Charger to DC Connection Cable (See Separate Breakdown in ELECTRICAL Section)	
12	4460019	4	Terminal, Ring	
13	1001290195	1	Bracket	

SECTION 1 - FRAME

FIGURE 1-3. BATTERY CHARGER INSTALLATION - GREEN POWER



ART_1001288522

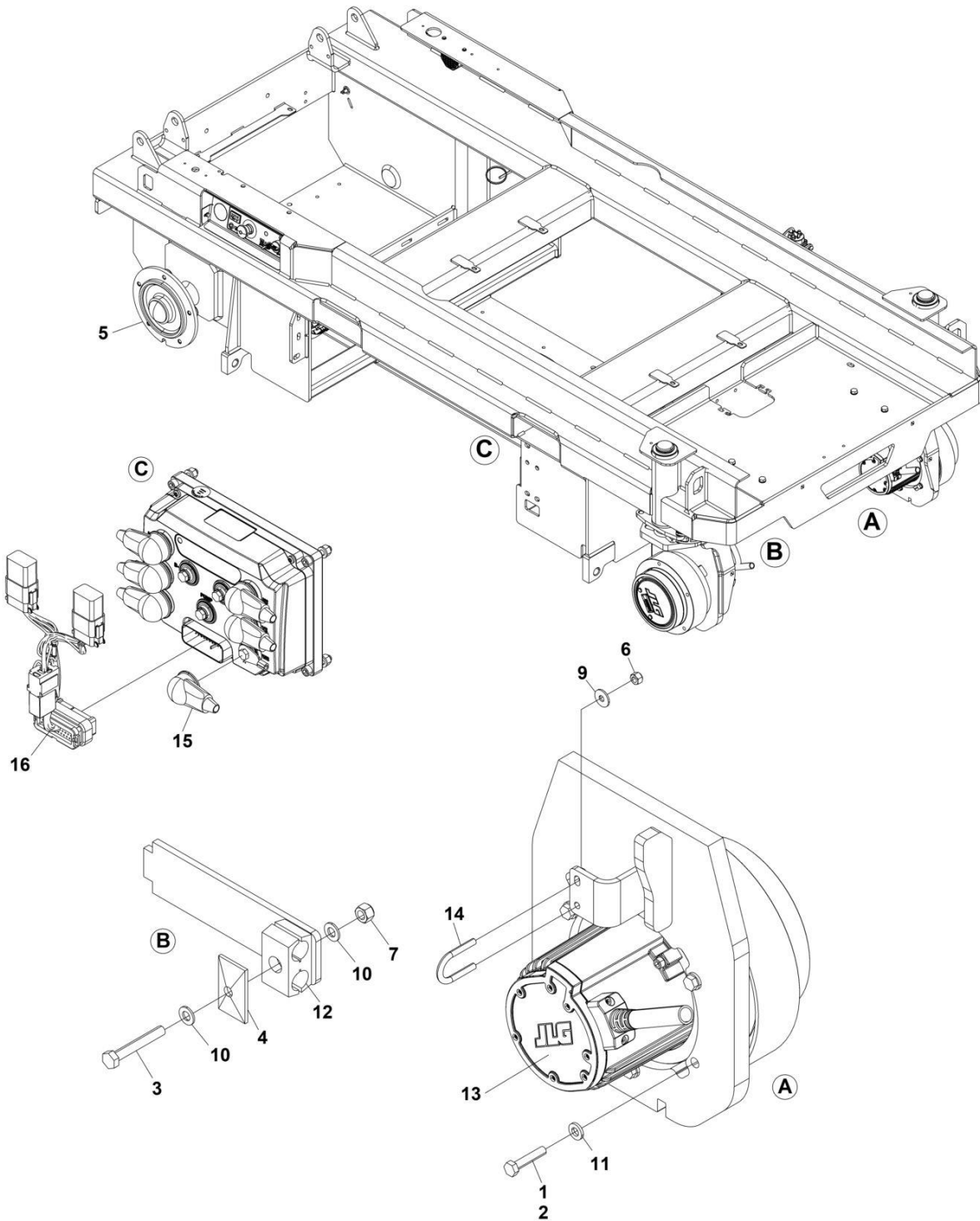
SECTION 1 - FRAME

FIGURE 1-3. BATTERY CHARGER INSTALLATION - GREEN POWER

ITEM	PART NUMBER	QTY	DESCRIPTION	REV
	1001288522	Ref	BATTERY CHARGER INSTALLATION - GREEN POWER	C
2	0760612	6	Bolt M6 x 25	
3	1321293	1	Clamp, Cable	
4	3290605	6	Nut M6	
5	4240017	AR	Tie-Strap (Not Shown)	
6	4811700	8	Washer M6	
7	4811702	4	Washer M6	
8	1001295888	1	Charger	
9	1001256643	1	Charger DC Connection Harness	
9	4460648	1	Terminal	
9	4460019	2	Terminal, Ring	
10	1001290195	1	Bracket	

SECTION 1 - FRAME

FIGURE 1-4. DRIVE INSTALLATION (MACHINES WITH DANA DRIVE MOTORS)



ART_1001285506

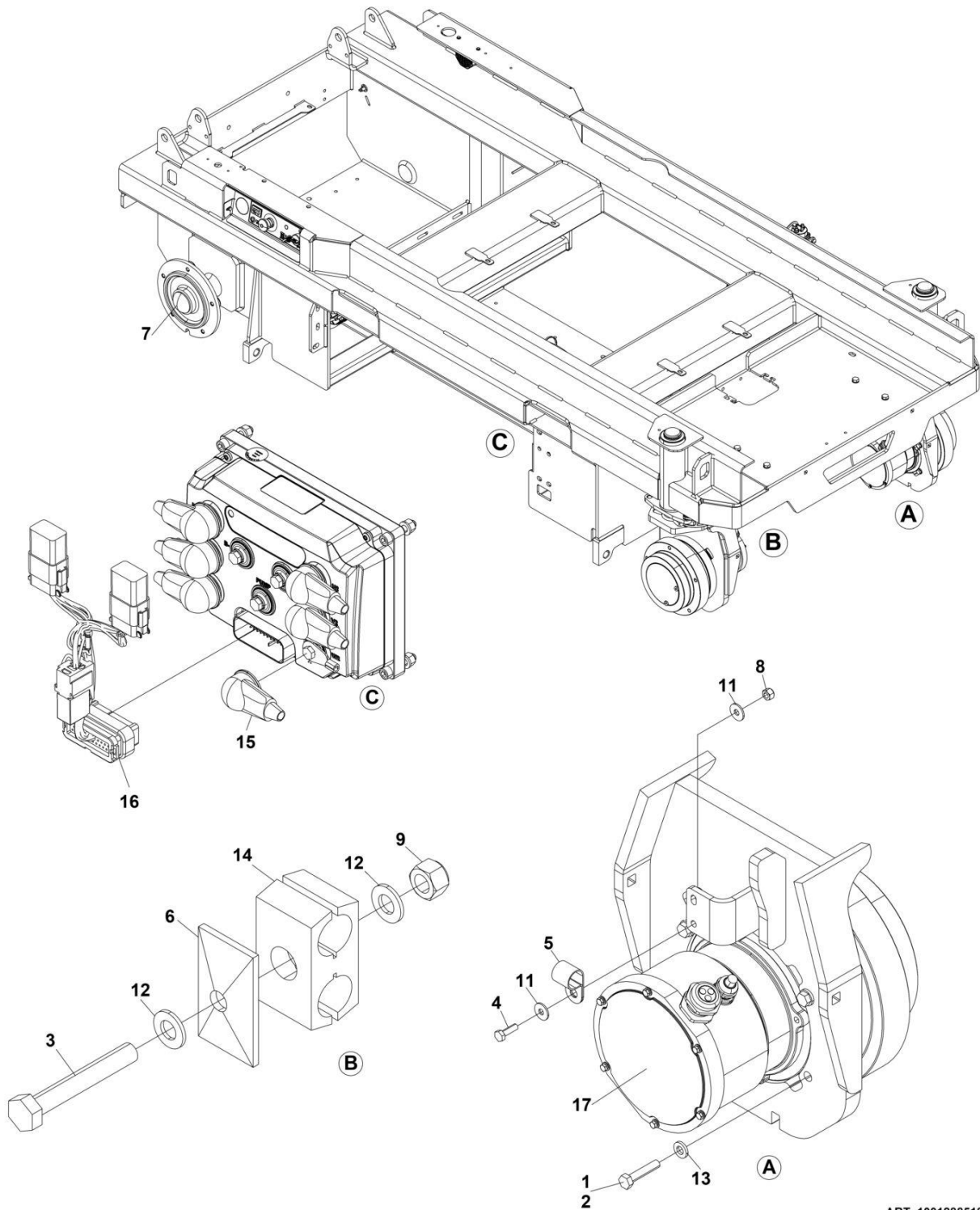
SECTION 1 - FRAME

FIGURE 1-4. DRIVE INSTALLATION (MACHINES WITH DANA DRIVE MOTORS)

ITEM	PART NUMBER	QTY	DESCRIPTION	REV
	1001285506	Ref	DRIVE INSTALLATION	B
1	0100011	AR	Compound, Locking	
2	0700816	12	Bolt M8 x 40	
3	0700819	1	Bolt M8 x 55	
4	1321752	1	Clamp	
5	2780266	2	Hub	
6	3290605	4	Nut, Lock Nut M6	
7	3290805	1	Nut, Lock M8	
8	4240017	AR	Tie-Strap (Not Shown)	
9	4811702	4	Washer M6	
10	4811900	2	Washer M8	
11	5240800	12	Washer M8	
12	8750015	1	Clamp	
13	1001247915	2	Motor, Drive	
14	1001259015	2	Bolt, U-Shape	
15	1001266450	6	Boot	
16	1001298691	1	Harness, Drive Control (See Separate Breakdown in ELECTRICAL Section)	

SECTION 1 - FRAME

FIGURE 1-5. DRIVE INSTALLATION (MACHINES WITH ZHUCHI DRIVE MOTORS)



ART_1001288518

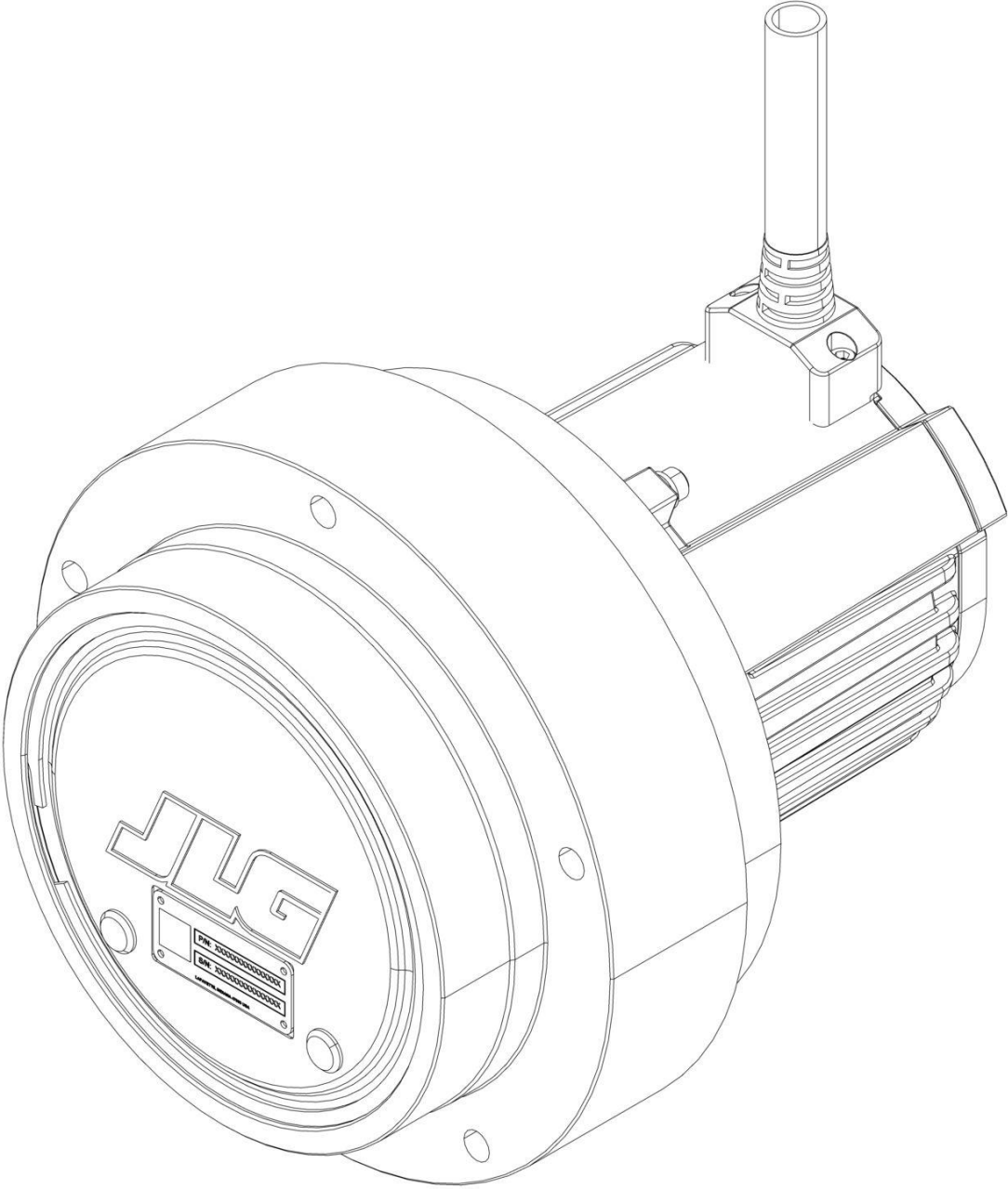
SECTION 1 - FRAME

FIGURE 1-5. DRIVE INSTALLATION (MACHINES WITH ZHUCHI DRIVE MOTORS)

ITEM	PART NUMBER	QTY	DESCRIPTION	REV
	1001288518	Ref	DRIVE INSTALLATION	B
1	0100011	AR	Compound, Locking	
2	0700816	12	Bolt M8 x 40	
3	0700819	1	Bolt M8 x 55	
4	0760610	1	Bolt M6 x 20	
5	1320318	1	P-Clamp	
6	1321752	1	Clamp	
7	2780266	2	Hub	
8	3290605	4	Nut, Lock M6	
9	3290805	1	Nut, Lock M8	
10	4240017	AR	Tie-Strap (Not Shown)	
11	4811702	4	Washer M6	
12	4811900	2	Washer M8	
13	5240800	12	Washer M8	
14	8750015	1	Clamp	
15	1001266450	6	Boot	
16	1001298691	1	Drive Control Harness (See Separate Breakdown in ELECTRICAL Section)	
17	1001291525	1	Motor, Drive	

SECTION 1 - FRAME

FIGURE 1-6. DRIVE MOTOR ASSEMBLY (DANA DRIVE MOTOR)



ART_1001247915

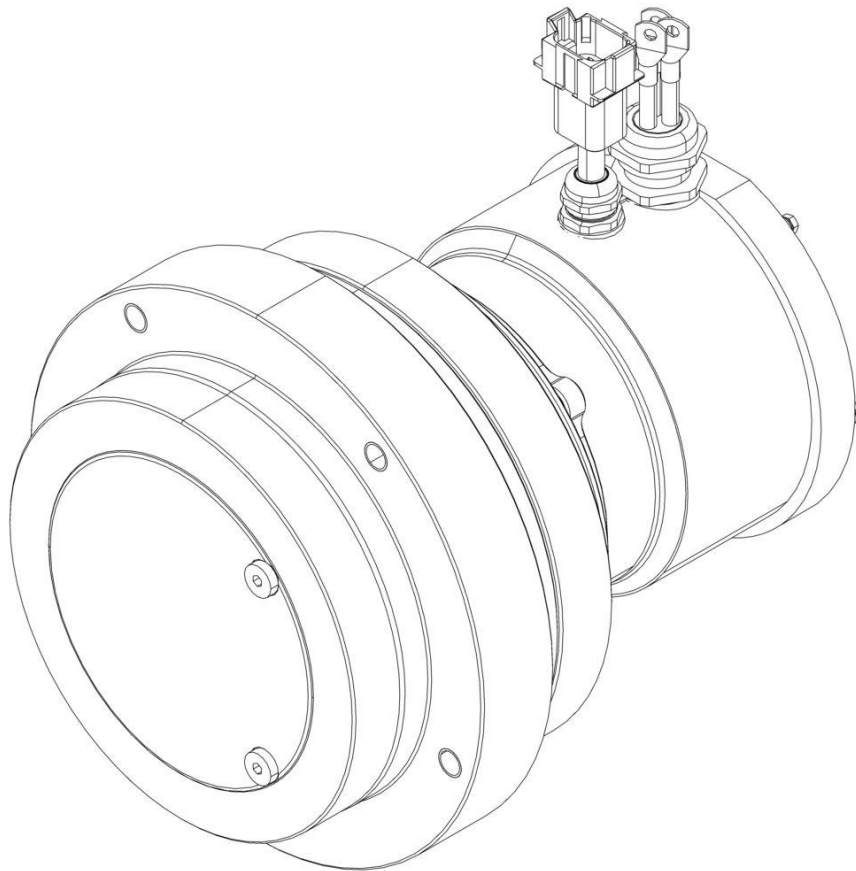
SECTION 1 - FRAME

FIGURE 1-6. DRIVE MOTOR ASSEMBLY (DANA DRIVE MOTOR)

ITEM	PART NUMBER	QTY	DESCRIPTION	REV
	1001247915 See Note	Ref 1	DRIVE MOTOR ASSEMBLY (Note: No Other Service Parts Available at Time of Printing)	A

SECTION 1 - FRAME

FIGURE 1-7. DRIVE MOTOR ASSEMBLY (ZHUCHI DRIVE MOTOR)



ART_1001291525

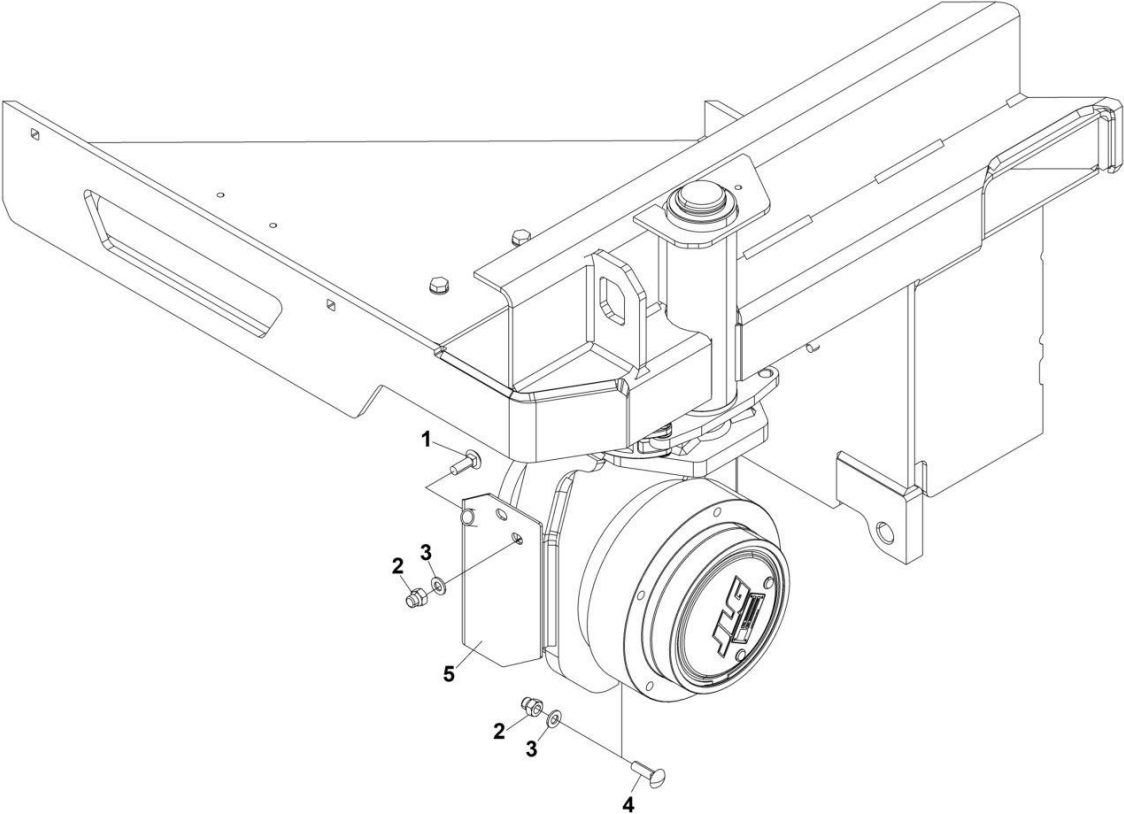
SECTION 1 - FRAME

FIGURE 1-7. DRIVE MOTOR ASSEMBLY (ZHUCHI DRIVE MOTOR)

ITEM	PART NUMBER	QTY	DESCRIPTION	REV
	1001291525 See Note	Ref 1	DRIVE MOTOR ASSEMBLY (Note: No Other Service Parts Available at Time of Printing)	B

SECTION 1 - FRAME

FIGURE 1-8. DRIVE MOTOR COVERS INSTALLATION



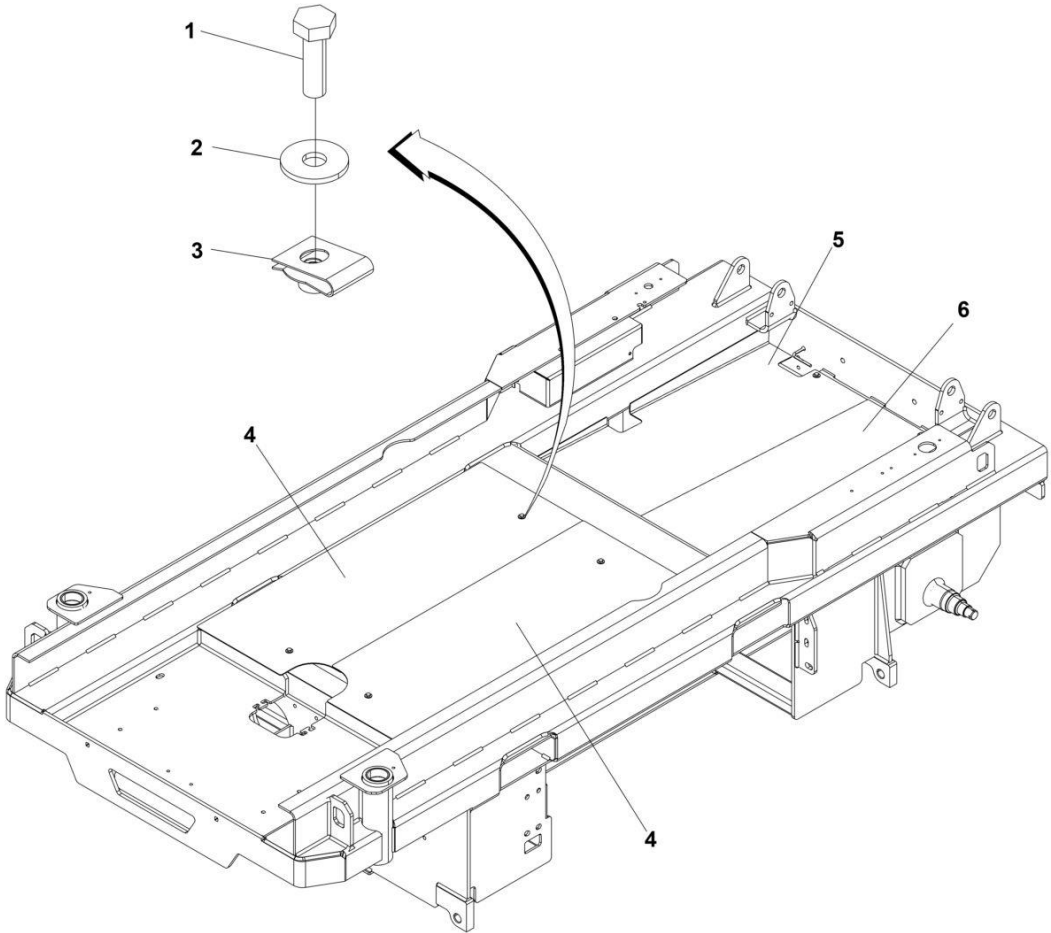
ART_1001289754

FIGURE 1-8. DRIVE MOTOR COVERS INSTALLATION

ITEM	PART NUMBER	QTY	DESCRIPTION	REV
	1001289754	Ref	Drive Motor Covers Installation	A
1	0630613	2	Bolt M10 x 30	
2	3291006	6	Nut M10	
3	4812000	6	Washer M10	
4	1001228406	4	Bolt M10 x 35	
5	1001293037	1	Shield, Motor (Left)	
6	1001293038	1	Shield, Motor (Right) (Not Shown)	

SECTION 1 - FRAME

FIGURE 1-9. FRAME COVERS INSTALLATION



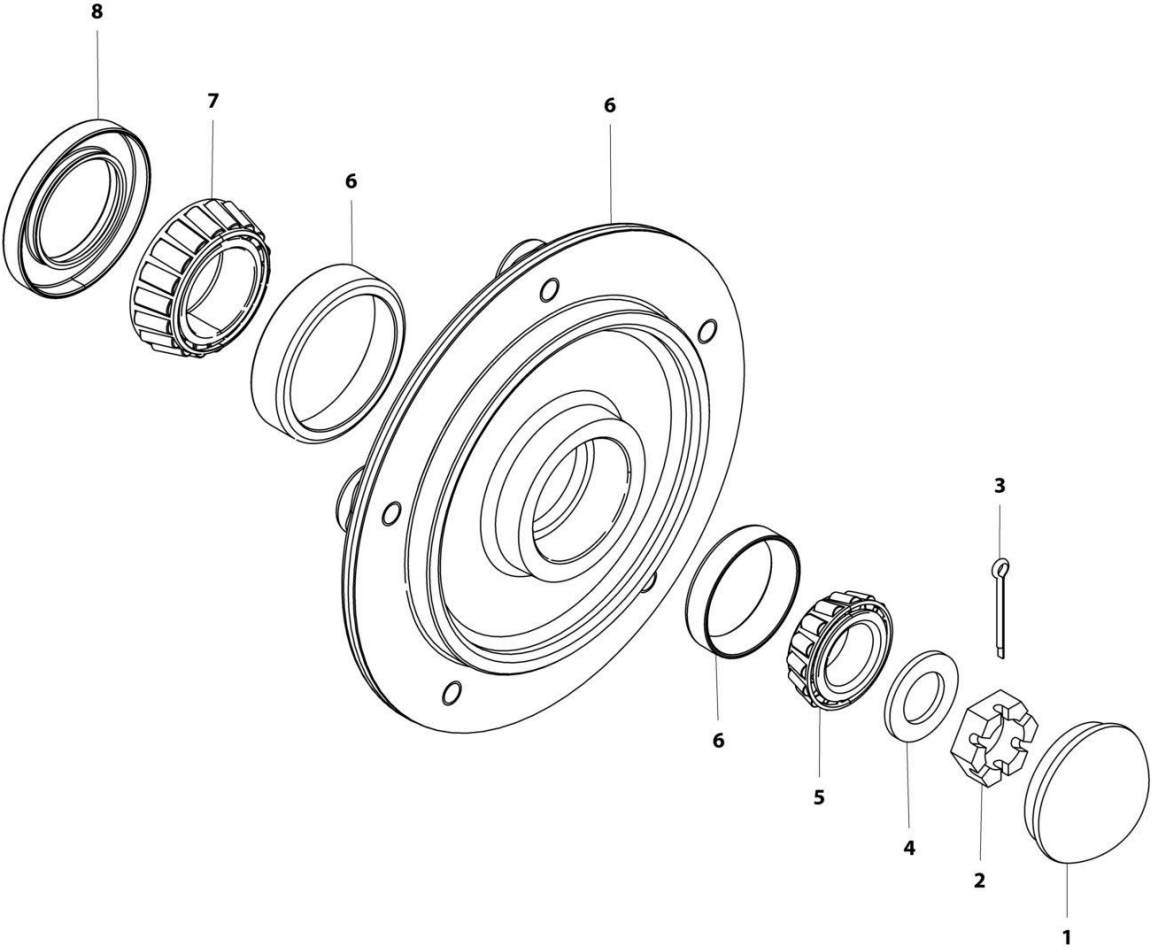
ART_1001291584

FIGURE 1-9. FRAME COVERS INSTALLATION

ITEM	PART NUMBER	QTY	DESCRIPTION	REV
	1001291584	Ref	FRAME COVERS INSTALLATION	B
1	0760610	8	Bolt M6 x 20	
2	4811702	8	Washer M6	
3	1001130220	8	Nut, Tinnerman M6	
4	1001291585	2	Plate	
5	1001291586	1	Plate	
6	1001291587	1	Plate	

SECTION 1 - FRAME

FIGURE 1-10. HUB ASSEMBLY - REAR



ART_2780266

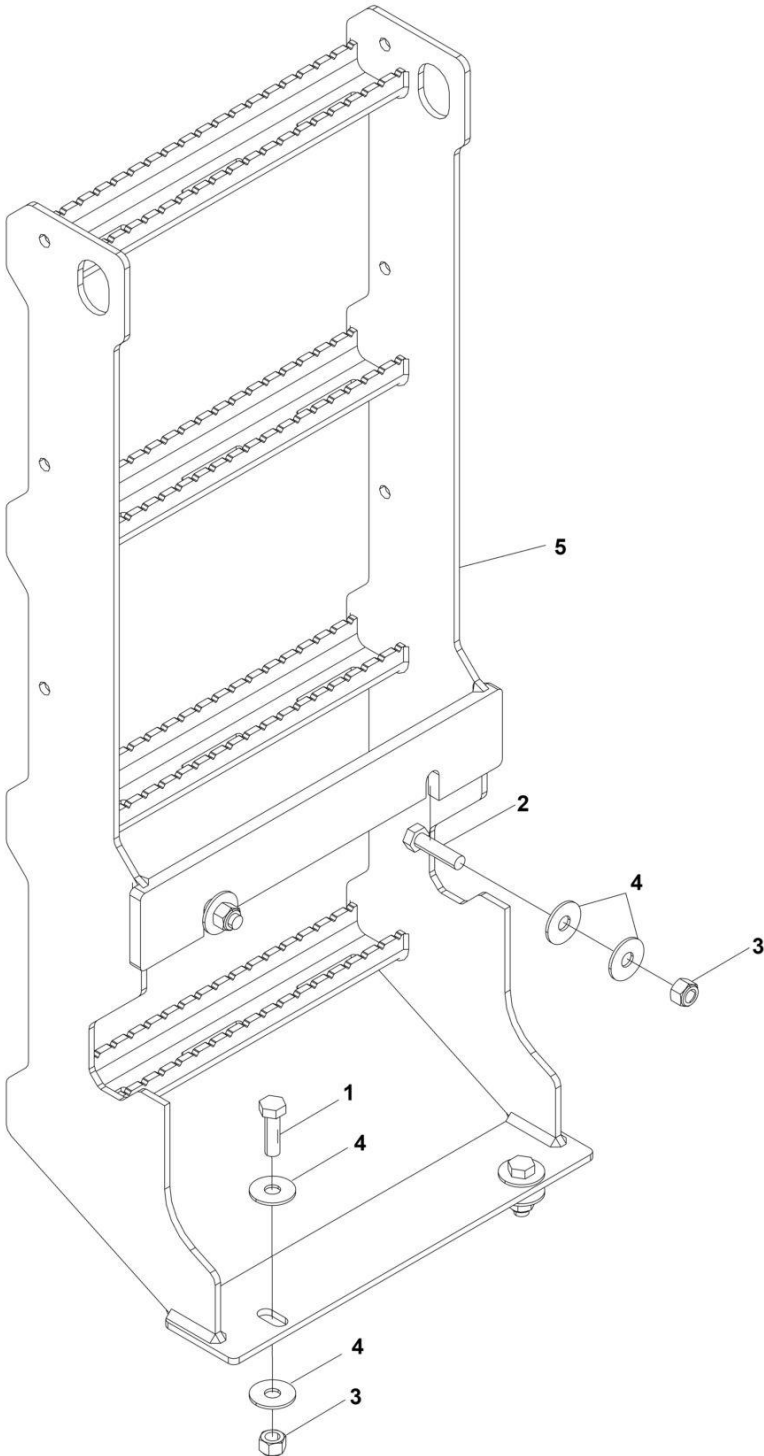
SECTION 1 - FRAME

FIGURE 1-10. HUB ASSEMBLY - REAR

ITEM	PART NUMBER	QTY	DESCRIPTION	REV
	2780266	Ref	HUB ASSEMBLY - REAR	E
1	1001102354	1	Cap, Dust (was p/n 7012524)	
2	3300423	1	Nut, Slotted (was p/n 7010641)	
3	3450406	1	Pin, Cotter 2 x 3/16 (was p/n 7010642)	
4	4740468	1	Washer (was p/n 7019697)	
5	1001102351	1	Bearing, Cone - Outer (was p/n 7026185)	
6	See Note	NSS	Hub (Note: Purchase Complete Assembly p/n 2780266)	
7	1001102353	1	Bearing, Cone - Inner (was p/n 7026183)	
8	1001102349	1	Seal (was p/n 7026184)	

SECTION 1 - FRAME

FIGURE 1-11. LADDER INSTALLATION



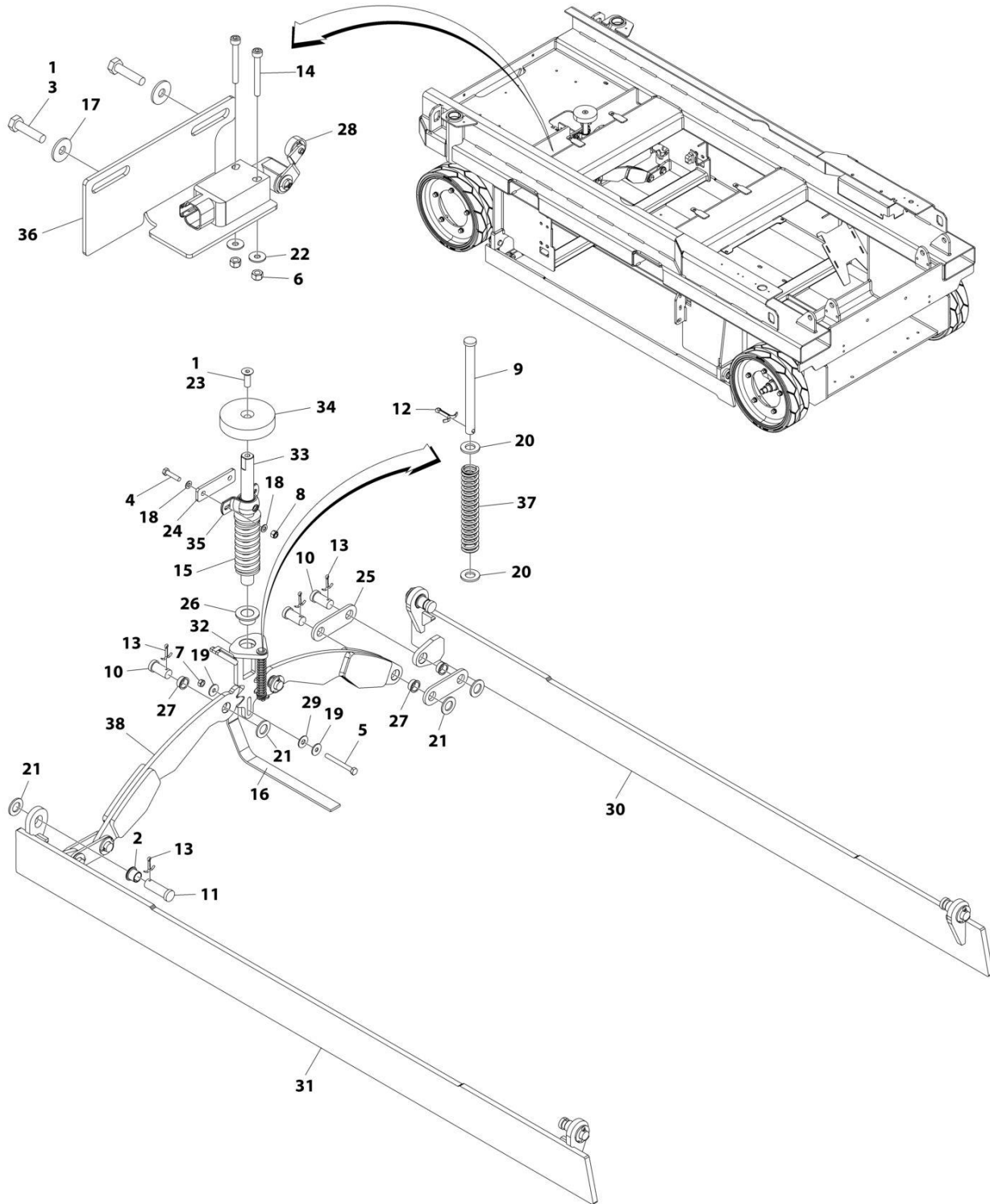
ART_1001288516

FIGURE 1-11. LADDER INSTALLATION

ITEM	PART NUMBER	QTY	DESCRIPTION	REV
	1001288516	REF	LADDER INSTALLATION	B
1	0761216	2	Bolt M12 x 40	
2	0761217	2	Bolt M12 x 45	
3	3291205	4	Nut, Lock M12	
4	4812102	8	Washer M12	
5	1001291373	1	Ladder	

SECTION 1 - FRAME

FIGURE 1-12. POTHOLE PROTECTION INSTALLATION



ART_1001289952

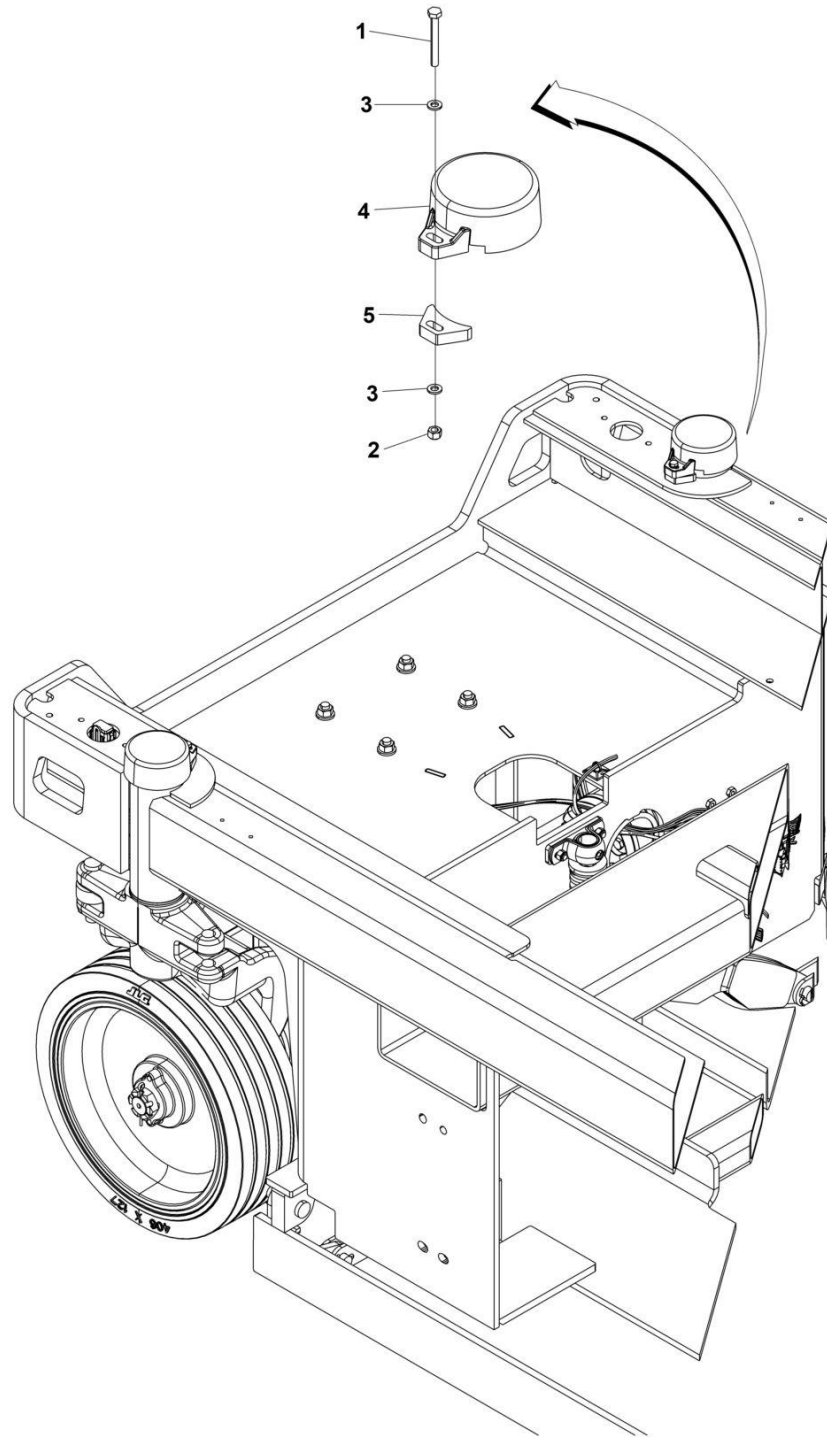
SECTION 1 - FRAME

FIGURE 1-12. POTHOLE PROTECTION INSTALLATION

ITEM	PART NUMBER	QTY	DESCRIPTION	REV
	1001289952	Ref	POTHOLE PROTECTION INSTALLATION	D
1	0100011	AR	Compound, Locking	
2	0440263	4	Bearing, Flange	
3	0700612	2	Bolt M6 x 25	
4	0700815	2	Bolt M8 x 35	
5	0700823	1	Bolt M8 x 75	
6	3290405	2	Nut M4	
7	3290801	1	Nut M8	
8	3290805	2	Nut M8	
9	3430636	1	Pin	
10	3431212	6	Pin	
11	3431218	4	Pin	
12	3450403	1	Pin, Cotter 1/8 x 3/4	
13	3450505	10	Pin, Cotter 5/32 x 1/2	
14	4031511	2	Capscrew M4 x 35	
15	4160202	1	Spring	
16	4240147	1	Strap, Anti-Static	
17	4811702	2	Washer M6	
18	4811900	4	Washer M8	
19	4811902	2	Washer M8	
20	4812000	2	Washer M10	
21	4812500	10	Washer M20	
22	1001091102	2	Washer M4	
23	1001110302	1	Screw M12 x 35	
24	1001202987	1	Plate, Mounting	
25	1001202999	4	Link	
26	1001203869	1	Bearing	
27	1001203870	6	Bearing	
28	1001284507	1	Switch, Limit	
29	1001203872	1	Washer	
30	1001293698	1	Bar (LH)	
31	1001293699	1	Bar (RH)	
32	1001214526	1	Actuator (Lower)	
33	1001214528	1	Actuator (Upper)	
34	1001214534	1	Pad	
35	1001215953	1	Bearing	
36	1001218307	1	Plate, Sensor Mounting	
37	1001227855	1	Spring	
38	1001242587	2	Pinion Plate	

SECTION 1 - FRAME

FIGURE 1-13. SPLINDLE TOP COVERS INSTALLATION



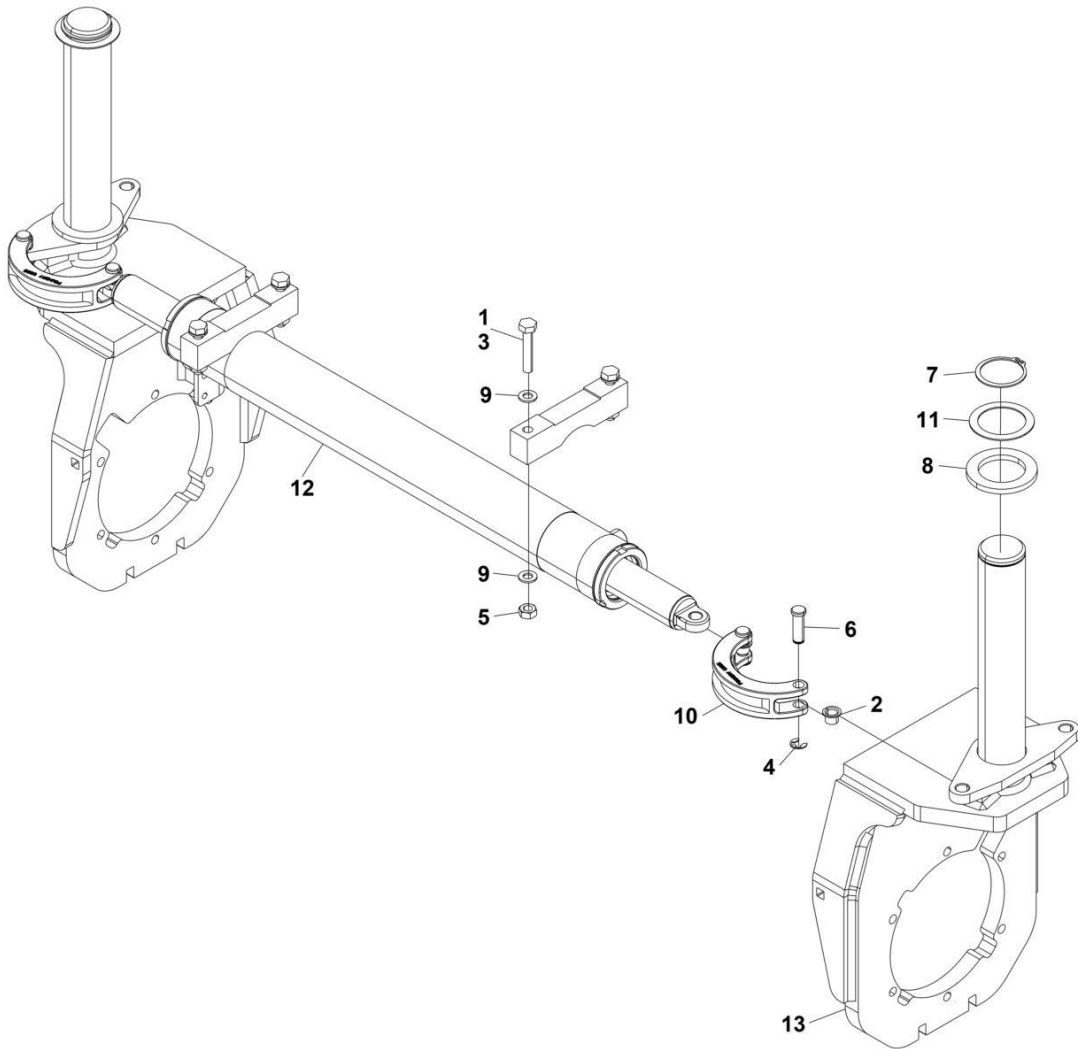
ART_1001270896

FIGURE 1-13. SPLINDLE TOP COVERS INSTALLATION

ITEM	PART NUMBER	QTY	DESCRIPTION	REV
	1001270896	Ref	Steering Cover Installation	A
1	0700618	2	Bolt M6 x 50	
2	3290605	2	Nut, Lock M6	
3	4811700	4	Washer M6	
4	1001262464	2	Steering Cover	
5	1001269770	2	Washer M10.5	

SECTION 1 - FRAME

FIGURE 1-14. STEER INSTALLATION (DY POWER STEER CYL - 1001282385)



ART_1001255869

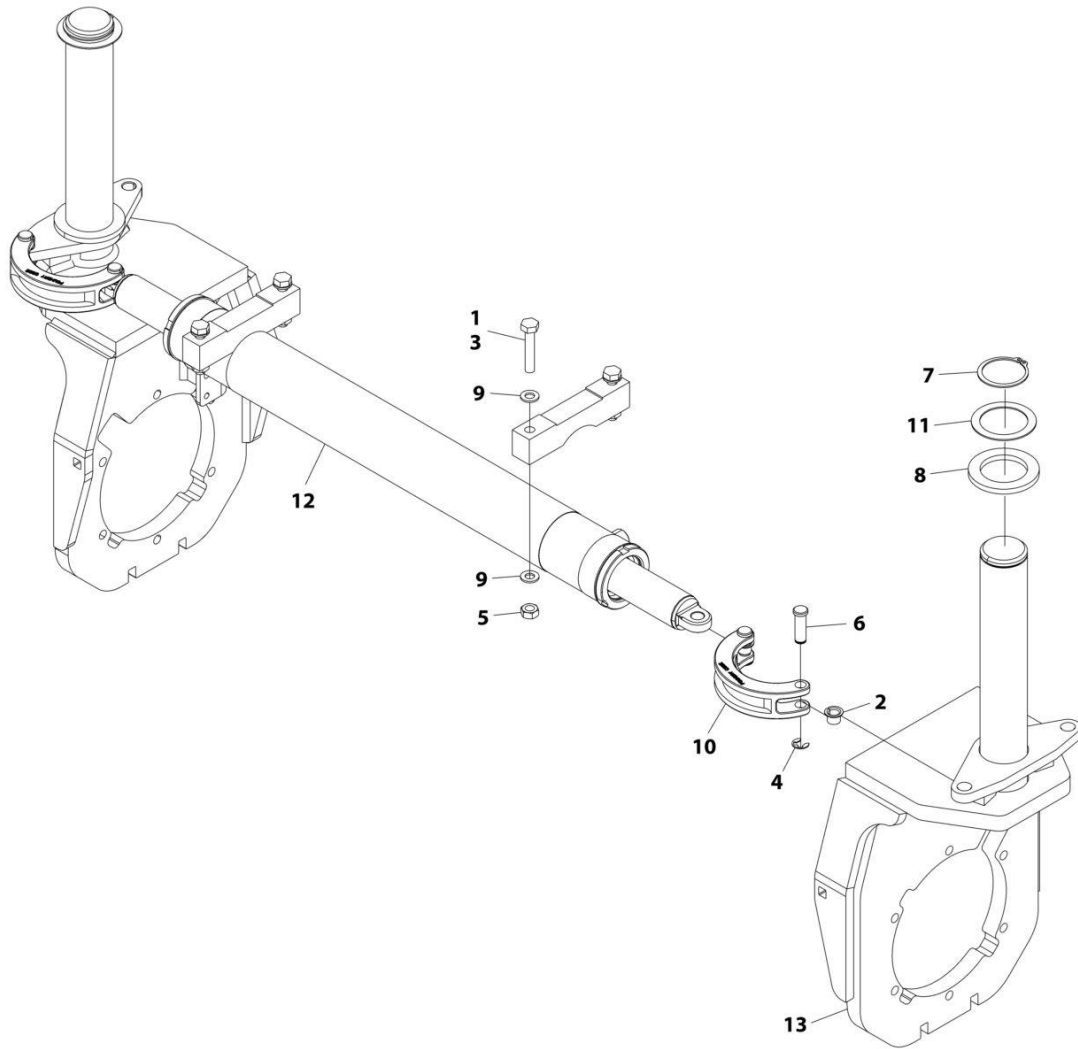
SECTION 1 - FRAME

FIGURE 1-14. STEER INSTALLATION (DY POWER STEER CYL - 1001282385)

ITEM	PART NUMBER	QTY	DESCRIPTION	REV
	1001255869	Ref	STEER INSTALLATION	B
1	0100011	AR	Compound, Locking	
2	0440259	2	Bearing	
3	0761019	4	Bolt M10 x 55	
4	1380153	4	E-Clip	
5	3291001	4	Nut M10	
6	3423037	4	Pin	
7	3760217	2	Ring, Retaining	
8	4740158	2	Thrustwasher	
9	4812000	8	Washer M10	
10	4846757	2	Link	
11	1001197396	AR	Washer	
12	1001282385	1	Steer Cylinder (See Separate Breakdown in CYLINDER Section)	
13	1001305470	2	Spindle	

SECTION 1 - FRAME

FIGURE 1-15. STEER INSTALLATION (JACKSON CYL - 1001299886)



ART_1001305846

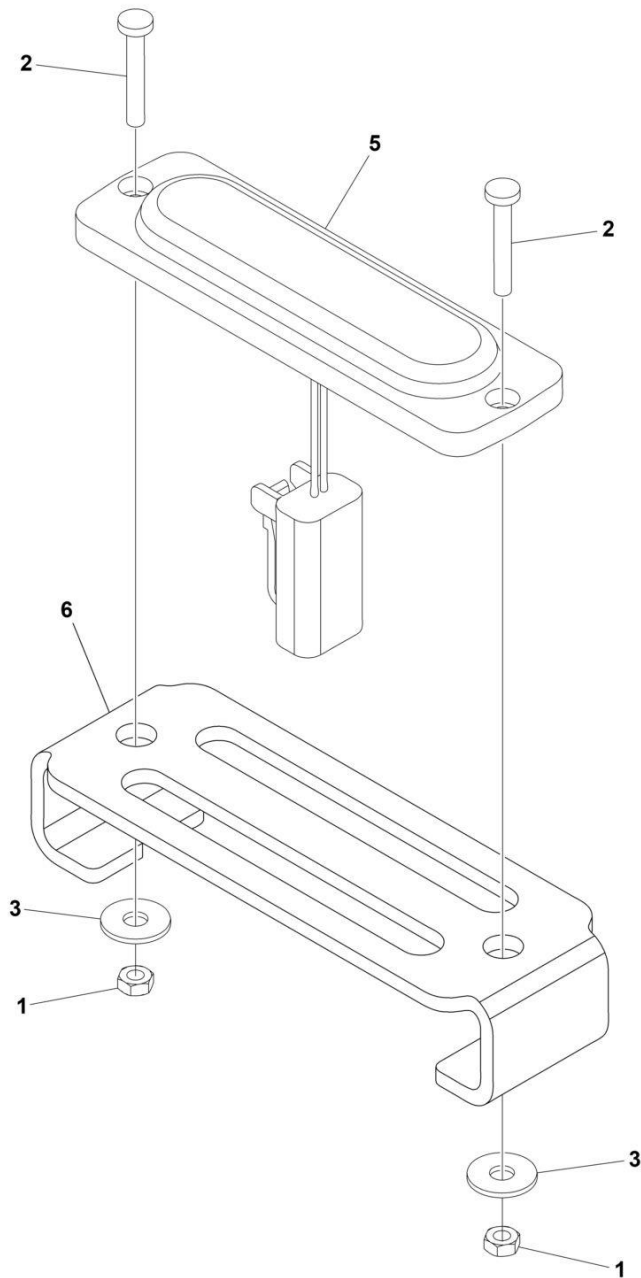
SECTION 1 - FRAME

FIGURE 1-15. STEER INSTALLATION (JACKSON CYL - 1001299886)

ITEM	PART NUMBER	QTY	DESCRIPTION	REV
	1001305846	Ref	STEER INSTALLATION	A
1	0100011	AR	Compound, Locking	
2	0440259	2	Bearing	
3	0761019	4	Bolt M10 x 55	
4	1380153	4	E-Clip	
5	3291001	4	Nut M10	
6	3423037	4	Pin	
7	3760217	2	Ring, Retaining	
8	4740158	2	Thrustwasher	
9	4812000	8	Washer M10	
10	4846757	2	Link	
11	1001197396	AR	Washer	
12	1001299886	1	Steer Cylinder (See Separate Breakdown in CYLINDER Section)	
13	1001305470	2	Spindle	

SECTION 1 - FRAME

FIGURE 1-16. STROBE LIGHT INSTALLATION - DUAL (AMBER) (WITHOUT CLEARSKY)



ART_1001290900

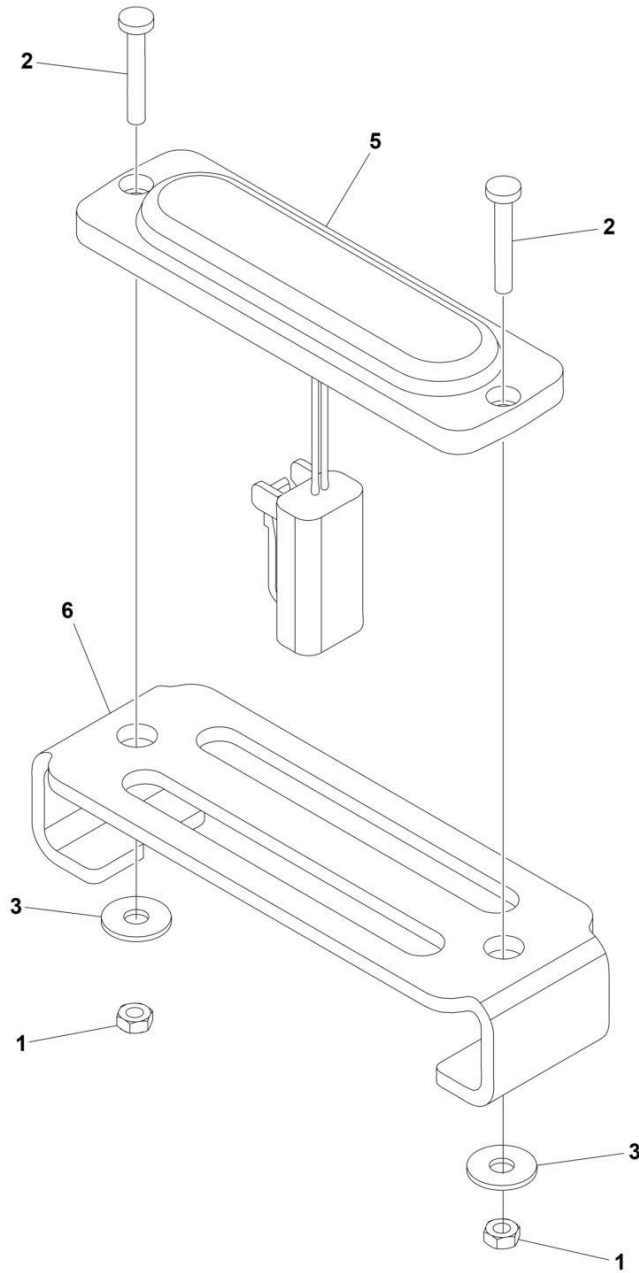
SECTION 1 - FRAME

FIGURE 1-16. STROBE LIGHT INSTALLATION - DUAL (AMBER) (WITHOUT CLEARSKY)

ITEM	PART NUMBER	QTY	DESCRIPTION	REV
	1001290900	Ref	STROBE LIGHT INSTALLATION - DUAL (AMBER) (WITH GUARD)	A
1	3290305	4	Nut M3	
2	4010310	4	Screw M3 x 20	
3	1001091102	4	Washer M4	
4	1001290890	1	Strobe Light Jumper Harness (Not Shown)	
4	4460897	2	Receptacle, Female - 2 Position	
4	4460464	4	Pin, Male	
4	4460891	1	Plug, Male - 2 Position	
4	4460465	2	Socket, Female	
5	1001239224	2	Light, Strobe	
5	4460891	1	Plug, Male - 2 Position	
5	4460465	2	Socket, Female	
6	1001239661	2	Cover	
7	4240018	AR	Tie-Strap (Not Shown)	

SECTION 1 - FRAME

FIGURE 1-17. STROBE LIGHT INSTALLATION - DUAL (AMBER) (WITH CLEARSKY)



ART_1001294844

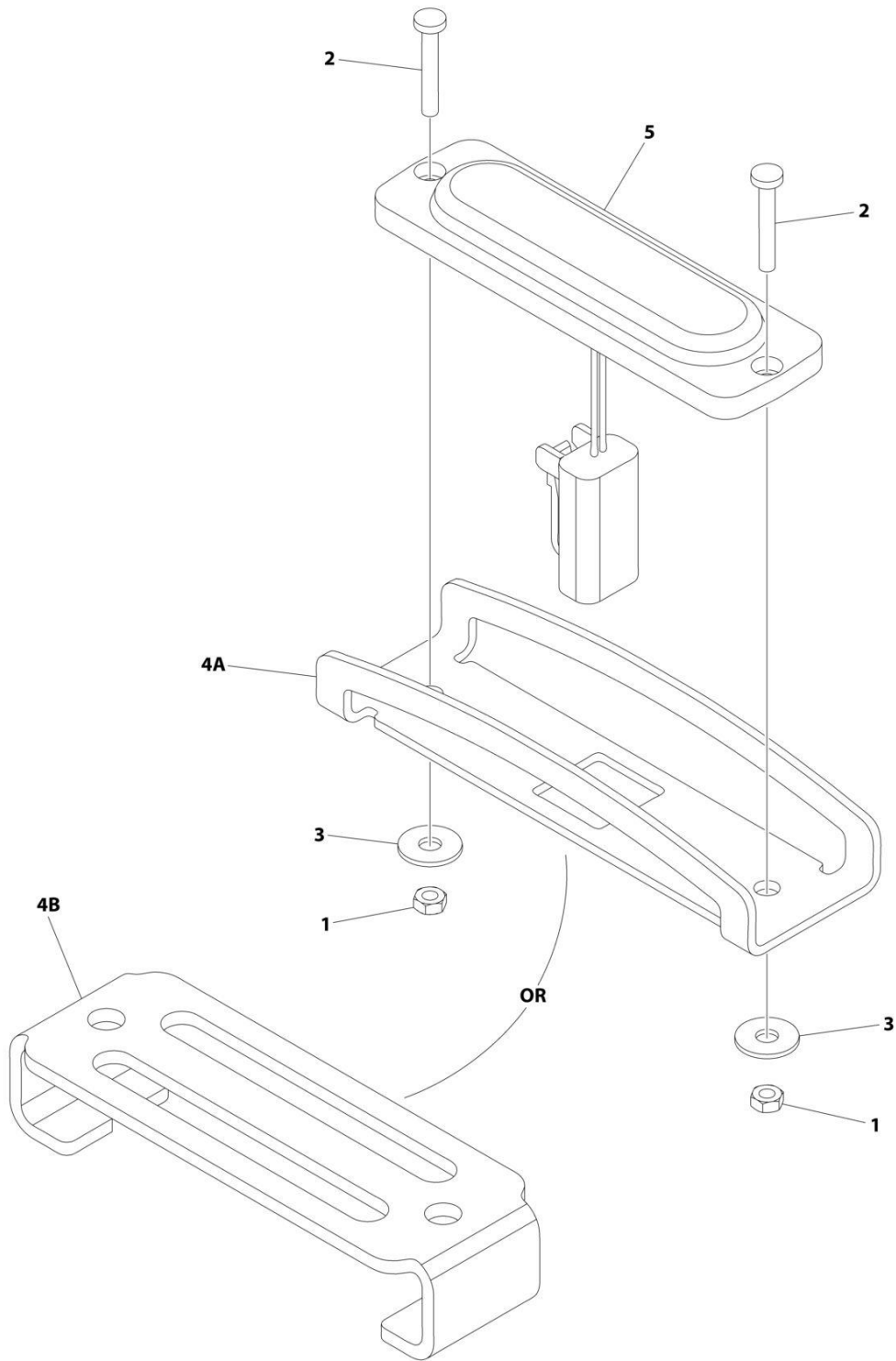
SECTION 1 - FRAME

FIGURE 1-17. STROBE LIGHT INSTALLATION - DUAL (AMBER) (WITH CLEARSKY)

ITEM	PART NUMBER	QTY	DESCRIPTION	REV
	1001294844	Ref	STROBE LIGHT INSTALLATION - DUAL (AMBER) (WITH GUARD)	A
1	3290305	4	Nut M3	
2	4010310	4	Screw M3 x 20	
3	1001091102	4	Washer M4	
4	1001290890	1	Strobe Light Jumper Harness (Not Shown)	
4	4460897	2	Receptacle, Female - 2 Position	
4	4460464	4	Pin, Male	
4	4460891	1	Plug, Male - 2 Position	
4	4460465	2	Socket, Female	
5	1001239224	2	Light, Strobe	
5	4460891	1	Plug, Male - 2 Position	
5	4460465	2	Socket, Female	
6	1001239661	2	Cover	
7	4240018	AR	Tie-Strap (Not Shown)	

SECTION 1 - FRAME

FIGURE 1-18. STROBE LIGHT INSTALLATION - SINGLE (AMBER) (WITH GUARD)



ART_1001242697

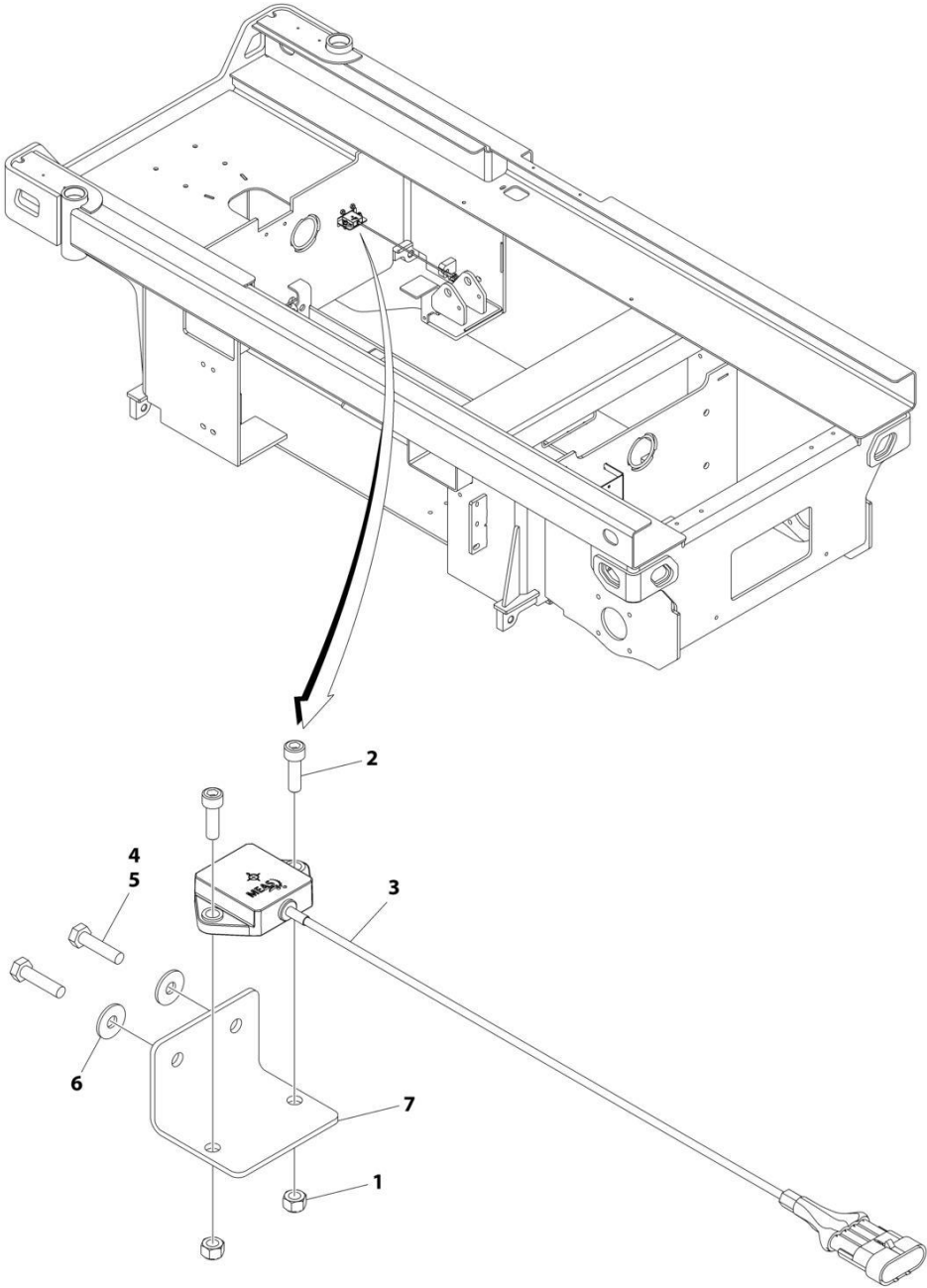
SECTION 1 - FRAME

FIGURE 1-18. STROBE LIGHT INSTALLATION - SINGLE (AMBER) (WITH GUARD)

ITEM	PART NUMBER	QTY	DESCRIPTION	REV
	1001242697	Ref	STROBE LIGHT INSTALLATION - SINGLE (AMBER) (WITH GUARD)	D
1	3290305	2	Nut M3	
2	4010310	2	Screw M3 x 20	
3	1001091102	2	Washer M4	
4A	1001242539	1	Guard	
4B	1001239661	1	Cover	
5	1001239224	1	Light, Strobe	
5	4460891	1	Plug, Male - 2 Position	
5	4460465	2	Socket, Female	

SECTION 1 - FRAME

FIGURE 1-19. TILT SENSOR INSTALLATION (MACHINES WITH TE/ZC TILT SENSOR)



ART_1001214217

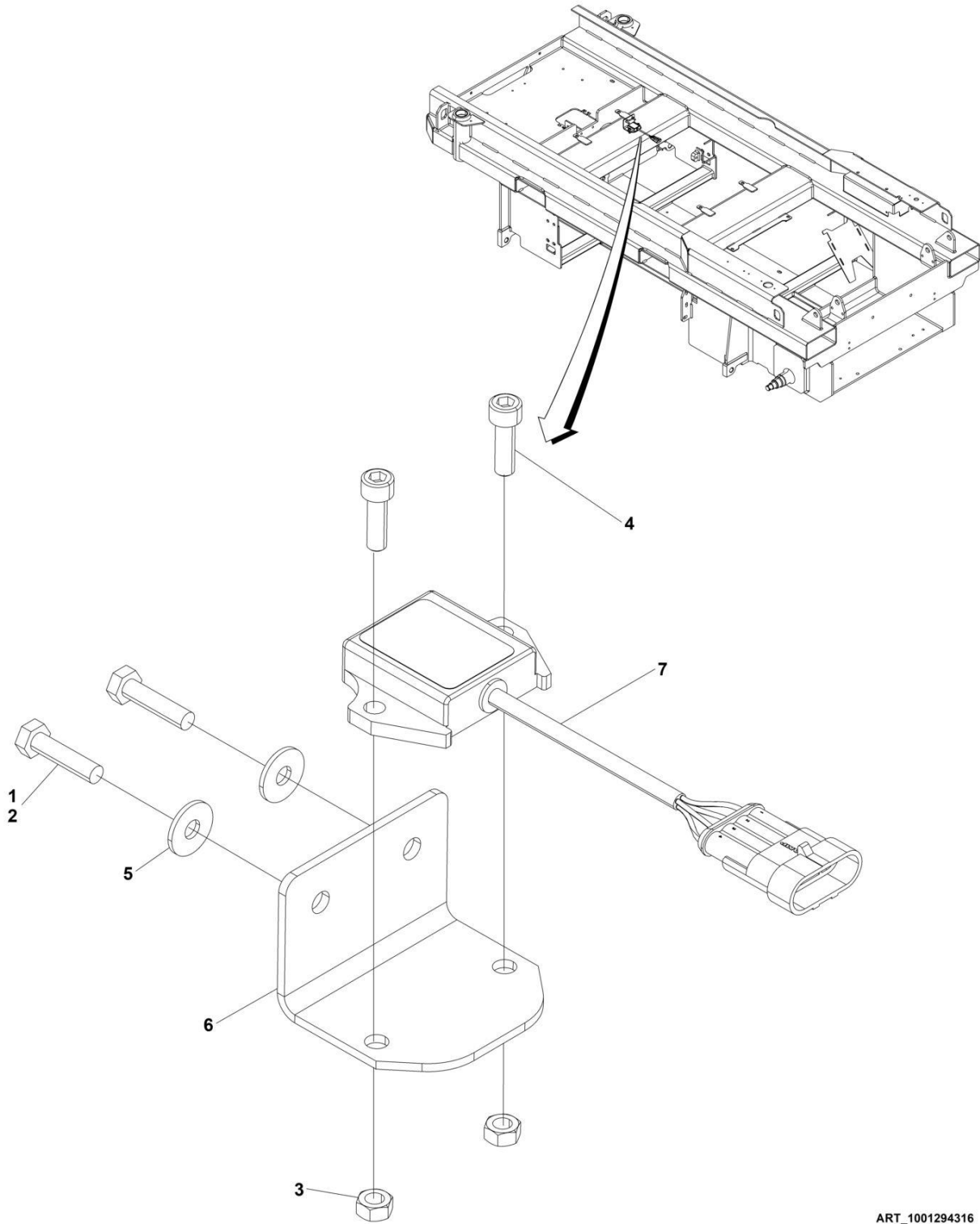
SECTION 1 - FRAME

FIGURE 1-19. TILT SENSOR INSTALLATION (MACHINES WITH TE/ZC TILT SENSOR)

ITEM	PART NUMBER	QTY	DESCRIPTION	REV
	1001214217	Ref	TILT SENSOR INSTALLATION	D
1	3290601	2	Nut M6	
2	4031708	2	Capscrew M6 x 20	
3	1001186466	1	Sensor, Tilt	
4	0100011	AR	Compound, Locking	
5	0700612	2	Bolt M6 x 25	
6	4811702	2	Washer M6	
7	1001217059	1	Plate, Mounting	

SECTION 1 - FRAME

FIGURE 1-20. TILT SENSOR INSTALLATION (MACHINES WITH ZC TILT SENSOR ONLY)



ART_1001294316

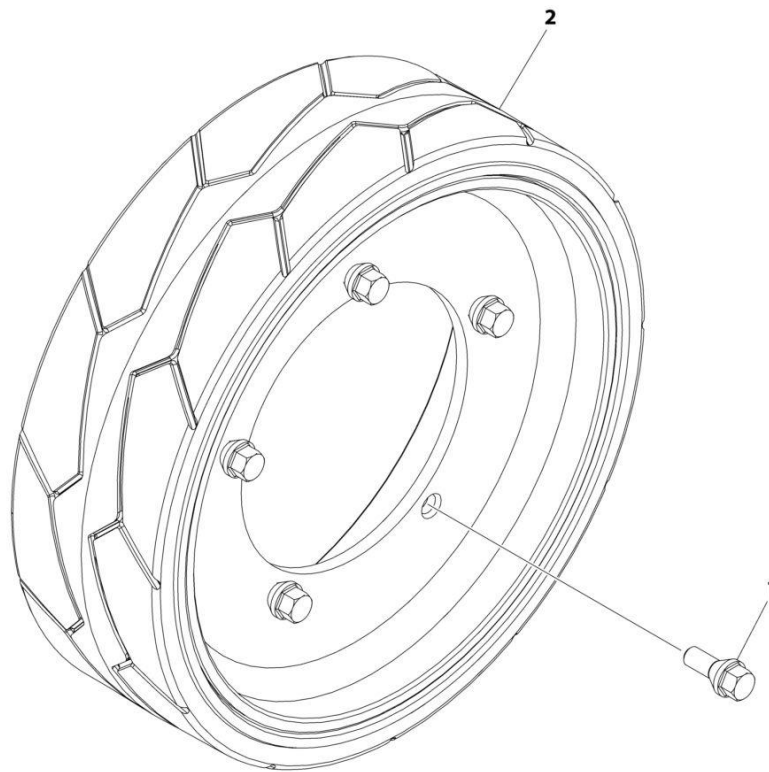
SECTION 1 - FRAME

FIGURE 1-20. TILT SENSOR INSTALLATION (MACHINES WITH ZC TILT SENSOR ONLY)

ITEM	PART NUMBER	QTY	DESCRIPTION	REV
	1001294316	Ref	TILT SENSOR INSTALLATION	B
1	0100011	AR	Compound, Locking	
2	0700612	2	Bolt M6 X 25	
3	3290601	2	Nut M6	
4	4031708	2	Capscrew M6 X20	
5	4811702	2	Washer M6	
6	1001217059	1	Plate, Mounting	
7	1001249798	1	Sensor, Tilt	

SECTION 1 - FRAME

FIGURE 1-21. TIRE AND WHEEL INSTALLATION



ART_1001256694

SECTION 1 - FRAME

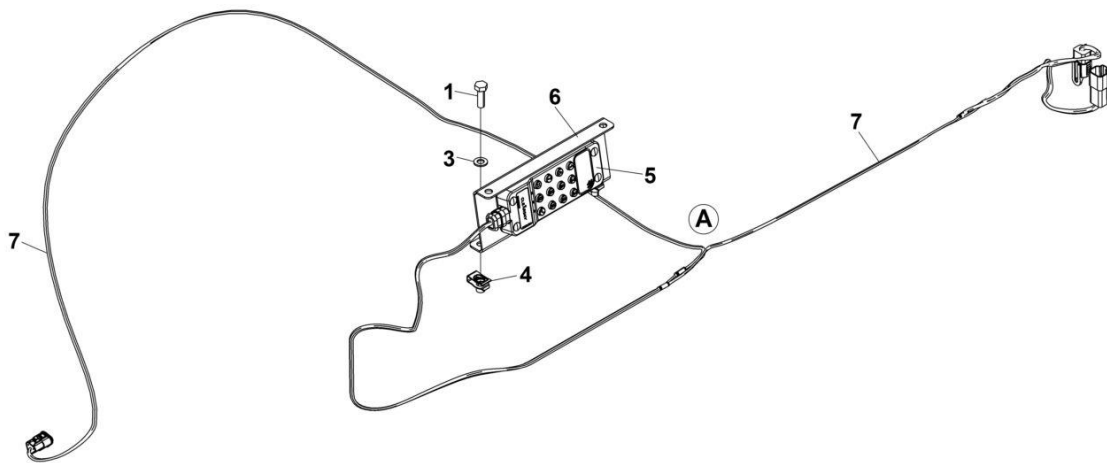
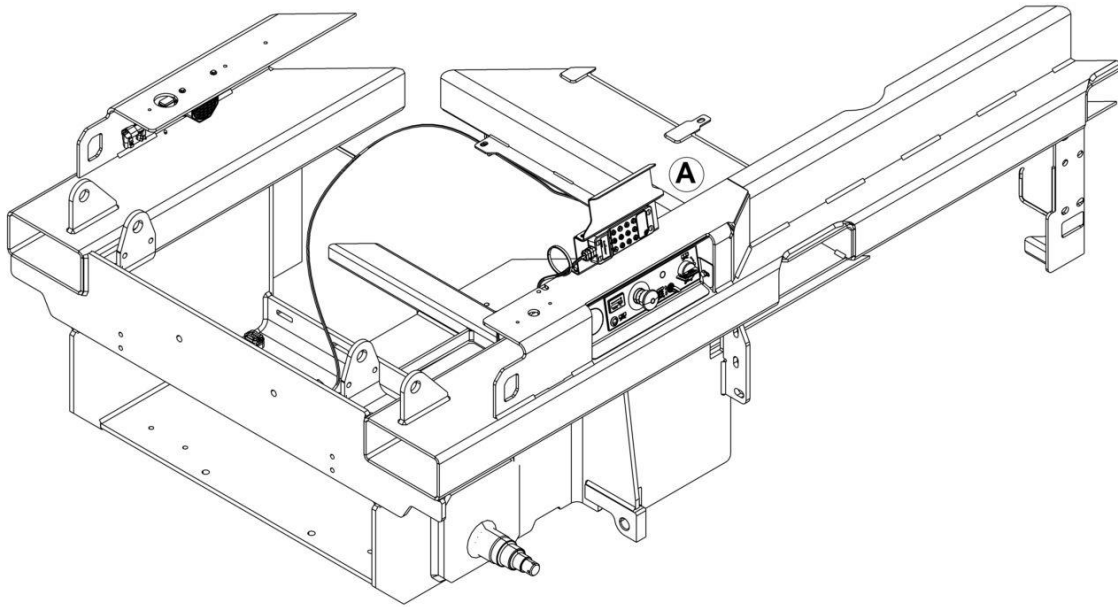
FIGURE 1-21. TIRE AND WHEEL INSTALLATION

ITEM	PART NUMBER	QTY	DESCRIPTION	REV
	1001256694	Ref	TIRE AND WHEEL ASSEMBLY	A
1	0630580	20	Bolt	
2	1001114466	4	Tire, 125 x 406	

SECTION 2 - GROUND CONTROLS

SECTION 2 - GROUND CONTROLS

FIGURE 2-1. ACCESS CONTROL INSTALLATION



ART_1001295397

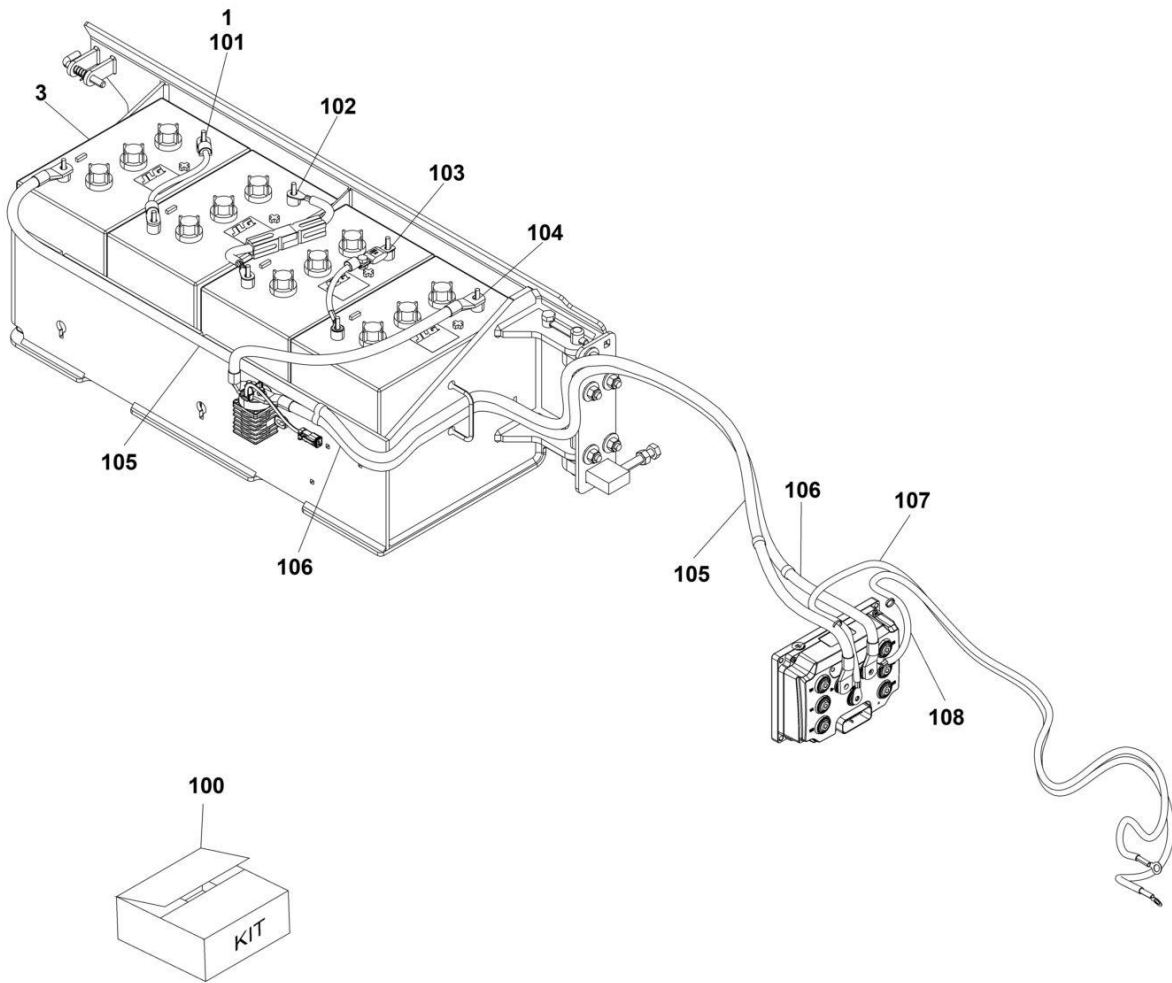
SECTION 2 - GROUND CONTROLS

FIGURE 2-1. ACCESS CONTROL INSTALLATION

ITEM	PART NUMBER	QTY	DESCRIPTION	REV
	1001295397	Ref	ACCESS CONTROL INSTALLATION	A
1	0760812	2	Bolt M8 x 25	
2	4240017	AR	Tie-Strap (Not Shown)	
3	4811900	2	Washer M8	
4	1001118274	2	Nut M8	
5	1001238392	1	Keypad	
6	1001248773	1	Bracket	
7	1001295876	1	Harness, Keypad (See Separate Breakdown in ELECTRICAL Section)	

SECTION 2 - GROUND CONTROLS

FIGURE 2-2. BATTERIES INSTALLATION - FLA(6V-255AH)



ART_1001286884

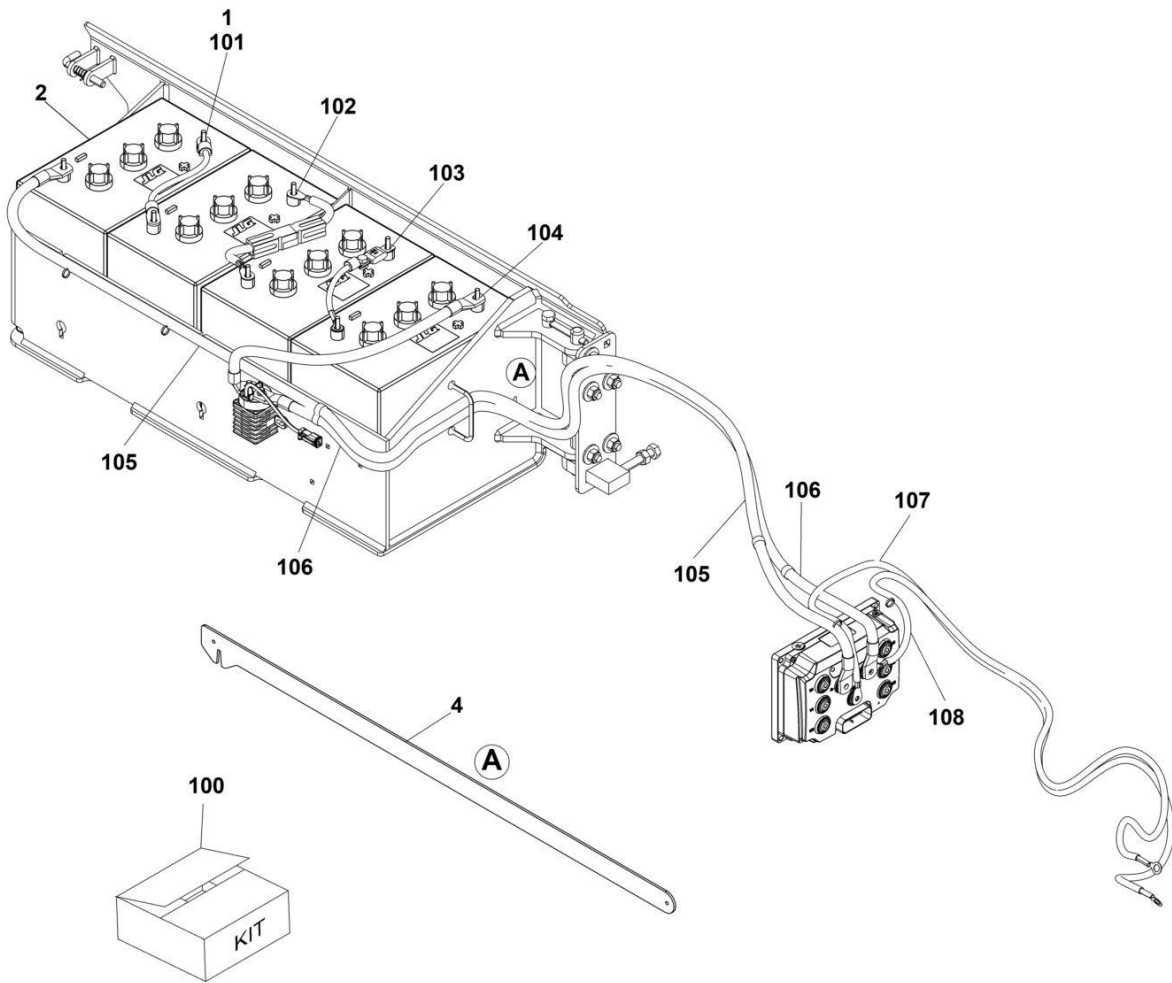
SECTION 2 - GROUND CONTROLS

FIGURE 2-2. BATTERIES INSTALLATION - FLA(6V-255AH)

ITEM	PART NUMBER	QTY	DESCRIPTION	REV
	1001286884	Ref	BATTERIES INSTALLATION - STANDARD BATTERIES	A
1	0100051	AR	Grease, Terminal	
2	4240017	AR	Tie-Strap (Not Shown)	
3	1001235106	4	Battery	
100	1001289611	1	Electrical Cable Kit	C
101	1060998	1	Cable, Positive to Negative	
102	4923328	1	Cable, Positive to Negative	
103	1001264310	1	Cable, Battery Fuse	
103	0760806	1	Bolt M8 X 12	
103	3290801	1	Nut M8	
103	1001118245	1	Fuse	
104	1001288887	1	Cable, Battery to Contactor	
105	1001288888	1	Cable, Battery- to Module B-	
106	1001288889	1	Cable, Contactor to Module B+	
107	1001288890	1	Cable, Pump Negative	
108	1001288891	1	Cable, Pump Positive	

SECTION 2 - GROUND CONTROLS

FIGURE 2-3. BATTERIES INSTALLATION - FLA(6V-260AH)



ART_1001286885

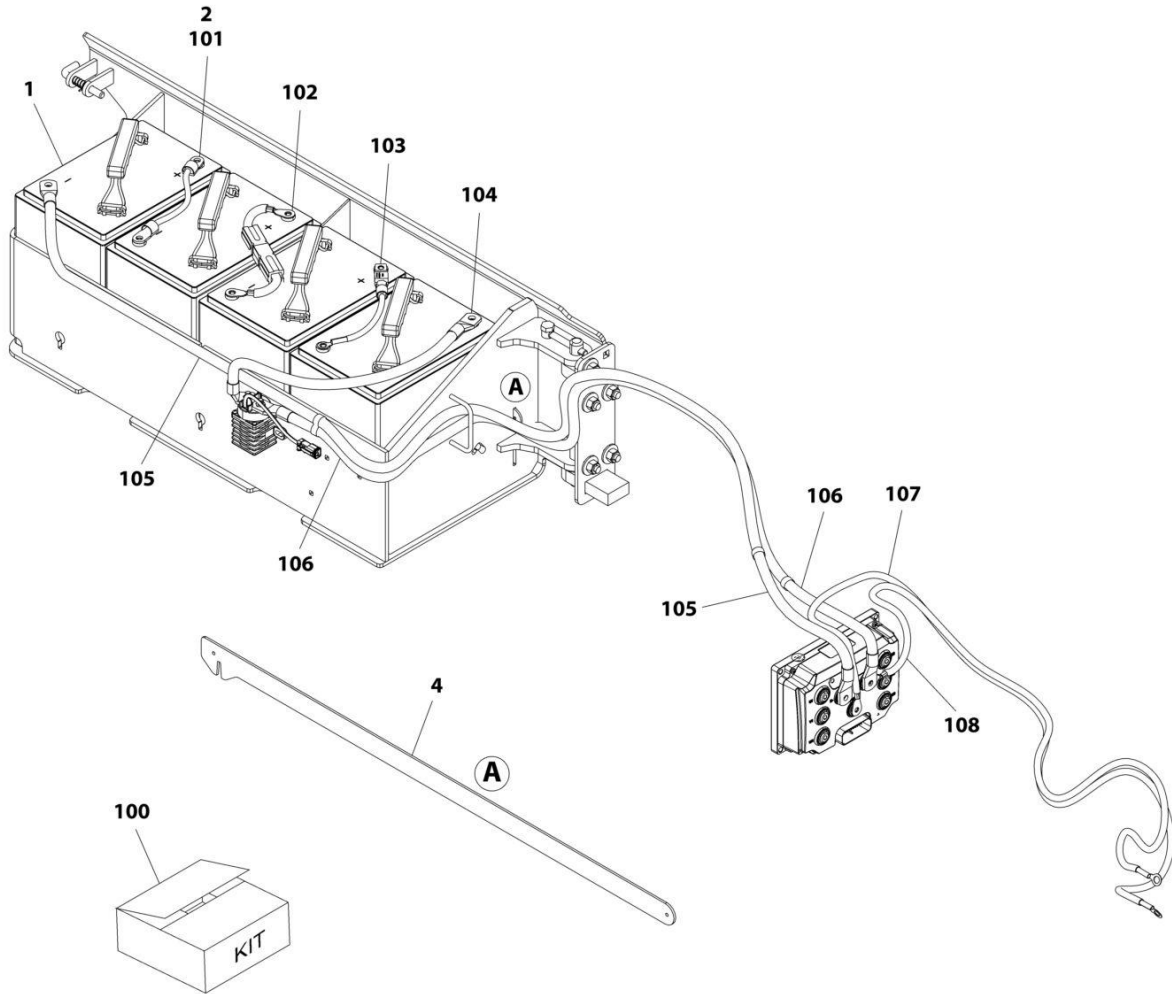
SECTION 2 - GROUND CONTROLS

FIGURE 2-3. BATTERIES INSTALLATION - FLA(6V-260AH)

ITEM	PART NUMBER	QTY	DESCRIPTION	REV
	1001286885	Ref	BATTERIES INSTALLATION - AGM (260AH-20H)	B
1	0100051	AR	Grease, Terminal	
2	510093	4	Battery	
3	4240017	AR	Tie-Strap (Not Shown)	
4	1001239269	1	Bar	
100	1001289611	1	Electrical Cable Kit	C
101	1060998	1	Cable, Positive to Negative	
102	4923328	1	Cable, Positive to Negative	
103	1001264310	1	Cable, Battery Fuse	
103	0760806	1	Bolt M8 X 12	
103	3290801	1	Nut M8	
103	1001118245	1	Fuse	
104	1001288887	1	Cable, Battery to Contactor	
105	1001288888	1	Cable, Battery- to Module B-	
106	1001288889	1	Cable, Contactor to Module B+	
107	1001288890	1	Cable, Pump Negative	
108	1001288891	1	Cable, Pump Positive	

SECTION 2 - GROUND CONTROLS

FIGURE 2-4. BATTERIES INSTALLATION - AGM(6V-260AH)



ART_1001303510

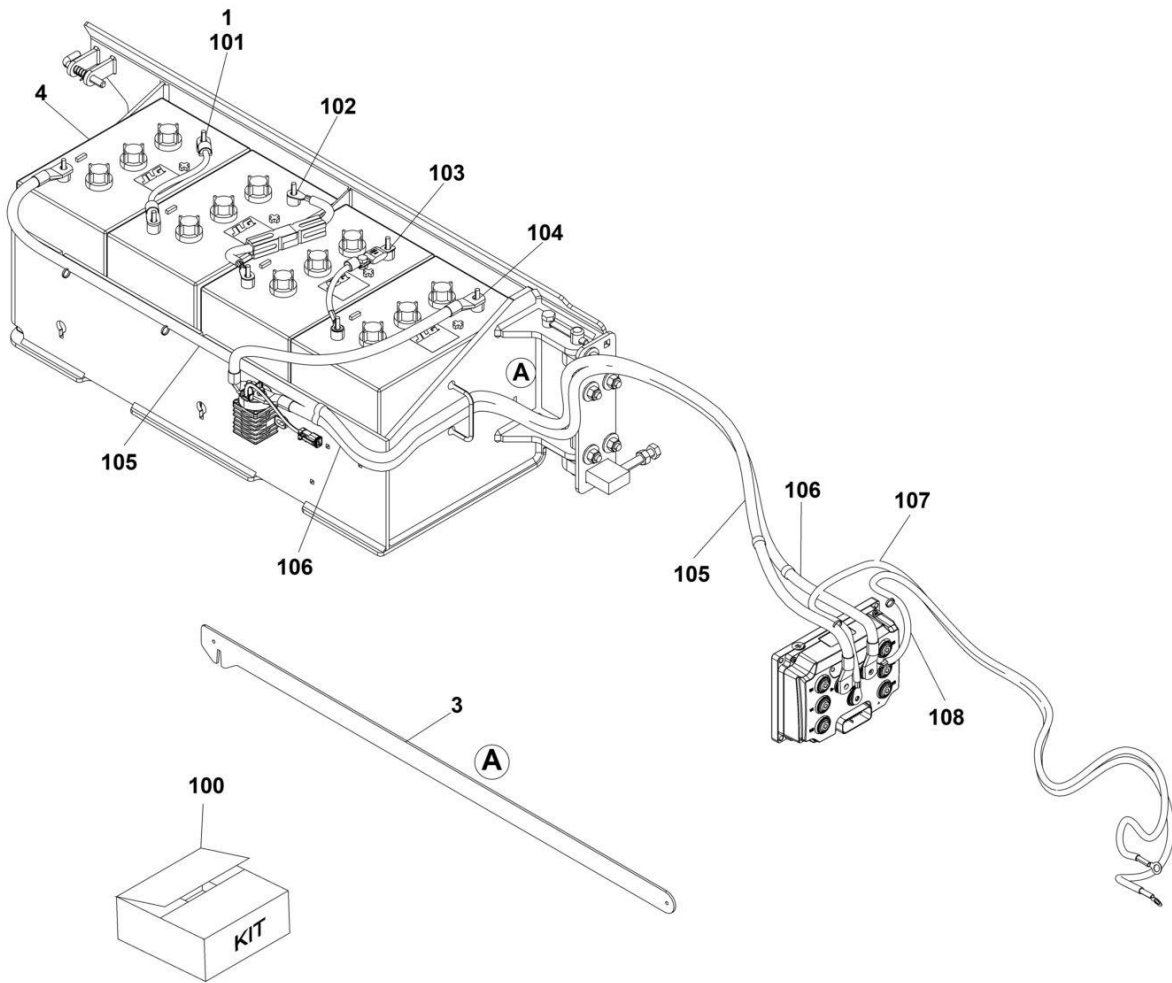
SECTION 2 - GROUND CONTROLS

FIGURE 2-4. BATTERIES INSTALLATION - AGM(6V-260AH)

ITEM	PART NUMBER	QTY	DESCRIPTION	REV
	1001303510	Ref	BATTERIES INSTALLATION - AGM (6V-260AH)	A
1	510094	4	Battery	
2	0100051	AR	Grease, Terminal	
3	4240017	AR	Tie-Strap (Not Shown)	
4	1001239269	1	Bar	
100	1001289611	1	Electrical Cable Kit	C
101	1060998	1	Cable, Positive to Negative	
102	4923328	1	Cable, Positive to Negative	
103	1001264310	1	Cable, Battery Fuse	
104	1001288887	1	Cable, Battery to Contactor	
105	1001288888	1	Cable, Battery to Module B-	
106	1001288889	1	Cable, Contactor to Module B+	
107	1001288890	1	Cable, Pump Negative	
108	1001288891	1	Cable, Pump Positive	

SECTION 2 - GROUND CONTROLS

FIGURE 2-5. BATTERIES INSTALLATION - AGM(6V-280AH)



ART_1001294640

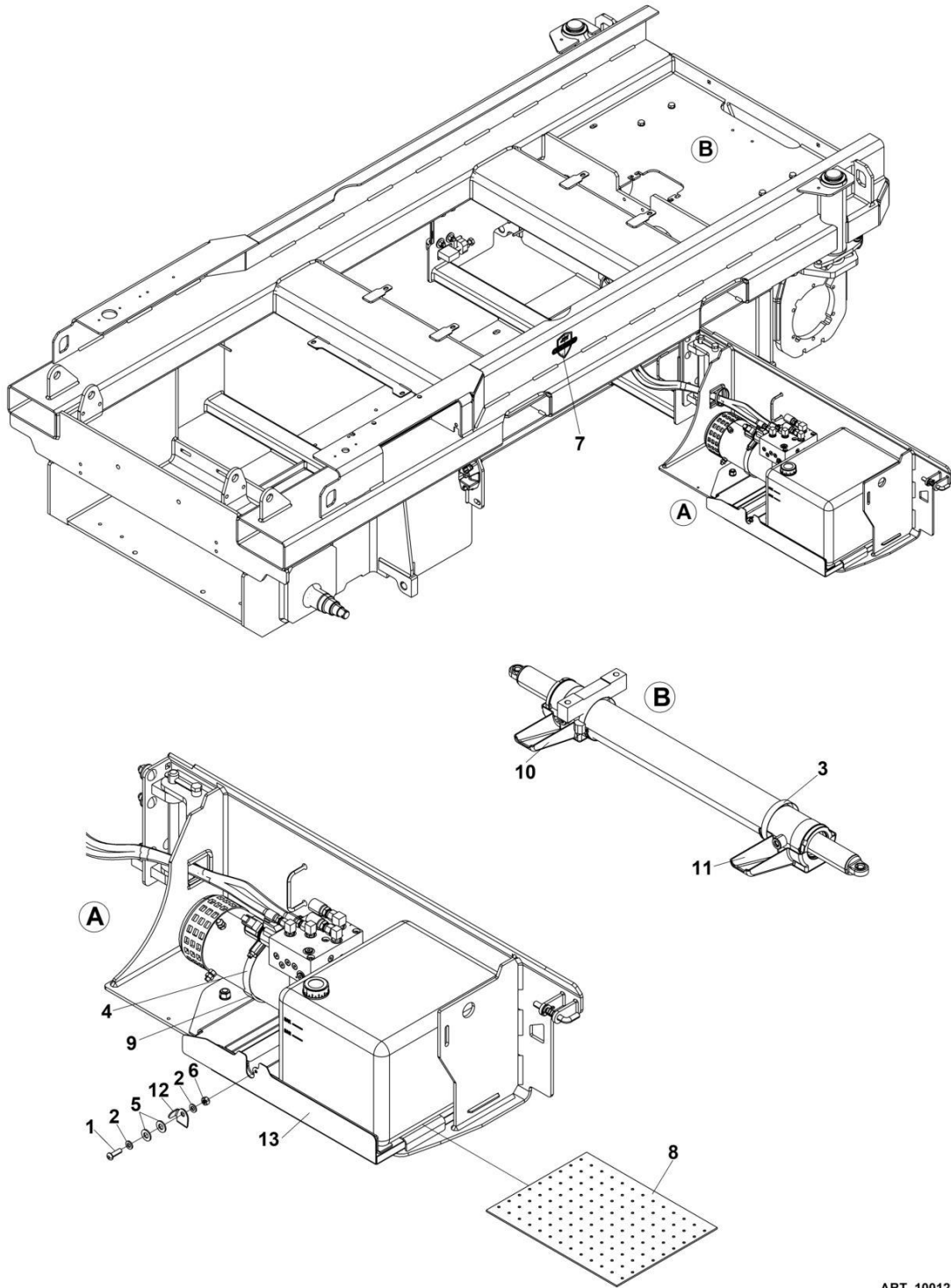
SECTION 2 - GROUND CONTROLS

FIGURE 2-5. BATTERIES INSTALLATION - AGM(6V-280AH)

ITEM	PART NUMBER	QTY	DESCRIPTION	REV
	1001294640	Ref	BATTERIES INSTALLATION - AGM (280AH-20H)	B
1	0100051	AR	Grease, Terminal	
2	4240017	AR	Tie-Strap (Not Shown)	
3	1001239269	1	Bar	
4	1001294657	1	Battery	
100	1001289611	1	Electrical Cable Kit	C
101	1060998	1	Cable, Positive to Negative	
102	4923328	1	Cable, Positive to Negative	
103	1001264310	1	Cable, Battery Fuse	
103	0760806	1	Bolt M8 X12	
103	3290801	1	Nut M8	
103	1001118245	1	Fuse	
104	1001288887	1	Cable, Battery to Contactor	
105	1001288888	1	Cable, Battery- to Module B-	
106	1001288889	1	Cable, Contactor to Module B+	
107	1001288890	1	Cable, Pump Negative	
108	1001288891	1	Cable, Pump Positive	

SECTION 2 - GROUND CONTROLS

FIGURE 2-6. CLEANGUARD INSTALLATION



ART_1001288541

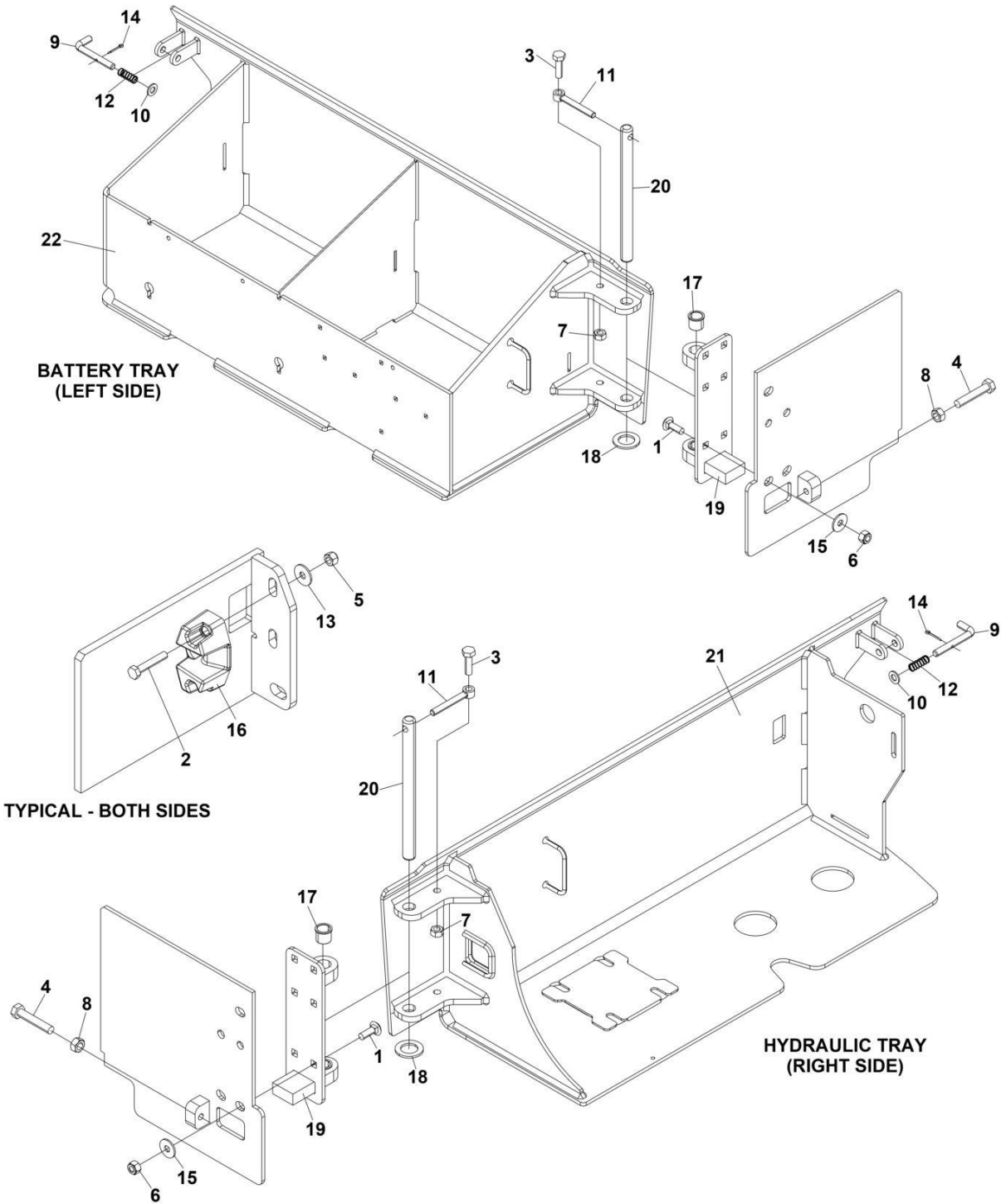
SECTION 2 - GROUND CONTROLS

FIGURE 2-6. CLEANGUARD INSTALLATION

ITEM	PART NUMBER	QTY	DESCRIPTION	REV
	1001288541	Ref	CLEANGUARD INSTALLATION	B
1	3900364	1	Screw M6 x 20	
2	4811700	2	Washer M6	
3	8405204	2	Clamp	
4	8405402	1	Clamp	
5	1001108581	2	Washer M8	
6	1001170310	1	Nut M6	
7	1001262581	1	Decal - Clean Guard	
8	1001263359	1	Pad	
9	1001263785	1	Pad	
10	1001265635	1	Tray (LH)	
11	1001265636	1	Tray (RH)	
12	1001269747	1	Plate, Stopper	
13	1001286857	1	Tray	

SECTION 2 - GROUND CONTROLS

FIGURE 2-7. DOORS INSTALLATION



ART_1001287402

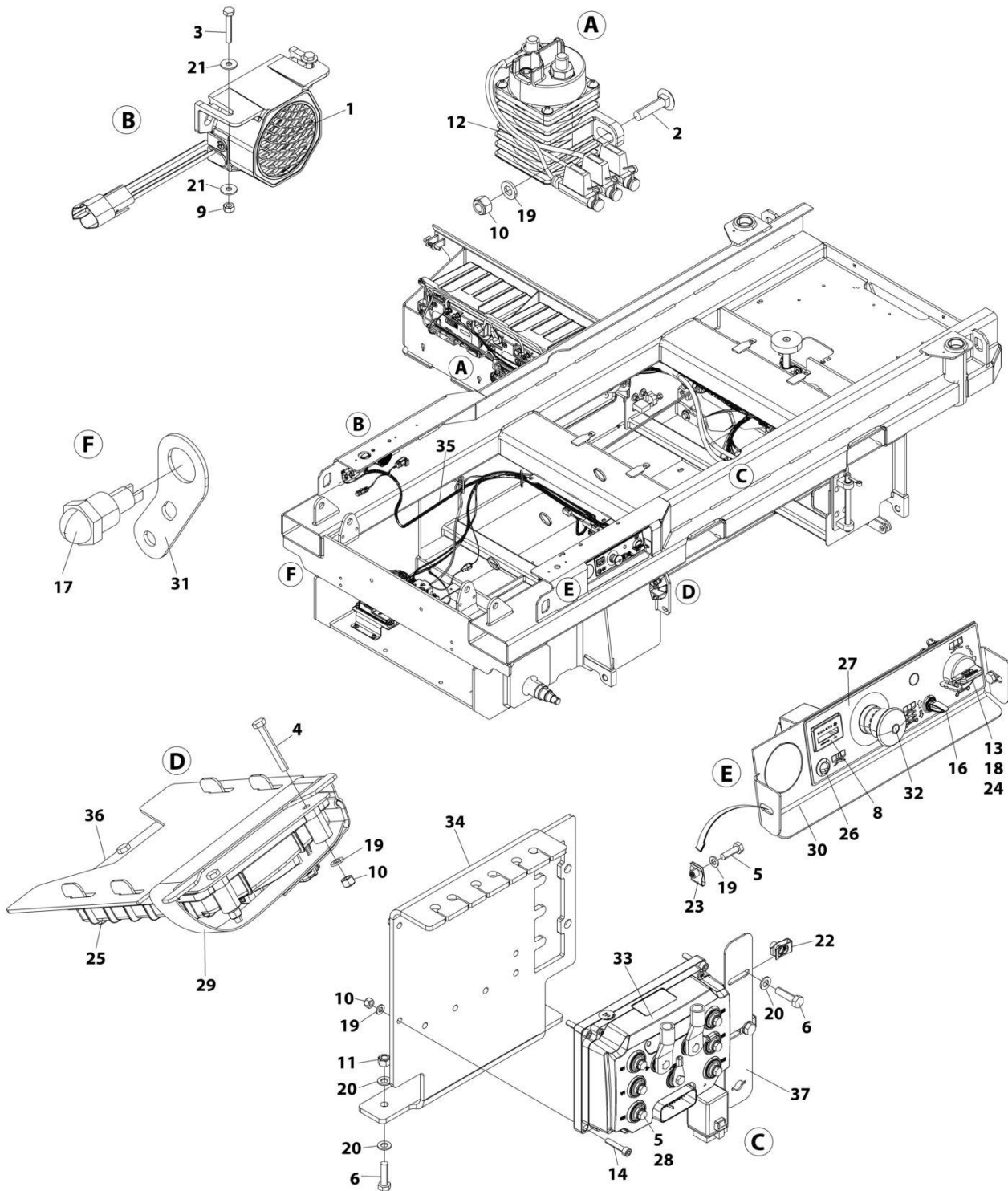
SECTION 2 - GROUND CONTROLS

FIGURE 2-7. DOORS INSTALLATION

ITEM	PART NUMBER	QTY	DESCRIPTION	REV
	1001287402	Ref	DOORS INSTALLATION	A
1	0630613	10	Bolt M10 x 30	
2	0700817	4	Bolt M8 x 45	
3	0701015	2	Bolt M10 x 35	
4	0761221	2	Bolt M12 x 65	
5	3290805	4	Nut M8	
6	3291005	10	Nut M10	
7	3291007	2	Nut M10	
8	3291201	2	Nut M12	
9	3423243	2	Pin	
10	3450303	2	Pin, Cotter 3/32 x 3/4	
11	3841143	2	Keeper, Pin	
12	4160214	2	Spring	
13	4811902	4	Washer M8	
14	4812000	AR	Washer M10	
15	4812002	10	Washer M10	
16	1001214810	2	Support	
17	1001218573	4	Bearing	
18	1001229792	2	Washer	
19	1001234858	2	Hinge	
20	1001287419	2	Pin	
21	1001380041	1	Tray, Hydraulic	
22	1001380042	1	Tray, Battery	

SECTION 2 - GROUND CONTROLS

FIGURE 2-8. ELECTRICAL COMPONENTS INSTALLATION (MACHINES WITH SN STARTING B2 & M2)



ART_1001286883

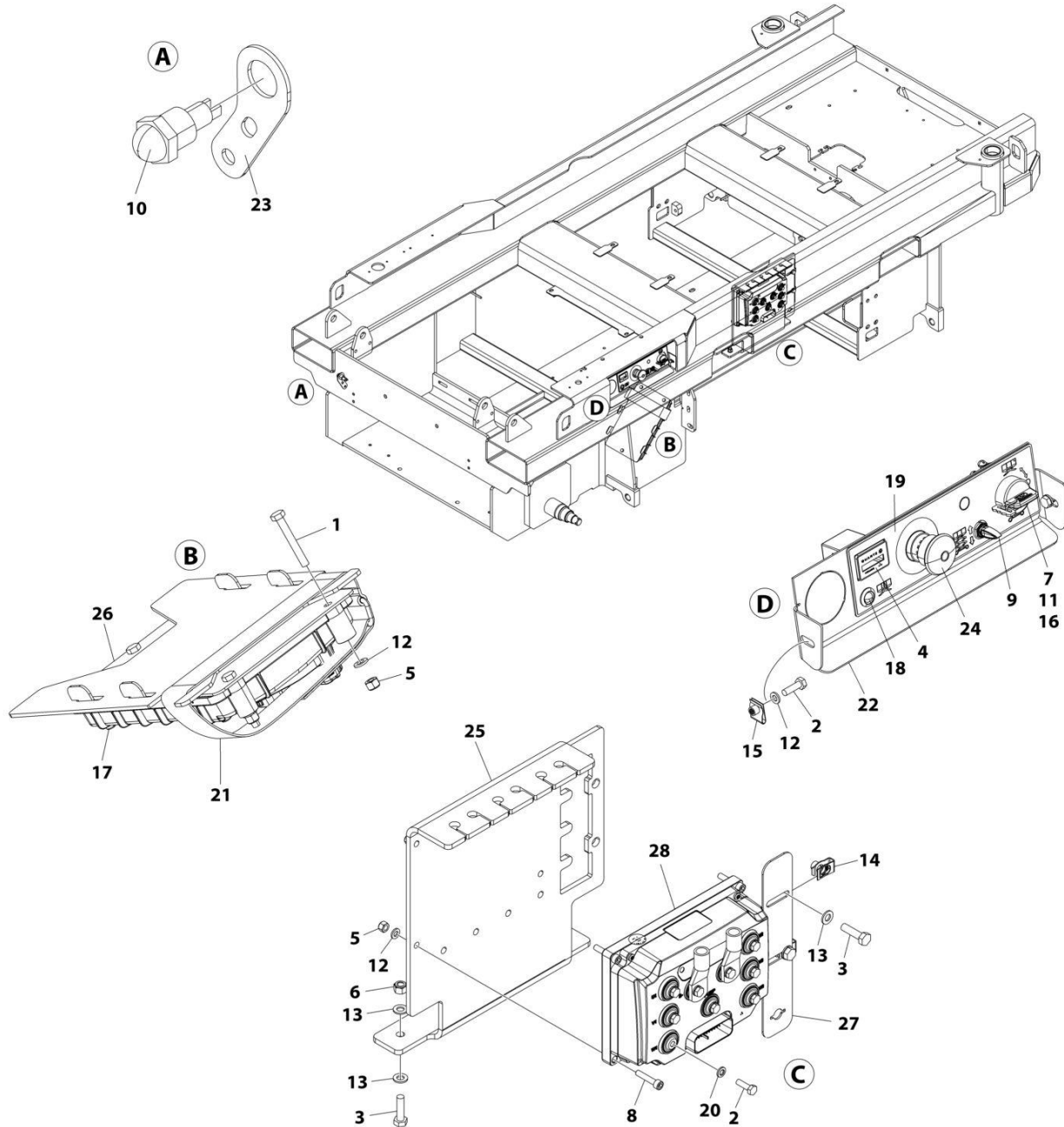
SECTION 2 - GROUND CONTROLS

FIGURE 2-8. ELECTRICAL COMPONENTS INSTALLATION (MACHINES WITH SN STARTING B2 & M2)

ITEM	PART NUMBER	QTY	DESCRIPTION	REV
	1001286883	Ref	ELECTRICAL COMPONENTS INSTALLATION	C
1	0140043	1	Alarm	
2	0630587	2	Bolt M6 x 25	
3	0700412	2	Bolt M4 x 25	
4	0700617	3	Bolt M6 x 45	
5	0760610	11	Bolt M6 x 20	
6	0760814	4	Bolt M8 x 30	
8	2420172	1	Hourmeter	
9	3290405	2	Nut M4	
10	3290605	9	Nut M6	
11	3290805	2	Nut M8	
12	3740150	1	Relay	
13	3910804	3	Screw #8 x 1/4	
14	4031710	4	Capscrew M6 x 30	
15	4240017	AR	Tie-Strap (Not Shown)	
16	4360328	1	Switch, Toggle	
17	4360387	1	Switch, Push Button	
18	4360469	1	Switch, Key	
19	4811700	11	Washer M6	
20	4811900	6	Washer M8	
21	1001091102	4	Washer M4	
22	1001118274	2	Nut, M8 U Style	
23	1001130220	2	Nut, Tinnerman M6	
24	1001130590	1	Plate, Key Switch	
25	1001200629	1	Module, Control (Note: Re-calibration Required when Replaced)	
26	1001200631	1	Light, Indicator	
27	1001209682	1	Decal - Ground Control	
28	1001210966	9	Washer	
29	1001215762	1	Strap, Cinch	
30	1001235559	1	Support	
31	1001257138	1	Bracket	
32	1001274559	1	Switch, Emergency Stop (Plastic)	
33	1001299334	1	Drive Control	
34	1001286840	1	Bracket	
35	1001289305	1	Harness, Chassis (See Separate Breakdown in ELECTRICAL Section)	
36	1001290108	1	Bracket	
37	1001291075	1	Bracket	
38	0100051	AR	Grease, Battery Terminal (Not Shown)	

SECTION 2 - GROUND CONTROLS

FIGURE 2-9. ELECTRICAL COMPONENTS INSTALLATION (MACHINES WITH SN STARTING 12)



ART_1001288525

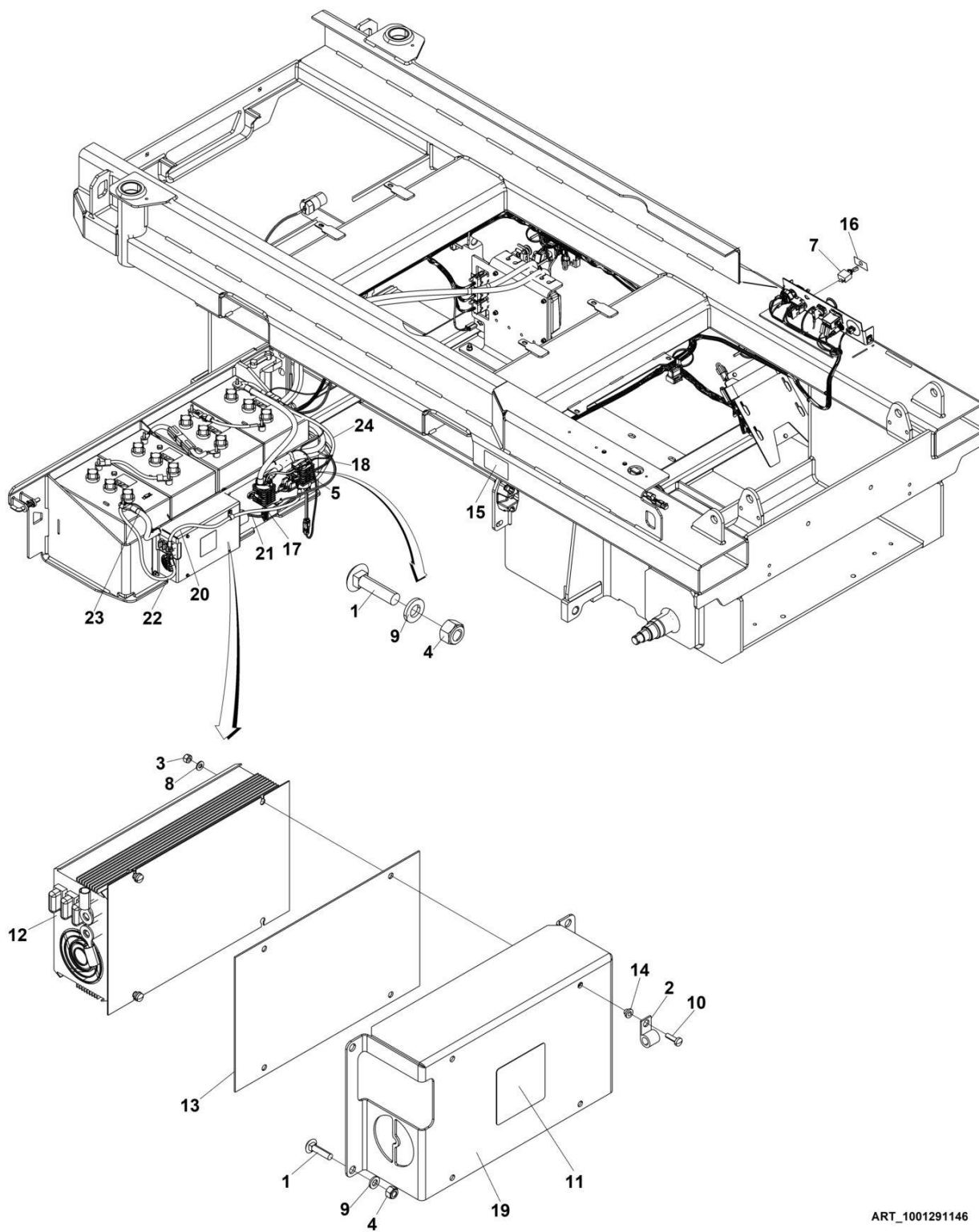
SECTION 2 - GROUND CONTROLS

FIGURE 2-9. ELECTRICAL COMPONENTS INSTALLATION (MACHINES WITH SN STARTING 12)

ITEM	PART NUMBER	QTY	DESCRIPTION	REV
	1001288525	Ref	ELECTRICAL COMPONENTS INSTALLATION	A
1	0700617	3	Bolt M6 x 45	
2	0760610	11	Bolt M6 x 20	
3	0760814	4	Bolt M8 x 30	
4	2420172	1	Hourmeter	
5	3290605	7	Nut M6	
6	3290805	2	Nut M8	
7	3910804	3	Screw #8 x 1/4	
8	4031710	4	Capscrew M6 x 30	
9	4360328	1	Switch, Toggle	
10	4360387	1	Switch, Push Button	
11	4360469	1	Switch, Key	
12	4811700	9	Washer M6	
13	4811900	6	Washer M8	
14	1001118274	2	Nut, M8 U Style	
15	1001130220	2	Nut, Tinnerman M6	
16	1001130590	1	Plate, Key Switch	
17	1001200629	1	Module, Control (Note: Re-calibration Required when Replaced)	
18	1001200631	1	Light, Indicator	
19	1001209682	1	Decal - Ground Control	
20	1001210966	9	Washer	
21	1001215762	1	Strap, Cinch	
22	1001235559	1	Support	
23	1001257138	1	Bracket	
24	1001274559	1	Switch, Emergency Stop (Plastic)	
25	1001286840	1	Bracket	
26	1001290108	1	Bracket	
27	1001291075	1	Bracket	
28	1001299334	1	Drive Control	

SECTION 2 - GROUND CONTROLS

FIGURE 2-10. INVERTER INSTALLATION



ART_1001291146

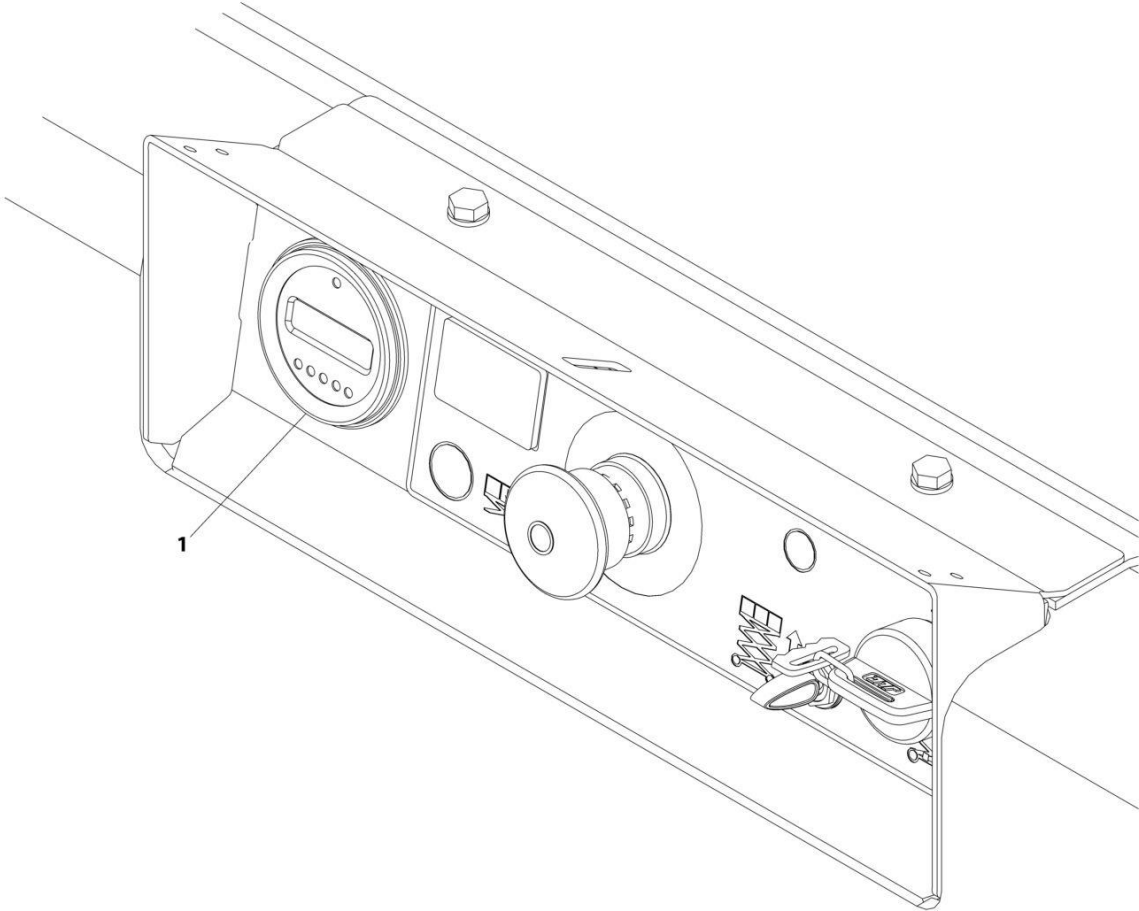
SECTION 2 - GROUND CONTROLS

FIGURE 2-10. INVERTER INSTALLATION

ITEM	PART NUMBER	QTY	DESCRIPTION	REV
	1001291146	Ref	INVERTER INSTALLATION	A
1	0630587	6	Bolt M6 x 25	
2	1321293	1	Clamp	
3	3290405	3	Nut M4	
4	3290605	6	Nut M6	
5	3740150	1	Relay	
6	4240017	AR	Tie-Strap (Not Shown)	
7	4360336	1	Switch, Toggle	
8	4811400	3	Washer M4	
9	4811700	6	Washer M6	
10	1001101540	3	Screw M4 x 14	
11	1001125483	1	Decal - Pressure Wash	
12	1001136757	1	Inverter	
13	1001142173	1	Insulate	
14	1001142174	3	Washer 1/8	
15	1001143009	1	Decal - Inverter	
16	1001143010	1	Decal - On/Off Inverter	
17	1001157547	1	Filter, AC	
18	1001157645	1	Harness, AC Extension	
19	1001210440	1	Cover, Support	
20	1001210879	1	Cable, Inverter Contactor to Inverter +	
21	1001210881	1	Cable, Inverter to AC Filter	
22	1001256744	1	Cable, Pump Control B- to Inverter-	
23	1001290624	1	Harness, Inverter (See Separate Breakdown in ELECTRICAL Section)	
24	1001290975	1	Cable, Batt+ Inverter Contactor	

SECTION 2 - GROUND CONTROLS

FIGURE 2-11. MDI INSTALLATION



ART_1001207293

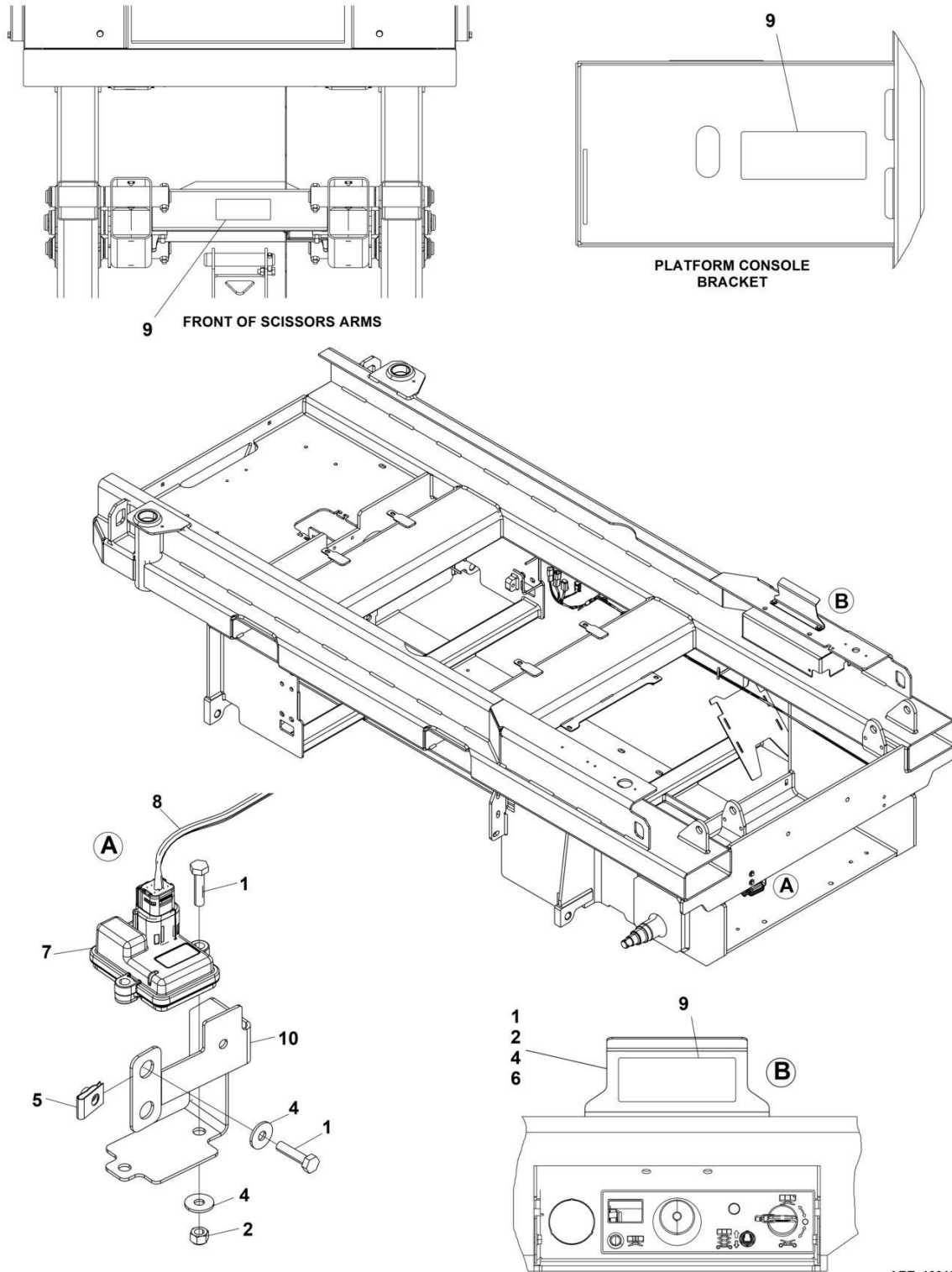
SECTION 2 - GROUND CONTROLS

FIGURE 2-11. MDI INSTALLATION

ITEM	PART NUMBER	QTY	DESCRIPTION	REV
1	1001207293 1001200632	Ref 1	MDI INSTALLATION Gauge, MDI	B

SECTION 2 - GROUND CONTROLS

FIGURE 2-12. MOBILE CONTROL INSTALLATION



ART_1001292275

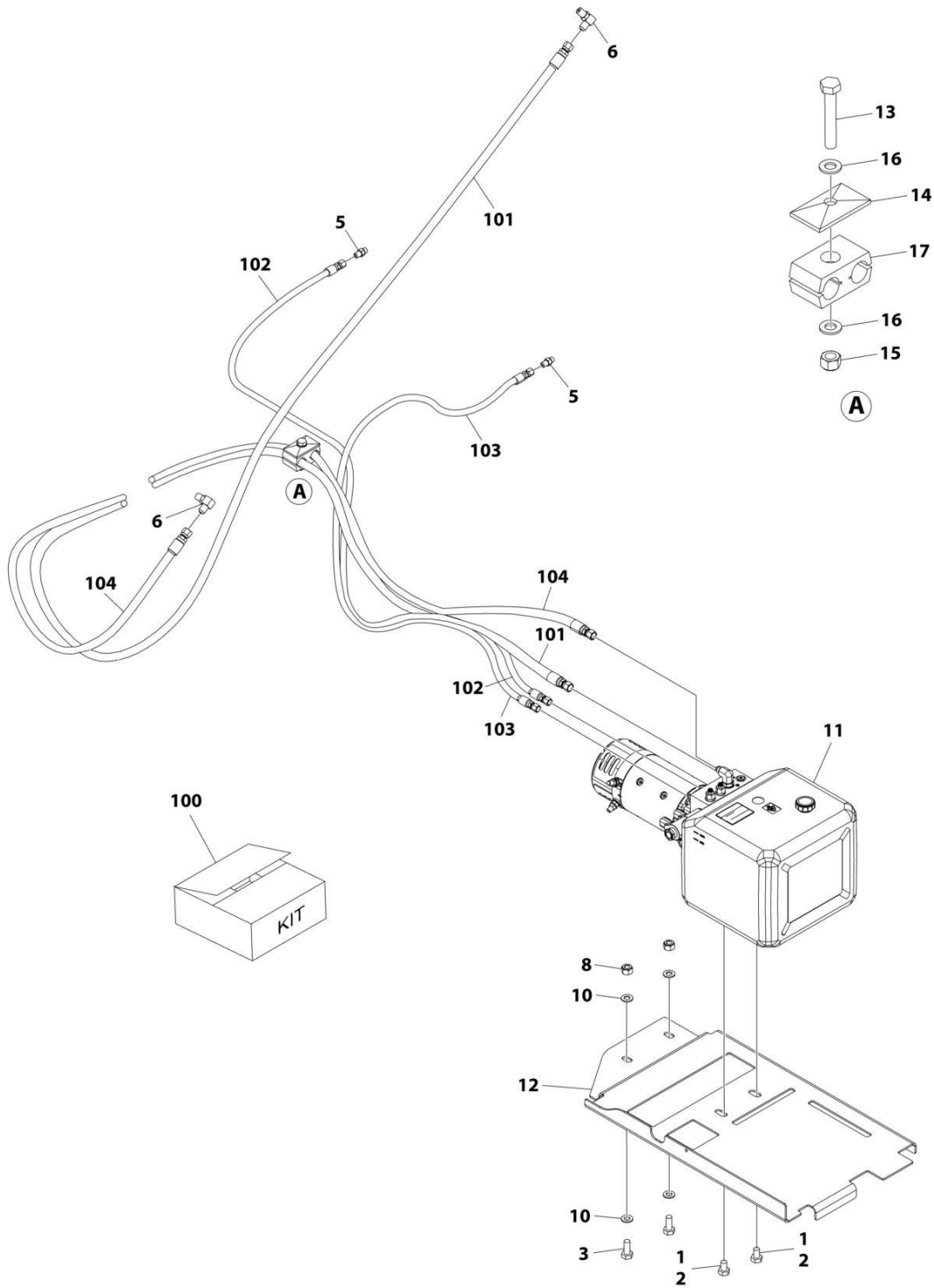
SECTION 2 - GROUND CONTROLS

FIGURE 2-12. MOBILE CONTROL INSTALLATION

ITEM	PART NUMBER	QTY	DESCRIPTION	REV
	1001292275	Ref	MOBILE CONTROL INSTALLATION	B
1	0700612	6	Bolt M6 x 25	
2	3290605	4	Nut M6	
3	4240017	AR	Tie-Strap (Not Shown)	
4	4811702	1	Washer M6	
5	1001130220	1	Nut Tinnerman M6	
6	1001244885	1	Plate, Decal	
7	1001245293	1	Control, Mobile	
8	1001245299	1	Mobile Control Harness (See Separate Breakdown in ELECTRICAL Section)	
9	1001248768	3	Decal, Mobile Control	
10	1001278013	1	Bracket	

SECTION 2 - GROUND CONTROLS

FIGURE 2-13. PUMP/MOTOR/TANK AND HOSES INSTALLATION (MACHINES WITH BOSCH PUMP/MOTOR/TANK)



ART_1001289608

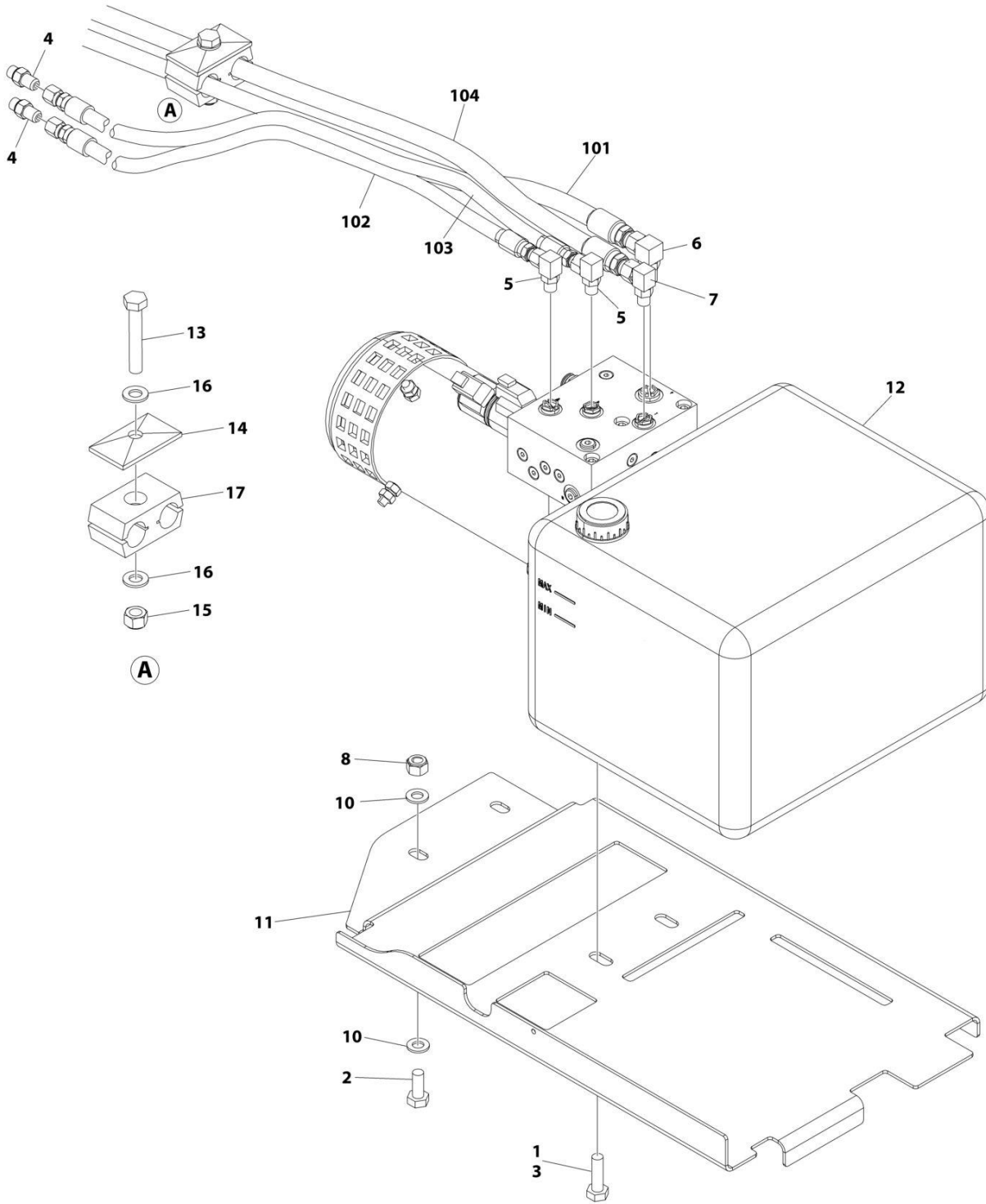
SECTION 2 - GROUND CONTROLS

FIGURE 2-13. PUMP/MOTOR/TANK AND HOSES INSTALLATION (MACHINES WITH BOSCH PUMP/MOTOR/TANK)

ITEM	PART NUMBER	QTY	DESCRIPTION	REV
	1001289608	Ref	HYDRAULIC INSTALLATION	E
1	0100011	AR	Compound, Locking	
2	0761008	2	Bolt M10 x 16	
3	0761012	2	Bolt M10 x 25	
5	2220415	2	Fitting	
6	2220473	2	Fitting	
8	3291005	2	Nut, Lock M10	
9	4240018	AR	Tie-Strap (Not Shown)	
10	4812000	4	Washer M10	
11	1001285370	1	Pump/Motor/Tank Assembly (See Separate Breakdown in this Section)	
12	1001286865	1	Bracket	
13	0700818	1	Bolt M8 x 50	
14	1321752	1	Clamp	
15	3290805	1	Nut, Lock M8	
16	4811900	2	Washer M8	
17	8750014	1	Clamp	
100	1001289610	1	Hose Kit	
101	1001289386	1	Hose	
102	1001289387	1	Hose	
103	1001289435	1	Hose	
104	1001289480	1	Hose	

SECTION 2 - GROUND CONTROLS

FIGURE 2-14. PUMP/MOTOR/TANK AND HOSES INSTALLATION (MACHINES WITH VIBO PUMP/MOTOR/TANK)



ART_1001288540

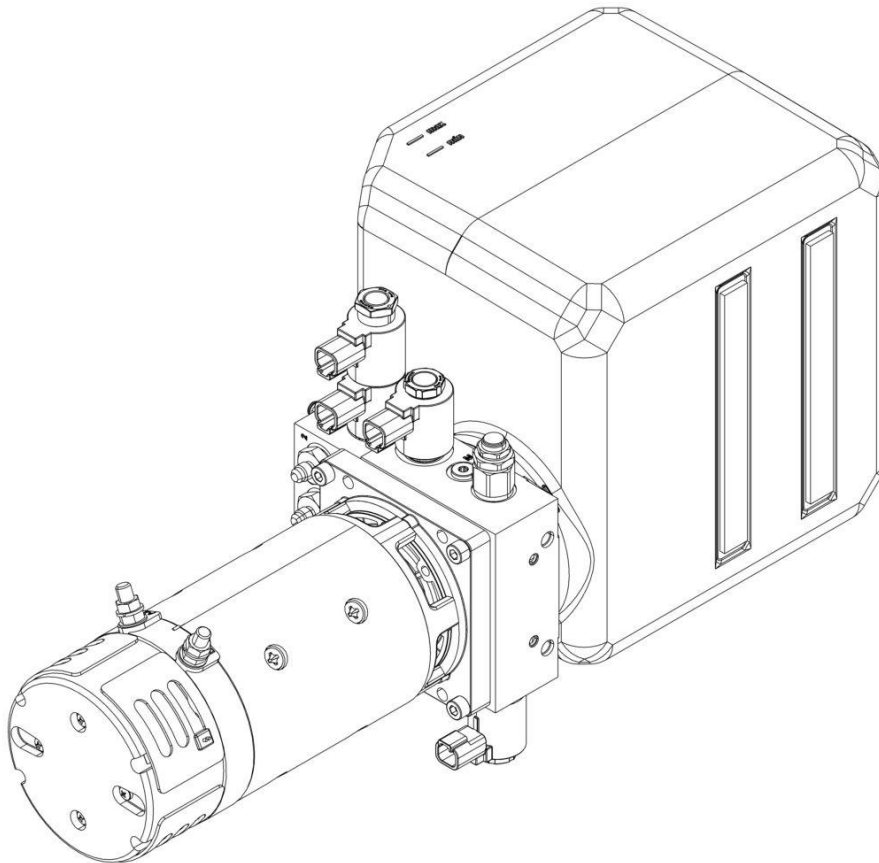
SECTION 2 - GROUND CONTROLS

FIGURE 2-14. PUMP/MOTOR/TANK AND HOSES INSTALLATION (MACHINES WITH VIBO PUMP/MOTOR/TANK)

ITEM	PART NUMBER	QTY	DESCRIPTION	REV
	1001288540	Ref	PUMP/MOTOR/TANK AND HOSES INSTALLATION	E
1	0100011	AR	Compound, Locking	
2	0761012	2	Bolt M10 x 25	
3	0761015	2	Bolt M10 x 35	
4	2220415	2	Adapter	
5	2220466	2	Adapter	
6	2220473	3	Adapter	
7	2220775	1	Adapter	
8	3291005	2	Nut M10	
9	4240018	AR	Tie-Strap (Not Shown)	
10	4812000	4	Washer M10	
11	1001286865	1	Bracket	
12	1001287537	1	Pump, Motor/Tank Assembly (See Separate Breakdown in this Section)	
13	0700818	1	Bolt M8 x 50	
14	1321752	1	Clamp	
15	3290805	1	Nut, Lock M8	
16	4811900	1	Washer M8	
17	8750014	1	Clamp	
100	1001289610	1	Hose Kit (Not Shown)	
101	1001289386	1	Hose	
102	1001289387	1	Hose	
103	1001289435	1	Hose	
104	1001289480	1	Hose	

SECTION 2 - GROUND CONTROLS

FIGURE 2-15. PUMP/MOTOR/TANK ASSEMBLY (MACHINES WITH BOSCH PUMP?MOTOR/TANK)



ART_1001285370

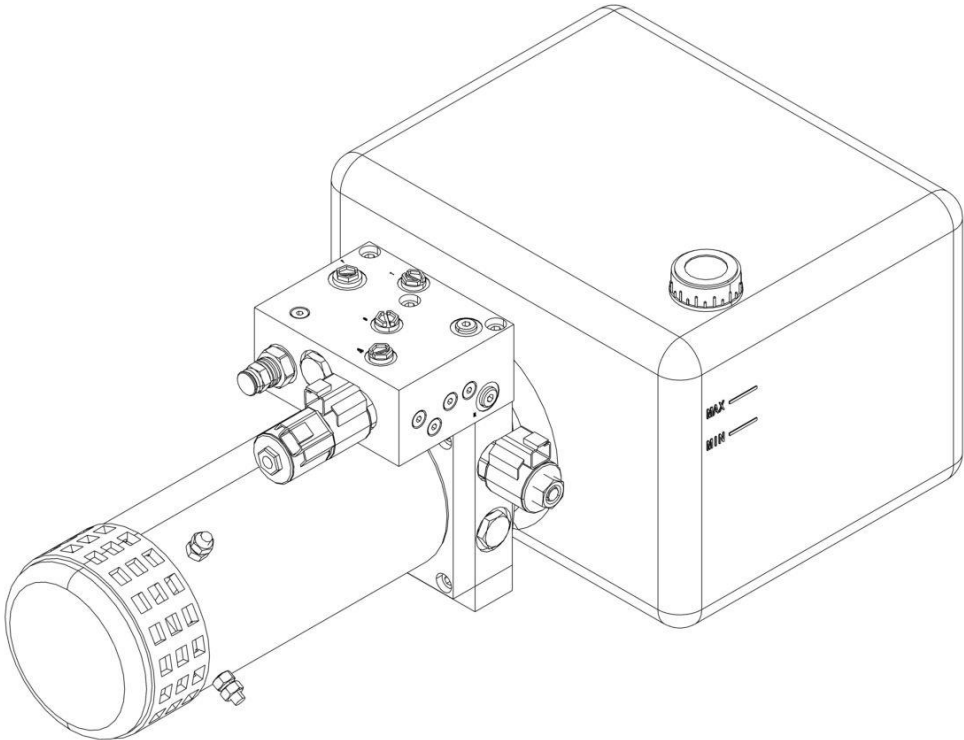
SECTION 2 - GROUND CONTROLS

FIGURE 2-15. PUMP/MOTOR/TANK ASSEMBLY (MACHINES WITH BOSCH PUMP?MOTOR/TANK)

ITEM	PART NUMBER	QTY	DESCRIPTION	REV
1	1001285370 See Note	Ref 1	PUMP MOTOR/TANK ASSEMBLY No Service Parts Available at Time of Printing	E

SECTION 2 - GROUND CONTROLS

FIGURE 2-16. PUMP/MOTOR/TANK ASSEMBLY (MACHINES WITH VIBO PUMP/MOTOR/TANK)



ART_1001287537

SECTION 2 - GROUND CONTROLS

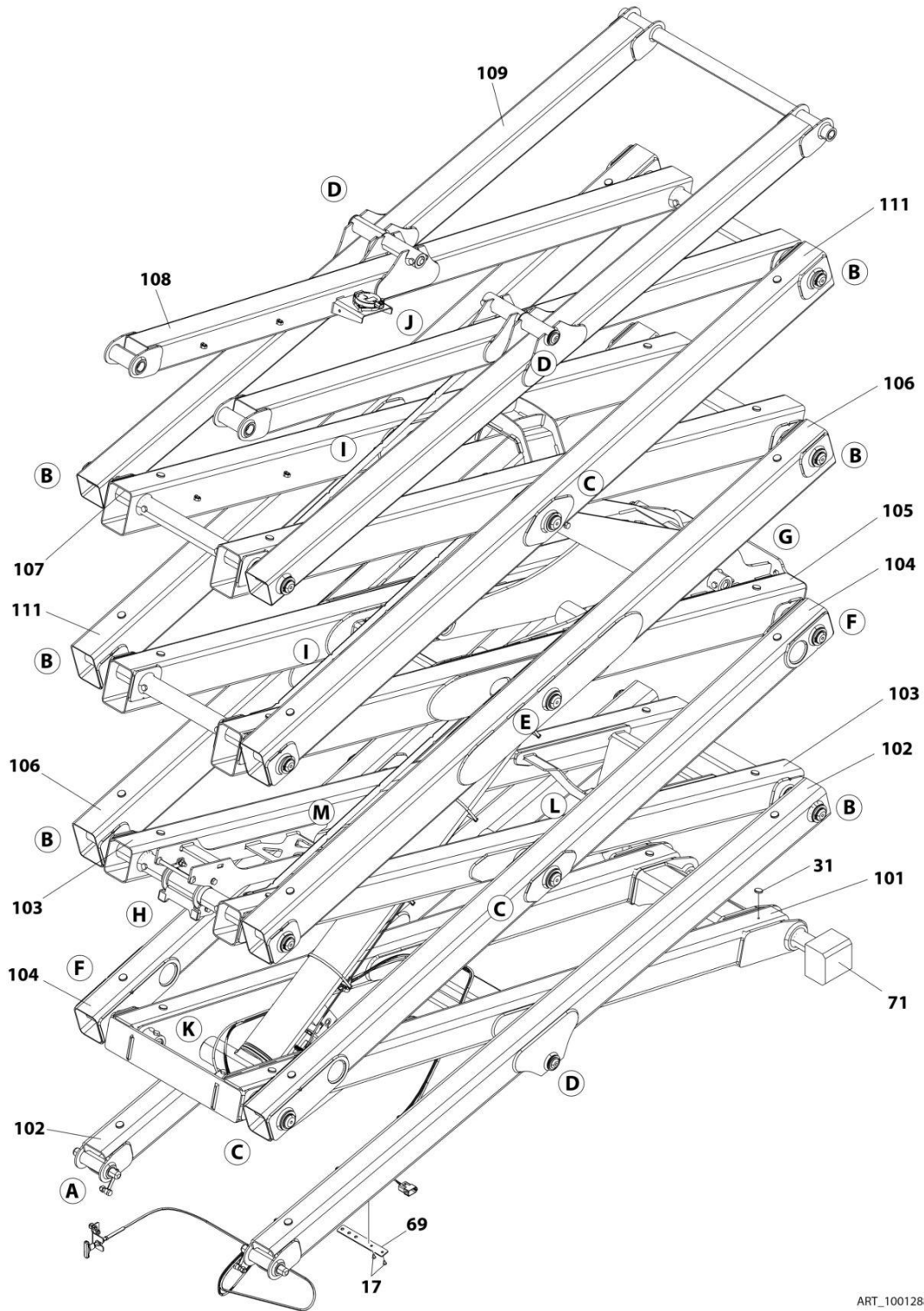
FIGURE 2-16. PUMP/MOTOR/TANK ASSEMBLY (MACHINES WITH VIBO PUMP/MOTOR/TANK)

ITEM	PART NUMBER	QTY	DESCRIPTION	REV
1	1001287537 See Note	Ref 1	PUMP MOTOR/TANK ASSEMBLY No Service Parts Available at Time of Printing	E

SECTION 3 - SCISSORS ARMS

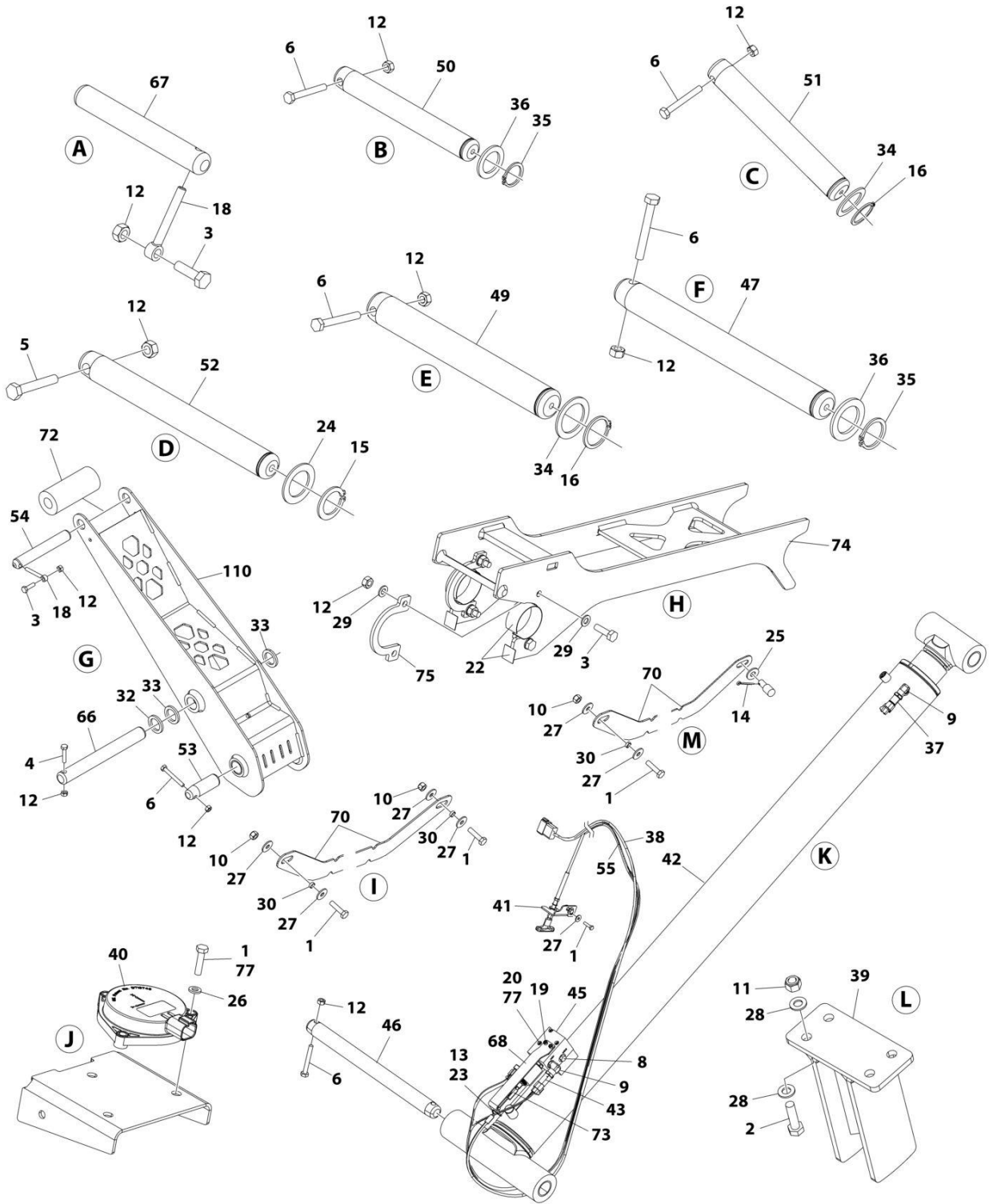
SECTION 3 - SCISSORS ARMS

FIGURE 3-1. ARMS INSTALLATION (DY POWER - LIFT CYLINDER 1001282704)



ART_1001288542_10F2

SECTION 3 - SCISSORS ARMS



ART_1001288542_20F2

SECTION 3 - SCISSORS ARMS

FIGURE 3-1. ARMS INSTALLATION (DY POWER - LIFT CYLINDER 1001282704)

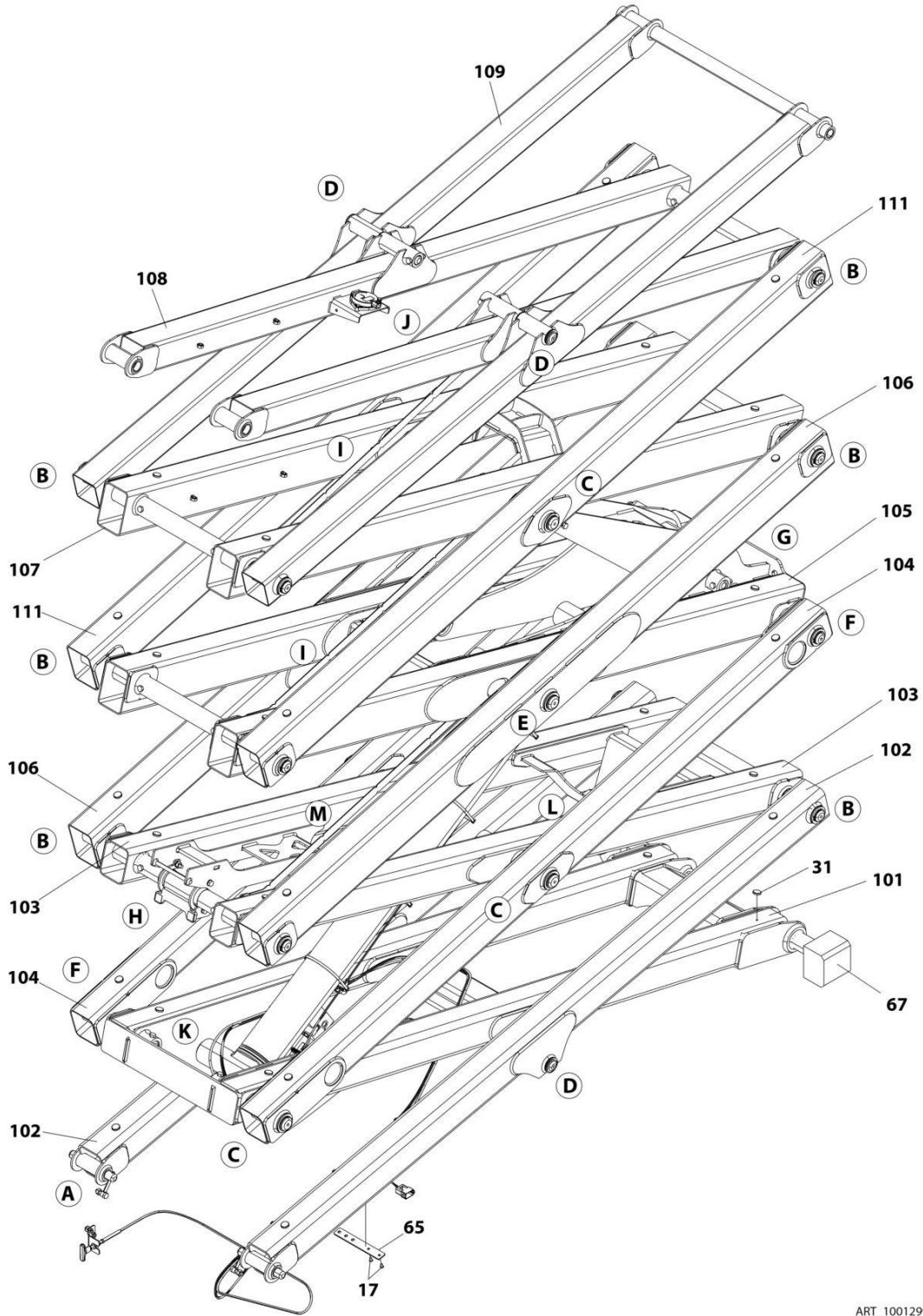
ITEM	PART NUMBER	QTY	DESCRIPTION	REV
	1001288542	Ref	SCISSORS ARMS INSTALLATION	E
1	0700612	10	Bolt M6 x 25	
2	0700814	4	Bolt M8 x 30	
3	0701015	7	Bolt M10 x 35	
4	0701018	1	Bolt M10 x 50	
5	0701021	4	Bolt M10 x 65	
6	0701024	25	Bolt M10 x 80	
8	2220235	1	Adapter	
9	2221116	2	Fitting, 90	
10	3290605	5	Nut M6	
11	3290805	4	Nut M8	
12	3291007	37	Nut M10	
13	3321402	2	Nut 1/4	
14	3450304	1	Pin	
15	3760387	4	Ring, Retaining	
16	3760420	8	Ring, Snap	
17	3820020	6	Rivet	
18	3841143	3	Keeper, Pin	
19	4031707	2	Capscrew M6 x 16	
20	4031716	4	Capscrew M6 x 60	
21	4240017	AR	Tie-Strap (Not Shown)	
22	4420062	440 mm 17in	Tape	
23	4711400	2	Washer	
24	4740438	4	Washer	
25	4751500	1	Washer	
26	4811700	3	Washer M6	
27	4811702	12	Washer M6	
28	4811900	8	Washer M8	
29	4812000	8	Washer M10	
30	1001128888	5	Washer	
31	1001137675	32	Bumper	
32	1001139000	1	Plate	
33	1001139002	2	Pad	
34	1001197404	8	Washer	
35	1001214689	14	Ring, Retaining	
36	1001217457	14	Washer	
37	1001225164	1	Sensor, Pressure Transducer	
38	1001236269	1	Cable, Manual Descent	
39	1001246674	1	Adapter	
40	1001244934	1	Sensor, Tilt	
41	1001253153	1	Mount	
42	1001282704	1	Cylinder, Lift (See Separate Breakdown in CYLINDER Section)	
43	1001285320	1	Sensor	
45	1001285950	1	Valve	
46	1001288669	1	Pin	
47	1001288670	2	Pin	
49	1001288673	2	Pin	
50	1001288680	12	Pin	
51	1001288681	6	Pin	

SECTION 3 - SCISSORS ARMS

ITEM	PART NUMBER	QTY	DESCRIPTION	REV
52	1001288682	4	Pin	
53	1001288846	2	Pin	
54	1001288849	1	Pin	
55	1001288879	1	Harness, Lift Down (See Separate Breakdown in ELECTRICAL Section)	
66	1001289000	1	Pin	
67	1001289151	2	Pin	
68	1001289460	1	Bracket	
69	1001289461	3	Plate	
70	1001289462	3	Plate	
71	1001289467	2	Block	
72	1001289468	1	Roller	
73	1001289475	1	Adapter	
74	1001291684	1	Arm, Prop	
75	1001291686	2	Plate, Arm Prop	
77	0100011	AR	Compound, Locking	
78	1001258379	4	Tie-Strap (Not Shown)	
100	1001309135	1	Arm - Kit	
101	1001288923	1	Arm - Inboard 1	
102	1001288924	2	Arm - Outboard 1	
102	0440264	4	Bushing	
102	0440265	4	Bushing	
102	0962272	4	Bushing	
103	1001288925	1	Arm - Inboard 2	
104	1001288926	2	Arm - Outboard 2	
104	0961949	8	Bushing	
104	0962272	4	Bushing	
105	1001288927	1	Arm - Inboard 3	
106	1001288928	2	Arm - Outboard 3	
106	0961949	4	Bushing	
106	0962272	8	Bushing	
107	1001288929	1	Arm - Inboard 4	
108	1001288930	1	Arm - Inboard 5	
108	0440265	4	Bushing	
109	1001288931	1	Arm - Outboard 5	
109	0440264	2	Bushing	
109	0440265	4	Bushing	
109	0962272	4	Bushing	
110	1001288932	1	Arm - Kicker	
110	0962272	2	Bushing	
111	1001293389	2	Arm - Outboard 4	
111	0961949	2	Bushing	
111	0962272	4	Bushing	

SECTION 3 - SCISSORS ARMS

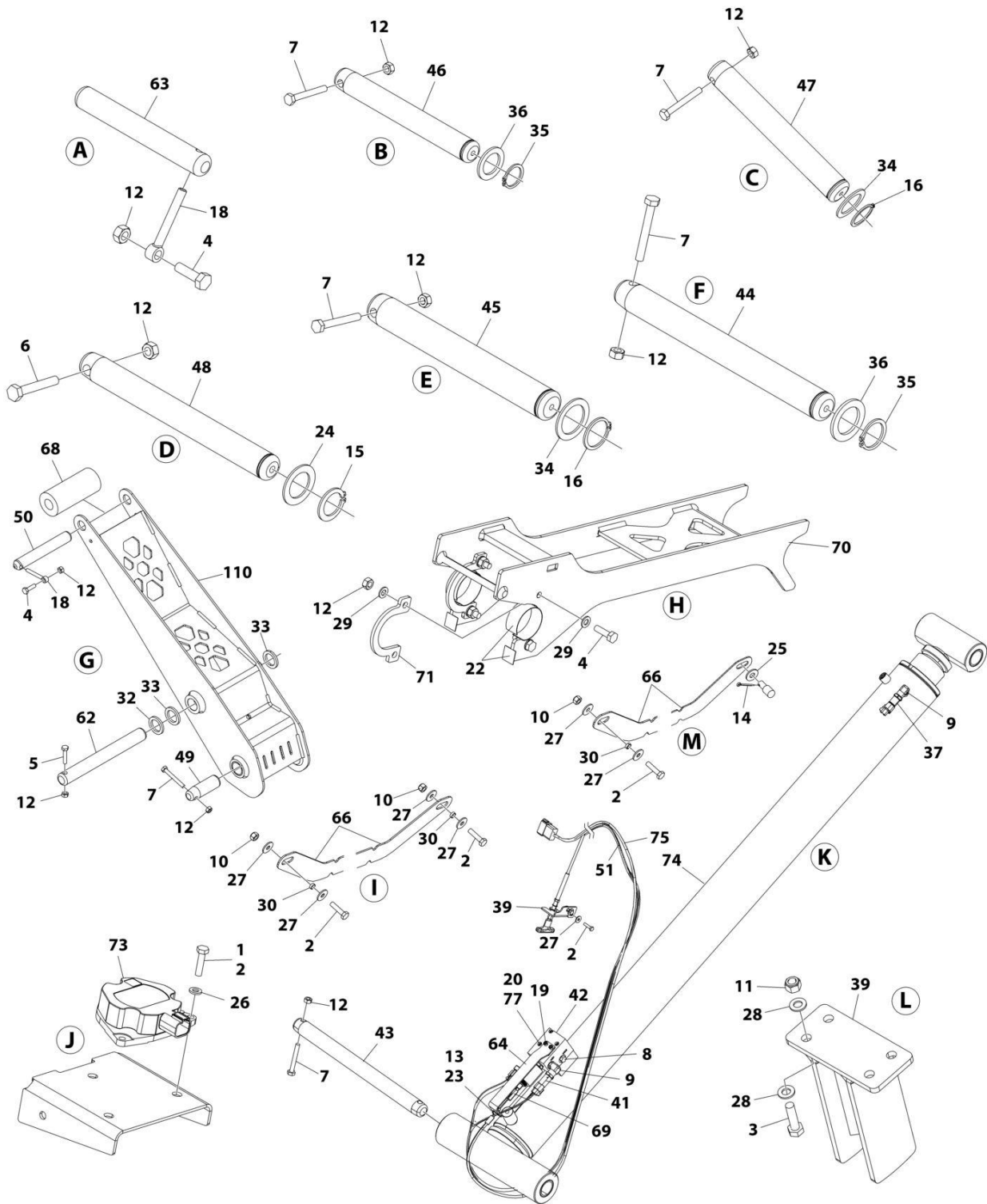
FIGURE 3-2. ARMS INSTALLATION (JACKSON - LIFT CYLINDER 1001299885)



ART_1001299098_10F2

SECTION 3 - SCISSORS ARMS

FIGURE 3-3. ARMS INSTALLATION (JACKSON - LIFT CYLINDER 1001299885)



ART_1001299098_20F2

SECTION 3 - SCISSORS ARMS

FIGURE 3-3. ARMS INSTALLATION (JACKSON - LIFT CYLINDER 1001299885)

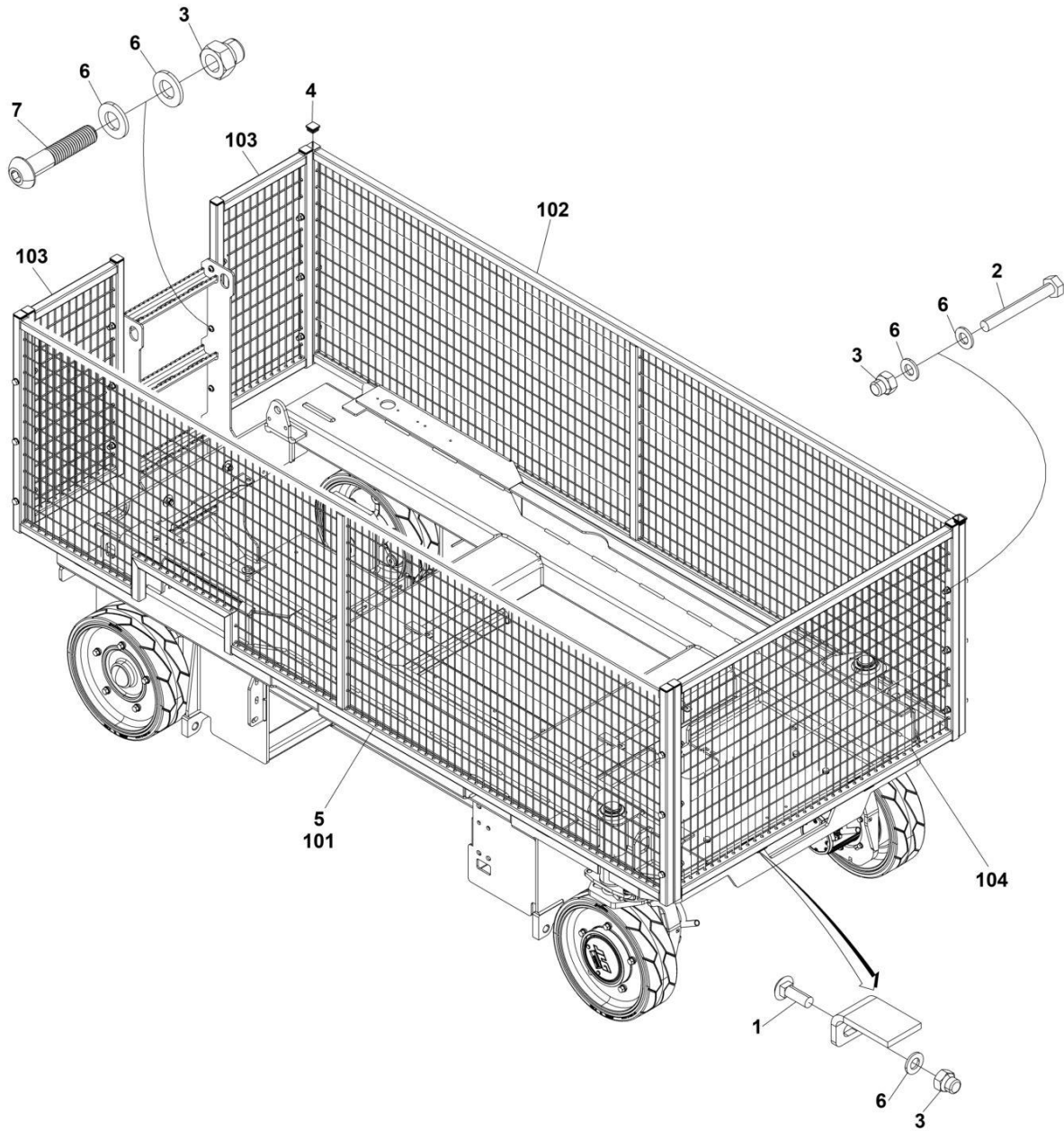
ITEM	PART NUMBER	QTY	DESCRIPTION	REV
	1001299098	Ref	SCISSORS ARMS INSTALLATION	B
1	0100011	AR	Compound, Locking	
2	0700612	10	Bolt M6 x 25	
3	0700814	4	Bolt M8 x 30	
4	0701015	7	Bolt M10 x 35	
5	0701018	1	Bolt M10 x 50	
6	0701021	4	Bolt M10 x 65	
7	0701024	25	Bolt M10 x 80	
8	2220235	1	Adapter	
9	2221116	2	Fitting, 90	
10	3290605	5	Nut M6	
11	3290805	4	Nut M8	
12	3291007	37	Nut M10	
13	3321402	2	Nut 1/4	
14	3450304	1	Pin	
15	3760387	4	Ring, Snap	
16	3760420	8	Ring, Retaining	
17	3820020	6	Rivet	
18	3841143	3	Keeper, Pin	
19	4031707	2	Capscrew M6 x 16	
20	4031716	4	Capscrew M6 x 60	
21	4240017	AR	Tie-Strap (Not Shown)	
22	4420062	17 in /44 cm	Tape	
23	4711400	2	Washer 1/4	
24	4740438	4	Washer	
25	4751500	1	Washer 5/16	
26	4811700	3	Washer M6	
27	4811702	12	Washer M6	
28	4811900	8	Washer M8	
29	4812000	8	Washer M10	
30	1001128888	5	Washer	
31	1001137675	32	Bumper	
32	1001139000	1	Plate	
33	1001139002	2	Pad	
34	1001197404	8	Washer	
35	1001214689	14	Ring, Retaining	
36	1001217457	14	Washer	
37	1001225164	1	Sensor, Pressure Transducer	
38	1001246674	1	Adapter	
39	1001253153	1	Mount	
40	1001258379	AR	Tie-Strap (Not Shown)	
41	1001285320	1	Sensor, Pressure Transducer	
42	1001285950	1	Valve	
43	1001288669	1	Pin	
44	1001288670	2	Pin	
45	1001288673	2	Pin	
46	1001288680	12	Pin	
47	1001288681	6	Pin	
48	1001288682	4	Pin	

SECTION 3 - SCISSORS ARMS

ITEM	PART NUMBER	QTY	DESCRIPTION	REV
49	1001288846	2	Pin	
50	1001288849	1	Pin	
51	1001288879	1	Harness, Lift Down (See Separate Breakdown in ELECTRICAL Section)	
62	1001289000	1	Pin	
63	1001289151	2	Pin	
64	1001289460	1	Bracket	
65	1001289461	3	Plate	
66	1001289462	3	Plate	
67	1001289467	2	Block	
68	1001289468	1	Roller	
69	1001289475	1	Adapter	
70	1001291684	1	Arm, Prop	
71	1001291686	2	Plate, Arm Prop	
73	1001299097	1	Sensor	
74	1001282704	1	Cylinder, Lift (See Separate Breakdown in CYLINDER Section)	
75	1001305475	1	Cable, Manual Descent	
100	1001309135	1	Arm, Kit	
101	1001288923	1	Arm - Inboard 1	
102	1001288924	2	Arm - Outboard 1	
102	0440264	4	Bushing	
102	0440265	4	Bushing	
102	0962272	4	Bushing	
103	1001288925	1	Arm - Inboard 2	
104	1001288926	2	Arm - Outboard 2	
104	0961949	8	Bushing	
104	0962272	4	Bushing	
105	1001288927	1	Arm - Inboard 3	
106	1001288928	2	Arm - Outboard 3	
106	0961949	4	Bushing	
106	0962272	8	Bushing	
107	1001288929	1	Arm - Inboard 4	
108	1001288930	1	Arm - Inboard 5	
108	0440265	4	Bushing	
109	1001288931	1	Arm - Outboard 5	
109	0440264	2	Bushing	
109	0440265	4	Bushing	
109	0962272	4	Bushing	
110	1001288932	1	Arm - Kicker	
110	0962272	2	Bushing	
111	1001293389	2	Arm - Outboard 4	
111	0961949	2	Bushing	
111	0962272	4	Bushing	

SECTION 3 - SCISSORS ARMS

FIGURE 3-4. ARMS GUARD INSTALLATION



ART_1001292347

SECTION 3 - SCISSORS ARMS

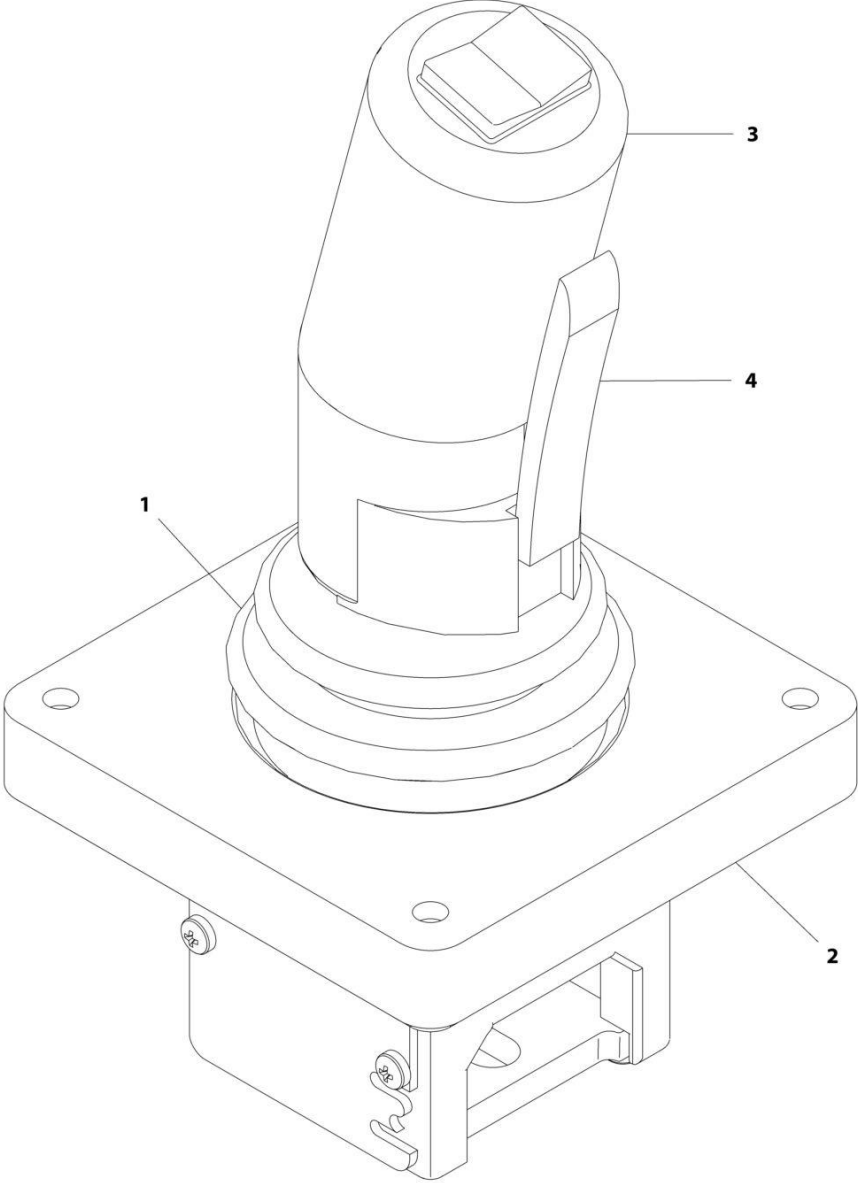
FIGURE 3-4. ARMS GUARD INSTALLATION

ITEM	PART NUMBER	QTY	DESCRIPTION	REV
	1001292347	Ref	ARM GUARD INSTALLATION	A
1	0630613	2	Bolt M10 x 30	
2	0701024	12	Bolt M10 x 80	
3	3291006	20	Nut M10	
4	3520072	10	Plug	
5	4420062	600	Tape	
		mm/23in		
6	4812000	38	Washer M10	
7	1001229529	6	Bolt M10 x 50	
100	1001295941	1	Arm Guard Kit (Not Shown)	A
101	1001292343	1	Guard, Arm (RH)	
102	1001292344	1	Guard, Arm (LH)	
103	1001292345	2	Guard, Arm (Rear)	
104	1001292346	1	Guard, Arm (Front)	

SECTION 4 - PLATFORM

SECTION 4 - PLATFORM

FIGURE 4-1. CONTROLLER ASSEMBLY



ART_1600402

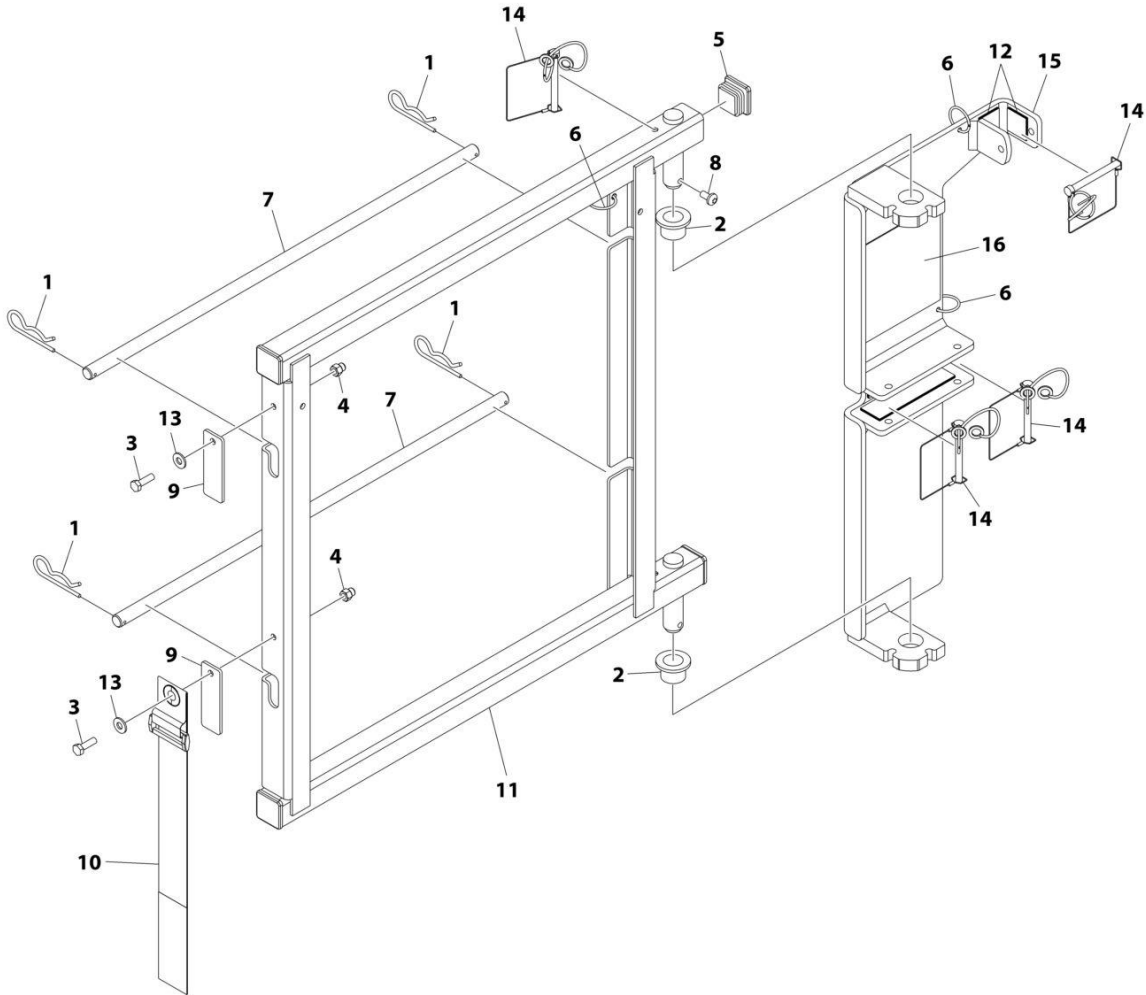
SECTION 4 - PLATFORM

FIGURE 4-1. CONTROLLER ASSEMBLY

ITEM	PART NUMBER	QTY	DESCRIPTION	REV
	1600402	Ref	DRIVE/STEER CONTROLLER ASSEMBLY	A
1	70001250	1	Boot, Panel	
2	70001252	1	Gasket, Mounting	
2	70001251	1	Bezel, Mounting	
3	70003650	1	Handle Repair Kit (Includes handle gasket, item#4 push button and item #4 lever installed in front handle half, back handle half, top actuator, boot and hardware.)	
3	70000084	1	Cap, Rubber	
3	70000082	1	Microswitch	
3	7027766	1	Ring, Retaining	
3	7027365	1	Actuator, Handle	
3	70001253	1	Gasket, Handle	
3	70000683	4	Washer, Neoprene	
3	70000685	2	Spacer, Plastic	
3	70000686	2	Screw (Top)	
3	70000684	2	Screw (Bottom)	
4	7027367	1	Switch, Push Button	
4	7027765	1	Lever, Enable	

SECTION 4 - PLATFORM

FIGURE 4-2. ELECTRICIAN TREE INSTALLATION



ART_1001214274

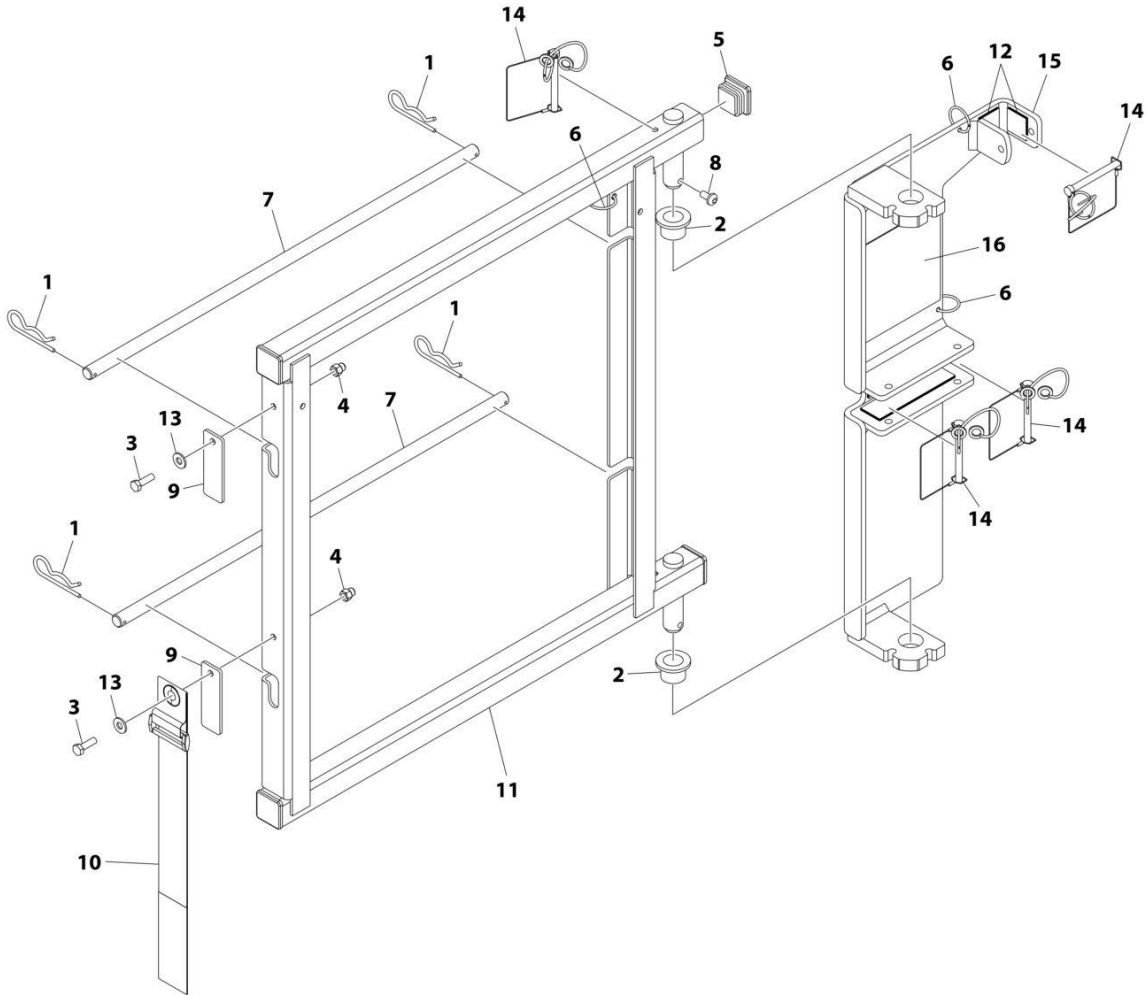
SECTION 4 - PLATFORM

FIGURE 4-2. ELECTRICIAN TREE INSTALLATION

ITEM	PART NUMBER	QTY	DESCRIPTION	REV
	1001214274	Ref	ELECTRICIAN'S TREE INSTALLATION	A
	1001219622	Ref	ELECTRICIAN'S TREE ASSEMBLY	A
1	80325	4	Hairpin	
2	0440223	2	Bushing	
3	0700610	2	Bolt M6 x 20	
4	3290606	2	Nut M6	
5	3520072	4	Plug	
6	3760170	3	Ring	
7	3841675	2	Rod, Spool	
8	4191706	1	Screw M6 x 12	
9	4220227	2	Stop	
10	4240003	1	Strap, Cinch	
11	4340947	1	Mount	
12	4420062	15 in/ 38cm	Tape	
13	4711400	2	Washer 1/4	
14	1001187587	4	Pin, Snap with Lanyard	
15	1001219670	1	Mount	
16	1001220894	1	Decal - Electrician's Tree	

SECTION 4 - PLATFORM

FIGURE 4-3. ELECTRICIAN'S TREE ACCESSORY



ART_1001219622

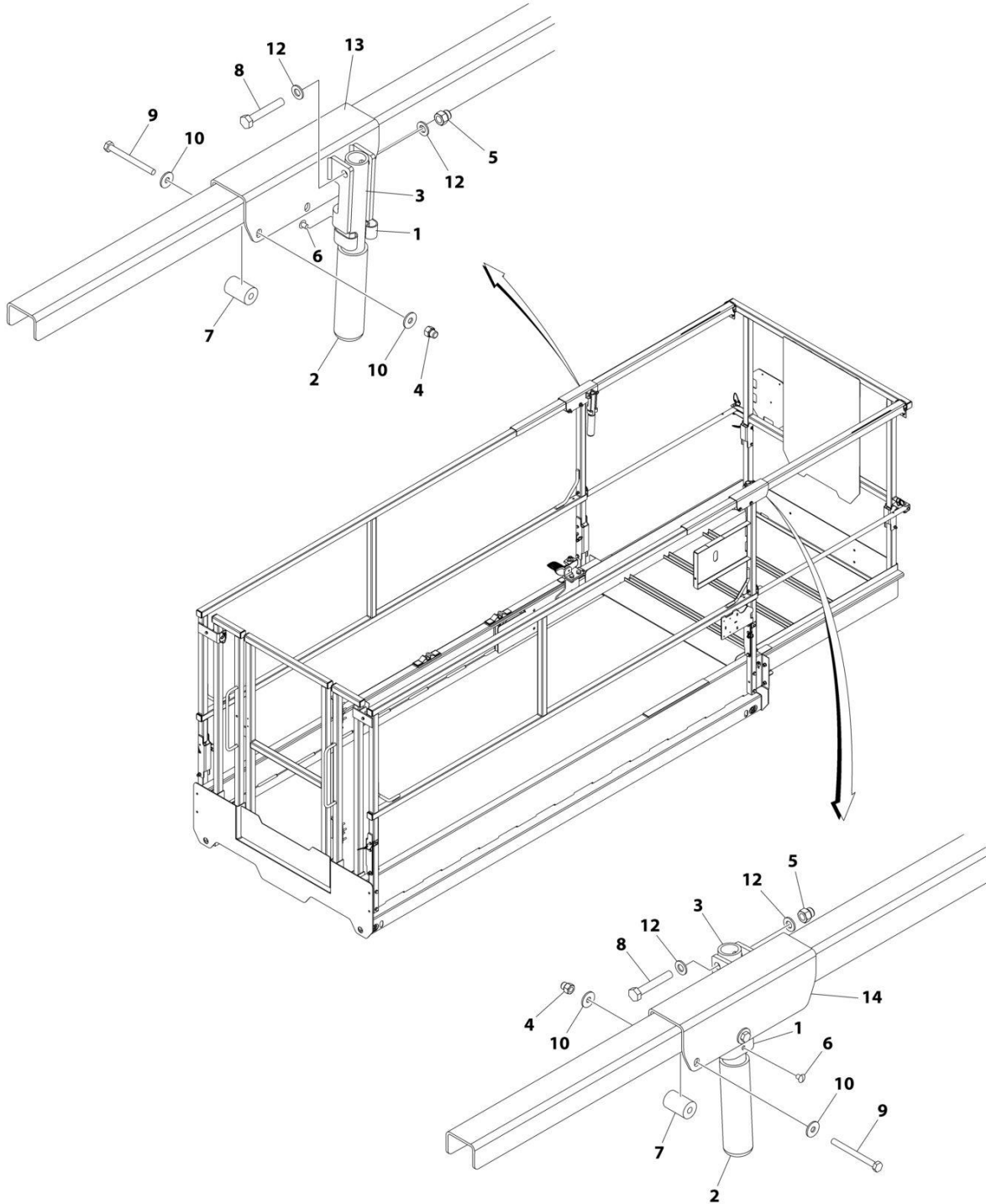
SECTION 4 - PLATFORM

FIGURE 4-3. ELECTRICIAN'S TREE ACCESSORY

ITEM	PART NUMBER	QTY	DESCRIPTION	REV
	1001214274	Ref	ELECTRICIAN'S TREE INSTALLATION	A
	1001219622	Ref	ELECTRICIAN'S TREE ASSEMBLY	A
1	80325	4	Hairpin	
2	0440223	2	Bushing	
3	0700610	2	Bolt M6 x 20	
4	3290606	2	Nut M6	
5	3520072	4	Plug	
6	3760170	3	Ring	
7	3841675	2	Rod, Spool	
8	4191706	1	Screw M6 x 12	
9	4220227	2	Stop	
10	4240003	1	Strap, Cinch	
11	4340947	1	Mount	
12	4420062	15 in/ 38cm	Tape	
13	4711400	2	Washer 1/4	
14	1001187587	4	Pin, Snap with Lanyard	
15	1001219670	1	Mount	
16	1001220894	1	Decal - Electrician's Tree	

SECTION 4 - PLATFORM

FIGURE 4-4. EXTENSION HANDLES INSTALLATION



ART_1001215446_E

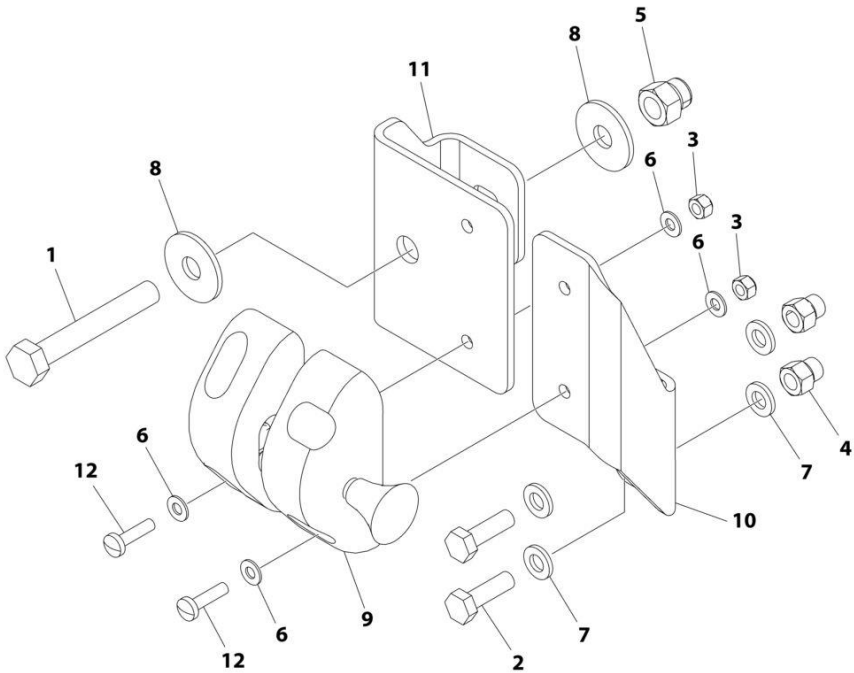
SECTION 4 - PLATFORM

FIGURE 4-4. EXTENSION HANDLES INSTALLATION

ITEM	PART NUMBER	QTY	DESCRIPTION	REV
	1001215446	Ref	EXTENSION HANDLES INSTALLATION (OPTIONAL)	E
1	1380132	2	Clip	
2	2560088	2	Grip	
3	2560190	2	Handle	
4	3290606	2	Nut M6	
5	3290806	2	Nut M8	
6	3820019	2	Rivet	
7	3860111	2	Roller	
8	0700818	AR	Bolt M8 x 50	
9	0700621	AR	Bolt M6 x 65	
10	4811702	AR	Washer M6	
12	4811900	AR	Washer M8	
13	1001235560	1	Bracket (LH)	
14	1001235561	1	Bracket (RH)	

SECTION 4 - PLATFORM

FIGURE 4-5. GATE LATCH INSTALLATION



ART_1001220995

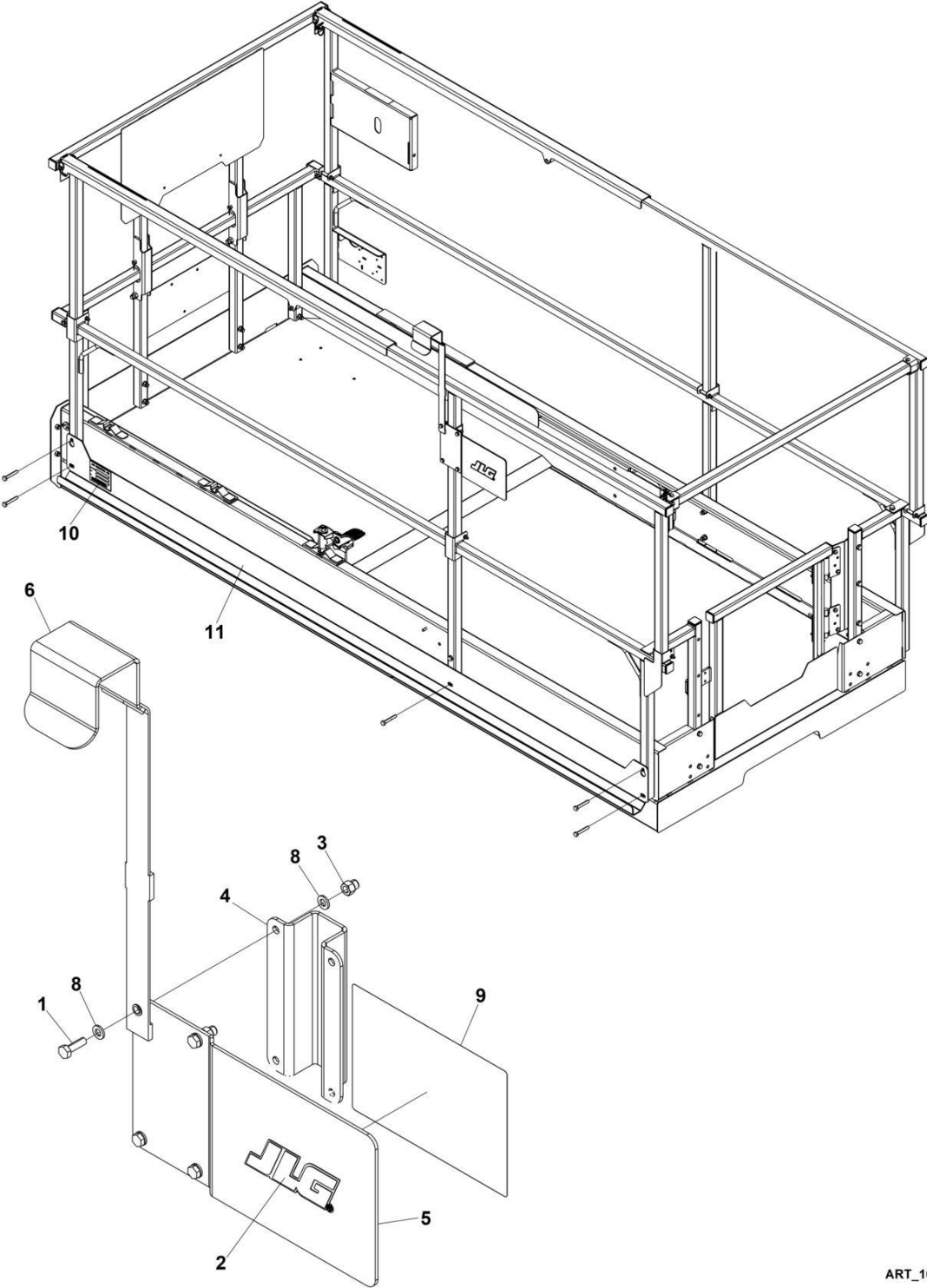
SECTION 4 - PLATFORM

FIGURE 4-5. GATE LATCH INSTALLATION

ITEM	PART NUMBER	QTY	DESCRIPTION	REV
	1001220995	Ref	GATE LATCH INSTALLATION	B
1	0700819	1	Bolt M8 x 55	
2	0760610	2	Bolt M6 x 20	
3	3290405	4	Nut M4	
4	3290606	2	Nut M6	
5	3290806	1	Nut M8	
6	4811400	8	Washer M4	
7	4811700	4	Washer M6	
8	4811902	2	Washer M8	
9	1001134821	1	Latch	
10	1001220409	1	Mount	
11	1001220410	1	Plate	
12	4010408	4	Screw M4 x 16	

SECTION 4 - PLATFORM

FIGURE 4-6. PANEL CARRIER INSTALLATION



ART_1001297079

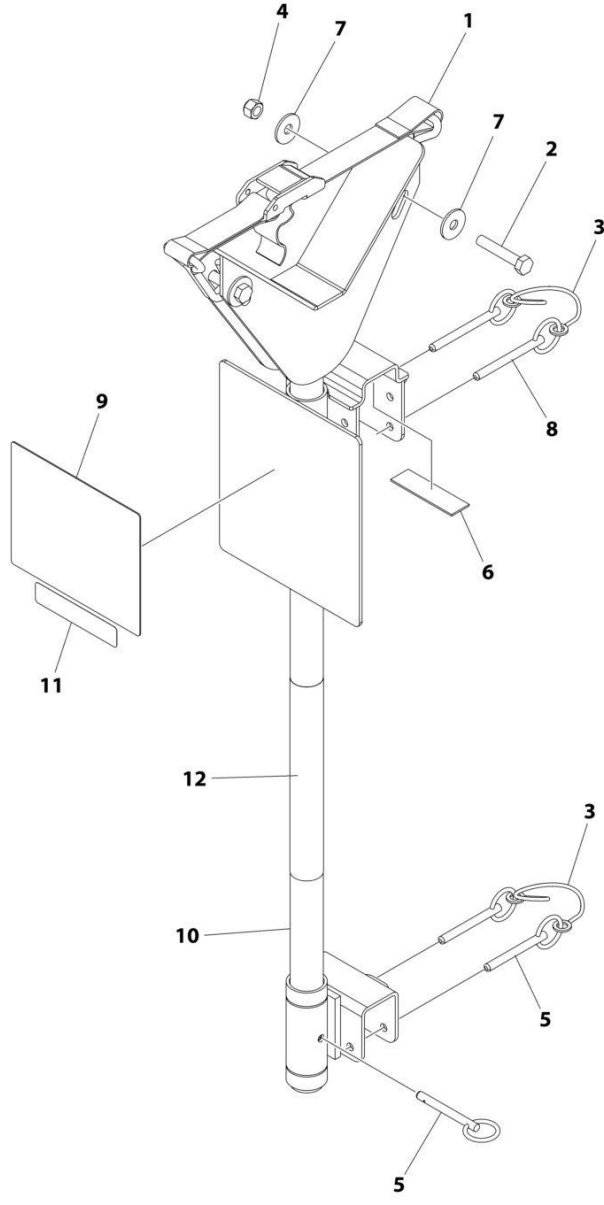
SECTION 4 - PLATFORM

FIGURE 4-6. PANEL CARRIER INSTALLATION

ITEM	PART NUMBER	QTY	DESCRIPTION	REV
	1001293079	Ref	PANEL CARRIER INSTALLATION	B
1	0760610	4	Bolt M6 x 20	
2	1702010	1	Decal - JLG	
3	3290606	4	Nut M6	
4	3574505	1	Bracket	
5	3574506	1	Billboard	
6	4240165	AR	Tie Strap (Not Shown)	
7	4420037	150 mm/5in	Tape (Not Shown)	
8	4811700	8	Washer M6	
9	1001301057	1	Decal - Panel Carrier	
10	1001253726	1	Decal - Accessory	
11	1001293082	1	Mount, Panel	

SECTION 4 - PLATFORM

FIGURE 4-7. PIPE RACK INSTALLATION



ART_1001270855

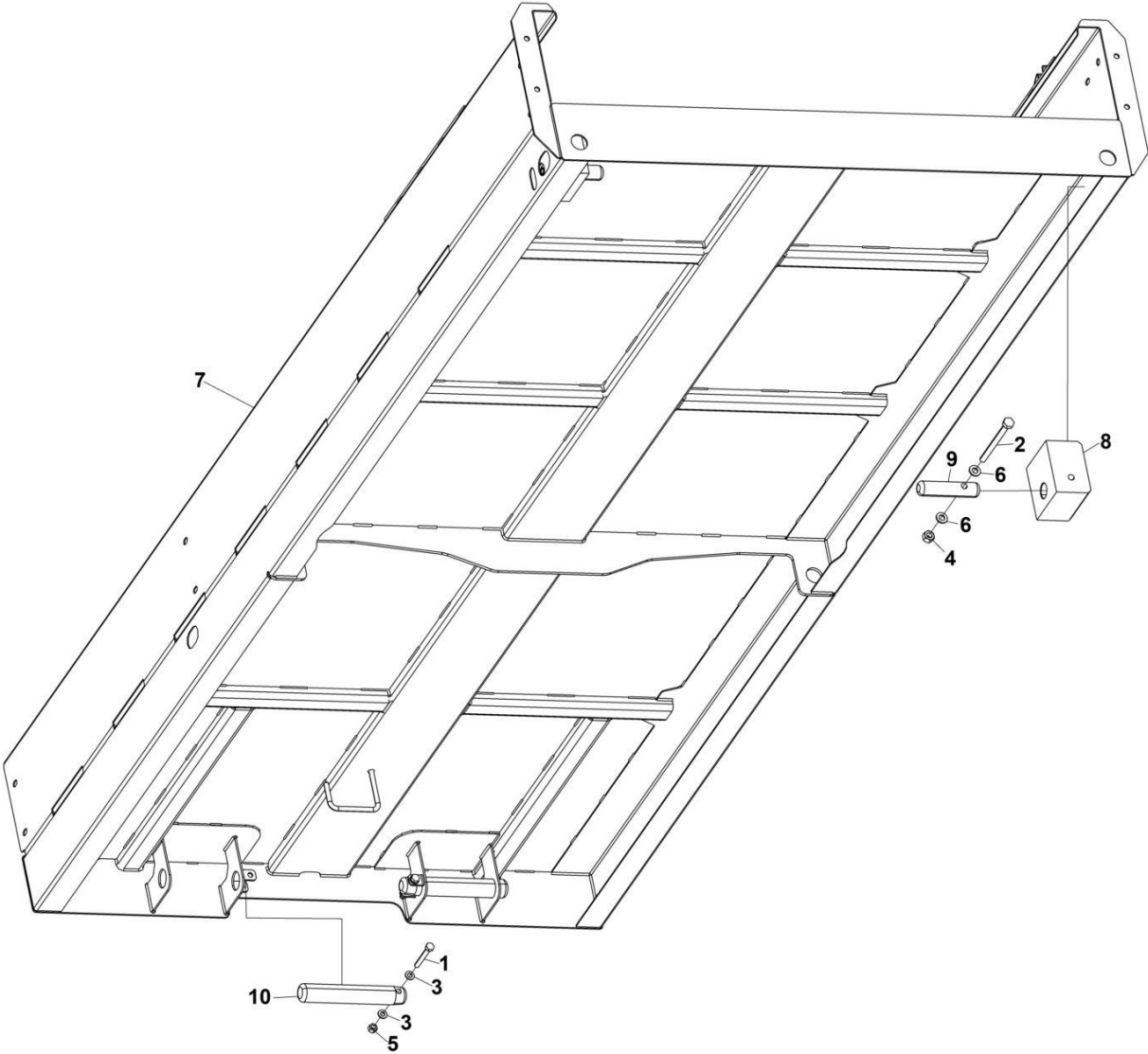
SECTION 4 - PLATFORM

FIGURE 4-7. PIPE RACK INSTALLATION

ITEM	PART NUMBER	QTY	DESCRIPTION	REV
	1001270855	Ref	PIPE RACK INSTALLATION	C
1	0480100	2	Tie-Strap	
2	0700817	4	Bolt M8 x 45	
3	1060379	4	Lanyard	
4	3290805	4	Nut M8	
5	3422661	6	Pin	
6	4420062	AR	Tape	
7	4811902	8	Washer M8	
8	1001235941	4	Pin	
9	1001287711	2	Decal - Pipe Rack Capacity	
10	1001270533	2	Rack Pipe	
11	1001270631	2	Decal - ACCY Weight	
12	1001271412	2	Decal - JLG	

SECTION 4 - PLATFORM

FIGURE 4-8. PLATFORM INSTALLATION



ART_1001285914

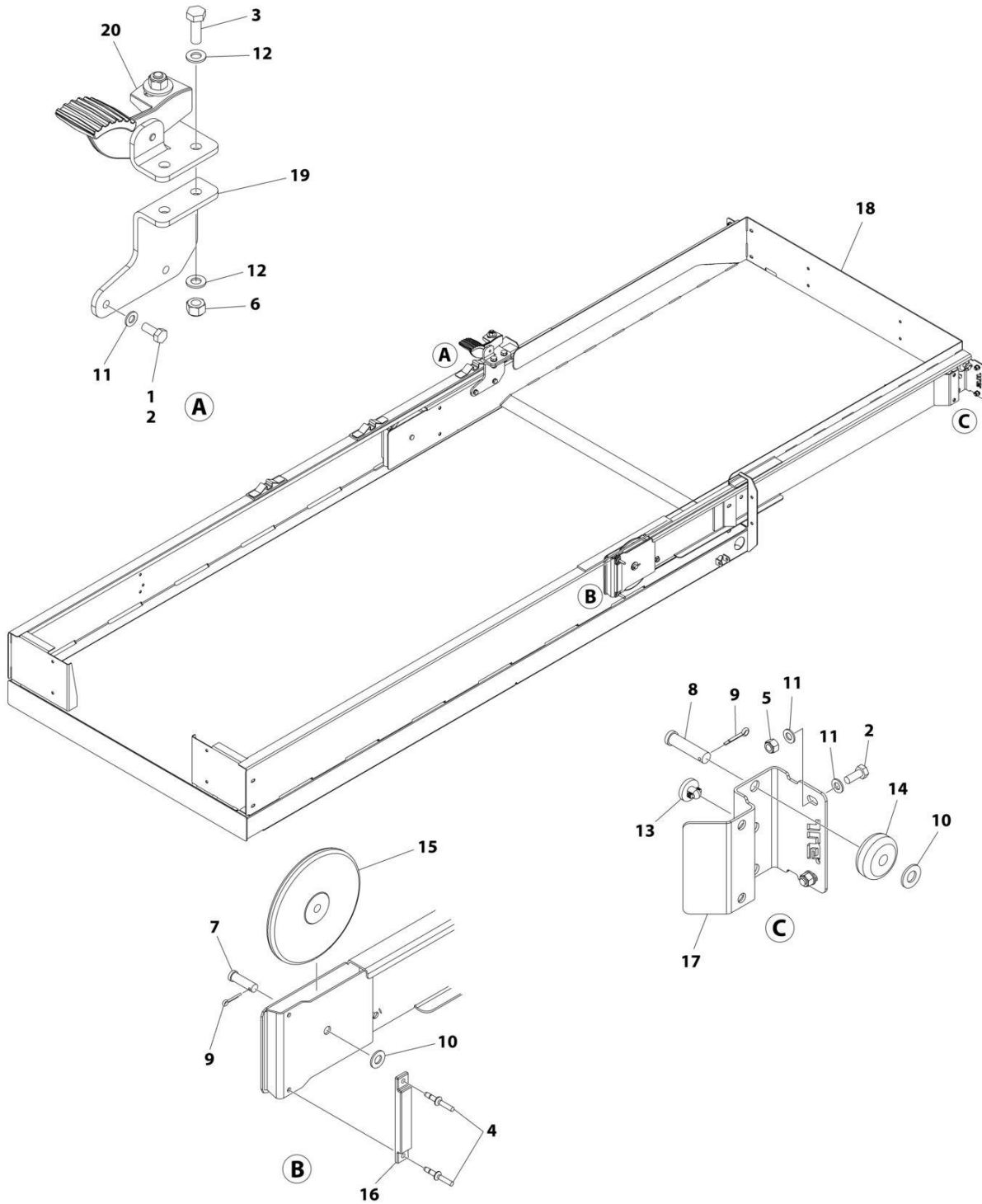
SECTION 4 - PLATFORM

FIGURE 4-8. PLATFORM INSTALLATION

ITEM	PART NUMBER	QTY	DESCRIPTION	REV
	1001285914	Ref	PLATFORM INSTALLATION	B
1	0700820	2	Bolt M8 x 60	
2	0701029	2	Bolt M10 x 120	
3	3290805	2	Nut M8	
4	3291005	2	Nut M10	
5	4811900	4	Washer M8	
6	4812000	4	Washer M10	
7	1001285917	1	Platform	
8	1001289132	1	Block	
9	1001289148	1	Pin	
10	1001289149	1	Pin	

SECTION 4 - PLATFORM

FIGURE 4-9. PLATFORM EXTENSION INSTALLATION (PLATFROM EXTENTION 1001213470)



ART_1001234381

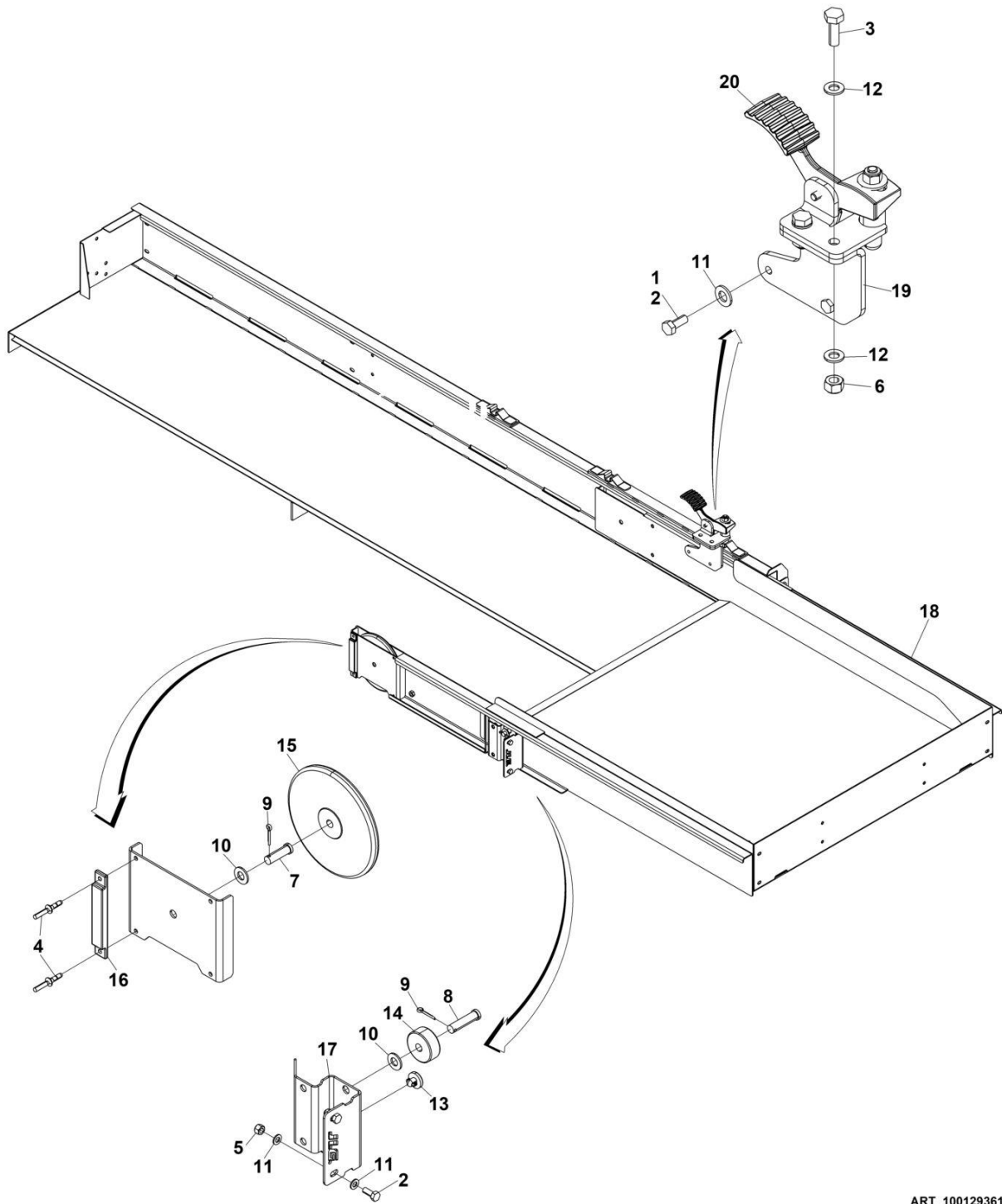
SECTION 4 - PLATFORM

FIGURE 4-9. PLATFORM EXTENSION INSTALLATION (PLATFORM EXTENTION 1001213470)

ITEM	PART NUMBER	QTY	DESCRIPTION	REV
	1001234381	Ref	PLATFORM EXTENSION INSTALLATION	C
1	0100011	AR	Compound, Locking	
2	0760810	6	Bolt M8 x 20	
3	0761014	2	Bolt M10 x 30	
4	2080040	4	Fastener	
5	3290805	4	Nut M8	
6	3291005	2	Nut M10	
7	3430813	2	Pin	
8	3430816	2	Pin	
9	3450403	4	Pin, Cotter	
10	4711800	4	Washer 1/2	
11	4811900	10	Washer M8	
12	4812000	4	Washer M10	
13	1001137675	2	Bumper	
14	1001205422	2	Roller (Front)	
15	1001205430	2	Roller (Rear)	
16	1001208852	2	Pad	
17	1001210064	2	Support	
18	1001213470	1	Extension, Platform	
19	1001213838	1	Latch Assembly	
20	1001234407	1	Bracket	

SECTION 4 - PLATFORM

FIGURE 4-10. PLATFORM EXTENSION INSTALLATION (PLATFORM EXTENTION 1001293617)



ART_1001293618

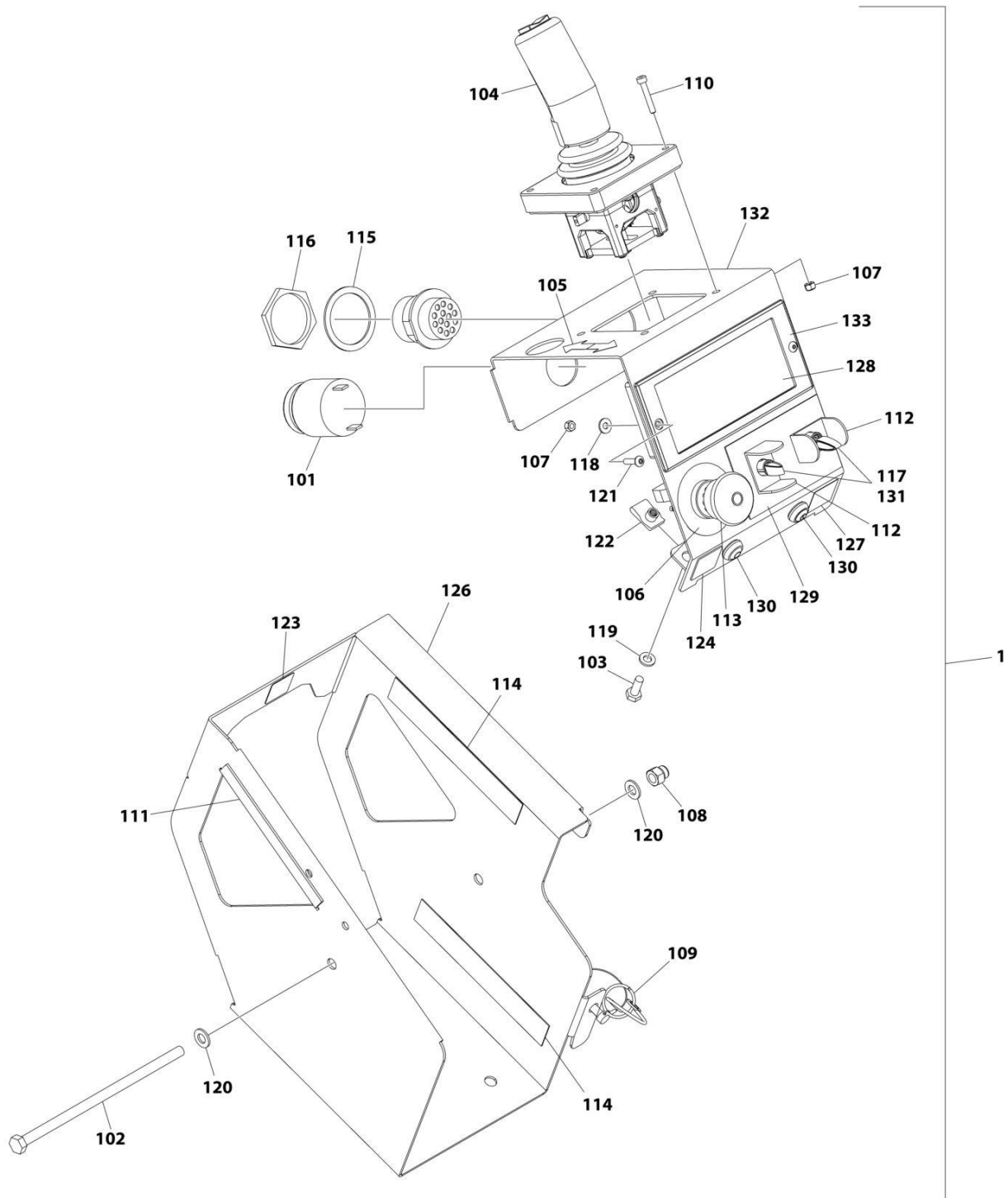
SECTION 4 - PLATFORM

FIGURE 4-10. PLATFORM EXTENSION INSTALLATION (PLATFORM EXTENTION 1001293617)

ITEM	PART NUMBER	QTY	DESCRIPTION	REV
	1001293618	Ref	PLATFORM EXTENSION INSTALLATION	A
1	0100011	AR	Locking, Compound	
2	0760810	6	Bolt M8 x 20	
3	0761014	2	Bolt M10 x 30	
4	2080040	4	Fastener	
5	3290805	4	Nut, Lock M8	
6	3291005	2	Nut M10	
7	3430813	2	Pin, Clevis	
8	3430816	2	Pin, Clevis	
9	3450403	4	Pin, Cotter	
10	4711800	4	Washer 1/2	
11	4811900	10	Washer M8	
12	4812000	4	Washer M10	
13	1001137675	2	Bumper	
14	1001205422	2	Roller, Front	
15	1001205430	2	Roller, Rear	
16	1001208852	2	Pad	
17	1001210064	2	Roller, Support	
18	1001293617	1	Platform Extension	
19	1001213838	1	Plate	
20	1001234407	1	Bracket	

SECTION 4 - PLATFORM

FIGURE 4-11. PLATFORM CONTROL INSTALLATION (WITH METAL EMERGENCY STOP)



ART_1001274659

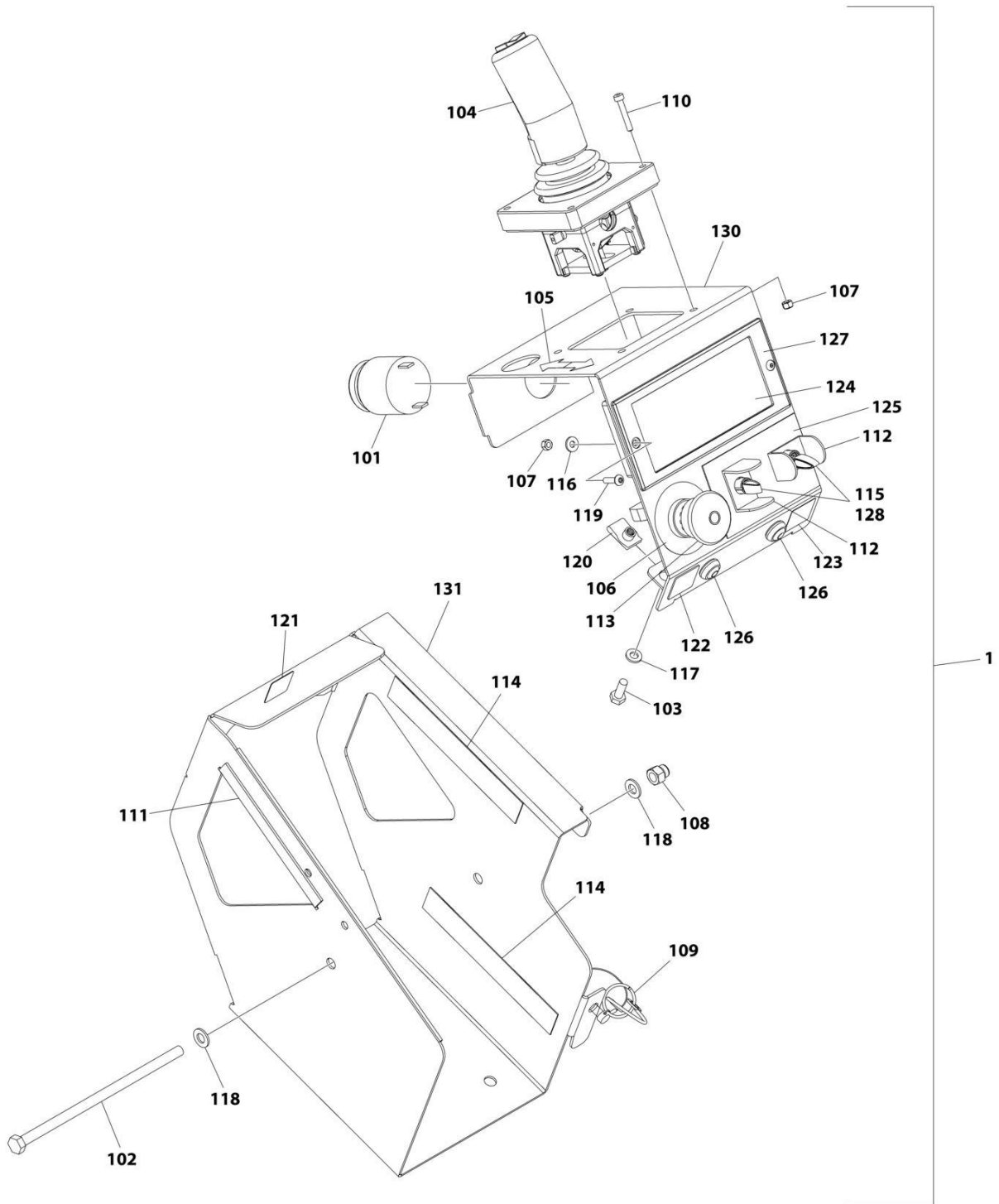
SECTION 4 - PLATFORM

FIGURE 4-11. PLATFORM CONTROL INSTALLATION (WITH METAL EMERGENCY STOP)

ITEM	PART NUMBER	QTY	DESCRIPTION	REV
	1001274659	Ref	PLATFORM CONTROL INSTALLATION (LED)	A
1	1001274604	1	Platform Control Box	B
101	0140030	1	Alarm	
102	0700835	1	Bolt M8 x 180	
103	0760610	2	Bolt M6 x 20	
104	1600402	1	Controller Assembly (See Separate Breakdown in this Section)	
105	1703819	1	Decal - Arrow	
106	1704260	1	Decal - Emergency Stop	
107	3290405	6	Nut M4	
108	3290806	1	Nut M8	
109	3423278	1	Pin, Snap with Lanyard	
110	4031509	4	Capscrew M4 x 25	
111	4060803	6 in/ 14cm	Flex-Trim	
112	4060906	2	Guard, Switch	
113	4360475	1	Switch, Emergency Stop	
113	7020175	1	Cap	
113	7020176	1	Block, Contact	
114	4420062	12 in/ 30cm	Tape	
115	4460496	1	Washer, Terminal	
116	4460497	1	Nut, Terminal	
117	4711700	2	Washer 7/16	
118	4811400	2	Washer M4	
119	4811700	2	Washer M6	
120	4811900	2	Washer M8	
121	1001047064	2	Screw M4 x 15	
122	1001130220	2	Nut, Tinnerman M6	
123	1001132358	1	Decal - Steer	
124	1001132361	1	Decal - Horn	
125	1001200819	1	Platform Control Box Harness (Not Shown) (See Separate Breakdown in ELECTRICAL Section)	
126	1001209596	1	Plate, Box (Outside)	
127	1001213886	1	Decal - Indoor/Outdoor	
128	1001218285	1	Decal - Platform Control	
129	1001220893	1	Decal - Lift/Drive Function	
130	1001226749	2	Switch, Push Button	
131	1001258446	2	Switch, Toggle	
132	1001262655	1	Plate, Box (Inside)	
133	1001274605	1	Module, Platform Control	

SECTION 4 - PLATFORM

FIGURE 4-12. PLATFORM CONTROL INSTALLATION (WITH PLASTIC EMERGENCY STOP)



ART_1001274660

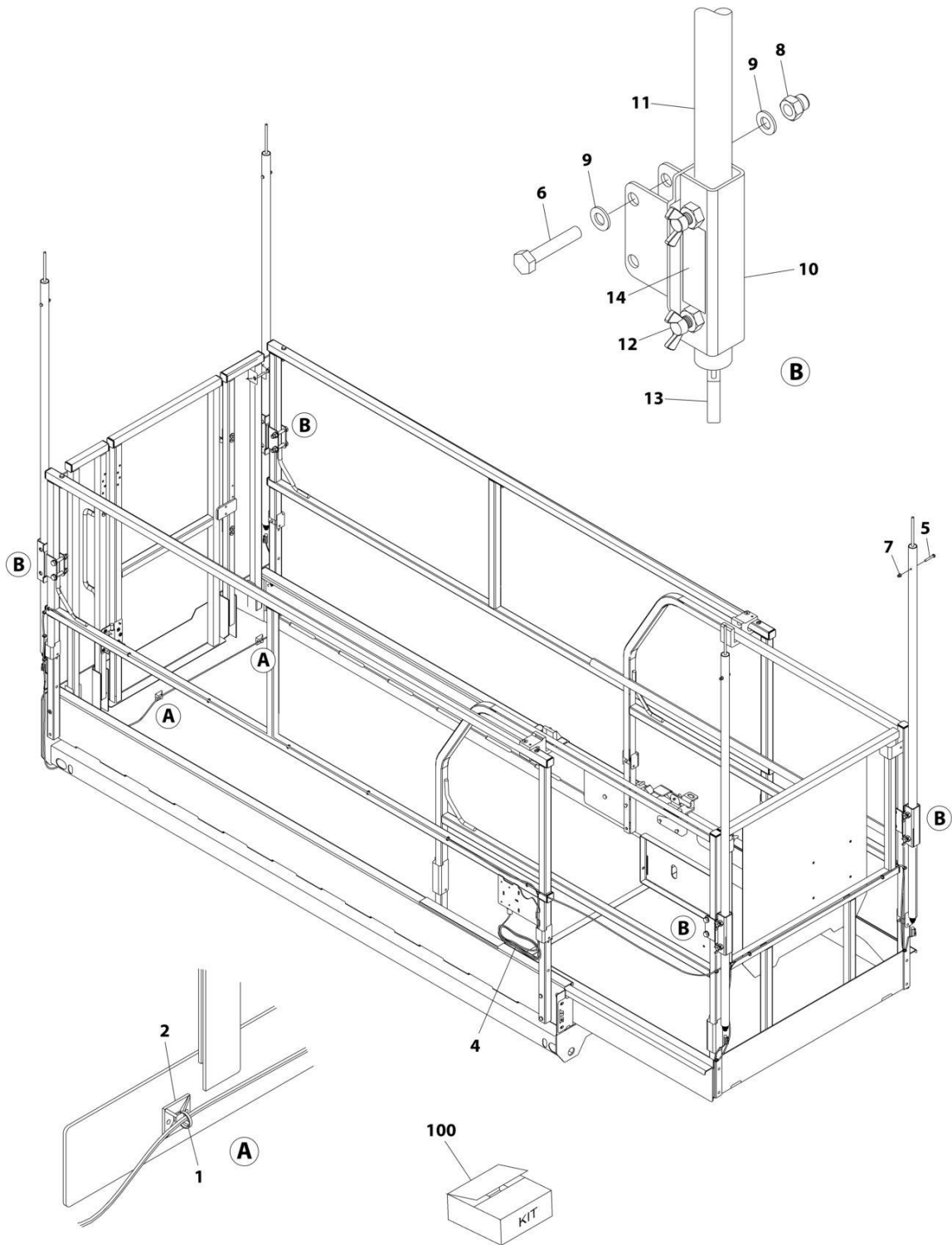
SECTION 4 - PLATFORM

FIGURE 4-12. PLATFORM CONTROL INSTALLATION (WITH PLASTIC EMERGENCY STOP)

ITEM	PART NUMBER	QTY	DESCRIPTION	REV
	1001274660	Ref	PLATFORM CONTROL INSTALLATION	A
1	1001274613	1	Platform Control Box	C
101	0140030	1	Alarm	
102	0700835	1	Bolt M8 x 180	
103	0760610	2	Bolt M6 x 20	
104	1600402	1	Controller Assembly (See Separate Breakdown in this Section)	
105	1703819	1	Decal - Arrow	
106	1704260	1	Decal - Emergency Stop	
107	3290405	6	Nut M4	
108	3290806	1	Nut M8	
109	3423278	1	Pin, Snap with Lanyard	
110	4031509	4	Capscrew M4 x 25	
111	4060803	6 in /14 cm	Flex-Trim	
112	4060906	2	Guard, Switch	
113	1001274559	1	Switch, Emergency Stop (Plastic)	
114	4420062	12 in /30 cm	Tape	
115	4711700	2	Washer 7/16	
116	4811400	2	Washer M4	
117	4811700	2	Washer M6	
118	4811900	2	Washer M8	
119	1001047064	2	Screw M4 x 15	
120	1001130220	2	Nut, Tinnerman M6	
121	1001132358	1	Decal - Steer	
122	1001132361	1	Decal - Horn	
123	1001213886	1	Decal - Indoor/Outdoor	
124	1001218285	1	Decal - Platform Control	
125	1001220893	1	Decal - Lift/Drive Function	
126	1001226749	2	Switch, Push Button	
127	1001228112	1	Module, Platform Control	
128	1001258446	2	Switch, Toggle	
129	1001291630	1	Platform Control Box Harness (Not Shown) (See Separate Breakdown in ELECTRICAL Section)	
130	1001270470	1	Plate, Box (Inside)	
131	1001270471	1	Plate, Box (Outside)	

SECTION 4 - PLATFORM

FIGURE 4-13. OVERHEAD PROTECTION INSTALLATION (KOREAN SPECS)



ART_1001226901

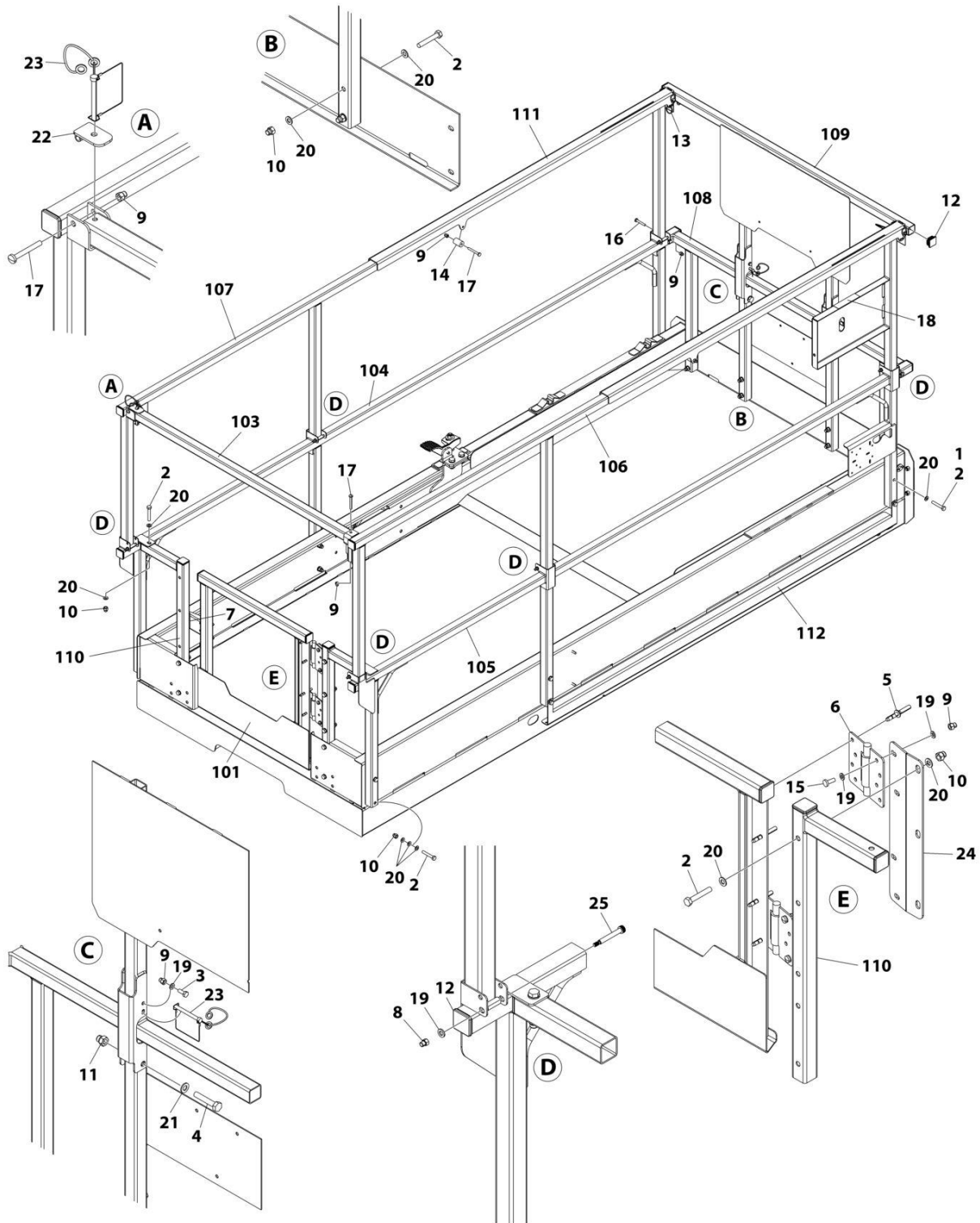
SECTION 4 - PLATFORM

FIGURE 4-13. OVERHEAD PROTECTION INSTALLATION (KOREAN SPECS)

ITEM	PART NUMBER	QTY	DESCRIPTION	REV
	1001226901	Ref	OVERHEAD PROTECTION INSTALLATION (KOREAN SPECS)	A
1	4240017	AR	Tie-Strap	
2	4460234	2	Mount, Tie-Strap	
4	1001227728	1	Overhead Protection Harness	A
4	4460891	4	Plug, Male - 2 Position (X503-X506)	
4	4460465	8	Socket, Female	
4	4460536	1	Receptacle, Female - 3 Position (X507)	
4	4460464	2	Pin, Male	
4	4460466	1	Plug, Terminal	
5	0700616	4	Bolt M6 x 40	
6	0701019	8	Bolt M10 x 55	
7	3290606	4	Nut M6	
8	3291006	8	Nut M10	
9	4812000	16	Washer M10	
10	1001221275	4	Bracket	
11	1001221276	4	Tube	
12	1001222914	8	Thumb Screw	
13	1001226277	4	Switch, Overhead Protection	
14	1001228184	1	Decal - Overhaed Protection Weight	
100	1001221244	1	Overhead Protection Kit (Includes Items 5-14)	

SECTION 4 - PLATFORM

FIGURE 4-14. RAILS INSTALLATION (TUBE IN TUBE)



ART_1001285915

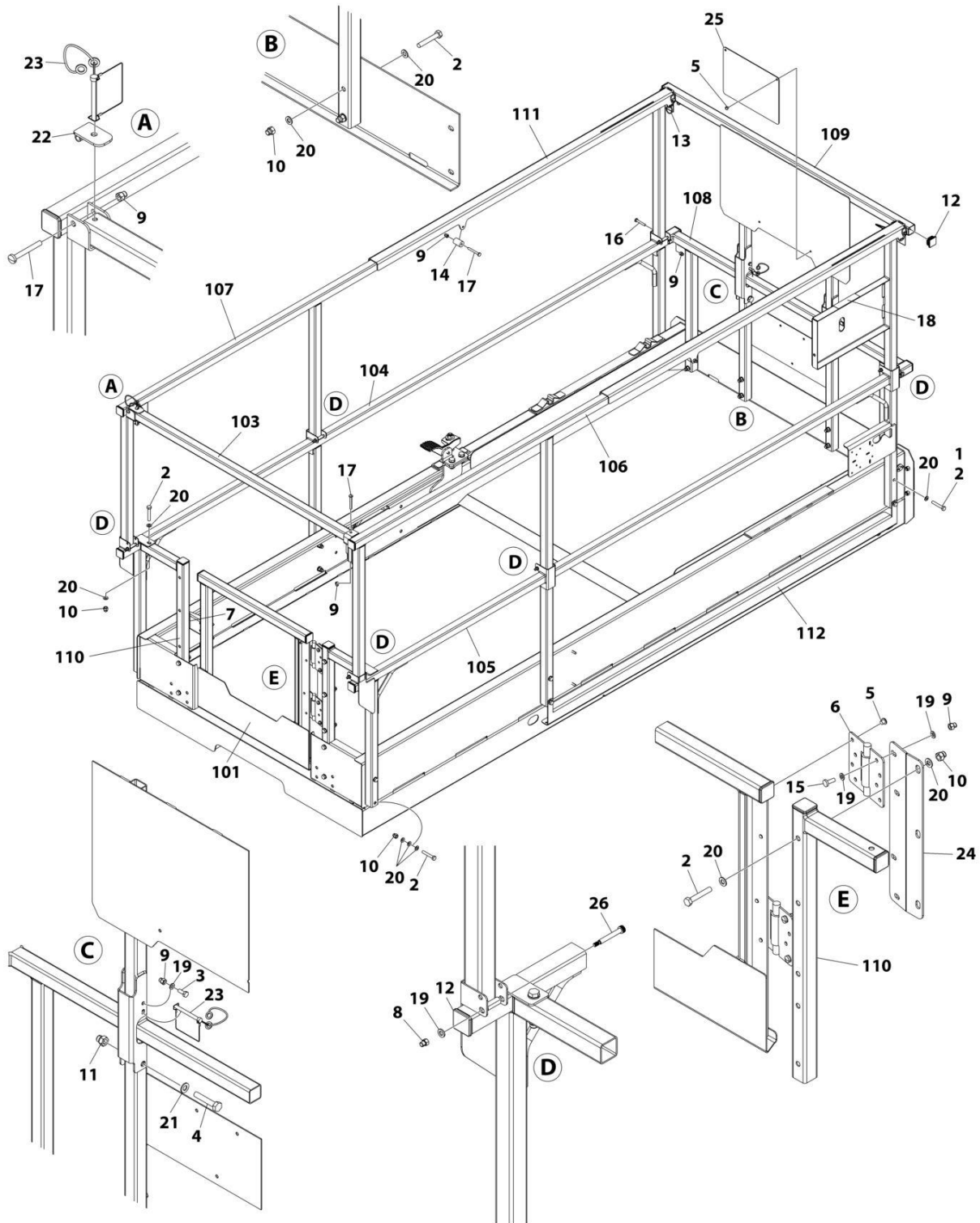
SECTION 4 - PLATFORM

FIGURE 4-14. RAILS INSTALLATION (TUBE IN TUBE)

ITEM	PART NUMBER	QTY	DESCRIPTION	REV
	1001285915	Ref	RAILS INSTALLATION (TUBE IN TUBE)	C
1	0100011	AR	Compound, Locking	
2	0700818	29	Bolt M8 x 50	
3	0760608	2	Bolt M6 x 16	
4	0761019	2	Bolt M10 x 55	
5	2080040	4	Fastener	
6	2600281	2	Hinge	
7	3080007	1	Magnet, Gate	
8	3290506	6	Nut M5	
9	3290606	12	Nut M6	
10	3290806	25	Nut M8	
11	3291006	2	Nut M10	
12	3520072	14	Plug	
13	3760170	2	Ring, Split	
14	3860111	2	Roller	
15	4010608	4	Screw M6 x 16	
16	4010616	2	Screw M6 x 40	
17	4010618	4	Screw M6 x 50	
18	4420062	16 in /40 cm	Tape	
19	4811700	16	Washer M6	
20	4811900	62	Washer M8	
21	4812000	2	Washer M10	
22	1001154378	1	Bracket	
23	1001187587	5	Pin, Snap with Lanyard	
24	1001210586	1	Support	
25	1001256657	6	Bolt, M6	
100	1001289225	1	Rail Kit (Not Shown)	B
101	1001307992	1	Gate	
102	1001213415	2	Rod (Not Shown)	
103	1001234268	1	Tube	
104	1001288963	1	Rail, Lower Left	
105	1001288982	1	Rail, Lower Right	
106	1001288983	1	Rail, Upper Right	
107	1001288995	1	Rail, Upper Left	
108	1001288996	1	Rail, Lower Extension	
109	1001289048	1	Rail, Upper Extension	
110	1001289051	2	Rail, Gate Mount	
111	1001289052	2	Rail, Top Slide	
112	1001289228	1	Support, Platform	

SECTION 4 - PLATFORM

FIGURE 4-15. RAILS INSTALLATION (TUBE IN TUBE) WITH PLATE



ART_1001299942

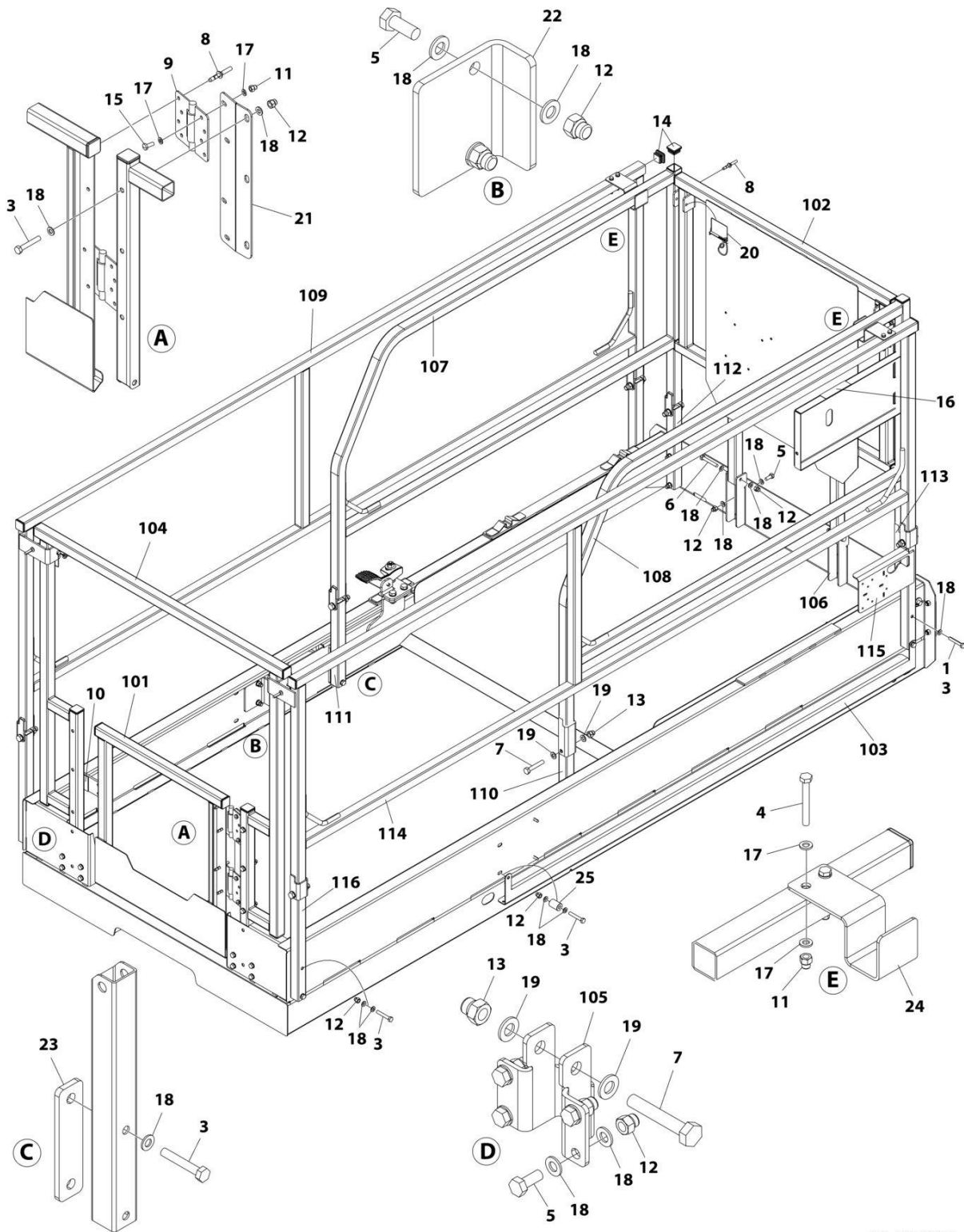
SECTION 4 - PLATFORM

FIGURE 4-15. RAILS INSTALLATION (TUBE IN TUBE) WITH PLATE

ITEM	PART NUMBER	QTY	DESCRIPTION	REV
	1001299942	Ref	RAILS INSTALLATION (TUBE IN TUBE) WITH PLATE	B
1	0100011	AR	Compound, Locking	
2	0700818	29	Bolt M8 x 50	
3	0760608	2	Bolt M6 x 16	
4	0761019	2	Bolt M10 x 55	
5	2080040	6	Fastener	
6	2600281	2	Hinge	
7	3080007	1	Magnet, Gate	
8	3290506	6	Nut M5	
9	3290606	12	Nut M6	
10	3290806	25	Nut M8	
11	3291006	2	Nut M10	
12	3520072	14	Plug	
13	3760170	2	Ring, Split	
14	3860111	2	Roller	
15	4010608	4	Screw M6 x 16	
16	4010616	2	Screw M6 x 40	
17	4010618	4	Screw M6 x 50	
18	4420062	16 in /40 cm	Tape	
19	4811700	16	Washer M6	
20	4811900	62	Washer M8	
21	4812000	2	Washer M10	
22	1001154378	1	Bracket	
23	1001187587	5	Pin, Snap with Lanyard	
24	1001210586	1	Support	
25	1001216865	1	Decal, Plate	
26	1001256657	6	Bolt, M6	
100	1001289225	1	Rail Kit (Not Shown) (Includes Items 101-112)	B
101	1001307992	1	Gate	
102	1001213415	2	Rod (Not Shown)	
103	1001234268	1	Tube	
104	1001288963	1	Rail, Lower Left	
105	1001288982	1	Rail, Lower Right	
106	1001288983	1	Rail, Upper Right	
107	1001288995	1	Rail, Upper Left	
108	1001288996	1	Rail, Lower Extension	
109	1001289048	1	Rail, Upper Extension	
110	1001289051	2	Rail, Gate Mount	
111	1001289052	2	Rail, Top Slide	
112	1001289228	1	Support, Platform	

SECTION 4 - PLATFORM

FIGURE 4-16. RAILS INSTALLATION (SIDE BY SIDE) (MACHINES WITH SN STARTING WITH B2)



ART_1001294499

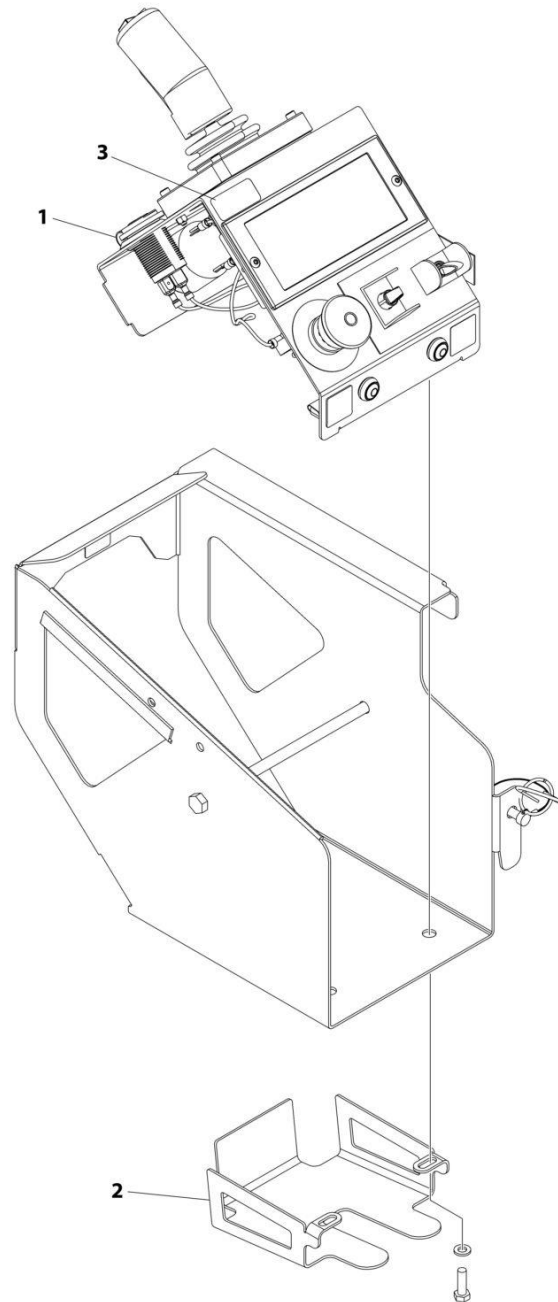
SECTION 4 - PLATFORM

FIGURE 4-16. RAILS INSTALLATION (SIDE BY SIDE) (MACHINES WITH SN STARTING WITH B2)

ITEM	PART NUMBER	QTY	DESCRIPTION	REV
	1001294499	Ref	RAILS INSTALLATION (SIDE BY SIDE)	B
1	0100011	AR	Compound, Locking	
3	0700818	20	Bolt M8 x 50	
4	0760618	4	Bolt M6 x 50	
5	0760810	14	Bolt M8 x 20	
6	0700819	2	Bolt M8 x 55	
7	0761020	10	Bolt M10 x 60	
8	2080040	8	Fastener	
9	2600281	2	Hinge	
10	3080007	1	Magnet, Gate	
11	3290606	8	Nut M6	
12	3290806	28	Nut M8	
13	3291006	10	Nut M10	
14	3520072	18	Plug	
15	4010608	4	Screw M6 x 16	
16	4420062	4 in /10 cm	Tape	
17	4811700	16	Washer M6	
18	4811900	64	Washer M8	
19	4812000	20	Washer M10	
20	1001187587	4	Pin, Snap With Lanyard	
21	1001210586	1	Plate, Gate	
22	1001232622	1	Bracket	
23	1001235287	2	Plate	
24	1001269701	2	Bracket	
25	1001294473	1	Sleeve, Spacer	
100	1001294498	1	Rail Kit (Not Shown)	A
101	1001307992	1	Gate	
102	1001269600	1	Rail, Extension	
103	1001289228	1	Support, Cable	
104	1001294470	1	Rail, Platform Rear	
105	1001294474	2	Plate, Support	
106	1001294475	2	Plate, Dual Rail	
107	1001294476	1	Rail, Extension Left	
108	1001294477	1	Rail, Extension Right	
109	1001294482	1	Rail, Left	
110	1001294483	1	Tube (244MM)	
111	1001294484	1	Tube (291MM)	
112	1001294485	1	Tube (277MM)	
113	1001294486	1	Tube (230MM)	
114	1001294488	1	Rail, Right	
115	1001294496	1	Rail, Plate	
116	1001294497	3	Tube (378MM)	

SECTION 4 - PLATFORM

FIGURE 4-17. USB/PHONE CRADLE INSTALLATION



ART_1001262150

SECTION 4 - PLATFORM

FIGURE 4-17. USB/PHONE CRADLE INSTALLATION

ITEM	PART NUMBER	QTY	DESCRIPTION	REV
	1001262150	Ref	USB/PHONE CRADLE INSTALLATION	B
1	1001253800	1	Terminal, USB Receptacle	
2	1001261131	1	Bracket, Phone	
3	1001274168	1	Decal, USB Charge	

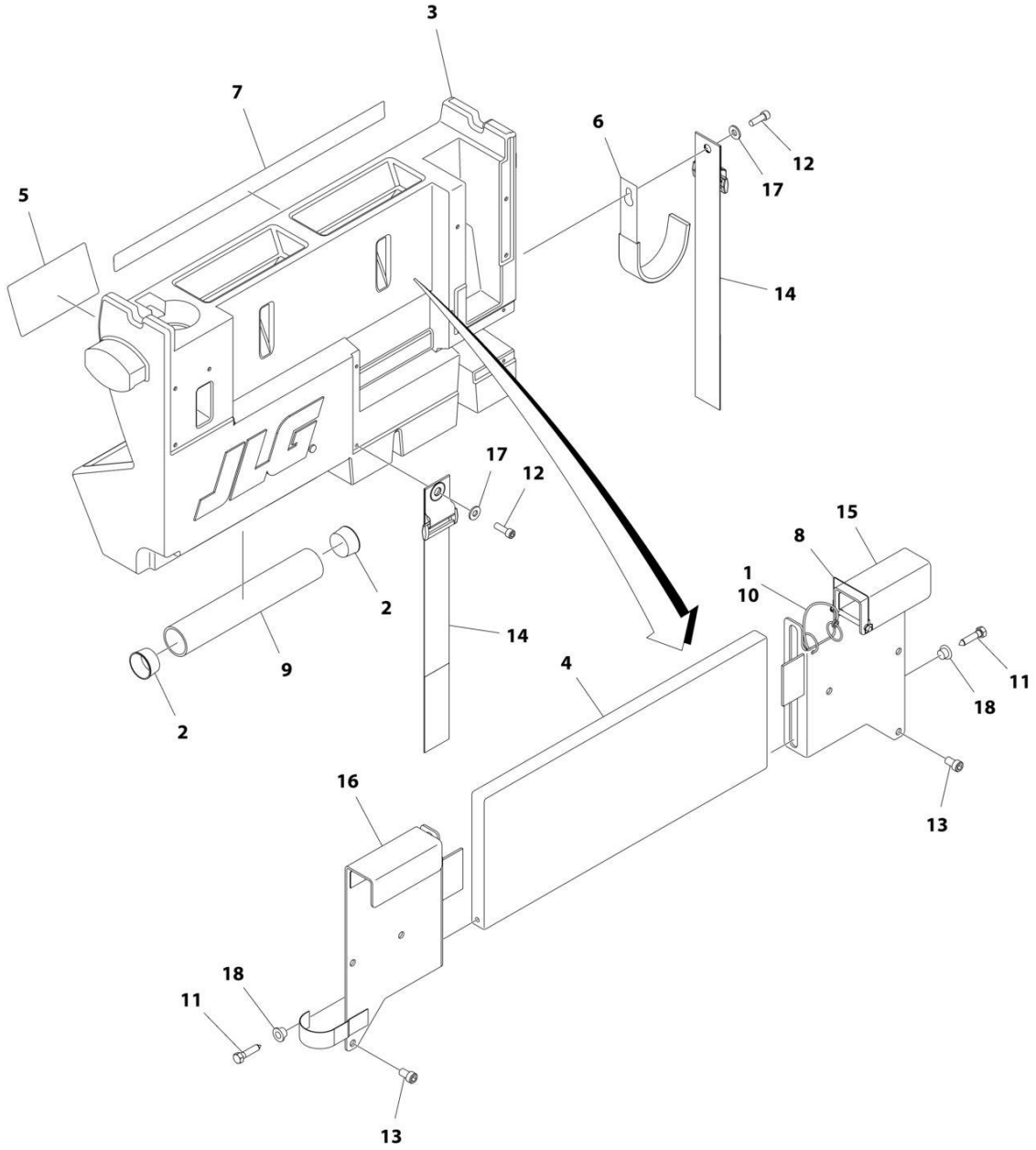
SECTION 4 - PLATFORM

FIGURE 4-18. WORKSTATION INSTALLATION (Prior to SN M200086551)

ITEM	PART NUMBER	QTY	DESCRIPTION	REV
	1001218190	Ref	WORKSTATION INSTALLATION	B
	1001246392	Ref	Workstation Assembly	B
1	1060379	1	Lanyard	
2	1120555	2	Cap	
3	1580023	1	Container, Work Bench	
4	1580024	1	Tray	
5	1705997	1	Decal - Workstation	
6	2700100	1	Hook	
7	1001246395	1	Decal - Workstation Capacity	
8	3422219	1	Pin, Snap	
9	3460334	1	Tube	
10	3760170	2	Ring	
11	3900355	2	Screw 5/16	
12	3931412	2	Capscrew 1/4 x 3/4	
13	3931508	6	Capscrew 5/16 x 1/2	
14	4240003	2	Strap, Cinch	
15	4340853	1	Mount (RH)	
16	4340854	1	Mount (LH)	
17	4711400	2	Washer 1/4	
18	4740480	2	Insert	

SECTION 4 - PLATFORM

FIGURE 4-19. WORKSTATION ACCESSORY (Prior to SN M200086551)



ART_1001246392

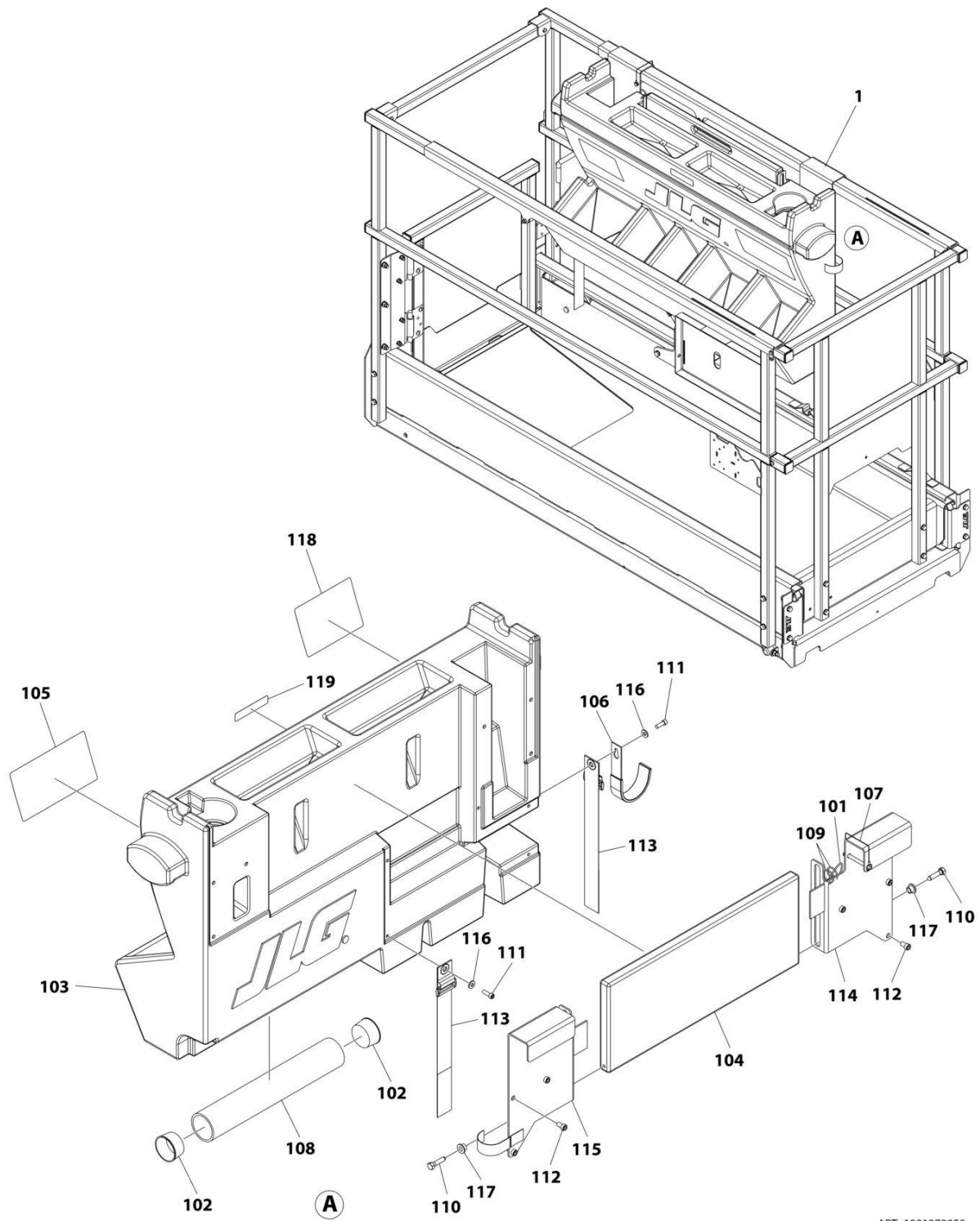
SECTION 4 - PLATFORM

FIGURE 4-19. WORKSTATION ACCESSORY (Prior to SN M200086551)

ITEM	PART NUMBER	QTY	DESCRIPTION	REV
	0273965	Ref	WORKSTATION INSTALLATION - REFERENCE CHART	C
	1001246392	Ref	WORKSTATION WITHOUT DC CONVERTER INSTALLATION	B
1	1060379	1	Cable, Lanyard	
2	1120555	2	Cap, Manual Storage	
3	1580023	1	Container	
4	1580024	1	Tray	
5	1705997	1	Decal - Workstation	
6	2700100	1	Hook, Hanger	
7	1001246395	1	Decal - Workstation Kit	
8	3422219	1	Pin	
9	3460334	1	PVC Pipe	
10	3760170	2	Ring	
11	3900355	2	Screw 5/16 x 1-1/2	
12	3931412	2	Bolt 1/4 x 3/4	
13	3931508	6	Bolt 5/16 x 1/2	
14	4240003	2	Strap	
15	4340853	1	Mount, RH Channel	
16	4340854	1	Mount, LH Channel	
17	4711400	2	Washer 1/4	
18	4740480	2	Insert, Plastic	

SECTION 4 - PLATFORM

FIGURE 4-20. WORKSTATION INSTALLATION (SN M200088426 to Present, SN B200091323 to Present)



ART_1001273958

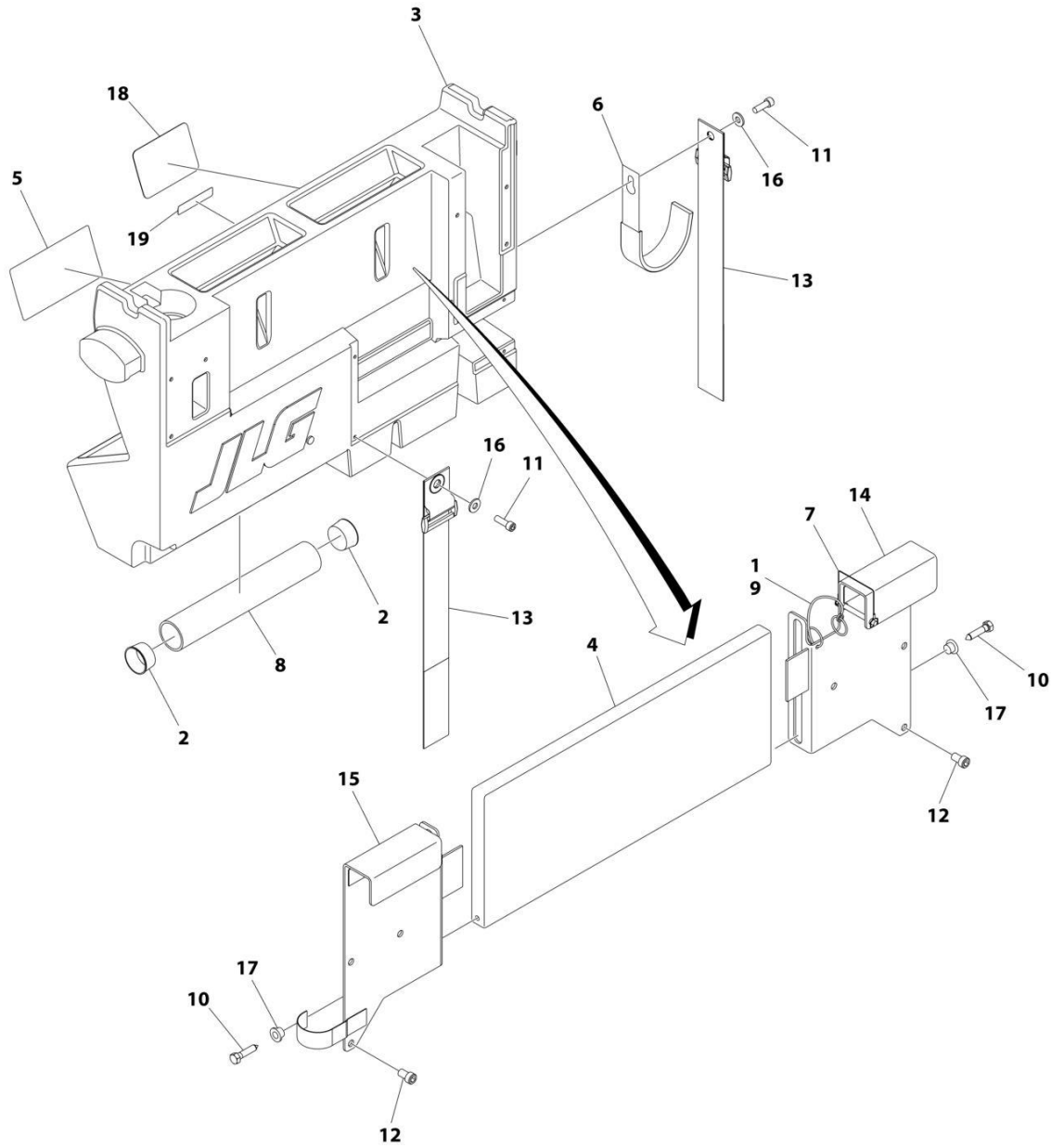
SECTION 4 - PLATFORM

FIGURE 4-20. WORKSTATION INSTALLATION (SN M200088426 to Present, SN B200091323 to Present)

ITEM	PART NUMBER	QTY	DESCRIPTION	REV
	1001273958	Ref	WORKSTATION INSTALLATION	A
1	1001273957	1	Workstation Accessory	A
101	1060379	1	Lanyard	
102	1120555	2	Cap	
103	1580023	1	Container, Work Bench	
104	1580024	1	Tray, Work Surface	
105	1705997	1	Decal - Workstation	
106	2700100	1	Hook, Hanger	
107	3422219	1	Pin	
108	3460334	1	Pipe	
109	3760170	2	Ring	
110	3900355	2	Screw	
111	3931412	2	Bolt 1/4 x 3/4	
112	3931508	6	Bolt 5/16 x 1/2	
113	4240003	2	Strap	
114	4340853	1	Mount, Channel (RH)	
115	4340854	1	Mount, Channel (LH)	
116	4711400	2	Washer 1/4	
117	4740480	2	Washer, Plastic Insert	
118	1001274837	1	Decal - Workstation Capacity	
119	1001275631	1	Decal - ACCY Weight	

SECTION 4 - PLATFORM

FIGURE 4-21. WORKSTATION ACCESSORY (SN M200088426 to Present, SN B200091323 to Present)



ART_1001273957

SECTION 4 - PLATFORM

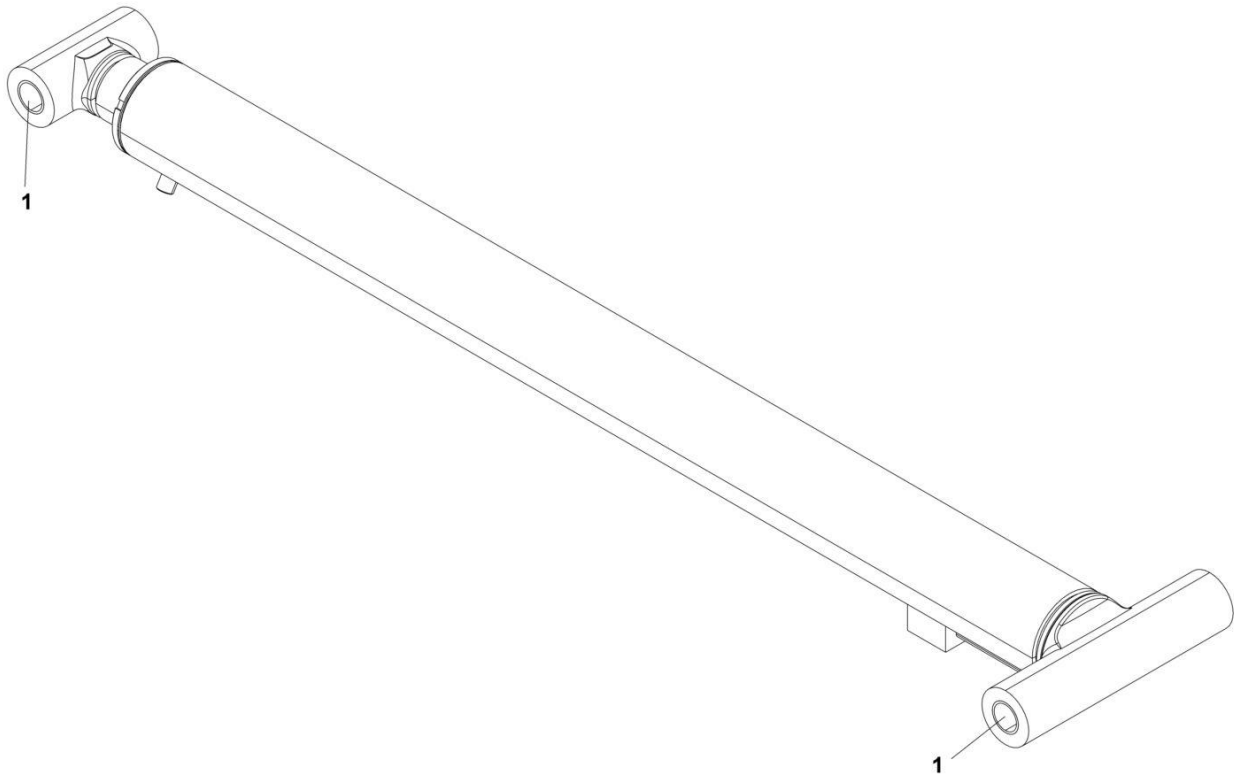
FIGURE 4-21. WORKSTATION ACCESSORY (SN M200088426 to Present, SN B200091323 to Present)

ITEM	PART NUMBER	QTY	DESCRIPTION	REV
	1001273957	Ref	WORKSTATION ACCESSORY	A
1	1060379	1	Lanyard	
2	1120555	2	Cap	
3	1580023	1	Container, Work Bench	
4	1580024	1	Tray, Work Surface	
5	1705997	1	Decal - Workstation	
6	2700100	1	Hook	
7	3422219	1	Pin	
8	3460334	1	Pipe	
9	3760170	2	Ring	
10	3900355	2	Bolt 5/16	
11	3931412	2	Bolt 1/4 x 3/4	
12	3931508	6	Bolt 5/16 x 1/2	
13	4240003	2	Strap	
14	4340853	1	Mount, RH Channel	
15	4340854	1	Mount, LH Channel	
16	4711400	2	Washer 1/4	
17	4740480	2	Washer	
18	1001274837	1	Decal - Workstation Capacity	
19	1001275631	1	Decal - Accessory Weight	

SECTION 5 - CYLINDER

SECTION 5 - CYLINDER

FIGURE 5-1. LIFT CYLINDER ASSEMBLY (DY POWER)



ART_1001282704

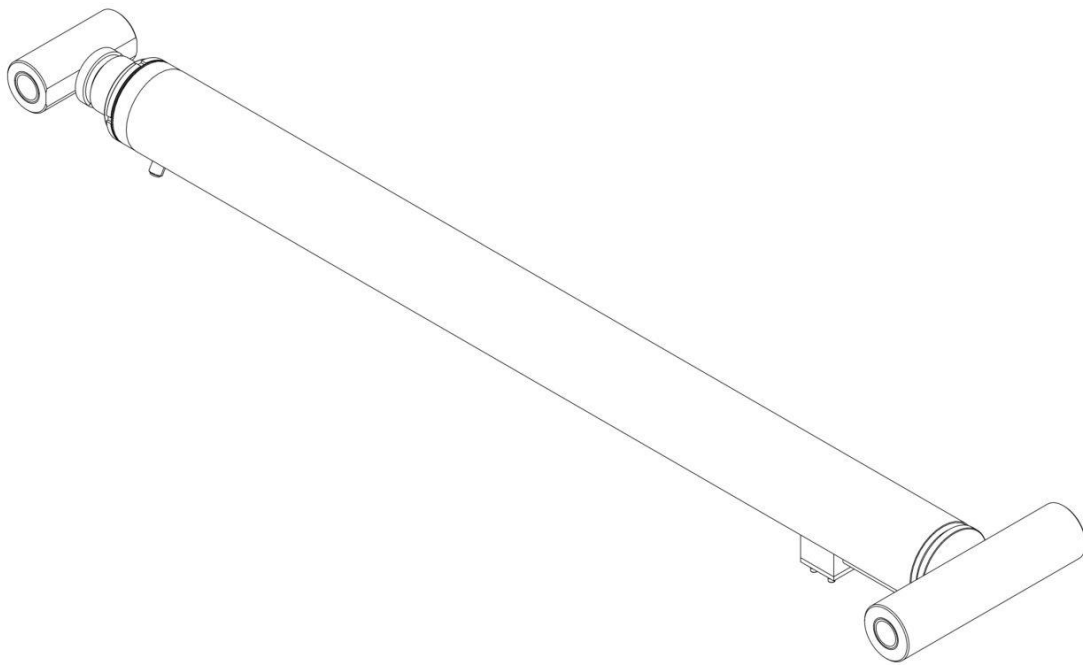
SECTION 5 - CYLINDER

FIGURE 5-1. LIFT CYLINDER ASSEMBLY (DY POWER)

ITEM	PART NUMBER	QTY	DESCRIPTION	REV
	1001282704	Ref	LIFT CYLINDER	D
		Ref	Note: Original Cylinder May Have Been Replaced with Service Replacement. Identify PN Stamped on Cylinder Before Ordering Parts.	
	Note	1	Note: No Service Parts Available at Time of Printing	
1	0962272	4	Bearing	

SECTION 5 - CYLINDER

FIGURE 5-2. LIFT CYLINDER ASSEMBLY (JACKSON)



ART_1001299885

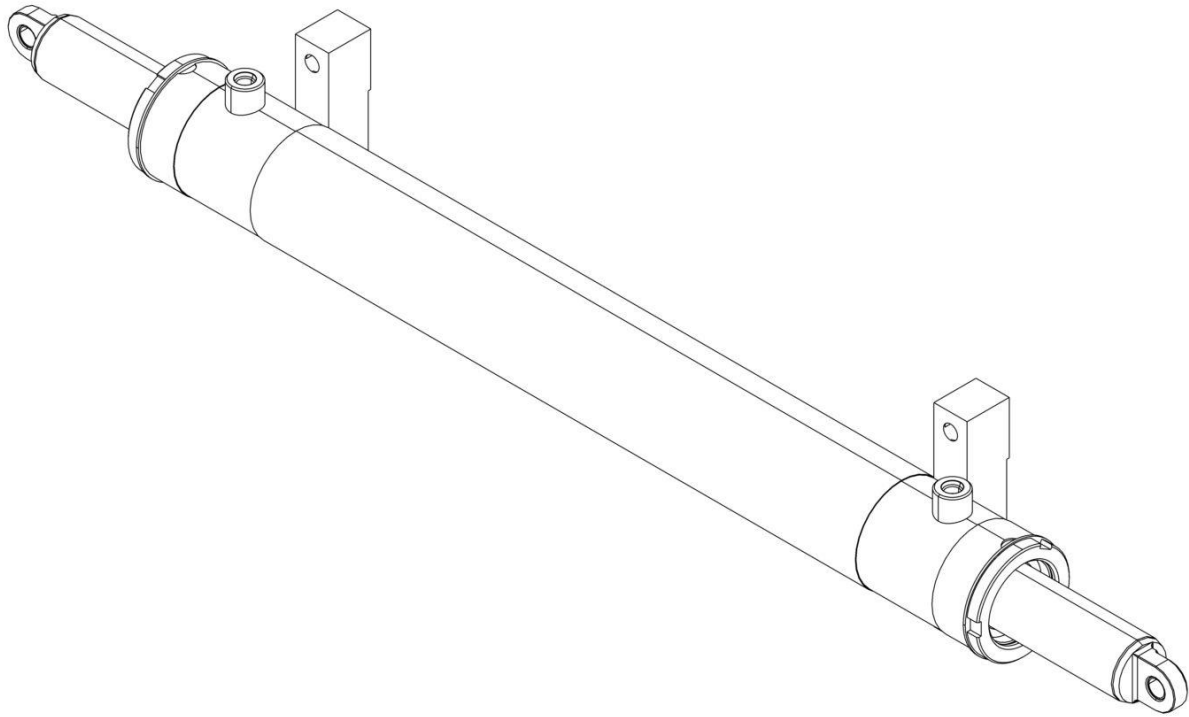
SECTION 5 - CYLINDER

FIGURE 5-2. LIFT CYLINDER ASSEMBLY (JACKSON)

ITEM	PART NUMBER	QTY	DESCRIPTION	REV
	1001299885	Ref	LIFT CYLINDER ASSEMBLY	A
		Ref	Note: Original Cylinder May Have Been Replaced with Service Replacement. Identify PN Stamped on Cylinder Before Ordering Parts.	
	SEE NOTE	Ref	Note: No Service Parts Available at Time of Printing	

SECTION 5 - CYLINDER

FIGURE 5-3. STEER CYLINDER ASSEMBLY (DY POWER)



ART_1001282385

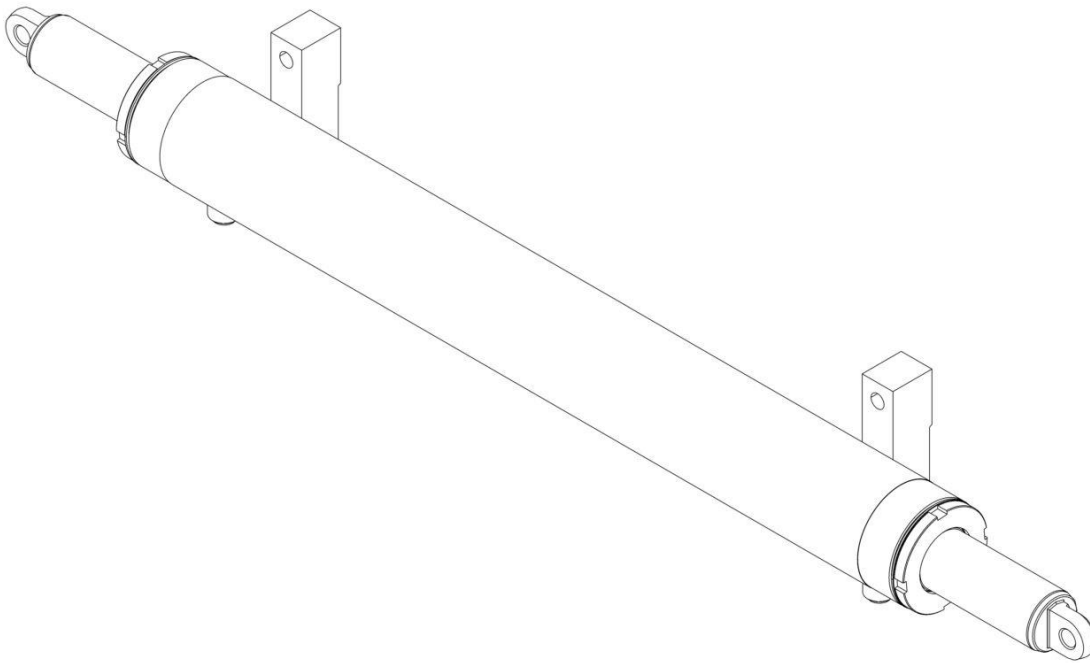
SECTION 5 - CYLINDER

FIGURE 5-3. STEER CYLINDER ASSEMBLY (DY POWER)

ITEM	PART NUMBER	QTY	DESCRIPTION	REV
	1001282385	Ref	STEER CYLINDER ASSEMBLY	E
		Ref	Note: Original Cylinder May Have Been Replaced with Service Replacement. Identify PN Stamped on Cylinder Before Ordering Parts.	
	Note	Ref	Note: No Service Parts Available at Time of Printing	

SECTION 5 - CYLINDER

FIGURE 5-4. STEER CYLINDER ASSEMBLY (JACKSON)



ART_1001299886

SECTION 5 - CYLINDER

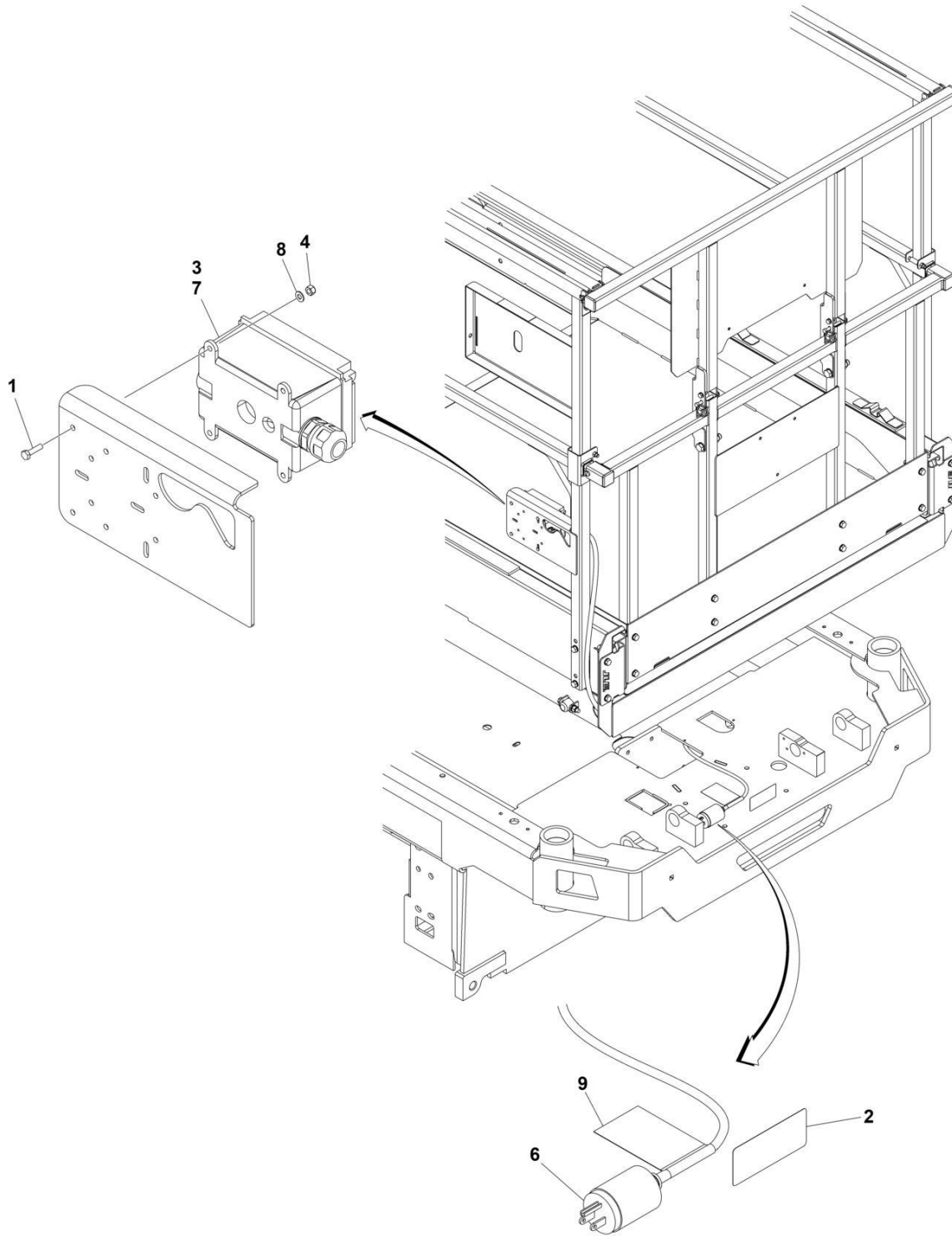
FIGURE 5-4. STEER CYLINDER ASSEMBLY (JACKSON)

ITEM	PART NUMBER	QTY	DESCRIPTION	REV
	1001299886	Ref	STEER CYLINDER ASSEMBLY	A
		Ref	Note: Original Cylinder May Have Been Replaced with Service Replacement. Identify PN Stamped on Cylinder Before Ordering Parts.	
	SEE NOTE	Ref	Note: No Service Parts Available at Time of Printing	

SECTION 6 - ELECTRICAL

SECTION 6 - ELECTRICAL

FIGURE 6-1. AC BOX AT PLATFORM INSTALLATION - 110V GFI (ALL SPECS EXCEPT AUSTRALIAN, CHINA, CE & UK CA SPECS)



ART_1001288531

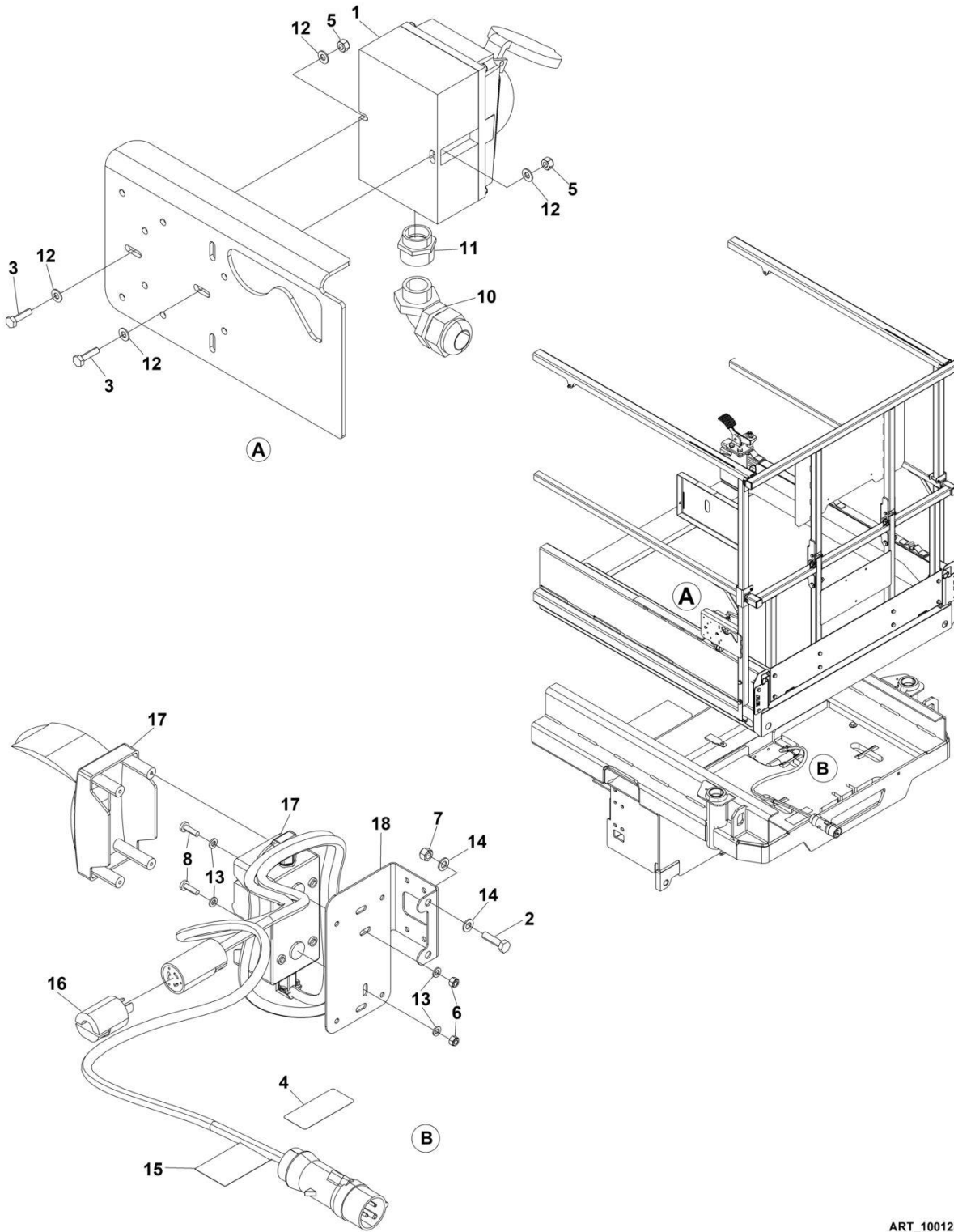
SECTION 6 - ELECTRICAL

FIGURE 6-1. AC BOX AT PLATFORM INSTALLATION - 110V GFI (ALL SPECS EXCEPT AUSTRALIAN, CHINA, CE & UK CA SPECS)

ITEM	PART NUMBER	QTY	DESCRIPTION	REV
	1001288531	Ref	AC BOX AT PLATFORM INSTALLATION - 110V GFI	B
1	0760408	4	Bolt M4 x 16	
2	1703464	1	Decal - AC Power	
3	2902431	1	Receptacle Box Kit (See Separate Breakdown in this Section)	
4	3290405	4	Nut M4	
5	4240017	AR	Tie-Strap (Not Shown)	
6	4460138	1	Plug, Male - AC	
7	4460315	1	Terminal	
8	4811400	4	Washer M4	
9	1001102258	1	Decal - AC Label	

SECTION 6 - ELECTRICAL

FIGURE 6-2. AC BOX AT PLATFORM INSTALLATION - 110V IEC YELLOW (CE & UK CA SPECS)



ART_1001288536

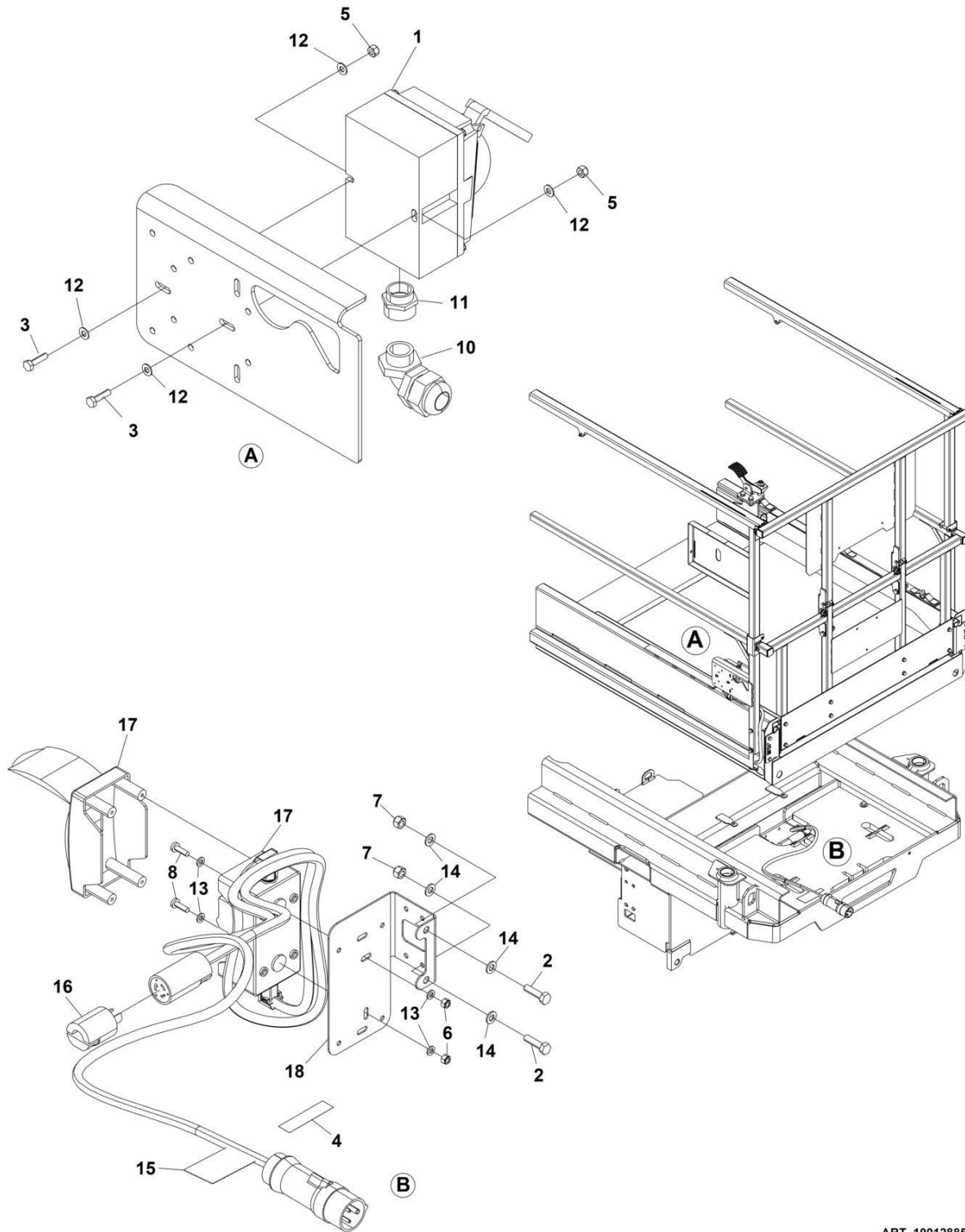
SECTION 6 - ELECTRICAL

FIGURE 6-2. AC BOX AT PLATFORM INSTALLATION - 110V IEC YELLOW (CE & UK CA SPECS)

ITEM	PART NUMBER	QTY	DESCRIPTION	REV
	1001288536	Ref	AC BOX AT PLATFORM INSTALLATION - 110V IEC YELLOW	B
1	0275216	1	Receptacle Box Kit - 110V IEC Yellow (See Separate Breakdown in this Section)	
2	0700814	2	Bolt M8 x 30	
3	0760408	2	Bolt M4 x 16	
4	1703464	1	Decal - AC Power	
5	3290405	2	Nut M4	
6	3290605	2	Nut M6	
7	3290805	2	Nut M8	
8	4010610	2	Screw M6 x 20	
9	4240017	AR	Tie-Strap (Not Shown)	
10	4461257	1	Connector, Strain Relief	
11	4461258	1	Connector, Adapter	
12	4811400	4	Washer M4	
13	4811700	4	Washer M6	
14	4811900	4	Washer M8	
15	1001102258	1	Decal - AC Label	
16	1001120204	1	Plug, Male Twist	
17	1001209776	1	Breaker Box Kit (See Separate Breakdown in this Section)	
18	1001290689	1	Bracket	

SECTION 6 - ELECTRICAL

FIGURE 6-3. AC BOX AT PLATFORM INSTALLATION - 220V IEC BLUE (CE & UK CA SPECS)



ART_1001288537

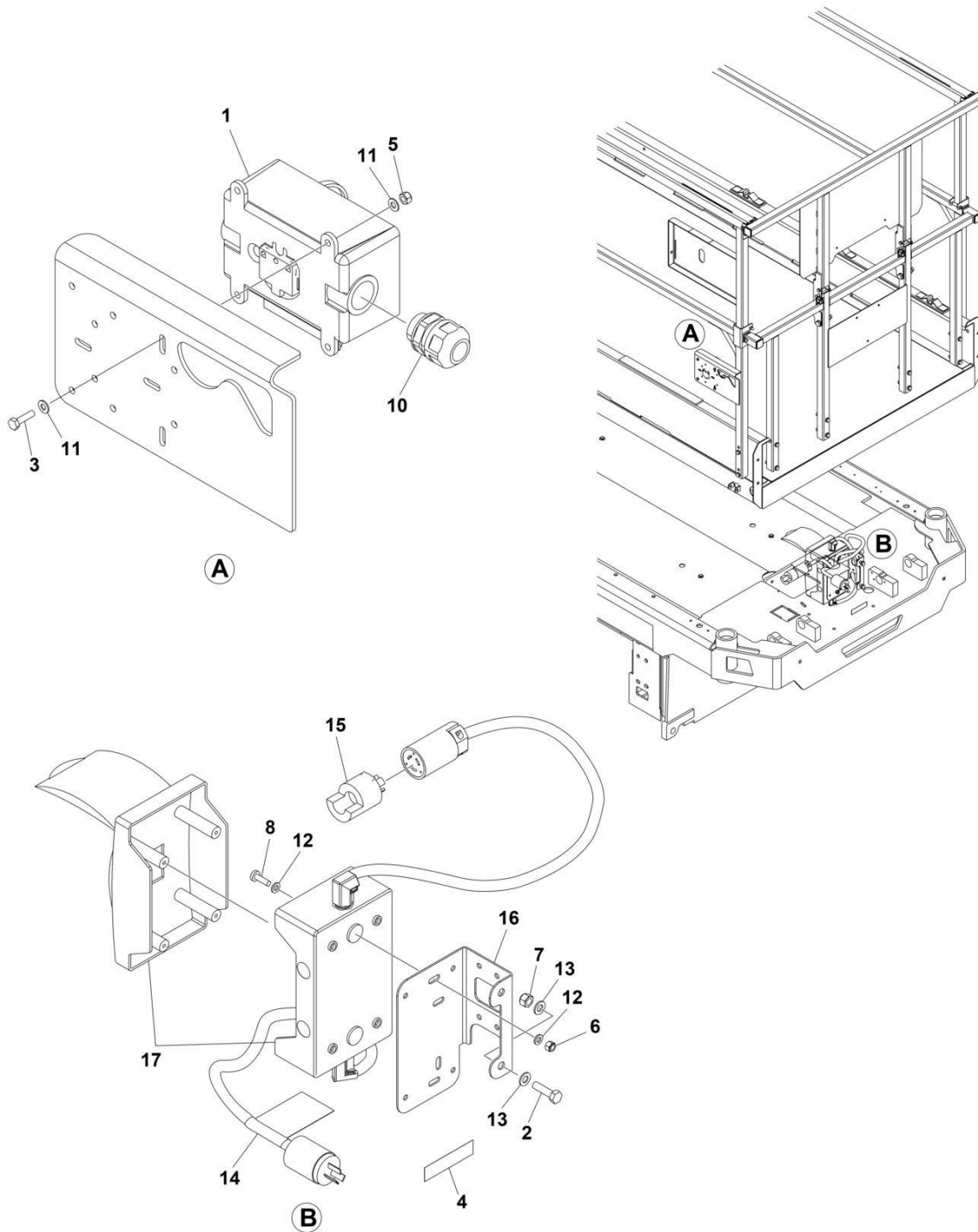
SECTION 6 - ELECTRICAL

FIGURE 6-3. AC BOX AT PLATFORM INSTALLATION - 220V IEC BLUE (CE & UK CA SPECS)

ITEM	PART NUMBER	QTY	DESCRIPTION	REV
	1001288537	Ref	AC BOX AT PLATFORM INSTALLATION - 220V IEC BLUE	B
1	0275217	1	Receptacle Box Kit - 220V IEC Blue (See Separate Breakdown in this Section)	
2	0700814	2	Bolt M8 x 30	
3	0760408	2	Bolt M4 x 16	
4	3252507	1	Decal - AC Power	
5	3290405	2	Nut M4	
6	3290605	2	Nut M6	
7	3290805	2	Nut M8	
8	4010610	2	Screw M6 x 20	
9	4240017	AR	Tie-Strap (Not Shown)	
10	4461257	1	Connector, Strain Relief	
11	4461258	1	Connector, Adapter	
12	4811400	4	Washer M4	
13	4811700	4	Washer M6	
14	4811900	4	Washer M8	
15	1001102258	1	Decal - AC Label	
16	1001120204	1	Plug, Male Twist	
17	1001209776	1	Breaker Box Kit (See Separate Breakdown in this Section)	
18	1001290689	1	Bracket	

SECTION 6 - ELECTRICAL

FIGURE 6-4. AC BOX AT PLATFORM INSTALLATION - 220V CEE7 POST GROUND (CE & UK CA SPECS)



ART_1001288533

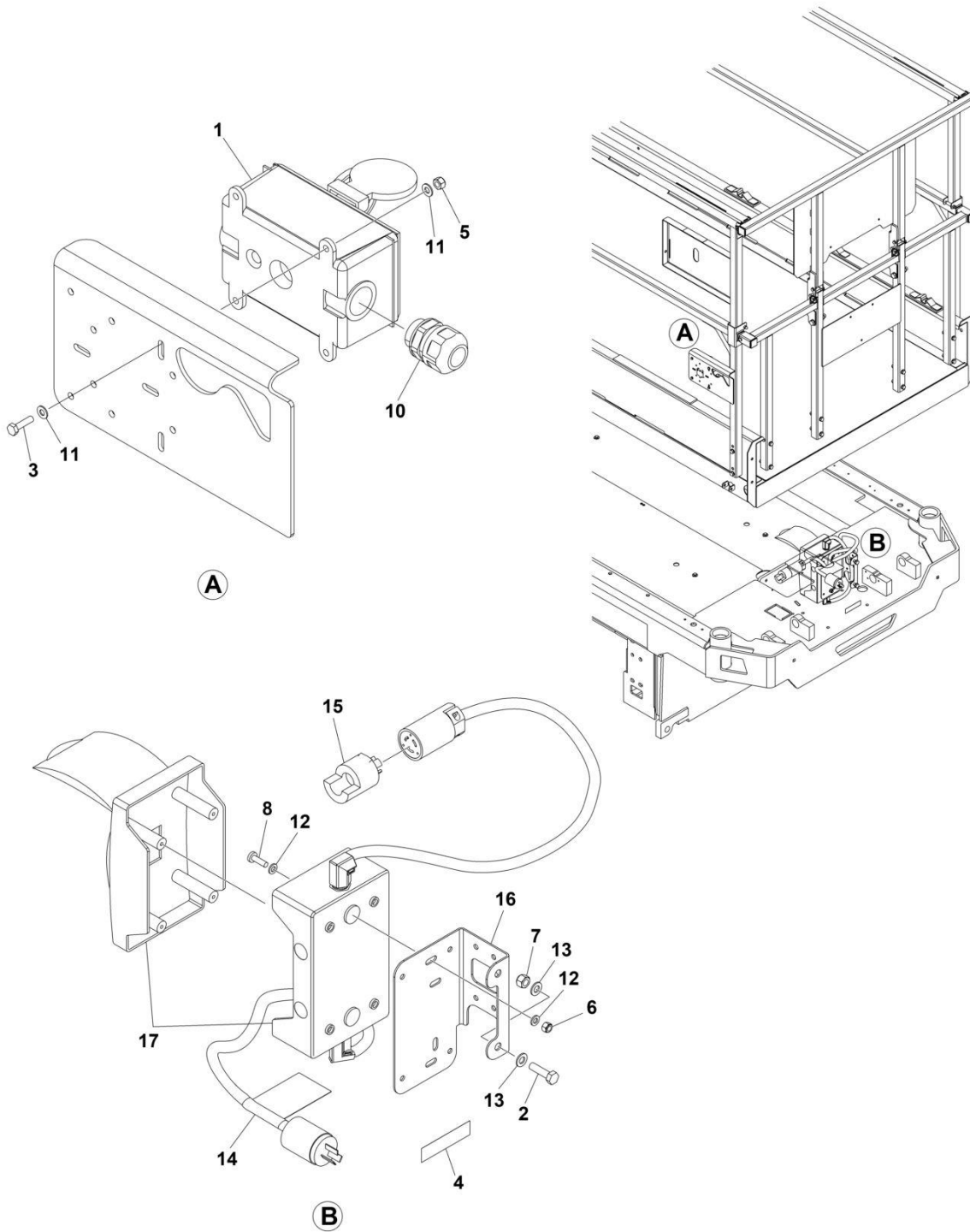
SECTION 6 - ELECTRICAL

FIGURE 6-4. AC BOX AT PLATFORM INSTALLATION - 220V CEE7 POST GROUND (CE & UK CA SPECS)

ITEM	PART NUMBER	QTY	DESCRIPTION	REV
	1001288533	Ref	AC BOX AT PLATFORM INSTALLATION - 220V CEE7 POST GROUND	B
1	0275452	1	Receptacle Box Kit - 220V CEE7 Post Ground (See Separate Breakdown in this Section)	
2	0700814	2	Screw M8 x 30	
3	0760408	4	Bolt M4 x 16	
4	3252507	1	Decal - AC Power	
5	3290405	4	Nut M4	
6	3290605	2	Nut M6	
7	3290805	2	Nut M8	
8	4010610	2	Screw M6 x 20	
9	4240017	AR	Tie-Strap (Not Shown)	
10	4460662	1	Connector, Strain Relief	
11	4811400	8	Washer M4	
12	4811700	4	Washer M6	
13	4811900	4	Washer M8	
14	1001102258	1	Decal - AC Label	
15	1001120204	1	Plug, Male Twist	
17	1001209482	1	Breaker Box Kit (See Separate Breakdown in this Section)	
18	1001290689	1	Bracket	

SECTION 6 - ELECTRICAL

FIGURE 6-5. AC BOX AT PLATFORM INSTALLATION - 220V CEE7 SIDE GROUND (ANSI EXPORT, KOREAN, CE & UK CA SPECS)



ART_1001288534

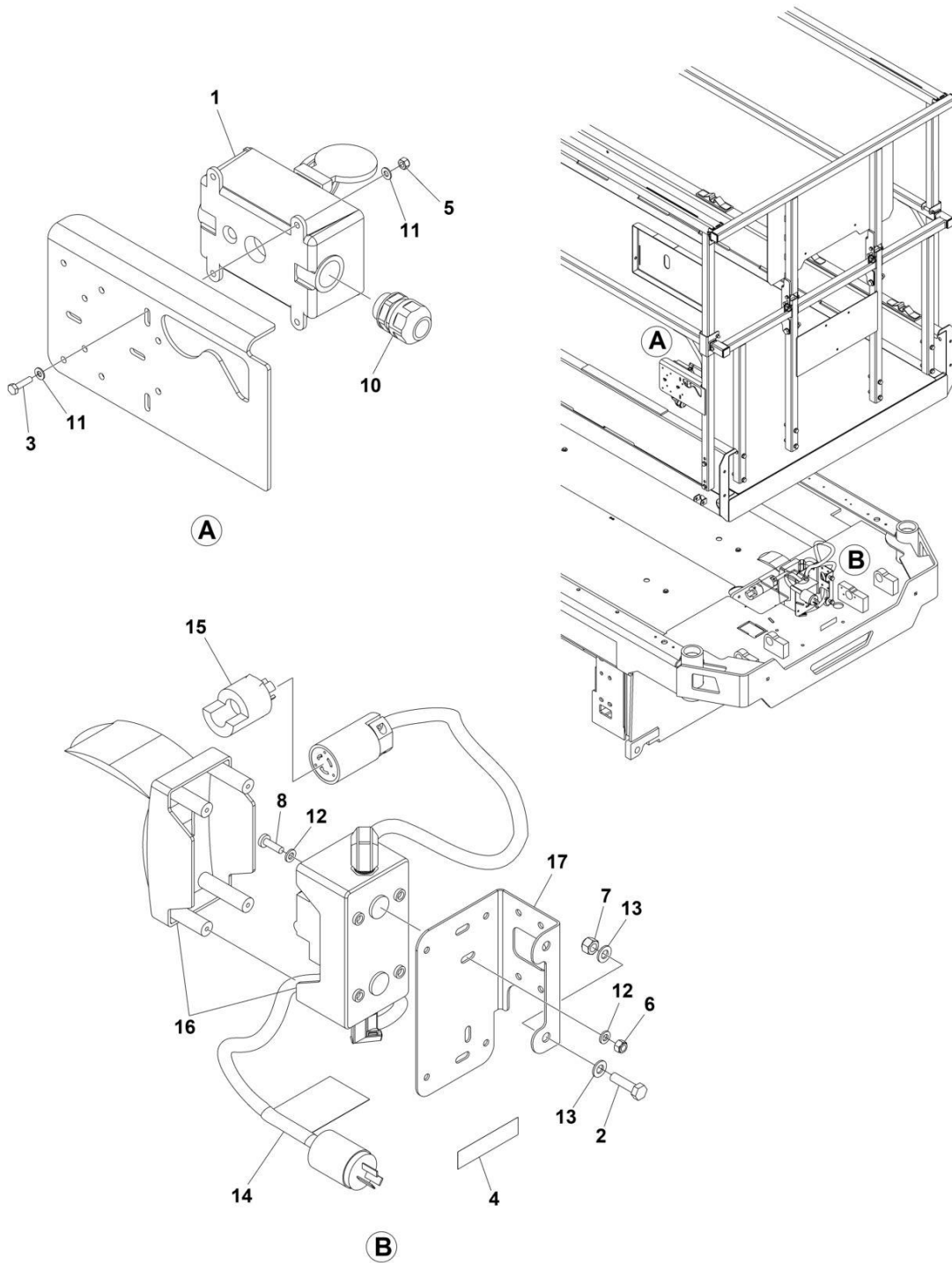
SECTION 6 - ELECTRICAL

FIGURE 6-5. AC BOX AT PLATFORM INSTALLATION - 220V CEE7 SIDE GROUND (ANSI EXPORT, KOREAN, CE & UK CA SPECS)

ITEM	PART NUMBER	QTY	DESCRIPTION	REV
	1001288534	Ref	AC BOX AT PLATFORM INSTALLATION - 220V CEE7 SIDE GROUND	B
1	0275453	1	Receptacle Box Kit - 220V CEE7 Side Ground (See Separate Breakdown in this Section)	
2	0700814	2	Bolt M8 x 30	
3	0760408	4	Bolt M4 x 16	
4	3252507	1	Decal - AC Power	
5	3290405	4	Nut M4	
6	3290605	2	Nut M6	
7	3290805	2	Nut M8	
8	4010610	2	Screw M6 x 20	
9	4240017	AR	Tie-Strap (Not Shown)	
10	4460662	1	Connector, Strain Relief	
11	4811400	8	Washer M4	
12	4811700	4	Washer M6	
13	4811900	4	Washer M8	
14	1001102258	1	Decal - AC Label	
15	1001120204	1	Plug, Male Twist	
17	1001209482	1	Breaker Box Kit (See Separate Breakdown in this Section)	
18	1001290689	1	Bracket	

SECTION 6 - ELECTRICAL

FIGURE 6-6. AC BOX AT PLATFORM INSTALLATION - 220V AFSINT 107 (CE & UK CA SPECS)



ART_1001288535

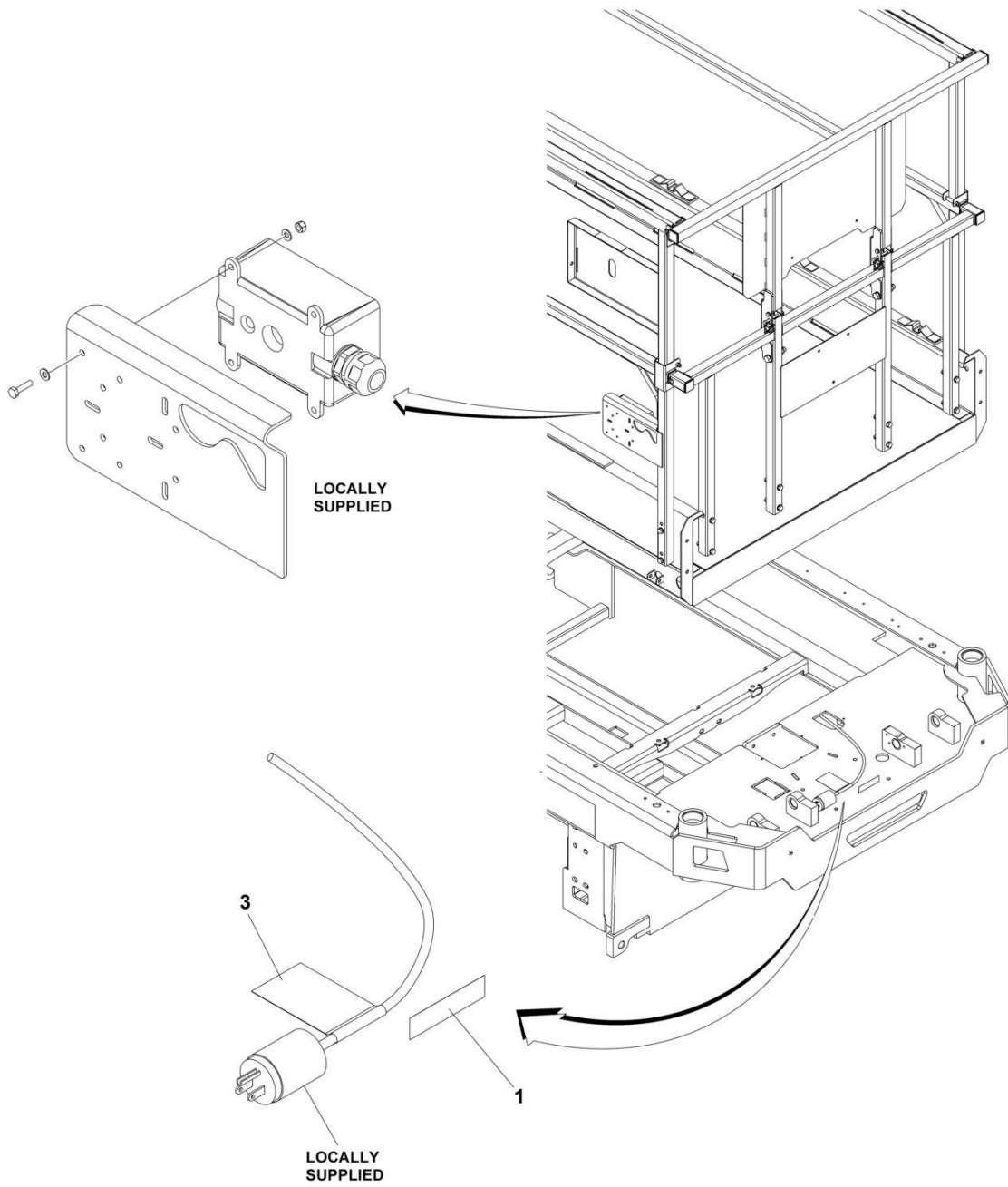
SECTION 6 - ELECTRICAL

FIGURE 6-6. AC BOX AT PLATFORM INSTALLATION - 220V AFSINT 107 (CE & UK CA SPECS)

ITEM	PART NUMBER	QTY	DESCRIPTION	REV
	1001288535	Ref	AC BOX AT PLATFORM INSTALLATION - 220V AFSINT 107	B
1	0275454	1	Receptacle Box Kit - 220V AFSINT 107 (See Separate Breakdown in this Section)	
2	0700814	2	Bolt M8 x 30	
3	0760408	4	Bolt M4 x 16	
4	3252507	1	Decal - AC Power	
5	3290405	4	Nut M4	
6	3290605	2	Nut M6	
7	3290805	2	Nut M8	
8	4010610	2	Screw M6 x 20	
9	4240017	AR	Tie-Strap (Not Shown)	
10	4460662	1	Connector, Strain Relief	
11	4811400	8	Washer M4	
12	4811700	4	Washer M6	
13	4811900	4	Washer M8	
14	1001102258	1	Decal - AC Label	
15	1001120204	1	Plug, Male Twist	
16	1001209776	1	Breaker Box Kit (See Separate Breakdown in this Section)	
17	1001290689	1	Bracket	

SECTION 6 - ELECTRICAL

FIGURE 6-7. AC BOX AT PLATFORM INSTALLATION - 220V LOCALLY SUPPLIED



ART_1001288532

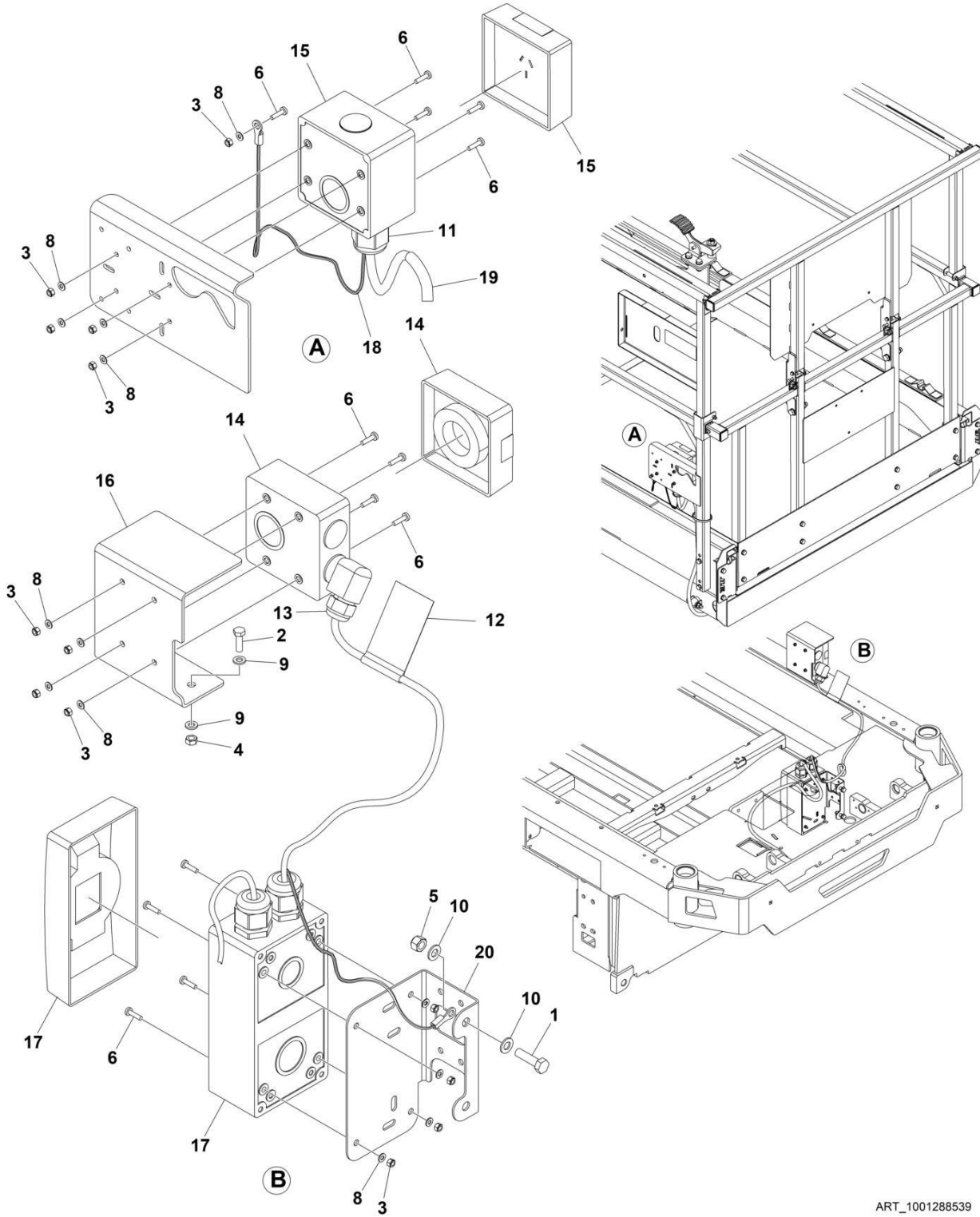
SECTION 6 - ELECTRICAL

FIGURE 6-7. AC BOX AT PLATFORM INSTALLATION - 220V LOCALLY SUPPLIED

ITEM	PART NUMBER	QTY	DESCRIPTION	REV
	1001288532	Ref	AC BOX AT PLATFORM INSTALLATION - 220V LOCALLY SUPPLIED COMPONENTS	B
1	3252507	1	Decal - 220 Volt	
2	4240017	AR	Tie-Strap (Not Shown)	
3	1001102258	1	Decal - AC Label	

SECTION 6 - ELECTRICAL

FIGURE 6-8. AC BOX AT PLATFORM INSTALLATION - 220V (AUSTRALIAN SPECS)



ART_1001288539

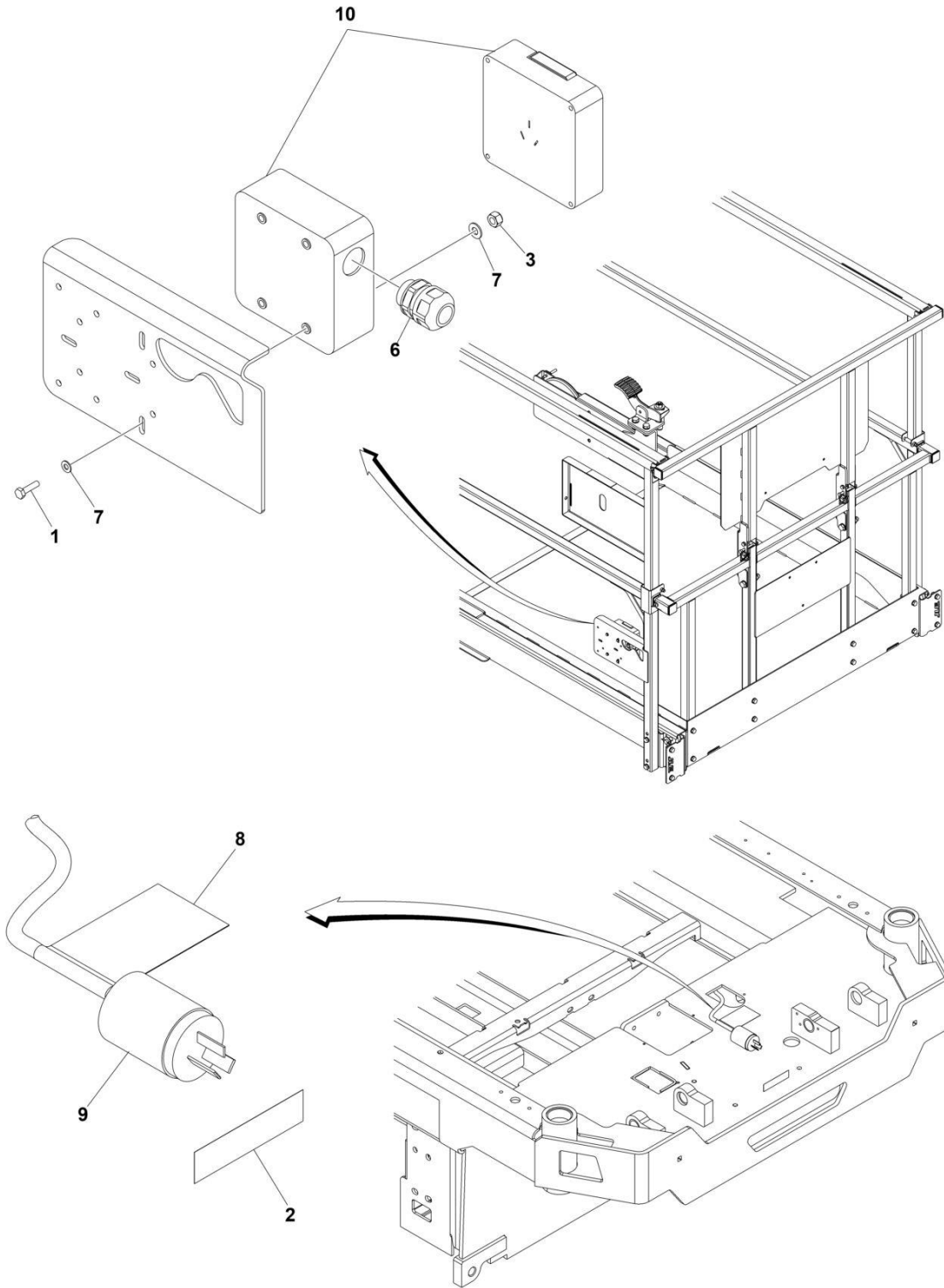
SECTION 6 - ELECTRICAL

FIGURE 6-8. AC BOX AT PLATFORM INSTALLATION - 220V (AUSTRALIAN SPECS)

ITEM	PART NUMBER	QTY	DESCRIPTION	REV
	1001288539	Ref	AC BOX AT PLATFORM INSTALLATION - 220V (AUSTRALIAN SPECS)	B
1	0700814	2	Bolt M8 x 30	
2	0760618	2	Bolt M6 x 50	
3	3290405	13	Nut M4	
4	3290601	2	Nut M6	
5	3290805	2	Nut M8	
6	4010408	13	Screw M4 x 16	
7	4240017	AR	Tie-Strap (Not Shown)	
8	4811400	13	Washer M4	
9	4811700	4	Washer M6	
10	4811900	4	Washer M8	
11	1001097150	1	Terminal	
12	1001102258	1	Decal - AC Label	
13	1001103471	1	Connector Strain Relief 90	
14	1001227267	1	Ground Receptacle Australian - 230V	
15	1001227268	1	Platform Receptacle Australian - 230V	
16	1001244900	1	Bracket	
17	1001245739	1	Box and Breaker Electrical Assembly (See Separate Breakdown in this Section)	
18	1001245744	1	Earth/Ground Link Harness	
19	1001245747	1	Conduit	
20	1001290689	1	Bracket	

SECTION 6 - ELECTRICAL

FIGURE 6-9. AC BOX AT PLATFORM INSTALLATION - 220V CHINA PLUG (ANSI EXPORT & KOREAN SPECS)



ART_1001288538

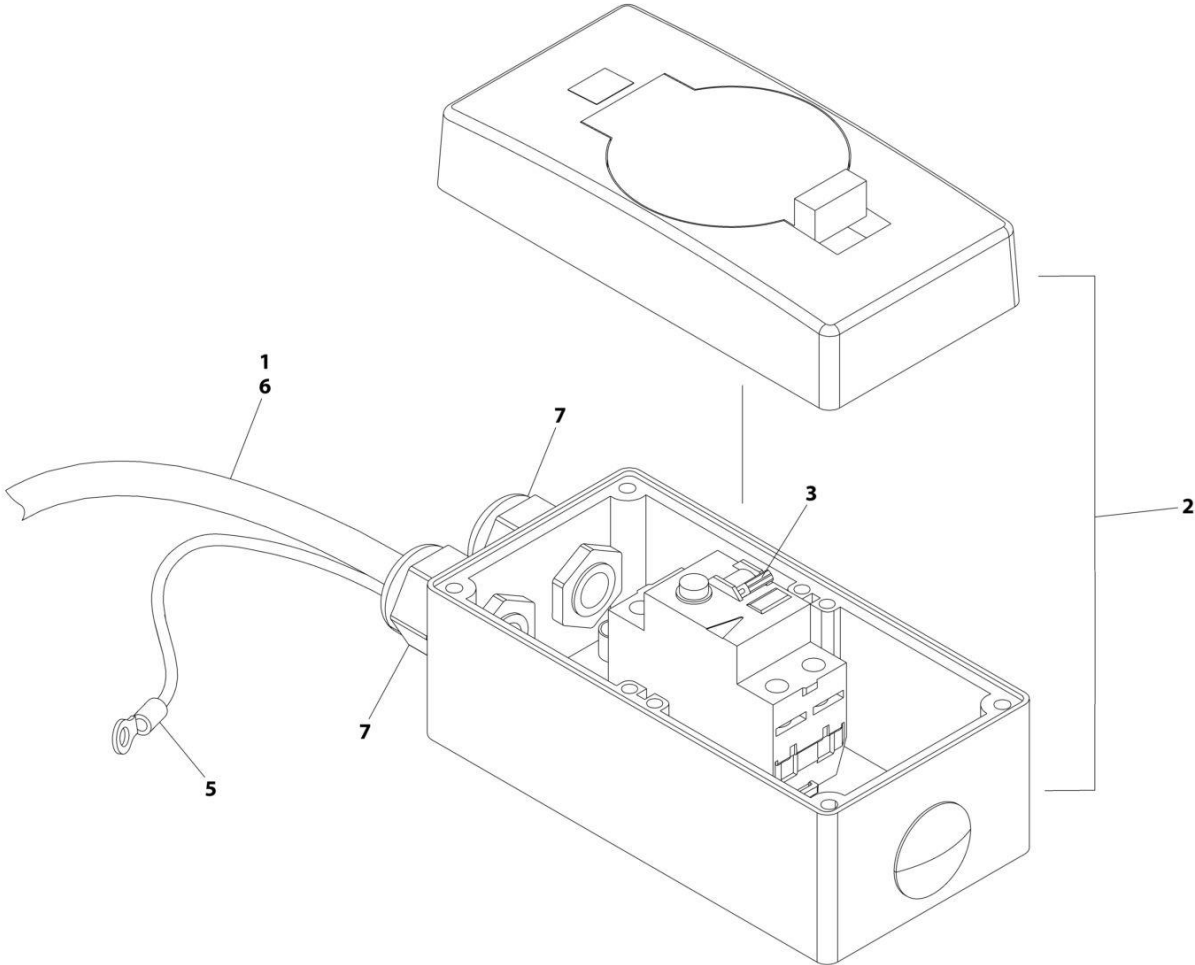
SECTION 6 - ELECTRICAL

FIGURE 6-9. AC BOX AT PLATFORM INSTALLATION - 220V CHINA PLUG (ANSI EXPORT & KOREAN SPECS)

ITEM	PART NUMBER	QTY	DESCRIPTION	REV
	1001288538	Ref	AC BOX AT PLATFORM INSTALLATION - 220V CHINA PLUG	B
1	0760408	4	Bolt M4 x 16	
2	3252507	1	Decal - 220 Volt	
3	3290405	4	Nut M4	
4	4240017	AR	Tie-Strap (Not Shown)	
5	4460315	1	Terminal (Not Shown)	
6	4460968	1	Connector, Strain Relief	
7	4811400	8	Washer M4	
8	1001102258	1	Decal - AC Label	
9	1001187816	1	Plug	
10	1001188116	1	Box	

SECTION 6 - ELECTRICAL

FIGURE 6-10. BREAKER BOX KIT (AUSTRALIAN SPECS)



ART_1001245739

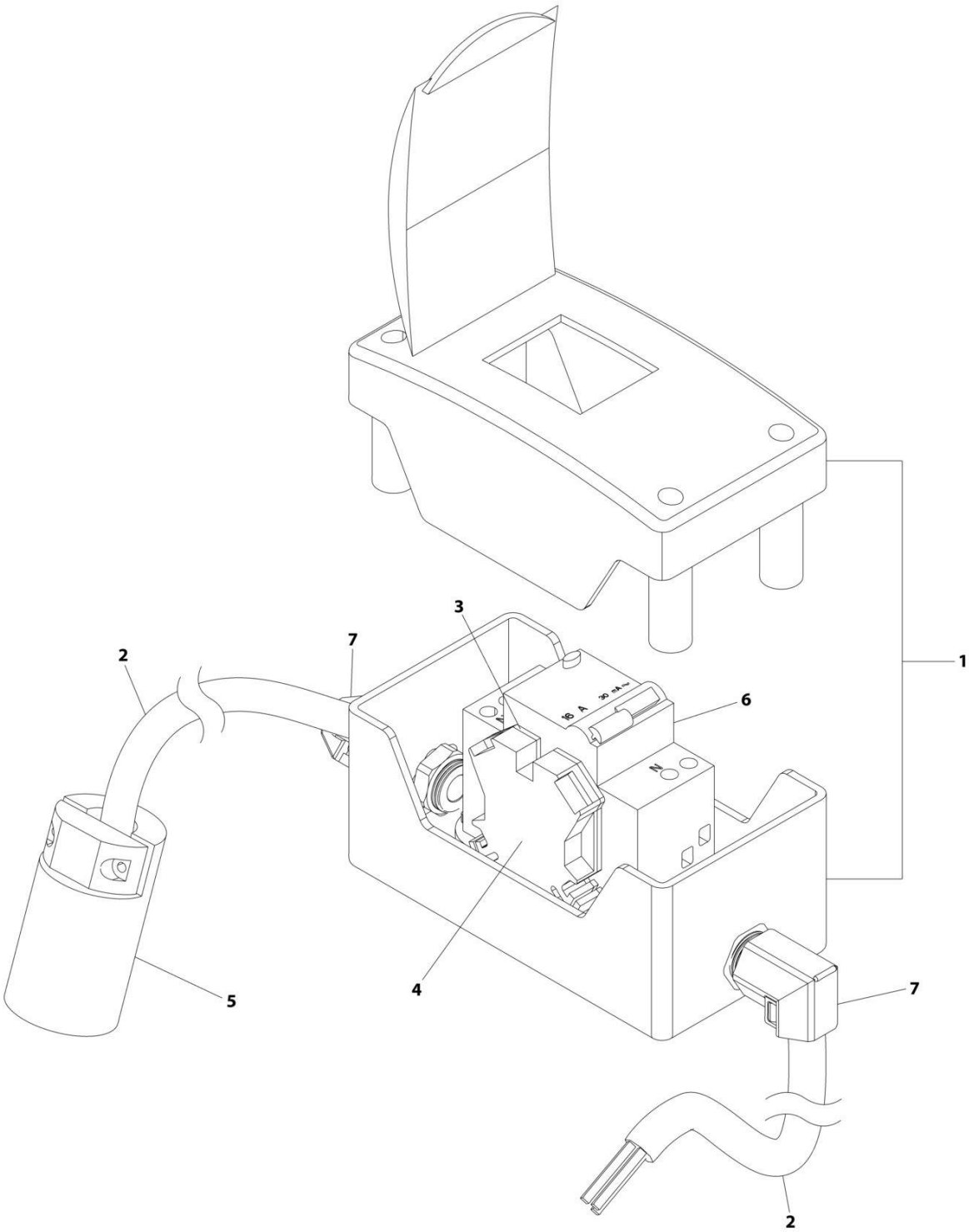
SECTION 6 - ELECTRICAL

FIGURE 6-10. BREAKER BOX KIT (AUSTRALIAN SPECS)

ITEM	PART NUMBER	QTY	DESCRIPTION	REV
1	1001245739	Ref	BREAKER BOX KIT	B
	1060908	825 mm/ 32.5in	Cable	
2	1001227269	1	Enclosure	
3	1001228191	1	Breaker	
4	1001245743	1	Terminal (Not Shown)	
5	1001245744	1	Earth/Ground Link Harness	
6	1001125927	1	Conduit	
7	1001097150	2	Connector	

SECTION 6 - ELECTRICAL

FIGURE 6-11. BREAKER BOX KIT WITH 1 DOUBLE BREAKER (CE & UK CA SPECS)



ART_1001209776

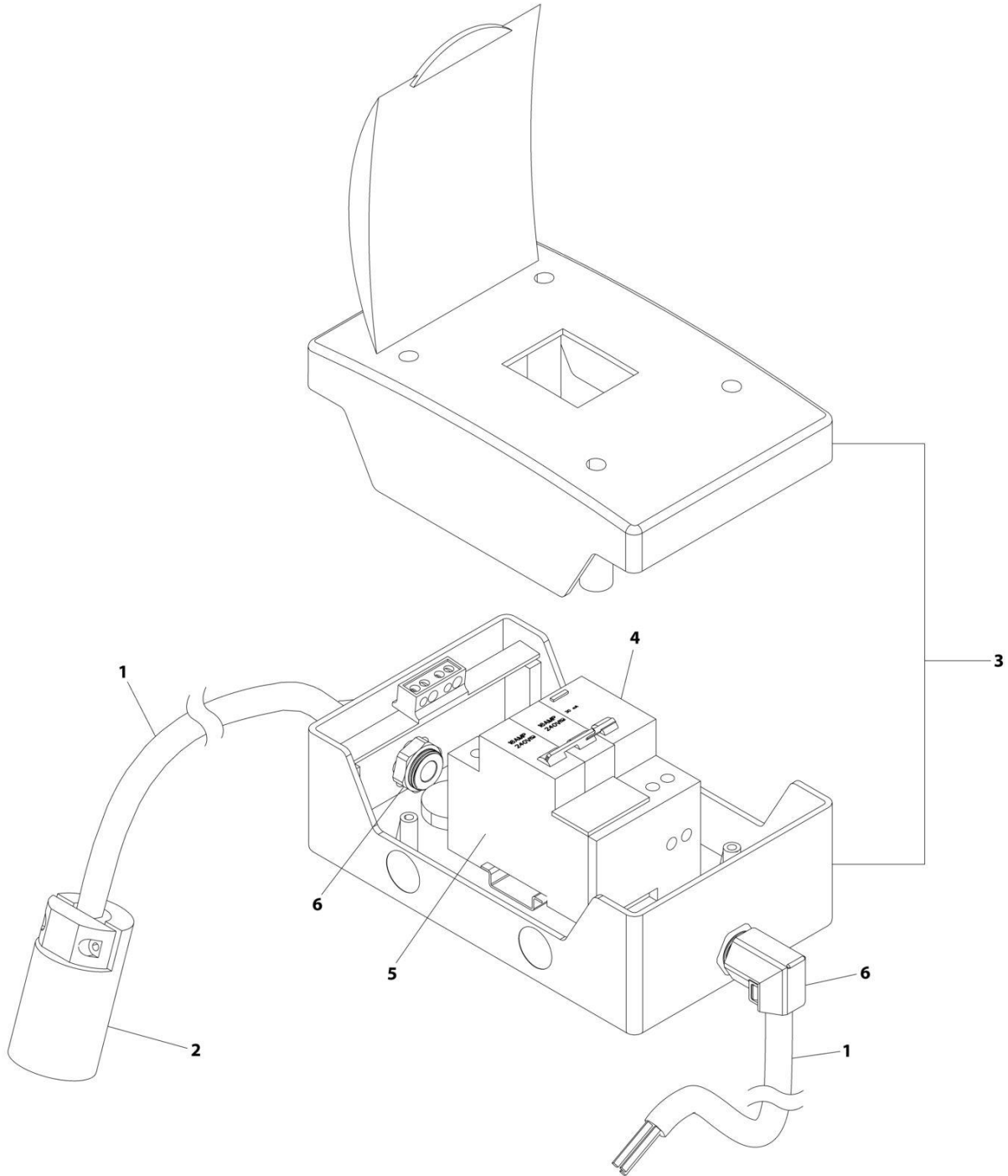
SECTION 6 - ELECTRICAL

FIGURE 6-11. BREAKER BOX KIT WITH 1 DOUBLE BREAKER (CE & UK CA SPECS)

ITEM	PART NUMBER	QTY	DESCRIPTION	REV
	1001209776	Ref	BREAKER BOX KIT WITH 1 DOUBLE BREAKER	F
1	0861880	1	Box	
2	1060908	126 in /3.2m	Cable, 12/3	
3	4460956	1	Barrier, Terminal	
4	4460957	1	Block, Terminal	
5	1001120205	1	Connector, Female Twist	
6	1001181045	1	Breaker 30mAmp/16 Amp	
7	1001217164	2	Connector, Strain Relief 90	

SECTION 6 - ELECTRICAL

FIGURE 6-12. BREAKER BOX KIT WITH 3 BREAKERS (CE & UK CA SPECS)



ART_1001209482

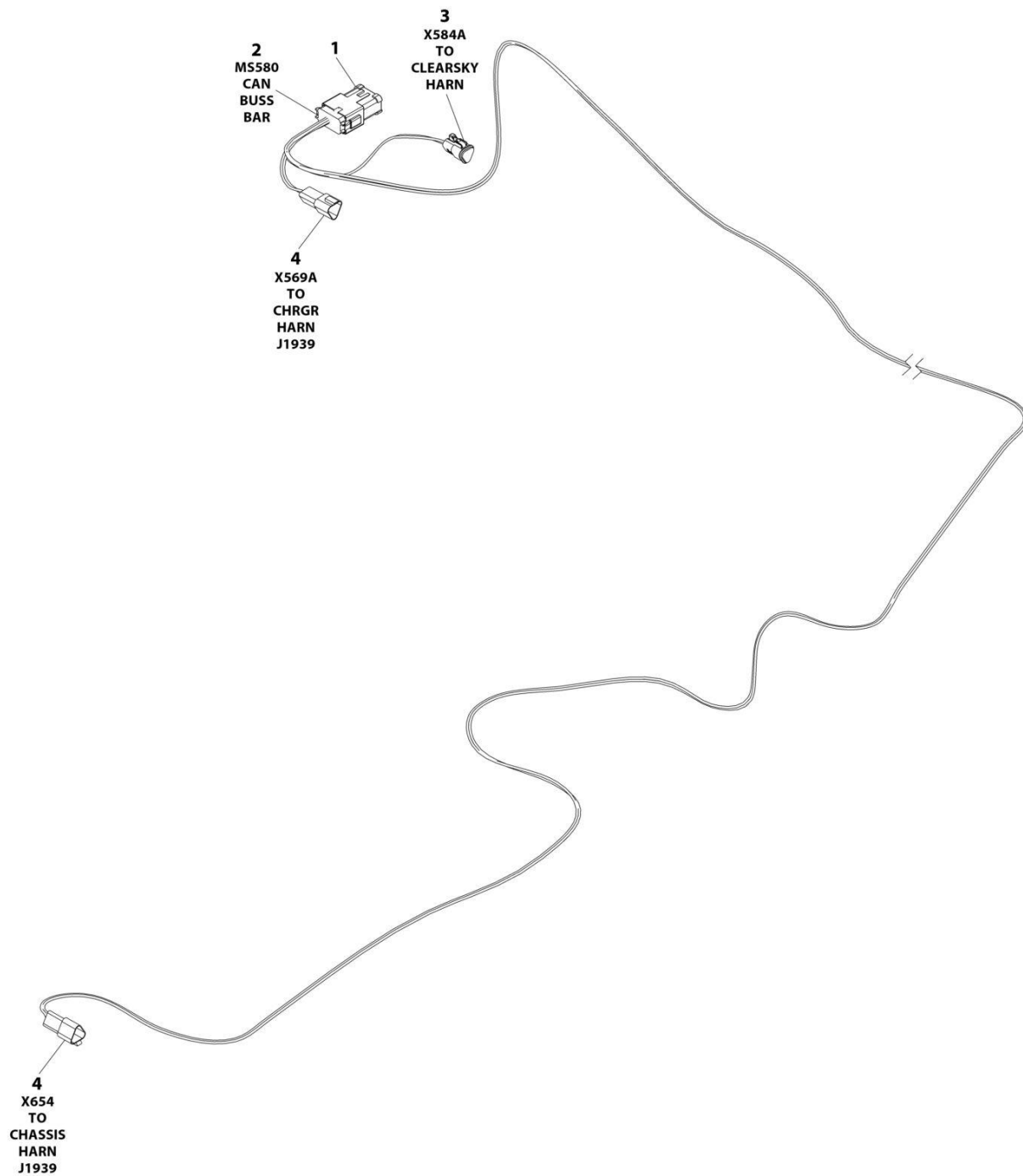
SECTION 6 - ELECTRICAL

FIGURE 6-12. BREAKER BOX KIT WITH 3 BREAKERS (CE & UK CA SPECS)

ITEM	PART NUMBER	QTY	DESCRIPTION	REV
1	1001209482	Ref	BREAKER BOX KIT WITH 3 BREAKERS	G
	1060908	126 in /3.2m	Cable, 12/3	
2	1001120205	1	Connector, Female Twist	
3	1001152483	1	Box	
4	1001189171	1	Breaker, 30mAmp	
5	1001189172	1	Breaker 16 Amp, Double	
6	1001217164	2	Connector, Strain Relief 90	

SECTION 6 - ELECTRICAL

FIGURE 6-13. CAN SPLICE HARNESS



ART_1001254027

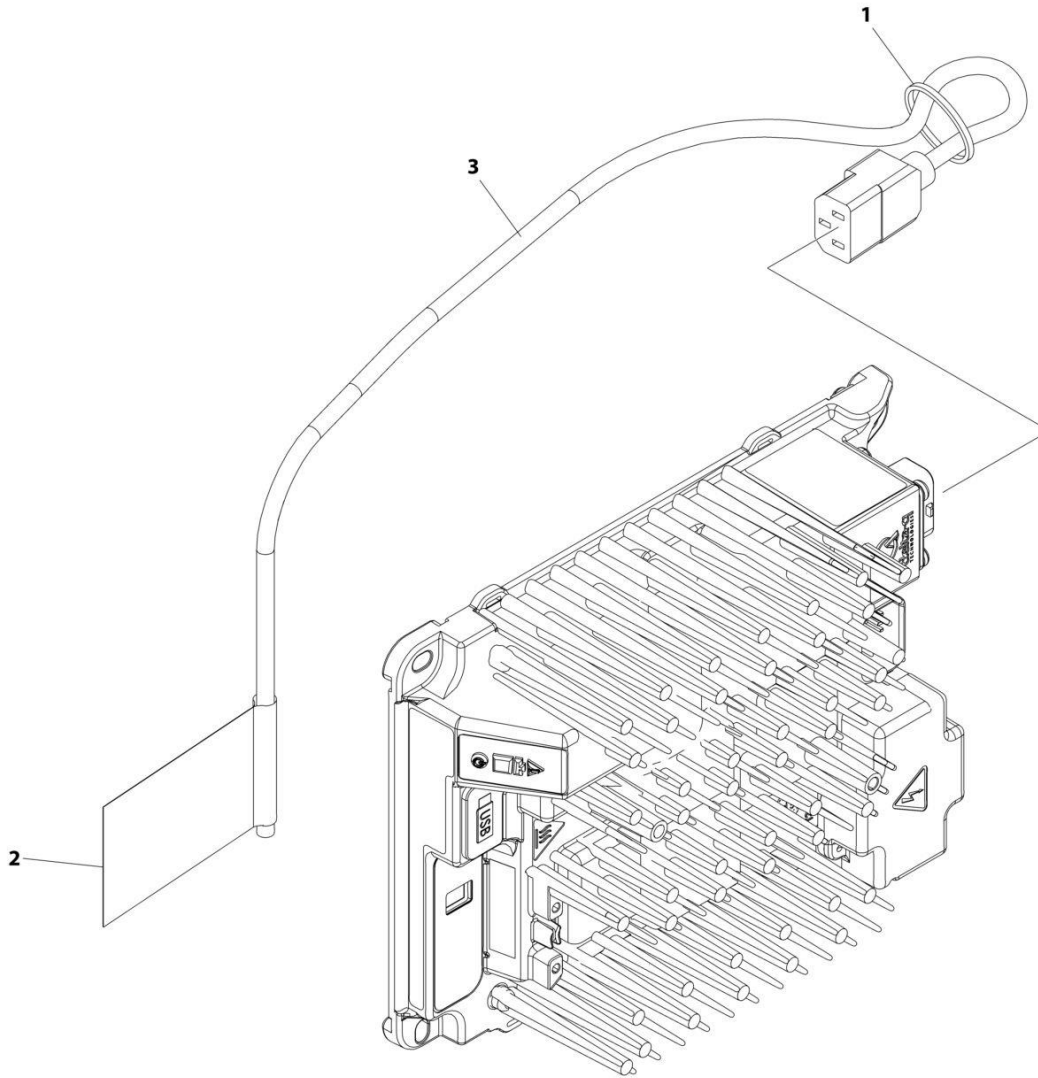
SECTION 6 - ELECTRICAL

FIGURE 6-13. CAN SPLICE HARNESS

ITEM	PART NUMBER	QTY	DESCRIPTION	REV
	1001254027	Ref	CAN SPLICE HARNESS	A
1	1001125677	1	Connector, Bus Bar - 12 Position	
2	4460933	1	Plug, Male - 12 Position	
2	4460944	6	Socket, Female	
2	4460466	6	Plug, Terminal	
3	1001118812	1	Plug, Male - 3 Position	
3	4460944	2	Socket, Female	
3	4460466	1	Plug, Terminal	
4	1001144147	2	Receptacle, Female - 3 Position	
4	4460943	4	Pin, Male	
4	4460466	2	Plug, Terminal	

SECTION 6 - ELECTRICAL

FIGURE 6-14. CHARGER PLUG INSTALLATION - CUSTOMER SUPPLIED PLUG (ALL SPECS)



ART_1001248631

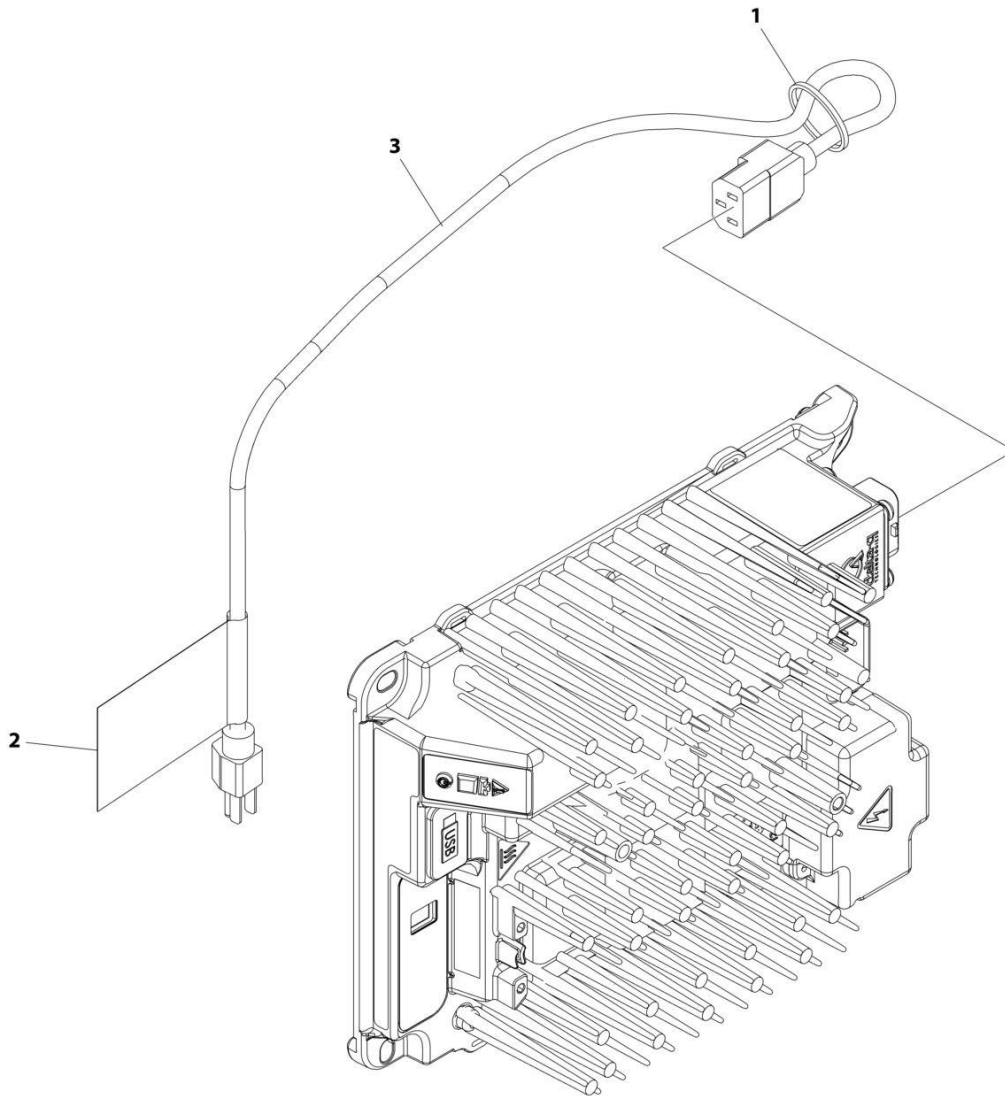
SECTION 6 - ELECTRICAL

FIGURE 6-14. CHARGER PLUG INSTALLATION - CUSTOMER SUPPLIED PLUG (ALL SPECS)

ITEM	PART NUMBER	QTY	DESCRIPTION	REV
	1001248631	Ref	CHARGER PLUG INSTALLATION	B
1	4240017	AR	Tie-Strap	
2	1001102489	1	Decal - Charger	
3	1001207974	1	Cable, Charger Plug (No Plug)	

SECTION 6 - ELECTRICAL

FIGURE 6-15. CHARGER PLUG INSTALLATION - 110V PLUG (ANSI, ANSI EXPORT, JAPAN & CSA SPECS)



ART_1001248632

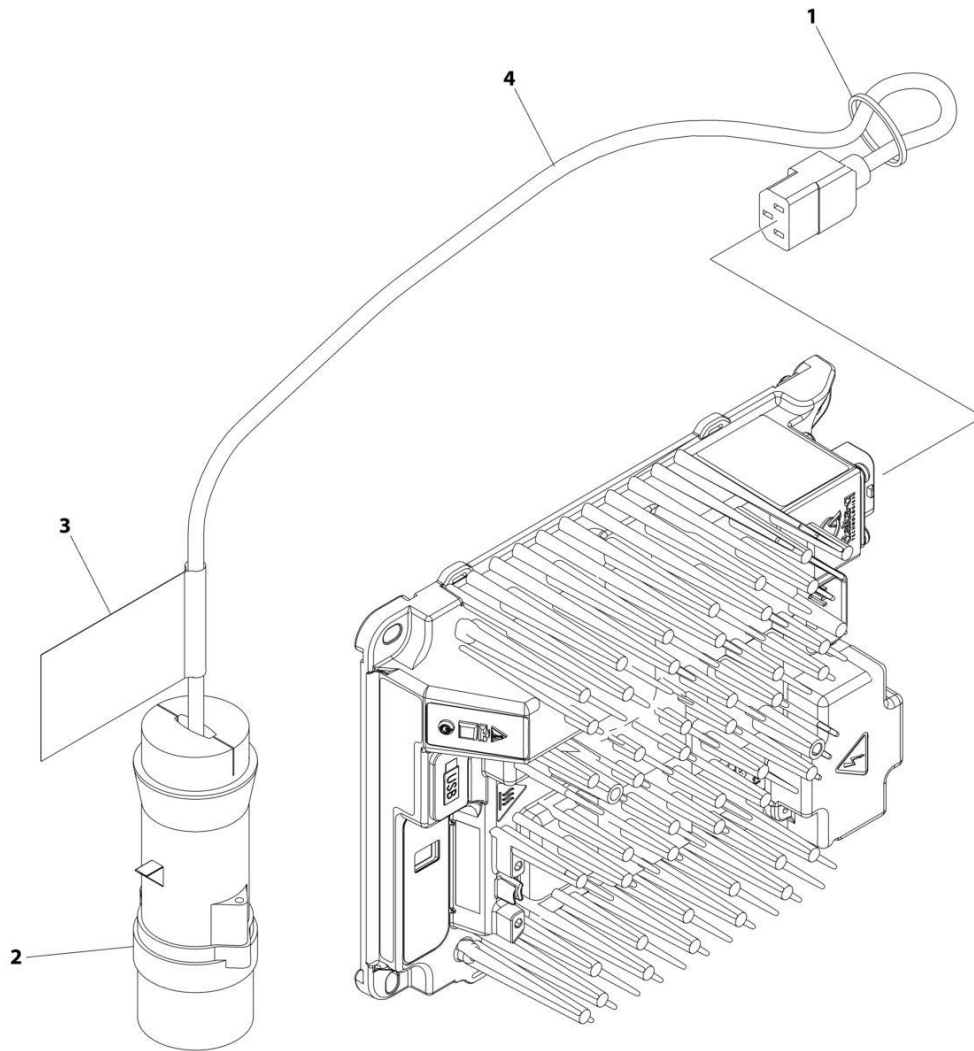
SECTION 6 - ELECTRICAL

FIGURE 6-15. CHARGER PLUG INSTALLATION - 110V PLUG (ANSI, ANSI EXPORT, JAPAN & CSA SPECS)

ITEM	PART NUMBER	QTY	DESCRIPTION	REV
	1001248632	Ref	CHARGER PLUG INSTALLATION	B
1	4240017	AR	Tie-Strap	
2	1001102489	1	Decal - Charger	
3	1001207970	1	Cable, Charger Plug	

SECTION 6 - ELECTRICAL

FIGURE 6-16. CHARGER PLUG INSTALLATION - 110V IEC YELLOW PLUG (CE & UK CA SPECS)



ART_1001258771

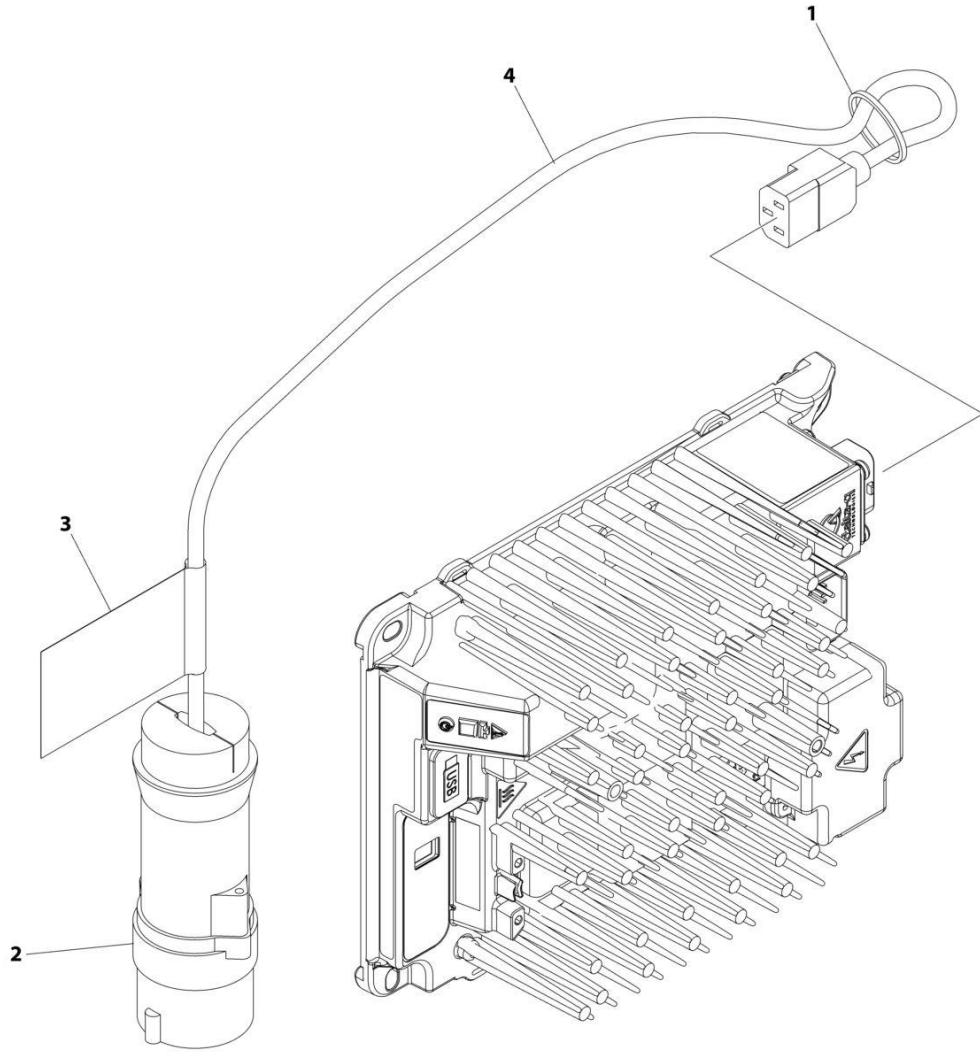
SECTION 6 - ELECTRICAL

FIGURE 6-16. CHARGER PLUG INSTALLATION - 110V IEC YELLOW PLUG (CE & UK CA SPECS)

ITEM	PART NUMBER	QTY	DESCRIPTION	REV
	1001258771	Ref	CHARGER PLUG INSTALLATION	A
1	4240017	AR	Tie-Strap	
2	4461196	1	Terminal	
3	1001102489	1	Decal - Charger	
4	1001207974	1	Cable, Charger Plug (No Plug)	

SECTION 6 - ELECTRICAL

FIGURE 6-17. CHARGER PLUG INSTALLATION - 220V IEC BLUE PLUG (CE & UK CA SPECS)



ART_1001258772

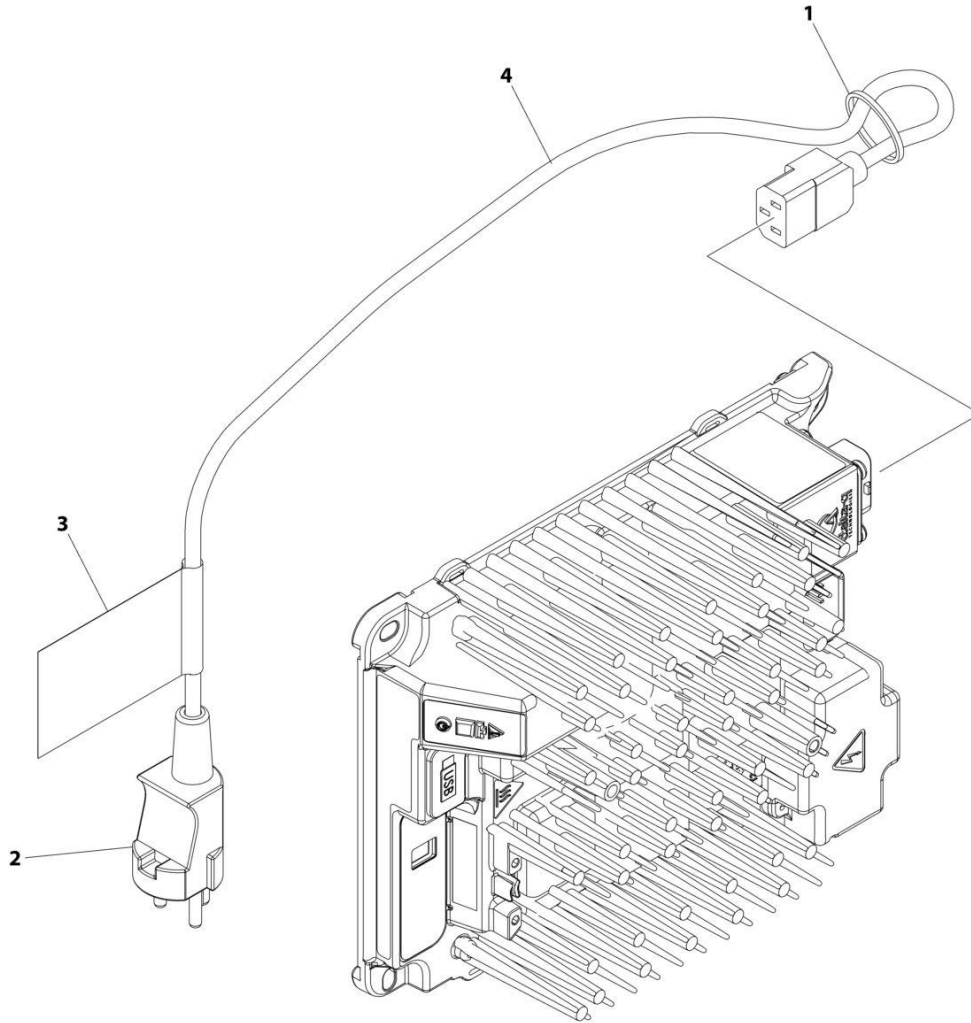
SECTION 6 - ELECTRICAL

FIGURE 6-17. CHARGER PLUG INSTALLATION - 220V IEC BLUE PLUG (CE & UK CA SPECS)

ITEM	PART NUMBER	QTY	DESCRIPTION	REV
	1001258772	Ref	CHARGER PLUG INSTALLATION	A
1	4240017	AR	Tie-Strap	
2	4461199	1	Terminal	
3	1001102489	1	Decal - Charger	
4	1001207974	1	Cable, Charger Plug (No Plug)	

SECTION 6 - ELECTRICAL

FIGURE 6-18. CHARGER PLUG INSTALLATION - 220V AFSINT 107 PLUG (CE & UK CA SPECS)



ART_1001258770

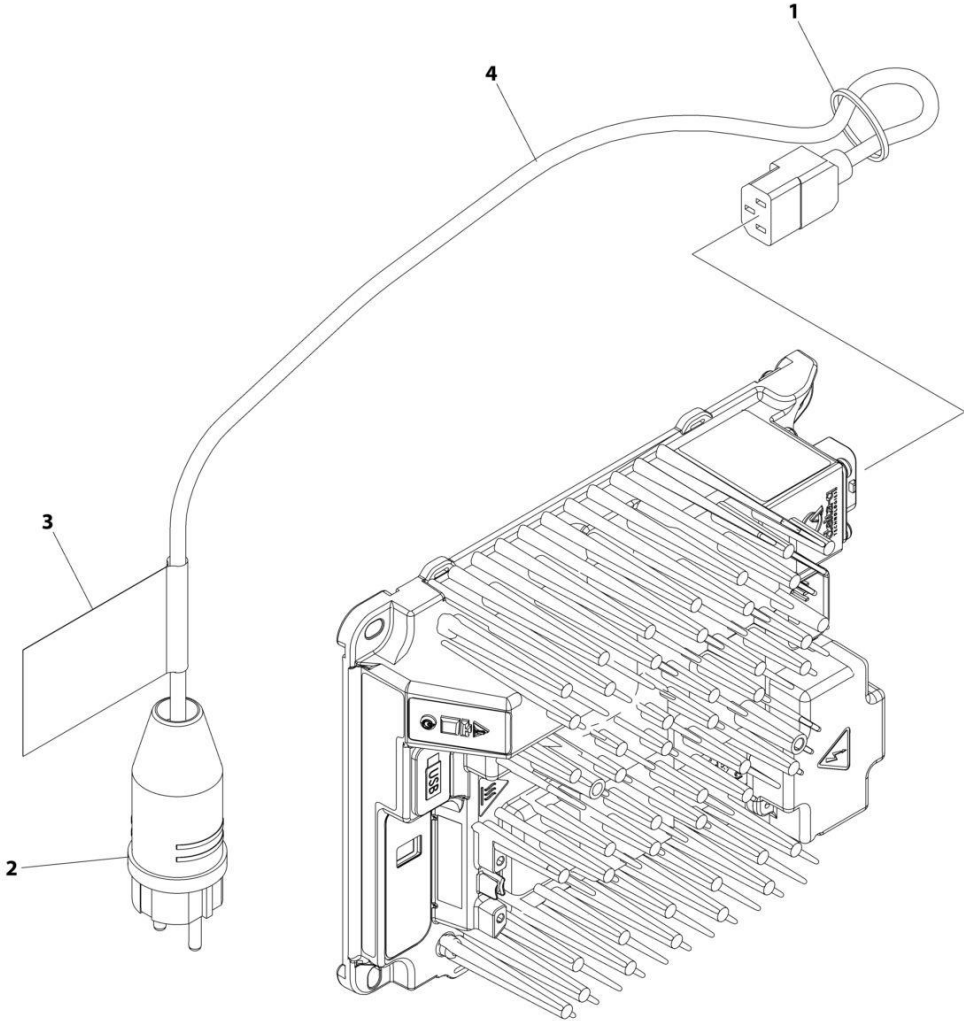
SECTION 6 - ELECTRICAL

FIGURE 6-18. CHARGER PLUG INSTALLATION - 220V AFSINT 107 PLUG (CE & UK CA SPECS)

ITEM	PART NUMBER	QTY	DESCRIPTION	REV
	1001258770	Ref	CHARGER PLUG INSTALLATION	A
1	4240017	AR	Tie-Strap	
2	4461249	1	Terminal	
3	1001102489	1	Decal - Charger	
4	1001207974	1	Cable, Charger Plug (No Plug)	

SECTION 6 - ELECTRICAL

FIGURE 6-19. CHARGER PLUG INSTALLATION - 220V CEE7 PLUG (CE & UK CA SPECS)



ART_1001258768

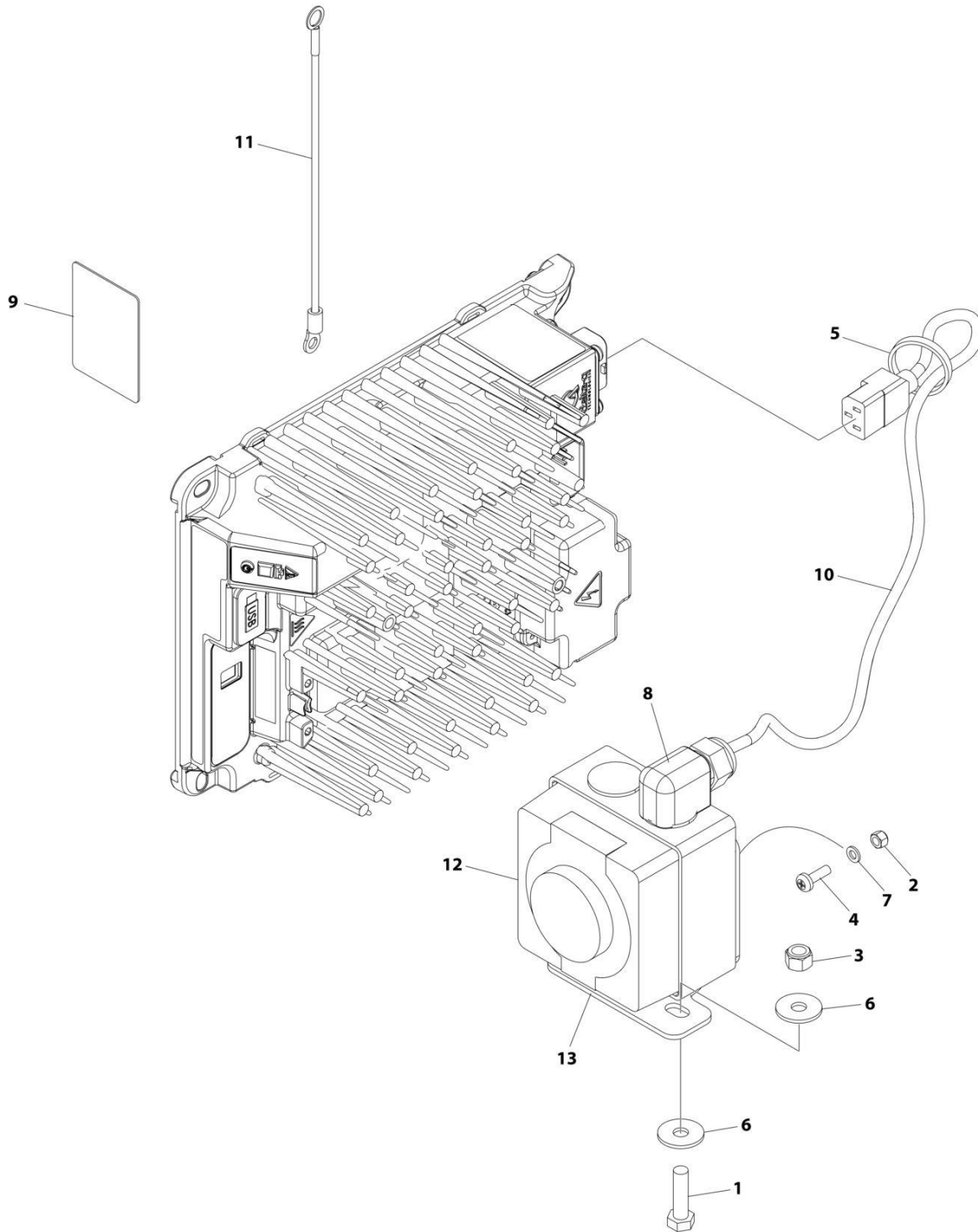
SECTION 6 - ELECTRICAL

FIGURE 6-19. CHARGER PLUG INSTALLATION - 220V CEE7 PLUG (CE & UK CA SPECS)

ITEM	PART NUMBER	QTY	DESCRIPTION	REV
	1001258768	Ref	CHARGER PLUG INSTALLATION	A
1	4240017	AR	Tie-Strap	
2	4461205	1	Terminal	
3	1001102489	1	Decal - Charger	
4	1001207974	1	Cable, Charger Plug (No Plug)	

SECTION 6 - ELECTRICAL

FIGURE 6-20. CHARGER PLUG INSTALLATION (AUSTRALIAN PLUG)



ART_1001248633

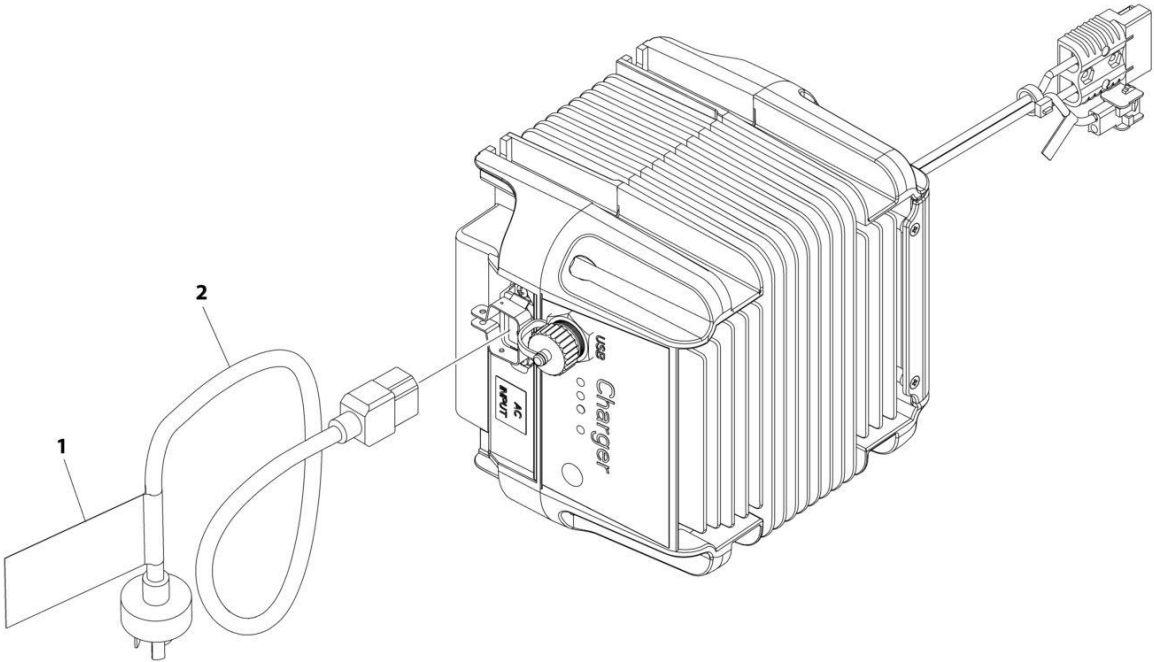
SECTION 6 - ELECTRICAL

FIGURE 6-20. CHARGER PLUG INSTALLATION (AUSTRALIAN PLUG)

ITEM	PART NUMBER	QTY	DESCRIPTION	REV
	1001248633	Ref	CHARGER PLUG INSTALLATION	C
1	0700814	2	Bolt M8 x 30	
2	3290505	4	Nut M5	
3	3290805	2	Nut M8	
4	3900381	4	Screw M5 x 16	
5	4240017	AR	Tie-Strap	
6	4811902	4	Washer M8	
7	4831600	4	Lockwasher M5	
8	1001103471	1	Connector, Strain Relief 90	
9	1001134280	1	Decal - Charger	
10	1001207974	1	Cable, Charger Plug (No Plug)	
11	1001227219	1	Harness, Earth/Ground	
12	1001227267	1	Inlet Socket/Box Assembly	
13	1001256503	1	Bracket	

SECTION 6 - ELECTRICAL

FIGURE 6-21. CHARGER PLUG INSTALLATION (CHINA PLUG)



ART_1001263294

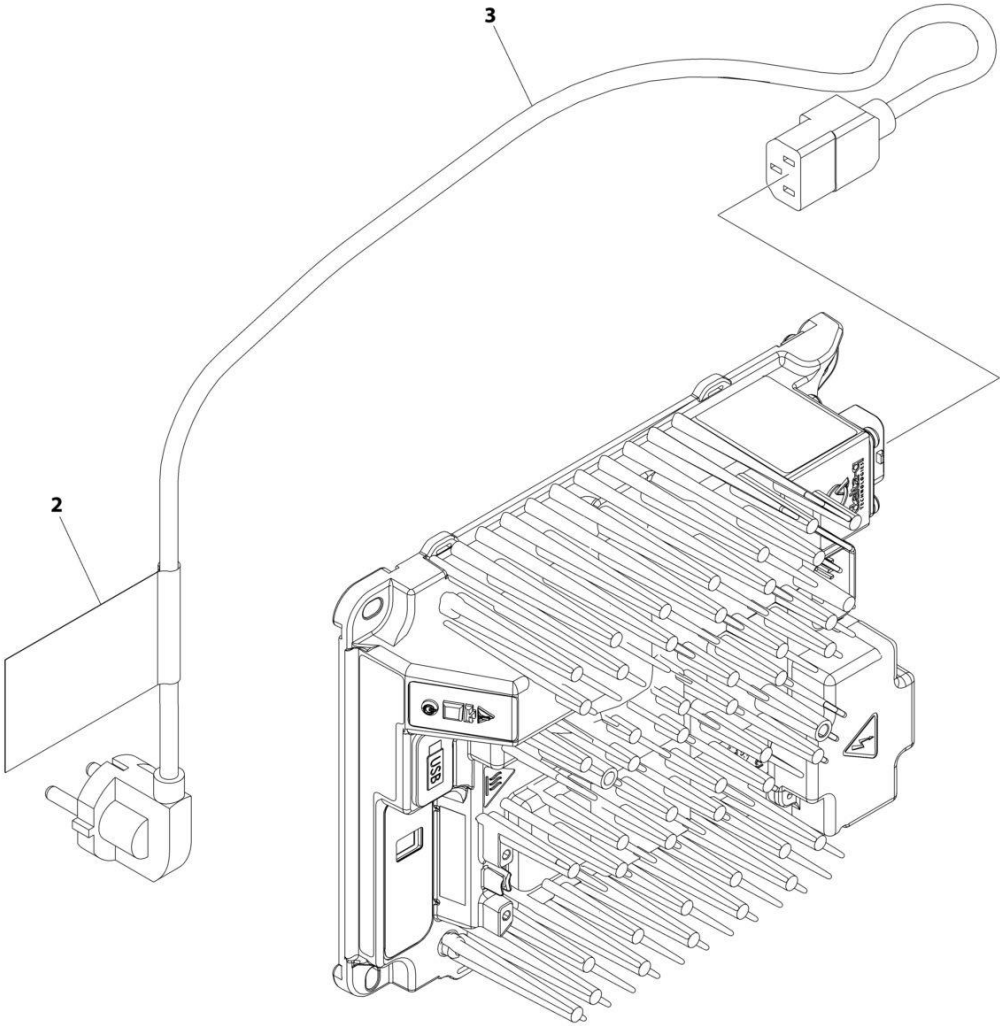
SECTION 6 - ELECTRICAL

FIGURE 6-21. CHARGER PLUG INSTALLATION (CHINA PLUG)

ITEM	PART NUMBER	QTY	DESCRIPTION	REV
	1001263294	Ref	CHARGER PLUG INSTALLATION	A
1	1001102489	1	Decal - Charger Label	
2	1001207973	1	Cable, Charger AC Input	

SECTION 6 - ELECTRICAL

FIGURE 6-22. CHARGER PLUG INSTALLATION (KOREAN PLUG)



ART_1001248634

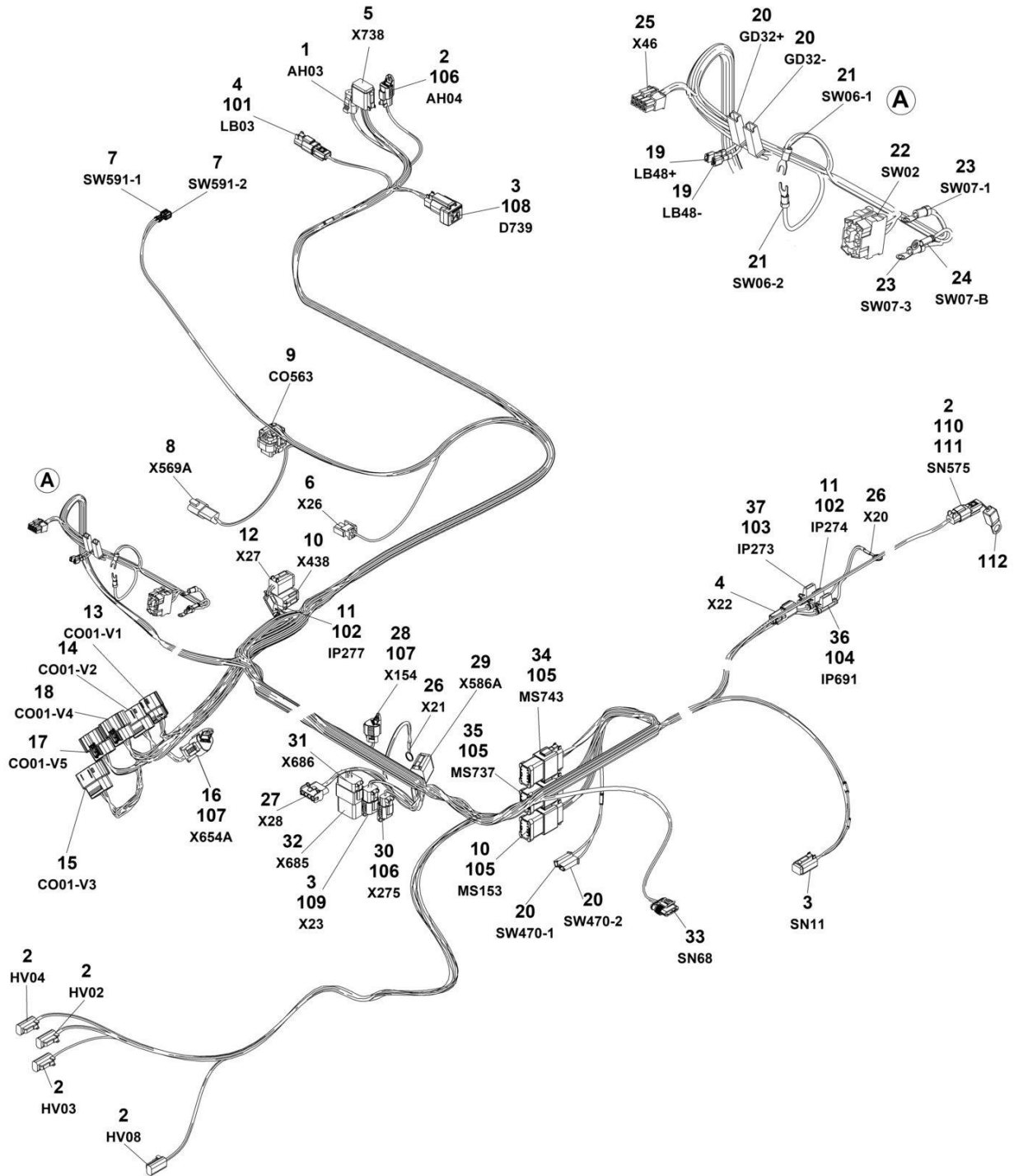
SECTION 6 - ELECTRICAL

FIGURE 6-22. CHARGER PLUG INSTALLATION (KOREAN PLUG)

ITEM	PART NUMBER	QTY	DESCRIPTION	REV
	1001248634	Ref	CHARGER PLUG INSTALLATION	A
1	4240017	AR	Tie-Strap (Not Shown)	
2	1001102489	1	Decal - Charger Label	
3	1001221949	1	Cable, Charger AC Input	

SECTION 6 - ELECTRICAL

FIGURE 6-23. CHASSIS HARNESS



ART_1001289305

SECTION 6 - ELECTRICAL

FIGURE 6-23. CHASSIS HARNESS

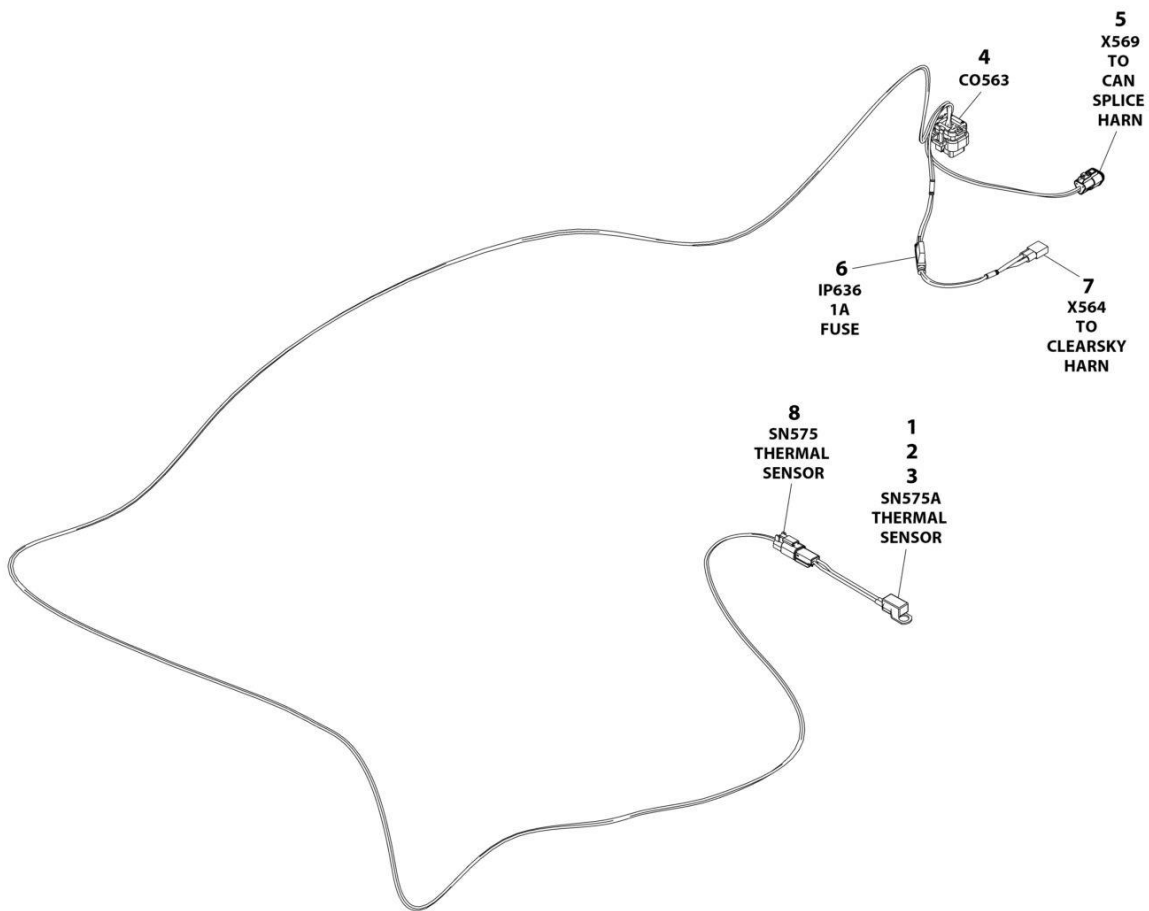
ITEM	PART NUMBER	QTY	DESCRIPTION	REV
	1001289305	Ref	CHASSIS HARNESS	B
1	4460539	1	Connector	
1	4460465	3	Socket	
2	4460891	5	Connector	
2	4460465	10	Socket	
3	4460884	3	Connector	
3	4460465	12	Socket	
4	4460897	2	Connector	
4	4460464	4	Pin	
5	4460930	1	Connector	
5	4460465	8	Socket	
6	4460320	1	Connector	
6	4460226	1	Socket	
7	1001194421	2	Socket	
8	1001144147	1	Connector	
8	4460943	2	Pin	
8	4460466	1	Plug	
9	4460872	1	Connector	
9	4460871	6	Socket	
9	4460905	8	Plug	
10	4460933	2	Connector	
10	4460465	20	Socket	
11	2400060	2	Fuseholder	
12	4460894	1	Connector	
12	4460465	4	Socket (Nickel)	
12	4460944	6	Socket (Gold)	
13	1001205409	1	Connector	
13	1001162887	8	Socket	
14	1001205410	1	Connector	
14	1001162887	13	Socket	
14	1001163340	7	Plug	
15	1001162886	1	Connector	
15	1001162887	9	Socket	
15	1001163340	11	Plug	
16	4460965	1	Connector	
16	4460944	2	Socket	
16	4460966	1	Plug	
17	1001205412	1	Connector	
17	1001162887	15	Socket	
17	1001163340	5	Plug	
18	1001205411	1	Connector	
18	1001162887	17	Socket	
18	1001163340	1	Plug	
19	1001201885	2	Socket	
20	4460260	4	Connector	
20	4460259	4	Socket	
22	4460418	1	Connector	
21	4460115	4	Terminal, Fork	
23	4460042	2	Terminal, Ring	
24	4460247	1	Terminal, Ring	

SECTION 6 - ELECTRICAL

ITEM	PART NUMBER	QTY	DESCRIPTION	REV
25	1001151629	1	Connector	
25	4461023	2	Socket (Gold)	
25	4460877	2	Socket (Tin)	
26	4460019	2	Terminal, Ring	
27	4460761	1	Connector	
27	4460227	4	Pin	
28	1001116812	1	Connector	
28	4460944	2	Socket	
28	4460466	1	Plug	
29	4460930	1	Connector	
29	4460465	4	Socket (Nickel)	
29	4460944	2	Socket (Gold)	
29	4460466	2	Plug	
30	4460891	1	Connector	
30	4460465	1	Socket	
30	4460466	1	Plug	
31	4460933	1	Connector	
31	4460465	11	Socket	
31	4460466	1	Plug	
32	4460970	1	Connector	
32	4460466	8	Plug	
32	4460464	4	Pin	
33	1001103012	1	Connector	
33	1001196589	4	Socket	
33	1001104498	4	Seal	
34	4460933	1	Connector	
34	4460465	8	Socket	
34	4460466	4	Plug	
35	4460933	1	Connector	
35	4460465	12	Socket	
36	2400060	1	Fuseholder	
37	2400060	1	Fuseholder	
101	4460891	1	Connector	
102	8229242	2	Fuse 5 AMP	
103	8229244	1	Fuse 15 AMP	
104	80983191	1	Fuse 10 AMP	
105	1001125677	3	Cap	
106	1001144295	2	Cap	
107	1001144296	2	Cap	
108	1001152266	1	Connector	
109	1001192401	1	Cap	
110	4460464	2	Pin	
111	4460897	1	Cap	
112	1001102771	1	Sensor	

SECTION 6 - ELECTRICAL

FIGURE 6-24. CHARGER HARNESS



ART_1001254028

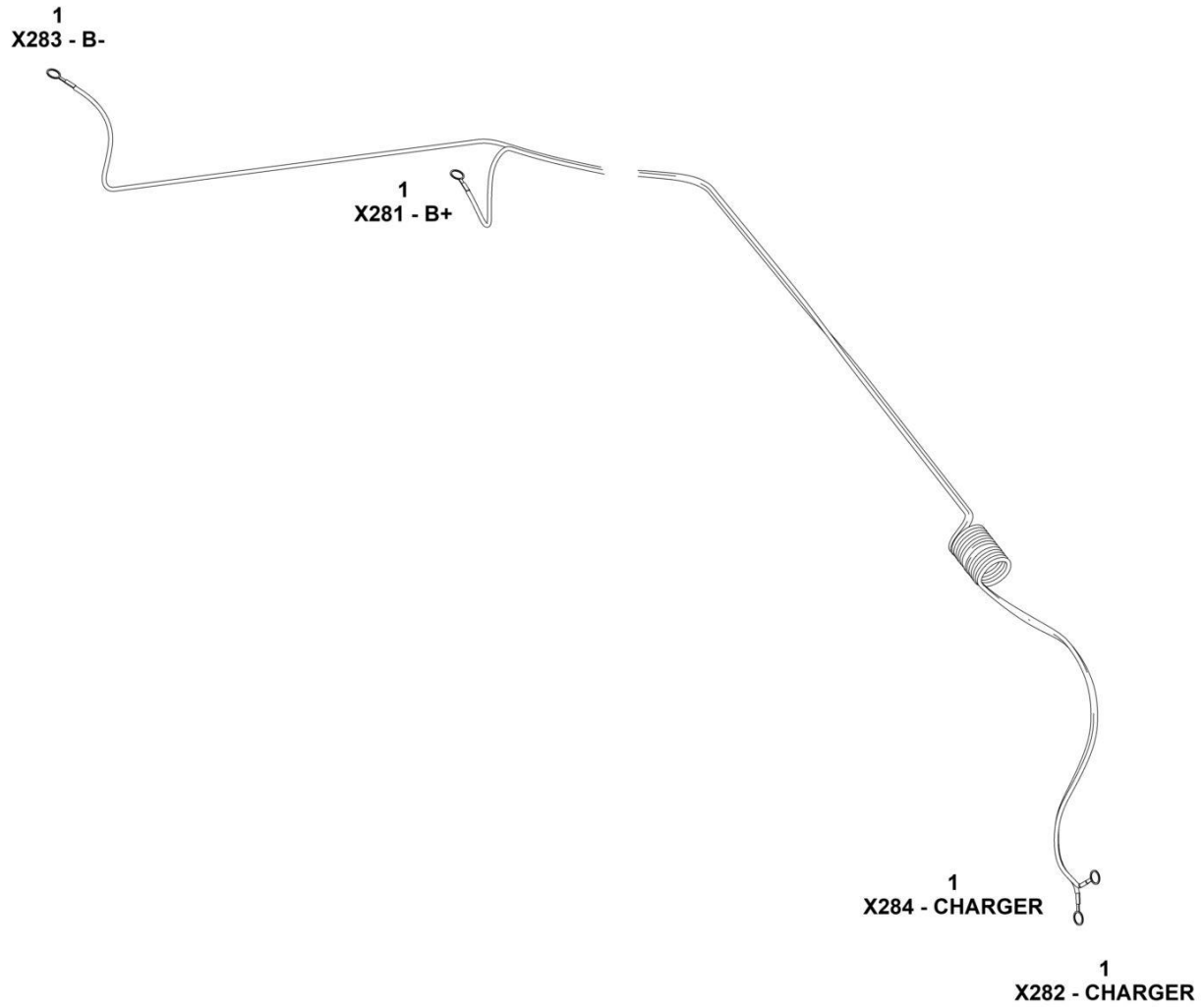
SECTION 6 - ELECTRICAL

FIGURE 6-24. CHARGER HARNESS

ITEM	PART NUMBER	QTY	DESCRIPTION	REV
	1001254028	Ref	CHARGER HARNESS	A
1	4460464	2	Pin, Male	
2	4460897	1	Receptacle, Female - 2 Position	
3	1001102771	1	Sensor, Temperature	
4	4460872	1	Connector - 14 Position	
4	4460871	6	Terminal	
4	4460905	8	Plug, Terminal	
5	1001116812	1	Plug, Male - 3 Position	
5	4460944	2	Socket, Female	
5	4460466	1	Plug, Terminal	
6	2400060	1	Fuseholder With Cover	
6	1001228388	1	Fuse 1A	
7	4460424	1	Receptacle, Female - 2 Position	
7	4460227	2	Pin, Male	
8	4460891	1	Plug, Male - 2 Position	
8	4460465	2	Socket, Female	

SECTION 6 - ELECTRICAL

FIGURE 6-25. CHARGER CONNECTION HARNESS



ART_1001256642

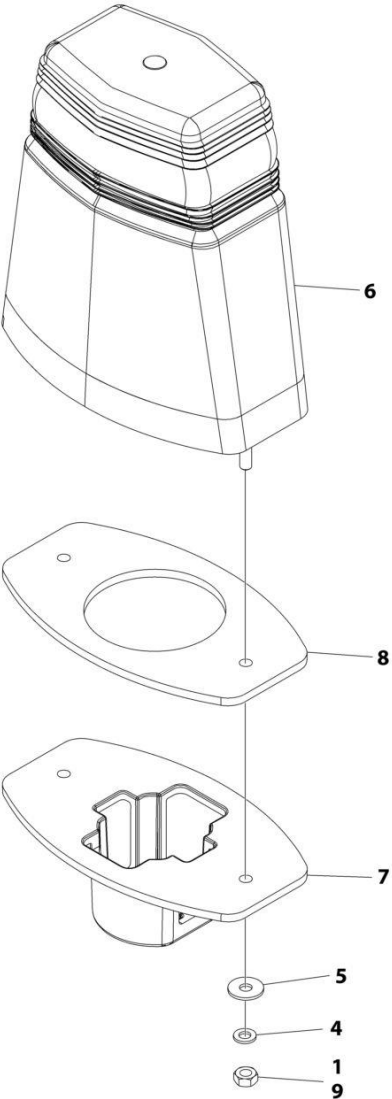
SECTION 6 - ELECTRICAL

FIGURE 6-25. CHARGER CONNECTION HARNESS

ITEM	PART NUMBER	QTY	DESCRIPTION	REV
	1001256642	Ref	Battery Charger to DC Connection Cable (See Separate Breakdown in ELECTRICAL Section)	C
1	4460019	AR	Terminal, Ring (3/8IN)	
1	4460312	AR	Terminal, Ring (1/4IN)	

SECTION 6 - ELECTRICAL

FIGURE 6-26. CLEARSKY INSTALLATION



ART_1001293998

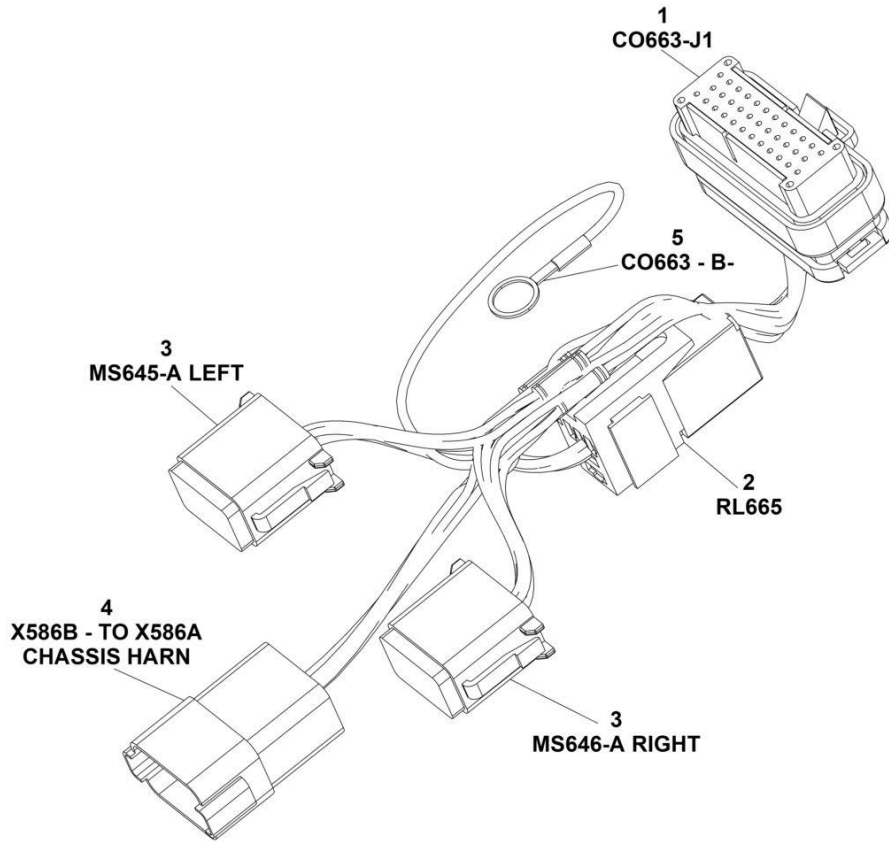
SECTION 6 - ELECTRICAL

FIGURE 6-26. CLEARSKY INSTALLATION

ITEM	PART NUMBER	QTY	DESCRIPTION	REV
	1001293998	Ref	CLEARSKY INSTALLATION	B
1	0100011	AR	Compound, Locking	
4	4831400	1	Washer, Lock M4	
5	1001091102	1	Washer M4	
6	1001280661	1	Control, ClearSky (Note: Re-calibration required when replaced)	
7	1001289648	1	Plate, Anti-Tamper	
8	1001291056	1	Gasket	
9	3290401	1	Nut M4	

SECTION 6 - ELECTRICAL

FIGURE 6-27. DRIVE CONTROL HARNESS



ART_1001298691

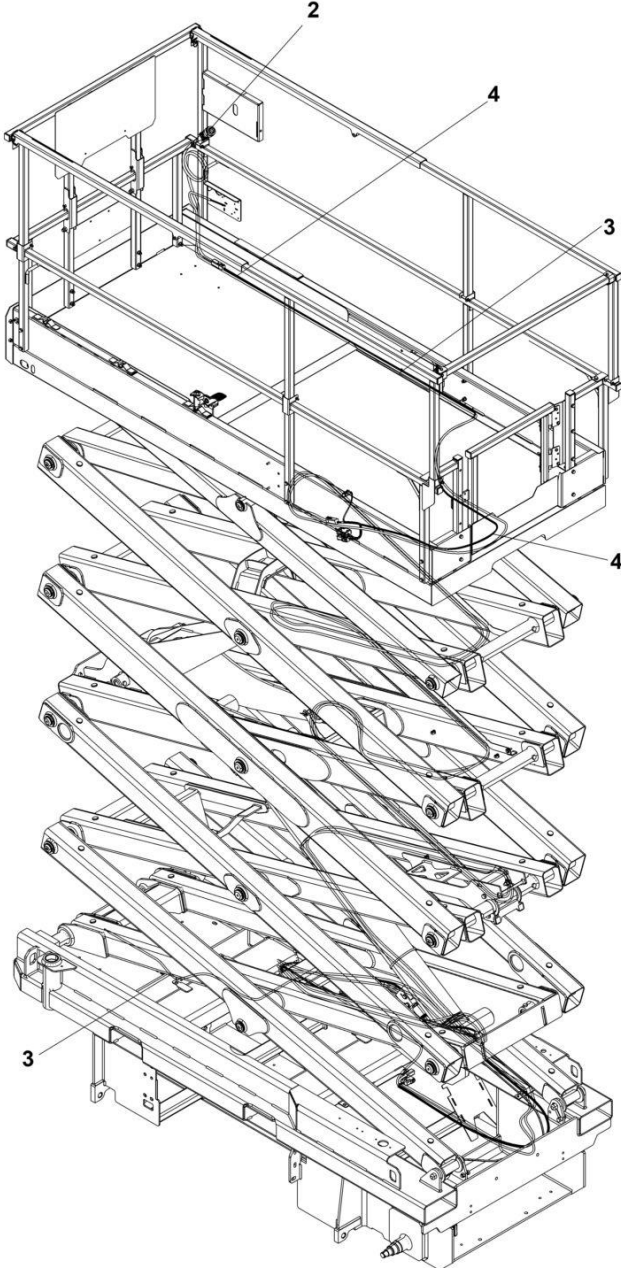
SECTION 6 - ELECTRICAL

FIGURE 6-27. DRIVE CONTROL HARNESS

ITEM	PART NUMBER	QTY	DESCRIPTION	REV
	1001298691	Ref	DRIVE CONTROL HARNESS	A
1	4460873	1	Connector	
1	4460871	15	Socket	
1	4460905	20	Plug	
2	1001186432	1	Relay	
2	1001118384	2	Socket (.250)	
2	1001118388	2	Socket (.187)	
3	4460930	2	Connector	
3	4460465	14	Socket	
3	4460466	2	Plug	
4	4460931	1	Connector	
4	4460464	4	Pin (Nickel)	
4	4460943	2	Pin (Gold)	
4	4460466	2	Plug	
5	4460703	1	Terminal, Ring	

SECTION 6 - ELECTRICAL

FIGURE 6-28. GROUND TO PLATFORM CABLE INSTALLATION - WITH STRAIGHT PLATFORM CABLE (PAIGE - PLATFORM POWER HARNESS 100128881)



ART_1001288526

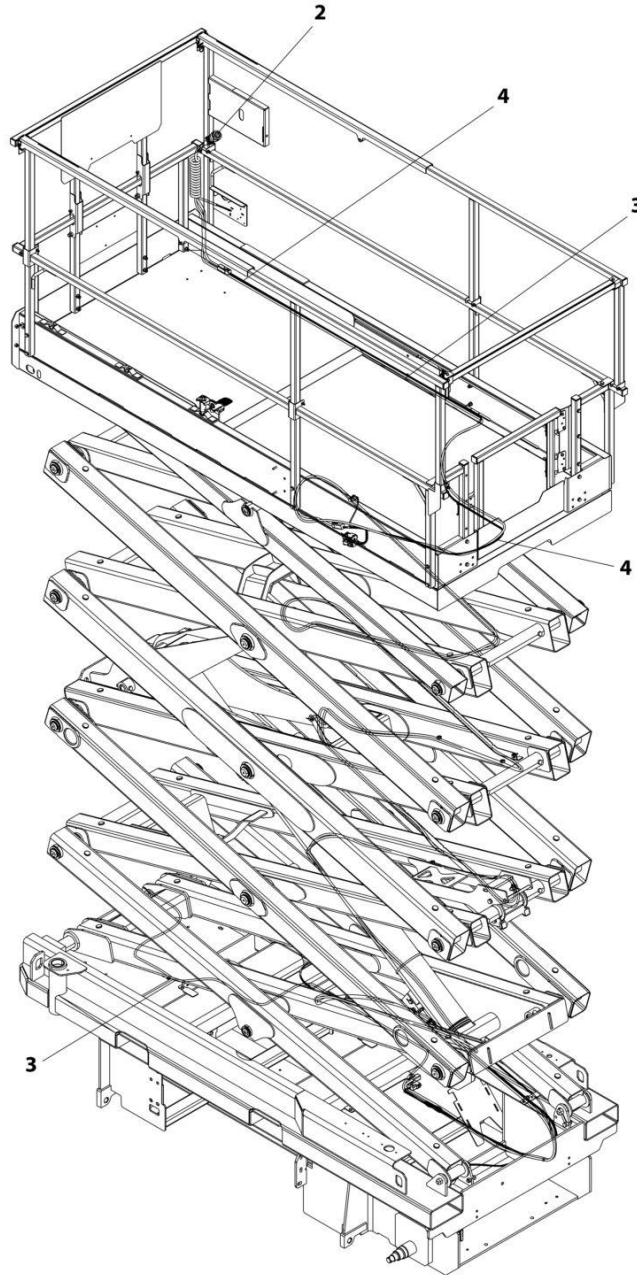
SECTION 6 - ELECTRICAL

FIGURE 6-28. GROUND TO PLATFORM CABLE INSTALLATION - WITH STRAIGHT PLATFORM CABLE (PAIGE - PLATFORM POWER HARNESS 1001288881)

ITEM	PART NUMBER	QTY	DESCRIPTION	REV
	1001288526	Ref	GROUND TO PLATFORM CABLE INSTALLATION	D
1	4240017	AR	Tie-Strap (Not Shown)	
2	1001200812	1	Harness, Platform Control (See Separate Breakdown in ELECTRICAL Section)	
3	1001288881	1	Harness, Platform Power (See Separate Breakdown in ELECTRICAL Section)	
4	1001289209	1	Harness, Tilt Sensor (See Separate Breakdown in ELECTRICAL Section)	

SECTION 6 - ELECTRICAL

FIGURE 6-29. GROUND TO PLATFORM CABLE INSTALLATION - WITH COILED PLATFORM CABLE
(PAIGE - PLATFORM POWER HARNESS 100128881)



ART_1001288527

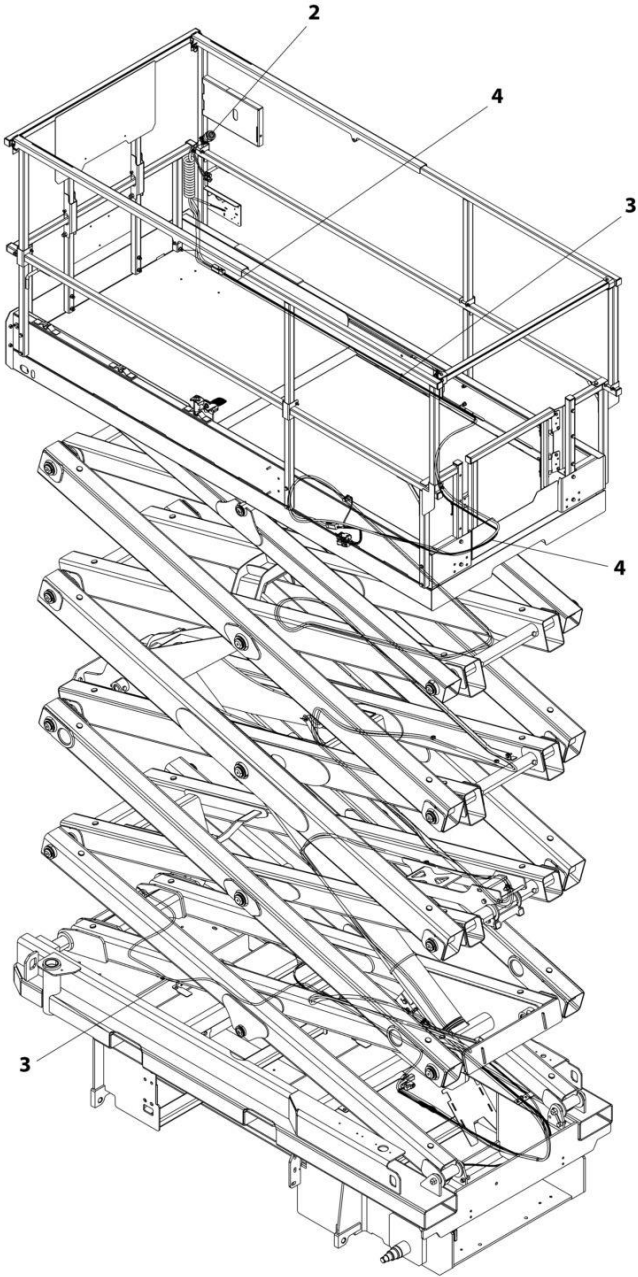
SECTION 6 - ELECTRICAL

**FIGURE 6-29. GROUND TO PLATFORM CABLE INSTALLATION - WITH COILED PLATFORM CABLE
(PAIGE - PLATFORM POWER HARNESS 1001288881)**

ITEM	PART NUMBER	QTY	DESCRIPTION	REV
	1001288527	Ref	GROUND TO PLATFORM CABLE INSTALLATION - WITH COILED PLATFORM CABLE	C
1	4240017	AR	Tie-Strap (Not Shown)	
2	1001202184	1	Harness, Platform Control (See Separate Breakdown in ELECTRICAL Section)	
3	1001288881	1	Harness, Platform Power (See Separate Breakdown in ELECTRICAL Section)	
4	1001289209	1	Harness, Tilt Sensor (See Separate Breakdown in ELECTRICAL Section)	

SECTION 6 - ELECTRICAL

FIGURE 6-30. GROUND TO PLATFORM CABLE INSTALLATION - WITH COILED PLATFORM CABLE (FTSW) (PAIGE - PLATFORM POWER HARNESS 100128881)



ART_1001288528

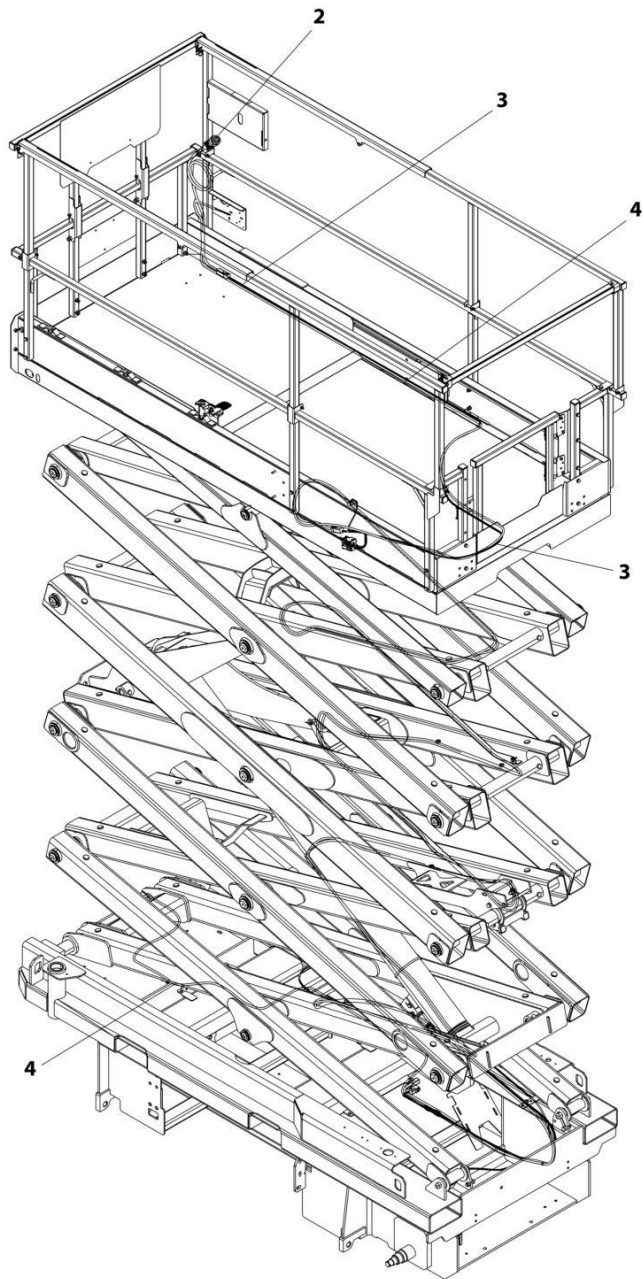
SECTION 6 - ELECTRICAL

FIGURE 6-30. GROUND TO PLATFORM CABLE INSTALLATION - WITH COILED PLATFORM CABLE (FTSW) (PAIGE - PLATFORM POWER HARNESS 1001288881)

ITEM	PART NUMBER	QTY	DESCRIPTION	REV
	1001288528	Ref	GROUND TO PLATFORM CABLE INSTALLATION - WITH COILED PLATFORM CABLE (FTSW)	C
1	4240017	AR	Tie-Strap (Not Shown)	
2	1001223262	1	Harness, Platform Control (See Separate Breakdown in ELECTRICAL Section)	
3	1001288881	1	Harness, Platform Power (See Separate Breakdown in ELECTRICAL Section)	
4	1001289209	1	Harness, Tilt Sensor (See Separate Breakdown in ELECTRICAL Section)	

SECTION 6 - ELECTRICAL

FIGURE 6-31. GROUND TO PLATFORM CABLE INSTALLATION - WITH STRAIGHT PLATFORM CABLE (RIMASTER - PLATFORM POWER HARNESS 1001302288)



ART_1001302570

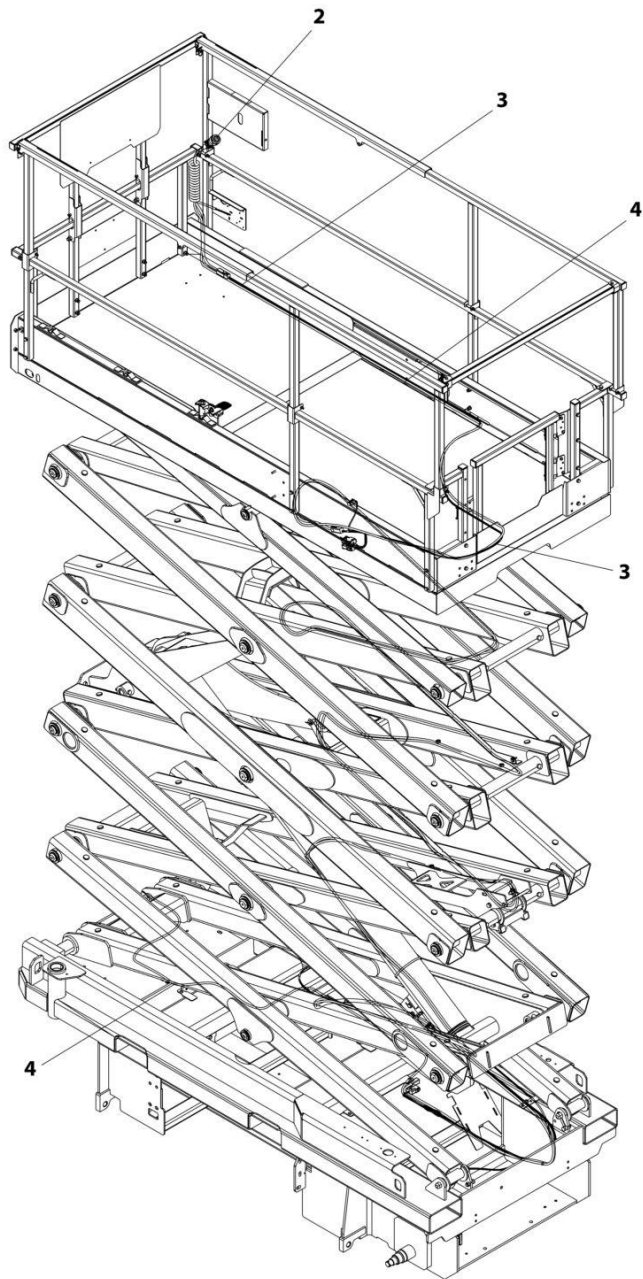
SECTION 6 - ELECTRICAL

FIGURE 6-31. GROUND TO PLATFORM CABLE INSTALLATION - WITH STRAIGHT PLATFORM CABLE (RIMASTER - PLATFORM POWER HARNESS 1001302288)

ITEM	PART NUMBER	QTY	DESCRIPTION	REV
	1001302570	Ref	GROUND TO PLATFORM CABLE INSTALLATION - WITH STRAIGHT PLATFORM CABLE	A
1	4240017	AR	Tie-Strap (Not Shown)	
2	1001200812	1	Harness, Platform Control (See Separate Breakdown in ELECTRICAL Section)	
3	1001289209	1	Harness, Tilt Sensor (See Separate Breakdown in ELECTRICAL Section)	
4	1001302288	1	Harness, Platform Power (See Separate Breakdown in ELECTRICAL Section)	

SECTION 6 - ELECTRICAL

FIGURE 6-32. GROUND TO PLATFORM CABLE INSTALLATION - WITH COILED PLATFORM CABLE
(RIMASTER - PLATFORM POWER HARNESS 1001302288)



ART_1001302571

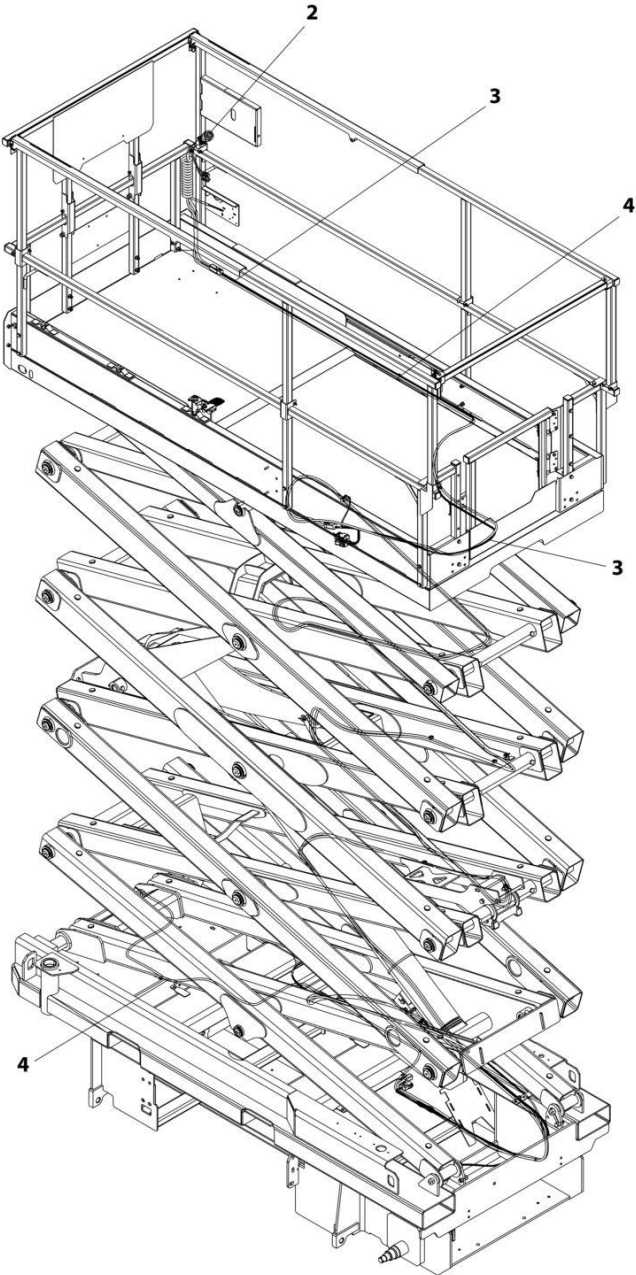
SECTION 6 - ELECTRICAL

**FIGURE 6-32. GROUND TO PLATFORM CABLE INSTALLATION - WITH COILED PLATFORM CABLE
(RIMASTER - PLATFORM POWER HARNESS 1001302288)**

ITEM	PART NUMBER	QTY	DESCRIPTION	REV
	1001302571	Ref	GROUND TO PLATFORM CABLE INSTALLATION - WITH COILED PLATFORM CABLE	A
1	4240017	AR	Tie-Strap (Not Shown)	
2	1001202184	1	Harness, Platform Control (See Separate Breakdown in ELECTRICAL Section)	
3	1001289209	1	Harness, Tilt Sensor (See Separate Breakdown in ELECTRICAL Section)	
4	1001302288	1	Harness, Platform Power (See Separate Breakdown in ELECTRICAL Section)	

SECTION 6 - ELECTRICAL

FIGURE 6-33. GROUND TO PLATFORM CABLE INSTALLATION - WITH COILED PLATFORM CABLE (FTSW) (RIMASTER - PLATFORM POWER HARNESS 1001302288)



ART_1001302572

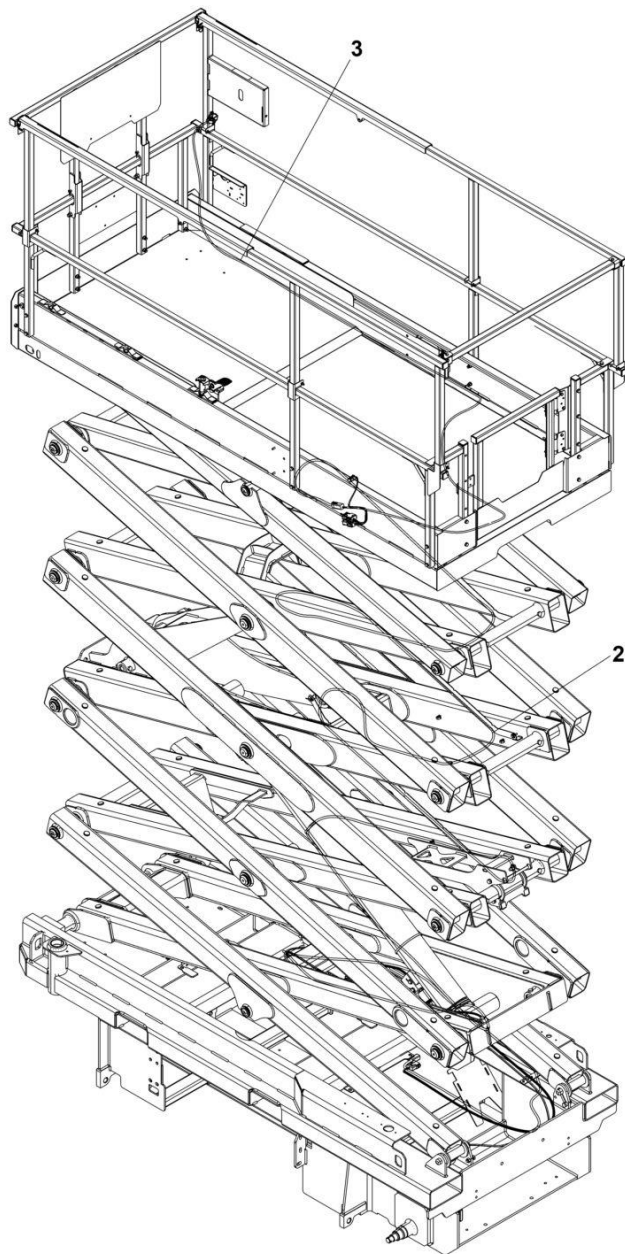
SECTION 6 - ELECTRICAL

FIGURE 6-33. GROUND TO PLATFORM CABLE INSTALLATION - WITH COILED PLATFORM CABLE (FTSW) (RIMASTER - PLATFORM POWER HARNESS 1001302288)

ITEM	PART NUMBER	QTY	DESCRIPTION	REV
	1001302572	Ref	GROUND TO PLATFORM CABLE INSTALLATION - WITH COILED PLATFORM CABLE (FTSW)	A
1	4240017	AR	Tie-Strap (Not Shown)	
2	1001223262	1	Harness, Platform Control (See Separate Breakdown in ELECTRICAL Section)	
3	1001289209	1	Harness, Tilt Sensor (See Separate Breakdown in ELECTRICAL Section)	
4	1001302288	1	Harness, Platform Power (See Separate Breakdown in ELECTRICAL Section)	

SECTION 6 - ELECTRICAL

FIGURE 6-34. GROUND TO PLATFORM CABLE INSTALLATION - MOUNTED ON RECTANGULAR METAL



ART_1001294388

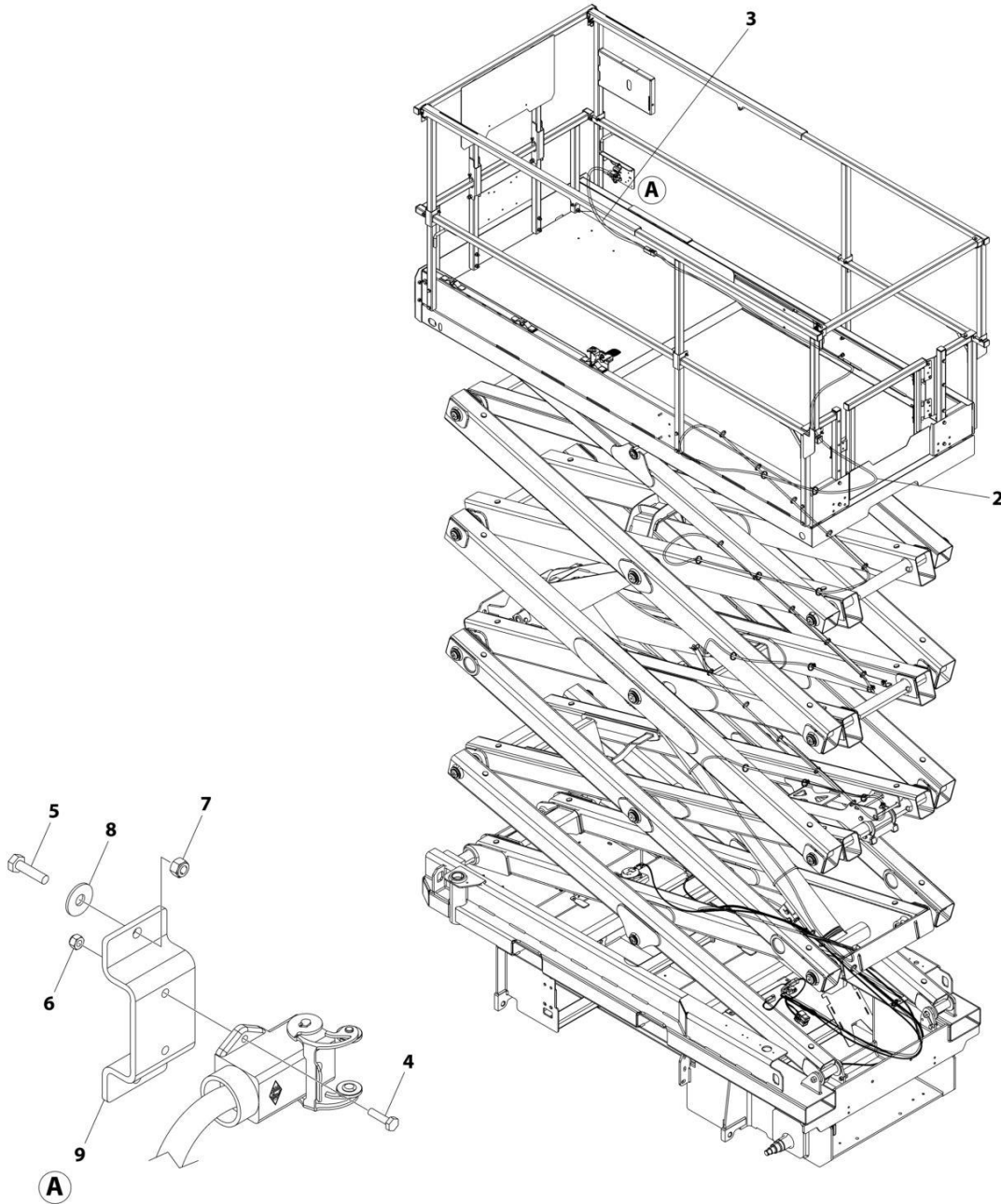
SECTION 6 - ELECTRICAL

FIGURE 6-34. GROUND TO PLATFORM CABLE INSTALLATION - MOUNTED ON RECTANGULAR METAL

ITEM	PART NUMBER	QTY	DESCRIPTION	REV
	1001294388	Ref	GROUND TO PLATFORM CABLE INSTALLATION	A
1	4240017	AR	Tie-Strap (Not Shown)	
2	1001294392	1	Harness, Platform (See Separate Breakdown in ELECTRICAL Section)	
3	1001296961	1	Harness, Tilt Sensor (See Separate Breakdown in ELECTRICAL Section)	

SECTION 6 - ELECTRICAL

FIGURE 6-35. GROUND TO PLATFORM CABLE INSTALLATION - MOUNTED ON RECTANGULAR METAL (SN B200091323 to Present, SN M200090516 to Present, SN M200088722 through M200088737, SN M200088864 through M200088865, SN M200089706 through M200090037, Including M200088426 and M200088796)



ART_1001294388_C

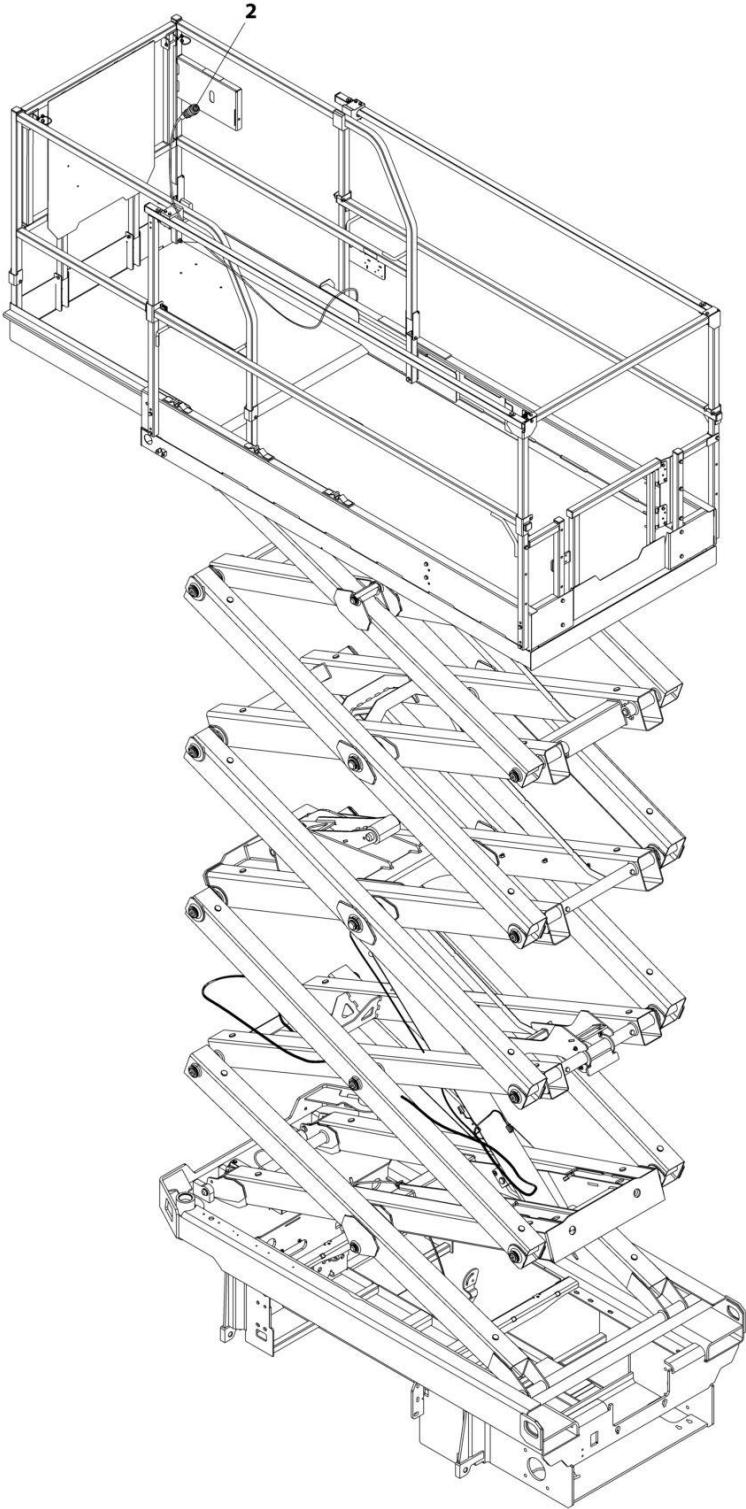
SECTION 6 - ELECTRICAL

FIGURE 6-35. GROUND TO PLATFORM CABLE INSTALLATION - MOUNTED ON RECTANGULAR METAL (SN B200091323 to Present, SN M200090516 to Present, SN M200088722 through M200088737, SN M200088864 through M200088865, SN M200089706 through M200090037, Including M200088426 and M200088796)

ITEM	PART NUMBER	QTY	DESCRIPTION	REV
	1001294388	Ref	GROUND TO PLATFORM CABLE INSTALLATION	C
1	4240017	AR	Tie-Strap (Not Shown)	
2	1001294392	1	Harness, Platform (See Separate Breakdown in ELECTRICAL Section)	
3	1001296961	1	Harness, Tilt Sensor (See Separate Breakdown in ELECTRICAL Section)	
4	0760306	2	Bolt M3 x 12	
5	0760408	2	Bolt M4 x 16	
6	3290305	2	Nut M3	
7	3290405	2	Nut M4	
8	4811602	2	Washer M5	
9	1001301944	1	Bracket	

SECTION 6 - ELECTRICAL

FIGURE 6-36. GROUND TO PLATFORM CABLE INSTALLATION - PLATFORM STRAIGHT CABLE ONLY (MACHINES WITH SN STARTING WITH 12)



ART_1001223650

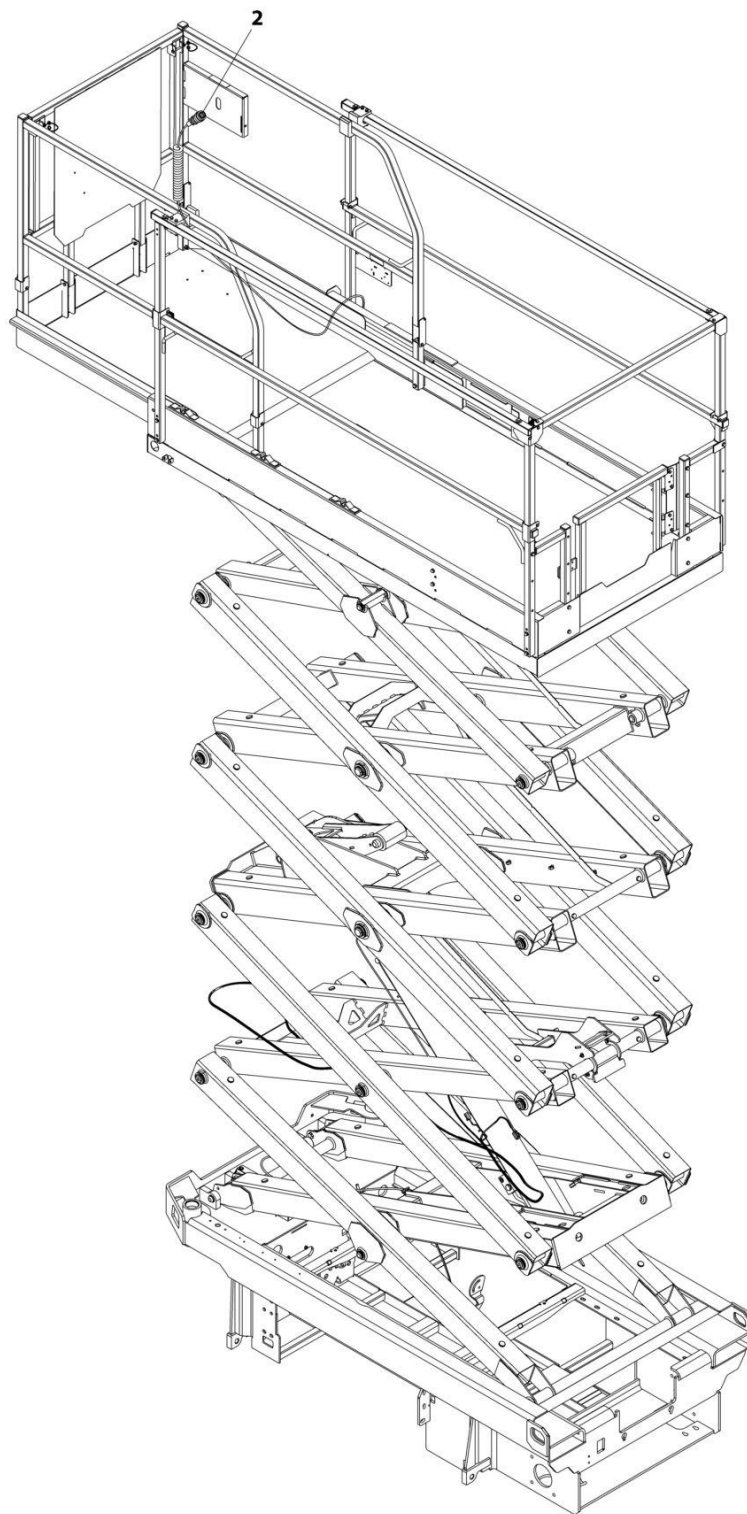
SECTION 6 - ELECTRICAL

FIGURE 6-36. GROUND TO PLATFORM CABLE INSTALLATION - PLATFORM STRAIGHT CABLE ONLY (MACHINES WITH SN STARTING WITH 12)

ITEM	PART NUMBER	QTY	DESCRIPTION	REV
	1001223650	Ref	GROUND TO PLATFORM CABLE INSTALLATION	A
1	4240017	AR	Tie-Strap (Not Shown)	
2	1001200812	1	Platform Harness	
2	4460899	1	Receptacle, Female - 6 position (To Platform/AC Cable Connector)	
2	4460464	4	Pin, Male	
2	4460943	2	Pin, Male	
2	4460754	1	Connector - 14 Position (To Console Box)	
2	4460465	8	Socket, Female	
2	4460466	6	Plug, Terminal	

SECTION 6 - ELECTRICAL

FIGURE 6-37. GROUND TO PLATFORM CABLE INSTALLATION - PLATFORM COIL CABLE ONLY
(MACHINES WITH SN STARTING WITH 12)



ART_1001223651

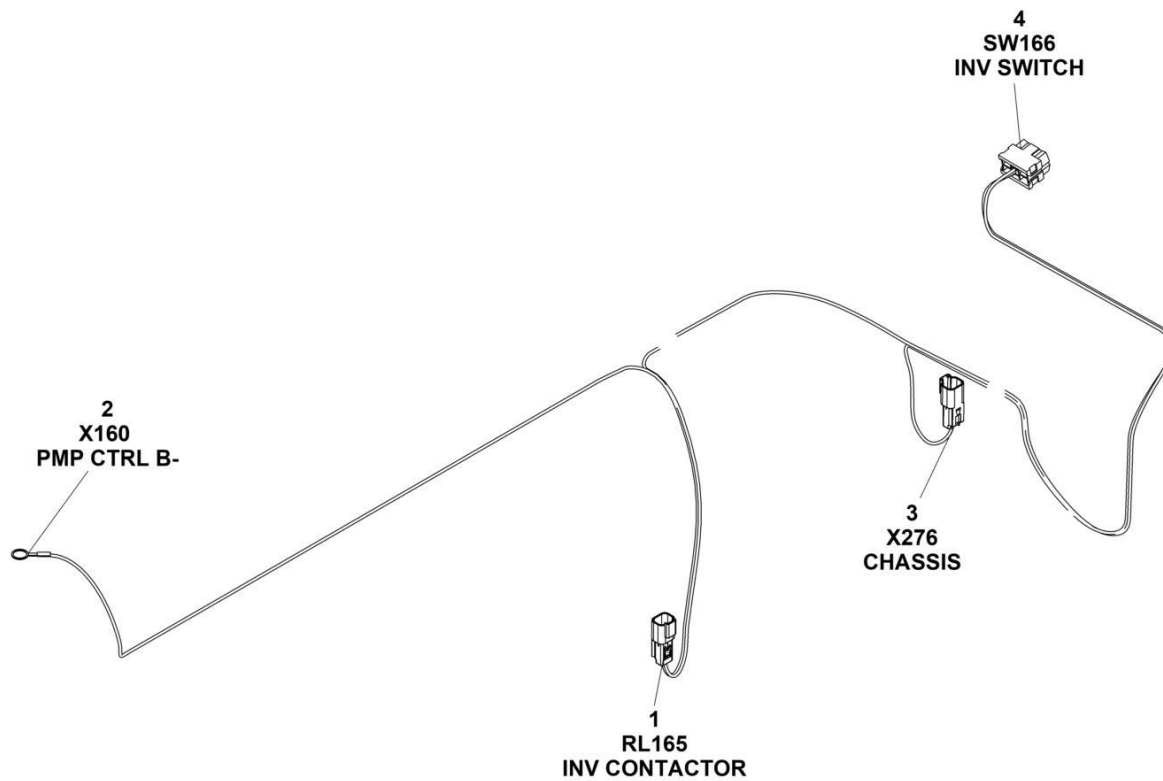
SECTION 6 - ELECTRICAL

**FIGURE 6-37. GROUND TO PLATFORM CABLE INSTALLATION - PLATFORM COIL CABLE ONLY
(MACHINES WITH SN STARTING WITH 12)**

ITEM	PART NUMBER	QTY	DESCRIPTION	REV
	1001223651	Ref	GROUND TO PLATFORM CABLE INSTALLATION	A
1	4240017	AR	Tie-Strap (Not Shown)	
2	1001202184	1	Platform Harness	
2	4460899	1	Receptacle, Female - 6 position (To Platform/AC Cable Connector)	
2	4460464	4	Pin, Male	
2	4460943	2	Pin, Male	
2	4460754	1	Connector - 14 Position (To Console Box)	
2	4460465	8	Socket, Female	
2	4460466	6	Plug, Terminal	

SECTION 6 - ELECTRICAL

FIGURE 6-38. INVERTER HARNESS



ART_1001290624

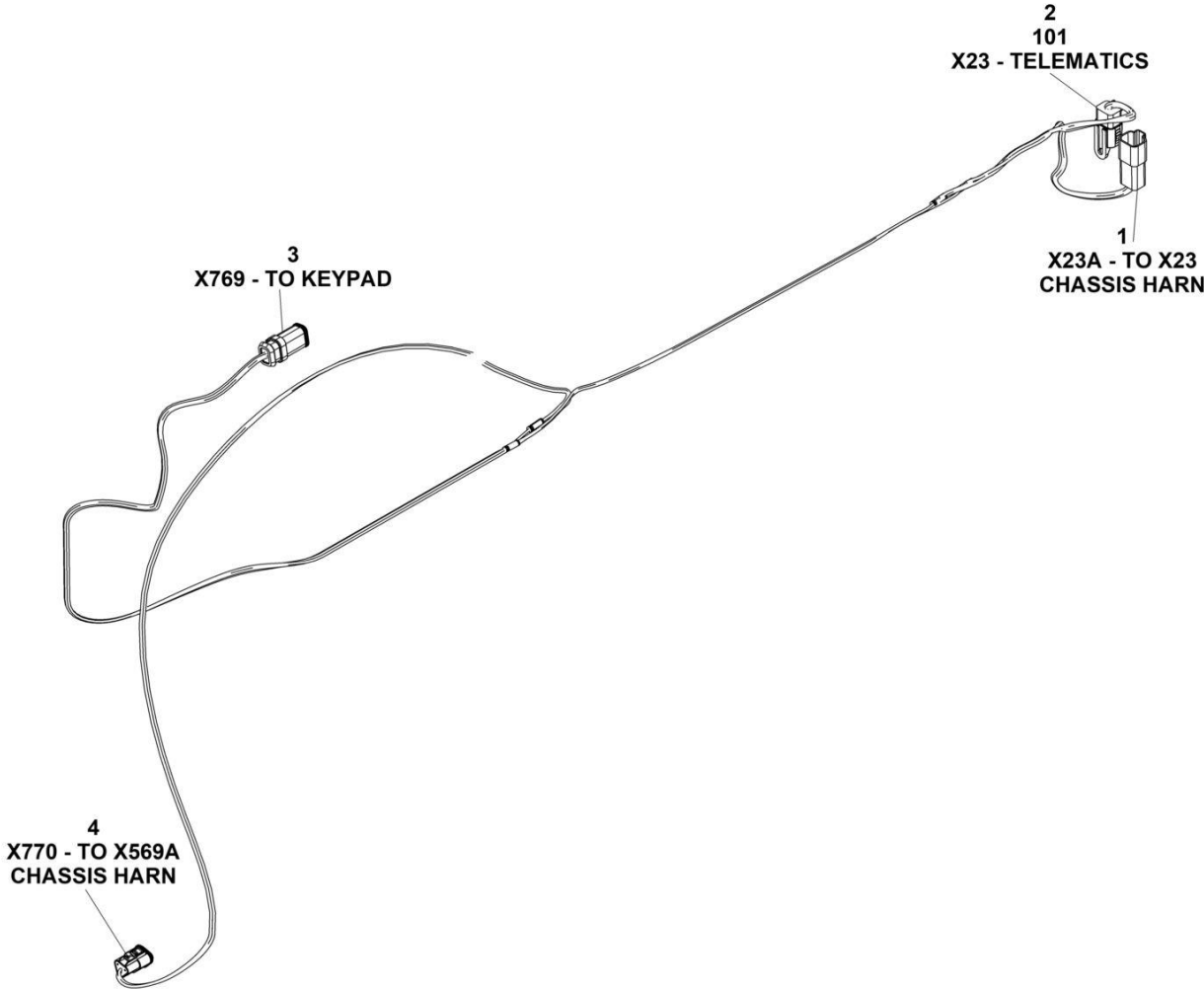
SECTION 6 - ELECTRICAL

FIGURE 6-38. INVERTER HARNESS

ITEM	PART NUMBER	QTY	DESCRIPTION	REV
	1001290624	Ref	INVERTER HARNESS	B
1	4460897	1	Connector	
1	4460464	2	Pin	
2	4460722	1	Terminal, Ring	
3	4460897	1	Connector	
3	4460464	1	Pin	
3	4460466	1	Plug	
4	4460418	1	Connector	
4	1001159186	2	Socket	

SECTION 6 - ELECTRICAL

FIGURE 6-39. KEYPAD HARNESS



ART_1001295876

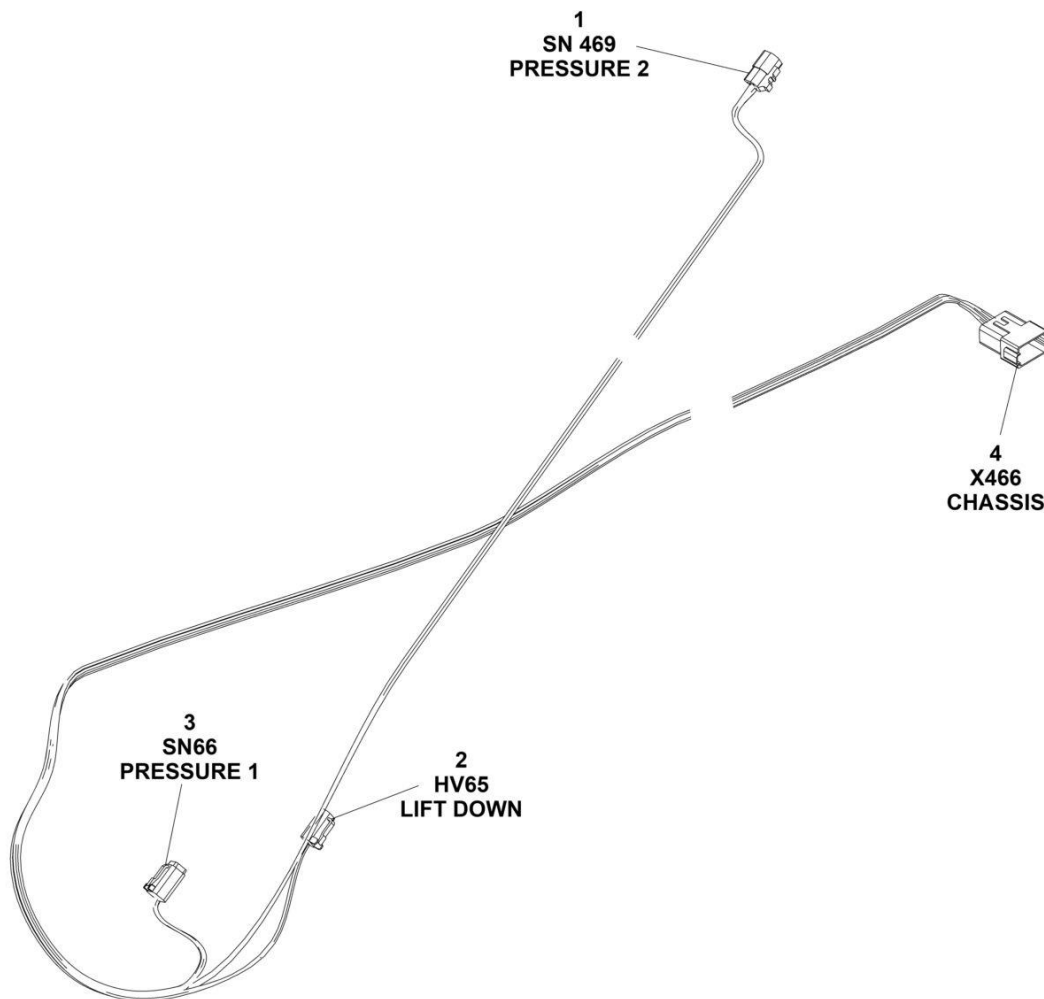
SECTION 6 - ELECTRICAL

FIGURE 6-39. KEYPAD HARNESS

ITEM	PART NUMBER	QTY	DESCRIPTION	REV
	1001295876	Ref	Harness, Keypad (See Separate Breakdown in ELECTRICAL Section)	A
1	4460932	1	Connector	
1	4460464	4	Pin	
2	4460884	1	Connector	
2	4460465	4	Socket	
3	1001210079	1	Connector	
3	4460465	2	Socket (Nickel)	
3	4460944	2	Socket (Gold)	
4	1001116812	1	Connector	
4	4460944	2	Socket	
4	4460466	1	Plug	
101	1001192401	1	Cap	

SECTION 6 - ELECTRICAL

FIGURE 6-40. LIFT DOWN HARNESS



ART_1001288879

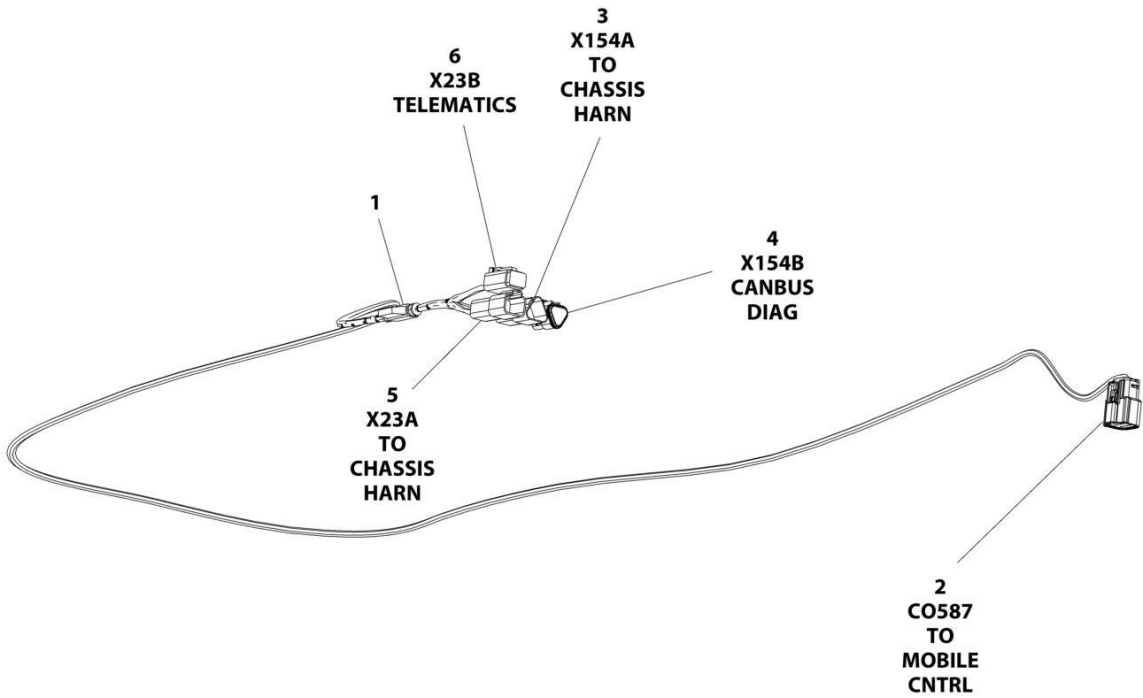
SECTION 6 - ELECTRICAL

FIGURE 6-40. LIFT DOWN HARNESS

ITEM	PART NUMBER	QTY	DESCRIPTION	REV
	1001288879	Ref	Lift Down Harness	A
1	4460539	1	Plug, Male - 3 Position	
1	4460465	3	Socket, Female	
2	4460891	1	Plug, Male - 4 Position	
2	4460465	2	Socket, Female	
3	4460884	1	Plug, Male - 4 Position	
3	4460465	4	Socket, Female	
4	4460970	1	Receptacle, Female - 12 Position	
4	4460464	9	Pin, Male	
4	4460466	3	Plug, Terminal	

SECTION 6 - ELECTRICAL

FIGURE 6-41. MOBILE CONTROL HARNESS



ART_1001245299

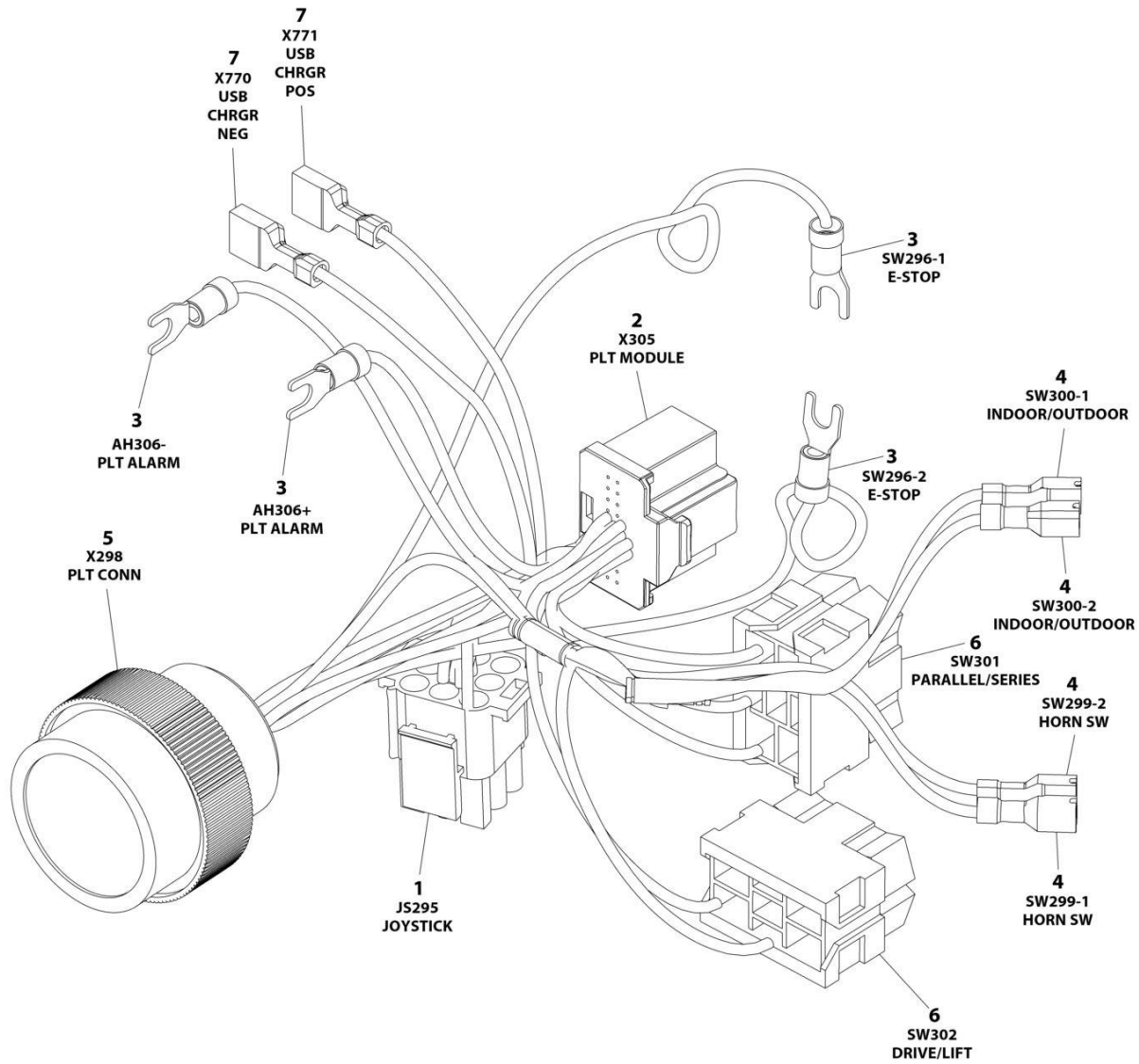
SECTION 6 - ELECTRICAL

FIGURE 6-41. MOBILE CONTROL HARNESS

ITEM	PART NUMBER	QTY	DESCRIPTION	REV
	1001245299	Ref	MOLBILE CONTROL HARNESS	B
1	2400060	1	Fuse Holder	
1	1001196635	1	Fuse 3 Amp	
2	1001205409	1	Connector	
2	1001162887	4	Socket	
2	1001163340	4	Plug, Terminal	
3	1001144147	1	Connector	
3	4460943	2	Pin	
3	4460466	1	Plug, Seal	
4	1001116812	1	Connector	
4	4460944	2	Socket	
4	4460466	1	Plug, Seal	
5	4460932	1	Connector	
5	4460464	4	Pin	
6	4460884	1	Connector	
6	4460465	4	Socket	

SECTION 6 - ELECTRICAL

FIGURE 6-42. PLATFORM CONTROL BOX HARNESS (PLATFORM CONTROL WITH METAL EMERGENCY STOP)



ART_1001200819

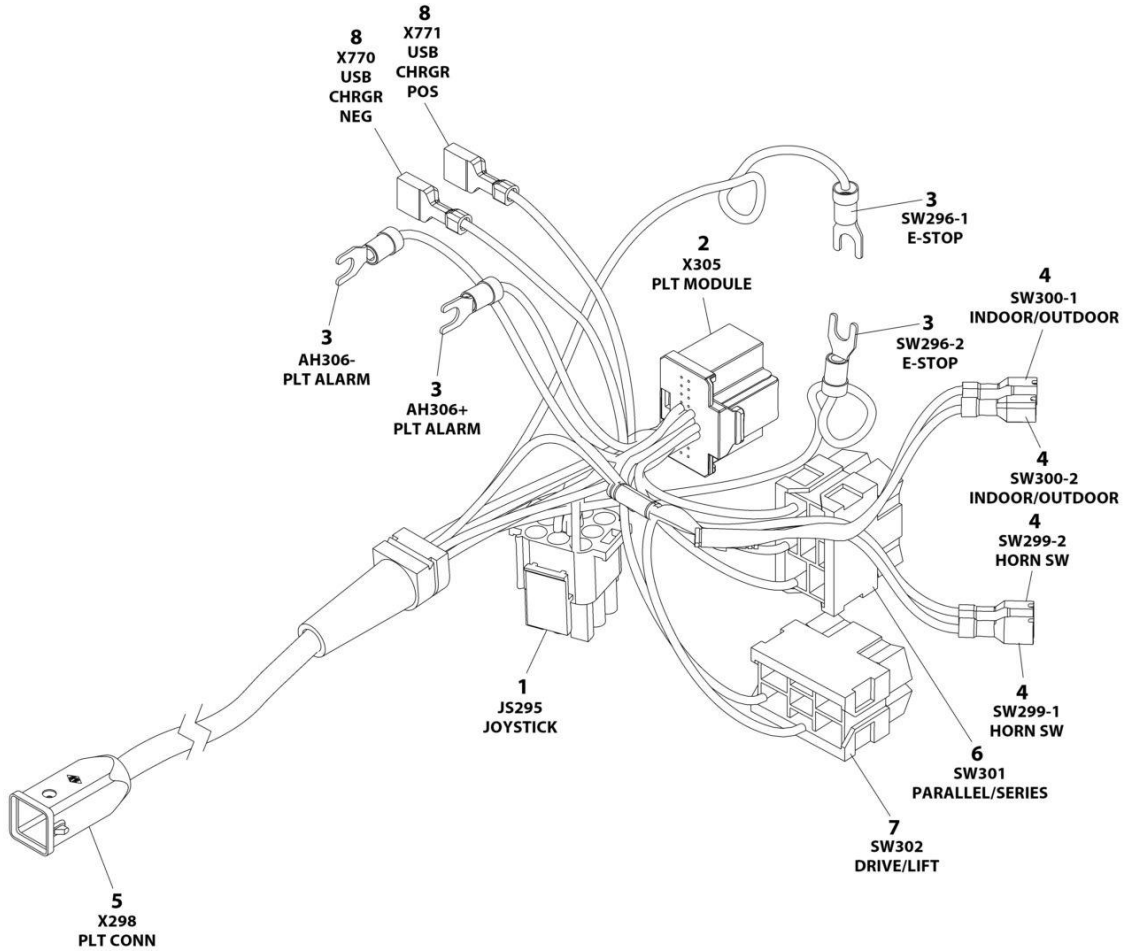
SECTION 6 - ELECTRICAL

FIGURE 6-42. PLATFORM CONTROL BOX HARNESS (PLATFORM CONTROL WITH METAL EMERGENCY STOP)

ITEM	PART NUMBER	QTY	DESCRIPTION	REV
	1001200819	Ref	PLATFORM CONTROL BOX HARNESS	E
1	4460265	1	Plug, Male - 9 Position	
1	4460267	6	Pin, Male	
2	1001212036	1	Connector - 20 Position	
2	1001212035	16	Terminal	
3	4460183	4	Terminal, Fork	
4	1001201885	4	Terminal with Cover	
5	4461016	1	Connector - 14 Position	
5	4460464	8	Pin, Male	
5	4460466	6	Plug, Terminal	
6	4460418	2	Connector - 6 Position	
6	1001159186	5	Terminal	
7	1001194421	2	Terminal	

SECTION 6 - ELECTRICAL

FIGURE 6-43. PLATFORM CONTROL BOX HARNESS (PLATFORM CONTROL WITH PLASTIC EMERGENCY STOP)



ART_1001291630

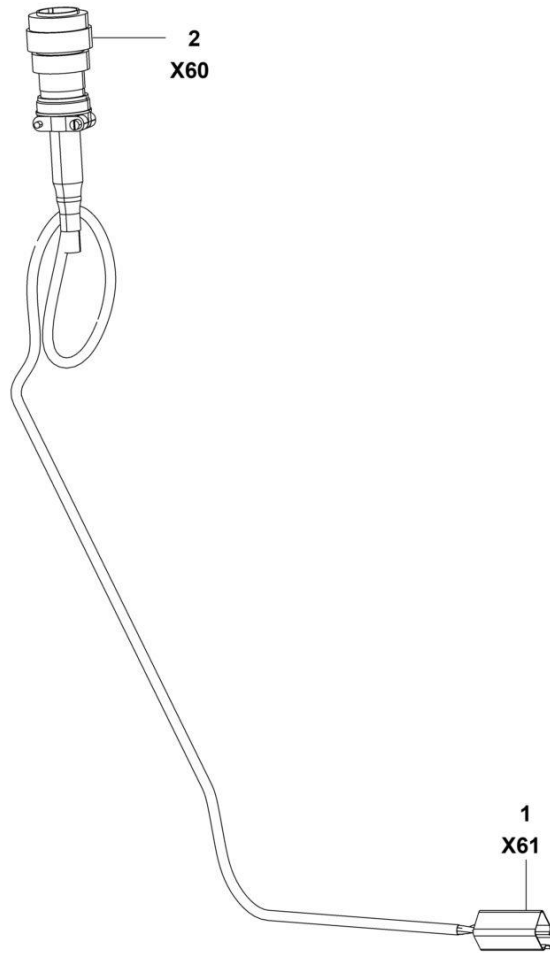
SECTION 6 - ELECTRICAL

FIGURE 6-43. PLATFORM CONTROL BOX HARNESS (PLATFORM CONTROL WITH PLASTIC EMERGENCY STOP)

ITEM	PART NUMBER	QTY	DESCRIPTION	REV
	1001291630	1	PLATFORM CONTROL BOX HARNESS	A
1	4460265	1	Connector	
1	4460267	8	Pin	
2	1001212036	1	Connector	
2	1001212035	16	Socket	
3	4460183	4	Terminal, Fork	
4	1001201885	4	Terminal, Faston	
5	1001294835	1	Connector	
5	1001269943	6	Pin	
6	4460418	1	Connector	
6	1001159186	2	Socket	
7	4460418	1	Connector	
7	1001159186	3	Socket	
8	1001194421	2	Terminal, Fork	

SECTION 6 - ELECTRICAL

FIGURE 6-44. PLATFORM CONTROL HARNESS



ART_1001200812

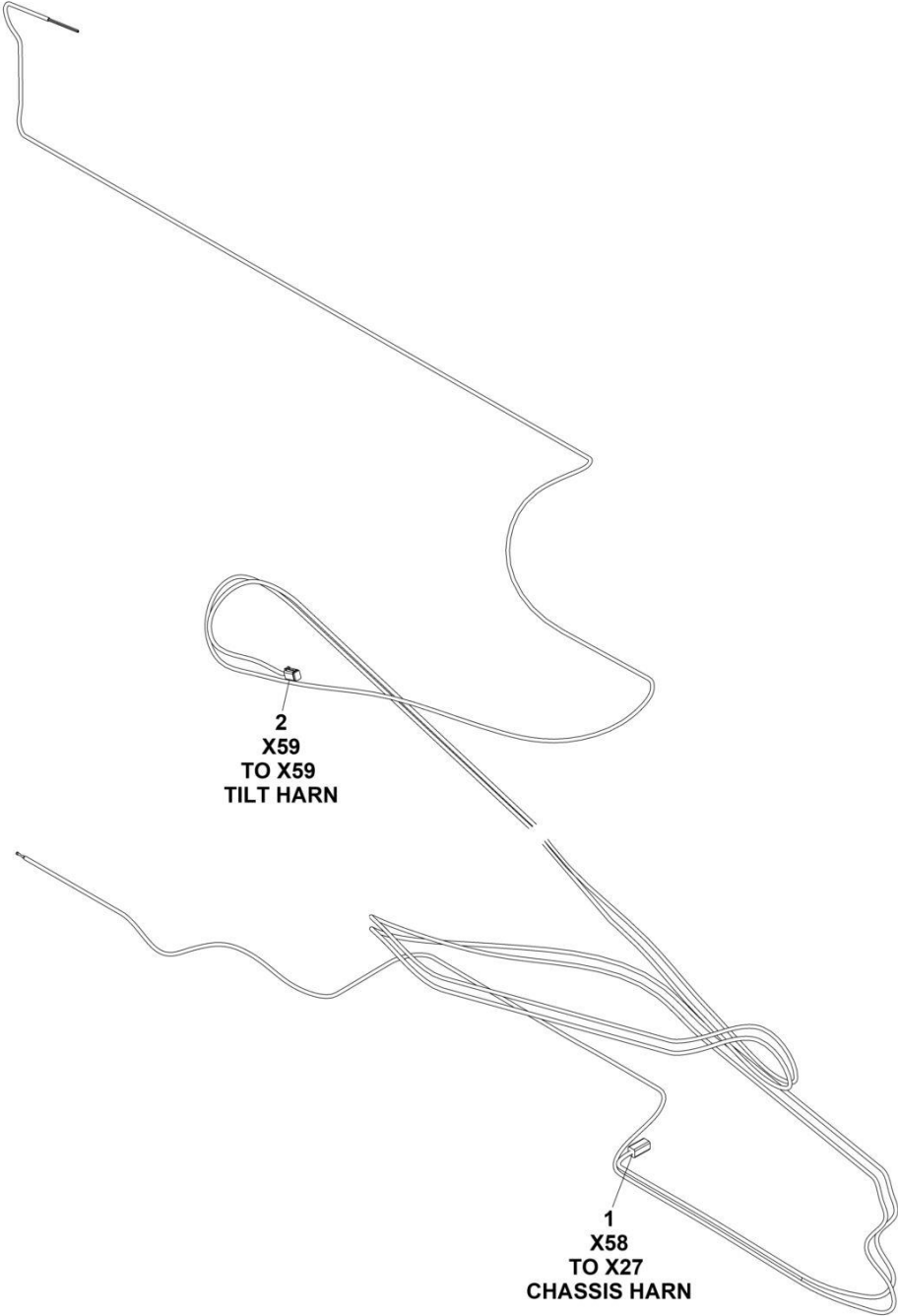
SECTION 6 - ELECTRICAL

FIGURE 6-44. PLATFORM CONTROL HARNESS

ITEM	PART NUMBER	QTY	DESCRIPTION	REV
	1001200812	Ref	Platform Control Harness	E
1	4460899	1	Connector	
1	4460464	4	Pin (Nickel)	
1	4460943	2	Pin (Gold)	
2	4460754	1	Connector	
2	4460465	6	Socket (Nickel)	
2	4460944	2	Socket (Gold)	
2	4460466	6	Plug	

SECTION 6 - ELECTRICAL

FIGURE 6-45. PLATFORM POWER HARNESS (PAIGE)



ART_100128881

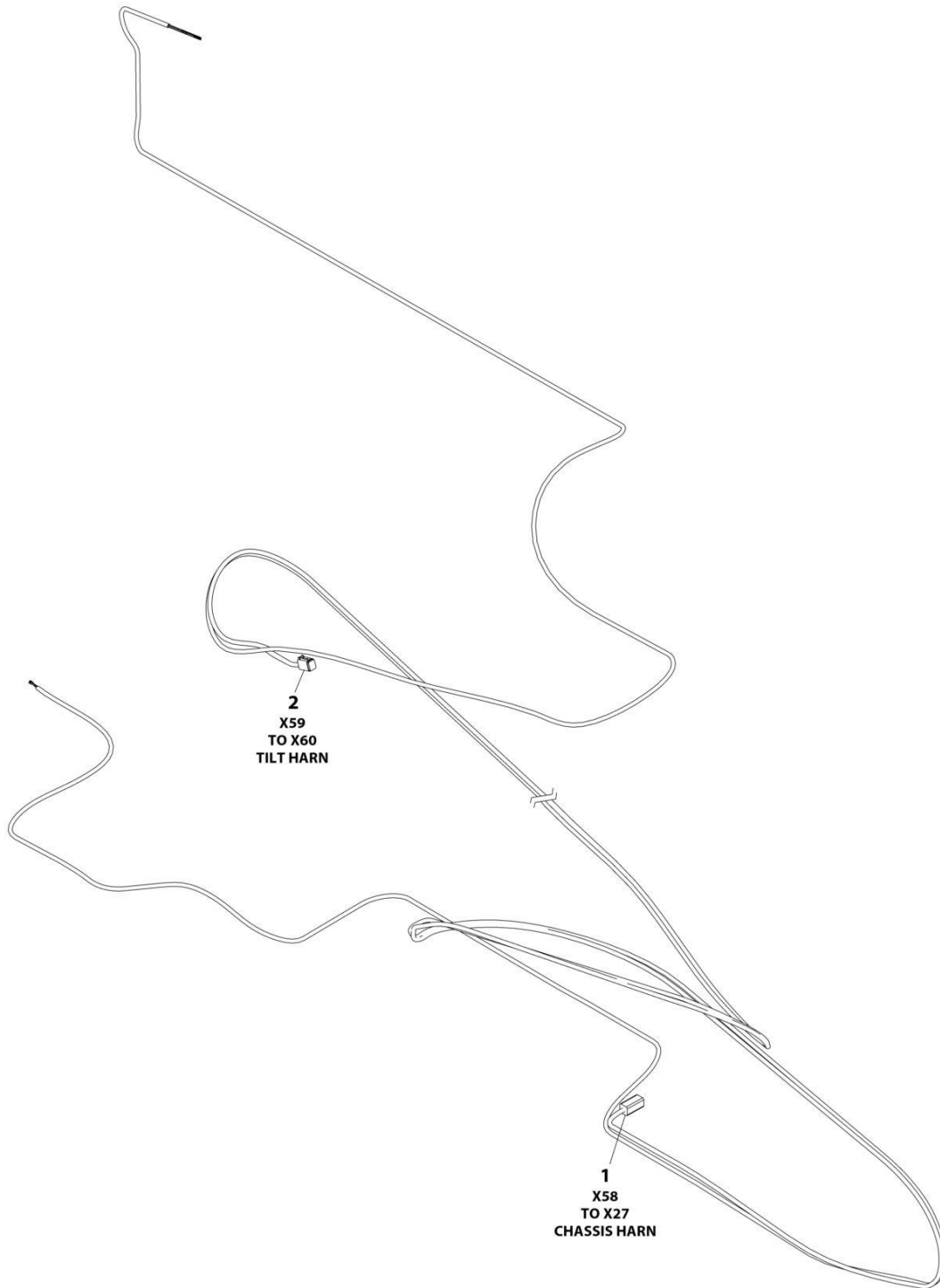
SECTION 6 - ELECTRICAL

FIGURE 6-45. PLATFORM POWER HARNESS (PAIGE)

ITEM	PART NUMBER	QTY	DESCRIPTION	REV
	1001288881	Ref	Platform Power Harness	D
1	4460899	1	Connector	
1	4460464	4	Pin (Nickel)	
1	4460943	2	Pin (Gold)	
2	4460894	1	Connector	
2	4460465	4	Socket (Nickel)	
2	4460944	2	Socket (Gold)	

SECTION 6 - ELECTRICAL

FIGURE 6-46. PLATFORM POWER HARNESS (RIMASTER)



ART_1001302288

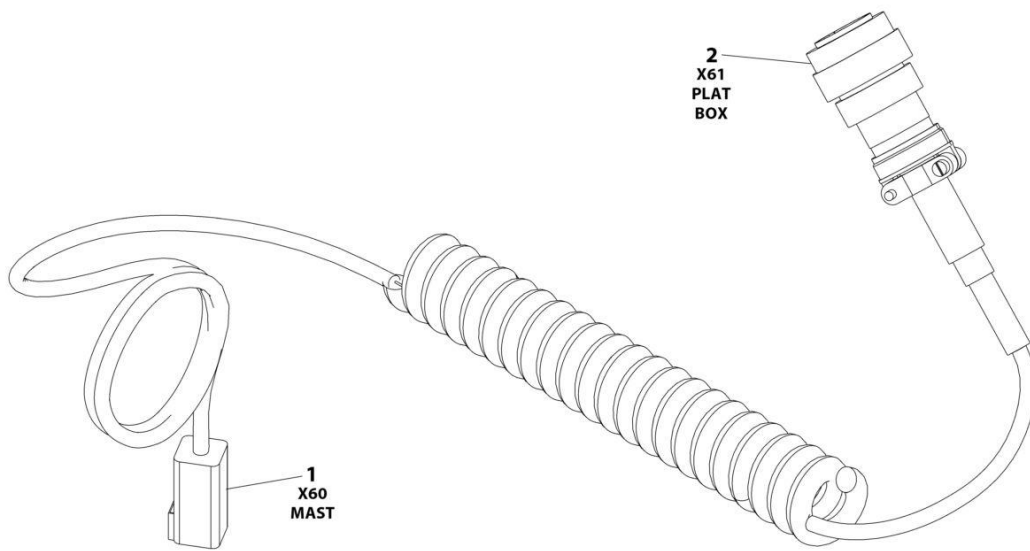
SECTION 6 - ELECTRICAL

FIGURE 6-46. PLATFORM POWER HARNESS (RIMASTER)

ITEM	PART NUMBER	QTY	DESCRIPTION	REV
	1001302288	Ref	PLATFORM POWER HARNESS	A
1	4460899	1	Connector	
1	4460464	4	Pin (Nickel)	
1	4460943	2	Pin (Gold)	
2	4460894	1	Connector	
2	4460465	4	Socket (Nickel)	
2	4460944	2	Socket (Gold)	

SECTION 6 - ELECTRICAL

FIGURE 6-47. PLATFORM HARNESS - WITH COIL CABLE



ART_1001202184

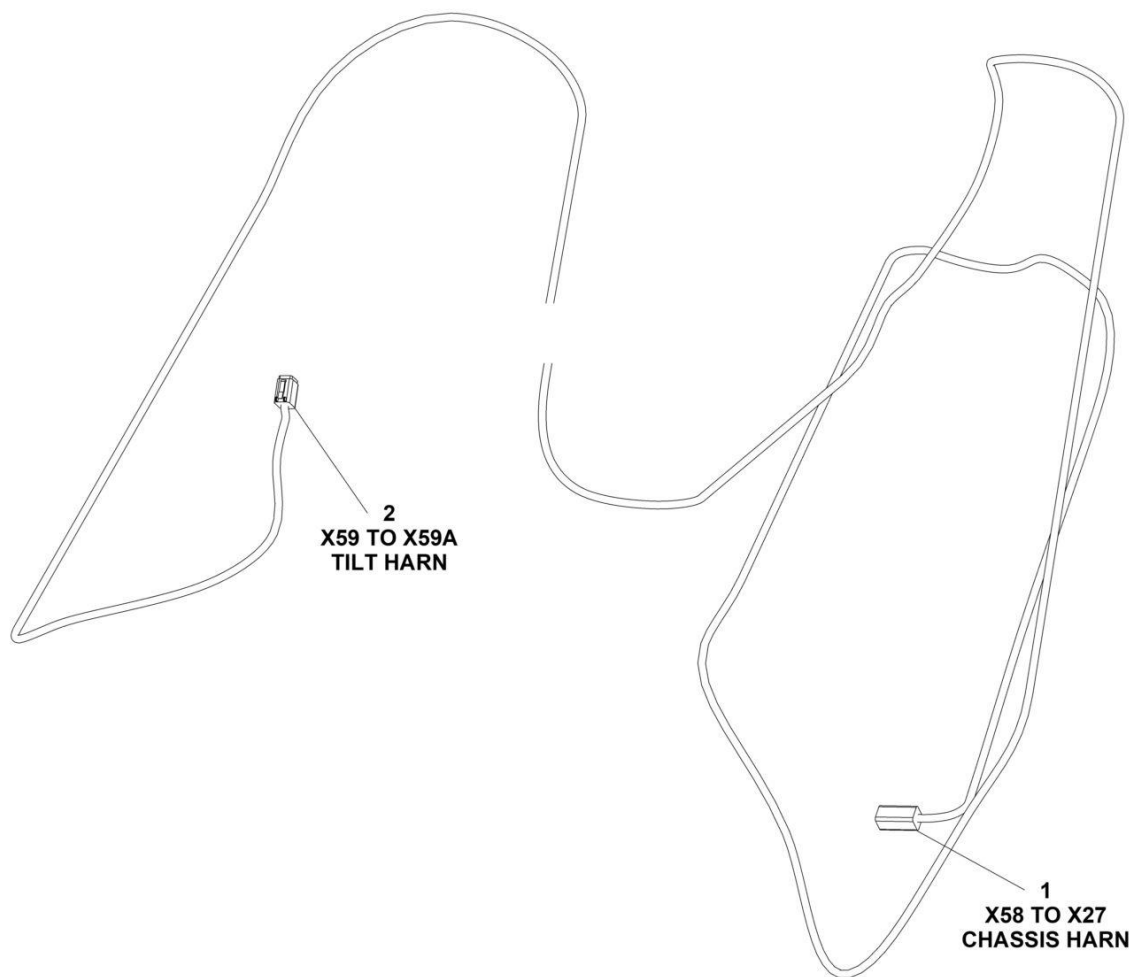
SECTION 6 - ELECTRICAL

FIGURE 6-47. PLATFORM HARNESS - WITH COIL CABLE

ITEM	PART NUMBER	QTY	DESCRIPTION	REV
	1001202184	Ref	PLATFORM HARNESS	D
1	4460899	1	Receptacle, Female - 6 Position (At Mast)	
1	4460464	4	Pin, Male	
1	4460943	2	Pin, Male	
2	4460754	1	Connector - 14 Position (At Controls)	
2	4460465	6	Socket, Female	
2	4460944	2	Plug, Terminal	
2	4460466	6	Plug, Terminal	

SECTION 6 - ELECTRICAL

FIGURE 6-48. PLATFORM HARNESS - MOUNTED ON RECTAGULAR METAL



ART_1001294392

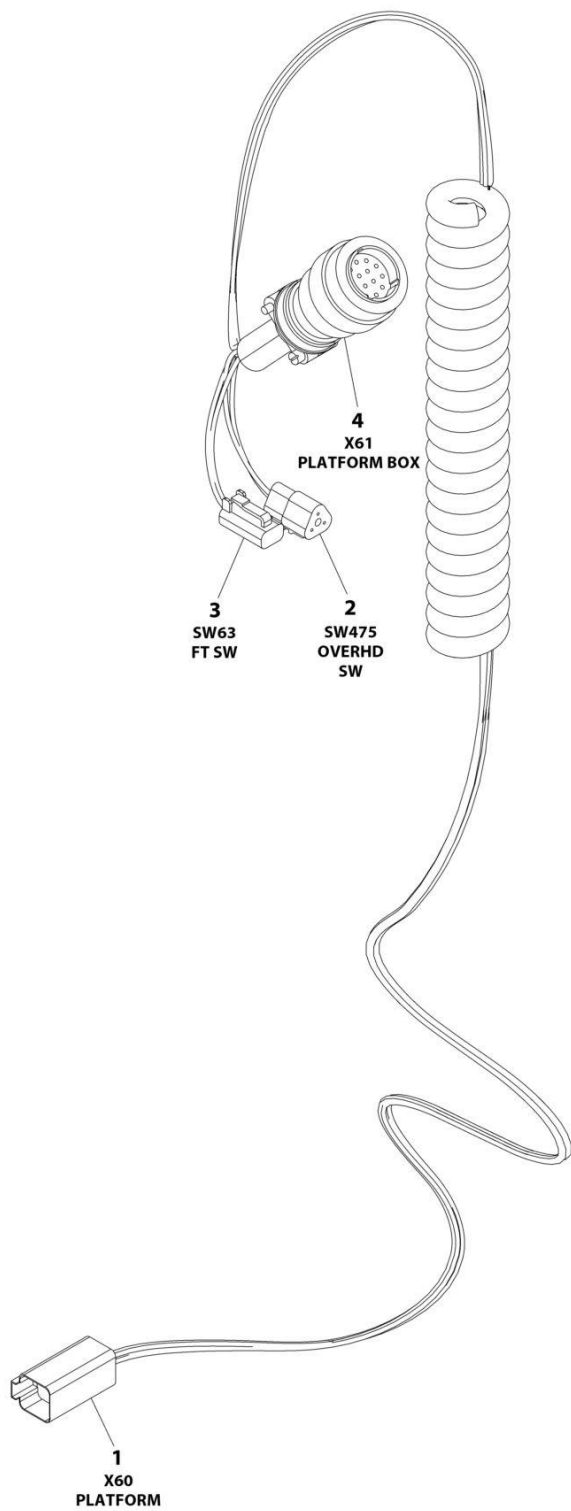
SECTION 6 - ELECTRICAL

FIGURE 6-48. PLATFORM HARNESS - MOUNTED ON RECTAGULAR METAL

ITEM	PART NUMBER	QTY	DESCRIPTION	REV
	1001294392	Ref	PLATFORM CABLE	C
1	4460899	1	Connector	
1	4460464	4	Pin (Nickel)	
1	4460943	2	Pin (Gold)	
2	4460894	1	Connector	
2	4460465	2	Socket (Nickel)	
2	4460944	2	Socket (Gold)	

SECTION 6 - ELECTRICAL

FIGURE 6-49. PLATFORM HARNESS - WITH COIL CABLE & OVER HEAD SWT



ART_1001223262

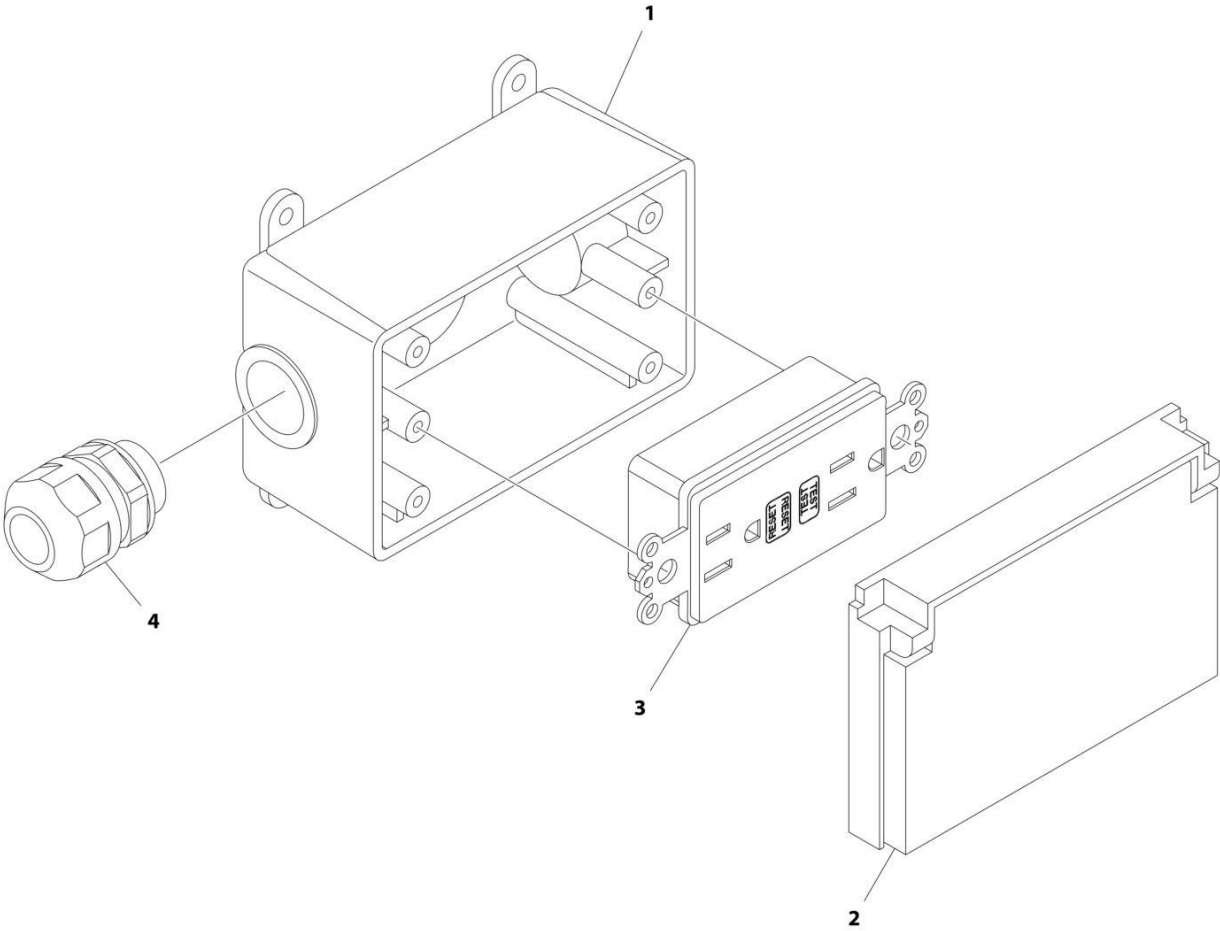
SECTION 6 - ELECTRICAL

FIGURE 6-49. PLATFORM HARNESS - WITH COIL CABLE & OVER HEAD SWT

ITEM	PART NUMBER	QTY	DESCRIPTION	REV
	1001223262	Ref	PLATFORM HARNESS - WITH COIL CABLE	C
1	4460899	1	Receptacle, Female - 6 Position	
1	4460464	4	Pin, Male	
1	4460943	2	Pin, Male	
2	4460539	1	Plug, Male - 3 Position	
2	4460465	2	Socket, Female	
2	4460466	1	Plug, Terminal	
3	4460891	1	Plug, Male - 4 Position	
3	4460465	2	Socket, Female	
4	4460754	1	Connector - 14 Position	
4	4460465	8	Socket, Female	
4	4460944	2	Socket, Female	
4	4460466	4	Plug, Terminal	
5	4460897	1	Receptacle, Female - 2 Position	
5	4460464	2	Pin, Male	

SECTION 6 - ELECTRICAL

FIGURE 6-50. RECEPTACLE BOX KIT - 110V GFI



ART_2902431

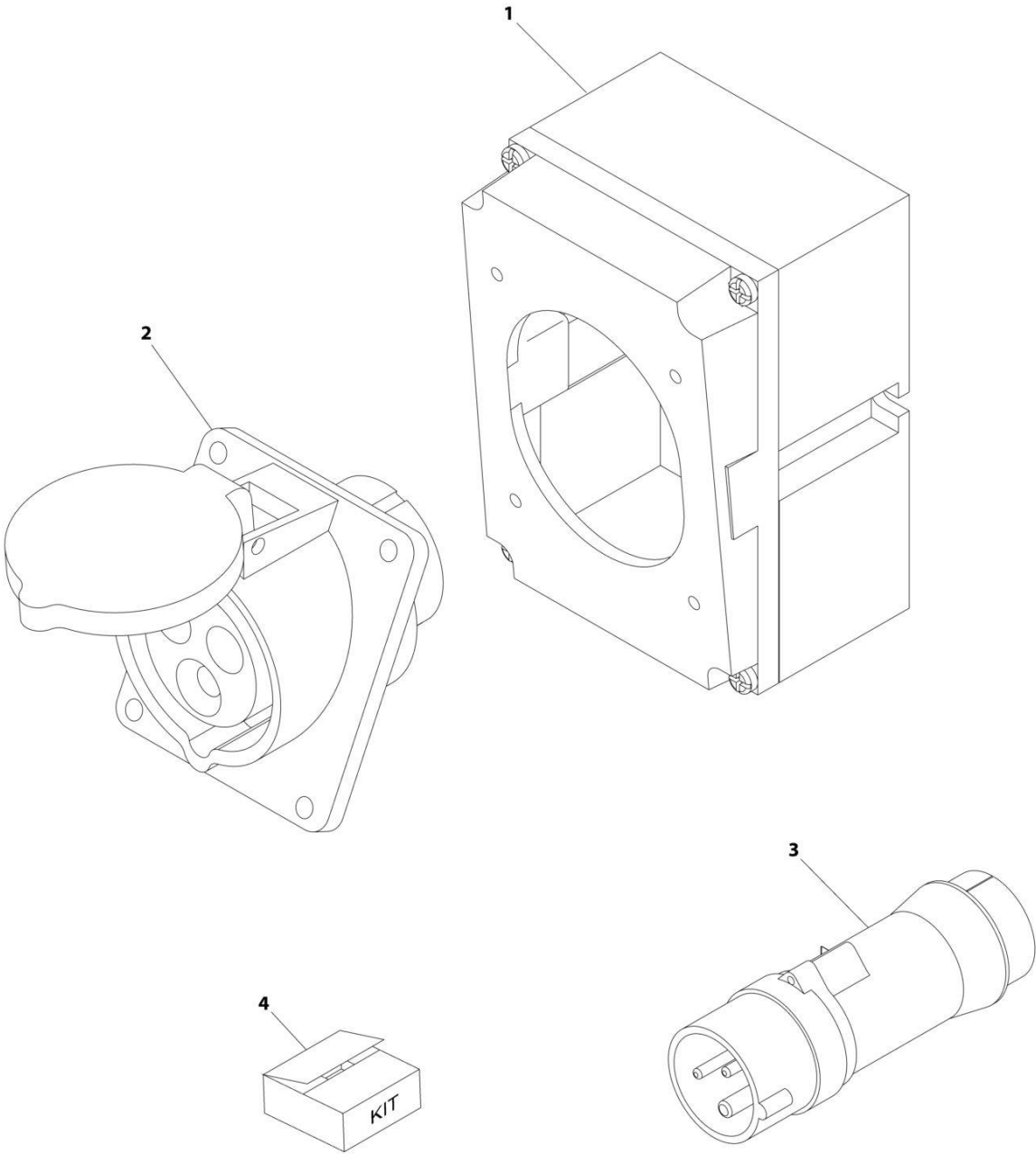
SECTION 6 - ELECTRICAL

FIGURE 6-50. RECEPTACLE BOX KIT - 110V GFI

ITEM	PART NUMBER	QTY	DESCRIPTION	REV
	2902431	Ref	RECEPTACLE BOX KIT - 110V GFI	D
1	0861731	1	Box, Receptacle	
2	1671207	1	Cover, Receptacle	
3	4460346	1	Receptacle	
4	4460662	1	Connector, Strain Relief	

SECTION 6 - ELECTRICAL

FIGURE 6-51. RECEPTACLE BOX KIT - 110V IEC YELLOW (CE & UK CA SPEC)



ART_0275216

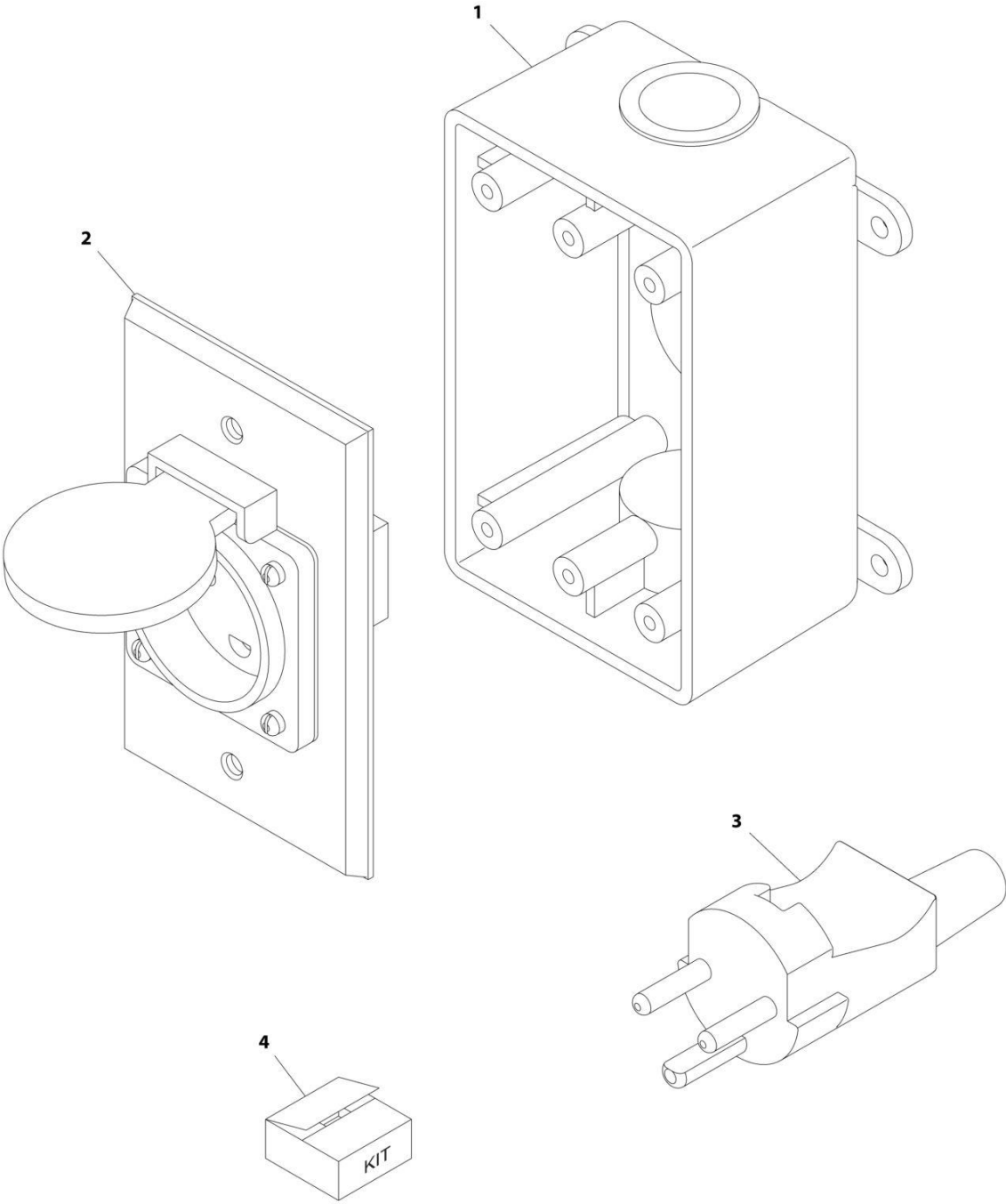
SECTION 6 - ELECTRICAL

FIGURE 6-51. RECEPTACLE BOX KIT - 110V IEC YELLOW (CE & UK CA SPEC)

ITEM	PART NUMBER	QTY	DESCRIPTION	REV
	0275216	Ref	RECEPTACLE BOX KIT - 110V IEC YELLOW	B
1	0861781	1	Box, Switch	
2	4461198	1	Receptacle	
3	4461196	1	Plug, Male	
4	1001100341	1	Plug and Socket Kit (Includes Items 1-3 and Female Plug p/n 4461197)	

SECTION 6 - ELECTRICAL

FIGURE 6-52. RECEPTACLE BOX KIT - 220V AFSINT 107 (CE & UK CA SPEC)



ART_0275454

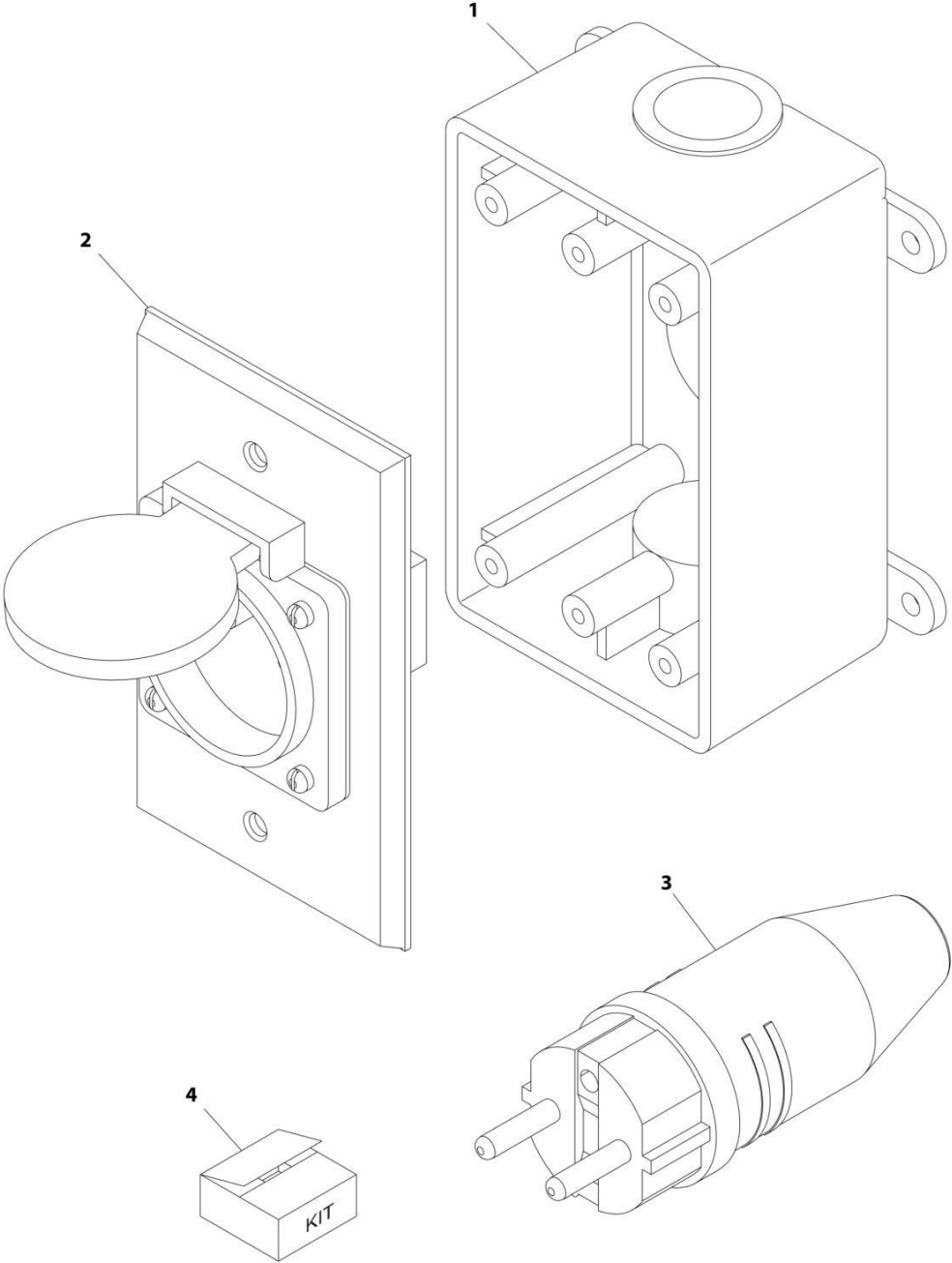
SECTION 6 - ELECTRICAL

FIGURE 6-52. RECEPTACLE BOX KIT - 220V AFSINT 107 (CE & UK CA SPEC)

ITEM	PART NUMBER	QTY	DESCRIPTION	REV
	0275454	Ref	RECEPTACLE BOX KIT - 220V AFSINT 107	B
1	0861731	1	Box, Switch	
2	4461246	1	Receptacle	
3	4461249	1	Plug, Male	
4	1001100346	1	Plug and Socket Kit (Includes Items 1-3 and Female Plug p/n 4461250)	

SECTION 6 - ELECTRICAL

FIGURE 6-53. RECEPTACLE BOX KIT - 220V CEE7 POST GROUND (CE & UK CA SPEC)



ART_0275452-C

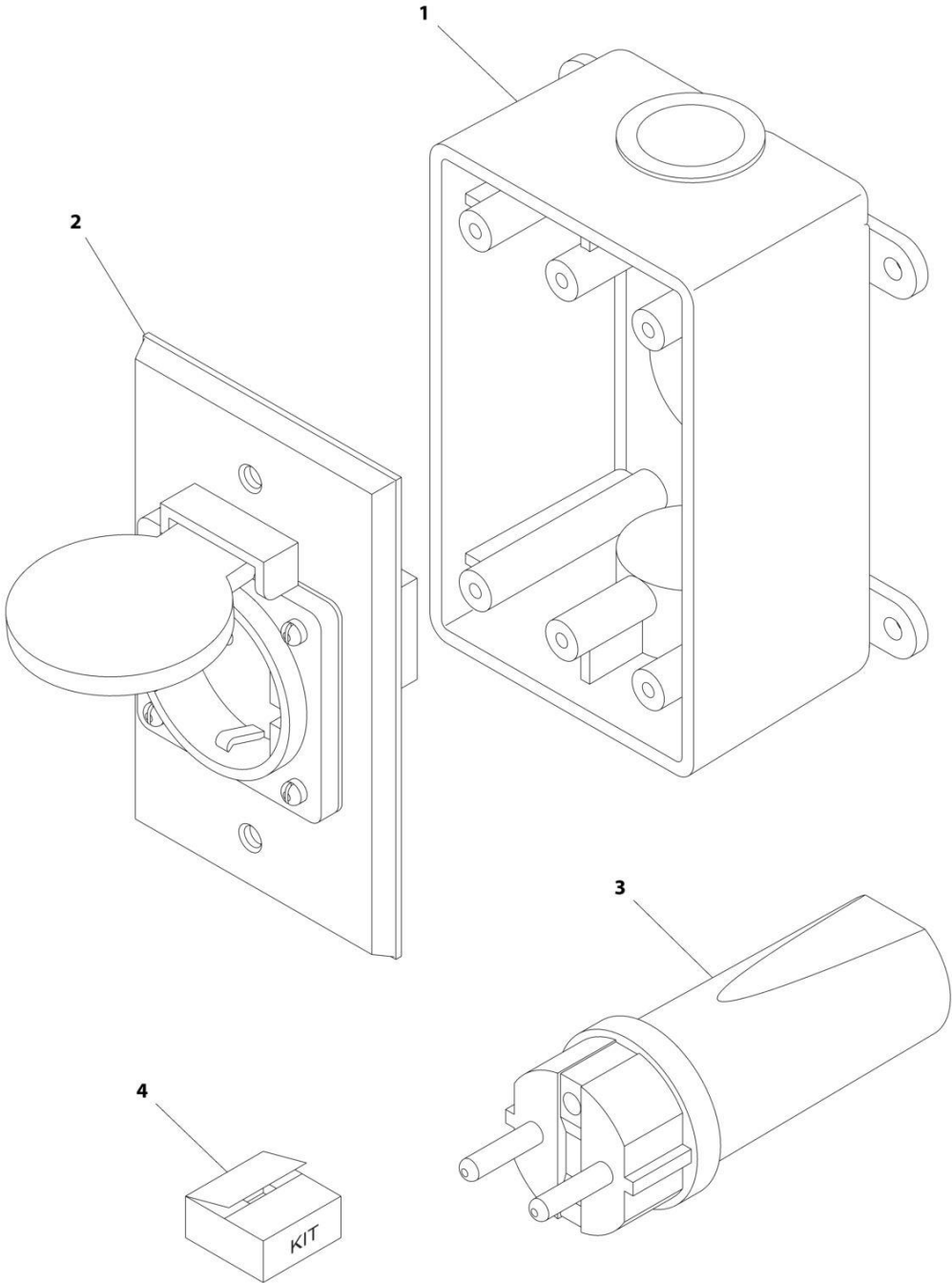
SECTION 6 - ELECTRICAL

FIGURE 6-53. RECEPTACLE BOX KIT - 220V CEE7 POST GROUND (CE & UK CA SPEC)

ITEM	PART NUMBER	QTY	DESCRIPTION	REV
	0275452	Ref	RECEPTACLE BOX KIT - 220V CEE7 POST GROUND 2IN X 4IN BOX	C
1	0861731	1	Box, Switch	
2	4461244	1	Receptacle	
3	4461205	1	Plug, Male	
4	1001100345	1	Plug and Socket Kit (Includes Items 1-3 and Female Plug p/n 4461203)	

SECTION 6 - ELECTRICAL

FIGURE 6-54. RECEPTACLE BOX KIT - 220V CEE7 SIDE GROUND (CE & UK CA SPEC)



ART_0275453

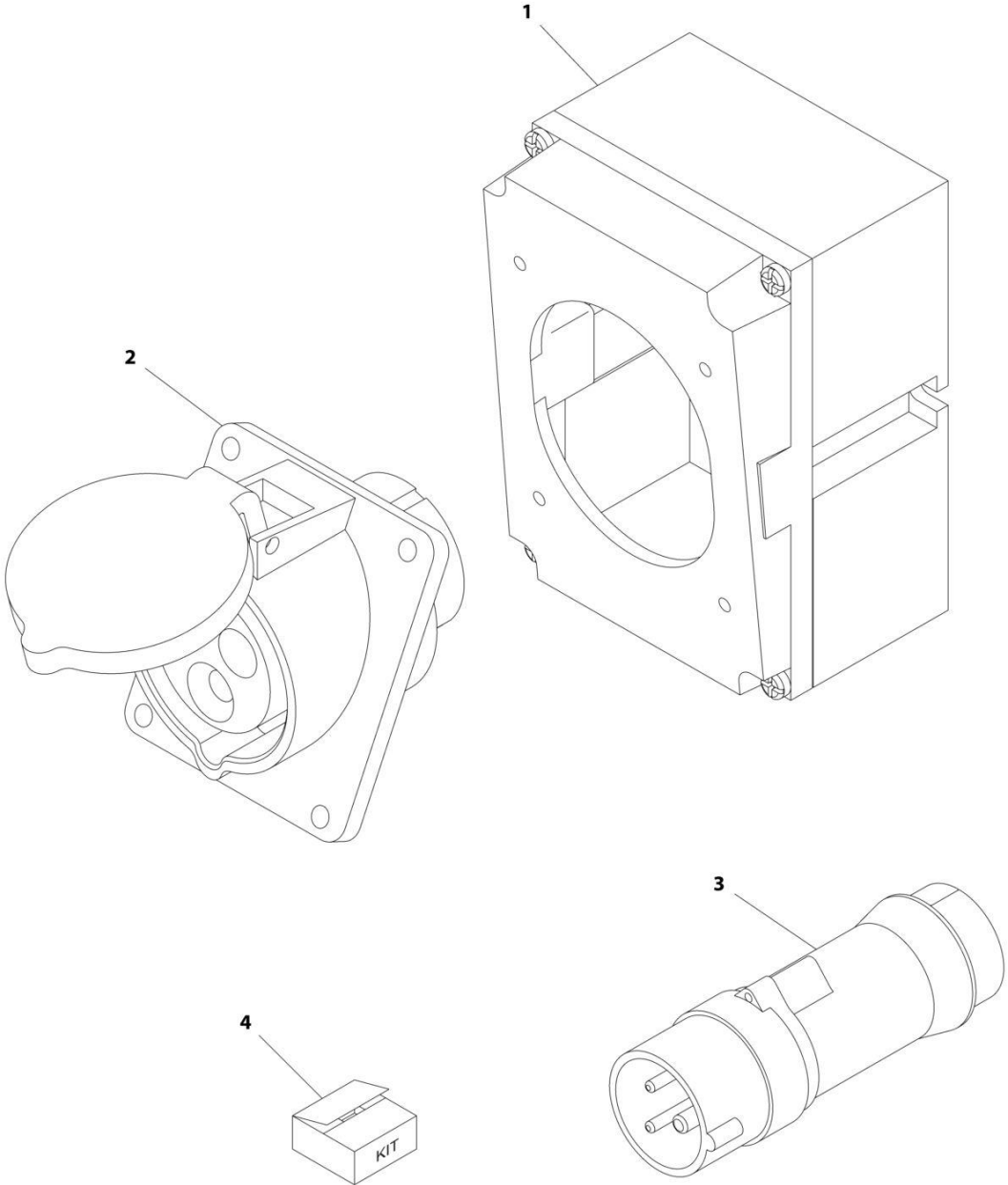
SECTION 6 - ELECTRICAL

FIGURE 6-54. RECEPTACLE BOX KIT - 220V CEE7 SIDE GROUND (CE & UK CA SPEC)

ITEM	PART NUMBER	QTY	DESCRIPTION	REV
	0275453	Ref	RECEPTACLE BOX KIT - 220V CEE7 SIDE GROUND	B
1	0861731	1	Box, Switch	
2	4461245	1	Receptacle	
3	4461205	1	Plug, Male	
4	1001100347	1	Plug and Socket Kit (Includes Items 1-3 and Female Plug p/n 4461206)	

SECTION 6 - ELECTRICAL

FIGURE 6-55. RECEPTACLE BOX KIT - 220V IEC BLUE (CE & UK CA SPEC)



ART_0275217

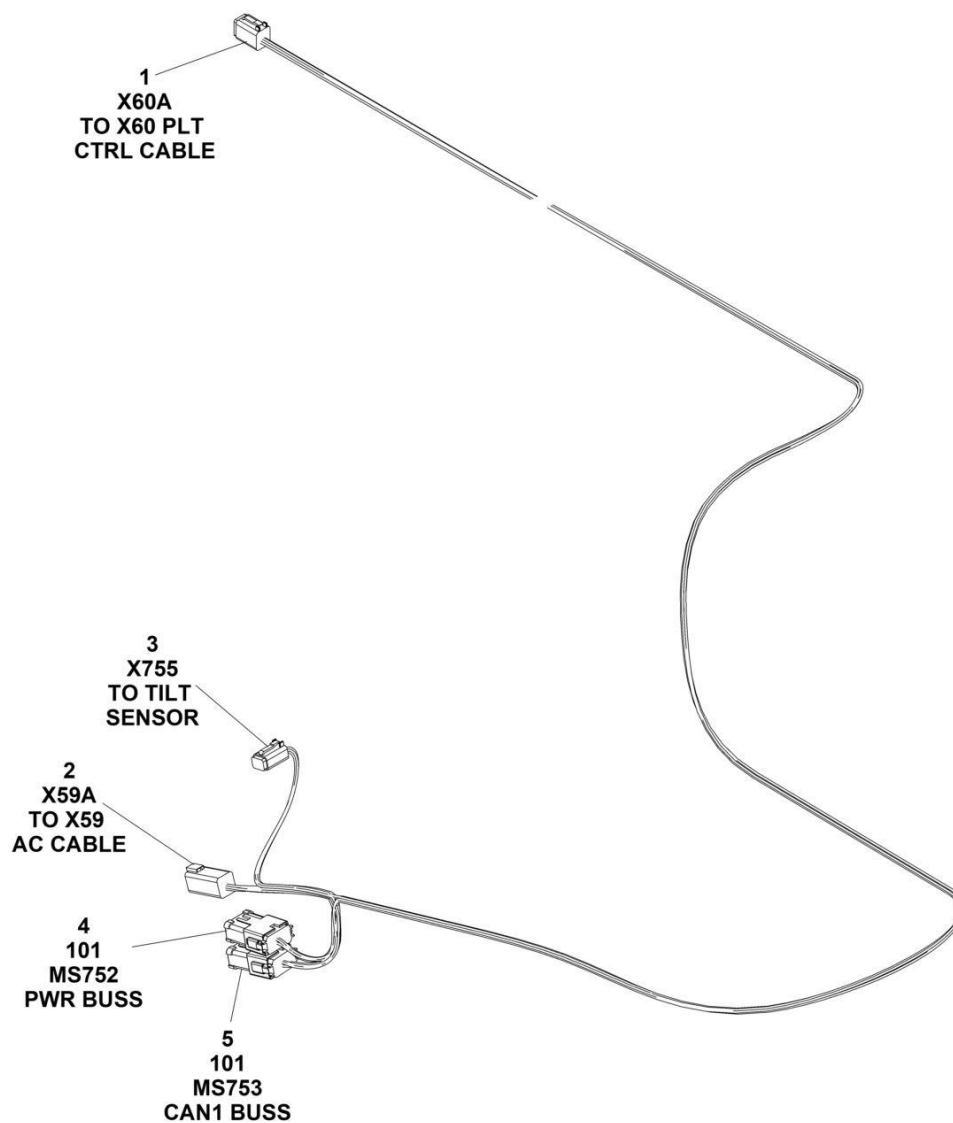
SECTION 6 - ELECTRICAL

FIGURE 6-55. RECEPTACLE BOX KIT - 220V IEC BLUE (CE & UK CA SPEC)

ITEM	PART NUMBER	QTY	DESCRIPTION	REV
	0275217	Ref	RECEPTACLE BOX KIT - 220V IEC BLUE	B
1	0861781	1	Box, Switch	
2	4461201	1	Receptacle	
3	4461199	1	Plug, Male	
4	1001100342	1	Plug and Socket Kit (Includes Items 1-3 and Female Plug p/n 4461200)	

SECTION 6 - ELECTRICAL

FIGURE 6-56. TILT SENSER JUMPER HARNESS (ALL SPECS EXCEPT CHINA SPECS)



ART_1001289209

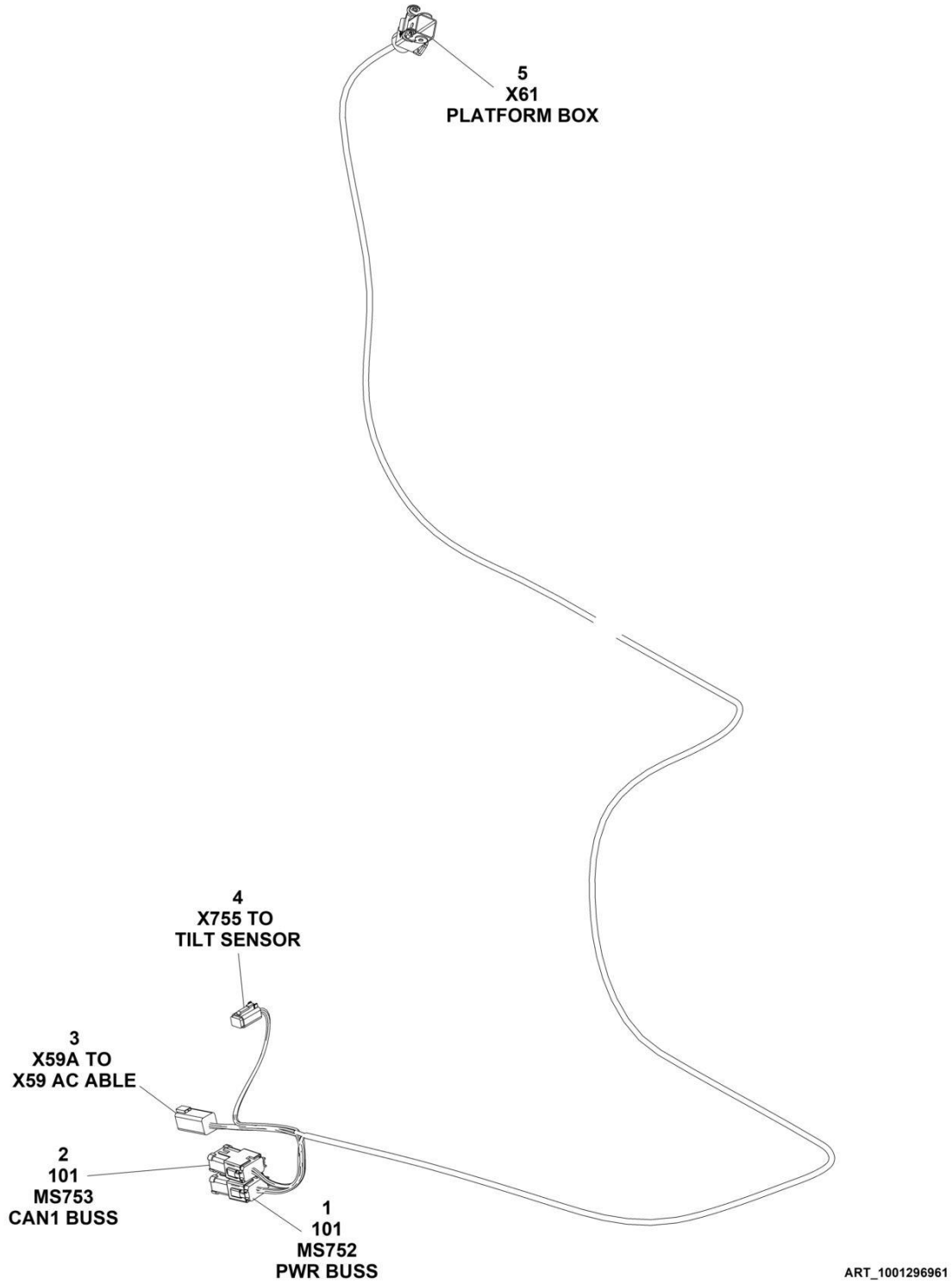
SECTION 6 - ELECTRICAL

FIGURE 6-56. TILT SENSER JUMPER HARNESS (ALL SPECS EXCEPT CHINA SPECS)

ITEM	PART NUMBER	QTY	DESCRIPTION	REV
	1001289209	Ref	Tilt Sensor Jumper Harness	A
1	4460894	1	Connector	
1	4460465	4	Socket (Nickel)	
1	4460944	2	Socket (Gold)	
2	4460899	1	Connector	
2	4460464	4	Pin (Nickel)	
2	4460943	2	Pin (Gold)	
3	4460884	1	Connector	
3	4460465	2	Socket (Nickel)	
3	4460944	2	Socket (Gold)	
4	4460933	1	Connector	
4	4460465	6	Socket	
4	4460466	6	Plug	
5	4460933	1	Connector	
5	4460944	6	Socket	
5	4460466	6	Plug	
101	1001125677	2	Cap	

SECTION 6 - ELECTRICAL

FIGURE 6-57. TILT SENSER JUMPER HARNESS (CHINA SPECS)



SECTION 6 - ELECTRICAL

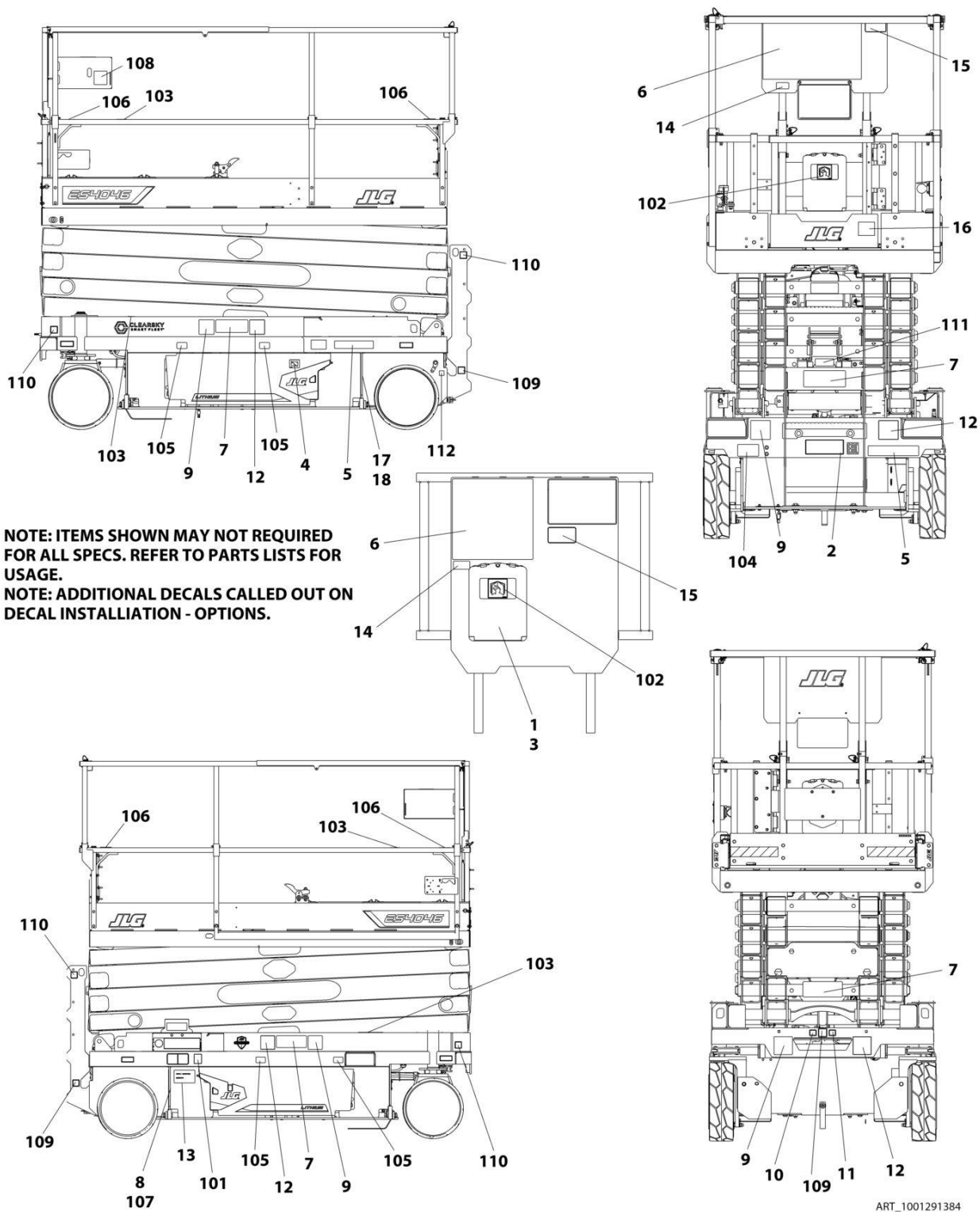
FIGURE 6-57. TILT SENSER JUMPER HARNESS (CHINA SPECS)

ITEM	PART NUMBER	QTY	DESCRIPTION	REV
	1001296961	Ref	TILT SENSER JUMPER HARNESS	A
1	4460933	1	Connector	
1	4460465	6	Socket	
1	4460466	6	Plug	
2	4460933	1	Connector	
2	4460944	6	Socket	
2	4460466	6	Plug	
3	4460899	1	Connector	
3	4460464	4	Pin (Nickel)	
3	4460943	2	Pin (Gold)	
4	4460884	1	Connector	
4	4460465	2	Socket (Nickel)	
4	4460944	2	Socket (Gold)	
5	1001269947	1	Connector	
5	1001269944	6	Socket (Copper)	
5	1001269949	2	Socket (Gold)	
101	1001125677	2	Cap	

SECTION 7 - DECALS

SECTION 7 - DECALS

FIGURE 7-1. DECAL INSTALLATION (ANSI SPECS)



ART_1001291384

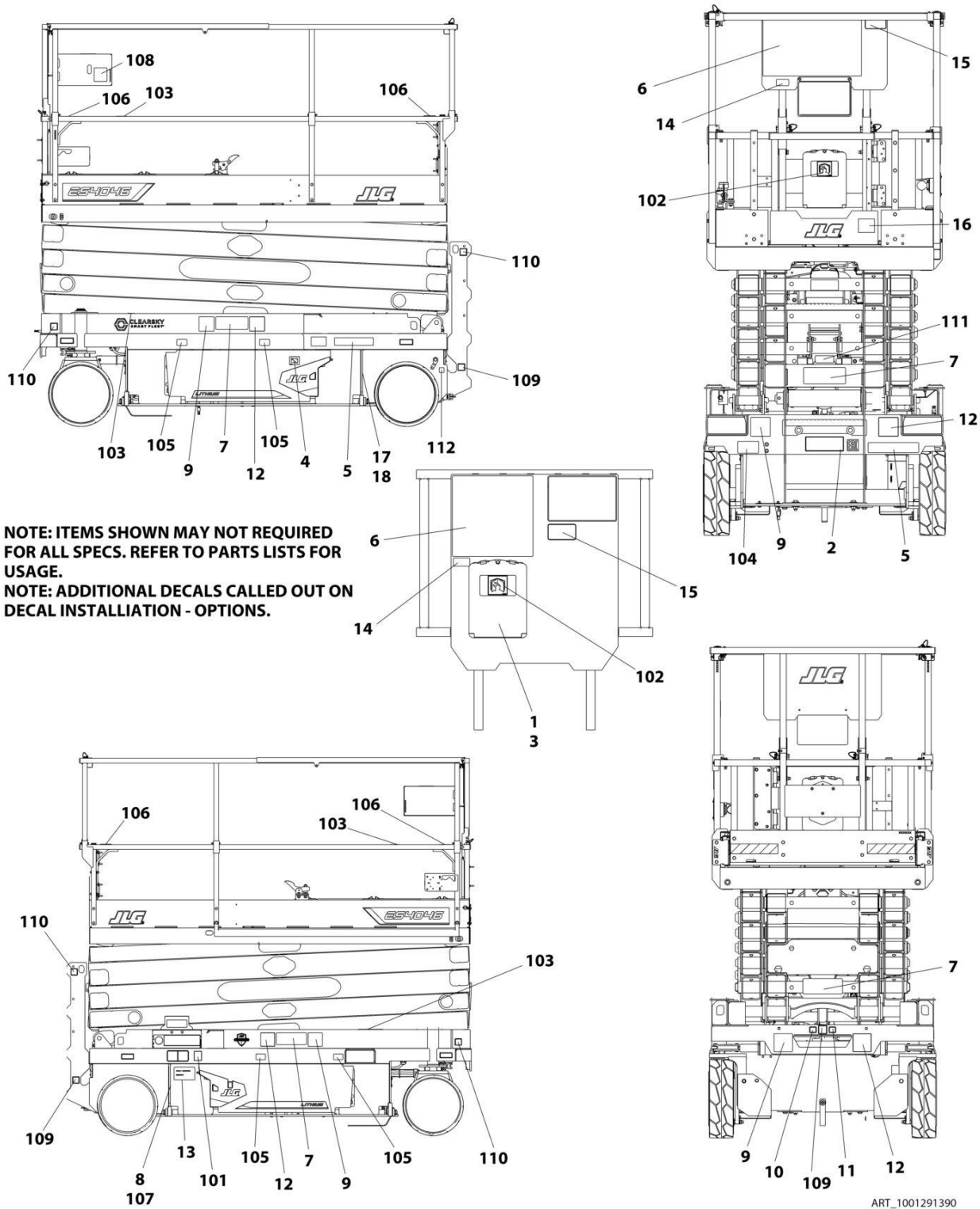
SECTION 7 - DECALS

FIGURE 7-1. DECAL INSTALLATION (ANSI SPECS)

ITEM	PART NUMBER	QTY	DESCRIPTION	REV
	1001291384	Ref	DECAL INSTALLATION	B
	1001288557	Ref	DECAL REFERENCE CHART	D
1	2080040	3	Fastener	
2	2080057	4	Fastener	
3	8990147	1	Holder, Manual	
4	1702155	1	Decal - Battery Disconnect	
5	1703813	2	Decal - Warning Battery Ventilation	
6	1703816	1	Decal - Danger/Warning	
7	1001211777	4	Decal - Crushing Hazard	
8	1001131270	1	Decal - Patent	
9	1001211779	4	Decal - Electrocution	
10	1001212292	1	Decal - No Lifting	
11	1001212293	1	Decal - No Forklift	
13	1001223055	1	Decal - Yearly Inspection	
14	1001228370	1	Decal - Ices	
15	1001231801	1	Decal - Warning Prop 65	
17	1001261105	1	Decal - Battery/Charger Service	
18	1001237538	1	Decal - Battery Spacer	
100	1001291883	1	Decal - Master	B
101	1701504	1	Decal - Hydraulic Oil	
102	1701640	1	Decal - Manual	
103	1703819	4	Decal - Direction Arrow	
104	1703822	1	Decal - Manual Descent Instructions	
105	1704016	4	Decal - Fork Lift	
106	1704277	4	Decal - Lanyard Attach	
107	1704412	1	Decal - Hydraulic Oil Chart	
108	1001132359	1	Decal - Control Box Locate	
109	1001212290	3	Decal - Tie Down	
110	1001212291	4	Decal - Lifting Lug	
111	1001237899	1	Decal - Arms Prop	
112	1706679	1	Decal - Brake Release	

SECTION 7 - DECALS

FIGURE 7-2. DECAL INSTALLATION (AUSTRALIAN/CE/CE UK SPECS)



ART_1001291390

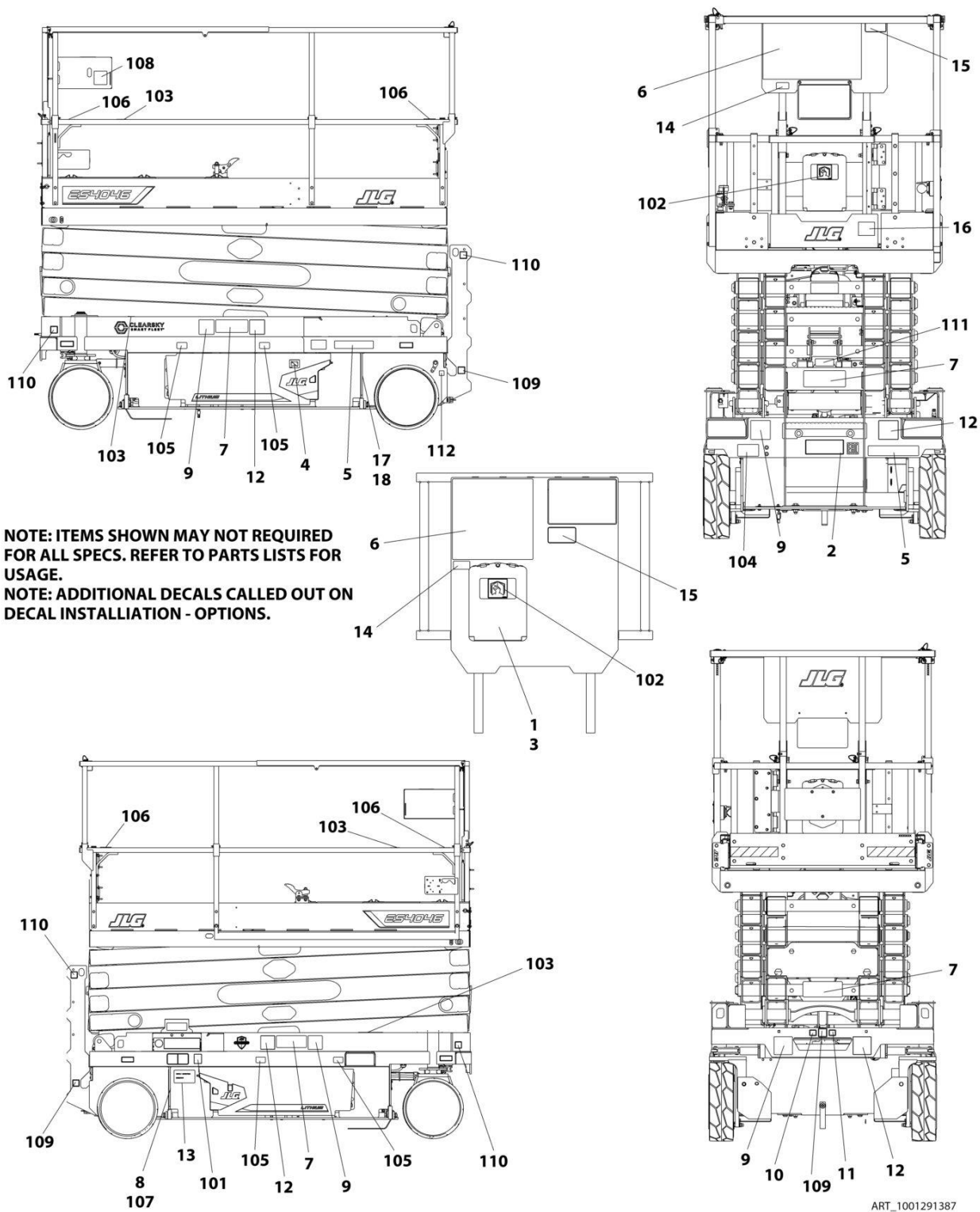
SECTION 7 - DECALS

FIGURE 7-2. DECAL INSTALLATION (AUSTRALIAN/CE/CE UK SPECS)

ITEM	PART NUMBER	QTY	DESCRIPTION	REV
	1001291390	Ref	DECAL INSTALLATION	B
	1001288557	Ref	DECAL REFERENCE CHART	D
1	2080040	3	Fastener	
2	2080057	4	Fastener	
3	8990147	1	Holder, Manual	
4	1702155	1	Decal - Battery Disconnect	
7	1705673	4	Decal - Cushing	
9	1705671	4	Decal - Electrocution	
10	1001212292	1	Decal - No Lifting	
11	1001212293	1	Decal - No Forklift	
17	1001261105	1	Decal - Battery/Charger Service	
18	1001237538	1	Decal - Battery Spacer	
100	1001291883	1	Decal - Master	B
101	1701504	1	Decal - Hydraulic Oil	
102	1701640	1	Decal - Manual	
103	1703819	4	Decal - Direction Arrow	
104	1703822	1	Decal - Manual Descent Instructions	
105	1704016	4	Decal - Fork Lift	
106	1704277	4	Decal - Lanyard Attach	
107	1704412	1	Decal - Hydraulic Oil Chart	
108	1001132359	1	Decal - Control Box Locate	
109	1001212290	3	Decal - Tie Down	
110	1001212291	4	Decal - Lifting Lug	
111	1001237899	1	Decal - Arms Prop	
112	1706679	1	Decal - Brake Release	

SECTION 7 - DECALS

FIGURE 7-3. DECAL INSTALLATION (BRAZIL SPECS-SPANISH/PORTUGUESE)



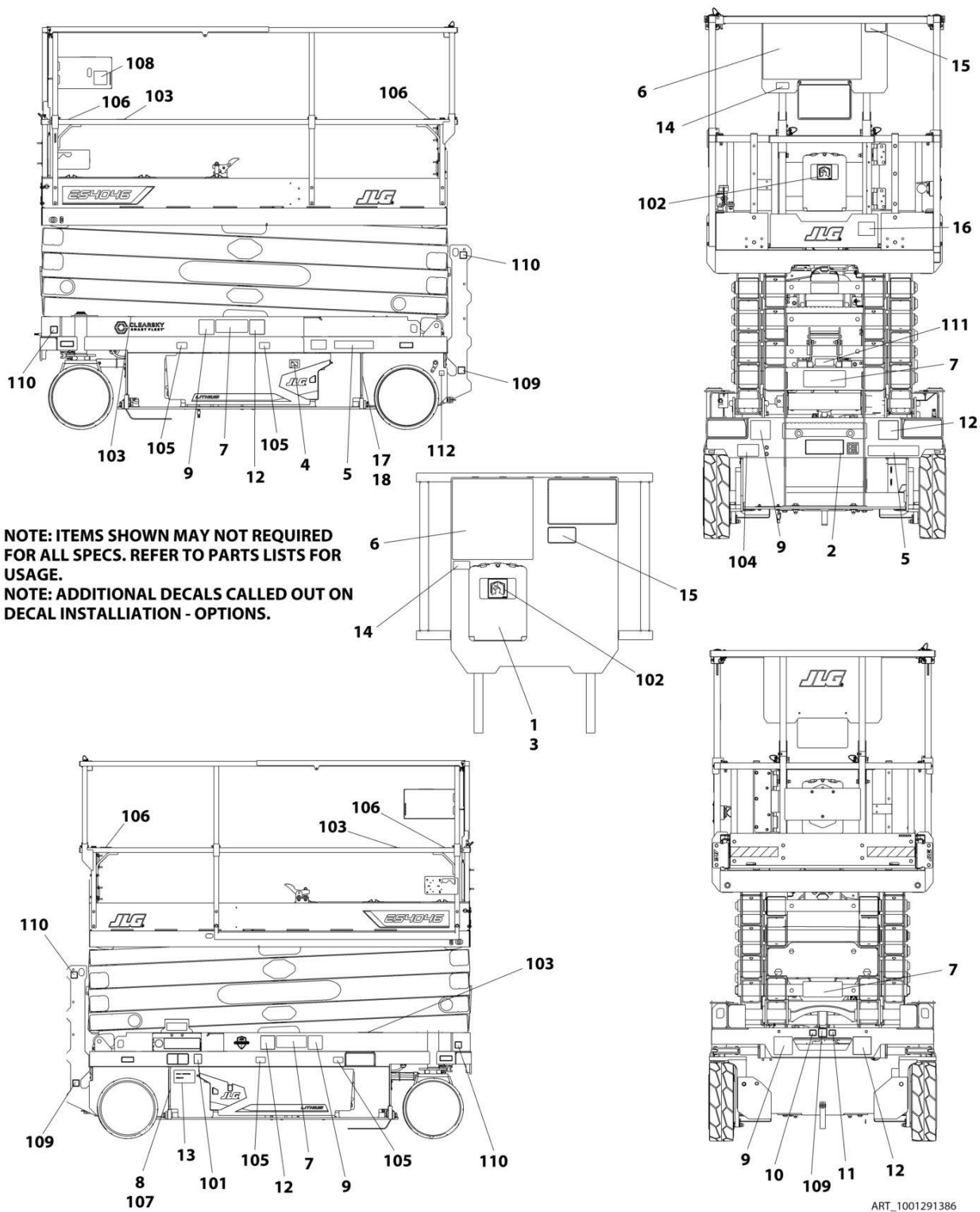
SECTION 7 - DECALS

FIGURE 7-3. DECAL INSTALLATION (BRAZIL SPECS-SPANISH/PORTUGUESE)

ITEM	PART NUMBER	QTY	DESCRIPTION	REV
	1001291387	Ref	DECAL INSTALLATION	B
	1001288557	Ref	DECAL REFERENCE CHART	D
1	2080040	3	Fastener	
2	2080057	4	Fastener	
3	8990147	1	Holder, Manual	
4	1702155	1	Decal - Battery Disconnect	
5	1704341	2	Decal - Warning Battery Vent	
6	1704699	1	Decal - Danger/Warning	
7	1001216650	4	Decal - Crushing	
9	1001215748	4	Decal - Electrocutation (Spanish)	
10	1001212292	1	Decal - No Lifting	
11	1001212293	1	Decal - No Forklift	
12	1001216648	4	Decal - Electrocutation (Portuguese)	
13	1001224052	1	Decal - Yearly Inspection	
17	1001261105	1	Decal - Battery/Charger Service	
18	1001237538	1	Decal - Battery Spacer	
100	1001291883	1	Decal - Master	B
101	1701504	1	Decal - Hydraulic Oil	
102	1701640	1	Decal - Manual	
103	1703819	4	Decal - Direction Arrow	
104	1703822	1	Decal - Manual Descent Instructions	
105	1704016	4	Decal - Fork Lift	
106	1704277	4	Decal - Lanyard Attach	
107	1704412	1	Decal - Hydraulic Oil Chart	
108	1001132359	1	Decal - Control Box Locate	
109	1001212290	3	Decal - Tie Down	
110	1001212291	4	Decal - Lifting Lug	
111	1001237899	1	Decal - Arms Prop	
112	1706679	1	Decal - Brake Release	

SECTION 7 - DECALS

FIGURE 7-4. DECAL INSTALLATION (CHINA SPECS-CHINESE/ENGLISH))



ART_1001291386

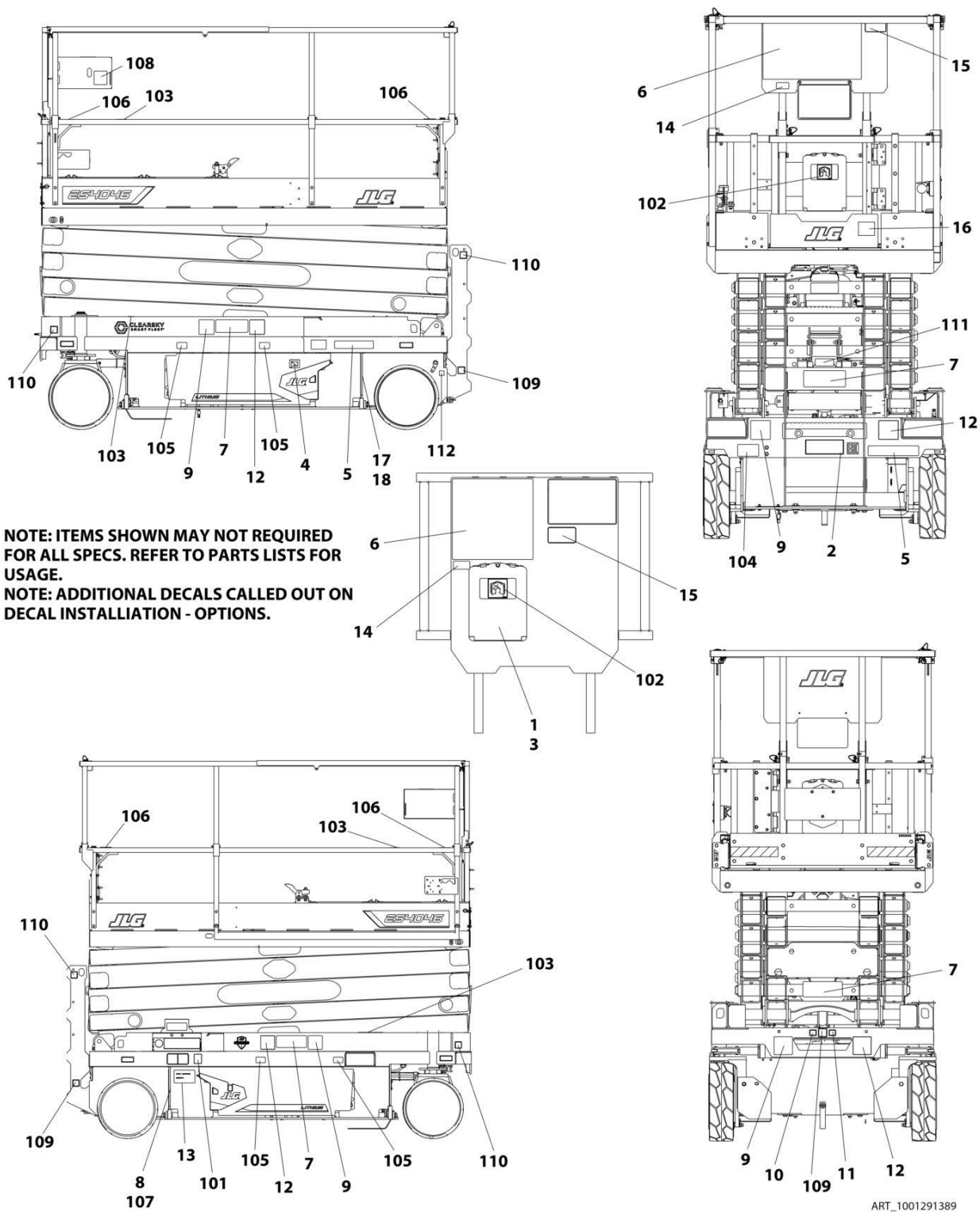
SECTION 7 - DECALS

FIGURE 7-4. DECAL INSTALLATION (CHINA SPECS-CHINESE/ENGLISH))

ITEM	PART NUMBER	QTY	DESCRIPTION	REV
	1001291386	Ref	DECAL INSTALLATION	B
	1001288557	Ref	DECAL REFERENCE CHART	D
1	2080040	3	Fastener	
2	2080057	4	Fastener	
3	8990147	1	Holder, Manual	
4	1702155	1	Decal - Battery Disconnect	
5	1704344	2	Decal - Warning Battery Vent	
6	1705195	1	Decal - Danger/Warning	
7	1001215752	4	Decal - Crushing	
9	1001211779	4	Decal - Electrocution	
10	1001212292	1	Decal - No Lifting	
11	1001212293	1	Decal - No Forklift	
12	1001215747	1	Decal - Electrocution (Chinese)	
13	1001224051	1	Decal - Yearly Inspection	
16	1001244298	1	Decal - WeChat QR Code	
17	1001261105	1	Decal - Battery/Charger Service	
18	1001237538	1	Decal - Battery Spacer	
100	1001291883	1	Decal - Master	B
101	1701504	1	Decal - Hydraulic Oil	
102	1701640	1	Decal - Manual	
103	1703819	4	Decal - Direction Arrow	
104	1703822	1	Decal - Manual Descent Instructions	
105	1704016	4	Decal - Fork Lift	
106	1704277	4	Decal - Lanyard Attach	
107	1704412	1	Decal - Hydraulic Oil Chart	
108	1001132359	1	Decal - Control Box Locate	
109	1001212290	3	Decal - Tie Down	
110	1001212291	4	Decal - Lifting Lug	
111	1001237899	1	Decal - Arms Prop	
112	1706679	1	Decal - Brake Release	

SECTION 7 - DECALS

FIGURE 7-5. DECAL INSTALLATION (CSA SPECS - FRENCH/ENGLISH)



ART_1001291389

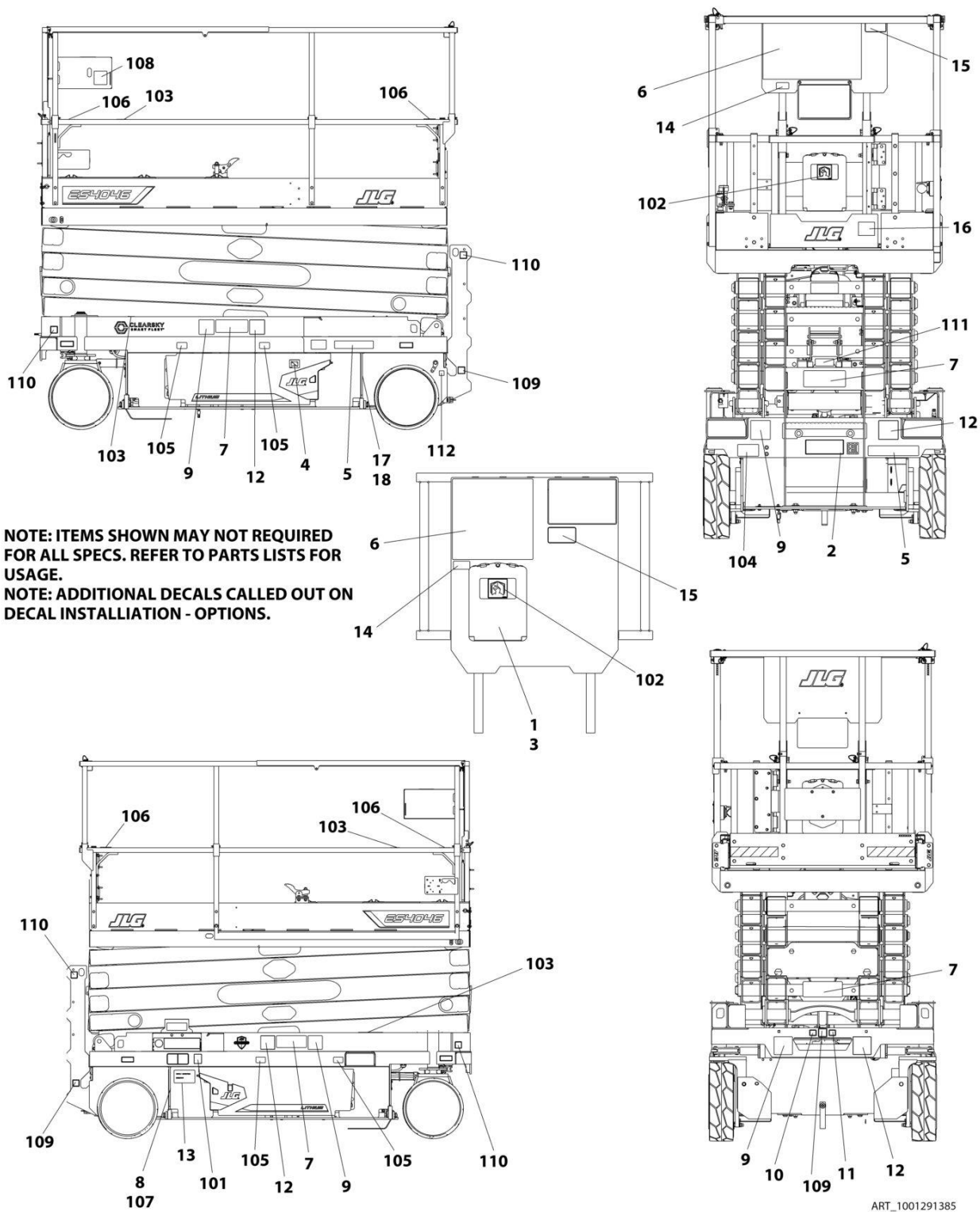
SECTION 7 - DECALS

FIGURE 7-5. DECAL INSTALLATION (CSA SPECS - FRENCH/ENGLISH)

ITEM	PART NUMBER	QTY	DESCRIPTION	REV
	1001291389	Ref	DECAL INSTALLATION	B
	1001288557	Ref	DECAL REFERENCE CHART	D
1	2080040	3	Fastener	
2	2080057	4	Fastener	
3	8990147	1	Holder, Manual	
4	1702155	1	Decal - Battery Disconnect	
5	1704340	2	Decal - Warning Battery Vent	
6	1704684	1	Decal - Danger/Warning	
7	1705311	4	Decal - Warning Crushing	
8	1001131270	1	Decal - Patent	
9	1001211779	4	Decal - Electrocutation	
10	1001212292	1	Decal - No Lifting	
11	1001212293	1	Decal - No Forklift	
12	1001215749	4	Decal - Electrocutation (French/CSA)	
13	1001223971	1	Decal - Yearly Inspection	
14	1001228370	1	Decal - Ices	
15	1001231801	1	Decal - Warning Prop 65	
17	1001261105	1	Decal - Battery/Charger Service	
18	1001237538	1	Decal - Battery Spacer	
100	1001291883	1	Decal - Master	B
101	1701504	1	Decal - Hydraulic Oil	
102	1701640	1	Decal - Manual	
103	1703819	4	Decal - Direction Arrow	
104	1703822	1	Decal - Manual Descent Instructions	
105	1704016	4	Decal - Fork Lift	
106	1704277	4	Decal - Lanyard Attach	
107	1704412	1	Decal - Hydraulic Oil Chart	
108	1001132359	1	Decal - Control Box Locate	
109	1001212290	3	Decal - Tie Down	
110	1001212291	4	Decal - Lifting Lug	
111	1001237899	1	Decal - Arms Prop	
112	1706679	1	Decal - Brake Release	

SECTION 7 - DECALS

FIGURE 7-6. DECAL INSTALLATION (KOREAN SPECS - KOREAN/ENGLISH)



ART_1001291385

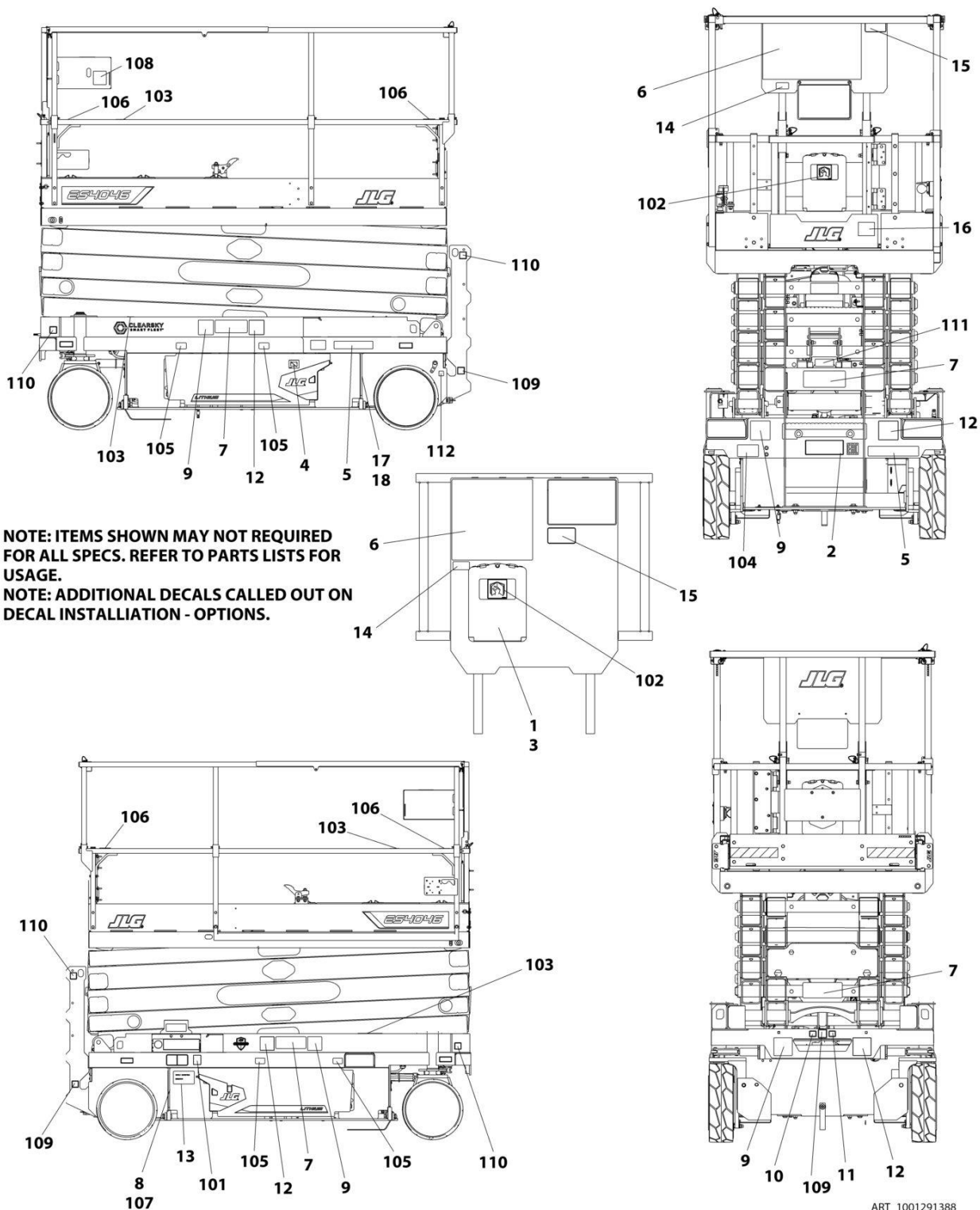
SECTION 7 - DECALS

FIGURE 7-6. DECAL INSTALLATION (KOREAN SPECS - KOREAN/ENGLISH)

ITEM	PART NUMBER	QTY	DESCRIPTION	REV
	1001291385	Ref	DECAL INSTALLATION	B
	1001288557	Ref	DECAL REFERENCE CHART	D
1	2080040	3	Fastener	
2	2080057	4	Fastener	
3	8990147	1	Holder, Manual	
4	1702155	1	Decal - Battery Disconnect	
5	1707022	2	Decal - Warning Battery Vent	
6	1001162115	1	Decal - Danger Warning	
7	1001215751	4	Decal - Crushing	
9	1001211779	4	Decal - Electrocution	
10	1001212292	1	Decal - No Lifting	
11	1001212293	1	Decal - No Forklift	
12	1001215750	4	Decal - Electrocution (Korean)	
13	1001224048	1	Decal - Yearly Inspection	
17	1001261105	1	Decal - Battery/Charger Service	
18	1001237538	1	Decal - Battery Spacer	
100	1001291883	1	Decal - Master	B
101	1701504	1	Decal - Hydraulic Oil	
102	1701640	1	Decal - Manual	
103	1703819	4	Decal - Direction Arrow	
104	1703822	1	Decal - Manual Descent Instructions	
105	1704016	4	Decal - Fork Lift	
106	1704277	4	Decal - Lanyard Attach	
107	1704412	1	Decal - Hydraulic Oil Chart	
108	1001132359	1	Decal - Control Box Locate	
109	1001212290	3	Decal - Tie Down	
110	1001212291	4	Decal - Lifting Lug	
111	1001237899	1	Decal - Arms Prop	
112	1706679	1	Decal - Brake Release	

SECTION 7 - DECALS

FIGURE 7-7. DECAL INSTALLATION (LATIN AMERICAN SPECS - SPANISH/ENGLISH)



NOTE: ITEMS SHOWN MAY NOT REQUIRED FOR ALL SPECS. REFER TO PARTS LISTS FOR USAGE.
 NOTE: ADDITIONAL DECALS CALLED OUT ON DECAL INSTALLATION - OPTIONS.

ART_1001291388

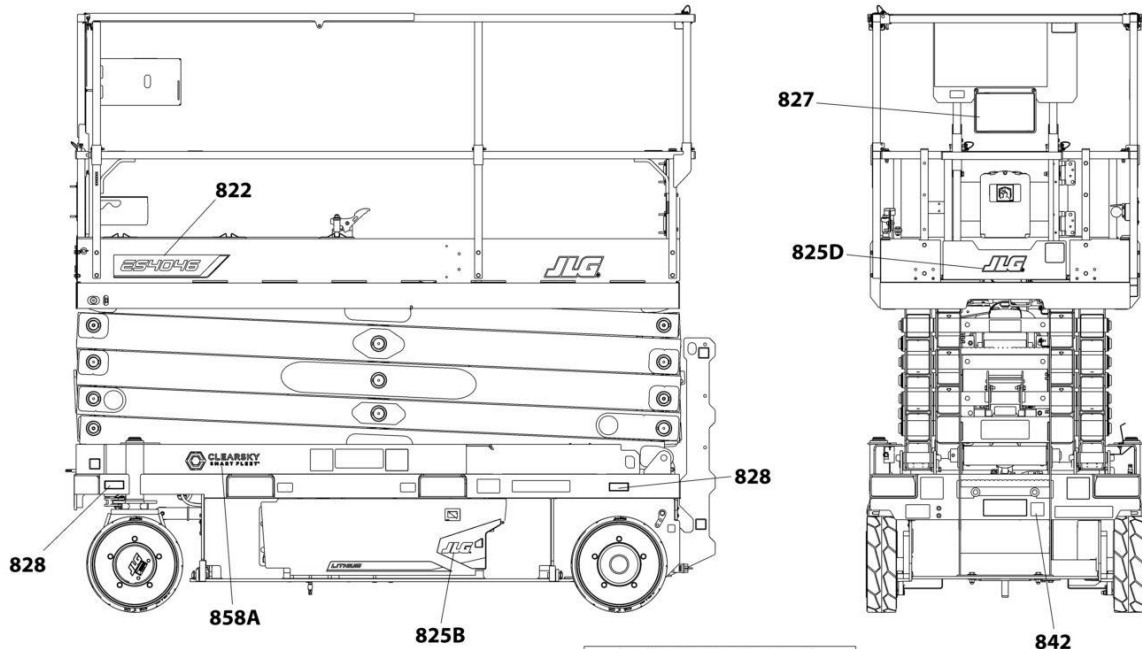
SECTION 7 - DECALS

FIGURE 7-7. DECAL INSTALLATION (LATIN AMERICAN SPECS - SPANISH/ENGLISH)

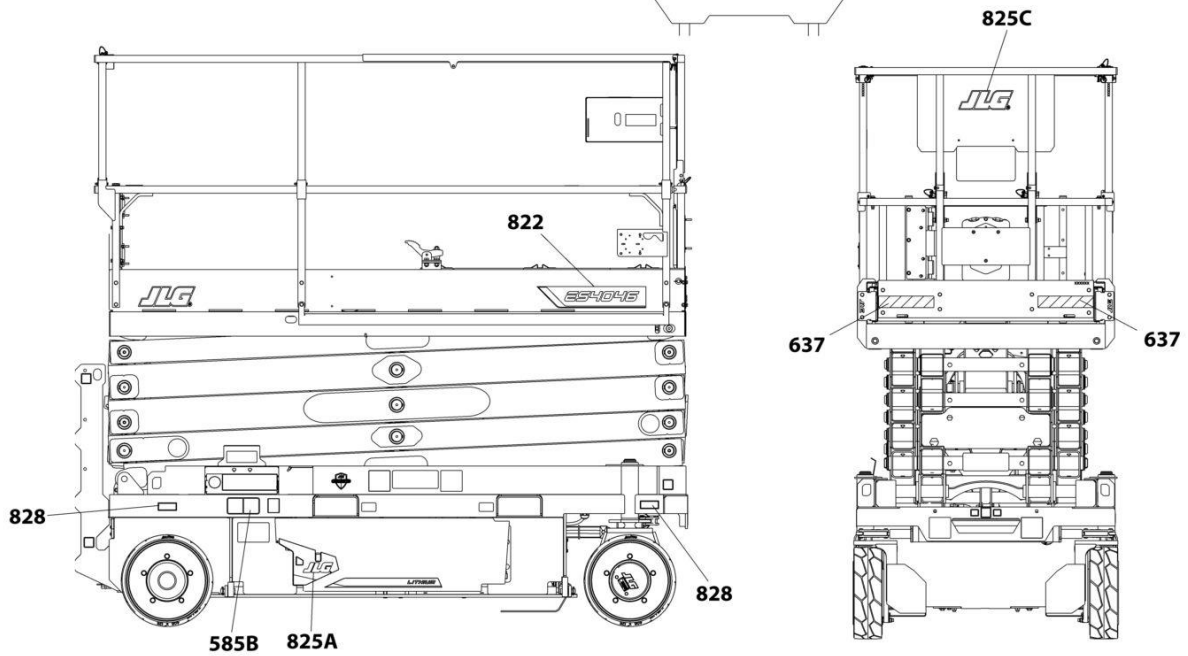
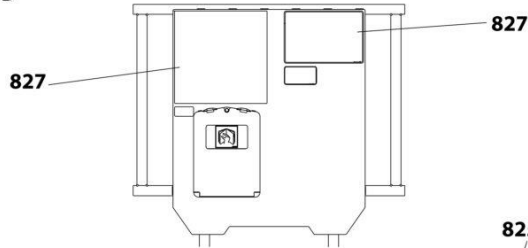
ITEM	PART NUMBER	QTY	DESCRIPTION	REV
	1001291388	Ref	DECAL INSTALLATION	B
	1001288557	Ref	DECAL REFERENCE CHART	D
1	2080040	3	Fastener	
2	2080057	4	Fastener	
3	8990147	1	Holder, Manual	
4	1702155	1	Decal - Battery Disconnect	
5	1704339	2	Decal - Warning Battery Vent	
6	1704691	1	Decal - Danger/Warning	
7	1705316	4	Decal - Crushing	
9	1001211779	4	Decal - Electrocutation	
10	1001212292	1	Decal - No Lifting	
11	1001212293	1	Decal - No Forklift	
12	1001215748	4	Decal - Electrocutation (Spanish)	
13	1001224049	1	Decal - Yearly Inspection	
17	1001261105	1	Decal - Battery/Charger Service	
18	1001237538	1	Decal - Battery Spacer	
100	1001291883	1	Decal - Master	B
101	1701504	1	Decal - Hydraulic Oil	
102	1701640	1	Decal - Manual	
103	1703819	4	Decal - Direction Arrow	
104	1703822	1	Decal - Manual Descent Instructions	
105	1704016	4	Decal - Fork Lift	
106	1704277	4	Decal - Lanyard Attach	
107	1704412	1	Decal - Hydraulic Oil Chart	
108	1001132359	1	Decal - Control Box Locate	
109	1001212290	3	Decal - Tie Down	
110	1001212291	4	Decal - Lifting Lug	
111	1001237899	1	Decal - Arms Prop	
112	1706679	1	Decal - Brake Release	

SECTION 7 - DECALS

FIGURE 7-8. DECAL INSTALLATIONS - OPTIONS



NOTE: ITEMS SHOWN MAY NOT REQUIRED FOR ALL SPECS. REFER TO PARTS LISTS FOR USAGE.



ART_DECAL_OPTIONS

SECTION 7 - DECALS

FIGURE 7-8. DECAL INSTALLATIONS - OPTIONS

ITEM	PART NUMBER	QTY	DESCRIPTION	REV
		Ref	DECAL INSTALLATION - OPTIONS:	
	1001288557	Ref	DECAL CHART	B
637	1001217894	Ref	Corner Stripes Installation	C
637	4420051	44 in/ 110cm	Tape, Safety	
822	1001305484	1	Model Designation Installation	A
822	1001305485	1	Decal - Model Designation - ES4046 (RH)	
822	1001305486	1	Decal - Model Designation - ES4046 (LH)	
825	1001304385	Ref	JLG Decal Installation (All Specs Except China Specs) (Not Shown)	A
825A	1001256675	1	Decal - JLG (3-5/16 Wide) (Platform Front)	
825B	1001256676	1	Decal - JLG (2-5/8 Wide) (Gate)	
825C	1001304360	1	Decal - Door (RH)	
825D	1001304361	1	Decal - Door (LH)	
825	1001305599	Ref	JLG Decal Installation (China Specs) (Not Shown)	A
825A	1001287763	1	Decal - JLG (2-5/8 Wide) (Gate)	
825B	1001288432	2	Decal - JLG (3-5/16 Wide) (Platform Front)	
825C	1001288433	1	Decal - Billboard	
825D	1001304360	1	Decal - Door (RH)	
825E	1001304361	1	Decal - Door (LH)	
827	1001286687	Ref	Decal Installations - Capacity	A
827	1001291445	1	Decal - Capacity	
828	1001286690	Ref	Tire Load Decal Installation (Not Shown)	A
828	1706312	4	Decal - Maximum Tire Load	
842	1001286691	1	Decal Installation - EAC (Russian/CIS Specs) (Not Shown)	A
842	1001173703	1	Decal - EAC (Russian/CIS Specs)	
850	See Note	NSS	Decal - Manufacturing Serial Number (Note: Not Available for Purchase)	
858	1001300289	Ref	Decal Installation - ClearSky (Not Shown)	A
858A	1001120989	1	Decal - Radio Frequency	
858B	1001294815	1	Decal - ClearSky	

SECTION 8 - RECOMMENDED SERVICE PARTS STOCK

SECTION 8 - RECOMMENDED SERVICE PARTS STOCK

SECTION 8 - RECOMMENDED SERVICE PARTS STOCK

FIGURE 8-1. RECOMMENDED SERVICE PARTS STK

ITEM	PART NUMBER	QTY	DESCRIPTION	REV
		Ref	Note: The following list will service one machine (built to current production per date on the front cover) with emergency repair parts which can be installed in the field. Parts from the list should be replaced when inventory is depleted to keep service parts stock supplied. For further information, contact your JLG dealer or the JLG Industries Parts Department.	
		Ref	STANDARD PARTS	
	3740150	1	Relay	
	4360328	1	Switch, Toggle	
	4360387	1	Switch, Push Button	
	4360469	1	Switch, Key	
	2860030	1	Key, Replacement	
	4360475	1	Switch, Mushroom	
	3080007	1	Magnet, Latch	
	1600402	1	Controller, Drive/Steer	
	4360345	1	Switch, Toggle	
	1001226749	1	Switch, Push Button	
	1001196634	2	Fuse 2Amp	
	8229242	2	Fuse 5Amp	
	8229244	2	Fuse 15 Amp	
	8229234	2	Fuse 10 Amp	
		Ref	VARIABLE PARTS	
	1001203871	1	Switch, Roller	
	1001186466	1	Sensor, Tilt	
	1001200629	1	Module, Control	
	1001268506	1	Module, System	
	1001245293	1	Control Module	
	1001146963	1	Sensor, Angle	
	1001225164	1	Sensor, Pressure Transducer	
	1001235104	1	Sensor, Pressure Transducer	
	1001228112	1	Module, Platform	
	1001226277	1	Switch, Overhead Protection (Korean Specs)	
	1001228191	1	Breaker (Australian Specs Machines)	
	1001181045	1	Breaker 30mAmp/16Amp (CE & UK CA Specs Machines)	
	1001189171	1	Breaker 30mAmp (CE & UK CA Specs Machines)	
	1001189172	1	Breaker 16Amp Double (CE & UK CA Specs Machines)	

SECTION 9 - SPECIAL OPTIONS/ACCESSORIES/KITS

SECTION 9 - SPECIAL OPTIONS/ACCESSORIES/KITS

SECTION 9 - SPECIAL OPTIONS/ACCESSORIES/KITS

FIGURE 9-1. SPECIAL OPTIONS/ACCESSORIES/KITS

ITEM	PART NUMBER	QTY	DESCRIPTION	REV
		Ref	Note: This list is to accommodate machines ordered with special equipment. Options may not be applicable to all models. For more specific parts information contact the JLG Parts Department.	
		Ref	MISCELLANEOUS SPECIAL OPTIONS/ACCESSORIES/KITS	
	1001293139	Ref	Antivandalism Package (Factory Installed)	
	1001249639	Ref	Antivandalism Add-on Kit (Dealer Installed)	
	1001255597	Ref	Battery Charger - CAN (With Communication Port) Add-on Kit	
	1001271481	Ref	Cleanguard Kit (Dealer Installed)	
		Ref	ClearSky Add-on Kit Options (Dealer Installed):	
	1001278848	1	ClearSky Add-on Kit - 3 Wire GT1030 (All Specs) (Dealer Installed)	
	1001265376	Ref	ClearSky Add-on Kit - Canbus (ANSI, ANSI Export & CSA Specs) (Dealer Installed):	
	1001237257	Ref	ClearSky Add-on Kit - Canbus (ANSI Export, CE & UK CA Specs) (Dealer Installed):	
	1001248502	Ref	ClearSky Add-on Kit - Canbus (Australian Specs) (Dealer Installed):	
	1001248503	Ref	ClearSky Add-on Kit - Canbus (China Specs) (Dealer Installed):	
	1001248689	Ref	ClearSky Add-on Kit - Access Control (Dealer Installed):	
	1001293899	Ref	Clearsky, Prep Kit, Not Installed	
	1001256831	Ref	Drive Motor Covers installation	
		Ref	Electrical Connector Kits	
	1001148902	Ref	Amp/Tyco Electrical Connector Kit	
	1001148903	Ref	Deutsch DT Electrical Connector Kit	
	1001148904	Ref	Deutsch HD Electrical Connector Kit	
	1001148905	Ref	Packard Electrical Connector Kit	
	1001148906	Ref	Various Electrical Connector Kit	
	1001294811	1	European Subassembly Kit	
	1001218728	Ref	Fire Extinguisher Installation	
	1001248843	Ref	Foot Latch Add-on Kit (Dealer Installed)	
	1001215448	Ref	Footswitch Installation (Japanese, Korean, ANSI Export Specs Only)	
	1001220933	Ref	Height Restrictor Switch Installation	
	1001270121	Ref	Hostile Environment Package	
	1001249638	Ref	Inverter Add-on Kit (Dealer Installed)	
	1001288524	Ref	Low Height Restrict System	
	1001250532	Ref	Mobile Control Add-on Kit (Dealer Installed)	
	1001229728	Ref	Overhead Protection Kit (Dealer Installed)	
	1001281413	Ref	Panel Carrier Kit	
	1001270721	Ref	Pipe Racks Kit (Dealer Installed)	
	1001269651	Ref	Platform Control Box Cover Add-on Kit (Dealer Installed)	
	1001231309	Ref	Platform Extension Handles Add-on Kit (Dealer Installed)	
	1001262557	Ref	Platform Self Closing Gate Add-on Kit (Dealer Installed)	
	1001262558	Ref	Platform Self Closing Gate Add-on Kit (Dealer Installed)	
	1001294780	Ref	PRESSURE TRANSDUCER KIT	
	1001224583	Ref	Service Kits List	AE
	1001254721	Ref	SkySense Level 1 Add-on Kit (Dealer Installed)	
	1001254542	Ref	SkySense Level 2 Add-on Kit (Dealer Installed)	
	1001255883	Ref	SkySense Level 1 Installation (Factory Installed)	

SECTION 9 - SPECIAL OPTIONS/ACCESSORIES/KITS

ITEM	PART NUMBER	QTY	DESCRIPTION	REV
	1001295906	Ref	SkySense Level 2 Installation (Factory Installed)	
	1001249229	Ref	Strobe (Single) Light Add-on Kit (Dealer Installed)	
	1001249230	Ref	Strobe (Dual) Light Add-on Kit (Dealer Installed)	
		Ref	Tools for Service	
	2901443	1	Analyzer Kit	
	1001232474	1	Benchtop Harness	
	8896941	1	Wire Stripper	
	7002821	1	Wire Crimper (To install wire ends to wires)	
	7002823	1	Pin/Socket Extractor - Universal (To Remove Pins/Sockets from Connectors)	
	4460467	1	Extractor - 16-18 Gauge (For Removal Pins/Sockets from Deutsch Connectors)	
	4460510	1	Extractor - 12-14 Gauge (For Removal of Pins/Sockets from Deutsch Connectors)	
	7002822	1	Screwdriver, Potentiometer (To Adjust Drive Controllers)	
	7016654	1	Screwdriver, Magnetic	
	7004275	1	Seal Installation Tool - 1in	
	7004276	1	Seal Installation Tool - 1-1/2in	
	7002826	1	Seal Installation Tool - 2in	
	1001269646	Ref	Tool Tray/Work Surface Add-on Kit (Dealer Installed)	
	1001262959	Ref	Voltage Regulator Re-Location Add-on Kit	
	1001281944	Ref	White Noise Ambient Alarm Kit	
	1001300496	Ref	Work lights Installation	
	1001273964	Ref	Work light Kit	

SECTION 9 - SPECIAL OPTIONS/ACCESSORIES/KITS

PART NUMBER INDEX

SECTION 9 - SPECIAL OPTIONS/ACCESSORIES/KITS

0100011.....19, 21, 35, 39, 41, 49, 51, 81, 83, 93, 97, 121, 123, 131, 133, 135, 211	0761217..... 33	1001142174 75	1001205430..... 121, 123
0100051.....59, 61, 63, 65, 71	0761221 69	1001143009 75	1001207009..... 15
0140030..... 125, 127	0861731 ... 259, 263, 265, 267	1001143010 75	1001207293..... 77
0140043..... 71	0861781 261, 269	1001144147 183, 203, 241	1001207970..... 187
0273965..... 141	0861880 179	1001144295 204	1001207973..... 199
0275216..... 161, 261	0961949 93, 98	1001144296 204	1001207974..... 185, 189, 191, 193, 195, 197
0275217 163, 269	0962272 93, 98, 149	1001146963 294	1001208852..... 121, 123
0275452..... 165, 265	1001047064 125, 127	1001148902 296	1001209482..... 165, 167, 181
0275453..... 167, 267	1001091102 ... 35, 43, 45, 47, 71, 211	1001148903 296	1001209596..... 125
0275454..... 169, 263	1001097150 173, 177	1001148904 296	1001209682..... 71, 73
0440223..... 107, 109	1001100341 261	1001148905 296	1001209776..... 161, 163, 169, 179
0440259..... 39, 41	1001100342 269	1001151629 204	1001210064..... 121, 123
0440263..... 35	1001100345 265	1001152266 204	1001210079..... 237
0440264..... 93, 98	1001100346 263	1001152483 181	1001210440..... 75
0440265..... 93, 98	1001100347 267	1001154378 131, 133	1001210586..... 131, 133, 135
0480100..... 117	1001101540 75	1001157547 75	1001210879..... 75
0630580..... 53	1001102258 159, 161, 163, 165, 167, 169, 171, 173, 175	1001157645 75	1001210881..... 75
0630587 71, 75	1001102349 31	1001159186 235, 243, 245	1001210966..... 71, 73
0630613..... 27, 69, 101	1001102351 31	1001162115 287	1001210966..... 71, 73
0700412..... 71	1001102353 31	1001162886 203	1001211777..... 277
0700610..... 107, 109	1001102354 31	1001162887 203, 241	1001211779..... 277, 283, 285, 287, 289
0700612..... 15, 35, 49, 51, 79, 92, 97	1001102354 31	1001163340 203, 241	1001212035..... 243, 245
0700616..... 129	1001102489 185, 187, 189, 191, 193, 195, 199, 201	1001170310 67	1001212036..... 243, 245
0700617..... 71, 73	1001102771 204, 207	1001173703 291	1001212290..... 277, 279, 281, 283, 285, 287, 289
0700618..... 37	1001103012 204	1001181045 179, 294	1001212291..... 277, 279, 281, 283, 285, 287, 289
0700621..... 111	1001103471 173, 197	1001182806 13	1001212292..... 277, 279, 281, 283, 285, 287, 289
0700814 92, 97, 161, 163, 165, 167, 169, 173, 197	1001104498 204	1001186432 213	1001212292..... 277, 279, 281, 283, 285, 287, 289
0700815..... 35	1001108581 67	1001186466 49, 294	1001212293..... 277, 279, 281, 283, 285, 287, 289
0700816..... 19, 21	1001110302 35	1001187587 107, 109, 131, 133, 135	1001212293..... 277, 279, 281, 283, 285, 287, 289
0700817..... 69, 117	1001114466 53	1001187816 175	1001213415..... 131, 133
0700818 81, 83, 111, 131, 133, 135	1001116812 204, 207, 237, 241	1001188116 175	1001213470..... 121
0700819 19, 21, 113, 135	1001118245 ... 59, 61, 65	1001189171 181, 294	1001213838..... 121, 123
0700820..... 119	1001118274 57, 71, 73	1001189172 181, 294	1001213886..... 125, 127
0700823..... 35	1001118384 213	1001192401 204, 237	1001214217..... 49
0700835..... 125, 127	1001118388 213	1001194421 203, 243, 245	1001214274..... 107, 109
0701015..... 69, 92, 97	1001118388 213	1001196589 204	1001214526..... 35
0701018..... 92, 97	1001118812 183	1001196634 294	1001214528..... 35
0701019..... 129	1001120204 161, 163, 165, 167, 169	1001196635 241	1001214534..... 35
0701021..... 92, 97	1001120205 179, 181	1001197396 39, 41	1001214589..... 92, 97
0701024..... 92, 97, 101	1001120989 291	1001197404 92, 97	1001214810..... 69
0701029..... 119	1001125483 75	1001200629 .. 71, 73, 294	1001215446..... 111
0760306..... 229	1001125677 183, 204, 271, 273	1001200631 71, 73	1001215448..... 296
0760408 ... 159, 161, 163, 165, 167, 169, 175, 229	1001125927 177	1001200632 77	1001215747..... 283
0760608..... 131, 133	1001128888 92, 97	1001200812 215, 221, 231, 247	1001215748..... 281, 289
0760610..... 21, 29, 71, 73, 113, 115, 125, 127	1001130220 ... 29, 71, 73, 79, 125, 127	1001200819 125, 243	1001215749..... 285
0760612..... 13, 15, 17	1001130590 71, 73	1001201885 203, 243, 245	1001215750..... 287
0760618..... 135, 173	1001131270 277, 285	1001202184 217, 223, 233, 253	1001215751..... 287
0760806..... 59, 61, 65	1001132358 125, 127	1001202987 35	1001215752..... 283
0760810..... 121, 123, 135	1001132359 277, 279, 281, 283, 285, 287, 289	1001202999 35	1001215762..... 71, 73
0760812..... 57	1001132361 125, 127	1001203869 35	1001215953..... 35
0760814..... 71, 73	1001132361 125, 127	1001203870 35	1001216648..... 281
0761008..... 81	1001134280 197	1001203871 294	1001216650..... 281
0761012..... 81, 83	1001134821 113	1001203872 35	1001216865..... 133
0761014..... 121, 123	1001136757 75	1001204495 13	1001217059..... 49, 51
0761015..... 83	1001137675 . 92, 97, 121, 123	1001205409 203, 241	1001217164..... 179, 181
0761019 39, 41, 131, 133	1001139000 92, 97	1001205410 203	1001217457..... 92, 97
0761020..... 135	1001139002 92, 97	1001205411 203	1001217894..... 291
0761216..... 33	1001142173 75	1001205412 203	1001218190..... 139
		1001205422 121, 123	1001218285..... 125, 127
			1001218307..... 35
			1001218573..... 69

SECTION 9 - SPECIAL OPTIONS/ACCESSORIES/KITS

1001218728.....	296	1001239224.....	43, 45, 47	1001262464.....	37	1001286857.....	67
1001219622.....	107, 109	1001239269.....	61, 63, 65	1001262557.....	296	1001286865.....	81, 83
1001219670.....	107, 109	1001239661.....	43, 45, 47	1001262558.....	296	1001286883.....	71
1001220409.....	113	1001242539.....	47	1001262581.....	67	1001286884.....	59
1001220410.....	113	1001242587.....	35	1001262655.....	125	1001286885.....	61
1001220893.....	125, 127	1001242697.....	47	1001262959.....	297	1001287402.....	69
1001220894.....	107, 109	1001244298.....	283	1001263294.....	199	1001287419.....	69
1001220933.....	296	1001244885.....	79	1001263359.....	67	1001287537.....	83, 87
1001220995.....	113	1001244900.....	173	1001263785.....	67	1001287711.....	117
1001221244.....	129	1001244934.....	92	1001264310.....	59, 61, 63, 65	1001287763.....	291
1001221275.....	129	1001245293.....	79, 294	1001265376.....	296	1001288432.....	291
1001221276.....	129	1001245299.....	79, 241	1001265635.....	67	1001288433.....	291
1001221949.....	201	1001245739.....	173, 177	1001265636.....	67	1001288516.....	33
1001222914.....	129	1001245743.....	177	1001266450.....	19, 21	1001288518.....	21
1001223055.....	277	1001245744.....	173, 177	1001268506.....	294	1001288520.....	15
1001223262.....	219, 225, 257	1001245747.....	173	1001269600.....	135	1001288522.....	17
1001223650.....	231	1001246392.....	139, 141	1001269600.....	135	1001288524.....	296
1001223651.....	233	1001246395.....	139, 141	1001269646.....	297	1001288525.....	73
1001223971.....	285	1001246674.....	92, 97	1001269651.....	296	1001288526.....	215
1001224048.....	287	1001247915.....	19, 23	1001269701.....	135	1001288527.....	217
1001224049.....	289	1001248502.....	296	1001269747.....	67	1001288528.....	219
1001224051.....	283	1001248503.....	296	1001269770.....	37	1001288531.....	159
1001224052.....	281	1001248631.....	185	1001269943.....	245	1001288532.....	171
1001224583.....	296	1001248632.....	187	1001269944.....	273	1001288533.....	165
1001225164.....	92, 97, 294	1001248633.....	197	1001269947.....	273	1001288534.....	167
1001226277.....	129, 294	1001248634.....	201	1001269949.....	273	1001288535.....	169
1001226749.....	125, 127, 294	1001248689.....	296	1001270121.....	296	1001288536.....	161
1001226901.....	129	1001248768.....	79	1001270470.....	127	1001288537.....	163
1001227219.....	197	1001248773.....	57	1001270471.....	127	1001288538.....	175
1001227267.....	173, 197	1001248843.....	296	1001270533.....	117	1001288539.....	173
1001227268.....	173	1001249229.....	297	1001270631.....	117	1001288540.....	83
1001227269.....	177	1001249230.....	297	1001270721.....	296	1001288541.....	67
1001227728.....	129	1001249638.....	296	1001270855.....	117	1001288542.....	92
1001227855.....	35	1001249639.....	296	1001270896.....	37	1001288557.....	277, 279, 281, 283, 285, 287, 289, 291
1001228112.....	127, 294	1001249798.....	51	1001271412.....	117	1001288669.....	92, 97
1001228184.....	129	1001250532.....	296	1001271481.....	296	1001288670.....	92, 97
1001228191.....	177, 294	1001253153.....	92, 97	1001273957.....	143, 145	1001288673.....	92, 97
1001228370.....	277, 285	1001253726.....	115	1001273958.....	143	1001288680.....	92, 97
1001228388.....	207	1001253800.....	137	1001273964.....	297	1001288681.....	92, 97
1001228406.....	27	1001254027.....	183	1001274168.....	137	1001288682.....	93, 97
1001229529.....	101	1001254028.....	207	1001274559.....	71, 73, 127	1001288846.....	93, 98
1001229728.....	296	1001254542.....	296	1001274604.....	125	1001288849.....	93, 98
1001229792.....	69	1001254721.....	296	1001274605.....	125	1001288879.....	93, 98, 239
1001231309.....	296	1001255597.....	296	1001274613.....	127	1001288881.....	215, 217, 219, 249
1001231801.....	277, 285	1001255869.....	39	1001274659.....	125	1001288887.....	59, 61, 63, 65
1001232474.....	297	1001255883.....	296	1001274660.....	127	1001288888.....	59, 61, 63, 65
1001232622.....	135	1001256503.....	197	1001274837.....	143, 145	1001288889.....	59, 61, 63, 65
1001234268.....	131, 133	1001256642.....	15, 209	1001275631.....	143, 145	1001288890.....	59, 61, 63, 65
1001234381.....	121	1001256643.....	17	1001278013.....	79	1001288891.....	59, 61, 63, 65
1001234407.....	121, 123	1001256657.....	131, 133	1001278848.....	296	1001288923.....	93, 98
1001234858.....	69	1001256675.....	291	1001280661.....	211	1001288924.....	93, 98
1001235104.....	294	1001256676.....	291	1001281413.....	296	1001288925.....	93, 98
1001235106.....	59	1001256694.....	53	1001281944.....	297	1001288926.....	93, 98
1001235287.....	135	1001256744.....	75	1001282385.....	39, 153	1001288927.....	93, 98
1001235559.....	71, 73	1001256831.....	296	1001282704.....	92, 98, 149	1001288928.....	93, 98
1001235560.....	111	1001257138.....	71, 73	1001284507.....	35	1001288929.....	93, 98
1001235561.....	111	1001258379.....	93, 97	1001285320.....	92, 97	1001288930.....	93, 98
1001235941.....	117	1001258446.....	125, 127	1001285370.....	81, 85	1001288931.....	93, 98
1001236269.....	92	1001258768.....	195	1001285506.....	19	1001288932.....	93, 98
1001237257.....	296	1001258770.....	193	1001285914.....	119		
1001237538.....	277, 279, 281, 283, 285, 287, 289	1001258771.....	189	1001285915.....	131		
1001237899.....	277, 279, 281, 283, 285, 287, 289	1001258772.....	191	1001285917.....	119		
1001238392.....	57	1001259015.....	19	1001285950.....	92, 97		
		1001261105.....	277, 279, 281, 283, 285, 287, 289	1001286687.....	291		
		1001261131.....	137	1001286690.....	291		
		1001262150.....	137	1001286691.....	291		
				1001286840.....	71, 73		

SECTION 9 - SPECIAL OPTIONS/ACCESSORIES/KITS

1001288963.....131, 133	1001292343.....101	1001302572.....225	1705671.....279
1001288982.....131, 133	1001292344.....101	1001303510.....63	1705673.....279
1001288983.....131, 133	1001292345.....101	1001304360.....291	1705997....139, 141, 143, 145
1001288995.....131, 133	1001292346.....101	1001304361.....291	1706312.....291
1001288996.....131, 133	1001292347.....101	1001304385.....291	1706679....277, 279, 281, 283, 285, 287, 289
1001289000.....93, 98	1001293037.....27	1001305470.....39, 41	1707022.....287
1001289048.....131, 133	1001293038.....27	1001305475.....98	2080040....121, 123, 131, 133, 135, 277, 279, 281, 283, 285, 287, 289
1001289051.....131, 133	1001293079.....115	1001305484.....291	2080057....277, 279, 281, 283, 285, 287, 289
1001289052.....131, 133	1001293082.....115	1001305485.....291	2220235.....92, 97
1001289132.....119	1001293139.....296	1001305486.....291	2220415.....81, 83
1001289148.....119	1001293389.....93, 98	1001305599.....291	2220466.....83
1001289149.....119	1001293617.....123	1001305846.....41	2220473.....81, 83
1001289151.....93, 98	1001293618.....123	1001307992131, 133, 135	2220775.....83
1001289209.....215, 217, 219, 221, 223, 225, 271	1001293698.....35	1001309135.....93, 98	2221116.....92, 97
1001289225.....131, 133	1001293699.....35	1001380041.....69	2400060....203, 204, 207, 241
1001289228.....131, 133, 135	1001293899.....296	1001380042.....69	2420172.....71, 73
1001289305.....71, 203	1001293998.....211	1060379 ...117, 139, 141, 143, 145	2560088.....111
1001289386.....81, 83	1001294316.....51	1060908 ...177, 179, 181	2560190.....111
1001289387.....81, 83	1001294388.....227, 229	1060998 ...59, 61, 63, 65	2600281....131, 133, 135
1001289435.....81, 83	1001294392....227, 229, 255	1120555 ...139, 141, 143, 145	2700100....139, 141, 143, 145
1001289460.....93, 98	1001294470.....135	1320318.....21	2780266.....19, 21, 31
1001289461.....93, 98	1001294473.....135	1321293.....15, 17, 75	2860030.....294
1001289462.....93, 98	1001294474.....135	1321752....19, 21, 81, 83	2901443.....297
1001289467.....93, 98	1001294475.....135	1380132.....111	2902431.....159, 259
1001289467.....93, 98	1001294476.....135	1380153.....39, 41	3080007....131, 133, 135, 294
1001289468.....93, 98	1001294477.....135	1580023 ...139, 141, 143, 145	3252507....163, 165, 167, 169, 171, 175
1001289475.....93, 98	1001294482.....135	1580024 ...139, 141, 143, 145	3290305...43, 45, 47, 229
1001289480.....81, 83	1001294483.....135	1600402 ...105, 125, 127, 294	3290401.....211
1001289608.....81	1001294484.....135	1671207.....259	3290405..35, 71, 75, 113, 125, 127, 159, 161, 163, 165, 167, 169, 173, 175, 229
1001289610.....81, 83	1001294485.....135	1701504 ...277, 279, 281, 283, 285, 287, 289	3290505.....197
1001289611....59, 61, 63, 65	1001294486.....135	1701640 ...277, 279, 281, 283, 285, 287, 289	3290506.....131, 133
1001289648.....211	1001294488.....135	1702010.....115	3290601.....49, 51, 173
1001289754.....27	1001294496.....135	1702155 ...277, 279, 281, 283, 285, 287, 289	3290605....13, 15, 17, 19, 21, 37, 71, 73, 75, 79, 92, 97, 161, 163, 165, 167, 169
1001289952.....35	1001294497.....135	1703464.....159, 161	3290606....107, 109, 111, 113, 115, 129, 131, 133, 135
1001290108.....71, 73	1001294498.....135	1703813.....277	3290801....35, 59, 61, 65
1001290195.....15, 17	1001294499.....135	1703816.....277	3290805....19, 21, 35, 69, 71, 73, 81, 83, 92, 97, 117, 119, 121, 123, 161, 163, 165, 167, 169, 173, 197
1001290624.....75, 235	1001294640.....65	1703819 ...125, 127, 277, 279, 281, 283, 285, 287, 289	3290806....111, 113, 125, 127, 131, 133, 135
1001290689.....161, 163, 165, 167, 169, 173	1001294657.....65	1703822 ...277, 279, 281, 283, 285, 287, 289	3291001.....39, 41
1001290890.....43, 45	1001294780.....296	1704016 ...277, 279, 281, 283, 285, 287, 289	3291005..69, 81, 83, 119, 121, 123
1001290900.....43	1001294811.....296	1704260.....125, 127	3291006....27, 101, 129, 131, 133, 135
1001290975.....75	1001294815.....291	1704277 ...277, 279, 281, 283, 285, 287, 289	3291007.....69, 92, 97
1001291056.....211	1001294835.....245	1704339.....289	3291201.....69
1001291075.....71, 73	1001294844.....45	1704340.....285	3291205.....33
1001291146.....75	1001295397.....57	1704341.....281	
1001291373.....33	1001295876.....57, 237	1704344.....283	
1001291384.....277	1001295888.....17	1704412 ...277, 279, 281, 283, 285, 287, 289	
1001291385.....287	1001295906.....297	1704684.....285	
1001291386.....283	1001295941.....101	1704691.....289	
1001291387.....281	1001296961....227, 229, 273	1704699.....281	
1001291388.....289	1001298691..19, 21, 213	1705195.....283	
1001291389.....285	1001299097.....98	1705311.....285	
1001291390.....279	1001299098.....97	1705316.....289	
1001291445.....291	1001299334.....71, 73		
1001291525.....21, 25	1001299885.....151		
1001291584.....29	1001299886.....41, 155		
1001291585.....29	1001299942.....133		
1001291586.....29	1001300072.....15		
1001291587.....29	1001300289.....291		
1001291630.....127, 245	1001300496.....297		
1001291684.....93, 98	1001301057.....115		
1001291686.....93, 98	1001301944.....229		
1001291883.....277, 279, 281, 283, 285, 287, 289	1001302288....221, 223, 225, 251		
1001292275.....79	1001302570.....221		
	1001302571.....223		

SECTION 9 - SPECIAL OPTIONS/ACCESSORIES/KITS

3300423	31	75, 79, 92, 97, 129,	4460536.....	129	4751500	92, 97
3321402	92, 97	159, 161, 163, 165,	4460539.....	203, 239, 257	4811400	75, 113, 125,
3422219 ...	139, 141, 143,	167, 169, 171, 173,	4460648.....	17	127, 159, 161, 163,	
145		175, 185, 187, 189,	4460662....	165, 167, 169,	165, 167, 169, 173, 175	
3422661	117	191, 193, 195, 197,	259		4811602	229
3423037	39, 41	201, 215, 217, 219,	4460703.....	213	4811700 ...	13, 15, 17, 37,
3423243	69	221, 223, 225, 227,	4460722.....	235	67, 71, 73, 75, 92, 97,	
3423278	125, 127	229, 231, 233	4460754.....	231, 233, 247,	113, 115, 125, 127,	
3430636	35	4240018	253, 257		131, 133, 135, 161,	
3430813	121, 123	4240147	4460761.....	204	163, 165, 167, 169, 173	
3430816	121, 123	4240165	4460871.....	203, 207, 213	4811702... 15, 17, 19, 21,	
3431212	35	4340853 ...	4460872.....	203, 207	29, 35, 49, 51, 79, 92,	
3431218	35	145	4460873.....	213	97, 111	
3450303	69	4340854 ...	4460877.....	204	4811900... 19, 21, 35, 57,	
3450304	92, 97	145	4460884....	203, 237, 239,	71, 73, 81, 83, 92, 97,	
3450403	35, 121, 123	4340947	241, 271, 273		111, 119, 121, 123,	
3450406	31	4360328	4460891..	43, 45, 47, 129,	125, 127, 131, 133,	
3450505	35	4360336	203, 204, 207, 239, 257		135, 161, 163, 165,	
3460334 ...	139, 141, 143,	4360345	4460894....	203, 249, 251,	167, 169, 173	
145		4360387	255, 271		481190235, 69, 113, 117,	
3520072 ...	101, 107, 109,	4360469	4460897..	13, 43, 45, 203,	197	
131, 133, 135		4360475	204, 207, 235, 257		4812000... 27, 35, 39, 41,	
3574505	115	4420037	4460899....	231, 233, 247,	69, 81, 83, 92, 97, 101,	
3574506	115	4420051	249, 251, 253, 255,		119, 121, 123, 129,	
3740150	71, 75, 294	442006292, 97, 101, 107,	257, 271, 273		131, 133, 135	
3760170 ...	107, 109, 131,	109, 117, 125, 127,	4460905....	203, 207, 213	4812002	69
133, 139, 141, 143, 145		131, 133, 135	4460930....	203, 204, 213	4812102	33
3760217	39, 41	4460019 15, 17, 204, 209	4460931.....	213	4812500	35
3760387	92, 97	4460042	4460932.....	237, 241	4831400	211
3760420	92, 97	4460115	4460933....	183, 203, 204,	4831600	197
3820019	111	4460138	271, 273		4846757	39, 41
3820020	92, 97	4460183	4460943....	183, 203, 213,	4923328	59, 61, 63, 65
3841143	69, 92, 97	4460226	231, 233, 241, 247,		510093	61
3841675	107, 109	4460227	249, 251, 253, 255,		510094	63
3860111	111, 131, 133	4460234	257, 271, 273		5240800	19, 21
3900355 ...	139, 141, 143,	4460247	4460944....	183, 203, 204,	70000082	105
145		4460259	207, 237, 241, 247,		70000084	105
3900364	67	4460260	249, 251, 253, 255,		70000683	105
3900381	197	4460265	257, 271, 273		70000684	105
3910804	71, 73	4460267	4460956.....	179	70000685	105
3931412 ...	139, 141, 143,	4460312	4460957.....	179	70000686	105
145		4460315	4460965.....	203	70001250	105
3931508 ...	139, 141, 143,	4460320	4460966.....	203	70001251	105
145		4460346	4460968.....	175	70001252	105
4010310	43, 45, 47	4460418 ...	4460970.....	204, 239	70001253	105
4010408	113, 173	245	4461016.....	243	70003650	105
4010608	131, 133, 135	4460424	4461023.....	204	7002821	297
4010610 ...	161, 163, 165,	15, 207	4461196.....	189, 261	7002822	297
167, 169		4460464 .	4461198.....	261	7002823	297
4010616	131, 133	13, 43, 45, 129,	4461199.....	191, 269	7002826	297
4010618	131, 133	203, 204, 207, 213,	4461201.....	269	7004275	297
4031509	125, 127	231, 233, 235, 237,	4461205....	195, 265, 267	7016654	297
4031511	35	239, 241, 243, 247,	4461244	265	7020175	125
4031707	92, 97	249, 251, 253, 255,	4461245.....	267	7020176	125
4031708	49, 51	257, 271, 273	4461246.....	263	7027365	105
4031710	71, 73	4460465 .	4461249.....	193, 263	7027367	105
4031716	92, 97	43, 45, 47, 129,	4461257.....	161, 163	7027765	105
4060803	125, 127	203, 204, 207, 213,	4461258.....	161, 163	7027766	105
4060906	125, 127	231, 233, 237, 239,	471140092, 97, 107, 109,		80325	107, 109
4160202	35	241, 247, 249, 251,	139, 141, 143, 145		80983191	204
4160214	69	253, 255, 257, 271, 273	4711700.....	125, 127	8229234	294
4191706	107, 109	4460466 ...	4711800.....	121, 123	8229242	204, 294
4220227	107, 109	204, 207, 213, 231,	4740158.....	39, 41	8229244	204, 294
4240003 ...	107, 109, 139,	233, 235, 237, 239,	4740438.....	92, 97	8405204	67
141, 143, 145		241, 243, 247, 253,	4740468.....	31	8405402	67
4240017 ...	15, 17, 19, 21,	257, 271, 273	4740480....	139, 141, 143,	8750014	81, 83
57, 59, 61, 63, 65, 71,		4460467	145			
		297				
		4460496				
		125				
		4460497				
		125				
		4460510				
		297				

SECTION 9 - SPECIAL OPTIONS/ACCESSORIES/KITS

8750015.....	19, 21	8990147 ...	277, 279, 281,
8896941.....	297		283, 285, 287, 289



Corporate Office
JLG Industries, Inc.
1 JLG Drive
McConnellsburg, PA 17233-9533 USA
☎ **(717) 485-5161 (Corporate)**
☎ **(877) 554-5438 (Customer Support)**
📠 **(717) 485-6417**

Visit our website for JLG Worldwide Locations.
www.jlg.com



OSHKOSH™