



Illustrated Parts Manual

Models
25AM
30AM
38AM

PVC
2208

P/N
31220633

January 15, 2024 - Rev C

ANSI

CE



UK
CA

AS/NZS



An Oshkosh Corporation Company

REVISION LOG

August 1, 2022 - A - Original Issue of Manual (Edited to B/M 1001250323 Revision G)

February 13, 2023 - B - Revised Manual (Edited to B/M 1001250323 Revision I)

January 15, 2024 - C - Revised Manual (Edited to B/M 1001250323 Revision I)

GENERAL INFORMATION



1) MACHINE IDENTIFICATION

Machines are identified by model and in some cases a combination of models, serial number (SN) or regional standard (i.e ANSI, CE, CSA). Components may also be identified by SN or manufacturer. Common components that may be identified by these characteristics are engines and hydraulic components.

2) PARTS MANUAL ORGANIZATION

Product information in this manual is organized under section titles. Frame, Cylinder, Hydraulic and Electrical are a few examples. Each section is organized by figure and page number. The information within the Figure is then organized by item number, part number, description and corresponding illustration (s).

3) TABLE OF CONTENTS (NOT SHOWN)

A table of contents is found toward the beginning of the manual. Figure number, description and page number are provided for quick reference to the page containing the related information.

4) RECOMMENDED SPARE PARTS (NOT SHOWN)

The Recommended Spare Parts List, located near the end of the manual, reference most frequently used maintenance parts.

5) PART NUMBER INDEX (NOT SHOWN)

A numerical index listing all part numbers and the corresponding page number(s) appears at the back of the manual.

GENERAL INFORMATION

6) NON-SERVICED PARTS

In some instances, it is necessary to display non-serviced parts, assemblies or installations. In the case of assemblies and installations there will be a Ref in the Qty. column. In case of parts that are not available for service within assemblies or components, there will be a NSS (Not Sold Separately) or NLA (No Longer Available) listed in the Qty. column of the manual.

7) PARTS LIST ITEM NUMBERS

Numbers shown in the item# column correspond to numbers used in the associated illustration (s). Item numbers which are missing from the sequence in the parts list are not used on that page.

8) INDENTED PARTS DESCRIPTION

An indented part description is included in the item under which it is indented.

9) ABBREVIATION AND SYMBOLS

AC.....	Alternating Current	L.....	Liter
ADE.....	Advanced Design Electronics	LB(LBS).....	Pounds
AG.....	Agricultural	LCD.....	Liquid Crystal Display
ANSI.....	American National Standards Institute	LED.....	Light Emitting Diodes
AR.....	As Required	LH.....	Left Hand
ASSY.....	Assembly	LRC.....	Low Rated Countries
AUS.....	Australia	LSS.....	Load Sensing System
AUX.....	Auxiliary	M(m).....	Metric/Meter
AWG.....	American Wire Gauge	MM(mm).....	Milimeter
B/M.....	Bill of Material	mA.....	Miliamps
CAC.....	Charge Air Cooler	NLA.....	No Longer Available
CE.....	European Conformity	NPT.....	National Pipe Threads
CCW.....	Counter Clockwise	NSS.....	Not Sold Separately
CM.....	Centimeter	OD.....	Outside Diameter
CW.....	Clockwise	ORB.....	O-Ring Boss
CSA.....	Canadian Standards Association	ORFS.....	O-Ring Face Seal
CYL.....	Cylinder	OZ (oz).....	Ounces
DIA.....	Diameter	PG.....	Page
DC.....	Direct Current	PN.....	Part Number
DEF.....	Diesel Exhaust Fluid	QT(qt.).....	Quarts
EMS.....	Emergency Stop	QTY.....	Quantity
ENG.....	Engine	REF.....	Reference
FT(ft).....	Feet	REV.....	Revision Level
GA(Ga).....	Gauge	RH.....	Right Hand
HRC.....	High Rated Countries	SAE.....	Society of Automotive Engineers
HVAC.....	Heating, Ventilating, and Air Conditioning	SN.....	Serial Number
HYD.....	Hydraulic	SPEC(S).....	Specifications
Hz.....	Hertz	T/T.....	Turntable
ID.....	Inside Diameter	UGM.....	Universal Ground Module
IN.....	inches	V.....	Volts
ISO.....	International Organization for Standards	W.....	Watts
JIC.....	Joint Industry Council	#.....	Number
KG.....	Kilogram		

10) ILLUSTRATION REFERENCE LETTERS

When necessary, illustrations may contain reference letters that are intended to track information (i. e. hoses, harnesses) from one point to another or to track visual enlargement of components to show details that may be located in another area on the illustration.

Note: Due to continuous product improvements, JLG Industries, Inc. reserves the right to make specification changes without prior notification. Contact JLG Industries, Inc. for updated information.

TABLE OF CONTENTS

SECTION 1 - FRAME.....	11
FIGURE 1-1. FRAME INSTALLATION.....	12
FIGURE 1-2. WHEEL ASSEMBLY - CASTER (NON-LOCKING).....	14
FIGURE 1-3. WHEEL ASSEMBLY - CASTER (LOCKING).....	16
FIGURE 1-4. WHEEL ASSEMBLY - CASTER (BRAKING).....	18
FIGURE 1-5. OUTRIGGER STORAGE AND INSTALLATION- 25IN (25AM)	20
FIGURE 1-6. OUTRIGGER ASSEMBLY- 25IN (25AM).....	22
FIGURE 1-7. OUTRIGGER STORAGE AND INSTALLATION - 31IN (30AM)	24
FIGURE 1-8. OUTRIGGER ASSEMBLY - 31IN (30AM).....	26
FIGURE 1-9. OUTRIGGER STORAGE AND INSTALLATION - 35.25IN (30AM).....	28
FIGURE 1-10. OUTRIGGER ASSEMBLY - 35.25IN (30AM).....	30
FIGURE 1-11. OUTRIGGER STORAGE AND INSTALLATION - 39.5IN (38AM)	32
FIGURE 1-12. OUTRIGGER ASSEMBLY - 39.5IN (38AM).....	34
FIGURE 1-13. ALARM INSTALLATION	36
FIGURE 1-14. STROBE LIGHT INSTALLATION	38
FIGURE 1-15. STROBE LIGHT INSTALLATION - AMBER LED.....	40
FIGURE 1-16. TILTBACK INSTALLATION (38AM).....	42
SECTION 2 - CONTROLS	45
FIGURE 2-1. POWER UNIT INSTALLATION - 12VDC.....	46
FIGURE 2-2. POWER UNIT INSTALLATION - 100VAC/50 - 60 HZ	48
FIGURE 2-3. POWER UNIT INSTALLATION - 120VAC/60HZ	50
FIGURE 2-4. POWER UNIT INSTALLATION - 240VAC/50-60HZ	52
FIGURE 2-5. GROUND CONTROL BOX ASSEMBLY.....	54
FIGURE 2-6. AC JUNCTION BOX ASSEMBLY - 100VAC.....	56
FIGURE 2-7. AC JUNCTION BOX ASSEMBLY - 120VAC.....	58
FIGURE 2-8. AC JUNCTION BOX ASSEMBLY - 240VAC.....	60
FIGURE 2-9. DC MOTOR/PUMP ASSEMBLY	62
FIGURE 2-10. AC MOTOR/PUMP ASSEMBLY	64
FIGURE 2-11. BATTERY BOX AND CHARGER INSTALLATION - WET BATTERY (ALL SPECS EXCEPT CE & UK CA SPEC)	66
FIGURE 2-12. BATTERY BOX AND CHARGER INSTALLATION - WET BATTERY (CE & UK CA SPEC)	68
FIGURE 2-13. BATTERY BOX AND CHARGER INSTALLATION - AGM BATTERY (ALL SPECS EXCEPT CE & UK CA SPEC)	70
FIGURE 2-14. BATTERY BOX AND CHARGER INSTALLATION - AGM BATTERY (CE & UK CA SPEC)	72
FIGURE 2-15. BATTERY BOX AND CHARGER ASSEMBLY - STANDARD BATTERY	74
FIGURE 2-16. BATTERY BOX AND CHARGER ASSEMBLY - AGM BATTERY.....	76
FIGURE 2-17. BATTERY CHARGER ASSEMBLY - STANDARD BATTERY	78
FIGURE 2-18. BATTERY CHARGER ASSEMBLY - AGM BATTERY.....	80
FIGURE 2-19. HOURMETER INSTALLATION	82
FIGURE 2-20. AUXILIARY LOWERING INSTALLATION	84
FIGURE 2-21. SECURITY LOCK INSTALLATION.....	86
SECTION 3 - MAST	89
FIGURE 3-1. MAST INSTALLATION (25AM).....	90
FIGURE 3-2. MAST ASSEMBLY (25AM) (Prior to SN M900000111)	92

TABLE OF CONTENTS

FIGURE 3-3. MAST ASSEMBLY (25AM) (SN M900000111 to Present)	96
FIGURE 3-4. MAST INSTALLATION (30AM)	100
FIGURE 3-5. MAST ASSEMBLY (30AM) (Prior to SN M900000113)	102
FIGURE 3-6. MAST ASSEMBLY (30AM) (SN M900000113 to Present)	106
FIGURE 3-7. MAST INSTALLATION (38AM)	110
FIGURE 3-8. MAST ASSEMBLY (38AM) (Prior to SN M900000100)	112
FIGURE 3-9. MAST ASSEMBLY (38AM) (SN M900000100 to Present)	116
FIGURE 3-10. LOADING HARDWARE INSTALLATION (25AM,30AM)	120
FIGURE 3-11. LOADING HARDWARE INSTALLATION (38AM)	122
FIGURE 3-12. LOAD SENSING SYSTEM (LSS) INSTALLATION	124
FIGURE 3-13. SAFETY ATTACH INSTALLATION	126
FIGURE 3-14. CRANE HOOK INSTALLATION	128
SECTION 4 - PLATFORM	131
FIGURE 4-1. QUICK-CHANGE PLATFORM INSTALLATION - 22IN X 25IN (56CM X 63.5CM) (CE & UK CA SPECS ONLY) ..	132
FIGURE 4-2. QUICK-CHANGE PLATFORM INSTALLATION - 26IN X 26IN (66CM X 66CM) (ALL SPECS EXCEPT CE & UK CA SPECS)	134
FIGURE 4-3. QUICK-CHANGE PLATFORM INSTALLATION - 26IN X 26IN (66CM X 66CM) (CE & UK CA SPECS)	136
FIGURE 4-4. QUICK-CHANGE PLATFORM INSTALLATION WITH GULLWING GATE - 22IN X 22IN (56CM X 56CM) (ALL SPECS EXCEPT CE & UK CA SPECS)	138
FIGURE 4-5. QUICK-CHANGE PLATFORM INSTALLATION WITH GULLWING GATE - 28IN X 26IN (71CM X 66CM) (ALL SPECS EXCEPT CE & UK CA SPECS)	140
FIGURE 4-6. TOOL TRAY	142
FIGURE 4-7. TUBE CADDY INSTALLATION	144
SECTION 5 - CYLINDER	147
FIGURE 5-1. LIFT CYLINDER ASSEMBLY (25AM,30AM) (Prior to SN M900000111)	148
FIGURE 5-2. LIFT CYLINDER ASSEMBLY (25AM,30AM) (SN M900000111 to Present)	150
FIGURE 5-3. LIFT CYLINDER ASSEMBLY (38AM) (Prior to SN M900000100)	152
FIGURE 5-4. LIFT CYLINDER ASSEMBLY (38AM) (SN M900000100 to Present)	154
SECTION 6 - HYDRAULIC	157
FIGURE 6-1. PUMP HYDRAULIC COMPONENTS AND COVER INSTALLATION	158
SECTION 7 - ELECTRICAL	161
FIGURE 7-1. AC PLUG HARNESS - 100VAC & 120VAC MACHINES	162
FIGURE 7-2. AC PLUG HARNESS - 240VAC MACHINES	164
FIGURE 7-3. CABLES, CLAMP & PLATFORM CONTROLS INSTALLATION (25AM)	166
FIGURE 7-4. CABLES, CLAMP & PLATFORM CONTROLS INSTALLATION (30AM)	168
FIGURE 7-5. CABLES, CLAMP & PLATFORM CONTROLS INSTALLATION (38AM)	170
FIGURE 7-6. CONTROL BOX JUMPER HARNESS	172
FIGURE 7-7. FRAME HARNESS	174
FIGURE 7-8. GROUND CONTROL HARNESS (AC MACHINES)	176
FIGURE 7-9. GROUND CONTROL HARNESS (DC MACHINES)	178
FIGURE 7-10. JUNCTION BOX HARNESS (100VAC MACHINES)	180
FIGURE 7-11. JUNCTION BOX HARNESS (120VAC MACHINES)	182
FIGURE 7-12. JUNCTION BOX HARNESS (240VAC MACHINES)	184
FIGURE 7-13. LOAD SENSING SYSTEM HARNESS	186

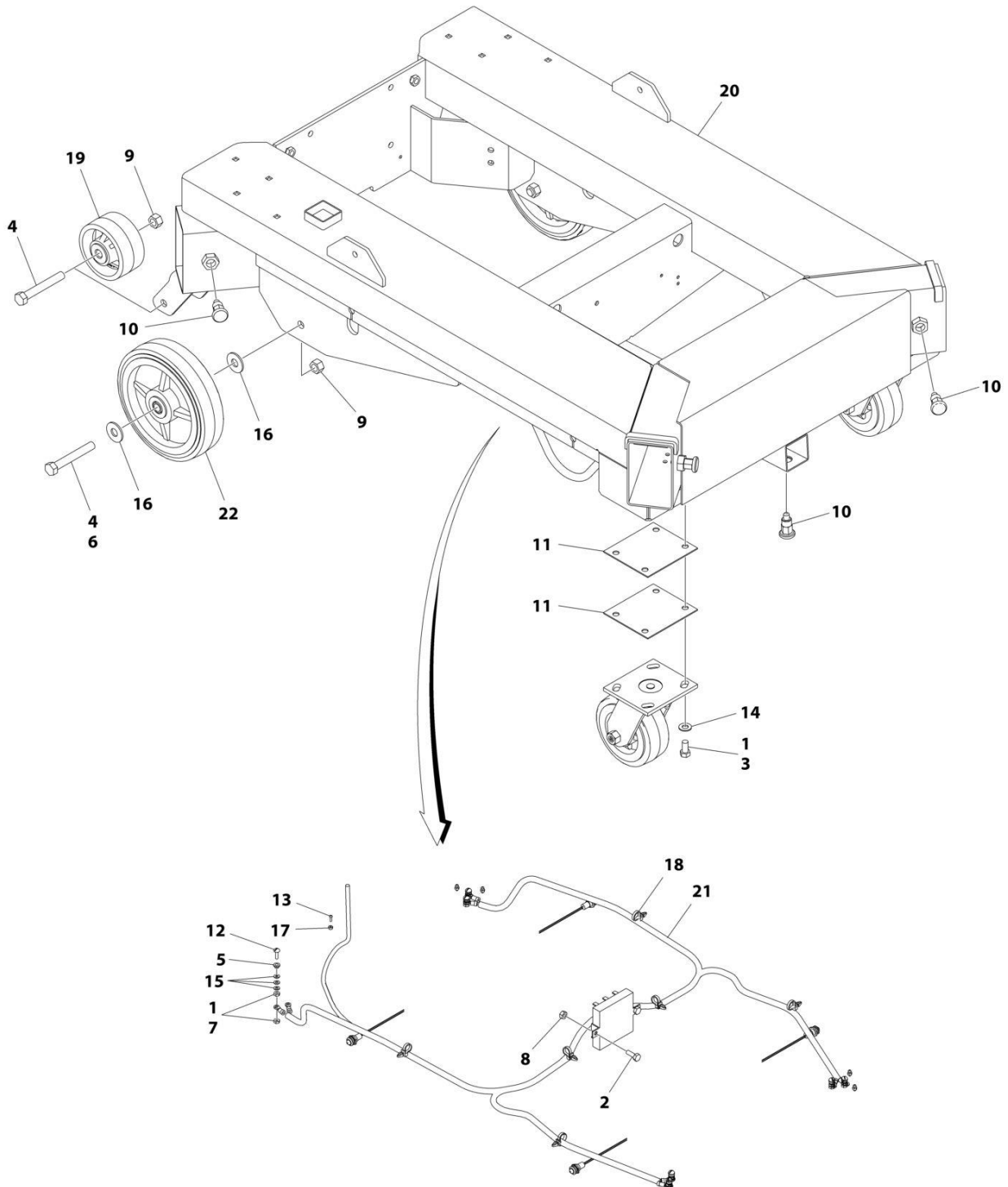
TABLE OF CONTENTS

FIGURE 7-14. RECEPTACLE BOX KIT - 220V CEE7 POST GROUND 2X4 BOX (CE & UK CA SPEC)	188
SECTION 8 - DECALS.....	191
FIGURE 8-1. DECALS INSTALLATION - ANSI SPECS (ENGLISH LANGUAGE).....	192
FIGURE 8-2. DECALS INSTALLATION - AUSTRALIAN SPECS (ENGLISH LANGUAGE).....	194
FIGURE 8-3. DECALS INSTALLATION - BRAZIL SPECS (PORTUGUESE/SPANISH LANGUAGE).....	196
FIGURE 8-4. DECALS INSTALLATION - CE & UK CA SPECS (ENGLISH LANGUAGE).....	198
FIGURE 8-5. DECALS INSTALLATION - CHINA SPECS (CHINESE - SIMPLIFIED/ENGLISH LANGUAGE)	200
FIGURE 8-6. DECALS INSTALLATION - CHINA SPECS (CHINESE - TRADITIONAL/ENGLISH LANGUAGE)	202
FIGURE 8-7. DECALS INSTALLATION - CSA SPECS (FRENCH/ENGLISH LANGUAGE).....	204
FIGURE 8-8. DECALS INSTALLATION - JAPANESE SPECS (JAPANESE/ENGLISH LANGUAGE).....	206
FIGURE 8-9. DECALS INSTALLATION - LATIN AMERICAN SPECS (SPANISH/ENGLISH LANGUAGE)	208
FIGURE 8-10. DECALS INSTALLATION - OPTIONS.....	210
SECTION 9 - RECOMMENDED SERVICE PARTS STOCK	213
FIGURE 9-1. RECOMMENDED SERVICE PARTS STOCK	214
SECTION 10 - SPECIAL OPTIONS/ACCESSORIES/KITS	215
FIGURE 10-1. SPECIAL OPTIONS/ACCESSORIES/KITS	216
PART NUMBER INDEX	219

SECTION 1 - FRAME

SECTION 1 - FRAME

FIGURE 1-1. FRAME INSTALLATION



ART_1001256108_E

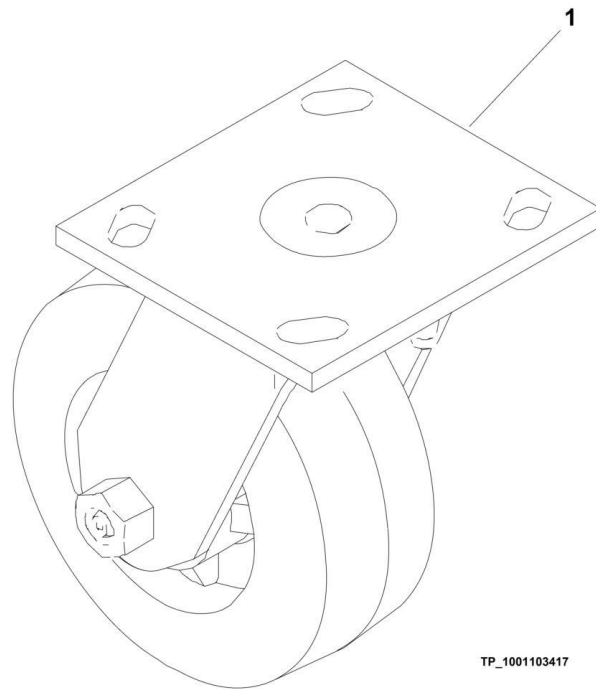
SECTION 1 - FRAME

FIGURE 1-1. FRAME INSTALLATION

ITEM	PART NUMBER	QTY	DESCRIPTION	REV
	1001256108	Ref	FRAME INSTALLATION	E
1	0100011	AR	Compound, Locking	
2	0641406	2	Bolt 1/4 x 3/4	
3	0641606	6	Bolt 3/8 x 3/4	
4	0641828	2	Bolt 1/2 x 3-1/2	
5	0962288	8	Bushing	
6	3020029	AR	Grease	
7	3300379	16	Nut #8	
8	3311405	2	Nut 1/4	
9	3311805	4	Nut 1/2	
10	3422744	5	Pin, Plunger	
11	3539660	AR	Plate, Caster Spacer	
12	3900194	8	Screw #8 x5/8	
13	3900212	8	Screw #4 x 3/8	
14	4711600	6	Washer 3/8	
15	4740434	24	Washer #8	
16	4751800	4	Washer 1/2	
17	10701650	8	Nut #4	
18	1001093778	6	Tie-Strap, Push Mount	
19	1001256447	2	Wheel - 4in	
20	1001256110	1	Frame	
21	1001280907	1	Frame Harness (See Separate Breakdown in ELECTRICAL Section)	
22	1001103416	2	Wheel Assembly - 8in Stationary (No Service Parts Available)	

SECTION 1 - FRAME

FIGURE 1-2. WHEEL ASSEMBLY - CASTER (NON-LOCKING)



TP_1001103417

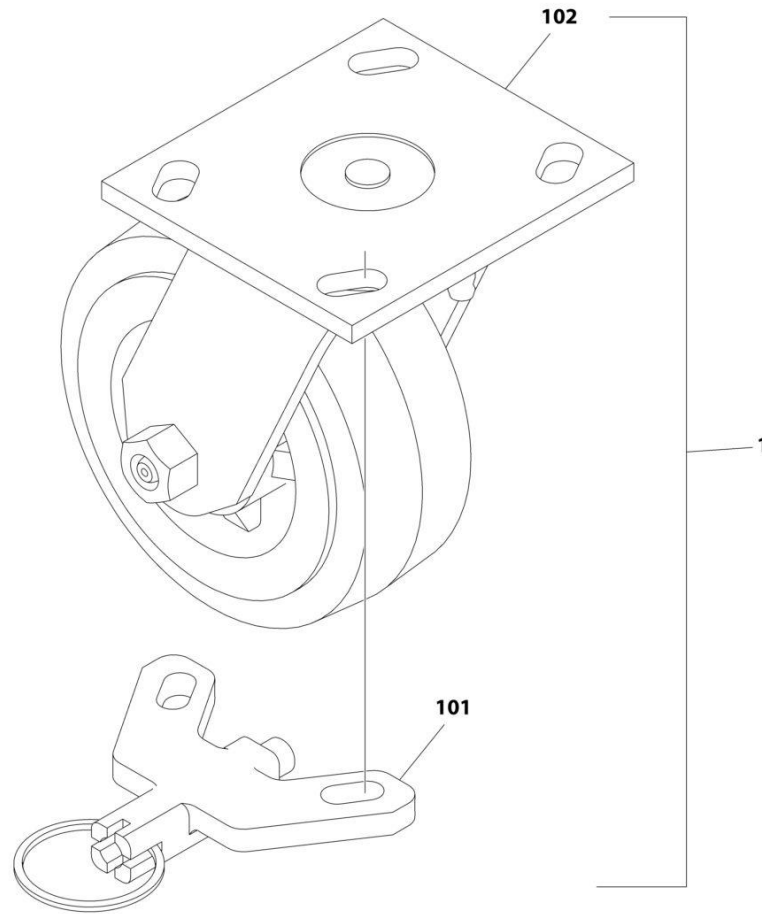
SECTION 1 - FRAME

FIGURE 1-2. WHEEL ASSEMBLY - CASTER (NON-LOCKING)

ITEM	PART NUMBER	QTY	DESCRIPTION	REV
1	1001103417	Ref Ref	WHEEL ASSEMBLY - 5IN SWIVEL CASTER (NON-LOCKING) (No Service Parts Available)	

SECTION 1 - FRAME

FIGURE 1-3. WHEEL ASSEMBLY - CASTER (LOCKING)



ART_1001115956

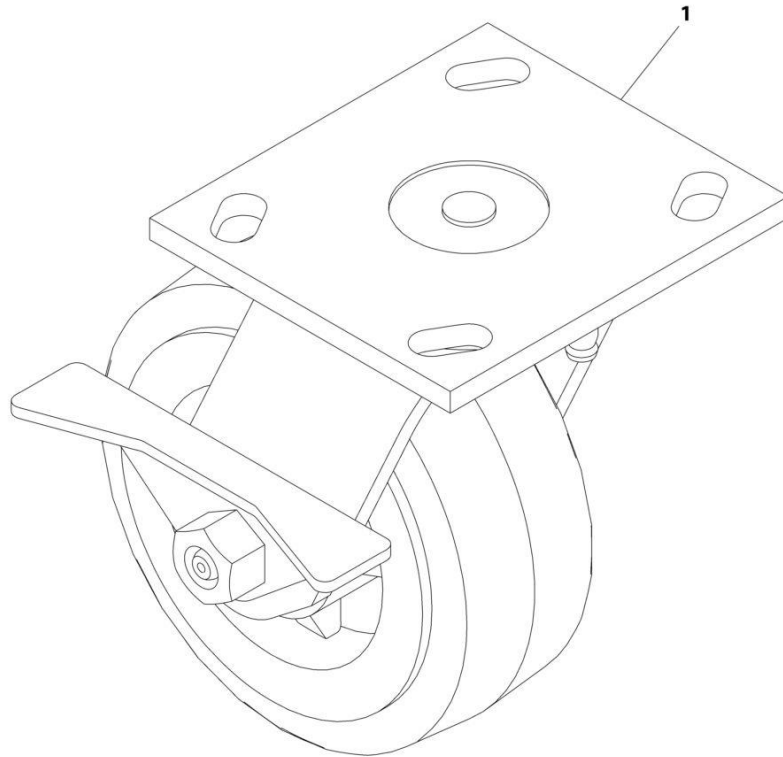
SECTION 1 - FRAME

FIGURE 1-3. WHEEL ASSEMBLY - CASTER (LOCKING)

ITEM	PART NUMBER	QTY	DESCRIPTION	REV
1	1001115956	Ref	WHEEL ASSEMBLY - 5IN SWIVEL CASTER (LOCKING)	
101	2940150	1	Lock, Caster	
102	1001103417	1	Wheel Assembly - 5in Swivel Caster	
102		Ref	(No Service Parts Available)	

SECTION 1 - FRAME

FIGURE 1-4. WHEEL ASSEMBLY - CASTER (BRAKING)



ART_1001115505

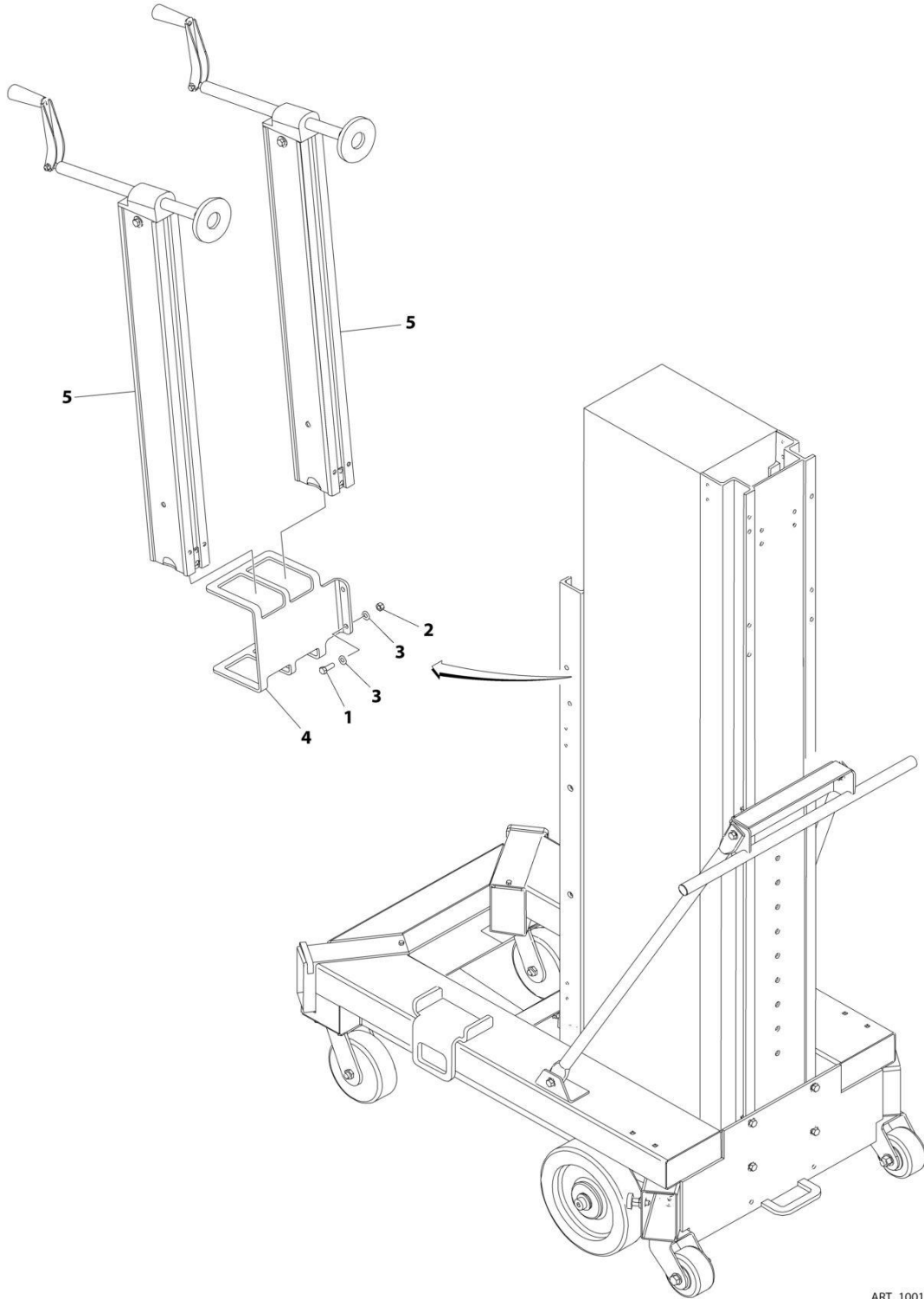
SECTION 1 - FRAME

FIGURE 1-4. WHEEL ASSEMBLY - CASTER (BRAKING)

ITEM	PART NUMBER	QTY	DESCRIPTION	REV
1	1001115505	Ref Ref	WHEEL ASSEMBLY - 5IN SWIVEL CASTER (BRAKING) (No Service Parts Available)	

SECTION 1 - FRAME

FIGURE 1-5. OUTRIGGER STORAGE AND INSTALLATION- 25IN (25AM)



ART_1001255923

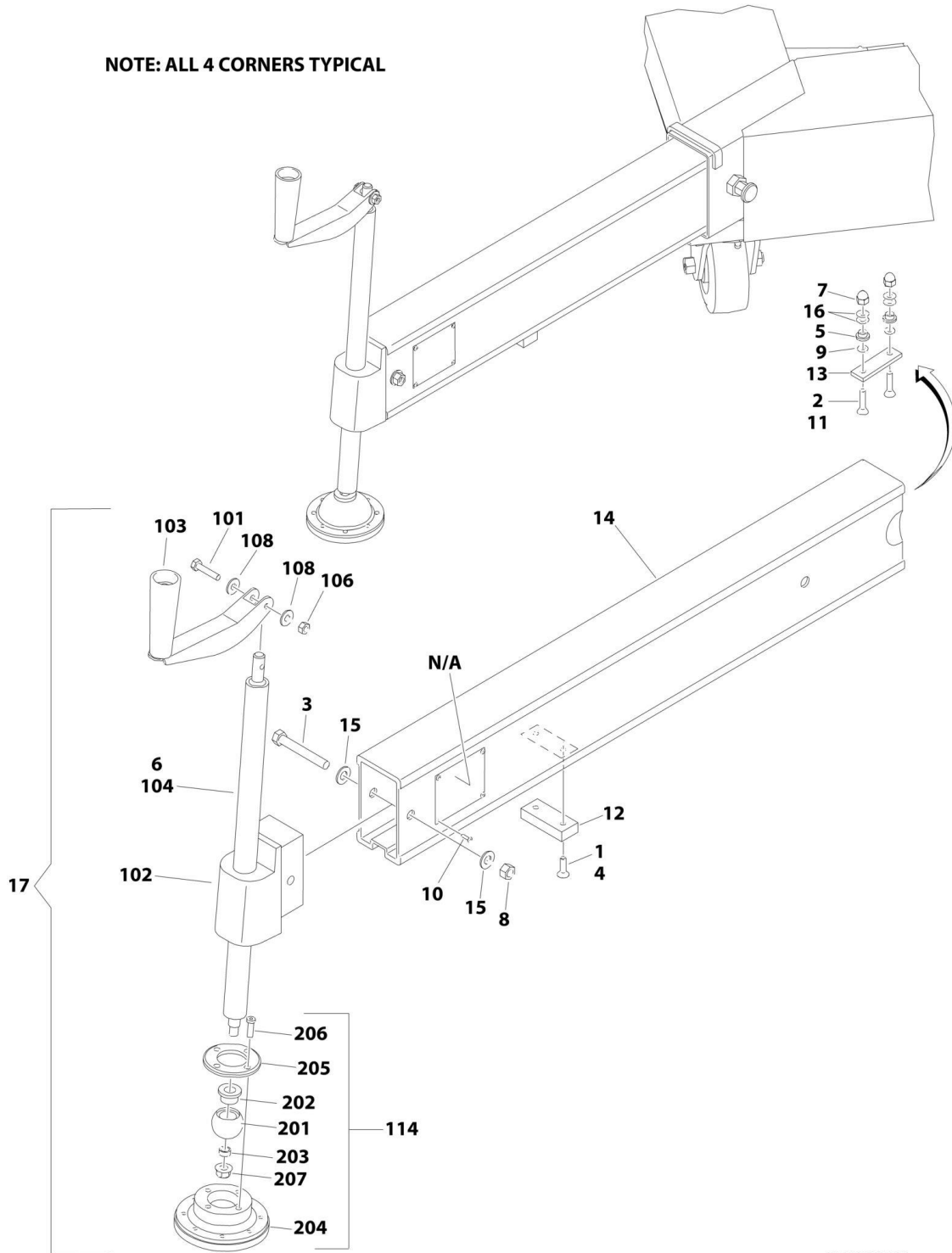
SECTION 1 - FRAME

FIGURE 1-5. OUTRIGGER STORAGE AND INSTALLATION- 25IN (25AM)

ITEM	PART NUMBER	QTY	DESCRIPTION	REV
	1001255923	Ref	OUTRIGGER STORAGE AND INSTALLATION	A
1	0641608	4	Bolt 3/8 x 1	
2	3311605	4	Nut 3/8	
3	4711600	8	Washer 3/8	
4	1001091148	2	Rack, Stowage (20AM,25AM,30AM,36AM,41AM)	
5	1001255920	1	Outrigger Assembly (See Separate Breakdown in this Section)	

SECTION 1 - FRAME

FIGURE 1-6. OUTRIGGER ASSEMBLY- 25IN (25AM)



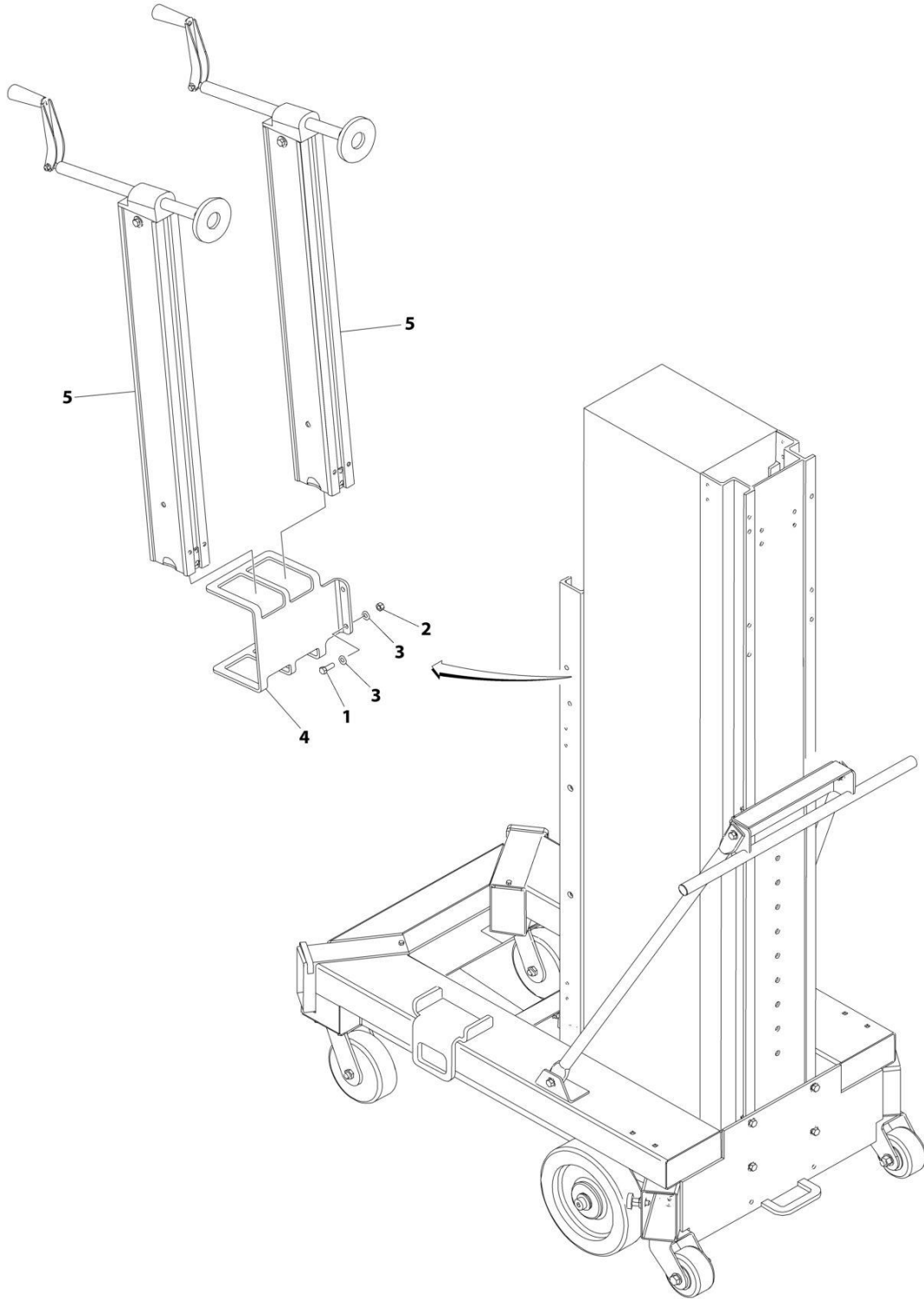
SECTION 1 - FRAME

FIGURE 1-6. OUTRIGGER ASSEMBLY- 25IN (25AM)

ITEM	PART NUMBER	QTY	DESCRIPTION	REV
	1001255920	Ref	OUTRIGGER ASSEMBLY	B
1	0100011	AR	Compound, Locking	
2	0100035	AR	Compound, Locking	
3	0641622	1	Bolt 3/8 x 2-3/4	
4	0741407	2	Screw 1/4 x 7/8	
5	0962288	2	Bushing, Molded Nylon Insulator	
6	3020035	AR	Lubricant, Silicone	
7	3300440	2	Nut #8	
8	3311605	1	Nut 3/8	
9	3780200	3	O-Ring	
10	3820012	4	Rivet	
11	3900193	2	Screw #8 x 3/4	
12	4220178	1	Stop, Outrigger	
13	4280291	1	Pad, Contact	
14	4567732	1	Beam, Outrigger	
15	4711600	2	Washer 3/8	
16	4740434	5	Washer, Nylon #8	
17	1001116824	1	Outrigger Jack Kit (Includes Items 101-114)	D
101	0641410	1	Bolt 1/4 x 1-1/4	
102	1220015	1	Cap, End	
103	2560127	1	Handle	
104	2840019	1	Screw, Jack	
106	3311405	1	Nut 1/4	
108	4751400	2	Washer 1/4	
114	1001133151	1	Jack Pad Kit (Includes Items 201-207)	A
201	1001129756	1	Ball Pivot, Outrigger	
202	1001129757	1	Bushing, Flange Bearing	
203	1001129758	1	Spacer	
204	1001129761	1	Pad, Jack	
205	1001129763	1	Plate, Jack Ball Cover	
206	1001129764	4	Bolt 1/4 x 3/4	
207	1001129779	1	Nut 3/8	

SECTION 1 - FRAME

FIGURE 1-7. OUTRIGGER STORAGE AND INSTALLATION - 31IN (30AM)



ART_1001255924

SECTION 1 - FRAME

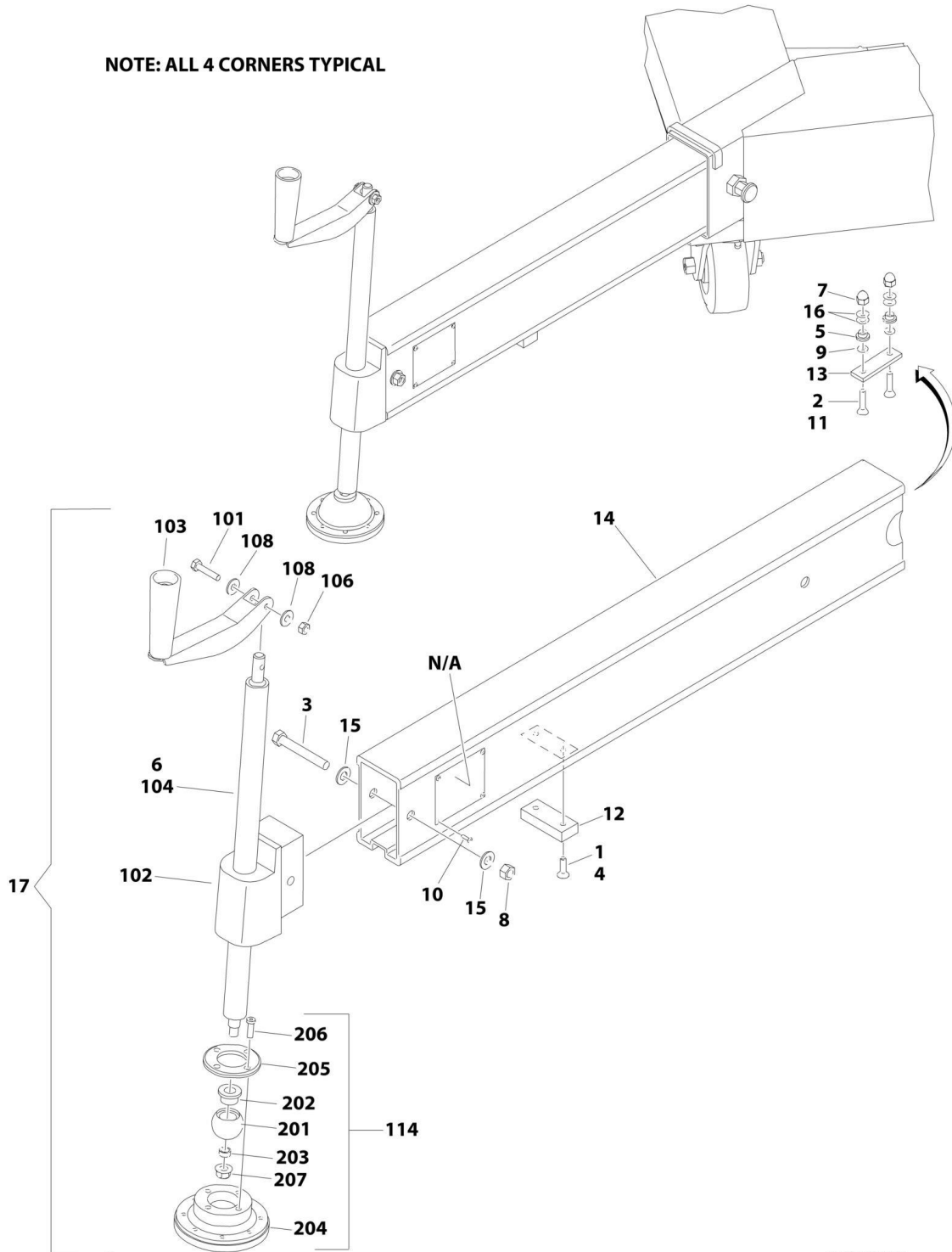
FIGURE 1-7. OUTRIGGER STORAGE AND INSTALLATION - 31IN (30AM)

ITEM	PART NUMBER	QTY	DESCRIPTION	REV
	1001255924	Ref	OUTRIGGER STORAGE AND INSTALLATION	A
1	0641608	4	Bolt 3/8 x 1	
2	3311605	4	Nut 3/8	
3	4711600	8	Washer 3/8	
4	1001091148	2	Rack, Stowage (20AM,25AM,30AM,36AM,41AM)	
5	1001255921	1	Outrigger Assembly (See Separate Breakdown in this Section)	

SECTION 1 - FRAME

FIGURE 1-8. OUTRIGGER ASSEMBLY - 31IN (30AM)

NOTE: ALL 4 CORNERS TYPICAL



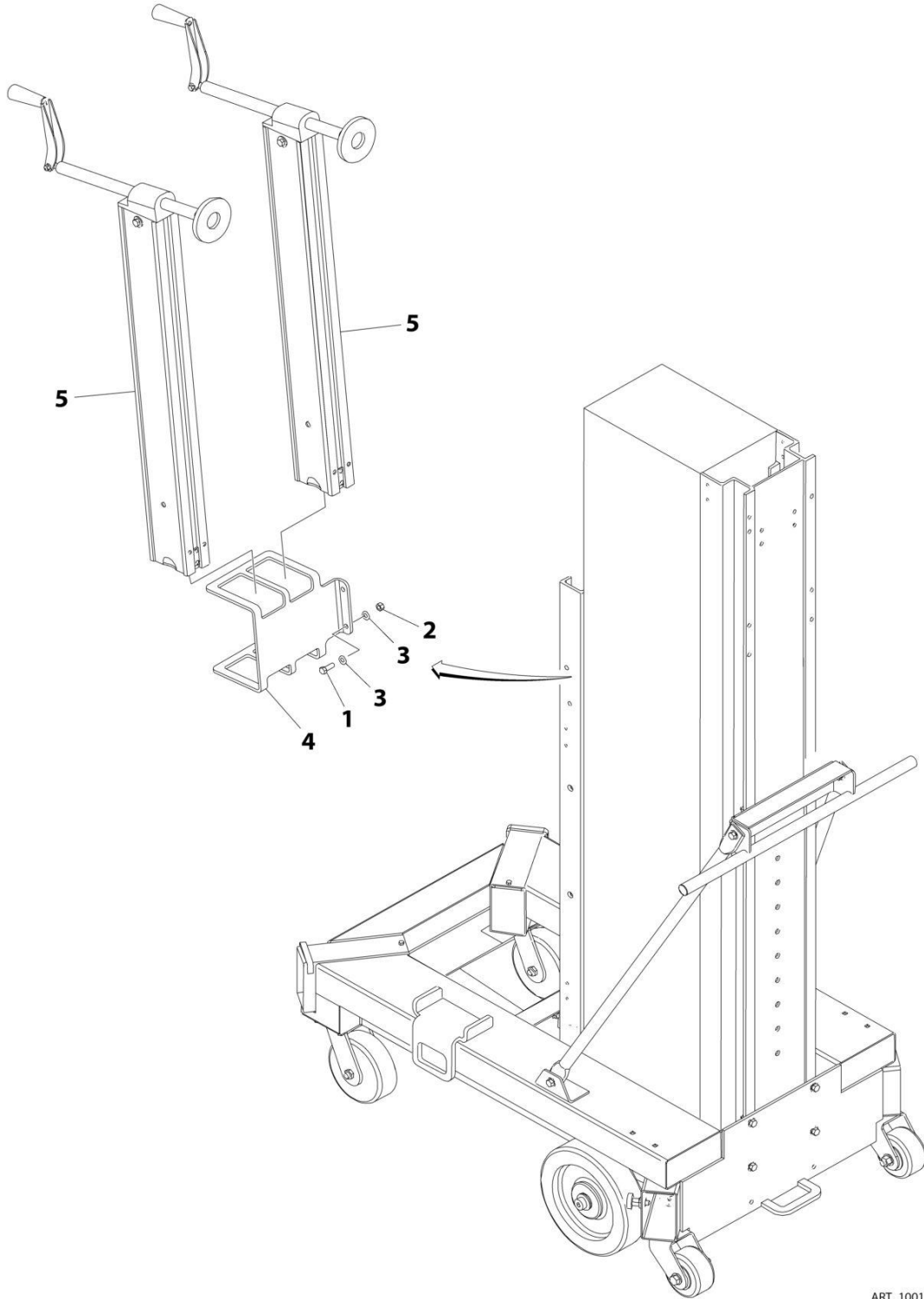
SECTION 1 - FRAME

FIGURE 1-8. OUTRIGGER ASSEMBLY - 31IN (30AM)

ITEM	PART NUMBER	QTY	DESCRIPTION	REV
	1001255921	Ref	OUTRIGGER ASSEMBLY	B
1	0100011	AR	Compound, Locking	
2	0100035	AR	Compound, Locking	
3	0641622	1	Bolt 3/8 x 2-3/4	
4	0741407	2	Screw 1/4 x 7/8	
5	0962288	2	Bushing, Molded Nylon Insulator	
6	3020035	AR	Lubricant, Silicone	
7	3300440	2	Nut #8	
8	3311605	1	Nut 3/8	
9	3780200	3	O-Ring	
10	3820012	4	Rivet	
11	3900193	2	Screw #8 x 3/4	
12	4220178	1	Stop, Outrigger	
13	4280291	1	Pad, Contact	
14	4567733	1	Beam, Outrigger	
15	4711600	2	Washer 3/8	
16	4740434	5	Washer, Nylon #8	
17	1001116824	1	Outrigger Jack Kit (Includes Items 101-114)	D
101	0641410	1	Bolt 1/4 x 1-1/4	
102	1220015	1	Cap, End	
103	2560127	1	Handle	
104	2840019	1	Screw, Jack	
106	3311405	1	Nut 1/4	
108	4751400	2	Washer 1/4	
114	1001133151	1	Jack Pad Kit (Includes Items 201-207)	A
201	1001129756	1	Ball Pivot, Outrigger	
202	1001129757	1	Bushing, Flange Bearing	
203	1001129758	1	Spacer	
204	1001129761	1	Pad, Jack	
205	1001129763	1	Plate, Jack Ball Cover	
206	1001129764	4	Bolt 1/4 x 3/4	
207	1001129779	1	Nut 3/8	

SECTION 1 - FRAME

FIGURE 1-9. OUTRIGGER STORAGE AND INSTALLATION - 35.25IN (30AM)



ART_1001255940

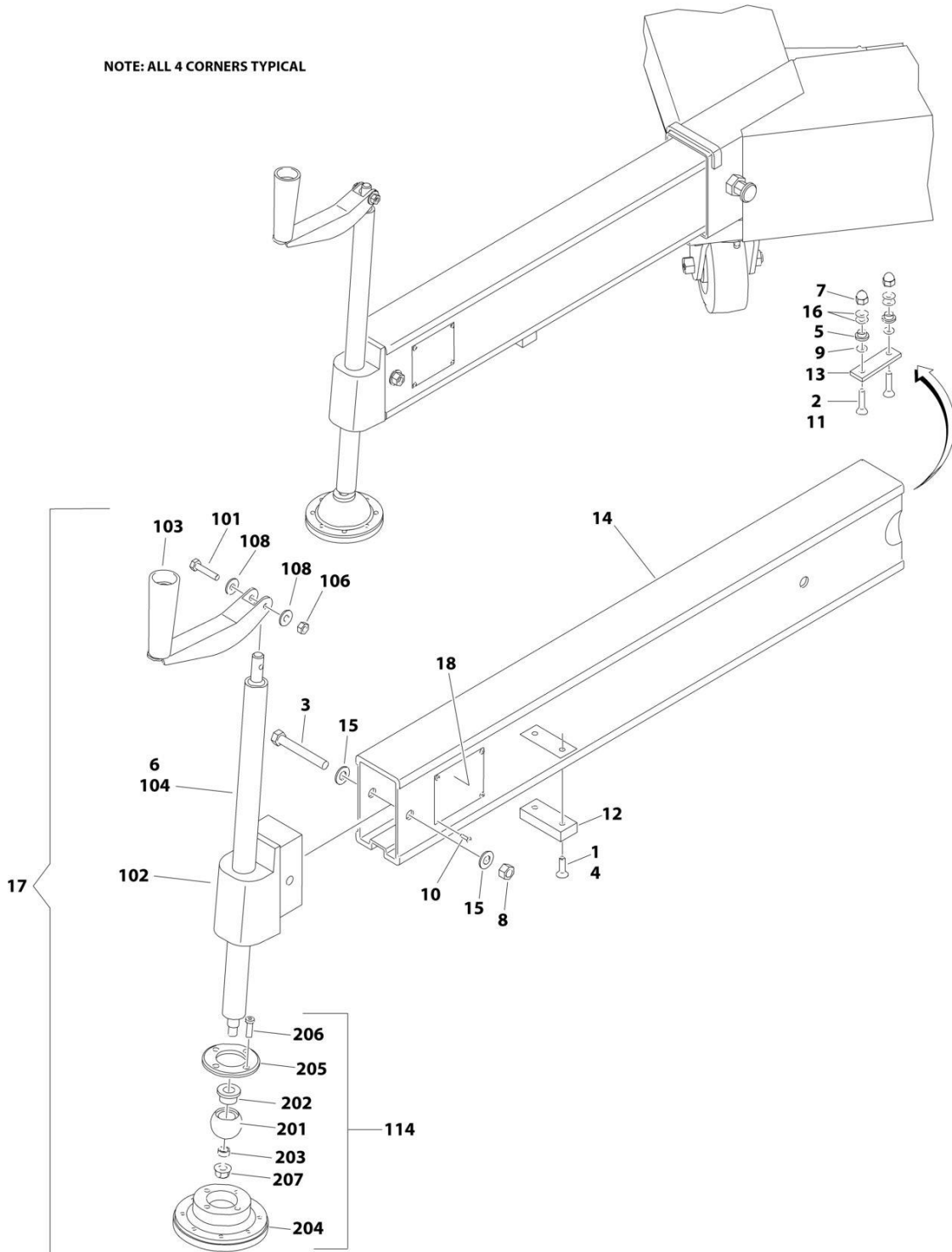
SECTION 1 - FRAME

FIGURE 1-9. OUTRIGGER STORAGE AND INSTALLATION - 35.25IN (30AM)

ITEM	PART NUMBER	QTY	DESCRIPTION	REV
	1001255940	Ref	OUTRIGGER STORAGE AND INSTALLATION	A
1	0641608	4	Bolt 3/8 x 1	
2	3311605	4	Nut 3/8	
3	4711600	8	Washer 3/8	
4	1001091148	2	Rack, Stowage (20AM,25AM,30AM,36AM,41AM)	
5	1001255941	1	Outrigger Assembly (See Separate Breakdown in this Section)	

SECTION 1 - FRAME

FIGURE 1-10. OUTRIGGER ASSEMBLY - 35.25IN (30AM)



ART_1001255941_B

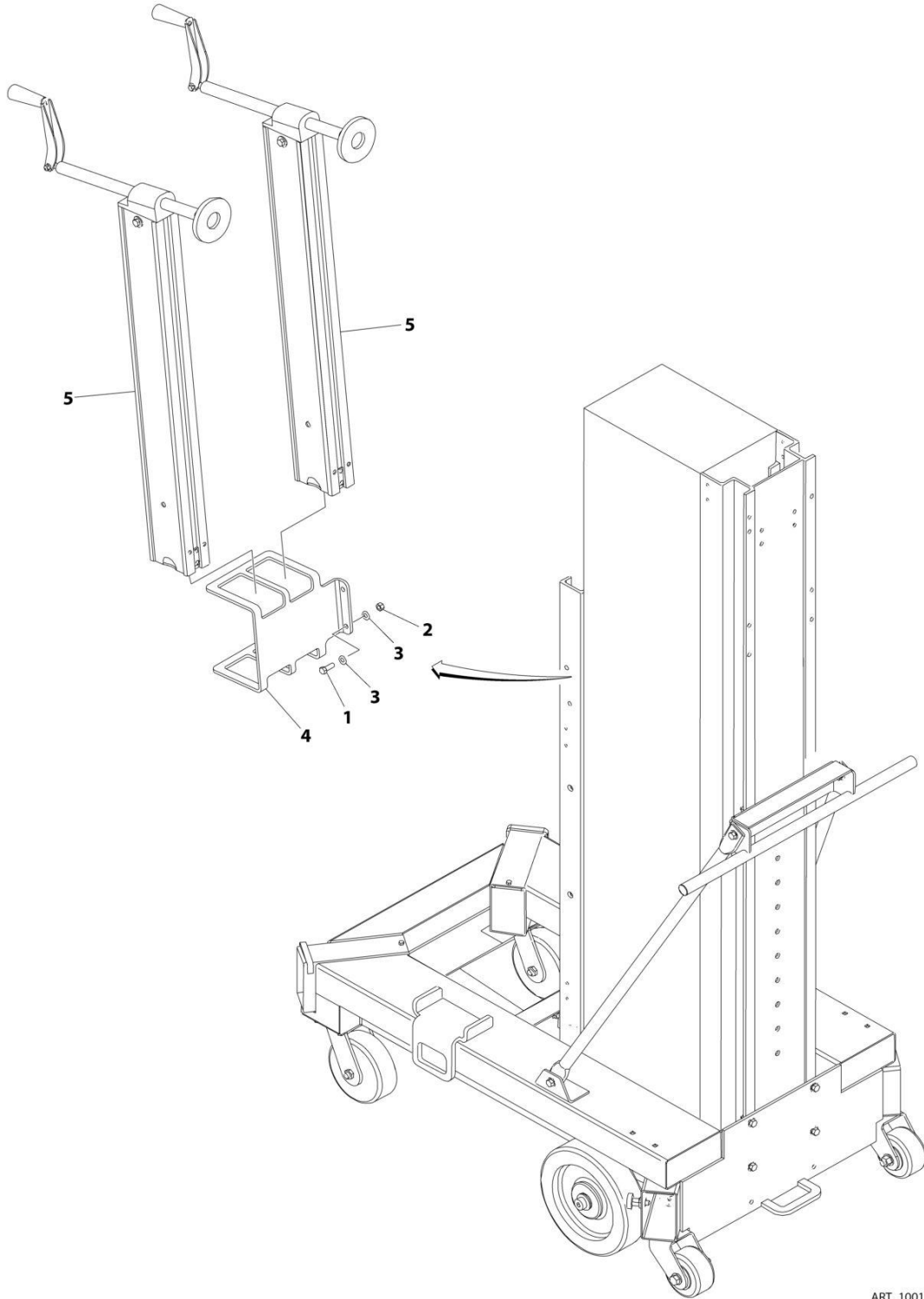
SECTION 1 - FRAME

FIGURE 1-10. OUTRIGGER ASSEMBLY - 35.25IN (30AM)

ITEM	PART NUMBER	QTY	DESCRIPTION	REV
	1001255941	Ref	OUTRIGGER ASSEMBLY	B
1	0100011	AR	Compound, Locking	
2	0100035	AR	Compound, Locking	
3	0641622	1	Bolt 3/8 x 2-3/4	
4	0741407	2	Screw 1/4 x 7/8	
5	0962288	2	Bushing, Molded Nylon Insulator	
6	3020035	AR	Lubricant, Silicone	
7	3300440	2	Nut #8	
8	3311605	1	Nut 3/8	
9	3780200	3	O-Ring	
10	3820012	4	Rivet	
11	3900193	2	Screw #8 x 3/4	
12	4220178	1	Stop, Outrigger	
13	4280291	1	Pad, Contact	
14	1001267290	1	Beam, Outrigger	
15	4711600	2	Washer 3/8	
16	4740434	5	Washer, Nylon #8	
17	1001116824	1	Outrigger Jack Kit (Includes Items 101-114)	D
101	0641410	1	Bolt 1/4 x 1-1/4	
102	1220015	1	Cap, End	
103	2560127	1	Handle	
104	2840019	1	Screw, Jack	
106	3311405	1	Nut 1/4	
108	4751400	2	Washer 1/4	
114	1001133151	1	Jack Pad Kit (Includes Items 201-207)	A
201	1001129756	1	Ball Pivot, Outrigger	
202	1001129757	1	Bushing, Flange Bearing	
203	1001129758	1	Spacer	
204	1001129761	1	Pad, Jack	
205	1001129763	1	Plate, Jack Ball Cover	
206	1001129764	4	Bolt 1/4 x 3/4	
207	1001129779	1	Nut 3/8	

SECTION 1 - FRAME

FIGURE 1-11. OUTRIGGER STORAGE AND INSTALLATION - 39.5IN (38AM)



ART_1001255925

SECTION 1 - FRAME

FIGURE 1-11. OUTRIGGER STORAGE AND INSTALLATION - 39.5IN (38AM)

ITEM	PART NUMBER	QTY	DESCRIPTION	REV
	1001255925	Ref	OUTRIGGER STORAGE AND INSTALLATION	A
1	0641608	4	Bolt 3/8 x 1	
2	3311605	4	Nut 3/8	
3	4711600	8	Washer 3/8	
4	1001091148	2	Rack, Stowage (20AM,25AM,30AM,36AM,41AM)	
5	1001255922	1	Outrigger Assembly (See Separate Breakdown in this Section)	

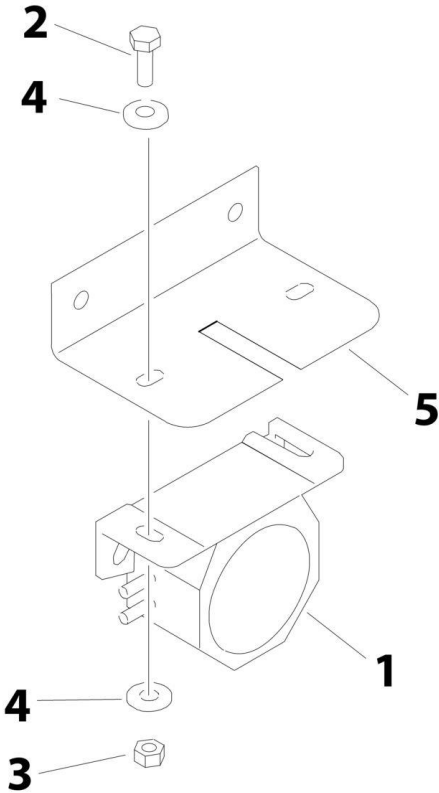
SECTION 1 - FRAME

FIGURE 1-12. OUTRIGGER ASSEMBLY - 39.5IN (38AM)

ITEM	PART NUMBER	QTY	DESCRIPTION	REV
	1001255922	Ref	OUTRIGGER ASSEMBLY	B
1	0100011	AR	Compound, Locking	
2	0100035	AR	Compound, Locking	
3	0641622	1	Bolt 3/8 x 2-3/4	
4	0741407	2	Screw 1/4 x 7/8	
5	0962288	2	Bushing, Molded Nylon Insulator	
6	3020035	AR	Lubricant, Silicone	
7	3300440	2	Nut #8	
8	3311605	1	Nut 3/8	
9	3780200	3	O-Ring	
10	3820012	4	Rivet	
11	3900193	2	Screw #8 x 3/4	
12	4220178	1	Stop, Outrigger	
13	4280291	1	Pad, Contact	
14	4567734	1	Beam, Outrigger	
15	4711600	2	Washer 3/8	
16	4740434	5	Washer, Nylon #8	
17	1001116824	1	Outrigger Jack Kit (Includes Items 101-114)	D
101	0641410	1	Bolt 1/4 x 1-1/4	
102	1220015	1	Cap, End	
103	2560127	1	Handle	
104	2840019	1	Screw, Jack	
106	3311405	1	Nut 1/4	
108	4751400	2	Washer 1/4	
114	1001133151	1	Jack Pad Kit (Includes Items 201-207)	A
201	1001129756	1	Ball Pivot, Outrigger	
202	1001129757	1	Bushing, Flange Bearing	
203	1001129758	1	Spacer	
204	1001129761	1	Pad, Jack	
205	1001129763	1	Plate, Jack Ball Cover	
206	1001129764	4	Bolt 1/4 x 3/4	
207	1001129779	1	Nut 3/8	

SECTION 1 - FRAME

FIGURE 1-13. ALARM INSTALLATION



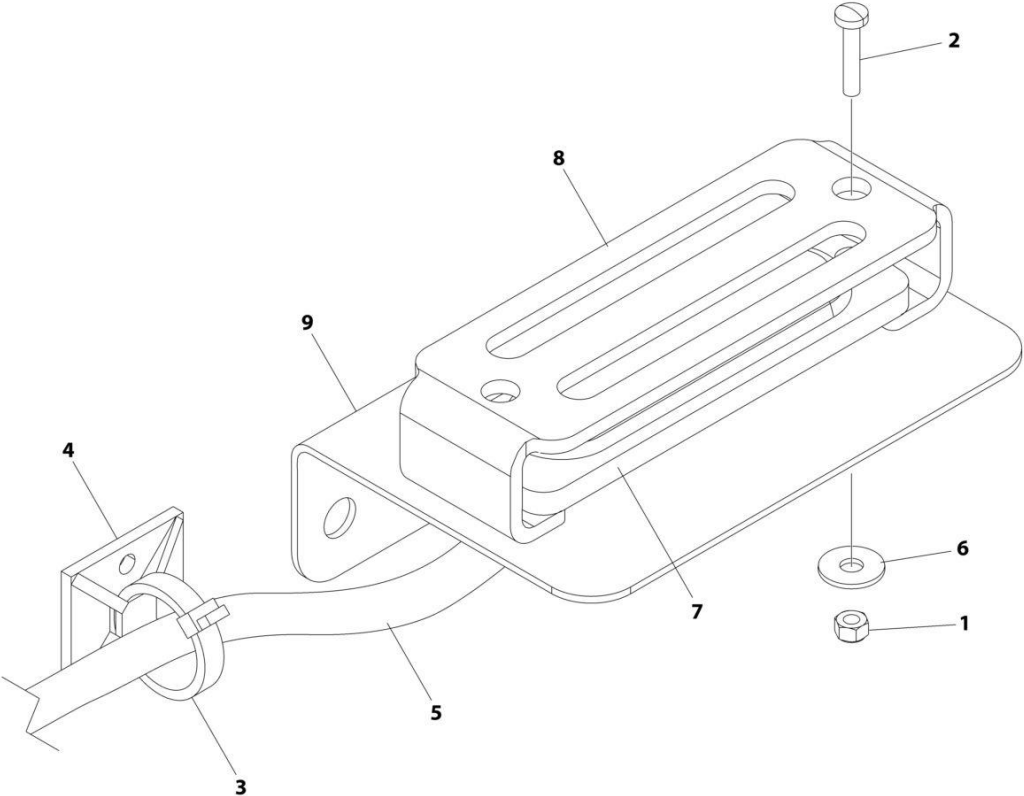
ART_0271252

FIGURE 1-13. ALARM INSTALLATION

ITEM	PART NUMBER	QTY	DESCRIPTION	REV
	0271252	Ref	DESCENT ALARM ONLY INSTALLATION (OPTIONAL)	D
301	0140033	1	Alarm	
302	0721006	2	Screw #10 x 3/4	
303	3311005	2	Nut #10	
304	4751000	4	Washer #10	
305	1001093322	1	Plate, Mounting	
306	4922805	1	Harness, Alarm (Not Shown)	
306	1540002	1	Condenser, Capacitor (Not Shown)	

SECTION 1 - FRAME

FIGURE 1-14. STROBE LIGHT INSTALLATION



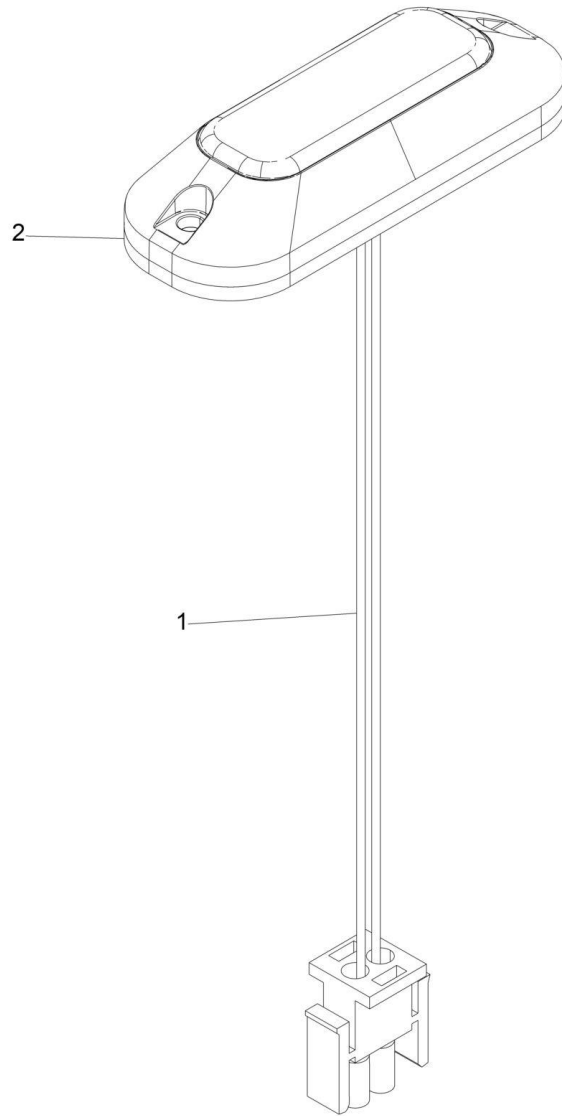
ART_1001281079

FIGURE 1-14. STROBE LIGHT INSTALLATION

ITEM	PART NUMBER	QTY	DESCRIPTION	REV
	1001281079	Ref	STROBE LIGHT INSTALLATION	A
1	3290305	2	Nut M3	
2	4010308	2	Screw M3 x 16	
3	4240033	AR	Tie-Strap	
4	4460234	AR	Mount, Cable	
5	4922837	1	Strobe Light Harness	
6	1001091102	2	Washer M4	
7	1001239224	1	Light, Beacon Strobe	
8	1001239661	1	Cover, Beacon	
9	1001281086	1	Mount	

SECTION 1 - FRAME

FIGURE 1-15. STROBE LIGHT INSTALLATION - AMBER LED



ART_1001260623_B

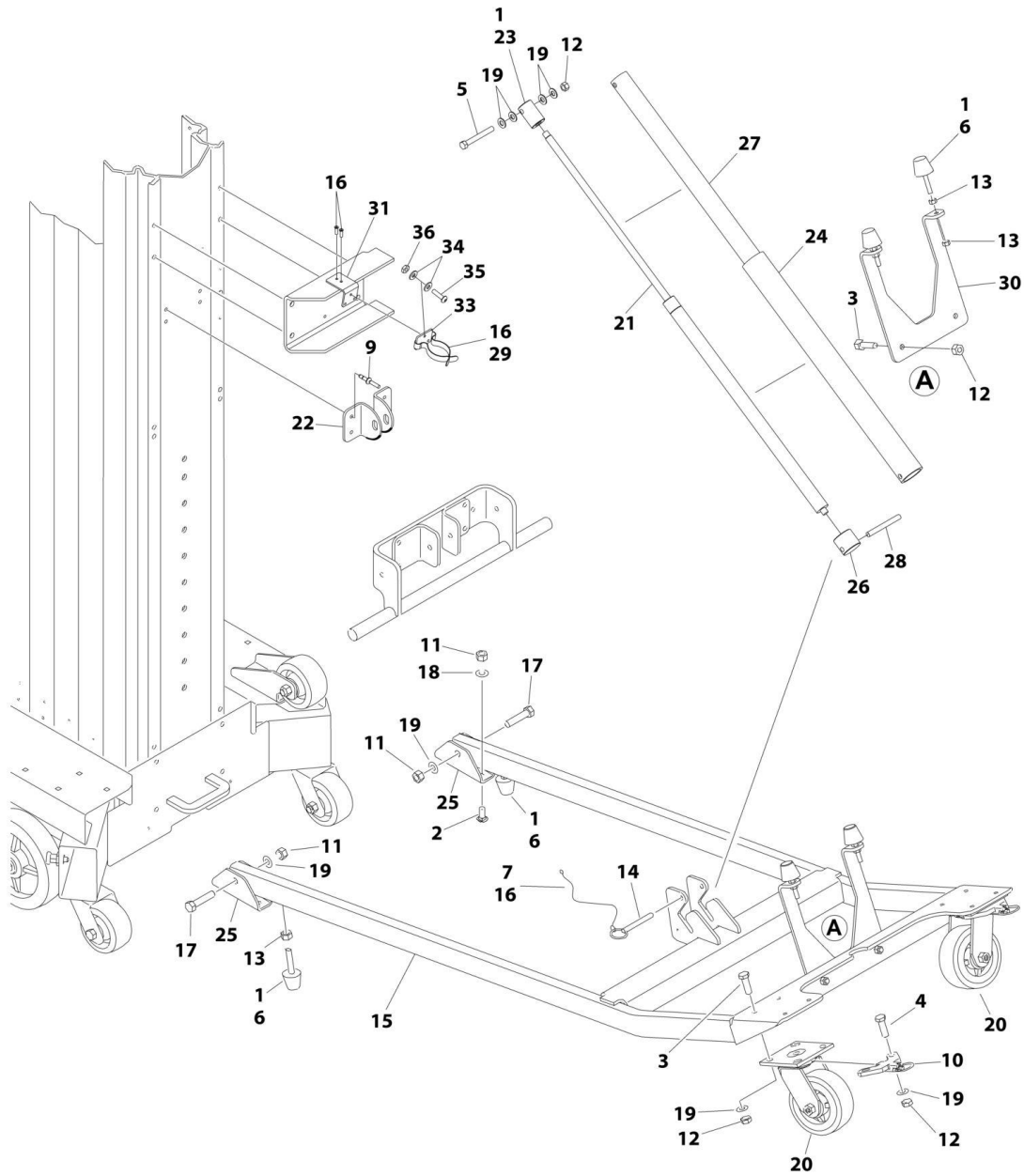
SECTION 1 - FRAME

FIGURE 1-15. STROBE LIGHT INSTALLATION - AMBER LED

ITEM	PART NUMBER	QTY	DESCRIPTION	REV
	1001260623	Ref	STROBE LIGHT INSTALLATION - AMBER LED	B
1	4922837	1	Strobe Light Harness	
2	1001258016	1	Lamp, Beacon	
3	4460234	1	Mount, Tie-Strap (Not Shown)	
4	4240033	AR	Tie-Strap (Not Shown)	

SECTION 1 - FRAME

FIGURE 1-16. TILTBACK INSTALLATION (38AM)



ART_1001203325

SECTION 1 - FRAME

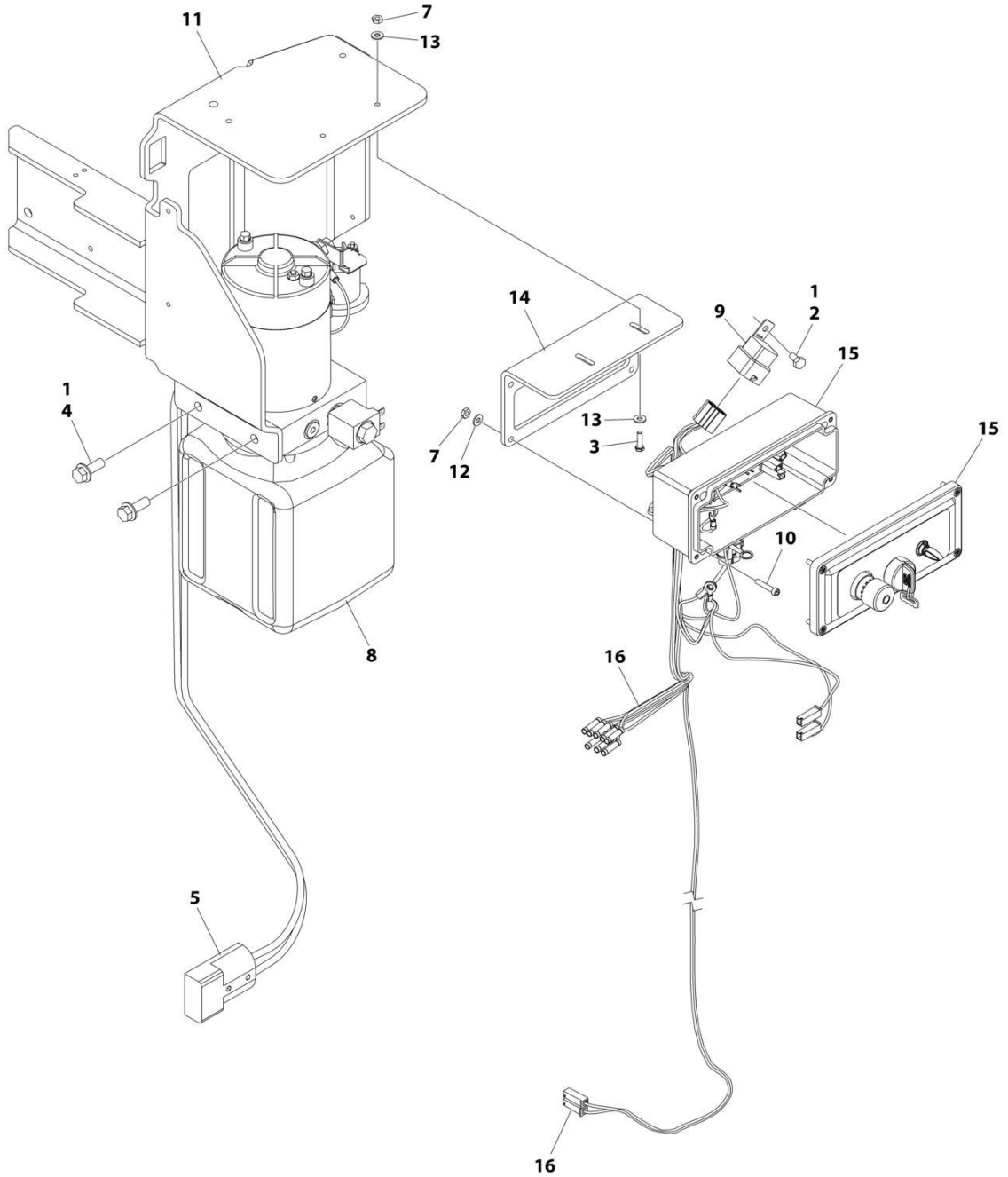
FIGURE 1-16. TILTBACK INSTALLATION (38AM)

ITEM	PART NUMBER	QTY	DESCRIPTION	REV
	1001203325	Ref	Tiltback Installation	D
1	0100011	AR	Compound, Locking	
2	0630383	4	Bolt 5/16 x 1	
3	0641608	6	Bolt 3/8 x 1	
4	0641610	4	Bolt 3/8 x 1-1/4	
5	0641624	1	Bolt 3/8 x 3	
6	0940088	4	Bumper	
7	1060380	1	Cable, Lanyard	
9	2080040	4	Fastener, Huck	
10	2940150	2	Latch, Caster Locking	
11	3311505	6	Nut 5/16	
12	3311605	11	Nut 3/8	
13	3321501	6	Nut 5/16	
14	3420934	1	Pin, Quick Release	
15	1001107454	1	Frame, Tiltback	
16	3820024	3	Rivet	
17	3900111	2	Screw, Shoulder	
18	4711500	4	Washer 5/16	
19	4711600	16	Washer 3/8	
20	1001103417	2	Wheel, Caster	
21	1001154240	1	Spring, Gas	
22	1001108715	2	Mount, Tiltback Frame	
23	1001193370	1	Mount, Gas Spring	
24	1001209403	1	Cover, Barrel	
25	1001107453	2	Mount, Tiltback Frame	
26	1001209404	1	Mount, Gas Spring	
27	1001209470	1	Cover, Rod	
28	1001211422	1	Pin, Grooved	
29	1001212241	1	Clip	
30	1001107452	1	Bracket, Tiltback Stop	
31	1001231279	1	Mount, Spring Clamp	
33	1001231280	1	Plate	
34	4711000	6	Washer #10	
35	0630518	3	Washer #10 x 3/4	
36	3311005	3	Nut #10	

SECTION 2 - CONTROLS

SECTION 2 - CONTROLS

FIGURE 2-1. POWER UNIT INSTALLATION - 12VDC



ART_1001248096

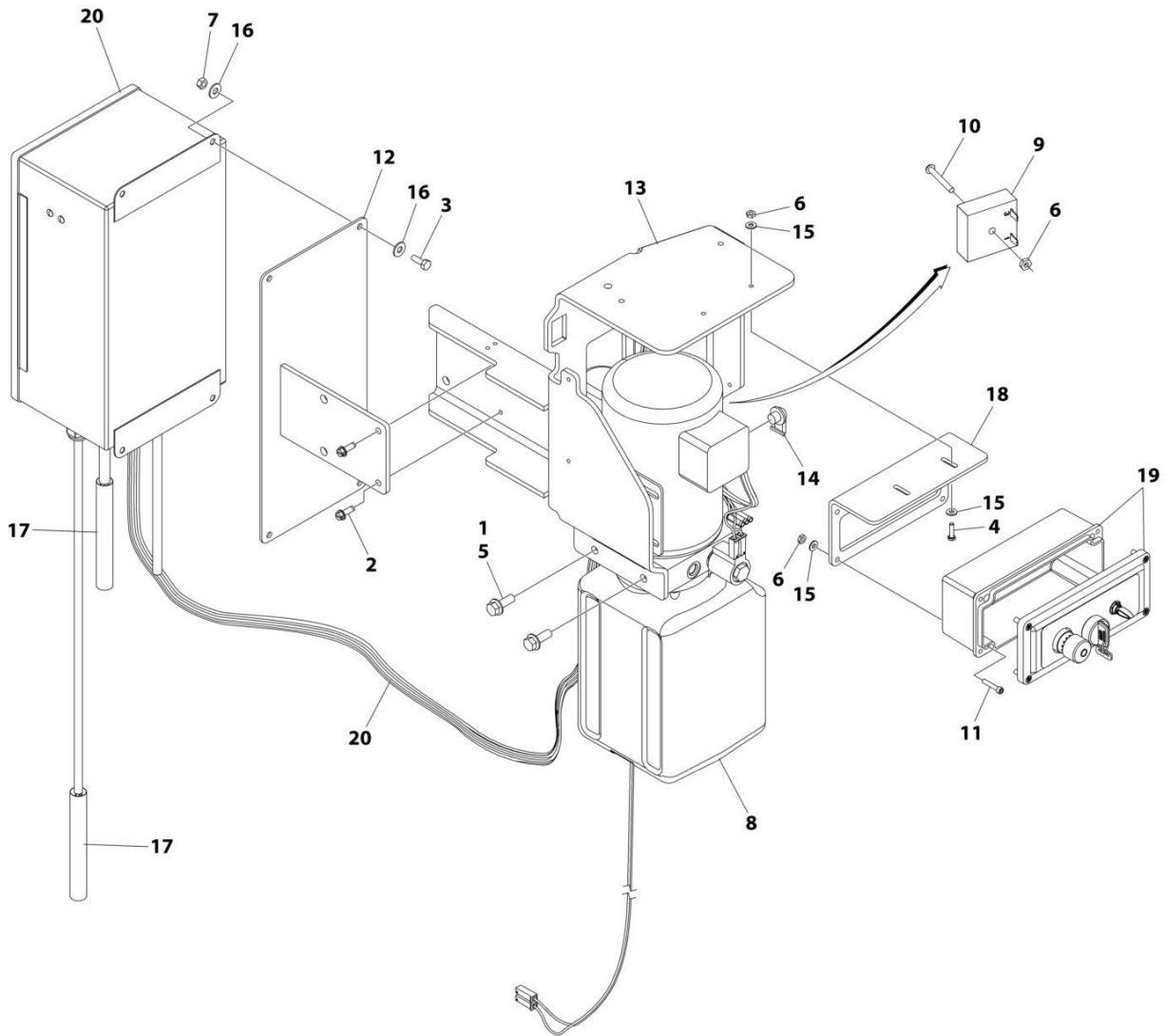
SECTION 2 - CONTROLS

FIGURE 2-1. POWER UNIT INSTALLATION - 12VDC

ITEM	PART NUMBER	QTY	DESCRIPTION	REV
	1001248096	Ref	DC POWER UNIT INSTALLATION	C
1	0100011	AR	Compund, Locking	
2	0641404	1	Bolt 1/4 x 1/2	
3	0721006	2	Screw #10 x 3/4	
4	0791608	2	Screw 3/8 x 1	
5	1060571	1	Cable, Power	
7	3311005	6	Nut # 10	
8	3600461	1	DC Motor/Pump Assembly (See Separate Breakdown in this Section)	
9	3740049	1	Relay	
10	3931016	4	Capscrew #10 x 1	
11	4341432	1	Mount, Pump	
12	4711000	4	Washer #10	
13	4751000	4	Washer #10	
14	1001247990	1	Bracket, Control	
15	1001250275	1	Ground Box Assembly (See Separate Breakdown in this Section)	
16	1001267220	1	Harness, DC Ground Control (See Separate Breakdown in ELECTRICAL Section)	
17	4240033	2	Tie-Strap (Not Shown)	
18	4460234	2	Mount, Tie-Strap (Not Shown)	

SECTION 2 - CONTROLS

FIGURE 2-2. POWER UNIT INSTALLATION - 100VAC/50 - 60 HZ



ART_1001251265_C

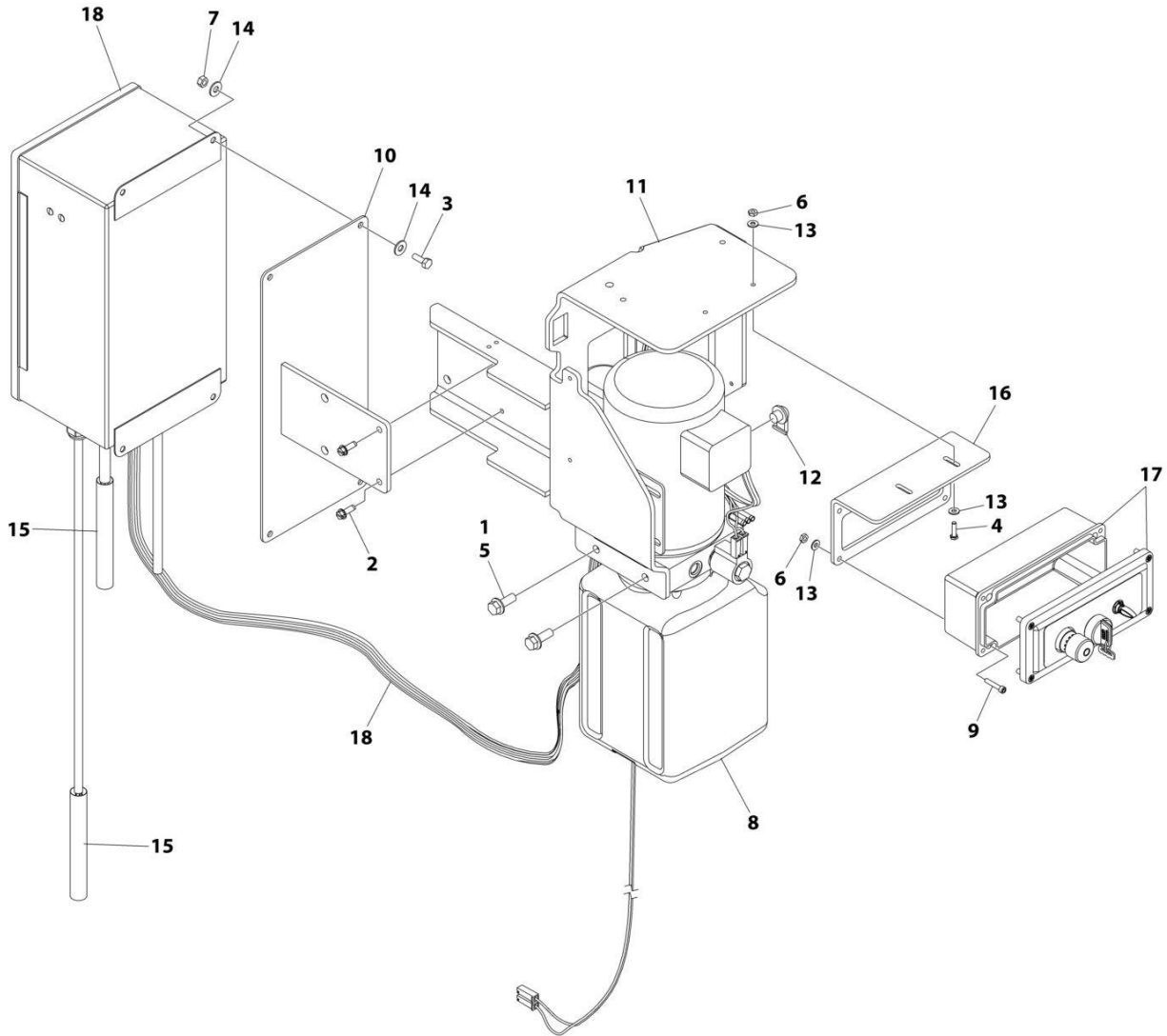
SECTION 2 - CONTROLS

FIGURE 2-2. POWER UNIT INSTALLATION - 100VAC/50 - 60 HZ

ITEM	PART NUMBER	QTY	DESCRIPTION	REV
	1001251265	Ref	POWER UNIT INSTALLATION	C
1	0100011	AR	Compound, Locking	
2	0630550	2	Bolt 1/4 x 3/4	
3	0641406	4	Bolt 1/4 x 3/4	
4	0721006	2	Screw #10 x 3/4	
5	0791608	2	Screw 3/8x 1	
6	3311005	7	Nut #10	
7	3311405	4	Nut 1/4	
8	3600453	1	Pump/Motor Assembly (See Separate Breakdown in this Section)	
9	3740154	1	Timer	
10	3911024	1	Capscrew #10 x 1-1/2	
11	3931016	4	Capscrew #10 x 1	
12	4341431	1	Mount, AC Box	
13	4341432	1	Mount, Pump	
14	4460566	1	Terminal, 90	
15	4751000	8	Washer #10	
16	4751400	8	Washer 1/4	
17	1001105113	2	Insulate, Heat Shrink (Not Shown)	
18	1001247990	1	Bracket	
19	1001250275	1	Ground Control Box Assembly (See Separate Breakdown in this Section)	
20	1001267223	Ref	Junction Box Assembly (See Separate Breakdown in this Section)	
21	4240033	2	Tie - Strap (Not Shown)	
22	4460234	2	Mount, Tie - Strap (Not Shown)	

SECTION 2 - CONTROLS

FIGURE 2-3. POWER UNIT INSTALLATION - 120VAC/60HZ



ART_1001251209_C

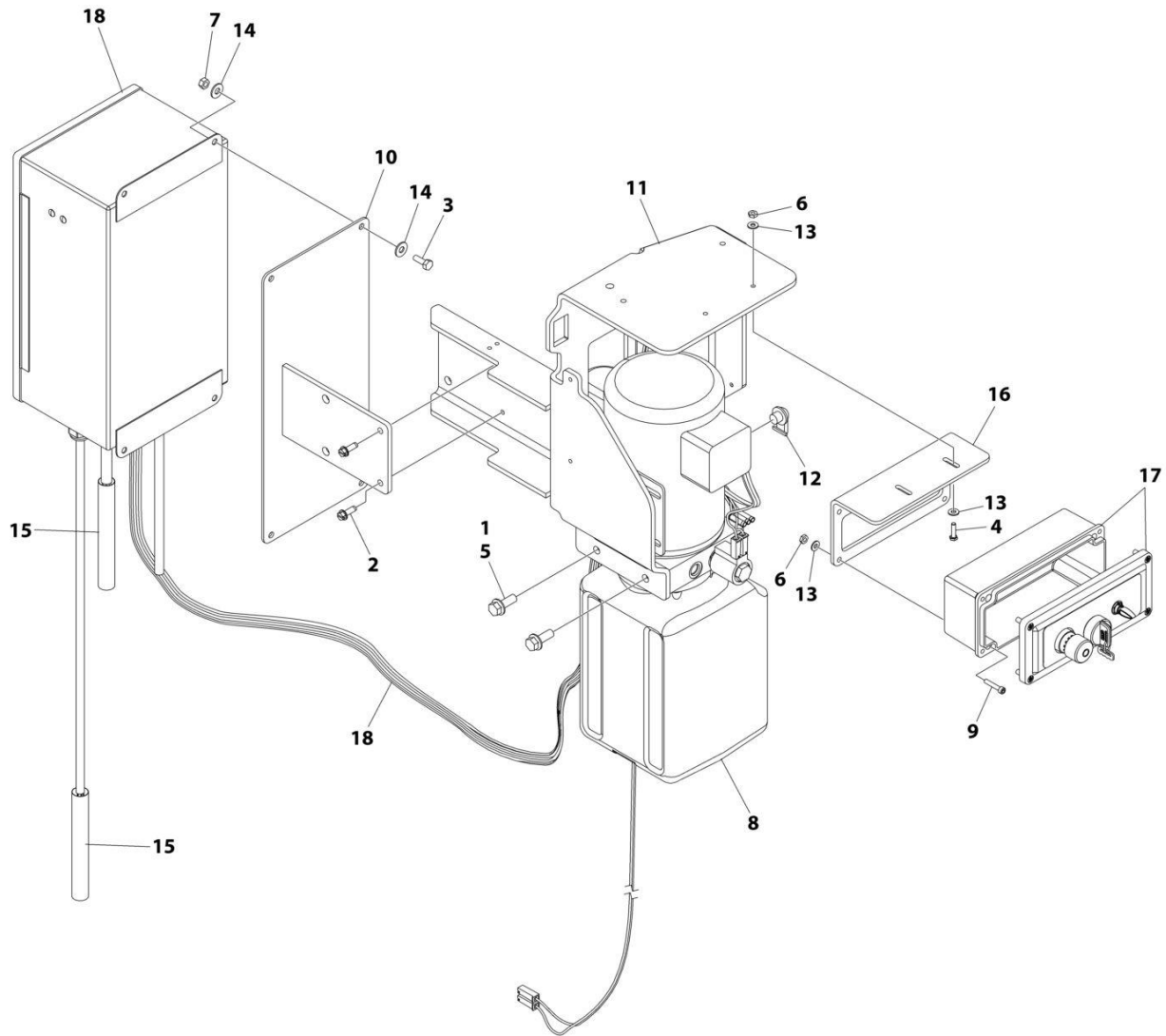
SECTION 2 - CONTROLS

FIGURE 2-3. POWER UNIT INSTALLATION - 120VAC/60HZ

ITEM	PART NUMBER	QTY	DESCRIPTION	REV
	1001251209	Ref	POWER UNIT INSTALLATION	C
1	0100011	AR	Compound, Locking	
2	0630550	2	Bolt 1/4 x 3/4	
3	0641406	4	Bolt 1/4 x 3/4	
4	0721006	2	Screw #10 x 3/4	
5	0791608	2	Screw 3/8x 1	
6	3311005	6	Nut #10	
7	3311405	4	Nut 1/4	
8	3600453	1	Pump/Motor Assembly (See Separate Breakdown in this Section)	
9	3931016	4	Capscrew #10 x 1	
10	4341431	1	Mount, AC Box	
11	4341432	1	Mount, Pump	
12	4460566	1	Terminal, 90	
13	4751000	8	Washer #10	
14	4751400	8	Washer 1/4	
15	1001105113	2	Insulate, Heat Shrink (Not Shown)	
16	1001247990	1	Bracket	
17	1001250275	1	Ground Control Box Assembly (See Separate Breakdown in this Section)	
18	1001267221	Ref	Junction Box Assembly (See Separate Breakdown in this Section)	
19	4240033	2	Tie - Strap (Not Shown)	
20	4460234	2	Mount, Tie - Strap (Not Shown)	

SECTION 2 - CONTROLS

FIGURE 2-4. POWER UNIT INSTALLATION - 240VAC/50-60HZ



ART_1001251264_C

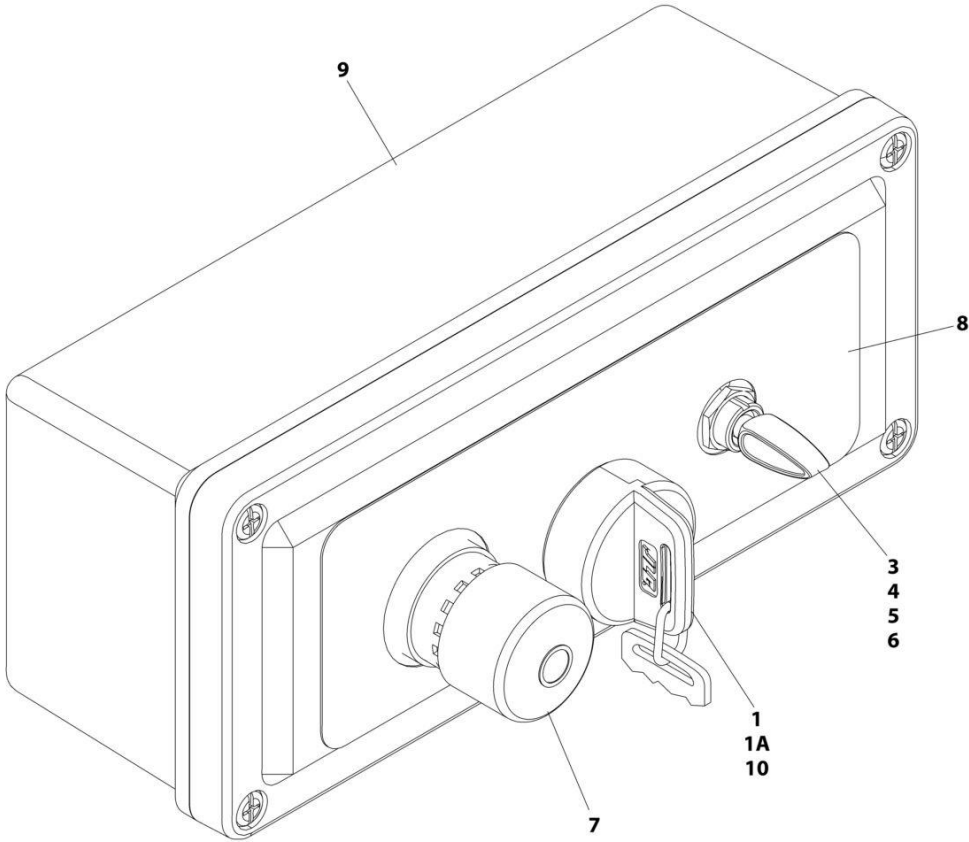
SECTION 2 - CONTROLS

FIGURE 2-4. POWER UNIT INSTALLATION - 240VAC/50-60HZ

ITEM	PART NUMBER	QTY	DESCRIPTION	REV
	1001251264	Ref	POWER UNIT INSTALLATION	C
1	0100011	AR	Compound, Locking	
2	0630550	2	Bolt 1/4 x 3/4	
3	0641406	4	Bolt 1/4 x 3/4	
4	0721006	2	Screw #10 x 3/4	
5	0791608	2	Screw 3/8x 1	
6	3311005	6	Nut #10	
7	3311405	4	Nut 1/4	
8	3600453	1	Pump/Motor Assembly (See Separate Breakdown in this Section)	
9	3931016	4	Capscrew #10 x 1	
10	4341431	1	Mount, AC Box	
11	4341432	1	Mount, Pump	
12	4460566	1	Terminal, 90	
13	4751000	8	Washer #10	
14	4751400	8	Washer 1/4	
15	1001105113	2	Insulate, Heat Shrink (Not Shown)	
16	1001247990	1	Bracket	
17	1001250275	1	Ground Control Box Assembly (See Separate Breakdown in this Section)	
18	1001267222	Ref	Junction Box Assembly (See Separate Breakdown in this Section)	
19	4240033	2	Tie - Strap (Not Shown)	
20	4460234	2	Mount, Tie - Strap (Not Shown)	

SECTION 2 - CONTROLS

FIGURE 2-5. GROUND CONTROL BOX ASSEMBLY



ART_1001250275

SECTION 2 - CONTROLS

FIGURE 2-5. GROUND CONTROL BOX ASSEMBLY

ITEM	PART NUMBER	QTY	DESCRIPTION	REV
	1001250275	Ref	GROUND CONTROL BOX ASSEMBLY	D
1	4360469	1	Switch, Key	
1A	2860030	1	Key Replacement	
3	4740444	1	Washer	
4	1001155043	1	Washer	
5	1001155044	1	Spacer	
6	1001155045	1	Switch, Toggle	
7	1001218349	1	Switch, E-Stop	
8	1001266769	1	Decal - Ground Controls	
9	1001247845	1	Box	
10	3910804	AR	Screw #8 x 1/4	
10	4010403	AR	Screw M4 x 6	

SECTION 2 - CONTROLS

FIGURE 2-6. AC JUNCTION BOX ASSEMBLY - 100VAC

ITEM	PART NUMBER	QTY	DESCRIPTION	REV
	1001267223	Ref	JUNCTION BOX ASSEMBLY - 100VAC/50-60Hz	A
1	1702102	1	Decal	
2	1702120	1	Decal - Wire Size	
3	1703681	1	Decal - JLG	
4	3520028	1	Plug 1/2in	
5	3520034	4	Plug 3/12	
6	3740049	1	Relay	
7	3740093	1	Relay, Starter 115VAC	
8	3740094	1	Relay, Starter 12 VDC	
9	3910808	12	Screw #8 x 1/2	
10	4360161	1	Breaker, Circuit	
11	4360376	1	Rectifier	
12	4460565	1	Strip, Terminal	
13	4460633	AR	Connector, Strain Relief	
14	4530023	1	Transformer	
15	4923034	1	Harness, AC Plug (See Separate Breakdown in ELECTRICAL Section)	
16	4923150	1	Harness, Junction Box - AC Machines (Not Shown) (See Separate Breakdown in ELECTRICAL Section)	
17	1001093646	1	Harness, Capacity 2200UF 50V	
18	1001096586	1	Harness, 16/5	
19	1001096587	1	Harness, 12/3	
20	1001258419	1	Box with Lid	
21	1001267219	1	Harness, Ground Control (Not Shown) (See Separate Breakdown in ELECTRICAL Section)	

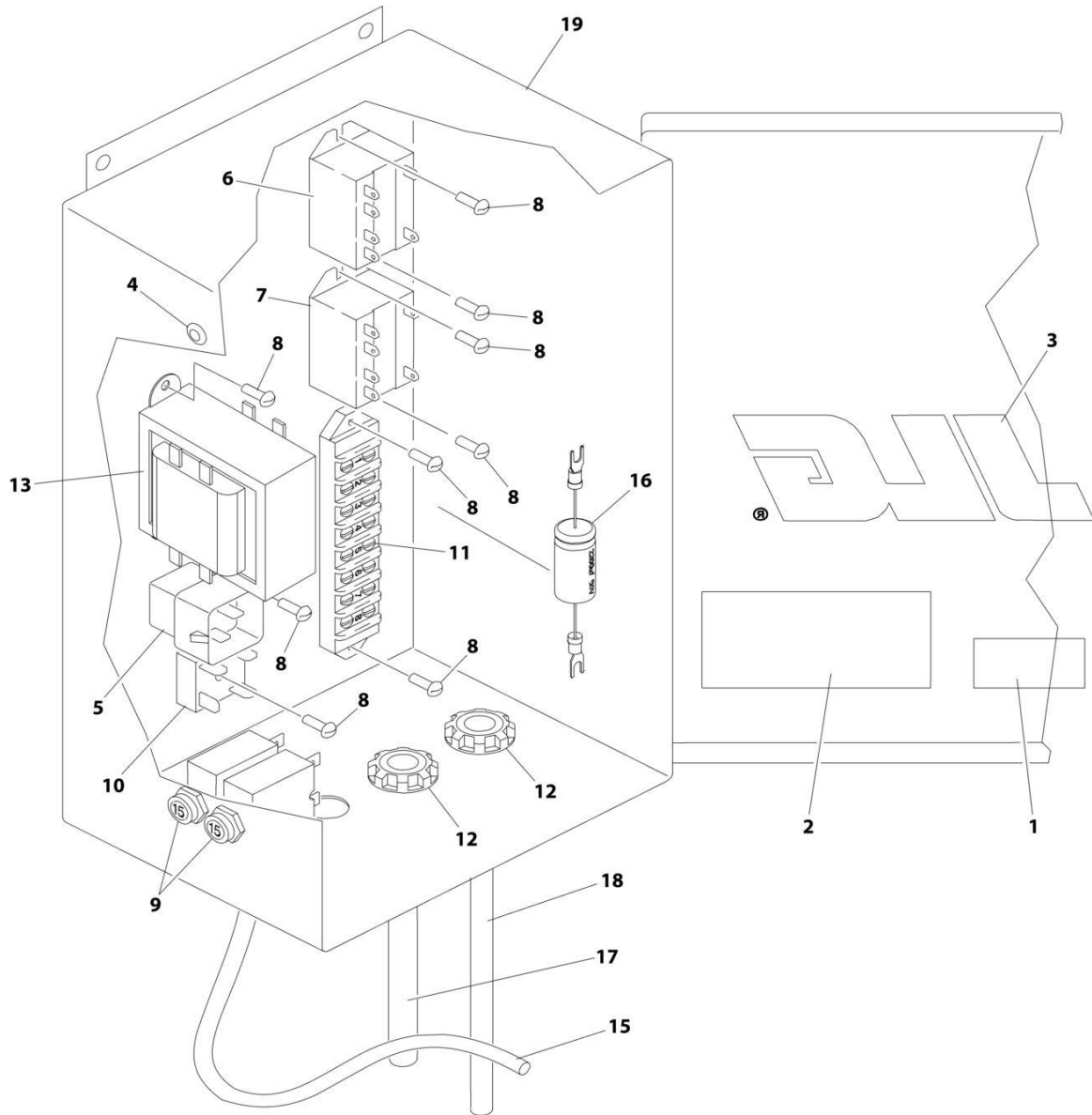
SECTION 2 - CONTROLS

FIGURE 2-7. AC JUNCTION BOX ASSEMBLY - 120VAC

ITEM	PART NUMBER	QTY	DESCRIPTION	REV
	1001267221	Ref	JUNCTION BOX ASSEMBLY - 120VAC/60Hz	B
1	1702102	1	Decal	
2	1702120	1	Decal - Wire Size	
3	1703681	1	Decal - JLG	
4	3520028	1	Plug 1/2in	
5	3520034	4	Plug 3/12	
6	3740049	1	Relay	
7	3740093	1	Relay, Starter 115VAC	
8	3740094	1	Relay, Starter 12 VDC	
9	3910808	10	Screw #8 x 1/2	
10	4360161	1	Breaker, Circuit	
11	4360376	1	Rectifier	
12	4460565	1	Strip, Terminal	
13	4460633	AR	Connector, Strain Relief	
14	4530010	1	Transformer	
15	4923034	1	Harness, AC Plug (See Separate Breakdown in ELECTRICAL Section)	
16	4923131	1	Harness, Junction Box - AC Machines (Not Shown) (See Separate Breakdown in ELECTRICAL Section)	
17	1001093646	1	Harness, Capacity 2200UF 50V	
18	1001096586	1	Harness, 16/5	
19	1001096587	1	Harness, 12/3	
20	1001258419	1	Box with Lid	
21	1001267219	1	Harness, Ground Control (Not Shown) (See Separate Breakdown in ELECTRICAL Section)	

SECTION 2 - CONTROLS

FIGURE 2-8. AC JUNCTION BOX ASSEMBLY - 240VAC



ART_1001267222

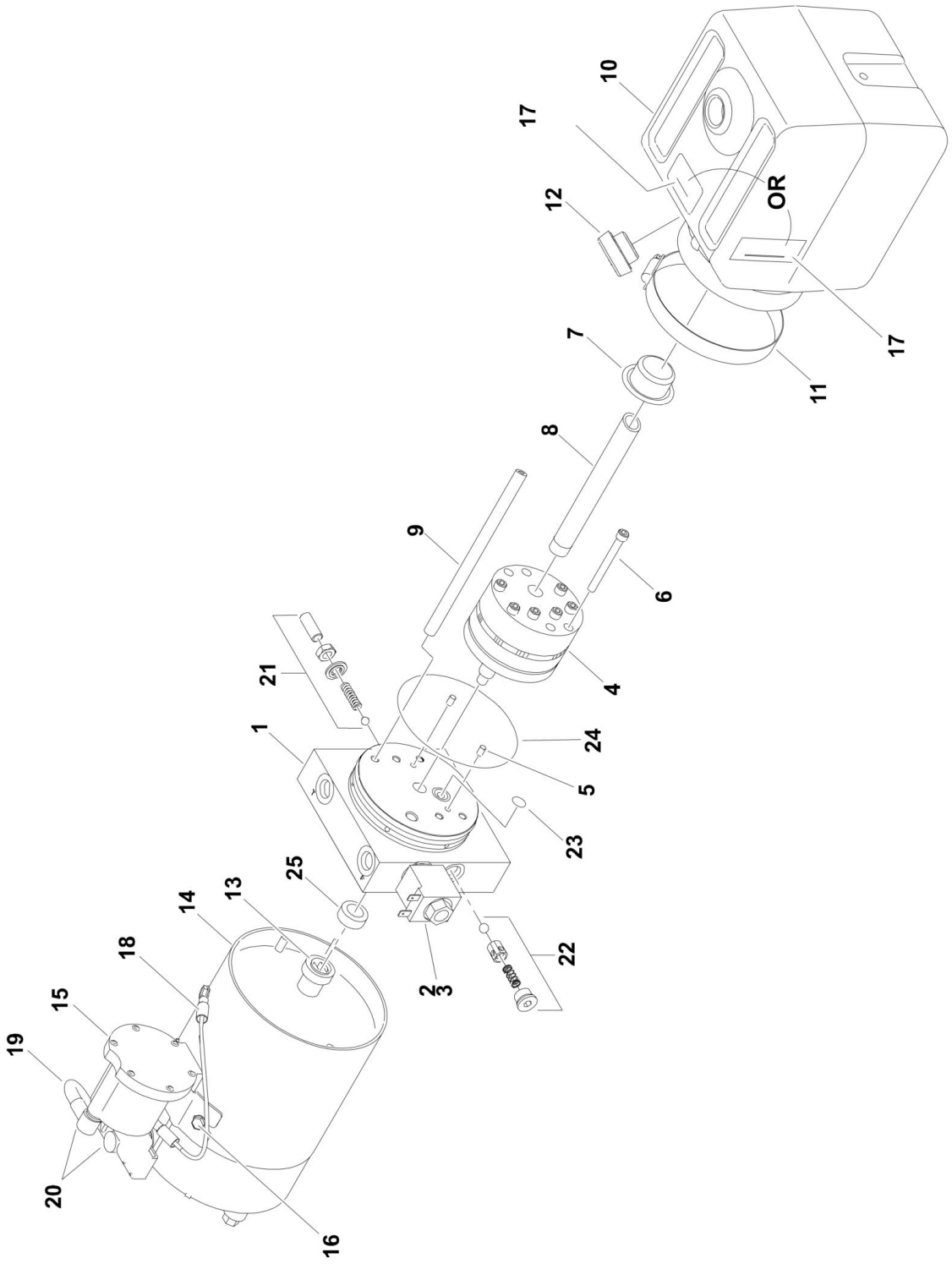
SECTION 2 - CONTROLS

FIGURE 2-8. AC JUNCTION BOX ASSEMBLY - 240VAC

ITEM	PART NUMBER	QTY	DESCRIPTION	REV
	1001267222	Ref	JUNCTION BOX ASSEMBLY - 240VAC/50-60Hz	A
1	1702103	1	Decal	
2	1702120	1	Decal - Wire Size	
3	1703681	1	Decal - JLG	
4	3520034	4	Plug 312	
5	3740049	1	Relay	
6	3740094	1	Relay, Starter 12 VDC	
7	3740105	1	Relay, Starter 230VAC	
8	3910808	10	Screw #8 x 1/2	
9	4360070	2	Breaker, Circuit	
10	4360376	1	Rectifier	
11	4460565	1	Strip, Terminal	
12	4460633	AR	Connector, Strain Relief	
13	4530010	1	Transformer	
14	4923151	1	Harness, Junction Box - AC Machines (Not Shown) (See Separate Breakdown in ELECTRICAL Section)	
15	4923152	1	Harness, AC Plug (See Separate Breakdown in ELECTRICAL Section)	
16	1001093646	1	Harness, Capacity 2200UF 50V	
17	1001096586	1	Harness, 16/5	
18	1001096587	1	Harness, 12/3	
19	1001258419	1	Box with Lid	
20	1001267219	1	Harness, Ground Control (Not Shown) (See Separate Breakdown in ELECTRICAL Section)	

SECTION 2 - CONTROLS

FIGURE 2-9. DC MOTOR/PUMP ASSEMBLY



ART_3600461

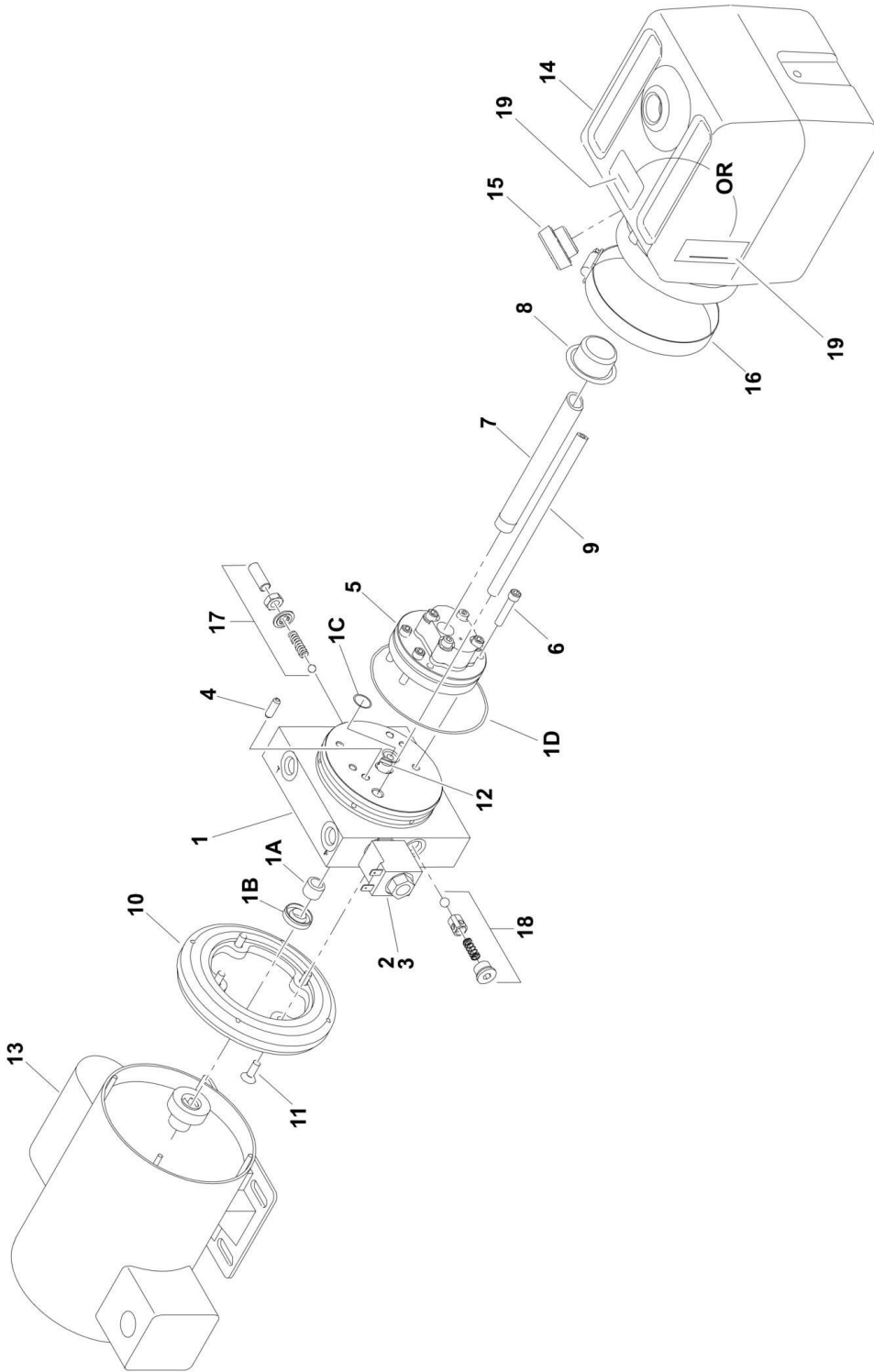
SECTION 2 - CONTROLS

FIGURE 2-9. DC MOTOR/PUMP ASSEMBLY

ITEM	PART NUMBER	QTY	DESCRIPTION	REV
	3600461	Ref	DC MOTOR/PUMP ASSEMBLY	D
1	70000641	1	Base Assembly (Includes qty 2 Shaft Bearings & Items 21-25)	
2	70000642	1	Cartridge	
3	70000643	1	Coil	
4	70001040	1	Pump (Include Item 6)	
5	70001041	2	Pin, Dowel	
6	3931420	4	Screw 1/4in-20NC x 1-1/4in	
7	7026165	1	Filter	
8	70001042	1	Tube, Suction	
9	70001030	1	Tube, Return	
10	70000651	1	Reservoir	
11	7026335	1	Clamp	
12	70001025	1	Plug	
13	70001043	1	Shaft, Intermediate	
14	70001031	1	Motor	
14	70001039	1	Brushes	
15	70001032	1	Solenoid	
16	70001033	2	Screw	
17	70001027	1	Decal - Fill Line	
18	70001035	1	Control Wire Assembly	
19	70001034	1	Cable, Insulated	
20	70001036	2	Boot, Terminal	
21	See Note	NSS	Valve, Relief (Note: Use Item 1)	
21	See Note	NSS	Screw (Note: Use Item 1)	
21	See Note	NSS	Nut (Note: Use Item 1)	
21	See Note	NSS	Seal (Note: Use Item 1)	
21	See Note	NSS	Spring (Note: Use Item 1)	
21	See Note	NSS	Ball (Note: Use Item 1)	
22	See Note	NSS	Valve, Check (Note: Use Item 1)	
22	See Note	NSS	Plug (Note: Use Item 1)	
22	See Note	NSS	Spring (Note: Use Item 1)	
22	See Note	NSS	Poppet (Note: Use Item 1)	
22	See Note	NSS	Ball (Note: Use Item 1)	
23	70003612	1	O-Ring (1/2in x 5/8in x 1/16in)	
24	70003613	1	O-Ring (3-5/8in x 3-7/8in x 1/8in)	
25	7026330	1	Seal	

SECTION 2 - CONTROLS

FIGURE 2-10. AC MOTOR/PUMP ASSEMBLY



ART_3600453

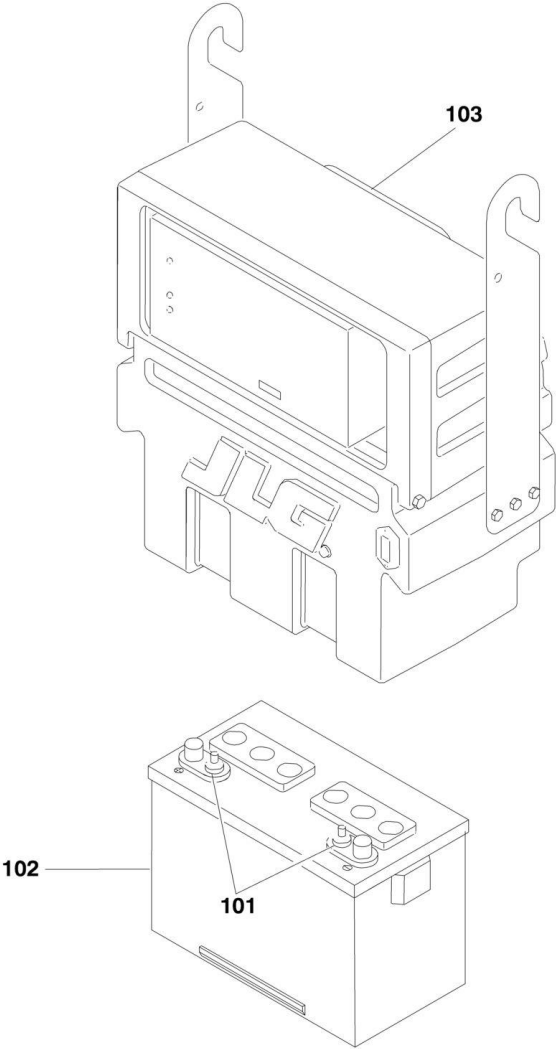
SECTION 2 - CONTROLS

FIGURE 2-10. AC MOTOR/PUMP ASSEMBLY

ITEM	PART NUMBER	QTY	DESCRIPTION	REV
	3600453	Ref	MOTOR/PUMP ASSEMBLY	E
1	70000641	1	Adapter, Motor/Pump/Tank (Includes Items 1A-1D, 17-18)	
1A	7026330	1	Seal, Shaft	
1B	See Note	NSS	Bearing (Note: Use Item 1)	
1C	70003612	1	O-Ring	
1D	70003613	1	O-Ring	
2	70000642	1	Cartridge	
3	70000643	1	Coil	
4	See Note	NSS	Pin, Dowel (Note: Not Available for Purchase)	
5	70000644	1	Pump (Include Item 6)	
6	3931420	4	Screw 1/4in-20NC x 1-1/4in	
7	70000645	1	Tube, Suction	
8	7026165	1	Filter	
9	70000646	1	Tube, Return	
10	70000647	1	Plate, Motor Adapter	
11	70000648	4	Screw 1/4in-20NC x 3/4in	
12	70000649	1	Shaft, Intermediate	
13	70000650	1	Motor	
14	70000651	1	Reservoir	
15	7026160	1	Plug	
16	7026335	1	Clamp	
17	See Note	NSS	Valve, Relief (Note: Use Item 1)	
17	See Note	NSS	Screw (Note: Use Item 1)	
17	See Note	NSS	Nut (Note: Use Item 1)	
17	See Note	NSS	Seal (Note: Use Item 1)	
17	See Note	NSS	Spring (Note: Use Item 1)	
17	See Note	NSS	Ball (Note: Use Item 1)	
18	See Note	NSS	Valve, Check (Note: Use Item 1)	
18	See Note	NSS	Plug (Note: Use Item 1)	
18	See Note	NSS	Spring (Note: Use Item 1)	
18	See Note	NSS	Poppet (Note: Use Item 1)	
18	See Note	NSS	Ball (Note: Use Item 1)	
19	70001027	1	Decal - Fill	

SECTION 2 - CONTROLS

FIGURE 2-11. BATTERY BOX AND CHARGER INSTALLATION - WET BATTERY (ALL SPECS EXCEPT CE & UK CA SPEC)



ART_1001101994

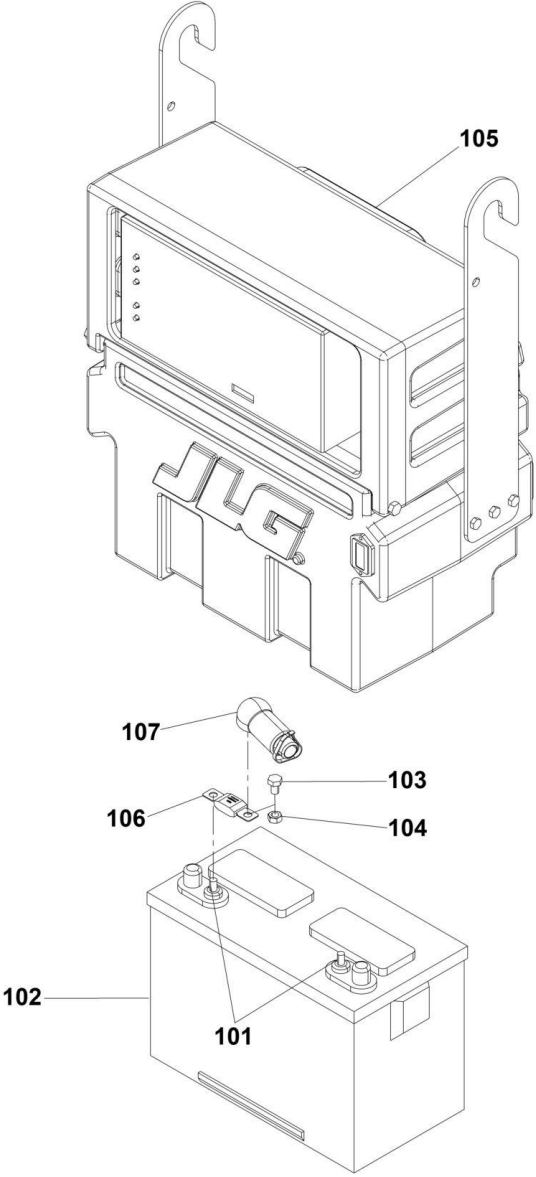
SECTION 2 - CONTROLS

FIGURE 2-11. BATTERY BOX AND CHARGER INSTALLATION - WET BATTERY (ALL SPECS EXCEPT CE & UK CA SPEC)

ITEM	PART NUMBER	QTY	DESCRIPTION	REV
	1001101994	Ref	BATTERY BOX AND CHARGER INSTALLATION	B
101	0100051	AR	Grease, Battery Terminal	
102	0400122	1	Battery, Standard (Wet)	
103	1001101991	1	Battery Box and Charger Asembly (See Separate Breakdown in this Section)	

SECTION 2 - CONTROLS

FIGURE 2-12. BATTERY BOX AND CHARGER INSTALLATION - WET BATTERY (CE & UK CA SPEC)



ART_1001263966

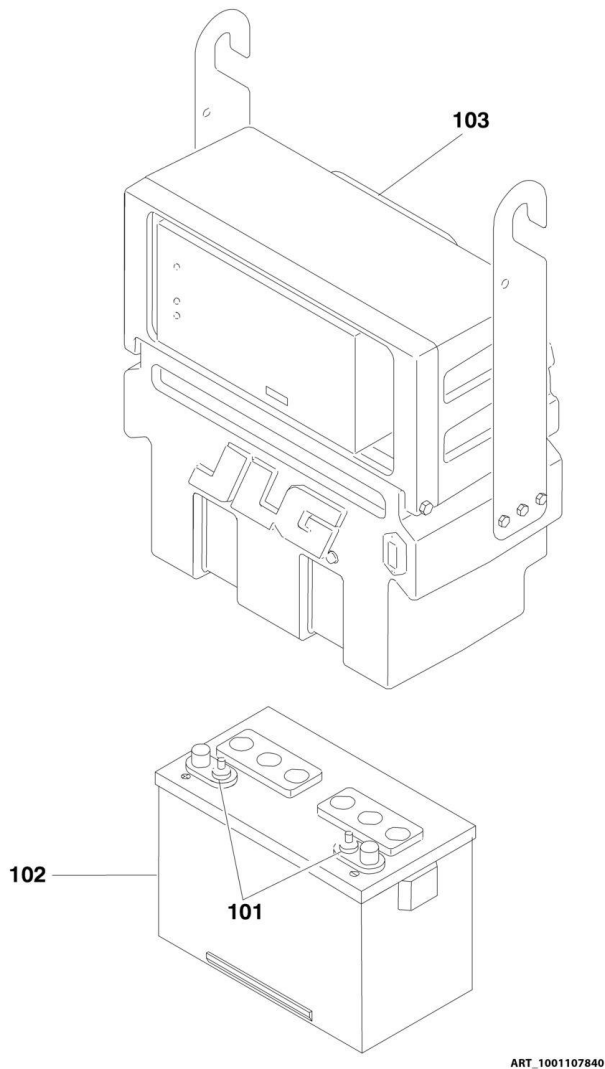
SECTION 2 - CONTROLS

FIGURE 2-12. BATTERY BOX AND CHARGER INSTALLATION - WET BATTERY (CE & UK CA SPEC)

ITEM	PART NUMBER	QTY	DESCRIPTION	REV
	1001263966	Ref	BATTERY BOX AND CHARGER INSTALLATION	A
101	0100051	AR	Grease, Battery Terminal	
102	0400122	1	Battery, Standard (Wet)	
103	0760806	1	Bolt, M8 x 12	
104	3290801	1	Nut, M8	
105	1001101991	1	Battery Box and Charger Assembly (See Separate Breakdown in this Section)	
106	1001263963	1	Fuse, 175Amp	
107	1001264095	1	Boot, Battery Cable	

SECTION 2 - CONTROLS

FIGURE 2-13. BATTERY BOX AND CHARGER INSTALLATION - AGM BATTERY (ALL SPECS EXCEPT CE & UK CA SPEC)



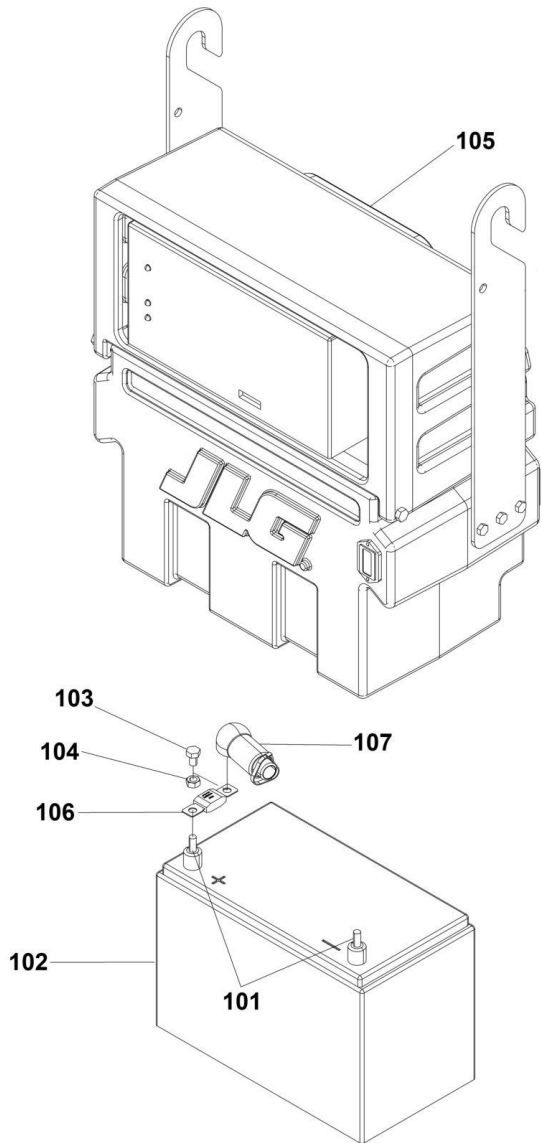
SECTION 2 - CONTROLS

FIGURE 2-13. BATTERY BOX AND CHARGER INSTALLATION - AGM BATTERY (ALL SPECS EXCEPT CE & UK CA SPEC)

ITEM	PART NUMBER	QTY	DESCRIPTION	REV
	1001107840	Ref	BATTERY BOX AND CHARGER INSTALLATION	B
101	0100051	AR	Grease, Battery Terminal	
102	0400209	1	Battery - AGM/5 Hour	
103	1001107836	1	Battery Box and Charger Assembly (See Separate Breakdown in this Section)	

SECTION 2 - CONTROLS

FIGURE 2-14. BATTERY BOX AND CHARGER INSTALLATION - AGM BATTERY (CE & UK CA SPEC)



ART_1001263965

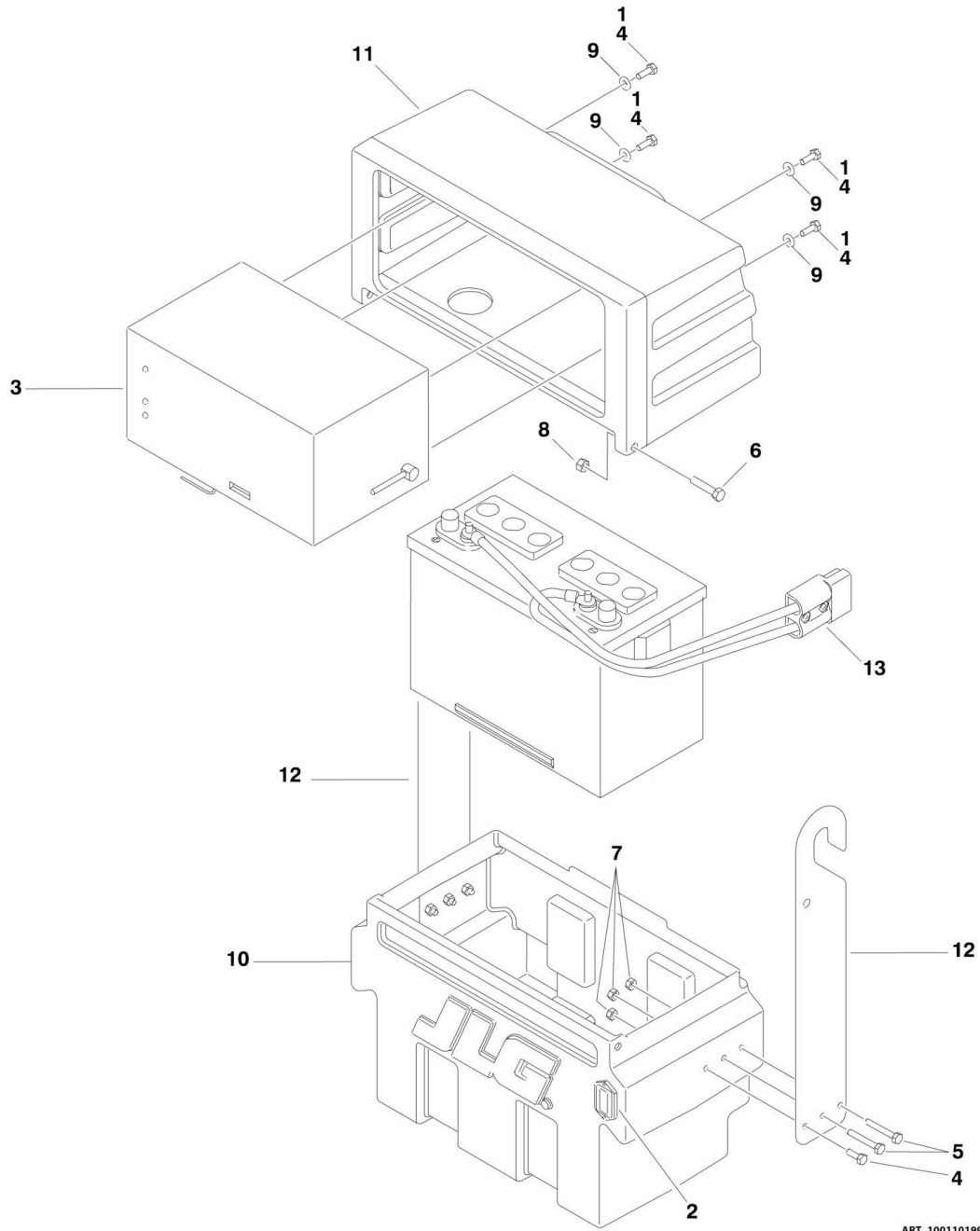
SECTION 2 - CONTROLS

FIGURE 2-14. BATTERY BOX AND CHARGER INSTALLATION - AGM BATTERY (CE & UK CA SPEC)

ITEM	PART NUMBER	QTY	DESCRIPTION	REV
	1001263965	Ref	BATTERY BOX AND CHARGER INSTALLATION	A
101	0100051	AR	Grease, Battery Terminal	
102	0400209	1	Battery - AGM/5 Hour	
103	0760806	1	Bolt, M8 x 12	
104	3290801	1	Nut, M8	
105	1001107836	1	Battery Box and Charger Assembly (See Separate Breakdown in this Section)	
106	1001263963	1	Fuse, 175Amp	
107	1001264095	1	Boot, Battery Cable	

SECTION 2 - CONTROLS

FIGURE 2-15. BATTERY BOX AND CHARGER ASSEMBLY - STANDARD BATTERY



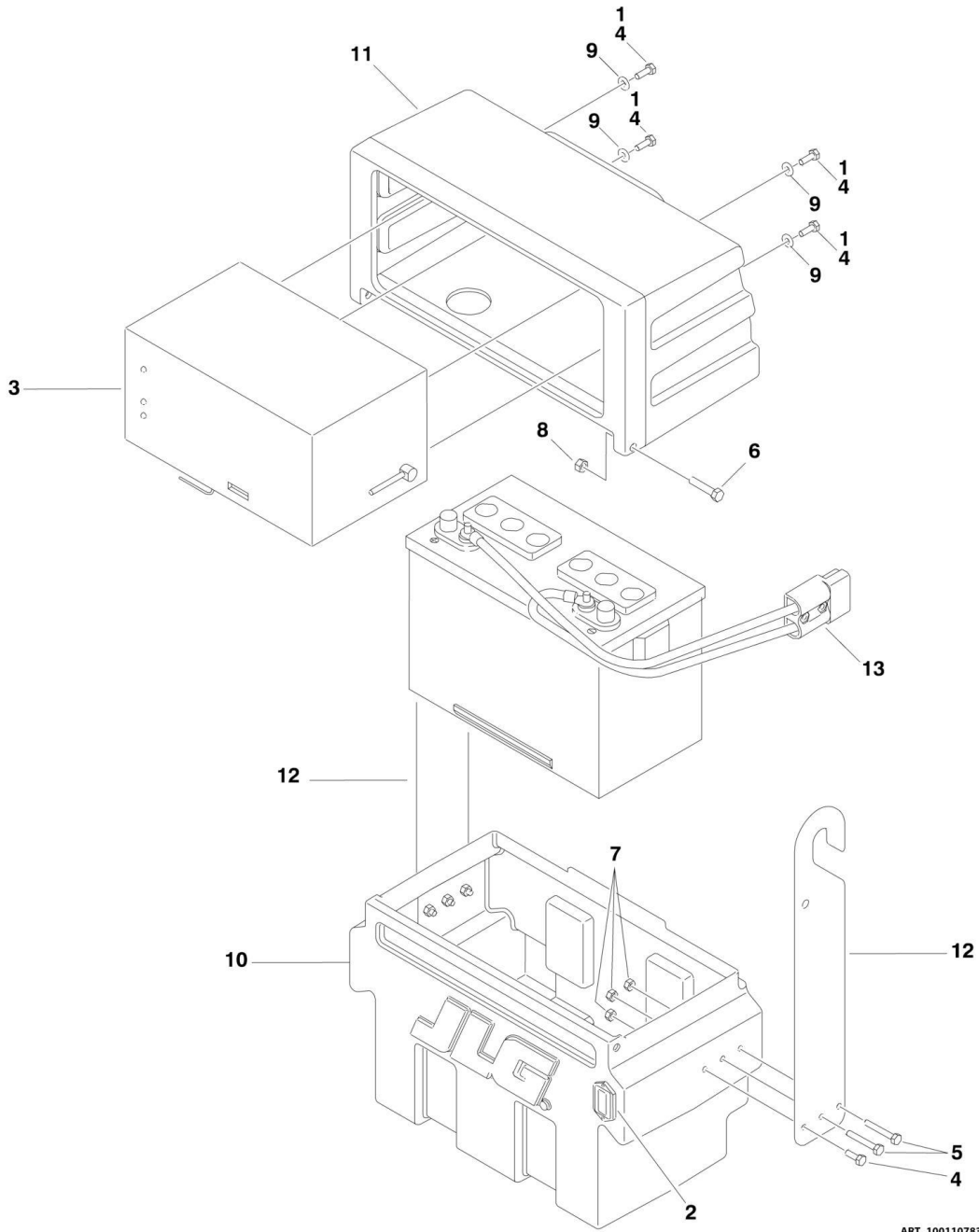
SECTION 2 - CONTROLS

FIGURE 2-15. BATTERY BOX AND CHARGER ASSEMBLY - STANDARD BATTERY

ITEM	PART NUMBER	QTY	DESCRIPTION	REV
	1001101991	Ref	BATTERY BOX AND CHARGER ASSEMBLY	A
1	0100011	AR	Compound, Locking	
2	0270163	1	BDI Gauge and Harness Assembly	C
2	2420195	1	Gauge Only	
3	0400176	1	Charger Assembly - Standard (See Separate Breakdown in this Section)	
4	0641406	8	Bolt 1/4 x 3/4	
5	0641414	2	Bolt 1/4 x 1-3/4	
6	0641512	2	Bolt 5/16 x 1-1/2	
7	3311405	6	Nut 1/4	
8	3311505	2	Nut 3/8	
9	4711400	10	Washer 1/4	
10	1001101858	1	Box, Molded Battery	
11	1001101902	1	Box, Molded Battery Charger	
12	1001101926	2	Bracket, Hanger	
13	1001103107	1	Cable Assembly - Battery Pack	
13	4460567	1	Connector, Anderson	

SECTION 2 - CONTROLS

FIGURE 2-16. BATTERY BOX AND CHARGER ASSEMBLY - AGM BATTERY



SECTION 2 - CONTROLS

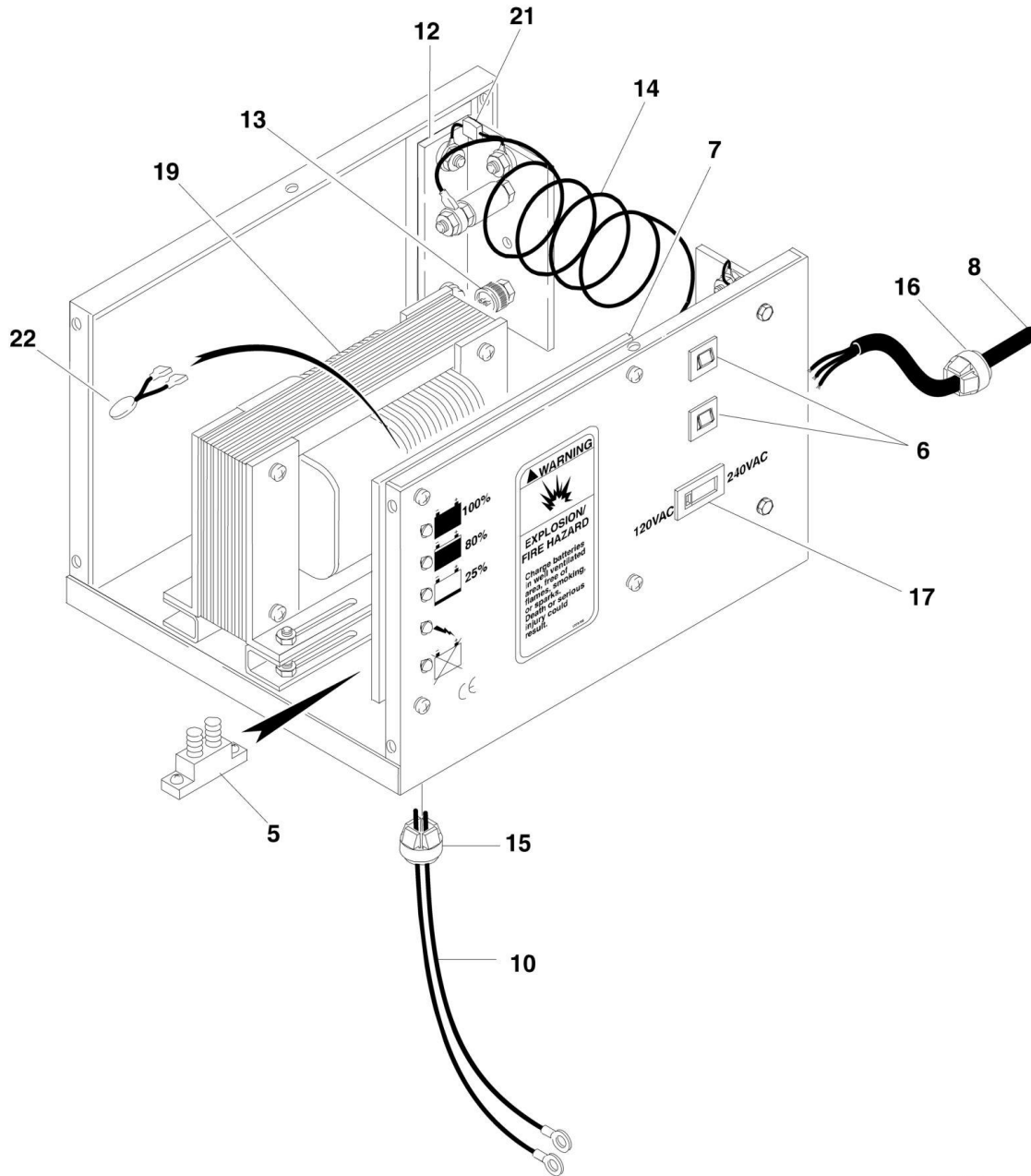
FIGURE 2-16. BATTERY BOX AND CHARGER ASSEMBLY - AGM BATTERY

ITEM	PART NUMBER	QTY	DESCRIPTION	REV
	1001107836	Ref	BATTERY BOX AND CHARGER ASSEMBLY	A
1	0100011	AR	Compound, Locking	
2	0270163	1	BDI Gauge and Harness Assembly	C
2	2420195	1	Gauge Only	
3	0400212	1	Charger Assembly - Standard (See Separate Breakdown in this Section)	
4	0641406	8	Bolt 1/4 x 3/4	
5	0641414	2	Bolt 1/4 x 1-3/4	
6	0641512	2	Bolt 5/16 x 1-1/2	
7	3311405	6	Nut 1/4	
8	3311505	2	Nut 3/8	
9	4711400	10	Washer 1/4	
10	1001101858	1	Box, Molded Battery	
11	1001101902	1	Box, Molded Battery Charger	
12	1001101926	2	Bracket, Hanger	
13	1001103107	1	Cable Assembly - Battery Pack	
13	4460567	1	Connector, Anderson	

SECTION 2 - CONTROLS

FIGURE 2-17. BATTERY CHARGER ASSEMBLY - STANDARD BATTERY

NOTE: COVER NOT SHOWN FOR CLARITY



ART_0400176

SECTION 2 - CONTROLS

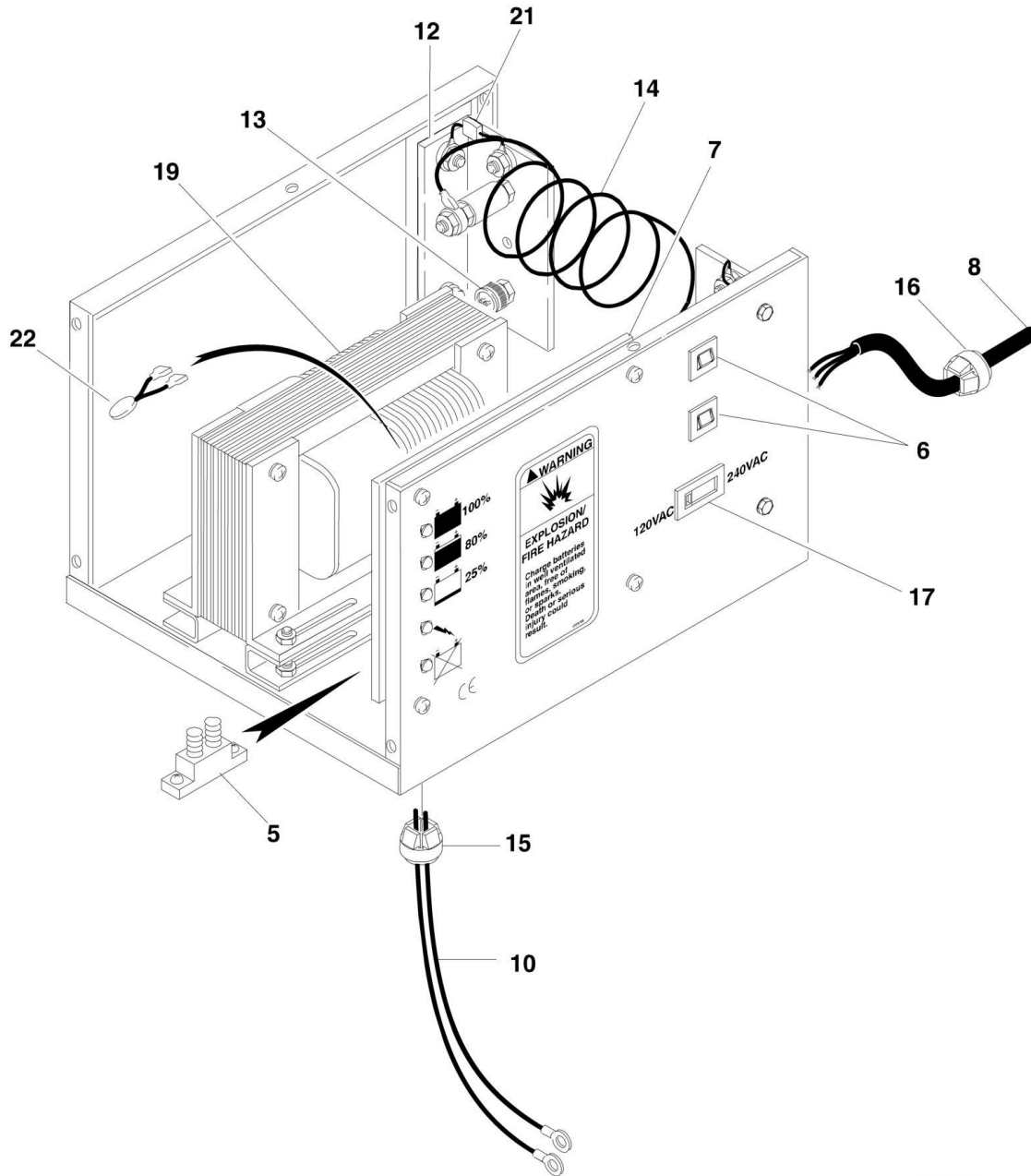
FIGURE 2-17. BATTERY CHARGER ASSEMBLY - STANDARD BATTERY

ITEM	PART NUMBER	QTY	DESCRIPTION	REV
	0400176	Ref	BATTERY CHARGER ASSEMBLY	F
5	7011509	1	Breaker, Circuit - DC 50Amp	
6	7018536	2	Breaker, Circuit (4Amp)	
7	7020626	1	Card, Circuit	
8	7020627	1	AC Cord	
10	7020629	1	DC Harness	
12	7020631	2	Rectifier Assembly	
13	7018555	1	SCR Rectifier	
14	7020605	1	Shunt Assembly	
15	7018556	1	Connector	
16	7011528	1	Connector, Strain Relief - AC	
17	7018586	1	Switch, Slide	
19	7020632	1	Transformer	
21	7020633	1	Varistor	
22		Ref	Varistor (Note: Not Used on this Charger)	

SECTION 2 - CONTROLS

FIGURE 2-18. BATTERY CHARGER ASSEMBLY - AGM BATTERY

NOTE: COVER NOT SHOWN FOR CLARITY



ART_0400212

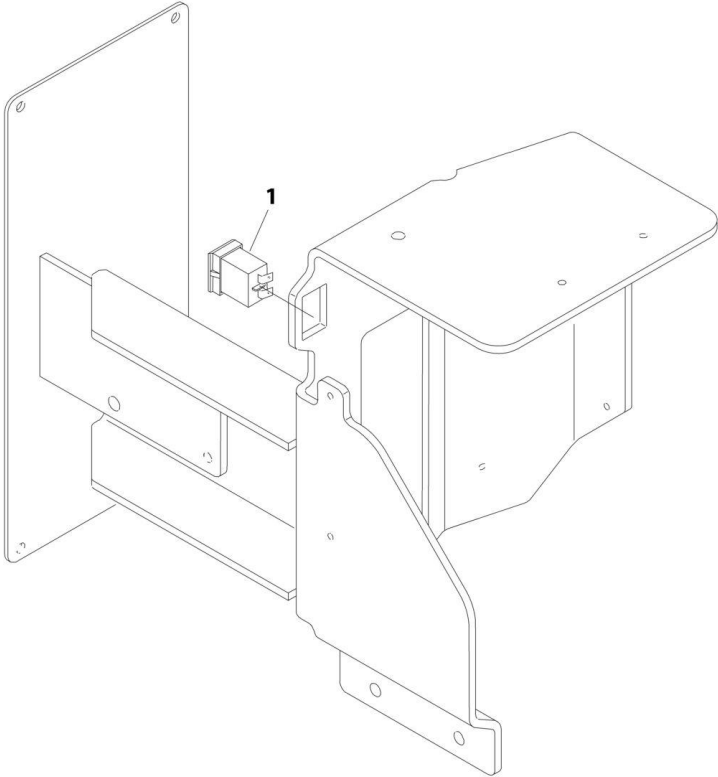
SECTION 2 - CONTROLS

FIGURE 2-18. BATTERY CHARGER ASSEMBLY - AGM BATTERY

ITEM	PART NUMBER	QTY	DESCRIPTION	REV
	0400212	Ref	BATTERY CHARGER ASSEMBLY	A
5	7011509	1	Breaker, Circuit - DC 50Amp	
6	7018558	2	Breaker, Circuit (8Amp)	
7	7022930	1	Card, Circuit	
8	7022927	1	AC Cord	
10	7020629	1	DC Harness	
12	7022932	2	Rectifier Assembly	
13	7020673	2	SCR Rectifier	
14	7020674	1	Shunt Assembly	
15	7011528	1	Connector	
16	7011528	1	Connector, Strain Relief - AC	
17	7018586	1	Switch, Slide	
19	7022933	1	Transformer	
21	7020633	2	Varistor	
22	7020663	1	Varistor	

SECTION 2 - CONTROLS

FIGURE 2-19. HOURMETER INSTALLATION



ART_0275697

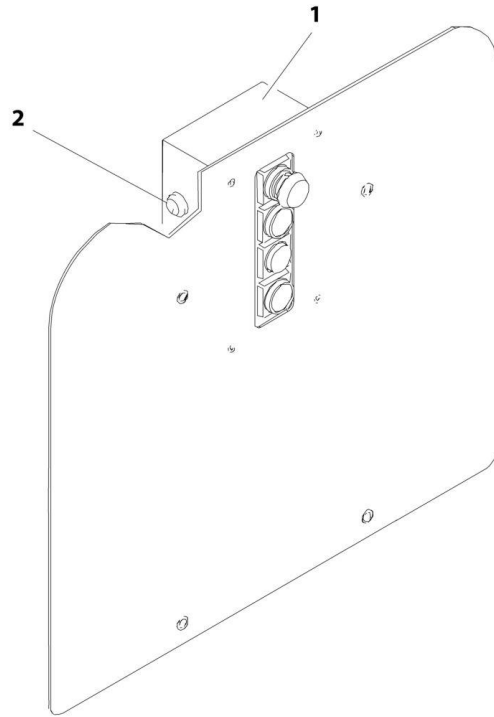
SECTION 2 - CONTROLS

FIGURE 2-19. HOURMETER INSTALLATION

ITEM	PART NUMBER	QTY	DESCRIPTION	REV
	0275697	Ref	HOURMETER INSTALLATION	C
1	2420172	1	Hourmeter	
6	4922935	1	Harness, Hourmeter (Not Shown)	
6	4460259	1	Terminal (Not Shown)	
6	4460260	1	Housing, Terminal (Not Shown)	
6	4460980	1	Terminal (Not Shown)	

SECTION 2 - CONTROLS

FIGURE 2-20. AUXILIARY LOWERING INSTALLATION



ART_0258482

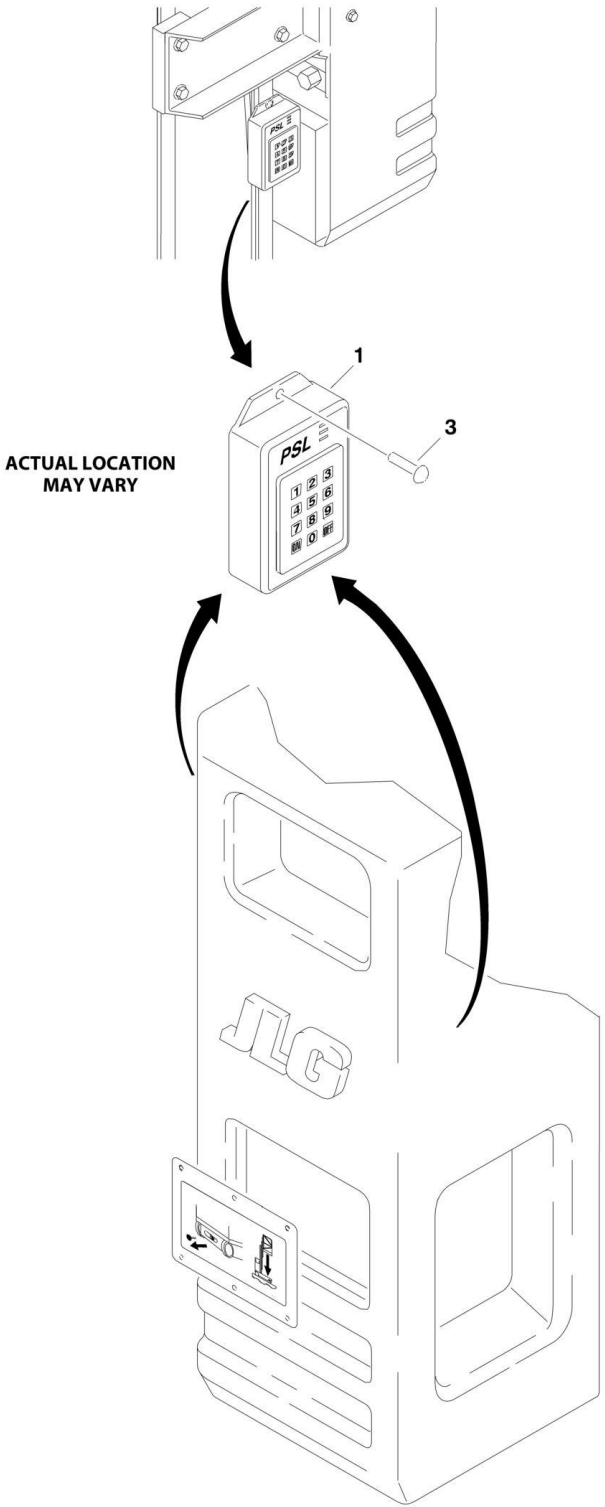
SECTION 2 - CONTROLS

FIGURE 2-20. AUXILIARY LOWERING INSTALLATION

ITEM	PART NUMBER	QTY	DESCRIPTION	REV
	0258482	Ref	AUXILIARY LOWERING INSTALLATION	A
1	0861213	1	Box	
2	4360274	1	Switch, Push Button	
3	4420064	AR	Loop, Velcro (Not Shown)	
4	4420065	AR	Hook, Velcro (Not Shown)	

SECTION 2 - CONTROLS

FIGURE 2-21. SECURITY LOCK INSTALLATION



ART_100110217

SECTION 2 - CONTROLS

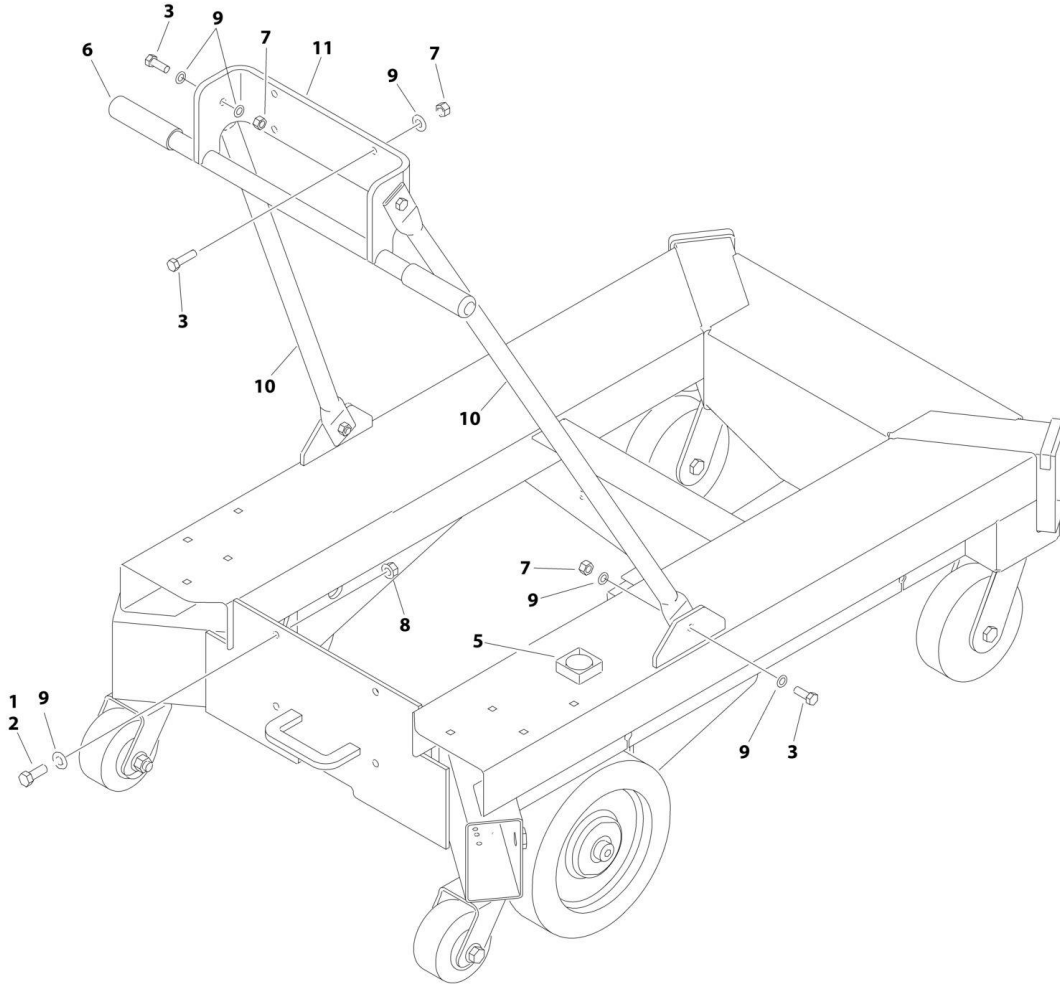
FIGURE 2-21. SECURITY LOCK INSTALLATION

ITEM	PART NUMBER	QTY	DESCRIPTION	REV
	1001110217	Ref	Security Lock Installation	C
1	2820035	8 in/20cm	Sleeve, Insulation (Not Shown)	
2	2940132	1	Lock, Programmable	
3	3820032	2	Rivet	
4	4460267	3	Pin, Male (Not Shown Only)	
5	4460326	1	Plug, Male - 3 Position (Not Shown Only)	
6	1001114375	1	Harness, Security Lock (Not Shown Only)	
6	4460268	3	Socket, Female (Not Shown Only)	
6	4460445	1	Receptacle, Female - 3 Position (Not Shown Only)	

SECTION 3 - MAST

SECTION 3 - MAST

FIGURE 3-1. MAST INSTALLATION (25AM)



ART_1001256086

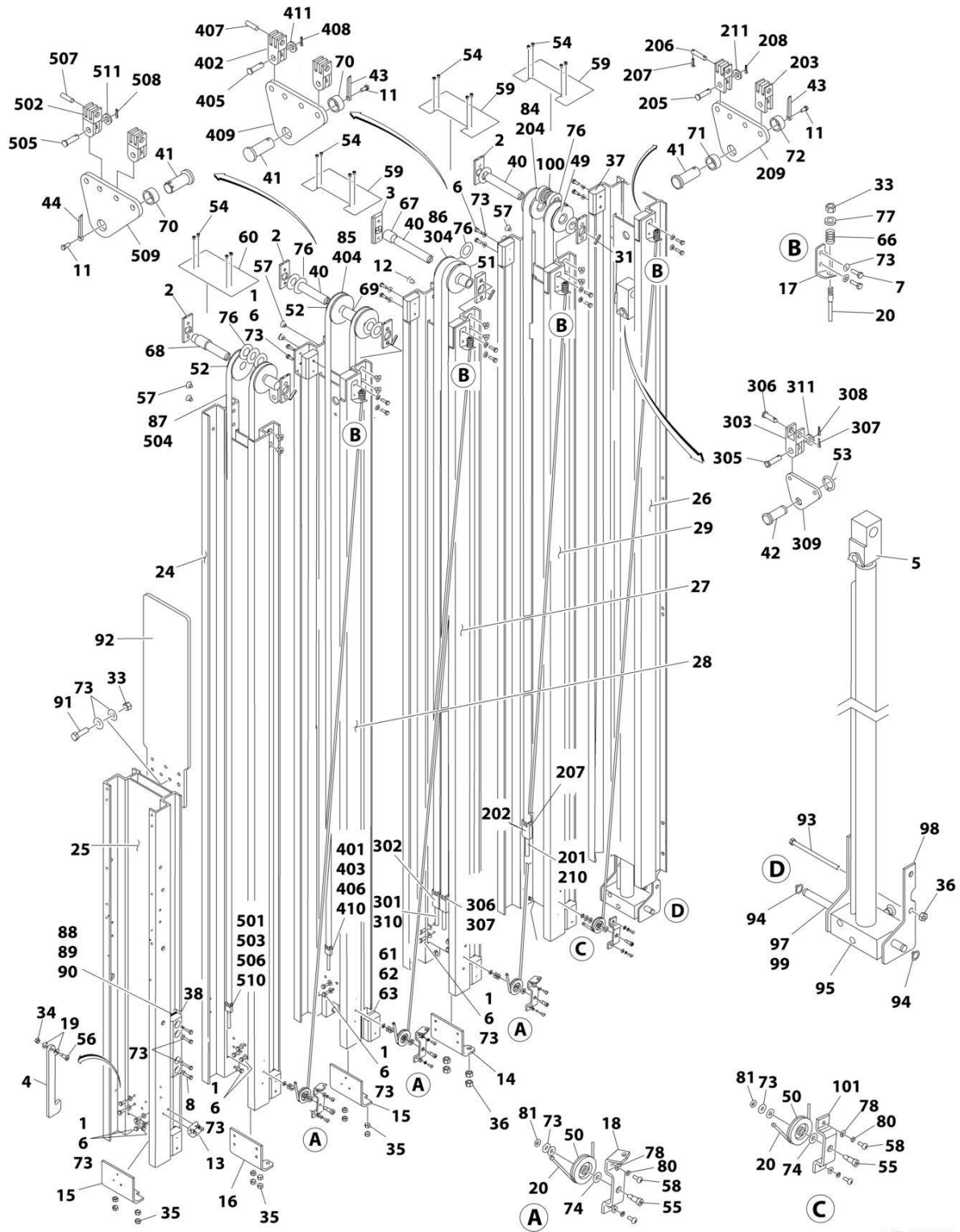
SECTION 3 - MAST

FIGURE 3-1. MAST INSTALLATION (25AM)

ITEM	PART NUMBER	QTY	DESCRIPTION	REV
	1001256086	Ref	MAST INSTALLATION	C
1	0100011	AR	Compound, Locking	
2	0641608	2	Bolt 3/8 x 1	
3	0641609	8	Bolt 3/8 x 1-1/8	
4	0801297	1	Mast Assembly - 25AM (Not Shown) (See Separate Breakdown in this Section)	
5	2420140	1	Gauge, Level	
6	2560088	2	Grip, Handle (20AM,25AM,30AM)	
7	3311605	8	Nut 3/8	
8	3311608	2	Nut 3/8	
9	4711600	14	Washer 3/8	
10	1001107441	2	Brace	
11	1001108178	1	Support (20AM,25AM,30AM)	

SECTION 3 - MAST

FIGURE 3-2. MAST ASSEMBLY (25AM) (Prior to SN M90000111)



ART_0801297

SECTION 3 - MAST

FIGURE 3-2. MAST ASSEMBLY (25AM) (Prior to SN M900000111)

ITEM	PART NUMBER	QTY	DESCRIPTION	REV
	0801297	Ref	MAST ASSEMBLY	H
1	0100011	AR	Compound, Locking	
2	0362735	6	Bar, Sheave Pin Support	
3	0362736	2	Bar, Sheave Pin Support	
4	0362758	1	Bar, Gravity Latch	
5	0561341	1	Block, Chain Anchor	
6	0641406	42	Bolt 1/4 x 3/4	
7	0641407	8	Bolt 1/4 x 7/8	
8	0681410	8	Bolt 1/4 x 1-1/4	
11	0741006	3	Screw #10 x 3/4	
12	0741606	4	Screw 3/8 x 3/4	
13	0902047	1	Bracket, Sequence Cable	
14	0902422	1	Bracket, Bottom Chain Attach	
15	0902423	2	Bracket, Bottom Chain Attach	
16	0902424	1	Bracket, Bottom Chain Attach	
17	0902431	4	Bracket, Sequence Cable	
18	0902445	3	Bracket, Sequence Cable	
19	0961892	2	Bushing, Flanged	
20	1060683	4	Cable, Sequence	
24	1271392	1	Channel, Mast #6	
25	1271393	1	Channel, Mast Header	
26	1001109247	1	Channel, Mast #1	
27	1271419	1	Channel, Mast #3	
28	1271420	1	Channel, Mast #4 (25AM)	
29	1271421	1	Channel, Mast #2	
31	2880310	4	Key	
32	1001109309	1	Mast, Kit (Not Shown)	
33	3311401	8	Nut 1/4-20NC	
34	3311505	1	Nut 5/16	
35	3311601	12	Nut 3/8	
36	3311801	6	Nut 1/2	
37	3340845	18	Pad, Slide Lock	
38	1001235146	2	Pad, Slide Guide	
40	3422717	4	Pin, Sheave	
41	3422750	3	Pin, Chain Equalizer	
42	3422752	1	Pin, Chain Equalizer	
43	3422757	2	Pin, Keeper	
44	3422758	1	Pin, Keeper	
49	3580286	2	Sheave Assembly	
50	3580269	4	Sheave, Sequence Cable	
51	3580291	2	Sheave Assembly	
52	3580293	4	Sheave Assembly	
53	3760383	1	Ring, Retainer	
54	3820034	16	Rivet, 1/4	
55	3900187	4	Screw, Shoulder	
56	3900190	1	Screw, Shoulder	
57	3900192	12	Screw, Countersunk 3/8 x 1/2	
58	3900205	10	Screw, #10 x 1/2	
59	4060960	3	Shield, Mast Cover	
60	4060961	1	Shield, Mast Cover	

SECTION 3 - MAST

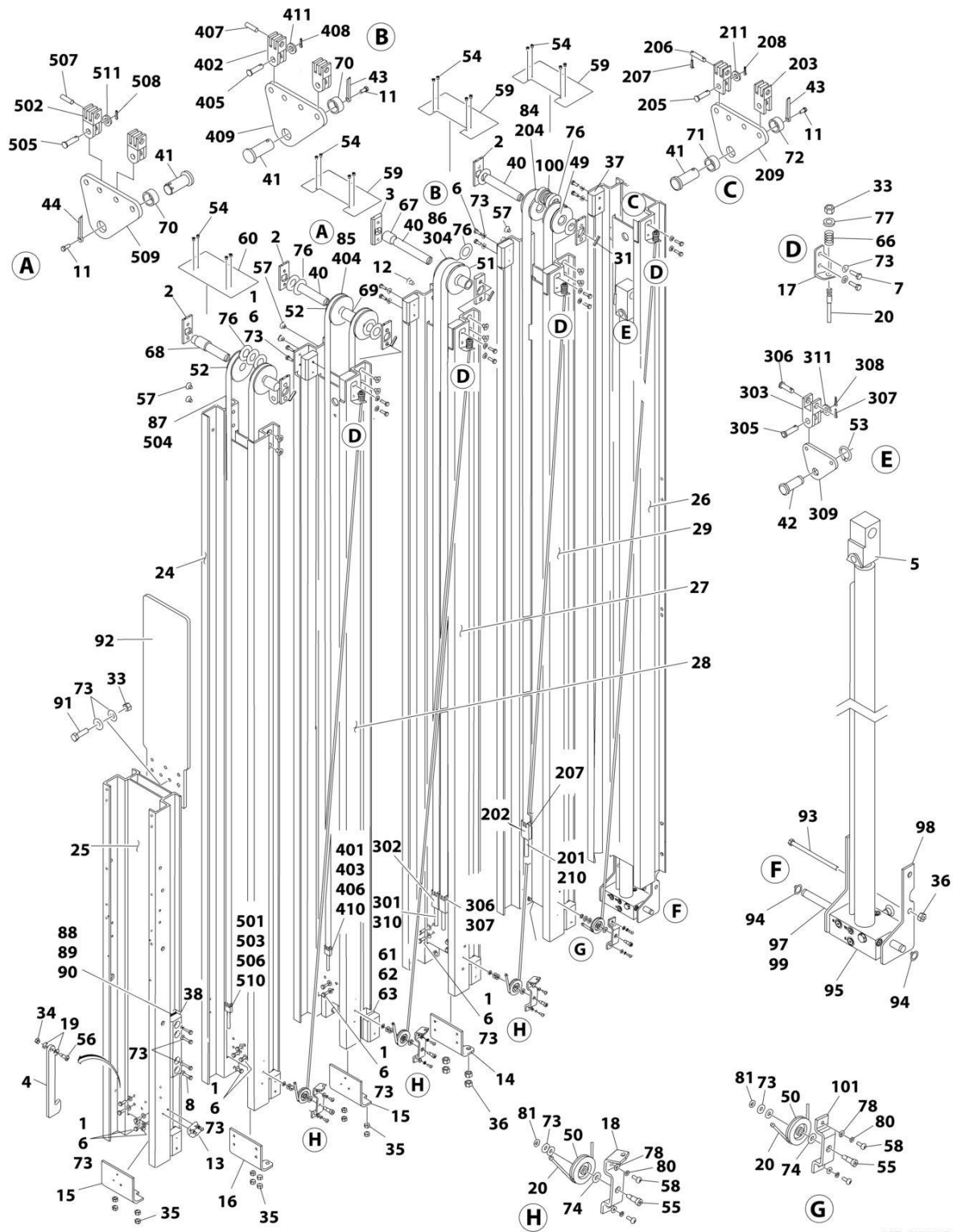
ITEM	PART NUMBER	QTY	DESCRIPTION	REV
61	4070860	AR	Shim, Slide Pad (.075)	
62	4070861	AR	Shim, Slide Pad (.036)	
63	4070862	AR	Shim, Slide Pad (.015)	
66	4160124	4	Spring	
67	4567489	2	Tube, Spacer	
68	4567491	2	Tube, Spacer	
69	4567492	1	Tube, Spacer	
70	4567749	2	Tube, Spacer	
71	4567750	1	Tube, Spacer	
72	4567751	1	Tube, Spacer	
73	4711400	74	Washer 1/4	
74	4711500	4	Washer 5/16	
76	4740007	12	Washer, Thrust	
77	4740414	8	Cup Washer	
78	4750800	10	Washer #8	
80	4761000	10	Washer #10	
81	4761400	4	Washer 1/4	
84	1260355	1	Chain Assembly - #544 (See Items 201-211 for Breakdown)	
85	1260357	1	Chain Assembly - #444 (See Items 401-411 for Breakdown)	
86	1260359	1	Chain Assembly - #534 (See Items 301-311 for Breakdown)	
87	1260363	1	Chain Assembly - #444 (See Items 501-511 for Breakdown)	
88	4070988	AR	Shim, Slide Pad (.075)	
89	4070989	AR	Shim, Slide Pad (.036)	
90	4070990	AR	Shim, Slide Pad (.015)	
91	0641408	4	Bolt 1/4 x 1	
92	1671255	1	Cover, Mast Chain/Cable	
93	0641872	2	Bolt 12 x 9	
94	3760348	2	Ring, Retaining	
95	1001099734	1	Lift Cylinder Assembly (See Separate Breakdown in CYLINDER SECTION)	
97	1001100013	1	Pin, Lift Cylinder	
98	1001099754	4	Mount, Cylinder	
99	3020039	AR	Lubricant Only	
100	4892600	2	Washer 1	
101	0902698	1	Bracket, Sequence Cable	
	1260355	Ref	CHAIN ASSEMBLY - #544 CHAIN	E
201	0100019	AR	Locking, Compound	
202	0561308	2	Block	
203	0561336	2	Block	
204	See Note	NSS	Chain	
205	3422338	2	Pin	
206	3422720	4	Pin	
207	3450202	8	Pin, Cotter	
208	3450304	2	Pin, Cotter	
209	3571101	1	Plate, Chain Adjustment	
210	4300129	2	Stud	
211	4751500	2	Washer 5/16	
	1260359	Ref	CHAIN ASSEMBLY - #534 CHAIN	D
301	0100019	AR	Locking, Compound	
302	0561309	2	Block	
303	0561337	2	Block	
304	See Note	NSS	Chain	

SECTION 3 - MAST

ITEM	PART NUMBER	QTY	DESCRIPTION	REV
305	3422338	2	Pin	E
306	3422722	4	Pin	
307	3450202	4	Pin, Cotter	
308	3450304	2	Pin, Cotter	
309	3571103	1	Plate, Chain Adjustment	
310	4300111	2	Stud	
311	4751500	2	Washer 5/16	
	1260357	Ref	CHAIN ASSEMBLY - #444 CHAIN	
401	0100019	AR	Locking, Compound	
402	0561149	2	Block	
403	0561408	2	Block	
404	See Note	NSS	Chain (Note: Purchase Complete Chain Assembly)	
405	3422338	2	Pin	
406	3422346	2	Pin	
407	3422355	2	Pin	
408	3450304	2	Pin, Cotter	
409	3571101	1	Plate, Chain Adjustment	
410	4300111	2	Stud	
411	4751500	2	Washer 5/16	
	1260363	Ref	CHAIN ASSEMBLY - #444 CHAIN	
501	0100019	AR	Locking, Compound	
502	0561149	2	Block	
503	0561408	2	Block	
504	See Note	NSS	Chain (Note: Purchase Complete Chain Assembly)	
505	3422338	2	Pin	
506	3422346	2	Pin	
507	3422355	2	Pin	
508	3450304	2	Pin, Cotter	
509	3571101	1	Plate, Chain Adjustment	
510	4300111	2	Stud	
511	4751500	2	Washer 5/16	

SECTION 3 - MAST

FIGURE 3-3. MAST ASSEMBLY (25AM) (SN M90000111 to Present)



ART_0801297_I

SECTION 3 - MAST

FIGURE 3-3. MAST ASSEMBLY (25AM) (SN M900000111 to Present)

ITEM	PART NUMBER	QTY	DESCRIPTION	REV
	0801297	Ref	MAST ASSEMBLY	1
1	0100011	AR	Compound, Locking	
2	0362735	6	Bar, Sheave Pin Support	
3	0362736	2	Bar, Sheave Pin Support	
4	0362758	1	Bar, Gravity Latch	
5	0561341	1	Block, Chain Anchor	
6	0641406	42	Bolt 1/4 x 3/4	
7	0641407	8	Bolt 1/4 x 7/8	
8	0681410	8	Bolt 1/4 x 1-1/4	
11	0741006	3	Screw #10 x 3/4	
12	0741606	4	Screw 3/8 x 3/4	
13	0902047	1	Bracket, Sequence Cable	
14	0902422	1	Bracket, Bottom Chain Attach	
15	0902423	2	Bracket, Bottom Chain Attach	
16	0902424	1	Bracket, Bottom Chain Attach	
17	0902431	4	Bracket, Sequence Cable	
18	0902445	3	Bracket, Sequence Cable	
19	0961892	2	Bushing, Flanged	
20	1060683	4	Cable, Sequence	
24	1271392	1	Channel, Mast #6	
25	1271393	1	Channel, Mast Header	
26	1001109247	1	Channel, Mast #1	
27	1271419	1	Channel, Mast #3	
28	1271420	1	Channel, Mast #4 (25AM)	
29	1271421	1	Channel, Mast #2	
31	2880310	4	Key	
32	1001109309	1	Mast, Kit (Not Shown)	
33	3311401	8	Nut 1/4-20NC	
34	3311505	1	Nut 5/16	
35	3311601	12	Nut 3/8	
36	3311801	6	Nut 1/2	
37	3340845	18	Pad, Slide Lock	
38	1001235146	2	Pad, Slide Guide	
40	3422717	4	Pin, Sheave	
41	3422750	3	Pin, Chain Equalizer	
42	3422752	1	Pin, Chain Equalizer	
43	3422757	2	Pin, Keeper	
44	3422758	1	Pin, Keeper	
49	3580286	2	Sheave Assembly	
50	3580269	4	Sheave, Sequence Cable	
51	3580291	2	Sheave Assembly	
52	3580293	4	Sheave Assembly	
53	3760383	1	Ring, Retainer	
54	3820034	16	Rivet, 1/4	
55	3900187	4	Screw, Shoulder	
56	3900190	1	Screw, Shoulder	
57	3900192	12	Screw, Countersunk 3/8 x 1/2	
58	3900205	10	Screw, #10 x 1/2	
59	4060960	3	Shield, Mast Cover	
60	4060961	1	Shield, Mast Cover	

SECTION 3 - MAST

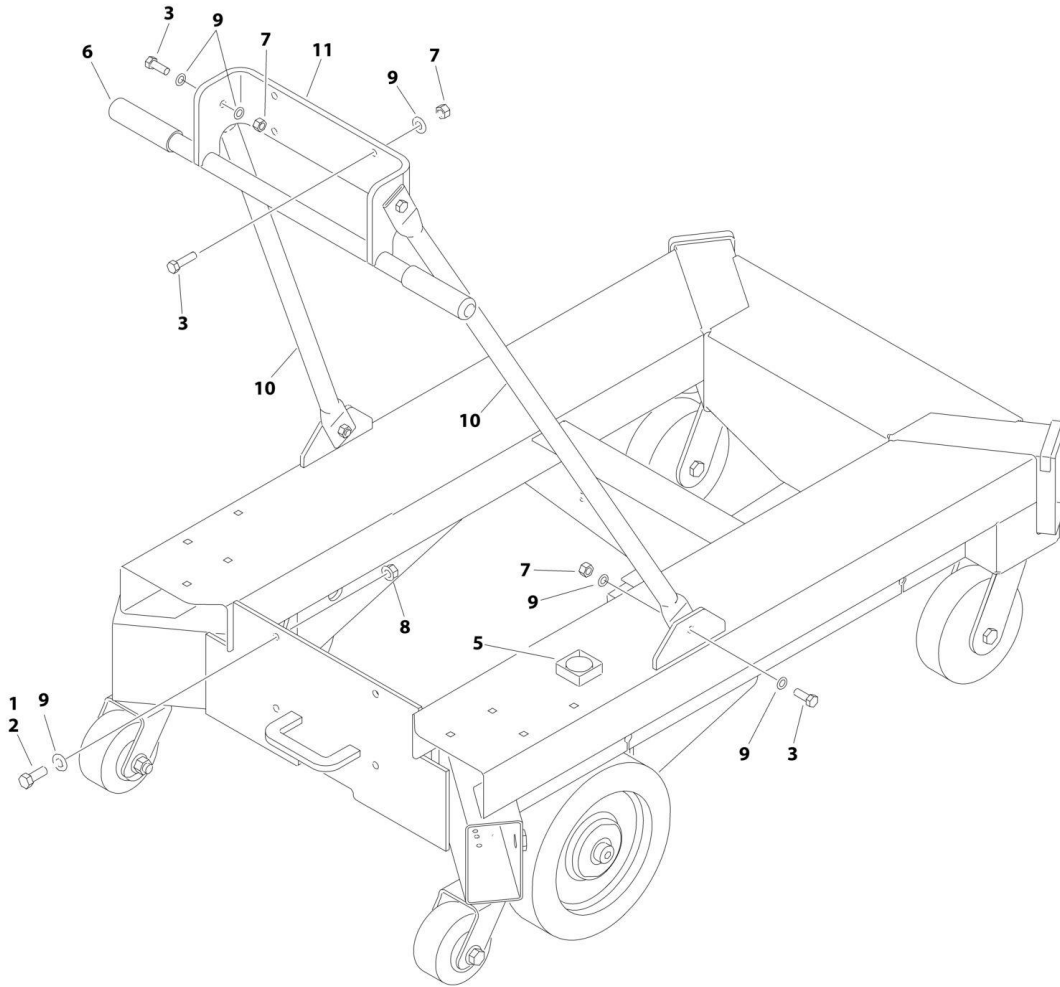
ITEM	PART NUMBER	QTY	DESCRIPTION	REV
61	4070860	AR	Shim, Slide Pad (.075)	
62	4070861	AR	Shim, Slide Pad (.036)	
63	4070862	AR	Shim, Slide Pad (.015)	
66	4160124	4	Spring	
67	4567489	2	Tube, Spacer	
68	4567491	2	Tube, Spacer	
69	4567492	1	Tube, Spacer	
70	4567749	2	Tube, Spacer	
71	4567750	1	Tube, Spacer	
72	4567751	1	Tube, Spacer	
73	4711400	74	Washer 1/4	
74	4711500	4	Washer 5/16	
76	4740007	12	Washer, Thrust	
77	4740414	8	Cup Washer	
78	4750800	10	Washer #8	
80	4761000	10	Washer #10	
81	4761400	4	Washer 1/4	
84	1260355	1	Chain Assembly - #544 (See Items 201-211 for Breakdown)	
85	1260357	1	Chain Assembly - #444 (See Items 401-411 for Breakdown)	
86	1260359	1	Chain Assembly - #534 (See Items 301-311 for Breakdown)	
87	1260363	1	Chain Assembly - #444 (See Items 501-511 for Breakdown)	
88	4070988	AR	Shim, Slide Pad (.075)	
89	4070989	AR	Shim, Slide Pad (.036)	
90	4070990	AR	Shim, Slide Pad (.015)	
91	0641408	4	Bolt 1/4 x 1	
92	1671255	1	Cover, Mast Chain/Cable	
93	0641872	2	Bolt 12 x 9	
94	3760348	2	Ring, Retaining	
95	1001287166	1	Lift Cylinder Assembly (See Separate Breakdown in CYLINDER Section)	
97	1001100013	1	Pin, Lift Cylinder	
98	1001099754	4	Mount, Cylinder	
99	3020039	AR	Lubricant Only	
100	4892600	2	Washer 1	
101	0902698	1	Bracket, Sequence Cable	
	1260355	Ref	CHAIN ASSEMBLY - #544 CHAIN	E
201	0100019	AR	Locking, Compound	
202	0561308	2	Block	
203	0561336	2	Block	
204	See Note	NSS	Chain	
205	3422338	2	Pin	
206	3422720	4	Pin	
207	3450202	8	Pin, Cotter	
208	3450304	2	Pin, Cotter	
209	3571101	1	Plate, Chain Adjustment	
210	4300129	2	Stud	
211	4751500	2	Washer 5/16	
	1260359	Ref	CHAIN ASSEMBLY - #534 CHAIN	D
301	0100019	AR	Locking, Compound	
302	0561309	2	Block	
303	0561337	2	Block	
304	See Note	NSS	Chain	

SECTION 3 - MAST

ITEM	PART NUMBER	QTY	DESCRIPTION	REV
305	3422338	2	Pin	E
306	3422722	4	Pin	
307	3450202	4	Pin, Cotter	
308	3450304	2	Pin, Cotter	
309	3571103	1	Plate, Chain Adjustment	
310	4300111	2	Stud	
311	4751500	2	Washer 5/16	
	1260357	Ref	CHAIN ASSEMBLY - #444 CHAIN	
401	0100019	AR	Locking, Compound	
402	0561149	2	Block	
403	0561408	2	Block	
404	See Note	NSS	Chain (Note: Purchase Complete Chain Assembly)	
405	3422338	2	Pin	D
406	3422346	2	Pin	
407	3422355	2	Pin	
408	3450304	2	Pin, Cotter	
409	3571101	1	Plate, Chain Adjustment	
410	4300111	2	Stud	
411	4751500	2	Washer 5/16	
	1260363	Ref	CHAIN ASSEMBLY - #444 CHAIN	
501	0100019	AR	Locking, Compound	
502	0561149	2	Block	
503	0561408	2	Block	
504	See Note	NSS	Chain (Note: Purchase Complete Chain Assembly)	
505	3422338	2	Pin	
506	3422346	2	Pin	
507	3422355	2	Pin	
508	3450304	2	Pin, Cotter	
509	3571101	1	Plate, Chain Adjustment	
510	4300111	2	Stud	
511	4751500	2	Washer 5/16	

SECTION 3 - MAST

FIGURE 3-4. MAST INSTALLATION (30AM)



ART_1001256085

SECTION 3 - MAST

FIGURE 3-4. MAST INSTALLATION (30AM)

ITEM	PART NUMBER	QTY	DESCRIPTION	REV
	1001256085	Ref	MAST INSTALLATION	C
1	0100011	AR	Compound, Locking	
2	0641608	2	Bolt 3/8 x 1	
3	0641609	8	Bolt 3/8 x 1-1/8	
5	0801298	1	Mast Assembly - 30AM (Not Shown) (See Separate Breakdown in this Section)	
5	2420140	1	Gauge, Level	
6	2560088	2	Grip, Handle (20AM,25AM,30AM)	
7	3311605	8	Nut 3/8	
8	3311608	2	Nut 3/8	
9	4711600	14	Washer 3/8	
10	1001107441	2	Brace	
11	1001108178	1	Support (20AM,25AM,30AM)	

SECTION 3 - MAST

FIGURE 3-5. MAST ASSEMBLY (30AM) (Prior to SN M900000113)

ITEM	PART NUMBER	QTY	DESCRIPTION	REV
	0801298	Ref	MAST ASSEMBLY	1
1	0100011	AR	Compound, Locking	
2	0362735	8	Bar, Sheave Pin Support	
3	0362736	2	Bar, Sheave Pin Support	
4	0362758	1	Bar, Gravity Latch	
5	0561341	1	Block, Chain Anchor	
6	0641406	52	Bolt 1/4 x 3/4	
7	0641407	10	Bolt 1/4 x 7/8	
8	0681410	8	Bolt 1/4 x 1-1/4	
11	0741006	4	Screw #10 x 3/4	
12	0741606	4	Screw 3/8 x 3/4	
13	0902047	1	Bracket, Sequence Cable	
14	0902422	1	Bracket, Bottom Chain Attach	
15	0902423	2	Bracket, Bottom Chain Attach	
16	0902424	2	Bracket, Bottom Chain Attach	
17	0902431	5	Bracket, Sequence Cable	
18	0902445	4	Bracket, Sequence Cable	
19	0961892	2	Bushing, Flanged	
20	1060683	5	Cable, Sequence	
25	1271392	1	Channel, Mast #6	
26	1271393	1	Channel, Mast Header	
27	1001109247	1	Channel, Mast #1	
28	1271419	1	Channel, Mast #3	
29	1271420	1	Channel, Mast #4 (25AM)	
30	1271421	1	Channel, Mast #2	
32	2880310	5	Key	
33	1001109310	1	Mast, Kit (Not Shown)	
34	3311401	8	Nut 1/4	
35	3311505	1	Nut 5/16	
36	3311601	16	Nut 3/8	
37	3311801	6	Nut 1/2	
38	3340845	22	Pad, Slide Lock	
39	1001235146	2	Pad, Slide Guide	
41	3422717	5	Pin, Sheave	
42	3422750	4	Pin, Chain Equalizer	
43	3422752	1	Pin, Chain Equalizer	
44	3422757	2	Pin, Keeper	
45	3422758	2	Pin, Keeper	
50	3580286	4	Sheave Assembly	
51	3580269	5	Sheave, Sequence Cable	
52	3580291	2	Sheave Assembly	
53	3580293	4	Sheave Assembly	
54	3760383	1	Ring, Retainer	
55	3820034	20	Rivet, 1/4	
56	3900187	5	Screw, Shoulder	
57	3900190	1	Screw, Shoulder	
58	3900192	16	Screw, Countersunk 3/8 x 1/2	
59	3900205	12	Screw, #10 x 1/2	
60	4060960	4	Shield, Mast Cover	
61	4060961	1	Shield, Mast Cover	

SECTION 3 - MAST

ITEM	PART NUMBER	QTY	DESCRIPTION	REV
62	4070860	AR	Shim, Slide Pad (.075)	
63	4070861	AR	Shim, Slide Pad (.036)	
64	4070862	AR	Shim, Slide Pad (.015)	
67	4160124	5	Spring	
68	4567489	2	Tube, Spacer	
69	4567490	1	Tube, Spacer	
70	4567491	2	Tube, Spacer	
71	4567492	1	Tube, Spacer	
72	4567749	3	Tube, Spacer	
73	4567750	1	Tube, Spacer	
74	4567751	1	Tube, Spacer	
75	4711400	86	Washer 1/4	
76	4711500	5	Washer 5/16	
78	4740007	14	Washer, Thrust	
79	4740414	10	Cup Washer	
80	4750800	12	Washer #8	
82	4761000	12	Washer #10	
83	4761400	5	Washer 1/4	
86	1260355	1	Chain Assembly - #544 (See Items 201-211 for Breakdown)	
87	1260357	1	Chain Assembly - #444 (See Items 401-411 for Breakdown)	
88	1260359	1	Chain Assembly - #534 (See Items 301-311 for Breakdown)	
89	1260361	1	Chain Assembly - AL466 (See Items 601-610 for Breakdown)	
90	1260363	1	Chain Assembly - #444 (See Items 501-511 for Breakdown)	
91	4070988	AR	Shim, Slide Pad (.075)	
92	4070989	AR	Shim, Slide Pad (.036)	
93	4070990	AR	Shim, Slide Pad (.015)	
94	1671255	1	Cover, Mast Chain/Cable	
95	0641408	3	Bolt 1/4 x 1	
97	0641872	2	Bolt 1/2x9	
98	3760348	2	Ring, Retaining	
99	1001099734	1	Lift Cylinder Assembly (See Separate Breakdown in CYLINDER SECTION)	
100	1001099754	4	Mount, Cylinder	
101	1001100013	1	Pin, Lift Cylinder	
102	3020039	AR	Lubricant Only	
103	4892600	2	Washer 1	
104	0902698	1	Bracket, Sequence Cable	
	1260355	Ref	CHAIN ASSEMBLY - #544	E
201	0100019	AR	Locking, Compound	
202	0561308	2	Block	
203	0561336	2	Block	
204	See Note	NSS	Chain	
205	3422338	2	Pin	
206	3422720	4	Pin	
207	3450202	8	Pin, Cotter	
208	3450304	2	Pin, Cotter	
209	3571101	1	Plate, Chain Adjustment	
210	4300129	2	Stud	
211	4751500	2	Washer 5/16	
	1260359	Ref	CHAIN ASSEMBLY - #534 CHAIN	D
301	0100019	AR	Locking, Compound	
302	0561309	2	Block	

SECTION 3 - MAST

ITEM	PART NUMBER	QTY	DESCRIPTION	REV
303	0561337	2	Block	
304	See Note	NSS	Chain	
305	3422338	2	Pin	
306	3422722	4	Pin	
307	3450202	4	Pin, Cotter	
308	3450304	2	Pin, Cotter	
309	3571103	1	Plate, Chain Adjustment	
310	4300111	2	Stud	
311	4751500	2	Washer 5/16	
	1260357	Ref	CHAIN ASSEMBLY - #444 CHAIN	E
401	0100019	AR	Locking, Compound	
402	0561149	2	Block	
403	0561408	2	Block	
404	See Note	NSS	Chain (Note: Purchase Complete Chain Assembly)	
405	3422338	2	Pin	
406	3422346	2	Pin	
407	3422355	2	Pin	
408	3450304	2	Pin, Cotter	
409	3571101	1	Plate, Chain Adjustment	
410	4300111	2	Stud	
411	4751500	2	Washer 5/16	
	1260363	Ref	CHAIN ASSEMBLY - #444 CHAIN	D
501	0100019	AR	Locking, Compound	
502	0561149	2	Block	
503	0561408	2	Block	
504	See Note	NSS	Chain (Note: Purchase Complete Chain Assembly)	
505	3422338	2	Pin	
506	3422346	2	Pin	
507	3422355	2	Pin	
508	3450304	2	Pin, Cotter	
509	3571101	1	Plate, Chain Adjustment	
510	4300111	2	Stud	
511	4751500	2	Washer 5/16	
	1260361	Ref	CHAIN ASSEMBLY - #466 CHAIN	D
601	0100019	AR	Locking, Compound	
602	0561153	2	Block	
603	0561409	2	Block	
604	See Note	NSS	Chain (Note: Purchase Complete Chain Assembly)	
605	3422338	2	Pin	
66	3422346	4	Pin	
607	3450304	2	Pin, Cotter	
608	3571101	1	Plate, Chain Adjustment	
609	4300111	2	Stud	
610	4751500	2	Washer 5/16	

SECTION 3 - MAST

FIGURE 3-6. MAST ASSEMBLY (30AM) (SN M900000113 to Present)

ITEM	PART NUMBER	QTY	DESCRIPTION	REV
	0801298	Ref	MAST ASSEMBLY	I
1	0100011	AR	Compound, Locking	
2	0362735	8	Bar, Sheave Pin Support	
3	0362736	2	Bar, Sheave Pin Support	
4	0362758	1	Bar, Gravity Latch	
5	0561341	1	Block, Chain Anchor	
6	0641406	52	Bolt 1/4 x 3/4	
7	0641407	10	Bolt 1/4 x 7/8	
8	0681410	8	Bolt 1/4 x 1-1/4	
11	0741006	4	Screw #10 x 3/4	
12	0741606	4	Screw 3/8 x 3/4	
13	0902047	1	Bracket, Sequence Cable	
14	0902422	1	Bracket, Bottom Chain Attach	
15	0902423	2	Bracket, Bottom Chain Attach	
16	0902424	2	Bracket, Bottom Chain Attach	
17	0902431	5	Bracket, Sequence Cable	
18	0902445	4	Bracket, Sequence Cable	
19	0961892	2	Bushing, Flanged	
20	1060683	5	Cable, Sequence	
25	1271392	1	Channel, Mast #6	
26	1271393	1	Channel, Mast Header	
27	1001109247	1	Channel, Mast #1	
28	1271419	1	Channel, Mast #3	
29	1271420	1	Channel, Mast #4 (25AM)	
30	1271421	1	Channel, Mast #2	
32	2880310	5	Key	
33	1001109310	1	Mast, Kit (Not Shown)	
34	3311401	8	Nut 1/4	
35	3311505	1	Nut 5/16	
36	3311601	16	Nut 3/8	
37	3311801	6	Nut 1/2	
38	3340845	22	Pad, Slide Lock	
39	1001235146	2	Pad, Slide Guide	
41	3422717	5	Pin, Sheave	
42	3422750	4	Pin, Chain Equalizer	
43	3422752	1	Pin, Chain Equalizer	
44	3422757	2	Pin, Keeper	
45	3422758	2	Pin, Keeper	
50	3580286	4	Sheave Assembly	
51	3580269	5	Sheave, Sequence Cable	
52	3580291	2	Sheave Assembly	
53	3580293	4	Sheave Assembly	
54	3760383	1	Ring, Retainer	
55	3820034	20	Rivet, 1/4	
56	3900187	5	Screw, Shoulder	
57	3900190	1	Screw, Shoulder	
58	3900192	16	Screw, Countersunk 3/8 x 1/2	
59	3900205	12	Screw, #10 x 1/2	
60	4060960	4	Shield, Mast Cover	
61	4060961	1	Shield, Mast Cover	

SECTION 3 - MAST

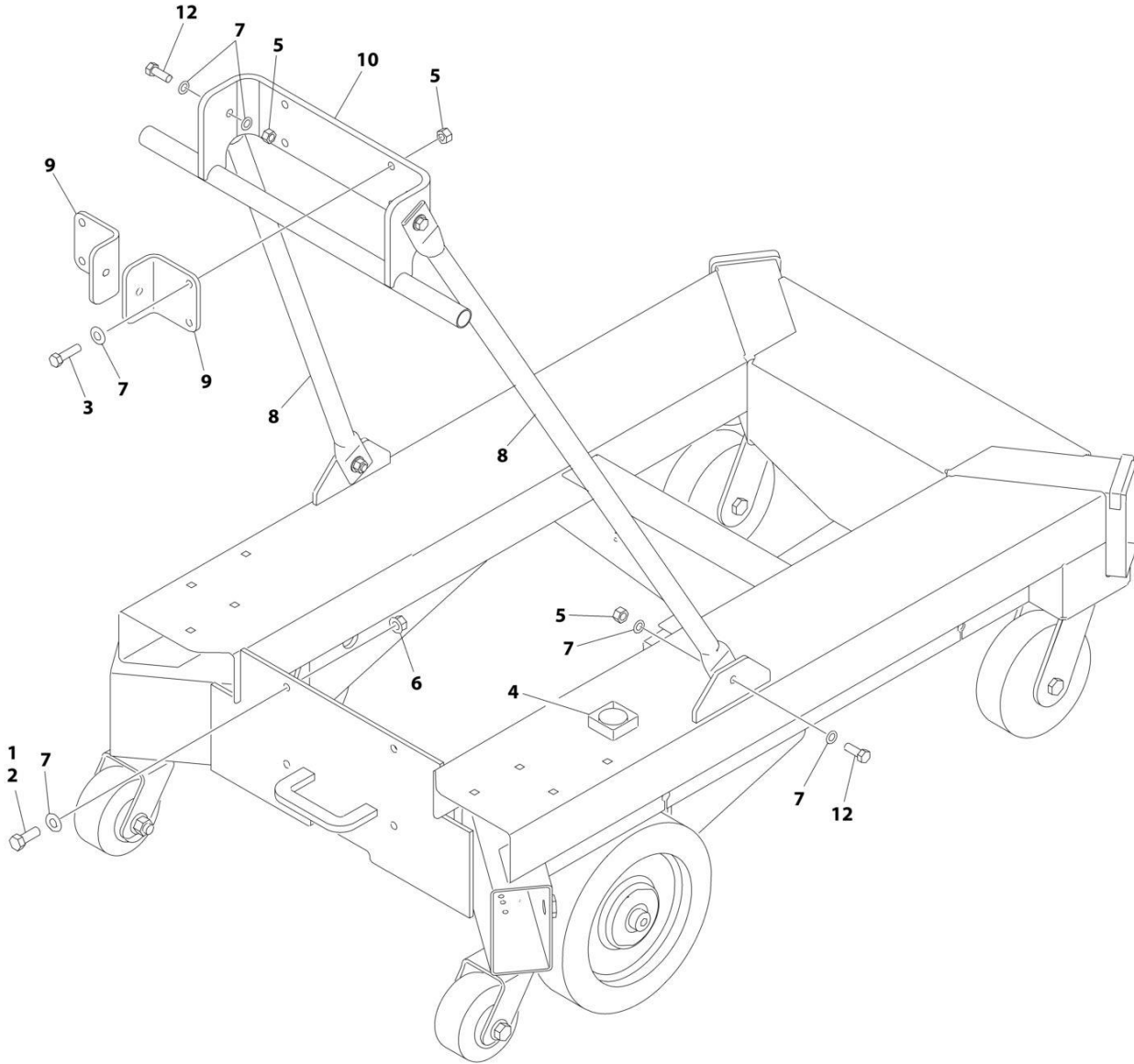
ITEM	PART NUMBER	QTY	DESCRIPTION	REV
62	4070860	AR	Shim, Slide Pad (.075)	
63	4070861	AR	Shim, Slide Pad (.036)	
64	4070862	AR	Shim, Slide Pad (.015)	
67	4160124	5	Spring	
68	4567489	2	Tube, Spacer	
69	4567490	1	Tube, Spacer	
70	4567491	2	Tube, Spacer	
71	4567492	1	Tube, Spacer	
72	4567749	3	Tube, Spacer	
73	4567750	1	Tube, Spacer	
74	4567751	1	Tube, Spacer	
75	4711400	86	Washer 1/4	
76	4711500	5	Washer 5/16	
78	4740007	14	Washer, Thrust	
79	4740414	10	Cup Washer	
80	4750800	12	Washer #8	
82	4761000	12	Washer #10	
83	4761400	5	Washer 1/4	
86	1260355	1	Chain Assembly - #544 (See Items 201-211 for Breakdown)	
87	1260357	1	Chain Assembly - #444 (See Items 401-411 for Breakdown)	
88	1260359	1	Chain Assembly - #534 (See Items 301-311 for Breakdown)	
89	1260361	1	Chain Assembly - AL466 (See Items 601-610 for Breakdown)	
90	1260363	1	Chain Assembly - #444 (See Items 501-511 for Breakdown)	
91	4070988	AR	Shim, Slide Pad (.075)	
92	4070989	AR	Shim, Slide Pad (.036)	
93	4070990	AR	Shim, Slide Pad (.015)	
94	1671255	1	Cover, Mast Chain/Cable	
95	0641408	3	Bolt 1/4 x 1	
97	0641872	2	Bolt 1/2x9	
98	3760348	2	Ring, Retaining	
99	1001287166	1	Lift Cylinder Assembly (See Separate Breakdown in CYLINDER SECTION)	
100	1001099754	4	Mount, Cylinder	
101	1001100013	1	Pin, Lift Cylinder	
102	3020039	AR	Lubricant Only	
103	4892600	2	Washer 1	
104	0902698	1	Bracket, Sequence Cable	
	1260355	Ref	CHAIN ASSEMBLY - #544	E
201	0100019	AR	Locking, Compound	
202	0561308	2	Block	
203	0561336	2	Block	
204	See Note	NSS	Chain	
205	3422338	2	Pin	
206	3422720	4	Pin	
207	3450202	8	Pin, Cotter	
208	3450304	2	Pin, Cotter	
209	3571101	1	Plate, Chain Adjustment	
210	4300129	2	Stud	
211	4751500	2	Washer 5/16	
	1260359	Ref	CHAIN ASSEMBLY - #534 CHAIN	D
301	0100019	AR	Locking, Compound	
302	0561309	2	Block	

SECTION 3 - MAST

ITEM	PART NUMBER	QTY	DESCRIPTION	REV
303	0561337	2	Block	
304	See Note	NSS	Chain	
305	3422338	2	Pin	
306	3422722	4	Pin	
307	3450202	4	Pin, Cotter	
308	3450304	2	Pin, Cotter	
309	3571103	1	Plate, Chain Adjustment	
310	4300111	2	Stud	
311	4751500	2	Washer 5/16	
	1260357	Ref	CHAIN ASSEMBLY - #444 CHAIN	E
401	0100019	AR	Locking, Compound	
402	0561149	2	Block	
403	0561408	2	Block	
404	See Note	NSS	Chain (Note: Purchase Complete Chain Assembly)	
405	3422338	2	Pin	
406	3422346	2	Pin	
407	3422355	2	Pin	
408	3450304	2	Pin, Cotter	
409	3571101	1	Plate, Chain Adjustment	
410	4300111	2	Stud	
411	4751500	2	Washer 5/16	
	1260363	Ref	CHAIN ASSEMBLY - #444 CHAIN	D
501	0100019	AR	Locking, Compound	
502	0561149	2	Block	
503	0561408	2	Block	
504	See Note	NSS	Chain (Note: Purchase Complete Chain Assembly)	
505	3422338	2	Pin	
506	3422346	2	Pin	
507	3422355	2	Pin	
508	3450304	2	Pin, Cotter	
509	3571101	1	Plate, Chain Adjustment	
510	4300111	2	Stud	
511	4751500	2	Washer 5/16	
	1260361	Ref	CHAIN ASSEMBLY - #466 CHAIN	D
601	0100019	AR	Locking, Compound	
602	0561153	2	Block	
603	0561409	2	Block	
604	See Note	NSS	Chain (Note: Purchase Complete Chain Assembly)	
605	3422338	2	Pin	
66	3422346	4	Pin	
607	3450304	2	Pin, Cotter	
608	3571101	1	Plate, Chain Adjustment	
609	4300111	2	Stud	
610	4751500	2	Washer 5/16	

SECTION 3 - MAST

FIGURE 3-7. MAST INSTALLATION (38AM)



ART_1001256084


SECTION 3 - MAST

FIGURE 3-7. MAST INSTALLATION (38AM)

ITEM	PART NUMBER	QTY	DESCRIPTION	REV
	1001256084	Ref	MAST INSTALLATION	D
1	0100011	AR	Compound, Locking	
2	0641608	2	Bolt 3/8 x 1	
3	0641611	4	Bolt 3/8 x 1-3/8	
4	2420140	1	Gauge, Level	
5	3311605	8	Nut 3/8	
6	3311608	2	Nut 3/8	
7	4711600	14	Washer 3/8	
8	1001107441	2	Brace	
9	1001107451	2	Mount, Tiltback	
10	1001107459	1	Support	
11	1001256087	1	Mast Assembly - 38AM (Not Shown) (See Separate Breakdown in this Section)	
12	0641609	4	Bolt 3/8 x 1-1/8	

SECTION 3 - MAST

FIGURE 3-8. MAST ASSEMBLY (38AM) (Prior to SN M900000100)



SECTION 3 - MAST

FIGURE 3-8. MAST ASSEMBLY (38AM) (Prior to SN M900000100)

ITEM	PART NUMBER	QTY	DESCRIPTION	REV
	1001256087	Ref	MAST ASSEMBLY	B
1	0100011	AR	Compound, Locking	
2	0362735	8	Bar, Sheave Pin Support	
3	0362736	2	Bar, Sheave Pin Support	
4	0362758	1	Bar, Gravity Latch	
5	0561341	1	Block, Chain Anchor	
6	0641406	52	Bolt 1/4 x 3/4	
7	0641407	13	Bolt 1/4 x 7/8	
8	0681410	8	Bolt 1/4 x 1-1/4	
11	0741006	4	Screw #10 x 3/4	
12	0741606	4	Screw 3/8 x 3/4	
13	0902047	1	Bracket, Sequence Cable	
14	0902422	1	Bracket, Bottom Chain Attach	
15	0902423	2	Bracket, Bottom Chain Attach	
16	0902424	2	Bracket, Bottom Chain Attach	
17	0902431	5	Bracket, Sequence Cable	
18	0902445	4	Bracket, Sequence Cable	
19	0961892	2	Bushing, Flanged	
20	1060684	5	Cable, Sequence	
25	1271393	1	Channel, Mast Header	
26	1271398	1	Channel, Mast #6	
27	1001109248	1	Channel, Mast #1	
28	1271423	1	Channel, Mast #2	
29	1271424	1	Channel, Mast #3	
30	1271425	1	Channel, Mast #4	
32	2880310	5	Key	
33	1001109312	1	Mast, Kit (Not Shown)	
34	3311401	8	Nut 1/4	
35	3311505	1	Nut 5/16	
36	3311601	16	Nut 3/8	
37	3311801	6	Nut 1/2	
38	3340845	22	Pad, Slide Lock	
39	1001235146	2	Pad, Slide Guide	
41	3422717	5	Pin, Sheave	
42	3422750	4	Pin, Chain Equalizer	
43	3422752	1	Pin, Chain Equalizer	
44	3422757	2	Pin, Keeper	
45	3422758	2	Pin, Keeper	
50	3580286	4	Sheave Assembly	
51	3580269	5	Sheave, Sequence Cable	
52	3580291	2	Sheave Assembly	
53	3580293	4	Sheave Assembly	
54	3760383	1	Ring, Retainer	
55	3820034	20	Rivet 1/4	
56	3900187	5	Screw, Shoulder	
57	3900190	1	Screw, Shoulder	
58	3900192	16	Screw, Countersunk 3/8 x 1/2	
59	3900205	12	Screw, #10 x 1/2	
60	4060960	4	Shield, Mast Cover	
61	4060961	1	Shield, Mast Cover	

SECTION 3 - MAST


ITEM	PART NUMBER	QTY	DESCRIPTION	REV
62	4070860	AR	Shim, Slide Pad (.075)	
63	4070861	AR	Shim, Slide Pad (.036)	
64	4070862	AR	Shim, Slide Pad (.015)	
67	4160124	5	Spring	
68	4567489	2	Tube, Spacer	
69	4567490	1	Tube, Spacer	
70	4567491	2	Tube, Spacer	
71	4567492	1	Tube, Spacer	
72	4567749	3	Tube, Spacer	
73	4567750	1	Tube, Spacer	
74	4567751	1	Tube, Spacer	
75	4711400	83	Washer 1/4	
76	4711500	5	Washer 5/16	
78	4740007	14	Washer, Thrust	
79	4740414	10	Cup Washer	
80	4750800	12	Washer #8	
82	4761000	12	Washer #10	
83	4761400	5	Washer 1/4	
86	1260358	1	Chain Assembly - #544 (See Items 201-211 for Breakdown)	
87	1260360	1	Chain Assembly - #534 (See Items 301-311 for Breakdown)	
88	1260362	1	Chain Assembly - AL466 (See Items 601-610 for Breakdown)	
89	1260364	1	Chain Assembly - #444 (See Items 401-411 for Breakdown)	
90	1260365	1	Chain Assembly - #444 (See Items 501-511 for Breakdown)	
91	4070988	AR	Shim, Slide Pad (.075)	
92	4070989	AR	Shim, Slide Pad (.036)	
93	4070990	AR	Shim, Slide Pad (.015)	
95	1001092754	1	Cover, Mast Chain/Cable	
97	0641872	2	Bolt 12 x 9	
98	3760348	2	Ring, Retaining	
99	1001099754	4	Mount, Cylinder	
100	1001100013	1	Pin, Lift Cylinder	
101	1001255984	1	Lift Cylinder Assembly (See Separate Breakdown in CYLINDER SECTION)	
102	3020039	AR	Lubricant Only	
103	4892600	2	Washer 1	
104	0902698	1	Bracket, Sequence Cable	
	1260358	Ref	CHAIN ASSEMBLY - #544 CHAIN	D
201	0100019	AR	Locking, Compound	
202	0561308	2	Block	
203	0561336	2	Block	
204	Purch. Assy.	1	Chain	
205	3422338	2	Pin	
206	3422720	4	Pin	
207	3450202	8	Pin, Cotter	
208	3450304	2	Pin, Cotter	
209	3571101	1	Plate, Chain Adjustment	
210	4300129	2	Stud	
211	4751500	2	Washer 5/16	
	1260360	Ref	CHAIN ASSEMBLY - #534 CHAIN	D
301	0100019	AR	Locking, Compound	
302	0561309	2	Block	
303	0561337	2	Block	

SECTION 3 - MAST

ITEM	PART NUMBER	QTY	DESCRIPTION	REV
304	Purch. Assy.	1	Chain	
305	3422338	2	Pin	
306	3422722	4	Pin	
307	3450202	4	Pin, Cotter	
308	3450304	2	Pin, Cotter	
309	3571103	1	Plate, Chain Adjustment	
310	4300111	2	Stud	
311	4751500	2	Washer 5/16	
	1260364	Ref	CHAIN ASSEMBLY - #444 CHAIN	D
401	0100019	AR	Locking, Compound	
402	0561149	2	Block	
403	0561408	2	Block	
404	See Note	NSS	Chain (Note: Purchase Complete Chain Assembly)	
405	3422338	2	Pin	
406	3422346	2	Pin	
407	3422355	2	Pin	
408	3450304	2	Pin, Cotter	
409	3571101	1	Plate, Chain Adjustment	
410	4300111	2	Stud	
411	4751500	2	Washer 5/16	
	1260365	Ref	CHAIN ASSEMBLY - #444 CHAIN	D
501	0100019	AR	Locking, Compound	
502	0561149	2	Block	
503	0561408	2	Block	
504	See Note	NSS	Chain (Note: Purchase Complete Chain Assembly)	
505	3422338	2	Pin	
506	3422346	2	Pin	
507	3422355	2	Pin	
508	3450304	2	Pin, Cotter	
509	3571101	1	Plate, Chain Adjustment	
510	4300111	2	Stud	
511	4751500	2	Washer 5/16	
	1260362	Ref	CHAIN ASSEMBLY - #466 CHAIN	D
601	0100019	AR	Locking, Compound	
602	0561153	2	Block	
603	0561409	2	Block	
604	See Note	NSS	Chain (Note: Purchase Complete Chain Assembly)	
605	3422338	2	Pin	
66	3422346	4	Pin	
607	3450304	2	Pin, Cotter	
608	3571101	1	Plate, Chain Adjustment	
609	4300111	2	Stud	
610	4751500	2	Washer 5/16	

SECTION 3 - MAST

FIGURE 3-9. MAST ASSEMBLY (38AM) (SN M90000100 to Present)



SECTION 3 - MAST

FIGURE 3-9. MAST ASSEMBLY (38AM) (SN M900000100 to Present)

ITEM	PART NUMBER	QTY	DESCRIPTION	REV
	1001256087	Ref	MAST ASSEMBLY	C
1	0100011	AR	Compound, Locking	
2	0362735	8	Bar, Sheave Pin Support	
3	0362736	2	Bar, Sheave Pin Support	
4	0362758	1	Bar, Gravity Latch	
5	0561341	1	Block, Chain Anchor	
6	0641406	52	Bolt 1/4 x 3/4	
7	0641407	13	Bolt 1/4 x 7/8	
8	0681410	8	Bolt 1/4 x 1-1/4	
11	0741006	4	Screw #10 x 3/4	
12	0741606	4	Screw 3/8 x 3/4	
13	0902047	1	Bracket, Sequence Cable	
14	0902422	1	Bracket, Bottom Chain Attach	
15	0902423	2	Bracket, Bottom Chain Attach	
16	0902424	2	Bracket, Bottom Chain Attach	
17	0902431	5	Bracket, Sequence Cable	
18	0902445	4	Bracket, Sequence Cable	
19	0961892	2	Bushing, Flanged	
20	1060684	5	Cable, Sequence	
25	1271393	1	Channel, Mast Header	
26	1271398	1	Channel, Mast #6	
27	1001109248	1	Channel, Mast #1	
28	1271423	1	Channel, Mast #2	
29	1271424	1	Channel, Mast #3	
30	1271425	1	Channel, Mast #4	
32	2880310	5	Key	
33	1001109312	1	Mast, Kit (Not Shown)	
34	3311401	8	Nut 1/4	
35	3311505	1	Nut 5/16	
36	3311601	16	Nut 3/8	
37	3311801	6	Nut 1/2	
38	3340845	22	Pad, Slide Lock	
39	1001235146	2	Pad, Slide Guide	
41	3422717	5	Pin, Sheave	
42	3422750	4	Pin, Chain Equalizer	
43	3422752	1	Pin, Chain Equalizer	
44	3422757	2	Pin, Keeper	
45	3422758	2	Pin, Keeper	
50	3580286	4	Sheave Assembly	
51	3580269	5	Sheave, Sequence Cable	
52	3580291	2	Sheave Assembly	
53	3580293	4	Sheave Assembly	
54	3760383	1	Ring, Retainer	
55	3820034	20	Rivet 1/4	
56	3900187	5	Screw, Shoulder	
57	3900190	1	Screw, Shoulder	
58	3900192	16	Screw, Countersunk 3/8 x 1/2	
59	3900205	12	Screw, #10 x 1/2	
60	4060960	4	Shield, Mast Cover	
61	4060961	1	Shield, Mast Cover	

SECTION 3 - MAST

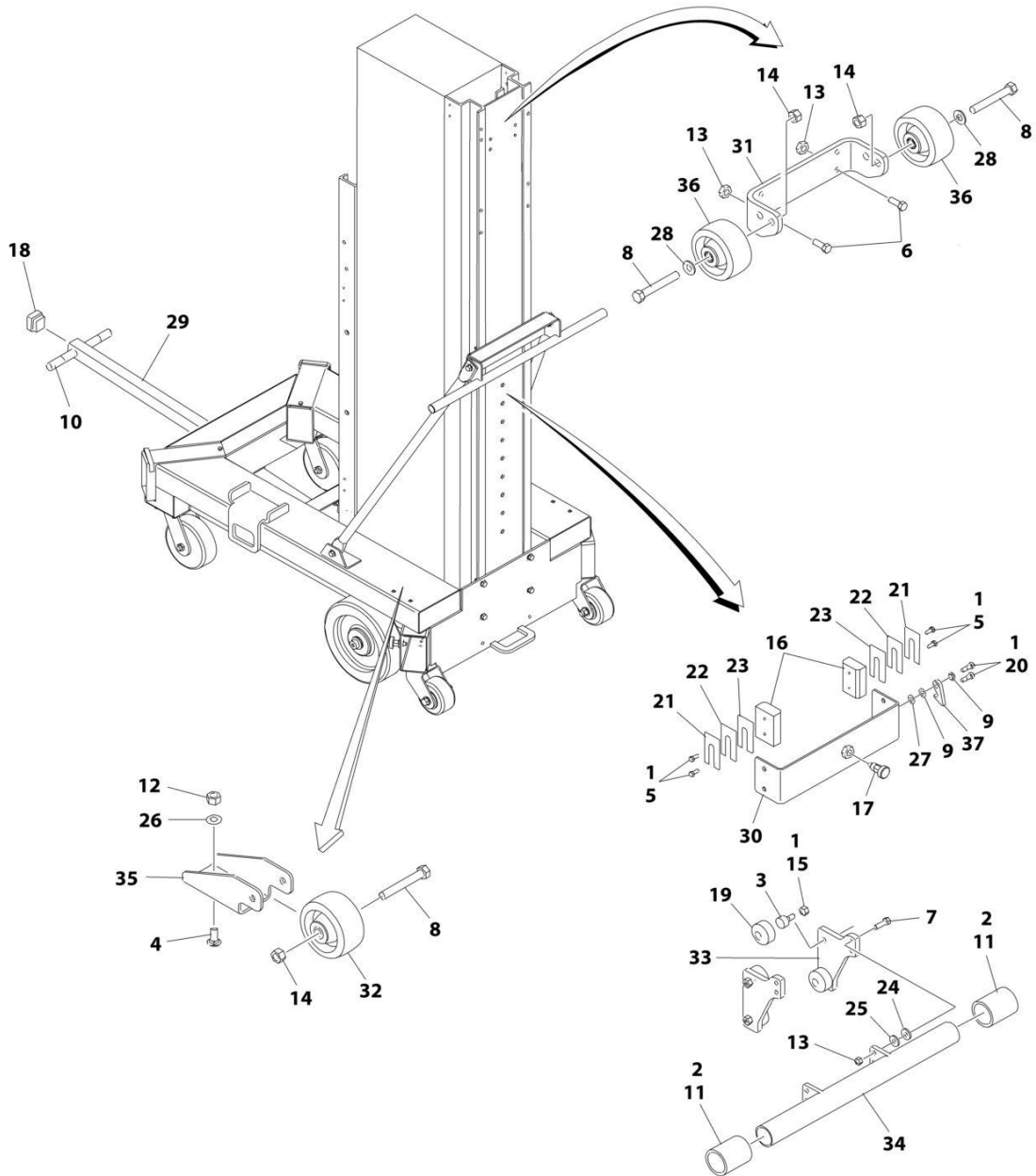
ITEM	PART NUMBER	QTY	DESCRIPTION	REV
62	4070860	AR	Shim, Slide Pad (.075)	
63	4070861	AR	Shim, Slide Pad (.036)	
64	4070862	AR	Shim, Slide Pad (.015)	
67	4160124	5	Spring	
68	4567489	2	Tube, Spacer	
69	4567490	1	Tube, Spacer	
70	4567491	2	Tube, Spacer	
71	4567492	1	Tube, Spacer	
72	4567749	3	Tube, Spacer	
73	4567750	1	Tube, Spacer	
74	4567751	1	Tube, Spacer	
75	4711400	83	Washer 1/4	
76	4711500	5	Washer 5/16	
78	4740007	14	Washer, Thrust	
79	4740414	10	Cup Washer	
80	4750800	12	Washer #8	
82	4761000	12	Washer #10	
83	4761400	5	Washer 1/4	
86	1260358	1	Chain Assembly - #544 (See Items 201-211 for Breakdown)	
87	1260360	1	Chain Assembly - #534 (See Items 301-311 for Breakdown)	
88	1260362	1	Chain Assembly - AL466 (See Items 601-610 for Breakdown)	
89	1260364	1	Chain Assembly - #444 (See Items 401-411 for Breakdown)	
90	1260365	1	Chain Assembly - #444 (See Items 501-511 for Breakdown)	
91	4070988	AR	Shim, Slide Pad (.075)	
92	4070989	AR	Shim, Slide Pad (.036)	
93	4070990	AR	Shim, Slide Pad (.015)	
95	1001092754	1	Cover, Mast Chain/Cable	
97	0641872	2	Bolt 12 x 9	
98	3760348	2	Ring, Retaining	
99	1001099754	4	Mount, Cylinder	
100	1001100013	1	Pin, Lift Cylinder	
101	1001287168	1	Lift Cylinder Assembly (See Separate Breakdown in CYLINDER Section)	
102	3020039	AR	Lubricant Only	
103	4892600	2	Washer 1	
104	0902698	1	Bracket, Sequence Cable	
	1260358	Ref	CHAIN ASSEMBLY - #544 CHAIN	D
201	0100019	AR	Locking, Compound	
202	0561308	2	Block	
203	0561336	2	Block	
204	Purch. Assy.	1	Chain	
205	3422338	2	Pin	
206	3422720	4	Pin	
207	3450202	8	Pin, Cotter	
208	3450304	2	Pin, Cotter	
209	3571101	1	Plate, Chain Adjustment	
210	4300129	2	Stud	
211	4751500	2	Washer 5/16	
	1260360	Ref	CHAIN ASSEMBLY - #534 CHAIN	D
301	0100019	AR	Locking, Compound	
302	0561309	2	Block	
303	0561337	2	Block	

SECTION 3 - MAST

ITEM	PART NUMBER	QTY	DESCRIPTION	REV
304	Purch. Assy.	1	Chain	
305	3422338	2	Pin	
306	3422722	4	Pin	
307	3450202	4	Pin, Cotter	
308	3450304	2	Pin, Cotter	
309	3571103	1	Plate, Chain Adjustment	
310	4300111	2	Stud	
311	4751500	2	Washer 5/16	
	1260364	Ref	CHAIN ASSEMBLY - #444 CHAIN	D
401	0100019	AR	Locking, Compound	
402	0561149	2	Block	
403	0561408	2	Block	
404	See Note	NSS	Chain (Note: Purchase Complete Chain Assembly)	
405	3422338	2	Pin	
406	3422346	2	Pin	
407	3422355	2	Pin	
408	3450304	2	Pin, Cotter	
409	3571101	1	Plate, Chain Adjustment	
410	4300111	2	Stud	
411	4751500	2	Washer 5/16	
	1260365	Ref	CHAIN ASSEMBLY - #444 CHAIN	D
501	0100019	AR	Locking, Compound	
502	0561149	2	Block	
503	0561408	2	Block	
504	See Note	NSS	Chain (Note: Purchase Complete Chain Assembly)	
505	3422338	2	Pin	
506	3422346	2	Pin	
507	3422355	2	Pin	
508	3450304	2	Pin, Cotter	
509	3571101	1	Plate, Chain Adjustment	
510	4300111	2	Stud	
511	4751500	2	Washer 5/16	
	1260362	Ref	CHAIN ASSEMBLY - #466 CHAIN	D
601	0100019	AR	Locking, Compound	
602	0561153	2	Block	
603	0561409	2	Block	
604	See Note	NSS	Chain (Note: Purchase Complete Chain Assembly)	
605	3422338	2	Pin	
66	3422346	4	Pin	
607	3450304	2	Pin, Cotter	
608	3571101	1	Plate, Chain Adjustment	
609	4300111	2	Stud	
610	4751500	2	Washer 5/16	

SECTION 3 - MAST

FIGURE 3-10. LOADING HARDWARE INSTALLATION (25AM,30AM)



ART_1001256451

SECTION 3 - MAST

FIGURE 3-10. LOADING HARDWARE INSTALLATION (25AM,30AM)

ITEM	PART NUMBER	QTY	DESCRIPTION	REV
	1001256451	Ref	LOADING HARDWARE INSTALLATION	B
1	0100011	AR	Compound, Locking	
2	0100081	AR	Adhesive	
3	0440287	4	Follower, Cam	
5	0630383	4	Bolt 5/16 x 1	
5	0641408	4	Bolt 1/4 x 1	
6	0641608	2	Bolt 3/8 x 1	
7	0641610	4	Bolt 3/8 x 1-1/4	
8	0641828	4	Bolt 1/2 x 3-1/2	
9	0961892	2	Bearing	
10	2560088	2	Grip	
11	2720130	2	Hose	
12	3311505	4	Nut 5/16	
13	3311605	6	Nut 3/8	
14	3311805	4	Nut 1/2	
15	3321701	4	Nut 7/16	
16	3340845	2	Pad, Slide	
17	3422744	1	Pin, Plunger	
18	3520163	1	Cap, End	
19	3860127	4	Cap, Roller	
20	3900190	2	Screw 3/8 x 1/2	
21	4070860	AR	Shim .075	
22	4070861	AR	Shim .036	
23	4070862	AR	Shim .015	
24	4071131	AR	Shim .030	
25	4071132	AR	Shim .015	
26	4711500	4	Washer 5/16	
27	4711600	AR	Washer 3/8	
28	4711800	2	Washer 1/2	
29	4845706	1	T-Bar Weldment	
30	4845869	1	Bracket	
31	1001100905	1	Bracket	
32	1001256447	2	Wheel	
33	1001107444	2	Bracket	
34	1001107446	1	Bar, Load	
35	1001107456	2	Mount, Wheel	
36	1001107457	2	Wheel	
37	1001110281	1	Hook	

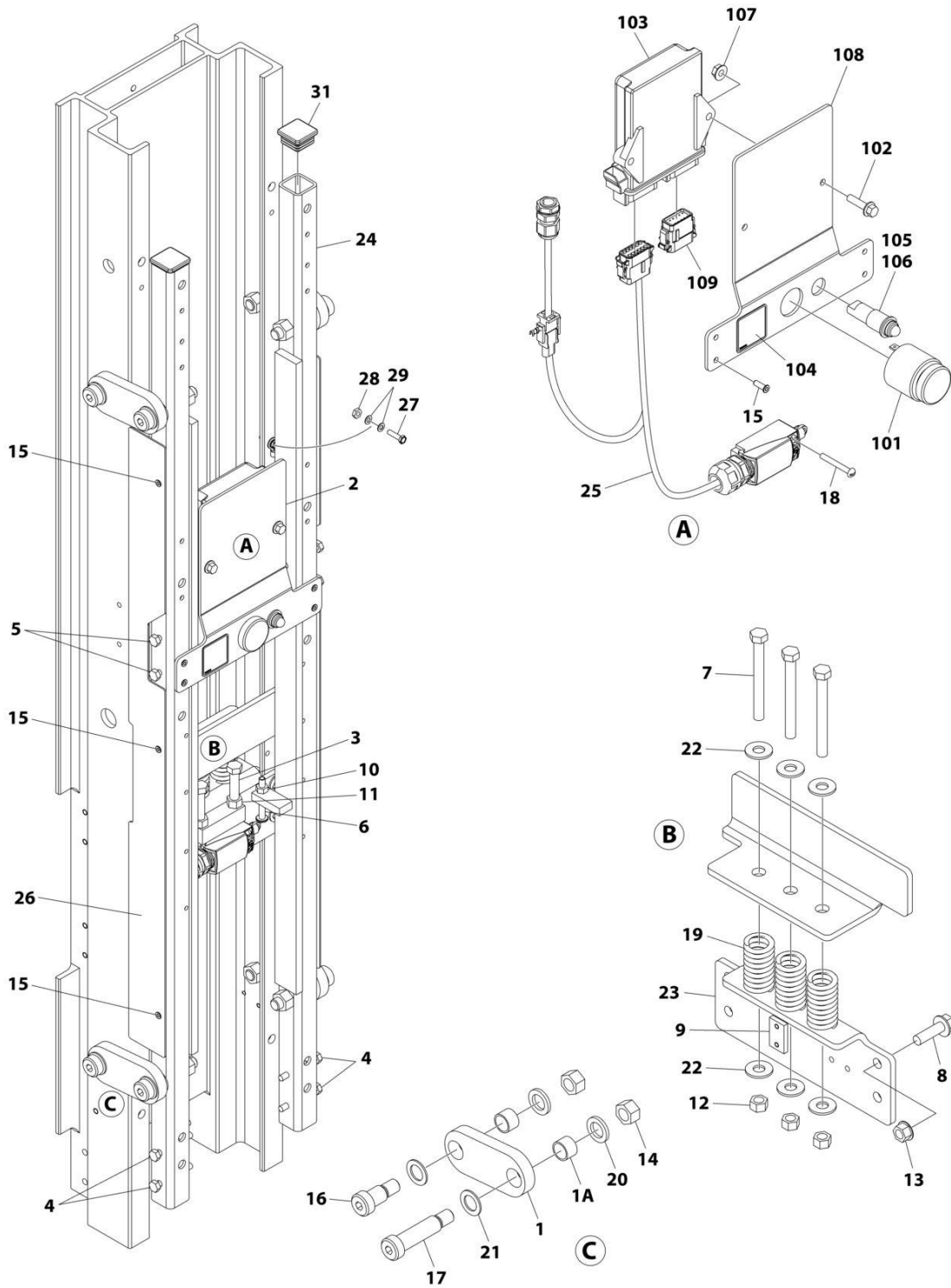
SECTION 3 - MAST

FIGURE 3-11. LOADING HARDWARE INSTALLATION (38AM)

ITEM	PART NUMBER	QTY	DESCRIPTION	REV
	1001256452	Ref	LOADING HARDWARE INSTALLATION	B
1	0100011	AR	Compound, Locking	
2	0100081	AR	Adhesive	
3	0440287	4	Follower, Cam	
4	0630383	4	Bol, 5/16 x 1	
5	0641408	4	Bolt 1/4 x 1	
6	0641610	4	Bolt 3/8in-16NC x 1-1/4in	
7	0641828	2	Bolt 1/2in-13NC x 3-1/2in	
8	0961892	2	Bearing	
9	2560088	2	Grip	
10	2720130	2	Hose	
11	3311505	4	Nut 5/16	
12	3311605	4	Nut 3/8	
13	3311805	4	Nut 1/2	
14	3321701	4	Nut 7/16	
15	3340845	2	Pad, Slide	
16	3422744	1	Pin, Plunger	
17	3520163	1	Cap, End	
18	3860127	4	Cap, Roller	
19	3900190	2	Screw 3/8 x 1/2	
20	4070860	AR	Shim .075	
21	4070861	AR	Shim .036	
22	4070862	AR	Shim .015	
23	4071131	AR	Shim .030	
24	4071132	AR	Shim .015	
25	4711500	4	Washer 5/16	
26	4711600	AR	Washer 3/8	
27	4845706	1	T-Bar Weldment	
28	4845869	1	Bracket	
29	1001256447	2	Wheel	
30	1001107444	2	Bracket	
31	1001107446	1	Bar, Load	
32	1001107456	2	Mount, Wheel	
33	1001110281	1	Hook	

SECTION 3 - MAST

FIGURE 3-12. LOAD SENSING SYSTEM (LSS) INSTALLATION



ART_1001255532_B

SECTION 3 - MAST

FIGURE 3-12. LOAD SENSING SYSTEM (LSS) INSTALLATION

ITEM	PART NUMBER	QTY	DESCRIPTION	REV
	1001255532	Ref	LSS INSTALLATION	B
1	0273144	4	Arm Assembly	
1A	0440268	8	Bushing (2 Per Arm)	
2	0273162	1	Load Sensor Controller Assembly (See Items 101-109 for Breakdown) (Note: Re-calibration Required when Replaced)	
3	0641622	2	Bolt 3/8 x 2-3/4	
4	0641416	4	Bolt 1/4 x 2	
5	0641418	4	Bolt 1/4 x 2-1/4	
6	1001255483	1	Bolt	
7	0641628	3	Bolt 3/8 x 3-1/2	
8	0791610	4	Screw 3/8 x 1-1/4	
9	3300475	1	Nut	
10	3311401	1	Nut 1/4	
11	3311601	2	Nut 3/8	
12	3311605	3	Nut 3/8	
13	3311608	4	Nut 3/8	
14	3311801	8	Nut 1/2	
15	3820032	10	Rivet	
16	3900346	4	Bolt 3/8 x 3/4	
17	3900347	4	Bolt 3/8 x 2	
18	3911024	2	Screw #10 x 1-1/2	
19	4160205	3	Spring	
20	4740529	8	Washer	
21	4740530	8	Washer	
22	4751600	6	Washer 3/8	
23	1001230476	1	Support	
24	1001230477	1	Mount	
25	1001263085	1	Load Sensing Harness Assembly (See Separate Breakdown in ELECTRICAL Section)	
26	4061060	2	Shield	
27	0721006	1	Screw #10 x 3/4	
28	3311001	1	Nut #10	
29	4771000	2	Washer #10	
30	0100019	AR	Compound, Locking (Not Shown)	
31	3520072	2	Plug	
	0273162	Ref	LOAD SENSOR CONTROLLER ASSEMBLY	B
101	0140011	1	Alarm	
102	0791408	2	Screw 1/4 x 1	
103	1600357	1	Module, Control	
104	1705756	1	Decal - Warning	
105	2920026	1	Lamp, Indicator	
106	2920029	1	Bulb, Light	
107	3311408	2	Nut 1/4	
108	3574518	1	Plate, Mounting	
109	4460908	1	Connector, Female - 12 Position	

SECTION 3 - MAST

FIGURE 3-13. SAFETY ATTACH INSTALLATION

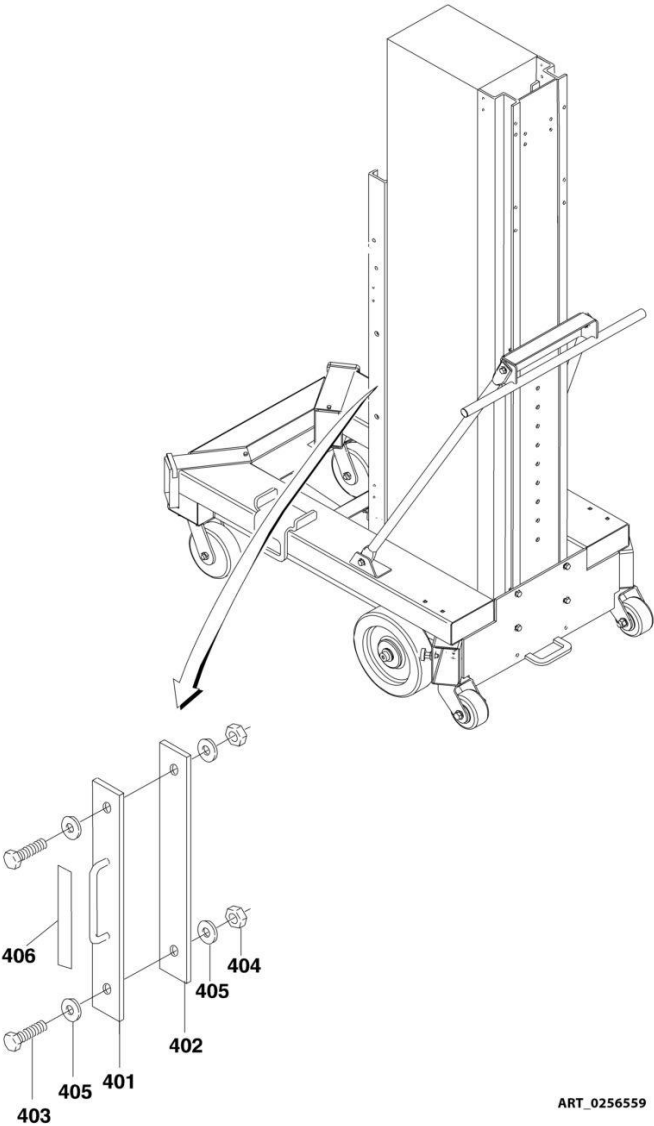
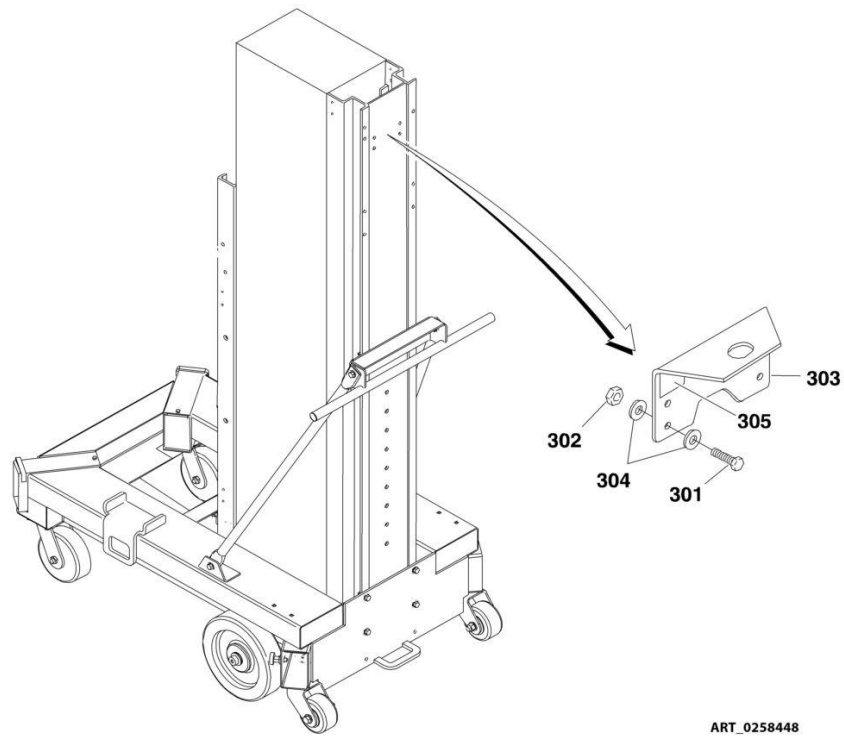


FIGURE 3-13. SAFETY ATTACH INSTALLATION

ITEM	PART NUMBER	QTY	DESCRIPTION	REV
	0256559	Ref	SAFETY ATTACH INSTALLATION	C
401	4845345	1	Weldment, Safety Attach	
402	3539814	1	Plate	
403	0681812	2	Bolt 1/2 x 1-1/2	
404	3271805	2	Nut 1/2	
405	4751800	4	Washer 1/2	
406	1001213582	1	Decal - Lanyard Attach	

SECTION 3 - MAST

FIGURE 3-14. CRANE HOOK INSTALLATION



ART_0258448

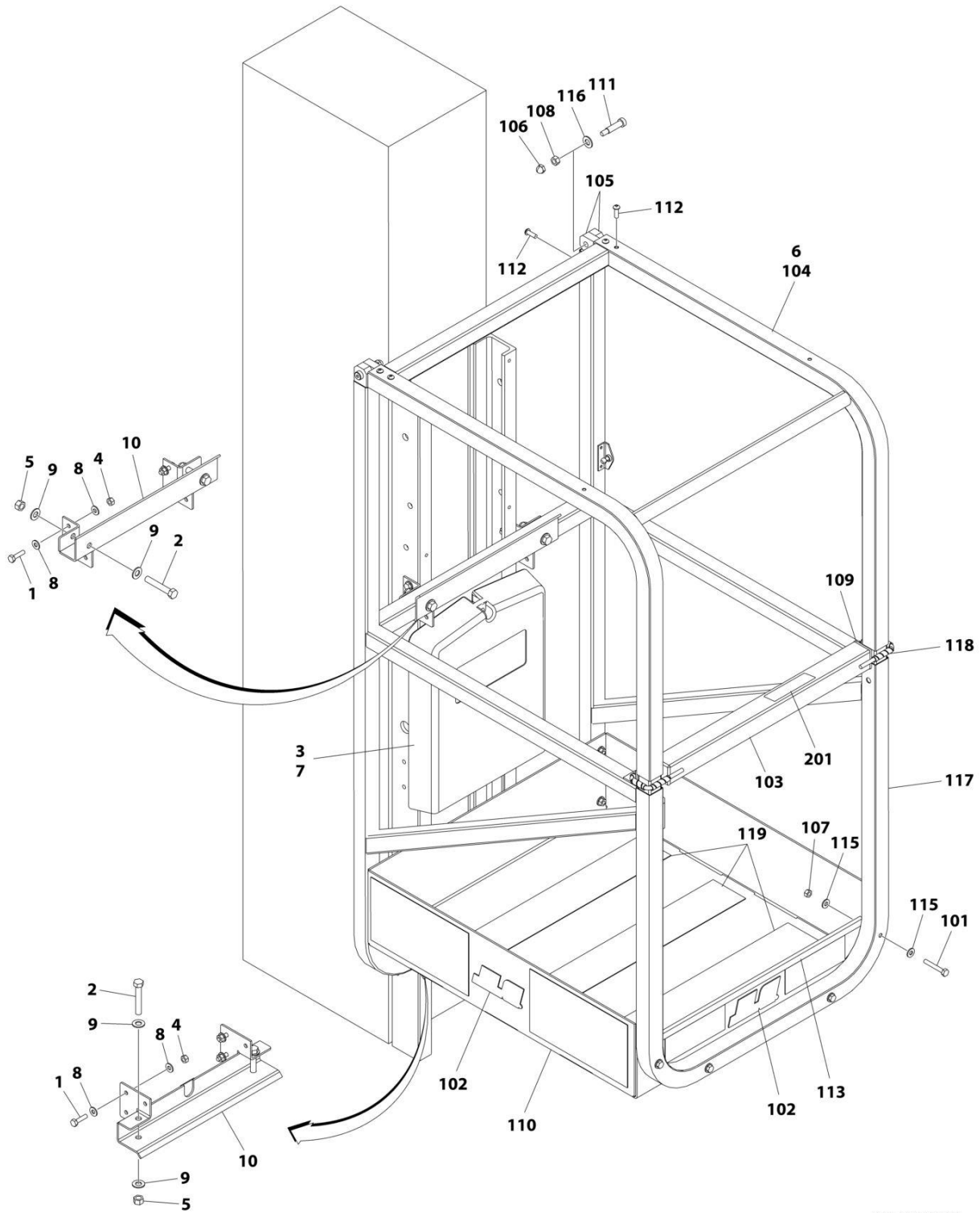
FIGURE 3-14. CRANE HOOK INSTALLATION

ITEM	PART NUMBER	QTY	DESCRIPTION	REV
	0258448	Ref	OPTIONAL CRANE HOOK INSTALLATION	C
301	0641612	4	Bolt 3/8 x 1-1/2	
302	3311605	4	Nut 3/8	
303	3570976	1	Plate, Crane Hook	
304	4711600	8	Washer 3/8	
305	1703455	1	Decal - Crane Hook	

SECTION 4 - PLATFORM

SECTION 4 - PLATFORM

FIGURE 4-1. QUICK-CHANGE PLATFORM INSTALLATION - 22IN X 25IN (56CM X 63.5CM) (CE & UK CA SPECS ONLY)



ART_1001197048

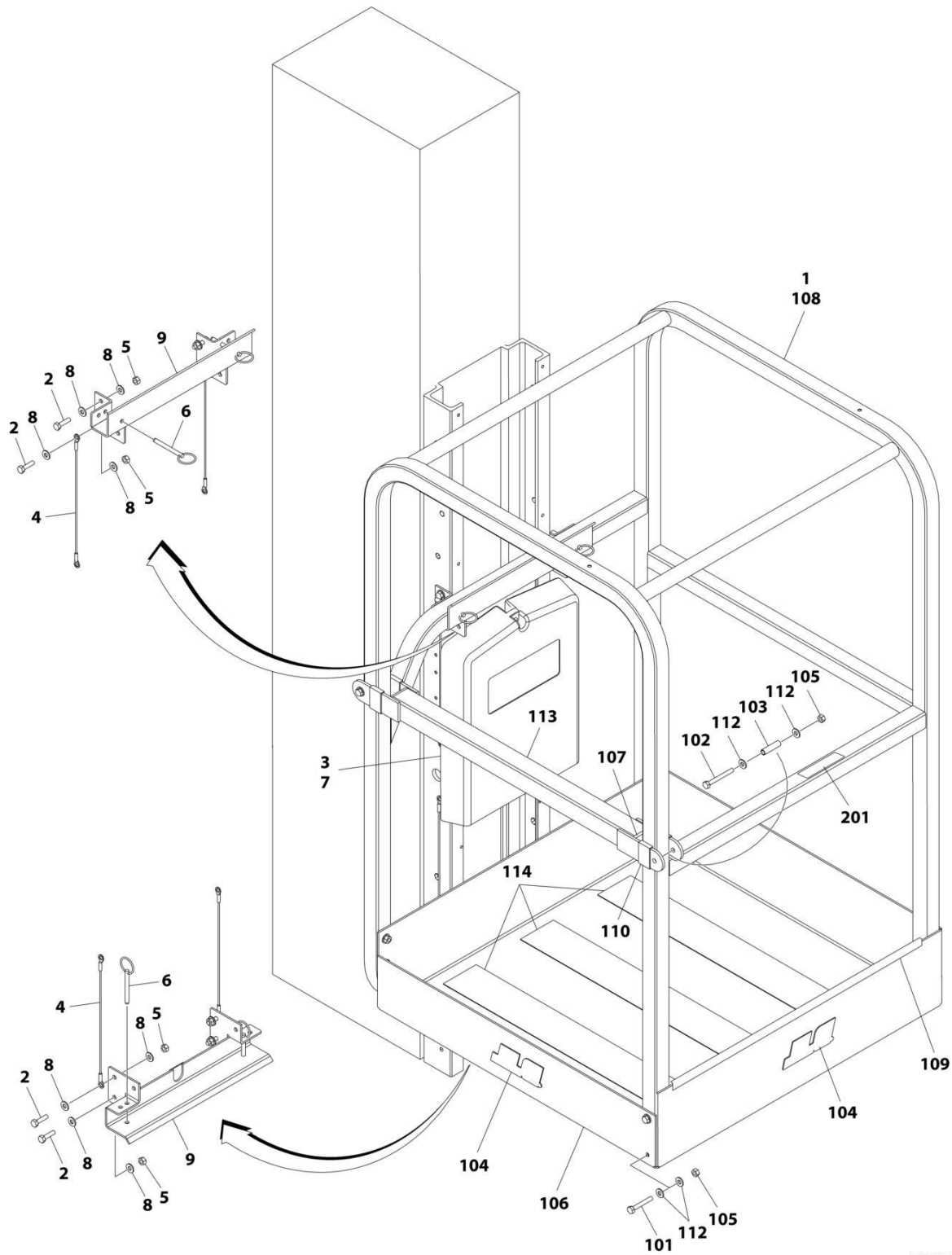
SECTION 4 - PLATFORM

FIGURE 4-1. QUICK-CHANGE PLATFORM INSTALLATION - 22IN X 25IN (56CM X 63.5CM) (CE & UK CA SPECS ONLY)

ITEM	PART NUMBER	QTY	DESCRIPTION	REV
	1001197048	Ref	PLATFORM INSTALLATION	B
		Ref	Note: Replacement Decals Must Be Ordered Separately - See DECALS SECTION.	
1	0641408	8	Bolt 1/4 x 1	
1	0641416	4	Bolt 1/4 x 2	
1	0641418	4	Bolt 1/4 x 2-1/4	
2	0641618	4	Bolt 3/8 x 2-1/4	
3	0860520	1	Box, Manual Storage	
4	3311405	8	Nut 1/4	
5	3311605	4	Nut 3/8	
6	3510873	1	Platform Assembly (See Items 101-121 for Serviced Components)	
7	3820024	4	Rivet	
8	4711400	16	Washer 1/4	
9	4711600	8	Washer 3/8	
10	1001197049	2	Bracket, Mounting	
	3510873	Ref	PLATFORM ASSEMBLY	D
101	0641414	8	Bolt 1/4 x 1-3/4	
102	1703681	3	Decal, JLG	
103	2410016	1	Gate, Slide Bar	
104	2410018	1	Gate, Slide Bar	
105	2600225	4	Hinge, Gate	
106	3300356	2	Nut 5/16	
107	3311405	8	Nut 1/4	
108	3311505	2	Nut 5/16	
109	3520169	2	Plug	
110	1001267922	1	Plate, Platform Pan	
111	3900032	2	Screw, Shoulder	
112	3900258	8	Screw 1/4 x 3/4	
113	4060803	1.65 ft/ 0.5m	Flex-Trim	
115	4711400	16	Washer 1/4	
116	4711600	2	Washer 3/8	
117	4845809	1	Platform Rail Weldment	
118	1560019	0.73 ft/0.2m	Conduit	
119	1001099638	3	Tape, Non-Skid	
120	See Note	1 NSS	Nameplate - SN (Not Shown) (Note: Not Available for Purchase)	
121	3820012	4	Rivet (Not Shown)	
	0274607	Ref	DECAL DROPBAR INSTALLATION	A
201	1706493	1	Decal - Drop Bar	

SECTION 4 - PLATFORM

FIGURE 4-2. QUICK-CHANGE PLATFORM INSTALLATION - 26IN X 26IN (66CM X 66CM) (ALL SPECS EXCEPT CE & UK CA SPECS)



ART_0258474

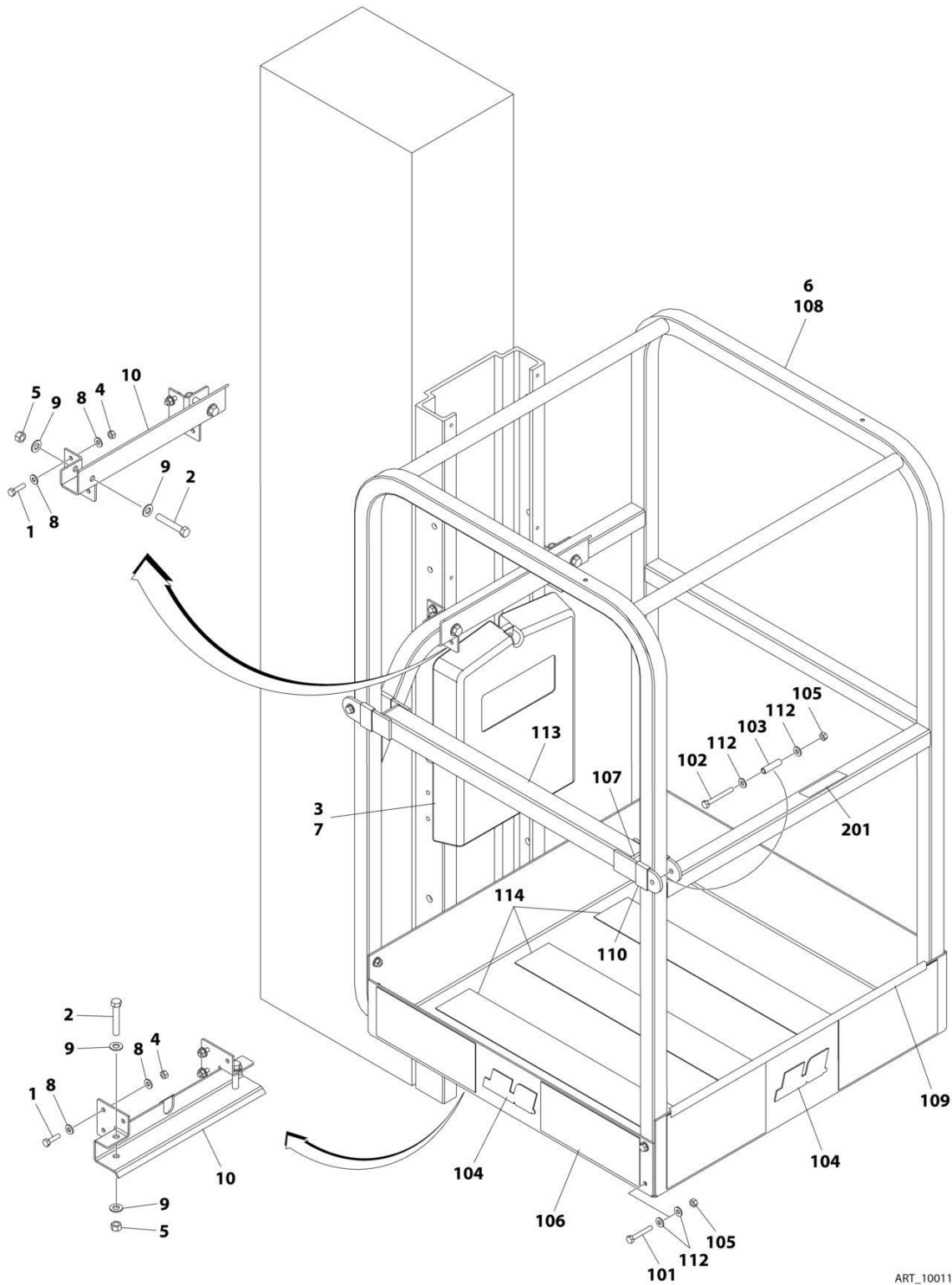
SECTION 4 - PLATFORM

FIGURE 4-2. QUICK-CHANGE PLATFORM INSTALLATION - 26IN X 26IN (66CM X 66CM) (ALL SPECS EXCEPT CE & UK CA SPECS)

ITEM	PART NUMBER	QTY	DESCRIPTION	REV
	0258474	Ref	PLATFORM INSTALLATION	C
1	3510907	1	Platform Assembly (See Item 101-116 for Service Components)	
2	0641408	8	Bolt 1/4 x 1	
3	0860520	1	Box, Manual Storage	
4	1060380	4	Cable, Lanyard	
5	3311405	8	Nut 1/4	
6	3422657	4	Pin, Quick Release	
7	3820024	4	Rivet	
8	4711400	16	Washer 1/4	
9	4845821	2	Bracket, Mounting	
	3510907	Ref	PLATFORM ASSEMBLY	E
101	0641414	8	Bolt 1/4 x 1-3/4	
102	0641418	2	Bolt 1/4 x 2-1/4	
103	0961845	2	Bushing	
104	1703681	3	Decal, JLG	
105	3311405	10	Nut 1/4	
106	1001267923	1	Plate, Platform Pan	
107	3520169	2	Plug	
108	3641664	1	Platform Rail Weldment	
109	4060803	2 ft/ 62cm	Flex-Trim	
110	4280296	1.5 ft/ 46cm	Strip, Wear	
112	4711400	20	Washer 1/4	
113	4845797	1	Gate	
114	1001099638	3	Tape, Non-Skid	
115	3820012	4	Rivet (Not Shown)	
116	See Note	NSS	Nameplate - SN (Not Shown) (Note: Not Available for Purchase)	
	0274607	Ref	DECAL DROPBAR INSTALLATION	A
201	1706493	1	Decal - Drop Bar	

SECTION 4 - PLATFORM

FIGURE 4-3. QUICK-CHANGE PLATFORM INSTALLATION - 26IN X 26IN (66CM X 66CM) (CE & UK CA SPECS)



ART_1001197047

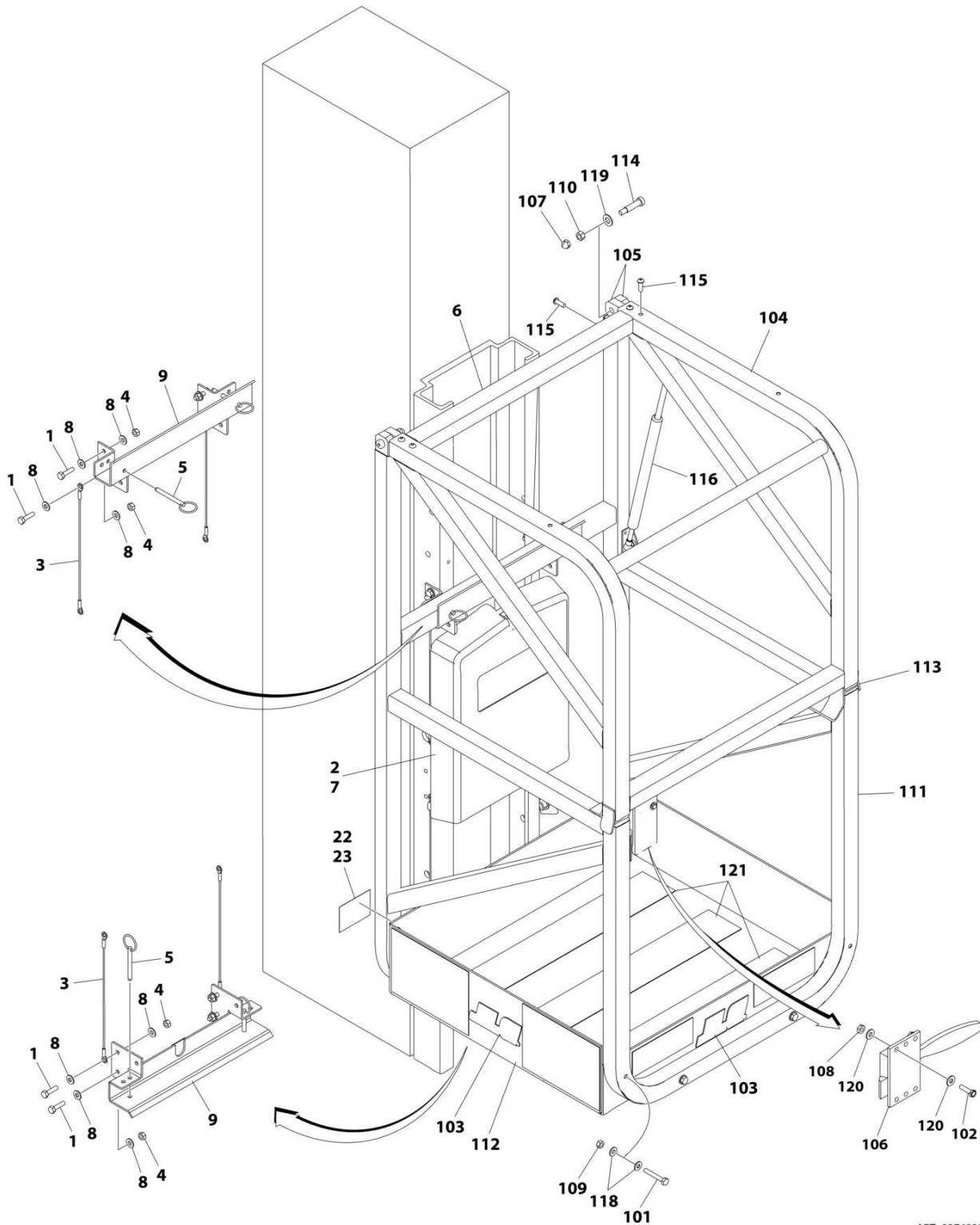
SECTION 4 - PLATFORM

FIGURE 4-3. QUICK-CHANGE PLATFORM INSTALLATION - 26IN X 26IN (66CM X 66CM) (CE & UK CA SPECS)

ITEM	PART NUMBER	QTY	DESCRIPTION	REV
	1001197047	Ref	PLATFORM INSTALLATION	B
1	0641408	8	Bolt 1/4 x 1	
1	0641416	4	Bolt 1/4 x 2	
1	0641418	4	Bolt 1/4 x 2-1/4	
2	0641618	4	Bolt 3/8 x 2-1/4	
3	0860520	1	Box, Manual Storage	
4	3311405	8	Nut 1/4	
5	3311605	4	Nut 3/8	
6	3510907	1	Platform Assembly (See Item 101-116 for Service Components)	
7	3820024	4	Rivet	
8	4711400	16	Washer 1/4	
9	4711600	8	Washer 3/8	
10	1001197049	2	Bracket, Mounting	
	3510907	Ref	PLATFORM ASSEMBLY	E
101	0641414	8	Bolt 1/4 x 1-3/4	
102	0641418	2	Bolt 1/4 x 2-1/4	
103	0961845	2	Bushing	
104	1703681	3	Decal, JLG	
105	3311405	10	Nut 1/4	
106	1001267923	1	Plate, Platform Pan	
107	3520169	2	Plug	
108	3641664	1	Platform Rail Weldment	
109	4060803	2 ft/ 62cm	Flex-Trim	
110	4280296	1.5 ft/ 46cm	Strip, Wear	
112	4711400	20	Washer 1/4	
113	4845797	1	Gate	
114	1001099638	3	Tape, Non-Skid	
115	3820012	4	Rivet (Not Shown)	
116	See Note	NSS	Nameplate - SN (Not Shown) (Note: Not Available for Purchase)	
	0274607	Ref	DECAL DROPBAR INSTALLATION	A
201	1706493	1	Decal - Drop Bar	

SECTION 4 - PLATFORM

FIGURE 4-4. QUICK-CHANGE PLATFORM INSTALLATION WITH GULLWING GATE - 22IN X 22IN (56CM X 56CM) (ALL SPECS EXCEPT CE & UK CA SPECS)



ART_0274822

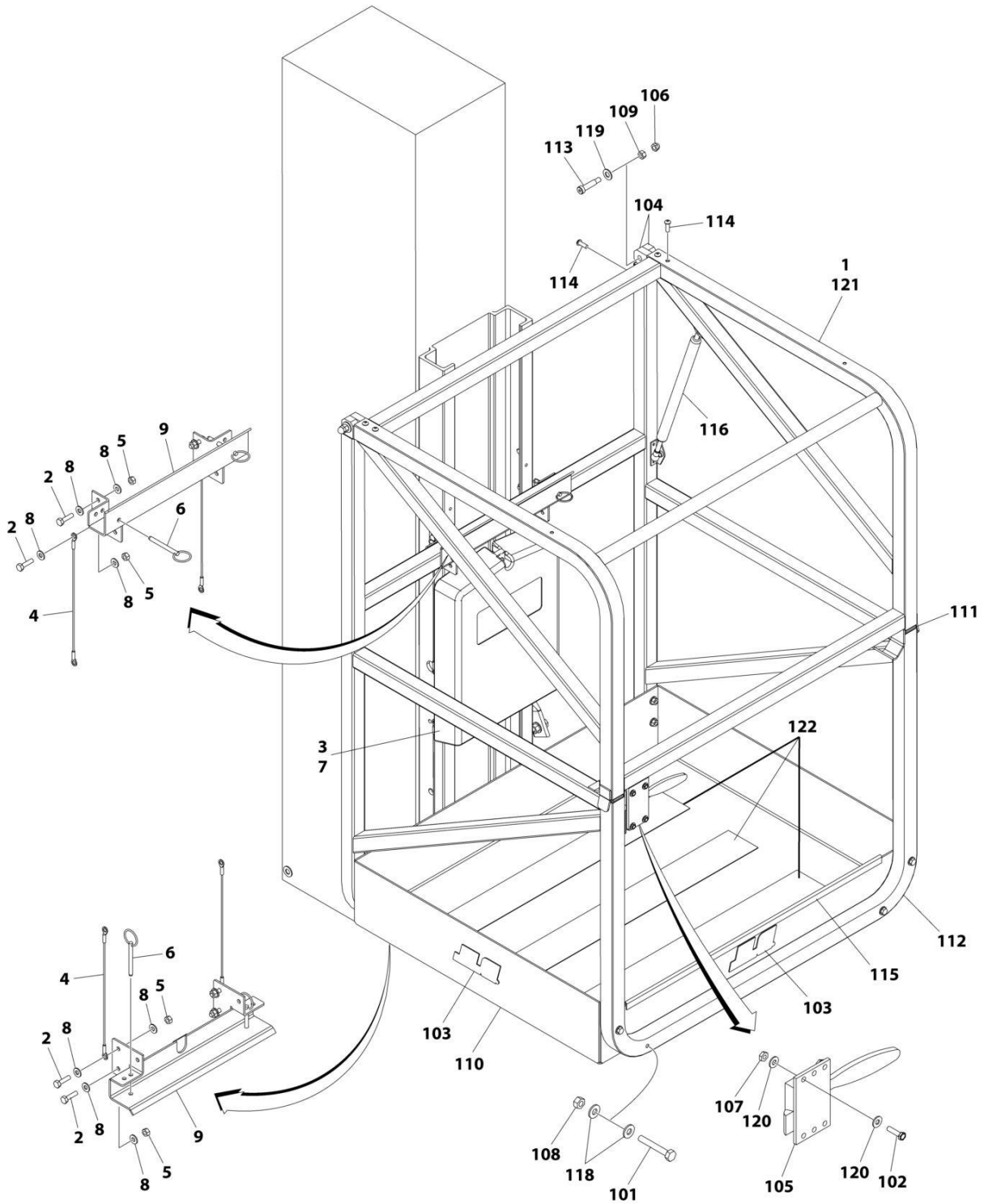
SECTION 4 - PLATFORM

**FIGURE 4-4. QUICK-CHANGE PLATFORM INSTALLATION WITH GULLWING GATE - 22IN X 22IN
(56CM X 56CM) (ALL SPECS EXCEPT CE & UK CA SPECS)**

ITEM	PART NUMBER	QTY	DESCRIPTION	REV
	0274822	Ref	PLATFORM INSTALLATION - 22in X 22in (56cm x 56cm)	B
1	0641408	8	Bolt 1/4 x 1	
2	0860520	1	Box, Manual Storage	
3	1060380	4	Cable, Lanyard	
4	3311405	8	Nut 1/4	
5	3422657	4	Pin, Quick Release	
6	3510908	1	Platform Assembly (See Itesm 101-123 for Serviced Components)	
7	3820024	4	Rivet	
8	4711400	16	Washer 1/4	
9	4845821	2	Mounting Bracket Weldment	
	3510908	Ref	PLATFORM ASSEMBLY	E
101	0641414	8	Bolt 1/4 x 1-3/4	
102	0721006	4	Bolt #10 x 3/4	
103	1703681	3	Decal, JLG	
104	2410022	1	Gullwing Gate	
105	2600225	4	Hinge, Gate	
106	2940074	1	Latch	
107	3300356	2	Nut 5/16	
108	3311005	4	Nut #10	
109	3311405	8	Nut 1/4	
110	3311505	2	Locknut 5/16in-18NC	
111	3510909	1	Platform Rail Weldment	
112	1001267924	1	Plate, Platform Pan	
113	3520072	4	Plug	
114	3900032	2	Bolt, Shoulder	
115	3900258	8	Screw 1/4 x 3/4	
116	4160165	1	Spring, Gas Shock	
118	4711400	16	Washer 1/4	
119	4711600	2	Washer 3/8	
120	4751000	8	Washer #10	
121	1001099638	3	Tape, Non-Skid	
122	3820012	4	Rivet (Not Shown)	
123	See Note	NSS	Nameplate - SN (Not Shown) (Note: Not Available for Purchase)	

SECTION 4 - PLATFORM

FIGURE 4-5. QUICK-CHANGE PLATFORM INSTALLATION WITH GULLWING GATE - 28IN X 26IN (71CM X 66CM) (ALL SPECS EXCEPT CE & UK CA SPECS)



ART_0258475

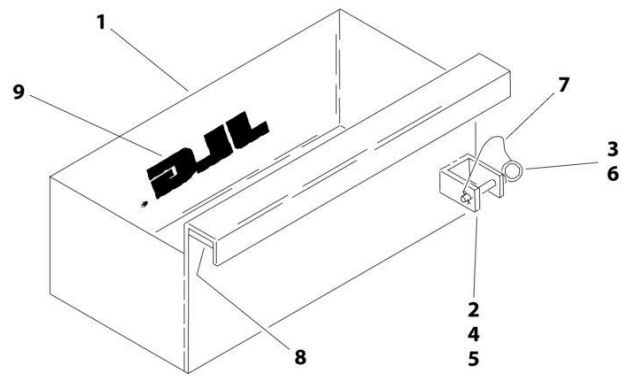
SECTION 4 - PLATFORM

**FIGURE 4-5. QUICK-CHANGE PLATFORM INSTALLATION WITH GULLWING GATE - 28IN X 26IN
(71CM X 66CM) (ALL SPECS EXCEPT CE & UK CA SPECS)**

ITEM	PART NUMBER	QTY	DESCRIPTION	REV
	0258475	Ref	PLATFORM INSTALLATION - 28in X 26in (71cm x 66cm)	C
1	3510905	1	Platform Assembly (See Itesm 101-124 for Serviced Components)	
2	0641408	8	Bolt 1/4 x 1	
3	0860520	1	Box, Manual Storage	
4	1060380	4	Cable, Lanyard	
5	3311405	8	Nut 1/4	
6	3422657	4	Pin, Quick Release	
7	3820024	4	Rivet	
8	4711400	16	Washer 1/4	
9	4845821	2	Mounting Bracket Weldment	
	3510905	Ref	PLATFORM ASSEMBLY	E
101	0641414	8	Bolt 1/4 x 1-3/4	
102	0721006	4	Bolt #10 x 3/4	
103	1703681	3	Decal, JLG	
104	2600225	4	Hinge, Gate	
105	2940074	1	Latch	
106	3300356	2	Nut 5/16	
107	3311005	4	Nut #10	
108	3311405	8	Nut 1/4	
109	3311505	2	Nut 5/16	
110	1001267742	1	Plate, Platform Pan	
111	3520072	4	Plug	
112	3641663	1	Platform Rail Weldment	
113	3900032	2	Bolt, Shoulder	
114	3900258	8	Screw 1/4 x 3/4	
115	4060803	2.4 ft/ 73cm	Flex-Trim	
116	4160165	1	Spring, Gas Shock	
118	4711400	16	Washer 1/4	
119	4711600	2	Washer 3/8	
120	4751000	8	Washer #10	
121	4845813	1	Gate, Gullwing	
122	1001099638	3	Tape, Non-Skid	
123	See Note	NSS	Nameplate - SN (Not Shown) (Note: Not Available for Purchase)	
124	3820012	4	Rivet (Not Shown)	

SECTION 4 - PLATFORM

FIGURE 4-6. TOOL TRAY



ART_0255036

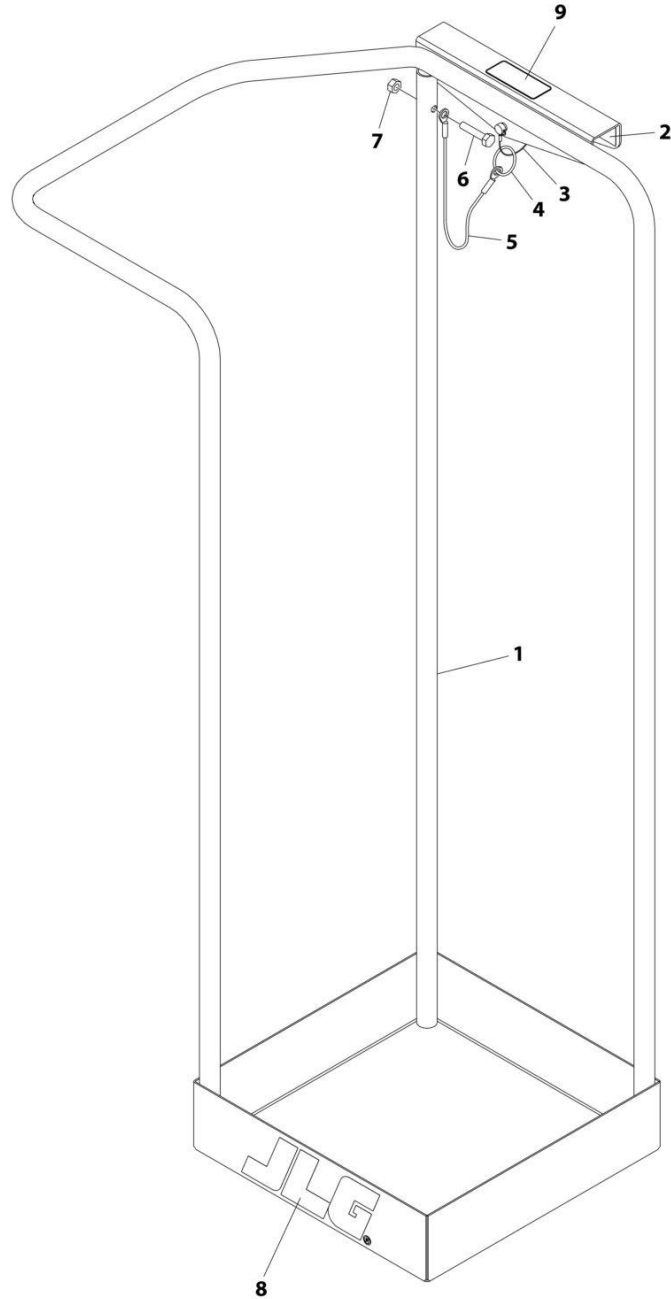
SECTION 4 - PLATFORM

FIGURE 4-6. TOOL TRAY

ITEM	PART NUMBER	QTY	DESCRIPTION	REV
	0255036	Ref	TOOL TRAY ASSEMBLY	-
1	0860947	1	Tool Box	
2	0902079	1	Bracket, Mounting	
3	3421453	1	Pin, Snap	
4	3900204	2	Bolt #10 x 1/2	
5	3300391	2	Wingnut #10	
6	3760170	1	Snap-Pin	
7	1060380	1	Cable, Lanyard	
8	4280296	4 ft/1.2m	Strip, Wear	
9	1702365	1	Decal - JLG	

SECTION 4 - PLATFORM

FIGURE 4-7. TUBE CADDY INSTALLATION



ART_0255040

SECTION 4 - PLATFORM

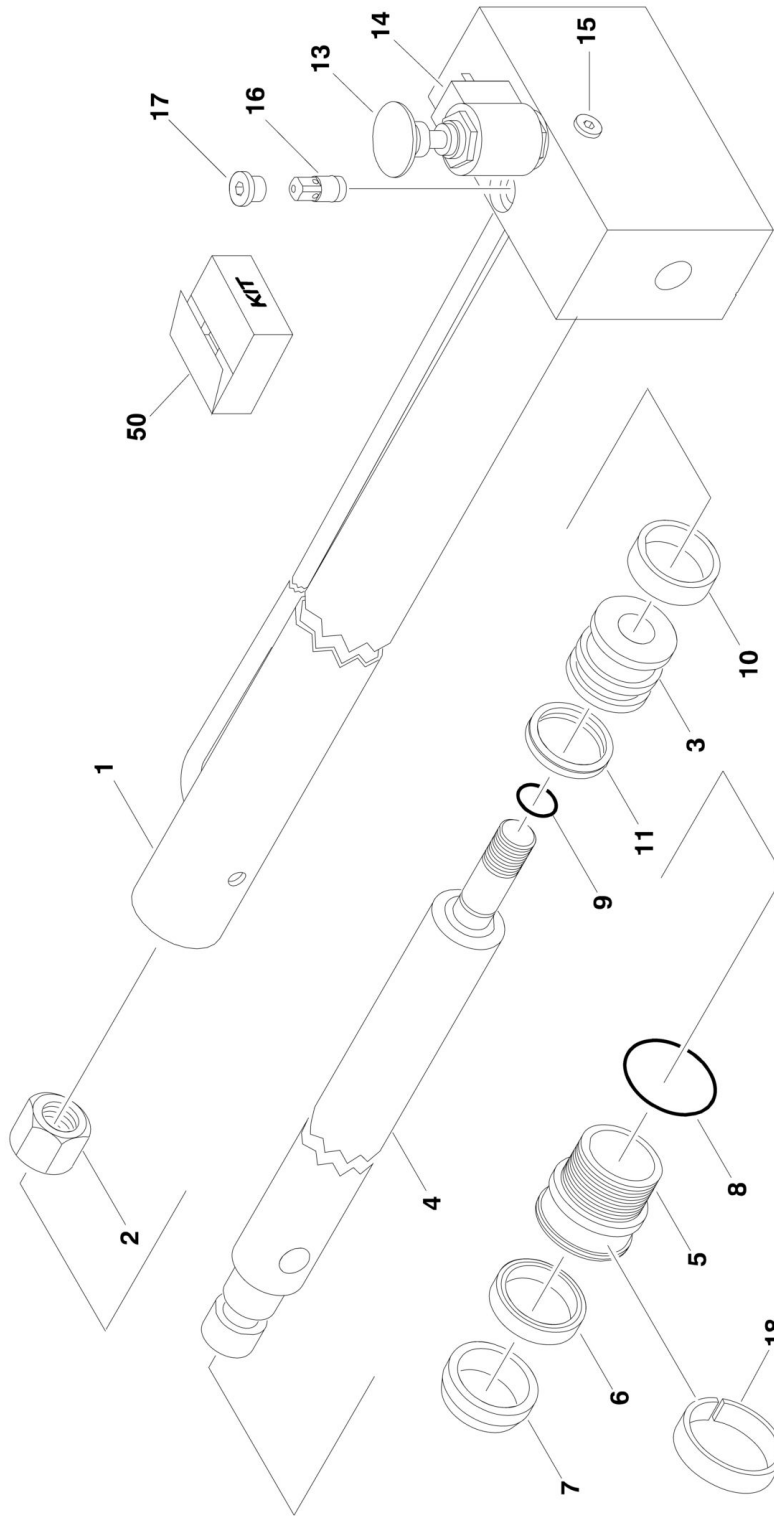
FIGURE 4-7. TUBE CADDY INSTALLATION

ITEM	PART NUMBER	QTY	DESCRIPTION	REV
	0255040	Ref	TUBE CADDY INSTALLATION	B
1	4844840	1	Caddy, Fluorescent Tube	
2	4280296	2 ft/0.7m	Strip, Wear	
3	3421453	1	Pin, Snapper	
4	3760170	1	Ring, Split	
5	1060380	1	Cable, Lanyard	
6	0641410	1	Bolt 1/4 x 1-1/4	
7	3311405	1	Nut 1/4	
8	1702365	1	Decal - JLG	
9	1706326	1	Decal - Max Capacity (15lb./7kg)	

SECTION 5 - CYLINDER

SECTION 5 - CYLINDER

FIGURE 5-1. LIFT CYLINDER ASSEMBLY (25AM,30AM) (Prior to SN M90000111)



ART_1001099734

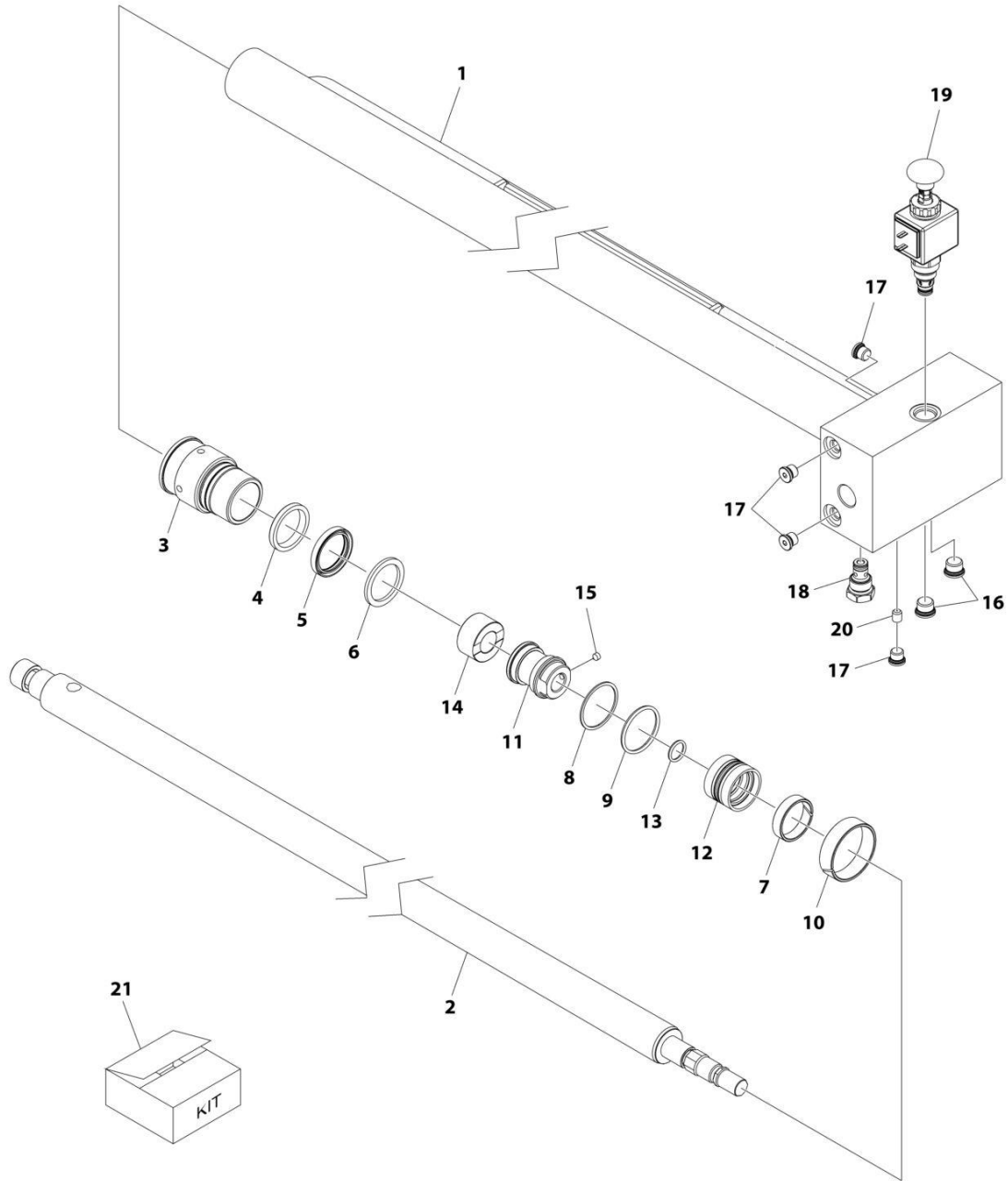
SECTION 5 - CYLINDER

FIGURE 5-1. LIFT CYLINDER ASSEMBLY (25AM,30AM) (Prior to SN M900000111)

ITEM	PART NUMBER	QTY	DESCRIPTION	REV
	1001099734	Ref	LIFT CYLINDER ASSEMBLY	D
		Ref	Note: Original Cylinder May Have Been Replaced with Service Replacement Identify PN Stamped on Cylinder Before Ordering Parts.	
1	70002092	1	Barrel (20AM,25AM,30AM)	
2	7023391	1	Nut	
3	7023392	1	Piston	
4	70002093	1	Rod (20AM,25AM,30AM)	
5	70002094	1	Head	
6	See Note	NSS	Seal, Rod (Note: Use Item 50)	
7	See Note	NSS	Rod Wiper (Note: Use Item 50)	
8	See Note	NSS	O-Ring (Note: Use Item 50)	
9	See Note	NSS	O-Ring (Note: Use Item 50)	
10	See Note	NSS	Seal (Note: Use Item 50)	
11	See Note	NSS	Seal, Piston (Note: Use Item 50)	
13	7023399	1	Knob - Red	
14	7023396	1	Poppet, Solenoid Valve	
14	7012998	1	Seal Kit - 7023396 Valve	
14	7023993	1	Coil	
15	See Note	1	Plug (Note: Not Available - Purchase Locally)	
16	70002095	1	Flow Control Valve	
17	See Note	1	Plug (Note: Not Available - Purchase Locally)	
18	70002096	1	Ring, Wear	
50	7023395	1	Seal Kit (Includes Items 6-11)	

SECTION 5 - CYLINDER

FIGURE 5-2. LIFT CYLINDER ASSEMBLY (25AM,30AM) (SN M900000111 to Present)



ART_1001287166

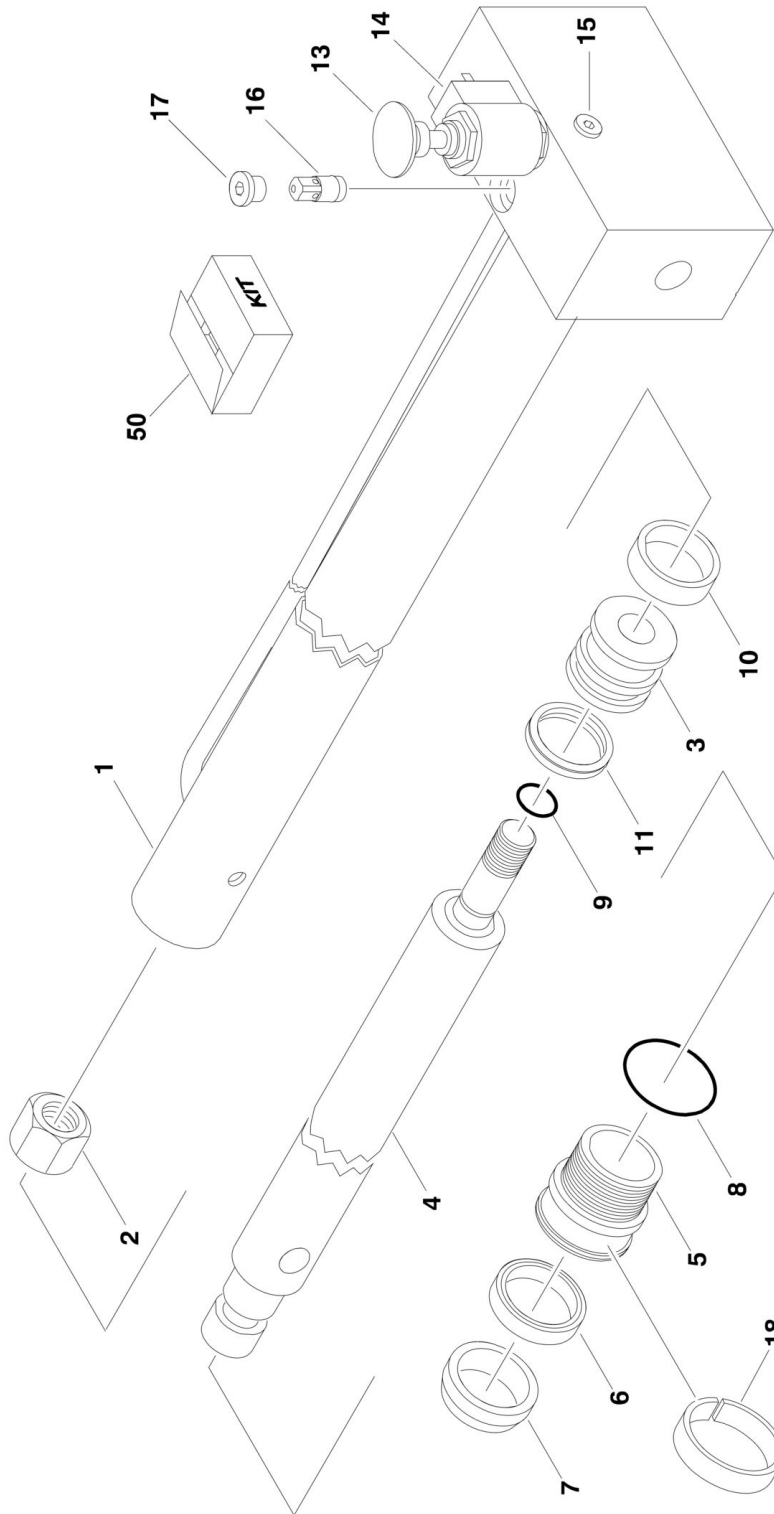
SECTION 5 - CYLINDER

FIGURE 5-2. LIFT CYLINDER ASSEMBLY (25AM,30AM) (SN M900000111 to Present)

ITEM	PART NUMBER	QTY	DESCRIPTION	REV
	1001287166	Ref	LIFT CYLINDER ASSEMBLY	A
		Ref	Note: Original Cylinder May Have Been Replaced with Service Replacement. Identify PN Stamped on Cylinder Before Ordering Parts.	
1	See Note	1	Tube (Note: Not Available for Purchase)	
2	70008459	1	Rod (Note: Not Available for Purchase)	
3	70008460	1	Gland	
4	See Note	1	Wiper, Dust (Note: Use Item 21)	
5	See Note	1	Seal, Rod (Note: Use Item 21)	
6	See Note	1	Ring, Backup (Note: Use Item 21)	
7	See Note	1	Ring, Wear (Note: Use Item 21)	
8	See Note	1	O-Ring (Note: Use Item 21)	
9	See Note	1	Ring, Backup (Note: Use Item 21)	
10	See Note	1	Ring, Wear (Note: Use Item 21)	
11	70008461	1	Piston	
12	See Note	1	Seal, Piston (Note: Use Item 21)	
13	See Note	1	O-Ring (Note: Use Item 21)	
14	70008462	1	Spacer	
15	70005587	1	Set-Screw	
16	70023371	2	Plug	
17	70023370	4	Plug	
18	7022391	1	Valve, Check	
18	7012967	1	Cartridge Seal Kit	
19	7023396	1	Valve, Poppet	
19	70007470	1	Cartridge	
19	7012998	1	Kit, Cartridge Seal	
19	7023993	1	Coil	
20	70008463	1	Orifice	
21	70008464	1	Kit, Seal (Includes Items 4-10 & 12-13)	

SECTION 5 - CYLINDER

FIGURE 5-3. LIFT CYLINDER ASSEMBLY (38AM) (Prior to SN M900000100)



ART_1001252984

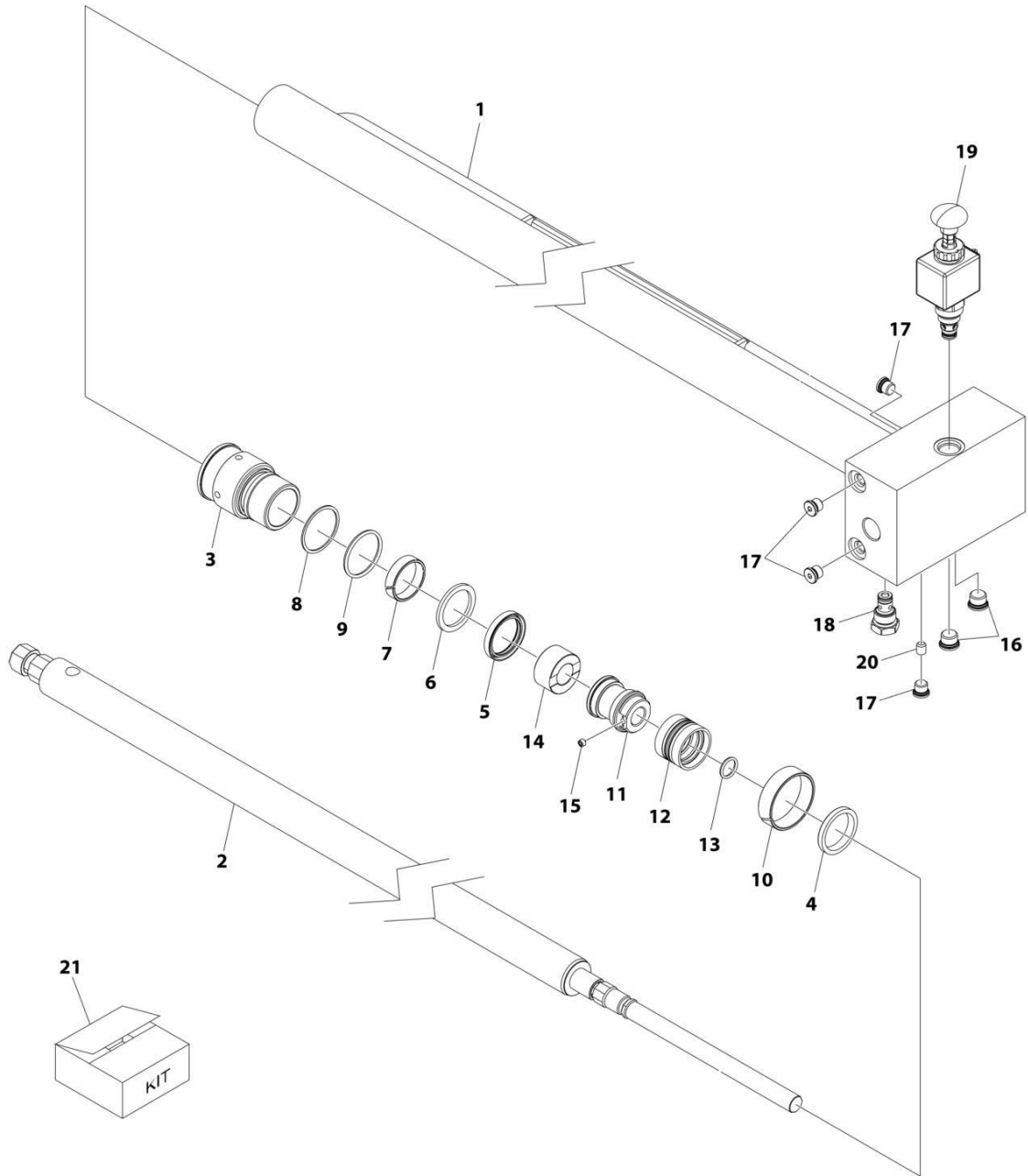
SECTION 5 - CYLINDER

FIGURE 5-3. LIFT CYLINDER ASSEMBLY (38AM) (Prior to SN M900000100)

ITEM	PART NUMBER	QTY	DESCRIPTION	REV
	1001255984	Ref	LIFT CYLINDER ASSEMBLY	D
		Ref	Note: Original Cylinder May Have Been Replaced with Service Replacement. Identify PN Stamped on Cylinder Before Ordering Parts.	
1	See Note	NSS	Barrel (Note: Use PN 1001255984)	
2	7023391	1	Nut	
3	7023392	1	Piston	
4	See Note	NSS	Rod (Note Use PN 1001255984)	
5	70002094	1	Head	
6	See Note	NSS	Seal, Rod (Note: Use Item 50)	
7	See Note	NSS	Rod Wiper (Note: Use Item 50)	
8	See Note	NSS	O-Ring (Note: Use Item 50)	
9	See Note	NSS	O-Ring (Note: Use Item 50)	
10	See Note	NSS	Seal (Note: Use Item 50)	
11	See Note	NSS	Seal, Piston (Note: Use Item 50)	
13	7023399	1	Knob - Red	
14	7023396	1	Poppet, Solenoid Valve	
14	7012998	1	Seal Kit - 7023396 Valve	
14	7023993	1	Coil	
15	See Note	1	Plug (Note: Not Available - Purchase Locally)	
16	70002095	1	Flow Control Valve	
17	See Note	1	Plug (Note: Not Available - Purchase Locally)	
18	70002096	1	Ring, Wear	
50	7023395	1	Seal Kit (Includes Items 6-11)	

SECTION 5 - CYLINDER

FIGURE 5-4. LIFT CYLINDER ASSEMBLY (38AM) (SN M900000100 to Present)



ART_1001287168

SECTION 5 - CYLINDER

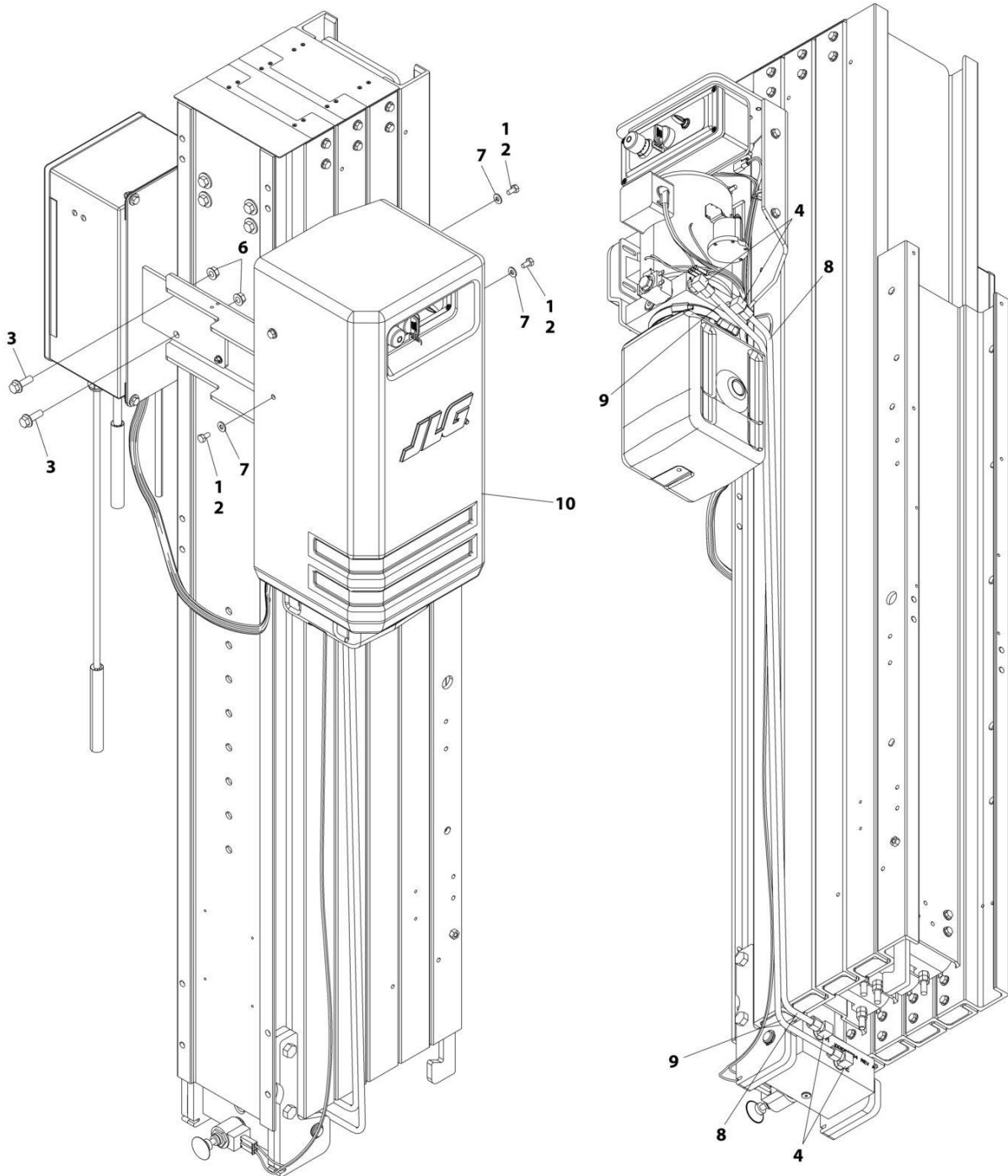
FIGURE 5-4. LIFT CYLINDER ASSEMBLY (38AM) (SN M900000100 to Present)

ITEM	PART NUMBER	QTY	DESCRIPTION	REV
	1001287168	Ref	LIFT CYLINDER ASSEMBLY	A
		Ref	Note: Original Cylinder May Have Been Replaced with Service Replacement. Identify PN Stamped on Cylinder Before Ordering Parts	
1	See Note	1	Tube (Note: Not Available for Purchase)	
	70008467	1	Rod (Note: Not Available for Purchase)	
3	70008460	1	Gland	
4	See Note	1	Wiper, Dust (Note: Use Item 21)	
5	See Note	1	Seal, Rod (Note: Use Item 21)	
6	See Note	1	Ring, Backup (Note: Use Item 21)	
7	See Note	1	Ring, Wear (Note: Use Item 21)	
8	See Note	1	O-Ring (Note: Use Item 21)	
9	See Note	1	Ring, Backup (Note: Use Item 21)	
10	See Note	1	Ring, Wear (Note: Use Item 21)	
11	70008461	1	Piston	
12	See Note	1	Seal, Piston (Note: Use Item 21)	
13	See Note	1	O-Ring (Note: Use Item 21)	
14	70008462	1	Spacer	
15	70005587	1	Set-Screw	
16	70023371	2	Plug	
17	70023370	4	Plug	
18	70008468	1	Valve, Check	
19	70008469	1	Valve, Poppet	
20	70008463	1	Orifice	
21	70008464	1	Seal Kit (Includes Items 4-10 & 12-13)	

SECTION 6 - HYDRAULIC

SECTION 6 - HYDRAULIC

FIGURE 6-1. PUMP HYDRAULIC COMPONENTS AND COVER INSTALLATION



ART_1001246862

SECTION 6 - HYDRAULIC

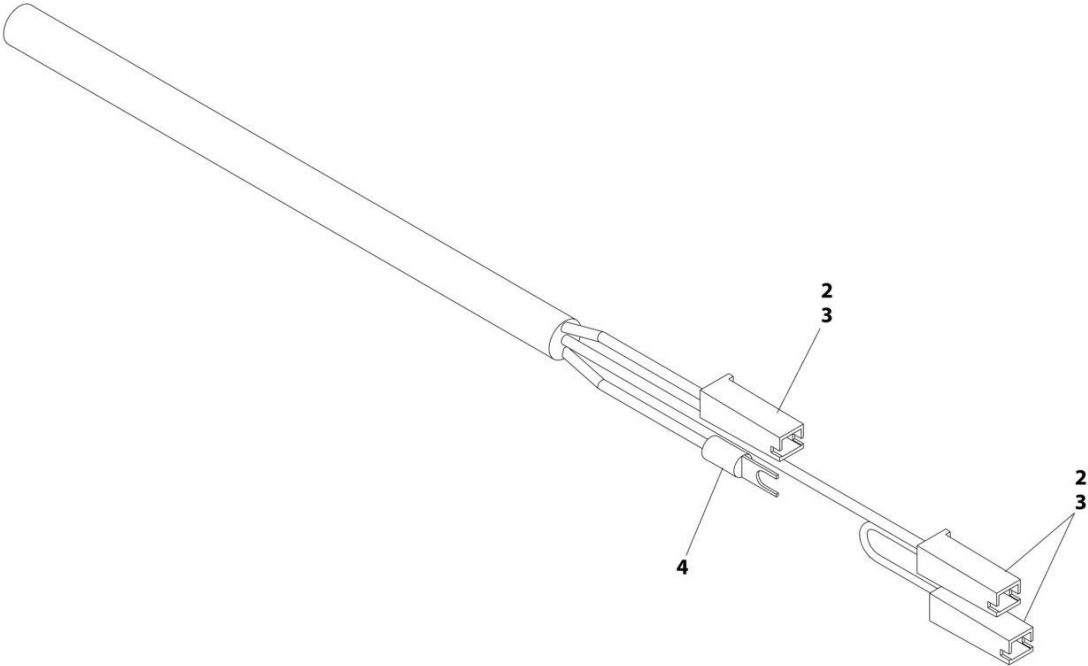
FIGURE 6-1. PUMP HYDRAULIC COMPONENTS AND COVER INSTALLATION

ITEM	PART NUMBER	QTY	DESCRIPTION	REV
	1001246862	Ref	Pump Hydraulic Components and Cover Installation	B
1	0100011	AR	Compound, Locking	
2	0641404	4	Bolt 1/4 x 1/2	
3	0791609	AR	Screw 3/8 x 1-1/8	
3	0791610	AR	Screw 3/8 x 1-1/4	
4	2220473	4	Fitting, 90 JIC/ORB	
6	3311608	4	Nut 3/8	
7	4711400	4	Washer 1/4	
8	1001100544	1	Tube, Return	
9	1001100545	1	Tube, Extension	
10	1001246861	1	Cover	

SECTION 7 - ELECTRICAL

SECTION 7 - ELECTRICAL

FIGURE 7-1. AC PLUG HARNESS - 100VAC & 120VAC MACHINES



ART_4923034

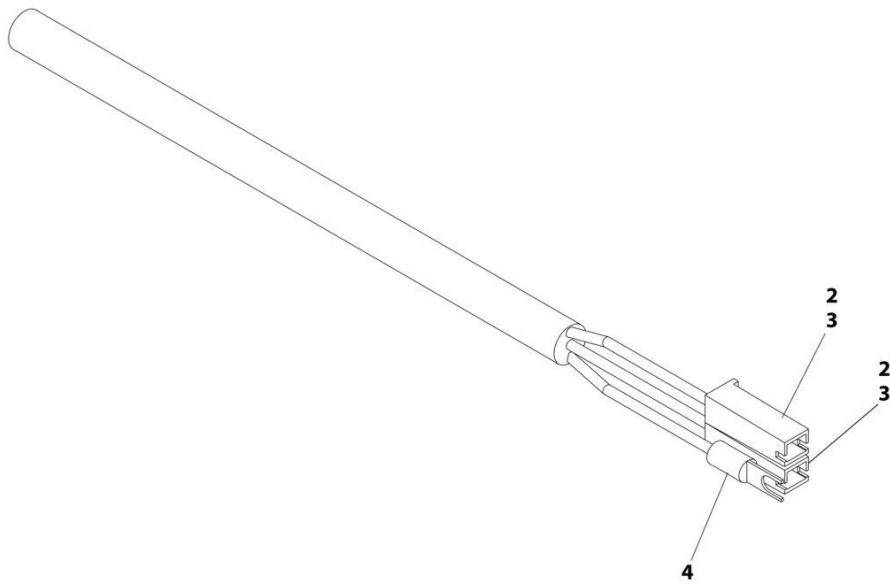
SECTION 7 - ELECTRICAL

FIGURE 7-1. AC PLUG HARNESS - 100VAC & 120VAC MACHINES

ITEM	PART NUMBER	QTY	DESCRIPTION	REV
	4923034	Ref	AC PLUG HARNESS	B
	Note	1	Note: AC plug not included. Customer must provide replacement plug.	
2	4460260	3	Connector	
3	4460297	3	Socket	
4	4460315	1	Terminal, Spade	

SECTION 7 - ELECTRICAL

FIGURE 7-2. AC PLUG HARNESS - 240VAC MACHINES



ART_4923152

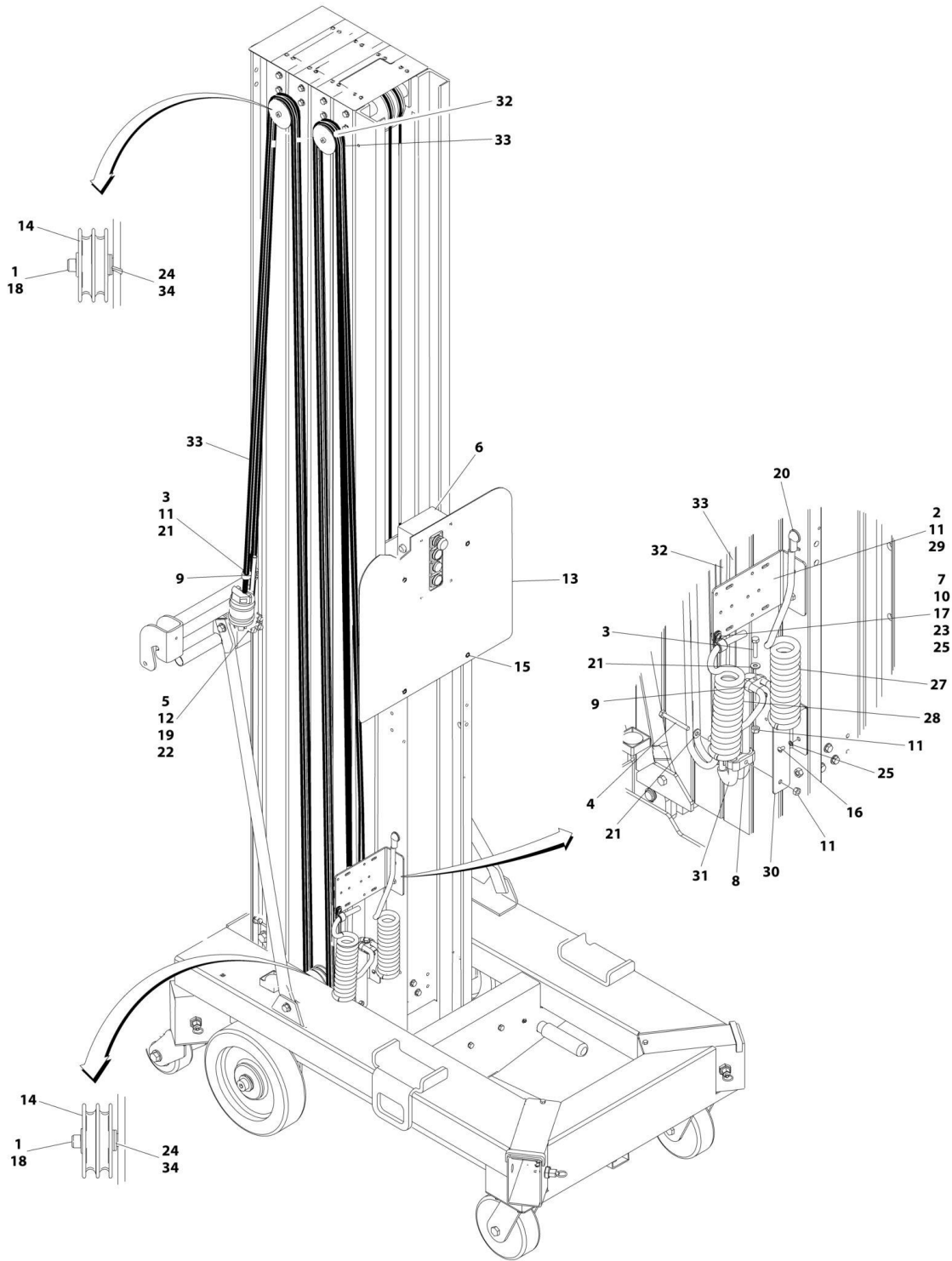
SECTION 7 - ELECTRICAL

FIGURE 7-2. AC PLUG HARNESS - 240VAC MACHINES

ITEM	PART NUMBER	QTY	DESCRIPTION	REV
	4923034	Ref	AC PLUG HARNESS	B
	Note	1	Note: AC plug not included. Customer must provide replacement plug.	
2	4460260	2	Connector	
3	4460297	2	Socket	
4	4460315	1	Terminal, Spade	

SECTION 7 - ELECTRICAL

FIGURE 7-3. CABLES, CLAMP & PLATFORM CONTROLS INSTALLATION (25AM)



ART_1001151813

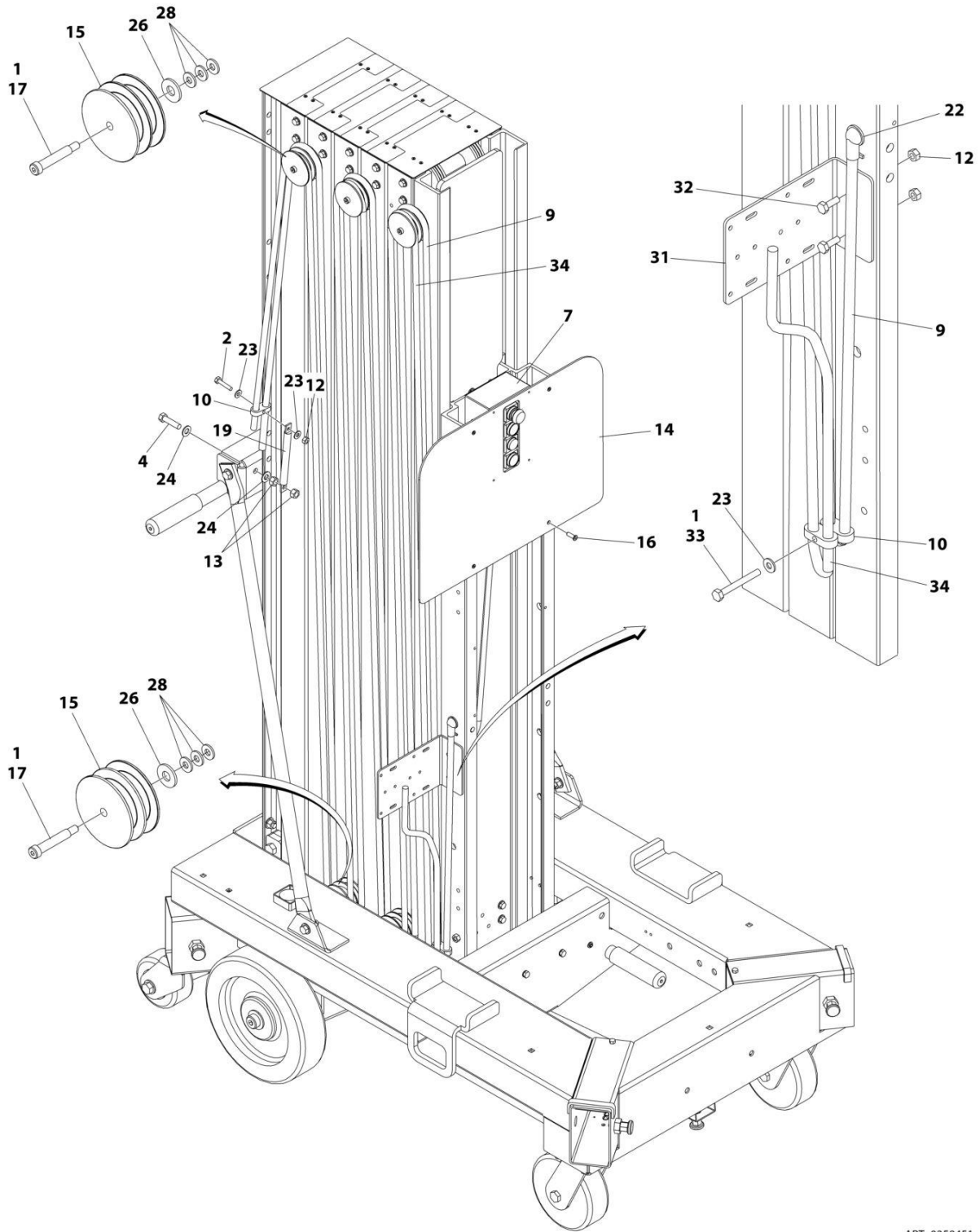
SECTION 7 - ELECTRICAL

FIGURE 7-3. CABLES, CLAMP & PLATFORM CONTROLS INSTALLATION (25AM)

ITEM	PART NUMBER	QTY	DESCRIPTION	REV
	1001151813	Ref	CABLES AND CLAMPS INSTALLATION	C
1	0100011	AR	Compound, Locking	
2	0641407	2	Bolt 1/4 x 7/8	
3	0641410	2	Bolt 1/4 x 1-1/4	
4	0641418	1	Bolt 1/4 X 2-1/4	
5	0641612	1	Bolt 3/8 x 1-1/2	
6	0861207	1	Control Box Assembly:	
6	7020078	1	Switch, Push-Pull (Red)	
6	7020088	2	Switch, Push Button (White)	
6	7020089	1	Switch, Push Button (Green)	
6	7020091	1	Plug	
6	7027299	1	Connector, Strain Relief	
6	7020093	4	Screw M3 x 25	
7	1320041	1	Clamp	
8	1320146	1	Clamp	
9	1320149	AR	Clamp	
10	3311001	1	Nut #10	
11	3311405	AR	Nut 1/4	
12	3311605	2	Nut 3/8	
13	3570923	1	Plate, Decal Mounting	
14	3580344	AR	Sheave, Control Cable	
15	3820032	4	Rivet	
16	3900191	2	Screw	
17	3900205	1	Screw #10 x 5/8	
18	3900373	AR	Screw, Shoulder	
19	4160130	1	Spring, Extension	
20	4460566	2	Connector, Strain Relief - 90	
21	4711400	AR	Washer 1/4	
22	4711600	2	Washer 3/8	
23	4751000	AR	Washer #10	
24	4751500	AR	Washer 5/16	
25	4761000	3	Washer #10	
26	4922420	1	Harness, Jumper (Inside Control Box) (Not Shown) (See Separate Breakdown in ELECTRICAL Section)	
27	4922652	1	Cable, Retractable - 16/5	B
27	4460115	4	Terminal Fork	
28	4922653	1	Cable, Retractable - 16/4	
28	4460145	3	Terminal Fork	
29	1001096054	1	Plate, AC Box	
30	1001146221	1	Bracket	
31	1001149108	2	Seal	
32	1001151831	1	Harness, Accessories (25AM)	A
32	4460474	3	Terminal (Not Shown) (25AM)	
33	1001151832	1	Harness, Platform Control 25AM (25AM)	B
33	4460035	5	Terminal, Butt Splice (Not Shown) (25AM)	
34	4751200	9	Washer M12	

SECTION 7 - ELECTRICAL

FIGURE 7-4. CABLES, CLAMP & PLATFORM CONTROLS INSTALLATION (30AM)



ART_0258451

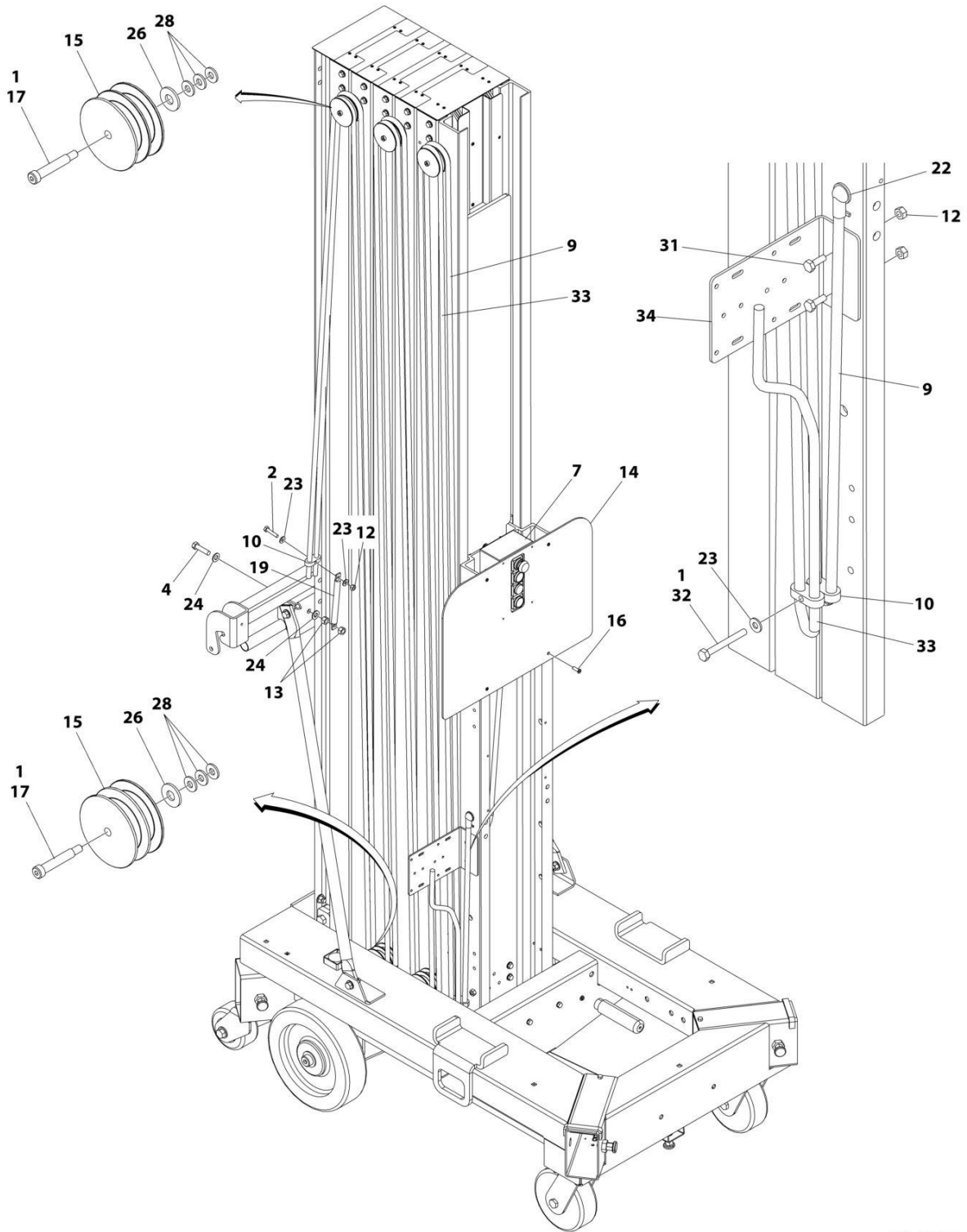
SECTION 7 - ELECTRICAL

FIGURE 7-4. CABLES, CLAMP & PLATFORM CONTROLS INSTALLATION (30AM)

ITEM	PART NUMBER	QTY	DESCRIPTION	REV
	0258451	Ref	CABLES AND CLAMPS INSTALLATION	H
1	0100011	AR	Compound, Locking	
2	0641410	1	Bolt 1/4 x 1-1/4	
4	0641612	1	Bolt 3/8 x 1-1/2	
7	0861207	1	Control Box Assembly:	
7	7020078	1	Switch, Push-Pull (Red)	
7	7020088	2	Switch, Push Button (White)	
7	7020089	1	Switch, Push Button (Green)	
7	7020091	1	Plug	
7	7027299	1	Connector, Strain Relief	
7	7020093	4	Screw M3 x 25	
9	4923081	1	Harness, Platform Cable (30AM)	B
9	4460115	4	Terminal, Fork (30AM)	
10	1320149	3	Clamp	
12	3311405	3	Nut 1/4	
13	3311605	2	Nut 3/8	
14	3570923	1	Plate, Decal Mounting	
15	3580344	5	Sheave, Control Cable	
16	3820032	4	Rivet	
17	3900373	3	Screw, Shoulder	
19	4160130	1	Spring, Extension	
22	4460566	1	Connector, Strain Relief - 90	
23	4711400	3	Washer 1/4	
24	4711600	2	Washer 3/8	
26	4751500	5	Washer 5/16	
28	4751200	15	Washer M12	
30	4922420	1	Harness, Jumper (Inside Control Box) (Not Shown) (See Separate Breakdown in ELECTRICAL Section)	
31	1001096054	1	Plate, AC Box	
32	0641406	2	Bolt 1/4 x 3/4	
32	0641407	2	Bolt 1/4 x 7/8	
33	0641418	1	Bolt 1/4 x 2-1/4	
34	4923078	1	Harness, Accessories (30AM)	B
34	4460315	3	Terminal Fork (30AM)	

SECTION 7 - ELECTRICAL

FIGURE 7-5. CABLES, CLAMP & PLATFORM CONTROLS INSTALLATION (38AM)



ART_0258453

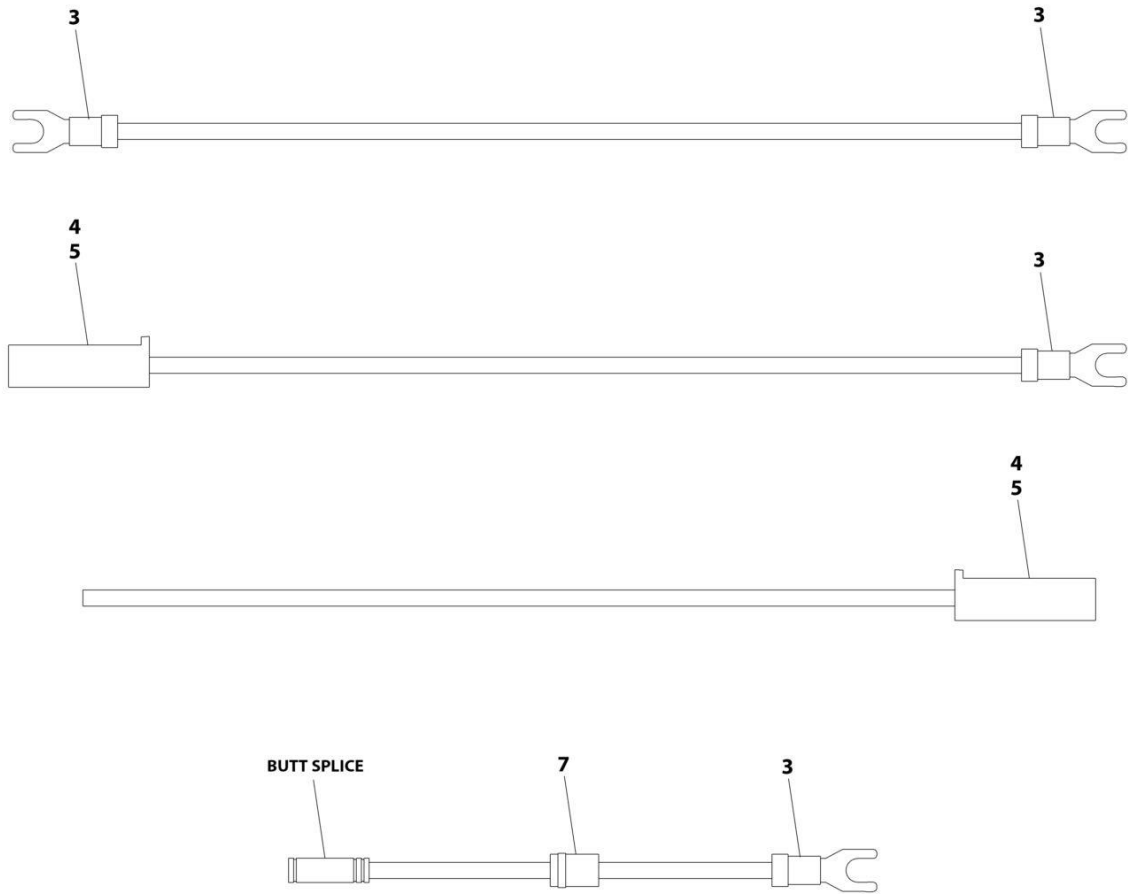
SECTION 7 - ELECTRICAL

FIGURE 7-5. CABLES, CLAMP & PLATFORM CONTROLS INSTALLATION (38AM)

ITEM	PART NUMBER	QTY	DESCRIPTION	REV
	0258453	Ref	CABLES AND CLAMPS INSTALLATION	H
1	0100011	AR	Compound, Locking	
2	0641410	1	Bolt 1/4 x 1-1/4	
4	0641612	1	Bolt 3/8 x 1-1/2	
7	0861207	1	Control Box Assembly:	
7	7020078	1	Switch, Push-Pull (Red)	
7	7020088	2	Switch, Push Button (White)	
7	7020089	1	Switch, Push Button (Green)	
7	7020091	1	Plug	
7	7027299	1	Connector, Strain Relief	
7	7020093	4	Screw M3 x 25	
9	4923093	1	Harness, Platform Cable	B
9	4460115	4	Terminal, Fork	
10	1320149	3	Clamp	
12	3311405	3	Nut 1/4	
13	3311605	2	Nut 3/8	
14	3570923	1	Plate, Decal Mounting	
15	3580344	5	Sheave, Control Cable	
16	3820032	4	Rivet	
17	3900373	3	Screw, Shoulder	
19	4160130	1	Spring, Extension	
22	4460566	1	Connector, Strain Relief - 90	
23	4711400	3	Washer 1/4	
24	4711600	2	Washer 3/8	
26	4751500	5	Washer 5/16	
28	4751200	15	Washer M12	
30	4922420	1	Harness, Jumper (Inside Control Box) (Not Shown) (See Separate Breakdown in ELECTRICAL Section)	
31	0641406	2	Bolt 1/4 x 3/4	
31	0641407	2	Bolt 1/4 x 7/8	
32	0641418	1	Bolt 1/4 x 2-1/4	
33	4922390	1	Harness, Accessories	B
33	4460315	3	Terminal Fork	
34	1001096054	1	Plate, AC Box	

SECTION 7 - ELECTRICAL

FIGURE 7-6. CONTROL BOX JUMPER HARNESS



ART_4922420

SECTION 7 - ELECTRICAL

FIGURE 7-6. CONTROL BOX JUMPER HARNESS

ITEM	PART NUMBER	QTY	DESCRIPTION	REV
	4922420	Ref	CONTROL BOX JUMPER HARNESS	D
3	4460183	10	Terminal, Fork	
4	4460259	2	Socket	
5	4460260	2	Connector	
7	3990010	2	Connector	

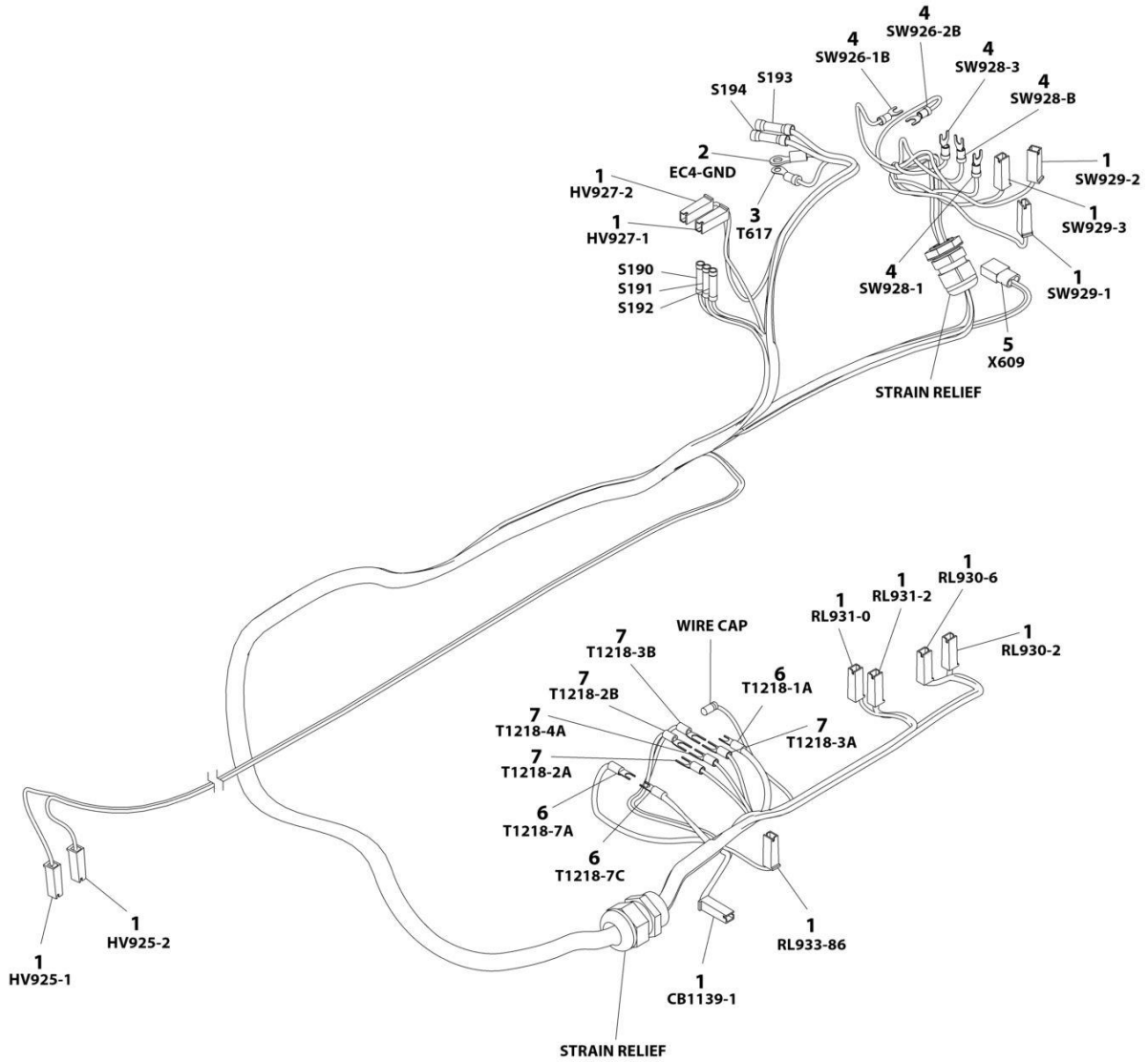
SECTION 7 - ELECTRICAL

FIGURE 7-7. FRAME HARNESS

ITEM	PART NUMBER	QTY	DESCRIPTION	REV
	1001280907	Ref	FRAME HARNESS	C
1	2920151	4	Light, LED	
2	3740106	1	Relay Block	
3	4460042	5	Terminal, Ring	
4	4460142	3	Terminal, Ring	
5	4460259	5	Terminal	
6	4460260	7	Housing, Terminal	
7	4460268	7	Socket, Female	
8	4460297	2	Terminal	
9	4460445	1	Receptacle, Female - 3 Position	
10	4460961	1	Receptacle, Female - 4 Position	

SECTION 7 - ELECTRICAL

FIGURE 7-8. GROUND CONTROL HARNESS (AC MACHINES)



ART_1001267219

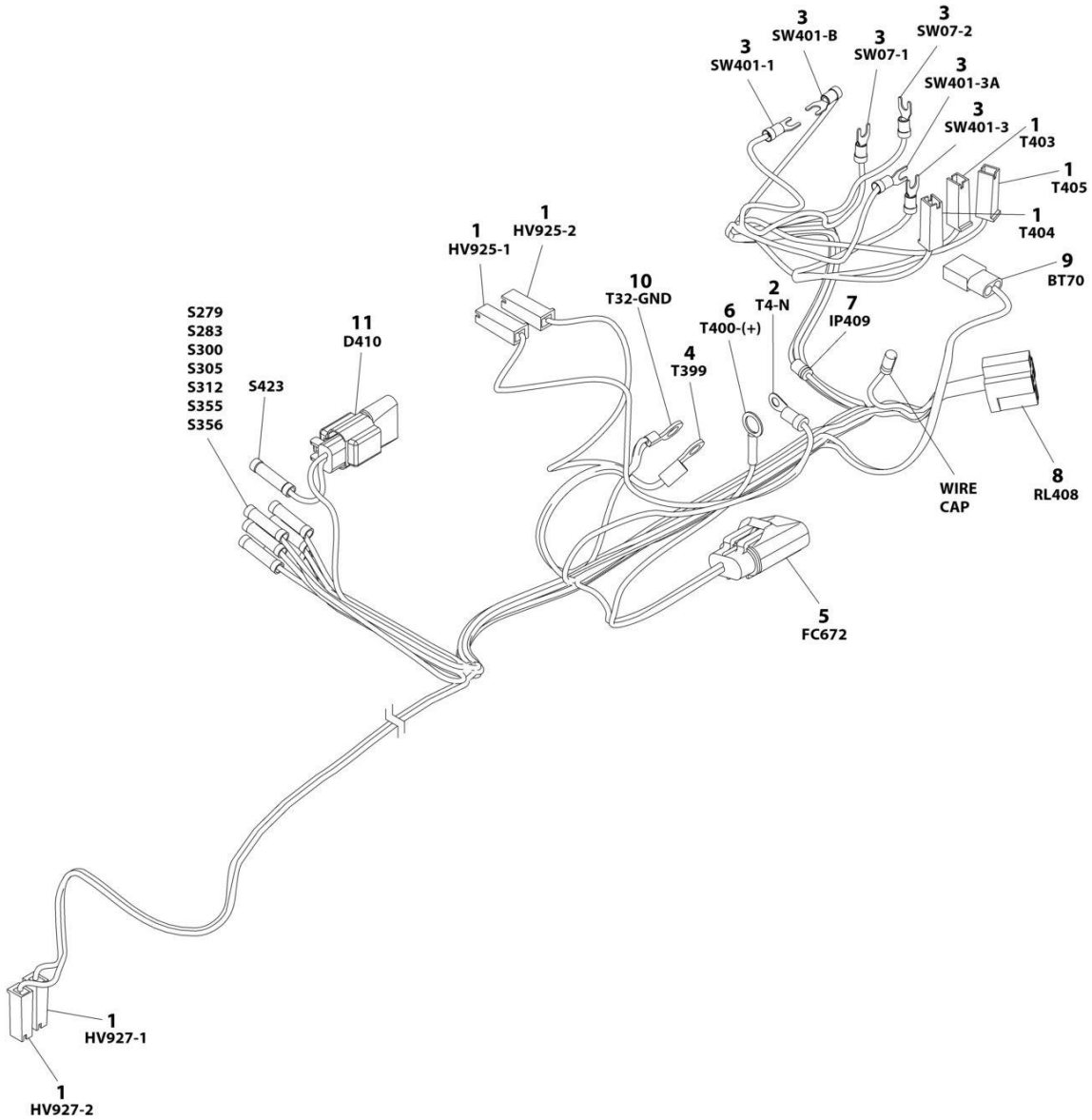
SECTION 7 - ELECTRICAL

FIGURE 7-8. GROUND CONTROL HARNESS (AC MACHINES)

ITEM	PART NUMBER	QTY	DESCRIPTION	REV
	1001267219	Ref	GROUND CONTROL HARNESS (AC MACHINES)	A
1	4460259	13	Terminal	
1	4460260	13	Housing, Terminal	
2	4460043	1	Terminal, Ring	
3	4460068	1	Terminal, Ring	
4	4460115	5	Terminal, Fork	
5	4460424	1	Connector- 2 Position	
5	4460268	1	Terminal	
6	4460315	3	Terminal, Ring	
7	4460145	5	Terminal, Fork	

SECTION 7 - ELECTRICAL

FIGURE 7-9. GROUND CONTROL HARNESS (DC MACHINES)



ART_1001267220

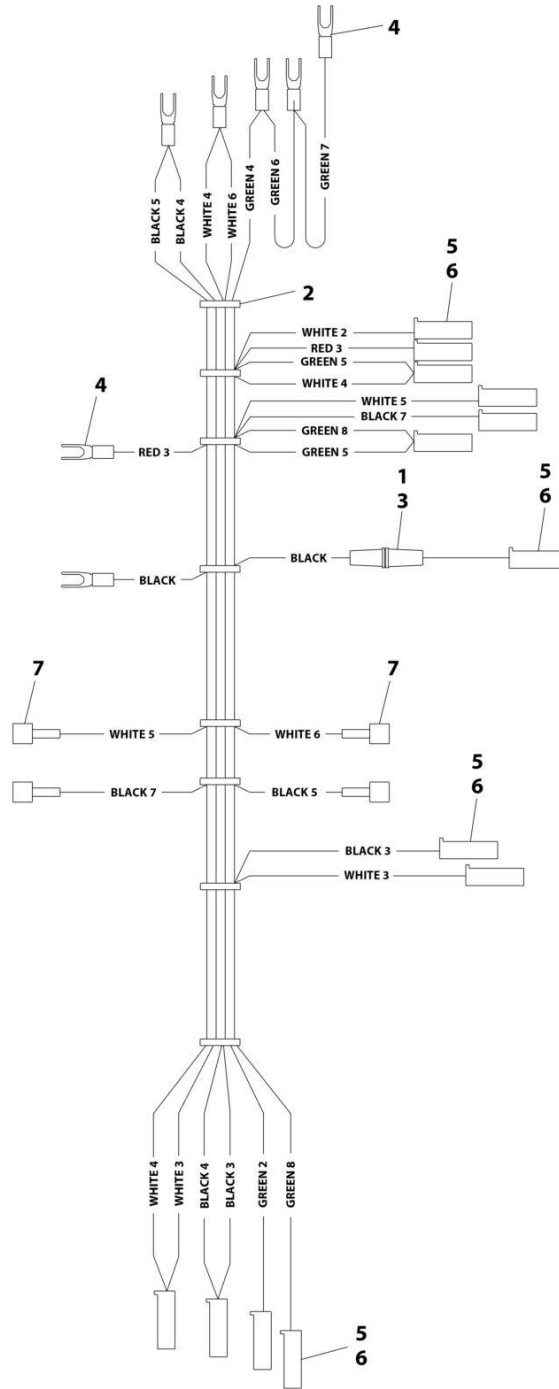
SECTION 7 - ELECTRICAL

FIGURE 7-9. GROUND CONTROL HARNESS (DC MACHINES)

ITEM	PART NUMBER	QTY	DESCRIPTION	REV
	1001267220	Ref	GROUND CONTROL HARNESS (DC MACHINES)	B
1	4460260	7	Housing, Terminal	
1	4460259	7	Terminal	
2	4460068	1	Terminal, Ring	
3	4460115	6	Terminal, Fork	
4	4460043	1	Terminal, Ring	
5	1001117078	1	Fuse Assembly - 5AMP ATO	
5	See Note	1	Fuse 5 Amp (Note: Purchase Locally)	
5	1001116733	2	Terminal	
6	4460256	1	Terminal, Ring	
7	3990010	1	Diode	
8	4460741	1	Connector, Relay - 6 Position	
8	4460420	1	Terminal	
8	1001116723	3	Terminal, Female	
9	4460424	1	Connector - 2 Position	
9	4460268	1	Terminal	
9	4460906	1	Connector	
10	4460312	1	Terminal, Ring	
11	4460891	1	Connector	
11	4460465	2	Socket	
11	1001116816	1	Connector	

SECTION 7 - ELECTRICAL

FIGURE 7-10. JUNCTION BOX HARNESS (100VAC MACHINES)



ART_4923150

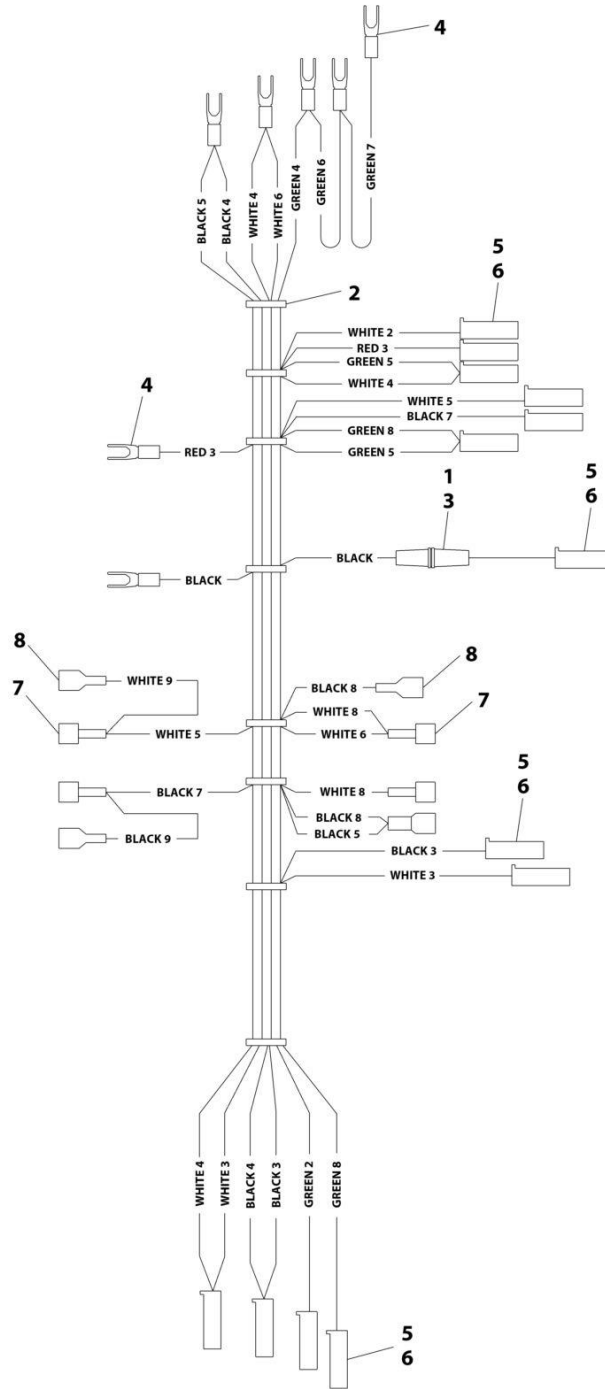
SECTION 7 - ELECTRICAL

FIGURE 7-10. JUNCTION BOX HARNESS (100VAC MACHINES)

ITEM	PART NUMBER	QTY	DESCRIPTION	REV
	4923150	Ref	JUNCTION BOX HARNESS	B
1	2400006	1	Fuse, 5 Amp	
2	4240032	AR	Tie - Strap	
3	4460044	1	Fuse Holder	
4	4460145	7	Terminal, Fork	
5	4460259	13	Terminal	
6	4460260	13	Housing, Terminal	
7	4460619	4	Terminal, Faston Receptacle	

SECTION 7 - ELECTRICAL

FIGURE 7-11. JUNCTION BOX HARNESS (120VAC MACHINES)



ART_4923131

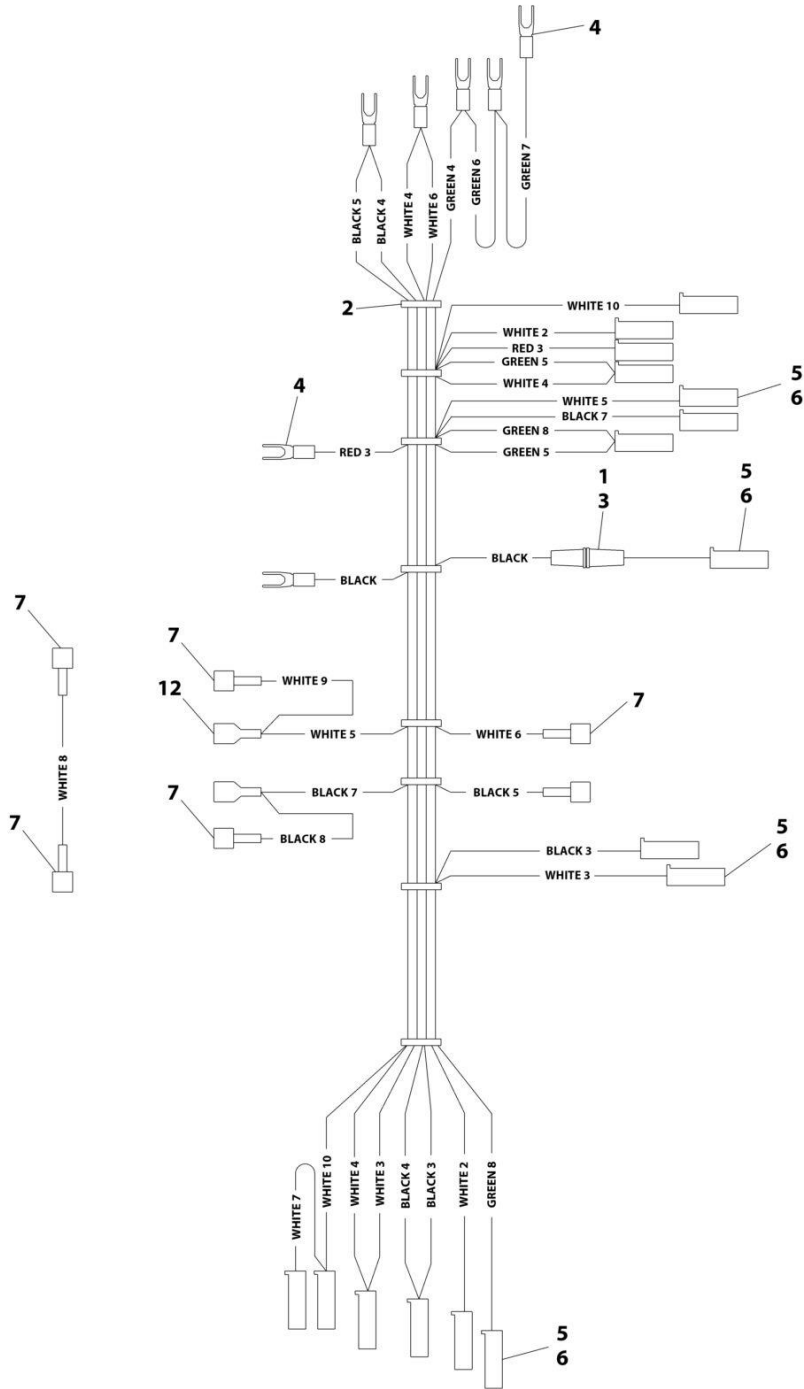
SECTION 7 - ELECTRICAL

FIGURE 7-11. JUNCTION BOX HARNESS (120VAC MACHINES)

ITEM	PART NUMBER	QTY	DESCRIPTION	REV
	4923131	Ref	JUNCTION BOX HARNESS	C
1	2400006	1	Fuse, 5 Amp	
2	4240032	AR	Tie - Strap	
3	4460044	1	Fuse Holder	
4	4460145	7	Terminal, Fork	
5	4460259	13	Terminal	
6	4460260	13	Housing, Terminal	
7	4460483	4	Terminal, Faston Receptacle	
8	4460619	4	Terminal, Faston Receptacle	

SECTION 7 - ELECTRICAL

FIGURE 7-12. JUNCTION BOX HARNESS (240VAC MACHINES)



ART_4923151

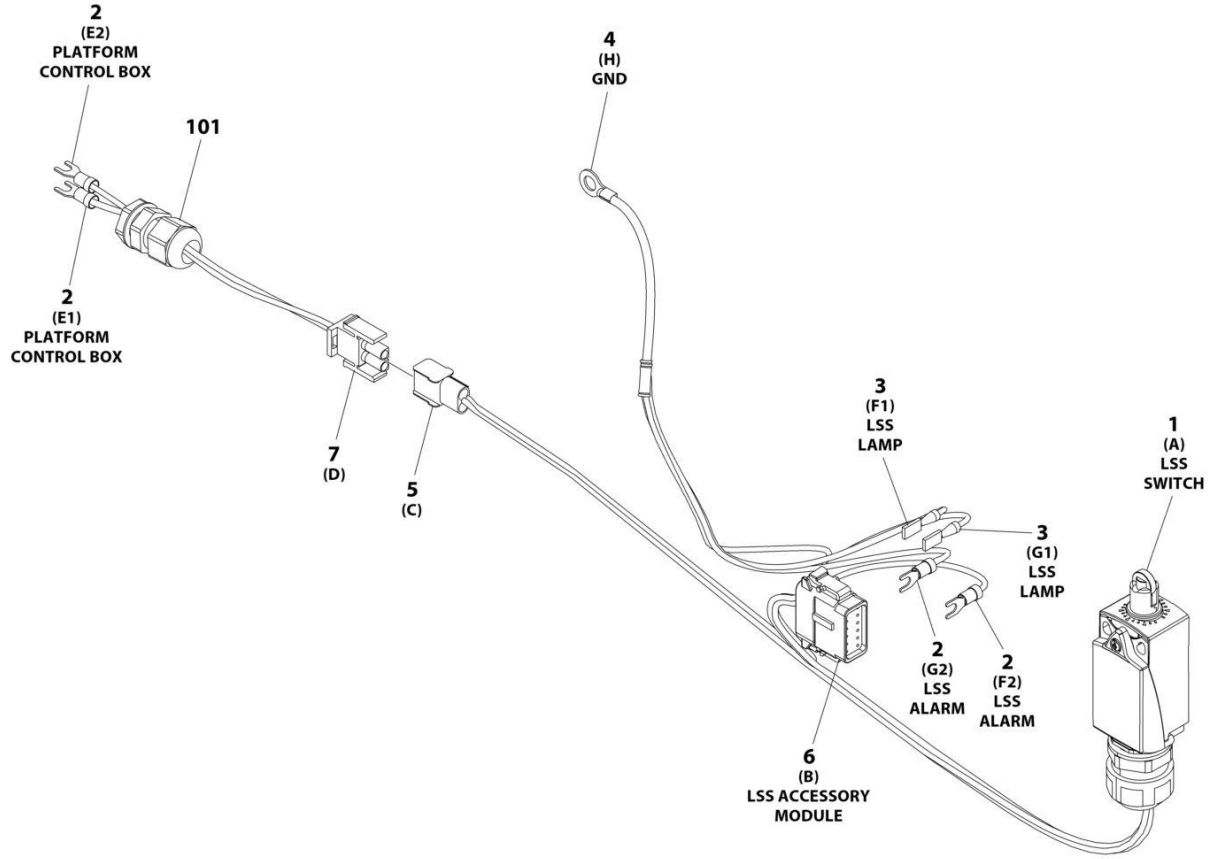
SECTION 7 - ELECTRICAL

FIGURE 7-12. JUNCTION BOX HARNESS (240VAC MACHINES)

ITEM	PART NUMBER	QTY	DESCRIPTION	REV
	4923151	Ref	JUNCTION BOX HARNESS	B
1	2400006	1	Fuse, 5 Amp	
2	4240032	AR	Tie - Strap	
3	4460044	1	Fuse Holder	
4	4460145	7	Terminal, Fork	
5	4460259	16	Terminal	
6	4460260	16	Housing, Terminal	
7	4460619	6	Terminal, Faston Receptacle	
12	4460483	2	Terminal, Faston Receptacle	

SECTION 7 - ELECTRICAL

FIGURE 7-13. LOAD SENSING SYSTEM HARNESS



ART_1001263085

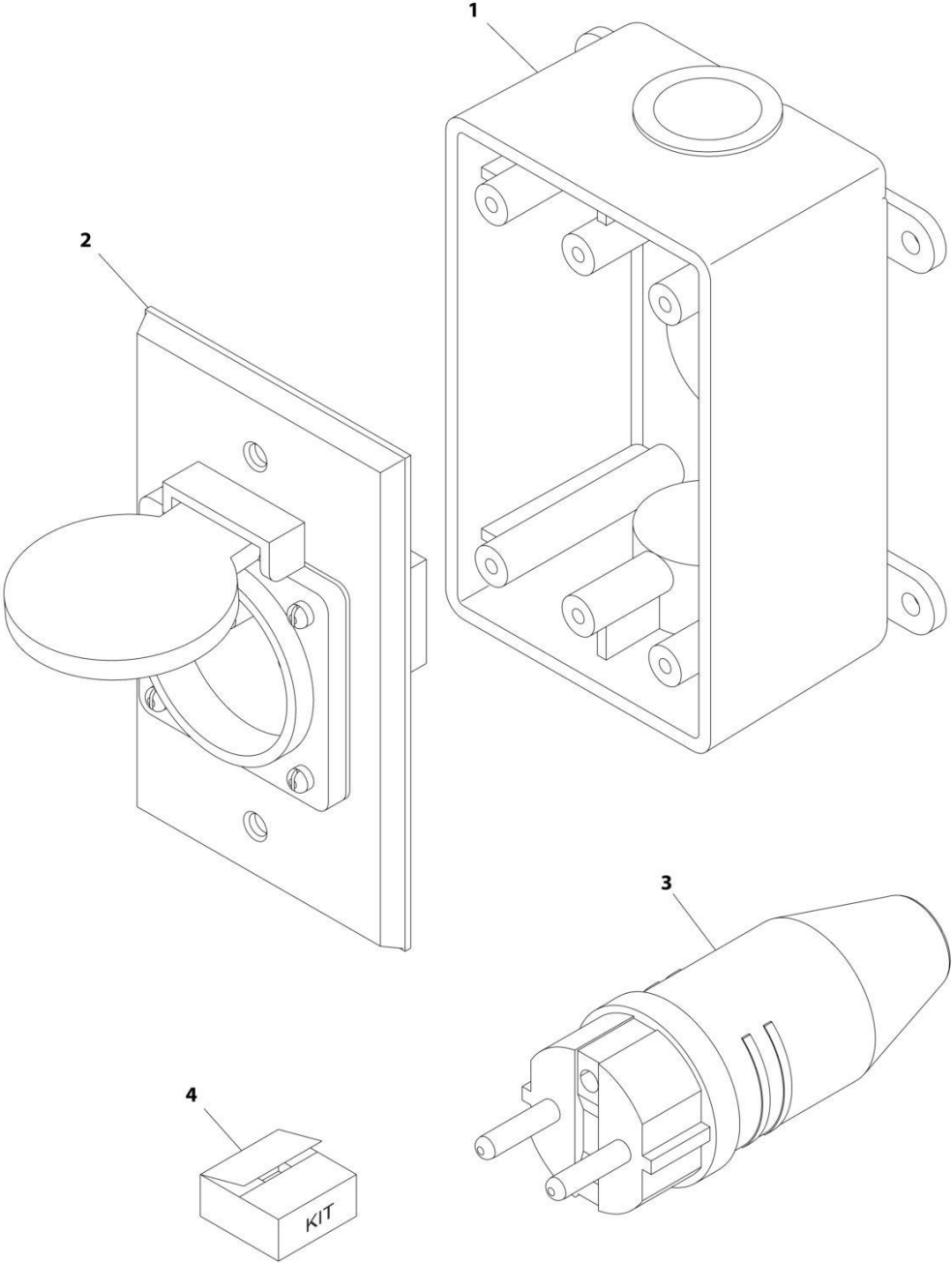
SECTION 7 - ELECTRICAL

FIGURE 7-13. LOAD SENSING SYSTEM HARNESS

ITEM	PART NUMBER	QTY	DESCRIPTION	REV
	1001263085	Ref	LOAD SENSING HARNESS	B
1	4360546	1	Switch, Limit	
2	4460183	4	Terminal, Fork	
3	See Note	2	Terminal, Spade (note: purchase Tyco 640917-1)	
4	4460312	1	Terminal, Ring	
5	4460424	1	Connector	
5	4460267	1	Pin, Male	
5	4460227	1	Pin, Male	
6	4460909	1	Connector	
6	4460928	6	Socket, Female	
6	4460518	6	Seal, Plug	
6	4460915	1	Lock, Wedge	
7	4460320	1	Connector	
7	4460268	1	Socket, Female	
7	4460226	1	Socket, Female	
101	4461000	1	Connector, Strain Relief	

SECTION 7 - ELECTRICAL

FIGURE 7-14. RECEPTACLE BOX KIT - 220V CEE7 POST GROUND 2X4 BOX (CE & UK CA SPEC)



ART_0275452-C

SECTION 7 - ELECTRICAL

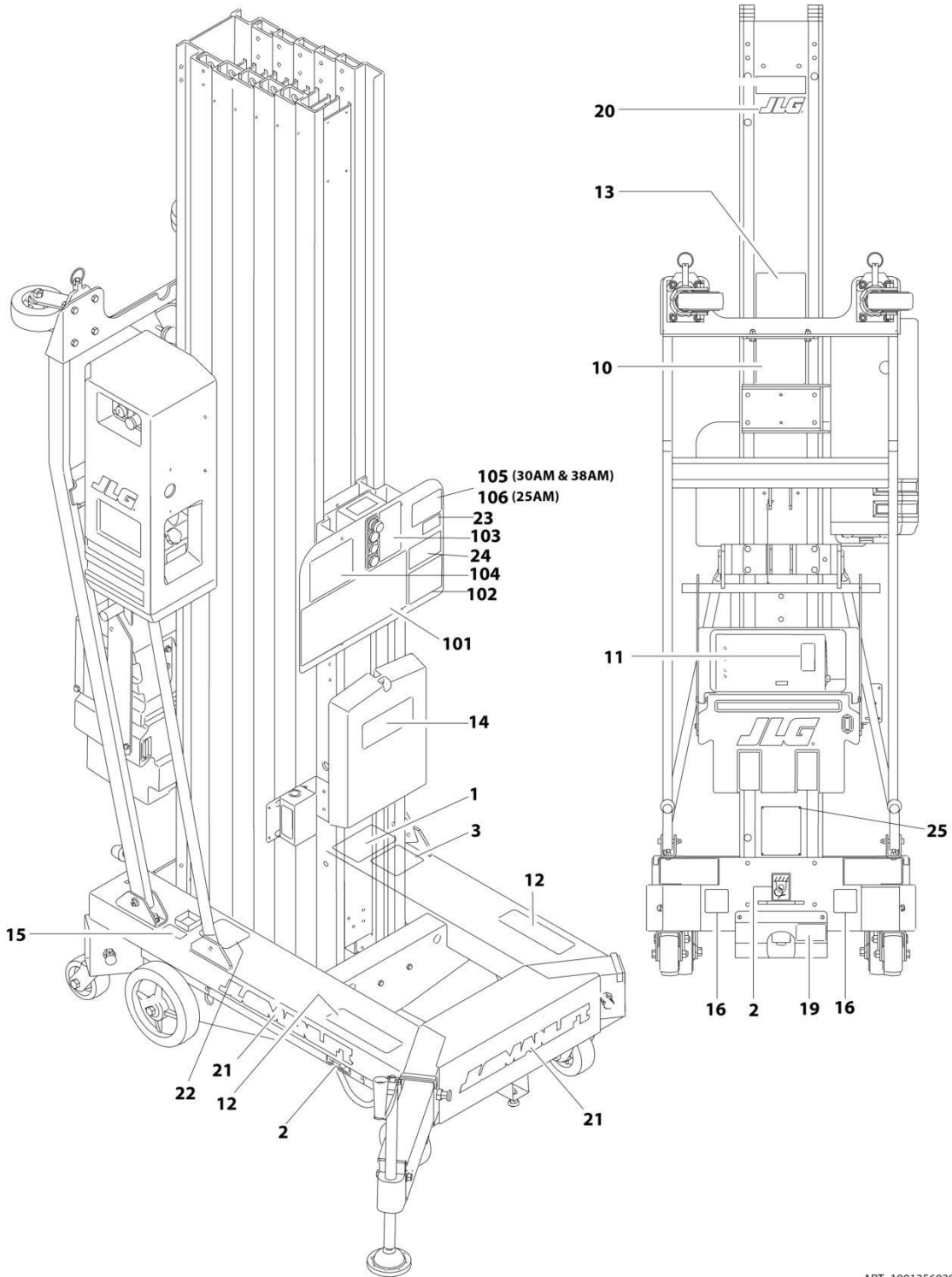
FIGURE 7-14. RECEPTACLE BOX KIT - 220V CEE7 POST GROUND 2X4 BOX (CE & UK CA SPEC)

ITEM	PART NUMBER	QTY	DESCRIPTION	REV
	0275452	Ref	RECEPTACLE BOX KIT - 220V CEE7 POST GROUND 2IN X 4IN BOX	C
1	0861731	1	Box, Switch	
2	4461244	1	Receptacle	
3	4461205	1	Plug, Male	
4	1001100345	1	Plug and Socket Kit (Includes Items 1-3 and Female Plug p/n 4461203)	

SECTION 8 - DECALS

SECTION 8 - DECALS

FIGURE 8-1. DECALS INSTALLATION - ANSI SPECS (ENGLISH LANGUAGE)



ART_1001256039

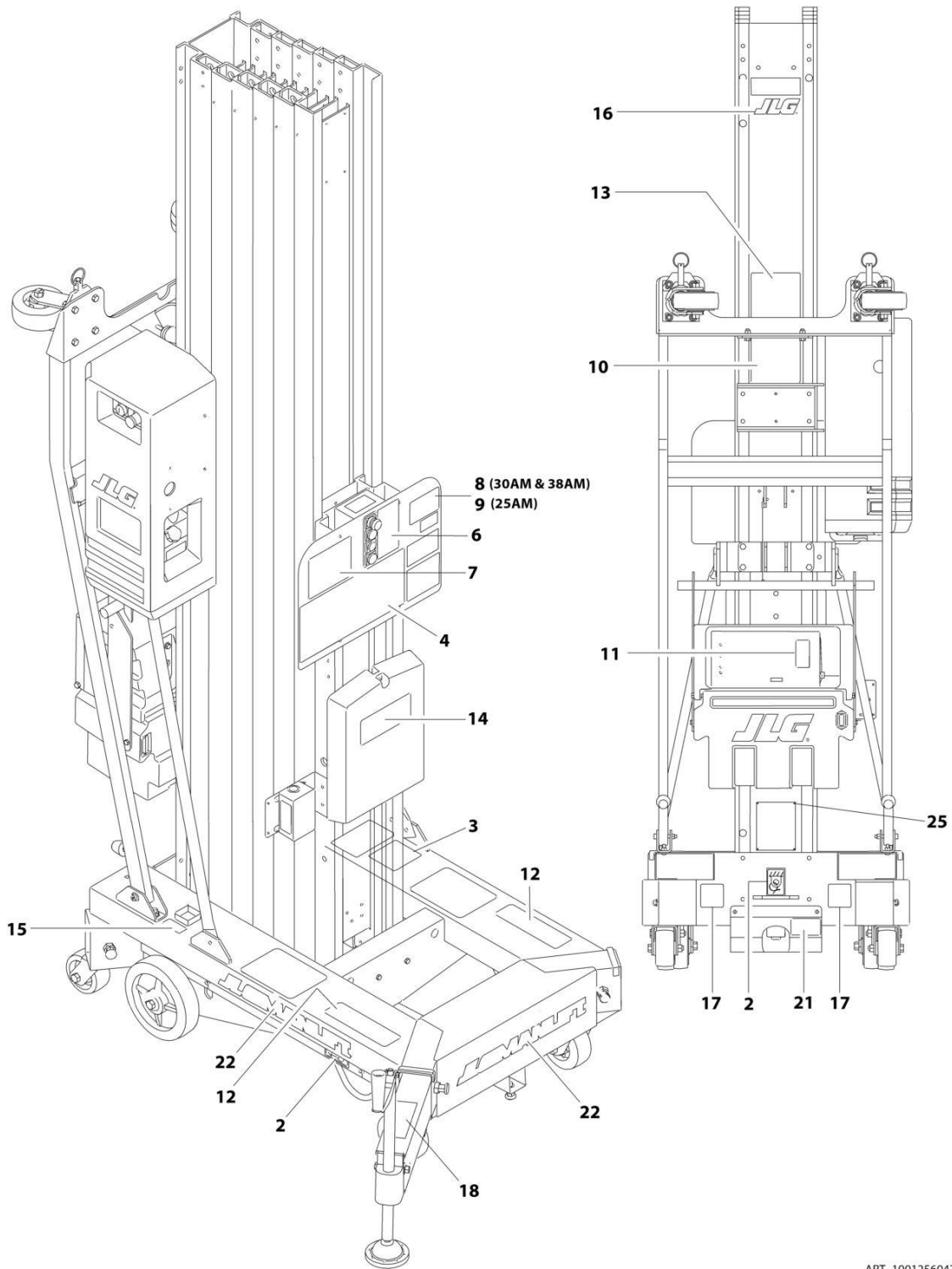
SECTION 8 - DECALS

FIGURE 8-1. DECALS INSTALLATION - ANSI SPECS (ENGLISH LANGUAGE)

ITEM	PART NUMBER	QTY	DESCRIPTION	REV
	1001256039	Ref	DECAL INSTALLATION	E
1	1001131273	1	Decal - Patent	
2	1702300	3	Decal - Tie Down	
3	See Note	1	Decal - Barcode (Note: Not available for purchase)	
10	1703784	1	Decal - Crushing/Tipping Hazard	
11	1703785	1	Decal - Warning	
12	1703786	2	Decal - Crushing Hazard	
13	1703787	1	Decal - Tiltback Crushing Hazard	
14	1701509	1	Decal - Manual	
15	1703789	1	Decal - Level Indicator (Australian Spec Only)	
16	1703817	2	Decal - Forklift	
17	2901570	Ref	Decal Kit (Not Shown) (Includes 10-15)	
19	1001115864	1	Decal - Manual Descent	
20	1703681	1	Decal - JLG	
21	1001126700	3	Decal - Manlift	
22	1001223055	1	Decal - Annual Inspection	
23	1001228370	1	Decal - ICES	
24	1001231801	1	Decal - Warning Prop 65	
25	3820013	4	Rivet	
100	1001256048	Ref	Decal Kit (Not Shown) (Includes 101-106)	
101	1703778	1	Decal - Warning	
103	1703780	1	Decal - Function Controls	
104	1703781	1	Decal - Electrocution Hazard	
105	1001256055	1	Decal - Capacity (30AM,38AM)	
106	1001256056	1	Decal - Capacity (25AM)	

SECTION 8 - DECALS

FIGURE 8-2. DECALS INSTALLATION - AUSTRALIAN SPECS (ENGLISH LANGUAGE)



ART_1001256047

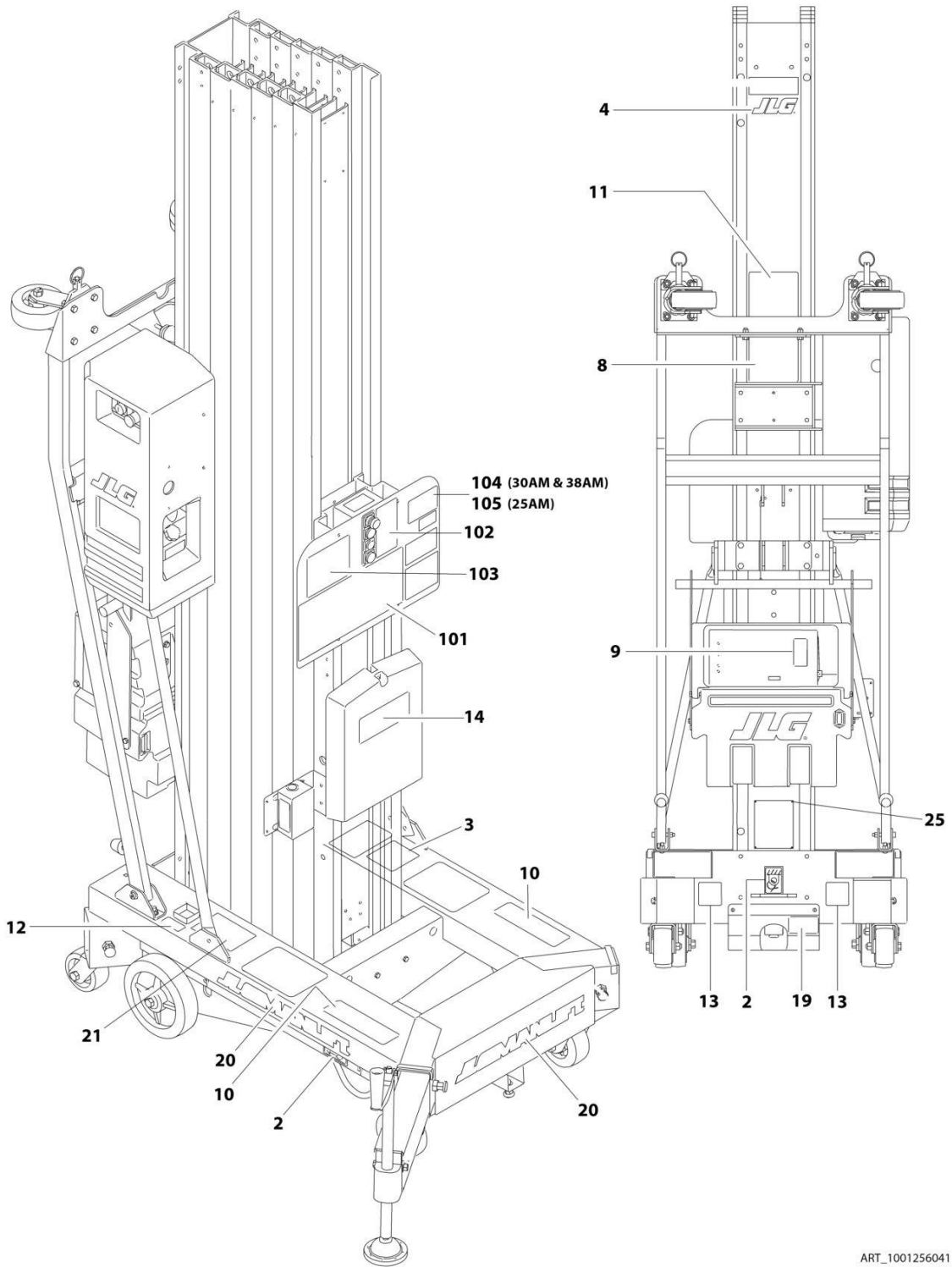
SECTION 8 - DECALS

FIGURE 8-2. DECALS INSTALLATION - AUSTRALIAN SPECS (ENGLISH LANGUAGE)

ITEM	PART NUMBER	QTY	DESCRIPTION	REV
	1001256047	Ref	DECAL INSTALLATION	D
2	1702300	3	Decal - Tie Down	
3	See Note	1	Decal - Barcode (Note: Not available for purchase)	
4	1703778	1	Decal - Warning	
6	1703780	1	Decal - Function Controls	
7	1703781	1	Decal - Electrocution Hazard	
8	1704094	1	Decal - Capacity (30AM,38AM)	
9	1704095	1	Decal - Capacity (25AM)	
10	1703784	1	Decal - Crushing/Tipping Hazard	
11	1703785	1	Decal - Warning	
12	1703786	2	Decal - Crushing Hazard	
13	1703787	1	Decal - Tiltback Crushing Hazard	
14	1701509	1	Decal - Manual	
15	1703789	1	Decal - Level Indicator (Australian Spec Only)	
16	1703681	1	Decal - JLG	
17	1703817	2	Decal - Forklift	
18	1705796	4	Decal - Indoor Use Only	
19	2901570	Ref	Decal Kit (Not Shown) (Includes Items 10-15)	
20	2901681	Ref	Decal Kit (Not Shown) (Includes Items 4-9)	
21	1001115864	1	Decal - Manual Descent	
22	1001126700	3	Decal - Manlift	
25	3820013	4	Rivet	

SECTION 8 - DECALS

FIGURE 8-3. DECALS INSTALLATION - BRAZIL SPECS (PORTUGUESE/SPANISH LANGUAGE)



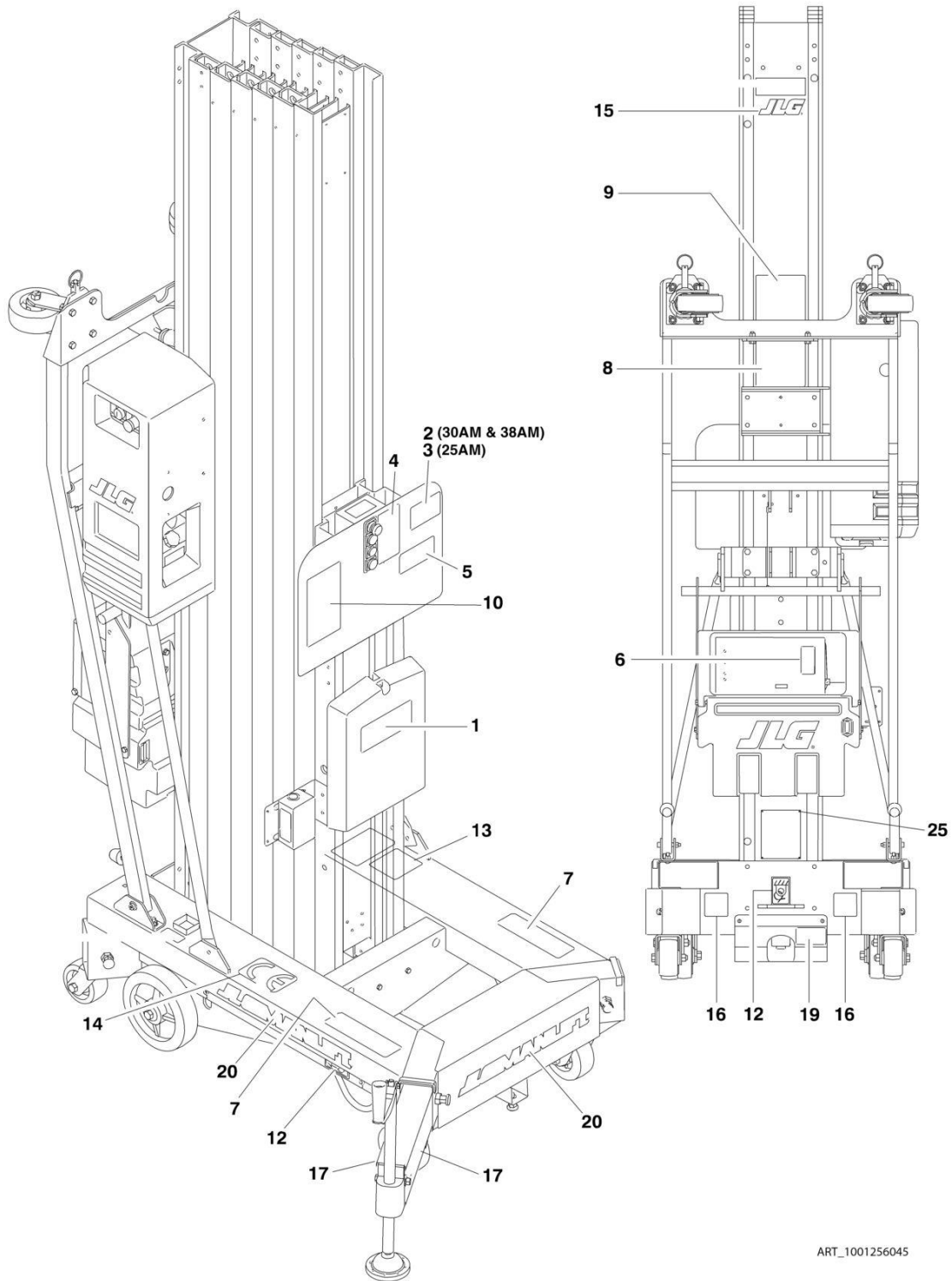
SECTION 8 - DECALS

FIGURE 8-3. DECALS INSTALLATION - BRAZIL SPECS (PORTUGUESE/SPANISH LANGUAGE)

ITEM	PART NUMBER	QTY	DESCRIPTION	REV
	1001256041	Ref	DECAL INSTALLATION	D
2	1702300	3	Decal - Tie Down	
3	See Note	1	Decal - Barcode (Note: Not available for purchase)	
4	1703681	1	Decal - JLG	
8	1704022	1	Decal - Crushing/Tipping Hazard	
9	1704023	1	Decal - Warning Fire Hazard	
10	1704024	2	Decal - Crushing Hazard	
11	1704025	1	Decal - Tiltback Crushing Hazard	
12	1704026	1	Decal - Level Indicator	
13	1703817	2	Decal - Forklift	
14	1701509	1	Decal - Manual	
16	2901624	Ref	Decal Kit (Not Shown) (Includes 8-12 & 14)	
19	1001115864	1	Decal - Manual Descent	
20	1001126700	3	Decal - Manlift	
21	1001224049	1	Decal - Annual Inspection	
25	3820013	4	Rivet	
100	1001256050	Ref	Decal Kit (Not Shown) (Includes 101-105)	
101	1704019	1	Decal - Warning	
102	1704020	1	Decal - Function Controls	
103	1704021	1	Decal - Electrocutation Hazard	
104	1001256055	1	Decal - Capacity (30AM,38AM)	
105	1001256056	1	Decal - Capacity (25AM)	

SECTION 8 - DECALS

FIGURE 8-4. DECALS INSTALLATION - CE & UK CA SPECS (ENGLISH LANGUAGE)



ART_1001256045

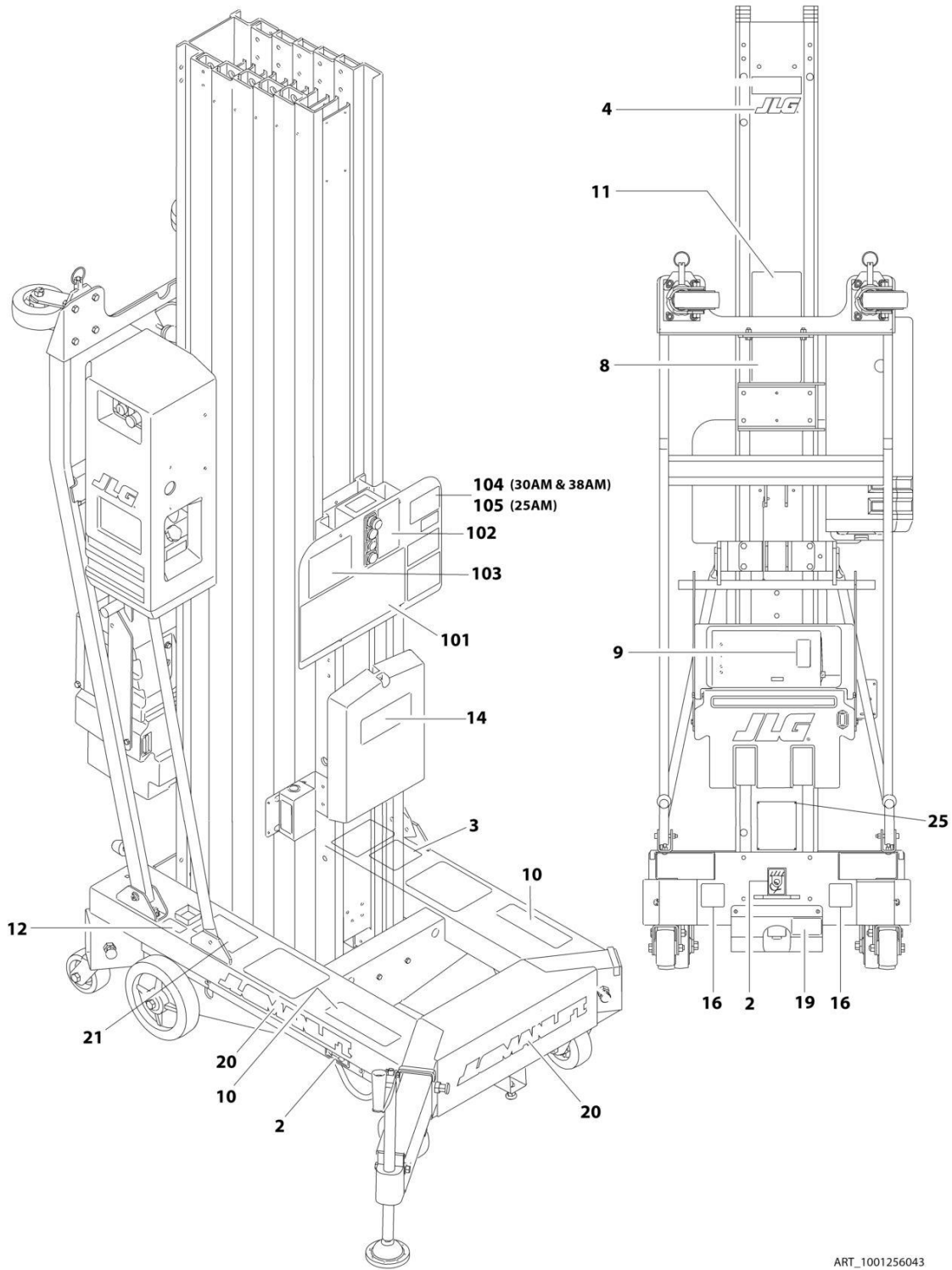
SECTION 8 - DECALS

FIGURE 8-4. DECALS INSTALLATION - CE & UK CA SPECS (ENGLISH LANGUAGE)

ITEM	PART NUMBER	QTY	DESCRIPTION	REV
	1001256045	Ref	DECALS INSTALLATION	D
1	1701509	1	Decal - Manual	
2	1704094	1	Decal - 135kgs Capacity (30AM &38AM) (30AM,38AM)	
3	1704095	1	Decal - 160kgs Capacity (25AM) (25AM)	
4	1705801	1	Decal - Function Controls	
5	1705802	1	Decal - Warning Electrocutation Hazard	
6	1705803	1	Decal - Warning Fire Hazard	
7	1705805	2	Decal - Warning Crushing	
8	1705831	1	Decal - Warning	
9	1001098578	1	Decal - Warning Crushing	
10	1001098579	1	Decal - Warning	
12	1702300	3	Decal - Tie Down	
13	See Note	NSS	Decal - Barcode (Note: Not available for purchase)	
14	1702928	1	Decal - CE (CE & UK CA Spec Only)	
15	1703681	AR	Decal - JLG Options:	
16	1703817	2	Decal - Forklift	
17	4420051	10 ft/3.0m	Tape, Safety (CE & UK CA Spec Only)	
18	1001098588	Ref	Decal Kit (Not Shown) (Includes Item 1-10)	
19	1001115864	1	Decal - Manual Descent	
20	1001126700	3	Decal - Manlift	
25	3820013	4	Rivet	

SECTION 8 - DECALS

FIGURE 8-5. DECALS INSTALLATION - CHINA SPECS (CHINESE - SIMPLIFIED/ENGLISH LANGUAGE)



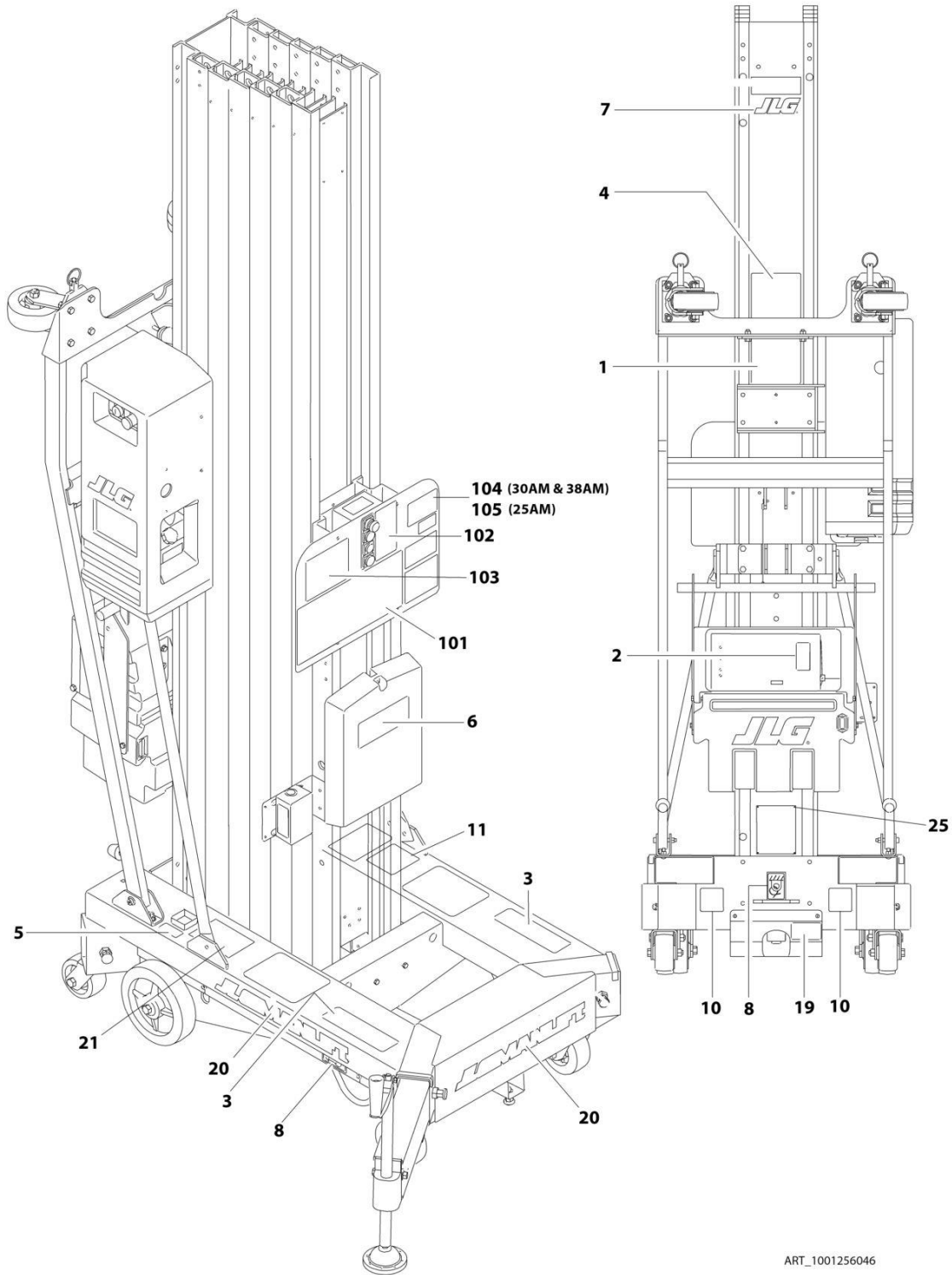
SECTION 8 - DECALS

FIGURE 8-5. DECALS INSTALLATION - CHINA SPECS (CHINESE - SIMPLIFIED/ENGLISH LANGUAGE)

ITEM	PART NUMBER	QTY	DESCRIPTION	REV
	1001256043	Ref	DECAL INSTALLATION	D
2	1702300	3	Decal - Tie Down	
3	See Note	1	Decal - Barcode (Note: Not available for purchase)	
4	1703681	1	Decal - JLG	
8	1704078	1	Decal - Crushing/Tipping Hazard	
9	1704079	1	Decal - Warning Fire Hazard	
10	1704081	2	Decal - Crushing Hazard	
11	1704082	1	Decal - Tiltback Crushing Hazard	
12	1704083	1	Decal - Level Indicator	
14	1701509	1	Decal - Manual	
16	1703817	2	Decal - Forklift	
17	2901634	Ref	Decal Kit (Not Shown) (Includes 8-14)	
19	1001115864	1	Decal - Manual Descent	
20	1001126700	3	Decal - Manlift	
21	1001224051	1	Decal - Annual Inspection	
25	3820013	4	Rivet	
100	1001256052	Ref	Decal Kit (Not Shown) (Includes 101-105)	
101	1704075	1	Decal - Warning	
102	1704076	1	Decal - Function Controls	
103	1704077	1	Decal - Electrocutation Hazard	
104	1001256055	1	Decal - Capacity (30AM & 38AM) (30AM,38AM)	
105	1001256056	1	Decal - Capacity (25AM) (25AM)	

SECTION 8 - DECALS

FIGURE 8-6. DECALS INSTALLATION - CHINA SPECS (CHINESE - TRADITIONAL/ENGLISH LANGUAGE)



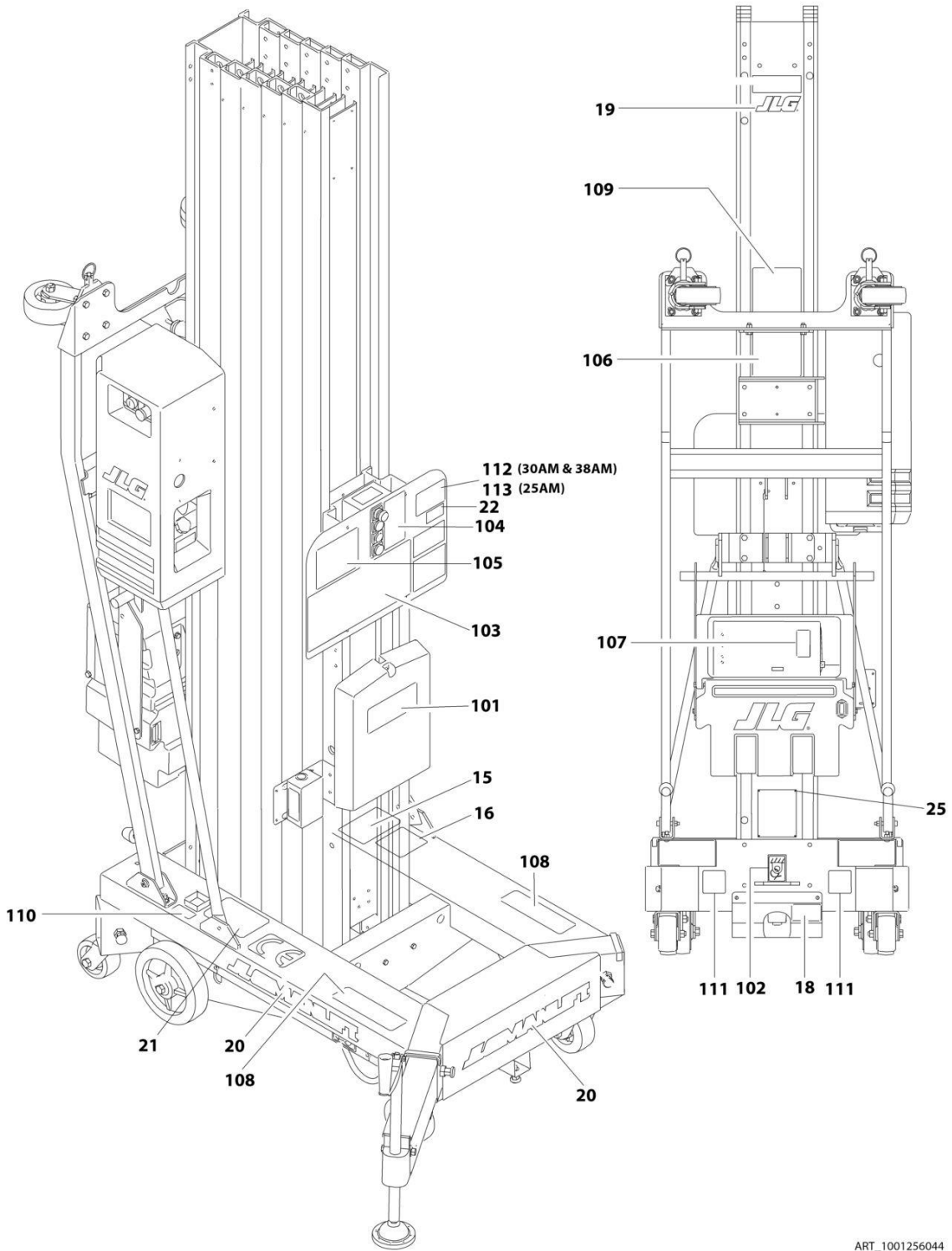
SECTION 8 - DECALS

FIGURE 8-6. DECALS INSTALLATION - CHINA SPECS (CHINESE - TRADITIONAL/ENGLISH LANGUAGE)

ITEM	PART NUMBER	QTY	DESCRIPTION	REV
	1001256046	Ref	DECAL INSTALLATION	D
1	1706696	1	Decal - Crushing/Tipping Hazard	
2	1706697	1	Decal - Explosion Hazard	
3	1704081	2	Decal - Crushing Hazard	
4	1706695	1	Decal - Crushing Hazard	
5	1706699	1	Decal - Level Indicator	
6	1701509	1	Decal - Manual	
7	1703681	1	Decal - JLG	
8	1702300	3	Decal - Tie Down	
10	1703817	2	Decal - Forklift	
11	See Note	1	Decal - Barcode (Note: Not available for purchase)	
17	2902487	Ref	Decal Kit (Not Shown) (Includes 1-6 & 8-10)	
19	1001115864	1	Decal - Manual Descent	
20	1001126700	3	Decal - Manlift	
21	1001224050	1	Decal - Annual Inspection	
25	3820013	4	Rivet	
100	1001256054	Ref	Decal Kit (Not Shown) (Includes 101-105)	
101	1706692	1	Decal - Warning	
102	1706693	1	Decal - Function Controls	
103	1706694	1	Decal - Electrocution Hazard	
104	1001256055	1	Decal - Capacity (30AM,38AM)	
105	1001256056	1	Decal - Capacity (25AM)	

SECTION 8 - DECALS

FIGURE 8-7. DECALS INSTALLATION - CSA SPECS (FRENCH/ENGLISH LANGUAGE)



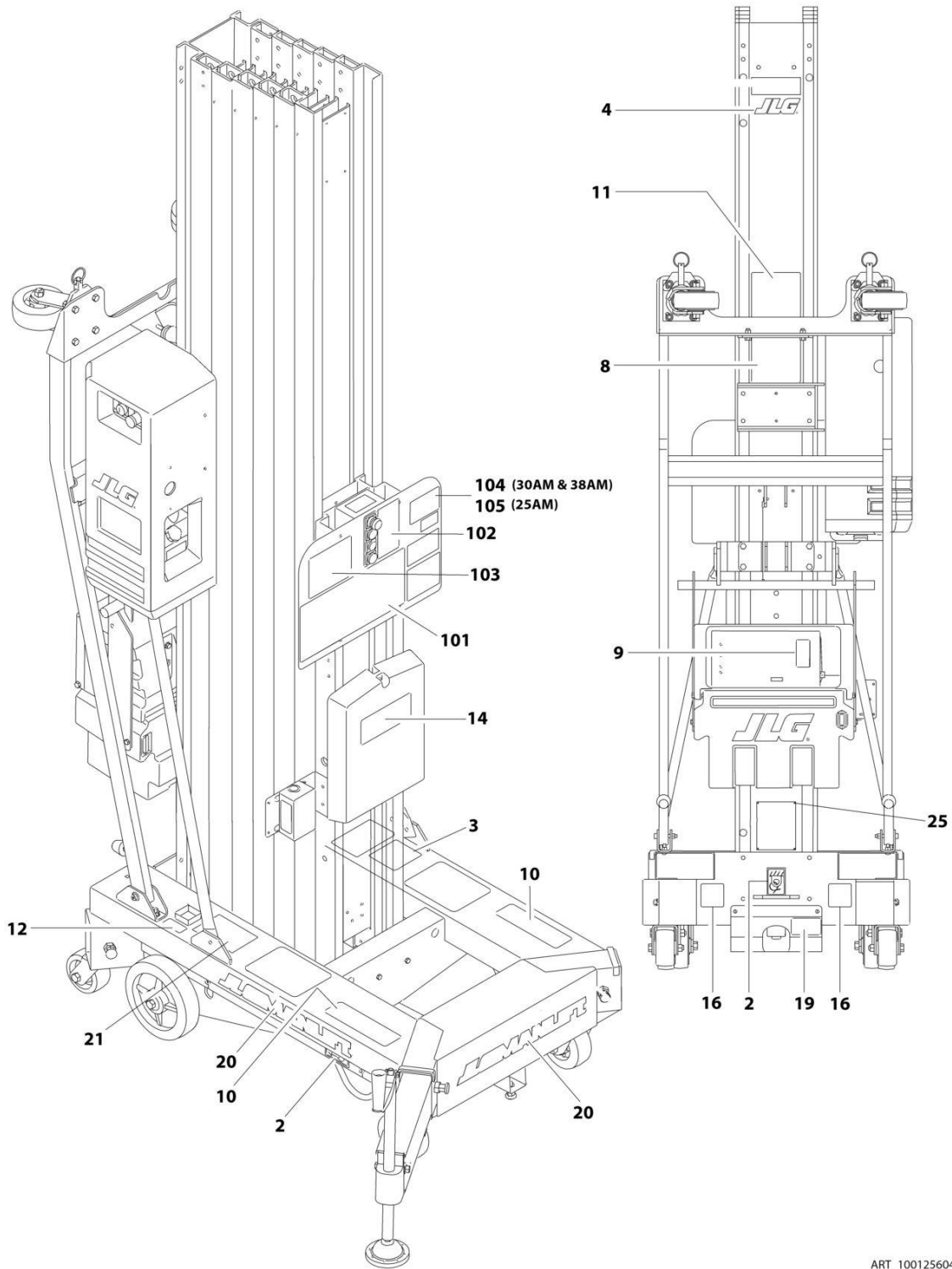
SECTION 8 - DECALS

FIGURE 8-7. DECALS INSTALLATION - CSA SPECS (FRENCH/ENGLISH LANGUAGE)

ITEM	PART NUMBER	QTY	DESCRIPTION	REV
	1001256044	Ref	DECAL INSTALLATION	D
22	1001228370	1	Decal - ICES	
1	1001131273	1	Decal - Patent	
3	See Note	1	Decal - Barcode (Note: Not available for purchase)	
19	1001115864	1	Decal - Manual Descent	
19	1703681	1	Decal - JLG	
20	1001126700	3	Decal - Manlift	
21	1001223971	1	Decal - Annual Inspection	
25	3820013	4	Rivet	
100	1001256053	Ref	Decal Kit (Not Shown) (Includes 101-113)	
101	1701509	1	Decal - Manual	
102	1702300	3	Decal - Tie Down	
103	1703778	1	Decal - Warning	
104	1703780	1	Decal - Function Controls	
105	1703781	1	Decal - Electrocution Hazard	
106	1703784	1	Decal - Crushing/Tipping Hazard	
107	1703785	1	Decal - Warning	
108	1703786	2	Decal - Crusing Hazard	
109	1703787	1	Decal - Tiltback Crushing Hazard	
110	1703789	1	Decal - Level Indicator	
111	1703817	2	Decal - Forklift	
112	1001256055	1	Decal - Capacity (30AM,38AM)	
113	1001256056	1	Decal - Capacity (25AM)	

SECTION 8 - DECALS

FIGURE 8-8. DECALS INSTALLATION - JAPANESE SPECS (JAPANESE/ENGLISH LANGUAGE)



ART_1001256042

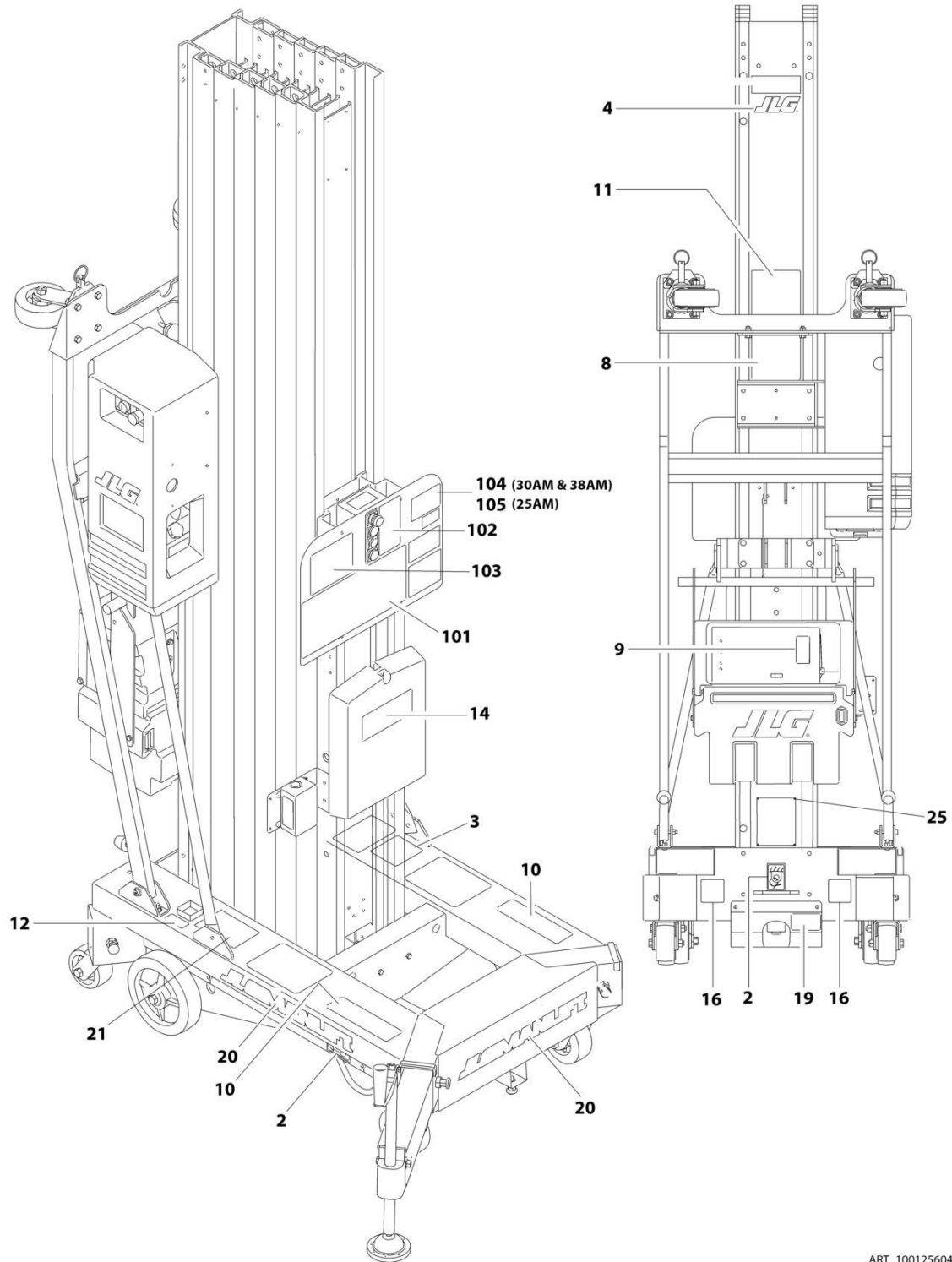
SECTION 8 - DECALS

FIGURE 8-8. DECALS INSTALLATION - JAPANESE SPECS (JAPANESE/ENGLISH LANGUAGE)

ITEM	PART NUMBER	QTY	DESCRIPTION	REV
	1001256042	Ref	DECAL INSTALLATION	D
2	1702300	3	Decal - Tie Down	
3	See Note	1	Decal - Barcode (Note: Not available for purchase)	
4	1703681	1	Decal - JLG	
8	1704088	1	Decal - Crushing/Tipping Hazard	
9	1704089	1	Decal - Warning Fire Hazard	
10	1704090	2	Decal - Crushing Hazard	
11	1704091	1	Decal - Tiltback Crushing Hazard	
12	1704092	1	Decal - Level Indicator	
14	1701509	1	Decal - Manual	
16	1703817	2	Decal - Forklift	
17	2901633	Ref	Decal Kit (Not Shown) (Includes 8-12)	
19	1001115864	1	Decal - Manual Descent	
20	1001126700	3	Decal - Manlift	
21	1001224049	1	Decal - Annual Inspection	
25	3820013	4	Rivet	
100	1001256051	Ref	Decal Kit (Not Shown) (Includes 101-105)	
101	1704084	1	Decal - Warning	
102	1704085	1	Decal - Function Controls	
103	1704086	1	Decal - Electrocutation Hazard	
104	1001256055	1	Decal - Capacity (30AM,38AM)	
105	1001256056	1	Decal - Capacity (25AM)	

SECTION 8 - DECALS

FIGURE 8-9. DECALS INSTALLATION - LATIN AMERICAN SPECS (SPANISH/ENGLISH LANGUAGE)



ART_1001256040

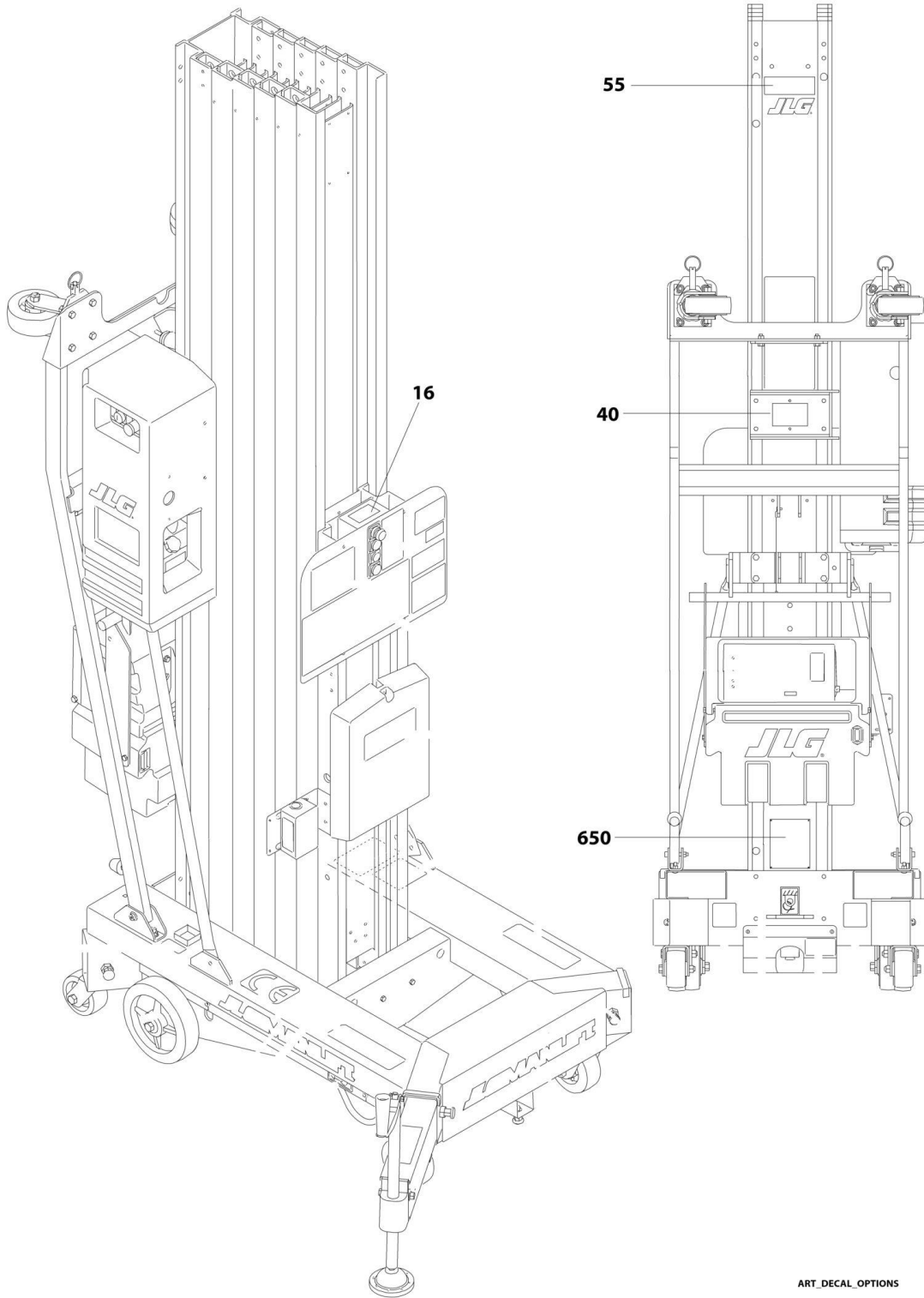
SECTION 8 - DECALS

FIGURE 8-9. DECALS INSTALLATION - LATIN AMERICAN SPECS (SPANISH/ENGLISH LANGUAGE)

ITEM	PART NUMBER	QTY	DESCRIPTION	REV
	1001256040	Ref	DECAL INSTALLATION	D
2	1702300	3	Decal - Tie Down	
3	See Note	1	Decal - Barcode (Note: Not available for purchase)	
4	1703681	1	Decal - JLG	
8	1704030	1	Decal - Crushing/Tipping Hazard	
9	1704031	1	Decal - Warning Fire Hazard	
10	1704032	2	Decal - Crushing Hazard	
11	1704033	1	Decal - Tiltback Crushing Hazard	
12	1704034	1	Decal - Level Indicator	
14	1701509	1	Decal - Manual	
16	1703817	2	Decal - Forklift	
17	2901623	Ref	Decal Kit (Not Shown) (Includes 8-14)	
19	1001115864	1	Decal - Manual Descent	
20	1001126700	3	Decal - Manlift	
21	1001224049	1	Decal - Annual Inspection	
23	1001228370	1	Decal - ICES	
24	1001231801	1	Decal - Warning Prop 65	
25	3820013	4	Rivet	
100	1001256049	Ref	Decal Kit (Not Shown) (Includes 101-105)	
101	1704027	1	Decal - Warning	
102	1704028	1	Decal - Function Controls	
103	1704029	1	Decal - Electrocutation Hazard	
104	1001256055	1	Decal - Capacity (30AM,38AM)	
105	1001256056	1	Decal - Capacity (25AM)	

SECTION 8 - DECALS

FIGURE 8-10. DECALS INSTALLATION - OPTIONS



ART_DECAL_OPTIONS

SECTION 8 - DECALS

FIGURE 8-10. DECALS INSTALLATION - OPTIONS

ITEM	PART NUMBER	QTY	DESCRIPTION	REV
		Ref	DECAL OPTIONS	
16	1703994	1	Decal - Auxiliary Lowering (Optional)	
40	0272934	Ref	Decal Installation - Ground Support Service (ANSI & CSA SPECS) (Optional)	
40	1001110242	1	Decal - Ground Support	
46	0274607	Ref	Decal Installation - Drop Bar (Not Shown)	
46	1706493	1	Decal - Dropbar (Optional) (Not Shown - Located on Platform Dropbar)	
55		Ref	Decal - Model Designation Options:	
55	1001271756	1	Decal - Model Designation (25AM)	
55	1001271757	1	Decal - Model Designation (30AM)	
55	1001271758	1	Decal - Model Designation (38AM)	
274	1001214029	1	Decal - EAC (Russia, CIS) (CE & UK CA Spec Only) (Not Shown)	
650	See Note	1	Nameplate - Serial Number (Note: Not available for purchase)	

SECTION 9 - RECOMMENDED SERVICE PARTS STOCK

SECTION 9 - RECOMMENDED SERVICE PARTS STOCK

SECTION 9 - RECOMMENDED SERVICE PARTS STOCK

FIGURE 9-1. RECOMMENDED SERVICE PARTS STOCK

ITEM	PART NUMBER	QTY	DESCRIPTION	REV
		Ref	Note: The following list will service one machine (built to current production per date on the front cover) with emergency repair parts which can be installed in the field. Parts from the list should be replaced when inventory is depleted to keep service parts stock supplied. For further information, contact your JLG dealer or the JLG Industries Parts Department.	
	4360161	1	Breaker, Circuit (100VAC and 120VAC Junction Boxes)	
	4360070	1	Breaker, Circuit (240VAC Junction Box)	
	7018536	1	Breaker, Circuit (4Amp) (Battery Charger - Standard)	
	7018558	1	Breaker, Circuit (8Amp) (Battery Charger - AGM)	
	7011509	1	Breaker, Circuit - DC 50Amp	
	70000643	1	Coil (AC and DC Motor/Pump Assemblies)	
	7023993	1	Coil (Lift Cylinder)	
	3990010	2	Diode	
	7026165	12	Filter	
	2400006	2	Fuse, 5 Amp	
	1001263963	2	Fuse, 175Amp (CE & UK CA Spec Machines)	
	2860030	1 st	Key, Replacement	
	2940074	1	Latch (Platforms with Gullwing Gate)	
	1600357	1	Module, Control (LSS Installation)	
	3740049	1	Relay	
	3740093	1	Relay, Starter 115VAC (100VAC and 120VAC Junction Box Assemblies)	
	3740105	1	Relay, Starter 230VAC (240VAC Junction Box Assemblies)	
	3740094	1	Relay, Starter 12 VDC (All AC Junction Box Assemblies)	
	4360546	1	Sensor, Limit (Load Sensing System Harness)	
	70001032	1	Solenoid (DC Motor Pump Assembly)	
	1001218349	1	Switch, E-Stop	
	4360469	1	Switch, Key	
	4360274	1	Switch, Pushbutton Gray (Auxilliary Lowering Installation)	
	7020089	1	Switch, Push Button (Green)	
	7020088	1	Switch, Push Button (White)	
	7020078	1	Switch, Push-Pull (Red)	
	7018586	1	Switch, Slide	
	1001155045	1	Switch, Toggle	

SECTION 10 - SPECIAL OPTIONS/ACCESSORIES/KITS

SECTION 10 - SPECIAL OPTIONS/ACCESSORIES/KITS

SECTION 10 - SPECIAL OPTIONS/ACCESSORIES/KITS

FIGURE 10-1. SPECIAL OPTIONS/ACCESSORIES/KITS

ITEM	PART NUMBER	QTY	DESCRIPTION	REV
		Ref	Note: This list is to accommodate machines ordered with special equipment. Options may not be applicable to all models. For more specific parts information contact JLG Parts Department.	
		Ref	Accessory Power Plug/Socket Installation Options:	
		Ref	AC Powered Machines:	
	1001097212	Ref	Accessory Power Plug/Socket Installation - 110VAC GFI (AC Machines) (ANSI, CSA, Japanese & Latin American Specs)	
	1001097217	Ref	Accessory Power Plug/Socket Installation - 110VAC IEC Yellow (AC Machines) (CE & UK CA Specs)	
	1001097218	Ref	Accessory Power Plug/Socket Installation - 220VAC IEC Blue (AC Machines) (CE & UK CA Specs)	
	1001097216	Ref	Accessory Power Plug/Socket Installation - 220VAC IEC Keyed Ground (AC Machines) (CE & UK CA Specs)	
	1001097214	Ref	Accessory Power Plug/Socket Installation - 220VAC IEC Post Ground (AC Machines) (CE & UK CA Specs)	
	1001097215	Ref	Accessory Power Plug/Socket Installation - 220VAC IEC Side Ground (AC Machines) (CE & UK CA Specs)	
	0273974	1	Accessory Power Plug/Socket Installation - 220VAC (AC Machines) (ANSI, China & Japanese Specs)	
	1001097213	Ref	Accessory Power Plug/Socket Installation - 220VAC Customer Supplied Plug (AC Machines) (All Specs)	
		Ref	DC Powered Machines:	
	1001097219	Ref	Accessory Power Plug/Socket Installation - 110VAC GFI (DC Machines) (ANSI, CSA, Japanese & Latin American Specs)	
	1001097224	Ref	Accessory Power Plug/Socket Installation - 110VAC IEC Yellow (DC Machines) (CE & UK CA Specs)	
	1001097225	Ref	Accessory Power Plug/Socket Installation - 220VAC IEC Blue (DC Machines) (CE & UK CA Specs)	
	1001097223	Ref	Accessory Power Plug/Socket Installation - 220VAC IEC Keyed Ground (DC Machines) (CE & UK CA Specs)	
	1001153733	Ref	Accessory Power Plug/Socket Installation - 220VAC IEC Post Ground (DC Machines) (CE & UK CA Specs)	
	1001097222	Ref	Accessory Power Plug/Socket Installation - 220VAC IEC Side Ground (DC Machines) (CE & UK CA Specs)	
	0273975	Ref	Accessory Power Plug/Socket Installation - 220VAC (DC Machines) (ANSI, China & Japanese Specs)	
	1001097220	Ref	Accessory Power Plug/Socket Installation - 220VAC Customer Supplied Plug (DC Machines) (All Specs)	
		Ref	Container, Shipping Skid Options:	
	1580035	1	Container, Shipping Skid (25AM,30AM)	
	1580036	1	Container, Shipping Skid (38AM)	
		Ref	DECAL KITS	
	2901570	1	Decal Kit - ANSI Spec (Machine Frame)	
	1001256048	1	Decal Kit - ANSI Spec (Platform)	
	2901570	1	Decal Kit - Australian Spec (Machine Frame)	
	2901681	1	Decal Kit - Australian Spec (Platform)	
	2901624	1	Decal Kit - Brazil Spec (Machine Frame)	
	1001256050	1	Decal Kit - Brazil Spec (Platform)	
	1001098588	1	Decal Kit - CE & UK CA Specs	
	2901634	1	Decal Kit - China (Simplified) Spec (Machine Frame)	
	1001256052	1	Decal Kit - China (Simplified) Spec (Platform)	
	2902487	1	Decal Kit - China (Traditional) Spec (Machine Frame)	

SECTION 10 - SPECIAL OPTIONS/ACCESSORIES/KITS

ITEM	PART NUMBER	QTY	DESCRIPTION	REV
	1001256054	1	Decal Kit - China (Traditional) Spec (Platform)	
	1001256053	1	Decal Kit - CSA Spec	
	2901633	1	Decal Kit - Japanese Spec (Machne Frame)	
	1001256051	1	Decal Kit - Japanese Spec (Platform)	
	2901623	1	Decal Kit - Latin American Spec (Machne Frame)	
	1001256049	1	Decal Kit - Latin American Spec (Platform)	
		Ref	Electrical Connector Kits	
	1001148902	Ref	Amp/Tyco Electrical Connector Kit	
	1001148903	Ref	Deutsch DT Electrical Connector Kit	
	1001148904	Ref	Deutsch HD Electrical Connector Kit	
	1001148905	Ref	Packard Electrical Connector Kit	
	1001148906	Ref	Various Electrical Connectors Kit	
		Ref	Fluids/Lubricants	
	3020022	Ref	Grease, Lithium (Wheels)	
	3020035	Ref	Lubricant, Silicone (Outrigger Jacks)	
	3020039	Ref	Lubricant (Mast)	
	0259132	Ref	Foot Pedal Control	
	2890321	Ref	Kickplate Kit	
		Ref	Special Tools:	
	7002821	1	Crimper (For Wire to Pin/Socket Connections)	
	7002823	1	Extractor (For Removal of Pin/Sockets Connectors)	
	4460467	1	Extractor 16-18 Gauge (For Wire to Pin/Socket from Deutsch Connectors)	
	4460510	1	Extractor 12-14 Gauge (For Wire to Pin/Socket from Deutsch Connectors)	
	7016654	1	Screwdriver, Magnetic	
	7004275	1	Seal Tool - 1in	
	7004276	1	Seal Tool - 1-1/2in	
	7002826	1	Seal Tool 2in	
	8896941	1	Stripper, Wire	
	1001137005	1	USB to RS232 Drive Installation (Service Kit)	

SECTION 10 - SPECIAL OPTIONS/ACCESSORIES/KITS

PART NUMBER INDEX

SECTION 10 - SPECIAL OPTIONS/ACCESSORIES/KITS

0100011.....13, 23, 27, 31, 35, 43, 47, 49, 51, 53, 75, 77, 91, 93, 97, 101, 103, 107, 111, 113, 117, 121, 123, 159, 167, 169, 171	0630518..... 43 0630550..... 49, 51, 53 0641404..... 47, 159 0641406... 13, 49, 51, 53, 75, 77, 93, 97, 103, 107, 113, 117, 169, 171	0902431 93, 97, 103, 107, 113, 117 0902445 93, 97, 103, 107, 113, 117 0902698 94, 98, 104, 108, 114, 118 0940088 43 0961845 135, 137 0961892 93, 97, 103, 107, 113, 117, 121, 123 0962288 ... 13, 23, 27, 31, 35 1001091102 39 1001091148 ... 21, 25, 29, 33 1001092754 114, 118 1001093322 37 1001093646 57, 59, 61 1001093778 13 1001096054 167, 169, 171 1001096586 57, 59, 61 1001096587 57, 59, 61 1001097212 216 1001097213 216 1001097214 216 1001097215 216 1001097216 216 1001097217 216 1001097218 216 1001097219 216 1001097220 216 1001097222 216 1001097223 216 1001097224 216 1001097225 216 1001098578 199 1001098579 199 1001098588 199, 216 1001099638 133, 135, 137, 139, 141 1001099734 94, 104, 149 1001099754 94, 98, 104, 108, 114, 118 1001100013 94, 98, 104, 108, 114, 118 1001100345 189 1001100544 159 1001100545 159 1001100905 121 1001101858 75, 77 1001101902 75, 77 1001101926 75, 77 1001101991 67, 69, 75 1001101994 67 1001103107 75, 77 1001103416 13 1001103417 ... 15, 17, 43 1001105113 ... 49, 51, 53 1001107441 91, 101, 111 1001107444 121, 123 1001107446 121, 123 1001107451 111 1001107452 43 1001107453 43 1001107454 43 1001107456 121, 123	1001107457.....121 1001107459.....111 1001107836.....71, 73, 77 1001107840.....71 1001108178.....91, 101 1001108715.....43 1001109247..93, 97, 103, 107 1001109248..... 113, 117 1001109309.....93, 97 1001109310..... 103, 107 1001109312..... 113, 117 1001110217.....87 1001110242.....211 1001110281..... 121, 123 1001114375.....87 1001115505.....19 1001115864..... 193, 195, 197, 199, 201, 203, 205, 207, 209 1001115956.....17 1001116723.....179 1001116733.....179 1001116816.....179 1001116824.... 23, 27, 31, 35 1001117078.....179 1001126700..... 193, 195, 197, 199, 201, 203, 205, 207, 209 1001129756.... 23, 27, 31, 35 1001129757.... 23, 27, 31, 35 1001129758.... 23, 27, 31, 35 1001129761.... 23, 27, 31, 35 1001129763.... 23, 27, 31, 35 1001129764.... 23, 27, 31, 35 1001129779.... 23, 27, 31, 35 1001131273..... 193, 205 1001133151.... 23, 27, 31, 35 1001137005.....217 1001146221.....167 1001148902.....217 1001148903.....217 1001148904.....217 1001148905.....217 1001148906.....217 1001149108.....167 1001151813.....167 1001151831.....167 1001151832.....167 1001153733.....216 1001154240.....43 1001155043.....55 1001155044.....55 1001155045.....55, 214 1001193370.....43 1001197047.....137 1001197048.....133 1001197049..... 133, 137
0100019....94, 95, 98, 99, 104, 105, 108, 109, 114, 115, 118, 119, 125 0100035.....23, 27, 31, 35 0100051.....67, 69, 71, 73 0100081.....121, 123 0140011.....125 0140033.....37 0255036.....143 0255040.....145 0256559.....127 0258448.....129 0258451.....169 0258453.....171 0258474.....135 0258475.....141 0258482.....85 0259132.....217 0270163.....75, 77 0271252.....37 0272934.....211 0273144.....125 0273162.....125 0273974.....216 0273975.....216 0274607.... 133, 135, 137, 211 0274822.....139 0275452.....189 0275697.....83 0362735 93, 97, 103, 107, 113, 117 0362758 93, 97, 103, 107, 113, 117 0400122.....67, 69 0400176.....75, 79 0400209.....71, 73 0400212.....77, 81 0440268.....125 0440287.....121, 123 0561149 95, 99, 105, 109, 115, 119 0561153.... 105, 109, 115, 119 0561308 94, 98, 104, 108, 114, 118 0561309 94, 98, 104, 108, 114, 118 0561336 94, 98, 104, 108, 114, 118 0561337 94, 98, 105, 109, 114, 118 0561341 93, 97, 103, 107, 113, 117 0561408 95, 99, 105, 109, 115, 119 0561409.... 105, 109, 115, 119 0630383.....43, 121, 123	0641407 93, 97, 103, 107, 113, 117, 167, 169, 171 0641408 94, 98, 104, 108, 121, 123, 133, 135, 137, 139, 141 0641410... 23, 27, 31, 35, 145, 167, 169, 171 0641414 75, 77, 133, 135, 137, 139, 141 0641416 125, 133, 137 0641418 ... 125, 133, 135, 137, 167, 169, 171 0641512 75, 77 0641606 13 0641608 ... 21, 25, 29, 33, 43, 91, 101, 111, 121 0641609 91, 101, 111 0641610 43, 121, 123 0641611 111 0641612 ... 129, 167, 169, 171 0641618 133, 137 0641622... 23, 27, 31, 35, 125 0641624 43 0641628 125 0641828 13, 121, 123 0641872 94, 98, 104, 108, 114, 118 0681410 93, 97, 103, 107, 113, 117 0681812 127 0721006... 37, 47, 49, 51, 53, 125, 139, 141 0741006 93, 97, 103, 107, 113, 117 0741407 ... 23, 27, 31, 35 0741606 93, 97, 103, 107, 113, 117 0760806 69, 73 0791408 125 0791608 ... 47, 49, 51, 53 0791609 159 0791610 125, 159 0801297 91, 93, 97 0801298 ... 101, 103, 107 0860520 ... 133, 135, 137, 139, 141 0860947 143 0861207 ... 167, 169, 171 0861213 85 0861731 189 0902047 93, 97, 103, 107, 113, 117 0902079 143 0902422 93, 97, 103, 107, 113, 117 0902423 93, 97, 103, 107, 113, 117 0902424 93, 97, 103, 107, 113, 117		

SECTION 10 - SPECIAL OPTIONS/ACCESSORIES/KITS

1001203325	43	1001256056.....	193, 197, 201, 203, 205, 207, 209	1271419.93, 97, 103, 107	1704084	207	
1001209403	43	1001256084.....	111	1271420.93, 97, 103, 107	1704085	207	
1001209404	43	1001256085.....	101	1271421.93, 97, 103, 107	1704086	207	
1001209470	43	1001256086.....	91	1271423.....	113, 117	1704088	207
1001211422	43	1001256087.....	111, 113, 117	1271424.....	113, 117	1704089	207
1001212241	43	1001256108.....	13	1271425.....	113, 117	1704090	207
1001213582	127	1001256110.....	13	1320041.....	167	1704091	207
1001214029	211	1001256447. 13, 121, 123		1320149.....	167, 169, 171	1704092	207
1001218349	55, 214	1001256451.....	121	1540002.....	37	1704094	195, 199
1001223055	193	1001256452.....	123	1560019.....	133	1704095	195, 199
1001223971	205	1001258016.....	41	1580035.....	216	1705756	125
1001224049	197, 207, 209	1001258419.....	57, 59, 61	1580036.....	216	1705796	195
1001224050	203	1001260623.....	41	1600357.....	125, 214	1705801	199
1001224051	201	1001263085.....	125, 187	1671255.94, 98, 104, 108		1705802	199
1001228370	193, 205, 209	1001263963...69, 73, 214		1701509.....	193, 195, 197, 199, 201, 203, 205, 207, 209	1705803	199
1001230476	125	1001263965.....	73	1702102.....	57, 59	1705805	199
1001230477	125	1001263966.....	69	1702103.....	61	1705831	199
1001231279	43	1001264095.....	69, 73	1702120.....	57, 59, 61	1706326	145
1001231280	43	1001266769.....	55	1702300.....	193, 195, 197, 199, 201, 203, 205, 207, 209	1706493... 133, 135, 137, 211	
1001231801	193, 209	1001267219....	57, 59, 61, 177	1702365.....	143, 145	1706692	203
1001235146 .93, 97, 103, 107, 113, 117		1001267220.....	47, 179	1702928.....	199	1706693	203
1001239224	39	1001267221.....	51, 59	1703455.....	129	1706694	203
1001239661	39	1001267222.....	53, 61	1703681..57, 59, 61, 133, 135, 137, 139, 141, 193, 195, 197, 199, 201, 203, 205, 207, 209		1706695	203
1001246861	159	1001267223.....	49, 57	1703778.....	193, 195, 205	1706696	203
1001246862	159	1001267290.....	31	1703780.....	193, 195, 205	1706697	203
1001247845	55	1001267742.....	141	1703781.....	193, 195, 205	1706699	203
1001247990 ... 47, 49, 51, 53		1001267922.....	135, 137	1703784.....	193, 195, 205	2080040	43
1001248096	47	1001267924.....	139	1703785.....	193, 195, 205	2220473	159
1001250275 ... 47, 49, 51, 53, 55		1001271756.....	211	1703786.....	193, 195, 205	2400006... 181, 183, 185, 214	
1001251209	51	1001271757.....	211	1703787.....	193, 195, 205	2410016	133
1001251264	53	1001271758.....	211	1703788.....	193, 195, 205	2410018	133
1001251265	49	1001280907.....	13, 175	1703789.....	193, 195, 205	2410022	139
1001251265	49	1001281079.....	39	1703817....	193, 195, 197, 199, 201, 203, 205, 207, 209	2420140	91, 101, 111
1001255483	125	1001281086.....	39	1703994.....	211	2420172	83
1001255532	125	1001287166.98, 108, 151		1704019.....	197	2420195	75, 77
1001255920	21, 23	1001287168.....	118, 155	1704020.....	197	2560088	91, 101, 121, 123
1001255921	25, 27	1060380	43, 135, 139, 141, 143, 145	1704021.....	197	2560127	23, 27, 31, 35
1001255922	33, 35	1060571	47	1704022.....	197	2600225	133, 139, 141
1001255923	21	1060683 93, 97, 103, 107		1704023.....	197	2720130	121, 123
1001255924	25	1060684	113, 117	1704024.....	197	2820035	87
1001255925	33	10701650	13	1704025.....	197	2840019	23, 27, 31, 35
1001255940	29	1220015	23, 27, 31, 35	1704026.....	197	2860030	55, 214
1001255941	29, 31	1260355 94, 98, 104, 108		1704027.....	209	2880310.93, 97, 103, 107, 113, 117	
1001255984	114, 153	1260357 ... 94, 95, 98, 99, 104, 105, 108, 109		1704028.....	209	2890321	217
1001256039	193	1260358	114, 118	1704029.....	209	2901570	193, 195, 216
1001256040	209	1260359 94, 98, 104, 108		1704030.....	209	2901623	209, 217
1001256041	197	1260360	114, 118	1704031.....	209	2901624	197, 216
1001256042	207	1260361 ... 104, 105, 108, 109		1704032.....	209	2901633	207, 217
1001256043	201	1260362 ... 114, 115, 118, 119		1704033.....	209	2901634	201, 216
1001256044	205	1260363 ... 94, 95, 98, 99, 104, 105, 108, 109		1704034.....	209	2901681	195, 216
1001256045	199	1260364 ... 114, 115, 118, 119		1704075.....	201	2902487	203, 216
1001256046	203	1260365 ... 114, 115, 118, 119		1704076.....	201	2920026	125
1001256047	195	1271392 93, 97, 103, 107		1704077.....	201	2920029	125
1001256048	193, 216	1271393.93, 97, 103, 107, 113, 117		1704078.....	201	2920151	175
1001256049	209, 217	1271398	113, 117	1704079.....	201	2940074	139, 141, 214
1001256050	197, 216			1704081.....	201, 203	2940132	87
1001256051	207, 217			1704082.....	201	2940150	17, 43
1001256052	201, 216			1704083.....	201	3020022	217
1001256053	205, 217					3020029	13
1001256054	203, 217					3020035 ... 23, 27, 31, 35, 217	
1001256055	193, 197, 201, 203, 205, 207, 209					3020039.94, 98, 104, 108, 114, 118, 217	

SECTION 10 - SPECIAL OPTIONS/ACCESSORIES/KITS

3271805.....127	3450304 ... 94, 95, 98, 99, 104, 105, 108, 109, 114, 115, 118, 119	3900191 167	4420064.....85
3290305.....39		3900192 93, 97, 103, 107, 113, 117	4420065.....85
3290801.....69, 73		3900193 23, 27, 31, 35	4460035.....167
3300356.....133, 139, 141	3510873 133	3900194 13	4460042.....175
3300379.....13	3510905 141	3900204 143	4460043.....177, 179
3300391.....143	3510907 135, 137	3900205 93, 97, 103, 107, 113, 117, 167	4460044.....181, 183, 185
3300440.....23, 27, 31, 35	3510908 139	3900212 13	4460068.....177, 179
3300475.....125	3510909 139	3900258 133, 139, 141	4460115.....167, 169, 171, 177, 179
3311001.....125, 167	3520028 57, 59	3900346 125	4460142.....175
3311005.....37, 43, 47, 49, 51, 53, 139, 141	3520034 57, 59, 61	3900347 125	4460145.....167, 177, 181, 183, 185
3311401 93, 97, 103, 107, 113, 117, 125	3520072 125, 139, 141	3900373 167, 169, 171	4460183.....173, 187
3311405.....13, 23, 27, 31, 35, 49, 51, 53, 75, 77, 133, 135, 137, 139, 141, 145, 167, 169, 171	3520163 121, 123	3910804 55	4460226.....187
3311408.....125	3520169 133, 135, 137	3910808 57, 59, 61	4460227.....187
3311505.....43, 75, 77, 93, 97, 103, 107, 113, 117, 121, 123, 133, 139, 141	3539660 13	3911024 49, 125	4460234.....39, 41, 47, 49, 51, 53
3311601 93, 97, 103, 107, 113, 117, 125	3539814 127	3931016 47, 49, 51, 53	4460256.....179
3311605.....21, 23, 25, 27, 29, 31, 33, 35, 43, 91, 101, 111, 121, 123, 125, 129, 133, 137, 167, 169, 171	3570923 167, 169, 171	3931420 63, 65	4460259.....83, 173, 175, 177, 179, 181, 183, 185
3311608.....91, 101, 111, 125, 159	3570976 129	3990010 173, 179, 214	4460260.....83, 163, 165, 173, 175, 177, 179, 181, 183, 185
3311801 93, 97, 103, 107, 113, 117, 125	3571101 ... 94, 95, 98, 99, 104, 105, 108, 109, 114, 115, 118, 119	4010308 39	4460267.....87, 187
3311805.....13, 121, 123	3571103 95, 99, 105, 109, 115, 119	4010403 55	4460268.....87, 175, 177, 179, 187
3321501.....43	3574518 125	4060803 ... 133, 135, 137, 141	4460297.....163, 165, 175
3321701.....121, 123	3580269 93, 97, 103, 107, 113, 117	4060960 93, 97, 103, 107, 113, 117	4460312.....179, 187
3340845 93, 97, 103, 107, 113, 117, 121, 123	3580286 93, 97, 103, 107, 113, 117	4060961 93, 97, 103, 107, 113, 117	4460315.....163, 165, 169, 171, 177
3420934.....43	3580291 93, 97, 103, 107, 113, 117	4061060 125	4460320.....187
3421453.....143, 145	3580293 93, 97, 103, 107, 113, 117	4070860 94, 98, 104, 108, 114, 118, 121, 123	4460326.....87
3422338.....94, 95, 98, 99, 104, 105, 108, 109, 114, 115, 118, 119	3580344 167, 169, 171	4070861 94, 98, 104, 108, 114, 118, 121, 123	4460420.....179
3422346 95, 99, 105, 109, 115, 119	3600453 49, 51, 53, 65	4070862 94, 98, 104, 108, 114, 118, 121, 123	4460424.....177, 179, 187
3422355 95, 99, 105, 109, 115, 119	3600461 47, 63	4070988 94, 98, 104, 108, 114, 118	4460445.....87, 175
3422657.....135, 139, 141	3641663 141	4070989 94, 98, 104, 108, 114, 118	4460465.....179
3422717 93, 97, 103, 107, 113, 117	3641664 135, 137	4070990 94, 98, 104, 108, 114, 118	4460467.....217
3422720 94, 98, 104, 108, 114, 118	3740049 ... 47, 57, 59, 61, 214	4070990 94, 98, 104, 108, 114, 118	4460474.....167
3422722 95, 99, 105, 109, 115, 119	3740093 57, 59, 214	4071131 121, 123	4460483.....183, 185
3422744.....13, 121, 123	3740094 ...57, 59, 61, 214	4071132 121, 123	4460510.....217
3422750 93, 97, 103, 107, 113, 117	3740105 61, 214	4160124 94, 98, 104, 108, 114, 118	4460518.....187
3422752 93, 97, 103, 107, 113, 117	3740106 175	4160130 167, 169, 171	4460565.....57, 59, 61
3422757 93, 97, 103, 107, 113, 117	3740154 49	4160165 139, 141	4460566..49, 51, 53, 167, 169, 171
3422758 93, 97, 103, 107, 113, 117	3760170 143, 145	4160205 125	4460619.....181, 183, 185
3450202.....94, 95, 98, 99, 104, 105, 108, 109, 114, 115, 118, 119	3760348 94, 98, 104, 108, 114, 118	4220178 23, 27, 31, 35	4460633.....57, 59, 61
	3760383 93, 97, 103, 107, 113, 117	4240032 181, 183, 185	4460741.....179
	3780200 23, 27, 31, 35	4240033 ... 39, 41, 47, 49, 51, 53	4460891.....179
	3820012 ... 23, 27, 31, 35, 133, 135, 137, 139, 141	4280291 23, 27, 31, 35	4460906.....179
	3820013 ... 193, 195, 197, 199, 201, 203, 205, 207, 209	4280296 ... 135, 137, 143, 145	4460908.....125
	3820024 43, 133, 135, 137, 139, 141	4300111 95, 99, 105, 109, 115, 119	4460909.....187
	3820032 87, 125, 167, 169, 171	4300129 94, 98, 104, 108, 114, 118	4460915.....187
	3820034 93, 97, 103, 107, 113, 117	4341431 49, 51, 53	4460928.....187
	3860127 121, 123	4341432 47, 49, 51, 53	4460961.....175
	3900032 133, 139, 141	4360070 61, 214	4460980.....83
	3900111 43	4360161 57, 59, 214	4461000.....187
	3900187 93, 97, 103, 107, 113, 117	4360274 85, 214	4461205.....189
	3900190 93, 97, 103, 107, 113, 117, 121, 123	4360376 57, 59, 61	4461244.....189
		4360469 55, 214	4530010.....59, 61
		4360546 187, 214	4530023.....57
		4420051 199	4567489 94, 98, 104, 108, 114, 118
			4567490....104, 108, 114, 118
			4567491 94, 98, 104, 108, 114, 118

SECTION 10 - SPECIAL OPTIONS/ACCESSORIES/KITS

456749294, 98, 104, 108, 114, 118	4751600 125	70001025.....63	7018536 79, 214
4567732 23	4751800 13, 127	70001027.....63, 65	7018555 79
4567733 27	476100094, 98, 104, 108, 114, 118, 167	70001030.....63	7018556 79
4567734 35	476140094, 98, 104, 108, 114, 118	70001031.....63	7018558 81, 214
456774994, 98, 104, 108, 114, 118	4771000 125	70001032.....63, 214	7018586 79, 81, 214
456775094, 98, 104, 108, 114, 118	4844840 145	70001033.....63	7020078... 167, 169, 171, 214
456775194, 98, 104, 108, 114, 118	4845345 127	70001034.....63	7020088... 167, 169, 171, 214
4711000 43, 47	4845706 121, 123	70001035.....63	7020089... 167, 169, 171, 214
4711400 ... 75, 77, 94, 98, 104, 108, 114, 118, 133, 135, 137, 139, 141, 159, 167, 169, 171	4845797 135, 137	70001036.....63	7020091 167, 169, 171
4711500 . 43, 94, 98, 104, 108, 114, 118, 121, 123	4845809 133	70001039.....63	7020093 167, 169, 171
4711600 ... 13, 21, 23, 25, 27, 29, 31, 33, 35, 43, 91, 101, 111, 121, 123, 129, 133, 137, 139, 141, 167, 169, 171	4845813 141	70001040.....63	7020605 79
4711800 121	4845821 135, 139, 141	70001041.....63	7020626 79
474000794, 98, 104, 108, 114, 118	4845869 121, 123	70001042.....63	7020627 79
474041494, 98, 104, 108, 114, 118	489260094, 98, 104, 108, 114, 118	70001043.....63	7020629 79, 81
4740434 ... 13, 23, 27, 31, 35	4922390 171	70002092.....149	7020631 79
4740444 55	4922420 ... 167, 169, 171, 173	70002093.....149	7020632 79
4740529 125	4922652 167	70002094.....149, 153	7020633 79, 81
4740530 125	4922653 167	70002095.....149, 153	7020663 81
475080094, 98, 104, 108, 114, 118	4922805 37	70002096.....149, 153	7020673 81
4751000 ... 37, 47, 49, 51, 53, 139, 141, 167	4922837 39, 41	70003612.....63, 65	7020677 81
4751200 167, 169, 171	4922935 83	70003613.....63, 65	7022391 151
4751400 ... 23, 27, 31, 35, 49, 51, 53	4923034 57, 59, 163, 165	70005587.....151, 155	7022927 81
4751500 ... 94, 95, 98, 99, 104, 105, 108, 109, 114, 115, 118, 119, 167, 169, 171	4923078 169	70007470.....151	7022930 81
	4923081 169	70008459.....151	7022932 81
	4923093 171	70008460.....151, 155	7022933 81
	4923131 59, 183	70008461.....151, 155	7023391 149, 153
	4923150 57, 181	70008462.....151, 155	7023392 149, 153
	4923151 61, 185	70008463.....151, 155	7023395 149, 153
	4923152 61	70008464.....151, 155	7023396 149, 151, 153
	70000641 63, 65	70008465.....155	7023399 149, 153
	70000642 63, 65	70023370.....151, 155	7023993... 149, 151, 153, 214
	70000643 63, 65, 214	70023371 151, 155	7026160 65
	70000644 65	7002821217	7026165 63, 65, 214
	70000645 65	7002823217	7026330 63, 65
	70000646 65	7002826217	7026335 63, 65
	70000647 65	7004275217	7027299 167, 169, 171
	70000648 65	7004276217	8896941 217
	70000649 65	7011509.....79, 81, 214	
	70000650 65	7011528.....79, 81	
	70000651 63, 65	7012967151	
		7012998 149, 151, 153	
		7016654217	



**Corporate Office
JLG Industries, Inc.
1 JLG Drive
McConnellsburg, PA 17233-9533 USA**
☎ (717) 485-5161 (Corporate)
☎ (877) 554-5438 (Customer Support)
📠 (717) 485-6417

**Visit our website for JLG Worldwide Locations.
www.jlg.com**



OSHKOSH™