



***Illustrated Parts Manual  
Manuel de pièces détachées***

**MODEL / MODELE**

**TOUCAN 10E**

**TOUCAN 26E**

**PVC  
2407**

**ANSI**

**CE**



**AS/NZS**

**31210438**

April 08, 2024  
REV A



An Oshkosh Corporation Company



## REVISION LOG

---

**REVISION LOG**

April 08, 2024 ----- A - Original issue of Manual - PVC2407 (Edited to B/M 1001220001 Revision Q)



**TABLE OF CONTENTS**

|   |     |
|---|-----|
| SECTION 1 - HOODS INSTALL / INSTALLATION CAPOTS .....   | 7   |
| FIGURE 1-1. ABM DRIVE MOTOR - HOODS INSTALL / ABM MOTEUR TRANSLATION - INSTALLATION CAPOTS.....     | 8   |
| FIGURE 1-2. DANA DRIVE MOTOR - HOODS INSTALL / DANA MOTEUR TRANSLATION - INSTALLATION CAPOTS .....  | 12  |
| FIGURE 1-3. CLEARSKY INSTALL / INSTALLATION CLEARSKY .....  | 16  |
| FIGURE 1-4. NO CLEARSKY INSTALL / INSTALLATION SANS CLEARSKY .....                                  | 18  |
| SECTION 2 - FRAME INSTALL / INSTALLATION CHASSIS.....   | 21  |
| FIGURE 2-1. ABM - FRAME INSTALL / ABM - INSTALLATION CHASSIS .....                                  | 22  |
| FIGURE 2-2. ABM DRIVE GEAR MOTOR / ABM-MOTOREDUCTEUR DE ROUE.....                                   | 26  |
| FIGURE 2-3. DANA - FRAME INSTALL / DANA - INSTALLATION CHASSIS.....                                 | 28  |
| FIGURE 2-4. STEERING WHEEL HUB / MOYEU ROUE DIRECTRICE .....  | 32  |
| SECTION 3 - MAST 1 INSTALL / INSTALLATION MAT 1.....  | 35  |
| FIGURE 3-1. MAST 1 INSTALL / INSTALLATION MAT 1.....  | 36  |
| FIGURE 3-2. MTB INSTALL / INSTALLATION COMMANDES BASSES.....  | 40  |
| FIGURE 3-3. GROUND CONTROL ASSY / BOITIER BAS ASSEMBLE .....  | 42  |
| SECTION 4 - MAST AND BOOM INSTALL / INSTALLATION MATS ET BRAS.....                                  | 45  |
| FIGURE 4-1. MAST AND BOOM INSTALL / INSTALLATION MAT ET BRAS.....                                   | 46  |
| FIGURE 4-2. PULLEY SUPPORT LL10-44 / SUPPORT POULIE LL10-44 .....                                   | 50  |
| FIGURE 4-3. PULLEY SUPPORT LL12-66 / SUPPORT POULIE LL12-66 .....                                   | 52  |
| SECTION 5 - PLATFORM INSTALL / INSTALLATION PLATE-FORME .....                                       | 55  |
| FIGURE 5-1. PLATFORM SUPPORT INSTALL / INSTALLATION SUPPORT PLATE-FORME.....                        | 56  |
| FIGURE 5-2. PLATFORM,DROP BAR INSTALL / INSTALLATION PLATE-FORME - LISSE COULISSANTE .....          | 58  |
| FIGURE 5-3. PLATFORM,SALOON GATES (26E) / INSTALLATION PLATE-FORME - PORTE SALOON (26E).....        | 60  |
| FIGURE 5-4. SKYLINE INSTALL / INSTALLATION SKYLINE.....   | 62  |
| FIGURE 5-5. CONSOLE AND CONTAINER INSTALL / INSTALLATION BOITIER DE COMMANDE ET BOITE A OUTILS..... | 64  |
| FIGURE 5-6. PLATFORM CONSOLE ASSEMBLY / BOITIER HAUT.....   | 66  |
| SECTION 6 - POWER TRACKS AND CLAMPS INSTALL / INSTALLATION CHAINES PORTE CABLES.....                | 69  |
| FIGURE 6-1. POWER TRACKS AND CLAMPS INSTALL / INSTALLATION CHAINES PORTE CABLES.....                | 70  |
| SECTION 7 - HYDRAULIC INSTALL / INSTALLATION HYDRAULIQUE.....                                       | 75  |
| FIGURE 7-1. HOSES KIT DIAGRAM / SCHEMA KIT FLEXIBLES .....  | 76  |
| FIGURE 7-2. CONTROL VALVES INSTALL / INSTALLATION DISTRIBUTEURS.....                                | 78  |
| FIGURE 7-3. TANK AND PUMP INSTALL / INSTALLATION GROUPE HYDRAULIQUE .....                           | 82  |
| FIGURE 7-4. PUMP-MOTOR-TANK ASSEMBLY / GROUPE HYDRAULIQUE.....                                      | 84  |
| FIGURE 7-5. VALVE ASSY,MAST CYLINDER / ASSEMBLAGE DISTRIBUTEUR VERIN MAT.....                       | 86  |
| FIGURE 7-6. VALVE ASSY,JIB CYLINDER / ASSEMBLAGE DISTRIBUTEUR VERIN BRAS .....                      | 88  |
| SECTION 8 - ELECTRICAL SYSTEM INSTALL / INSTALLATION ELECTRIQUE.....                                | 91  |
| FIGURE 8-1. CABLES AND SWITCHES INSTALL DIAGRAM / DIAGRAMME D'INSTALLATION CABLES ET CAPTEURS.....  | 92  |
| FIGURE 8-2. KIT,POWER CABLES / KIT CABLES DE PUISSANCE.....   | 98  |
| FIGURE 8-3. INSTALL BATTERY AND CHARGER / INSTALLATION BATTERIES ET CHARGEUR .....                  | 100 |
| FIGURE 8-4. SWITCHES AND COVERS INSTALL .....   | 102 |

# TABLE OF CONTENTS

SECTION 9 - DECALS INSTALL / INSTALLATION AUTOCOLLANTS..... 105

    FIGURE 9-1. DECALS ALL PRODUCTS / INSTALLATION TOUT PRODUIT..... 106

SECTION 10 - OPTIONS / OPTIONS..... 117

    FIGURE 10-1. INSTALL,PEDAL FOR JAPAN / INSTALLATION PEDALE POUR JAPON..... 118

    FIGURE 10-2. MOTION ALARM INSTALL / INSTALLATION ALARME DE MOUVEMENT ..... 120

    FIGURE 10-3. 230V PLATFORM SOCKET INSTALL / INSTALLATION PRISE PLATE-FORME 230V..... 122

    FIGURE 10-4. PLATFORM 115V GFI-US SOCKET INSTALL (26E) / INSTALLATION PRISE PLATE-FORME 115V GFI-US (26E) ..... 124

    FIGURE 10-5. 115V IEC PLATFORM SOCKET INSTALL / INSTALLATION PRISE PLATE-FORME115V EIC..... 126

    FIGURE 10-6. INSTALL,PLATFORM OBSTACLE DETECTION / INSTALLATION DETECTION OBSTACLE..... 128

    FIGURE 10-7. AIRLINE 5/16" INSTALL / INSTALLATION AIR COMPRIME 5/16"..... 130

    FIGURE 10-8. WORKING LIGHT INSTALL / INSTALLATION PHARE DE TRAVAIL..... 132

    FIGURE 10-9. UCB PROTECTION INSTALL / INSTALLATION PROTECTION BOITIER HAUT ..... 134

    FIGURE 10-10. INSTALL,PLATFORM PADDING / INSTALLATION PROTECTION PLATE-FORME ..... 136

SECTION 11 - RECOMMENDED PARTS LIST / LISTE DE PIECES RECOMMANDEES..... 139

    FIGURE 11-1. RECOMMENDED PARTS LIST / LISTE DE PIECES RECOMMANDEES ..... 140

SECTION 12 - SPECIAL OPTIONS / OPTIONS SPECIALES..... 143

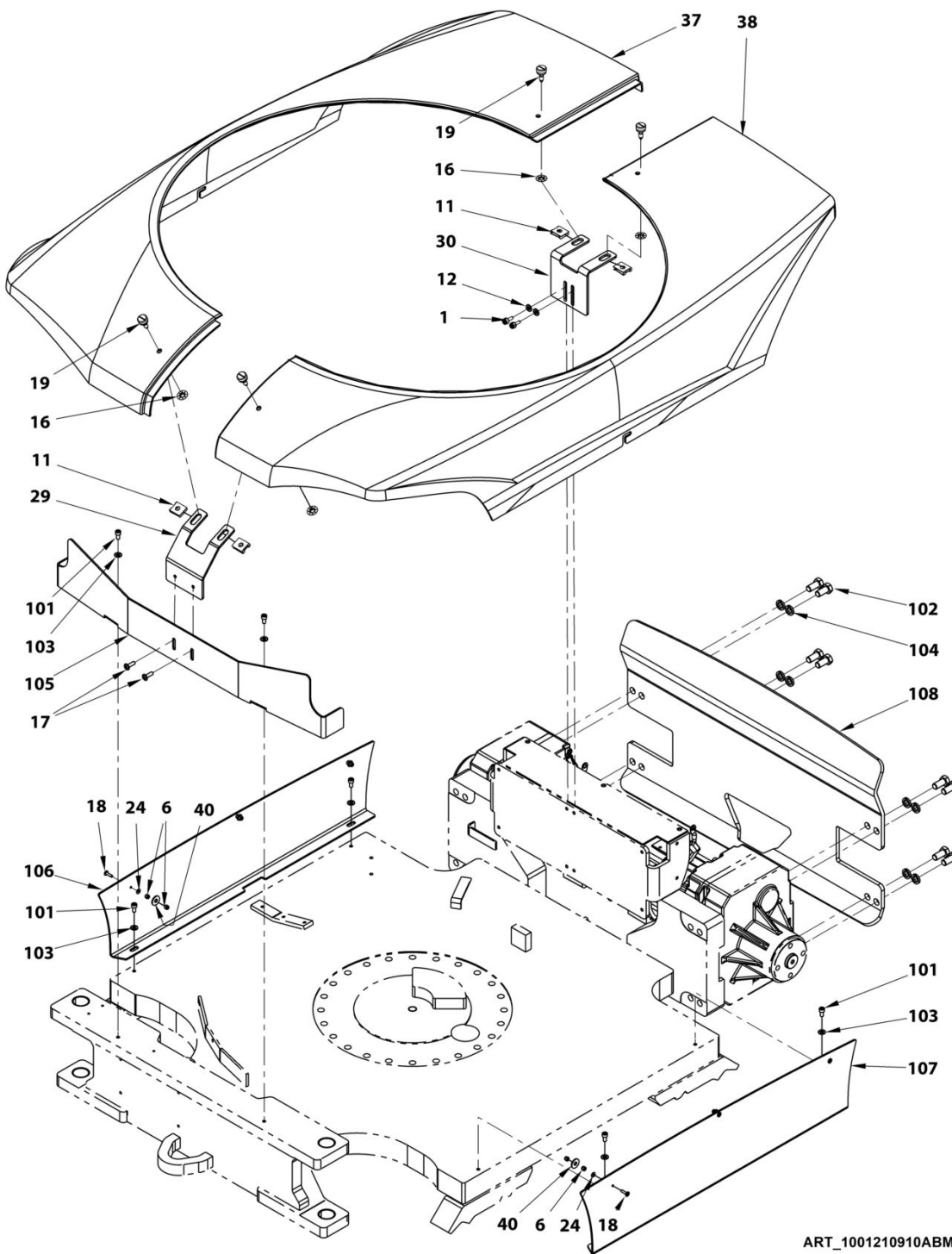
    FIGURE 12-1. SPECIAL OPTIONS / OPTIONS SPECIALES ..... 144

PART NUMBER INDEX..... 145

**SECTION 1 - HOODS INSTALL / INSTALLATION CAPOTS**

# SECTION 1 - HOODS INSTALL / INSTALLATION CAPOTS

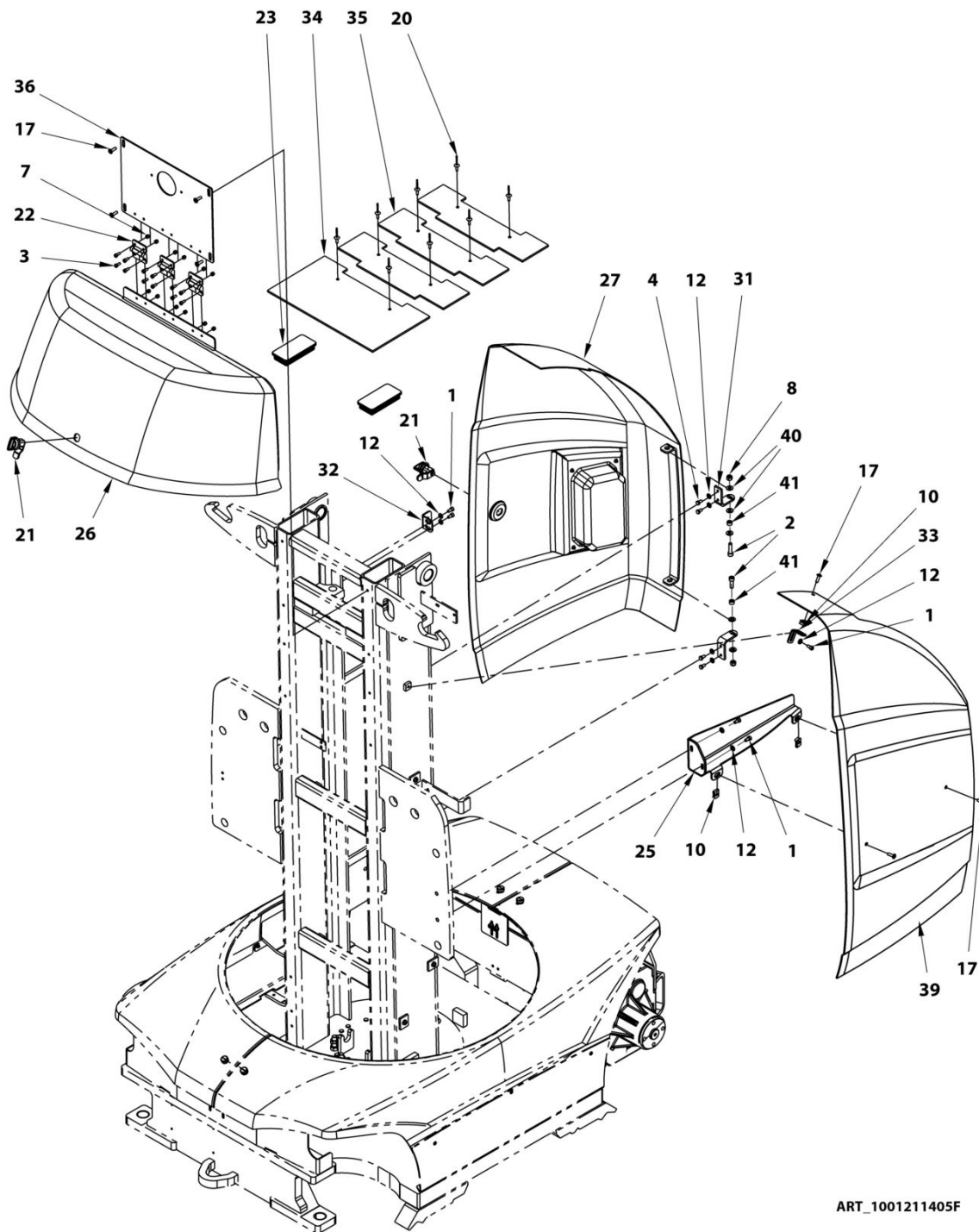
## FIGURE 1-1. ABM DRIVE MOTOR - HOODS INSTALL / ABM MOTEUR TRANSLATION - INSTALLATION CAPOTS



ART\_1001210910ABM



Oshkosh Corporation Classification - Restricted  
**SECTION 1 - HOODS INSTALL / INSTALLATION CAPOTS**



**SECTION 1 - HOODS INSTALL / INSTALLATION CAPOTS****FIGURE 1-1. ABM DRIVE MOTOR - HOODS INSTALL / ABM MOTEUR TRANSLATION - INSTALLATION CAPOTS**

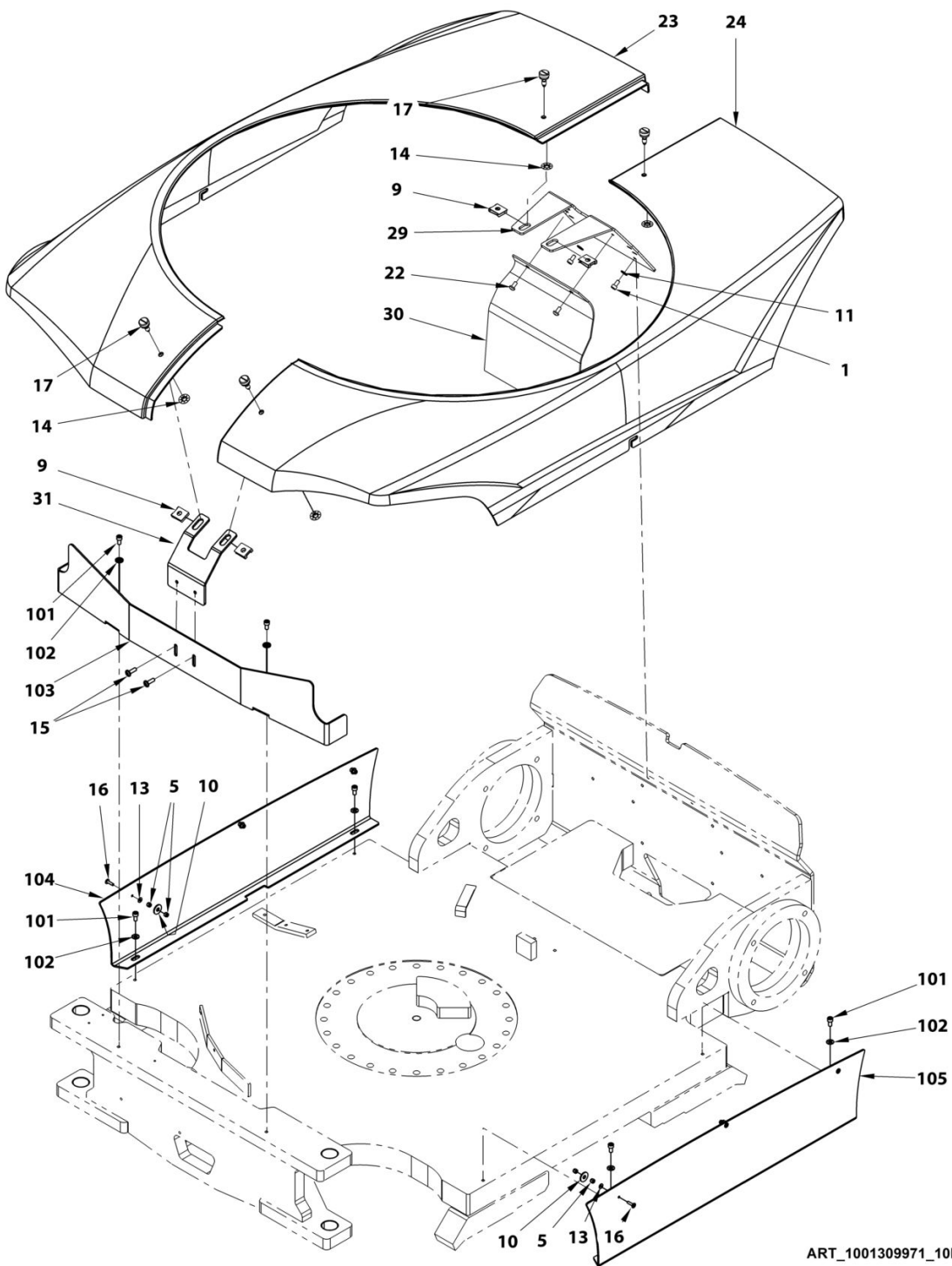
| ITEM | PART NUMBER | QTY | DESCRIPTION  | REV |
|------|-------------|-----|--|-----|
|      | 1001211405  | Ref | <b>HOODS INSTALL (ABM) / INSTALLATION CAPOTS (ABM)</b>             | F   |
| 1    | 000014      | 7   | M06x12 8.8 SOCKET HEAD MACH SCREW / VIS CHC M06x12 8.8 BI FT       |     |
| 2    | 000005      | 2   | M06x20 8.8 SOCKET HEAD MACH SCREW / VIS CHC M06x20 8.8 BI FT       |     |
| 3    | 000067      | 12  | M05x12 8.8 SOCKET HEAD MACH SCREW / VIS CHC M05x12 8.8 BI FT       |     |
| 4    | 100027      | 4   | M06x12 8.8 HEX HEAD MACHINE SCREW / VIS H M06x12 8.8 BI FT         |     |
| 6    | 110001      | 12  | M04 GR. 8.8 LOCK NUT / ECROU FREIN M4 CL08 BI                      |     |
| 7    | 110002      | 12  | M05 GR. 8.8 LOCK NUT / ECROU FREIN M5 CL08 BI                      |     |
| 8    | 110003      | 2   | M06 GR. 8.8 LOCK NUT / ECROU FREIN M6 CL08 BI                      |     |
| 10   | 110026      | 3   | M06 CAGE HEX NUT / ECROU CAGE M06                                  |     |
| 11   | 110040      | 4   | D8 CAGE HEX NUT / ECROU CAGE D8                                    |     |
| 12   | 120009      | 11  | LOCK WASHER D06x14 / RONDELLE CONTACT dD 06x14 BI                  |     |
| 16   | 120057      | 4   | D8 RETAINING WASHER / RONDELLE DE RETENUE D8                       |     |
| 17   | 130021      | 9   | M06x20 8.8 ROUND HEAD MACH SCREW / VIS BOMBEE ULF M06x20 8.8 BI FT |     |
| 18   | 130062      | 6   | M04x16 8.8 ROUND HEAD MACH SCREW / VIS BOMBEE ULF M04x16 8.8 BI FT |     |
| 19   | 130064      | 4   | D8 FAST-LEAD THREAD SCREW / VIS D8 PAS RAPIDE TETE LARGE           |     |
| 20   | 180009      | 8   | Ø5x16 LARGE HEAD POP RIVET / RIVET POP TETE LARGE D5x16            |     |
| 21   | 190072      | 2   | COMPRESSION LATCH / LOQUET A COMPRESSION                           |     |
| 22   | 190074      | 3   | FRICTION HINGE / CHARNIERE A FRICTION                              |     |
| 23   | 400057      | 2   | CAP / EMBOUIT NOIR   |     |
| 24   | 120056      | 6   | dD 04x08 LOCK WASHER / RONDELLE CONTACT dD 04x08 BI                |     |
| 25   | 1001309233  | 1   | SUPPORT,LEFT HOOD / SUPPORT CAPOT GAUCHE                           |     |
| 26   | 1001308816  | 1   | HOOD, BATTERY / CAPOT BATTERIE                                     |     |
| 27   | 1001308814  | 1   | HOOD, MAST RIGHT / CAPOT MAT DROIT                                 |     |
| 29   | ST3170      | 1   | SUPPORT,FRONT HOODS / SUPPORT AVANT CAPOT                          |     |
| 30   | ST3171      | 1   | SUPPORT,REAR HOODS / SUPPORT ARRIERE CAPOT                         |     |
| 31   | ST3172      | 2   | BRACKET,HOOD SUPPORT / EQUERRE SUPPORT CAPOT DROIT                 |     |
| 32   | ST3173      | 1   | PLATE,LATCH BRACKET / EQUERRE VERROU                               |     |
| 33   | ST3174      | 1   | BRACKET,HOOD SUPPORT / EQUERRE SUPPORT CAPOT GAUCHE                |     |
| 34   | ST3175      | 1   | CAP,MAST TOP / COUVRE MAT  |     |
| 35   | ST3176      | 3   | CAP,MAST TOP / COUVRE MAT  |     |
| 36   | ST3177      | 1   | PLATE,MAST 1 TOP PANEL / OBTURATEUR MAT 1                          |     |
| 37   | 1001248814  | 1   | HOOD,FRAME RIGHT / CAPOT CHASSIS DROIT                             |     |
| 38   | 1001248815  | 1   | HOODS, FRAME LEFT / CAPOT CHASSIS GAUCHE                           |     |
| 39   | 1001308815  | 1   | HOOD,MAST LEFT / CAPOT MAT GAUCHE                                  |     |
| 40   | 120004      | 11  | dD 06x25x1.2 WASHER / RONDELLE dD 06x25x1.2 BI                     |     |
| 41   | 1001257152  | 2   | SLEEVE,PIVOT / BAGUE PIVOT   |     |
|      | 1001210910  | Ref | <b>FRAME SHIELDS INSTALL / INSTALLATION TOLES DE CHASSIS</b>       | A   |
| 101  | 000014      | 6   | M06x12 8.8 SOCKET HEAD MACH SCREW / VIS CHC M06x12 8.8 BI FT       |     |

**SECTION 1 - HOODS INSTALL / INSTALLATION CAPOTS**

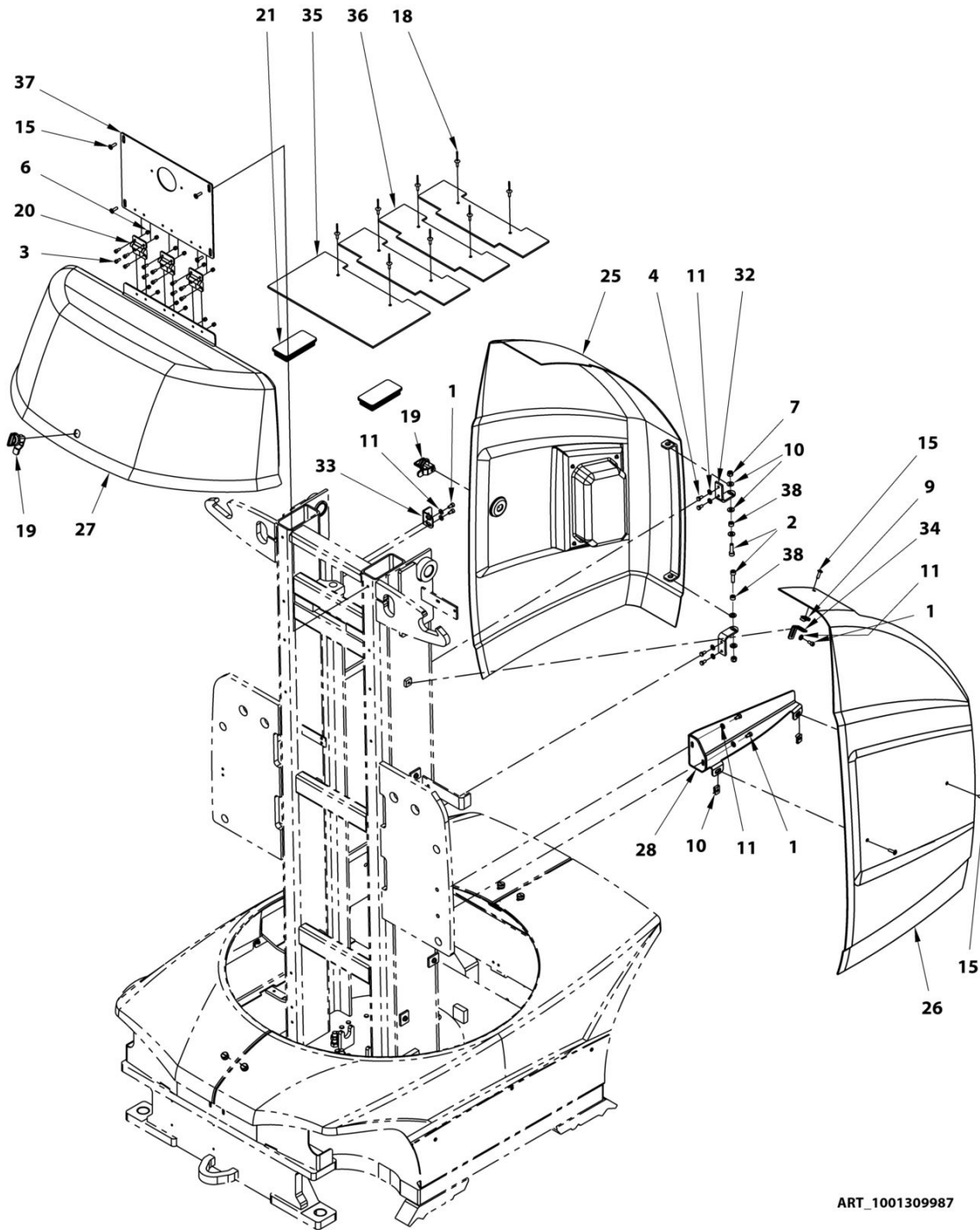
| ITEM | PART NUMBER | QTY | DESCRIPTION   | REV |
|------|-------------|-----|---|-----|
| 102  | 100021      | 8   | M12x25 8.8 HEX HEAD MACHINE SCREW / VIS H M12x25 8.8 BI<br>FT |     |
| 103  | 120009      | 6   | LOCK WASHER D06x14 / RONDELLE CONTACT dD 06x14 BI             |     |
| 104  | 120054      | 8   | HELICAL SPRING LOCK WASHER Ø12 / RONDELLE GROWER<br>D12 BI    |     |
| 105  | ST3235      | 1   | SHIELD,FRONT FRAME / CARTER AVANT CHASSIS                     |     |
| 106  | ST3696      | 1   | PLATE,FRAME RIGHT SHIELD / CARTER DROIT CHASSIS               |     |
| 107  | ST3697      | 1   | PLATE,FRAME LEFT SHIELD / CARTER GAUCHE CHASSIS               |     |
| 108  | ST3841      | 1   | PLATE,REAR FRAME SHIELD / TOLE ARRIERE CHASSIS                |     |

# SECTION 1 - HOODS INSTALL / INSTALLATION CAPOTS

## FIGURE 1-2. DANA DRIVE MOTOR - HOODS INSTALL / DANA MOTEUR TRANSLATION - INSTALLATION CAPOTS



# SECTION 1 - HOODS INSTALL / INSTALLATION CAPOTS



ART\_1001309987

**SECTION 1 - HOODS INSTALL / INSTALLATION CAPOTS****FIGURE 1-2. DANA DRIVE MOTOR - HOODS INSTALL / DANA MOTEUR TRANSLATION - INSTALLATION CAPOTS**

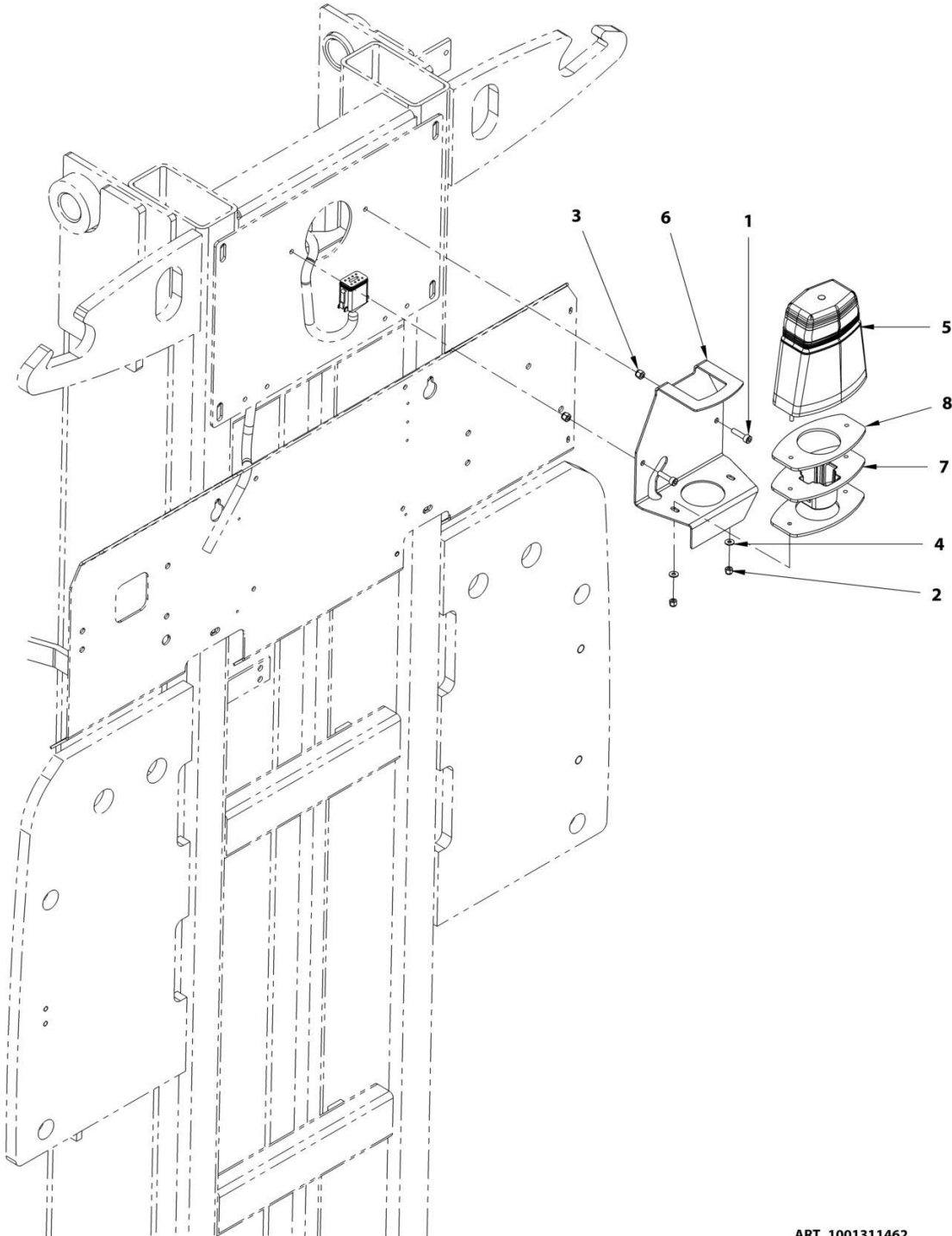
| ITEM | PART NUMBER | QTY | DESCRIPTION  | REV |
|------|-------------|-----|--|-----|
|      | 1001309987  | 1   | <b>HOODS INSTALL (DANA) / INSTALLATION CAPOTS (DANA)</b>           | B   |
| 1    | 000014      | 7   | M06x12 8.8 SOCKET HEAD MACH SCREW / VIS CHC M06x12 8.8 BI FT       |     |
| 2    | 000005      | 2   | M06x20 8.8 SOCKET HEAD MACH SCREW / VIS CHC M06x20 8.8 BI FT       |     |
| 3    | 000067      | 12  | M05x12 8.8 SOCKET HEAD MACH SCREW / VIS CHC M05x12 8.8 BI FT       |     |
| 4    | 100027      | 4   | M06x12 8.8 HEX HEAD MACHINE SCREW / VIS H M06x12 8.8 BI FT         |     |
| 5    | 110001      | 12  | M04 GR. 8.8 LOCK NUT / ECROU FREIN M4 CL08 BI                      |     |
| 6    | 110002      | 12  | M05 GR. 8.8 LOCK NUT / ECROU FREIN M5 CL08 BI                      |     |
| 7    | 110003      | 2   | M06 GR. 8.8 LOCK NUT / ECROU FREIN M6 CL08 BI                      |     |
| 8    | 110026      | 3   | M06 CAGE HEX NUT / ECROU CAGE M06                                  |     |
| 9    | 110040      | 4   | D8 CAGE HEX NUT / ECROU CAGE D8                                    |     |
| 10   | 120004      | 11  | dD 06x25x1.2 WASHER / RONDELLE dD 06x25x1.2 BI                     |     |
| 11   | 120009      | 11  | LOCK WASHER D06x14 / RONDELLE CONTACT dD 06x14 BI                  |     |
| 13   | 120056      | 6   | dD 04x08 LOCK WASHER / RONDELLE CONTACT dD 04x08 BI                |     |
| 14   | 120057      | 4   | D8 RETAINING WASHER / RONDELLE DE RETENUE D8                       |     |
| 15   | 130021      | 9   | M06x20 8.8 ROUND HEAD MACH SCREW / VIS BOMBEE ULF M06x20 8.8 BI FT |     |
| 16   | 130062      | 6   | M04x16 8.8 ROUND HEAD MACH SCREW / VIS BOMBEE ULF M04x16 8.8 BI FT |     |
| 17   | 130064      | 4   | D8 FAST-LEAD THREAD SCREW / VIS D8 PAS RAPIDE TETE LARGE           |     |
| 18   | 180009      | 8   | Ø5x16 LARGE HEAD POP RIVET / RIVET POP TETE LARGE D5x16            |     |
| 19   | 190072      | 2   | COMPRESSION LATCH / LOQUET A COMPRESSION                           |     |
| 20   | 190074      | 3   | FRICTION HINGE / CHARNIERE A FRICTION                              |     |
| 21   | 400057      | 2   | CAP / EMBOUT NOIR  |     |
| 22   | 4191706     | 2   | SCR,THD ROLLING,6MM X 12MM LG / VIS TORX M06x12 BI FT              |     |
| 23   | 1001248814  | 1   | HOOD,FRAME RIGHT / CAPOT CHASSIS DROIT                             |     |
| 24   | 1001248815  | 1   | HOODS, FRAME LEFT / CAPOT CHASSIS GAUCHE                           |     |
| 25   | 1001308814  | 1   | HOOD, MAST RIGHT / CAPOT MAT DROIT                                 |     |
| 26   | 1001308815  | 1   | HOOD,MAST LEFT / CAPOT MAT GAUCHE                                  |     |
| 27   | 1001308816  | 1   | HOOD, BATTERY / CAPOT BATTERIE                                     |     |
| 28   | 1001309233  | 1   | SUPPORT,LEFT HOOD / SUPPORT CAPOT GAUCHE                           |     |
| 29   | 1001309889  | 1   | REAR HOOD SUPPORT / SUPPORT ARRIERE CAPOT                          |     |
| 30   | 1001309998  | 1   | COVER,RAIN PROTECTION / PROTECTION PLUIE                           |     |
| 31   | ST3170      | 1   | SUPPORT,FRONT HOODS / SUPPORT AVANT CAPOT                          |     |
| 32   | ST3172      | 2   | BRACKET,HOOD SUPPORT / EQUERRE SUPPORT CAPOT DROIT                 |     |
| 33   | ST3173      | 1   | PLATE,LATCH BRACKET / EQUERRE VERROU                               |     |
| 34   | ST3174      | 1   | BRACKET,HOOD SUPPORT / EQUERRE SUPPORT CAPOT GAUCHE                |     |
| 35   | ST3175      | 1   | CAP,MAST TOP / COUVRE MAT  |     |
| 36   | ST3176      | 3   | CAP,MAST TOP / COUVRE MAT  |     |
| 37   | ST3177      | 1   | PLATE,MAST 1 TOP PANEL / OBTURATEUR MAT 1                          |     |
| 38   | 1001257152  | 2   | SLEEVE,PIVOT / BAGUE PIVOT   |     |
|      | 1001309971  | Ref | <b>FRAME SHIELDS INSTALL / INSTALLATION TOLES DE CHASSIS</b>       | A   |

**SECTION 1 - HOODS INSTALL / INSTALLATION CAPOTS**

| ITEM | PART NUMBER | QTY | DESCRIPTION  | REV |
|------|-------------|-----|--|-----|
| 101  | 000014      | 6   | M06x12 8.8 SOCKET HEAD MACH SCREW / VIS CHC M06x12 8.8 BI FT |     |
| 102  | 120009      | 6   | LOCK WASHER D06x14 / RONDELLE CONTACT dD 06x14 BI            |     |
| 103  | ST3235      | 1   | SHIELD,FRONT FRAME / CARTER AVANT CHASSIS                    |     |
| 104  | ST3696      | 1   | PLATE,FRAME RIGHT SHIELD / CARTER DROIT CHASSIS              |     |
| 105  | ST3697      | 1   | PLATE,FRAME LEFT SHIELD / CARTER GAUCHE CHASSIS              |     |

# SECTION 1 - HOODS INSTALL / INSTALLATION CAPOTS

## FIGURE 1-3. CLEARSKY INSTALL / INSTALLATION CLEARSKY



ART\_1001311462

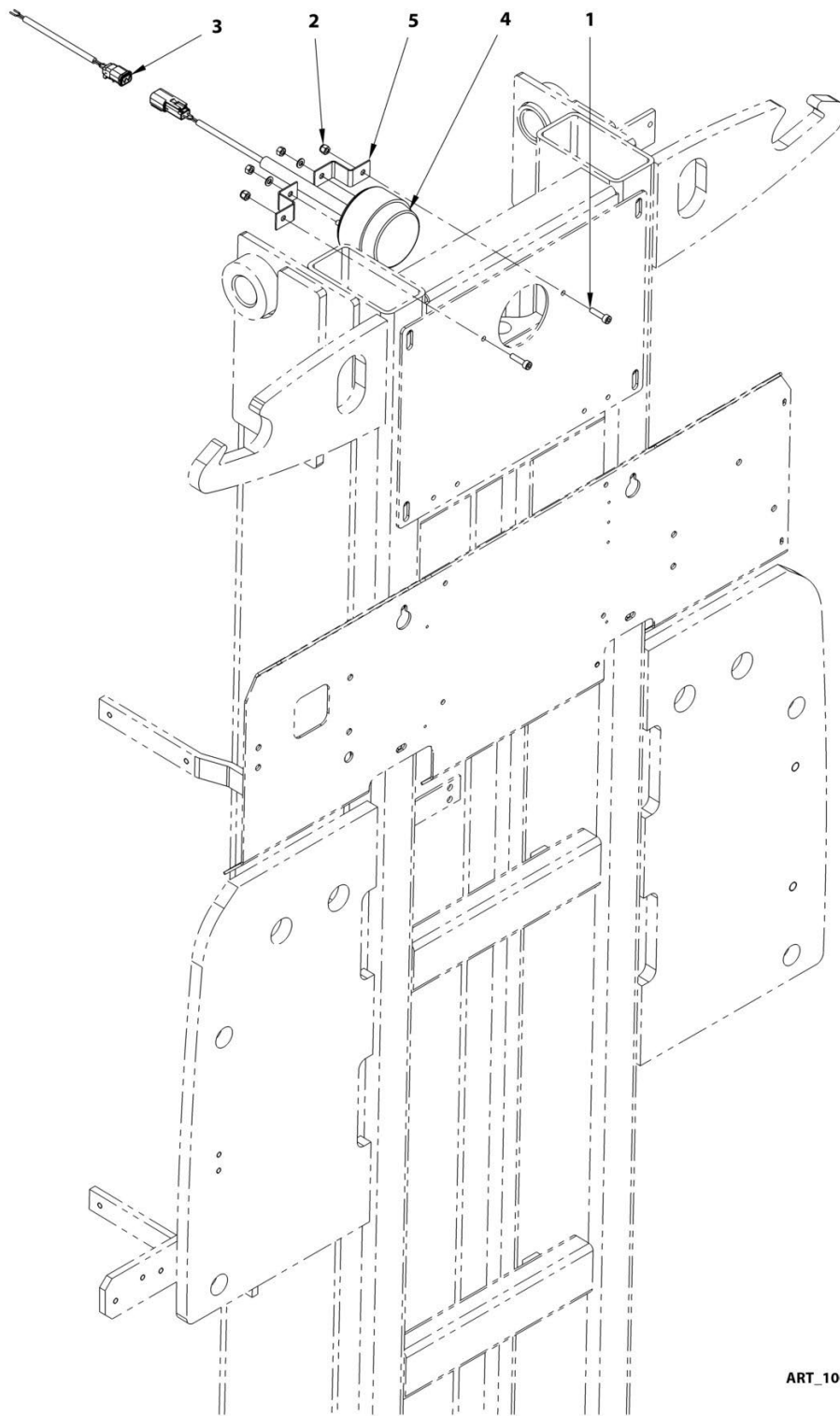


**SECTION 1 - HOODS INSTALL / INSTALLATION CAPOTS****FIGURE 1-3. CLEARSKY INSTALL / INSTALLATION CLEARSKY**

| ITEM | PART NUMBER | QTY | DESCRIPTION  | REV |
|------|-------------|-----|--|-----|
|      | 1001311462  | REF | <b>CLEARSKY INSTALL / INSTALLATION CLEARSKY</b>          | A   |
| 1    | 000010      | 2   | M05x20 8.8 SOCKET HEAD MACH SCREW / VIS CHC M05x20 BI FT |     |
| 2    | 110001      | 2   | M04 GR. 8.8 LOCK NUT / ECROU FREIN M4 CL08 BI            |     |
| 3    | 110002      | 2   | M05 GR. 8.8 LOCK NUT / ECROU FREIN M5 CL08 BI            |     |
| 4    | 120024      | 2   | LOCK WASHER D04x10 / RONDELLE CONTACT M4 BI              |     |
| 5    | 1001280661  | 1   | CONTROL,CLEARSKY CS550 / FEU CLEARSKY CS550              |     |
| 6    | 1001289431  | 1   | BRACKET,CLEARSKY CS550 / SUPPORT CLEARSKY                |     |
| 7    | 1001289648  | 1   | MOUNT,ANTI-TAMPER PLATE / PLAQUE ANTI DEMONTAGE          |     |
| 8    | 1001291056  | 2   | GASKET,CLEARSKY CS550 / JOINT CLEARSKY CS550             |     |

# SECTION 1 - HOODS INSTALL / INSTALLATION CAPOTS

## FIGURE 1-4. NO CLEARSKY INSTALL / INSTALLATION SANS CLEARSKY



ART\_1001311462

**SECTION 1 - HOODS INSTALL / INSTALLATION CAPOTS****FIGURE 1-4. NO CLEARSKY INSTALL / INSTALLATION SANS CLEARSKY**

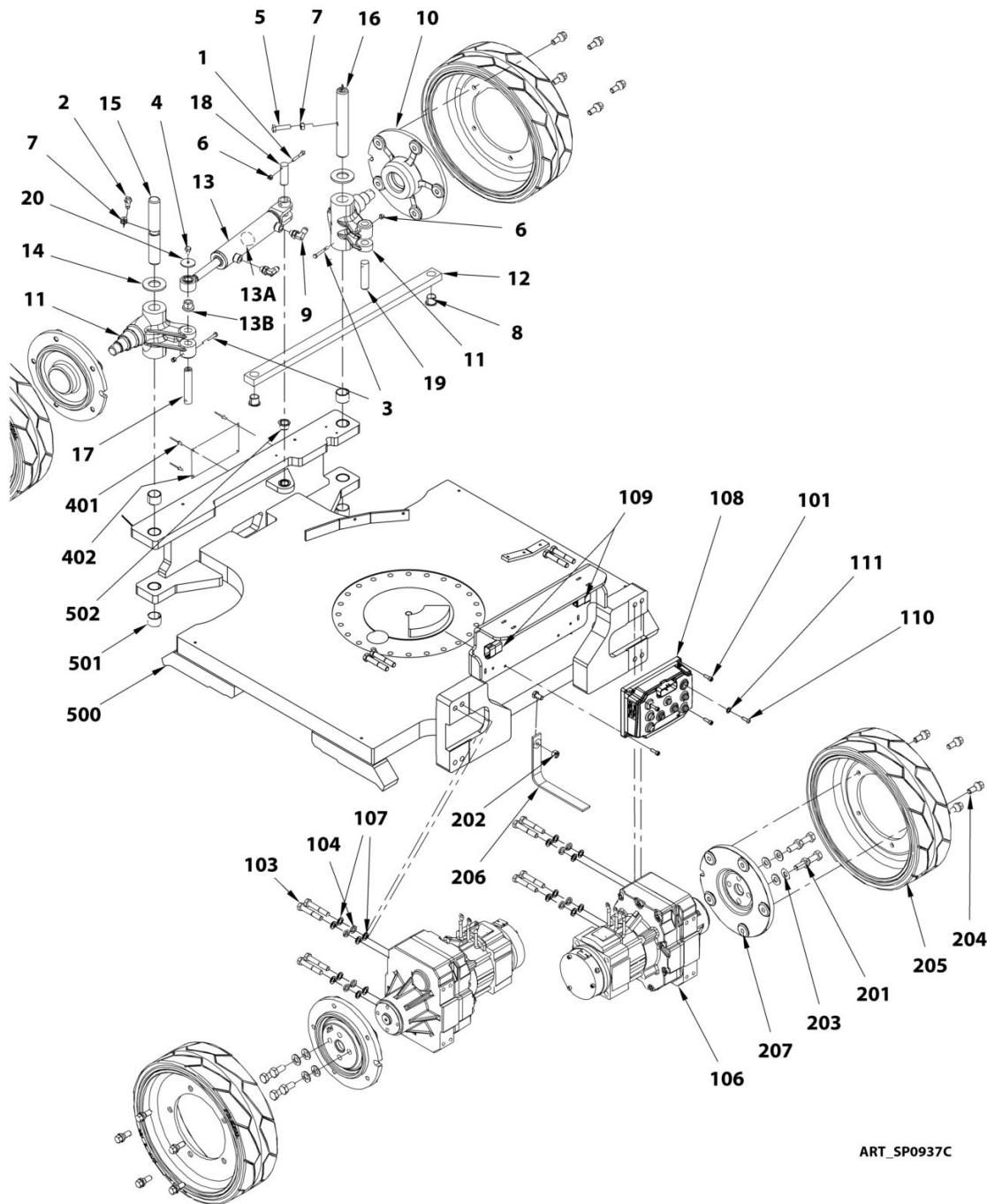
| ITEM | PART NUMBER | QTY | DESCRIPTION   | REV |
|------|-------------|-----|---|-----|
|      | 1001311463  | REF | <b>NO CLEARSKY INSTALL (STROBE AMBER) / INSTALLATION SANS CLEARSKY (FEU ORANGE)</b> | A   |
| 1    | 000010      | 2   | M05x20 8.8 SOCKET HEAD MACH SCREW / VIS CHC M05x20 BI FT                            |     |
| 2    | 110002      | 2   | M05 GR. 8.8 LOCK NUT / ECROU FREIN M5 CL08 BI                                       |     |
| 3    | 1001311027  | 1   | HARNES, BEACON ADAPTATOR / FAISCEAU ADAPTATEUR LAMPE A ECLAT                        |     |
| 4    | PC0534      | 1   | HARNES, BEACON / FAISCEAU FEU A ECLATS  |     |
| 5    | ST3598      | 2   | BRACKET, BEACON SUPPORT / CRAPAUD   |     |



**SECTION 2 - FRAME INSTALL / INSTALLATION CHASSIS**

# SECTION 2 - FRAME INSTALL / INSTALLATION CHASSIS

## FIGURE 2-1. ABM - FRAME INSTALL / ABM - INSTALLATION CHASSIS



ART\_SP0937C

Oshkosh Corporation Classification - Restricted  
**SECTION 2 - FRAME INSTALL / INSTALLATION CHASSIS**

**FIGURE 2-1. ABM - FRAME INSTALL / ABM - INSTALLATION CHASSIS**

| ITEM | PART NUMBER | QTY | DESCRIPTION  | REV |
|------|-------------|-----|--|-----|
|      | SA0002      | Ref | <b>STEER INSTALL / INSTALLATION DIRECTION</b>                                  | D   |
| 1    | 000017      | 1   | M06x40 8.8 SOCKET HEAD MACH SCREW / VIS CHC M06x40 8.8 BI FT                   |     |
| 2    | 100009      | 1   | M10x30 8.8 HEX HEAD MACHINE SCREW / VIS H M10x30 8.8 BI FT                     |     |
| 3    | 100013      | 2   | M06x50 8.8 HEX HEAD CAPSCREW / VIS H M06x50 8.8 BI FP                          |     |
| 4    | 100053      | 1   | M08x12 8.8 HEX HEAD MACHINE SCREW / VIS H M08x12 8.8 BI FT                     |     |
| 5    | 100102      | 1   | M10x40 8.8 HEX HEAD MACHINE SCREW / VIS H M10x40 8.8 BI FT                     |     |
| 6    | 110003      | 3   | M06 GR08 LOCK NUT / ECROU FREIN M6 CL08 BI                                     |     |
| 7    | 110008      | 2   | M10 GR08 HEX NUT / ECROU H M10 CL08 BI   |     |
| 8    | 150059      | 2   | FLANGE BUSHING Ø20 H21.5 DU / BAGUE EPAULEE Ø20 H21.5 DU                       |     |
| 9    | 300001      | 2   | 90° ELBOW MALE BSPP 1/4-MALE JIC 9/16 / COUDE 90° Mâle BSPP 1/4 -Mâle JIC 9/16 |     |
| 10   | 2780266     | 2   | STEERING WHEEL HUB / MOYEU ROUE DIRECTRICE                                     |     |
| 11   | DL0819      | 2   | SPINDLE / PIVOT DE DIRECTION   |     |
| 12   | ST3158      | 1   | LINK, STEERING / BIELLETTE DE DIRECTION  |     |
| 13   | 1001267689  | 1   | STEERING CYLINDER BURNSIDE / VERIN DE DIRECTION BURNSIDE                       |     |
| 13A  | 1001272231  | 1   | SEAL KIT CYLINDER 1001267689 / KIT DE JOINTS VERIN 1001267689                  |     |
| 13B  | 150004      | 2   | FLANGE BUSHING Ø20 H11.5 DU / BAGUE EPAULEE Ø20 H11.5 DU                       |     |
| 14   | US0134      | 2   | THRUST WASHER / RONDELLE D'APPUI   |     |
| 15   | US0216      | 1   | SPINDLE PIN / AXE DE FUSEE   |     |
| 16   | US0523      | 1   | PIN, ROTARY ANGLE SENSOR / AXE DIRECTION POUR CAPTEUR D'ANGLE                  |     |
| 17   | US0528      | 1   | PIN, ARTICULATION D20-104 / AXE D20-104  |     |
| 18   | US0529      | 1   | PIN, ARTICULATION D20-60 / AXE D20-60  |     |
| 19   | US0530      | 1   | PIN, ARTICULATION D20-80 / AXE D20-80  |     |
| 20   | US0531      | 1   | WASHER, ID8xOD37xTH3 / RONDELLE Di 8xDe 37xEP 3                                |     |
|      | SA0001      | Ref | <b>WHEEL DRIVE INSTALL / INSTALLATION TRANSLATION</b>                          | D   |
| 101  | 000005      | 4   | M06x20 8.8 SOCKET HEAD MACH SCREW / VIS CHC M06x20 8.8 BI FT                   |     |
| 103  | 100103      | 8   | M12x70 10.9 HEX HEAD CAPSCREW / VIS H M12x70 10.9 BR FP                        |     |
| 104  | 120054      | 8   | HELICAL SPRING LOCK WASHER Ø12 / RONDELLE GROWER Ø12 BI                        |     |
| 106  | 1001245202  | 2   | DRIVE GEAR MOTOR / MOTOREDUCTEUR DE ROUE                                       |     |
| 107  | US0190      | 16  | dDH 13x20x02 HARDENED WASHER / RONDELLE TRAITEE dDH 13x20x02                   |     |
| 108  | 1001306095  | 1   | CONTROL,POWER MODULE / VARIATEUR DE PUISSANCE                                  |     |
| 109  | 1001311028  | 2   | HARNESS,MOTOR ADAPTATOR / FAISCEAU ADAPTATION MOTEUR                           |     |
| 110  | 1001246399  | 9   | M06x16 8.8 ROUND HEAD MACH SCREW / VIS BOMBEE ULF M06x16 8.8 BI FT             |     |
| 111  | 120009      | 9   | LOCK WASHER D06x14 / RONDELLE CONTACT dD 06x14 BI                              |     |
|      | SA0009      | Ref | <b>TIRES AND WHEEL INSTALL / INSTALLATION ROUES</b>                            | C   |

**SECTION 2 - FRAME INSTALL / INSTALLATION CHASSIS**

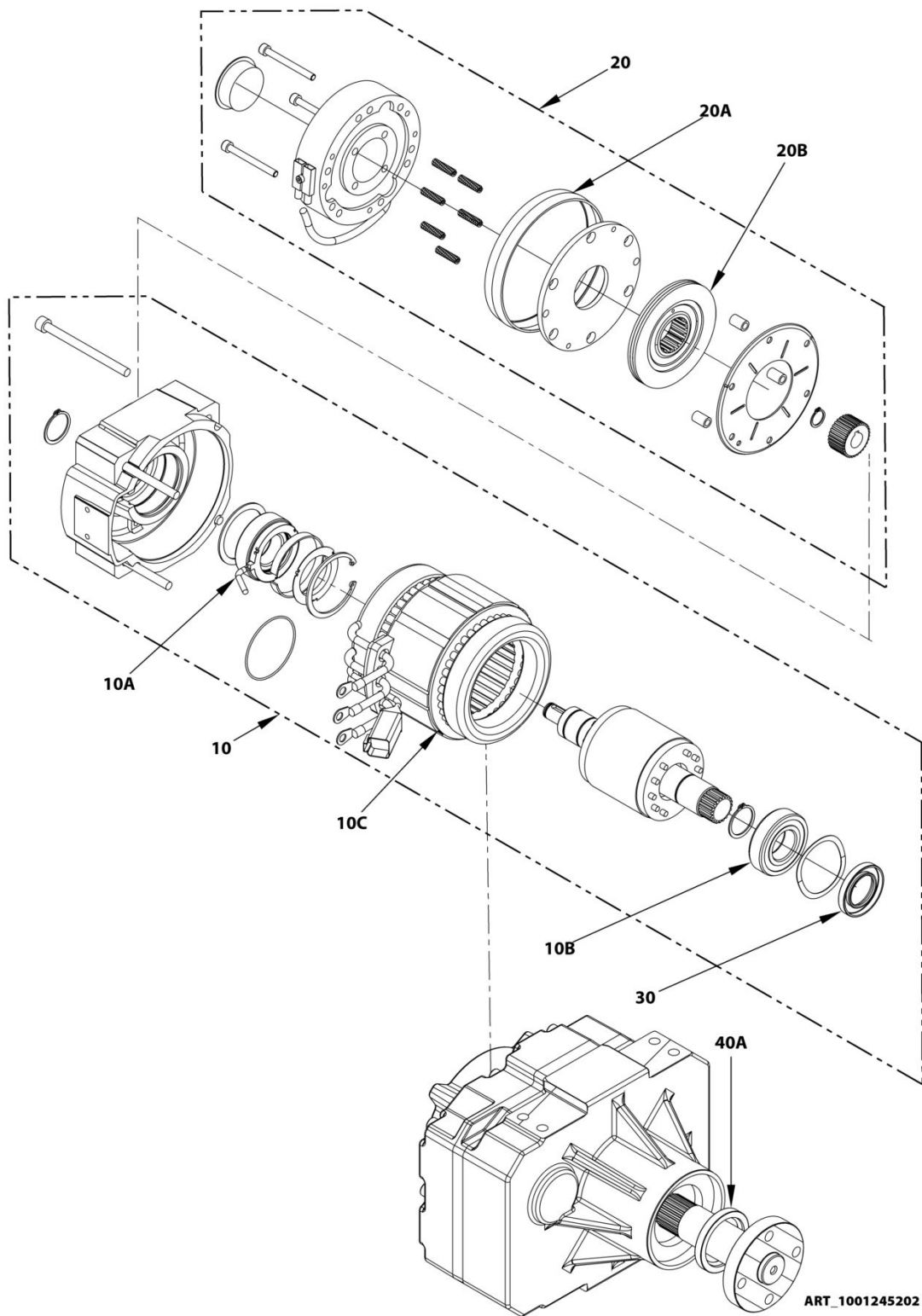
| ITEM | PART NUMBER | QTY | DESCRIPTION   | REV |
|------|-------------|-----|---|-----|
| 201  | 100104      | 8   | M14x1.5x30 10.9 HEX HEAD Mach SCREW / VIS H M14X1.5x30 10.9 BI FT   |     |
| 202  | 110005      | 1   | M10 GR08 LOCK NUT / ECROU FREIN M10 CL08 BI   |     |
| 203  | 120055      | 8   | dD 14x30 LOCK WASHER BI / RONDELLE CONTACT dD 14x30 BI  |     |
| 204  | 0630580     | 20  | BOLT, WHEEL M12x1.5 / GOIJON DE ROUE M12x1.5  |     |
| 205  | 1001114466  | 4   | WHEEL/TIRE 125x406 NON-MARKING / ROUE NON MARQUANTE 125x406   |     |
| 206  | 4240147     | 1   | STRAP, ANTI-STATIC 13" / TRESSE ANTI-STATIQUE 13"   |     |
| 207  | US0532      | 2   | HUB, DRIVE / MOYEU ARRIERE  |     |
|      | SA0144      | Ref | <b>SERIAL NUMBER TAG INSTALL EU (10E,8E) / INSTALLATION PLAQUE CONSTRUCTEUR CE (10E,8E)</b>               | B   |
|      | 1001213632  | Ref | <b>SERIAL NUMBER TAG INSTALL AS-NZS (10E,8E) / INSTALLATION PLAQUE CONSTRUCTEUR AS/NZS (10E,8E)</b>       | C   |
|      | 1001223689  | Ref | <b>SERIAL NUMBER TAG INSTALL ANSI-CSA (20E,26E) / INSTALLATION PLAQUE CONSTRUCTEUR ANSI-CSA (20E,26E)</b> | A   |
| 401  | 180003      | 4   | Ø5x10 POP RIVET / RIVET POP Ø5x10   |     |
| 402  |             | Ref | MANUFACTURER'S NAME PLATE / PLAQUE CONSTRUCTEUR   |     |
|      | 1001308823  | 1   | <b>FRAME,ABM DRIVE / CHASSIS ABM</b>  | A   |
| 501  | 150019      | 4   | BUSHING Ø30 H25 DU / BAGUE Ø30 H25 DU   |     |
| 502  | 150058      | 1   | FLANGE BUSHING Ø20 H16.5 / BAGUE EPAULEE Ø20 H16.5  |     |





# SECTION 2 - FRAME INSTALL / INSTALLATION CHASSIS

## FIGURE 2-2. ABM DRIVE GEAR MOTOR / ABM-MOTOREDUCTEUR DE ROUE

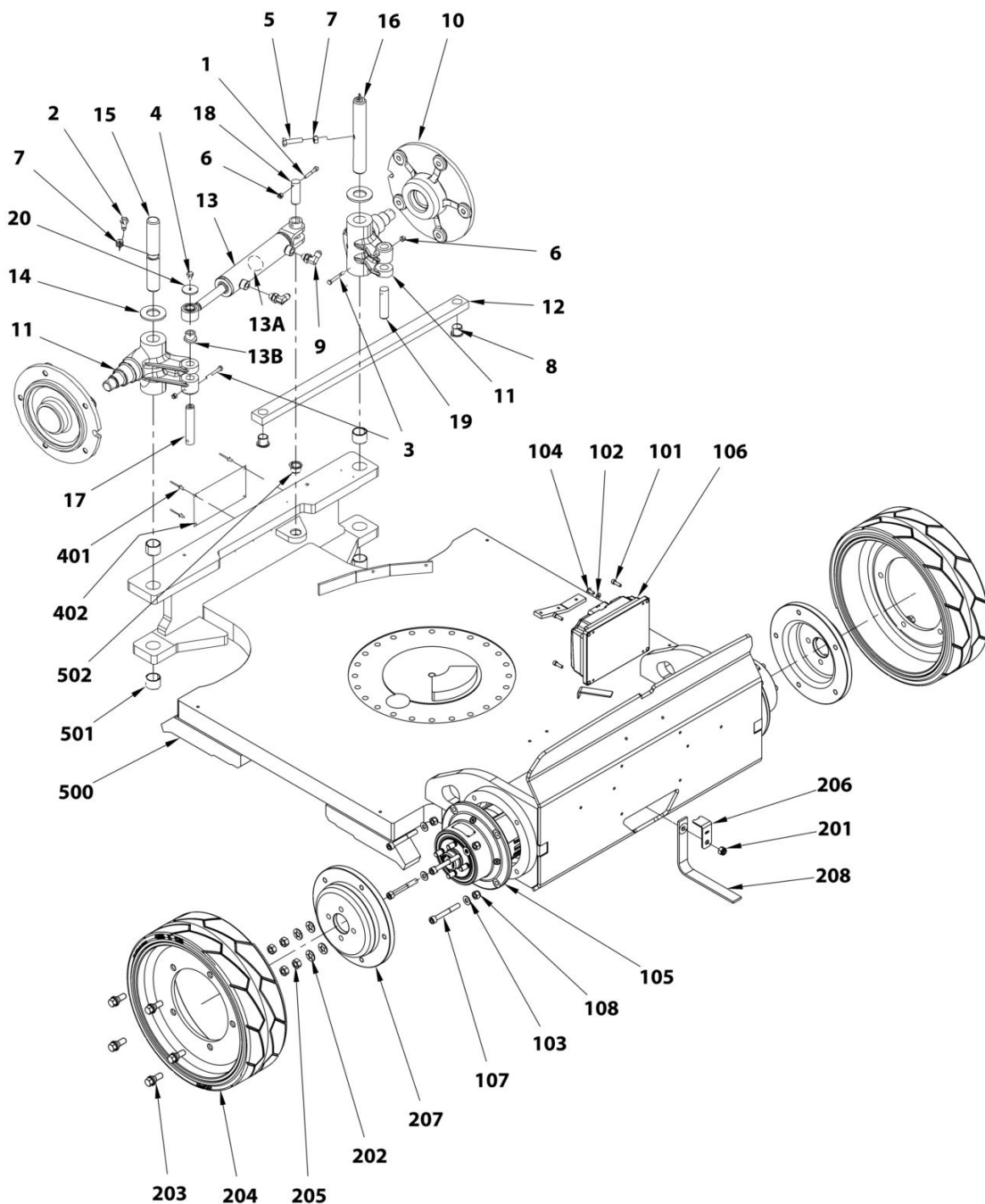


**SECTION 2 - FRAME INSTALL / INSTALLATION CHASSIS****FIGURE 2-2. ABM DRIVE GEAR MOTOR / ABM-MOTOREDUCTEUR DE ROUE**

| ITEM | PART NUMBER | QTY | DESCRIPTION                                     | REV |
|------|-------------|-----|---|-----|
|      | 1001245202  | 1   | <b>DRIVE GEAR MOTOR / MOTOREDUCTEUR DE ROUE</b> | B   |
| 10   | 1001246577  | 1   | ELECTRIC MOTOR / MOTEUR ELECTRIQUE              |     |
| 10A  | 951039      | 1   | ENCODER BEARING KIT / KIT ROULEMENT CODEUR      |     |
| 10B  | 951041      | 1   | BEARING 6206ZC3/HTF / ROULEMENT 6206ZC3/HTF     |     |
| 10C  | 1001246578  | 1   | PT1000-STATOR / PT1000-STATOR                   |     |
| 20   | 951036      | 1   | COMPLETE BRAKE KIT / FREIN COMPLET              |     |
| 20A  | 951037      | 1   | RING, DUST PROTECTION / JOINT ANTI-POUSSIERE    |     |
| 20B  | 951038      | 1   | DISC, FRICTION / DISQUE DE FREIN                |     |
| 30   | 951040      | 1   | GASKET WDR 30x52x7 / JOINT A LEVRE WDR 30x52x7  |     |
| 40A  | 1001233406  | 1   | SEAL,RADIAL 45X62X8 / JOINT A LEVRE 45X62X8     |     |

# SECTION 2 - FRAME INSTALL / INSTALLATION CHASSIS

## FIGURE 2-3. DANA - FRAME INSTALL / DANA - INSTALLATION CHASSIS



FP232-251

Oshkosh Corporation Classification - Restricted  
**SECTION 2 - FRAME INSTALL / INSTALLATION CHASSIS**

**FIGURE 2-3. DANA - FRAME INSTALL / DANA - INSTALLATION CHASSIS**

| ITEM | PART NUMBER | QTY | DESCRIPTION  | REV |
|------|-------------|-----|--|-----|
|      | SA0002      | Ref | <b>STEER INSTALL / INSTALLATION DIRECTION</b>                                  | D   |
| 1    | 000017      | 1   | M06x40 8.8 SOCKET HEAD MACH SCREW / VIS CHC M06x40 8.8 BI FT                   |     |
| 2    | 100009      | 1   | M10x30 8.8 HEX HEAD MACHINE SCREW / VIS H M10x30 8.8 BI FT                     |     |
| 3    | 100013      | 2   | M06x50 8.8 HEX HEAD CAPSCREW / VIS H M06x50 8.8 BI FP                          |     |
| 4    | 100053      | 1   | M08x12 8.8 HEX HEAD MACHINE SCREW / VIS H M08x12 8.8 BI FT                     |     |
| 5    | 100102      | 1   | M10x40 8.8 HEX HEAD MACHINE SCREW / VIS H M10x40 8.8 BI FT                     |     |
| 6    | 110003      | 3   | M06 GR08 LOCK NUT / ECROU FREIN M6 CL08 BI                                     |     |
| 7    | 110008      | 2   | M10 GR08 HEX NUT / ECROU H M10 CL08 BI   |     |
| 8    | 150059      | 2   | FLANGE BUSHING Ø20 H21.5 DU / BAGUE EPAULEE Ø20 H21.5 DU                       |     |
| 9    | 300001      | 2   | 90° ELBOW MALE BSPP 1/4-MALE JIC 9/16 / COUDE 90° Mâle BSPP 1/4 -Mâle JIC 9/16 |     |
| 10   | 2780266     | 2   | STEERING WHEEL HUB / MOYEU ROUE DIRECTRICE                                     |     |
| 11   | DL0819      | 2   | SPINDLE / PIVOT DE DIRECTION   |     |
| 12   | ST3158      | 1   | LINK, STEERING / BIELLETTE DE DIRECTION  |     |
| 13   | 1001267689  | 1   | STEERING CYLINDER BURNSIDE / VERIN DE DIRECTION BURNSIDE                       |     |
| 13A  | 1001272231  | 1   | SEAL KIT CYLINDER 1001267689 / KIT DE JOINTS VERIN 1001267689                  |     |
| 13B  | 150004      | 2   | FLANGE BUSHING Ø20 H11.5 DU / BAGUE EPAULEE Ø20 H11.5 DU                       |     |
| 14   | US0134      | 2   | THRUST WASHER / RONDELLE D'APPUI   |     |
| 15   | US0216      | 1   | SPINDLE PIN / AXE DE FUSEE   |     |
| 16   | US0523      | 1   | PIN, ROTARY ANGLE SENSOR / AXE DIRECTION POUR CAPTEUR D'ANGLE                  |     |
| 17   | US0528      | 1   | PIN, ARTICULATION D20-104 / AXE D20-104  |     |
| 18   | US0529      | 1   | PIN, ARTICULATION D20-60 / AXE D20-60  |     |
| 19   | US0530      | 1   | PIN, ARTICULATION D20-80 / AXE D20-80  |     |
| 20   | US0531      | 1   | WASHER, ID8xOD37xTH3 / RONDELLE Di 8xDe 37xEP 3                                |     |
|      | 1001309988  | Ref | <b>DANA WHEEL DRIVE INSTALL / DANA-INSTALLATION TRANSLATION</b>                | A   |
| 101  | 000005      | 4   | M06x20 8.8 SOCKET HEAD MACH SCREW / VIS CHC M06x20 8.8 BI FT                   |     |
| 102  | 120009      | 9   | LOCK WASHER D06x14 / RONDELLE CONTACT dD 06x14 BI                              |     |
| 103  | 120011      | 8   | LOCK WASHER D10x22 / RONDELLE CONTACT dD 10x22 BI                              |     |
| 104  | 1001246399  | 9   | M06x16 8.8 ROUND HEAD MACH SCREW / VIS BOMBEE ULF M06x16 8.8 BI FT             |     |
| 105  | 1001303262  | 2   | MOTOR,WHEEL DRIVE / MOTEUR DE ROUE   |     |
| 106  | 1001306095  | 1   | CONTROL,POWER MODULE / VARIATEUR DE PUISSANCE                                  |     |
| 107  | 1001307290  | 8   | SCREW,SOCKET H CAPSCREW,M10-80 CLASS 10.9 / VIS CHC M10x80 10.9 BI FP          |     |
| 108  | 1001307292  | 8   | HEX LOCK NUT,M10 CL10 / ECROU FREIN M10 CL10 BI                                |     |
|      | 1001309989  | Ref | <b>DANA TIRES AND WHEEL INSTALL / DANA-INSTALLATION ROUES</b>                  | A   |
| 201  | 110005      | 1   | M10 GR08 LOCK NUT / ECROU FREIN M10 CL08 BI                                    |     |
| 202  | 120015      | 8   | LOCK WASHER D12x27 / RONDELLE CONTACT dD 12x27 BI                              |     |

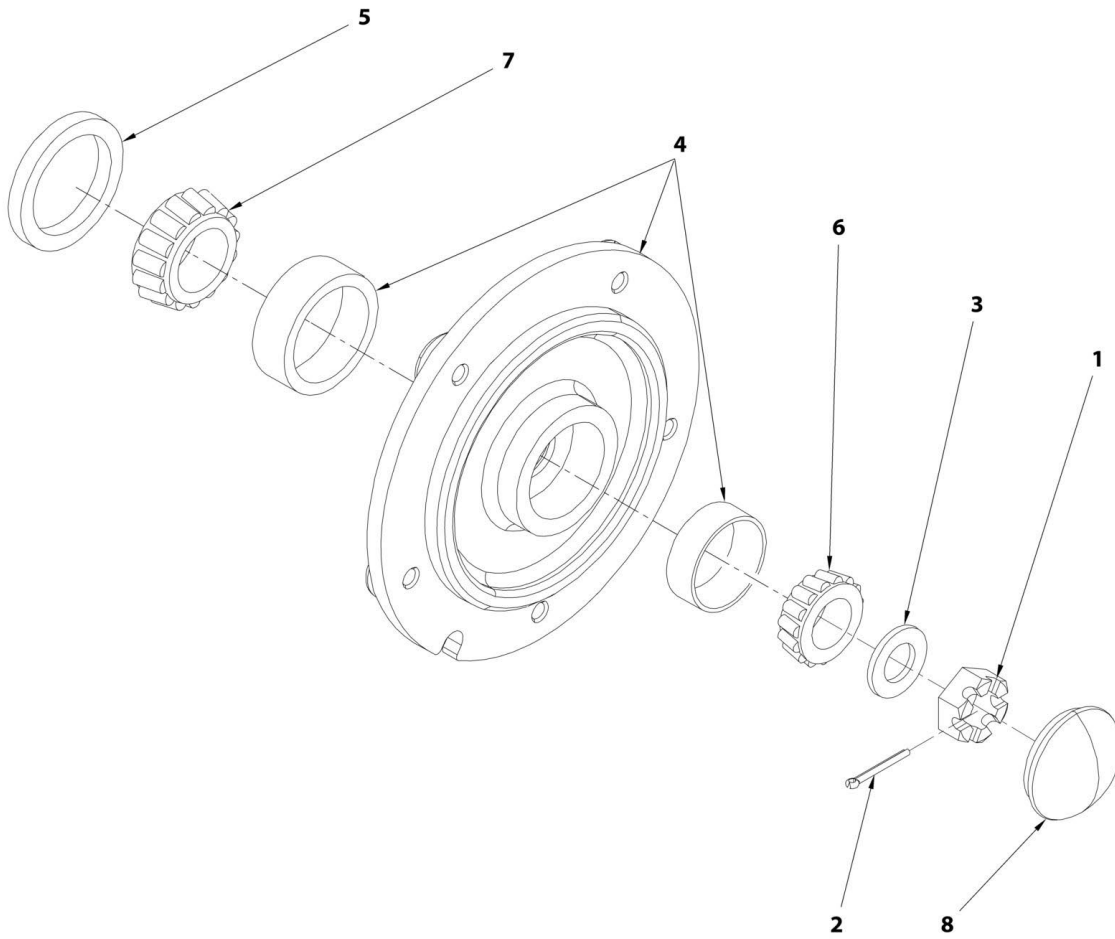
**SECTION 2 - FRAME INSTALL / INSTALLATION CHASSIS**

| ITEM | PART NUMBER | QTY | DESCRIPTION   | REV |
|------|-------------|-----|---|-----|
| 203  | 0630580     | 20  | BOLT, WHEEL M12x1.5 / GOIJON DE ROUE M12x1.5  |     |
| 204  | 1001114466  | 4   | WHEEL/TIRE 125x406 NON-MARKING / ROUE NON MARQUANTE 125x406   |     |
| 205  | 1001307294  | 8   | HEX NUT,M12x150 CLASS 10 / ECROU M12x150 CL10 BI  |     |
| 206  | 1001311444  | 1   | PLATE,CABLE HOLDER / MAINTIEN CABLE   |     |
| 207  | 1001310065  | 2   | HUB,DRIVE,DANA / MOYEU MOTEUR DANA  |     |
| 208  | 4240147     | 1   | STRAP, ANTI-STATIC 13" / TRESSE ANTI-STATIQUE 13"   |     |
|      | SA0144      | Ref | <b>SERIAL NUMBER TAG INSTALL EU (10E,8E) / INSTALLATION PLAQUE CONSTRUCTEUR CE (10E,8E)</b>               | B   |
|      | 1001213632  | Ref | <b>SERIAL NUMBER TAG INSTALL AS-NZS (10E,8E) / INSTALLATION PLAQUE CONSTRUCTEUR AS/NZS (10E,8E)</b>       | C   |
|      | 1001223689  | Ref | <b>SERIAL NUMBER TAG INSTALL ANSI-CSA (20E,26E) / INSTALLATION PLAQUE CONSTRUCTEUR ANSI-CSA (20E,26E)</b> | A   |
| 401  | 180003      | 4   | Ø5x10 POP RIVET / RIVET POP Ø5x10   |     |
| 402  |             | Ref | MANUFACTURER'S NAME PLATE / PLAQUE CONSTRUCTEUR   |     |
| 500  | 1001308822  | 1   | <b>FRAME,DANA DRIVE / CHASSIS DANA</b>  | A   |
| 501  | 150019      | 4   | BUSHING Ø30 H25 DU / BAGUE Ø30 H25 DU   |     |
| 502  | 150058      | 1   | FLANGE BUSHING Ø20 H16.5 / BAGUE EPAULEE Ø20 H16.5  |     |



## SECTION 2 - FRAME INSTALL / INSTALLATION CHASSIS

FIGURE 2-4. STEERING WHEEL HUB / MOYEU ROUE DIRECTRICE



ART\_2780266



**SECTION 2 - FRAME INSTALL / INSTALLATION CHASSIS****FIGURE 2-4. STEERING WHEEL HUB / MOYEU ROUE DIRECTRICE**

| ITEM | PART NUMBER | QTY | DESCRIPTION   | REV |
|------|-------------|-----|---|-----|
|      | 2780266     |     | <b>HUB, STEERING WHEEL / MOYEU ROUE DIRECTRICE</b>  | E   |
| 1    | 3300423     | 1   | NUT,SLOTTED / ECROU A ENCOCHE                       |     |
| 2    | 3450406     | 1   | PIN, COTTER 2" x 3/16" / GOUPILLE FENDUE 2" x 3/16" |     |
| 3    | 4740468     | 1   | WASHER / RONDELLE                                   |     |
| 4    | 1001102189  | 1   | HUB,REAR (ASSY) / KIT MOYEU                         |     |
| 5    | 1001102349  | 1   | SEAL,GREASE / JOINT GRAISSE                         |     |
| 6    | 1001102351  | 1   | BEARING CONE INNER / ROULEMENT CONIQUE INTERIEUR    |     |
| 7    | 1001102353  | 1   | BEARING CONE OUTER / ROULEMENT CONIQUE EXTERIEUR    |     |
| 8    | 1001102354  | 1   | CAP,GREASE / BOUCHON GRAISSE                        |     |

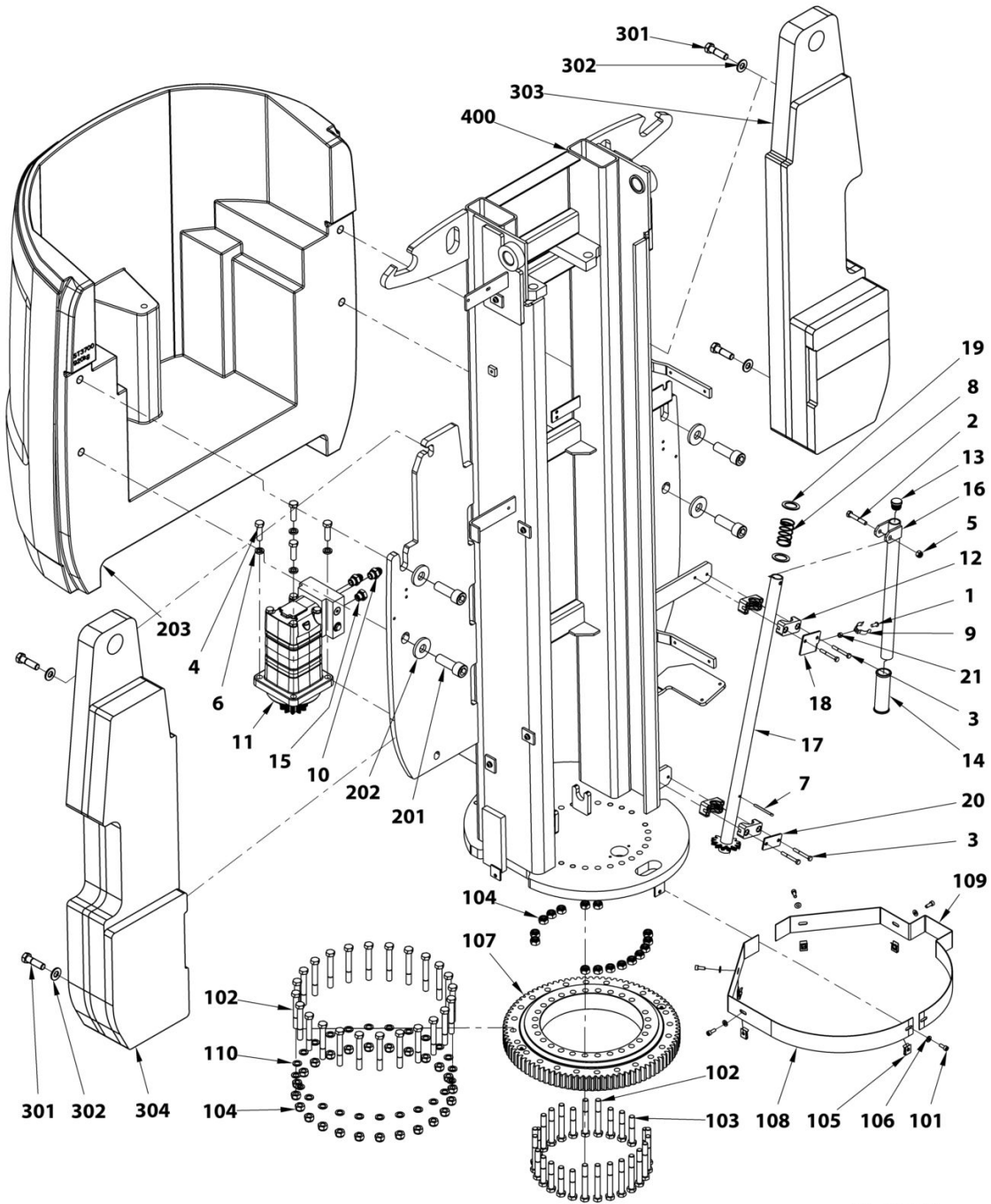


**SECTION 3 - MAST 1 INSTALL / INSTALLATION MAT 1**

**SECTION 3 - MAST 1 INSTALL / INSTALLATION MAT 1**

# SECTION 3 - MAST 1 INSTALL / INSTALLATION MAT 1

## FIGURE 3-1. MAST 1 INSTALL / INSTALLATION MAT 1



ART\_SP0938D

**SECTION 3 - MAST 1 INSTALL / INSTALLATION MAT 1****FIGURE 3-1. MAST 1 INSTALL / INSTALLATION MAT 1**

| ITEM | PART NUMBER | QTY | DESCRIPTION   | REV |
|------|-------------|-----|---|-----|
|      | SA0004      | Ref | <b>SWING DRIVE INSTALL / INSTALLATION ORIENTATION</b>                                     | D   |
| 1    | 3900357     | 1   | M06x16 10.9 BUTTON HEAD MACH SCREW / VIS BOMBEE ULF M06x16 10.9 BI FT                     |     |
| 2    | 100007      | 1   | M08x50 8.8 HEX HEAD CAPSCREW / VIS H M08x50 8.8 BI FP                                     |     |
| 3    | 100013      | 4   | M06x50 8.8 HEX HEAD CAPSCREW / VIS H M06x50 8.8 BI FP                                     |     |
| 4    | 100016      | 4   | M12x40 8.8 HEX HEAD MACHINE SCREW / VIS H M12x40 8.8 BI FT                                |     |
| 5    | 110004      | 1   | M08 GR08 LOCK NUT / ECROU FREIN M8 CL08 BI  |     |
| 6    | 120054      | 4   | HELICAL SPRING LOCK WASHER Ø12 / RONDELLE GROWER Ø12 BI                                   |     |
| 7    | 140009      | 1   | Ø4.5x50 COTTER PIN / GOUPILLE FENDUE Ø4.5x50  |     |
| 8    | 160031      | 1   | C 320 180 1350 I SPRING / RESSORT C 320 180 1350 I  |     |
| 9    | 1001303584  | 1   | CLIP Ø27 / CLIP Ø27   |     |
| 10   | 300172      | 2   | ADAPTATOR 3/8 BSPP - O-RING / RACCORD 3/8 BSPP - JOINT TORIQUE                            |     |
| 11   | 320067      | 1   | HYD. MOTOR, SWING DRIVE / MOTEUR D'ORIENTATION  |     |
| 12   | 400077      | 2   | CLAMP, SINGLE D30 / COLLIER D30   |     |
| 13   | 400097      | 1   | CAP, D25 / BOUCHON D25  |     |
| 14   | 930109      | 1   | PUMP HANDLE RUBBER / CAOUTCHOUC POIGNEE POMPE   |     |
| 15   | 1001111752  | 1   | CAP 3/8 BSPP - O-RING / BOUCHON 3/8 BSPP - JOINT TORIQUE                                  |     |
| 16   | DL0837      | 1   | LEVER, MANUAL SLEWING / LEVIER D'ORIENTATION MANUELLE                                     |     |
| 17   | DL0838      | 1   | PINION / PIGNON ARBRE   |     |
| 18   | ST3246      | 1   | PLATE, LEVER LOCK / PLATINE BLOCAGE LEVIER  |     |
| 19   | US0524      | 2   | WASHER, ID28xOD40xTH2 / RONDELLE Di 28xDe 40xEP 2   |     |
| 20   | US0527      | 1   | PLATE, CLAMP COVER / BRIDE DE COLLIER   |     |
| 21   | 110015      | 1   | M06 GR. 8.8 HEX NUT / ECROU H M06 CL08 BI   |     |
|      | SA0003      | Ref | <b>TURNTABLE BEARING INSTALL / INSTALLATION COURONNE D'ORIENTATION</b>                    | A   |
| 101  | 000015      | 5   | M06x16 8.8 SOCKET HEAD MACH SCREW / VIS CHC M06x16 8.8 BI FT                              |     |
| 102  | 100038      | 40  | M12x90 10.9 HEX HEAD CAPSCREW / VIS H M12x90 10.9 BR FP                                   |     |
| 103  | 100103      | 11  | M12x70 10.9 HEX HEAD CAPSCREW / VIS H M12x70 10.9 BR FP                                   |     |
| 104  | 110017      | 40  | M12 GR10 LOCK NUT / ECROU FREIN H M12 CL10 BI   |     |
| 105  | 110026      | 5   | M06 CAGE HEX NUT / ECROU CAGE M06   |     |
| 106  | 120009      | 5   | dD 06x14 LOCK WASHER / RONDELLE CONTACT dD 06x14 BI                                       |     |
| 107  | 500021      | 1   | SLEWING RING / COURONNE D'ORIENTATION   |     |
| 108  | ST3164      | 1   | COVER, SLEWING RING, LEFT / CARTER COURONNE GAUCHE  |     |
| 109  | ST3169      | 1   | COVER, SLEWING RING, RIGHT / CARTER COURONNE DROIT  |     |
| 110  | US0190      | 24  | dDH 13x20x02 HARDENED WASHER / RONDELLE TRAITEE dDH 13x20x02                              |     |
|      | 1001211410  | Ref | <b>10E-COUNTERWEIGHT 920KG INSTALL (10E) / 10E-INSTALLATION CONTREPOIDS 920KG (10E)</b>   | C   |
|      | 1001223609  | Ref | <b>26E-COUNTERWEIGHT 1060KG INSTALL (26E) / 26E-INSTALLATION CONTREPOIDS 1060KG (26E)</b> | B   |
| 201  | 1001227894  | 4   | M20x60 8.8 HEX HEAD MACH. SCREW / VIS H 20x60 8.8 BI FT                                   |     |
| 202  | ST2475      | 4   | COUNTERWEIGHT WASHER / RONDELLE DE CONTREPOIDS  |     |
| 203  | ST3700      | 1   | 10E-COUNTERWEIGHT (10E) / 10E-CONTREPOIDS (10E)   |     |

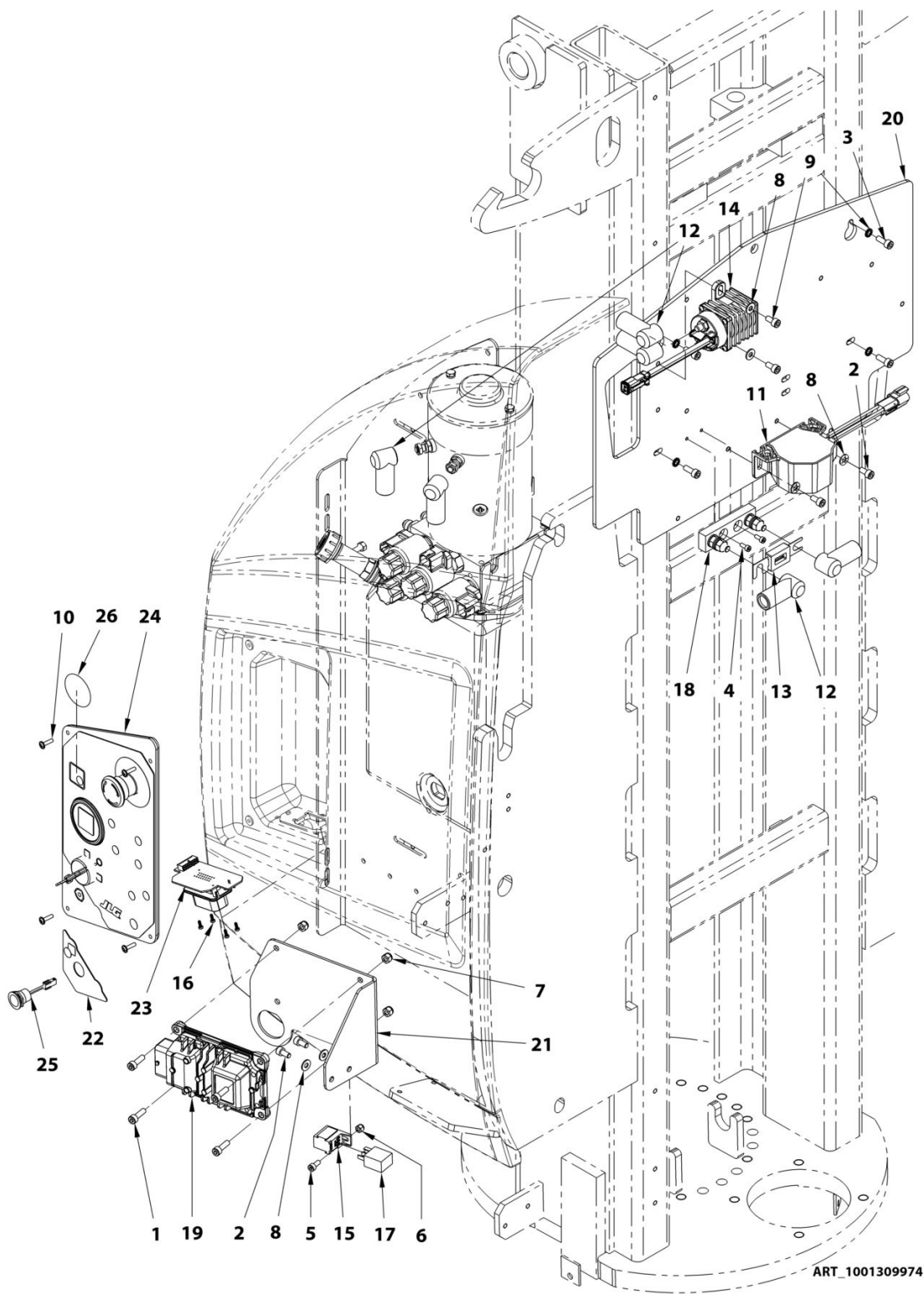
**SECTION 3 - MAST 1 INSTALL / INSTALLATION MAT 1**

| ITEM | PART NUMBER | QTY | DESCRIPTION  | REV |
|------|-------------|-----|--|-----|
| 203  | 1001223892  | 1   | 26E-COUNTERWEIGHT (26E) / 26E-CONTREPOIDS (26E)                                      |     |
|      | 1001211417  | Ref | <b>ADDITIONAL COUNTERWEIGHTS INSTALL / INSTALLATION<br/>CONTREPOIDS ADDITIONNELS</b> | B   |
| 301  | 100033      | 4   | M14x50 8.8 HEX HEAD CAPSCREW / VIS H M14x50 8.8 BR FP                                |     |
| 302  | 120055      | 4   | dD 14x30 LOCK WASHER BI / RONDELLE CONTACT dD 14x30 BI                               |     |
| 303  | 1001213144  | 1   | WEIGHT,ADDITIONAL CW,RIGHT / CONTREPOIDS<br>ADDITIONNEL DROIT                        |     |
| 304  | 1001213145  | 1   | WEIGHT,ADDITIONAL CW,LEFT / CONTREPOIDS ADDITIONNEL<br>GAUCHE                        |     |
| 400  | DL0934      | 1   | <b>MAST,TURNTABLE / MAT 1</b>  | G   |



# SECTION 3 - MAST 1 INSTALL / INSTALLATION MAT 1

## FIGURE 3-2. MTB INSTALL / INSTALLATION COMMANDES BASSES



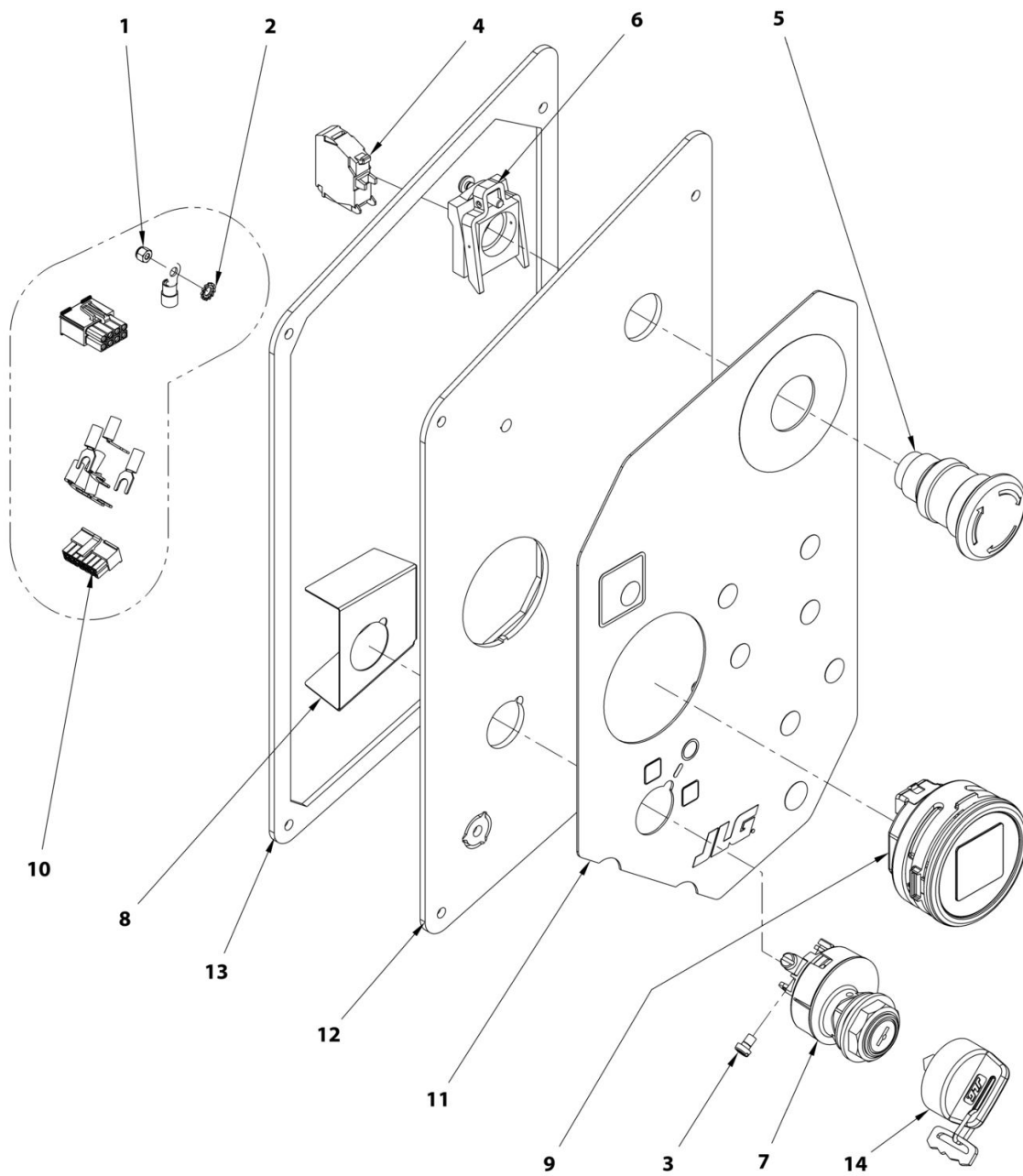


**SECTION 3 - MAST 1 INSTALL / INSTALLATION MAT 1****FIGURE 3-2. MTB INSTALL / INSTALLATION COMMANDES BASSES**

| ITEM | PART NUMBER | QTY | DESCRIPTION   | REV |
|------|-------------|-----|---|-----|
|      | 1001309972  | REF | <b>MTB (W/O ENABLE &amp; WITH MSSO) / COMMANDES BASSES (SANS VALIDATION AVEC MSSO)</b>  |     |
|      | 1001309973  | REF | <b>MTB (W/O ENABLE &amp; W/O MSSO) / COMMANDES BASSES (SANS VALIDATION SANS MSSO)</b>   |     |
|      | 1001309974  | REF | <b>MTB (WITH ENABLE &amp; WITH MSSO) / COMMANDES BASSES (AVEC VALIDATION AVEC MSSO)</b> |     |
|      | 1001309975  | REF | <b>MTB (WITH ENABLE &amp; W/O MSSO) / COMMANDES BASSES (AVEC VALIDATION SANS MSSO)</b>  |     |
| 1    | 000005      | 4   | M06x20 8.8 SOCKET HEAD MACH SCREW / VIS CHC M06x20 8.8 BI FT                            |     |
| 2    | 000014      | 6   | M06x12 8.8 SOCKET HEAD MACH SCREW / VIS CHC M06x12 8.8 BI FT                            |     |
| 3    | 000015      | 4   | M06x16 8.8 SOCKET HEAD MACH SCREW / VIS CHC M06x16 8.8 BI FT                            |     |
| 4    | 000050      | 2   | M04x10 8.8 SOCKET HEAD MACH SCREW / VIS CHC M04x10 8.8 BI FT                            |     |
| 5    | 000067      | 1   | M05x12 8.8 SOCKET HEAD MACH SCREW / VIS CHC M05x12 8.8 BI FT                            |     |
| 6    | 110002      | 1   | M05 GR. 8.8 LOCK NUT / ECROU FREIN M5 CL08 BI   |     |
| 7    | 110003      | 4   | M06 GR. 8.8 LOCK NUT / ECROU FREIN M6 CL08 BI   |     |
| 8    | 120009      | 6   | LOCK WASHER D06x14 / RONDELLE CONTACT dD 06x14 BI                                       |     |
| 9    | 120060      | 4   | WASHER D6 SERRATED LOCK / RONDELLE EVENTAIL D6  |     |
| 10   | 000020      | 4   | M04x20 8.8 SOCKET HEAD MACH SCREW / VIS CHC M04x20 8.8 BI FT                            |     |
| 11   | 0140043     | 1   | ALARM,MOTION/DESCENT/HORN / ALARME MOUVEMENTS/DESCENTE/KLAXON                           |     |
| 12   | 250031      | 6   | BOOT,BATTERY TERMINAL / CAPUCHON COSSE BATTERIE   |     |
| 13   | 260079      | 1   | 325A FUSE / FUSIBLE 325A  |     |
| 14   | 3740150     | 1   | RELAY,24VDC/100A / RELAIS 24VDC/100A  |     |
| 15   | 1001186432  | 1   | HOLDER,MICRO RELAY / SUPPORT MICRO RELAIS   |     |
| 16   | 1001210948  | 4   | SCREW-SPEC,TORX D3 L8 METRIC / VIS TORX D3xL8 POUR THERMOPLASTIQUE                      |     |
| 17   | 1001230297  | 1   | RELAY,TYCO 24V / RELAIS TYCO 24V  |     |
| 18   | 1001282390  | 1   | FUSE,HOLDER / SUPPORT FUSIBLE   |     |
| 19   | 1001306092  | 1   | CONTROL,GROUND MODULE TTC2038 / CONTROLLEUR SOL TTC2038                                 |     |
| 20   | 1001310000  | 1   | MOUNT,ELEC COMPONENTS / PLATINE COMPOSANTS ELEC   |     |
| 21   | 1001310001  | 1   | MOUNT,CONTROLLER,10E / SUPPORT UGM 10E  |     |
| 22   | 1001310980  | 1   | DECAL,LCB ENABLE CAP / AUTOCOLLANT BOUCHON VALIDATION                                   |     |
| 22   | 1001310981  | 1   | DECAL,LCB ENABLE / AUTOCOLLANT VALIDATION   |     |
| 23   | 1001311267  | 1   | PC BRD,INTERFACE MTB / CARTE INTERFACE BOITIER BAS                                      |     |
| 24   | 1001311268  | 1   | GROUND CONTROL / BOITIER BAS  |     |
| 25   | 1001255627  | 1   | PUSH BUTTON D16 / BOUTON POUSSOIR D16   |     |
| 26   | AU2228      | 1   | DECAL,INDICATOR COVER d42 / AUTOCOLLANT MASQUE D42                                      |     |

# SECTION 3 - MAST 1 INSTALL / INSTALLATION MAT 1

## FIGURE 3-3. GROUND CONTROL ASSY / BOITIER BAS ASSEMBLE



ART\_1001311268

**SECTION 3 - MAST 1 INSTALL / INSTALLATION MAT 1****FIGURE 3-3. GROUND CONTROL ASSY / BOITIER BAS ASSEMBLE**

| ITEM | PART NUMBER | QTY | DESCRIPTION  | REV |
|------|-------------|-----|--|-----|
|      | 1001311268  | REF | <b>ELEC ASSY,GROUND CONTROL / BOITIER BAS ASSEMBLE</b>                 | A   |
| 1    | 110032      | 1   | M03 GR. 8.8 LOCK NUT / ECROU FREIN M3 CL08 BI                          |     |
| 2    | 120058      | 1   | WASHEREXT STAR LK METRIC (COD, D4 SERRATED LOCK / RONDELLE EVENTAIL D4 |     |
| 3    | 130059      | 6   | M04x06 GR. 4.8 CYLINDRIC HEAD / VIS TC M04x06 4.8 ZI                   |     |
| 4    | 240057      | 1   | NC CONTACT BLOCK / CONTACT NF  |     |
| 5    | 240060      | 1   | TURN TO RELEASE KNOB / BOUTON D'ARRET D'URGENCE                        |     |
| 6    | 240076      | 1   | CONTACT BLOCK HOLDER / EMBASE CONTACT                                  |     |
| 7    | 4360469     | 1   | SWITCH,KEY ON/OFF/ON / SELECTEUR A CLE 3 POSITIONS                     |     |
| 8    | 1001239552  | 1   | PLATE,KEY SWITCH CAP / CAPOT SELECTEUR A CLE                           |     |
| 9    | 1001306126  | 1   | MULTI DISPLAY INDICATOR / AFFICHEUR MULTIFONCTIONS                     |     |
| 10   | 1001309221  | 1   | HARNESS,GROUND CONSOLE / FAISCEAU BOITIER BAS                          |     |
| 11   | 1001311272  | 1   | SWITCH,MEMBRANE LCB / MEMBRANE A INTERRUPTEURS BOITIER BAS             |     |
| 12   | 1001311274  | 1   | PLATE,GROUND PANEL / PLATINE BOITIER BAS                               |     |
| 13   | ST3155      | 1   | GASKET,GROUND PANEL / JOINT BOITER BAS                                 |     |
| 14   | 2860030     | 1   | KEY (INCLUDED IN ITEM 4360469) / CLE (COMPRISE DANS REF 4360469)       |     |

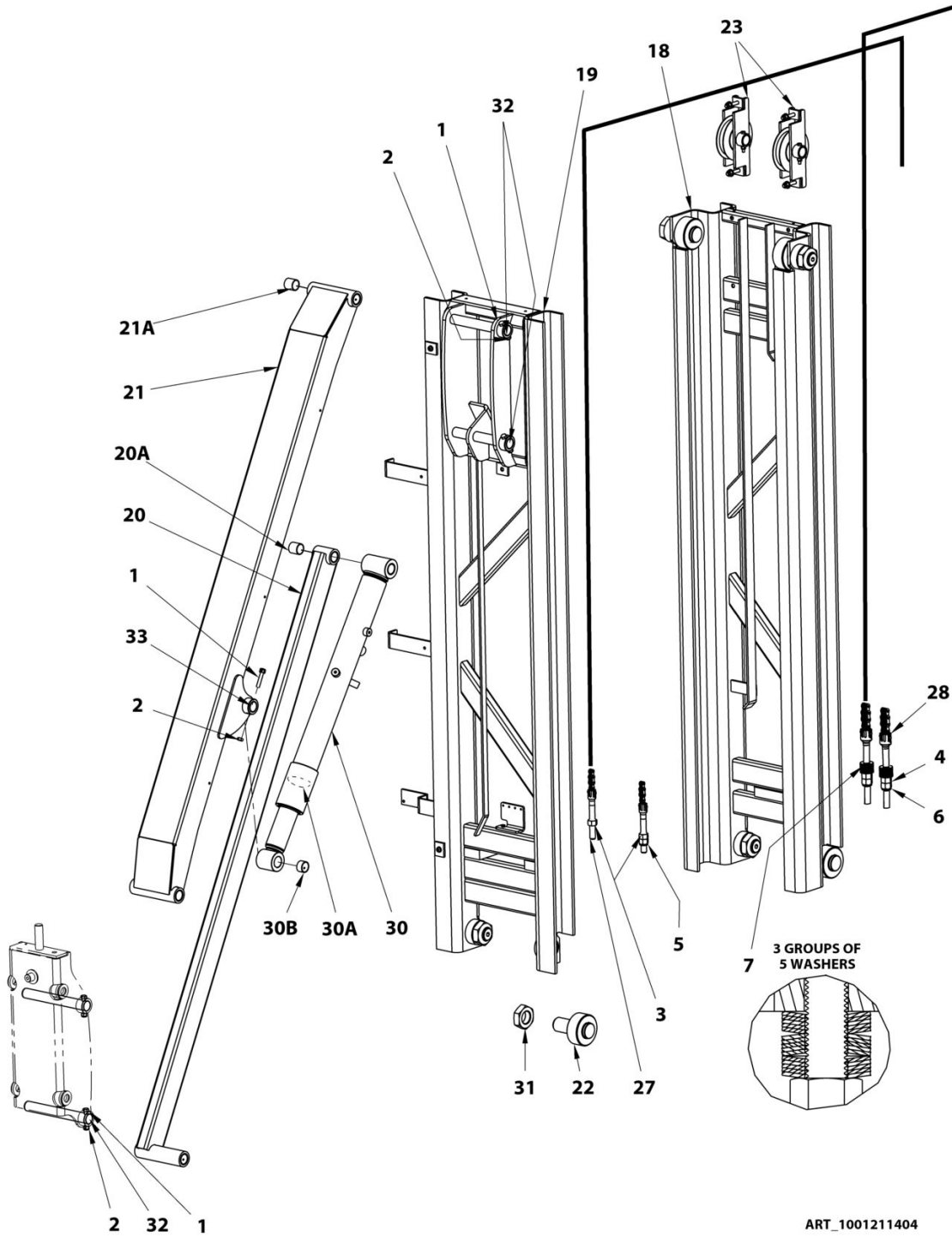


## **SECTION 4 - MAST AND BOOM INSTALL / INSTALLATION MATS ET BRAS**

### **SECTION 4 - MAST AND BOOM INSTALL / INSTALLATION MATS ET BRAS**

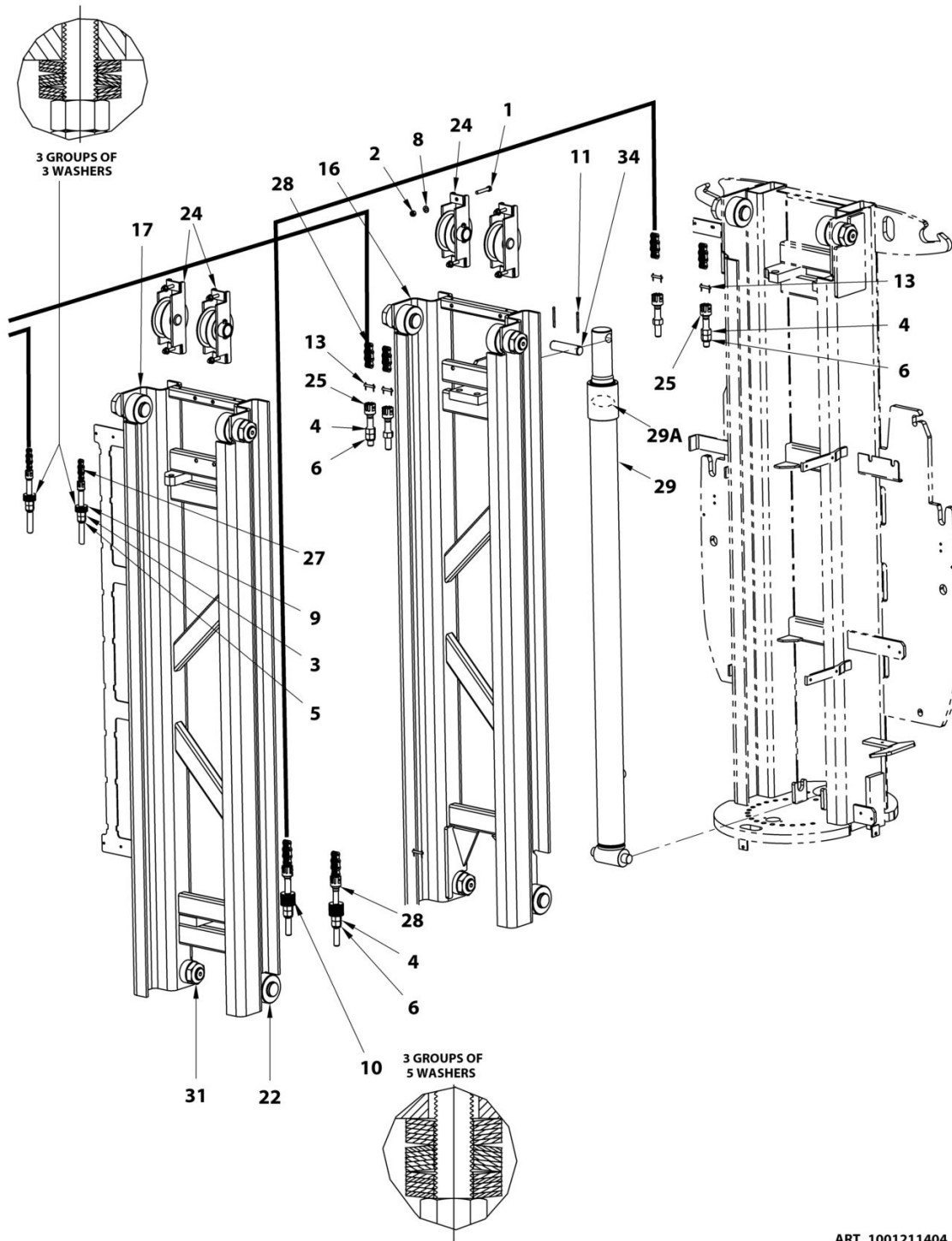
# SECTION 4 - MAST AND BOOM INSTALL / INSTALLATION MATS ET BRAS

## FIGURE 4-1. MAST AND BOOM INSTALL / INSTALLATION MAT ET BRAS



ART\_1001211404

# SECTION 4 - MAST AND BOOM INSTALL / INSTALLATION MATS ET BRAS



ART\_1001211404

**SECTION 4 - MAST AND BOOM INSTALL / INSTALLATION MATS ET BRAS****FIGURE 4-1. MAST AND BOOM INSTALL / INSTALLATION MAT ET BRAS**

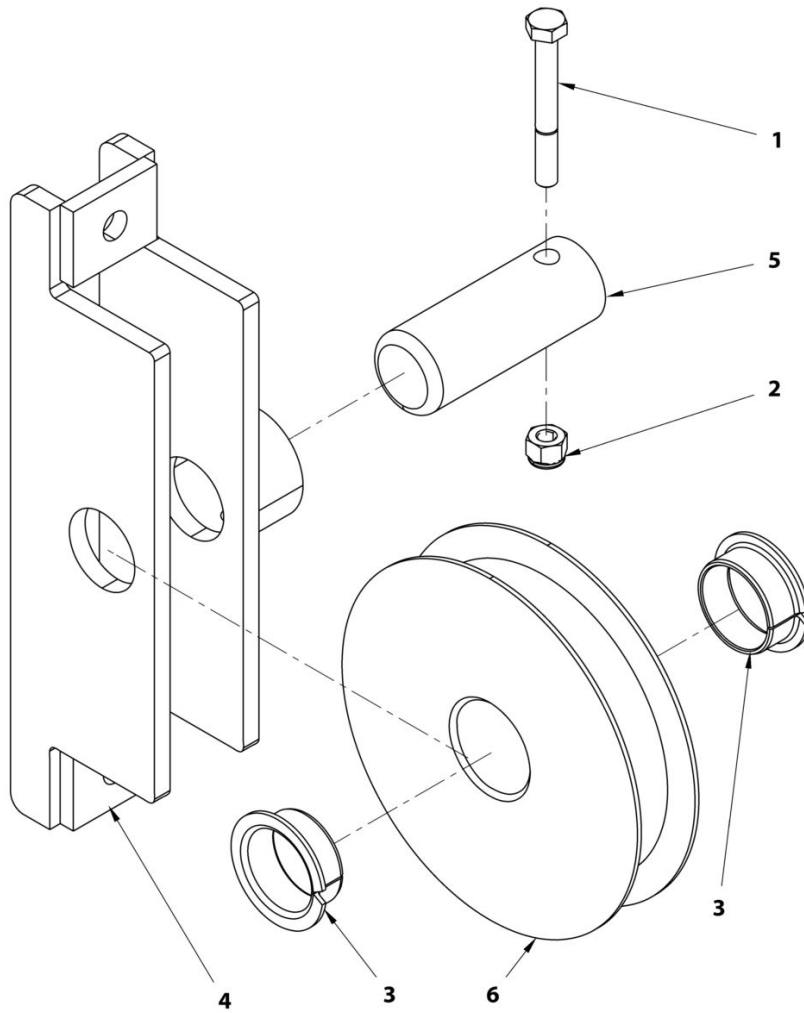
| ITEM | PART NUMBER | QTY | DESCRIPTION   | REV |
|------|-------------|-----|---|-----|
|      | 1001211404  | Ref | <b>MAST AND BOOM INSTALL / INSTALLATION MAT ET BRAS</b>       | F   |
| 1    | 100063      | 17  | M08x50 8.8 HEX HEAD MACHINE SCREW / VIS H M08x50 8.8 BI FT    |     |
| 2    | 110004      | 17  | M08 GR08 LOCK NUT / ECROU FREIN M8 CL08 BI                    |     |
| 3    | 110009      | 4   | M14 GR08 HEX NUT / ECROU H M14 CL08 BI                        |     |
| 4    | 110010      | 8   | M16 GR08 HEX NUT / ECROU H M16 CL08 BI                        |     |
| 5    | 110019      | 3   | M14 GR08 LOCK NUT / ECROU FREIN H M14 CL08 BI                 |     |
| 6    | 110020      | 6   | M16 GR08 LOCK NUT / ECROU FREIN H M16 CL08 BI                 |     |
| 7    | 120006      | 30  | BEVEL WASHER D34x16.3x1.5 / RONDELLE RESSORT D34x16.3x1.5 BR  |     |
| 8    | 120010      | 12  | dD 08x18 LOCK WASHER / RONDELLE CONTACT dD 08x18 BI           |     |
| 9    | 120017      | 18  | BEVEL WASHER D34x14.3x1.5 / RONDELLE RESSORT D34x14.3x1.5 BR  |     |
| 10   | 120036      | 30  | BEVEL WASHER Ø40x16.3x2 / RONDELLE RESSORT Ø40x16.3x2 BR      |     |
| 11   | 140009      | 2   | D4.5x50 COTTER PIN / GOUPILLE FENDUE D4.5x50                  |     |
| 13   | 170008      | 4   | M16 CLEVIS PIN / AXE DE CHAPE M16                             |     |
| 16   | DL0818      | 1   | MAST 2 / MAT 2  |     |
| 17   | DL0935      | 1   | MAST 3 / MAT 3  |     |
| 18   | DL0824      | 1   | MAST 4 / MAT 4  |     |
| 19   | DL0936      | 1   | MAST 5 / MAT 5  |     |
| 20   | DL0924      | 1   | BOOM,LOWER / BRAS INFERIEUR                                   |     |
| 20A  | 150002      | 4   | BUSHING Ø25 H25 DX / BAGUE D25 H25 DX                         |     |
| 21   | DL0923      | 1   | BOOM,UPPER / BRAS SUPERIEUR                                   |     |
| 21A  | 150002      | 4   | BUSHING Ø25 H25 DX / BAGUE D25 H25 DX                         |     |
| 22   | SE1214      | 16  | ROLLER,ASSEMBLY M36 / ENSEMBLE GALET DE GUIDAGE M36           |     |
| 23   | SE0730      | 2   | PULLEY ASSEMBLY LL10-44 / ASSEMBLAGE SUPPORT POULIE LL10-44   |     |
| 24   | SE0731      | 4   | PULLEY ASSEMBLY LL12-66 / ASSEMBLAGE SUPPORT POULIE LL12-66   |     |
| 25   | ST0099      | 4   | CHAIN ANCHOR M16 L80 / CHAPE DE CHAINE M16 L80                |     |
| 27   | 1001220619  | 2   | CHAIN,LL10-44 EQUIPPED / CHAINE LL10-44 EQUIPEE               |     |
| 28   | 1001220620  | 4   | CHAIN,LL12-66 1 SIDE EQUIPPED / CHAINE LL10-66 EQUIPEE 1 COTE |     |
| 29   | 1001267690  | 1   | MAST CYLINDER BURNSIDE / VERIN MAT BURNSIDE                   |     |
| 29A  | 1001272232  | 1   | SEAL KIT CYLINDER 1001267690 / KIT DE JOINTS VERIN 1001267690 |     |
| 30   | 1001267688  | 1   | BOOM CYLINDER BURNSIDE / VERIN BRAS BURNSIDE                  |     |
| 30A  | 1001272230  | 1   | SEAL KIT CYLINDER 1001267688 / KIT DE JOINTS VERIN 1001267688 |     |
| 30B  | 150002      | 4   | BUSHING D25 H25 DX / BAGUE D25 H25 DX                         |     |
| 31   | US0026      | 16  | M36 GR04 HEX NUT / ECROU M36 CL04 BI                          |     |
| 32   | US0481      | 4   | PIN D25 L210 / AXE D25 L210                                   |     |
| 33   | US0537      | 1   | PIN, D25 - L100 / AXE D25 - L100                              |     |
| 34   | US0538      | 1   | PIN, D25-L100-2d5 / AXE D25 - L100 - 2d5                      |     |





# SECTION 4 - MAST AND BOOM INSTALL / INSTALLATION MATS ET BRAS

## FIGURE 4-2. PULLEY SUPPORT LL10-44 / SUPPORT POULIE LL10-44



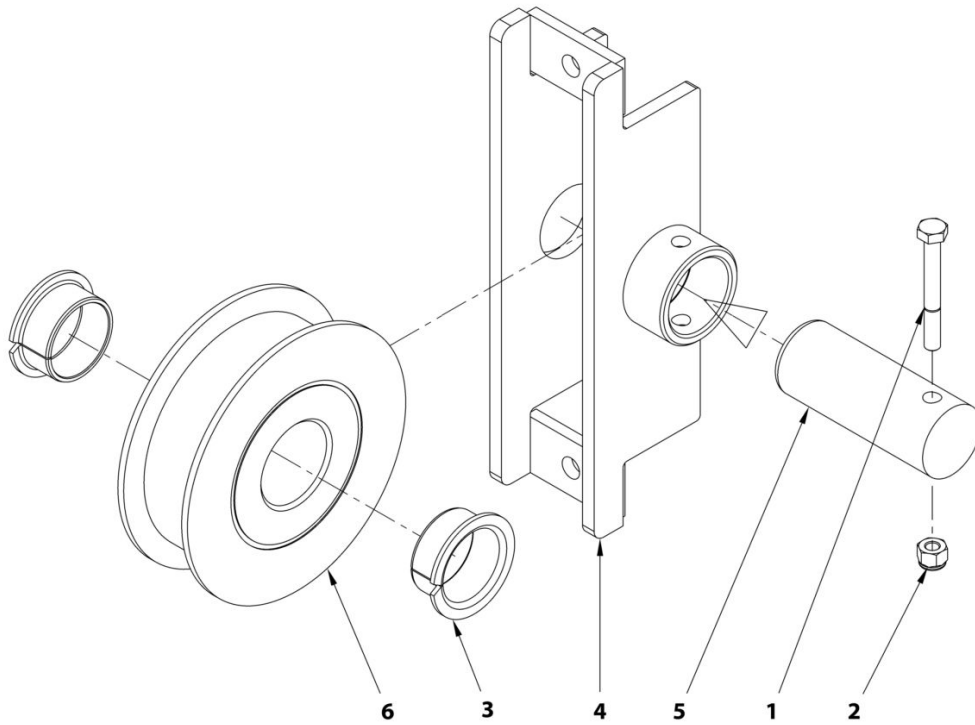
ART. 560730

**SECTION 4 - MAST AND BOOM INSTALL / INSTALLATION MATS ET BRAS****FIGURE 4-2. PULLEY SUPPORT LL10-44 / SUPPORT POULIE LL10-44**

| ITEM | PART NUMBER | QTY | DESCRIPTION  | REV |
|------|-------------|-----|--|-----|
|      | SE0730      |     | <b>PULLEY SUPPORT LL10-44 / SUPPORT POULIE LL10-44</b>   | A   |
| 1    | 100013      | 1   | M06x50 8.8 HEX HEAD CAPSCREW / VIS H M06x50 8.8 BI FP    |     |
| 2    | 110003      | 1   | M06 GR.08 LOCK NUT / ECROU FREIN M6 CL08 BI              |     |
| 3    | 150011      | 2   | FLANGE BUSHING D25 H11.5 DU / BAGUE EPAULEE D25 H11.5 DU |     |
| 4    | SD0453      | 1   | PULLEY MOUNT / SUPPORT POULIE                            |     |
| 5    | US0377      | 1   | PULLEY PIN / AXE DE SUPPORT POULIE                       |     |
| 6    | US0475      | 1   | LL10-44 PULLEY / POULIE LL10-44                          |     |

# SECTION 4 - MAST AND BOOM INSTALL / INSTALLATION MATS ET BRAS

FIGURE 4-3. PULLEY SUPPORT LL12-66 / SUPPORT POULIE LL12-66



ART\_SE0731

**SECTION 4 - MAST AND BOOM INSTALL / INSTALLATION MATS ET BRAS****FIGURE 4-3. PULLEY SUPPORT LL12-66 / SUPPORT POULIE LL12-66**

| ITEM | PART NUMBER | QTY | DESCRIPTION  | REV |
|------|-------------|-----|--|-----|
|      | SE0731      |     | <b>PULLEY SUPPORT LL12-66 / SUPPORT POULIE LL12-66</b> | A   |
| 1    | 100013      | 1   | M06x50 8.8 HEX HEAD CAPSCREW / VIS H M06x50 8.8 BI FP  |     |
| 2    | 110003      | 1   | M06 GR08 LOCK NUT / ECROU FREIN M6 CL08 BI             |     |
| 3    | 150007      | 2   | FLANGE BUSHING Ø30 H16 DU / BAGUE EPAULEE Ø30 H16 DU   |     |
| 4    | SD0452      | 1   | PULLEY MOUNT / SUPPORT POULIE                          |     |
| 5    | US0375      | 1   | PULLEY PIN / AXE DE SUPPORT POULIE                     |     |
| 6    | US0479      | 1   | LL12-66 PULLEY / POULIE LL12-66                        |     |

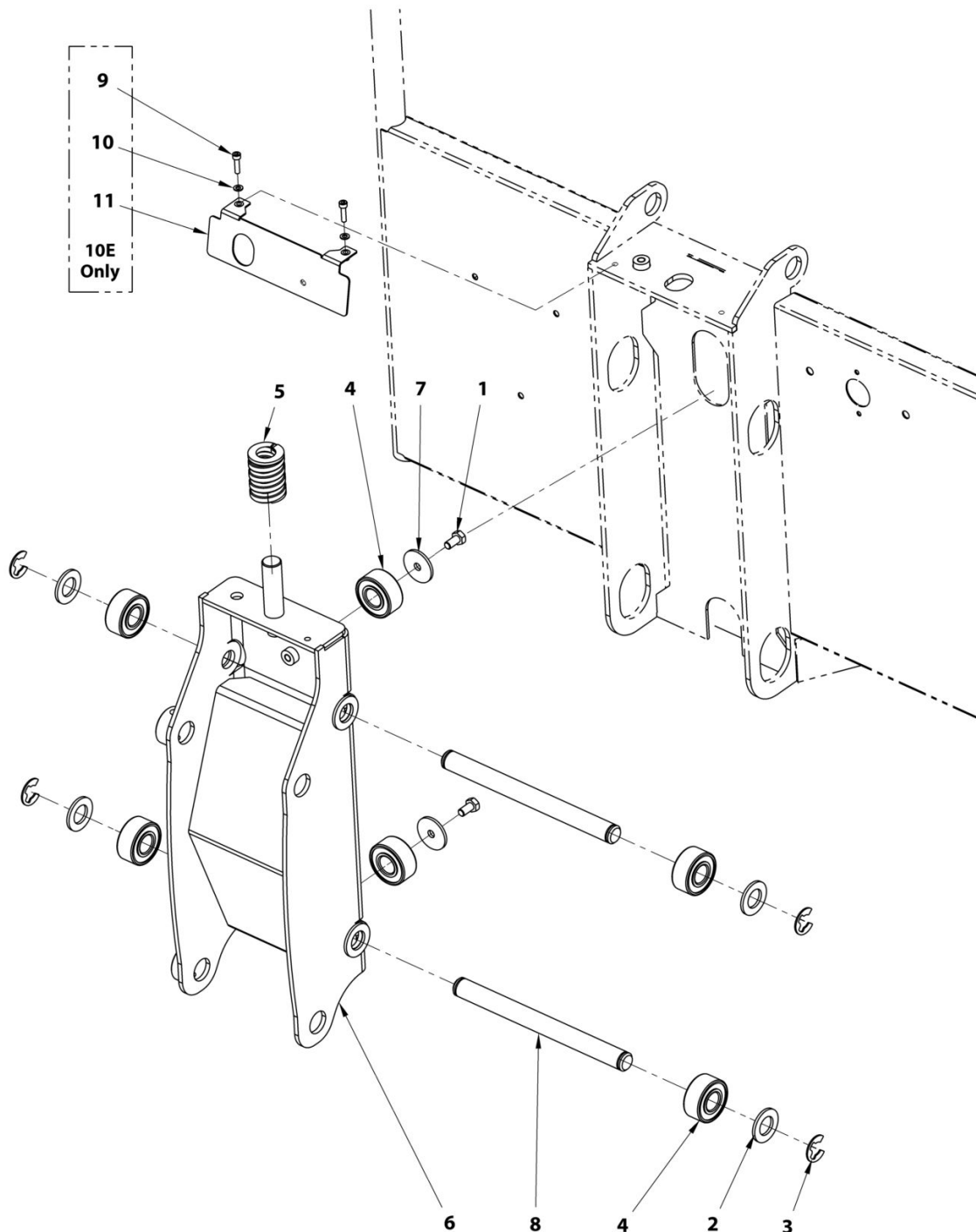


## **SECTION 5 - PLATFORM INSTALL / INSTALLATION PLATE-FORME**

## **SECTION 5 - PLATFORM INSTALL / INSTALLATION PLATE-FORME**

# SECTION 5 - PLATFORM INSTALL / INSTALLATION PLATE-FORME

## FIGURE 5-1. PLATFORM SUPPORT INSTALL / INSTALLATION SUPPORT PLATE-FORME



ART\_1001277965

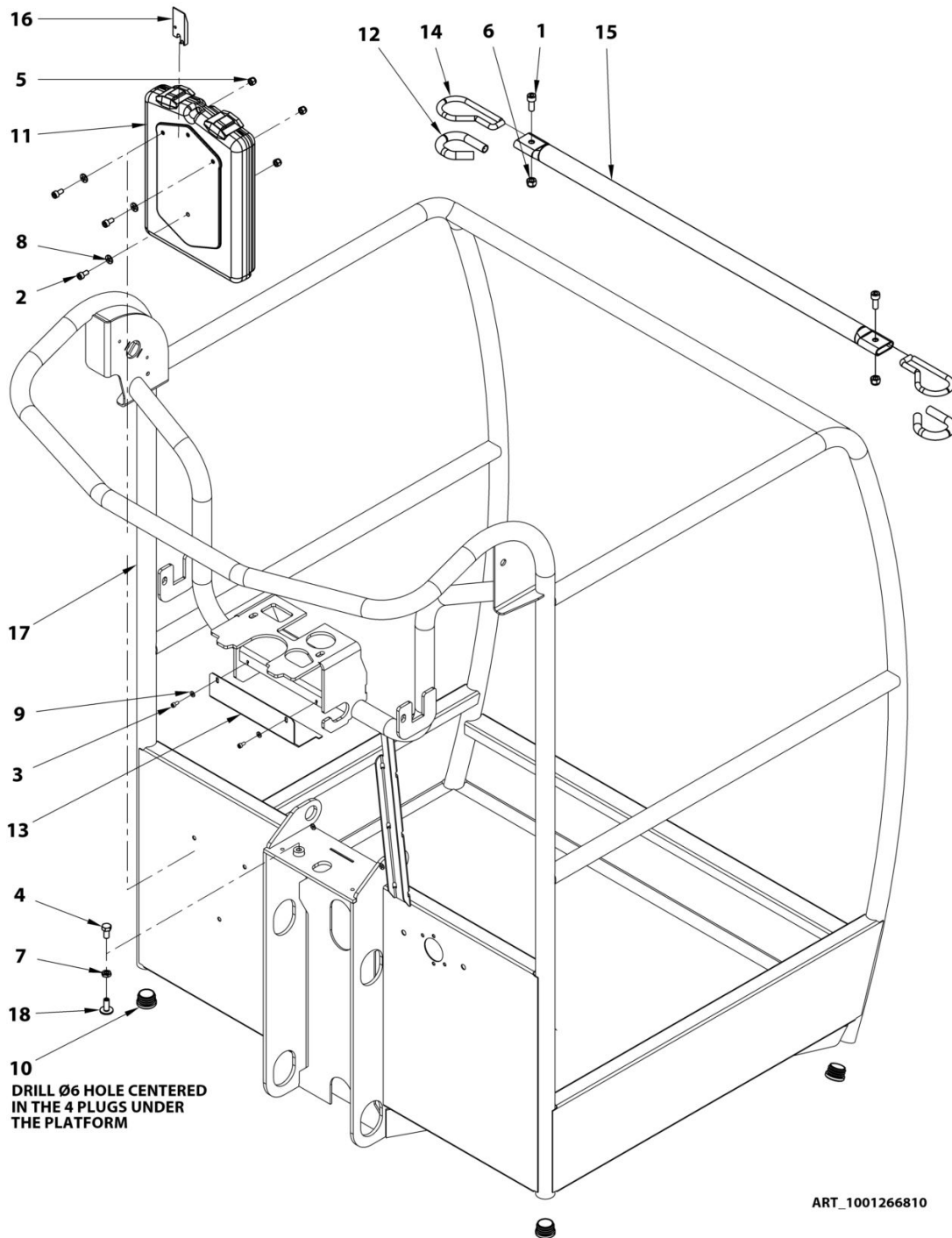


**SECTION 5 - PLATFORM INSTALL / INSTALLATION PLATE-FORME****FIGURE 5-1. PLATFORM SUPPORT INSTALL / INSTALLATION SUPPORT PLATE-FORME**

| ITEM | PART NUMBER | QTY | DESCRIPTION  | REV |
|------|-------------|-----|--|-----|
|      | 1001211420  | Ref | <b>26E-PLATFORM SUPPORT INSTALL (26E) / 26E-INSTALLATION SUPPORT PLATE-FORME (26E)</b> | A   |
|      | 1001277965  | Ref | <b>10E-PLATFORM SUPPORT INSTALL (10E) / 10E-INSTALLATION SUPPORT PLATE-FORME (10E)</b> | A   |
| 1    | 100054      | 2   | M08x16 8.8 HEX HEAD MACHINE SCREW / VIS H M08x16 8.8 BI FT                             |     |
| 2    | 120003      | 4   | D20x37x3 WASHER / RONDELLE D20x37x3 BI   |     |
| 3    | 130029      | 4   | RETAINING RING D15 / CIRCLIPS EXTERIEUR D15  |     |
| 4    | 150061      | 6   | 3204-2RS BEARING / ROULEMENT 3204-2RS  |     |
| 5    | 160033      | 1   | SPRING,OVERLOAD G 40-51 / RESSORT SURCHARGE G40-51                                     |     |
| 6    | DL0918      | 1   | SUPPORT,PLATFORM / SUPPORT PLATE-FORME   |     |
| 7    | US0531      | 2   | WASHER-SPEC,D8XD37XTH.3 / RONDELLE Di 8xDe 37xEP 3                                     |     |
| 8    | US0603      | 2   | PIN,BEARING MOUNT / AXE ROULEMENTS   |     |
| 9    | 000010      | 2   | M05x20 8.8 SOCKET HEAD MACH SCREW (10E) / VIS CHC M05x20 BI FT (10E)                   |     |
| 10   | 120002      | 2   | M05 WASHER (10E) / RONDELLE M05 (10E)  |     |
| 11   | 1001276683  | 1   | PLATE,LSS PROTECTION (10E) / CAPOT PROTECTION SURCHARGE (10E)                          |     |

# SECTION 5 - PLATFORM INSTALL / INSTALLATION PLATE-FORME

FIGURE 5-2. PLATFORM, DROP BAR INSTALL / INSTALLATION PLATE-FORME - LISSE COULISSANTE

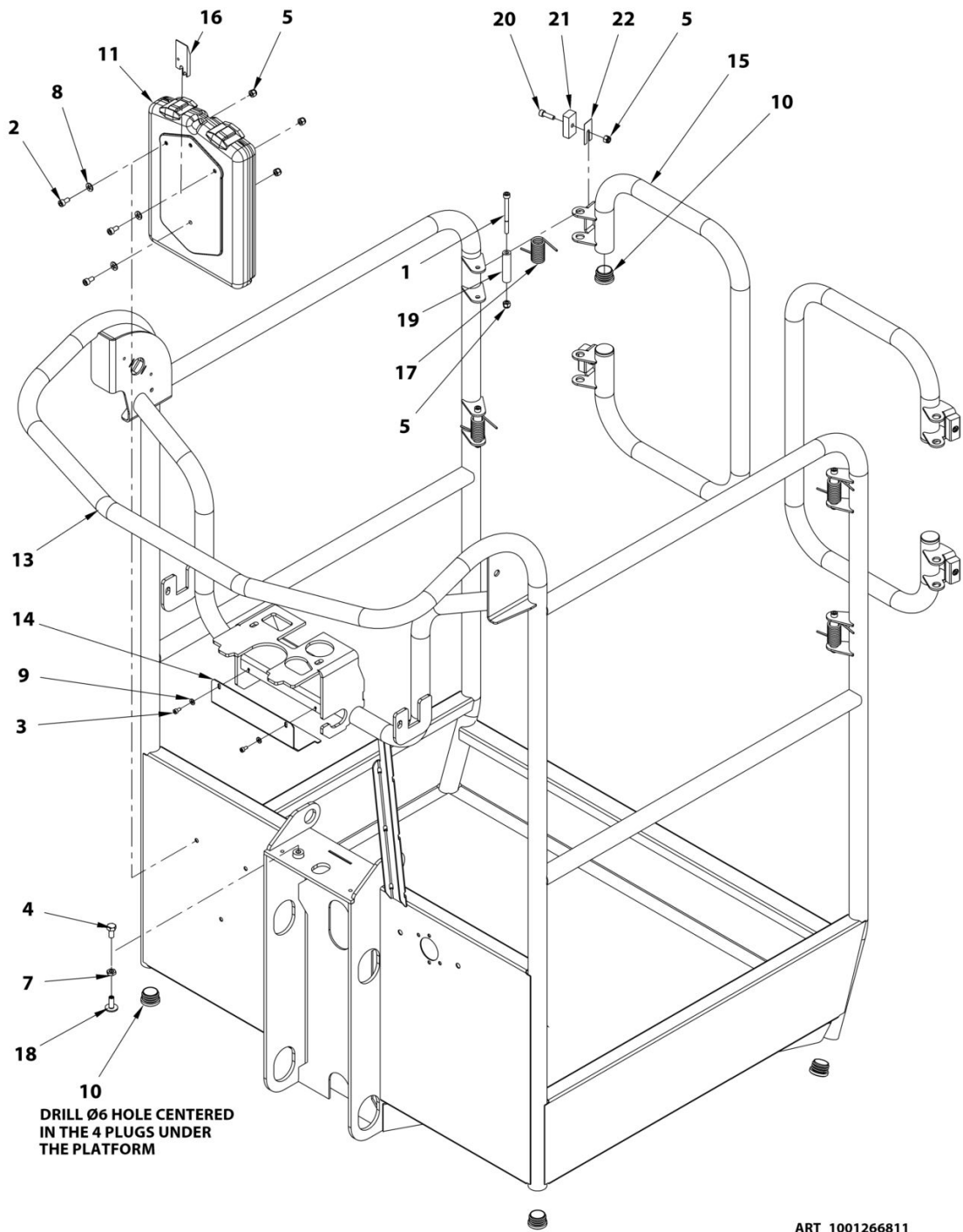


**SECTION 5 - PLATFORM INSTALL / INSTALLATION PLATE-FORME****FIGURE 5-2. PLATFORM,DROP BAR INSTALL / INSTALLATION PLATE-FORME - LISSE COULISSANTE**

| ITEM | PART NUMBER | QTY   | DESCRIPTION  | REV |
|------|-------------|-------|--|-----|
|      | 1001266810  | Ref   | <b>PLATFORM WITH DROP BAR INSTALL / INSTALLATION PLATE-FORME - LISSE COULISSANTE</b> | A   |
| 1    | 000006      | 2     | M08x20 8.8 SOCKET HEAD MACH SCREW / VIS CHC M08x20 8.8 BI FT                         |     |
| 2    | 000014      | 3     | M06x12 8.8 SOCKET HEAD MACH SCREW / VIS CHC M06x12 8.8 BI FT                         |     |
| 3    | 000090      | 2     | M04x08 8.8 SOCKET HEAD MACH SCREW / VIS CHC M04x08 8.8 BI FT                         |     |
| 4    | 100054      | 1     | M08x16 8.8 HEX HEAD MACHINE SCREW / VIS H M08x16 8.8 BI FT                           |     |
| 5    | 110003      | 3     | M06 GR. 8.8 LOCK NUT / ECROU FREIN M6 CL08 BI  |     |
| 6    | 110004      | 2     | M08 GR. 8.8 LOCK NUT / ECROU FREIN M8 CL08 BI  |     |
| 7    | 110022      | 1     | M08 GR. 8.8 FLAT HEX NUT / ECROU Hm M08 CL04 ZI                                      |     |
| 8    | 120009      | 3     | LOCK WASHER D06x14 / RONDELLE CONTACT dD 06x14 BI                                    |     |
| 9    | 120024      | 2     | LOCK WASHER D04x10 / RONDELLE CONTACT M4 BI  |     |
| 10   | 400048      | 4     | CAP D30 / BOUCHON D30  |     |
| 11   | 8990147     | 1     | HOLDER, MANUAL / BOITE PORTE-DOCUMENTS   |     |
| 12   | 280023      | 0.36m | PROTECTION SLEEVE / GAINÉ DE PROTECTION  |     |
| 13   | 1001266724  | 1     | PLATE,CONNECTOR BOX COVER / CARTER DE PROTECTION CONNECTEURS                         |     |
| 14   | ST0736      | 2     | BAR, FLAP HOOP / ANNEAU PORTILLON  |     |
| 15   | ST0763      | 1     | RAIL, FLAP / PORTILLON   |     |
| 16   | ST2741      | 1     | SENSOR CONTROL TOOL / CALE DE VERIFICATION   |     |
| 17   | 1001266736  | 1     | PLATFORM,DROP BAR / PLATE-FORME A LISSE COULISSANTE                                  |     |
| 18   | US0236      | 1     | SETTING SCREW / VIS DE REGLAGE   |     |

# SECTION 5 - PLATFORM INSTALL / INSTALLATION PLATE-FORME

## FIGURE 5-3. PLATFORM, SALOON GATES (26E) / INSTALLATION PLATE-FORME - PORTE SALOON (26E)

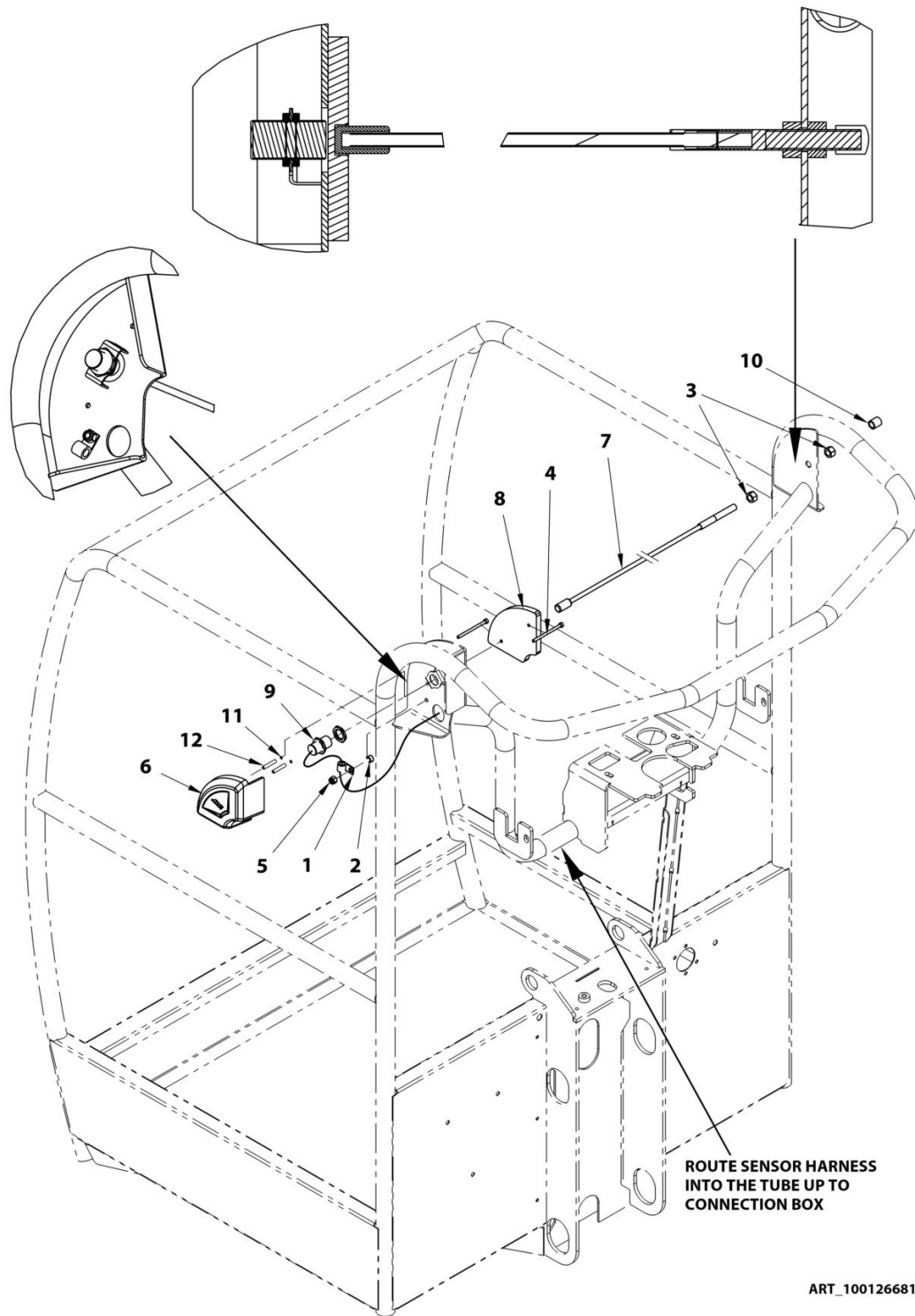


**SECTION 5 - PLATFORM INSTALL / INSTALLATION PLATE-FORME****FIGURE 5-3. PLATFORM,SALOON GATES (26E) / INSTALLATION PLATE-FORME - PORTE SALOON (26E)**

| ITEM | PART NUMBER | QTY | DESCRIPTION  | REV |
|------|-------------|-----|--|-----|
|      | 1001266811  | Ref | <b>INSTALL,PLATFORM,SALOON GATES / INSTALLATION PLATE-FORME - PORTE SALOON</b> | B   |
| 1    | 000088      | 4   | M06x70 8.8 SOCKET HEAD CAPSCREW / VIS CHC M06x70 8.8 BI FP                     |     |
| 2    | 000014      | 3   | M06x12 8.8 SOCKET HEAD MACH SCREW / VIS CHC M06x12 8.8 BI FT                   |     |
| 3    | 000090      | 2   | M04x08 8.8 SOCKET HEAD MACH SCREW / VIS CHC M4x08 8.8 BI FT                    |     |
| 4    | 100054      | 1   | M08x16 8.8 HEX HEAD MACHINE SCREW / VIS H M08x16 8.8 BI FT                     |     |
| 5    | 110003      | 11  | M06 GR. 8.8 LOCK NUT / ECROU FREIN M6 CL08 BI                                  |     |
| 7    | 110022      | 1   | M08 GR. 8.8 FLAT HEX NUT / ECROU Hm M08 CL04 ZI                                |     |
| 8    | 120009      | 3   | LOCK WASHER D06x14 / RONDELLE CONTACT dD 06x14 BI                              |     |
| 9    | 120024      | 2   | LOCK WASHER D04x10 / RONDELLE CONTACT M4 BI                                    |     |
| 10   | 400048      | 8   | CAP D30 / BOUCHON D30  |     |
| 11   | 8990147     | 1   | HOLDER, MANUAL / BOITE PORTE-DOCUMENTS   |     |
| 13   | 1001266631  | 1   | PLATFORM,SALOON GATES / PLATE-FORME A PORTE SALOON                             |     |
| 14   | 1001266724  | 1   | PLATE,CONNECTOR BOX COVER / CARTER DE PROTECTION CONNECTEURS                   |     |
| 15   | 1001266813  | 2   | GATE,SALOON / PORTE SALOON   |     |
| 16   | ST2741      | 1   | SHIM, CHECKING / CALE DE VERIFICATION  |     |
| 17   | 1001267022  | 4   | SPRING,ANGULAR / RESSORT ANGULAIRE   |     |
| 18   | US0236      | 1   | SCREW, ADJUSTMENT / VIS DE REGLAGE   |     |
| 19   | 1001267401  | 4   | PIN,SALOON GATE / AXE PORTE SALOON   |     |
| 20   | 000005      | 4   | M06x20 8.8 SOCKET HEAD MACH SCREW / VIS CHC M06x20 8.8 BI FT                   |     |
| 21   | 1001271848  | 4   | PAD,SALOON GATE / PATIN BUTEE PORTE SALOON                                     |     |
| 22   | 1001271849  | AR  | SHIM,PAD / CALE DE PATIN   |     |

# SECTION 5 - PLATFORM INSTALL / INSTALLATION PLATE-FORME

## FIGURE 5-4. SKYLINE INSTALL / INSTALLATION SKYLINE

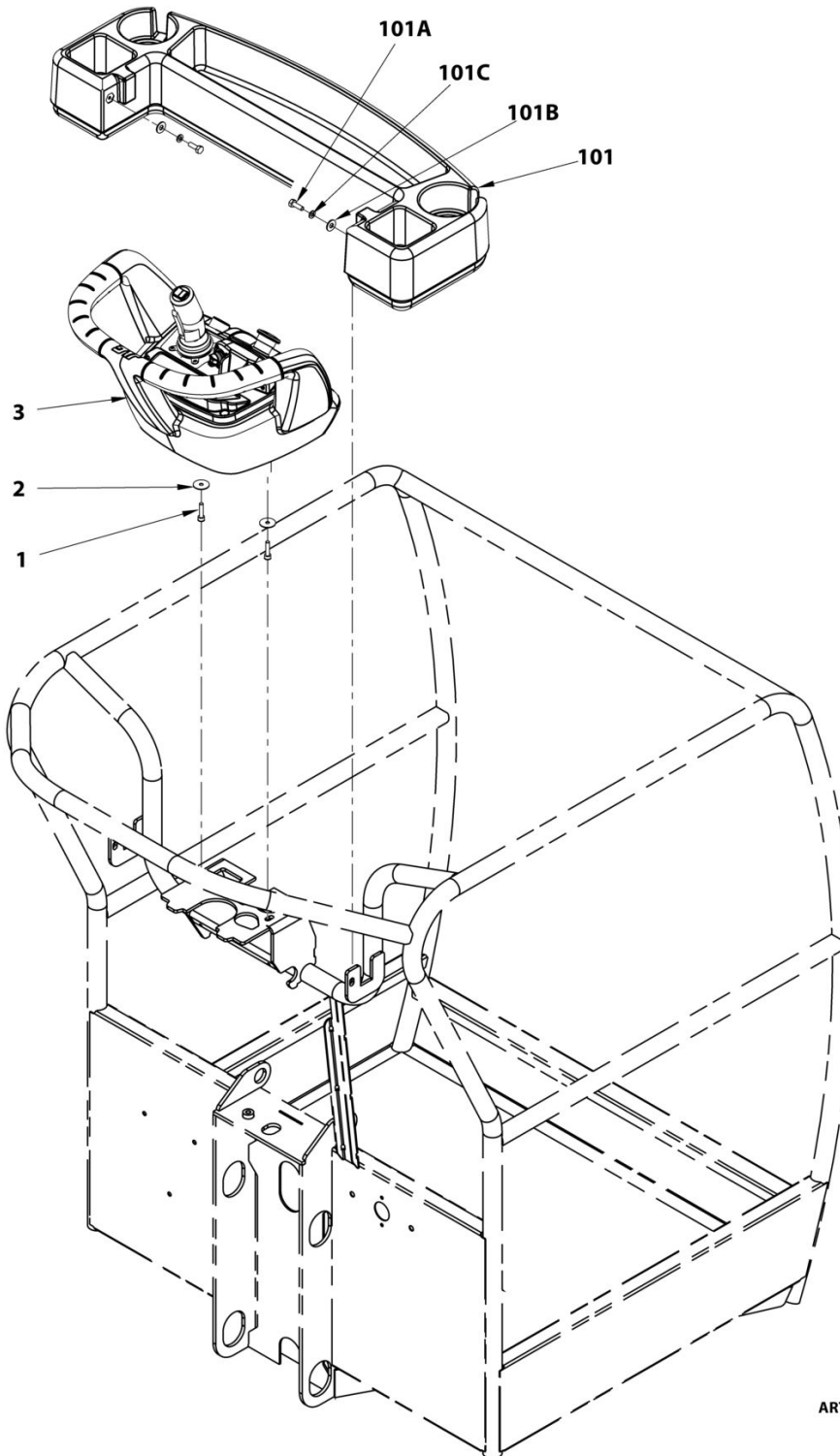


**SECTION 5 - PLATFORM INSTALL / INSTALLATION PLATE-FORME****FIGURE 5-4. SKYLINE INSTALL / INSTALLATION SKYLINE**

| ITEM | PART NUMBER | QTY | DESCRIPTION  | REV |
|------|-------------|-----|--|-----|
|      | 1001266812  | Ref | <b>INSTALL,SKYLINE / INSTALLATION SKYLINE</b>                | D   |
| 1    | 1001279287  | 1   | CLAMP D9 / COLLIER D9  |     |
| 2    | 000014      | 1   | M06x12 8.8 SOCKET HEAD MACH SCREW / VIS CHC M06x12 8.8 BI FT |     |
| 3    | 3311601     | 2   | NUT,3/8-16 HEX NUT / ECROU 3/8-16                            |     |
| 4    | 4031516     | 2   | SOCKET HD CAP METRIC,4 X 60 / VIS CHC M04x60 8.8 BI FP       |     |
| 5    | 110003      | 1   | M06 GR. 8.8 LOCK NUT / ECROU FREIN M6 CL08 BI                |     |
| 6    | 1001241965  | 1   | HOUSING,SKYLINE RIGHT ASM / CAISSON DROIT SKYLINE            |     |
| 7    | 1001254472  | 1   | ROD,SKYGUARD ASSEMBLY / BARE SKYLINE                         |     |
| 8    | 1001254473  | 1   | HOUSING,SKYLINE LEFT / CAISSON GAUCHE SKYLINE                |     |
| 9    | 1001311034  | 1   | SENSOR SKYLINE / DETECTEUR SKYLINE                           |     |
| 10   | 1001275523  | 1   | CAP D9 / PROTECTION D9                                       |     |
| 11   | 120056      | 2   | dD 04x08 LOCK WASHER / RONDELLE FREIN Dd 04x08               |     |
| 12   | 1001291927  | 2   | TUBE,SPACER NYLON / ENTRETOISE NYLON                         |     |

# SECTION 5 - PLATFORM INSTALL / INSTALLATION PLATE-FORME

## FIGURE 5-5. CONSOLE AND CONTAINER INSTALL / INSTALLATION BOITIER DE COMMANDE ET BOITE A OUTILS



ART\_1001209934

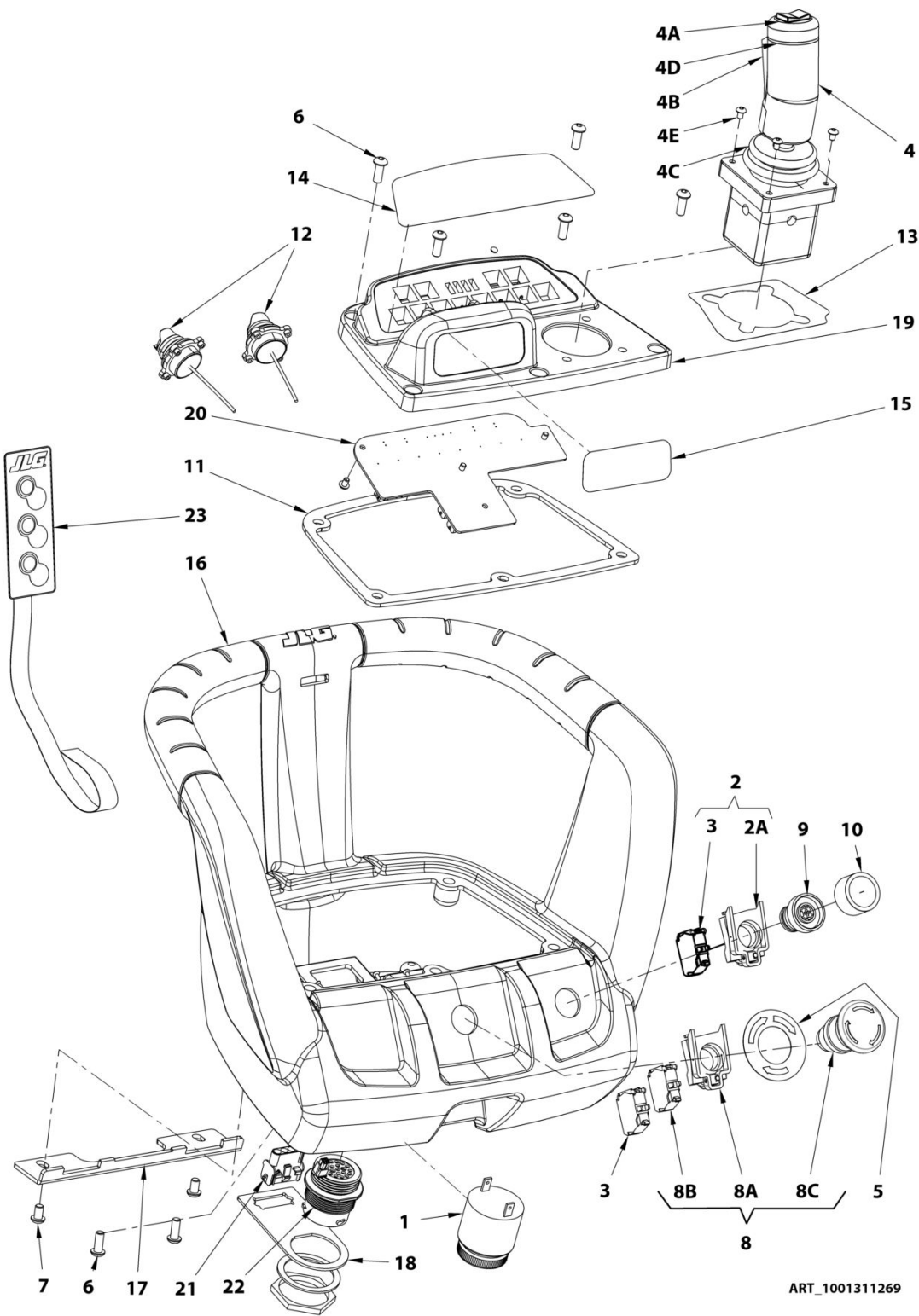


**SECTION 5 - PLATFORM INSTALL / INSTALLATION PLATE-FORME****FIGURE 5-5. CONSOLE AND CONTAINER INSTALL / INSTALLATION BOITIER DE COMMANDE ET BOITE A OUTILS**

| ITEM | PART NUMBER | QTY | DESCRIPTION  | REV |
|------|-------------|-----|--|-----|
|      | 1001209934  | Ref | <b>INSTALL, UPPER CONTROL BOX / INSTALLATION BOITIER DE COMMANDE ET BOITE A OUTILS</b> | D   |
| 1    | 3900357     | 2   | M06x16 10.9 BUTTON HEAD MACH SCREW / VIS BOMBEE ULF M06x16 10.9 BI FT                  |     |
| 2    | 120004      | 2   | D06X25 LARGE WASHER / RONDELLE dD 06x25x1.2 BI   |     |
| 3    | 1001311269  | 1   | PLATFORM CONTROL BOX / BOITIER DE COMMANDE PLATE-FORME                                 |     |
|      | SA0020      | Ref | <b>INSTALL, CONTAINER STORAGE TRAY / INSTALLATION BOITE A OUTILS</b>                   | B   |
| 101  | 1580012     | 1   | CONTAINER, STORAGE TRAY / BOITE A OUTILS   |     |
| 101A | 0641406     | 2   | HEX HD CAPSCREW, 1/4-20 x 3/4 LG / VIS H 1/4-20 x 3/4 LG                               |     |
| 101B | 4751400     | 2   | WASHER, 1/4" DIA PLAIN STL., WIDE / RONDELLE LARGE D, 1/4"                             |     |
| 101C | 4761400     | 2   | WASHER, 1/4" DIA ZINC PLT LOCK / RONDELLE FREIN D, 1/4" BI                             |     |

# SECTION 5 - PLATFORM INSTALL / INSTALLATION PLATE-FORME

## FIGURE 5-6. PLATFORM CONSOLE ASSEMBLY / BOITIER HAUT



ART\_1001311269

**SECTION 5 - PLATFORM INSTALL / INSTALLATION PLATE-FORME****FIGURE 5-6. PLATFORM CONSOLE ASSEMBLY / BOITIER HAUT**

| ITEM | PART NUMBER | QTY | DESCRIPTION  | REV |
|------|-------------|-----|--|-----|
|      | 1001311269  |     | <b>PLATFORM CONSOLE ASSEMBLY / BOITIER HAUT ASSEMBLE</b>                 | A   |
| 1    | 0140011     | 1   | AUDIBLE SIGNAL DEVICE / AVERTISSEUR SONORE                               |     |
| 2    | 240056      | 1   | NO CONTACT BLOCK WITH HOLDER / EMBASE CONTACT NO                         |     |
| 2A   | 240076      | 1   | CONTACT BLOCK HOLDER / EMBASE CONTACT                                    |     |
| 3    | 240058      | 1   | NO CONTACT BLOCK / CONTACT NO  |     |
| 4    | 1600458     | 1   | JOYSTICK / JOYSTICK  |     |
| 4A   | 70000084    | 1   | CAP, RUBBER BOOT / PROTECTION CAOUTCHOUC                                 |     |
| 4A   | 7027365     | 1   | ACTUATOR HANDLE / ACTIONNEUR A BASCULE                                   |     |
| 4B   | 7027367     | 1   | SWITCH ENABLER / CONTACT VALIDATION                                      |     |
| 4B   | 7027765     | 1   | LEVER ENABLER / GACHETTE VALIDATION                                      |     |
| 4C   | 70000682    | 1   | RUBBER BELLOWS / SOUFFLET CAOUTCHOUC                                     |     |
| 4D   | 7027766     | 1   | BOOT RETAINING RING / ANNEAU DE BLOCAGE                                  |     |
| 4E   | 130062      | 4   | M04x16 8.8 ROUND HEAD MACH SCREW / VIS BOMBEE ULF<br>M04x16 8.8 BI FT    |     |
| 5    | 1706898     | 1   | DECAL, EMERGENCY / AUTOCOLLANT ARRET D'URGENCE                           |     |
| 6    | 3900357     | 7   | M06x16 10.9 BUTTON HEAD MACH SCREW / VIS BOMBEE ULF<br>M06x16 10.9 BI FT |     |
| 7    | 3900358     | 2   | M06x10 10.9 BUTTON HEAD MACH SCREW / VIS BOMBEE ULF<br>M06x10 10.9 BI FT |     |
| 8    | 4360562     | 1   | COMPLETE KNOB / ARRET D'URGENCE COMPLET                                  |     |
| 8A   | 240076      | 1   | SWITCH BASE / EMBASE CONTACT   |     |
| 8B   | 240057      | 1   | NC CONTACT BLOCK / CONTACT NF  |     |
| 8C   | 240060      | 1   | TURN TO RELEASE KNOB / BOUTON D'ARRET D'URGENCE<br>1/4 TOUR              |     |
| 9    | 1001115919  | 1   | SWITCH, PUSH BUTTON-ENABLE / BP DE VALIDATION                            |     |
| 10   | 1001117177  | 1   | SWITCH,NEOPRENE BOOT / CAPUCHON D'ETANCHEITE<br>NEOPRENE                 |     |
| 11   | 1001155328  | 1   | SEAL,CONSOLE BOX LID / JOINT FACADE BOITIER HAUT                         |     |
| 12   | 1001155354  | 2   | THUMB JOYSTICK / MINI JOYSTICK   |     |
| 13   | 1001155460  | 1   | DECAL,DRIVE SWING JOYSTICK / AUTOCOLLANT JOYSTICK<br>TRANSLATION         |     |
| 14   | 1001155462  | 1   | DECAL,LIGHT PANEL ICON DISPLAY / AUTOCOLLANT<br>INDICATEURS BOITIER HAUT |     |
| 15   | 1001208856  | 1   | DECAL,JIB,MAST JOYSTICK / AUTOCOLLANT JOYSTICK MAT<br>ET BRAS            |     |
| 16   | 1001282923  | 1   | BOX,PLATFORM CONSOLE / BOITIER HAUT                                      |     |
| 17   | 1001283170  | 1   | PLATE,BAYONET MOUNT / PLATINE MONTAGE BAYONETTE                          |     |
| 18   | 1001283171  | 1   | PLATE,D SLOT / PLATINE EN D  |     |
| 19   | 1001288667  | 1   | PANEL,CONSOLE COVER / COUVERCLE BOITIER HAUT                             |     |
| 20   | 1001288829  | 1   | CONTROLLER, PLATFORM MODULE / CARTE BOITIER HAUT<br>PROGRAMMEE           |     |
| 21   | 1001294033  | 1   | HARNESS,ANALYZER EXTENSION / RALLONGE ANALISEUR                          |     |
| 22   | 1001307681  | 1   | HARNESS,PLATFORM CONSOLE / FAISCEAU BOITIER HAUT                         |     |
| 23   | 1001311273  | 1   | MEMBRANE 3 SWITCHES / MEMBRANE A 3 BOUTONS                               |     |

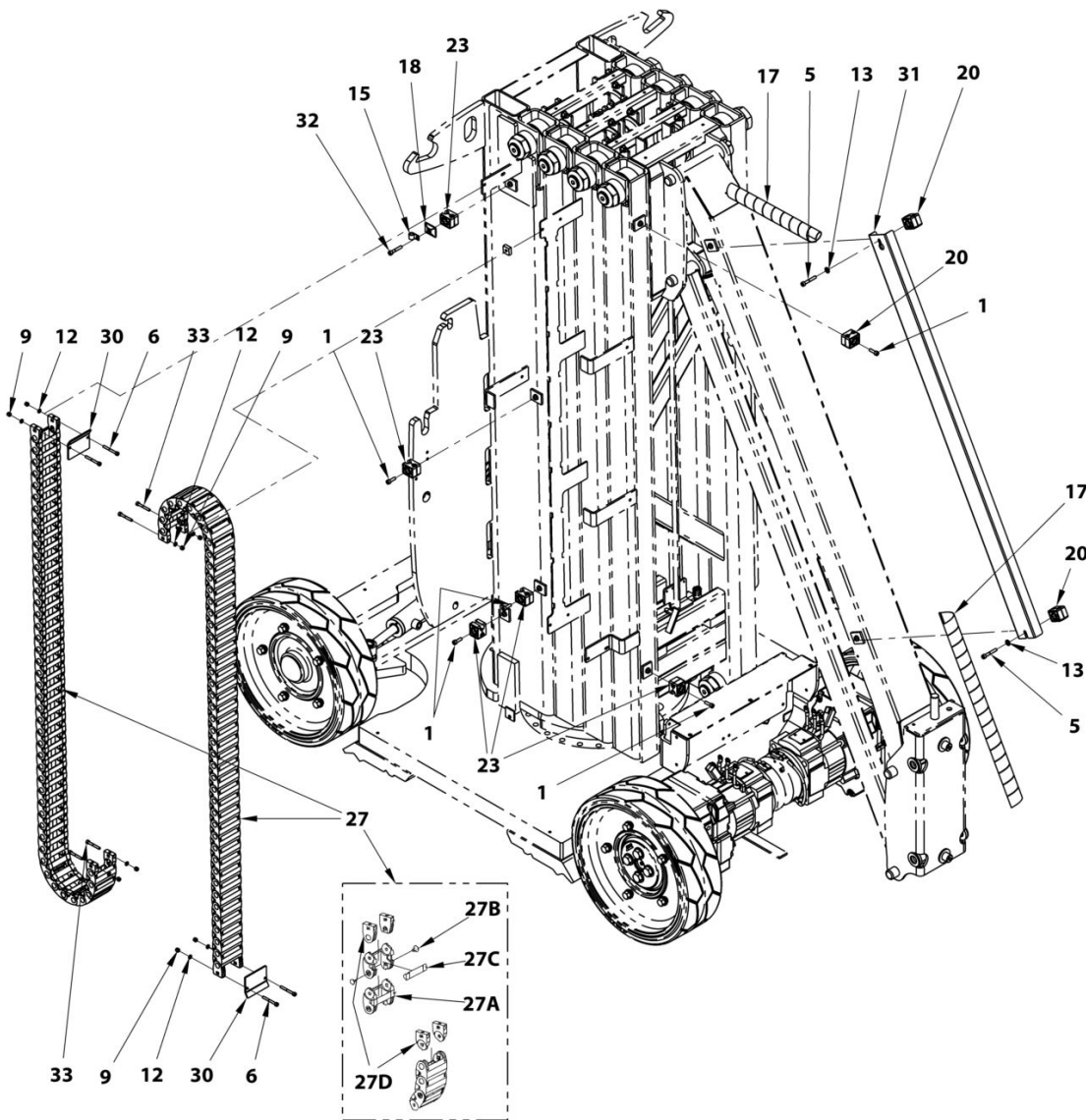


**SECTION 6 - POWER TRACKS AND CLAMPS INSTALL / INSTALLATION  
CHAINES PORTE CABLES**

**SECTION 6 - POWER TRACKS AND CLAMPS INSTALL /  
INSTALLATION CHAINES PORTE CABLES**

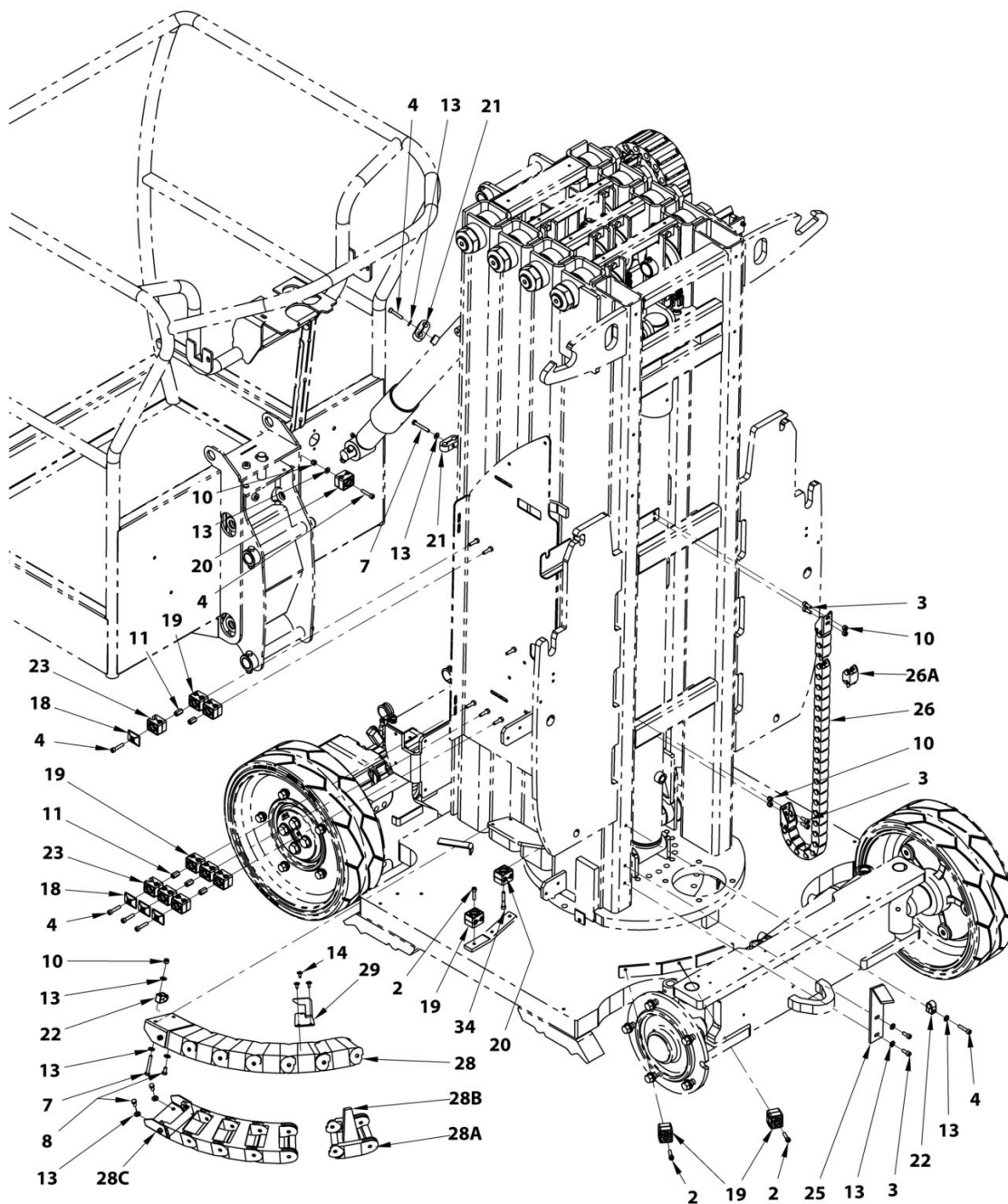
# SECTION 6 - POWER TRACKS AND CLAMPS INSTALL / INSTALLATION CHAINES PORTE CABLES

FIGURE 6-1. POWER TRACKS AND CLAMPS INSTALL / INSTALLATION CHAINES PORTE CABLES



ART\_1001211408B-1

# SECTION 6 - POWER TRACKS AND CLAMPS INSTALL / INSTALLATION CHAINES PORTE CABLES



ART\_1001211408-2

## SECTION 6 - POWER TRACKS AND CLAMPS INSTALL / INSTALLATION CHAINES PORTE CABLES

**FIGURE 6-1. POWER TRACKS AND CLAMPS INSTALL / INSTALLATION CHAINES PORTE CABLES**

| ITEM | PART NUMBER | QTY   | DESCRIPTION   | REV |
|------|-------------|-------|---|-----|
|      | 1001211408  | Ref   | <b>POWER TRACK &amp; CLAMPS INSTALL / INSTALLATION<br/>CHAINES PORTE CABLES</b> | G   |
| 1    | 000005      | 5     | M06x20 8.8 SOCKET HEAD MACH SCREW / VIS CHC M06x20 8.8 BI FT                    |     |
| 2    | 000008      | 3     | M06x25 8.8 SOCKET HEAD MACH SCREW / VIS CHC M06x25 8.8 BI FT                    |     |
| 3    | 000015      | 6     | M06x16 8.8 SOCKET HEAD MACH SCREW / VIS CHC M06x16 8.8 BI FT                    |     |
| 4    | 000016      | 7     | M06x30 8.8 SOCKET HEAD MACH SCREW / VIS CHC M06x30 8.8 BI FT                    |     |
| 5    | 000017      | 2     | M06x40 8.8 SOCKET HEAD MACH SCREW / VIS CHC M06x40 8.8 BI FT                    |     |
| 6    | 000051      | 4     | M05x45 8.8 SOCKET HEAD CAPSCREW / VIS CHC M05x45 8.8 BI FP                      |     |
| 7    | 100004      | 2     | M06x45 8.8 HEX HEAD MACHINE SCREW / VIS H M06x45 8.8 BI FT                      |     |
| 8    | 100027      | 3     | M06x12 8.8 HEX HEAD MACHINE SCREW / H M06x12 8.8 BI FT                          |     |
| 9    | 110002      | 8     | M05 GR. 8.8 LOCK NUT / ECROU FREIN M5 CL08 BI                                   |     |
| 10   | 110003      | 6     | M06 GR. 8.8 LOCK NUT / ECROU FREIN M6 CL08 BI                                   |     |
| 11   | 110041      | 5     | NUT,M6 EXTENSION / ECROU RALLONGE M6  |     |
| 12   | 120002      | 8     | M05 WASHER / RONDELLE M05 BI  |     |
| 13   | 120009      | 13    | LOCK WASHER D06x14 / RONDELLE CONTACT dD 06x14 BI                               |     |
| 14   | 130007      | 3     | Ø4.8x13 SHEET METAL SCREW / VIS AUTOTARAUDEUSE D4.8-13 BI                       |     |
| 15   | 1001279287  | 1     | CLAMP D9 / COLLIER D9   |     |
| 17   | 400010      | 0.8 m | HOSE GUARD / GAINE  |     |
| 18   | 400012      | 5     | PAIR 1/2 SHELL PLATE T1 / PLAQUE DE SERRAGE T1                                  |     |
| 19   | 400018      | 10    | CLAMP,TWIN 12-12 PP,BLK / COLLIER DOUBLE D12                                    |     |
| 20   | 400037      | 5     | CLAMP,TWIN 10-10 PP,BLK / COLLIER DOUBLE D10                                    |     |
| 21   | 400046      | 2     | CLAMP,TWIN 12-12 PP,BLK / COLLIER DOUBLE D12                                    |     |
| 22   | 400047      | 2     | CLAMP,SINGLE D12,BLK / COLLIER SIMPLE D12                                       |     |
| 23   | 400092      | 7     | CLAMP,TWIN 15-12 PP,BLK / COLLIER DOUBLE D12.7 / D15                            |     |
| 25   | DL0828      | 1     | BRACKET,POWER TRACK SUPPORT / SOUTIEN DE CHAINE PORTE-CABLES                    |     |
| 26   | ST0838      | 1     | POWER TRACK 27LINKS / CHAINE PORTE-CABLES 27 MAILLONS                           |     |
| 26A  | 920052      | x     | POWER TRACKS LINK / MAILLON CHAINE PORTE-CABLES                                 |     |
| 27   | ST1326      | 2     | POWER TRACK 44 LINKS / CHAINE PORTE-CABLES 44 MAILLONS                          |     |
| 27A  | 920042      | x     | POWER TRACKS LINK / MAILLON CHAINE PORTE-CABLES                                 |     |
| 27B  | 920045      | x     | POWER TRACKS PIN PG305 / AXE CHAINE PORTE-CABLES PG305                          |     |
| 27C  | 920046      | x     | POWER TRACKS COVER / CAPOT CHAINE PORTE-CABLES                                  |     |
| 27D  | 920073      | x     | POWER TRACKS ATTACHMENT KIT SR305 / KIT ATTACHES CHAINE PORTE-CABLES SR305      |     |
| 28   | 1001239742  | 1     | POWER TRACK,CIRCULAR POWER BRIDGE / CHAINE PORTE-CABLES CIRCULAIRE              |     |
| 28A  | 1001248510  | x     | POWER TRACK,LINK / MAILLON DE CHAINE CIRCULAIRE                                 |     |
| 28B  | 1001248511  | x     | POWER TRACK,COVER / CLIP CHAINE CIRCULAIRE                                      |     |
| 28C  | 1001248513  | x     | POWER TRACK,ATTACHMENT / ATTACHE CHAINE CIRCULAIRE                              |     |



## SECTION 6 - POWER TRACKS AND CLAMPS INSTALL / INSTALLATION CHAINES PORTE CABLES

| ITEM | PART NUMBER | QTY | DESCRIPTION  | REV |
|------|-------------|-----|--|-----|
| 29   | 1001239741  | 1   | PLATE,POWER TRACK HOOK / SOUTIEN DE CHAINE PORTE-CABLES    |     |
| 30   | ST3219      | 2   | PLATE,CABLES KEEPER / BRIDE DE CABLES                      |     |
| 31   | ST3781      | 1   | SHIELD,CABLE PROTECT,JIB / TOLE DE PROTECTION              |     |
| 32   | 000077      | 1   | M06x35 8.8 SOCKET HEAD CAPSCREW / VIS CHC M06x35 8.8 BI FP |     |
| 33   | 000030      | 4   | M05x35 8.8 SOCKET HEAD CAPSCREW / VIS CHC M05x35 8.8 BI FP |     |
| 34   | 000026      | 1   | M06x50 8.8 SOCKET HEAD CAPSCREW / VIS CHC M06x50 8.8 BI FP |     |

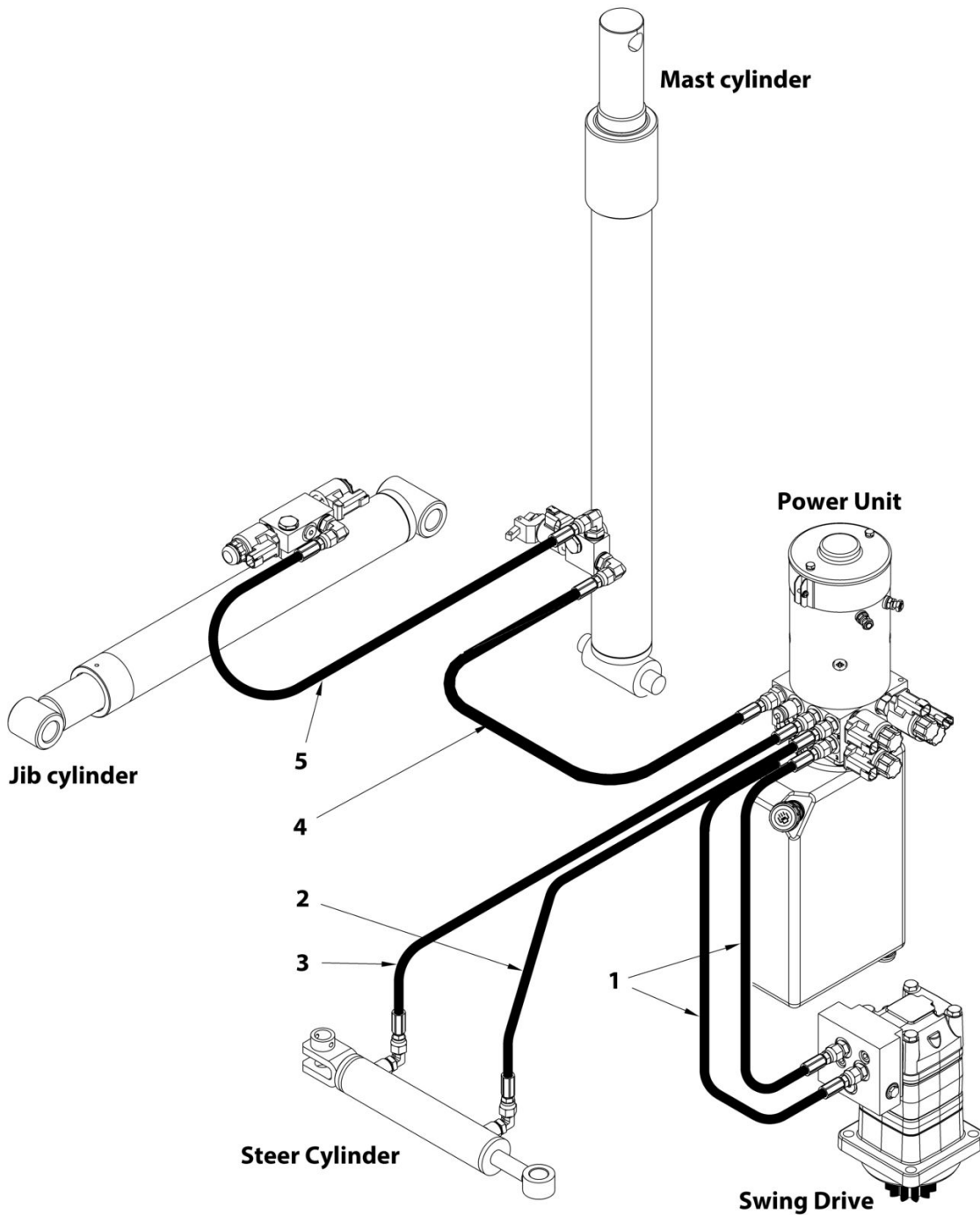


## **SECTION 7 - HYDRAULIC INSTALL / INSTALLATION HYDRAULIQUE**

## **SECTION 7 - HYDRAULIC INSTALL / INSTALLATION HYDRAULIQUE**

# SECTION 7 - HYDRAULIC INSTALL / INSTALLATION HYDRAULIQUE

## FIGURE 7-1. HOSES KIT DIAGRAM / SCHEMA KIT FLEXIBLES



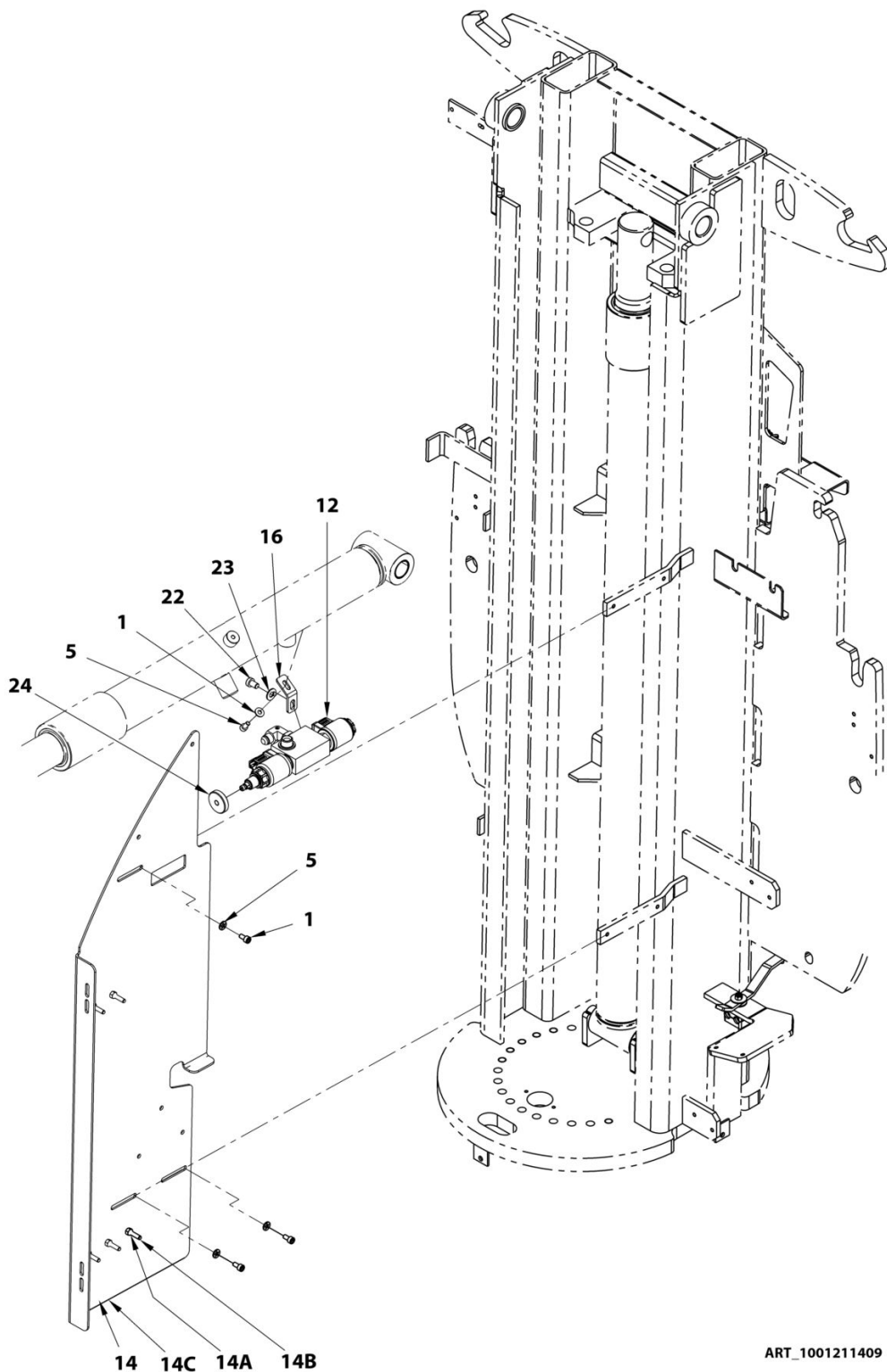
ART\_KT0143

**SECTION 7 - HYDRAULIC INSTALL / INSTALLATION HYDRAULIQUE****FIGURE 7-1. HOSES KIT DIAGRAM / SCHEMA KIT FLEXIBLES**

| ITEM | PART NUMBER | QTY | DESCRIPTION   | REV |
|------|-------------|-----|---|-----|
|      | KT0143      | 1   | <b>HOSES KIT / KIT FLEXIBLES</b>  | A   |
| 1    | DF0269      | 2   | HOSE 1/4-0150cm-JIC Fem 9/16-JIC Fem 9/16 / FLEXIBLE 1/4-0150cm-JIC Fem 9/16-JIC Fem 9/16                 |     |
| 2    | DF0710      | 1   | HOSE 1/4-0410cm-JIC Fem 9/16-JIC Fem 9/16-Yel-Blu / FLEXIBLE 1/4-0410cm-JIC Fem 9/16-JIC Fem 9/16-Jau-Ble |     |
| 3    | DF0975      | 1   | HOSE 1/4-0380cm-JIC Fem 9/16-JIC Fem 9/16 / FLEXIBLE 1/4-0380cm-JIC Fem 9/16-JIC Fem 9/16                 |     |
| 4    | DF0976      | 1   | HOSE 5/16-0200cm-JIC Fem 9/16-JIC Fem 9/16 / FLEXIBLE 5/16-0200cm-JIC Fem 9/16-JIC Fem 9/16               |     |
| 5    | DF0977      | 1   | HOSE 5/16-0880cm-JIC Fem 9/16-JIC Fem 9/16 / FLEXIBLE 5/16-0880cm-JIC Fem 9/16-JIC Fem 9/16               |     |

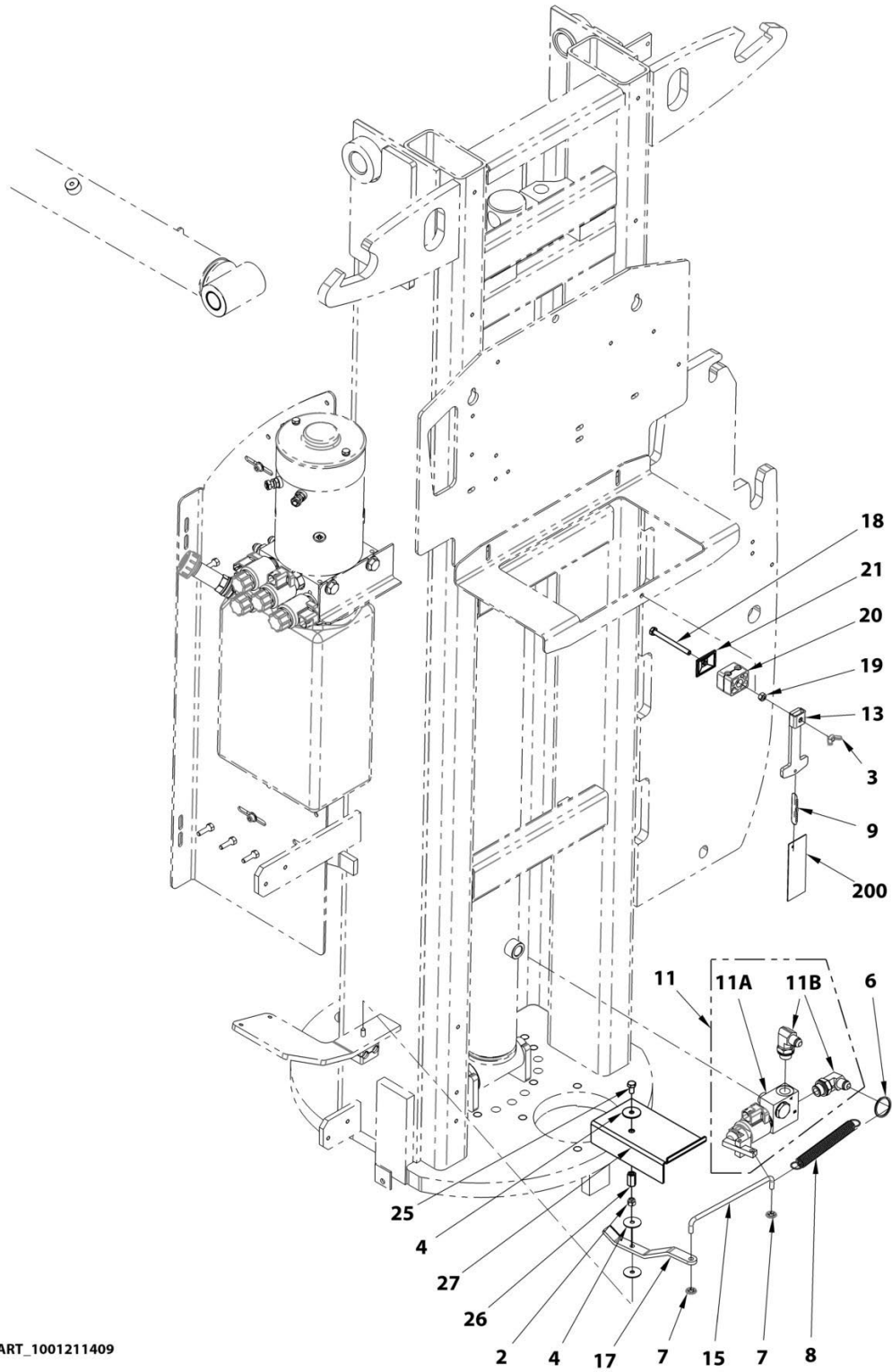
# SECTION 7 - HYDRAULIC INSTALL / INSTALLATION HYDRAULIQUE

## FIGURE 7-2. CONTROL VALVES INSTALL / INSTALLATION DISTRIBUTEURS



ART\_1001211409

# SECTION 7 - HYDRAULIC INSTALL / INSTALLATION HYDRAULIQUE



ART\_1001211409

**SECTION 7 - HYDRAULIC INSTALL / INSTALLATION HYDRAULIQUE****FIGURE 7-2. CONTROL VALVES INSTALL / INSTALLATION DISTRIBUTEURS**

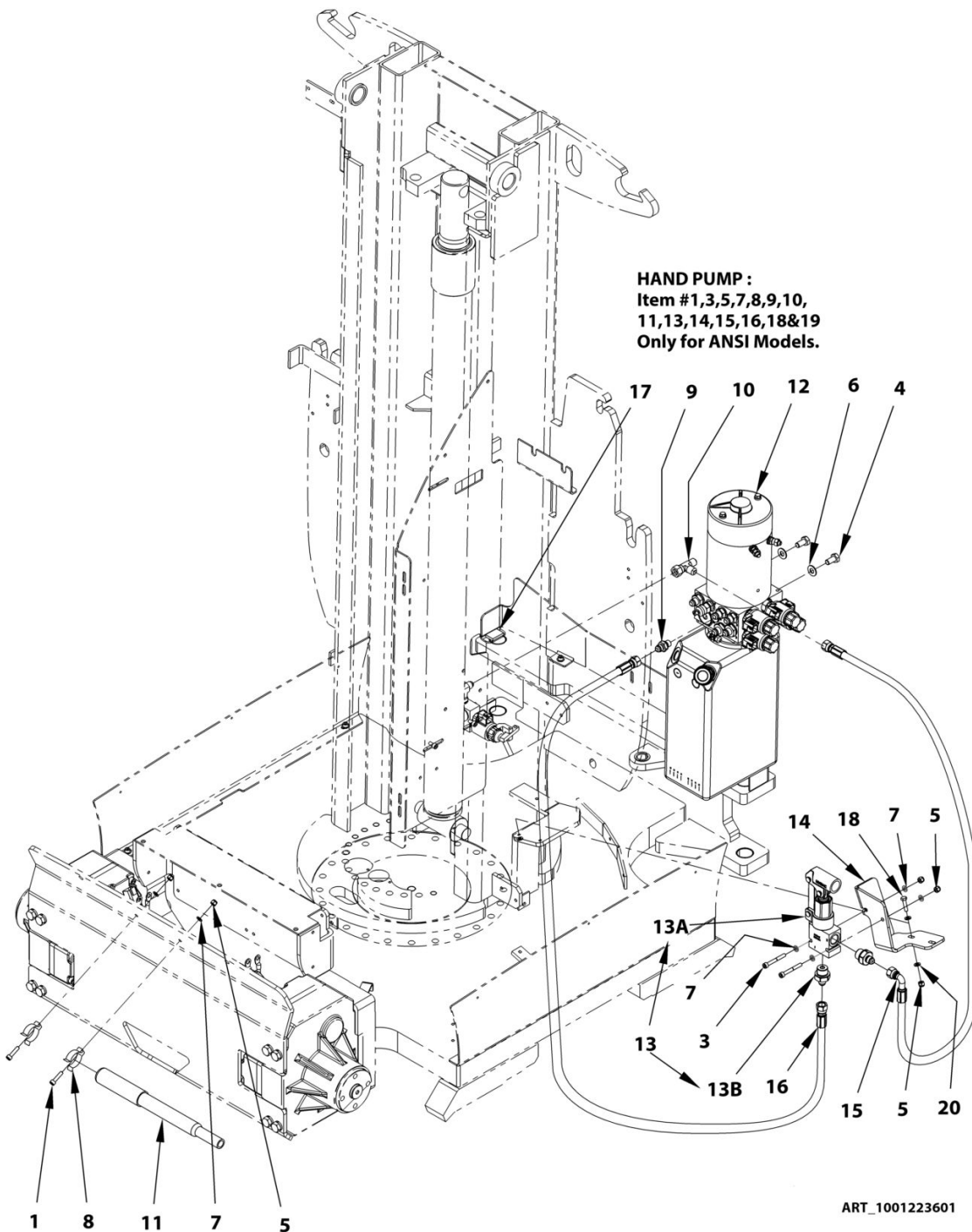
| ITEM | PART NUMBER | QTY | DESCRIPTION  | REV |
|------|-------------|-----|--|-----|
|      | 1001211409  | Ref | <b>CONTROL VALVES INSTALL / INSTALLATION DISTRIBUTEURS</b>                           | D   |
| 1    | 000014      | 4   | M06x12 8.8 SOCKET HEAD MACH SCREW / VIS CHC M06x12 8.8 BI FT                         |     |
| 2    | 110003      | 1   | M06 GR. 8.8 LOCK NUT / ECROU FREIN M6 CL08 BI  |     |
| 3    | 110042      | 1   | WING NUT, M6 / ECROU A OREILLE M6  |     |
| 4    | 120004      | 3   | dD 06x25x1.2 WASHER / RONDELLE dD 06x25x1.2 BI                                       |     |
| 5    | 120009      | 4   | LOCK WASHER D06x14 / RONDELLE CONTACT dD 06x14 BI                                    |     |
| 6    | 140014      | 1   | LOCKING PIN RING / ANNEAU INDEX  |     |
| 7    | 140024      | 2   | WASHER-SPEC,PUSH-ON RETAINING / RONDELLE AUTO-BLOQUANTE D6                           |     |
| 8    | 160018      | 1   | SPRING,TRACTION 160 140 1000 I / RESSORT DE TRACTION 160 140 1000 I                  |     |
| 9    | 190077      | 1   | CHAIN,METAL BALL / CHAINE A BILLES METAL   |     |
| 11   | 1001216725  | 1   | VALVE ASSY,MAST CYL / ASSEMBLAGE DISTRIBUTEUR VERIN MAT                              |     |
| 11A  | 520115      | 1   | VALVE,MAST CYL. HOLDING W/ FLOW REG,HYDAC / DIST. VERIN MAT AVEC REGULATEUR DE DEBIT |     |
| 11B  | 300061      | 2   | 90° ELBOW MALE BSPP 3/8-MALE JIC 9/16 / COUDE 90° MALE BSPP3/8-MALE JIC9/16          |     |
| 12   | 1001222936  | 1   | VALVE ASSY,JIB CYL / ASSEMBLAGE DISTRIBUTEUR VERIN BRAS                              |     |
| 13   | DL0911      | 1   | LEVER,BREAKDOWN CONTROLS / LEVIER DE CONTROLE SECOURS                                |     |
| 14   | SE1204      | 1   | HINGE MOUNT PLATE WITH STUDS / SUPPORT CHARNIERES AVEC GOUJONS                       |     |
| 14A  | 110015      | 6   | M06 GR. 8.8 HEX NUT / ECROU H M06 CL08 BI  |     |
| 14B  | 130066      | 6   | STUD,SELF-CRIMPING,M6x30 / GOUJON A SERTIR M06x30                                    |     |
| 14C  | ST3780      | 1   | MOUNT,HINGE / TOLE CHARNIERE   |     |
| 15   | ST3231      | 1   | LINK,MANUAL DESCENT / TRINGLE, DESCENTE MANUELLE                                     |     |
| 16   | 1001225530  | 1   | VALVE GUARD / PROTECTION VALVE VERIN   |     |
| 17   | ST3703      | 1   | LEVER,MANUAL DESCENT / LEVIER, DESCENTE MANUELLE                                     |     |
| 18   | 100049      | 1   | M06x70 8.8 HEX HEAD MACHINE SCREW / VIS H M06x70 8.8 BI FP                           |     |
| 19   | 110015      | 1   | M06 GR. 8.8 HEX NUT / ECROU H M06 CL08 BI  |     |
| 20   | 400037      | 1   | CLAMP,TWIN 10-10 PP,BLK / COLLIER DOUBLE D10   |     |
| 21   | 400012      | 1   | COVER PLATE CLAMP / BRIDE COLLIER  |     |
| 22   | 000059      | 1   | M08x12 8.8 SOCKET HEAD MACH SCREW / VIS CHC M08x12 8.8 BI FT                         |     |
| 23   | 120010      | 1   | LOCK WASHER D08x18 / RONDELLE CONTACT dD 08x18 BI                                    |     |
| 24   | US0277      | 1   | CYLINDER EMERGENCY BUTTON / BOUTON DE SECOUR VERIN                                   |     |
| 25   | 100027      | 1   | M06x12 8.8 HEX HEAD MACHINE SCREW / VIS H M06x12 8.8 BI FT                           |     |
| 26   | 110041      | 1   | NUT,M6 h=18mm / ECROU M6 h=18mm  |     |
| 27   | 1001237382  | 1   | COVER,MAST MANUAL DESCENT / PROTECTION DESCENTE MAT                                  |     |
| 200  | AU2215      | 1   | DECAL,SLACK CHAIN DETECTION / AUTOCOLLANT MOU DE CHAINE                              |     |





# SECTION 7 - HYDRAULIC INSTALL / INSTALLATION HYDRAULIQUE

## FIGURE 7-3. TANK AND PUMP INSTALL / INSTALLATION GROUPE HYDRAULIQUE

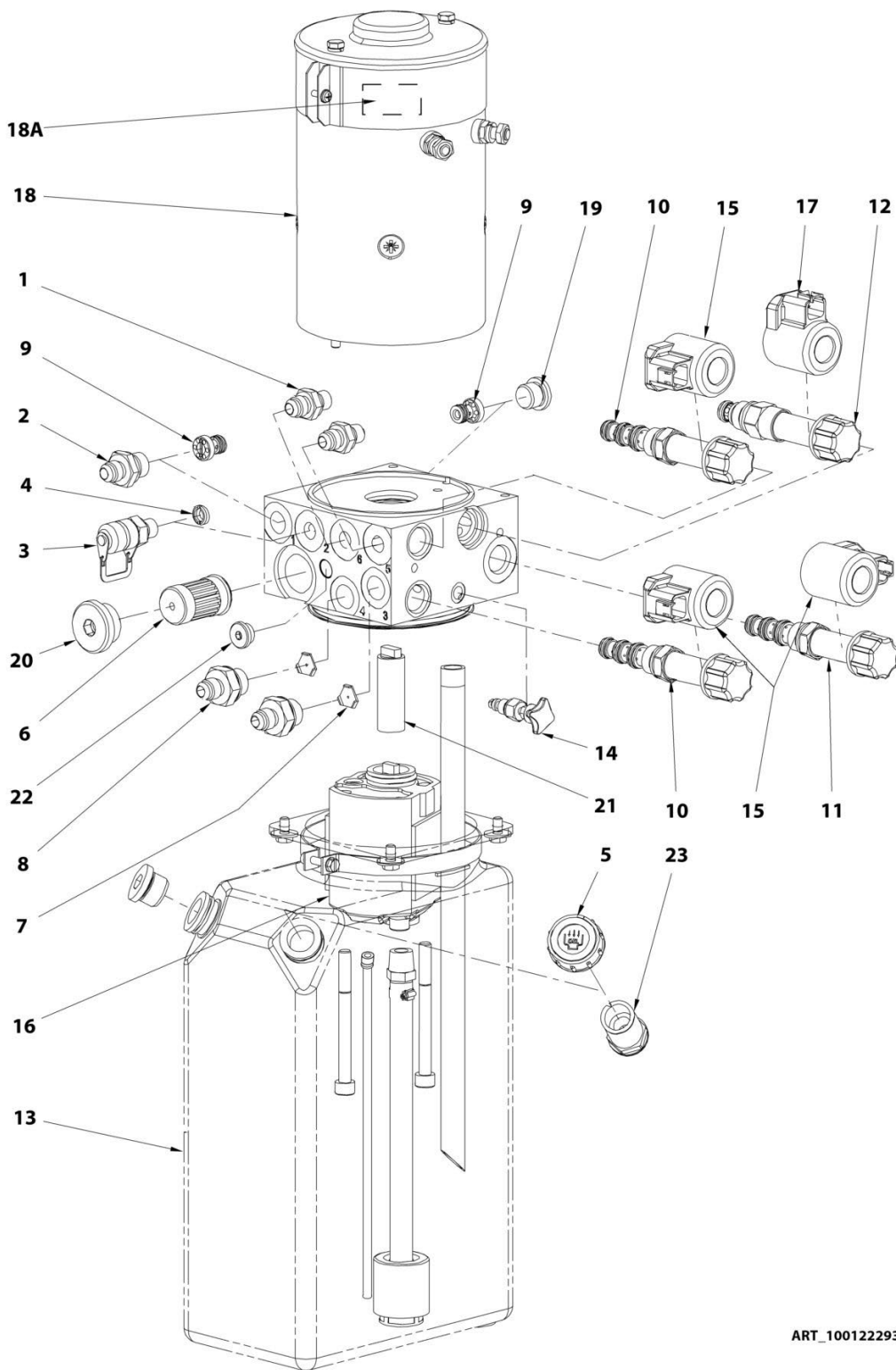


**SECTION 7 - HYDRAULIC INSTALL / INSTALLATION HYDRAULIQUE****FIGURE 7-3. TANK AND PUMP INSTALL / INSTALLATION GROUPE HYDRAULIQUE**

| ITEM | PART NUMBER | QTY | DESCRIPTION   | REV |
|------|-------------|-----|---|-----|
|      | 1001223601  | Ref | <b>26E-INSTALL,TANK &amp; PUMP (HAND PUMP) (26E) / 26E-INSTALLATION GROUPE (POMPE A MAIN) (26E)</b>             | D   |
| 1    | 000008      | 2   | M06x25 8.8 SOCKET HEAD MACH SCREW (26E) / VIS CHC M06x25 8.8 BI FT (26E)  |     |
| 3    | 000026      | 2   | M06x50 8.8 SOCKET HEAD CAPSCREW (26E) / VIS CHC M06x50 8.8 BI FP (26E)  |     |
| 4    | 100156      | 2   | M10x20 8.8 HEX HEAD MACHINE SCREW (26E) / VIS H M10x20 8.8 BI FT (26E)  |     |
| 5    | 110003      | 5   | M06 GR. 8.8 LOCK NUT (26E) / ECROU FREIN M6 CL08 BI (26E)   |     |
| 6    | 120011      | 2   | LOCK WASHER D10x22 (26E) / RONDELLE CONTACT dD 10x22 BI (26E)   |     |
| 7    | 120030      | 6   | LOCK WASHER D06x12 (26E) / RONDELLE CONTACT dD 06x12 BI (26E)   |     |
| 8    | 1001303584  | 2   | CLIP D27 / CLIP D27   |     |
| 9    | 300025      | 1   | FITTING MALE BSPP1/4-MALE JIC9/16 (26E) / RACCORD MALE BSPP1/4-MALE JIC9/16 (26E)                               |     |
| 10   | 300037      | 1   | RUN TEE JIC 9/16 SWIVEL NUT (26E) / TE ECROU TOURNANT JIC 9/16 (26E)  |     |
| 11   | 310109      | 1   | LEVER,HAND PUMP (26E) / MANCHE POMPE A MAIN (26E)   |     |
| 12   | 1001222935  | 1   | PUMP,MOTOR/TANK (26E) / GROUPE HYDRAULIQUE (26E)  |     |
| 13   | 1001222937  | 1   | PUMP,HAND PUMP ASSEMBLY (26E) / ASSEMBLAGE POMPE A MAIN (26E)   |     |
| 13A  | 1001225624  | 1   | PUMP,HAND PUMP (26E) / POMPE A MAIN (26E)   |     |
| 13B  | 300044      | 2   | FITTING MALE BSPP 1/2-MALE JIC 9/16 (26E) / RACCORD MALE BSPP 1/2-MALE JIC 9/16 (26E)                           |     |
| 14   | 1001223713  | 1   | PLATE,HAND PUMP SUPPORT (26E) / SUPPORT POMPE A MAIN (26E)  |     |
| 15   | 1001223897  | 1   | HOSE,5/16" 105cm-FEM JIC 9/16-90° FEM JIC 9/16 (26E) / FLEXIBLE 5/16" 105cm-FEM JIC 9/16-90° FEM JIC 9/16 (26E) |     |
| 16   | 1001223898  | 1   | HOSE,5/16" 117cm-FEM JIC 9/16 (26E) / FLEXIBLE 5/16" 117cm-FEM JIC 9/16 (26E)                                   |     |
| 17   | ST3318      | 1   | STOP,RUBBER STICK (26E) / BUTEE ELASTIQUE ADHESIVE (26E)  |     |
| 18   | 100012      | 1   | M06x25 8.8 HEX HEAD MACH SCREW (26E) / VIS H M06x25 8.8 BI FT (26E)   |     |
| 20   | 120016      | 2   | WASHER D06x12 (26E) / RONDELLE D06x12 (26E)   |     |
|      | 1001211321  | Ref | <b>10E-INSTALL,TANK &amp; PUMP (W/O HAND PUMP) (10E) / 10E-INSTALLATION GROUPE (SANS POMPE A MAIN) (10E)</b>    | B   |
| 4    | 100156      | 2   | M10x20 8.8 HEX HEAD MACHINE SCREW (10E) / VIS H M10x20 8.8 BI FT (10E)  |     |
| 6    | 120011      | 2   | LOCK WASHER D10x22 (10E) / RONDELLE CONTACT dD 10x22 BI (10E)   |     |
| 12   | 1001222935  | 1   | PUMP,MOTOR/TANK (10E) / GROUPE HYDRAULIQUE (10E)  |     |
| 17   | ST3318      | 1   | STOP,RUBBER STICK (10E) / BUTEE ELASTIQUE ADHESIVE (10E)  |     |

# SECTION 7 - HYDRAULIC INSTALL / INSTALLATION HYDRAULIQUE

## FIGURE 7-4. PUMP-MOTOR-TANK ASSEMBLY / GROUPE HYDRAULIQUE



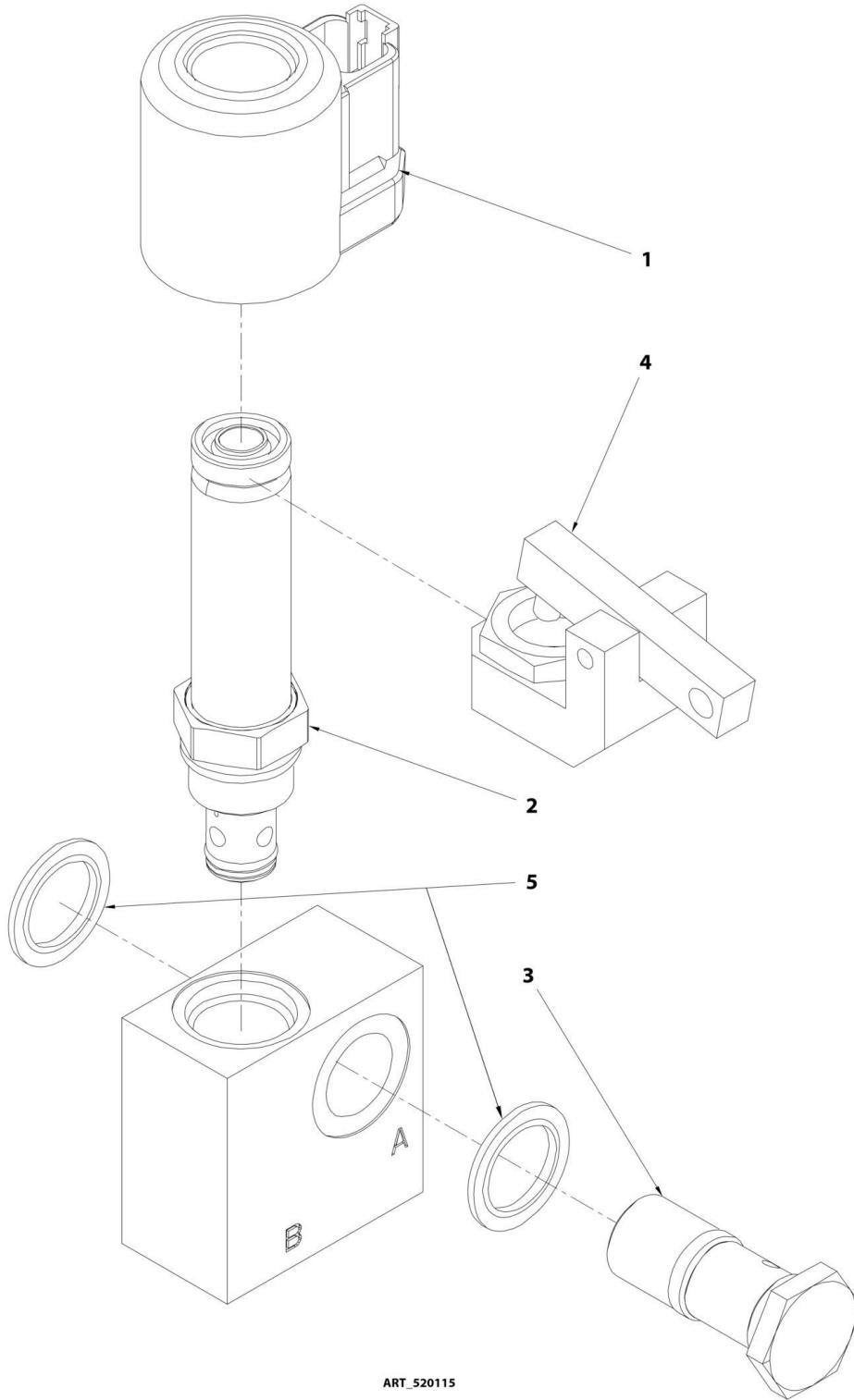
ART\_1001222935

**SECTION 7 - HYDRAULIC INSTALL / INSTALLATION HYDRAULIQUE****FIGURE 7-4. PUMP-MOTOR-TANK ASSEMBLY / GROUPE HYDRAULIQUE**

| ITEM | PART NUMBER | QTY | DESCRIPTION  | REV |
|------|-------------|-----|--|-----|
|      | 1001222935  |     | <b>PUMP, -MOTOR-TANK ASSEMBLY / GROUPE HYDRAULIQUE</b>                       | D   |
| 1    | 300025      | 2   | FITTING MALE BSPP1/4-MALE JIC9/16 / RACCORD MALE BSPP1/4-MALE JIC9/16        |     |
| 2    | 300040      | 1   | FITTING MALE BSPP3/8 MALE JIC9/16 / RACCORD MALE BSPP3/8 MALE JIC9/16        |     |
| 3    | 300101      | 1   | PRESSURE TEST PLUG BSPP1/4 / PRISE DE PRESSION BSPP1/4                       |     |
| 4    | 310091      | 1   | SEEVE 1/4 BSPP MESH 0.1mm / TAMIS 1/4 BSPP MAILLE 0.1mm                      |     |
| 5    | 310103      | 1   | BREATHER CAP / BOUCHON-RENIFLARD   |     |
| 6    | 930134      | 1   | FILTER, CARTRIDGE,10µm / ELEMENT FILTRANT 10µm                               |     |
| 7    | 930135      | 2   | VALVE, JET / LIMITEUR DE DEBIT   |     |
| 8    | 930136      | 2   | ADPT, ST S JIC/MPP 6-M18 FG / RACCORD M18x150 JIC 9/16                       |     |
| 9    | 930138      | 2   | CHECK VALVE / CLAPET A BILLE   |     |
| 10   | 952094      | 2   | 4/2 SOLENOID DIRECTIONAL VALVEWK08Z / DISTRIBUTEUR 4/2 WK08Z                 |     |
| 11   | 952095      | 1   | 4/2 SOLENOID DIRECTIONAL VALVEWK08Y / DISTRIBUTEUR 4/2 WK08Y                 |     |
| 12   | 952096      | 1   | PROPORTIONAL RELIEF VALVE-PDB08P / LIMITEUR DE PRESSION PROPORTIONNEL PDB08P |     |
| 13   | 952097      | 1   | TANK, PLASTIC_6 LITERS / RESERVOIR PLASTIQUE 6 Litres                        |     |
| 14   | 952098      | 1   | VALVE, NEEDLE,BUILD_IN / ROBINET   |     |
| 15   | 952099      | 3   | COIL, 24VDC_3012599 / BOBINE 24VDC_3012599                                   |     |
| 16   | 952100      | 1   | PUMP, GEAR PUMP 3, 1CC/REV / POMPE 3.1CC/Tr                                  |     |
| 17   | 952101      | 1   | COIL, 24VADC_3110057 / BOBINE 24VADC_3110057                                 |     |
| 18   | 970065      | 1   | MOTOR, 24VDC 3KW, AMK5542 / MOTEUR, 24VDC 3KW,AMK5542                        |     |
| 18A  | 951034      | 1   | BRUSH KIT FOR AMK 5542 / KIT BALAIS DE CHARBON AMK 5542                      |     |
| 19   | 300047      | 1   | CAP BSPP 3/8 / BOUCHON BSPP 3/8  |     |
| 20   | 952108      | 1   | FITTING,CAP M27x0.75 / BOUCHON M27x0.75                                      |     |
| 21   | 1001215691  | 1   | COUPLING,PUMP / MOTOR / ACCOUPLEMENT POMPE / MOTEUR                          |     |
| 22   | 300034      | 1   | CAP MALE BSPP 1/4" / BOUCHON MALE BSPP 1/4"                                  |     |
| 23   | 1001294060  | 1   | CAP,BREATHER ADAPTER / TUBE RENIFLARD  |     |

# SECTION 7 - HYDRAULIC INSTALL / INSTALLATION HYDRAULIQUE

## FIGURE 7-5. VALVE ASSY,MAST CYLINDER / ASSEMBLAGE DISTRIBUTEUR VERIN MAT

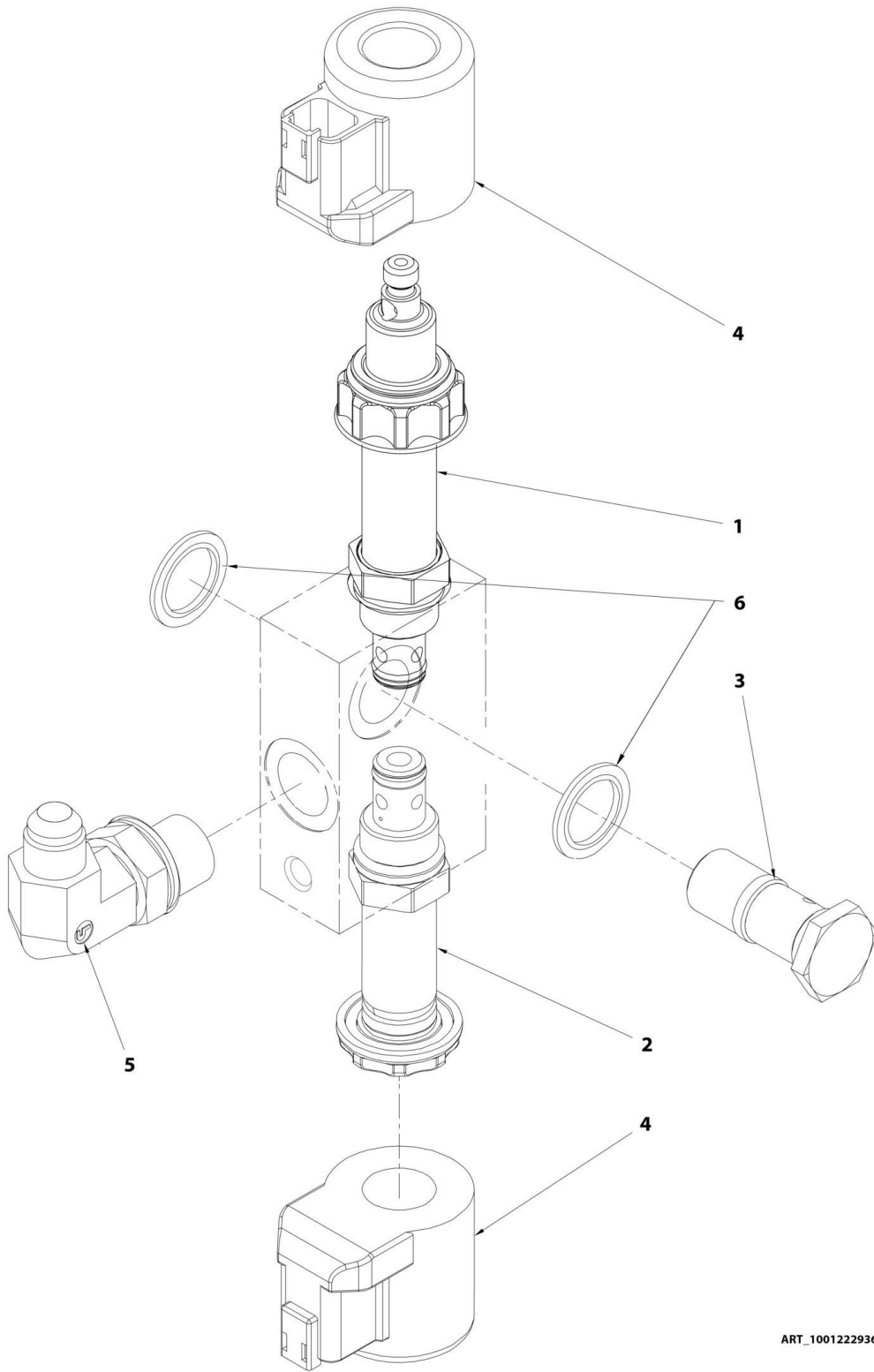


**SECTION 7 - HYDRAULIC INSTALL / INSTALLATION HYDRAULIQUE****FIGURE 7-5. VALVE ASSY,MAST CYLINDER / ASSEMBLAGE DISTRIBUTEUR VERIN MAT**

| ITEM | PART NUMBER | QTY | DESCRIPTION   | REV |
|------|-------------|-----|---|-----|
|      | 520115      |     | <b>VALVE, CYL. HOLDING WITH FLOW REGULATOR / DIST.<br/>VERIN AVEC REGULATEUR DE DEBIT</b> | C   |
| 1    | 952099      | 1   | COIL, 24VDC_3012599 / BOBINE 24VDC_3012599  |     |
| 2    | 952102      | 1   | 2/2 SOLENOİD DIRECTIONAL VALVE / DISTRIBUTEUR 2/2<br>WS08W                                |     |
| 3    | 952104      | 1   | VALVE, FLOW REGULATOR-9L/MN / REGULATEUR DE DEBIT<br>9L/MN                                |     |
| 4    | 952106      | 1   | MANUAL OVERRIDE SUPPORT, / COMMANDE MANUELLE  |     |
| 5    | 952107      | 2   | BS RING_HN48-10-U 16x24.7x1.5 St/NBR / BAGUE BS HN48-10-<br>U 16x24.7x1.5 St/NBR          |     |

# SECTION 7 - HYDRAULIC INSTALL / INSTALLATION HYDRAULIQUE

## FIGURE 7-6. VALVE ASSY, JIB CYLINDER / ASSEMBLAGE DISTRIBUTEUR VERIN BRAS



ART\_1001222936



**SECTION 7 - HYDRAULIC INSTALL / INSTALLATION HYDRAULIQUE****FIGURE 7-6. VALVE ASSY,JIB CYLINDER / ASSEMBLAGE DISTRIBUTEUR VERIN BRAS**

| ITEM | PART NUMBER | QTY | DESCRIPTION  | REV |
|------|-------------|-----|--|-----|
|      | 1001222936  | 1   | <b>VALVE ASSY,JIB CYLINDER / ASSEMBLAGE DISTRIBUTEUR VERIN BRAS</b>          | A   |
| 1    | 1001225133  | 1   | DIRECTIONAL VALVE 2/2 NC / VALVE DIRECTIONNELLE 2/2 NC                       |     |
| 2    | 1001225159  | 1   | DIRECTIONAL VALVE 2/2 NC / VALVE DIRECTIONNELLE 2/2 NC                       |     |
| 3    | 1001225157  | 1   | SCREW SRH G3/8 / VIS SRH G3/8  |     |
| 4    | 952099      | 2   | COIL, 24VDC_3012599 / BOBINE 24VDC_3012599                                   |     |
| 5    | 300061      | 1   | 90° ELBOW MALE BSPP 3/8-MALE JIC 9/16 / COUDE 90° MALE BSPP3/8-MALE JIC9/16  |     |
| 6    | 952107      | 2   | BS RING_HN48-10-U 16x24.7x1.5 St/NBR / BAGUE BS HN48-10-U 16x24.7x1.5 St/NBR |     |

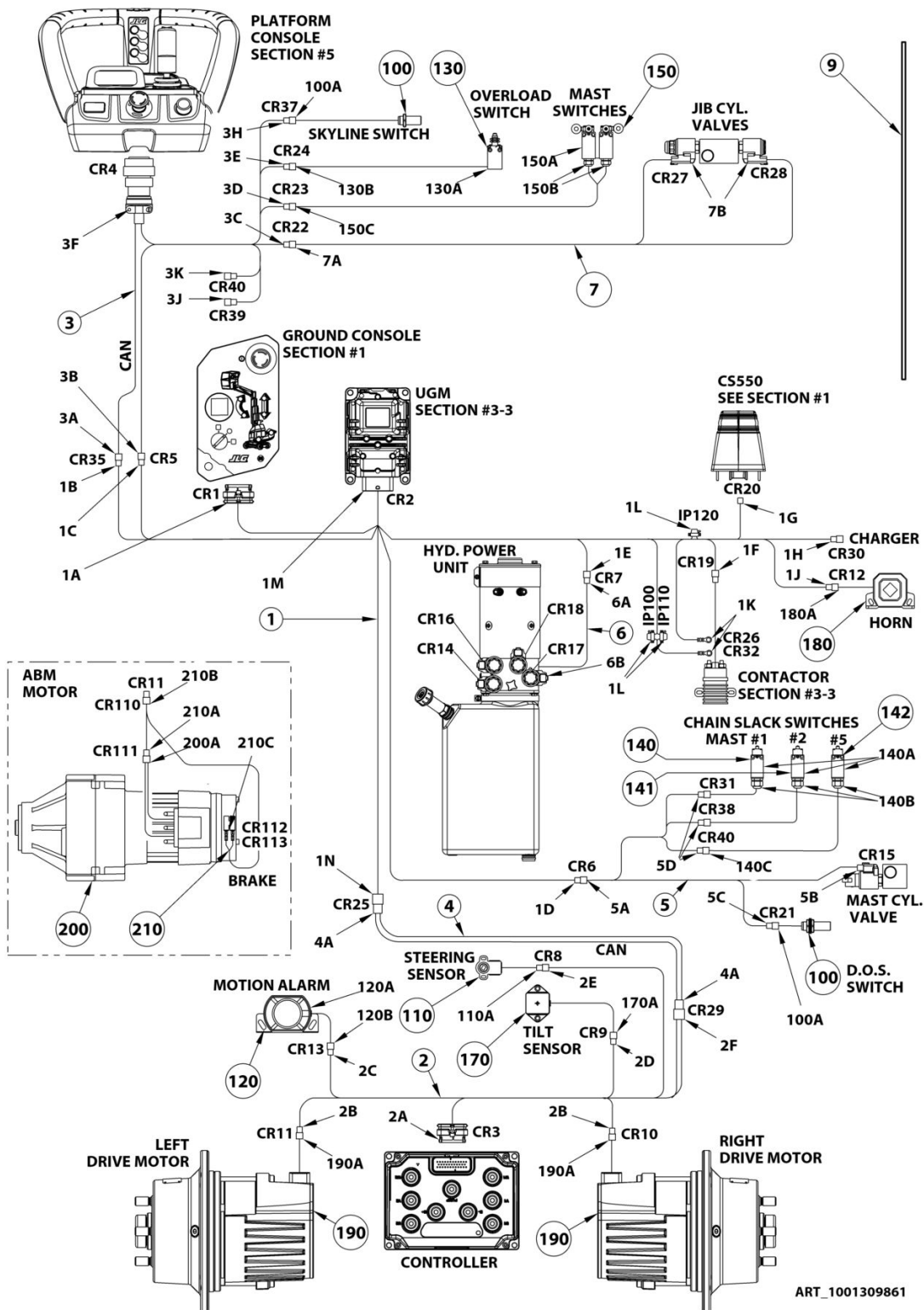


## **SECTION 8 - ELECTRICAL SYSTEM INSTALL / INSTALLATION ELECTRIQUE**

## **SECTION 8 - ELECTRICAL SYSTEM INSTALL / INSTALLATION ELECTRIQUE**

# SECTION 8 - ELECTRICAL SYSTEM INSTALL / INSTALLATION ELECTRIQUE

## FIGURE 8-1. CABLES AND SWITCHES INSTALL DIAGRAM / DIAGRAMME D'INSTALLATION CABLES ET CAPTEURS



**SECTION 8 - ELECTRICAL SYSTEM INSTALL / INSTALLATION ELECTRIQUE****FIGURE 8-1. CABLES AND SWITCHES INSTALL DIAGRAM / DIAGRAMME D'INSTALLATION CABLES ET CAPTEURS**

| ITEM | PART NUMBER | QTY | DESCRIPTION   | REV |
|------|-------------|-----|---|-----|
|      | 1001309861  | Ref | <b>INSTALL,CABLES / INSTALLATION CABLES</b>   | A   |
| 1    | 1001307677  | 1   | <b>HARNES,PRINCIPAL / FAISCEAU PRINCIPAL</b>  | A   |
| 1A   | 1001116994  | 1   | CONNECTOR, HOUSING AMP 23P / CONNECTEUR AMP 23P   |     |
| 1A   | 4460871     | 16  | CONTACT AMPSEAL, SOCKET / CONTACT AMPSEAL, FEMELLE  |     |
| 1B   | 4460891     | 1   | CONNECTOR, DEUTSCH DT 2P PLUG / CONNECTEUR, DEUTSCH DT 2P PLUG  |     |
| 1B   | 4460944     | 3   | TERMINAL,16-18 GA SOCKET (GOLD) / CONTACT DUTSCH DT FEMELLE (OR)  |     |
| 1C   | 4460933     | 1   | CONNECTOR, DEUTSCH DT 12P PLUG / CONNECTEUR DEUTSCH DT 12P MALE   |     |
| 1C   | 4460465     | 12  | CONTACT DEUTSCH DT SOCKET / CONTACT DEUTSCH DT FEMELLE  |     |
| 1D   | 4460930     | 1   | CONNECTOR DEUTSCH DT 8P PLUG / CONNECTEUR DEUTSCH DT 8P MALE  |     |
| 1D   | 4460465     | 7   | CONTACT DEUTSCH DT SOCKET / CONTACT DEUTSCH DT FEMELLE  |     |
| 1E   | 4460994     | 1   | CONNECTOR, DEUTSCH DT 6P PLUG / CONNECTEUR DEUTSCH DT 6P MALE   |     |
| 1E   | 4460465     | 5   | CONTACT DEUTSCH DT SOCKET / CONTACT DEUTSCH DT FEMELLE  |     |
| 1F   | 4460897     | 1   | CONNECTOR, DEUTSCH DT 2P RECEPTACLE / CONNECTEUR DEUTSCH DT 2P FEMELLE                                      |     |
| 1F   | 4460464     | 2   | CONTACT DEUTSCH DT PIN / CONTACT DEUTSCH DT MALE  |     |
| 1G   | 4460930     | 1   | CONNECTOR, DEUTSCH DT 8P PLUG / CONNECTEUR DEUTSCH DT 8P MALE   |     |
| 1G   | 4460465     | 6   | CONTACT DEUTSCH DT SOCKET / CONTACT DEUTSCH DT FEMELLE  |     |
| 1G   | 4460942     | 2   | CONTACT DEUTSCH DT SOCKET 14-16AWG / CONTACT DEUTSCH DT FEMELLE 14-16 AWG                                   |     |
| 1H   | 4460872     | 1   | CONNECTOR, HOUSING AMP 14P / CONNECTEUR AMP 14P   |     |
| 1H   | 4460871     | 7   | CONTACT AMPSEAL, SOCKET / CONTACT AMPSEAL, FEMELLE  |     |
| 1J   | 4460539     | 1   | CONNECTOR, DEUTSCH DT 3P PLUG / CONNECTEUR DEUTSCH DT 3P MALE   |     |
| 1J   | 4460465     | 1   | CONTACT DEUTSCH DT SOCKET / CONTACT DEUTSCH DT SOCKET   |     |
| 1K   | 250010      | 2   | M08 EYELET TERMINAL 4-6mm <sup>2</sup> / COSSE A OEIL M8 4-6mm <sup>2</sup>                                 |     |
| 1L   | 2400060     | 3   | FUSE,HOLDER W/COVER / PORTE FUSIBLE AVEC CAPUCHON   |     |
| 1L   | 05760700    | 3   | FUSE,5A,X1000 / FUSIBLE 5A X1000  |     |
| 1M   | 1001161964  | 1   | CONNECTOR,MOLEX CMC 48 CIRCUIT LT EXIT BLACK CODING / CONNECTEUR MOLEX CMC 48 CIRCUIT SORTIE LT CODAGE NOIR |     |
| 1M   | 1001161095  | 32  | TERMINAL,0.635 SOCKET 0.75MM WIRE SIZE / CONTACT FEMELLE 0.635 FIL 0.75MM <sup>2</sup>                      |     |
| 1M   | 1001161097  | 4   | TERMINAL,0.636 SOCKET 0.5MM WIRE SIZE / CONTACT FEMELLE 0.636 FIL 0.5MM <sup>2</sup>                        |     |
| 1M   | 1001161098  | 4   | TERMINAL,1.5 SOCKET 0.5-1MM WIRESIZE / CONTACT FEMELLE 1.5 FIL 0.5-1MM <sup>2</sup>                         |     |
| 1N   | 4460884     | 1   | CONNECTOR, DEUTSCH DT 4P PLUG / CONNECTEUR DEUTSCH DT 4P MALE   |     |
| 1N   | 4460465     | 2   | CONTACT DEUTSCH DT SOCKET / CONTACT DEUTSCH DT FEMELLE  |     |

**SECTION 8 - ELECTRICAL SYSTEM INSTALL / INSTALLATION ELECTRIQUE**

| ITEM | PART NUMBER | QTY  | DESCRIPTION  | REV |
|------|-------------|------|--|-----|
| 1N   | 4460944     | 2    | TERMINAL,16-18 GA SOCKET (GOLD) / CONTACT DUTSCH DT FEMELLE (OR)         |     |
| 2    | 1001307678  | 1    | <b>HARNES,CHASSIS / FAISCEAU CHASSIS</b>                                 | A   |
| 2A   | 4460873     | 17   | CONNECTOR, HOUSING AMP 35P / CONNECTEUR AMP 35P                          |     |
| 2A   | 4460871     | 1    | CONTACT AMPSEAL, SOCKET / CONTACT AMPSEAL, FEMELLE                       |     |
| 2B   | 4460930     | 1 x2 | CONNECTOR DEUTSCH DT 8P PLUG / CONNECTEUR DEUTSCH DT 8P MALE             |     |
| 2B   | 4460465     | 7 x2 | CONTACT DEUTSCH DT SOCKET / CONTACT DEUTSCH DT FEMELLE                   |     |
| 2C   | 4460891     | 1    | CONNECTOR, DEUTSCH DT 2P PLUG / CONNECTEUR DEUTSCH DT 2P MALE            |     |
| 2C   | 4460465     | 1    | CONTACT DEUTSCH DT SOCKET / CONTACT DEUTSCH DT FEMELLE                   |     |
| 2D   | 1001103012  | 1    | CONNECTOR,4 POS AMP SUPERSEAL / CONNECTEUR 4 POS AMP SUPERSEAL           |     |
| 2D   | 1001107854  | 4    | TERMINAL,AMP SUPERSEAL SOCKET / CONTACT AMP SUPERSEAL FEMELLE            |     |
| 2E   | 4460539     | 1    | CONNECTOR, DEUTSCH DT 3P PLUG / CONNECTEUR DEUTSCH DT 3P MALE            |     |
| 2E   | 4460465     | 3    | CONTACT DEUTSCH DT SOCKET / CONTACT DEUTSCH DT SOCKET                    |     |
| 2F   | 4460884     | 1    | CONNECTOR, DEUTSCH DT 4P PLUG / CONNECTEUR DEUTSCH DT 4P MALE            |     |
| 2F   | 4460465     | 4    | CONNECTEUR DEUTSCH DT 4P MALE / CONTACT DEUTSCH DT SOCKET                |     |
| 3    | 1001307679  | 1    | <b>HARNES,PLATFORM / FAISCEAU PLATE-FORME</b>                            | A   |
| 3A   | 4460897     | 1    | CONNECTOR, DEUTSCH DT 2P RECEPTACLE / CONNECTEUR DEUTSCH DT 2P FEMELLE   |     |
| 3A   | 4460943     | 2    | TERMINAL,16-18 GA PIN (GOLD) / CONTACT DEUTSCH DT MALE (OR)              |     |
| 3B   | 4460970     | 1    | CONNECTOR, DEUTSCH DT 12P RECEPTACLE / CONNECTEUR DEUTSCH DT 12P FEMELLE |     |
| 3B   | 4460464     | 12   | CONTACT DEUTSCH DT PIN / CONTACT DEUTSCH DT MALE                         |     |
| 3C   | 4460539     | 1    | CONNECTOR, DEUTSCH DT 3P PLUG / CONNECTEUR DEUTSCH DT 3P MALE            |     |
| 3C   | 4460465     | 3    | CONTACT DEUTSCH DT SOCKET / CONTACT DEUTSCH DT FEMELLE                   |     |
| 3D   | 4460899     | 1    | CONNECTOR, DEUTSCH DT 6P RECEPTACLE / CONNECTEUR DEUTSCH DT 6P FEMELLE   |     |
| 3D   | 4460464     | 6    | CONTACT DEUTSCH DT PIN / CONTACT DEUTSCH DT MALE                         |     |
| 3E   | 4460932     | 1    | CONNECTOR, DEUTSCH DT 4P RECEPTACLE / CONNECTEUR DEUTSCH DT 4P FEMELLE   |     |
| 3E   | 4460464     | 4    | CONTACT DEUTSCH DT PIN / CONTACT DEUTSCH DT MALE                         |     |
| 3F   | 1001267665  | 1    | CONNECTOR, DEUTCH HDP 20P / CONNECTEUR DEUTSCH HDP 20P MALE              |     |
| 3F   | 1001116694  | 11   | CONTACT DEUTSCH DTM SOCKET / CONTACT DEUTSCH DTM FEMELLE                 |     |
| 3F   | 1001119619  | 2    | CONTACT DEUTSCH DTM SOCKET (GOLD) / CONTACT DEUTSCH DTM FEMELLE (OR)     |     |
| 3H   | 4461077     | 1    | CONNECTOR, DEUTSCH DTM 4P PLUG / CONNECTEUR DEUTSCH DTM 4P MALE          |     |
| 3H   | 1001126009  | 4    | CONTACT DEUTSCH DTM, SOCKET (GOLD) / CONTACT DEUTSCH DTM FEMELLE (OR)    |     |
| 3J   | 4460894     | 1    | CONNECTOR, DEUTSCH DT 6P PLUG / CONNECTEUR DEUTSCH DT 6P MALE            |     |

**SECTION 8 - ELECTRICAL SYSTEM INSTALL / INSTALLATION ELECTRIQUE**

| ITEM | PART NUMBER | QTY  | DESCRIPTION  | REV |
|------|-------------|------|--|-----|
| 3J   | 4460465     | 3    | CONTACT DEUTSCH DT SOCKET / CONTACT DEUTSCH DT FEMELLE   |     |
| 3J   | 4460892     | 1    | TERMINAL,6 POSITION BUSS BAR (DT) / BARRE CONNECTION 6P  |     |
| 3K   | 4460851     | 1    | CONNECTOR, DEUTSCH DT 8P PLUG / CONNECTOR, DEUTSCH DT 8P PLUG  |     |
| 3K   | 4460465     | 7    | CONTACT DEUTSCH DT SOCKET / CONTACT DEUTSCH DT FEMELLE   |     |
| 3K   | 4460852     | 1    | TERMINAL,8 POSITION BUSS BAR (DT) / BARRE CONNECTION 8P  |     |
| 4    | 1001307682  | 1    | <b>HARNES,SWING POWER TRACK / FAISCEAU CHAINE CIRCULAIRE</b>   | A   |
| 4A   | 4460932     | 1 x2 | CONNECTOR, DEUTSCH DT 4P RECEPTACLE / CONNECTEUR DEUTSCH DT 4P FEMELLE   |     |
| 4A   | 4460464     | 2 x2 | CONTACT DEUTSCH DT PIN / CONTACT DEUTSCH DT MALE   |     |
| 4A   | 4460943     | 2 x2 | TERMINAL,16-18 GA PIN (GOLD) / CONTACT DEUTSCH DT MALE (OR)  |     |
| 5    | 1001307683  | 1    | <b>HARNES, TURNTABLE / FAISCEAU MAT 1</b>  | A   |
| 5A   | 4460931     | 1    | CONNECTOR, DEUTSCH DT 8P RECEPTACLE / CONNECTEUR DEUTSCH DT 8P FEMELLE   |     |
| 5A   | 4460464     | 7    | CONTACT DEUTSCH DT PIN / CONTACT DEUTSCH DT MALE   |     |
| 5B   | 4460891     | 1    | CONNECTOR, DEUTSCH DT 2P PLUG / CONNECTEUR DEUTSCH DT 2P MALE  |     |
| 5B   | 4460465     | 2    | CONTACT DEUTSCH DT SOCKET / CONTACT DEUTSCH DT FEMELLE   |     |
| 5C   | 4461077     | 1    | CONNECTOR, DEUTSCH DTM 4P PLUG / CONNECTEUR DEUTSCH DTM 4P MALE  |     |
| 5C   | 1001126008  | 1    | CONTACT DEUTSCH DTM, SOCKET / CONTACT DEUTSCH DTM FEMELLE  |     |
| 5D   | 4460932     | 1 x3 | CONNECTOR, DEUTSCH DT 4P RECEPTACLE / CONNECTEUR DEUTSCH DT 4P FEMELLE   |     |
| 5D   | 4460464     | 4 x3 | CONTACT DEUTSCH DT PIN / CONTACT DEUTSCH DT MALE   |     |
| 6    | 1001307684  | 1    | <b>HARNES,VALVES / FAISCEAU VALVES</b>   | A   |
| 6A   | 4460899     | 1    | CONNECTOR, DEUTSCH DT 6P RECEPTACLE / CONNECTEUR DEUTSCH DT 6P FEMELLE   |     |
| 6A   | 4460464     | 5    | CONTACT DEUTSCH DT PIN / CONTACT DEUTSCH DT MALE   |     |
| 6B   | 4460891     | 4 x1 | CONNECTOR, DEUTSCH DT 2P PLUG / CONNECTEUR DEUTSCH DT 2P MALE  |     |
| 6B   | 4460465     | 4 x2 | CONTACT DEUTSCH DT SOCKET / CONTACT DEUTSCH DT FEMELLE   |     |
| 7    | PC0489      | 1    | <b>HARNES, JIB VALVES / FAISCEAU ELECTROVANNE BRAS</b>   | C   |
| 7A   | 4460536     | 1    | CONNECTOR, DEUTSCH DT 3P RECEPTACLE / CONNECTEUR DEUTSCH DT 3P FEMELLE   |     |
| 7A   | 4460464     | 3    | CONTACT DEUTSCH DT PIN / CONTACT DEUTSCH DT MALE   |     |
| 7B   | 4460891     | 2 x1 | CONNECTOR, DEUTSCH DT 2P PLUG / CONNECTEUR DEUTSCH DT 2P MALE  |     |
| 7B   | 4460465     | 2 x2 | CONTACT DEUTSCH DT SOCKET / CONTACT DEUTSCH DT FEMELLE   |     |
| 9    | 270059      | 12 m | <b>CABLE 3G2.5mm<sup>2</sup> Color leads (qty in meters) / CABLE 3G2.5mm<sup>2</sup> coloré (qté en mètre)</b> | B   |

**SECTION 8 - ELECTRICAL SYSTEM INSTALL / INSTALLATION ELECTRIQUE**

| ITEM | PART NUMBER | QTY  | DESCRIPTION   | REV |
|------|-------------|------|---|-----|
| 100  | 1001311034  | 1    | <b>PROXIMITY SENSOR ASSEMBLY / FAISCEAU DETECTEUR DE PROXIMITE</b>            | A   |
| 100A | 4461076     | 1 x2 | CONNECTOR, DEUTSCH DTM 4P RECEPTACLE / CONNECTEUR DEUTSCH DTM 4P FEMELLE      |     |
| 100A | 4460917     | 4 x2 | CONTACT DEUTSCH DTM, GOLD PIN / CONTACT DEUTSCH DTM MALE DORE                 |     |
| 110  | 4360505     | 1    | <b>ROTARY ANGLE SENSOR / CAPTEUR D'ANGLE</b>                                  | C   |
| 110A | 4460536     | 1    | CONNECTOR, DEUTSCH DT 3P RECEPTACLE / CONNECTEUR DEUTSCH DT 3P FEMELLE        |     |
| 110A | 4460464     | 3    | CONTACT DEUTSCH DT PIN / CONTACT DEUTSCH DT MALE                              |     |
| 120  | PC0466      | 1    | <b>HARNESS, MOTION ALARM / FAISCEAU ALARME DE MOUVEMENT</b>                   | A   |
| 120A | 260275      | 1    | ACCOUSTIC MOTION ALARM / ALARME DE MOUVEMENT SONORE                           |     |
| 120B | 4460897     | 1    | CONNECTOR, DEUTSCH DT 2P RECEPTACLE / CONNECTEUR DEUTSCH DT 2P FEMELLE        |     |
| 120B | 4460464     | 2    | CONTACT DEUTSCH DT PIN / CONTACT DEUTSCH DT MALE                              |     |
| 130  | PC0468      | 1    | <b>HARNESS, LOAD SENSING SWITCH / FAISCEAU CAPTEUR DE SURCHARGE</b>           | C   |
| 130A | 260321      | 1    | LIMIT SWITCH, SNAP ACTION / DETECTEUR DE POSITION A POUSSOIR                  |     |
| 130B | 4460884     | 1    | CONNECTOR, DEUTSCH DT 4P PLUG / CONNECTEUR DEUTSCH DT 4P MALE                 |     |
| 130B | 4460465     | 4    | CONTACT DEUTSCH DT SOCKET / CONTACT DEUTSCH DT FEMELLE                        |     |
| 140  | 1001307685  | 1    | <b>HARNESS, CHAIN SLACK MAST1-LG1800 / FAISCEAU MOU DE CHAINE MAT1-LG1800</b> | A   |
| 141  | 1001307686  | 1    | <b>HARNESS, CHAIN SLACK MAST2-LG3600 / FAISCEAU MOU DE CHAINE MAT2-LG3600</b> | A   |
| 142  | 1001307687  | 1    | <b>HARNESS, CHAIN SLACK MAST5-LG8000 / FAISCEAU MOU DE CHAINE MAT5-LG8000</b> | A   |
| 140A | 260327      | 1 x2 | SWITCH NO NC / CAPTEUR NO NF  |     |
| 140B | 210018      | 1 x2 | GLAND N°11 / PRESSE ETOUPE N°11   |     |
| 140C | 4460884     | 1 x2 | CONNECTOR, DEUTSCH DT 4P PLUG / CONNECTEUR DEUTSCH DT 4P MALE                 |     |
| 140C | 4460465     | 4 x2 | CONTACT DEUTSCH DT SOCKET / CONTACT DEUTSCH DT FEMELLE                        |     |
| 150  | PC0470      | 1    | <b>HARNESS, MAST LIMIT SWITCHES / FAISCEAU CAPTEURS DE MAT</b>                | B   |
| 150A | 260323      | 1 x2 | NO/NC SWITCH / CAPTEUR NO/NF  |     |
| 150B | 210018      | 1 x2 | GLAND N°11 / PRESSE ETOUPE N°11   |     |
| 150C | 4460894     | 1    | CONNECTOR, DEUTSCH DT 6P PLUG / CONNECTEUR DEUTSCH DT 6P MALE                 |     |
| 150C | 4460465     | 5    | CONTACT DEUTSCH DT SOCKET / CONTACT DEUTSCH DT FEMELLE                        |     |
| 170  | 1001186466  | 1    | <b>HARNESS, TILT SENSOR SWITCH / FAISCEAU CAPTEUR DE DEVERS</b>               | D   |
| 170A | 1001103012  | 1    | CONNECTOR, HOUSING AMP SUPERSEAL 4P / CONNECTEUR AMP SUPERSEAL 4P             |     |

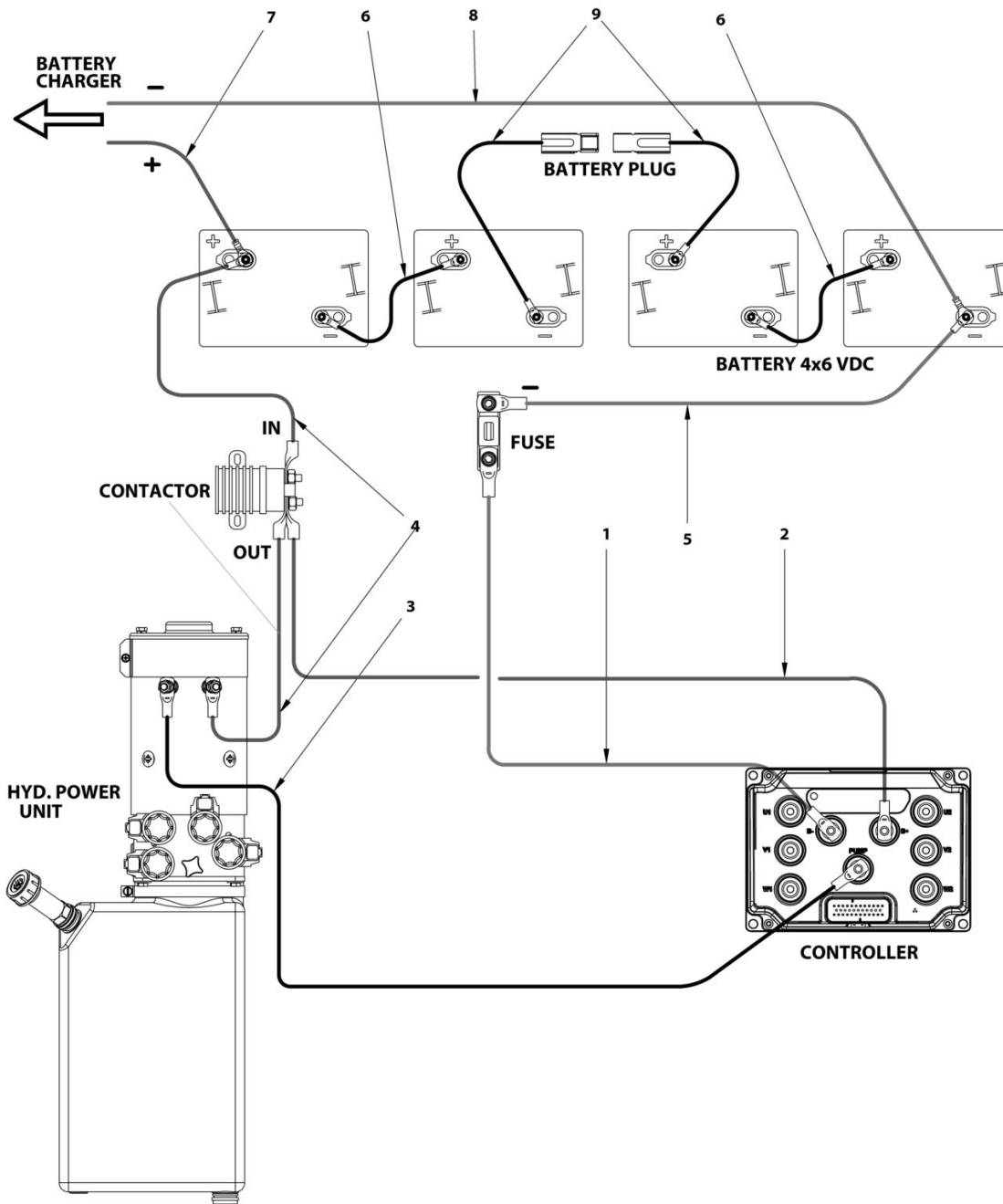


**SECTION 8 - ELECTRICAL SYSTEM INSTALL / INSTALLATION ELECTRIQUE**

| ITEM | PART NUMBER | QTY  | DESCRIPTION  | REV |
|------|-------------|------|--|-----|
| 170A | 1001107854  | 4    | SOCKET CONTACT AMP SUPERSEAL / CONTACT FEMELLE AMP SUPERSEAL                                 |     |
| 180  | 0140043     | 1    | <b>HARNES, HORN / FAISCEAU AVERTISSEUR SONORE</b>  | F   |
| 180A | 4460536     | 1    | CONNECTOR, DEUTSCH DT 3P RECEPTACLE / CONNECTEUR DEUTSCH DT 3P FEMELLE                       |     |
| 180A | 4460464     | 3    | CONTACT DEUTSCH DT PIN / CONTACT DEUTSCH DT MALE   |     |
| 190  | 1001303262  | 1 x2 | <b>DANA MOTOR,WHEEL DRIVE / DANA-MOTEUR DE ROUE</b>  | A   |
| 190A | 4460931     | 1 x2 | CONNECTOR, DEUTSCH DT 8P RECEPTACLE / CONNECTEUR DEUTSCH DT 8P FEMELLE                       |     |
| 190A | 4460464     | 8 x2 | CONTACT DEUTSCH DT PIN / CONTACT DEUTSCH DT MALE   |     |
| 200  | 1001245202  | 1 x2 | <b>ABM DRIVE GEAR MOTOR / ABM-MOTOREDUCTEUR DE ROUE</b>                                      | B   |
| 200A | 250230      | 1 x2 | CONNECTOR, DEUTSCH DTM 6P HOUSING / CONNECTEUR DEUTSCH DTM 6P FEMELLE                        |     |
| 200A | 4460917     | 6 x2 | CONTACT DEUTSCH DTM, GOLD PIN / CONTACT DEUTSCH DTM MALE DORE                                |     |
| 210  | 1001311028  | 1 x2 | ABM MOTOR HARNESS ADAPTATOR / ABM-FAISCEAU ADAPTATION MOTEUR                                 |     |
| 210A | 4461216     | 1 x2 | CONNECTOR, DEUTSCH DTM 6P PLUG / CONNECTEUR DEUTSCH DTM 6P MALE                              |     |
| 210A | 4460928     | 6 x2 | CONTACT DEUTSCH DTM, SOCKET / CONTACT DEUTSCH DTM FEMELLE                                    |     |
| 210B | 4460931     | 1 x2 | CONNECTOR, DEUTSCH DT 8P RECEPTACLE / CONNECTEUR DEUTSCH DT 8P FEMELLE                       |     |
| 210B | 4460464     | 7 x2 | CONTACT DEUTSCH DT PIN / CONTACT DEUTSCH DT MALE   |     |
| 210C | 250060      | 1 x2 | RECEPTACLE TERMINAL 4.8 - 0.25-1mm <sup>2</sup> / COSSE ISOLEE 4.8 mm 0.25-1 mm <sup>2</sup> |     |

# SECTION 8 - ELECTRICAL SYSTEM INSTALL / INSTALLATION ELECTRIQUE

## FIGURE 8-2. KIT,POWER CABLES / KIT CABLES DE PUISSANCE



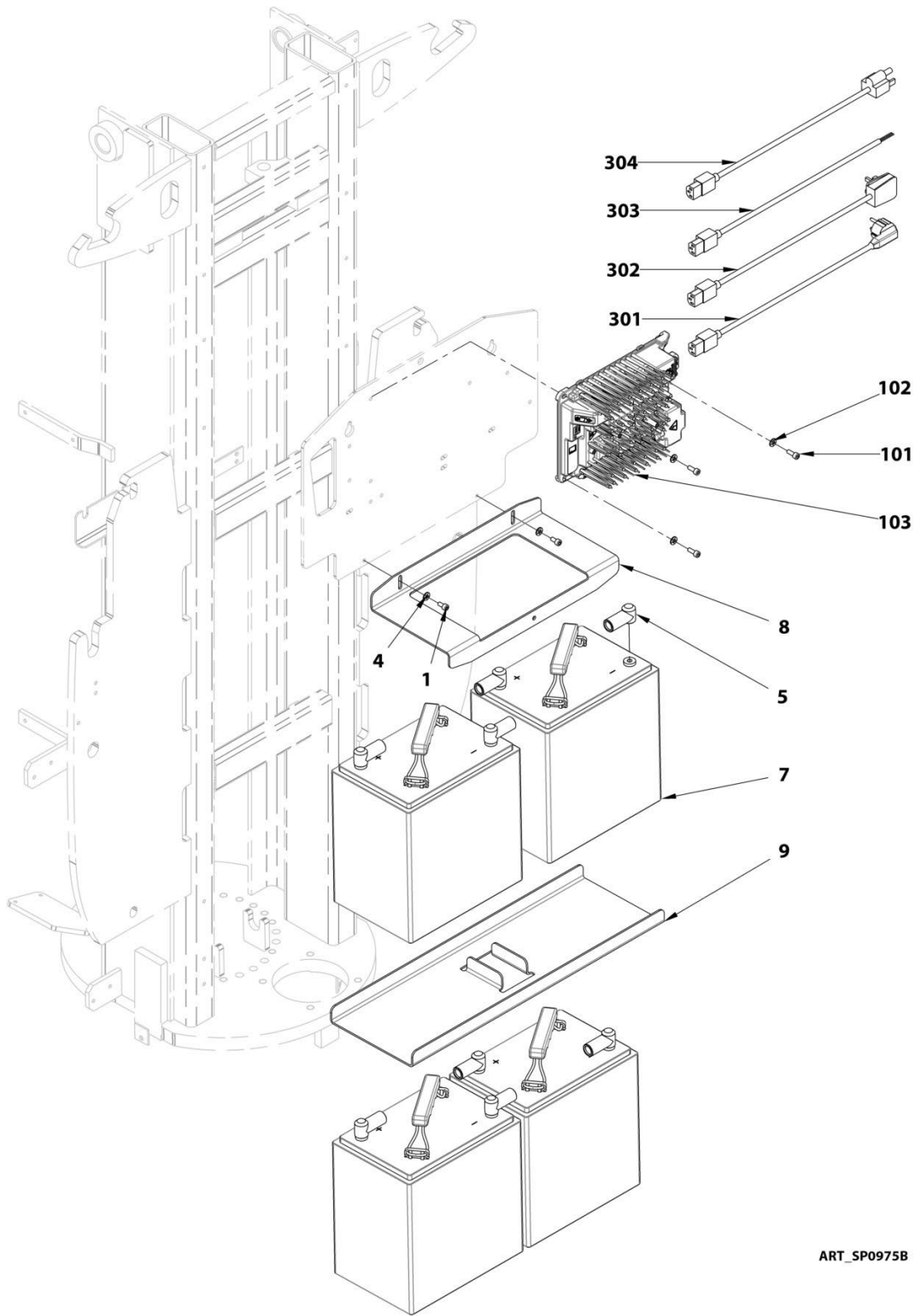
ART\_1001309226

**SECTION 8 - ELECTRICAL SYSTEM INSTALL / INSTALLATION ELECTRIQUE****FIGURE 8-2. KIT,POWER CABLES / KIT CABLES DE PUISSANCE**

| ITEM | PART NUMBER | QTY | DESCRIPTION   | REV |
|------|-------------|-----|---|-----|
|      | 1001309226  | REF | <b>KIT,POWER CABLES T10E / KIT CABLES DE PUISSANCE</b>                                    | A   |
| 1    | PC0479      | 1   | CABLE 35mm <sup>2</sup> LENGHT 3990mm BLUE / CABLE 35mm <sup>2</sup><br>L=3990mm BLEU     |     |
| 2    | PC0480      | 1   | CABLE 35mm <sup>2</sup> LENGHT 3990mm RED / CABLE 35mm <sup>2</sup><br>L=3990mm ROUGE     |     |
| 3    | PC0482      | 1   | CABLE 35mm <sup>2</sup> LENGHT 3990mm BLACK / CABLE 35mm <sup>2</sup><br>L=3990mm NOIR    |     |
| 4    | 1001213902  | 2   | CABLE 35mm <sup>2</sup> L=320mm RED / CABLE 35mm <sup>2</sup> L=320mm ROUGE               |     |
| 5    | 1001213903  | 1   | CABLE 35mm <sup>2</sup> L=450mm BLUE / CABLE 35mm <sup>2</sup> L=450mm BLEU               |     |
| 6    | 1001213904  | 2   | CABLE 35mm <sup>2</sup> L=600mm BLACK / CABLE 35mm <sup>2</sup> L=600mm NOIR              |     |
| 7    | 1001307689  | 1   | CABLE RED 4mm <sup>2</sup> ,870mm <sup>2</sup> / CABLE ROUGE 4mm <sup>2</sup> LONG 870mm  |     |
| 8    | 1001307688  | 1   | CABLE BLACK 4mm <sup>2</sup> ,500mm <sup>2</sup> / CABLE NOIR 4mm <sup>2</sup> LONG 500mm |     |
| 9    | 1001213905  | 2   | CABLE 35mm <sup>2</sup> LENGTH 630mm BLACK / CABLE 35mm <sup>2</sup> LONG<br>630mm NOIR   |     |

# SECTION 8 - ELECTRICAL SYSTEM INSTALL / INSTALLATION ELECTRIQUE

## FIGURE 8-3. INSTALL BATTERY AND CHARGER / INSTALLATION BATTERIES ET CHARGEUR



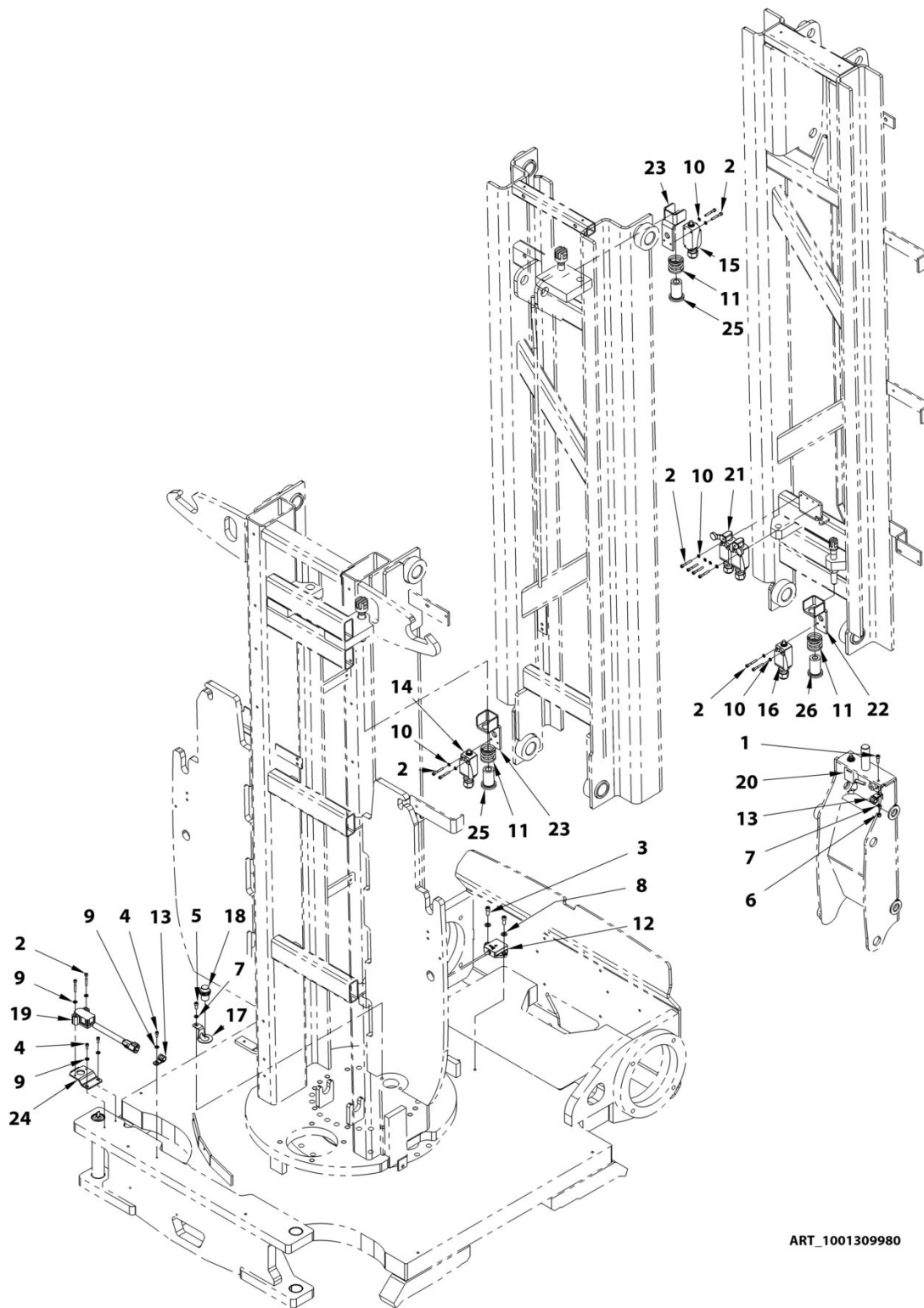
ART\_SP0975B

**SECTION 8 - ELECTRICAL SYSTEM INSTALL / INSTALLATION ELECTRIQUE****FIGURE 8-3. INSTALL BATTERY AND CHARGER / INSTALLATION BATTERIES ET CHARGEUR**

| ITEM | PART NUMBER | QTY | DESCRIPTION   | REV |
|------|-------------|-----|---|-----|
|      | 1001211415  | Ref | <b>INSTALL,BATTERIES / INSTALLATION BATTERIES</b>                     | B   |
| 1    | 000014      | 2   | M06x12 8.8 SOCKET HEAD MACH SCREW / VIS CHC M06x12 8.8 BI FT          |     |
| 4    | 120009      | 2   | LOCK WASHER D06x14 / RONDELLE CONTACT dD 06x14 BI                     |     |
| 5    | 250031      | 8   | BOOT,BATTERY TERMINAL / CAPUCHON D'ETANCHEITE                         |     |
| 7    | 510094      | 4   | BATTERY,AGM EVGT 6A-A / BATTERIE AGM EVGT 6A-A                        |     |
| 8    | ST3776      | 1   | PLATE,BATTERY STOP / BRIDE DE BATTERIES                               |     |
| 9    | ST3778      | 1   | CONTAINER,BATTERY / BAC DE RETENTION BATTERIE                         |     |
|      | 1001211414  | Ref | <b>INSTALL,CHARGER / INSTALLATION CHARGEUR</b>                        | C   |
| 101  | 000015      | 3   | M06x16 8.8 SOCKET HEAD MACH SCREW / VIS CHC M06x16 8.8 BI FT          |     |
| 102  | 120009      | 3   | LOCK WASHER D06x14 / RONDELLE CONTACT dD 06x14 BI                     |     |
| 103  | 1001253952  | 1   | CHARGER,UNIVERSAL 24V / CHARGEUR UNIVERSEL 24V                        |     |
|      |             | Ref | <b>CHARGEUR EXTENSION / PRISE CHARGEUR</b>                            |     |
| 301  | 250211      | 1   | CABLE IEC22 / PLUG CEE7 2m 10A / CORDON IEC22 / FICHE CEE7 2m 10A     |     |
| 302  | 250213      | 1   | CABLE IEC22 / PLUG BS1362 2m 10A / CORDON IEC22 / FICHE BS1362 2m 10A |     |
| 303  | 1060689     | 1   | CABLE AC CORD, W/O PLUG, L=2m / CABLE CA CHARGEUR, SANS PRISE, L=2m   |     |
| 304  | 1060688     | 1   | CABLE AC CORD, US PLUG, L=2m / CABLE AC CHARGEUR, US, L=2m            |     |

# SECTION 8 - ELECTRICAL SYSTEM INSTALL / INSTALLATION ELECTRIQUE

## FIGURE 8-4. SWITCHES AND COVERS INSTALL



ART\_1001309980

**SECTION 8 - ELECTRICAL SYSTEM INSTALL / INSTALLATION ELECTRIQUE****FIGURE 8-4. SWITCHES AND COVERS INSTALL**

| ITEM | PART NUMBER | QTY | DESCRIPTION   | REV |
|------|-------------|-----|---|-----|
|      | 1001309980  | REF | <b>INSTALL,LIMIT SW &amp; COVERS / INSTALLATION CAPTEURS</b>    |     |
| 1    | 000003      | 1   | M05x16 8.8 SOCKET HEAD MACH SCREW / VIS CHC M05x16 8.8 BI FT    |     |
| 2    | 000007      | 12  | M04x30 8.8 SOCKET HEAD CAPSCREW / VIS CHC M04x30 8.8 BI FP      |     |
| 3    | 000015      | 2   | M06x16 8.8 SOCKET HEAD MACH SCREW / VIS CHC M06x16 8.8 BI FT    |     |
| 4    | 000050      | 3   | M04x10 8.8 SOCKET HEAD MACH SCREW / VIS CHC M04x10 8.8 BI FT    |     |
| 5    | 000067      | 1   | M05x12 8.8 SOCKET HEAD MACH SCREW / VIS CHC M05x12 8.8 BI FT    |     |
| 6    | 110002      | 1   | M05 GR. 8.8 LOCK NUT / ECROU FREIN M5 CL08 BI                   |     |
| 7    | 120002      | 2   | M05 WASHER / RONDELLE M05 BI                                    |     |
| 8    | 120009      | 2   | LOCK WASHER D06x14 / RONDELLE CONTACT dD 06x14 BI               |     |
| 9    | 120024      | 5   | LOCK WASHER D04x10 / RONDELLE CONTACT M04 BI                    |     |
| 10   | 120056      | 10  | dD 04x08 LOCK WASHER / RONDELLE CONTACT dD 04x08 BI             |     |
| 11   | 160010      | 3   | C 360 450 320 SPRING / RESSORT C 360 450 320                    |     |
| 12   | 1001186466  | 1   | SENSOR,DUAL AXIS (0XC1) / DETECTEUR 2 AXES (0XC1)               |     |
| 13   | 1001279287  | 2   | CLAMP,D9 / COLLIER ISOLE D9                                     |     |
| 14   | 1001307685  | 1   | HARNESS,CHAIN SLACK SWITCH MAST#1 / FAISEAU MOU DE CHAINE MAT#1 |     |
| 15   | 1001307686  | 1   | HARNESS,CHAIN SLACK SWITCH MAST#2 / FAISEAU MOU DE CHAINE MAT#2 |     |
| 16   | 1001307687  | 1   | HARNESS,CHAIN SLACK SWITCH MAST#5 / FAISEAU MOU DE CHAINE MAT#5 |     |
| 17   | 1001309999  | 1   | MOUNT,DOS / SUPPORT DOS   |     |
| 18   | 1001311034  | 1   | SENSOR ASSEMBLY,PROXIMITY / FAISCEAU CAPTEUR PROXIMITE          |     |
| 19   | 4360505     | 1   | ROTARY ANGLE SENSOR / CAPTEUR D'ANGLE                           |     |
| 20   | PC0468      | 1   | HARNESS,LOAD SENSING SWITCH / FAISCEAU CAPTEUR DE SURCHARGE     |     |
| 21   | PC0470      | 1   | HARNESS,MAST LIMIT SWITCHES / FAISCEAU CAPTEUR DE MAT           |     |
| 22   | SD0345      | 1   | SUPPORT,CHAIN SLACK SW / SUPPORT CAPTEUR MOU DE CHAINE          |     |
| 23   | SD0464      | 2   | SUPPORT,CHAIN SLACK SW / SUPPORT CAPTEUR MOU DE CHAINE          |     |
| 24   | ST3227      | 1   | PLATE,ROTARY SWITCH MOUNT / PLATINE CAPTEUR ROTATIF             |     |
| 25   | US0204      | 2   | ACTUATOR, M16 / ACTIONNEUR M16                                  |     |
| 26   | US0208      | 1   | ACTUATOR, M14 / ACTIONNEUR M14                                  |     |



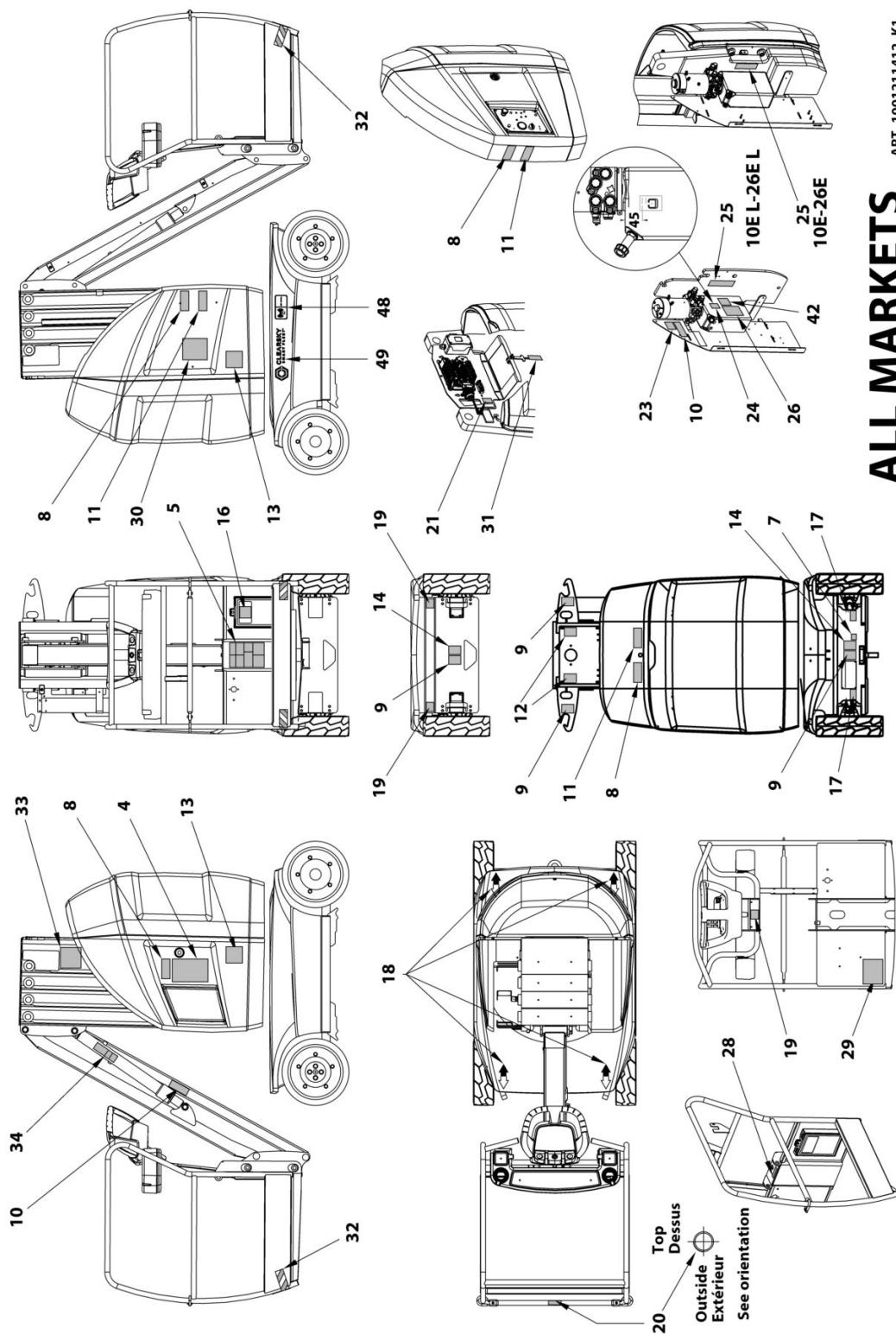


**SECTION 9 - DECALS INSTALL / INSTALLATION AUTOCOLLANTS**

**SECTION 9 - DECALS INSTALL / INSTALLATION AUTOCOLLANTS**

# SECTION 9 - DECALS INSTALL / INSTALLATION AUTOCOLLANTS

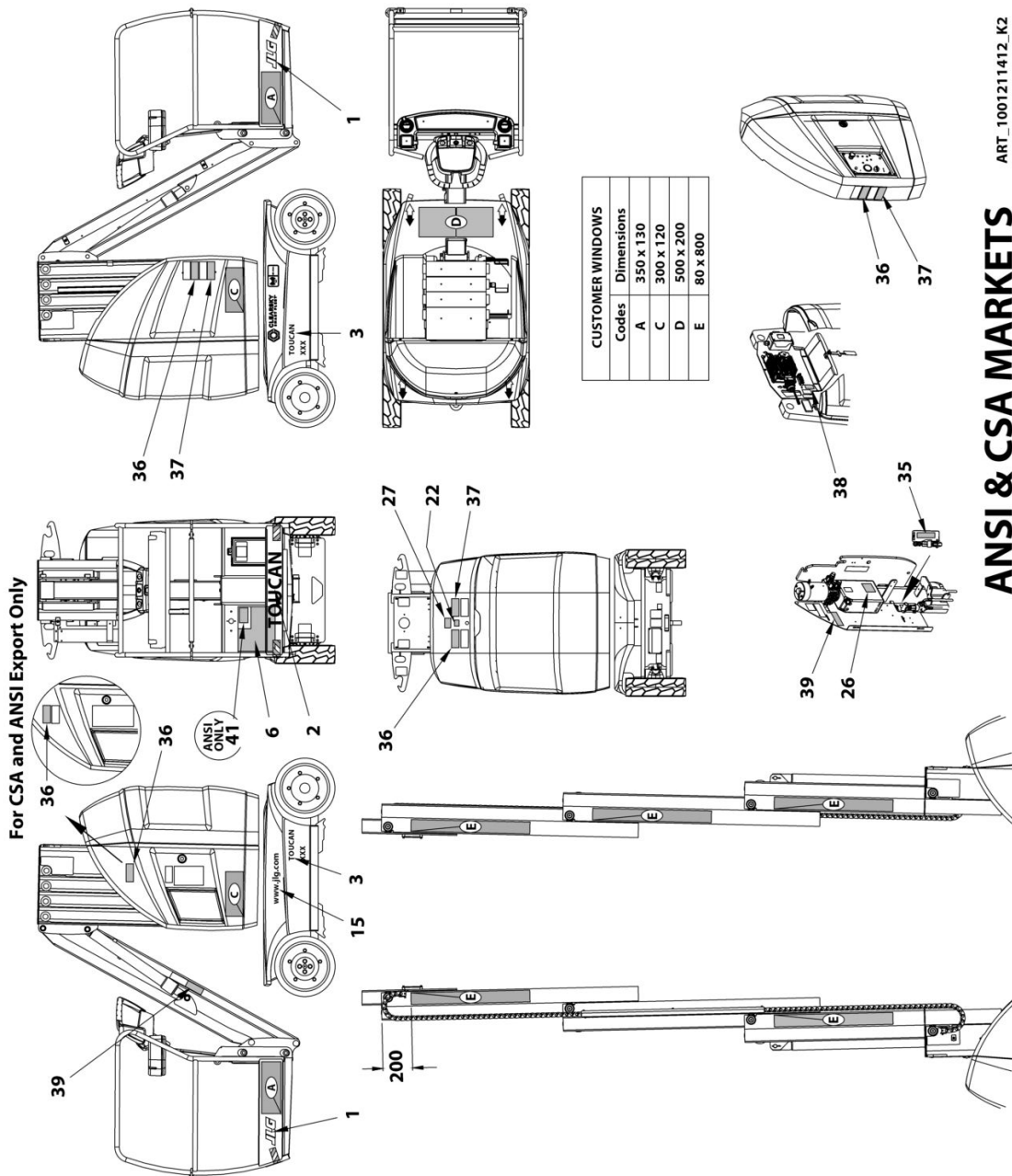
## FIGURE 9-1. DECALS ALL PRODUCTS / INSTALLATION TOUT PRODUIT



**ALL MARKETS**

ART\_1001211412\_K1

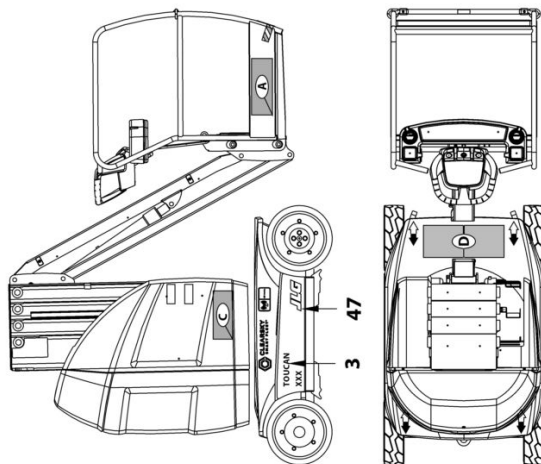
# SECTION 9 - DECALS INSTALL / INSTALLATION AUTOCOLLANTS



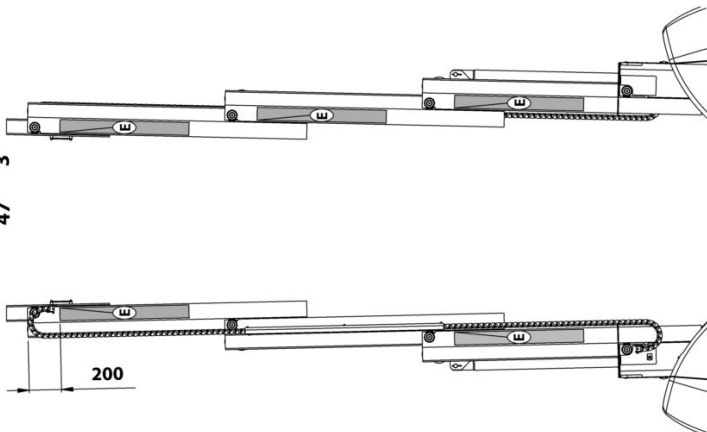
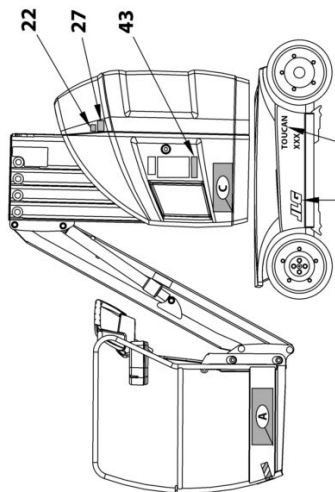
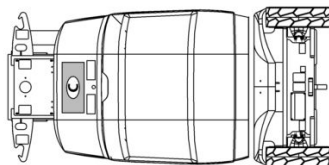
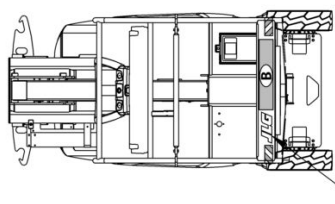
**ANSI & CSA MARKETS**

ART\_1001211412\_K2

# SECTION 9 - DECALS INSTALL / INSTALLATION AUTOCOLLANTS



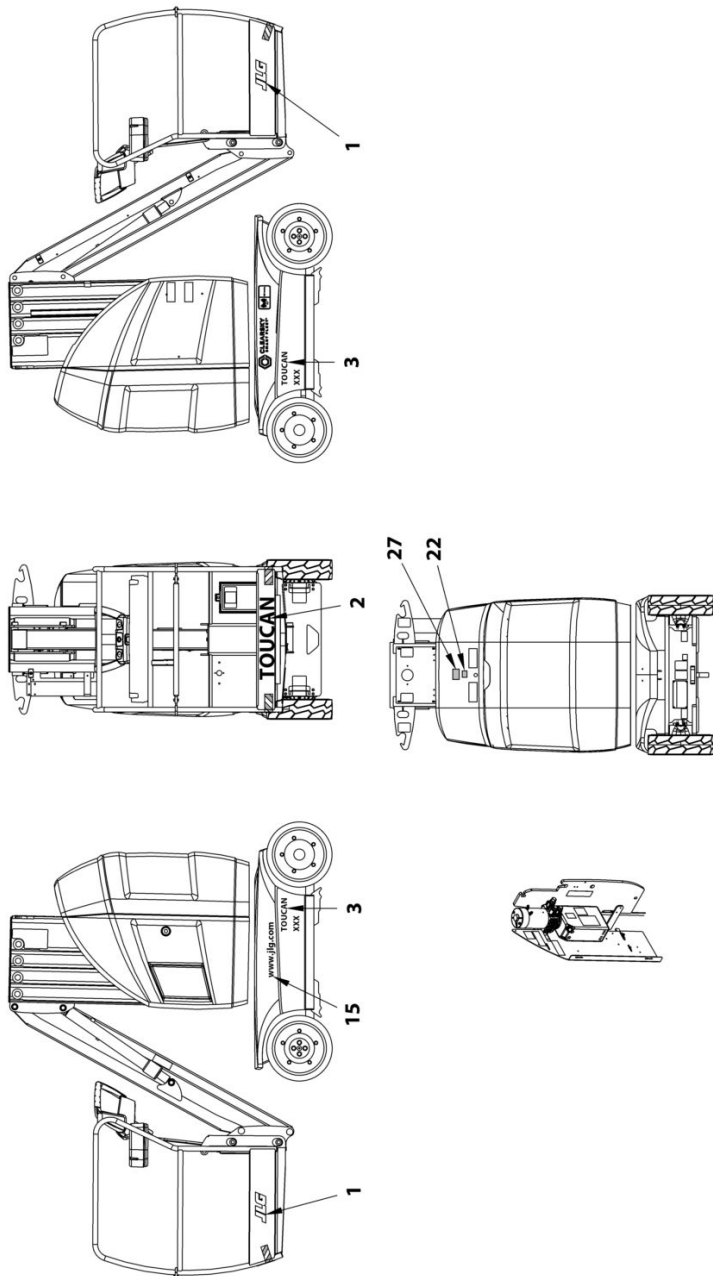
| CUSTOMER WINDOWS |            |
|------------------|------------|
| Codes            | Dimensions |
| A                | 350 x 130  |
| B                | 400 x 80   |
| C                | 300 x 120  |
| D                | 500 x 200  |
| E                | 80 x 800   |



**CE MARKET**

ART\_1001211412\_K3

# SECTION 9 - DECALS INSTALL / INSTALLATION AUTOCOLLANTS



**AS & NZL MARKETS**

ART\_1001211412\_K4

**SECTION 9 - DECALS INSTALL / INSTALLATION AUTOCOLLANTS****FIGURE 9-1. DECALS INSTALL (10E) / INSTALLATION AUTOCOLLANTS (10E)**

| ITEM | PART NUMBER | QTY | DESCRIPTION   | REV |
|------|-------------|-----|---|-----|
|      | 1001211412  |     | <b>DECALS INSTALL / INSTALLATION AUTOCOLLANTS</b>   | K   |
|      | PA1138      | Ref | <b>INSTALL,DECAL JLG LOGOS / INSTALLATION LOGOS JLG</b>   | A   |
| 1    | 1705781     | 3   | DECAL, JLG 2.75" / AUTOCOLLANT, JLG   |     |
| 2    | AU1825      | 1   | DECAL, FRONT BASKET TOUCAN / AUTOCOLLANT, LOGO TOUCAN AVANT PANIER                                      |     |
| 3    | 1001311660  | 1   | DECAL,MODEL DESIGNATION 10E / AUTOCOLLANT, LOGO TOUCAN 10E  |     |
| 3    | 1001311661  | 1   | DECAL,MODEL DESIGNATION 10E-L / AUTOCOLLANT, LOGO TOUCAN 10E-L  |     |
| 3    | 1001311662  | 1   | DECAL,MODEL DESIGNATION 26E / AUTOCOLLANT, LOGO TOUCAN 26E  |     |
| 3    | 1001311663  | 1   | DECAL,MODEL DESIGNATION 26E-L / AUTOCOLLANT, LOGO TOUCAN 26E-L  |     |
|      | 1001211418  | Ref | <b>10E - DECALS LOADS (10E) / 10E - AUTOCOLLANTS CHARGES (10E)</b>                                      | B   |
| 4    | AU2109      | 1   | 10E - DECAL,INSTRUCTIONS AND LOADS (10E) / 10E - AUTOCOLLANT, CHARGES ET CONSIGNES (10E)                |     |
| 5    | AU2102      | 1   | 10E - DECAL,LOADS AND INSTRUCTION (10E) / 10E - AUTOCOLLANT, CHARGES ET CONSIGNES (10E)                 |     |
| 7    | 1001214286  | 1   | 10E - DECAL,WHEEL LOAD (10E) / 10E - AUTOCOLLANT, CHARGE SUR ROUE (10E)                                 |     |
|      | 1001211419  | Ref | <b>10E-L - DECALS LOADS (10E) / 10E-L - AUTOCOLLANTS CHARGES (10E)</b>                                  | B   |
| 4    | 1001214285  | 1   | 10E-L - DECAL,INSTRUCTIONS AND LOADS (10E) / 10E-L - AUTOCOLLANT, CHARGES ET CONSIGNES (10E)            |     |
| 5    | 1001214284  | 1   | 10E-L - DECAL,LOADS AND INSTRUCTION (10E) / 10E-L - AUTOCOLLANT, CHARGES ET CONSIGNES (10E)             |     |
| 7    | 1001214287  | 1   | 10E-L - DECAL,WHEEL LOAD (10E) / 10E-L - AUTOCOLLANT, CHARGE SUR ROUE (10E)                             |     |
|      | 1001228973  | Ref | <b>10E (L) - DECALS LOADS RUSSIA (EAC) (10E) / 10E (L) - AUTOCOLLANTS CHARGES RUSSE (EAC) (10E)</b>     | A   |
| 4    | 1001228601  | 1   | 10E (L) - DECAL,LOADS AND INSTRUCTION (26E) / 10E (L) - AUTOCOLLANT, CHARGES ET CONSIGNES (26E)         |     |
| 5    | 1001228600  | 1   | 10E (L) - DECAL,LOADS AND INSTRUCTION (26E) / 10E (L) - AUTOCOLLANT, CHARGES ET CONSIGNES (26E)         |     |
| 7    | 1001214286  | 1   | 10E (L) - DECAL,WHEEL LOAD (26E) / 10E (L) - AUTOCOLLANT, CHARGE SUR ROUE (26E)                         |     |
|      | 1001223681  | Ref | <b>26E - (ENG) DECALS LOADS (26E) / 26E - (ENG) AUTOCOLLANTS CHARGES (26E)</b>                          | A   |
| 4    | 1001223845  | 1   | 26E - (ENG) DECAL,LOADS AND INSTRUCTION (26E) / 26E - (ENG) AUTOCOLLANT, CHARGES ET CONSIGNES (26E)     |     |
| 5    | 1001223853  | 1   | 26E - (ENG) DECAL,LOADS AND INSTRUCTION (26E) / 26E - (ENG) AUTOCOLLANT, CHARGES ET CONSIGNES (26E)     |     |
| 7    | 1001223863  | 1   | 26E - DECAL,WHEEL LOAD (26E) / 26E - AUTOCOLLANT, CHARGE SUR ROUE (26E)                                 |     |
|      | 1001223682  | Ref | <b>26E-L - (ENG) DECALS LOADS (26E) / 26E-L - (ENG) AUTOCOLLANTS CHARGES (26E)</b>                      | A   |
| 4    | 1001223846  | 1   | 26E-L - (ENG) DECAL,LOADS AND INSTRUCTION (26E) / 26E-L - (ENG) AUTOCOLLANT, CHARGES ET CONSIGNES (26E) |     |

**SECTION 9 - DECALS INSTALL / INSTALLATION AUTOCOLLANTS**

| ITEM | PART NUMBER | QTY | DESCRIPTION   | REV |
|------|-------------|-----|---|-----|
| 5    | 1001223854  | 1   | 26E-L - (ENG) DECAL,LOADS AND INSTRUCTION (26E) / 26E-L - (ENG) AUTOCOLLANT, CHARGES ET CONSIGNES (26E)   |     |
| 7    | 1001223864  | 1   | 26E-L - DECAL,WHEEL LOAD (26E) / 26E-L - AUTOCOLLANT, CHARGE SUR ROUE (26E)   |     |
|      | 1001223683  | Ref | <b>26E - (SPA-POR) DECALS LOADS (26E) / 26E - (SPA-POR) AUTOCOLLANTS CHARGES (26E)</b>  | A   |
| 4    | 1001223847  | 1   | 26E - (SPA-POR) DECAL,LOADS AND INSTRUCTION (26E) / 26E - (SPA-POR) AUTOCOLLANT, CHARGES ET CONSIGNES (26E)                                       |     |
| 5    | 1001223855  | 1   | 26E - (SPA) DECAL,LOADS AND INSTRUCTION (26E) / 26E - (SPA) AUTOCOLLANT, CHARGES ET CONSIGNES (26E)   |     |
| 6    | 1001223933  | 1   | 26E - (POR) DECAL,LOADS AND INSTRUCTION (26E) / 26E - (POR) AUTOCOLLANT, CHARGES ET CONSIGNES (26E)   |     |
| 7    | 1001223863  | 1   | 26E - DECAL,WHEEL LOAD (26E) / 26E - AUTOCOLLANT, CHARGE SUR ROUE (26E)   |     |
|      | 1001223684  | Ref | <b>26E-L - (SPA-POR) DECALS LOADS (26E) / 26E-L - (SPA-POR) AUTOCOLLANTS CHARGES (26E)</b>  | A   |
| 4    | 1001223848  | 1   | 26E-L - (SPA-POR) DECAL,LOADS AND INSTRUCTION (26E) / 26E-L - (SPA-POR) AUTOCOLLANT, CHARGES ET CONSIGNES (26E)                                   |     |
| 5    | 1001223856  | 1   | 26E-L - (SPA) DECAL,LOADS AND INSTRUCTION (26E) / 26E-L - (SPA) AUTOCOLLANT, CHARGES ET CONSIGNES (26E)   |     |
| 6    | 1001223934  | 1   | 26E-L - (POR) DECAL,LOADS AND INSTRUCTION 26E-L - (ENG) DECAL,LOADS AND INSTRUCTION (26E) / 26E-L - (POR) AUTOCOLLANT, CHARGES ET CONSIGNES (26E) |     |
| 7    | 1001223864  | 1   | 26E-L - DECAL,WHEEL LOAD (26E) / 26E-L - AUTOCOLLANT, CHARGE SUR ROUE (26E)   |     |
|      | 1001223685  | Ref | <b>26E - (ENG-SPA) DECALS LOADS (26E) / 26E - (ENG-SPA) AUTOCOLLANTS CHARGES (26E)</b>  | A   |
| 4    | 1001223849  | 1   | 26E - (ENG-SPA) DECAL,LOADS AND INSTRUCTION (26E) / 26E - (ENG-SPA) AUTOCOLLANT, CHARGES ET CONSIGNES (26E)                                       |     |
| 5    | 1001223853  | 1   | 26E - (ENG) DECAL,LOADS AND INSTRUCTION (26E) / 26E - (ENG) AUTOCOLLANT, CHARGES ET CONSIGNES (26E)   |     |
| 6    | 1001223935  | 1   | 26E - (SPA) DECAL,LOADS AND INSTRUCTION (26E) / 26E - (SPA) AUTOCOLLANT, CHARGES ET CONSIGNES (26E)   |     |
| 7    | 1001223863  | 1   | 26E - DECAL,WHEEL LOAD (26E) / 26E - AUTOCOLLANT, CHARGE SUR ROUE (26E)   |     |
|      | 1001223686  | Ref | <b>26E-L - (ENG-SPA) DECALS LOADS (26E) / 26E-L - (ENG-SPA) AUTOCOLLANTS CHARGES (26E)</b>  | A   |
| 4    | 1001223850  | 1   | 26E-L - (ENG-SPA) DECAL,LOADS AND INSTRUCTION (26E) / 26E-L - (ENG-SPA) AUTOCOLLANT, CHARGES ET CONSIGNES (26E)                                   |     |
| 5    | 1001223854  | 1   | 26E-L - (ENG) DECAL,LOADS AND INSTRUCTION (26E) / 26E-L - (ENG) AUTOCOLLANT, CHARGES ET CONSIGNES (26E)   |     |
| 6    | 1001223936  | 1   | 26E-L - (SPA) DECAL,LOADS AND INSTRUCTION (26E) / 26E-L - (SPA) AUTOCOLLANT, CHARGES ET CONSIGNES (26E)   |     |
| 7    | 1001223864  | 1   | 26E-L - DECAL,WHEEL LOAD (26E) / 26E-L - AUTOCOLLANT, CHARGE SUR ROUE (26E)   |     |
|      | 1001223687  | Ref | <b>26E - (ENG-FRE) DECALS LOADS (26E) / 26E - (ENG-FRE) AUTOCOLLANTS CHARGES (26E)</b>  | A   |
| 4    | 1001223851  | 1   | 26E - (ENG-FRE) DECAL,LOADS AND INSTRUCTION (26E) / 26E - (ENG-FRE) AUTOCOLLANT, CHARGES ET CONSIGNES (26E)                                       |     |

**SECTION 9 - DECALS INSTALL / INSTALLATION AUTOCOLLANTS**

| ITEM | PART NUMBER | QTY | DESCRIPTION   | REV |
|------|-------------|-----|---|-----|
| 5    | 1001223853  | 1   | 26E - (ENG) DECAL,LOADS AND INSTRUCTION (26E) / 26E - (ENG) AUTOCOLLANT, CHARGES ET CONSIGNES (26E)             |     |
| 6    | 1001223937  | 1   | 26E - (FRE) DECAL,LOADS AND INSTRUCTION (26E) / 26E - (FRE) AUTOCOLLANT, CHARGES ET CONSIGNES (26E)             |     |
| 7    | 1001223863  | 1   | 26E - DECAL,WHEEL LOAD (26E) / 26E - AUTOCOLLANT, CHARGE SUR ROUE (26E)   |     |
|      | 1001223688  | Ref | <b>26E-L - (ENG-FRE) DECALS LOADS (26E) / 26E-L - (ENG-FRE) AUTOCOLLANTS CHARGES (26E)</b>                      | A   |
| 4    | 1001223852  | 1   | 26E-L - (ENG-FRE) DECAL,LOADS AND INSTRUCTION (26E) / 26E-L - (ENG-FRE) AUTOCOLLANT, CHARGES ET CONSIGNES (26E) |     |
| 5    | 1001223854  | 1   | 26E-L - (ENG) DECAL,LOADS AND INSTRUCTION (26E) / 26E-L - (ENG) AUTOCOLLANT, CHARGES ET CONSIGNES (26E)         |     |
| 6    | 1001223938  | 1   | 26E-L - (FRE) DECAL,LOADS AND INSTRUCTION (26E) / 26E-L - (FRE) AUTOCOLLANT, CHARGES ET CONSIGNES (26E)         |     |
| 7    | 1001223864  | 1   | 26E-L - DECAL,WHEEL LOAD (26E) / 26E-L - AUTOCOLLANT, CHARGE SUR ROUE (26E)                                     |     |
|      | 1001211411  | Ref | <b>DECALS AUSTRALIA (10E) / AUTOCOLLANTS AUSTRALIE (10E)</b>  | H   |
|      | 1001219323  | Ref | <b>DECALS EUROPA (10E) / AUTOCOLLANTS EUROPE (10E)</b>  | F   |
| 8    | AU2108      | 4   | DECAL, CRUSHING (10E) / AUTOCOLLANT, ECRASEMENT (10E)   |     |
| 9    | 1703814     | 4   | DECAL, TIE DOWN (10E) / AUTOCOLLANT, ARRIMAGE (10E)   |     |
| 10   | AU2107      | 2   | DECAL, HAND CRUSHING HAZARD (10E) / AUTOCOLLANT, COINCEMENT MAIN (10E)  |     |
| 11   | AU2103      | 3   | DECAL, ELECTROCUTION (10E) / AUTOCOLLANT, ELECTROCUTION (10E)   |     |
| 12   | 1703811     | 2   | DECAL, LIFTING LUG (10E) / AUTOCOLLANT, ANNEAU DE LEVAGE (10E)  |     |
| 13   | AU2098      | 2   | DECAL, INSERT FORKS (10E) / AUTOCOLLANT, PRISES DE FOURCHE (10E)  |     |
| 14   | 1701499     | 2   | TIE DOWN DECAL (10E) / AUTOCOLLANT, ARRIMAGE (10E)  |     |
| 15   | 1706764     | 2   | DECAL, JLG.COM (10E) / AUTOCOLLANT, JLG.COM (10E)   |     |
| 16   | 1001227848  | 1   | DECAL,MANUAL (10E) / AUTOCOLLANT, MANUEL (10E)  |     |
| 17   | 1704016     | 2   | DECAL, FORKLIFT LOCATION (10E) / AUTOCOLLANT, PRISE FOURCHE (10E)   |     |
| 18   | AU0149      | 4   | DECAL REP DRIVE DIRECTION (10E) / AUTOCOLLANT, REP SENS MARCHE (10E)  |     |
| 19   | AU2105      | 3   | DECAL, NO KARCHER (10E) / AUTOCOLLANT, KARCHER (10E)  |     |
| 20   | 1706493     | 1   | DECAL, DROP BAR (10E) / AUTOCOLLANT, RISQUE DE CHUTE SOUS-LISSE (10E)   |     |
| 21   | 1705803     | 1   | DECAL, ELEC HAZARD (10E) / AUTOCOLLANT, RISQUES ELECTRIQUES (10E)   |     |
| 22   | AU2229      | 1   | DECAL,BATTERY CHARGER PLUG (10E) / AUTOCOLLANT, PRISE CHARGEUR (10E)  |     |
| 23   | AU1423      | 1   | DECAL, FILTER CHANGE DECAL (10E) / AUTOCOLLANT, CHANGEMENT DE FILTRE (10E)                                      |     |
| 24   | AU2097      | 1   | DECAL, OIL LEVEL (10E) / AUTOCOLLANT, NIVEAU D'HUILE (10E)  |     |
| 25   | AU2099      | 1   | DECAL, MANUAL SWING (10E) / AUTOCOLLANT, ORIENTATION MANUELLE (10E)   |     |
| 26   | 1001245244  | 1   | DECAL,MAST MANUAL DESCENT (10E) / AUTOCOLLANT, DESCENTE MANUELLE MAT (10E)                                      |     |
| 27   | 1706740     | 1   | DECAL, BATTERY DISCONNECT (10E) / AUTOCOLLANT, DECONNEXION BATTERIE (10E)                                       |     |



**SECTION 9 - DECALS INSTALL / INSTALLATION AUTOCOLLANTS**

| ITEM | PART NUMBER | QTY     | DESCRIPTION  | REV |
|------|-------------|---------|--|-----|
| 28   | 1704277     | 1       | DECAL, LANYARD ATTACH (10E) / AUTOCOLLANT, ATTACHE HARNAIS (10E)                         |     |
| 29   | 1001214288  | 1       | DECAL, TIE DOWN & LIFTING (10E) / AUTOCOLLANT, ARRIMAGE-ELINGAGE (10E)                   |     |
| 30   | 1001217094  | 1       | DECAL, EMERGENCY CONTROLS (10E) / AUTOCOLLANT, SECOURS (10E)                             |     |
| 31   | AU2215      | 1       | DECAL, SLACK CHAIN DETECTION (10E) / AUTOCOLLANT, MOU DE CHAINE (10E)                    |     |
| 32   | 4420051     | 1 m 0.4 | DECAL, WARNING STRIPES (10E) / AUTOCOLLANT, BANDE JAUNE/NOIRE (10E)                      |     |
| 33   | 1001278484  | 1       | <b>DECAL, BAR CODE ASSY (10E) / KIT AUTOCOLLANTS CODE BARRE (10E)</b>                    |     |
| 33   | 1001278485  | 1       | DECAL, BAR-CODE (10E) / AUTOCOLLANT CODE BARRE (10E)                                     |     |
| 33   | 1703632     | 1       | DECAL, OVERLAY (10E) / PROTECTION ADHESIVE (10E)   |     |
| 34   | 1001226413  | 1       | DECAL, JIB MANUAL DESCENT (10E) / AUTOCOLLANT, DESCENTE BRAS (10E)                       |     |
| 42   | 1001296007  | 1       | DECAL, HYD OIL CHART (10E) / AUTOCOLLANT TABLEAU HUILE (10E)                             |     |
| 43   | 1001189882  | 1       | CE ONLY, MSSO OPERATION (10E) / CE UNIQUEMENT, AUTOCOLLANT MSSO (10E)                    |     |
| 47   | 1001311982  | 1       | DECAL, JLG - 2.75" WHITE / AUTOCOLLANT, JLG BLANC  |     |
| 48   | 1001120989  | 1       | DECAL, RADIO FREQUENCY / AUTOCOLLANT FREQUENCE RADIO                                     |     |
| 49   | 1001294815  | 1       | DECAL, CLEARSKY / AUTOCOLLANT CLEARSKY   |     |
| 0    | 1001223677  | 1       | <b>DECALS ANSI ENGLISH (26E) / AUTOCOLLANTS ANSI ANGLAIS (26E)</b>                       | F   |
| 0    | 1001223678  | 1       | <b>DECALS ANSI SPANISH-PORTUGUESE (26E) / AUTOCOLLANTS ANSI ESPAGNOL-PORTUGAIS (26E)</b> | E   |
| 0    | 1001223679  | 1       | <b>DECALS ANSI ENGLISH-SPANISH (26E) / AUTOCOLLANTS ANSI ANGLAIS-ESPAGNOL (26E)</b>      | E   |
| 0    | 1001223680  | 1       | <b>DECALS CSA ENGLISH-FRENCH (26E) / AUTOCOLLANTS CSA ANGLAIS-FRANCAIS (26E)</b>         | F   |
| 8    | AU2117      | 4       | ENG-DECAL, CRUSHING HAZARD (26E) / ENG-AUTOCOLLANT, ECRASEMENT (26E)                     |     |
| 8    | AU2149      | 4       | SPA-DECAL, CRUSHING HAZARD (26E) / SPA-AUTOCOLLANT, ECRASEMENT (26E)                     |     |
| 9    | 1703814     | 4       | DECAL, TIE DOWN (26E) / AUTOCOLLANT, ARRIMAGE (26E)                                      |     |
| 10   | AU2119      | 2       | ENG-DECAL, HAND CRUSHING HAZARD (26E) / ENG-AUTOCOLLANT, COINCEMENT MAIN (26E)           |     |
| 10   | AU2147      | 2       | SPA-DECAL, HAND CRUSHING HAZARD (26E) / SPA-AUTOCOLLANT, COINCEMENT MAIN (26E)           |     |
| 11   | AU2118      | 3       | ENG-DECAL, ELECTROCUTION HAZARD (26E) / ENG-AUTOCOLLANT, ELECTROCUTION (26E)             |     |
| 11   | AU2150      | 3       | SPA-DECAL, ELECTROCUTION HAZARD (26E) / SPA-AUTOCOLLANT, ELECTROCUTION (26E)             |     |
| 12   | 1703811     | 2       | DECAL, LIFTING LUG (26E) / AUTOCOLLANT, ANNEAU DE LEVAGE (26E)                           |     |
| 13   | AU2098      | 2       | DECAL, INSERT FORKS (26E) / AUTOCOLLANT, PRISE FOURCHE (26E)                             |     |
| 14   | 1701499     | 2       | TIE DOWN DECAL (26E) / AUTOCOLLANT, ARRIMAGE (26E)                                       |     |
| 15   | 1704885     | 2       | DECAL, WEBSITE (26E) / AUTOCOLLANT, SITE WEB (26E)                                       |     |
| 16   | 1001227848  | 1       | DECAL, MANUAL (26E) / AUTOCOLLANT, MANUEL (26E)  |     |
| 17   | 1704016     | 2       | DECAL, FORK LIFT (26E) / AUTOCOLLANT, PRISE FOURCHE (26E)                                |     |
| 18   | AU0149      | 4       | DECAL REP DRIVE DIRECTION (26E) / AUTOCOLLANT, REP SENS MARCHE (26E)                     |     |

**SECTION 9 - DECALS INSTALL / INSTALLATION AUTOCOLLANTS**

| ITEM | PART NUMBER | QTY | DESCRIPTION  | REV |
|------|-------------|-----|--|-----|
| 19   | AU2105      | 3   | DECAL, NO KARCHER (26E) / AUTOCOLLANT, KARCHER (26E)                           |     |
| 20   | 1706493     | 1   | DECAL,DROP BAR (26E) / AUTOCOLLANT, RISQUE DE CHUTE SOUS-LISSE (26E)           |     |
| 21   | 1703785     | 1   | ENG-DECAL,WARNING FIRE HAZARD (26E) / ENG-AUTOCOLLANT, RISQUES EXPLOSION (26E) |     |
| 21   | 1704031     | 1   | FRE-DECAL,WARNING FIRE HAZARD (26E) / FRE-AUTOCOLLANT, RISQUES EXPLOSION (26E) |     |
| 22   | AU2229      | 1   | DECAL,BATTERY CHARGER PLUG (26E) / AUTOCOLLANT, PRISE CHARGEUR (26E)           |     |
| 23   | AU1423      | 1   | FILTER CHANGE DECAL (26E) / AUTOCOLLANT, CHANGEMENT DE FILTRE (26E)            |     |
| 24   | AU2097      | 1   | DECAL, OIL LEVEL (26E) / AUTOCOLLANT, NIVEAU D'HUILE (26E)                     |     |
| 25   | AU2099      | 1   | DECAL, MANUAL SWING (26E) / AUTOCOLLANT, ORIENTATION MANUELLE (26E)            |     |
| 26   | 1001245244  | 1   | DECAL,MAST MANUAL DESCENT (26E) / AUTOCOLLANT, DESCENTE MANUELLE MAT (26E)     |     |
| 27   | 1706740     | 1   | DECAL,BATTERY DISCONNECT (26E) / AUTOCOLLANT, DECONNEXION BATTERIE (26E)       |     |
| 28   | 1704277     | 1   | DECAL,LANYARD ATTACH (26E) / AUTOCOLLANT, ATTACHE HARNAIS (26E)                |     |
| 29   | 1001214288  | 1   | DECAL,TIE-DOWN & LIFTING (26E) / AUTOCOLLANT, ARRIMAGE-ELINGAGE (26E)          |     |
| 30   | 1001226415  | 1   | DECAL,EMERGENCY CONTROLS (26E) / AUTOCOLLANT, SECOURS (26E)                    |     |
| 31   | AU2215      | 1   | DECAL,SLACK CHAIN DETECTION (26E) / AUTOCOLLANT, MOU DE CHAINE (26E)           |     |
| 33   | 1001278484  | 1   | <b>DECAL,BAR CODE ASSY (26E) / KIT AUTOCOLLANTS CODE BARRE (26E)</b>           |     |
| 33   | 1001278485  | 1   | DECAL,BAR CODE (26E) / AUTOCOLLANT CODE BARRE (26E)                            |     |
| 33   | 1703632     | 1   | DECAL,OVERLAY (26E) / PROTECTION ADHESIVE (26E)                                |     |
| 34   | 1001226413  | 1   | DECAL,JIB MANUAL DESCENT (26E) / AUTOCOLLANT, DESCENTE BRAS (26E)              |     |
| 35   | 1001224025  | 1   | DECAL, JIB MANUAL RAISING (26E) / AUTOCOLLANT MONTEE BRAS (26E)                |     |
| 36   | AU2154      | 4   | POR-DECAL, CRUSHING HAZARD (26E) / POR-AUTOCOLLANT, ECRASEMENT (26E)           |     |
| 36   | AU2149      | 4   | SPA-DECAL, CRUSHING HAZARD (26E) / SPA-AUTOCOLLANT, ECRASEMENT (26E)           |     |
| 36   | AU2143      | 4   | FRE-DECAL, CRUSHING HAZARD (26E) / FRE-AUTOCOLLANT, ECRASEMENT (26E)           |     |
| 37   | AU2155      | 3   | POR-DECAL, ELECTROCUTION HAZARD (26E) / POR-AUTOCOLLANT, ELECTROCUTION (26E)   |     |
| 37   | AU2150      | 3   | SPA-DECAL, ELECTROCUTION HAZARD (26E) / SPA-AUTOCOLLANT, ELECTROCUTION (26E)   |     |
| 37   | AU2144      | 3   | FRE-DECAL, ELECTROCUTION HAZARD (26E) / FRE-AUTOCOLLANT, ELECTROCUTION (26E)   |     |
| 38   | 1704023     | 1   | POR-DECAL,WARNING FIRE HAZARD (26E) / POR-AUTOCOLLANT, RISQUES EXPLOSION (26E) |     |
| 38   | 1704031     | 1   | SPA-DECAL,WARNING FIRE HAZARD (26E) / SPA-AUTOCOLLANT, RISQUES EXPLOSION (26E) |     |
| 38   | AU2145      | 1   | FRE-DECAL,WARNING FIRE HAZARD (26E) / FRE-AUTOCOLLANT, RISQUES EXPLOSION (26E) |     |
| 39   | AU2152      | 2   | POR-DECAL,HAND CRUSHING HAZARD (26E) / POR-AUTOCOLLANT, COINCEMENT MAIN (26E)  |     |
| 39   | AU2147      | 2   | SPA-DECAL,HAND CRUSHING HAZARD (26E) / SPA-AUTOCOLLANT, COINCEMENT MAIN (26E)  |     |

**SECTION 9 - DECALS INSTALL / INSTALLATION AUTOCOLLANTS**

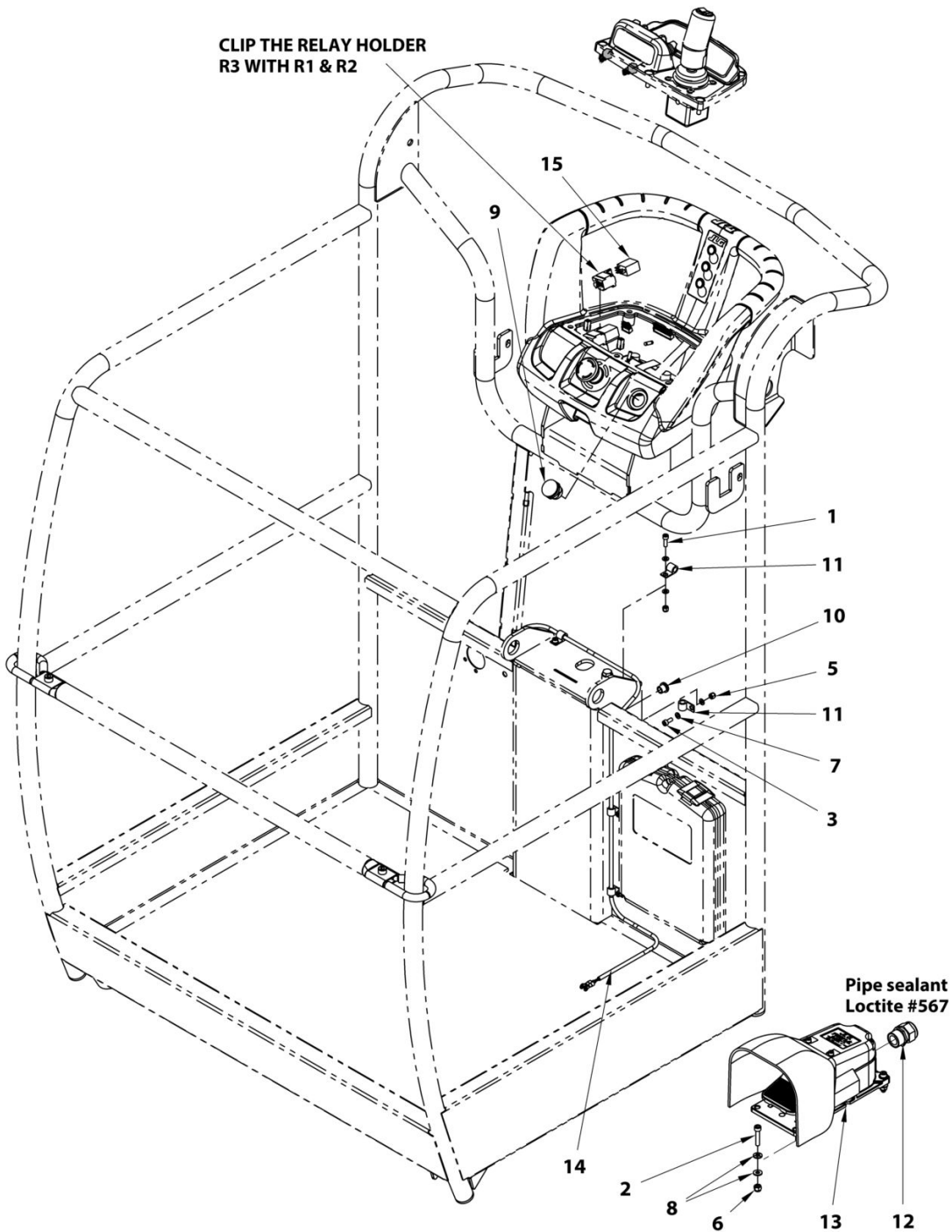
| ITEM | PART NUMBER | QTY | DESCRIPTION   | REV |
|------|-------------|-----|---|-----|
| 39   | AU2140      | 2   | FRE-DECAL,HAND CRUSHING HAZARD (26E) / FRE-AUTOCOLLANT, COINCEMENT MAIN (26E) |     |
| 41   | 1001231801  | 1   | DECAL,WARNING PROP 65 (26E) / AUTOCOLLANT ATTENTION PROP 65 (26E)             |     |
| 42   | 1001296007  | 1   | DECAL,HYD OIL CHART (26E) / AUTOCOLLANT TABLEAU HUILE (26E)                   |     |
| 48   | 1001120989  | 1   | DECAL,RADIO FREQUENCY / AUTOCOLLANT FREQUENCE RADIO                           |     |
| 49   | 1001294815  | 1   | DECAL,CLEARSKY / AUTOCOLLANT CLEARSKY   |     |



**SECTION 10 - OPTIONS / OPTIONS**

# SECTION 10 - OPTIONS / OPTIONS

## FIGURE 10-1. INSTALL, PEDAL FOR JAPAN / INSTALLATION PEDALE POUR JAPON



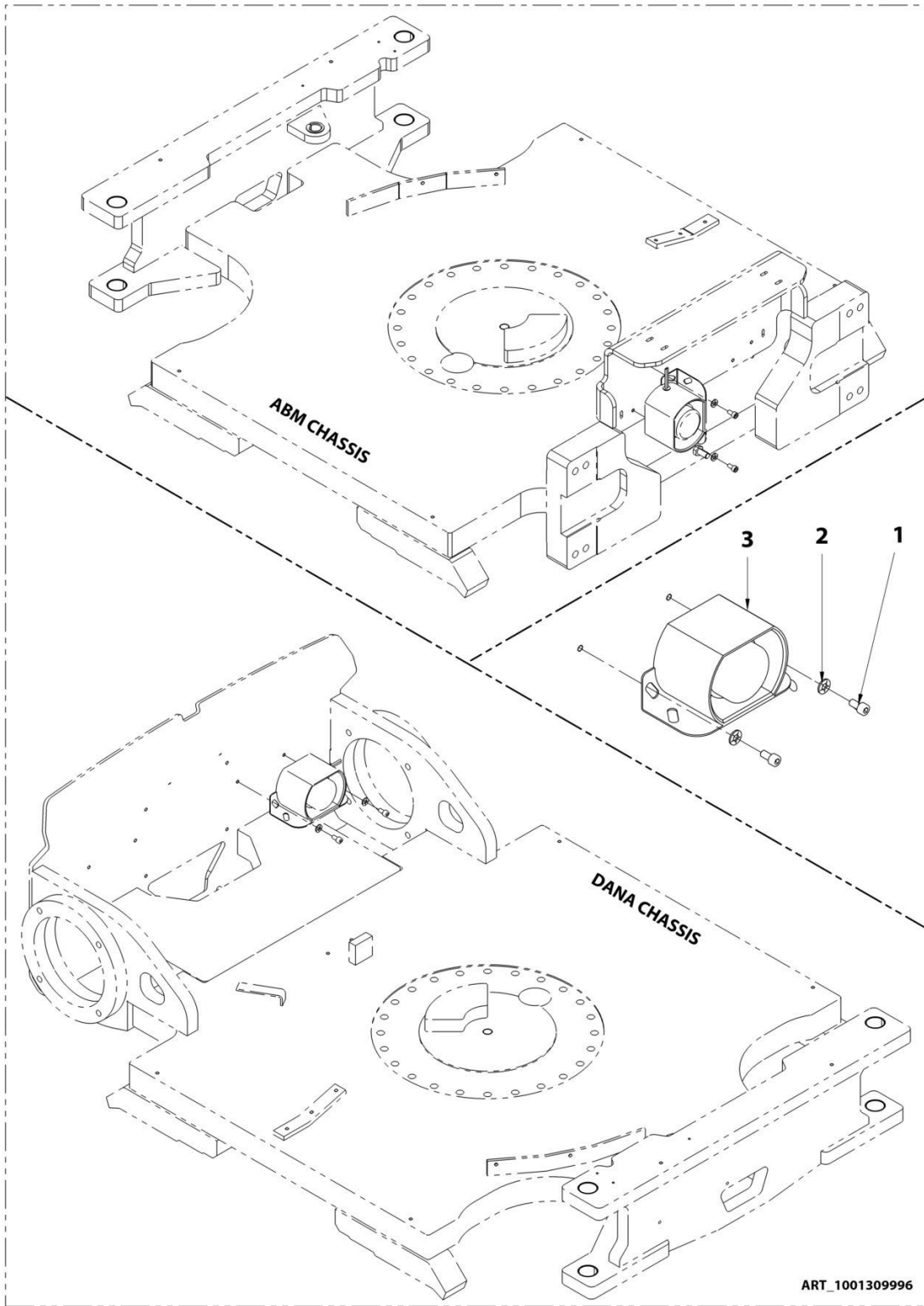
ART\_1001267669

**SECTION 10 - OPTIONS / OPTIONS****FIGURE 10-1. INSTALL,PEDAL FOR JAPAN / INSTALLATION PEDALE POUR JAPON**

| ITEM | PART NUMBER | QTY | DESCRIPTION   | REV |
|------|-------------|-----|---|-----|
|      | 1001267669  | Ref | <b>INSTALL PEDAL FOR JAPAN / INSTALLATION PEDALE POUR JAPON</b> | C   |
| 1    | 000003      | 2   | M05x16 8.8 SOCKET HEAD MACH SCREW / VIS CHC M05x16 8.8 BI FT    |     |
| 2    | 000016      | 3   | M06x30 8.8 SOCKET HEAD MACH SCREW / VIS CHC M06x30 8.8 BI FT    |     |
| 3    | 000067      | 3   | M05x12 8.8 SOCKET HEAD MACH SCREW / VIS CHC M05x12 8.8 BI FT    |     |
| 5    | 110002      | 5   | M05 GR. 8.8 LOCK NUT / ECROU FREIN M5 CL08 BI                   |     |
| 6    | 110003      | 3   | M06 GR. 8.8 LOCK NUT / ECROU FREIN M6 CL08 BI                   |     |
| 7    | 120002      | 10  | M05 WASHER / RONDELLE M05 BI                                    |     |
| 8    | 120009      | 6   | LOCK WASHER D06x14 / RONDELLE CONTACT dD 06x14 BI               |     |
| 9    | 210052      | 1   | SWITCH,SHUTTER / BOUCHON D22.5                                  |     |
| 10   | 250051      | 1   | CHANNEL D11.5 / PASSE FIL D11.5                                 |     |
| 11   | 1001279287  | 5   | CLAMP,D9 / COLLIER D9   |     |
| 12   | 4460071     | 1   | CONNECTOR,WATER TIGHT / PRESSE ETOUPE                           |     |
| 13   | 1001117172  | 1   | PEDAL / PEDALE  |     |
| 14   | 1001267644  | 1   | HARNESS,PEDAL / FAISCEAU PEDALE                                 |     |
| 15   | 1001230297  | 1   | RELAY,TYCO 24V / RELAIS TYCO 24V                                |     |

# SECTION 10 - OPTIONS / OPTIONS

## FIGURE 10-2. MOTION ALARM INSTALL / INSTALLATION ALARME DE MOUVEMENT



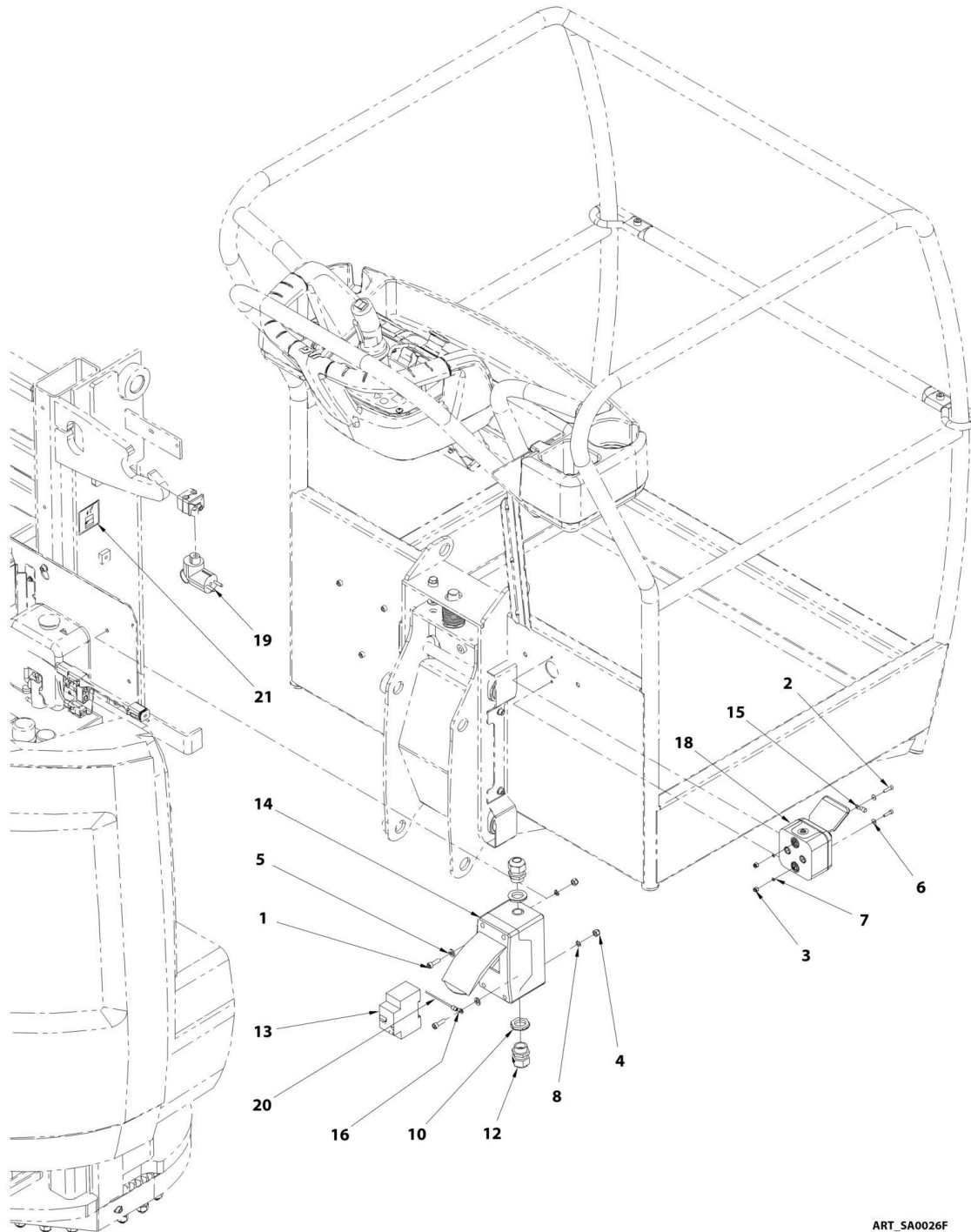


**SECTION 10 - OPTIONS / OPTIONS****FIGURE 10-2. MOTION ALARM INSTALL / INSTALLATION ALARME DE MOUVEMENT**

| ITEM | PART NUMBER | QTY | DESCRIPTION  | REV |
|------|-------------|-----|--|-----|
|      | 1001309996  |     | MOTION ALARM INSTALL / INSTALLATION ALARME DE MOUVEMENT      | A   |
| 1    | 000014      | 2   | M06x12 8.8 SOCKET HEAD MACH SCREW / VIS CHC M06x12 8.8 BI FT |     |
| 2    | 120009      | 2   | dD 06x14 LOCK WASHER / RONDELLE CONTACT dD 06x14 BI          |     |
| 3    | PC0466      | 1   | HARNES,MOTION ALARM / FAISCEAU ALARME DE MOUVEMENT           |     |

# SECTION 10 - OPTIONS / OPTIONS

## FIGURE 10-3. 230V PLATFORM SOCKET INSTALL / INSTALLATION PRISE PLATE-FORME 230V



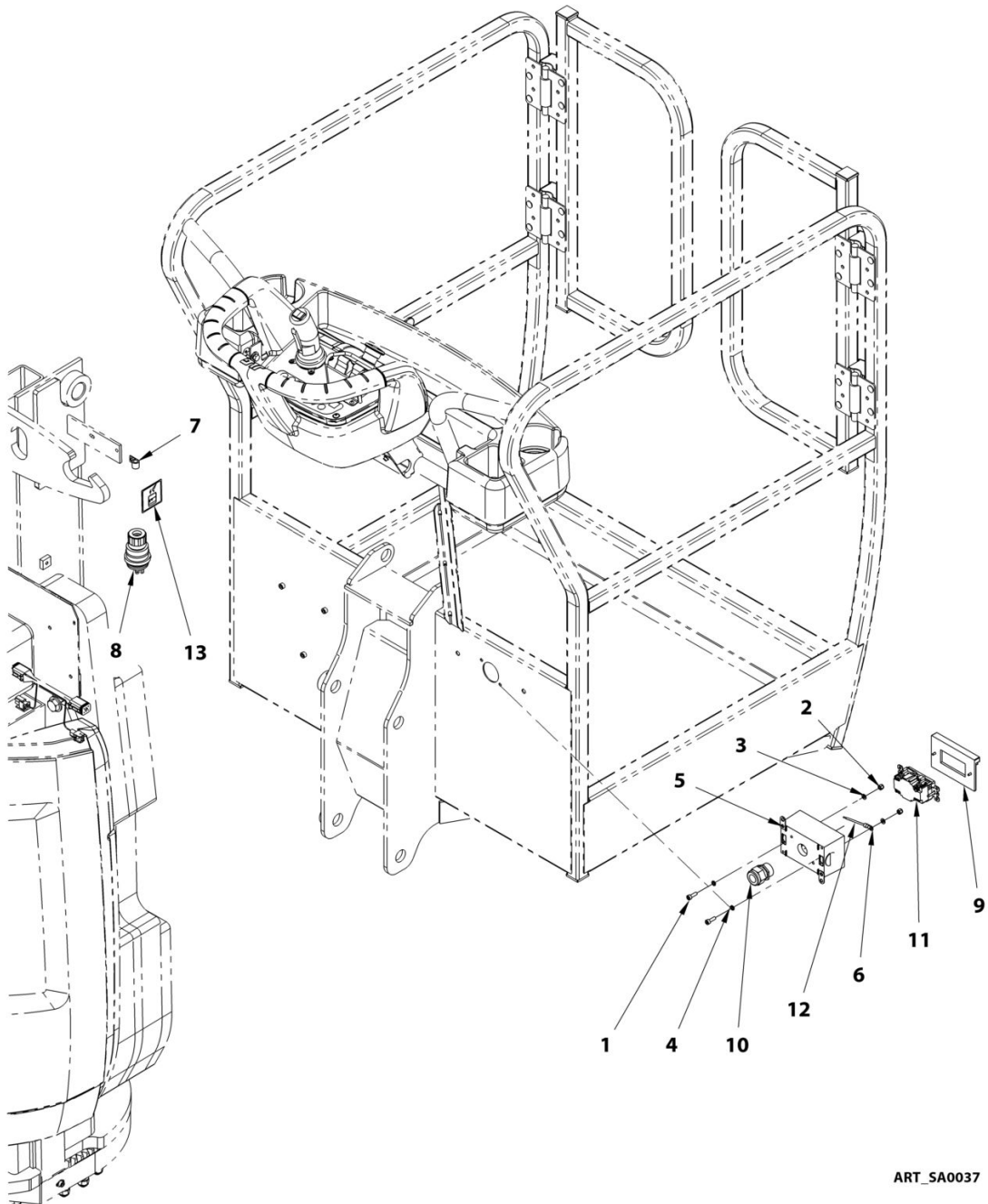
ART\_SA0026F

**SECTION 10 - OPTIONS / OPTIONS****FIGURE 10-3. 230V PLATFORM SOCKET INSTALL / INSTALLATION PRISE PLATE-FORME 230V**

| ITEM | PART NUMBER | QTY | DESCRIPTION   | REV |
|------|-------------|-----|---|-----|
|      | SA0026      | Ref | <b>PLATFORM 230V FRENCH SOCKET INSTALL / INSTALLATION PRISE PANIER FRANCE 230V</b>                      | F   |
|      | SA0027      | Ref | <b>PLATFORM 230V GERMAN SOCKET INSTALL / INSTALLATION PRISE PANIER ALLEMAGNE 230V</b>                   | F   |
| 1    | 000005      | 2   | M06x20 8.8 SOCKET HEAD MACH SCREW / VIS CHC M06x20 8.8 BI FT  |     |
| 2    | 000085      | 2   | M04x16 8.8 SOCKET HEAD MACH SCREW / VIS CHC M04x16 8.8 BI FT  |     |
| 3    | 110001      | 2   | M04 GR08 LOCK NUT / ECROU FREIN M4 CL08 BI  |     |
| 4    | 110003      | 2   | M06 GR08 LOCK NUT / ECROU FREIN M6 CL08 BI  |     |
| 5    | 120009      | 2   | dD 06x14 LOCK WASHER / RONDELLE CONTACT dD 06x14 BI   |     |
| 6    | 120024      | 2   | M4 LOCK WASHER / RONDELLE CONTACT M4 BI   |     |
| 7    | 120058      | 2   | WASHER, D4 SERRATED LOCK / RONDELLE EVENTAIL D4   |     |
| 8    | 120060      | 2   | WASHER, D6 SERRATED LOCK / RONDELLE EVENTAIL D6   |     |
| 10   | 1001293012  | 2   | GLAND M25 NUT / ECROU DE PRESSE ETOUPE M25  |     |
| 12   | 1001293011  | 2   | GLAND M25 / PRESSE ETOUPE M25   |     |
| 13   | 1001181045  | 1   | CUTOUT 30 mA / DISJONCTEUR DIFFERENTIEL 30 mA   |     |
| 14   | 240093      | 1   | CUTOUT BOX / BOITIER DISJONCTEUR  |     |
| 15   | 250089      | 1   | M4 EYELET TERMINAL 1-2.5mm <sup>2</sup> / COSSE A OEIL ISOLEE M4 - 1-2.5mm <sup>2</sup>                 |     |
| 16   | 250091      | 1   | M6 EYELET TERMINAL 1-2.5mm <sup>2</sup> / COSSE A OEIL ISOLEE M6 - 1-2.5mm <sup>2</sup>                 |     |
| 18   | 1001301168  | 1   | FRENCH 230 VAC SOCKET 2P+T / PRISE FEM. FRANCAISE 230VAC 2P+T   |     |
| 18   | 1001301169  | 1   | GERMAN 230 VAC SOCKET 2P+T / PRISE FEM. ALLEMANDE 230VAC 2P+T   |     |
| 19   | 260214      | 1   | FRENCH AND GERMAN 230V CONNECTOR / PRISE 230V FRANCAISE ET ALLEMANDE                                    |     |
| 20   | 270002      | 0.4 | WIRE 2 mm <sup>2</sup> Y/G (qty indicated in meter) / FIL 2 mm <sup>2</sup> V/J (qté indiquée en mètre) |     |
| 21   | AU1716      | 1   | PLATFORM SOCKET DECAL / AUTOCOLLANT PRISE PANIER  |     |

# SECTION 10 - OPTIONS / OPTIONS

## FIGURE 10-4. PLATFORM 115V GFI-US SOCKET INSTALL (26E) / INSTALLATION PRISE PLATE-FORME 115V GFI-US (26E)



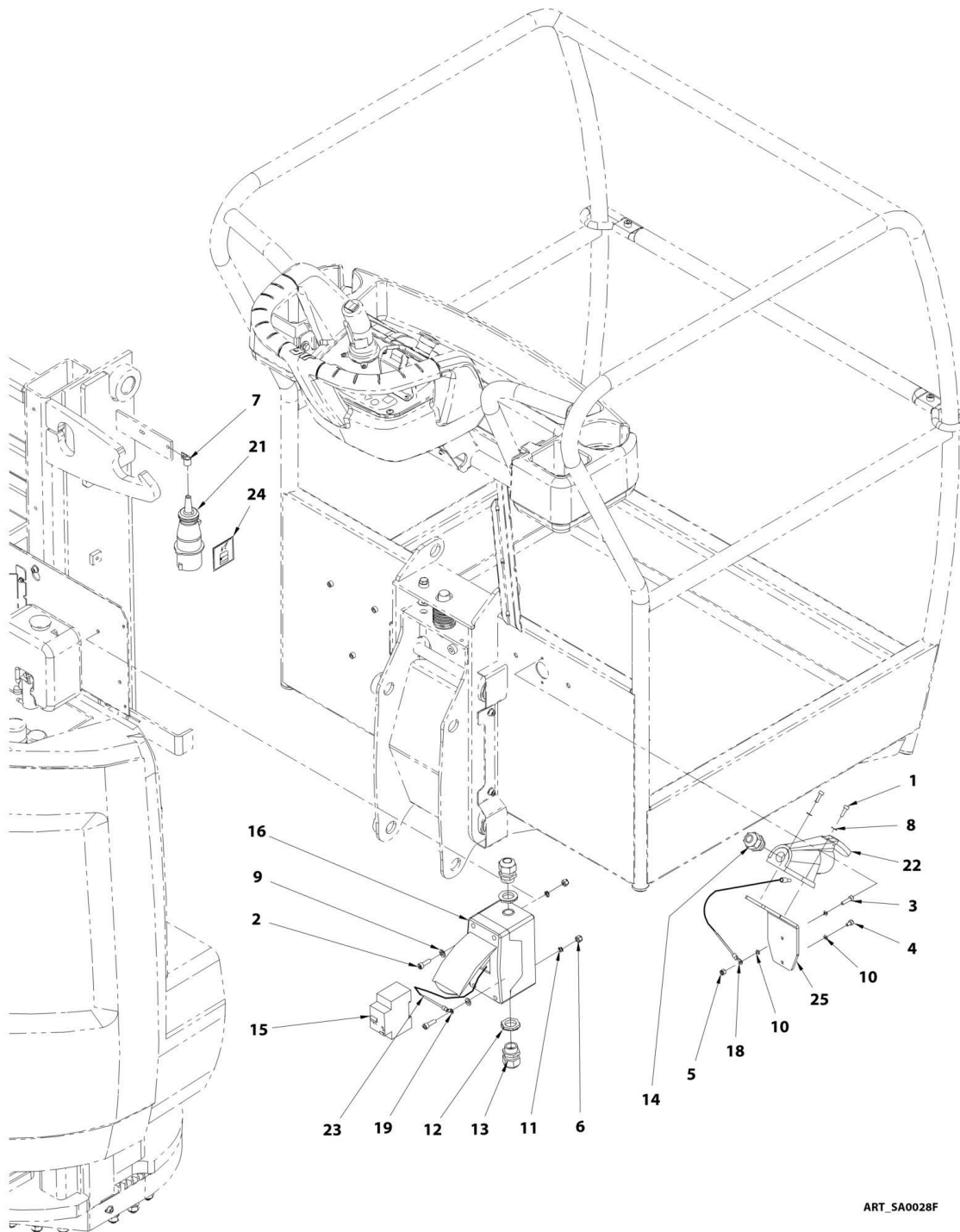
ART\_SA0037

**SECTION 10 - OPTIONS / OPTIONS****FIGURE 10-4. PLATFORM 115V GFI-US SOCKET INSTALL (26E) / INSTALLATION PRISE PLATE-FORME 115V GFI-US (26E)**

| ITEM | PART NUMBER | QTY | DESCRIPTION   | REV |
|------|-------------|-----|---|-----|
|      | SA0037      |     | <b>PLATFORM 115V GFI-US SOCKET INSTALL / INSTALLATION PRISE PLATE-FORME 115V GFI-US</b>                 | C   |
| 1    | 000003      | 2   | M05x16 8.8 SOCKET HEAD MACH SCREW / VIS CHC M05x16 8.8 BI FT  |     |
| 2    | 110002      | 2   | M05 GR08 LOCK NUT / ECROU FREIN M5 CL08 BI  |     |
| 3    | 120002      | 2   | M05 WASHER / RONDELLE M05 BI  |     |
| 4    | 120059      | 2   | WASHER, D5 SERRATED LOCK / RONDELLE EVENTAIL D5   |     |
| 5    | 230016      | 1   | ELECTRICAL BOX / BOITIER ELECTRIQUE   |     |
| 6    | 250090      | 1   | M5 EYELET TERMINAL 1-2.5mm <sup>2</sup> / COSSE A OEIL ISOLEE M5 - 1-2.5mm <sup>2</sup>                 |     |
| 7    | 1001279287  | 1   | CLAMP D9 / COLLIER D9   |     |
| 8    | 260276      | 1   | US 125 VAC MALE CONNECTOR / PRISE US 125VAC   |     |
| 9    | 4060700     | 1   | CIRCUIT BREAKER COVER / COUVERCLE COUPE CIRCUIT   |     |
| 10   | 4460071     | 1   | CONNECTOR, WATER TIGHT / PRESSE ETOUPE  |     |
| 11   | 4460346     | 1   | CIRCUIT BREAKER KIT / KIT COUPE CIRCUIT   |     |
| 12   | 270002      | 0.2 | WIRE 2 mm <sup>2</sup> Y/G (qty indicated in meter) / FIL 2 mm <sup>2</sup> V/J (qté indiquée en mètre) |     |
| 13   | AU1716      | 1   | PLATFORM SOCKET DECAL / AUTOCOLLANT PRISE PANIER  |     |

# SECTION 10 - OPTIONS / OPTIONS

## FIGURE 10-5. 115V IEC PLATFORM SOCKET INSTALL / INSTALLATION PRISE PLATE-FORME 115V IEC

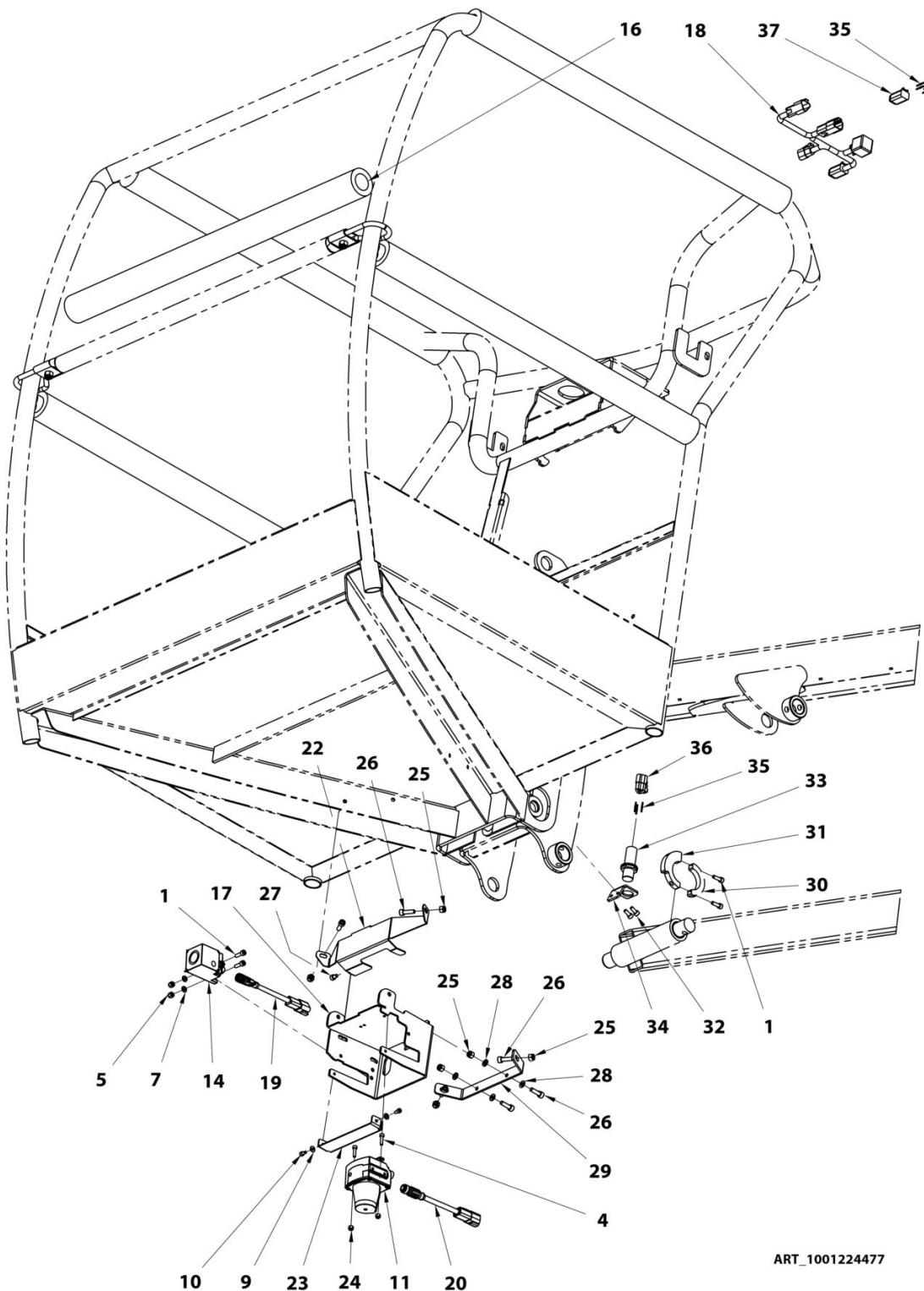


**SECTION 10 - OPTIONS / OPTIONS****FIGURE 10-5. 115V IEC PLATFORM SOCKET INSTALL / INSTALLATION PRISE PLATE-FORME115V  
EIC**

| ITEM | PART NUMBER | QTY | DESCRIPTION  | REV |
|------|-------------|-----|--|-----|
|      | SA0028      |     | <b>115V IEC PLATFORM SOCKET INSTALL / INSTALLATION<br/>PRISE PANIER IEC 115V</b>                           | F   |
| 1    | 000003      | 2   | M05x16 8.8 SOCKET HEAD MACH SCREW / VIS CHC M05x16 8.8<br>BI FT  |     |
| 2    | 000005      | 2   | M06x20 8.8 SOCKET HEAD MACH SCREW / VIS CHC M06x20 8.8<br>BI FT  |     |
| 3    | 000010      | 1   | M05x20 8.8 SOCKET HEAD MACH SCREW / VIS CHC M05x20 8.8<br>BI FT  |     |
| 4    | 000089      | 1   | M05x08 8.8 SOCKET HEAD MACH SCREW / VIS CHC M05x08 8.8<br>BI FT  |     |
| 5    | 110002      | 1   | M05 GR08 LOCK NUT / ECROU FREIN M5 CL08 BI   |     |
| 6    | 110003      | 2   | M06 GR08 LOCK NUT / ECROU FREIN M6 CL08 BI   |     |
| 7    | 1001279287  | 1   | CLAMP D9 / COLLIER D9  |     |
| 8    | 120002      | 2   | M05 WASHER / RONDELLE M05 BI   |     |
| 9    | 120009      | 2   | dD 06x14 LOCK WASHER / RONDELLE CONTACT dD 06x14 BI  |     |
| 10   | 120059      | 3   | WASHER, D5 SERRATED LOCK / RONDELLE EVENTAIL D5  |     |
| 11   | 120060      | 2   | WASHER, D6 SERRATED LOCK / RONDELLE EVENTAIL D6  |     |
| 12   | 1001293012  | 2   | GLAND M25 NUT / ECROU DE PRESSE ETOUPE M25   |     |
| 13   | 1001293011  | 2   | GLAND m25 / PRESSE ETOUPE M25  |     |
| 14   | 210066      | 1   | M20 CABLE GLAND / PRESSE ETOUPE M20  |     |
| 15   | 1001181045  | 1   | CUTOUT 30 mA / DISJONCTEUR DIFFERENTIEL 30 mA  |     |
| 16   | 240093      | 1   | CUTOUT BOX / BOITIER DISJONCTEUR   |     |
| 17   | 250071      | 1   | INSULATED SOCKET TERMINAL Ø5 / COSSE CYLINDRIQUE<br>FEM. ISOLEE Ø5   |     |
| 18   | 250090      | 1   | M5 EYELET TERMINAL 1-2.5mm <sup>2</sup> / COSSE A OEIL ISOLEE M5 -<br>1-2.5mm <sup>2</sup>                 |     |
| 19   | 250091      | 1   | M6 EYELET TERMINAL 1-2.5mm <sup>2</sup> / COSSE A OEIL ISOLEE M6 -<br>1-2.5mm <sup>2</sup>                 |     |
| 21   | 260213      | 1   | CONNECTOR 115VAC/16A IEC60309 / PRISE MALE 115VAC/16A<br>CEI60309  |     |
| 22   | 260258      | 1   | 115 VAC IEC60309 SURFACE SOCKET / PRISE FEMELLE FIXE<br>115VAC CEI60309                                    |     |
| 23   | 270002      | 0.5 | WIRE 2 mm <sup>2</sup> Y/G (qty indicated in meter) / FIL 2 mm <sup>2</sup> V/J (qté<br>indiquée en mètre) |     |
| 24   | AU1716      | 1   | PLATFORM SOCKET DECAL / AUTOCOLLANT PRISE PANIER   |     |
| 25   | ST3212      | 1   | PLATE, 115VAC SOCKET / PLATINE PRISE 115VAC  |     |

# SECTION 10 - OPTIONS / OPTIONS

## FIGURE 10-6. INSTALL,PLATFORM OBSTACLE DETECTION / INSTALLATION DETECTION OBSTACLE



ART\_1001224477

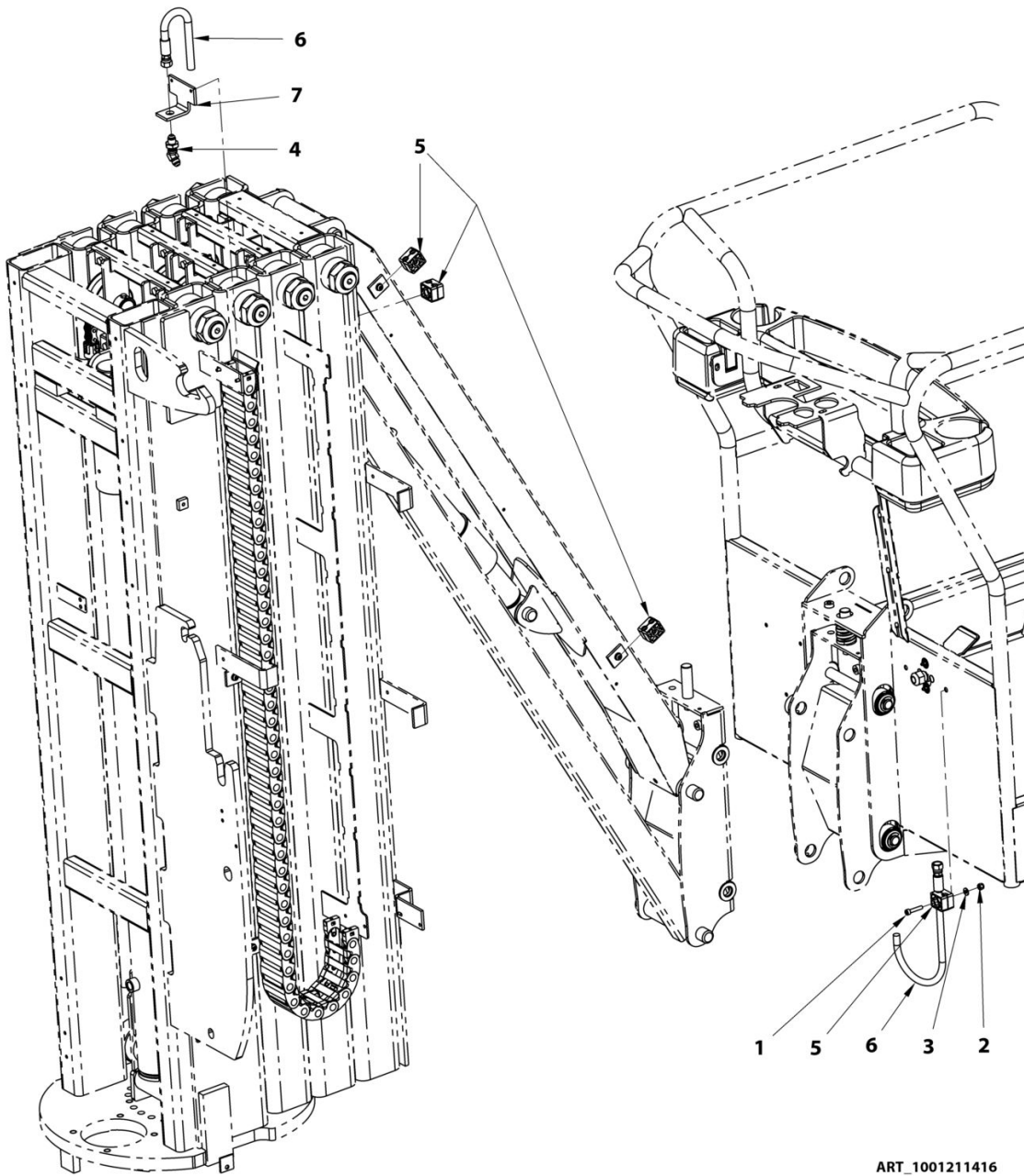


**SECTION 10 - OPTIONS / OPTIONS****FIGURE 10-6. INSTALL,PLATFORM OBSTACLE DETECTION / INSTALLATION DETECTION OBSTACLE**

| ITEM | PART NUMBER | QTY | DESCRIPTION   | REV |
|------|-------------|-----|---|-----|
|      | 1001224477  |     | <b>INSTALL,PLATFORM OBSTACLE DETECTION / INSTALLATION DECTECTION OBSTACLE</b> | C   |
| 1    | 000003      | 4   | M05x16 8.8 SOCKET HEAD MACH SCREW / VIS CHC M5x16 8.8 BI FT                   |     |
| 4    | 000085      | 2   | M04x16 8.8 SOCKET HEAD MACH SCREW / VIS CHC M4x16 8.8 BI FT                   |     |
| 5    | 110002      | 2   | M05 GR. 8.8 LOCK NUT / ECROU FREIN M5   |     |
| 7    | 120002      | 2   | M05 WASHER / RONDELLE M5  |     |
| 9    | 120024      | 2   | LOCK WASHER D04x10 / RONDELLE FREIN D4x10                                     |     |
| 10   | 000090      | 2   | M04x08 8.8 SOCKET HEAD MACH SCREW / VIS CHC M4x08 8.8 BI FT                   |     |
| 11   | 260339      | 1   | SENSOR,2D LASER SCANNER / SCANNER LASER 2D                                    |     |
| 14   | 260341      | 1   | SENSOR,ULTRASONIC / DETECTEUR ULTRASON  |     |
| 16   | 400087      | 5   | INSULATION PIPE D30 INT. LENGTHH 1m / TUBE ISOLATION D30, LONGUEUR 1m         |     |
| 17   | 1001229970  | 1   | SUPPORT,OBSTACLE DETECTION / SUPPORT DECTECTION OBSTACLE                      |     |
| 18   | 1001227893  | 1   | HARNESS,OBSTACLE DETECTION / FAISCEAU DECTECTION OBSTACLE                     |     |
| 19   | PC0619      | 1   | HARNESS,ULTRASONIC SENSOR / FAISCEAU DETECTEUR ULTRASON                       |     |
| 20   | PC0618      | 1   | HARNESS,LASER SENSOR / FAISCEAU DETECTEUR LASER                               |     |
| 22   | 1001229972  | 1   | SUPPORT,OBSTACLE DETECTION / SUPPORT DECTECTION OBSTACLE                      |     |
| 23   | 1001229971  | 1   | PLATE,LASER SENSOR PROTECTION / TOLE PROTECTION LASER                         |     |
| 24   | 110001      | 2   | M04 GR. 8.8 LOCK NUT / ECROU FREIN M4   |     |
| 25   | 110003      | 6   | M06 GR. 8.8 LOCK NUT / ECROU FREIN M6   |     |
| 26   | 000005      | 6   | M06x20 8.8 SOCKET HEAD MACH SCREW / VIS CHC M6x20 8.8 BI FT                   |     |
| 27   | 000089      | 1   | M05x08 8.8 SOCKET HEAD MACH SCREW / VIS CHC M5x08 8.8 BI FT                   |     |
| 28   | 120030      | 4   | LOCK WASHER D06x12 / RONDELLE FREIN D6x12                                     |     |
| 29   | 1001229973  | 1   | SUPPORT,OBSTACLE DETECTION / SUPPORT DECTECTION OBSTACLE                      |     |
| 30   | 1001233658  | 1   | PLATE,CLAMPING RING PART / DEMI COQUILLE SERRAGE                              |     |
| 31   | 1001233659  | 1   | PLATE,JIB SENSOR CAM / CAME CAPTEUR BRAS                                      |     |
| 32   | 000067      | 2   | M05x12 8.8 SOCKET HEAD MACH SCREW / VIS CHC M5x12 8.8 BI FT                   |     |
| 33   | 4000007     | 1   | SENSOR,PROXIMITY / DETECTEUR DE PROXIMITE                                     |     |
| 34   | 1001233657  | 1   | PLATE,SUPPORT SENSOR / TOLE SUPPORT DETECTEUR                                 |     |
| 35   | 4460465     | 7   | TERMINAL,DEUTSCH #16/#18 SOCKET / CONTACT DEUTSCH DT FEMELLE                  |     |
| 36   | 4460539     | 1   | TERMINAL,3 PIN MALE / CONNECTEUR DEUTSCH DT 3P MALE                           |     |
| 37   | 4460884     | 1   | PLUG,4-PIN CONNECTOR / CONNECTEUR DEUTSCH DT 4P MALE                          |     |

# SECTION 10 - OPTIONS / OPTIONS

## FIGURE 10-7. AIRLINE 5/16" INSTALL / INSTALLATION AIR COMPRIE 5/16"



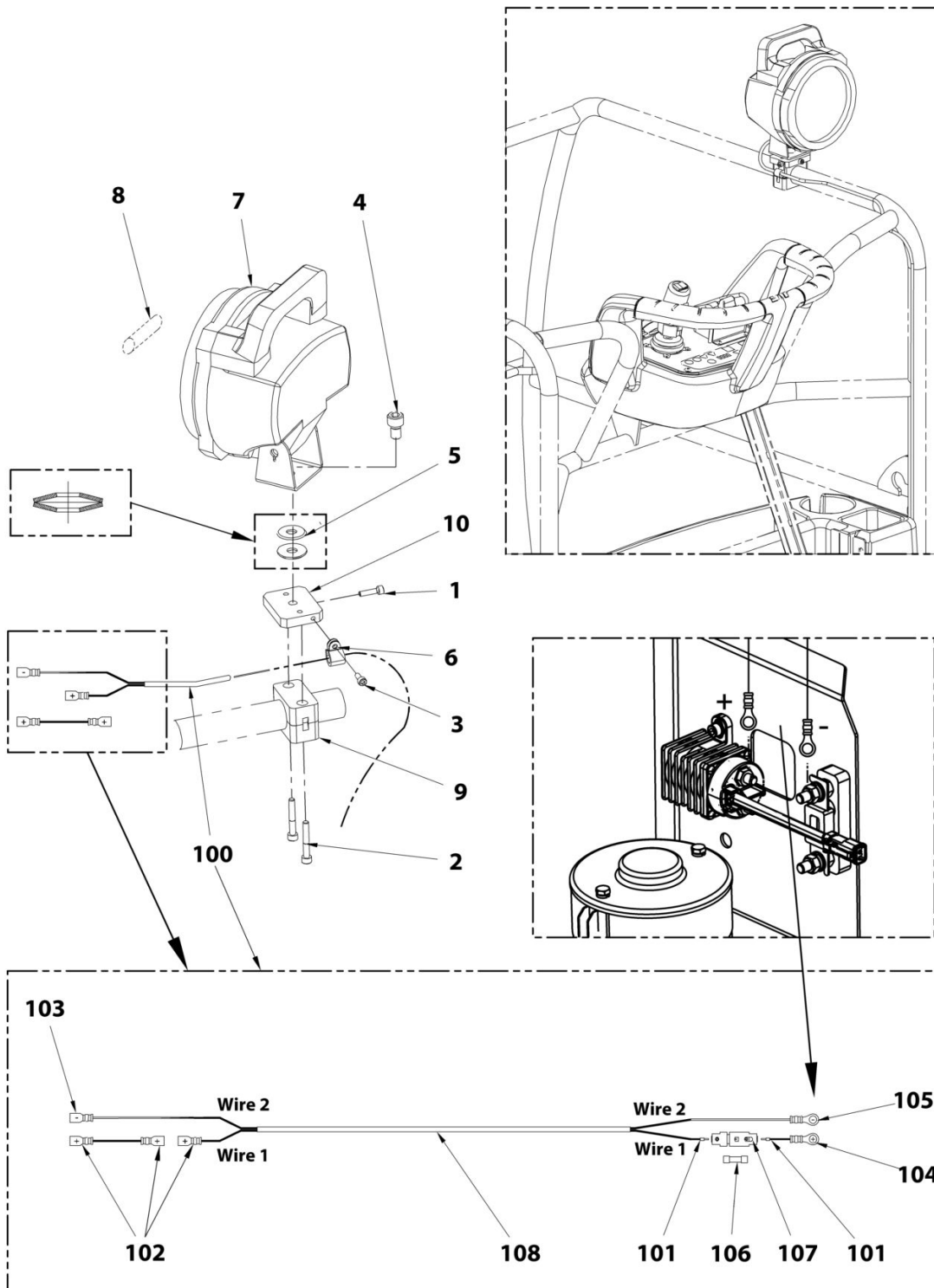
ART\_1001211416

**SECTION 10 - OPTIONS / OPTIONS****FIGURE 10-7. AIRLINE 5/16" INSTALL / INSTALLATION AIR COMPRIME 5/16"**

| ITEM | PART NUMBER | QTY | DESCRIPTION   | REV |
|------|-------------|-----|---|-----|
|      | 1001211416  |     | <b>INSTALL,AIR LINE 5/16" / INSTALLATION AIR COMPRIME 5/16"</b>                             | A   |
| 1    | 000016      | 1   | M06x30 8.8 SOCKET HEAD MACH SCREW / VIS CHC M06x30 8.8 BI FT                                |     |
| 2    | 110003      | 1   | M06 GR. 8.8 LOCK NUT / ECROU FREIN M6 CL08 BI   |     |
| 3    | 120009      | 1   | LOCK WASHER D06x14 / RONDELLE CONTACT dD 06x14 BI   |     |
| 4    | 300161      | 1   | 45° BULKHEAD JIC 9/16 / TRAVERSEE DE CLOISON 45° JIC  |     |
| 5    | 400018      | 4   | CLAMP, TWIN D12 / COLLIER DOUBLE D12  |     |
| 6    | DF0978      | 1   | HOSE 5/16-0830cm-JIC Fem 9/16-JIC Fem 9/16 / flexible 5/16-0830cm-JIC Fem 9/16-JIC Fem 9/16 |     |
| 7    | ST1969      | 1   | SUPPORT, AIR LINE HOSE / SUPPORT FLEXIBLE AIR COMPRIME                                      |     |

# SECTION 10 - OPTIONS / OPTIONS

## FIGURE 10-8. WORKING LIGHT INSTALL / INSTALLATION PHARE DE TRAVAIL



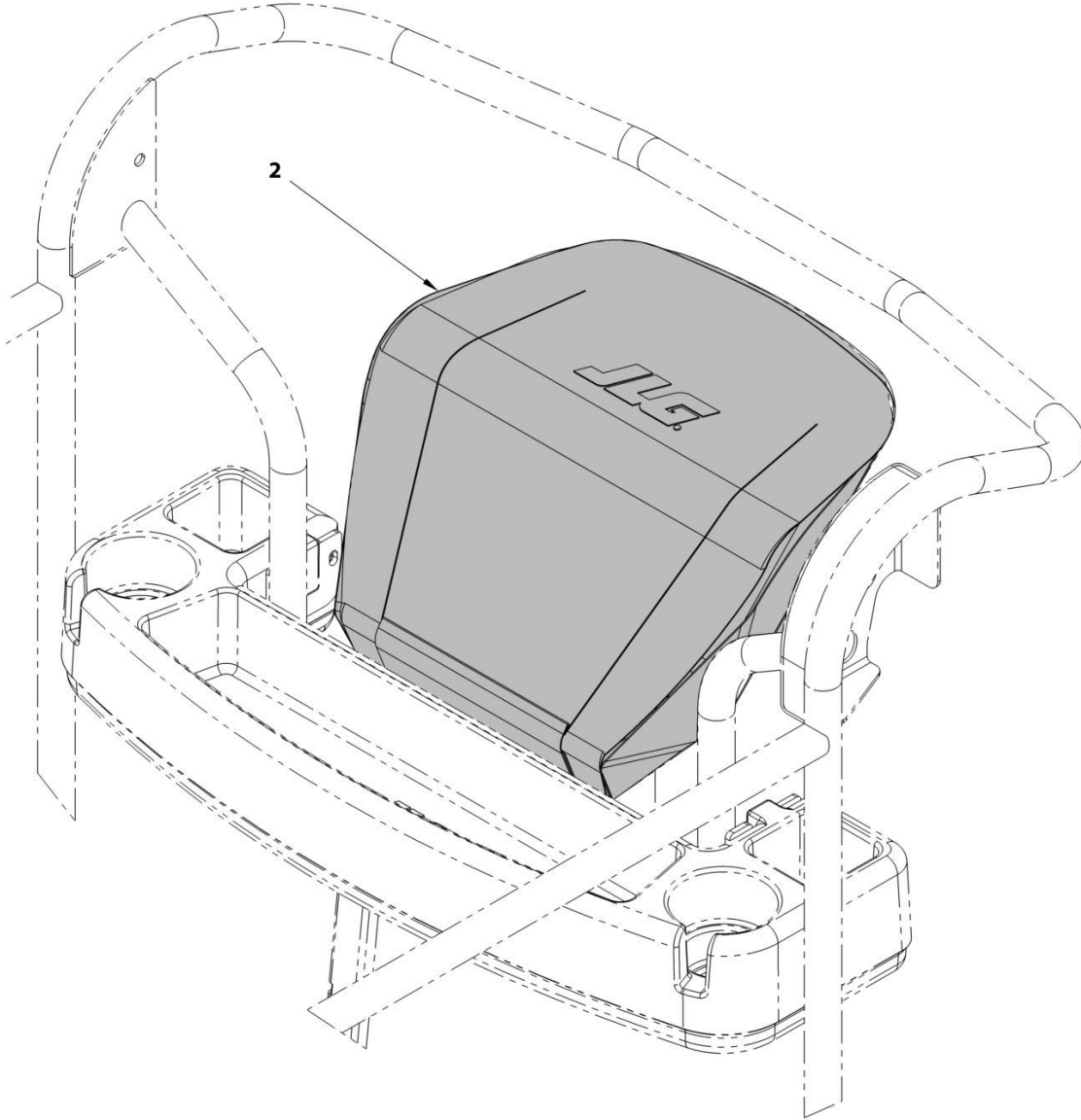
ART\_OP521

**SECTION 10 - OPTIONS / OPTIONS****FIGURE 10-8. WORKING LIGHT INSTALL / INSTALLATION PHARE DE TRAVAIL**

| ITEM | PART NUMBER | QTY   | DESCRIPTION   | REV |
|------|-------------|-------|---|-----|
|      | OP521       |       | <b>WORKING LIGHT INSTALL / INSTALLATION PHARE DE TRAVAIL</b>  | C   |
| 1    | 000010      | 1     | M05x20 8.8 SOCKET HEAD MACH SCREW / VIS CHC M05x20 8.8 BI FT  |     |
| 2    | 000017      | 2     | M06x40 8.8 SOCKET HEAD MACH SCREW / VIS CHC M06x40 8.8 BI FT  |     |
| 3    | 000067      | 1     | M05x12 8.8 SOCKET HEAD MACH SCREW / VIS CHC M05x12 8.8 BI FT  |     |
| 4    | 000069      | 1     | M10x16 8.8 SOCKET HEAD MACH SCREW / VIS CHC M10x16 8.8 BI FT  |     |
| 5    | 120043      | 2     | BEVEL WASHER Ø28x10.2x1 / RONDELLE RESSORT Ø28x10.2x1 BR  |     |
| 6    | 1001279287  | 1     | CLAMP D9 / COLLIER D9   |     |
| 7    | 260144      | 1     | 24V 70W LIGHT / PHARE 24V 70W   |     |
| 8    | 260146      | 1     | BULB H3 / 70W / AMPOULE H3 / 70W  |     |
| 9    | 400077      | 1     | CLAMP, SINGLE D30 / COLLIER D30   |     |
| 10   | FX158-014   | 1     | PLATFORM LIGHT PLATE / PLATINE PHARE DE TRAVAIL   |     |
| 100  | PC0528      | 1     | <b>HARNES,WORK LIGHT / FAISEAU PHARE DE TRAVAIL</b>   |     |
| 101  | 250001      | 2     | FERRULE TERMINAL 1mm <sup>2</sup> / EMBOUT 1mm <sup>2</sup>   |     |
| 102  | 250026      | 3     | RED RECEPTACLE TERM. 6.3 - 0.5-1.2mm <sup>2</sup> / COSSE FEMELLE 6.3 ROUGE - 0.5-1.2mm <sup>2</sup>  |     |
| 103  | 250027      | 1     | BLUE RECEPTACLE TER. 6.3 - 1.5-2.5mm <sup>2</sup> / COSSE FEM. 6.3 BLEUE 6.3 - 1.5-2.5mm <sup>2</sup> |     |
| 104  | 250084      | 1     | M8 EYELET TERMINAL 0.25-1mm <sup>2</sup> / COSSE A OEIL ISOLEE M8 - 0.25-1mm <sup>2</sup>             |     |
| 105  | 250172      | 1     | M08 EYELET TERMINAL 1-2.5mm <sup>2</sup> / COSSE A OEIL ISOLEE M08 - 1-2.5mm <sup>2</sup>             |     |
| 106  | 260006      | 1     | 5x20 3.15A FUSE / FUSIBLE 5x20 3.15A  |     |
| 107  | 260007      | 1     | FUSE HOLDER / PORTE FUSIBLE   |     |
| 108  | 270031      | 12.2m | CABLE 2x1mm <sup>2</sup> / CABLE 2x1mm <sup>2</sup>   |     |

## SECTION 10 - OPTIONS / OPTIONS

FIGURE 10-9. UCB PROTECTION INSTALL / INSTALLATION PROTECTION BOITIER HAUT



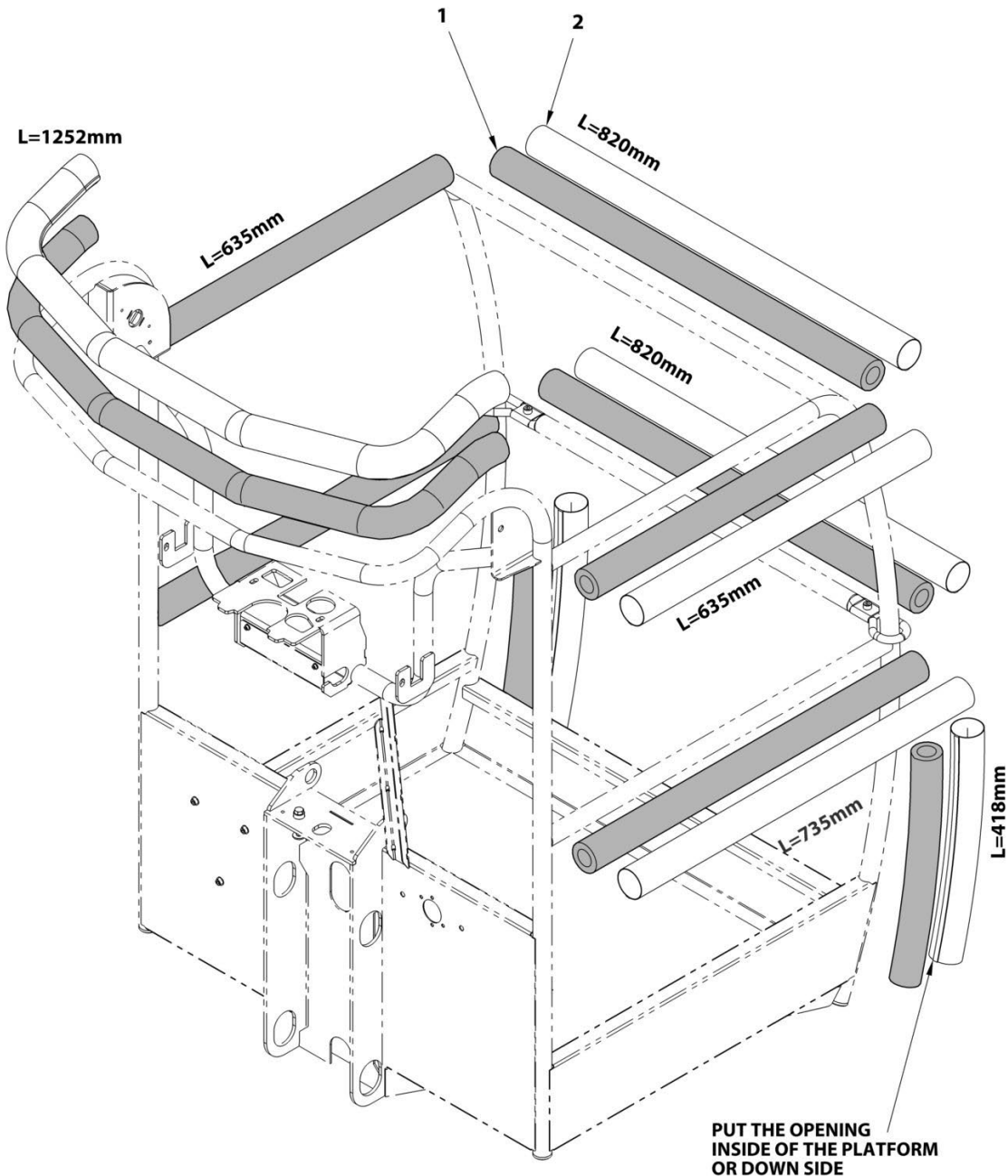
ART\_1001214774B

**SECTION 10 - OPTIONS / OPTIONS****FIGURE 10-9. UCB PROTECTION INSTALL / INSTALLATION PROTECTION BOITIER HAUT**

| ITEM | PART NUMBER | QTY | DESCRIPTION  | REV |
|------|-------------|-----|--|-----|
|      | 1001214774  | REF | <b>UCB PROTECTION INSTALL / INSTALLATION PROTECTION<br/>BOITIER HAUT</b> | B   |
| 2    | 70014016    | 1   | UCB PROTECTION / PROTECTION BOITIER HAUT                                 |     |

# SECTION 10 - OPTIONS / OPTIONS

## FIGURE 10-10. INSTALL, PLATFORM PADDING / INSTALLATION PROTECTION PLATE-FORME



ART\_1001298856



**SECTION 10 - OPTIONS / OPTIONS****FIGURE 10-10. INSTALL,PLATFORM PADDING / INSTALLATION PROTECTION PLATE-FORME**

| ITEM | PART NUMBER | QTY | DESCRIPTION  | REV |
|------|-------------|-----|--|-----|
|      | 1001298856  | REF | <b>INSTALL,PLATFORM PADDING / INSTALLATION PROTECTION PLATE-FORME</b>    |     |
|      | 400087      | 8   | INSULATION PIPE,D30 INT. LENGTH 1m / TUBE ISOLATION D30 INT. LONGUEUR 1m |     |
|      | 1001298866  | 1   | KIT,HYPALON PROTECTION / JEU DE PROTECTION HYPALON                       |     |



**SECTION 11 - RECOMMENDED PARTS LIST / LISTE DE PIECES  
RECOMMANDEES**

**SECTION 11 - RECOMMENDED PARTS LIST / LISTE DE PIECES  
RECOMMANDEES**

# SECTION 11 - RECOMMENDED PARTS LIST / LISTE DE PIÈCES RECOMMANDÉES

## FIGURE 11-1. RECOMMENDED PARTS LIST / LISTE DE PIÈCES RECOMMANDÉES

| ITEM | PART NUMBER | QTY | DESCRIPTION  | REV  |
|------|-------------|-----|--|------|
|      | Note        |     | The following list will service one Machine with emergency repair parts which can be installed in the field. Parts from the list should be replaced when inventory is depleted to keep service parts stock supplied. For further information, contact your JLG Industries Parts Department. / La liste suivante indique (pour une Machine) les pièces de réparation d'urgence qui peuvent être installées sur le terrain. La quantité de pièces de cette liste doit être tenue en stock minimum. Pour de plus amples informations, contactez votre SAV JLG Industries. | ~Ref |
|      |             | Ref | <b>STANDARD PARTS / PIÈCES STANDARD</b>  |      |
|      | 310103      | 1   | BREATHER CAP / BOUCHON-RENIFLARD   |      |
|      | 3740150     | 1   | RELAY, 24VDC/100A / RELAIS, 24VDC/100A   |      |
|      | 1001230297  | 2   | RELAY, TYCO 24V / RELAIS TYCO 24V  |      |
|      | 2860030     | 1   | KEY (INCLUDED IN ITEM 4360469) / CLE (COMPRISE DANS REF 4360469)   |      |
|      | 1001311273  | 1   | SWITCH, MEMBRANE PAD 3 BUTTONS / INTERRUPTEURS A MEMBRANE 3 BOUTONS  |      |
|      | 1001311272  | 1   | SWITCH, MEMBRANE LCB / INTERRUPTEURS A MEMBRANE BOITIER BAS  |      |
|      | 260079      | 1   | 325A FUSE / FUSIBLE 325A   |      |
|      | 930134      | 1   | FILTER, CARTRIDGE, 10µm / ELEMENT FILTRANT 10µm  |      |
|      | 7027367     | 1   | SWITCH ENABLER / CONTACT VALIDATION  |      |
|      | 1001255627  | 1   | LCB ENABLE YELLOW PUSH BUTTON / BOUTON JAUNE DE VALIDATION BOITIER BAS   |      |
|      | 4360562     | 1   | COMPLETE KNOB / ARRET D'URGENCE COMPLET  |      |
|      | 1001115919  | 1   | SWITCH, PUSH BUTTON-ENABLE / B P DE VALIDATION   |      |
|      | 240056      | 1   | NO CONTACT BASE / EMBASE CONTACT NO  |      |
|      |             | Ref | <b>VARIABLE PARTS / AUTRES PIÈCES</b>  |      |
|      | 260323      | 1   | NO/NC SWITCH PG11 / CAPTEUR NO/NF PE11   |      |
|      | 1001186466  | 1   | HARNESS, TILT SENSOR / FAISCEAU CAPTEUR DE DEVERS  |      |
|      | 1001311034  | 1   | SENSOR, PROXIMITY ASSEMBLY / FAISCEAU DETECTEUR DE PROXIMITE   |      |
|      | 260327      | 2   | NO/NC SWITCH TELEMECANIQUE / CAPTEUR NO/NF TELEMECANIQUE   |      |
|      | PC0468      | 1   | HARNESS, LOAD SENSING SWITCH / FAISCEAU CAPTEUR DE SURCHARGE   |      |
|      | 4360505     | 1   | SWITCH, ROTARY ANGLE SENSOR / CAPTEUR D'ANGLE  |      |
|      | 130064      | 4   | D8 FAST-LEAD THREAD SCREW / VIS D8 PAS RAPIDE TETE LARGE   |      |
|      | 1001306126  | 1   | MULTI DISPLAY INDICATOR / AFFICHEUR MULTIFONCTIONS   |      |
|      | 4360469     | 1   | 3 POSITIONS KEY SELECTOR / SELECTEUR A CLE 3 POSITIONS   |      |
|      | 1600458     | 1   | JOYSTICK / JOYSTICK  |      |
|      | 1001155354  | 1   | THUMB JOYSTICK / MINI JOYSTICK   |      |
|      | 1001288829  | 1   | PC BOARD PLATFORM MODULE / CARTE BOITIER HAUT PROGRAMMEE   |      |
|      | 1001311267  | 1   | PC BRD, INTERFACE MTB / CARTE BOITIER BAS  |      |
|      | 1001306095  | 1   | CONTROL, POWER MODULE / VARIATEUR DE PUISSANCE   |      |

**SECTION 11 - RECOMMENDED PARTS LIST / LISTE DE PIECES  
RECOMMANDEES**

| ITEM | PART NUMBER | QTY | DESCRIPTION  | REV |
|------|-------------|-----|--|-----|
|      | 1001306092  | 1   | CONTROL,GROUND MODULE TTC 2038 / CONTROLLEUR SOL<br>TTC 2038 |     |
|      | 952099      | 6   | COIL 24VDC_3012599 / BOBINE 24VDC_3012599                    |     |
|      | 952101      | 1   | COIL 24VADC_3110057 / BOBINE 24VADC_3110057                  |     |



**SECTION 12 - SPECIAL OPTIONS / OPTIONS SPECIALES**

**SECTION 12 - SPECIAL OPTIONS / OPTIONS SPECIALES****FIGURE 12-1. SPECIAL OPTIONS / OPTIONS SPECIALES**

| ITEM | PART NUMBER | QTY | DESCRIPTION  | REV |
|------|-------------|-----|--|-----|
|      |             | Ref | Note: This list is to accommodate machines ordered with special equipment. Options may not be applicable to all models. For more specific parts information contact JLG Parts Department. /<br>Remarque: Cette liste fourni les info complémentaires pour les Machines commandées avec des équipements spéciaux. Ces Options ne sont pas applicables à tous les modèles. Pour des informations plus spécifiques sur les pièces, contacter le service pièces JLG. |     |
|      |             | Ref | MISCELLANEOUS SPECIAL OPTIONS / OPTIONS SPECIALES DIVERSES   |     |
|      | 1001227877  | Ref | Trackunit (Telematics) Installation (Factory Installed) - (CE Specs) / Installation Trackunit (Telematic)-(installé en usine)  |     |
|      | 1001214032  | Ref | Install,decal,EAC (Russia,CIS) / Installation autocollant EAC (Russie, CIS)  |     |
|      | 1001223690  | Ref | Possible positions for Custommer decals / Positions possibles des autocollants Client  |     |
|      | 1001251483  | Ref | KIT,ACCESS CONTROL / KIT DE CONTROLE D'ACCES   |     |
|      | 1001278130  | Ref | KIT SKYLINE BEACON / KIT FEU SKYLINE   |     |
|      | 1001298866  | Ref | KIT,HYPALON PROTECTION / KIT PROTECTION HYPALON  |     |
|      |             | Ref | Tools for Service / Outils pour entretien et dépannage   |     |
|      | 2901443     | Ref | Analyzer Kit / Kit Analyseur   |     |
|      | 1001249695  | Ref | Analyzer and Cable Kit / Analyseur et kit cables   |     |
|      | 8896941     | Ref | Wire Stripper / Pince à dénuder  |     |
|      | 7002821     | Ref | Wire Crimper (To install wire ends to wires) / Pince à sertir (pour installer des cosses sur des fils)   |     |
|      | 7002823     | Ref | Pin/Socket Extractor - Universal (For Removal of Pins/Sockets from Connectors) / Extracteur de contacts Universel (pour retrait broches de connecteurs)  |     |
|      | 4460467     | Ref | Extractor - 16-18 Gauge (For Removal of Pin/Sockets from Deutsch Connectors) / Extracteur AWG16-18 (pour retrait broches de connecteurs Deutch)  |     |
|      | 4460510     | Ref | Extractor - 12-14 Gauge (For Removal of Pin/Sockets from Deutsch Connectors) / Extracteur AWG12-14 (pour retrait broches de connecteurs Deutch)  |     |
|      | 7016654     | Ref | Screwdriver, Magnetic / Tournevis Magnétique   |     |



## **PART NUMBER INDEX**

Oshkosh Corporation Classification - Restricted

|   |                           |                                   |   |
|---|---------------------------|-----------------------------------|---|
| 000003.....103, 119, 125,<br>127, 129               | 1001155328 ..... 67       | 1001223690 ..... 144              | 1001251483 ..... 144                          |
| 000005 10, 14, 23, 29, 41,<br>61, 72, 123, 127, 129 | 1001155354 ..... 67, 140  | 1001223713 ..... 83               | 1001253952 ..... 101                          |
| 000006 ..... 59                                     | 1001155460 ..... 67       | 1001223845 ..... 110              | 1001254472 ..... 63                           |
| 000007 ..... 103                                    | 1001155462 ..... 67       | 1001223846 ..... 110              | 1001254473 ..... 63                           |
| 000008 ..... 72, 83                                 | 1001161095 ..... 93       | 1001223847 ..... 111              | 1001255627 ..... 41, 140                      |
| 000010 ..... 17, 19, 57, 127,<br>133                | 1001161097 ..... 93       | 1001223848 ..... 111              | 1001257152 ..... 10, 14                       |
| 000014 10, 14, 15, 41, 59,<br>61, 63, 80, 101, 121  | 1001161098 ..... 93       | 1001223849 ..... 111              | 1001266631 ..... 61                           |
| 000015 ..... 37, 41, 72, 101,<br>103                | 1001161964 ..... 93       | 1001223850 ..... 111              | 1001266724 ..... 59, 61                       |
| 000016 ..... 72, 119, 131                           | 1001181045 ..... 123, 127 | 1001223851 ..... 111              | 1001266736 ..... 59                           |
| 000017 ..... 23, 29, 72, 133                        | 1001186432 ..... 41       | 1001223852 ..... 112              | 1001266810 ..... 59                           |
| 000020 ..... 41                                     | 1001186466 96, 103, 140   | 1001223853 ..... 110, 111,<br>112 | 1001266811 ..... 61                           |
| 000026 ..... 73, 83                                 | 1001189882 ..... 113      | 1001223854 ..... 111, 112         | 1001266812 ..... 63                           |
| 000030 ..... 73                                     | 1001208856 ..... 67       | 1001223855 ..... 111              | 1001266813 ..... 61                           |
| 000050 ..... 41, 103                                | 1001209934 ..... 65       | 1001223856 ..... 111              | 1001267022 ..... 61                           |
| 000051 ..... 72                                     | 1001210910 ..... 10       | 1001223863 ..... 110, 111,<br>112 | 1001267401 ..... 61                           |
| 000059 ..... 80                                     | 1001210948 ..... 41       | 1001223864 ..... 111, 112         | 1001267644 ..... 119                          |
| 000067 ..... 10, 14, 41, 103,<br>119, 129, 133      | 1001211321 ..... 83       | 1001223892 ..... 38               | 1001267665 ..... 94                           |
| 000069 ..... 133                                    | 1001211404 ..... 48       | 1001223897 ..... 83               | 1001267669 ..... 119                          |
| 000077 ..... 73                                     | 1001211405 ..... 10       | 1001223898 ..... 83               | 1001267688 ..... 48                           |
| 000085 ..... 123, 129                               | 1001211408 ..... 72       | 1001223933 ..... 111              | 1001267689 ..... 23, 29                       |
| 000088 ..... 61                                     | 1001211409 ..... 80       | 1001223934 ..... 111              | 1001267690 ..... 48                           |
| 000089 ..... 127, 129                               | 1001211410 ..... 37       | 1001223935 ..... 111              | 1001271848 ..... 61                           |
| 000090 ..... 59, 61, 129                            | 1001211411 ..... 112      | 1001223936 ..... 111              | 1001271849 ..... 61                           |
| 0140011 ..... 67                                    | 1001211412 ..... 110      | 1001223937 ..... 112              | 1001272230 ..... 48                           |
| 0140043 ..... 41, 97                                | 1001211414 ..... 101      | 1001223938 ..... 112              | 1001272231 ..... 23, 29                       |
| 05760700 ..... 93                                   | 1001211415 ..... 101      | 1001224025 ..... 114              | 1001272232 ..... 48                           |
| 0630580 ..... 24, 30                                | 1001211416 ..... 131      | 1001224477 ..... 129              | 1001275523 ..... 63                           |
| 0641406 ..... 65                                    | 1001211417 ..... 38       | 1001225133 ..... 89               | 1001276683 ..... 57                           |
| 100004 ..... 72                                     | 1001211418 ..... 110      | 1001225157 ..... 89               | 1001277965 ..... 57                           |
| 100007 ..... 37                                     | 1001211419 ..... 110      | 1001225159 ..... 89               | 1001278130 ..... 144                          |
| 100009 ..... 23, 29                                 | 1001211420 ..... 57       | 1001225530 ..... 80               | 1001278484 ..... 113, 114                     |
| 100012 ..... 83                                     | 1001213144 ..... 38       | 1001225624 ..... 83               | 1001278485 ..... 113, 114                     |
| 100013 23, 29, 37, 51, 53                           | 1001213145 ..... 38       | 1001226413 ..... 113, 114         | 1001279287 63, 72, 103,<br>119, 125, 127, 133 |
| 100016 ..... 37                                     | 1001213146 ..... 131      | 1001226415 ..... 114              | 1001280661 ..... 17                           |
| 100021 ..... 11                                     | 1001211417 ..... 38       | 1001227848 ..... 112, 113         | 1001282390 ..... 41                           |
| 100027 ..... 10, 14, 72, 80                         | 1001211418 ..... 110      | 1001227877 ..... 144              | 1001282923 ..... 67                           |
| 100033 ..... 38                                     | 1001211419 ..... 110      | 1001227893 ..... 129              | 1001283170 ..... 67                           |
| 100038 ..... 37                                     | 1001214284 ..... 110      | 1001227894 ..... 37               | 1001283171 ..... 67                           |
| 100049 ..... 80                                     | 1001214285 ..... 110      | 1001228600 ..... 110              | 1001288667 ..... 67                           |
| 100053 ..... 23, 29                                 | 1001214286 ..... 110      | 1001228601 ..... 110              | 1001288829 ..... 67, 140                      |
| 100054 ..... 57, 59, 61                             | 1001214287 ..... 110      | 1001228610 ..... 110              | 1001289431 ..... 17                           |
| 100063 ..... 48                                     | 1001214288 ..... 113, 114 | 1001228973 ..... 110              | 1001289648 ..... 17                           |
| 100102 ..... 23, 29                                 | 1001214774 ..... 135      | 1001229970 ..... 129              | 1001291056 ..... 17                           |
| 100103 ..... 23, 37                                 | 1001215691 ..... 85       | 1001229971 ..... 129              | 1001291927 ..... 63                           |
| 100104 ..... 24                                     | 1001216725 ..... 80       | 1001229972 ..... 129              | 1001293011 ..... 123, 127                     |
| 1001102189 ..... 33                                 | 1001217094 ..... 113      | 1001229973 ..... 129              | 1001293012 ..... 123, 127                     |
| 1001102349 ..... 33                                 | 1001219323 ..... 112      | 1001230297 41, 119, 140           | 1001294033 ..... 67                           |
| 1001102351 ..... 33                                 | 1001220619 ..... 48       | 1001231801 ..... 115              | 1001294060 ..... 85                           |
| 1001102353 ..... 33                                 | 1001220620 ..... 48       | 1001233406 ..... 27               | 1001294815 ..... 113, 115                     |
| 1001102354 ..... 33                                 | 1001222935 ..... 83, 85   | 1001233657 ..... 129              | 1001296007 ..... 113, 115                     |
| 1001103012 ..... 94, 96                             | 1001222936 ..... 80, 89   | 1001233658 ..... 129              | 1001298856 ..... 137                          |
| 1001107854 ..... 94, 97                             | 1001222937 ..... 83       | 1001233659 ..... 129              | 1001298866 ..... 137, 144                     |
| 1001111752 ..... 37                                 | 1001222938 ..... 83       | 1001237382 ..... 80               | 1001301168 ..... 123                          |
| 1001114466 ..... 24, 30                             | 1001223601 ..... 83       | 1001239552 ..... 43               | 1001301169 ..... 123                          |
| 1001115919 ..... 67, 140                            | 1001223609 ..... 37       | 1001239741 ..... 73               | 1001303262 ..... 29, 97                       |
| 1001116694 ..... 94                                 | 1001223677 ..... 113      | 1001239742 ..... 72               | 1001303584 ..... 37, 83                       |
| 1001116994 ..... 93                                 | 1001223678 ..... 113      | 1001241965 ..... 63               | 1001306092 ..... 41, 141                      |
| 1001117172 ..... 119                                | 1001223679 ..... 113      | 1001245202 ..... 23, 27, 97       | 1001306095 ..... 23, 29, 140                  |
| 1001117177 ..... 67                                 | 1001223680 ..... 113      | 1001245244 ..... 112, 114         | 1001306126 ..... 43, 140                      |
| 1001119619 ..... 94                                 | 1001223681 ..... 110      | 1001246399 ..... 23, 29           | 1001307290 ..... 29                           |
| 1001120989 ..... 113, 115                           | 1001223682 ..... 110      | 1001246577 ..... 27               | 1001307292 ..... 29                           |
| 1001126008 ..... 95                                 | 1001223683 ..... 111      | 1001246578 ..... 27               | 1001307294 ..... 30                           |
| 1001126009 ..... 94                                 | 1001223684 ..... 111      | 1001248510 ..... 72               | 1001307677 ..... 93                           |
|   | 1001223685 ..... 111      | 1001248511 ..... 72               | 1001307678 ..... 94                           |
|   | 1001223686 ..... 111      | 1001248513 ..... 72               | 1001307679 ..... 94                           |
|   | 1001223687 ..... 111      | 1001248814 ..... 10, 14           | 1001307681 ..... 67                           |
|   | 1001223688 ..... 112      | 1001248815 ..... 10, 14           | 1001307682 ..... 95                           |
|   | 1001223689 ..... 24, 30   | 1001249695 ..... 144              | 1001307683 ..... 95                           |

Oshkosh Corporation Classification - Restricted

|            |   |         |   |         |               |         |                     |
|------------|---|---------|---|---------|---------------|---------|---------------------|
| 1001307684 | 95  | 110017  | 37  | 1704885 | 113           | 300101  | 85                  |
| 1001307685 | 96, 103   | 110019  | 48  | 1705781 | 110           | 300161  | 131                 |
| 1001307686 | 96, 103   | 110020  | 48  | 1705803 | 112           | 300172  | 37                  |
| 1001307687 | 96, 103   | 110022  | 59, 61  | 1706493 | 112, 114      | 310091  | 85                  |
| 1001307688 | 99  | 110026  | 10, 14, 37  | 1706740 | 112, 114      | 310103  | 85, 140             |
| 1001307689 | 99  | 110032  | 43  | 1706764 | 112           | 310109  | 83                  |
| 1001308814 | 10, 14  | 110040  | 10, 14  | 1706898 | 67            | 320067  | 37                  |
| 1001308815 | 10, 14  | 110041  | 72, 80  | 180003  | 24, 30        | 3300423 | 33                  |
| 1001308816 | 10, 14  | 110042  | 80  | 180009  | 10, 14        | 3311601 | 63                  |
| 1001308822 | 30  | 120002  | 57, 72, 103, 119, 125, 127, 129   | 190072  | 10, 14        | 3450406 | 33                  |
| 1001308823 | 24  | 120003  | 57  | 190074  | 10, 14        | 3740150 | 41, 140             |
| 1001309221 | 43  | 120004  | 10, 14, 65, 80  | 190077  | 80            | 3900357 | 37, 65, 67          |
| 1001309226 | 99  | 120006  | 48  | 210018  | 96            | 3900358 | 67                  |
| 1001309233 | 10, 14  | 120009  | 10, 11, 14, 15, 23, 29, 37, 41, 59, 61, 72, 80, 101, 103, 119, 121, 123, 127, 131 | 210052  | 119           | 4000007 | 129                 |
| 1001309861 | 93  | 120010  | 48, 80  | 210066  | 127           | 400010  | 72                  |
| 1001309889 | 14  | 120011  | 29, 83  | 230016  | 125           | 400012  | 72, 80              |
| 1001309971 | 14  | 120015  | 29  | 2400060 | 93            | 400018  | 72, 131             |
| 1001309972 | 41  | 120016  | 83  | 240056  | 67, 140       | 400037  | 72, 80              |
| 1001309973 | 41  | 120017  | 48  | 240057  | 43, 67        | 400046  | 72                  |
| 1001309974 | 41  | 120024  | 17, 59, 61, 103, 123, 129   | 240058  | 67            | 400047  | 72                  |
| 1001309975 | 41  | 120030  | 83, 129   | 240060  | 43, 67        | 400048  | 59, 61              |
| 1001309980 | 103   | 120036  | 48  | 240076  | 43, 67        | 400057  | 10, 14              |
| 1001309987 | 14  | 120043  | 133   | 240093  | 123, 127      | 400077  | 37, 133             |
| 1001309988 | 29  | 120054  | 11, 23, 37  | 250001  | 133           | 400087  | 129, 137            |
| 1001309989 | 29  | 120055  | 24, 38  | 250010  | 93            | 400092  | 72                  |
| 1001309996 | 121   | 120056  | 10, 14, 63, 103   | 250026  | 133           | 400097  | 37                  |
| 1001309998 | 14  | 120057  | 10, 14  | 250027  | 133           | 4031516 | 63                  |
| 1001309999 | 103   | 120058  | 43, 123   | 250031  | 41, 101       | 4060700 | 125                 |
| 1001310000 | 41  | 120059  | 125, 127  | 250051  | 119           | 4191706 | 14                  |
| 1001310001 | 41  | 120060  | 41, 123, 127  | 250060  | 97            | 4240147 | 24, 30              |
| 1001310065 | 30  | 130007  | 72  | 250071  | 127           | 4360469 | 43, 140             |
| 1001310980 | 41  | 130021  | 10, 14  | 250084  | 133           | 4360505 | 96, 103, 140        |
| 1001310981 | 41  | 130029  | 57  | 250089  | 123           | 4360562 | 67, 140             |
| 1001311027 | 19  | 130059  | 43  | 250090  | 125, 127      | 4420051 | 113                 |
| 1001311028 | 23, 97  | 130062  | 10, 14, 67  | 250099  | 123, 127      | 4460071 | 119, 125            |
| 1001311034 | 63, 96, 103, 140  | 130064  | 10, 14, 140   | 250172  | 133           | 4460346 | 125                 |
| 1001311267 | 41, 140   | 130066  | 80  | 250211  | 101           | 4460464 | 93, 94, 95, 96, 97  |
| 1001311268 | 41, 43  | 140009  | 37, 48  | 250213  | 101           | 4460465 | 93, 94, 95, 96, 129 |
| 1001311269 | 65, 67  | 140014  | 80  | 250230  | 97            | 4460467 | 144                 |
| 1001311272 | 43, 140   | 140024  | 80  | 260006  | 133           | 4460510 | 144                 |
| 1001311273 | 67, 140   | 150002  | 48  | 260007  | 133           | 4460536 | 95, 96, 97          |
| 1001311274 | 43  | 150004  | 23, 29  | 260079  | 41, 140       | 4460539 | 93, 94, 129         |
| 1001311444 | 30  | 150007  | 53  | 260144  | 133           | 4460851 | 95                  |
| 1001311462 | 17  | 150011  | 51  | 260146  | 133           | 4460852 | 95                  |
| 1001311463 | 19  | 150019  | 24, 30  | 260213  | 127           | 4460871 | 93, 94              |
| 1001311660 | 110   | 150058  | 24, 30  | 260214  | 123           | 4460872 | 93                  |
| 1001311661 | 110   | 150059  | 23, 29  | 260258  | 127           | 4460873 | 94                  |
| 1001311662 | 110   | 150061  | 57  | 260275  | 96            | 4460884 | 93, 94, 96, 129     |
| 1001311663 | 110   | 1580012 | 65  | 260276  | 125           | 4460891 | 93, 94, 95          |
| 1001311982 | 113   | 160010  | 103   | 260321  | 96            | 4460892 | 95                  |
| 100156     | 83  | 160018  | 80  | 260323  | 96, 140       | 4460894 | 94, 96              |
| 1060688    | 101   | 160031  | 37  | 260327  | 96, 140       | 4460897 | 93, 94, 96          |
| 1060689    | 101   | 160033  | 57  | 260339  | 129           | 4460899 | 94, 95              |
| 110001     | 10, 14, 17, 123, 129  | 1600458 | 67, 140   | 260341  | 129           | 4460917 | 96, 97              |
| 110002     | 10, 14, 17, 19, 41, 72, 103, 119, 125, 127, 129                             | 170008  | 48  | 270002  | 123, 125, 127 | 4460928 | 97                  |
| 110003     | 10, 14, 23, 29, 41, 51, 53, 59, 61, 63, 72, 80, 83, 119, 123, 127, 129, 131 | 1701499 | 112, 113  | 270031  | 133           | 4460930 | 93, 94              |
| 110004     | 37, 48, 59  | 1703632 | 113, 114  | 270059  | 95            | 4460931 | 95, 97              |
| 110005     | 24, 29  | 1703785 | 114   | 2780266 | 23, 29, 33    | 4460932 | 94, 95              |
| 110008     | 23, 29  | 1703811 | 112, 113  | 280023  | 59            | 4460933 | 93                  |
| 110009     | 48  | 1703814 | 112, 113  | 2860030 | 43, 140       | 4460942 | 93                  |
| 110010     | 48  | 1704016 | 112, 113  | 2901443 | 144           | 4460943 | 94, 95              |
| 110015     | 37, 80  | 1704023 | 114   | 300001  | 23, 29        | 4460944 | 93, 94              |
|            |   | 1704031 | 114   | 300025  | 83, 85        | 4460970 | 94                  |
|            |   | 1704277 | 113, 114  | 300034  | 85            | 4460994 | 93                  |
|            |   |         |   | 300037  | 83            | 4461076 | 96                  |
|            |   |         |   | 300040  | 85            | 4461077 | 94, 95              |
|            |   |         |   | 300044  | 83            | 4461216 | 97                  |
|            |   |         |   | 300047  | 85            |         |                     |
|            |   |         |   | 300061  | 80, 89        |         |                     |

Oshkosh Corporation Classification - Restricted

|                            |                           |                          |                        |
|----------------------------|---------------------------|--------------------------|------------------------|
| 4740468.....33             | 970065..... 85            | DL0936..... 48           | ST3171..... 10         |
| 4751400.....65             | AU0149..... 112, 113      | FX158-014..... 133       | ST3172..... 10, 14     |
| 4761400.....65             | AU1423..... 112, 114      | KT0143..... 77           | ST3173..... 10, 14     |
| 500021.....37              | AU1716..... 123, 125, 127 | OP521..... 133           | ST3174..... 10, 14     |
| 510094.....101             | AU1825..... 110           | PA1138..... 110          | ST3175..... 10, 14     |
| 520115.....80, 87          | AU2097..... 112, 114      | PC0466..... 96, 121      | ST3176..... 10, 14     |
| 70000084.....67            | AU2098..... 112, 113      | PC0468..... 96, 103, 140 | ST3177..... 10, 14     |
| 70000682.....67            | AU2099..... 112, 114      | PC0470..... 96, 103      | ST3212..... 127        |
| 70014016.....135           | AU2102..... 110           | PC0479..... 99           | ST3219..... 73         |
| 7002821.....144            | AU2103..... 112           | PC0480..... 99           | ST3227..... 103        |
| 7002823.....144            | AU2105..... 112, 114      | PC0482..... 99           | ST3231..... 80         |
| 7016654.....144            | AU2107..... 112           | PC0489..... 95           | ST3235..... 11, 15     |
| 7027365.....67             | AU2108..... 112           | PC0528..... 133          | ST3246..... 37         |
| 7027367.....67, 140        | AU2109..... 110           | PC0534..... 19           | ST3318..... 83         |
| 7027765.....67             | AU2117..... 113           | PC0618..... 129          | ST3598..... 19         |
| 7027766.....67             | AU2118..... 113           | PC0619..... 129          | ST3696..... 11, 15     |
| 8896941.....144            | AU2119..... 113           | SA0001..... 23           | ST3697..... 11, 15     |
| 8990147.....59, 61         | AU2140..... 115           | SA0002..... 23, 29       | ST3700..... 37         |
| 920042.....72              | AU2143..... 114           | SA0003..... 37           | ST3703..... 80         |
| 920045.....72              | AU2144..... 114           | SA0004..... 37           | ST3776..... 101        |
| 920046.....72              | AU2145..... 114           | SA0009..... 23           | ST3778..... 101        |
| 920052.....72              | AU2147..... 113, 114      | SA0020..... 65           | ST3780..... 80         |
| 920073.....72              | AU2149..... 113, 114      | SA0026..... 123          | ST3781..... 73         |
| 930109.....37              | AU2150..... 113, 114      | SA0027..... 123          | ST3841..... 11         |
| 930134.....85, 140         | AU2152..... 114           | SA0028..... 127          | US0026..... 48         |
| 930135.....85              | AU2154..... 114           | SA0037..... 125          | US0134..... 23, 29     |
| 930136.....85              | AU2155..... 114           | SA0144..... 24, 30       | US0190..... 23, 37     |
| 930138.....85              | AU2215..... 80, 113, 114  | SD0345..... 103          | US0204..... 103        |
| 951034.....85              | AU2228..... 41            | SD0452..... 53           | US0208..... 103        |
| 951036.....27              | AU2229..... 112, 114      | SD0453..... 51           | US0216..... 23, 29     |
| 951037.....27              | DF0269..... 77            | SD0464..... 103          | US0236..... 59, 61     |
| 951038.....27              | DF0710..... 77            | SE0730..... 48, 51       | US0277..... 80         |
| 951039.....27              | DF0975..... 77            | SE0731..... 48, 53       | US0375..... 53         |
| 951040.....27              | DF0976..... 77            | SE1204..... 80           | US0377..... 51         |
| 951041.....27              | DF0977..... 77            | SE1214..... 48           | US0475..... 51         |
| 952094.....85              | DF0978..... 131           | ST0099..... 48           | US0479..... 53         |
| 952095.....85              | DL0818..... 48            | ST0736..... 59           | US0481..... 48         |
| 952096.....85              | DL0819..... 23, 29        | ST0763..... 59           | US0523..... 23, 29     |
| 952097.....85              | DL0824..... 48            | ST0838..... 72           | US0524..... 37         |
| 952098.....85              | DL0828..... 72            | ST1326..... 72           | US0527..... 37         |
| 952099.....85, 87, 89, 141 | DL0837..... 37            | ST1969..... 131          | US0528..... 23, 29     |
| 952100.....85              | DL0838..... 37            | ST2475..... 37           | US0529..... 23, 29     |
| 952101.....85, 141         | DL0911..... 80            | ST2741..... 59, 61       | US0530..... 23, 29     |
| 952102.....87              | DL0918..... 57            | ST3155..... 43           | US0531..... 23, 29, 57 |
| 952104.....87              | DL0923..... 48            | ST3158..... 23, 29       | US0532..... 24         |
| 952106.....87              | DL0924..... 48            | ST3164..... 37           | US0537..... 48         |
| 952107.....87, 89          | DL0934..... 38            | ST3169..... 37           | US0538..... 48         |
| 952108.....85              | DL0935..... 48            | ST3170..... 10, 14       | US0603..... 57         |





**Corporate Office**  
**JLG Industries, Inc.**  
**1 JLG Drive**  
**McConnellsburg, PA 17233-9533 USA**  
☎ **(717) 485-5161 (Corporate)**  
☎ **(877) 554-5438 (Customer Support)**  
☎ **(717) 485-6417**

**Visit our website for JLG Worldwide Locations.**  
**[www.jlg.com](http://www.jlg.com)**



**OSHKOSH™**