



Illustrated Parts Manual

Models
ES1932
ES1932i

PVC
2204

P/N
31219998

March 31, 2024 - Rev F

ANSI

CE



UK
CA

AS/NZS



An Oshkosh Corporation Company

REVISION LOG

April 4, 2022 - A - Original Issue of Manual (Edited to B/M 1001250333 Rev X, 1001259307 Rev D & 1001259308 Rev D)

October 10, 2022 - B - Revised Manual (Edited to B/M 1001250333 Rev Y, 1001259307 Rev D & 1001259308 Rev D)

February 1, 2023 - C - Revised Manual (Edited to B/M 1001250333 Rev AI, 1001259307 Rev D & 1001259308 Rev D)

September 7, 2023 - D - Revised Manual (Edited to B/M 1001250333 Rev AI, 1001259307 Rev D & 1001259308 Rev D)

September 10, 2023 - E - Revised Manual (Edited to B/M 1001250333 Rev AI, 1001259307 Rev D & 1001259308 Rev D)

March 31, 2024 - F - Revised Manual (Edited to B/M 1001250333 Rev AI, 1001259307 Rev D & 1001259308 Rev D)

GENERAL INFORMATION

SECTION 6 CYLINDER

FIGURE 6-3. LIFT CYLINDER ASSEMBLY

PG# Model Designation Manual #

1 **10**

SECTION 6 CYLINDER

FIGURE 6-3. LIFT CYLINDER ASSEMBLY

ITEM #	PART NUMBER	QTY	DESCRIPTION	REV
	1001140104	Ref	LIFT CYLINDER ASSEMBLY	B
1	0100011	AR	Compound, Locking	
2	0630305	3	Capscrew 1/4-20 x 1-1/8	
3	0791003	1	Screw #10-24 x 3/8	
4	0961897	1	Bushing, Tapered	
5	1320136	1	Clamp, Cable	
6	1683063	1	Head	
7	2220683	1	Plug, O-Ring	
8	2220685	2	Plug, O-Ring	
9	2220686	1	Plug, O-Ring	
10	3020039	AR	Lubricant	
11	3480282	1	Piston	
12	3760371	1	Ring, Washer	
13	3931420	8	Capscrew 1/4-20 x 1-1/4	
14	3931824	8	Capscrew 1/2-13 x 1-1/2	
15	3951003	1	Setscrew #10-24 x 3/8	
16	4100099	1	Spacer	
17	4640999	1	Cartridge, Holding Valve (Non Vented)	
17	2900792	1	Kit, Seal - 4640999 Cartridge Valve	
18	4641248	1	Cartridge, Countbalance Valve (Non Vented)	
18	70004186	1	Kit, Seal - 4641248 Cartridge Valve	
19	1001117991	1	Sensor, Cylinder Length	
20	1001118070	1	Cap, Retainer	
21	1001119084	1	Barrel	
21A	0961950	2	Bushing	
22	1001118086	1	Rod	
22A	0961950	2	Bushing	
100	1001139996	1	Kit, Seal (Includes Items 101-109)	
101	See Note	2	Ring, Wear (Note: Use p/n 1001139996)	
102	See Note	1	Ring, Back-Up (Note: Use p/n 1001139996)	
103	See Note	2	Ring, Lock (Note: Use p/n 1001139996)	
104	See Note	2	Ring, Back-Up (Note: Use p/n 1001139996)	
105	See Note	2	O-Ring (Note: Use p/n 1001139996)	
106	See Note	1	O-Ring (Note: Use p/n 1001139996)	
107	See Note	1	Seal (Note: Use p/n 1001139996)	
108	See Note	1	Wiper, Rod (Note: Use p/n 1001139996)	
109	See Note	2	Seal (Note: Use p/n 1001139996)	
200	1001119105	1	Kit, Sensor Magnet (Includes Items 201-203)	
201	See Note		Sleeve, Spacer (Note: Use p/n 1001119105)	
202	1001118066		Magnet, Sensor	
203	1001118069	1	Ring, Internal Retaining	

Manual # Model Designation PG#

1 **8** **9**

1) MACHINE IDENTIFICATION

Machines are identified by model and in some cases a combination of models, serial number (SN) or regional standard (i.e ANSI, CE, CSA). Components may also be identified by SN or manufacturer. Common components that may be identified by these characteristics are engines and hydraulic components.

2) PARTS MANUAL ORGANIZATION

Product information in this manual is organized under section titles. Frame, Cylinder, Hydraulic and Electrical are a few examples. Each section is organized by figure and page number. The information within the Figure is then organized by item number, part number, description and corresponding illustration (s).

3) TABLE OF CONTENTS (NOT SHOWN)

A table of contents is found toward the beginning of the manual. Figure number, description and page number are provided for quick reference to the page containing the related information.

4) RECOMMENDED SPARE PARTS (NOT SHOWN)

The Recommended Spare Parts List, located near the end of the manual, reference most frequently used maintenance parts.

5) PART NUMBER INDEX (NOT SHOWN)

A numerical index listing all part numbers and the corresponding page number(s) appears at the back of the manual.

GENERAL INFORMATION

6) NON-SERVICED PARTS

In some instances, it is necessary to display non-serviced parts, assemblies or installations. In the case of assemblies and installations there will be a Ref in the Qty. column. In case of parts that are not available for service within assemblies or components, there will be a NSS (Not Sold Separately) or NLA (No Longer Available) listed in the Qty. column of the manual.

7) PARTS LIST ITEM NUMBERS

Numbers shown in the item# column correspond to numbers used in the associated illustration (s). Item numbers which are missing from the sequence in the parts list are not used on that page.

8) INDENTED PARTS DESCRIPTION

An indented part description is included in the item under which it is indented.

9) ABBREVIATION AND SYMBOLS

AC.....	Alternating Current	L.....	Liter
ADE.....	Advanced Design Electronics	LB(LBS).....	Pounds
AG.....	Agricultural	LCD.....	Liquid Crystal Display
ANSI.....	American National Standards Institute	LED.....	Light Emitting Diodes
AR.....	As Required	LH.....	Left Hand
ASSY.....	Assembly	LRC.....	Low Rated Countries
AUS.....	Australia	LSS.....	Load Sensing System
AUX.....	Auxiliary	M(m).....	Metric/Meter
AWG.....	American Wire Gauge	MM(mm).....	Milimeter
B/M.....	Bill of Material	mA.....	Miliamps
CAC.....	Charge Air Cooler	NLA.....	No Longer Available
CE.....	European Conformity	NPT.....	National Pipe Threads
CCW.....	Counter Clockwise	NSS.....	Not Sold Separately
CM.....	Centimeter	OD.....	Outside Diameter
CW.....	Clockwise	ORB.....	O-Ring Boss
CSA.....	Canadian Standards Association	ORFS.....	O-Ring Face Seal
CYL.....	Cylinder	OZ (oz).....	Ounces
DIA.....	Diameter	PG.....	Page
DC.....	Direct Current	PN.....	Part Number
DEF.....	Diesel Exhaust Fluid	QT(qt.).....	Quarts
EMS.....	Emergency Stop	QTY.....	Quantity
ENG.....	Engine	REF.....	Reference
FT(ft).....	Feet	REV.....	Revision Level
GA(Ga).....	Gauge	RH.....	Right Hand
HRC.....	High Rated Countries	SAE.....	Society of Automotive Engineers
HVAC.....	Heating, Ventilating, and Air Conditioning	SN.....	Serial Number
HYD.....	Hydraulic	SPEC(S).....	Specifications
Hz.....	Hertz	T/T.....	Turntable
ID.....	Inside Diameter	UGM.....	Universal Ground Module
IN.....	inches	V.....	Volts
ISO.....	International Organization for Standards	W.....	Watts
JIC.....	Joint Industry Council	#.....	Number
KG.....	Kilogram		

10) ILLUSTRATION REFERENCE LETTERS

When necessary, illustrations may contain reference letters that are intended to track information (i. e. hoses, harnesses) from one point to another or to track visual enlargement of components to show details that may be located in another area on the illustration.

Note: Due to continuous product improvements, JLG Industries, Inc. reserves the right to make specification changes without prior notification. Contact JLG Industries, Inc. for updated information.

TABLE OF CONTENTS

SECTION 1 - FRAME.....	11
FIGURE 1-1. DRIVE MOTOR AND STEER INSTALLATION (MACHINES WITH SN STARTING WITH M2)	12
FIGURE 1-2. DRIVE MOTOR AND STEER INSTALLATION (MACHINES WITH SN STARTING WITH 12 & B2) (ALL SPECS) .	14
FIGURE 1-3. DRIVE MOTOR AND STEER INSTALLATION (MACHINES WITH SN STARTING WITH 12 & B2) (JAPANESE SPEC).....	16
FIGURE 1-4. MOTOR & SPINDLE ASSEMBLY - LEFT (JAPANESE SPEC).....	18
FIGURE 1-5. MOTOR & SPINDLE ASSEMBLY - RIGHT (JAPANESE SPEC).....	20
FIGURE 1-6. DRIVE MOTOR ASSEMBLY	22
FIGURE 1-7. STEER INSTALLATION (MACHINES WITH SN STARTING WITH G2)	26
FIGURE 1-8. STEER INSTALLATION (MACHINES WITH SN STARTING WITH G2) (SN G200005120 to Present)	28
FIGURE 1-9. STEER SPINDLE COVER INSTALLATION (ALL SPECS EXCEPT CHINA SPECS)	30
FIGURE 1-10. STEER SPINDLE COVER INSTALLATION (CHINA SPECS).....	32
FIGURE 1-11. REAR WHEEL HUB AND FRAME CLAMPS INSTALLATION.....	34
FIGURE 1-12. HUB ASSEMBLY - REAR	36
FIGURE 1-13. TIRE AND WHEEL INSTALLATION	38
FIGURE 1-14. POTHOLE PROTECTION INSTALLATION	40
FIGURE 1-15. POTHOLE PROTECTION SYSTEM INSTALLATION (MACHINES WITH SN STARTING WITH G2)	42
FIGURE 1-16. TILT SENSOR INSTALLATION	44
FIGURE 1-17. BATTERY CHARGER INSTALLATION - DELTA-Q (WITHOUT COMMUNICATION PORT).....	46
FIGURE 1-18. BATTERY CHARGER INSTALLATION - DELTA-Q (WITH COMMUNICATION PORT)	48
FIGURE 1-19. BATTERY CHARGER INSTALLATION - GREEN POWER (LOCALLY SUPPLIED PLUG) (MACHINES WITH SN STARTING WITH 12, B2 & G2).....	50
FIGURE 1-20. STROBE LIGHT INSTALLATION – SINGLE (AMBER) (WITH GUARD).....	52
FIGURE 1-21. STROBE LIGHT INSTALLATION – DUAL (AMBER) (WITH GUARD)	54
FIGURE 1-22. BEACON ZN INSTALLATION.....	56
FIGURE 1-23. ALARM INSTALLATION (AMBIENT/WHITE NOISE) (OPTIONAL)	58
FIGURE 1-24. LADDER INSTALLATION	60
FIGURE 1-25. FRAME COVERS INSTALLATION (ES1932).....	62
FIGURE 1-26. FRAME COVERS INSTALLATION (ES1932I).....	64
SECTION 2 - GROUND CONTROLS	67
FIGURE 2-1. PUMP/MOTOR/TANK AND HOSES INSTALLATION	68
FIGURE 2-2. PUMP/MOTOR/TANK ASSEMBLY.....	70
FIGURE 2-3. CLEANGUARD INSTALLATION (MACHINES WITH SN STARTING WITH 12, B2, M2 & G2).....	72
FIGURE 2-4. CLEANGUARD INSTALLATION (MACHINES WITH SN STARTING WITH 12, B2 & G2).....	74
FIGURE 2-5. ELECTRICAL COMPONENTS INSTALLATION (MACHINES WITH SN STARTING WITH 12, B2, M2 & G2).....	76
FIGURE 2-6. ELECTRICAL COMPONENTS INSTALLATION #1 (MACHINES WITH SN STARTING WITH 12, B2 & G2)	78
FIGURE 2-7. ELECTRICAL COMPONENTS INSTALLATION #2 (MACHINES WITH SN STARTING WITH 12, B2 & G2)	80
FIGURE 2-8. ACCESS CONTROL INSTALLATION	82
FIGURE 2-9. MDI INSTALLATION	84
FIGURE 2-10. BATTERIES INSTALLATION - AGM BATTERIES WITH DISCONNECT (MACHINES WITH SN STARTING WITH M2)	86
FIGURE 2-11. BATTERIES INSTALLATION - AGM EVCG BATTERIES WITH DISCONNECT (MACHINES WITH SN STARTING WITH 12, B2 & G2).....	88
FIGURE 2-12. BATTERIES INSTALLATION - TROJAN BATTERIES WITH DISCONNECT (MACHINES WITH SN STARTING WITH 12, B2 & G2).....	90

TABLE OF CONTENTS

FIGURE 2-13. BATTERIES INSTALLATION - STANDARD BATTERIES (U.S. BRAND).....	92
FIGURE 2-14. BATTERIES INSTALLATION - STANDARD BATTERIES (TROJAN BRAND)	94
FIGURE 2-15. BATTERIES INSTALLATION - AGM BATTERIES	96
FIGURE 2-16. BATTERIES INSTALLATION - AGM EVCG BATTERIES	98
FIGURE 2-17. INVERTER INSTALLATION (OPTIONAL).....	100
FIGURE 2-18. DOORS INSTALLATION	102
FIGURE 2-19. DOORS INSTALLATION (MACHINES WITH SN STARTING WITH G2).....	104
FIGURE 2-20. GROUND CONTROL INSTALLATION (MACHINES WITH SN STARTING WITH G2).....	106
SECTION 3 - SCISSORS ARMS	109
FIGURE 3-1. SCISSORS ARMS INSTALLATION (MACHINES WITH SN STARTING WITH M2)	110
FIGURE 3-2. SCISSORS ARMS INSTALLATION (MACHINES WITH SN STARTING WITH B2)	114
FIGURE 3-3. SCISSORS ARMS INSTALLATION (MACHINES WITH SN STARTING WITH M2).....	118
FIGURE 3-4. SCISSORS ARMS KIT	122
FIGURE 3-5. ARM GUARD INSTALLATION	124
FIGURE 3-6. SCISSORS ARMS INSTALLATION (MACHINES WITH SN STARTING WITH G2)	126
SECTION 4 - PLATFORM	131
FIGURE 4-1. PLATFORM INSTALLATION (MACHINES WITH SN STARTING WITH 12, B2 & M2)	132
FIGURE 4-2. PLATFORM INSTALLATION (MACHINES WITH SN STARTING WITH G2)	134
FIGURE 4-3. PLATFORM EXTENSION INSTALLATION	136
FIGURE 4-4. RAILS INSTALLATION - FIXED (INSIDE TUBE SLIDER)	138
FIGURE 4-5. RAILS INSTALLATION - FIXED (OUTSIDE TUBE SLIDER)	140
FIGURE 4-6. RAILS INSTALLATION - FOLD-DOWN RAILS/GATE ENTRY (ANSI EXPORT & CHINA SPECS)	142
FIGURE 4-7. RAILS INSTALLATION - QUIK ACCESS (ANSI & JAPANESE SPECS ONLY).....	144
FIGURE 4-8. RAILS INSTALLATION - QUIK FOLD-DOWN (UNDER MOUNT EXT HANDLE) (ALL SPECS EXCEPT AUSTRALIAN, CE, KOREAN & UK CA SPECS)	148
FIGURE 4-9. RAILS INSTALLATION - QUIK FOLD-DOWN (SIDE MOUNT EXT HANDLE) (ALL SPECS EXCEPT AUSTRALIAN, CE, KOREAN & UK CA SPECS)	150
FIGURE 4-10. RAILS INSTALLATION - QUIK FOLD-DOWN (UNDER MOUNT EXT HANDLE) (CE & UK CA SPECS).....	152
FIGURE 4-11. RAILS INSTALLATION - QUIK FOLD-DOWN (SIDE MOUNT EXT HANDLE) (CE & UK CA SPECS).....	156
FIGURE 4-12. RAILS INSTALLATION - STANDARD FOLD-DOWN RAILS (ALL SPECS).....	160
FIGURE 4-13. HANDLE EXTENSION INSTALLATION	162
FIGURE 4-14. GATE LATCH INSTALLATION (ALL SPECS EXCEPT KOREAN SPECS)	164
FIGURE 4-15. PLATFORM CONTROL INSTALLATION (FRONT MOUNT) (WITH FOLDING RAILS).....	166
FIGURE 4-16. PLATFORM CONTROL INSTALLATION (FRONT MOUNT) (WITH FIXED RAILS)	168
FIGURE 4-17. PLATFORM CONTROL INSTALLATION (SIDE MOUNT) (MACHINES WITH SN STARTING WITH 12, B2 & M2)	170
FIGURE 4-18. PLATFORM CONTROL INSTALLATION (SIDE MOUNT) (MACHINES WITH SN STARTING WITH G2) (CHINA & ANSI EXPORT SPEC)	172
FIGURE 4-19. PLATFORM CONTROL INSTALLATION (SIDE MOUNT) (MACHINES WITH SN STARTING WITH G2) (ANSI EXPORT SPEC ONLY).....	174
FIGURE 4-20. DRIVE/STEER CONTROLLER ASSEMBLY (AUSTRALIAN, CE & UK CA SPECS).....	176
FIGURE 4-21. USB/PHONE CRADLE INSTALLATION.....	178
FIGURE 4-22. OVERHEAD PROTECTION INSTALLATION (ANSI EXPORT & KOREAN SPECS).....	180
FIGURE 4-23. PANEL CARRIER INSTALLATION (AUSTRALIAN, CE & UK CA SPECS)	182
FIGURE 4-24. PIPE RACK INSTALLATION	184
FIGURE 4-25. ELECTRICIANS TREE ACCESSORY.....	186

TABLE OF CONTENTS

FIGURE 4-26. WORKSTATION ACCESSORY	188
FIGURE 4-27. WORKSTATION INSTALLATION.....	190
FIGURE 4-28. PIPE RACK ASSEMBLY ACCESSORY	192
FIGURE 4-29. ELECTRICIAN TREE INSTALLATION	194
FIGURE 4-30. WORKLIGHT INSTALLATION.....	196
SECTION 5 - CYLINDER.....	199
FIGURE 5-1. LIFT CYLINDER ASSEMBLY (MACHINES WITH SN STARTING WITH M2)	200
FIGURE 5-2. LIFT CYLINDER ASSEMBLY (MACHINES WITH SN STARTING WITH 12, B2 & G2).....	202
FIGURE 5-3. LIFT CYLINDER ASSEMBLY (MACHINES WITH SN STARTING WITH G2).....	204
FIGURE 5-4. STEER CYLINDER ASSEMBLY (MACHINES WITH SN STARTING WITH M2)	206
FIGURE 5-5. STEER CYLINDER ASSEMBLY (MACHINES WITH SN STARTING WITH 12, B2 & G2).....	208
FIGURE 5-6. STEER CYLINDER ASSEMBLY.....	210
SECTION 6 - HYDRAULIC	213
FIGURE 6-1. HYDRAULIC DIAGRAM.....	214
SECTION 7 - ELECTRICAL.....	217
FIGURE 7-1. AC BOX AT PLATFORM INSTALLATION - 110V GFI (ANSI, ANSI EXPORT, CHINA AND JAPANESE SPECS).....	218
FIGURE 7-2. AC BOX AT PLATFORM INSTALLATION - 110V IEC YELLOW (CE & UK CA SPECS).....	220
FIGURE 7-3. AC BOX AT PLATFORM INSTALLATION - 220V IEC BLUE (CE & UK CA SPECS)	222
FIGURE 7-4. AC BOX AT PLATFORM INSTALLATION - 220V CEE7 POST GROUND (CE & UK CA SPECS).....	224
FIGURE 7-5. AC BOX AT PLATFORM INSTALLATION - 220V CEE7 SIDE GROUND (CE & UK CA SPECS)	226
FIGURE 7-6. AC BOX AT PLATFORM INSTALLATION - 220V AFSINT 107 (CE & UK CA SPECS)	228
FIGURE 7-7. AC BOX AT PLATFORM INSTALLATION - 220V CHINA PLUG (CHINA SPECS)	230
FIGURE 7-8. AC BOX AT PLATFORM INSTALLATION - 220V LOCALLY SUPPLIED COMPONENTS (ALL SPECS)	232
FIGURE 7-9. BREAKER BOX KIT WITH 1 DOUBLE BREAKER.....	234
FIGURE 7-10. BREAKER BOX KIT WITH 3 BREAKERS	236
FIGURE 7-11. CAN SPLICE HARNESS	238
FIGURE 7-12. CHASSIS HARNESS.....	240
FIGURE 7-13. CHARGER PLUG INSTALLATION - LOCALLY SUPPLIED PLUG (ALL SPECS)	244
FIGURE 7-14. CHARGER PLUG INSTALLATION - 110V PLUG (ALL SPECS EXCEPT AUSTRALIAN, CHINA, CE, KOREA & UK CA SPECS)	246
FIGURE 7-15. CHARGER PLUG INSTALLATION (KOREAN PLUG).....	248
FIGURE 7-16. CHARGER PLUG INSTALLATION - 220V CEE7 PLUG (CE & UK CA SPECS).....	250
FIGURE 7-17. CHARGER PLUG INSTALLATION - 220V AFSINT 107 (CE & UK CA SPEC)	252
FIGURE 7-18. CHARGER PLUG INSTALLATION - 110V IEC YELLOW (CE & UK CA SPEC)	254
FIGURE 7-19. CHARGER PLUG INSTALLATION - 220V IEC BLUE (CE & UK CA SPEC).....	256
FIGURE 7-20. CHARGER PLUG INSTALLATION (CHINA PLUG).....	258
FIGURE 7-21. CHARGER PLUG INSTALLATION (AUSTRALIAN PLUG)	260
FIGURE 7-22. CHARGER TO BATTERY HARNESS	262
FIGURE 7-23. DRIVE HARNESS.....	264
FIGURE 7-24. GROUND TO PLATFORM CABLE INSTALLATION - WITHOUT PLATFORM COIL CABLE (ALL SPECS EXCEPT KOREAN & AUSTRALIAN SPECS) (MACHINES WITH SN STARTING WITH B2 & M2)	266
FIGURE 7-25. GROUND TO PLATFORM CABLE INSTALLATION - WITHOUT PLATFORM COIL CABLE (AUSTRALIAN SPECS) (MACHINES WITH SN STARTING WITH B2)	268
FIGURE 7-26. GROUND TO PLATFORM CABLE INSTALLATION - WITHOUT PLATFORM COIL CABLE AND WITH FOOTSWITCH (MACHINES WITH SN STARTING WITH B2).....	270

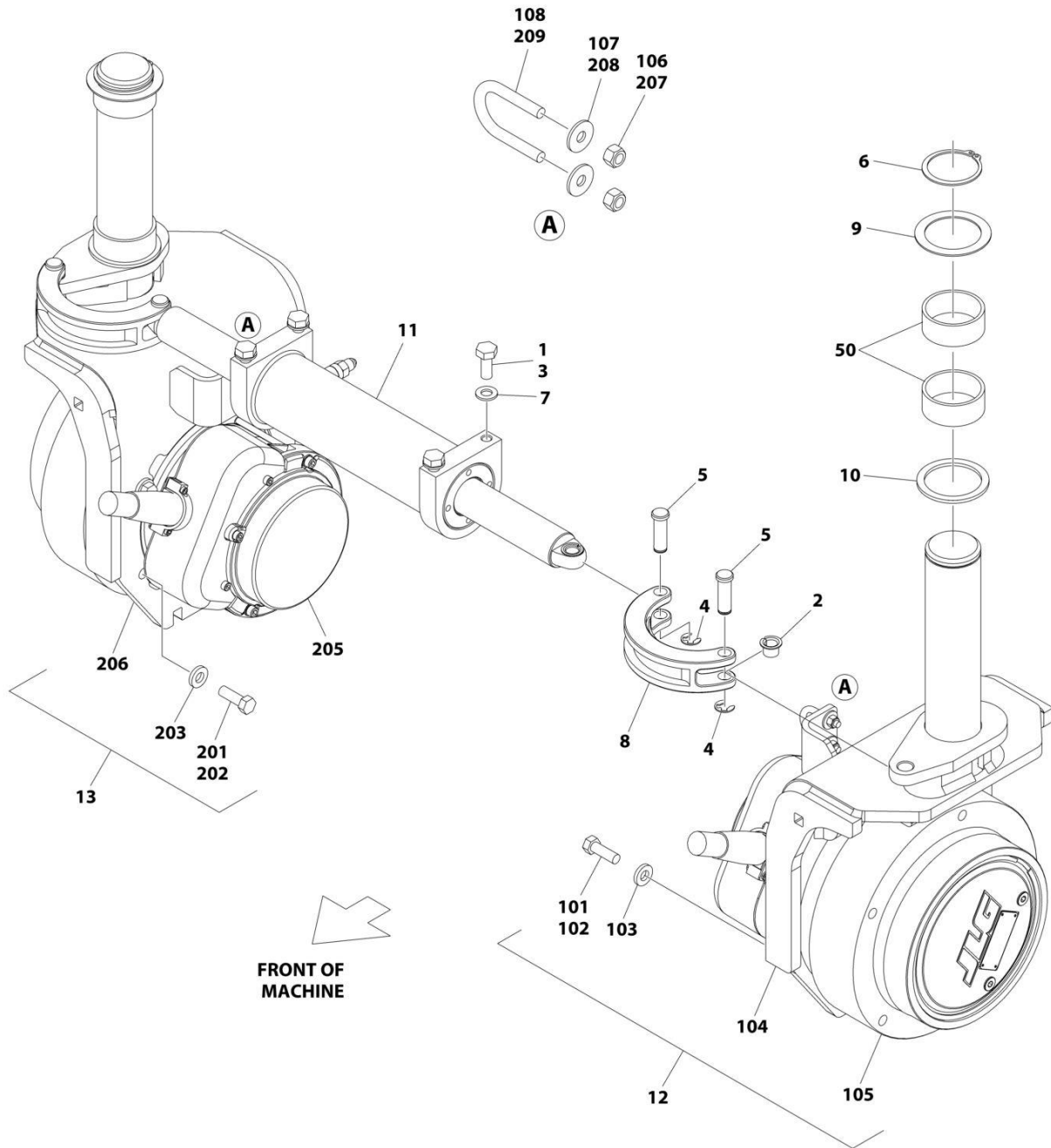
TABLE OF CONTENTS

FIGURE 7-27. GROUND TO PLATFORM CABLE INSTALLATION - WITHOUT PLATFORM COIL CABLE OR FOOTSWITCH (MACHINES WITH SN STARTING WITH G2).....	272
FIGURE 7-28. GROUND TO PLATFORM CABLE INSTALLATION - WITH FOOTSWITCH (MACHINES WITH SN STARTING WITH G2).....	274
FIGURE 7-29. GROUND TO PLATFORM CABLE INSTALLATION - WITH PLATFORM COIL CABLE (ALL SPECS EXCEPT KOREAN & AUSTRALIAN SPECS) (MACHINES WITH SN STARTING WITH B2 & M2).....	276
FIGURE 7-30. GROUND TO PLATFORM CABLE INSTALLATION - WITH PLATFORM COIL CABLE (AUSTRALIAN SPECS) (MACHINES WITH SN STARTING WITH B2).....	278
FIGURE 7-31. GROUND TO PLATFORM CABLE INSTALLATION - WITH PLATFORM COIL CABLE AND FOOTSWITCH (MACHINES WITH SN STARTING WITH B2).....	280
FIGURE 7-32. GROUND TO PLATFORM CABLE INSTALLATION - SCISSORS ARM CABLE ONLY (MACHINES WITH SN STARTING WITH 12).....	282
FIGURE 7-33. GROUND TO PLATFORM CABLE INSTALLATION - PLATFORM CABLE ONLY (STRAIGHT CABLE) (MACHINES WITH SN STARTING WITH 12).....	284
FIGURE 7-34. GROUND TO PLATFORM CABLE INSTALLATION - PLATFORM CABLE ONLY (COILED CABLE) (MACHINES WITH SN STARTING WITH 12).....	286
FIGURE 7-35. LIFT DOWN HARNESS.....	288
FIGURE 7-36. JUMPER HARNESS TO LIFT DOWN.....	290
FIGURE 7-37. PLATFORM BOX HARNESS.....	292
FIGURE 7-38. CABLE, WORKLIGHT.....	294
FIGURE 7-39. HARNESS, LIGHT.....	296
FIGURE 7-40. RECEPTACLE BOX KIT - 110V GFI.....	298
FIGURE 7-41. RECEPTACLE BOX KIT - 110V IEC YELLOW (CE & UK CA SPEC).....	300
FIGURE 7-42. RECEPTACLE BOX KIT - 220V IEC BLUE (CE & UK CA SPEC).....	302
FIGURE 7-43. RECEPTACLE BOX KIT - 220V CEE7 POST GROUND (CE & UK CA SPEC).....	304
FIGURE 7-44. RECEPTACLE BOX KIT - 220V CEE7 SIDE GROUND (CE & UK CA SPEC).....	306
FIGURE 7-45. RECEPTACLE BOX KIT - 220V AFSINT 107 (CE & UK CA SPEC).....	308
SECTION 8 - DECALS.....	311
FIGURE 8-1. DECAL INSTALLATION - ANSI SPECS (ENGLISH LANGUAGE).....	312
FIGURE 8-2. DECAL INSTALLATION - AUSTRALIAN & JAPANESE SPECS (ENGLISH LANGUAGE).....	314
FIGURE 8-3. DECAL INSTALLATION - BRAZIL SPECS (PORTUGUESE/SPANISH LANGUAGES).....	316
FIGURE 8-4. DECAL INSTALLATION - CE & UK CA SPECS (ENGLISH LANGUAGE).....	318
FIGURE 8-5. DECAL INSTALLATION - CHINA SPECS (ENGLISH/CHINESE LANGUAGES).....	320
FIGURE 8-6. DECAL INSTALLATION - CSA SPECS (ENGLISH/FRENCH LANGUAGES).....	322
FIGURE 8-7. DECAL INSTALLATION - KOREAN SPECS (ENGLISH/KOREAN LANGUAGES).....	324
FIGURE 8-8. DECAL INSTALLATION - LATIN AMERICAN SPECS (ENGLISH/SPANISH LANGUAGES).....	326
FIGURE 8-9. DECAL INSTALLATION - OPTIONS.....	328
SECTION 9 - RECOMMENDED SERVICE PARTS STOCK.....	331
FIGURE 9-1. RECOMMENDED SERVICE PARTS STOCK.....	332
SECTION 10 - SPECIAL OPTIONS/ACCESSORIES/KITS.....	333
FIGURE 10-1. SPECIAL OPTIONS/ACCESSORIES/KITS.....	334
PART NUMBER INDEX.....	337

SECTION 1 - FRAME

SECTION 1 - FRAME

FIGURE 1-1. DRIVE MOTOR AND STEER INSTALLATION (MACHINES WITH SN STARTING WITH M2)



ART_1001256129

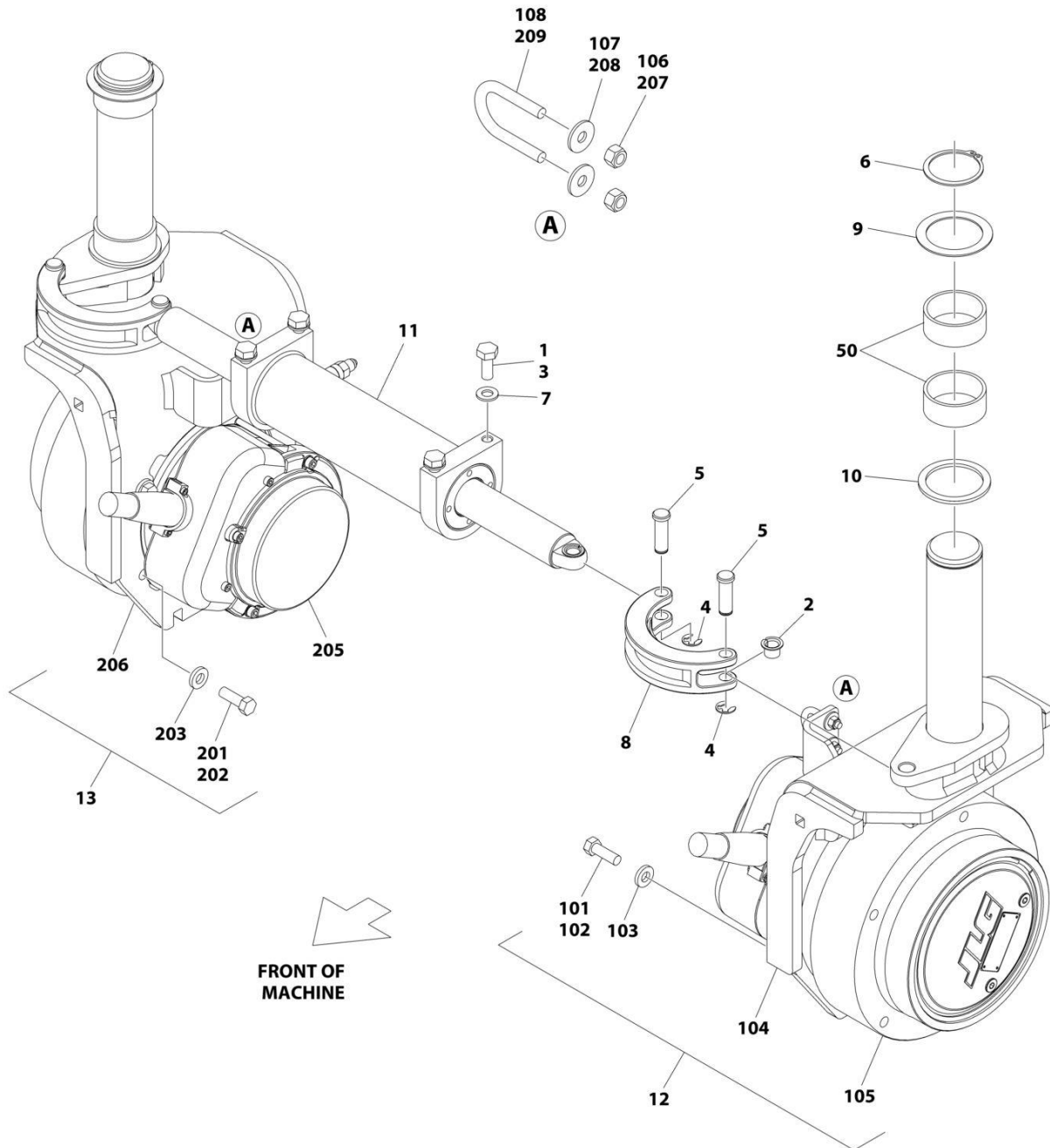
SECTION 1 - FRAME

FIGURE 1-1. DRIVE MOTOR AND STEER INSTALLATION (MACHINES WITH SN STARTING WITH M2)

ITEM	PART NUMBER	QTY	DESCRIPTION	REV
	1001256129	Ref	STEER INSTALLATION	D
1	0100011	AR	Compound, Locking	
2	0440259	2	Bearing	
3	0761012	4	Bolt M10 x 25	
4	1380153	4	E-Clip	
5	3423037	4	Pin	
6	3760217	2	Ring, Retaining	
7	4812000	4	Washer M10	
8	4846757	2	Lug, Steering	
9	1001197396	2	Washer	
10	1001205751	2	Washer	
11	1001220570	1	Steer Cylinder Assembly (See Separate Breakdown in CYLINDER Section)	
12	1001258427	1	Motor/Spindle Assembly (See item 101-108 for Breakdown)	
13	1001258428	1	Motor/Spindle Assembly (See item 201-209 for Breakdown)	
50	1001153785	4	Bearing (Part of Frame)	
	1001258427	Ref	MOTOR/SPINDLE ASSEMBLY	G
101	0100011	AR	Compound, Locking	
102	0681609	6	Bolt 3/8 x 1-1/8 Grade 8	
103	4891600	6	Washer 3/8	
104	1001226487	1	Spindle	
105	1001256741	1	Drive Motor Assembly (See Separate Breakdown in this Section)	
106	3290605	2	Nut M6	
107	4811702	2	Washer M6	
108	1001259015	1	U-Bolt	
	1001258428	Ref	MOTOR/SPINDLE ASSEMBLY	G
201	0100011	AR	Compound, Locking	
202	0681609	6	Bolt 3/8 x 1-1/8 Grade 8	
203	4891600	6	Washer 3/8	
205	1001256741	1	Drive Motor Assembly (See Separate Breakdown in this Section)	
206	1001250162	1	Spindle	
207	3290605	2	Nut M6	
208	4811702	2	Washer M6	
209	1001259015	1	U-Bolt	

SECTION 1 - FRAME

FIGURE 1-2. DRIVE MOTOR AND STEER INSTALLATION (MACHINES WITH SN STARTING WITH 12 & B2) (ALL SPECS)



ART_1001263537

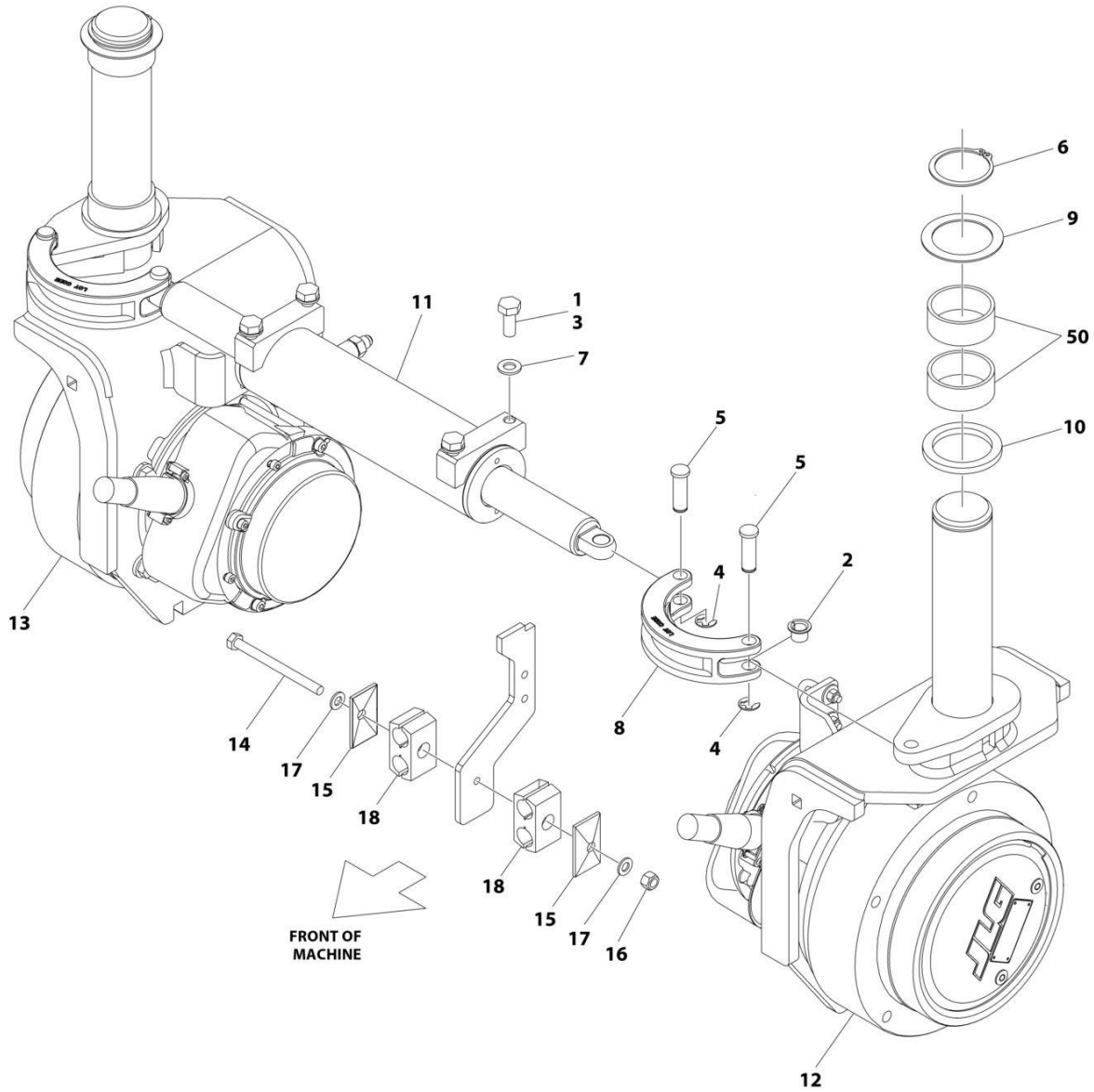
SECTION 1 - FRAME

FIGURE 1-2. DRIVE MOTOR AND STEER INSTALLATION (MACHINES WITH SN STARTING WITH 12 & B2) (ALL SPECS)

ITEM	PART NUMBER	QTY	DESCRIPTION	REV
	1001263537	Ref	STEER INSTALLATION	C
1	0100011	AR	Compound, Locking	
2	0440259	2	Bearing	
3	0761012	4	Bolt M10 x 25	
4	1380153	4	E-Clip	
5	3423037	4	Pin	
6	3760217	2	Ring, Retaining	
7	4812000	4	Washer M10	
8	4846757	2	Lug, Steering	
9	1001197396	2	Washer	
10	1001269507	2	Washer	
11	1001256788	1	Steer Cylinder Assembly	
12	1001258427	1	Motor/Spindle Assembly (See item 101-105 for Breakdown)	
13	1001258428	1	Motor/Spindle Assembly (See item 201-206 for Breakdown)	
50	1001153785	4	Bearing (Part of Frame)	
	1001258427	Ref	MOTOR/SPINDLE ASSEMBLY	G
101	0100011	AR	Compound, Locking	
102	0681609	6	Bolt 3/8 x 1-1/8 Grade 8	
103	4891600	6	Washer 3/8	
104	1001226487	1	Spindle	
105	1001256741	1	Drive Motor Assembly (See Separate Breakdown in this Section)	
106	3290605	2	Nut M6	
107	4811702	2	Washer M6	
108	1001259015	1	U-Bolt	
	1001258428	Ref	MOTOR/SPINDLE ASSEMBLY	G
201	0100011	AR	Compound, Locking	
202	0681609	6	Bolt 3/8 x 1-1/8 Grade 8	
203	4891600	6	Washer 3/8	
204	1001256741	1	Drive Motor Assembly (See Separate Breakdown in this Section)	
206	1001250162	1	Spindle	
207	3290605	2	Nut M6	
208	4811702	2	Washer M6	
209	1001259015	1	U-Bolt	

SECTION 1 - FRAME

FIGURE 1-3. DRIVE MOTOR AND STEER INSTALLATION (MACHINES WITH SN STARTING WITH 12 & B2) (JAPANESE SPEC)



ART_1001288495

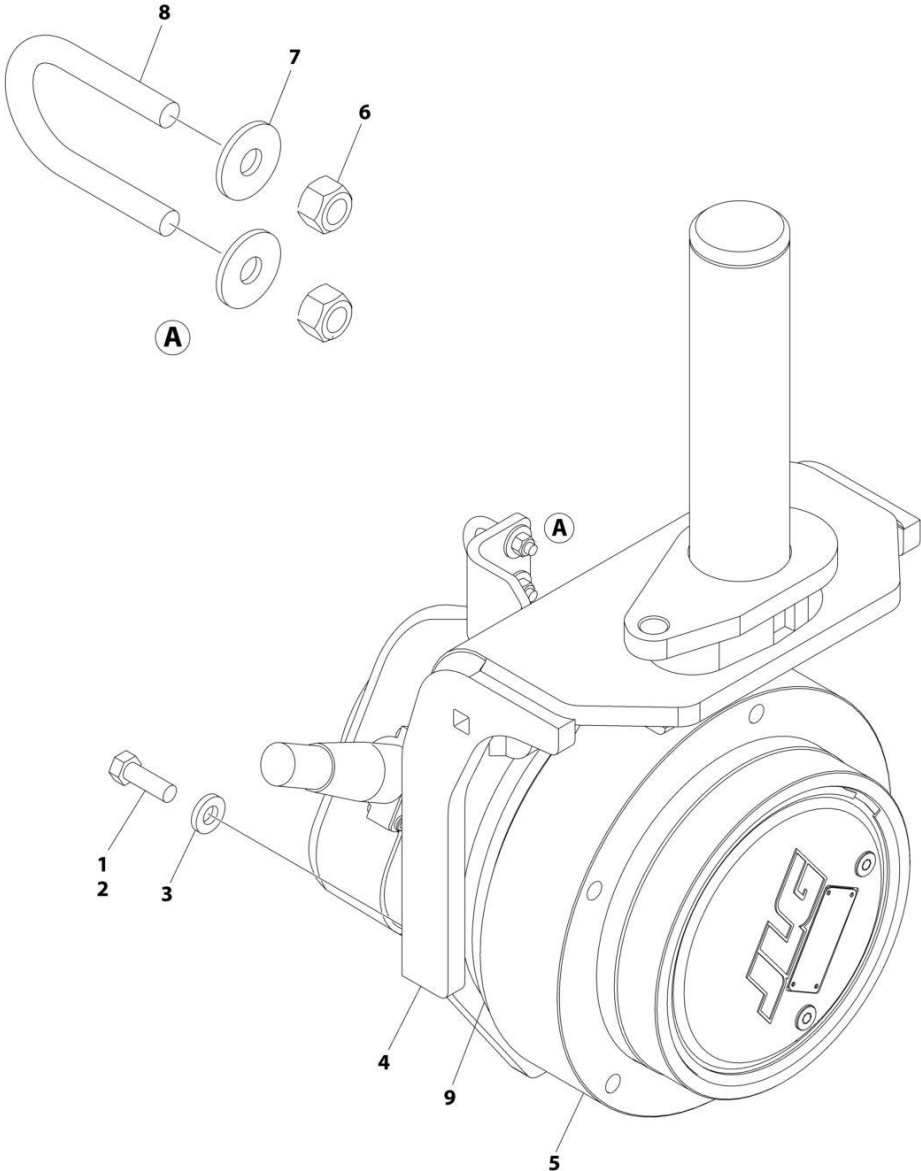
SECTION 1 - FRAME

FIGURE 1-3. DRIVE MOTOR AND STEER INSTALLATION (MACHINES WITH SN STARTING WITH 12 & B2) (JAPANESE SPEC)

ITEM	PART NUMBER	QTY	DESCRIPTION	REV
	1001288495	Ref	STEER INSTALLATION	A
1	0100011	AR	Compound, Locking	
2	0440259	2	Bushing	
3	0761012	4	Bolt M10 x 25	
4	1380153	4	E-Clip	
5	3423037	4	Pin	
6	3760217	2	Ring, Retaining	
7	4812000	4	Washer M10	
8	4846757	2	Lug, Steering	
9	1001197396	2	Washer	
10	1001269507	2	Washer	
11	1001256788	1	Steer Cylinder Assembly	
12	1001288493	1	Motor/Spindle Assembly - Left (See Separate Breakdown in this Section)	
13	1001288494	1	Motor/Spindle Assembly - Right (See Separate Breakdown in this Section)	
14	0760827	1	Bolt M8 x 100	
15	1321752	2	Cover, Clamp	
16	3290805	1	Nut, Lock M8	
17	4811900	2	Washer M8	
18	8750015	2	Clamp	
50	1001153785	4	Bearing (Part of Frame)	

SECTION 1 - FRAME

FIGURE 1-4. MOTOR & SPINDLE ASSEMBLY - LEFT (JAPANESE SPEC)



ART_1001288493

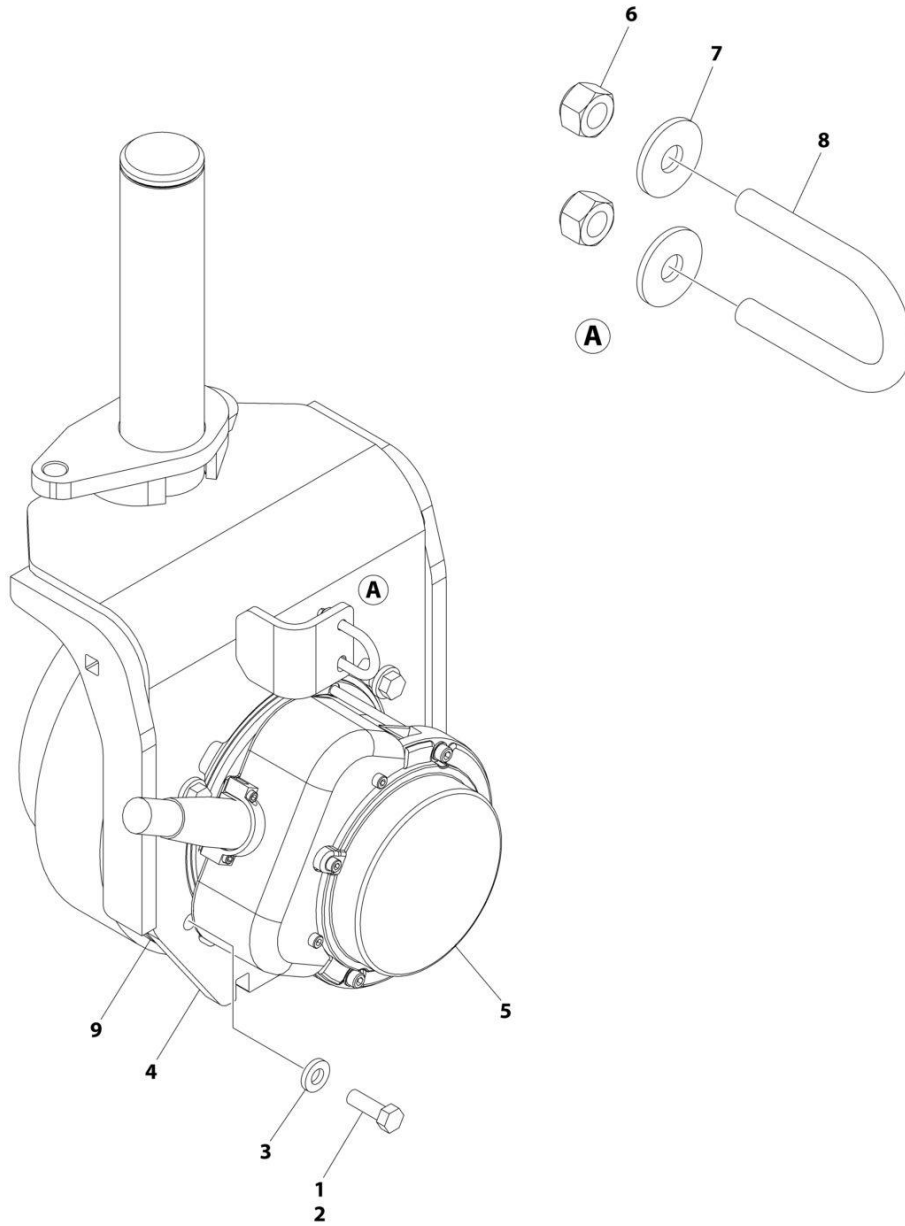
SECTION 1 - FRAME

FIGURE 1-4. MOTOR & SPINDLE ASSEMBLY - LEFT (JAPANESE SPEC)

ITEM	PART NUMBER	QTY	DESCRIPTION	REV
	1001288493	Ref	MOTOR/SPINDLE ASSEMBLY	B
1	0100011	AR	Compound, Locking	
2	0681609	6	Bolt 3/8 x 1-1/8 Grade 8	
3	4891600	6	Washer 3/8	
4	1001226487	1	Spindle	
5	1001256741	1	Drive Motor Assembly (See Separate Breakdown in this Section)	
6	3290605	2	Nut M6	
7	4811702	2	Washer M6	
8	1001259015	1	U-Bolt	
9	1001288492	1	Seal	

SECTION 1 - FRAME

FIGURE 1-5. MOTOR & SPINDLE ASSEMBLY - RIGHT (JAPANESE SPEC)



ART_1001288494

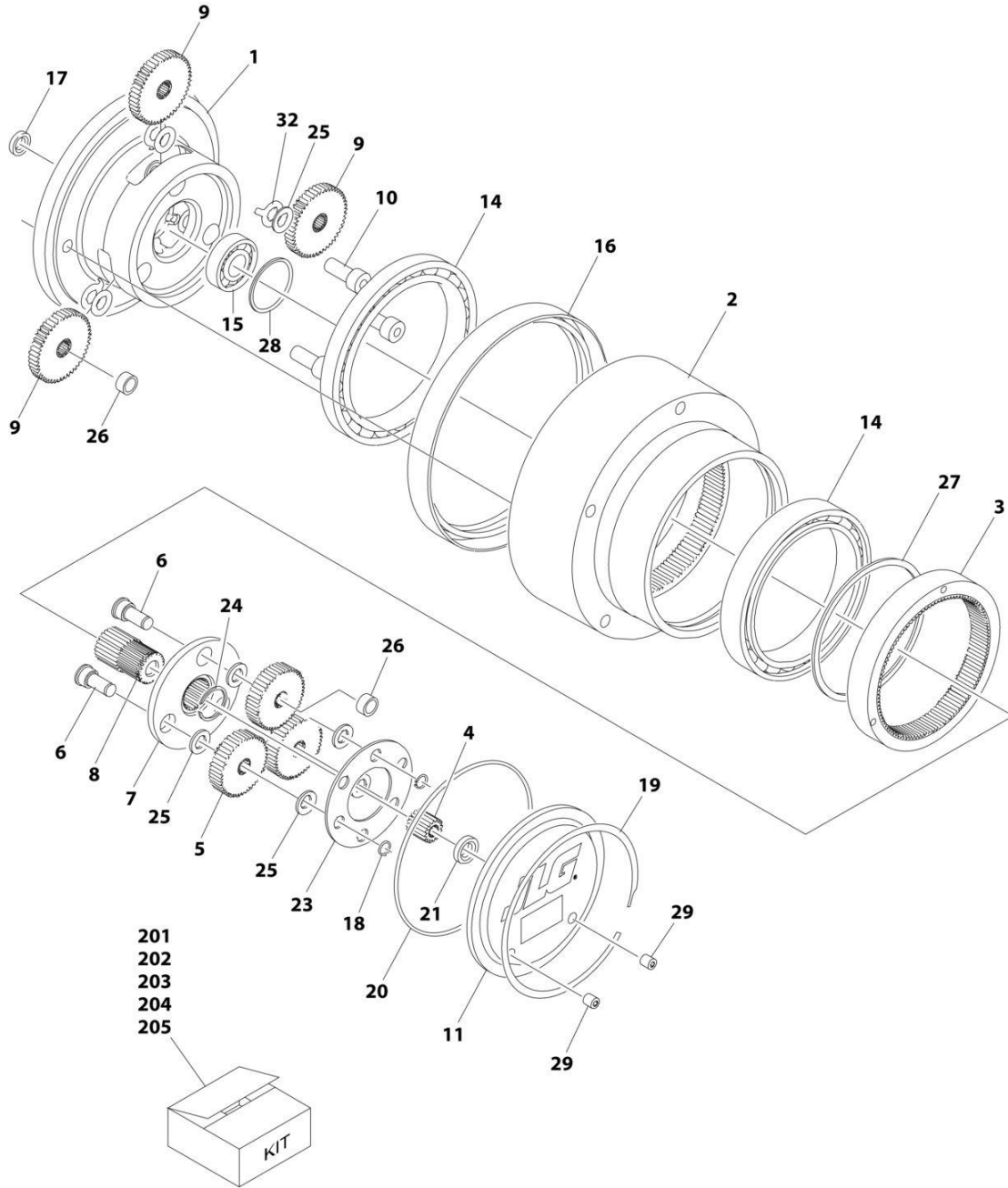
SECTION 1 - FRAME

FIGURE 1-5. MOTOR & SPINDLE ASSEMBLY - RIGHT (JAPANESE SPEC)

ITEM	PART NUMBER	QTY	DESCRIPTION	REV
	1001288494	Ref	MOTOR/SPINDLE ASSEMBLY	B
1	0100011	AR	Compound, Locking	
2	0681609	6	Bolt 3/8 x 1-1/8 Grade 8	
3	4891600	6	Washer 3/8	
4	1001250162	1	Spindle	
5	1001256741	1	Drive Motor Assembly (See Separate Breakdown in this Section)	
6	3290605	2	Nut M6	
7	4811702	2	Washer M6	
8	1001259015	1	U-Bolt	
9	1001288492	1	Seal	

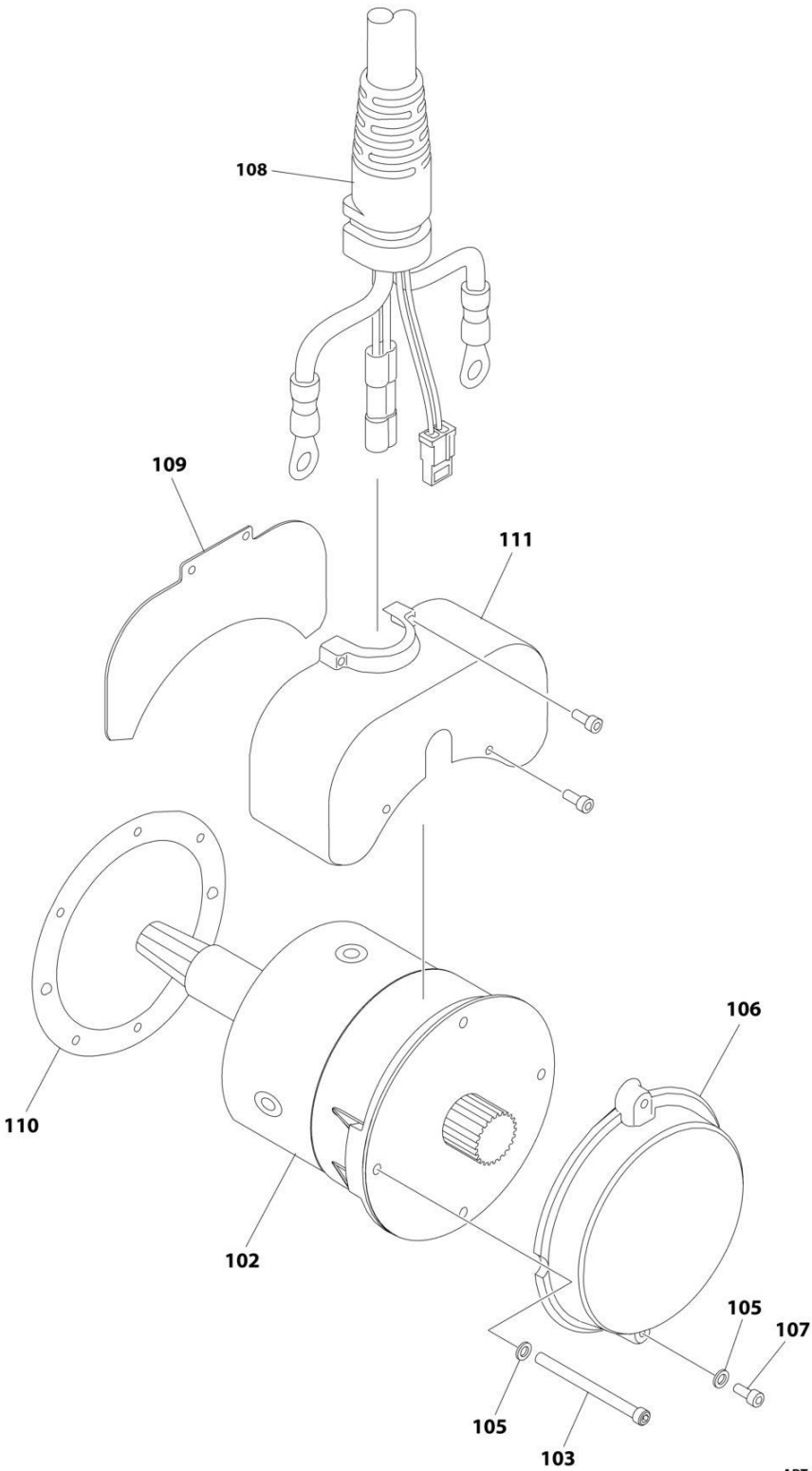
SECTION 1 - FRAME

FIGURE 1-6. DRIVE MOTOR ASSEMBLY



ART_1001256741_10F2

SECTION 1 - FRAME



ART_1001256741_20F2

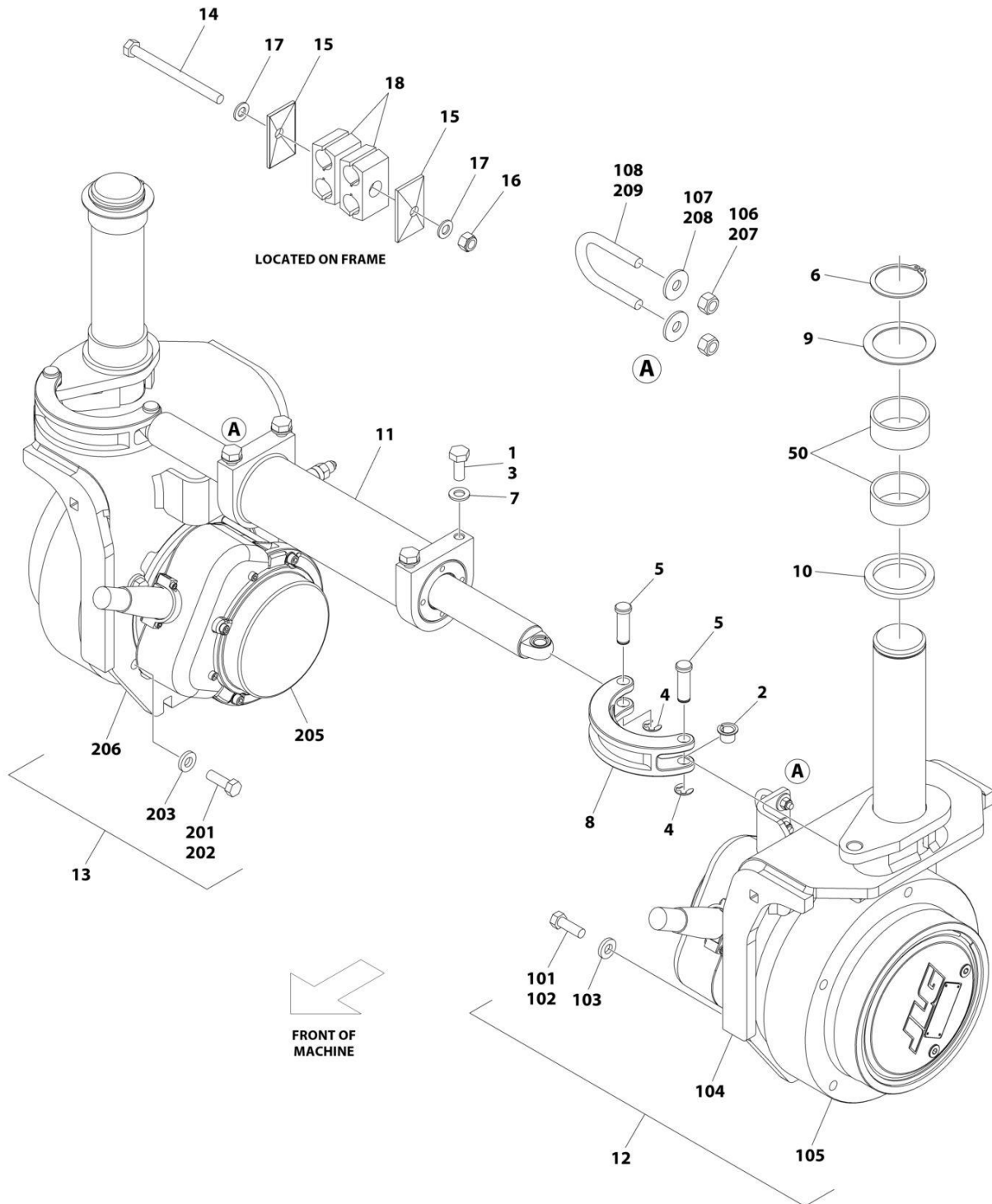
SECTION 1 - FRAME

FIGURE 1-6. DRIVE MOTOR ASSEMBLY

ITEM	PART NUMBER	QTY	DESCRIPTION	REV
	1001256741	Ref	DRIVE MOTOR ASSEMBLY	G
		Ref	HUB ASSEMBLY	
1	70007493	1	Spindle	
2	See Note	NSS	Hub (Note: Use Item 203)	
3	70007494	1	Ring, Input	
4	70007491	1	Gear, Input Sun	
5	70007490	3	Gear, Input Planet (Includes Item 26)	
6	70007196	3	Pin, Planet Gear	
7	70007492	1	Carrier	
8	70007195	1	Gear, Output Sun	
9	70007193	3	Gear, Output Planet (Includes Item 26)	
10	70007199	3	Pin, Output Planet	
11	See Note	NSS	Cover (Note: Use Item 201)	
14	See Note	NSS	Bearing, Main (Note: Use Item 202 or 203)	
15	70007200	1	Bearing , Shaft	
16	70001739	1	Seal, Lip (Note: Included in Items 202 or 203)	
17	7024786	1	Seal, Lip	
18	70007204	3	Ring, Retaining	
19	See Note	NSS	Ring , Retaining (Note: Use Item 201)	
20	70000191	1	O-Ring (Note: Included in Items 201 or 202 or 203)	
21	See Note	NSS	Washer, Thrust (Note: Use Item 201)	
23	70007207	1	Plate, Thrust	
24	70007203	1	Ring, Retaining	
25	70007206	9	Washer, Thrust	
26	70007201	6	Bushing	
27	See Note	NSS	Ring, Retaining (Note: Use Item 203)	
28	70007202	1	Ring, Retaining	
29	See Note	NSS	Plug (Note: Use Item 201)	
32	70007205	3	Washer, Tanged	
		Ref	BRAKE AND MOTOR	
102	70007496	1	Motor, Electric	
103	70007495	2	Bolt M6 x 100	
105	4711400	4	Washer 1/4	
106	SEE NOTE	NSS	Brake, Input (Use Motor/Brake Kit PN 70007673)	
107	70007191	2	Bolt M6 x 20	
108	70007759	1	Harness, Motor	
109	See Note	NSS	Plate, Cover (Note: Use Item 204)	
110	See Note	NSS	Gasket (Note: Use Item 204)	
111	See Note	NSS	Cover, Top (Note: Use Item 204)	
		Ref	KIT OPTIONS	
201	7024747	1	Cover Kit (Includes Items 11, 19, 20, 21 & 29)	
202	7024748	1	Main Seal Kit (Includes Qty 1 of Items 14, 16 & 20)	
203	7024756	1	Hub Kit (Includes Items 2, 16, 20, 27 & Qty 1 of Item 14)	
204	70007631	1	Cover Kit (Includes Item 109-111)	
205	70007673	1	Motor/Brake Kit (includes Attaching Hardware)	

SECTION 1 - FRAME

FIGURE 1-7. STEER INSTALLATION (MACHINES WITH SN STARTING WITH G2)



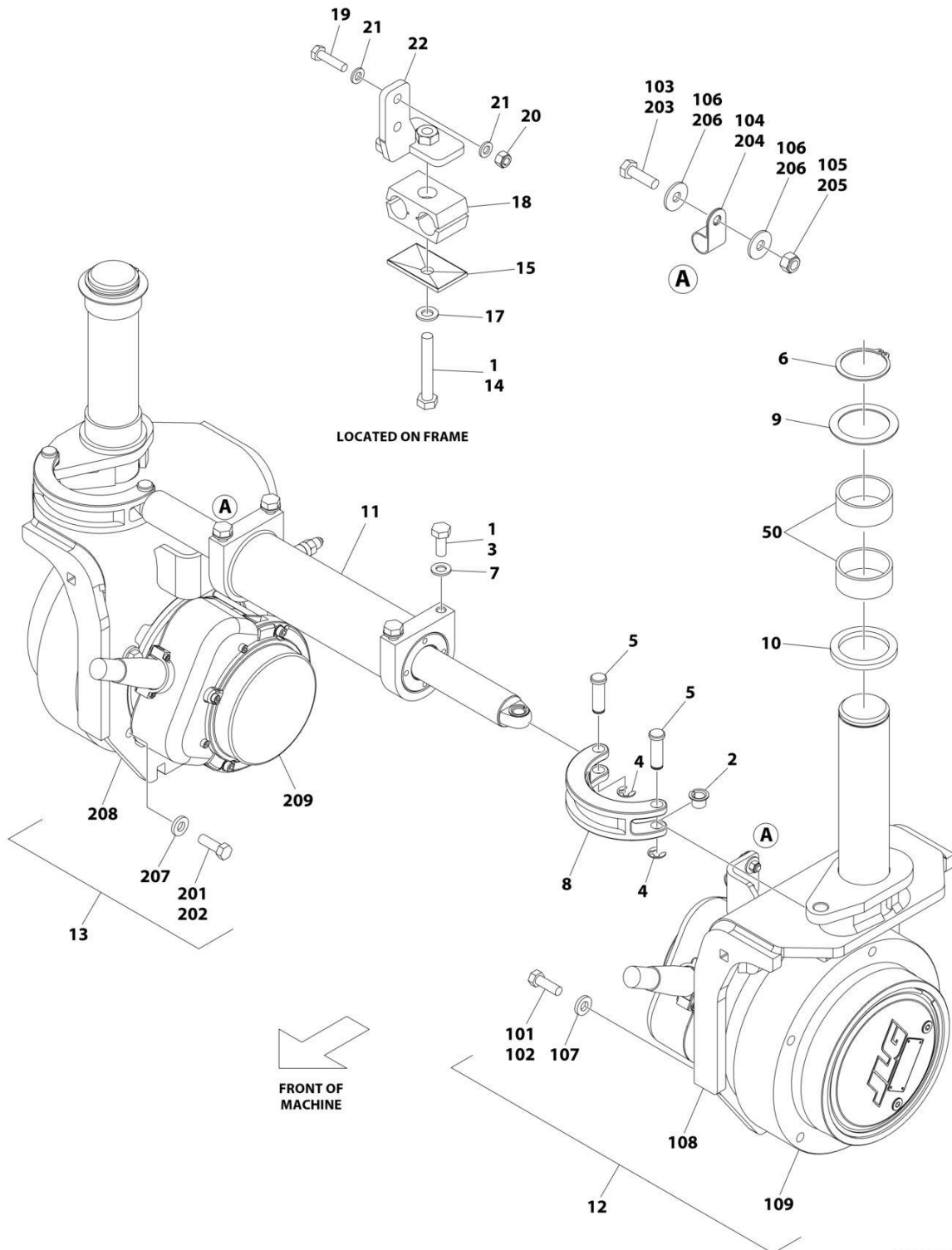
SECTION 1 - FRAME

FIGURE 1-7. STEER INSTALLATION (MACHINES WITH SN STARTING WITH G2)

ITEM	PART NUMBER	QTY	DESCRIPTION	REV
	1001280431	Ref	STEER INSTALLATION	A
1	0100011	AR	Compound Locking	
2	1001276696	2	Bearing, Flange	
3	0761012	4	Bolt M10 x 25	
4	1380153	4	E-Clip	
5	3423037	4	Pin	
6	3760217	2	Ring, Retaining	
7	4812000	4	Washer M10	
8	4846757	2	Steering Lug	
9	1001197396	2	Washer	
10	1001269507	2	Washer, Thrust	
11	1001276701	1	Steer Cylinder Assembly (See Separate Breakdown in CYLINDER Section)	
12	1001258427	1	Motor/Spindle Assembly (See item 101-108 for Breakdown)	
13	1001258428	1	Motor/Spindle Assembly (See item 201-209 for Breakdown)	
14	0760827	1	Bolt M8 x 100	
15	1321752	2	Clamp	
16	3290805	1	Nut M8	
17	4811900	2	Washer M8	
18	8750015	2	Clamp Set	
50	1001153785	4	Bearing (Part of Frame)	
	1001258427	Ref	MOTOR/SPINDLE ASSEMBLY	G
101	0100011	1	Compound, Locking	
102	0681609	6	Bolt 3/8 x 1-1/8 Grade 8	
103	4891600	6	Washer 3/8	
104	1001226487	1	Spindle	
105	1001256741	1	Drive Motor Assembly (See Separate Breakdown in this Section)	
106	3290605	2	Nut M6	
107	4811702	2	Washer M6	
108	1001259015	1	U-Bolt	
	1001258428	Ref	MOTOR/SPINDLE ASSEMBLY	G
201	0100011	1	Compound, Locking	
202	0681609	6	Bolt 3/8 x 1-1/8 Grade 8	
203	4891600	6	Washer 3/8	
205	1001256741	1	Drive Motor Assembly (See Separate Breakdown in this Section)	
206	1001250162	1	Spindle	
207	3290605	2	Nut M6	
208	4811702	2	Washer M6	
209	1001259015	1	U-Bolt	

SECTION 1 - FRAME

FIGURE 1-8. STEER INSTALLATION (MACHINES WITH SN STARTING WITH G2) (SN G200005120 to Present)



ART_1001280431_B

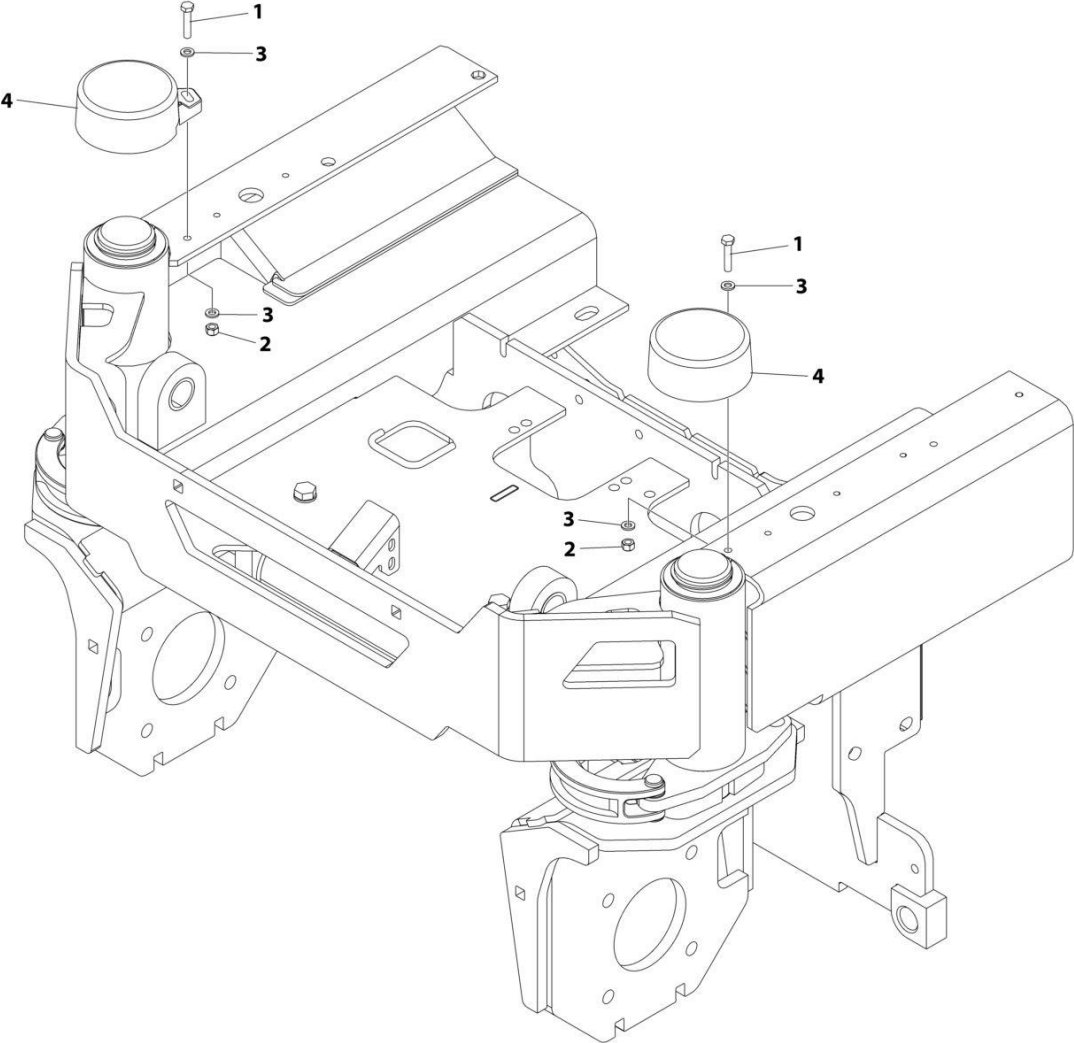
SECTION 1 - FRAME

FIGURE 1-8. STEER INSTALLATION (MACHINES WITH SN STARTING WITH G2) (SN G200005120 to Present)

ITEM	PART NUMBER	QTY	DESCRIPTION	REV
	1001280431	Ref	STEER INSTALLATION	B
1	0100011	AR	Compound, Locking	
2	1001276696	2	Bearing, Flange	
3	0761012	4	Bolt M10 x 25	
4	1380153	4	E-Clip	
5	3423037	4	Pin	
6	3760217	2	Ring, Retaining	
7	4812000	4	Washer M10	
8	4846757	2	Steering Lug	
9	1001197396	2	Washer	
10	1001269507	2	Washer, Thrust	
11	1001276701	1	Steer Cylinder Assembly (See Separate Breakdown in CYLINDER Section)	
12	1001277863	1	Motor/Spindle Assembly (See items 101-109 for Breakdown)	
13	1001277864	1	Motor/Spindle Assembly (See items 201-209 for Breakdown)	
14	0700819	1	Bolt M8 x 55	
15	1321752	1	Clamp	
17	4811900	1	Washer M8	
18	8750015	1	Clamp Set	
19	0700612	2	Bolt M6 x 25	
20	3290605	2	Nut M6	
21	4811700	4	Washer M6	
22	1001274235	1	Bracket, Motor Clamp	
50	1001153785	4	Bearing (Part of Frame)	
	1001277863	Ref	MOTOR/SPINDLE ASSEMBLY	A
101	0100011	AR	Compound, Locking	
102	0681609	6	Bolt 3/8 x 1-1/8	
103	0760610	1	Bolt M6 x 20	
104	1320318	1	Clamp	
105	3290605	1	Nut M6	
106	4811702	2	Washer M6	
107	4891600	6	Washer 3/8	
108	1001226487	1	Spindle	
109	1001277865	1	Drive Motor Assembly	
	1001277864	Ref	MOTOR/SPINDLE ASSEMBLY	A
201	0100011	AR	Compound, Locking	
202	0681609	6	Bolt 3/8 x 1-1/8	
203	0760610	1	Bolt M6 x 20	
204	1320318	1	Clamp	
205	3290605	1	Nut M6	
206	4811702	2	Washer M6	
207	4891600	6	Washer 3/8	
208	1001250162	1	Spindle	
209	1001277865	1	Drive Motor Assembly	

SECTION 1 - FRAME

FIGURE 1-9. STEER SPINDLE COVER INSTALLATION (ALL SPECS EXCEPT CHINA SPECS)



ART_1001269704

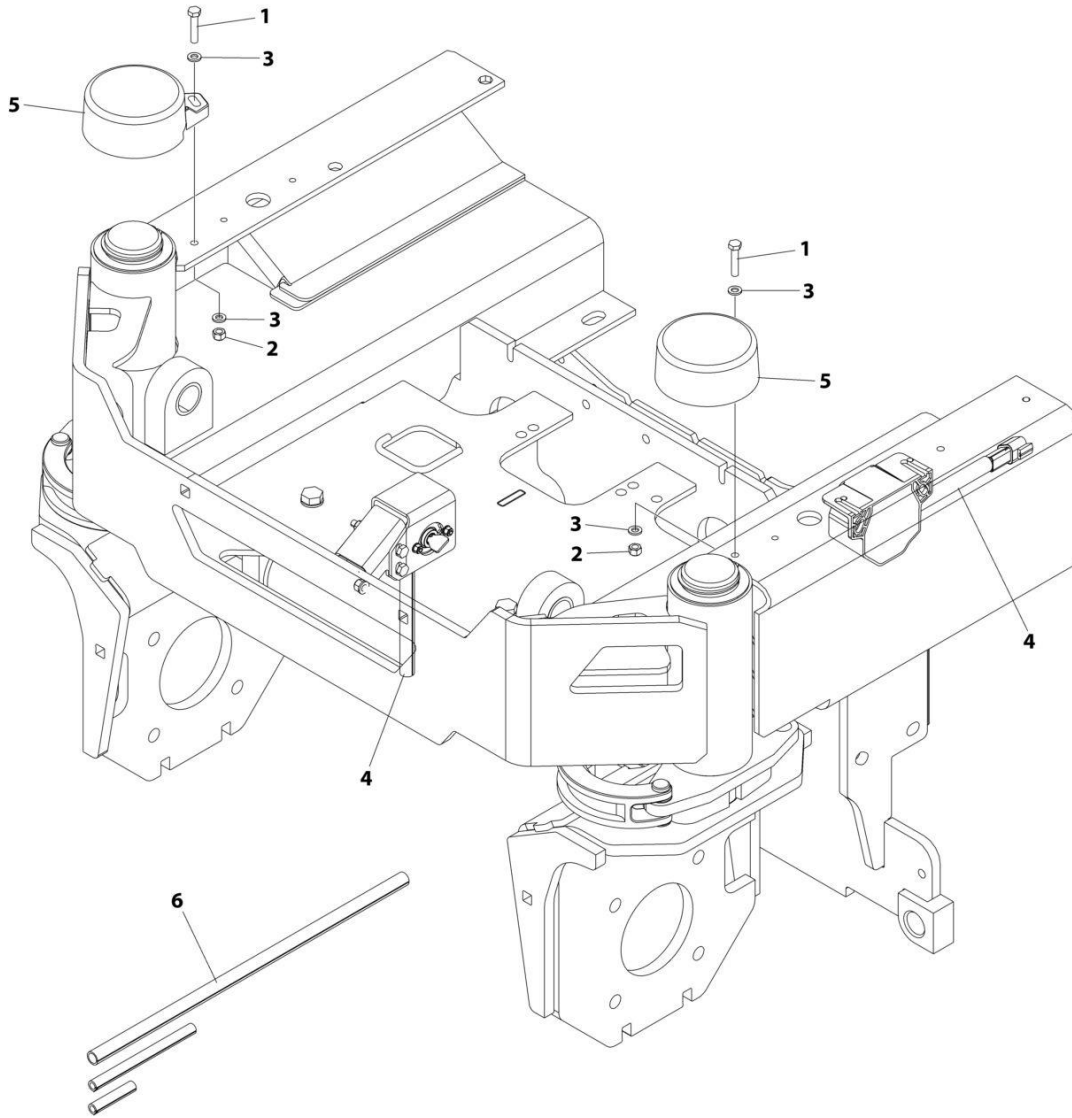
SECTION 1 - FRAME

FIGURE 1-9. STEER SPINDLE COVER INSTALLATION (ALL SPECS EXCEPT CHINA SPECS)

ITEM	PART NUMBER	QTY	DESCRIPTION	REV
	1001269704	Ref	STEER SPINDLE COVER INSTALLATION	A
1	0700614	2	Bolt M6 x 30	
2	3290605	2	Nut M6	
3	4811700	4	Washer M6	
4	1001262464	2	Cover, Steering	

SECTION 1 - FRAME

FIGURE 1-10. STEER SPINDLE COVER INSTALLATION (CHINA SPECS)



(INSTALLED ON LSS HARNESS)

ART_1001271574

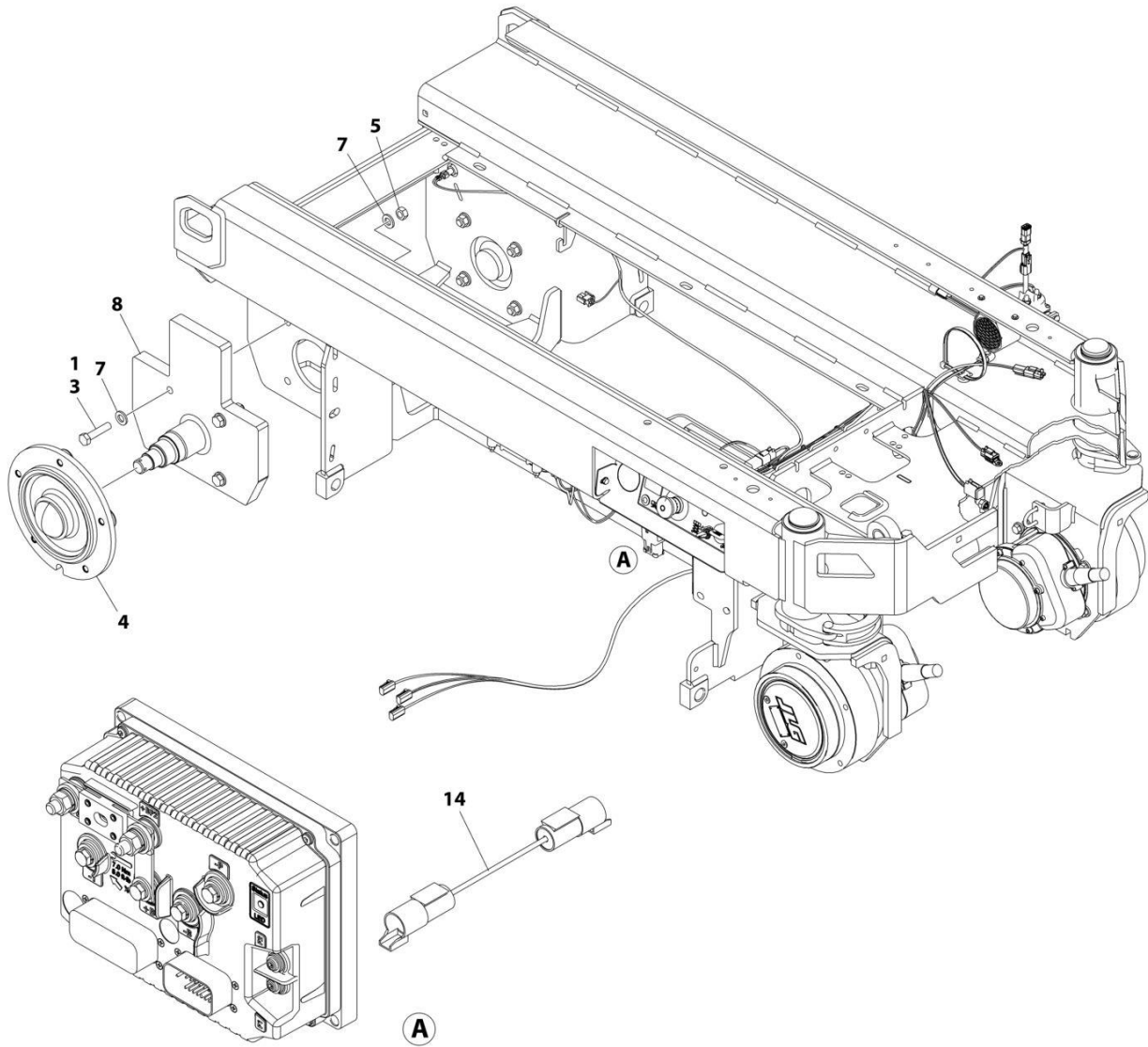
SECTION 1 - FRAME

FIGURE 1-10. STEER SPINDLE COVER INSTALLATION (CHINA SPECS)

ITEM	PART NUMBER	QTY	DESCRIPTION	REV
	1001271574	Ref	STEER SPINDLE COVER INSTALLATION	A
1	0700614	2	Bolt M6 x 30	
2	3290605	2	Nut M6	
3	4811700	4	Washer M6	
4	1001262299	2	Conduit	
5	1001262464	2	Cover, Steering	
6	1001270823	1	Conduit	

SECTION 1 - FRAME

FIGURE 1-11. REAR WHEEL HUB AND FRAME CLAMPS INSTALLATION



ART_1001256130_F

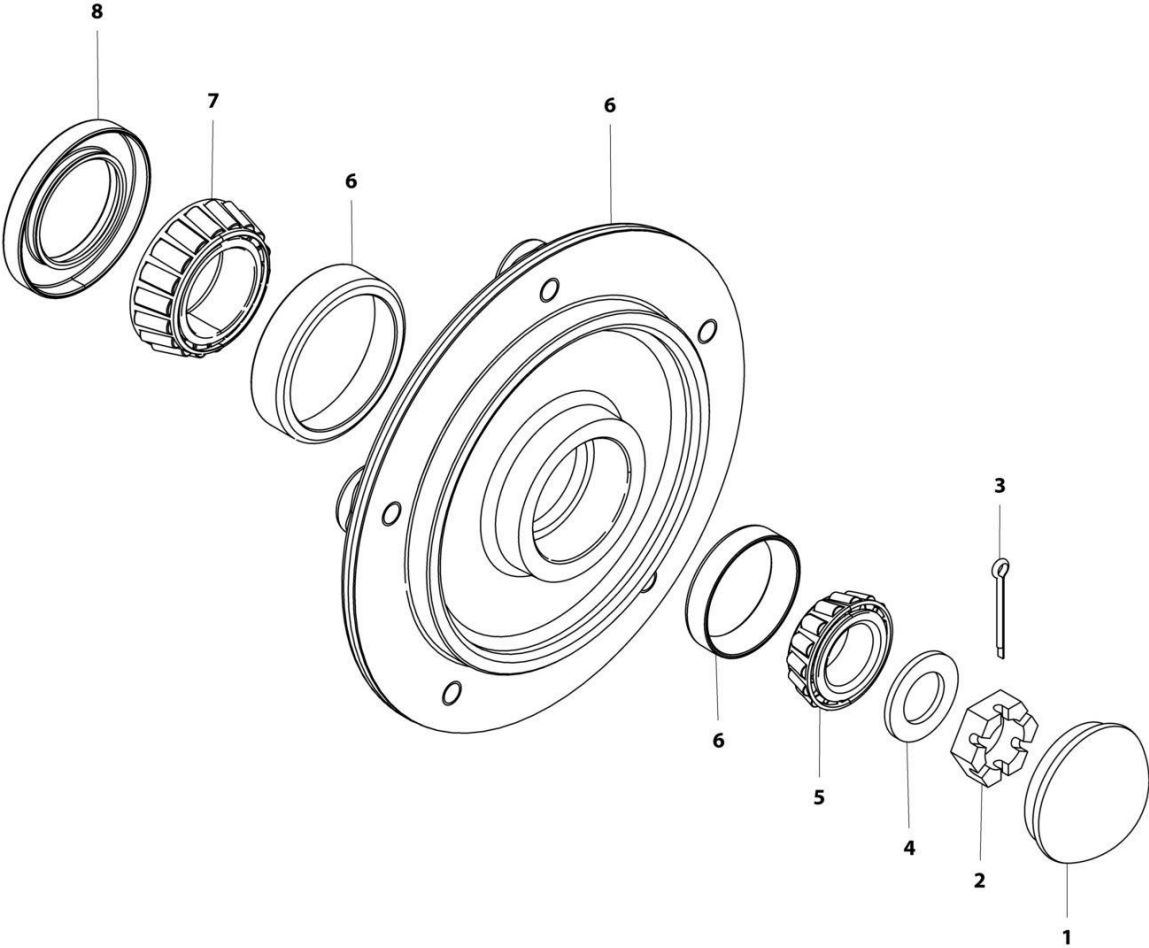
SECTION 1 - FRAME

FIGURE 1-11. REAR WHEEL HUB AND FRAME CLAMPS INSTALLATION

ITEM	PART NUMBER	QTY	DESCRIPTION	REV
	1001256130	Ref	REAR WHEEL HUB INSTALLATION	F
1	0100011	AR	Compound, Locking	
3	0711219	8	Bolt M12 x 55	
4	2780266	2	Hub Assembly - Rear (See Separate Breakdown in this Section)	
5	3331211	8	Nut M12	
7	5241200	16	Washer M12	
8	1001226423	2	Spindle Rear	
14	4923602	1	Harness, Field Wire Connection	

SECTION 1 - FRAME

FIGURE 1-12. HUB ASSEMBLY - REAR



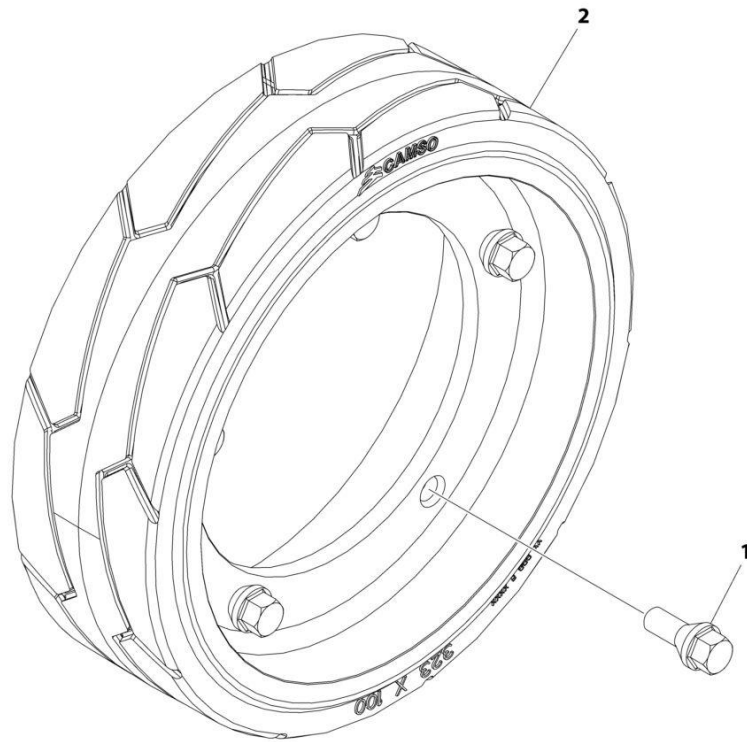
ART_2780266

FIGURE 1-12. HUB ASSEMBLY - REAR

ITEM	PART NUMBER	QTY	DESCRIPTION	REV
	2780266	Ref	HUB ASSEMBLY - REAR	E
1	1001102354	1	Cap, Dust (was p/n 7012524)	
2	3300423	1	Nut, Slotted (was p/n 7010641)	
3	3450406	1	Pin, Cotter 2 x 3/16 (was p/n 7010642)	
4	4740468	1	Washer (was p/n 7019697)	
5	1001102351	1	Bearing, Cone - Outer (was p/n 7026185)	
6	See Note	NSS	Hub (Note: Purchase Complete Assembly p/n 2780266)	
7	1001102353	1	Bearing, Cone - Inner (was p/n 7026183)	
8	1001102349	1	Seal (was p/n 7026184)	

SECTION 1 - FRAME

FIGURE 1-13. TIRE AND WHEEL INSTALLATION



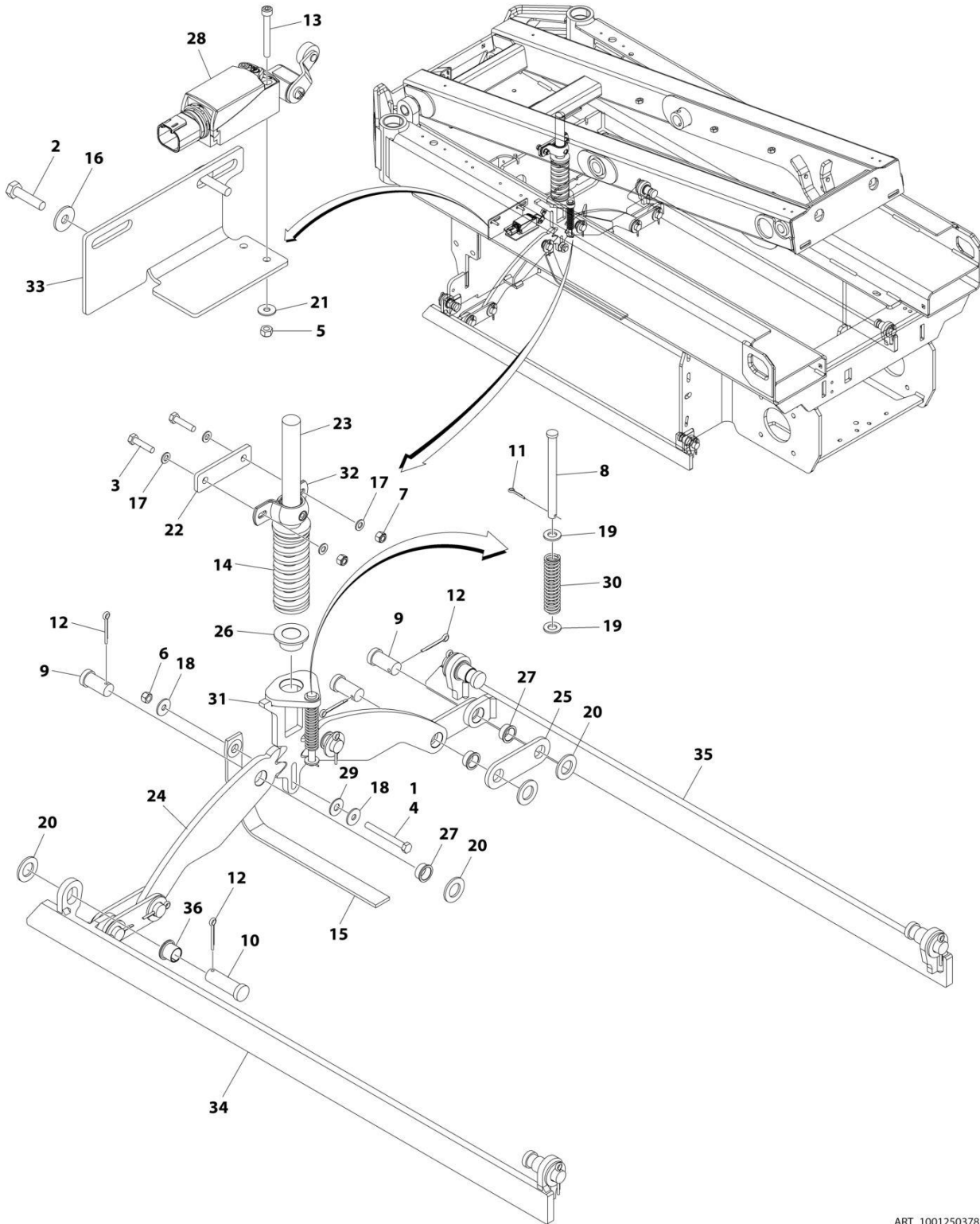
ART_1001248612

FIGURE 1-13. TIRE AND WHEEL INSTALLATION

ITEM	PART NUMBER	QTY	DESCRIPTION	REV
	1001248612	Ref	TIRE AND WHEEL ASSEMBLY	B
1	0630580	20	Bolt	
2	1001114467	4	Tire, 100 x 323	

SECTION 1 - FRAME

FIGURE 1-14. POTHOLE PROTECTION INSTALLATION



ART_1001250378

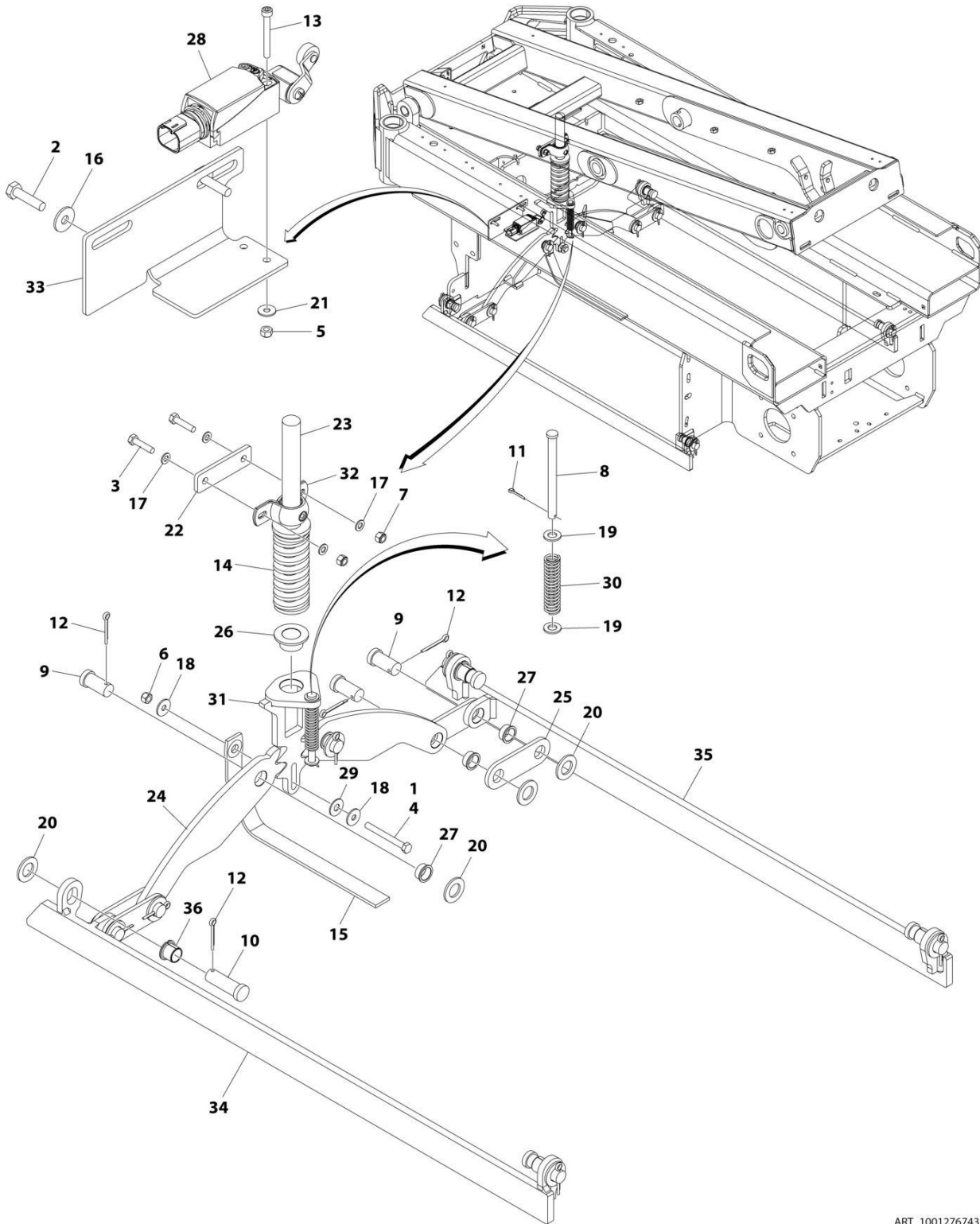
SECTION 1 - FRAME

FIGURE 1-14. POTHOLE PROTECTION INSTALLATION

ITEM	PART NUMBER	QTY	DESCRIPTION	REV
	1001250378	Ref	POTHOLE PROTECTION INSTALLATION	B
1	0100011	AR	Compound, Locking	
2	0700612	2	Bolt M6 x 25	
3	0700815	2	Bolt M8 x 35	
4	0700823	1	Bolt M8 x 75	
5	3290405	2	Nut M4	
6	3290801	1	Nut M8	
7	3290805	2	Nut M8	
8	3430636	1	Pin	
9	3431212	6	Pin	
10	3431218	4	Pin	
11	3450302	1	Pin, Cotter 7/8 x 1/2	
12	3450505	10	Pin, Cotter 5/32 x 1/2	
13	4031511	2	Capscrew M4 x 35	
14	4160202	1	Spring	
15	4240147	1	Strap, Anti-Static	
16	4811702	2	Washer M6	
17	4811900	4	Washer M8	
18	4811902	2	Washer M8	
19	4812000	2	Washer M10	
20	4812500	10	Washer M20	
21	1001091102	2	Washer M4	
22	1001202987	1	Plate, Mounting	
23	1001202988	1	Actuator (Upper)	
24	1001202994	2	Plate, Pinion	
25	1001202999	4	Link	
26	1001203869	1	Bearing	
27	1001203870	6	Bearing	
28	1001203871	1	Switch, Limit	
29	1001203872	1	Washer 3/8	
30	1001212068	1	Spring	
31	1001214526	1	Actuator (Lower)	
32	1001215953	1	Bearing	
33	1001218307	1	Plate, Sensor Mount	
34	1001251436	1	Bar (LH)	
35	1001251437	1	Bar (RH)	
36	0440263	4	Bearing	

SECTION 1 - FRAME

FIGURE 1-15. POTHOLE PROTECTION SYSTEM INSTALLATION (MACHINES WITH SN STARTING WITH G2)



ART_1001276743

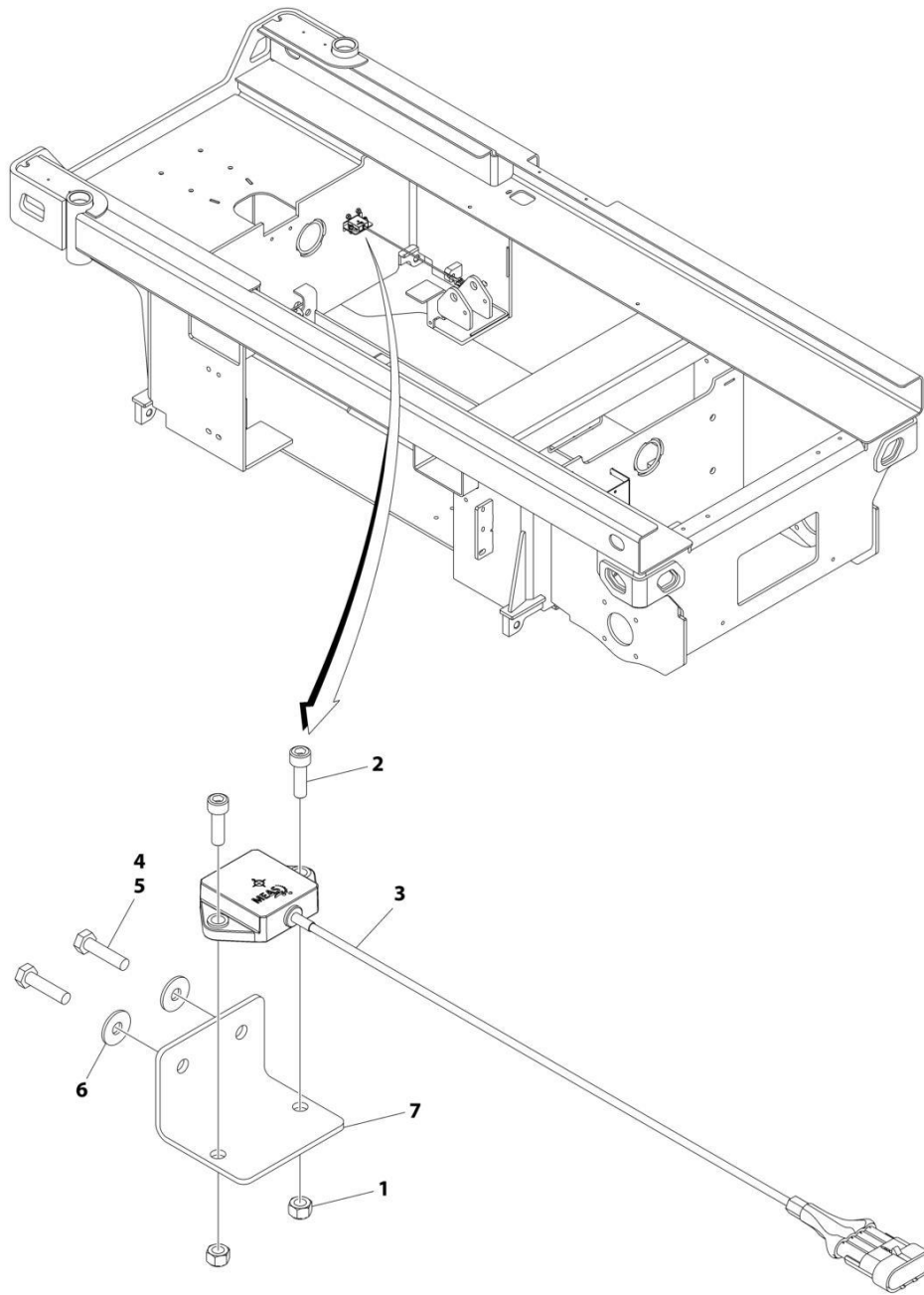
SECTION 1 - FRAME

FIGURE 1-15. POTHOLE PROTECTION SYSTEM INSTALLATION (MACHINES WITH SN STARTING WITH G2)

ITEM	PART NUMBER	QTY	DESCRIPTION	REV
	1001276743	Ref	POTHOLE PROTECTION SYSTEM INSTALLATION	A
1	0100011	AR	Compound, Locking	
2	0700612	2	Bolt M6 x 25	
3	0700815	2	Bolt M8 x 35	
4	0700823	1	Bolt M8 x 75	
5	3290405	2	Nut M4	
6	3290801	1	Nut M8	
7	3290805	2	Nut M8	
8	3430636	1	Pin	
9	3431212	6	Pin	
10	3431218	4	Pin	
11	3450302	1	Pin, Cotter 7/8 x 1/2	
12	3450505	10	Pin, Cotter 5/32 x 1/2	
13	4031511	2	Capscrew M4 x 35	
14	1001276718	1	Spring	
15	4240147	1	Strap, Anti-Static	
16	4811702	2	Washer M6	
17	4811900	4	Washer M8	
18	4811902	2	Washer M8	
19	4812000	2	Washer M10	
20	4812500	10	Washer M20	
21	1001091102	2	Washer M4	
22	1001202987	1	Plate, Mounting	
23	1001202988	1	Actuator (Upper)	
24	1001202994	2	Plate, Pinion	
25	1001202999	4	Link	
26	1001276720	1	Bearing	
27	1001276721	6	Bearing	
28	1001276741	1	Switch, Limit	
29	1001203872	1	Washer 3/8	
30	1001212068	1	Spring	
31	1001214526	1	Actuator (Lower)	
32	1001215953	1	Bearing	
33	1001218307	1	Plate, Sensor Mount	
34	1001251436	1	Bar (LH)	
35	1001251437	1	Bar (RH)	
36	1001276722	4	Bearing	

SECTION 1 - FRAME

FIGURE 1-16. TILT SENSOR INSTALLATION



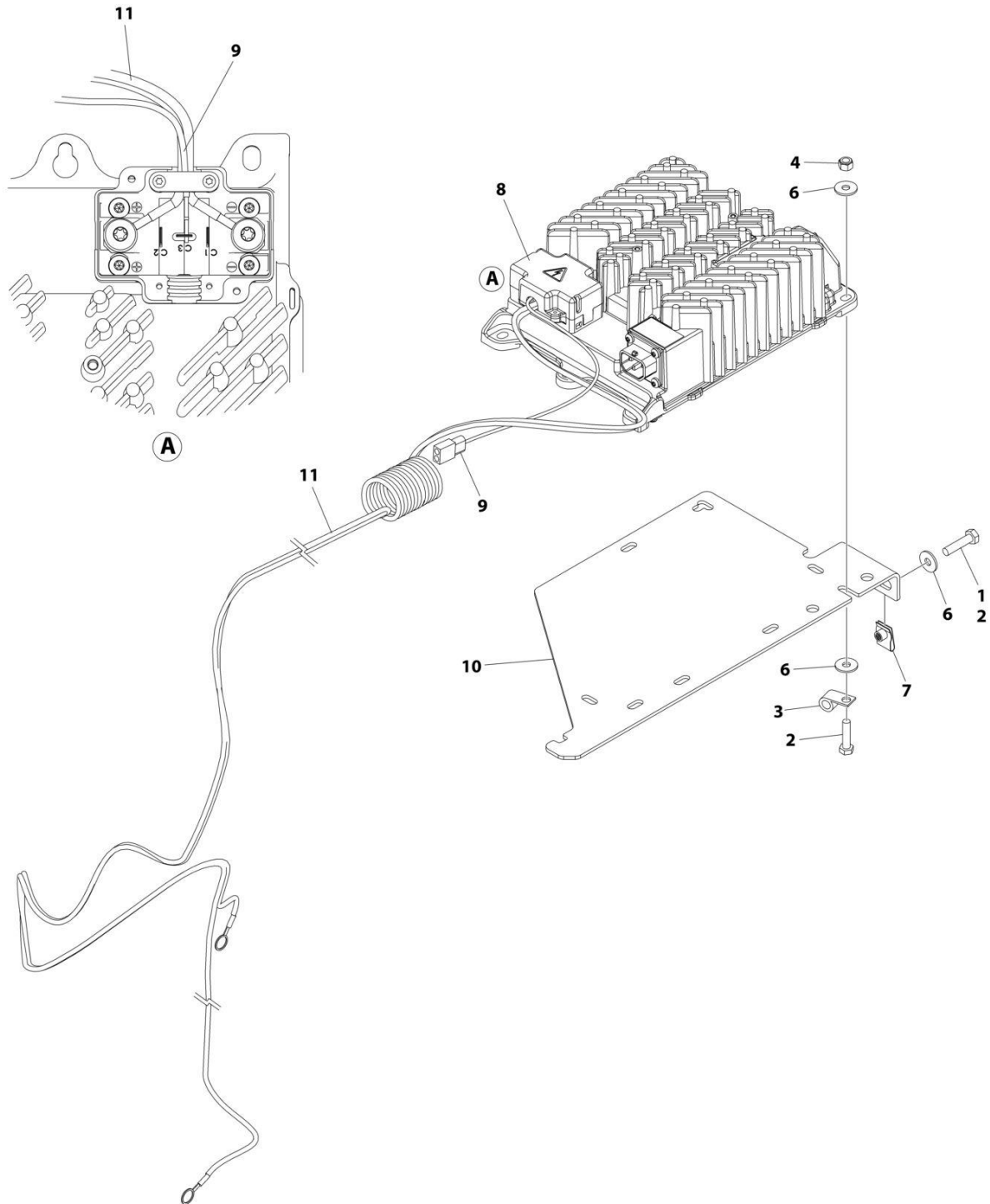
ART_1001214217

FIGURE 1-16. TILT SENSOR INSTALLATION

ITEM	PART NUMBER	QTY	DESCRIPTION	REV
	1001214217	Ref	TILT SENSOR INSTALLATION	D
1	3290601	2	Nut M6	
2	4031708	2	Capscrew M6 x 20	
3	1001186466	1	Sensor, Tilt	
4	0100011	AR	Compound, Locking	
5	0700612	2	Bolt M6 x 25	
6	4811702	2	Washer M6	
7	1001217059	1	Plate, Mounting	

SECTION 1 - FRAME

FIGURE 1-17. BATTERY CHARGER INSTALLATION - DELTA-Q (WITHOUT COMMUNICATION PORT)



ART_1001263256

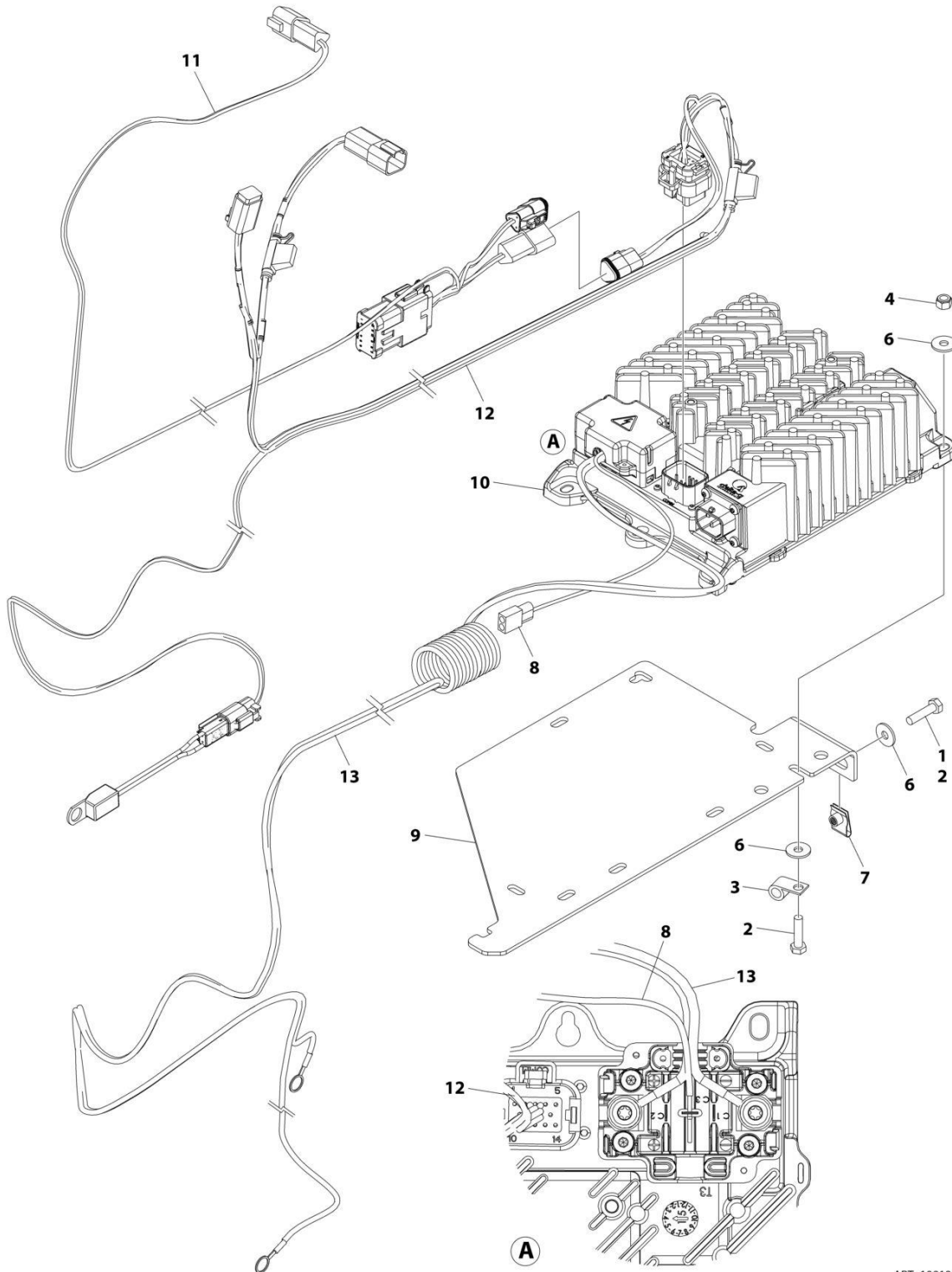
SECTION 1 - FRAME

FIGURE 1-17. BATTERY CHARGER INSTALLATION - DELTA-Q (WITHOUT COMMUNICATION PORT)

ITEM	PART NUMBER	QTY	DESCRIPTION	REV
	1001263256	Ref	BATTERY CHARGER INSTALLATION - DELTA-Q	A
1	0100011	AR	Compound, Locking	
2	0760612	5	Bolt M6 x 25	
3	1321293	1	Clamp	
4	3290605	3	Nut M6	
5	4240017	AR	Tie-Strap (Not Shown)	
6	4811702	8	Washer M6	
7	1001130220	2	Nut, Tinnerman M6	
8	1001200561	1	Charger, Battery - Delta-Q	
9	1001207009	1	Charger Interlock Harness	
9	4460424	1	Receptacle, Female - 2 Position	
9	4460227	2	Pin, Male	
10	1001236139	1	Bracket	
11	1001256642	1	Charger DC Connection Harness	

SECTION 1 - FRAME

FIGURE 1-18. BATTERY CHARGER INSTALLATION - DELTA-Q (WITH COMMUNICATION PORT)



ART_1001263257

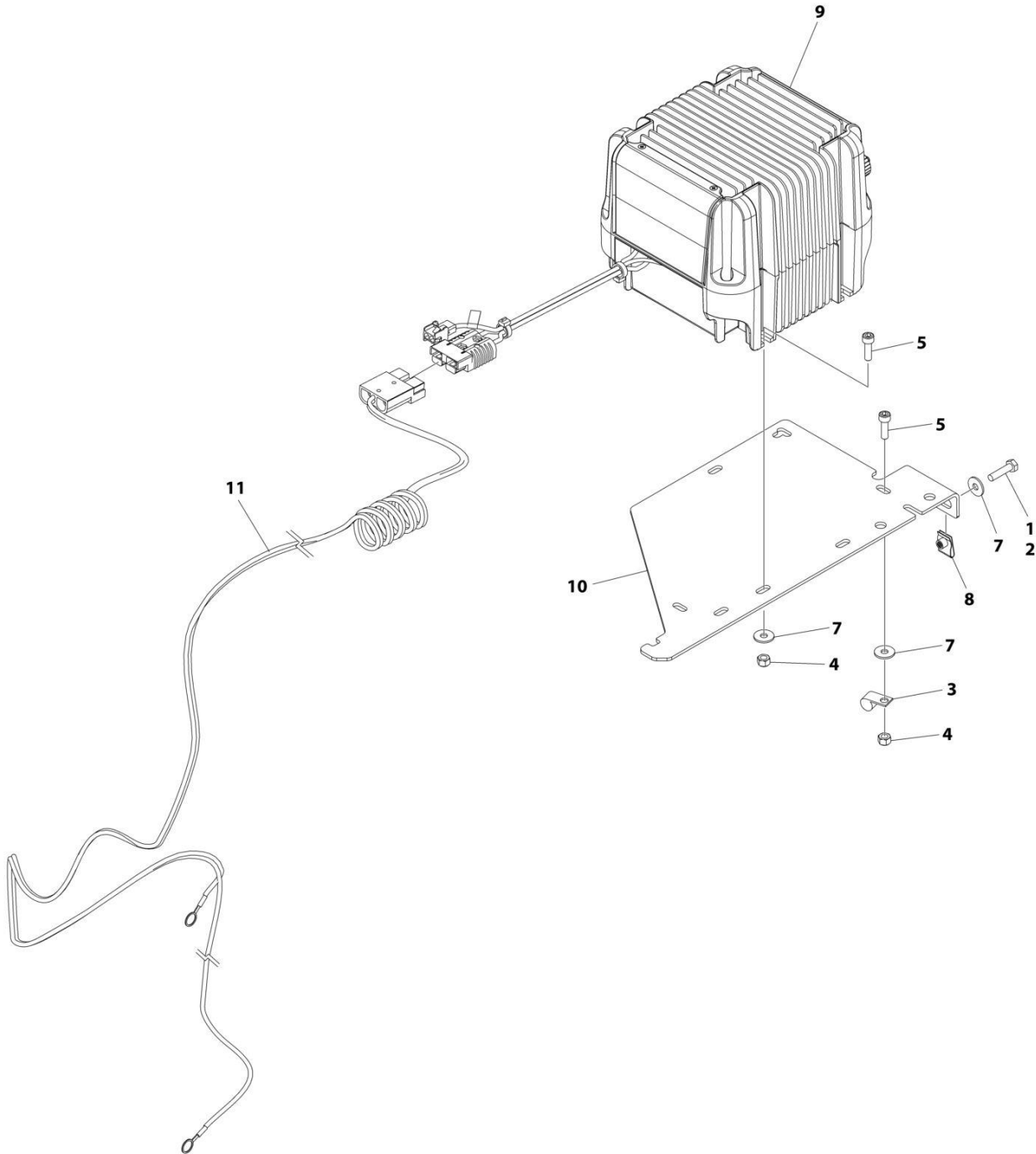
SECTION 1 - FRAME

FIGURE 1-18. BATTERY CHARGER INSTALLATION - DELTA-Q (WITH COMMUNICATION PORT)

ITEM	PART NUMBER	QTY	DESCRIPTION	REV
	1001263257	Ref	BATTERY CHARGER INSTALLATION - DELTA-Q	A
1	0100011	AR	Compound, Locking	
2	0760612	5	Bolt M6 x 25	
3	1321293	1	Clamp	
4	3290605	3	Nut M6	
5	4240017	AR	Tie-Strap (Not Shown)	
6	4811702	8	Washer M6	
7	1001130220	2	Nut, Tinnerman M6	
8	1001207009	1	Charger Interlock Harness	
8	4460424	1	Receptacle, Female - 2 Position	
8	4460227	2	Pin, Male	
9	1001236139	1	Bracket	
10	1001253952	1	Charger, Battery - Delta-Q	
11	1001254027	1	Can Splice Harness (See Separate Breakdown in ELECTRICAL Section)	
12	1001254028	1	Charger To Battery Harness (See Separate Breakdown in ELECTRICAL Section)	
13	1001256642	1	Battery Charger to DC Connection Cable	

SECTION 1 - FRAME

**FIGURE 1-19. BATTERY CHARGER INSTALLATION - GREEN POWER (LOCALLY SUPPLIED PLUG)
(MACHINES WITH SN STARTING WITH 12, B2 & G2)**



ART_1001263259

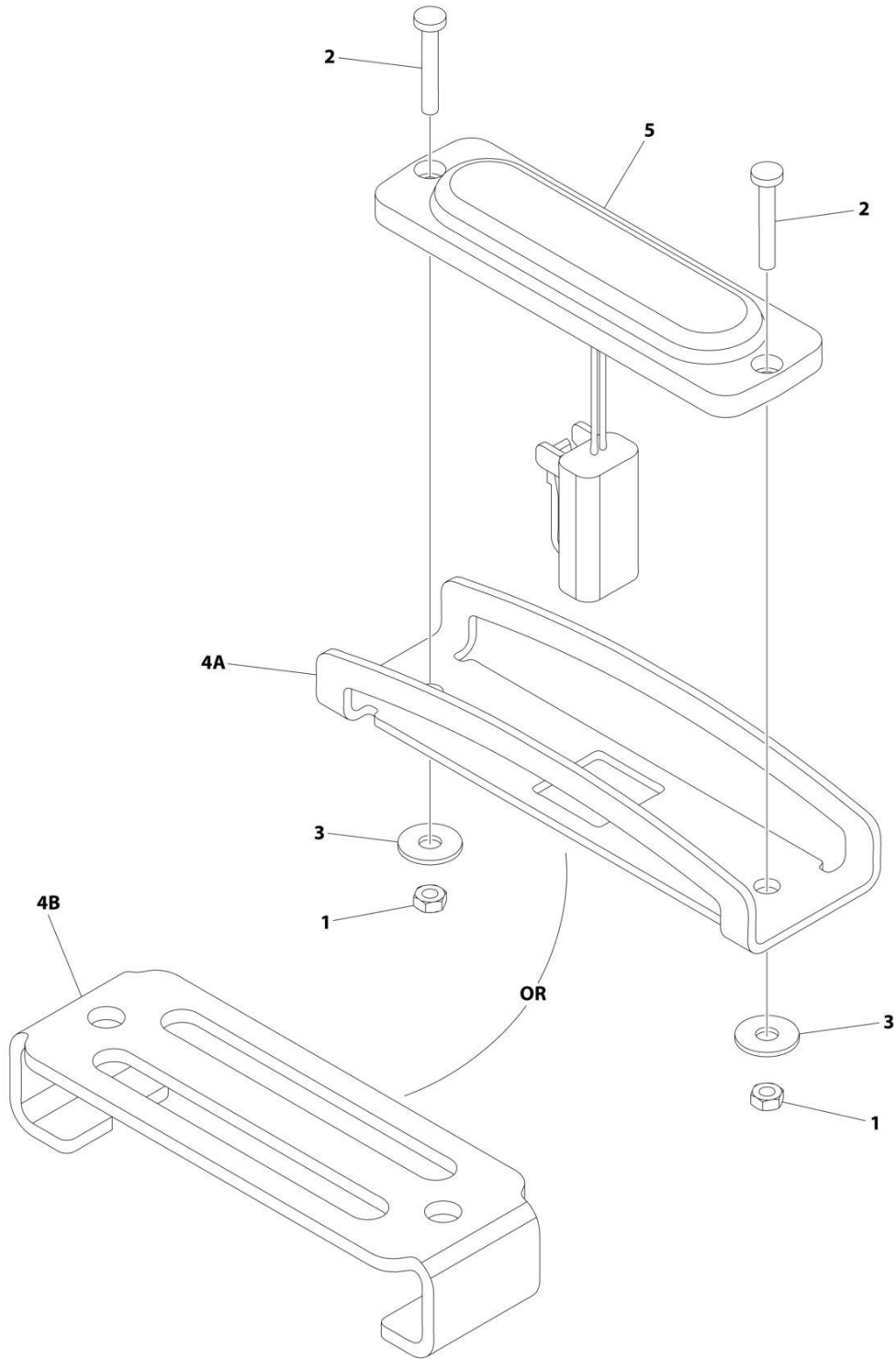
SECTION 1 - FRAME

**FIGURE 1-19. BATTERY CHARGER INSTALLATION - GREEN POWER (LOCALLY SUPPLIED PLUG)
(MACHINES WITH SN STARTING WITH 12, B2 & G2)**

ITEM	PART NUMBER	QTY	DESCRIPTION	REV
	1001263259	Ref	BATTERY CHARGER INSTALLATION - GREEN POWER	A
1	0100011	AR	Compound, Locking	
2	0700612	2	Bolt M6 x 25	
3	1321293	1	Clamp, Cable	
4	3290605	4	Nut M6	
5	4031708	4	Capscrew M6 x 20	
6	4240017	AR	Tie-Strap (Not Shown)	
7	4811702	6	Washer M6	
8	1001130220	2	Nut, Tinnerman M6	
9	1001205598	1	Charger, Battery Green Power	
10	1001236139	1	Bracket	
11	1001256643	1	Charger DC Connection Harness	

SECTION 1 - FRAME

FIGURE 1-20. STROBE LIGHT INSTALLATION – SINGLE (AMBER) (WITH GUARD)



ART_1001242697

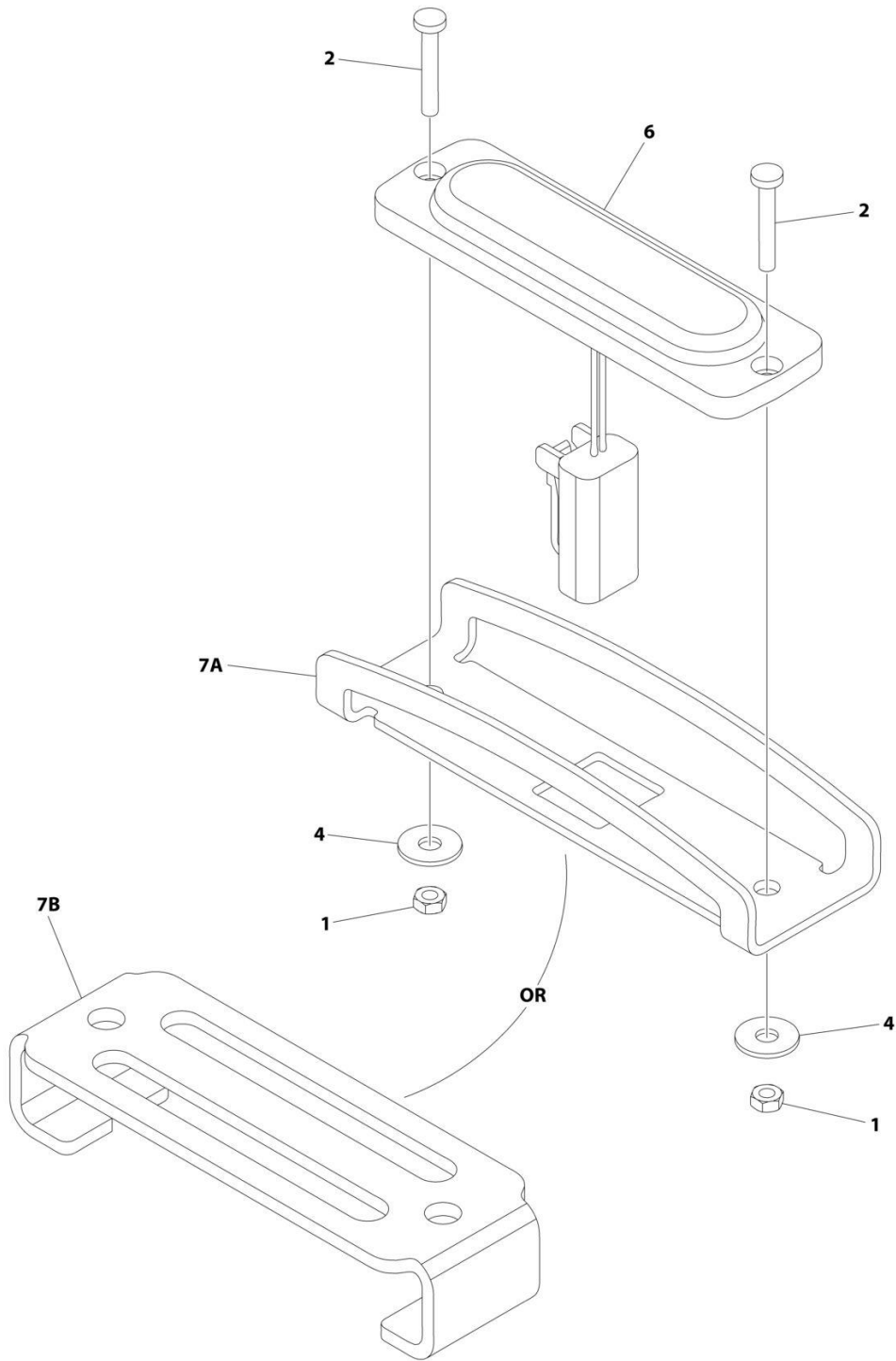
SECTION 1 - FRAME

FIGURE 1-20. STROBE LIGHT INSTALLATION – SINGLE (AMBER) (WITH GUARD)

ITEM	PART NUMBER	QTY	DESCRIPTION	REV
	1001242697	Ref	STROBE LIGHT INSTALLATION - SINGLE (AMBER) (WITH GUARD)	D
1	3290305	2	Nut M3	
2	4010310	2	Screw M3 x 20	
3	1001091102	2	Washer M4	
4A	1001242539	1	Guard	
4B	1001239661	1	Cover	
5	1001239224	1	Light, Strobe	
5	4460891	1	Plug, Male - 2 Position	
5	4460465	2	Socket, Female	

SECTION 1 - FRAME

FIGURE 1-21. STROBE LIGHT INSTALLATION – DUAL (AMBER) (WITH GUARD)



ART_1001247862

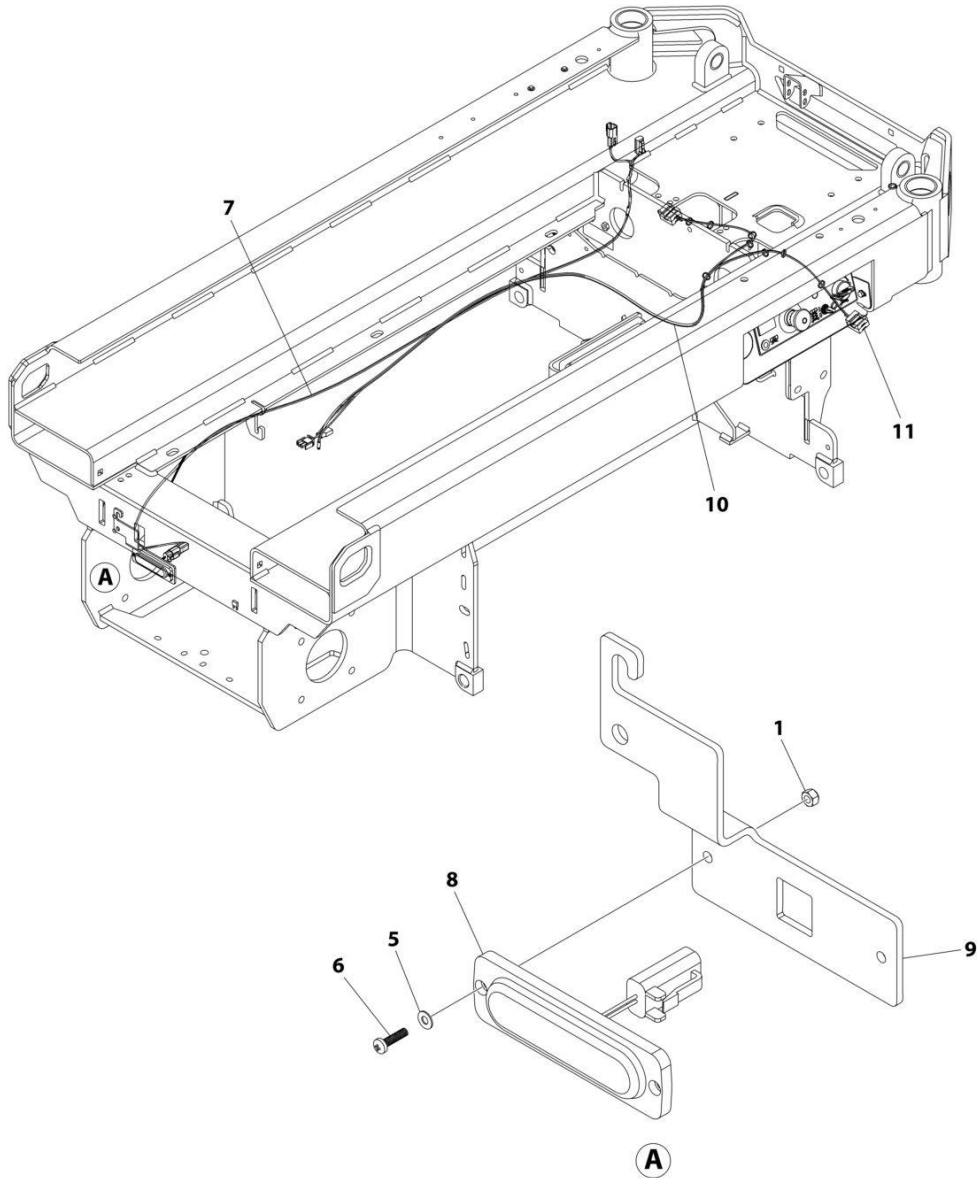
SECTION 1 - FRAME

FIGURE 1-21. STROBE LIGHT INSTALLATION – DUAL (AMBER) (WITH GUARD)

ITEM	PART NUMBER	QTY	DESCRIPTION	REV
	1001247862	Ref	STROBE LIGHT INSTALLATION - DUAL (AMBER) (WITH GUARD)	C
1	3290305	4	Nut M3	
2	4010310	4	Screw M3 x 20	
3	4240018	AR	Tie-Strap (Not Shown)	
4	1001091102	4	Washer M4	
5	1001201707	1	Strobe Light Jumper Harness (Not Shown)	
6	1001239224	2	Light, Strobe	
6	4460891	1	Plug, Male - 2 Position	
6	4460465	2	Socket, Female	
7A	1001242539	2	Guard	
7B	1001239661	2	Cover	

SECTION 1 - FRAME

FIGURE 1-22. BEACON ZN INSTALLATION



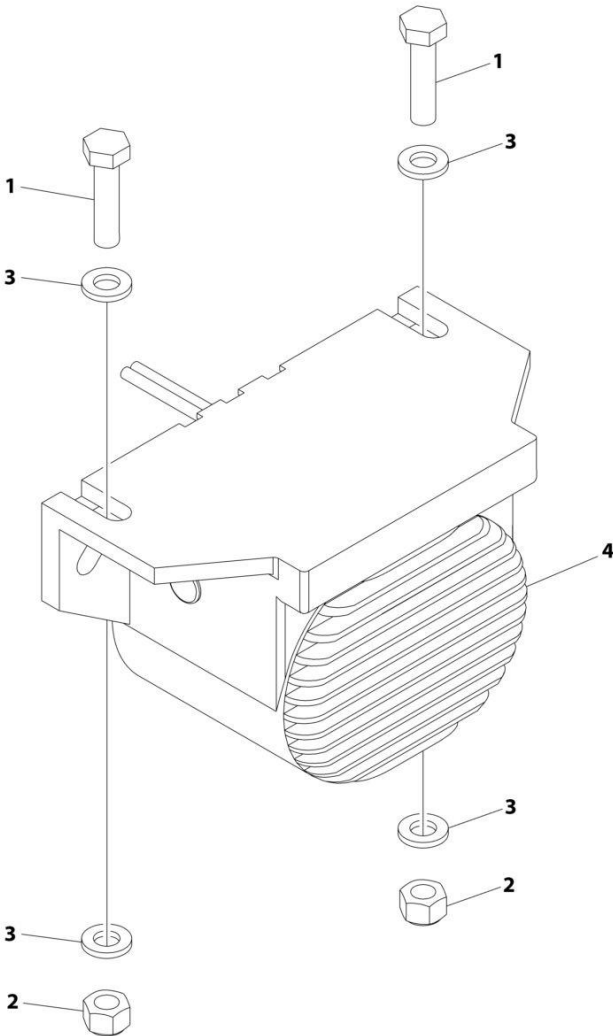
ART_1001277151

FIGURE 1-22. BEACON ZN INSTALLATION

ITEM	PART NUMBER	QTY	DESCRIPTION	REV
	1001277151	Ref	BEACON ZN INSTALLATION	A
1	3290305	2	Nut M3	
2	4240017	AR	Tie-Strap (Not Shown)	
3	8229242	10	Fuse (Not Shown)	
4	8229244	10	Fuse (Not Shown)	
5	1001110544	2	Washer M3	
6	1001198576	2	Screw M3	
7	1001215216	1	Harness, Beacon Jumper	
8	1001239224	1	Lamp, Beacon Slim	
9	1001272614	1	Bracket, Beacon Slim	
10	1001272889	1	Harness, Motor Temperature Switch	
11	1001277396	2	Holder, Sensor Mount	

SECTION 1 - FRAME

FIGURE 1-23. ALARM INSTALLATION (AMBIENT/WHITE NOISE) (OPTIONAL)



ART_1001204495

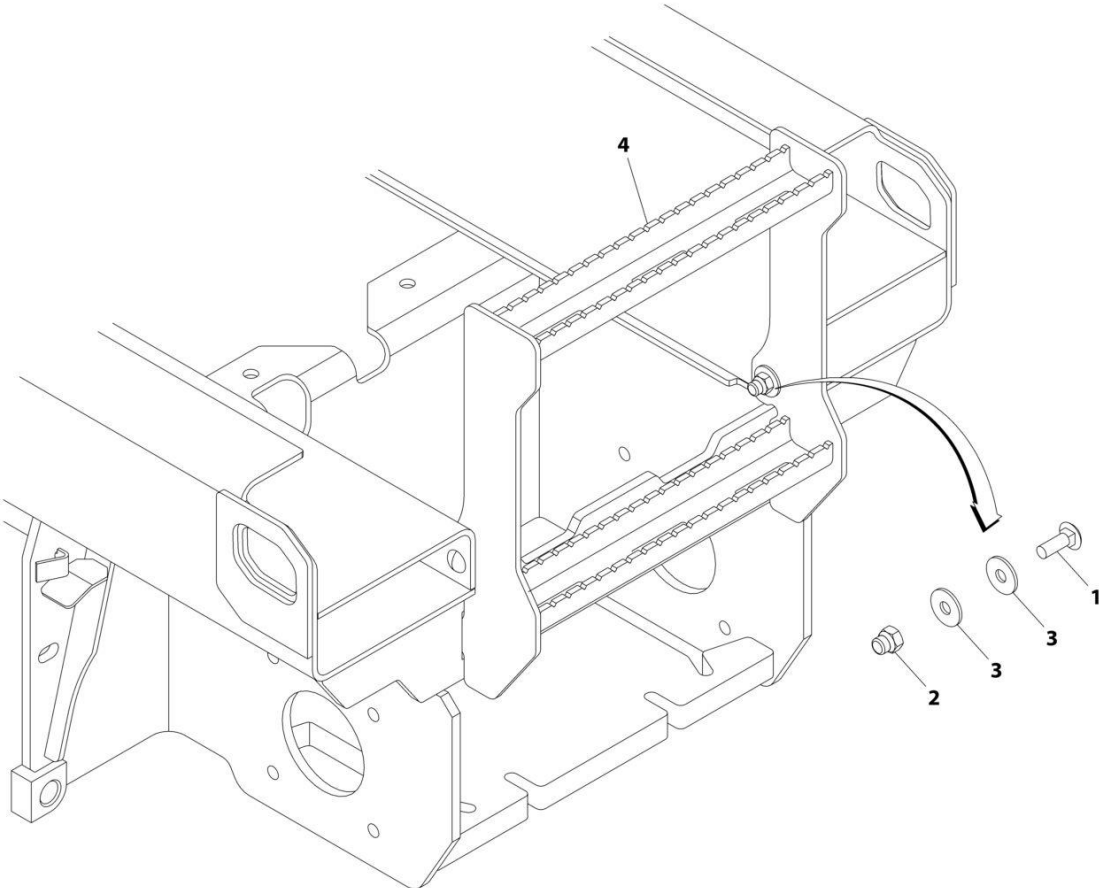
SECTION 1 - FRAME

FIGURE 1-23. ALARM INSTALLATION (AMBIENT/WHITE NOISE) (OPTIONAL)

ITEM	PART NUMBER	QTY	DESCRIPTION	REV
	1001204495	Ref	ALARM INSTALLATION (AMBIENT/WHITE NOISE)	B
1	0760612	2	Bolt M6 x 25	
2	3290605	2	Nut M6	
3	4811700	4	Washer M6	
4	1001182806	1	Alarm	
4	4460897	1	Receptacle, Female - 2 Position	
4	4460464	2	Pin, Male	

SECTION 1 - FRAME

FIGURE 1-24. LADDER INSTALLATION



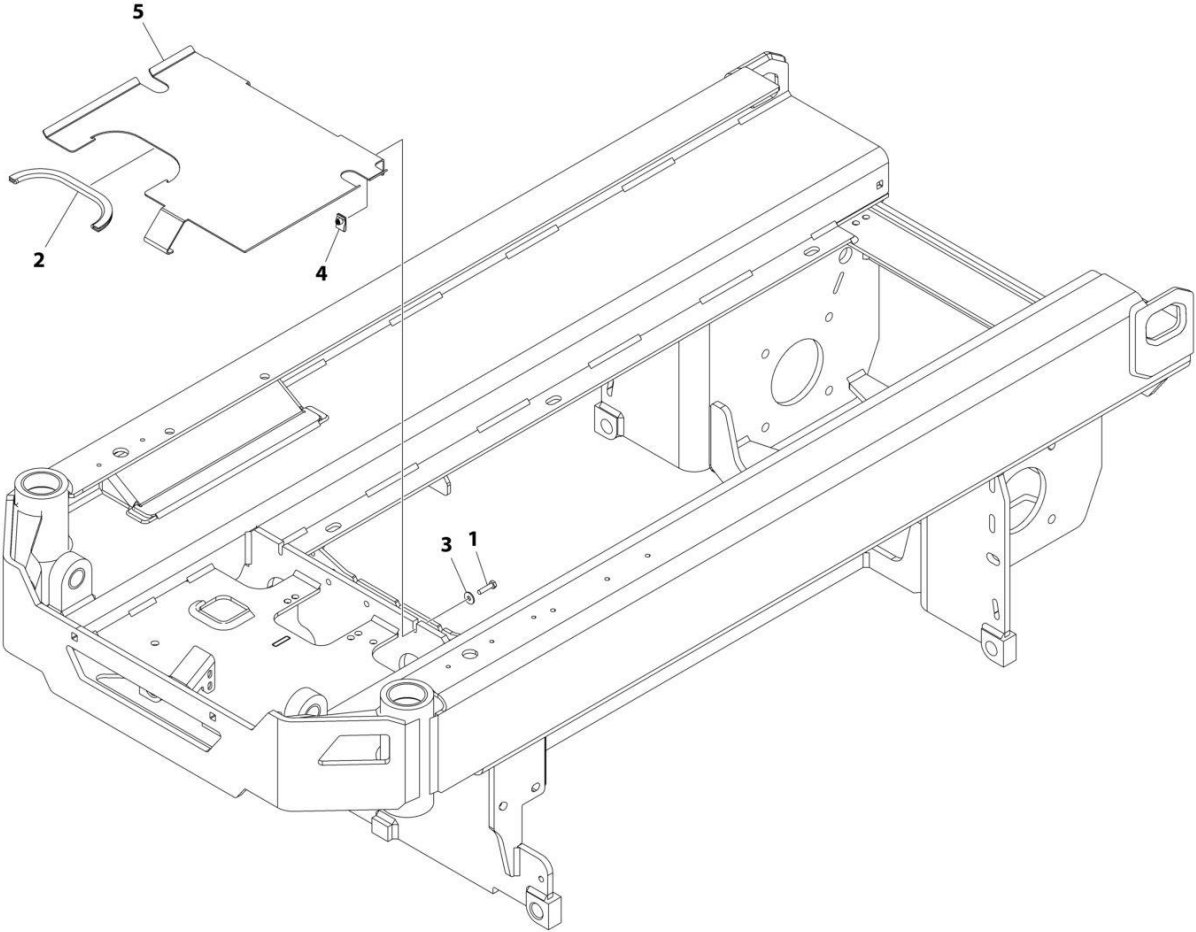
ART_1001203453

FIGURE 1-24. LADDER INSTALLATION

ITEM	PART NUMBER	QTY	DESCRIPTION	REV
	1001203453	Ref	LADDER INSTALLATION	C
1	0630613	2	Bolt M10 x 30	
2	3291006	2	Nut M10	
3	4812002	AR	Washer M10	
4	1001203457	1	Ladder	

SECTION 1 - FRAME

FIGURE 1-25. FRAME COVERS INSTALLATION (ES1932)



ART_1001250431

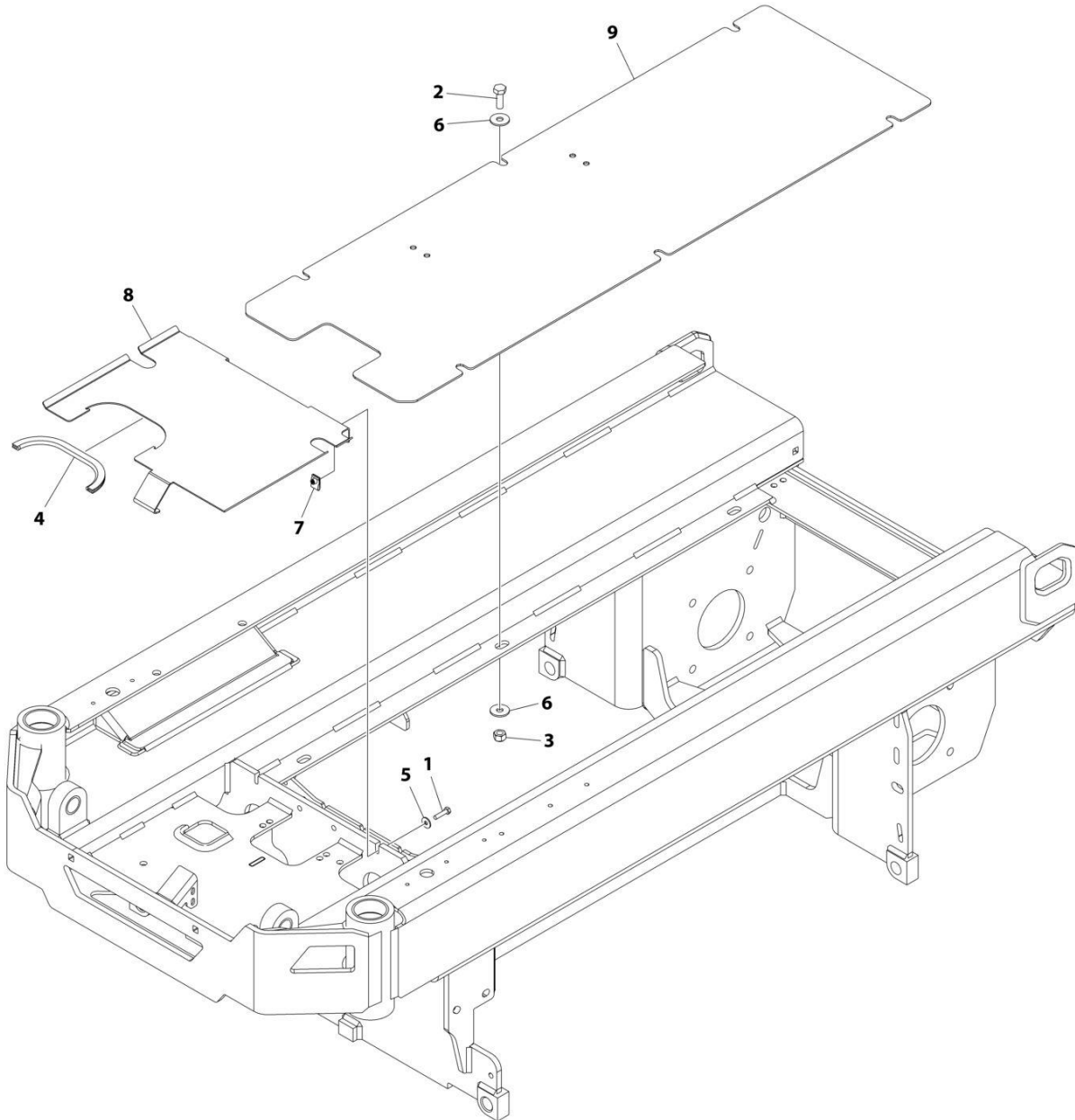
SECTION 1 - FRAME

FIGURE 1-25. FRAME COVERS INSTALLATION (ES1932)

ITEM	PART NUMBER	QTY	DESCRIPTION	REV
	1001250431	Ref	FRAME COVERS INSTALLATION	A
1	0700612	2	Bolt M6 x 25	
2	4060803	12.99 in /33cm	Flex-Trim	
3	4811702	2	Washer M6	
4	1001130220	2	Nut, Tinnerman M6	
5	1001227966	1	Cover	

SECTION 1 - FRAME

FIGURE 1-26. FRAME COVERS INSTALLATION (ES1932I)



ART_1001253359

SECTION 1 - FRAME

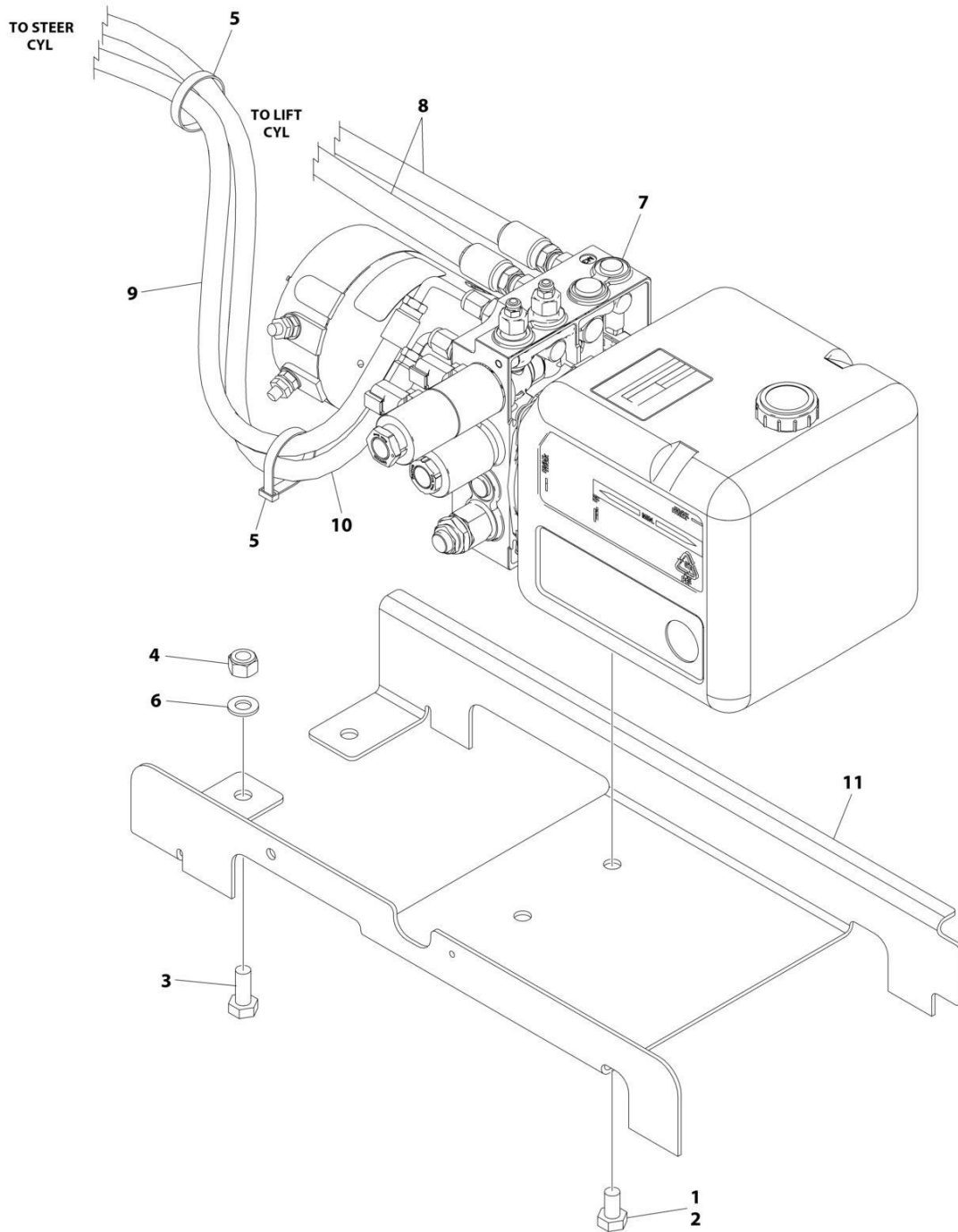
FIGURE 1-26. FRAME COVERS INSTALLATION (ES1932I)

ITEM	PART NUMBER	QTY	DESCRIPTION	REV
	1001253359	Ref	FRAME COVERS INSTALLATION	B
1	0700612	2	Bolt M6 x 25	
2	0701014	6	Bolt M10 x 30	
3	3291005	6	Nut M10	
4	4060803	12.99 in /33cm	Flex-Trim	
5	4811702	2	Washer M6	
6	4812002	12	Washer M10	
7	1001130220	2	Nut, Tinnerman M6	
8	1001227966	1	Cover	
9	1001253039	1	Cover	

SECTION 2 - GROUND CONTROLS

SECTION 2 - GROUND CONTROLS

FIGURE 2-1. PUMP/MOTOR/TANK AND HOSES INSTALLATION



ART_1001256288_F

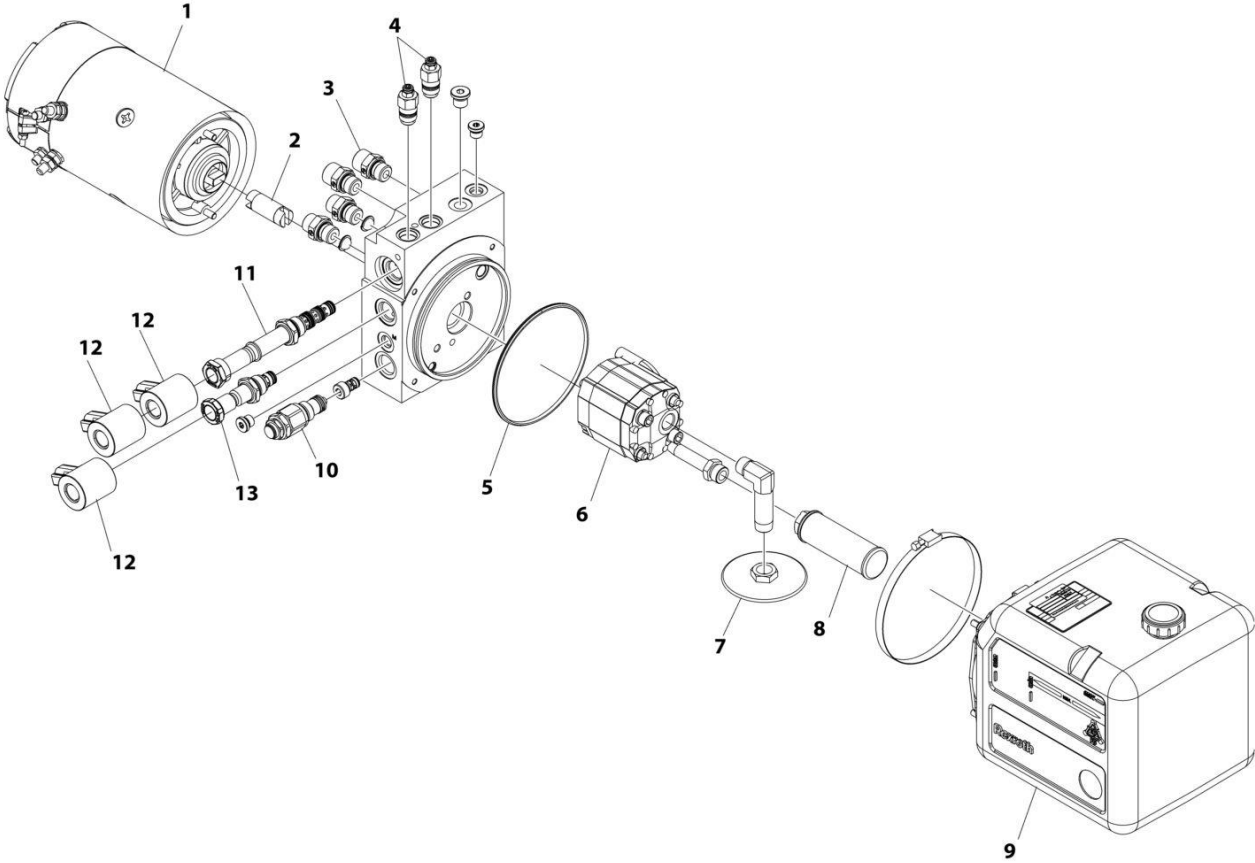
SECTION 2 - GROUND CONTROLS

FIGURE 2-1. PUMP/MOTOR/TANK AND HOSES INSTALLATION

ITEM	PART NUMBER	QTY	DESCRIPTION	REV
	1001256288	Ref	PUMP/MOTOR/TANK AND HOSES INSTALLATION	F
1	0100011	AR	Compound, Locking	
2	0761008	2	Bolt M10 x 16	
3	0761012	2	Bolt M10 x 25	
4	3291005	2	Nut M10	
5	4240018	AR	Tie-Strap	
6	4812000	2	Washer M10	
7	1001274484	1	Pump/Motor/Tank Assembly (See Separate Breakdown in this Section)	
8	1001256330	2	Hose	
9	1001258955	1	Hose	
10	1001258956	1	Hose	
11	1001256936	1	Bracket	

SECTION 2 - GROUND CONTROLS

FIGURE 2-2. PUMP/MOTOR/TANK ASSEMBLY



ART_1001274484

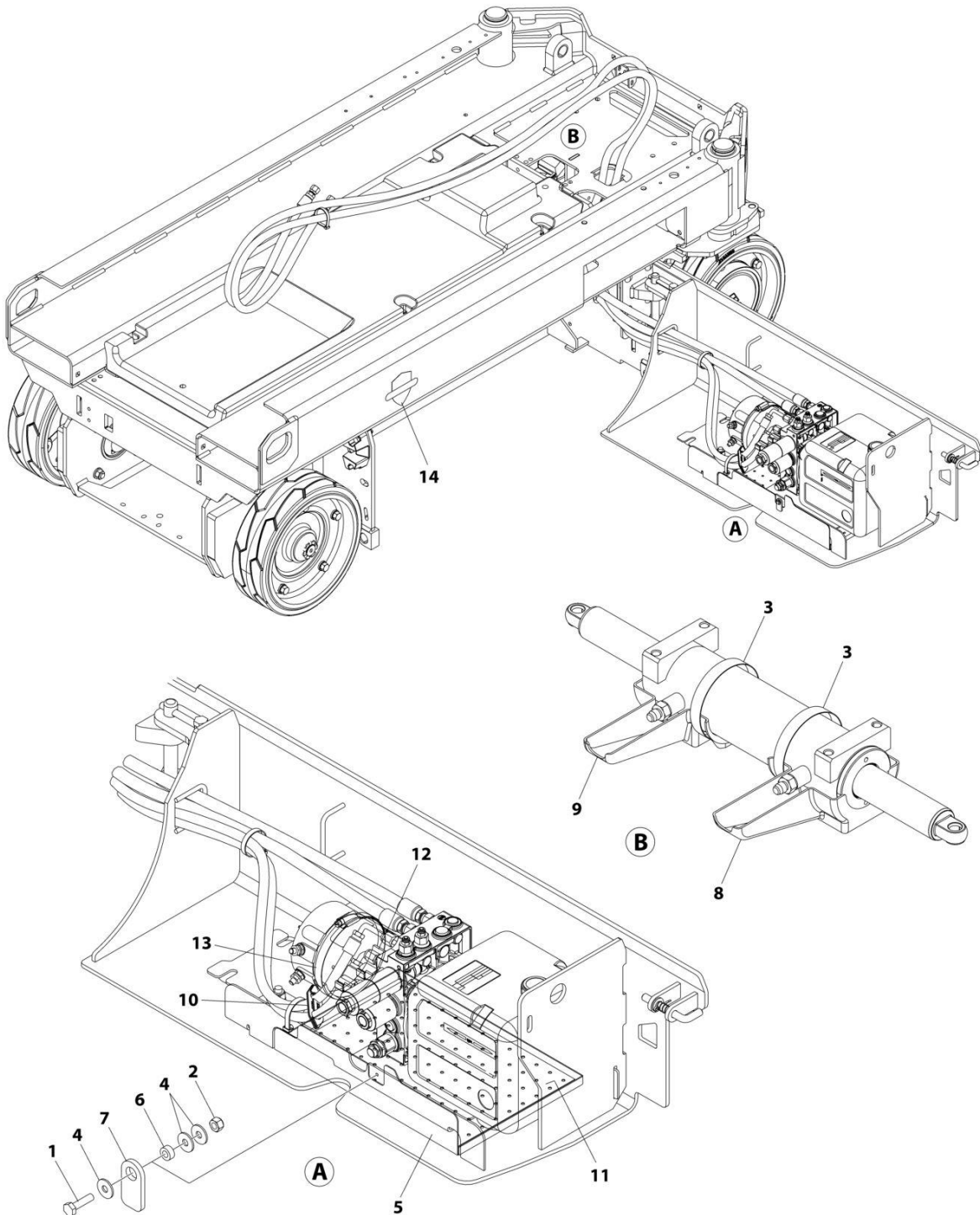
SECTION 2 - GROUND CONTROLS

FIGURE 2-2. PUMP/MOTOR/TANK ASSEMBLY

ITEM	PART NUMBER	QTY	DESCRIPTION	REV
	1001274484	Ref	PUMP/MOTOR/TANK ASSEMBLY	A
1	70007123	1	Motor	
2	See Note	1	Coupling (Note: Purchase Complete Assembly)	
3	70007613	1	Filter & Fitting Kit	
4	70007615	2	Relief, Valve	
5	See Note	1	Seal (Note: Purchase Complete Assembly)	
6	70007616	1	Pump	
7	70007706	1	Filter, Suction	
8	70003734	1	Filter, Return	
9	See Note	1	Tank (Note: Purchase Complete Assembly)	
10	70007614	1	Relief, Valve	
11	70007589	1	Solenoid	
12	70007590	3	Coil	
13	70007588	1	Solenoid	

SECTION 2 - GROUND CONTROLS

FIGURE 2-3. CLEANGUARD INSTALLATION (MACHINES WITH SN STARTING WITH 12, B2, M2 & G2)



ART_1001263358

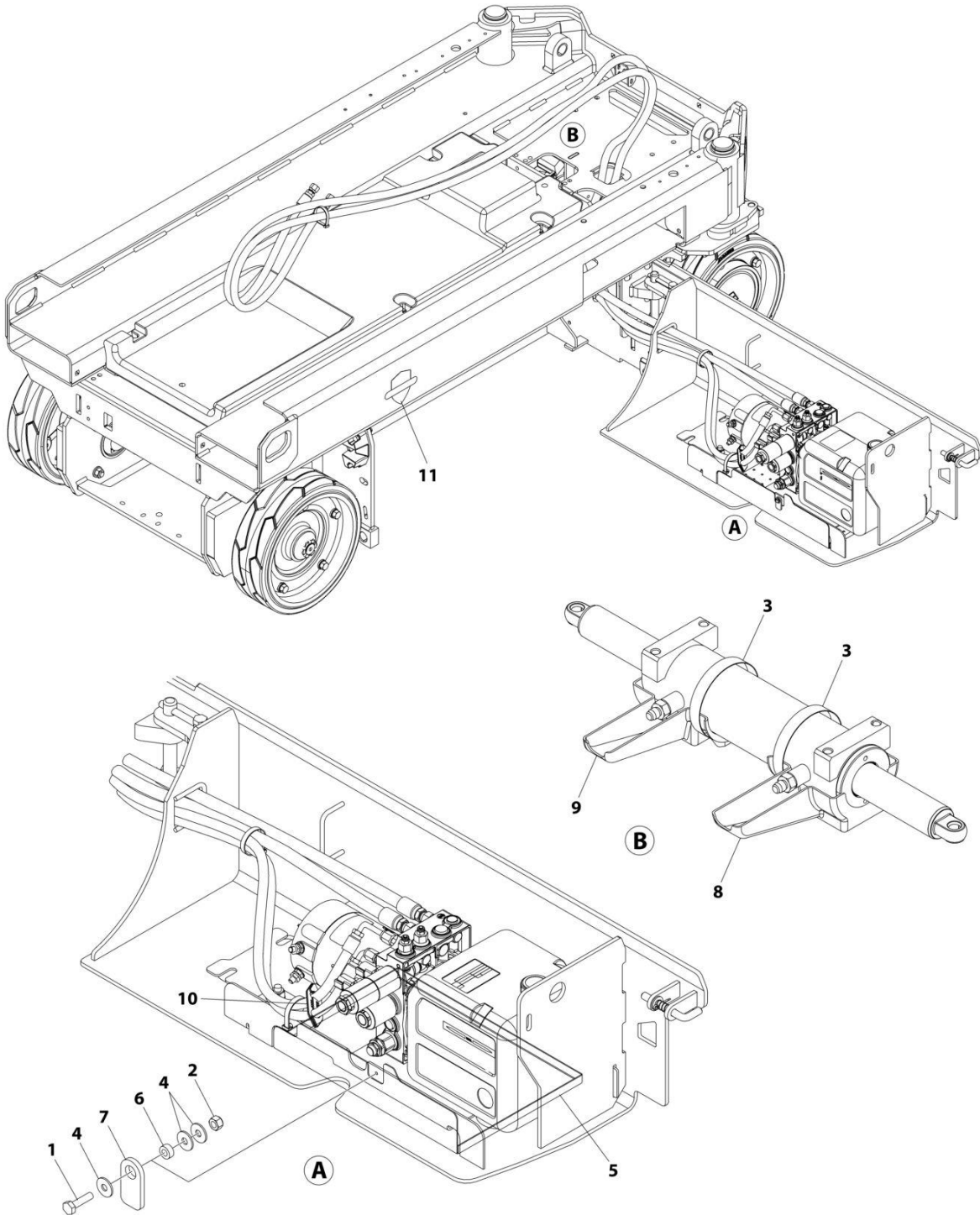
SECTION 2 - GROUND CONTROLS

FIGURE 2-3. CLEAN GUARD INSTALLATION (MACHINES WITH SN STARTING WITH 12, B2, M2 & G2)

ITEM	PART NUMBER	QTY	DESCRIPTION	REV
	1001263358	Ref	CLEAN GUARD INSTALLATION	E
1	0760408	1	Bolt M4 x 16	
2	3290405	1	Nut M4	
3	8405204	2	Clamp	
4	1001091102	3	Washer M4	
5	1001260501	1	Tray	
6	1001260503	1	Bushing	
7	1001260504	1	Plate, Stopper	
8	1001260861	1	Tray (LH)	
9	1001260862	1	Tray (RH)	
10	1001260887	2	Plate, Oil Diverting	
11	1001263359	1	Pad	
12	1001263785	1	Pad	
13	1001279795	1	Clamp	
14	1001262581	1	Decal - Clean Guard	

SECTION 2 - GROUND CONTROLS

FIGURE 2-4. CLEAN GUARD INSTALLATION (MACHINES WITH SN STARTING WITH 12, B2 & G2)



ART_1001270834

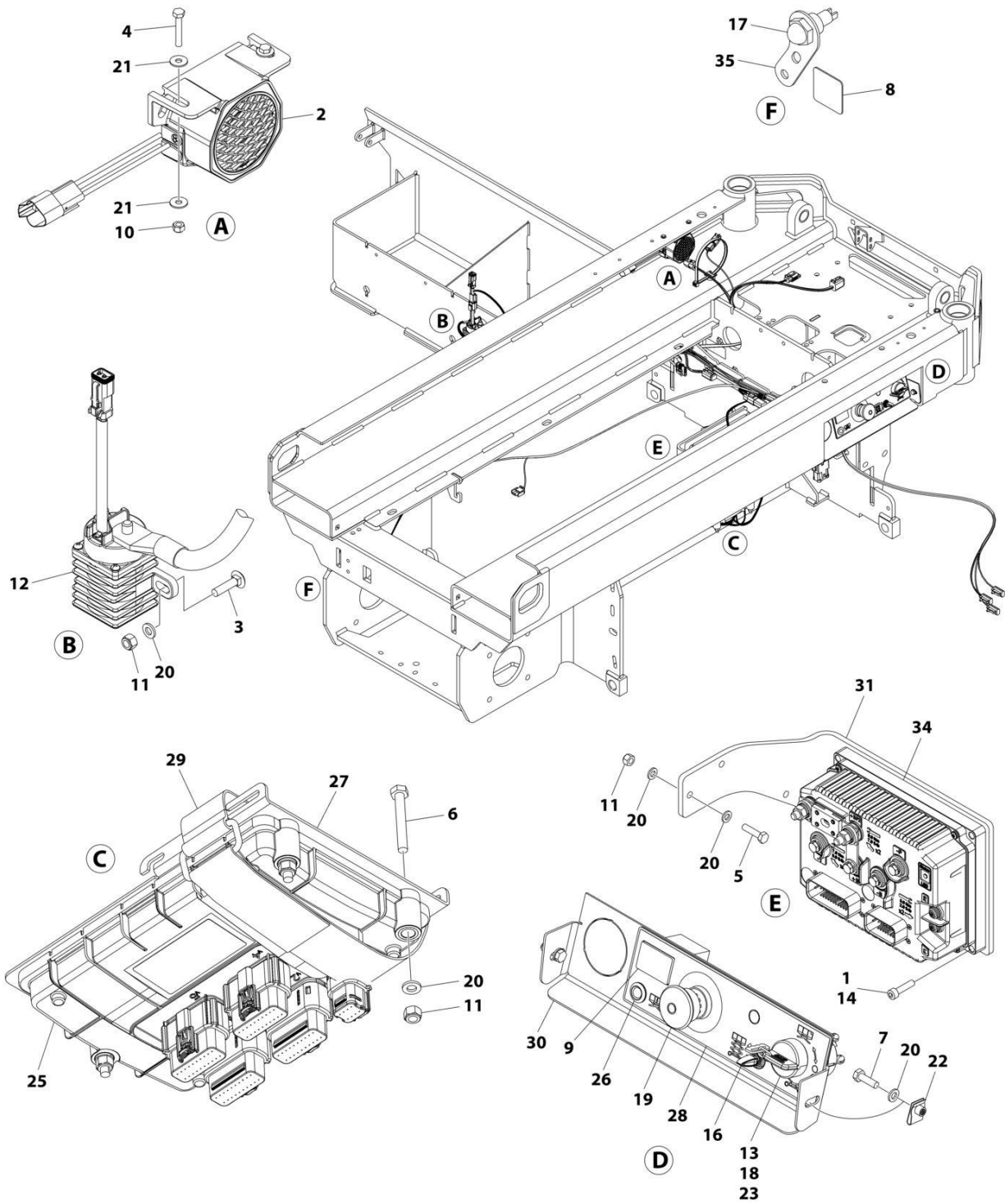
SECTION 2 - GROUND CONTROLS

FIGURE 2-4. CLEAN GUARD INSTALLATION (MACHINES WITH SN STARTING WITH 12, B2 & G2)

ITEM	PART NUMBER	QTY	DESCRIPTION	REV
	1001270834	Ref	CLEAN GUARD INSTALLATION	A
1	0760408	1	Bolt M4 x 16	
2	3290405	1	Nut M4	
3	8405204	2	Clamp	
4	1001091102	3	Washer M4	
5	1001260501	1	Tray	
6	1001260503	1	Bushing	
7	1001260504	1	Plate, Stopper	
8	1001260861	1	Tray (LH)	
9	1001260862	1	Tray (RH)	
10	1001260887	2	Plate, Oil Diverting	
11	1001262581	1	Decal - Clean Guard	

SECTION 2 - GROUND CONTROLS

FIGURE 2-5. ELECTRICAL COMPONENTS INSTALLATION (MACHINES WITH SN STARTING WITH 12, B2, M2 & G2)



ART_1001255932

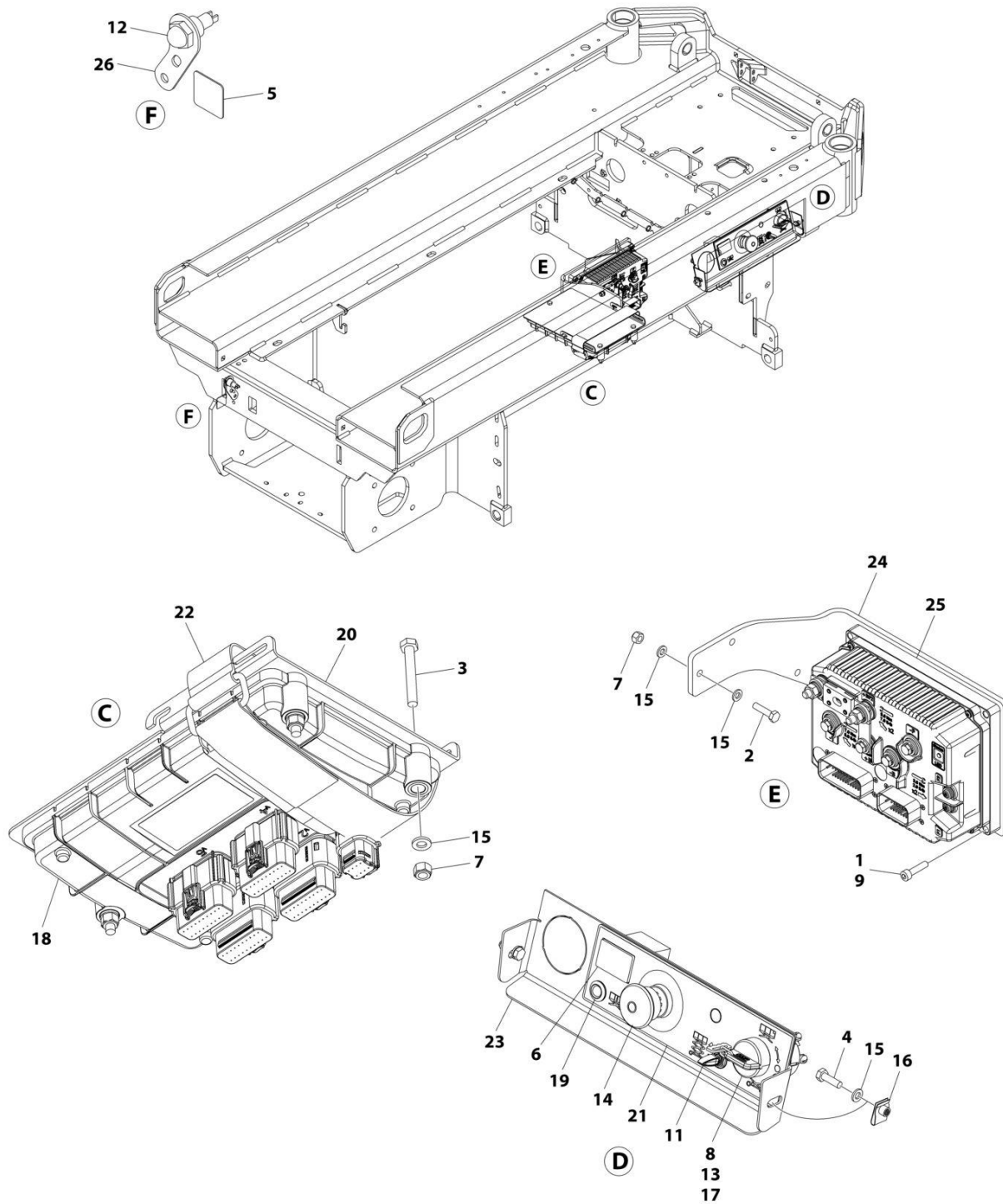
SECTION 2 - GROUND CONTROLS

FIGURE 2-5. ELECTRICAL COMPONENTS INSTALLATION (MACHINES WITH SN STARTING WITH 12, B2, M2 & G2)

ITEM	PART NUMBER	QTY	DESCRIPTION	REV
	1001255932	Ref	ELECTRICAL COMPONENTS INSTALLATION	G
1	0100011	AR	Compound, Locking	
2	0140043	1	Alarm	
3	0630587	2	Bolt M6 x 25	
4	0700412	2	Bolt M4 x 25	
5	0700612	2	Bolt M6 x 25	
6	0700617	3	Bolt M6 x 45	
7	0760610	2	Bolt M6 x 20	
8	1706679	1	Decal - Brake Release	
9	2420172	1	Hourmeter	
10	3290405	2	Nut M4	
11	3290605	7	Nut M6	
12	3740150	1	Relay	
13	3910804	3	Screw #8 x 1/4	
14	4031708	4	Capscrew M6 x 20	
15	4240017	AR	Tie-Strap (Not Shown)	
16	4360328	1	Switch, Toggle	
17	4360387	1	Switch, Push Button	
18	4360469	1	Switch, Key	
18	2860030	1 Set	Key, Replacement	
19	4360475	1	Switch, Emergency Stop (Metal)	
19	7020175	1	Cap	
19	7020176	1	Block, Contact	
19	1001274559	1	Switch, Emergency Stop (Plastic)	
20	4811700	11	Washer M6	
21	1001091102	4	Washer M4	
22	1001130220	2	Nut, Tinnerman M6	
23	1001130590	1	Plate, Key Switch	
24	1001187781	1	Tie-Strap (Not Shown)	
25	1001200629	1	Module, Control (Note: Re-calibration Required when Replaced)	
26	1001200631	1	Light, Indicator	
27	1001207494	1	Bracket	
28	1001209682	1	Decal - Ground Control	
29	1001215762	1	Strap, Cinch	
30	1001235559	1	Support	
31	1001255885	1	Bracket	
32	1001255933	1	Chassis Harness (Not Shown - See Separate Breakdown in ELECTRICAL SECTION)	
33	1001255934	1	Drive Harness (Not Shown - See Separate Breakdown in ELECTRICAL SECTION)	
34	See Note	Ref	Module, System (Note: Identify PN on Label Before Ordering. Re-calibration Required when Replaced)	
34	1001256876	1	Module, System (Note: Re-calibration Required when Replaced)	
34	1001268506	1	Module, System (Note: Re-calibration Required when Replaced)	
35	1001257138	1	Bracket	
36	0100048	AR	Grease, Di-electric (Not Shown)	

SECTION 2 - GROUND CONTROLS

FIGURE 2-6. ELECTRICAL COMPONENTS INSTALLATION #1 (MACHINES WITH SN STARTING WITH 12, B2 & G2)



ART_1001260985

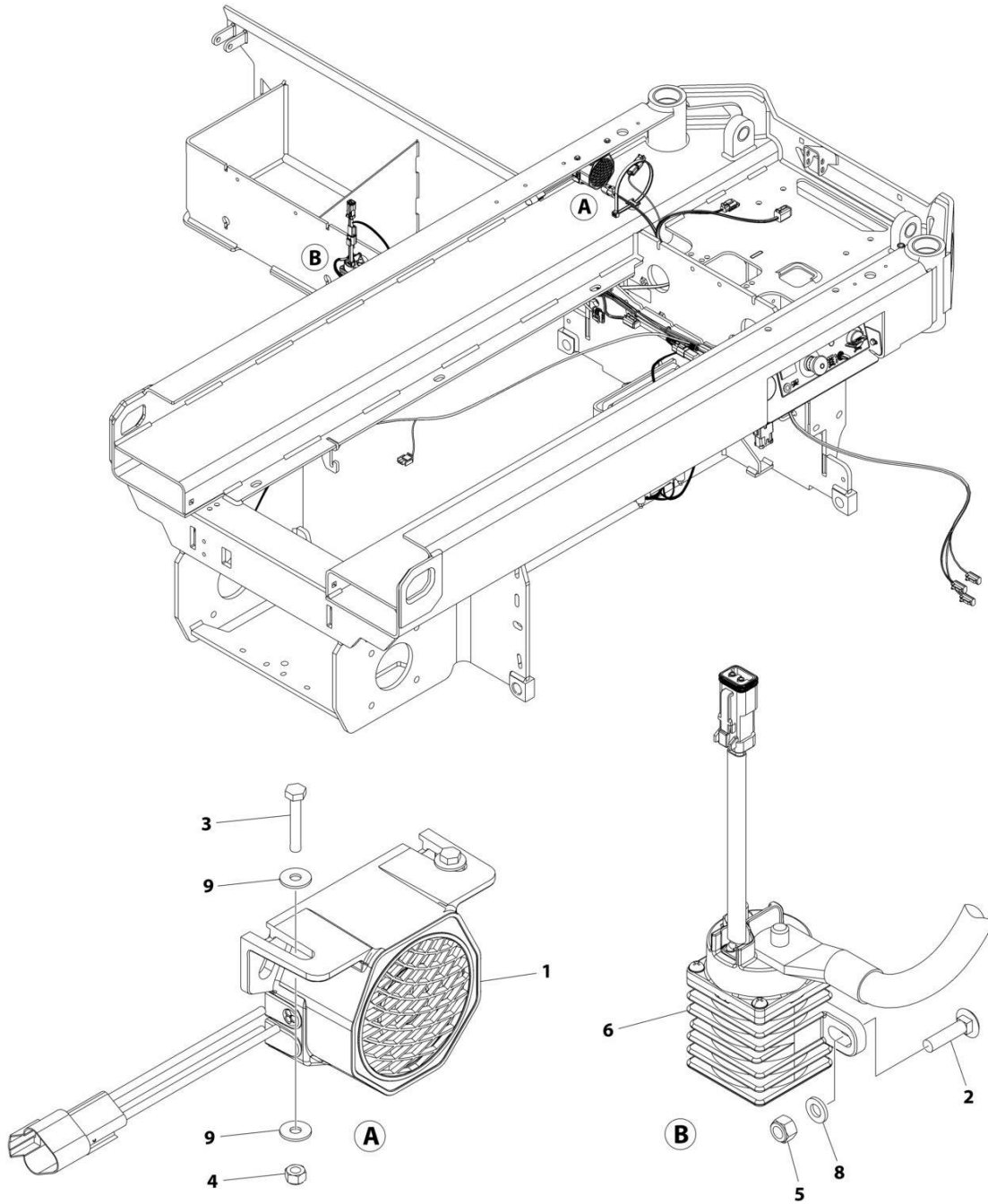
SECTION 2 - GROUND CONTROLS

FIGURE 2-6. ELECTRICAL COMPONENTS INSTALLATION #1 (MACHINES WITH SN STARTING WITH 12, B2 & G2)

ITEM	PART NUMBER	QTY	DESCRIPTION	REV
	1001260985	Ref	ELECTRICAL COMPONENTS INSTALLATION	C
1	0100011	AR	Compound, Locking	
2	0700612	2	Bolt M6 x 25	
3	0700617	3	Bolt M6 x 45	
4	0760610	2	Bolt M6 x 20	
5	1706679	1	Decal - Brake Release	
6	2420172	1	Hourmeter	
7	3290605	5	Nut M6	
8	3910804	3	Screw #8 x 1/4	
9	4031709	4	Capscrew M6 x 25	
10	4240017	AR	Tie-Strap (Not Shown)	
11	4360328	1	Switch, Toggle	
12	4360387	1	Switch, Push Button	
13	4360469	1	Switch, Key	
13	2860030	1 Set	Key, Replacement	
14	4360475	1	Switch, Emergency Stop (Metal)	
14	7020175	1	Cap	
14	7020176	1	Block, Contact	
14	1001274559	1	Switch, Emergency Stop (Plastic)	
15	4811700	9	Washer M6	
16	1001130220	2	Nut, Tinnerman M6	
17	1001130590	1	Plate, Key Switch	
18	1001200629	1	Module, Control (Note: Re-calibration Required when Replaced)	
19	1001200631	1	Lamp	
20	1001207494	1	Bracket	
21	1001209682	1	Decal - Ground Control	
22	1001215762	1	Strap, Cinch	
23	1001235559	1	Support	
24	1001255885	1	Bracket	
25	See Note	Ref	Module, System (Note: Identify PN on Label Before Ordering. Re-Calibration Required when Replaced)	
25	1001256876	1	Module, System (Note: Re-Calibration Required when Replaced)	
25	1001268506	1	Module, System (Note: Re-Calibration Required when Replaced)	
26	1001257138	1	Bracket	

SECTION 2 - GROUND CONTROLS

FIGURE 2-7. ELECTRICAL COMPONENTS INSTALLATION #2 (MACHINES WITH SN STARTING WITH 12, B2 & G2)



ART_1001260986

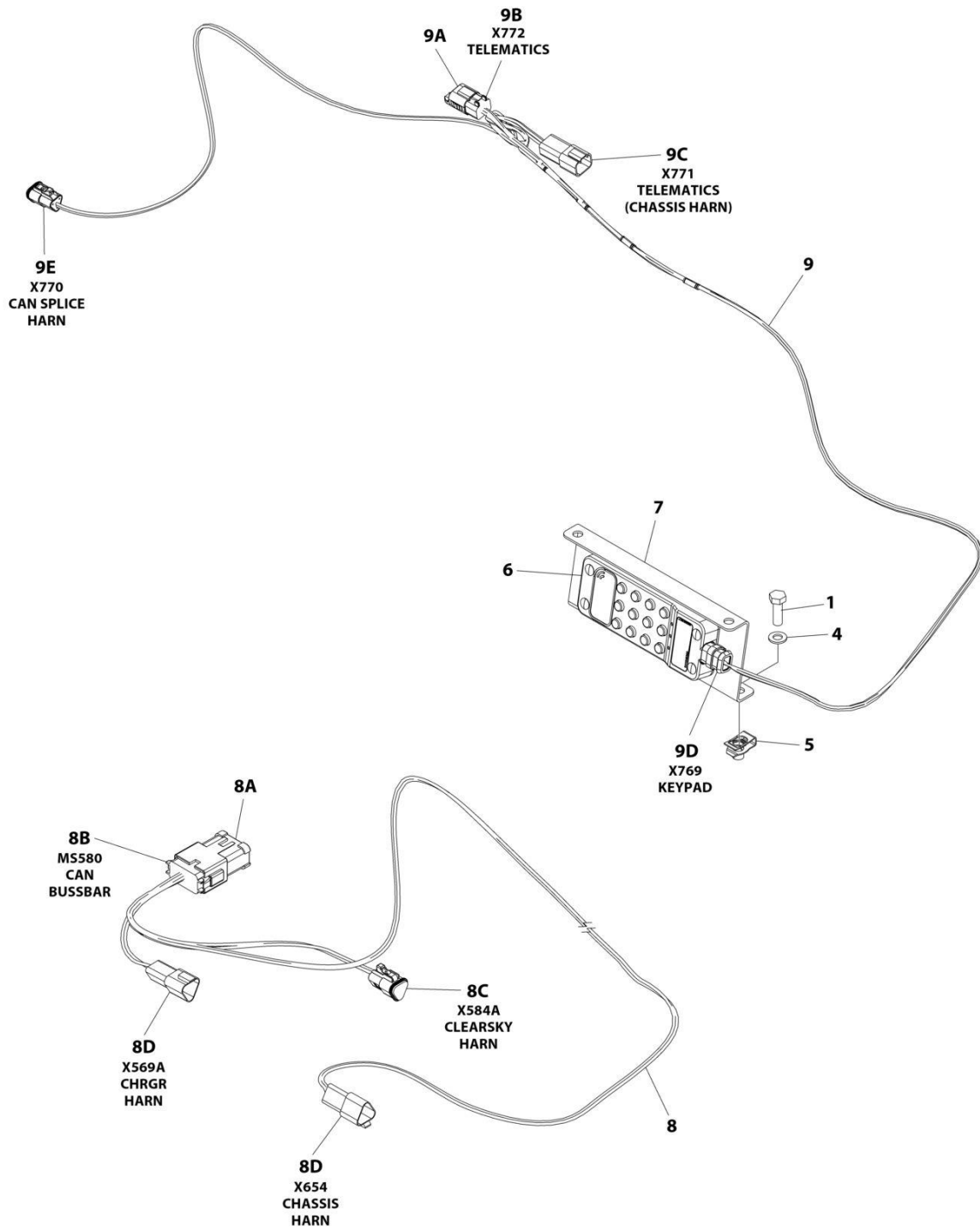
SECTION 2 - GROUND CONTROLS

FIGURE 2-7. ELECTRICAL COMPONENTS INSTALLATION #2 (MACHINES WITH SN STARTING WITH 12, B2 & G2)

ITEM	PART NUMBER	QTY	DESCRIPTION	REV
	1001260986	Ref	ELECTRICAL COMPONENTS INSTALLATION	A
1	0140043	1	Alarm	
2	0630587	2	Bolt M6 x 25	
3	0700412	2	Bolt M4 x 25	
4	3290405	2	Nut M4	
5	3290605	2	Nut M6	
6	3740150	1	Relay	
7	4240017	AR	Tie-Strap (Not Shown)	
8	4811700	2	Washer M6	
9	1001091102	4	Washer M4	
10	1001187781	1	Tie-Strap (Not Shown)	
11	1001255933	1	Chassis Harness (Not Shown - See Separate Breakdown in ELECTRICAL SECTION)	
12	1001255934	1	Drive Harness (Not Shown - See Separate Breakdown in ELECTRICAL SECTION)	

SECTION 2 - GROUND CONTROLS

FIGURE 2-8. ACCESS CONTROL INSTALLATION



ART_1001258356

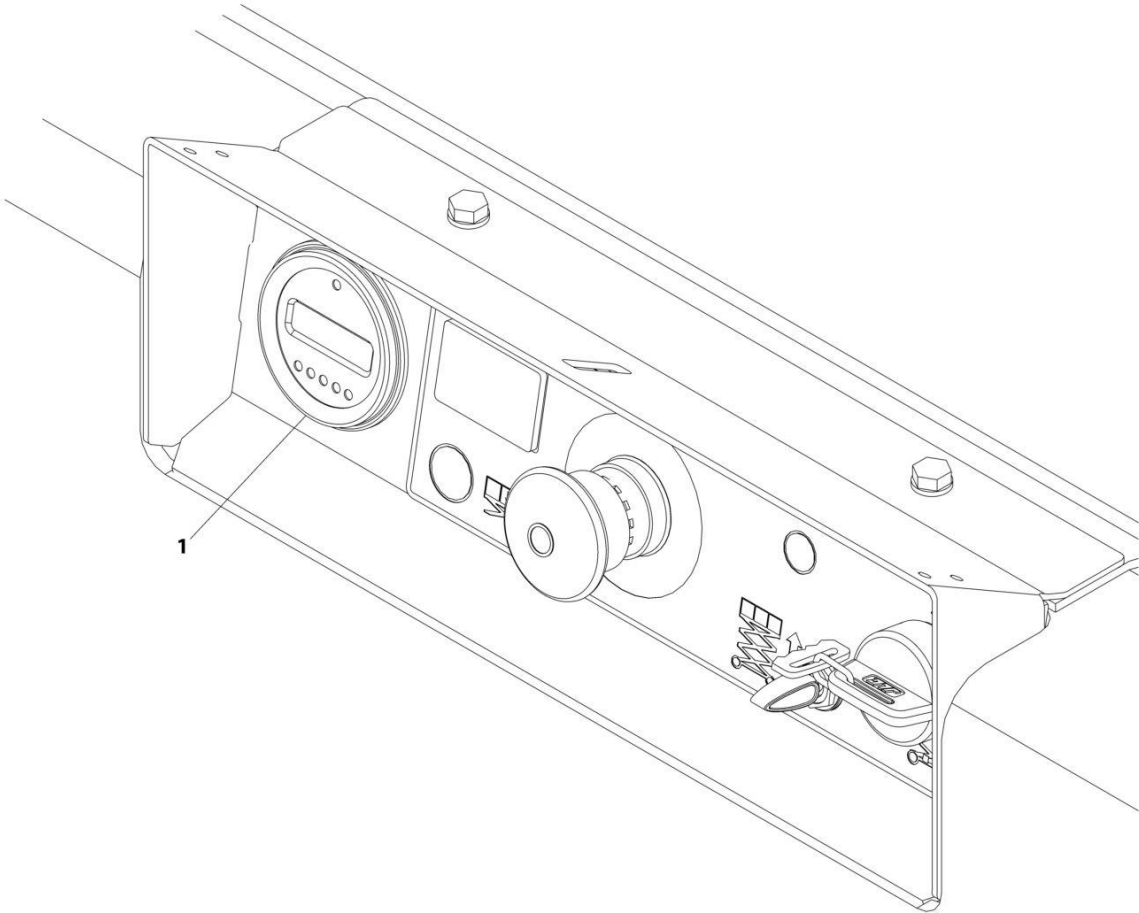
SECTION 2 - GROUND CONTROLS

FIGURE 2-8. ACCESS CONTROL INSTALLATION

ITEM	PART NUMBER	QTY	DESCRIPTION	REV
	1001258356	Ref	ACCESS CONTROL KEYPAD INSTALLATION	A
1	0760812	2	Bolt, M8 x 25	
2	1062255	AR	Tie-Strap (Not Shown)	
3	4240032	AR	Tie-Strap (Not Shown)	
4	4811900	2	Washer M8	
5	1001118274	2	Nut, Tinnerman	
6	1001238392	1	Keypad	
7	1001248773	1	Bracket	
8	1001254027	1	Access Control Keypad Can Splice Harness	
8A	1001125677	AR	Connector, Bus Bar - 12 Position	
8B	4460933	1	Plug, Male - 12 Position	
8B	4460944	6	Socket, Female	
8B	4460466	6	Plug, Terminal	
8C	1001118812	1	Plug, Male - 3 Position	
8C	4460944	2	Socket, Female	
8C	4460466	1	Plug, Terminal	
8D	1001144147	2	Receptacle, Female - 3 Position	
8D	4460943	4	Pin, Male	
8D	4460466	2	Plug, Terminal	
9	1001258691	1	Access Control Keypad Harness	
9A	1001192401	1	Dustcap	
9B	4460884	1	Plug, Male - 4 Position	
9B	4460465	4	Socket, Female	
9C	4460932	1	Receptacle, Female - 4 Position	
9C	4460464	4	Pin, Male	
9D	1001210079	1	Plug, Male - 4 Position	
9D	4460465	2	Socket, Female	
9D	4460944	2	Socket, Female	
9E	1001116812	1	Plug, Male - 3 Position	
9E	4460944	2	Socket, Female	
9E	4460466	1	Plug, Terminal	

SECTION 2 - GROUND CONTROLS

FIGURE 2-9. MDI INSTALLATION



ART_1001207293

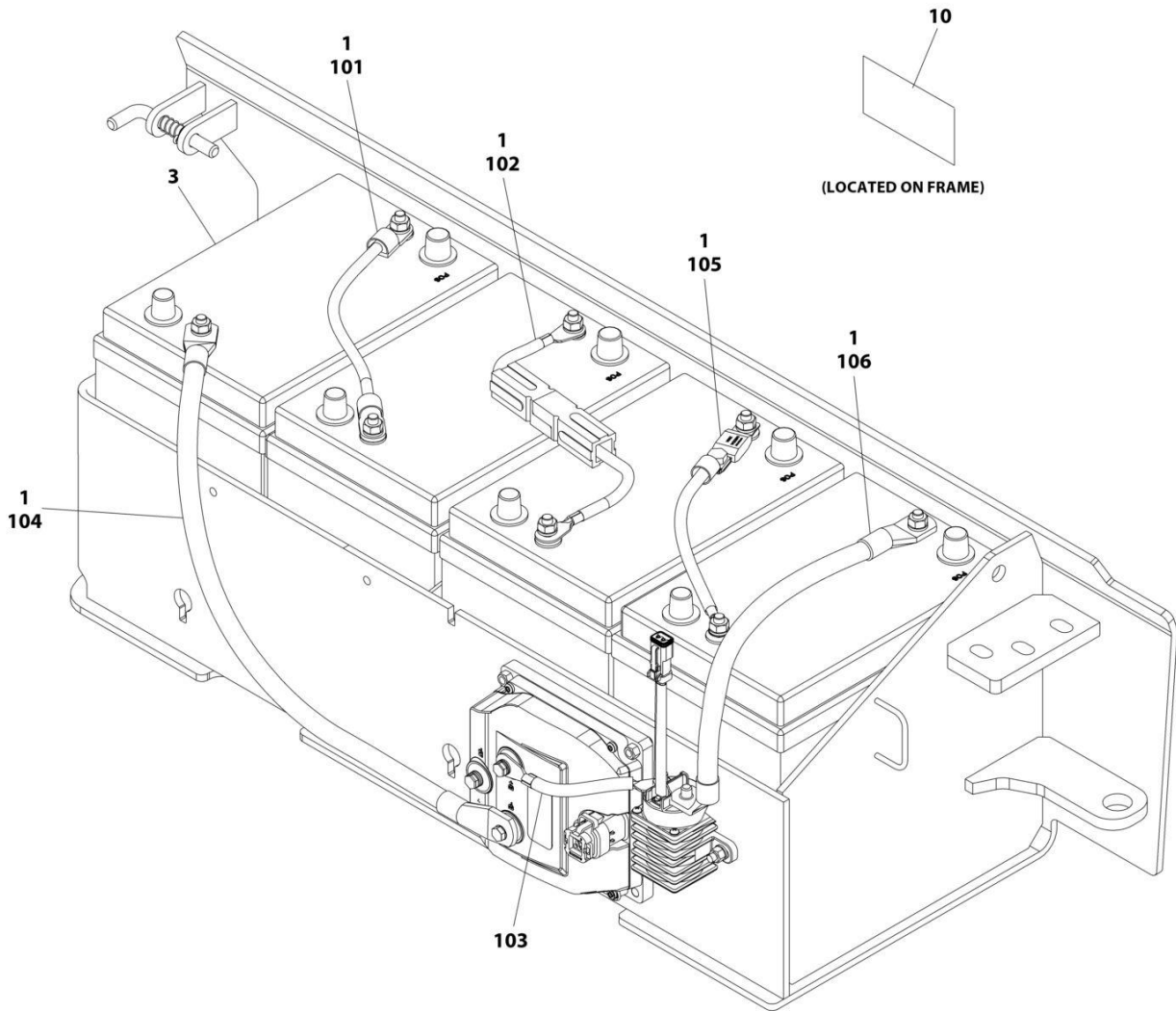
SECTION 2 - GROUND CONTROLS

FIGURE 2-9. MDI INSTALLATION

ITEM	PART NUMBER	QTY	DESCRIPTION	REV
1	1001207293 1001200632	Ref 1	MDI INSTALLATION Gauge, MDI	B

SECTION 2 - GROUND CONTROLS

FIGURE 2-10. BATTERIES INSTALLATION - AGM BATTERIES WITH DISCONNECT (MACHINES WITH SN STARTING WITH M2)



ART_1001208058_F

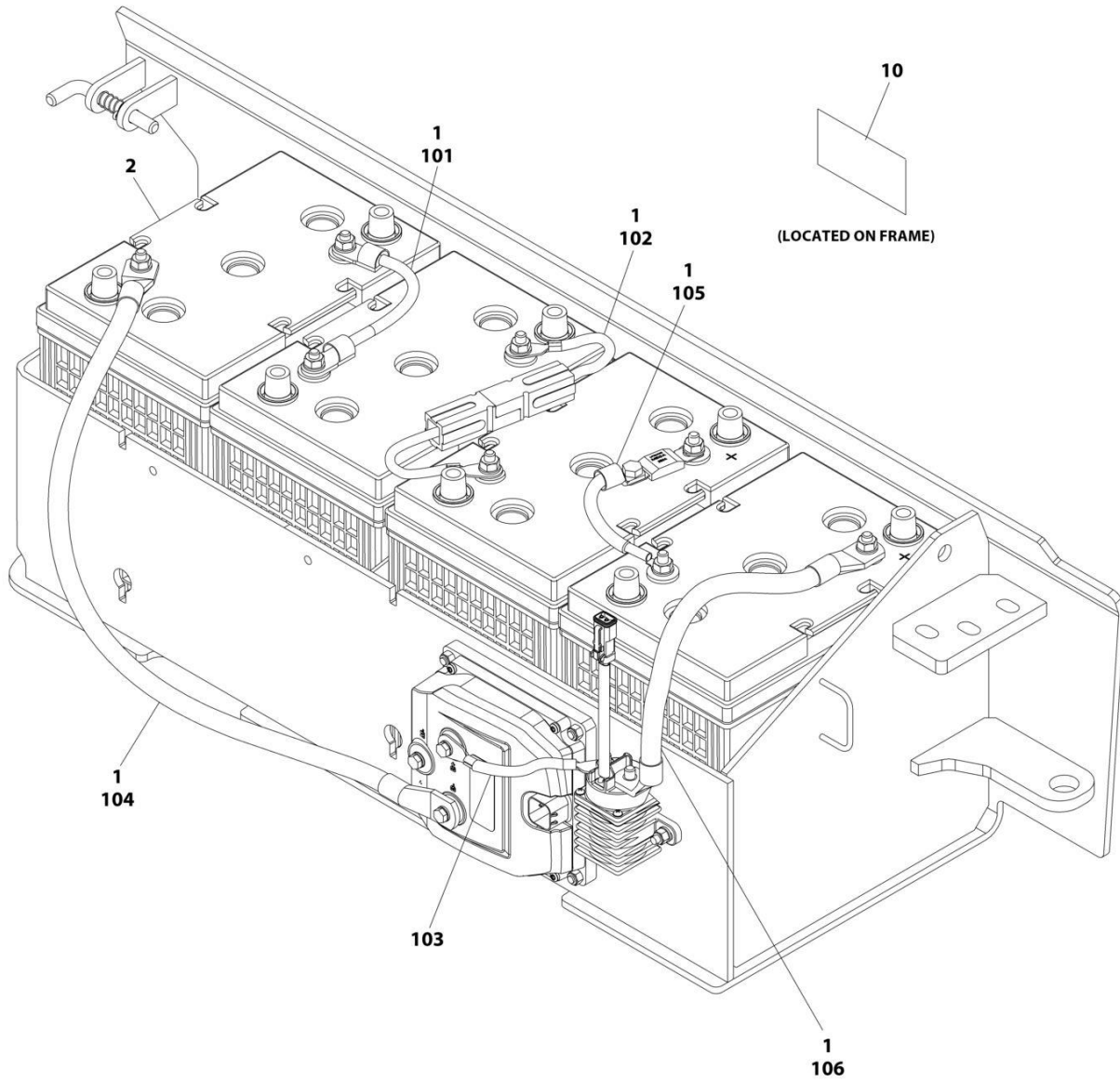
SECTION 2 - GROUND CONTROLS

FIGURE 2-10. BATTERIES INSTALLATION - AGM BATTERIES WITH DISCONNECT (MACHINES WITH SN STARTING WITH M2)

ITEM	PART NUMBER	QTY	DESCRIPTION	REV
	1001208058	Ref	BATTERIES INSTALLATION - AGM BATTERIES WITH DISCONNECT (MACHINES WITH SN STARTING WITH M2)	F
1	0100051	AR	Grease, Terminal	
3	1001112112	4	Battery	
9	4240017	AR	Tie-Strap (Not Shown)	
10	1702155	1	Decal - Battery Disconnect	
100	1001228123	1	Battery Cable Kit (Not Shown)	A
101	1060998	2	Cable, Positive to Negative	
102	4923328	1	Cable, Positive to Negative	
103	1001201708	1	Cable, Contactor to Pump Control B+	
104	1001201711	1	Cable, Battery Negative to Pump Control B-	
105	1001210401	1	Cable, Battery Fuse	
106	1001229110	1	Cable, Battery Positive to Contactor	

SECTION 2 - GROUND CONTROLS

FIGURE 2-11. BATTERIES INSTALLATION - AGM EVCG BATTERIES WITH DISCONNECT
(MACHINES WITH SN STARTING WITH 12, B2 & G2)



ART_1001216250_E

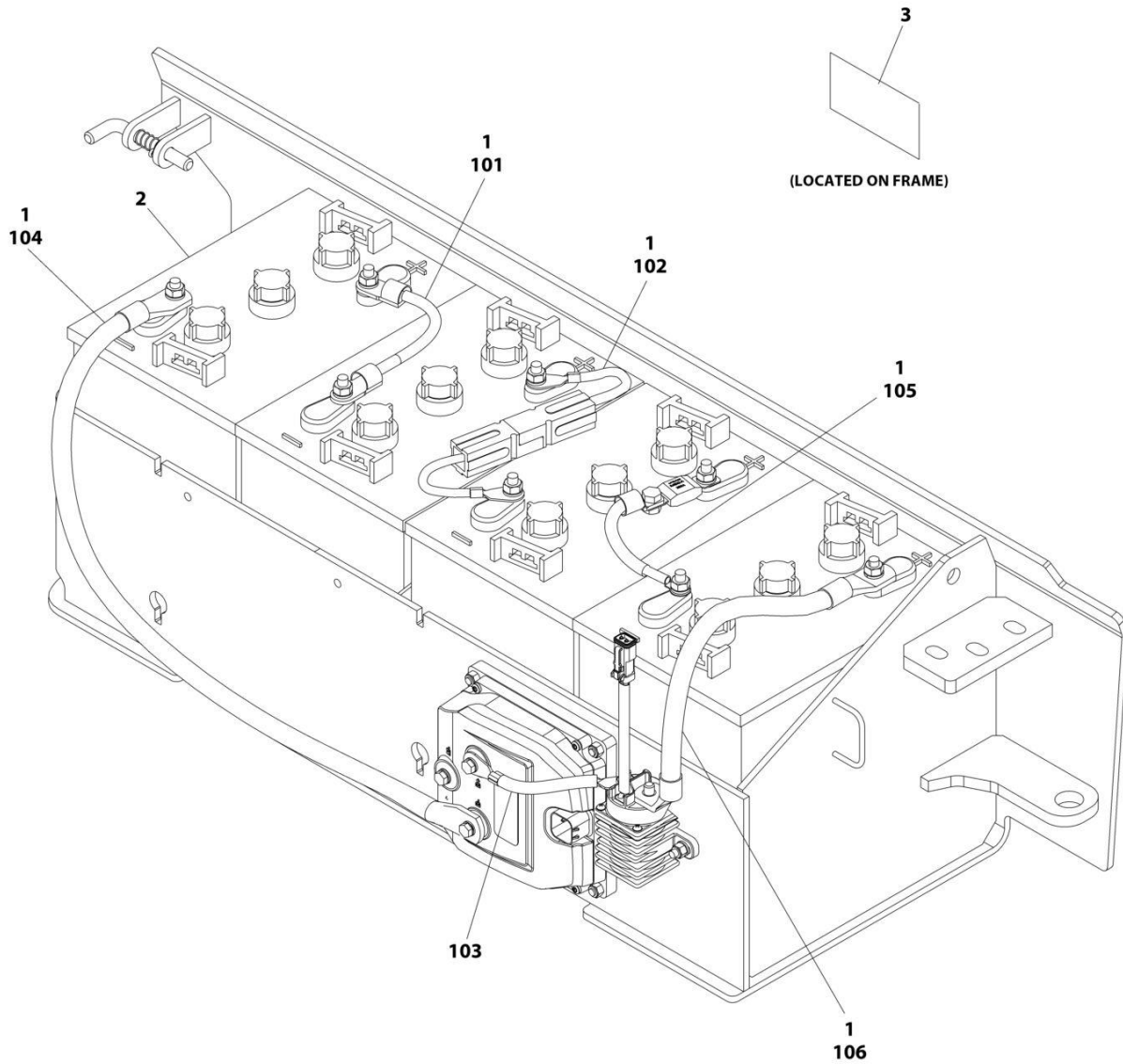
SECTION 2 - GROUND CONTROLS

**FIGURE 2-11. BATTERIES INSTALLATION - AGM EVCG BATTERIES WITH DISCONNECT
(MACHINES WITH SN STARTING WITH 12, B2 & G2)**

ITEM	PART NUMBER	QTY	DESCRIPTION	REV
	1001216250	Ref	BATTERIES INSTALLATION - AGM EVCG BATTERIES WITH DISCONNECT	E
1	0100051	AR	Grease, Terminal	
2	1001214347	4	Battery	
9	4240017	AR	Tie-Strap (Not Shown)	
10	1702155	1	Decal - Battery Disconnect	
100	1001228123	1	Battery Cable Kit (Not Shown)	A
101	1060998	1	Cable, Positive to Negative	
102	4923328	1	Cable, Positive to Negative	
103	1001201708	1	Cable, Contactor to Pump Control B+	
104	1001201711	1	Cable, Battery Negative to Pump Control B-	
105	1001210401	1	Cable, Battery Fuse	
106	1001229110	1	Cable, Battery Positive to Contactor	

SECTION 2 - GROUND CONTROLS

FIGURE 2-12. BATTERIES INSTALLATION - TROJAN BATTERIES WITH DISCONNECT (MACHINES WITH SN STARTING WITH 12, B2 & G2)



ART_1001247926_B

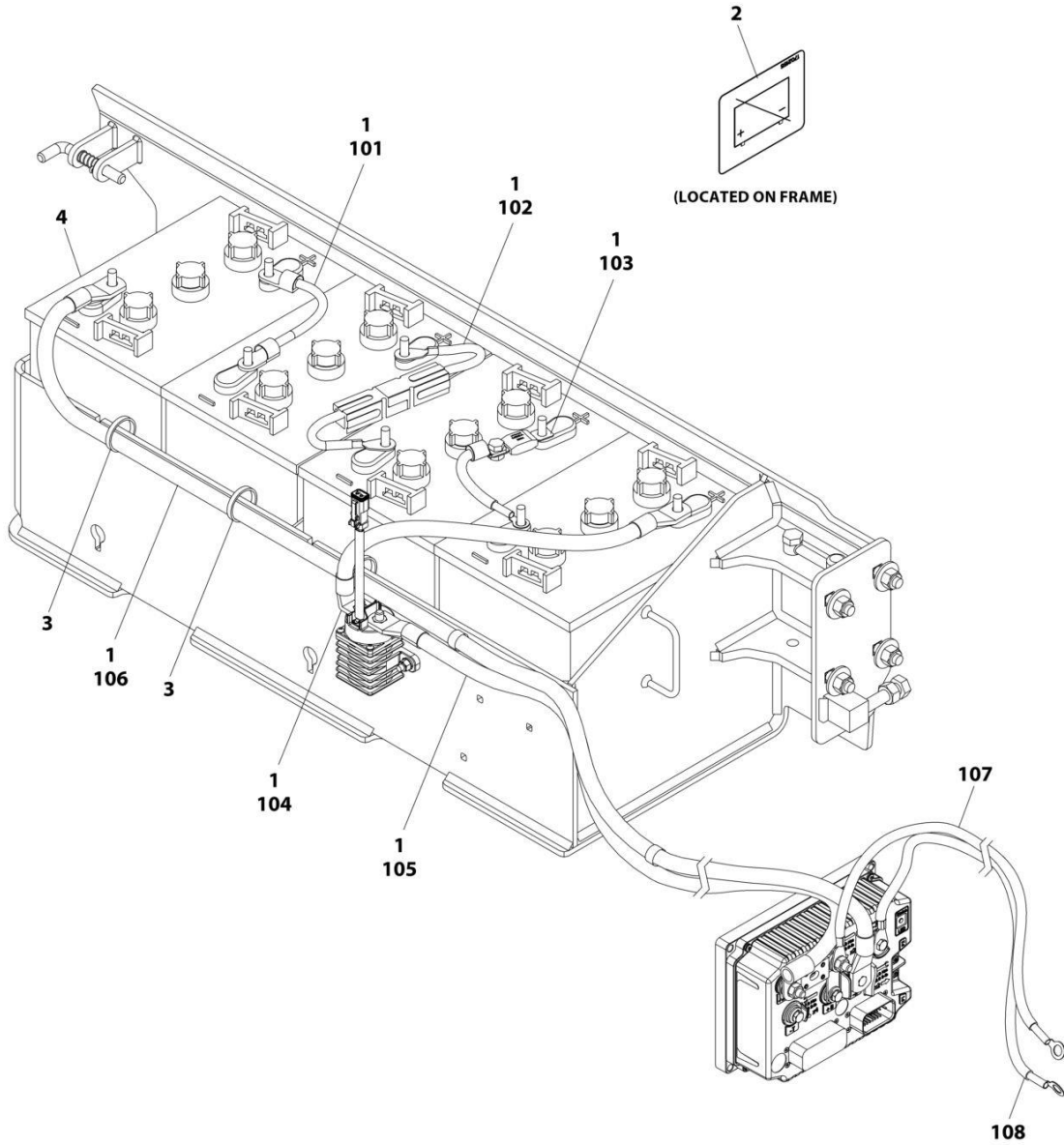
SECTION 2 - GROUND CONTROLS

FIGURE 2-12. BATTERIES INSTALLATION - TROJAN BATTERIES WITH DISCONNECT (MACHINES WITH SN STARTING WITH 12, B2 & G2)

ITEM	PART NUMBER	QTY	DESCRIPTION	REV
	1001247926	Ref	BATTERIES INSTALLATION - TROJAN BATTERIES WITH DISCONNECT	B
1	0100051	AR	Grease, Terminal	
2	1001258498	4	Battery	
3	1702155	1	Decal - Battery Disconnect	
4	4240017	AR	Tie-Strap (Not Shown)	
100	1001228123	1	Battery Cable Kit (Not Shown)	A
101	1060998	2	Cable, Positive to Negative	
102	4923328	1	Cable, Positive to Negative	
103	1001201708	1	Cable, Contactor to Pump Control B+	
104	1001201711	1	Cable, Battery Negative to Pump Control B-	
105	1001210401	1	Cable, Battery Fuse	
106	1001229110	1	Cable, Battery Positive to Contactor	

SECTION 2 - GROUND CONTROLS

FIGURE 2-13. BATTERIES INSTALLATION - STANDARD BATTERIES (U.S. BRAND)



ART_1001256323

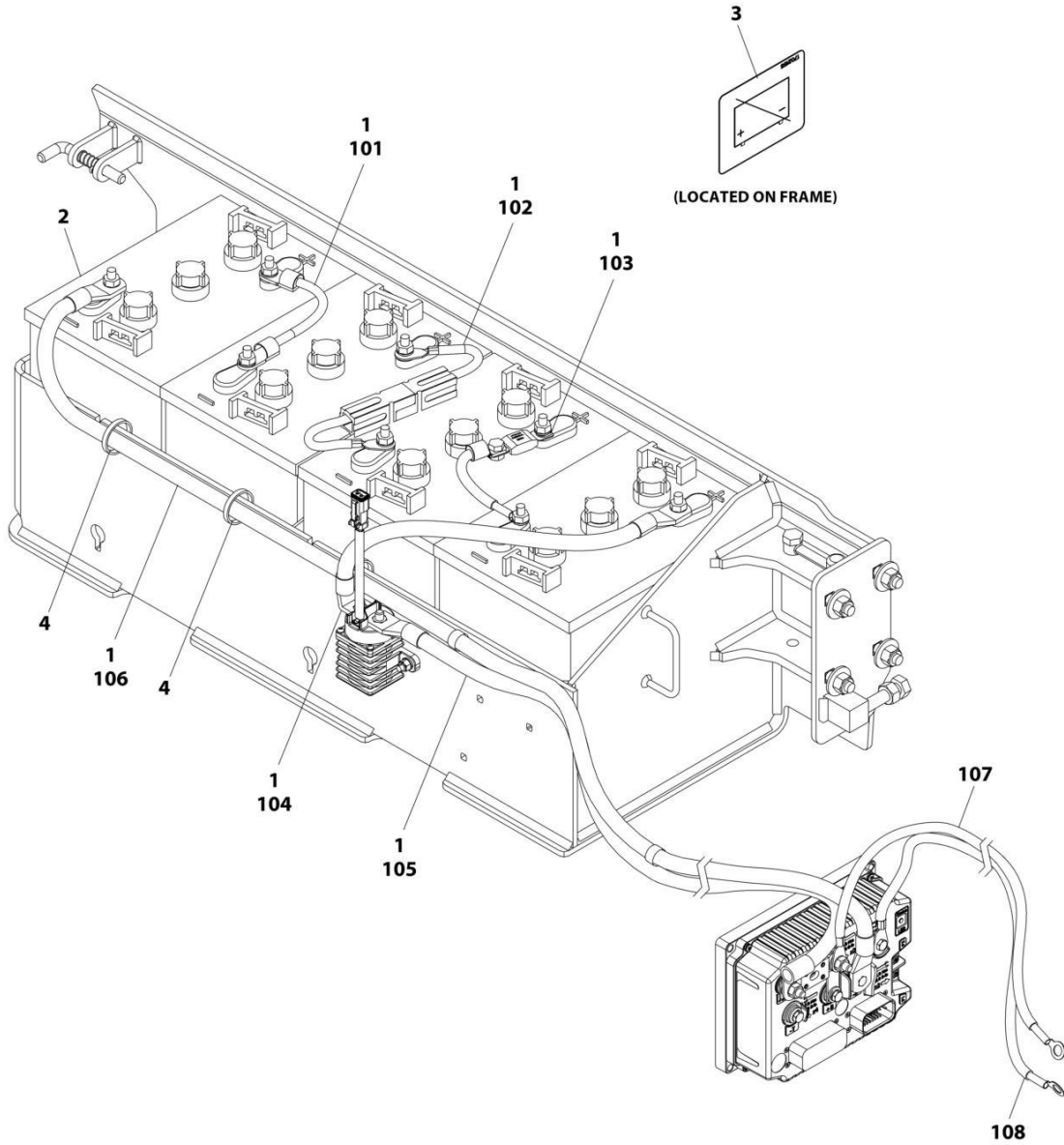
SECTION 2 - GROUND CONTROLS

FIGURE 2-13. BATTERIES INSTALLATION - STANDARD BATTERIES (U.S. BRAND)

ITEM	PART NUMBER	QTY	DESCRIPTION	REV
	1001256323	Ref	BATTERIES INSTALLATION - STANDARD BATTERIES (U.S. BRAND)	C
1	0100051	AR	Grease, Terminal	
2	1702155	1	Decal - Battery Disconnect	
3	4240017	AR	Tie-Strap (Not Shown)	
4	1001216180	4	Battery	
100	1001256327	1	Cable, Electrical Kit	
101	1060998	2	Cable, Positive to Negative	
102	4923328	1	Cable, Positive to Negative	
103	1001264310	1	Cable, Battery Fuse	
104	1001259017	1	Cable, Battery to Contactor	
105	1001256328	1	Cable, Contactor to Module B+	
106	1001256329	1	Cable, Battery- to Module B-	
107	1001243232	1	Cable, Pump Positive	
108	1001243233	1	Cable, Pump Negative	

SECTION 2 - GROUND CONTROLS

FIGURE 2-14. BATTERIES INSTALLATION - STANDARD BATTERIES (TROJAN BRAND)



ART_1001256324

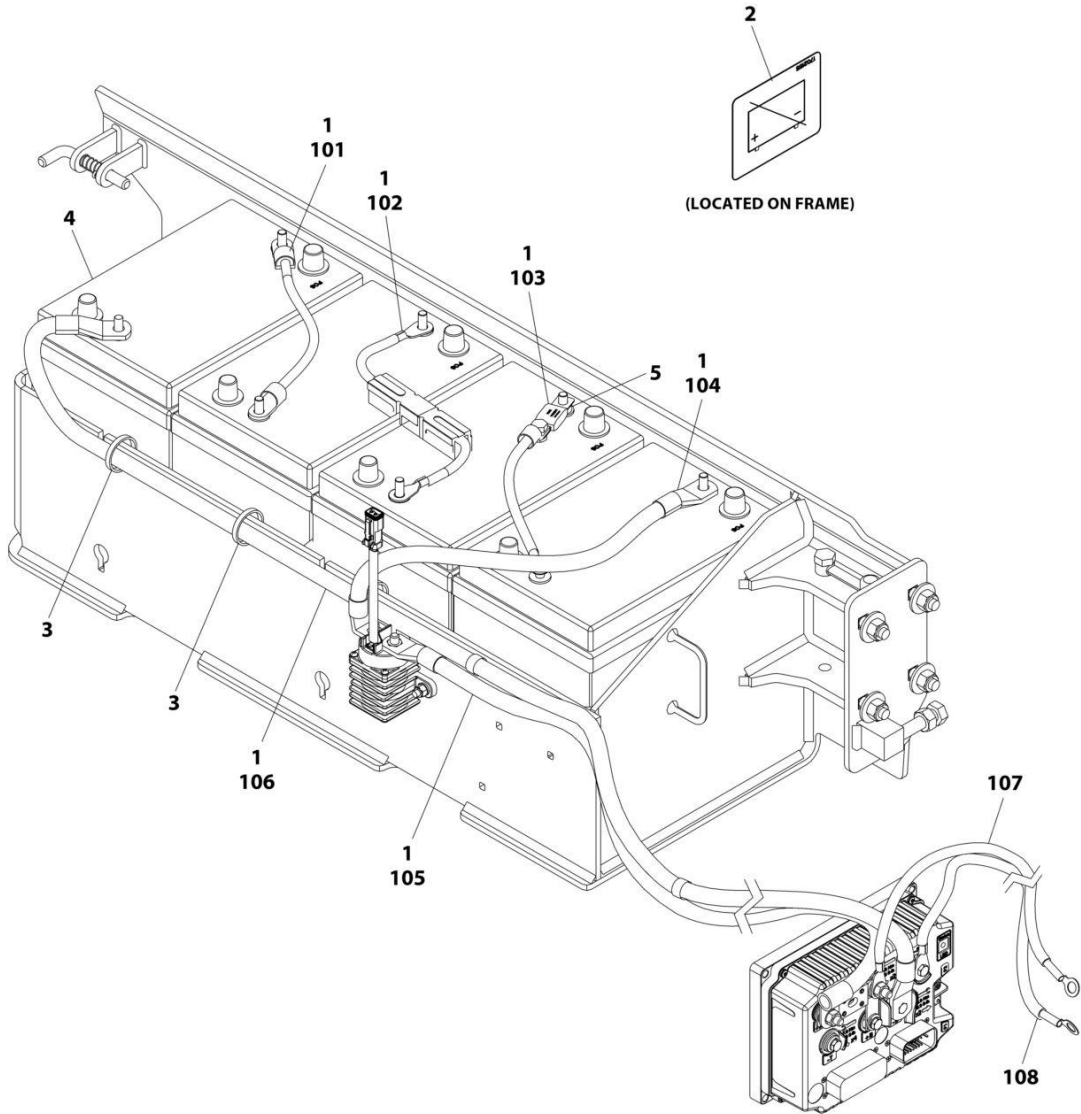
SECTION 2 - GROUND CONTROLS

FIGURE 2-14. BATTERIES INSTALLATION - STANDARD BATTERIES (TROJAN BRAND)

ITEM	PART NUMBER	QTY	DESCRIPTION	REV
	1001256324	1	BATTERIES INSTALLATION - STANDARD BATTERIES (TROJAN BRAND)	C
1	0100051	AR	Grease, Terminal	
2	1001258498	4	Battery	
3	1702155	1	Decal - Battery Disconnect	
4	4240017	AR	Tie-Strap (Not Shown)	
100	1001256327	1	Cable, Electrical Kit	
101	1060998	1	Cable, Positive to Negative	
102	4923328	1	Cable, Positive to Negative	
103	1001264310	1	Cable, Battery Fuse	
104	1001259017	1	Cable, Battery to Contactor	
105	1001256328	1	Cable, Contactor to Module B+	
106	1001256329	1	Cable, Battery- to Module B-	
107	1001243232	1	Cable, Pump Positive	
108	1001243233	1	Cable, Pump Negative	

SECTION 2 - GROUND CONTROLS

FIGURE 2-15. BATTERIES INSTALLATION - AGM BATTERIES



ART_1001256325

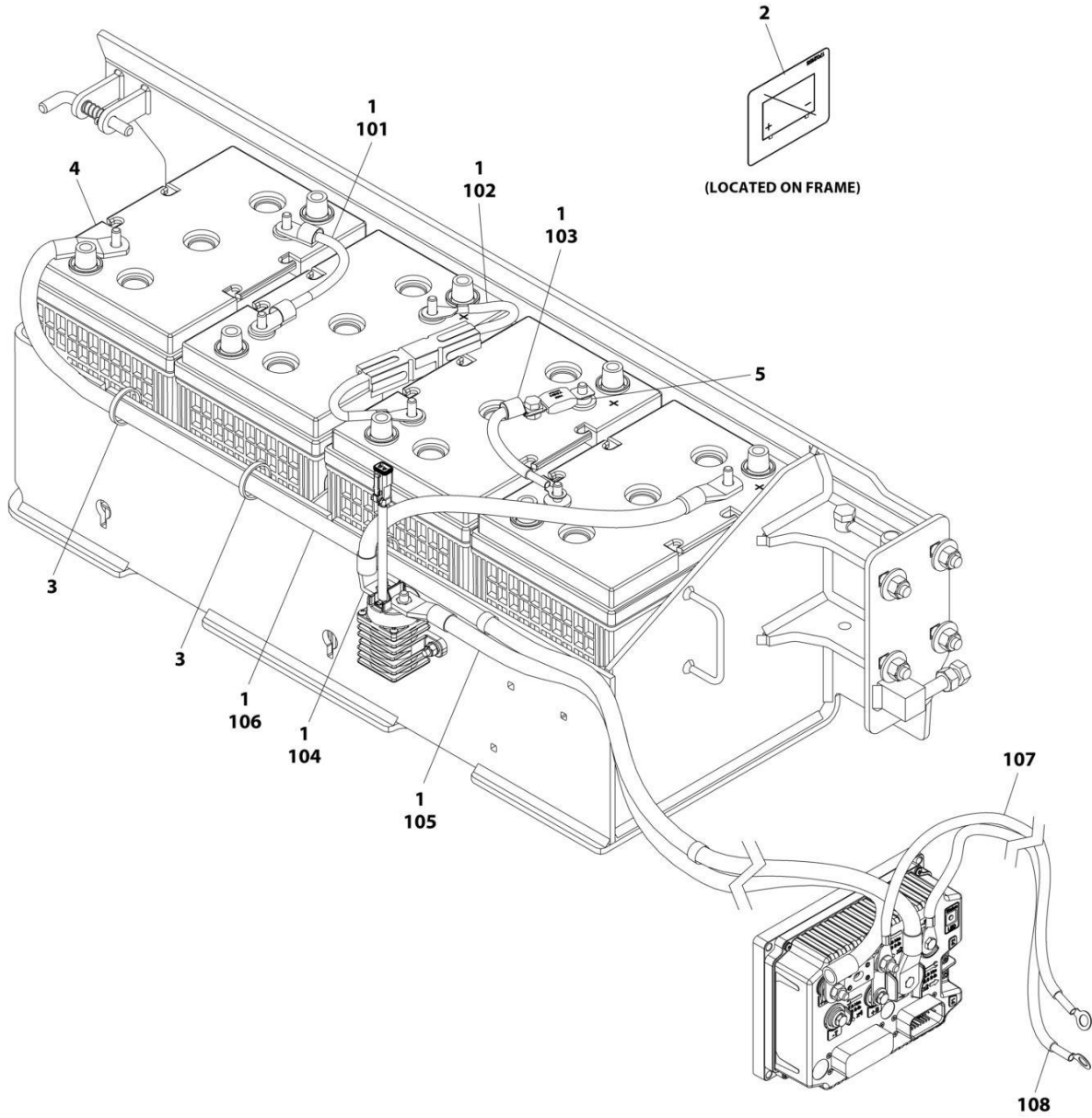
SECTION 2 - GROUND CONTROLS

FIGURE 2-15. BATTERIES INSTALLATION - AGM BATTERIES

ITEM	PART NUMBER	QTY	DESCRIPTION	REV
	1001256325	Ref	BATTERIES INSTALLATION - AGM BATTERIES	C
1	0100051	AR	Grease, Terminal	
2	1702155	1	Decal - Battery Disconnect	
3	4240017	AR	Tie-Strap (Not Shown)	
4	1001112112	4	Battery	
5	1001249668	1	Washer	
100	1001256327	1	Cable, Electrical Kit	
101	1060998	1	Cable, Positive to Negative	
102	4923328	1	Cable, Positive to Negative	
103	1001210401	1	Cable, Battery Fuse	
104	1001259017	1	Cable, Battery to Contactor	
105	1001256328	1	Cable, Contactor to Module B+	
106	1001256329	1	Cable, Battery- to Module B-	
107	1001243232	1	Cable, Pump Positive	
108	1001243233	1	Cable, Pump Negative	

SECTION 2 - GROUND CONTROLS

FIGURE 2-16. BATTERIES INSTALLATION - AGM EVCG BATTERIES



ART_1001256326

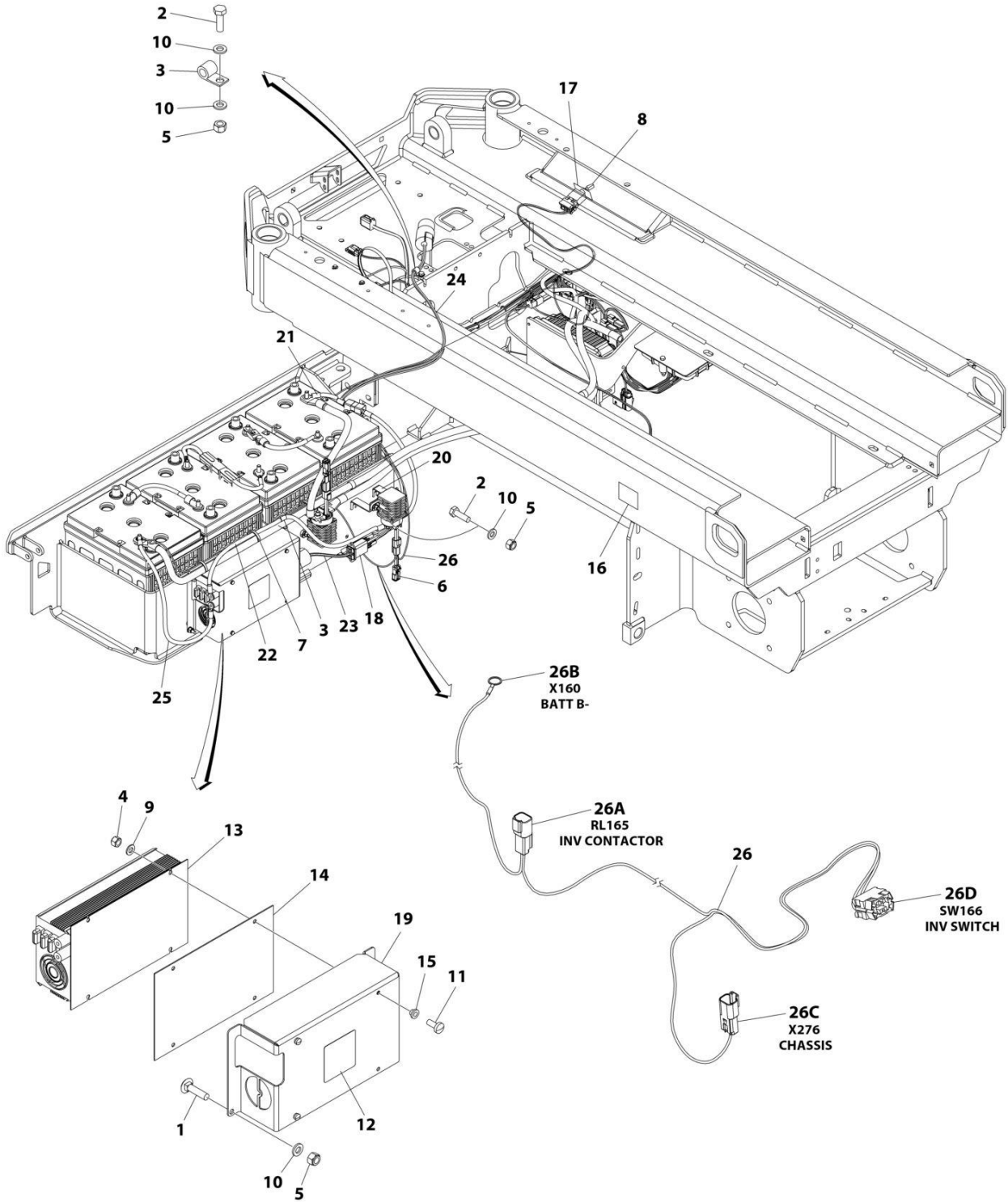
SECTION 2 - GROUND CONTROLS

FIGURE 2-16. BATTERIES INSTALLATION - AGM EVCG BATTERIES

ITEM	PART NUMBER	QTY	DESCRIPTION	REV
	1001256326	Ref	BATTERIES INSTALLATION - AGM EVCG BATTERIES	C
1	0100051	AR	Grease, Terminal	
2	1702155	1	Decal - Battery Disconnect	
3	4240017	AR	Tie-Strap (Not Shown)	
4	1001214347	4	Battery	
5	1001249668	1	Washer	
100	1001256327	1	Cable, Electrical Kit	
101	1060998	1	Cable, Positive to Negative	
102	4923328	1	Cable, Positive to Negative	
103	1001264310	1	Cable, Battery Fuse	
104	1001259017	1	Cable, Battery to Contactor	
105	1001256328	1	Cable, Contactor to Module B+	
106	1001256329	1	Cable, Battery- to Module B-	
107	1001243232	1	Cable, Pump Positive	
108	1001243233	1	Cable, Pump Negative	

SECTION 2 - GROUND CONTROLS

FIGURE 2-17. INVERTER INSTALLATION (OPTIONAL)



ART_1001257121

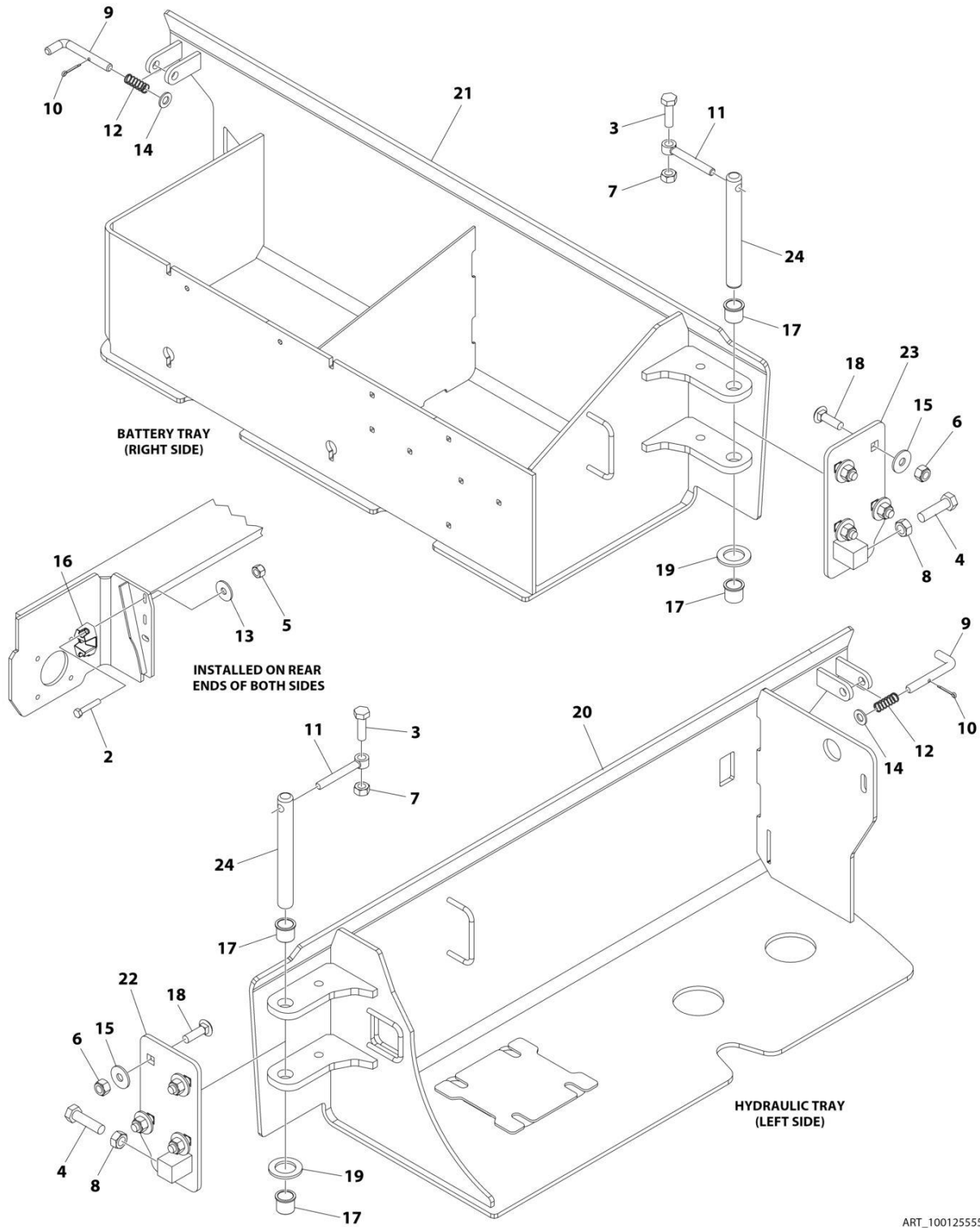
SECTION 2 - GROUND CONTROLS

FIGURE 2-17. INVERTER INSTALLATION (OPTIONAL)

ITEM	PART NUMBER	QTY	DESCRIPTION	REV
	1001257121	Ref	INVERTER INSTALLATION (OPTIONAL)	B
1	0630587	4	Bolt M6 x 25	
2	0760610	3	Bolt M6 x 20	
3	1321293	2	Clamp	
4	3290405	3	Nut M4	
5	3290605	7	Nut M6	
6	3740150	1	Relay	
8	4240017	AR	Tie-Strap	
9	4360336	1	Switch, Toggle	
10	4811400	3	Washer M4	
11	4811700	8	Washer M6	
7	1001101540	3	Screw M4 x 14	
12	1001125483	1	Decal - Pressure Wash	
13	1001136757	1	Inverter	
14	1001142173	1	Insulate	
15	1001142174	3	Washer 1/8	
16	1001143009	1	Decal - Inverter	
17	1001143010	1	Decal - On/Off Inverter	
18	1001157547	1	Filter, AC	
19	1001210440	1	Support	
20	1001210605	1	Support	
21	1001210878	1	Cable, Battery + to Inverter Contactor	
22	1001210879	1	Cable, Inverter Contactor to Inverter +	
23	1001210881	1	Cable, Inverter to AC Filter	
24	1001210882	1	Cable, AC Filter to AC Plug	
25	1001256744	1	Cable, Pump Control B- to Inverter-	
26	1001256746	1	Harness, Inverter	C
26A	4460897	1	Connector	
26A	4460464	2	Terminal	
26B	4460722	1	Connector	
26C	4460897	1	Connector	
26C	4460464	1	Terminal	
26C	4460466	1	Terminal	
26D	4460418	1	Connector	
26D	1001159186	2	Terminal	

SECTION 2 - GROUND CONTROLS

FIGURE 2-18. DOORS INSTALLATION



ART_100125555

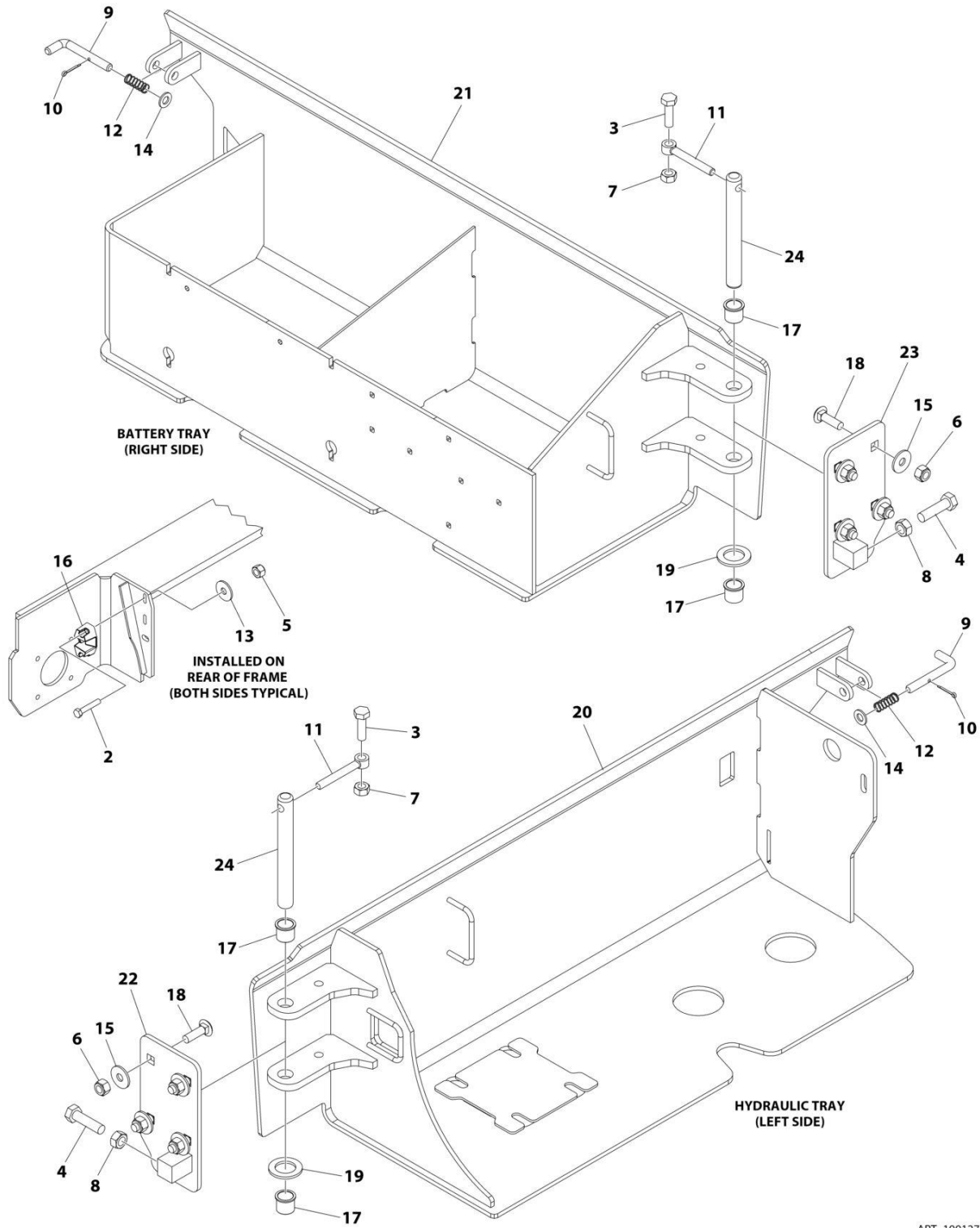
SECTION 2 - GROUND CONTROLS

FIGURE 2-18. DOORS INSTALLATION

ITEM	PART NUMBER	QTY	DESCRIPTION	REV
	1001255555	Ref	DOORS INSTALLATION	C
2	0700817	4	Bolt M8 x 45	
3	0701015	2	Bolt M10 x 35	
4	0761217	2	Bolt M12 x 45	
5	3290805	4	Nut M8	
6	3291005	8	Nut M10	
7	3291007	2	Nut M10	
8	3291201	2	Nut M12	
9	3423243	2	Pin	
10	3450303	2	Pin, Cotter 3/32 x 3/4	
11	3841143	2	Keeper, Pin	
12	4160214	2	Spring	
13	4811902	4	Washer M8	
14	4812000	AR	Washer M10	
15	4812002	8	Washer M10	
16	1001214810	2	Support, Door Latch	
17	1001218573	4	Bearing	
18	1001228406	8	Bolt M10 x 35	
19	1001229792	2	Washer	
20	1001251232	1	Tray, Hydraulic	
21	1001251233	1	Tray, Battery	
22	1001251234	1	Hinge (Right)	
23	1001251235	1	Hinge (Left)	
24	1001251242	2	Pin	

SECTION 2 - GROUND CONTROLS

FIGURE 2-19. DOORS INSTALLATION (MACHINES WITH SN STARTING WITH G2)



ART_1001276704

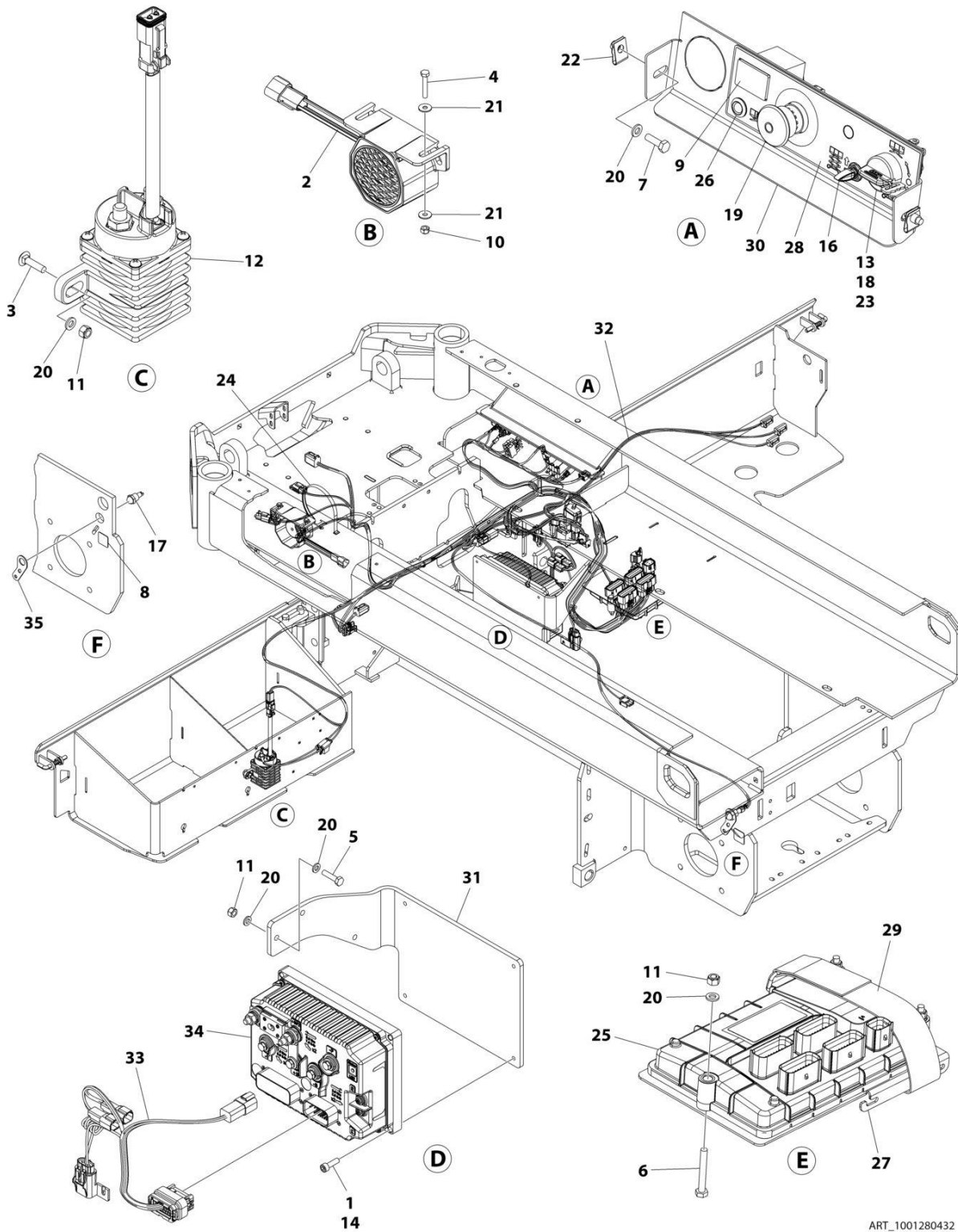
SECTION 2 - GROUND CONTROLS

FIGURE 2-19. DOORS INSTALLATION (MACHINES WITH SN STARTING WITH G2)

ITEM	PART NUMBER	QTY	DESCRIPTION	REV
	1001276704	Ref	DOORS INSTALLATION	A
2	0700817	4	Bolt M8 x 45	
3	0701015	2	Bolt M10 x 35	
4	0761217	2	Bolt M12 x 45	
5	3290805	4	Nut M8	
6	3291005	8	Nut M10	
7	3291007	2	Nut M10	
8	3291201	2	Nut M12	
9	3423243	2	Pin	
10	3450303	2	Pin, Cotter	
11	3841143	2	Keeper, Pin	
12	4160214	2	Spring	
13	4811902	4	Washer M8	
14	4812000	AR	Washer M10	
15	4812002	8	Washer M10	
16	1001214810	2	Support, Door Latch	
17	1001276715	4	Bearing	
18	1001228406	8	Bolt M10 x 35	
19	1001276716	2	Washer	
20	1001251232	1	Tray, Hydraulic	
21	1001251233	1	Tray, Battery	
22	1001251234	1	Hinge (Right)	
23	1001251235	1	Hinge (Left)	
24	1001276717	2	Pin	

SECTION 2 - GROUND CONTROLS

FIGURE 2-20. GROUND CONTROL INSTALLATION (MACHINES WITH SN STARTING WITH G2)



ART_1001280432

SECTION 2 - GROUND CONTROLS

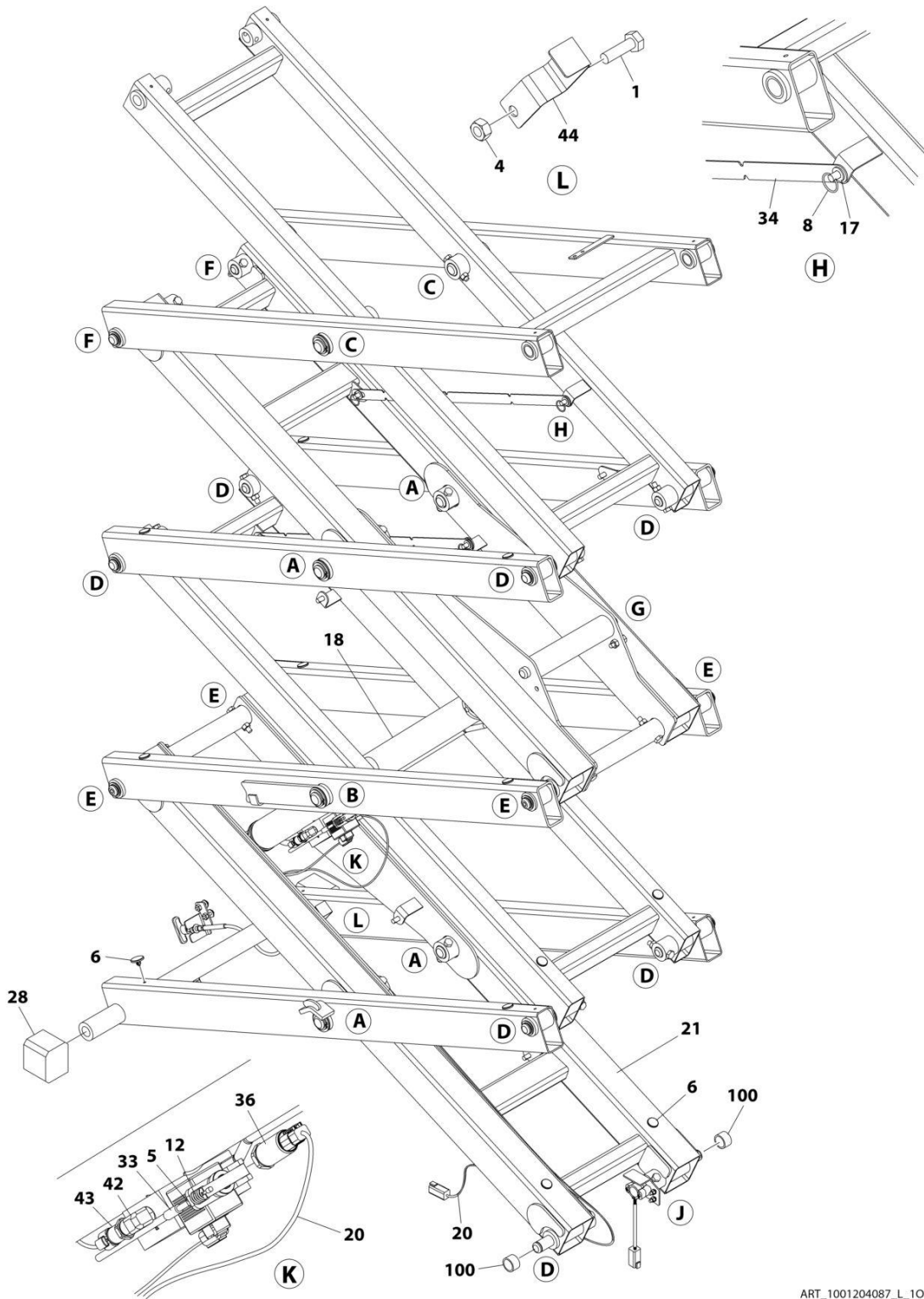
FIGURE 2-20. GROUND CONTROL INSTALLATION (MACHINES WITH SN STARTING WITH G2)

ITEM	PART NUMBER	QTY	DESCRIPTION	REV
	1001280432	Ref	GROUND CONTROL INSTALLATION	B
1	0100011	AR	Compound Locking	
2	0140043	1	Alarm Horn	
3	0630587	2	Bolt M6 x 25	
4	0700412	2	Bolt M4 x 25	
5	0700612	2	Bolt M6 x 25	
6	0700617	3	Bolt M6 x 45	
7	0760610	2	Bolt M6 x 20	
8	1706679	1	Decal - Break Release	
9	1001276659	1	Gauge, Hour Meter	
10	3290405	2	Nut M4	
11	3290605	7	Nut M6	
12	3740150	1	Relay	
13	3910804	3	Screw 8 x 1/4	
14	4031708	4	Bolt M6 x 20	
15	4240017	AR	Tie-Strap (Not Shown)	
16	1001276738	1	Switch, Toggle	
17	4360387	1	Switch, Yellow Push Button	
18	4360469	1	Switch, Key	
19	4360475	1	Switch, E-Stop	
20	4811700	11	Washer M6	
21	1001091102	4	Washer M4	
22	1001130220	2	Nut M6	
23	1001130590	1	Plate, Key Switch	
24	1001187781	1	Tie-Strap	
25	1001200629	1	Control, Logic Module	
26	1001276740	1	Lamp, LED Indicator Red	
27	1001207494	1	Bracket, Logic Controller	
28	1001209682	1	Decal - Ground Control	
29	1001276979	1	Tie-Strap	
30	1001235559	1	Support, Ground Control	
31	1001255885	1	Bracket, Controller	
32	1001255933	1	Harness, LSS Chassis	
32	1001283415	1	Harness, LSS Chassis	
33	1001255934	1	Harness, Drive Control	
34	1001268506	1	Control, ES System Module	
35	1001257138	1	Bracket, Break Release	
36	0100048	AR	Compound Locking (Not Shown)	

SECTION 3 - SCISSORS ARMS

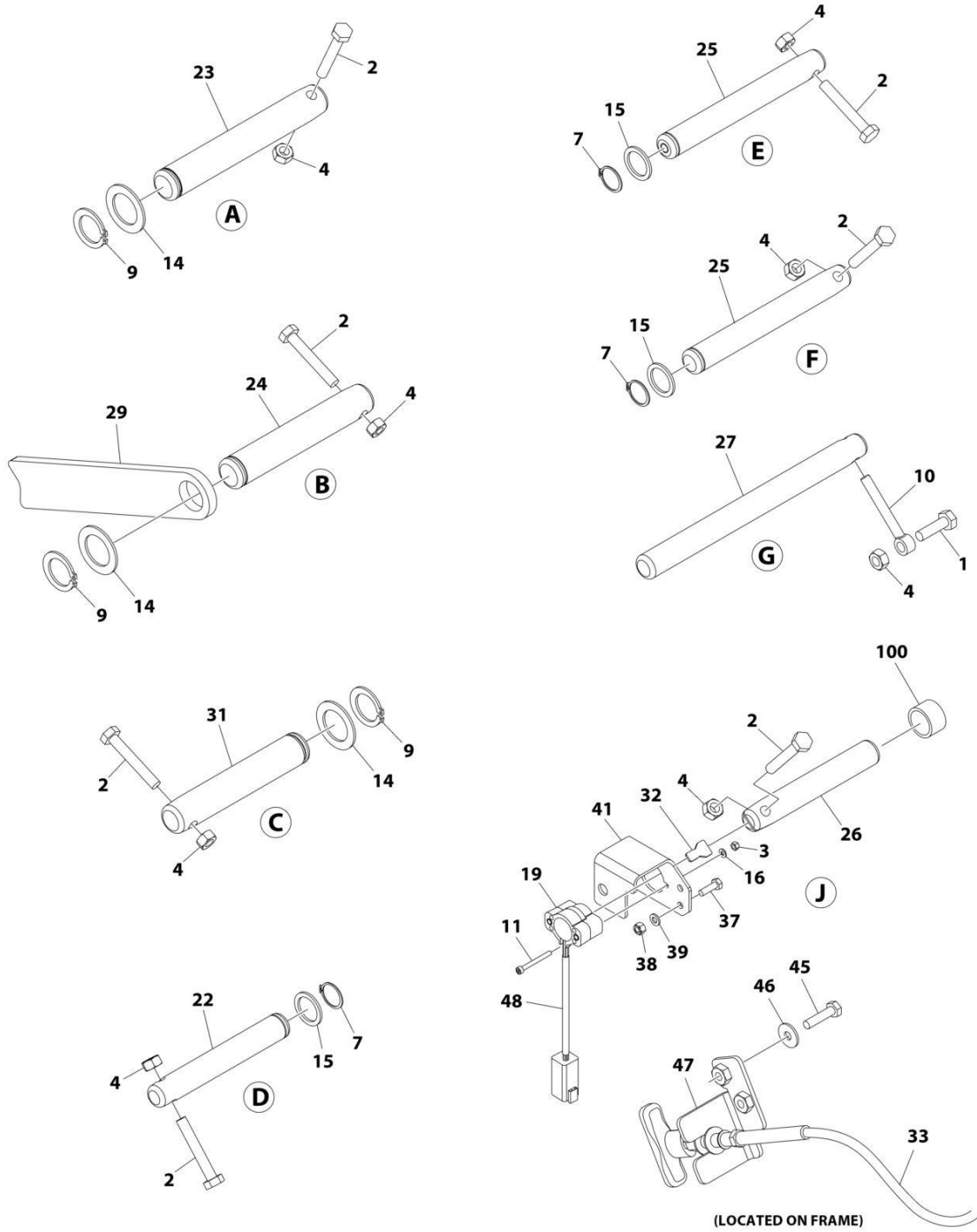
SECTION 3 - SCISSORS ARMS

FIGURE 3-1. SCISSORS ARMS INSTALLATION (MACINES WITH SN STARTING WITH M2)



ART_1001204087_L_1OF2

SECTION 3 - SCISSORS ARMS



ART_1001204087_L_20F2

SECTION 3 - SCISSORS ARMS

FIGURE 3-1. SCISSORS ARMS INSTALLATION (MACINES WITH SN STARTING WITH M2)

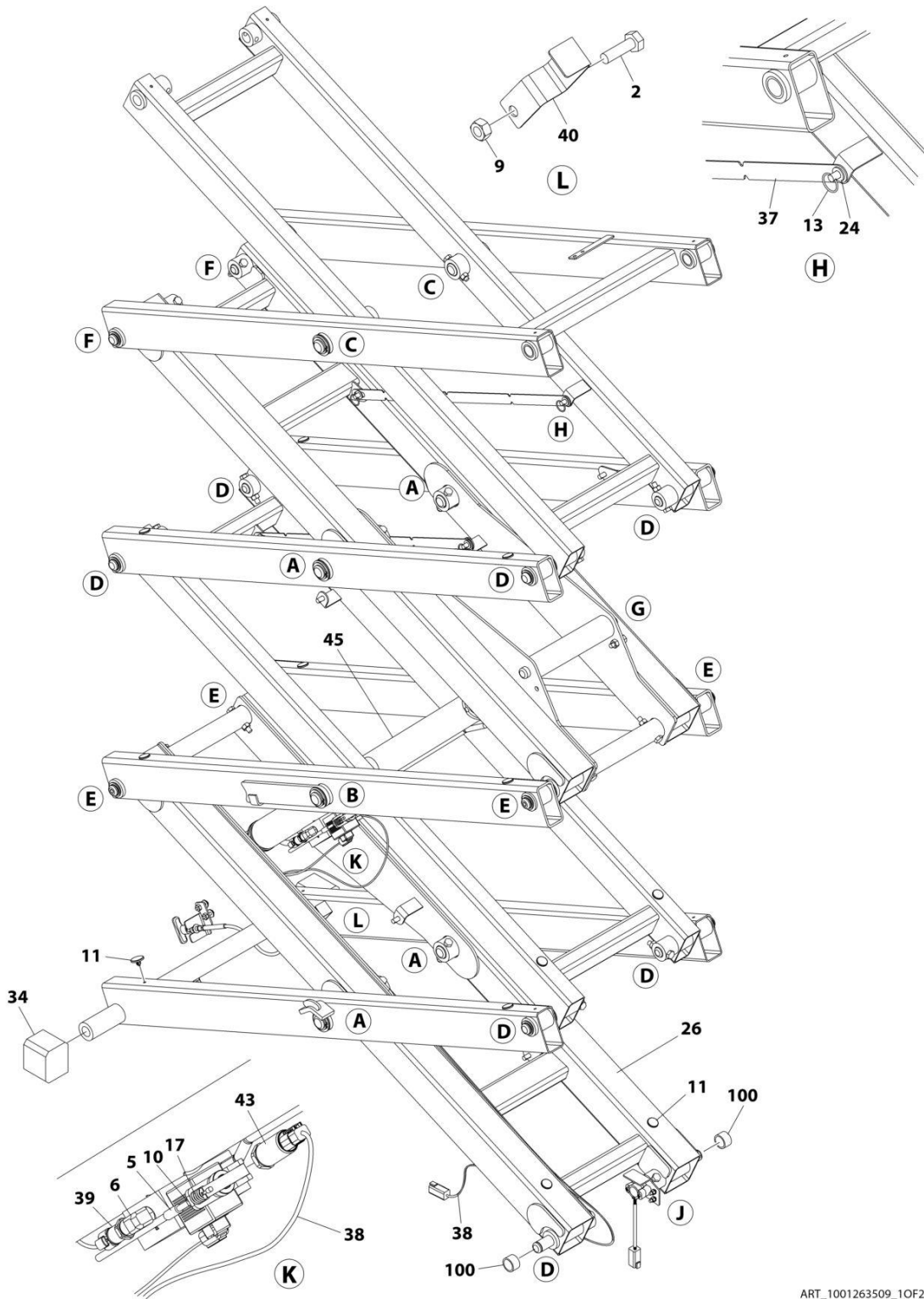
ITEM	PART NUMBER	QTY	DESCRIPTION	REV
	1001204087	Ref	SCISSORS ARMS INSTALLATION	L
1	0701015	AR	Bolt M10 x 35	
2	0701021	22	Bolt M10 x 65	
3	3290405	2	Nut M4	
4	3291007	AR	Nut M10	
5	3321402	1	Nut 1/4	
6	3340962	24	Pad	
7	3760115	12	Ring, Retaining	
8	3760170	4	Ring, Split	
9	3760387	8	Ring, Retaining	
10	3841143	2	Keeper, Pin	
11	4031512	2	Capscrew M4 x 40	
12	4160078	1	Spring	
13	4240017	5	Tie-Strap (Not Shown)	
14	4740438	8	Washer	
15	4740531	12	Washer	
16	4811400	2	Washer M4	
17	4812000	4	Washer M10	
18	1001198935	1	Lift Cylinder Assembly (See Separate Breakdown in CYLINDER Section)	
19	1001146963	1	Sensor, Angle	
19	4460899	1	Receptacle, Female - 6 Position	
19	4460464	6	Pin, Male	
20	1001222687	1	Lift Down Harness (See Separate Breakdown in ELECTRICAL Section)	
21	1001201355	1	Scissors Arms Kit (See Separate Breakdown in this Section)	
22	1001203443	7	Pin	
23	1001203444	4	Pin	
24	1001203445	1	Pin	
25	1001203446	6	Pin	
26	1001203447	1	Pin	
27	1001203448	2	Pin	
28	1001204311	2	Block, Slide	
29	1001204312	1	Plate, Prop	
31	1001204994	3	Pin	
32	1001234204	1	Key, Angle Sensor	
33	1061034	1	Cable, Manual Descent	
33	7020218	1	T-Handle (1/4 Threads)	
33	70001878	1	T-Handle (M5 Threads)	
34	1001206487	2	Support	
36	1001235104	1	Transducer, Pressure	
37	0700620	2	Bolt M6 x 60	
38	3290605	2	Nut M6	
39	4811700	2	Washer M6	
41	1001231268	1	Mount, Sensor	
42	2221116	1	Fitting, 90 ORB/ORB	
43	1001225164	1	Transducer, Pressure	
44	1001226791	1	Bracket	
45	0760612	2	Bolt M6 x 25	
46	4811702	2	Washer M6	

SECTION 3 - SCISSORS ARMS

ITEM	PART NUMBER	QTY	DESCRIPTION	REV
47	1001253153	1	Mount	
48	280013	6.5 in/16.5cm	Conduit	
100	1001134289	2	Bearing (Part of Frame)	

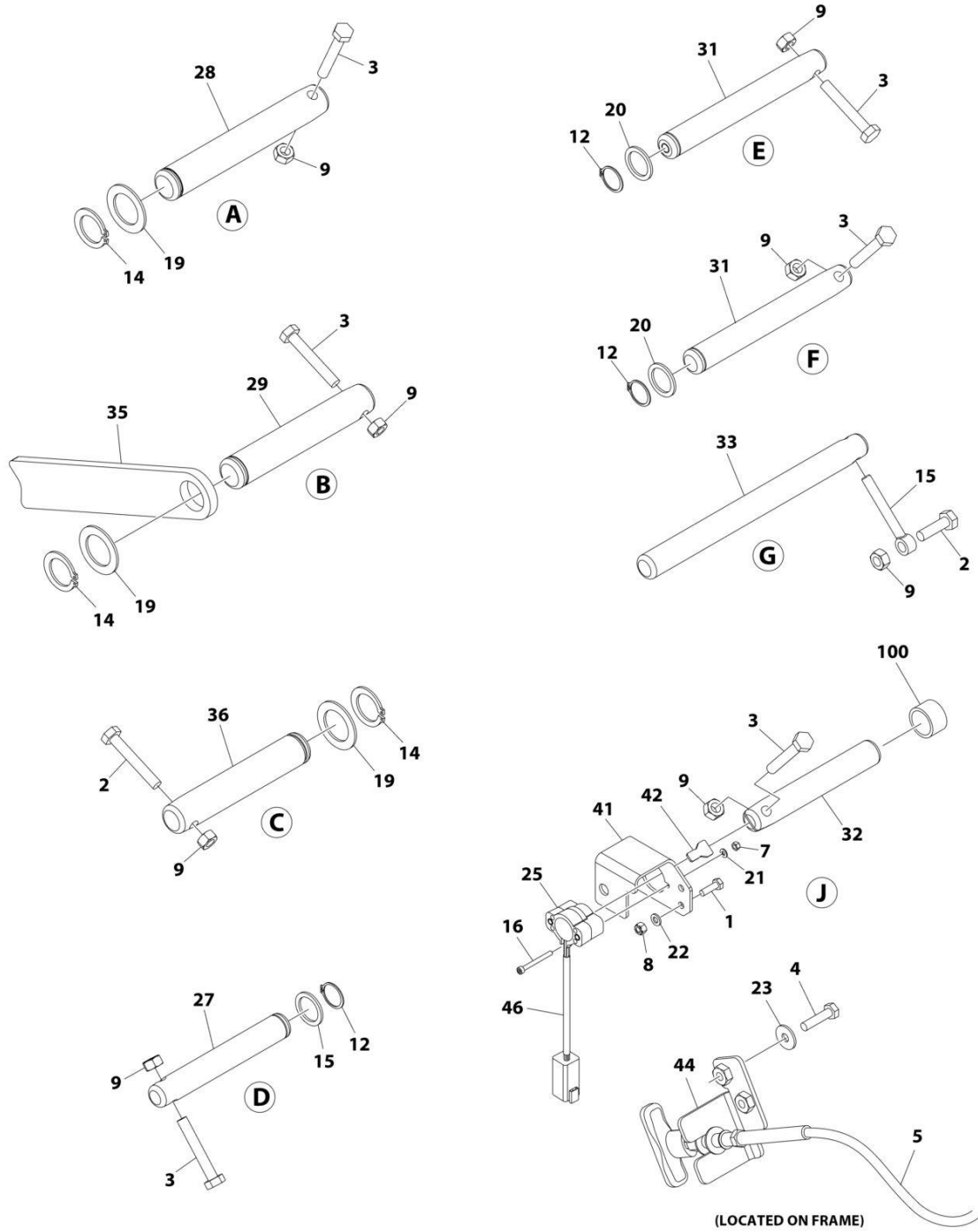
SECTION 3 - SCISSORS ARMS

FIGURE 3-2. SCISSORS ARMS INSTALLATION (MACHINES WITH SN STARTING WITH B2)



ART_1001263509_10F2

SECTION 3 - SCISSORS ARMS



ART_1001263509_20F2

SECTION 3 - SCISSORS ARMS

FIGURE 3-2. SCISSORS ARMS INSTALLATION (MACHINES WITH SN STARTING WITH B2)

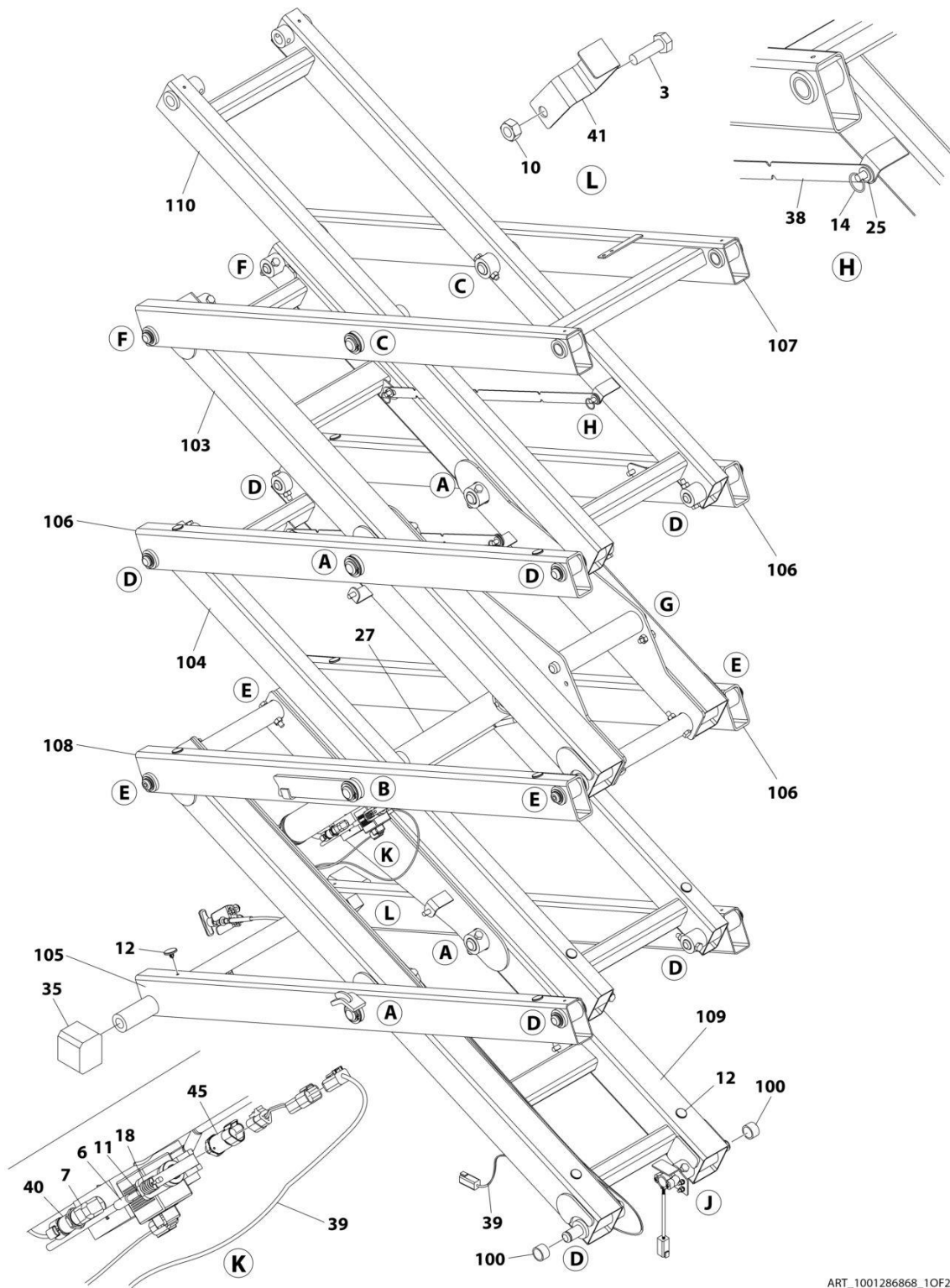
ITEM	PART NUMBER	QTY	DESCRIPTION	REV
	1001263509	Ref	SCISSORS ARMS INSTALLATION	C
1	0700620	2	Bolt M6 x 60	
2	0701015	3	Bolt M10 x 35	
3	0701021	22	Bolt M10 x 65	
4	0760612	2	Bolt M6 x 25	
5	1061034	1	Cable, Manual Descent	
5	7020218	1	T-Handle (1/4 Threads)	
5	70001878	1	T-Handle (M5 Threads)	
6	2221116	1	Fitting, 90 ORB/ORB	
7	3290405	2	Nut M4	
8	3290605	2	Nut M6	
9	3291007	25	Nut M10	
10	3321402	1	Nut 1/4	
11	3340962	24	Pad	
12	3760115	12	Ring, Retaining	
13	3760170	4	Ring, Split	
14	3760387	8	Ring, Retaining	
15	3841143	2	Keeper, Pin	
16	4031512	2	Capscrew M4 x 40	
17	4160078	1	Spring	
18	4240017	5	Tie-Strap (Not Shown)	
19	4740438	8	Washer	
20	4740531	12	Washer	
21	4811400	2	Washer M4	
22	4811700	2	Washer M6	
23	4811702	2	Washer M6	
24	4812000	4	Washer M10	
25	1001146963	1	Sensor, Angle	
25	4460899	1	Receptacle, Female - 6 Position	
25	4460464	6	Pin, Male	
26	1001201355	1	Scissors Arms Kit (See Separate Breakdown in this Section)	
27	1001203443	7	Pin	
28	1001203444	4	Pin	
29	1001203445	1	Pin	
31	1001203446	6	Pin	
32	1001203447	1	Pin	
33	1001203448	2	Pin	
34	1001204311	2	Block, Slide	
35	1001204312	1	Plate, Prop	
36	1001204994	3	Pin	
37	1001206487	2	Support	
38	1001222687	1	Lift Down Harness (See Separate Breakdown in ELECTRICAL Section)	
39	1001225164	1	Transducer, Pressure	
40	1001226791	1	Bracket	
41	1001231268	1	Mount, Sensor	
42	1001234204	1	Key, Angle Sensor	
43	1001235104	1	Transducer, Pressure	
44	1001253153	1	Mount	

SECTION 3 - SCISSORS ARMS

ITEM	PART NUMBER	QTY	DESCRIPTION	REV
45	1001256787	1	Lift Cylinder Assembly (See Separate Breakdown in CYLINDER Section)	
46	1001262299	1	Conduit	
100	1001134289	2	Bearing (Part of Frame)	

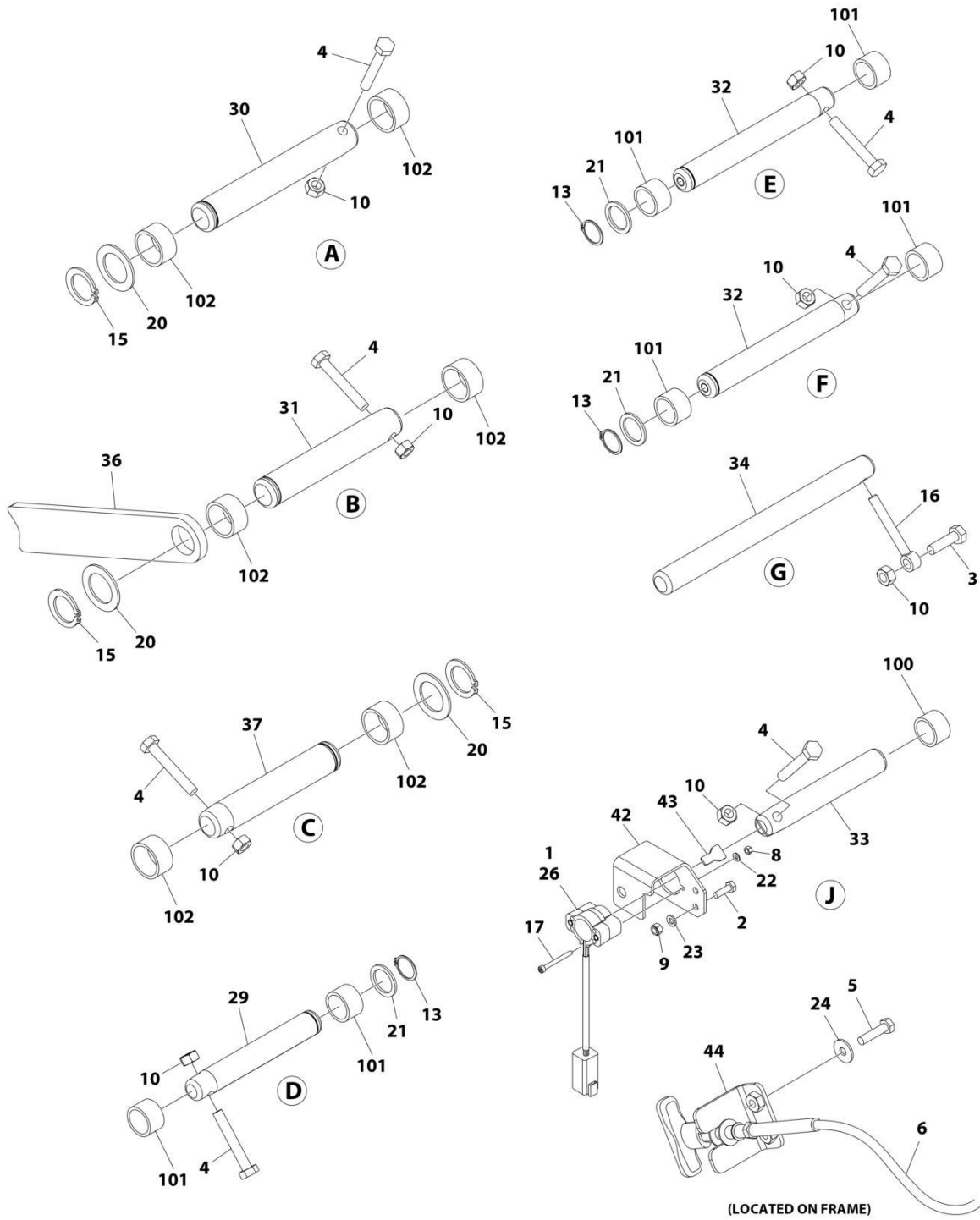
SECTION 3 - SCISSORS ARMS

FIGURE 3-3. SCISSORS ARMS INSTALLATION (MACHINES WITH SN STARTING WITH M2)



ART_1001286868_10F2

SECTION 3 - SCISSORS ARMS



ART_1001286868_20F2

SECTION 3 - SCISSORS ARMS

FIGURE 3-3. SCISSORS ARMS INSTALLATION (MACHINES WITH SN STARTING WITH M2)

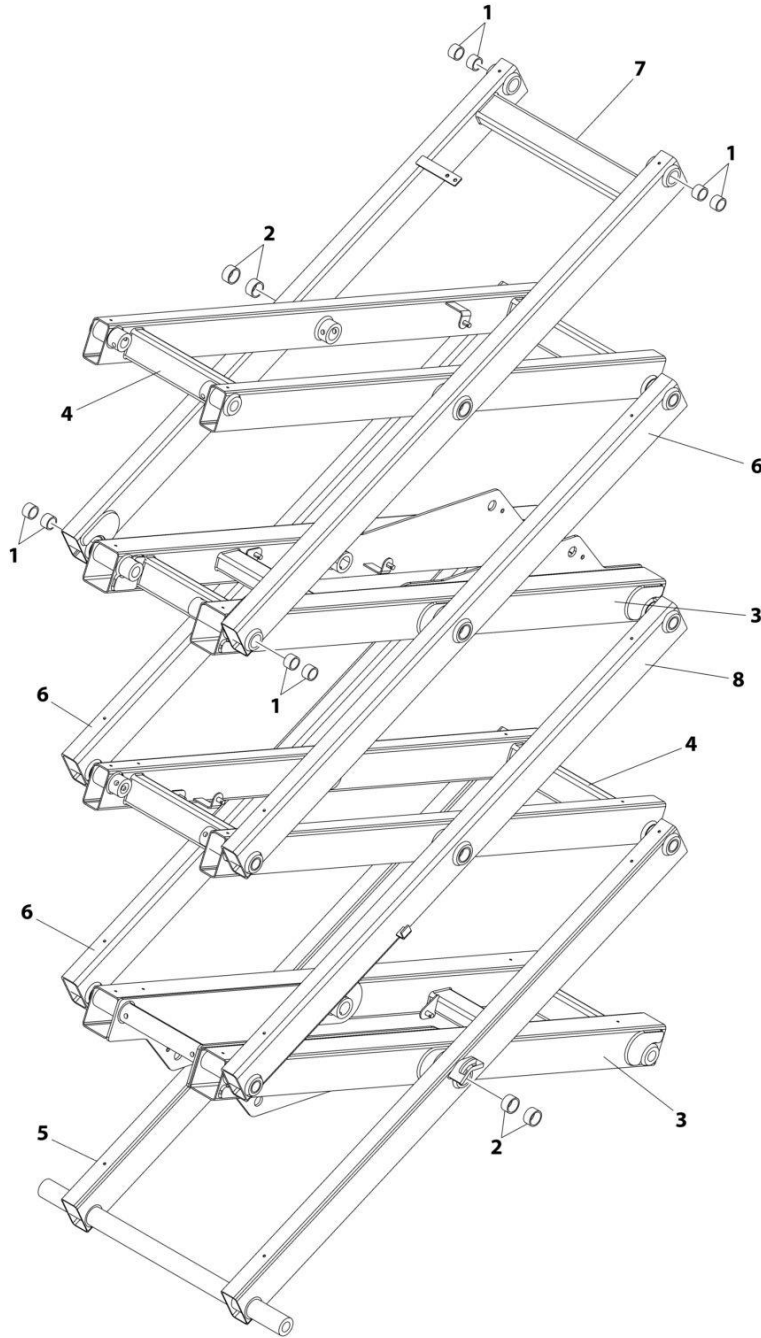
ITEM	PART NUMBER	QTY	DESCRIPTION	REV
	1001286868	Ref	SCISSORS ARMS INSTALLATION	A
1	280013	7 in/17cm	Conduit, Split	
2	0700620	2	Bolt M6 x 60	
3	0701015	3	Bolt M10 x 35	
4	0701021	22	Bolt M10 x 65	
5	0760612	2	Bolt M6 x 25	
6	1061034	1	Cable, Manual Descent	
7	2221116	1	Fitting, 90 ORB/ORB	
8	3290405	2	Nut M4	
9	3290605	2	Nut M6	
10	3291007	25	Nut M10	
11	3321402	1	Nut 1/4	
12	3340962	24	Pad	
13	3760115	12	Ring, Retaining	
14	3760170	4	Ring, Split	
15	3760387	8	Ring, Retaining	
16	3841143	2	Keeper, Pin	
17	4031512	2	Capscrew M4 x 40	
18	4160078	1	Spring	
19	4240017	AR	Tie-Strap (Not Shown)	
20	4740438	8	Washer	
21	4740531	12	Washer	
22	4811400	2	Washer M4	
23	4811700	2	Washer M6	
24	4811702	2	Washer M6	
25	4812000	4	Washer M10	
26	1001146963	1	Sensor, Angle	
27	1001198935	1	Cylinder, Lift (See Separate Breakdown in CYLINDER Section)	
28	1001201355	1	Scissors Arm Kit (Not Shown) (Includes Items 101-110)	
29	1001203443	7	Pin	
30	1001203444	4	Pin	
31	1001203445	1	Pin	
32	1001203446	6	Pin	
33	1001203447	1	Pin	
34	1001203448	2	Pin	
35	1001204311	2	Block, Slide	
36	1001204312	1	Plate, Prop	
37	1001204994	3	Pin	
38	1001206487	2	Support	
39	1001222687	1	Lift Down Harness (See Separate Breakdown in ELECTRICAL Section)	
40	1001225164	1	Transducer, Pressure	
41	1001226791	1	Bracket	
42	1001231268	1	Mount, Sensor	
43	1001234204	1	Key, Angle Sensor	
44	1001253153	1	Mount	
45	1001285320	1	Transducer, Pressure	
46	1001285829	1	Harness, Jumper (Not Shown) (See Separate Breakdown in ELECTRICAL Section)	
100	1001134289	2	Bearing (Part of Frame)	

SECTION 3 - SCISSORS ARMS

ITEM	PART NUMBER	QTY	DESCRIPTION	REV
101	0440264	28	Bearing	
102	0440265	16	Bearing	
103	1001203973	1	Arm, Inboard Cylinder Mount	
104	1001203974	1	Arm, Inboard	
105	1001203975	1	Arm, Outboard	
106	1001203976	3	Arm, Outboard (Mid)	
107	1001204621	1	Arm, Outboard (Top)	
108	1001213554	1	Arm, Outboard (Mid)	
109	1001241604	1	Arm, Inboard Cylinder Mount (Lower)	
110	1001241605	1	Arm, Inboard (Upper)	

SECTION 3 - SCISSORS ARMS

FIGURE 3-4. SCISSORS ARMS KIT



ART_1001201355

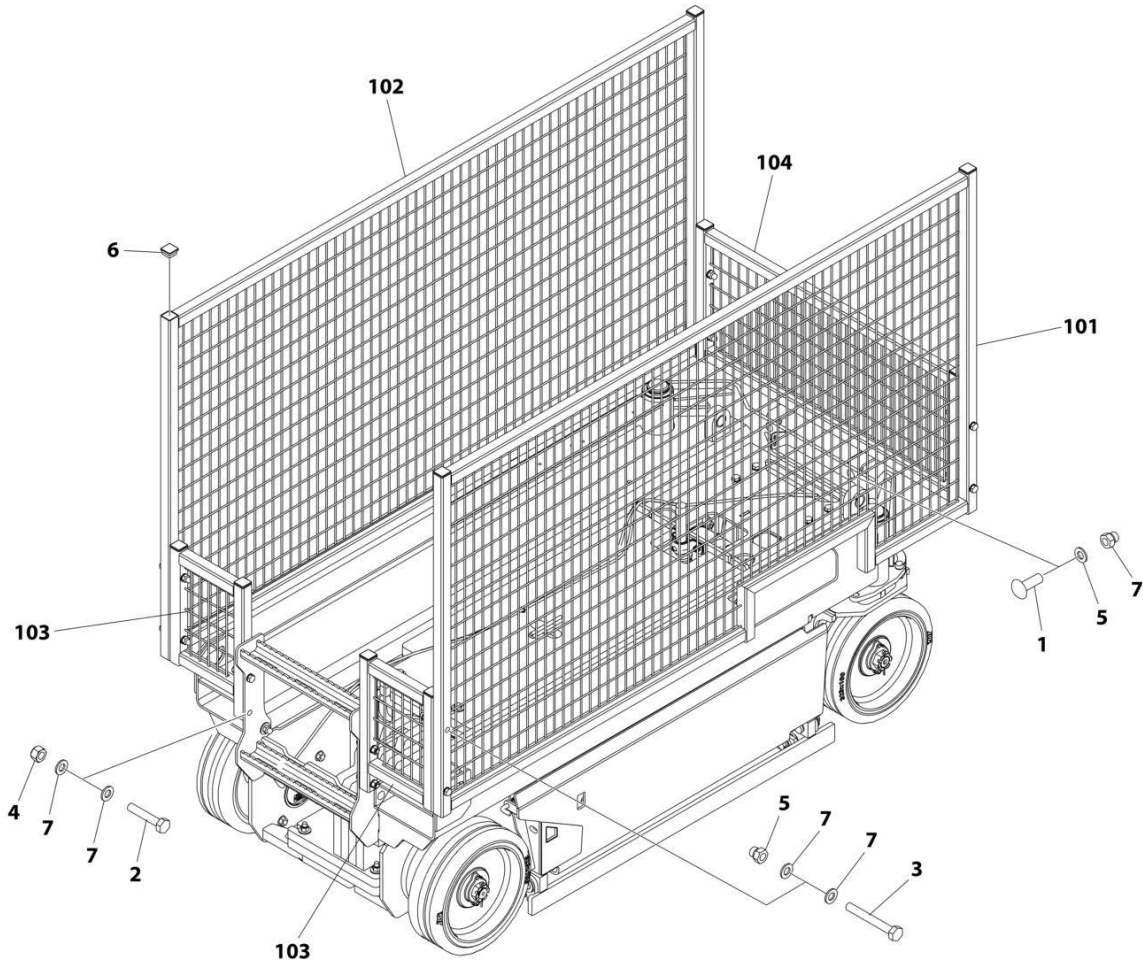
SECTION 3 - SCISSORS ARMS

FIGURE 3-4. SCISSORS ARMS KIT

ITEM	PART NUMBER	QTY	DESCRIPTION	REV
	1001201355	Ref	SCISSORS ARMS KIT	D
1	0440264	28	Bearing	
2	0440265	16	Bearing	
3	1001203973	1	Arm, Inboard (Upper Mid)	
4	1001203974	1	Arm, Inboard (Lower Mid)	
5	1001203975	1	Arm, Outboard (Bottom)	
6	1001203976	3	Arm, Outboard (Lower Mid Left Side and Upper Mid Right/Left)	
7	1001204621	1	Arm, Outboard (Top)	
8	1001213554	1	Arm, Outboard (Lower Mid Right Side)	
9	1001241604	1	Arm, Inboard (Bottom)	
10	1001241605	1	Arm, Inboard (Top)	

SECTION 3 - SCISSORS ARMS

FIGURE 3-5. ARM GUARD INSTALLATION



ART_1001224623

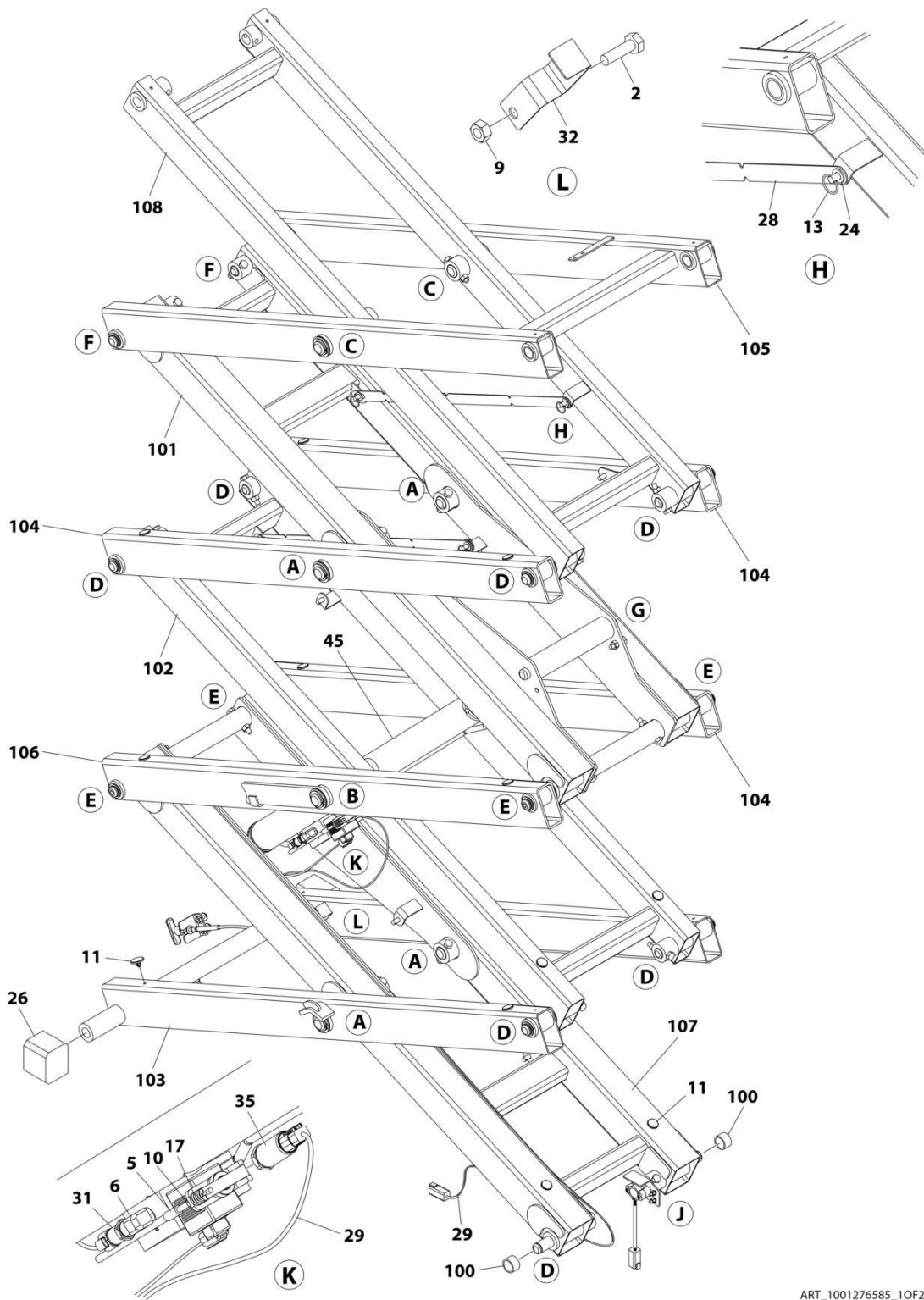
SECTION 3 - SCISSORS ARMS

FIGURE 3-5. ARM GUARD INSTALLATION

ITEM	PART NUMBER	QTY	DESCRIPTION	REV
	1001224623	Ref	ARM GUARD INSTALLATION	A
1	0630613	2	Bolt M10 x 30	
2	0701019	4	Bolt M10 x 55	
3	0701024	8	Bolt M10 x 80	
4	3291005	4	Nut M10	
5	3291006	10	Nut M10	
6	3520072	10	Plug	
7	4812000	26	Washer M10	
8	1001224622	1	Arm Guard Kit	
101	1001224604	1	Guard, Arm (RH)	
102	1001224608	1	Guard, Arm (LH)	
103	1001224614	2	Guard, Arm (Rear)	
104	1001224620	1	Guard, Arm (Front)	

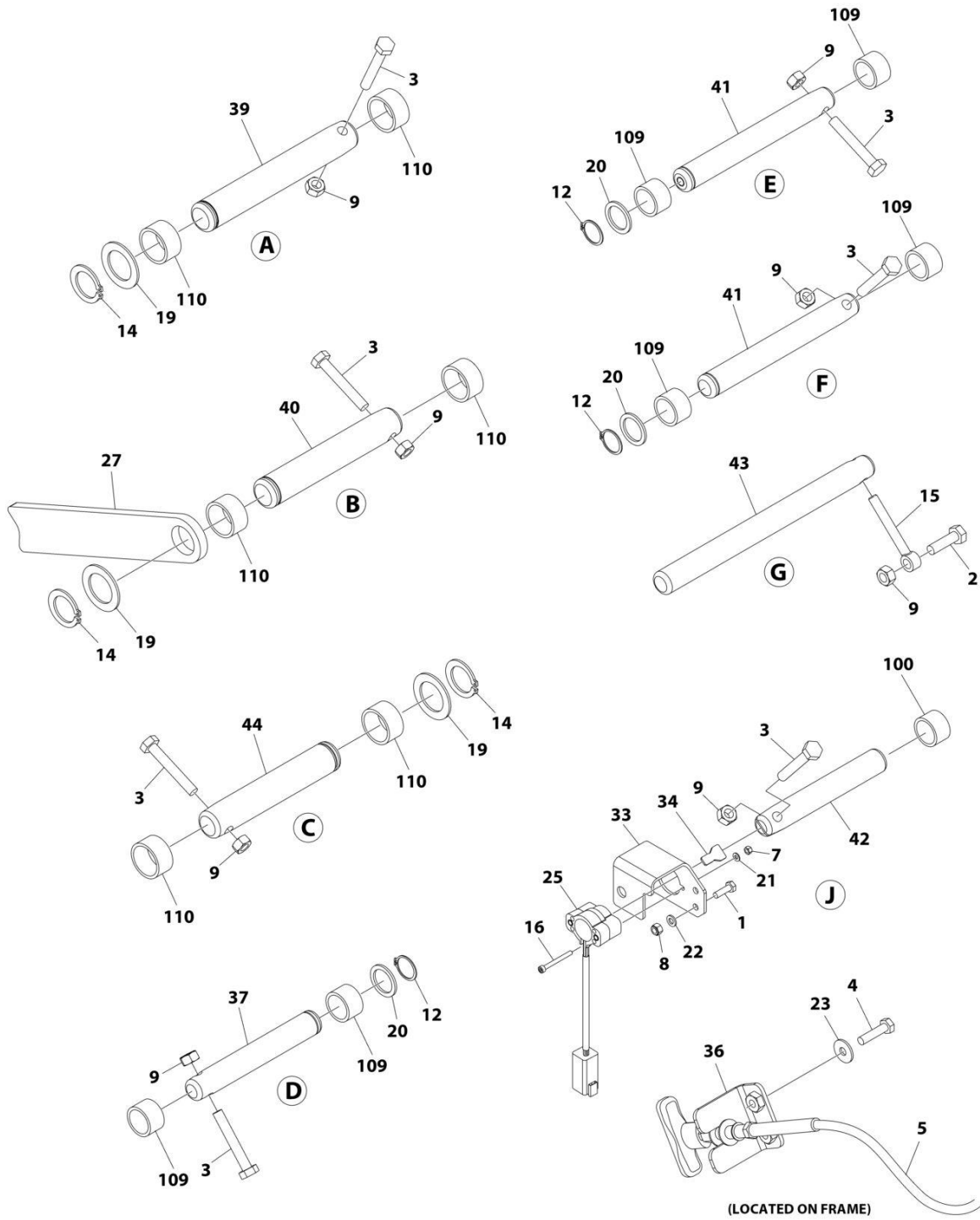
SECTION 3 - SCISSORS ARMS

FIGURE 3-6. SCISSORS ARMS INSTALLATION (MACHINES WITH SN STARTING WITH G2)



ART_1001276585_10F2

SECTION 3 - SCISSORS ARMS



ART_1001276585_20F2

SECTION 3 - SCISSORS ARMS

FIGURE 3-6. SCISSORS ARMS INSTALLATION (MACHINES WITH SN STARTING WITH G2)

ITEM	PART NUMBER	QTY	DESCRIPTION	REV
	1001276585	Ref	SCISSORS ARMS INSTALLATION	C
1	0700620	2	Bolt M6 x 60	
2	0701015	3	Bolt M10 x 35	
3	0701021	22	Bolt M10 x 65	
4	0760612	2	Bolt M6 x 25	
5	1061034	1	Cable, Manual Descent	
5	7020218	1	T-Handle (1/4 Threads)	
5	70001878	1	T-Handle (M5 Threads)	
6	2221116	1	Fitting, 90 ORB/ORB	
7	3290405	2	Nut M4	
8	3290605	2	Nut M6	
9	3291007	25	Nut M10	
10	3321402	1	Nut 1/4	
11	3340962	24	Pad	
12	3760115	12	Ring, Retaining	
13	3760170	4	Ring, Split	
14	3760387	8	Ring, Retaining	
15	3841143	2	Keeper, Pin	
16	4031512	2	Capscrew M4 x 40	
17	4160078	1	Spring	
18	4240017	5	Tie-Strap (Not Shown)	
19	4740438	8	Washer	
20	4740531	12	Washer	
21	4811400	2	Washer M4	
22	4811700	2	Washer M6	
23	4811702	2	Washer M6	
24	4812000	4	Washer M10	
25	1001295195	1	Sensor, Angle	
25	4460899	1	Receptacle, Female - 6 Position	
25	4460464	1	Pin, Male	
26	1001204311	2	Block, Slide	
27	1001204312	1	Plate, Prop	
28	1001206487	2	Support	
29	1001294256	1	Lift Down Harness (See Separate Breakdown in ELECTRICAL Section)	
31	1001225164	1	Transducer, Pressure	
32	1001226791	1	Bracket	
33	1001231268	1	Mount, Sensor	
34	1001234204	1	Key, Angle Sensor	
35	1001285320	1	Transducer, Pressure (3 Pin)	
35	1001235104	1	Transducer, Pressure (4 Pin)	
36	1001253153	1	Mount	
37	1001276707	7	Pin	
38	1001276725	1	Scissors Arms Kit (Not Shown) (Include Items 101-110)	
39	1001276728	4	Pin	
40	1001276729	1	Pin	
41	1001276730	6	Pin	
42	1001276731	1	Pin	
43	1001276732	2	Pin	
44	1001276733	3	Pin	

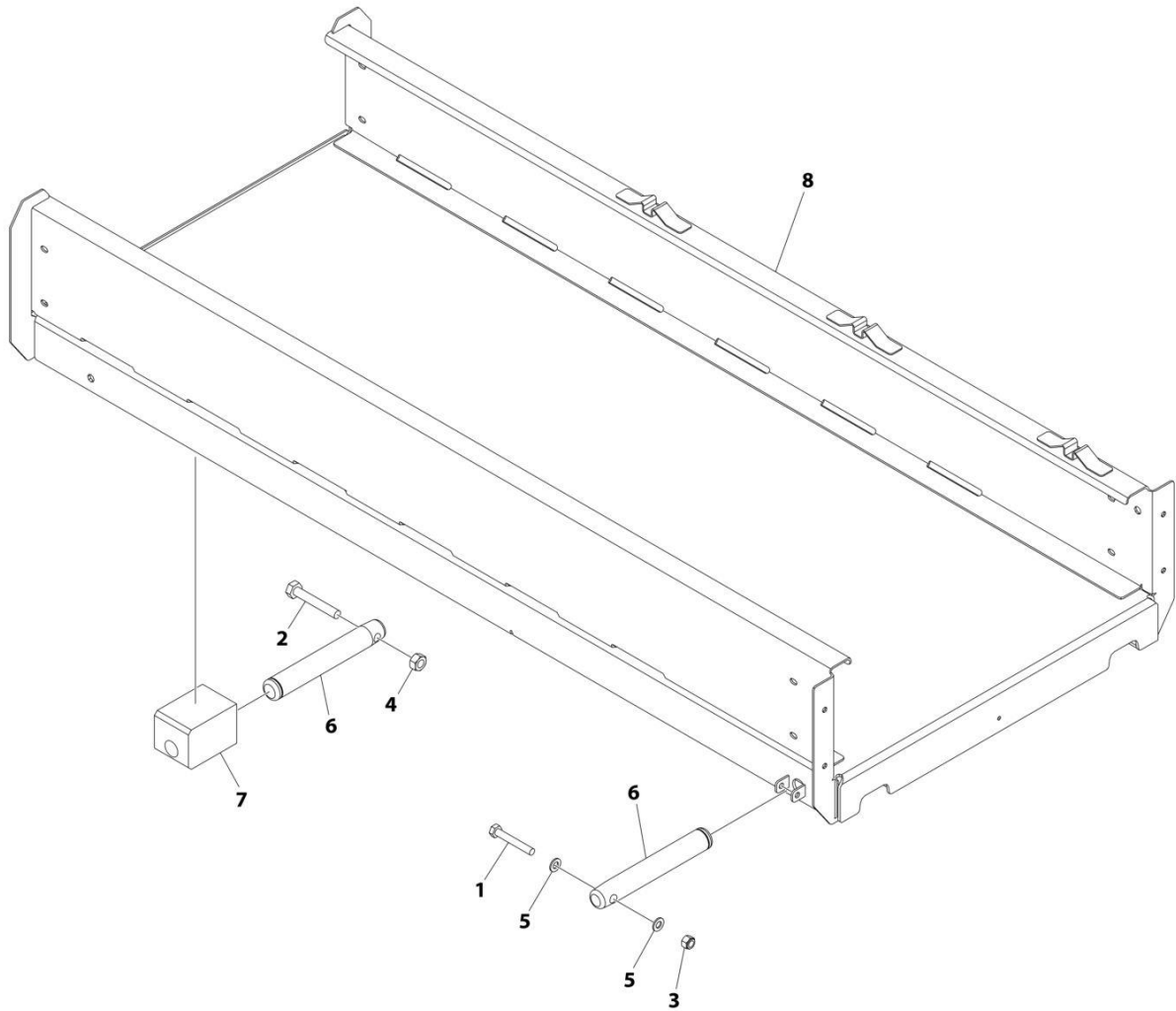
SECTION 3 - SCISSORS ARMS

ITEM	PART NUMBER	QTY	DESCRIPTION	REV
45	1001276734	1	Lift Cylinder Assembly (See Separate Breakdown in CYLINDER Section)	
100	1001134289	2	Bearing (Part of Frame)	
101	1001203973	1	Arm, Inboard Cylinder Mount	
102	1001203974	1	Arm, Inboard	
103	1001203975	1	Arm, Outboard	
104	1001203976	3	Arm, Outboard (Mid)	
105	1001204621	1	Arm, Outboard (Top)	
106	1001213554	1	Arm, Outboard (Mid)	
107	1001241604	1	Arm, Inboard Cylinder Mount (Lower)	
108	1001241605	1	Arm, Inboard (Upper)	
109	1001276726	28	Bearing	
110	1001276727	16	Bearing	

SECTION 4 - PLATFORM

SECTION 4 - PLATFORM

FIGURE 4-1. PLATFORM INSTALLATION (MACHINES WITH SN STARTING WITH 12, B2 & M2)



ART_1001205709_C

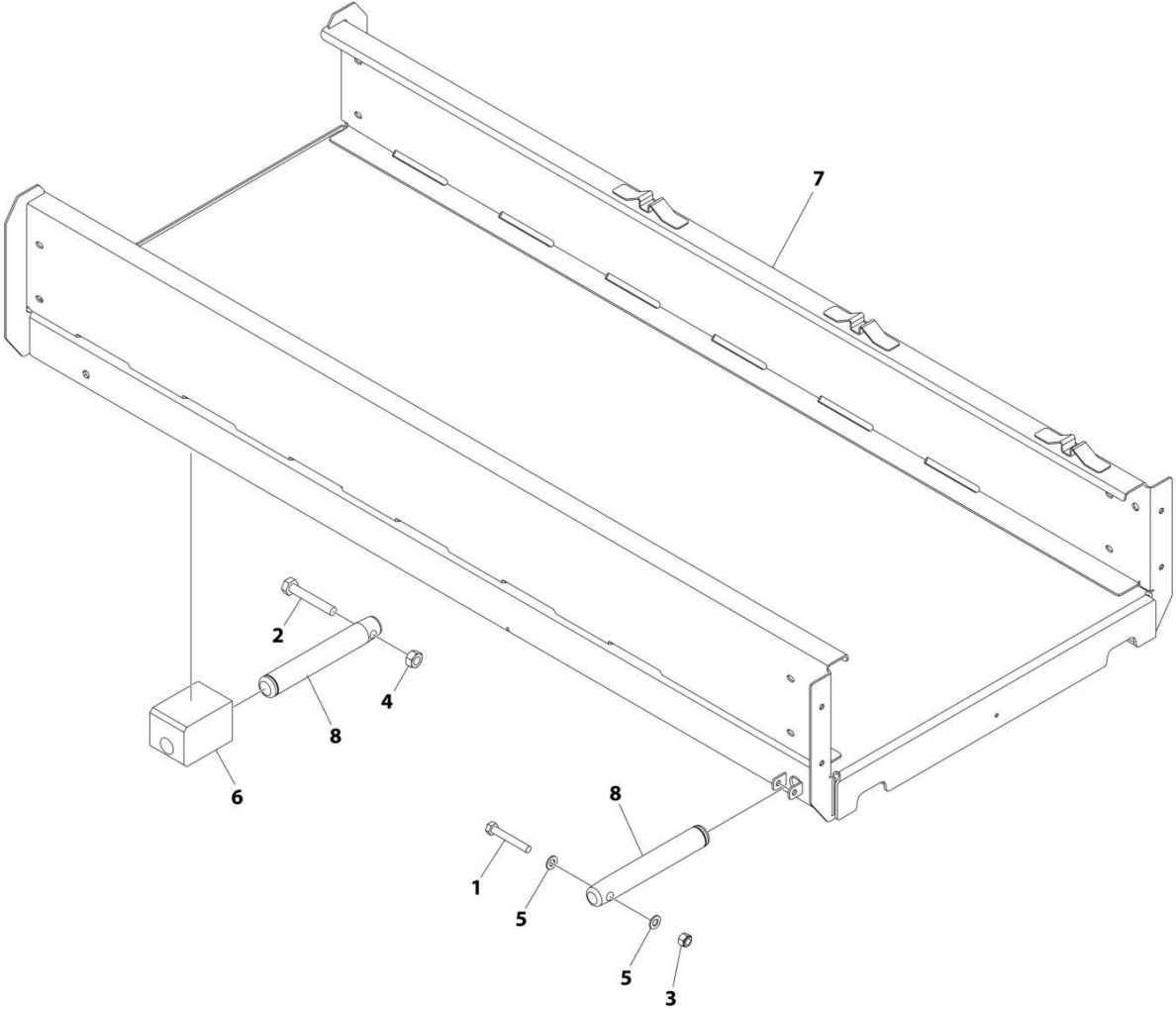
SECTION 4 - PLATFORM

FIGURE 4-1. PLATFORM INSTALLATION (MACHINES WITH SN STARTING WITH 12, B2 & M2)

ITEM	PART NUMBER	QTY	DESCRIPTION	REV
	1001205709	Ref	PLATFORM INSTALLATION	C
1	0700819	2	Bolt M8 x 55	
2	0701021	2	Bolt M10 x 65	
3	3290805	2	Nut M8	
4	3291007	2	Nut M10	
5	4811900	4	Washer M8	
6	1001203443	4	Pin	
7	1001205156	2	Block, Slide	
8	1001235541	1	Platform	

SECTION 4 - PLATFORM

FIGURE 4-2. PLATFORM INSTALLATION (MACHINES WITH SN STARTING WITH G2)



ART_1001276705

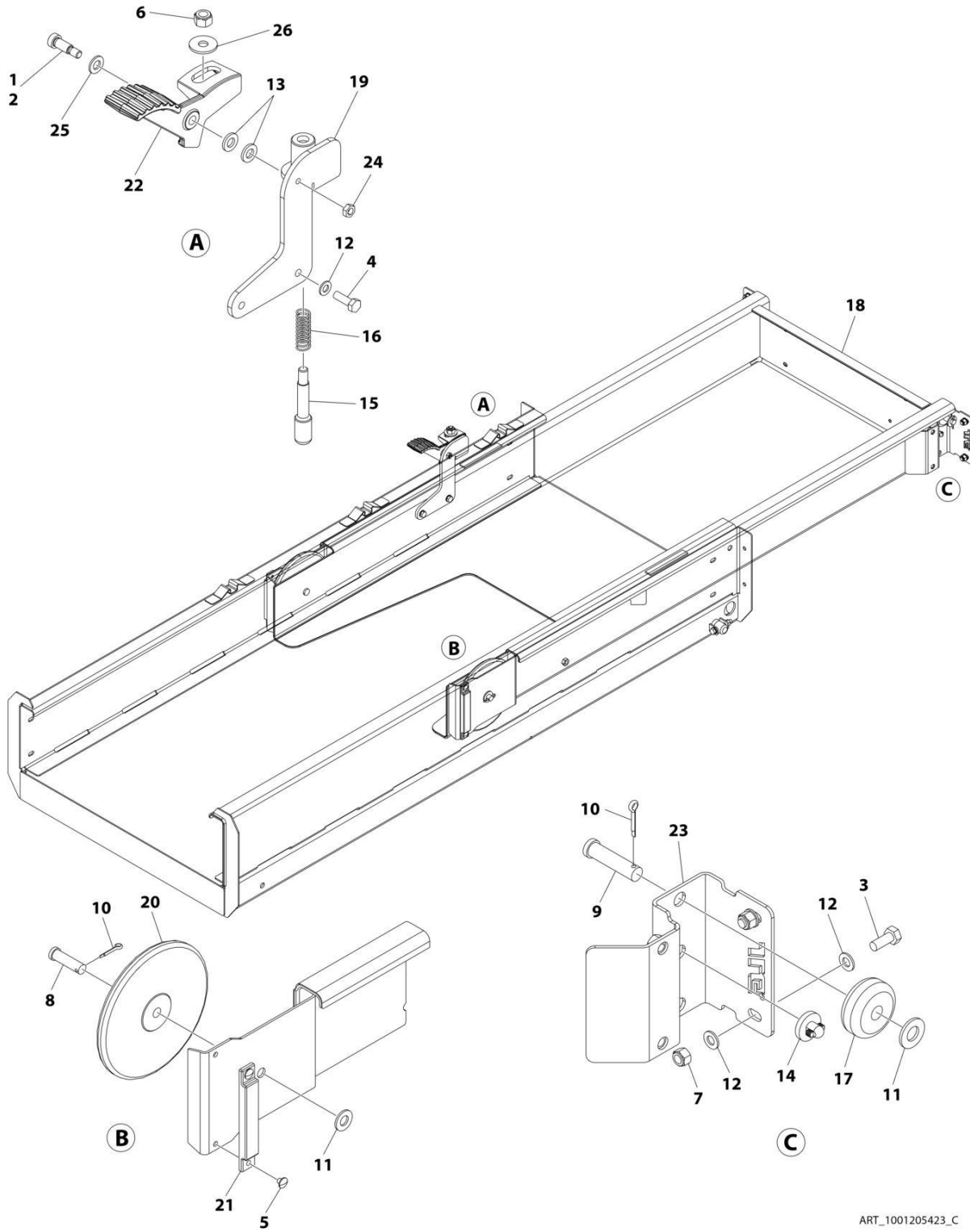
SECTION 4 - PLATFORM

FIGURE 4-2. PLATFORM INSTALLATION (MACHINES WITH SN STARTING WITH G2)

ITEM	PART NUMBER	QTY	DESCRIPTION	REV
	1001276705	Ref	PLATFORM INSTALLATION	A
1	0700819	2	Bolt M8 x 55	
2	0701021	2	Bolt M10 x 65	
3	3290805	2	Nut M8	
4	3291007	2	Nut M10	
5	4811900	4	Washer M8	
6	1001205156	2	Block, Slide	
7	1001235541	1	Platform	
8	1001276707	4	Pin	

SECTION 4 - PLATFORM

FIGURE 4-3. PLATFORM EXTENSION INSTALLATION



ART_1001205423_C

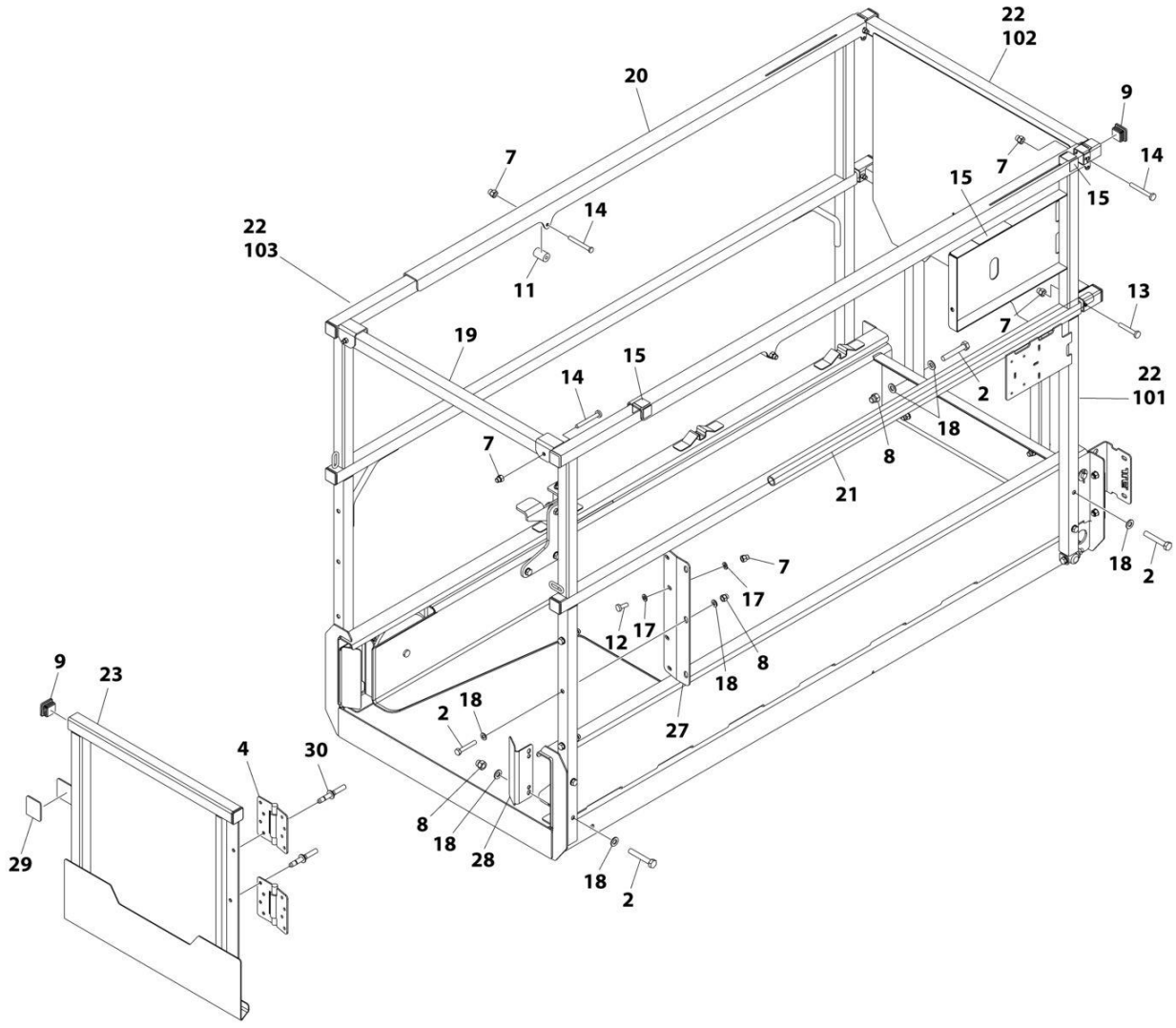
SECTION 4 - PLATFORM

FIGURE 4-3. PLATFORM EXTENSION INSTALLATION

ITEM	PART NUMBER	QTY	DESCRIPTION	REV
	1001205423	Ref	PLATFORM EXTENSION INSTALLATION	C
1	0100011	AR	Compound, Locking	
2	0630183	1	Screw 3/8 x 1	
3	0760810	4	Bolt M8 x 20	
4	0760812	2	Bolt M8 x 25	
5	2080040	4	Fastener	
6	3290605	AR	Nut M6	
6	3291005	AR	Nut M10	
7	3290805	4	Nut M8	
8	3430814	2	Pin	
9	3430816	2	Pin	
10	3450403	4	Pin, Cotter 1/8 x 3/4	
11	4711800	4	Washer 1/2	
12	4811900	11	Washer M8	
13	5241000	5	Washer M10	
14	1001137675	2	Bumper	
15	1001221476	1	Rod	
16	1001221475	1	Spring	
17	1001205422	2	Roller (Front)	
18	1001205424	1	Extension, Platform	
19	1001236129	1	Bracket	
20	1001205430	2	Roller (Rear)	
21	1001208852	2	Pad	
22	1001217043	1	Plate	
23	1001210064	2	Support	
24	3311502	1	Nut 5/16	
25	4812000	AR	Washer M10	
26	4812002	AR	Washer M10	

SECTION 4 - PLATFORM

FIGURE 4-4. RAILS INSTALLATION - FIXED (INSIDE TUBE SLIDER)



ART_1001207806_F

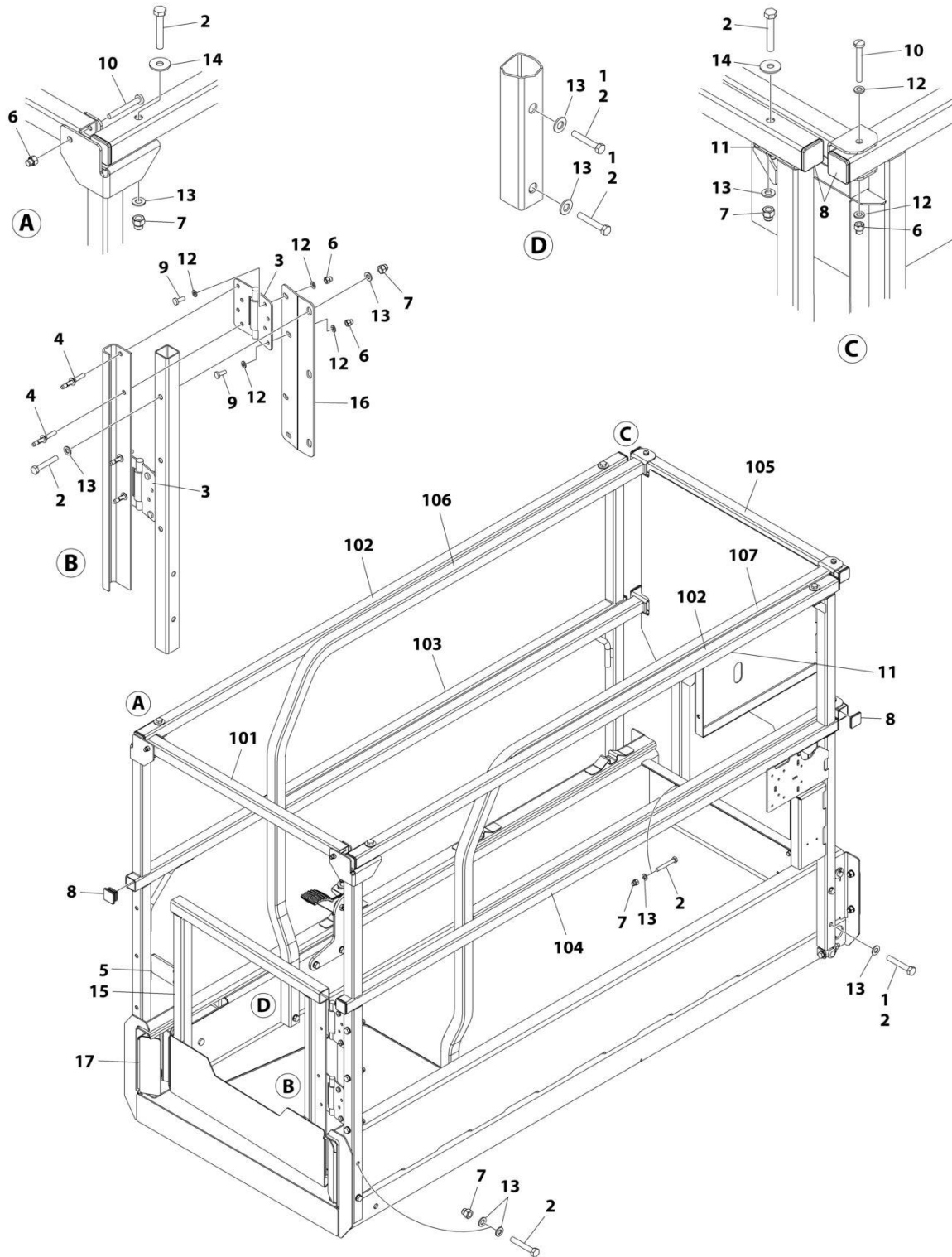
SECTION 4 - PLATFORM

FIGURE 4-4. RAILS INSTALLATION - FIXED (INSIDE TUBE SLIDER)

ITEM	PART NUMBER	QTY	DESCRIPTION	REV
	1001207806	Ref	RAILS INSTALLATION - FIXED RAILS/GATE ENTRY (INSIDE TUBE SLIDER)	F
2	0700818	15	Bolt M8 x 50	
4	2600281	2	Hinge	
7	3290606	12	Nut M6	
8	3290806	11	Nut M8	
9	3520072	10	Plug	
11	3860111	2	Roller	
12	4010608	4	Screw M6 x 16	
13	4010616	2	Screw M6 x 40	
14	4010618	6	Screw M6 x 50	
15	4420062	1.3 ft/ 40cm	Tape	
17	4811700	8	Washer M6	
18	4811900	28	Washer M8	
19	1001206224	1	Tube (Rear)	
20	1001206225	2	Rail, Top Slide	
21	1001206226	2	Rod	
22	1001206228	1	Rail Kit - Fixed Rails (See Items 101-103 for Breakdown))	
23	1001210302	1	Gate	
27	1001210586	1	Plate, Gate Hinge	
28	1001210963	2	Cover	
29	3080007	1	Magnet, Latch	
30	2080040	4	Fastener	
	1001206228	Ref	RAIL KIT - FIXED RAILS	H
101	1001206207	1	Rail, Side	
102	1001206217	1	Rail, Front	
103	1001206222	1	Rail, Side	

SECTION 4 - PLATFORM

FIGURE 4-5. RAILS INSTALLATION - FIXED (OUTSIDE TUBE SLIDER)



ART_1001286627

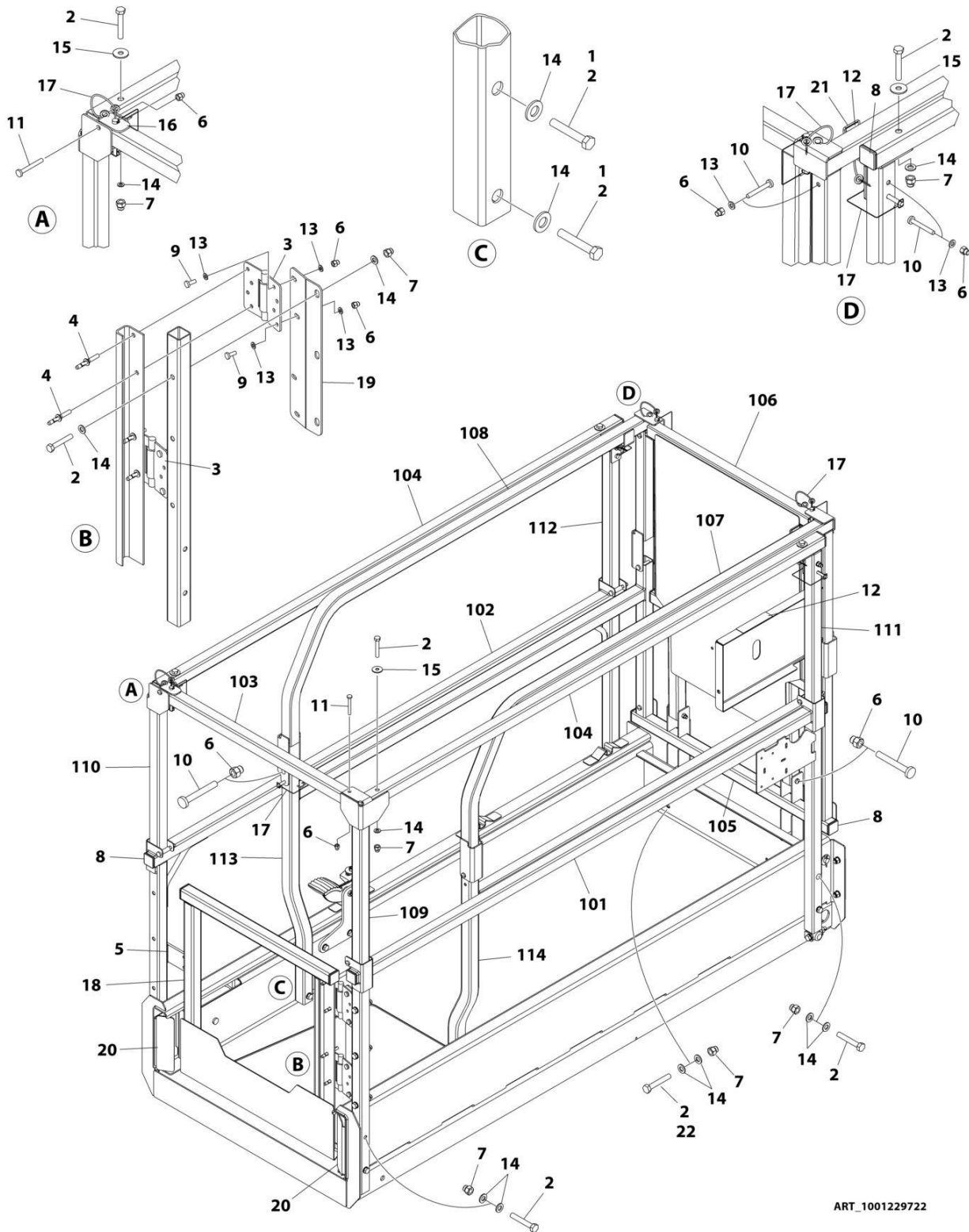
SECTION 4 - PLATFORM

FIGURE 4-5. RAILS INSTALLATION - FIXED (OUTSIDE TUBE SLIDER)

ITEM	PART NUMBER	QTY	DESCRIPTION	REV
	1001286627	Ref	RAILS INSTALLATION	A
1	0100011	AR	Compound, Locking	
2	0700818	23	Bolt M8 x 50	
3	2600281	2	Hinge	
4	2080040	4	Fastener	
5	3080007	1	Magnet	
6	3290606	10	Nut M6	
7	3290806	15	Nut M8	
8	3520072	12	Plug	
9	4010608	4	Screw M6 x 16	
10	4010618	6	Screw M6 x 50	
11	4420062	10 in/ 25cm	Tape	
12	4811700	16	Washer M6	
13	4811900	34	Washer M8	
14	4811902	4	Washer M8	
15	1001210302	1	Gate	
16	1001210586	1	Plate, Gate Support	
17	1001210963	2	Cover (LH)	
100	1001286522	1	Rail Kit (Dual, FD, SCG) (Includes 101-107)	
101	1001206224	1	Tube (Rear Top)	
102	1001223835	2	Tube (Platform Top)	
103	1001286509	1	Rail (Platform Lower Left)	
104	1001286510	1	Rail (Platform Lower Right)	
105	1001286512	1	Rail (Extension End)	
106	1001286514	1	Rail (Extension Left)	
107	1001286517	1	Rail (Extension Right)	

SECTION 4 - PLATFORM

FIGURE 4-6. RAILS INSTALLATION - FOLD-DOWN RAILS/GATE ENTRY (ANSI EXPORT & CHINA SPECS)



ART_1001229722

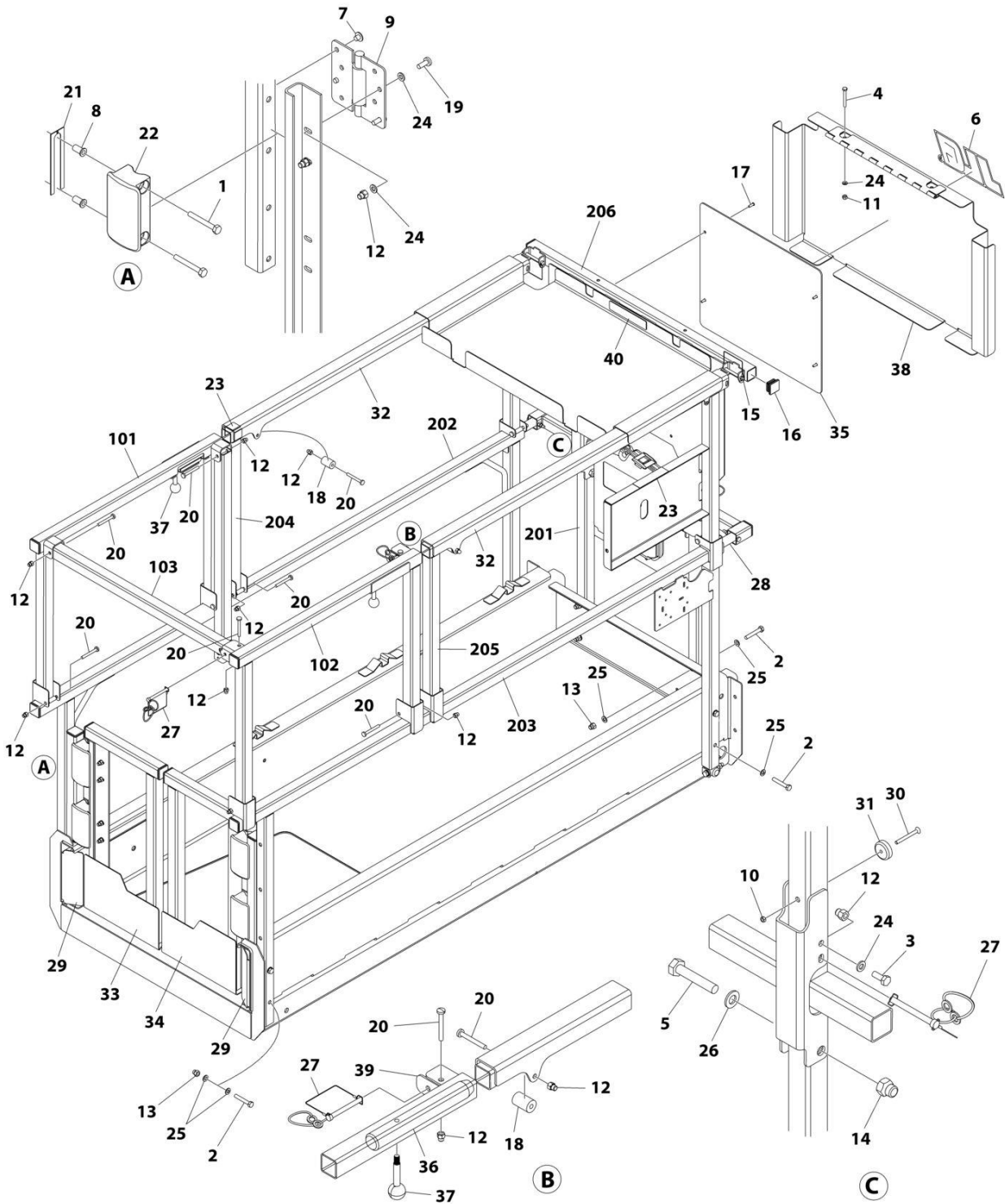
SECTION 4 - PLATFORM

FIGURE 4-6. RAILS INSTALLATION - FOLD-DOWN RAILS/GATE ENTRY (ANSI EXPORT & CHINA SPECS)

ITEM	PART NUMBER	QTY	DESCRIPTION	REV
	1001229722	Ref	RAILS INSTALLATION - FOLD-DOWN RAILS/GATE ENTRY	D
1	0100011	AR	Compound, Locking	
2	0700818	AR	Bolt M8 x 50	
3	2600281	2	Hinge	
4	2080040	4	Fastener	
5	3080007	1	Magnet	
6	3290606	23	Nut M6	
7	3290806	15	Nut M8	
8	3520072	12	Plug	
9	4010608	5	Screw M6 x 16	
10	4010617	16	Screw M6 x 45	
11	4010618	2	Screw M6 x 50	
12	4420062	15 in/ 37cm	Tape	
13	4811700	13	Washer M6	
14	4811900	30	Washer M8	
15	4811902	4	Washer M8	
16	1001154378	1	Bracket	
17	1001187587	6	Pin	
18	1001210302	1	Gate	
19	1001210586	1	Plate, Gate Support	
20	1001210963	2	Cover (LH)	
21	1001232257	2	Brace	
22	0700820	AR	Bolt M8 x 60	
100	1001229723	1	Rail (Not Shown)	
101	1001210442	1	Rail (Side Lower Right)	
102	1001210444	1	Rail (Side Lower Left)	
103	1001210458	1	Rail (Rear Top)	
104	1001223835	2	Rail (Side Top)	
105	1001231405	1	Rail (Extention Front Lower)	
106	1001229732	1	Rail (Extention Front Upper)	
107	1001229733	1	Rail (Extention Upper Right)	
108	1001229734	1	Rail (Extention Upper Left)	
109	1001229739	1	Rail (Rear Upper Right)	
110	1001229740	1	Rail (Rear Upper Left)	
111	1001229741	1	Rail (Front Upper Right)	
112	1001229742	1	Rail (Front Upper Left)	
113	1001230248	1	Rail (Extention Side Lower Left)	
114	1001230249	1	Rail (Extention Side Lower Right)	

SECTION 4 - PLATFORM

FIGURE 4-7. RAILS INSTALLATION - QUIK ACCESS (ANSI & JAPANESE SPECS ONLY)



ART_1001249082

SECTION 4 - PLATFORM

FIGURE 4-7. RAILS INSTALLATION - QUIK ACCESS (ANSI & JAPANESE SPECS ONLY)

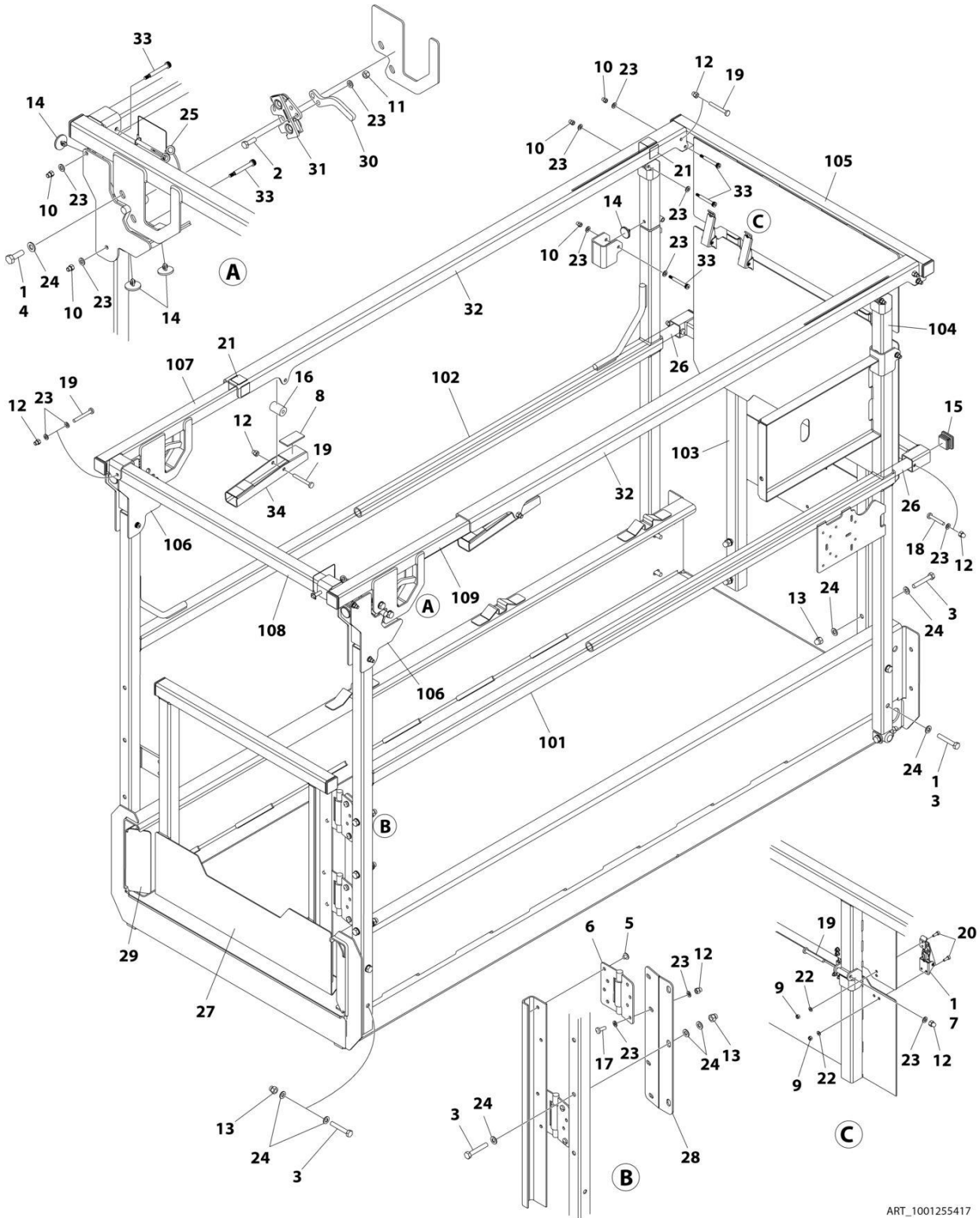
ITEM	PART NUMBER	QTY	DESCRIPTION	REV
	1001249082	Ref	RAILS INSTALLATION - FOLD-DOWN RAILS/GATE ENTRY	C
1	0641416	8	Bolt 1/4 x 2	
2	0700818	12	Bolt M8 x 50	
3	0760608	2	Bolt M6 x 16	
4	0760618	2	Bolt M6 x 50	
5	0761019	2	Bolt M10 x 55	
6	1001256675	1	Decal - JLG	
7	2080040	8	Fastener	
8	2080043	8	Rivnut	
9	2600281	4	Hinge	
10	3290501	2	Nut M5	
11	3290605	2	Nut M6	
12	3290606	26	Nut M6	
13	3290806	8	Nut M8	
14	3291006	2	Nut M10	
15	3422219	2	Pin	
16	3520072	16	Plug	
17	3820032	4	Rivet	
18	3860111	2	Roller	
19	4010608	8	Screw M6 x 16	
20	4010618	16	Screw M6 x 50	
21	4071095	AR	Shim	
22	4220309	4	Stop	
23	4420062	1.5 ft /0.46m	Tape	
24	4811700	20	Washer M6	
25	4811900	20	Washer M8	
26	4812000	2	Washer M10	
27	1001187587	4	Pin	
28	1001206226	2	Rod	
29	1001210963	2	Cover (LH)	
30	1001234395	2	Bolt M5 x 50	
31	1001243528	2	Magnet	
32	1001249114	2	Rail (Upper Slide)	
33	1001251383	1	Gate (Right)	
34	1001251388	1	Gate (Left)	
35	1001254825	1	Panel	
36	1001256471	2	Rail (Platform Extension)	
37	1001257890	2	Knob	
38	1001258528	1	Plate	
39	1001258704	2	Bracket	
40	1001261040	1	Decal - Max Capacity	
100	1001258617	1	Rail Narrow Access Kit (Not Shown)	A
101	1001249109	1	Rail (Upper Left)	
102	1001249111	1	Rail (Upper Right)	
103	1001258620	2	Tube (Drop Bar)	
200	1001258618	1	Rail Narrow Access Kit (Not Shown)	B
201	1001210446	1	Rail (Lower Extension)	
202	1001249096	1	Rail (Lower Left)	
203	1001249107	1	Rail (Lower Right)	

SECTION 4 - PLATFORM

ITEM	PART NUMBER	QTY	DESCRIPTION	REV
204	1001249110	1	Rail (Upper Left)	
205	1001249112	1	Rail (Upper Right)	
206	1001258411	1	Rail (Upper Extension)	

SECTION 4 - PLATFORM

FIGURE 4-8. RAILS INSTALLATION - QUIK FOLD-DOWN (UNDER MOUNT EXT HANDLE) (ALL SPECS EXCEPT AUSTRALIAN, CE, KOREAN & UK CA SPECS)



ART_1001255417

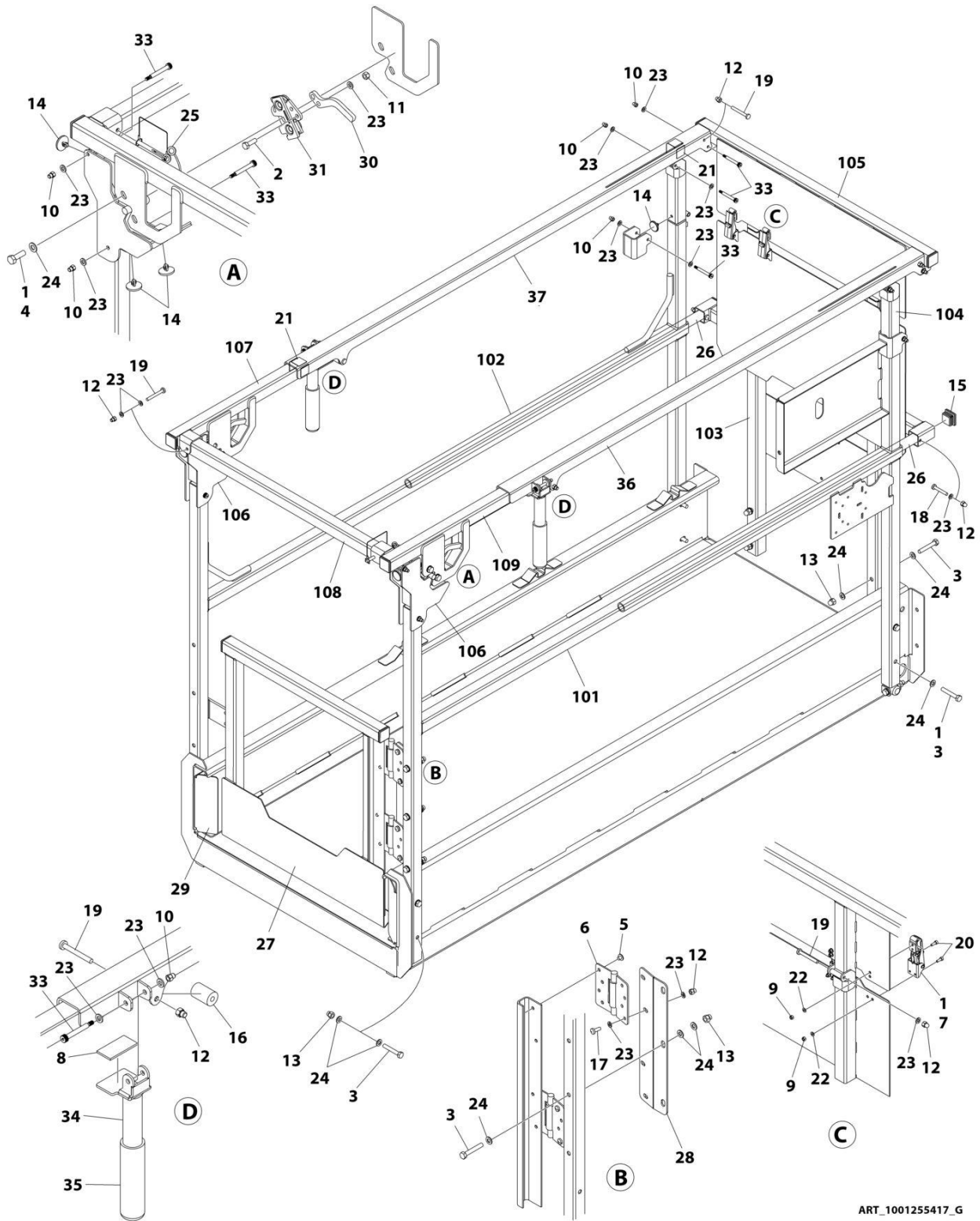
SECTION 4 - PLATFORM

FIGURE 4-8. RAILS INSTALLATION - QUIK FOLD-DOWN (UNDER MOUNT EXT HANDLE) (ALL SPECS EXCEPT AUSTRALIAN, CE, KOREAN & UK CA SPECS)

ITEM	PART NUMBER	QTY	DESCRIPTION	REV
	1001255417	Ref	RAILS INSTALLATION - FOLD-DOWN RAILS/GATE ENTRY (QUIK FOLD) (INSIDE TUBE SLIDER)	E
1	0100011	AR	Compound, Locking	
2	0700610	4	Bolt M6 x 20	
3	0700818	15	Bolt M8 x 50	
4	0700812	4	Bolt M8 x 25	
5	2080040	4	Fastener	
6	2600281	2	Hinge	
7	2940129	2	Latch	
8	3080007	3	Magnet	
9	3290405	8	Nut M4	
10	3290506	10	Nut M5	
11	3290605	4	Nut M6	
12	3290606	13	Nut M6	
13	3290806	11	Nut M8	
14	3340962	8	Pad	
15	3520072	10	Plug	
16	3860111	2	Roller	
17	4010608	4	Screw M6 x 16	
18	4010616	2	Screw M6 x 40	
19	4010618	7	Screw M6 x 50	
20	4031506	8	Bolt M4 x 12	
21	4420062	1.3 ft /40cm	Tape	
22	4811400	8	Washer M4	
23	4811700	38	Washer M6	
24	4811900	33	Washer M8	
25	1001187587	1	Pin	
26	1001206226	2	Rod	
27	1001210302	1	Gate	
28	1001210586	1	Plate, Gate Hinge	
29	1001210963	2	Cover	
30	1001259102	1	Plate, Latch Trigger	
31	1001255470	1	Latch Assembly	
32	1001255505	2	Rail, Top Slide	
33	1001256657	10	Bolt M6 x 40	
34	1001261149	2	Handle	
100	1001255420	1	Rail Kit (Not Shown)	D
101	1001255421	1	Rail (Right Platform)	
102	1001255428	1	Rail (Left Platform)	
103	1001255430	1	Rail (Platform Extension)	
104	1001255442	2	Tube (Rail Hinge)	
105	1001255457	1	Rail (Upper Extension)	
106	1001259105	2	Rail (Latch Assembly)	
107	1001259106	1	Rail (Upper)	
108	1001255491	1	Tube (Upper Extension)	
109	1001259107	1	Rail (Upper)	

SECTION 4 - PLATFORM

FIGURE 4-9. RAILS INSTALLATION - QUIK FOLD-DOWN (SIDE MOUNT EXT HANDLE) (ALL SPECS EXCEPT AUSTRALIAN, CE, KOREAN & UK CA SPECS)



ART_1001255417_G

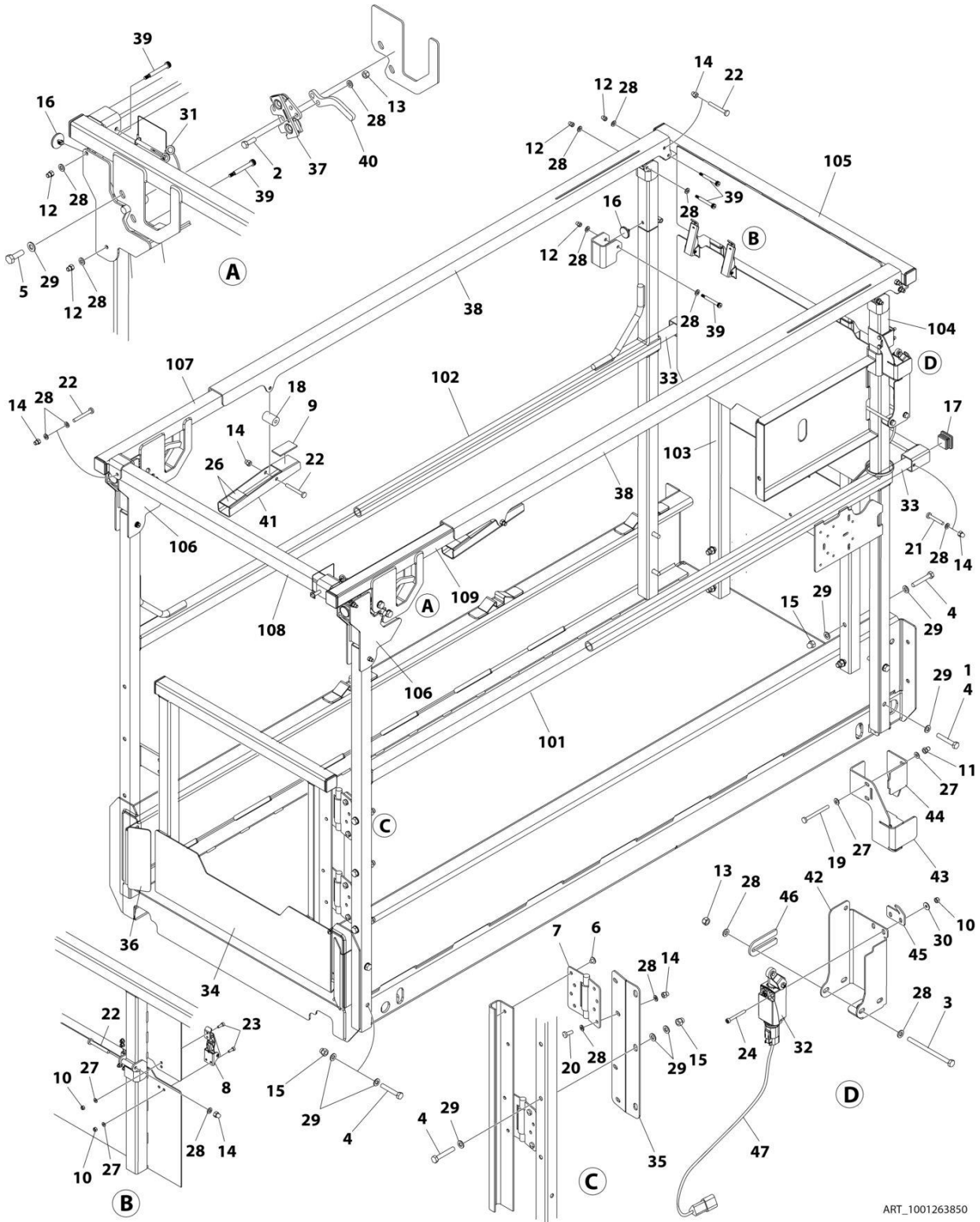
SECTION 4 - PLATFORM

FIGURE 4-9. RAILS INSTALLATION - QUIK FOLD-DOWN (SIDE MOUNT EXT HANDLE) (ALL SPECS EXCEPT AUSTRALIAN, CE, KOREAN & UK CA SPECS)

ITEM	PART NUMBER	QTY	DESCRIPTION	REV
	1001255417	Ref	RAILS INSTALLATION - FOLD-DOWN RAILS/GATE ENTRY (QUIK FOLD) (INSIDE TUBE SLIDER)	G
1	0100011	AR	Compound, Locking	
2	0700610	4	Bolt M6 x 20	
3	0700818	15	Bolt M8 x 50	
4	0700812	4	Bolt M8 x 25	
5	2080040	4	Fastener	
6	2600281	2	Hinge	
7	1001286736	2	Latch	
8	3080007	3	Magnet	
9	3290405	8	Nut, Lock M4	
10	3290506	12	Nut M5	
11	3290605	4	Nut, Lock M6	
12	3290606	13	Nut M6	
13	3290806	11	Nut M8	
14	3340962	8	Pad	
15	3520072	10	Plug	
16	3860111	2	Roller	
17	4010608	4	Screw M6 x 16	
18	4010616	2	Screw M6 x 40	
19	4010618	7	Screw M6 x 50	
20	4031506	8	Bolt M4 x 12	
21	4420062	1 ft /30cm	Tape	
22	4811400	8	Washer M4	
23	4811700	42	Washer M6	
24	4811900	33	Washer M8	
25	1001187587	1	Pin	
26	1001206226	2	Rod	
27	1001210302	1	Gate	
28	1001210586	1	Plate, Gate Hinge	
29	1001210963	2	Cover	
30	1001259102	1	Plate, Latch Trigger	
31	1001255470	1	Latch Assembly	
33	1001256657	12	Bolt M6 x 40	
34	1001282613	2	Handle	
35	2560088	2	Grip, Handle	
36	1001282611	1	Rail, Top Right Slide	
37	1001282612	1	Rail, Top Left Slide	
100	1001255420	1	Rail Kit (Not Shown)	H
101	1001255421	1	Rail (Right Platform)	
102	1001255428	1	Rail (Left Platform)	
103	1001255430	1	Rail (Platform Extension)	
104	1001255442	2	Tube (Rail Hinge)	
105	1001255457	1	Rail (Upper Extension)	
106	1001259105	2	Rail (Latch Assembly)	
107	1001259106	1	Rail (Upper)	
108	1001255491	1	Tube (Upper Extension)	
109	1001259107	1	Rail (Upper)	

SECTION 4 - PLATFORM

FIGURE 4-10. RAILS INSTALLATION - QUIK FOLD-DOWN (UNDER MOUNT EXT HANDLE) (CE & UK CA SPECS)



ART_1001263850

SECTION 4 - PLATFORM

FIGURE 4-10. RAILS INSTALLATION - QUIK FOLD-DOWN (UNDER MOUNT EXT HANDLE) (CE & UK CA SPECS)

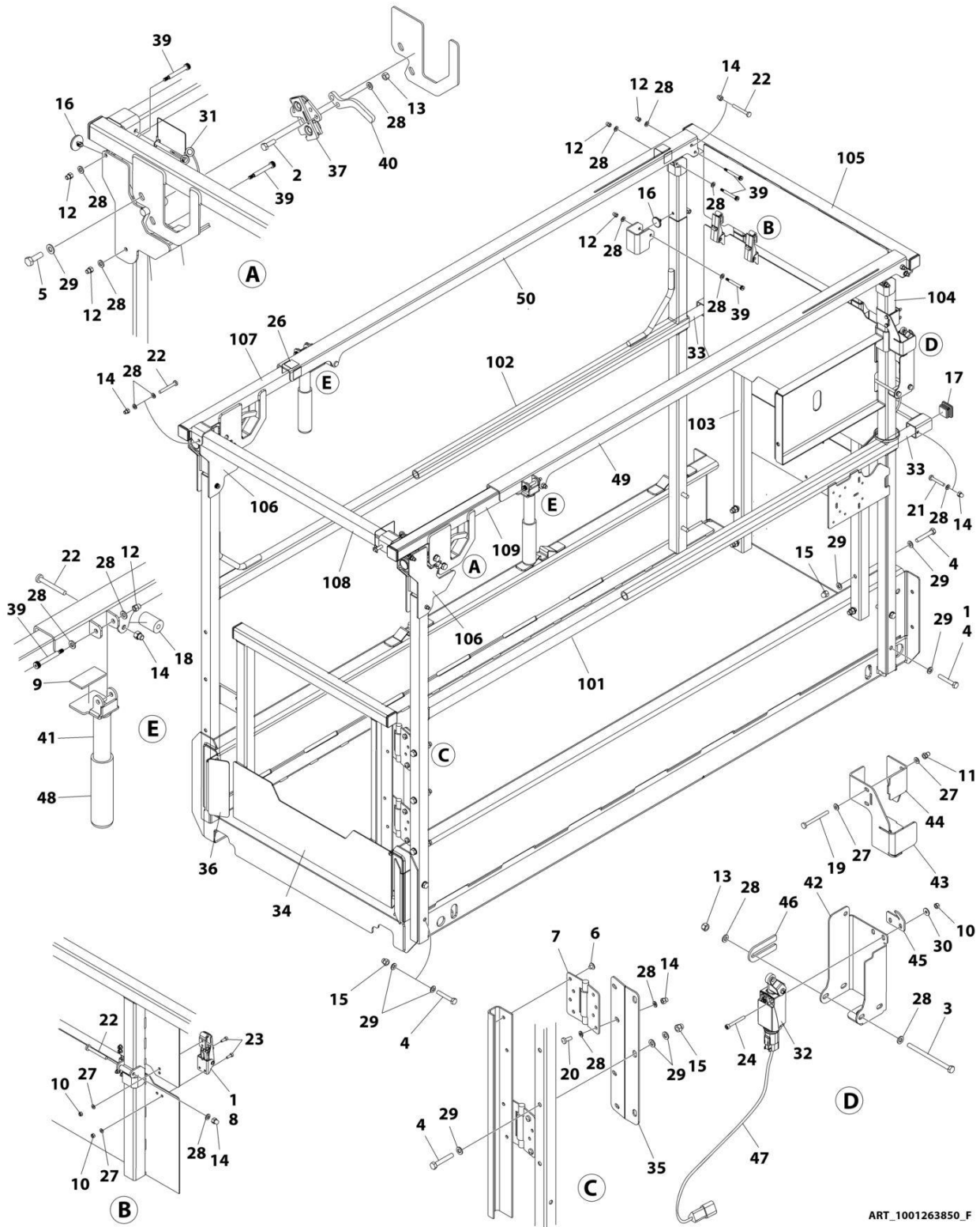
ITEM	PART NUMBER	QTY	DESCRIPTION	REV
	1001263850	Ref	RAIL INSTALLATION	C
1	0100011	AR	Compound, Locking	
2	0700610	4	Bolt M6 x 20	
3	0700626	2	Bolt M6 x 90	
4	0700818	15	Bolt M8 x 50	
5	0760812	4	Bolt M8 x 25	
6	2080040	4	Fastener	
7	2600281	2	Hinge	
8	2940129	2	Latch	
9	3080007	3	Magnet Gate	
10	3290405	10	Nut M4	
11	3290406	2	Nut M4	
12	3290506	10	Nut M5	
13	3290605	6	Nut M6	
14	3290606	13	Nut M6	
15	3290806	11	Nut M8	
16	3340962	8	Pad	
17	3520072	10	Plug	
18	3860111	2	Roller	
19	4010417	2	Screw M4 x 45	
20	4010608	4	Screw M6 x 16	
21	4010616	2	Screw M6 x 40	
22	4010618	7	Screw M6 x 50	
23	4031506	8	Capscrew M4 x 12	
24	4031511	2	Capscrew M4 x 35	
25	4240017	AR	Tie-Strap (Not Shown)	
26	4420062	16 in /40 cm	Tape	
27	4811400	12	Washer M4	
28	4811700	42	Washer M6	
29	4811900	33	Washer M8	
30	1001091102	2	Washer M4	
31	1001187587	1	Pin With Lanyard	
32	1001203871	1	Switch, Limit	
33	1001206226	2	Rod	
34	1001210302	1	Gate	
35	1001210586	1	Support	
36	1001210963	2	Cover	
37	1001255470	2	Latch	
38	1001255505	2	Rail (Top Outer)	
39	1001256657	10	Bolt M6 x 40	
40	1001259102	2	Plate, Latch	
41	1001261149	2	Handle, Lock	
42	1001263805	1	Mount	
43	1001279476	1	Plate	
44	1001279477	1	Clamp	
45	1001263808	1	Guard	
46	1001264079	1	Shim	
47	1001264110	1	Harness, Quick FD Rail Switch	

SECTION 4 - PLATFORM

ITEM	PART NUMBER	QTY	DESCRIPTION	REV
47	4460844	1	Plug, Male - 4 Position (SN238 - Rail Switch)	
47	4460465	3	Socket, Female	
47	4460466	1	Plug Terminal	
47	4460536	1	Receptacle, Female - 4 Position (SW475 - Platform Cable Connector)	
47	4460464	3	Pin, Male	
47	4460466	1	Plug, Terminal	
100	1001255420	Ref	Rail Kit (Not Shown)	
101	1001255421	1	Rail (RH)	
102	1001255428	1	Rail (LH)	
103	1001255430	1	Rail (Extension Front Lower)	
104	1001255442	2	Rail (Front)	
105	1001255457	1	Rail (Extension Front Upper)	
106	1001259105	2	Latch	
107	1001259106	1	Rail (Top Inner RH)	
108	1001255491	1	Tube (Extension Top)	
109	1001259107	1	Rail (Top Inner LH)	

SECTION 4 - PLATFORM

FIGURE 4-11. RAILS INSTALLATION - QUIK FOLD-DOWN (SIDE MOUNT EXT HANDLE) (CE & UK CA SPECS)



ART_1001263850_F

SECTION 4 - PLATFORM

FIGURE 4-11. RAILS INSTALLATION - QUIK FOLD-DOWN (SIDE MOUNT EXT HANDLE) (CE & UK CA SPECS)

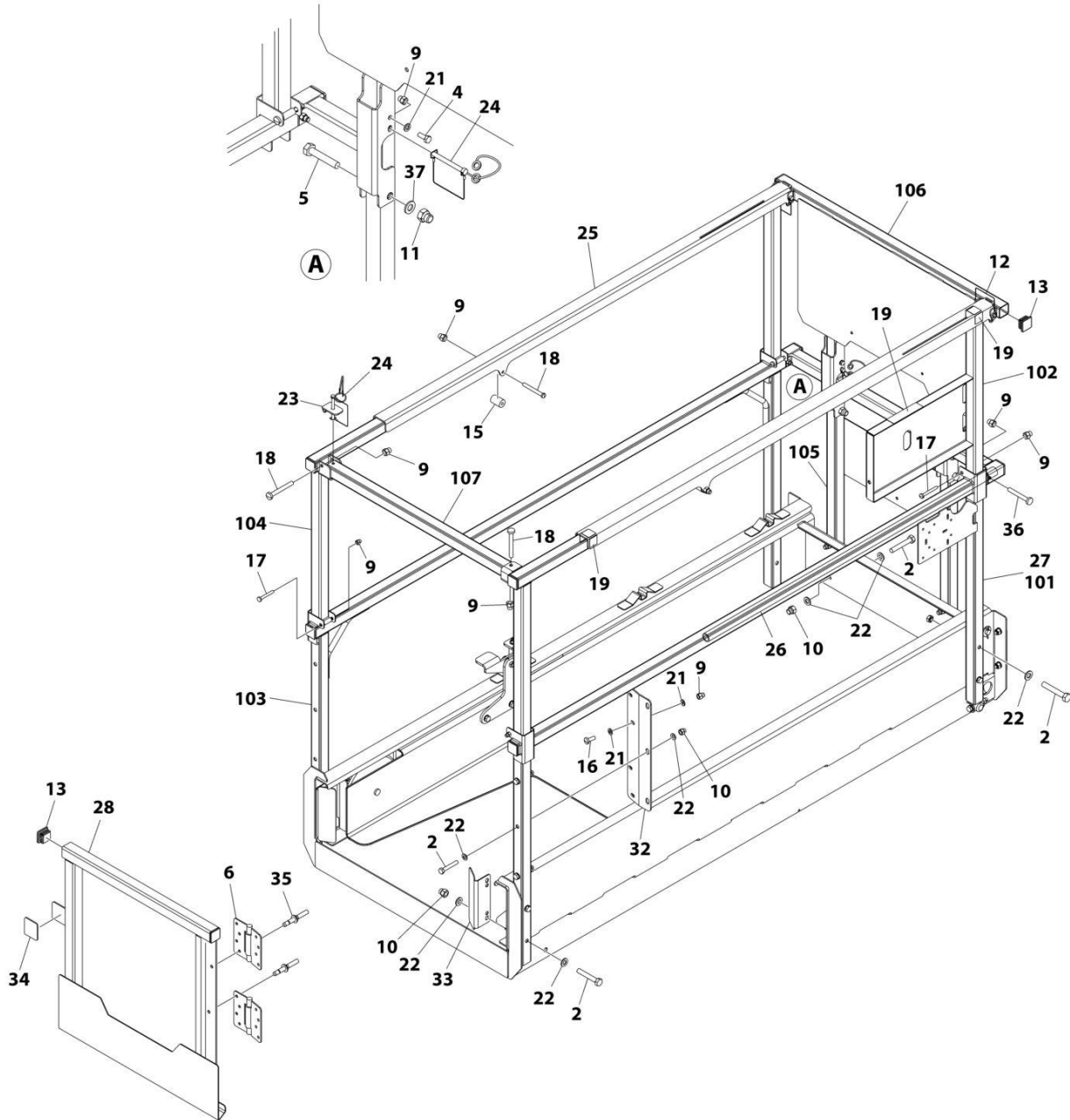
ITEM	PART NUMBER	QTY	DESCRIPTION	REV
	1001263850	Ref	RAIL INSTALLATION	F
1	0100011	AR	Compound, Locking	
2	0700610	4	Bolt M6 x 20	
3	0700626	2	Bolt M6 x 90	
4	0700818	15	Bolt M8 x 50	
5	0760812	4	Bolt M8 x 25	
6	2080040	4	Fastener	
7	2600281	2	Hinge	
8	1001286736	2	Latch	
9	3080007	3	Magnet Gate	
10	3290405	10	Nut, Lock M4	
11	3290406	2	Nut M4	
12	3290506	12	Nut M5	
13	3290605	6	Nut, Lock M6	
14	3290606	13	Nut M6	
15	3290806	11	Nut M8	
16	3340962	8	Pad	
17	3520072	10	Plug	
18	3860111	2	Roller	
19	4010417	2	Screw M4 x 45	
20	4010608	4	Screw M6 x 16	
21	4010616	2	Screw M6 x 40	
22	4010618	7	Screw M6 x 50	
23	4031506	8	Capscrew M4 x 12	
24	4031511	2	Capscrew M4 x 35	
25	4240017	AR	Tie-Strap (Not Shown)	
26	4420062	1 ft /30 cm	Tape	
27	4811400	12	Washer M4	
28	4811700	46	Washer M6	
29	4811900	33	Washer M8	
30	1001091102	2	Washer M4	
31	1001187587	1	Pin With Lanyard	
32	1001203871	1	Switch, Limit	
33	1001206226	2	Rod	
34	1001210302	1	Gate	
35	1001210586	1	Support	
36	1001210963	2	Cover	
37	1001255470	2	Latch	
39	1001256657	12	Bolt M6 x 40	
40	1001259102	2	Plate, Latch	
41	1001282613	2	Handle, Lock	
42	1001263805	1	Mount	
43	1001279476	1	Plate	
44	1001279477	1	Clamp	
45	1001263808	1	Guard	
46	1001264079	1	Shim	
47	1001264110	1	Harness, Quick FD Rail Switch	
47	4460844	1	Plug, Male - 4 Position (SN238 - Rail Switch)	
47	4460465	3	Socket, Female	

SECTION 4 - PLATFORM

ITEM	PART NUMBER	QTY	DESCRIPTION	REV
47	4460466	1	Plug Terminal	H
47	4460536	1	Receptacle, Female - 4 Position (SW475 - Platform Cable Connector)	
47	4460464	3	Pin, Male	
47	4460466	1	Plug, Terminal	
48	2560088	2	Grip, Handle	
49	1001282611	1	Rail, Top Right Slide	
50	1001282612	1	Rail, Top Left Slide	
100	1001255420	Ref	Rail Kit (Not Shown)	
101	1001255421	1	Rail (RH)	
102	1001255428	1	Rail (LH)	
103	1001255430	1	Rail (Extension Front Lower)	
104	1001255442	2	Rail (Front)	
105	1001255457	1	Rail (Extension Front Upper)	
106	1001259105	2	Latch	
107	1001259106	1	Rail (Top Inner RH)	
108	1001255491	1	Tube (Extension Top)	
109	1001259107	1	Rail (Top Inner LH)	

SECTION 4 - PLATFORM

FIGURE 4-12. RAILS INSTALLATION - STANDARD FOLD-DOWN RAILS (ALL SPECS)



ART_1001207807_E

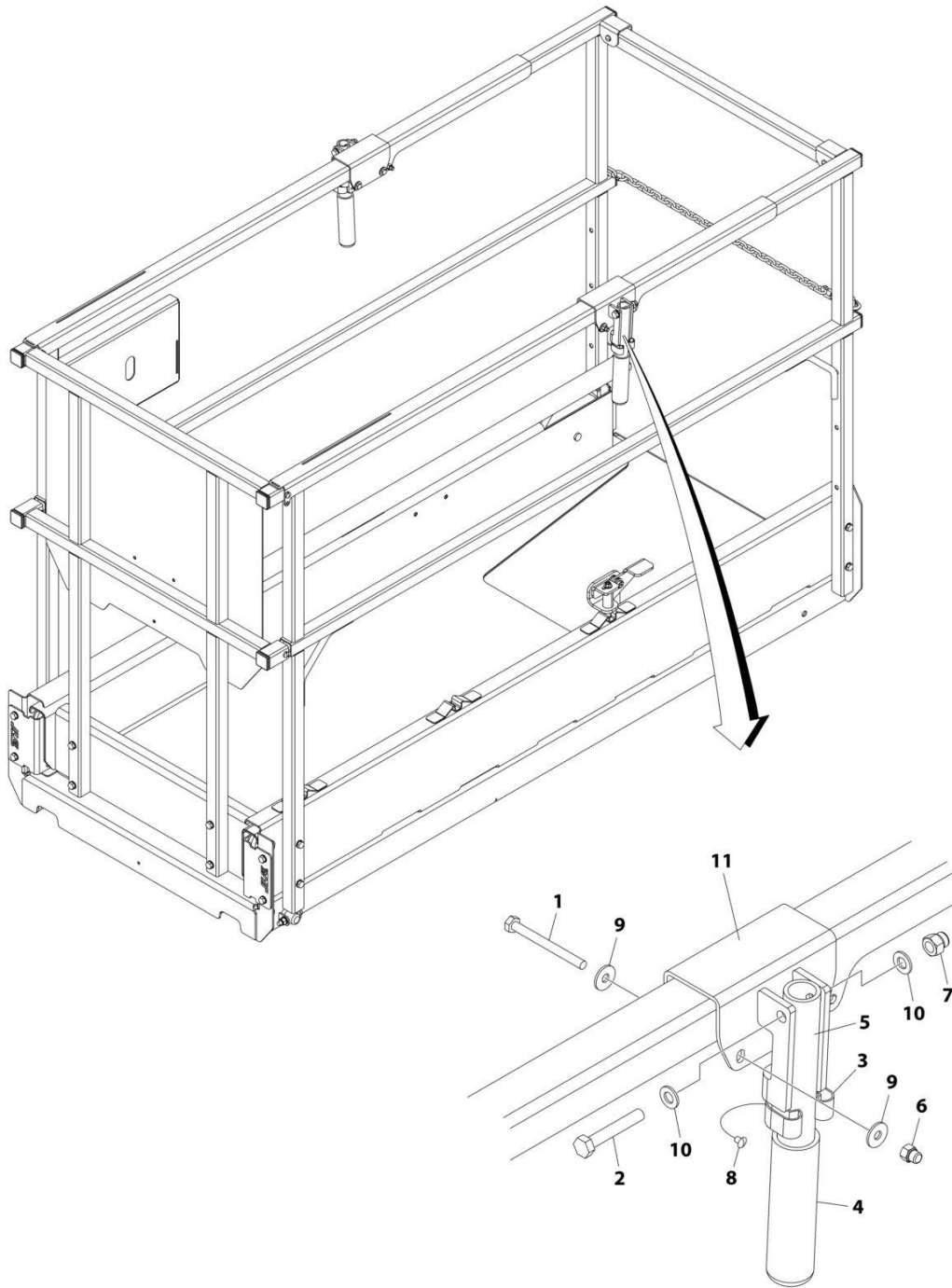
SECTION 4 - PLATFORM

FIGURE 4-12. RAILS INSTALLATION - STANDARD FOLD-DOWN RAILS (ALL SPECS)

ITEM	PART NUMBER	QTY	DESCRIPTION	REV
	1001207807	Ref	RAILS INSTALLATION - FOLD-DOWN RAILS/GATE ENTRY (INSIDE TUBE SLIDER)	E
2	0700818	15	Bolt M8 x 50	
4	0760608	2	Bolt M6 x 16	
5	0761019	2	Bolt M10 x 55	
6	2600281	2	Hinge	
9	3290606	16	Nut M6	
10	3290806	11	Nut M8	
11	3291006	2	Nut M10	
12	3422219	2	Pin	
13	3520072	10	Plug	
15	3860111	2	Roller	
16	4010608	4	Screw M6 x 16	
17	4010617	4	Screw M6 x 45	
18	4010618	4	Screw M6 x 50	
19	4420062	1.3 ft/ 40cm	Tape	
21	4811700	10	Washer M6	
22	4811900	26	Washer M8	
23	1001154378	1	Bracket	
24	1001187587	3	Pin	
25	1001206225	2	Rail, Top Slide	
26	1001206226	2	Rod	
27	1001208073	1	Rail Kit - Fold-Down Rails (Includes Items 101-107)	
28	1001210302	1	Gate	
32	1001210586	1	Plate, Gate Hinge	
33	1001210963	2	Cover	
34	3080007	1	Magnet	
35	2080040	4	Fastener	
36	4010616	4	Screw M6 x 40	
37	4812000	2	Washer M10	
101	1001210442	1	Rail - Lower (Right)	
102	1001210443	1	Rail - Upper (Right)	
103	1001210444	1	Rail - Lower (Left)	
104	1001210445	1	Rail - Upper (Left)	
105	1001210446	1	Rail - Extension Lower (Front)	
106	1001210447	1	Rail - Extension Upper (Front)	
107	1001210458	1	Rail (Rear)	

SECTION 4 - PLATFORM

FIGURE 4-13. HANDLE EXTENSION INSTALLATION



**BOTH SIDES
TYPICAL**

ART_1001222587

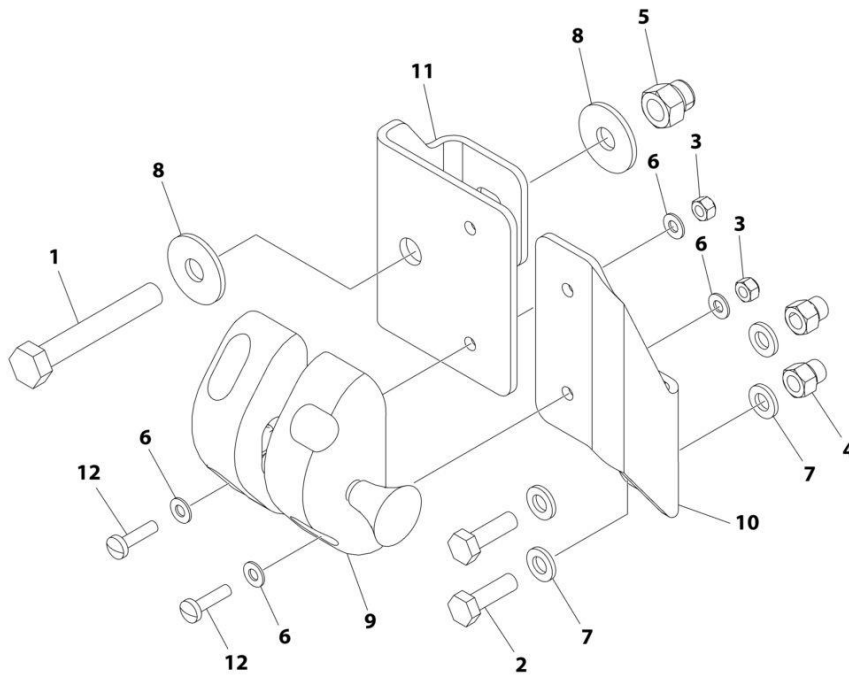
SECTION 4 - PLATFORM

FIGURE 4-13. HANDLE EXTENSION INSTALLATION

ITEM	PART NUMBER	QTY	DESCRIPTION	REV
	1001222587	Ref	HANDLE EXTENSION INSTALLATION (OPTIONAL)	B
1	0700621	4	Bolt M6 x 65	
2	0700818	2	Bolt M8 x 50	
3	1380132	2	Clip	
4	2560088	2	Grip, Handle	
5	2560190	2	Handle	
6	3290606	2	Nut M6	
7	3290806	2	Nut M8	
8	3820019	2	Rivet	
9	4811702	8	Washer M6	
10	4811900	4	Washer M8	
11	1001216823	2	Bracket	

SECTION 4 - PLATFORM

FIGURE 4-14. GATE LATCH INSTALLATION (ALL SPECS EXCEPT KOREAN SPECS)



ART_1001220995

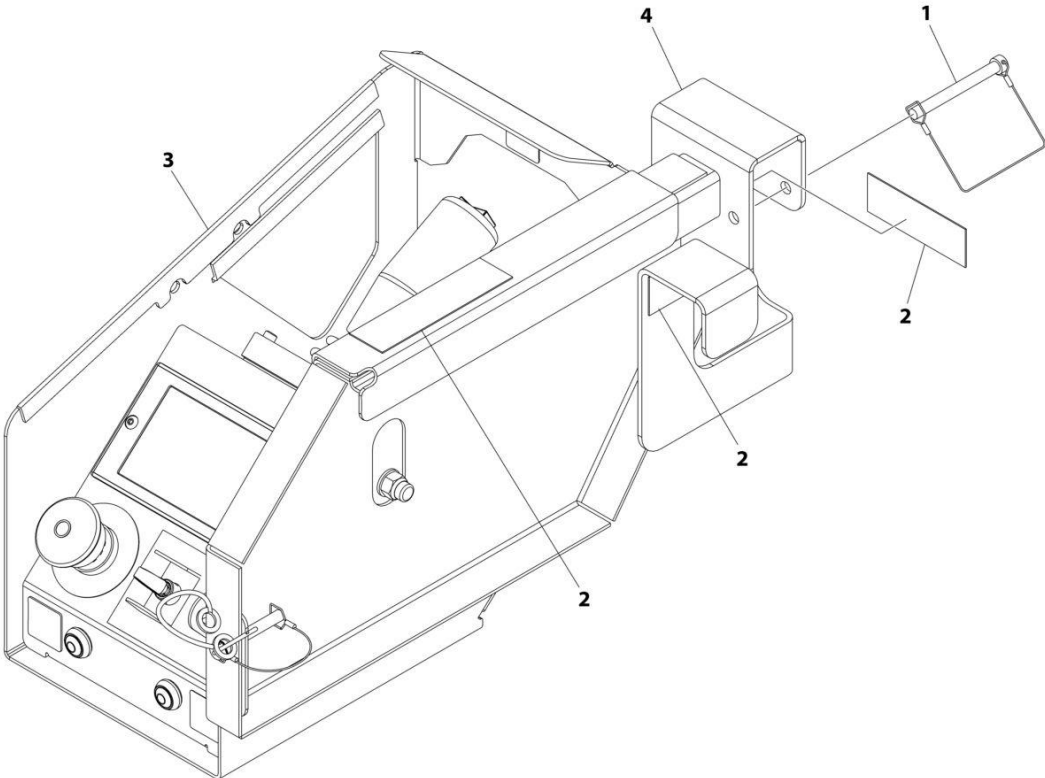
SECTION 4 - PLATFORM

FIGURE 4-14. GATE LATCH INSTALLATION (ALL SPECS EXCEPT KOREAN SPECS)

ITEM	PART NUMBER	QTY	DESCRIPTION	REV
	1001220995	Ref	GATE LATCH INSTALLATION	B
1	0700819	1	Bolt M8 x 55	
2	0760610	2	Bolt M6 x 20	
3	3290405	4	Nut M4	
4	3290606	2	Nut M6	
5	3290806	1	Nut M8	
6	4811400	8	Washer M4	
7	4811700	4	Washer M6	
8	4811902	2	Washer M8	
9	1001134821	1	Latch	
10	1001220409	1	Mount	
11	1001220410	1	Plate	
12	4010408	4	Screw M4 x 16	

SECTION 4 - PLATFORM

FIGURE 4-15. PLATFORM CONTROL INSTALLATION (FRONT MOUNT) (WITH FOLDING RAILS)



ART_1001285658

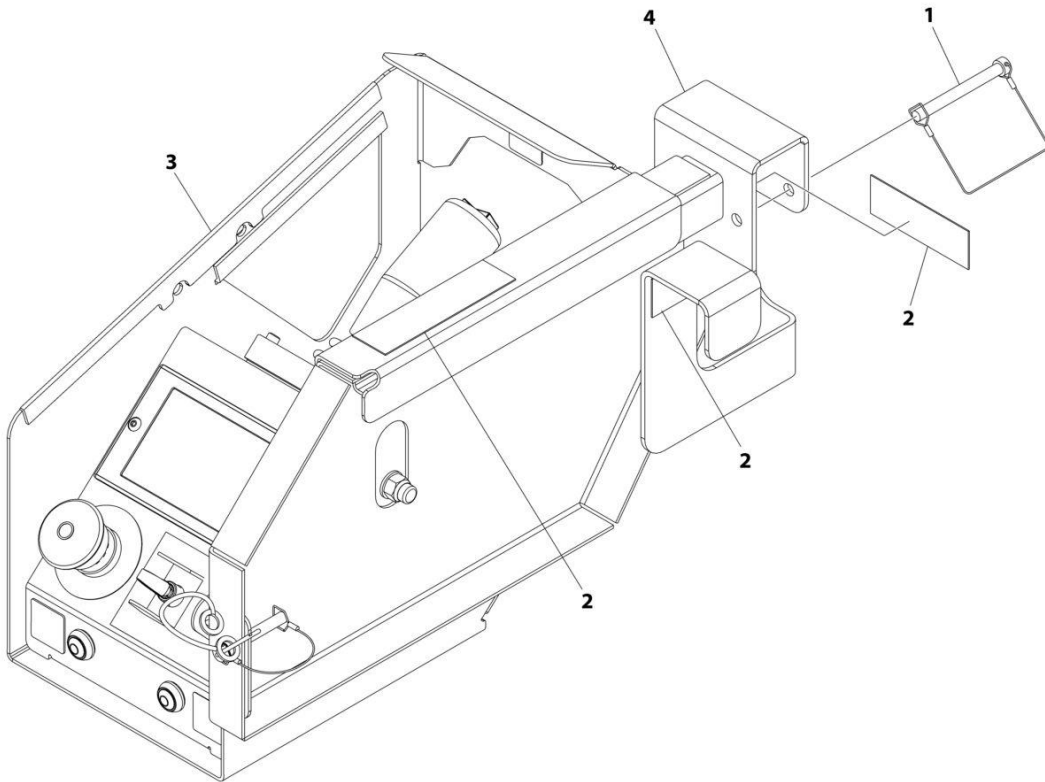
SECTION 4 - PLATFORM

FIGURE 4-15. PLATFORM CONTROL INSTALLATION (FRONT MOUNT) (WITH FOLDING RAILS)

ITEM	PART NUMBER	QTY	DESCRIPTION	REV
	1001285658	Ref	PLATFORM CONTROL INSTALLATION	A
1	3422219	1	Pin, Snap	
2	4420062	AR	Tape	
3	1001274604	1	Platform Control Box (See Separate Breakdown in this Section)	
4	1001285657	1	Bracket	

SECTION 4 - PLATFORM

FIGURE 4-16. PLATFORM CONTROL INSTALLATION (FRONT MOUNT) (WITH FIXED RAILS)



ART_1001285659

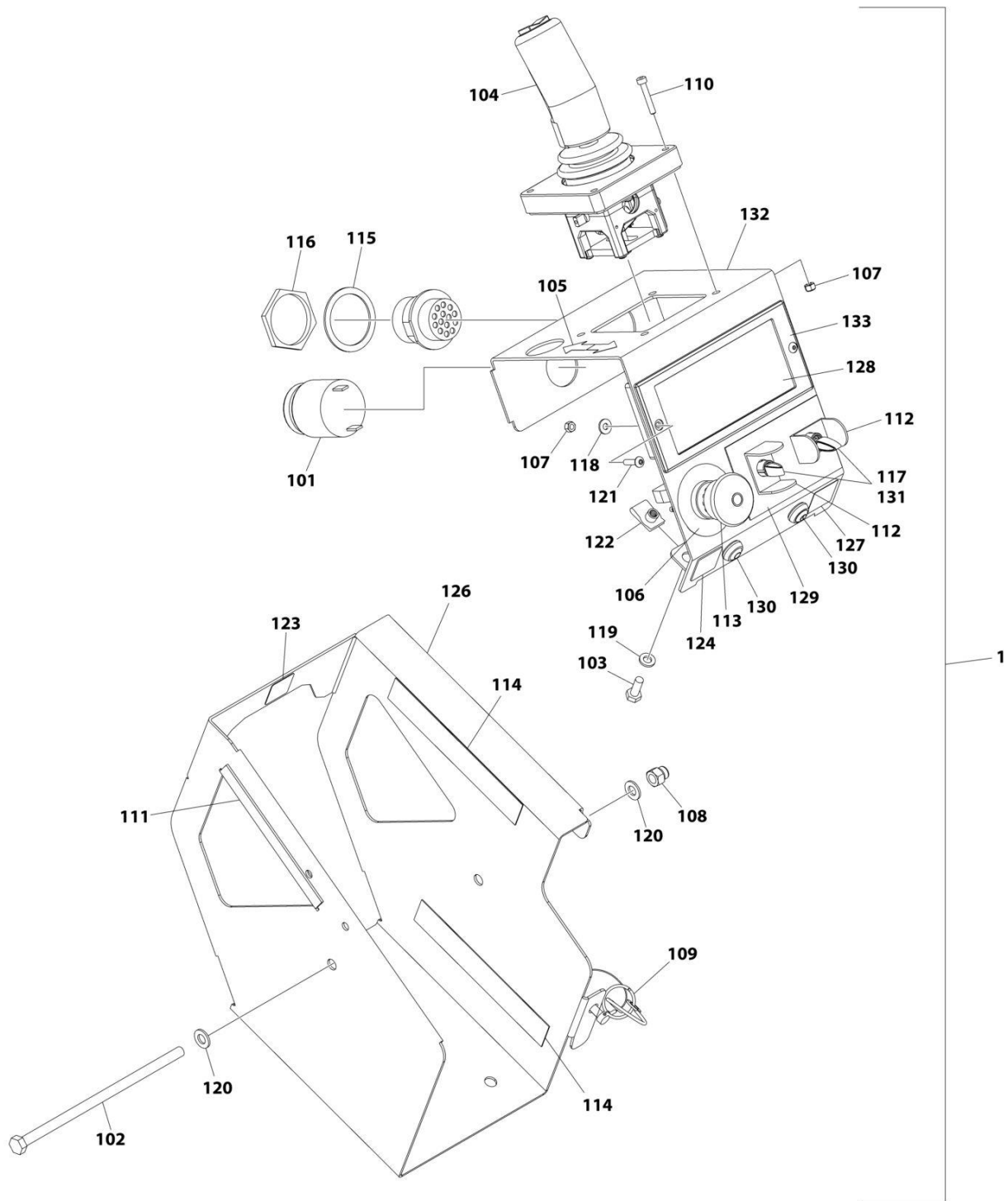
SECTION 4 - PLATFORM

FIGURE 4-16. PLATFORM CONTROL INSTALLATION (FRONT MOUNT) (WITH FIXED RAILS)

ITEM	PART NUMBER	QTY	DESCRIPTION	REV
	1001285659	Ref	PLATFORM CONTROL INSTALLATION	A
1	3422219	1	Pin, Snap	
2	4420062	AR	Tape	
3	1001274604	1	Platform Control Box (See Separate Breakdown in this Section)	
4	1001285657	1	Bracket	

SECTION 4 - PLATFORM

FIGURE 4-17. PLATFORM CONTROL INSTALLATION (SIDE MOUNT) (MACHINES WITH SN STARTING WITH 12, B2 & M2)



ART_1001274659

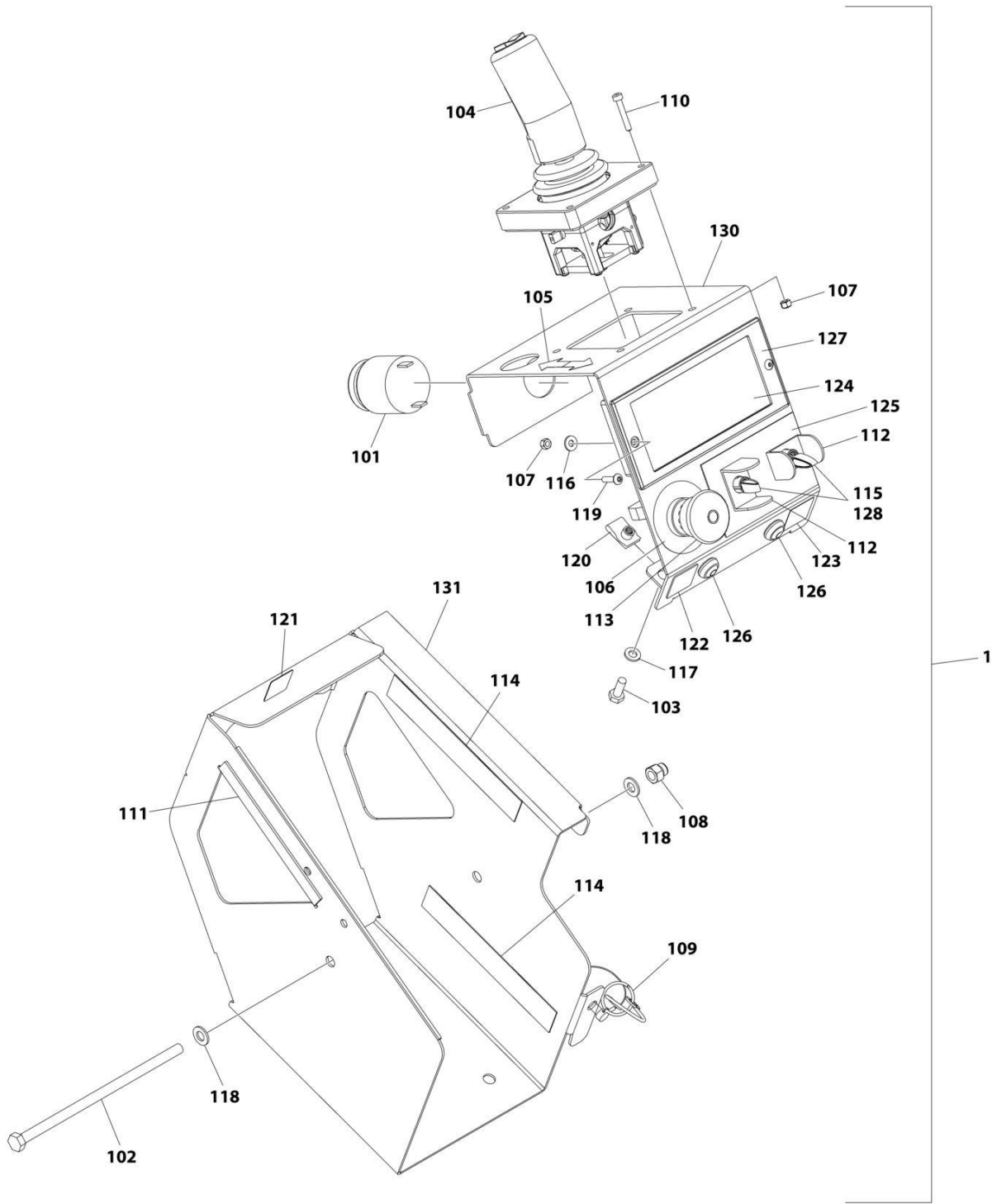
SECTION 4 - PLATFORM

FIGURE 4-17. PLATFORM CONTROL INSTALLATION (SIDE MOUNT) (MACHINES WITH SN STARTING WITH 12, B2 & M2)

ITEM	PART NUMBER	QTY	DESCRIPTION	REV
	1001274659	Ref	PLATFORM CONTROL INSTALLATION (LED)	A
1	1001274604	1	Platform Control Box	B
101	0140030	1	Alarm	
102	0700835	1	Bolt M8 x 180	
103	0760610	2	Bolt M6 x 20	
104	1600402	1	Controller Assembly (See Separate Breakdown in this Section)	
105	1703819	1	Decal - Arrow	
106	1704260	1	Decal - Emergency Stop	
107	3290405	6	Nut M4	
108	3290806	1	Nut M8	
109	3423278	1	Pin, Snap with Lanyard	
110	4031509	4	Capscrew M4 x 25	
111	4060803	6 in/ 14cm	Flex-Trim	
112	4060906	2	Guard, Switch	
113	4360475	1	Switch, Emergency Stop	
113	7020175	1	Cap	
113	7020176	1	Block, Contact	
114	4420062	12 in/ 30cm	Tape	
115	4460496	1	Washer, Terminal	
116	4460497	1	Nut, Terminal	
117	4711700	2	Washer 7/16	
118	4811400	2	Washer M4	
119	4811700	2	Washer M6	
120	4811900	2	Washer M8	
121	1001047064	2	Screw M4 x 15	
122	1001130220	2	Nut, Tinnerman M6	
123	1001132358	1	Decal - Steer	
124	1001132361	1	Decal - Horn	
125	1001200819	1	Platform Control Box Harness (Not Shown) (See Separate Breakdown in ELECTRICAL Section)	
126	1001209596	1	Plate, Box (Outside)	
127	1001213886	1	Decal - Indoor/Outdoor	
128	1001218285	1	Decal - Platform Control	
129	1001220893	1	Decal - Lift/Drive Function	
130	1001226749	2	Switch, Push Button	
131	1001258446	2	Switch, Toggle	
132	1001262655	1	Plate, Box (Inside)	
133	1001274605	1	Module, Platform Control	

SECTION 4 - PLATFORM

FIGURE 4-18. PLATFORM CONTROL INSTALLATION (SIDE MOUNT) (MACHINES WITH SN STARTING WITH G2) (CHINA & ANSI EXPORT SPEC)



ART_1001274660

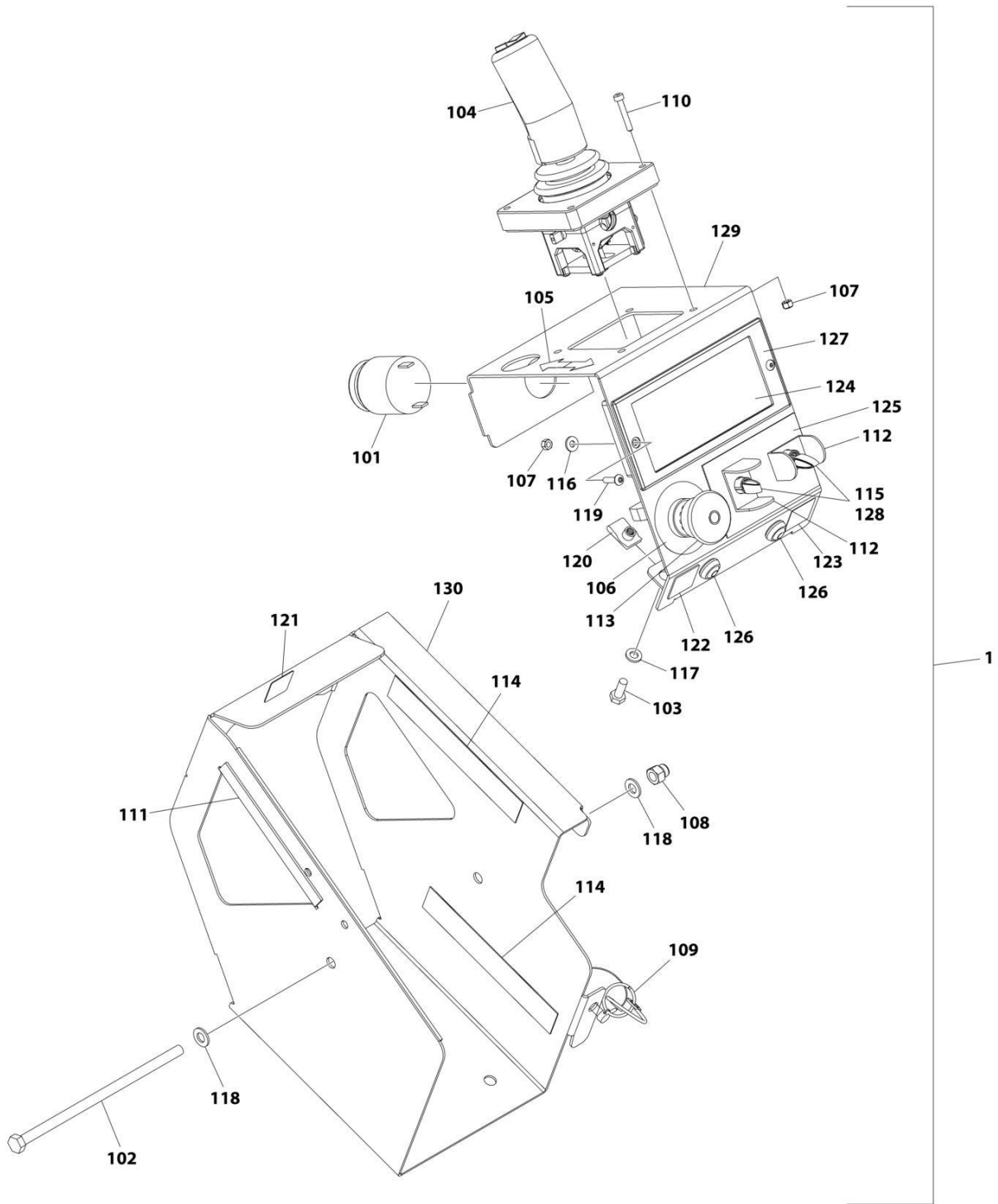
SECTION 4 - PLATFORM

FIGURE 4-18. PLATFORM CONTROL INSTALLATION (SIDE MOUNT) (MACHINES WITH SN STARTING WITH G2) (CHINA & ANSI EXPORT SPEC)

ITEM	PART NUMBER	QTY	DESCRIPTION	REV
	1001274660	Ref	PLATFORM CONTROL INSTALLATION	A
1	1001274613	1	Platform Control Box	C
101	0140030	1	Alarm	
102	0700835	1	Bolt M8 x 180	
103	0760610	2	Bolt M6 x 20	
104	1600402	1	Controller Assembly (See Separate Breakdown in this Section)	
105	1703819	1	Decal - Arrow	
106	1704260	1	Decal - Emergency Stop	
107	3290405	6	Nut M4	
108	3290806	1	Nut M8	
109	3423278	1	Pin, Snap with Lanyard	
110	4031509	4	Capscrew M4 x 25	
111	4060803	6 in /14 cm	Flex-Trim	
112	4060906	2	Guard, Switch	
113	1001274559	1	Switch, Emergency Stop (Plastic)	
114	4420062	12 in /30 cm	Tape	
115	4711700	2	Washer 7/16	
116	4811400	2	Washer M4	
117	4811700	2	Washer M6	
118	4811900	2	Washer M8	
119	1001047064	2	Screw M4 x 15	
120	1001130220	2	Nut, Tinnerman M6	
121	1001132358	1	Decal - Steer	
122	1001132361	1	Decal - Horn	
123	1001213886	1	Decal - Indoor/Outdoor	
124	1001218285	1	Decal - Platform Control	
125	1001220893	1	Decal - Lift/Drive Function	
126	1001226749	2	Switch, Push Button	
127	1001228112	1	Module, Platform Control	
128	1001258446	2	Switch, Toggle	
129	1001291630	1	Platform Control Box Harness (Not Shown) (See Separate Breakdown in ELECTRICAL Section)	
130	1001270470	1	Plate, Box (Inside)	
131	1001270471	1	Plate, Box (Outside)	

SECTION 4 - PLATFORM

FIGURE 4-19. PLATFORM CONTROL INSTALLATION (SIDE MOUNT) (MACHINES WITH SN STARTING WITH G2) (ANSI EXPORT SPEC ONLY)



ART_1001286159

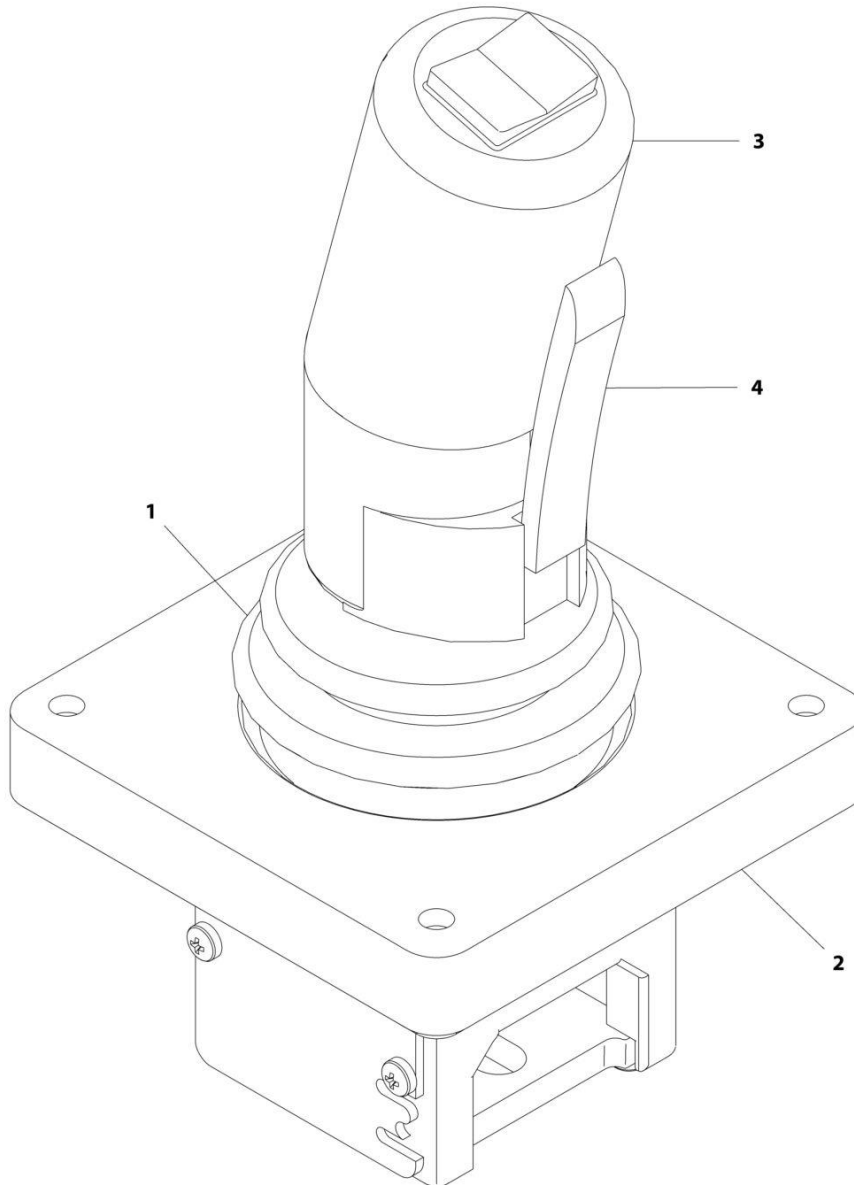
SECTION 4 - PLATFORM

FIGURE 4-19. PLATFORM CONTROL INSTALLATION (SIDE MOUNT) (MACHINES WITH SN STARTING WITH G2) (ANSI EXPORT SPEC ONLY)

ITEM	PART NUMBER	QTY	DESCRIPTION	REV
	1001286159	Ref	PLATFORM CONTROL INSTALLATION	A
	1001286165	1	Platform Control Box	B
101	0140030	1	Alarm	
102	0700835	1	Bolt M8 x 180	
103	0760610	2	Bolt M6 x 20	
104	1600402	1	Controller Assembly (See Separate Breakdown in this Section)	
105	1703819	1	Decal - Arrow	
106	1704260	1	Decal - Emergency Stop	
107	3290405	6	Nut M4	
108	3290806	1	Nut M8	
109	3423278	1	Pin, Snap with Lanyard	
110	4031509	4	Capscrew M4 x 25	
111	4060803	6 in /14cm	Flex-Trim	
112	4060906	2	Guard, Switch	
113	4360475	1	Switch, Emergency Stop (Metal)	
113	7020175	1	Cap	
113	7020176	1	Block, Contact	
113	1001274559	1	Switch, Emergency Stop (Plastic)	
114	4420062	12 in /30cm	Tape	
115	4711700	2	Washer 7/16	
116	4811400	2	Washer M4	
117	4811700	2	Washer M6	
118	4811900	2	Washer M8	
119	1001047064	2	Screw M4 x 15	
120	1001130220	2	Nut, Tinnerman M6	
121	1001132358	1	Decal - Steer	
122	1001132361	1	Decal - Horn	
123	1001213886	1	Decal - Indoor/Outdoor	
124	1001218285	1	Decal - Platform Control	
125	1001220893	1	Decal - Lift/Drive Function	
126	1001226749	2	Switch, Push Button	
127	1001228112	1	Module, Platform Control	
127	1001274605	1	Module, Platform Control	
128	1001258446	2	Switch, Toggle	
129	1001270470	1	Plate, Box (Inside)	
130	1001270471	1	Plate, Box (Outside)	
131	1001269999	1	Platform Control Box Harness (Not Shown) (See Separate Breakdown in ELECTRICAL Section)	

SECTION 4 - PLATFORM

FIGURE 4-20. DRIVE/STEER CONTROLLER ASSEMBLY (AUSTRALIAN, CE & UK CA SPECS)



ART_1600402

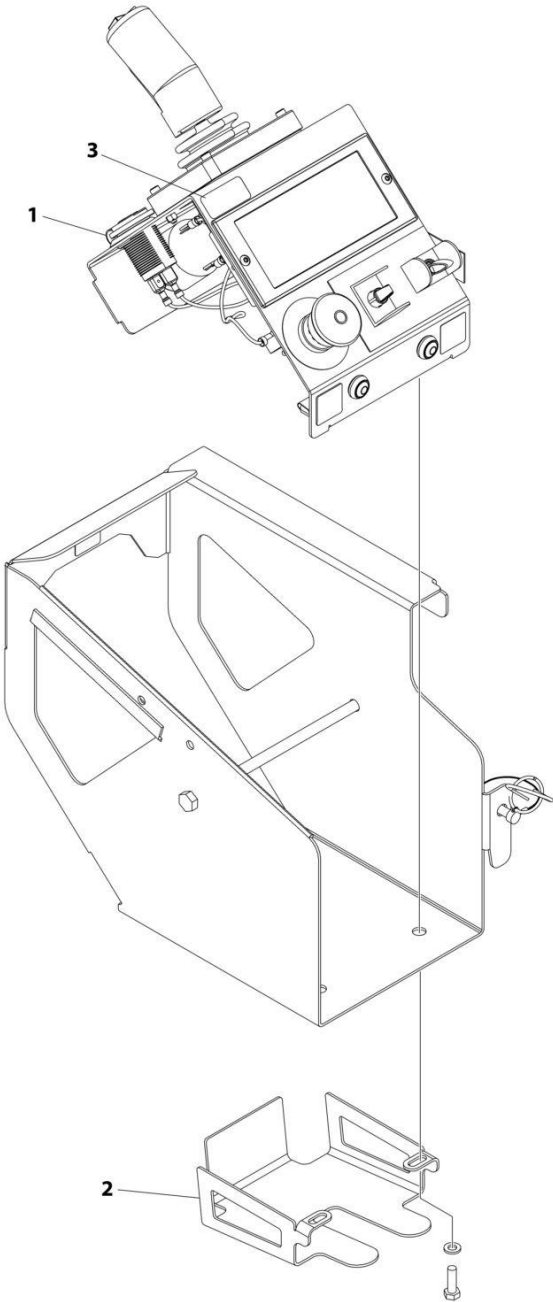
SECTION 4 - PLATFORM

FIGURE 4-20. DRIVE/STEER CONTROLLER ASSEMBLY (AUSTRALIAN, CE & UK CA SPECS)

ITEM	PART NUMBER	QTY	DESCRIPTION	REV
	1600402	Ref	DRIVE/STEER CONTROLLER ASSEMBLY	A
1	70001250	1	Boot, Panel	
2	70001252	1	Gasket, Mounting	
2	70001251	1	Bezel, Mounting	
3	70003650	1	Handle Repair Kit (Includes handle gasket, item#4 push button and item #4 lever installed in front handle half, back handle half, top actuator, boot and hardware.)	
3	70000084	1	Cap, Rubber	
3	70000082	1	Microswitch	
3	7027766	1	Ring, Retaining	
3	7027365	1	Actuator, Handle	
3	70001253	1	Gasket, Handle	
3	70000683	4	Washer, Neoprene	
3	70000685	2	Spacer, Plastic	
3	70000686	2	Screw (Top)	
3	70000684	2	Screw (Bottom)	
4	7027367	1	Switch, Push Button	
4	7027765	1	Lever, Enable	

SECTION 4 - PLATFORM

FIGURE 4-21. USB/PHONE CRADLE INSTALLATION



ART_1001262150

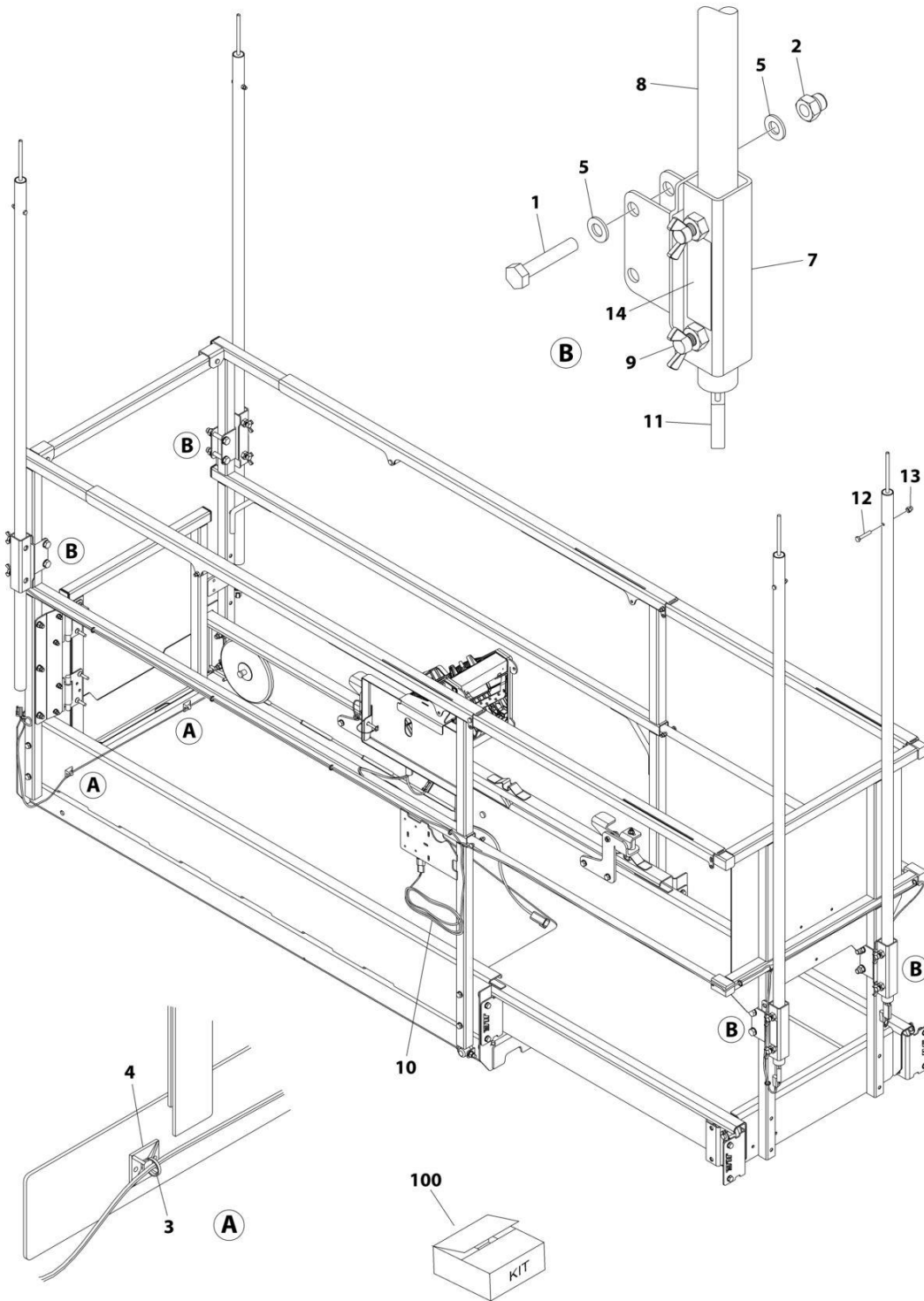
SECTION 4 - PLATFORM

FIGURE 4-21. USB/PHONE CRADLE INSTALLATION

ITEM	PART NUMBER	QTY	DESCRIPTION	REV
	1001262150	Ref	USB/PHONE CRADLE INSTALLATION	B
1	1001253800	1	Terminal, USB Receptacle	
2	1001261131	1	Bracket, Phone	
3	1001274168	1	Decal, USB Charge	

SECTION 4 - PLATFORM

FIGURE 4-22. OVERHEAD PROTECTION INSTALLATION (ANSI EXPORT & KOREAN SPECS)



ART_1001220216

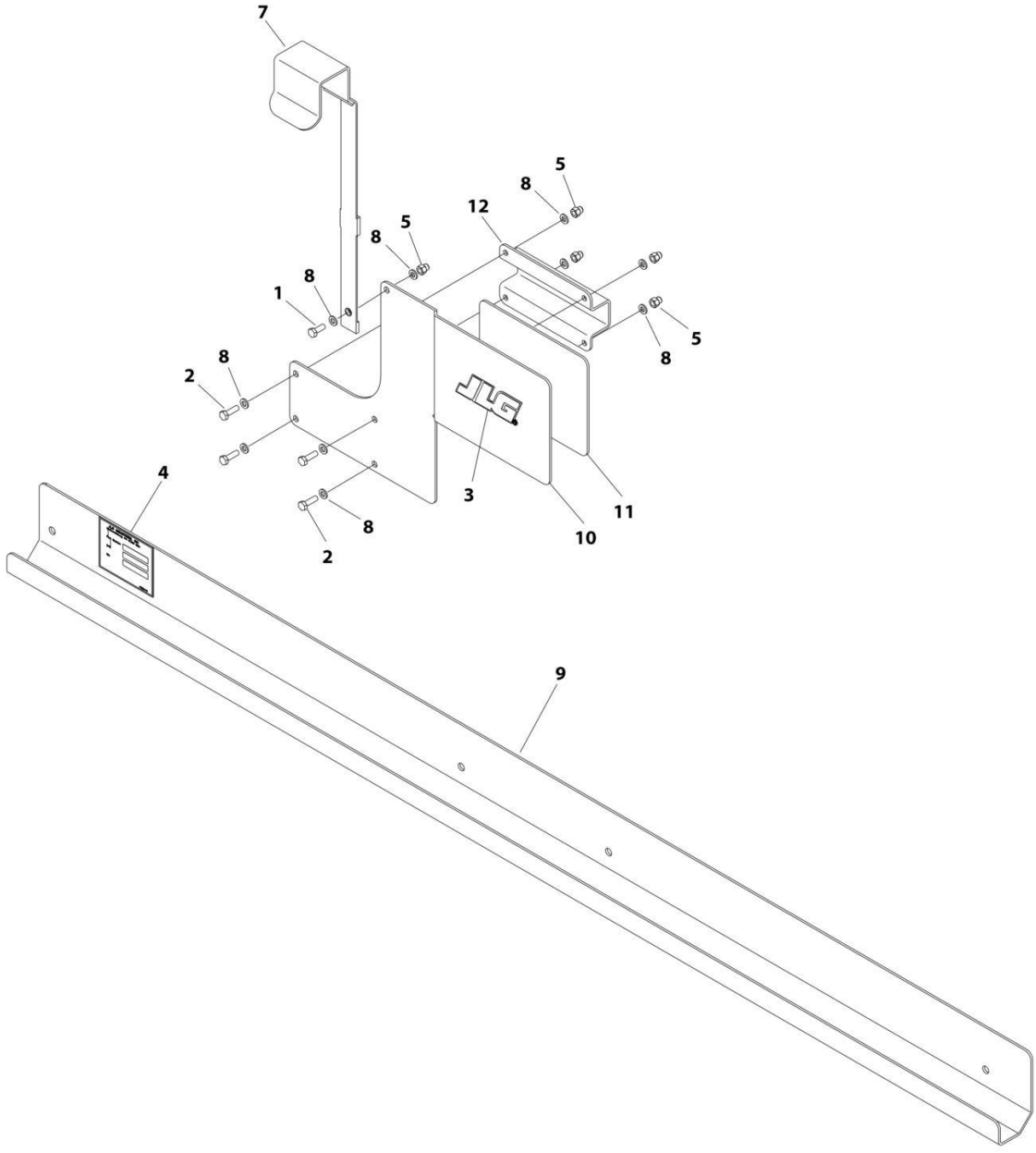
SECTION 4 - PLATFORM

FIGURE 4-22. OVERHEAD PROTECTION INSTALLATION (ANSI EXPORT & KOREAN SPECS)

ITEM	PART NUMBER	QTY	DESCRIPTION	REV
	1001220216	Ref	OVERHEAD PROTECTION INSTALLATION (KOREAN SPECS)	B
1	0701019	8	Bolt M10 x 55	
2	3291006	8	Nut M10	
3	4240017	AR	Tie-Strap	
4	4460234	2	Mount, Tie-Strap	
5	4812000	16	Washer M10	
7	1001221275	4	Bracket	
8	1001221276	4	Tube	
9	1001222914	8	Thumb Screw	
10	1001224468	1	Overhead Protection Harness	
10	4460891	4	Plug, Male - 2 Position (SW03-SW06)	
10	4460465	8	Socket, Female	
10	4460536	1	Receptacle, Female - 3 Position (X567)	
10	4460464	2	Pin, Male	
10	4460466	1	Plug, Terminal	
11	1001226277	4	Switch, Overhead Protection	
12	0700616	4	Bolt M6 x 40	
13	3290606	4	Nut M6	
14	1001228184	1	Decal - Overhead Protection Weight	
100	1001221244	1	Overhead Protection Kit (Includes Items 1, 2, 5-9 & 11-14)	

SECTION 4 - PLATFORM

FIGURE 4-23. PANEL CARRIER INSTALLATION (AUSTRALIAN, CE & UK CA SPECS)



ART_1001235924

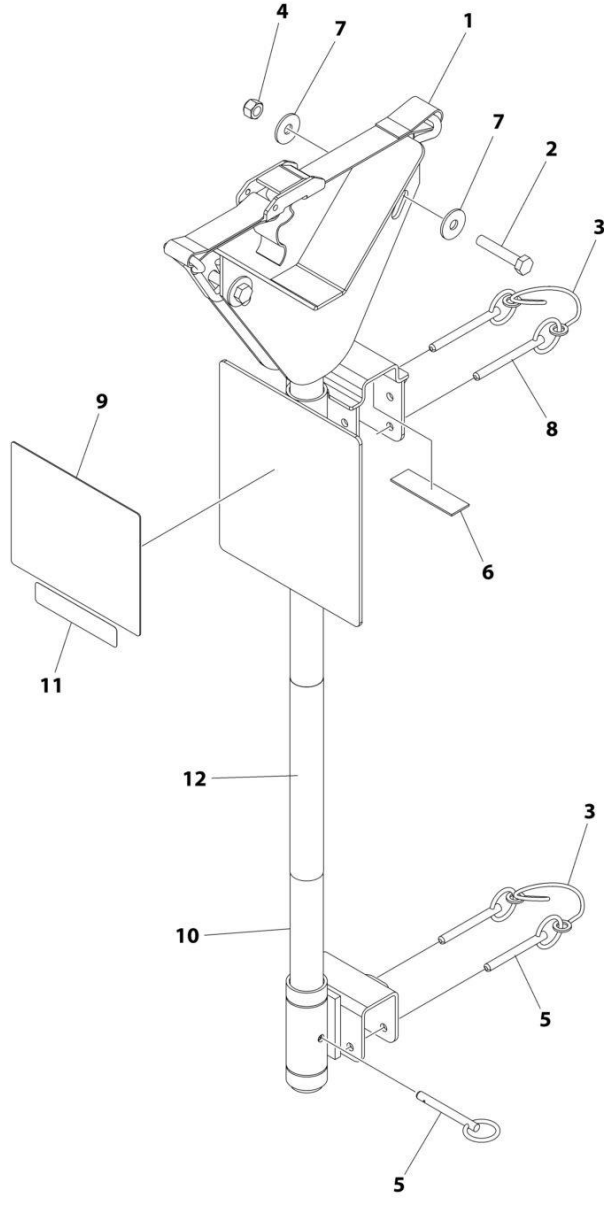
SECTION 4 - PLATFORM

FIGURE 4-23. PANEL CARRIER INSTALLATION (AUSTRALIAN, CE & UK CA SPECS)

ITEM	PART NUMBER	QTY	DESCRIPTION	REV
	1001235924	Ref	PANEL CARRIER INSTALLATION	B
1	0760608	1	Bolt M6 x 16	
2	0760610	4	Bolt M6 x 20	
3	1702010	1	Decal - JLG	
4	See Note	NSS	Nameplate - Accessory SN (Note: Not Available for Purchase)	
5	3290606	5	Nut M6	
6	3574505	1	Plate	
7	4240165	1	Strap	
8	4811700	10	Washer M6	
9	1001235536	1	Channel	
10	1001235863	1	Plate	
11	1001236507	1	Decal – Panel Carrier Capacity	
12	4420037	6 in /15cm	Tape	

SECTION 4 - PLATFORM

FIGURE 4-24. PIPE RACK INSTALLATION



ART_1001270855

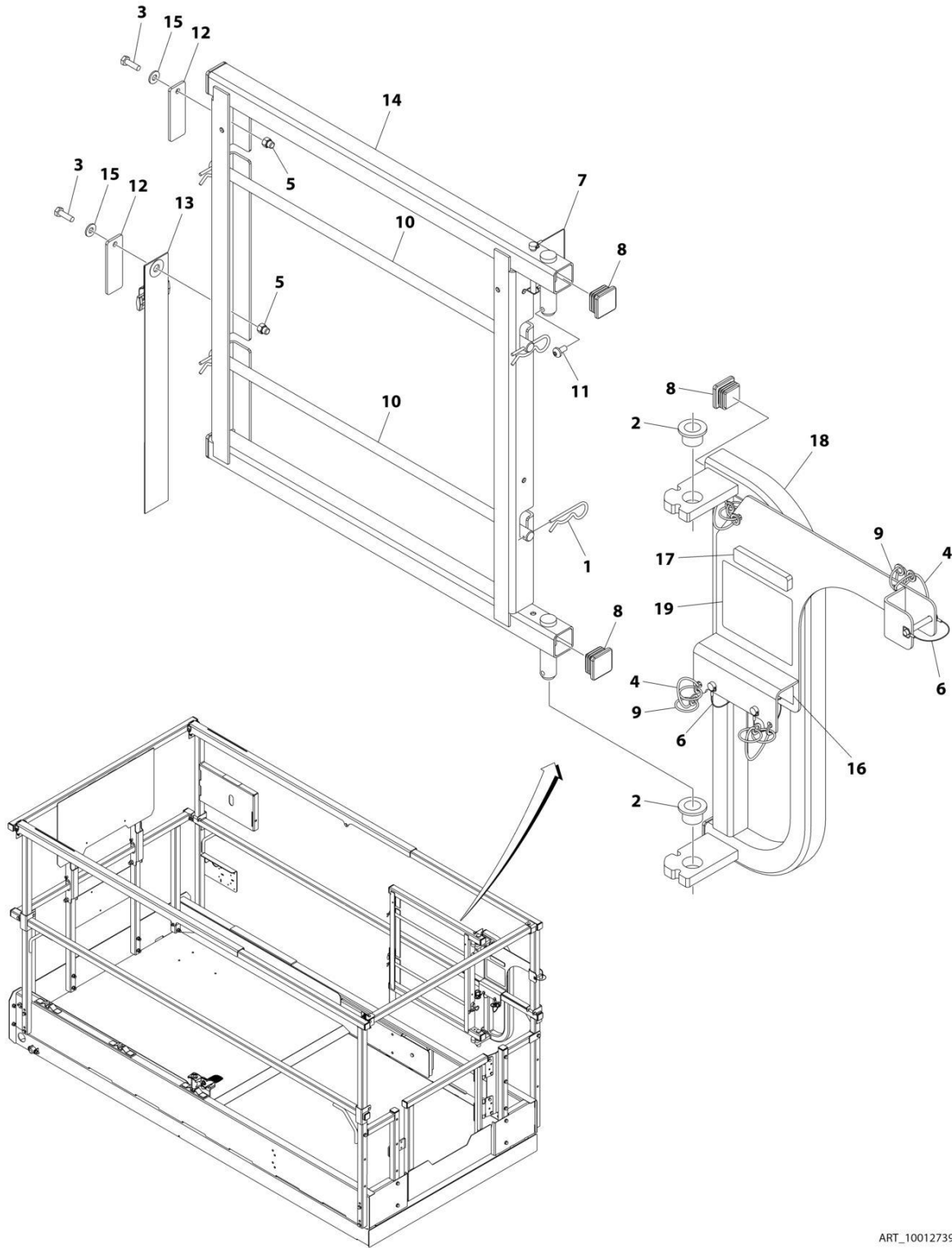
SECTION 4 - PLATFORM

FIGURE 4-24. PIPE RACK INSTALLATION

ITEM	PART NUMBER	QTY	DESCRIPTION	REV
	1001270855	Ref	PIPE RACK INSTALLATION	C
1	0480100	2	Tie-Strap	
2	0700817	4	Bolt M8 x 45	
3	1060379	4	Lanyard	
4	3290805	4	Nut M8	
5	3422661	6	Pin	
6	4420062	AR	Tape	
7	4811902	8	Washer M8	
8	1001235941	4	Pin	
9	1001287711	2	Decal - Pipe Rack Capacity	
10	1001270533	2	Rack Pipe	
11	1001270631	2	Decal - ACCY Weight	
12	1001271412	2	Decal - JLG	

SECTION 4 - PLATFORM

FIGURE 4-25. ELECTRICIANS TREE ACCESSORY



ART_1001273907

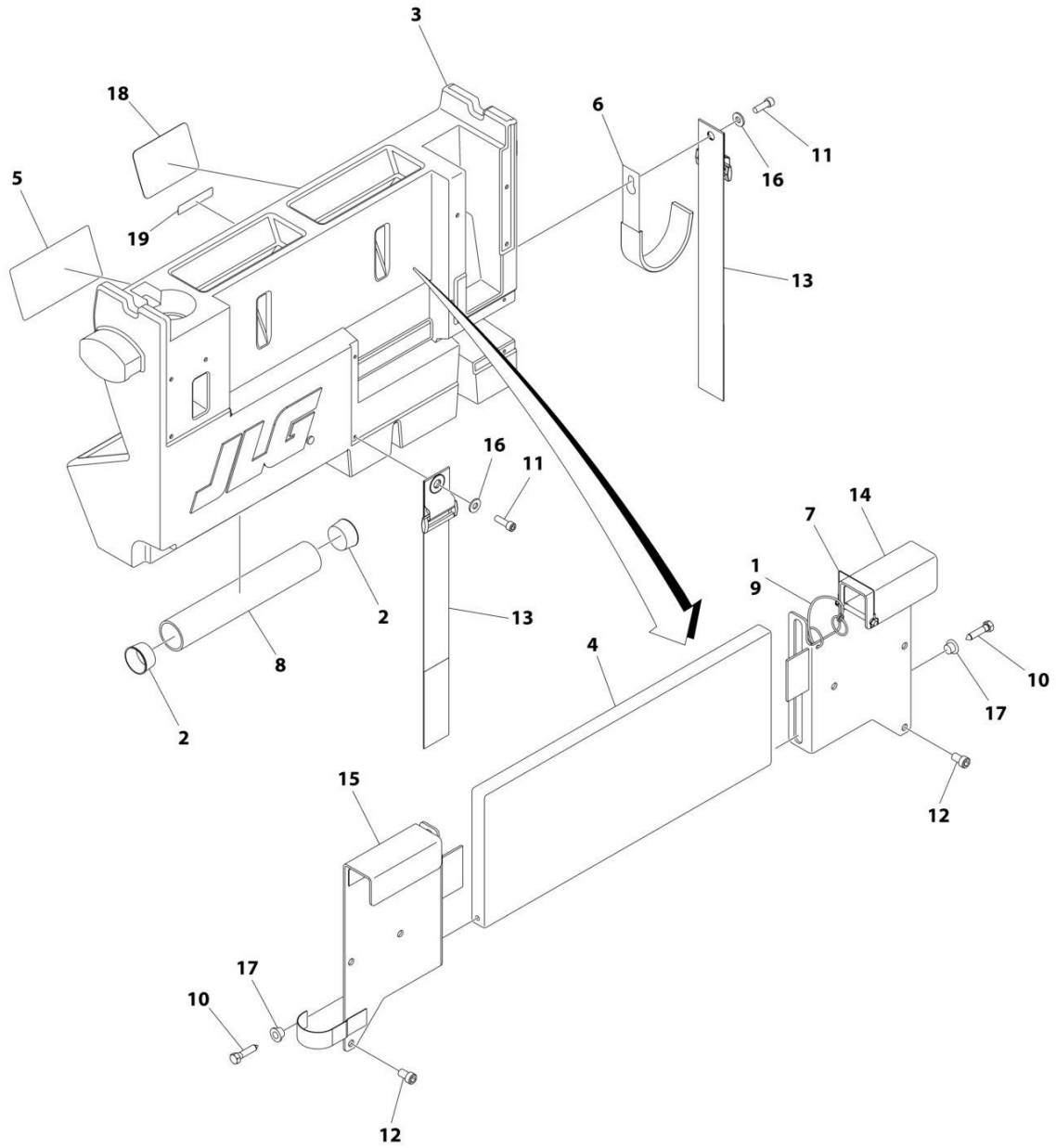
SECTION 4 - PLATFORM

FIGURE 4-25. ELECTRICIANS TREE ACCESSORY

ITEM	PART NUMBER	QTY	DESCRIPTION	REV
	1001273907	Ref	ELECTRICIANS TREE ACCESSORY	A
1	80325	4	Hairpin, Cotter	
2	0440223	2	Bearing, Oilite Flange	
3	0700610	2	Bolt M6 x 20	
4	1060379	4	Lanyard	
5	3290606	2	Nut M6	
6	3421453	3	Pin	
7	3422219	1	Pin	
8	3520072	6	Plug	
9	3760170	8	Ring, Split	
10	3841675	2	Rod	
11	4191706	1	Bolt M6 x 12	
12	4220227	2	Stop, Spool Rod	
13	4240003	1	Strap	
14	4340947	1	Mount, Spool Rack	
15	4711400	2	Washer 1/4	
16	1001189762	3 ft	Tape	
17	1001252626	1	Decal - Accessory Weight	
18	1001273909	1	Support, Base Pivot	
19	1001274838	1	Decal - Electrical Tree Capacity	

SECTION 4 - PLATFORM

FIGURE 4-26. WORKSTATION ACCESSORY



ART_1001273957

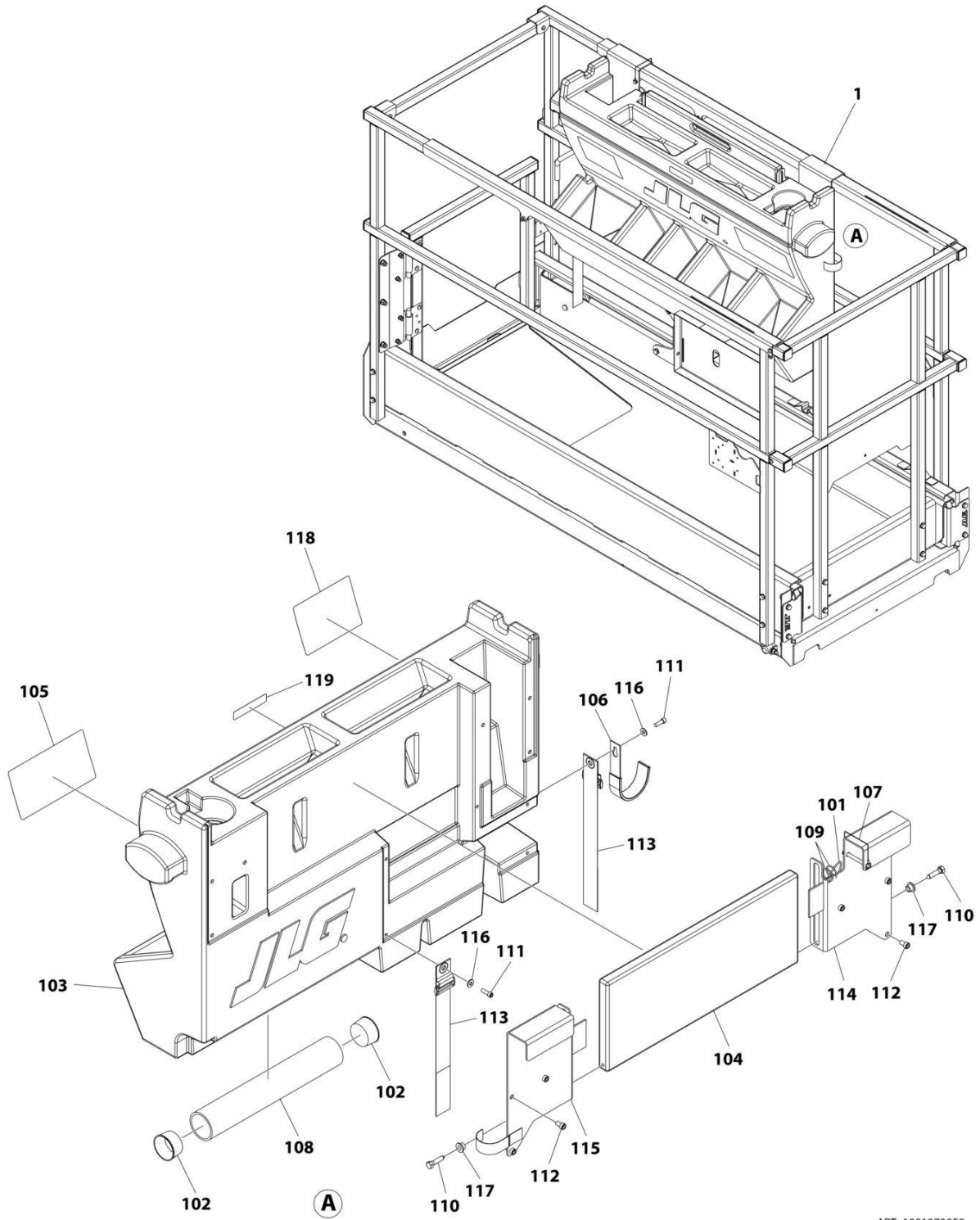
SECTION 4 - PLATFORM

FIGURE 4-26. WORKSTATION ACCESSORY

ITEM	PART NUMBER	QTY	DESCRIPTION	REV
	1001273957	Ref	WORKSTATION ACCESSORY	A
1	1060379	1	Lanyard	
2	1120555	2	Cap	
3	1580023	1	Container, Work Bench	
4	1580024	1	Tray, Work Surface	
5	1705997	1	Decal - Workstation	
6	2700100	1	Hook	
7	3422219	1	Pin	
8	3460334	1	Pipe	
9	3760170	2	Ring	
10	3900355	2	Bolt 5/16	
11	3931412	2	Bolt 1/4 x 3/4	
12	3931508	6	Bolt 5/16 x 1/2	
13	4240003	2	Strap	
14	4340853	1	Mount, RH Channel	
15	4340854	1	Mount, LH Channel	
16	4711400	2	Washer 1/4	
17	4740480	2	Washer	
18	1001274837	1	Decal - Workstation Capacity	
19	1001275631	1	Decal - Accessory Weight	

SECTION 4 - PLATFORM

FIGURE 4-27. WORKSTATION INSTALLATION



ART_1001273958

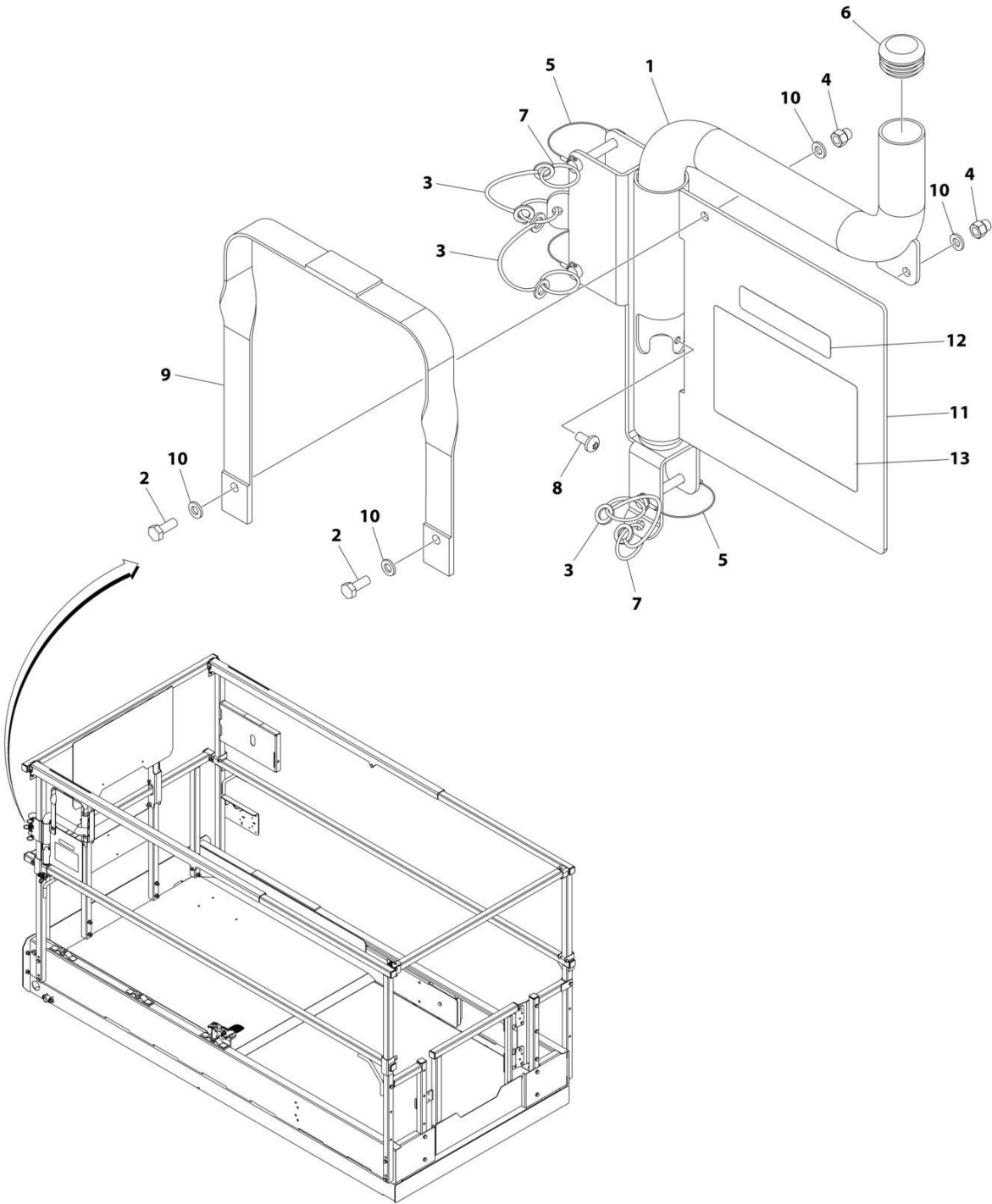
SECTION 4 - PLATFORM

FIGURE 4-27. WORKSTATION INSTALLATION

ITEM	PART NUMBER	QTY	DESCRIPTION	REV
	1001273958	Ref	WORKSTATION INSTALLATION	A
1	1001273957	1	Workstation Accessory	A
101	1060379	1	Lanyard	
102	1120555	2	Cap	
103	1580023	1	Container, Work Bench	
104	1580024	1	Tray, Work Surface	
105	1705997	1	Decal - Workstation	
106	2700100	1	Hook, Hanger	
107	3422219	1	Pin	
108	3460334	1	Pipe	
109	3760170	2	Ring	
110	3900355	2	Screw	
111	3931412	2	Bolt 1/4 x 3/4	
112	3931508	6	Bolt 5/16 x 1/2	
113	4240003	2	Strap	
114	4340853	1	Mount, Channel (RH)	
115	4340854	1	Mount, Channel (LH)	
116	4711400	2	Washer 1/4	
117	4740480	2	Washer, Plastic Insert	
118	1001274837	1	Decal - Workstation Capacity	
119	1001275631	1	Decal - ACCY Weight	

SECTION 4 - PLATFORM

FIGURE 4-28. PIPE RACK ASSEMBLY ACCESSORY



ART_1001273959

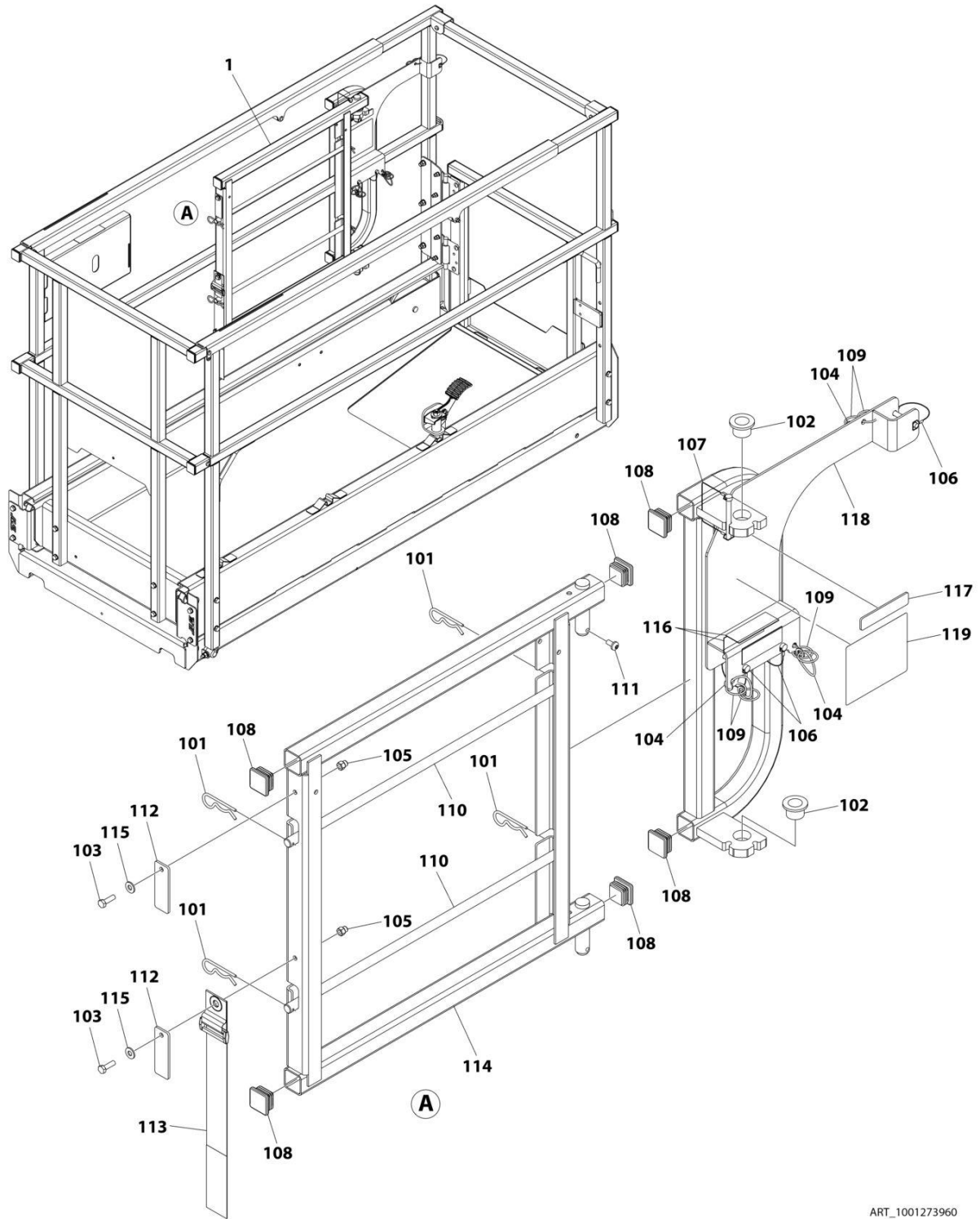
SECTION 4 - PLATFORM

FIGURE 4-28. PIPE RACK ASSEMBLY ACCESSORY

ITEM	PART NUMBER	QTY	DESCRIPTION	REV
	1001273959	Ref	PIPE RACK ASSEMBLY ACCESSORY	A
1	0240054	1	Pipe	
2	0700608	2	Bolt M6 x 16	
3	1060379	3	Lanyard	
4	3290606	2	Nut M6	
5	3421453	3	Pin	
6	3520176	2	Plug	
7	3760170	5	Ring	
8	4191706	1	Bolt M6 x 12	
9	4240164	1	Strap	
10	4811700	4	Washer M6	
11	1001180205	1	Pipe Rack Weldment	
12	1001251855	2	Decal - Accessory Weight	
13	1001275538	2	Decal - Pipe Rack Capacity	

SECTION 4 - PLATFORM

FIGURE 4-29. ELECTRICIAN TREE INSTALLATION



ART_1001273960

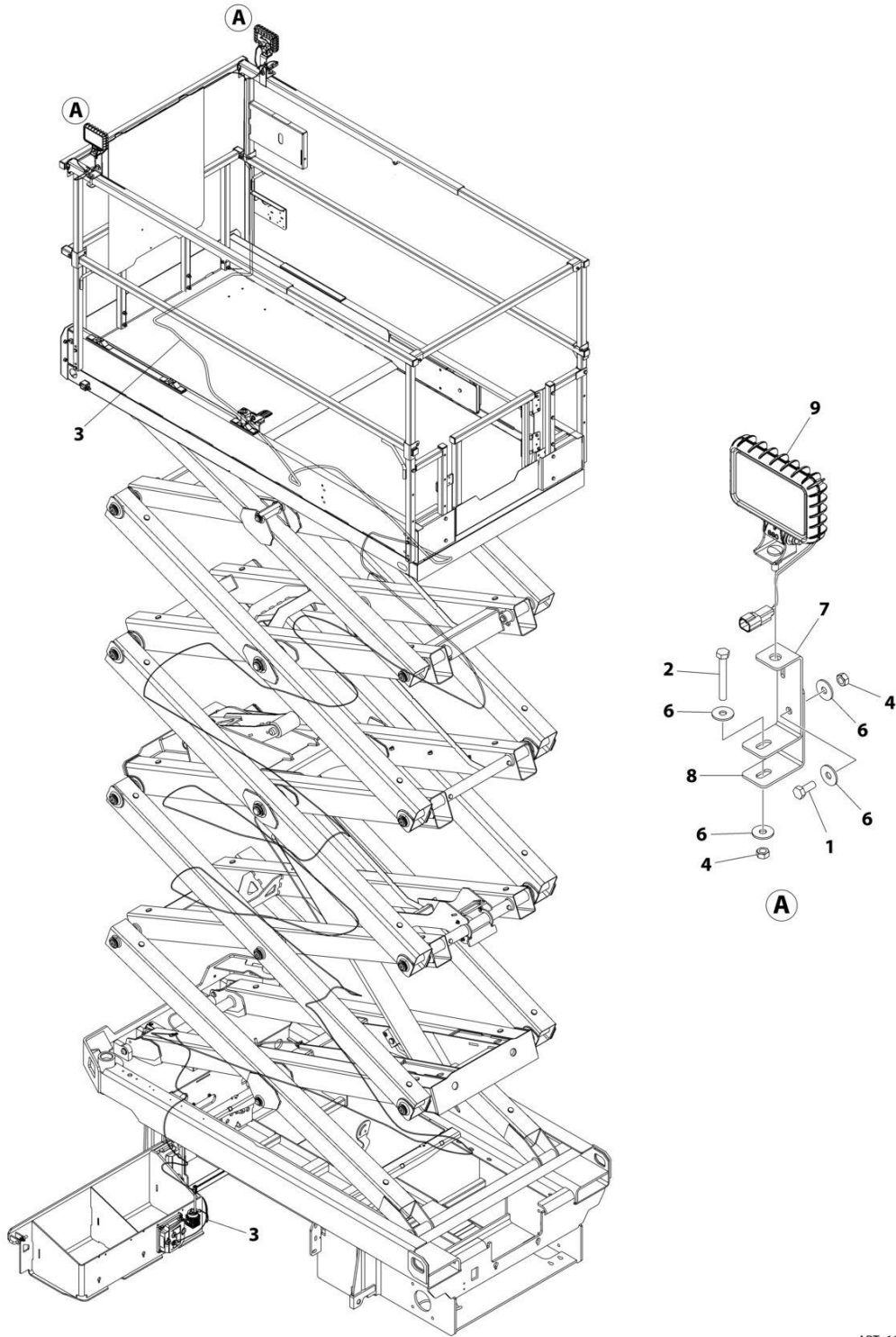
SECTION 4 - PLATFORM

FIGURE 4-29. ELECTRICIAN TREE INSTALLATION

ITEM	PART NUMBER	QTY	DESCRIPTION	REV
	1001273960	Ref	ELECTRICIAN TREE INSTALLATION	A
1	1001273907	1	Electrician Tree Accessory	A
101	80325	4	Hairpin, Cotter	
102	0440223	2	Bushing	
103	0700610	2	Bolt M6 x 20	
104	1060379	4	Lanyard	
105	3290606	2	Cap, Nut M6 x 1	
106	3421453	3	Pin	
107	3422219	1	Pin	
108	3520072	6	Plug, Cap	
109	3760170	8	Ring	
110	3841675	2	Rod	
111	4191706	1	Screw M6 x 12	
112	4220227	2	Stop, Spool Rod	
113	4240003	1	Strap	
114	4340947	1	Mount, Spool Rack	
115	4711400	2	Washer 1/4	
116	1001189762	3	Tape	
117	1001252626	1	Decal - ACCY Weight	
118	1001273909	1	Support	
119	1001274838	1	Decal	

SECTION 4 - PLATFORM

FIGURE 4-30. WORKLIGHT INSTALLATION



ART_1001273965

SECTION 4 - PLATFORM

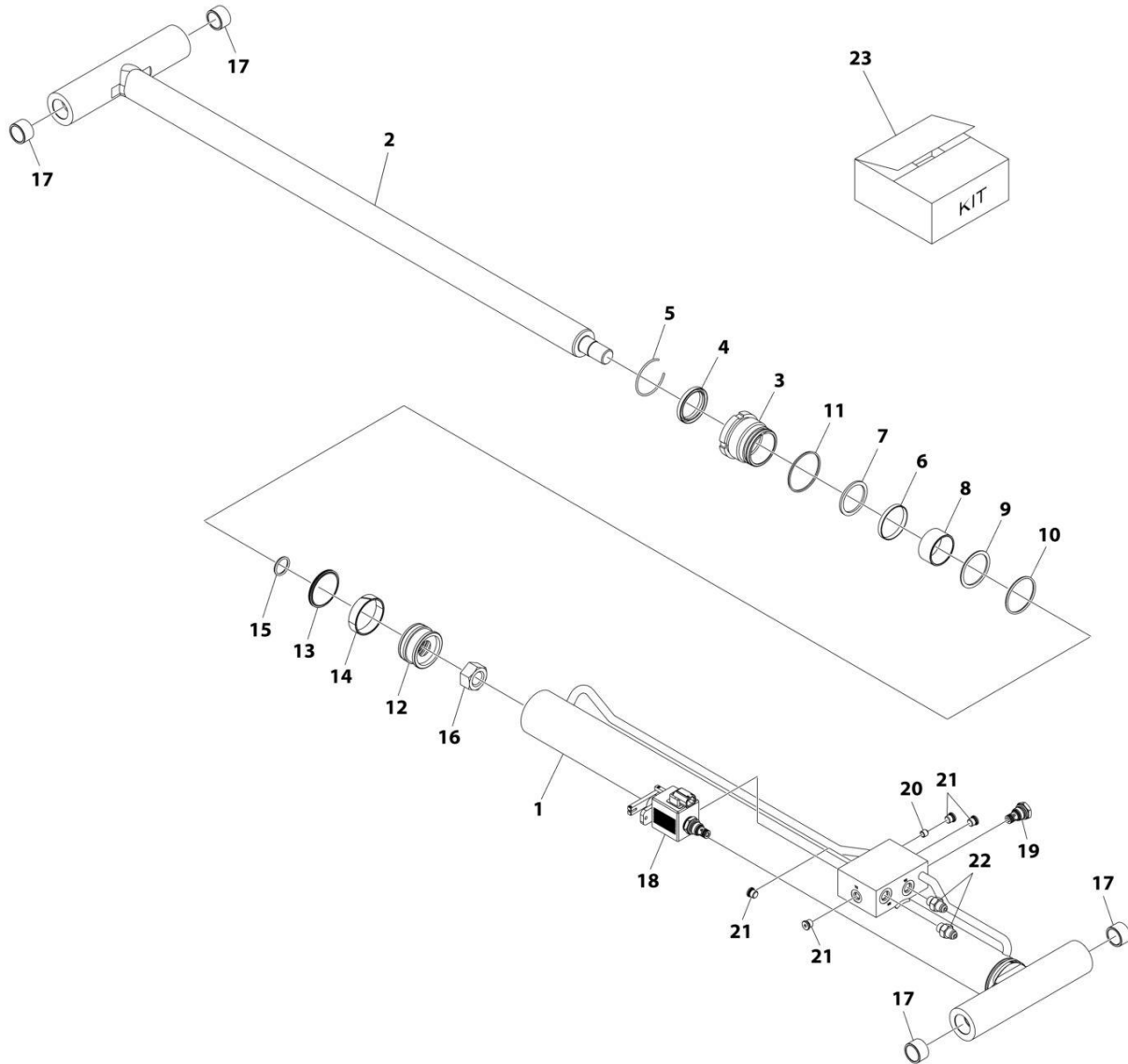
FIGURE 4-30. WORKLIGHT INSTALLATION

ITEM	PART NUMBER	QTY	DESCRIPTION	REV
	1001273965	Ref	WORKLIGHT INSTALLATION	A
1	0760810	2	Bolt M8 x 20	
2	0760820	2	Bolt M8 x 60	
3	1061041	1	Cable, Worklight (See Separate Breakdown in ELECTRICAL Section)	
4	3290801	4	Nut M8	
5	4240033	AR	Tie-Strap (Not Shown)	
6	4811902	8	Washer M8	
7	1001273961	2	Bracket	
8	1001273962	2	Bracket	
9	1001273964	2	Lamp, Worklight Kit	
9	1001232586	1	Lamp, Worklight LED with Switch	
9	1001274026	1	Harness, Light (See Separate Breakdown in ELECTRICAL Section)	

SECTION 5 - CYLINDER

SECTION 5 - CYLINDER

FIGURE 5-1. LIFT CYLINDER ASSEMBLY (MACINES WITH SN STARTING WITH M2)



ART_1001198935

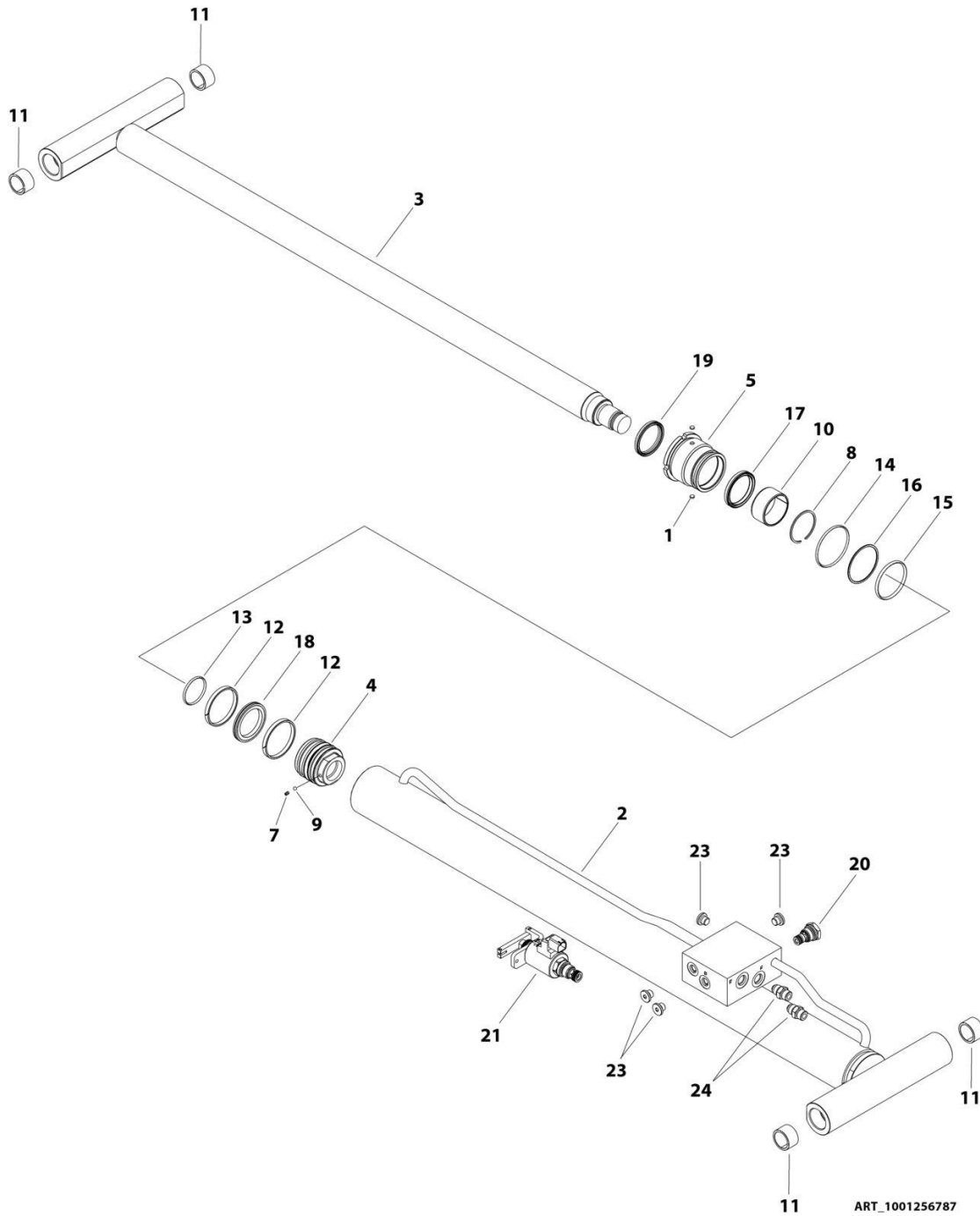
SECTION 5 - CYLINDER

FIGURE 5-1. LIFT CYLINDER ASSEMBLY (MACINES WITH SN STARTING WITH M2)

ITEM	PART NUMBER	QTY	DESCRIPTION	REV
	1001198935	Ref	LIFT CYLINDER ASSEMBLY	C
		Ref	Note: Original Cylinder May Have Been Replaced with Service Replacement. Identify PN Stamped on Cylinder Before Ordering Parts.	
1	70005790	1	Barrel	
2	70005791	1	Rod	
3	70005792	1	Head	
4	See Note	NSS	Wiper (Note: Use Item 23)	
5	70002410	1	Ring, Retaining	
6	See Note	NSS	Seal, Rod (Note: Use Item 23)	
7	See Note	NSS	Ring, Back-up (Note: Use Item 23)	
8	70005793	1	Spacer	
9	See Note	NSS	O-Ring (Note: Use Item 23)	
10	See Note	NSS	Ring, Back-up (Note: Use Item 23)	
11	See Note	NSS	O-Ring (Note: Use Item 23)	
12	70005794	1	Piston	
13	See Note	NSS	Seal, Piston (Note: Use Item 23)	
14	See Note	NSS	Ring, Wear (Note: Use Item 23)	
15	See Note	NSS	O-Ring (Note: Use Item 23)	
16	70005796	1	Nut	
17	0962292	4	Bearing	
18	70004233	1	Valve, Manual Descent	
19	70004232	1	Valve, Check	
20	70004231	1	Orifice	
21	70023370	4	Plug	
22	70005795	2	Fitting, Straight JIC	
23	70005797	1	Seal Kit - Cylinder (Includes Items 4, 6, 7, 9-11 & 13-15)	

SECTION 5 - CYLINDER

FIGURE 5-2. LIFT CYLINDER ASSEMBLY (MACINES WITH SN STARTING WITH 12, B2 & G2)



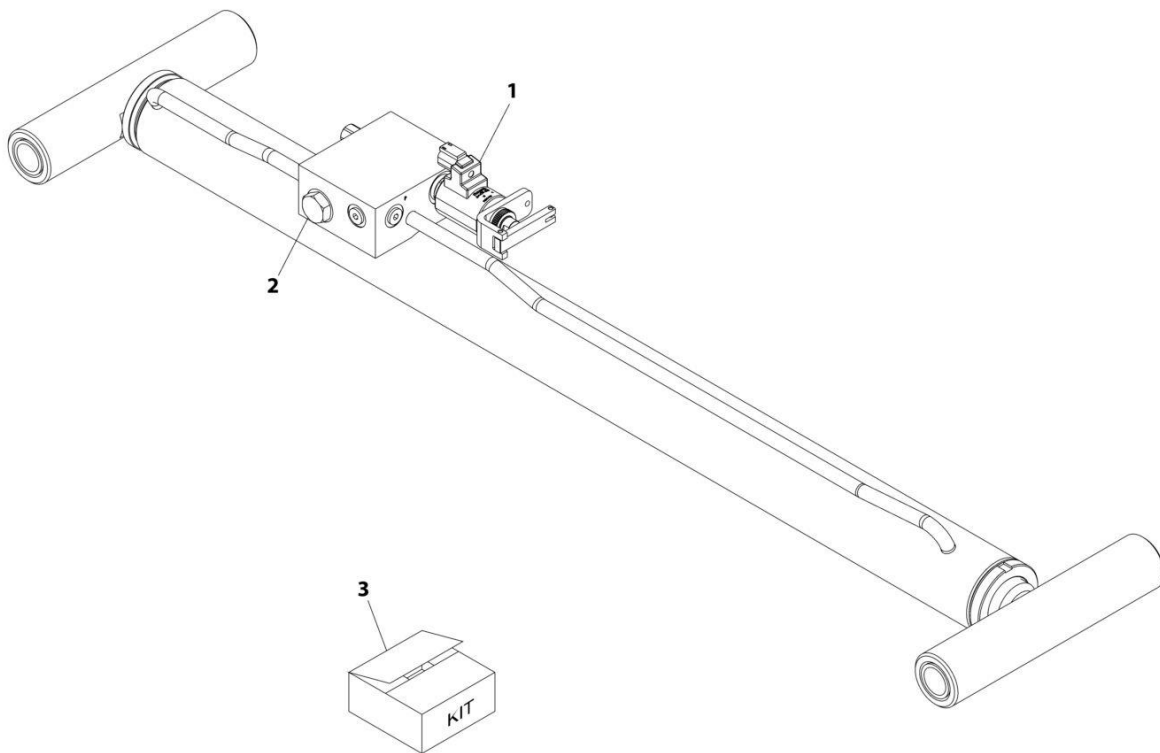
SECTION 5 - CYLINDER

FIGURE 5-2. LIFT CYLINDER ASSEMBLY (MACINES WITH SN STARTING WITH 12, B2 & G2)

ITEM	PART NUMBER	QTY	DESCRIPTION	REV
	1001256787	Ref	LIFT CYLINDER ASSEMBLY	A
		Ref	Note: Original Cylinder May Have Been Replaced with Service Replacement. Identify PN Stamped on Cylinder Before Ordering Parts.	
1	70003636	2	Lock	
2	See Note	NSS	Barrel (Note: Purchase Complete Assembly)	
3	70007572	1	Rod	
4	70007573	1	Piston	
5	70007574	1	Head	
6	70007575	1	Plug	
7	See Note	NSS	Setscrew (Note: Use Item 23)	
8	70007576	1	Ring, Retaining	
9	See Note	NSS	Ball, Steel (Note: Use Item 50)	
10	70007577	1	Bearing	
11	0962292	4	Bearing	
12	See Note	NSS	Ring, Wear (Note: Use Item 50)	
13	See Note	NSS	O-Ring (Note: Use Item 50)	
14	See Note	NSS	O-Ring (Note: Use Item 50)	
15	See Note	NSS	O-Ring (Note: Use Item 50)	
16	See Note	NSS	Ring, Back-up (Note: Use Item 50)	
17	See Note	NSS	Seal, Rod (Note: Use Item 50)	
18	See Note	NSS	Seal, Piston (Note: Use Item 50)	
19	See Note	NSS	Wiper (Note: Use Item 50)	
20	70004585	1	Cartridge, Valve (Bosch Rexroth)	
20	70008142	1	Cartridge, Valve (Sant - Valvole)	
21	70005236	1	Cartridge, Solenoid Valve (Bosch Rexroth)	
21	70008143	1	Cartridge, Solenoid Valve (Sant - Valvole)	
22	70007134	2	Fitting, Straight (Not Shown)	
23	2220883	4	Plug	
24	70007135	2	Fitting, Straight	
50	70007578	1	Seal Kit - Cylinder (Includes Items 7, 9 & 12-19)	

SECTION 5 - CYLINDER

FIGURE 5-3. LIFT CYLINDER ASSEMBLY (MACHINE WITH SN STARTING WITH G2)



ART_1001276734

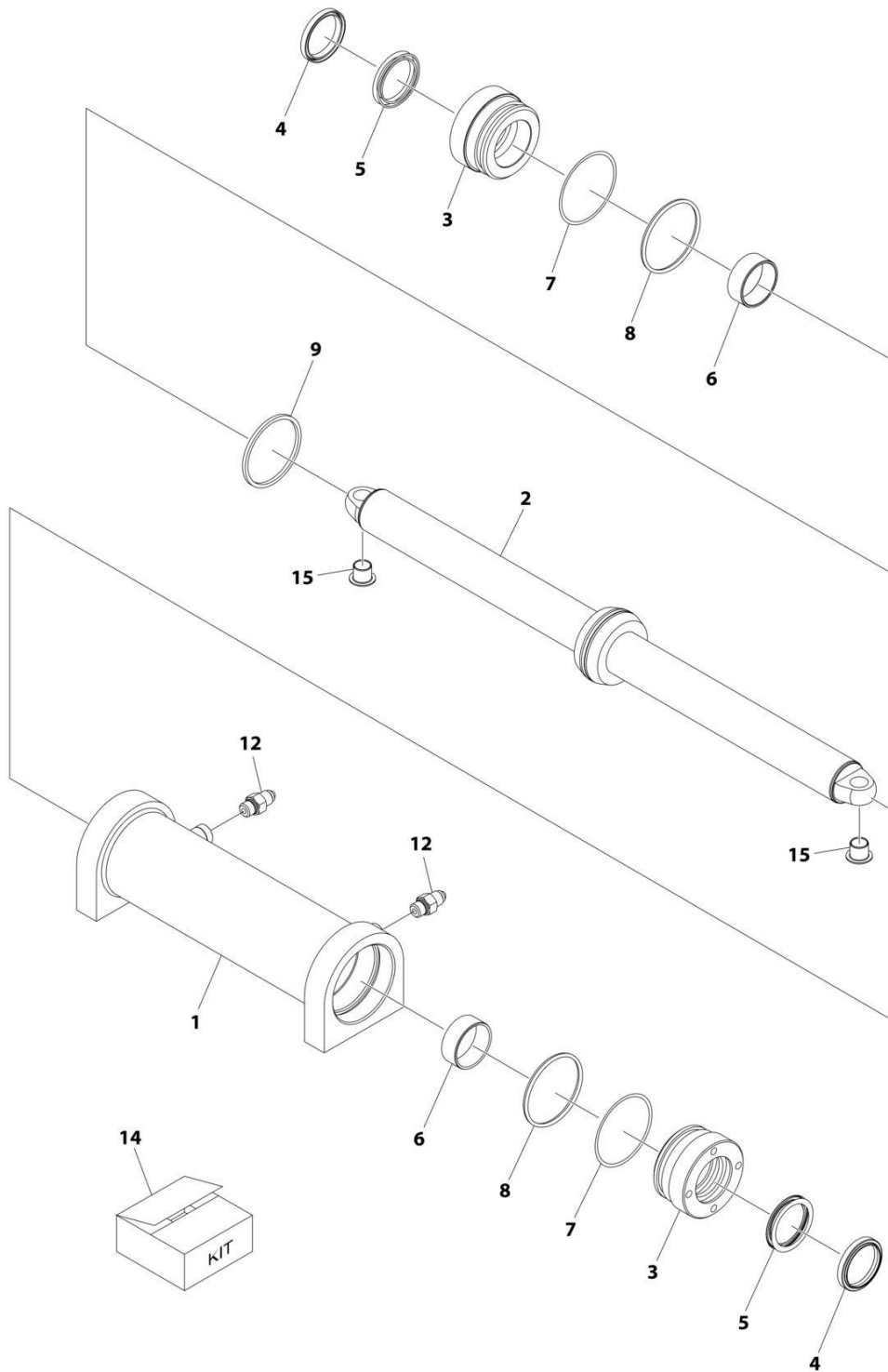
SECTION 5 - CYLINDER

FIGURE 5-3. LIFT CYLINDER ASSEMBLY (MACINES WITH SN STARTING WITH G2)

ITEM	PART NUMBER	QTY	DESCRIPTION	REV
	1001276734	Ref	LIFT CYLINDER ASSEMBLY	A
		Ref	Note: Original Cylinder May Have Been Replaced with Service Replacement. Identify PN Stamped on Cylinder Before Ordering Parts.	
		Ref	Note: No Other Service Parts Available.	
1	70005236	1	Valve, Lowering	
2	70004585	1	Cartridge, Valve	
3	70007991	1	Seal Kit - 1001276734 Cylinder	

SECTION 5 - CYLINDER

FIGURE 5-4. STEER CYLINDER ASSEMBLY (MACHINES WITH SN STARTING WITH M2)



ART_1001220570_B

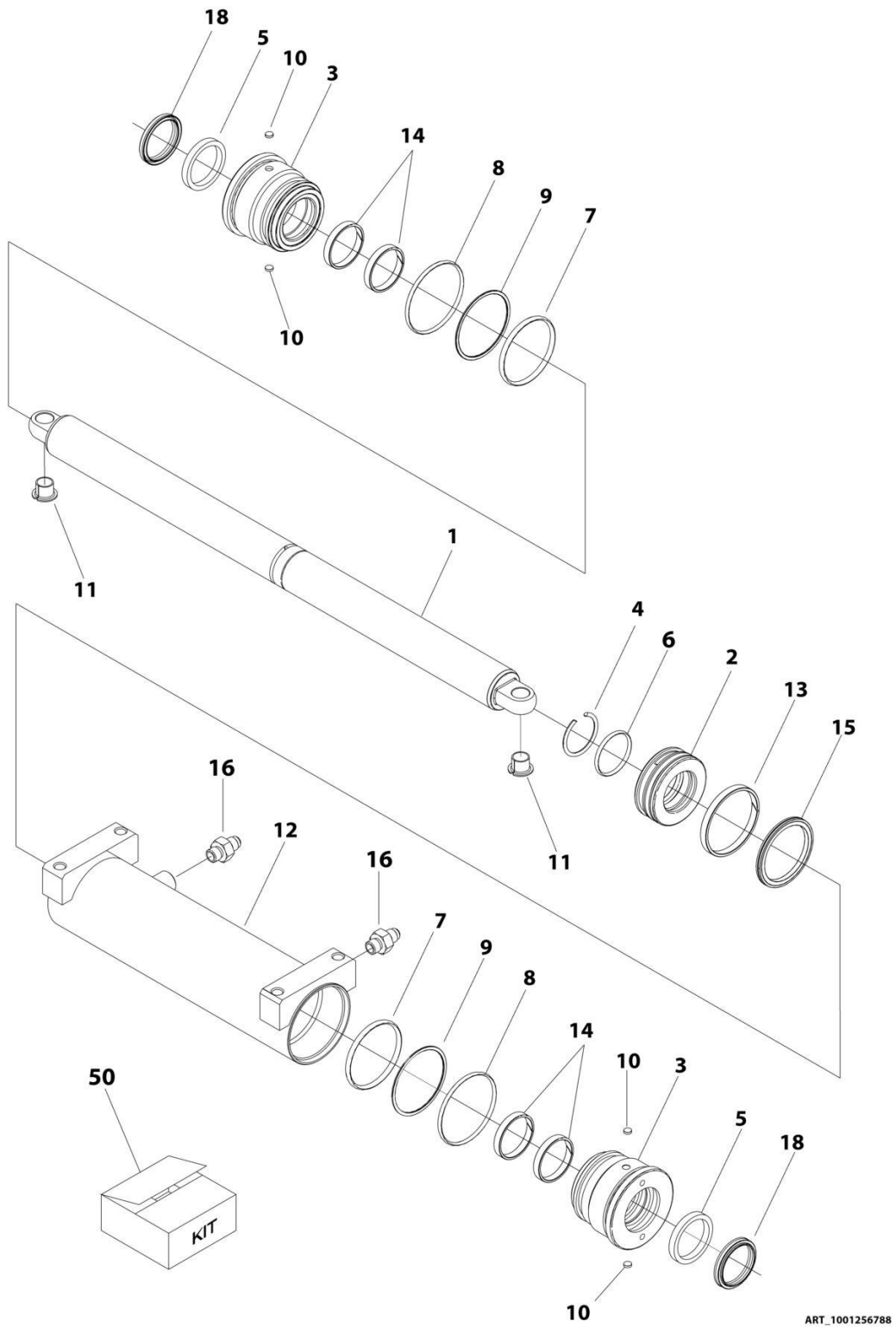
SECTION 5 - CYLINDER

FIGURE 5-4. STEER CYLINDER ASSEMBLY (MACHINES WITH SN STARTING WITH M2)

ITEM	PART NUMBER	QTY	DESCRIPTION	REV
	1001220570	Ref	STEER CYLINDER ASSEMBLY	B
		Ref	Note: See Usage Chart on Illustration before ordering parts.	
		Ref	Note: Original Cylinder May Have Been Replaced with Service Replacement. Identify PN Stamped on Cylinder Before Ordering Parts.	
1	70005798	1	Barrel	
2	70006143	1	Rod	
3	70004241	2	Head	
4	See Note	NSS	Wiper (Note: Use Item 14)	
5	See Note	NSS	Seal (Note: Use Item 14)	
6	70005800	2	Spacer	
7	See Note	NSS	O-Ring (Note: Use Item 14)	
8	See Note	NSS	Ring, Back-up (Note: Use Item 14)	
9	See Note	NSS	Seal, Piston (Note: Use Item 14)	
12	70005803	2	Fitting, Straight JIC	
14	70005805	1	Seal Kit - Cylinder (Includes Items 4, 5 & 7-9)	
15	0440259	2	Bushing	

SECTION 5 - CYLINDER

FIGURE 5-5. STEER CYLINDER ASSEMBLY (MACHINES WITH SN STARTING WITH 12, B2 & G2)



ART_1001256788

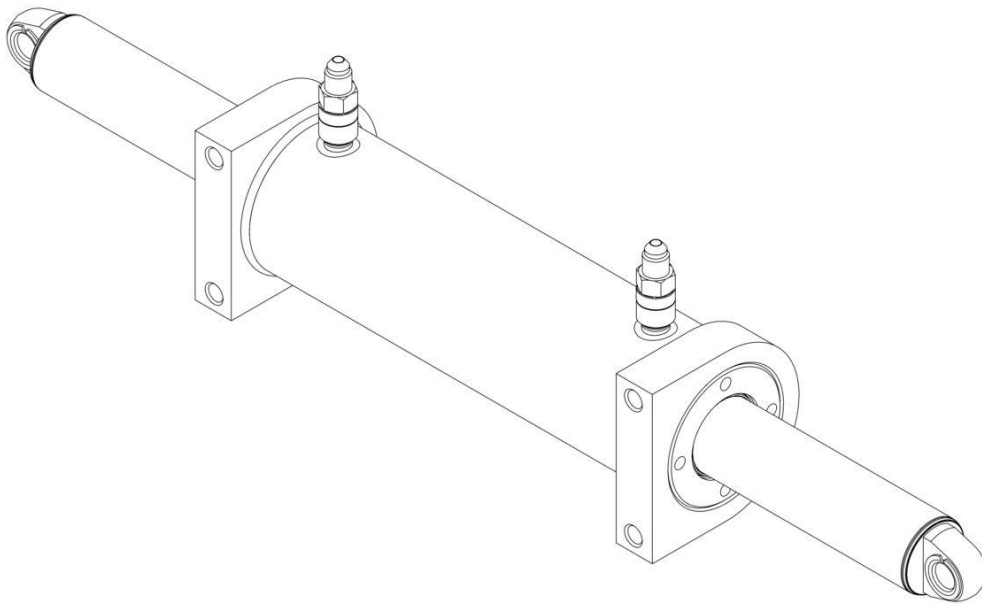
SECTION 5 - CYLINDER

FIGURE 5-5. STEER CYLINDER ASSEMBLY (MACHINES WITH SN STARTING WITH 12, B2 & G2)

ITEM	PART NUMBER	QTY	DESCRIPTION	REV
	1001256788	Ref	STEER CYLINDER ASSEMBLY	A
		Ref	Note: Original Cylinder May Have Been Replaced with Service Replacement. Identify PN Stamped on Cylinder Before Ordering Parts.	
1	70007579	1	Rod	
2	70007580	1	Piston	
3	70007581	2	Head	
4	70007077	1	Ring, Retaining	
5	See Note	NSS	Seal, Rod (Note: Use Item 50)	
6	See Note	NSS	O-Ring (Note: Use Item 50)	
7	See Note	NSS	O-Ring (Note: Use Item 50)	
8	See Note	NSS	O-Ring (Note: Use Item 50)	
9	See Note	NSS	Ring, Back-up (Note: Use Item 50)	
10	70003636	4	Lock	
11	0440259	2	Bearing	
12	See Note	NSS	Barrel (Note: Purchase Complete Assembly)	
13	See Note	NSS	Ring, Wear (Note: Use Item 50)	
14	See Note	NSS	Ring, Wear (Note: Use Item 50)	
15	See Note	NSS	Seal, Piston (Note: Use Item 50)	
16	70007079	2	Fitting	
18	See Note	NSS	Wiper (Note: Use Item 50)	
50	70007118	1	Seal Kit - Cylinder (Includes Items 5-9,13-15 & 18)	

SECTION 5 - CYLINDER

FIGURE 5-6. STEER CYLINDER ASSEMBLY



ART_1001276701

SECTION 5 - CYLINDER

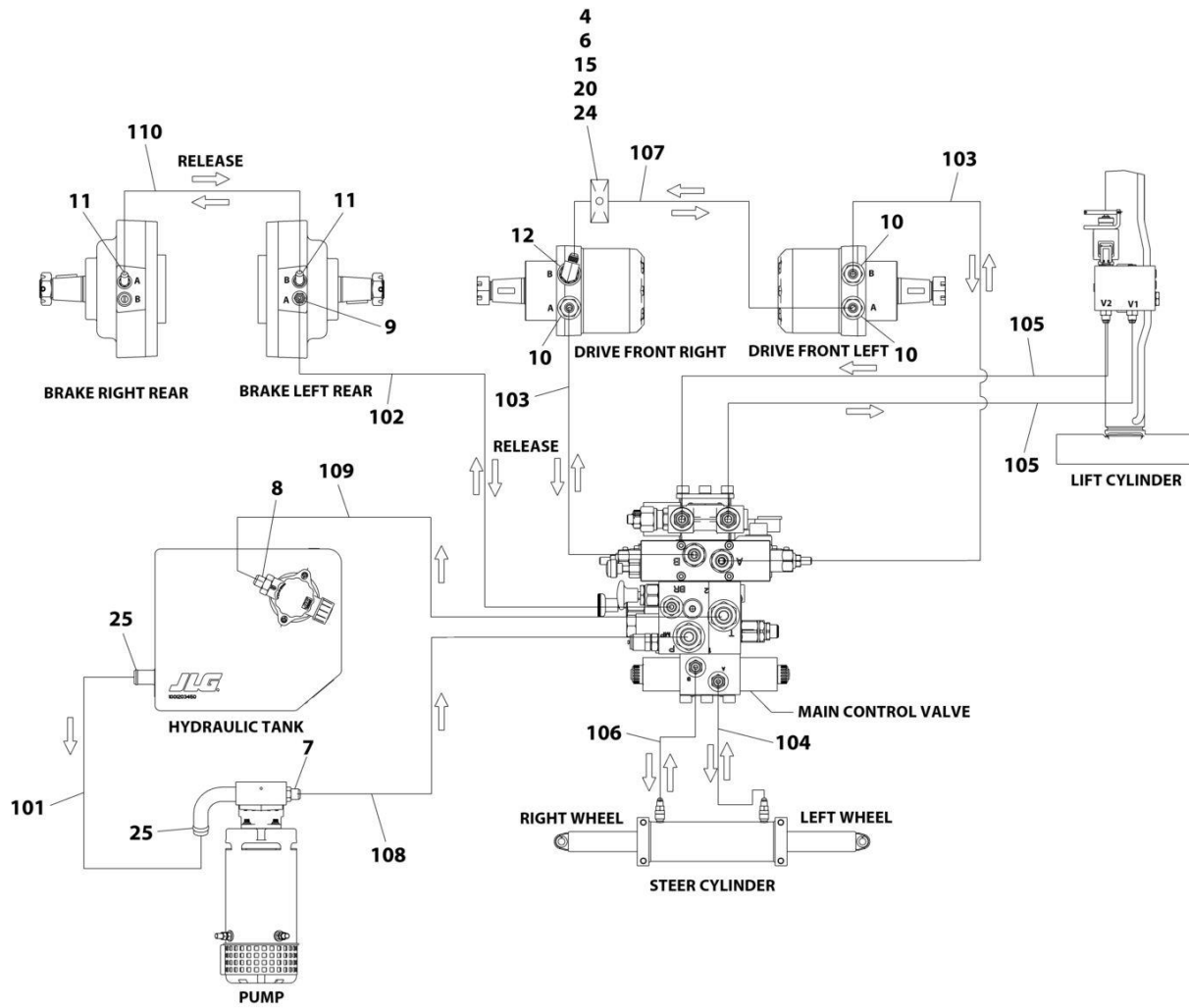
FIGURE 5-6. STEER CYLINDER ASSEMBLY

ITEM	PART NUMBER	QTY	DESCRIPTION	REV
	1001276701	Ref	STEER CYLINDER ASSEMBLY	A
		Ref	Note: No Other Service Parts Available..	
		Ref	Note: Original Cylinder May Have Been Replaced with Service Replacement. Identify PN Stamped on Cylinder Before Ordering Parts.	
	70008472	1	Kit, Seal - 1001276701 Cylinder	

SECTION 6 - HYDRAULIC

SECTION 6 - HYDRAULIC

FIGURE 6-1. HYDRAULIC DIAGRAM



ART_1001253358_2OF2

SECTION 6 - HYDRAULIC

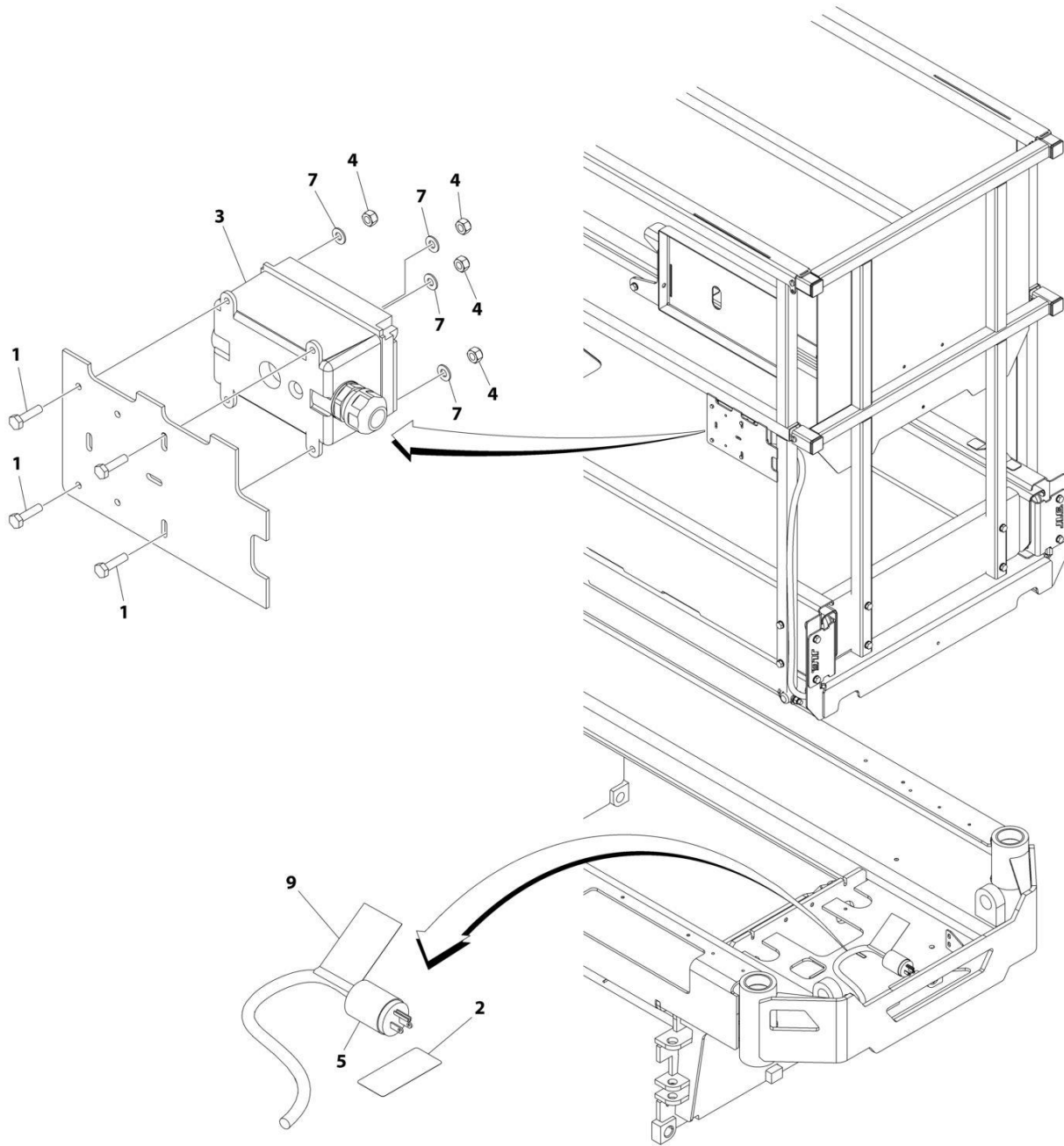
FIGURE 6-1. HYDRAULIC DIAGRAM

ITEM	PART NUMBER	QTY	DESCRIPTION	REV
	1001253358	Ref	HYDRAULIC DIAGRAM	B
4	0760827	1	Bolt M8 x 100	
6	1321752	2	Clamp	
7	2220373	1	Fitting, Straight JIC/ORB	
8	2220375	1	Fitting, Straight JIC/ORB	
9	2220415	1	Fitting, Straight JIC/ORB	
10	2220497	3	Fitting, Straight JIC/ORB	
11	2220502	2	Fitting, 45 JIC/ORB	
12	2220828	1	Fitting, 90 JIC/ORB	
15	3290805	2	Nut M8	
17	4240017	AR	Tie-Strap (Not Shown)	
20	4811900	2	Washer M8	
24	8750014	2	Clamp	
25	1001143501	2	Clamp	
100	1001255506	1	Hose Kit (Not Shown)	A
101	1001203835	1	Hose	
102	1001203837	1	Hose	
103	1001203838	2	Hose	
104	1001203839	1	Hose	
105	1001203840	2	Hose	
106	1001203844	1	Hose	
107	1001203846	1	Hose	
108	1001254225	1	Hose	
109	1001254226	1	Hose	
110	1001254227	1	Hose	

SECTION 7 - ELECTRICAL

SECTION 7 - ELECTRICAL

FIGURE 7-1. AC BOX AT PLATFORM INSTALLATION - 110V GFI (ANSI, ANSI EXPORT, CHINA AND JAPANESE SPECS)



ART_1001208930

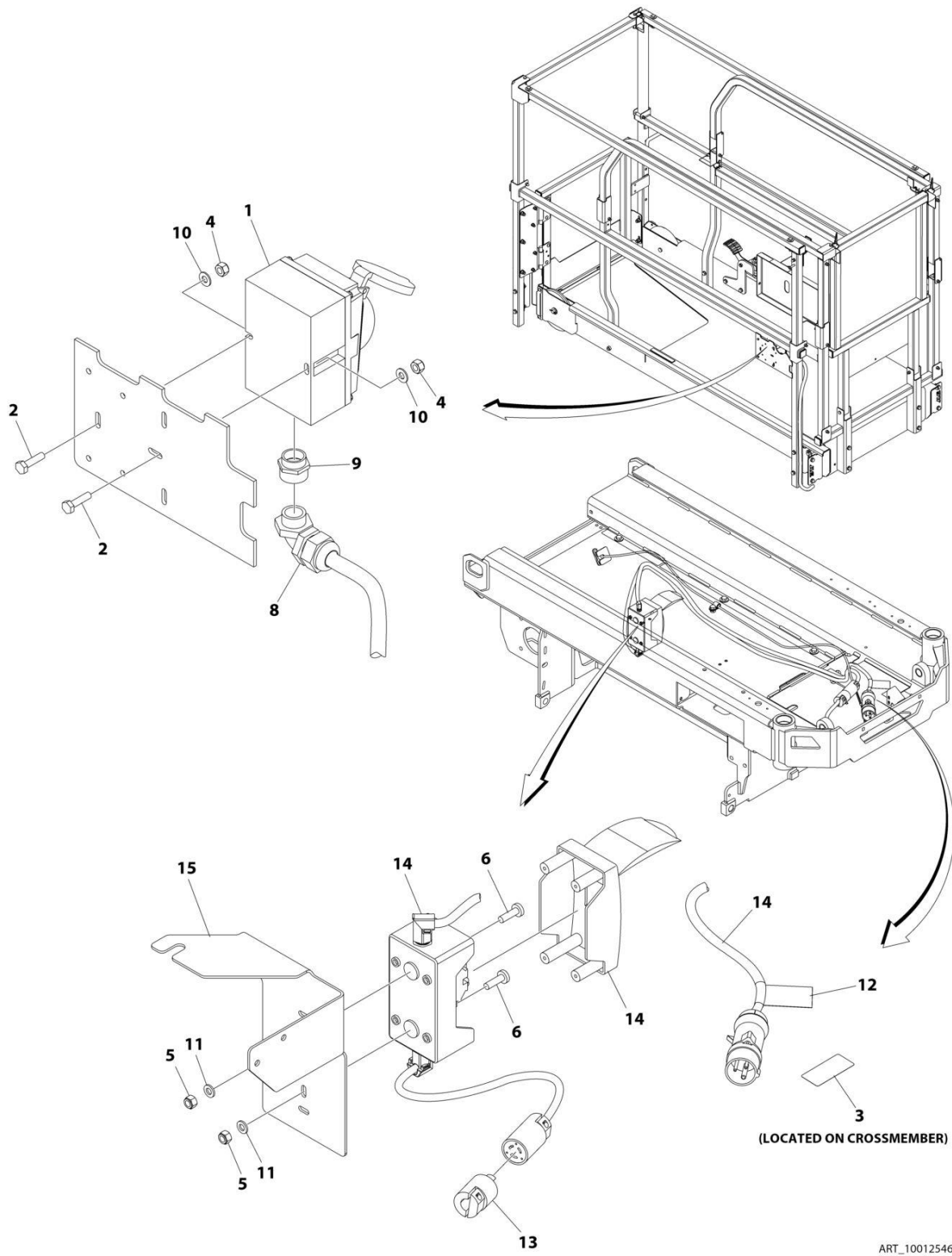
SECTION 7 - ELECTRICAL

FIGURE 7-1. AC BOX AT PLATFORM INSTALLATION - 110V GFI (ANSI, ANSI EXPORT, CHINA AND JAPANESE SPECS)

ITEM	PART NUMBER	QTY	DESCRIPTION	REV
	1001208930	Ref	AC BOX AT PLATFORM INSTALLATION - 110V GFI	C
1	0760408	4	Bolt M4 x 16	
2	1703464	1	Decal - AC Power	
3	2902431	1	Receptacle Box Kit (See Separate Breakdown in this Section)	
4	3290405	4	Nut M4	
5	4460138	1	Plug, Male - AC	
6	4460315	1	Terminal (Not Shown)	
7	4811400	4	Washer M4	
9	1001102258	1	Decal - AC Label	
10	4240017	AR	Tie-Strap (Not Shown)	

SECTION 7 - ELECTRICAL

FIGURE 7-2. AC BOX AT PLATFORM INSTALLATION - 110V IEC YELLOW (CE & UK CA SPECS)



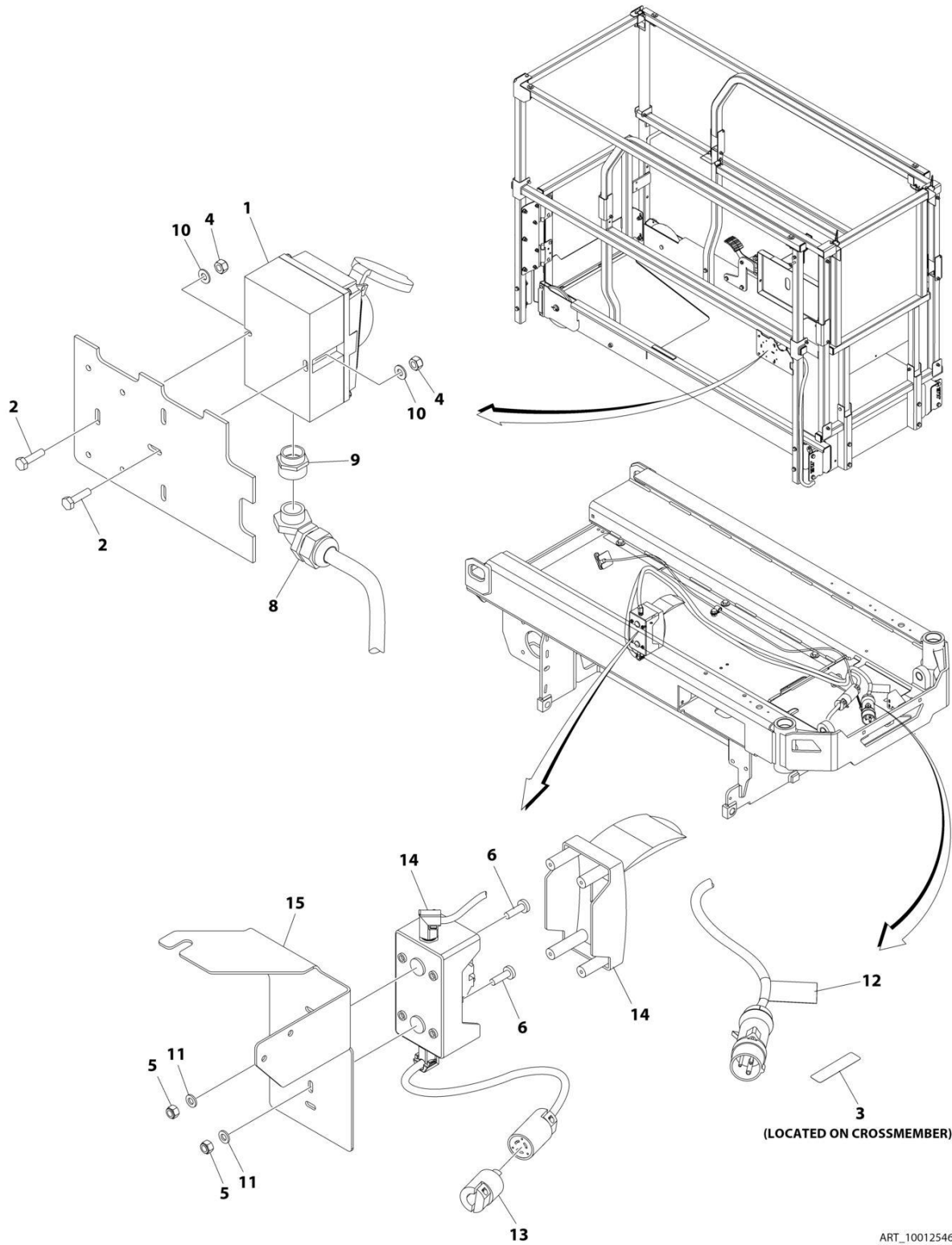
SECTION 7 - ELECTRICAL

FIGURE 7-2. AC BOX AT PLATFORM INSTALLATION - 110V IEC YELLOW (CE & UK CA SPECS)

ITEM	PART NUMBER	QTY	DESCRIPTION	REV
	1001254639	Ref	AC BOX AT PLATFORM INSTALLATION - 110V IEC YELLOW	A
1	0275216	1	Receptacle Box Kit - 110V IEC Yellow (See Separate Breakdown in this Section)	
2	0760408	2	Bolt M4 x 16	
3	1703464	1	Decal - AC Power	
4	3290405	2	Nut M4	
5	3290605	2	Nut M6	
6	4010610	2	Screw M6 x 20	
7	4240017	AR	Tie-Strap (Not Shown)	
8	4461257	1	Connector, Strain Relief	
9	4461258	1	Connector, Adapter	
10	4811400	2	Washer M4	
11	4811700	4	Washer M6	
12	1001102258	1	Decal - AC Label	
13	1001120204	1	Plug, Male Twist	
14	1001209776	1	Breaker Box Kit (See Separate Breakdown in this Section)	
15	1001253280	1	Bracket	

SECTION 7 - ELECTRICAL

FIGURE 7-3. AC BOX AT PLATFORM INSTALLATION - 220V IEC BLUE (CE & UK CA SPECS)



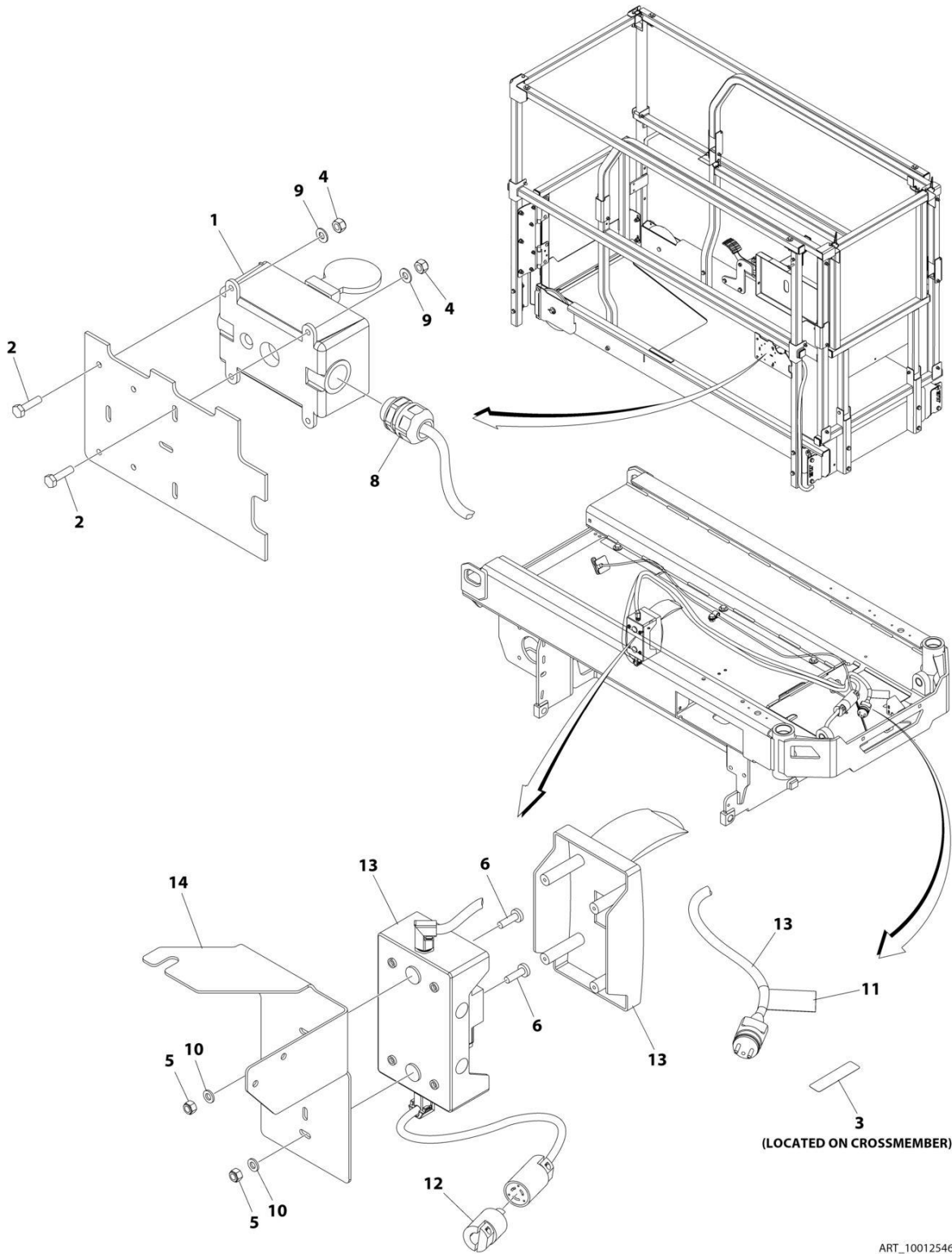
SECTION 7 - ELECTRICAL

FIGURE 7-3. AC BOX AT PLATFORM INSTALLATION - 220V IEC BLUE (CE & UK CA SPECS)

ITEM	PART NUMBER	QTY	DESCRIPTION	REV
	1001254640	Ref	AC BOX AT PLATFORM INSTALLATION - 220V IEC BLUE	A
1	0275217	1	Receptacle Box Kit - 220V IEC Blue (See Separate Breakdown in this Section)	
2	0760408	2	Bolt M4 x 16	
3	3252507	1	Decal - AC Power	
4	3290405	2	Nut M4	
5	3290605	2	Nut M6	
6	4010610	2	Screw M6 x 20	
7	4240017	AR	Tie-Strap (Not Shown)	
8	4461257	1	Connector, Strain Relief	
9	4461258	1	Connector, Adapter	
10	4811400	2	Washer M4	
11	4811700	4	Washer M6	
12	1001102258	1	Decal - AC Label	
13	1001120204	1	Plug, Male Twist	
14	1001209776	1	Breaker Box Kit (See Separate Breakdown in this Section)	
15	1001253280	1	Bracket	

SECTION 7 - ELECTRICAL

FIGURE 7-4. AC BOX AT PLATFORM INSTALLATION - 220V CEE7 POST GROUND (CE & UK CA SPECS)



ART_1001254636

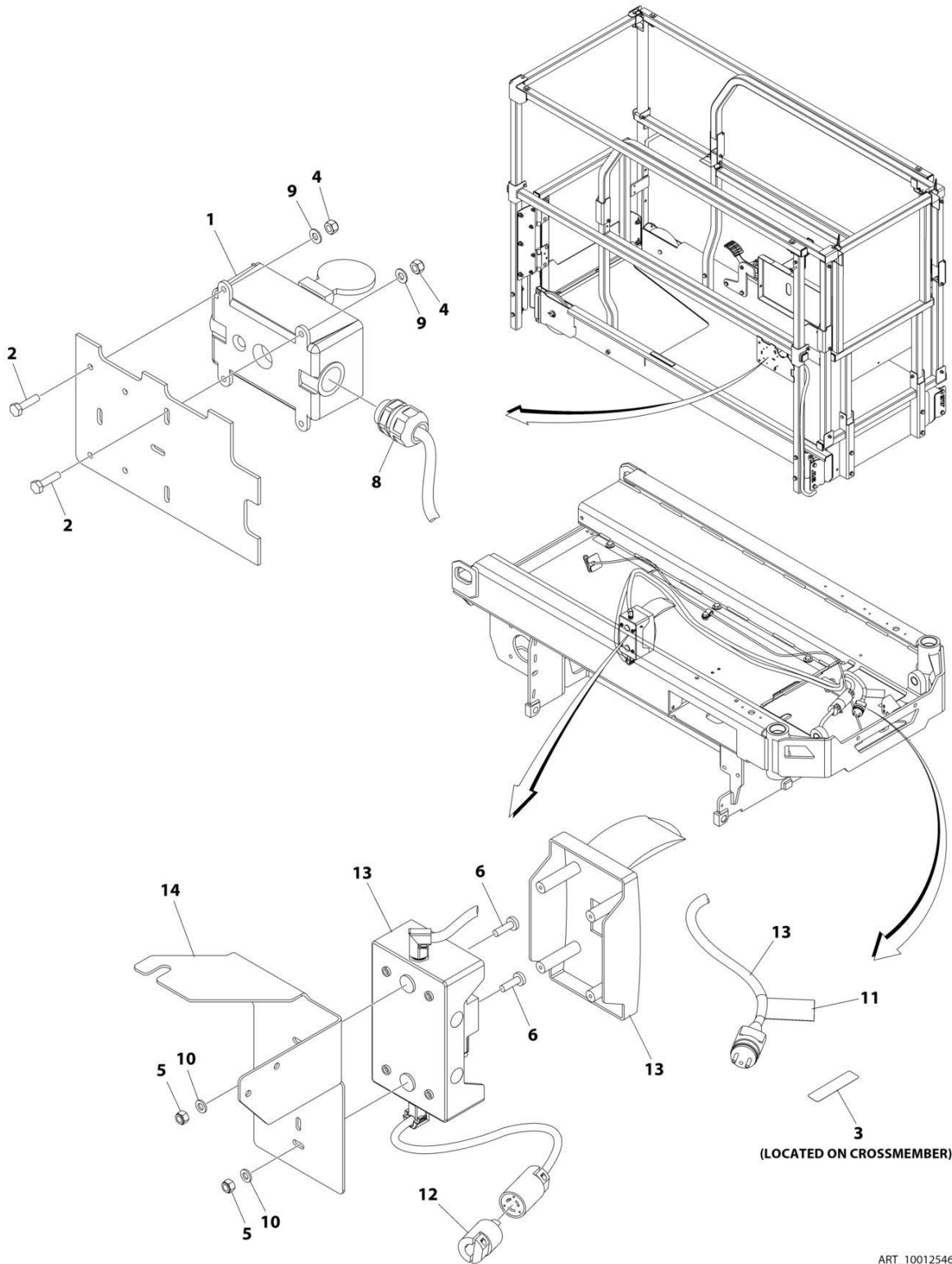
SECTION 7 - ELECTRICAL

FIGURE 7-4. AC BOX AT PLATFORM INSTALLATION - 220V CEE7 POST GROUND (CE & UK CA SPECS)

ITEM	PART NUMBER	QTY	DESCRIPTION	REV
	1001254636	Ref	AC BOX AT PLATFORM INSTALLATION - 220V CEE7 POST GROUND	A
1	0275452	1	Receptacle Box Kit - 220V CEE7 Post Ground (See Separate Breakdown in this Section)	
2	0760408	4	Bolt M4 x 16	
3	3252507	1	Decal - AC Power	
4	3290405	4	Nut M4	
5	3290605	2	Nut M6	
6	4010610	2	Screw M6 x 20	
7	4240017	AR	Tie-Strap (Not Shown)	
8	4460662	1	Connector, Strain Relief	
9	4811400	4	Washer M4	
10	4811700	4	Washer M6	
11	1001102258	1	Decal - AC Label	
12	1001120204	1	Plug, Male Twist	
13	1001209482	1	Breaker Box Kit (See Separate Breakdown in this Section)	
14	1001253280	1	Bracket	

SECTION 7 - ELECTRICAL

FIGURE 7-5. AC BOX AT PLATFORM INSTALLATION - 220V CEE7 SIDE GROUND (CE & UK CA SPECS)



ART_1001254637

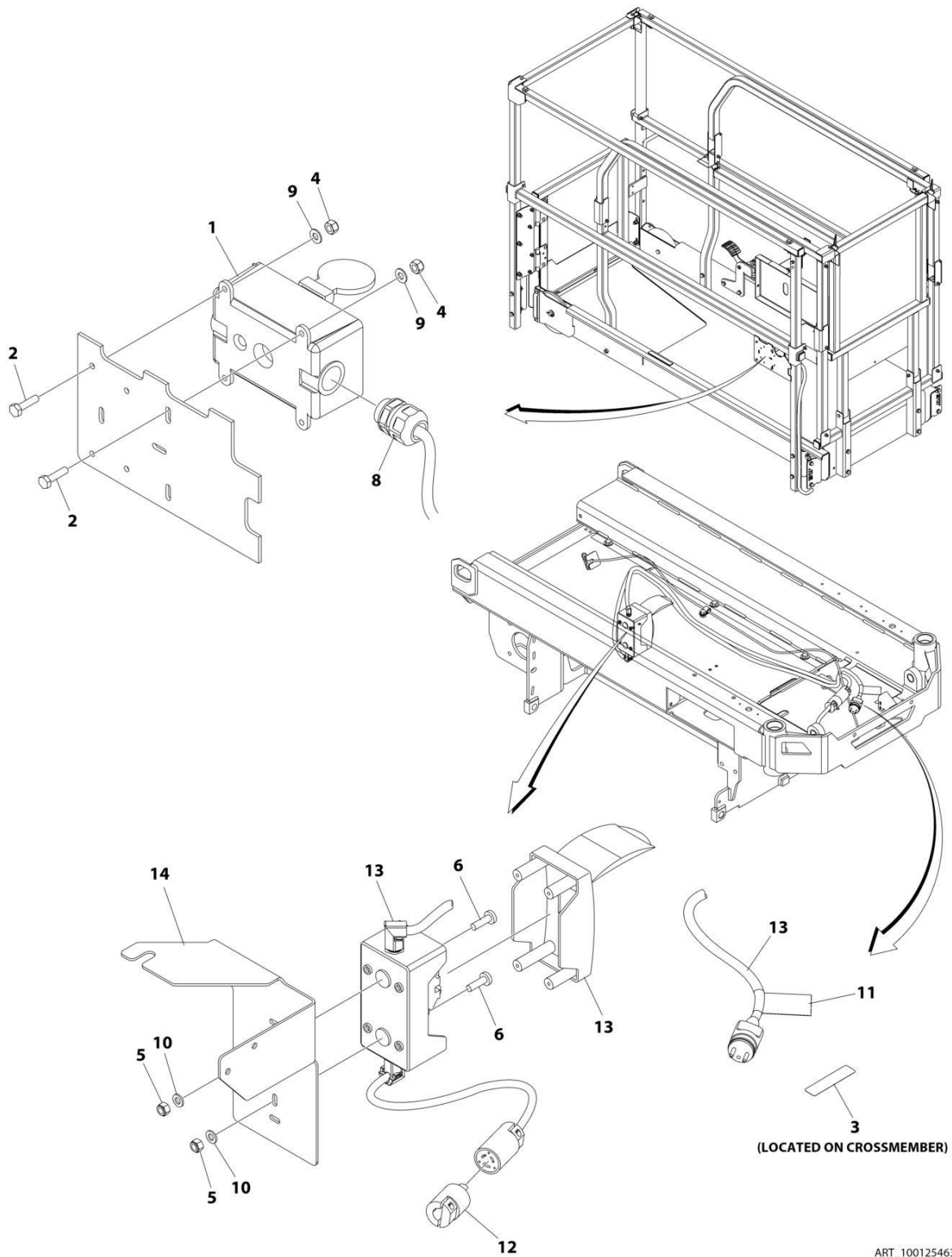
SECTION 7 - ELECTRICAL

FIGURE 7-5. AC BOX AT PLATFORM INSTALLATION - 220V CEE7 SIDE GROUND (CE & UK CA SPECS)

ITEM	PART NUMBER	QTY	DESCRIPTION	REV
	1001254637	Ref	AC BOX AT PLATFORM INSTALLATION - 220V CEE7 SIDE GROUND	A
1	0275453	1	Receptacle Box Kit - 220V CEE7 Side Ground (See Separate Breakdown in this Section)	
2	0760408	4	Bolt M4 x 16	
3	3252507	1	Decal - AC Power	
4	3290405	4	Nut M4	
5	3290605	2	Nut M6	
6	4010610	2	Screw M6 x 20	
7	4240017	AR	Tie-Strap (Not Shown)	
8	4460662	1	Connector, Strain Relief	
9	4811400	4	Washer M4	
10	4811700	4	Washer M6	
11	1001102258	1	Decal - AC Label	
12	1001120204	1	Plug, Male Twist	
13	1001209482	1	Breaker Box Kit (See Separate Breakdown in this Section)	
14	1001253280	1	Bracket	

SECTION 7 - ELECTRICAL

FIGURE 7-6. AC BOX AT PLATFORM INSTALLATION - 220V AFSINT 107 (CE & UK CA SPECS)



ART_1001254638

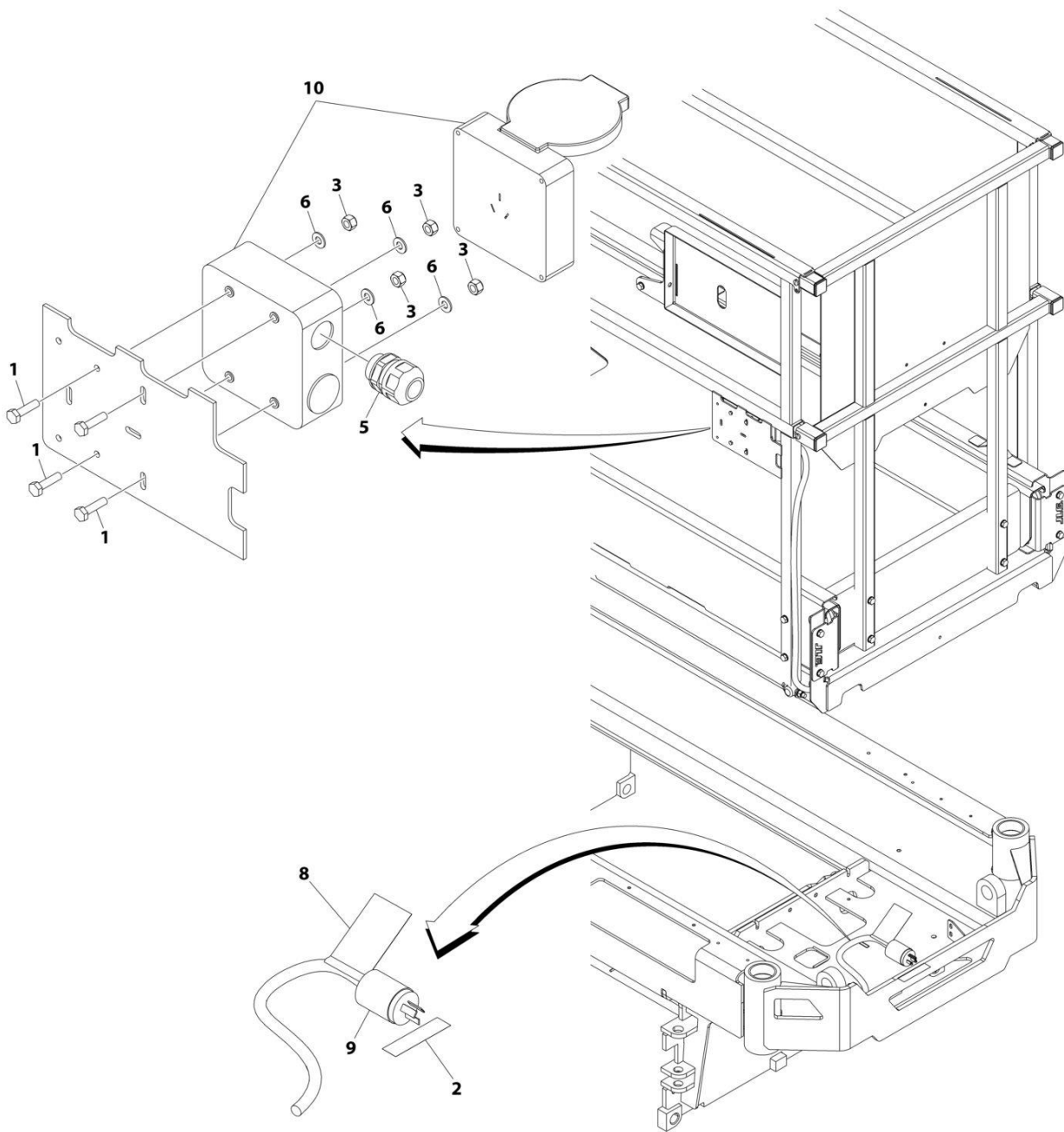
SECTION 7 - ELECTRICAL

FIGURE 7-6. AC BOX AT PLATFORM INSTALLATION - 220V AFSINT 107 (CE & UK CA SPECS)

ITEM	PART NUMBER	QTY	DESCRIPTION	REV
	1001254638	Ref	AC BOX AT PLATFORM INSTALLATION - 220V AFSINT 107	A
1	0275454	1	Receptacle Box Kit - 220V AFSINT 107 (See Separate Breakdown in this Section)	
2	0760408	4	Bolt M4 x 16	
3	3252507	1	Decal - AC Power	
4	3290405	4	Nut M4	
5	3290605	2	Nut M6	
6	4010610	2	Screw M6 x 20	
7	4240017	AR	Tie-Strap (Not Shown)	
8	4460662	1	Connector, Strain Relief	
9	4811400	4	Washer M4	
10	4811700	4	Washer M6	
11	1001102258	1	Decal - AC Label	
12	1001120204	1	Plug, Male Twist	
13	1001209776	1	Breaker Box Kit (See Separate Breakdown in this Section)	
14	1001253280	1	Bracket	

SECTION 7 - ELECTRICAL

FIGURE 7-7. AC BOX AT PLATFORM INSTALLATION - 220V CHINA PLUG (CHINA SPECS)



ART_1001208938

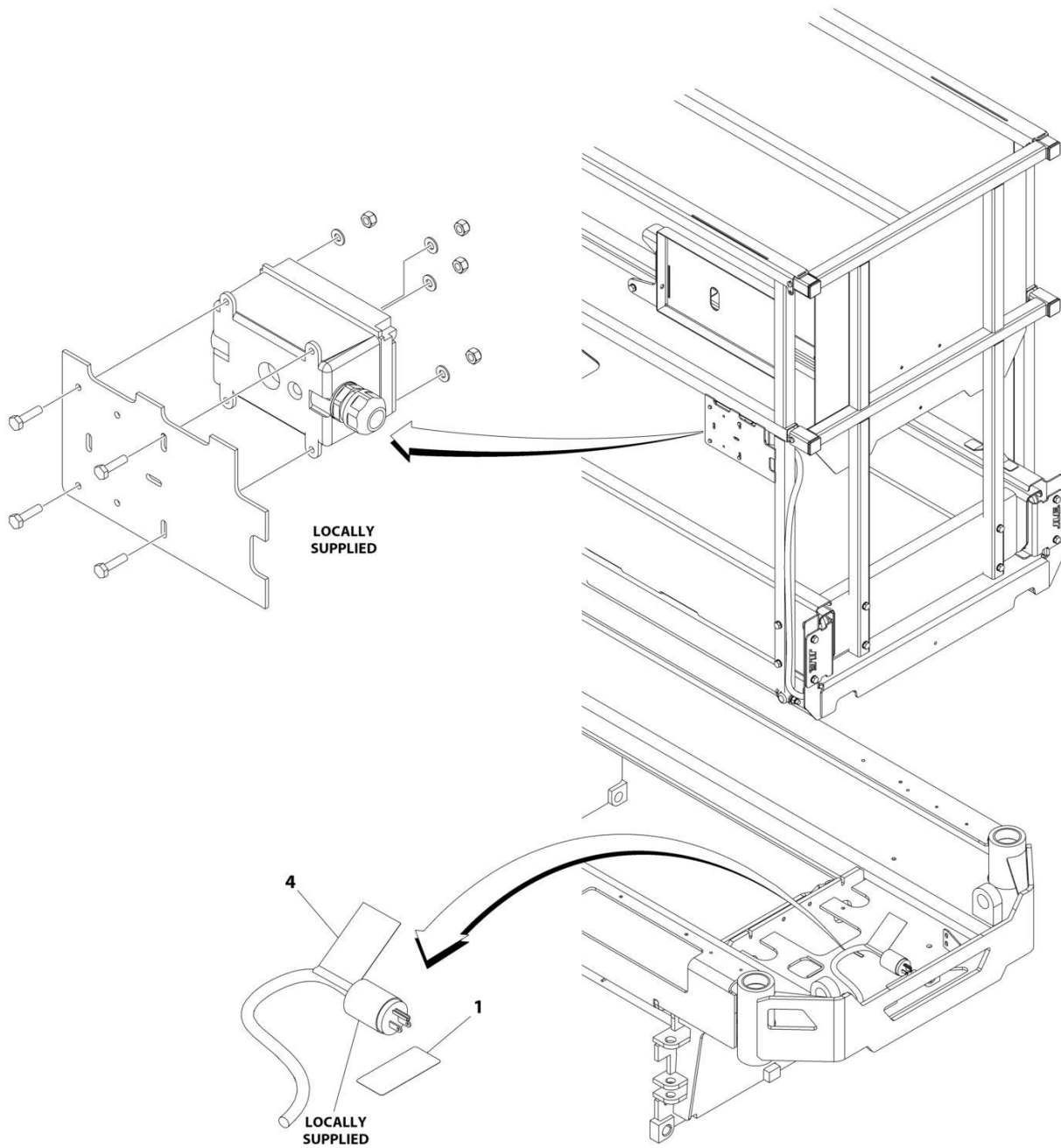
SECTION 7 - ELECTRICAL

FIGURE 7-7. AC BOX AT PLATFORM INSTALLATION - 220V CHINA PLUG (CHINA SPECS)

ITEM	PART NUMBER	QTY	DESCRIPTION	REV
	1001208938	Ref	AC BOX AT PLATFORM INSTALLATION - 220V CHINA PLUG	B
1	0760408	4	Bolt M4 x 16	
2	3252507	1	Decal - 220 Volt	
3	3290405	4	Nut M4	
4	4460315	1	Terminal (Not Shown)	
5	4460968	1	Connector, Strain Relief	
6	4811400	4	Washer M4	
8	1001102258	1	Decal - AC Label	
9	1001187816	1	Plug	
10	1001188116	1	Box	
11	4240017	AR	Tie-Strap (Not Shown)	

SECTION 7 - ELECTRICAL

FIGURE 7-8. AC BOX AT PLATFORM INSTALLATION - 220V LOCALLY SUPPLIED COMPONENTS (ALL SPECS)



ART_1001208931

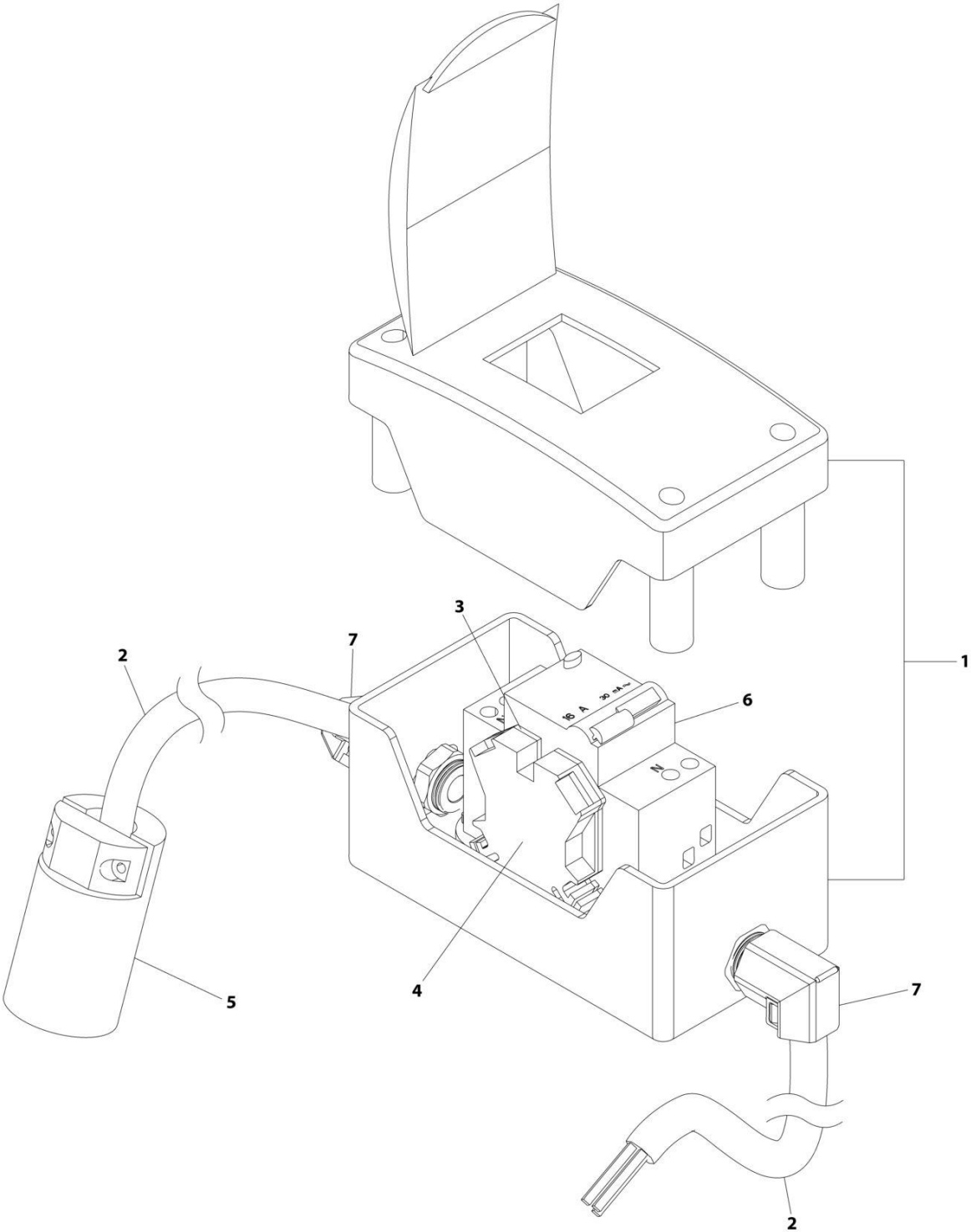
SECTION 7 - ELECTRICAL

**FIGURE 7-8. AC BOX AT PLATFORM INSTALLATION - 220V LOCALLY SUPPLIED COMPONENTS
(ALL SPECS)**

ITEM	PART NUMBER	QTY	DESCRIPTION	REV
	1001208931	Ref	AC BOX AT PLATFORM INSTALLATION - 220V LOCALLY SUPPLIED COMPONENTS	C
1	3252507	1	Decal - 220 Volt	
4	1001102258	1	Decal - AC Label	
5	4240017	AR	Tie-Strap (Not Shown)	

SECTION 7 - ELECTRICAL

FIGURE 7-9. BREAKER BOX KIT WITH 1 DOUBLE BREAKER



ART_1001209776

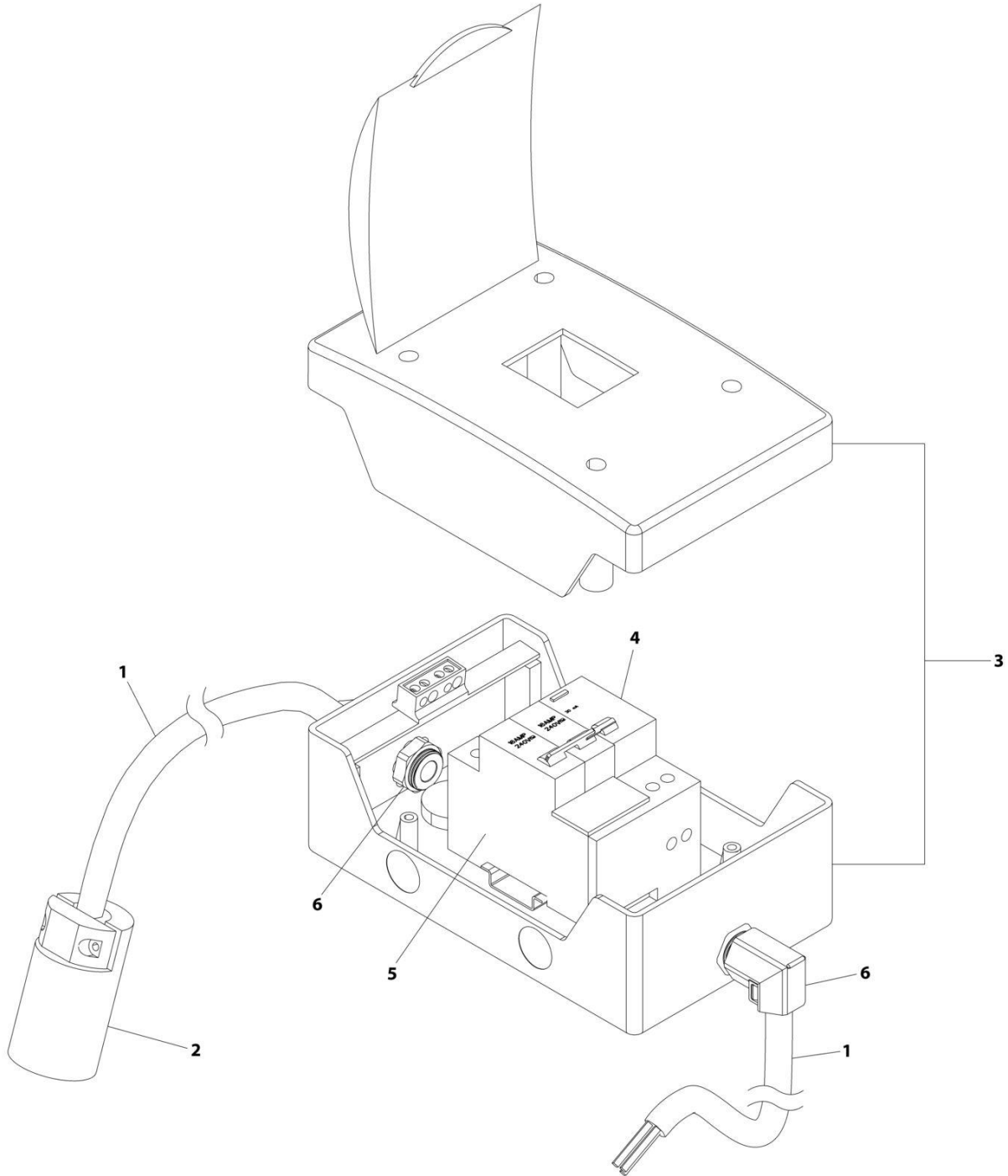
SECTION 7 - ELECTRICAL

FIGURE 7-9. BREAKER BOX KIT WITH 1 DOUBLE BREAKER

ITEM	PART NUMBER	QTY	DESCRIPTION	REV
	1001209776	Ref	BREAKER BOX KIT WITH 1 DOUBLE BREAKER	F
1	0861880	1	Box	
2	1060908	126 in /3.2m	Cable, 12/3	
3	4460956	1	Barrier, Terminal	
4	4460957	1	Block, Terminal	
5	1001120205	1	Connector, Female Twist	
6	1001181045	1	Breaker 30mAmp/16 Amp	
7	1001217164	2	Connector, Strain Relief 90	

SECTION 7 - ELECTRICAL

FIGURE 7-10. BREAKER BOX KIT WITH 3 BREAKERS



ART_1001209482

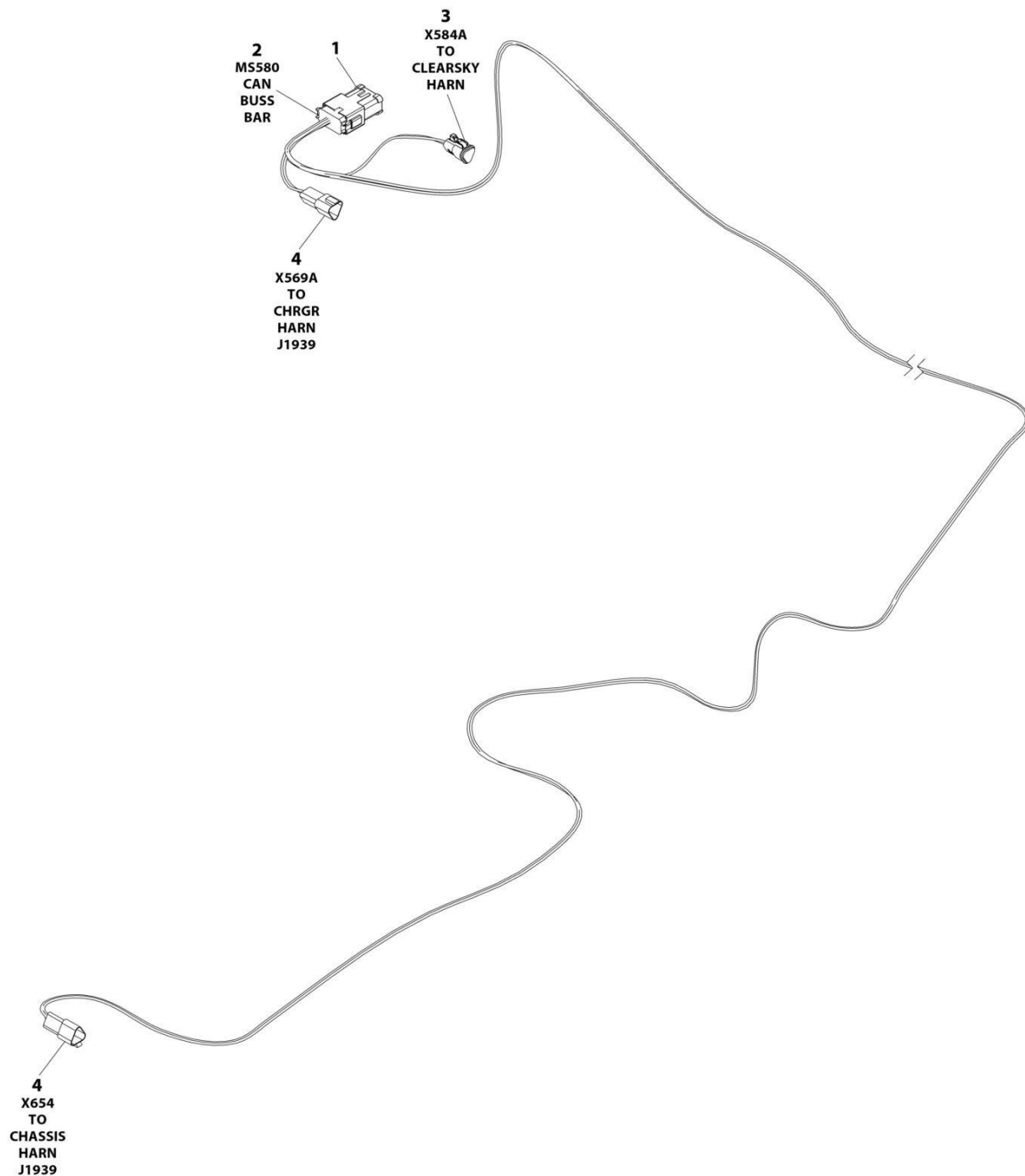
SECTION 7 - ELECTRICAL

FIGURE 7-10. BREAKER BOX KIT WITH 3 BREAKERS

ITEM	PART NUMBER	QTY	DESCRIPTION	REV
	1001209482	Ref	BREAKER BOX KIT WITH 3 BREAKERS	G
1	1060908	126 in /3.2m	Cable, 12/3	
2	1001120205	1	Connector, Female Twist	
3	1001152483	1	Box	
4	1001189171	1	Breaker, 30mAmp	
5	1001189172	1	Breaker 16 Amp, Double	
6	1001217164	2	Connector, Strain Relief 90	

SECTION 7 - ELECTRICAL

FIGURE 7-11. CAN SPLICE HARNESS



ART_1001254027

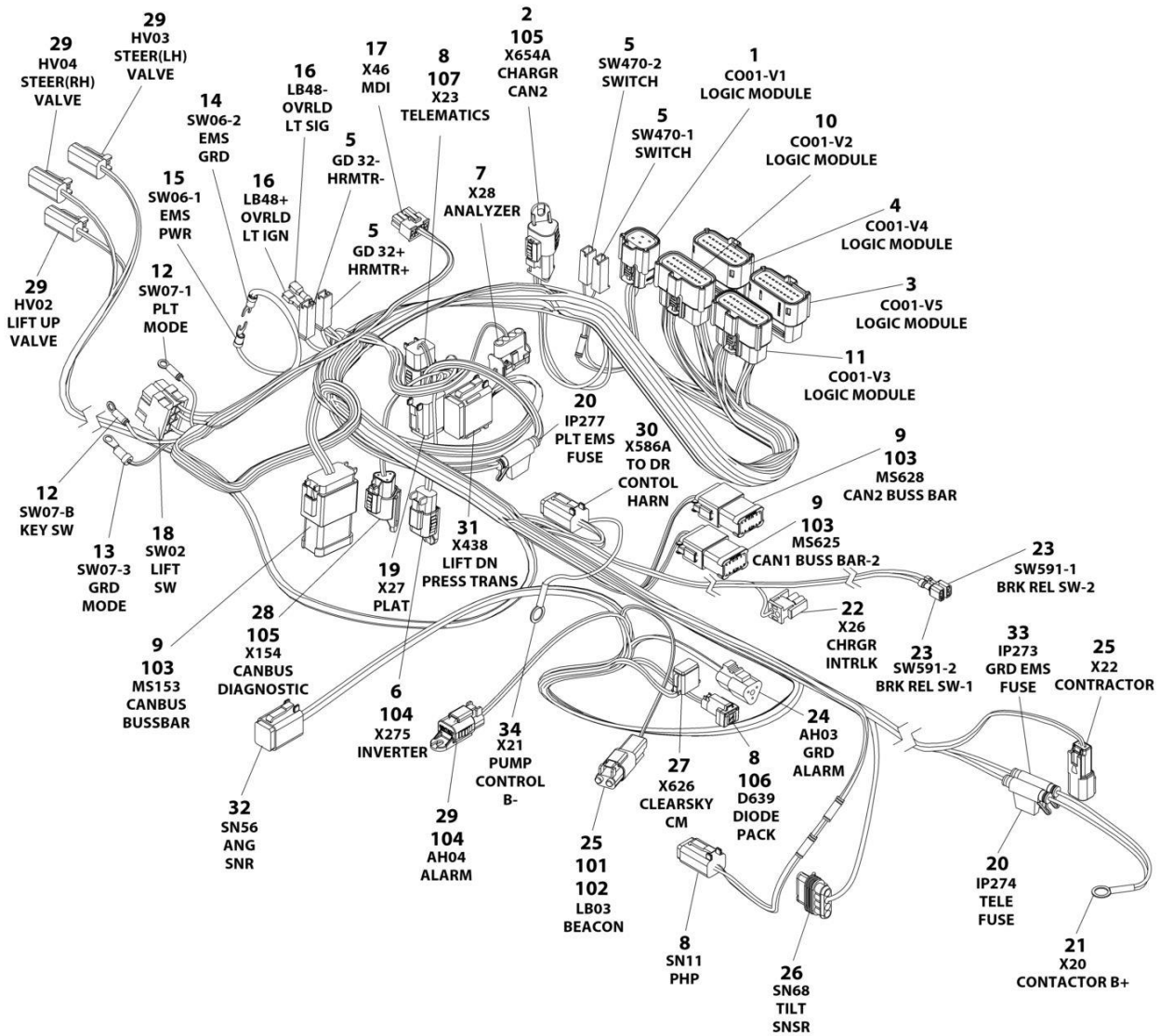
SECTION 7 - ELECTRICAL

FIGURE 7-11. CAN SPLICE HARNESS

ITEM	PART NUMBER	QTY	DESCRIPTION	REV
	1001254027	Ref	CAN SPLICE HARNESS	A
1	1001125677	1	Connector, Bus Bar - 12 Position	
2	4460933	1	Plug, Male - 12 Position	
2	4460944	6	Socket, Female	
2	4460466	6	Plug, Terminal	
3	1001118812	1	Plug, Male - 3 Position	
3	4460944	2	Socket, Female	
3	4460466	1	Plug, Terminal	
4	1001144147	2	Receptacle, Female - 3 Position	
4	4460943	4	Pin, Male	
4	4460466	2	Plug, Terminal	

SECTION 7 - ELECTRICAL

FIGURE 7-12. CHASSIS HARNESS



ART_1001283415

SECTION 7 - ELECTRICAL

FIGURE 7-12. CHASSIS HARNESS

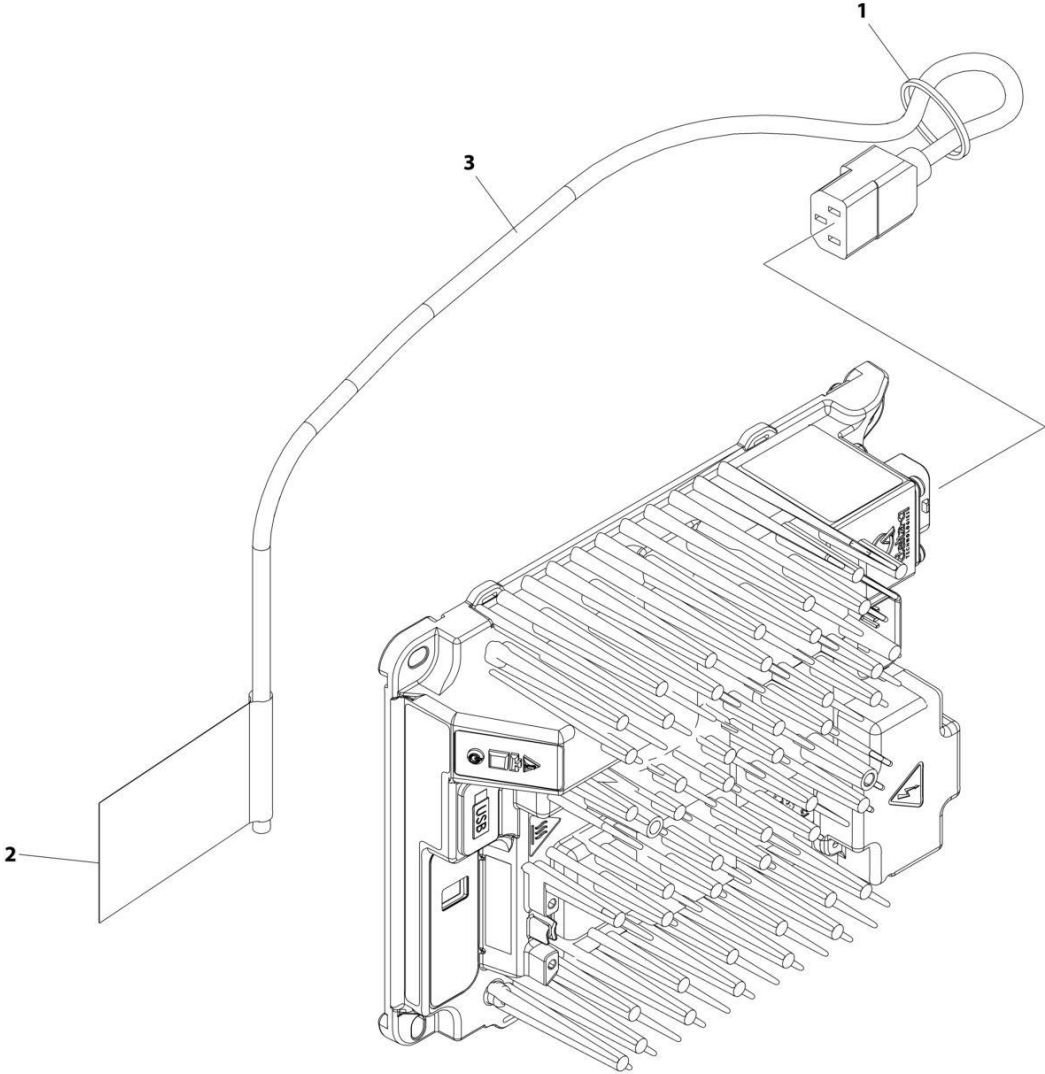
ITEM	PART NUMBER	QTY	DESCRIPTION	REV
	1001283415	Ref	CHASSIS HARNESS	B
1	1001205409	1	Connector- 8 Position	
1	1001162887	8	Terminal	
2	4460965	1	Receptacle, Female - 3 Position	
2	4460944	2	Pin, Male	
2	4460466	1	Plug, Terminal	
3	1001205412	1	Connector - 20 Position	
3	1001162887	14	Terminal	
3	1001163340	6	Plug, Terminal	
4	1001205411	1	Connector - 20 Position	
4	1001162887	16	Terminal	
4	1001163340	4	Plug, Terminal	
5	4460260	4	Cover, Terminal	
5	4460259	4	Terminal	
6	4460891	1	Plug, Male - 4 Position	
6	4460465	1	Socket, Female	
6	4460466	1	Plug, Terminal	
7	4460761	1	Plug, Male - 4 Position	
7	4460227	4	Socket, Female	
8	4460884	3	Plug, Male - 4 Position	
8	4460465	12	Socket, Female	
9	4460933	3	Plug, Male - 12 Position	
9	4460944	24	Socket, Female	
9	4460466	12	Plug, Terminal	
10	1001205410	1	Connector - 20 Position	
10	1001162887	13	Terminal	
10	1001163340	7	Plug, Terminal	
11	1001162886	1	Connector - 20 Position	
11	1001162887	15	Terminal	
11	1001163340	5	Plug, Terminal	
12	4460247	2	Terminal, Ring	
13	4460042	1	Terminal, Ring	
14	4460115	1	Terminal, Ring	
15	4460183	1	Terminal, Ring	
16	1001201885	2	Terminal	
17	1001151629	1	Plug, Male - 8 Position	
17	4461023	2	Terminal	
17	4460877	2	Terminal	
18	4460418	1	Connector - 6 Position	
18	1001159186	3	Socket	
19	4460894	1	Plug, Male - 6 Position	
19	4460465	4	Socket, Female	
19	4460944	2	Socket, Female	
20	2400060	2	Holder/Cover, Fuse	
20	8229242	2	Fuse 5 Amp	
21	4460256	1	Terminal	
22	4460320	1	Plug, Male - 2 Position	
22	4460226	1	Socket, Female	
23	1001194421	2	Connector	
24	4460539	1	Plug, Male - 3 Position	

SECTION 7 - ELECTRICAL

ITEM	PART NUMBER	QTY	DESCRIPTION	REV
24	4460465	3	Socket, Female	
25	4460897	2	Receptacle, Female - 2 Position	
25	4460464	4	Pin, Male	
26	1001103012	1	Plug, Male - 4 Position	
26	1001237212	4	Socket Female	
26	1001197457	4	Seal, Terminal	
27	4460930	1	Connector	
27	4460465	8	Socket	
28	1001116812	1	Connector	
28	4460944	2	Pin	
28	4460966	1	Plug	
29	4460891	4	Connector	
29	4460465	8	Socket	
30	4460884	1	Connector	
30	4460944	2	Plug	
30	4460465	2	Socket	
31	4460933	1	Connector	
31	4460465	10	Socket	
31	4460466	2	Plug	
32	4460894	1	Connector	
32	4460465	6	Socket	
33	2400060	1	Holder/Cover, Fuse	
33	8229244	1	Fuse 15 Amp	
34	4460019	1	Terminal	
101	4460466	2	Plug, Terminal	
102	4460891	1	Plug, Male - 2 Position	
103	1001125677	3	Receptacle, Female Buss Bar - 2x6 Position	
104	1001144295	2	Cap	
105	1001144296	2	Cap	
106	1001152266	1	Connector	
107	1001192401	1	Cover	

SECTION 7 - ELECTRICAL

FIGURE 7-13. CHARGER PLUG INSTALLATION - LOCALLY SUPPLIED PLUG (ALL SPECS)



ART_1001248631

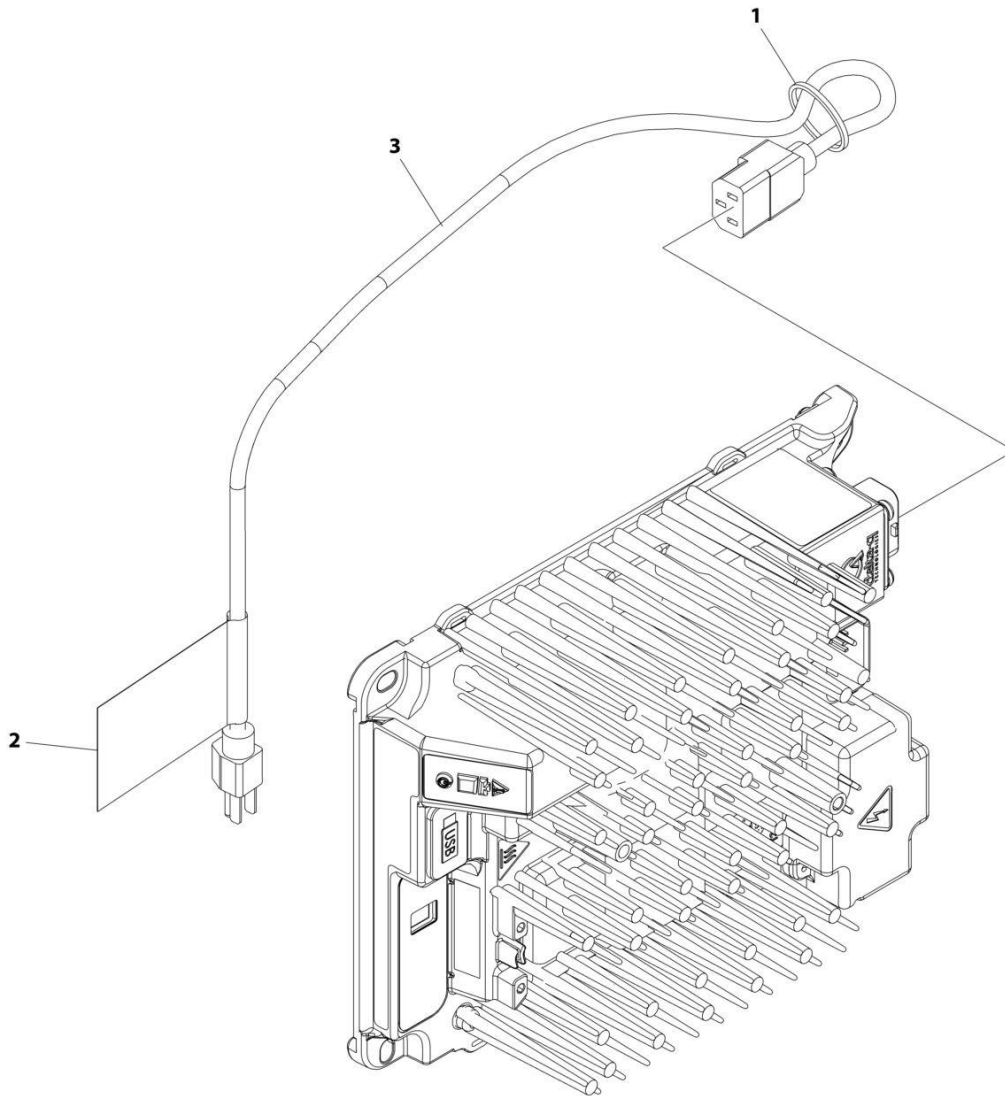
SECTION 7 - ELECTRICAL

FIGURE 7-13. CHARGER PLUG INSTALLATION - LOCALLY SUPPLIED PLUG (ALL SPECS)

ITEM	PART NUMBER	QTY	DESCRIPTION	REV
	1001248631	Ref	CHARGER PLUG INSTALLATION	B
1	4240017	AR	Tie-Strap	
2	1001102489	1	Decal - Charger	
3	1001207974	1	Cable, Charger Plug (No Plug)	

SECTION 7 - ELECTRICAL

FIGURE 7-14. CHARGER PLUG INSTALLATION - 110V PLUG (ALL SPECS EXCEPT AUSTRALIAN, CHINA, CE, KOREA & UK CA SPECS)



ART_1001248632

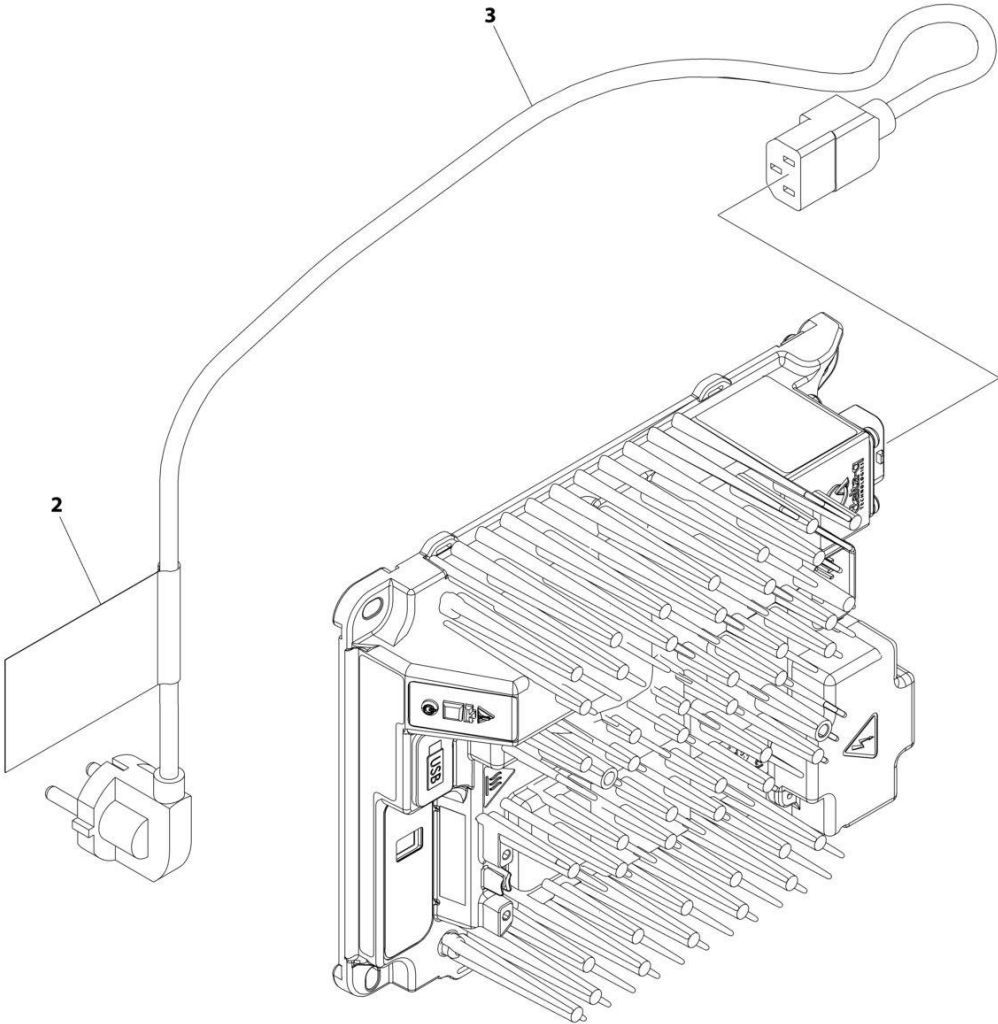
SECTION 7 - ELECTRICAL

FIGURE 7-14. CHARGER PLUG INSTALLATION - 110V PLUG (ALL SPECS EXCEPT AUSTRALIAN, CHINA, CE, KOREA & UK CA SPECS)

ITEM	PART NUMBER	QTY	DESCRIPTION	REV
	1001248632	Ref	CHARGER PLUG INSTALLATION	B
1	4240017	AR	Tie-Strap	
2	1001102489	1	Decal - Charger	
3	1001207970	1	Cable, Charger Plug	

SECTION 7 - ELECTRICAL

FIGURE 7-15. CHARGER PLUG INSTALLATION (KOREAN PLUG)



ART_1001248634

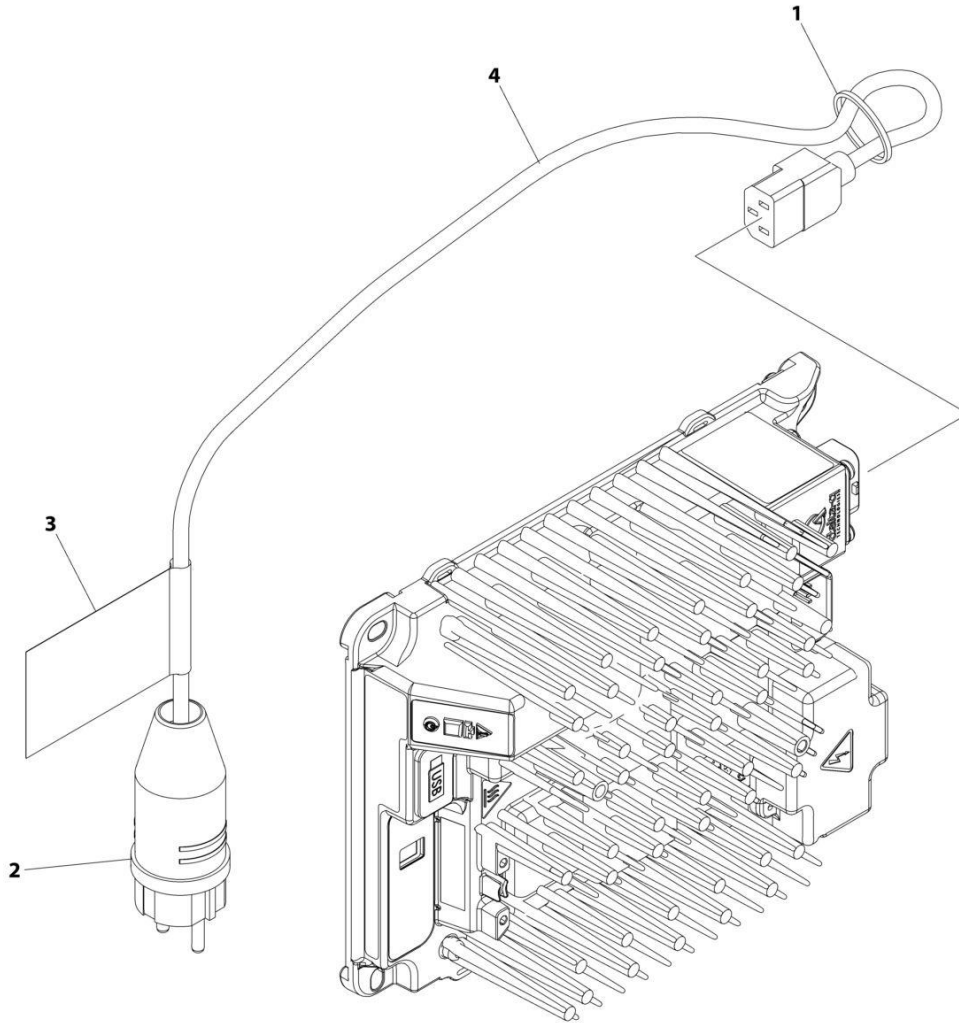
SECTION 7 - ELECTRICAL

FIGURE 7-15. CHARGER PLUG INSTALLATION (KOREAN PLUG)

ITEM	PART NUMBER	QTY	DESCRIPTION	REV
	1001248634	Ref	CHARGER PLUG INSTALLATION	A
1	4240017	AR	Tie-Strap (Not Shown)	
2	1001102489	1	Decal - Charger Label	
3	1001221949	1	Cable, Charger AC Input	

SECTION 7 - ELECTRICAL

FIGURE 7-16. CHARGER PLUG INSTALLATION - 220V CEE7 PLUG (CE & UK CA SPECS)



ART_1001258768

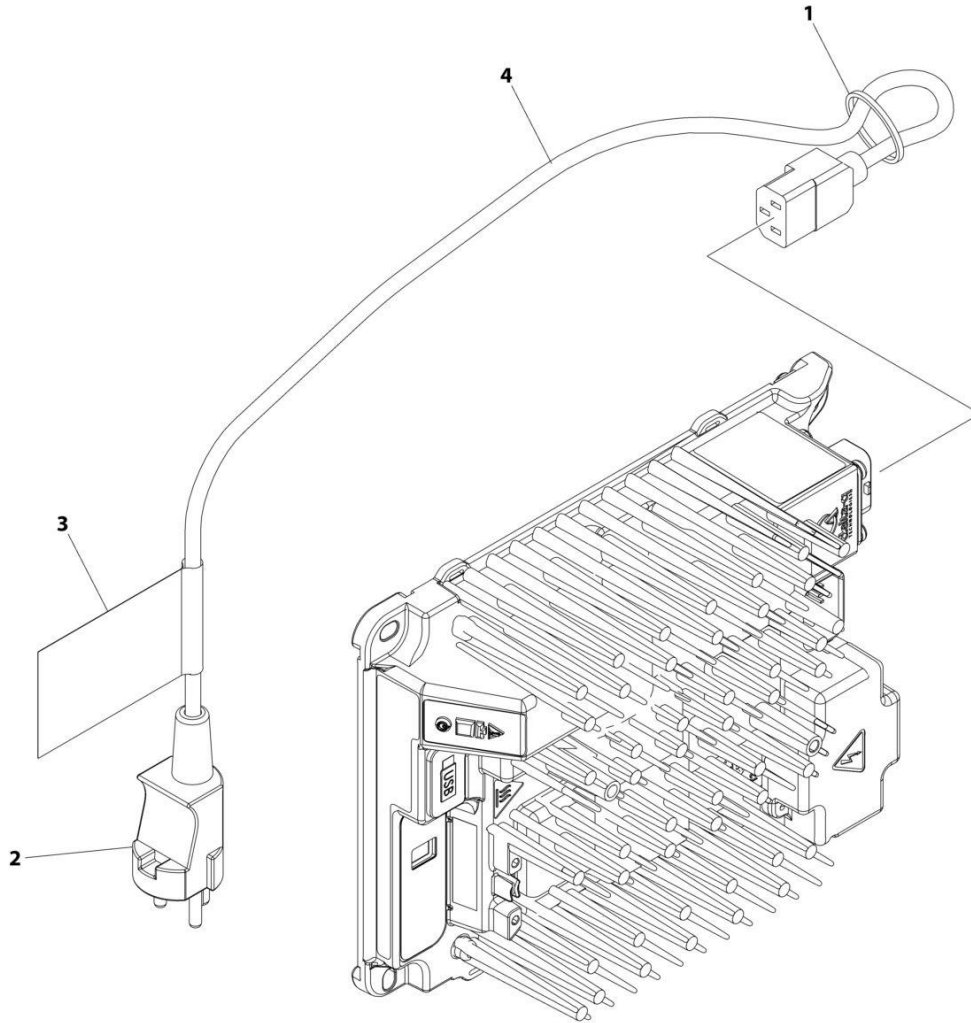
SECTION 7 - ELECTRICAL

FIGURE 7-16. CHARGER PLUG INSTALLATION - 220V CEE7 PLUG (CE & UK CA SPECS)

ITEM	PART NUMBER	QTY	DESCRIPTION	REV
	1001258768	Ref	CHARGER PLUG INSTALLATION	A
1	4240017	AR	Tie-Strap	
2	4461205	1	Terminal	
3	1001102489	1	Decal - Charger	
4	1001207974	1	Cable, Charger Plug (No Plug)	

SECTION 7 - ELECTRICAL

FIGURE 7-17. CHARGER PLUG INSTALLATION - 220V AFSINT 107 (CE & UK CA SPEC)



ART_1001258770

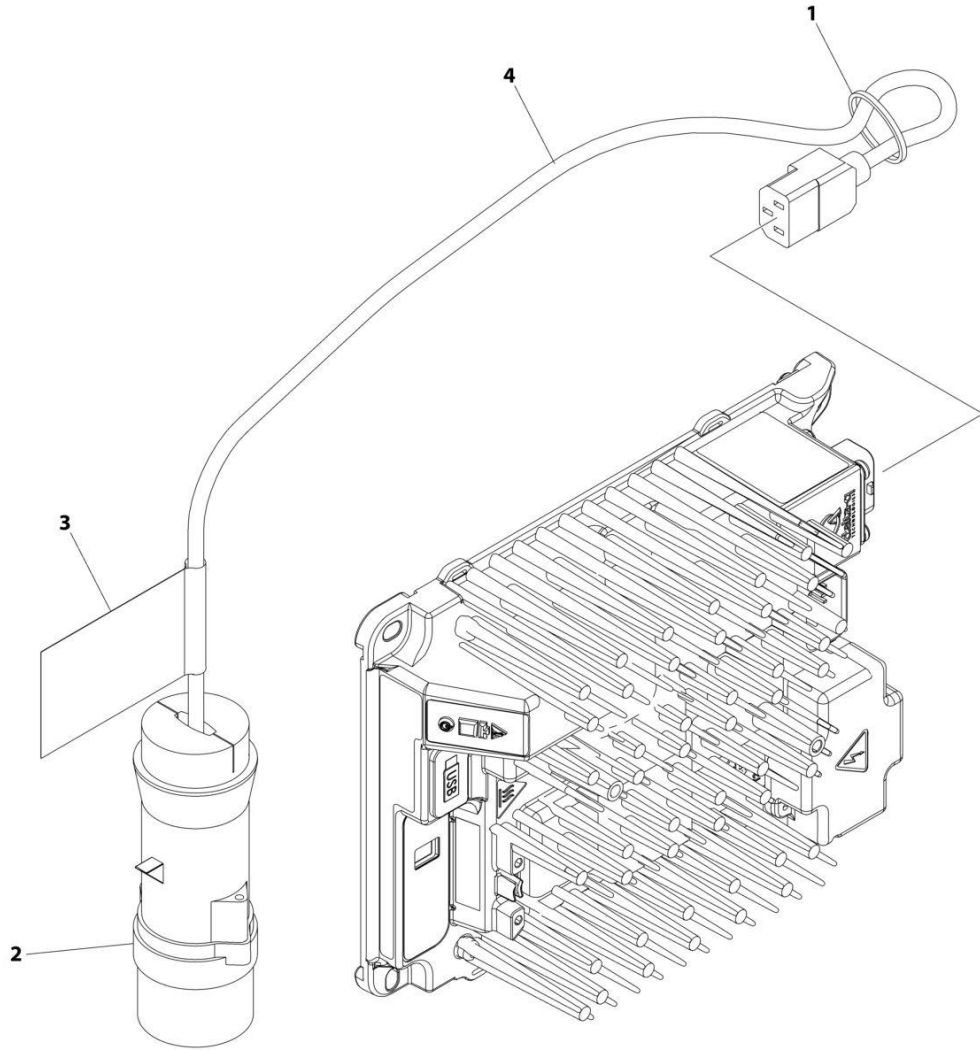
SECTION 7 - ELECTRICAL

FIGURE 7-17. CHARGER PLUG INSTALLATION - 220V AFSINT 107 (CE & UK CA SPEC)

ITEM	PART NUMBER	QTY	DESCRIPTION	REV
	1001258770	Ref	CHARGER PLUG INSTALLATION	A
1	4240017	AR	Tie-Strap	
2	4461249	1	Terminal	
3	1001102489	1	Decal - Charger	
4	1001207974	1	Cable, Charger Plug (No Plug)	

SECTION 7 - ELECTRICAL

FIGURE 7-18. CHARGER PLUG INSTALLATION - 110V IEC YELLOW (CE & UK CA SPEC)



ART_1001258771

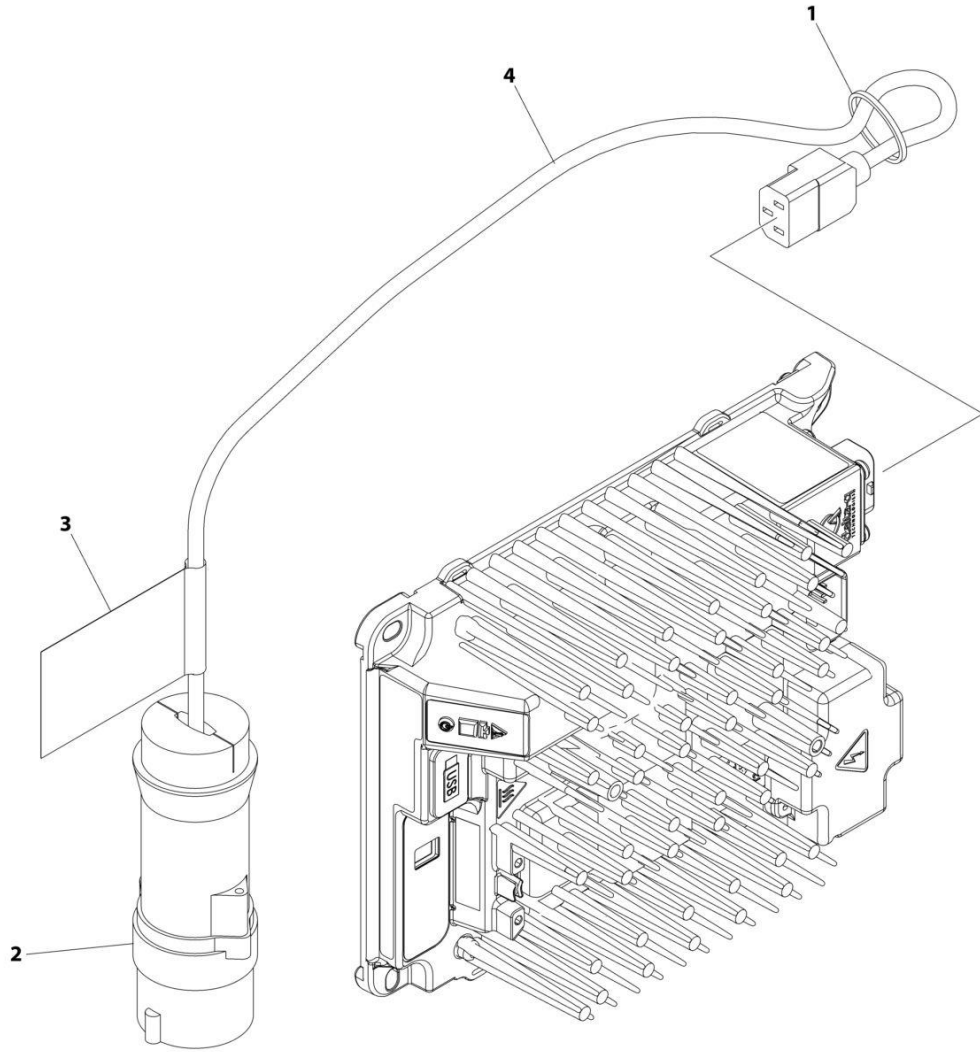
SECTION 7 - ELECTRICAL

FIGURE 7-18. CHARGER PLUG INSTALLATION - 110V IEC YELLOW (CE & UK CA SPEC)

ITEM	PART NUMBER	QTY	DESCRIPTION	REV
	1001258771	Ref	CHARGER PLUG INSTALLATION	A
1	4240017	AR	Tie-Strap	
2	4461196	1	Terminal	
3	1001102489	1	Decal - Charger	
4	1001207974	1	Cable, Charger Plug (No Plug)	

SECTION 7 - ELECTRICAL

FIGURE 7-19. CHARGER PLUG INSTALLATION - 220V IEC BLUE (CE & UK CA SPEC)



ART_1001258772

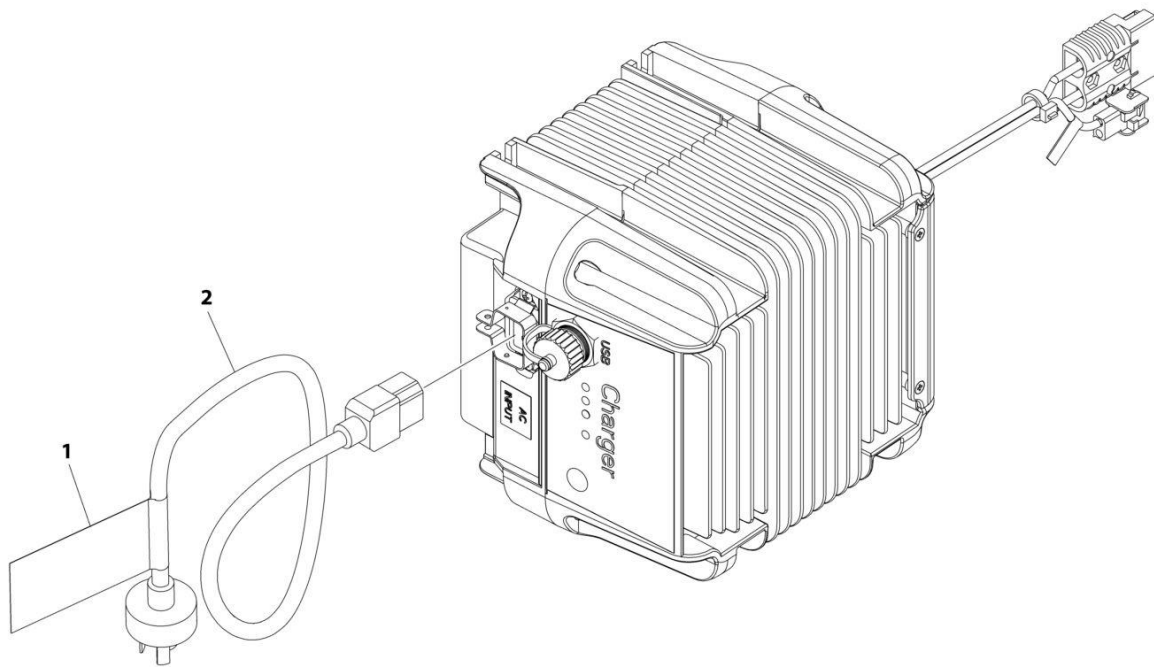
SECTION 7 - ELECTRICAL

FIGURE 7-19. CHARGER PLUG INSTALLATION - 220V IEC BLUE (CE & UK CA SPEC)

ITEM	PART NUMBER	QTY	DESCRIPTION	REV
	1001258772	Ref	CHARGER PLUG INSTALLATION	A
1	4240017	AR	Tie-Strap	
2	4461199	1	Terminal	
3	1001102489	1	Decal - Charger	
4	1001207974	1	Cable, Charger Plug (No Plug)	

SECTION 7 - ELECTRICAL

FIGURE 7-20. CHARGER PLUG INSTALLATION (CHINA PLUG)



ART_1001263294

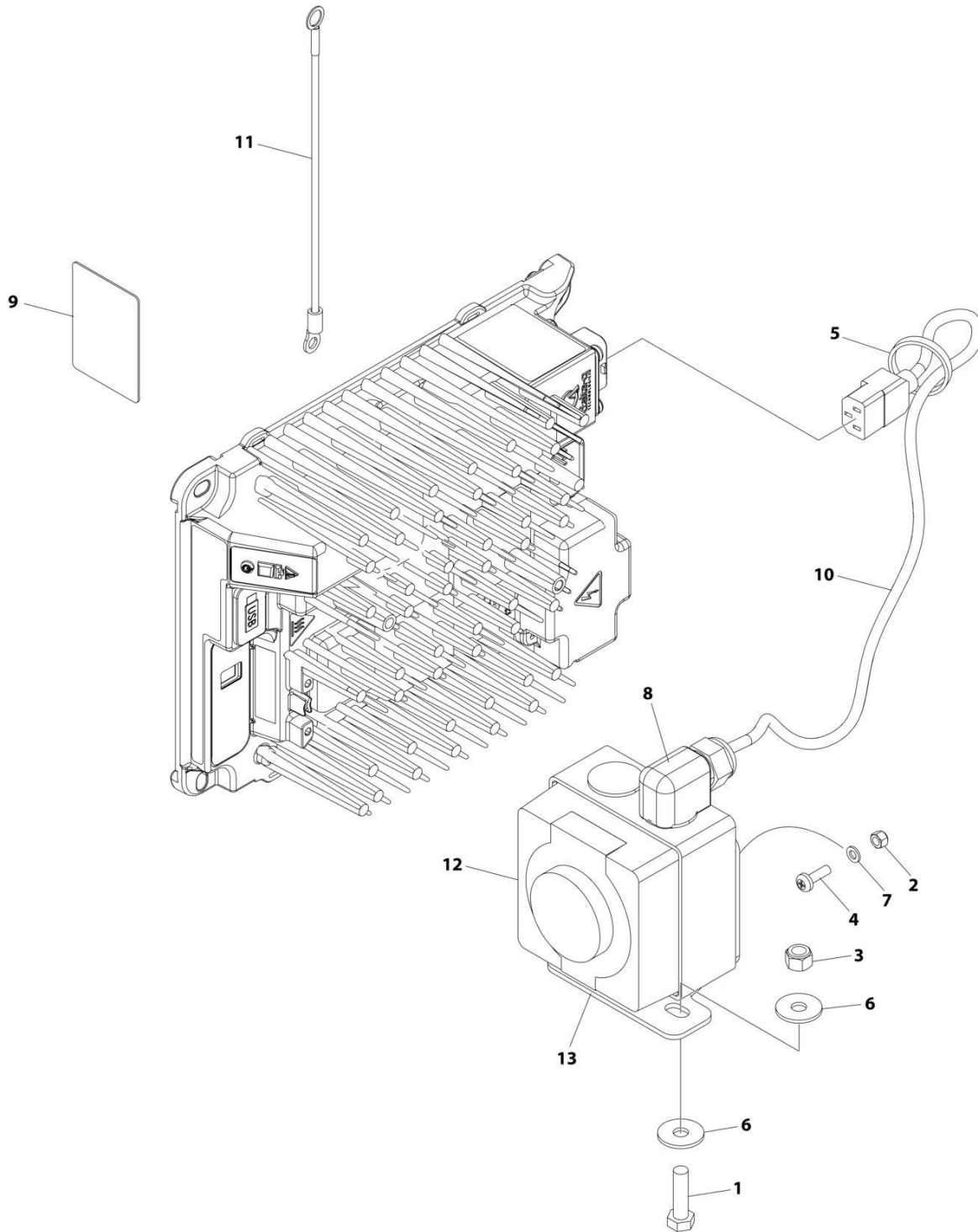
SECTION 7 - ELECTRICAL

FIGURE 7-20. CHARGER PLUG INSTALLATION (CHINA PLUG)

ITEM	PART NUMBER	QTY	DESCRIPTION	REV
	1001263294	Ref	CHARGER PLUG INSTALLATION	A
1	1001102489	1	Decal - Charger Label	
2	1001207973	1	Cable, Charger AC Input	

SECTION 7 - ELECTRICAL

FIGURE 7-21. CHARGER PLUG INSTALLATION (AUSTRALIAN PLUG)



ART_1001248633

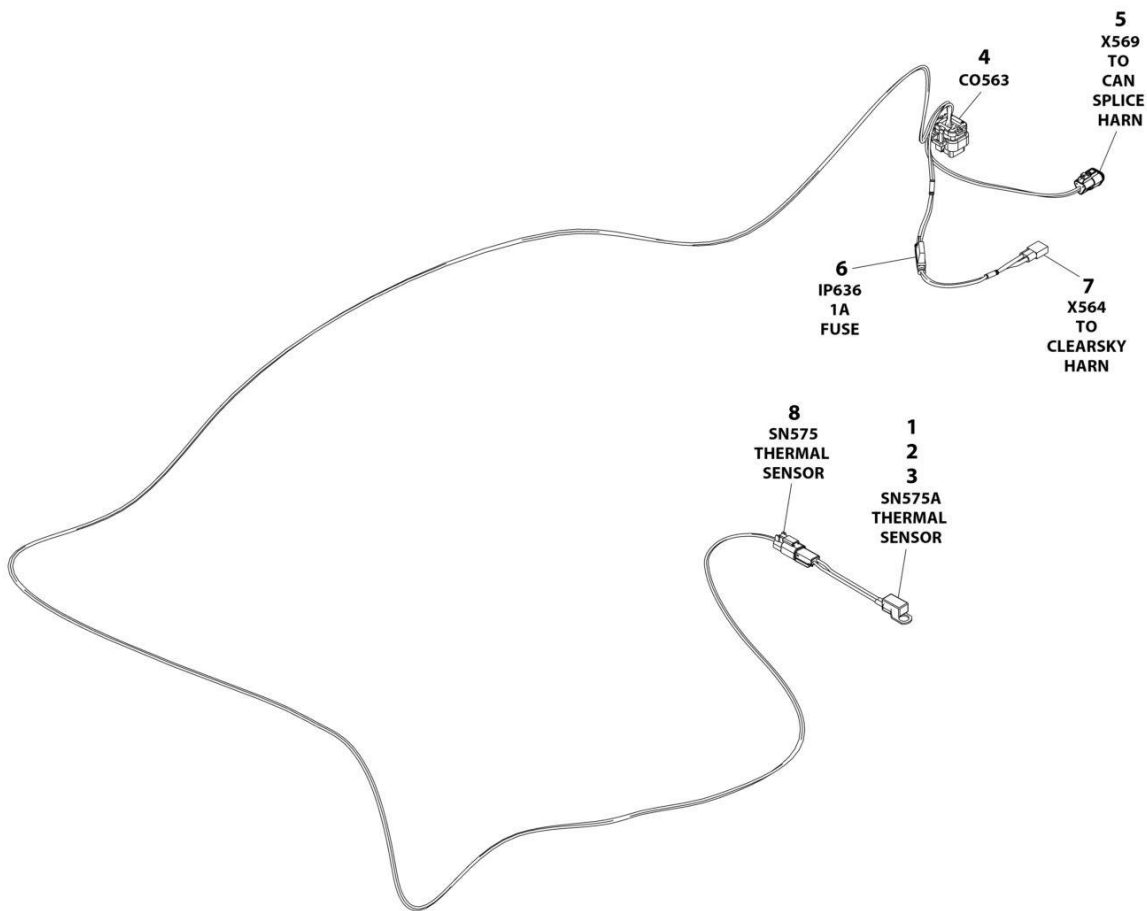
SECTION 7 - ELECTRICAL

FIGURE 7-21. CHARGER PLUG INSTALLATION (AUSTRALIAN PLUG)

ITEM	PART NUMBER	QTY	DESCRIPTION	REV
	1001248633	Ref	CHARGER PLUG INSTALLATION	C
1	0700814	2	Bolt M8 x 30	
2	3290505	4	Nut M5	
3	3290805	2	Nut M8	
4	3900381	4	Screw M5 x 16	
5	4240017	AR	Tie-Strap	
6	4811902	4	Washer M8	
7	4831600	4	Lockwasher M5	
8	1001103471	1	Connector, Strain Relief 90	
9	1001134280	1	Decal - Charger	
10	1001207974	1	Cable, Charger Plug (No Plug)	
11	1001227219	1	Harness, Earth/Ground	
12	1001227267	1	Inlet Socket/Box Assembly	
13	1001256503	1	Bracket	

SECTION 7 - ELECTRICAL

FIGURE 7-22. CHARGER TO BATTERY HARNESS



ART_1001254028

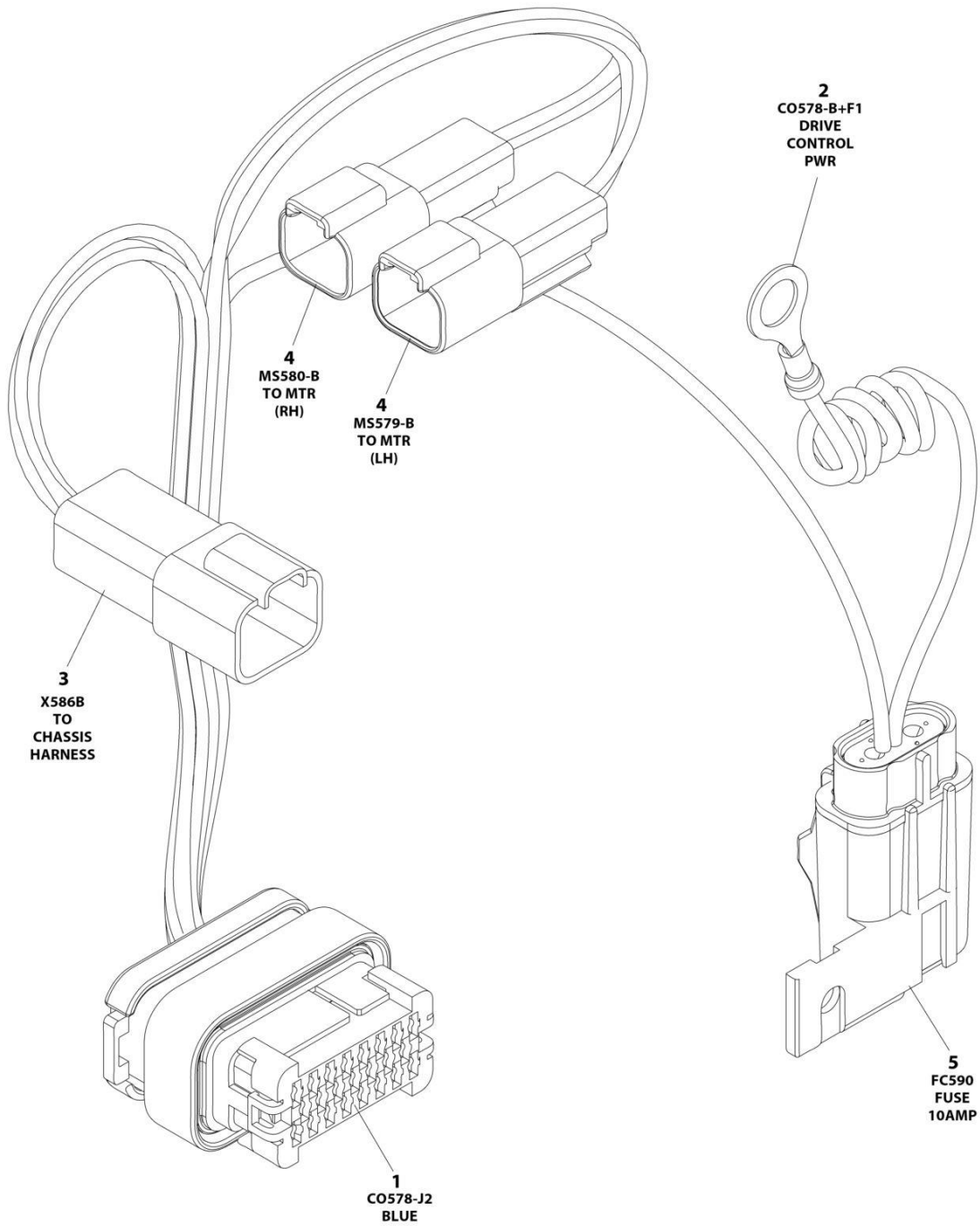
SECTION 7 - ELECTRICAL

FIGURE 7-22. CHARGER TO BATTERY HARNESS

ITEM	PART NUMBER	QTY	DESCRIPTION	REV
	1001254028	Ref	CHARGER HARNESS	A
1	4460464	2	Pin, Male	
2	4460897	1	Receptacle, Female - 2 Position	
3	1001102771	1	Sensor, Temperature	
4	4460872	1	Connector - 14 Position	
4	4460871	6	Terminal	
4	4460905	8	Plug, Terminal	
5	1001116812	1	Plug, Male - 3 Position	
5	4460944	2	Socket, Female	
5	4460466	1	Plug, Terminal	
6	2400060	1	Fuseholder With Cover	
6	1001228388	1	Fuse 1A	
7	4460424	1	Receptacle, Female - 2 Position	
7	4460227	2	Pin, Male	
8	4460891	1	Plug, Male - 2 Position	
8	4460465	2	Socket, Female	

SECTION 7 - ELECTRICAL

FIGURE 7-23. DRIVE HARNESS



ART_1001255934

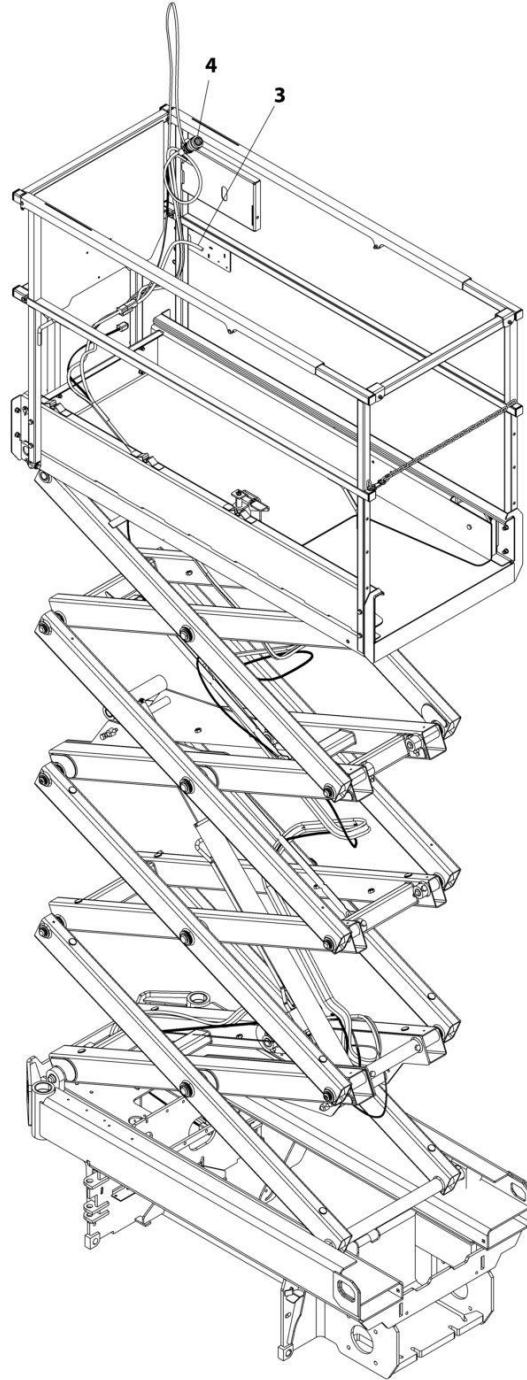
SECTION 7 - ELECTRICAL

FIGURE 7-23. DRIVE HARNESS

ITEM	PART NUMBER	QTY	DESCRIPTION	REV
	1001255934	Ref	DRIVE HARNESS	E
1	1001096138	1	Connector - 23 Position	
1	4460871	9	Terminal	
1	4460905	14	Plug, Terminal	
2	4460670	1	Terminal, Ring	
3	4460932	1	Receptacle, Female - 4 Position	
3	4460943	2	Pin, Male	
3	4460464	2	Pin, Male	
4	4460897	2	Receptacle, Female - 2 Position	
4	4460464	4	Pin, Male	
5	1001217843	1	Fuseholder with Cap	
5	1001217842	1	Cap, Cover	
5	8229234	1	Fuse - 10Amp	
5	1001116733	2	Terminal	

SECTION 7 - ELECTRICAL

**FIGURE 7-24. GROUND TO PLATFORM CABLE INSTALLATION - WITHOUT PLATFORM COIL CABLE
(ALL SPECS EXCEPT KOREAN & AUSTRALIAN SPECS) (MACHINES WITH SN STARTING WITH B2
& M2)**



ART_1001201087

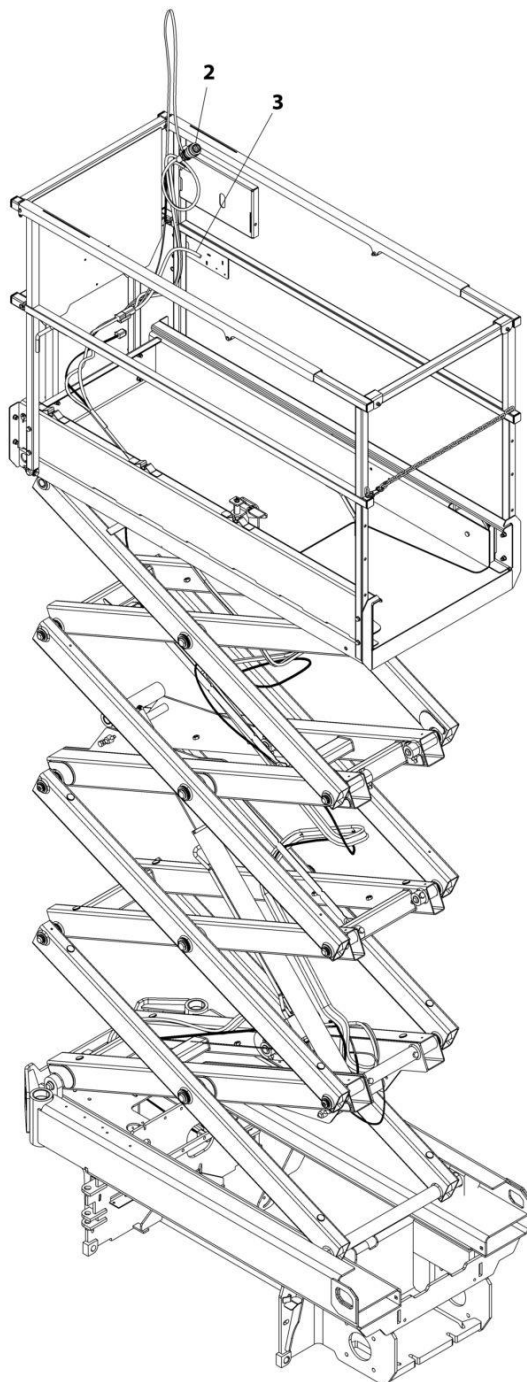
SECTION 7 - ELECTRICAL

**FIGURE 7-24. GROUND TO PLATFORM CABLE INSTALLATION - WITHOUT PLATFORM COIL CABLE
(ALL SPECS EXCEPT KOREAN & AUSTRALIAN SPECS) (MACHINES WITH SN STARTING WITH B2
& M2)**

ITEM	PART NUMBER	QTY	DESCRIPTION	REV
	1001201087	Ref	GROUND TO PLATFORM CABLE INSTALLATION	E
1	4240017	AR	Tie-Strap (Not Shown)	
3	1001200811	1	Cable Assembly - Ground to Platform	
3	4460894	1	Plug, Male - 6 Position (To Platform Harness Item 4)	
3	4460465	4	Socket, Female	
3	4460944	2	Socket, Female	
3	4460899	1	Receptacle, Female - 6 Position (To Chassis Harness)	
3	4460464	4	Pin, Male	
3	4460943	2	Pin, Male	
4	1001200812	1	Platform Harness	
4	4460899	1	Receptacle, Female - 6 Position (To Item 3)	
4	4460464	4	Pin, Male	
4	4460943	2	Pin, Male	
4	4460754	1	Connector - 14 Position (To Console Box)	
4	4460465	8	Socket, Female	
4	4460466	6	Plug, Terminal	

SECTION 7 - ELECTRICAL

FIGURE 7-25. GROUND TO PLATFORM CABLE INSTALLATION - WITHOUT PLATFORM COIL CABLE
(AUSTRALIAN SPECS) (MACHINES WITH SN STARTING WITH B2)



ART_1001230932

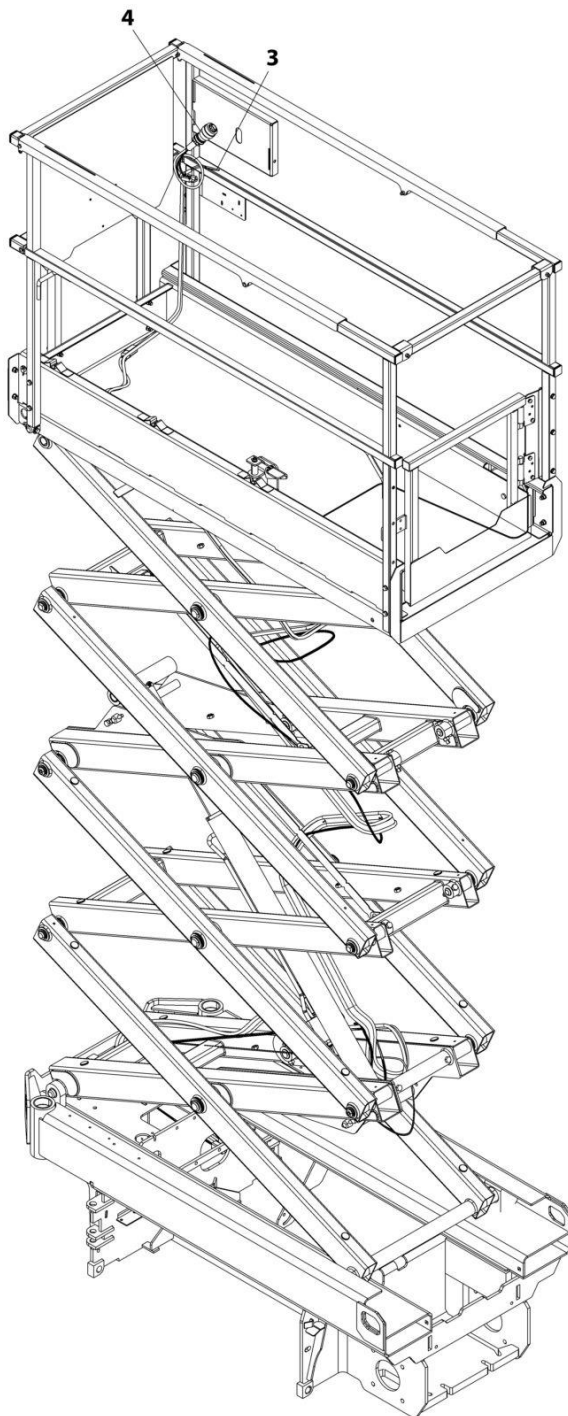
SECTION 7 - ELECTRICAL

**FIGURE 7-25. GROUND TO PLATFORM CABLE INSTALLATION - WITHOUT PLATFORM COIL CABLE
(AUSTRALIAN SPECS) (MACHINES WITH SN STARTING WITH B2)**

ITEM	PART NUMBER	QTY	DESCRIPTION	REV
	1001230932	Ref	GROUND TO PLATFORM CABLE INSTALLATION	A
1	4240017	AR	Tie-Strap (Not Shown)	
2	1001200812	1	Platform Harness	
2	4460899	1	Receptacle, Female - 6 Position (To Item 3)	
2	4460464	4	Pin, Male	
2	4460943	2	Pin, Male	
2	4460754	1	Connector - 14 Position (To Console Box)	
2	4460465	8	Socket, Female	
2	4460466	6	Plug, Terminal	
3	1001230839	1	Cable Assembly - Ground to Platform	
3	4460894	1	Plug, Male - 6 Position (To Platform Harness Item 2)	
3	4460465	4	Socket, Female	
3	4460944	2	Socket, Female	
3	4460899	1	Receptacle, Female - 6 Position (To Chassis Harness)	
3	4460464	4	Pin, Male	
3	4460943	2	Pin, Male	

SECTION 7 - ELECTRICAL

FIGURE 7-26. GROUND TO PLATFORM CABLE INSTALLATION - WITHOUT PLATFORM COIL CABLE AND WITH FOOTSWITCH (MACHINES WITH SN STARTING WITH B2)



ART_1001201129_F

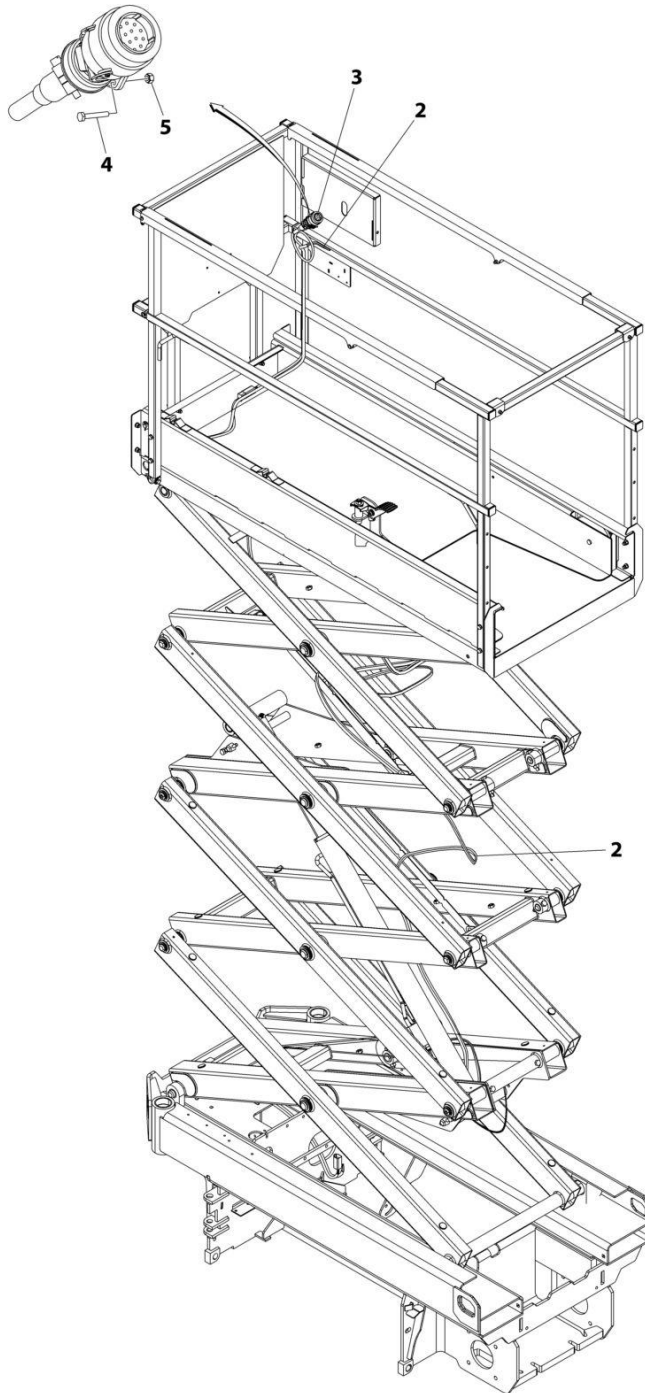
SECTION 7 - ELECTRICAL

FIGURE 7-26. GROUND TO PLATFORM CABLE INSTALLATION - WITHOUT PLATFORM COIL CABLE AND WITH FOOTSWITCH (MACHINES WITH SN STARTING WITH B2)

ITEM	PART NUMBER	QTY	DESCRIPTION	REV
	1001201129	Ref	GROUND TO PLATFORM CABLE INSTALLATION	F
		Ref	Note: Only Available on Japanese Specs.	
1	4240017	AR	Tie-Strap (Not Shown)	
3	1001200811	1	Cable Assembly - Ground to Platform	
3	4460894	1	Plug, Male - 6 Position (To Platform Harness Item 4)	
3	4460465	4	Socket, Female	
3	4460944	2	Socket, Female	
3	4460899	1	Receptacle, Female - 6 Position (To Chassis Harness)	
3	4460464	4	Pin, Male	
3	4460943	2	Pin, Male	
4	1001223263	1	Platform Harness	
4	4460899	1	Receptacle, Female - 6 Position (To Item 3)	
4	4460464	4	Pin, Male	
4	4460943	2	Pin, Male	
4	4460754	1	Connector - 14 Position (To Console Box)	
4	4460465	8	Socket, Female	
4	4460944	2	Socket, Female	
4	4460466	4	Plug, Terminal	
4	4460891	1	Plug, Male - 2 Position (To Footswitch)	
4	4460465	2	Socket, Female	
4	4460897	1	Receptacle, Female - 2 Position (Footswitch Jumper)	
4	4460464	2	Pin, Male	
4	4460539	1	Plug, Male - 3 Position (To Overhead Switches)	
4	4460465	2	Socket, Female	
4	4460466	1	Plug, Terminal	

SECTION 7 - ELECTRICAL

FIGURE 7-27. GROUND TO PLATFORM CABLE INSTALLATION - WITHOUT PLATFORM COIL CABLE OR FOOTSWITCH (MACHINES WITH SN STARTING WITH G2)



ART_1001270899

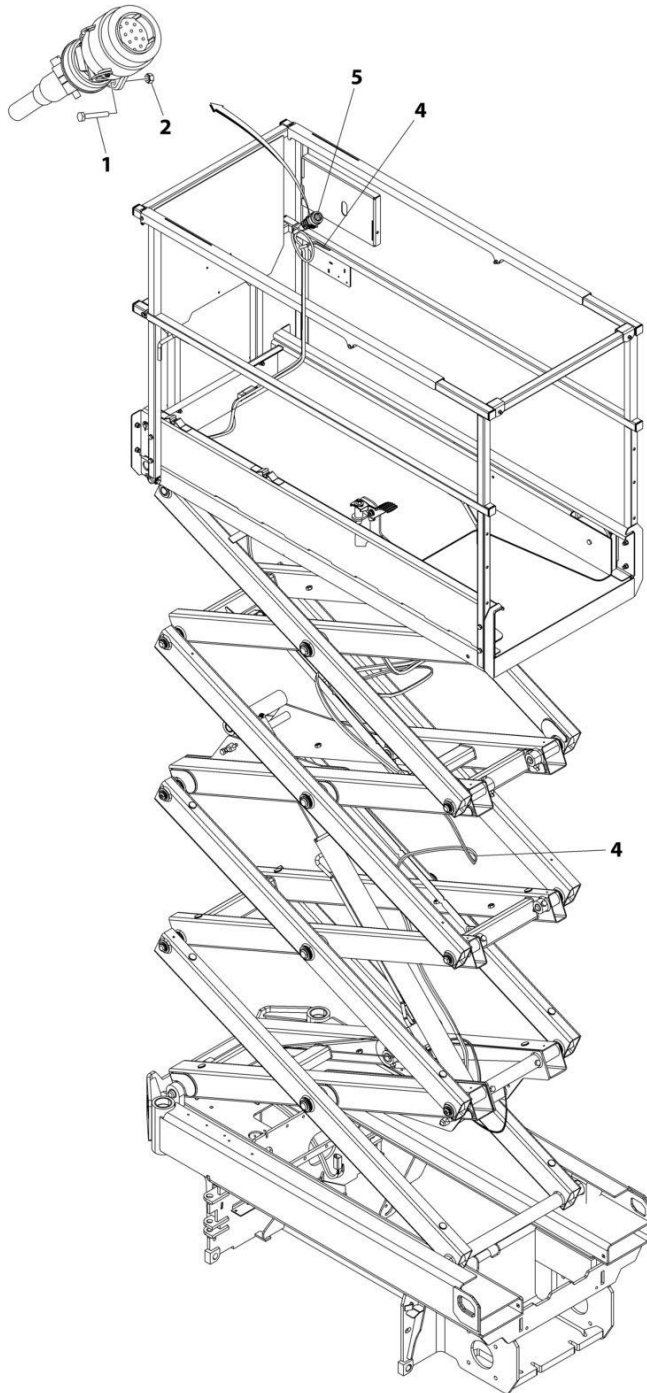
SECTION 7 - ELECTRICAL

FIGURE 7-27. GROUND TO PLATFORM CABLE INSTALLATION - WITHOUT PLATFORM COIL CABLE OR FOOTSWITCH (MACHINES WITH SN STARTING WITH G2)

ITEM	PART NUMBER	QTY	DESCRIPTION	REV
	1001270899	Ref	GROUND TO PLATFORM CABLE INSTALLATION	C
1	4240017	AR	Tie-Strap (Not Shown)	
2	1001239544	1	Cable Assembly - Ground to Platform	
2	4460894	1	Plug, Male - 6 Position (To Platform Harness Item 4)	
2	4460465	4	Socket, Female	
2	4460944	2	Socket, Female	
2	4460899	1	Receptacle, Female - 6 Position (To Chassis Harness)	
2	4460464	4	Pin, Male	
2	4460943	2	Pin, Male	
3	1001270443	1	Platform Harness	
3	4460899	1	Receptacle, Female - 6 Position (To Item 3)	
3	4460464	4	Pin, Male	
3	4460943	2	Pin, Male	
3	1001269947	1	Connector - 14 Position (To Console Box)	
3	1001269944	6	Socket, Female	
3	1001269949	2	Socket, Female	
4	0760310	2	Bolt M3 x 20	
5	3290305	2	Nut M3	

SECTION 7 - ELECTRICAL

FIGURE 7-28. GROUND TO PLATFORM CABLE INSTALLATION - WITH FOOTSWITCH (MACHINES WITH SN STARTING WITH G2)



ART_1001286164

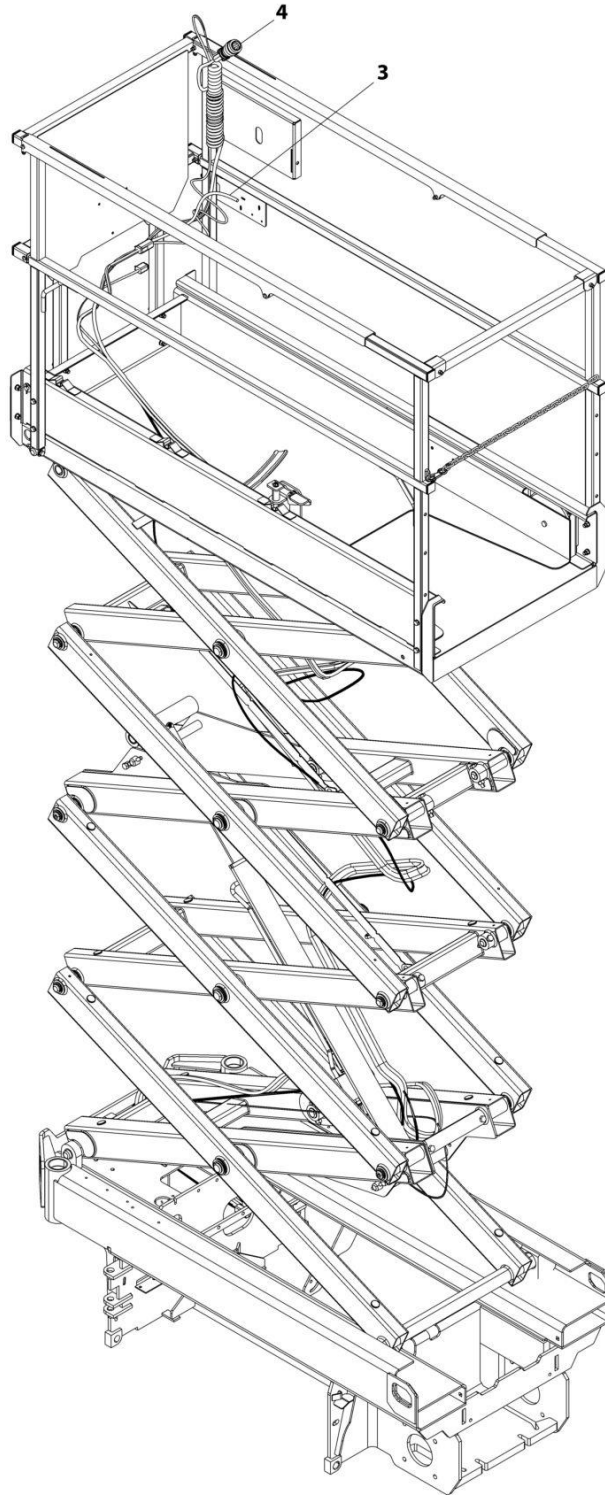
SECTION 7 - ELECTRICAL

FIGURE 7-28. GROUND TO PLATFORM CABLE INSTALLATION - WITH FOOTSWITCH (MACHINES WITH SN STARTING WITH G2)

ITEM	PART NUMBER	QTY	DESCRIPTION	REV
	1001286164	Ref	GROUND TO PLATFORM CABLE INSTALLATION	A
1	0760310	2	Bolt M3 x 20	
2	3290305	2	Nut M3	
3	4240017	AR	Tie-Strap (Not Shown)	
4	1001239544	1	Cable Assembly - Ground to Platform	
4	4460894	1	Plug, Male - 6 Position (To Platform Harness Item 4)	
4	4460465	4	Socket, Female	
4	4460944	2	Socket, Female	
4	4460899	1	Receptacle, Female - 6 Position (To Chassis Harness)	
4	4460464	4	Pin, Male	
4	4460943	2	Pin, Male	
5	1001286166	1	Platform Harness (See Separate Breakdown in this Section)	

SECTION 7 - ELECTRICAL

**FIGURE 7-29. GROUND TO PLATFORM CABLE INSTALLATION - WITH PLATFORM COIL CABLE
(ALL SPECS EXCEPT KOREAN & AUSTRALIAN SPECS) (MACHINES WITH SN STARTING WITH B2
& M2)**



ART_1001203630

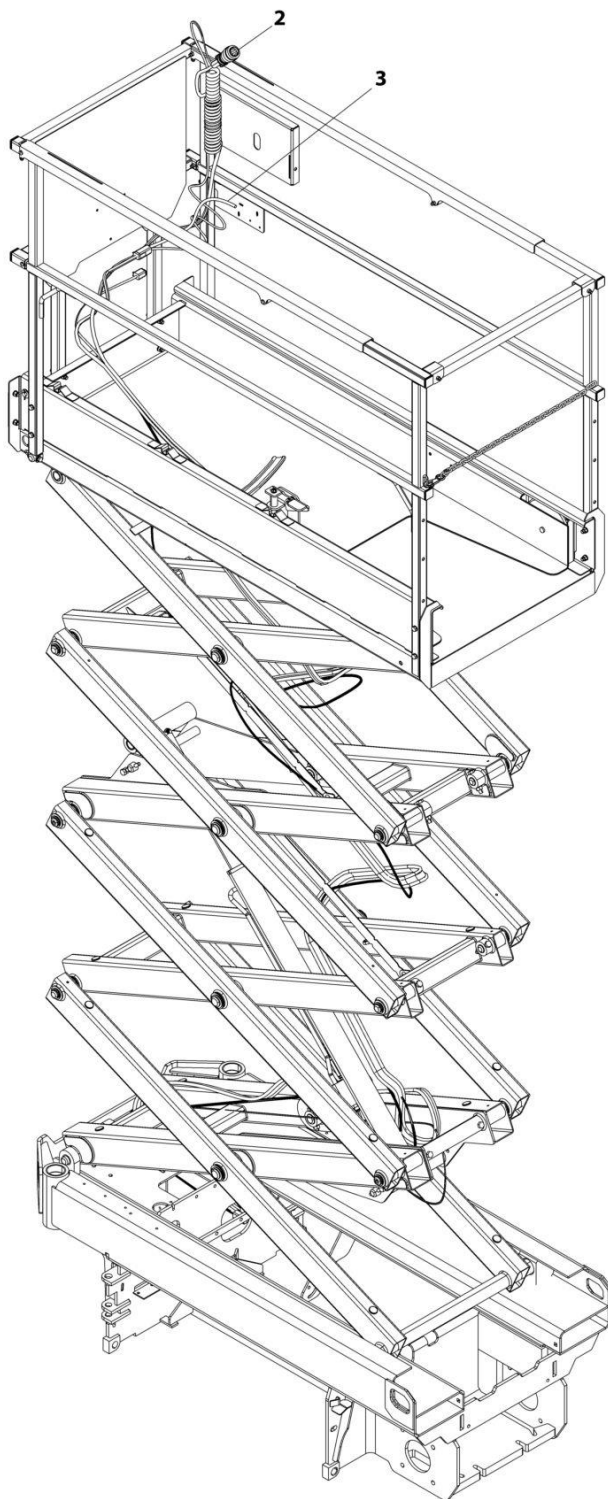
SECTION 7 - ELECTRICAL

**FIGURE 7-29. GROUND TO PLATFORM CABLE INSTALLATION - WITH PLATFORM COIL CABLE
(ALL SPECS EXCEPT KOREAN & AUSTRALIAN SPECS) (MACHINES WITH SN STARTING WITH B2
& M2)**

ITEM	PART NUMBER	QTY	DESCRIPTION	REV
	1001203630	Ref	GROUND TO PLATFORM CABLE INSTALLATION	E
1	4240017	AR	Tie-Strap (Not Shown)	
3	1001200811	1	Cable Assembly - Ground to Platform	
3	4460894	1	Plug, Male - 6 Position (To Platform Harness Item 4)	
3	4460465	4	Socket, Female	
3	4460944	2	Socket, Female	
3	4460899	1	Receptacle, Female - 6 Position (To Chassis Harness)	
3	4460464	4	Pin, Male	
3	4460943	2	Pin, Male	
4	1001202184	1	Platform Harness	
4	4460899	1	Receptacle, Female - 6 Position (To Item 3)	
4	4460464	4	Pin, Male	
4	4460943	2	Pin, Male	
4	4460754	1	Connector - 14 Position (To Console Box)	
4	4460465	8	Socket, Female	
4	4460466	6	Plug, Terminal	

SECTION 7 - ELECTRICAL

FIGURE 7-30. GROUND TO PLATFORM CABLE INSTALLATION - WITH PLATFORM COIL CABLE (AUSTRALIAN SPECS) (MACHINES WITH SN STARTING WITH B2)



ART_1001230933

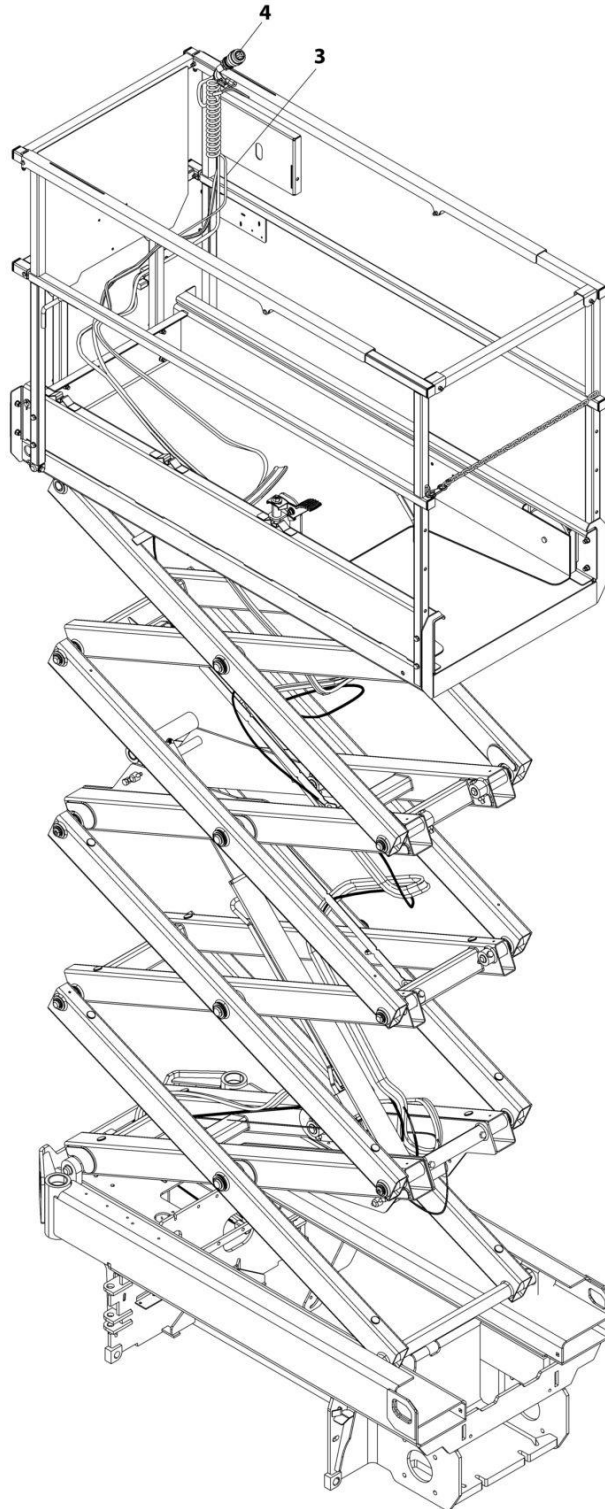
SECTION 7 - ELECTRICAL

**FIGURE 7-30. GROUND TO PLATFORM CABLE INSTALLATION - WITH PLATFORM COIL CABLE
(AUSTRALIAN SPECS) (MACHINES WITH SN STARTING WITH B2)**

ITEM	PART NUMBER	QTY	DESCRIPTION	REV
	1001230933	Ref	GROUND TO PLATFORM CABLE INSTALLATION	A
1	4240017	AR	Tie-Strap (Not Shown)	
2	1001202184	1	Platform Harness	
2	4460899	1	Receptacle, Female - 6 Position (To Item 3)	
2	4460464	4	Pin, Male	
2	4460943	2	Pin, Male	
2	4460754	1	Connector - 14 Position (To Console Box)	
2	4460465	8	Socket, Female	
2	4460466	6	Plug, Terminal	
3	1001230839	1	Cable Assembly - Ground to Platform	
3	4460894	1	Plug, Male - 6 Position (To Platform Harness Item 2)	
3	4460465	4	Socket, Female	
3	4460944	2	Socket, Female	
3	4460899	1	Receptacle, Female - 6 Position (To Chassis Harness)	
3	4460464	4	Pin, Male	
3	4460943	2	Pin, Male	

SECTION 7 - ELECTRICAL

FIGURE 7-31. GROUND TO PLATFORM CABLE INSTALLATION - WITH PLATFORM COIL CABLE AND FOOTSWITCH (MACHINES WITH SN STARTING WITH B2)



ART_1001203631_F

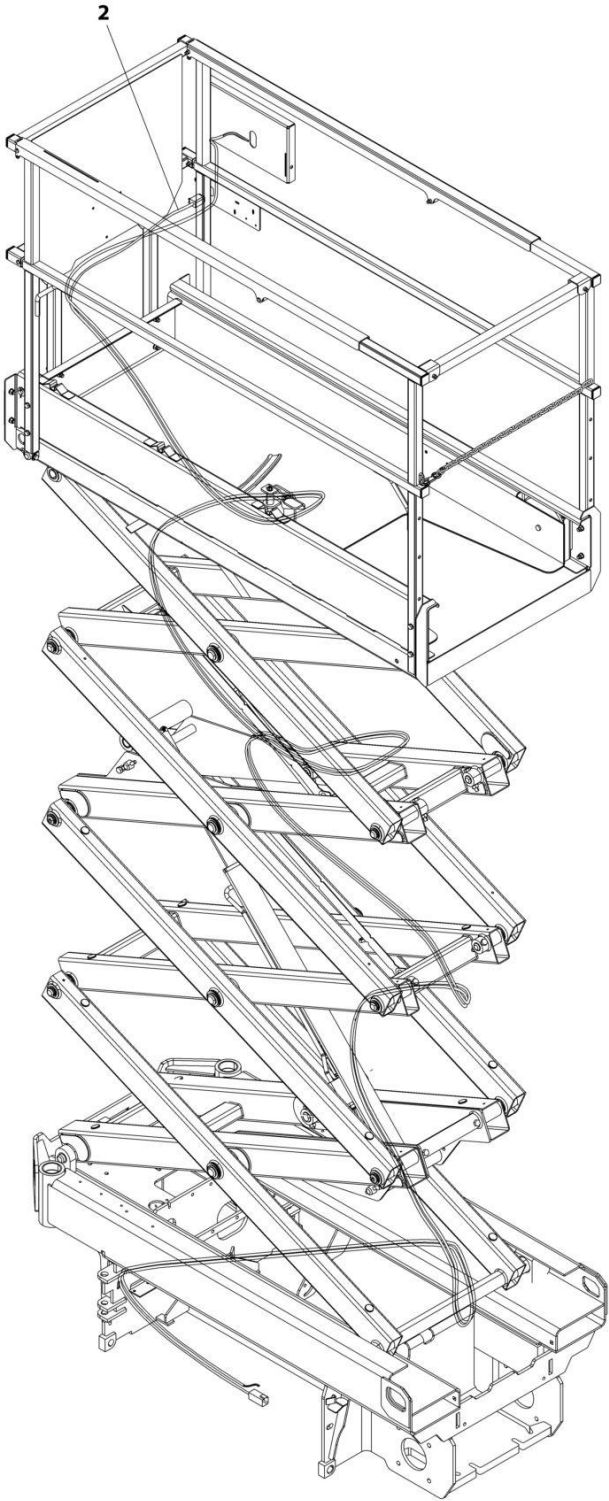
SECTION 7 - ELECTRICAL

FIGURE 7-31. GROUND TO PLATFORM CABLE INSTALLATION - WITH PLATFORM COIL CABLE AND FOOTSWITCH (MACHINES WITH SN STARTING WITH B2)

ITEM	PART NUMBER	QTY	DESCRIPTION	REV
	1001203631	Ref	GROUND TO PLATFORM CABLE INSTALLATION	F
		Ref	Note: Only Available on Japanese Specs.	
1	4240017	AR	Tie-Strap (Not Shown)	
3	1001200811	1	Cable Assembly - Ground to Platform	
3	4460894	1	Plug, Male - 6 Position (To Platform Harness Item 4)	
3	4460465	4	Socket, Female	
3	4460944	2	Socket, Female	
3	4460899	1	Receptacle, Female - 6 Position (To Chassis Harness)	
3	4460464	4	Pin, Male	
3	4460943	2	Pin, Male	
4	1001223262	1	Platform Harness	
4	4460899	1	Receptacle, Female - 6 Position (To Item 3)	
4	4460464	4	Pin, Male	
4	4460943	2	Pin, Male	
4	4460754	1	Connector - 14 Position (To Console Box)	
4	4460465	8	Socket, Female	
4	4460944	2	Socket, Female	
4	4460466	4	Plug, Terminal	
4	4460891	1	Plug, Male - 2 Position (To Footswitch)	
4	4460465	2	Socket, Female	
4	4460897	1	Receptacle, Female - 2 Position (Footswitch Jumper)	
4	4460464	2	Pin, Male	
4	4460539	1	Plug, Male - 3 Position (To Overhead Switches)	
4	4460465	2	Socket, Female	
4	4460466	1	Plug, Terminal	

SECTION 7 - ELECTRICAL

**FIGURE 7-32. GROUND TO PLATFORM CABLE INSTALLATION - SCISSORS ARM CABLE ONLY
(MACHINES WITH SN STARTING WITH 12)**



ART_1001253807

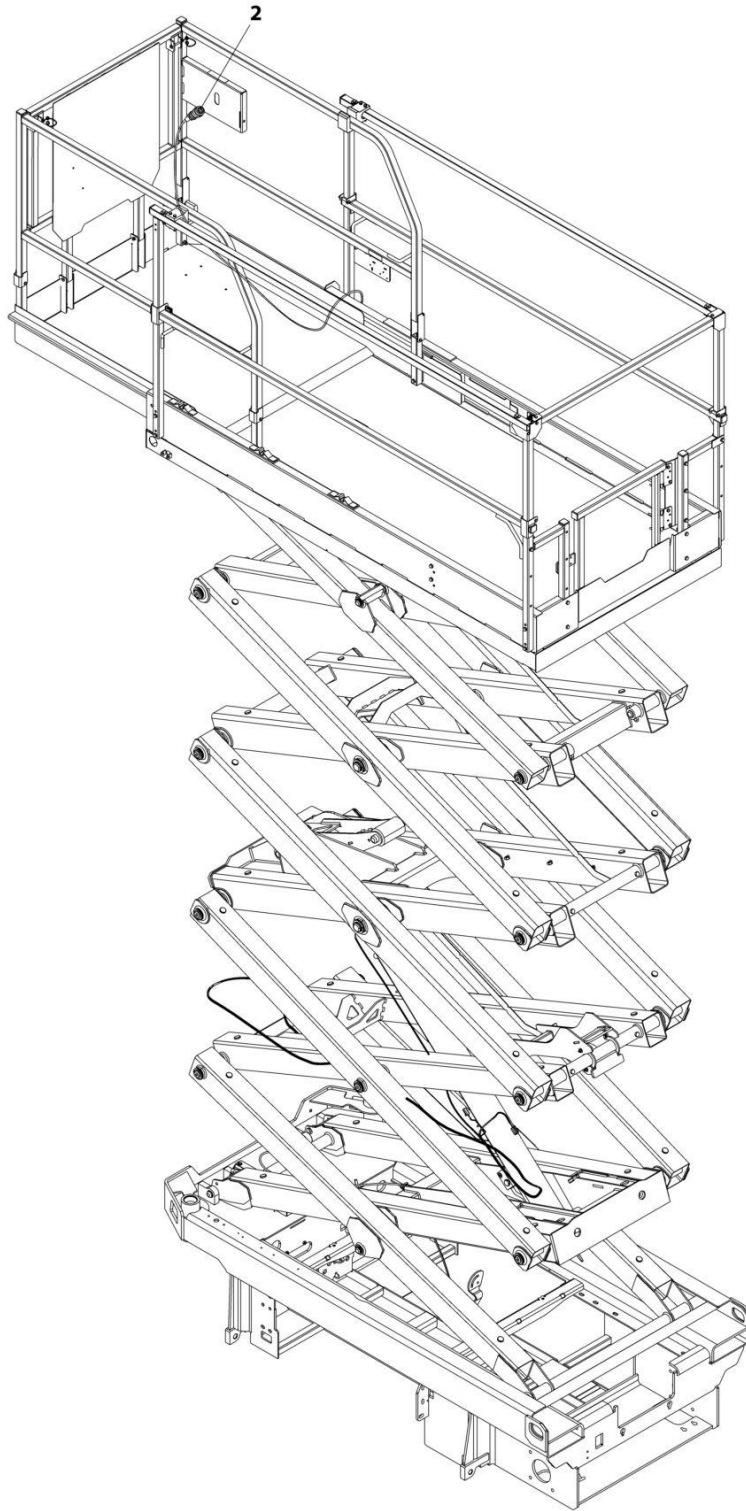
SECTION 7 - ELECTRICAL

**FIGURE 7-32. GROUND TO PLATFORM CABLE INSTALLATION - SCISSORS ARM CABLE ONLY
(MACHINES WITH SN STARTING WITH 12)**

ITEM	PART NUMBER	QTY	DESCRIPTION	REV
	1001253807	Ref	GROUND TO PLATFORM CABLE INSTALLATION - SCISSORS ARMS CABLE ONLY	A
1	4240017	AR	Tie-Strap (Not Shown)	
2	1001200811	1	Cable Assembly - Ground to Platform	
2	4460894	1	Plug, Male - 6 Position (To Platform Harness Item 2)	
2	4460465	4	Socket, Female	
2	4460944	2	Socket, Female	
2	4460899	1	Receptacle, Female - 6 Position (To Chassis Harness)	
2	4460464	4	Pin, Male	
2	4460943	2	Pin, Male	

SECTION 7 - ELECTRICAL

FIGURE 7-33. GROUND TO PLATFORM CABLE INSTALLATION - PLATFORM CABLE ONLY
(STRAIGHT CABLE) (MACHINES WITH SN STARTING WITH 12)



ART_1001223650

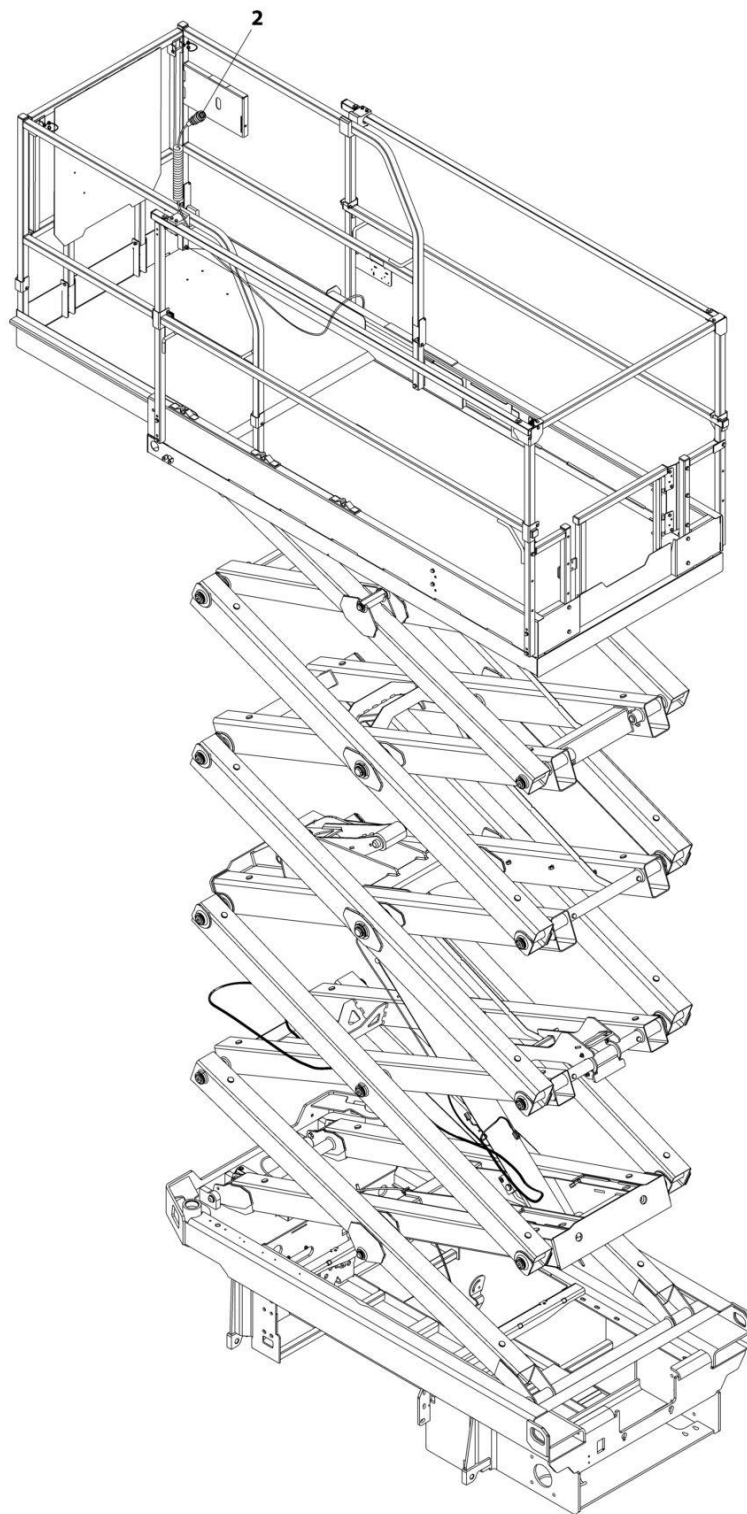
SECTION 7 - ELECTRICAL

**FIGURE 7-33. GROUND TO PLATFORM CABLE INSTALLATION - PLATFORM CABLE ONLY
(STRAIGHT CABLE) (MACHINES WITH SN STARTING WITH 12)**

ITEM	PART NUMBER	QTY	DESCRIPTION	REV
	1001223650	Ref	GROUND TO PLATFORM CABLE INSTALLATION	A
1	4240017	AR	Tie-Strap (Not Shown)	
2	1001200812	1	Platform Harness	
2	4460899	1	Receptacle, Female - 6 position (To Platform/AC Cable Connector)	
2	4460464	4	Pin, Male	
2	4460943	2	Pin, Male	
2	4460754	1	Connector - 14 Position (To Console Box)	
2	4460465	8	Socket, Female	
2	4460466	6	Plug, Terminal	

SECTION 7 - ELECTRICAL

FIGURE 7-34. GROUND TO PLATFORM CABLE INSTALLATION - PLATFORM CABLE ONLY (COILED CABLE) (MACHINES WITH SN STARTING WITH 12)



ART_1001223651

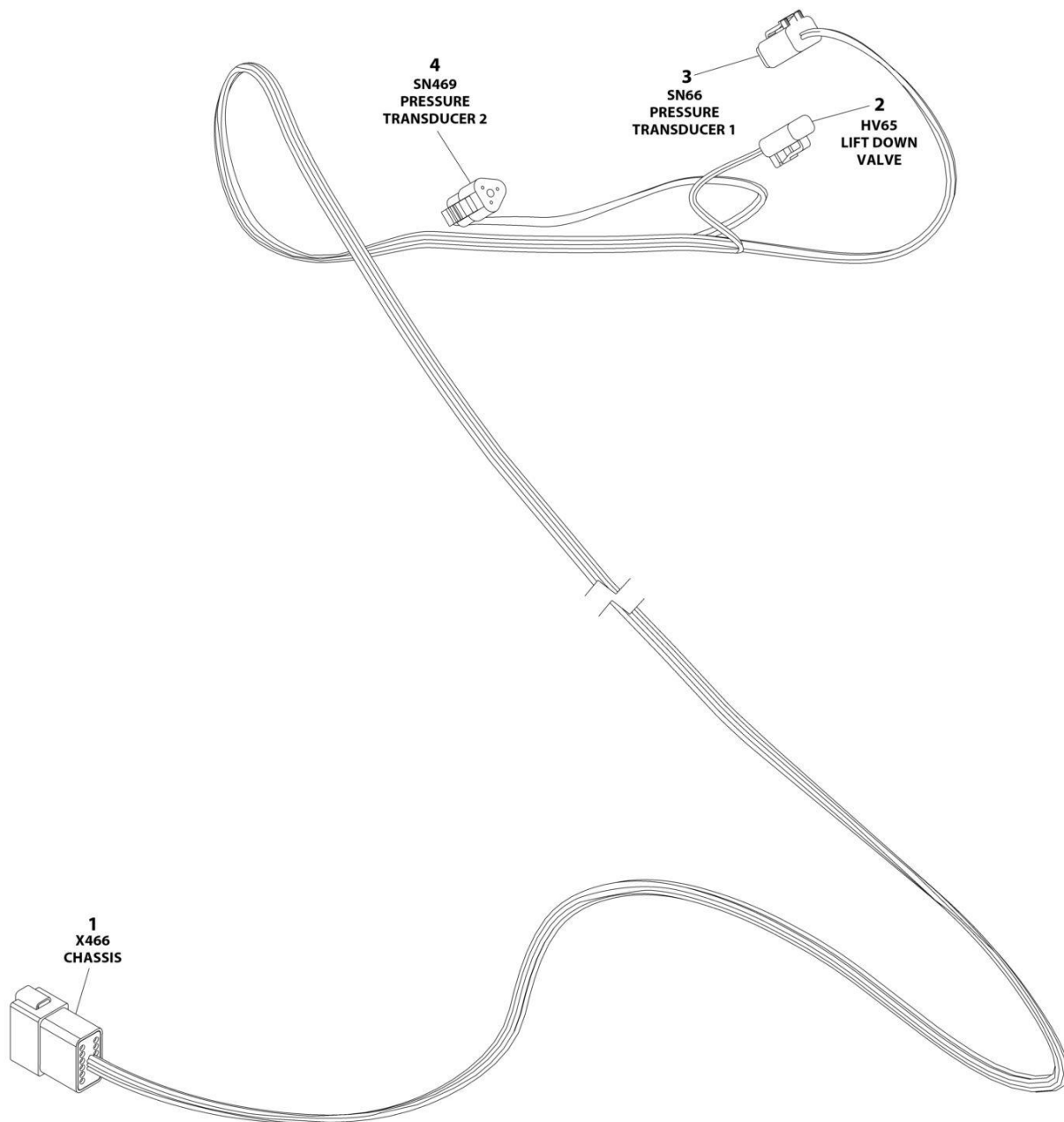
SECTION 7 - ELECTRICAL

FIGURE 7-34. GROUND TO PLATFORM CABLE INSTALLATION - PLATFORM CABLE ONLY (COILED CABLE) (MACHINES WITH SN STARTING WITH 12)

ITEM	PART NUMBER	QTY	DESCRIPTION	REV
	1001223651	Ref	GROUND TO PLATFORM CABLE INSTALLATION	A
1	4240017	AR	Tie-Strap (Not Shown)	
2	1001202184	1	Platform Harness	
2	4460899	1	Receptacle, Female - 6 position (To Platform/AC Cable Connector)	
2	4460464	4	Pin, Male	
2	4460943	2	Pin, Male	
2	4460754	1	Connector - 14 Position (To Console Box)	
2	4460465	8	Socket, Female	
2	4460466	6	Plug, Terminal	

SECTION 7 - ELECTRICAL

FIGURE 7-35. LIFT DOWN HARNESS



ART_1001222687_B

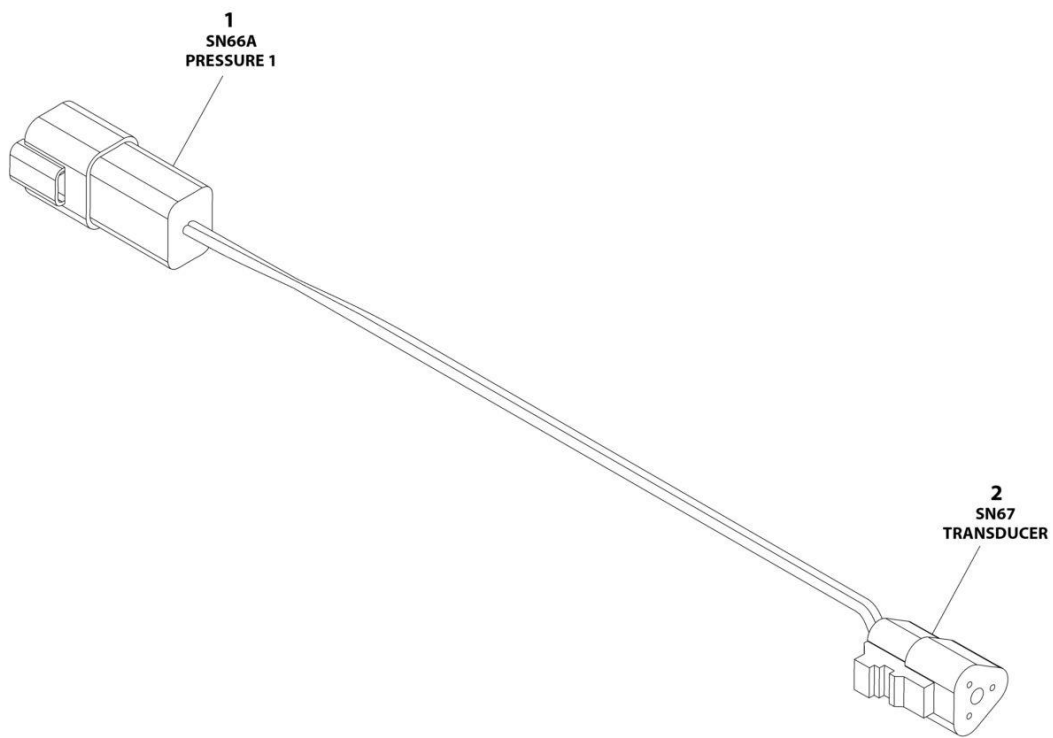
SECTION 7 - ELECTRICAL

FIGURE 7-35. LIFT DOWN HARNESS

ITEM	PART NUMBER	QTY	DESCRIPTION	REV
	1001222687	Ref	LIFT DOWN HARNESS - WITH LSS	B
1	4460970	1	Receptacle, Female - 12 Position	
1	4460464	9	Pin, Male	
1	4460466	3	Plug, Terminal	
2	4460891	1	Plug, Male - 4 Position	
2	4460465	2	Socket, Female	
3	4460884	1	Plug, Male - 4 Position	
3	4460465	4	Socket, Female	
4	4460539	1	Plug, Male - 3 Position	
4	4460465	3	Socket, Female	

SECTION 7 - ELECTRICAL

FIGURE 7-36. JUMPER HARNESS TO LIFT DOWN



ART_1001285829

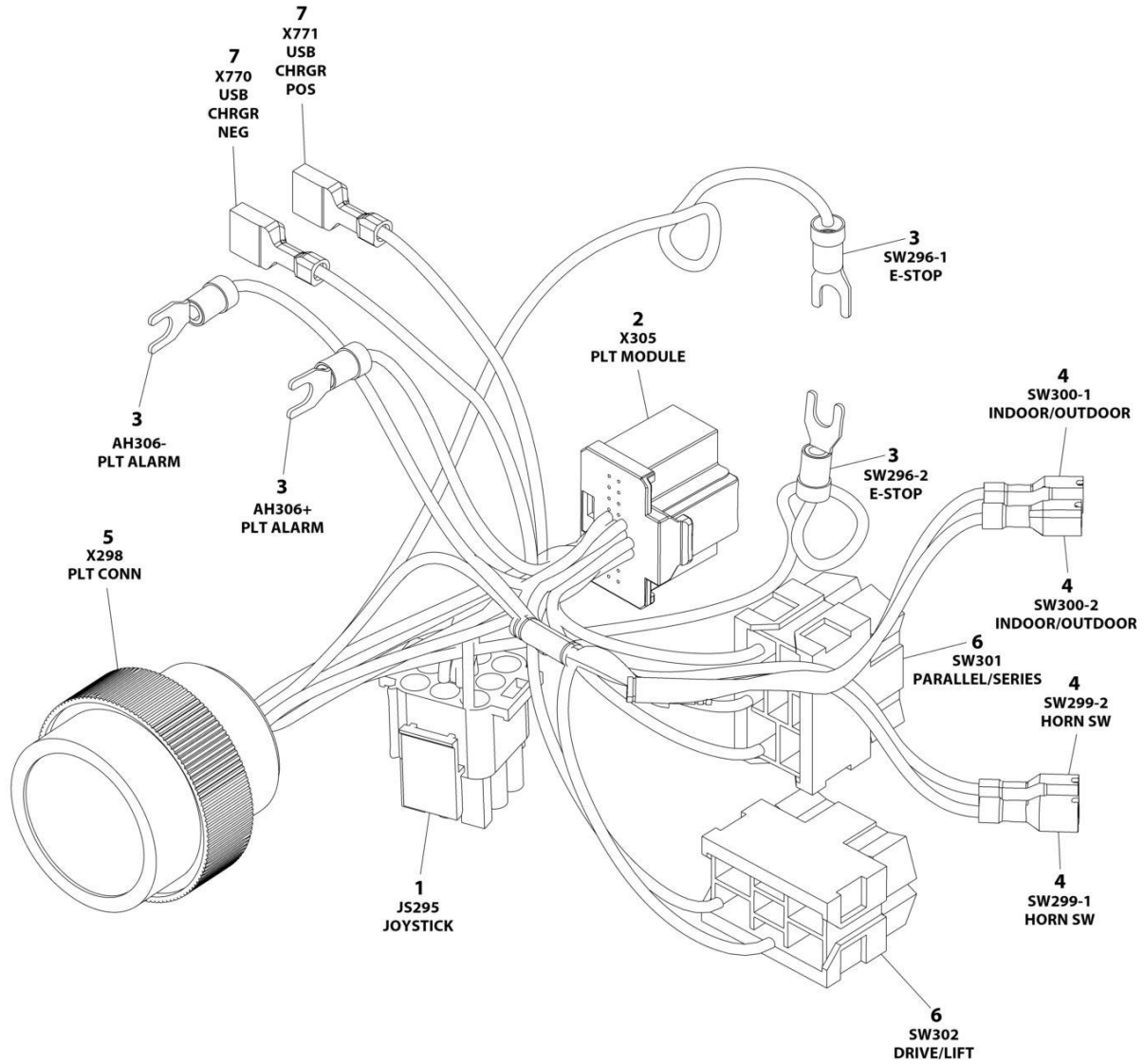
SECTION 7 - ELECTRICAL

FIGURE 7-36. JUMPER HARNESS TO LIFT DOWN

ITEM	PART NUMBER	QTY	DESCRIPTION	REV
	1001285829	Ref	JUMPER HARNESS TO LIFT DOWN	C
1	4460932	1	Connector	
1	4460464	2	Pin	
1	4460466	2	Plug	
2	4460539	1	Connector	
2	4460465	2	Pin	
2	4460466	1	Plug	

SECTION 7 - ELECTRICAL

FIGURE 7-37. PLATFORM BOX HARNESS



ART_1001200819

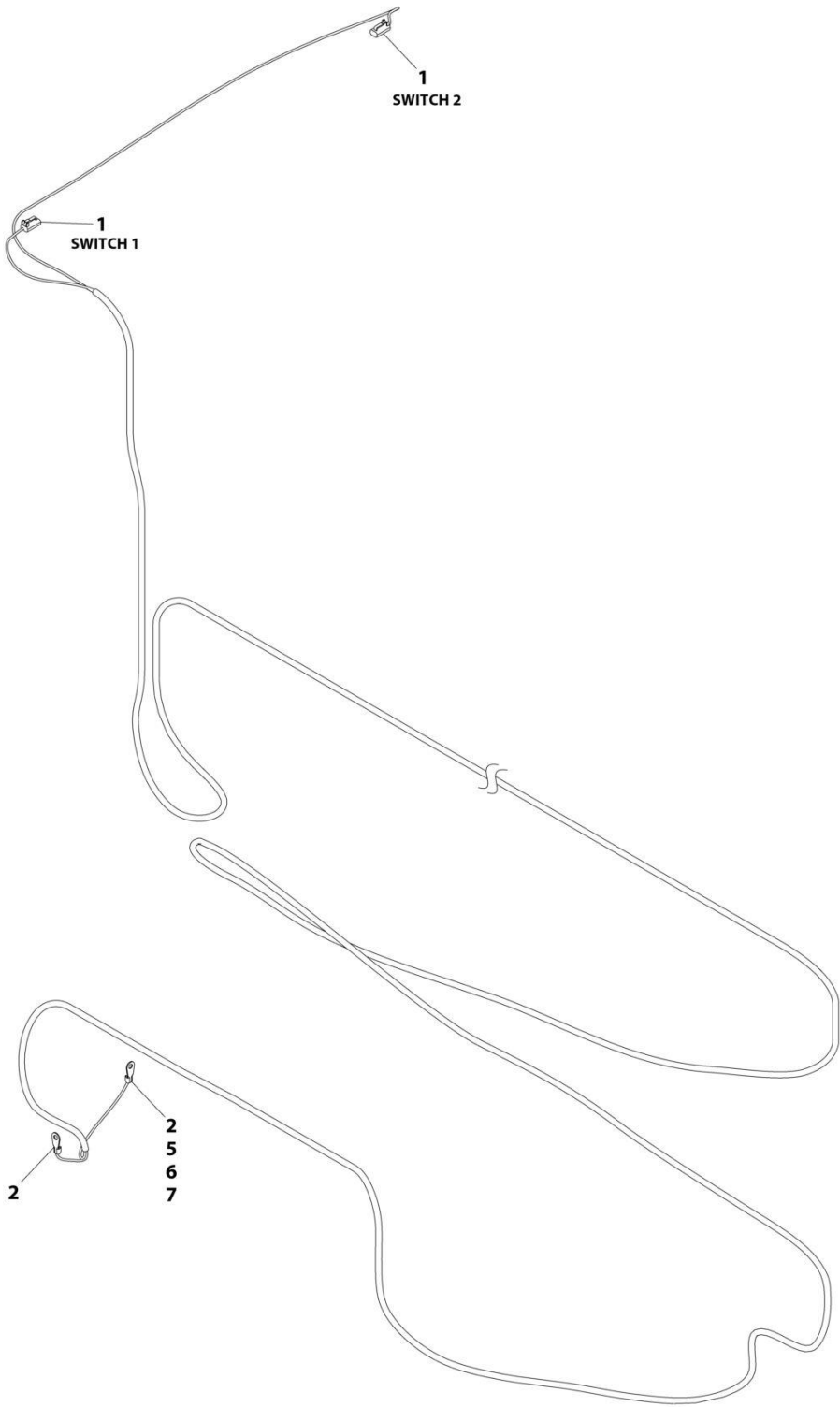
SECTION 7 - ELECTRICAL

FIGURE 7-37. PLATFORM BOX HARNESS

ITEM	PART NUMBER	QTY	DESCRIPTION	REV
	1001200819	Ref	PLATFORM CONTROL BOX HARNESS	E
1	4460265	1	Plug, Male - 9 Position	
1	4460267	6	Pin, Male	
2	1001212036	1	Connector - 20 Position	
2	1001212035	16	Terminal	
3	4460183	4	Terminal, Fork	
4	1001201885	4	Terminal with Cover	
5	4461016	1	Connector - 14 Position	
5	4460464	8	Pin, Male	
5	4460466	6	Plug, Terminal	
6	4460418	2	Connector - 6 Position	
6	1001159186	5	Terminal	
7	1001194421	2	Terminal	

SECTION 7 - ELECTRICAL

FIGURE 7-38. CABLE, WORKLIGHT



ART_1061041


SECTION 7 - ELECTRICAL

FIGURE 7-38. CABLE, WORKLIGHT

ITEM	PART NUMBER	QTY	DESCRIPTION	REV
	1061041	Ref	CABLE WORKLIGHT	C
1	4460891	2	Plug, Male - 2 Position	
2	4460986	2	Terminal, Ring	
3	4460465	4	Socket (Not Shown)	
5	4460018	1	Connector, Butt Splice	
6	2400061	1	Fuse	
7	2400066	1	Fuse Holder	

SECTION 7 - ELECTRICAL

FIGURE 7-39. HARNESS, LIGHT



ART_1001274026

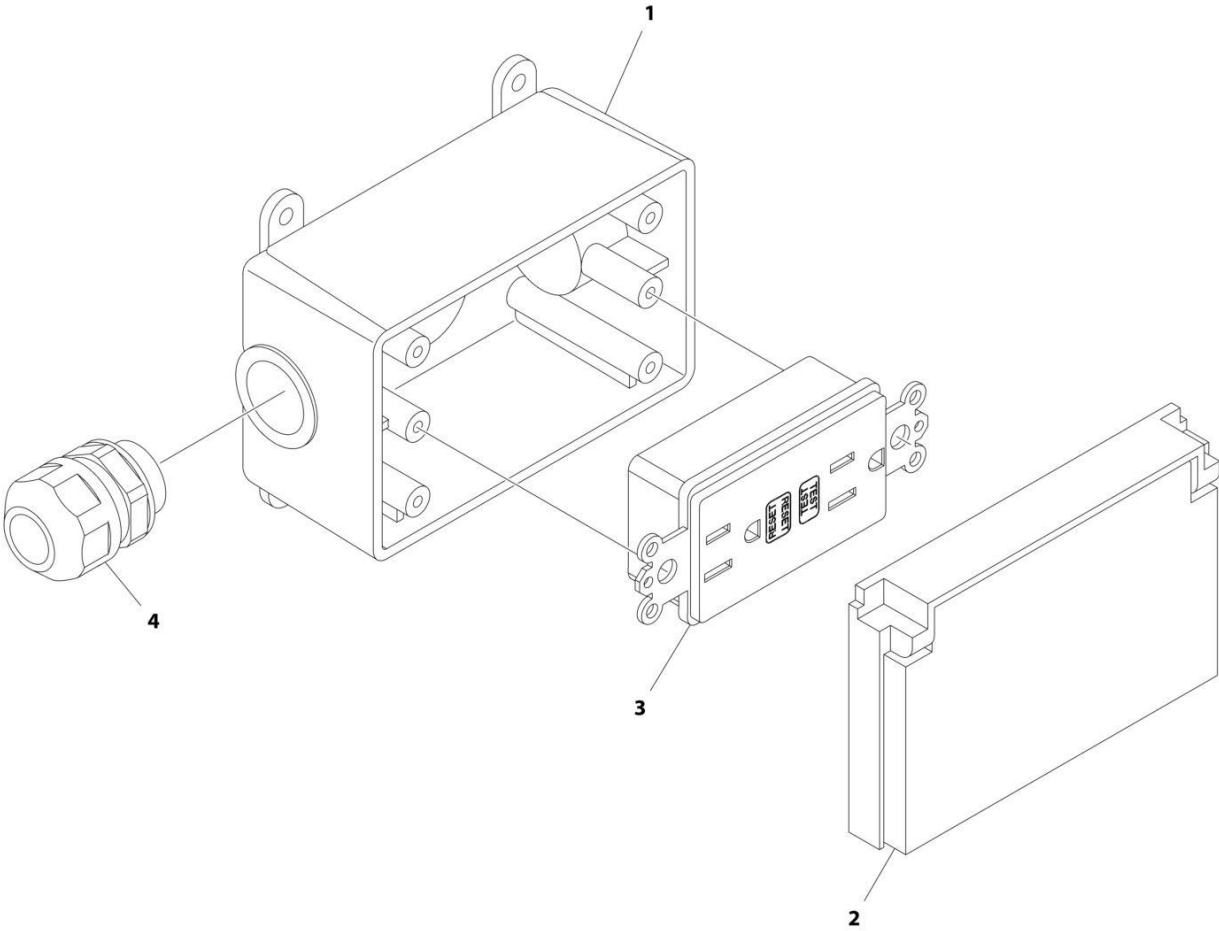
SECTION 7 - ELECTRICAL

FIGURE 7-39. HARNESS, LIGHT

ITEM	PART NUMBER	QTY	DESCRIPTION	REV
	1001274026	Ref	HARNESS, LIGHT	A
1	4460897	1	Receptacle, Female -2 Position	
1	4460464	2	Pin, Male	
2	4460891	1	Plug, Male 2 Position	
2	4460465	2	Socket, Female	

SECTION 7 - ELECTRICAL

FIGURE 7-40. RECEPTACLE BOX KIT - 110V GFI



ART_2902431

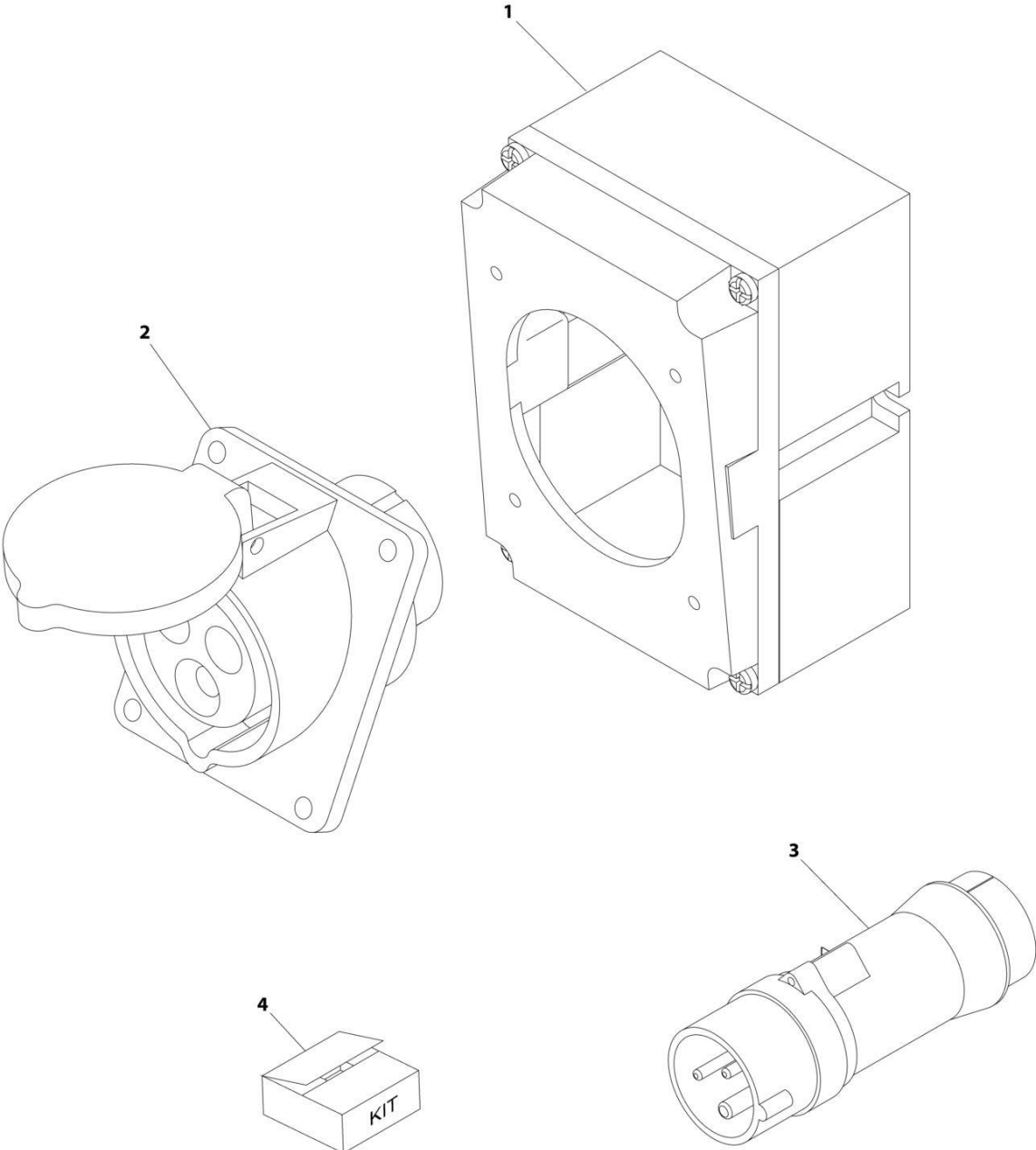
SECTION 7 - ELECTRICAL

FIGURE 7-40. RECEPTACLE BOX KIT - 110V GFI

ITEM	PART NUMBER	QTY	DESCRIPTION	REV
	2902431	Ref	RECEPTACLE BOX KIT - 110V GFI	D
1	0861731	1	Box, Receptacle	
2	1671207	1	Cover, Receptacle	
3	4460346	1	Receptacle	
4	4460662	1	Connector, Strain Relief	

SECTION 7 - ELECTRICAL

FIGURE 7-41. RECEPTACLE BOX KIT - 110V IEC YELLOW (CE & UK CA SPEC)



ART_0275216

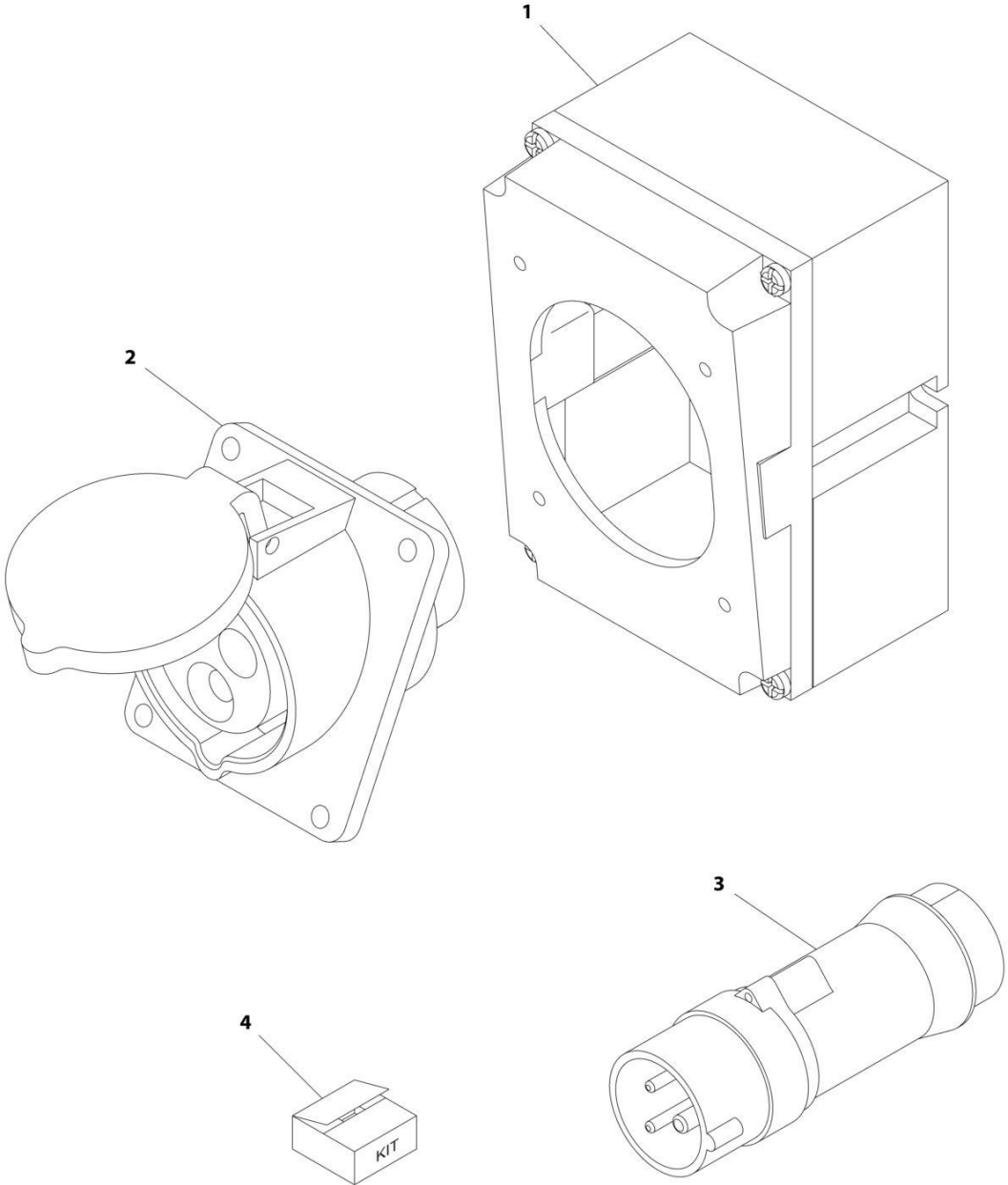
SECTION 7 - ELECTRICAL

FIGURE 7-41. RECEPTACLE BOX KIT - 110V IEC YELLOW (CE & UK CA SPEC)

ITEM	PART NUMBER	QTY	DESCRIPTION	REV
	0275216	Ref	RECEPTACLE BOX KIT - 110V IEC YELLOW	B
1	0861781	1	Box, Switch	
2	4461198	1	Receptacle	
3	4461196	1	Plug, Male	
4	1001100341	1	Plug and Socket Kit (Includes Items 1-3 and Female Plug p/n 4461197)	

SECTION 7 - ELECTRICAL

FIGURE 7-42. RECEPTACLE BOX KIT - 220V IEC BLUE (CE & UK CA SPEC)



ART_0275217

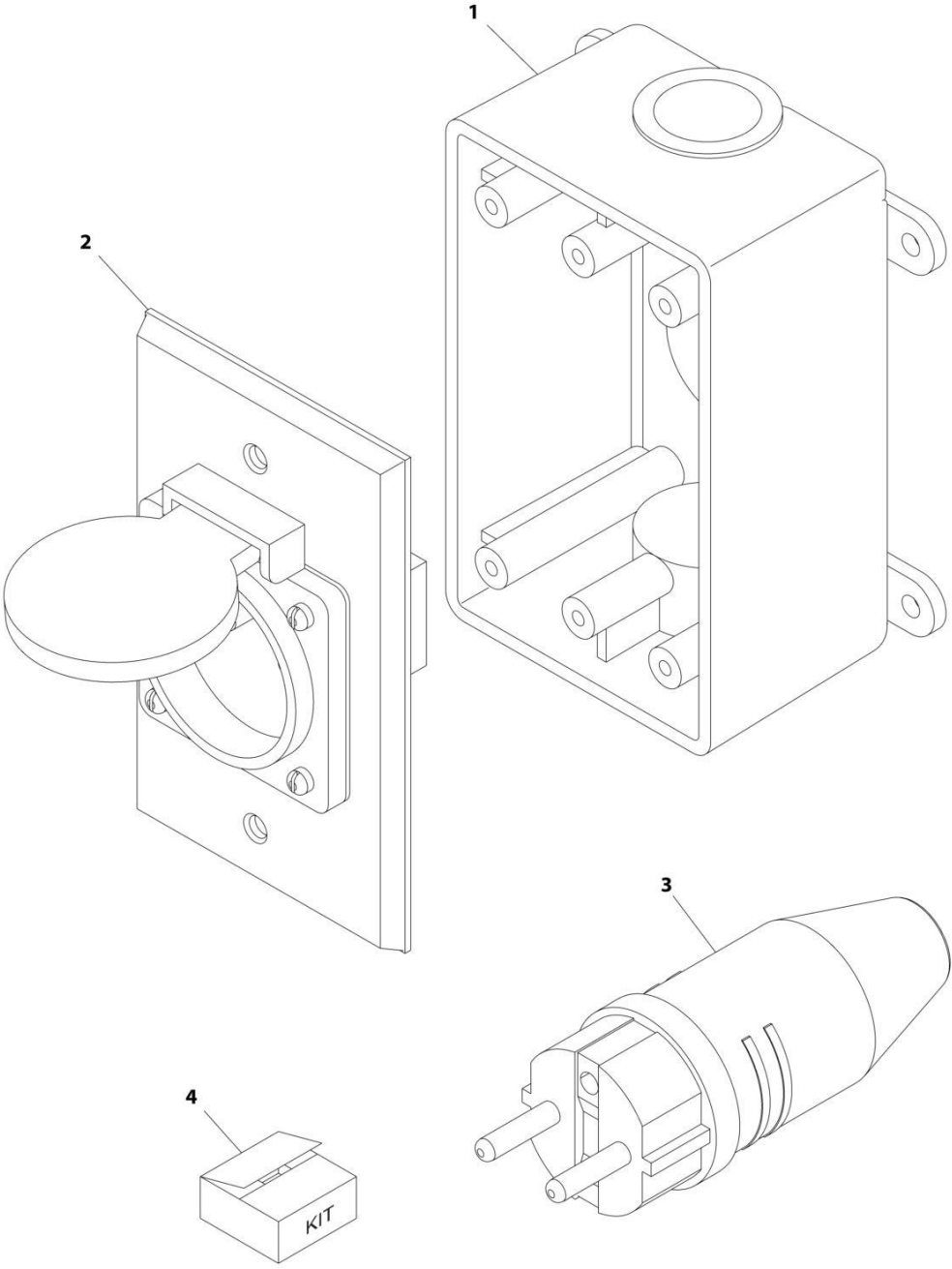
SECTION 7 - ELECTRICAL

FIGURE 7-42. RECEPTACLE BOX KIT - 220V IEC BLUE (CE & UK CA SPEC)

ITEM	PART NUMBER	QTY	DESCRIPTION	REV
	0275217	Ref	RECEPTACLE BOX KIT - 220V IEC BLUE	B
1	0861781	1	Box, Switch	
2	4461201	1	Receptacle	
3	4461199	1	Plug, Male	
4	1001100342	1	Plug and Socket Kit (Includes Items 1-3 and Female Plug p/n 4461200)	

SECTION 7 - ELECTRICAL

FIGURE 7-43. RECEPTACLE BOX KIT - 220V CEE7 POST GROUND (CE & UK CA SPEC)



ART_0275452-C

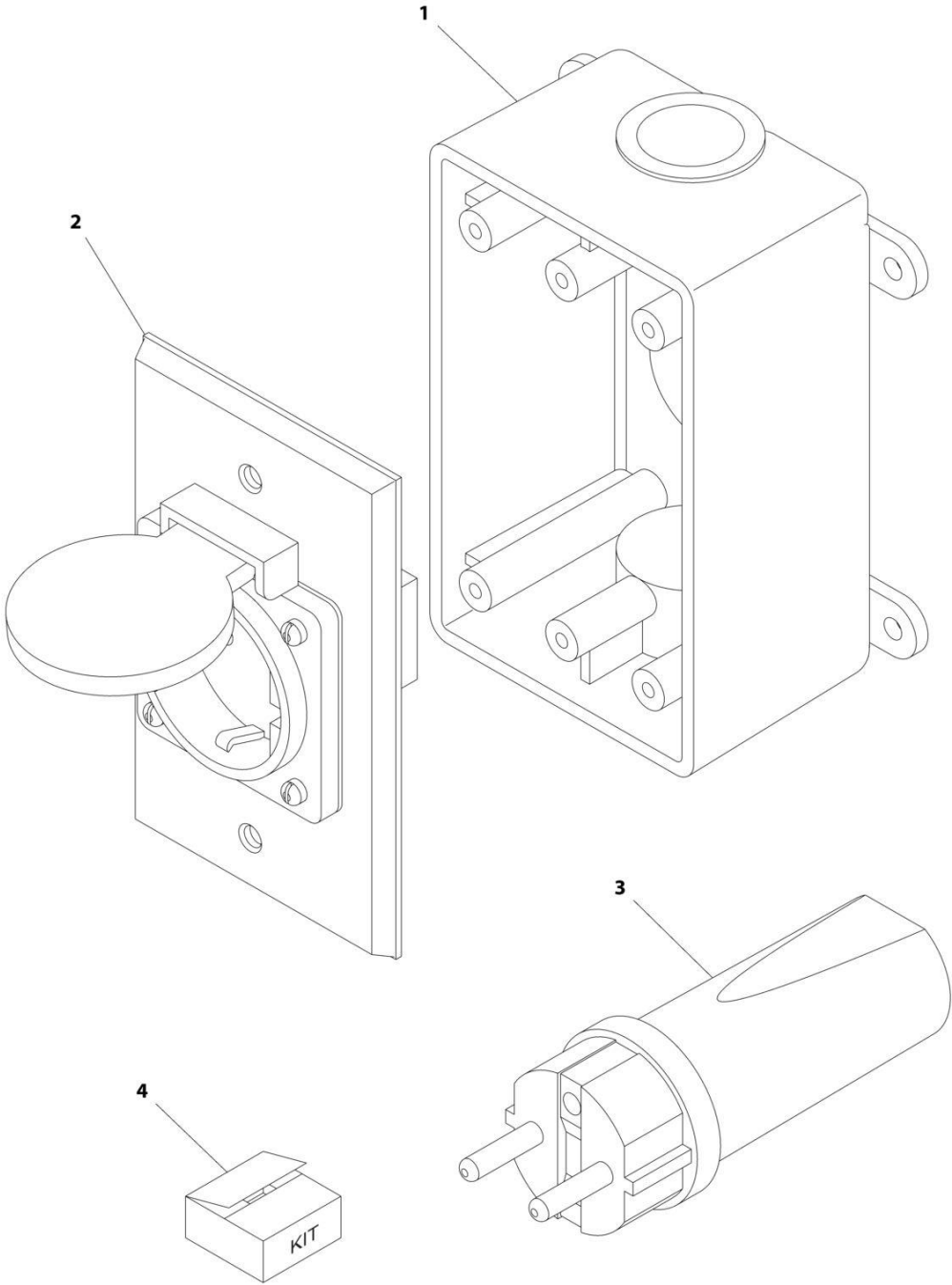
SECTION 7 - ELECTRICAL

FIGURE 7-43. RECEPTACLE BOX KIT - 220V CEE7 POST GROUND (CE & UK CA SPEC)

ITEM	PART NUMBER	QTY	DESCRIPTION	REV
	0275452	Ref	RECEPTACLE BOX KIT - 220V CEE7 POST GROUND 2IN X 4IN BOX	C
1	0861731	1	Box, Switch	
2	4461244	1	Receptacle	
3	4461205	1	Plug, Male	
4	1001100345	1	Plug and Socket Kit (Includes Items 1-3 and Female Plug p/n 4461203)	

SECTION 7 - ELECTRICAL

FIGURE 7-44. RECEPTACLE BOX KIT - 220V CEE7 SIDE GROUND (CE & UK CA SPEC)



ART_0275453

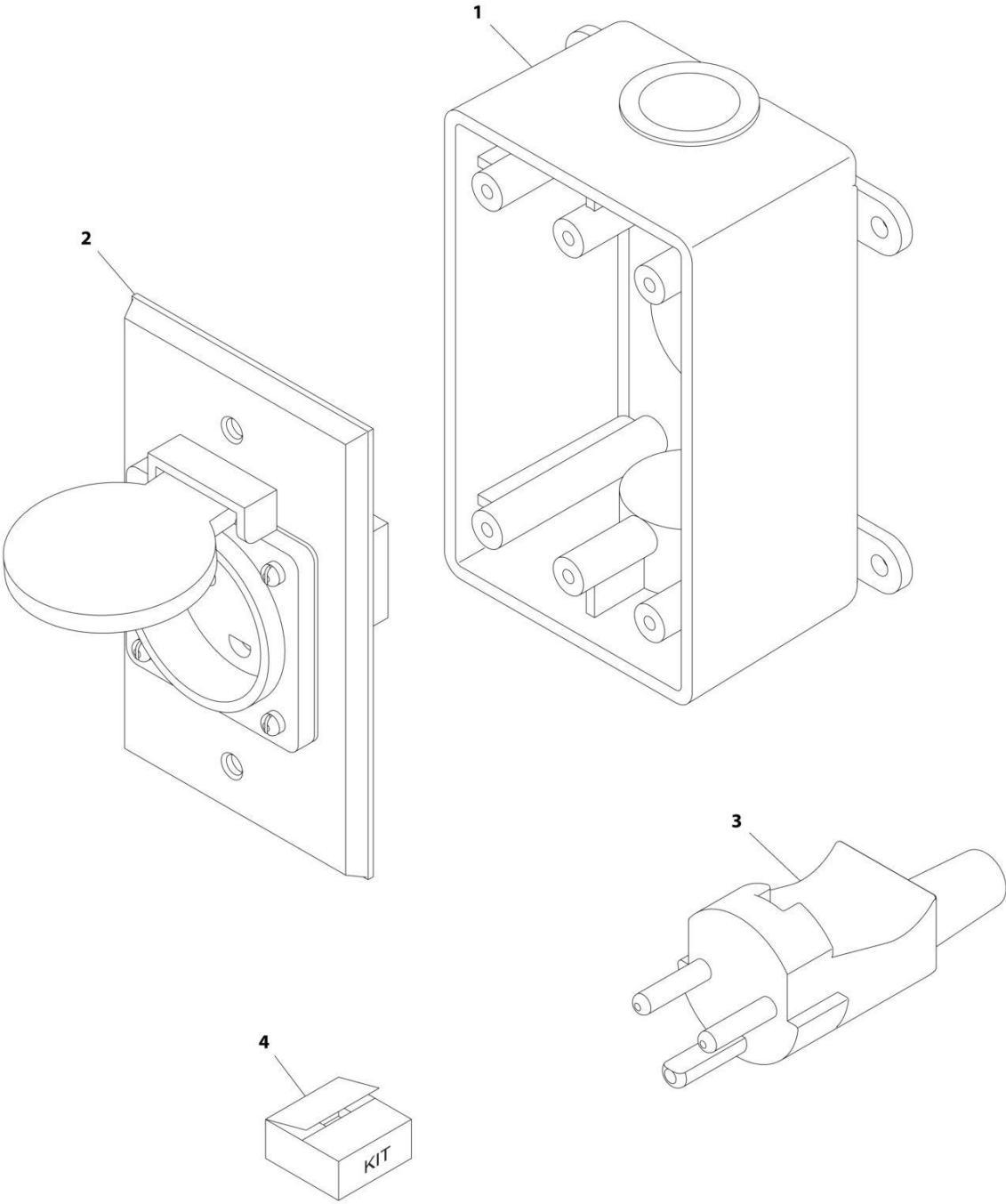
SECTION 7 - ELECTRICAL

FIGURE 7-44. RECEPTACLE BOX KIT - 220V CEE7 SIDE GROUND (CE & UK CA SPEC)

ITEM	PART NUMBER	QTY	DESCRIPTION	REV
	0275453	Ref	RECEPTACLE BOX KIT - 220V CEE7 SIDE GROUND	B
1	0861731	1	Box, Switch	
2	4461245	1	Receptacle	
3	4461205	1	Plug, Male	
4	1001100347	1	Plug and Socket Kit (Includes Items 1-3 and Female Plug p/n 4461206)	

SECTION 7 - ELECTRICAL

FIGURE 7-45. RECEPTACLE BOX KIT - 220V AFSINT 107 (CE & UK CA SPEC)



ART_0275454

SECTION 7 - ELECTRICAL

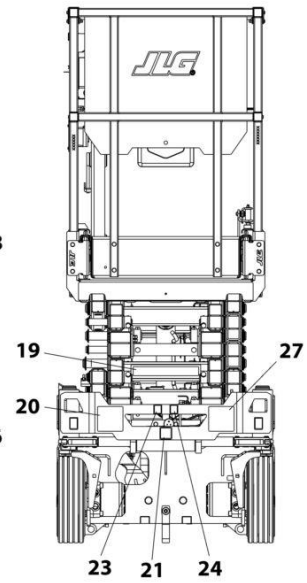
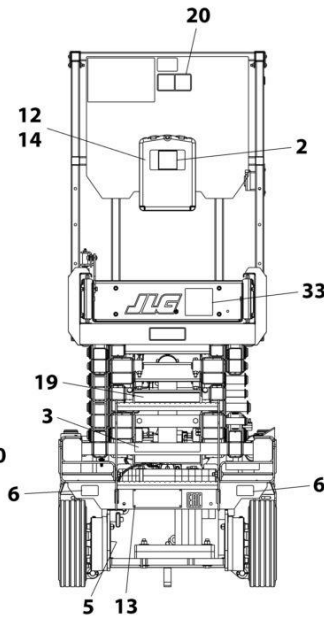
FIGURE 7-45. RECEPTACLE BOX KIT - 220V AFSINT 107 (CE & UK CA SPEC)

ITEM	PART NUMBER	QTY	DESCRIPTION	REV
	0275454	Ref	RECEPTACLE BOX KIT - 220V AFSINT 107	B
1	0861731	1	Box, Switch	
2	4461246	1	Receptacle	
3	4461249	1	Plug, Male	
4	1001100346	1	Plug and Socket Kit (Includes Items 1-3 and Female Plug p/n 4461250)	

SECTION 8 - DECALS

SECTION 8 - DECALS

FIGURE 8-1. DECAL INSTALLATION - ANSI SPECS (ENGLISH LANGUAGE)

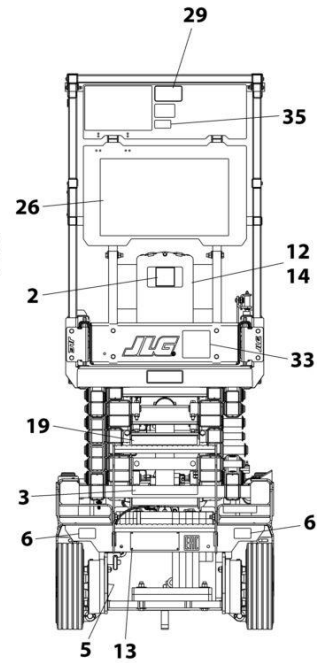
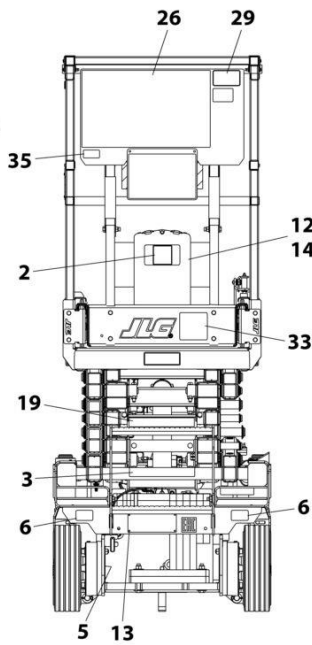
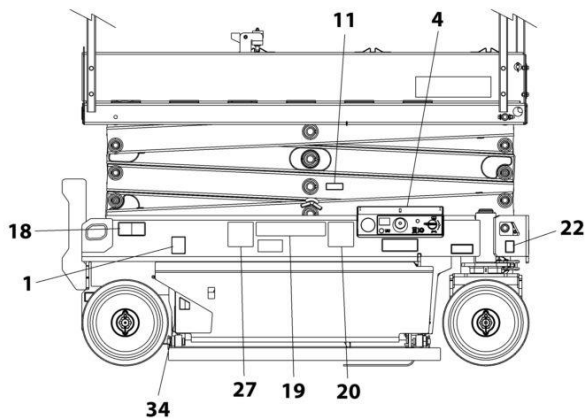


REAR VIEW - FIXED RAILS
(LADDER AND PLATFORM BOX
REMOVED FOR CLARITY)

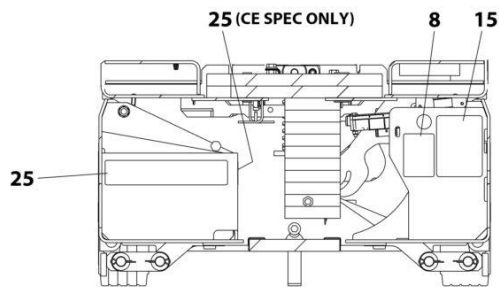
FRONT VIEW

NOTE: ITEMS SHOWN MAY NOT BE REQUIRED FOR ALL SPECS. REFER TO PARTS LISTS FOR USAGE.

NOTE: ADDITIONAL DECALS CALLED OUT ON DECAL INSTALLATION - OPTIONS.



REAR VIEW - FOLD-DOWN RAILS
(LADDER AND PLATFORM BOX REMOVED FOR CLARITY)



DETAIL OF COMPONENTS
INSIDE FRAME TRAYS

ART_1001209907_E

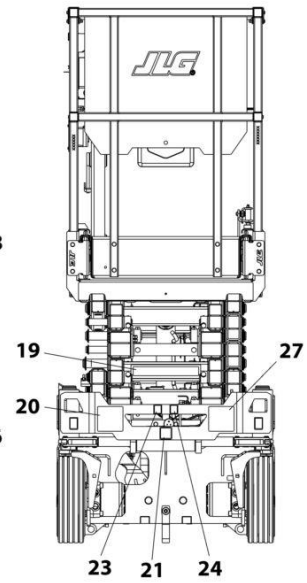
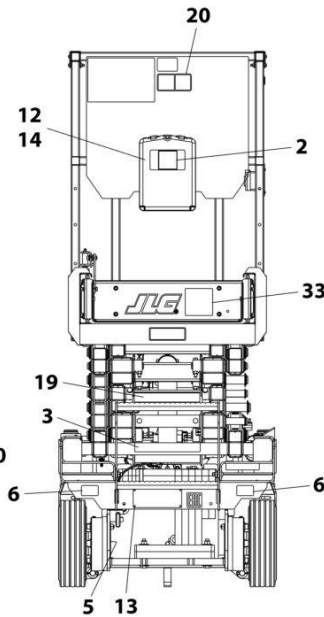
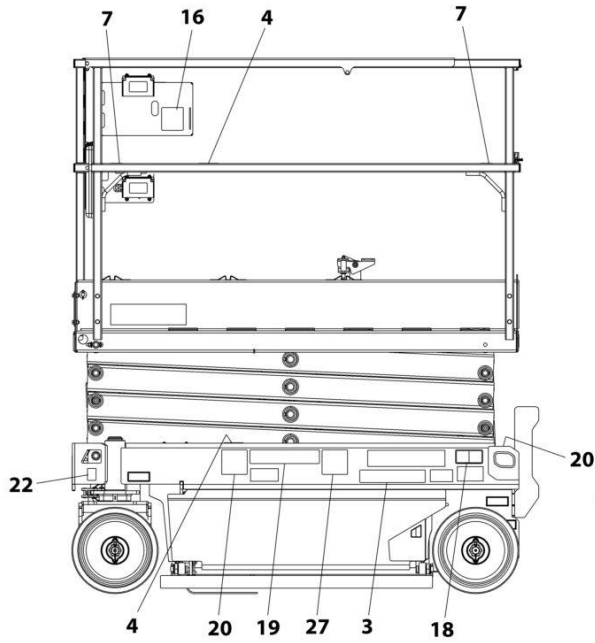
SECTION 8 - DECALS

FIGURE 8-1. DECAL INSTALLATION - ANSI SPECS (ENGLISH LANGUAGE)

ITEM	PART NUMBER	QTY	DESCRIPTION	REV
	1001209907	Ref	DECAL INSTALLATION	E
	1001257773	Ref	DECAL CHART DRAWING	G
1	1701504	1	Decal - Hydraulic Oil	
2	1701640	1	Decal - Manual	
3	1703813	2	Decal - Warning Battery Ventilation	
4	1703819	4	Decal - Direction Arrow	
5	1703822	1	Decal - Manual Descent Instruction	
6	1704016	2	Decal - Fork Lift	
7	1704277	2	Decal - Lanyard Attach	
8	1704412	1	Decal - Hydraulic Oil	
11	1001220430	1	Decal - Safety Prop	
12	2080040	3	Fastener	
13	2080057	4	Fastener	
14	8990147	1	Holder, Manual	
15	1001131270	1	Decal - Patent	
16	1001132359	1	Decal - Control Box Locate	
18	1001162864	2	Decal - Lift Up/Tie Down	
19	1001211777	4	Decal - Crushing Hazard	
20	1001211779	4	Decal - Electrocution	
21	1001212290	1	Decal - Tie Down	
22	1001212291	2	Decal - Lifting Lug	
23	1001212292	1	Decal - No Lifting	
24	1001212293	1	Decal - No Forklift	
25	1001146794	1	Decal - Battery/Charger Service	
26	1703816	1	Decal - Danger/Warning	
29	1001231801	1	Decal - Prop 65 Warning	
34	1001223055	1	Decal - Yearly Inspection	
35	1001228370	1	Decal - ICES	

SECTION 8 - DECALS

FIGURE 8-2. DECAL INSTALLATION - AUSTRALIAN & JAPANESE SPECS (ENGLISH LANGUAGE)

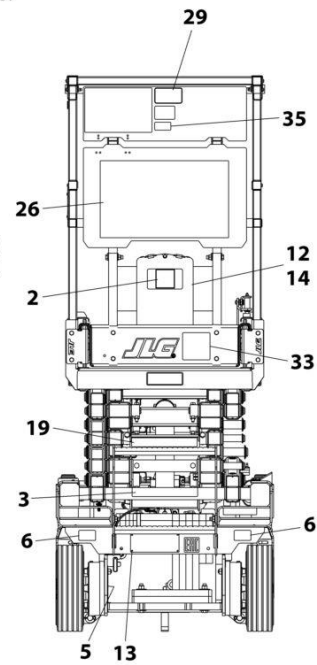
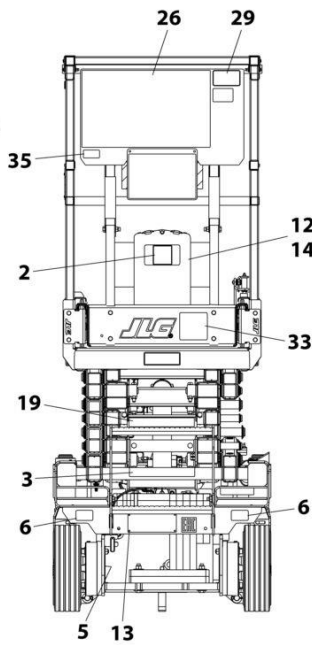
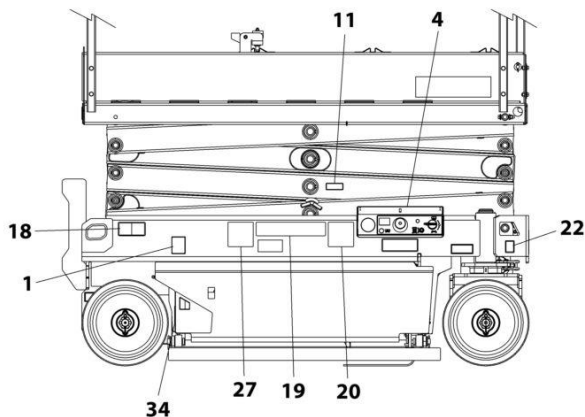


REAR VIEW - FIXED RAILS
(LADDER AND PLATFORM BOX
REMOVED FOR CLARITY)

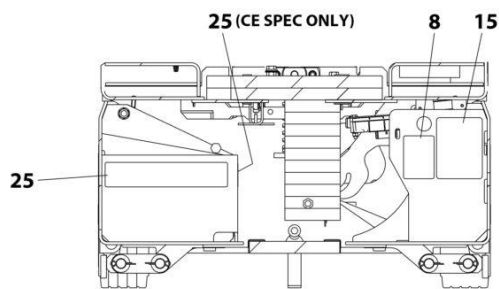
FRONT VIEW

NOTE: ITEMS SHOWN MAY NOT BE REQUIRED FOR ALL SPECS. REFER TO PARTS LISTS FOR USAGE.

NOTE: ADDITIONAL DECALS CALLED OUT ON DECAL INSTALLATION - OPTIONS.



REAR VIEW - FOLD-DOWN RAILS
(LADDER AND PLATFORM BOX REMOVED FOR CLARITY)



DETAIL OF COMPONENTS
INSIDE FRAME TRAYS

ART_1001209914_D

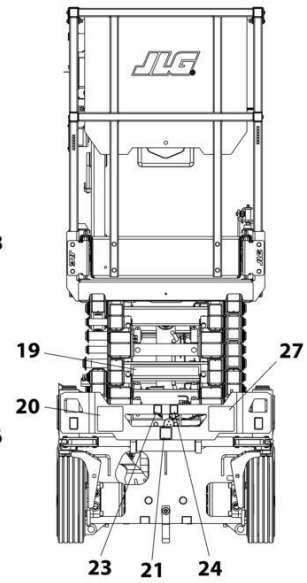
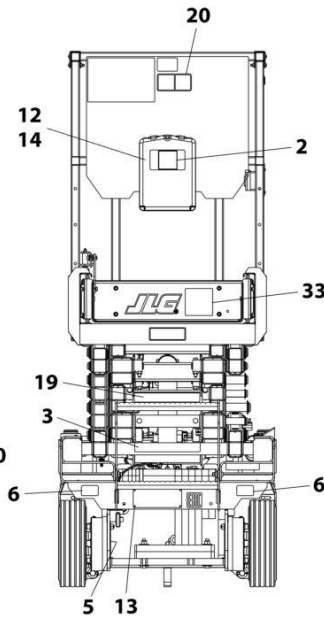
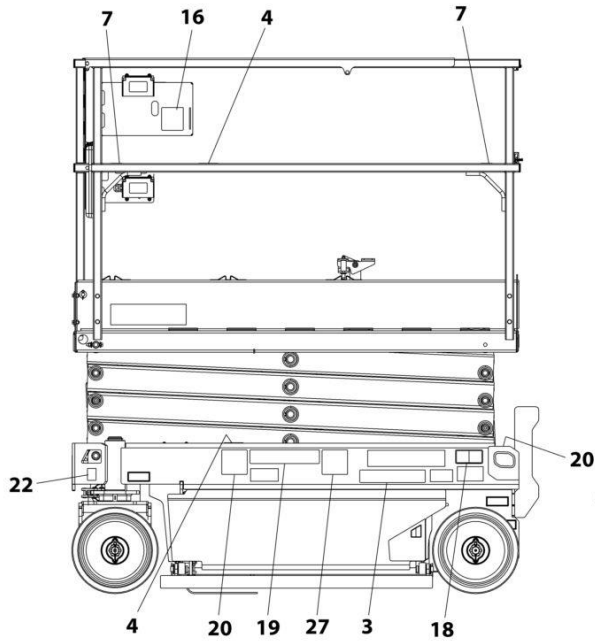
SECTION 8 - DECALS

FIGURE 8-2. DECAL INSTALLATION - AUSTRALIAN & JAPANESE SPECS (ENGLISH LANGUAGE)

ITEM	PART NUMBER	QTY	DESCRIPTION	REV
	1001209914	Ref	DECAL INSTALLATION	D
	1001257773	Ref	DECAL CHART DRAWING	G
1	1701504	1	Decal - Hydraulic Oil	
2	1701640	1	Decal - Manual	
3	1705670	2	Decal - Fire Hazard	
4	1703819	4	Decal - Direction Arrow	
5	1703822	1	Decal - Manual Descent Instruction	
6	1704016	2	Decal - Fork Lift	
7	1704277	2	Decal - Lanyard Attach	
8	1704412	1	Decal - Hydraulic Oil	
11	1001220430	1	Decal - Safety Prop	
12	2080040	3	Fastener	
13	2080057	4	Fastener	
14	8990147	1	Holder, Manual	
16	1001132359	1	Decal - Control Box Locate	
18	1001162864	2	Decal - Lift Up/Tie Down	
19	1001219172	4	Decal - Crushing	
20	1001219171	5	Decal - Electrocutation	
21	1001212290	1	Decal - Tie Down	
22	1001212291	2	Decal - Lifting Lug	
23	1001212292	1	Decal - No Lifting	
24	1001212293	1	Decal - No Forklift	
25	1001146794	1	Decal - Battery/Charger Service	

SECTION 8 - DECALS

FIGURE 8-3. DECAL INSTALLATION - BRAZIL SPECS (PORTUGUESE/SPANISH LANGUAGES)

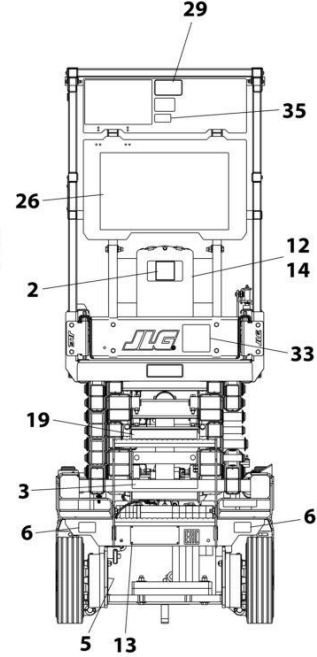
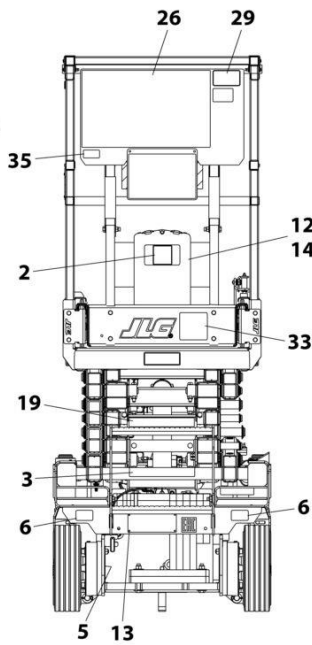
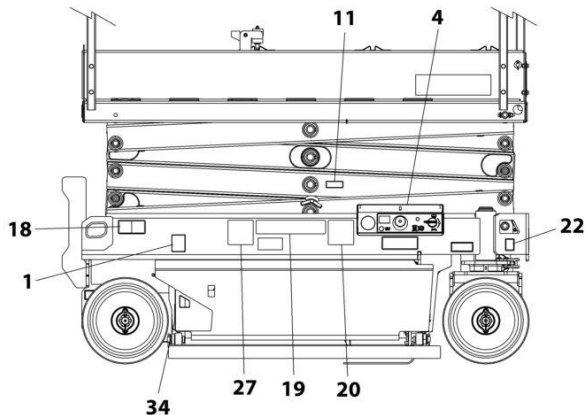


REAR VIEW - FIXED RAILS
(LADDER AND PLATFORM BOX
REMOVED FOR CLARITY)

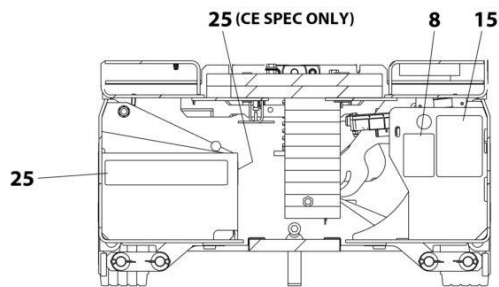
FRONT VIEW

NOTE: ITEMS SHOWN MAY NOT BE REQUIRED FOR ALL SPECS. REFER TO PARTS LISTS FOR USAGE.

NOTE: ADDITIONAL DECALS CALLED OUT ON DECAL INSTALLATION - OPTIONS.



REAR VIEW - FOLD-DOWN RAILS
(LADDER AND PLATFORM BOX REMOVED FOR CLARITY)



DETAIL OF COMPONENTS
INSIDE FRAME TRAYS

ART_1001209910_C

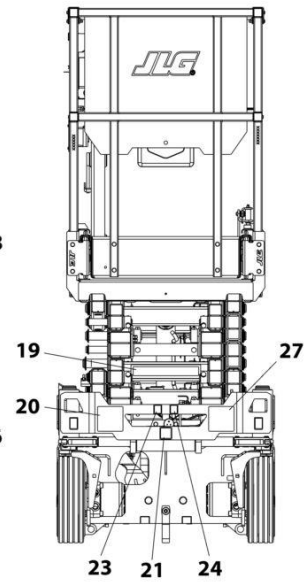
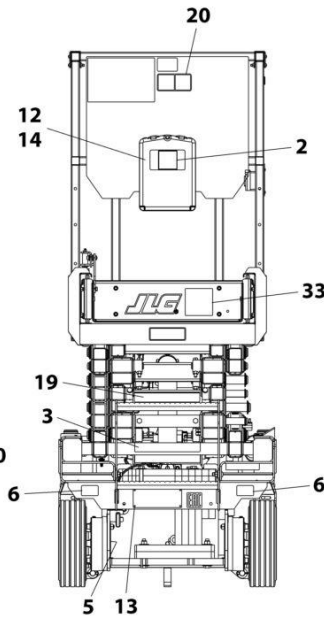
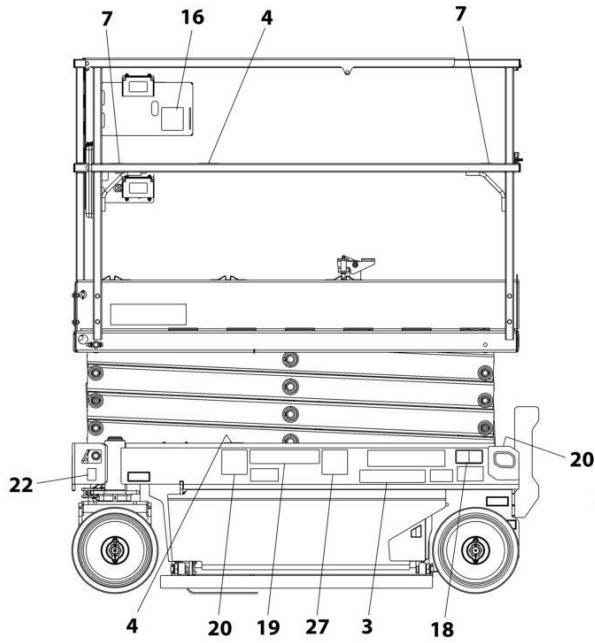
SECTION 8 - DECALS

FIGURE 8-3. DECAL INSTALLATION - BRAZIL SPECS (PORTUGUESE/SPANISH LANGUAGES)

ITEM	PART NUMBER	QTY	DESCRIPTION	REV
	1001209910	Ref	DECAL INSTALLATION	C
	1001257773	Ref	DECAL CHART DRAWING	G
1	1701504	1	Decal - Hydraulic Oil	
2	1701640	1	Decal - Manual	
3	1704341	2	Decal - Warning Battery Ventilation	
4	1703819	4	Decal - Direction Arrow	
5	1703822	1	Decal - Manual Descent Instruction	
6	1704016	2	Decal - Fork Lift	
7	1704277	2	Decal - Lanyard Attach	
8	1704412	1	Decal - Hydraulic Oil	
11	1001220430	1	Decal - Safety Prop	
12	2080040	3	Fastener	
13	2080057	4	Fastener	
14	8990147	1	Holder, Manual	
16	1001132359	1	Decal - Control Box Locate	
18	1001162864	2	Decal - Lift Up/Tie Down	
19	1001216650	4	Decal - Crushing Hazard	
20	1001215748	4	Decal - Danger Electrocution	
21	1001212290	1	Decal - Tie Down	
22	1001212291	2	Decal - Lifting Lug	
23	1001212292	1	Decal - No Lifting	
24	1001212293	1	Decal - No Forklift	
25	1001146794	1	Decal - Battery/Charger Service	
26	1704699	1	Decal - Danger/Warning	
27	1001216648	4	Decal - Danger Electrocution	
34	1001224052	1	Decal - Yearly Inspection	

SECTION 8 - DECALS

FIGURE 8-4. DECAL INSTALLATION - CE & UK CA SPECS (ENGLISH LANGUAGE)

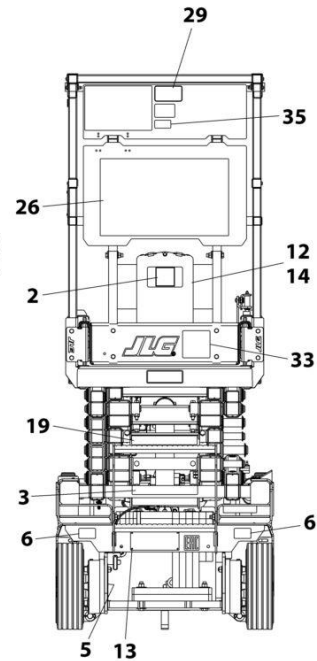
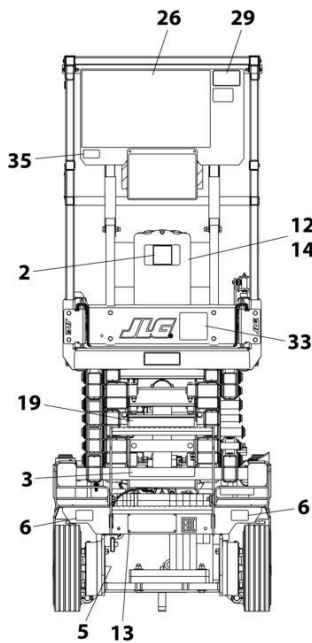
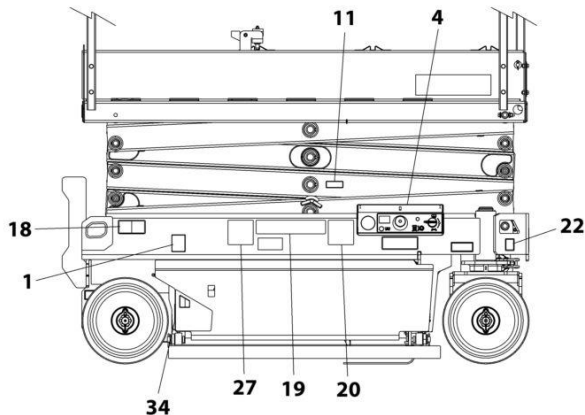


REAR VIEW - FIXED RAILS
(LADDER AND PLATFORM BOX
REMOVED FOR CLARITY)

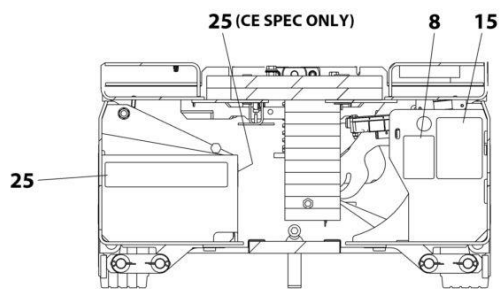
FRONT VIEW

NOTE: ITEMS SHOWN MAY NOT BE REQUIRED FOR ALL SPECS. REFER TO PARTS LISTS FOR USAGE.

NOTE: ADDITIONAL DECALS CALLED OUT ON DECAL INSTALLATION - OPTIONS.



REAR VIEW - FOLD-DOWN RAILS
(LADDER AND PLATFORM BOX REMOVED FOR CLARITY)



DETAIL OF COMPONENTS
INSIDE FRAME TRAYS

ART_1001209913_D

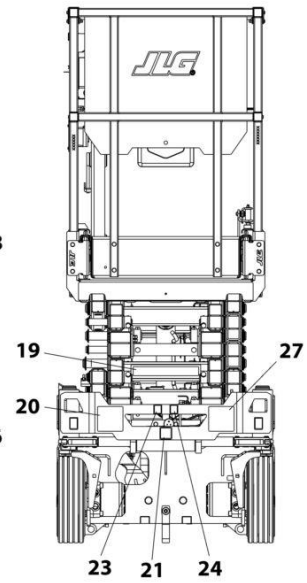
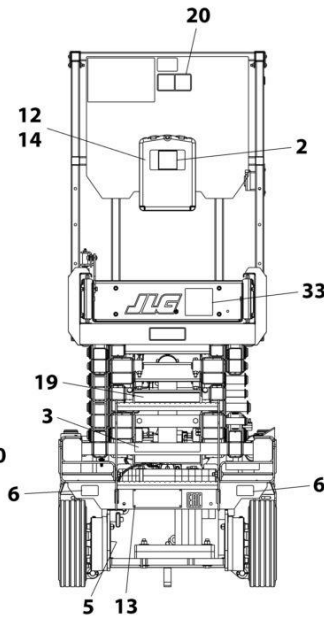
SECTION 8 - DECALS

FIGURE 8-4. DECAL INSTALLATION - CE & UK CA SPECS (ENGLISH LANGUAGE)

ITEM	PART NUMBER	QTY	DESCRIPTION	REV
	1001209913	Ref	DECAL INSTALLATION	D
	1001257773	Ref	DECAL CHART DRAWING	G
1	1701504	1	Decal - Hydraulic Oil	
2	1701640	1	Decal - Manual	
3	1704340	2	Decal - Warning Battery Ventilation	
4	1703819	4	Decal - Direction Arrow	
5	1703822	1	Decal - Manual Descent Instruction	
6	1704016	2	Decal - Fork Lift	
7	1704277	2	Decal - Lanyard Attach	
8	1704412	1	Decal - Hydraulic Oil	
11	1001220430	1	Decal - Safety Prop	
12	2080040	3	Fastener	
13	2080057	4	Fastener	
14	8990147	1	Holder, Manual	
16	1001132359	1	Decal - Control Box Locate	
18	1001162864	2	Decal - Lift Up/Tie Down	
19	1001215755	4	Decal - Crushing	
20	1001211779	4	Decal - Electrocutation	
21	1001212290	1	Decal - Tie Down	
22	1001212291	2	Decal - Lifting Lug	
23	1001212292	1	Decal - No Lifting	
24	1001212293	1	Decal - No Forklift	
25	1001146794	1	Decal - Battery/Charger Service	
26	1704684	1	Decal - Danger/Warning	
27	1001215749	4	Decal - Danger Electrocutation	
34	1001223971	1	Decal - Yearly Inspection	
35	1001228370	1	Decal - ICES	

SECTION 8 - DECALS

FIGURE 8-5. DECAL INSTALLATION - CHINA SPECS (ENGLISH/CHINESE LANGUAGES)

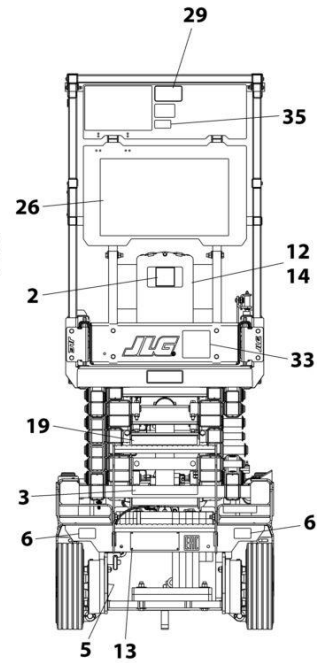
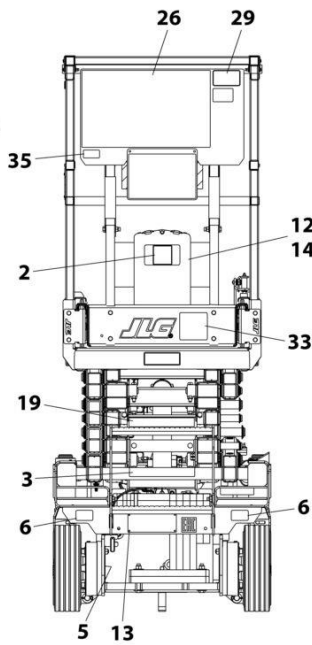
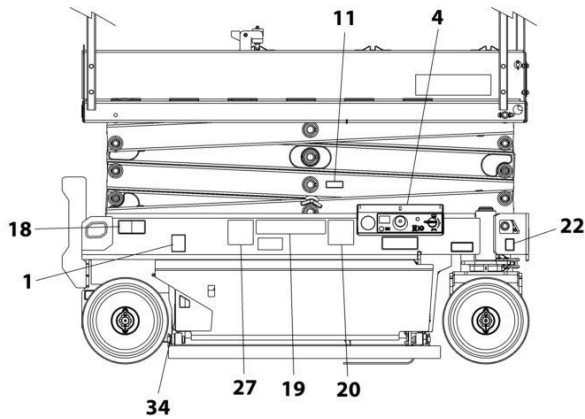


REAR VIEW - FIXED RAILS
(LADDER AND PLATFORM BOX
REMOVED FOR CLARITY)

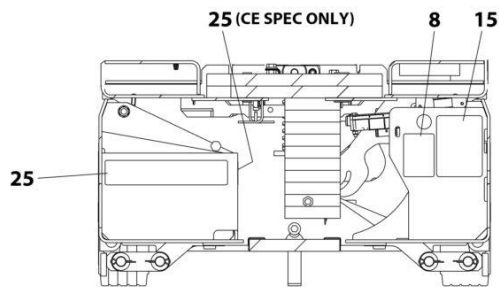
FRONT VIEW

NOTE: ITEMS SHOWN MAY NOT BE REQUIRED FOR ALL SPECS. REFER TO PARTS LISTS FOR USAGE.

NOTE: ADDITIONAL DECALS CALLED OUT ON DECAL INSTALLATION - OPTIONS.



REAR VIEW - FOLD-DOWN RAILS
(LADDER AND PLATFORM BOX REMOVED FOR CLARITY)



DETAIL OF COMPONENTS
INSIDE FRAME TRAYS

ART_1001209909_E

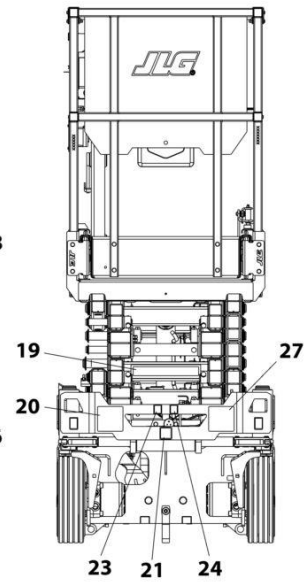
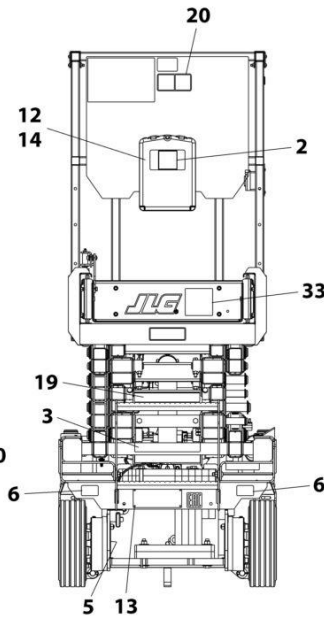
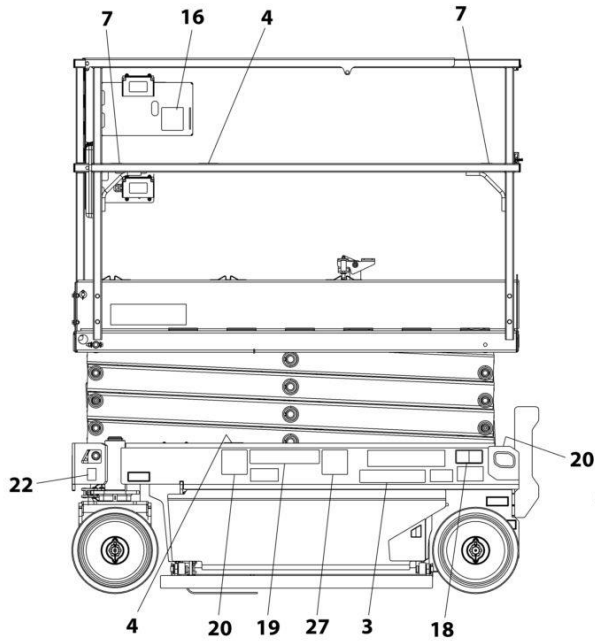
SECTION 8 - DECALS

FIGURE 8-5. DECAL INSTALLATION - CHINA SPECS (ENGLISH/CHINESE LANGUAGES)

ITEM	PART NUMBER	QTY	DESCRIPTION	REV
	1001209909	Ref	DECAL INSTALLATION	E
	1001257773	Ref	DECAL CHART DRAWING	G
1	1701504	1	Decal - Hydraulic Oil	
2	1701640	1	Decal - Manual	
3	1704344	2	Decal - Warning Battery Ventilation	
4	1703819	4	Decal - Direction Arrow	
5	1703822	1	Decal - Manual Descent Instruction	
6	1704016	2	Decal - Fork Lift	
7	1704277	2	Decal - Lanyard Attach	
8	1704412	1	Decal - Hydraulic Oil	
11	1001220430	1	Decal - Safety Prop	
12	2080040	5	Fastener	
13	2080057	4	Fastener	
14	8990147	1	Holder, Manual	
16	1001132359	1	Decal - Control Box Locate	
18	1001162864	2	Decal - Lift Up/Tie Down	
19	1001215752	4	Decal - Crushing Hazard	
20	1001211779	4	Decal - Electrocution	
21	1001212290	1	Decal - Tie Down	
22	1001212291	2	Decal - Lifting Lug	
23	1001212292	1	Decal - No Lifting	
24	1001212293	1	Decal - No Forklift	
25	1001146794	1	Decal - Battery/Charger Service	
26	1705195	1	Decal - Danger/Warning	
27	1001215747	4	Decal - Danger Electrocution	
33	1001244298	2	Decal - Wechat	
34	1001224051	1	Decal - Yearly Inspection	

SECTION 8 - DECALS

FIGURE 8-6. DECAL INSTALLATION - CSA SPECS (ENGLISH/FRENCH LANGUAGES)

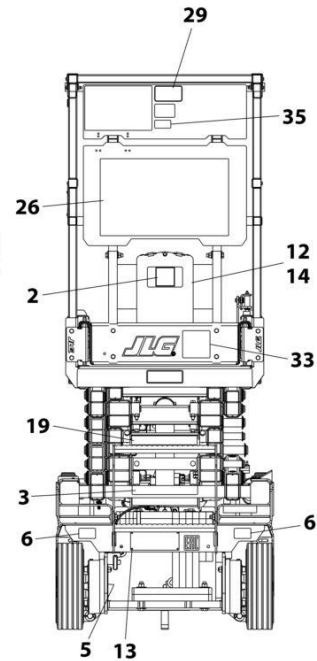
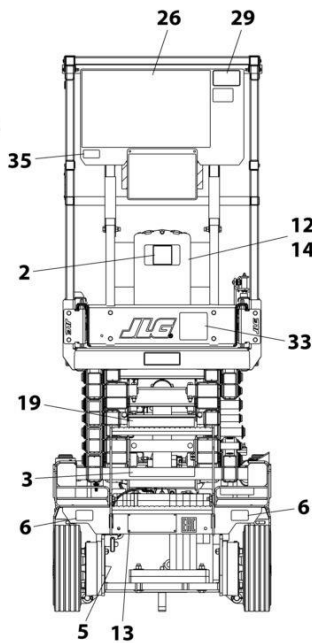
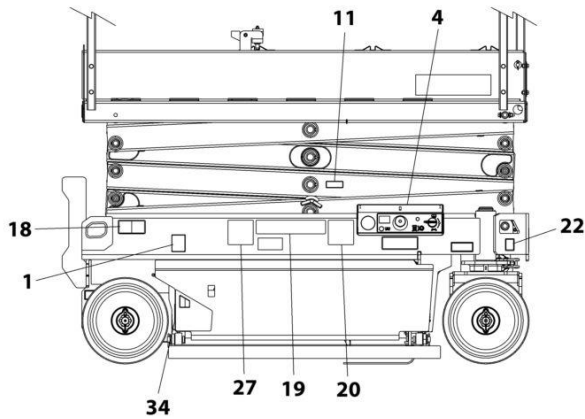


REAR VIEW - FIXED RAILS
(LADDER AND PLATFORM BOX
REMOVED FOR CLARITY)

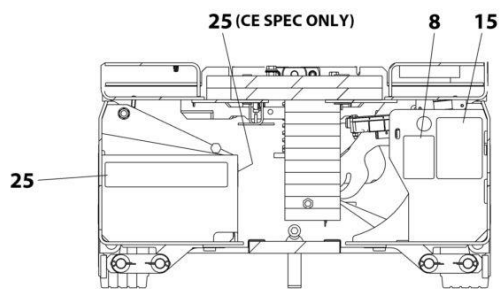
FRONT VIEW

NOTE: ITEMS SHOWN MAY NOT BE REQUIRED FOR ALL SPECS. REFER TO PARTS LISTS FOR USAGE.

NOTE: ADDITIONAL DECALS CALLED OUT ON DECAL INSTALLATION - OPTIONS.



REAR VIEW - FOLD-DOWN RAILS
(LADDER AND PLATFORM BOX REMOVED FOR CLARITY)



DETAIL OF COMPONENTS
INSIDE FRAME TRAYS

ART_1001219265_C

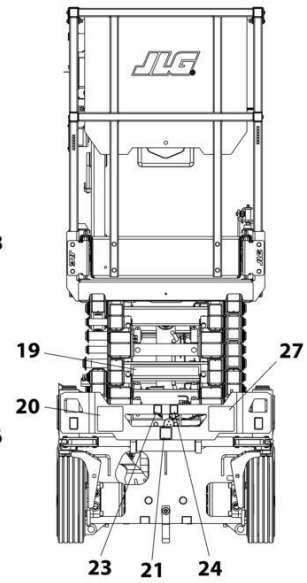
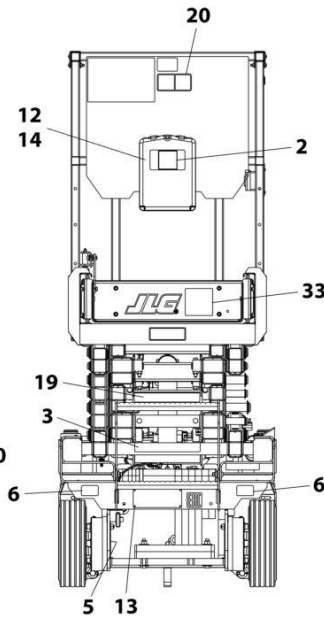
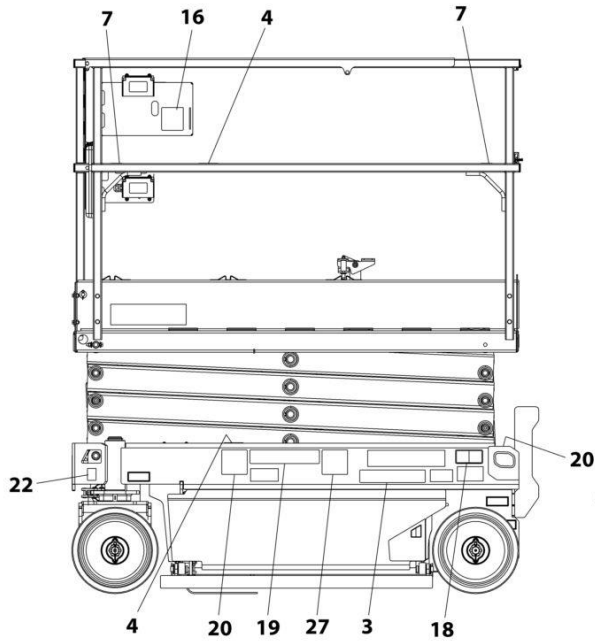
SECTION 8 - DECALS

FIGURE 8-6. DECAL INSTALLATION - CSA SPECS (ENGLISH/FRENCH LANGUAGES)

ITEM	PART NUMBER	QTY	DESCRIPTION	REV
	1001219265	Ref	DECAL INSTALLATION	C
	1001257773	Ref	DECAL CHART DRAWING	G
1	1701504	1	Decal - Hydraulic Oil	
2	1701640	1	Decal - Manual	
3	1704340	2	Decal - Warning Battery Ventilation	
4	1703819	4	Decal - Direction Arrow	
5	1703822	1	Decal - Manual Descent Instruction	
6	1704016	2	Decal - Fork Lift	
7	1704277	2	Decal - Lanyard Attach	
8	1704412	1	Decal - Hydraulic Oil	
11	1001220430	1	Decal - Safety Prop	
12	2080040	5	Fastener	
13	2080057	4	Fastener	
14	8990147	1	Holder, Manual	
15	1001131270	1	Decal - Patent	
16	1001132359	1	Decal - Control Box Locate	
18	1001162864	2	Decal - Lift Up/Tie Down	
19	1001215755	4	Decal - Crushing Hazard	
20	1001211779	4	Decal - Electrocution	
21	1001212290	1	Decal - Tie Down	
22	1001212291	2	Decal - Lifting Lug	
23	1001212292	1	Decal - No Lifting	
24	1001212293	1	Decal - No Forklift	
25	1001146794	1	Decal - Battery/Charger Service	
26	1704684	1	Decal - Danger/Warning	
27	1001215749	4	Decal - Danger Electrocution	
34	1001223971	1	Decal - Yearly Inspection	
35	1001228370	1	Decal - ICES	

SECTION 8 - DECALS

FIGURE 8-7. DECAL INSTALLATION - KOREAN SPECS (ENGLISH/KOREAN LANGUAGES)

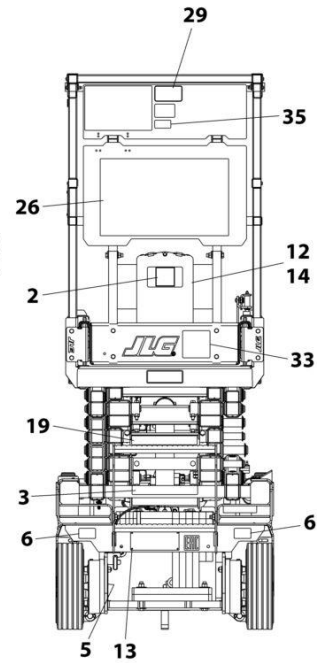
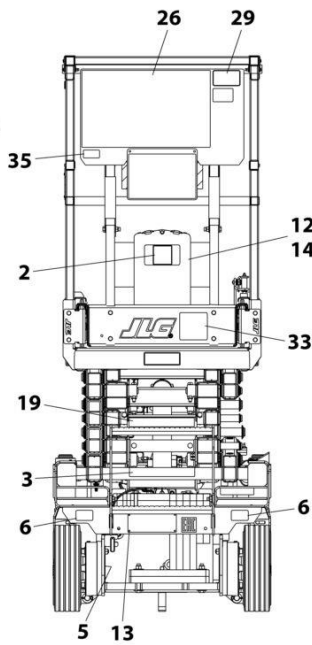
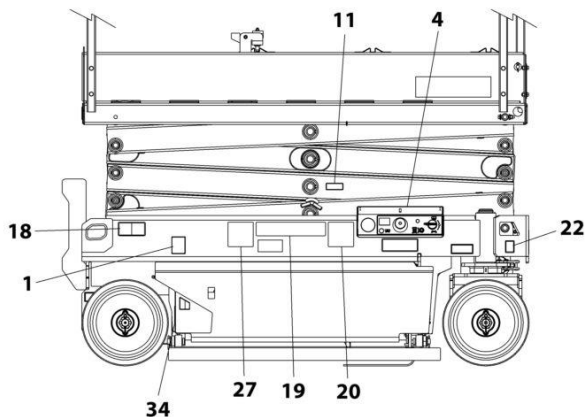


REAR VIEW - FIXED RAILS
(LADDER AND PLATFORM BOX
REMOVED FOR CLARITY)

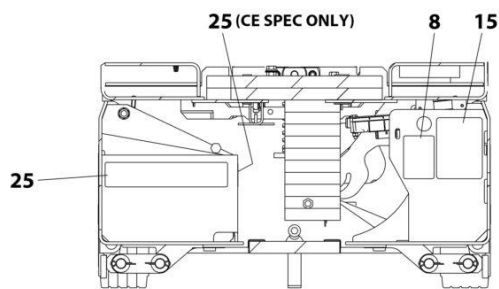
FRONT VIEW

NOTE: ITEMS SHOWN MAY NOT BE REQUIRED FOR ALL SPECS. REFER TO PARTS LISTS FOR USAGE.

NOTE: ADDITIONAL DECALS CALLED OUT ON DECAL INSTALLATION - OPTIONS.



REAR VIEW - FOLD-DOWN RAILS
(LADDER AND PLATFORM BOX REMOVED FOR CLARITY)



DETAIL OF COMPONENTS
INSIDE FRAME TRAYS

ART_1001209908_C

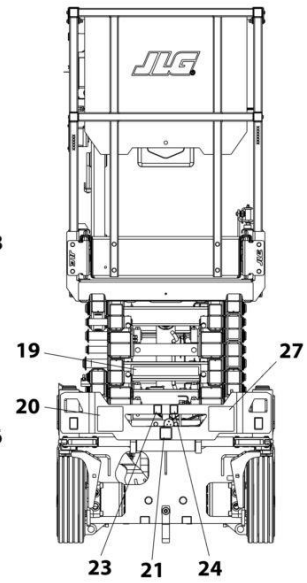
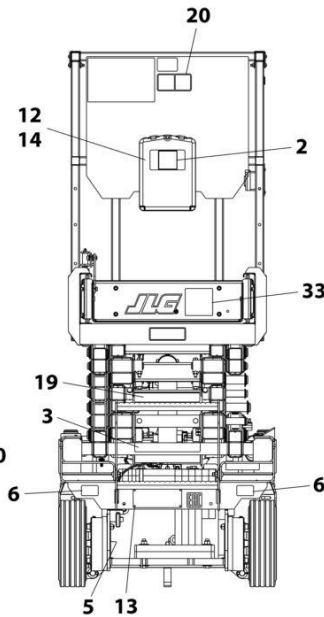
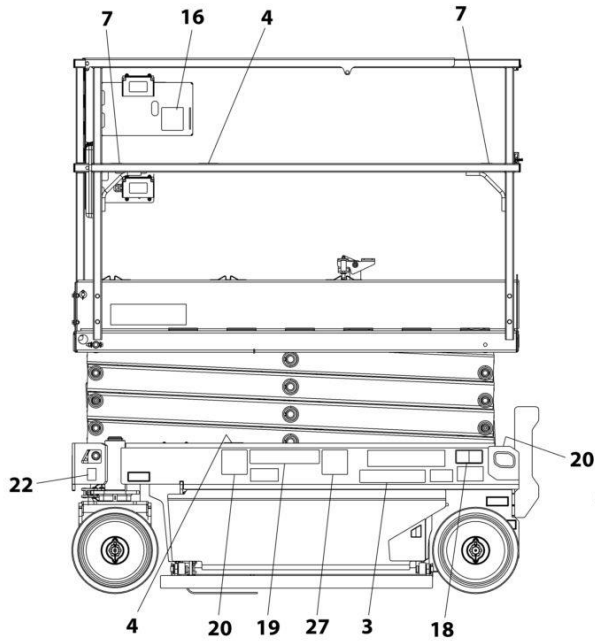
SECTION 8 - DECALS

FIGURE 8-7. DECAL INSTALLATION - KOREAN SPECS (ENGLISH/KOREAN LANGUAGES)

ITEM	PART NUMBER	QTY	DESCRIPTION	REV
	1001209908	Ref	DECAL INSTALLATION	C
	1001257773	Ref	DECAL CHART DRAWING	G
1	1701504	1	Decal - Hydraulic Oil	
2	1701640	1	Decal - Manual	
3	1707022	2	Decal - Warning Battery Ventilation	
4	1703819	4	Decal - Direction Arrow	
5	1703822	1	Decal - Manual Descent Instruction	
6	1704016	2	Decal - Fork Lift	
7	1704277	2	Decal - Lanyard Attach	
8	1704412	1	Decal - Hydraulic Oil	
11	1001220430	1	Decal - Safety Prop	
12	2080040	3	Fastener	
13	2080057	4	Fastener	
14	8990147	1	Holder, Manual	
16	1001132359	1	Decal - Control Box Locate	
18	1001162864	2	Decal - Lift Up/Tie Down	
19	1001215751	4	Decal - Crushing Hazard	
20	1001211779	4	Decal - Electrocution	
21	1001212290	1	Decal - Tie Down	
22	1001212291	2	Decal - Lifting Lug	
23	1001212292	1	Decal - No Lifting	
24	1001212293	1	Decal - No Forklift	
25	1001146794	1	Decal - Battery/Charger Service	
26	1001162115	1	Decal - Danger/Warning	
27	1001215750	4	Decal - Danger Electrocution	
28	1001224048	1	Decal - Yearly Inspection	

SECTION 8 - DECALS

FIGURE 8-8. DECAL INSTALLATION - LATIN AMERICAN SPECS (ENGLISH/SPANISH LANGUAGES)

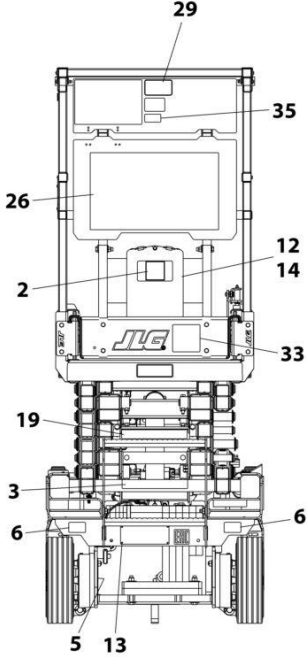
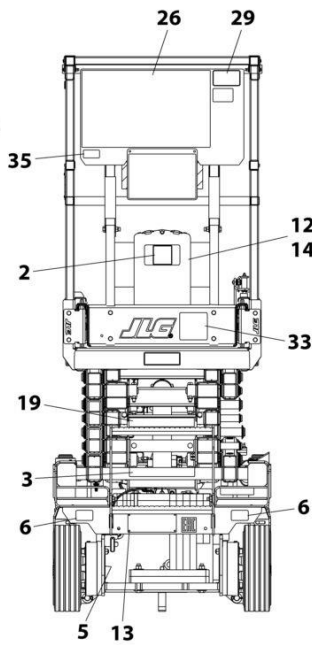
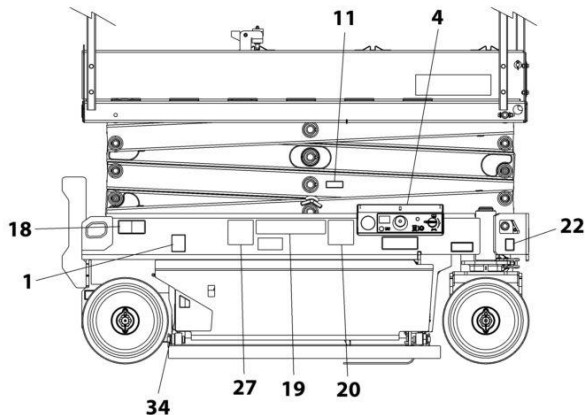


REAR VIEW - FIXED RAILS
(LADDER AND PLATFORM BOX
REMOVED FOR CLARITY)

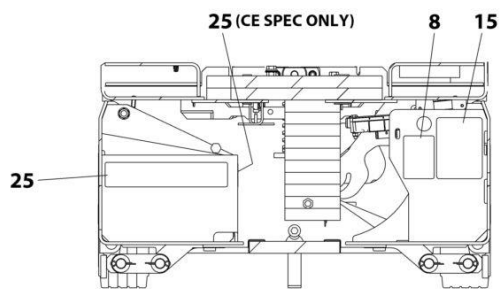
FRONT VIEW

NOTE: ITEMS SHOWN MAY NOT BE REQUIRED FOR ALL SPECS. REFER TO PARTS LISTS FOR USAGE.

NOTE: ADDITIONAL DECALS CALLED OUT ON DECAL INSTALLATION - OPTIONS.



REAR VIEW - FOLD-DOWN RAILS
(LADDER AND PLATFORM BOX REMOVED FOR CLARITY)



DETAIL OF COMPONENTS
INSIDE FRAME TRAYS

ART_1001209911_C

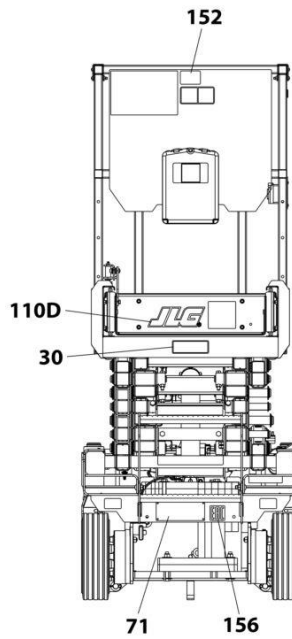
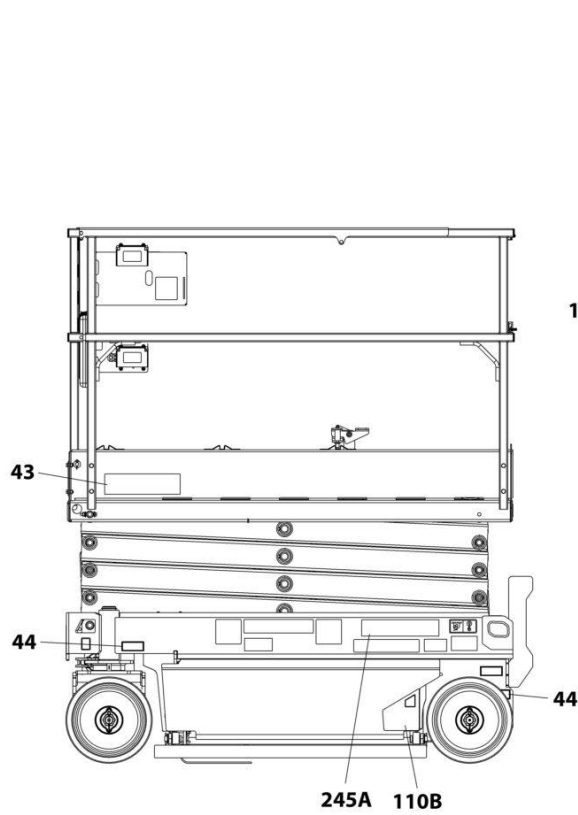
SECTION 8 - DECALS

FIGURE 8-8. DECAL INSTALLATION - LATIN AMERICAN SPECS (ENGLISH/SPANISH LANGUAGES)

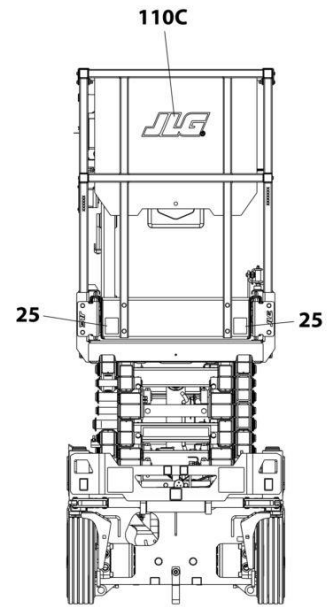
ITEM	PART NUMBER	QTY	DESCRIPTION	REV
	1001209911	Ref	DECAL INSTALLATION	C
	1001257773	Ref	DECAL CHART DRAWING	G
1	1701504	1	Decal - Hydraulic Oil	
2	1701640	1	Decal - Manual	
3	1704339	2	Decal - Warning Battery Ventilation	
4	1703819	4	Decal - Direction Arrow	
5	1703822	1	Decal - Manual Descent Instruction	
6	1704016	2	Decal - Fork Lift	
7	1704277	2	Decal - Lanyard Attach	
8	1704412	1	Decal - Hydraulic Oil	
11	1001220430	1	Decal - Safety Prop	
12	2080040	3	Fastener	
13	2080057	4	Fastener	
14	8990147	1	Holder, Manual	
16	1001132359	1	Decal - Control Box Locate	
18	1001162864	2	Decal - Lift Up/Tie Down	
19	1001215754	4	Decal - Crushing Hazard	
20	1001211779	4	Decal - Electrocution	
21	1001212290	1	Decal - Tie Down	
22	1001212291	2	Decal - Lifting Lug	
23	1001212292	1	Decal - No Lifting	
24	1001212293	1	Decal - No Forklift	
25	1001146794	1	Decal - Battery/Charger Service	
26	1704691	1	Decal - Danger/Warning	
27	1001215748	4	Decal - Danger Electrocution	
34	1001224049	1	Decal - Yearly Inspection	

SECTION 8 - DECALS

FIGURE 8-9. DECAL INSTALLATION - OPTIONS

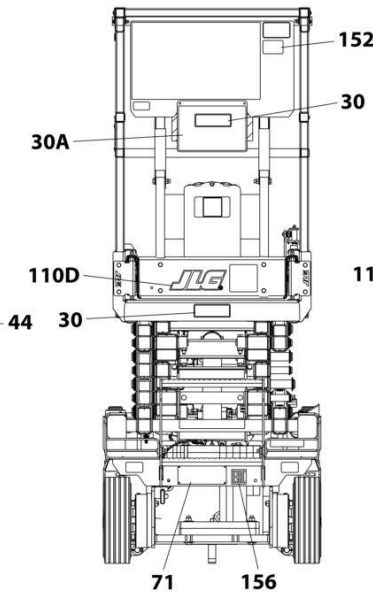
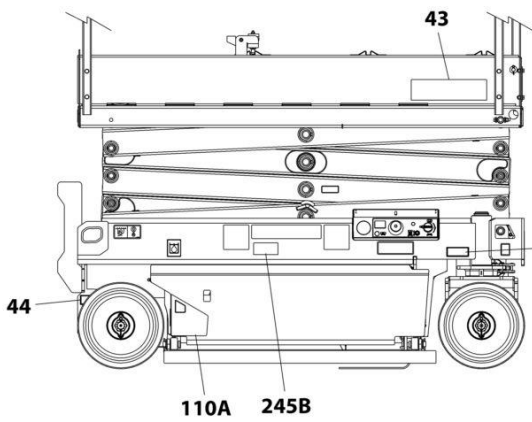


REAR VIEW - FIXED RAILS
(LADDER AND PLATFORM BOX
REMOVED FOR CLARITY)

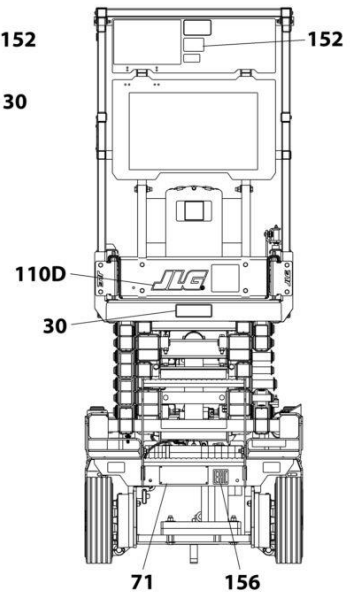


FRONT VIEW

NOTE: ITEMS SHOWN MAY NOT BE REQUIRED
FOR ALL SPECS. REFER TO PARTS LISTS FOR USAGE.



REAR VIEW - FOLD-DOWN RAILS
(LADDER AND PLATFORM BOX REMOVED FOR CLARITY)



ART_DECAL_OPTIONS

SECTION 8 - DECALS

FIGURE 8-9. DECAL INSTALLATION - OPTIONS

ITEM	PART NUMBER	QTY	DESCRIPTION	REV
		Ref	DECAL INSTALLATION - OPTIONS	
	1001257773	Ref	DECAL CHART DRAWING	C
25	1001209906	Ref	Corner Stripes Installation	
25	4420051	2.5 ft /75cm	Tape, Safety	
30		Ref	Decal - Capacity Options	
		Ref	ES1932i:	
30	1001256174	1	Decal - Capacity (507LB/230KG) (All Specs Except Australian Specs)	
30	1001258900	Ref	Decal - Capacity with Plate (ANSI Export, CSA and Korean Specs)	
30	1001225496	1	Decal - Capacity (507LB/230KG) (ANSI Export, CSA and Korean Specs)	
30A	1001216865	1	Plate, Mounting (507LB/230KG) (ANSI Export, CSA and Korean Specs)	
		Ref	ES1932:	
30	1001256176	1	Decal - Capacity (507LB/230KG) (All Specs Except Japanese & Korean Specs)	
30	1001265048	1	Decal - Capacity (507LB/230KG) (Japanese & Korean MOL70 Specs)	
30	1001258822	Ref	Decal - Capacity with Plate (ANSI Export, CSA and Korean Specs)	
30	1001256176	1	Decal - Capacity (507LB/230KG) (ANSI Export, CSA and Korean Specs)	
30A	1001216865	1	Plate, Mounting (507LB/230KG) (ANSI Export, CSA and Korean Specs)	
43		Ref	Decal - Model Designation Options:	
43	1001258320	2	Decal - Model Designation (ES1932i)	
43	1001257177	2	Decal - Model Designation (ES1932)	
44		Ref	Decal - Maximum Tire Load Options:	
44	1705647	4	Decal - Maximum Tire Load (ES1932i)	
44	1705648	4	Decal - Maximum Tire Load (ES1932)	
71	See Note	NSS	Decal - Manufacturers Serial Number (Note: Not Available for Purchase)	
110	1001258754	Ref	JLG Decals Installation	A
110A	1001258322	1	Decal - JLG	
110B	1001258321	1	Decal - JLG	
110C	1001256675	1	Decal - JLG	
110D	1001256676	1	Decal - JLG	
152		Ref	Decal - No Pipe Racks Allowed Options	
152	1001092071	1	Decal - No Pipe Racks Allowed (English) (ANSI, ANSI Export and China Specs)	
152	1001092497	1	Decal - No Pipe Racks Allowed (English) (CE, Japanese & UK CA Specs))	
152	1001120623	1	Decal - No Pipe Racks Allowed (Spanish/ Portuguese) (Brazil Specs)	
152	1001120622	1	Decal - No Pipe Racks Allowed (English/Chinese) (China Specs)	
152	1001092580	1	Decal - No Pipe Racks Allowed (English/French) (CSA Specs)	
152	1001120621	1	Decal - No Pipe Racks Allowed (English/Korean) (Korean Specs)	
152	1001120629	1	Decal - No Pipe Racks Allowed (English/Spanish) (Latin American Specs)	
156	1001173703	1	Decal - EAC (Russian/CIS Specs)	
245	1001236984	Ref	Clearsky Decals Installation	B

SECTION 8 - DECALS

ITEM	PART NUMBER	QTY	DESCRIPTION	REV
245A	1001116208	1	Decal - Clearsky	
245B	1001120989	1	Decal - Radio Frequency	

SECTION 9 - RECOMMENDED SERVICE PARTS STOCK

SECTION 9 - RECOMMENDED SERVICE PARTS STOCK

SECTION 9 - RECOMMENDED SERVICE PARTS STOCK

FIGURE 9-1. RECOMMENDED SERVICE PARTS STOCK

ITEM	PART NUMBER	QTY	DESCRIPTION	REV
		Ref	Note: The following list will service one machine (built to current production per date on the front cover) with emergency repair parts which can be installed in the field. Parts from the list should be replaced when inventory is depleted to keep service parts stock supplied. For further information, contact your JLG dealer or the JLG Industries Parts Department.	
	1001189172	1	Breaker 16Amp Double (CE & UK CA Specs Machines)	
	1001189171	1	Breaker 30mAmp (CE & UK CA Specs Machines)	
	1001181045	1	Breaker 30mAmp/16Amp (CE & UK CA Specs Machines)	
	1600402	1	Controller, Drive/Steer	
	8229234	2	Fuse 10 Amp	
	8229244	2	Fuse 15Amp	
	8229242	2	Fuse 5Amp	
	2860030	1	Key, Replacement	
	3080007	1	Magnet, Latch (Machines with Quik-Fold Rails)	
	1001243528	1	Magnet, Latch (Machines with Standard Fold-Down or Quik-Access Rails)	
	1001200629	1	Module, Control	
	1001228112	1	Module, Platform	
	1001256876	1	Module, System	
	3740150	1	Relay	
	1001146963	1	Sensor, Angle	
	1001186466	1	Sensor, Tilt	
	4360475	1	Switch, Emergency Stop	
	4360469	1	Switch, Key	
	1001226277	1	Switch, Overhead Protection (Korean Specs)	
	4360387	1	Switch, Push Button	
	1001226749	1	Switch, Push Button	
	1001203871	1	Switch, Roller	
	4360328	1	Switch, Toggle	
	4360345	1	Switch, Toggle	

SECTION 10 - SPECIAL OPTIONS/ACCESSORIES/KITS

SECTION 10 - SPECIAL OPTIONS/ACCESSORIES/KITS

SECTION 10 - SPECIAL OPTIONS/ACCESSORIES/KITS

FIGURE 10-1. SPECIAL OPTIONS/ACCESSORIES/KITS

ITEM	PART NUMBER	QTY	DESCRIPTION	REV
		Ref	Note: This list is to accommodate machines ordered with special equipment. Options may not be applicable to all models. For more specific parts information contact the JLG Parts Department.	
		Ref	OPTIONS SPECIAL OPTIONS/ACCESSORIES/KITS	
	1001248689	Ref	Access Control Add-on Kit (Dealer Installed)	
	1001249639	Ref	Anti-Vandalism Package Add-on Kit (Dealer Installed)	
	1001255597	Ref	Battery Charger (Can) Add-on Kit (Dealer Installed)	
	1001249229	Ref	Beacon Single Light Add-on Kit (Dealer Installed)	
	1001249326	Ref	Beacon Dual Light Add-on Kit (Dealer Installed)	
	1001265835	Ref	Cleanguard Leak Containment Installation	
		Ref	ClearSky Installation (Factory Installed) Options:	
	1001278847	Ref	ClearSky Installation - 3-Wire GT1030 (All Specs Except China Specs)	
	1001251144	Ref	ClearSky Installation - Canbus (ANSI, ANSI Export & CSA Specs)	
	1001251145	Ref	ClearSky Installation - Canbus (ANSI Export, CE & UK CA Specs)	
	1001251146	Ref	ClearSky Installation - Canbus (Australian Specs)	
		Ref	ClearSky Add-on Kit (Dealer Installed)	
	1001278848	Ref	ClearSky Add-on Kit - 3-Wire GT1030 (All Specs) (Dealer Installed)	
	1001265376	Ref	ClearSky Add-on Kit - Canbus (Dealer Installed) (ANSI, ANSI Export & CSA Specs)	
	1001237257	Ref	ClearSky Add-on Kit - Canbus (Dealer Installed) (ANSI Export, CE & UK CA Specs)	
	1001248502	Ref	ClearSky Add-on Kit - Canbus (Dealer Installed) (Australian Specs)	
	1001248503	Ref	ClearSky Add-on Kit (Dealer Installed) (China Specs)	
		Ref	Decal Options:	
	1001258633	Ref	Decals Installation - Panel (ES1932 ANSI Specs Only)	
	1001274822	Ref	Decal Kit - ES1932	
	1001251532	Ref	Drive Motor Covers installation	
		Ref	Electrical Connector Kits	
	1001148902	Ref	Amp/Tyco Electrical Connector Kit	
	1001148903	Ref	Deutsch DT Electrical Connector Kit	
	1001148904	Ref	Deutsch HD Electrical Connector Kit	
	1001148905	Ref	Packard Electrical Connector Kit	
	1001148906	Ref	Various Electrical Connector Kit	
	1001217667	Ref	Fire Extinguisher Installation	
	1001241486	Ref	Footswitch Installation Add-on Kit (Dealer Installed)	
	1001208061	Ref	Footswitch Installation (ANSI Export, Korean & Japanese Specs Only)	
	1001223243	Ref	Ground to Platform Cable Installation - Without Platform Coil Cable (Korean Spec Machines with Overhead Protection)	
	1001223244	Ref	Ground to Platform Cable Installation - With Platform Coil Cable (Korean Spec Machines with Overhead Protection)	
	1001220933	Ref	Height Restrictor Switch Installation	
	1001262059	Ref	Invertor Add-on Kit (Dealer Installed)	
	1001250532	Ref	Mobile Control Add-on Kit (Dealer Installed)	
	1001229727	Ref	Overhead Protection Add-on Kit (Dealer Installed)	
	1001270721	Ref	Pipe Racks Add-on Kit (Dealer Installed)	

SECTION 10 - SPECIAL OPTIONS/ACCESSORIES/KITS

ITEM	PART NUMBER	QTY	DESCRIPTION	REV
	1001269651	Ref	Platform Box Cover Kit (Dealer Installed)	
	1001225790	Ref	Platform Extension Deployment Handles Add-on Kit (Dealer Installed)	
	1001262557	Ref	Platform Self Closing Gate Add-on Kit (Dealer Installed)	
	1001262558	Ref	Platform Self Closing Gate Add-on Kit (Dealer Installed)	
	1001272023	Ref	Rail (Dual, Fold Down, Self-Closing Gate) Add-on Kit (Dealer Installed)	
	1001269798	Ref	Rail (Quick Access) Add-on Kit (Dealer Installed)	
	1001224583	Ref	Service Kits List	V
	1001255883	Ref	SkySense Installation - Level 1 (Factory Installed)	
	1001254721	Ref	SkySense Add-on Kit - Level 1 (Dealer Installed)	
		Ref	Tools for Service	
	2901443	1	Analyzer Kit	
	1001232474	1	Benchtop Harness	
	8896941	1	Wire Stripper	
	7002821	1	Wire Crimper (To install wire ends to wires)	
	7002823	1	Pin/Socket Extractor - Universal (To Remove Pins/Sockets from Connectors)	
	4460467	1	Extractor - 16-18 Gauge (For Removal Pins/Sockets from Deutsch Connectors)	
	4460510	1	Extractor - 12-14 Gauge (For Removal of Pins/Sockets from Deutsch Connectors)	
	7002822	1	Screwdriver, Potentiometer (To Adjust Drive Controllers)	
	7016654	1	Screwdriver, Magnetic	
	7004275	1	Seal Installation Tool - 1in	
	7004276	1	Seal Installation Tool - 1-1/2in	
	7002826	1	Seal Installation Tool - 2in	
	1001264614	Ref	Tool Tray Accessory (Dealer Installed)	
	1001269646	Ref	Tool Tray Add-on Kit (Dealer Installed)	

SECTION 10 - SPECIAL OPTIONS/ACCESSORIES/KITS

PART NUMBER INDEX

SECTION 10 - SPECIAL OPTIONS/ACCESSORIES/KITS

0100011.....13, 15, 17, 19, 21, 27, 29, 35, 41, 43, 45, 47, 49, 51, 69, 77, 79, 107, 137, 141, 143, 149, 151, 153, 157	0760610. 29, 77, 79, 101, 107, 165, 171, 173, 175, 183	1001130220 ... 47, 49, 51, 63, 65, 77, 79, 107, 171, 173, 175	1001197396.... 13, 15, 17, 27, 29
0100048.....77, 107	0760612. 47, 49, 59, 112, 116, 120, 128	1001130590 .. 77, 79, 107	1001197457.....242
0100051....87, 89, 91, 93, 95, 97, 99	0760618..... 145	1001131270 313, 323	1001198576.....57
0140030.....171, 173, 175	0760810 137, 197	1001132358 171, 173, 175	1001198935..... 112, 120, 201
0140043.....77, 81, 107	0760812 83, 137, 153, 157	1001132359 313, 315, 317, 319, 321, 323, 325, 327	1001200561.....47
0240054.....193	0760820 197	1001132361 171, 173, 175	1001200629..77, 79, 107, 332
0275216.....221, 301	0760827 17, 27, 215	1001134280 261	1001200631.....77, 79
0275217.....223, 303	0761008 69	1001134289 113, 117, 120, 129	1001200632.....85
0275452.....225, 305	0761012 ... 13, 15, 17, 27, 29, 69	1001134821 165	1001200811.....267, 271, 277, 281, 283
0275453.....227, 307	0761019 145, 161	1001136757 101	1001200812.....267, 269, 285
0275454.....229, 309	0761217 103, 105	1001137675 137	1001200819..... 171, 293
0440223.....187, 195	0861731 ... 299, 305, 307, 309	1001142173 101	1001201087.....267
0440259..13, 15, 17, 207, 209	0861781 301, 303	1001142174 101	1001201129.....271
0440263.....41	0861880 235	1001143009 101	1001201355..... 112, 116, 120, 123
0440264..... 121, 123	0962292 201, 203	1001143010 101	1001201707.....55
0440265..... 121, 123	1001047064 171, 173, 175	1001143501 215	1001201708..... 87, 89, 91
0480100.....185	1001091102 ... 41, 43, 53, 55, 73, 75, 77, 81, 107, 153, 157	1001144147 83, 239	1001201711..... 87, 89, 91
0630183.....137	1001092071 329	1001144295 242	1001201885.....241, 293
0630580.....39	1001092497 329	1001144296 242	1001202184.....277, 279, 287
0630587.77, 81, 101, 107	1001092580 329	1001146794 313, 315, 317, 319, 321, 323, 325, 327	1001202987..... 41, 43
0630613.....61, 125	1001096138 265	1001146963 112, 116, 120, 332	1001202988.....41, 43
0641416.....145	1001100341 301	1001148902 334	1001202994..... 41, 43
0681609.... 13, 15, 19, 21, 27, 29	1001100342 303	1001148903 334	1001202999..... 41, 43
0700412.....77, 81, 107	1001100345 305	1001148904 334	1001203443..... 112, 116, 120, 133
0700608.....193	1001100346 309	1001148905 334	1001203444..... 112, 116, 120
0700610.... 149, 151, 153, 157, 187, 195	1001100347 307	1001148906 334	1001203445..... 112, 116, 120
0700612....29, 41, 43, 45, 51, 63, 65, 77, 79, 107	1001101540 101	1001151629 241	1001203446..... 112, 116, 120
0700614.....31, 33	1001102258 219, 221, 223, 225, 227, 229, 231, 233	1001152266 242	1001203447..... 112, 116, 120
0700616.....181	1001102349 37	1001152483 237	1001203448..... 112, 116, 120
0700617.....77, 79, 107	1001102351 37	1001153785 ... 13, 15, 17, 27, 29	1001203453..... 61
0700620.... 112, 116, 120, 128	1001102353 37	1001154378 143, 161	1001203457..... 61
0700621163	1001102354 37	1001157547 101	1001203630.....277
0700626..... 153, 157	1001102489 245, 247, 249, 251, 253, 255, 257, 259	1001159186 101, 241, 293	1001203631.....281
0700812..... 149, 151	1001102771 263	1001162115 325	1001203835.....215
0700814.....261	1001103012 242	1001162864 313, 315, 317, 319, 321, 323, 325, 327	1001203837.....215
0700815.....41, 43	1001103471 261	1001162886 241	1001203838.....215
0700817 103, 105, 185	1001110544 57	1001162887 241	1001203839.....215
0700818.... 139, 141, 143, 145, 149, 151, 153, 157, 161, 163	1001112112 87, 97	1001163340 241	1001203840.....215
0700819....29, 133, 135, 165	1001114467 39	1001173703 329	1001203844.....215
0700820.....143	1001116208 330	1001180205 193	1001203846.....215
0700823.....41, 43	1001116733 265	1001181045 235, 332	1001203869..... 41
0700835.... 171, 173, 175	1001116812 83, 242, 263	1001182806 59	1001203870..... 41
0701014.....65	1001118274 83	1001186466 45, 332	1001203871 41, 153, 157, 332
0701015.... 103, 105, 112, 116, 120, 128	1001118812 83, 239	1001187587 143, 145, 149, 151, 153, 157, 161	1001203872..... 41, 43
0701019.....125, 181	1001120204 221, 223, 225, 227, 229	1001187781 .. 77, 81, 107	1001203973..... 121, 123, 129
0701021.... 112, 116, 120, 128, 133, 135	1001120205 235, 237	1001187816 231	1001203974..... 121, 123, 129
0701024.....125	1001120621 329	1001188116 231	1001203975..... 121, 123, 129
0711219.....35	1001120622 329	1001189171 237, 332	1001203976..... 121, 123, 129
0760310.....273, 275	1001120623 329	1001189172 237, 332	1001204087.....112
076040873, 75, 219, 221, 223, 225, 227, 229, 231	1001120629 329	1001189762 187, 195	
0760608.... 145, 161, 183	1001120989 330	1001192401 83, 242	
	1001125483 101	1001194421 241, 293	
	1001125677 83, 239, 242		

SECTION 10 - SPECIAL OPTIONS/ACCESSORIES/KITS

1001204311 112, 116, 120, 128	1001210401..... 87, 89, 91, 97	1001217667.....334	1001228112 173, 175, 332
1001204312 112, 116, 120, 128	1001210440..... 101	1001217842.....265	1001228123 87, 89, 91
1001204495 59	1001210442..... 143, 161	1001218285..... 171, 173, 175	1001228184 181
1001204621 121, 123, 129	1001210443..... 161	1001218307.....41, 43	1001228370 313, 319, 323
1001204994 112, 116, 120	1001210444..... 143, 161	1001218573..... 103	1001228388 263
1001205156 133, 135	1001210445..... 161	1001219171.....315	1001228406 103, 105
1001205409 241	1001210446..... 145, 161	1001219172.....315	1001229110 87, 89, 91
1001205410 241	1001210447..... 161	1001219265.....323	1001229722 143
1001205411 241	1001210458..... 143, 161	1001220216..... 181	1001229723 143
1001205412 241	1001210586..... 139, 141, 143, 149, 151, 153, 157, 161	1001220409..... 165	1001229727 334
1001205422 137	1001210605..... 101	1001220410..... 165	1001229732 143
1001205423 137	1001210878..... 101	1001220430.....313, 315, 317, 319, 321, 323, 325, 327	1001229733 143
1001205424 137	1001210879..... 101	1001220570..... 13, 207	1001229734 143
1001205430 137	1001210881..... 101	1001220893..... 171, 173, 175	1001229739 143
1001205598 51	1001210882..... 101	1001220933..... 334	1001229740 143
1001205709 133	1001210963..... 139, 141, 143, 145, 149, 151, 153, 157, 161	1001220995..... 165	1001229741 143
1001205751 13	1001211777..... 313	1001221244..... 181	1001229742 143
1001206207 139	1001211779..... 313, 319, 321, 323, 325, 327	1001221275..... 181	1001229792 103
1001206217 139	1001212035..... 293	1001221276..... 181	1001230248 143
1001206222 139	1001212036..... 293	1001221475..... 137	1001230249 143
1001206224 139, 141	1001212068..... 41, 43	1001221476..... 137	1001230839 269, 279
1001206225 139, 161	1001212068..... 41, 43	1001221949..... 249	1001230932 269
1001206226 139, 145, 149, 151, 153, 157, 161	1001212290..... 313, 315, 317, 319, 321, 323, 325, 327	1001222587..... 163	1001230933 279
1001206228 139	1001212291..... 313, 315, 317, 319, 321, 323, 325, 327	1001222687..... 112, 116, 120, 289	1001231268 112, 116, 120, 128
1001206487 112, 116, 120, 128	1001212292..... 313, 315, 317, 319, 321, 323, 325, 327	1001222914..... 181	1001231405 143
1001207009 47, 49	1001212292..... 313, 315, 317, 319, 321, 323, 325, 327	1001223055..... 313	1001231801 313
1001207293 85	1001212292..... 313, 315, 317, 319, 321, 323, 325, 327	1001223243..... 334	1001232257 143
1001207494 .. 77, 79, 107	1001212293..... 313, 315, 317, 319, 321, 323, 325, 327	1001223244..... 334	1001232474 335
1001207806 139	1001212293..... 313, 315, 317, 319, 321, 323, 325, 327	1001223262..... 281	1001232586 197
1001207807 161	1001213554..... 121, 123, 129	1001223263..... 271	1001234204 112, 116, 120, 128
1001207970 247	1001213886..... 171, 173, 175	1001223650..... 285	1001234395 145
1001207973 259	1001214217..... 45	1001223651..... 287	1001235104 112, 116, 128
1001207974 245, 251, 253, 255, 257, 261	1001214347..... 89, 99	1001223835..... 141, 143	1001235536 183
1001208058 87	1001214526..... 41, 43	1001223971..... 319, 323	1001235541 133, 135
1001208061 334	1001214810..... 103, 105	1001224048..... 325	1001235559 .. 77, 79, 107
1001208073 161	1001215216..... 57	1001224049..... 327	1001235863 183
1001208852 137	1001215747..... 321	1001224051..... 321	1001235924 183
1001208930 219	1001215748..... 317, 327	1001224052..... 317	1001235941 185
1001208931 233	1001215749..... 319, 323	1001224468..... 181	1001236129 137
1001208938 231	1001215750..... 325	1001224583..... 335	1001236139 47, 49, 51
1001209482 225, 227, 237	1001215751..... 325	1001224604..... 125	1001236507 183
1001209596 171	1001215752..... 321	1001224608..... 125	1001236984 329
1001209682 .. 77, 79, 107	1001215752..... 321	1001224614..... 125	1001237212 242
1001209776 221, 223, 229, 235	1001215754..... 327	1001224620..... 125	1001237257 334
1001209906 329	1001215755..... 319, 323	1001224622..... 125	1001238392 83
1001209907 313	1001215762..... 77, 79	1001224623..... 125	1001239224 53, 55, 57
1001209908 325	1001215953..... 41, 43	1001225164..... 112, 116, 120, 128	1001239544 273, 275
1001209909 321	1001216180..... 93	1001225496..... 329	1001239661 53, 55
1001209910 317	1001216250..... 89	1001225790..... 335	1001241486 334
1001209911 327	1001216648..... 317	1001226277..... 181, 332	1001241604 121, 123, 129
1001209913 319	1001216650..... 317	1001226423..... 35	1001241605 121, 123, 129
1001209914 315	1001216823..... 163	1001226487 13, 15, 19, 27, 29	1001242539 53, 55
1001210064 137	1001216865..... 329	1001226749..... 171, 173, 175, 332	1001242697 53
1001210079 83	1001217043..... 137	1001226791 112, 116, 120, 128	1001243232 ... 93, 95, 97, 99
1001210302 139, 141, 143, 149, 151, 153, 157, 161	1001217059..... 45	1001227219..... 261	1001243233 ... 93, 95, 97, 99
	1001217164..... 235, 237	1001227267 261	1001243528 145, 332
		1001227966..... 63, 65	1001244298 321
			1001247862 55

SECTION 10 - SPECIAL OPTIONS/ACCESSORIES/KITS

1001247926.....91	1001255421 149, 151, 154, 158	1001258411 146	1001264310.....93, 95, 99
1001248502.....334	1001255428 149, 151, 154, 158	1001258427 13, 15, 27	1001264614.....335
1001248503.....334	1001255430 149, 151, 154, 158	1001258428 13, 15, 27	1001265048.....329
1001248612.....39	1001255442 149, 151, 154, 158	1001258446 171, 173, 175	1001265376.....334
1001248631.....245	1001255457 149, 151, 154, 158	1001258498 91, 95	1001265835.....334
1001248632.....247	1001255470 149, 151, 153, 157	1001258528 145	1001268506...77, 79, 107
1001248633.....261	1001255491 149, 151, 154, 158	1001258617 145	1001269507.... 15, 17, 27, 29
1001248634.....249	1001255505 149, 153	1001258618 145	1001269646.....335
1001248689.....334	1001255506 215	1001258620 145	1001269651.....335
1001248773.....83	1001255555 103	1001258633 334	1001269704.....31
1001249082.....145	1001255597 334	1001258691 83	1001269798.....335
1001249096.....145	1001255883 335	1001258704 145	1001269944.....273
1001249107.....145	1001255885 .. 77, 79, 107	1001258754 329	1001269947.....273
1001249109.....145	1001255932 77	1001258768 251	1001269949.....273
1001249110.....146	1001255933 .. 77, 81, 107	1001258770 253	1001269999.....175
1001249111.....145	1001255934 . 77, 81, 107, 265	1001258771 255	1001270443.....273
1001249112.....146	1001256129 13	1001258772 257	1001270470..... 173, 175
1001249114.....145	1001256130 35	1001258822 329	1001270471..... 173, 175
1001249229.....334	1001256174 329	1001258900 329	1001270533.....185
1001249326.....334	1001256176 329	1001258955 69	1001270631.....185
1001249639.....334	1001256288 69	1001258956 69	1001270721.....334
1001249668.....97, 99	1001256323 93	1001259015 ... 13, 15, 19, 21, 27	1001270823.....33
1001250162.... 13, 15, 21, 27, 29	1001256324 95	1001259017 ... 93, 95, 97, 99	1001270834.....75
1001250378.....41	1001256325 97	1001259102 149, 151, 153, 157	1001270855.....185
1001250431.....63	1001256326 99	1001259105 149, 151, 154, 158	1001270899.....273
1001250532.....334	1001256327 ... 93, 95, 97, 99	1001259106 149, 151, 154, 158	1001271412.....185
1001251144.....334	1001256328 ... 93, 95, 97, 99	1001259107 149, 151, 154, 158	1001271574.....33
1001251145.....334	1001256329 ... 93, 95, 97, 99	1001260501 73, 75	1001272023.....335
1001251146.....334	1001256330 69	1001260503 73, 75	1001272614.....57
1001251232..... 103, 105	1001256471 145	1001260504 73, 75	1001272889.....57
1001251233..... 103, 105	1001256503 261	1001260861 73, 75	1001273907..... 187, 195
1001251234..... 103, 105	1001256642 47, 49	1001260862 73, 75	1001273909..... 187, 195
1001251235..... 103, 105	1001256643 51	1001260887 73, 75	1001273957..... 189, 191
1001251242..... 103	1001256657 149, 151, 153, 157	1001260985 79	1001273958..... 191
1001251383..... 145	1001256675 145, 329	1001260986 81	1001273959..... 193
1001251388..... 145	1001256676 329	1001261040 145	1001273960..... 195
1001251436..... 41, 43	1001256741 ... 13, 15, 19, 21, 24, 27	1001261131 179	1001273961..... 197
1001251437..... 41, 43	1001256744 101	1001261149 149, 153	1001273962..... 197
1001251532..... 334	1001256746 101	1001262059 334	1001273964..... 197
1001251855..... 193	1001256787 117, 203	1001262150 179	1001273965..... 197
1001252626..... 187, 195	1001256788 .. 15, 17, 209	1001262299 33, 117	1001274026..... 197, 297
1001253039..... 65	1001256876 .. 77, 79, 332	1001262464 31, 33	1001274168..... 179
1001253153..... 113, 116, 120, 128	1001256936 69	1001262557 335	1001274235..... 29
1001253280..... 221, 223, 225, 227, 229	1001257121 101	1001262558 335	1001274484..... 69, 71
1001253358..... 215	1001257138 .. 77, 79, 107	1001262581 73, 75	1001274559.. 77, 79, 173, 175
1001253359..... 65	1001257177 329	1001262655 171	1001274604..... 167, 169, 171
1001253800..... 179	1001257773 313, 315, 317, 319, 321, 323, 325, 327, 329	1001263256 47	1001274605..... 171, 175
1001253807..... 283	1001257890 145	1001263257 49	1001274613..... 173
1001253952..... 49	1001258320 329	1001263259 51	1001274659..... 171
1001254027 ... 49, 83, 239	1001258321 329	1001263294 259	1001274660..... 173
1001254028..... 49, 263	1001258322 329	1001263358 73	1001274822..... 334
1001254225..... 215	1001258356 83	1001263359 73	1001274837..... 189, 191
1001254226..... 215		1001263509 116	1001274838..... 187, 195
1001254227..... 215		1001263537 15	1001275538..... 193
1001254636..... 225		1001263785 73	1001275631..... 189, 191
1001254637..... 227		1001263805 153, 157	1001276585..... 128
1001254638..... 229		1001263808 153, 157	1001276659..... 107
1001254639..... 221		1001263850 153, 157	1001276696..... 27, 29
1001254640..... 223		1001264079 153, 157	1001276701... 27, 29, 211
1001254721..... 335		1001264110 153, 157	1001276704..... 105
1001254825..... 145			1001276705..... 135
1001255417..... 149, 151			1001276707..... 128, 135
1001255420..... 149, 151, 154, 158			1001276715..... 105
			1001276716..... 105

SECTION 10 - SPECIAL OPTIONS/ACCESSORIES/KITS

1001276717 105	1061034 ... 112, 116, 120, 128	2221116.... 112, 116, 120, 128	3321402... 112, 116, 120, 128
1001276718 43	1061041 197, 295	2400060.....241, 242, 263	3331211 35
1001276720 43	1062255 83	2400061.....295	3340962... 112, 116, 120, 128, 149, 151, 153, 157
1001276721 43	1120555 189, 191	2400066.....295	3421453 187, 193, 195
1001276722 43	1320318 29	2420172.....77, 79	3422219... 145, 161, 167, 169, 187, 189, 191, 195
1001276725 128	1321293 .. 47, 49, 51, 101	2560088..... 151, 158, 163	3422661 185
1001276726 129	1321752 .. 17, 27, 29, 215	2560190.....163	3423037 ... 13, 15, 17, 27, 29
1001276727 129	1380132 163	2600281.... 139, 141, 143, 145, 149, 151, 153, 157, 161	3423243 103, 105
1001276728 128	1380153 ... 13, 15, 17, 27, 29	2700100..... 189, 191	3423278 171, 173, 175
1001276729 128	1580023 189, 191	2780266.....35, 37	3430636 41, 43
1001276730 128	1580024 189, 191	280013..... 113, 120	3430814 137
1001276731 128	1600402 ... 171, 173, 175, 177, 332	2860030..... 77, 79, 332	3430816 137
1001276732 128	1671207 299	2901443 335	3431212 41, 43
1001276733 128	1701504 ... 313, 315, 317, 319, 321, 323, 325, 327	2902431..... 219, 299	3431218 41, 43
1001276734 129, 205	1701640 ... 313, 315, 317, 319, 321, 323, 325, 327	2940129..... 149, 153	3450302 41, 43
1001276738 107	1702010 183	3080007.... 139, 141, 143, 149, 151, 153, 157, 161, 332	3450303 103, 105
1001276740 107	1702155 ... 87, 89, 91, 93, 95, 97, 99	3252507.... 223, 225, 227, 229, 231, 233	3450403 137
1001276741 43	1703464 219, 221	3290305..53, 55, 57, 273, 275	3450406 37
1001276743 43	1703813 313	3290405....41, 43, 73, 75, 77, 81, 101, 107, 112, 116, 120, 128, 149, 151, 153, 157, 165, 171, 173, 175, 219, 221, 223, 225, 227, 229, 231	3450505 41, 43
1001276979 107	1703816 313	3290405....41, 43, 73, 75, 77, 81, 101, 107, 112, 116, 120, 128, 149, 151, 153, 157, 165, 171, 173, 175, 219, 221, 223, 225, 227, 229, 231	3460334 189, 191
1001277151 57	1703819 ... 171, 173, 175, 313, 315, 317, 319, 321, 323, 325, 327	3290405....41, 43, 73, 75, 77, 81, 101, 107, 112, 116, 120, 128, 149, 151, 153, 157, 165, 171, 173, 175, 219, 221, 223, 225, 227, 229, 231	3520072 ... 125, 139, 141, 143, 145, 149, 151, 153, 157, 161, 187, 195
1001277396 57	1703822 ... 313, 315, 317, 319, 321, 323, 325, 327	3290405....41, 43, 73, 75, 77, 81, 101, 107, 112, 116, 120, 128, 149, 151, 153, 157, 165, 171, 173, 175, 219, 221, 223, 225, 227, 229, 231	3520176 193
1001277863 29	1704016 ... 313, 315, 317, 319, 321, 323, 325, 327	3290405....41, 43, 73, 75, 77, 81, 101, 107, 112, 116, 120, 128, 149, 151, 153, 157, 165, 171, 173, 175, 219, 221, 223, 225, 227, 229, 231	3574505 183
1001277864 29	1704260 171, 173, 175	3290405....41, 43, 73, 75, 77, 81, 101, 107, 112, 116, 120, 128, 149, 151, 153, 157, 165, 171, 173, 175, 219, 221, 223, 225, 227, 229, 231	374015077, 81, 101, 107, 332
1001277865 29	1704277 ... 313, 315, 317, 319, 321, 323, 325, 327	3290405....41, 43, 73, 75, 77, 81, 101, 107, 112, 116, 120, 128, 149, 151, 153, 157, 165, 171, 173, 175, 219, 221, 223, 225, 227, 229, 231	3760115... 112, 116, 120, 128
1001278847 334	1704339 327	3290405....41, 43, 73, 75, 77, 81, 101, 107, 112, 116, 120, 128, 149, 151, 153, 157, 165, 171, 173, 175, 219, 221, 223, 225, 227, 229, 231	3760170... 112, 116, 120, 128, 187, 189, 191, 193, 195
1001278848 334	1704340 319, 323	3290405....41, 43, 73, 75, 77, 81, 101, 107, 112, 116, 120, 128, 149, 151, 153, 157, 165, 171, 173, 175, 219, 221, 223, 225, 227, 229, 231	3760217... 13, 15, 17, 27, 29
1001279476 153, 157	1704341 317	3290405....41, 43, 73, 75, 77, 81, 101, 107, 112, 116, 120, 128, 149, 151, 153, 157, 165, 171, 173, 175, 219, 221, 223, 225, 227, 229, 231	3760387... 112, 116, 120, 128
1001279477 153, 157	1704344 321	3290405....41, 43, 73, 75, 77, 81, 101, 107, 112, 116, 120, 128, 149, 151, 153, 157, 165, 171, 173, 175, 219, 221, 223, 225, 227, 229, 231	3820019 163
1001279795 73	1704412 ... 313, 315, 317, 319, 321, 323, 325, 327	3290405....41, 43, 73, 75, 77, 81, 101, 107, 112, 116, 120, 128, 149, 151, 153, 157, 165, 171, 173, 175, 219, 221, 223, 225, 227, 229, 231	3820032 145
1001280431 27, 29	1704684 319, 323	3290405....41, 43, 73, 75, 77, 81, 101, 107, 112, 116, 120, 128, 149, 151, 153, 157, 165, 171, 173, 175, 219, 221, 223, 225, 227, 229, 231	3841143... 103, 105, 112, 116, 120, 128
1001280432 107	1704691 327	3290405....41, 43, 73, 75, 77, 81, 101, 107, 112, 116, 120, 128, 149, 151, 153, 157, 165, 171, 173, 175, 219, 221, 223, 225, 227, 229, 231	3841675 187, 195
1001282611 151, 158	1704699 317	3290405....41, 43, 73, 75, 77, 81, 101, 107, 112, 116, 120, 128, 149, 151, 153, 157, 165, 171, 173, 175, 219, 221, 223, 225, 227, 229, 231	3860111 ... 139, 145, 149, 151, 153, 157, 161
1001282612 151, 158	1705195 321	3290405....41, 43, 73, 75, 77, 81, 101, 107, 112, 116, 120, 128, 149, 151, 153, 157, 165, 171, 173, 175, 219, 221, 223, 225, 227, 229, 231	3900355 189, 191
1001282613 151, 157	1705647 329	3290405....41, 43, 73, 75, 77, 81, 101, 107, 112, 116, 120, 128, 149, 151, 153, 157, 165, 171, 173, 175, 219, 221, 223, 225, 227, 229, 231	3900381 261
1001283415 107, 241	1705648 329	3290405....41, 43, 73, 75, 77, 81, 101, 107, 112, 116, 120, 128, 149, 151, 153, 157, 165, 171, 173, 175, 219, 221, 223, 225, 227, 229, 231	3910804 77, 79, 107
1001285320 120, 128	1705670 315	3290405....41, 43, 73, 75, 77, 81, 101, 107, 112, 116, 120, 128, 149, 151, 153, 157, 165, 171, 173, 175, 219, 221, 223, 225, 227, 229, 231	3931412 189, 191
1001285657 167, 169	1705997 189, 191	3290405....41, 43, 73, 75, 77, 81, 101, 107, 112, 116, 120, 128, 149, 151, 153, 157, 165, 171, 173, 175, 219, 221, 223, 225, 227, 229, 231	3931508 189, 191
1001285658 167	1706679 77, 79, 107	3290405....41, 43, 73, 75, 77, 81, 101, 107, 112, 116, 120, 128, 149, 151, 153, 157, 165, 171, 173, 175, 219, 221, 223, 225, 227, 229, 231	4010310 53, 55
1001285659 169	1707022 325	3290405....41, 43, 73, 75, 77, 81, 101, 107, 112, 116, 120, 128, 149, 151, 153, 157, 165, 171, 173, 175, 219, 221, 223, 225, 227, 229, 231	4010408 165
1001285829 120, 291	2080040 ... 137, 139, 141, 143, 145, 149, 151, 153, 157, 161, 313, 315, 317, 319, 321, 323, 325, 327	3290405....41, 43, 73, 75, 77, 81, 101, 107, 112, 116, 120, 128, 149, 151, 153, 157, 165, 171, 173, 175, 219, 221, 223, 225, 227, 229, 231	4010417 153, 157
1001286159 175	2080043 145	3290405....41, 43, 73, 75, 77, 81, 101, 107, 112, 116, 120, 128, 149, 151, 153, 157, 165, 171, 173, 175, 219, 221, 223, 225, 227, 229, 231	4010608... 139, 141, 143, 145, 149, 151, 153, 157, 161
1001286164 275	2080057 ... 313, 315, 317, 319, 321, 323, 325, 327	3290405....41, 43, 73, 75, 77, 81, 101, 107, 112, 116, 120, 128, 149, 151, 153, 157, 165, 171, 173, 175, 219, 221, 223, 225, 227, 229, 231	4010610... 221, 223, 225, 227, 229
1001286165 175	2220373 215	3290405....41, 43, 73, 75, 77, 81, 101, 107, 112, 116, 120, 128, 149, 151, 153, 157, 165, 171, 173, 175, 219, 221, 223, 225, 227, 229, 231	4010616... 139, 149, 151, 153, 157, 161
1001286166 275	2220375 215	3290405....41, 43, 73, 75, 77, 81, 101, 107, 112, 116, 120, 128, 149, 151, 153, 157, 165, 171, 173, 175, 219, 221, 223, 225, 227, 229, 231	4010617 143, 161
1001286509 141	2220415 215	3290405....41, 43, 73, 75, 77, 81, 101, 107, 112, 116, 120, 128, 149, 151, 153, 157, 165, 171, 173, 175, 219, 221, 223, 225, 227, 229, 231	4010618... 139, 141, 143, 145, 149, 151, 153, 157, 161
1001286510 141	2220497 215	3290405....41, 43, 73, 75, 77, 81, 101, 107, 112, 116, 120, 128, 149, 151, 153, 157, 165, 171, 173, 175, 219, 221, 223, 225, 227, 229, 231	
1001286512 141	2220502 215	3290405....41, 43, 73, 75, 77, 81, 101, 107, 112, 116, 120, 128, 149, 151, 153, 157, 165, 171, 173, 175, 219, 221, 223, 225, 227, 229, 231	
1001286514 141	2220828 215	3290405....41, 43, 73, 75, 77, 81, 101, 107, 112, 116, 120, 128, 149, 151, 153, 157, 165, 171, 173, 175, 219, 221, 223, 225, 227, 229, 231	
1001286517 141	2220883 203	3290405....41, 43, 73, 75, 77, 81, 101, 107, 112, 116, 120, 128, 149, 151, 153, 157, 165, 171, 173, 175, 219, 221, 223, 225, 227, 229, 231	
1001286522 141		3290405....41, 43, 73, 75, 77, 81, 101, 107, 112, 116, 120, 128, 149, 151, 153, 157, 165, 171, 173, 175, 219, 221, 223, 225, 227, 229, 231	
1001286627 141		3290405....41, 43, 73, 75, 77, 81, 101, 107, 112, 116, 120, 128, 149, 151, 153, 157, 165, 171, 173, 175, 219, 221, 223, 225, 227, 229, 231	
1001286736 151, 157		3290405....41, 43, 73, 75, 77, 81, 101, 107, 112, 116, 120, 128, 149, 151, 153, 157, 165, 171, 173, 175, 219, 221, 223, 225, 227, 229, 231	
1001286868 120		3290405....41, 43, 73, 75, 77, 81, 101, 107, 112, 116, 120, 128, 149, 151, 153, 157, 165, 171, 173, 175, 219, 221, 223, 225, 227, 229, 231	
1001287711 185		3290405....41, 43, 73, 75, 77, 81, 101, 107, 112, 116, 120, 128, 149, 151, 153, 157, 165, 171, 173, 175, 219, 221, 223, 225, 227, 229, 231	
1001288492 19, 21		3290405....41, 43, 73, 75, 77, 81, 101, 107, 112, 116, 120, 128, 149, 151, 153, 157, 165, 171, 173, 175, 219, 221, 223, 225, 227, 229, 231	
1001288493 17, 19		3290405....41, 43, 73, 75, 77, 81, 101, 107, 112, 116, 120, 128, 149, 151, 153, 157, 165, 171, 173, 175, 219, 221, 223, 225, 227, 229, 231	
1001288494 17, 21		3290405....41, 43, 73, 75, 77, 81, 101, 107, 112, 116, 120, 128, 149, 151, 153, 157, 165, 171, 173, 175, 219, 221, 223, 225, 227, 229, 231	
1001288495 17		3290405....41, 43, 73, 75, 77, 81, 101, 107, 112, 116, 120, 128, 149, 151, 153, 157, 165, 171, 173, 175, 219, 221, 223, 225, 227, 229, 231	
1001291630 173		3290405....41, 43, 73, 75, 77, 81, 101, 107, 112, 116, 120, 128, 149, 151, 153, 157, 165, 171, 173, 175, 219, 221, 223, 225, 227, 229, 231	
1001294256 128		3290405....41, 43, 73, 75, 77, 81, 101, 107, 112, 116, 120, 128, 149, 151, 153, 157, 165, 171, 173, 175, 219, 221, 223, 225, 227, 229, 231	
1001295195 128		3290405....41, 43, 73, 75, 77, 81, 101, 107, 112, 116, 120, 128, 149, 151, 153, 157, 165, 171, 173, 175, 219, 221, 223, 225, 227, 229, 231	
1060379 ... 185, 187, 189, 191, 193, 195		3290405....41, 43, 73, 75, 77, 81, 101, 107, 112, 116, 120, 128, 149, 151, 153, 157, 165, 171, 173, 175, 219, 221, 223, 225, 227, 229, 231	
1060908 235, 237		3290405....41, 43, 73, 75, 77, 81, 101, 107, 112, 116, 120, 128, 149, 151, 153, 157, 165, 171, 173, 175, 219, 221, 223, 225, 227, 229, 231	
1060998 ... 87, 89, 91, 93, 95, 97, 99		3290405....41, 43, 73, 75, 77, 81, 101, 107, 112, 116, 120, 128, 149, 151, 153, 157, 165, 171, 173, 175, 2	

SECTION 10 - SPECIAL OPTIONS/ACCESSORIES/KITS

4031506.... 149, 151, 153, 157	4460260..... 241	4460944 83, 239, 241, 242, 263, 267, 269, 271, 273, 275, 277, 279, 281, 283	4812500..... 41, 43
4031509..... 171, 173, 175	4460265..... 293		4831600..... 261
4031511.41, 43, 153, 157	4460267..... 293		4846757.... 13, 15, 17, 27, 29
4031512.... 112, 116, 120, 128	4460315..... 219, 231		4891600.... 13, 15, 19, 21, 27, 29
4031708... 45, 51, 77, 107	4460320..... 241	4460956 235	4923328.... 87, 89, 91, 93, 95, 97, 99
4031709..... 79	4460346..... 299	4460957 235	
4060803 63, 65, 171, 173, 175	4460418 101, 241, 293	4460965 241	
4060906..... 171, 173, 175	4460424 47, 49, 263	4460966 242	
4071095..... 145	4460464 59, 83, 101, 112, 116, 128, 154, 158, 181, 242, 263, 265, 267, 269, 271, 273, 275, 277, 279, 281, 283, 285, 287, 289, 291, 293, 297	4460968 231	4923602..... 35
4160078.... 112, 116, 120, 128	4460465. 53, 55, 83, 154, 157, 181, 241, 242, 263, 267, 269, 271, 273, 275, 277, 279, 281, 283, 285, 287, 289, 291, 295, 297	4460970 289	5241000..... 137
4160202..... 41		4460986 295	5241200..... 35
4160214..... 103, 105		4461016 293	70000082..... 177
4191706.... 187, 193, 195		4461023 241	70000084..... 177
4220227..... 187, 195		4461196 255, 301	70000191..... 24
4220309..... 145		4461198 301	70000683..... 177
4240003.... 187, 189, 191, 195		4461199 257, 303	70000684..... 177
4240017 47, 49, 51, 57, 77, 79, 81, 87, 89, 91, 93, 95, 97, 99, 101, 107, 112, 116, 120, 128, 153, 157, 181, 215, 219, 221, 223, 225, 227, 229, 231, 233, 245, 247, 249, 251, 253, 255, 257, 261, 267, 269, 271, 273, 275, 277, 279, 281, 283, 285, 287		4461201 303	70000685..... 177
		4461205 251, 305, 307	70000686..... 177
		4461244 305	70001250..... 177
		4461245 307	70001251..... 177
		4461246 309	70001252..... 177
		4461249 253, 309	70001253..... 177
		4461257 221, 223	70001739..... 24
		4461258 221, 223	70001878... 112, 116, 128
		4711400 24, 187, 189, 191, 195	70002410..... 201
		4711700 171, 173, 175	70003636..... 203, 209
		4711800 137	70003650..... 177
		4740438 ... 112, 116, 120, 128	70003734..... 71
		4740468 37	70004231..... 201
		4740480 189, 191	70004232..... 201
		4740531 ... 112, 116, 120, 128	70004233..... 201
		4811400 ... 101, 112, 116, 120, 128, 149, 151, 153, 157, 165, 171, 173, 175, 219, 221, 223, 225, 227, 229, 231	70004241..... 207
		4811700 ... 29, 31, 33, 59, 77, 79, 81, 101, 107, 112, 116, 120, 128, 139, 141, 143, 145, 149, 151, 153, 157, 161, 165, 171, 173, 175, 183, 193, 221, 223, 225, 227, 229	70004585..... 203, 205
		4811702 ... 13, 15, 19, 21, 27, 29, 41, 43, 45, 47, 49, 51, 63, 65, 112, 116, 120, 128, 163	70005236..... 203, 205
		4811900 ... 17, 27, 29, 41, 43, 83, 133, 135, 137, 139, 141, 143, 145, 149, 151, 153, 157, 161, 163, 171, 173, 175, 215	70005790..... 201
		4811902 41, 43, 103, 105, 141, 143, 165, 185, 197, 261	70005791..... 201
		4812000 ... 13, 15, 17, 27, 29, 41, 43, 69, 103, 105, 112, 116, 120, 125, 128, 137, 145, 161, 181	70005792..... 201
		4812002 61, 65, 103, 105, 137	70005793..... 201
			70005794..... 201
			70005795..... 201
			70005796..... 201
			70005797..... 201
			70005798..... 207
			70005800..... 207
			70005803..... 207
			70005805..... 207
			70006143..... 207
			70007077..... 209
			70007079..... 209
			70007118..... 209
			70007123..... 71
			70007134..... 203
			70007135..... 203
			70007191..... 24
			70007193..... 24
			70007195..... 24
			70007196..... 24
			70007199..... 24
			70007200..... 24
			70007201..... 24
			70007202..... 24
			70007203..... 24
			70007204..... 24
			70007205..... 24
			70007206..... 24
			70007207..... 24
			70007490..... 24

SECTION 10 - SPECIAL OPTIONS/ACCESSORIES/KITS

70007491	24	70007581	209	70008472.....	211	7024786	24
70007492	24	70007588	71	70023370.....	201	7027365	177
70007493	24	70007589	71	7002821.....	335	7027367	177
70007494	24	70007590	71	7002822.....	335	7027765	177
70007495	24	70007613	71	7002823.....	335	7027766	177
70007496	24	70007614	71	7002826.....	335	80325.....	187, 195
70007572	203	70007615	71	7004275.....	335	8229234	265, 332
70007573	203	70007616	71	7004276.....	335	8229242	57, 241, 332
70007574	203	70007631	24	7016654.....	335	8229244	57, 242, 332
70007575	203	70007673	24	7020175.....	77, 79, 171, 175	8405204	73, 75
70007576	203	70007706	71	7020176.....	77, 79, 171, 175	8750014	215
70007577	203	70007759	24	7020218.....	112, 116, 128	8750015	17, 27, 29
70007578	203	70007991	205	7024747	24	8896941	335
70007579	209	70008142	203	7024748	24	8990147 ...	313, 315, 317,
70007580	209	70008143	203	7024756.....	24		319, 321, 323, 325, 327



**Corporate Office
JLG Industries, Inc.
1 JLG Drive
McConnellsburg, PA 17233-9533 USA
☎ (717) 485-5161 (Corporate)
☎ (877) 554-5438 (Customer Support)
📠 (717) 485-6417**

**Visit our website for JLG Worldwide Locations.
www.jlg.com**



OSHKOSH™