



Illustrated Parts Manual

Models
ES1932
ES1932i

PVC
2304

P/N
31221543
March 1, 2024 - Rev E

ANSI

CE



**UK
CA**

AS/NZS



An Oshkosh Corporation Company

REVISION LOG

April 10, 2023 - A - Original Issue of Manual (Edited to B/M 1001250333 Rev AI, 1001259307 Rev D & 1001259308 Rev D)

September 7, 2023 - B - Revised Manual (Edited to B/M 1001250333 Rev AJ, 1001259307 Rev G & 1001259308 Rev D)

September 10, 2023 - C - Revised Manual (Edited to B/M 1001250333 Rev AJ, 1001259307 Rev G & 1001259308 Rev D)

February 5, 2024 - D - Revised Manual (Edited to B/M 1001250333 Rev AO, 1001259307 Rev G & 1001259308 Rev D)

March 1, 2024 - E - Revised Manual (Edited to B/M 1001250333 Rev AO, 1001259307 Rev G & 1001259308 Rev D)

GENERAL INFORMATION

SECTION 6 CYLINDER

FIGURE 6-3. LIFT CYLINDER ASSEMBLY

PG# Model Designation Manual #

SECTION 6 CYLINDER

FIGURE 6-3. LIFT CYLINDER ASSEMBLY

ITEM #	PART NUMBER	QTY	DESCRIPTION	REV
	1001140104	Ref	LIFT CYLINDER ASSEMBLY	B
1	0100011	AR	Compound, Locking	
2	0630305	3	Capscrew 1/4-20 x 1-1/8	
3	0791003	1	Screw #10-24 x 3/8	
4	0961897	1	Bushing, Tapered	
5	1320136	1	Clamp, Cable	
6	1683063	1	Head	
7	2220683	1	Plug, O-Ring	
8	2220685	2	Plug, O-Ring	
9	2220686	1	Plug, O-Ring	
10	3020039	AR	Lubricant	
11	3480282	1	Piston	
12	3760371	1	Ring, Washer	
13	3931420	8	Capscrew 1/4-20 x 1-1/4	
14	3931824	8	Capscrew 1/2-13 x 1-1/2	
15	3951003	1	Setscrew #10-24 x 3/8	
16	4100099	1	Spacer	
17	4640999	1	Cartridge, Holding Valve (Non Vented)	
17	2900792	1	Kit, Seal - 4640999 Cartridge Valve	
18	4641248	1	Cartridge, Countbalance Valve (Non Vented)	
18	70004186	1	Kit, Seal - 4641248 Cartridge Valve	
19	1001117991	1	Sensor, Cylinder Length	
20	1001118070	1	Cap, Retainer	
21	1001119084	1	Barrel	
21A	0961950	2	Bushing	
22	1001118086	1	Rod	
22A	0961950	2	Bushing	
100	1001139996	1	Kit, Seal (Includes Items 101-109)	
101	See Note	2	Ring, Wear (Note: Use p/n 1001139996)	
102	See Note	1	Ring, Back-Up (Note: Use p/n 1001139996)	
103	See Note	2	Ring, Lock (Note: Use p/n 1001139996)	
104	See Note	2	Ring, Back-Up (Note: Use p/n 1001139996)	
105	See Note	2	O-Ring (Note: Use p/n 1001139996)	
106	See Note	1	O-Ring (Note: Use p/n 1001139996)	
107	See Note	1	Seal (Note: Use p/n 1001139996)	
108	See Note	1	Wiper, Rod (Note: Use p/n 1001139996)	
109	See Note	2	Seal (Note: Use p/n 1001139996)	
200	1001119105	1	Kit, Sensor Magnet (Includes Items 201-203)	
201	See Note		Sleeve, Spacer (Note: Use p/n 1001119105)	
202	1001118066		Magnet, Sensor	
203	1001118069	1	Ring, Internal Retaining	

Manual # Model Designation PG#

1) MACHINE IDENTIFICATION

Machines are identified by model and in some cases a combination of models, serial number (SN) or regional standard (i.e ANSI, CE, CSA). Components may also be identified by SN or manufacturer. Common components that may be identified by these characteristics are engines and hydraulic components.

2) PARTS MANUAL ORGANIZATION

Product information in this manual is organized under section titles. Frame, Cylinder, Hydraulic and Electrical are a few examples. Each section is organized by figure and page number. The information within the Figure is then organized by item number, part number, description and corresponding illustration (s).

3) TABLE OF CONTENTS (NOT SHOWN)

A table of contents is found toward the beginning of the manual. Figure number, description and page number are provided for quick reference to the page containing the related information.

4) RECOMMENDED SPARE PARTS (NOT SHOWN)

The Recommended Spare Parts List, located near the end of the manual, reference most frequently used maintenance parts.

5) PART NUMBER INDEX (NOT SHOWN)

A numerical index listing all part numbers and the corresponding page number(s) appears at the back of the manual.

GENERAL INFORMATION

6) NON-SERVICED PARTS

In some instances, it is necessary to display non-serviced parts, assemblies or installations. In the case of assemblies and installations there will be a Ref in the Qty. column. In case of parts that are not available for service within assemblies or components, there will be a NSS (Not Sold Separately) or NLA (No Longer Available) listed in the Qty. column of the manual.

7) PARTS LIST ITEM NUMBERS

Numbers shown in the item# column correspond to numbers used in the associated illustration (s). Item numbers which are missing from the sequence in the parts list are not used on that page.

8) INDENTED PARTS DESCRIPTION

An indented part description is included in the item under which it is indented.

9) ABBREVIATION AND SYMBOLS

AC.....	Alternating Current	L.....	Liter
ADE.....	Advanced Design Electronics	LB(LBS).....	Pounds
AG.....	Agricultural	LCD.....	Liquid Crystal Display
ANSI.....	American National Standards Institute	LED.....	Light Emitting Diodes
AR.....	As Required	LH.....	Left Hand
ASSY.....	Assembly	LRC.....	Low Rated Countries
AUS.....	Australia	LSS.....	Load Sensing System
AUX.....	Auxiliary	M(m).....	Metric/Meter
AWG.....	American Wire Gauge	MM(mm).....	Milimeter
B/M.....	Bill of Material	mA.....	Miliamps
CAC.....	Charge Air Cooler	NLA.....	No Longer Available
CE.....	European Conformity	NPT.....	National Pipe Threads
CCW.....	Counter Clockwise	NSS.....	Not Sold Separately
CM.....	Centimeter	OD.....	Outside Diameter
CW.....	Clockwise	ORB.....	O-Ring Boss
CSA.....	Canadian Standards Association	ORFS.....	O-Ring Face Seal
CYL.....	Cylinder	OZ (oz).....	Ounces
DIA.....	Diameter	PG.....	Page
DC.....	Direct Current	PN.....	Part Number
DEF.....	Diesel Exhaust Fluid	QT(qt.).....	Quarts
EMS.....	Emergency Stop	QTY.....	Quantity
ENG.....	Engine	REF.....	Reference
FT(ft).....	Feet	REV.....	Revision Level
GA(Ga).....	Gauge	RH.....	Right Hand
HRC.....	High Rated Countries	SAE.....	Society of Automotive Engineers
HVAC.....	Heating, Ventilating, and Air Conditioning	SN.....	Serial Number
HYD.....	Hydraulic	SPEC(S).....	Specifications
Hz.....	Hertz	T/T.....	Turntable
ID.....	Inside Diameter	UGM.....	Universal Ground Module
IN.....	inches	V.....	Volts
ISO.....	International Organization for Standards	W.....	Watts
JIC.....	Joint Industry Council	#.....	Number
KG.....	Kilogram		

10) ILLUSTRATION REFERENCE LETTERS

When necessary, illustrations may contain reference letters that are intended to track information (i. e. hoses, harnesses) from one point to another or to track visual enlargement of components to show details that may be located in another area on the illustration.

Note: Due to continuous product improvements, JLG Industries, Inc. reserves the right to make specification changes without prior notification. Contact JLG Industries, Inc. for updated information.

TABLE OF CONTENTS

SECTION 1 - FRAME.....	13
FIGURE 1-1. DRIVE MOTOR AND STEER INSTALLATION (MACHINES WITH SN STARTING WITH M2)	14
FIGURE 1-2. DRIVE MOTOR AND STEER INSTALLATION (MACHINES WITH SN STARTING WITH 12 & B2) (ALL SPECS) .	16
FIGURE 1-3. DRIVE MOTOR AND STEER INSTALLATION (MACHINES WITH SN STARTING WITH 12 & B2) (JAPANESE SPEC).....	18
FIGURE 1-4. MOTOR & SPINDLE ASSEMBLY - LEFT (JAPANESE SPEC)	20
FIGURE 1-5. MOTOR & SPINDLE ASSEMBLY - RIGHT (JAPANESE SPEC).....	22
FIGURE 1-6. DRIVE MOTOR ASSEMBLY	24
FIGURE 1-7. STEER INSTALLATION (MACHINES WITH SN STARTING WITH G2)	28
FIGURE 1-8. STEER SPINDLE COVER INSTALLATION (ALL SPECS EXCEPT CHINA SPECS)	30
FIGURE 1-9. STEER SPINDLE COVER INSTALLATION (CHINA SPECS)	32
FIGURE 1-10. REAR WHEEL HUB AND FRAME CLAMPS INSTALLATION.....	34
FIGURE 1-11. HUB ASSEMBLY - REAR.....	36
FIGURE 1-12. TIRE AND WHEEL INSTALLATION	38
FIGURE 1-13. POTHOLE PROTECTION INSTALLATION	40
FIGURE 1-14. POTHOLE PROTECTION SYSTEM INSTALLATION (MACHINES WITH SN STARTING WITH G2)	42
FIGURE 1-15. TILT SENSOR INSTALLATION	44
FIGURE 1-16. BATTERY CHARGER INSTALLATION - DELTA-Q (WITHOUT COMMUNICATION PORT).....	46
FIGURE 1-17. BATTERY CHARGER INSTALLATION - DELTA-Q (WITH COMMUNICATION PORT)	48
FIGURE 1-18. BATTERY CHARGER INSTALLATION - GREEN POWER (LOCALLY SUPPLIED PLUG) (MACHINES WITH SN STARTING WITH 12, B2 & G2).....	50
FIGURE 1-19. STROBE LIGHT INSTALLATION – SINGLE (SANMAK BRAND)	52
FIGURE 1-20. STROBE LIGHT INSTALLATION – DUAL (SANMAK BRAND).....	54
FIGURE 1-21. STROBE LIGHT INSTALLATION - DUAL (SANMAK BRAND) (WITH CLEARSKY)	56
FIGURE 1-22. STROBE LIGHT INSTALLATION (ZN BRAND) (AT REAR).....	58
FIGURE 1-23. ALARM INSTALLATION (AMBIENT/WHITE NOISE) (OPTIONAL)	60
FIGURE 1-24. LADDER INSTALLATION	62
FIGURE 1-25. FRAME COVERS INSTALLATION (ES1932).....	64
FIGURE 1-26. FRAME COVERS INSTALLATION (ES1932I).....	66
SECTION 2 - GROUND CONTROLS	69
FIGURE 2-1. PUMP/MOTOR/TANK/HOSES INSTALLATION	70
FIGURE 2-2. PUMP/MOTOR/TANK ASSEMBLY.....	72
FIGURE 2-3. CLEANGUARD INSTALLATION (MACHINES WITH SN STARTING WITH 12, B2 & M2).....	74
FIGURE 2-4. CLEANGUARD INSTALLATION (MACHINES WITH SN STARTING WITH G2)	76
FIGURE 2-5. ELECTRICAL COMPONENTS INSTALLATION (MACHINES WITH SN STARTING WITH B2 & M2).....	78
FIGURE 2-6. ELECTRICAL COMPONENTS INSTALLATION #1 (MACHINES WITH SN STARTING WITH 12)	80
FIGURE 2-7. ELECTRICAL COMPONENTS INSTALLATION #2 (MACHINES WITH SN STARTING WITH 12)	82
FIGURE 2-8. ACCESS CONTROL INSTALLATION	84
FIGURE 2-9. MDI INSTALLATION	86
FIGURE 2-10. BATTERIES INSTALLATION - STANDARD BATTERIES (U.S. BRAND)	88
FIGURE 2-11. BATTERIES INSTALLATION - STANDARD BATTERIES (TROJAN BRAND).....	90
FIGURE 2-12. BATTERIES INSTALLATION - AGM BATTERIES	92
FIGURE 2-13. BATTERIES INSTALLATION - AGM EVCG BATTERIES	94
FIGURE 2-14. INVERTER INSTALLATION (OPTIONAL).....	96

TABLE OF CONTENTS

FIGURE 2-15. DOORS INSTALLATION	98
FIGURE 2-16. DOORS INSTALLATION (MACHINES WITH SN STARTING WITH G2).....	100
FIGURE 2-17. GROUND CONTROL INSTALLATION (MACHINES WITH SN STARTING WITH G2).....	102
SECTION 3 - SCISSORS ARMS.....	105
FIGURE 3-1. SCISSORS ARMS INSTALLATION (MACHINES WITH SN STARTING WITH B2)	106
FIGURE 3-2. SCISSORS ARMS INSTALLATION (MACHINES WITH SN STARTING WITH B2) (SN B200087227 to Present) ..	110
FIGURE 3-3. SCISSORS ARMS INSTALLATION (MACHINES WITH SN STARTING WITH G2)	114
FIGURE 3-4. SCISSORS ARMS INSTALLATION (MACHINES WITH SN STARTING WITH M2)	118
FIGURE 3-5. SCISSORS ARMS INSTALLATION (MACHINES WITH SN STARTING WITH M2) (SN M200080336 to Present) ..	122
FIGURE 3-6. SCISSORS ARMS KIT	126
FIGURE 3-7. ARM GUARD INSTALLATION	128
SECTION 4 - PLATFORM	131
FIGURE 4-1. PLATFORM INSTALLATION (MACHINES WITH SN STARTING WITH 12, B2 & M2)	132
FIGURE 4-2. PLATFORM INSTALLATION (MACHINES WITH SN STARTING WITH G2)	134
FIGURE 4-3. PLATFORM EXTENSION INSTALLATION.....	136
FIGURE 4-4. PLATFORM EXTENSION INSTALLATION (SN B200089066 to Present, SN M200084947 to Present)	138
FIGURE 4-5. RAILS INSTALLATION - FIXED (INSIDE TUBE SLIDER)	140
FIGURE 4-6. RAILS INSTALLATION - FIXED (INSIDE TUBE SLIDER) (SN B200087227 to Present).....	142
FIGURE 4-7. RAILS INSTALLATION - FIXED (OUTSIDE TUBE SLIDER)	144
FIGURE 4-8. RAILS INSTALLATION - FOLD-DOWN RAILS/GATE ENTRY (ANSI EXPORT & CHINA SPECS)	146
FIGURE 4-9. RAILS INSTALLATION - FOLD-DOWN RAILS/GATE ENTRY (ANSI EXPORT & CHINA SPECS) (SN B200089066 to Present).....	148
FIGURE 4-10. RAILS INSTALLATION - QUIK ACCESS (ANSI & JAPANESE SPECS ONLY).....	150
FIGURE 4-11. RAILS INSTALLATION - QUIK FOLD-DOWN (ALL SPECS EXCEPT AUSTRALIAN, CE, KOREAN & UK CA SPECS).....	154
FIGURE 4-12. RAILS INSTALLATION - QUIK FOLD-DOWN (CE & UK CA SPECS)	156
FIGURE 4-13. RAILS INSTALLATION - QUIK FOLD-DOWN (CE & UK CA SPECS) (SN B200089066 to Present)	160
FIGURE 4-14. RAILS INSTALLATION - STANDARD FOLD-DOWN RAILS (ALL SPECS).....	164
FIGURE 4-15. RAILS INSTALLATION - STANDARD FOLD-DOWN RAILS (ALL SPECS) (SN B200087227 to Present, SN M200080336 to Present).....	166
FIGURE 4-16. HANDLE EXTENSION INSTALLATION	168
FIGURE 4-17. GATE LATCH INSTALLATION - OPTIONAL (ALL SPECS EXCEPT KOREAN SPECS)	170
FIGURE 4-18. PLATFORM CONTROL INSTALLATION (FRONT MOUNT) (WITH QUICK FOLD-DOWN PLATFORM)	172
FIGURE 4-19. PLATFORM CONTROL INSTALLATION (FRONT MOUNT) (WITH FIXED PLATFORM)	174
FIGURE 4-20. PLATFORM CONTROL INSTALLATION (SIDE MOUNT) (MACHINES WITH SN STARTING WITH 12, B2 & M2)	176
FIGURE 4-21. PLATFORM CONTROL INSTALLATION (SIDE MOUNT) (MACHINES WITH SN STARTING WITH G2) (CHINA & ANSI EXPORT SPEC)	178
FIGURE 4-22. PLATFORM CONTROL INSTALLATION (SIDE MOUNT) (MACHINES WITH SN STARTING WITH G2) (ANSI EXPORT SPEC ONLY).....	180
FIGURE 4-23. DRIVE/STEER CONTROLLER ASSEMBLY (AUSTRALIAN, CE & UK CA SPECS).....	182
FIGURE 4-24. PLATFORM CONTROL BOX ASSEMBLY (WITH FRONT MOUNT CONTROLS)	184
FIGURE 4-25. ELECTRICIANS TREE ACCESSORY	186
FIGURE 4-26. ELECTRICIAN TREE INSTALLATION	188
FIGURE 4-27. OVERHEAD PROTECTION INSTALLATION (ANSI EXPORT & KOREAN SPECS).....	190
FIGURE 4-28. PANEL CARRIER INSTALLATION (AUSTRALIAN, CE & UK CA SPECS)	192

TABLE OF CONTENTS

FIGURE 4-29. PIPE RACK ASSEMBLY ACCESSORY	194
FIGURE 4-30. PIPE RACK INSTALLATION	196
FIGURE 4-31. USB/PHONE CRADLE INSTALLATION.....	198
FIGURE 4-32. WORKLIGHT INSTALLATION.....	200
FIGURE 4-33. WORKSTATION ACCESSORY	202
FIGURE 4-34. WORKSTATION INSTALLATION.....	204
SECTION 5 - CYLINDER.....	207
FIGURE 5-1. LIFT CYLINDER ASSEMBLY (MACHINES WITH SN STARTING WITH M2)	208
FIGURE 5-2. LIFT CYLINDER ASSEMBLY (MACHINES WITH SN STARTING WITH 12, B2 & G2).....	210
FIGURE 5-3. LIFT CYLINDER ASSEMBLY (MACHINES WITH SN STARTING WITH G2).....	212
FIGURE 5-4. STEER CYLINDER ASSEMBLY (MACHINES WITH SN STARTING WITH M2)	214
FIGURE 5-5. STEER CYLINDER ASSEMBLY (MACHINES WITH SN STARTING WITH 12, B2 & G2).....	216
FIGURE 5-6. STEER CYLINDER ASSEMBLY.....	218
SECTION 6 - ELECTRICAL	221
FIGURE 6-1. AC BOX AT PLATFORM INSTALLATION - 110V GFI (ANSI, ANSI EXPORT, CHINA AND JAPANESE SPECS)	222
FIGURE 6-2. AC BOX AT PLATFORM INSTALLATION - 110V IEC YELLOW (CE & UK CA SPECS)	224
FIGURE 6-3. AC BOX AT PLATFORM INSTALLATION - 220V IEC BLUE (CE & UK CA SPECS)	226
FIGURE 6-4. AC BOX AT PLATFORM INSTALLATION - 220V CEE7 POST GROUND (CE & UK CA SPECS).....	228
FIGURE 6-5. AC BOX AT PLATFORM INSTALLATION - 220V CEE7 SIDE GROUND (CE & UK CA SPECS)	230
FIGURE 6-6. AC BOX AT PLATFORM INSTALLATION - 220V AFSINT 107 (CE & UK CA SPECS)	232
FIGURE 6-7. AC BOX AT PLATFORM INSTALLATION - 220V CHINA PLUG (CHINA SPECS)	234
FIGURE 6-8. AC BOX AT PLATFORM INSTALLATION - 220V LOCALLY SUPPLIED COMPONENTS (ALL SPECS)	236
FIGURE 6-9. BEACON HARNESS.....	238
FIGURE 6-10. BEACON JUMPER HARNESS (SN B200089066 to Present)	240
FIGURE 6-11. BREAKER BOX KIT WITH 1 DOUBLE BREAKER.....	242
FIGURE 6-12. BREAKER BOX KIT WITH 3 BREAKERS	244
FIGURE 6-13. CHASSIS HARNESS	246
FIGURE 6-14. CHARGER PLUG INSTALLATION - LOCALLY SUPPLIED PLUG (ALL SPECS)	250
FIGURE 6-15. CHARGER PLUG INSTALLATION - 110V PLUG (ALL SPECS EXCEPT AUSTRALIAN, CHINA, CE, KOREA & UK CA SPECS)	252
FIGURE 6-16. CHARGER PLUG INSTALLATION (KOREAN PLUG).....	254
FIGURE 6-17. CHARGER PLUG INSTALLATION - 220V CEE7 PLUG (CE & UK CA SPECS).....	256
FIGURE 6-18. CHARGER PLUG INSTALLATION - 220V AFSINT 107 (CE & UK CA SPEC)	258
FIGURE 6-19. CHARGER PLUG INSTALLATION - 110V IEC YELLOW (CE & UK CA SPEC)	260
FIGURE 6-20. CHARGER PLUG INSTALLATION - 220V IEC BLUE (CE & UK CA SPEC).....	262
FIGURE 6-21. CHARGER PLUG INSTALLATION (CHINA PLUG).....	264
FIGURE 6-22. CHARGER PLUG INSTALLATION (AUSTRALIAN PLUG)	266
FIGURE 6-23. CHARGER TO BATTERY HARNESS	268
FIGURE 6-24. CLEARSKY INSTALLATION - 3 WIRE (ALL SPECS EXCEPT CHINA SPECS) (Prior to SN B200092122, Prior to SN M200089805, Prior to SN 1200045733)	270
FIGURE 6-25. CLEARSKY INSTALLATION - 3G (ANSI EXPORT, CE & UK CA SPECS) (Prior to SN B200092122, Prior to SN M200089805, Prior to SN 1200045733)	272
FIGURE 6-26. CLEARSKY INSTALLATION - 3G (AUSTRALIAN SPECS) (Prior to SN B200092122, Prior to SN M200089805, Prior to SN 1200045733)	274
FIGURE 6-27. CLEARSKY INSTALLATION - 4G (ALL SPECS EXCEPT CHINA SPECS) (Prior to SN B200092122, Prior to SN M200089805, Prior to SN 1200045733)	276

TABLE OF CONTENTS

FIGURE 6-28. CLEARSKY INSTALLATION - 4G (CHINA SPECS).....	278
FIGURE 6-29. CLEARSKY INSTALLATION - 3 WIRE (ALL SPECS EXCEPT CHINA SPECS) (SN B200092122 to Present, SN M200089805 to Present, SN 1200045733 to Present).....	280
FIGURE 6-30. CLEARSKY HARNESS - 3 WIRE (ALL SPECS EXCEPT CHINA SPECS) (Prior to SN B200092122, Prior to SN M200089805, Prior to SN 1200045733).....	282
FIGURE 6-31. CLEARSKY JUMPER HARNESS - 3 WIRE (ALL SPECS EXCEPT CHINA SPECS) (Prior to SN B200092122, Prior to SN M200089805, Prior to SN 1200045733).....	284
FIGURE 6-32. CLEARSKY HARNESS - 3G & 4G (ALL SPECS EXCEPT CHINA SPECS) (Prior to SN B200092122, Prior to SN M200089805, Prior to SN 1200045733).....	286
FIGURE 6-33. CLEARSKY HARNESS - 4G (CHINA SPECS).....	288
FIGURE 6-34. CLEARSKY SPLICE HARNESS - 3G & 4G (ALL SPECS EXCEPT CHINA SPECS) (Prior to SN B200092122, Prior to SN M200089805, Prior to SN 1200045733).....	290
FIGURE 6-35. DC CONNECTION CHARGER HARNESS (SN B200089066 to Present).....	292
FIGURE 6-36. DRIVE CONTROL HARNESS.....	294
FIGURE 6-37. DRIVE HARNESS.....	296
FIGURE 6-38. GROUND TO PLATFORM CABLE INSTALLATION - WITHOUT PLATFORM COIL CABLE (ALL SPECS EXCEPT KOREAN & AUSTRALIAN SPECS) (MACHINES WITH SN STARTING WITH B2 & M2).....	298
FIGURE 6-39. GROUND TO PLATFORM CABLE INSTALLATION - WITHOUT PLATFORM COIL CABLE (AUSTRALIAN SPECS) (MACHINES WITH SN STARTING WITH B2).....	300
FIGURE 6-40. GROUND TO PLATFORM CABLE INSTALLATION - WITHOUT PLATFORM COIL CABLE AND WITH FOOTSWITCH (MACHINES WITH SN STARTING WITH B2).....	302
FIGURE 6-41. GROUND TO PLATFORM CABLE INSTALLATION - WITHOUT PLATFORM COIL CABLE OR FOOTSWITCH (MACHINES WITH SN STARTING WITH G2).....	304
FIGURE 6-42. GROUND TO PLATFORM CABLE INSTALLATION - WITH FOOTSWITCH (MACHINES WITH SN STARTING WITH G2).....	306
FIGURE 6-43. GROUND TO PLATFORM CABLE INSTALLATION - WITH PLATFORM COIL CABLE (ALL SPECS EXCEPT KOREAN & AUSTRALIAN SPECS) (MACHINES WITH SN STARTING WITH B2 & M2).....	308
FIGURE 6-44. GROUND TO PLATFORM CABLE INSTALLATION - WITH PLATFORM COIL CABLE (AUSTRALIAN SPECS) (MACHINES WITH SN STARTING WITH B2).....	310
FIGURE 6-45. GROUND TO PLATFORM CABLE INSTALLATION - WITH PLATFORM COIL CABLE AND FOOTSWITCH (MACHINES WITH SN STARTING WITH B2).....	312
FIGURE 6-46. GROUND TO PLATFORM CABLE INSTALLATION - SCISSORS ARM CABLE ONLY (MACHINES WITH SN STARTING WITH 12).....	314
FIGURE 6-47. GROUND TO PLATFORM CABLE INSTALLATION - PLATFORM CABLE ONLY (STRAIGHT CABLE) (MACHINES WITH SN STARTING WITH 12).....	316
FIGURE 6-48. GROUND TO PLATFORM CABLE INSTALLATION - PLATFORM CABLE ONLY (COILED CABLE) (MACHINES WITH SN STARTING WITH 12).....	318
FIGURE 6-49. JUMPER HARNESS TO LIFT DOWN.....	320
FIGURE 6-50. LIFT DOWN HARNESS.....	322
FIGURE 6-51. LIFT DOWN HARNESS - WITH LSS (SN B200087227 to Present, SN M200080336 to Present).....	324
FIGURE 6-52. PLATFORM HARNESS.....	326
FIGURE 6-53. PLATFORM BOX HARNESS (MACHINES WITH SN STARTING WITH 12, B2 & M2).....	328
FIGURE 6-54. PLATFORM BOX HARNESS (MACHINES WITH SN STARTING WITH G2)(CHINA SPEC ONLY).....	330
FIGURE 6-55. PLATFORM BOX HARNESS (MACHINES WITH SN STARTING WITH G2).....	332
FIGURE 6-56. RECEPTACLE BOX KIT - 110V GFI.....	334
FIGURE 6-57. RECEPTACLE BOX KIT - 110V IEC YELLOW (CE & UK CA SPEC).....	336
FIGURE 6-58. RECEPTACLE BOX KIT - 220V IEC BLUE (CE & UK CA SPEC).....	338
FIGURE 6-59. RECEPTACLE BOX KIT - 220V CEE7 POST GROUND (CE & UK CA SPEC).....	340
FIGURE 6-60. RECEPTACLE BOX KIT - 220V CEE7 SIDE GROUND (CE & UK CA SPEC).....	342
FIGURE 6-61. RECEPTACLE BOX KIT - 220V AFSINT 107 (CE & UK CA SPEC).....	344
FIGURE 6-62. WORKLIGHT GROUND TO PLATFORM CABLE.....	346

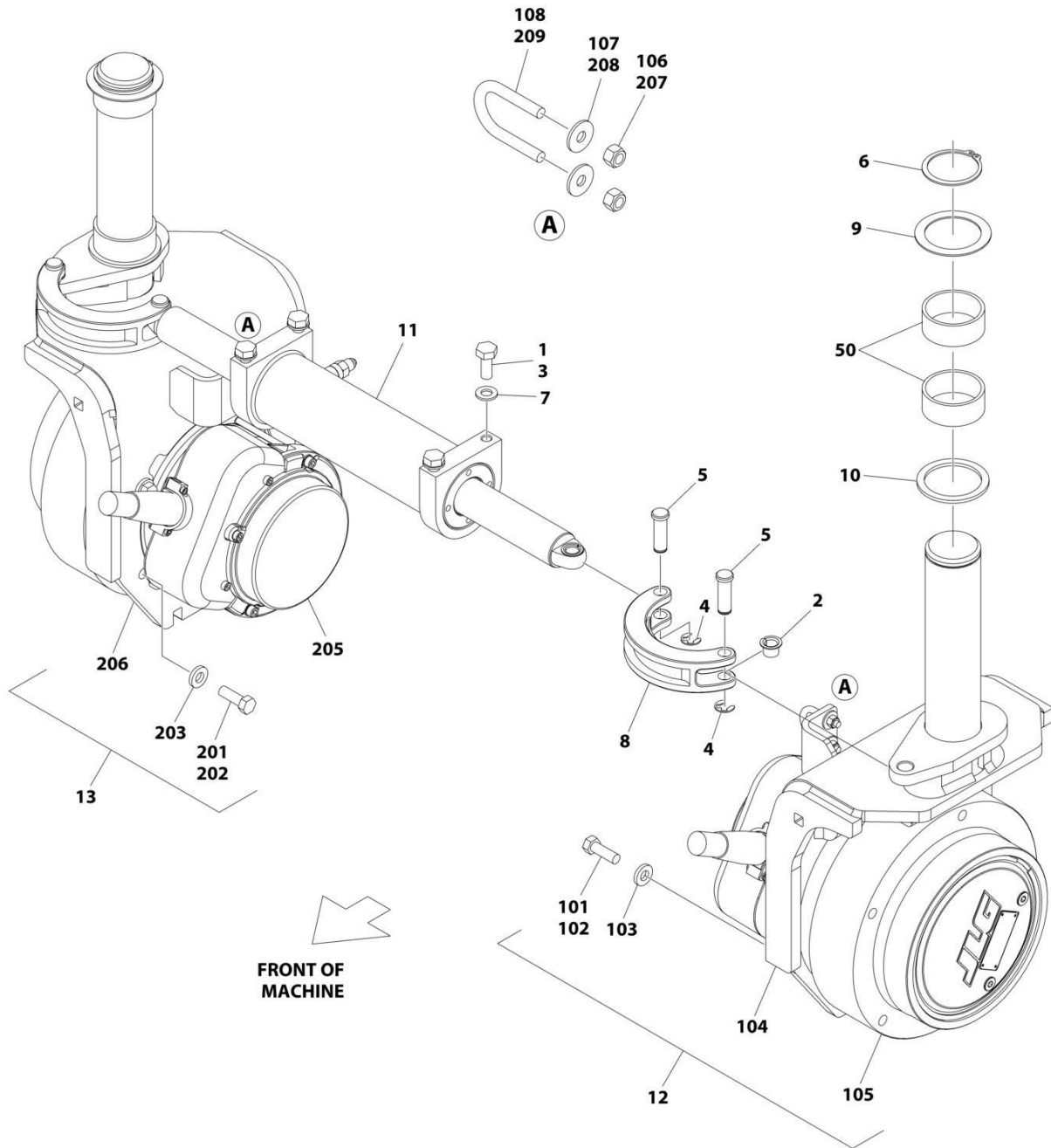
TABLE OF CONTENTS

FIGURE 6-63. WORKLIGHT HARNESS	348
SECTION 7 - DECALS.....	351
FIGURE 7-1. DECAL INSTALLATION - ANSI SPECS (ENGLISH LANGUAGE)	352
FIGURE 7-2. DECAL INSTALLATION - AUSTRALIAN & JAPANESE SPECS (ENGLISH LANGUAGE)	354
FIGURE 7-3. DECAL INSTALLATION - BRAZIL SPECS (PORTUGUESE/SPANISH LANGUAGES).....	356
FIGURE 7-4. DECAL INSTALLATION - CE & UK CA SPECS (ENGLISH LANGUAGE)	358
FIGURE 7-5. DECAL INSTALLATION - CHINA SPECS (ENGLISH/CHINESE LANGUAGES)	360
FIGURE 7-6. DECAL INSTALLATION - CSA SPECS (ENGLISH/FRENCH LANGUAGES).....	362
FIGURE 7-7. DECAL INSTALLATION - KOREAN SPECS (ENGLISH/KOREAN LANGUAGES).....	364
FIGURE 7-8. DECAL INSTALLATION - LATIN AMERICAN SPECS (ENGLISH/SPANISH LANGUAGES)	366
FIGURE 7-9. DECAL INSTALLATION - OPTIONS	368
SECTION 8 - RECOMMENDED SERVICE PARTS STOCK	371
FIGURE 8-1. RECOMMENDED SERVICE PARTS STOCK	372
SECTION 9 - SPECIAL OPTIONS/ACCESSORIES/KITS	373
FIGURE 9-1. SPECIAL OPTIONS/ACCESSORIES/KITS	374
PART NUMBER INDEX	377

SECTION 1 - FRAME

SECTION 1 - FRAME

FIGURE 1-1. DRIVE MOTOR AND STEER INSTALLATION (MACHINES WITH SN STARTING WITH M2)



ART_1001256129

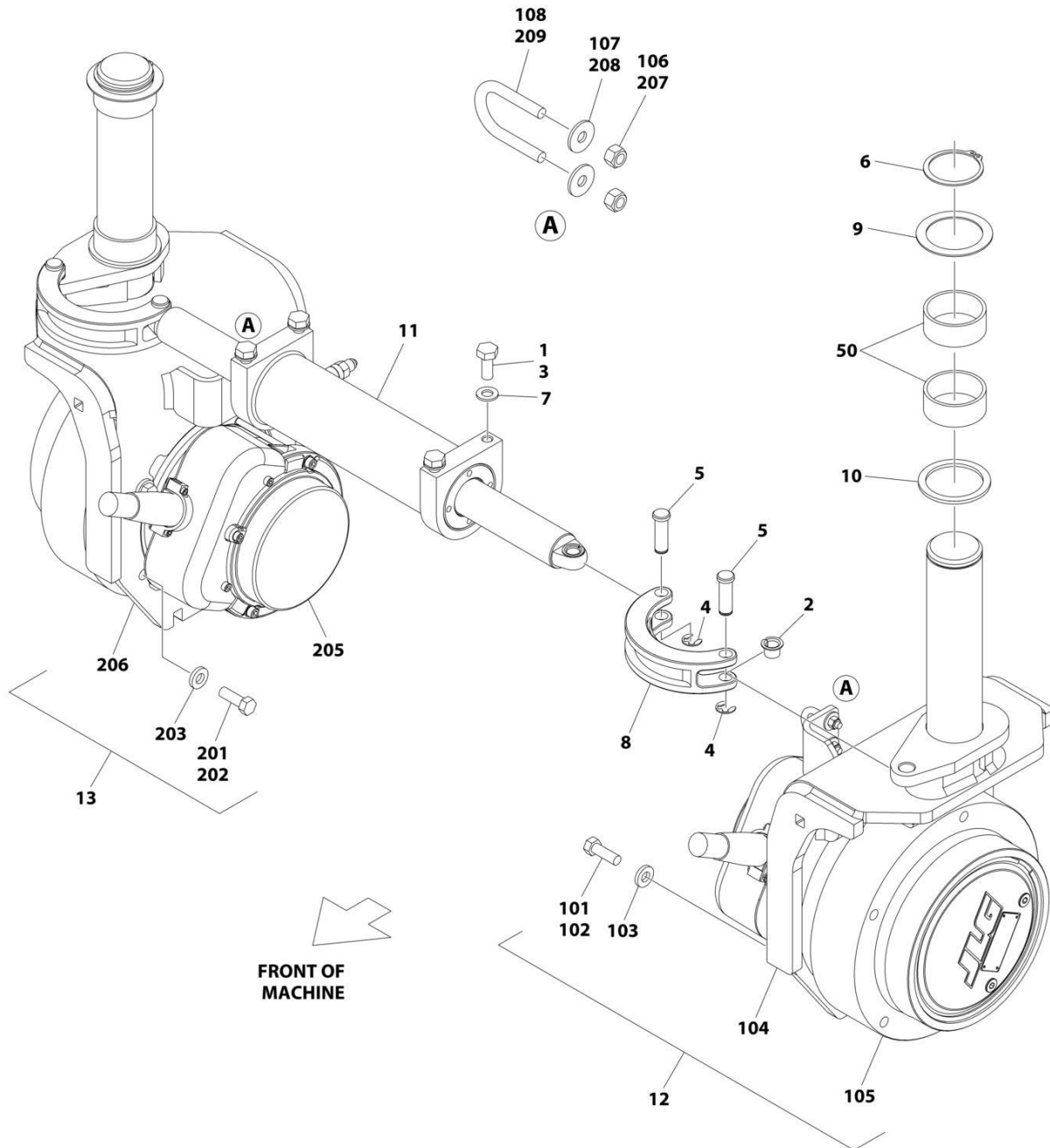
SECTION 1 - FRAME

FIGURE 1-1. DRIVE MOTOR AND STEER INSTALLATION (MACHINES WITH SN STARTING WITH M2)

ITEM	PART NUMBER	QTY	DESCRIPTION	REV
	1001256129	Ref	STEER INSTALLATION	D
1	0100011	AR	Compound, Locking	
2	0440259	2	Bearing	
3	0761012	4	Bolt M10 x 25	
4	1380153	4	E-Clip	
5	3423037	4	Pin	
6	3760217	2	Ring, Retaining	
7	4812000	4	Washer M10	
8	4846757	2	Lug, Steering	
9	1001197396	2	Washer	
10	1001205751	2	Washer	
11	1001220570	1	Steer Cylinder Assembly (See Separate Breakdown in CYLINDER Section)	
12	1001258427	1	Motor/Spindle Assembly (See item 101-108 for Breakdown)	
13	1001258428	1	Motor/Spindle Assembly (See item 201-209 for Breakdown)	
50	1001153785	4	Bearing (Part of Frame)	
	1001258427	Ref	MOTOR/SPINDLE ASSEMBLY	G
101	0100011	AR	Compound, Locking	
102	0681609	6	Bolt 3/8 x 1-1/8 Grade 8	
103	4891600	6	Washer 3/8	
104	1001226487	1	Spindle	
105	1001256741	1	Drive Motor Assembly (See Separate Breakdown in this Section)	
106	3290605	2	Nut M6	
107	4811702	2	Washer M6	
108	1001259015	1	U-Bolt	
	1001258428	Ref	MOTOR/SPINDLE ASSEMBLY	G
201	0100011	AR	Compound, Locking	
202	0681609	6	Bolt 3/8 x 1-1/8 Grade 8	
203	4891600	6	Washer 3/8	
205	1001256741	1	Drive Motor Assembly (See Separate Breakdown in this Section)	
206	1001250162	1	Spindle	
207	3290605	2	Nut M6	
208	4811702	2	Washer M6	
209	1001259015	1	U-Bolt	

SECTION 1 - FRAME

FIGURE 1-2. DRIVE MOTOR AND STEER INSTALLATION (MACHINES WITH SN STARTING WITH 12 & B2) (ALL SPECS)



ART_1001263537

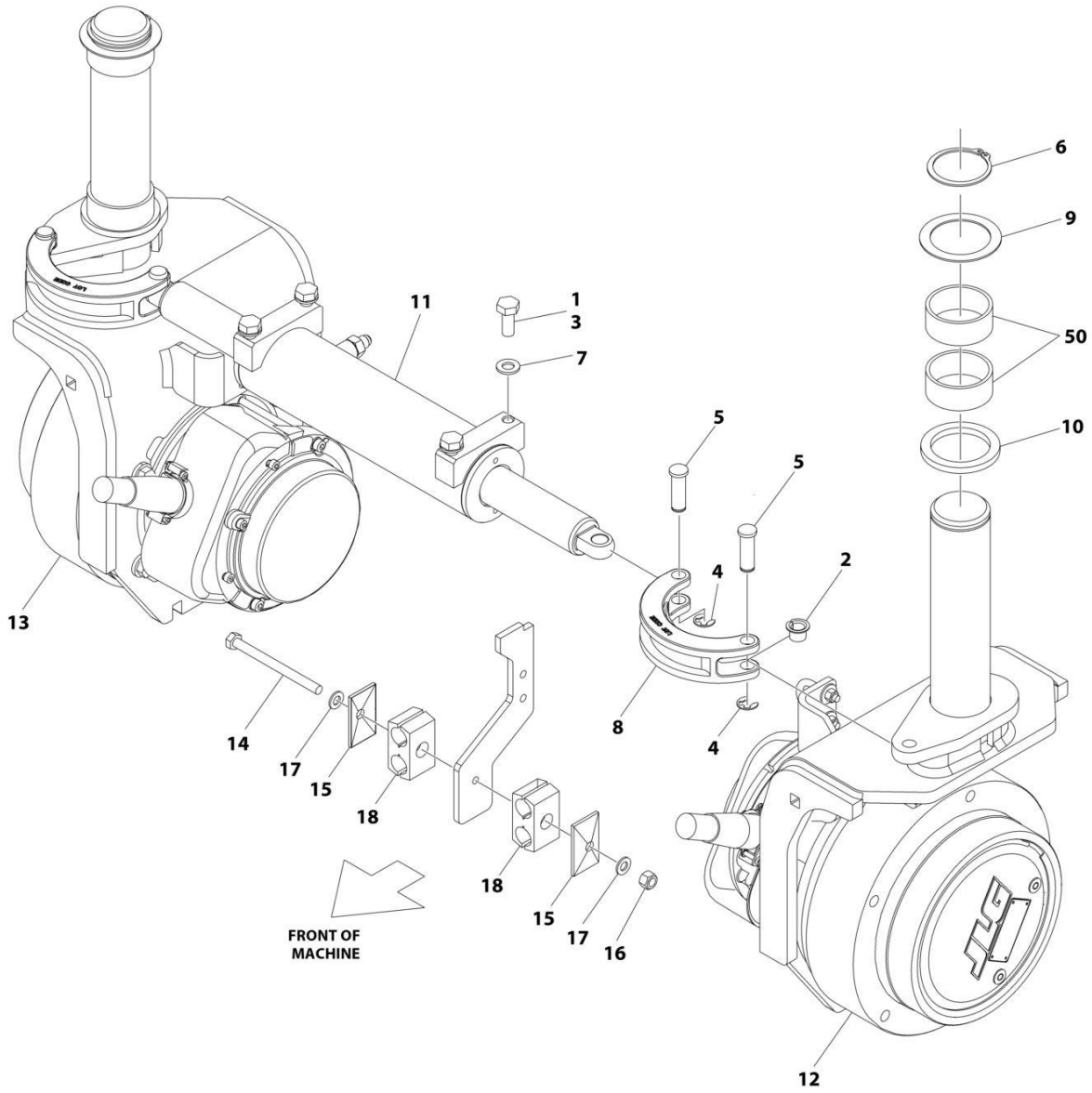
SECTION 1 - FRAME

FIGURE 1-2. DRIVE MOTOR AND STEER INSTALLATION (MACHINES WITH SN STARTING WITH 12 & B2) (ALL SPECS)

ITEM	PART NUMBER	QTY	DESCRIPTION	REV
	1001263537	Ref	STEER INSTALLATION	C
1	0100011	AR	Compound, Locking	
2	0440259	2	Bearing	
3	0761012	4	Bolt M10 x 25	
4	1380153	4	E-Clip	
5	3423037	4	Pin	
6	3760217	2	Ring, Retaining	
7	4812000	4	Washer M10	
8	4846757	2	Lug, Steering	
9	1001197396	2	Washer	
10	1001269507	2	Washer	
11	1001256788	1	Steer Cylinder Assembly	
12	1001258427	1	Motor/Spindle Assembly (See item 101-105 for Breakdown)	
13	1001258428	1	Motor/Spindle Assembly (See item 201-206 for Breakdown)	
50	1001153785	4	Bearing (Part of Frame)	
	1001258427	Ref	MOTOR/SPINDLE ASSEMBLY	G
101	0100011	AR	Compound, Locking	
102	0681609	6	Bolt 3/8 x 1-1/8 Grade 8	
103	4891600	6	Washer 3/8	
104	1001226487	1	Spindle	
105	1001256741	1	Drive Motor Assembly (See Separate Breakdown in this Section)	
106	3290605	2	Nut M6	
107	4811702	2	Washer M6	
108	1001259015	1	U-Bolt	
	1001258428	Ref	MOTOR/SPINDLE ASSEMBLY	G
201	0100011	AR	Compound, Locking	
202	0681609	6	Bolt 3/8 x 1-1/8 Grade 8	
203	4891600	6	Washer 3/8	
204	1001256741	1	Drive Motor Assembly (See Separate Breakdown in this Section)	
206	1001250162	1	Spindle	
207	3290605	2	Nut M6	
208	4811702	2	Washer M6	
209	1001259015	1	U-Bolt	

SECTION 1 - FRAME

FIGURE 1-3. DRIVE MOTOR AND STEER INSTALLATION (MACHINES WITH SN STARTING WITH 12 & B2) (JAPANESE SPEC)



ART_1001288495

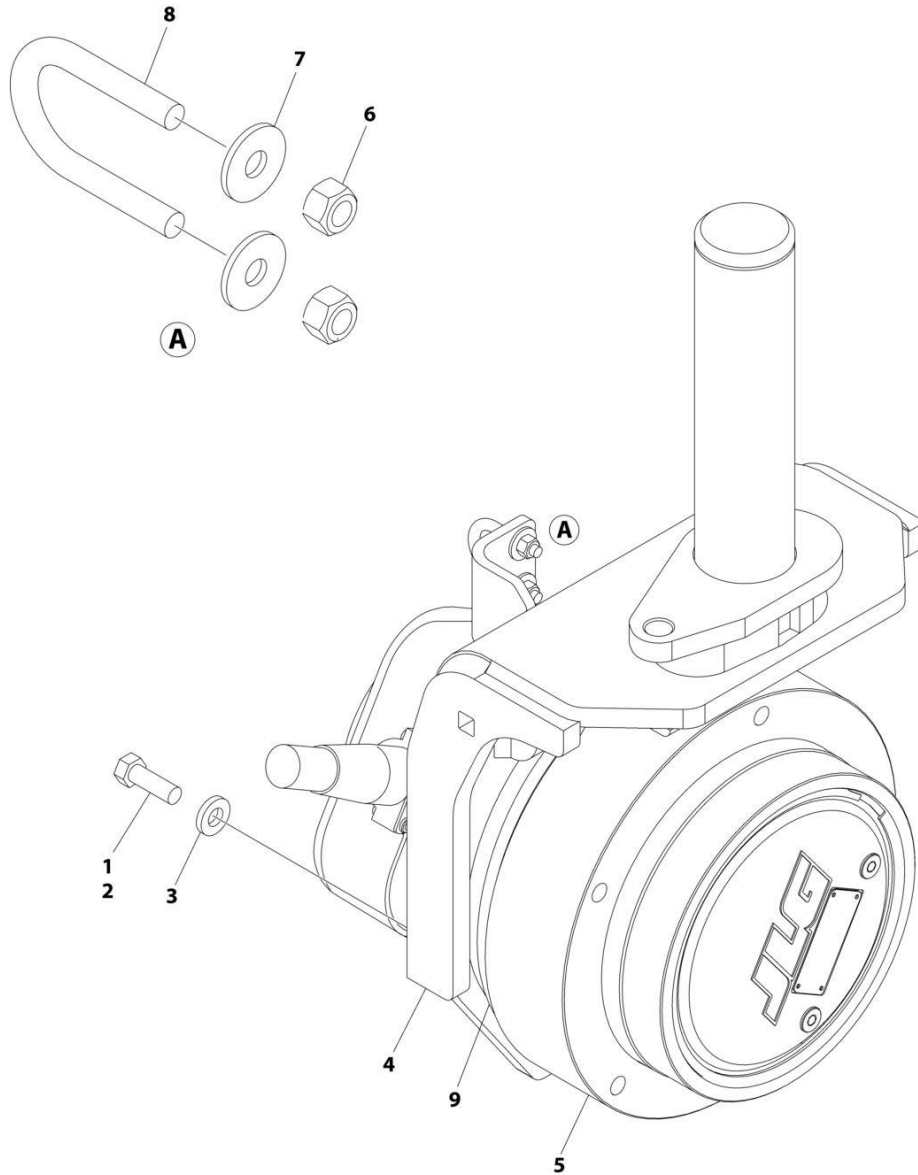
SECTION 1 - FRAME

FIGURE 1-3. DRIVE MOTOR AND STEER INSTALLATION (MACHINES WITH SN STARTING WITH 12 & B2) (JAPANESE SPEC)

ITEM	PART NUMBER	QTY	DESCRIPTION	REV
	1001288495	Ref	STEER INSTALLATION	A
1	0100011	AR	Compound, Locking	
2	0440259	2	Bushing	
3	0761012	4	Bolt M10 x 25	
4	1380153	4	E-Clip	
5	3423037	4	Pin	
6	3760217	2	Ring, Retaining	
7	4812000	4	Washer M10	
8	4846757	2	Lug, Steering	
9	1001197396	2	Washer	
10	1001269507	2	Washer	
11	1001256788	1	Steer Cylinder Assembly	
12	1001288493	1	Motor/Spindle Assembly - Left (See Separate Breakdown in this Section)	
13	1001288494	1	Motor/Spindle Assembly - Right (See Separate Breakdown in this Section)	
14	0760827	1	Bolt M8 x 100	
15	1321752	2	Cover, Clamp	
16	3290805	1	Nut, Lock M8	
17	4811900	2	Washer M8	
18	8750015	2	Clamp	
50	1001153785	4	Bearing (Part of Frame)	

SECTION 1 - FRAME

FIGURE 1-4. MOTOR & SPINDLE ASSEMBLY - LEFT (JAPANESE SPEC)



ART_1001288493

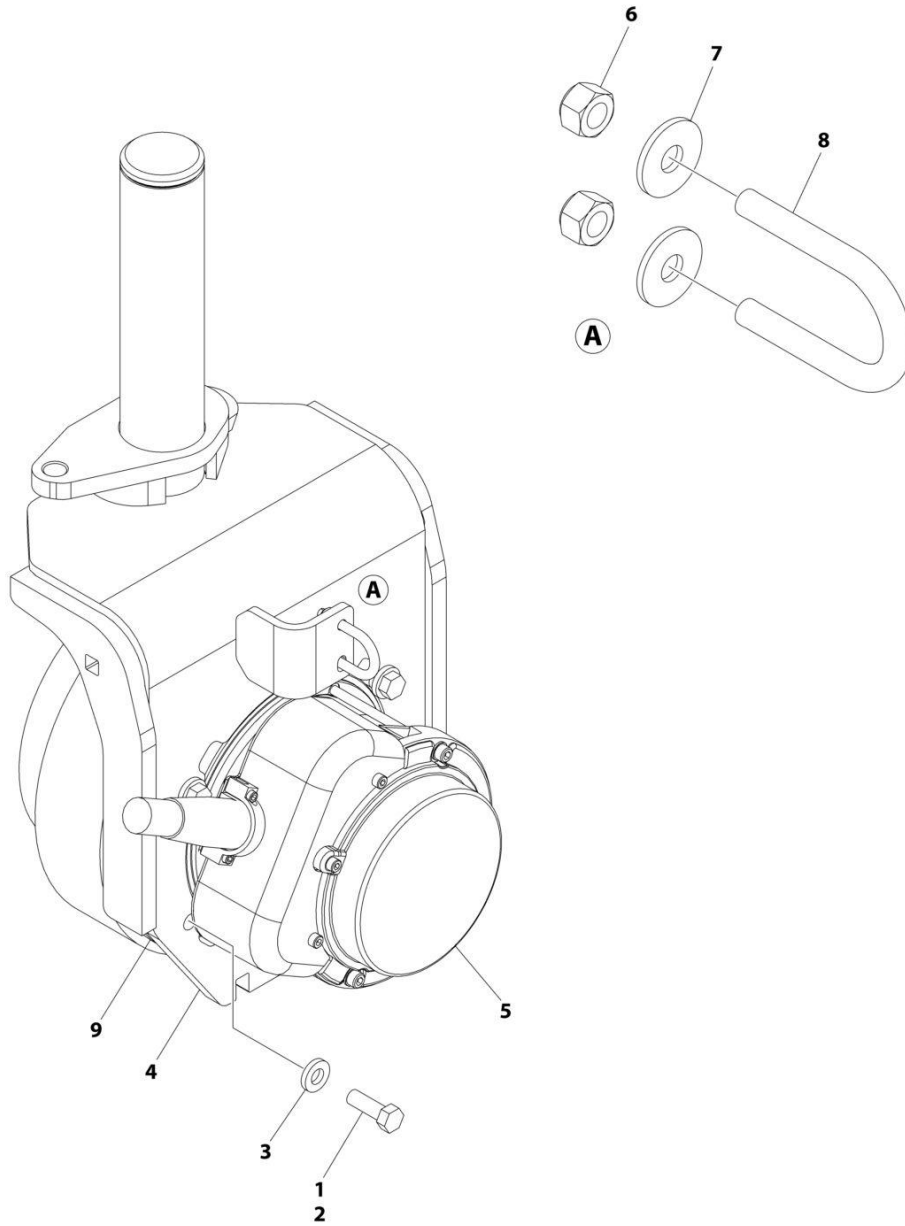
SECTION 1 - FRAME

FIGURE 1-4. MOTOR & SPINDLE ASSEMBLY - LEFT (JAPANESE SPEC)

ITEM	PART NUMBER	QTY	DESCRIPTION	REV
	1001288493	Ref	MOTOR/SPINDLE ASSEMBLY	B
1	0100011	AR	Compound, Locking	
2	0681609	6	Bolt 3/8 x 1-1/8 Grade 8	
3	4891600	6	Washer 3/8	
4	1001226487	1	Spindle	
5	1001256741	1	Drive Motor Assembly (See Separate Breakdown in this Section)	
6	3290605	2	Nut M6	
7	4811702	2	Washer M6	
8	1001259015	1	U-Bolt	
9	1001288492	1	Seal	

SECTION 1 - FRAME

FIGURE 1-5. MOTOR & SPINDLE ASSEMBLY - RIGHT (JAPANESE SPEC)



ART_1001288494

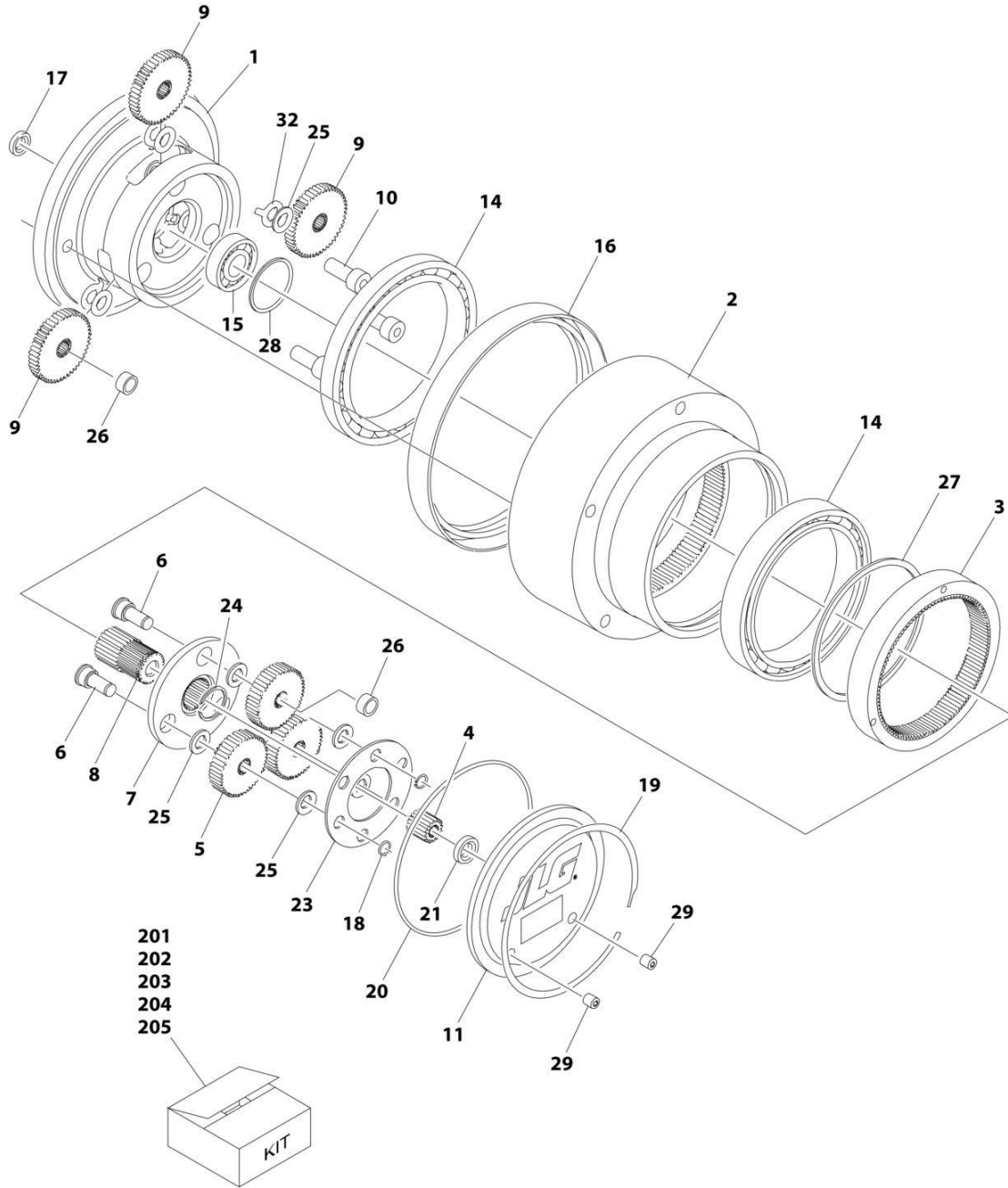
SECTION 1 - FRAME

FIGURE 1-5. MOTOR & SPINDLE ASSEMBLY - RIGHT (JAPANESE SPEC)

ITEM	PART NUMBER	QTY	DESCRIPTION	REV
	1001288494	Ref	MOTOR/SPINDLE ASSEMBLY	B
1	0100011	AR	Compound, Locking	
2	0681609	6	Bolt 3/8 x 1-1/8 Grade 8	
3	4891600	6	Washer 3/8	
4	1001250162	1	Spindle	
5	1001256741	1	Drive Motor Assembly (See Separate Breakdown in this Section)	
6	3290605	2	Nut M6	
7	4811702	2	Washer M6	
8	1001259015	1	U-Bolt	
9	1001288492	1	Seal	

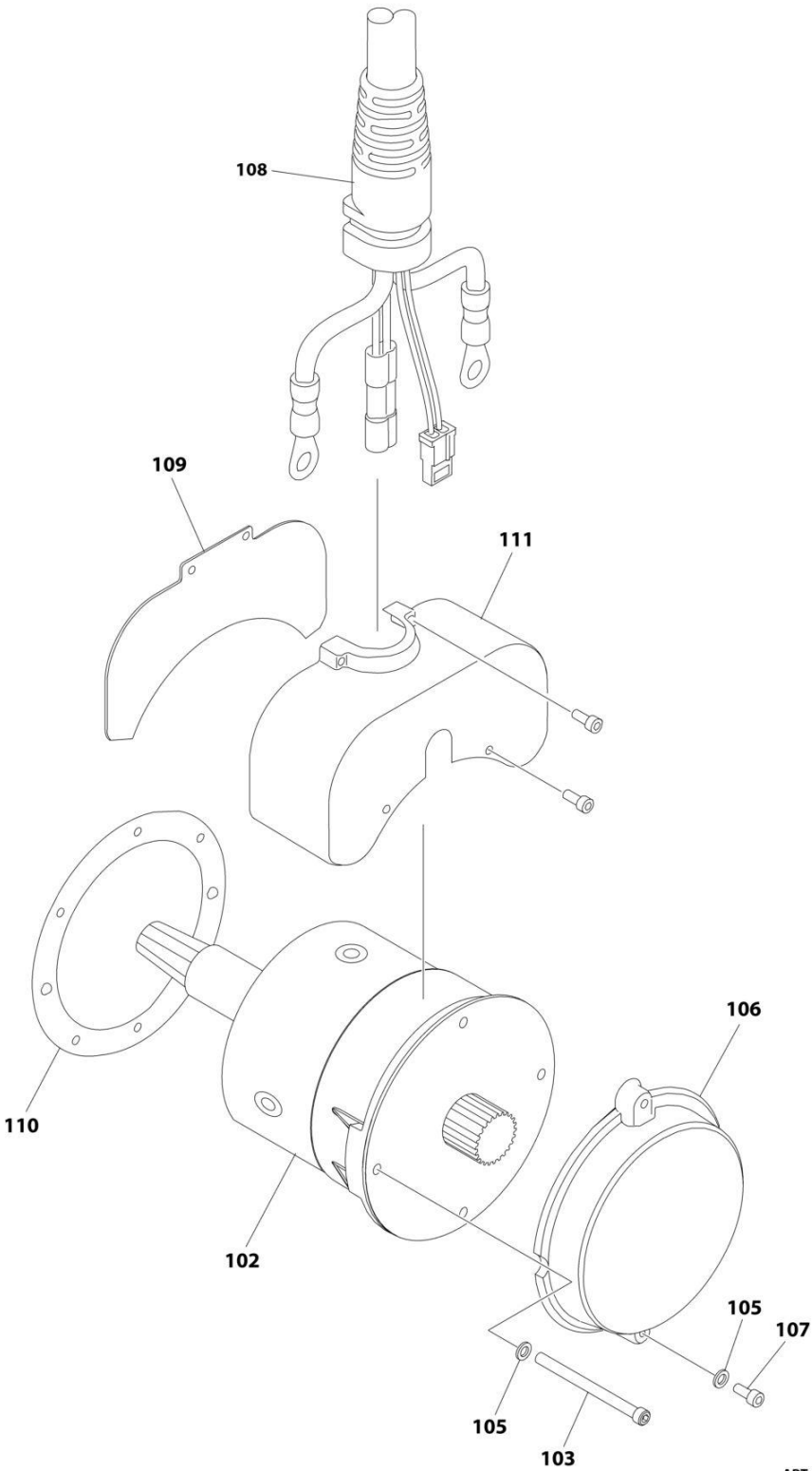
SECTION 1 - FRAME

FIGURE 1-6. DRIVE MOTOR ASSEMBLY



ART_1001256741_10F2

SECTION 1 - FRAME



ART_1001256741_20F2

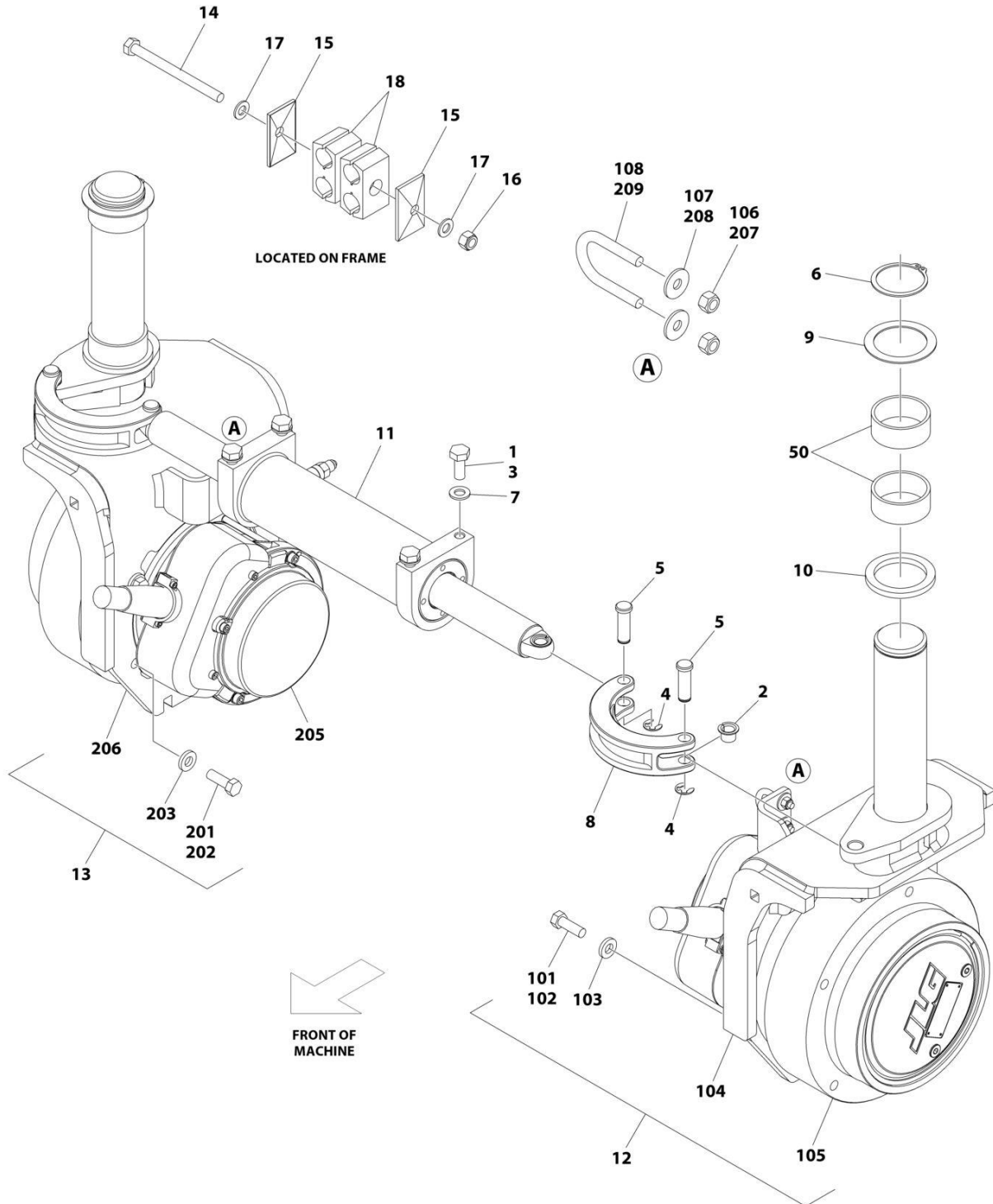
SECTION 1 - FRAME

FIGURE 1-6. DRIVE MOTOR ASSEMBLY

ITEM	PART NUMBER	QTY	DESCRIPTION	REV
	1001256741	Ref	DRIVE MOTOR ASSEMBLY	G
		Ref	HUB ASSEMBLY	
1	70007493	1	Spindle	
2	See Note	NSS	Hub (Note: Use Item 203)	
3	70007494	1	Ring, Input	
4	70007491	1	Gear, Input Sun	
5	70007490	3	Gear, Input Planet (Includes Item 26)	
6	70007196	3	Pin, Planet Gear	
7	70007492	1	Carrier	
8	70007195	1	Gear, Output Sun	
9	70007193	3	Gear, Output Planet (Includes Item 26)	
10	70007199	3	Pin, Output Planet	
11	See Note	NSS	Cover (Note: Use Item 201)	
14	See Note	NSS	Bearing, Main (Note: Use Item 202 or 203)	
15	70007200	1	Bearing , Shaft	
16	70001739	1	Seal, Lip (Note: Included in Items 202 or 203)	
17	7024786	1	Seal, Lip	
18	70007204	3	Ring, Retaining	
19	See Note	NSS	Ring , Retaining (Note: Use Item 201)	
20	70000191	1	O-Ring (Note: Included in Items 201 or 202 or 203)	
21	See Note	NSS	Washer, Thrust (Note: Use Item 201)	
23	70007207	1	Plate, Thrust	
24	70007203	1	Ring, Retaining	
25	70007206	9	Washer, Thrust	
26	70007201	6	Bushing	
27	See Note	NSS	Ring, Retaining (Note: Use Item 203)	
28	70007202	1	Ring, Retaining	
29	See Note	NSS	Plug (Note: Use Item 201)	
32	70007205	3	Washer, Tanged	
		Ref	BRAKE AND MOTOR	
102	70007496	1	Motor, Electric	
103	70007495	2	Bolt M6 x 100	
105	4711400	4	Washer 1/4	
106	SEE NOTE	NSS	Brake, Input (Use Motor/Brake Kit PN 70007673)	
107	70007191	2	Bolt M6 x 20	
108	70007759	1	Harness, Motor	
109	See Note	NSS	Plate, Cover (Note: Use Item 204)	
110	See Note	NSS	Gasket (Note: Use Item 204)	
111	See Note	NSS	Cover, Top (Note: Use Item 204)	
		Ref	KIT OPTIONS	
201	7024747	1	Cover Kit (Includes Items 11, 19, 20, 21 & 29)	
202	7024748	1	Main Seal Kit (Includes Qty 1 of Items 14, 16 & 20)	
203	7024756	1	Hub Kit (Includes Items 2, 16, 20, 27 & Qty 1 of Item 14)	
204	70007631	1	Cover Kit (Includes Item 109-111)	
205	70007673	1	Motor/Brake Kit (includes Attaching Hardware)	

SECTION 1 - FRAME

FIGURE 1-7. STEER INSTALLATION (MACHINES WITH SN STARTING WITH G2)



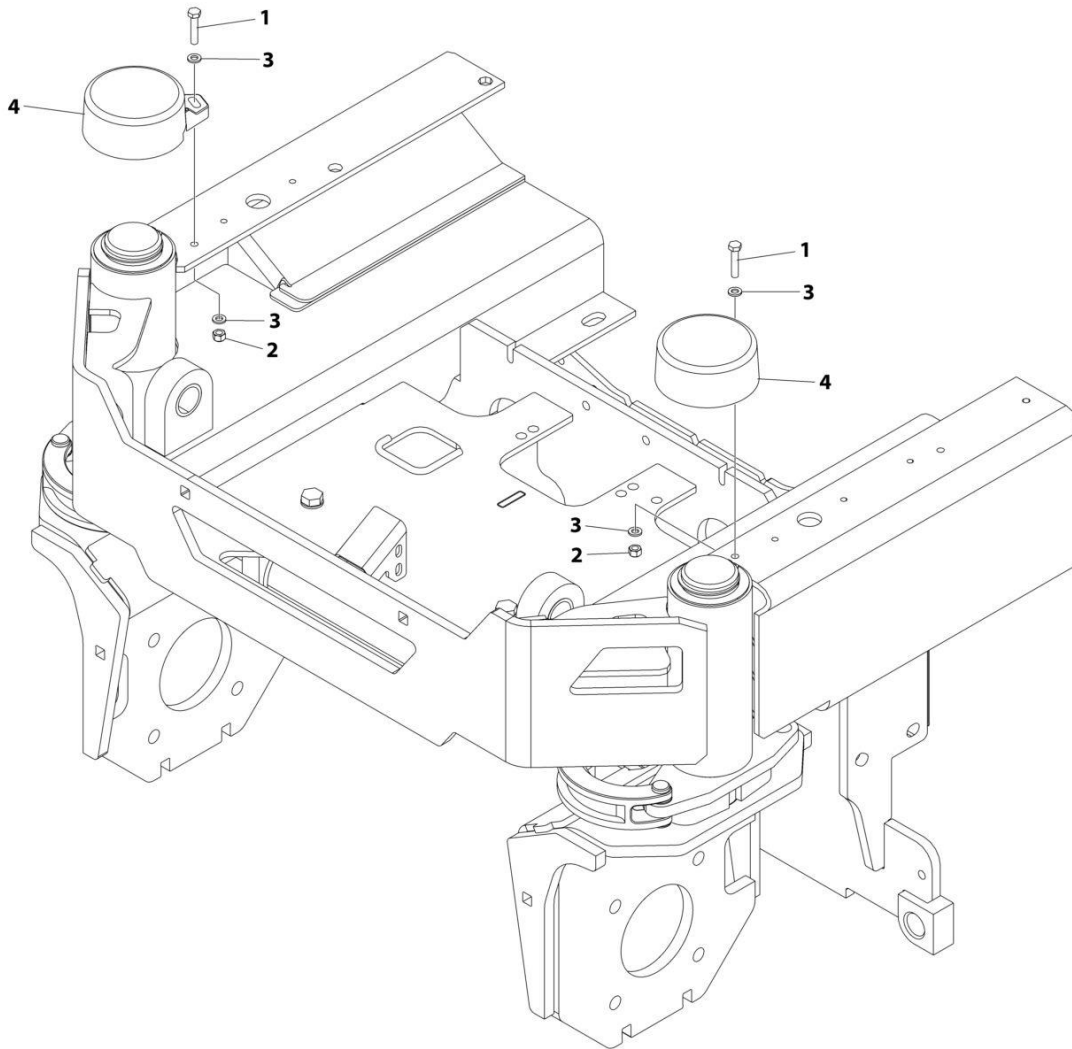
SECTION 1 - FRAME

FIGURE 1-7. STEER INSTALLATION (MACHINES WITH SN STARTING WITH G2)

ITEM	PART NUMBER	QTY	DESCRIPTION	REV
	1001280431	Ref	STEER INSTALLATION	A
1	0100011	AR	Compound Locking	
2	1001276696	2	Bearing, Flange	
3	0761012	4	Bolt M10 x 25	
4	1380153	4	E-Clip	
5	3423037	4	Pin	
6	3760217	2	Ring, Retaining	
7	4812000	4	Washer M10	
8	4846757	2	Steering Lug	
9	1001197396	2	Washer	
10	1001269507	2	Washer, Thrust	
11	1001276701	1	Steer Cylinder Assembly (See Separate Breakdown in CYLINDER Section)	
12	1001258427	1	Motor/Spindle Assembly (See item 101-108 for Breakdown)	
13	1001258428	1	Motor/Spindle Assembly (See item 201-209 for Breakdown)	
14	0760827	1	Bolt M8 x 100	
15	1321752	2	Clamp	
16	3290805	1	Nut M8	
17	4811900	2	Washer M8	
18	8750015	2	Clamp Set	
50	1001153785	4	Bearing (Part of Frame)	
	1001258427	Ref	MOTOR/SPINDLE ASSEMBLY	G
101	0100011	1	Compound, Locking	
102	0681609	6	Bolt 3/8 x 1-1/8 Grade 8	
103	4891600	6	Washer 3/8	
104	1001226487	1	Spindle	
105	1001256741	1	Drive Motor Assembly (See Separate Breakdown in this Section)	
106	3290605	2	Nut M6	
107	4811702	2	Washer M6	
108	1001259015	1	U-Bolt	
	1001258428	Ref	MOTOR/SPINDLE ASSEMBLY	G
201	0100011	1	Compound, Locking	
202	0681609	6	Bolt 3/8 x 1-1/8 Grade 8	
203	4891600	6	Washer 3/8	
205	1001256741	1	Drive Motor Assembly (See Separate Breakdown in this Section)	
206	1001250162	1	Spindle	
207	3290605	2	Nut M6	
208	4811702	2	Washer M6	
209	1001259015	1	U-Bolt	

SECTION 1 - FRAME

FIGURE 1-8. STEER SPINDLE COVER INSTALLATION (ALL SPECS EXCEPT CHINA SPECS)



ART_1001269704

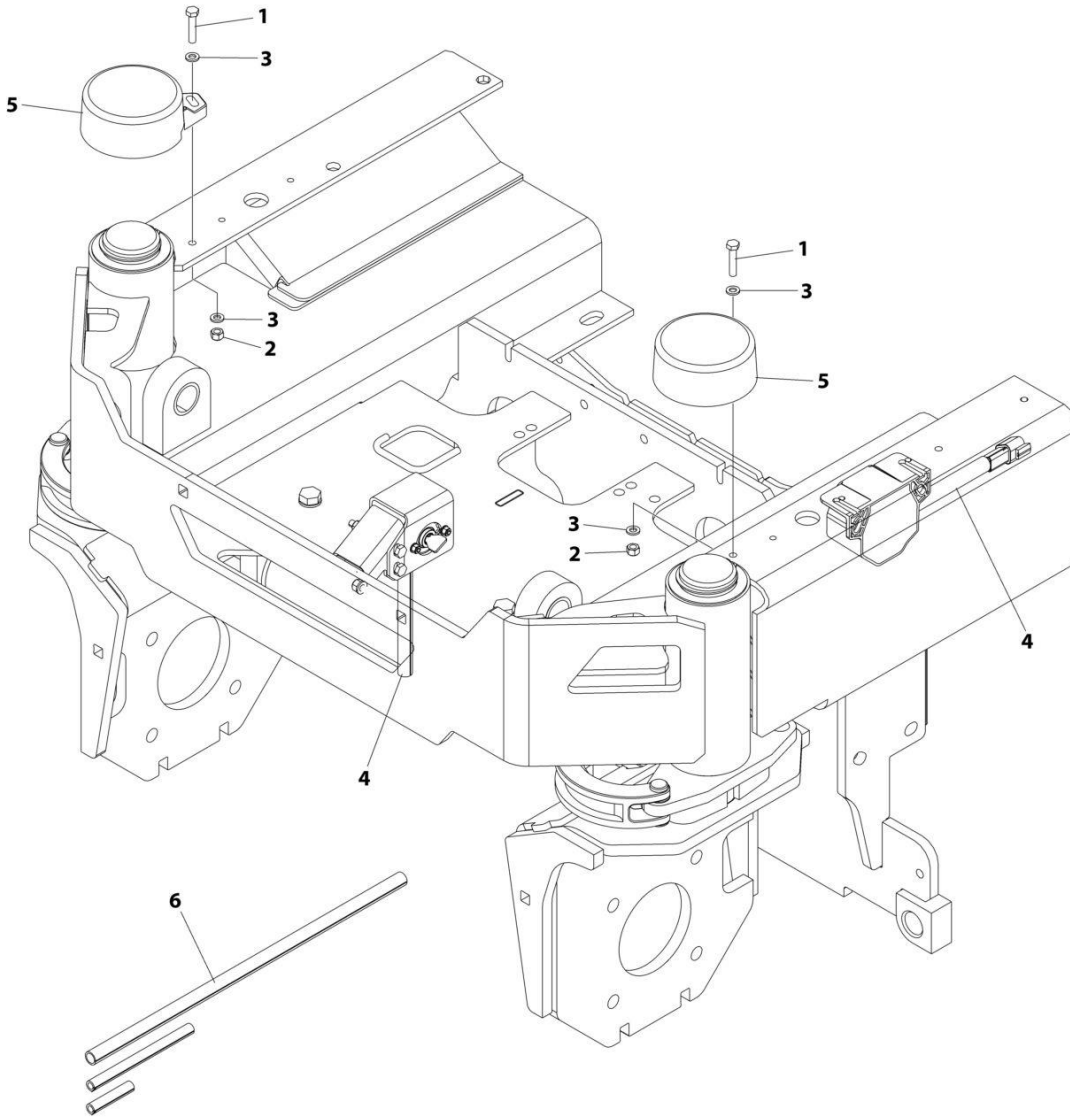
SECTION 1 - FRAME

FIGURE 1-8. STEER SPINDLE COVER INSTALLATION (ALL SPECS EXCEPT CHINA SPECS)

ITEM	PART NUMBER	QTY	DESCRIPTION	REV
	1001269704	Ref	STEER SPINDLE COVER INSTALLATION	A
1	0700614	2	Bolt M6 x 30	
2	3290605	2	Nut M6	
3	4811700	4	Washer M6	
4	1001262464	2	Cover, Steering	

SECTION 1 - FRAME

FIGURE 1-9. STEER SPINDLE COVER INSTALLATION (CHINA SPECS)



(INSTALLED ON LSS HARNESS)

ART_1001271574

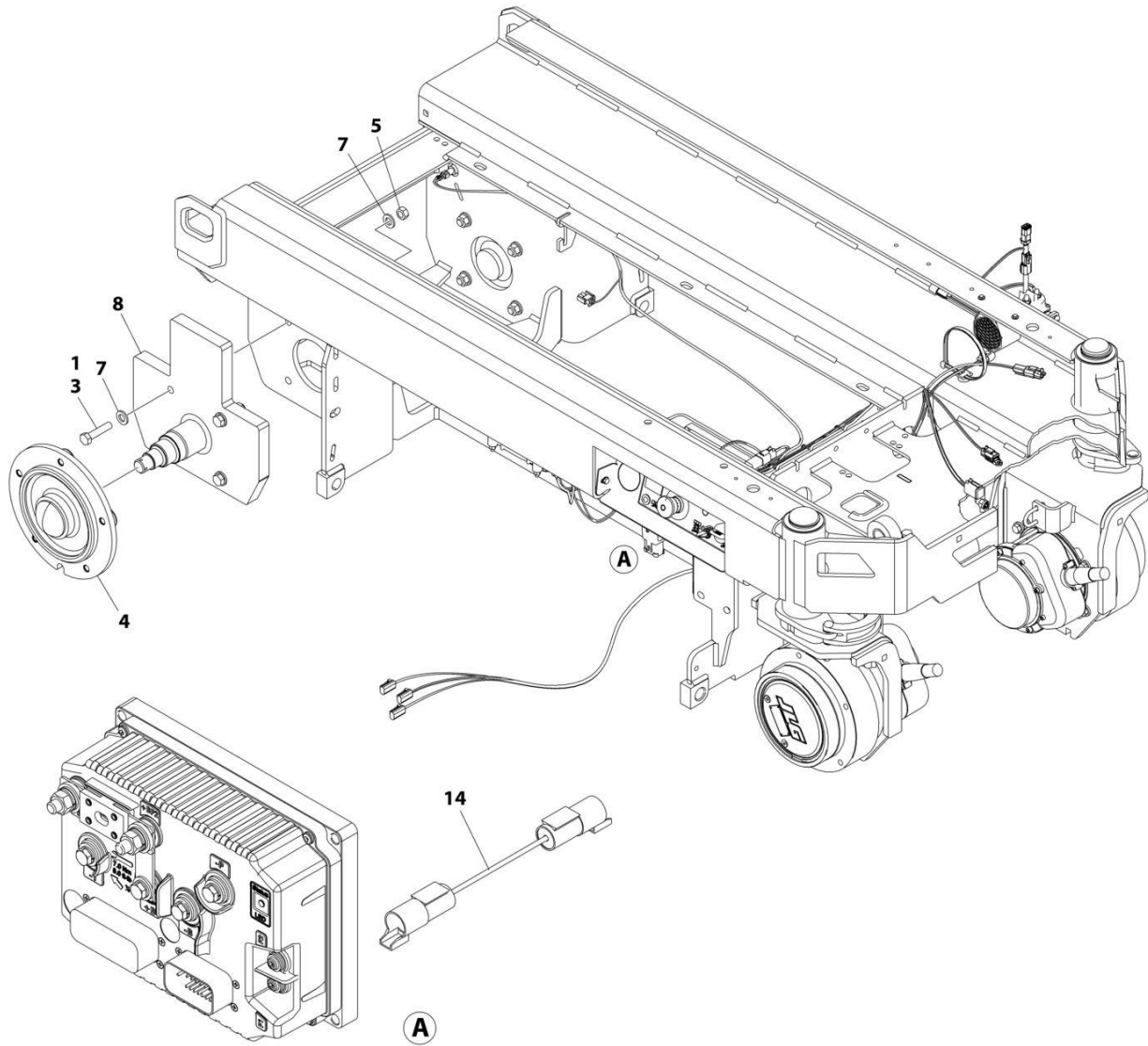
SECTION 1 - FRAME

FIGURE 1-9. STEER SPINDLE COVER INSTALLATION (CHINA SPECS)

ITEM	PART NUMBER	QTY	DESCRIPTION	REV
	1001271574	Ref	STEER SPINDLE COVER INSTALLATION	A
1	0700614	2	Bolt M6 x 30	
2	3290605	2	Nut M6	
3	4811700	4	Washer M6	
4	1001262299	2	Conduit	
5	1001262464	2	Cover, Steering	
6	1001270823	1	Conduit	

SECTION 1 - FRAME

FIGURE 1-10. REAR WHEEL HUB AND FRAME CLAMPS INSTALLATION



ART_1001256130_F

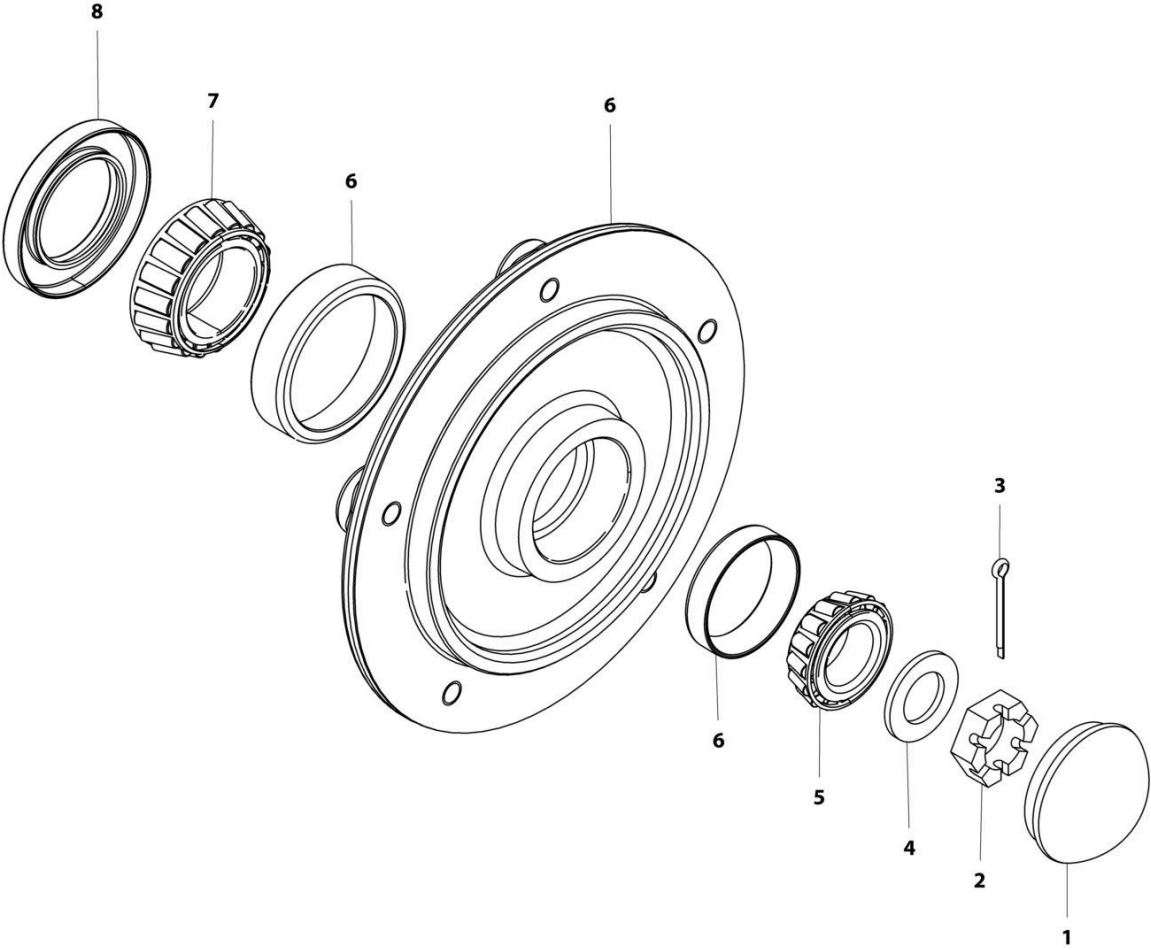
SECTION 1 - FRAME

FIGURE 1-10. REAR WHEEL HUB AND FRAME CLAMPS INSTALLATION

ITEM	PART NUMBER	QTY	DESCRIPTION	REV
	1001256130	Ref	REAR WHEEL HUB INSTALLATION	F
1	0100011	AR	Compound, Locking	
3	0711219	8	Bolt M12 x 55	
4	2780266	2	Hub Assembly - Rear (See Separate Breakdown in this Section)	
5	3331211	8	Nut M12	
7	5241200	16	Washer M12	
8	1001226423	2	Spindle Rear	
14	4923602	1	Harness, Field Wire Connection	

SECTION 1 - FRAME

FIGURE 1-11. HUB ASSEMBLY - REAR



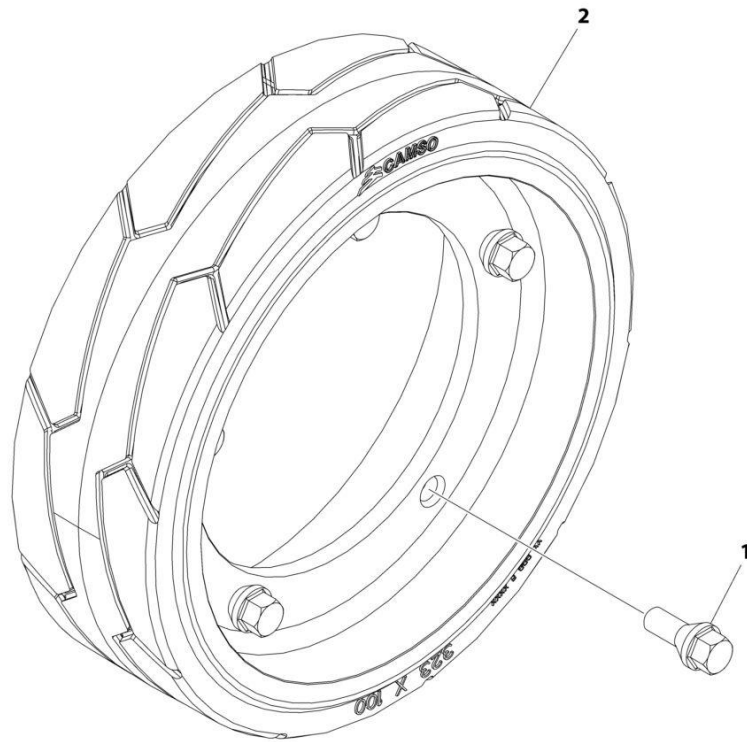
ART_2780266

FIGURE 1-11. HUB ASSEMBLY - REAR

ITEM	PART NUMBER	QTY	DESCRIPTION	REV
	2780266	Ref	HUB ASSEMBLY - REAR	E
1	1001102354	1	Cap, Dust (was p/n 7012524)	
2	3300423	1	Nut, Slotted (was p/n 7010641)	
3	3450406	1	Pin, Cotter 2 x 3/16 (was p/n 7010642)	
4	4740468	1	Washer (was p/n 7019697)	
5	1001102351	1	Bearing, Cone - Outer (was p/n 7026185)	
6	See Note	NSS	Hub (Note: Purchase Complete Assembly p/n 2780266)	
7	1001102353	1	Bearing, Cone - Inner (was p/n 7026183)	
8	1001102349	1	Seal (was p/n 7026184)	

SECTION 1 - FRAME

FIGURE 1-12. TIRE AND WHEEL INSTALLATION



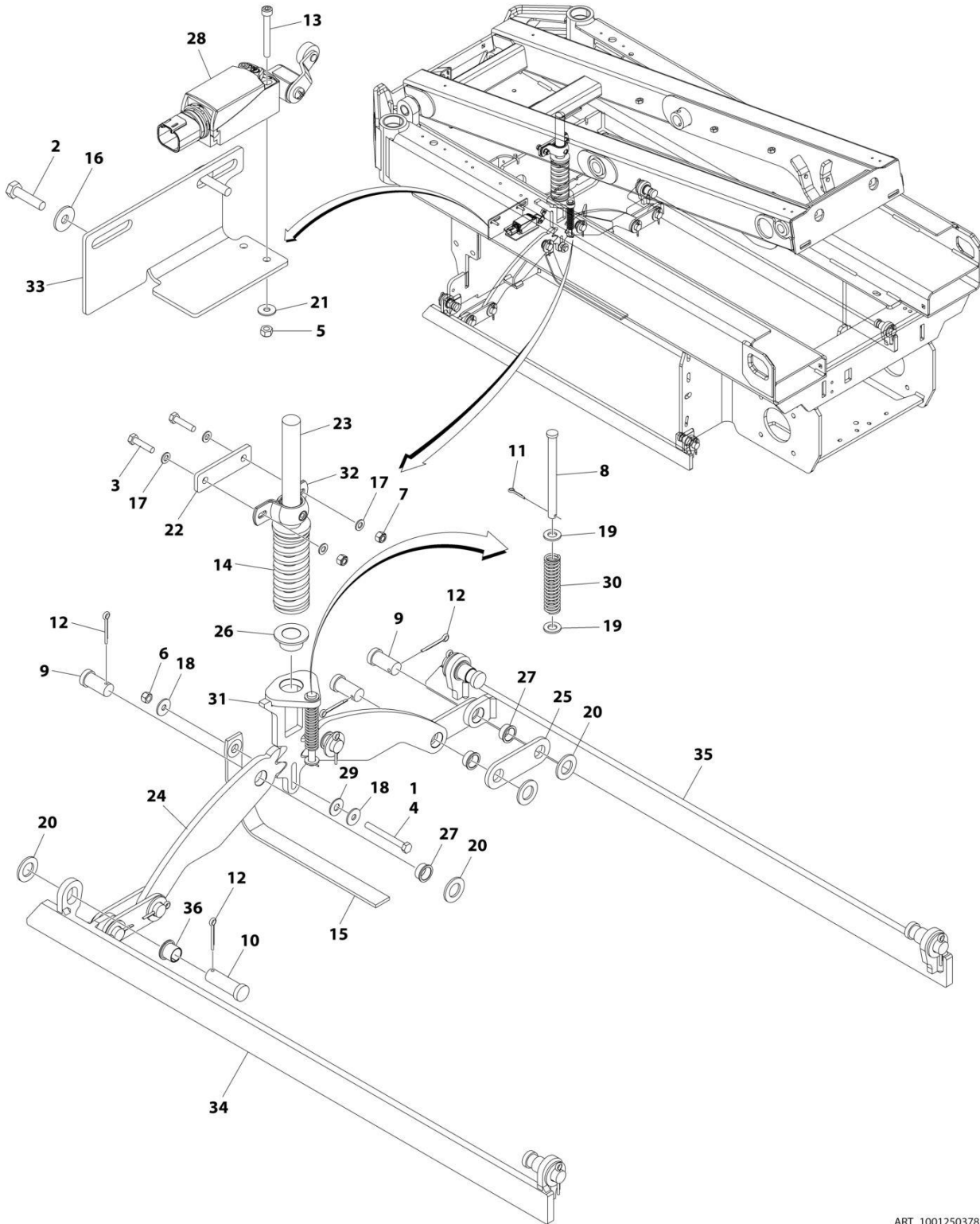
ART_1001248612

FIGURE 1-12. TIRE AND WHEEL INSTALLATION

ITEM	PART NUMBER	QTY	DESCRIPTION	REV
	1001248612	Ref	TIRE AND WHEEL ASSEMBLY	B
1	0630580	20	Bolt	
2	1001114467	4	Tire, 100 x 323	

SECTION 1 - FRAME

FIGURE 1-13. POTHOLE PROTECTION INSTALLATION



ART_1001250378

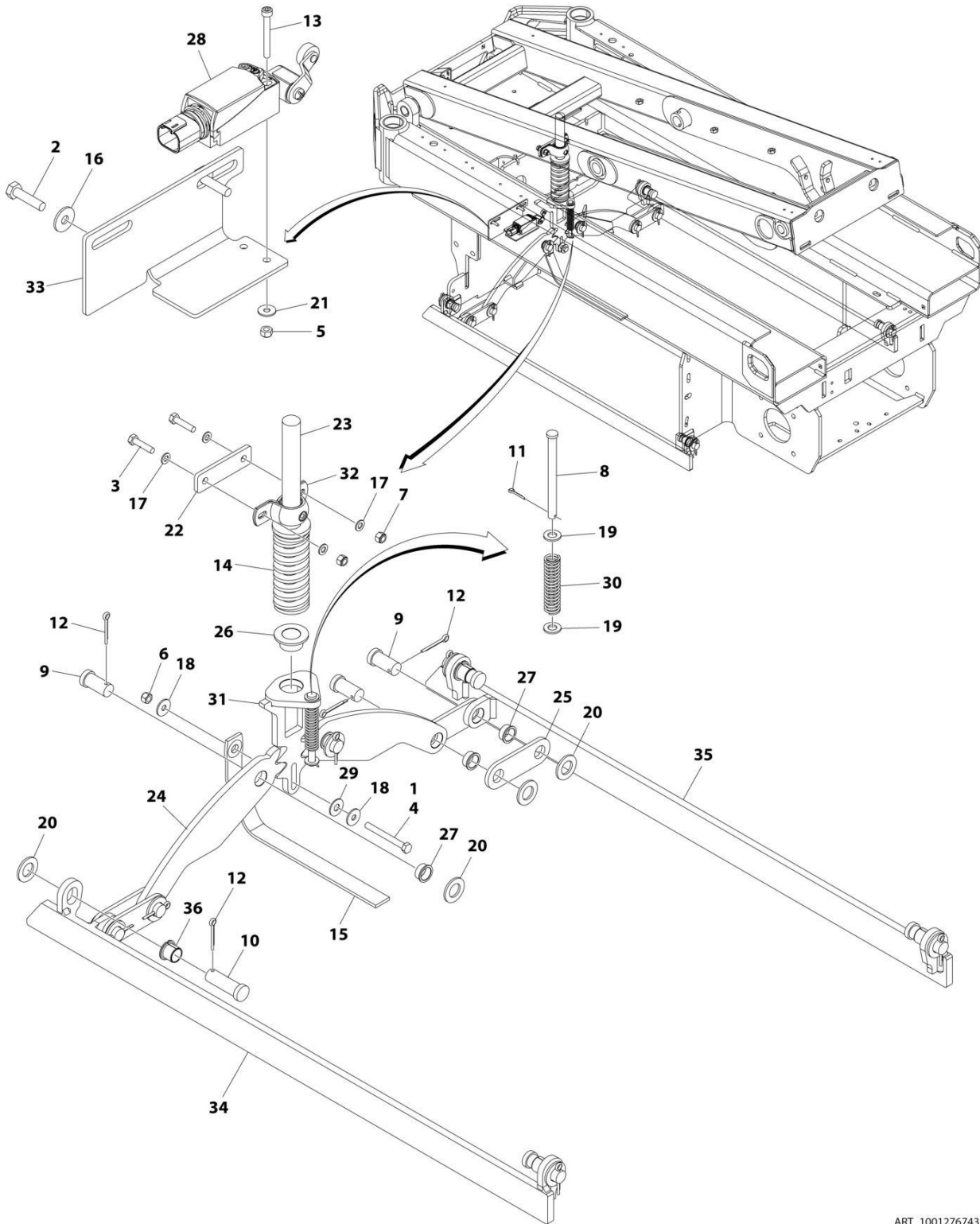
SECTION 1 - FRAME

FIGURE 1-13. POTHOLE PROTECTION INSTALLATION

ITEM	PART NUMBER	QTY	DESCRIPTION	REV
	1001250378	Ref	POTHOLE PROTECTION INSTALLATION	B
1	0100011	AR	Compound, Locking	
2	0700612	2	Bolt M6 x 25	
3	0700815	2	Bolt M8 x 35	
4	0700823	1	Bolt M8 x 75	
5	3290405	2	Nut M4	
6	3290801	1	Nut M8	
7	3290805	2	Nut M8	
8	3430636	1	Pin	
9	3431212	6	Pin	
10	3431218	4	Pin	
11	3450302	1	Pin, Cotter 7/8 x 1/2	
12	3450505	10	Pin, Cotter 5/32 x 1/2	
13	4031511	2	Capscrew M4 x 35	
14	4160202	1	Spring	
15	4240147	1	Strap, Anti-Static	
16	4811702	2	Washer M6	
17	4811900	4	Washer M8	
18	4811902	2	Washer M8	
19	4812000	2	Washer M10	
20	4812500	10	Washer M20	
21	1001091102	2	Washer M4	
22	1001202987	1	Plate, Mounting	
23	1001202988	1	Actuator (Upper)	
24	1001202994	2	Plate, Pinion	
25	1001202999	4	Link	
26	1001203869	1	Bearing	
27	1001203870	6	Bearing	
28	1001203871	1	Switch, Limit	
29	1001203872	1	Washer 3/8	
30	1001212068	1	Spring	
31	1001214526	1	Actuator (Lower)	
32	1001215953	1	Bearing	
33	1001218307	1	Plate, Sensor Mount	
34	1001251436	1	Bar (LH)	
35	1001251437	1	Bar (RH)	
36	0440263	4	Bearing	

SECTION 1 - FRAME

FIGURE 1-14. POTHOLE PROTECTION SYSTEM INSTALLATION (MACHINES WITH SN STARTING WITH G2)



ART_1001276743

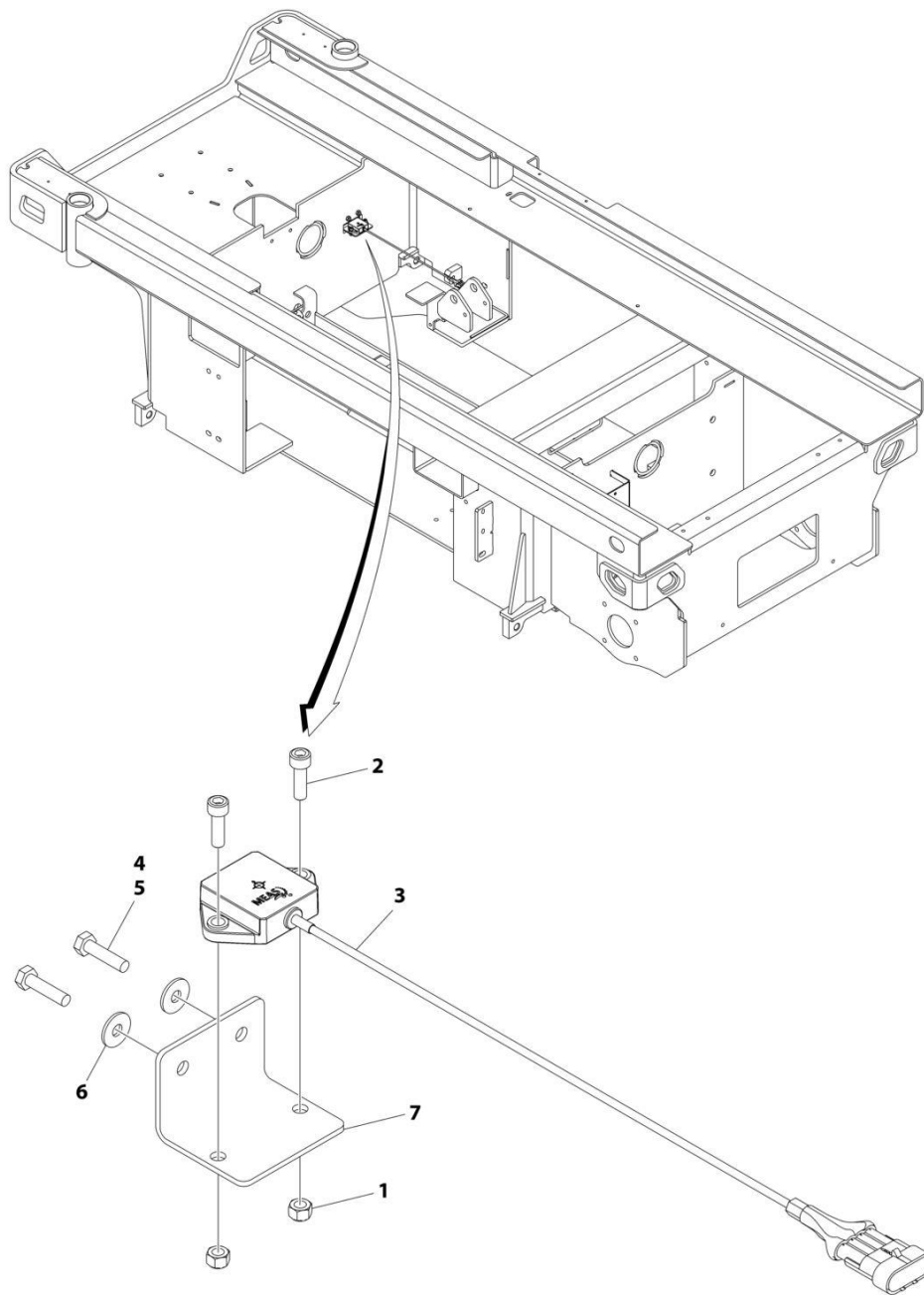
SECTION 1 - FRAME

FIGURE 1-14. POTHOLE PROTECTION SYSTEM INSTALLATION (MACHINES WITH SN STARTING WITH G2)

ITEM	PART NUMBER	QTY	DESCRIPTION	REV
	1001276743	Ref	POTHOLE PROTECTION SYSTEM INSTALLATION	A
1	0100011	AR	Compound, Locking	
2	0700612	2	Bolt M6 x 25	
3	0700815	2	Bolt M8 x 35	
4	0700823	1	Bolt M8 x 75	
5	3290405	2	Nut M4	
6	3290801	1	Nut M8	
7	3290805	2	Nut M8	
8	3430636	1	Pin	
9	3431212	6	Pin	
10	3431218	4	Pin	
11	3450302	1	Pin, Cotter 7/8 x 1/2	
12	3450505	10	Pin, Cotter 5/32 x 1/2	
13	4031511	2	Capscrew M4 x 35	
14	1001276718	1	Spring	
15	4240147	1	Strap, Anti-Static	
16	4811702	2	Washer M6	
17	4811900	4	Washer M8	
18	4811902	2	Washer M8	
19	4812000	2	Washer M10	
20	4812500	10	Washer M20	
21	1001091102	2	Washer M4	
22	1001202987	1	Plate, Mounting	
23	1001202988	1	Actuator (Upper)	
24	1001202994	2	Plate, Pinion	
25	1001202999	4	Link	
26	1001276720	1	Bearing	
27	1001276721	6	Bearing	
28	1001276741	1	Switch, Limit	
29	1001203872	1	Washer 3/8	
30	1001212068	1	Spring	
31	1001214526	1	Actuator (Lower)	
32	1001215953	1	Bearing	
33	1001218307	1	Plate, Sensor Mount	
34	1001251436	1	Bar (LH)	
35	1001251437	1	Bar (RH)	
36	1001276722	4	Bearing	

SECTION 1 - FRAME

FIGURE 1-15. TILT SENSOR INSTALLATION



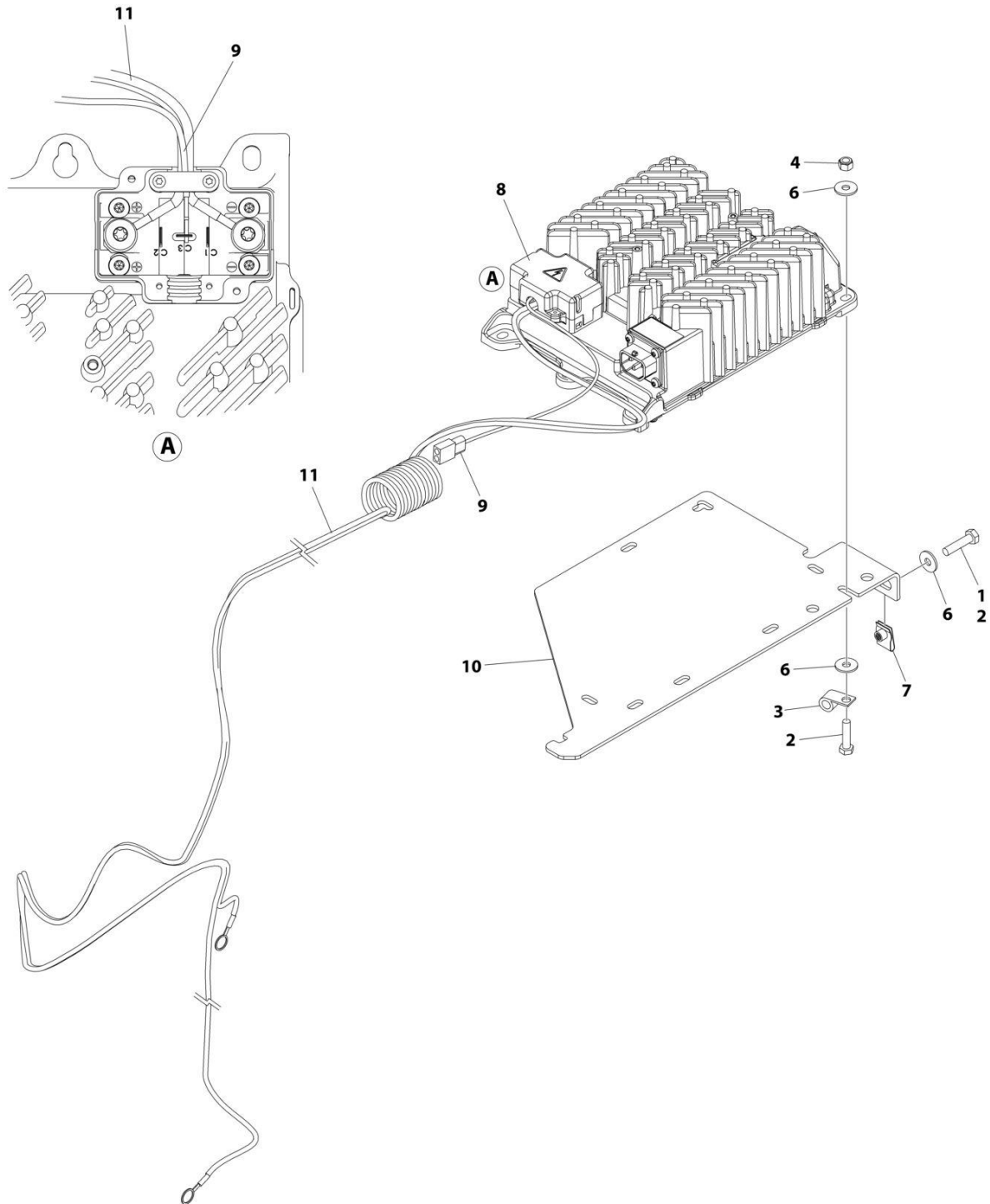
ART_1001214217

FIGURE 1-15. TILT SENSOR INSTALLATION

ITEM	PART NUMBER	QTY	DESCRIPTION	REV
	1001214217	Ref	TILT SENSOR INSTALLATION	D
1	3290601	2	Nut M6	
2	4031708	2	Capscrew M6 x 20	
3	1001186466	1	Sensor, Tilt	
4	0100011	AR	Compound, Locking	
5	0700612	2	Bolt M6 x 25	
6	4811702	2	Washer M6	
7	1001217059	1	Plate, Mounting	

SECTION 1 - FRAME

FIGURE 1-16. BATTERY CHARGER INSTALLATION - DELTA-Q (WITHOUT COMMUNICATION PORT)



ART_1001263256

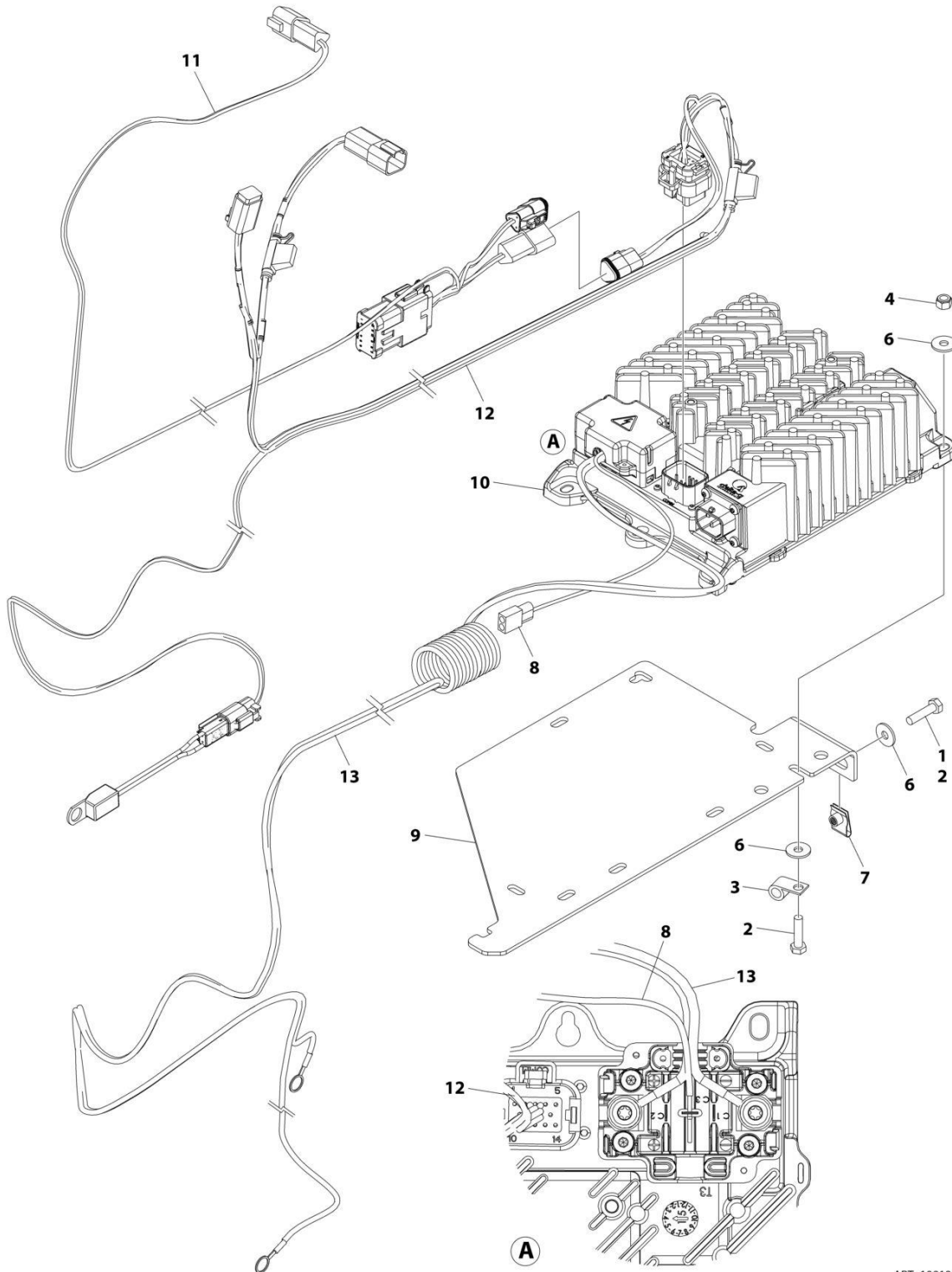
SECTION 1 - FRAME

FIGURE 1-16. BATTERY CHARGER INSTALLATION - DELTA-Q (WITHOUT COMMUNICATION PORT)

ITEM	PART NUMBER	QTY	DESCRIPTION	REV
	1001263256	Ref	BATTERY CHARGER INSTALLATION - DELTA-Q	A
1	0100011	AR	Compound, Locking	
2	0760612	5	Bolt M6 x 25	
3	1321293	1	Clamp	
4	3290605	3	Nut M6	
5	4240017	AR	Tie-Strap (Not Shown)	
6	4811702	8	Washer M6	
7	1001130220	2	Nut, Tinnerman M6	
8	1001200561	1	Charger, Battery - Delta-Q	
9	1001207009	1	Charger Interlock Harness	
9	4460424	1	Receptacle, Female - 2 Position	
9	4460227	2	Pin, Male	
10	1001236139	1	Bracket	
11	1001256642	1	Charger DC Connection Harness	

SECTION 1 - FRAME

FIGURE 1-17. BATTERY CHARGER INSTALLATION - DELTA-Q (WITH COMMUNICATION PORT)



ART_1001263257

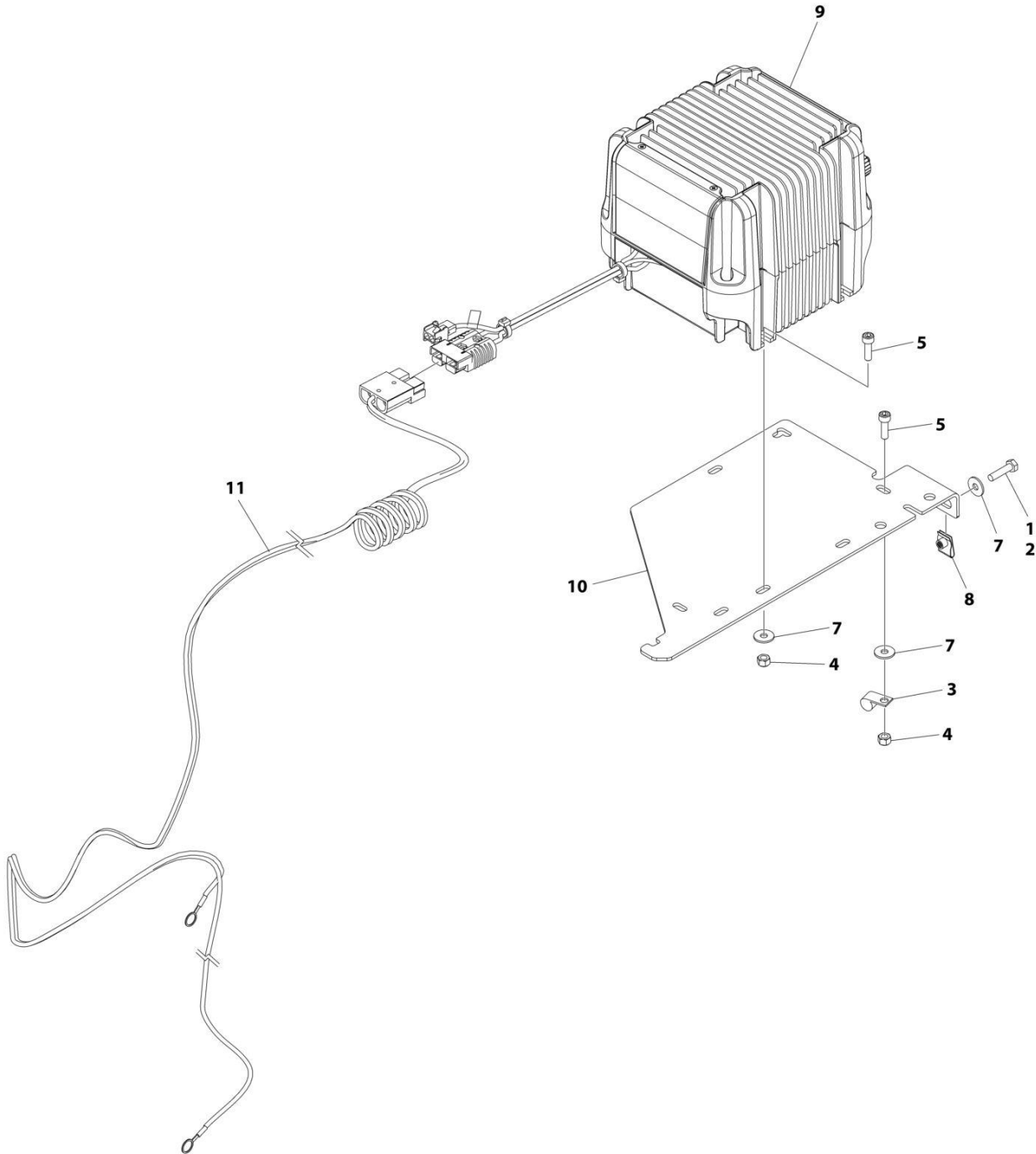
SECTION 1 - FRAME

FIGURE 1-17. BATTERY CHARGER INSTALLATION - DELTA-Q (WITH COMMUNICATION PORT)

ITEM	PART NUMBER	QTY	DESCRIPTION	REV
	1001263257	Ref	BATTERY CHARGER INSTALLATION - DELTA-Q	A
1	0100011	AR	Compound, Locking	
2	0760612	5	Bolt M6 x 25	
3	1321293	1	Clamp	
4	3290605	3	Nut M6	
5	4240017	AR	Tie-Strap (Not Shown)	
6	4811702	8	Washer M6	
7	1001130220	2	Nut, Tinnerman M6	
8	1001207009	1	Charger Interlock Harness	
8	4460424	1	Receptacle, Female - 2 Position	
8	4460227	2	Pin, Male	
9	1001236139	1	Bracket	
10	1001253952	1	Charger, Battery - Delta-Q	
11	1001254027	1	Can Splice Harness (See Separate Breakdown in ELECTRICAL Section)	
12	1001254028	1	Charger To Battery Harness (See Separate Breakdown in ELECTRICAL Section)	
13	1001256642	1	Battery Charger to DC Connection Cable	

SECTION 1 - FRAME

**FIGURE 1-18. BATTERY CHARGER INSTALLATION - GREEN POWER (LOCALLY SUPPLIED PLUG)
(MACHINES WITH SN STARTING WITH 12, B2 & G2)**



ART_1001263259

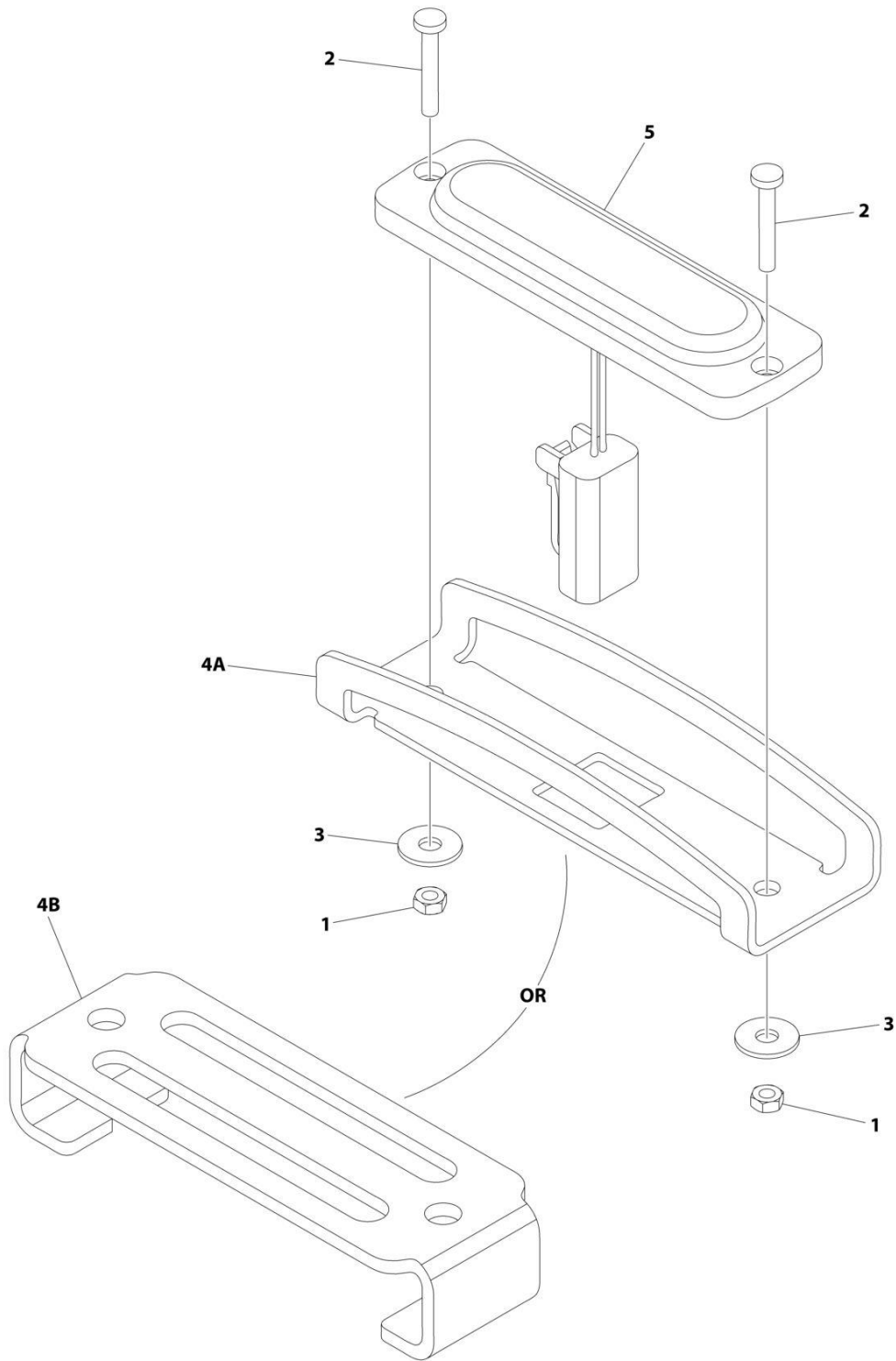
SECTION 1 - FRAME

**FIGURE 1-18. BATTERY CHARGER INSTALLATION - GREEN POWER (LOCALLY SUPPLIED PLUG)
(MACHINES WITH SN STARTING WITH 12, B2 & G2)**

ITEM	PART NUMBER	QTY	DESCRIPTION	REV
	1001263259	Ref	BATTERY CHARGER INSTALLATION - GREEN POWER	A
1	0100011	AR	Compound, Locking	
2	0700612	2	Bolt M6 x 25	
3	1321293	1	Clamp, Cable	
4	3290605	4	Nut M6	
5	4031708	4	Capscrew M6 x 20	
6	4240017	AR	Tie-Strap (Not Shown)	
7	4811702	6	Washer M6	
8	1001130220	2	Nut, Tinnerman M6	
9	1001205598	1	Charger, Battery Green Power	
10	1001236139	1	Bracket	
11	1001256643	1	Charger DC Connection Harness	

SECTION 1 - FRAME

FIGURE 1-19. STROBE LIGHT INSTALLATION – SINGLE (SANMAK BRAND)



ART_1001242697

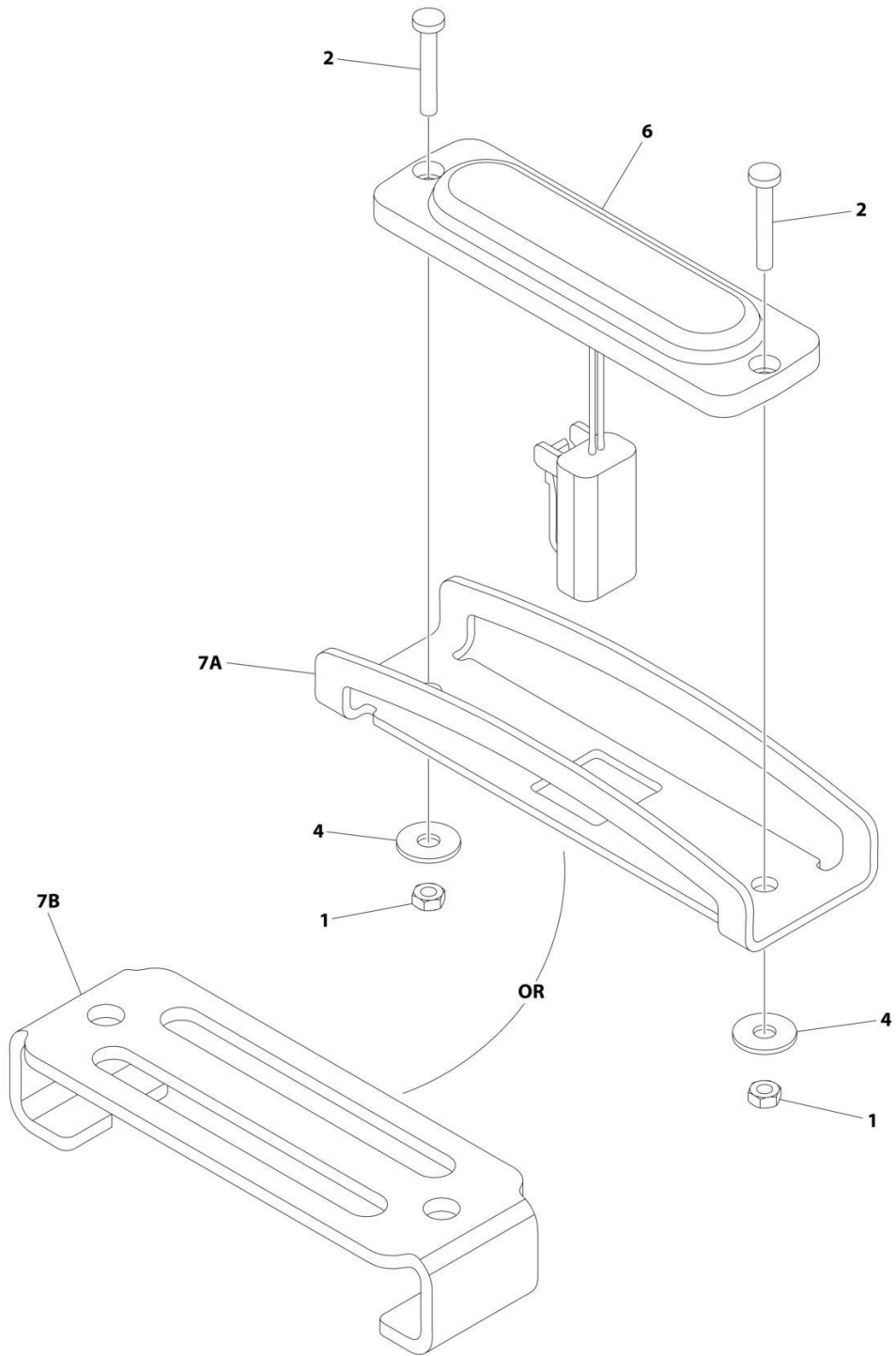
SECTION 1 - FRAME

FIGURE 1-19. STROBE LIGHT INSTALLATION – SINGLE (SANMAK BRAND)

ITEM	PART NUMBER	QTY	DESCRIPTION	REV
	1001242697	Ref	STROBE LIGHT INSTALLATION - SINGLE (AMBER) (WITH GUARD)	D
1	3290305	2	Nut M3	
2	4010310	2	Screw M3 x 20	
3	1001091102	2	Washer M4	
4A	1001242539	1	Guard	
4B	1001239661	1	Cover	
5	1001239224	1	Light, Strobe	
5	4460891	1	Plug, Male - 2 Position	
5	4460465	2	Socket, Female	

SECTION 1 - FRAME

FIGURE 1-20. STROBE LIGHT INSTALLATION – DUAL (SANMAK BRAND)



ART_1001247862

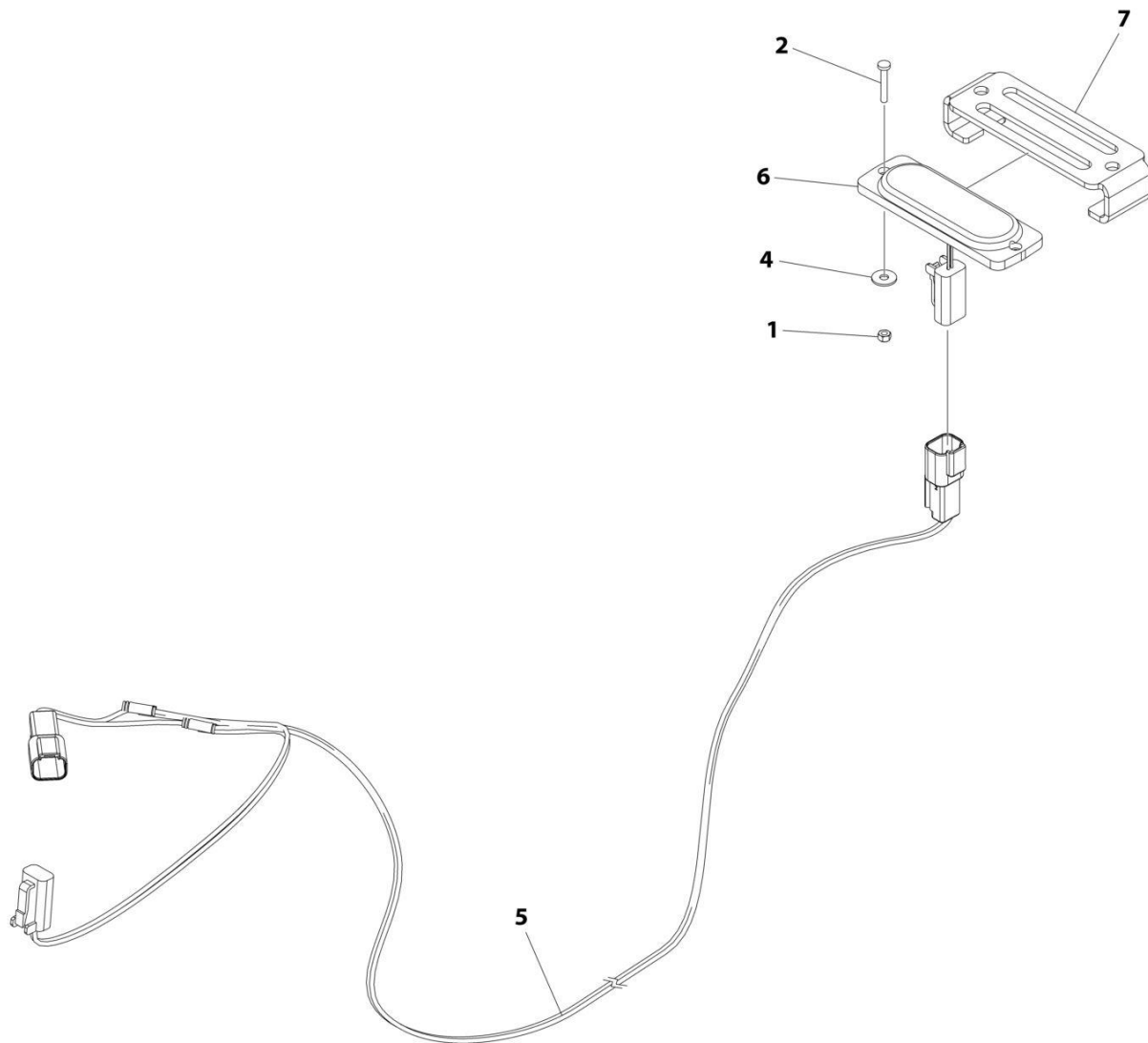
SECTION 1 - FRAME

FIGURE 1-20. STROBE LIGHT INSTALLATION – DUAL (SANMAK BRAND)

ITEM	PART NUMBER	QTY	DESCRIPTION	REV
	1001247862	Ref	STROBE LIGHT INSTALLATION - DUAL (AMBER) (WITH GUARD)	C
1	3290305	4	Nut M3	
2	4010310	4	Screw M3 x 20	
3	4240018	AR	Tie-Strap (Not Shown)	
4	1001091102	4	Washer M4	
5	1001201707	1	Strobe Light Jumper Harness (Not Shown)	
6	1001239224	2	Light, Strobe	
6	4460891	1	Plug, Male - 2 Position	
6	4460465	2	Socket, Female	
7A	1001242539	2	Guard	
7B	1001239661	2	Cover	

SECTION 1 - FRAME

FIGURE 1-21. STROBE LIGHT INSTALLATION - DUAL (SANMAK BRAND) (WITH CLEARSKY)



ART_1001293956

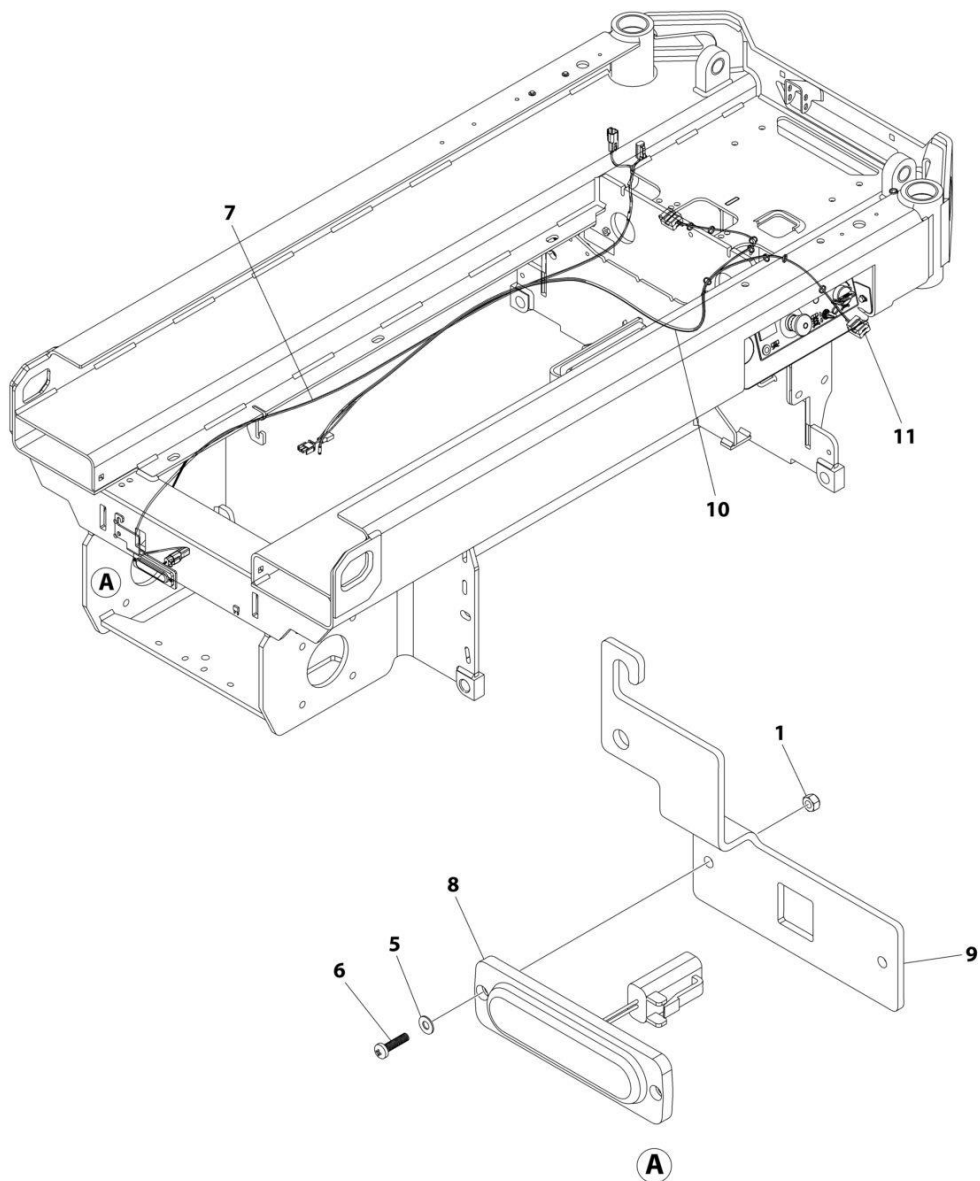
SECTION 1 - FRAME

FIGURE 1-21. STROBE LIGHT INSTALLATION - DUAL (SANMAK BRAND) (WITH CLEARSKY)

ITEM	PART NUMBER	QTY	DESCRIPTION	REV
	1001293956	Ref	BEACON INSTALLATION	A
1	3290305	2	Nut, Lock M3	
2	4010310	2	Screw M3 x 20	
3	4240018	AR	Tie-Strap (Not-Shown)	
4	1001091102	2	Washer M4	
5	1001201707	1	Harness, Beacon (See Separate Breakdown in ELECTRICAL Section)	
6	1001239224	1	Lamp, Beacon	
7	1001239661	1	Cover, Beacon	

SECTION 1 - FRAME

FIGURE 1-22. STROBE LIGHT INSTALLATION (ZN BRAND) (AT REAR)



ART_1001277151

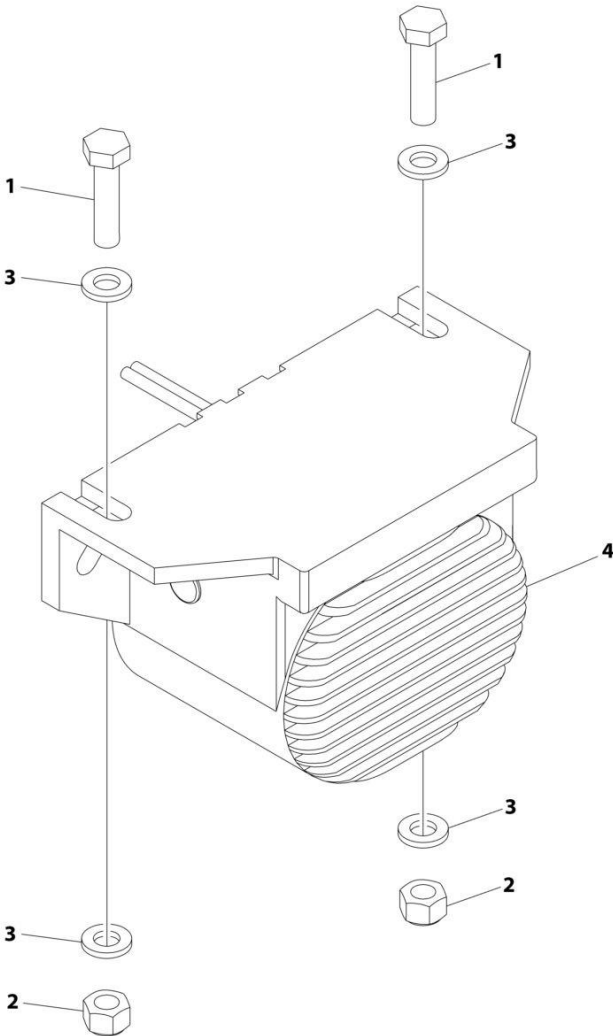
SECTION 1 - FRAME

FIGURE 1-22. STROBE LIGHT INSTALLATION (ZN BRAND) (AT REAR)

ITEM	PART NUMBER	QTY	DESCRIPTION	REV
	1001277151	Ref	BEACON ZN INSTALLATION	A
1	3290305	2	Nut M3	
2	4240017	AR	Tie-Strap (Not Shown)	
3	8229242	10	Fuse (Not Shown)	
4	8229244	10	Fuse (Not Shown)	
5	1001110544	2	Washer M3	
6	1001198576	2	Screw M3	
7	1001215216	1	Harness, Beacon Jumper	
8	1001239224	1	Lamp, Beacon Slim	
9	1001272614	1	Bracket, Beacon Slim	
10	1001272889	1	Harness, Motor Temperature Switch	
11	1001277396	2	Holder, Sensor Mount	

SECTION 1 - FRAME

FIGURE 1-23. ALARM INSTALLATION (AMBIENT/WHITE NOISE) (OPTIONAL)



ART_1001204495

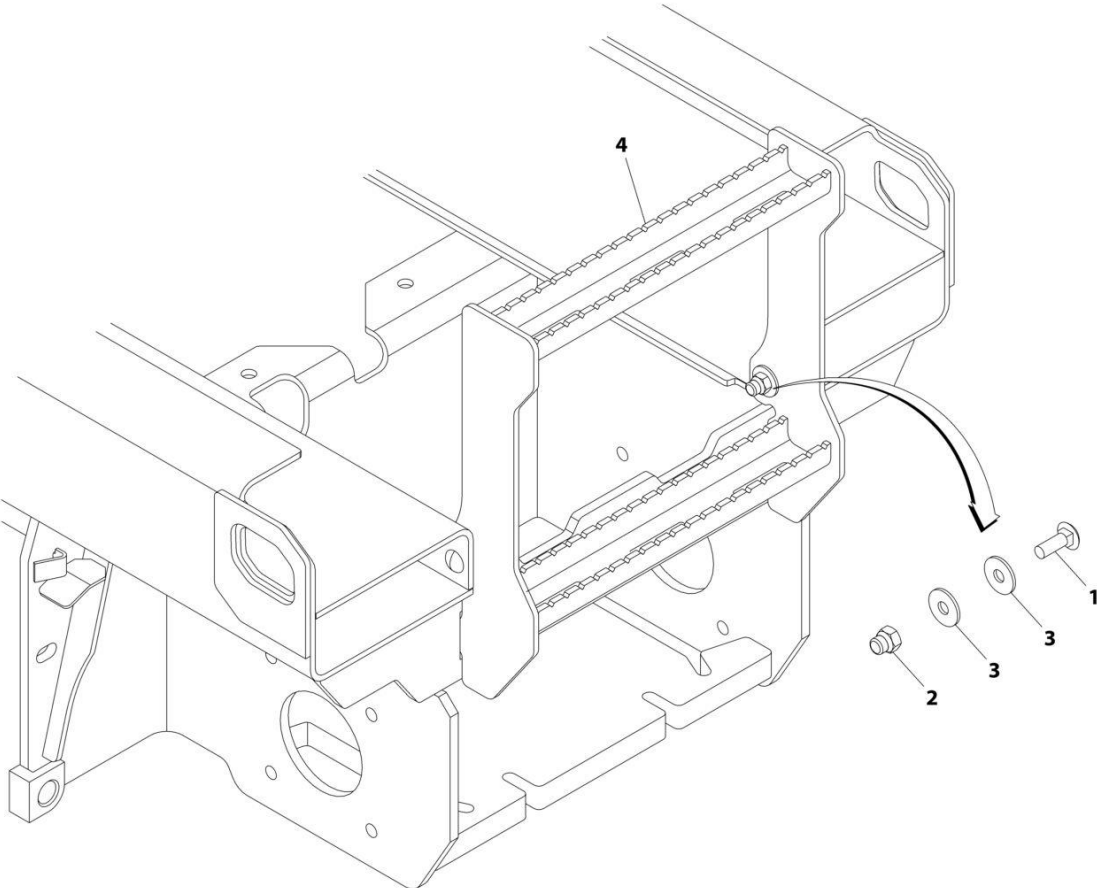
SECTION 1 - FRAME

FIGURE 1-23. ALARM INSTALLATION (AMBIENT/WHITE NOISE) (OPTIONAL)

ITEM	PART NUMBER	QTY	DESCRIPTION	REV
	1001204495	Ref	ALARM INSTALLATION (AMBIENT/WHITE NOISE)	B
1	0760612	2	Bolt M6 x 25	
2	3290605	2	Nut M6	
3	4811700	4	Washer M6	
4	1001182806	1	Alarm	
4	4460897	1	Receptacle, Female - 2 Position	
4	4460464	2	Pin, Male	

SECTION 1 - FRAME

FIGURE 1-24. LADDER INSTALLATION



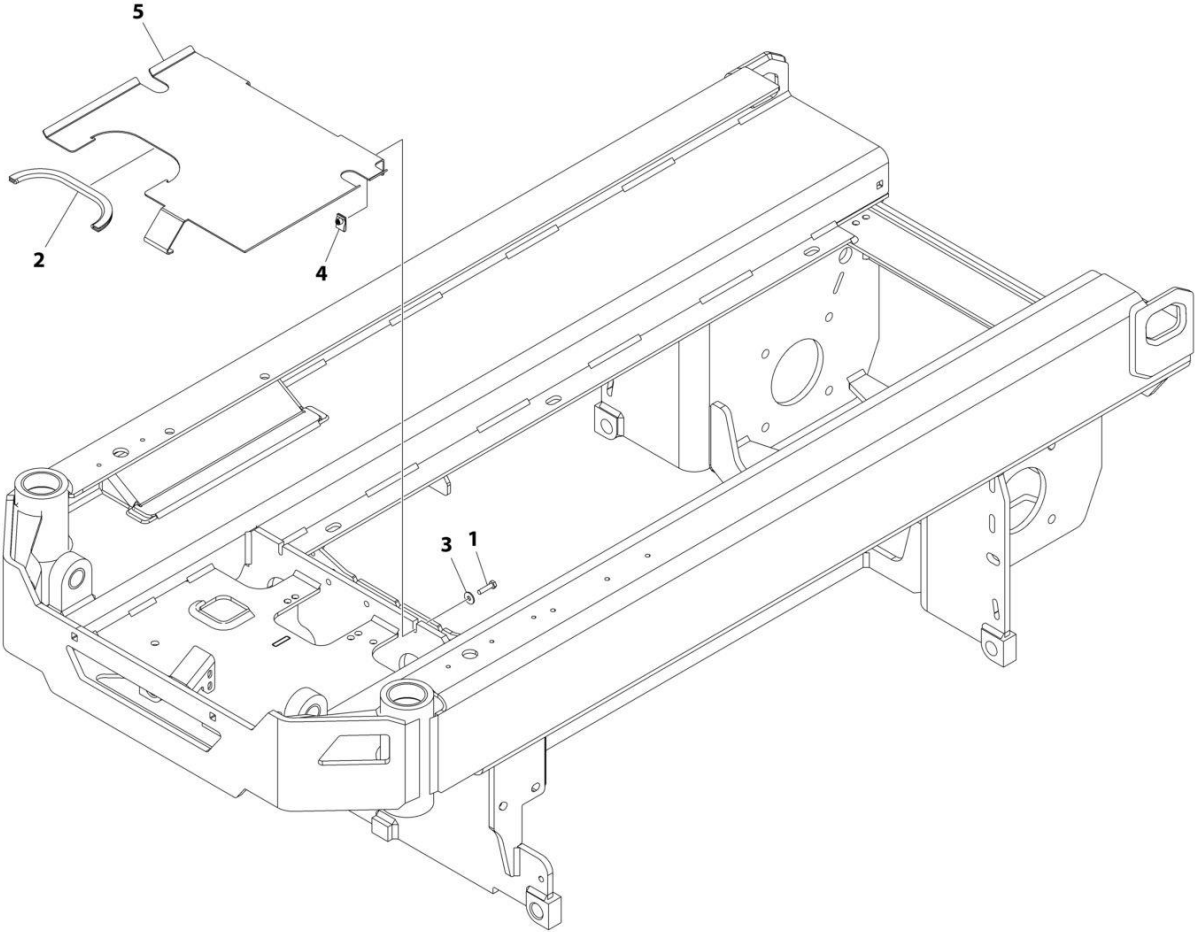
ART_1001203453

FIGURE 1-24. LADDER INSTALLATION

ITEM	PART NUMBER	QTY	DESCRIPTION	REV
	1001203453	Ref	LADDER INSTALLATION	C
1	0630613	2	Bolt M10 x 30	
2	3291006	2	Nut M10	
3	4812002	AR	Washer M10	
4	1001203457	1	Ladder	

SECTION 1 - FRAME

FIGURE 1-25. FRAME COVERS INSTALLATION (ES1932)



ART_1001250431

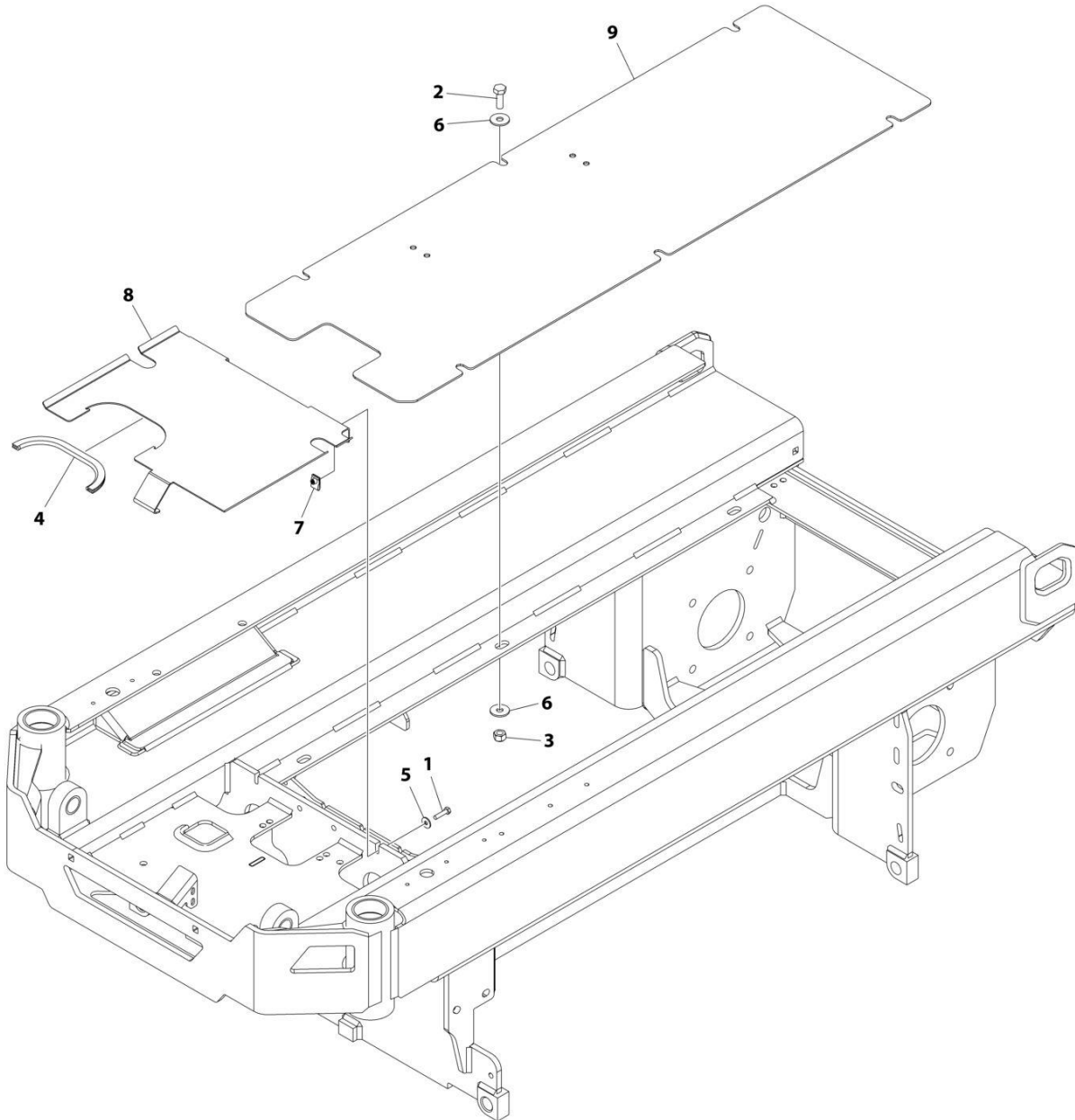
SECTION 1 - FRAME

FIGURE 1-25. FRAME COVERS INSTALLATION (ES1932)

ITEM	PART NUMBER	QTY	DESCRIPTION	REV
	1001250431	Ref	FRAME COVERS INSTALLATION	A
1	0700612	2	Bolt M6 x 25	
2	4060803	12.99 in /33cm	Flex-Trim	
3	4811702	2	Washer M6	
4	1001130220	2	Nut, Tinnerman M6	
5	1001227966	1	Cover	

SECTION 1 - FRAME

FIGURE 1-26. FRAME COVERS INSTALLATION (ES1932I)



ART_1001253359

SECTION 1 - FRAME

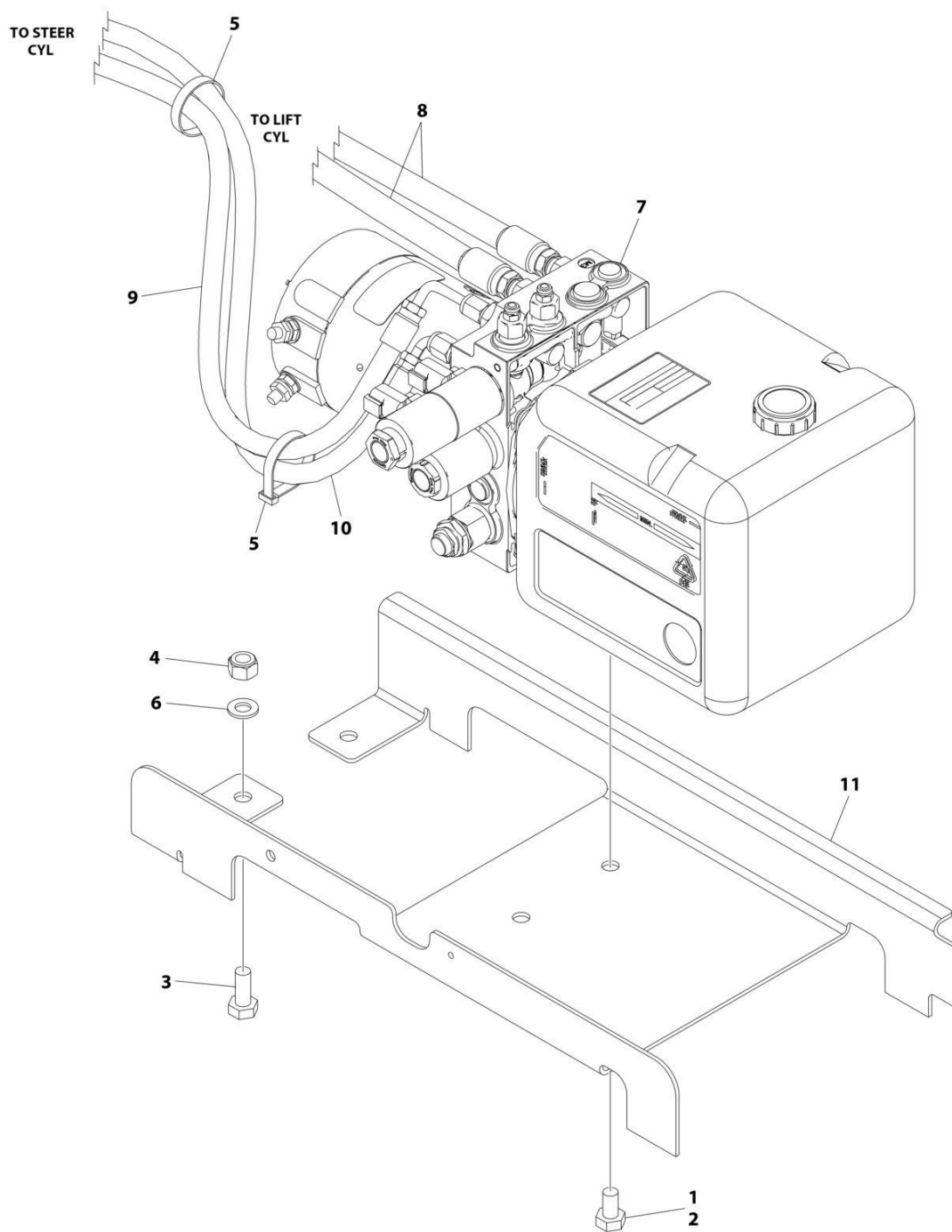
FIGURE 1-26. FRAME COVERS INSTALLATION (ES1932I)

ITEM	PART NUMBER	QTY	DESCRIPTION	REV
	1001253359	Ref	FRAME COVERS INSTALLATION	B
1	0700612	2	Bolt M6 x 25	
2	0701014	6	Bolt M10 x 30	
3	3291005	6	Nut M10	
4	4060803	12.99 in /33cm	Flex-Trim	
5	4811702	2	Washer M6	
6	4812002	12	Washer M10	
7	1001130220	2	Nut, Tinnerman M6	
8	1001227966	1	Cover	
9	1001253039	1	Cover	

SECTION 2 - GROUND CONTROLS

SECTION 2 - GROUND CONTROLS

FIGURE 2-1. PUMP/MOTOR/TANK/HOSES INSTALLATION



ART_1001256288_F

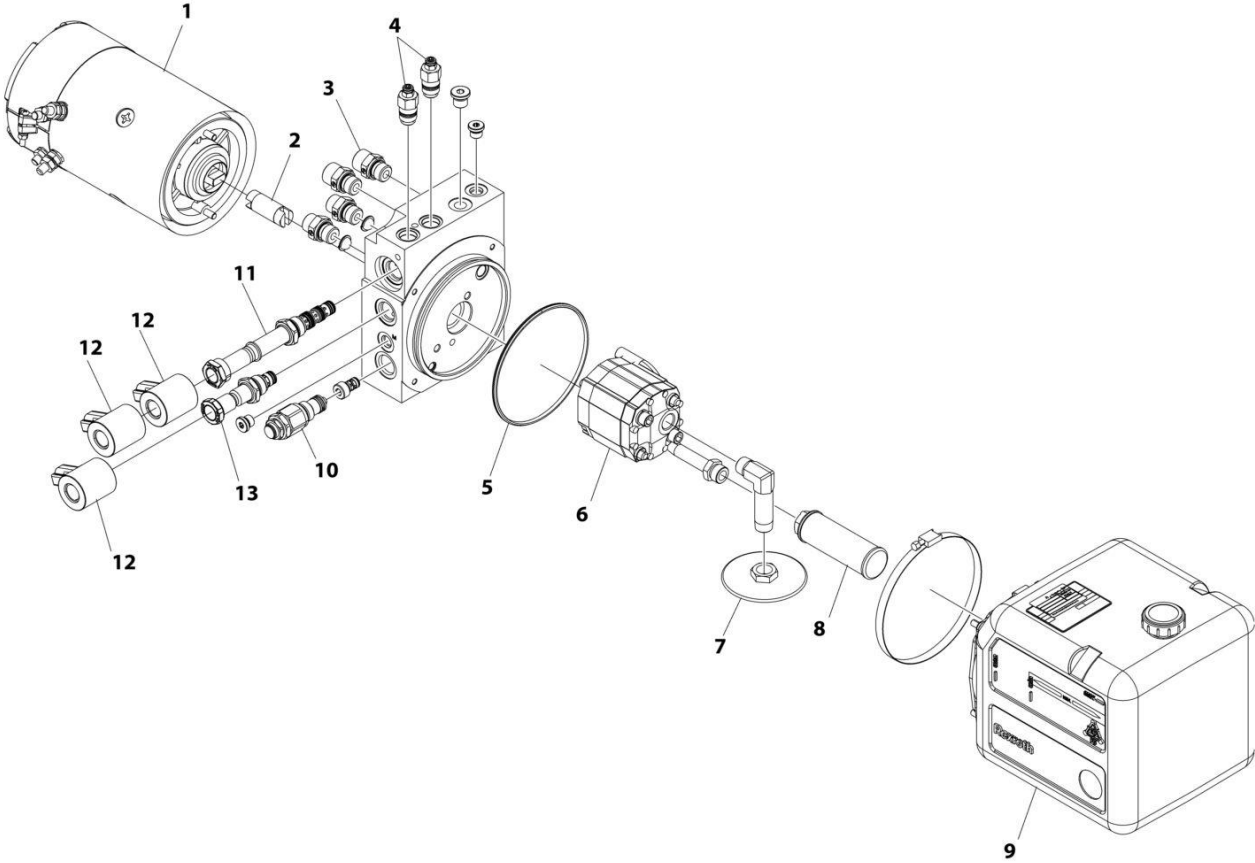
SECTION 2 - GROUND CONTROLS

FIGURE 2-1. PUMP/MOTOR/TANK/HOSES INSTALLATION

ITEM	PART NUMBER	QTY	DESCRIPTION	REV
	1001256288	Ref	PUMP/MOTOR/TANK AND HOSES INSTALLATION	F
1	0100011	AR	Compound, Locking	
2	0761008	2	Bolt M10 x 16	
3	0761012	2	Bolt M10 x 25	
4	3291005	2	Nut M10	
5	4240018	AR	Tie-Strap	
6	4812000	2	Washer M10	
7	1001274484	1	Pump/Motor/Tank Assembly (See Separate Breakdown in this Section)	
8	1001256330	2	Hose	
9	1001258955	1	Hose	
10	1001258956	1	Hose	
11	1001256936	1	Bracket	

SECTION 2 - GROUND CONTROLS

FIGURE 2-2. PUMP/MOTOR/TANK ASSEMBLY



ART_1001274484

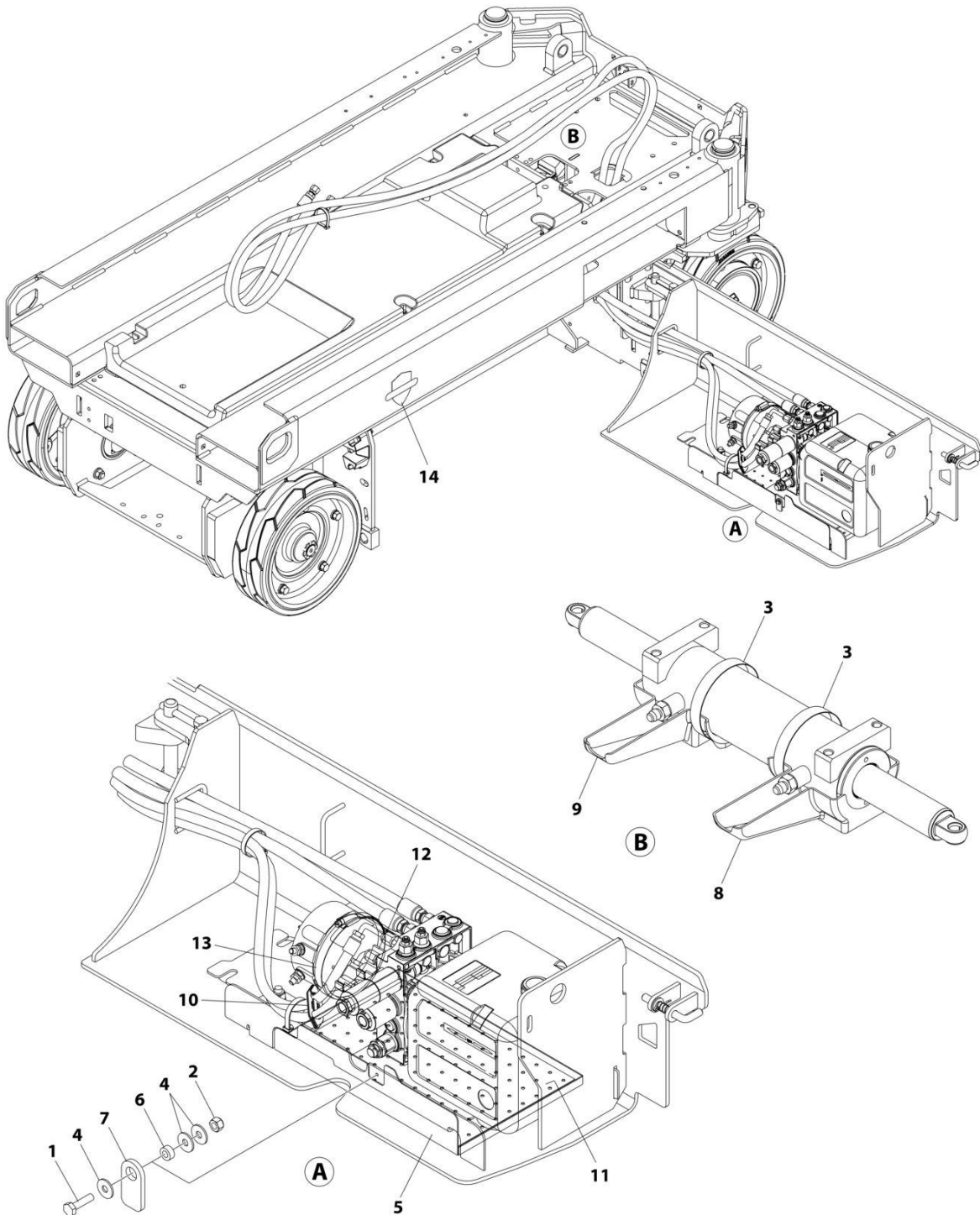
SECTION 2 - GROUND CONTROLS

FIGURE 2-2. PUMP/MOTOR/TANK ASSEMBLY

ITEM	PART NUMBER	QTY	DESCRIPTION	REV
	1001274484	Ref	PUMP/MOTOR/TANK ASSEMBLY	A
1	70007123	1	Motor	
2	See Note	1	Coupling (Note: Purchase Complete Assembly)	
3	70007613	1	Filter & Fitting Kit	
4	70007615	2	Relief, Valve	
5	See Note	1	Seal (Note: Purchase Complete Assembly)	
6	70007616	1	Pump	
7	70007706	1	Filter, Suction	
8	70003734	1	Filter, Return	
9	See Note	1	Tank (Note: Purchase Complete Assembly)	
10	70007614	1	Relief, Valve	
11	70007589	1	Solenoid	
12	70007590	3	Coil	
13	70007588	1	Solenoid	

SECTION 2 - GROUND CONTROLS

FIGURE 2-3. CLEANGUARD INSTALLATION (MACHINES WITH SN STARTING WITH 12, B2 & M2)



ART_1001263358

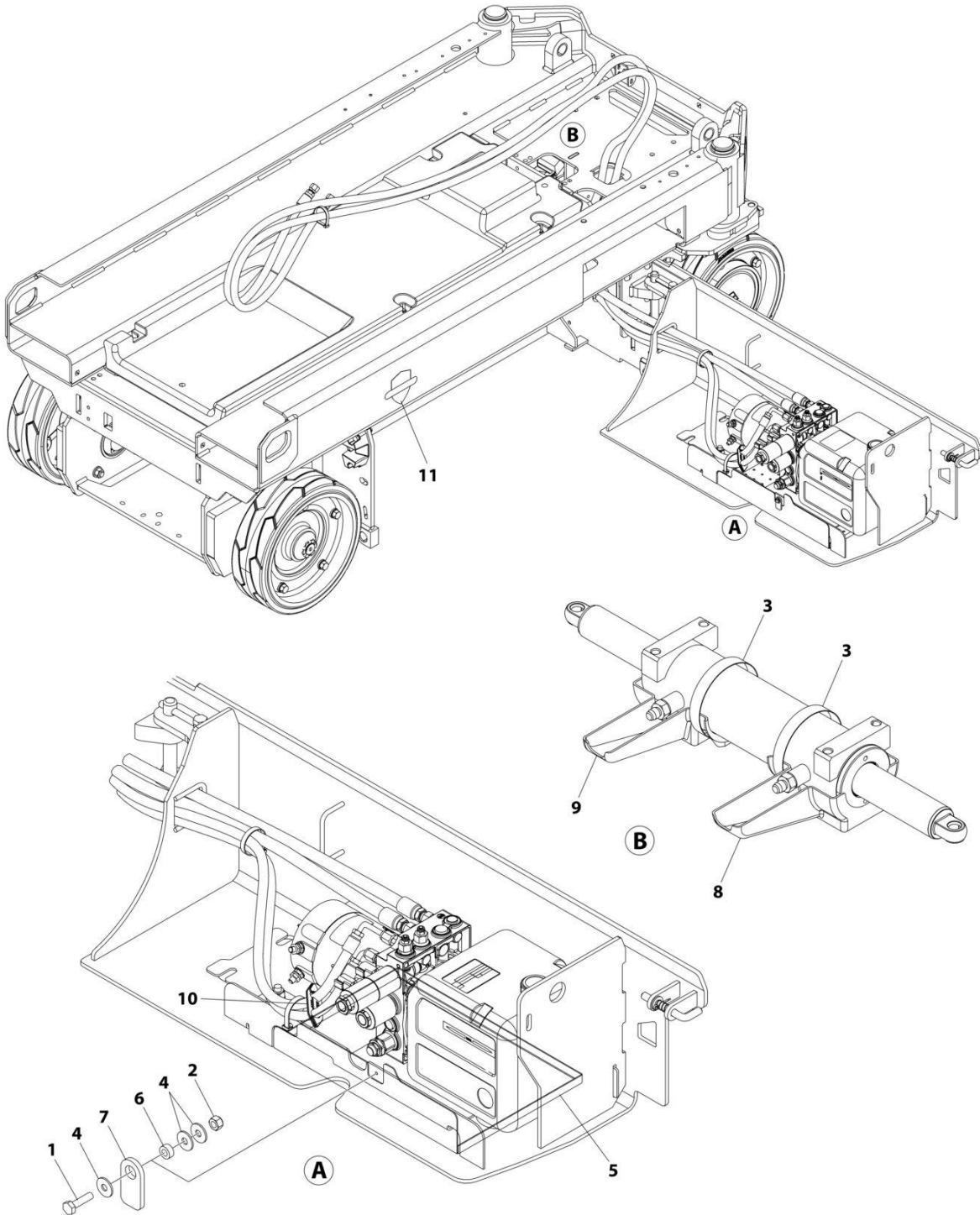
SECTION 2 - GROUND CONTROLS

FIGURE 2-3. CLEANGUARD INSTALLATION (MACHINES WITH SN STARTING WITH 12, B2 & M2)

ITEM	PART NUMBER	QTY	DESCRIPTION	REV
	1001263358	Ref	CLEANGUARD INSTALLATION	E
1	0760408	1	Bolt M4 x 16	
2	3290405	1	Nut M4	
3	8405204	2	Clamp	
4	1001091102	3	Washer M4	
5	1001260501	1	Tray	
6	1001260503	1	Bushing	
7	1001260504	1	Plate, Stopper	
8	1001260861	1	Tray (LH)	
9	1001260862	1	Tray (RH)	
10	1001260887	2	Plate, Oil Diverting	
11	1001263359	1	Pad	
12	1001263785	1	Pad	
13	1001279795	1	Clamp	
14	1001262581	1	Decal - Clean Guard	

SECTION 2 - GROUND CONTROLS

FIGURE 2-4. CLEAN GUARD INSTALLATION (MACHINES WITH SN STARTING WITH G2)



ART_1001270834

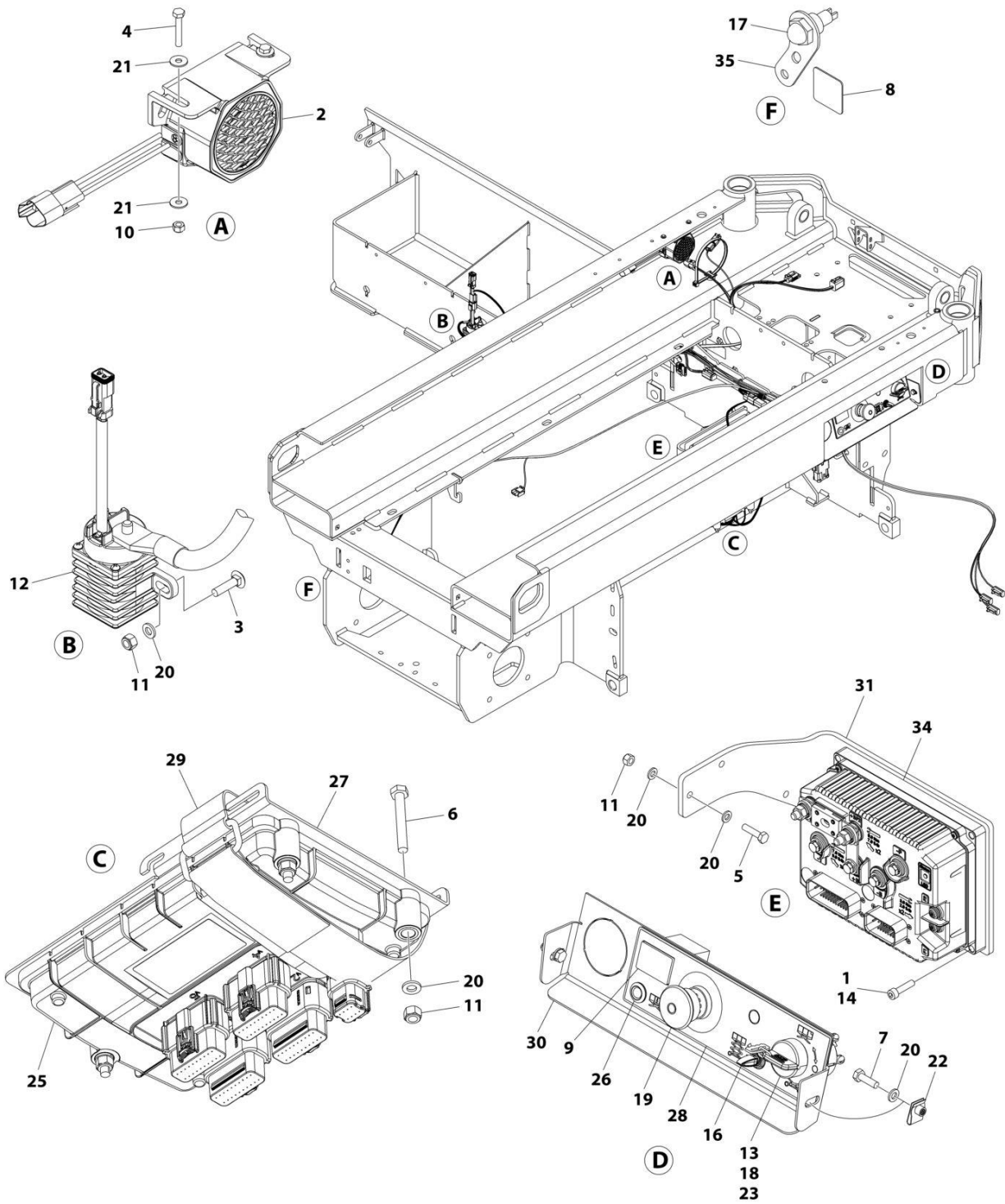
SECTION 2 - GROUND CONTROLS

FIGURE 2-4. CLEAN GUARD INSTALLATION (MACHINES WITH SN STARTING WITH G2)

ITEM	PART NUMBER	QTY	DESCRIPTION	REV
	1001270834	Ref	CLEAN GUARD INSTALLATION	A
1	0760408	1	Bolt M4 x 16	
2	3290405	1	Nut M4	
3	8405204	2	Clamp	
4	1001091102	3	Washer M4	
5	1001260501	1	Tray	
6	1001260503	1	Bushing	
7	1001260504	1	Plate, Stopper	
8	1001260861	1	Tray (LH)	
9	1001260862	1	Tray (RH)	
10	1001260887	2	Plate, Oil Diverting	
11	1001262581	1	Decal - Clean Guard	

SECTION 2 - GROUND CONTROLS

FIGURE 2-5. ELECTRICAL COMPONENTS INSTALLATION (MACHINES WITH SN STARTING WITH B2 & M2)



ART_1001255932_I

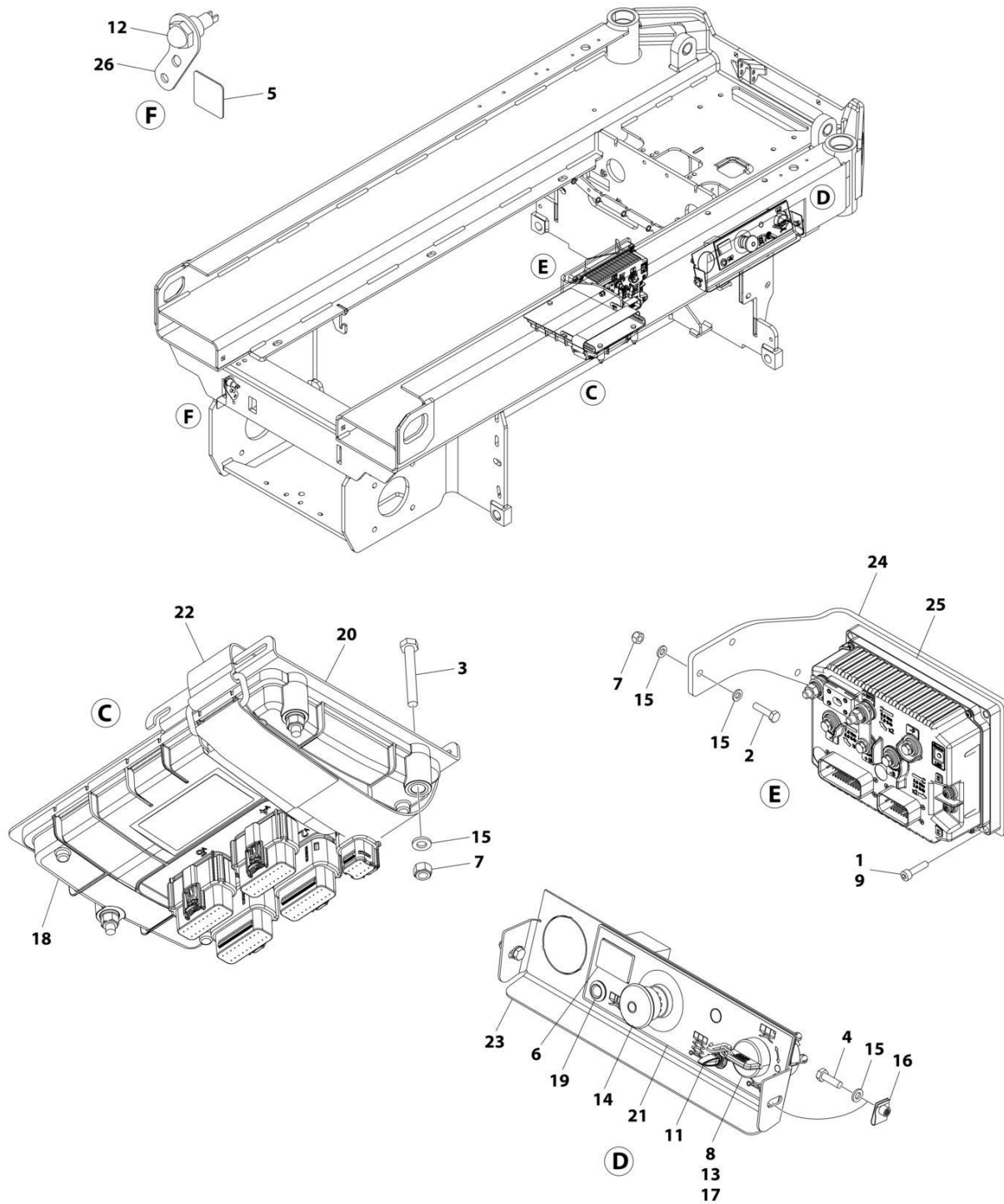
SECTION 2 - GROUND CONTROLS

FIGURE 2-5. ELECTRICAL COMPONENTS INSTALLATION (MACHINES WITH SN STARTING WITH B2 & M2)

ITEM	PART NUMBER	QTY	DESCRIPTION	REV
	1001255932	Ref	ELECTRICAL COMPONENTS INSTALLATION	I
1	0100011	AR	Compound, Locking	
2	0140043	1	Alarm	
3	0630587	2	Bolt M6 x 25	
4	0700412	2	Bolt M4 x 25	
5	0700612	2	Bolt M6 x 25	
6	0700617	3	Bolt M6 x 45	
7	0760610	2	Bolt M6 x 20	
8	1706679	1	Decal - Brake Release	
9	2420172	1	Hourmeter	
10	3290405	2	Nut M4	
11	3290605	7	Nut M6	
12	3740150	1	Relay	
13	3910804	3	Screw #8 x 1/4	
14	4031708	4	Capscrew M6 x 20	
15	4240017	AR	Tie-Strap (Not Shown)	
16	4360328	1	Switch, Toggle	
17	4360387	1	Switch, Push Button	
18	4360469	1	Switch, Key	
18	2860030	1 Set	Key, Replacement	
19	4360475	1	Switch, Emergency Stop (Metal)	
19	7020175	1	Cap	
19	7020176	1	Block, Contact	
19	1001274559	1	Switch, Emergency Stop (Plastic)	
20	4811700	11	Washer M6	
21	1001091102	4	Washer M4	
22	1001130220	2	Nut, Tinnerman M6	
23	1001130590	1	Plate, Key Switch	
24	1001187781	1	Tie-Strap (Not Shown)	
25	1001200629	1	Module, Control (Note: Re-calibration Required when Replaced)	
26	1001200631	1	Light, Indicator	
27	1001207494	1	Bracket	
28	1001209682	1	Decal - Ground Control	
29	1001215762	1	Strap, Cinch	
30	1001235559	1	Support	
31	1001255885	1	Bracket	
32	1001283415	1	Chassis Harness (Not Shown - See Separate Breakdown in ELECTRICAL SECTION)	
33	1001255934	1	Drive Harness (Not Shown - See Separate Breakdown in ELECTRICAL SECTION)	
34	See Note	Ref	Module, System (Note: Identify PN on Label Before Ordering. Re-calibration Required when Replaced)	
34	1001256876	1	Module, System (Note: Re-calibration Required when Replaced)	
34	1001268506	1	Module, System (Note: Re-calibration Required when Replaced)	
35	1001257138	1	Bracket	
36	0100048	AR	Grease, Di-electric (Not Shown)	

SECTION 2 - GROUND CONTROLS

FIGURE 2-6. ELECTRICAL COMPONENTS INSTALLATION #1 (MACHINES WITH SN STARTING WITH 12)



ART_1001260985

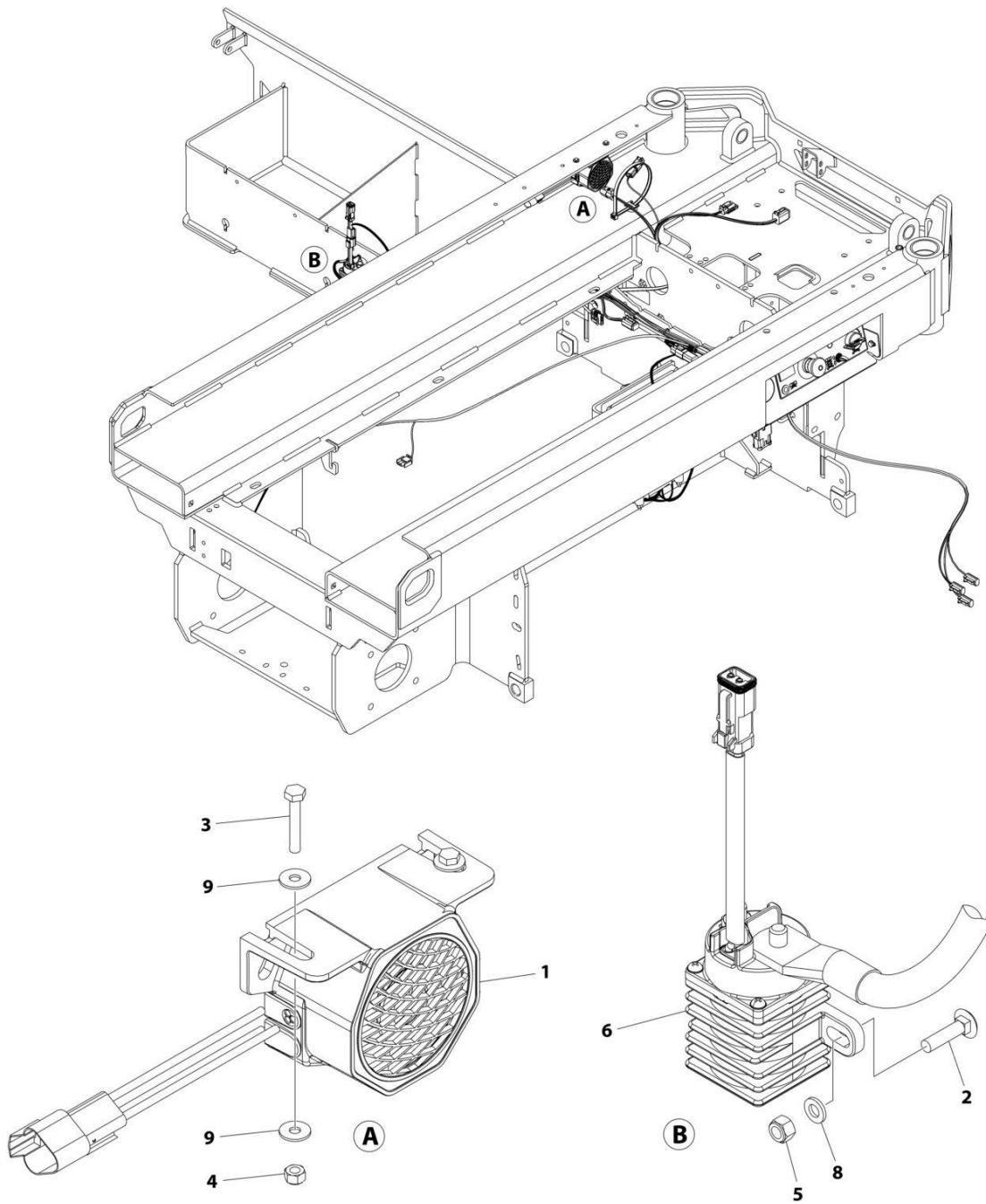
SECTION 2 - GROUND CONTROLS

FIGURE 2-6. ELECTRICAL COMPONENTS INSTALLATION #1 (MACHINES WITH SN STARTING WITH 12)

ITEM	PART NUMBER	QTY	DESCRIPTION	REV
	1001260985	Ref	ELECTRICAL COMPONENTS INSTALLATION	C
1	0100011	AR	Compound, Locking	
2	0700612	2	Bolt M6 x 25	
3	0700617	3	Bolt M6 x 45	
4	0760610	2	Bolt M6 x 20	
5	1706679	1	Decal - Brake Release	
6	2420172	1	Hourmeter	
7	3290605	5	Nut M6	
8	3910804	3	Screw #8 x 1/4	
9	4031709	4	Capscrew M6 x 25	
10	4240017	AR	Tie-Strap (Not Shown)	
11	4360328	1	Switch, Toggle	
12	4360387	1	Switch, Push Button	
13	4360469	1	Switch, Key	
13	2860030	1 Set	Key, Replacement	
14	4360475	1	Switch, Emergency Stop (Metal)	
14	7020175	1	Cap	
14	7020176	1	Block, Contact	
14	1001274559	1	Switch, Emergency Stop (Plastic)	
15	4811700	9	Washer M6	
16	1001130220	2	Nut, Tinnerman M6	
17	1001130590	1	Plate, Key Switch	
18	1001200629	1	Module, Control (Note: Re-calibration Required when Replaced)	
19	1001200631	1	Lamp	
20	1001207494	1	Bracket	
21	1001209682	1	Decal - Ground Control	
22	1001215762	1	Strap, Cinch	
23	1001235559	1	Support	
24	1001255885	1	Bracket	
25	See Note	Ref	Module, System (Note: Identify PN on Label Before Ordering. Re-Calibration Required when Replaced)	
25	1001256876	1	Module, System (Note: Re-Calibration Required when Replaced)	
25	1001268506	1	Module, System (Note: Re-Calibration Required when Replaced)	
26	1001257138	1	Bracket	

SECTION 2 - GROUND CONTROLS

FIGURE 2-7. ELECTRICAL COMPONENTS INSTALLATION #2 (MACHINES WITH SN STARTING WITH 12)



ART_1001260986_B

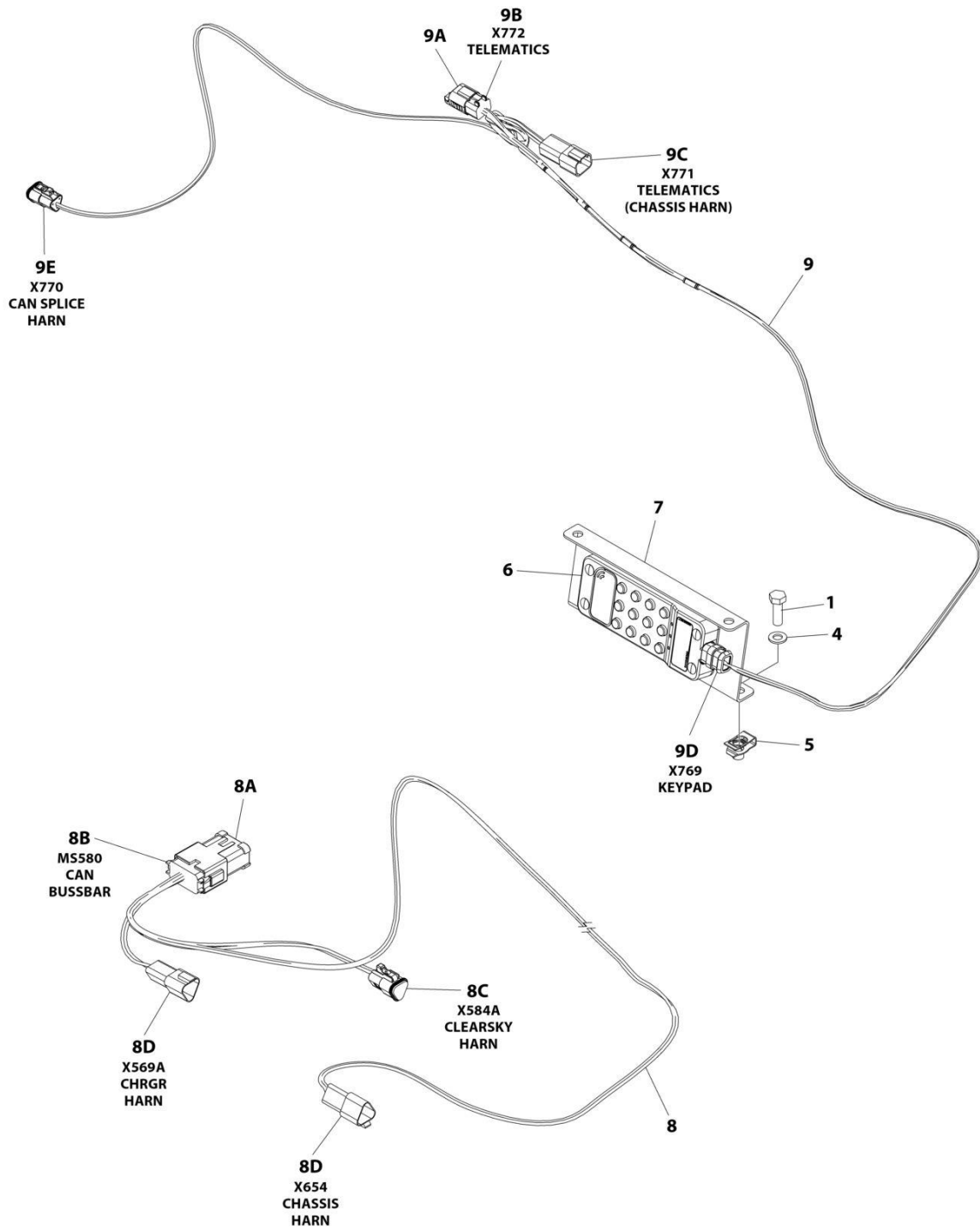
SECTION 2 - GROUND CONTROLS

FIGURE 2-7. ELECTRICAL COMPONENTS INSTALLATION #2 (MACHINES WITH SN STARTING WITH 12)

ITEM	PART NUMBER	QTY	DESCRIPTION	REV
	1001260986	Ref	ELECTRICAL COMPONENTS INSTALLATION	B
1	0140043	1	Alarm	
2	0630587	2	Bolt M6 x 25	
3	0700412	2	Bolt M4 x 25	
4	3290405	2	Nut M4	
5	3290605	2	Nut M6	
6	3740150	1	Relay	
7	4240017	AR	Tie-Strap (Not Shown)	
8	4811700	2	Washer M6	
9	1001091102	4	Washer M4	
10	1001187781	1	Tie-Strap (Not Shown)	
11	1001283415	1	Chassis Harness (Not Shown - See Separate Breakdown in ELECTRICAL SECTION)	
12	1001255934	1	Drive Harness (Not Shown - See Separate Breakdown in ELECTRICAL SECTION)	

SECTION 2 - GROUND CONTROLS

FIGURE 2-8. ACCESS CONTROL INSTALLATION



ART_1001258356

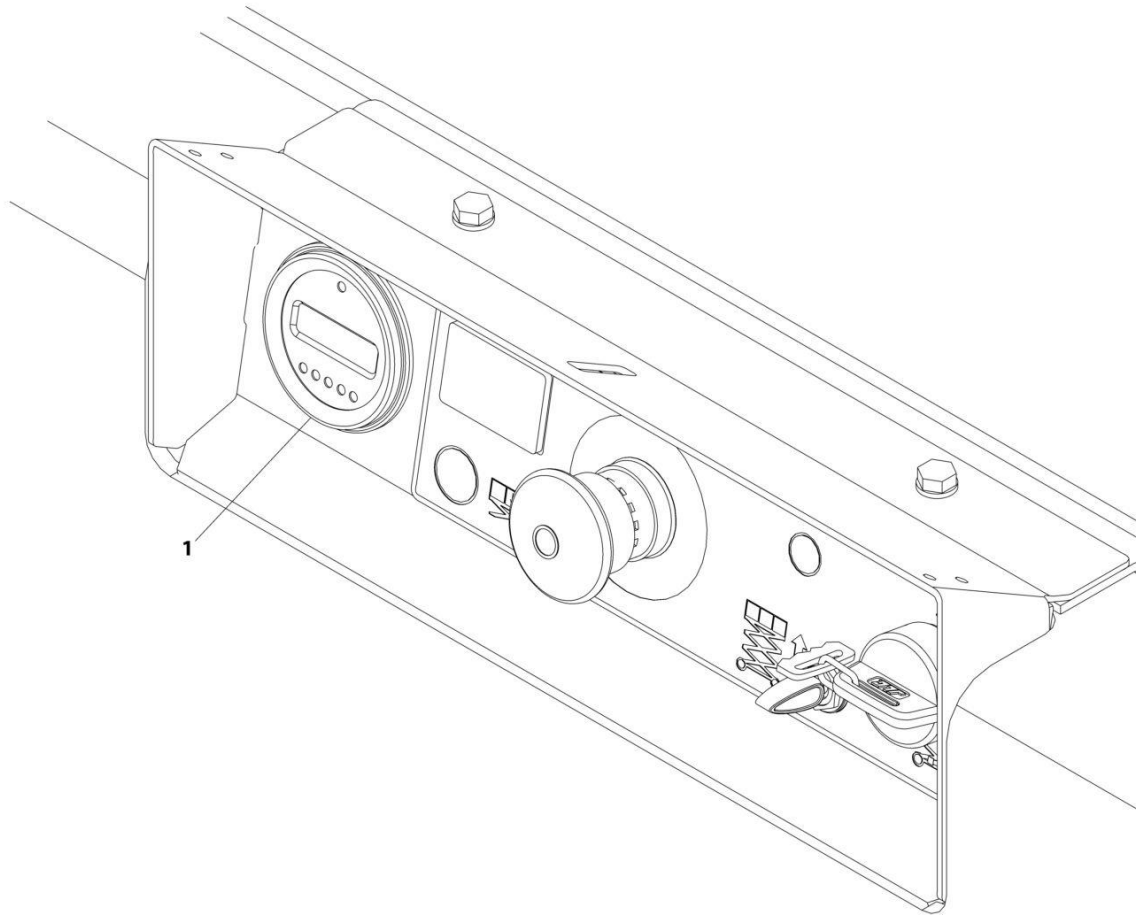
SECTION 2 - GROUND CONTROLS

FIGURE 2-8. ACCESS CONTROL INSTALLATION

ITEM	PART NUMBER	QTY	DESCRIPTION	REV
	1001258356	Ref	ACCESS CONTROL KEYPAD INSTALLATION	A
1	0760812	2	Bolt, M8 x 25	
2	1062255	AR	Tie-Strap (Not Shown)	
3	4240032	AR	Tie-Strap (Not Shown)	
4	4811900	2	Washer M8	
5	1001118274	2	Nut, Tinnerman	
6	1001238392	1	Keypad	
7	1001248773	1	Bracket	
8	1001254027	1	Access Control Keypad Can Splice Harness	
8A	1001125677	AR	Connector, Bus Bar - 12 Position	
8B	4460933	1	Plug, Male - 12 Position	
8B	4460944	6	Socket, Female	
8B	4460466	6	Plug, Terminal	
8C	1001118812	1	Plug, Male - 3 Position	
8C	4460944	2	Socket, Female	
8C	4460466	1	Plug, Terminal	
8D	1001144147	2	Receptacle, Female - 3 Position	
8D	4460943	4	Pin, Male	
8D	4460466	2	Plug, Terminal	
9	1001258691	1	Access Control Keypad Harness	
9A	1001192401	1	Dustcap	
9B	4460884	1	Plug, Male - 4 Position	
9B	4460465	4	Socket, Female	
9C	4460932	1	Receptacle, Female - 4 Position	
9C	4460464	4	Pin, Male	
9D	1001210079	1	Plug, Male - 4 Position	
9D	4460465	2	Socket, Female	
9D	4460944	2	Socket, Female	
9E	1001116812	1	Plug, Male - 3 Position	
9E	4460944	2	Socket, Female	
9E	4460466	1	Plug, Terminal	

SECTION 2 - GROUND CONTROLS

FIGURE 2-9. MDI INSTALLATION



ART_1001207293

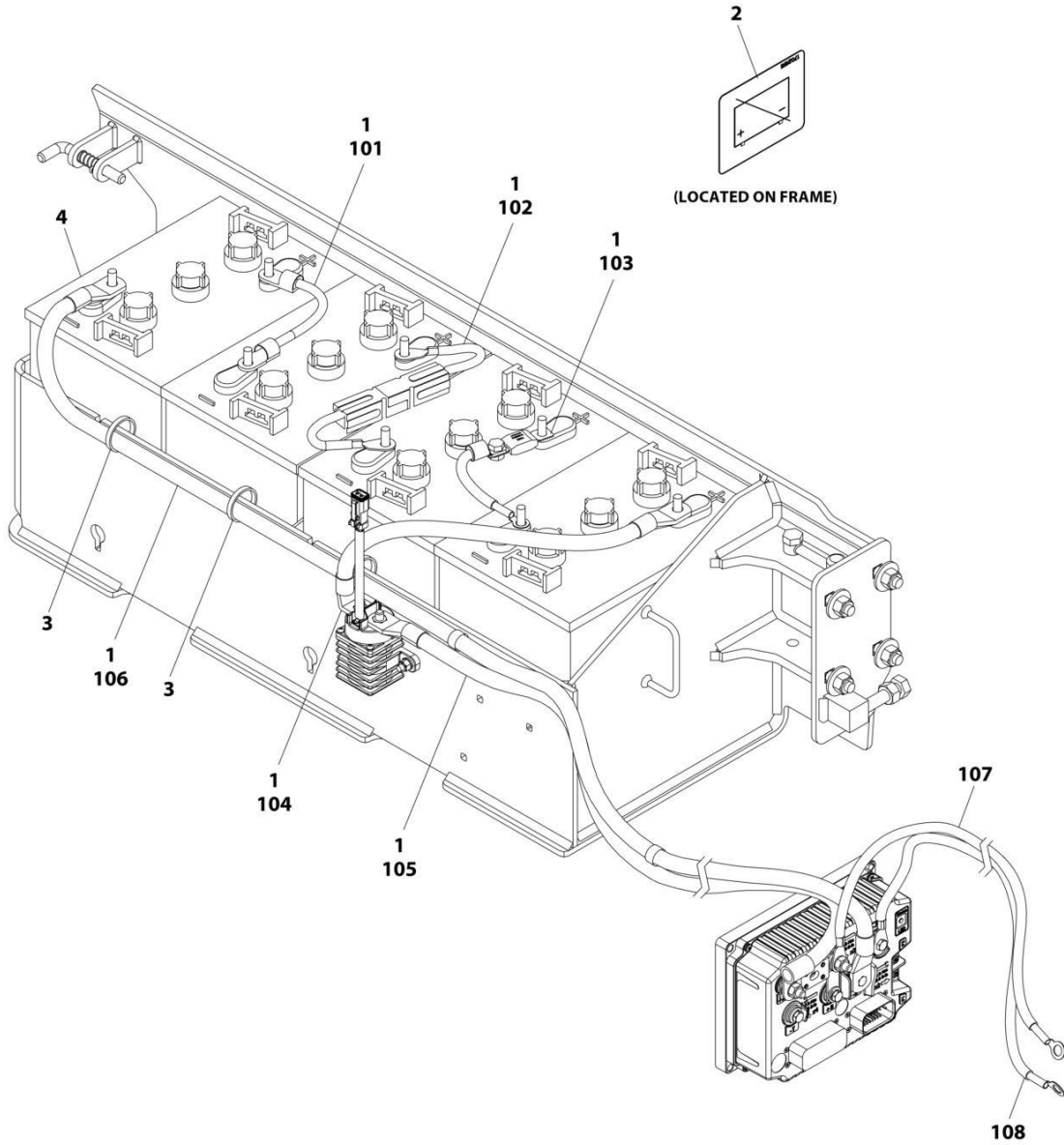
SECTION 2 - GROUND CONTROLS

FIGURE 2-9. MDI INSTALLATION

ITEM	PART NUMBER	QTY	DESCRIPTION	REV
1	1001207293 1001200632	Ref 1	MDI INSTALLATION Gauge, MDI	B

SECTION 2 - GROUND CONTROLS

FIGURE 2-10. BATTERIES INSTALLATION - STANDARD BATTERIES (U.S. BRAND)



ART_1001256323

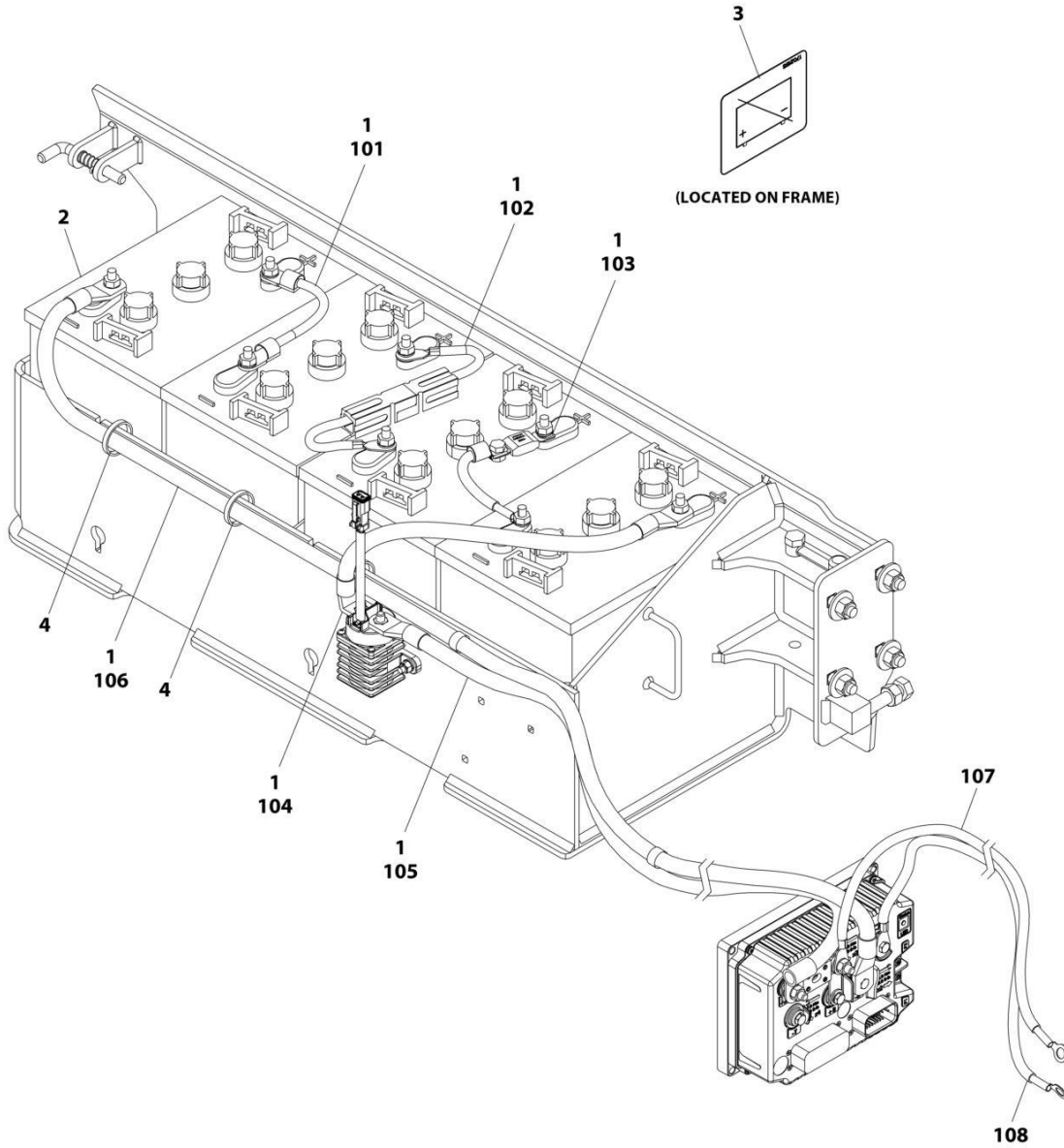
SECTION 2 - GROUND CONTROLS

FIGURE 2-10. BATTERIES INSTALLATION - STANDARD BATTERIES (U.S. BRAND)

ITEM	PART NUMBER	QTY	DESCRIPTION	REV
	1001256323	Ref	BATTERIES INSTALLATION - STANDARD BATTERIES (U.S. BRAND)	C
1	0100051	AR	Grease, Terminal	
2	1702155	1	Decal - Battery Disconnect	
3	4240017	AR	Tie-Strap (Not Shown)	
4	1001216180	4	Battery	
100	1001256327	1	Cable, Electrical Kit	
101	1060998	2	Cable, Positive to Negative	
102	4923328	1	Cable, Positive to Negative	
103	1001264310	1	Cable, Battery Fuse	
104	1001259017	1	Cable, Battery to Contactor	
105	1001256328	1	Cable, Contactor to Module B+	
106	1001256329	1	Cable, Battery- to Module B-	
107	1001243232	1	Cable, Pump Positive	
108	1001243233	1	Cable, Pump Negative	

SECTION 2 - GROUND CONTROLS

FIGURE 2-11. BATTERIES INSTALLATION - STANDARD BATTERIES (TROJAN BRAND)



ART_1001256324

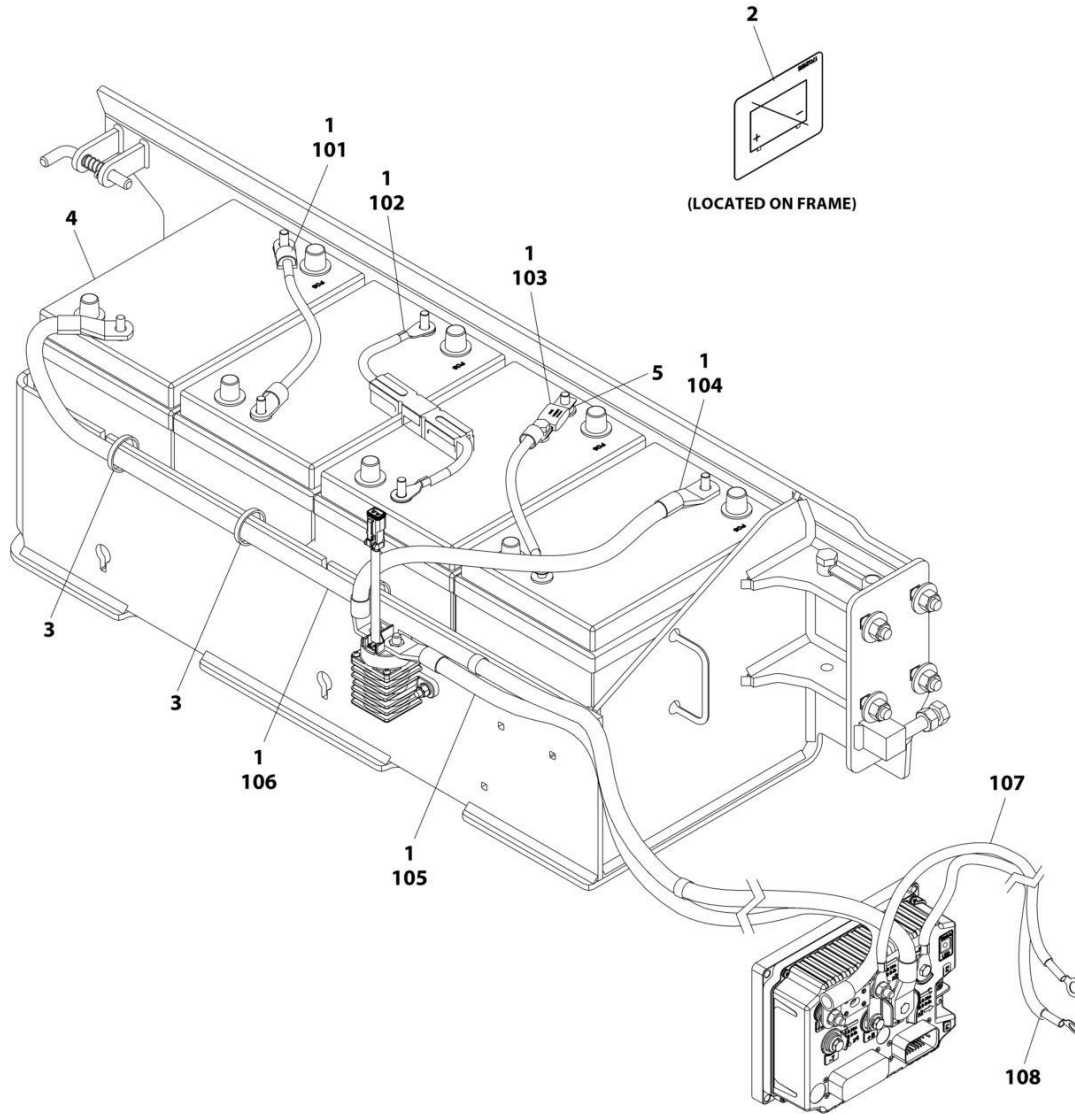
SECTION 2 - GROUND CONTROLS

FIGURE 2-11. BATTERIES INSTALLATION - STANDARD BATTERIES (TROJAN BRAND)

ITEM	PART NUMBER	QTY	DESCRIPTION	REV
	1001256324	1	BATTERIES INSTALLATION - STANDARD BATTERIES (TROJAN BRAND)	C
1	0100051	AR	Grease, Terminal	
2	1001258498	4	Battery	
3	1702155	1	Decal - Battery Disconnect	
4	4240017	AR	Tie-Strap (Not Shown)	
100	1001256327	1	Cable, Electrical Kit	
101	1060998	1	Cable, Positive to Negative	
102	4923328	1	Cable, Positive to Negative	
103	1001264310	1	Cable, Battery Fuse	
104	1001259017	1	Cable, Battery to Contactor	
105	1001256328	1	Cable, Contactor to Module B+	
106	1001256329	1	Cable, Battery- to Module B-	
107	1001243232	1	Cable, Pump Positive	
108	1001243233	1	Cable, Pump Negative	

SECTION 2 - GROUND CONTROLS

FIGURE 2-12. BATTERIES INSTALLATION - AGM BATTERIES



ART_1001256325

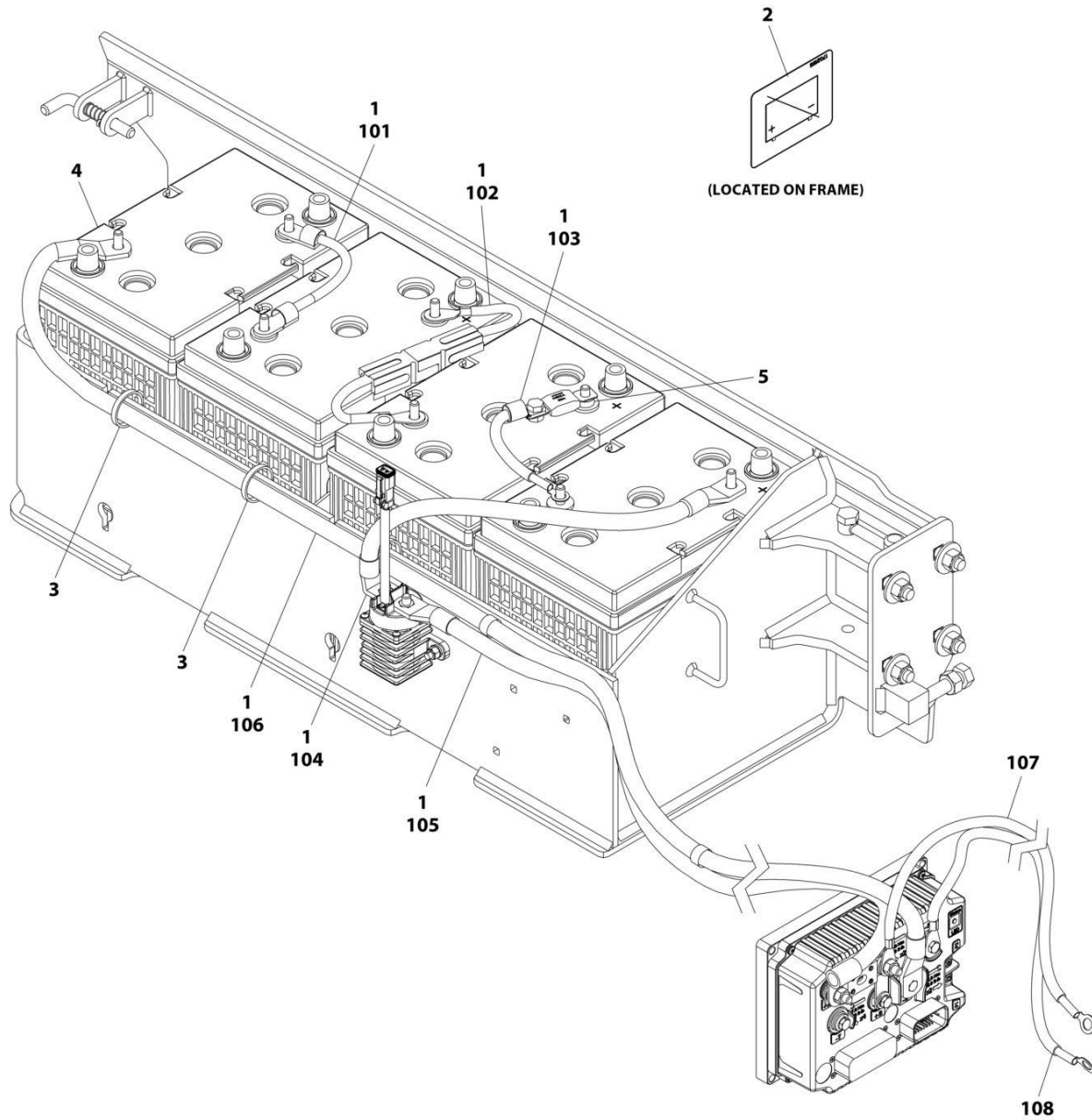
SECTION 2 - GROUND CONTROLS

FIGURE 2-12. BATTERIES INSTALLATION - AGM BATTERIES

ITEM	PART NUMBER	QTY	DESCRIPTION	REV
	1001256325	Ref	BATTERIES INSTALLATION - AGM BATTERIES	C
1	0100051	AR	Grease, Terminal	
2	1702155	1	Decal - Battery Disconnect	
3	4240017	AR	Tie-Strap (Not Shown)	
4	1001112112	4	Battery	
5	1001249668	1	Washer	
100	1001256327	1	Cable, Electrical Kit	
101	1060998	1	Cable, Positive to Negative	
102	4923328	1	Cable, Positive to Negative	
103	1001210401	1	Cable, Battery Fuse	
104	1001259017	1	Cable, Battery to Contactor	
105	1001256328	1	Cable, Contactor to Module B+	
106	1001256329	1	Cable, Battery- to Module B-	
107	1001243232	1	Cable, Pump Positive	
108	1001243233	1	Cable, Pump Negative	

SECTION 2 - GROUND CONTROLS

FIGURE 2-13. BATTERIES INSTALLATION - AGM EVCG BATTERIES



ART_1001256326

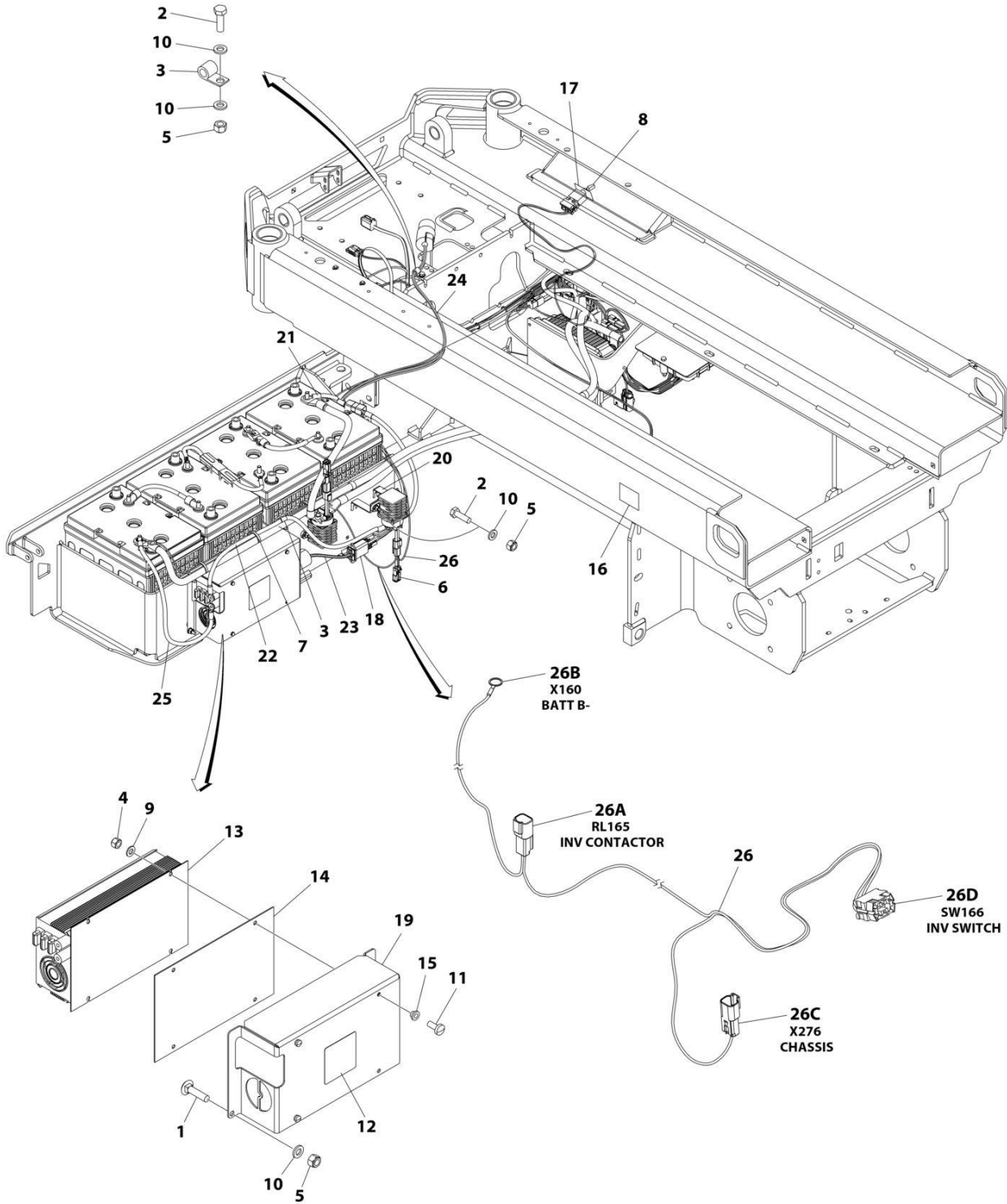
SECTION 2 - GROUND CONTROLS

FIGURE 2-13. BATTERIES INSTALLATION - AGM EVCG BATTERIES

ITEM	PART NUMBER	QTY	DESCRIPTION	REV
	1001256326	Ref	BATTERIES INSTALLATION - AGM EVCG BATTERIES	C
1	0100051	AR	Grease, Terminal	
2	1702155	1	Decal - Battery Disconnect	
3	4240017	AR	Tie-Strap (Not Shown)	
4	1001214347	4	Battery	
5	1001249668	1	Washer	
100	1001256327	1	Cable, Electrical Kit	
101	1060998	1	Cable, Positive to Negative	
102	4923328	1	Cable, Positive to Negative	
103	1001264310	1	Cable, Battery Fuse	
104	1001259017	1	Cable, Battery to Contactor	
105	1001256328	1	Cable, Contactor to Module B+	
106	1001256329	1	Cable, Battery- to Module B-	
107	1001243232	1	Cable, Pump Positive	
108	1001243233	1	Cable, Pump Negative	

SECTION 2 - GROUND CONTROLS

FIGURE 2-14. INVERTER INSTALLATION (OPTIONAL)



ART_1001257121

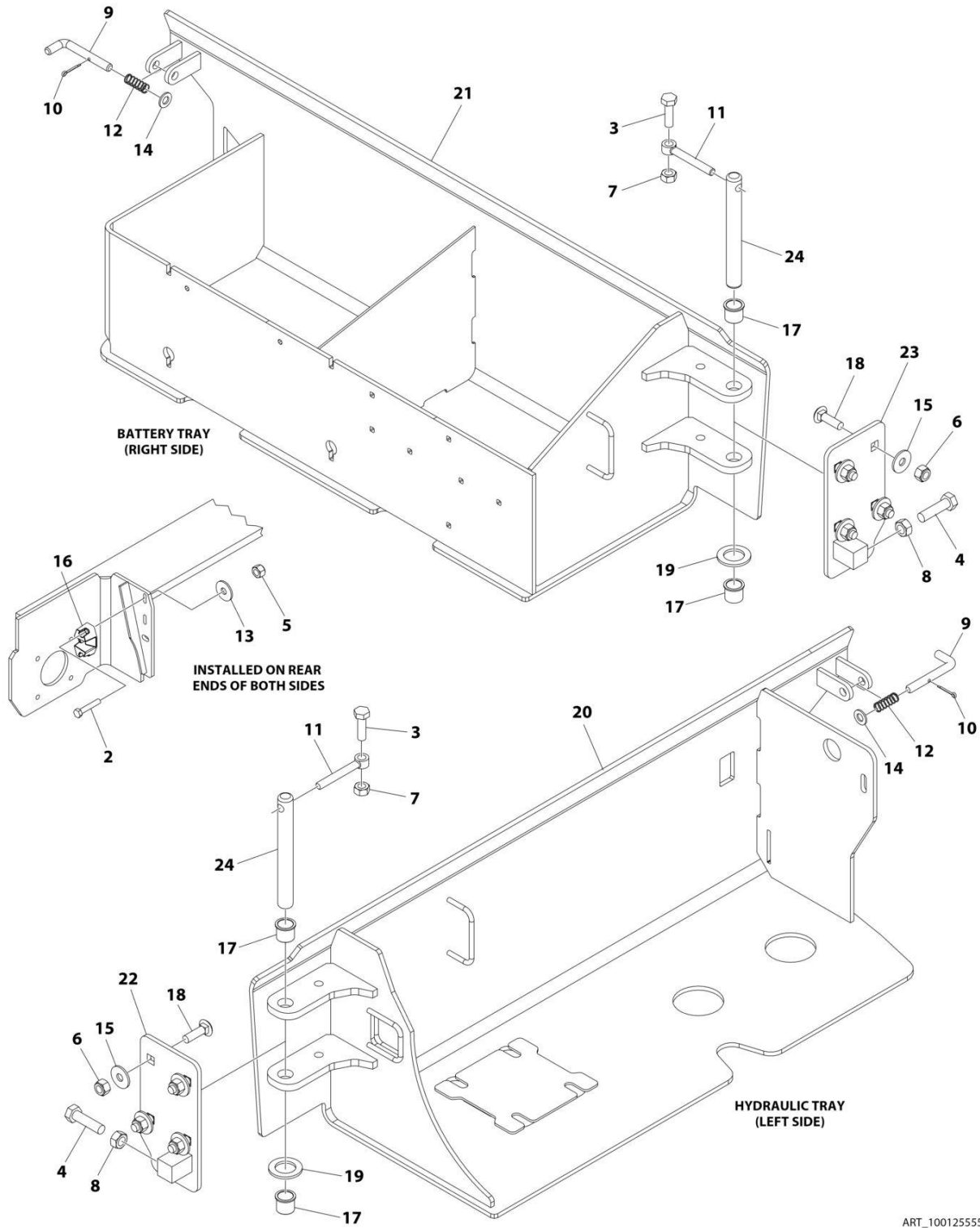
SECTION 2 - GROUND CONTROLS

FIGURE 2-14. INVERTER INSTALLATION (OPTIONAL)

ITEM	PART NUMBER	QTY	DESCRIPTION	REV
	1001257121	Ref	INVERTER INSTALLATION (OPTIONAL)	B
1	0630587	4	Bolt M6 x 25	
2	0760610	3	Bolt M6 x 20	
3	1321293	2	Clamp	
4	3290405	3	Nut M4	
5	3290605	7	Nut M6	
6	3740150	1	Relay	
8	4240017	AR	Tie-Strap	
9	4360336	1	Switch, Toggle	
10	4811400	3	Washer M4	
11	4811700	8	Washer M6	
7	1001101540	3	Screw M4 x 14	
12	1001125483	1	Decal - Pressure Wash	
13	1001136757	1	Inverter	
14	1001142173	1	Insulate	
15	1001142174	3	Washer 1/8	
16	1001143009	1	Decal - Inverter	
17	1001143010	1	Decal - On/Off Inverter	
18	1001157547	1	Filter, AC	
19	1001210440	1	Support	
20	1001210605	1	Support	
21	1001210878	1	Cable, Battery + to Inverter Contactor	
22	1001210879	1	Cable, Inverter Contactor to Inverter +	
23	1001210881	1	Cable, Inverter to AC Filter	
24	1001210882	1	Cable, AC Filter to AC Plug	
25	1001256744	1	Cable, Pump Control B- to Inverter-	
26	1001256746	1	Harness, Inverter	C
26A	4460897	1	Connector	
26A	4460464	2	Terminal	
26B	4460722	1	Connector	
26C	4460897	1	Connector	
26C	4460464	1	Terminal	
26C	4460466	1	Terminal	
26D	4460418	1	Connector	
26D	1001159186	2	Terminal	

SECTION 2 - GROUND CONTROLS

FIGURE 2-15. DOORS INSTALLATION



ART_100125555

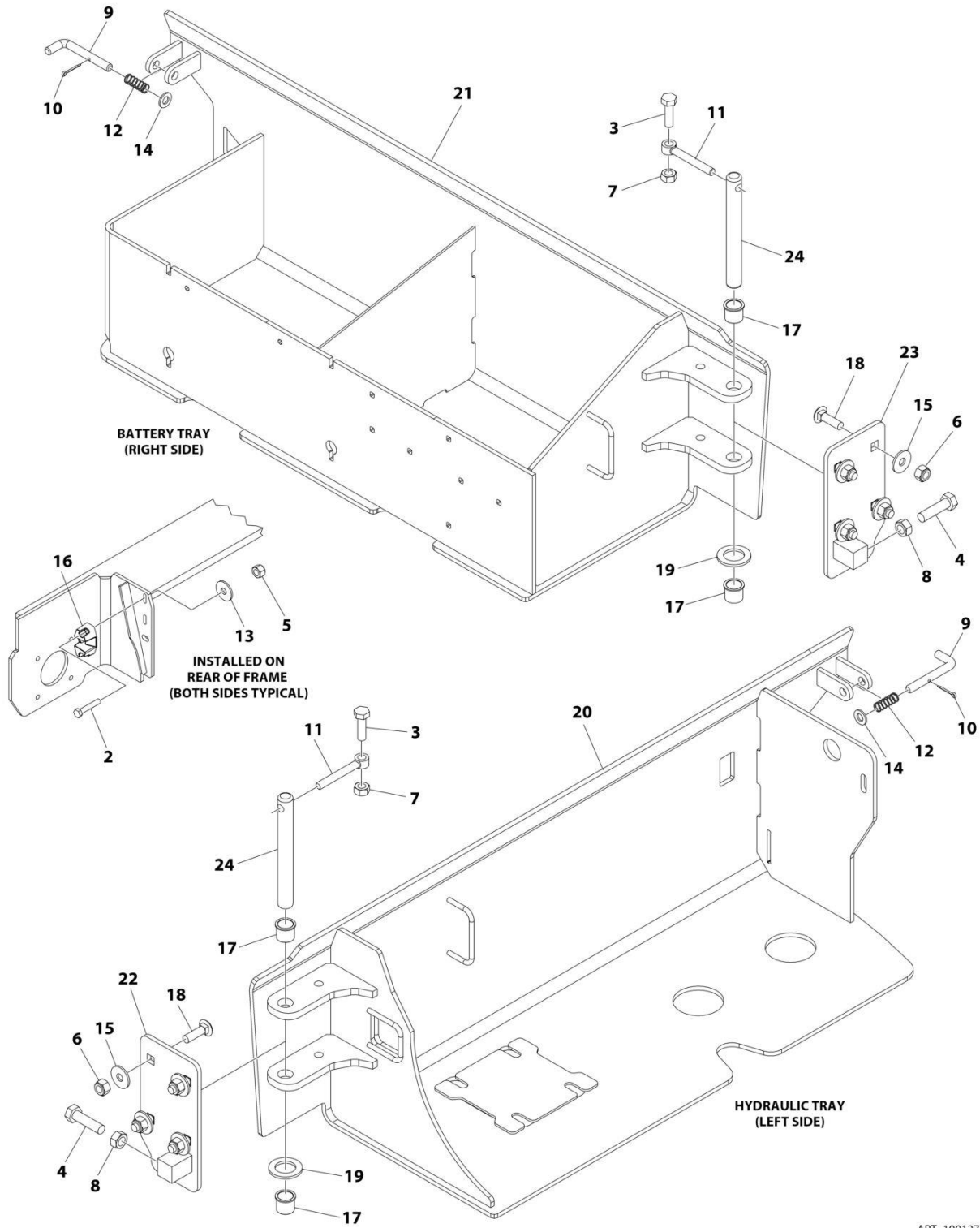
SECTION 2 - GROUND CONTROLS

FIGURE 2-15. DOORS INSTALLATION

ITEM	PART NUMBER	QTY	DESCRIPTION	REV
	1001255555	Ref	DOORS INSTALLATION	C
2	0700817	4	Bolt M8 x 45	
3	0701015	2	Bolt M10 x 35	
4	0761217	2	Bolt M12 x 45	
5	3290805	4	Nut M8	
6	3291005	8	Nut M10	
7	3291007	2	Nut M10	
8	3291201	2	Nut M12	
9	3423243	2	Pin	
10	3450303	2	Pin, Cotter 3/32 x 3/4	
11	3841143	2	Keeper, Pin	
12	4160214	2	Spring	
13	4811902	4	Washer M8	
14	4812000	AR	Washer M10	
15	4812002	8	Washer M10	
16	1001214810	2	Support, Door Latch	
17	1001218573	4	Bearing	
18	1001228406	8	Bolt M10 x 35	
19	1001229792	2	Washer	
20	1001251232	1	Tray, Hydraulic	
21	1001251233	1	Tray, Battery	
22	1001251234	1	Hinge (Right)	
23	1001251235	1	Hinge (Left)	
24	1001251242	2	Pin	

SECTION 2 - GROUND CONTROLS

FIGURE 2-16. DOORS INSTALLATION (MACHINES WITH SN STARTING WITH G2)



ART_1001276704

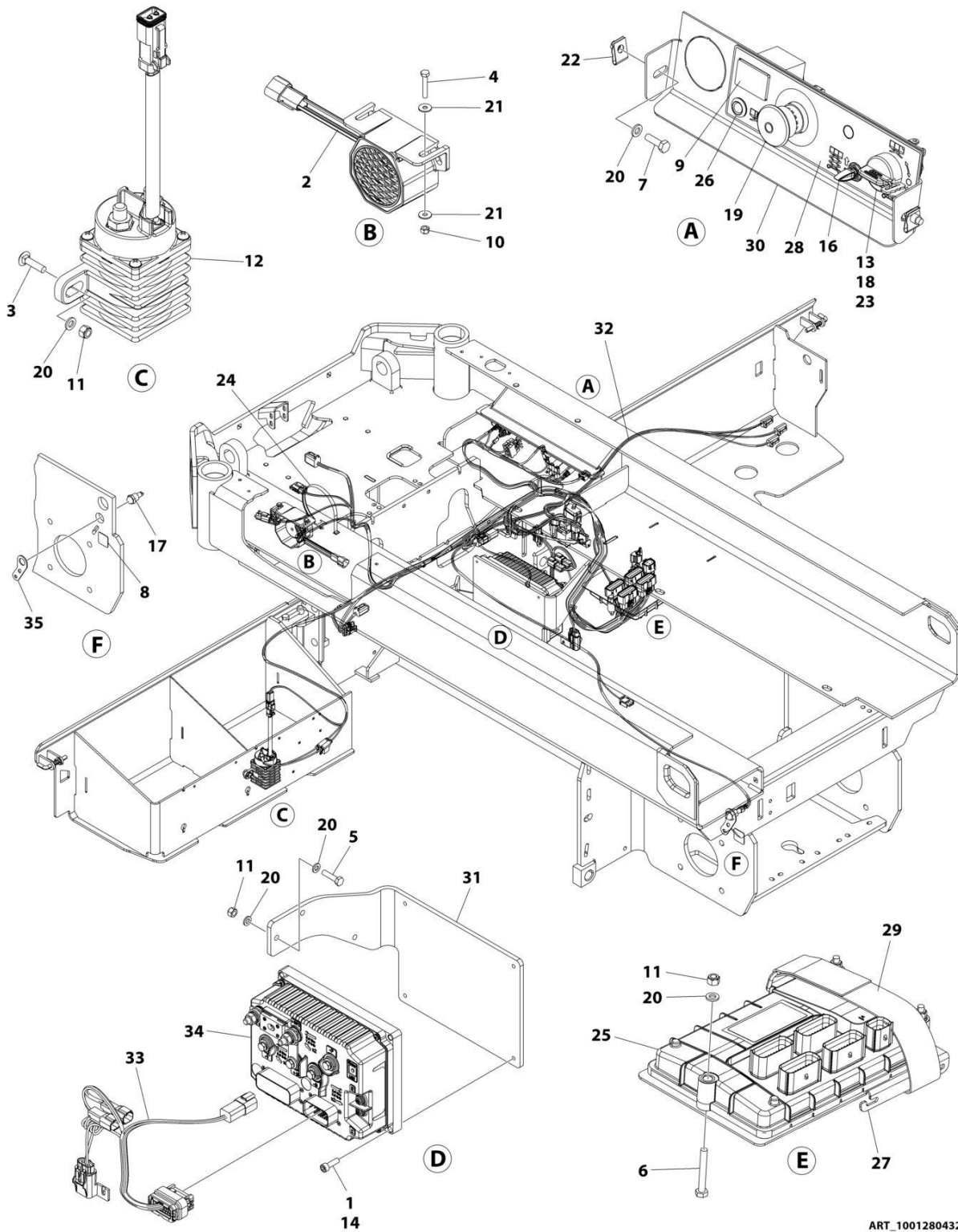
SECTION 2 - GROUND CONTROLS

FIGURE 2-16. DOORS INSTALLATION (MACHINES WITH SN STARTING WITH G2)

ITEM	PART NUMBER	QTY	DESCRIPTION	REV
	1001276704	Ref	DOORS INSTALLATION	A
2	0700817	4	Bolt M8 x 45	
3	0701015	2	Bolt M10 x 35	
4	0761217	2	Bolt M12 x 45	
5	3290805	4	Nut M8	
6	3291005	8	Nut M10	
7	3291007	2	Nut M10	
8	3291201	2	Nut M12	
9	3423243	2	Pin	
10	3450303	2	Pin, Cotter	
11	3841143	2	Keeper, Pin	
12	4160214	2	Spring	
13	4811902	4	Washer M8	
14	4812000	AR	Washer M10	
15	4812002	8	Washer M10	
16	1001214810	2	Support, Door Latch	
17	1001276715	4	Bearing	
18	1001228406	8	Bolt M10 x 35	
19	1001276716	2	Washer	
20	1001251232	1	Tray, Hydraulic	
21	1001251233	1	Tray, Battery	
22	1001251234	1	Hinge (Right)	
23	1001251235	1	Hinge (Left)	
24	1001276717	2	Pin	

SECTION 2 - GROUND CONTROLS

FIGURE 2-17. GROUND CONTROL INSTALLATION (MACHINES WITH SN STARTING WITH G2)



ART_1001280432_C

SECTION 2 - GROUND CONTROLS

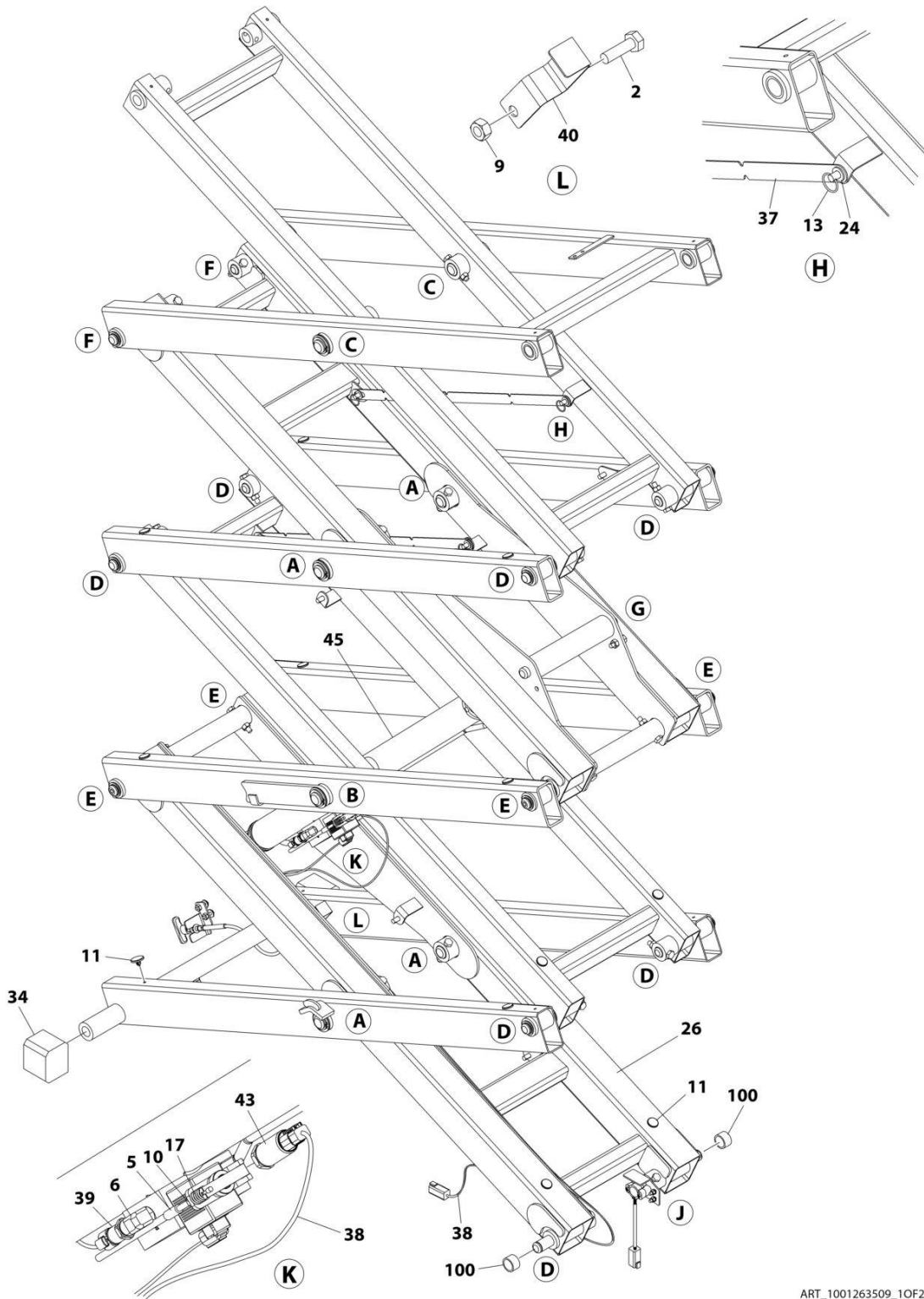
FIGURE 2-17. GROUND CONTROL INSTALLATION (MACHINES WITH SN STARTING WITH G2)

ITEM	PART NUMBER	QTY	DESCRIPTION	REV
	1001280432	Ref	GROUND CONTROL INSTALLATION	C
1	0100011	AR	Compound Locking	
2	0140043	1	Alarm Horn	
3	0630587	2	Bolt M6 x 25	
4	0700412	2	Bolt M4 x 25	
5	0700612	2	Bolt M6 x 25	
6	0700617	3	Bolt M6 x 45	
7	0760610	2	Bolt M6 x 20	
8	1706679	1	Decal - Break Release	
9	1001276659	1	Gauge, Hour Meter	
10	3290405	2	Nut M4	
11	3290605	7	Nut M6	
12	3740150	1	Relay	
13	3910804	3	Screw 8 x 1/4	
14	4031708	4	Bolt M6 x 20	
15	4240017	AR	Tie-Strap (Not Shown)	
16	1001276738	1	Switch, Toggle	
17	4360387	1	Switch, Yellow Push Button	
18	4360469	1	Switch, Key	
19	1001274559	1	Switch, E-Stop	
20	4811700	11	Washer M6	
21	1001091102	4	Washer M4	
22	1001130220	2	Nut M6	
23	1001130590	1	Plate, Key Switch	
24	1001187781	1	Tie-Strap	
25	1001200629	1	Control, Logic Module	
26	1001276740	1	Lamp, LED Indicator Red	
27	1001207494	1	Bracket, Logic Controller	
28	1001209682	1	Decal - Ground Control	
29	1001276979	1	Tie-Strap	
30	1001235559	1	Support, Ground Control	
31	1001255885	1	Bracket, Controller	
32	1001283415	1	Harness, LSS Chassis	
33	1001255934	1	Harness, Drive Control	
34	1001268506	1	Control, ES System Module	
35	1001257138	1	Bracket, Break Release	
36	0100048	AR	Compound Locking (Not Shown)	

SECTION 3 - SCISSORS ARMS

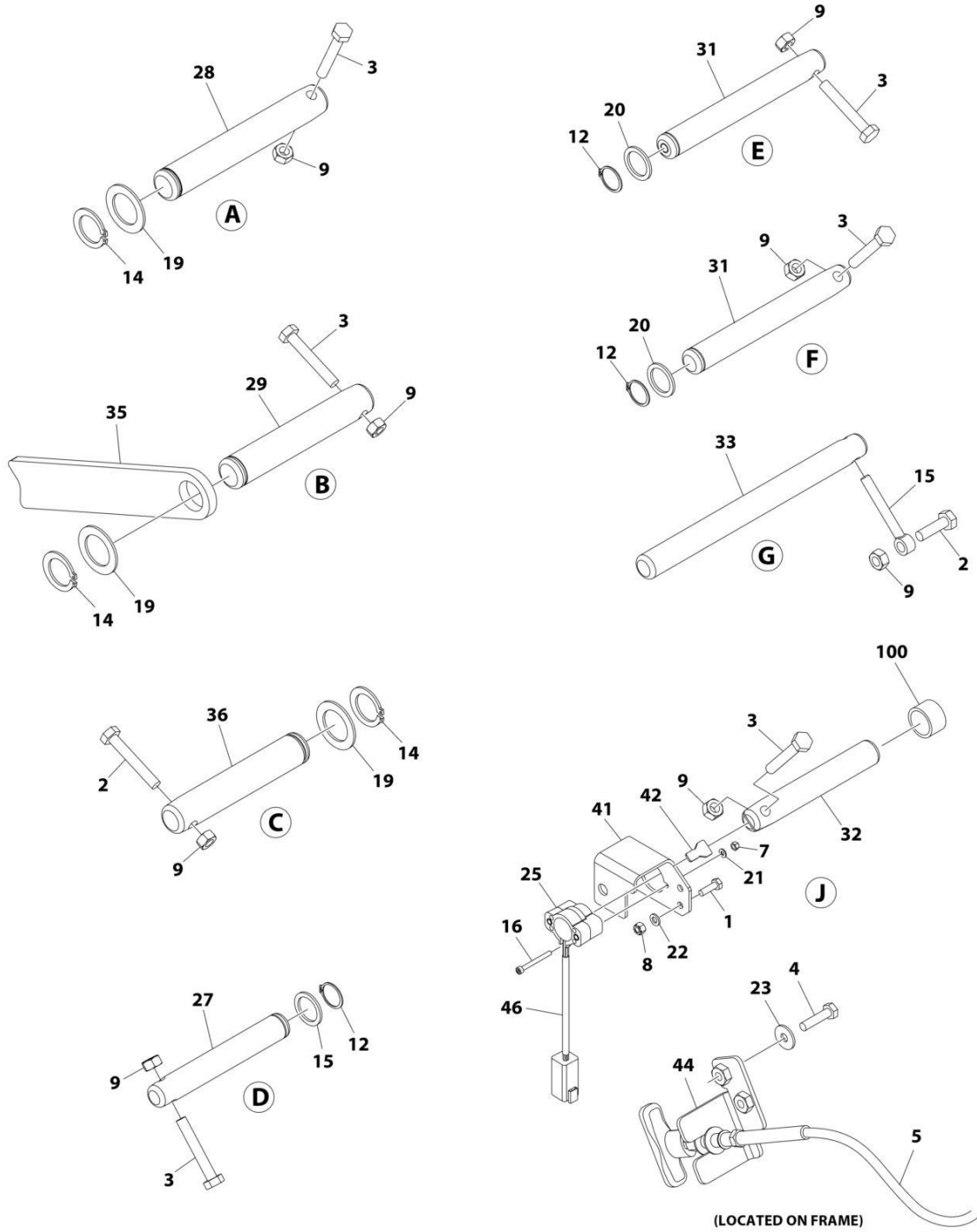
SECTION 3 - SCISSORS ARMS

FIGURE 3-1. SCISSORS ARMS INSTALLATION (MACHINES WITH SN STARTING WITH B2)



ART_1001263509_10F2

SECTION 3 - SCISSORS ARMS



ART_1001263509_20F2

SECTION 3 - SCISSORS ARMS

FIGURE 3-1. SCISSORS ARMS INSTALLATION (MACHINES WITH SN STARTING WITH B2)

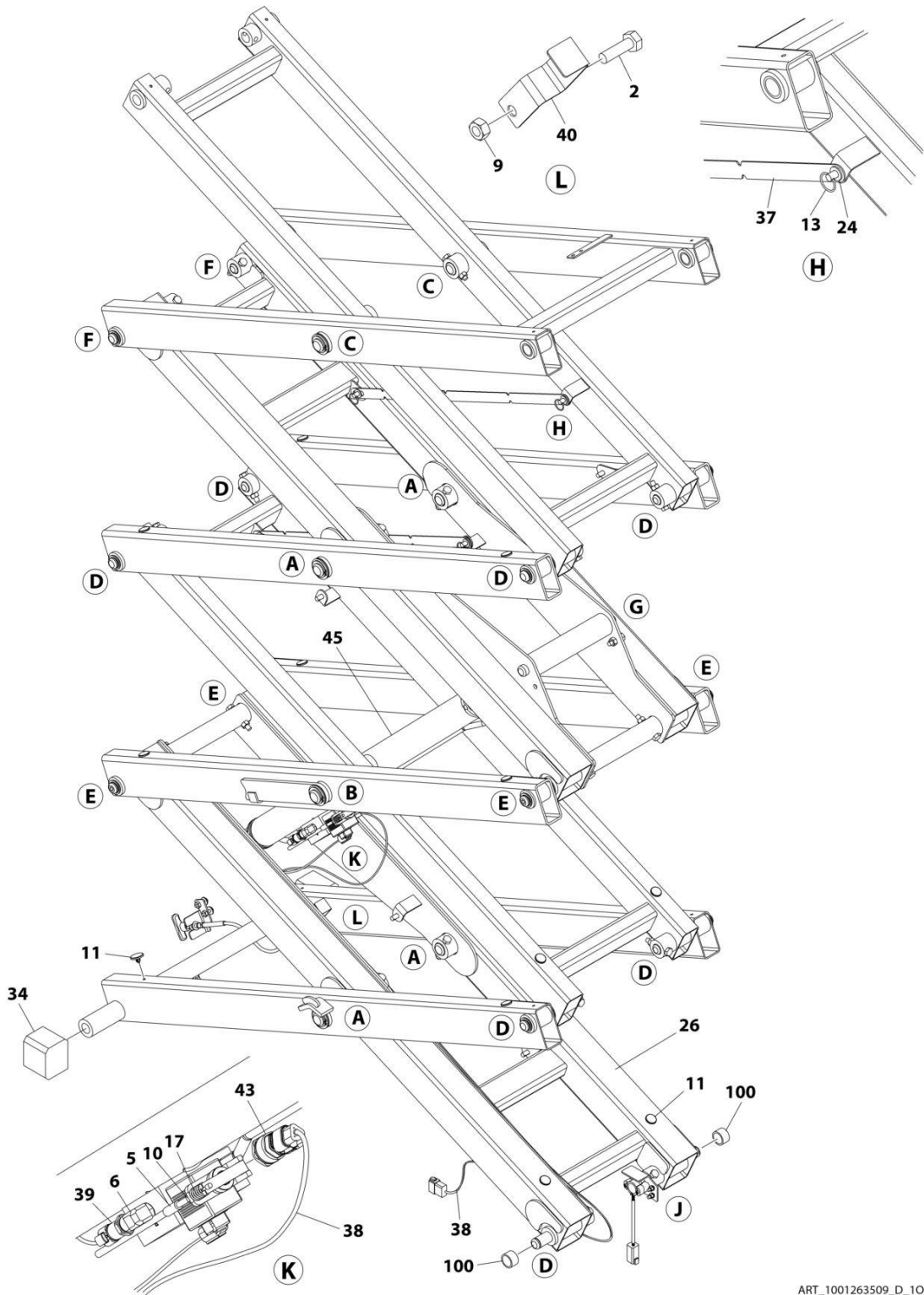
ITEM	PART NUMBER	QTY	DESCRIPTION	REV
	1001263509	Ref	SCISSORS ARMS INSTALLATION	C
1	0700620	2	Bolt M6 x 60	
2	0701015	3	Bolt M10 x 35	
3	0701021	22	Bolt M10 x 65	
4	0760612	2	Bolt M6 x 25	
5	1061034	1	Cable, Manual Descent	
5	7020218	1	T-Handle (1/4 Threads)	
5	70001878	1	T-Handle (M5 Threads)	
6	2221116	1	Fitting, 90 ORB/ORB	
7	3290405	2	Nut M4	
8	3290605	2	Nut M6	
9	3291007	25	Nut M10	
10	3321402	1	Nut 1/4	
11	3340962	24	Pad	
12	3760115	12	Ring, Retaining	
13	3760170	4	Ring, Split	
14	3760387	8	Ring, Retaining	
15	3841143	2	Keeper, Pin	
16	4031512	2	Capscrew M4 x 40	
17	4160078	1	Spring	
18	4240017	5	Tie-Strap (Not Shown)	
19	4740438	8	Washer	
20	4740531	12	Washer	
21	4811400	2	Washer M4	
22	4811700	2	Washer M6	
23	4811702	2	Washer M6	
24	4812000	4	Washer M10	
25	1001146963	1	Sensor, Angle	
25	4460899	1	Receptacle, Female - 6 Position	
25	4460464	6	Pin, Male	
26	1001201355	1	Scissors Arms Kit (See Separate Breakdown in this Section)	
27	1001203443	7	Pin	
28	1001203444	4	Pin	
29	1001203445	1	Pin	
31	1001203446	6	Pin	
32	1001203447	1	Pin	
33	1001203448	2	Pin	
34	1001204311	2	Block, Slide	
35	1001204312	1	Plate, Prop	
36	1001204994	3	Pin	
37	1001206487	2	Support	
38	1001222687	1	Lift Down Harness (See Separate Breakdown in ELECTRICAL Section)	
39	1001225164	1	Transducer, Pressure	
40	1001226791	1	Bracket	
41	1001231268	1	Mount, Sensor	
42	1001234204	1	Key, Angle Sensor	
43	1001235104	1	Transducer, Pressure	
44	1001253153	1	Mount	

SECTION 3 - SCISSORS ARMS

ITEM	PART NUMBER	QTY	DESCRIPTION	REV
45	1001256787	1	Lift Cylinder Assembly (See Separate Breakdown in CYLINDER Section)	
46	1001262299	1	Conduit	
100	1001134289	2	Bearing (Part of Frame)	

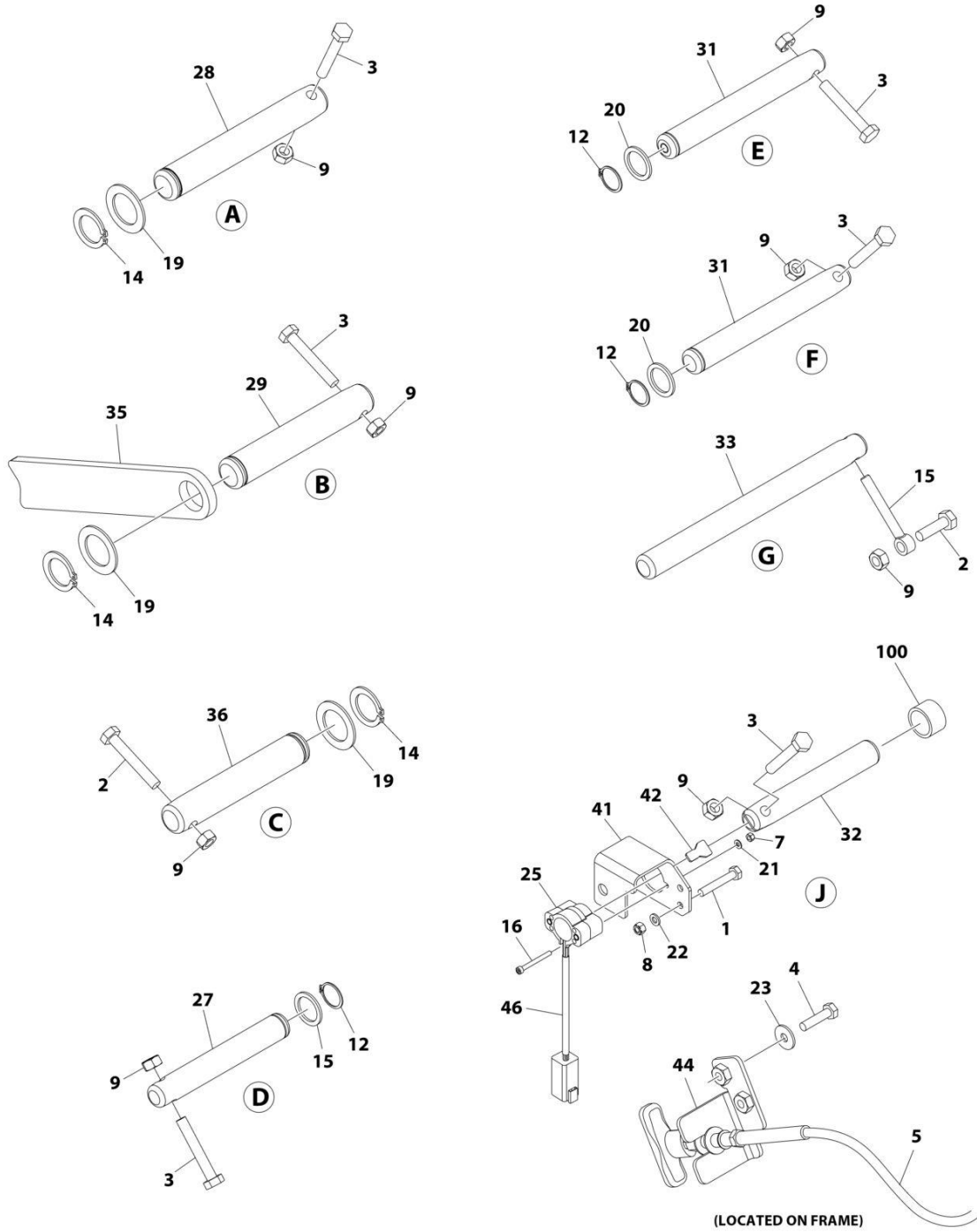
SECTION 3 - SCISSORS ARMS

FIGURE 3-2. SCISSORS ARMS INSTALLATION (MACHINES WITH SN STARTING WITH B2) (SN B200087227 to Present)



ART_1001263509_D_10F2

SECTION 3 - SCISSORS ARMS



ART_1001263509_D_20F2

SECTION 3 - SCISSORS ARMS

FIGURE 3-2. SCISSORS ARMS INSTALLATION (MACHINES WITH SN STARTING WITH B2) (SN B200087227 to Present)

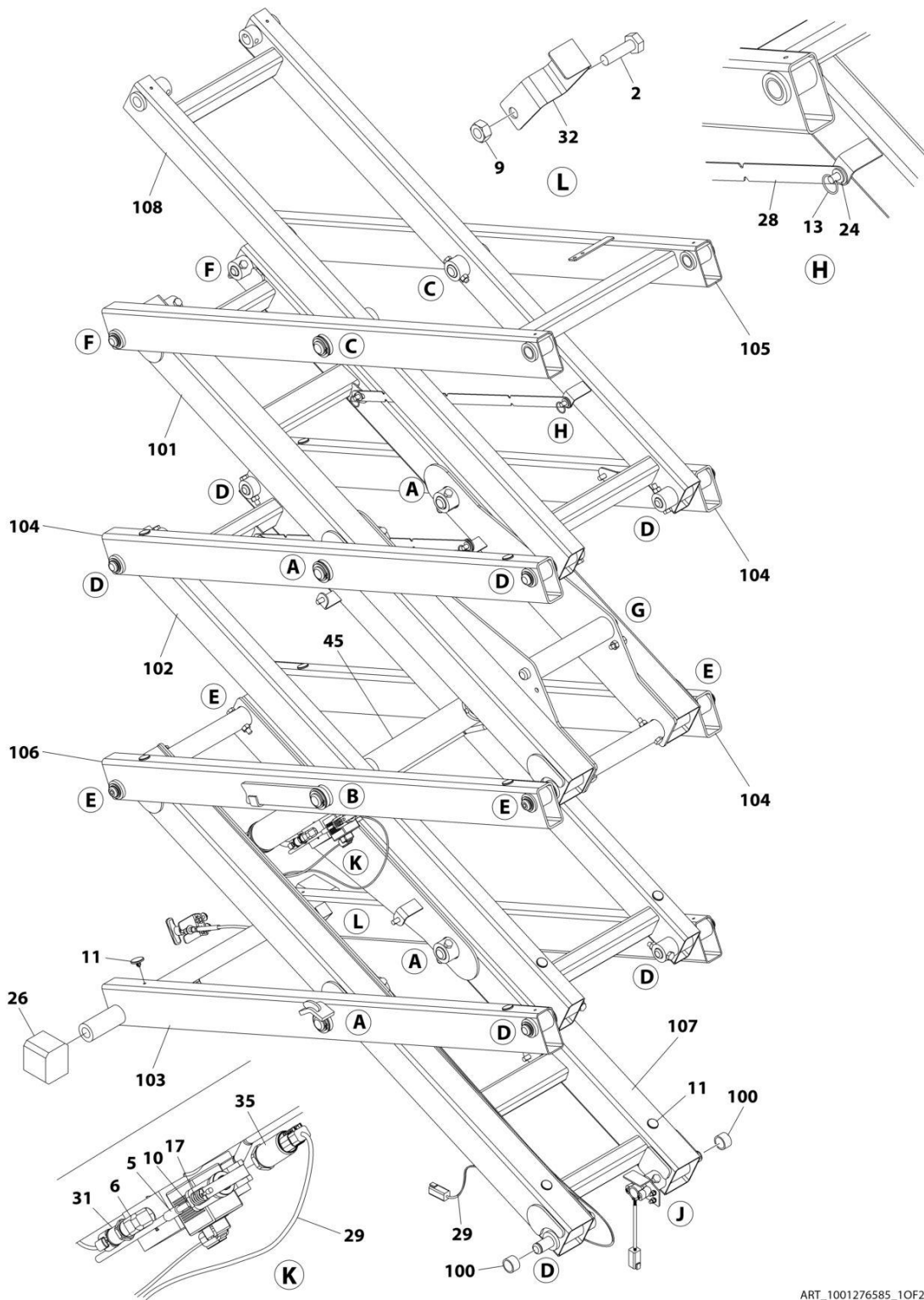
ITEM	PART NUMBER	QTY	DESCRIPTION	REV
	1001263509	Ref	SCISSORS ARMS INSTALLATION	D
1	0700620	2	Bolt M6 x 60	
2	0701015	3	Bolt M10 x 35	
3	0701021	22	Bolt M10 x 65	
4	0760612	2	Bolt M6 x 25	
5	1061034	1	Cable, Manual Descent	
5	7020218	1	T-Handle (1/4 Threads)	
5	70001878	1	T-Handle (M5 Threads)	
6	2221116	1	Fitting, 90 ORB/ORB	
7	3290405	2	Nut M4	
8	3290605	2	Nut M6	
9	3291007	25	Nut M10	
10	3321402	1	Nut 1/4	
11	3340962	24	Pad	
12	3760115	12	Ring, Retaining	
13	3760170	4	Ring, Split	
14	3760387	8	Ring, Retaining	
15	3841143	2	Keeper, Pin	
16	4031512	2	Capscrew M4 x 40	
17	4160078	1	Spring	
18	4240017	AR	Tie-Strap (Not Shown)	
19	4740438	8	Washer	
20	4740531	12	Washer	
21	4811400	2	Washer M4	
22	4811700	2	Washer M6	
23	4811702	2	Washer M6	
24	4812000	4	Washer M10	
25	1001146963	1	Sensor, Angle	
25	4460899	1	Receptacle, Female - 6 Position	
25	4460464	6	Pin, Male	
26	1001201355	1	Scissors Arms Kit (See Separate Breakdown in this Section)	
27	1001203443	7	Pin	
28	1001203444	4	Pin	
29	1001203445	1	Pin	
31	1001203446	6	Pin	
32	1001203447	1	Pin	
33	1001203448	2	Pin	
34	1001204311	2	Block, Slide	
35	1001204312	1	Plate, Prop	
36	1001204994	3	Pin	
37	1001206487	2	Support	
38	1001294256	1	Lift Down Harness (See Separate Breakdown in ELECTRICAL Section)	
39	1001225164	1	Transducer, Pressure	
40	1001226791	1	Bracket	
41	1001231268	1	Mount, Sensor	
42	1001234204	1	Key, Angle Sensor	
43	1001285320	1	Transducer, Pressure	
44	1001253153	1	Mount	

SECTION 3 - SCISSORS ARMS

ITEM	PART NUMBER	QTY	DESCRIPTION	REV
45	1001256787	1	Lift Cylinder Assembly (See Separate Breakdown in CYLINDER Section)	
46	1001262299	1	Conduit	
100	1001134289	2	Bearing (Part of Frame)	

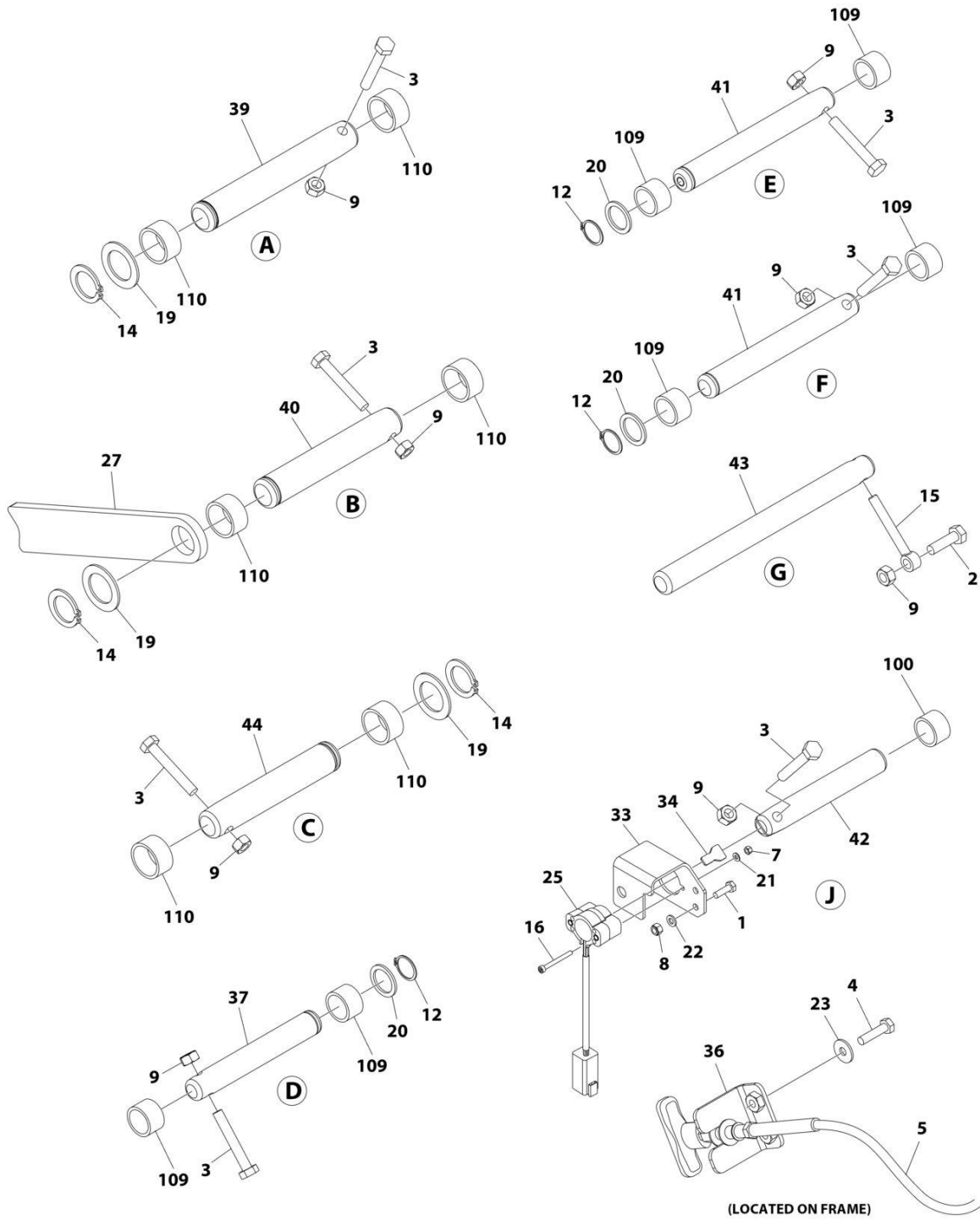
SECTION 3 - SCISSORS ARMS

FIGURE 3-3. SCISSORS ARMS INSTALLATION (MACHINES WITH SN STARTING WITH G2)



ART_1001276585_10F2

SECTION 3 - SCISSORS ARMS



ART_1001276585_20F2

SECTION 3 - SCISSORS ARMS

FIGURE 3-3. SCISSORS ARMS INSTALLATION (MACHINES WITH SN STARTING WITH G2)

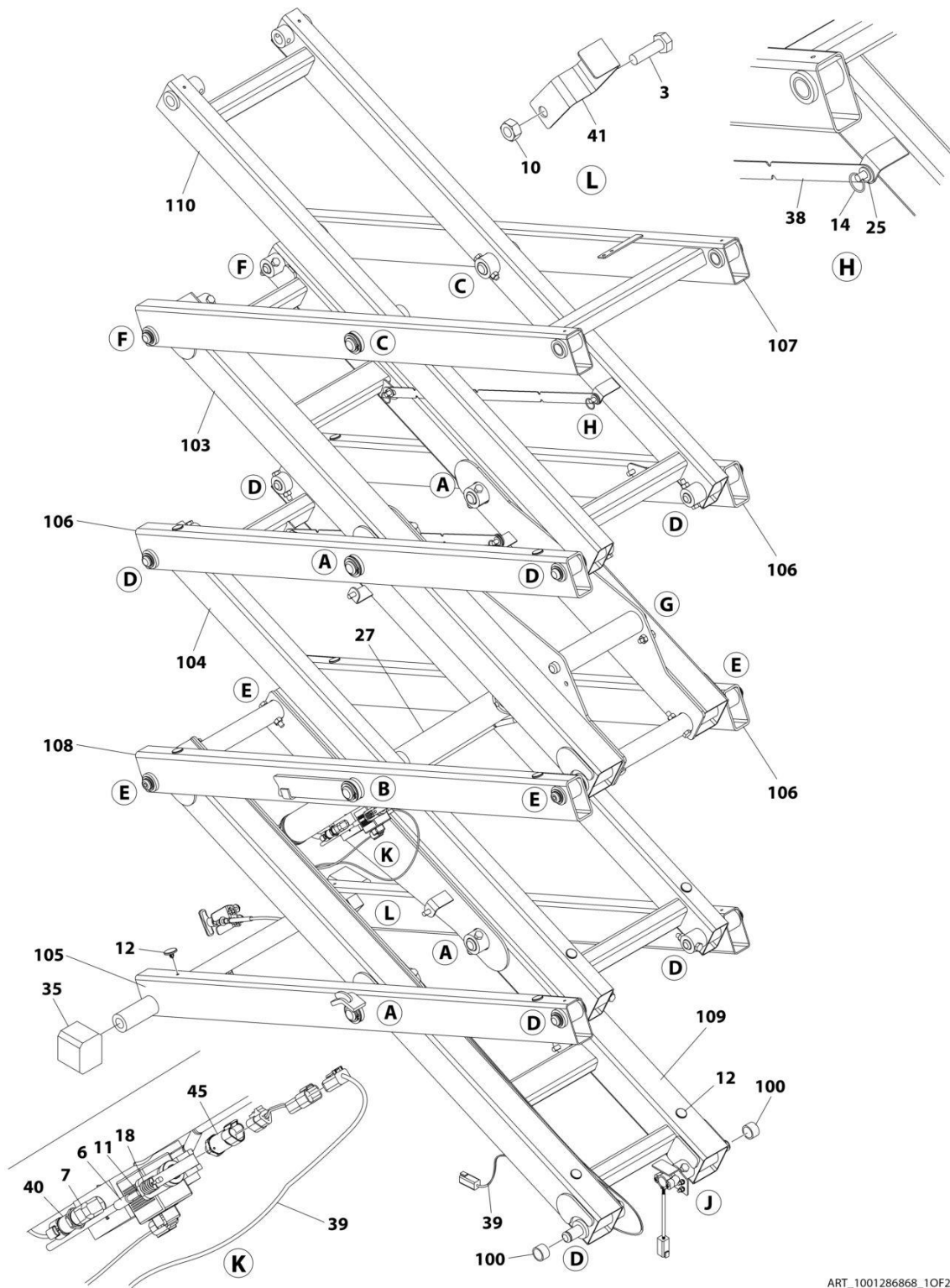
ITEM	PART NUMBER	QTY	DESCRIPTION	REV
	1001276585	Ref	SCISSORS ARMS INSTALLATION	C
1	0700620	2	Bolt M6 x 60	
2	0701015	3	Bolt M10 x 35	
3	0701021	22	Bolt M10 x 65	
4	0760612	2	Bolt M6 x 25	
5	1061034	1	Cable, Manual Descent	
5	7020218	1	T-Handle (1/4 Threads)	
5	70001878	1	T-Handle (M5 Threads)	
6	2221116	1	Fitting, 90 ORB/ORB	
7	3290405	2	Nut M4	
8	3290605	2	Nut M6	
9	3291007	25	Nut M10	
10	3321402	1	Nut 1/4	
11	3340962	24	Pad	
12	3760115	12	Ring, Retaining	
13	3760170	4	Ring, Split	
14	3760387	8	Ring, Retaining	
15	3841143	2	Keeper, Pin	
16	4031512	2	Capscrew M4 x 40	
17	4160078	1	Spring	
18	4240017	5	Tie-Strap (Not Shown)	
19	4740438	8	Washer	
20	4740531	12	Washer	
21	4811400	2	Washer M4	
22	4811700	2	Washer M6	
23	4811702	2	Washer M6	
24	4812000	4	Washer M10	
25	1001295195	1	Sensor, Angle	
25	4460899	1	Receptacle, Female - 6 Position	
25	4460464	1	Pin, Male	
26	1001204311	2	Block, Slide	
27	1001204312	1	Plate, Prop	
28	1001206487	2	Support	
29	1001294256	1	Lift Down Harness (See Separate Breakdown in ELECTRICAL Section)	
31	1001225164	1	Transducer, Pressure	
32	1001226791	1	Bracket	
33	1001231268	1	Mount, Sensor	
34	1001234204	1	Key, Angle Sensor	
35	1001285320	1	Transducer, Pressure (3 Pin)	
35	1001235104	1	Transducer, Pressure (4 Pin)	
36	1001253153	1	Mount	
37	1001276707	7	Pin	
38	1001276725	1	Scissors Arms Kit (Not Shown) (Include Items 101-110)	
39	1001276728	4	Pin	
40	1001276729	1	Pin	
41	1001276730	6	Pin	
42	1001276731	1	Pin	
43	1001276732	2	Pin	
44	1001276733	3	Pin	

SECTION 3 - SCISSORS ARMS

ITEM	PART NUMBER	QTY	DESCRIPTION	REV
45	1001276734	1	Lift Cylinder Assembly (See Separate Breakdown in CYLINDER Section)	
100	1001134289	2	Bearing (Part of Frame)	
101	1001203973	1	Arm, Inboard Cylinder Mount	
102	1001203974	1	Arm, Inboard	
103	1001203975	1	Arm, Outboard	
104	1001203976	3	Arm, Outboard (Mid)	
105	1001204621	1	Arm, Outboard (Top)	
106	1001213554	1	Arm, Outboard (Mid)	
107	1001241604	1	Arm, Inboard Cylinder Mount (Lower)	
108	1001241605	1	Arm, Inboard (Upper)	
109	1001276726	28	Bearing	
110	1001276727	16	Bearing	

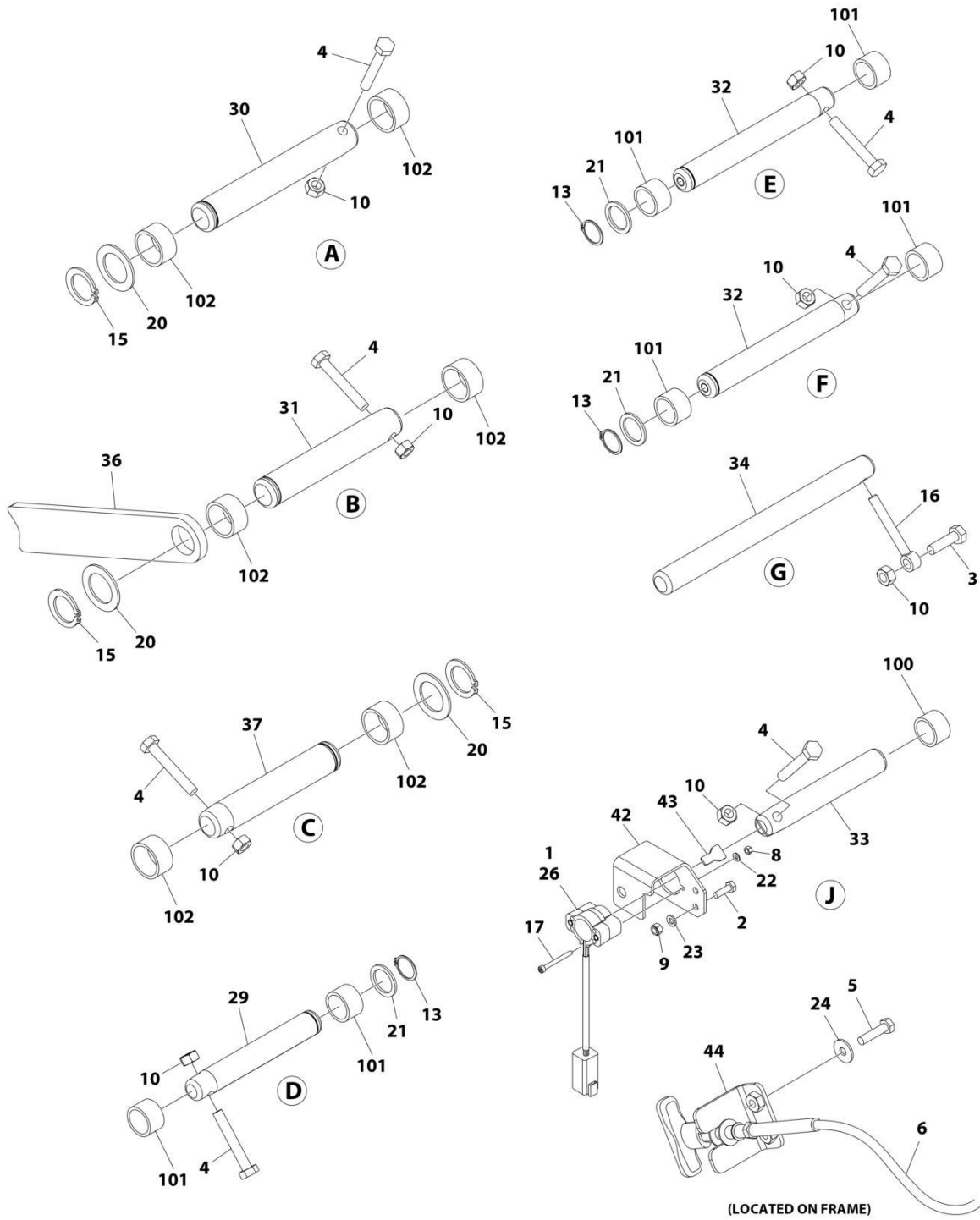
SECTION 3 - SCISSORS ARMS

FIGURE 3-4. SCISSORS ARMS INSTALLATION (MACINES WITH SN STARTING WITH M2)



ART_1001286868_10F2

SECTION 3 - SCISSORS ARMS



(LOCATED ON FRAME)

ART_1001286868_20F2

SECTION 3 - SCISSORS ARMS

FIGURE 3-4. SCISSORS ARMS INSTALLATION (MACINES WITH SN STARTING WITH M2)

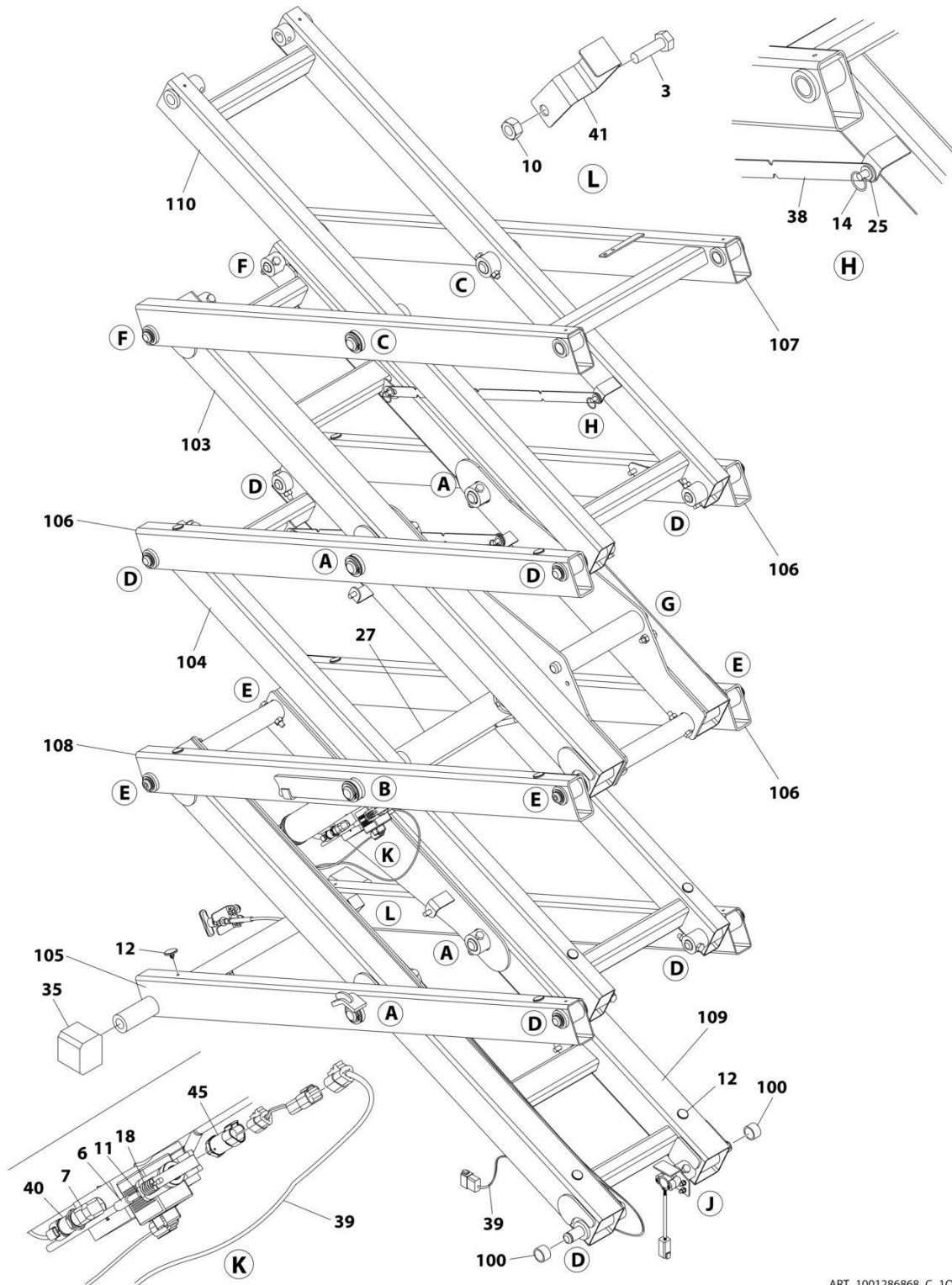
ITEM	PART NUMBER	QTY	DESCRIPTION	REV
	1001286868	Ref	SCISSORS ARMS INSTALLATION	A
1	280013	7 in/17cm	Conduit, Split	
2	0700620	2	Bolt M6 x 60	
3	0701015	3	Bolt M10 x 35	
4	0701021	22	Bolt M10 x 65	
5	0760612	2	Bolt M6 x 25	
6	1061034	1	Cable, Manual Descent	
7	2221116	1	Fitting, 90 ORB/ORB	
8	3290405	2	Nut M4	
9	3290605	2	Nut M6	
10	3291007	25	Nut M10	
11	3321402	1	Nut 1/4	
12	3340962	24	Pad	
13	3760115	12	Ring, Retaining	
14	3760170	4	Ring, Split	
15	3760387	8	Ring, Retaining	
16	3841143	2	Keeper, Pin	
17	4031512	2	Capscrew M4 x 40	
18	4160078	1	Spring	
19	4240017	AR	Tie-Strap (Not Shown)	
20	4740438	8	Washer	
21	4740531	12	Washer	
22	4811400	2	Washer M4	
23	4811700	2	Washer M6	
24	4811702	2	Washer M6	
25	4812000	4	Washer M10	
26	1001146963	1	Sensor, Angle	
27	1001198935	1	Cylinder, Lift (See Separate Breakdown in CYLINDER Section)	
28	1001201355	1	Scissors Arm Kit (Not Shown) (Includes Items 101-110)	
29	1001203443	7	Pin	
30	1001203444	4	Pin	
31	1001203445	1	Pin	
32	1001203446	6	Pin	
33	1001203447	1	Pin	
34	1001203448	2	Pin	
35	1001204311	2	Block, Slide	
36	1001204312	1	Plate, Prop	
37	1001204994	3	Pin	
38	1001206487	2	Support	
39	1001222687	1	Lift Down Harness (See Separate Breakdown in ELECTRICAL Section)	
40	1001225164	1	Transducer, Pressure	
41	1001226791	1	Bracket	
42	1001231268	1	Mount, Sensor	
43	1001234204	1	Key, Angle Sensor	
44	1001253153	1	Mount	
45	1001285320	1	Transducer, Pressure	
46	1001285829	1	Harness, Jumper (Not Shown) (See Separate Breakdown in ELECTRICAL Section)	
100	1001134289	2	Bearing (Part of Frame)	

SECTION 3 - SCISSORS ARMS

ITEM	PART NUMBER	QTY	DESCRIPTION	REV
101	0440264	28	Bearing	
102	0440265	16	Bearing	
103	1001203973	1	Arm, Inboard Cylinder Mount	
104	1001203974	1	Arm, Inboard	
105	1001203975	1	Arm, Outboard	
106	1001203976	3	Arm, Outboard (Mid)	
107	1001204621	1	Arm, Outboard (Top)	
108	1001213554	1	Arm, Outboard (Mid)	
109	1001241604	1	Arm, Inboard Cylinder Mount (Lower)	
110	1001241605	1	Arm, Inboard (Upper)	

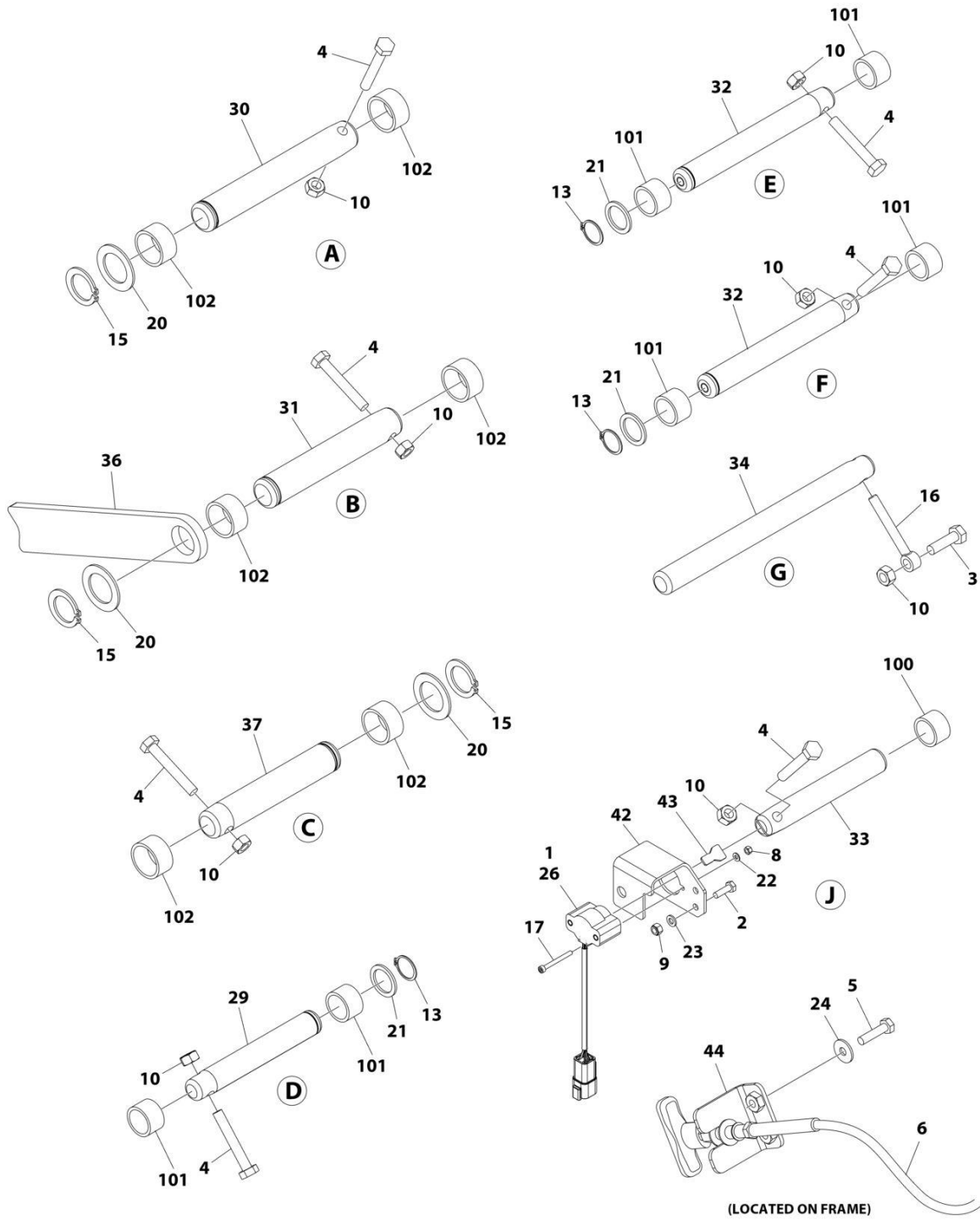
SECTION 3 - SCISSORS ARMS

FIGURE 3-5. SCISSORS ARMS INSTALLATION (MACHINES WITH SN STARTING WITH M2) (SN M200080336 to Present)



ART_1001286868_C_10F2

SECTION 3 - SCISSORS ARMS



ART_1001286868_C_20F2

SECTION 3 - SCISSORS ARMS

FIGURE 3-5. SCISSORS ARMS INSTALLATION (MACINES WITH SN STARTING WITH M2) (SN M200080336 to Present)

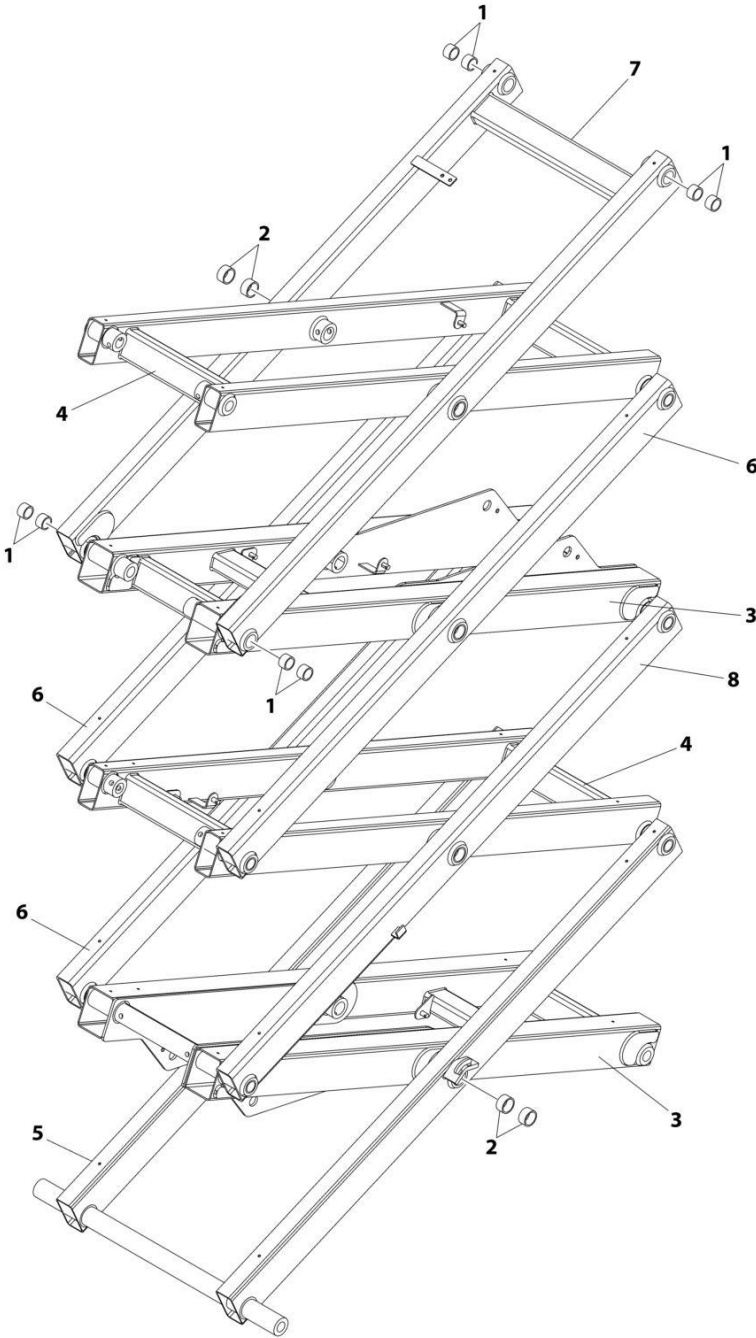
ITEM	PART NUMBER	QTY	DESCRIPTION	REV
	1001286868	Ref	SCISSORS ARMS INSTALLATION	C
1	280013	7 in/17cm	Conduit, Split	
2	0700620	2	Bolt M6 x 60	
3	0701015	3	Bolt M10 x 35	
4	0701021	22	Bolt M10 x 65	
5	0760612	2	Bolt M6 x 25	
6	1061034	1	Cable, Manual Descent	
7	2221116	1	Fitting, 90 ORB/ORB	
8	3290405	2	Nut M4	
9	3290605	2	Nut M6	
10	3291007	25	Nut M10	
11	3321402	1	Nut 1/4	
12	3340962	24	Pad	
13	3760115	12	Ring, Retaining	
14	3760170	4	Ring, Split	
15	3760387	8	Ring, Retaining	
16	3841143	2	Keeper, Pin	
17	4031512	2	Capscrew M4 x 40	
18	4160078	1	Spring	
19	4240017	AR	Tie-Strap (Not Shown)	
20	4740438	8	Washer	
21	4740531	12	Washer	
22	4811400	2	Washer M4	
23	4811700	2	Washer M6	
24	4811702	2	Washer M6	
25	4812000	4	Washer M10	
26	1001295195	1	Sensor, Angle	
27	1001198935	1	Cylinder, Lift (See Separate Breakdown in CYLINDER Section)	
28	1001201355	1	Scissors Arm Kit (Not Shown) (Includes Items 101-110)	
29	1001203443	7	Pin	
30	1001203444	4	Pin	
31	1001203445	1	Pin	
32	1001203446	6	Pin	
33	1001203447	1	Pin	
34	1001203448	2	Pin	
35	1001204311	2	Block, Slide	
36	1001204312	1	Plate, Prop	
37	1001204994	3	Pin	
38	1001206487	2	Support	
39	1001294256	1	Lift Down Harness (See Separate Breakdown in ELECTRICAL Section)	
40	1001225164	1	Transducer, Pressure	
41	1001226791	1	Bracket	
42	1001231268	1	Mount, Sensor	
43	1001234204	1	Key, Angle Sensor	
44	1001253153	1	Mount	
45	1001285320	1	Transducer, Pressure	
100	1001134289	2	Bearing (Part of Frame)	
101	0440264	28	Bearing	

SECTION 3 - SCISSORS ARMS

ITEM	PART NUMBER	QTY	DESCRIPTION	REV
102	0440265	16	Bearing	
103	1001203973	1	Arm, Inboard Cylinder Mount	
104	1001203974	1	Arm, Inboard	
105	1001203975	1	Arm, Outboard	
106	1001203976	3	Arm, Outboard (Mid)	
107	1001204621	1	Arm, Outboard (Top)	
108	1001213554	1	Arm, Outboard (Mid)	
109	1001241604	1	Arm, Inboard Cylinder Mount (Lower)	
110	1001241605	1	Arm, Inboard (Upper)	

SECTION 3 - SCISSORS ARMS

FIGURE 3-6. SCISSORS ARMS KIT



ART_1001201355

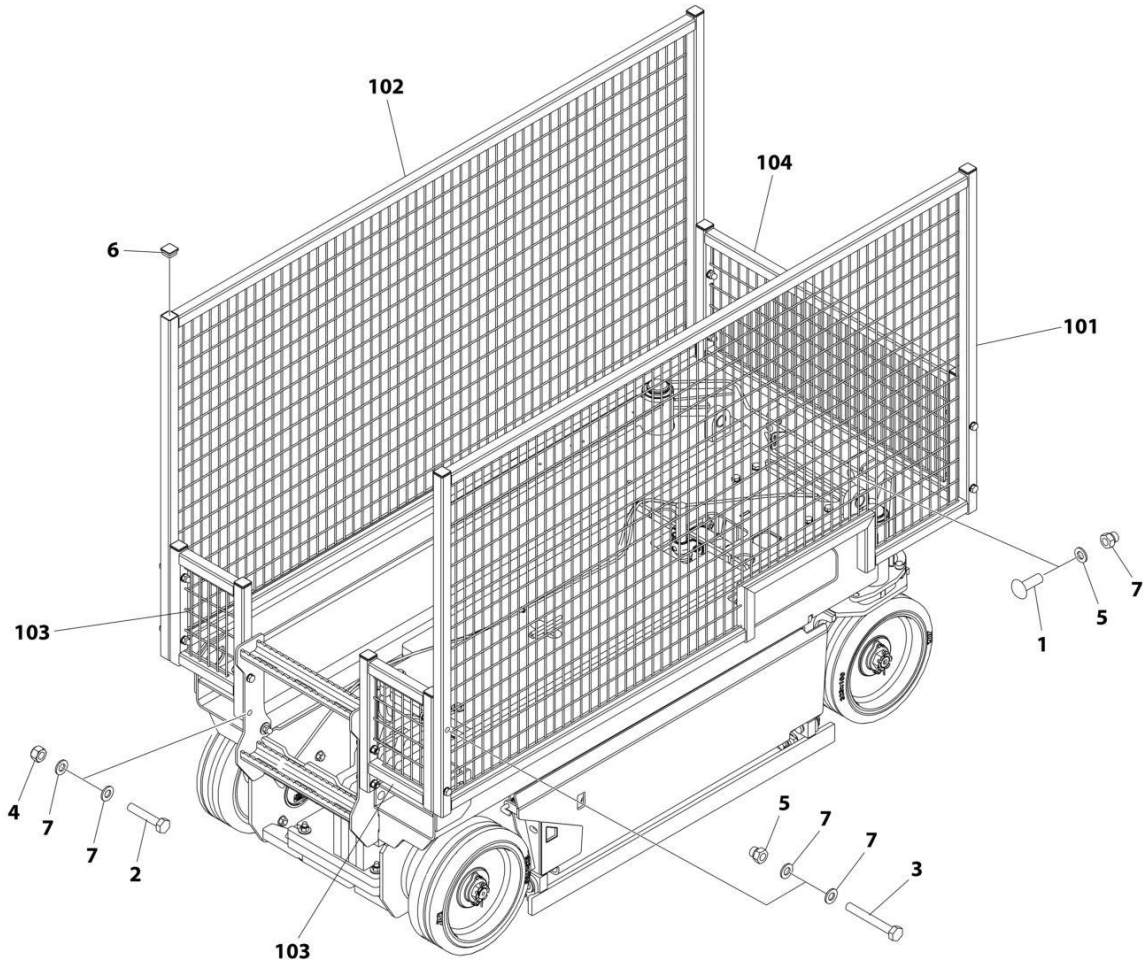
SECTION 3 - SCISSORS ARMS

FIGURE 3-6. SCISSORS ARMS KIT

ITEM	PART NUMBER	QTY	DESCRIPTION	REV
	1001201355	Ref	SCISSORS ARMS KIT	D
1	0440264	28	Bearing	
2	0440265	16	Bearing	
3	1001203973	1	Arm, Inboard (Upper Mid)	
4	1001203974	1	Arm, Inboard (Lower Mid)	
5	1001203975	1	Arm, Outboard (Bottom)	
6	1001203976	3	Arm, Outboard (Lower Mid Left Side and Upper Mid Right/Left)	
7	1001204621	1	Arm, Outboard (Top)	
8	1001213554	1	Arm, Outboard (Lower Mid Right Side)	
9	1001241604	1	Arm, Inboard (Bottom)	
10	1001241605	1	Arm, Inboard (Top)	

SECTION 3 - SCISSORS ARMS

FIGURE 3-7. ARM GUARD INSTALLATION



ART_1001224623

SECTION 3 - SCISSORS ARMS

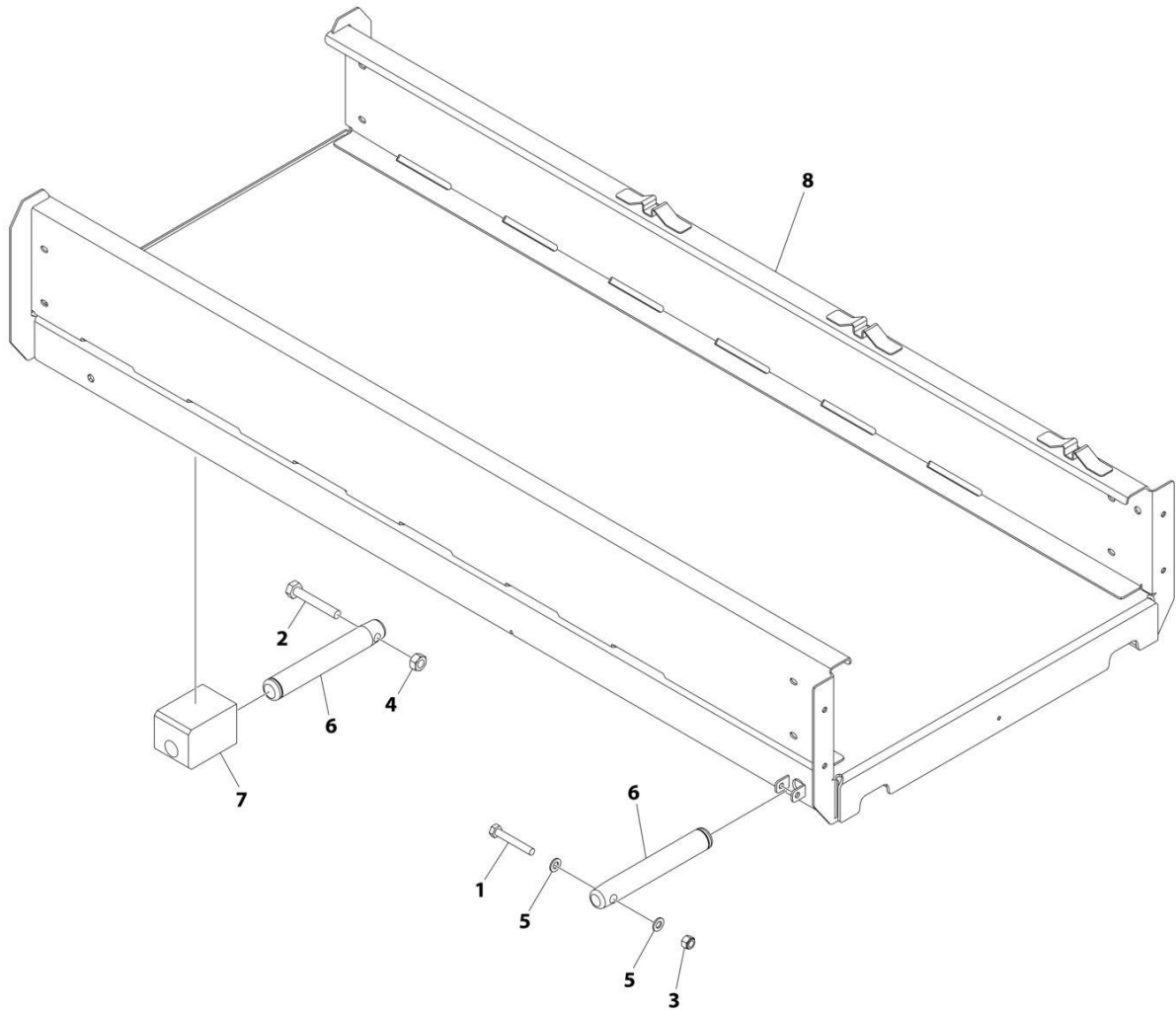
FIGURE 3-7. ARM GUARD INSTALLATION

ITEM	PART NUMBER	QTY	DESCRIPTION	REV
	1001224623	Ref	ARM GUARD INSTALLATION	A
1	0630613	2	Bolt M10 x 30	
2	0701019	4	Bolt M10 x 55	
3	0701024	8	Bolt M10 x 80	
4	3291005	4	Nut M10	
5	3291006	10	Nut M10	
6	3520072	10	Plug	
7	4812000	26	Washer M10	
8	1001224622	1	Arm Guard Kit	
101	1001224604	1	Guard, Arm (RH)	
102	1001224608	1	Guard, Arm (LH)	
103	1001224614	2	Guard, Arm (Rear)	
104	1001224620	1	Guard, Arm (Front)	

SECTION 4 - PLATFORM

SECTION 4 - PLATFORM

FIGURE 4-1. PLATFORM INSTALLATION (MACHINES WITH SN STARTING WITH 12, B2 & M2)



ART_1001205709_C

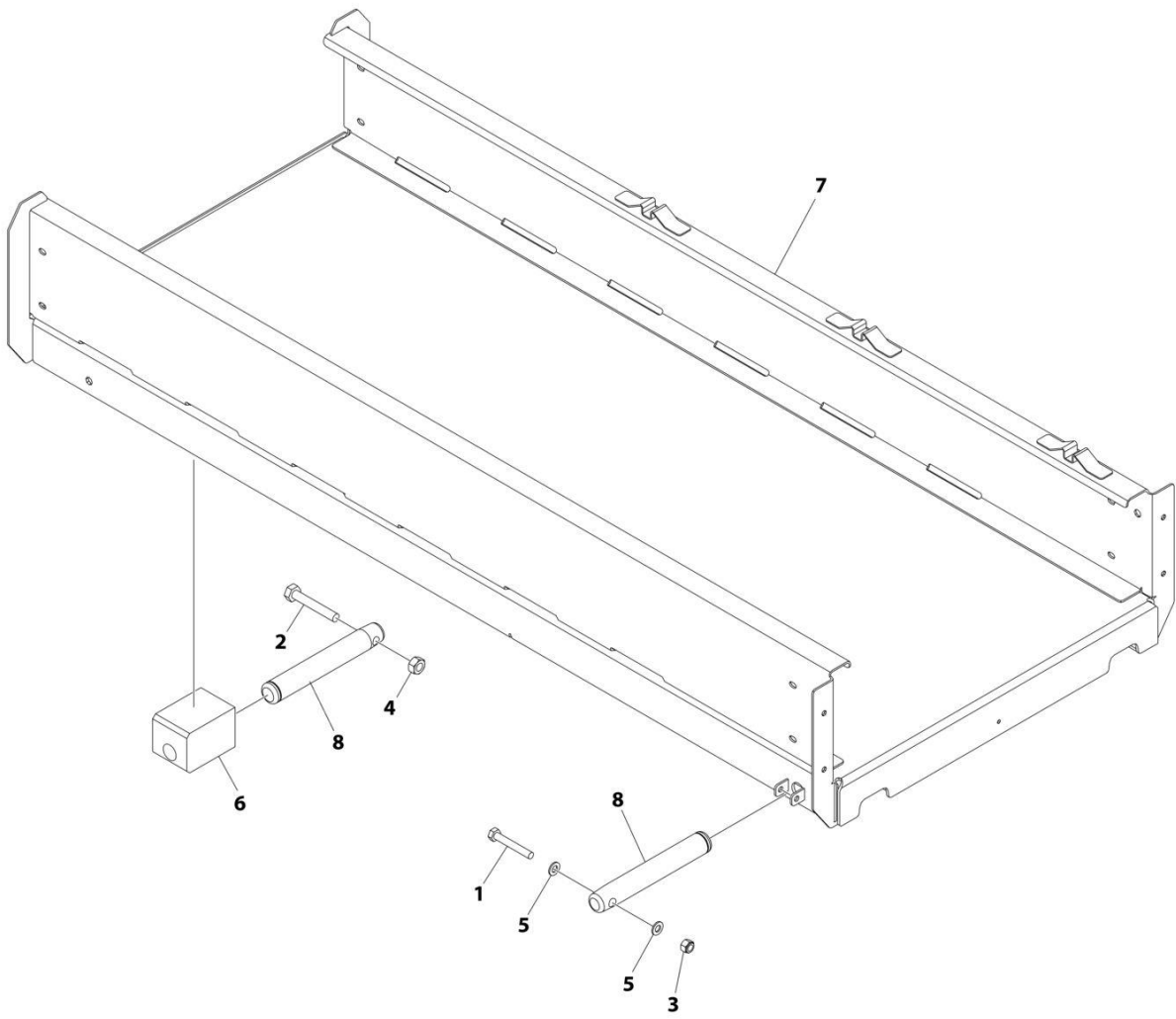
SECTION 4 - PLATFORM

FIGURE 4-1. PLATFORM INSTALLATION (MACHINES WITH SN STARTING WITH 12, B2 & M2)

ITEM	PART NUMBER	QTY	DESCRIPTION	REV
	1001205709	Ref	PLATFORM INSTALLATION	C
1	0700819	2	Bolt M8 x 55	
2	0701021	2	Bolt M10 x 65	
3	3290805	2	Nut M8	
4	3291007	2	Nut M10	
5	4811900	4	Washer M8	
6	1001203443	4	Pin	
7	1001205156	2	Block, Slide	
8	1001235541	1	Platform	

SECTION 4 - PLATFORM

FIGURE 4-2. PLATFORM INSTALLATION (MACHINES WITH SN STARTING WITH G2)



ART_1001276705

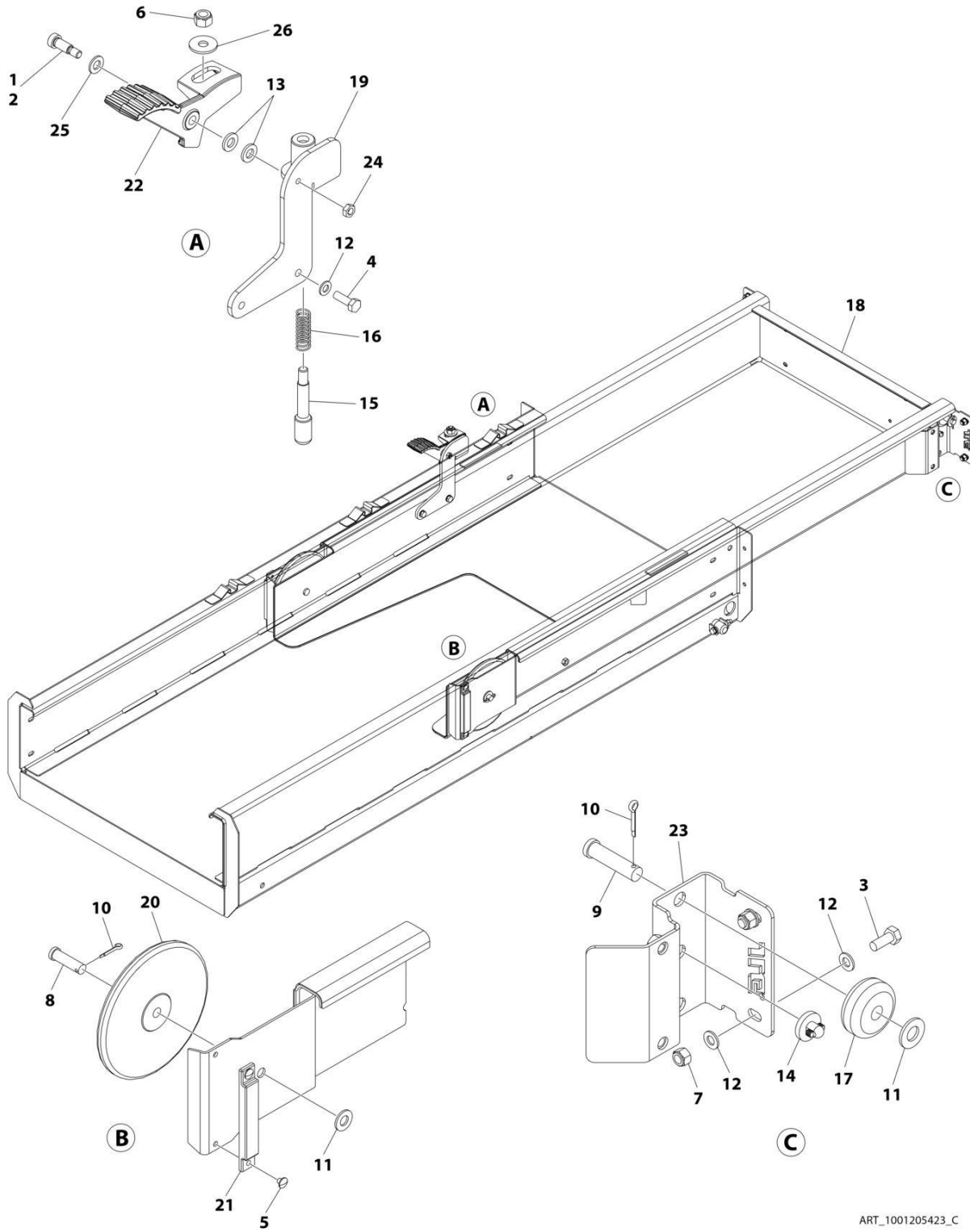
SECTION 4 - PLATFORM

FIGURE 4-2. PLATFORM INSTALLATION (MACHINES WITH SN STARTING WITH G2)

ITEM	PART NUMBER	QTY	DESCRIPTION	REV
	1001276705	Ref	PLATFORM INSTALLATION	A
1	0700819	2	Bolt M8 x 55	
2	0701021	2	Bolt M10 x 65	
3	3290805	2	Nut M8	
4	3291007	2	Nut M10	
5	4811900	4	Washer M8	
6	1001205156	2	Block, Slide	
7	1001235541	1	Platform	
8	1001276707	4	Pin	

SECTION 4 - PLATFORM

FIGURE 4-3. PLATFORM EXTENSION INSTALLATION



ART_1001205423_C

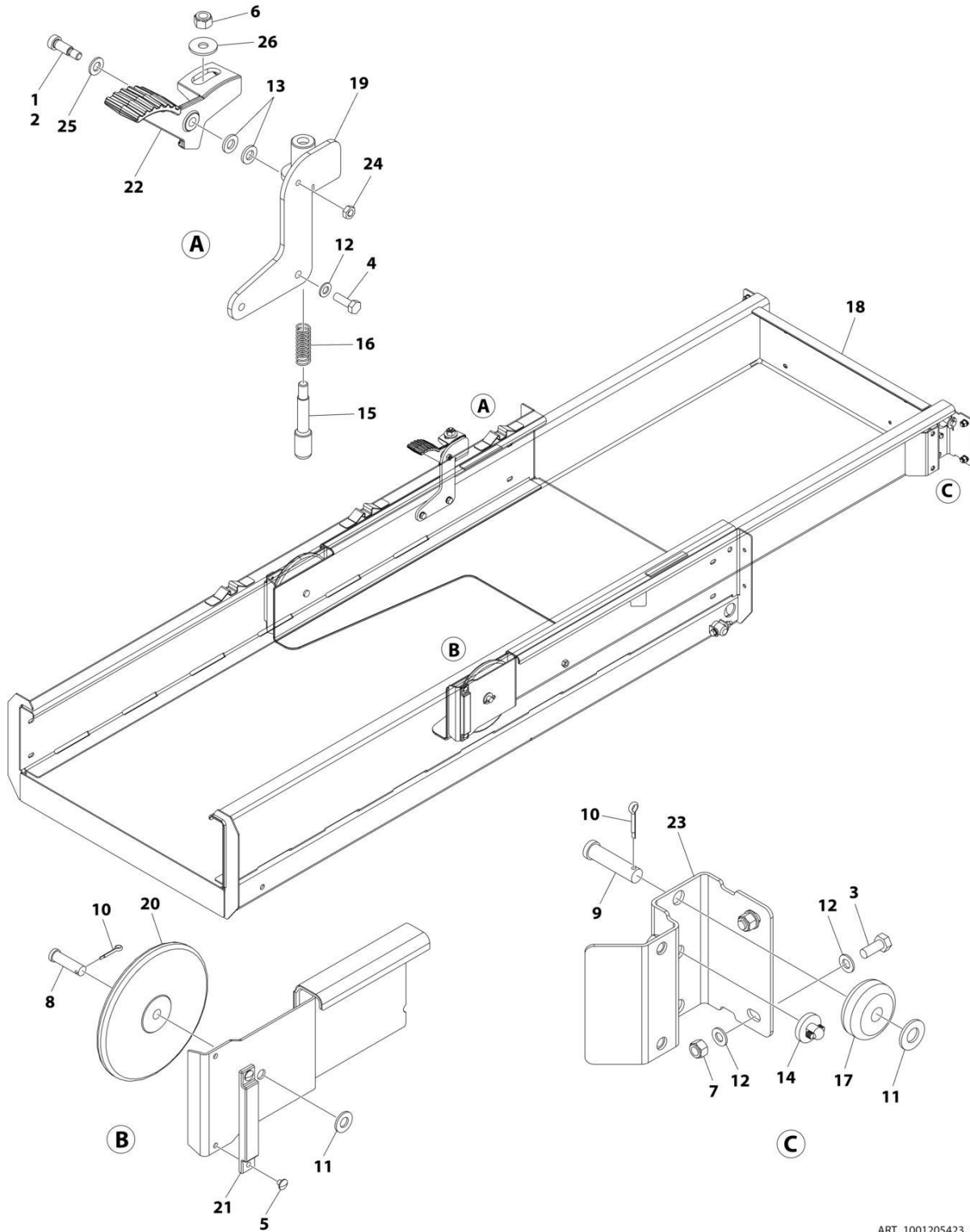
SECTION 4 - PLATFORM

FIGURE 4-3. PLATFORM EXTENSION INSTALLATION

ITEM	PART NUMBER	QTY	DESCRIPTION	REV
	1001205423	Ref	PLATFORM EXTENSION INSTALLATION	C
1	0100011	AR	Compound, Locking	
2	0630183	1	Screw 3/8 x 1	
3	0760810	4	Bolt M8 x 20	
4	0760812	2	Bolt M8 x 25	
5	2080040	4	Fastener	
6	3290605	AR	Nut M6	
6	3291005	AR	Nut M10	
7	3290805	4	Nut M8	
8	3430814	2	Pin	
9	3430816	2	Pin	
10	3450403	4	Pin, Cotter 1/8 x 3/4	
11	4711800	4	Washer 1/2	
12	4811900	11	Washer M8	
13	5241000	5	Washer M10	
14	1001137675	2	Bumper	
15	1001221476	1	Rod	
16	1001221475	1	Spring	
17	1001205422	2	Roller (Front)	
18	1001205424	1	Extension, Platform	
19	1001236129	1	Bracket	
20	1001205430	2	Roller (Rear)	
21	1001208852	2	Pad	
22	1001217043	1	Plate	
23	1001210064	2	Support	
24	3311502	1	Nut 5/16	
25	4812000	AR	Washer M10	
26	4812002	AR	Washer M10	

SECTION 4 - PLATFORM

FIGURE 4-4. PLATFORM EXTENSION INSTALLATION (SN B200089066 to Present, SN M200084947 to Present)



ART_1001205423_E

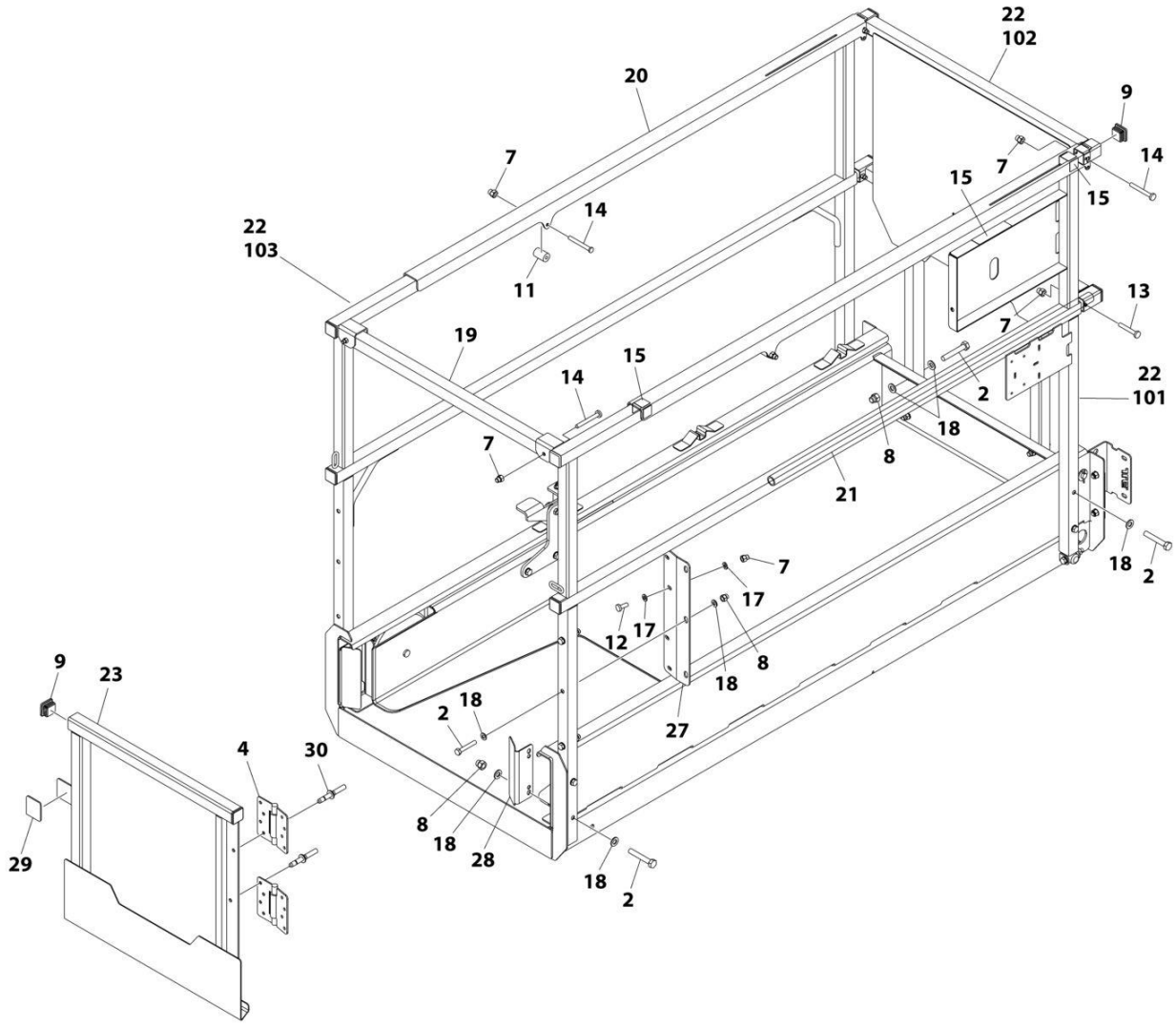
SECTION 4 - PLATFORM

FIGURE 4-4. PLATFORM EXTENSION INSTALLATION (SN B200089066 to Present, SN M200084947 to Present)

ITEM	PART NUMBER	QTY	DESCRIPTION	REV
	1001205423	Ref	PLATFORM EXTENSION INSTALLATION	E
1	0100011	AR	Compound, Locking	
2	0630183	1	Screw 3/8 x 1	
3	0760810	4	Bolt M8 x 20	
4	0760812	2	Bolt M8 x 25	
5	2080040	4	Fastener	
6	3291005	AR	Nut M10	
7	3290805	4	Nut M8	
8	3430814	2	Pin	
9	3430816	2	Pin	
10	3450403	4	Pin, Cotter 1/8 x 3/4	
11	4711800	4	Washer 1/2	
12	4811900	10	Washer M8	
13	5241000	2	Washer M10	
14	1001137675	2	Bumper	
15	1001221476	1	Rod	
16	1001221475	1	Spring	
17	1001205422	2	Roller (Front)	
18	1001205424	1	Extension, Platform	
19	1001236129	1	Bracket	
20	1001205430	2	Roller (Rear)	
21	1001208852	2	Pad	
22	1001217043	1	Plate	
23	1001291047	2	Support	
24	3311502	1	Nut 5/16	
25	4812000	AR	Washer M10	
26	4812002	AR	Washer M10	

SECTION 4 - PLATFORM

FIGURE 4-5. RAILS INSTALLATION - FIXED (INSIDE TUBE SLIDER)



ART_1001207806_F

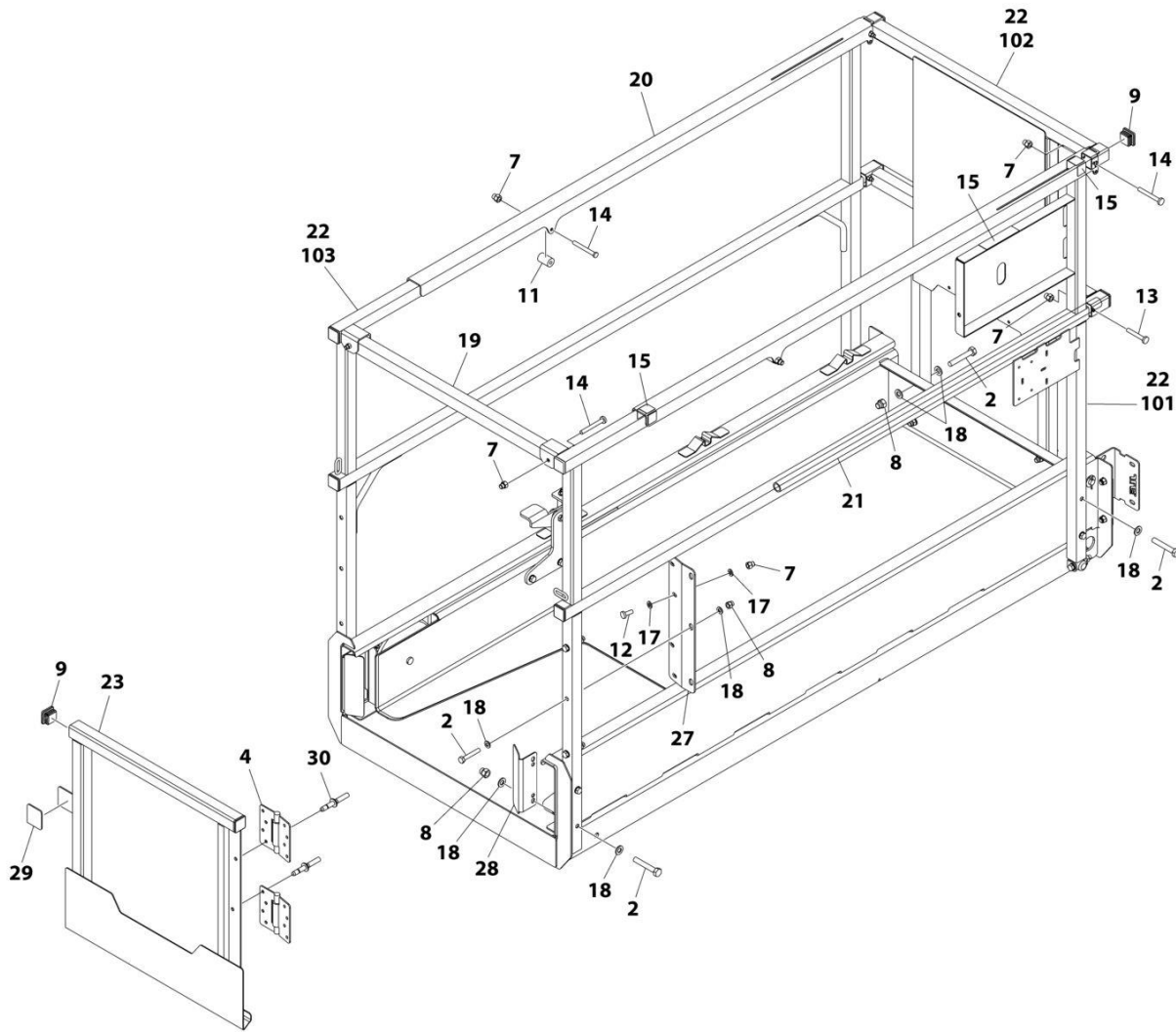
SECTION 4 - PLATFORM

FIGURE 4-5. RAILS INSTALLATION - FIXED (INSIDE TUBE SLIDER)

ITEM	PART NUMBER	QTY	DESCRIPTION	REV
	1001207806	Ref	RAILS INSTALLATION - FIXED RAILS/GATE ENTRY (INSIDE TUBE SLIDER)	F
2	0700818	15	Bolt M8 x 50	
4	2600281	2	Hinge	
7	3290606	12	Nut M6	
8	3290806	11	Nut M8	
9	3520072	10	Plug	
11	3860111	2	Roller	
12	4010608	4	Screw M6 x 16	
13	4010616	2	Screw M6 x 40	
14	4010618	6	Screw M6 x 50	
15	4420062	1.3 ft/ 40cm	Tape	
17	4811700	8	Washer M6	
18	4811900	28	Washer M8	
19	1001206224	1	Tube (Rear)	
20	1001206225	2	Rail, Top Slide	
21	1001206226	2	Rod	
22	1001206228	1	Rail Kit - Fixed Rails (See Items 101-103 for Breakdown))	
23	1001210302	1	Gate	
27	1001210586	1	Plate, Gate Hinge	
28	1001210963	2	Cover	
29	3080007	1	Magnet, Latch	
30	2080040	4	Fastener	
	1001206228	Ref	RAIL KIT - FIXED RAILS	H
101	1001206207	1	Rail, Side	
102	1001206217	1	Rail, Front	
103	1001206222	1	Rail, Side	

SECTION 4 - PLATFORM

FIGURE 4-6. RAILS INSTALLATION - FIXED (INSIDE TUBE SLIDER) (SN B200087227 to Present)



ART_1001207806_H

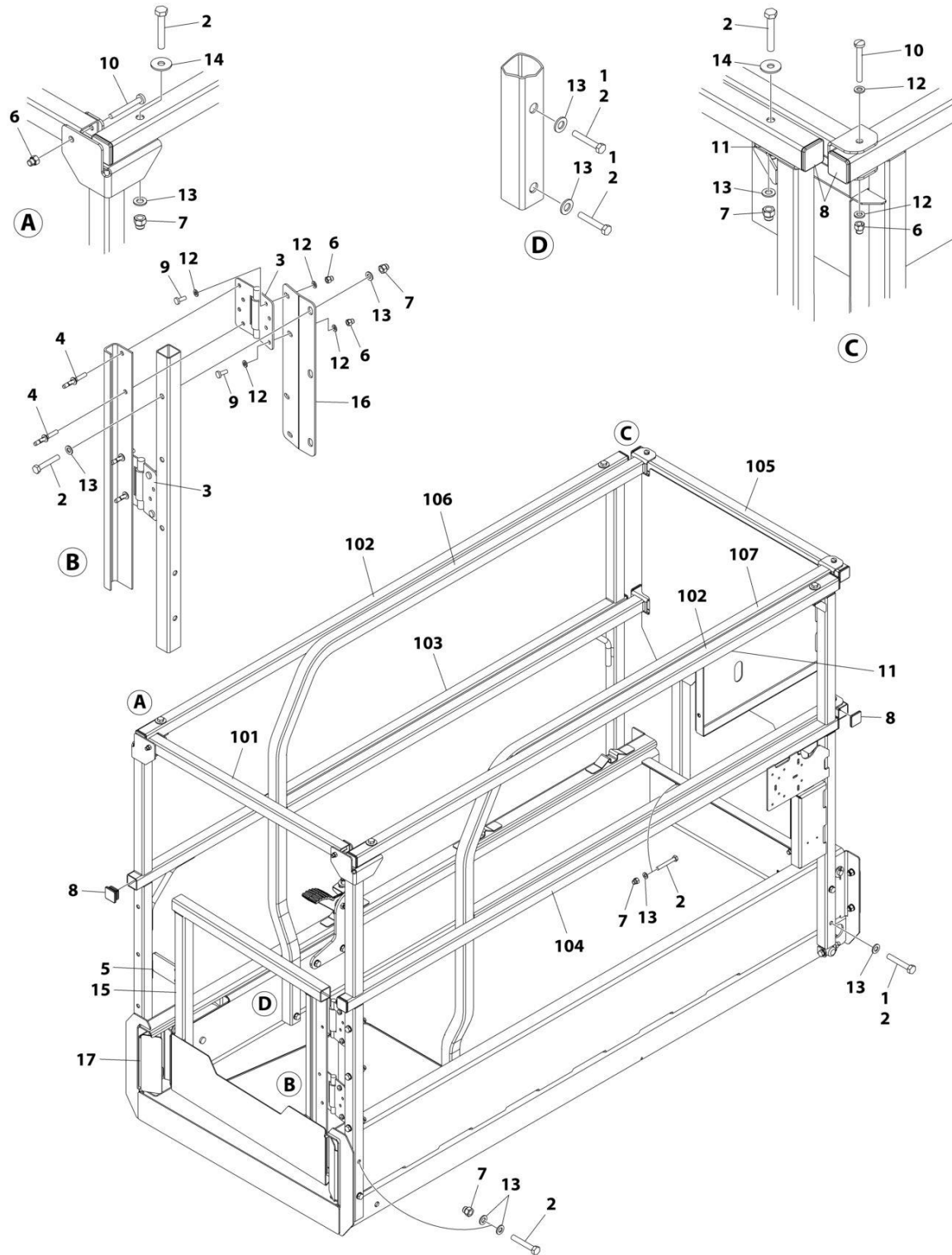
SECTION 4 - PLATFORM

FIGURE 4-6. RAILS INSTALLATION - FIXED (INSIDE TUBE SLIDER) (SN B200087227 to Present)

ITEM	PART NUMBER	QTY	DESCRIPTION	REV
	1001207806	Ref	RAILS INSTALLATION - FIXED RAILS/GATE ENTRY (INSIDE TUBE SLIDER)	H
2	0700818	15	Bolt M8 x 50	
4	2600281	2	Hinge	
7	3290606	12	Nut M6	
8	3290806	11	Nut M8	
9	3520072	10	Plug	
11	3860111	2	Roller	
12	4010608	4	Screw M6 x 16	
13	4010616	2	Screw M6 x 40	
14	4010618	6	Screw M6 x 50	
15	4420062	1.3 ft/ 40cm	Tape	
17	4811700	8	Washer M6	
18	4811900	26	Washer M8	
19	1001206224	1	Tube (Rear)	
20	1001289052	2	Rail, Top Slide	
21	1001206226	2	Rod	
22	1001206228	1	Rail Kit - Fixed Rails (See Items 101-103 for Breakdown))	
23	1001210302	1	Gate	
27	1001210586	1	Plate, Gate Hinge	
28	1001210963	2	Cover	
29	3080007	1	Magnet, Latch	
30	2080040	4	Fastener	
	1001206228	Ref	RAIL KIT - FIXED RAILS	H
101	1001206207	1	Rail, Side	
102	1001206217	1	Rail, Front	
103	1001206222	1	Rail, Side	

SECTION 4 - PLATFORM

FIGURE 4-7. RAILS INSTALLATION - FIXED (OUTSIDE TUBE SLIDER)



ART_1001286627

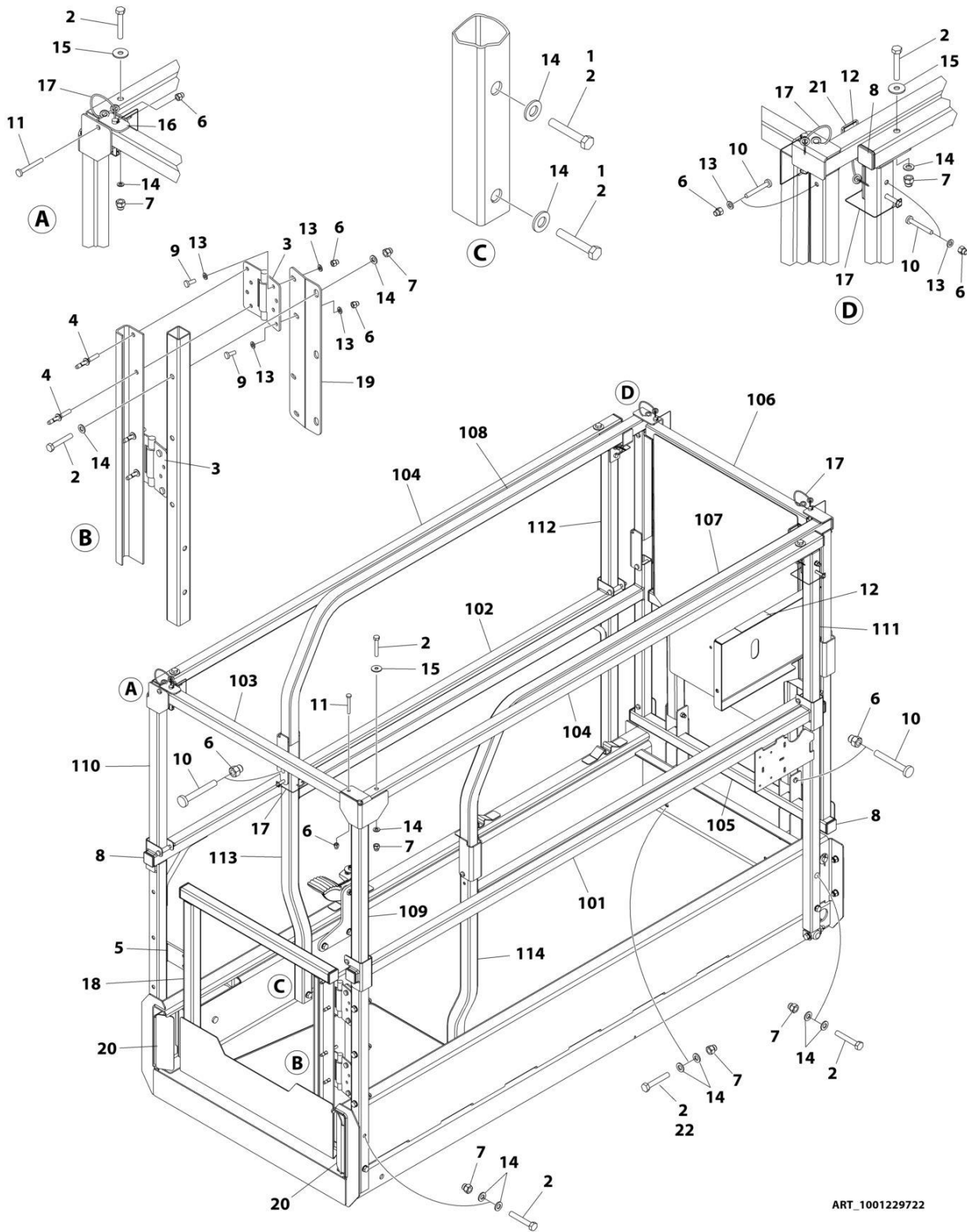
SECTION 4 - PLATFORM

FIGURE 4-7. RAILS INSTALLATION - FIXED (OUTSIDE TUBE SLIDER)

ITEM	PART NUMBER	QTY	DESCRIPTION	REV
	1001286627	Ref	RAILS INSTALLATION	A
1	0100011	AR	Compound, Locking	
2	0700818	23	Bolt M8 x 50	
3	2600281	2	Hinge	
4	2080040	4	Fastener	
5	3080007	1	Magnet	
6	3290606	10	Nut M6	
7	3290806	15	Nut M8	
8	3520072	12	Plug	
9	4010608	4	Screw M6 x 16	
10	4010618	6	Screw M6 x 50	
11	4420062	10 in/ 25cm	Tape	
12	4811700	16	Washer M6	
13	4811900	34	Washer M8	
14	4811902	4	Washer M8	
15	1001210302	1	Gate	
16	1001210586	1	Plate, Gate Support	
17	1001210963	2	Cover (LH)	
100	1001286522	1	Rail Kit (Dual, FD, SCG) (Includes 101-107)	
101	1001206224	1	Tube (Rear Top)	
102	1001223835	2	Tube (Platform Top)	
103	1001286509	1	Rail (Platform Lower Left)	
104	1001286510	1	Rail (Platform Lower Right)	
105	1001286512	1	Rail (Extension End)	
106	1001286514	1	Rail (Extension Left)	
107	1001286517	1	Rail (Extension Right)	

SECTION 4 - PLATFORM

FIGURE 4-8. RAILS INSTALLATION - FOLD-DOWN RAILS/GATE ENTRY (ANSI EXPORT & CHINA SPECS)



ART_1001229722

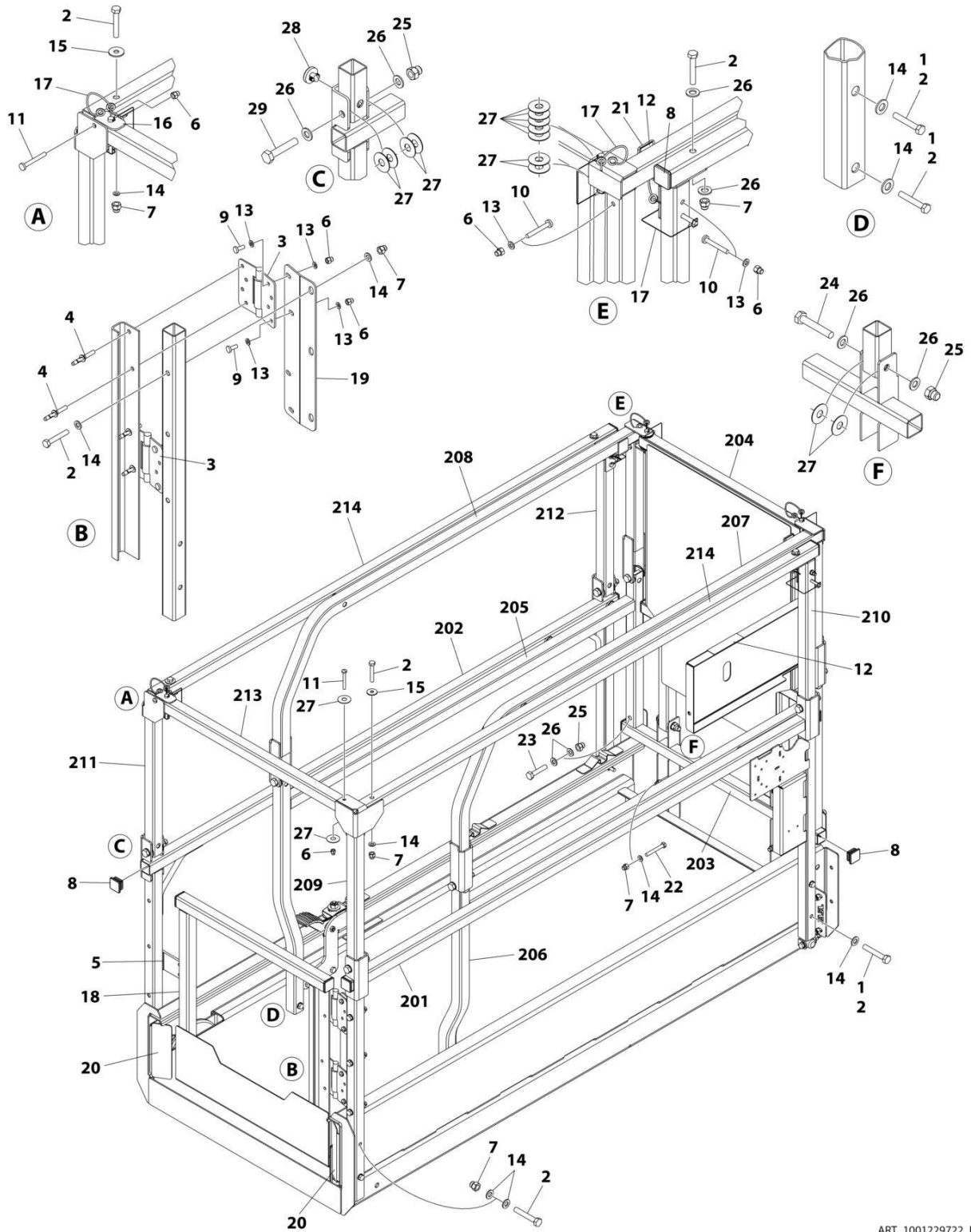
SECTION 4 - PLATFORM

FIGURE 4-8. RAILS INSTALLATION - FOLD-DOWN RAILS/GATE ENTRY (ANSI EXPORT & CHINA SPECS)

ITEM	PART NUMBER	QTY	DESCRIPTION	REV
	1001229722	Ref	RAILS INSTALLATION - FOLD-DOWN RAILS/GATE ENTRY	D
1	0100011	AR	Compound, Locking	
2	0700818	AR	Bolt M8 x 50	
3	2600281	2	Hinge	
4	2080040	4	Fastener	
5	3080007	1	Magnet	
6	3290606	23	Nut M6	
7	3290806	15	Nut M8	
8	3520072	12	Plug	
9	4010608	5	Screw M6 x 16	
10	4010617	16	Screw M6 x 45	
11	4010618	2	Screw M6 x 50	
12	4420062	15 in/ 37cm	Tape	
13	4811700	13	Washer M6	
14	4811900	30	Washer M8	
15	4811902	4	Washer M8	
16	1001154378	1	Bracket	
17	1001187587	6	Pin	
18	1001210302	1	Gate	
19	1001210586	1	Plate, Gate Support	
20	1001210963	2	Cover (LH)	
21	1001232257	2	Brace	
22	0700820	AR	Bolt M8 x 60	
100	1001229723	1	Rail (Not Shown)	
101	1001210442	1	Rail (Side Lower Right)	
102	1001210444	1	Rail (Side Lower Left)	
103	1001210458	1	Rail (Rear Top)	
104	1001223835	2	Rail (Side Top)	
105	1001231405	1	Rail (Extention Front Lower)	
106	1001229732	1	Rail (Extention Front Upper)	
107	1001229733	1	Rail (Extention Upper Right)	
108	1001229734	1	Rail (Extention Upper Left)	
109	1001229739	1	Rail (Rear Upper Right)	
110	1001229740	1	Rail (Rear Upper Left)	
111	1001229741	1	Rail (Front Upper Right)	
112	1001229742	1	Rail (Front Upper Left)	
113	1001230248	1	Rail (Extention Side Lower Left)	
114	1001230249	1	Rail (Extention Side Lower Right)	

SECTION 4 - PLATFORM

FIGURE 4-9. RAILS INSTALLATION - FOLD-DOWN RAILS/GATE ENTRY (ANSI EXPORT & CHINA SPECS) (SN B200089066 to Present)



ART_1001229722_F

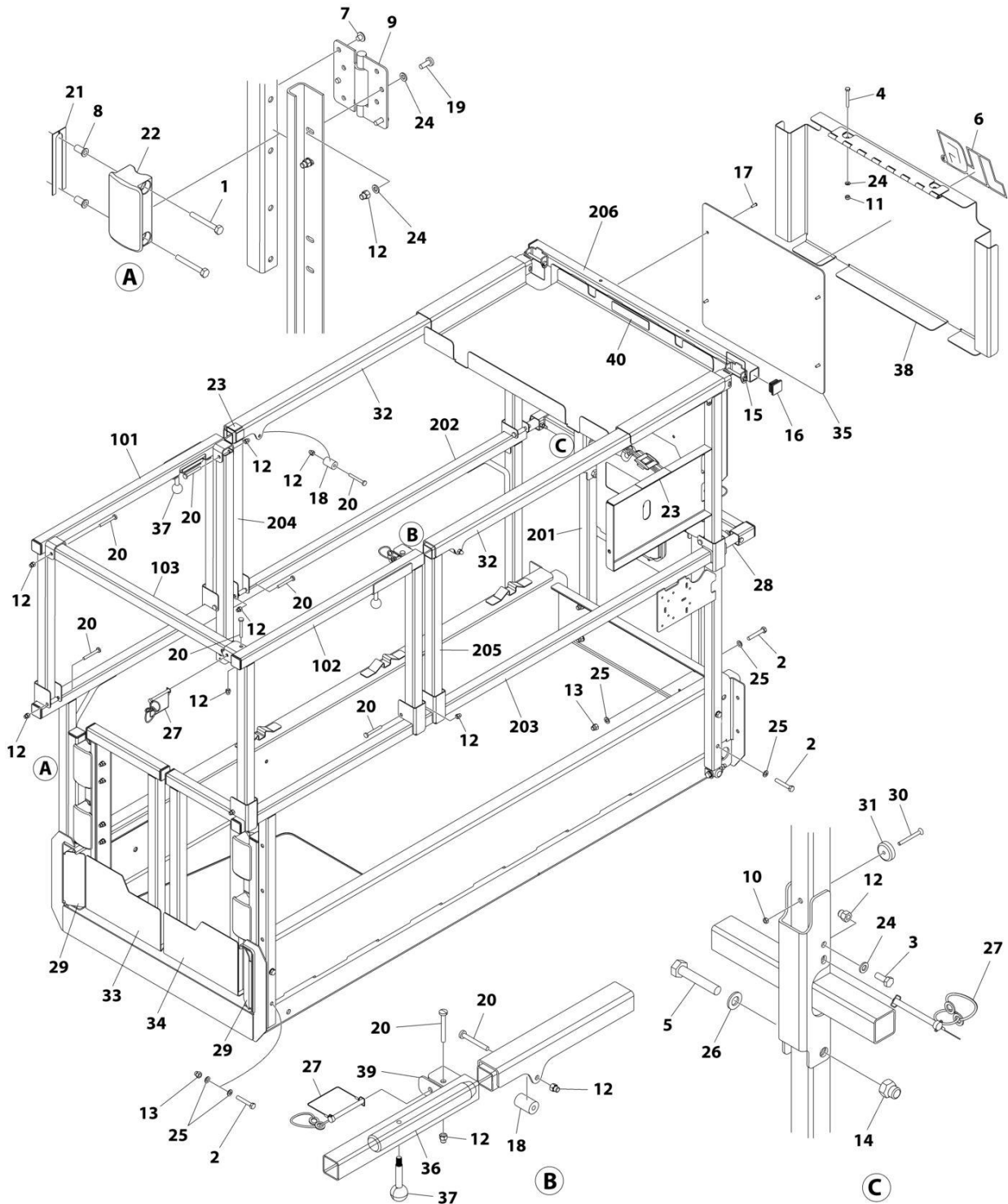
SECTION 4 - PLATFORM

FIGURE 4-9. RAILS INSTALLATION - FOLD-DOWN RAILS/GATE ENTRY (ANSI EXPORT & CHINA SPECS) (SN B200089066 to Present)

ITEM	PART NUMBER	QTY	DESCRIPTION	REV
	1001229722	Ref	RAILS INSTALLATION - FOLD-DOWN RAIL SWING GATE ENTRY	F
1	0100011	AR	Compound, Locking	
2	0700818	AR	Bolt M8 x 50	
3	2600281	2	Hinge	
4	2080040	4	Fastener	
5	3080007	1	Magnet	
6	3290606	10	Nut M6	
7	3290806	15	Nut M8	
8	3520072	12	Plug	
9	4010608	4	Screw M6 x 16	
10	4010617	4	Screw M6 x 45	
11	4010618	2	Screw M6 x 50	
12	4420062	15 in/ 37cm	Tape	
13	4811700	12	Washer M6	
14	4811900	28	Washer M8	
15	4811902	2	Washer M8	
16	1001154378	1	Bracket	
17	1001187587	5	Pin, Snapper w/Lanyard	
18	1001210302	1	Gate	
19	1001210586	1	Plate, Gate Support	
20	1001210963	2	Cover (LH)	
21	1001232257	2	Brace	
22	0700820	AR	Bolt M8 x 60	
23	0701018	2	Bolt M10 x 50	
24	0701019	2	Bolt M10 x 55	
25	3291006	12	Nut M10	
26	4812000	28	Washer M10	
27	1001211895	52	Washer	
28	1001137675	14	Bumper	
29	0701020	8	Bolt M10 x 60	
200	1001272023	1	Rail Kit (Dual, FD, SCG) (Includes Items 201-214)	
201	1001271892	Ref	Rail (Side Lower Right)	
202	1001271897	Ref	Rail (Side Lower Left)	
203	1001271898	Ref	Rail (Extension Front Lower)	
204	1001271902	Ref	Rail (Extension Side Top)	
205	1001271908	Ref	Rail (Extension Lower Left)	
206	1001271912	Ref	Rail (Extension Lower Right)	
207	1001271913	Ref	Rail (Extension Upper Right)	
208	1001271919	Ref	Rail (Extension Upper Left)	
209	1001271921	Ref	Rail (Rear Upper Right)	
210	1001271925	Ref	Rail (Front Upper Right)	
211	1001271929	Ref	Rail (Rear Upper Left)	
212	1001271933	Ref	Rail (Front Upper Left)	
213	1001271935	Ref	Tube (Rear Top Entry)	
214	1001271937	Ref	Tube (Platform Top Rail)	

SECTION 4 - PLATFORM

FIGURE 4-10. RAILS INSTALLATION - QUIK ACCESS (ANSI & JAPANESE SPECS ONLY)



ART_1001249082

SECTION 4 - PLATFORM

FIGURE 4-10. RAILS INSTALLATION - QUIK ACCESS (ANSI & JAPANESE SPECS ONLY)

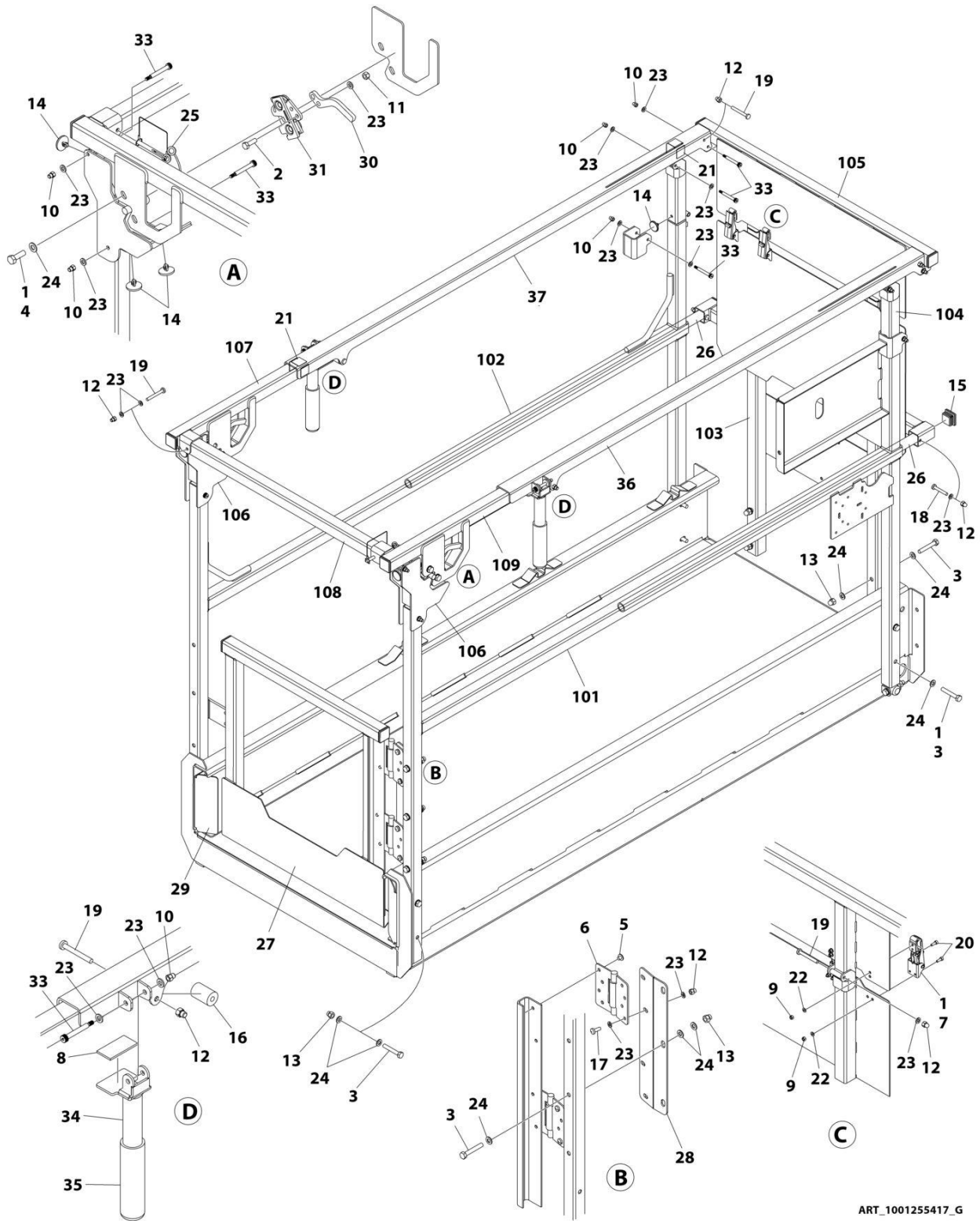
ITEM	PART NUMBER	QTY	DESCRIPTION	REV
	1001249082	Ref	RAILS INSTALLATION - FOLD-DOWN RAILS/GATE ENTRY	C
1	0641416	8	Bolt 1/4 x 2	
2	0700818	12	Bolt M8 x 50	
3	0760608	2	Bolt M6 x 16	
4	0760618	2	Bolt M6 x 50	
5	0761019	2	Bolt M10 x 55	
6	1001256675	1	Decal - JLG	
7	2080040	8	Fastener	
8	2080043	8	Rivnut	
9	2600281	4	Hinge	
10	3290501	2	Nut M5	
11	3290605	2	Nut M6	
12	3290606	26	Nut M6	
13	3290806	8	Nut M8	
14	3291006	2	Nut M10	
15	3422219	2	Pin	
16	3520072	16	Plug	
17	3820032	4	Rivet	
18	3860111	2	Roller	
19	4010608	8	Screw M6 x 16	
20	4010618	16	Screw M6 x 50	
21	4071095	AR	Shim	
22	4220309	4	Stop	
23	4420062	1.5 ft /0.46m	Tape	
24	4811700	20	Washer M6	
25	4811900	20	Washer M8	
26	4812000	2	Washer M10	
27	1001187587	4	Pin	
28	1001206226	2	Rod	
29	1001210963	2	Cover (LH)	
30	1001234395	2	Bolt M5 x 50	
31	1001243528	2	Magnet	
32	1001249114	2	Rail (Upper Slide)	
33	1001251383	1	Gate (Right)	
34	1001251388	1	Gate (Left)	
35	1001254825	1	Panel	
36	1001256471	2	Rail (Platform Extension)	
37	1001257890	2	Knob	
38	1001258528	1	Plate	
39	1001258704	2	Bracket	
40	1001261040	1	Decal - Max Capacity	
100	1001258617	1	Rail Narrow Access Kit (Not Shown)	A
101	1001249109	1	Rail (Upper Left)	
102	1001249111	1	Rail (Upper Right)	
103	1001258620	2	Tube (Drop Bar)	
200	1001258618	1	Rail Narrow Access Kit (Not Shown)	B
201	1001210446	1	Rail (Lower Extension)	
202	1001249096	1	Rail (Lower Left)	
203	1001249107	1	Rail (Lower Right)	

SECTION 4 - PLATFORM

ITEM	PART NUMBER	QTY	DESCRIPTION	REV
204	1001249110	1	Rail (Upper Left)	
205	1001249112	1	Rail (Upper Right)	
206	1001258411	1	Rail (Upper Extension)	

SECTION 4 - PLATFORM

FIGURE 4-11. RAILS INSTALLATION - QUIK FOLD-DOWN (ALL SPECS EXCEPT AUSTRALIAN, CE, KOREAN & UK CA SPECS)



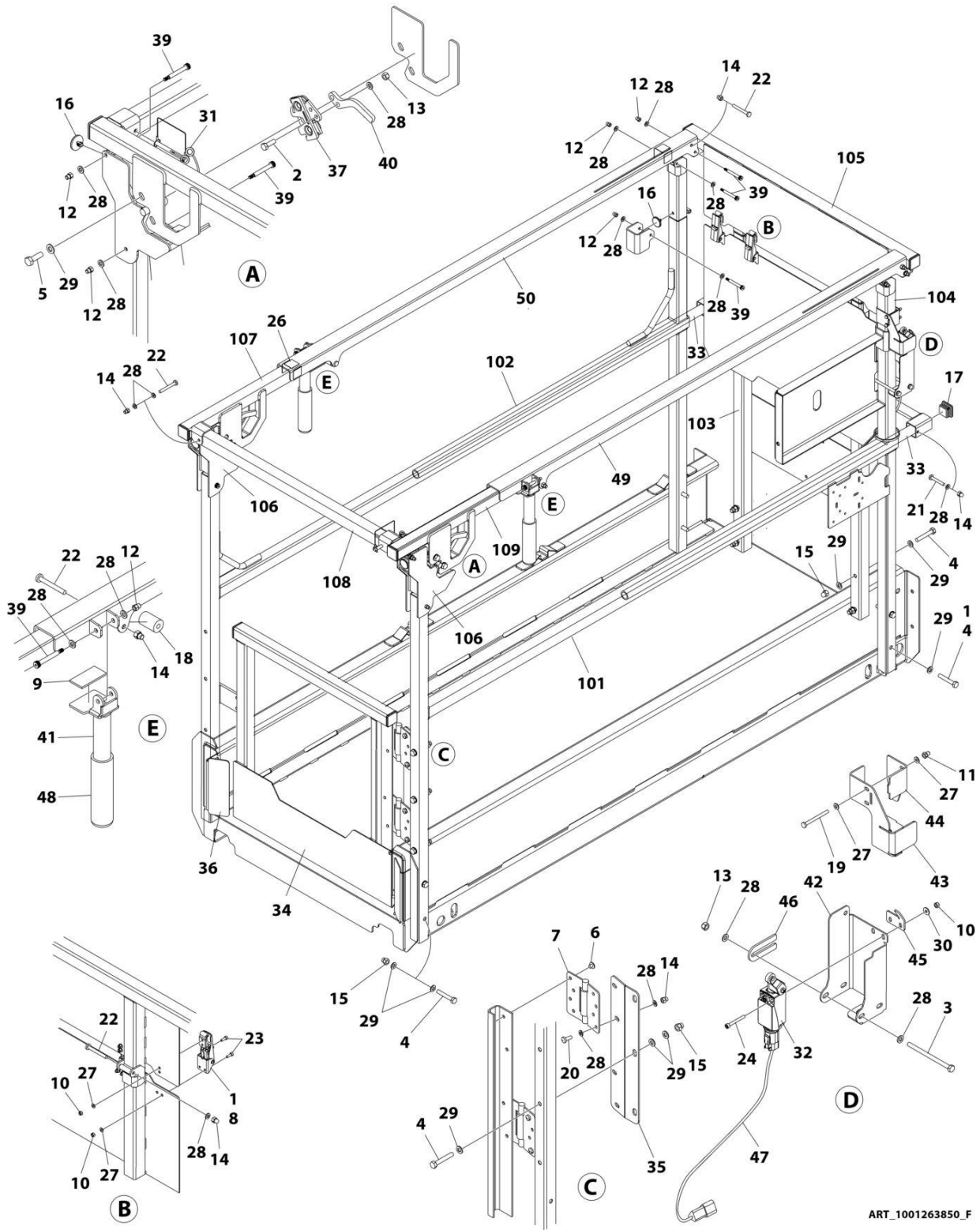
SECTION 4 - PLATFORM

FIGURE 4-11. RAILS INSTALLATION - QUIK FOLD-DOWN (ALL SPECS EXCEPT AUSTRALIAN, CE, KOREAN & UK CA SPECS)

ITEM	PART NUMBER	QTY	DESCRIPTION	REV
	1001255417	Ref	RAILS INSTALLATION - FOLD-DOWN RAILS/GATE ENTRY (QUIK FOLD) (INSIDE TUBE SLIDER)	G
1	0100011	AR	Compound, Locking	
2	0700610	4	Bolt M6 x 20	
3	0700818	15	Bolt M8 x 50	
4	0700812	4	Bolt M8 x 25	
5	2080040	4	Fastener	
6	2600281	2	Hinge	
7	1001286736	2	Latch	
8	3080007	3	Magnet	
9	3290405	8	Nut, Lock M4	
10	3290506	12	Nut M5	
11	3290605	4	Nut, Lock M6	
12	3290606	13	Nut M6	
13	3290806	11	Nut M8	
14	3340962	8	Pad	
15	3520072	10	Plug	
16	3860111	2	Roller	
17	4010608	4	Screw M6 x 16	
18	4010616	2	Screw M6 x 40	
19	4010618	7	Screw M6 x 50	
20	4031506	8	Bolt M4 x 12	
21	4420062	1 ft /30cm	Tape	
22	4811400	8	Washer M4	
23	4811700	42	Washer M6	
24	4811900	33	Washer M8	
25	1001187587	1	Pin	
26	1001206226	2	Rod	
27	1001210302	1	Gate	
28	1001210586	1	Plate, Gate Hinge	
29	1001210963	2	Cover	
30	1001259102	1	Plate, Latch Trigger	
31	1001255470	1	Latch Assembly	
33	1001256657	12	Bolt M6 x 40	
34	1001282613	2	Handle	
35	2560088	2	Grip, Handle	
36	1001282611	1	Rail, Top Right Slide	
37	1001282612	1	Rail, Top Left Slide	
100	1001255420	1	Rail Kit (Not Shown)	H
101	1001255421	1	Rail (Right Platform)	
102	1001255428	1	Rail (Left Platform)	
103	1001255430	1	Rail (Platform Extension)	
104	1001255442	2	Tube (Rail Hinge)	
105	1001255457	1	Rail (Upper Extension)	
106	1001259105	2	Rail (Latch Assembly)	
107	1001259106	1	Rail (Upper)	
108	1001255491	1	Tube (Upper Extension)	
109	1001259107	1	Rail (Upper)	

SECTION 4 - PLATFORM

FIGURE 4-12. RAILS INSTALLATION - QUIK FOLD-DOWN (CE & UK CA SPECS)



ART_1001263850_F

SECTION 4 - PLATFORM

FIGURE 4-12. RAILS INSTALLATION - QUIK FOLD-DOWN (CE & UK CA SPECS)

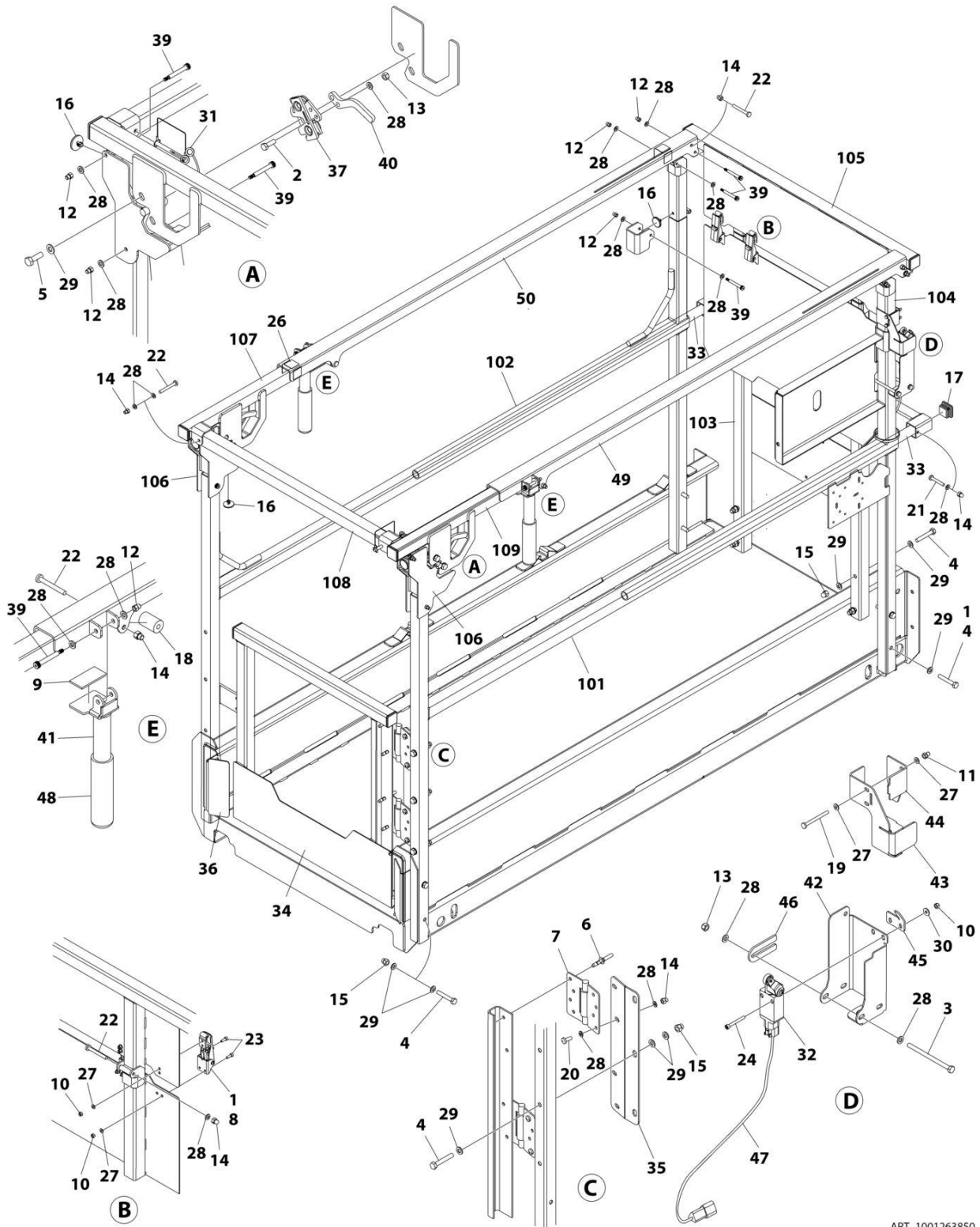
ITEM	PART NUMBER	QTY	DESCRIPTION	REV
	1001263850	Ref	RAIL INSTALLATION	F
1	0100011	AR	Compound, Locking	
2	0700610	4	Bolt M6 x 20	
3	0700626	2	Bolt M6 x 90	
4	0700818	15	Bolt M8 x 50	
5	0760812	4	Bolt M8 x 25	
6	2080040	4	Fastener	
7	2600281	2	Hinge	
8	1001286736	2	Latch	
9	3080007	3	Magnet Gate	
10	3290405	10	Nut, Lock M4	
11	3290406	2	Nut M4	
12	3290506	12	Nut M5	
13	3290605	6	Nut, Lock M6	
14	3290606	13	Nut M6	
15	3290806	11	Nut M8	
16	3340962	8	Pad	
17	3520072	10	Plug	
18	3860111	2	Roller	
19	4010417	2	Screw M4 x 45	
20	4010608	4	Screw M6 x 16	
21	4010616	2	Screw M6 x 40	
22	4010618	7	Screw M6 x 50	
23	4031506	8	Capscrew M4 x 12	
24	4031511	2	Capscrew M4 x 35	
25	4240017	AR	Tie-Strap (Not Shown)	
26	4420062	1 ft /30 cm	Tape	
27	4811400	12	Washer M4	
28	4811700	46	Washer M6	
29	4811900	33	Washer M8	
30	1001091102	2	Washer M4	
31	1001187587	1	Pin With Lanyard	
32	1001203871	1	Switch, Limit	
33	1001206226	2	Rod	
34	1001210302	1	Gate	
35	1001210586	1	Support	
36	1001210963	2	Cover	
37	1001255470	2	Latch	
39	1001256657	12	Bolt M6 x 40	
40	1001259102	2	Plate, Latch	
41	1001282613	2	Handle, Lock	
42	1001263805	1	Mount	
43	1001279476	1	Plate	
44	1001279477	1	Clamp	
45	1001263808	1	Guard	
46	1001264079	1	Shim	
47	1001264110	1	Harness, Quick FD Rail Switch	
47	4460844	1	Plug, Male - 4 Position (SN238 - Rail Switch)	
47	4460465	3	Socket, Female	
47	4460466	1	Plug Terminal	

SECTION 4 - PLATFORM

ITEM	PART NUMBER	QTY	DESCRIPTION	REV
47	4460536	1	Receptacle, Female - 4 Position (SW475 - Platform Cable Connector)	H
47	4460464	3	Pin, Male	
47	4460466	1	Plug, Terminal	
48	2560088	2	Grip, Handle	
49	1001282611	1	Rail, Top Right Slide	
50	1001282612	1	Rail, Top Left Slide	
100	1001255420	Ref	Rail Kit (Not Shown)	
101	1001255421	1	Rail (RH)	
102	1001255428	1	Rail (LH)	
103	1001255430	1	Rail (Extension Front Lower)	
104	1001255442	2	Rail (Front)	
105	1001255457	1	Rail (Extension Front Upper)	
106	1001259105	2	Latch	
107	1001259106	1	Rail (Top Inner RH)	
108	1001255491	1	Tube (Extension Top)	
109	1001259107	1	Rail (Top Inner LH)	

SECTION 4 - PLATFORM

FIGURE 4-13. RAILS INSTALLATION - QUIK FOLD-DOWN (CE & UK CA SPECS) (SN B200089066 to Present)



ART_1001263850_1

SECTION 4 - PLATFORM

FIGURE 4-13. RAILS INSTALLATION - QUIK FOLD-DOWN (CE & UK CA SPECS) (SN B200089066 to Present)

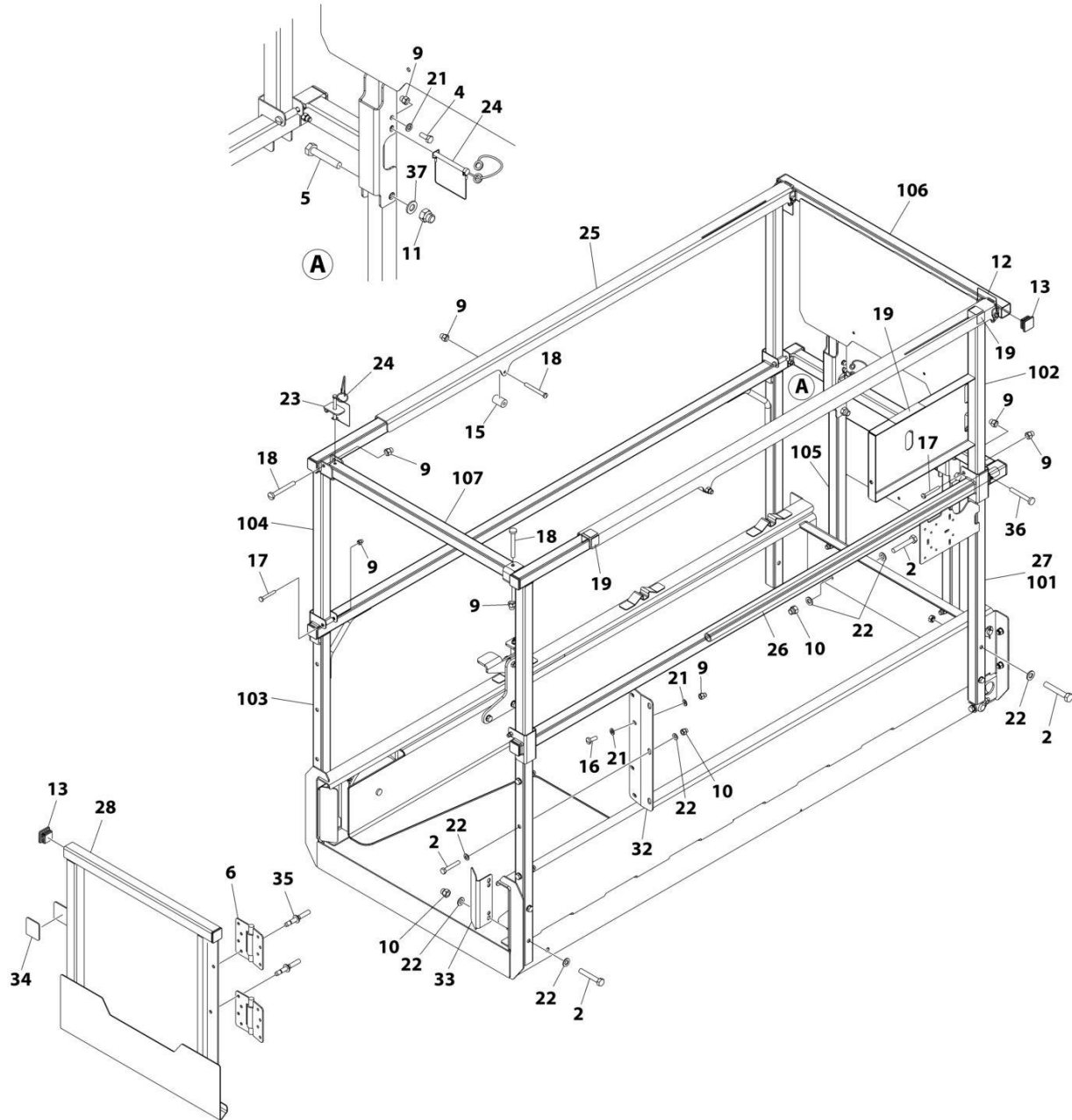
ITEM	PART NUMBER	QTY	DESCRIPTION	REV
	1001263850	Ref	RAIL INSTALLATION	I
1	0100011	AR	Compound, Locking	
2	0700610	4	Bolt M6 x 20	
3	0700626	2	Bolt M6 x 90	
4	0700818	15	Bolt M8 x 50	
5	0760812	4	Bolt M8 x 25	
6	2080040	4	Fastener	
7	2600281	2	Hinge	
8	1001286736	2	Latch	
9	3080007	3	Magnet Gate	
10	3290405	10	Nut, Lock M4	
11	3290406	2	Nut M4	
12	3290506	12	Nut M5	
13	3290605	6	Nut, Lock M6	
14	3290606	13	Nut M6	
15	3290806	11	Nut M8	
16	3340962	6	Pad	
17	3520072	10	Plug	
18	3860111	2	Roller	
19	4010417	2	Screw M4 x 45	
20	4010608	4	Screw M6 x 16	
21	4010616	2	Screw M6 x 40	
22	4010618	7	Screw M6 x 50	
23	4031506	8	Capscrew M4 x 12	
24	4031511	2	Capscrew M4 x 35	
25	4240017	AR	Tie-Strap (Not Shown)	
26	4420062	1 ft /30 cm	Tape	
27	4811400	12	Washer M4	
28	4811700	46	Washer M6	
29	4811900	33	Washer M8	
30	1001091102	2	Washer M4	
31	1001187587	1	Pin With Lanyard	
32	1001284507	1	Switch, Limit	
33	1001206226	2	Rod	
34	1001210302	1	Gate	
35	1001210586	1	Support	
36	1001210963	2	Cover	
37	1001255470	2	Latch	
39	1001256657	12	Bolt M6 x 40	
40	1001259102	2	Plate, Latch	
41	1001282613	2	Handle, Lock	
42	1001263805	1	Mount	
43	1001279476	1	Plate	
44	1001279477	1	Clamp	
45	1001263808	1	Guard	
46	1001264079	1	Shim	
47	1001264110	1	Harness, Quick FD Rail Switch	
47	4460844	1	Plug, Male - 4 Position (SN238 - Rail Switch)	
47	4460465	3	Socket, Female	

SECTION 4 - PLATFORM

ITEM	PART NUMBER	QTY	DESCRIPTION	REV
47	4460466	1	Plug Terminal	H
47	4460536	1	Receptacle, Female - 4 Position (SW475 - Platform Cable Connector)	
47	4460464	3	Pin, Male	
47	4460466	1	Plug, Terminal	
48	2560088	2	Grip, Handle	
49	1001282611	1	Rail, Top Right Slide	
50	1001282612	1	Rail, Top Left Slide	
100	1001255420	Ref	Rail Kit (Not Shown)	
101	1001255421	1	Rail (RH)	
102	1001255428	1	Rail (LH)	
103	1001255430	1	Rail (Extension Front Lower)	
104	1001255442	2	Rail (Front)	
105	1001255457	1	Rail (Extension Front Upper)	
106	1001259105	2	Latch	
107	1001259106	1	Rail (Top Inner RH)	
108	1001255491	1	Tube (Extension Top)	
109	1001259107	1	Rail (Top Inner LH)	

SECTION 4 - PLATFORM

FIGURE 4-14. RAILS INSTALLATION - STANDARD FOLD-DOWN RAILS (ALL SPECS)



ART_1001207807_E

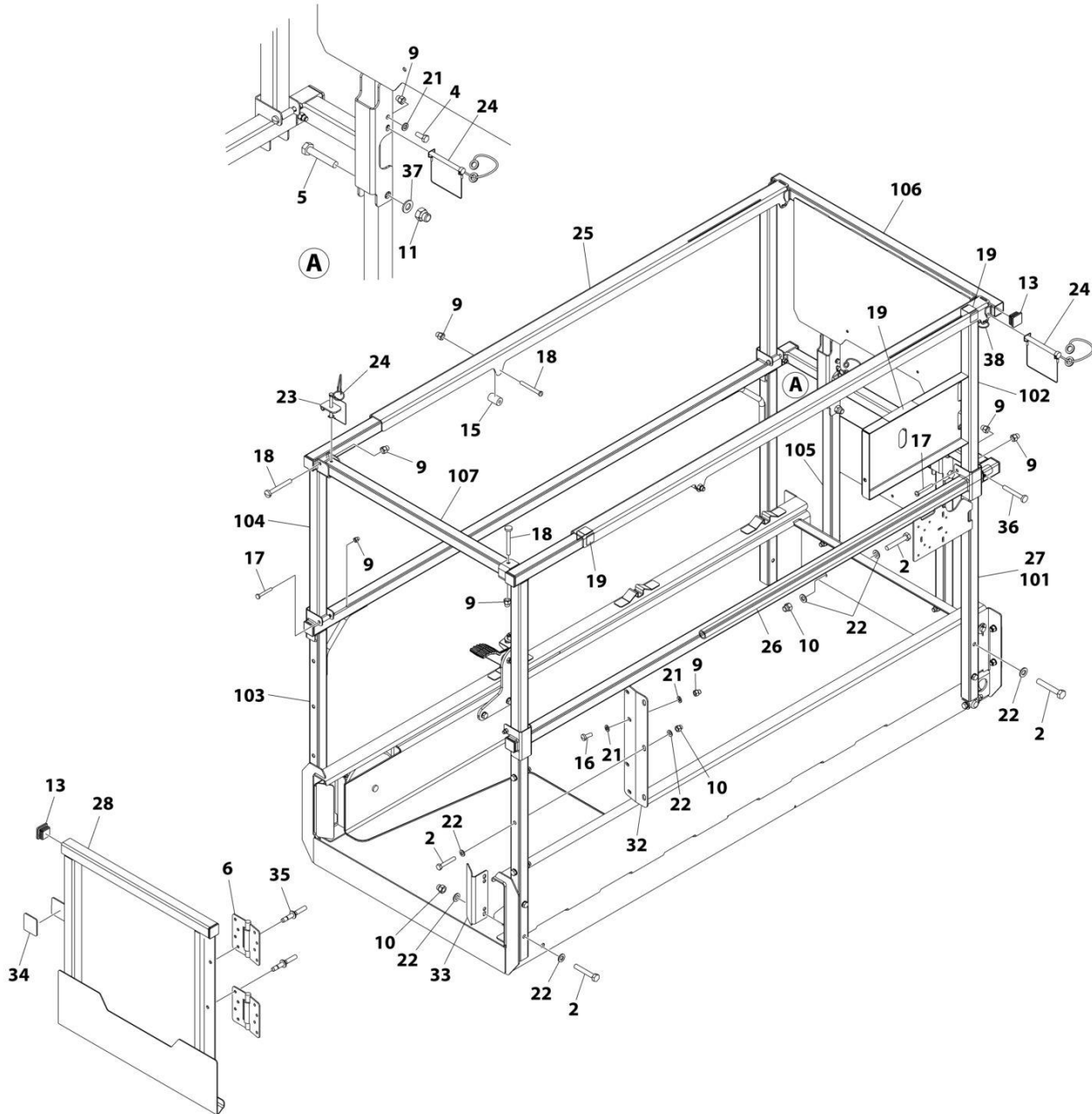
SECTION 4 - PLATFORM

FIGURE 4-14. RAILS INSTALLATION - STANDARD FOLD-DOWN RAILS (ALL SPECS)

ITEM	PART NUMBER	QTY	DESCRIPTION	REV
	1001207807	Ref	RAILS INSTALLATION - FOLD-DOWN RAILS/GATE ENTRY (INSIDE TUBE SLIDER)	E
2	0700818	15	Bolt M8 x 50	
4	0760608	2	Bolt M6 x 16	
5	0761019	2	Bolt M10 x 55	
6	2600281	2	Hinge	
9	3290606	16	Nut M6	
10	3290806	11	Nut M8	
11	3291006	2	Nut M10	
12	3422219	2	Pin	
13	3520072	10	Plug	
15	3860111	2	Roller	
16	4010608	4	Screw M6 x 16	
17	4010617	4	Screw M6 x 45	
18	4010618	4	Screw M6 x 50	
19	4420062	1.3 ft/ 40cm	Tape	
21	4811700	10	Washer M6	
22	4811900	26	Washer M8	
23	1001154378	1	Bracket	
24	1001187587	3	Pin	
25	1001206225	2	Rail, Top Slide	
26	1001206226	2	Rod	
27	1001208073	1	Rail Kit - Fold-Down Rails (Includes Items 101-107)	
28	1001210302	1	Gate	
32	1001210586	1	Plate, Gate Hinge	
33	1001210963	2	Cover	
34	3080007	1	Magnet	
35	2080040	4	Fastener	
36	4010616	4	Screw M6 x 40	
37	4812000	2	Washer M10	
101	1001210442	1	Rail - Lower (Right)	
102	1001210443	1	Rail - Upper (Right)	
103	1001210444	1	Rail - Lower (Left)	
104	1001210445	1	Rail - Upper (Left)	
105	1001210446	1	Rail - Extension Lower (Front)	
106	1001210447	1	Rail - Extension Upper (Front)	
107	1001210458	1	Rail (Rear)	

SECTION 4 - PLATFORM

FIGURE 4-15. RAILS INSTALLATION - STANDARD FOLD-DOWN RAILS (ALL SPECS) (SN B200087227 to Present, SN M200080336 to Present)



ART_1001207807_G

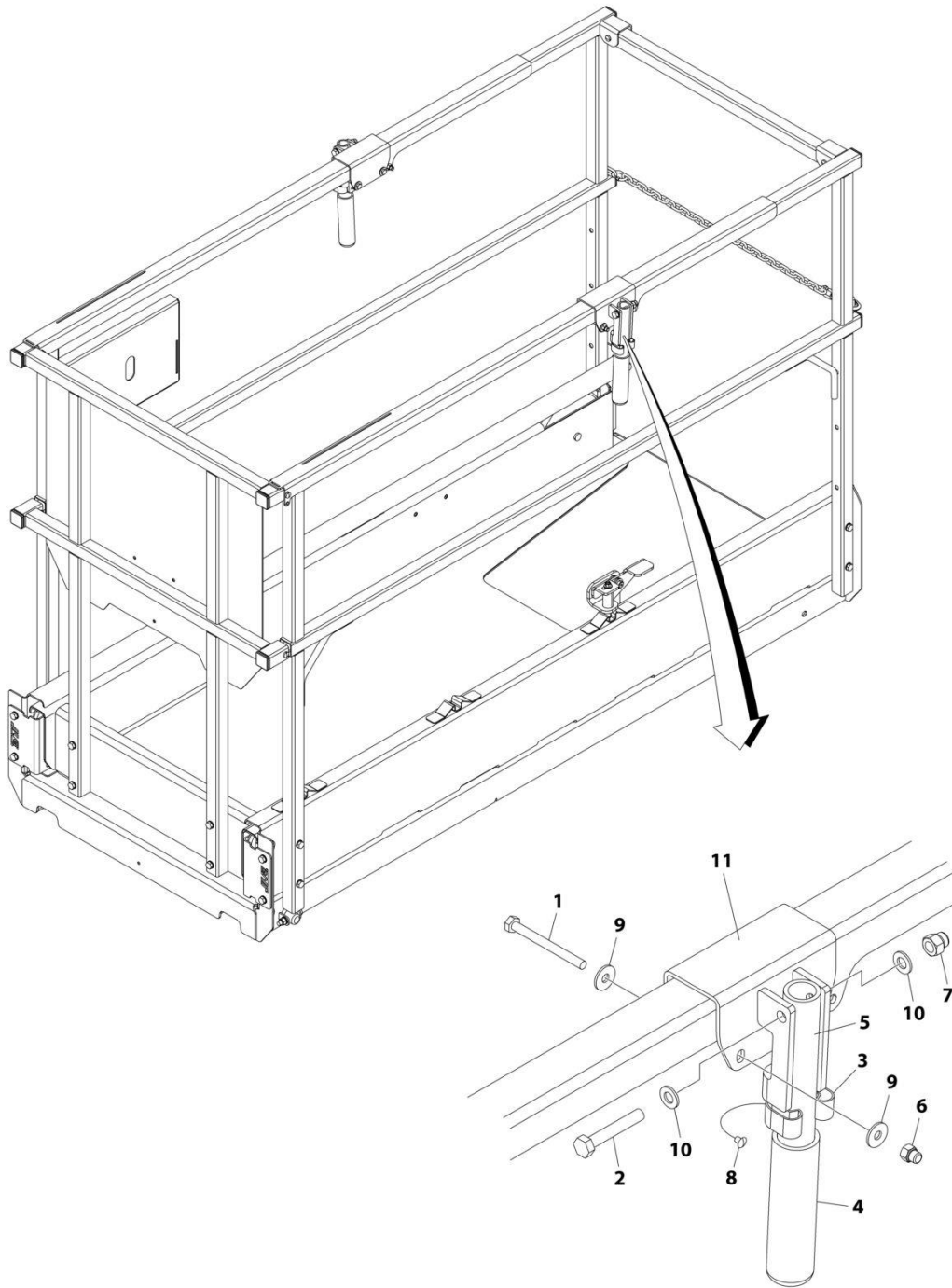
SECTION 4 - PLATFORM

FIGURE 4-15. RAILS INSTALLATION - STANDARD FOLD-DOWN RAILS (ALL SPECS) (SN B200087227 to Present, SN M200080336 to Present)

ITEM	PART NUMBER	QTY	DESCRIPTION	REV
	1001207807	Ref	RAILS INSTALLATION - FOLD-DOWN RAILS/GATE ENTRY (INSIDE TUBE SLIDER)	G
2	0700818	15	Bolt M8 x 50	
4	0760608	2	Bolt M6 x 16	
5	0761019	2	Bolt M10 x 55	
6	2600281	2	Hinge	
9	3290606	16	Nut M6	
10	3290806	11	Nut M8	
11	3291006	2	Nut M10	
13	3520072	10	Plug	
15	3860111	2	Roller	
16	4010608	4	Screw M6 x 16	
17	4010617	4	Screw M6 x 45	
18	4010618	4	Screw M6 x 50	
19	4420062	1.3 ft/ 40cm	Tape	
21	4811700	10	Washer M6	
22	4811900	26	Washer M8	
23	1001154378	1	Bracket	
24	1001187587	5	Pin	
25	1001289052	2	Rail, Top Slide	
26	1001206226	2	Rod	
27	1001208073	1	Rail Kit - Fold-Down Rails (Includes Items 101-107)	
28	1001210302	1	Gate	
32	1001210586	1	Plate, Gate Hinge	
33	1001210963	2	Cover	
34	3080007	1	Magnet	
35	2080040	4	Fastener	
36	4010616	2	Screw M6 x 40	
37	4812000	2	Washer M10	
38	3760170	2	Ring, Split	
101	1001210442	1	Rail - Lower (Right)	
102	1001210443	1	Rail - Upper (Right)	
103	1001210444	1	Rail - Lower (Left)	
104	1001210445	1	Rail - Upper (Left)	
105	1001210446	1	Rail - Extension Lower (Front)	
106	1001210447	1	Rail - Extension Upper (Front)	
107	1001210458	1	Rail (Rear)	

SECTION 4 - PLATFORM

FIGURE 4-16. HANDLE EXTENSION INSTALLATION



**BOTH SIDES
TYPICAL**

ART_1001222587

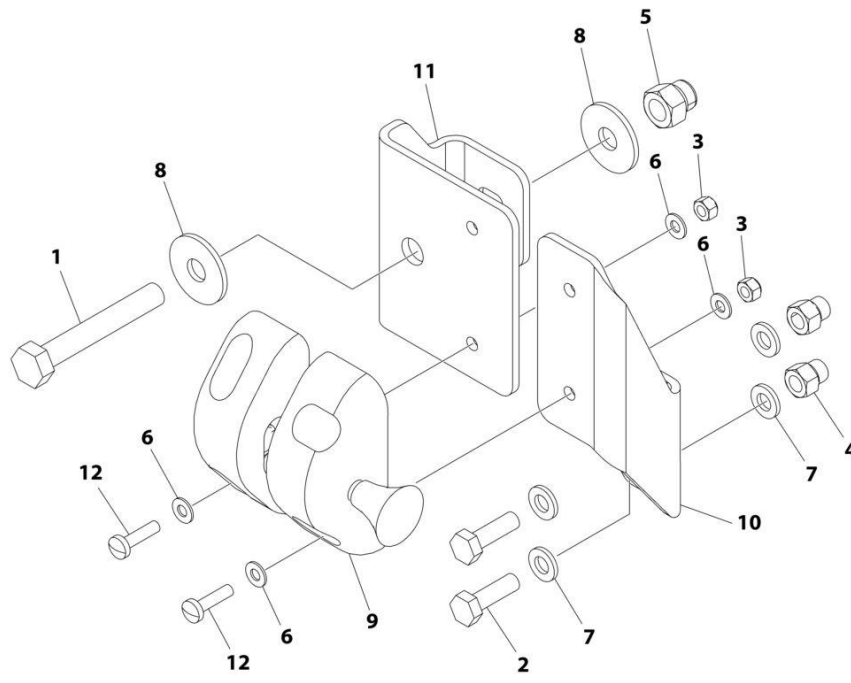
SECTION 4 - PLATFORM

FIGURE 4-16. HANDLE EXTENSION INSTALLATION

ITEM	PART NUMBER	QTY	DESCRIPTION	REV
	1001222587	Ref	HANDLE EXTENSION INSTALLATION (OPTIONAL)	B
1	0700621	4	Bolt M6 x 65	
2	0700818	2	Bolt M8 x 50	
3	1380132	2	Clip	
4	2560088	2	Grip, Handle	
5	2560190	2	Handle	
6	3290606	2	Nut M6	
7	3290806	2	Nut M8	
8	3820019	2	Rivet	
9	4811702	8	Washer M6	
10	4811900	4	Washer M8	
11	1001216823	2	Bracket	

SECTION 4 - PLATFORM

FIGURE 4-17. GATE LATCH INSTALLATION - OPTIONAL (ALL SPECS EXCEPT KOREAN SPECS)



ART_1001220995

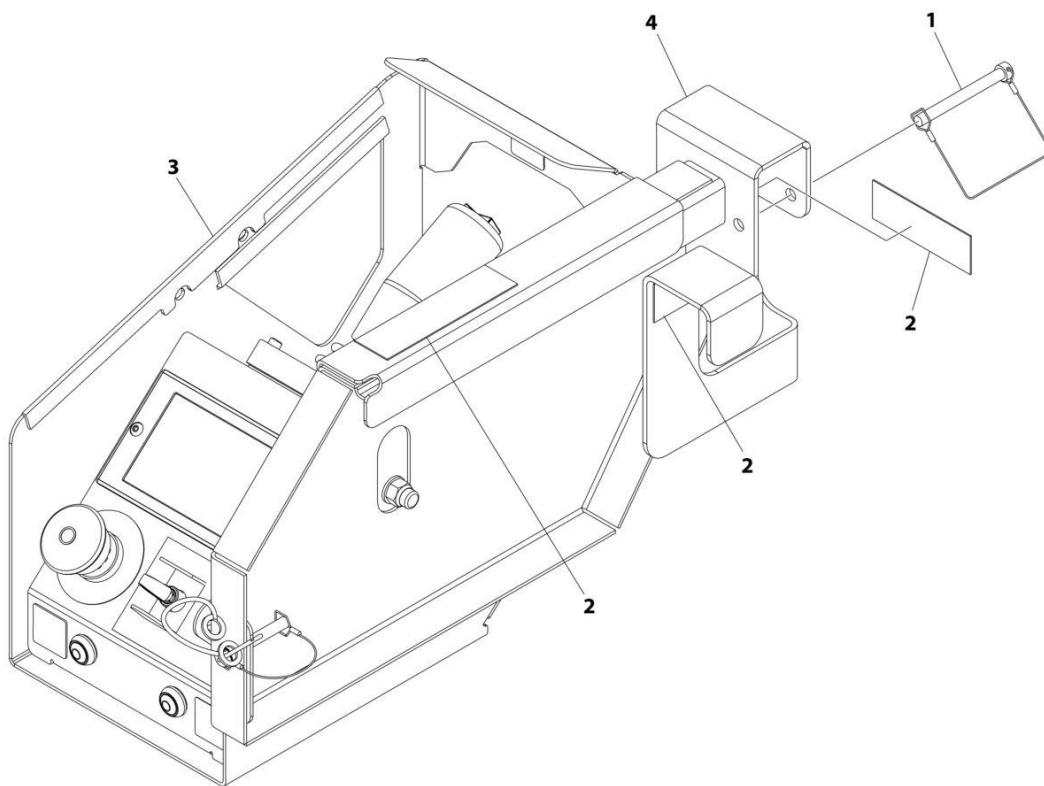
SECTION 4 - PLATFORM

FIGURE 4-17. GATE LATCH INSTALLATION - OPTIONAL (ALL SPECS EXCEPT KOREAN SPECS)

ITEM	PART NUMBER	QTY	DESCRIPTION	REV
	1001220995	Ref	GATE LATCH INSTALLATION	B
1	0700819	1	Bolt M8 x 55	
2	0760610	2	Bolt M6 x 20	
3	3290405	4	Nut M4	
4	3290606	2	Nut M6	
5	3290806	1	Nut M8	
6	4811400	8	Washer M4	
7	4811700	4	Washer M6	
8	4811902	2	Washer M8	
9	1001134821	1	Latch	
10	1001220409	1	Mount	
11	1001220410	1	Plate	
12	4010408	4	Screw M4 x 16	

SECTION 4 - PLATFORM

FIGURE 4-18. PLATFORM CONTROL INSTALLATION (FRONT MOUNT) (WITH QUICK FOLD-DOWN PLATFORM)



ART_1001285658

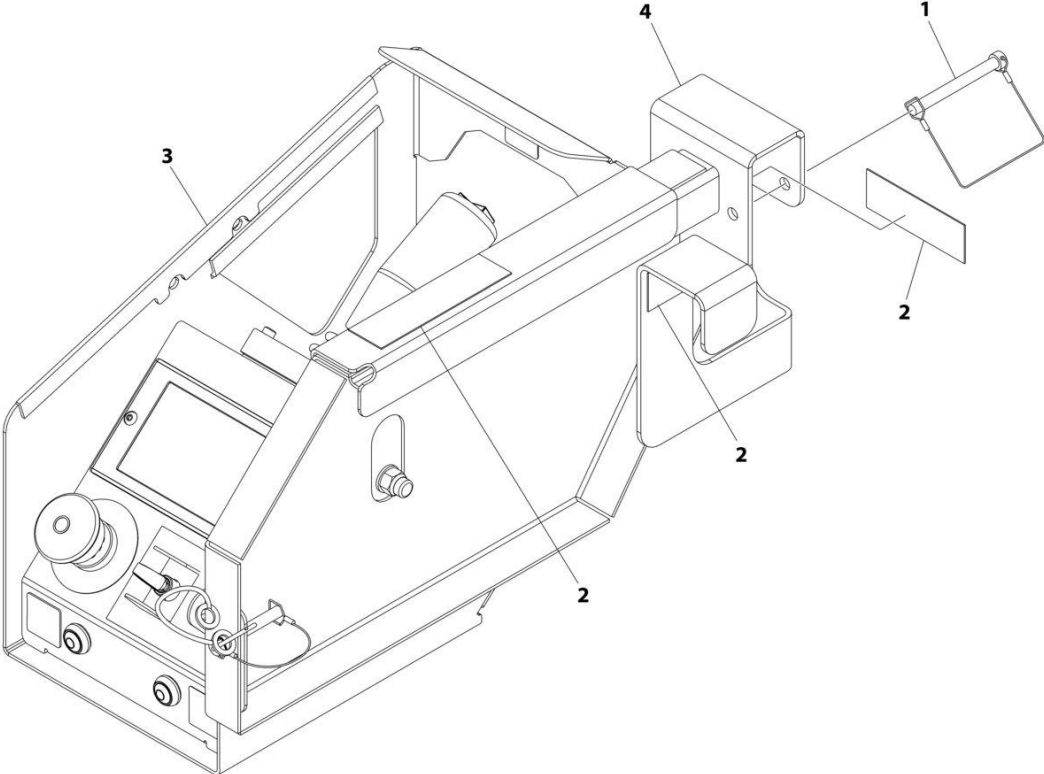
SECTION 4 - PLATFORM

FIGURE 4-18. PLATFORM CONTROL INSTALLATION (FRONT MOUNT) (WITH QUICK FOLD-DOWN PLATFORM)

ITEM	PART NUMBER	QTY	DESCRIPTION	REV
	1001285658	Ref	PLATFORM CONTROL INSTALLATION	A
1	3422219	1	Pin, Snap	
2	4420062	AR	Tape	
3	1001274604	1	Platform Control Box (See Separate Breakdown in this Section)	
4	1001285657	1	Bracket	

SECTION 4 - PLATFORM

FIGURE 4-19. PLATFORM CONTROL INSTALLATION (FRONT MOUNT) (WITH FIXED PLATFORM)



ART_1001285659

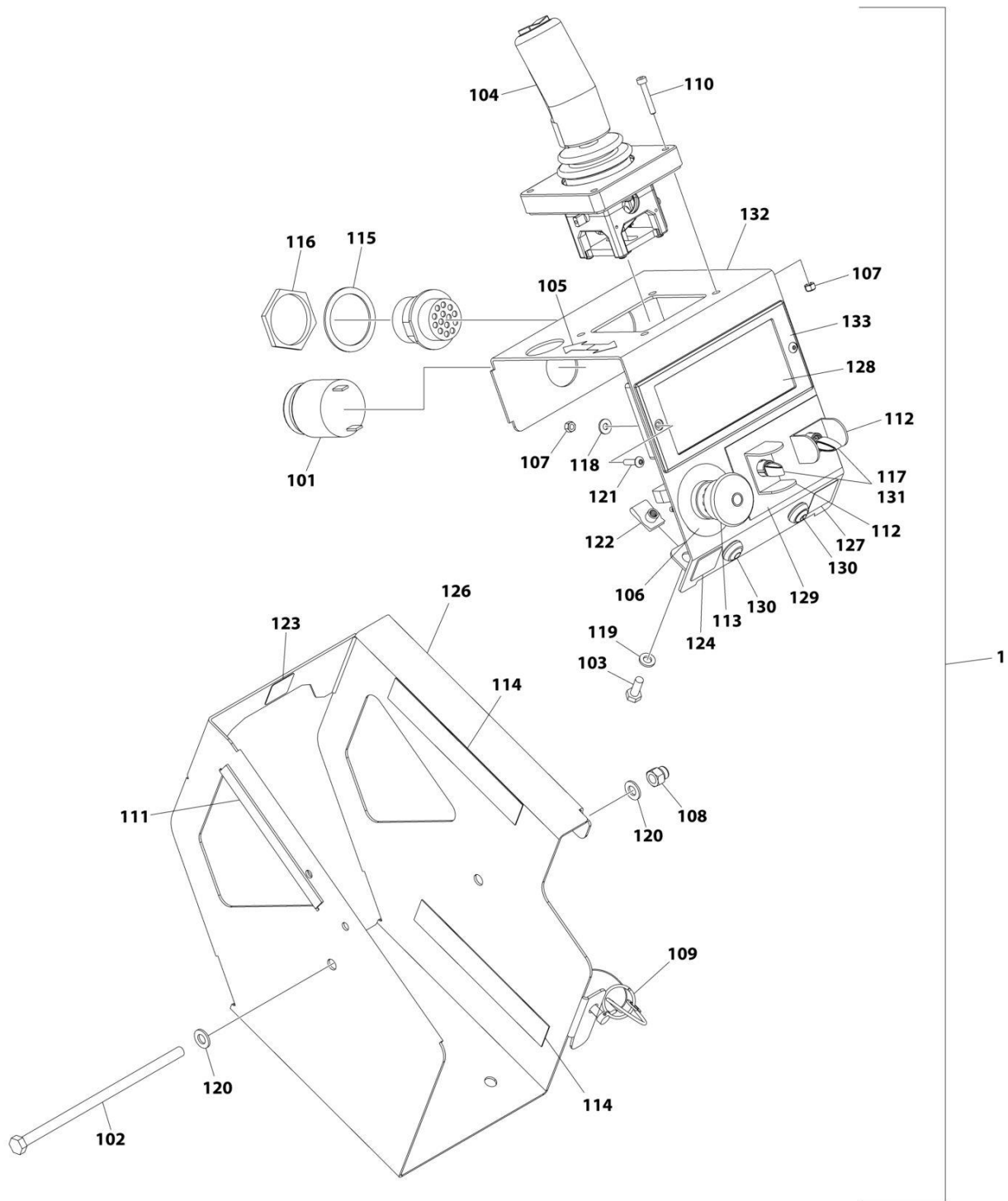
SECTION 4 - PLATFORM

FIGURE 4-19. PLATFORM CONTROL INSTALLATION (FRONT MOUNT) (WITH FIXED PLATFORM)

ITEM	PART NUMBER	QTY	DESCRIPTION	REV
	1001285659	Ref	PLATFORM CONTROL INSTALLATION	A
1	3422219	1	Pin, Snap	
2	4420062	AR	Tape	
3	1001274604	1	Platform Control Box (See Separate Breakdown in this Section)	
4	1001285657	1	Bracket	

SECTION 4 - PLATFORM

FIGURE 4-20. PLATFORM CONTROL INSTALLATION (SIDE MOUNT) (MACHINES WITH SN STARTING WITH 12, B2 & M2)



ART_1001274659

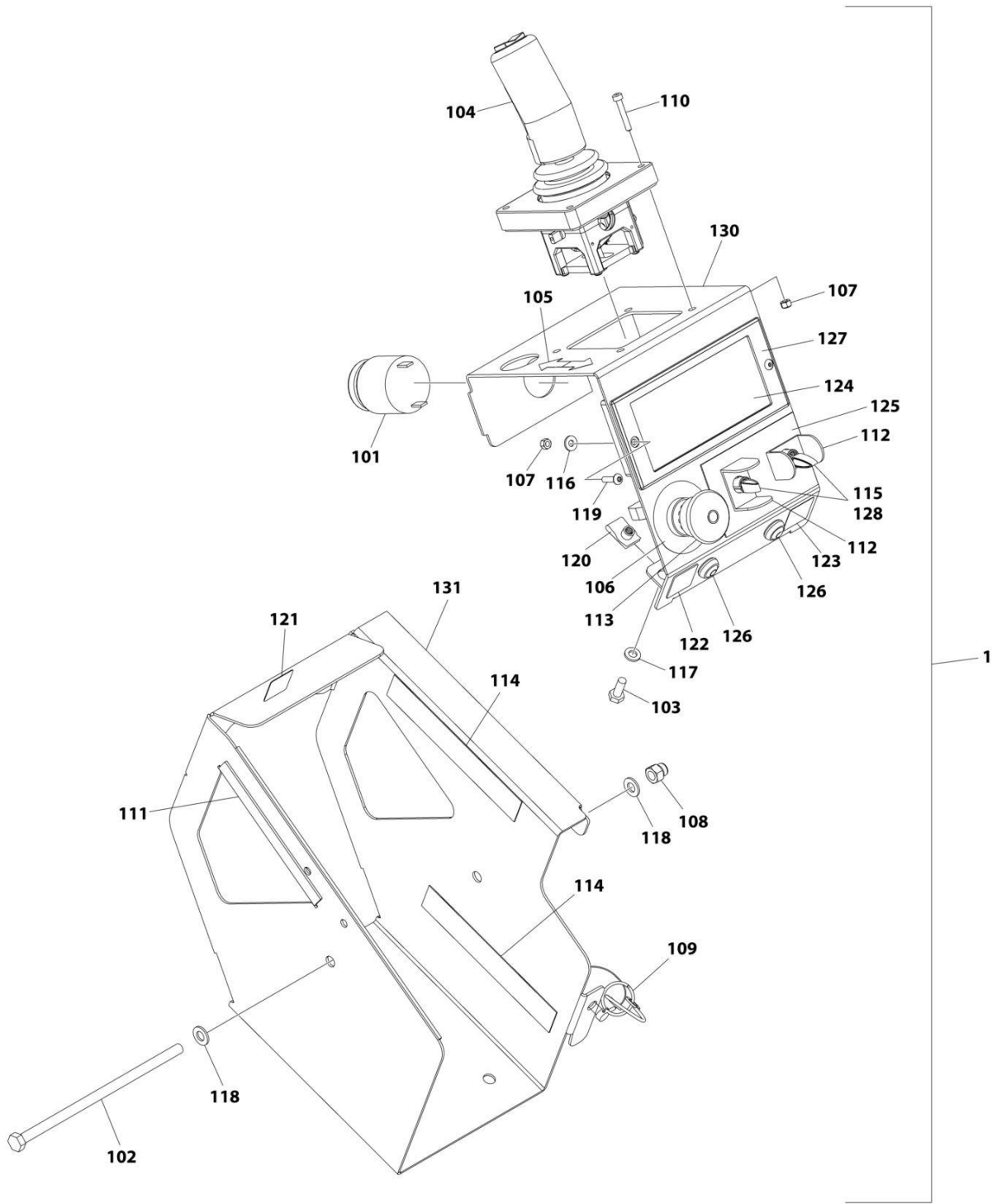
SECTION 4 - PLATFORM

FIGURE 4-20. PLATFORM CONTROL INSTALLATION (SIDE MOUNT) (MACHINES WITH SN STARTING WITH 12, B2 & M2)

ITEM	PART NUMBER	QTY	DESCRIPTION	REV
	1001274659	Ref	PLATFORM CONTROL INSTALLATION (LED)	A
1	1001274604	1	Platform Control Box	B
101	0140030	1	Alarm	
102	0700835	1	Bolt M8 x 180	
103	0760610	2	Bolt M6 x 20	
104	1600402	1	Controller Assembly (See Separate Breakdown in this Section)	
105	1703819	1	Decal - Arrow	
106	1704260	1	Decal - Emergency Stop	
107	3290405	6	Nut M4	
108	3290806	1	Nut M8	
109	3423278	1	Pin, Snap with Lanyard	
110	4031509	4	Capscrew M4 x 25	
111	4060803	6 in/ 14cm	Flex-Trim	
112	4060906	2	Guard, Switch	
113	4360475	1	Switch, Emergency Stop	
113	7020175	1	Cap	
113	7020176	1	Block, Contact	
114	4420062	12 in/ 30cm	Tape	
115	4460496	1	Washer, Terminal	
116	4460497	1	Nut, Terminal	
117	4711700	2	Washer 7/16	
118	4811400	2	Washer M4	
119	4811700	2	Washer M6	
120	4811900	2	Washer M8	
121	1001047064	2	Screw M4 x 15	
122	1001130220	2	Nut, Tinnerman M6	
123	1001132358	1	Decal - Steer	
124	1001132361	1	Decal - Horn	
125	1001200819	1	Platform Control Box Harness (Not Shown) (See Separate Breakdown in ELECTRICAL Section)	
126	1001209596	1	Plate, Box (Outside)	
127	1001213886	1	Decal - Indoor/Outdoor	
128	1001218285	1	Decal - Platform Control	
129	1001220893	1	Decal - Lift/Drive Function	
130	1001226749	2	Switch, Push Button	
131	1001258446	2	Switch, Toggle	
132	1001262655	1	Plate, Box (Inside)	
133	1001274605	1	Module, Platform Control	

SECTION 4 - PLATFORM

FIGURE 4-21. PLATFORM CONTROL INSTALLATION (SIDE MOUNT) (MACHINES WITH SN STARTING WITH G2) (CHINA & ANSI EXPORT SPEC)



ART_1001274660

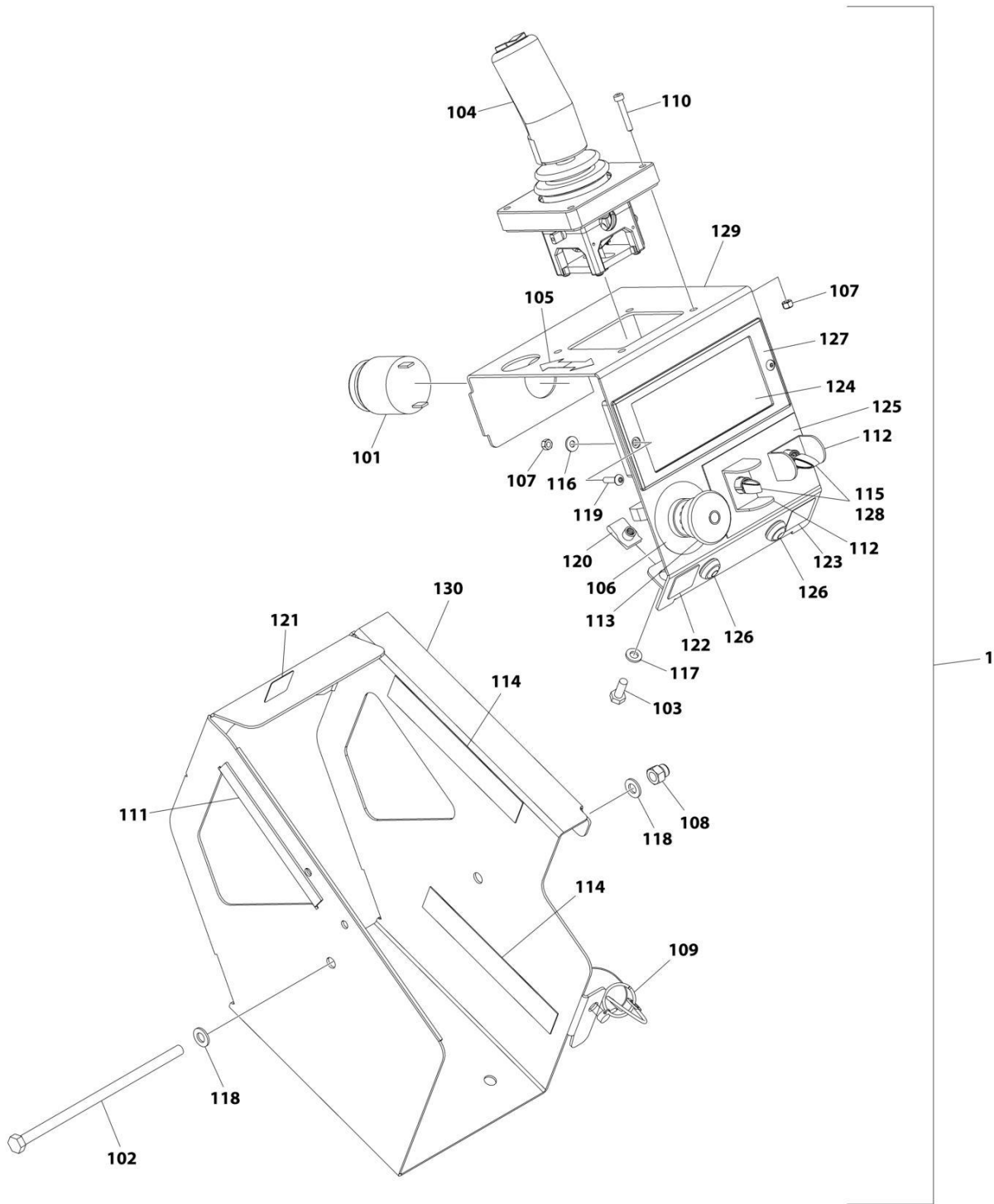
SECTION 4 - PLATFORM

FIGURE 4-21. PLATFORM CONTROL INSTALLATION (SIDE MOUNT) (MACHINES WITH SN STARTING WITH G2) (CHINA & ANSI EXPORT SPEC)

ITEM	PART NUMBER	QTY	DESCRIPTION	REV
	1001274660	Ref	PLATFORM CONTROL INSTALLATION	A
1	1001274613	1	Platform Control Box	C
101	0140030	1	Alarm	
102	0700835	1	Bolt M8 x 180	
103	0760610	2	Bolt M6 x 20	
104	1600402	1	Controller Assembly (See Separate Breakdown in this Section)	
105	1703819	1	Decal - Arrow	
106	1704260	1	Decal - Emergency Stop	
107	3290405	6	Nut M4	
108	3290806	1	Nut M8	
109	3423278	1	Pin, Snap with Lanyard	
110	4031509	4	Capscrew M4 x 25	
111	4060803	6 in /14 cm	Flex-Trim	
112	4060906	2	Guard, Switch	
113	1001274559	1	Switch, Emergency Stop (Plastic)	
114	4420062	12 in /30 cm	Tape	
115	4711700	2	Washer 7/16	
116	4811400	2	Washer M4	
117	4811700	2	Washer M6	
118	4811900	2	Washer M8	
119	1001047064	2	Screw M4 x 15	
120	1001130220	2	Nut, Tinnerman M6	
121	1001132358	1	Decal - Steer	
122	1001132361	1	Decal - Horn	
123	1001213886	1	Decal - Indoor/Outdoor	
124	1001218285	1	Decal - Platform Control	
125	1001220893	1	Decal - Lift/Drive Function	
126	1001226749	2	Switch, Push Button	
127	1001228112	1	Module, Platform Control	
128	1001258446	2	Switch, Toggle	
129	1001291630	1	Platform Control Box Harness (Not Shown) (See Separate Breakdown in ELECTRICAL Section)	
130	1001270470	1	Plate, Box (Inside)	
131	1001270471	1	Plate, Box (Outside)	

SECTION 4 - PLATFORM

FIGURE 4-22. PLATFORM CONTROL INSTALLATION (SIDE MOUNT) (MACHINES WITH SN STARTING WITH G2) (ANSI EXPORT SPEC ONLY)



ART_1001286159

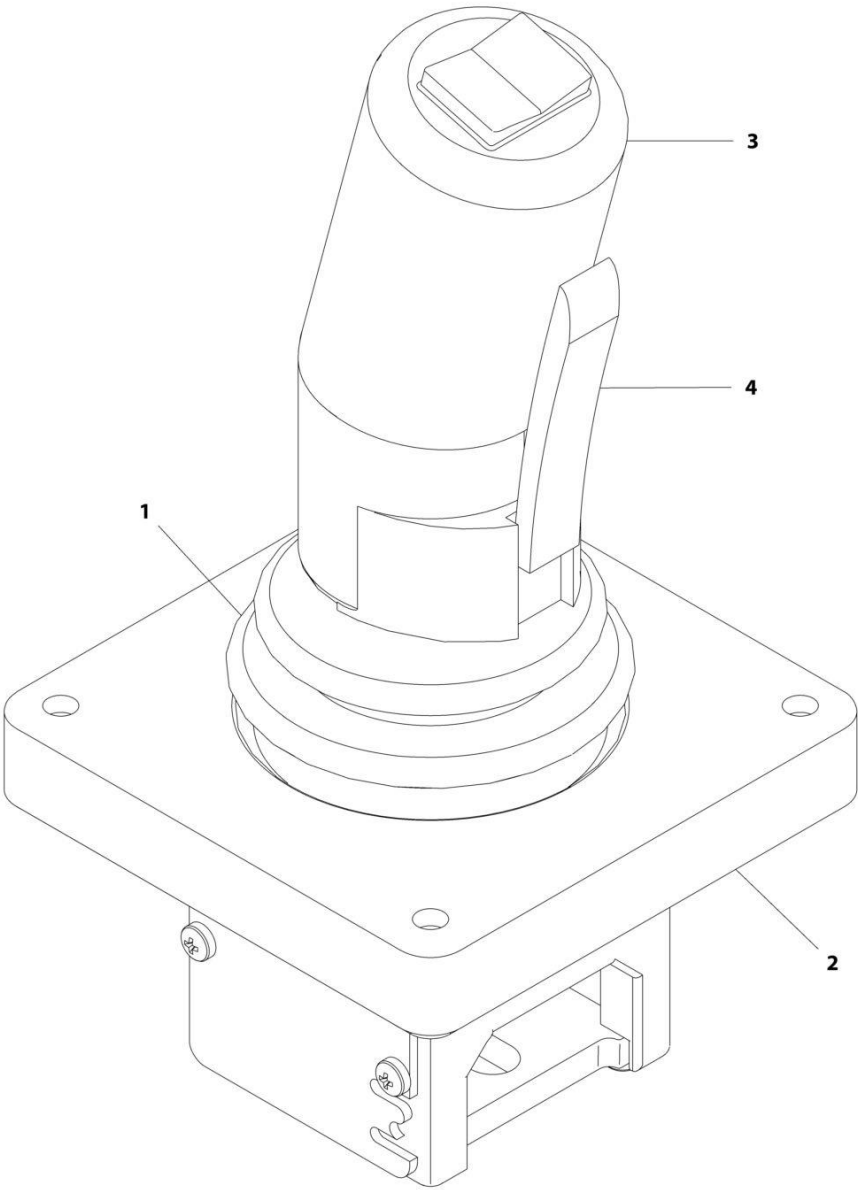
SECTION 4 - PLATFORM

FIGURE 4-22. PLATFORM CONTROL INSTALLATION (SIDE MOUNT) (MACHINES WITH SN STARTING WITH G2) (ANSI EXPORT SPEC ONLY)

ITEM	PART NUMBER	QTY	DESCRIPTION	REV
	1001286159	Ref	PLATFORM CONTROL INSTALLATION	A
	1001286165	1	Platform Control Box	B
101	0140030	1	Alarm	
102	0700835	1	Bolt M8 x 180	
103	0760610	2	Bolt M6 x 20	
104	1600402	1	Controller Assembly (See Separate Breakdown in this Section)	
105	1703819	1	Decal - Arrow	
106	1704260	1	Decal - Emergency Stop	
107	3290405	6	Nut M4	
108	3290806	1	Nut M8	
109	3423278	1	Pin, Snap with Lanyard	
110	4031509	4	Capscrew M4 x 25	
111	4060803	6 in /14cm	Flex-Trim	
112	4060906	2	Guard, Switch	
113	4360475	1	Switch, Emergency Stop (Metal)	
113	7020175	1	Cap	
113	7020176	1	Block, Contact	
113	1001274559	1	Switch, Emergency Stop (Plastic)	
114	4420062	12 in /30cm	Tape	
115	4711700	2	Washer 7/16	
116	4811400	2	Washer M4	
117	4811700	2	Washer M6	
118	4811900	2	Washer M8	
119	1001047064	2	Screw M4 x 15	
120	1001130220	2	Nut, Tinnerman M6	
121	1001132358	1	Decal - Steer	
122	1001132361	1	Decal - Horn	
123	1001213886	1	Decal - Indoor/Outdoor	
124	1001218285	1	Decal - Platform Control	
125	1001220893	1	Decal - Lift/Drive Function	
126	1001226749	2	Switch, Push Button	
127	1001228112	1	Module, Platform Control	
127	1001274605	1	Module, Platform Control	
128	1001258446	2	Switch, Toggle	
129	1001270470	1	Plate, Box (Inside)	
130	1001270471	1	Plate, Box (Outside)	
131	1001269999	1	Platform Control Box Harness (Not Shown) (See Separate Breakdown in ELECTRICAL Section)	

SECTION 4 - PLATFORM

FIGURE 4-23. DRIVE/STEER CONTROLLER ASSEMBLY (AUSTRALIAN, CE & UK CA SPECS)



ART_1600402

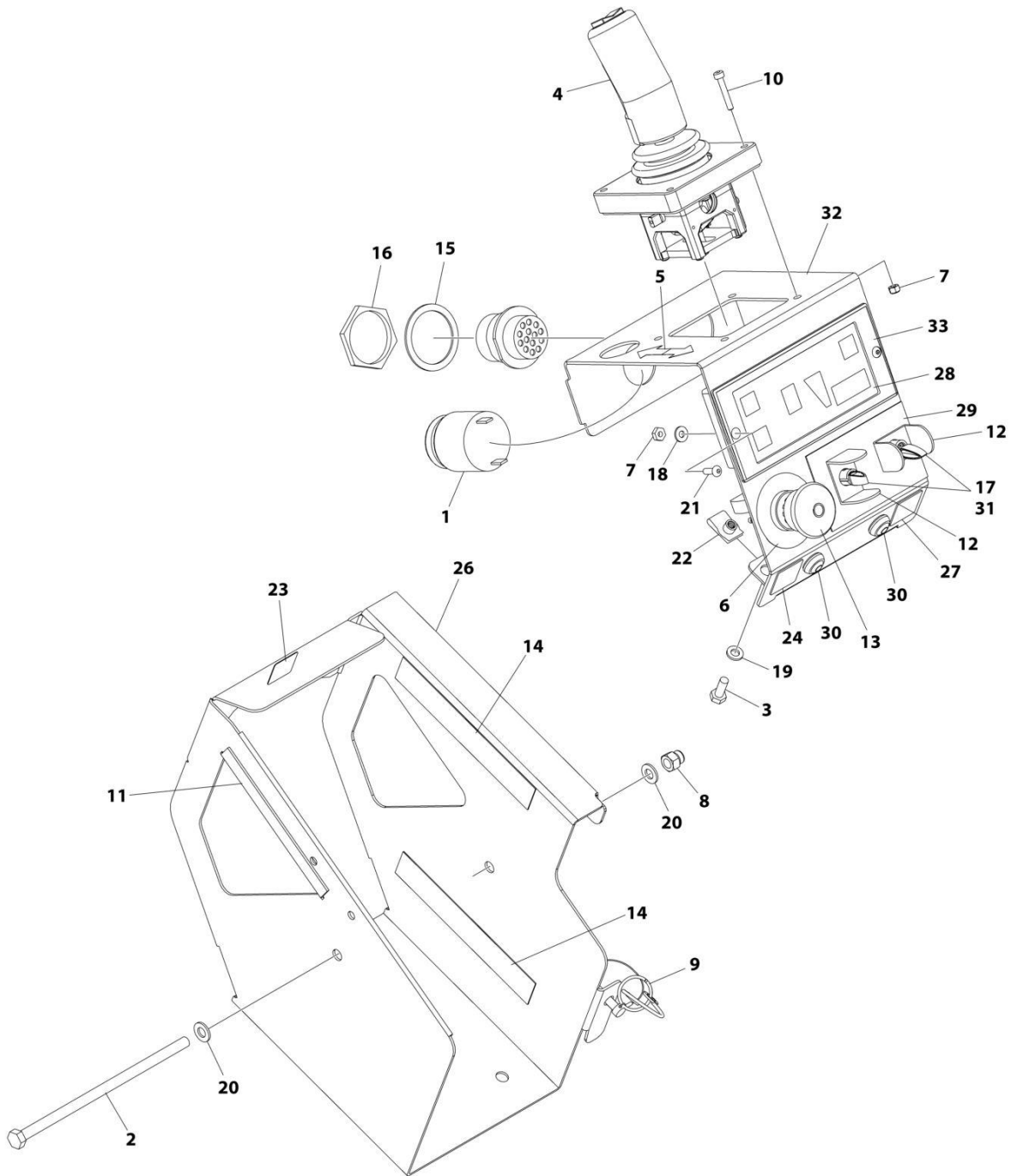
SECTION 4 - PLATFORM

FIGURE 4-23. DRIVE/STEER CONTROLLER ASSEMBLY (AUSTRALIAN, CE & UK CA SPECS)

ITEM	PART NUMBER	QTY	DESCRIPTION	REV
	1600402	Ref	DRIVE/STEER CONTROLLER ASSEMBLY	A
1	70001250	1	Boot, Panel	
2	70001252	1	Gasket, Mounting	
2	70001251	1	Bezel, Mounting	
3	70003650	1	Handle Repair Kit (Includes handle gasket, item#4 push button and item #4 lever installed in front handle half, back handle half, top actuator, boot and hardware.)	
3	70000084	1	Cap, Rubber	
3	70000082	1	Microswitch	
3	7027766	1	Ring, Retaining	
3	7027365	1	Actuator, Handle	
3	70001253	1	Gasket, Handle	
3	70000683	4	Washer, Neoprene	
3	70000685	2	Spacer, Plastic	
3	70000686	2	Screw (Top)	
3	70000684	2	Screw (Bottom)	
4	7027367	1	Switch, Push Button	
4	7027765	1	Lever, Enable	

SECTION 4 - PLATFORM

FIGURE 4-24. PLATFORM CONTROL BOX ASSEMBLY (WITH FRONT MOUNT CONTROLS)



ART_1001274604

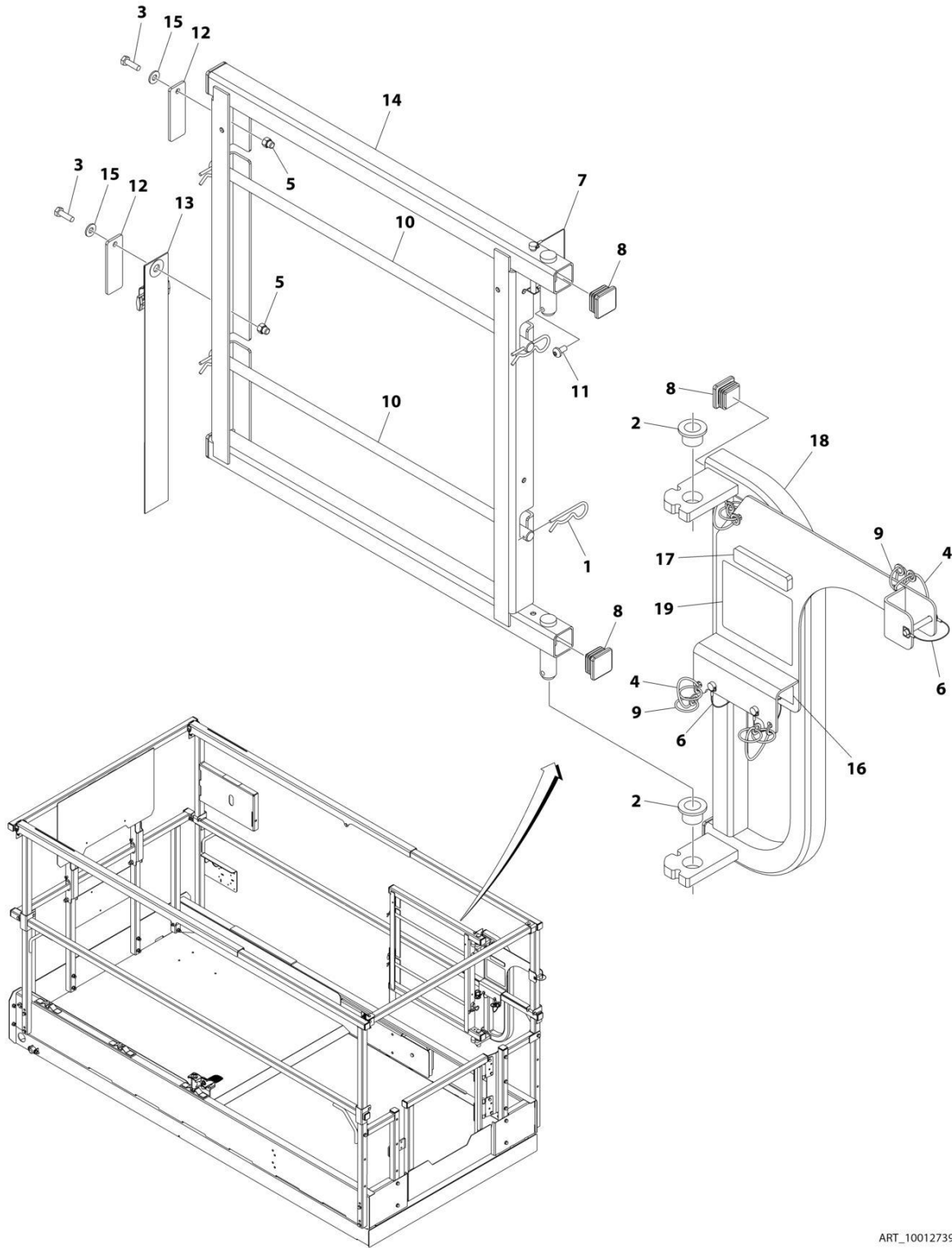
SECTION 4 - PLATFORM

FIGURE 4-24. PLATFORM CONTROL BOX ASSEMBLY (WITH FRONT MOUNT CONTROLS)

ITEM	PART NUMBER	QTY	DESCRIPTION	REV
	1001274604	Ref	PLATFORM CONSOLE INSTALLATION	B
1	0140030	1	Alarm	
2	0700835	1	Bolt M8 x 180	
3	0760610	2	Bolt M6 x 20	
4	1600402	1	Controller Assembly	
5	1703819	1	Decal - Arrow	
6	1704260	1	Decal - Emergency Stop	
7	3290405	6	Nut M4	
8	3290806	1	Nut M8	
9	3423278	1	Pin, Snap with Lanyard	
10	4031509	4	Capscrew M4 x 25	
11	4060803	6 in/14cm	Flex-Trim	
12	4060906	2	Guard, Switch	
13	4360475	1	Switch, Emergency Stop	
13	7020175	1	Cap	
13	7020176	1	Block, Contact	
14	4420062	12 in/ 30cm	Tape	
15	4460496	1	Washer, Terminal	
16	4460497	1	Nut, Terminal	
17	4711700	2	Washer 7/16	
18	4811400	2	Washer M4	
19	4811700	2	Washer M6	
20	4811900	2	Washer M8	
21	1001047064	2	Screw M4 x 15	
22	1001130220	2	Nut, Tinnerman M6	
23	1001132358	1	Decal - Steer	
24	1001132361	1	Decal - Horn	
25	1001200819	1	Platform Control Box Harness (Not Shown) (See Separate Breakdown in ELECTRICAL Section)	
26	1001209596	1	Plate, Box (Outside)	
27	1001213886	1	Decal - Indoor/Outdoor	
28	1001218285	1	Decal - Platform Control	
29	1001220893	1	Decal - Lift/Drive Function	
30	1001226749	2	Switch - Push Button Yellow	
31	1001258446	2	Switch, Toggle	
32	1001262655	1	Plate, Box (Inside)	
33	1001274605	1	Module, Platform Control	

SECTION 4 - PLATFORM

FIGURE 4-25. ELECTRICIANS TREE ACCESSORY



ART_1001273907

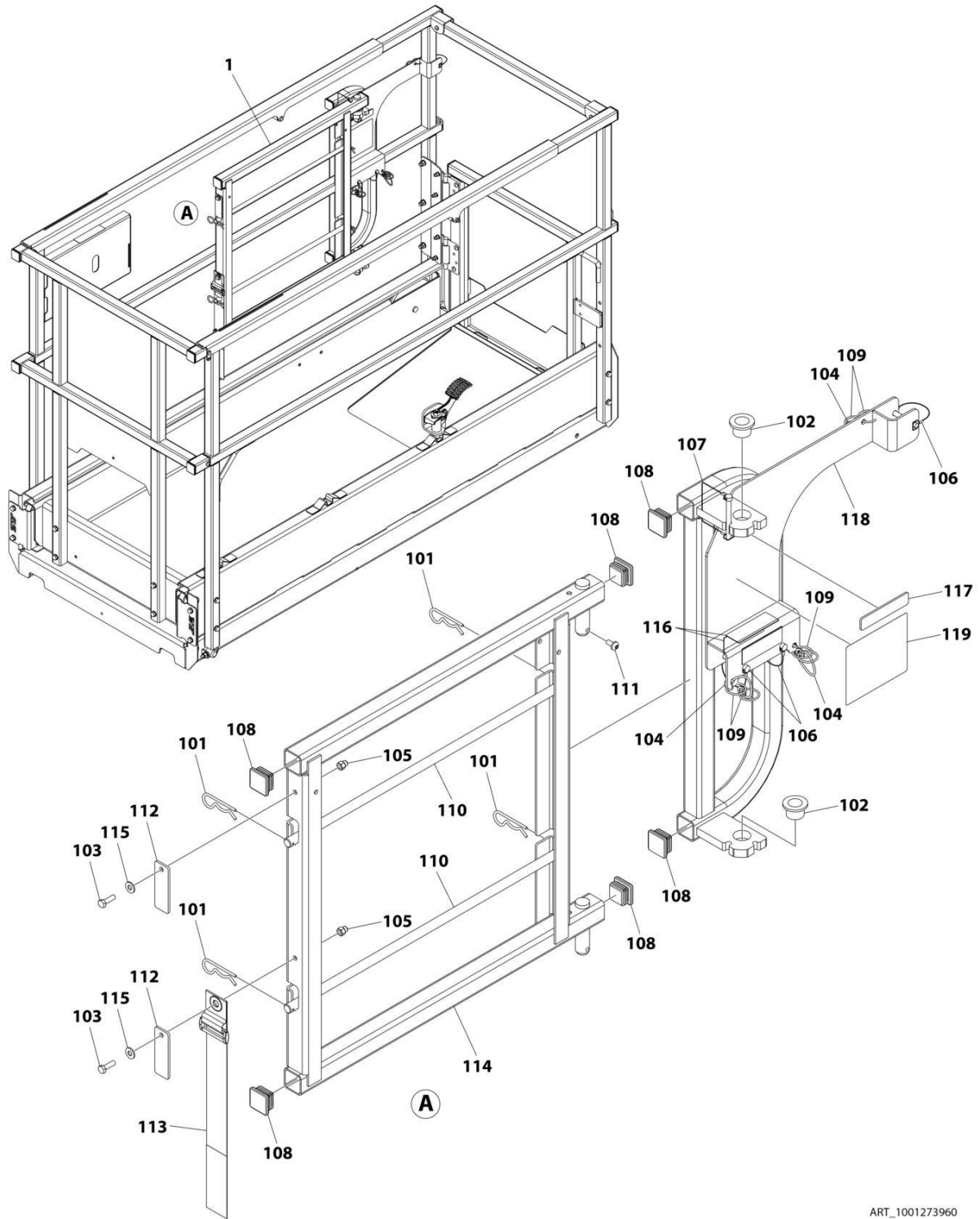
SECTION 4 - PLATFORM

FIGURE 4-25. ELECTRICIANS TREE ACCESSORY

ITEM	PART NUMBER	QTY	DESCRIPTION	REV
	1001273907	Ref	ELECTRICIANS TREE ACCESSORY	A
1	80325	4	Hairpin, Cotter	
2	0440223	2	Bearing, Oilite Flange	
3	0700610	2	Bolt M6 x 20	
4	1060379	4	Lanyard	
5	3290606	2	Nut M6	
6	3421453	3	Pin	
7	3422219	1	Pin	
8	3520072	6	Plug	
9	3760170	8	Ring, Split	
10	3841675	2	Rod	
11	4191706	1	Bolt M6 x 12	
12	4220227	2	Stop, Spool Rod	
13	4240003	1	Strap	
14	4340947	1	Mount, Spool Rack	
15	4711400	2	Washer 1/4	
16	1001189762	3 ft	Tape	
17	1001252626	1	Decal - Accessory Weight	
18	1001273909	1	Support, Base Pivot	
19	1001274838	1	Decal - Electrical Tree Capacity	

SECTION 4 - PLATFORM

FIGURE 4-26. ELECTRICIAN TREE INSTALLATION



ART_1001273960

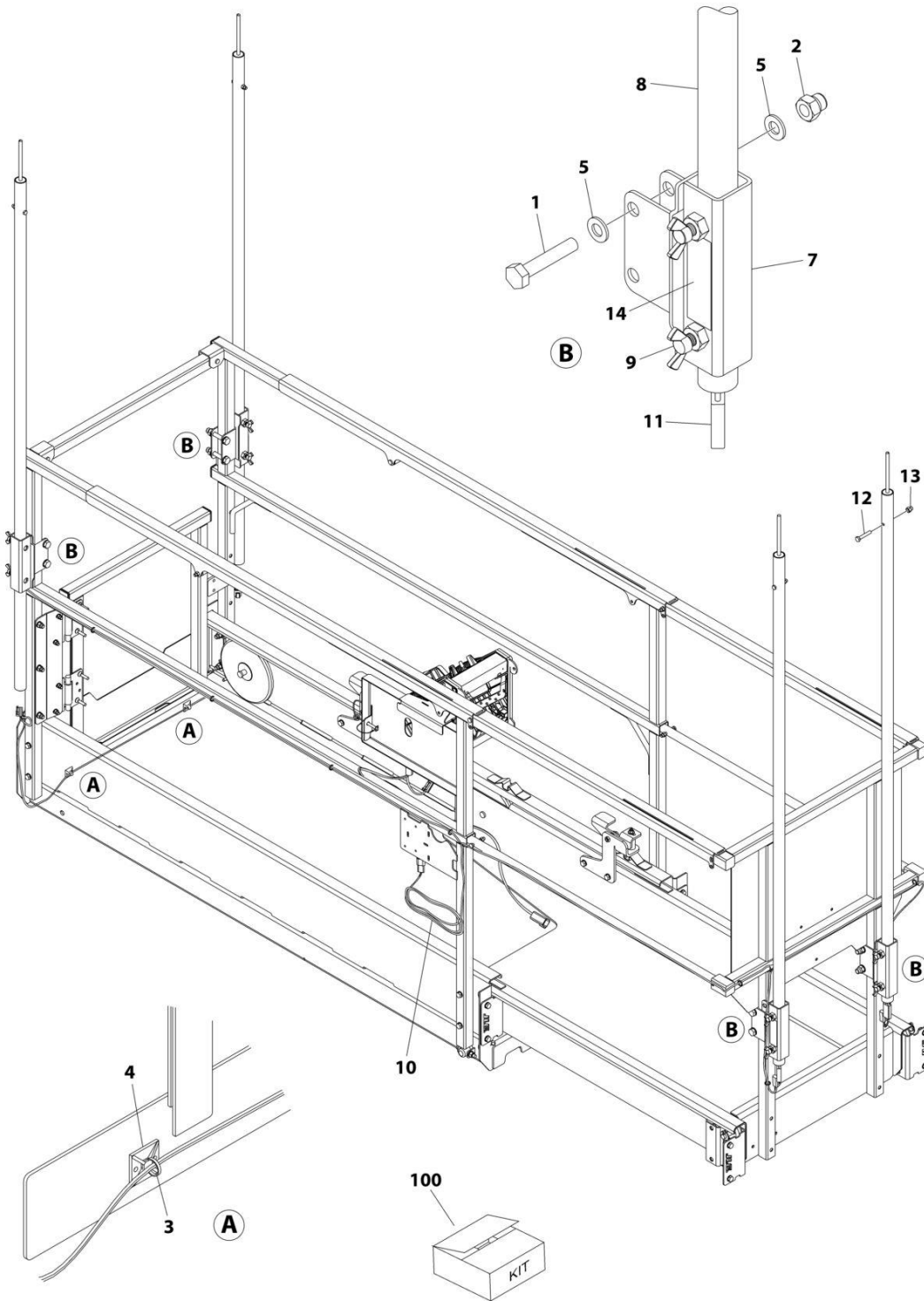
SECTION 4 - PLATFORM

FIGURE 4-26. ELECTRICIAN TREE INSTALLATION

ITEM	PART NUMBER	QTY	DESCRIPTION	REV
	1001273960	Ref	ELECTRICIAN TREE INSTALLATION	A
1	1001273907	1	Electrician Tree Accessory	A
101	80325	4	Hairpin, Cotter	
102	0440223	2	Bushing	
103	0700610	2	Bolt M6 x 20	
104	1060379	4	Lanyard	
105	3290606	2	Cap, Nut M6 x 1	
106	3421453	3	Pin	
107	3422219	1	Pin	
108	3520072	6	Plug, Cap	
109	3760170	8	Ring	
110	3841675	2	Rod	
111	4191706	1	Screw M6 x 12	
112	4220227	2	Stop, Spool Rod	
113	4240003	1	Strap	
114	4340947	1	Mount, Spool Rack	
115	4711400	2	Washer 1/4	
116	1001189762	3	Tape	
117	1001252626	1	Decal - ACCY Weight	
118	1001273909	1	Support	
119	1001274838	1	Decal	

SECTION 4 - PLATFORM

FIGURE 4-27. OVERHEAD PROTECTION INSTALLATION (ANSI EXPORT & KOREAN SPECS)



ART_1001220216

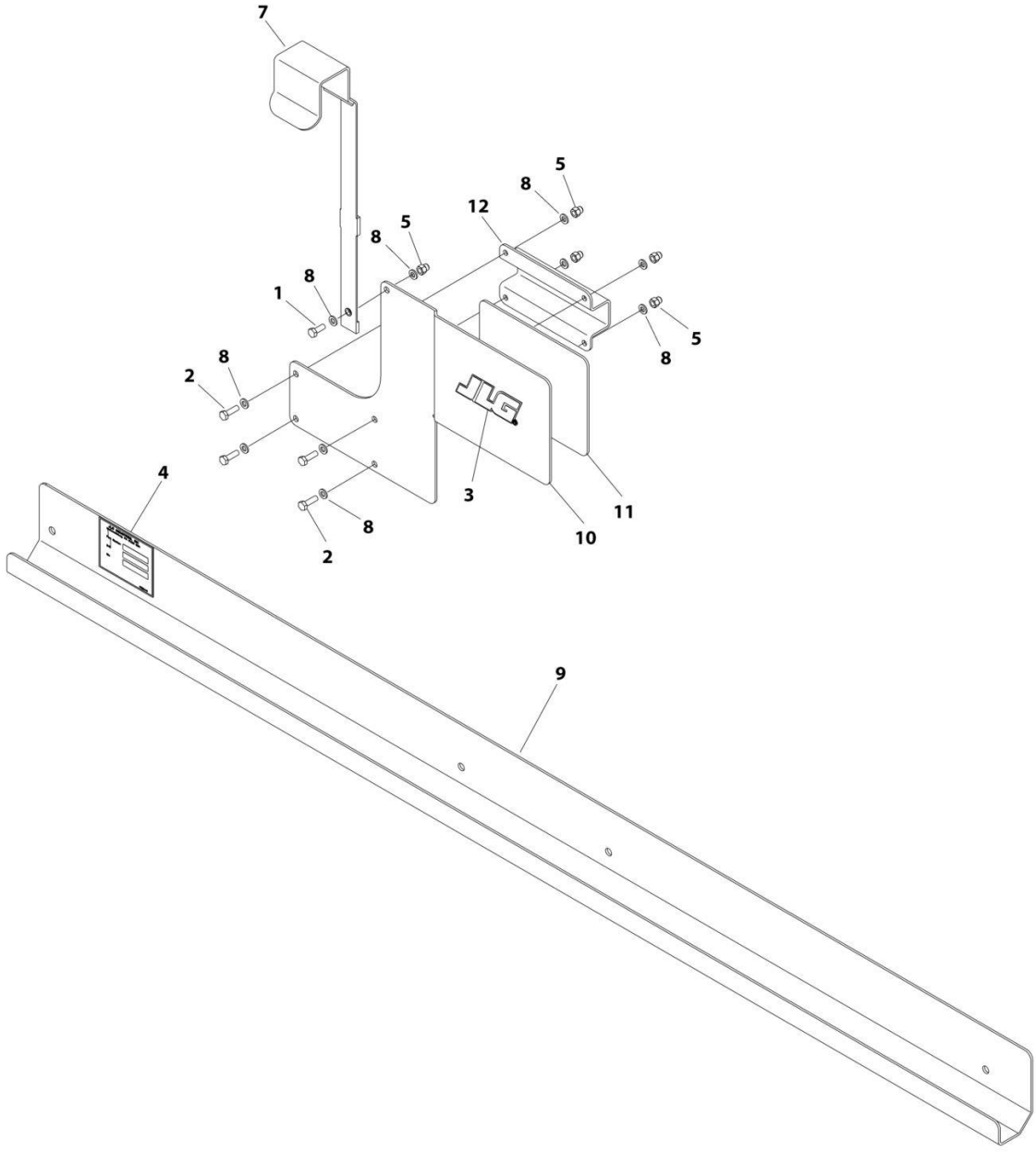
SECTION 4 - PLATFORM

FIGURE 4-27. OVERHEAD PROTECTION INSTALLATION (ANSI EXPORT & KOREAN SPECS)

ITEM	PART NUMBER	QTY	DESCRIPTION	REV
	1001220216	Ref	OVERHEAD PROTECTION INSTALLATION (KOREAN SPECS)	B
1	0701019	8	Bolt M10 x 55	
2	3291006	8	Nut M10	
3	4240017	AR	Tie-Strap	
4	4460234	2	Mount, Tie-Strap	
5	4812000	16	Washer M10	
7	1001221275	4	Bracket	
8	1001221276	4	Tube	
9	1001222914	8	Thumb Screw	
10	1001224468	1	Overhead Protection Harness	
10	4460891	4	Plug, Male - 2 Position (SW03-SW06)	
10	4460465	8	Socket, Female	
10	4460536	1	Receptacle, Female - 3 Position (X567)	
10	4460464	2	Pin, Male	
10	4460466	1	Plug, Terminal	
11	1001226277	4	Switch, Overhead Protection	
12	0700616	4	Bolt M6 x 40	
13	3290606	4	Nut M6	
14	1001228184	1	Decal - Overhead Protection Weight	
100	1001221244	1	Overhead Protection Kit (Includes Items 1, 2, 5-9 & 11-14)	

SECTION 4 - PLATFORM

FIGURE 4-28. PANEL CARRIER INSTALLATION (AUSTRALIAN, CE & UK CA SPECS)



ART_1001235924

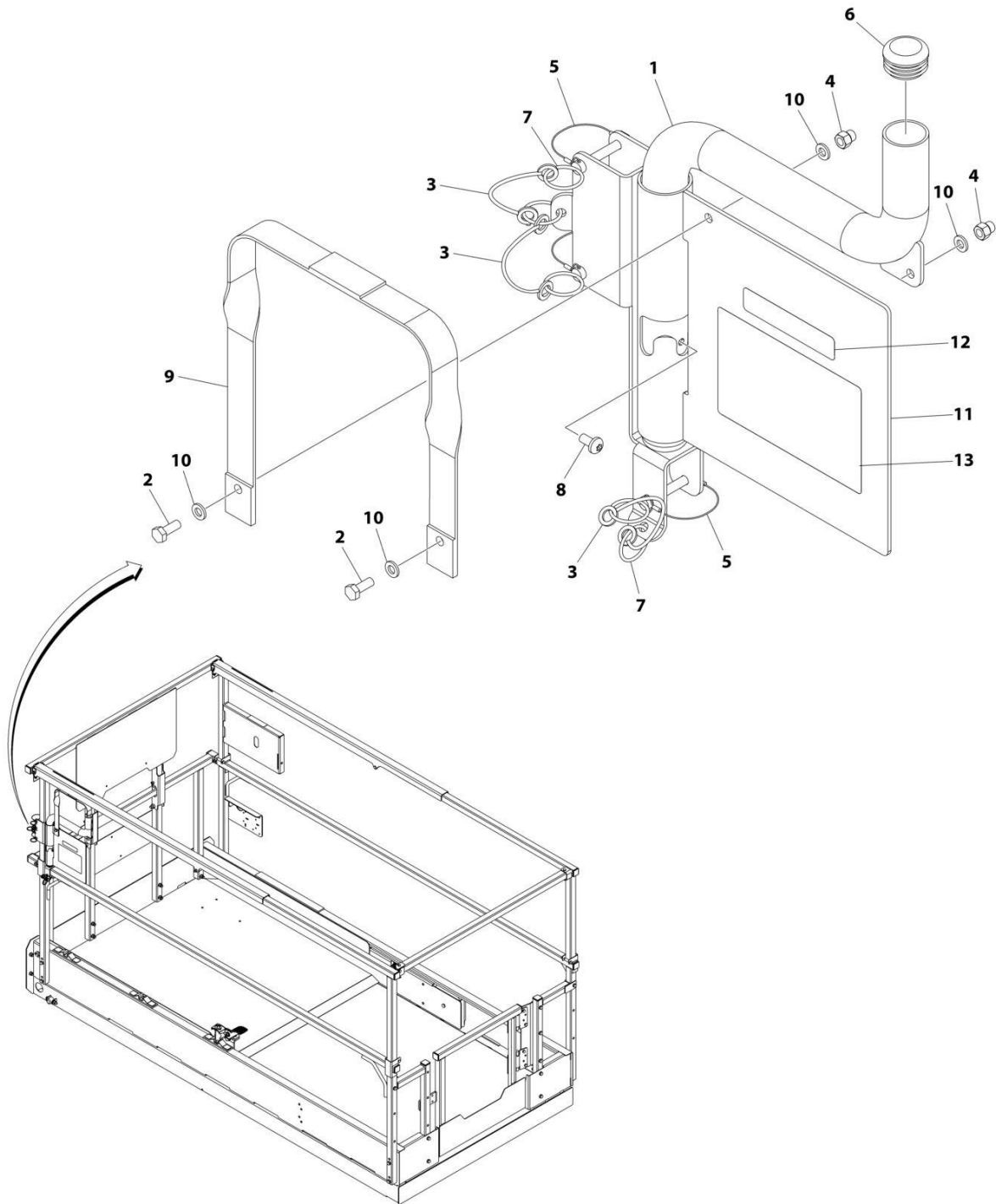
SECTION 4 - PLATFORM

FIGURE 4-28. PANEL CARRIER INSTALLATION (AUSTRALIAN, CE & UK CA SPECS)

ITEM	PART NUMBER	QTY	DESCRIPTION	REV
	1001235924	Ref	PANEL CARRIER INSTALLATION	B
1	0760608	1	Bolt M6 x 16	
2	0760610	4	Bolt M6 x 20	
3	1702010	1	Decal - JLG	
4	See Note	NSS	Nameplate - Accessory SN (Note: Not Available for Purchase)	
5	3290606	5	Nut M6	
6	3574505	1	Plate	
7	4240165	1	Strap	
8	4811700	10	Washer M6	
9	1001235536	1	Channel	
10	1001235863	1	Plate	
11	1001236507	1	Decal – Panel Carrier Capacity	
12	4420037	6 in /15cm	Tape	

SECTION 4 - PLATFORM

FIGURE 4-29. PIPE RACK ASSEMBLY ACCESSORY



ART_1001273959

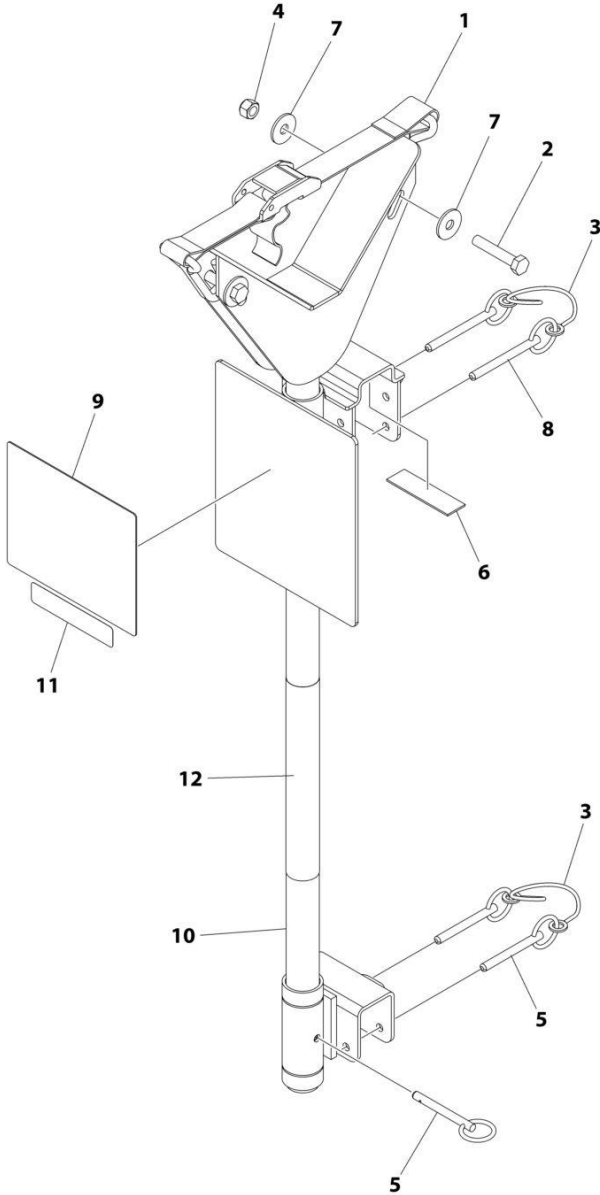
SECTION 4 - PLATFORM

FIGURE 4-29. PIPE RACK ASSEMBLY ACCESSORY

ITEM	PART NUMBER	QTY	DESCRIPTION	REV
	1001273959	Ref	PIPE RACK ASSEMBLY ACCESSORY	A
1	0240054	1	Pipe	
2	0700608	2	Bolt M6 x 16	
3	1060379	3	Lanyard	
4	3290606	2	Nut M6	
5	3421453	3	Pin	
6	3520176	2	Plug	
7	3760170	5	Ring	
8	4191706	1	Bolt M6 x 12	
9	4240164	1	Strap	
10	4811700	4	Washer M6	
11	1001180205	1	Pipe Rack Weldment	
12	1001251855	2	Decal - Accessory Weight	
13	1001275538	2	Decal - Pipe Rack Capacity	

SECTION 4 - PLATFORM

FIGURE 4-30. PIPE RACK INSTALLATION



ART_1001270855

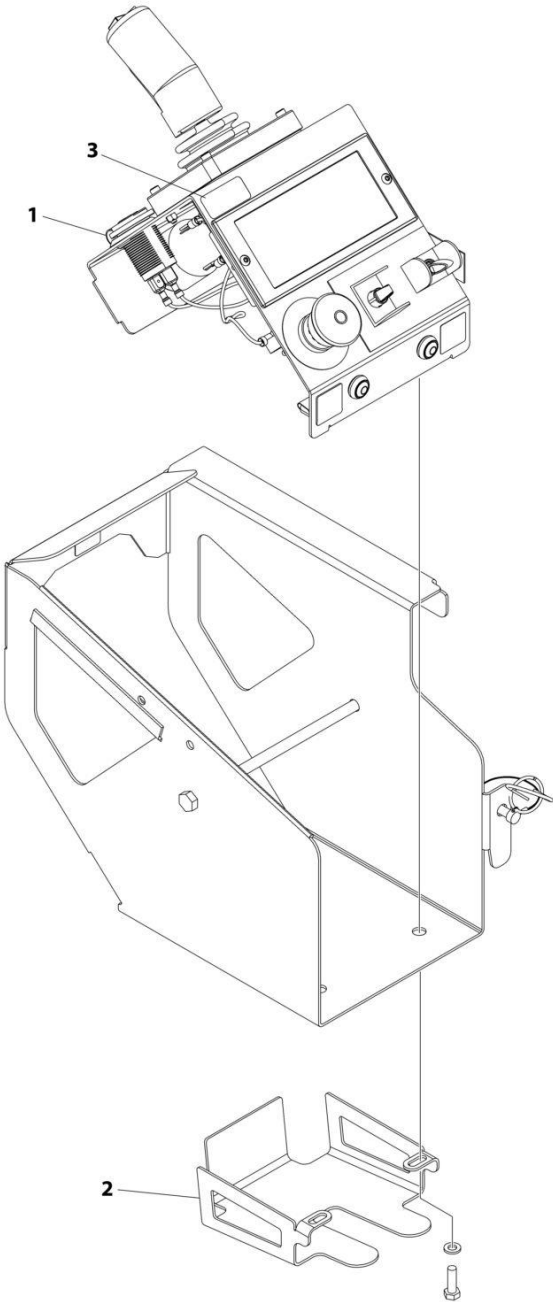
SECTION 4 - PLATFORM

FIGURE 4-30. PIPE RACK INSTALLATION

ITEM	PART NUMBER	QTY	DESCRIPTION	REV
	1001270855	Ref	PIPE RACK INSTALLATION	C
1	0480100	2	Tie-Strap	
2	0700817	4	Bolt M8 x 45	
3	1060379	4	Lanyard	
4	3290805	4	Nut M8	
5	3422661	6	Pin	
6	4420062	AR	Tape	
7	4811902	8	Washer M8	
8	1001235941	4	Pin	
9	1001287711	2	Decal - Pipe Rack Capacity	
10	1001270533	2	Rack Pipe	
11	1001270631	2	Decal - ACCY Weight	
12	1001271412	2	Decal - JLG	

SECTION 4 - PLATFORM

FIGURE 4-31. USB/PHONE CRADLE INSTALLATION



ART_1001262150

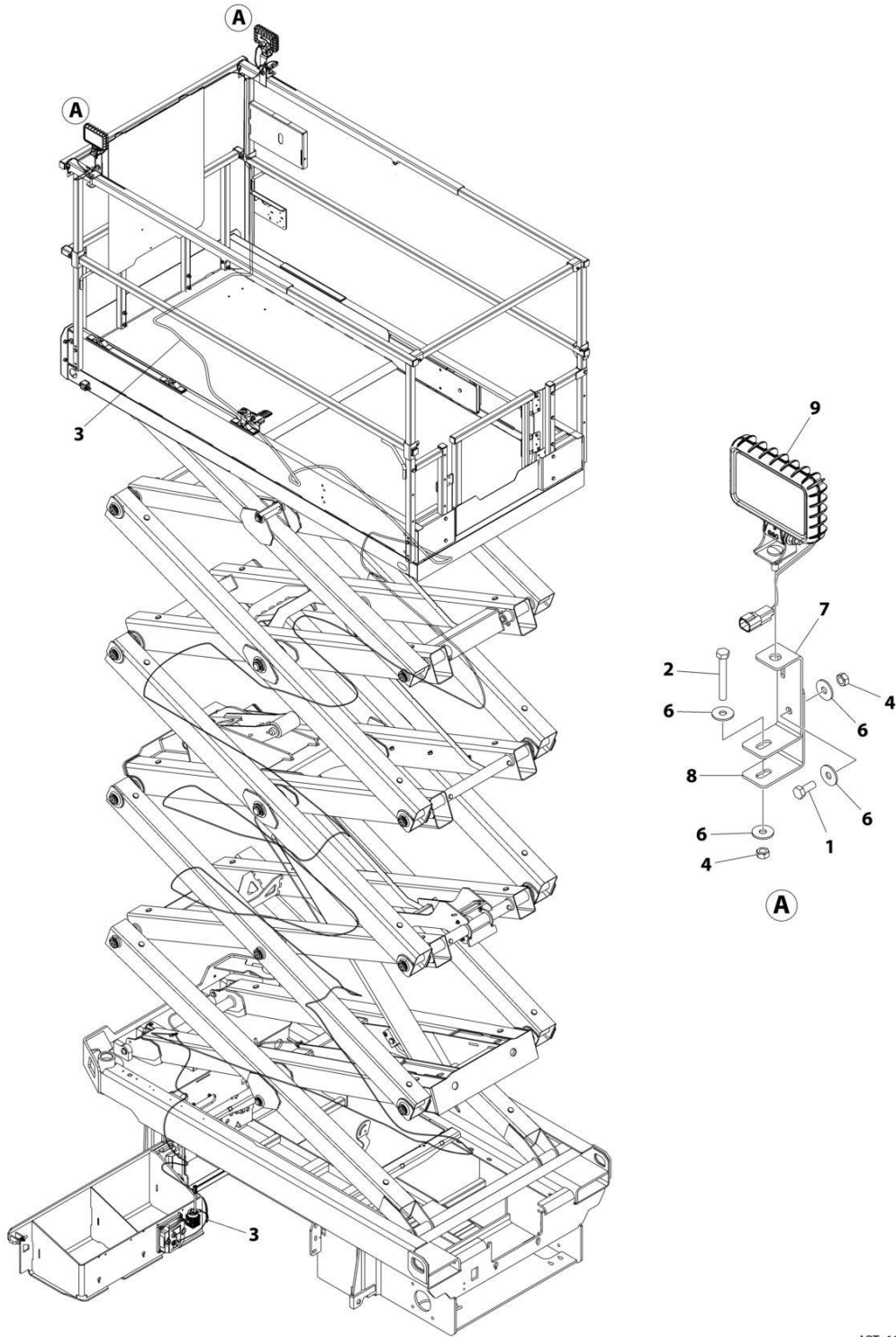
SECTION 4 - PLATFORM

FIGURE 4-31. USB/PHONE CRADLE INSTALLATION

ITEM	PART NUMBER	QTY	DESCRIPTION	REV
	1001262150	Ref	USB/PHONE CRADLE INSTALLATION	B
1	1001253800	1	Terminal, USB Receptacle	
2	1001261131	1	Bracket, Phone	
3	1001274168	1	Decal, USB Charge	

SECTION 4 - PLATFORM

FIGURE 4-32. WORKLIGHT INSTALLATION



ART_1001273965

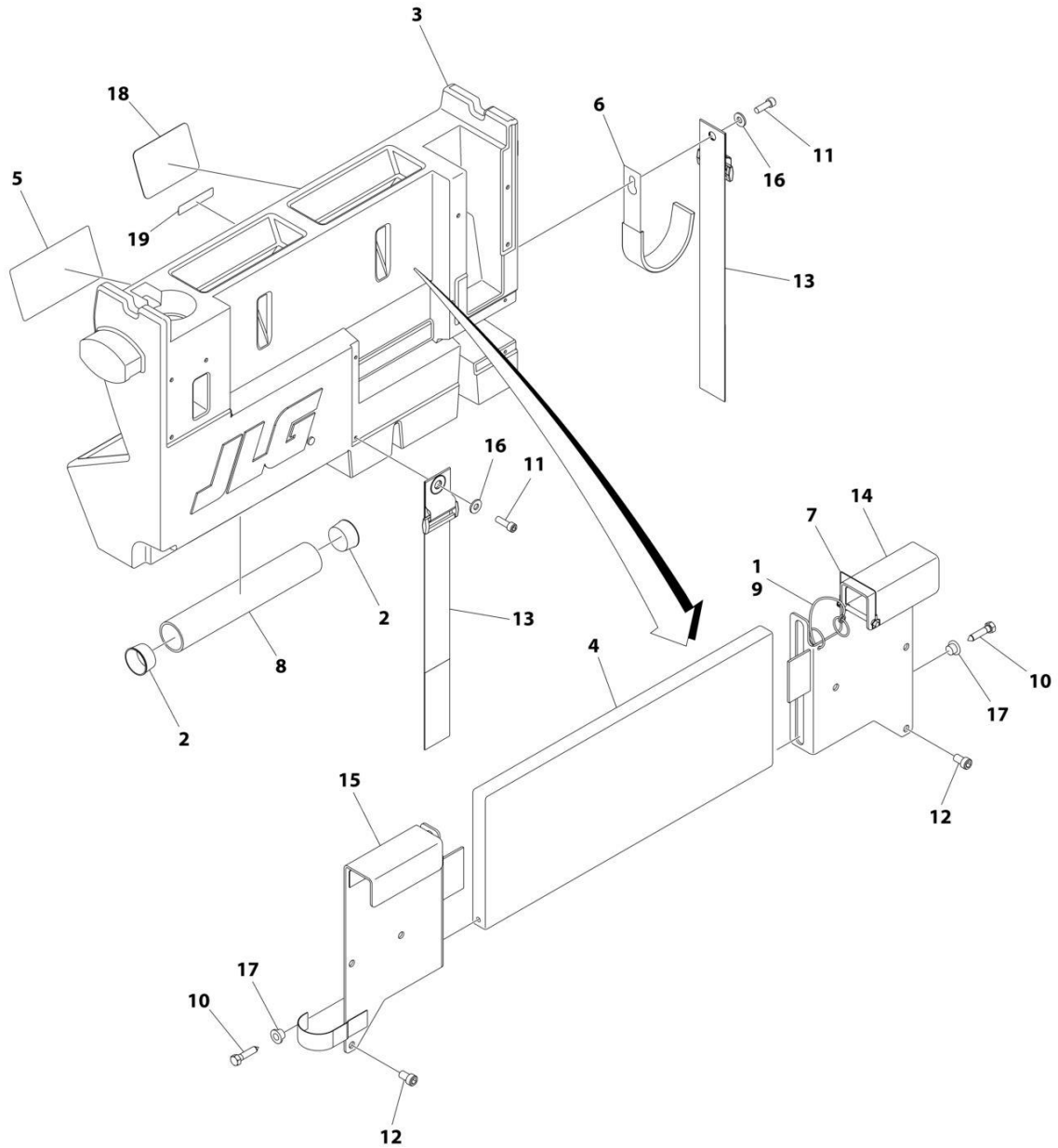
SECTION 4 - PLATFORM

FIGURE 4-32. WORKLIGHT INSTALLATION

ITEM	PART NUMBER	QTY	DESCRIPTION	REV
	1001273965	Ref	WORKLIGHT INSTALLATION	A
1	0760810	2	Bolt M8 x 20	
2	0760820	2	Bolt M8 x 60	
3	1061041	1	Cable, Worklight (See Separate Breakdown in ELECTRICAL Section)	
4	3290801	4	Nut M8	
5	4240033	AR	Tie-Strap (Not Shown)	
6	4811902	8	Washer M8	
7	1001273961	2	Bracket	
8	1001273962	2	Bracket	
9	1001273964	2	Lamp, Worklight Kit	
9	1001232586	1	Lamp, Worklight LED with Switch	
9	1001274026	1	Harness, Light (See Separate Breakdown in ELECTRICAL Section)	

SECTION 4 - PLATFORM

FIGURE 4-33. WORKSTATION ACCESSORY



ART_1001273957

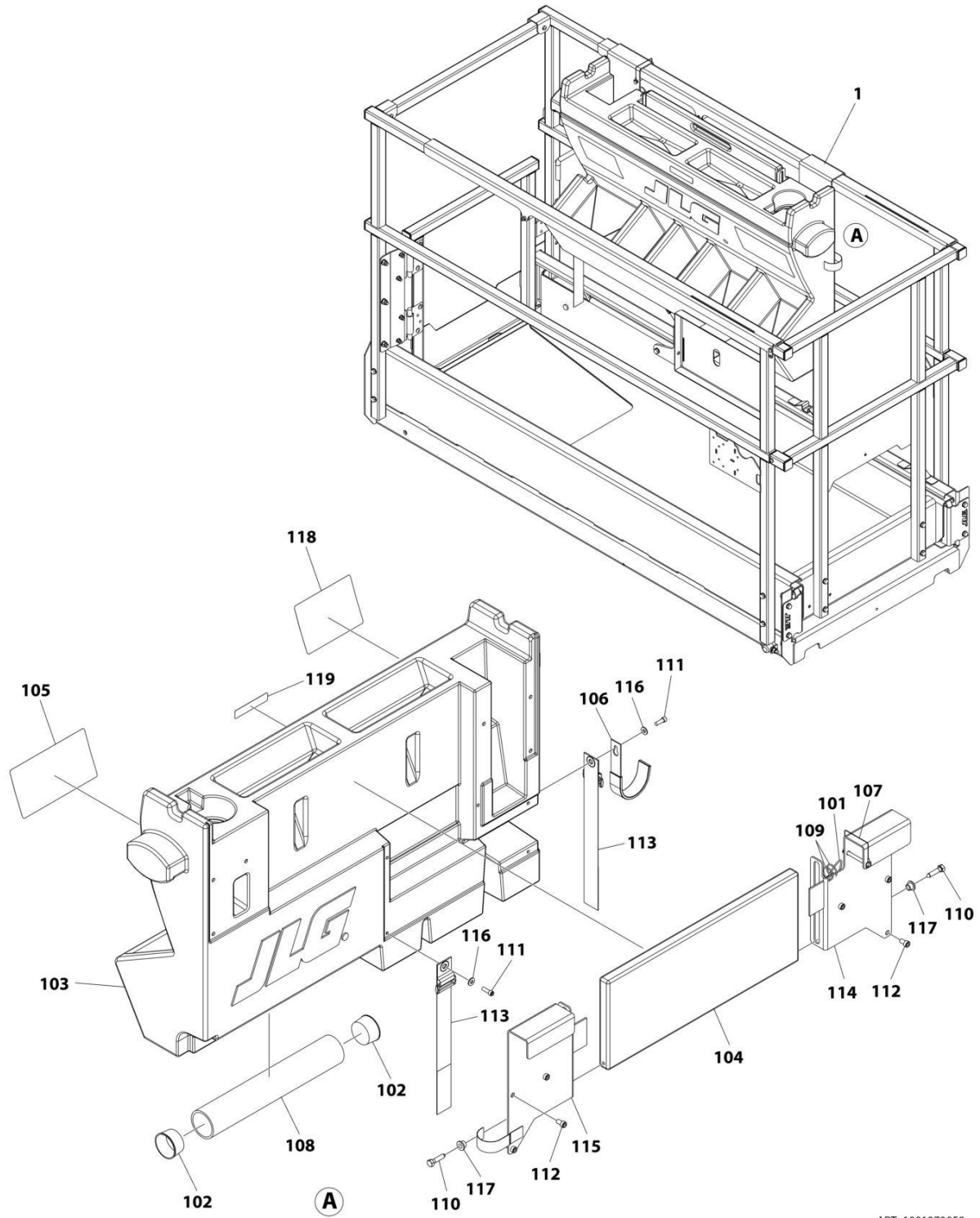
SECTION 4 - PLATFORM

FIGURE 4-33. WORKSTATION ACCESSORY

ITEM	PART NUMBER	QTY	DESCRIPTION	REV
	1001273957	Ref	WORKSTATION ACCESSORY	A
1	1060379	1	Lanyard	
2	1120555	2	Cap	
3	1580023	1	Container, Work Bench	
4	1580024	1	Tray, Work Surface	
5	1705997	1	Decal - Workstation	
6	2700100	1	Hook	
7	3422219	1	Pin	
8	3460334	1	Pipe	
9	3760170	2	Ring	
10	3900355	2	Bolt 5/16	
11	3931412	2	Bolt 1/4 x 3/4	
12	3931508	6	Bolt 5/16 x 1/2	
13	4240003	2	Strap	
14	4340853	1	Mount, RH Channel	
15	4340854	1	Mount, LH Channel	
16	4711400	2	Washer 1/4	
17	4740480	2	Washer	
18	1001274837	1	Decal - Workstation Capacity	
19	1001275631	1	Decal - Accessory Weight	

SECTION 4 - PLATFORM

FIGURE 4-34. WORKSTATION INSTALLATION



ART_1001273958

SECTION 4 - PLATFORM

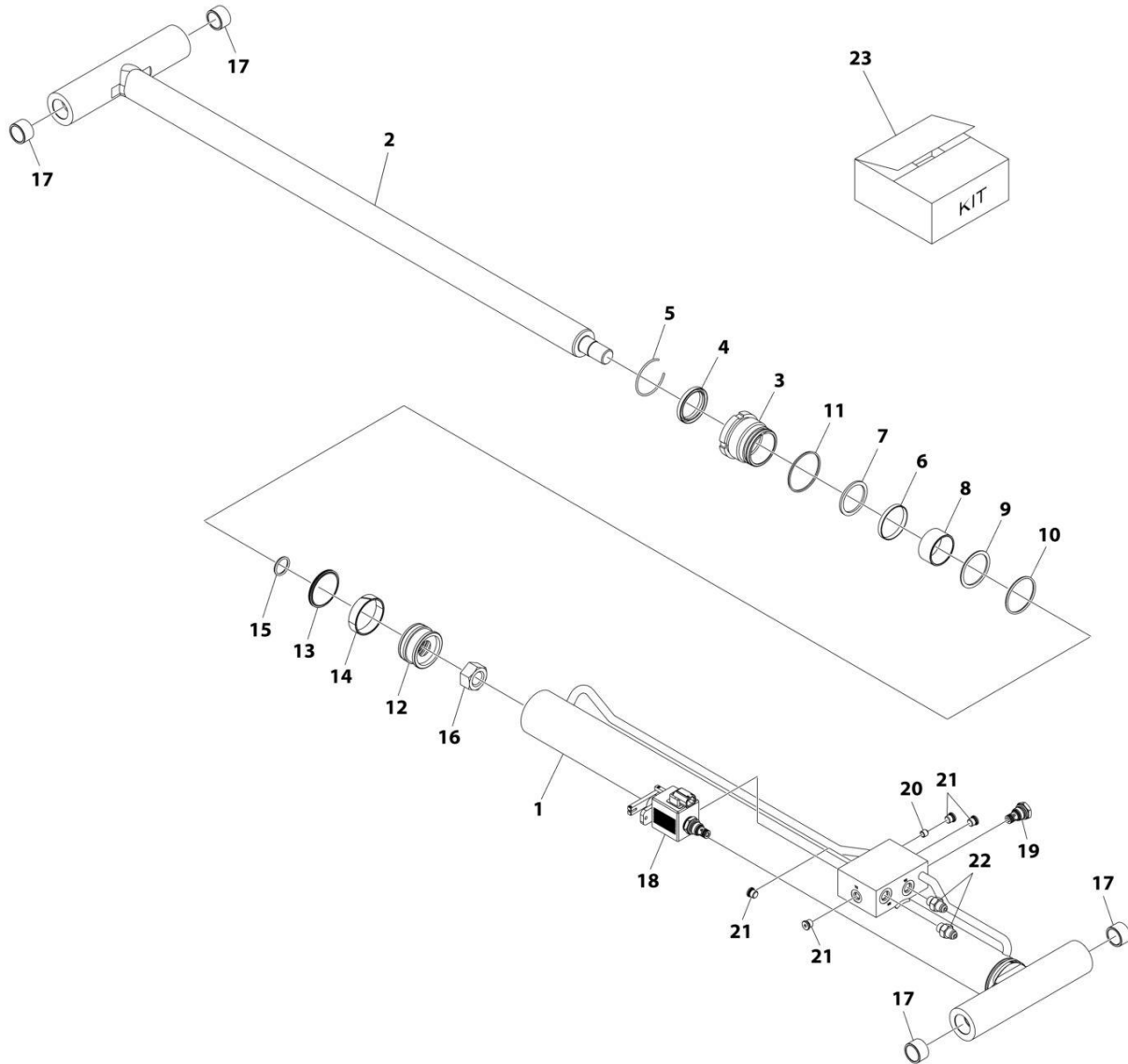
FIGURE 4-34. WORKSTATION INSTALLATION

ITEM	PART NUMBER	QTY	DESCRIPTION	REV
	1001273958	Ref	WORKSTATION INSTALLATION	A
1	1001273957	1	Workstation Accessory	A
101	1060379	1	Lanyard	
102	1120555	2	Cap	
103	1580023	1	Container, Work Bench	
104	1580024	1	Tray, Work Surface	
105	1705997	1	Decal - Workstation	
106	2700100	1	Hook, Hanger	
107	3422219	1	Pin	
108	3460334	1	Pipe	
109	3760170	2	Ring	
110	3900355	2	Screw	
111	3931412	2	Bolt 1/4 x 3/4	
112	3931508	6	Bolt 5/16 x 1/2	
113	4240003	2	Strap	
114	4340853	1	Mount, Channel (RH)	
115	4340854	1	Mount, Channel (LH)	
116	4711400	2	Washer 1/4	
117	4740480	2	Washer, Plastic Insert	
118	1001274837	1	Decal - Workstation Capacity	
119	1001275631	1	Decal - ACCY Weight	

SECTION 5 - CYLINDER

SECTION 5 - CYLINDER

FIGURE 5-1. LIFT CYLINDER ASSEMBLY (MACINES WITH SN STARTING WITH M2)



ART_1001198935

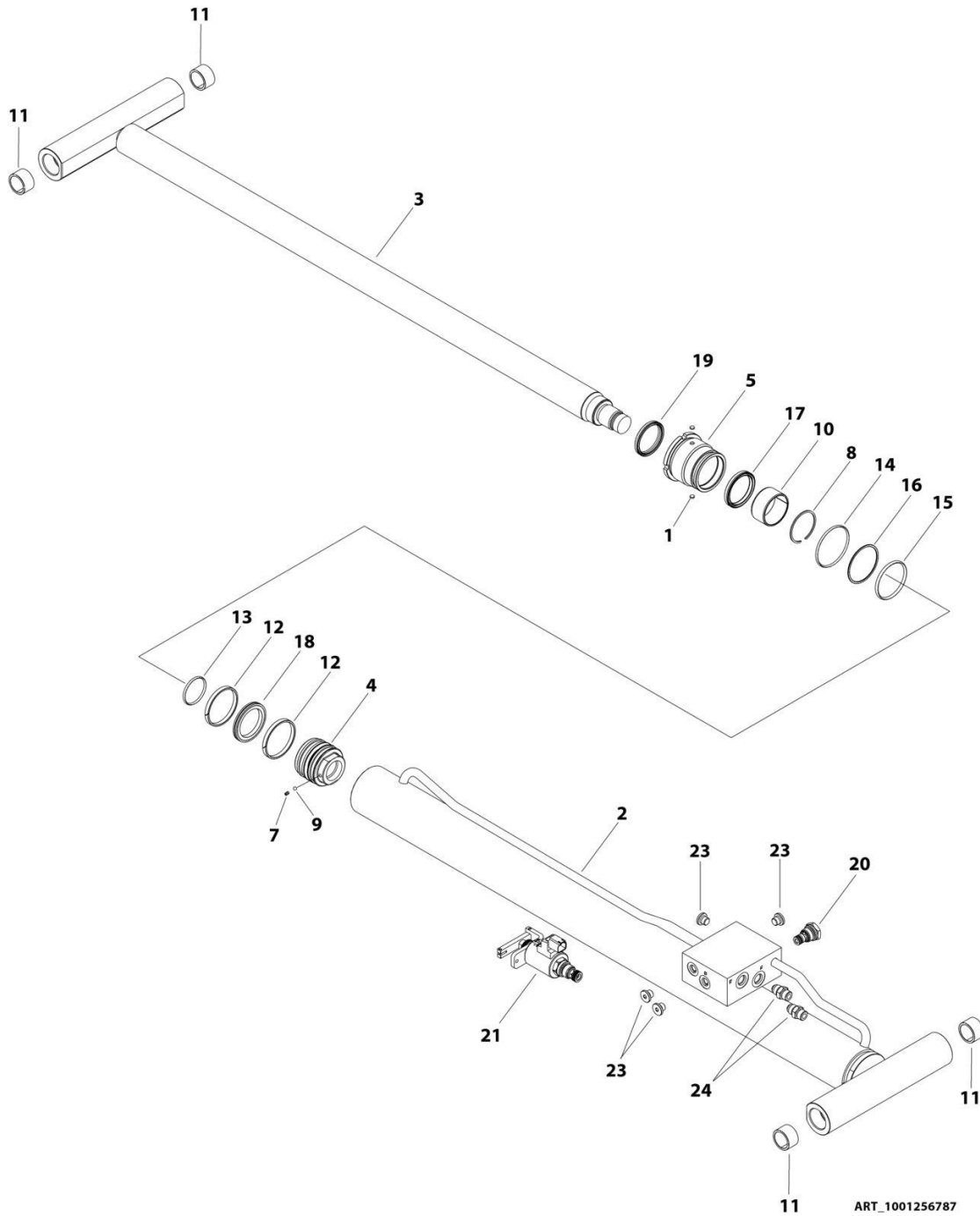
SECTION 5 - CYLINDER

FIGURE 5-1. LIFT CYLINDER ASSEMBLY (MACINES WITH SN STARTING WITH M2)

ITEM	PART NUMBER	QTY	DESCRIPTION	REV
	1001198935	Ref	LIFT CYLINDER ASSEMBLY	C
		Ref	Note: Original Cylinder May Have Been Replaced with Service Replacement. Identify PN Stamped on Cylinder Before Ordering Parts.	
1	70005790	1	Barrel	
2	70005791	1	Rod	
3	70005792	1	Head	
4	See Note	NSS	Wiper (Note: Use Item 23)	
5	70002410	1	Ring, Retaining	
6	See Note	NSS	Seal, Rod (Note: Use Item 23)	
7	See Note	NSS	Ring, Back-up (Note: Use Item 23)	
8	70005793	1	Spacer	
9	See Note	NSS	O-Ring (Note: Use Item 23)	
10	See Note	NSS	Ring, Back-up (Note: Use Item 23)	
11	See Note	NSS	O-Ring (Note: Use Item 23)	
12	70005794	1	Piston	
13	See Note	NSS	Seal, Piston (Note: Use Item 23)	
14	See Note	NSS	Ring, Wear (Note: Use Item 23)	
15	See Note	NSS	O-Ring (Note: Use Item 23)	
16	70005796	1	Nut	
17	0962292	4	Bearing	
18	70004233	1	Valve, Manual Descent	
19	70004232	1	Valve, Check	
20	70004231	1	Orifice	
21	70023370	4	Plug	
22	70005795	2	Fitting, Straight JIC	
23	70005797	1	Seal Kit - Cylinder (Includes Items 4, 6, 7, 9-11 & 13-15)	

SECTION 5 - CYLINDER

FIGURE 5-2. LIFT CYLINDER ASSEMBLY (MACINES WITH SN STARTING WITH 12, B2 & G2)



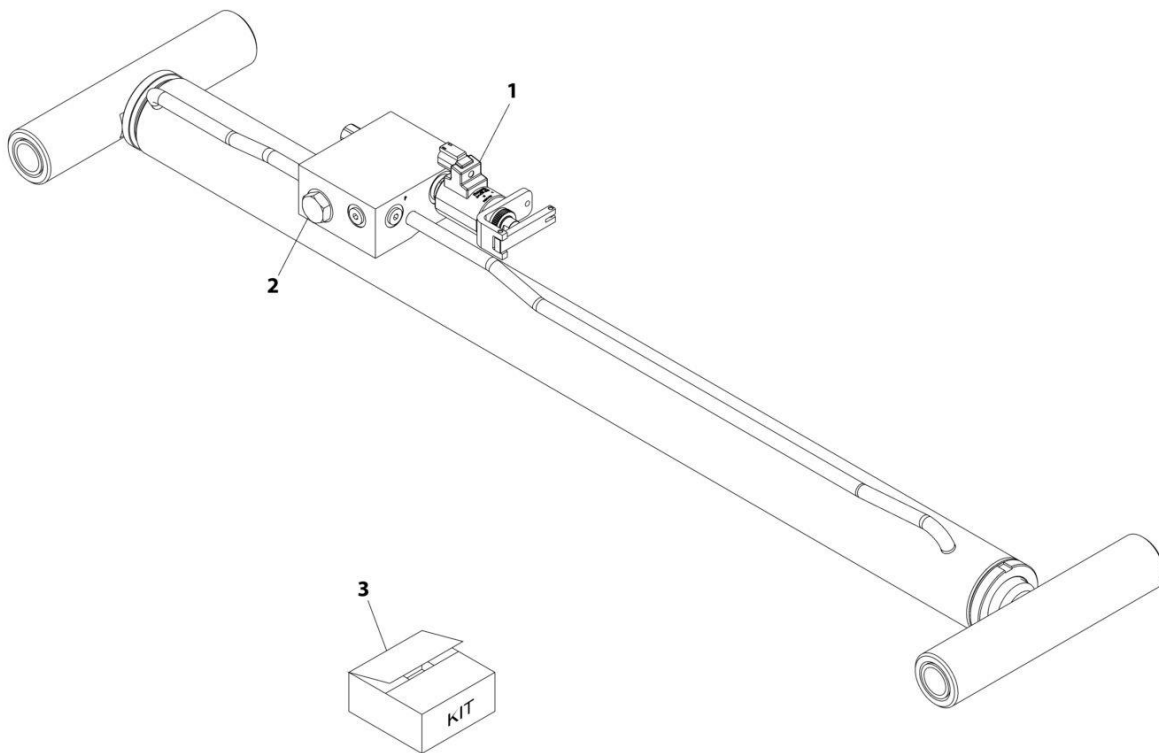
SECTION 5 - CYLINDER

FIGURE 5-2. LIFT CYLINDER ASSEMBLY (MACINES WITH SN STARTING WITH 12, B2 & G2)

ITEM	PART NUMBER	QTY	DESCRIPTION	REV
	1001256787	Ref	LIFT CYLINDER ASSEMBLY	A
		Ref	Note: Original Cylinder May Have Been Replaced with Service Replacement. Identify PN Stamped on Cylinder Before Ordering Parts.	
1	70003636	2	Lock	
2	See Note	NSS	Barrel (Note: Purchase Complete Assembly)	
3	70007572	1	Rod	
4	70007573	1	Piston	
5	70007574	1	Head	
6	70007575	1	Plug	
7	See Note	NSS	Setscrew (Note: Use Item 23)	
8	70007576	1	Ring, Retaining	
9	See Note	NSS	Ball, Steel (Note: Use Item 50)	
10	70007577	1	Bearing	
11	0962292	4	Bearing	
12	See Note	NSS	Ring, Wear (Note: Use Item 50)	
13	See Note	NSS	O-Ring (Note: Use Item 50)	
14	See Note	NSS	O-Ring (Note: Use Item 50)	
15	See Note	NSS	O-Ring (Note: Use Item 50)	
16	See Note	NSS	Ring, Back-up (Note: Use Item 50)	
17	See Note	NSS	Seal, Rod (Note: Use Item 50)	
18	See Note	NSS	Seal, Piston (Note: Use Item 50)	
19	See Note	NSS	Wiper (Note: Use Item 50)	
20	70004585	1	Cartridge, Valve (Bosch Rexroth)	
20	70008142	1	Cartridge, Valve (Sant - Valvole)	
21	70005236	1	Cartridge, Solenoid Valve (Bosch Rexroth)	
21	70008143	1	Cartridge, Solenoid Valve (Sant - Valvole)	
22	70007134	2	Fitting, Straight (Not Shown)	
23	2220883	4	Plug	
24	70007135	2	Fitting, Straight	
50	70007578	1	Seal Kit - Cylinder (Includes Items 7, 9 & 12-19)	

SECTION 5 - CYLINDER

FIGURE 5-3. LIFT CYLINDER ASSEMBLY (MACHINE WITH SN STARTING WITH G2)



ART_1001276734

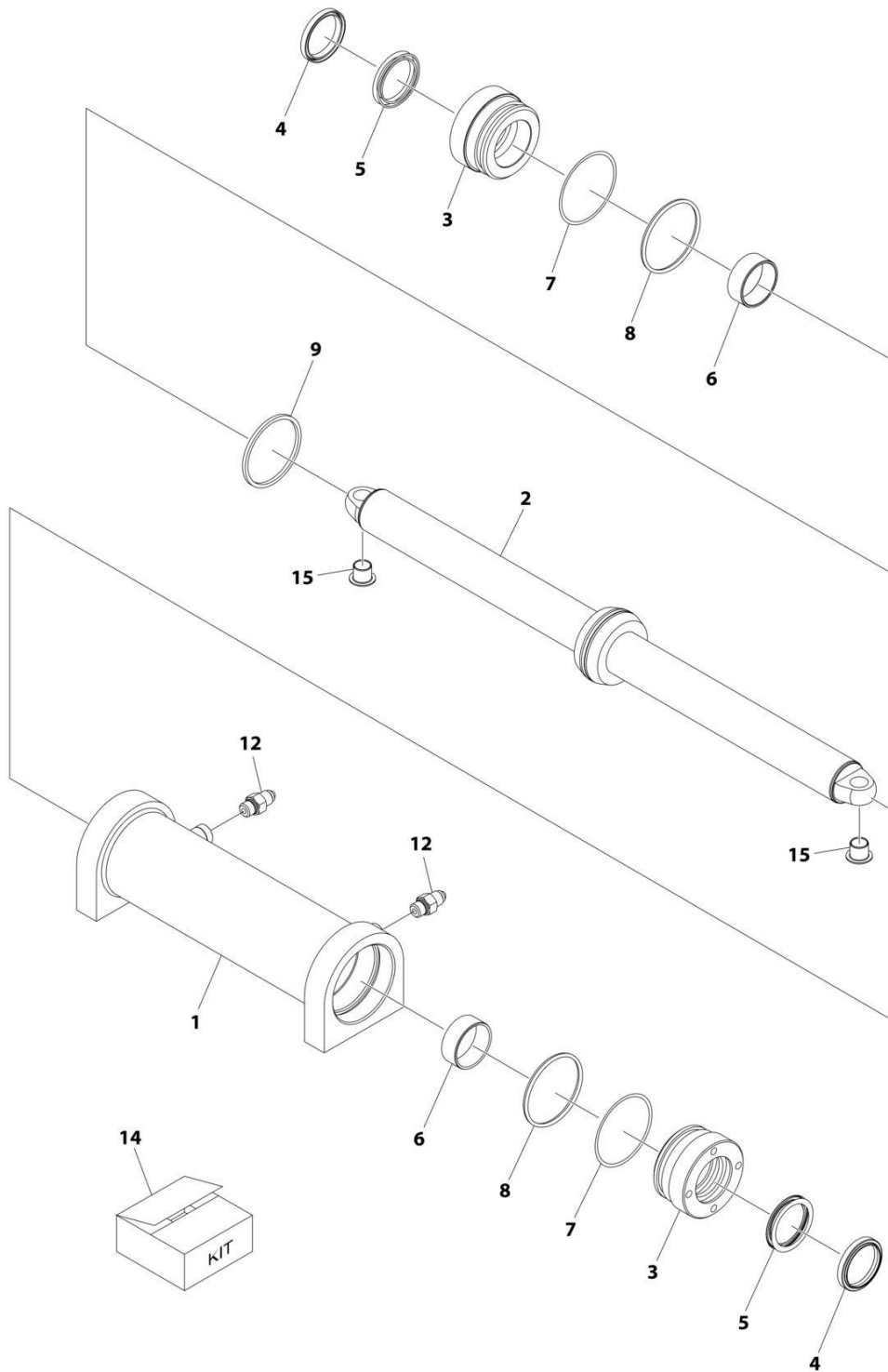
SECTION 5 - CYLINDER

FIGURE 5-3. LIFT CYLINDER ASSEMBLY (MACINES WITH SN STARTING WITH G2)

ITEM	PART NUMBER	QTY	DESCRIPTION	REV
	1001276734	Ref	LIFT CYLINDER ASSEMBLY	A
		Ref	Note: Original Cylinder May Have Been Replaced with Service Replacement. Identify PN Stamped on Cylinder Before Ordering Parts.	
		Ref	Note: No Other Service Parts Available.	
1	70005236	1	Valve, Lowering	
2	70004585	1	Cartridge, Valve	
3	70007991	1	Seal Kit - 1001276734 Cylinder	

SECTION 5 - CYLINDER

FIGURE 5-4. STEER CYLINDER ASSEMBLY (MACHINES WITH SN STARTING WITH M2)



ART_1001220570_B

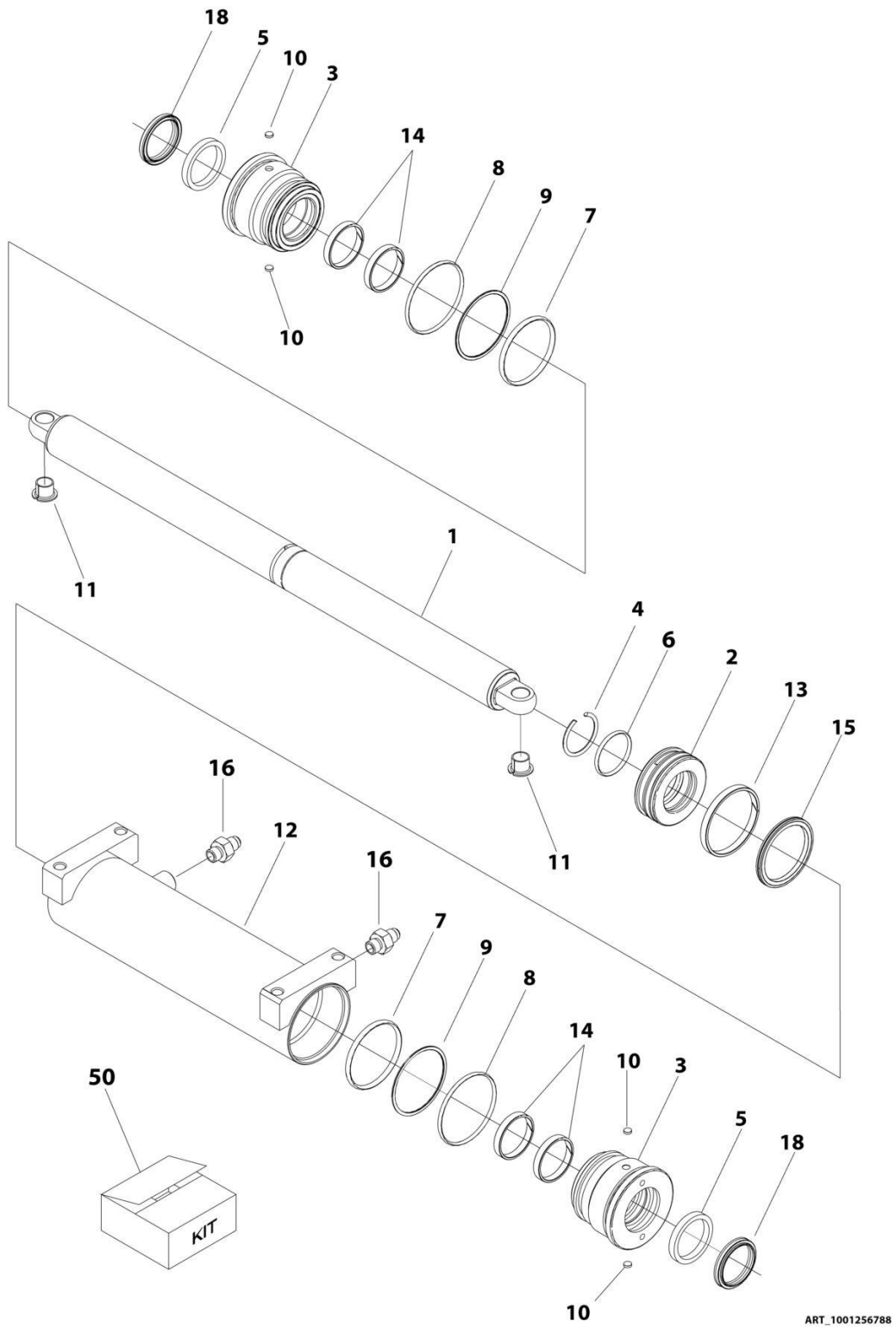
SECTION 5 - CYLINDER

FIGURE 5-4. STEER CYLINDER ASSEMBLY (MACHINES WITH SN STARTING WITH M2)

ITEM	PART NUMBER	QTY	DESCRIPTION	REV
	1001220570	Ref	STEER CYLINDER ASSEMBLY	B
		Ref	Note: See Usage Chart on Illustration before ordering parts.	
		Ref	Note: Original Cylinder May Have Been Replaced with Service Replacement. Identify PN Stamped on Cylinder Before Ordering Parts.	
1	70005798	1	Barrel	
2	70006143	1	Rod	
3	70004241	2	Head	
4	See Note	NSS	Wiper (Note: Use Item 14)	
5	See Note	NSS	Seal (Note: Use Item 14)	
6	70005800	2	Spacer	
7	See Note	NSS	O-Ring (Note: Use Item 14)	
8	See Note	NSS	Ring, Back-up (Note: Use Item 14)	
9	See Note	NSS	Seal, Piston (Note: Use Item 14)	
12	70005803	2	Fitting, Straight JIC	
14	70005805	1	Seal Kit - Cylinder (Includes Items 4, 5 & 7-9)	
15	0440259	2	Bushing	

SECTION 5 - CYLINDER

FIGURE 5-5. STEER CYLINDER ASSEMBLY (MACHINES WITH SN STARTING WITH 12, B2 & G2)



ART_1001256788

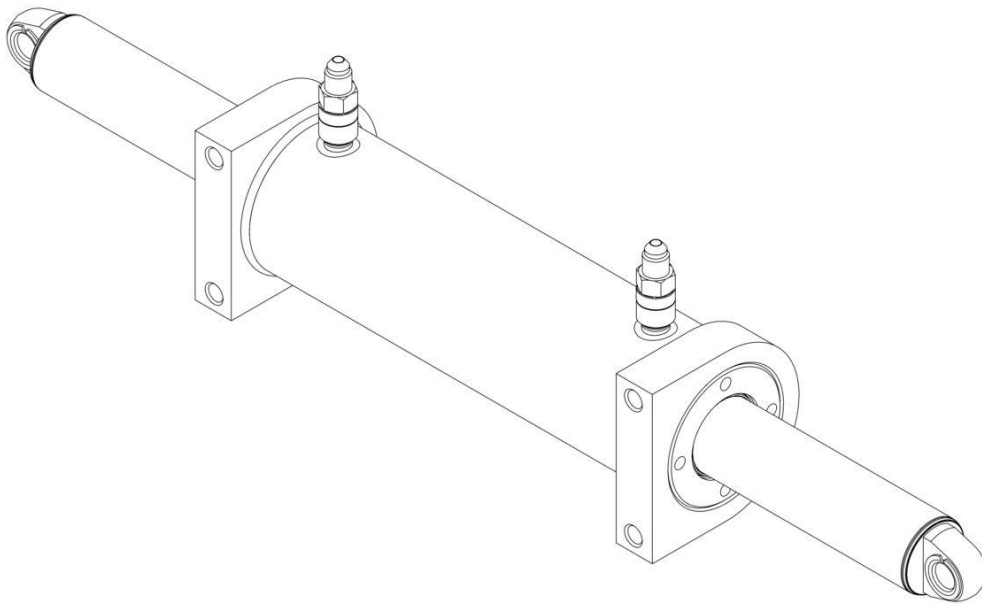
SECTION 5 - CYLINDER

FIGURE 5-5. STEER CYLINDER ASSEMBLY (MACHINES WITH SN STARTING WITH 12, B2 & G2)

ITEM	PART NUMBER	QTY	DESCRIPTION	REV
	1001256788	Ref	STEER CYLINDER ASSEMBLY	A
		Ref	Note: Original Cylinder May Have Been Replaced with Service Replacement. Identify PN Stamped on Cylinder Before Ordering Parts.	
1	70007579	1	Rod	
2	70007580	1	Piston	
3	70007581	2	Head	
4	70007077	1	Ring, Retaining	
5	See Note	NSS	Seal, Rod (Note: Use Item 50)	
6	See Note	NSS	O-Ring (Note: Use Item 50)	
7	See Note	NSS	O-Ring (Note: Use Item 50)	
8	See Note	NSS	O-Ring (Note: Use Item 50)	
9	See Note	NSS	Ring, Back-up (Note: Use Item 50)	
10	70003636	4	Lock	
11	0440259	2	Bearing	
12	See Note	NSS	Barrel (Note: Purchase Complete Assembly)	
13	See Note	NSS	Ring, Wear (Note: Use Item 50)	
14	See Note	NSS	Ring, Wear (Note: Use Item 50)	
15	See Note	NSS	Seal, Piston (Note: Use Item 50)	
16	70007079	2	Fitting	
18	See Note	NSS	Wiper (Note: Use Item 50)	
50	70007118	1	Seal Kit - Cylinder (Includes Items 5-9,13-15 & 18)	

SECTION 5 - CYLINDER

FIGURE 5-6. STEER CYLINDER ASSEMBLY



ART_1001276701

SECTION 5 - CYLINDER

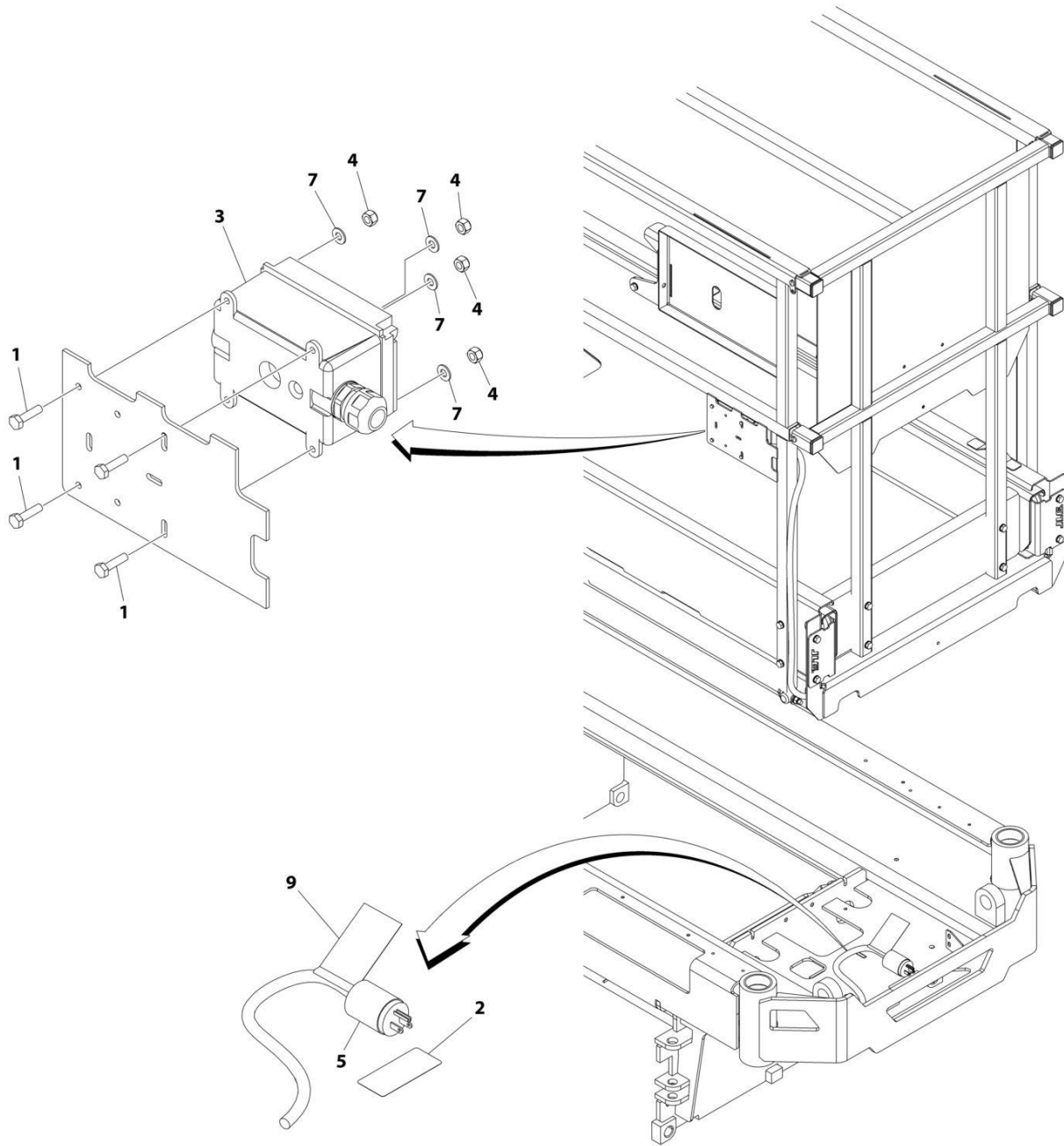
FIGURE 5-6. STEER CYLINDER ASSEMBLY

ITEM	PART NUMBER	QTY	DESCRIPTION	REV
	1001276701	Ref	STEER CYLINDER ASSEMBLY	A
		Ref	Note: No Other Service Parts Available..	
		Ref	Note: Original Cylinder May Have Been Replaced with Service Replacement. Identify PN Stamped on Cylinder Before Ordering Parts.	
	70008472	1	Kit, Seal - 1001276701 Cylinder	

SECTION 6 - ELECTRICAL

SECTION 6 - ELECTRICAL

FIGURE 6-1. AC BOX AT PLATFORM INSTALLATION - 110V GFI (ANSI, ANSI EXPORT, CHINA AND JAPANESE SPECS)



ART_1001208930

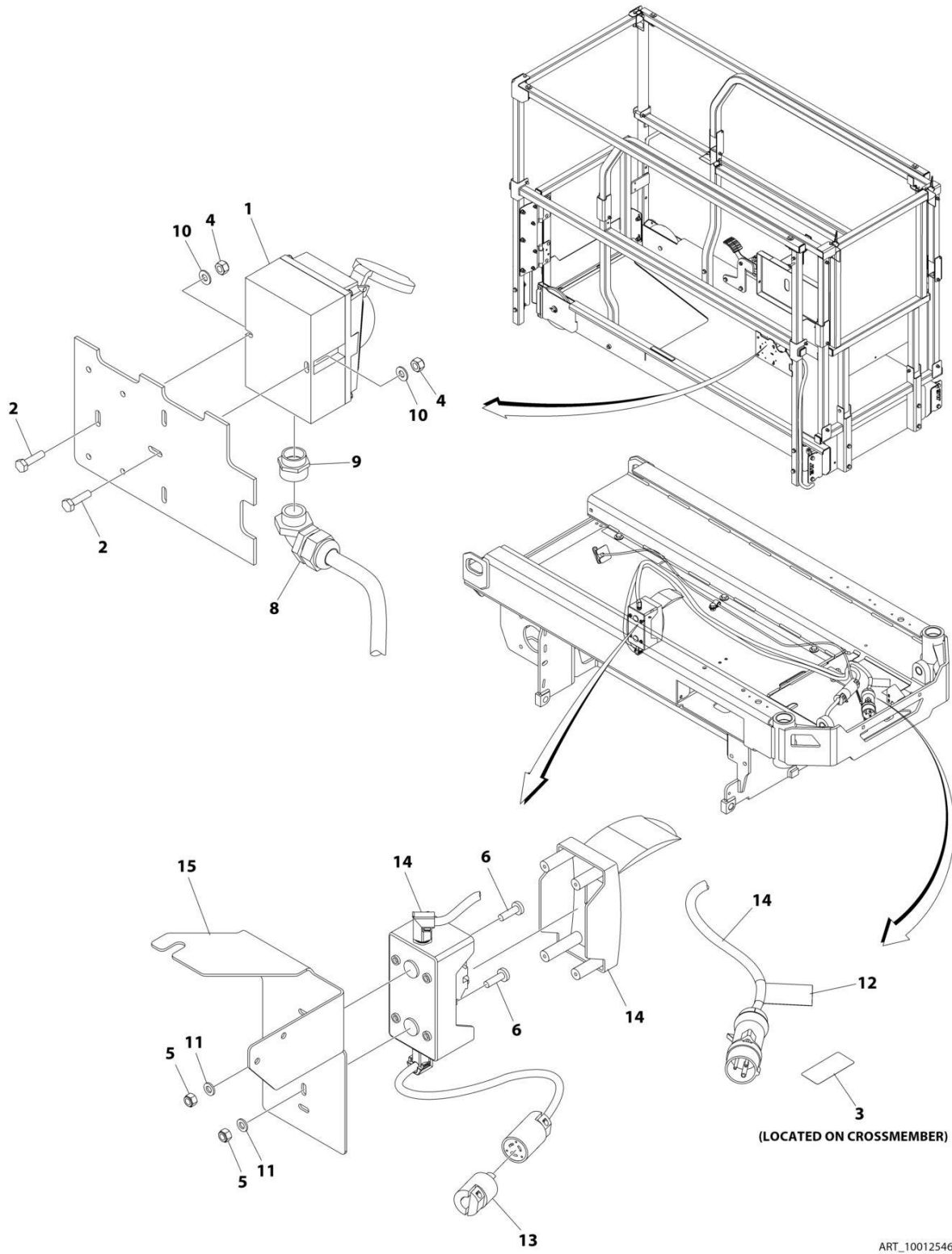
SECTION 6 - ELECTRICAL

FIGURE 6-1. AC BOX AT PLATFORM INSTALLATION - 110V GFI (ANSI, ANSI EXPORT, CHINA AND JAPANESE SPECS)

ITEM	PART NUMBER	QTY	DESCRIPTION	REV
	1001208930	Ref	AC BOX AT PLATFORM INSTALLATION - 110V GFI	C
1	0760408	4	Bolt M4 x 16	
2	1703464	1	Decal - AC Power	
3	2902431	1	Receptacle Box Kit (See Separate Breakdown in this Section)	
4	3290405	4	Nut M4	
5	4460138	1	Plug, Male - AC	
6	4460315	1	Terminal (Not Shown)	
7	4811400	4	Washer M4	
9	1001102258	1	Decal - AC Label	
10	4240017	AR	Tie-Strap (Not Shown)	

SECTION 6 - ELECTRICAL

FIGURE 6-2. AC BOX AT PLATFORM INSTALLATION - 110V IEC YELLOW (CE & UK CA SPECS)



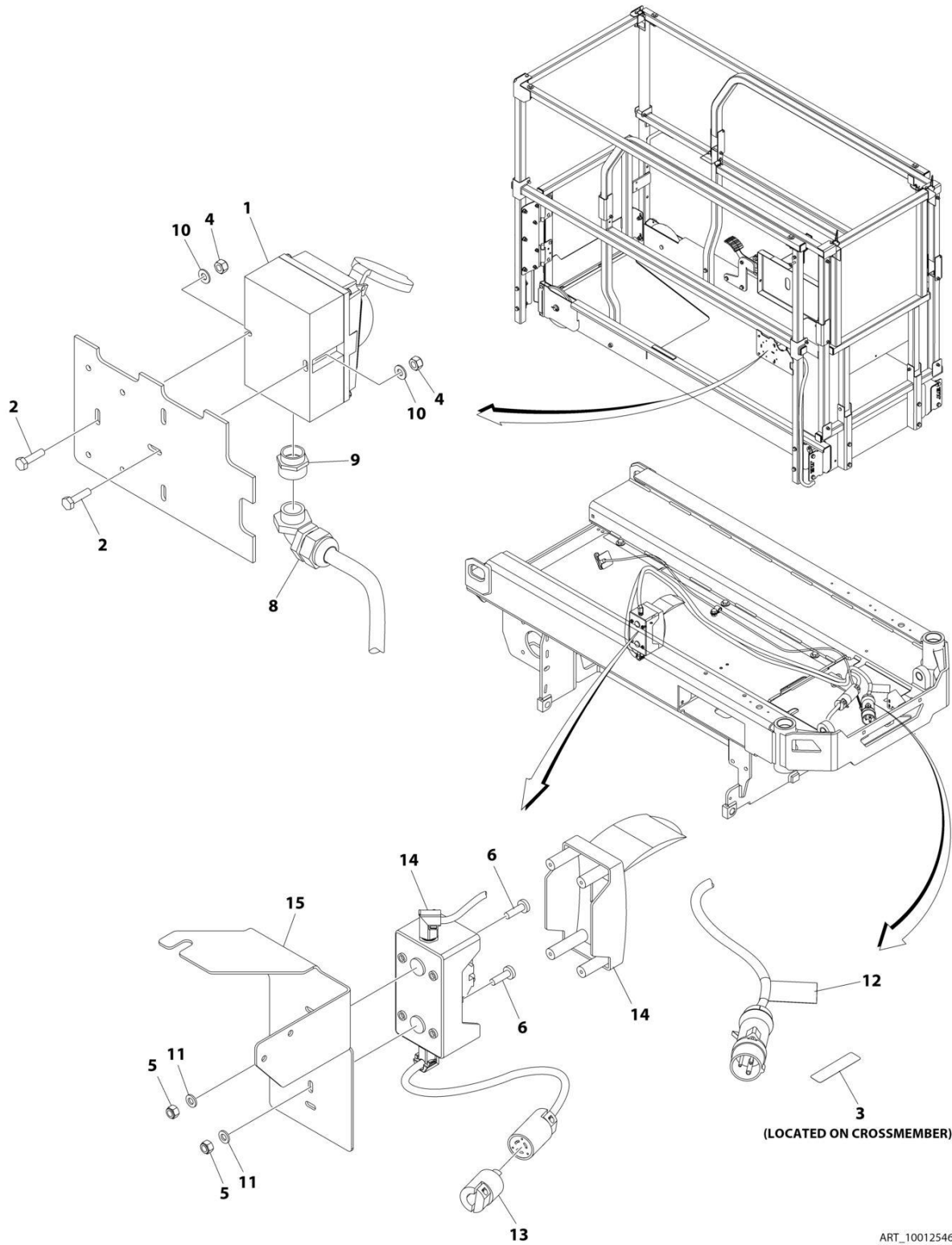
SECTION 6 - ELECTRICAL

FIGURE 6-2. AC BOX AT PLATFORM INSTALLATION - 110V IEC YELLOW (CE & UK CA SPECS)

ITEM	PART NUMBER	QTY	DESCRIPTION	REV
	1001254639	Ref	AC BOX AT PLATFORM INSTALLATION - 110V IEC YELLOW	A
1	0275216	1	Receptacle Box Kit - 110V IEC Yellow (See Separate Breakdown in this Section)	
2	0760408	2	Bolt M4 x 16	
3	1703464	1	Decal - AC Power	
4	3290405	2	Nut M4	
5	3290605	2	Nut M6	
6	4010610	2	Screw M6 x 20	
7	4240017	AR	Tie-Strap (Not Shown)	
8	4461257	1	Connector, Strain Relief	
9	4461258	1	Connector, Adapter	
10	4811400	2	Washer M4	
11	4811700	4	Washer M6	
12	1001102258	1	Decal - AC Label	
13	1001120204	1	Plug, Male Twist	
14	1001209776	1	Breaker Box Kit (See Separate Breakdown in this Section)	
15	1001253280	1	Bracket	

SECTION 6 - ELECTRICAL

FIGURE 6-3. AC BOX AT PLATFORM INSTALLATION - 220V IEC BLUE (CE & UK CA SPECS)



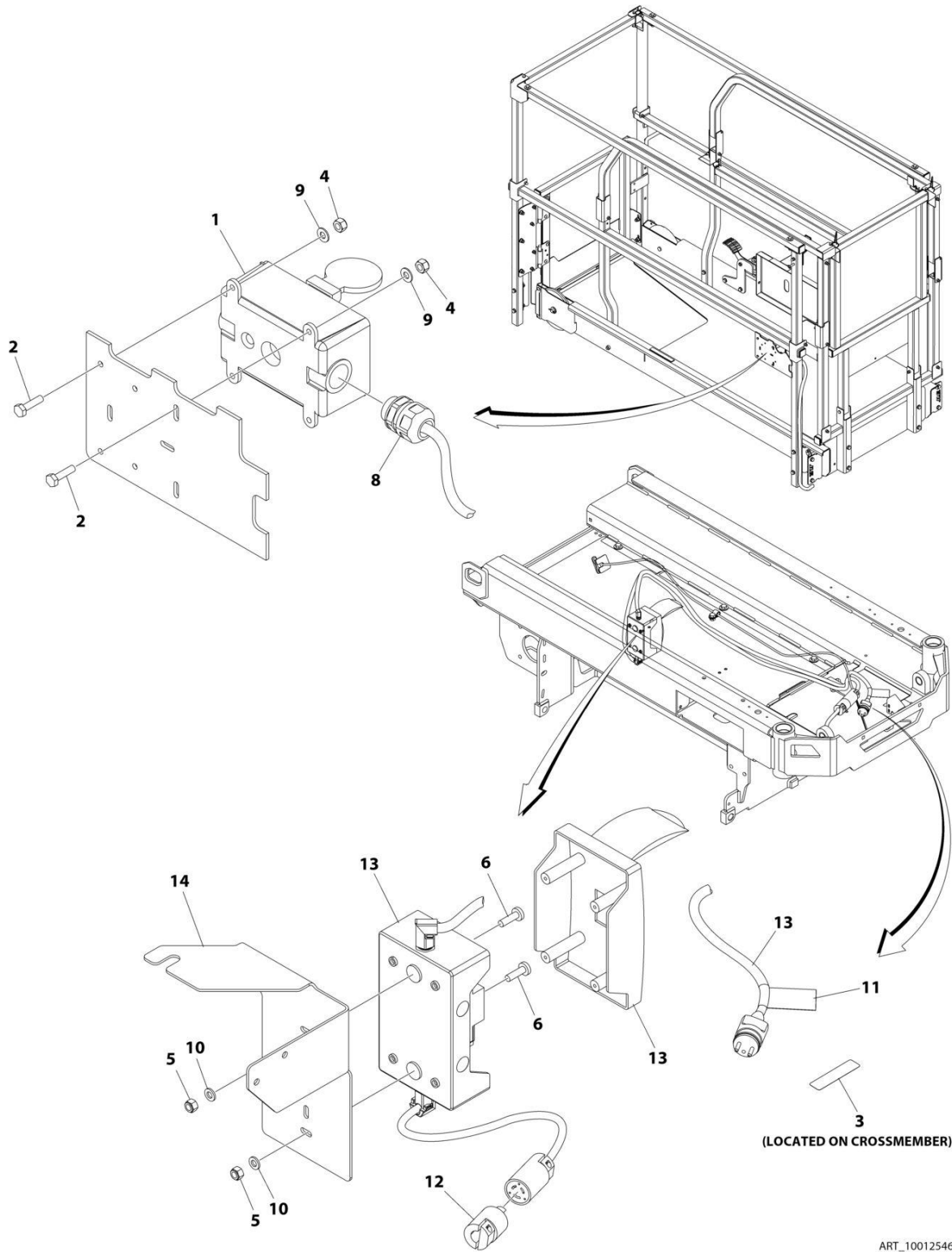
SECTION 6 - ELECTRICAL

FIGURE 6-3. AC BOX AT PLATFORM INSTALLATION - 220V IEC BLUE (CE & UK CA SPECS)

ITEM	PART NUMBER	QTY	DESCRIPTION	REV
	1001254640	Ref	AC BOX AT PLATFORM INSTALLATION - 220V IEC BLUE	A
1	0275217	1	Receptacle Box Kit - 220V IEC Blue (See Separate Breakdown in this Section)	
2	0760408	2	Bolt M4 x 16	
3	3252507	1	Decal - AC Power	
4	3290405	2	Nut M4	
5	3290605	2	Nut M6	
6	4010610	2	Screw M6 x 20	
7	4240017	AR	Tie-Strap (Not Shown)	
8	4461257	1	Connector, Strain Relief	
9	4461258	1	Connector, Adapter	
10	4811400	2	Washer M4	
11	4811700	4	Washer M6	
12	1001102258	1	Decal - AC Label	
13	1001120204	1	Plug, Male Twist	
14	1001209776	1	Breaker Box Kit (See Separate Breakdown in this Section)	
15	1001253280	1	Bracket	

SECTION 6 - ELECTRICAL

FIGURE 6-4. AC BOX AT PLATFORM INSTALLATION - 220V CEE7 POST GROUND (CE & UK CA SPECS)



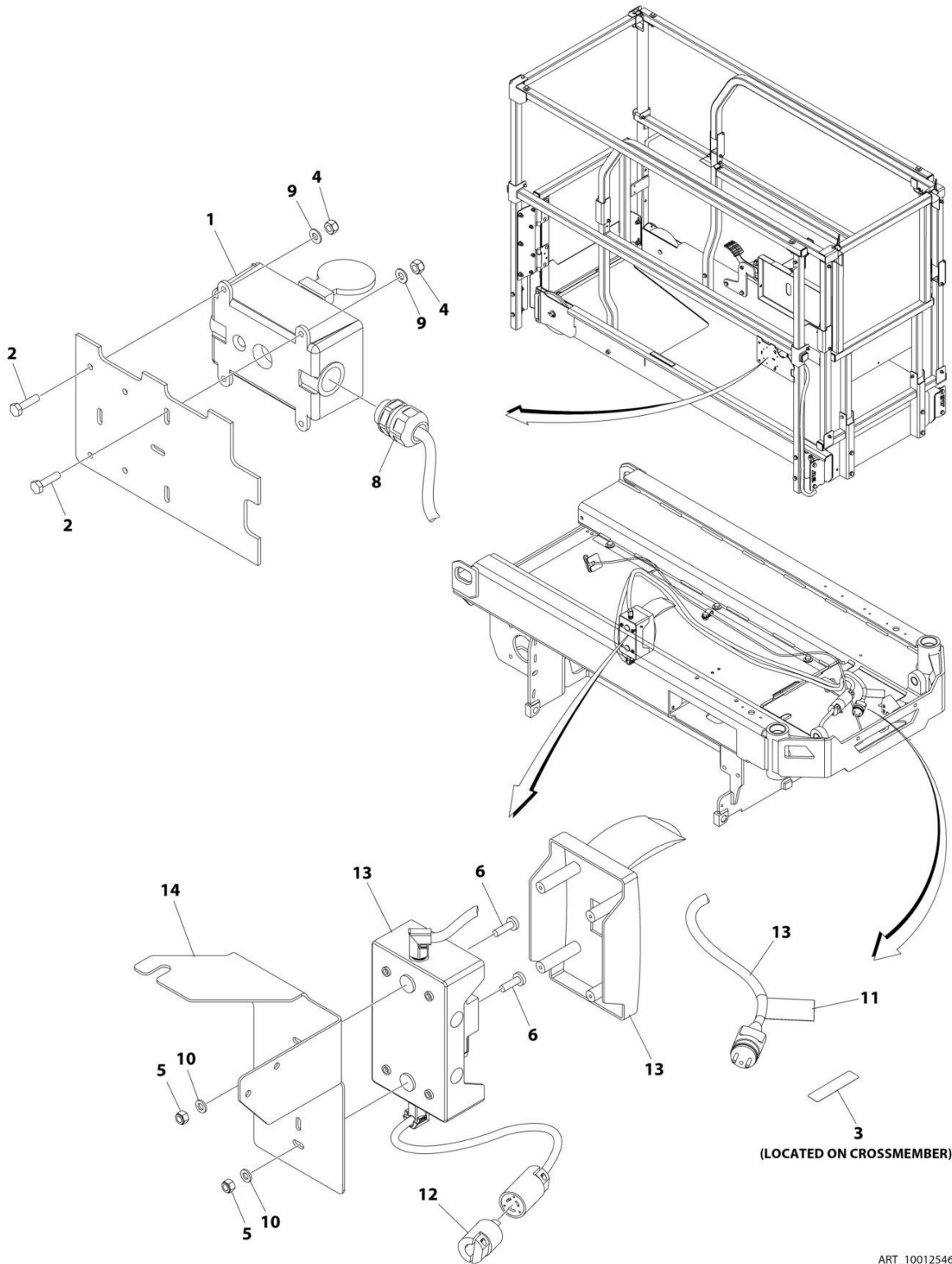
SECTION 6 - ELECTRICAL

FIGURE 6-4. AC BOX AT PLATFORM INSTALLATION - 220V CEE7 POST GROUND (CE & UK CA SPECS)

ITEM	PART NUMBER	QTY	DESCRIPTION	REV
	1001254636	Ref	AC BOX AT PLATFORM INSTALLATION - 220V CEE7 POST GROUND	A
1	0275452	1	Receptacle Box Kit - 220V CEE7 Post Ground (See Separate Breakdown in this Section)	
2	0760408	4	Bolt M4 x 16	
3	3252507	1	Decal - AC Power	
4	3290405	4	Nut M4	
5	3290605	2	Nut M6	
6	4010610	2	Screw M6 x 20	
7	4240017	AR	Tie-Strap (Not Shown)	
8	4460662	1	Connector, Strain Relief	
9	4811400	4	Washer M4	
10	4811700	4	Washer M6	
11	1001102258	1	Decal - AC Label	
12	1001120204	1	Plug, Male Twist	
13	1001209482	1	Breaker Box Kit (See Separate Breakdown in this Section)	
14	1001253280	1	Bracket	

SECTION 6 - ELECTRICAL

FIGURE 6-5. AC BOX AT PLATFORM INSTALLATION - 220V CEE7 SIDE GROUND (CE & UK CA SPECS)



ART_1001254637

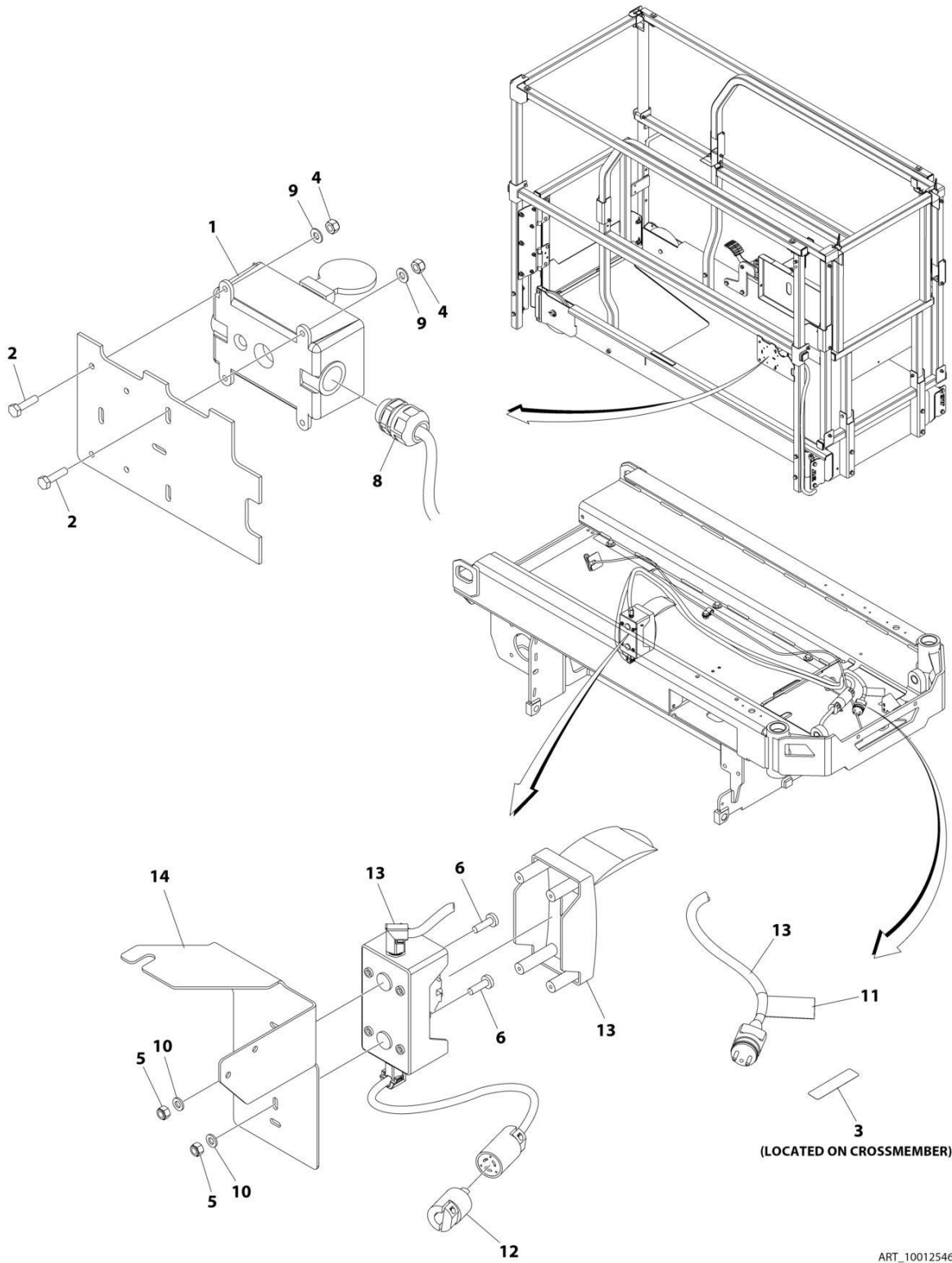
SECTION 6 - ELECTRICAL

FIGURE 6-5. AC BOX AT PLATFORM INSTALLATION - 220V CEE7 SIDE GROUND (CE & UK CA SPECS)

ITEM	PART NUMBER	QTY	DESCRIPTION	REV
	1001254637	Ref	AC BOX AT PLATFORM INSTALLATION - 220V CEE7 SIDE GROUND	A
1	0275453	1	Receptacle Box Kit - 220V CEE7 Side Ground (See Separate Breakdown in this Section)	
2	0760408	4	Bolt M4 x 16	
3	3252507	1	Decal - AC Power	
4	3290405	4	Nut M4	
5	3290605	2	Nut M6	
6	4010610	2	Screw M6 x 20	
7	4240017	AR	Tie-Strap (Not Shown)	
8	4460662	1	Connector, Strain Relief	
9	4811400	4	Washer M4	
10	4811700	4	Washer M6	
11	1001102258	1	Decal - AC Label	
12	1001120204	1	Plug, Male Twist	
13	1001209482	1	Breaker Box Kit (See Separate Breakdown in this Section)	
14	1001253280	1	Bracket	

SECTION 6 - ELECTRICAL

FIGURE 6-6. AC BOX AT PLATFORM INSTALLATION - 220V AFSINT 107 (CE & UK CA SPECS)



ART_1001254638

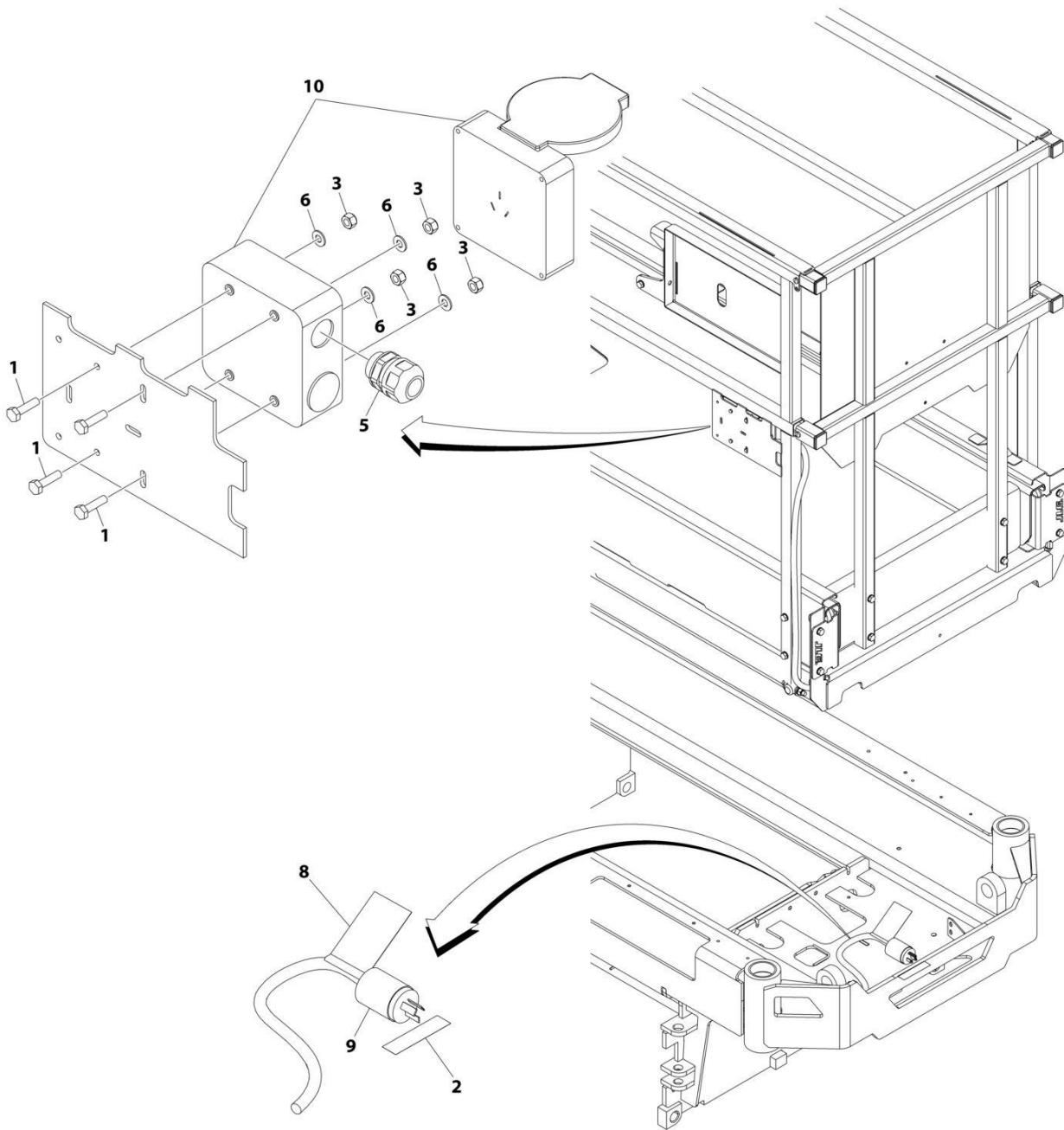
SECTION 6 - ELECTRICAL

FIGURE 6-6. AC BOX AT PLATFORM INSTALLATION - 220V AFSINT 107 (CE & UK CA SPECS)

ITEM	PART NUMBER	QTY	DESCRIPTION	REV
	1001254638	Ref	AC BOX AT PLATFORM INSTALLATION - 220V AFSINT 107	A
1	0275454	1	Receptacle Box Kit - 220V AFSINT 107 (See Separate Breakdown in this Section)	
2	0760408	4	Bolt M4 x 16	
3	3252507	1	Decal - AC Power	
4	3290405	4	Nut M4	
5	3290605	2	Nut M6	
6	4010610	2	Screw M6 x 20	
7	4240017	AR	Tie-Strap (Not Shown)	
8	4460662	1	Connector, Strain Relief	
9	4811400	4	Washer M4	
10	4811700	4	Washer M6	
11	1001102258	1	Decal - AC Label	
12	1001120204	1	Plug, Male Twist	
13	1001209776	1	Breaker Box Kit (See Separate Breakdown in this Section)	
14	1001253280	1	Bracket	

SECTION 6 - ELECTRICAL

FIGURE 6-7. AC BOX AT PLATFORM INSTALLATION - 220V CHINA PLUG (CHINA SPECS)



ART_1001208938

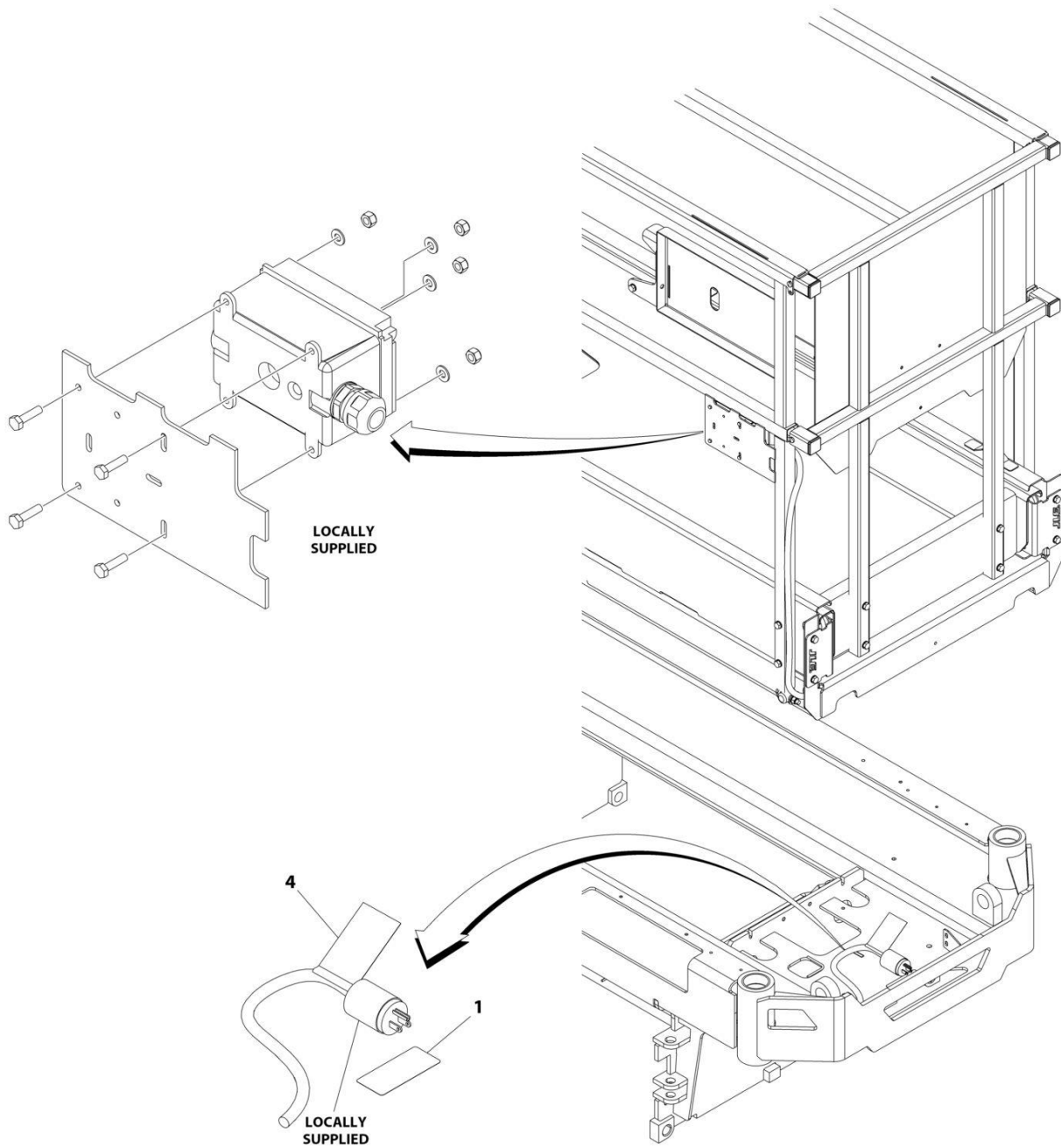
SECTION 6 - ELECTRICAL

FIGURE 6-7. AC BOX AT PLATFORM INSTALLATION - 220V CHINA PLUG (CHINA SPECS)

ITEM	PART NUMBER	QTY	DESCRIPTION	REV
	1001208938	Ref	AC BOX AT PLATFORM INSTALLATION - 220V CHINA PLUG	B
1	0760408	4	Bolt M4 x 16	
2	3252507	1	Decal - 220 Volt	
3	3290405	4	Nut M4	
4	4460315	1	Terminal (Not Shown)	
5	4460968	1	Connector, Strain Relief	
6	4811400	4	Washer M4	
8	1001102258	1	Decal - AC Label	
9	1001187816	1	Plug	
10	1001188116	1	Box	
11	4240017	AR	Tie-Strap (Not Shown)	

SECTION 6 - ELECTRICAL

FIGURE 6-8. AC BOX AT PLATFORM INSTALLATION - 220V LOCALLY SUPPLIED COMPONENTS (ALL SPECS)



ART_1001208931


SECTION 6 - ELECTRICAL

**FIGURE 6-8. AC BOX AT PLATFORM INSTALLATION - 220V LOCALLY SUPPLIED COMPONENTS
(ALL SPECS)**

ITEM	PART NUMBER	QTY	DESCRIPTION	REV
	1001208931	Ref	AC BOX AT PLATFORM INSTALLATION - 220V LOCALLY SUPPLIED COMPONENTS	C
1	3252507	1	Decal - 220 Volt	
4	1001102258	1	Decal - AC Label	
5	4240017	AR	Tie-Strap (Not Shown)	

SECTION 6 - ELECTRICAL

FIGURE 6-9. BEACON HARNESS



ART_1001201707

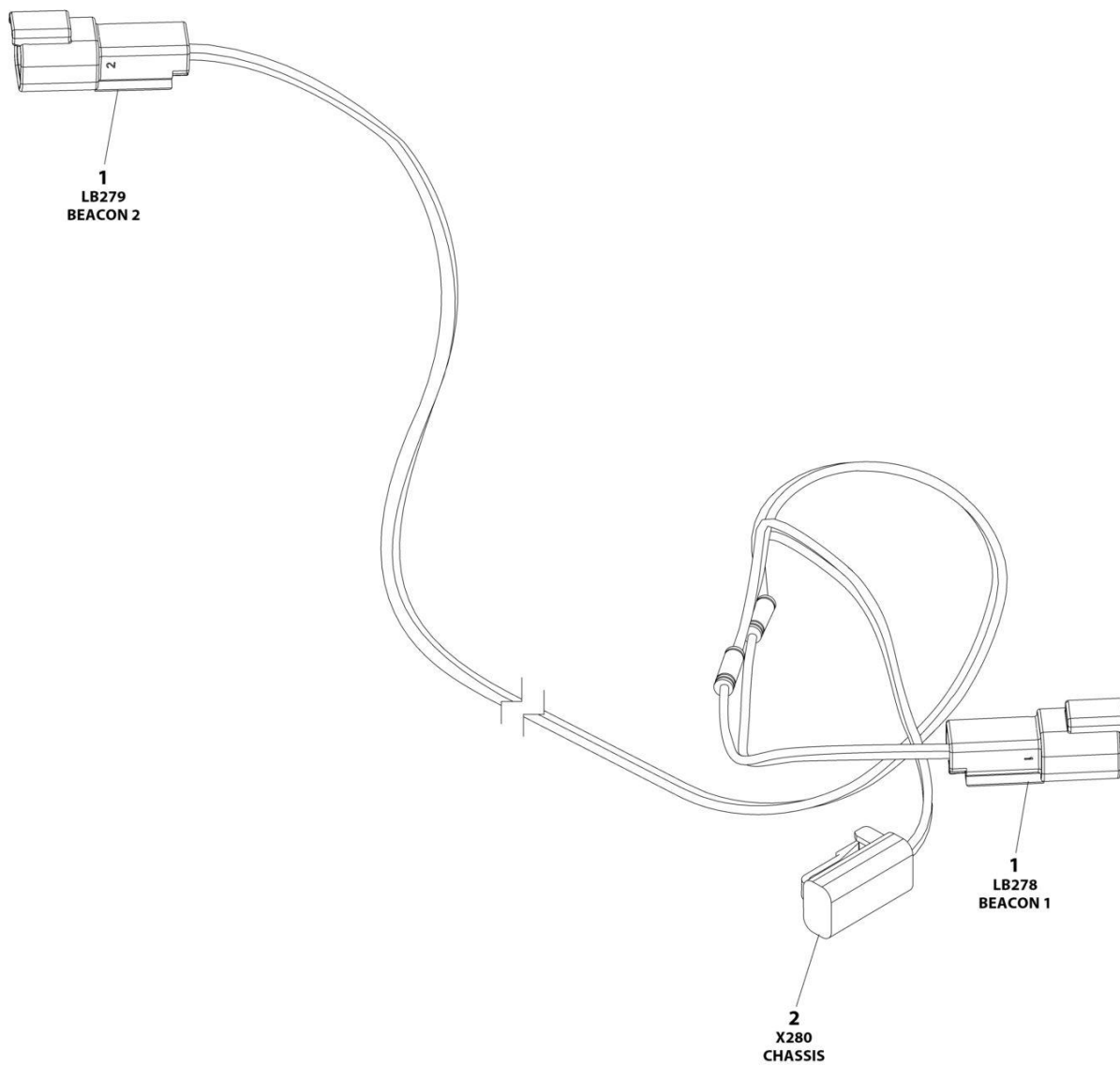
SECTION 6 - ELECTRICAL

FIGURE 6-9. BEACON HARNESS

ITEM	PART NUMBER	QTY	DESCRIPTION	REV
	1001201707	Ref	BEACON HARNESS	C
1	4460897	2	Connector	
1	4460464	4	Pin	
2	4460891	1	Connector	
2	4460465	2	Socket	

SECTION 6 - ELECTRICAL

FIGURE 6-10. BEACON JUMPER HARNESS (SN B200089066 to Present)



ART_1001282509

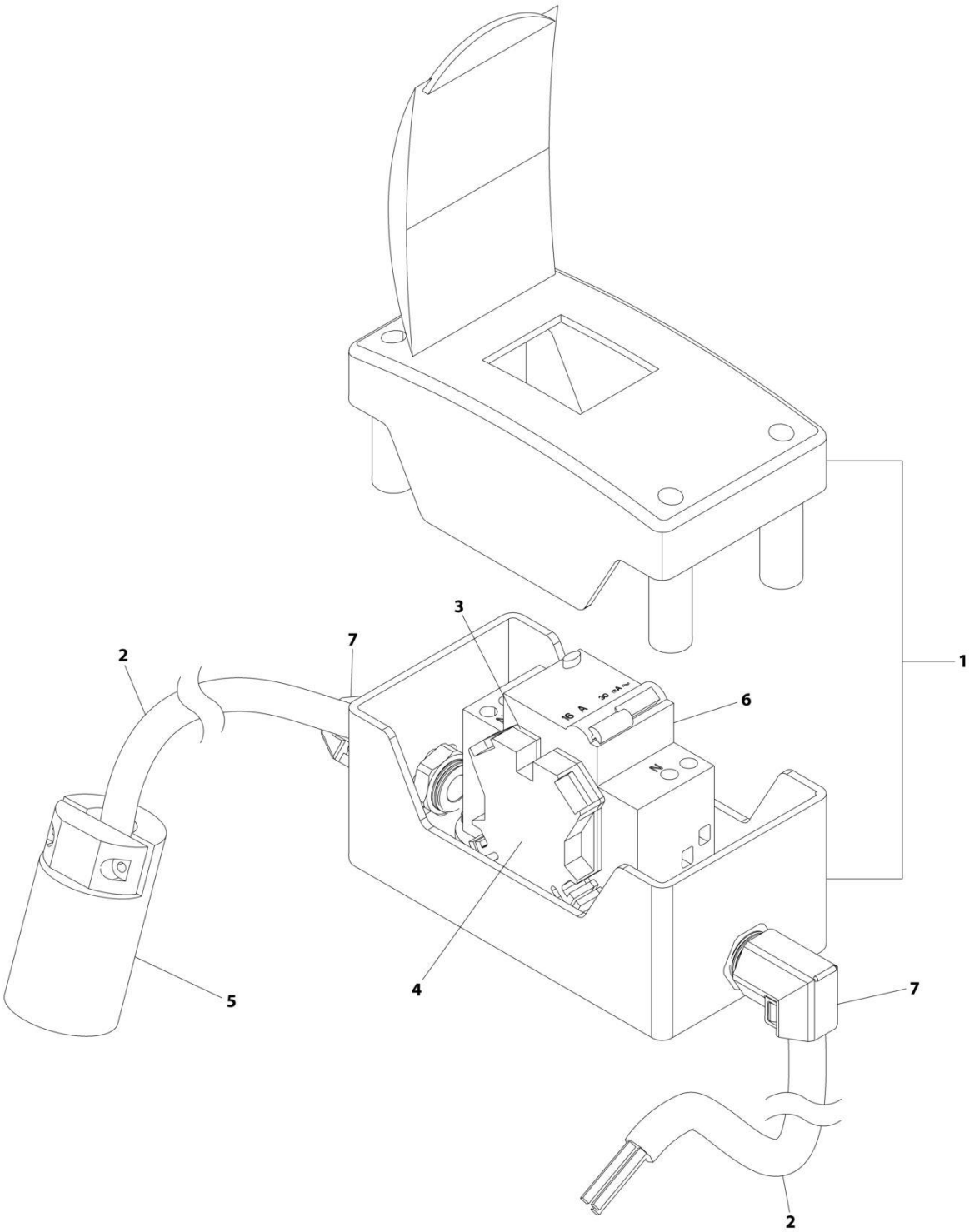
SECTION 6 - ELECTRICAL

FIGURE 6-10. BEACON JUMPER HARNESS (SN B200089066 to Present)

ITEM	PART NUMBER	QTY	DESCRIPTION	REV
	1001282509	Ref	BEACON JUMPER HARNESS	A
1	4460897	2	Connector	
1	4460464	4	Pin	
2	4460891	1	Connector	
2	4460465	2	Socket	

SECTION 6 - ELECTRICAL

FIGURE 6-11. BREAKER BOX KIT WITH 1 DOUBLE BREAKER



ART_1001209776

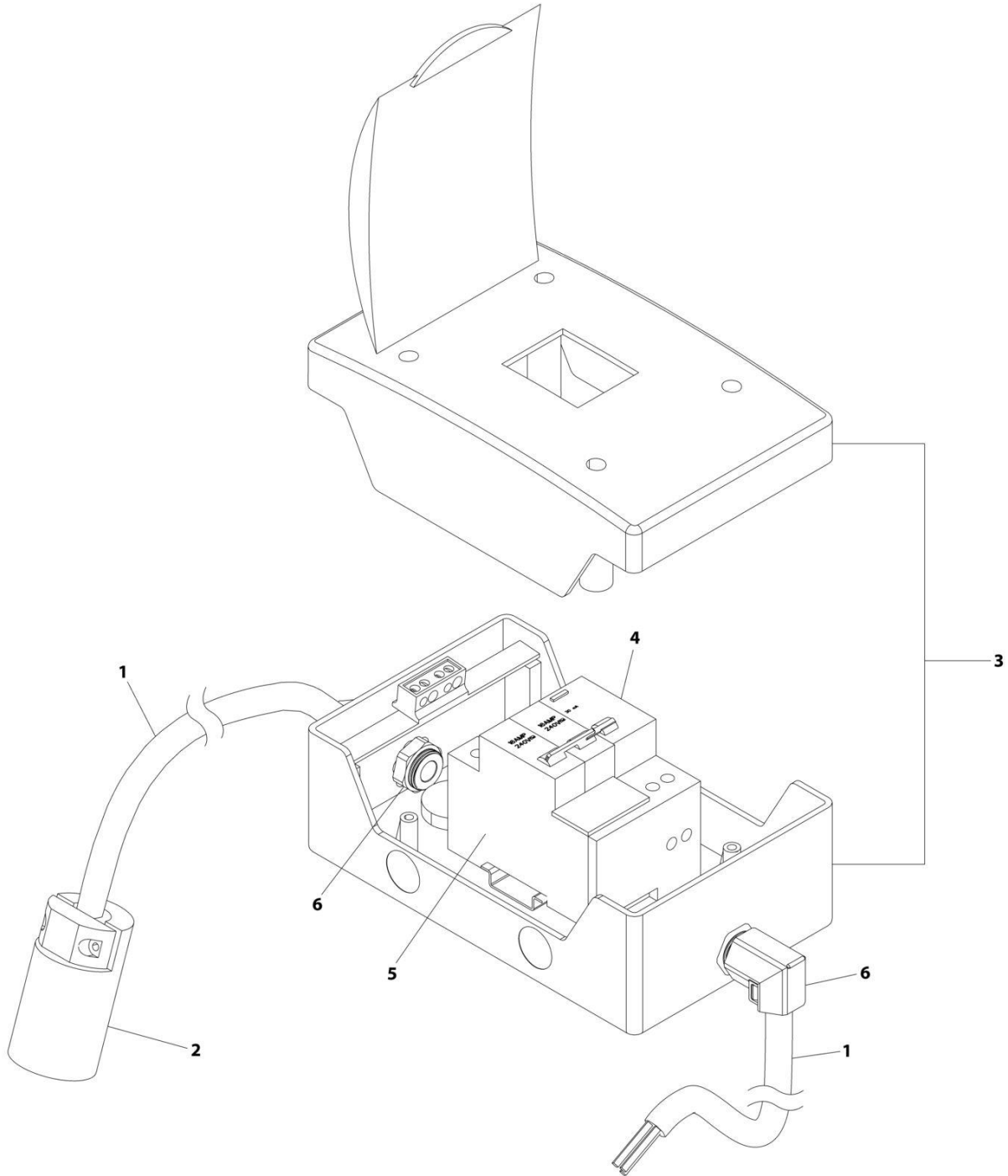
SECTION 6 - ELECTRICAL

FIGURE 6-11. BREAKER BOX KIT WITH 1 DOUBLE BREAKER

ITEM	PART NUMBER	QTY	DESCRIPTION	REV
	1001209776	Ref	BREAKER BOX KIT WITH 1 DOUBLE BREAKER	F
1	0861880	1	Box	
2	1060908	126 in /3.2m	Cable, 12/3	
3	4460956	1	Barrier, Terminal	
4	4460957	1	Block, Terminal	
5	1001120205	1	Connector, Female Twist	
6	1001181045	1	Breaker 30mAmp/16 Amp	
7	1001217164	2	Connector, Strain Relief 90	

SECTION 6 - ELECTRICAL

FIGURE 6-12. BREAKER BOX KIT WITH 3 BREAKERS



ART_1001209482

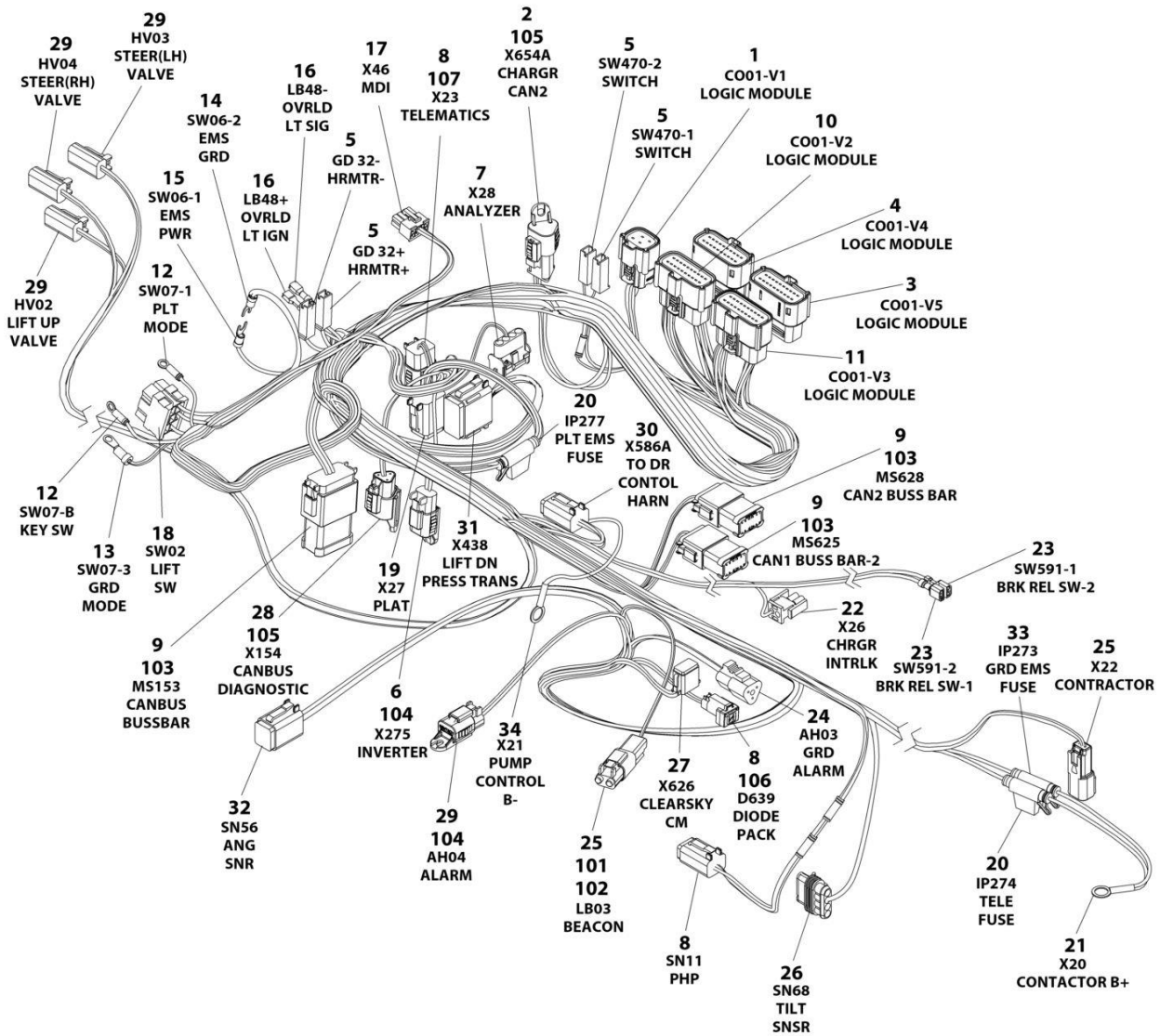
SECTION 6 - ELECTRICAL

FIGURE 6-12. BREAKER BOX KIT WITH 3 BREAKERS

ITEM	PART NUMBER	QTY	DESCRIPTION	REV
	1001209482	Ref	BREAKER BOX KIT WITH 3 BREAKERS	G
1	1060908	126 in /3.2m	Cable, 12/3	
2	1001120205	1	Connector, Female Twist	
3	1001152483	1	Box	
4	1001189171	1	Breaker, 30mAmp	
5	1001189172	1	Breaker 16 Amp, Double	
6	1001217164	2	Connector, Strain Relief 90	

SECTION 6 - ELECTRICAL

FIGURE 6-13. CHASSIS HARNESS



ART_1001283415_C

SECTION 6 - ELECTRICAL

FIGURE 6-13. CHASSIS HARNESS

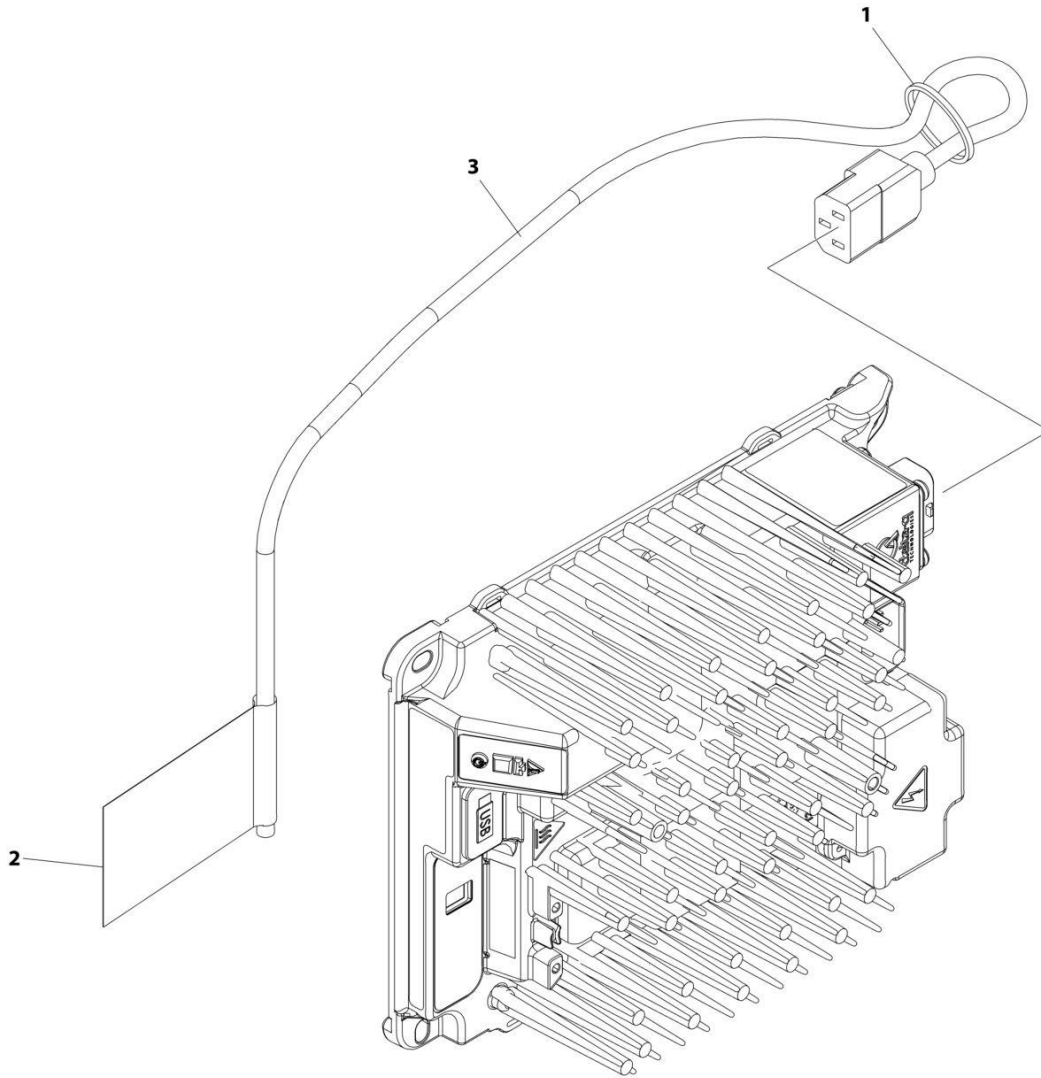
ITEM	PART NUMBER	QTY	DESCRIPTION	REV
	1001283415	Ref	CHASSIS HARNESS	B
1	1001205409	1	Connector- 8 Position	
1	1001162887	8	Terminal	
2	4460965	1	Receptacle, Female - 3 Position	
2	4460944	2	Pin, Male	
2	4460466	1	Plug, Terminal	
3	1001205412	1	Connector - 20 Position	
3	1001162887	14	Terminal	
3	1001163340	6	Plug, Terminal	
4	1001205411	1	Connector - 20 Position	
4	1001162887	16	Terminal	
4	1001163340	4	Plug, Terminal	
5	4460260	4	Cover, Terminal	
5	4460259	4	Terminal	
6	4460891	1	Plug, Male - 4 Position	
6	4460465	1	Socket, Female	
6	4460466	1	Plug, Terminal	
7	4460761	1	Plug, Male - 4 Position	
7	4460227	4	Socket, Female	
8	4460884	3	Plug, Male - 4 Position	
8	4460465	12	Socket, Female	
9	4460933	3	Plug, Male - 12 Position	
9	4460465	24	Socket	
9	4460466	12	Plug, Terminal	
10	1001205410	1	Connector - 20 Position	
10	1001162887	13	Terminal	
10	1001163340	7	Plug, Terminal	
11	1001162886	1	Connector - 20 Position	
11	1001162887	15	Terminal	
11	1001163340	5	Plug, Terminal	
12	4460247	2	Terminal, Ring	
13	4460042	1	Terminal, Ring	
14	4460115	1	Terminal, Ring	
15	4460183	1	Terminal, Ring	
16	1001201885	2	Terminal	
17	1001151629	1	Plug, Male - 8 Position	
17	4461023	2	Terminal	
17	4460877	2	Terminal	
18	4460418	1	Connector - 6 Position	
18	1001159186	3	Socket	
19	4460894	1	Plug, Male - 6 Position	
19	4460465	4	Socket, Female	
19	4460944	2	Socket, Female	
20	2400060	2	Holder/Cover, Fuse	
20	8229242	2	Fuse 5 Amp	
21	4460019	1	Terminal, Ring	
22	4460320	1	Plug, Male - 2 Position	
22	4460226	1	Socket, Female	
23	1001194421	2	Connector	
24	4460539	1	Plug, Male - 3 Position	

SECTION 6 - ELECTRICAL

ITEM	PART NUMBER	QTY	DESCRIPTION	REV
24	4460465	3	Socket, Female	
25	4460897	2	Receptacle, Female - 2 Position	
25	4460464	4	Pin, Male	
26	1001103012	1	Plug, Male - 4 Position	
26	1001237212	4	Socket Female	
26	1001197457	4	Seal, Terminal	
27	4460930	1	Connector	
27	4460465	8	Socket	
28	1001116812	1	Connector	
28	4460944	2	Pin	
28	4460966	1	Plug	
29	4460891	4	Connector	
29	4460465	8	Socket	
30	4460884	1	Connector	
30	4460944	2	Plug	
30	4460465	2	Socket	
31	4460933	1	Connector	
31	4460465	10	Socket	
31	4460466	2	Plug	
32	4460894	1	Connector	
32	4460465	6	Socket	
33	2400060	1	Holder/Cover, Fuse	
33	8229244	1	Fuse 15 Amp	
34	4460256	1	Terminal, Ring	
101	4460466	2	Plug, Terminal	
102	4460891	1	Plug, Male - 2 Position	
103	1001125677	3	Receptacle, Female Buss Bar - 2x6 Position	
104	1001144295	2	Cap	
105	1001144296	2	Cap	
106	1001152266	1	Connector	
107	1001192401	1	Cover	

SECTION 6 - ELECTRICAL

FIGURE 6-14. CHARGER PLUG INSTALLATION - LOCALLY SUPPLIED PLUG (ALL SPECS)



ART_1001248631

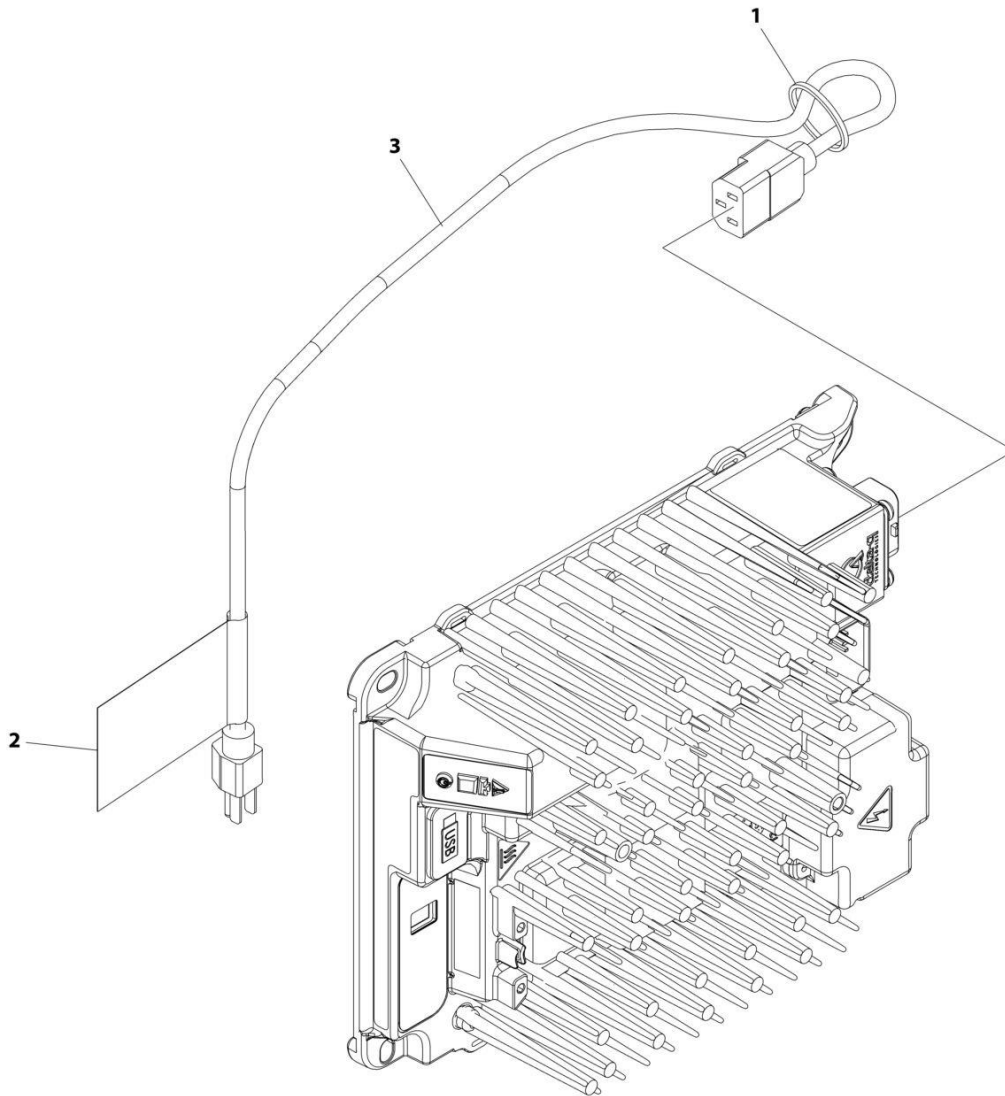
SECTION 6 - ELECTRICAL

FIGURE 6-14. CHARGER PLUG INSTALLATION - LOCALLY SUPPLIED PLUG (ALL SPECS)

ITEM	PART NUMBER	QTY	DESCRIPTION	REV
	1001248631	Ref	CHARGER PLUG INSTALLATION	B
1	4240017	AR	Tie-Strap	
2	1001102489	1	Decal - Charger	
3	1001207974	1	Cable, Charger Plug (No Plug)	

SECTION 6 - ELECTRICAL

FIGURE 6-15. CHARGER PLUG INSTALLATION - 110V PLUG (ALL SPECS EXCEPT AUSTRALIAN, CHINA, CE, KOREA & UK CA SPECS)



ART_1001248632

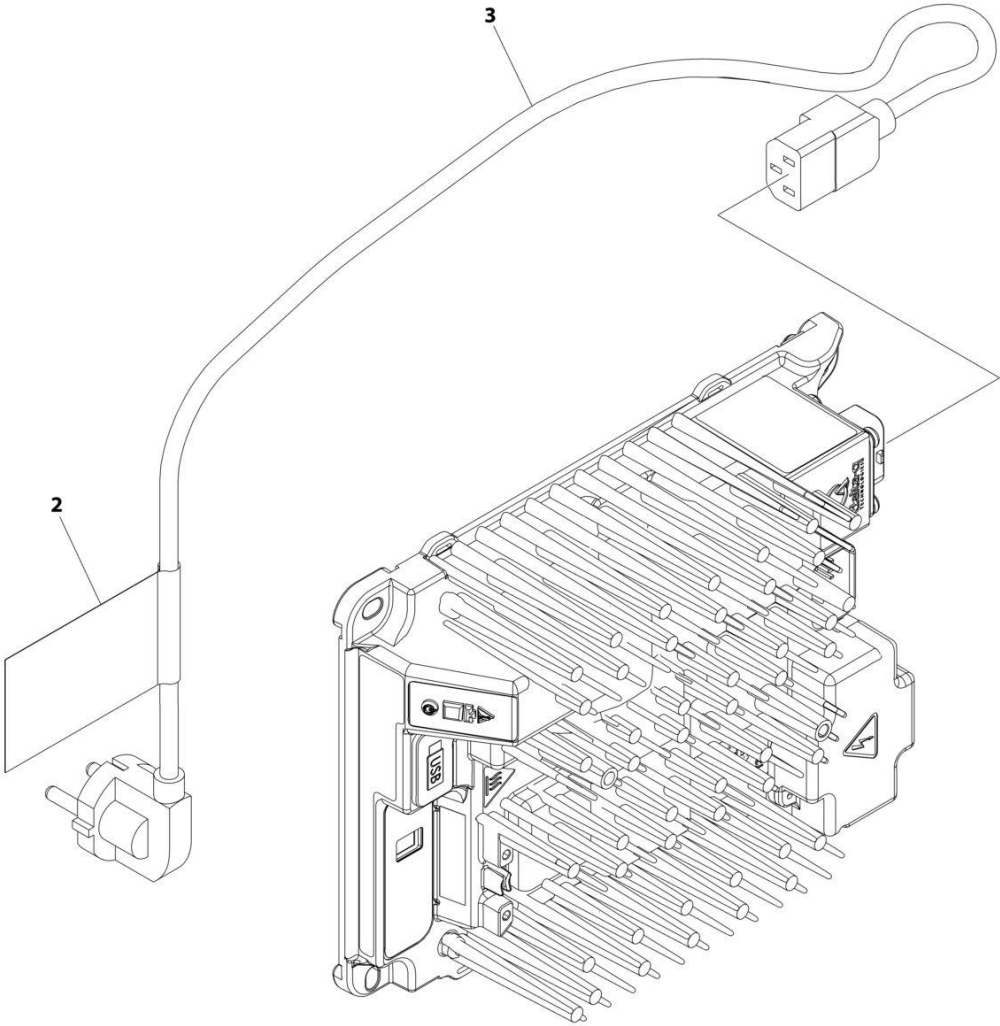
SECTION 6 - ELECTRICAL

FIGURE 6-15. CHARGER PLUG INSTALLATION - 110V PLUG (ALL SPECS EXCEPT AUSTRALIAN, CHINA, CE, KOREA & UK CA SPECS)

ITEM	PART NUMBER	QTY	DESCRIPTION	REV
	1001248632	Ref	CHARGER PLUG INSTALLATION	B
1	4240017	AR	Tie-Strap	
2	1001102489	1	Decal - Charger	
3	1001207970	1	Cable, Charger Plug	

SECTION 6 - ELECTRICAL

FIGURE 6-16. CHARGER PLUG INSTALLATION (KOREAN PLUG)



ART_1001248634

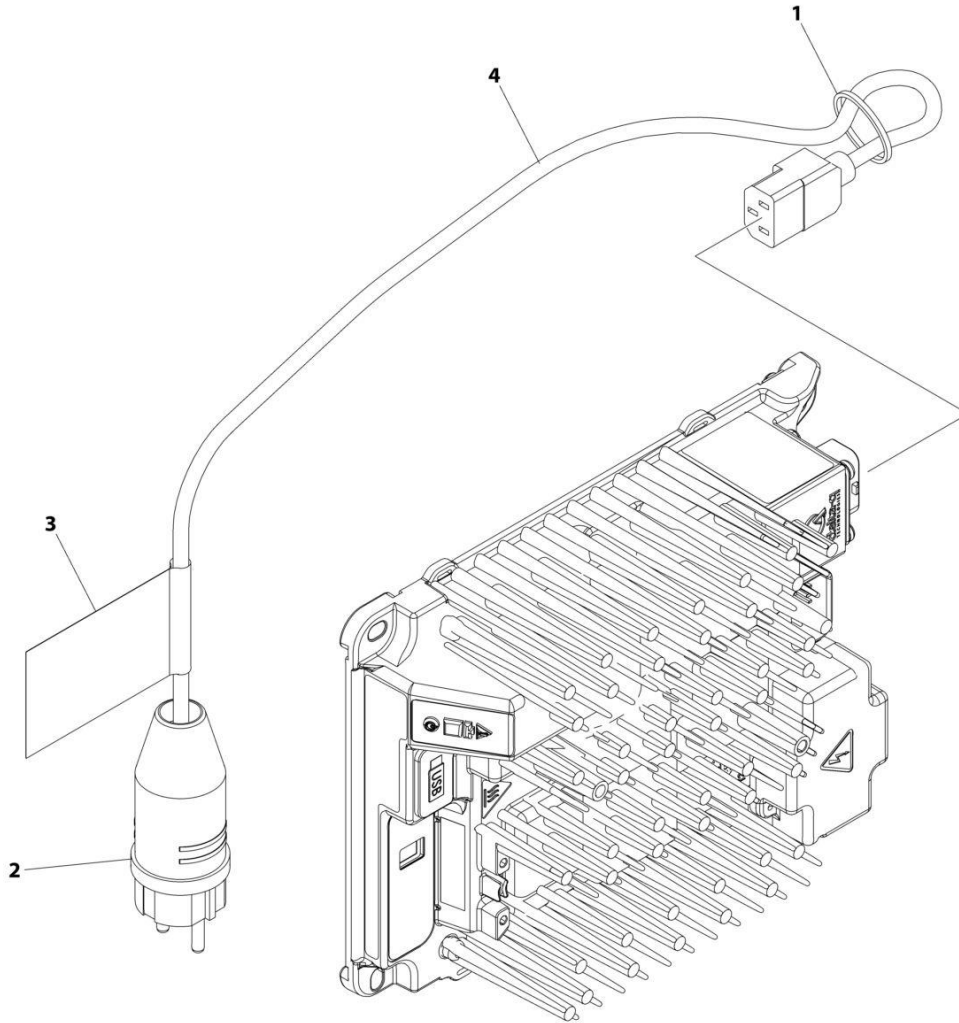
SECTION 6 - ELECTRICAL

FIGURE 6-16. CHARGER PLUG INSTALLATION (KOREAN PLUG)

ITEM	PART NUMBER	QTY	DESCRIPTION	REV
	1001248634	Ref	CHARGER PLUG INSTALLATION	A
1	4240017	AR	Tie-Strap (Not Shown)	
2	1001102489	1	Decal - Charger Label	
3	1001221949	1	Cable, Charger AC Input	

SECTION 6 - ELECTRICAL

FIGURE 6-17. CHARGER PLUG INSTALLATION - 220V CEE7 PLUG (CE & UK CA SPECS)



ART_1001258768

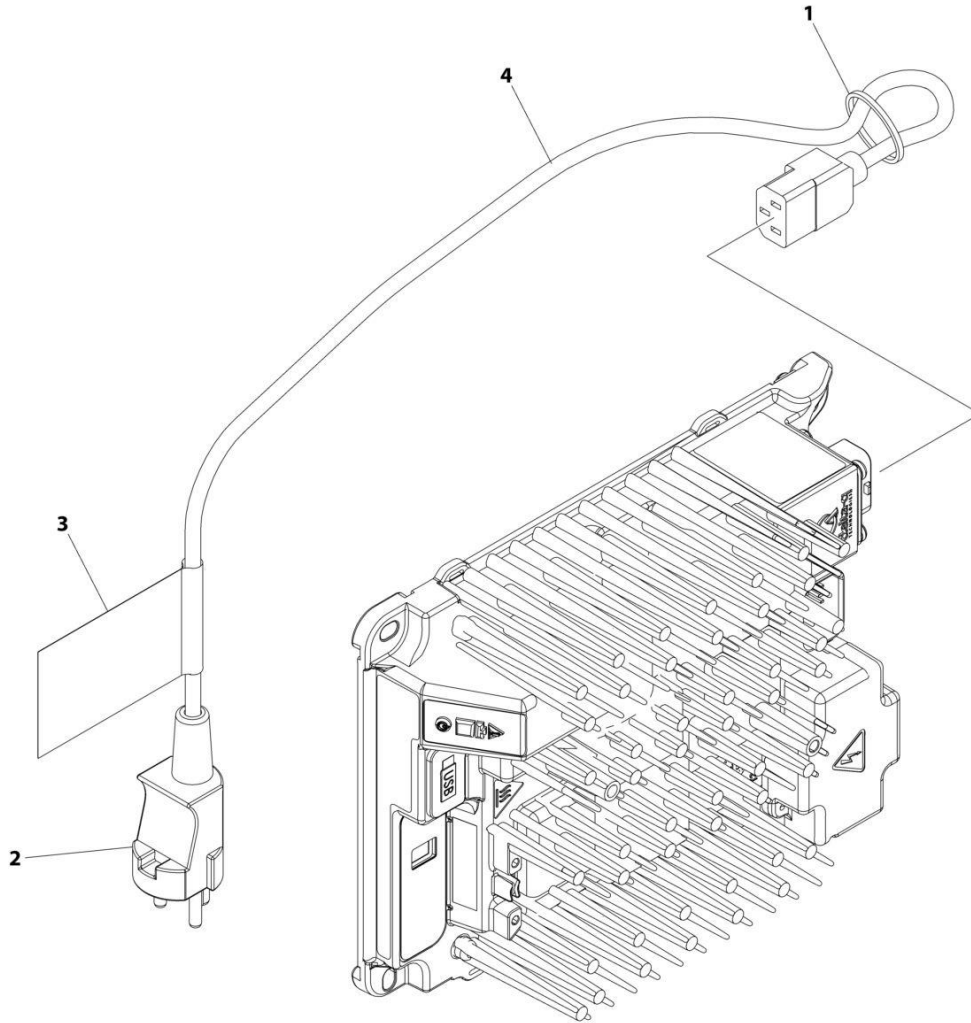
SECTION 6 - ELECTRICAL

FIGURE 6-17. CHARGER PLUG INSTALLATION - 220V CEE7 PLUG (CE & UK CA SPECS)

ITEM	PART NUMBER	QTY	DESCRIPTION	REV
	1001258768	Ref	CHARGER PLUG INSTALLATION	A
1	4240017	AR	Tie-Strap	
2	4461205	1	Terminal	
3	1001102489	1	Decal - Charger	
4	1001207974	1	Cable, Charger Plug (No Plug)	

SECTION 6 - ELECTRICAL

FIGURE 6-18. CHARGER PLUG INSTALLATION - 220V AFSINT 107 (CE & UK CA SPEC)



ART_1001258770

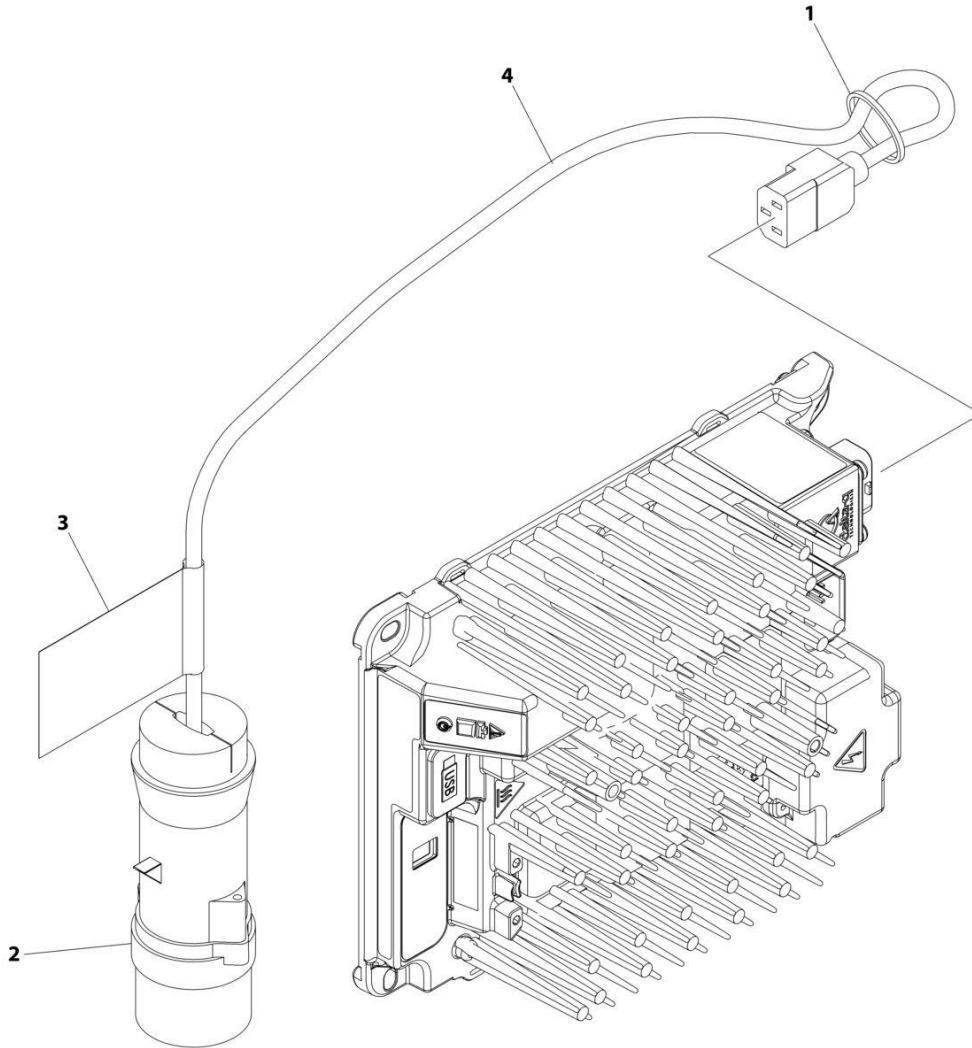
SECTION 6 - ELECTRICAL

FIGURE 6-18. CHARGER PLUG INSTALLATION - 220V AFSINT 107 (CE & UK CA SPEC)

ITEM	PART NUMBER	QTY	DESCRIPTION	REV
	1001258770	Ref	CHARGER PLUG INSTALLATION	A
1	4240017	AR	Tie-Strap	
2	4461249	1	Terminal	
3	1001102489	1	Decal - Charger	
4	1001207974	1	Cable, Charger Plug (No Plug)	

SECTION 6 - ELECTRICAL

FIGURE 6-19. CHARGER PLUG INSTALLATION - 110V IEC YELLOW (CE & UK CA SPEC)



ART_1001258771

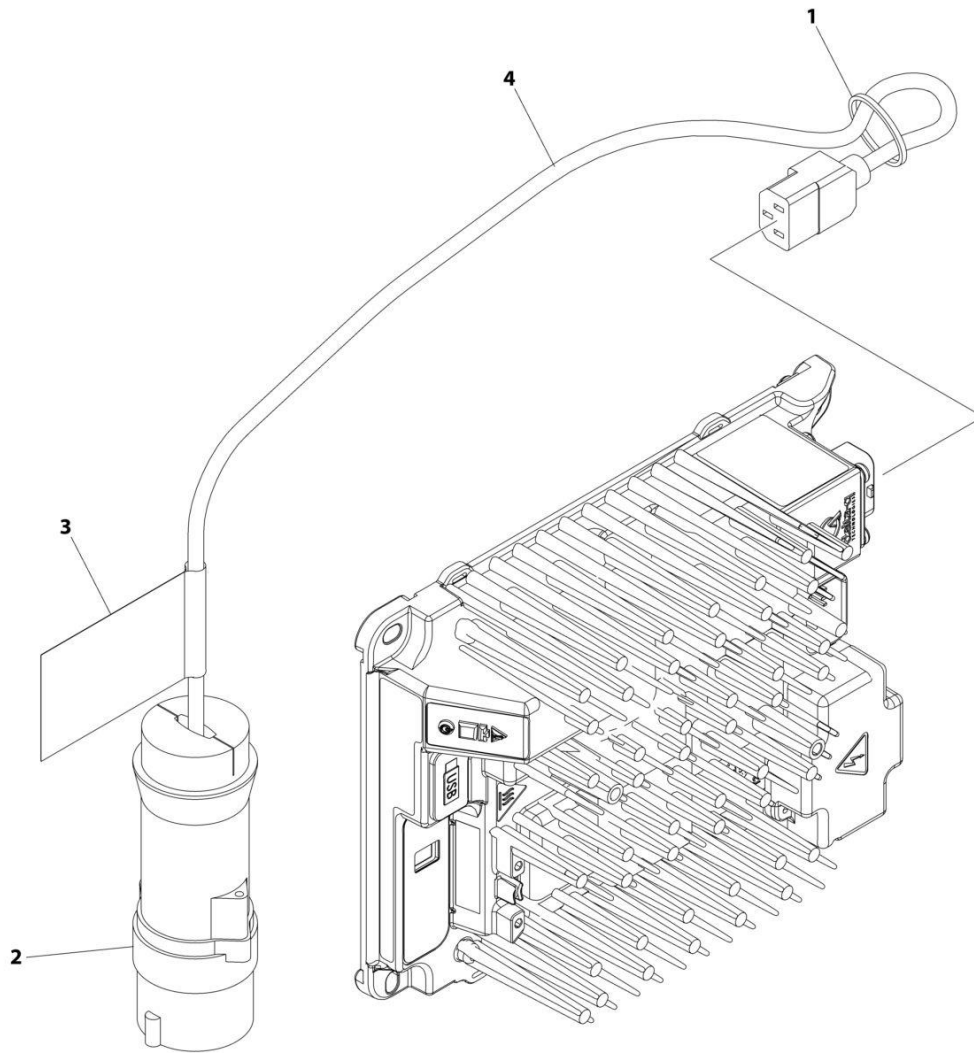
SECTION 6 - ELECTRICAL

FIGURE 6-19. CHARGER PLUG INSTALLATION - 110V IEC YELLOW (CE & UK CA SPEC)

ITEM	PART NUMBER	QTY	DESCRIPTION	REV
	1001258771	Ref	CHARGER PLUG INSTALLATION	A
1	4240017	AR	Tie-Strap	
2	4461196	1	Terminal	
3	1001102489	1	Decal - Charger	
4	1001207974	1	Cable, Charger Plug (No Plug)	

SECTION 6 - ELECTRICAL

FIGURE 6-20. CHARGER PLUG INSTALLATION - 220V IEC BLUE (CE & UK CA SPEC)



ART_1001258772

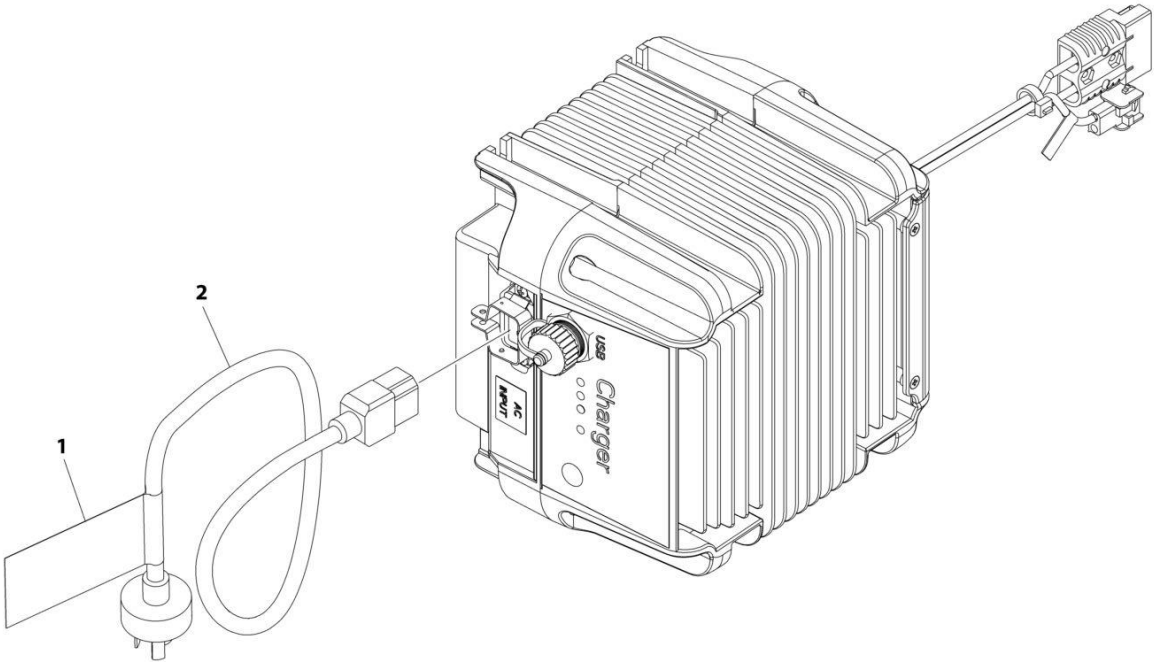
SECTION 6 - ELECTRICAL

FIGURE 6-20. CHARGER PLUG INSTALLATION - 220V IEC BLUE (CE & UK CA SPEC)

ITEM	PART NUMBER	QTY	DESCRIPTION	REV
	1001258772	Ref	CHARGER PLUG INSTALLATION	A
1	4240017	AR	Tie-Strap	
2	4461199	1	Terminal	
3	1001102489	1	Decal - Charger	
4	1001207974	1	Cable, Charger Plug (No Plug)	

SECTION 6 - ELECTRICAL

FIGURE 6-21. CHARGER PLUG INSTALLATION (CHINA PLUG)



ART_1001263294

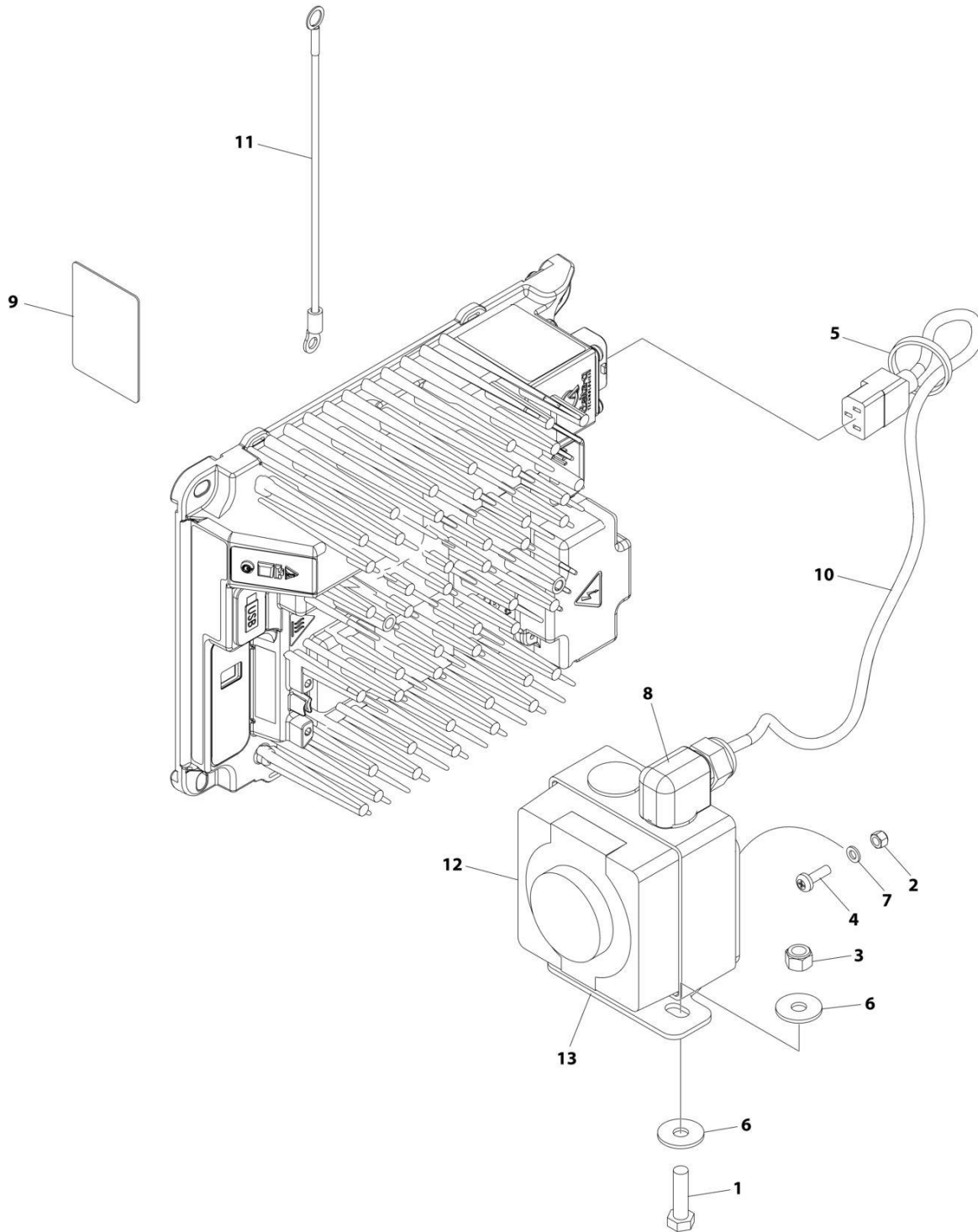
SECTION 6 - ELECTRICAL

FIGURE 6-21. CHARGER PLUG INSTALLATION (CHINA PLUG)

ITEM	PART NUMBER	QTY	DESCRIPTION	REV
	1001263294	Ref	CHARGER PLUG INSTALLATION	A
1	1001102489	1	Decal - Charger Label	
2	1001207973	1	Cable, Charger AC Input	

SECTION 6 - ELECTRICAL

FIGURE 6-22. CHARGER PLUG INSTALLATION (AUSTRALIAN PLUG)



ART_1001248633

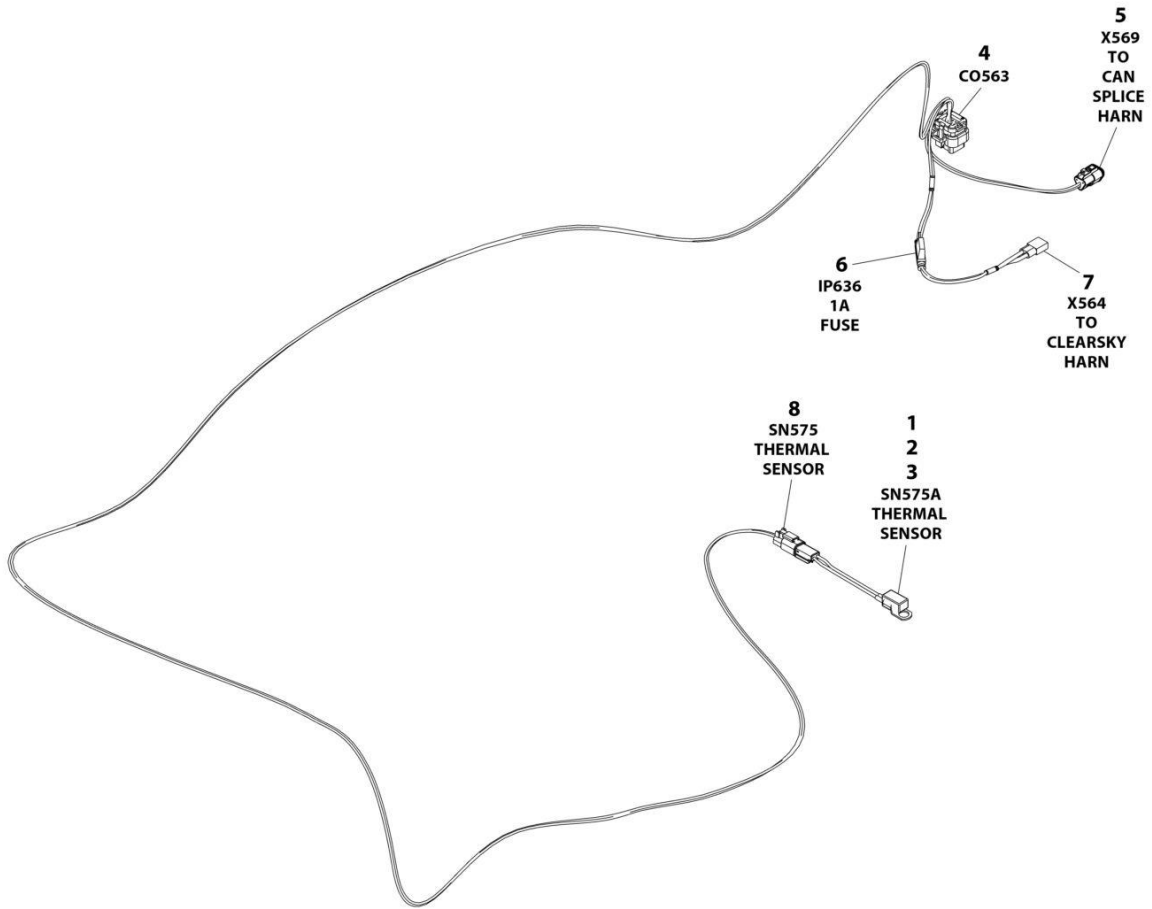
SECTION 6 - ELECTRICAL

FIGURE 6-22. CHARGER PLUG INSTALLATION (AUSTRALIAN PLUG)

ITEM	PART NUMBER	QTY	DESCRIPTION	REV
	1001248633	Ref	CHARGER PLUG INSTALLATION	C
1	0700814	2	Bolt M8 x 30	
2	3290505	4	Nut M5	
3	3290805	2	Nut M8	
4	3900381	4	Screw M5 x 16	
5	4240017	AR	Tie-Strap	
6	4811902	4	Washer M8	
7	4831600	4	Lockwasher M5	
8	1001103471	1	Connector, Strain Relief 90	
9	1001134280	1	Decal - Charger	
10	1001207974	1	Cable, Charger Plug (No Plug)	
11	1001227219	1	Harness, Earth/Ground	
12	1001227267	1	Inlet Socket/Box Assembly	
13	1001256503	1	Bracket	

SECTION 6 - ELECTRICAL

FIGURE 6-23. CHARGER TO BATTERY HARNESS



ART_1001254028

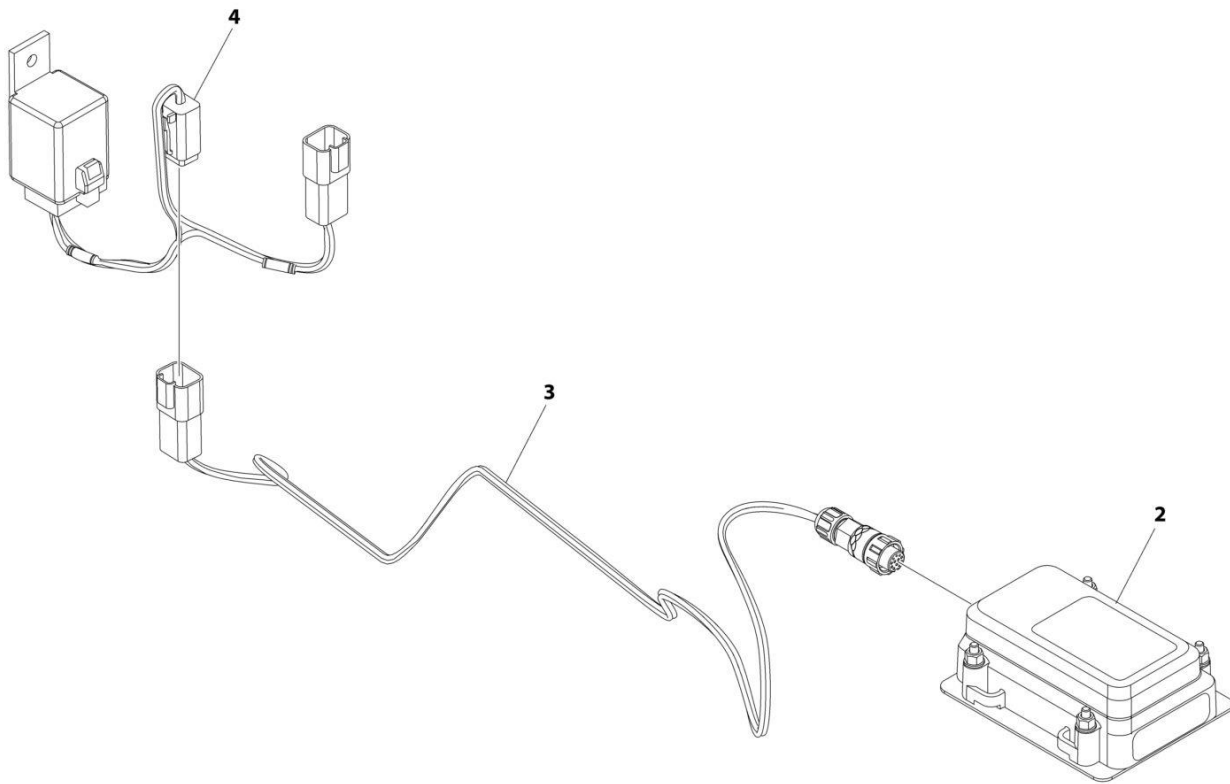
SECTION 6 - ELECTRICAL

FIGURE 6-23. CHARGER TO BATTERY HARNESS

ITEM	PART NUMBER	QTY	DESCRIPTION	REV
	1001254028	Ref	CHARGER HARNESS	A
1	4460464	2	Pin, Male	
2	4460897	1	Receptacle, Female - 2 Position	
3	1001102771	1	Sensor, Temperature	
4	4460872	1	Connector - 14 Position	
4	4460871	6	Terminal	
4	4460905	8	Plug, Terminal	
5	1001116812	1	Plug, Male - 3 Position	
5	4460944	2	Socket, Female	
5	4460466	1	Plug, Terminal	
6	2400060	1	Fuseholder With Cover	
6	1001228388	1	Fuse 1A	
7	4460424	1	Receptacle, Female - 2 Position	
7	4460227	2	Pin, Male	
8	4460891	1	Plug, Male - 2 Position	
8	4460465	2	Socket, Female	

SECTION 6 - ELECTRICAL

FIGURE 6-24. CLEARSKY INSTALLATION - 3 WIRE (ALL SPECS EXCEPT CHINA SPECS) (Prior to SN B200092122, Prior to SN M200089805, Prior to SN 1200045733)



ART_1001278847

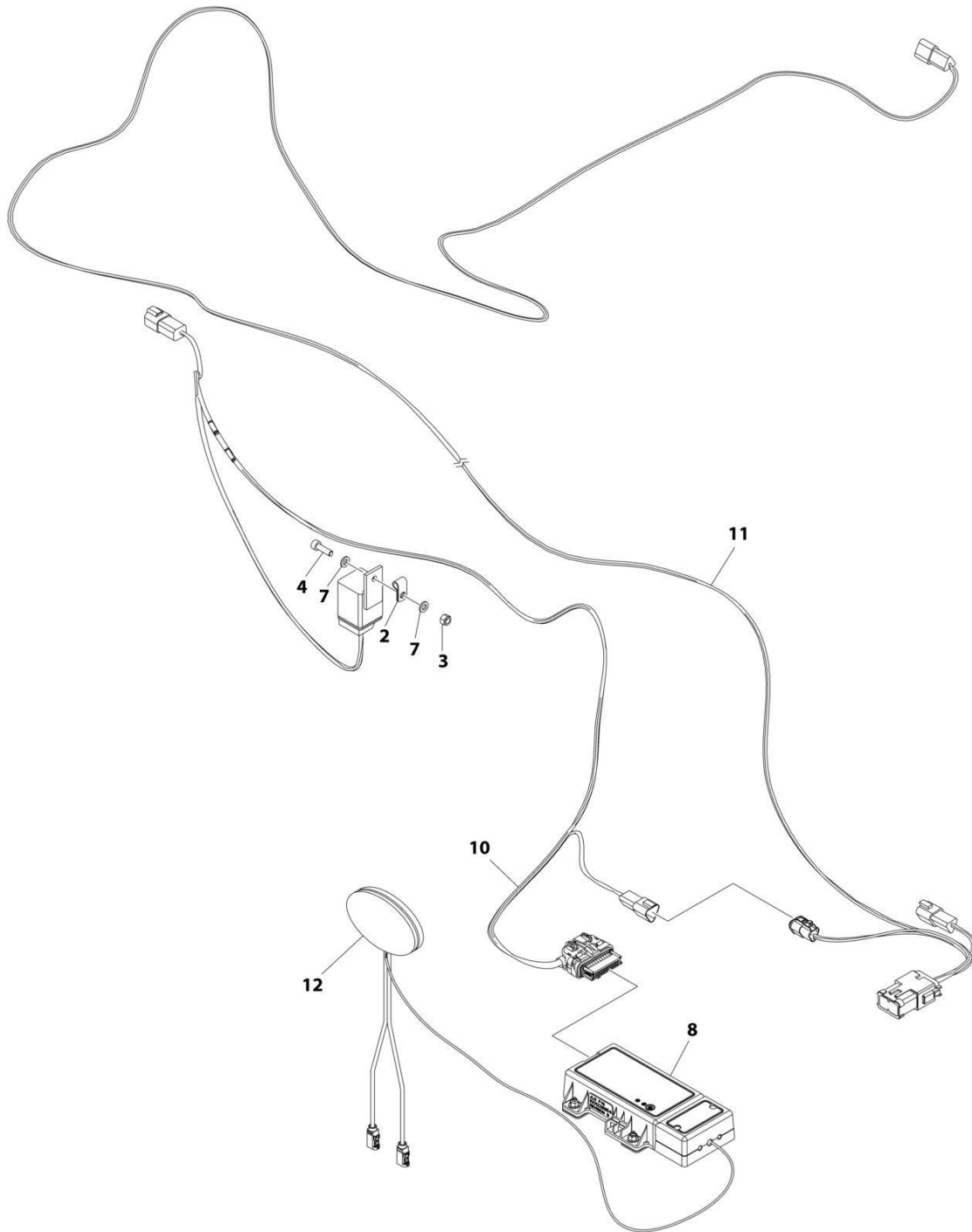
SECTION 6 - ELECTRICAL

FIGURE 6-24. CLEARSKY INSTALLATION - 3 WIRE (ALL SPECS EXCEPT CHINA SPECS) (Prior to SN B200092122, Prior to SN M200089805, Prior to SN 1200045733)

ITEM	PART NUMBER	QTY	DESCRIPTION	REV
	1001278847	Ref	CLEARSKY INSTALLATION	A
1	4240032	AR	Tie-strap (Not Shown)	
2	1001272659	1	Module, ClearSky	
3	1001273012	1	Harness, ClearSky (See Separate Breakdown in this Section)	
4	1001278513	1	Harness, ClearSky Jumper (See Separate Breakdown in this Section)	

SECTION 6 - ELECTRICAL

FIGURE 6-25. CLEARSKY INSTALLATION - 3G (ANSI EXPORT, CE & UK CA SPECS) (Prior to SN B200092122, Prior to SN M200089805, Prior to SN 1200045733)



ART_1001251145

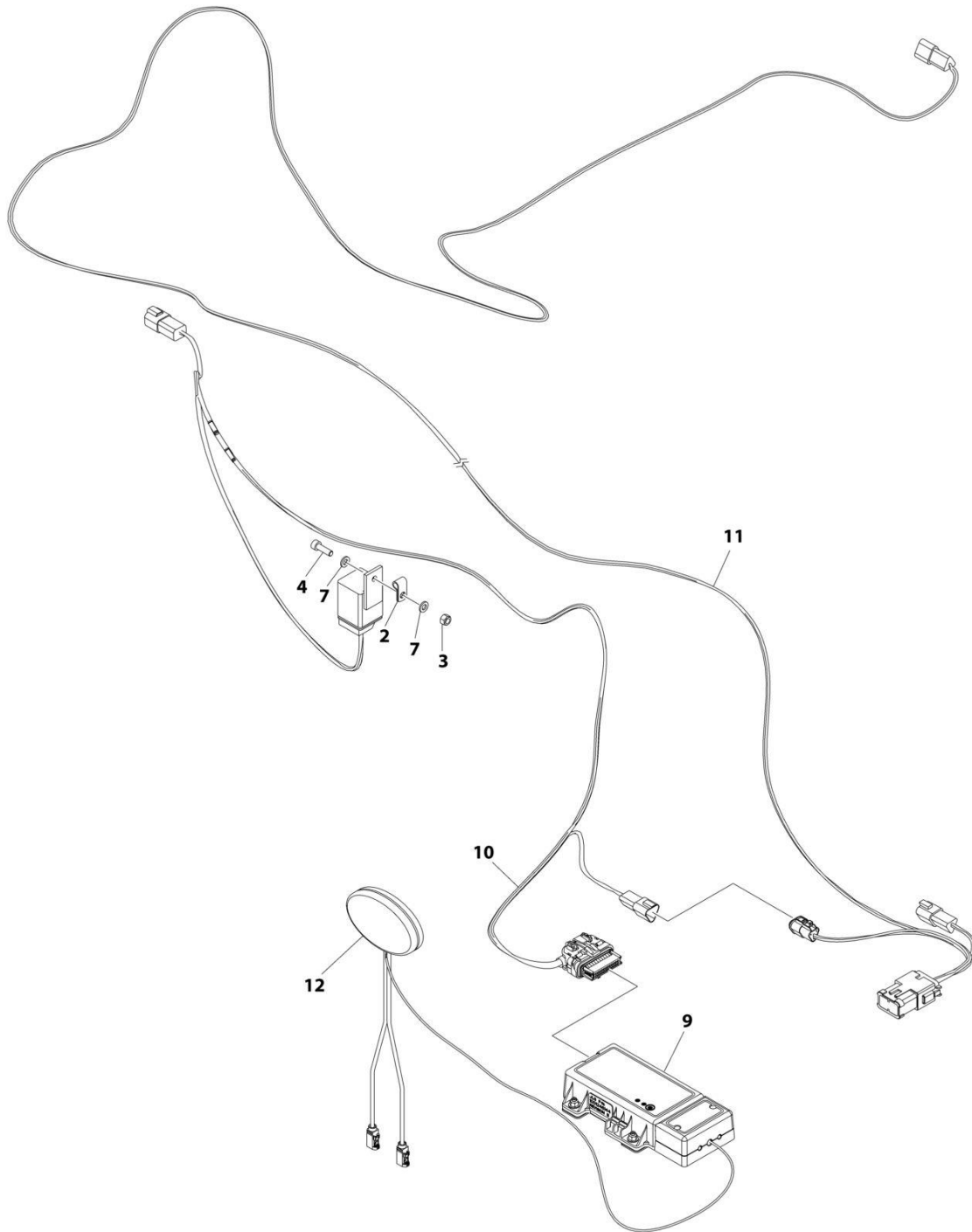
SECTION 6 - ELECTRICAL

FIGURE 6-25. CLEARSKY INSTALLATION - 3G (ANSI EXPORT, CE & UK CA SPECS) (Prior to SN B200092122, Prior to SN M200089805, Prior to SN 1200045733)

ITEM	PART NUMBER	QTY	DESCRIPTION	REV
	1001251145	Ref	CLEARSKY INSTALLATION	C
1	1062255	AR	Tie-strap (365mm) (Not Shown)	
2	1320136	1	Clamp	
3	3290605	1	Nut, Lock M6	
4	4031708	1	Capscrew M6 x 20	
5	4240032	AR	Tie-strap (3-5/8in to 4in) (Not Shown)	
6	4460234	AR	Mount, Tie-strap (Not Shown)	
7	4811700	2	Washer M6	
8	1001228954	1	Module, ClearSky	
10	1001254026	1	Harness, ClearSky (See Separate Breakdown in this Section)	
11	1001254027	1	Harness, ClearSky Splice (See Separate Breakdown in this Section)	
12	1001236144	1	Antenna, ClearSky	

SECTION 6 - ELECTRICAL

FIGURE 6-26. CLEARSKY INSTALLATION - 3G (AUSTRALIAN SPECS) (Prior to SN B200092122, Prior to SN M200089805, Prior to SN 1200045733)



ART_1001251146

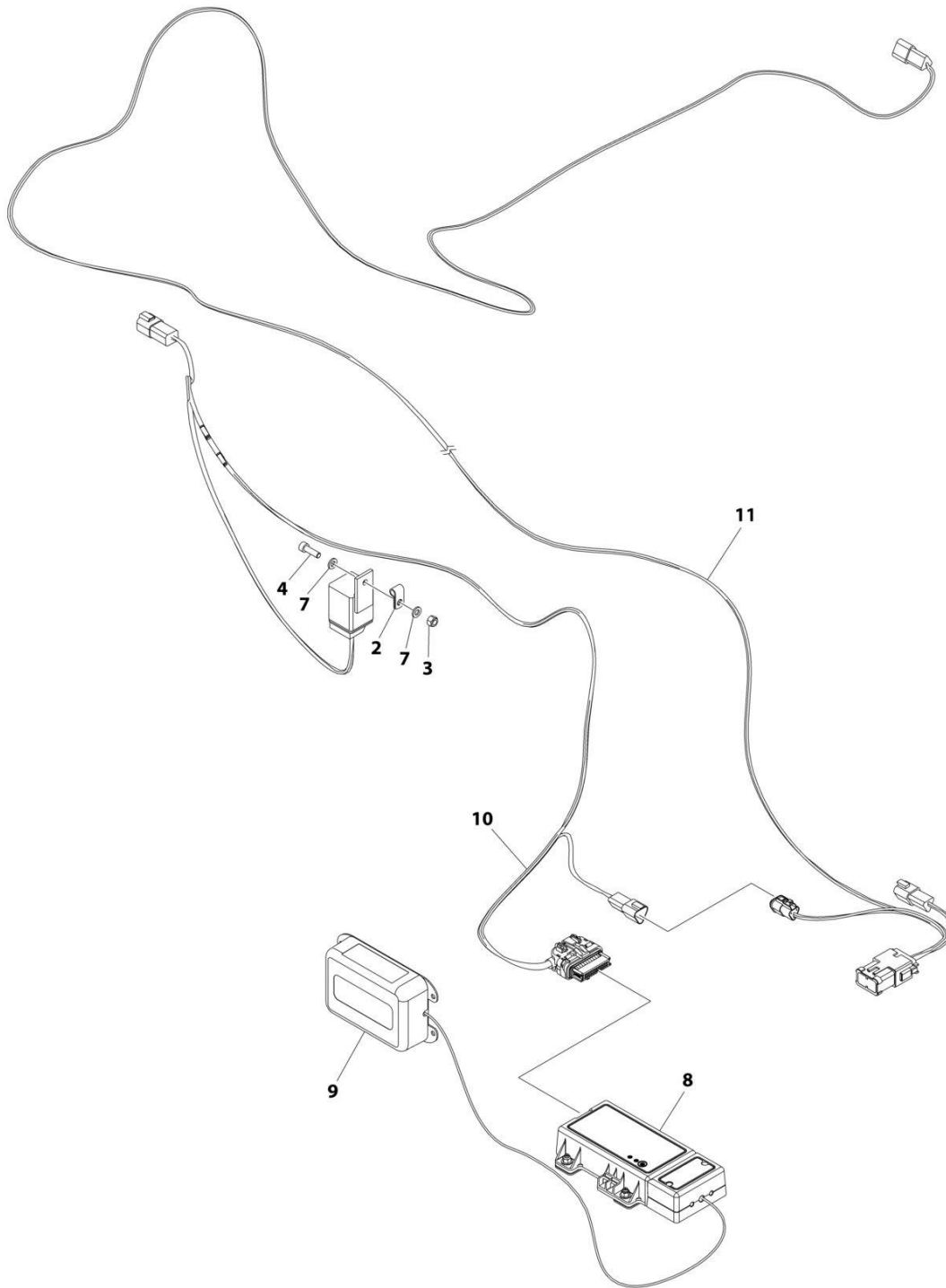
SECTION 6 - ELECTRICAL

**FIGURE 6-26. CLEARSKY INSTALLATION - 3G (AUSTRALIAN SPECS) (Prior to SN B200092122,
Prior to SN M200089805, Prior to SN 1200045733)**

ITEM	PART NUMBER	QTY	DESCRIPTION	REV
	1001251146	Ref	CLEARSKY INSTALLATION	D
1	1062255	AR	Tie-strap (365mm) (Not Shown)	
2	1320136	1	Clamp	
3	3290605	1	Nut, Lock M6	
4	4031708	1	Capscrew M6 x 20	
5	4240032	AR	Tie-strap (3-5/8in to 4in) (Not Shown)	
6	4460234	AR	Mount, Tie-strap (Not Shown)	
7	4811700	2	Washer M6	
9	1001246144	1	Module, ClearSky	
10	1001254026	1	Harness, ClearSky (See Separate Breakdown in this Section)	
11	1001254027	1	Harness, ClearSky Splice (See Separate Breakdown in this Section)	
12	1001236144	1	Antenna, ClearSky	

SECTION 6 - ELECTRICAL

FIGURE 6-27. CLEARSKY INSTALLATION - 4G (ALL SPECS EXCEPT CHINA SPECS) (Prior to SN B200092122, Prior to SN M200089805, Prior to SN 1200045733)



ART_1001251144

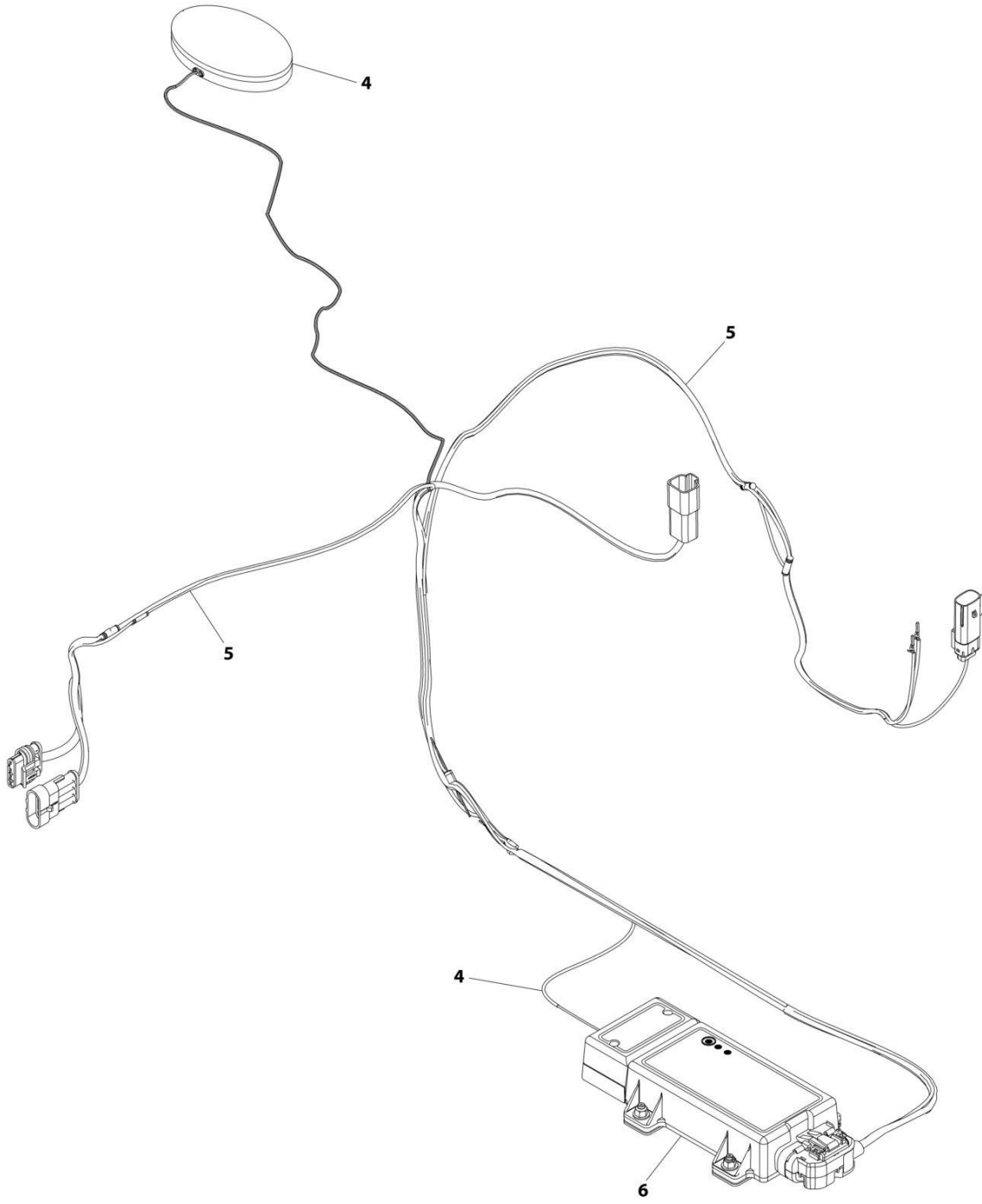
SECTION 6 - ELECTRICAL

FIGURE 6-27. CLEARSKY INSTALLATION - 4G (ALL SPECS EXCEPT CHINA SPECS) (Prior to SN B200092122, Prior to SN M200089805, Prior to SN 1200045733)

ITEM	PART NUMBER	QTY	DESCRIPTION	REV
	1001251144	Ref	CLEARSKY INSTALLATION	E
1	1062255	AR	Tie-strap (365mm) (Not Shown)	
2	1320136	1	Clamp	
3	3290605	1	Nut, Lock M6	
4	4031708	1	Capscrew M6 x 20	
5	4240032	AR	Tie-strap (3-5/8in to 4in) (Not Shown)	
6	4460234	AR	Mount, Tie-strap (Not Shown)	
7	4811700	2	Washer M6	
8	1001262322	1	Module, ClearSky	
9	1001262327	1	Antenna, ClearSky	
10	1001254026	1	Harness, ClearSky (See Separate Breakdown in this Section)	
11	1001254027	1	Harness, ClearSky Splice (See Separate Breakdown in this Section)	

SECTION 6 - ELECTRICAL

FIGURE 6-28. CLEARSKY INSTALLATION - 4G (CHINA SPECS)



ART_1001246531

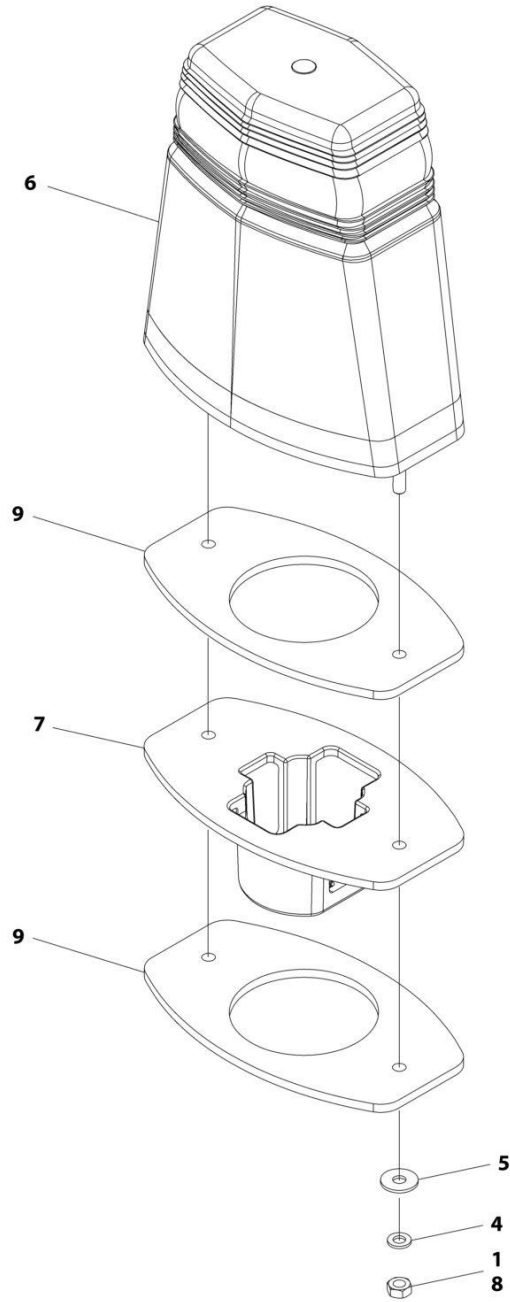
SECTION 6 - ELECTRICAL

FIGURE 6-28. CLEARSKY INSTALLATION - 4G (CHINA SPECS)

ITEM	PART NUMBER	QTY	DESCRIPTION	REV
	1001246531	Ref	CLEARSKY INSTALLATION	A
1	1062255	AR	Tie-strap (365mm) (Not Shown)	
2	4240032	AR	Tie-strap (3-5/8in to 4in) (Not Shown)	
3	4460234	AR	Mount, Tie-strap (Not Shown)	
4	1001236144	1	Antenna, ClearSky	
5	1001238845	1	Harness, ClearSky (See Separate Breakdown in this Section)	
6	1001246145	1	Module, ClearSky	

SECTION 6 - ELECTRICAL

FIGURE 6-29. CLEARSKY INSTALLATION - 3 WIRE (ALL SPECS EXCEPT CHINA SPECS) (SN B200092122 to Present, SN M200089805 to Present, SN 1200045733 to Present)



ART_1001293819

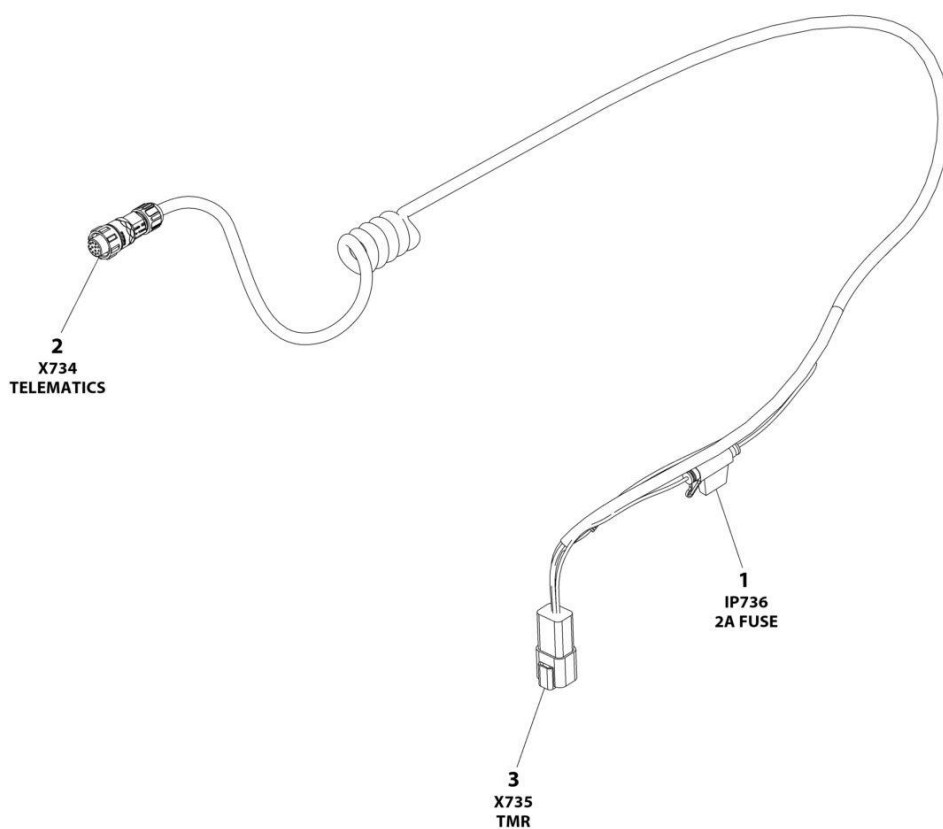
SECTION 6 - ELECTRICAL

FIGURE 6-29. CLEARSKY INSTALLATION - 3 WIRE (ALL SPECS EXCEPT CHINA SPECS) (SN B200092122 to Present, SN M200089805 to Present, SN 1200045733 to Present)

ITEM	PART NUMBER	QTY	DESCRIPTION	REV
	1001293819	Ref	CLEARSKY INSTALLATION	C
1	0100011	AR	Compound, Locking	
4	4831400	1	Washer M4	
5	1001091102	1	Washer M4	
6	1001280661	1	Module, ClearSky	
7	1001289648	1	Plate, Anti-Tamper	
8	3290401	1	Nut M4	
9	1001291056	2	Gasket, ClearSky	

SECTION 6 - ELECTRICAL

FIGURE 6-30. CLEARSKY HARNESS - 3 WIRE (ALL SPECS EXCEPT CHINA SPECS) (Prior to SN B200092122, Prior to SN M200089805, Prior to SN 1200045733)



ART_1001273012

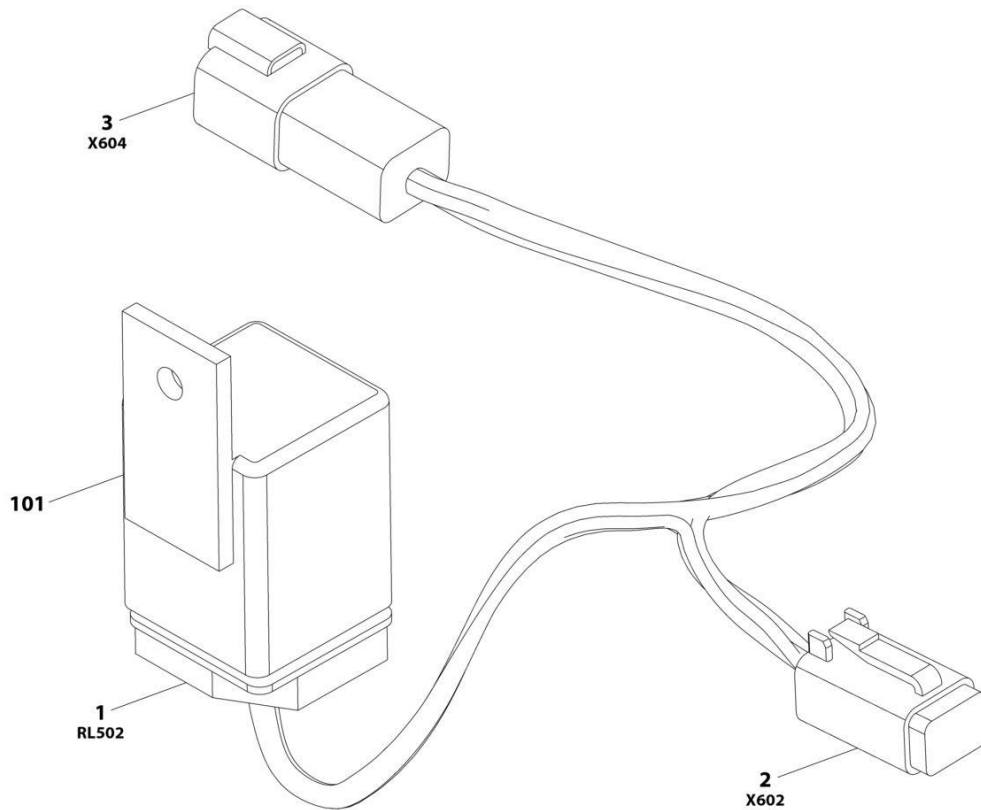
SECTION 6 - ELECTRICAL

FIGURE 6-30. CLEARSKY HARNESS - 3 WIRE (ALL SPECS EXCEPT CHINA SPECS) (Prior to SN B200092122, Prior to SN M200089805, Prior to SN 1200045733)

ITEM	PART NUMBER	QTY	DESCRIPTION	REV
	1001273012	Ref	CLEARSKY TELEMATICS HARNESS - GT1030	D
1	1001255901	1	Fuseholder	
1	1001196634	1	Fuse - 2Amp	
2	1001272997	1	Connector - 12 Position	
2		Ref	Terminal	
3	4460932	1	Receptacle, Female - 4 Position	
3	4460464	4	Pin, Male	

SECTION 6 - ELECTRICAL

FIGURE 6-31. CLEARSKY JUMPER HARNESS - 3 WIRE (ALL SPECS EXCEPT CHINA SPECS) (Prior to SN B200092122, Prior to SN M200089805, Prior to SN 1200045733)



ART_1001278513

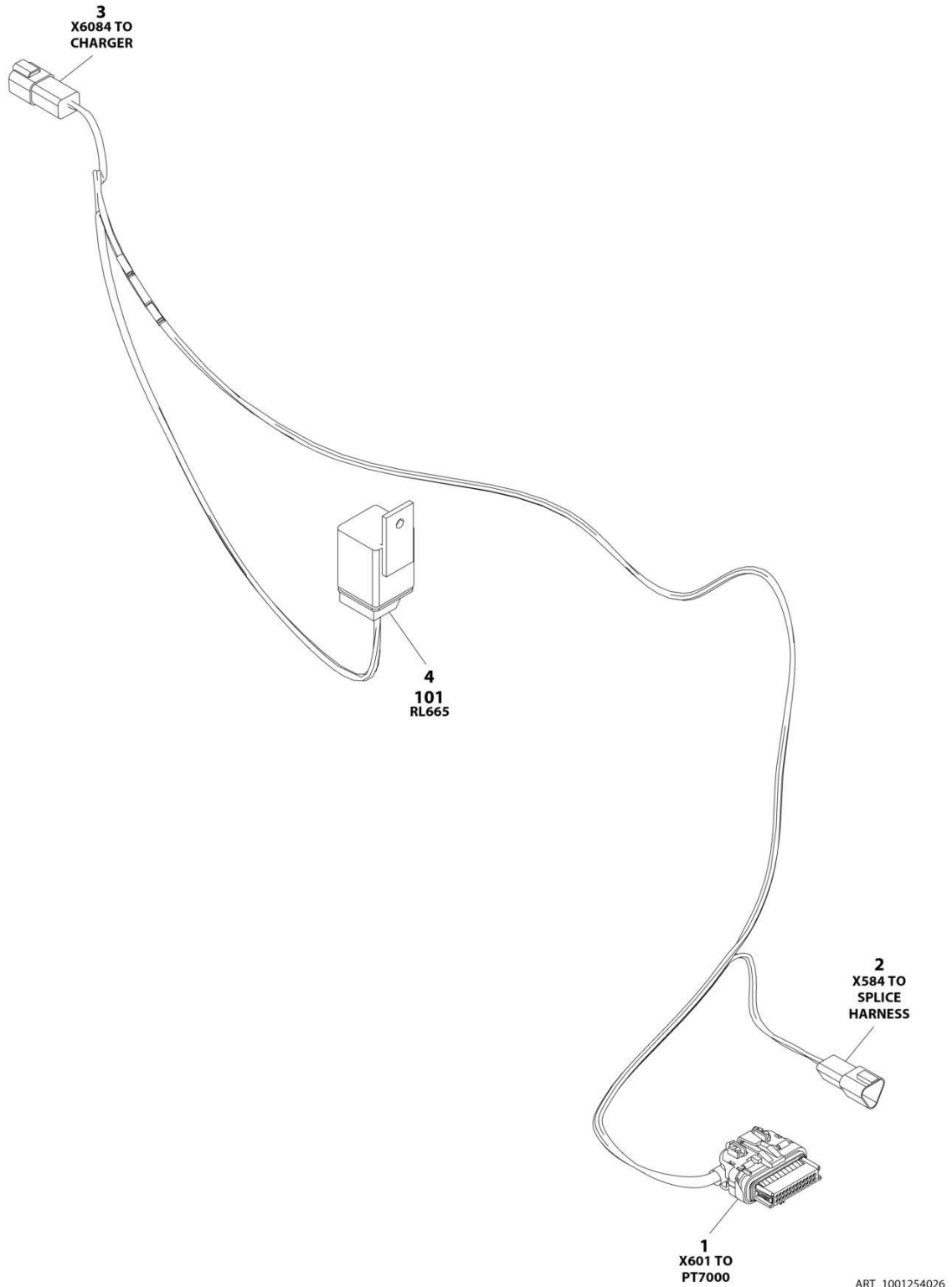
SECTION 6 - ELECTRICAL

FIGURE 6-31. CLEARSKY JUMPER HARNESS - 3 WIRE (ALL SPECS EXCEPT CHINA SPECS) (Prior to SN B200092122, Prior to SN M200089805, Prior to SN 1200045733)

ITEM	PART NUMBER	QTY	DESCRIPTION	REV
	1001278513	Ref	CLEARSKY JUMPER HARNESS	A
1	1001117057	1	Connector - 4 Position	
1	1001116732	4	Terminal	
2	4460884	1	Connector - 4 Position	
2	4460465	4	Terminal	
3	4460932	1	Connector - 4 Position	
3	4460464	4	Terminal	
101	1001097347	1	Relay	

SECTION 6 - ELECTRICAL

FIGURE 6-32. CLEARSKY HARNESS - 3G & 4G (ALL SPECS EXCEPT CHINA SPECS) (Prior to SN B200092122, Prior to SN M200089805, Prior to SN 1200045733)



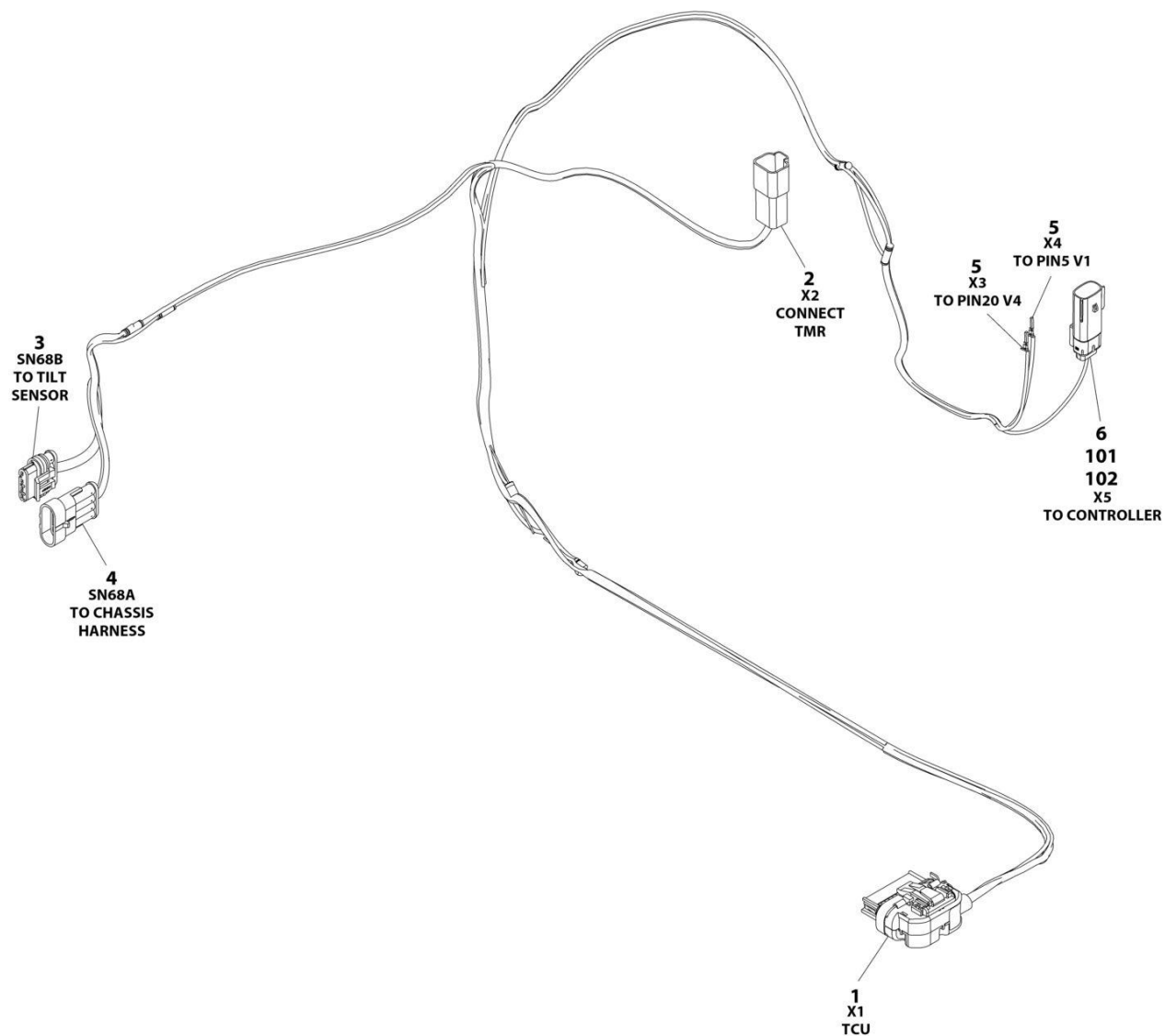
SECTION 6 - ELECTRICAL

FIGURE 6-32. CLEARSKY HARNESS - 3G & 4G (ALL SPECS EXCEPT CHINA SPECS) (Prior to SN B200092122, Prior to SN M200089805, Prior to SN 1200045733)

ITEM	PART NUMBER	QTY	DESCRIPTION	REV
	1001254026	Ref	CLEARSKY HARNESS	B
1	1001226636	1	Connector	
1	1001226637	5	Socket	
1	1001116731	19	Plug	
2	1001144147	1	Connector	
2	4460943	2	Pin	
2	4460466	1	Plug	
3	4460932	1	Connector	
3	4460464	3	Pin	
3	4460466	1	Plug	
4	1001117057	1	Connector	
4	1001116732	4	Socket	
101	1001097347	1	Relay	

SECTION 6 - ELECTRICAL

FIGURE 6-33. CLEARSKY HARNESS - 4G (CHINA SPECS)



ART_1001238845

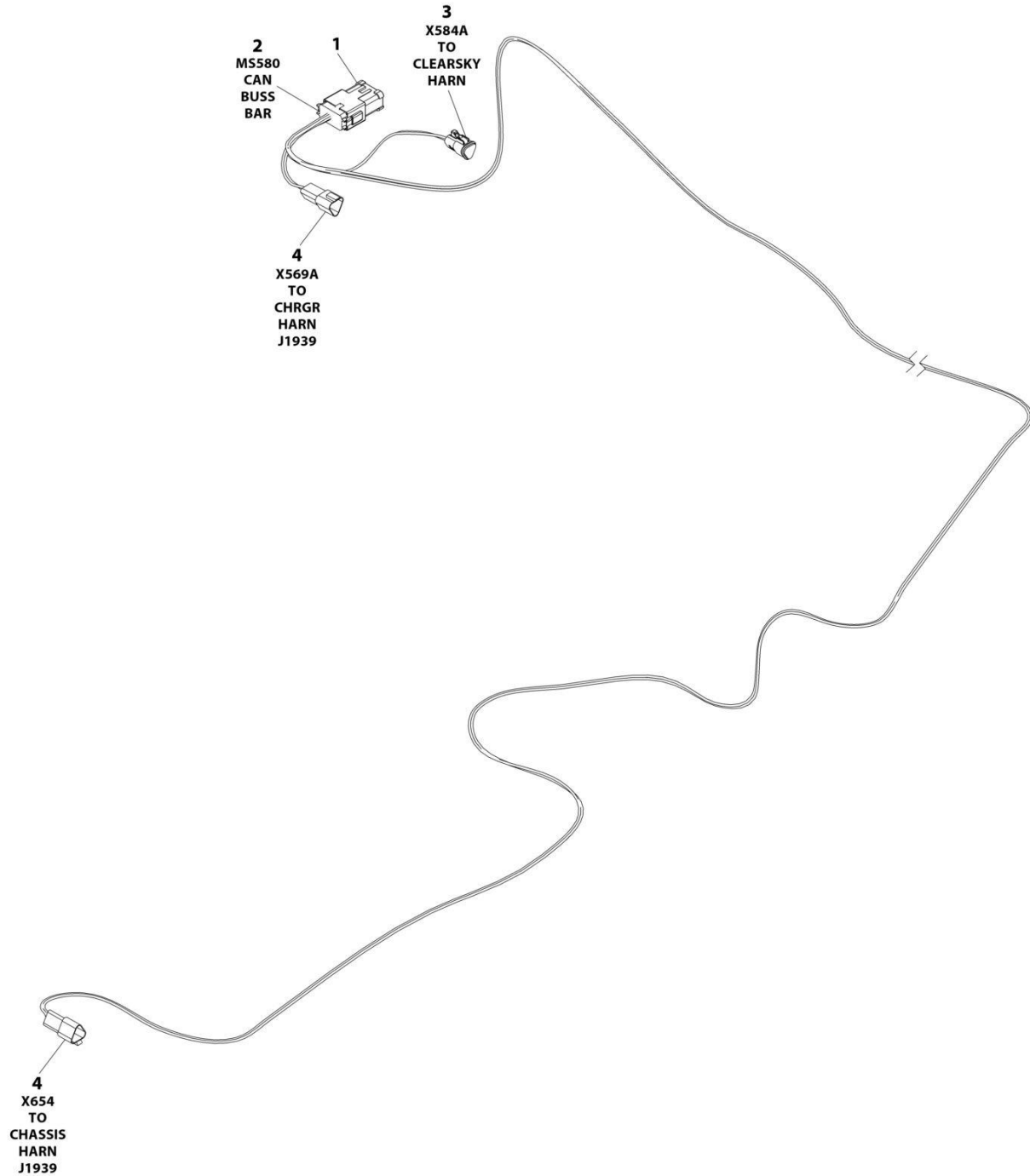
SECTION 6 - ELECTRICAL

FIGURE 6-33. CLEARSKY HARNESS - 4G (CHINA SPECS)

ITEM	PART NUMBER	QTY	DESCRIPTION	REV
	1001238845	Ref	CLEARSKY HARNESS	C
1	1001226636	1	Connector	
1	1001226637	3	Socket - for 18AWG Wire	
1	1001237211	2	Socket - for 20AWG Wire	
1	1001116731	19	Plug	
2	4460932	1	Connector	
2	4460464	2	Pin	
2	4460466	2	Plug	
3	1001103012	1	Connector	
3	1001237212	4	Pin	
3	1001104498	4	Seal	
4	1001103013	1	Connector	
4	1001237213	4	Pin	
4	1001104498	4	Seal	
5	1001162887	2	Terminal	
6	1001238955	1	Connector	
6	1001238762	2	Pin	
6	1001163340	1	Plug	
101	1001163340	1	Plug	
102	1001238956	1	Connector	

SECTION 6 - ELECTRICAL

FIGURE 6-34. CLEARSKY SPLICE HARNESS - 3G & 4G (ALL SPECS EXCEPT CHINA SPECS) (Prior to SN B200092122, Prior to SN M200089805, Prior to SN 1200045733)



ART_1001254027

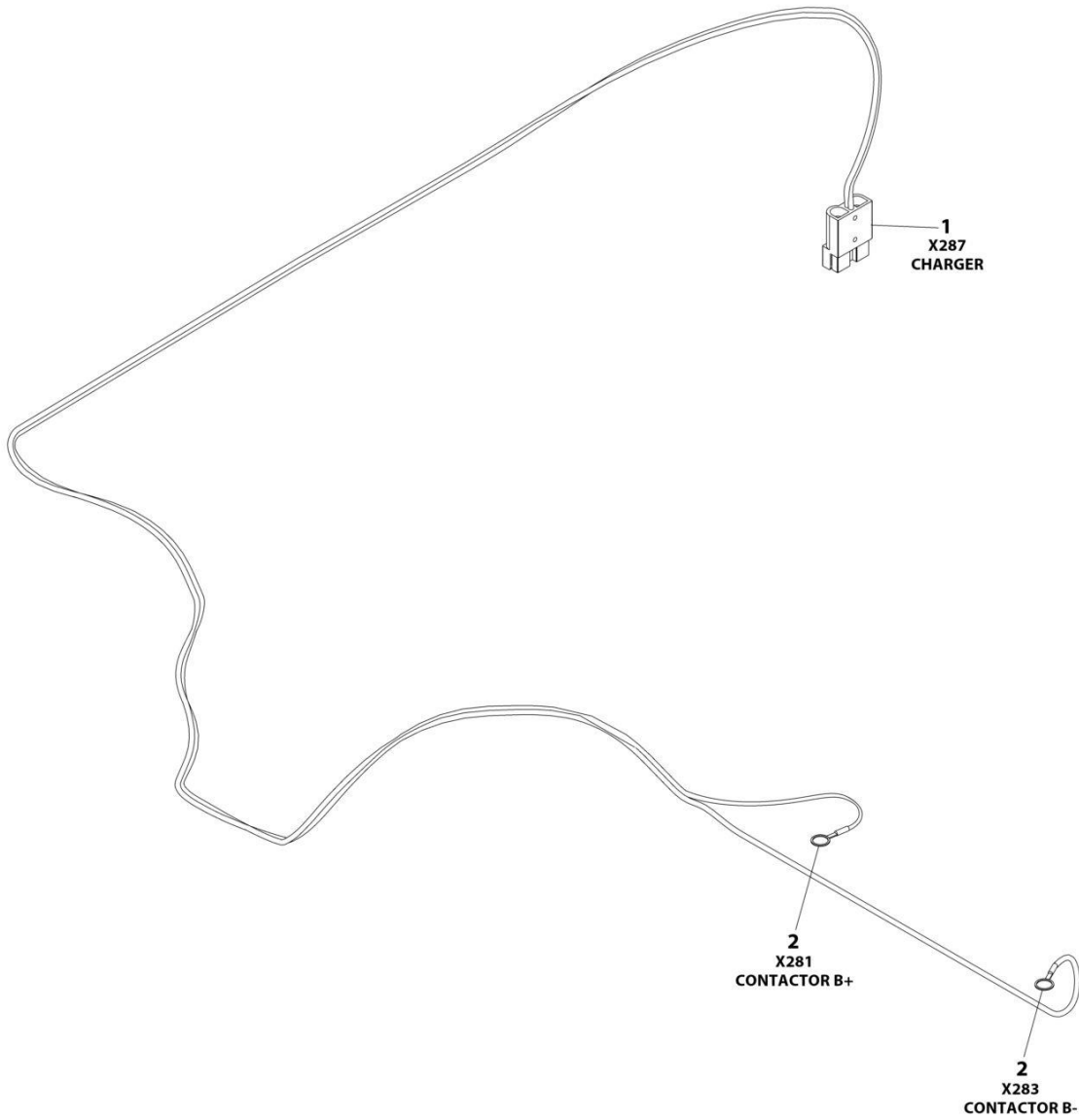
SECTION 6 - ELECTRICAL

FIGURE 6-34. CLEARSKY SPLICE HARNESS - 3G & 4G (ALL SPECS EXCEPT CHINA SPECS) (Prior to SN B200092122, Prior to SN M200089805, Prior to SN 1200045733)

ITEM	PART NUMBER	QTY	DESCRIPTION	REV
	1001254027	Ref	CAN SPLICE HARNESS	A
1	1001125677	1	Connector, Bus Bar - 12 Position	
2	4460933	1	Plug, Male - 12 Position	
2	4460944	6	Socket, Female	
2	4460466	6	Plug, Terminal	
3	1001118812	1	Plug, Male - 3 Position	
3	4460944	2	Socket, Female	
3	4460466	1	Plug, Terminal	
4	1001144147	2	Receptacle, Female - 3 Position	
4	4460943	4	Pin, Male	
4	4460466	2	Plug, Terminal	

SECTION 6 - ELECTRICAL

FIGURE 6-35. DC CONNECTION CHARGER HARNESS (SN B200089066 to Present)



ART_1001282513

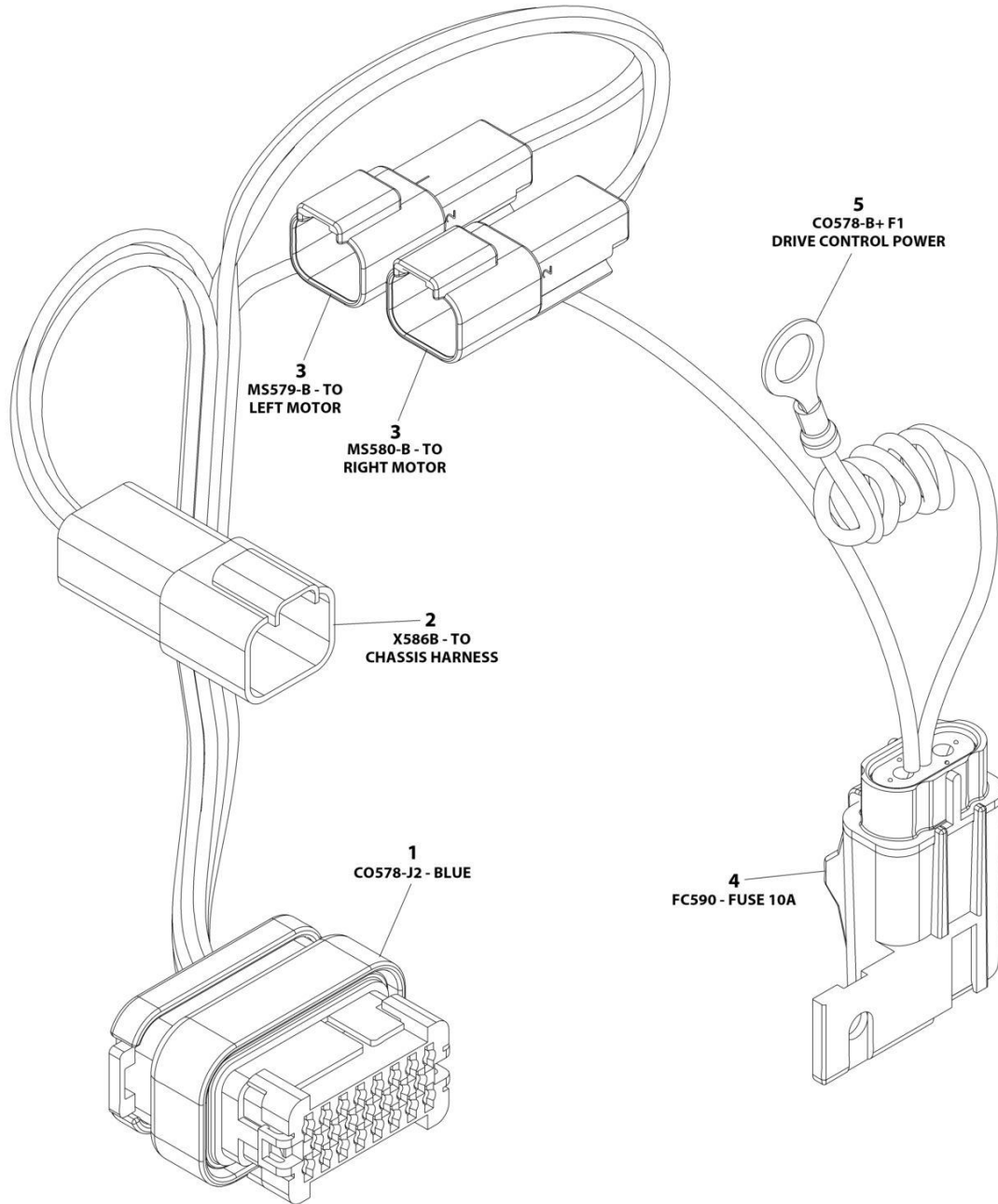
SECTION 6 - ELECTRICAL

FIGURE 6-35. DC CONNECTION CHARGER HARNESS (SN B200089066 to Present)

ITEM	PART NUMBER	QTY	DESCRIPTION	REV
	1001282513	Ref	DC CONNECTION CHARGER HARNESS	A
1	4460648	1	Connector	
1	NPN	2	Socket	
2	4460019	2	Terminal, Ring	

SECTION 6 - ELECTRICAL

FIGURE 6-36. DRIVE CONTROL HARNESS



ART_1001298670

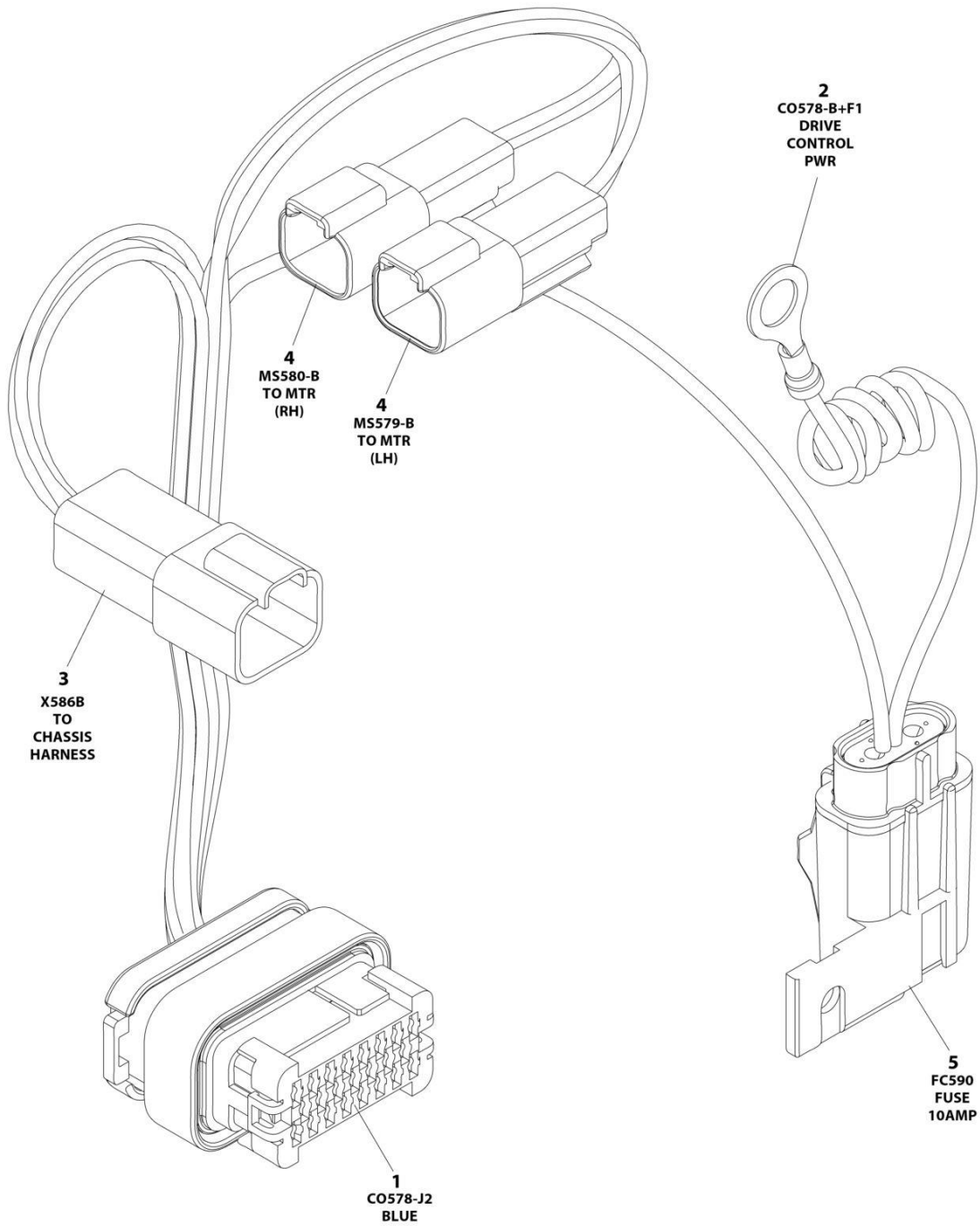
SECTION 6 - ELECTRICAL

FIGURE 6-36. DRIVE CONTROL HARNESS

ITEM	PART NUMBER	QTY	DESCRIPTION	REV
	1001298670	Ref	DRIVE CONTROL HARNESS	A
1	1001096138	1	Connector	
1	4460871	9	Socket	
1	4460905	14	Plug	
2	4460932	1	Connector	
2	4460943	2	Pin (Gold)	
2	4460464	2	Pin (Nickel)	
3	4460897	2	Connector	
3	4460464	4	Pin	
4	1001217843	1	Connector	
4	1001217842	1	Cover	
4	8229234	1	Fuse, 10AMP	
4	1001116733	2	Socket	
5	4460670	1	Terminal, Ring	

SECTION 6 - ELECTRICAL

FIGURE 6-37. DRIVE HARNESS



ART_1001255934

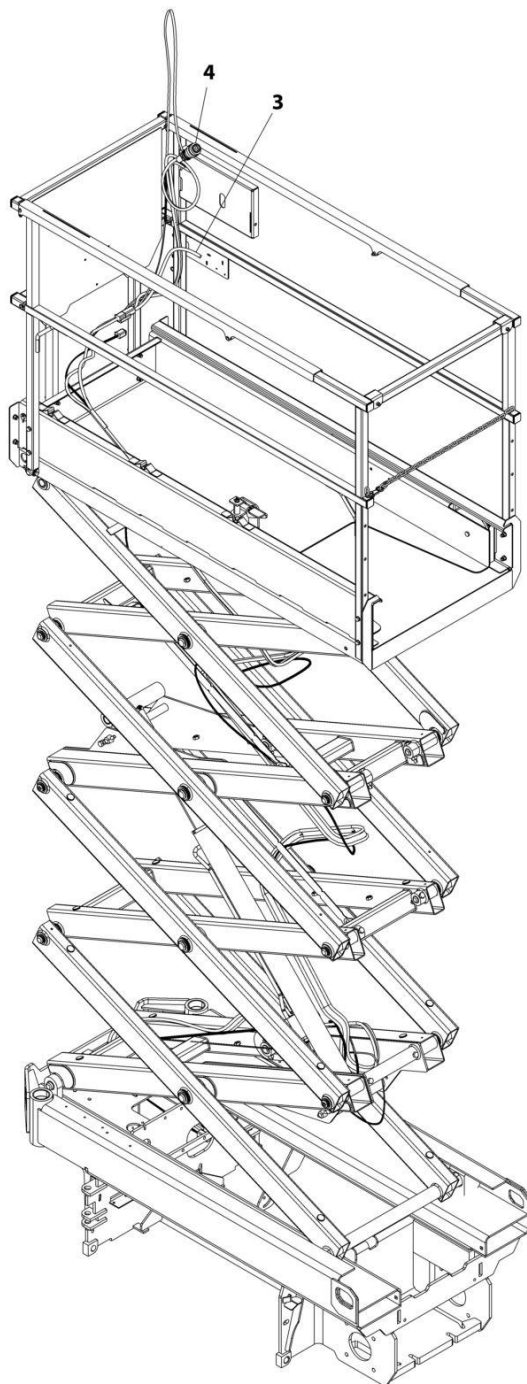
SECTION 6 - ELECTRICAL

FIGURE 6-37. DRIVE HARNESS

ITEM	PART NUMBER	QTY	DESCRIPTION	REV
	1001255934	Ref	DRIVE HARNESS	E
1	1001096138	1	Connector - 23 Position	
1	4460871	9	Terminal	
1	4460905	14	Plug, Terminal	
2	4460670	1	Terminal, Ring	
3	4460932	1	Receptacle, Female - 4 Position	
3	4460943	2	Pin, Male	
3	4460464	2	Pin, Male	
4	4460897	2	Receptacle, Female - 2 Position	
4	4460464	4	Pin, Male	
5	1001217843	1	Fuseholder with Cap	
5	1001217842	1	Cap, Cover	
5	8229234	1	Fuse - 10Amp	
5	1001116733	2	Terminal	

SECTION 6 - ELECTRICAL

**FIGURE 6-38. GROUND TO PLATFORM CABLE INSTALLATION - WITHOUT PLATFORM COIL CABLE
(ALL SPECS EXCEPT KOREAN & AUSTRALIAN SPECS) (MACHINES WITH SN STARTING WITH B2
& M2)**



ART_1001201087

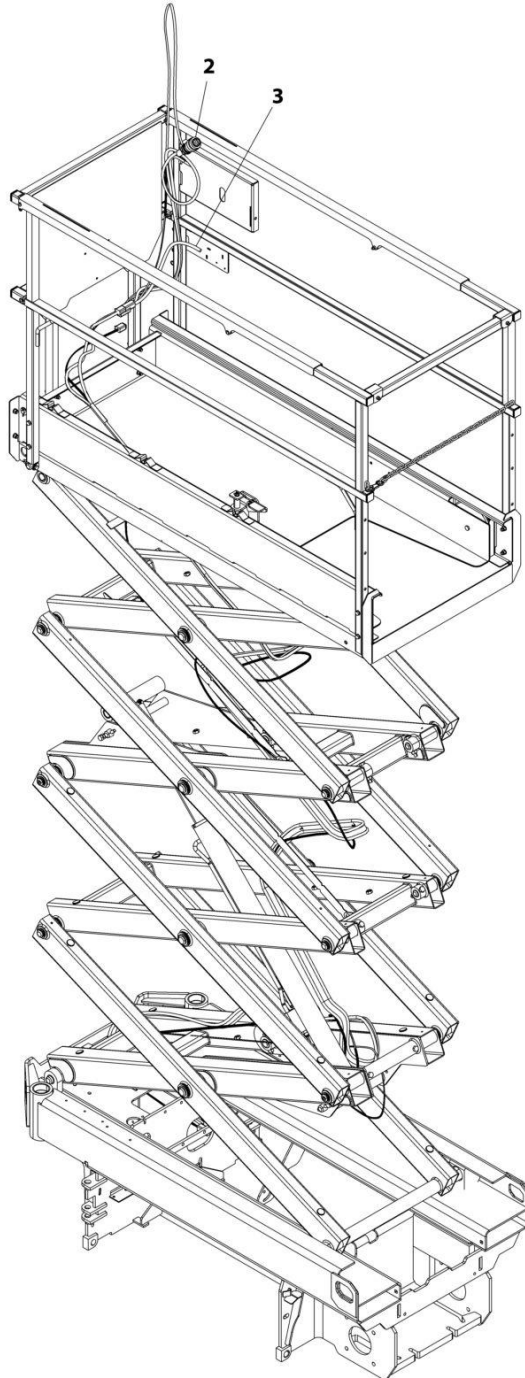
SECTION 6 - ELECTRICAL

**FIGURE 6-38. GROUND TO PLATFORM CABLE INSTALLATION - WITHOUT PLATFORM COIL CABLE
(ALL SPECS EXCEPT KOREAN & AUSTRALIAN SPECS) (MACHINES WITH SN STARTING WITH B2
& M2)**

ITEM	PART NUMBER	QTY	DESCRIPTION	REV
	1001201087	Ref	GROUND TO PLATFORM CABLE INSTALLATION	E
1	4240017	AR	Tie-Strap (Not Shown)	
3	1001200811	1	Cable Assembly - Ground to Platform	
3	4460894	1	Plug, Male - 6 Position (To Platform Harness Item 4)	
3	4460465	4	Socket, Female	
3	4460944	2	Socket, Female	
3	4460899	1	Receptacle, Female - 6 Position (To Chassis Harness)	
3	4460464	4	Pin, Male	
3	4460943	2	Pin, Male	
4	1001200812	1	Platform Harness	
4	4460899	1	Receptacle, Female - 6 Position (To Item 3)	
4	4460464	4	Pin, Male	
4	4460943	2	Pin, Male	
4	4460754	1	Connector - 14 Position (To Console Box)	
4	4460465	8	Socket, Female	
4	4460466	6	Plug, Terminal	

SECTION 6 - ELECTRICAL

FIGURE 6-39. GROUND TO PLATFORM CABLE INSTALLATION - WITHOUT PLATFORM COIL CABLE
(AUSTRALIAN SPECS) (MACHINES WITH SN STARTING WITH B2)



ART_1001230932

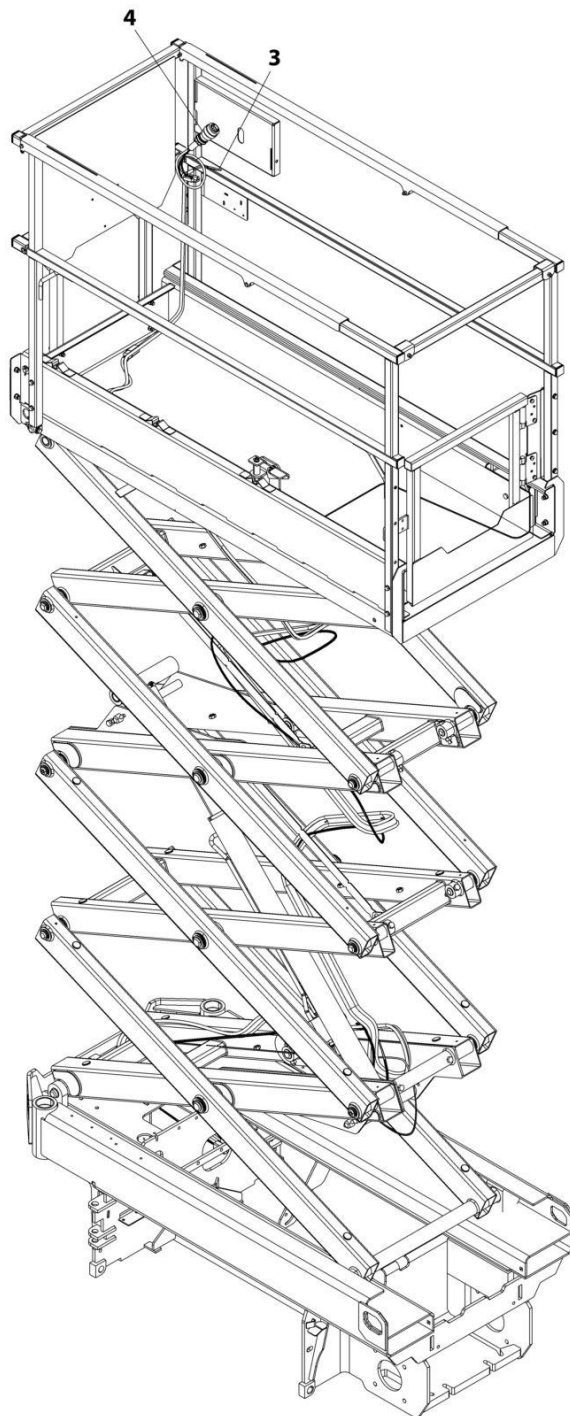
SECTION 6 - ELECTRICAL

**FIGURE 6-39. GROUND TO PLATFORM CABLE INSTALLATION - WITHOUT PLATFORM COIL CABLE
(AUSTRALIAN SPECS) (MACHINES WITH SN STARTING WITH B2)**

ITEM	PART NUMBER	QTY	DESCRIPTION	REV
	1001230932	Ref	GROUND TO PLATFORM CABLE INSTALLATION	A
1	4240017	AR	Tie-Strap (Not Shown)	
2	1001200812	1	Platform Harness	
2	4460899	1	Receptacle, Female - 6 Position (To Item 3)	
2	4460464	4	Pin, Male	
2	4460943	2	Pin, Male	
2	4460754	1	Connector - 14 Position (To Console Box)	
2	4460465	8	Socket, Female	
2	4460466	6	Plug, Terminal	
3	1001230839	1	Cable Assembly - Ground to Platform	
3	4460894	1	Plug, Male - 6 Position (To Platform Harness Item 2)	
3	4460465	4	Socket, Female	
3	4460944	2	Socket, Female	
3	4460899	1	Receptacle, Female - 6 Position (To Chassis Harness)	
3	4460464	4	Pin, Male	
3	4460943	2	Pin, Male	

SECTION 6 - ELECTRICAL

FIGURE 6-40. GROUND TO PLATFORM CABLE INSTALLATION - WITHOUT PLATFORM COIL CABLE AND WITH FOOTSWITCH (MACHINES WITH SN STARTING WITH B2)



ART_1001201129_F

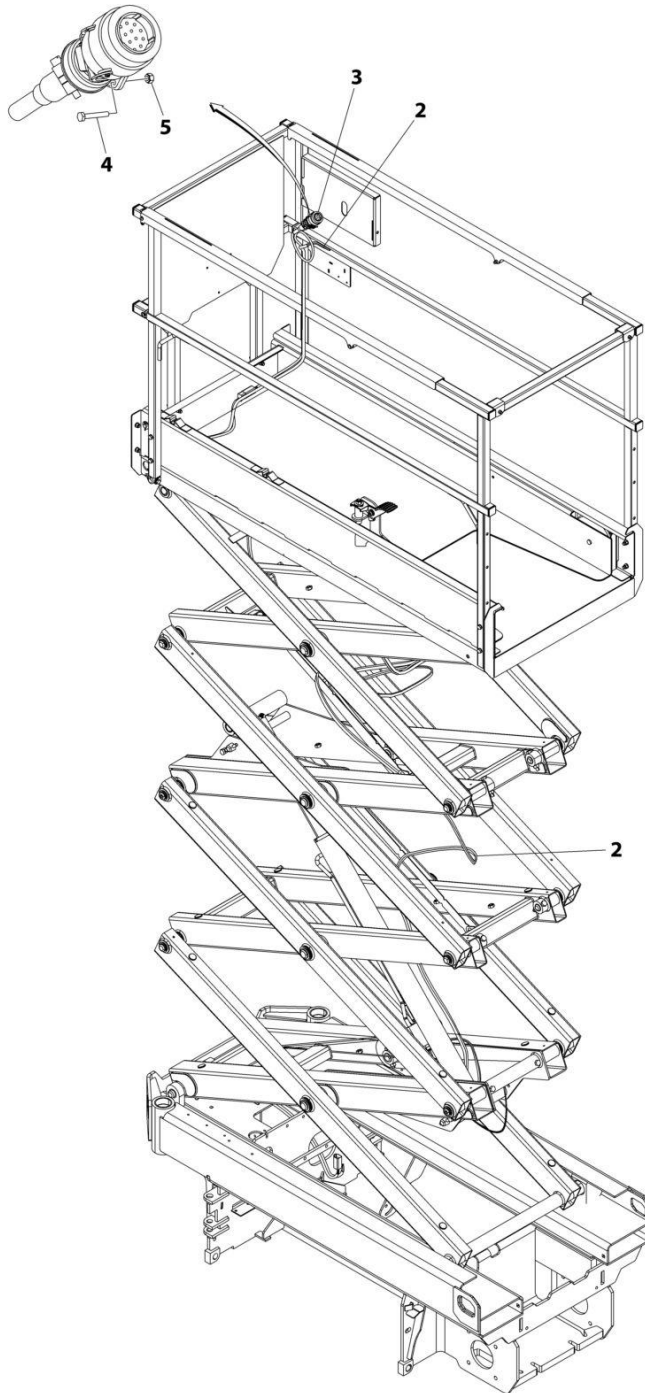
SECTION 6 - ELECTRICAL

FIGURE 6-40. GROUND TO PLATFORM CABLE INSTALLATION - WITHOUT PLATFORM COIL CABLE AND WITH FOOTSWITCH (MACHINES WITH SN STARTING WITH B2)

ITEM	PART NUMBER	QTY	DESCRIPTION	REV
	1001201129	Ref	GROUND TO PLATFORM CABLE INSTALLATION	F
		Ref	Note: Only Available on Japanese Specs.	
1	4240017	AR	Tie-Strap (Not Shown)	
3	1001200811	1	Cable Assembly - Ground to Platform	
3	4460894	1	Plug, Male - 6 Position (To Platform Harness Item 4)	
3	4460465	4	Socket, Female	
3	4460944	2	Socket, Female	
3	4460899	1	Receptacle, Female - 6 Position (To Chassis Harness)	
3	4460464	4	Pin, Male	
3	4460943	2	Pin, Male	
4	1001223263	1	Platform Harness	
4	4460899	1	Receptacle, Female - 6 Position (To Item 3)	
4	4460464	4	Pin, Male	
4	4460943	2	Pin, Male	
4	4460754	1	Connector - 14 Position (To Console Box)	
4	4460465	8	Socket, Female	
4	4460944	2	Socket, Female	
4	4460466	4	Plug, Terminal	
4	4460891	1	Plug, Male - 2 Position (To Footswitch)	
4	4460465	2	Socket, Female	
4	4460897	1	Receptacle, Female - 2 Position (Footswitch Jumper)	
4	4460464	2	Pin, Male	
4	4460539	1	Plug, Male - 3 Position (To Overhead Switches)	
4	4460465	2	Socket, Female	
4	4460466	1	Plug, Terminal	

SECTION 6 - ELECTRICAL

FIGURE 6-41. GROUND TO PLATFORM CABLE INSTALLATION - WITHOUT PLATFORM COIL CABLE OR FOOTSWITCH (MACHINES WITH SN STARTING WITH G2)



ART_1001270899

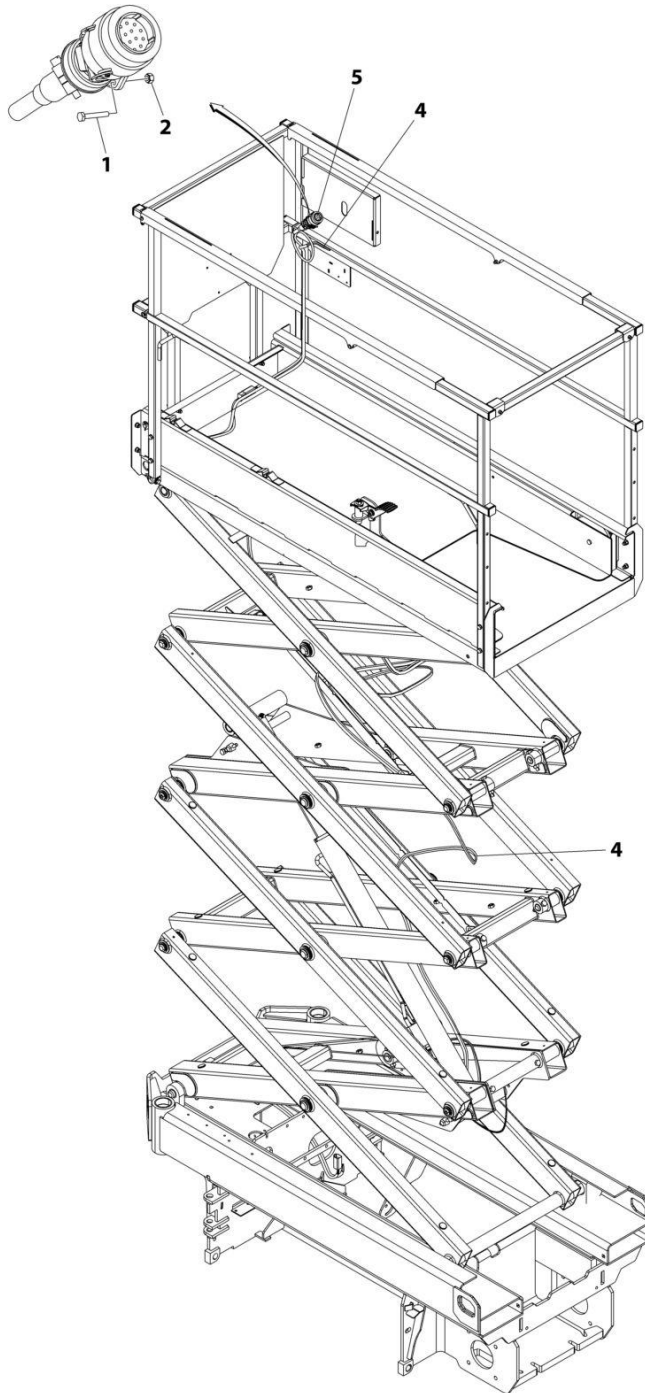
SECTION 6 - ELECTRICAL

FIGURE 6-41. GROUND TO PLATFORM CABLE INSTALLATION - WITHOUT PLATFORM COIL CABLE OR FOOTSWITCH (MACHINES WITH SN STARTING WITH G2)

ITEM	PART NUMBER	QTY	DESCRIPTION	REV
	1001270899	Ref	GROUND TO PLATFORM CABLE INSTALLATION	C
1	4240017	AR	Tie-Strap (Not Shown)	
2	1001239544	1	Cable Assembly - Ground to Platform	
2	4460894	1	Plug, Male - 6 Position (To Platform Harness Item 4)	
2	4460465	4	Socket, Female	
2	4460944	2	Socket, Female	
2	4460899	1	Receptacle, Female - 6 Position (To Chassis Harness)	
2	4460464	4	Pin, Male	
2	4460943	2	Pin, Male	
3	1001270443	1	Platform Harness	
3	4460899	1	Receptacle, Female - 6 Position (To Item 3)	
3	4460464	4	Pin, Male	
3	4460943	2	Pin, Male	
3	1001269947	1	Connector - 14 Position (To Console Box)	
3	1001269944	6	Socket, Female	
3	1001269949	2	Socket, Female	
4	0760310	2	Bolt M3 x 20	
5	3290305	2	Nut M3	

SECTION 6 - ELECTRICAL

FIGURE 6-42. GROUND TO PLATFORM CABLE INSTALLATION - WITH FOOTSWITCH (MACHINES WITH SN STARTING WITH G2)



ART_1001286164

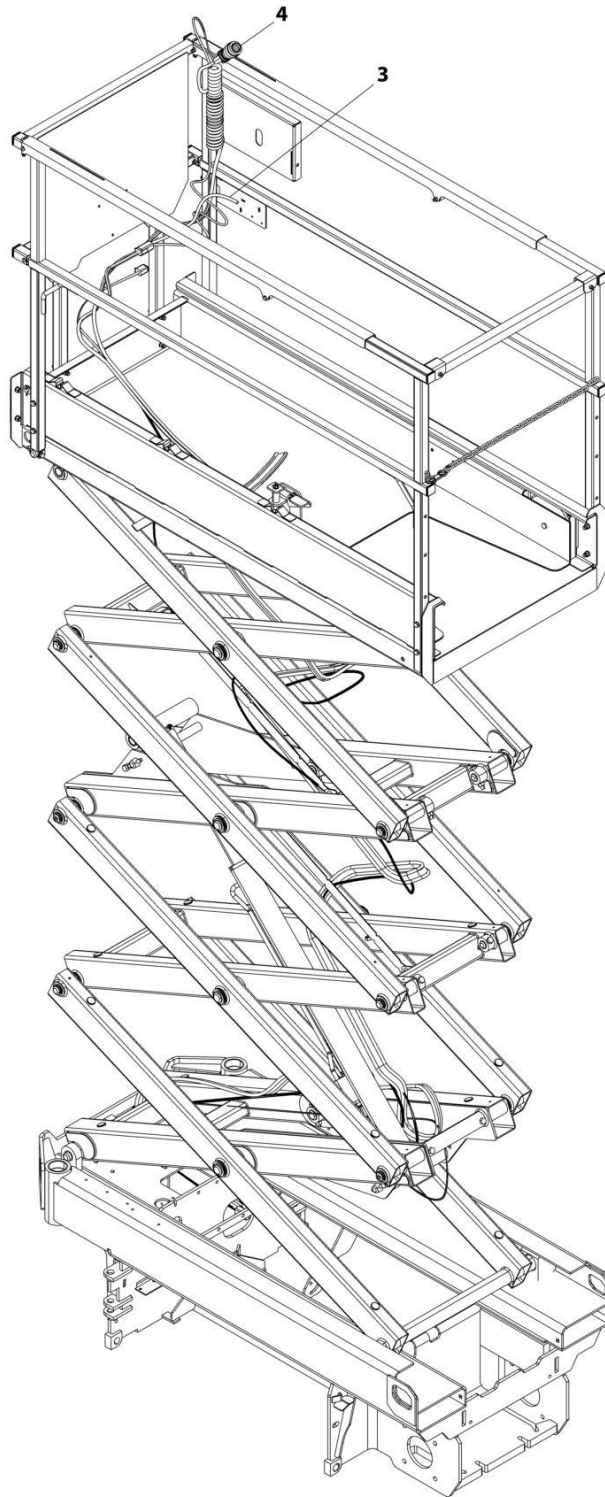
SECTION 6 - ELECTRICAL

FIGURE 6-42. GROUND TO PLATFORM CABLE INSTALLATION - WITH FOOTSWITCH (MACHINES WITH SN STARTING WITH G2)

ITEM	PART NUMBER	QTY	DESCRIPTION	REV
	1001286164	Ref	GROUND TO PLATFORM CABLE INSTALLATION	A
1	0760310	2	Bolt M3 x 20	
2	3290305	2	Nut M3	
3	4240017	AR	Tie-Strap (Not Shown)	
4	1001239544	1	Cable Assembly - Ground to Platform	
4	4460894	1	Plug, Male - 6 Position (To Platform Harness Item 4)	
4	4460465	4	Socket, Female	
4	4460944	2	Socket, Female	
4	4460899	1	Receptacle, Female - 6 Position (To Chassis Harness)	
4	4460464	4	Pin, Male	
4	4460943	2	Pin, Male	
5	1001286166	1	Platform Harness (See Separate Breakdown in this Section)	

SECTION 6 - ELECTRICAL

**FIGURE 6-43. GROUND TO PLATFORM CABLE INSTALLATION - WITH PLATFORM COIL CABLE
(ALL SPECS EXCEPT KOREAN & AUSTRALIAN SPECS) (MACHINES WITH SN STARTING WITH B2
& M2)**



ART_1001203630

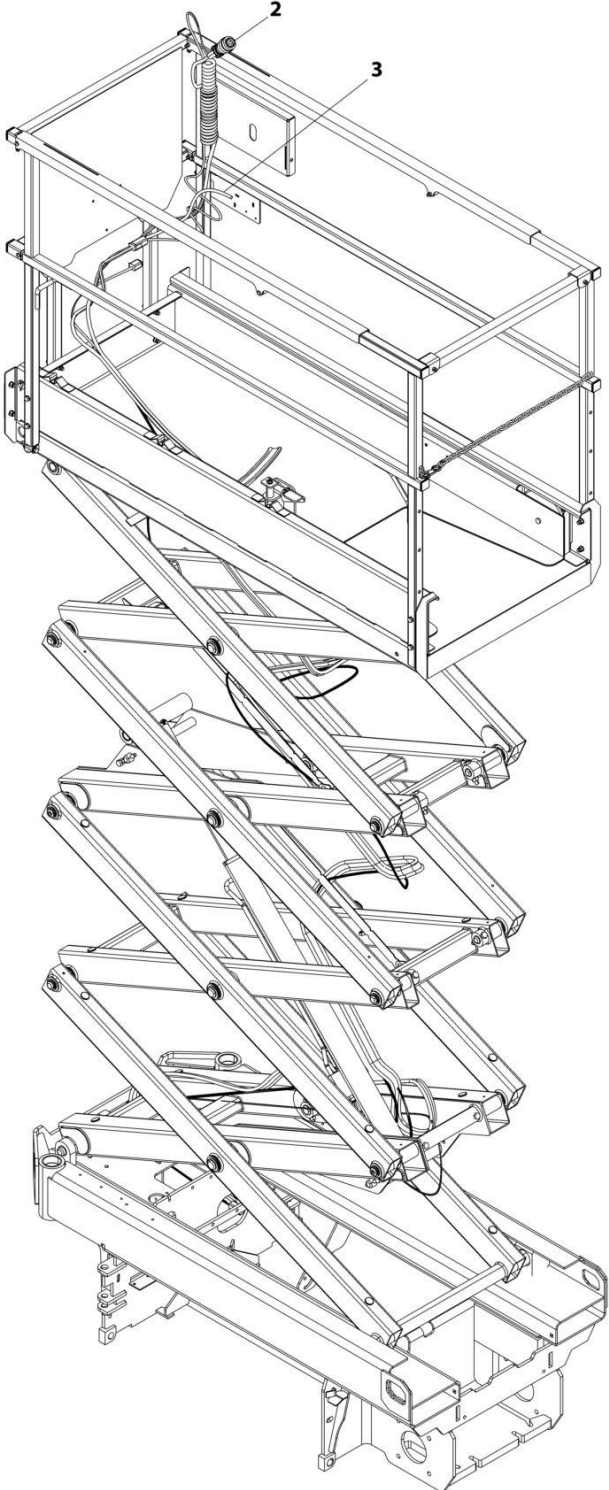
SECTION 6 - ELECTRICAL

**FIGURE 6-43. GROUND TO PLATFORM CABLE INSTALLATION - WITH PLATFORM COIL CABLE
(ALL SPECS EXCEPT KOREAN & AUSTRALIAN SPECS) (MACHINES WITH SN STARTING WITH B2
& M2)**

ITEM	PART NUMBER	QTY	DESCRIPTION	REV
	1001203630	Ref	GROUND TO PLATFORM CABLE INSTALLATION	E
1	4240017	AR	Tie-Strap (Not Shown)	
3	1001200811	1	Cable Assembly - Ground to Platform	
3	4460894	1	Plug, Male - 6 Position (To Platform Harness Item 4)	
3	4460465	4	Socket, Female	
3	4460944	2	Socket, Female	
3	4460899	1	Receptacle, Female - 6 Position (To Chassis Harness)	
3	4460464	4	Pin, Male	
3	4460943	2	Pin, Male	
4	1001202184	1	Platform Harness	
4	4460899	1	Receptacle, Female - 6 Position (To Item 3)	
4	4460464	4	Pin, Male	
4	4460943	2	Pin, Male	
4	4460754	1	Connector - 14 Position (To Console Box)	
4	4460465	8	Socket, Female	
4	4460466	6	Plug, Terminal	

SECTION 6 - ELECTRICAL

FIGURE 6-44. GROUND TO PLATFORM CABLE INSTALLATION - WITH PLATFORM COIL CABLE (AUSTRALIAN SPECS) (MACHINES WITH SN STARTING WITH B2)



ART_1001230933

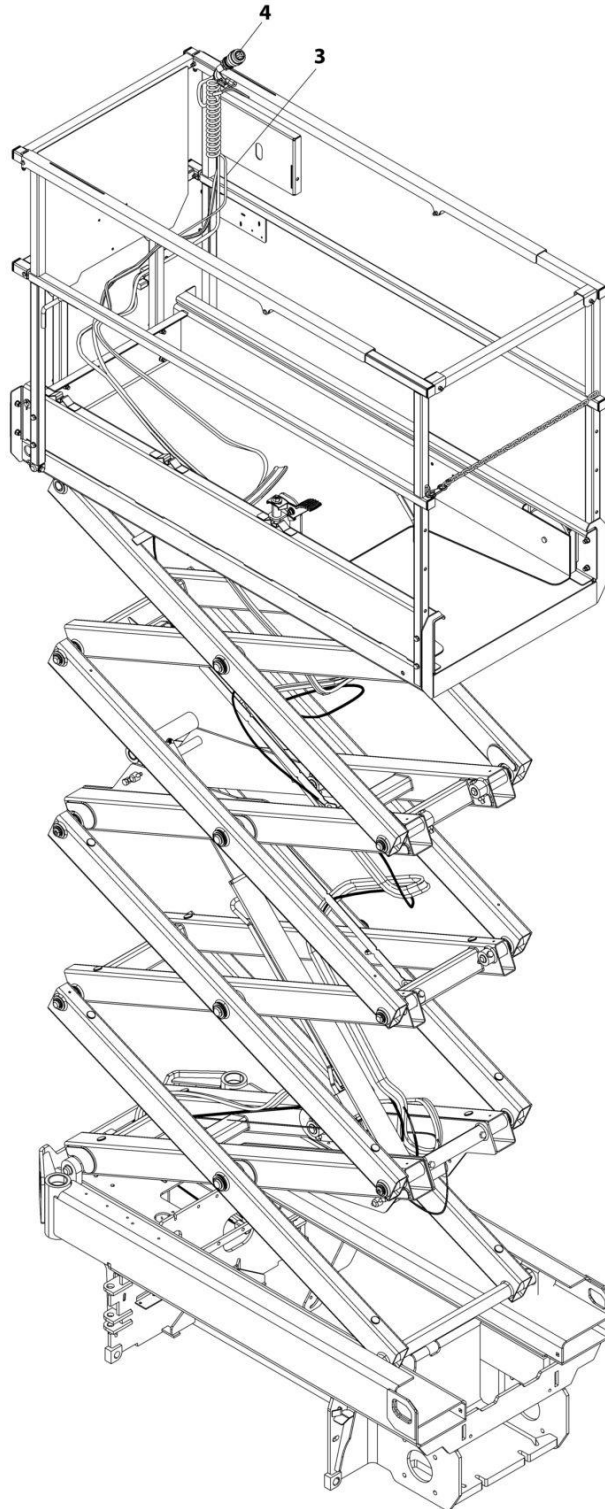
SECTION 6 - ELECTRICAL

**FIGURE 6-44. GROUND TO PLATFORM CABLE INSTALLATION - WITH PLATFORM COIL CABLE
(AUSTRALIAN SPECS) (MACHINES WITH SN STARTING WITH B2)**

ITEM	PART NUMBER	QTY	DESCRIPTION	REV
	1001230933	Ref	GROUND TO PLATFORM CABLE INSTALLATION	A
1	4240017	AR	Tie-Strap (Not Shown)	
2	1001202184	1	Platform Harness	
2	4460899	1	Receptacle, Female - 6 Position (To Item 3)	
2	4460464	4	Pin, Male	
2	4460943	2	Pin, Male	
2	4460754	1	Connector - 14 Position (To Console Box)	
2	4460465	8	Socket, Female	
2	4460466	6	Plug, Terminal	
3	1001230839	1	Cable Assembly - Ground to Platform	
3	4460894	1	Plug, Male - 6 Position (To Platform Harness Item 2)	
3	4460465	4	Socket, Female	
3	4460944	2	Socket, Female	
3	4460899	1	Receptacle, Female - 6 Position (To Chassis Harness)	
3	4460464	4	Pin, Male	
3	4460943	2	Pin, Male	

SECTION 6 - ELECTRICAL

FIGURE 6-45. GROUND TO PLATFORM CABLE INSTALLATION - WITH PLATFORM COIL CABLE AND FOOTSWITCH (MACHINES WITH SN STARTING WITH B2)



ART_1001203631_F

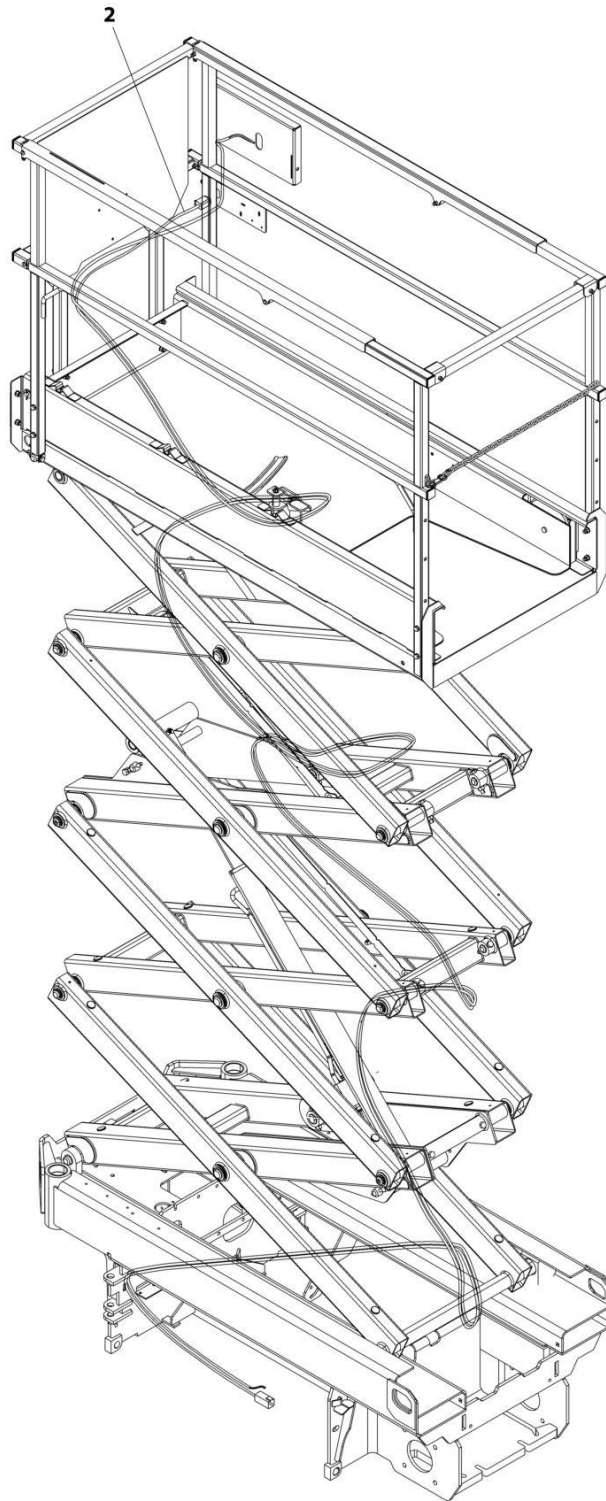
SECTION 6 - ELECTRICAL

FIGURE 6-45. GROUND TO PLATFORM CABLE INSTALLATION - WITH PLATFORM COIL CABLE AND FOOTSWITCH (MACHINES WITH SN STARTING WITH B2)

ITEM	PART NUMBER	QTY	DESCRIPTION	REV
	1001203631	Ref	GROUND TO PLATFORM CABLE INSTALLATION	F
		Ref	Note: Only Available on Japanese Specs.	
1	4240017	AR	Tie-Strap (Not Shown)	
3	1001200811	1	Cable Assembly - Ground to Platform	
3	4460894	1	Plug, Male - 6 Position (To Platform Harness Item 4)	
3	4460465	4	Socket, Female	
3	4460944	2	Socket, Female	
3	4460899	1	Receptacle, Female - 6 Position (To Chassis Harness)	
3	4460464	4	Pin, Male	
3	4460943	2	Pin, Male	
4	1001223262	1	Platform Harness	
4	4460899	1	Receptacle, Female - 6 Position (To Item 3)	
4	4460464	4	Pin, Male	
4	4460943	2	Pin, Male	
4	4460754	1	Connector - 14 Position (To Console Box)	
4	4460465	8	Socket, Female	
4	4460944	2	Socket, Female	
4	4460466	4	Plug, Terminal	
4	4460891	1	Plug, Male - 2 Position (To Footswitch)	
4	4460465	2	Socket, Female	
4	4460897	1	Receptacle, Female - 2 Position (Footswitch Jumper)	
4	4460464	2	Pin, Male	
4	4460539	1	Plug, Male - 3 Position (To Overhead Switches)	
4	4460465	2	Socket, Female	
4	4460466	1	Plug, Terminal	

SECTION 6 - ELECTRICAL

FIGURE 6-46. GROUND TO PLATFORM CABLE INSTALLATION - SCISSORS ARM CABLE ONLY
(MACHINES WITH SN STARTING WITH 12)



ART_1001253807

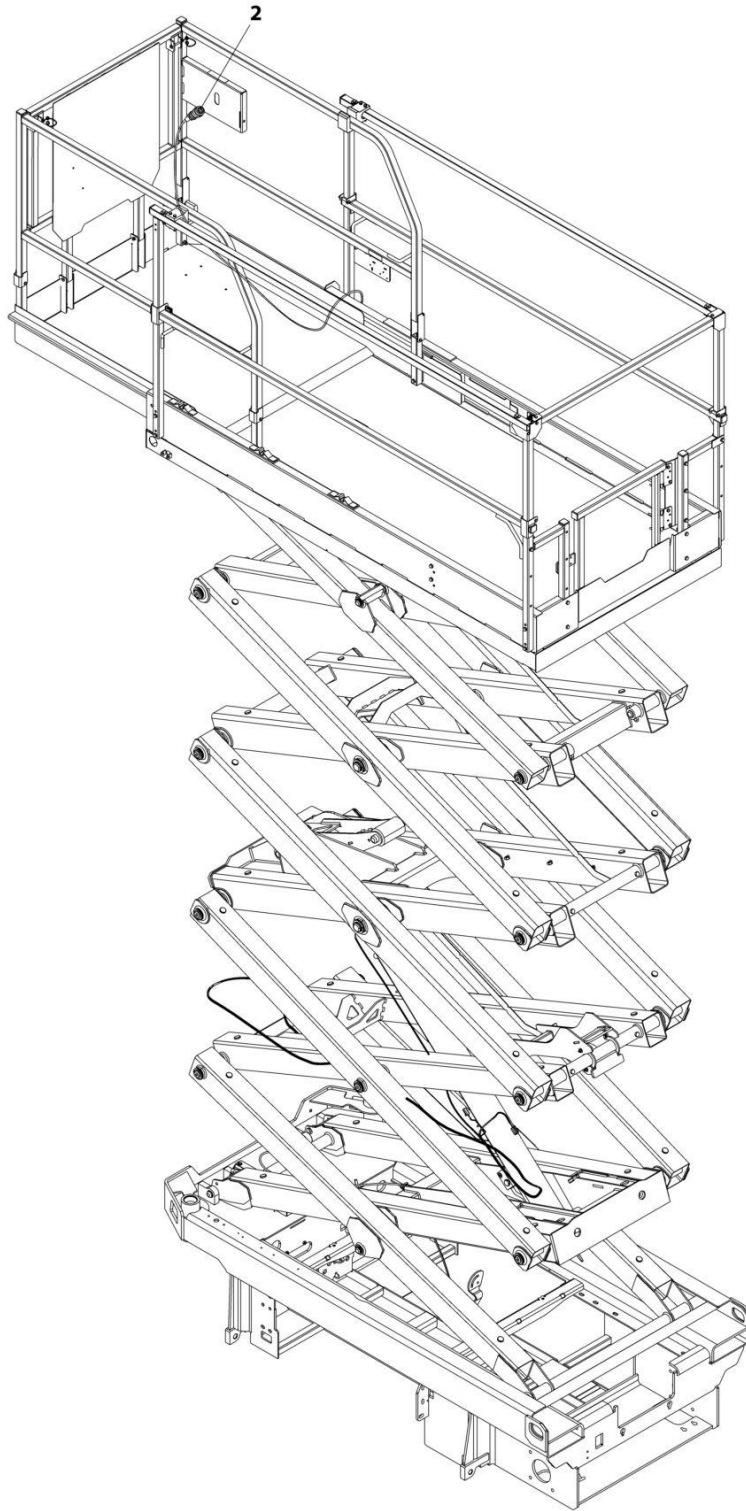
SECTION 6 - ELECTRICAL

**FIGURE 6-46. GROUND TO PLATFORM CABLE INSTALLATION - SCISSORS ARM CABLE ONLY
(MACHINES WITH SN STARTING WITH 12)**

ITEM	PART NUMBER	QTY	DESCRIPTION	REV
	1001253807	Ref	GROUND TO PLATFORM CABLE INSTALLATION - SCISSORS ARMS CABLE ONLY	A
1	4240017	AR	Tie-Strap (Not Shown)	
2	1001200811	1	Cable Assembly - Ground to Platform	
2	4460894	1	Plug, Male - 6 Position (To Platform Harness Item 2)	
2	4460465	4	Socket, Female	
2	4460944	2	Socket, Female	
2	4460899	1	Receptacle, Female - 6 Position (To Chassis Harness)	
2	4460464	4	Pin, Male	
2	4460943	2	Pin, Male	

SECTION 6 - ELECTRICAL

FIGURE 6-47. GROUND TO PLATFORM CABLE INSTALLATION - PLATFORM CABLE ONLY
(STRAIGHT CABLE) (MACHINES WITH SN STARTING WITH 12)



ART_1001223650

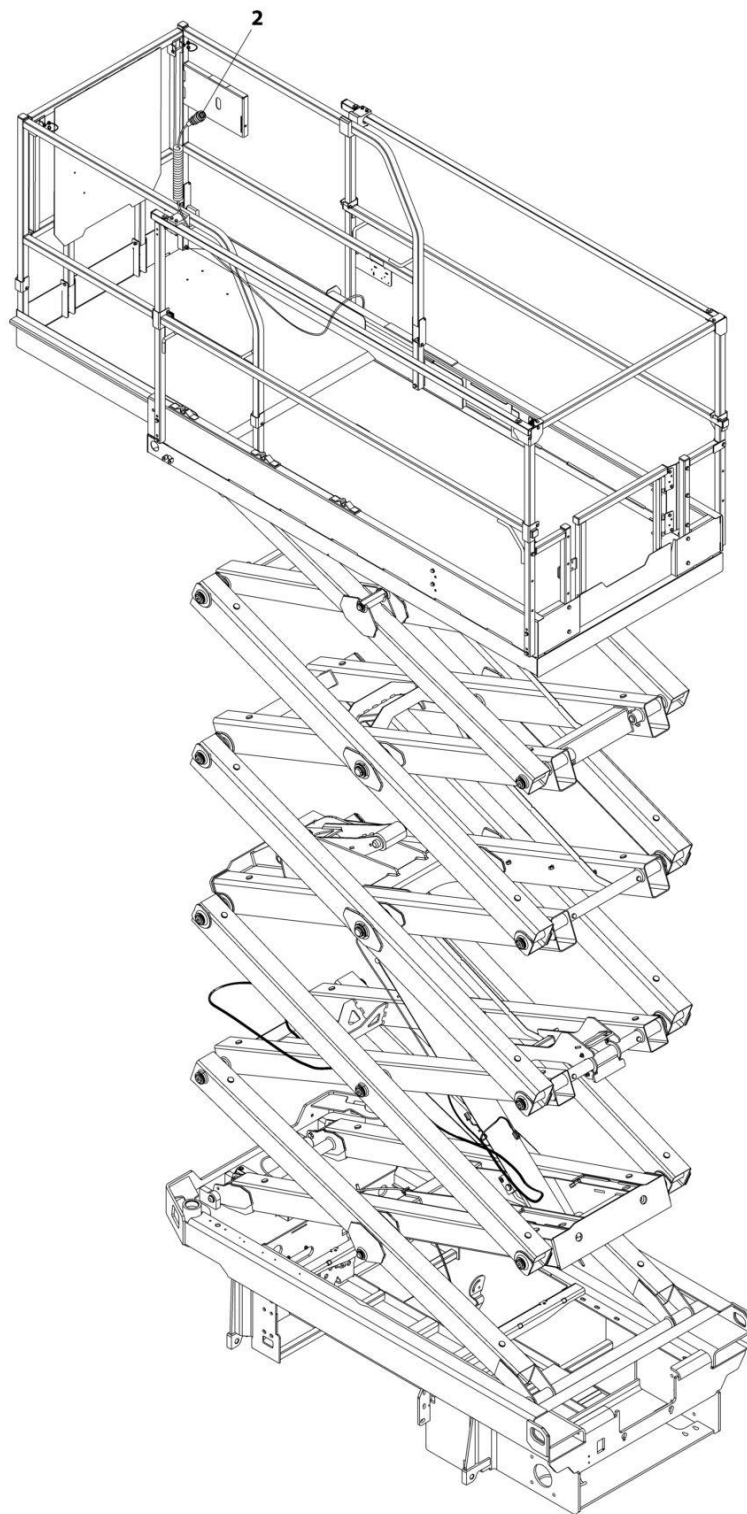
SECTION 6 - ELECTRICAL

**FIGURE 6-47. GROUND TO PLATFORM CABLE INSTALLATION - PLATFORM CABLE ONLY
(STRAIGHT CABLE) (MACHINES WITH SN STARTING WITH 12)**

ITEM	PART NUMBER	QTY	DESCRIPTION	REV
	1001223650	Ref	GROUND TO PLATFORM CABLE INSTALLATION	A
1	4240017	AR	Tie-Strap (Not Shown)	
2	1001200812	1	Platform Harness	
2	4460899	1	Receptacle, Female - 6 position (To Platform/AC Cable Connector)	
2	4460464	4	Pin, Male	
2	4460943	2	Pin, Male	
2	4460754	1	Connector - 14 Position (To Console Box)	
2	4460465	8	Socket, Female	
2	4460466	6	Plug, Terminal	

SECTION 6 - ELECTRICAL

FIGURE 6-48. GROUND TO PLATFORM CABLE INSTALLATION - PLATFORM CABLE ONLY (COILED CABLE) (MACHINES WITH SN STARTING WITH 12)



ART_1001223651

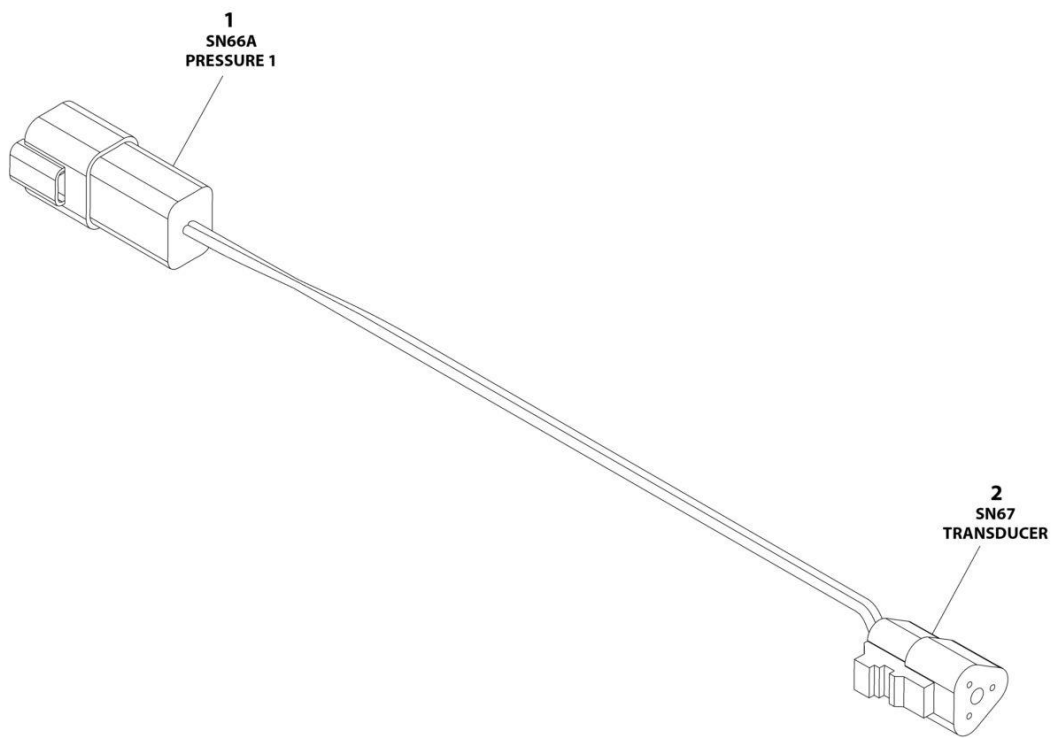
SECTION 6 - ELECTRICAL

FIGURE 6-48. GROUND TO PLATFORM CABLE INSTALLATION - PLATFORM CABLE ONLY (COILED CABLE) (MACHINES WITH SN STARTING WITH 12)

ITEM	PART NUMBER	QTY	DESCRIPTION	REV
	1001223651	Ref	GROUND TO PLATFORM CABLE INSTALLATION	A
1	4240017	AR	Tie-Strap (Not Shown)	
2	1001202184	1	Platform Harness	
2	4460899	1	Receptacle, Female - 6 position (To Platform/AC Cable Connector)	
2	4460464	4	Pin, Male	
2	4460943	2	Pin, Male	
2	4460754	1	Connector - 14 Position (To Console Box)	
2	4460465	8	Socket, Female	
2	4460466	6	Plug, Terminal	

SECTION 6 - ELECTRICAL

FIGURE 6-49. JUMPER HARNESS TO LIFT DOWN



ART_1001285829

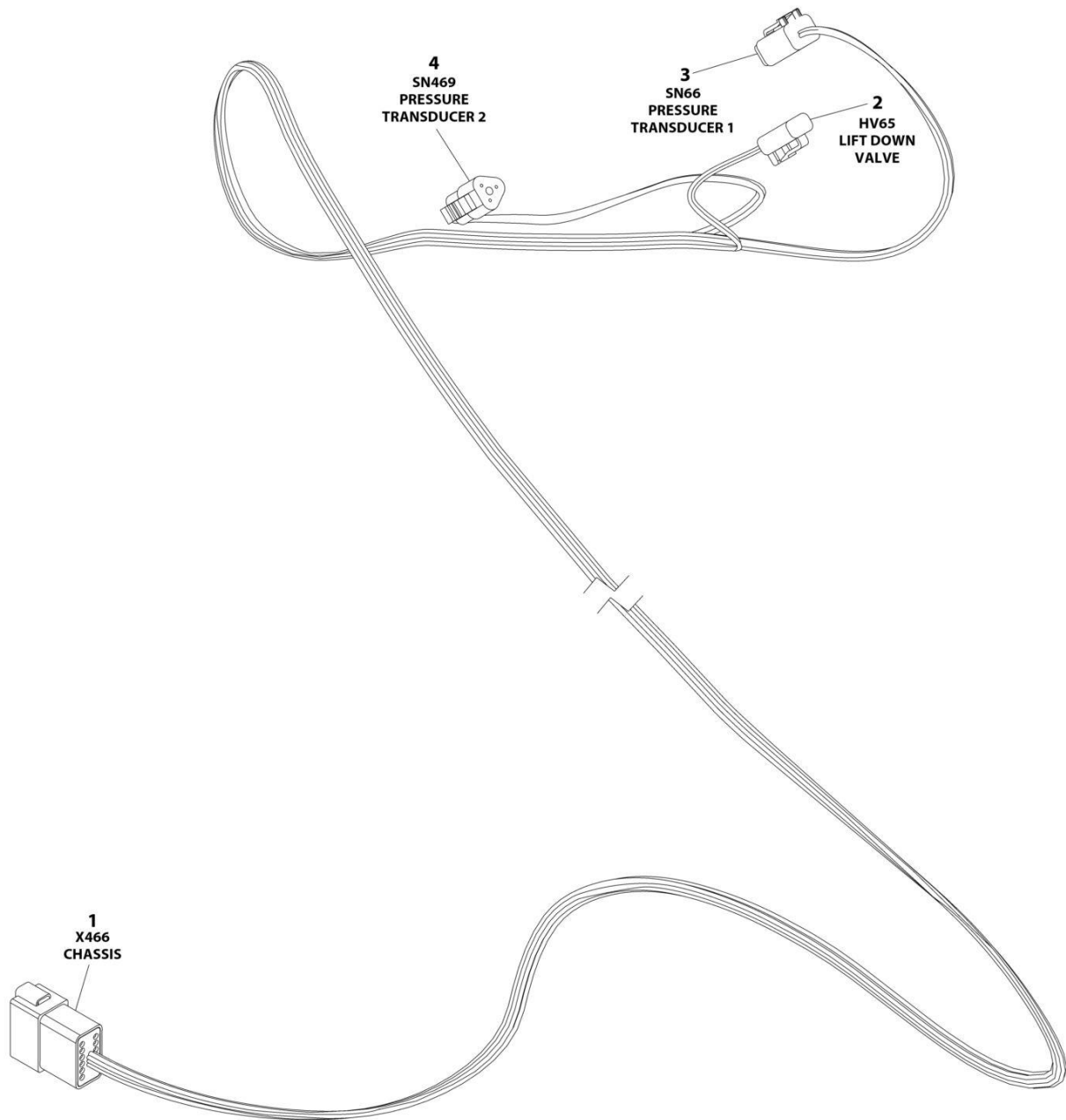
SECTION 6 - ELECTRICAL

FIGURE 6-49. JUMPER HARNESS TO LIFT DOWN

ITEM	PART NUMBER	QTY	DESCRIPTION	REV
	1001285829	Ref	JUMPER HARNESS TO LIFT DOWN	C
1	4460932	1	Connector	
1	4460464	2	Pin	
1	4460466	2	Plug	
2	4460539	1	Connector	
2	4460465	2	Pin	
2	4460466	1	Plug	

SECTION 6 - ELECTRICAL

FIGURE 6-50. LIFT DOWN HARNESS



ART_1001222687_B

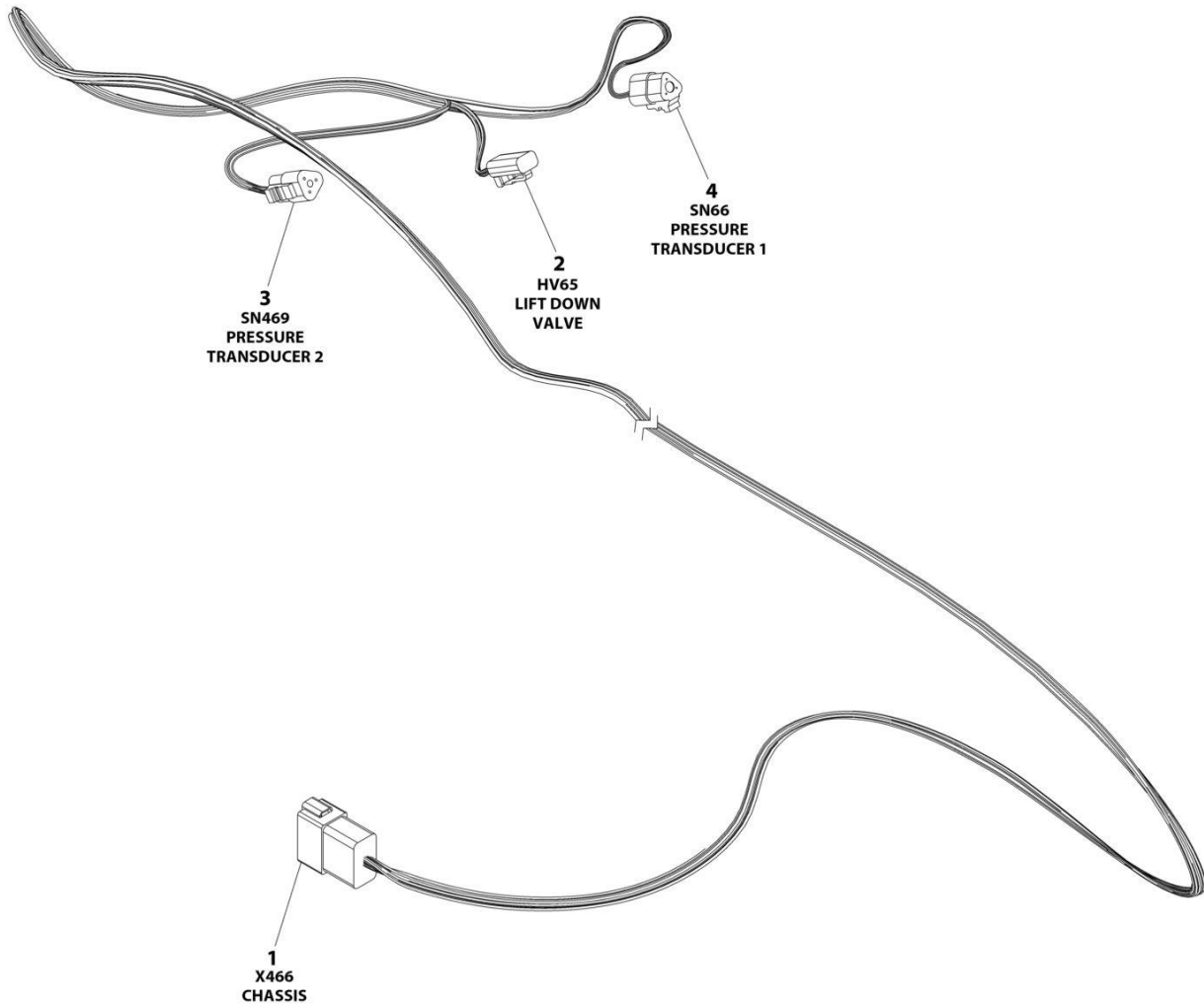
SECTION 6 - ELECTRICAL

FIGURE 6-50. LIFT DOWN HARNESS

ITEM	PART NUMBER	QTY	DESCRIPTION	REV
	1001222687	Ref	LIFT DOWN HARNESS - WITH LSS	B
1	4460970	1	Receptacle, Female - 12 Position	
1	4460464	9	Pin, Male	
1	4460466	3	Plug, Terminal	
2	4460891	1	Plug, Male - 4 Position	
2	4460465	2	Socket, Female	
3	4460884	1	Plug, Male - 4 Position	
3	4460465	4	Socket, Female	
4	4460539	1	Plug, Male - 3 Position	
4	4460465	3	Socket, Female	

SECTION 6 - ELECTRICAL

FIGURE 6-51. LIFT DOWN HARNESS - WITH LSS (SN B200087227 to Present, SN M200080336 to Present)



ART_1001294256

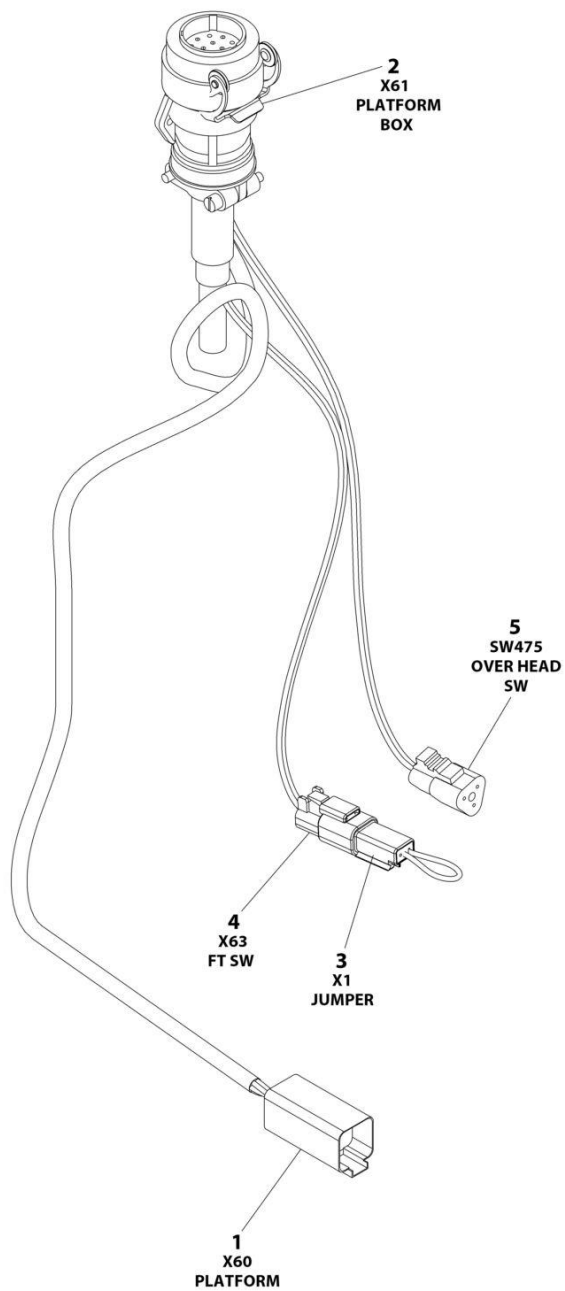
SECTION 6 - ELECTRICAL

FIGURE 6-51. LIFT DOWN HARNESS - WITH LSS (SN B200087227 to Present, SN M200080336 to Present)

ITEM	PART NUMBER	QTY	DESCRIPTION	REV
	1001294256	Ref	LIFT DOWN HARNESS - WITH LSS	A
1	4460970	1	Connector	
1	4460464	7	Pin	
1	4460466	5	Plug	
2	4460891	1	Connector	
2	4460465	2	Socket	
3	4460539	1	Connector	
3	4460465	3	Socket	
4	4460539	1	Connector	
4	4460465	2	Socket	
4	4460466	1	Plug	

SECTION 6 - ELECTRICAL

FIGURE 6-52. PLATFORM HARNESS



ART_1001286166

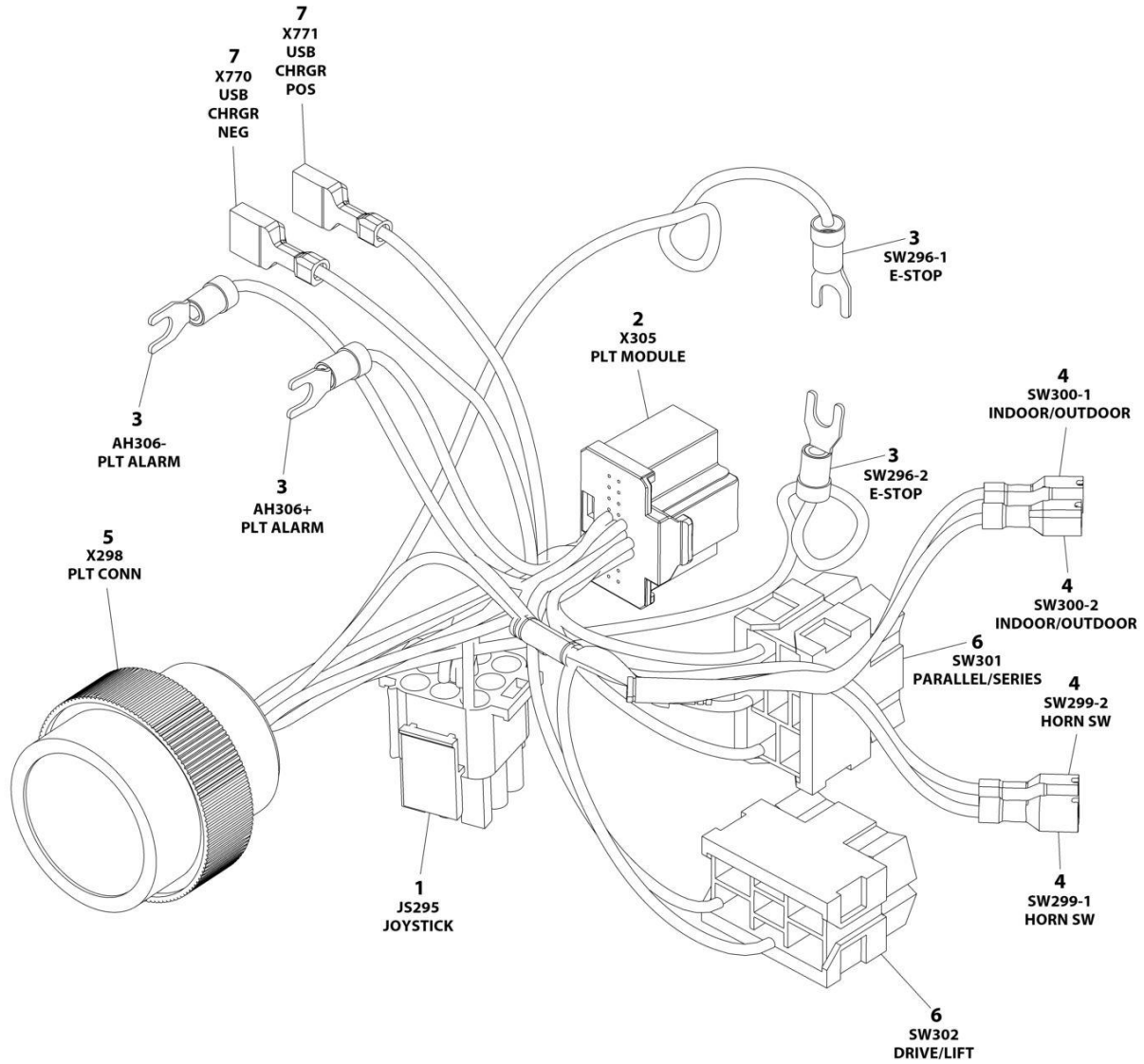
SECTION 6 - ELECTRICAL

FIGURE 6-52. PLATFORM HARNESS

ITEM	PART NUMBER	QTY	DESCRIPTION	REV
	1001286166	Ref	PLATFORM HARNESS	A
1	4460899	1	Connector	
1	4460464	4	Pin - Nickel	
1	4460943	2	Pin - Gold	
2	1001269947	1	Connector	
2	1001269944	8	Socket - Silver	
2	1001269949	2	Socket - Gold	
3	4460897	1	Connector	
3	4460464	2	Pin	
4	4460891	1	Connector	
4	4460465	2	Socket	
5	4460539	1	Connector	
5	4460565	2	Socket	
5	4460466	1	Plug	

SECTION 6 - ELECTRICAL

FIGURE 6-53. PLATFORM BOX HARNESS (MACHINES WITH SN STARTING WITH 12, B2 & M2)



ART_1001200819

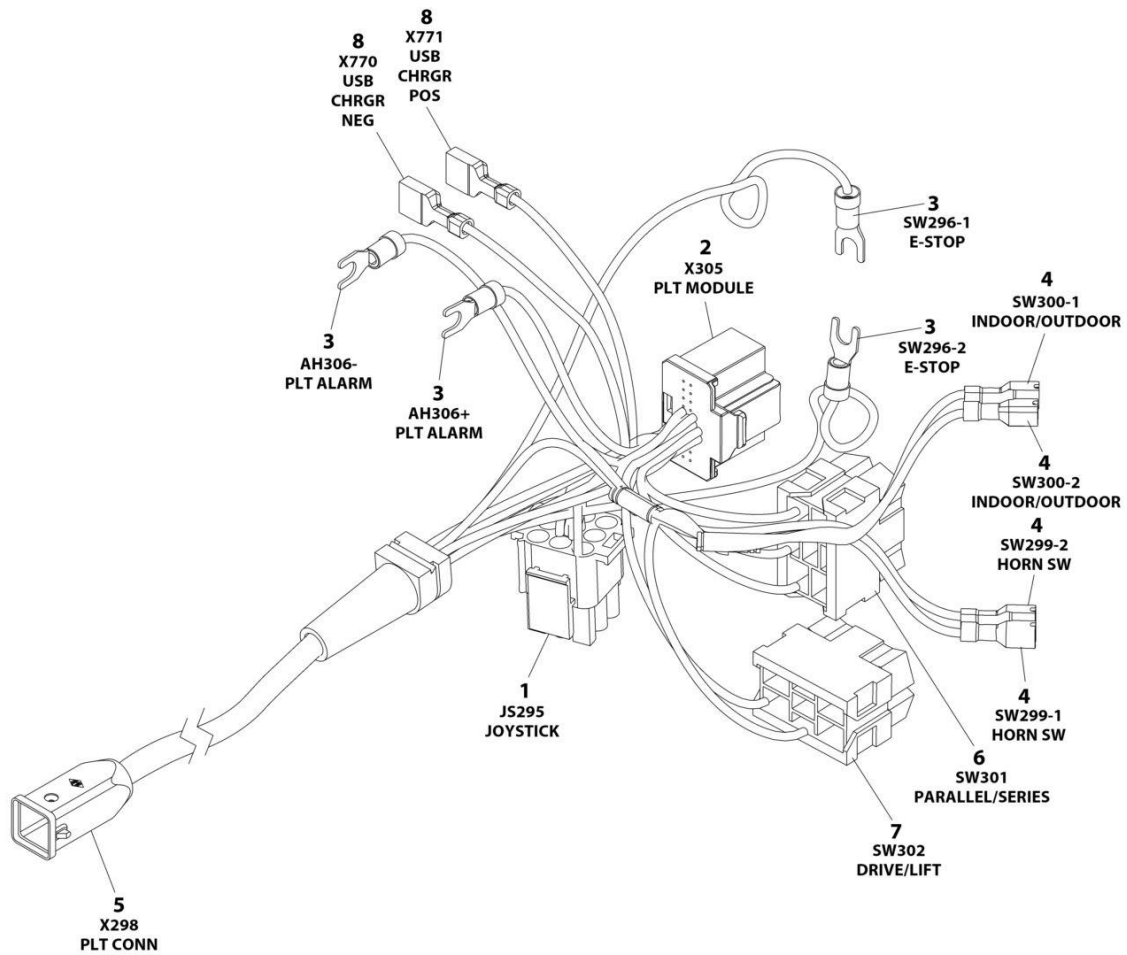
SECTION 6 - ELECTRICAL

FIGURE 6-53. PLATFORM BOX HARNESS (MACHINES WITH SN STARTING WITH 12, B2 & M2)

ITEM	PART NUMBER	QTY	DESCRIPTION	REV
	1001200819	Ref	PLATFORM CONTROL BOX HARNESS	E
1	4460265	1	Plug, Male - 9 Position	
1	4460267	6	Pin, Male	
2	1001212036	1	Connector - 20 Position	
2	1001212035	16	Terminal	
3	4460183	4	Terminal, Fork	
4	1001201885	4	Terminal with Cover	
5	4461016	1	Connector - 14 Position	
5	4460464	8	Pin, Male	
5	4460466	6	Plug, Terminal	
6	4460418	2	Connector - 6 Position	
6	1001159186	5	Terminal	
7	1001194421	2	Terminal	

SECTION 6 - ELECTRICAL

FIGURE 6-54. PLATFORM BOX HARNESS (MACHINES WITH SN STARTING WITH G2)(CHINA SPEC ONLY)



ART_1001291630

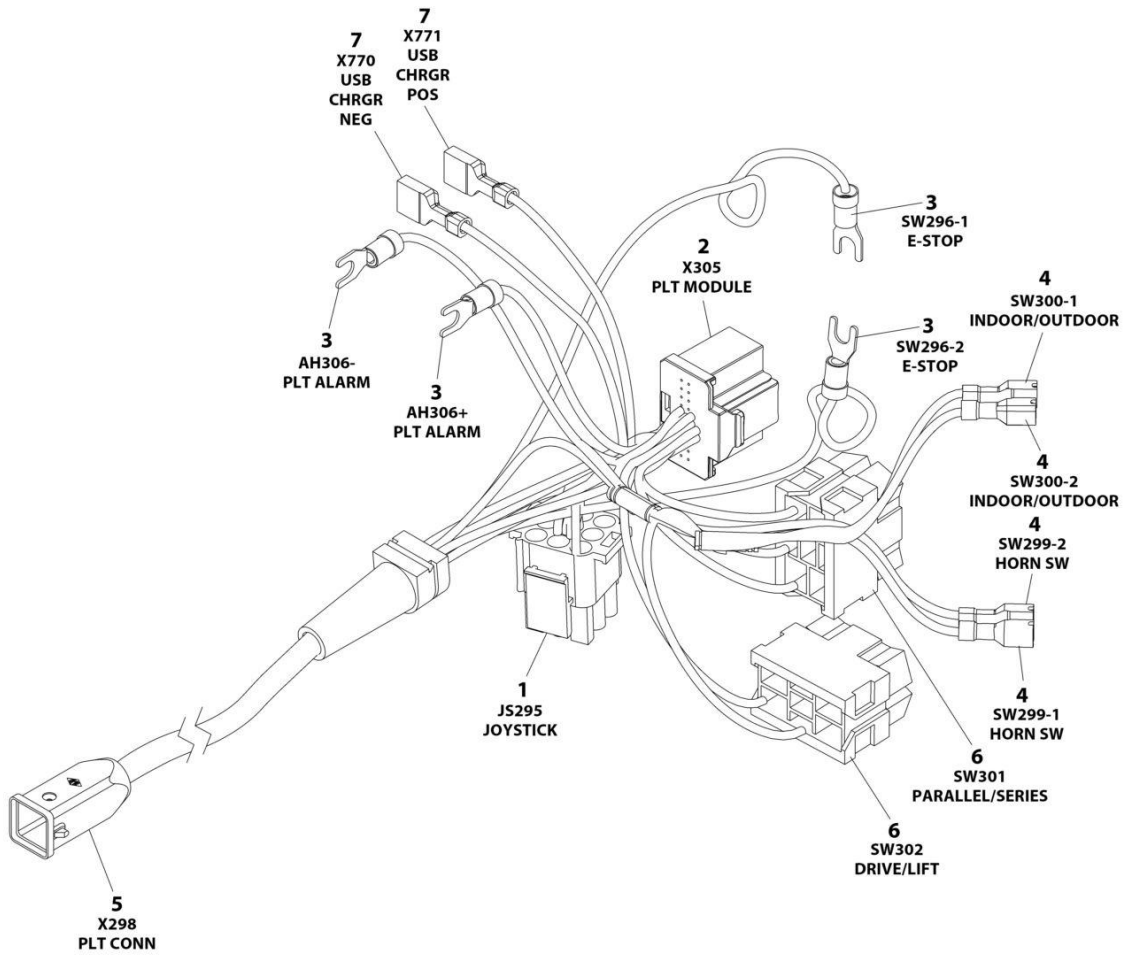
SECTION 6 - ELECTRICAL

FIGURE 6-54. PLATFORM BOX HARNESS (MACHINES WITH SN STARTING WITH G2)(CHINA SPEC ONLY)

ITEM	PART NUMBER	QTY	DESCRIPTION	REV
	1001291630	1	PLATFORM CONTROL BOX HARNESS	A
1	4460265	1	Connector	
1	4460267	8	Pin	
2	1001212036	1	Connector	
2	1001212035	16	Socket	
3	4460183	4	Terminal, Fork	
4	1001201885	4	Terminal, Faston	
5	1001294835	1	Connector	
5	1001269943	6	Pin	
6	4460418	1	Connector	
6	1001159186	2	Socket	
7	4460418	1	Connector	
7	1001159186	3	Socket	
8	1001194421	2	Terminal, Fork	

SECTION 6 - ELECTRICAL

FIGURE 6-55. PLATFORM BOX HARNESS (MACHINES WITH SN STARTING WITH G2)



ART_1001269999

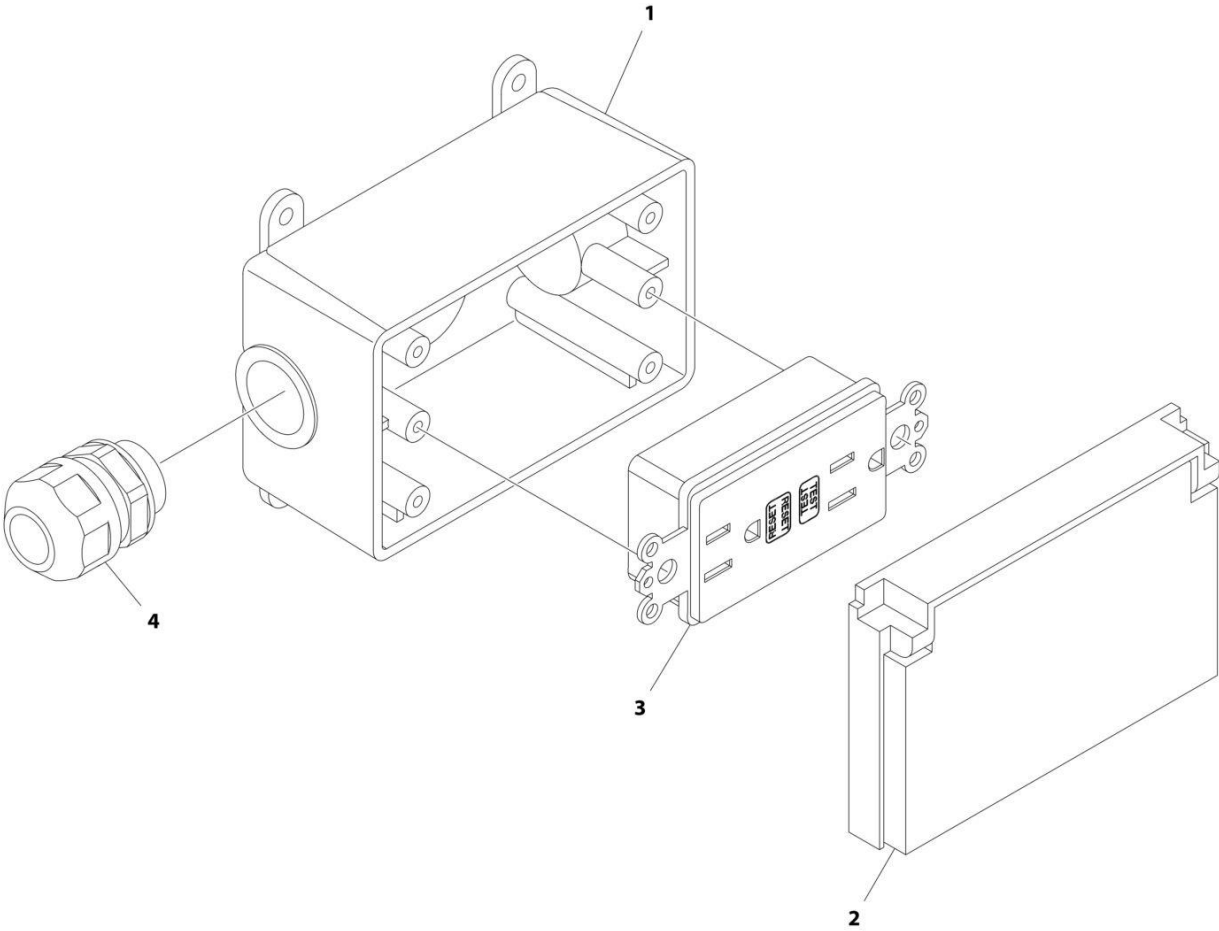
SECTION 6 - ELECTRICAL

FIGURE 6-55. PLATFORM BOX HARNESS (MACHINES WITH SN STARTING WITH G2)

ITEM	PART NUMBER	QTY	DESCRIPTION	REV
	1001269999	Ref	PLATFORM CONTROL BOX HARNESS	A
1	4460265	1	Plug, Male - 9 Position	
1	4460267	7	Pin, Male	
2	1001212036	1	Connector - 20 Position	
2	1001212035	17	Terminal	
3	4460183	4	Terminal, Fork	
4	1001201885	4	Terminal with Cover	
5	1001269946	1	Connector - 12 Position	
5	1001269943	10	Pin, Male	
6	4460418	2	Connector - 6 Position	
6	1001159186	5	Terminal	
7	1001194421	2	Terminal	

SECTION 6 - ELECTRICAL

FIGURE 6-56. RECEPTACLE BOX KIT - 110V GFI



ART_2902431

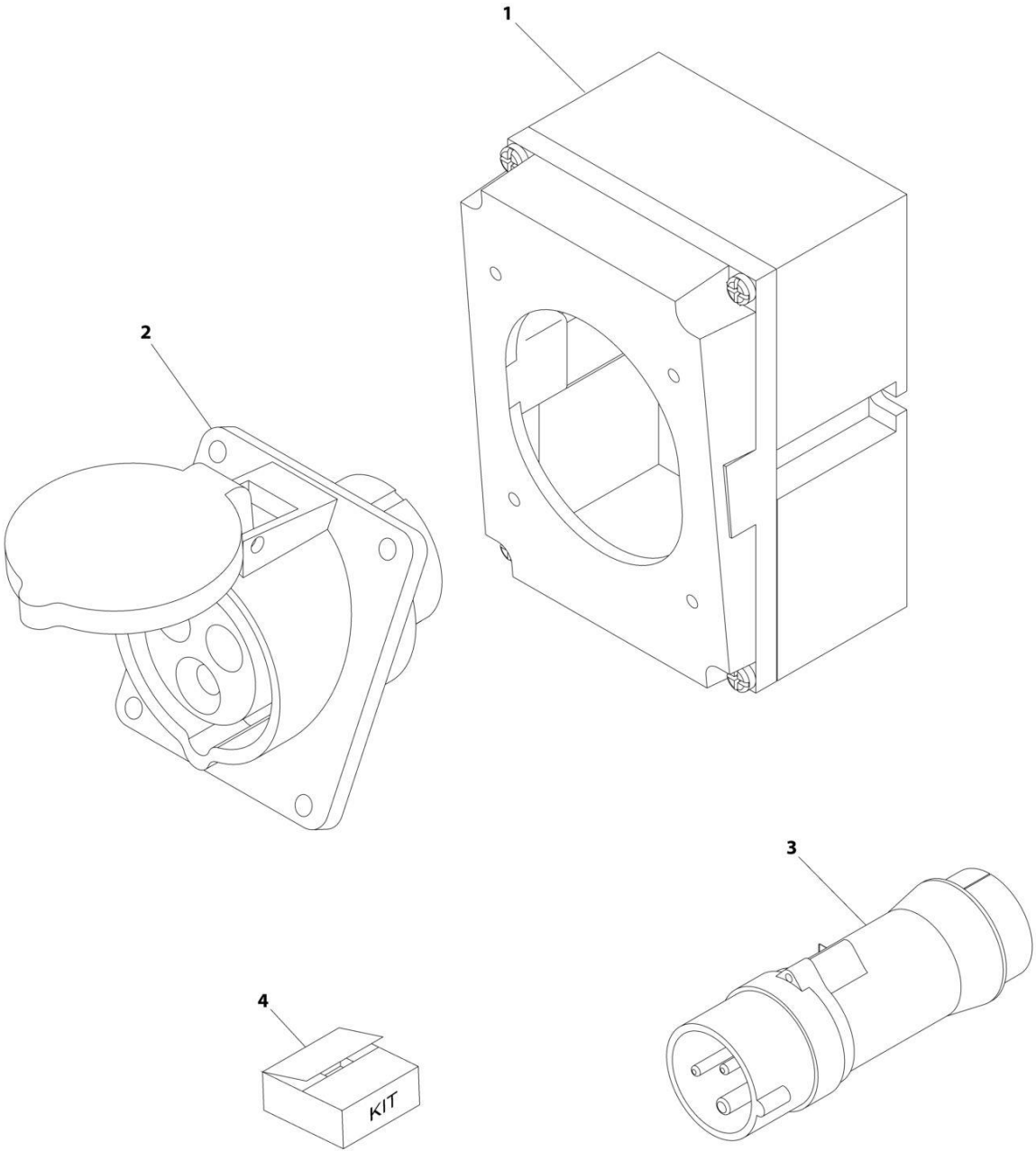
SECTION 6 - ELECTRICAL

FIGURE 6-56. RECEPTACLE BOX KIT - 110V GFI

ITEM	PART NUMBER	QTY	DESCRIPTION	REV
	2902431	Ref	RECEPTACLE BOX KIT - 110V GFI	D
1	0861731	1	Box, Receptacle	
2	1671207	1	Cover, Receptacle	
3	4460346	1	Receptacle	
4	4460662	1	Connector, Strain Relief	

SECTION 6 - ELECTRICAL

FIGURE 6-57. RECEPTACLE BOX KIT - 110V IEC YELLOW (CE & UK CA SPEC)



ART_0275216

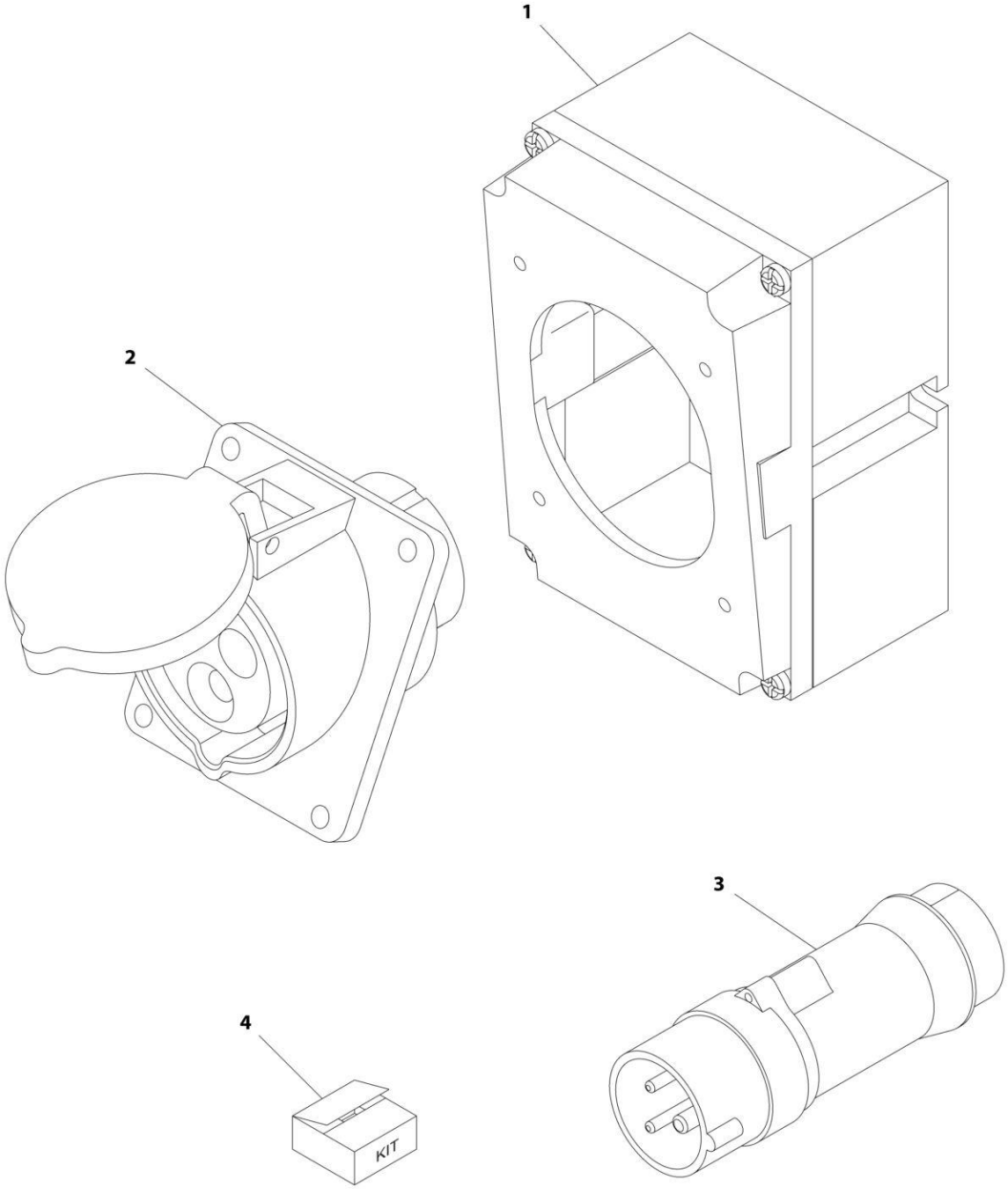
SECTION 6 - ELECTRICAL

FIGURE 6-57. RECEPTACLE BOX KIT - 110V IEC YELLOW (CE & UK CA SPEC)

ITEM	PART NUMBER	QTY	DESCRIPTION	REV
	0275216	Ref	RECEPTACLE BOX KIT - 110V IEC YELLOW	B
1	0861781	1	Box, Switch	
2	4461198	1	Receptacle	
3	4461196	1	Plug, Male	
4	1001100341	1	Plug and Socket Kit (Includes Items 1-3 and Female Plug p/n 4461197)	

SECTION 6 - ELECTRICAL

FIGURE 6-58. RECEPTACLE BOX KIT - 220V IEC BLUE (CE & UK CA SPEC)



ART_0275217

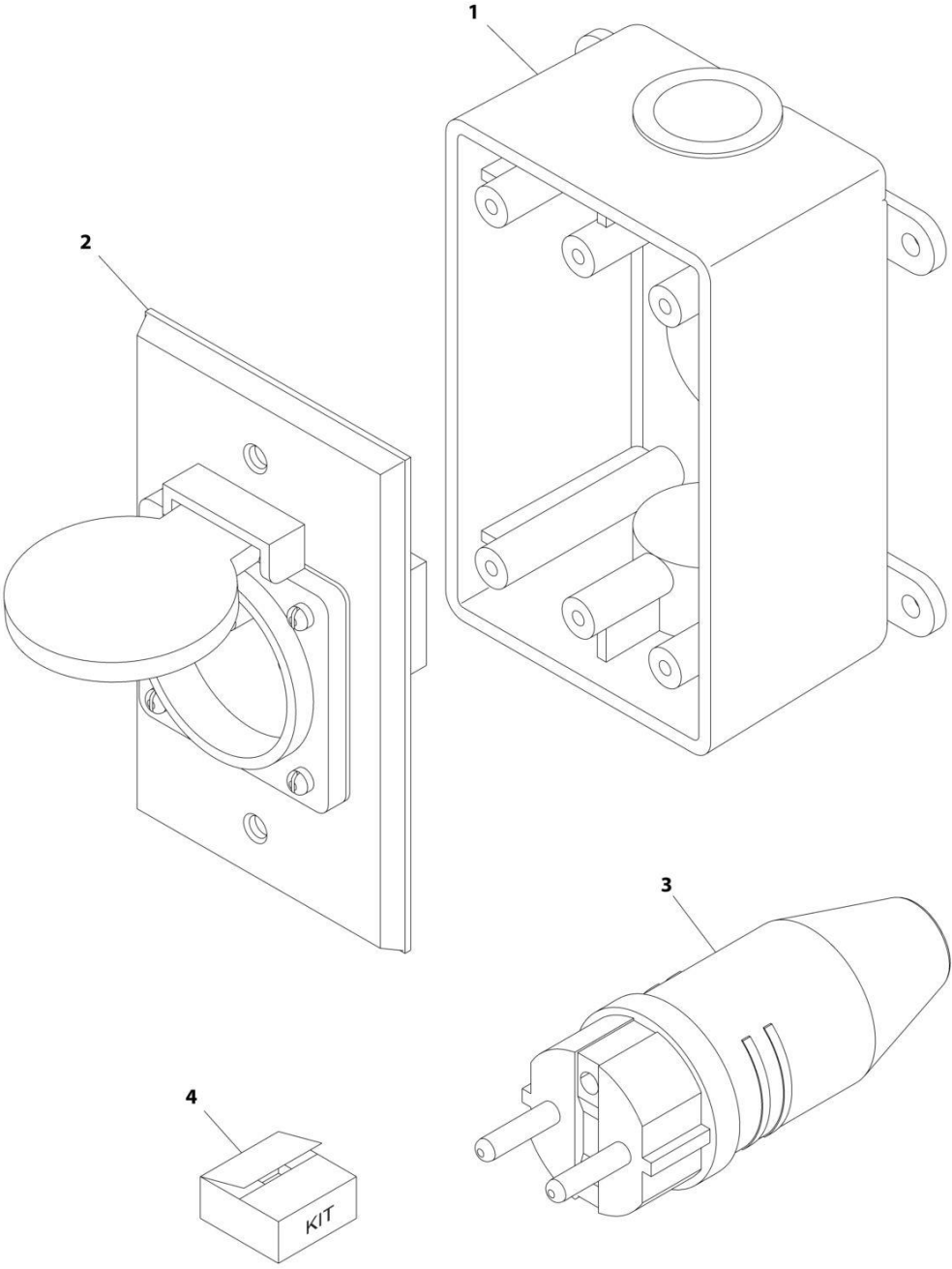
SECTION 6 - ELECTRICAL

FIGURE 6-58. RECEPTACLE BOX KIT - 220V IEC BLUE (CE & UK CA SPEC)

ITEM	PART NUMBER	QTY	DESCRIPTION	REV
	0275217	Ref	RECEPTACLE BOX KIT - 220V IEC BLUE	B
1	0861781	1	Box, Switch	
2	4461201	1	Receptacle	
3	4461199	1	Plug, Male	
4	1001100342	1	Plug and Socket Kit (Includes Items 1-3 and Female Plug p/n 4461200)	

SECTION 6 - ELECTRICAL

FIGURE 6-59. RECEPTACLE BOX KIT - 220V CEE7 POST GROUND (CE & UK CA SPEC)



ART_0275452-C

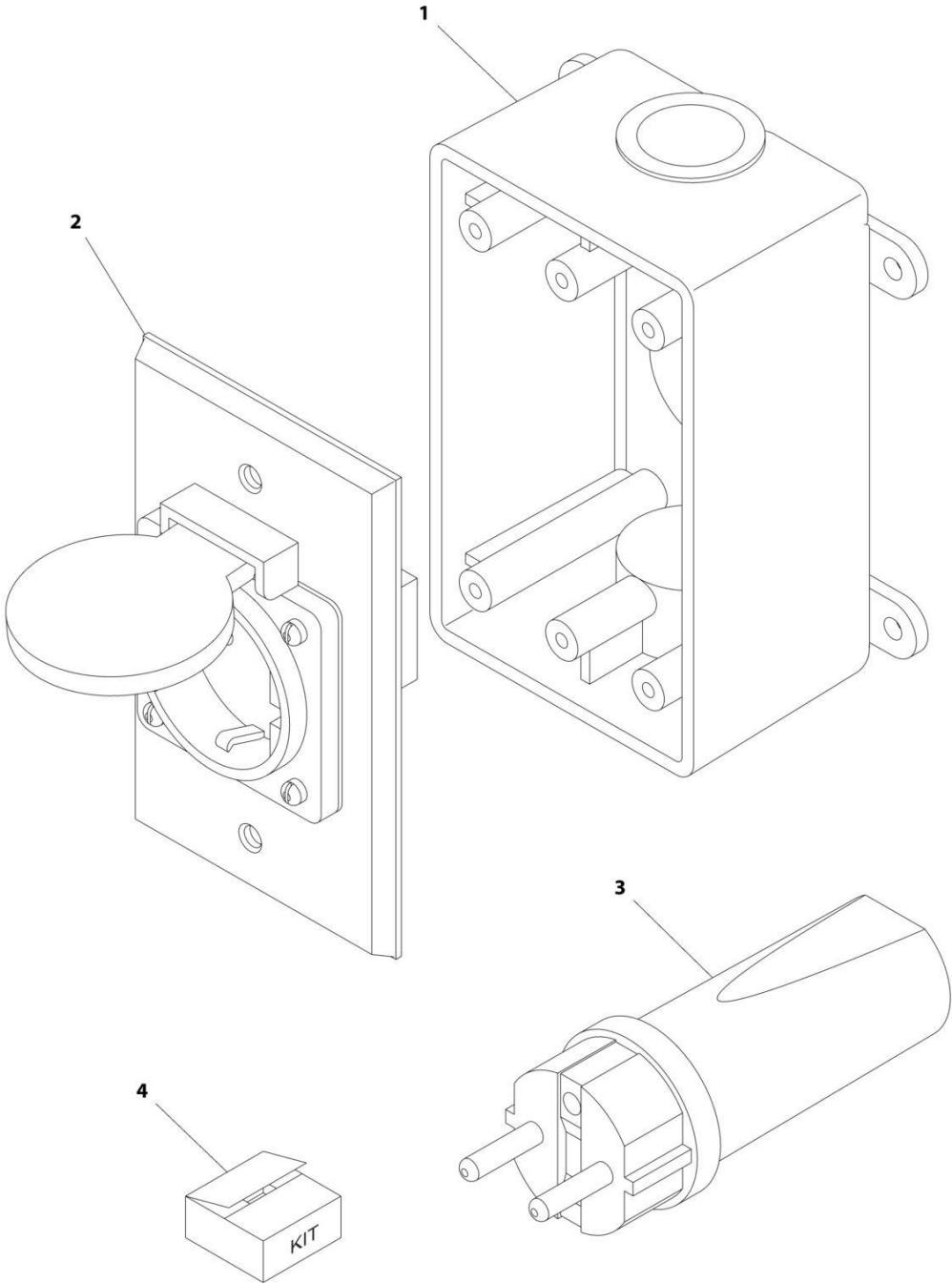
SECTION 6 - ELECTRICAL

FIGURE 6-59. RECEPTACLE BOX KIT - 220V CEE7 POST GROUND (CE & UK CA SPEC)

ITEM	PART NUMBER	QTY	DESCRIPTION	REV
	0275452	Ref	RECEPTACLE BOX KIT - 220V CEE7 POST GROUND 2IN X 4IN BOX	C
1	0861731	1	Box, Switch	
2	4461244	1	Receptacle	
3	4461205	1	Plug, Male	
4	1001100345	1	Plug and Socket Kit (Includes Items 1-3 and Female Plug p/n 4461203)	

SECTION 6 - ELECTRICAL

FIGURE 6-60. RECEPTACLE BOX KIT - 220V CEE7 SIDE GROUND (CE & UK CA SPEC)



ART_0275453

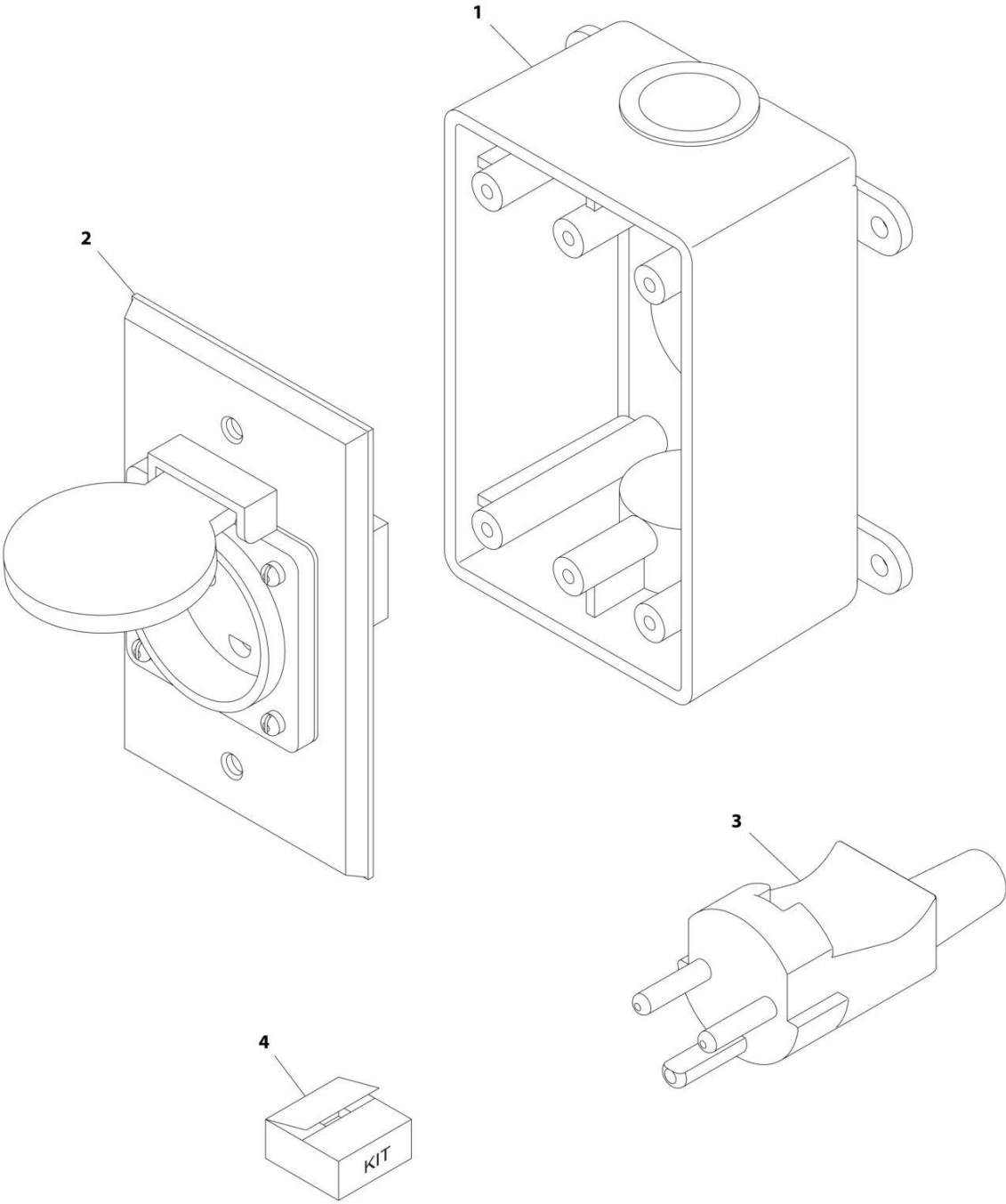
SECTION 6 - ELECTRICAL

FIGURE 6-60. RECEPTACLE BOX KIT - 220V CEE7 SIDE GROUND (CE & UK CA SPEC)

ITEM	PART NUMBER	QTY	DESCRIPTION	REV
	0275453	Ref	RECEPTACLE BOX KIT - 220V CEE7 SIDE GROUND	B
1	0861731	1	Box, Switch	
2	4461245	1	Receptacle	
3	4461205	1	Plug, Male	
4	1001100347	1	Plug and Socket Kit (Includes Items 1-3 and Female Plug p/n 4461206)	

SECTION 6 - ELECTRICAL

FIGURE 6-61. RECEPTACLE BOX KIT - 220V AFSINT 107 (CE & UK CA SPEC)



ART_0275454

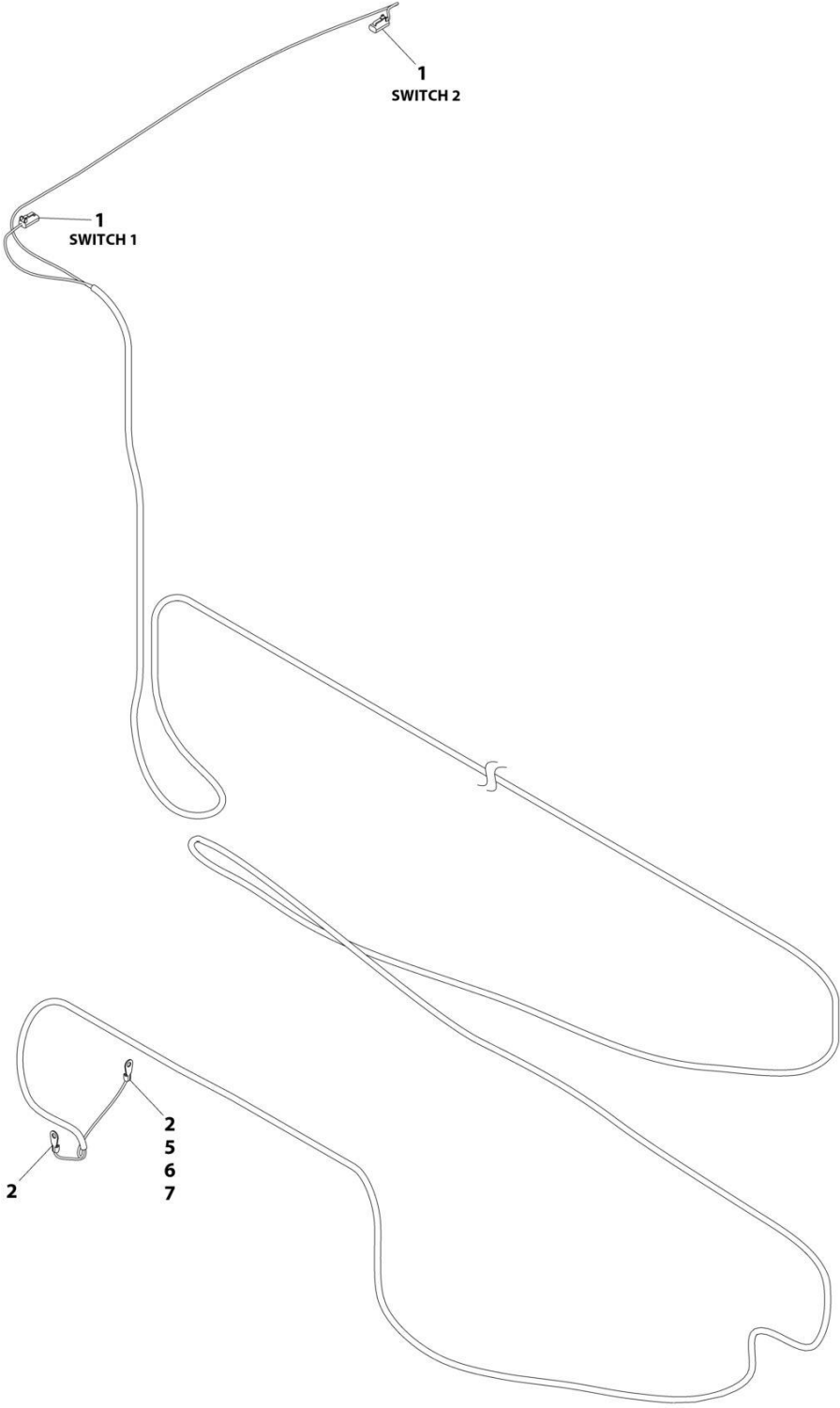
SECTION 6 - ELECTRICAL

FIGURE 6-61. RECEPTACLE BOX KIT - 220V AFSINT 107 (CE & UK CA SPEC)

ITEM	PART NUMBER	QTY	DESCRIPTION	REV
	0275454	Ref	RECEPTACLE BOX KIT - 220V AFSINT 107	B
1	0861731	1	Box, Switch	
2	4461246	1	Receptacle	
3	4461249	1	Plug, Male	
4	1001100346	1	Plug and Socket Kit (Includes Items 1-3 and Female Plug p/n 4461250)	

SECTION 6 - ELECTRICAL

FIGURE 6-62. WORKLIGHT GROUND TO PLATFORM CABLE



ART_1061041


SECTION 6 - ELECTRICAL

FIGURE 6-62. WORKLIGHT GROUND TO PLATFORM CABLE

ITEM	PART NUMBER	QTY	DESCRIPTION	REV
	1061041	Ref	CABLE WORKLIGHT	C
1	4460891	2	Plug, Male - 2 Position	
2	4460986	2	Terminal, Ring	
3	4460465	4	Socket (Not Shown)	
5	4460018	1	Connector, Butt Splice	
6	2400061	1	Fuse	
7	2400066	1	Fuse Holder	

SECTION 6 - ELECTRICAL

FIGURE 6-63. WORKLIGHT HARNESS



ART_1001274026

SECTION 6 - ELECTRICAL

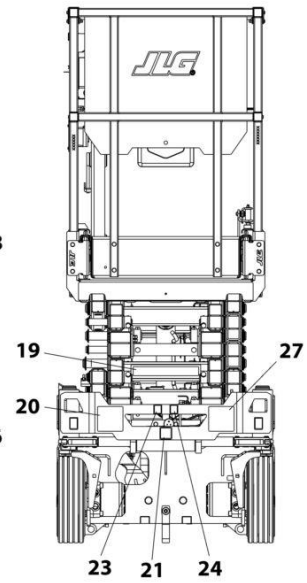
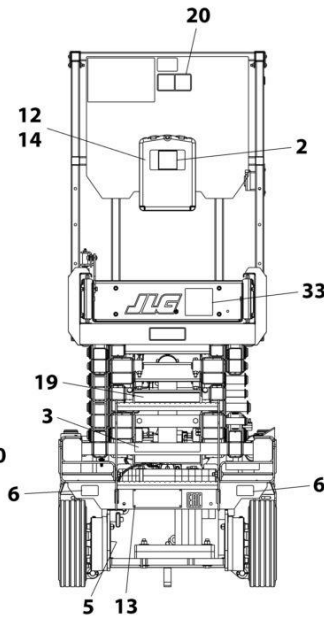
FIGURE 6-63. WORKLIGHT HARNESS

ITEM	PART NUMBER	QTY	DESCRIPTION	REV
	1001274026	Ref	HARNESS, LIGHT	A
1	4460897	1	Receptacle, Female -2 Position	
1	4460464	2	Pin, Male	
2	4460891	1	Plug, Male 2 Position	
2	4460465	2	Socket, Female	

SECTION 7 - DECALS

SECTION 7 - DECALS

FIGURE 7-1. DECAL INSTALLATION - ANSI SPECS (ENGLISH LANGUAGE)

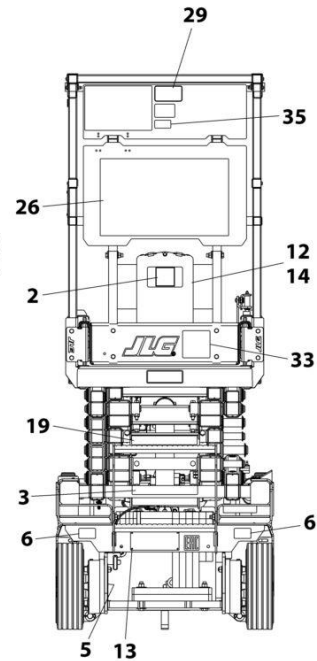
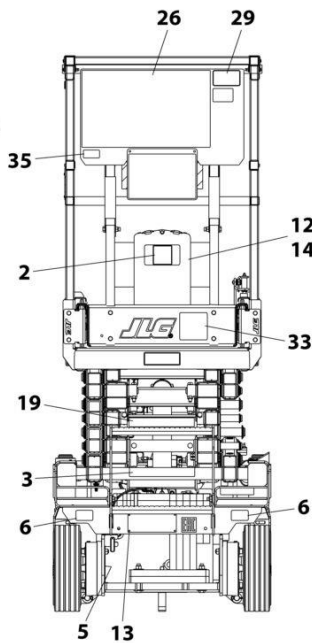
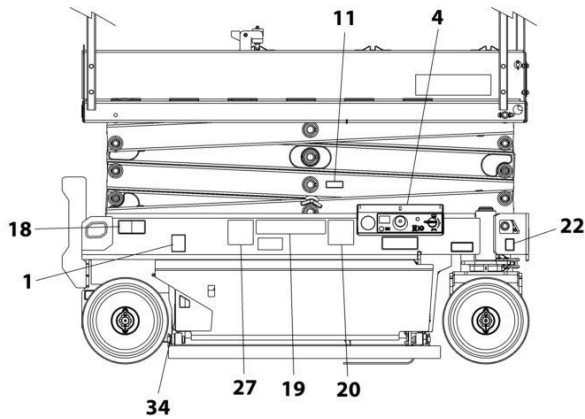


REAR VIEW - FIXED RAILS
(LADDER AND PLATFORM BOX
REMOVED FOR CLARITY)

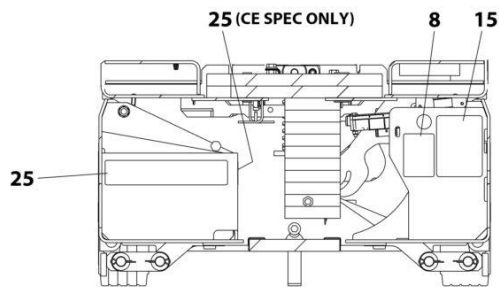
FRONT VIEW

NOTE: ITEMS SHOWN MAY NOT BE REQUIRED FOR ALL SPECS. REFER TO PARTS LISTS FOR USAGE.

NOTE: ADDITIONAL DECALS CALLED OUT ON DECAL INSTALLATION - OPTIONS.



REAR VIEW - FOLD-DOWN RAILS
(LADDER AND PLATFORM BOX REMOVED FOR CLARITY)



DETAIL OF COMPONENTS
INSIDE FRAME TRAYS

ART_1001209907_E

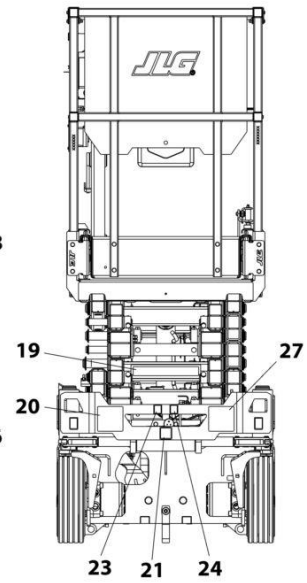
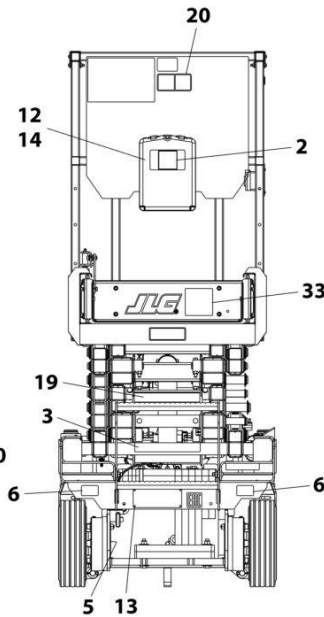
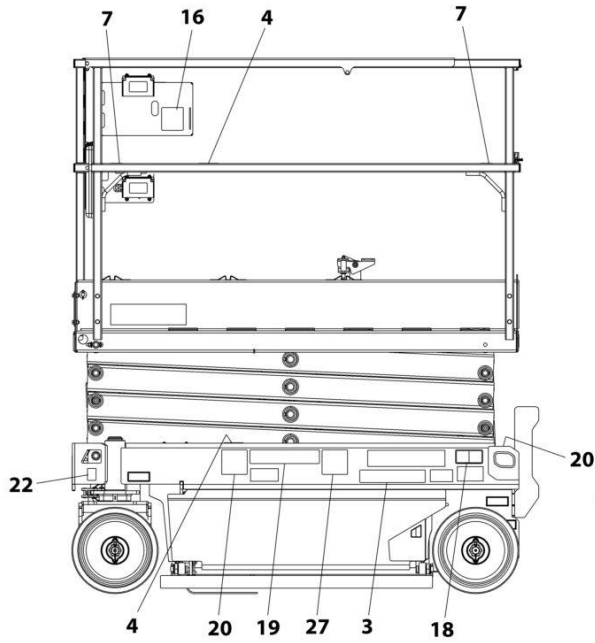
SECTION 7 - DECALS

FIGURE 7-1. DECAL INSTALLATION - ANSI SPECS (ENGLISH LANGUAGE)

ITEM	PART NUMBER	QTY	DESCRIPTION	REV
	1001209907	Ref	DECAL INSTALLATION	E
	1001257773	Ref	DECAL CHART DRAWING	G
1	1701504	1	Decal - Hydraulic Oil	
2	1701640	1	Decal - Manual	
3	1703813	2	Decal - Warning Battery Ventilation	
4	1703819	4	Decal - Direction Arrow	
5	1703822	1	Decal - Manual Descent Instruction	
6	1704016	2	Decal - Fork Lift	
7	1704277	2	Decal - Lanyard Attach	
8	1704412	1	Decal - Hydraulic Oil	
11	1001220430	1	Decal - Safety Prop	
12	2080040	3	Fastener	
13	2080057	4	Fastener	
14	8990147	1	Holder, Manual	
15	1001131270	1	Decal - Patent	
16	1001132359	1	Decal - Control Box Locate	
18	1001162864	2	Decal - Lift Up/Tie Down	
19	1001211777	4	Decal - Crushing Hazard	
20	1001211779	4	Decal - Electrocution	
21	1001212290	1	Decal - Tie Down	
22	1001212291	2	Decal - Lifting Lug	
23	1001212292	1	Decal - No Lifting	
24	1001212293	1	Decal - No Forklift	
25	1001146794	1	Decal - Battery/Charger Service	
26	1703816	1	Decal - Danger/Warning	
29	1001231801	1	Decal - Prop 65 Warning	
34	1001223055	1	Decal - Yearly Inspection	
35	1001228370	1	Decal - ICES	

SECTION 7 - DECALS

FIGURE 7-2. DECAL INSTALLATION - AUSTRALIAN & JAPANESE SPECS (ENGLISH LANGUAGE)

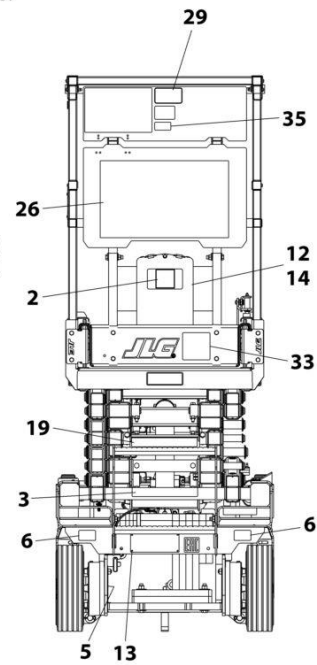
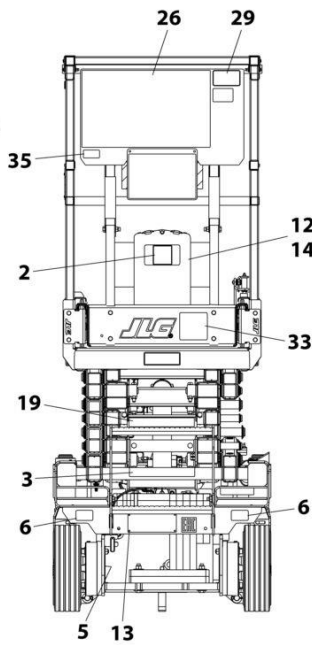
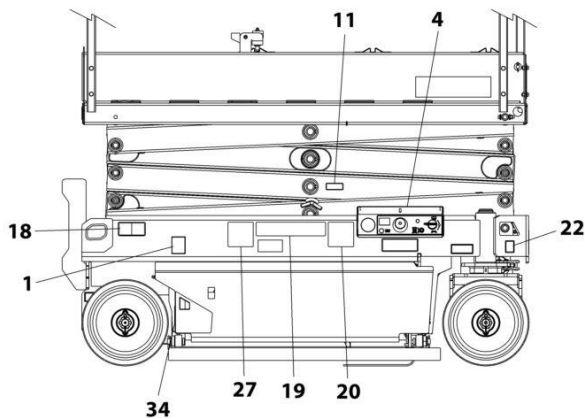


REAR VIEW - FIXED RAILS
(LADDER AND PLATFORM BOX
REMOVED FOR CLARITY)

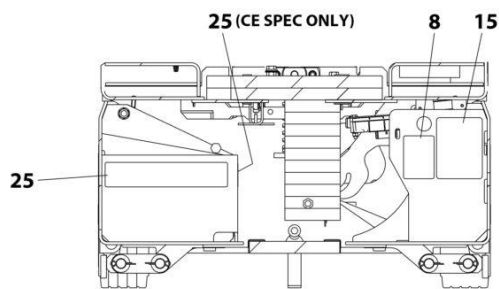
FRONT VIEW

NOTE: ITEMS SHOWN MAY NOT BE REQUIRED FOR ALL SPECS. REFER TO PARTS LISTS FOR USAGE.

NOTE: ADDITIONAL DECALS CALLED OUT ON DECAL INSTALLATION - OPTIONS.



REAR VIEW - FOLD-DOWN RAILS
(LADDER AND PLATFORM BOX REMOVED FOR CLARITY)



DETAIL OF COMPONENTS
INSIDE FRAME TRAYS

ART_1001209914_D

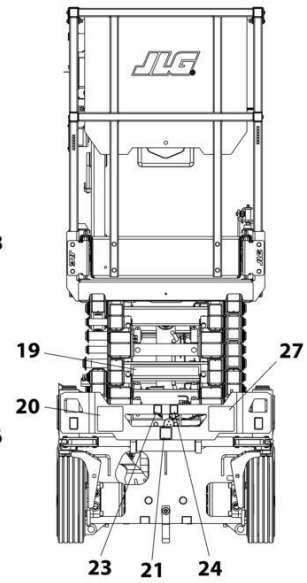
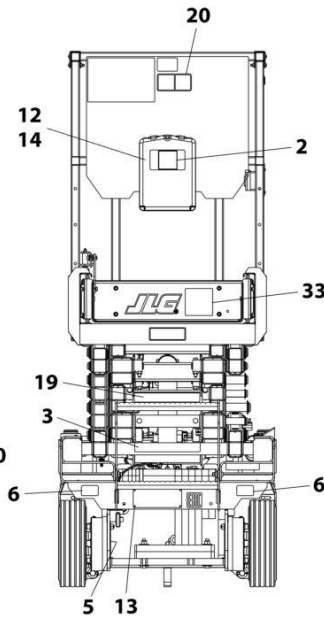
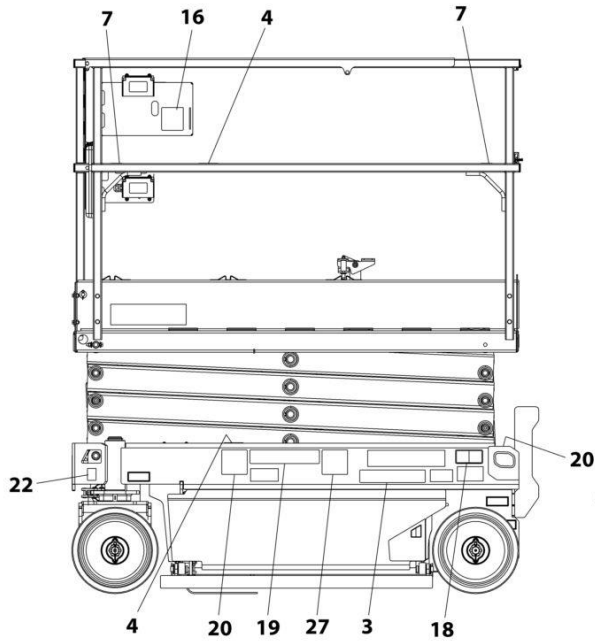
SECTION 7 - DECALS

FIGURE 7-2. DECAL INSTALLATION - AUSTRALIAN & JAPANESE SPECS (ENGLISH LANGUAGE)

ITEM	PART NUMBER	QTY	DESCRIPTION	REV
	1001209914	Ref	DECAL INSTALLATION	D
	1001257773	Ref	DECAL CHART DRAWING	G
1	1701504	1	Decal - Hydraulic Oil	
2	1701640	1	Decal - Manual	
3	1705670	2	Decal - Fire Hazard	
4	1703819	4	Decal - Direction Arrow	
5	1703822	1	Decal - Manual Descent Instruction	
6	1704016	2	Decal - Fork Lift	
7	1704277	2	Decal - Lanyard Attach	
8	1704412	1	Decal - Hydraulic Oil	
11	1001220430	1	Decal - Safety Prop	
12	2080040	3	Fastener	
13	2080057	4	Fastener	
14	8990147	1	Holder, Manual	
16	1001132359	1	Decal - Control Box Locate	
18	1001162864	2	Decal - Lift Up/Tie Down	
19	1001219172	4	Decal - Crushing	
20	1001219171	5	Decal - Electrocutation	
21	1001212290	1	Decal - Tie Down	
22	1001212291	2	Decal - Lifting Lug	
23	1001212292	1	Decal - No Lifting	
24	1001212293	1	Decal - No Forklift	
25	1001146794	1	Decal - Battery/Charger Service	

SECTION 7 - DECALS

FIGURE 7-3. DECAL INSTALLATION - BRAZIL SPECS (PORTUGUESE/SPANISH LANGUAGES)

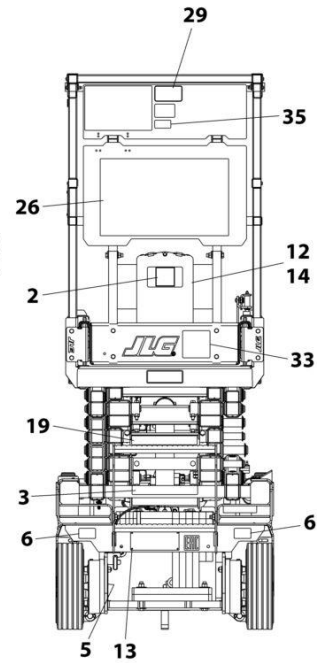
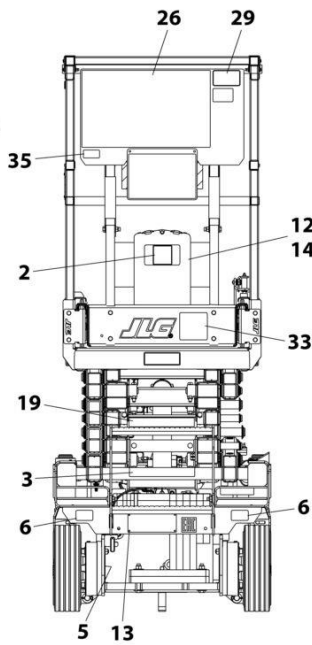
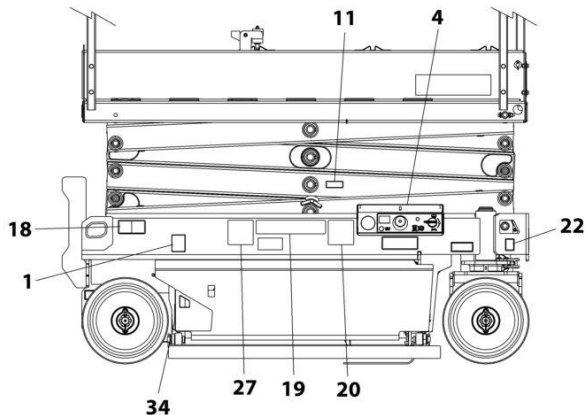


REAR VIEW - FIXED RAILS
(LADDER AND PLATFORM BOX
REMOVED FOR CLARITY)

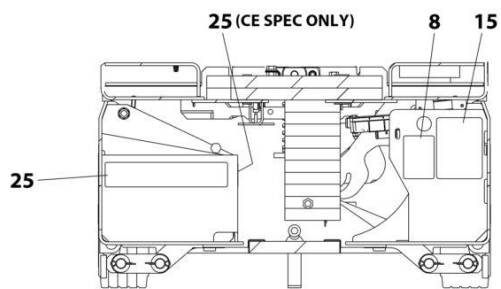
FRONT VIEW

NOTE: ITEMS SHOWN MAY NOT BE REQUIRED FOR ALL SPECS. REFER TO PARTS LISTS FOR USAGE.

NOTE: ADDITIONAL DECALS CALLED OUT ON DECAL INSTALLATION - OPTIONS.



REAR VIEW - FOLD-DOWN RAILS
(LADDER AND PLATFORM BOX REMOVED FOR CLARITY)



DETAIL OF COMPONENTS
INSIDE FRAME TRAYS

ART_1001209910_C

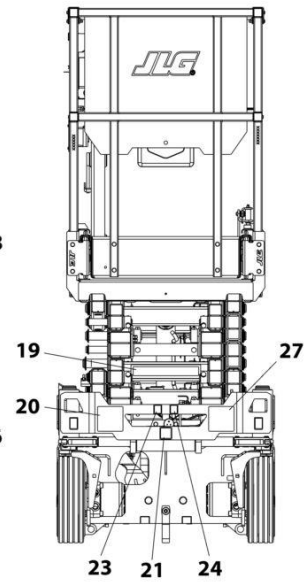
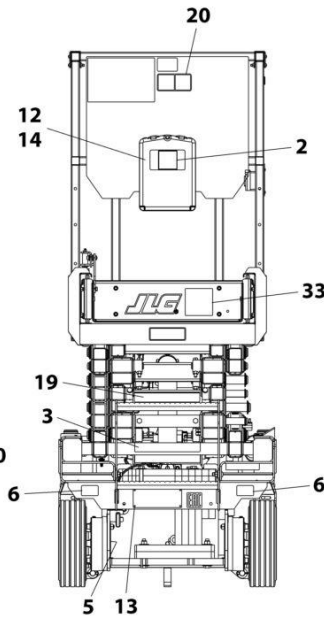
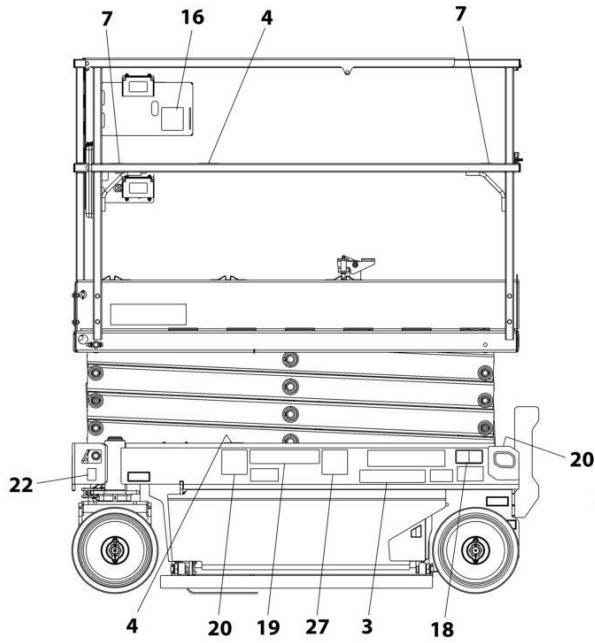
SECTION 7 - DECALS

FIGURE 7-3. DECAL INSTALLATION - BRAZIL SPECS (PORTUGUESE/SPANISH LANGUAGES)

ITEM	PART NUMBER	QTY	DESCRIPTION	REV
	1001209910	Ref	DECAL INSTALLATION	C
	1001257773	Ref	DECAL CHART DRAWING	G
1	1701504	1	Decal - Hydraulic Oil	
2	1701640	1	Decal - Manual	
3	1704341	2	Decal - Warning Battery Ventilation	
4	1703819	4	Decal - Direction Arrow	
5	1703822	1	Decal - Manual Descent Instruction	
6	1704016	2	Decal - Fork Lift	
7	1704277	2	Decal - Lanyard Attach	
8	1704412	1	Decal - Hydraulic Oil	
11	1001220430	1	Decal - Safety Prop	
12	2080040	3	Fastener	
13	2080057	4	Fastener	
14	8990147	1	Holder, Manual	
16	1001132359	1	Decal - Control Box Locate	
18	1001162864	2	Decal - Lift Up/Tie Down	
19	1001216650	4	Decal - Crushing Hazard	
20	1001215748	4	Decal - Danger Electrocution	
21	1001212290	1	Decal - Tie Down	
22	1001212291	2	Decal - Lifting Lug	
23	1001212292	1	Decal - No Lifting	
24	1001212293	1	Decal - No Forklift	
25	1001146794	1	Decal - Battery/Charger Service	
26	1704699	1	Decal - Danger/Warning	
27	1001216648	4	Decal - Danger Electrocution	
34	1001224052	1	Decal - Yearly Inspection	

SECTION 7 - DECALS

FIGURE 7-4. DECAL INSTALLATION - CE & UK CA SPECS (ENGLISH LANGUAGE)

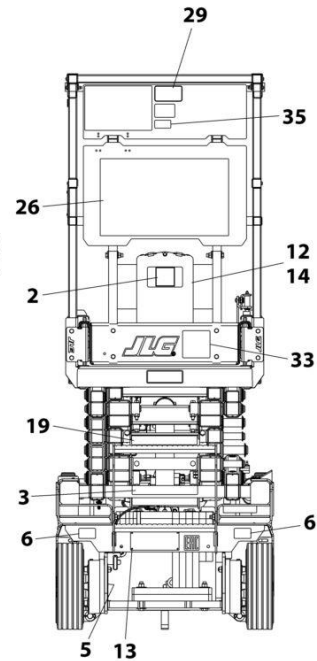
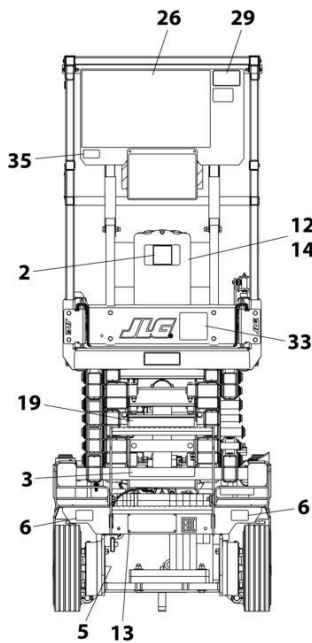
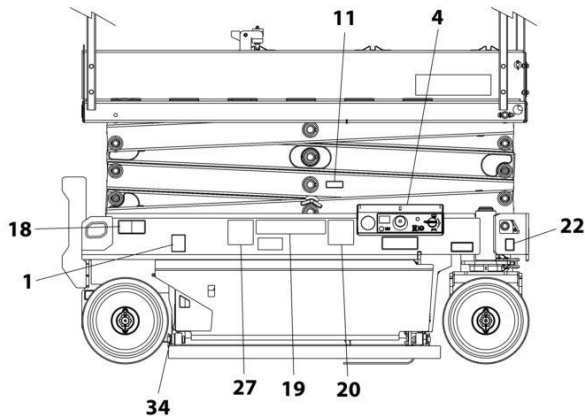


REAR VIEW - FIXED RAILS
(LADDER AND PLATFORM BOX
REMOVED FOR CLARITY)

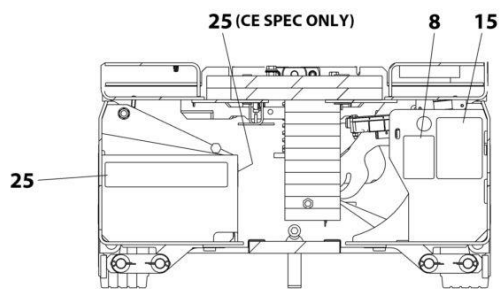
FRONT VIEW

NOTE: ITEMS SHOWN MAY NOT BE REQUIRED FOR ALL SPECS. REFER TO PARTS LISTS FOR USAGE.

NOTE: ADDITIONAL DECALS CALLED OUT ON DECAL INSTALLATION - OPTIONS.



REAR VIEW - FOLD-DOWN RAILS
(LADDER AND PLATFORM BOX REMOVED FOR CLARITY)



DETAIL OF COMPONENTS
INSIDE FRAME TRAYS

ART_1001209913_D

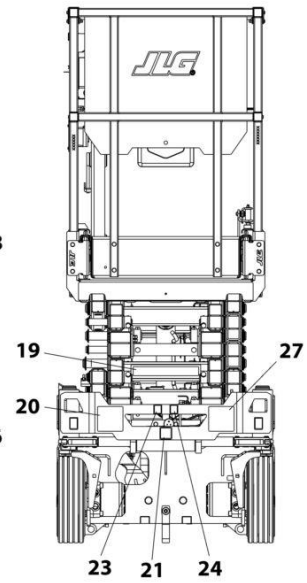
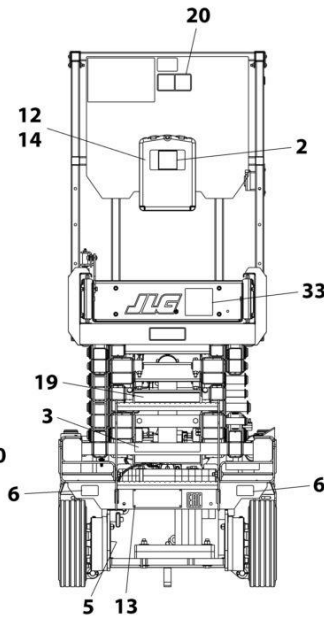
SECTION 7 - DECALS

FIGURE 7-4. DECAL INSTALLATION - CE & UK CA SPECS (ENGLISH LANGUAGE)

ITEM	PART NUMBER	QTY	DESCRIPTION	REV
	1001209913	Ref	DECAL INSTALLATION	D
	1001257773	Ref	DECAL CHART DRAWING	G
1	1701504	1	Decal - Hydraulic Oil	
2	1701640	1	Decal - Manual	
3	1704340	2	Decal - Warning Battery Ventilation	
4	1703819	4	Decal - Direction Arrow	
5	1703822	1	Decal - Manual Descent Instruction	
6	1704016	2	Decal - Fork Lift	
7	1704277	2	Decal - Lanyard Attach	
8	1704412	1	Decal - Hydraulic Oil	
11	1001220430	1	Decal - Safety Prop	
12	2080040	3	Fastener	
13	2080057	4	Fastener	
14	8990147	1	Holder, Manual	
16	1001132359	1	Decal - Control Box Locate	
18	1001162864	2	Decal - Lift Up/Tie Down	
19	1001215755	4	Decal - Crushing	
20	1001211779	4	Decal - Electrocutation	
21	1001212290	1	Decal - Tie Down	
22	1001212291	2	Decal - Lifting Lug	
23	1001212292	1	Decal - No Lifting	
24	1001212293	1	Decal - No Forklift	
25	1001146794	1	Decal - Battery/Charger Service	
26	1704684	1	Decal - Danger/Warning	
27	1001215749	4	Decal - Danger Electrocutation	
34	1001223971	1	Decal - Yearly Inspection	
35	1001228370	1	Decal - ICES	

SECTION 7 - DECALS

FIGURE 7-5. DECAL INSTALLATION - CHINA SPECS (ENGLISH/CHINESE LANGUAGES)

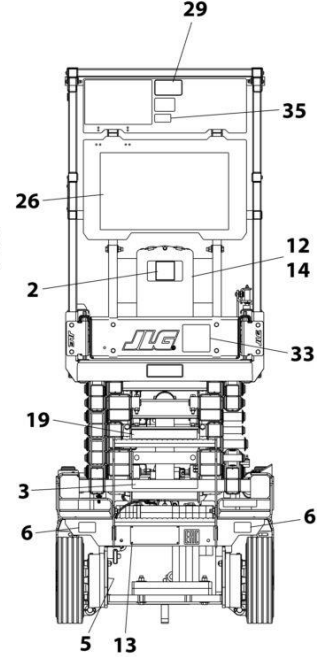
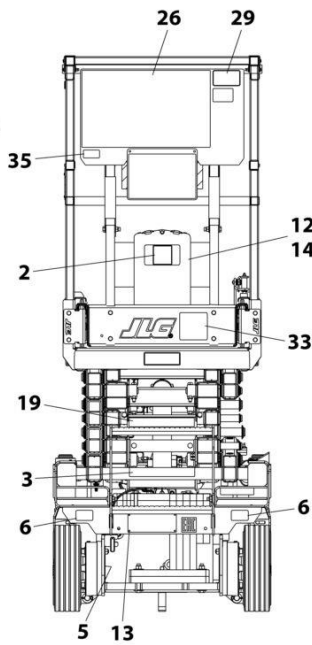
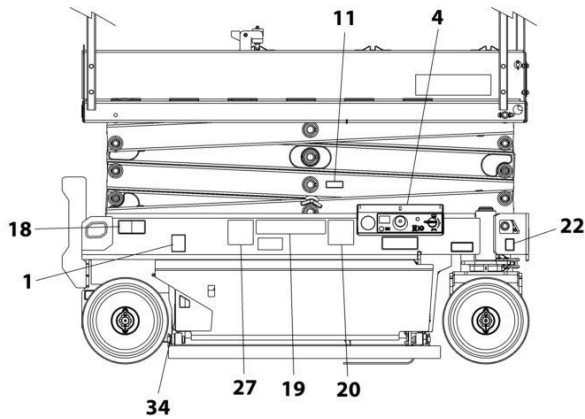


REAR VIEW - FIXED RAILS
(LADDER AND PLATFORM BOX
REMOVED FOR CLARITY)

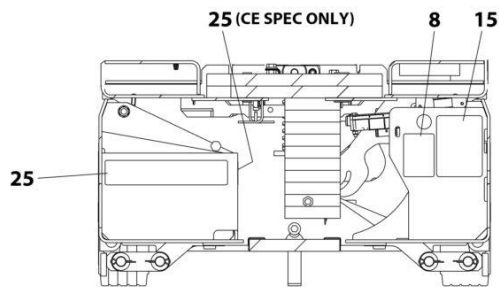
FRONT VIEW

NOTE: ITEMS SHOWN MAY NOT BE REQUIRED FOR ALL SPECS. REFER TO PARTS LISTS FOR USAGE.

NOTE: ADDITIONAL DECALS CALLED OUT ON DECAL INSTALLATION - OPTIONS.



REAR VIEW - FOLD-DOWN RAILS
(LADDER AND PLATFORM BOX REMOVED FOR CLARITY)



DETAIL OF COMPONENTS
INSIDE FRAME TRAYS

ART_1001209909_E

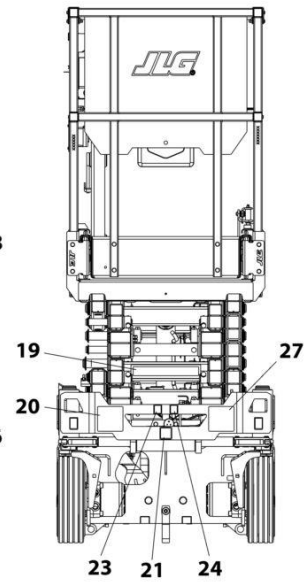
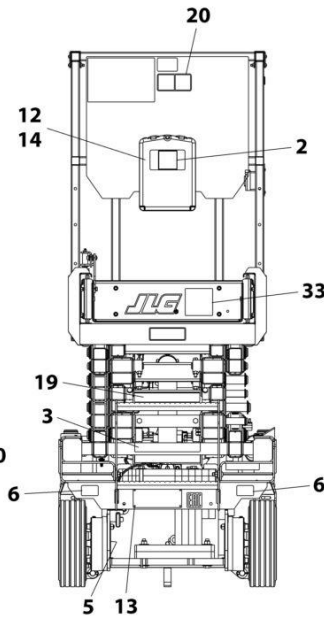
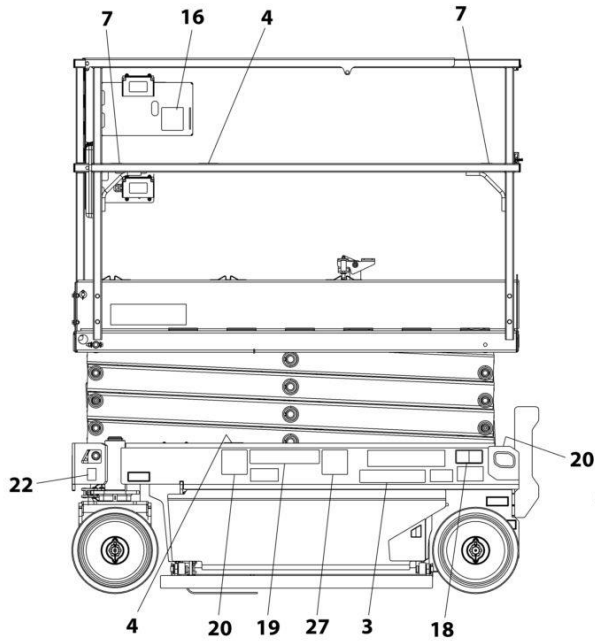
SECTION 7 - DECALS

FIGURE 7-5. DECAL INSTALLATION - CHINA SPECS (ENGLISH/CHINESE LANGUAGES)

ITEM	PART NUMBER	QTY	DESCRIPTION	REV
	1001209909	Ref	DECAL INSTALLATION	E
	1001257773	Ref	DECAL CHART DRAWING	G
1	1701504	1	Decal - Hydraulic Oil	
2	1701640	1	Decal - Manual	
3	1704344	2	Decal - Warning Battery Ventilation	
4	1703819	4	Decal - Direction Arrow	
5	1703822	1	Decal - Manual Descent Instruction	
6	1704016	2	Decal - Fork Lift	
7	1704277	2	Decal - Lanyard Attach	
8	1704412	1	Decal - Hydraulic Oil	
11	1001220430	1	Decal - Safety Prop	
12	2080040	5	Fastener	
13	2080057	4	Fastener	
14	8990147	1	Holder, Manual	
16	1001132359	1	Decal - Control Box Locate	
18	1001162864	2	Decal - Lift Up/Tie Down	
19	1001215752	4	Decal - Crushing Hazard	
20	1001211779	4	Decal - Electrocution	
21	1001212290	1	Decal - Tie Down	
22	1001212291	2	Decal - Lifting Lug	
23	1001212292	1	Decal - No Lifting	
24	1001212293	1	Decal - No Forklift	
25	1001146794	1	Decal - Battery/Charger Service	
26	1705195	1	Decal - Danger/Warning	
27	1001215747	4	Decal - Danger Electrocution	
33	1001244298	2	Decal - Wechat	
34	1001224051	1	Decal - Yearly Inspection	

SECTION 7 - DECALS

FIGURE 7-6. DECAL INSTALLATION - CSA SPECS (ENGLISH/FRENCH LANGUAGES)

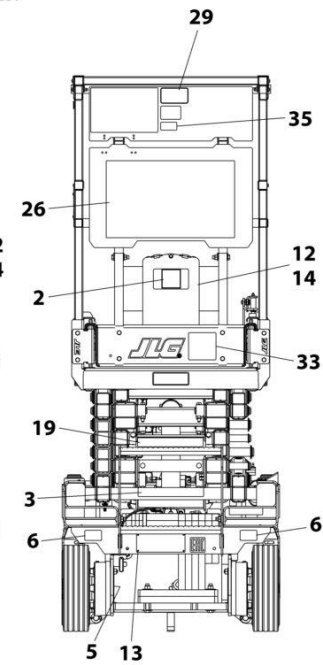
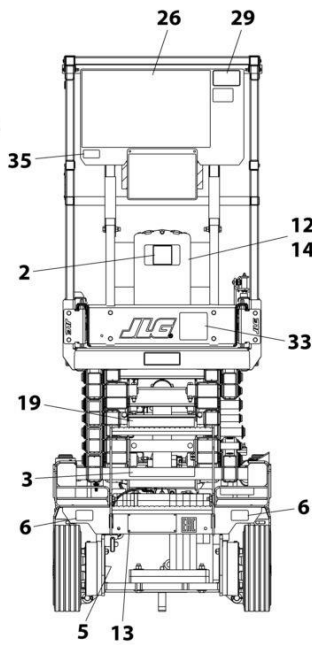
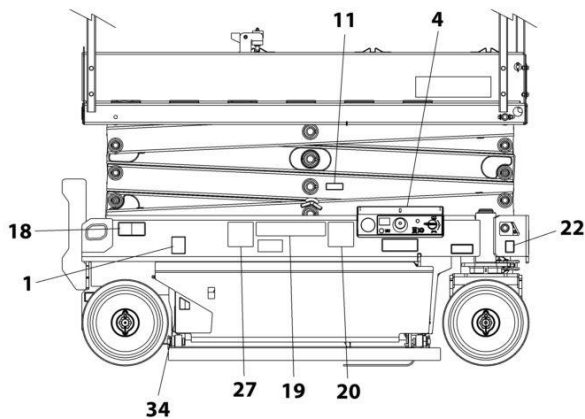


REAR VIEW - FIXED RAILS
(LADDER AND PLATFORM BOX
REMOVED FOR CLARITY)

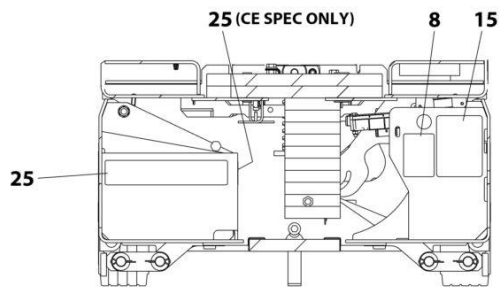
FRONT VIEW

NOTE: ITEMS SHOWN MAY NOT BE REQUIRED FOR ALL SPECS. REFER TO PARTS LISTS FOR USAGE.

NOTE: ADDITIONAL DECALS CALLED OUT ON DECAL INSTALLATION - OPTIONS.



REAR VIEW - FOLD-DOWN RAILS
(LADDER AND PLATFORM BOX REMOVED FOR CLARITY)



DETAIL OF COMPONENTS
INSIDE FRAME TRAYS

ART_1001219265_C

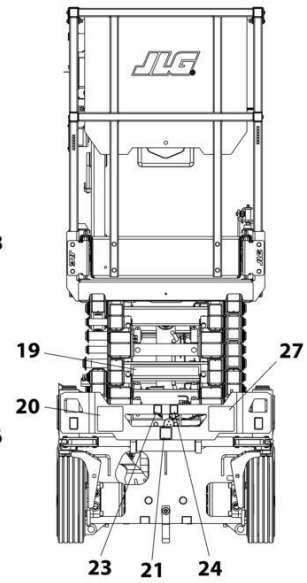
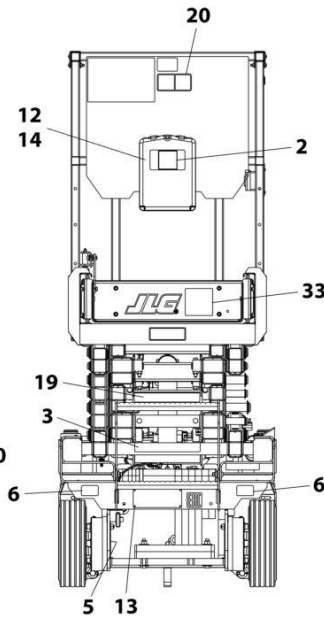
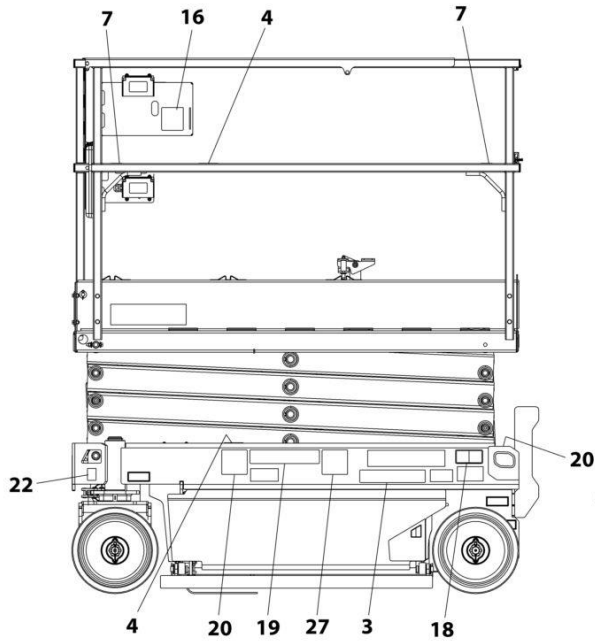
SECTION 7 - DECALS

FIGURE 7-6. DECAL INSTALLATION - CSA SPECS (ENGLISH/FRENCH LANGUAGES)

ITEM	PART NUMBER	QTY	DESCRIPTION	REV
	1001219265	Ref	DECAL INSTALLATION	C
	1001257773	Ref	DECAL CHART DRAWING	G
1	1701504	1	Decal - Hydraulic Oil	
2	1701640	1	Decal - Manual	
3	1704340	2	Decal - Warning Battery Ventilation	
4	1703819	4	Decal - Direction Arrow	
5	1703822	1	Decal - Manual Descent Instruction	
6	1704016	2	Decal - Fork Lift	
7	1704277	2	Decal - Lanyard Attach	
8	1704412	1	Decal - Hydraulic Oil	
11	1001220430	1	Decal - Safety Prop	
12	2080040	5	Fastener	
13	2080057	4	Fastener	
14	8990147	1	Holder, Manual	
15	1001131270	1	Decal - Patent	
16	1001132359	1	Decal - Control Box Locate	
18	1001162864	2	Decal - Lift Up/Tie Down	
19	1001215755	4	Decal - Crushing Hazard	
20	1001211779	4	Decal - Electrocution	
21	1001212290	1	Decal - Tie Down	
22	1001212291	2	Decal - Lifting Lug	
23	1001212292	1	Decal - No Lifting	
24	1001212293	1	Decal - No Forklift	
25	1001146794	1	Decal - Battery/Charger Service	
26	1704684	1	Decal - Danger/Warning	
27	1001215749	4	Decal - Danger Electrocution	
34	1001223971	1	Decal - Yearly Inspection	
35	1001228370	1	Decal - ICES	

SECTION 7 - DECALS

FIGURE 7-7. DECAL INSTALLATION - KOREAN SPECS (ENGLISH/KOREAN LANGUAGES)

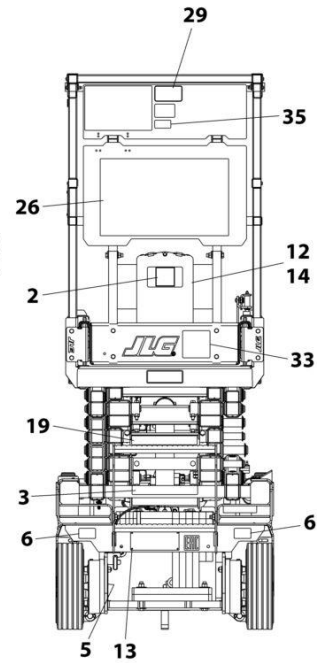
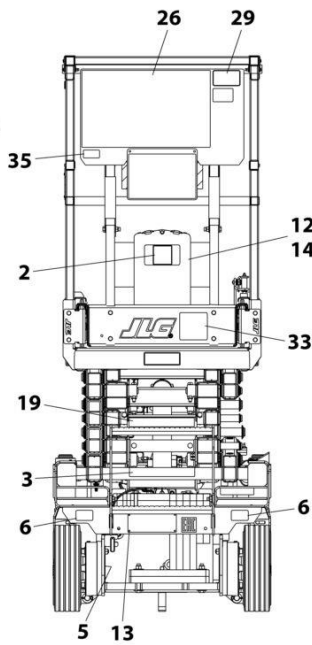
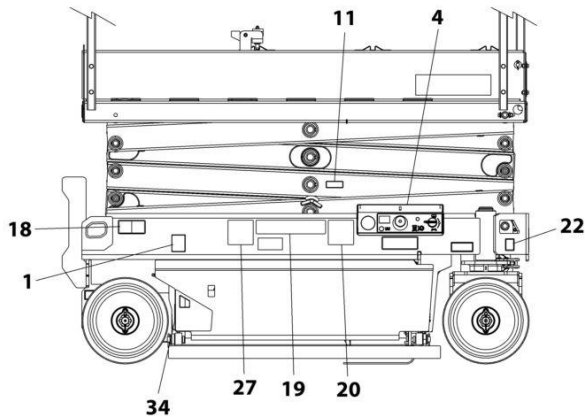


REAR VIEW - FIXED RAILS
(LADDER AND PLATFORM BOX
REMOVED FOR CLARITY)

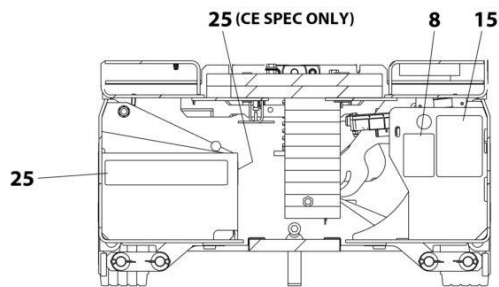
FRONT VIEW

NOTE: ITEMS SHOWN MAY NOT BE REQUIRED FOR ALL SPECS. REFER TO PARTS LISTS FOR USAGE.

NOTE: ADDITIONAL DECALS CALLED OUT ON DECAL INSTALLATION - OPTIONS.



REAR VIEW - FOLD-DOWN RAILS
(LADDER AND PLATFORM BOX REMOVED FOR CLARITY)



DETAIL OF COMPONENTS
INSIDE FRAME TRAYS

ART_1001209908_C

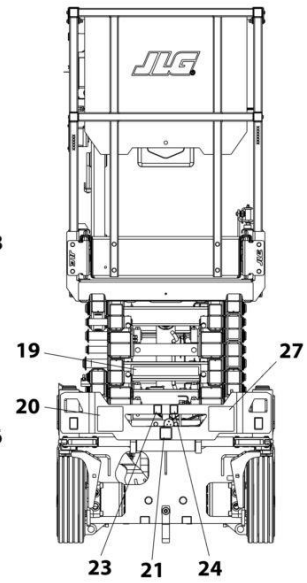
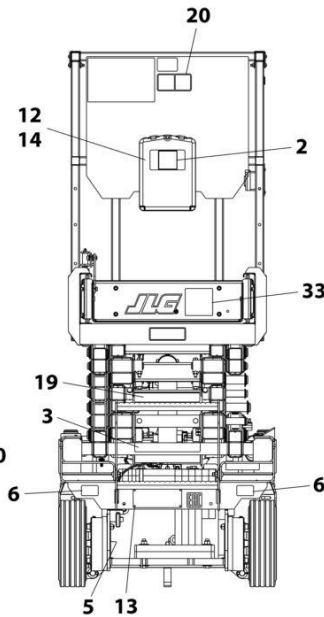
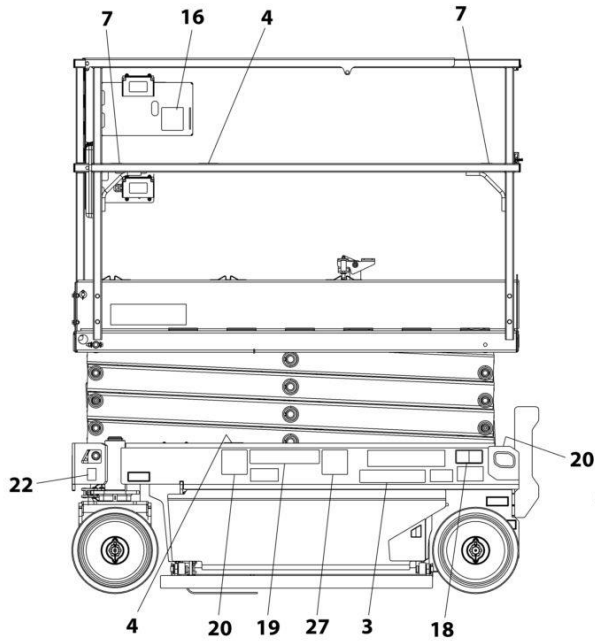
SECTION 7 - DECALS

FIGURE 7-7. DECAL INSTALLATION - KOREAN SPECS (ENGLISH/KOREAN LANGUAGES)

ITEM	PART NUMBER	QTY	DESCRIPTION	REV
	1001209908	Ref	DECAL INSTALLATION	C
	1001257773	Ref	DECAL CHART DRAWING	G
1	1701504	1	Decal - Hydraulic Oil	
2	1701640	1	Decal - Manual	
3	1707022	2	Decal - Warning Battery Ventilation	
4	1703819	4	Decal - Direction Arrow	
5	1703822	1	Decal - Manual Descent Instruction	
6	1704016	2	Decal - Fork Lift	
7	1704277	2	Decal - Lanyard Attach	
8	1704412	1	Decal - Hydraulic Oil	
11	1001220430	1	Decal - Safety Prop	
12	2080040	3	Fastener	
13	2080057	4	Fastener	
14	8990147	1	Holder, Manual	
16	1001132359	1	Decal - Control Box Locate	
18	1001162864	2	Decal - Lift Up/Tie Down	
19	1001215751	4	Decal - Crushing Hazard	
20	1001211779	4	Decal - Electrocution	
21	1001212290	1	Decal - Tie Down	
22	1001212291	2	Decal - Lifting Lug	
23	1001212292	1	Decal - No Lifting	
24	1001212293	1	Decal - No Forklift	
25	1001146794	1	Decal - Battery/Charger Service	
26	1001162115	1	Decal - Danger/Warning	
27	1001215750	4	Decal - Danger Electrocution	
28	1001224048	1	Decal - Yearly Inspection	

SECTION 7 - DECALS

FIGURE 7-8. DECAL INSTALLATION - LATIN AMERICAN SPECS (ENGLISH/SPANISH LANGUAGES)

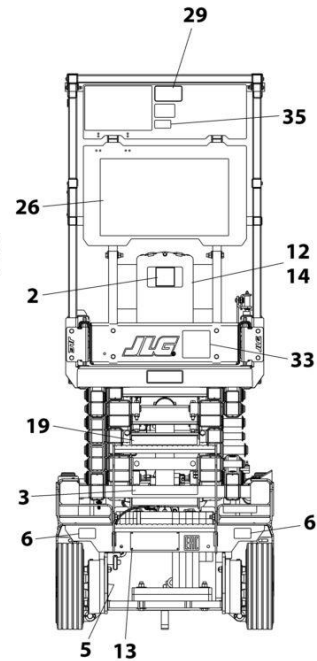
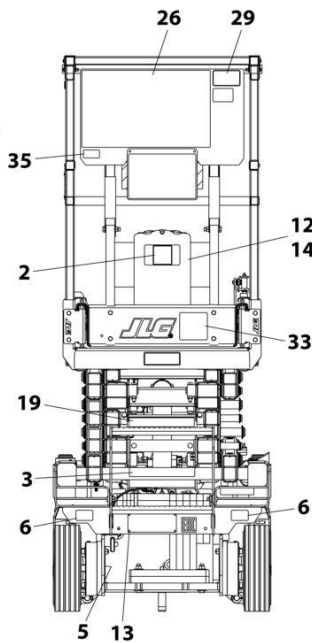
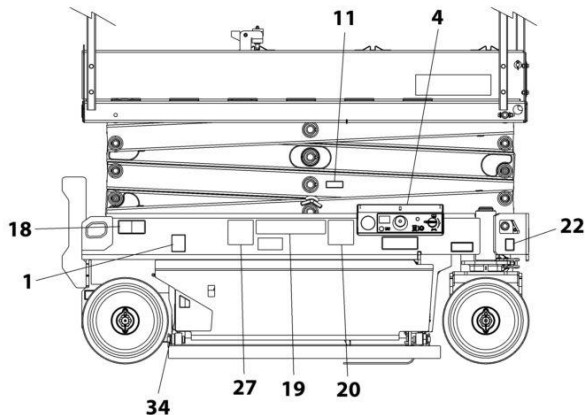


REAR VIEW - FIXED RAILS
(LADDER AND PLATFORM BOX
REMOVED FOR CLARITY)

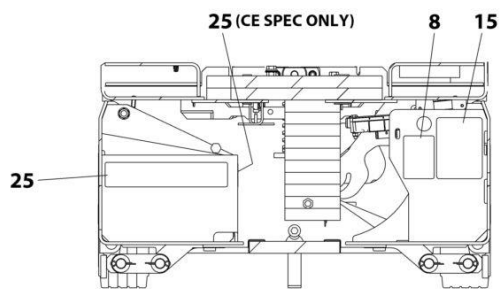
FRONT VIEW

NOTE: ITEMS SHOWN MAY NOT BE REQUIRED FOR ALL SPECS. REFER TO PARTS LISTS FOR USAGE.

NOTE: ADDITIONAL DECALS CALLED OUT ON DECAL INSTALLATION - OPTIONS.



REAR VIEW - FOLD-DOWN RAILS
(LADDER AND PLATFORM BOX REMOVED FOR CLARITY)



DETAIL OF COMPONENTS
INSIDE FRAME TRAYS

ART_1001209911_C

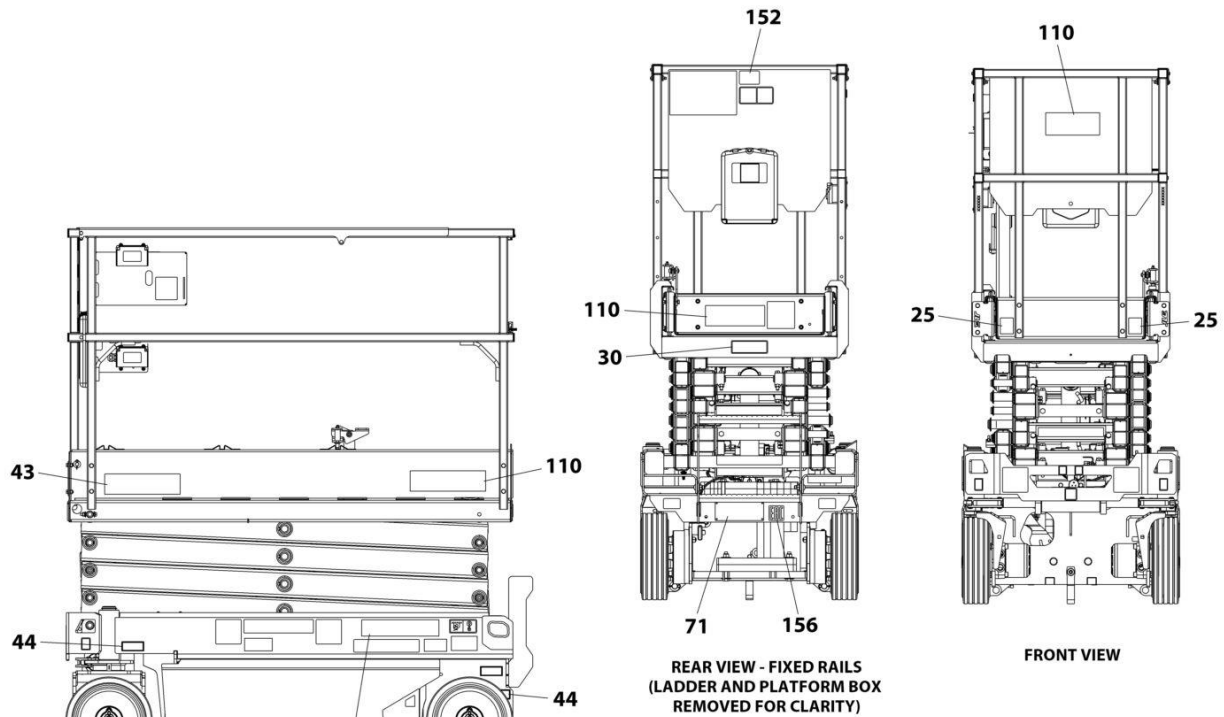
SECTION 7 - DECALS

FIGURE 7-8. DECAL INSTALLATION - LATIN AMERICAN SPECS (ENGLISH/SPANISH LANGUAGES)

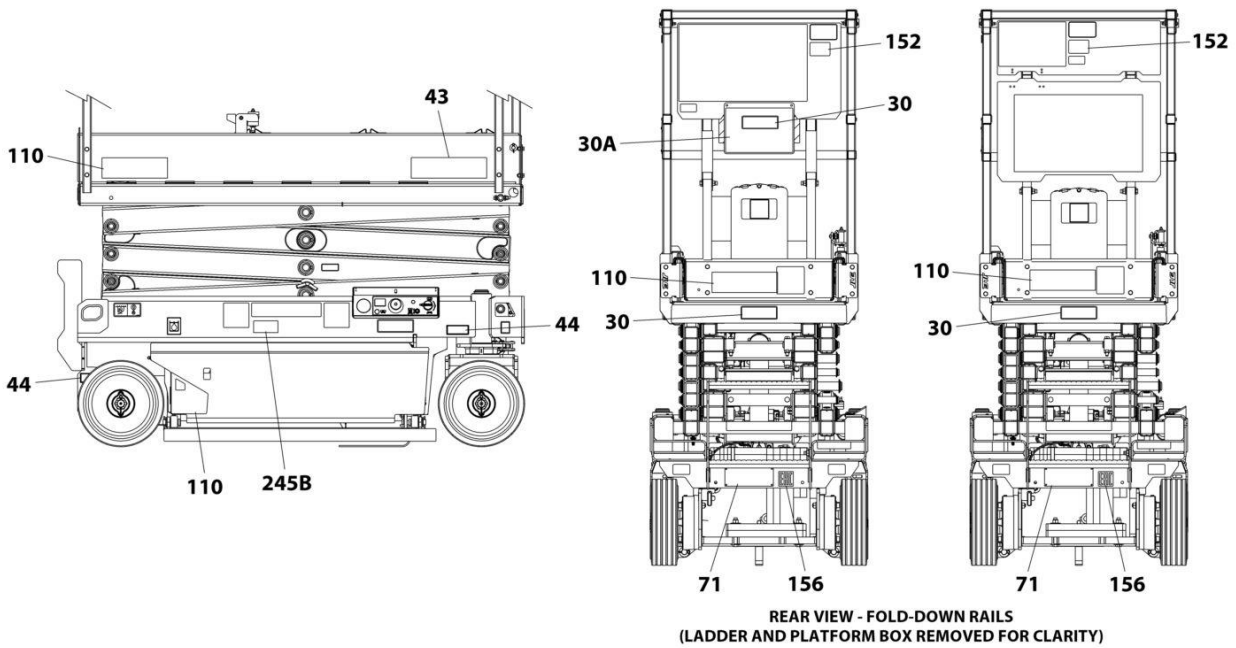
ITEM	PART NUMBER	QTY	DESCRIPTION	REV
	1001209911	Ref	DECAL INSTALLATION	C
	1001257773	Ref	DECAL CHART DRAWING	G
1	1701504	1	Decal - Hydraulic Oil	
2	1701640	1	Decal - Manual	
3	1704339	2	Decal - Warning Battery Ventilation	
4	1703819	4	Decal - Direction Arrow	
5	1703822	1	Decal - Manual Descent Instruction	
6	1704016	2	Decal - Fork Lift	
7	1704277	2	Decal - Lanyard Attach	
8	1704412	1	Decal - Hydraulic Oil	
11	1001220430	1	Decal - Safety Prop	
12	2080040	3	Fastener	
13	2080057	4	Fastener	
14	8990147	1	Holder, Manual	
16	1001132359	1	Decal - Control Box Locate	
18	1001162864	2	Decal - Lift Up/Tie Down	
19	1001215754	4	Decal - Crushing Hazard	
20	1001211779	4	Decal - Electrocution	
21	1001212290	1	Decal - Tie Down	
22	1001212291	2	Decal - Lifting Lug	
23	1001212292	1	Decal - No Lifting	
24	1001212293	1	Decal - No Forklift	
25	1001146794	1	Decal - Battery/Charger Service	
26	1704691	1	Decal - Danger/Warning	
27	1001215748	4	Decal - Danger Electrocution	
34	1001224049	1	Decal - Yearly Inspection	

SECTION 7 - DECALS

FIGURE 7-9. DECAL INSTALLATION - OPTIONS



NOTE: ITEMS SHOWN MAY NOT BE REQUIRED FOR ALL SPECS. REFER TO PARTS LISTS FOR USAGE.



ART_DECAL_OPTIONS

SECTION 7 - DECALS

FIGURE 7-9. DECAL INSTALLATION - OPTIONS

ITEM	PART NUMBER	QTY	DESCRIPTION	REV
		Ref	DECAL INSTALLATION - OPTIONS	
	1001257773	Ref	DECAL CHART DRAWING	G
25	1001209906	Ref	Corner Stripes Installation	
25	4420051	2.5 ft /75cm	Tape, Safety	
30		Ref	Decal - Capacity Options	
		Ref	ES1932i:	
30	1001256174	1	Decal - Capacity (507LB/230KG) (All Specs Except Australian Specs)	
30	1001258900	Ref	Decal - Capacity with Plate (ANSI Export, CSA and Korean Specs)	
30	1001225496	1	Decal - Capacity (507LB/230KG) (ANSI Export, CSA and Korean Specs)	
30A	1001216865	1	Plate, Mounting (507LB/230KG) (ANSI Export, CSA and Korean Specs)	
		Ref	ES1932:	
30	1001256176	1	Decal - Capacity (507LB/230KG) (All Specs Except Japanese & Korean Specs)	
30	1001265048	1	Decal - Capacity (507LB/230KG) (Japanese & Korean MOL70 Specs)	
30	1001258822	Ref	Decal - Capacity with Plate (ANSI Export, CSA and Korean Specs)	
30	1001256176	1	Decal - Capacity (507LB/230KG) (ANSI Export, CSA and Korean Specs)	
30A	1001216865	1	Plate, Mounting (507LB/230KG) (ANSI Export, CSA and Korean Specs)	
43		Ref	Decal - Model Designation Options:	
43	1001258320	2	Decal - Model Designation (ES1932i)	
43	1001257177	2	Decal - Model Designation (ES1932)	
44		Ref	Decal - Maximum Tire Load Options:	
44	1705647	4	Decal - Maximum Tire Load (ES1932i)	
44	1705648	4	Decal - Maximum Tire Load (ES1932)	
71	See Note	NSS	Decal - Manufacturers Serial Number (Note: Not Available for Purchase)	
110A	1001258754	Ref	JLG Decals Installation (All Specs Except China Specs)	A
110A	1001258322	1	Decal - Door(RH)	
110A	1001258321	1	Decal - Door(LH)	
110A	1001256675	1	Decal - JLG (3-5/16 wide)	
110A	1001256676	1	Decal - JLG (2-5/8 wide)	
110B	1001288511	1	Decal - JLG (China Specs) (Standard Fold-Down Rails Platform)	
110B	1001258321	1	Decal - Door(LH)	
110B	1001258322	1	Decal - Door(RH)	
110B	1001287763	1	Decal - Gate	
110B	1001288431	2	Decal - Platform	
110B	1001288434	1	Decal - Billboard	
110C	1001288512	1	Decal - JLG (China Specs) (Fold-Down Rails/Gate Entry Platform)	
110C	1001258321	1	Decal - Door(LH)	
110C	1001258322	1	Decal - Door(RH)	
110C	1001287763	1	Decal - Gate	
110C	1001288431	2	Decal - Platform	
110C	1001288435	1	Decal - Billboard	
152		Ref	Decal - No Pipe Racks Allowed Options	

SECTION 7 - DECALS

ITEM	PART NUMBER	QTY	DESCRIPTION	REV
152	1001092071	1	Decal - No Pipe Racks Allowed (English) (ANSI, ANSI Export and China Specs)	
152	1001092497	1	Decal - No Pipe Racks Allowed (English) (CE, Japanese & UK CA Specs)	
152	1001120623	1	Decal - No Pipe Racks Allowed (Spanish/ Portuguese) (Brazil Specs)	
152	1001120622	1	Decal - No Pipe Racks Allowed (English/Chinese) (China Specs)	
152	1001092580	1	Decal - No Pipe Racks Allowed (English/French) (CSA Specs)	
152	1001120621	1	Decal - No Pipe Racks Allowed (English/Korean) (Korean Specs)	
152	1001120629	1	Decal - No Pipe Racks Allowed (English/Spanish) (Latin American Specs)	
156	1001173703	1	Decal - EAC (Russian/CIS Specs)	
245	1001236984	Ref	Clearsky Decals Installation	B
245A	1001116208	1	Decal - Clearsky	
245A	1001120989	1	Decal - Radio Frequency	
245B	1001296855	Ref	ClearSky Smart Fleet Decal Installation	A
245B	1001120989	1	Decal - Radio Frequency	
245B	1001294815	1	Decal - Clearsky	

SECTION 8 - RECOMMENDED SERVICE PARTS STOCK

SECTION 8 - RECOMMENDED SERVICE PARTS STOCK

SECTION 8 - RECOMMENDED SERVICE PARTS STOCK

FIGURE 8-1. RECOMMENDED SERVICE PARTS STOCK

ITEM	PART NUMBER	QTY	DESCRIPTION	REV
		Ref	Note: The following list will service one machine (built to current production per date on the front cover) with emergency repair parts which can be installed in the field. Parts from the list should be replaced when inventory is depleted to keep service parts stock supplied. For further information, contact your JLG dealer or the JLG Industries Parts Department.	
	1001189172	1	Breaker 16Amp Double (CE & UK CA Specs Machines)	
	1001189171	1	Breaker 30mAmp (CE & UK CA Specs Machines)	
	1001181045	1	Breaker 30mAmp/16Amp (CE & UK CA Specs Machines)	
	1600402	1	Controller, Drive/Steer	
	8229234	2	Fuse 10 Amp	
	8229244	2	Fuse 15Amp	
	8229242	2	Fuse 5Amp	
	2860030	1	Key, Replacement	
	3080007	1	Magnet, Latch (Machines with Quik-Fold Rails)	
	1001243528	1	Magnet, Latch (Machines with Standard Fold-Down or Quik-Access Rails)	
	1001200629	1	Module, Control	
	1001228112	1	Module, Platform	
	1001256876	1	Module, System	
	3740150	1	Relay	
	1001146963	1	Sensor, Angle	
	1001186466	1	Sensor, Tilt	
	4360475	1	Switch, Emergency Stop	
	4360469	1	Switch, Key	
	1001226277	1	Switch, Overhead Protection (Korean Specs)	
	4360387	1	Switch, Push Button	
	1001226749	1	Switch, Push Button	
	1001203871	1	Switch, Roller	
	4360328	1	Switch, Toggle	
	4360345	1	Switch, Toggle	

SECTION 9 - SPECIAL OPTIONS/ACCESSORIES/KITS

SECTION 9 - SPECIAL OPTIONS/ACCESSORIES/KITS

SECTION 9 - SPECIAL OPTIONS/ACCESSORIES/KITS

FIGURE 9-1. SPECIAL OPTIONS/ACCESSORIES/KITS

ITEM	PART NUMBER	QTY	DESCRIPTION	REV
		Ref	Note: This list is to accommodate machines ordered with special equipment. Options may not be applicable to all models. For more specific parts information contact the JLG Parts Department.	
		Ref	OPTIONS SPECIAL OPTIONS/ACCESSORIES/KITS	
	1001248689	Ref	Access Control Add-on Kit (Dealer Installed)	
	1001289564	Ref	Anti-Corrosion Kit (Japanese Specs)	
	1001249639	Ref	Anti-Vandalism Package Add-on Kit (Dealer Installed)	
	1001255597	Ref	Battery Charger (Can) Add-on Kit (Dealer Installed)	
	1001249229	Ref	Beacon Single Light Add-on Kit (Dealer Installed)	
	1001249326	Ref	Beacon Dual Light Add-on Kit (Dealer Installed)	
	1001265835	Ref	Cleanguard Leak Containment Installation	
		Ref	ClearSky Add-on Kit (Dealer Installed)	
	1001278848	Ref	ClearSky Add-on Kit - 3-Wire GT1030 (All Specs) (Dealer Installed)	
	1001265376	Ref	ClearSky Add-on Kit - Canbus (Dealer Installed) (ANSI, ANSI Export & CSA Specs)	
	1001237257	Ref	ClearSky Add-on Kit - Canbus (Dealer Installed) (ANSI Export, CE & UK CA Specs)	
	1001248502	Ref	ClearSky Add-on Kit - Canbus (Dealer Installed) (Australian Specs)	
	1001248503	Ref	ClearSky Add-on Kit (Dealer Installed) (China Specs)	
		Ref	Decal Options:	
	1001258633	Ref	Decals Installation - Panel (ES1932 ANSI Specs Only)	
	1001274822	Ref	Decal Kit - ES1932	
	1001251532	Ref	Drive Motor Covers installation	
		Ref	Electrical Connector Kits	
	1001148902	Ref	Amp/Tyco Electrical Connector Kit	
	1001148903	Ref	Deutsch DT Electrical Connector Kit	
	1001148904	Ref	Deutsch HD Electrical Connector Kit	
	1001148905	Ref	Packard Electrical Connector Kit	
	1001148906	Ref	Various Electrical Connector Kit	
	1001288457	Ref	Extension Cord Kit	
	1001217667	Ref	Fire Extinguisher Installation	
	1001241486	Ref	Footswitch Installation Add-on Kit (Dealer Installed)	
	1001208061	Ref	Footswitch Installation (ANSI Export, Korean & Japanese Specs Only)	
	1001223243	Ref	Ground to Platform Cable Installation - Without Platform Coil Cable (Korean Spec Machines with Overhead Protection)	
	1001223244	Ref	Ground to Platform Cable Installation - With Platform Coil Cable (Korean Spec Machines with Overhead Protection)	
	1001220933	Ref	Height Restrictor Switch Installation	
	1001262059	Ref	Invertor Add-on Kit (Dealer Installed)	
	1001250532	Ref	Mobile Control Add-on Kit (Dealer Installed)	
	1001229727	Ref	Overhead Protection Add-on Kit (Dealer Installed)	
	1001270721	Ref	Pipe Racks Add-on Kit (Dealer Installed)	
	1001300331	Ref	Perimeter Lighting Kit	
	1001301553	Ref	Perimeter Light Cover Kit	
	1001269651	Ref	Platform Box Cover Kit (Dealer Installed)	
	1001225790	Ref	Platform Extension Deployment Handles Add-on Kit (Dealer Installed)	
	1001262557	Ref	Platform Self Closing Gate Add-on Kit (Dealer Installed)	

SECTION 9 - SPECIAL OPTIONS/ACCESSORIES/KITS

ITEM	PART NUMBER	QTY	DESCRIPTION	REV
	1001262558	Ref	Platform Self Closing Gate Add-on Kit (Dealer Installed)	AC
	1001294780	Ref	Pressure Transducer Kit	
	1001272023	Ref	Rail (Dual, Fold Down, Self-Closing Gate) Add-on Kit (Dealer Installed)	
	1001269798	Ref	Rail (Quick Access) Add-on Kit (Dealer Installed)	
	1001287638	Ref	Rail Spare Part Kit	
	1001224583	Ref	Service Kits List	
	1001255883	Ref	SkySense Installation - Level 1 (Factory Installed)	
	1001254721	Ref	SkySense Add-on Kit - Level 1 (Dealer Installed)	
	1001283676	Ref	Tool Tethering Kit	
		Ref	Tools for Service	
	2901443	1	Analyzer Kit	
	1001232474	1	Benchtop Harness	
	8896941	1	Wire Stripper	
	7002821	1	Wire Crimper (To install wire ends to wires)	
	7002823	1	Pin/Socket Extractor - Universal (To Remove Pins/Sockets from Connectors)	
	4460467	1	Extractor - 16-18 Gauge (For Removal Pins/Sockets from Deutsch Connectors)	
	4460510	1	Extractor - 12-14 Gauge (For Removal of Pins/Sockets from Deutsch Connectors)	
	7002822	1	Screwdriver, Potentiometer (To Adjust Drive Controllers)	
	7016654	1	Screwdriver, Magnetic	
	7004275	1	Seal Installation Tool - 1in	
	7004276	1	Seal Installation Tool - 1-1/2in	
	7002826	1	Seal Installation Tool - 2in	
	1001264614	Ref	Tool Tray Accessory (Dealer Installed)	
	1001269646	Ref	Tool Tray Add-on Kit (Dealer Installed)	
	1001281944	Ref	White Noise Ambient Alarm Kit	
	1001281414	Ref	Worklights Kit	

SECTION 9 - SPECIAL OPTIONS/ACCESSORIES/KITS

PART NUMBER INDEX

SECTION 9 - SPECIAL OPTIONS/ACCESSORIES/KITS

0100011.....15, 17, 19, 21, 23, 29, 35, 41, 43, 45, 47, 49, 51, 71, 79, 81, 103, 137, 139, 145, 147, 149, 155, 157, 161, 281	076040875, 77, 223, 225, 227, 229, 231, 233, 235	1001120204 225, 227, 229, 231, 233	1001186466.....45, 372
0100048.....79, 103	0760608 ... 151, 165, 167, 193	1001120205 243, 245	1001187587.....147, 149, 151, 155, 157, 161, 165, 167
0100051.....89, 91, 93, 95	0760610. 79, 81, 97, 103, 171, 177, 179, 181, 185, 193	1001120621 370	1001187781...79, 83, 103
0140030.....177, 179, 181, 185	0760612. 47, 49, 61, 108, 112, 116, 120, 124	1001120622 370	1001187816.....235
0140043.....79, 83, 103	0760618 151	1001120623 370	1001188116.....235
0240054.....195	0760810 137, 139, 201	1001120629 370	1001189171.....245, 372
0275216.....225, 337	0760812 85, 137, 139, 157, 161	1001120989 370	1001189172.....245, 372
0275217.....227, 339	0760820 201	1001125483 97	1001189762.....187, 189
0275452.....229, 341	0760827 19, 29	1001125677 85, 248, 291	1001192401.....85, 248
0275453.....231, 343	0761008 71	1001130220 ... 47, 49, 51, 65, 67, 79, 81, 103, 177, 179, 181, 185	1001194421.....247, 329, 331, 333
0275454.....233, 345	0761012 ... 15, 17, 19, 29, 71	1001130590 .. 79, 81, 103	1001196634.....283
0440223.....187, 189	0761019 151, 165, 167	1001131270 353, 363	1001197396... 15, 17, 19, 29
0440259..15, 17, 19, 215, 217	0761217 99, 101	1001132358 177, 179, 181, 185	1001197457.....248
0440263.....41	0861731 ... 335, 341, 343, 345	1001132359 353, 355, 357, 359, 361, 363, 365, 367	1001198576.....59
0440264.....121, 124, 127	0861781 337, 339	1001132361 177, 179, 181, 185	1001198935.....120, 124, 209
0440265.....121, 125, 127	0861880 243	1001134280 267	1001200561.....47
0480100.....197	0962292 209, 211	1001134289 109, 113, 117, 120, 124	1001200629..79, 81, 103, 372
0630183.....137, 139	1001047064 177, 179, 181, 185	1001134821 171	1001200631.....79, 81
0630580.....39	1001091102 ... 41, 43, 53, 55, 57, 75, 77, 79, 83, 103, 157, 161, 281	1001136757 97	1001200632.....87
0630587...79, 83, 97, 103	1001092071 370	1001137675 137, 139, 149	1001200811.....299, 303, 309, 313, 315
0630613.....63, 129	1001092497 370	1001142173 97	1001200812.....299, 301, 317
0641416.....151	1001092580 370	1001142174 97	1001200819.....177, 185, 329
0681609....15, 17, 21, 23, 29	1001096138 295, 297	1001143009 97	1001201087.....299
0700412.....79, 83, 103	1001097347 285, 287	1001143010 97	1001201129.....303
0700608.....195	1001100341 337	1001144147 85, 287, 291	1001201355.....108, 112, 120, 124, 127
0700610....155, 157, 161, 187, 189	1001100342 339	1001144295 248	1001201707...55, 57, 239
0700612....41, 43, 45, 51, 65, 67, 79, 81, 103	1001100345 341	1001144296 248	1001201885.....247, 329, 331, 333
0700614.....31, 33	1001100346 345	1001146794 353, 355, 357, 359, 361, 363, 365, 367	1001202184.....309, 311, 319
0700616.....191	1001100347 343	1001146963 108, 112, 120, 372	1001202987.....41, 43
0700617.....79, 81, 103	1001101540 97	1001148902 374	1001202988.....41, 43
0700620....108, 112, 116, 120, 124	1001102258 223, 225, 227, 229, 231, 233, 235, 237	1001148903 374	1001202994.....41, 43
0700621.....169	1001102349 37	1001148904 374	1001202999.....41, 43
0700626.....157, 161	1001102351 37	1001148905 374	1001203443.....108, 112, 120, 124, 133
0700812.....155	1001102353 37	1001148906 374	1001203444.....108, 112, 120, 124
0700814.....267	1001102354 37	1001151629 247	1001203445.....108, 112, 120, 124
0700815.....41, 43	1001102489 251, 253, 255, 257, 259, 261, 263, 265	1001152266 248	1001203446.....108, 112, 120, 124
0700817.....99, 101, 197	1001102771 269	1001152483 245	1001203447.....108, 112, 120, 124
0700818....141, 143, 145, 147, 149, 151, 155, 157, 161, 165, 167, 169	1001103012 248, 289	1001153785 ... 15, 17, 19, 29	1001203448.....108, 112, 120, 124
0700819.....133, 135, 171	1001103013 289	1001154378 147, 149, 165, 167	1001203453.....63
0700820.....147, 149	1001103471 267	1001157547 97	1001203457.....63
0700823.....41, 43	1001104498 289	100115918697, 247, 329, 331, 333	1001203630.....309
0700835....177, 179, 181, 185	1001110544 59	1001162115 365	1001203631.....313
0701014.....67	1001112112 93	1001162864 353, 355, 357, 359, 361, 363, 365, 367	1001203869.....41
0701015.....99, 101, 108, 112, 116, 120, 124	1001114467 39	1001162886 247	1001203870.....41
0701018.....149	1001116208 370	1001162887 247, 289	1001203871.41, 157, 372
0701019.....129, 149, 191	1001116731 287, 289	1001163340 247, 289	1001203872.....41, 43
0701020.....149	1001116732 285, 287	1001173703 370	1001203973.....117, 121, 125, 127
0701021....108, 112, 116, 120, 124, 133, 135	1001116733 295, 297	1001180205 195	
0701024.....129	1001116812 85, 248, 269	1001181045 243, 372	
0711219.....35	1001117057 285, 287	1001182806 61	
0760310.....305, 307	1001118274 85		
	1001118812 85, 291		

SECTION 9 - SPECIAL OPTIONS/ACCESSORIES/KITS

1001203974 117, 121, 125, 127	1001209914..... 355	1001215755..... 359, 363	1001226277 191, 372
1001203975 117, 121, 125, 127	1001210064..... 137	1001215762..... 79, 81	1001226423 35
1001203976 117, 121, 125, 127	1001210079..... 85	1001215953..... 41, 43	1001226487 ... 15, 17, 21, 29
1001204311 108, 112, 116, 120, 124	1001210302..... 141, 143, 145, 147, 149, 155, 157, 161, 165, 167	1001216180..... 89	1001226636 287, 289
1001204312 108, 112, 116, 120, 124	1001210401..... 93	1001216648..... 357	1001226637 287, 289
1001204495 61	1001210440..... 97	1001216650..... 357	1001226749 177, 179, 181, 185, 372
1001204621 117, 121, 125, 127	1001210442..... 147, 165, 167	1001216823..... 169	1001226791 108, 112, 116, 120, 124
1001204994 108, 112, 120, 124	1001210443..... 165, 167	1001216865..... 369	1001227219 267
1001205156 133, 135	1001210444..... 147, 165, 167	1001217043..... 137, 139	1001227267 267
1001205409 247	1001210445..... 165, 167	1001217059..... 45	1001227966 65, 67
1001205410 247	1001210446..... 151, 165, 167	1001217164..... 243, 245	1001228112 179, 181, 372
1001205411 247	1001210447..... 165, 167	1001217667 374	1001228184 191
1001205412 247	1001210458..... 147, 165, 167	1001217842..... 295, 297	1001228370 353, 359, 363
1001205422 137, 139	1001210586..... 141, 143, 145, 147, 149, 155, 157, 161, 165, 167	1001217843..... 295, 297	1001228388 269
1001205423 137, 139	1001210605..... 97	1001218285..... 177, 179, 181, 185	1001228406 99, 101
1001205424 137, 139	1001210878..... 97	1001218307..... 41, 43	1001228954 273
1001205430 137, 139	1001210879..... 97	1001218573..... 99	1001229722 147, 149
1001205598 51	1001210881..... 97	1001219171 355	1001229723 147
1001205709 133	1001210882..... 97	1001219172 355	1001229727 374
1001205751 15	1001210963..... 141, 143, 145, 147, 149, 151, 155, 157, 161, 165, 167	1001219265 363	1001229732 147
1001206207 141, 143	1001211777..... 353	1001220216..... 191	1001229733 147
1001206217 141, 143	1001211779..... 353, 359, 361, 363, 365, 367	1001220409 171	1001229734 147
1001206222 141, 143, 145	1001211895..... 149	1001220410 171	1001229739 147
1001206224 141, 143, 145	1001212035..... 329, 331, 333	1001220430..... 353, 355, 357, 359, 361, 363, 365, 367	1001229740 147
1001206225 141, 165	1001212036..... 329, 331, 333	1001220570..... 15, 215	1001229741 147
1001206226 141, 143, 151, 155, 157, 161, 165, 167	1001212068..... 41, 43	1001220893..... 177, 179, 181, 185	1001229742 147
1001206228 141, 143	1001212290..... 353, 355, 357, 359, 361, 363, 365, 367	1001220933..... 374	1001229792 99
1001206487 108, 112, 116, 120, 124	1001212291..... 353, 355, 357, 359, 361, 363, 365, 367	1001220995..... 171	1001230248 147
1001207009 47, 49	1001212292..... 353, 355, 357, 359, 361, 363, 365, 367	1001221244..... 191	1001230249 147
1001207293 87	1001212293..... 353, 355, 357, 359, 361, 363, 365, 367	1001221275..... 191	1001230839 301, 311
1001207494 .. 79, 81, 103	1001213554..... 117, 121, 125, 127	1001221276..... 191	1001230932 301
1001207806 141, 143	1001213886..... 177, 179, 181, 185	1001221475..... 137, 139	1001230933 311
1001207807 165, 167	1001214217..... 45	1001221476..... 137, 139	1001231268 108, 112, 116, 120, 124
1001207970 253	1001214347..... 95	1001221949..... 255	1001231405 147
1001207973 265	1001214526..... 41, 43	1001222587..... 169	1001231801 353
1001207974 251, 257, 259, 261, 263, 267	1001214810..... 99, 101	1001222687..... 108, 120, 323	1001232257 147, 149
1001208061 374	1001215216..... 59	1001222914..... 191	1001232474 375
1001208073 165, 167	1001215747..... 361	1001223055..... 353	1001232586 201
1001208852 137, 139	1001215748..... 357, 367	1001223243..... 374	1001234204 108, 112, 116, 120, 124
1001208930 223	1001215749..... 359, 363	1001223244..... 374	1001234395 151
1001208931 237	1001215750..... 365	1001223262..... 313	1001235104 108, 116
1001208938 235	1001215751..... 365	1001223263..... 303	1001235536 193
1001209482 229, 231, 245	1001215752..... 361	1001223650..... 317	1001235541 133, 135
1001209596 177, 185	1001215754..... 367	1001223651..... 319	1001235559 .. 79, 81, 103
1001209682 .. 79, 81, 103		1001223835..... 145, 147	1001235863 193
1001209776 225, 227, 233, 243		1001223971..... 359, 363	1001235924 193
1001209906 369		1001224048..... 365	1001235941 197
1001209907 353		1001224049..... 367	1001236129 137, 139
1001209908 365		1001224051..... 361	1001236139 47, 49, 51
1001209909 361		1001224052..... 357	1001236144 273, 275, 279
1001209910 357		1001224468..... 191	1001236507 193
1001209911 367		1001224583..... 375	1001236984 370
1001209913 359		1001224604..... 129	1001237211 289
		1001224608..... 129	1001237212 248, 289
		1001224614..... 129	1001237213 289
		1001224620..... 129	1001237257 374
		1001224622..... 129	1001238392 85
		1001224623..... 129	1001238762 289
		1001225164..... 108, 112, 116, 120, 124	1001238845 279, 289
		1001225496..... 369	
		1001225790..... 374	

SECTION 9 - SPECIAL OPTIONS/ACCESSORIES/KITS

1001238955.....289	1001253280 225, 227, 229, 231, 233	1001256741 ... 15, 17, 21, 23, 26, 29	1001262322.....277
1001238956.....289	1001253359 67	1001256744 97	1001262327.....277
1001239224.....53, 55, 57, 59	1001253800 199	1001256746 97	1001262464.....31, 33
1001239544.....305, 307	1001253807 315	1001256787 109, 113, 211	1001262557.....374
1001239661.....53, 55, 57	1001253952 49	1001256788 .. 17, 19, 217	1001262558.....375
1001241486.....374	1001254026 273, 275, 277, 287	1001256876 .. 79, 81, 372	1001262581.....75, 77
1001241604.....117, 121, 125, 127	1001254027 . 49, 85, 273, 275, 277, 291	1001256936 71	1001262655.....177, 185
1001241605.....117, 121, 125, 127	1001254028 49, 269	1001257121 97	1001263256.....47
1001242539.....53, 55	1001254636 229	1001257138 .. 79, 81, 103	1001263257.....49
1001242697.....53	1001254637 231	1001257177 369	1001263259.....51
1001243232.....89, 91, 93, 95	1001254638 233	1001257773 353, 355, 357, 359, 361, 363, 365, 367, 369	1001263294.....265
1001243233.....89, 91, 93, 95	1001254639 225	1001258320 369	1001263358.....75
1001243528.....151, 372	1001254640 227	1001258321 369	1001263359.....75
1001244298.....361	1001254721 375	1001258322 369	1001263509.....108, 112
1001246144.....275	1001254825 151	1001258356 85	1001263537.....17
1001246145.....279	1001255417 155	1001258411 152	1001263785.....75
1001246531.....279	1001255420 155, 158, 162	1001258427 ... 15, 17, 29	1001263805.....157, 161
1001247862.....55	1001255421 155, 158, 162	1001258428 ... 15, 17, 29	1001263808.....157, 161
1001248502.....374	1001255428 155, 158, 162	1001258446 177, 179, 181, 185	1001263850.....157, 161
1001248503.....374	1001255430 155, 158, 162	1001258498 91	1001264079.....157, 161
1001248612.....39	1001255442 155, 158, 162	1001258528 151	1001264110.....157, 161
1001248631.....251	1001255457 155, 158, 162	1001258617 151	1001264310.....89, 91, 95
1001248632.....253	1001255470 155, 157, 161	1001258618 151	1001264614.....375
1001248633.....267	1001255491 155, 158, 162	1001258620 151	1001265048.....369
1001248634.....255	1001255555 99	1001258633 374	1001265376.....374
1001248689.....374	1001255597 374	1001258691 85	1001265835.....374
1001248773.....85	1001255883 375	1001258704 151	1001265850... 79, 81, 103
1001249082.....151	1001255885 .. 79, 81, 103	1001258754 369	1001269507.....17, 19, 29
1001249096.....151	1001255901 283	1001258768 257	1001269646.....375
1001249107.....151	1001255932 79	1001258770 259	1001269651.....374
1001249109.....151	1001255934 . 79, 83, 103, 297	1001258771 261	1001269704.....31
1001249110.....152	1001256129 15	1001258772 263	1001269798.....375
1001249111.....151	1001256130 35	1001258822 369	1001269943.....331, 333
1001249112.....152	1001256174 369	1001258900 369	1001269944.....305, 327
1001249114.....151	1001256176 369	1001258955 71	1001269946.....333
1001249229.....374	1001256288 71	1001259015 ... 15, 17, 21, 23, 29	1001269947.....305, 327
1001249326.....374	1001256323 89	1001259017 ... 89, 91, 93, 95	1001269949.....305, 327
1001249639.....374	1001256324 91	1001259102 155, 157, 161	1001270443.....305
1001249668.....93, 95	1001256325 93	1001259105 155, 158, 162	1001270470.....179, 181
1001250162.....15, 17, 23, 29	1001256326 95	1001259106 155, 158, 162	1001270471.....179, 181
1001250378.....41	1001256327 ... 89, 91, 93, 95	1001259107 155, 158, 162	1001270533.....197
1001250431.....65	1001256328 ... 89, 91, 93, 95	1001260501 75, 77	1001270631.....197
1001250532.....374	1001256329 ... 89, 91, 93, 95	1001260503 75, 77	1001270721.....374
1001251144.....277	1001256330 71	1001260504 75, 77	1001270823.....33
1001251145.....273	1001256471 151	1001260861 75, 77	1001270834.....77
1001251146.....275	1001256503 267	1001260862 75, 77	1001270855.....197
1001251232.....99, 101	1001256642 47, 49	1001260887 75, 77	1001270899.....305
1001251233.....99, 101	1001256643 51	1001260985 81	1001271412.....197
1001251234.....99, 101	1001256657 155, 157, 161	1001260986 83	1001271574.....33
1001251235.....99, 101	1001256675 151, 369	1001261040 151	1001271892.....149
1001251242.....99	1001256676 369	1001261131 199	1001271897.....149
1001251383.....151		1001262059 374	1001271898.....149
1001251388.....151		1001262150 199	1001271902.....149
1001251436.....41, 43		1001262299 33, 109, 113	1001271908.....149
1001251437.....41, 43			1001271912.....149
1001251532.....374			1001271913.....149
1001251855.....195			1001271919.....149
1001252626.....187, 189			1001271921.....149
1001253039.....67			1001271925.....149
1001253153.....108, 112, 116, 120, 124			1001271929.....149
			1001271933.....149
			1001271935.....149
			1001271937.....149
			1001272023.....149, 375
			1001272614.....59
			1001272659.....271

SECTION 9 - SPECIAL OPTIONS/ACCESSORIES/KITS

1001272889..... 59	1001280431..... 29	1001301553..... 374	2221116... 108, 112, 116, 120, 124
1001272997..... 283	1001280432..... 103	1060379.... 187, 189, 195, 197, 203, 205	2400060.... 247, 248, 269
1001273012..... 271, 283	1001280661..... 281	1060908..... 243, 245	2400061..... 347
1001273907..... 187, 189	1001281414..... 375	1060998.... 89, 91, 93, 95	2400066..... 347
1001273909..... 187, 189	1001281944..... 375	1061034.... 108, 112, 116, 120, 124	2420172..... 79, 81
1001273957..... 203, 205	1001282509..... 241	1061041..... 201, 347	2560088... 155, 158, 162, 169
1001273958..... 205	1001282513..... 293	1062255.... 85, 273, 275, 277, 279	2560190..... 169
1001273959..... 195	1001282611.... 155, 158, 162	1120555..... 203, 205	2600281... 141, 143, 145, 147, 149, 151, 155, 157, 161, 165, 167
1001273960..... 189	1001282612.... 155, 158, 162	1320136.... 273, 275, 277	2700100..... 203, 205
1001273961..... 201	1001282613.... 155, 157, 161	1321293.... 47, 49, 51, 97	2780266..... 35, 37
1001273962..... 201	1001283415.. 79, 83, 103, 247	1321752..... 19, 29	280013..... 120, 124
1001273964..... 201	1001283676..... 375	1380132..... 169	2860030..... 79, 81, 372
1001273965..... 201	1001284507..... 161	1580023..... 203, 205	2901443..... 375
1001274026..... 201, 349	1001285320.... 112, 116, 120, 124	1580024..... 203, 205	2902431..... 223, 335
1001274168..... 199	1001285657.... 173, 175	1600402.... 177, 179, 181, 183, 185, 372	3080007... 141, 143, 145, 147, 149, 155, 157, 161, 165, 167, 372
1001274484..... 71, 73	1001285658..... 173	1671207..... 335	3252507... 227, 229, 231, 233, 235, 237
1001274559.. 79, 81, 103, 179, 181	1001285659..... 175	1701504.... 353, 355, 357, 359, 361, 363, 365, 367	3290305... 53, 55, 57, 59, 305, 307
1001274604.... 173, 175, 177, 185	1001285829.... 120, 321	1701640.... 353, 355, 357, 359, 361, 363, 365, 367	3290401..... 281
1001274605.... 177, 181, 185	1001286159..... 181	1702010..... 193	3290405... 41, 43, 75, 77, 79, 83, 97, 103, 108, 112, 116, 120, 124, 155, 157, 161, 171, 177, 179, 181, 185, 223, 225, 227, 229, 231, 233, 235
1001274613..... 179	1001286164..... 307	1702155.... 89, 91, 93, 95	3290406..... 157, 161
1001274659..... 177	1001286165..... 181	1703464..... 223, 225	3290501..... 151
1001274660..... 179	1001286166.... 307, 327	1703813..... 353	3290505..... 267
1001274822..... 374	1001286509..... 145	1703816..... 353	3290506.... 155, 157, 161
1001274837..... 203, 205	1001286510..... 145	1703819.... 177, 179, 181, 185, 353, 355, 357, 359, 361, 363, 365, 367	3290601..... 45
1001274838..... 187, 189	1001286512..... 145	1703822.... 353, 355, 357, 359, 361, 363, 365, 367	3290605... 15, 17, 21, 23, 29, 31, 33, 47, 49, 51, 61, 79, 81, 83, 97, 103, 108, 112, 116, 120, 124, 137, 151, 155, 157, 161, 225, 227, 229, 231, 233, 273, 275, 277
1001275538..... 195	1001286514..... 145	1704016.... 353, 355, 357, 359, 361, 363, 365, 367	3290606... 141, 143, 145, 147, 149, 151, 155, 157, 161, 165, 167, 169, 171, 187, 189, 191, 193, 195
1001275631..... 203, 205	1001286517..... 145	1704277.... 353, 355, 357, 359, 361, 363, 365, 367	3290801..... 41, 43, 201
1001276585..... 116	1001286522..... 145	1704339..... 367	3290805... 19, 29, 41, 43, 99, 101, 133, 135, 137, 139, 197, 267
1001276659..... 103	1001286627..... 145	1704340..... 359, 363	3290806... 141, 143, 145, 147, 149, 151, 155, 157, 161, 165, 167, 169, 171, 177, 179, 181, 185
1001276696..... 29	1001286736.... 155, 157, 161	1704341..... 357	3291006.... 63, 129, 149, 151, 165, 167, 191
1001276701..... 29, 219	1001286868.... 120, 124	1704344..... 361	3291007.... 99, 101, 108, 112, 116, 120, 124, 133, 135
1001276704..... 101	1001287638..... 375	1704412.... 353, 355, 357, 359, 361, 363, 365, 367	
1001276705..... 135	1001287711..... 197	1704684..... 359, 363	
1001276707..... 116, 135	1001287763..... 369	1704691..... 367	
1001276715..... 101	1001288431..... 369	1704699..... 357	
1001276716..... 101	1001288434..... 369	1705195..... 361	
1001276717..... 101	1001288435..... 369	1705647..... 369	
1001276718..... 43	1001288457..... 374	1705648..... 369	
1001276720..... 43	1001288492.... 21, 23	1705670..... 355	
1001276721..... 43	1001288493.... 19, 21	1705997..... 203, 205	
1001276722..... 43	1001288494.... 19, 23	1706679..... 79, 81, 103	
1001276725..... 116	1001288495..... 19	1707022..... 365	
1001276726..... 117	1001288511..... 369	2080040.... 137, 139, 141, 143, 145, 147, 149, 151, 155, 157, 161, 165, 167, 353, 355, 357, 359, 361, 363, 365, 367	
1001276727..... 117	1001288512..... 369	2080043..... 151	
1001276728..... 116	1001289052.... 143, 167	2080057.... 353, 355, 357, 359, 361, 363, 365, 367	
1001276729..... 116	1001289564..... 374	2220883..... 211	
1001276730..... 116	1001289648..... 281		
1001276731..... 116	1001291047..... 139		
1001276732..... 116	1001291056..... 281		
1001276733..... 116	1001291630.... 179, 331		
1001276734..... 117, 213	1001293819..... 281		
1001276738..... 103	1001293956..... 57		
1001276740..... 103	1001294256.... 112, 116, 124, 325		
1001276741..... 43	1001294780..... 375		
1001276743..... 43	1001294815..... 370		
1001276979..... 103	1001294835..... 331		
1001277151..... 59	1001295195.... 116, 124		
1001277396..... 59	1001296855..... 370		
1001278513..... 271, 285	1001298670..... 295		
1001278847..... 271	1001300331..... 374		
1001278848..... 374			
1001279476..... 157, 161			
1001279477..... 157, 161			
1001279795..... 75			

SECTION 9 - SPECIAL OPTIONS/ACCESSORIES/KITS

3291201.....99, 101	4010618 ... 141, 143, 145,	4460183 ... 247, 329, 331,	4460894.....247, 248, 299,
3300423.....37	147, 149, 151, 155,	333	301, 303, 305, 307,
3311502..... 137, 139	157, 161, 165, 167	4460226 247	309, 311, 313, 315
3321402.... 108, 112, 116,	4031506 155, 157, 161	4460227 47, 49, 247, 269	4460897 61, 97, 239, 241,
120, 124	4031509 ... 177, 179, 181,	4460234 ... 191, 273, 275,	248, 269, 295, 297,
3331211.....35	185	277, 279	303, 313, 327, 349
3340962.... 108, 112, 116,	4031511 .41, 43, 157, 161	4460247 247	4460899.... 108, 112, 116,
120, 124, 155, 157, 161	4031512 ... 108, 112, 116,	4460256 248	299, 301, 303, 305,
3421453.....187, 189, 195	120, 124	4460259 247	307, 309, 311, 313,
3422219.... 151, 165, 173,	4031708 .45, 51, 79, 103,	4460260 247	315, 317, 319, 327
175, 187, 189, 203, 205	273, 275, 277	4460265 329, 331, 333	4460905.....269, 295, 297
3422661.....197	4031709 81	4460267 329, 331, 333	4460930.....248
3423037.... 15, 17, 19, 29	4060803 65, 67, 177, 179,	4460315 223, 235	4460932..... 85, 283, 285,
3423243.....99, 101	181, 185	4460320 247	287, 289, 295, 297, 321
3423278.... 177, 179, 181,	4060906 ... 177, 179, 181,	4460346 335	4460933..... 85, 247, 248,
185	185	4460418 97, 247, 329,	291
3430636.....41, 43	4071095 151	331, 333	4460943..... 85, 287, 291,
3430814..... 137, 139	4160078 ... 108, 112, 116,	4460424 47, 49, 269	295, 297, 299, 301,
3430816..... 137, 139	120, 124	4460464 . 61, 85, 97, 108,	303, 305, 307, 309,
3431212..... 41, 43	4160202 41	112, 116, 158, 162,	311, 313, 315, 317,
3431218.....41, 43	4160214 99, 101	191, 239, 241, 248,	319, 327
3450302.....41, 43	4191706 187, 189, 195	269, 283, 285, 287,	4460944..... 85, 247, 248,
3450303.....99, 101	4220227 187, 189	289, 295, 297, 299,	269, 291, 299, 301,
3450403..... 137, 139	4220309 151	301, 303, 305, 307,	303, 305, 307, 309,
3450406.....37	4240003 ... 187, 189, 203,	309, 311, 313, 315,	311, 313, 315
3450505.....41, 43	205	317, 319, 321, 323,	4460956.....243
3460334.....203, 205	4240017 ... 47, 49, 51, 59,	325, 327, 329, 349	4460957.....243
3520072.... 129, 141, 143,	79, 81, 83, 89, 91, 93,	4460465 . 53, 55, 85, 157,	4460965.....247
145, 147, 149, 151,	95, 97, 103, 108, 112,	161, 191, 239, 241,	4460966.....248
155, 157, 161, 165,	116, 120, 124, 157,	247, 248, 269, 285,	4460968.....235
167, 187, 189	161, 191, 223, 225,	299, 301, 303, 305,	4460970..... 323, 325
3520176..... 195	227, 229, 231, 233,	307, 309, 311, 313,	4460986.....347
3574505..... 193	235, 237, 251, 253,	315, 317, 319, 321,	4461016.....329
3740150...79, 83, 97, 103,	255, 257, 259, 261,	323, 325, 327, 347, 349	4461023.....247
372	263, 267, 299, 301,	4460466 85, 97, 157, 158,	4461196.....261, 337
3760115.... 108, 112, 116,	303, 305, 307, 309,	162, 191, 247, 248,	4461198.....337
120, 124	311, 313, 315, 317, 319	269, 287, 289, 291,	4461199.....263, 339
3760170.... 108, 112, 116,	4240018 55, 57, 71	299, 301, 303, 309,	4461201.....339
120, 124, 167, 187,	4240032 85, 271, 273,	311, 313, 317, 319,	4461205.....257, 341, 343
189, 195, 203, 205	275, 277, 279	321, 323, 325, 327, 329	4461244.....341
3760217.... 15, 17, 19, 29	4240033 201	4460467 375	4461245.....343
3760387.... 108, 112, 116,	4240147 41, 43	4460496 177, 185	4461246.....345
120, 124	4240164 195	4460497 177, 185	4461249..... 259, 345
3820019..... 169	4240165 193	4460510 375	4461257..... 225, 227
3820032..... 151	4340853 203, 205	4460536 158, 162, 191	4461258..... 225, 227
3841143.....99, 101, 108,	4340854 203, 205	4460539 ... 247, 303, 313,	4711400.....26, 187, 189,
112, 116, 120, 124	4340947 187, 189	321, 323, 325, 327	203, 205
3841675..... 187, 189	4360328 79, 81, 372	4460565 327	4711700.... 177, 179, 181,
3860111.... 141, 143, 151,	4360336 97	4460648 293	185
155, 157, 161, 165, 167	4360345 372	4460662 ... 229, 231, 233,	4711800..... 137, 139
3900355.....203, 205	4360387 .79, 81, 103, 372	335	4740438.... 108, 112, 116,
3900381267	4360469 .79, 81, 103, 372	4460670 295, 297	120, 124
3910804.....79, 81, 103	4360475 79, 81, 177, 181,	4460722 97	4740468.....37
3931412.....203, 205	185, 372	4460754 ... 299, 301, 303,	4740480..... 203, 205
3931508.....203, 205	4420037 193	309, 311, 313, 317, 319	4740531.... 108, 112, 116,
4010310.....53, 55, 57	4420051 369	4460761 247	120, 124
4010408..... 171	4420062 ... 141, 143, 145,	4460844 157, 161	4811400.....97, 108, 112,
4010417 157, 161	147, 149, 151, 155,	4460871 269, 295, 297	116, 120, 124, 155,
4010608.... 141, 143, 145,	157, 161, 165, 167,	4460872 269	157, 161, 171, 177,
147, 149, 151, 155,	173, 175, 177, 179,	4460877 247	179, 181, 185, 223,
157, 161, 165, 167	181, 185, 197	4460884 85, 247, 248,	225, 227, 229, 231,
4010610.... 225, 227, 229,	4460018 347	285, 323	233, 235
231, 233	4460019 247, 293	4460891 53, 55, 191, 239,	4811700.... 31, 33, 61, 79,
4010616.... 141, 143, 155,	4460042 247	241, 247, 248, 269,	81, 83, 97, 103, 108,
157, 161, 165, 167	4460115 247	303, 313, 323, 325,	112, 116, 120, 124,
4010617.... 147, 149, 165,	4460138 223	327, 347, 349	141, 143, 145, 147,
167			149, 151, 155, 157,

SECTION 9 - SPECIAL OPTIONS/ACCESSORIES/KITS

161, 165, 167, 171, 177, 179, 181, 185, 193, 195, 225, 227, 229, 231, 233, 273, 275, 277	70000683 183	70007135.....211	70007631 26
4811702 ... 15, 17, 21, 23, 29, 41, 43, 45, 47, 49, 51, 65, 67, 108, 112, 116, 120, 124, 169	70000684 183	70007191.....26	70007673 26
4811900 ... 19, 29, 41, 43, 85, 133, 135, 137, 139, 141, 143, 145, 147, 149, 151, 155, 157, 161, 165, 167, 169, 177, 179, 181, 185	70000685 183	70007193.....26	70007706 73
4811902 . 41, 43, 99, 101, 145, 147, 149, 171, 197, 201, 267	70000686 183	70007195.....26	70007759 26
4812000 ... 15, 17, 19, 29, 41, 43, 71, 99, 101, 108, 112, 116, 120, 124, 129, 137, 139, 149, 151, 165, 167, 191	70001250 183	70007196.....26	70007991 213
4812002 . 63, 67, 99, 101, 137, 139	70001251 183	70007199.....26	70008142 211
4812500 41, 43	70001252 183	70007200.....26	70008143 211
4831400 281	70001253 183	70007201.....26	70008472 219
4831600 267	70001739 26	70007202.....26	70023370 209
4846757 ... 15, 17, 19, 29	70001878 .. 108, 112, 116	70007203.....26	7002821 375
4891600 ... 15, 17, 21, 23, 29	70002410 209	70007204.....26	7002822 375
4923328 89, 91, 93, 95	70003636 211, 217	70007205.....26	7002823 375
4923602 35	70003650 183	70007206.....26	7002826 375
5241000 137, 139	70003734 73	70007207.....26	7004275 375
5241200 35	70004231 209	70007490 26	7004276 375
70000082 183	70004232 209	70007491 26	7016654 375
70000084 183	70004233 209	70007492.....26	702017579, 81, 177, 181, 185
70000191 26	70004241 215	70007493.....26	702017679, 81, 177, 181, 185
	70004585 211, 213	70007494.....26	7020218 108, 112, 116
	70005236 211, 213	70007495.....26	7024747 26
	70005790 209	70007496.....26	7024748 26
	70005791 209	70007572.....211	7024756 26
	70005792 209	70007573.....211	7024786 26
	70005793 209	70007574.....211	7027365 183
	70005794 209	70007575.....211	7027367 183
	70005795 209	70007576.....211	7027765 183
	70005796 209	70007577.....211	7027766 183
	70005797 209	70007578.....211	80325 187, 189
	70005798 215	70007579.....217	8229234 ... 295, 297, 372
	70005800 215	70007580.....217	8229242 59, 247, 372
	70005803 215	70007581.....217	8229244 59, 248, 372
	70005805 215	70007588.....73	8405204 75, 77
	70006143 215	70007589.....73	8750015 19, 29
	70007077 217	70007590.....73	8896941 375
	70007079 217	70007613.....73	8990147 ... 353, 355, 357, 359, 361, 363, 365, 367
	70007118 217	70007614.....73	
	70007123 73	70007615.....73	
	70007134 211	70007616.....73	



**Corporate Office
JLG Industries, Inc.
1 JLG Drive
McConnellsburg, PA 17233-9533 USA
☎ (717) 485-5161 (Corporate)
☎ (877) 554-5438 (Customer Support)
📠 (717) 485-6417**

**Visit our website for JLG Worldwide Locations.
www.jlg.com**



OSHKOSH™