



---

# Illustrated Parts Manual

***Model***  
***R3246***

**PVC**  
**2304**

**P/N**  
**31221573**

**March 1, 2024 - Rev D**

**ANSI**

**CE**



**UK**  
**CA**

**AS/NZS**



An Oshkosh Corporation Company



## **REVISION LOG**

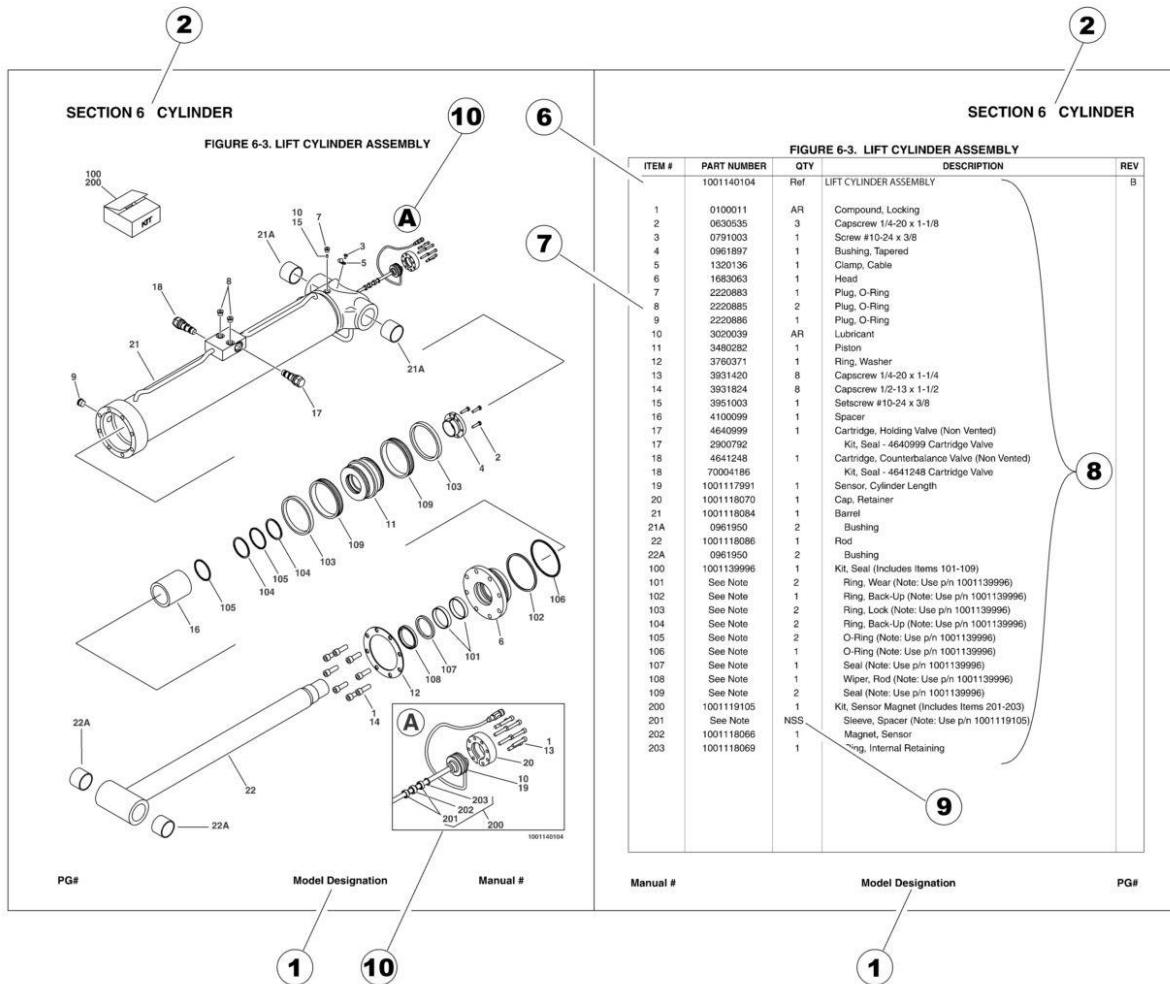
April 10, 2023 - A - Original Issue of Manual (1001380000 Rev AI & 1001245768 Rev C  
& 1001284862 A)

September 7, 2023 - B - Revised Manual (1001380000 Rev AL & 1001245768 Rev C  
& 1001284862 Rev A)

February 5, 2024 - C - Revised Manual (1001380000 Rev AO & 1001245768 Rev C  
& 1001284862 Rev A)

March 1, 2024 - D - Revised Manual (1001380000 Rev AO & 1001245768 Rev C  
& 1001284862 Rev A)

# GENERAL INFORMATION



## 1) MACHINE IDENTIFICATION

Machines are identified by model and in some cases a combination of models, serial number (SN) or regional standard (i.e ANSI, CE, CSA). Components may also be identified by SN or manufacturer. Common components that may be identified by these characteristics are engines and hydraulic components.

## 2) PARTS MANUAL ORGANIZATION

Product information in this manual is organized under section titles. Frame, Cylinder, Hydraulic and Electrical are a few examples. Each section is organized by figure and page number. The information within the Figure is then organized by item number, part number, description and corresponding illustration (s).

## 3) TABLE OF CONTENTS (NOT SHOWN)

A table of contents is found toward the beginning of the manual. Figure number, description and page number are provided for quick reference to the page containing the related information.

## 4) RECOMMENDED SPARE PARTS (NOT SHOWN)

The Recommended Spare Parts List, located near the end of the manual, reference most frequently used maintenance parts.

## 5) PART NUMBER INDEX (NOT SHOWN)

A numerical index listing all part numbers and the corresponding page number(s) appears at the back of the manual.

## GENERAL INFORMATION

### 6) NON-SERVICED PARTS

In some instances, it is necessary to display non-serviced parts, assemblies or installations. In the case of assemblies and installations there will be a Ref in the Qty. column. In case of parts that are not available for service within assemblies or components, there will be a NSS (Not Sold Separately) or NLA (No Longer Available) listed in the Qty. column of the manual.

### 7) PARTS LIST ITEM NUMBERS

Numbers shown in the item# column correspond to numbers used in the associated illustration (s). Item numbers which are missing from the sequence in the parts list are not used on that page.

### 8) INDENTED PARTS DESCRIPTION

An indented part description is included in the item under which it is indented.

### 9) ABBREVIATION AND SYMBOLS

AC.....	Alternating Current	L.....	Liter
ADE.....	Advanced Design Electronics	LB(LBS).....	Pounds
AG.....	Agricultural	LCD.....	Liquid Crystal Display
ANSI.....	American National Standards Institute	LED.....	Light Emitting Diodes
AR.....	As Required	LH.....	Left Hand
ASSY.....	Assembly	LRC.....	Low Rated Countries
AUS.....	Australia	LSS.....	Load Sensing System
AUX.....	Auxiliary	M(m).....	Metric/Meter
AWG.....	American Wire Gauge	MM(mm).....	Milimeter
B/M.....	Bill of Material	mA.....	Miliamps
CAC.....	Charge Air Cooler	NLA.....	No Longer Available
CE.....	European Conformity	NPT.....	National Pipe Threads
CCW.....	Counter Clockwise	NSS.....	Not Sold Separately
CM.....	Centimeter	OD.....	Outside Diameter
CW.....	Clockwise	ORB.....	O-Ring Boss
CSA.....	Canadian Standards Association	ORFS.....	O-Ring Face Seal
CYL.....	Cylinder	OZ (oz).....	Ounces
DIA.....	Diameter	PG.....	Page
DC.....	Direct Current	PN.....	Part Number
DEF.....	Diesel Exhaust Fluid	QT(qt.).....	Quarts
EMS.....	Emergency Stop	QTY.....	Quantity
ENG.....	Engine	REF.....	Reference
FT(ft).....	Feet	REV.....	Revision Level
GA(Ga).....	Gauge	RH.....	Right Hand
HRC.....	High Rated Countries	SAE.....	Society of Automotive Engineers
HVAC.....	Heating, Ventilating, and Air Conditioning	SN.....	Serial Number
HYD.....	Hydraulic	SPEC(S).....	Specifications
Hz.....	Hertz	T/T.....	Turntable
ID.....	Inside Diameter	UGM.....	Universal Ground Module
IN.....	inches	V.....	Volts
ISO.....	International Organization for Standards	W.....	Watts
JIC.....	Joint Industry Council	#.....	Number
KG.....	Kilogram		

### 10) ILLUSTRATION REFERENCE LETTERS

When necessary, illustrations may contain reference letters that are intended to track information (i. e. hoses, harnesses) from one point to another or to track visual enlargement of components to show details that may be located in another area on the illustration.

*Note: Due to continuous product improvements, JLG Industries, Inc. reserves the right to make specification changes without prior notification. Contact JLG Industries, Inc. for updated information.*



# TABLE OF CONTENTS

SECTION 1 - FRAME.....	11
FIGURE 1-1. STEER INSTALLATION.....	12
FIGURE 1-2. DRIVE/BRAKE INSTALLATION .....	14
FIGURE 1-3. DRIVE MOTOR ASSEMBLY .....	16
FIGURE 1-4. TIRE/WHEEL INSTALLATION.....	18
FIGURE 1-5. POTHOLE PROTECTION SYSTEM INSTALLATION .....	20
FIGURE 1-6. TILT SENSOR INSTALLATION .....	22
FIGURE 1-7. BATTERY CHARGER INSTALLATION - DELTA-Q (WITHOUT CAN) .....	24
FIGURE 1-8. BATTERY CHARGER INSTALLATION - DELTA-Q (WITH CAN) .....	26
FIGURE 1-9. BATTERY CHARGER INSTALLATION - EAGLE PERFORMANCE .....	28
FIGURE 1-10. BATTERY CHARGER INSTALLATION - GREEN POWER.....	30
FIGURE 1-11. STROBE LIGHT INSTALLATION - SINGLE (AMBER) (WITHOUT GUARD) .....	32
FIGURE 1-12. STROBE LIGHT INSTALLATION - DUAL (AMBER) (WITHOUT GUARD).....	34
FIGURE 1-13. STROBE LIGHT INSTALLATION - SINGLE (AMBER) (WITH GUARD).....	36
FIGURE 1-14. STROBE LIGHT INSTALLATION - DUAL (AMBER) (WITH GUARD) .....	38
FIGURE 1-15. STROBE LIGHT INSTALLATION - DUAL WITH CLEARSKY (AMBER) (WITH GUARD) .....	40
FIGURE 1-16. ALARM INSTALLATION (AMBIENT/WHITE NOISE) .....	42
FIGURE 1-17. LADDER INSTALLATION .....	44
FIGURE 1-18. FRAME COVERS INSTALLATION.....	46
SECTION 2 - GROUND CONTROLS .....	49
FIGURE 2-1. HYDRAULIC COMPONENTS INSTALLATION (WITH CONCENTRIC MOTOR/PUMP) .....	50
FIGURE 2-2. HYDRAULIC COMPONENTS INSTALLATION (WITH BUCHER MOTOR/PUMP) .....	52
FIGURE 2-3. MAIN VALVE ASSEMBLY .....	54
FIGURE 2-4. ELECTRICAL COMPONENTS INSTALLATION (MACHINES WITH SN STARTING WITH B2, G2 & M2) .....	56
FIGURE 2-5. ELECTRICAL COMPONENTS INSTALLATION - #1 (MACHINES WITH SN STARTING WITH 12) .....	58
FIGURE 2-6. ELECTRICAL COMPONENTS INSTALLATION - #2 (MACHINES WITH SN STARTING WITH 12) .....	60
FIGURE 2-7. ACCESS CONTROL KEYPAD INSTALLATION .....	62
FIGURE 2-8. MOBILE CONTROL INSTALLATION.....	64
FIGURE 2-9. MDI INSTALLATION.....	66
FIGURE 2-10. BATTERIES INSTALLATION - STANDARD 6V-255AH .....	68
FIGURE 2-11. BATTERIES INSTALLATION - STANDARD 6V-220AH .....	70
FIGURE 2-12. BATTERIES INSTALLATION - AGM 6V-220AH.....	72
FIGURE 2-13. BATTERIES INSTALLATION - AGM EVCG 6V-220AH.....	74
FIGURE 2-14. BATTERIES INSTALLATION - 6V-220AH (TROJAN) .....	76
FIGURE 2-15. INVERTER INSTALLATION (OPTIONAL) .....	78
FIGURE 2-16. DOORS INSTALLATION .....	80
SECTION 3 - SCISSORS ARMS .....	83
FIGURE 3-1. SCISSORS ARMS INSTALLATION (MACHINES WITH SN STARTING WITH B2 & G2) (CHINA SPECS) .....	84
FIGURE 3-2. SCISSORS ARMS INSTALLATION (MACHINES WITH SN STARTING WITH B2) (CHINA SPECS) (SN B200087285 to Present).....	88
FIGURE 3-3. SCISSORS ARMS INSTALLATION (MACHINES WITH SN STARTNG WITH B2 & G2) (ALL SPECS EXCEPT CHINA SPECS) .....	92
FIGURE 3-4. SCISSORS ARMS INSTALLATION (MACHINES WITH SN STARTNG WITH B2 & G2) (ALL SPECS EXCEPT CHINA SPECS) (SN B200087285 to Present) .....	96

# TABLE OF CONTENTS

FIGURE 3-5. SCISSORS ARMS INSTALLATION (MACHINES WITH SN STARTING WITH M2).....	100
FIGURE 3-6. ARMS GUARD INSTALLATION.....	104
SECTION 4 - PLATFORM.....	107
FIGURE 4-1. PLATFORM INSTALLATION (MACHINES WITH SN STARTING WITH B2 & G2) (ALL SPECS EXCEPT CHINA GB SPECS).....	108
FIGURE 4-2. PLATFORM INSTALLATION (MACHINES WITH SN STARTING WITH B2 & G2) (CHINA GB SPECS).....	110
FIGURE 4-3. PLATFORM INSTALLATION (MACHINES WITH SN STARTING WITH M2).....	112
FIGURE 4-4. PLATFORM EXTENSION INSTALLATION (ALL SPECS EXCEPT CHINA GB SPECS).....	114
FIGURE 4-5. PLATFORM EXTENSION INSTALLATION (CHINA GB SPECS).....	116
FIGURE 4-6. RAILS INSTALLATION (TUBE IN TUBE).....	118
FIGURE 4-7. RAILS INSTALLATION (SIDE BY SIDE) (ALL SPECS EXCEPT CHINA GB SPECS).....	120
FIGURE 4-8. RAILS INSTALLATION (SIDE BY SIDE) (CHINA GB SPECS).....	122
FIGURE 4-9. EXTENSION HANDLES INSTALLATION (OPTIONAL).....	124
FIGURE 4-10. PLATFORM CONTROL INSTALLATION (MACHINES WITH SN STARTING WITH 12, B2 & M2).....	126
FIGURE 4-11. PLATFORM CONTROL INSTALLATION (MACHINES WITH SN STARTING WITH G2).....	128
FIGURE 4-12. CONTROLLER ASSEMBLY.....	130
FIGURE 4-13. GATE LATCH INSTALLATION.....	132
FIGURE 4-14. PIPE RACKS INSTALLATION (SIDE BY SIDE RAILS) (OPTIONAL).....	134
FIGURE 4-15. PIPE RACK INSTALLATION (OPTIONAL).....	136
FIGURE 4-16. OVERHEAD PROTECTION INSTALLATION (KOREAN SPECS).....	138
FIGURE 4-17. WOKSTATION INSTALLATION (OPTIONAL).....	140
FIGURE 4-18. ELECTRICIAN TREE INSTALLATION (OPTIONAL).....	142
FIGURE 4-19. ELECTRICIANS PACKAGE INSTALLATION (OPTIONAL).....	144
FIGURE 4-20. PLUMBER PACKAGE INSTALLATION (OPTIONAL).....	146
FIGURE 4-21. PANEL CARRIER INSTALLATION (OPTIONAL).....	148
FIGURE 4-22. WORKLIGHT INSTALLATION (OPTIONAL).....	150
FIGURE 4-23. PLATFORM CONTROL PLUG INSTALLATION.....	152
FIGURE 4-24. USB/PHONE CRADLE INSTALLATION.....	154
FIGURE 4-25. MACHINIST VISE ACCESSORY.....	156
FIGURE 4-26. ELECTRICIANS TREE ACCESSORY.....	158
FIGURE 4-27. WORKSTATION ACCESSORY.....	160
FIGURE 4-28. PIPE RACK ASSEMBLY ACCESSORY.....	162
SECTION 5 - CYLINDER.....	165
FIGURE 5-1. LIFT CYLINDER ASSEMBLY.....	166
FIGURE 5-2. STEER CYLINDER ASSEMBLY.....	168
SECTION 6 - HYDRAULIC.....	171
FIGURE 6-1. HYDRAULIC COMPONENTS INSTALLATION (WITH CONCENTRIC MOTOR/PUMP).....	172
FIGURE 6-2. HYDRAULIC COMPONENTS INSTALLATION (WITH BUCHER MOTOR/PUMP).....	174
SECTION 7 - ELECTRICAL.....	177
FIGURE 7-1. AC BOX AT PLATFORM INSTALLATION - 110V GFI (ALL SPECS EXCEPT AUSTRALIAN, CE & UK CA SPECS).....	178
FIGURE 7-2. AC BOX AT PLATFORM INSTALLATION - 110V IEC YELLOW (CE & UK CA SPECS).....	180
FIGURE 7-3. AC BOX AT PLATFORM INSTALLATION - 220V IEC BLUE (CE & UK CA SPECS).....	182



# TABLE OF CONTENTS

FIGURE 7-4. AC BOX AT PLATFORM INSTALLATION - 220V CEE7 POST GROUND (CE & UK CA SPECS).....	184
FIGURE 7-5. AC BOX AT PLATFORM INSTALLATION - 220V CEE7 SIDE GROUND (CE & UK CA SPECS) .....	186
FIGURE 7-6. AC BOX AT PLATFORM INSTALLATION - 220V AFSINT 107 (CE & UK CA SPECS) .....	188
FIGURE 7-7. AC BOX AT PLATFORM INSTALLATION - 220V CHINA PLUG (CHINA SPECS) .....	190
FIGURE 7-8. AC BOX AT PLATFORM INSTALLATION - 220V LOCALLY SUPPLIED COMPONENTS (ALL SPECS) .....	192
FIGURE 7-9. AC BOX AT PLATFORM INSTALLATION - 220V (AUSTRALIAN SPECS).....	194
FIGURE 7-10. BREAKER BOX KIT WITH 1 DOUBLE 30MAMP/16AMP BREAKER .....	196
FIGURE 7-11. BREAKER BOX KIT WITH 3 BREAKERS .....	198
FIGURE 7-12. BREAKER BOX KIT WITH 1 DOUBLE 30MAMP/10AMP BREAKER .....	200
FIGURE 7-13. CHARGER HARNESS (CHARGER WITH COMMUNICATION PORT).....	202
FIGURE 7-14. CHARGER HARNESS (CHARGER WITH COMMUNICATION PORT).....	204
FIGURE 7-15. CHARGER PLUG INSTALLATION (NO PLUG) .....	206
FIGURE 7-16. CHARGER PLUG INSTALLATION (110V PLUG).....	208
FIGURE 7-17. CHARGER PLUG INSTALLATION (KOREAN PLUG).....	210
FIGURE 7-18. CHARGER PLUG INSTALLATION (CEE7 PLUG).....	212
FIGURE 7-19. CHARGER PLUG INSTALLATION (AFSINT 107 PLUG) .....	214
FIGURE 7-20. CHARGER PLUG INSTALLATION (IEC YELLOW PLUG) .....	216
FIGURE 7-21. CHARGER PLUG INSTALLATION (IEC BLUE PLUG).....	218
FIGURE 7-22. CHARGER PLUG INSTALLATION (CHINA PLUG).....	220
FIGURE 7-23. CHARGER PLUG INSTALLATION (AUSTRALIAN PLUG) .....	222
FIGURE 7-24. CHASSIS HARNESS .....	224
FIGURE 7-25. CLEARSKY INSTALLATION - 3 WIRE (ALL SPECS EXCEPT CHINA SPECS).....	228
FIGURE 7-26. CLEARSKY INSTALLATION - 3G (Prior to SN B200092129, Prior to SN M200087846, Prior to SN 1200046091) .....	230
FIGURE 7-27. CLEARSKY INSTALLATION - 4G (ALL SPECS EXCEPT CHINA SPECS) .....	232
FIGURE 7-28. CLEARSKY INSTALLATION - 4G (CHINA SPECS) (Prior to SN B200092129, Prior to SN M200087846, Prior to SN 1200046091).....	234
FIGURE 7-29. CLEARSKY INSTALLATION - SMART FLEET.....	236
FIGURE 7-30. CLEARSKY HARNESS - 3 WIRE (ALL SPECS) .....	238
FIGURE 7-31. CLEARSKY JUMPER HARNESS - 3 WIRE (ALL SPECS EXCEPT CHINA SPECS) .....	240
FIGURE 7-32. CLEARSKY HARNESS - 3G & 4G (ALL SPECS EXCEPT CHINA SPECS) .....	242
FIGURE 7-33. CLEARSKY HARNESS - 4G (CHINA SPECS) .....	244
FIGURE 7-34. CLEARSKY SPLICE HARNESS - 3G & 4G (ALL SPECS EXCEPT CHINA SPECS) .....	246
FIGURE 7-35. CLEARSKY/BEACON HARNESS.....	248
FIGURE 7-36. GROUND TO PLATFORM CABLE INSTALLATION - WITHOUT PLATFORM COIL CABLE (MACHINES WITH SN STARTING WITH 12, B2, G2 & M2).....	250
FIGURE 7-37. GROUND TO PLATFORM CABLE INSTALLATION - WITHOUT PLATFORM COIL CABLE & WITH FOOTSWITCH (MACHINES WITH SN STARTING WITH 12, B2 & G2).....	252
FIGURE 7-38. GROUND TO PLATFORM CABLE INSTALLATION - WITH PLATFORM COIL CABLE (MACHINES WITH SN STARTING WITH 12, B2, G2 & M2).....	254
FIGURE 7-39. GROUND TO PLATFORM CABLE INSTALLATION - WITH PLATFORM COIL CABLE & FOOTSWITCH (MACHINES WITH SN STARTING WITH 12, B2 & G2).....	256
FIGURE 7-40. GROUND TO PLATFORM CABLE INSTALLATION - PLATFORM STRAIGHT CABLE ONLY (MACHINES WITH SN STARTING WITH 12, B2 & G2).....	258
FIGURE 7-41. GROUND TO PLATFORM CABLE INSTALLATION - PLATFORM COIL CABLE ONLY (MACHINES WITH SN STARTING WITH 12, B2 & G2).....	260
FIGURE 7-42. GROUND TO PLATFORM CABLE INSTALLATION - SCISSORS ARMS CABLE ONLY (MACHINES WITH SN STARTING WITH 12, B2 & G2).....	262

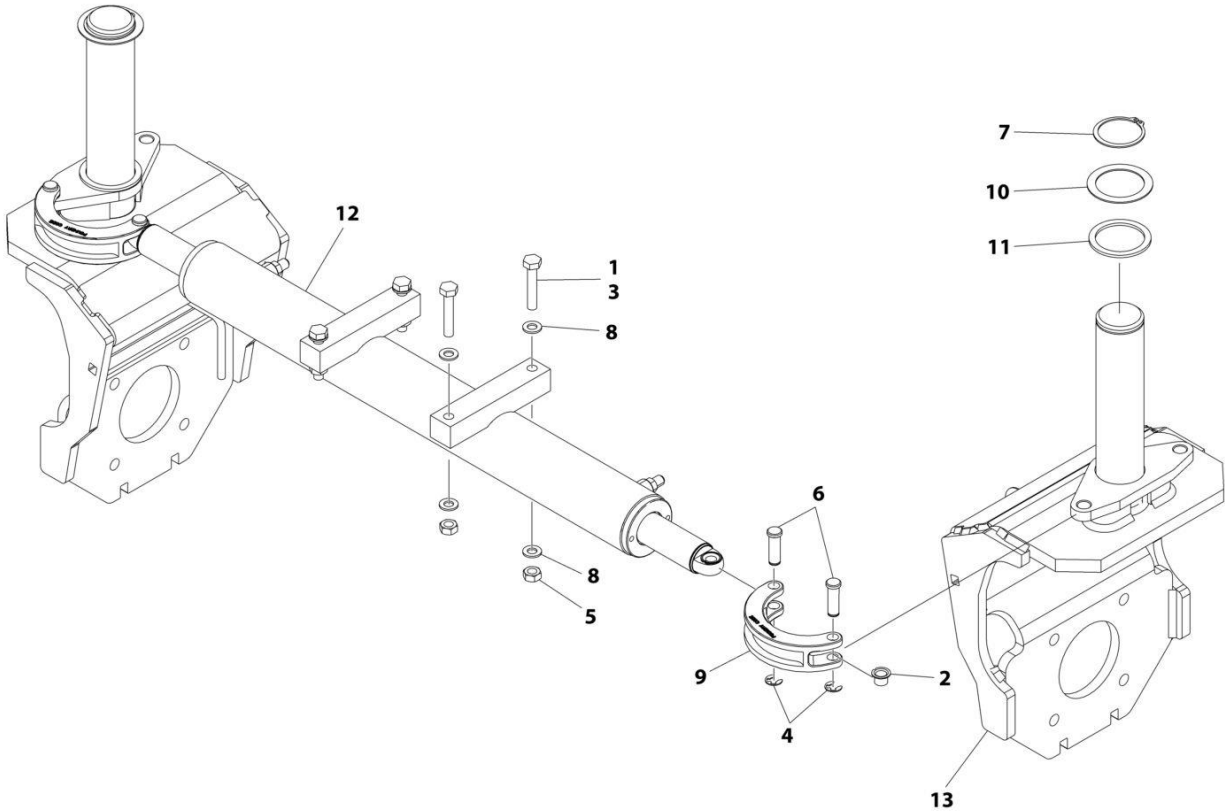
# TABLE OF CONTENTS

FIGURE 7-43. GROUND TO PLATFORM CABLE INSTALLATION – WITH METAL RECTANGLE (MACHINES WITH SN STARTING WITH 12, B2 & G2) .....	264
FIGURE 7-44. LIFT DOWN HARNESS.....	266
FIGURE 7-45. LIFT DOWN HARNESS (SN B200087285 to Present).....	268
FIGURE 7-46. PLATFORM CONTROL BOX HARNESS (MACHINES WITH SN STARTING WITH 12, B2 & M2).....	270
FIGURE 7-47. PLATFORM CONTROL BOX HARNESS (MACHINES WITH SN STARTING WITH G2).....	272
FIGURE 7-48. RECEPTACLE BOX KIT - 110V GFI.....	274
FIGURE 7-49. RECEPTACLE BOX KIT - 110V IEC YELLOW (CE & UK CA SPEC).....	276
FIGURE 7-50. RECEPTACLE BOX KIT - 220V IEC BLUE (CE & UK CA SPEC) .....	278
FIGURE 7-51. RECEPTACLE BOX KIT - 220V CEE7 POST GROUND (CE & UK CA SPEC).....	280
FIGURE 7-52. RECEPTACLE BOX KIT - 220V CEE7 SIDE GROUND (CE & UK CA SPEC) .....	282
FIGURE 7-53. RECEPTACLE BOX KIT - 220V AFSINT 107 (CE & UK CA SPEC) .....	284
SECTION 8 - DECALS .....	287
FIGURE 8-1. DECAL INSTALLATION (ANSI SPECS) .....	288
FIGURE 8-2. DECAL INSTALLATION (AUSTRALIAN SPECS) .....	290
FIGURE 8-3. DECAL INSTALLATION (BRAZIL SPECS) .....	292
FIGURE 8-4. DECAL INSTALLATION (CE & UK CA SPECS) .....	294
FIGURE 8-5. DECAL INSTALLATION (CHINA SPECS).....	296
FIGURE 8-6. DECAL INSTALLATION (CSA SPECS) .....	298
FIGURE 8-7. DECAL INSTALLATION (KOREAN SPECS).....	300
FIGURE 8-8. DECAL INSTALLATION (LATIN AMERICAN SPECS).....	302
FIGURE 8-9. DECAL INSTALLATION - OPTIONS.....	304
SECTION 9 - RECOMMENDED SERVICE PARTS STOCK.....	307
FIGURE 9-1. RECOMMENDED SERVICE PARTS STOCK.....	308
SECTION 10 - SPECIAL OPTIONS .....	309
FIGURE 10-1. SPECIAL OPTIONS/ACCESSORIES/KITS.....	310
PART NUMBER INDEX.....	313

**SECTION 1 - FRAME**

**SECTION 1 - FRAME**

**FIGURE 1-1. STEER INSTALLATION**



ART\_1001234316

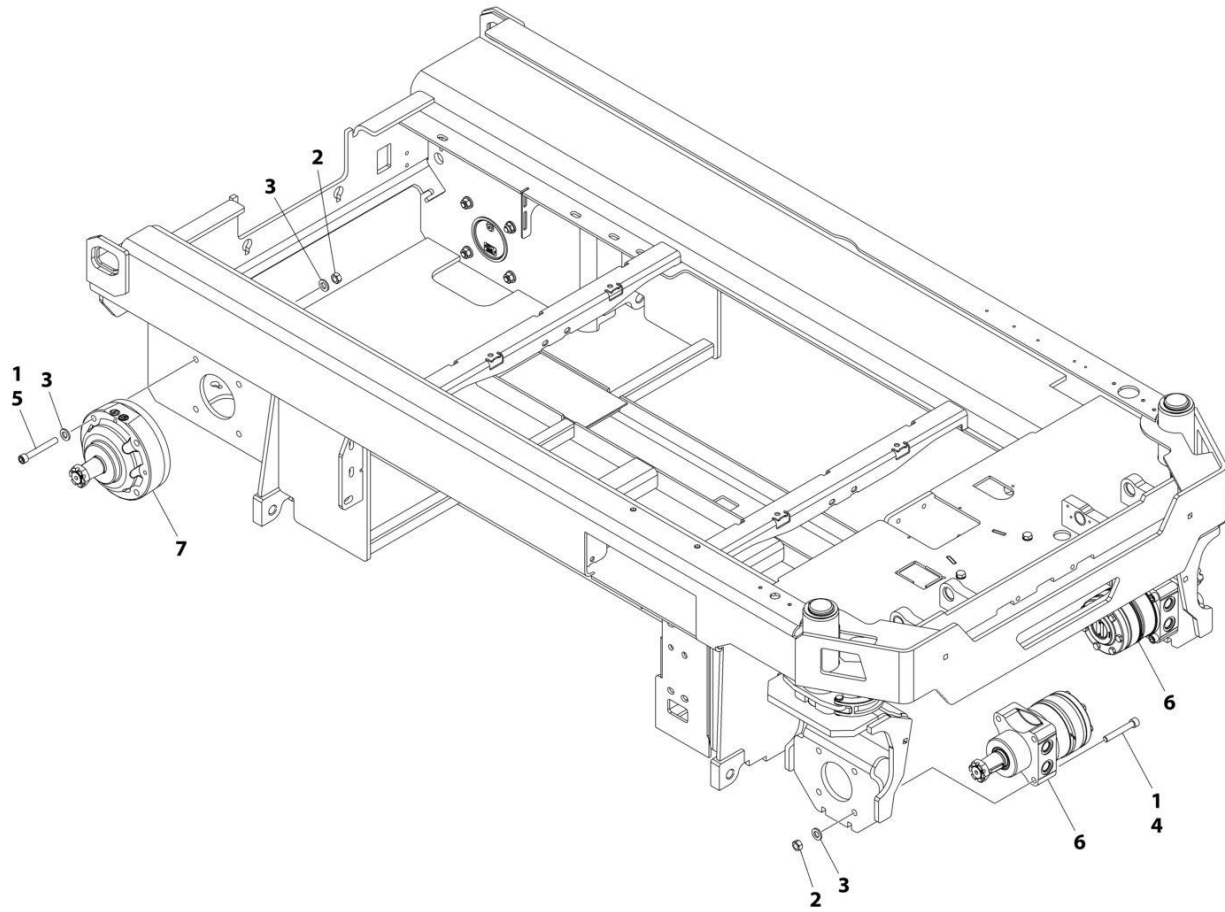
## SECTION 1 - FRAME

### FIGURE 1-1. STEER INSTALLATION

ITEM	PART NUMBER	QTY	DESCRIPTION	REV
	1001234316	Ref	STEER INSTALLATION	B
1	0100011	AR	Compound, Locking	
2	0440259	2	Bearing	
3	0761019	4	Bolt M10 x 55	
4	1380153	4	E-Clip	
5	3291001	4	Nut M10	
6	3423037	4	Pin	
7	3760217	2	Ring, Retaining	
8	4812000	8	Washer M10	
9	4846757	2	Link	
10	1001197396	2	Washer	
11	1001205751	2	Washer	
12	1001233449	1	Steer Cylinder Assembly (See Separate Breakdown in Cylinder Section)	
13	1001234838	2	Spindle	

# SECTION 1 - FRAME

## FIGURE 1-2. DRIVE/BRAKE INSTALLATION



ART\_1001290405

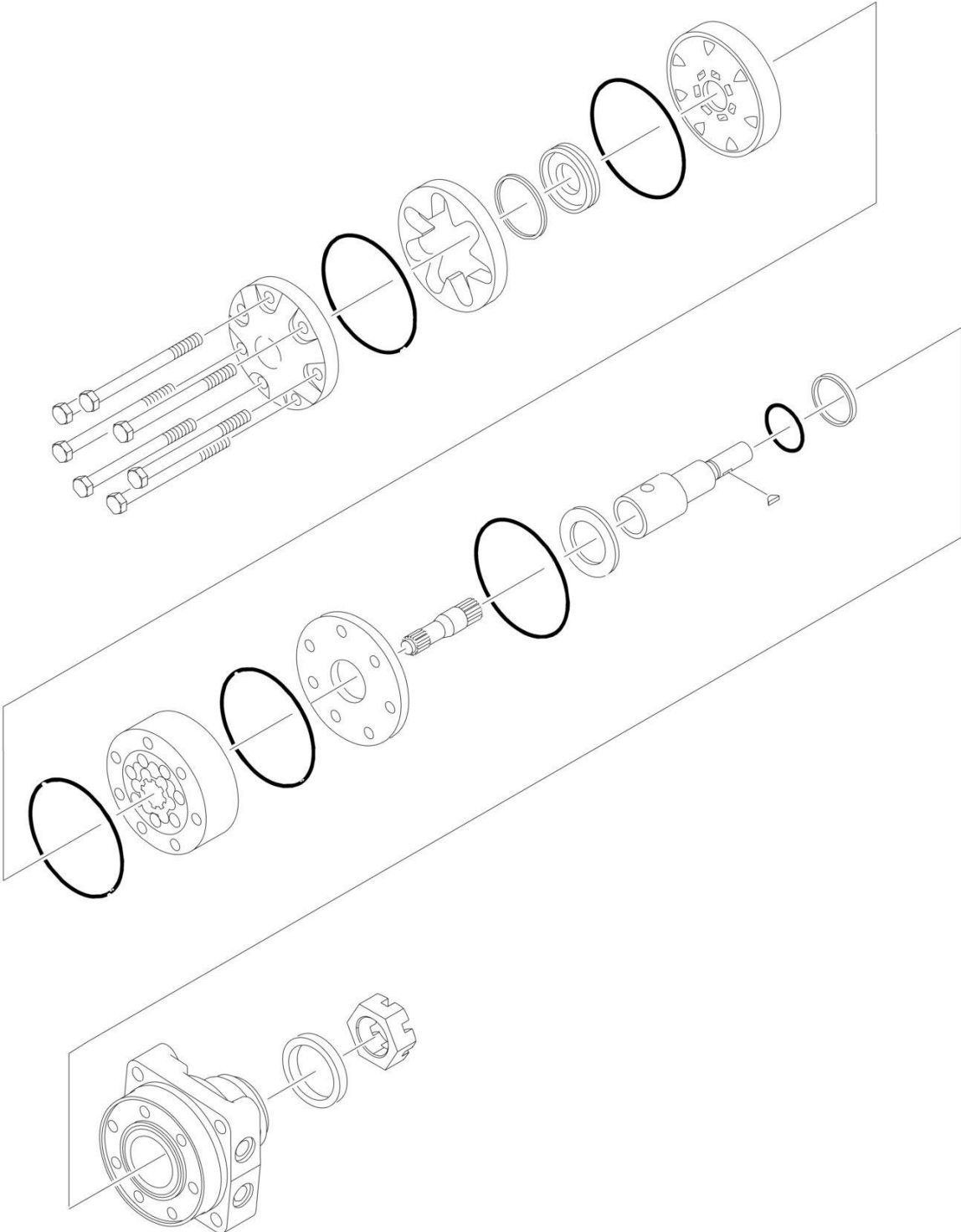
## SECTION 1 - FRAME

**FIGURE 1-2. DRIVE/BRAKE INSTALLATION**

ITEM	PART NUMBER	QTY	DESCRIPTION	REV
	1001290405	Ref	DRIVE/BRAKE INSTALLATION	A
1	0100011	AR	Compound, Locking	
2	3331211	16	Nut M12 Class 10	
3	5241200	24	Washer M12	
4	5272120	8	Capscrew M12 x 80 Class 12.9	
5	5272122	8	Capscrew M12 x 90 Class 12.9	
6	1001289248	2	Drive Motor Assembly (See Separate Breakdown in this Section)	
7	1001202773	2	Drive Brake Assembly (Note: No Internal Service Parts Available)	
7	70005918	1	Key, Shaft	
7	70005919	1	Nut 1-1/8	

**SECTION 1 - FRAME**

**FIGURE 1-3. DRIVE MOTOR ASSEMBLY**



ART\_1001289248

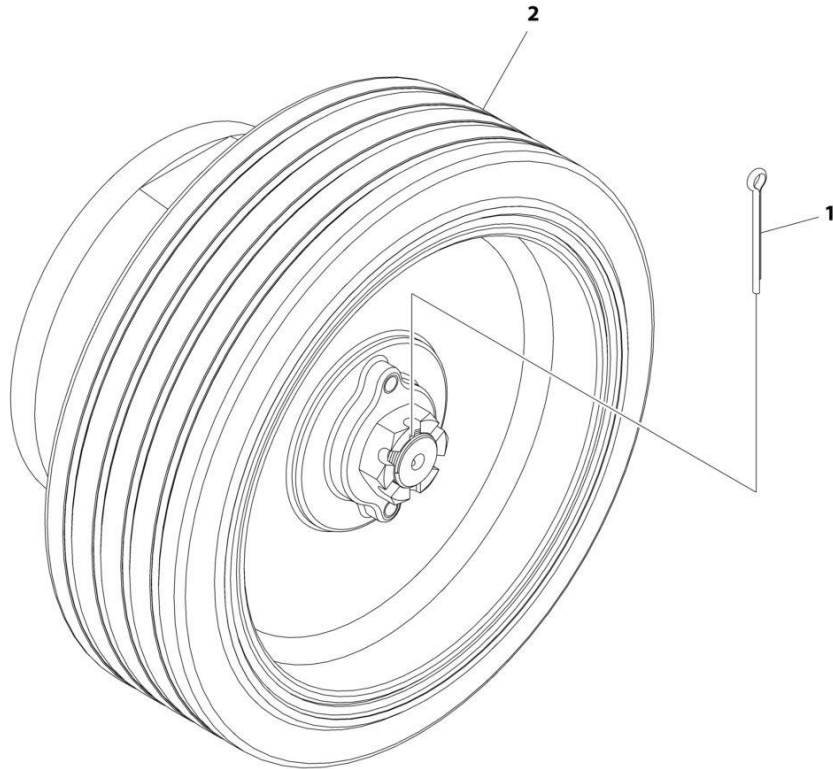


**FIGURE 1-3. DRIVE MOTOR ASSEMBLY**

ITEM	PART NUMBER	QTY	DESCRIPTION	REV
	1001289248 See Note	Ref Ref	DRIVE MOTOR ASSEMBLY Note: No Other Service Parts Available at Time of Printing.	A

# SECTION 1 - FRAME

## FIGURE 1-4. TIRE/WHEEL INSTALLATION



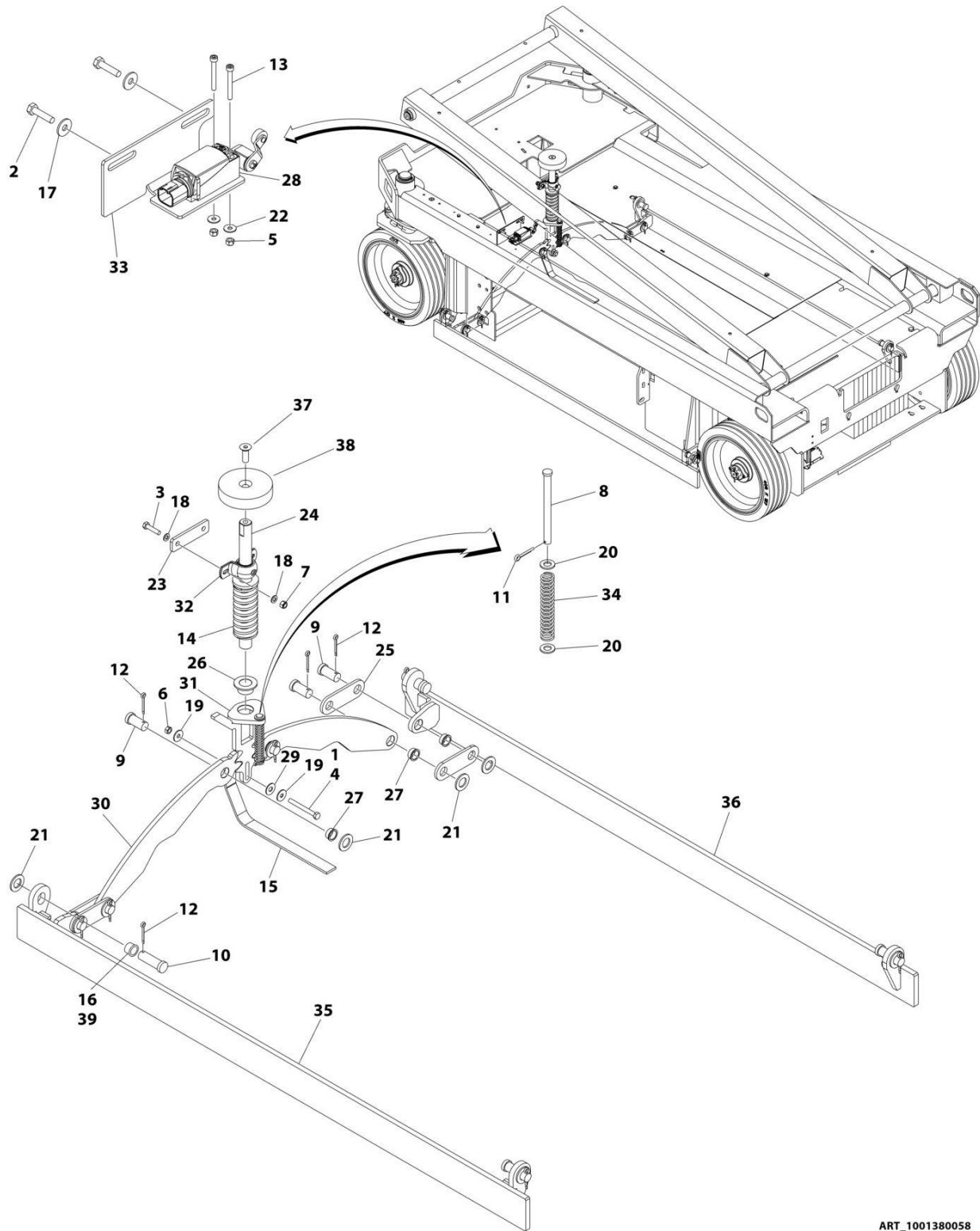
ART\_1001213928

**FIGURE 1-4. TIRE/WHEEL INSTALLATION**

<b>ITEM</b>	<b>PART NUMBER</b>	<b>QTY</b>	<b>DESCRIPTION</b>	<b>REV</b>
	1001213928	Ref	TIRE AND WHEEL INSTALLATION	A
		Ref	Note: Must Replace Tire and Wheel Assemblies in pairs per axle.	
1	3450508	4	Pin, Cotter 5/32 x 2	
2	1001212187	4	Tire and Wheel	

# SECTION 1 - FRAME

## FIGURE 1-5. POTHOLE PROTECTION SYSTEM INSTALLATION



ART\_1001380058

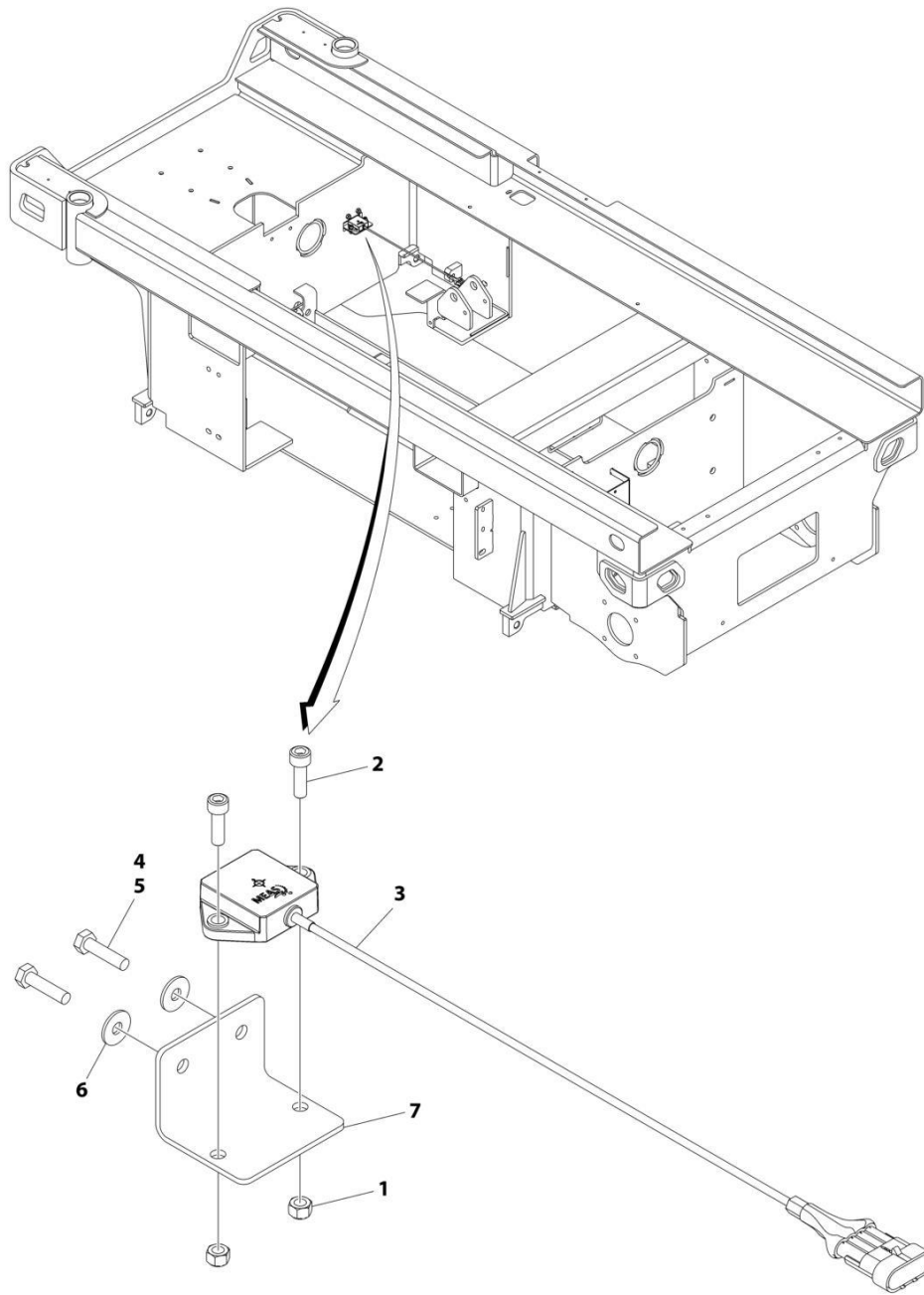
# SECTION 1 - FRAME

## FIGURE 1-5. POTHOLE PROTECTION SYSTEM INSTALLATION

ITEM	PART NUMBER	QTY	DESCRIPTION	REV
	1001380058	Ref	POTHOLE PROTECTION SYSTEM INSTALLATION	D
1	0100011	AR	Compound, Locking	
2	0700612	2	Bolt M6 x 25	
3	0700815	2	Bolt M8 x 35	
4	0700823	1	Bolt M8 x 75	
5	3290405	2	Nut M4	
6	3290801	1	Nut M8	
7	3290805	2	Nut M8	
8	3430636	1	Pin	
9	3431212	6	Pin	
10	3431218	4	Pin	
11	3450403	1	Pin, Cotter 1/8 x 3/4	
12	3450505	10	Pin, Cotter 5/32 x 1/2	
13	4031511	2	Capscrew M4 x 35	
14	4160202	1	Spring	
15	4240147	1	Strap, Anti-Static	
16	4740086	NLA	Washer (Use Item 39)	
17	4811702	2	Washer M6	
18	4811900	4	Washer M8	
19	4811902	2	Washer M8	
20	4812000	2	Washer M10	
21	4812500	10	Washer M20	
22	1001091102	2	Washer M4	
23	1001202987	1	Plate, Mounting	
24	1001214528	1	Actuator (Upper) (Cylindrical Shaft Machined at Top - as Shown)	
24	1001202988	1	Actuator (Upper) (Full Length Cylindrical Shaft - Not Shown)	
25	1001202999	4	Link	
26	1001203869	1	Bearing	
27	1001203870	6	Bearing	
28	1001203871	1	Switch, Limit	
29	1001203872	1	Washer	
30	1001213597	2	Plate, Pinion	
31	1001214526	1	Actuator (Lower)	
32	1001215953	1	Bearing	
33	1001218307	1	Plate, Sensor Mounting	
34	1001227855	1	Spring	
35	1001234797	1	Bar (LH)	
36	1001234798	1	Bar (RH)	
37	1001110302	1	Screw M12 x 35	
38	1001214534	1	Pad	
39	0440263	4	Bearing, Flange	

# SECTION 1 - FRAME

## FIGURE 1-6. TILT SENSOR INSTALLATION



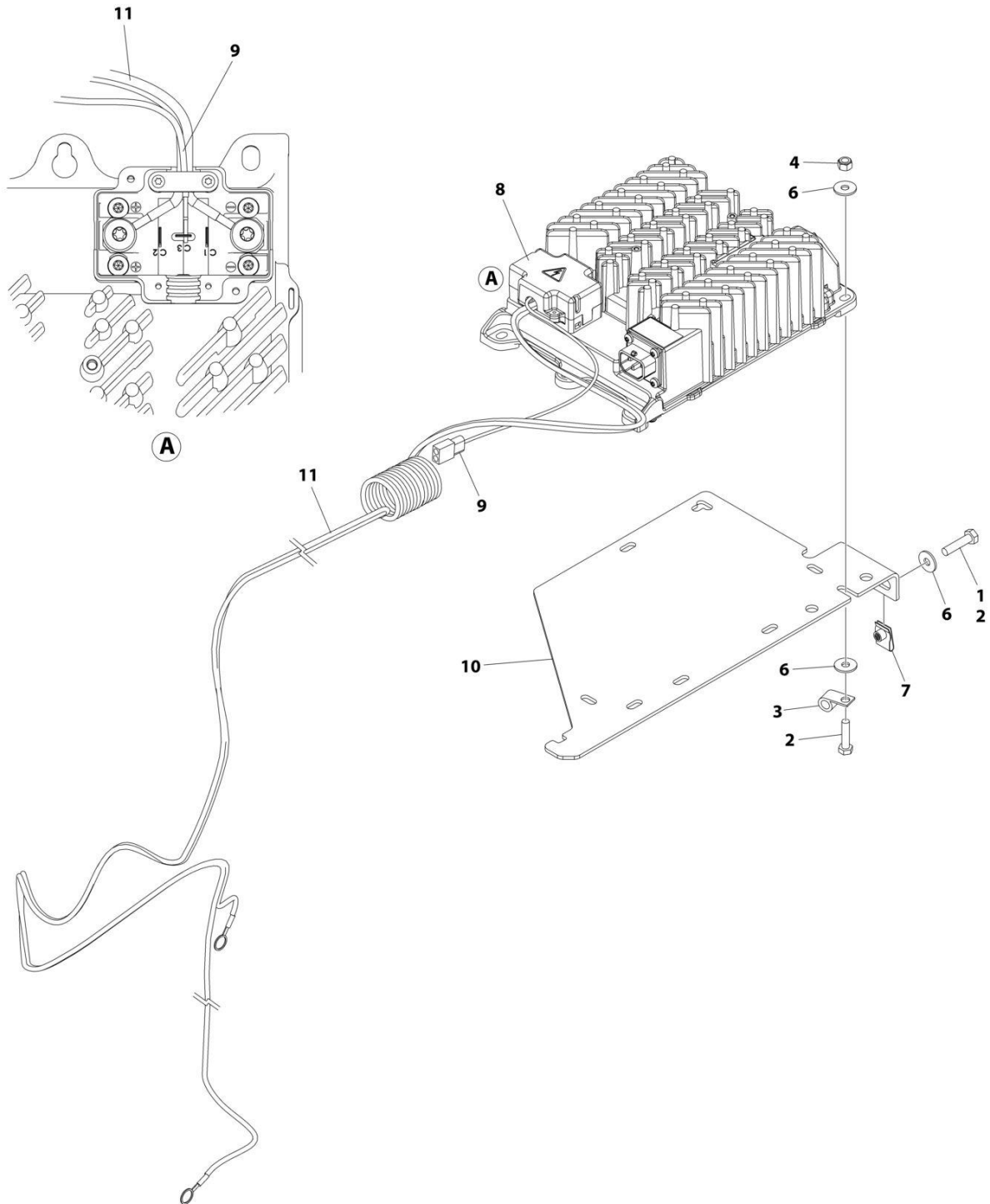
ART\_1001214217

FIGURE 1-6. TILT SENSOR INSTALLATION

ITEM	PART NUMBER	QTY	DESCRIPTION	REV
	1001214217	Ref	TILT SENSOR INSTALLATION	D
1	3290601	2	Nut M6	
2	4031708	2	Capscrew M6 x 20	
3	1001186466	1	Sensor, Tilt	
4	0100011	AR	Compound, Locking	
5	0700612	2	Bolt M6 x 25	
6	4811702	2	Washer M6	
7	1001217059	1	Plate, Mounting	

# SECTION 1 - FRAME

## FIGURE 1-7. BATTERY CHARGER INSTALLATION - DELTA-Q (WITHOUT CAN)



ART\_1001263256



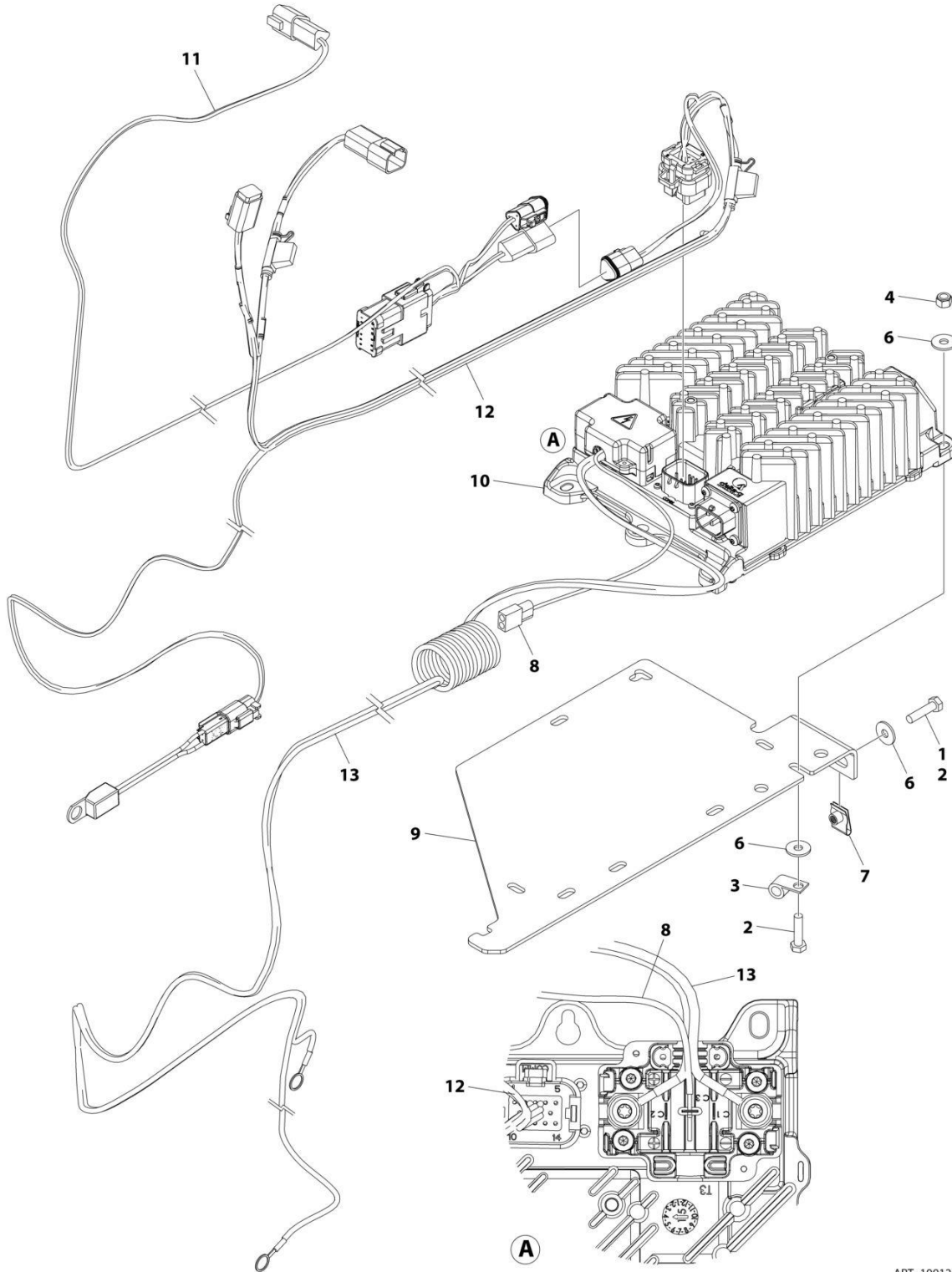
## SECTION 1 - FRAME

**FIGURE 1-7. BATTERY CHARGER INSTALLATION - DELTA-Q (WITHOUT CAN)**

ITEM	PART NUMBER	QTY	DESCRIPTION	REV
	1001263256	Ref	BATTERY CHARGER INSTALLATION - DELTA-Q	A
1	0100011	AR	Compound, Locking	
2	0760612	5	Bolt M6 x 25	
3	1321293	1	Clamp	
4	3290605	3	Nut M6	
5	4240017	AR	Tie-Strap (Not Shown)	
6	4811702	8	Washer M6	
7	1001130220	2	Nut, Tinnerman M6	
8	1001200561	1	Charger, Battery - Delta-Q	
9	1001207009	1	Charger Interlock Harness	
9	4460424	1	Receptacle, Female - 2 Position	
9	4460227	2	Pin, Male	
10	1001236139	1	Bracket	
11	1001256642	1	Charger DC Connection Harness	

# SECTION 1 - FRAME

## FIGURE 1-8. BATTERY CHARGER INSTALLATION - DELTA-Q (WITH CAN)



ART\_1001263257

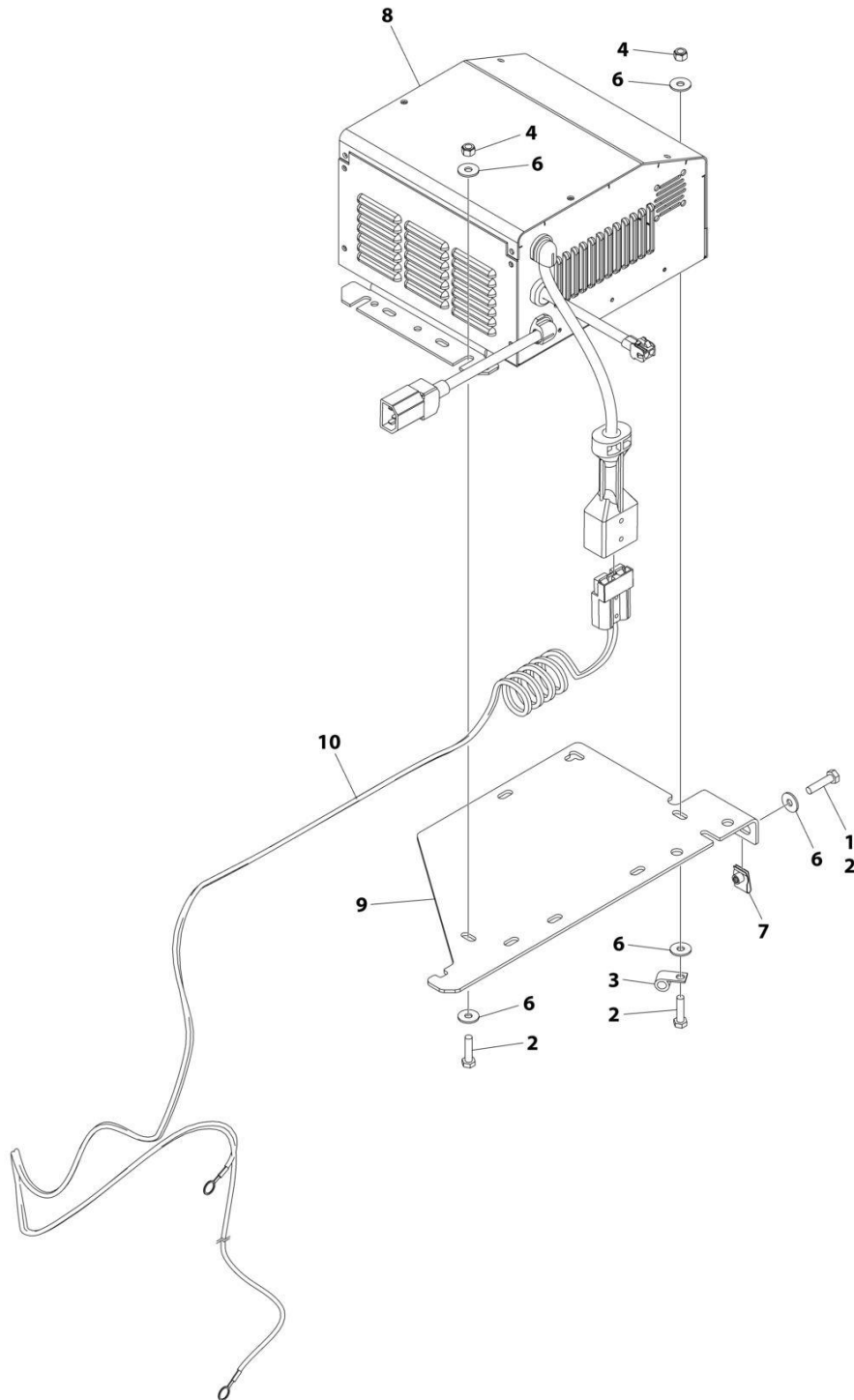
## SECTION 1 - FRAME

**FIGURE 1-8. BATTERY CHARGER INSTALLATION - DELTA-Q (WITH CAN)**

ITEM	PART NUMBER	QTY	DESCRIPTION	REV
	1001263257	Ref	BATTERY CHARGER INSTALLATION - DELTA-Q	A
1	0100011	AR	Compound, Locking	
2	0760612	5	Bolt M6 x 25	
3	1321293	1	Clamp	
4	3290605	3	Nut M6	
5	4240017	AR	Tie-Strap (Not Shown)	
6	4811702	8	Washer M6	
7	1001130220	2	Nut, Tinnerman M6	
8	1001207009	1	Charger Interlock Harness	
8	4460424	1	Receptacle, Female - 2 Position	
8	4460227	2	Pin, Male	
9	1001236139	1	Bracket	
10	1001253952	1	Charger, Battery - Delta-Q	
11	1001254027	1	Can Splice Harness (See Separate Breakdown in ELECTRICAL Section)	
12	1001254028	1	Charger To Battery Harness (See Separate Breakdown in ELECTRICAL Section)	
13	1001256642	1	Battery Charger to DC Connection Cable	

# SECTION 1 - FRAME

## FIGURE 1-9. BATTERY CHARGER INSTALLATION - EAGLE PERFORMANCE



ART\_1001263258

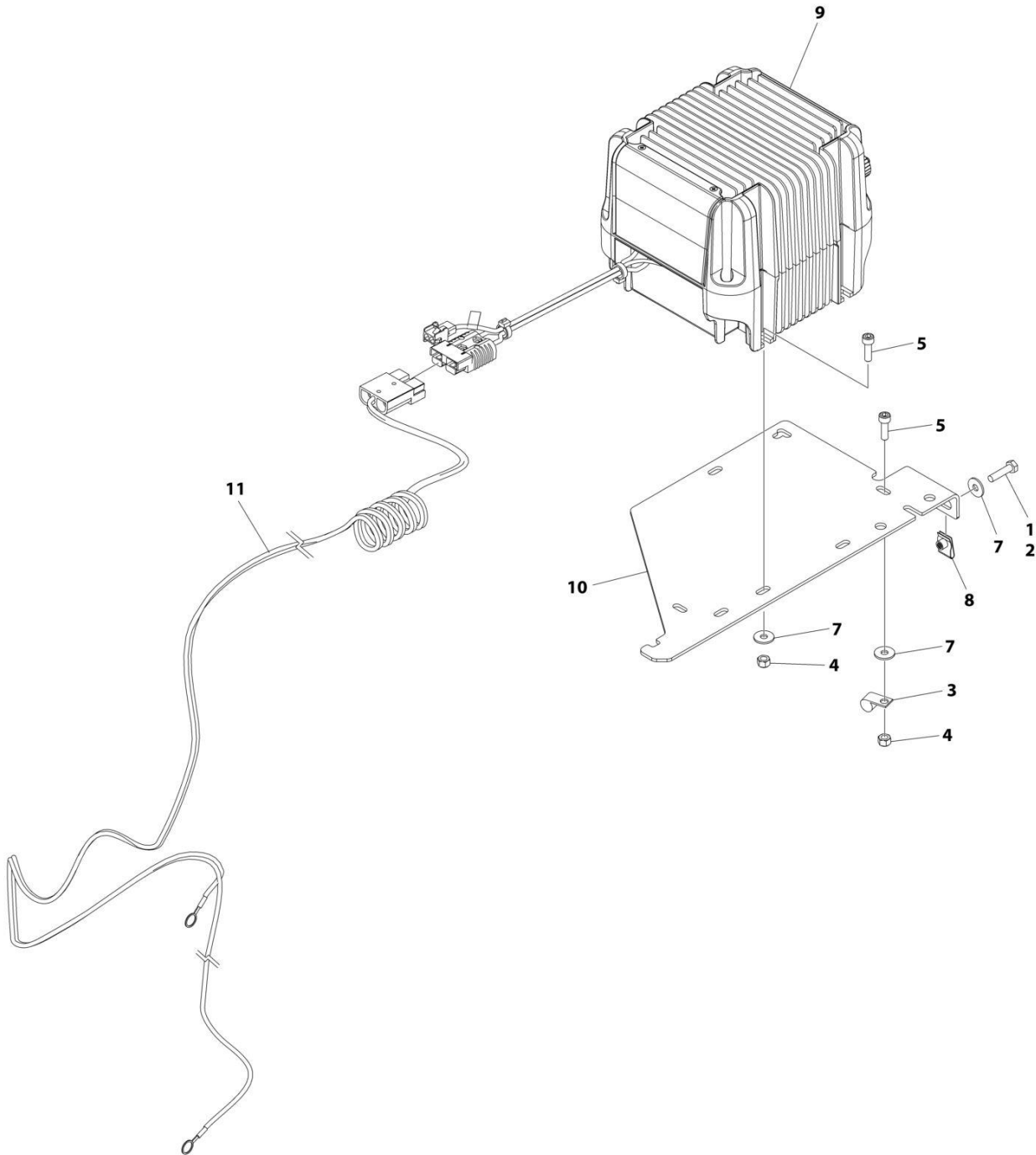
## SECTION 1 - FRAME

### FIGURE 1-9. BATTERY CHARGER INSTALLATION - EAGLE PERFORMANCE

ITEM	PART NUMBER	QTY	DESCRIPTION	REV
	1001263258	Ref	BATTERY CHARGER INSTALLATION - EAGLE PERFORMANCE	A
1	0100011	AR	Compound, Locking	
2	0760612	5	Bolt M6 x 20	
3	1321293	1	Clamp	
4	3290605	3	Nut M6	
5	4240017	AR	Tie-Strap (Not Shown)	
6	4811702	8	Washer M6	
7	1001130220	2	Nut, Tinnerman M6	
8	1001206995	1	Charger, Battery - Eagle Performance	
9	1001236139	1	Bracket	
10	1001256643	1	Charger DC Connection Harness	

# SECTION 1 - FRAME

## FIGURE 1-10. BATTERY CHARGER INSTALLATION - GREEN POWER



ART\_1001263259

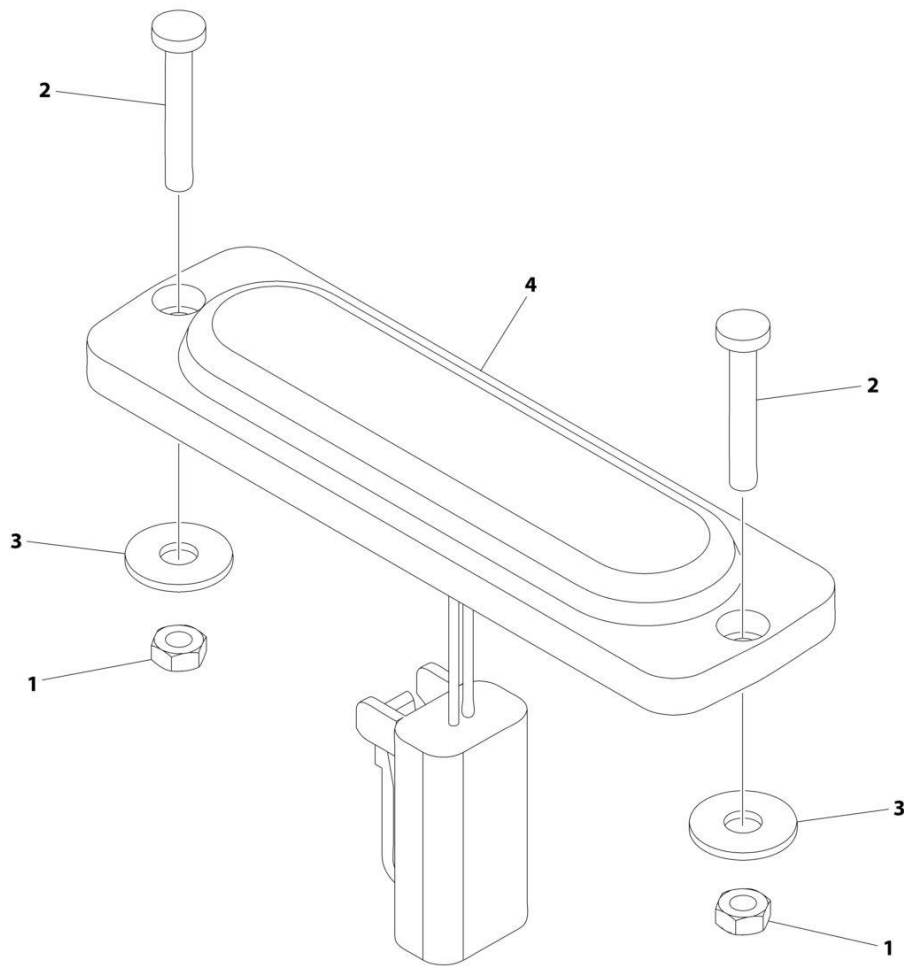
## SECTION 1 - FRAME

**FIGURE 1-10. BATTERY CHARGER INSTALLATION - GREEN POWER**

ITEM	PART NUMBER	QTY	DESCRIPTION	REV
	1001263259	Ref	BATTERY CHARGER INSTALLATION - GREEN POWER	A
1	0100011	AR	Compound, Locking	
2	0700612	2	Bolt M6 x 25	
3	1321293	1	Clamp, Cable	
4	3290605	4	Nut M6	
5	4031708	4	Capscrew M6 x 20	
6	4240017	AR	Tie-Strap (Not Shown)	
7	4811702	6	Washer M6	
8	1001130220	2	Nut, Tinnerman M6	
9	1001205598	1	Charger, Battery Green Power	
10	1001236139	1	Bracket	
11	1001256643	1	Charger DC Connection Harness	

# SECTION 1 - FRAME

## FIGURE 1-11. STROBE LIGHT INSTALLATION - SINGLE (AMBER) (WITHOUT GUARD)



ART\_1001242988



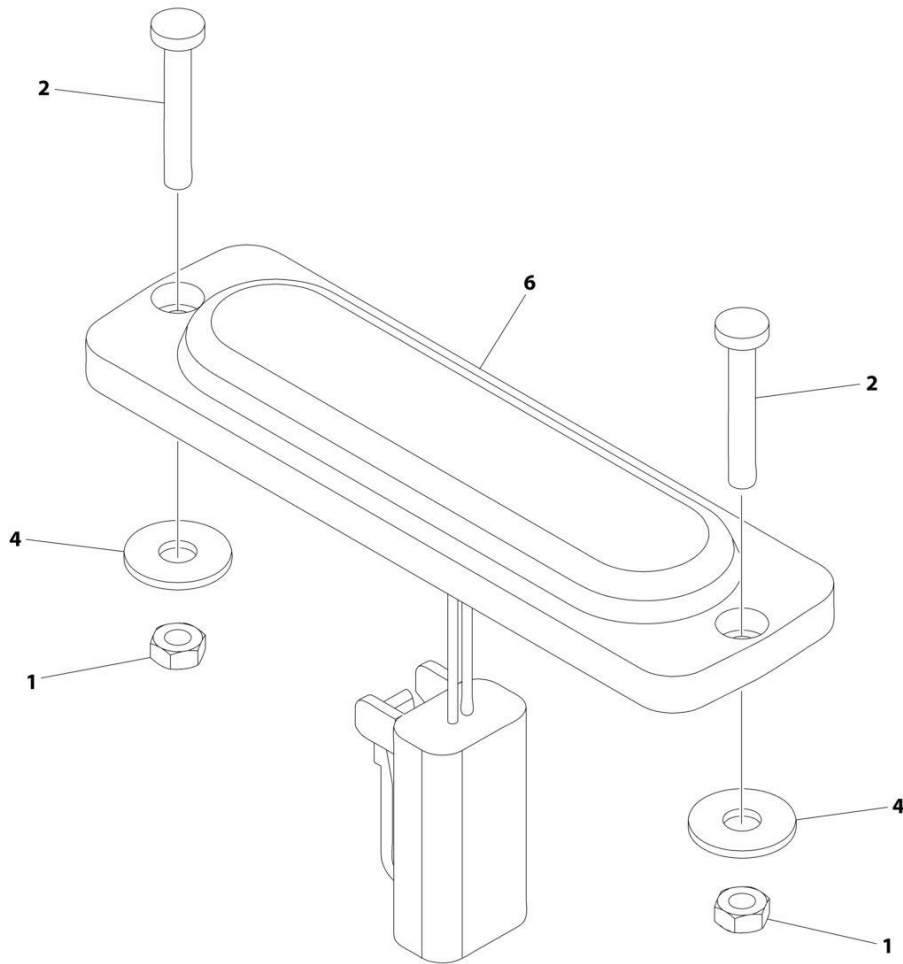
## SECTION 1 - FRAME

### FIGURE 1-11. STROBE LIGHT INSTALLATION - SINGLE (AMBER) (WITHOUT GUARD)

ITEM	PART NUMBER	QTY	DESCRIPTION	REV
	1001242988	Ref	STROBE LIGHT INSTALLATION - SINGLE (AMBER) (WITHOUT GUARD)	C
1	3290305	2	Nut M3	
2	4010310	2	Screw M3 x 20	
3	1001091102	2	Washer M4	
4	1001239224	1	Light, Strobe	
4	4460891	1	Plug, Male - 2 Position	
4	4460465	2	Socket, Female	

# SECTION 1 - FRAME

## FIGURE 1-12. STROBE LIGHT INSTALLATION - DUAL (AMBER) (WITHOUT GUARD)



ART\_1001242989

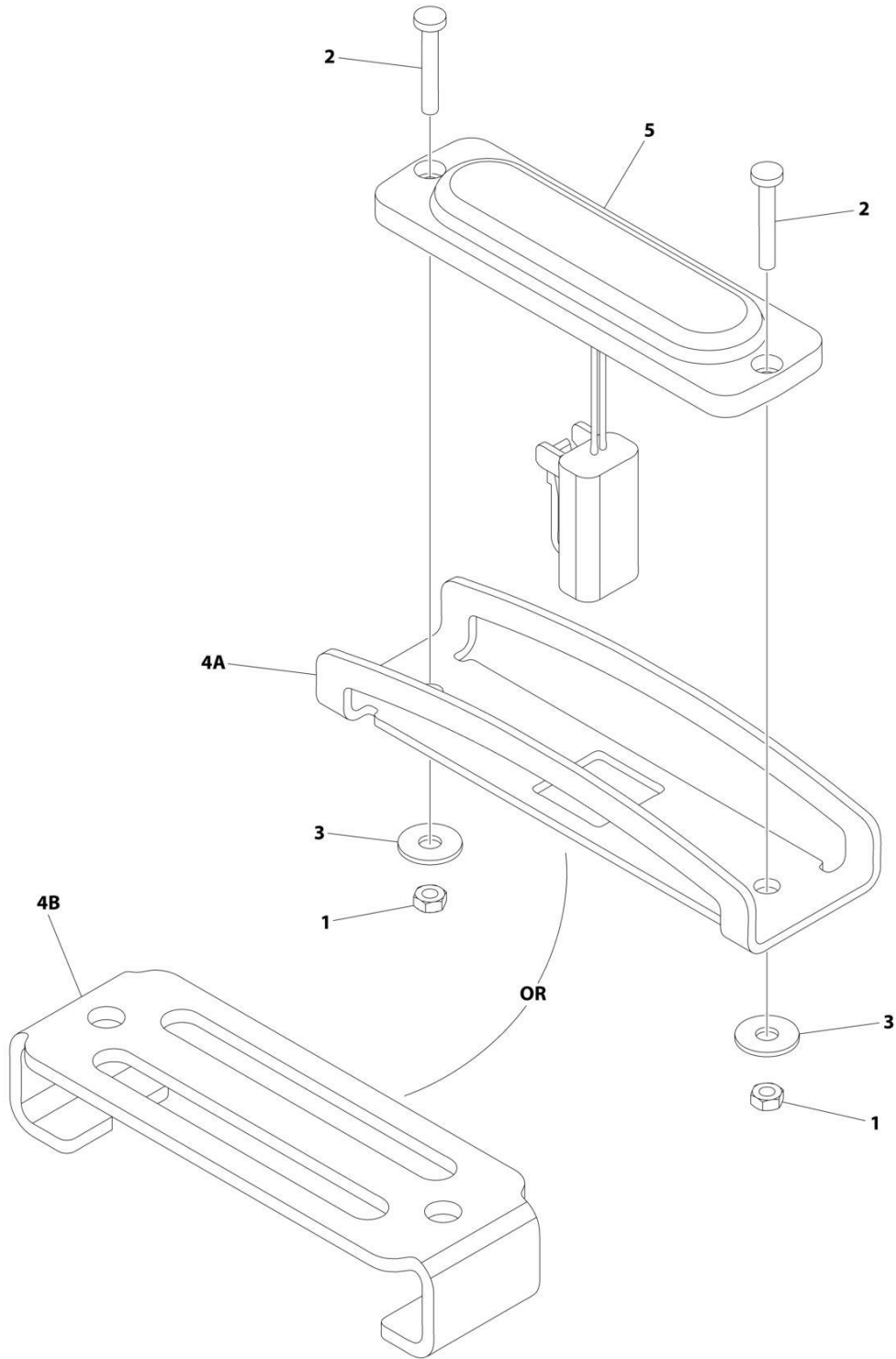
## SECTION 1 - FRAME

**FIGURE 1-12. STROBE LIGHT INSTALLATION - DUAL (AMBER) (WITHOUT GUARD)**

ITEM	PART NUMBER	QTY	DESCRIPTION	REV
	1001242989	Ref	STROBE LIGHT INSTALLATION - DUAL (AMBER) (WITHOUT GUARD)	C
1	3290305	4	Nut M3	
2	4010310	4	Screw M3 x 20	
3	4240018	AR	Tie-Strap (Not Shown)	
4	1001091102	4	Washer M4	
5	1001215216	1	Strobe Light Jumper Harness (Not Shown)	
5	4460897	2	Receptacle, Female - 2 Position	
5	4460464	4	Pin, Male	
5	4460891	1	Plug, Male - 2 Position	
5	4460465	2	Socket, Female	
6	1001239224	2	Light, Strobe	
6	4460891	1	Plug, Male - 2 Position	
6	4460465	2	Socket, Female	

# SECTION 1 - FRAME

## FIGURE 1-13. STROBE LIGHT INSTALLATION - SINGLE (AMBER) (WITH GUARD)



ART\_1001242697

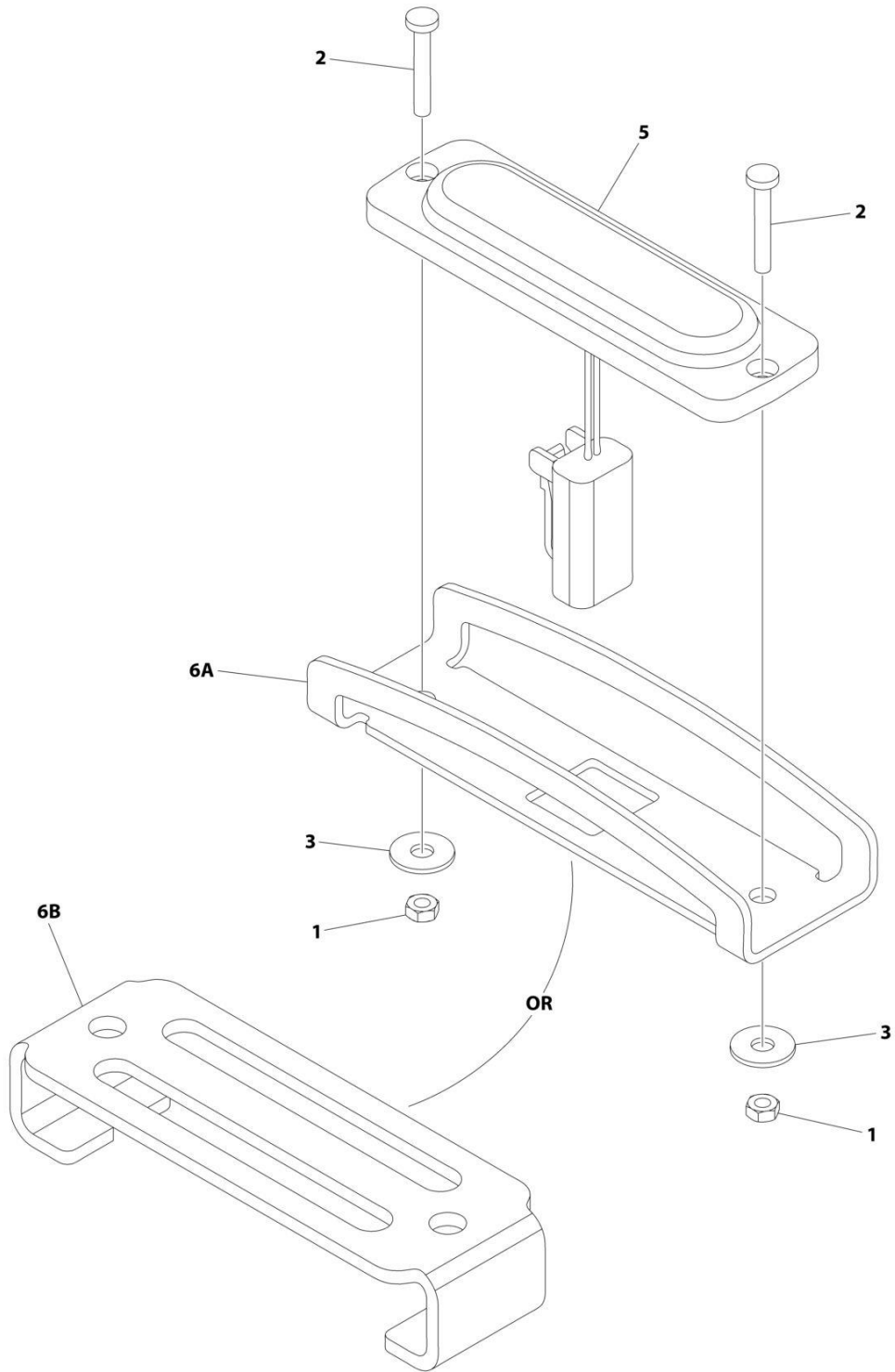
## SECTION 1 - FRAME

**FIGURE 1-13. STROBE LIGHT INSTALLATION - SINGLE (AMBER) (WITH GUARD)**

ITEM	PART NUMBER	QTY	DESCRIPTION	REV
	1001242697	Ref	STROBE LIGHT INSTALLATION - SINGLE (AMBER) (WITH GUARD)	D
1	3290305	2	Nut M3	
2	4010310	2	Screw M3 x 20	
3	1001091102	2	Washer M4	
4A	1001242539	1	Guard	
4B	1001239661	1	Cover	
5	1001239224	1	Light, Strobe	
5	4460891	1	Plug, Male - 2 Position	
5	4460465	2	Socket, Female	

# SECTION 1 - FRAME

FIGURE 1-14. STROBE LIGHT INSTALLATION - DUAL (AMBER) (WITH GUARD)



ART\_1001242990

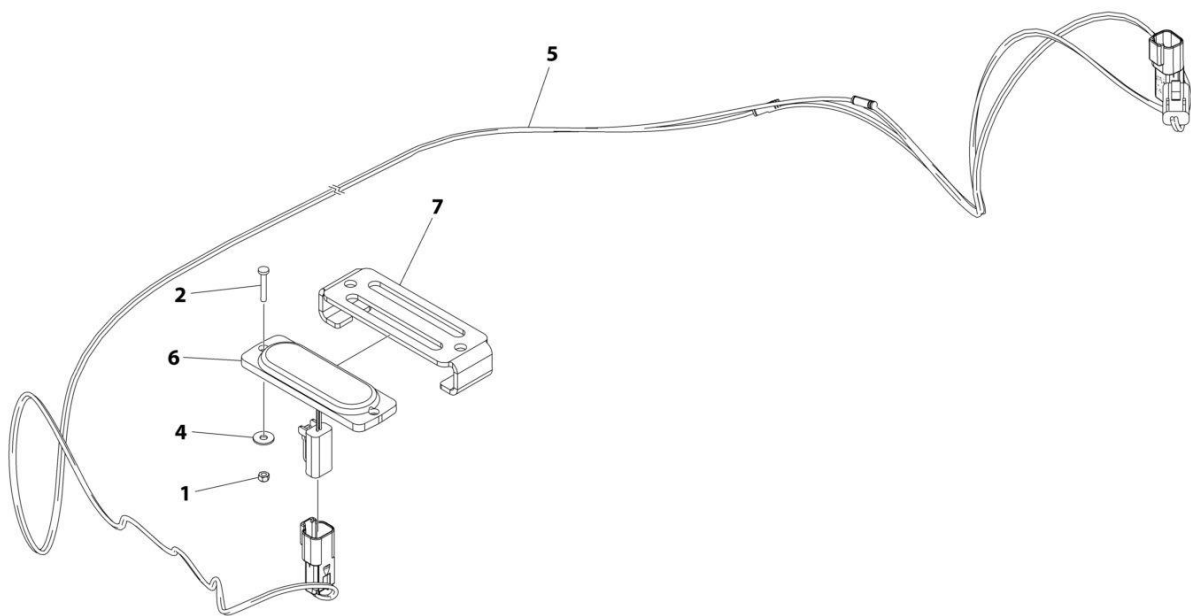
## SECTION 1 - FRAME

**FIGURE 1-14. STROBE LIGHT INSTALLATION - DUAL (AMBER) (WITH GUARD)**

ITEM	PART NUMBER	QTY	DESCRIPTION	REV
	1001242990	Ref	STROBE LIGHT INSTALLATION - DUAL (AMBER) (WITH GUARD)	D
1	3290305	4	Nut M3	
2	4010310	4	Screw M3 x 20	
3	1001091102	4	Washer M4	
4	1001215216	1	Strobe Light Jumper Harness (Not Shown)	
4	4460897	2	Receptacle, Female - 2 Position	
4	4460464	4	Pin, Male	
4	4460891	1	Plug, Male - 2 Position	
4	4460465	2	Socket, Female	
5	1001239224	2	Light, Strobe	
5	4460891	1	Plug, Male - 2 Position	
5	4460465	2	Socket, Female	
6A	1001242539	2	Guard	
6B	1001239661	2	Cover	
7	4240018	AR	Tie-Strap (Not Shown)	

# SECTION 1 - FRAME

FIGURE 1-15. STROBE LIGHT INSTALLATION - DUAL WITH CLEARSKY (AMBER) (WITH GUARD)



ART\_1001294027



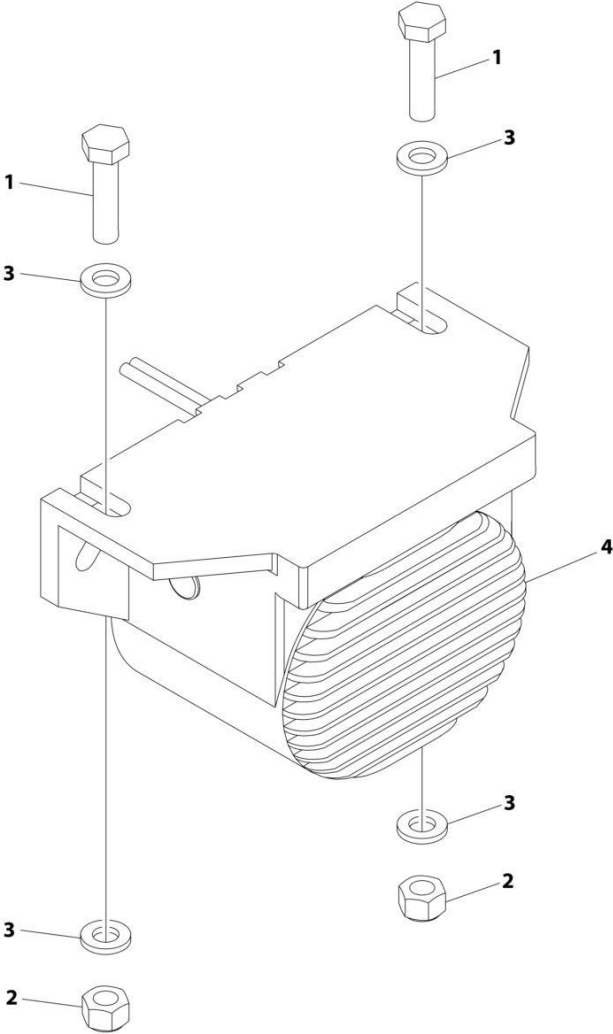
## SECTION 1 - FRAME

**FIGURE 1-15. STROBE LIGHT INSTALLATION - DUAL WITH CLEARSKY (AMBER) (WITH GUARD)**

ITEM	PART NUMBER	QTY	DESCRIPTION	REV
	1001294027	Ref	BEACON INSTALLATION	A
1	3290305	2	Nut, Lock M3	
2	4010310	2	Screw M3 x 20	
3	4240018	AR	Tie-Strap (Not-Shown)	
4	1001091102	2	Washer M4	
5	1001215216	1	Harness, Beacon (See Separate Breakdown in ELECTRICAL Section)	
6	1001239224	1	Lamp, Beacon	
7	1001239661	1	Cover, Beacon	

**SECTION 1 - FRAME**

**FIGURE 1-16. ALARM INSTALLATION (AMBIENT/WHITE NOISE)**



ART\_1001204495

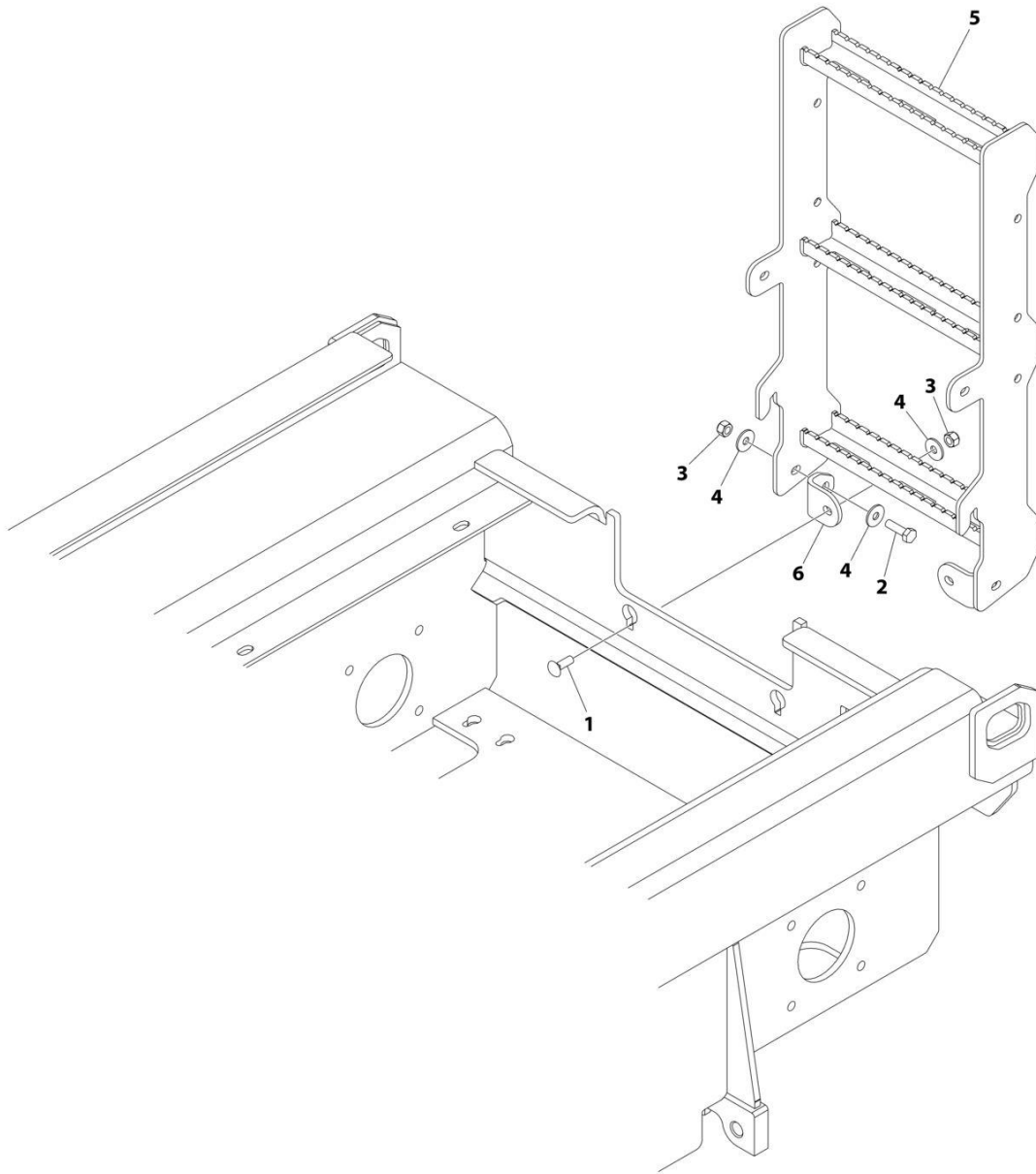
**SECTION 1 - FRAME**

**FIGURE 1-16. ALARM INSTALLATION (AMBIENT/WHITE NOISE)**

<b>ITEM</b>	<b>PART NUMBER</b>	<b>QTY</b>	<b>DESCRIPTION</b>	<b>REV</b>
	1001204495	Ref	ALARM INSTALLATION (AMBIENT/WHITE NOISE)	B
1	0760612	2	Bolt M6 x 25	
2	3290605	2	Nut M6	
3	4811700	4	Washer M6	
4	1001182806	1	Alarm	
4	4460897	1	Receptacle, Female - 2 Position	
4	4460464	2	Pin, Male	

# SECTION 1 - FRAME

## FIGURE 1-17. LADDER INSTALLATION



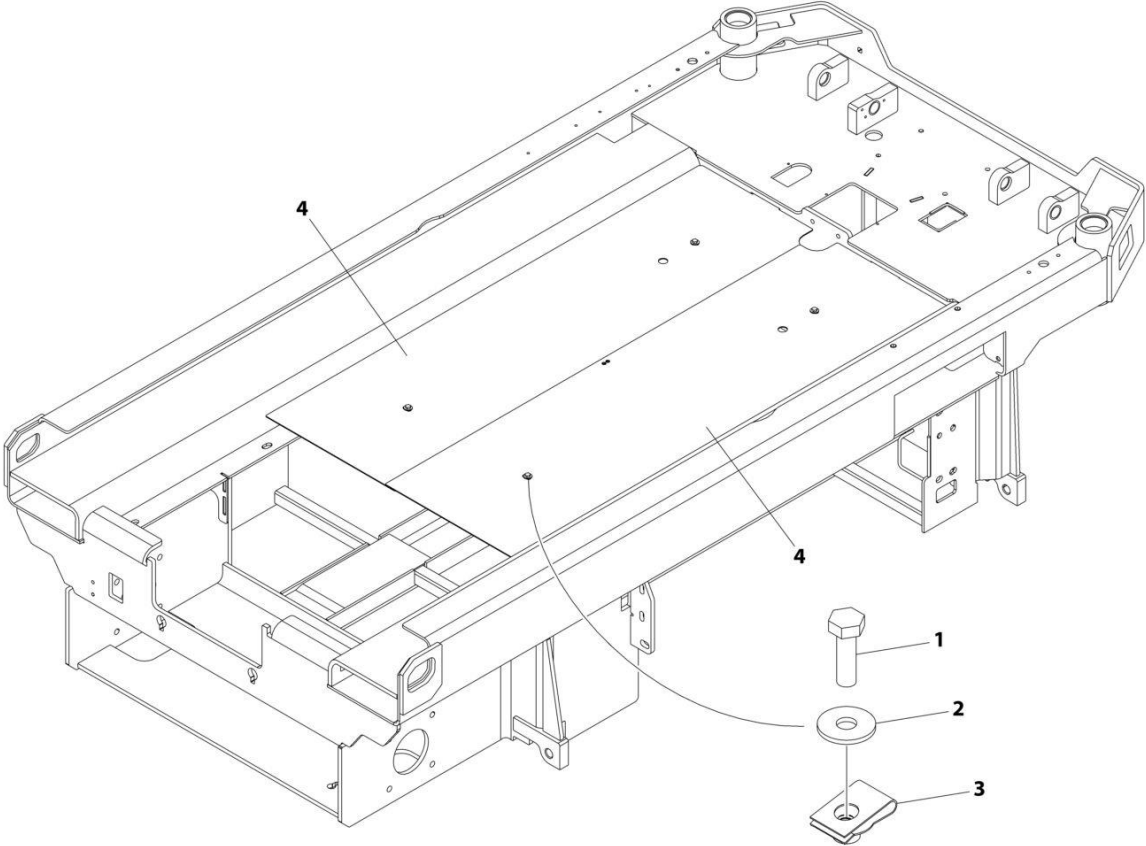
ART\_1001234317

**FIGURE 1-17. LADDER INSTALLATION**

<b>ITEM</b>	<b>PART NUMBER</b>	<b>QTY</b>	<b>DESCRIPTION</b>	<b>REV</b>
	1001234317	Ref	LADDER INSTALLATION	A
1	0630613	2	Bolt M10 x 30	
2	0761015	2	Bolt M10 x 35	
3	3291005	4	Nut M10	
4	4812002	6	Washer M10	
5	1001234842	1	Ladder	
6	1001235955	2	Bracket	

**SECTION 1 - FRAME**

**FIGURE 1-18. FRAME COVERS INSTALLATION**



ART\_1001236968

**FIGURE 1-18. FRAME COVERS INSTALLATION**

<b>ITEM</b>	<b>PART NUMBER</b>	<b>QTY</b>	<b>DESCRIPTION</b>	<b>REV</b>
	1001236968	Ref	FRAME COVERS INSTALLATION	A
1	0760610	4	Bolt M6 x 20	
2	4811702	4	Washer M6	
3	1001130220	4	Nut, Tinnerman M6	
4	1001236531	2	Cover	

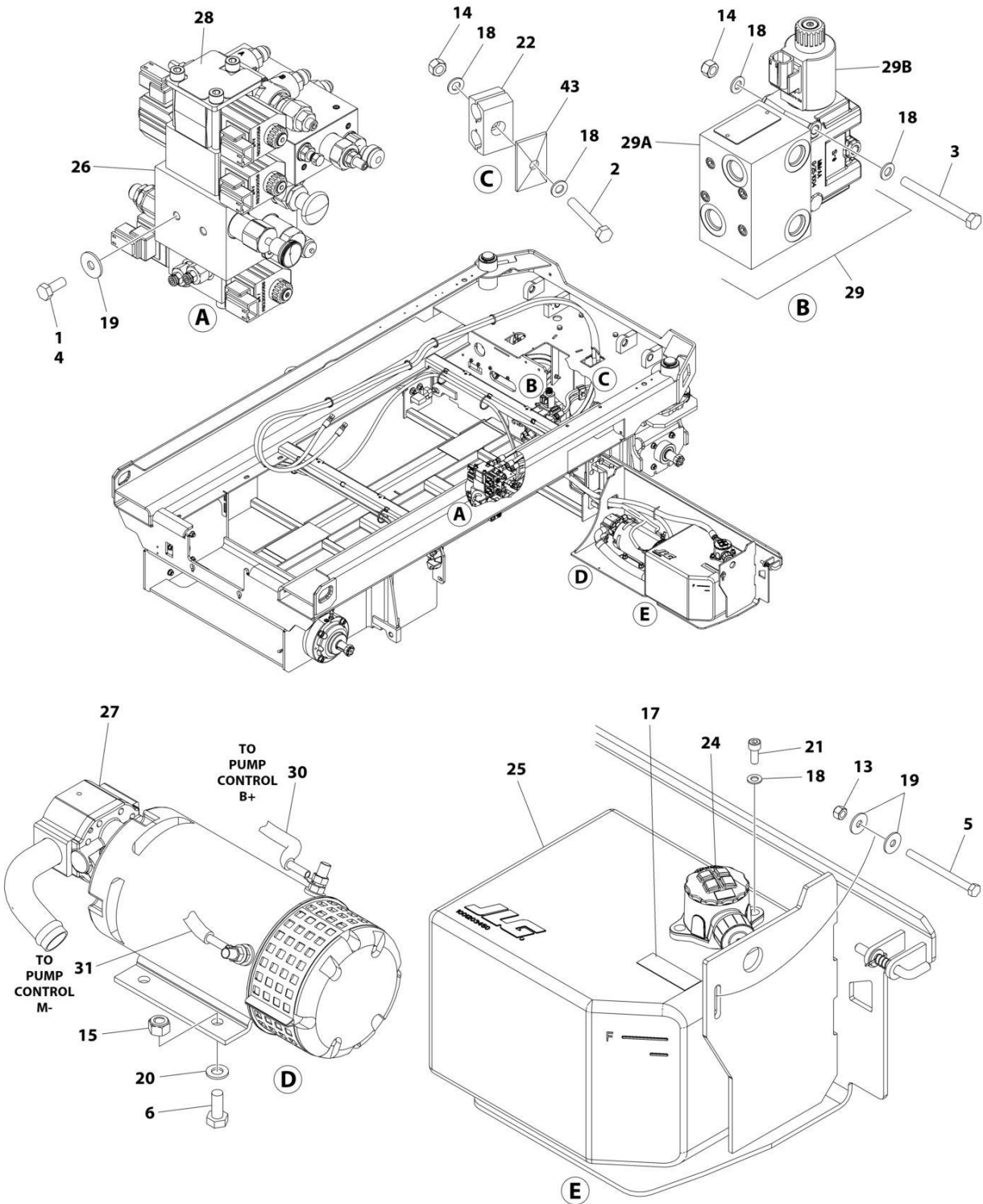




**SECTION 2 - GROUND CONTROLS**

# SECTION 2 - GROUND CONTROLS

## FIGURE 2-1. HYDRAULIC COMPONENTS INSTALLATION (WITH CONCENTRIC MOTOR/PUMP)



ART\_1001380008\_F\_10F2

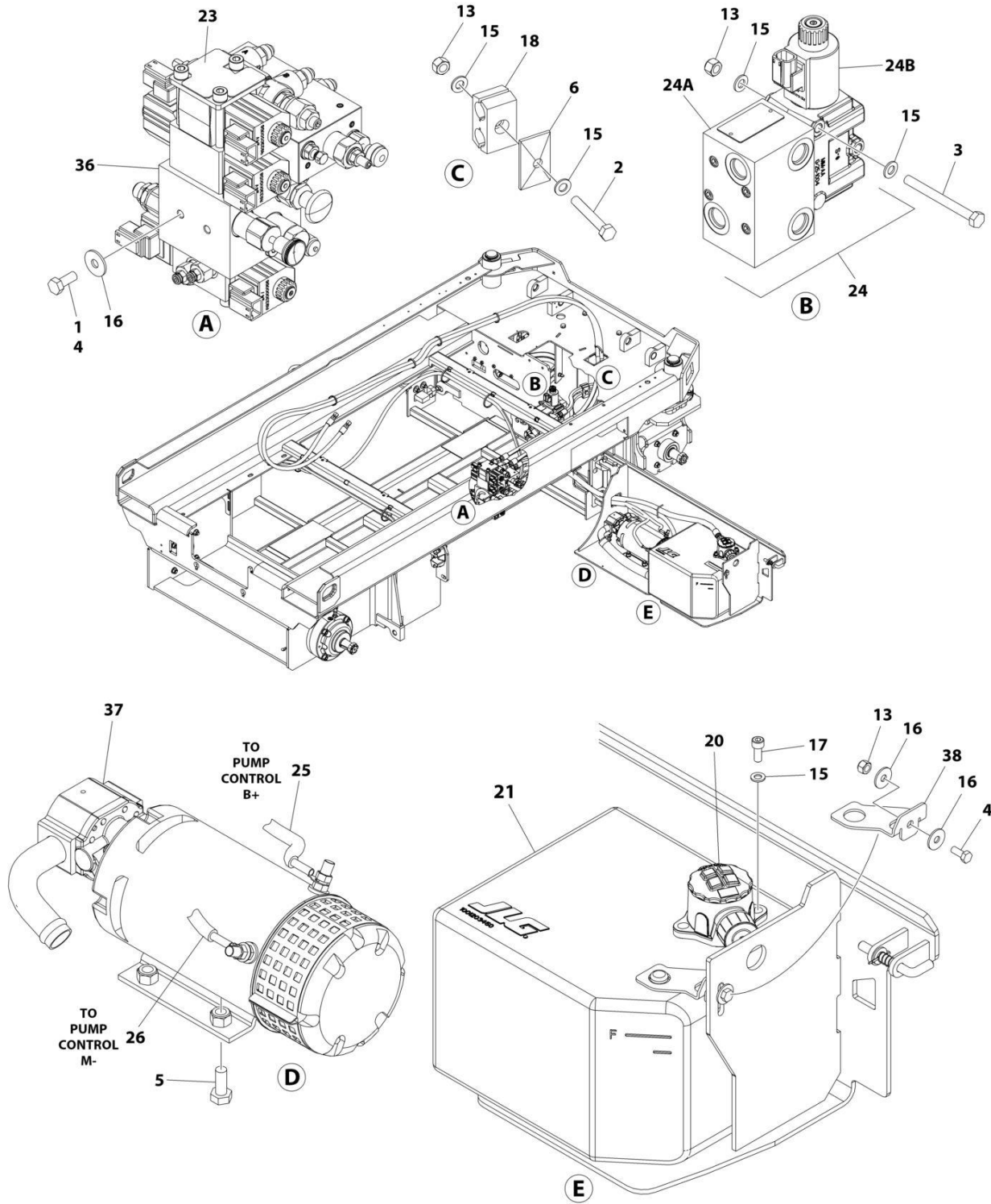
## SECTION 2 - GROUND CONTROLS

**FIGURE 2-1. HYDRAULIC COMPONENTS INSTALLATION (WITH CONCENTRIC MOTOR/PUMP)**

ITEM	PART NUMBER	QTY	DESCRIPTION	REV
	1001380008	Ref	HYDRAULIC COMPONENTS INSTALLATION	F
1	0100011	AR	Compound, Locking	
2	0700819	2	Bolt M8 x 55	
3	0700825	2	Bolt M8 x 85	
4	0760810	2	Bolt M8 x 20	
5	0760827	1	Bolt M8 x 100	
6	0761012	2	Bolt M8 x 25	
13	3290801	1	Nut M8	
14	3290805	4	Nut M8	
15	3291005	2	Nut M10	
16	4240017	AR	Tie-Strap (Not Shown)	
17	4420062	75 mm	Tape	
18	4811900	AR	Washer M8	
19	4811902	4	Washer M8	
20	4812000	2	Washer M10	
21	5271808	2	Capscrew M8 x 20	
22	8750014	2	Clamp	
24	1001202851	1	Filter, Hydraulic	
24	70005423	1	Filter Element Kit (Includes Element, Cap O-Ring and Bowl O-Ring)	
24	70007946	1	O-Ring, Bowl	
25	1001203450	1	Tank, Hydraulic	
26	1001248679	1	Main Valve Assembly (See Separate Breakdown in this Section)	
27	1001204719	1	Motor/Pump Assembly	
27	70005815	1	Replacement Motor	
27	70005817	1	Replacement Pump	
27	70005816	1	Seal and Mounting Kit (Includes Shaft Seal, Retaining Ring, Gasket and Pump Mounting Hardware)	
28	1001212294	1	Decal - Manifold	
29	1001215434	1	Traction Valve Assembly	
29	70006295	4	Screw	
29A	70004465	1	Valve, Flow Divider	
29A	70004164	1	Seal Kit - 70004465 Valve	
29B	70006296	1	Valve, Diverter	
29B	70006297	1	Coil	
29B	70006298	1	Seal, Interface	
29B	70006299	1	Coil Seal & Nut Kit	
30	1001234628	1	Cable, Pump (+)	
31	1001234629	1	Cable, Pump (-)	
43	1321752	2	Clamp	

# SECTION 2 - GROUND CONTROLS

## FIGURE 2-2. HYDRAULIC COMPONENTS INSTALLATION (WITH BUCHER MOTOR/PUMP)



ART\_1001284638\_10F2

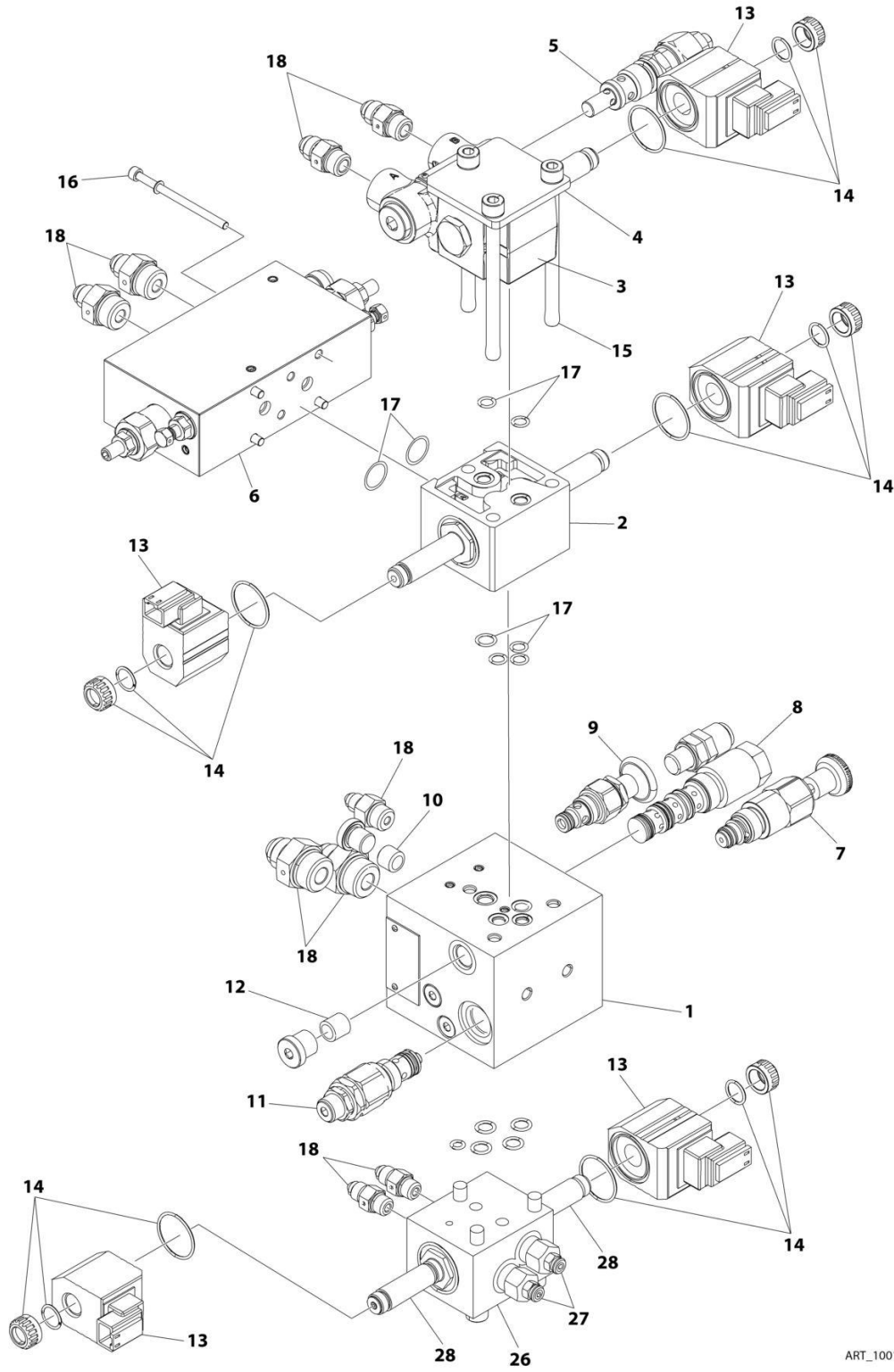
## SECTION 2 - GROUND CONTROLS

**FIGURE 2-2. HYDRAULIC COMPONENTS INSTALLATION (WITH BUCHER MOTOR/PUMP)**

ITEM	PART NUMBER	QTY	DESCRIPTION	REV
	1001284638	Ref	HYDRAULIC COMPONENTS INSTALLATION	A
1	0100011	AR	Compound, Locking	
2	0700819	2	Bolt M8 x 55	
3	0700825	2	Bolt M8 x 85	
4	0760810	3	Bolt M8 x 20	
5	0761012	2	Bolt M8 x 25	
6	1321752	2	Clamp	
13	3290805	5	Nut M8	
14	4240017	AR	Tie-Strap (Not Shown)	
15	4811900	10	Washer M8	
16	4811902	4	Washer M8	
17	5271808	2	Capscrew M8 x 20	
18	8750014	2	Clamp	
20	1001202851	1	Filter, Hydraulic	
20	70005423	1	Filter Element Kit (Includes Element, Cap O-Ring and Bowl O-Ring)	
21	1001203450	1	Tank, Hydraulic	
23	1001212294	1	Decal - Manifold	
24	1001215434	1	Traction Valve Assembly	
24	70006295	4	Screw	
24A	70004465	1	Valve, Flow Divider	
24A	70004164	1	Seal Kit - 70004465 Valve	
24B	70006296	1	Valve, Diverter	
24B	70006297	1	Coil	
24B	70006298	1	Seal, Interface	
24B	70006299	1	Coil Seal & Nut Kit	
25	1001234628	1	Cable, Pump (+)	
26	1001234629	1	Cable, Pump (-)	
36	1001248679	1	Main Valve Assembly (See Separate Breakdown in this Section)	
37	1001269480	2	Motor/Pump Assembly (Note: Service Parts Not Available at Time of Printing)	
37		Ref	Seal and Mounting Kit (Includes Shaft Seal, Retaining Ring, Gasket and Pump Mounting Hardware)	
37		Ref	Replacement Motor	
37		Ref	Replacement Pump	
38	1001269730	1	Bracket	

# SECTION 2 - GROUND CONTROLS

## FIGURE 2-3. MAIN VALVE ASSEMBLY



ART\_1001248679

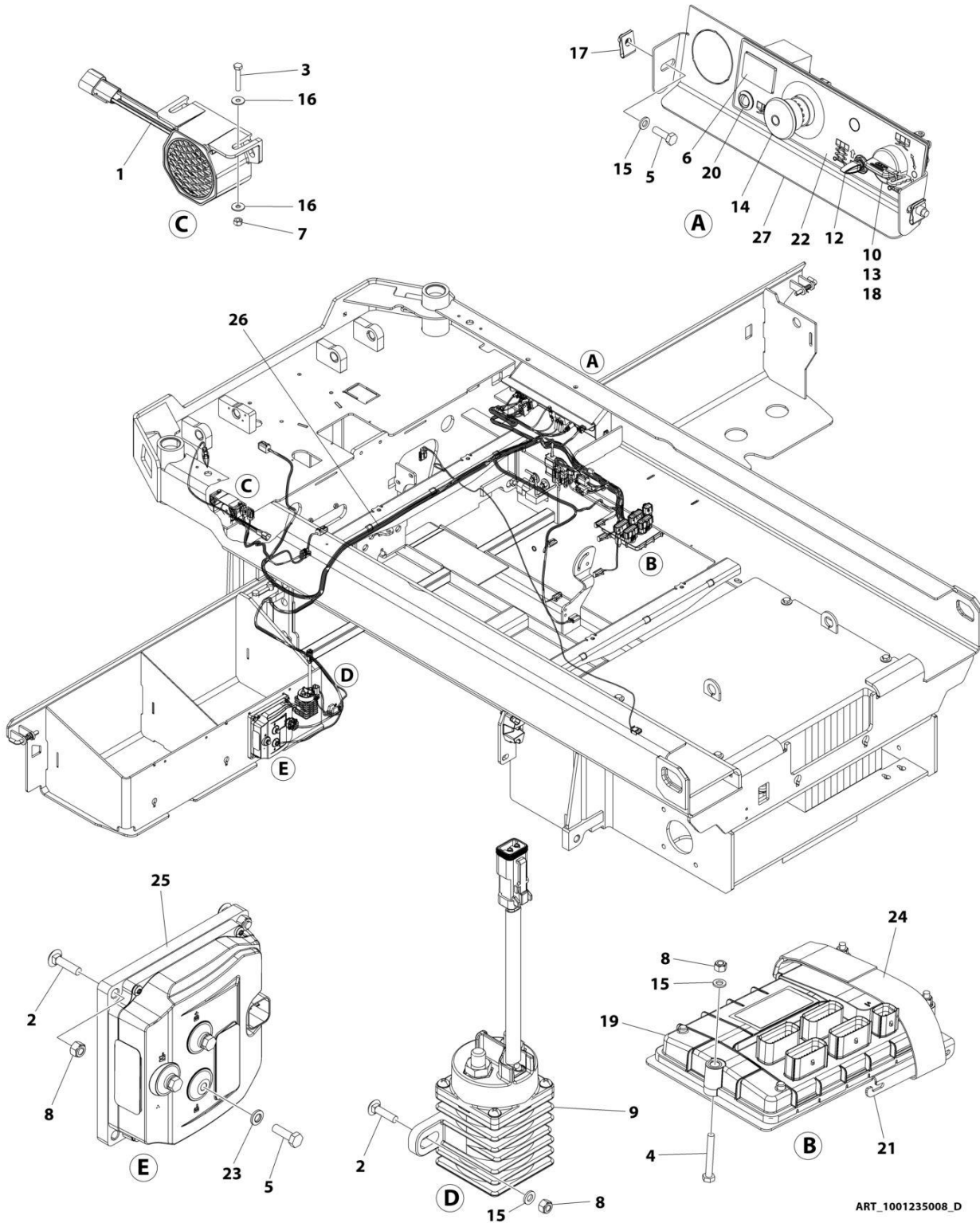
## SECTION 2 - GROUND CONTROLS

### FIGURE 2-3. MAIN VALVE ASSEMBLY

ITEM	PART NUMBER	QTY	DESCRIPTION	REV
	1001248679	Ref	MAIN VALVE ASSEMBLY	D
1	70007595	1	Valve Assembly (Includes Items 7-9)	
2	70005903	1	Valve Assembly - Lower Drive	
3	70007594	1	Valve Assembly - Lift	
4	70005911	1	Plate	
5	70005909	1	Valve, Cartridge	
6	70007593	1	Valve Assembly - Upperr Drive	
7	70005900	1	Valve, Cartridge	
8	70005898	1	Valve, Cartridge	
9	70005899	1	Valve, Cartridge	
10	70007598	1	Restrictor, Flow	
11	70007596	1	Cartridge, Valve	
12	70007597	1	Orifice	
13	70005893	5	Coil	
14	70021209	5	Coil Nut Kit	
15	70007599	1	Bolt Kit	
16	70007600	1	Bolt Kit	
17	70007601	1	Seal Kit	
18	70007602	1	Fitting Kit	
26	NPN	1	Valve Assembly - Steer	
27	70006301	2	Valve, Cartridge - Relief	
28	NPN	2	Valve, Solenoid Cartridge	

# SECTION 2 - GROUND CONTROLS

## FIGURE 2-4. ELECTRICAL COMPONENTS INSTALLATION (MACHINES WITH SN STARTING WITH B2, G2 & M2)



ART\_1001235008\_D



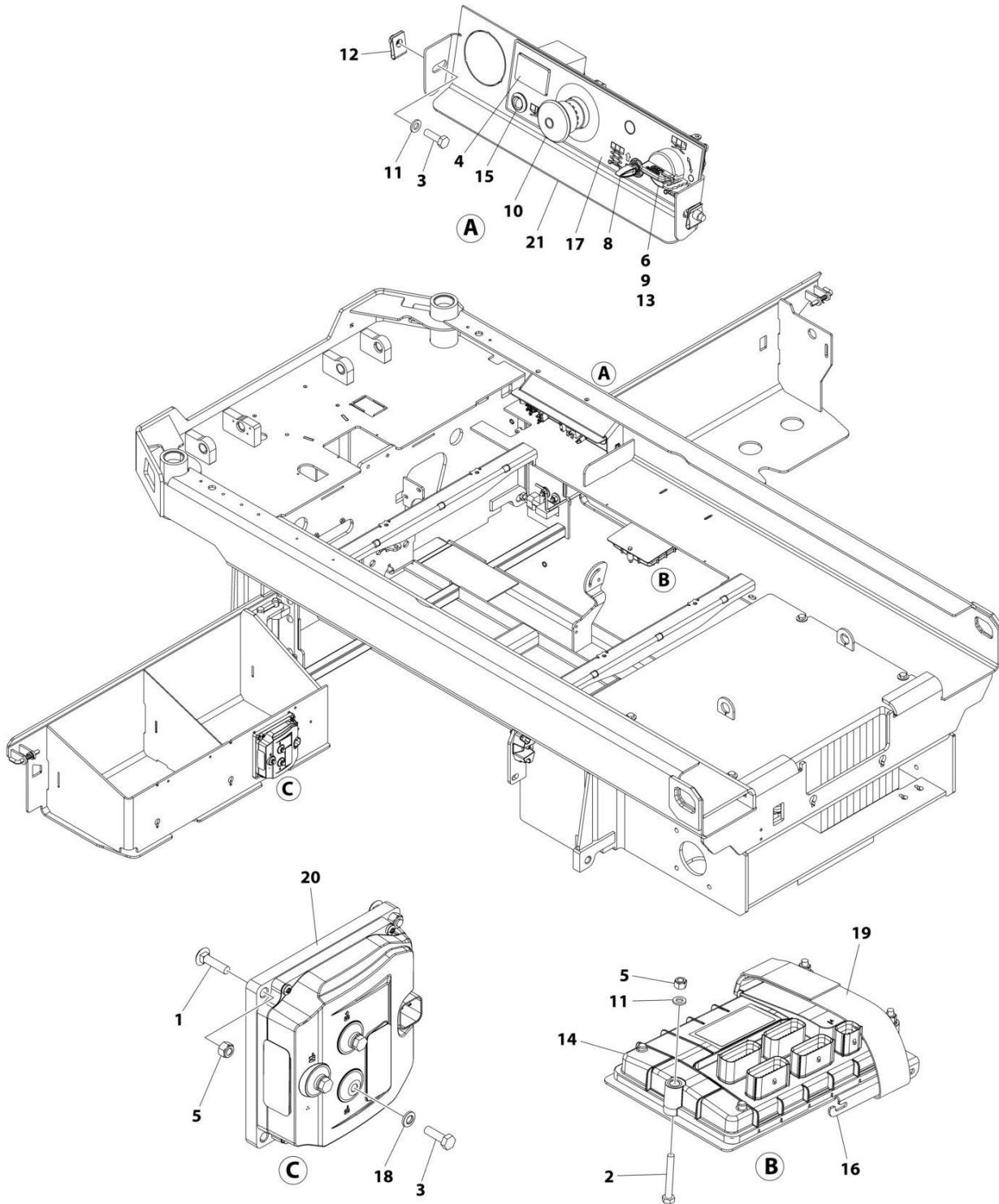
## SECTION 2 - GROUND CONTROLS

**FIGURE 2-4. ELECTRICAL COMPONENTS INSTALLATION (MACHINES WITH SN STARTING WITH B2, G2 & M2)**

ITEM	PART NUMBER	QTY	DESCRIPTION	REV
	1001235008	Ref	ELECTRICAL COMPONENTS INSTALLATION	D
1	0140043	1	Alarm	
2	0630587	4	Bolt M6 x 25	
3	0700412	2	Bolt M4 x 25	
4	0700617	3	Bolt M6 x 45	
5	0760610	5	Bolt M6 x 20	
6	2420172	1	Hourmeter	
7	3290405	2	Nut M4	
8	3290605	7	Nut M6	
9	3740150	1	Relay	
10	3910804	3	Screw #8 x 1/4	
11	4240017	AR	Tie-Strap (Not Shown)	
12	4360328	1	Switch, Toggle	
13	4360469	1	Switch, Key	
13	2860030	1 Set	Key, Replacement	
14	4360475	1	Switch, Emergency Stop (Metal)	
14	7020175	1	Cap	
14	7020176	1	Block, Contact	
14	1001274559	1	Switch, Emergency Stop (Plastic)	
15	4811700	7	Washer M6	
16	1001091102	4	Washer M4	
17	1001130220	2	Nut Tinnerman M6	
18	1001130590	1	Plate	
19	1001200629	1	Module, Control (Note: Recalibration Required when Replaced)	
20	1001200631	1	Light, Indicator (Red)	
21	1001207494	1	Bracket	
22	1001209682	1	Decal - Ground Control	
23	1001210966	3	Washer	
24	1001215762	1	Strap, Clinch	
25	1001216062	1	Module, Power (Note: Recalibration Required when Replaced)	
26	1001283410	1	Chassis Harness (See Separate Breakdown in ELECTRICAL SECTION)	
27	1001235559	1	Support	

# SECTION 2 - GROUND CONTROLS

FIGURE 2-5. ELECTRICAL COMPONENTS INSTALLATION - #1 (MACHINES WITH SN STARTING WITH 12)



ART\_1001237887

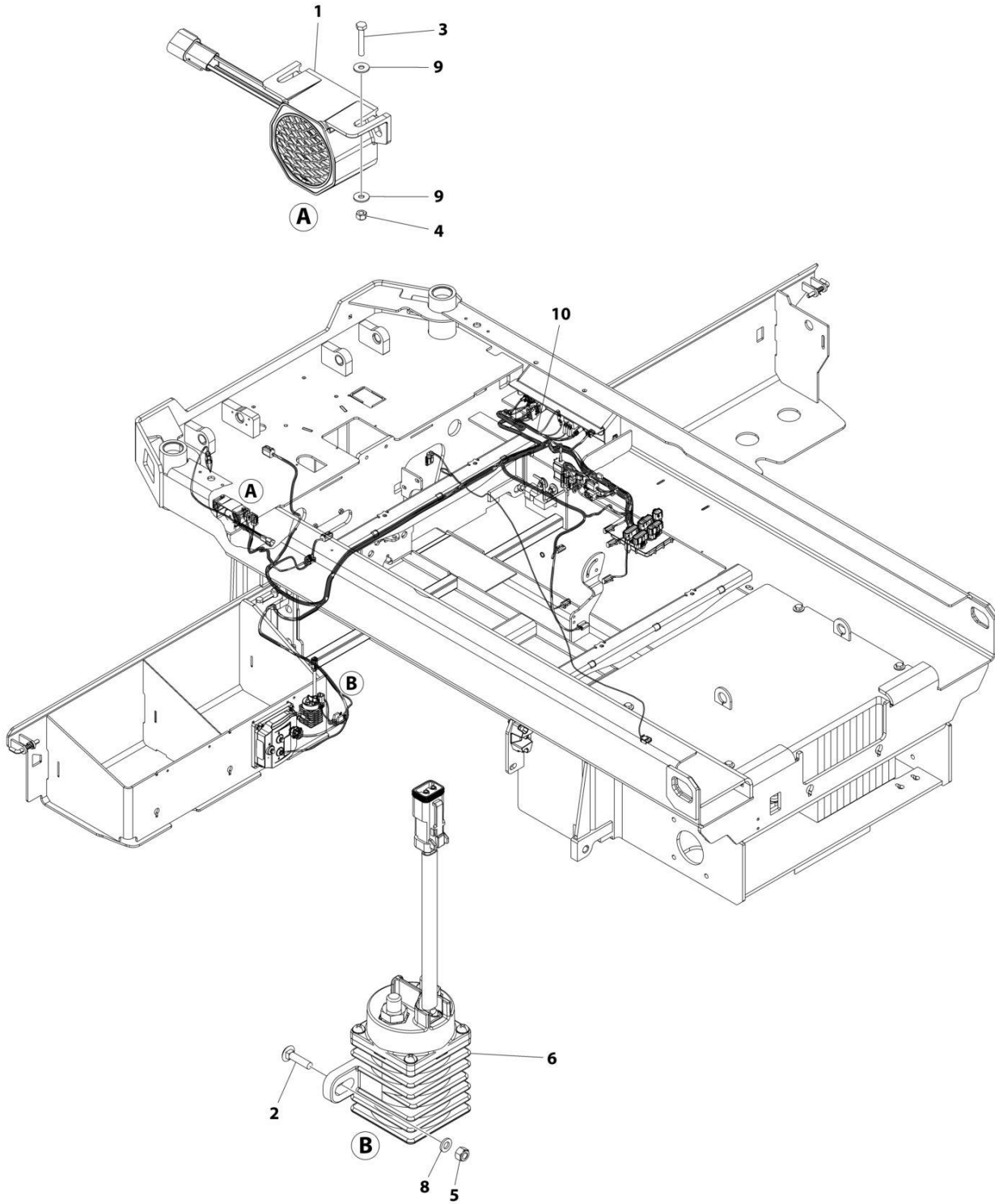
## SECTION 2 - GROUND CONTROLS

**FIGURE 2-5. ELECTRICAL COMPONENTS INSTALLATION - #1 (MACHINES WITH SN STARTING WITH 12)**

ITEM	PART NUMBER	QTY	DESCRIPTION	REV
	1001237887	Ref	ELECTRICAL COMPONENTS INSTALLATION	B
1	0630587	2	Bolt M6 x 25	
2	0700617	3	Bolt M6 x 45	
3	0760610	5	Bolt M6 x 20	
4	2420172	1	Hourmeter	
5	3290605	5	Nut M6	
6	3910804	3	Screw #8 x 1/4	
7	4240017	AR	Tie-Strap (Not Shown)	
8	4360328	1	Switch, Toggle	
9	4360469	1	Switch, Key	
9	2860030	1 Set	Key, Replacement	
10	4360475	1	Switch, Emergency Stop (Metal)	
10	7020175	1	Cap	
10	7020176	1	Block, Contact	
10	1001274559	1	Switch, Emergency Stop (Plastic)	
11	4811700	5	Washer M6	
12	1001130220	2	Nut Tinnerman M6	
13	1001130590	1	Plate	
14	1001200629	1	Module, Control (Note: Recalibration Required when Replaced)	
15	1001200631	1	Light, Indicator (Red)	
16	1001207494	1	Bracket	
17	1001209682	1	Decal - Ground Control	
18	1001210966	3	Washer	
19	1001215762	1	Strap, Clinch	
20	1001216062	1	Module, Power (Note: Recalibration Required when Replaced)	
21	1001235559	1	Support	

## SECTION 2 - GROUND CONTROLS

FIGURE 2-6. ELECTRICAL COMPONENTS INSTALLATION - #2 (MACHINES WITH SN STARTING WITH 12)



ART\_1001239386

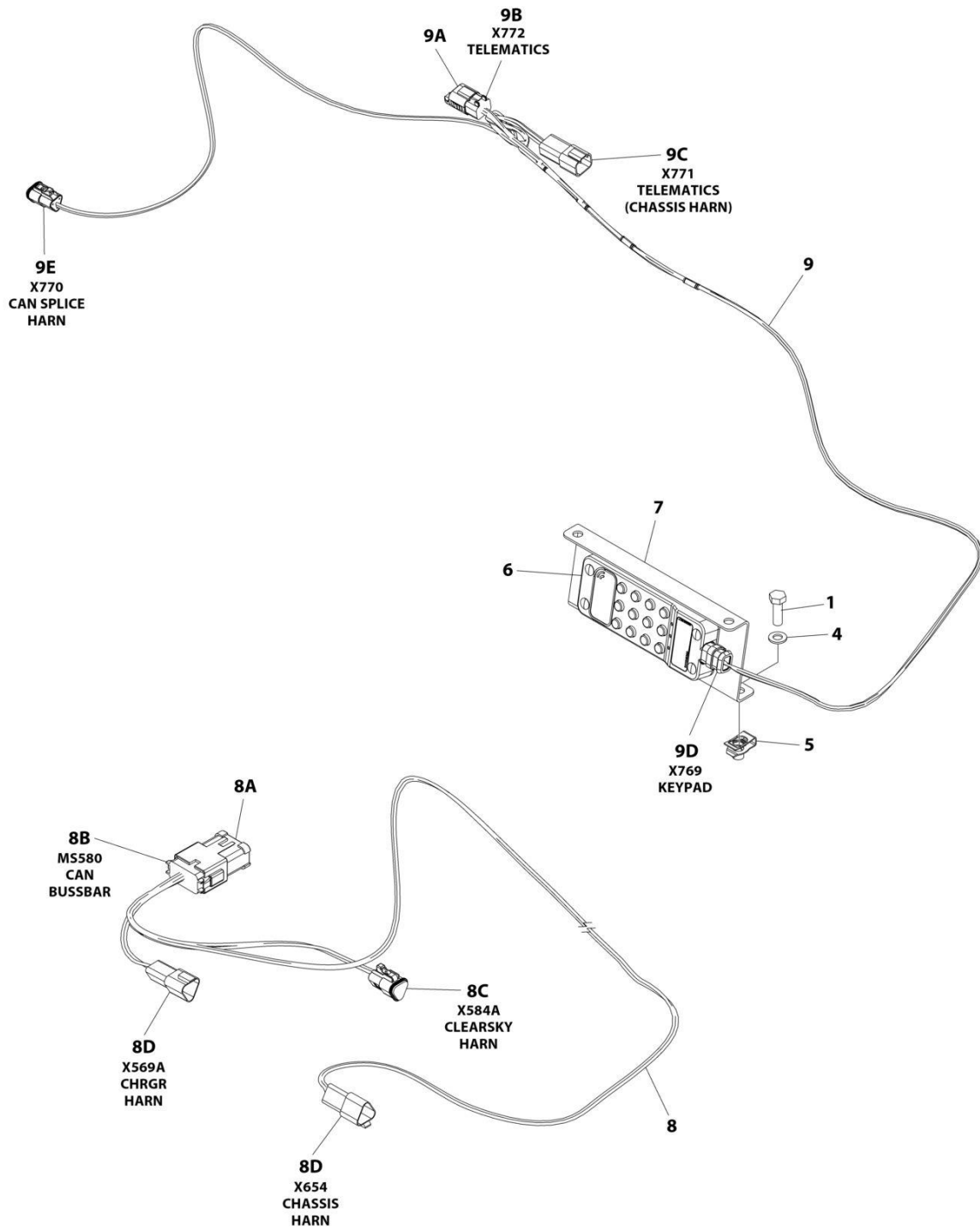
## SECTION 2 - GROUND CONTROLS

**FIGURE 2-6. ELECTRICAL COMPONENTS INSTALLATION - #2 (MACHINES WITH SN STARTING WITH 12)**

ITEM	PART NUMBER	QTY	DESCRIPTION	REV
	1001239386	Ref	ELECTRICAL COMPONENTS INSTALLATION	B
1	0140043	1	Alarm	
2	0630587	2	Bolt M6 x 25	
3	0700412	2	Bolt M4 x 25	
4	3290405	2	Nut M4	
5	3290605	2	Nut M6	
6	3740150	1	Relay	
7	4240017	AR	Tie-Strap (Not Shown)	
8	4811700	2	Washer M6	
9	1001091102	4	Washer M4	
10	1001283410	1	Chassis Harness with ClearSky (See Separate Breakdown in ELECTRICAL SECTION)	

# SECTION 2 - GROUND CONTROLS

## FIGURE 2-7. ACCESS CONTROL KEYPAD INSTALLATION



ART\_1001258356

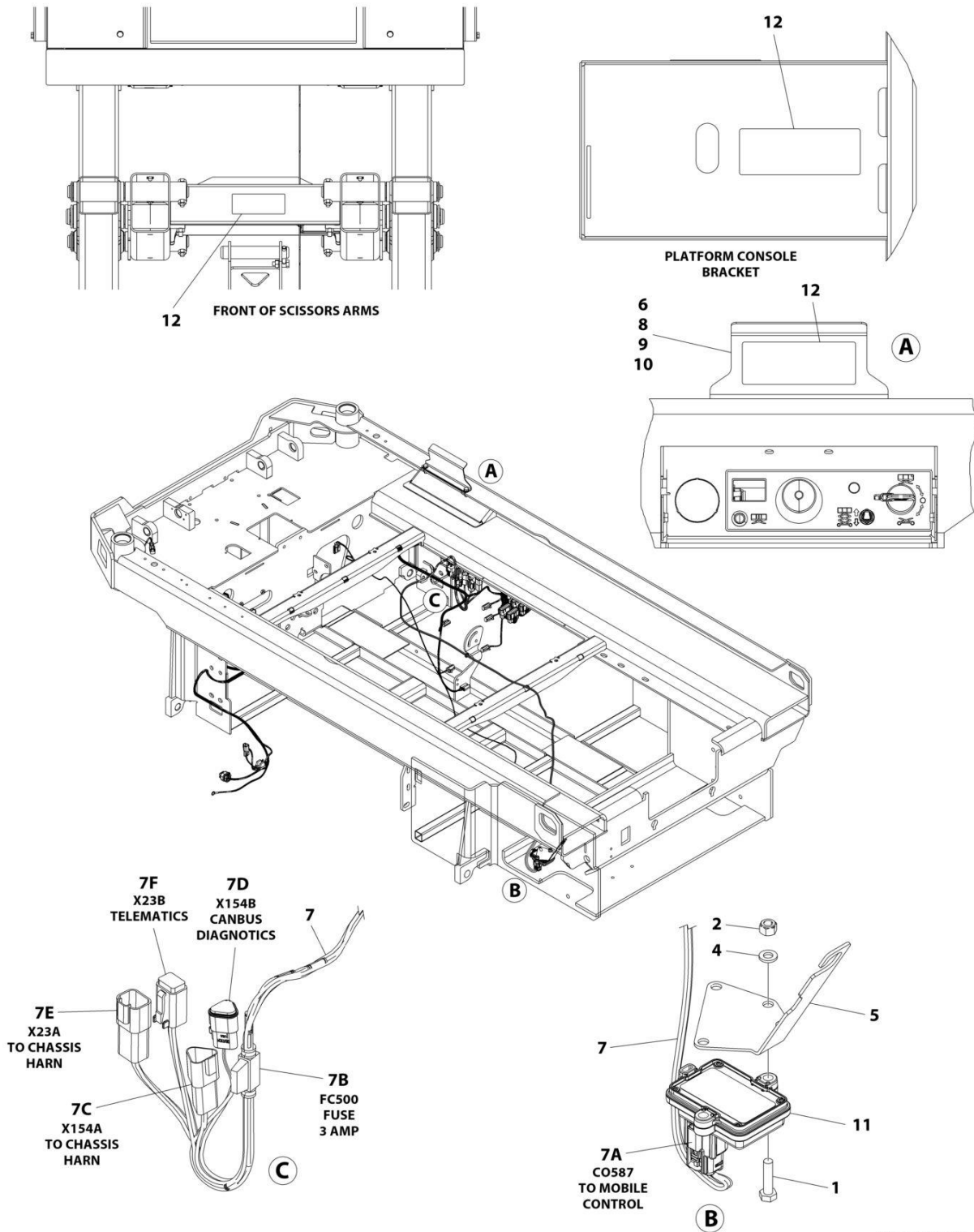
## SECTION 2 - GROUND CONTROLS

**FIGURE 2-7. ACCESS CONTROL KEYPAD INSTALLATION**

ITEM	PART NUMBER	QTY	DESCRIPTION	REV
	1001258356	Ref	ACCESS CONTROL KEYPAD INSTALLATION	A
1	0760812	2	Bolt, M8 x 25	
2	1062255	AR	Tie-Strap (Not Shown)	
3	4240032	AR	Tie-Strap (Not Shown)	
4	4811900	2	Washer M8	
5	1001118274	2	Nut, Tinnerman	
6	1001238392	1	Keypad	
7	1001248773	1	Bracket	
8	1001254027	1	Access Control Keypad Can Splice Harness	
8A	1001125677	AR	Connector, Bus Bar - 12 Position	
8B	4460933	1	Plug, Male - 12 Position	
8B	4460944	6	Socket, Female	
8B	4460466	6	Plug, Terminal	
8C	1001118812	1	Plug, Male - 3 Position	
8C	4460944	2	Socket, Female	
8C	4460466	1	Plug, Terminal	
8D	1001144147	2	Receptacle, Female - 3 Position	
8D	4460943	4	Pin, Male	
8D	4460466	2	Plug, Terminal	
9	1001258691	1	Access Control Keypad Harness	
9A	1001192401	1	Dustcap	
9B	4460884	1	Plug, Male - 4 Position	
9B	4460465	4	Socket, Female	
9C	4460932	1	Receptacle, Female - 4 Position	
9C	4460464	4	Pin, Male	
9D	1001210079	1	Plug, Male - 4 Position	
9D	4460465	2	Socket, Female	
9D	4460944	2	Socket, Female	
9E	1001116812	1	Plug, Male - 3 Position	
9E	4460944	2	Socket, Female	
9E	4460466	1	Plug, Terminal	

# SECTION 2 - GROUND CONTROLS

## FIGURE 2-8. MOBILE CONTROL INSTALLATION



ART\_1001245353



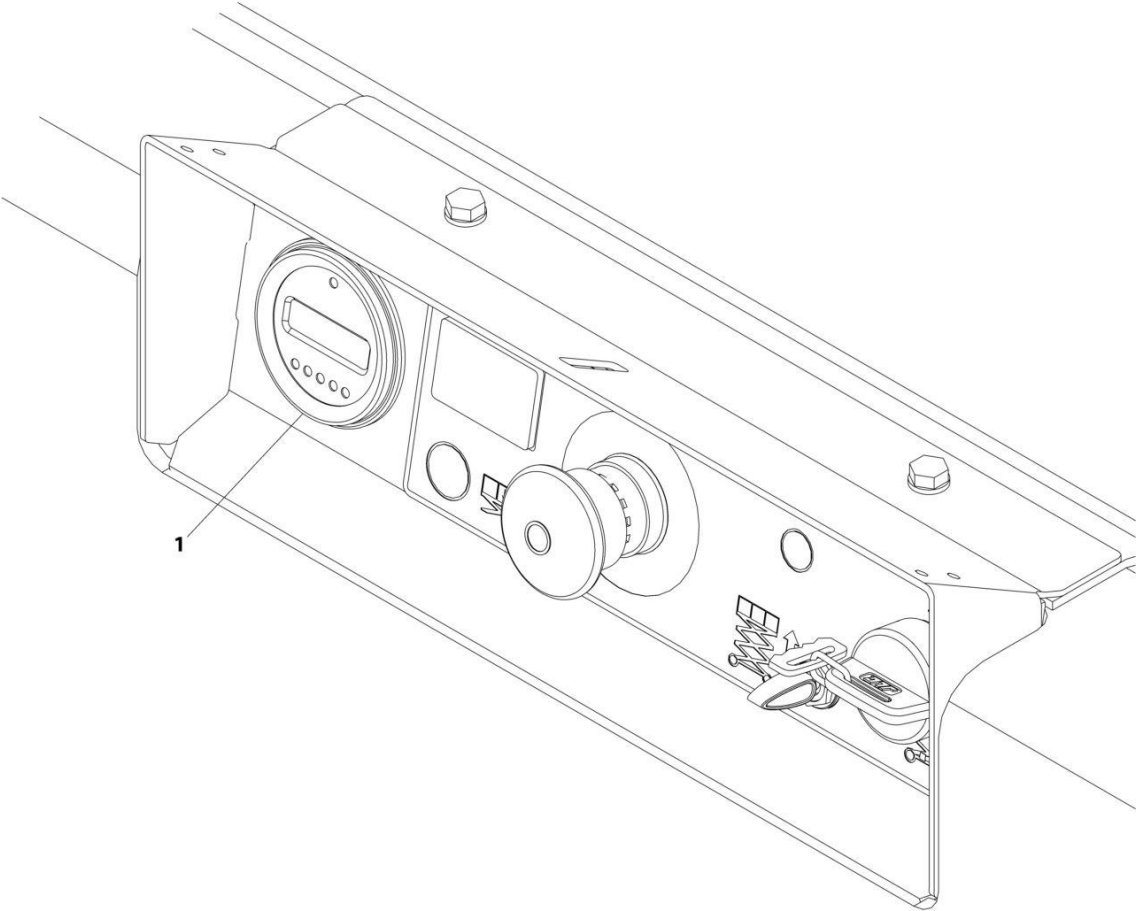
## SECTION 2 - GROUND CONTROLS

**FIGURE 2-8. MOBILE CONTROL INSTALLATION**

ITEM	PART NUMBER	QTY	DESCRIPTION	REV
	1001245353	Ref	MOBILE CONTROL INSTALLATION	C
1	0700612	2	Bolt M6 x 25	
2	3290605	2	Nut M6	
3	4240017	AR	Tie-Strap (Not Shown)	
4	4811700	2	Washer M6	
5	1001244394	1	Bracket, Module	
6	1001244885	1	Plate, Decal	
7	1001245299	1	Mobile Control Harness	
7A	1001205409	1	Connector - 8 Position	
7A	1001162887	4	Terminal	
7A	1001163340	4	Plug, Terminal	
7B	2400060	1	Fuseholder with Cap	
7B	1001196635	1	Fuse 3 Amp	
7C	1001144147	1	Receptacle, Female - 3 Position	
7C	4460943	2	Pin, Male	
7C	4460466	1	Plug, Terminal	
7D	1001116812	1	Plug, Male - 3 Position	
7D	4460944	2	Socket, Female	
7D	4460466	1	Plug, Terminal	
7E	4460932	1	Receptacle, Female - 4 Position	
7E	4460464	4	Pin, Terminal	
7F	4460884	1	Pin, Male	
7F	4460465	4	Socket, Female	
8	0760810	2	Bolt M8 x 20	
9	4811900	2	Washer M8	
10	1001118274	2	Nut Tinnerman M8	
11	1001245293	1	Control, Mobile	
12	1001248768	3	Decal, Mobile Control	
13	3121792	1	Manual, Mobile Control (Not Shown)	

# SECTION 2 - GROUND CONTROLS

FIGURE 2-9. MDI INSTALLATION



ART\_1001207293

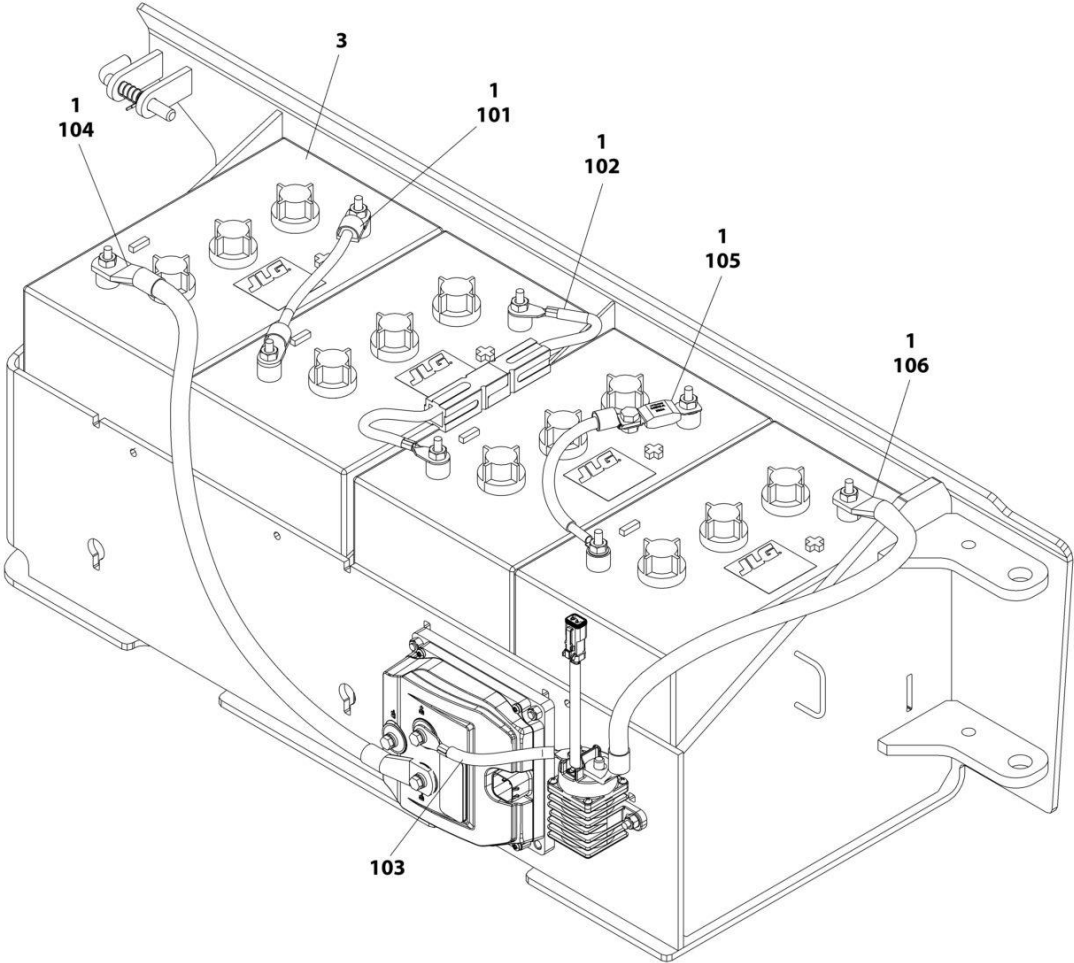
## SECTION 2 - GROUND CONTROLS

### FIGURE 2-9. MDI INSTALLATION

ITEM	PART NUMBER	QTY	DESCRIPTION	REV
1	1001207293 1001200632	Ref 1	MDI INSTALLATION Gauge, MDI	B

# SECTION 2 - GROUND CONTROLS

## FIGURE 2-10. BATTERIES INSTALLATION - STANDARD 6V-255AH



ART\_1001235834

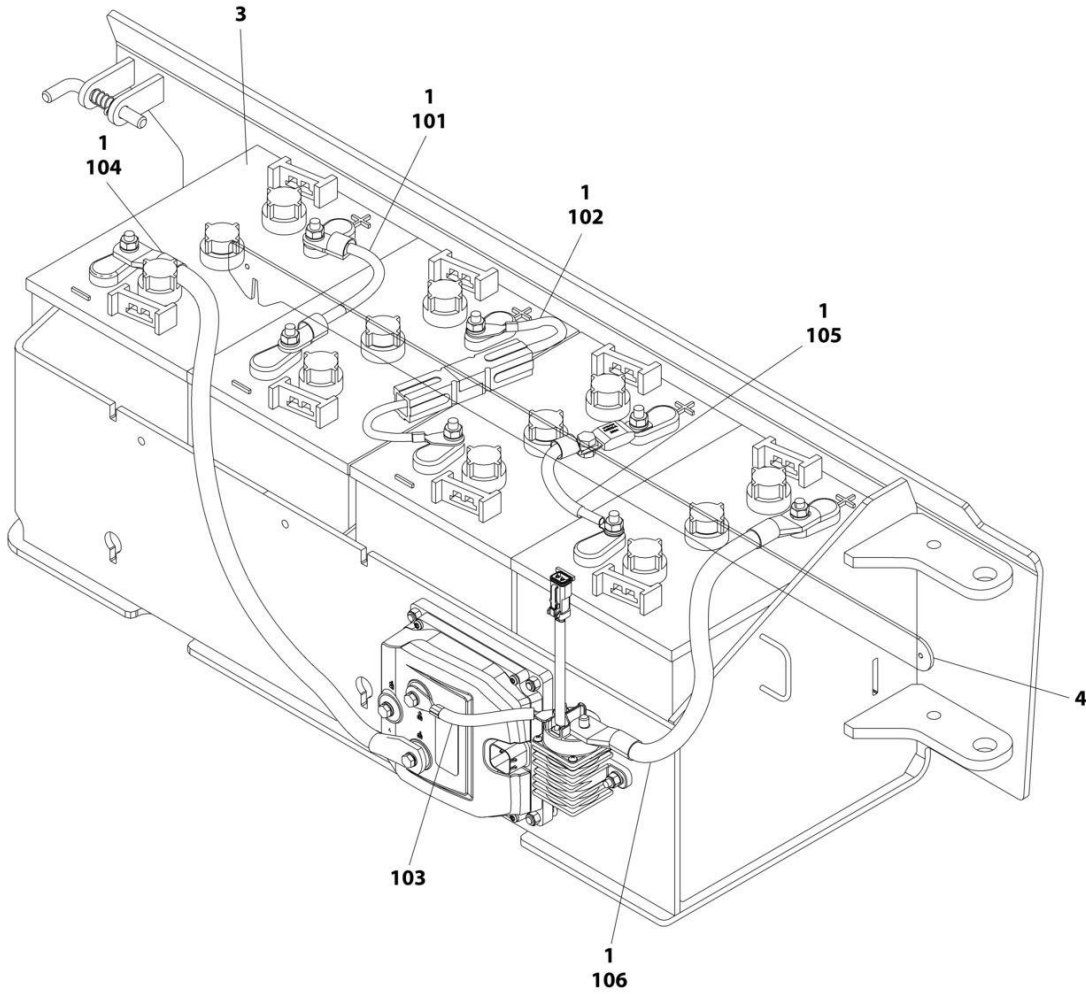
## SECTION 2 - GROUND CONTROLS

FIGURE 2-10. BATTERIES INSTALLATION - STANDARD 6V-255AH

ITEM	PART NUMBER	QTY	DESCRIPTION	REV
	1001235834	Ref	BATTERIES INSTALLATION	A
1	0100051	AR	Grease, Terminal	
2	4240017	AR	Tie-Strap (Not Shown)	
3	1001235106	4	Battery	
100	1001228123	1	Battery Cable Kit (Not Shown)	
101	1060998	1	Cable, Positive to Negative	
102	4923328	1	Cable, Positive to Negative	
103	1001201708	1	Cable, Contactor to Pump Control B+	
104	1001201711	1	Cable, Battery Negative to Pump Control B-	
105	1001210401	1	Cable, Battery Fuse	
106	1001229110	1	Cable, Battery Positive to Contactor	

# SECTION 2 - GROUND CONTROLS

FIGURE 2-11. BATTERIES INSTALLATION - STANDARD 6V-220AH



ART\_1001236632

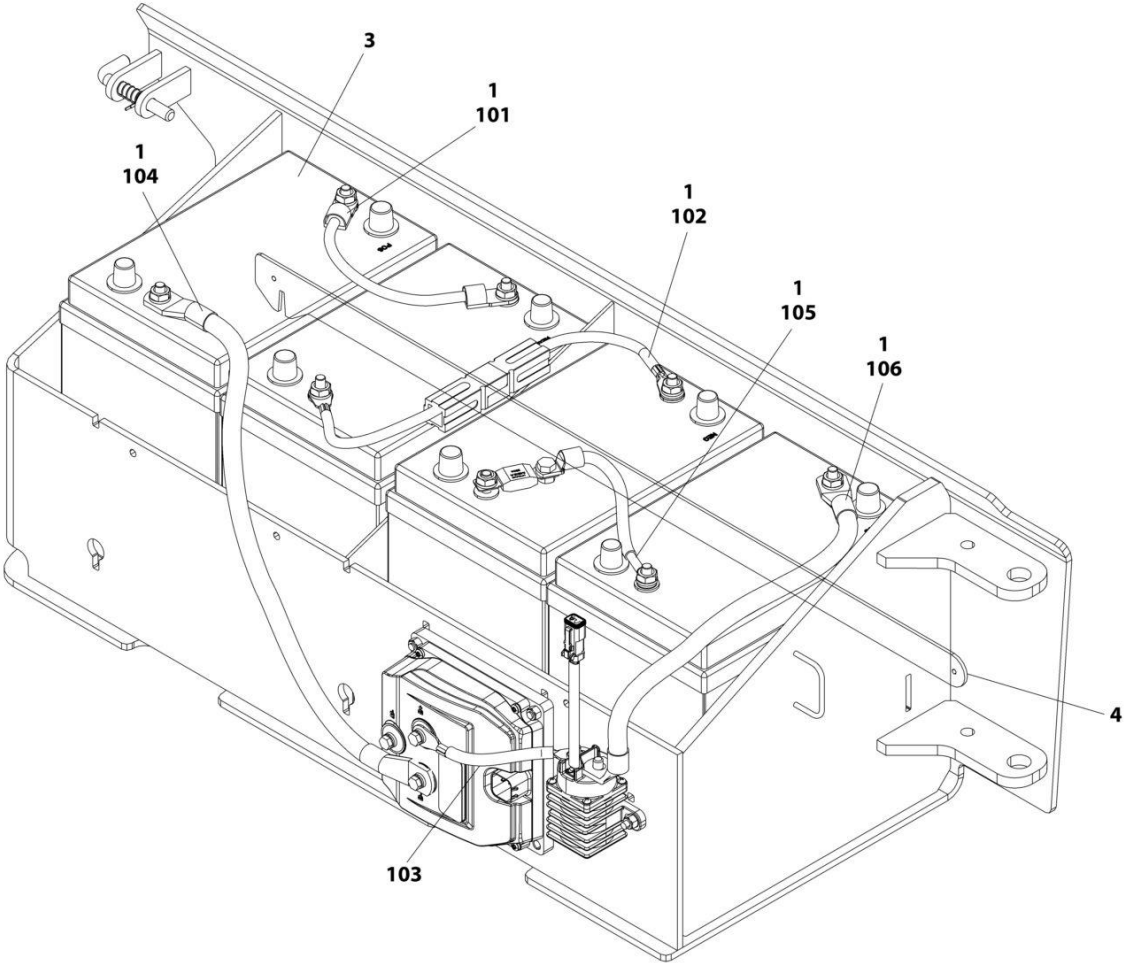
## SECTION 2 - GROUND CONTROLS

**FIGURE 2-11. BATTERIES INSTALLATION - STANDARD 6V-220AH**

ITEM	PART NUMBER	QTY	DESCRIPTION	REV
	1001236632	Ref	BATTERIES INSTALLATION	B
1	0100051	AR	Grease, Terminal	
2	4240017	AR	Tie-Strap (Not Shown)	
3	1001216180	4	Battery	
4	1001239269	1	Bar	
100	1001228123	1	Battery Cable Kit (Not Shown)	
101	1060998	1	Cable, Positive to Negative	
102	4923328	1	Cable, Positive to Negative	
103	1001201708	1	Cable, Contactor to Pump Control B+	
104	1001201711	1	Cable, Battery Negative to Pump Control B-	
105	1001210401	1	Cable, Battery Fuse	
106	1001229110	1	Cable, Battery Positive to Contactor	

# SECTION 2 - GROUND CONTROLS

## FIGURE 2-12. BATTERIES INSTALLATION - AGM 6V-220AH



ART\_1001237989



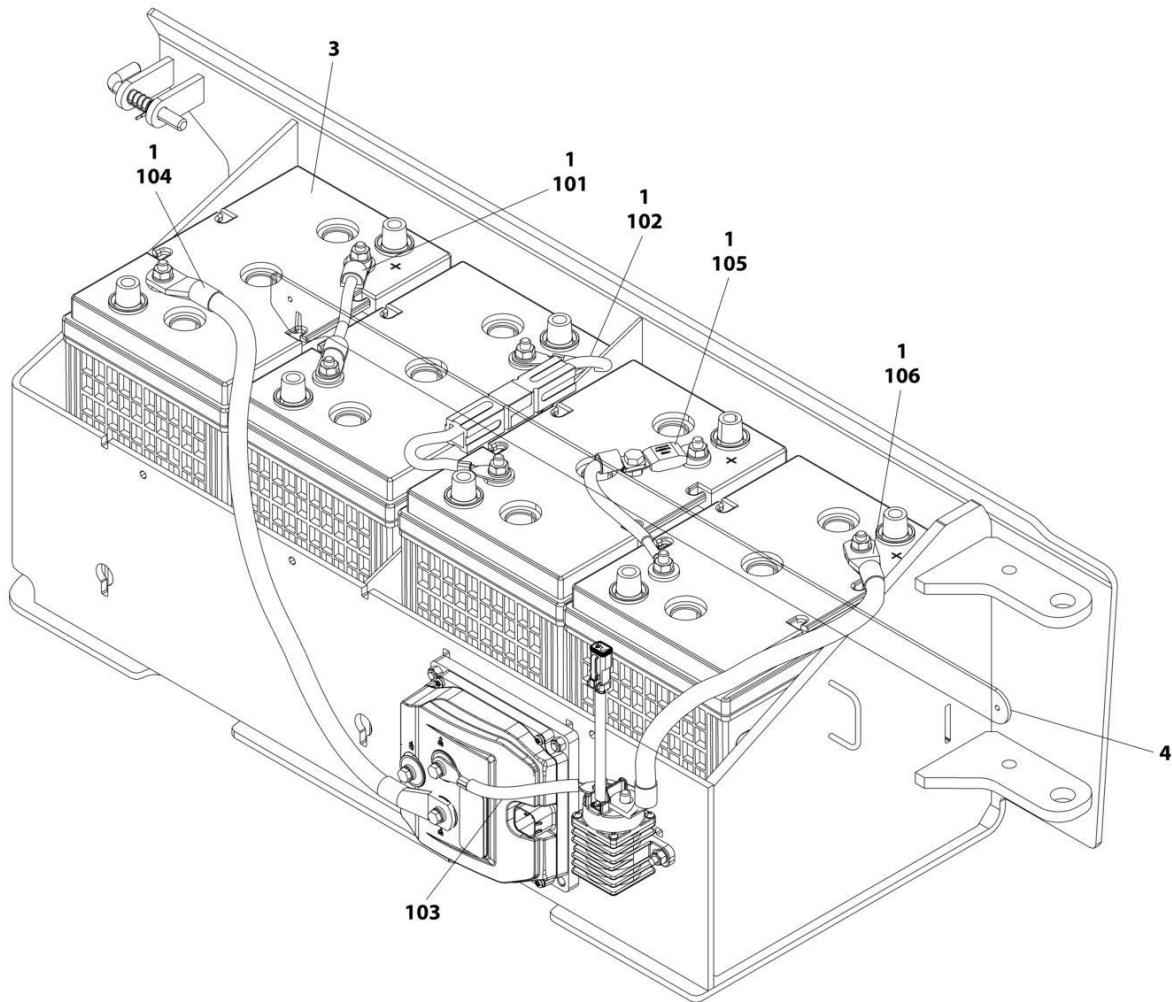
## SECTION 2 - GROUND CONTROLS

**FIGURE 2-12. BATTERIES INSTALLATION - AGM 6V-220AH**

ITEM	PART NUMBER	QTY	DESCRIPTION	REV
	1001237989	Ref	BATTERIES INSTALLATION	B
1	0100051	AR	Grease, Terminal	
2	4240017	AR	Tie-Strap (Not Shown)	
3	1001112112	4	Battery	
4	1001239269	1	Bar	
100	1001228123	1	Battery Cable Kit (Not Shown)	
101	1060998	1	Cable, Positive to Negative	
102	4923328	1	Cable, Positive to Negative	
103	1001201708	1	Cable, Contactor to Pump Control B+	
104	1001201711	1	Cable, Battery Negative to Pump Control B-	
105	1001210401	1	Cable, Battery Fuse	
106	1001229110	1	Cable, Battery Positive to Contactor	

## SECTION 2 - GROUND CONTROLS

FIGURE 2-13. BATTERIES INSTALLATION - AGM EVCG 6V-220AH



ART\_1001237991

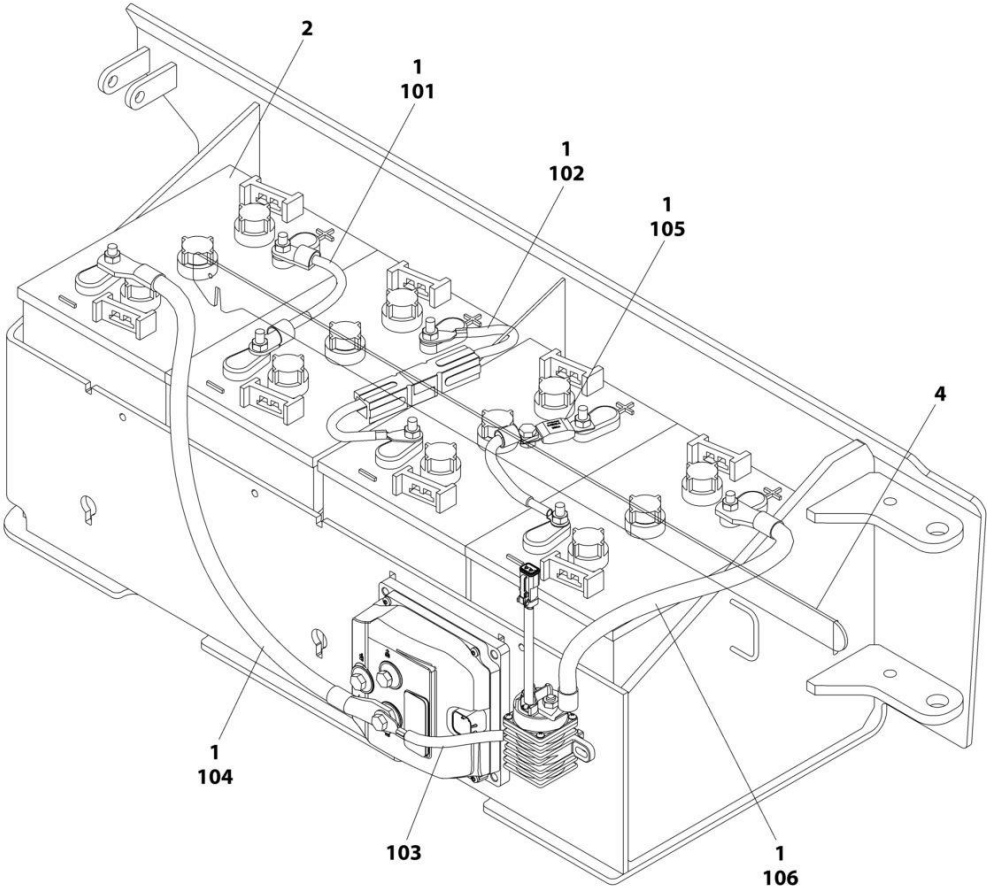
## SECTION 2 - GROUND CONTROLS

FIGURE 2-13. BATTERIES INSTALLATION - AGM EVCG 6V-220AH

ITEM	PART NUMBER	QTY	DESCRIPTION	REV
	1001237991	Ref	BATTERIES INSTALLATION	B
1	0100051	AR	Grease, Terminal	
2	4240017	AR	Tie-Strap (Not Shown)	
3	1001214347	4	Battery	
4	1001239269	1	Bar	
100	1001228123	1	Battery Cable Kit (Not Shown)	
101	1060998	1	Cable, Positive to Negative	
102	4923328	1	Cable, Positive to Negative	
103	1001201708	1	Cable, Contactor to Pump Control B+	
104	1001201711	1	Cable, Battery Negative to Pump Control B-	
105	1001210401	1	Cable, Battery Fuse	
106	1001229110	1	Cable, Battery Positive to Contactor	

**SECTION 2 - GROUND CONTROLS**

**FIGURE 2-14. BATTERIES INSTALLATION - 6V-220AH (TROJAN)**



ART\_1001249054

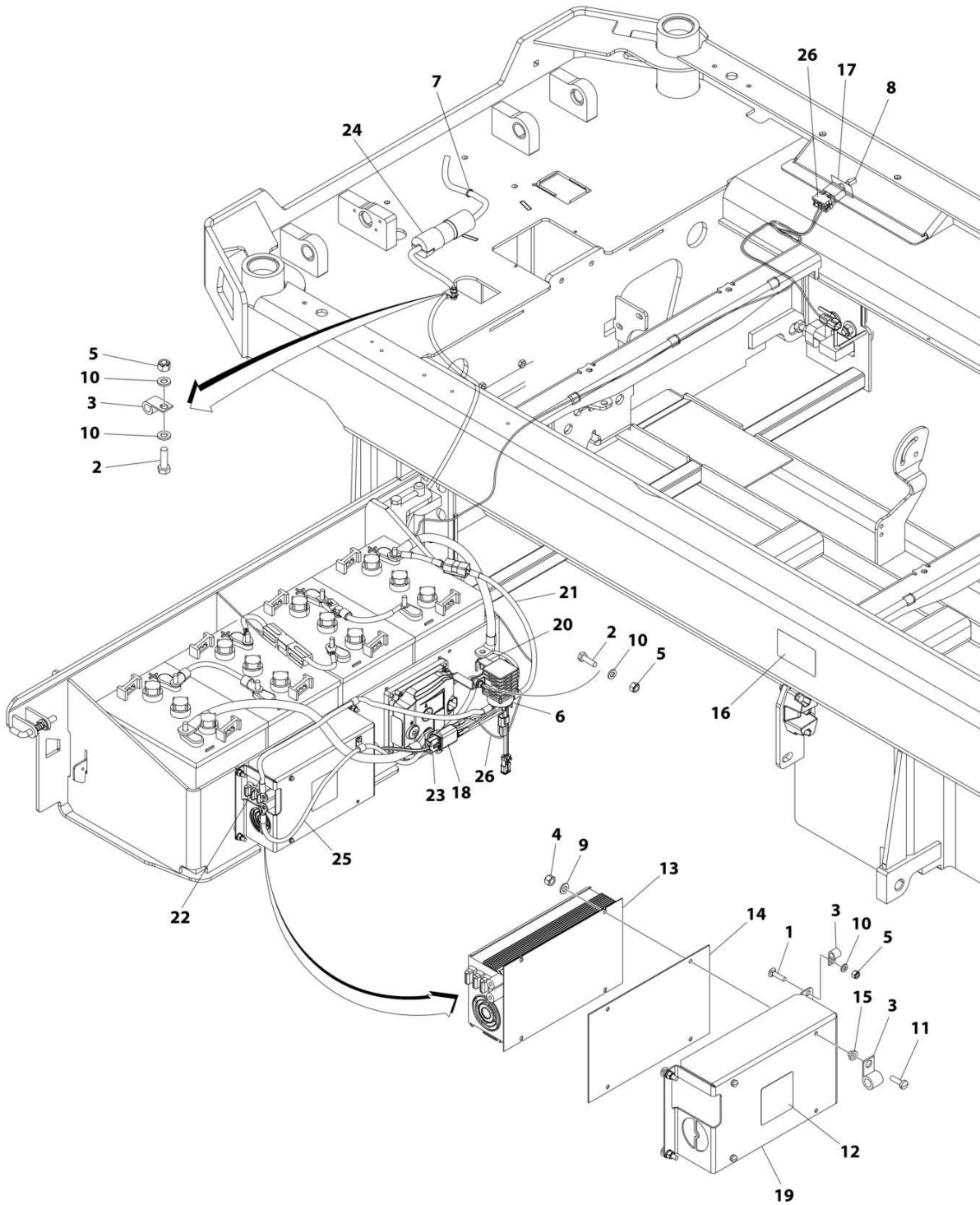
## SECTION 2 - GROUND CONTROLS

**FIGURE 2-14. BATTERIES INSTALLATION - 6V-220AH (TROJAN)**

ITEM	PART NUMBER	QTY	DESCRIPTION	REV
	1001249054	Ref	BATTERIES INSTALLATION	B
1	0100051	AR	Grease, Terminal	
2	1001258498	4	Battery	
3	4240017	AR	Tie-Strap (Not Shown)	
4	1001239269	1	Bar	
100	1001228123	1	Battery Cable Kit (Not Shown)	
101	1060998	1	Cable, Positive to Negative	
102	4923328	1	Cable, Positive to Negative	
103	1001201708	1	Cable, Contactor to Pump Control B+	
104	1001201711	1	Cable, Battery Negative to Pump Control B-	
105	1001210401	1	Cable, Battery Fuse	
106	1001229110	1	Cable, Battery Positive to Contactor	

# SECTION 2 - GROUND CONTROLS

## FIGURE 2-15. INVERTER INSTALLATION (OPTIONAL)



ART\_1001236132

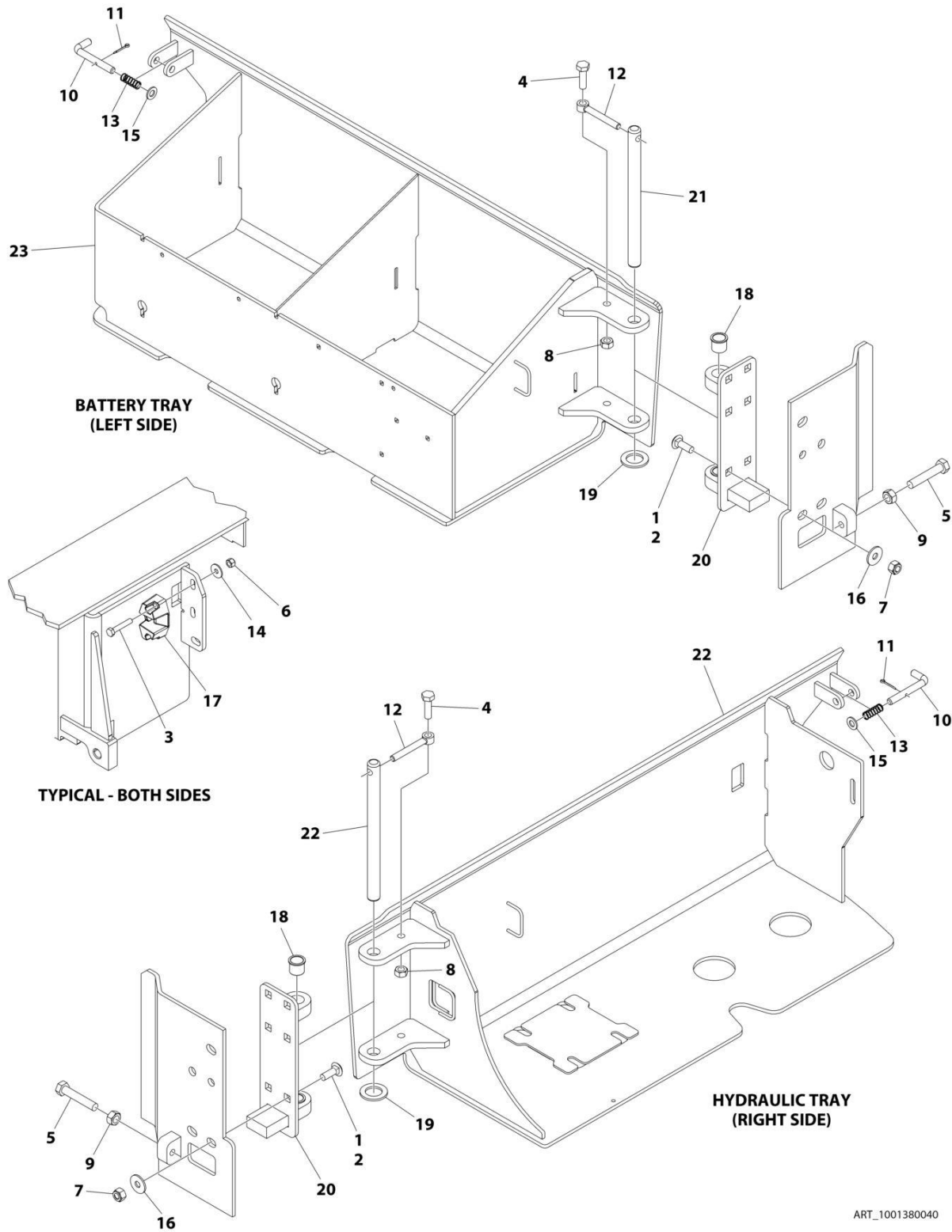
## SECTION 2 - GROUND CONTROLS

### FIGURE 2-15. INVERTER INSTALLATION (OPTIONAL)

ITEM	PART NUMBER	QTY	DESCRIPTION	REV
	1001236132	Ref	INVERTER INSTALLATION (OPTIONAL)	B
1	0630587	4	Bolt M6 x 25	
2	0760610	3	Bolt M6 x 20	
3	1321293	3	Clamp	
4	3290405	3	Nut M4	
5	3290605	7	Nut M6	
6	3740150	1	Relay	
7	4240017	AR	Tie-Strap	
8	4360336	1	Switch, Toggle	
9	4811400	3	Washer M4	
10	4811700	8	Washer M6	
11	1001101540	3	Screw M4 x 14	
12	1001125483	1	Decal - Pressure Wash	
13	1001136757	1	Inverter	
14	1001142173	1	Insulate	
15	1001142174	3	Washer 1/8	
16	1001143009	1	Decal - Inverter	
17	1001143010	1	Decal - On/Off Inverter	
18	1001157547	1	Filter, AC	
19	1001210440	1	Support	
20	1001210605	1	Support	
21	1001210878	1	Cable, Battery + to Inverter Contactor	
22	1001210879	1	Cable, Inverter Contactor to Inverter +	
23	1001210881	1	Cable, Inverter to AC Filter	
24	1001210882	1	Cable, AC Filter to AC Plug	
25	1001210967	1	Cable, Pump Control B- to Inverter	
26	1001235954	1	Inverter Harness	
26	4460897	2	Receptacle, Female - 2 Position	
26	4460464	3	Pin, Male	
26	4460466	1	Plug, Terminal	
26	4460418	1	Plug, Male - 6 Position	
26	4460419	2	Terminal	

# SECTION 2 - GROUND CONTROLS

## FIGURE 2-16. DOORS INSTALLATION



ART\_1001380040



## SECTION 2 - GROUND CONTROLS

### FIGURE 2-16. DOORS INSTALLATION

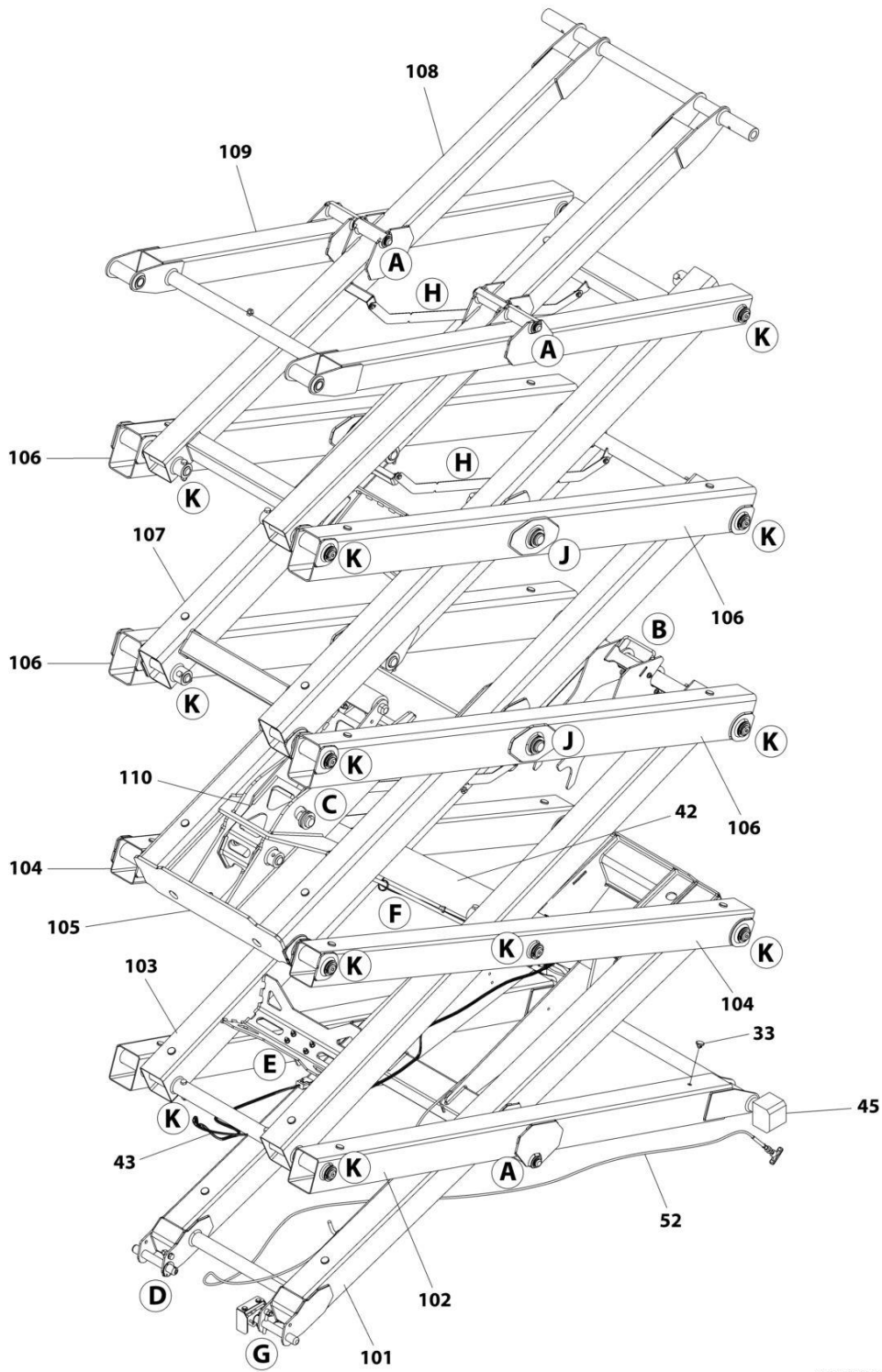
ITEM	PART NUMBER	QTY	DESCRIPTION	REV
	1001380040	Ref	DOORS INSTALLATION	B
1	0100011	AR	Compound, Locking	
2	0630613	10	Bolt M10 x 30	
3	0700817	4	Bolt M8 x 45	
4	0701015	2	Bolt M10 x 35	
5	0761221	2	Bolt M12 x 65	
6	3290805	4	Nut M8	
7	3291005	10	Nut M10	
8	3291007	2	Nut M10	
9	3291201	2	Nut M12	
10	3423243	2	Pin	
11	3450303	2	Pin, Cotter 3/32 x 3/4	
12	3841143	2	Keeper, Pin	
13	4160214	2	Spring	
14	4811902	4	Washer M8	
15	4812000	AR	Washer M10	
16	4812002	10	Washer M10	
17	1001214810	2	Support	
18	1001218573	4	Bearing	
19	1001229792	2	Washer	
20	1001234858	2	Hinge	
21	1001234862	2	Pin	
22	1001380041	1	Tray, Hydraulic	
23	1001380042	1	Tray, Battery	



**SECTION 3 - SCISSORS ARMS**

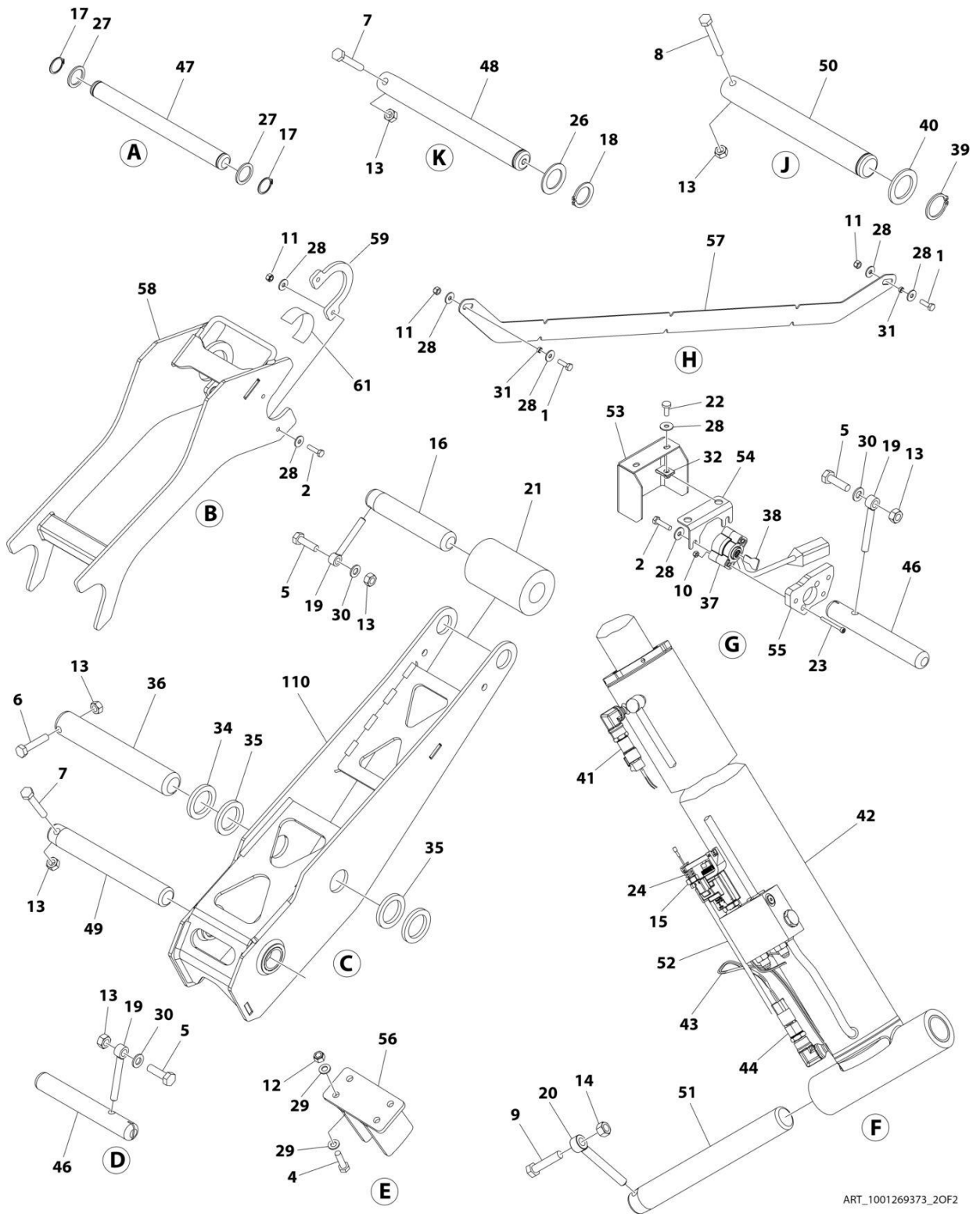
# SECTION 3 - SCISSORS ARMS

FIGURE 3-1. SCISSORS ARMS INSTALLATION (MACHINES WITH SN STARTING WITH B2 & G2)  
(CHINA SPECS)



ART\_1001269373\_1OF2

# SECTION 3 - SCISSORS ARMS



ART\_1001269373\_2OF2

## SECTION 3 - SCISSORS ARMS

**FIGURE 3-1. SCISSORS ARMS INSTALLATION (MACHINES WITH SN STARTING WITH B2 & G2)  
(CHINA SPECS)**

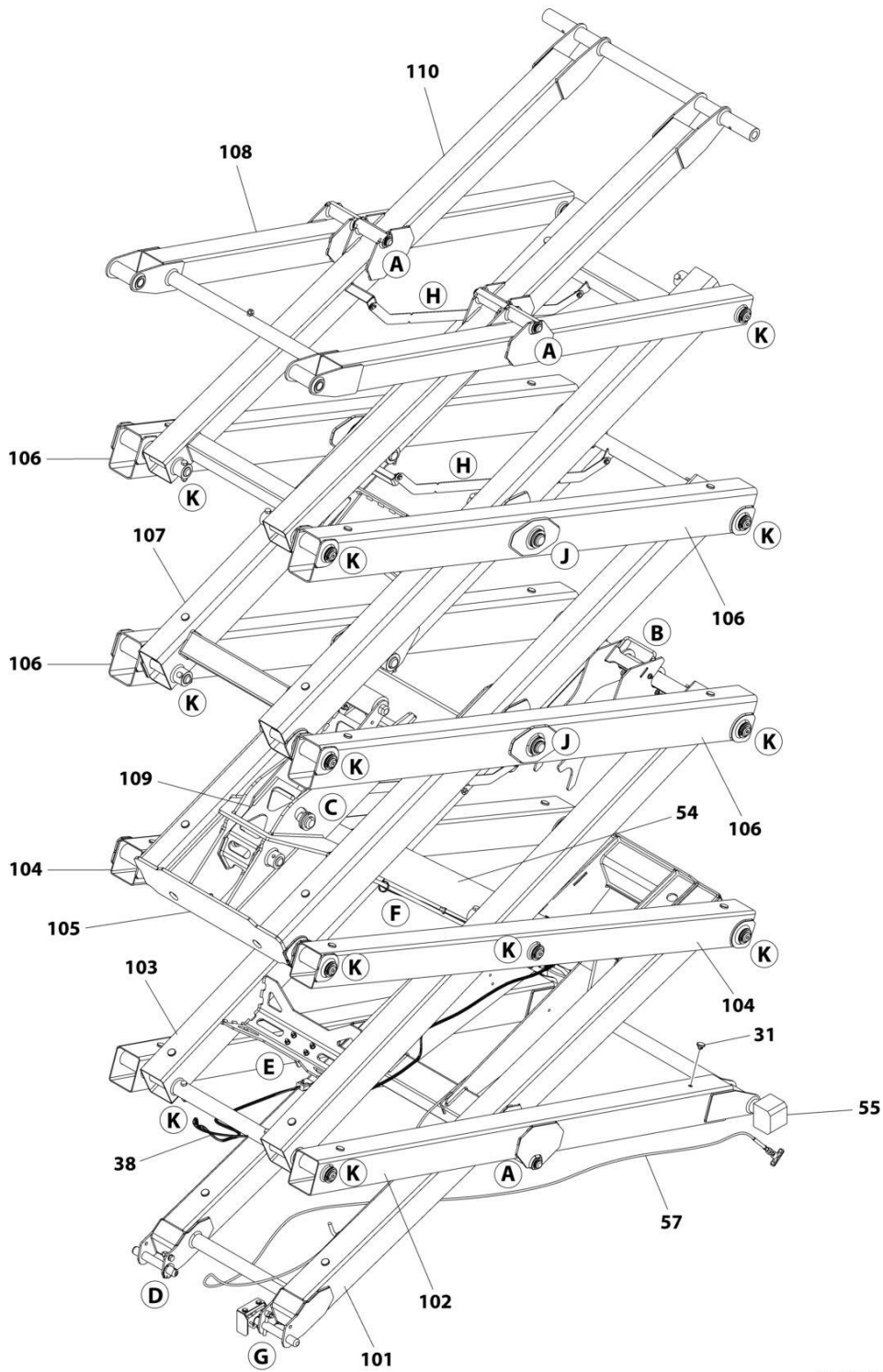
ITEM	PART NUMBER	QTY	DESCRIPTION	REV
	1001269373	Ref	SCISSORS ARMS INSTALLATION	A
1	0700610	6	Bolt M6 x 20	
2	0700612	7	Bolt M6 x 25	
4	0700814	4	Bolt M8 x 30	
5	0701015	3	Bolt M10 x 35	
6	0701018	1	Bolt M10 x 50	
7	0701021	19	Bolt M10 x 65	
8	0701024	4	Bolt M10 x 80	
9	0701219	1	Bolt M12 x 55	
10	3290405	2	Nut M4	
11	3290605	10	Nut M6	
12	3290805	4	Nut M8	
13	3291007	27	Nut M10	
14	3291207	1	Nut M12	
15	3321402	1	Nut 1/4	
16	3422998	1	Pin	
17	3760115	8	Ring, Retaining	
18	3760387	18	Ring, Retaining	
19	3841143	3	Keeper, Pin	
20	3841203	1	Keeper, Pin	
21	3860104	1	Roller	
22	4010608	2	Screw M6 x 16	
23	4031512	2	Capscrew M4 x 40	
24	4160078	1	Spring	
25	4240017	AR	Tie-Strap (Not Shown)	
26	4740438	18	Washer	
27	4740531	8	Washer	
28	4811702	25	Washer M6	
29	4811900	8	Washer M8	
30	4812000	3	Washer M10	
31	1001128888	6	Washer	
32	1001130220	2	Nut Tinnerman M6	
33	1001137675	32	Bumper	
34	1001139000	1	Plate	
35	1001139002	2	Pad	
36	1001139003	1	Pin	
37	1001146963	1	Sensor, Angle	
38	1001205345	1	Key	
39	1001214689	4	Ring, Retaining	
40	1001217457	4	Washer	
41	1001225164	1	Sensor, Pressure Transducer	
42	1001244417	1	Lift Cylinder Assembly (See Separate Breakdown in CYLINDER Section)	
43	1001233795	1	Lift Down Harness (See Separate Breakdown in ELECTRICAL Section)	
44	1001235104	1	Sensor, Pressure Transducer	
45	1001247707	1	Block, Side	
46	1001236165	2	Pin	
47	1001236167	4	Pin	

## SECTION 3 - SCISSORS ARMS

ITEM	PART NUMBER	QTY	DESCRIPTION	REV
48	1001236169	18	Pin	
49	1001236170	1	Pin	
50	1001236171	4	Pin	
51	1001236172	1	Pin	
52	1001236269	1	Cable, Manual Descent	
53	1001236486	1	Cover	
54	1001236487	1	Plate	
55	1001236488	1	Plate	
56	1001243348	1	Adapter	
57	1001237824	3	Plate	
58	1001238684	1	Arm, Prop	
59	1001239479	2	Plate	
100	1001269838	1	Arm Kit	
101	1001241662	1	Arm - Inner 1	
101	0440264	4	Bearing (Not Shown)	
102	1001241663	1	Arm - Outer 1	
102	0440264	4	Bearing - 1 ID (Not Shown)	
102	0440265	4	Bearing - 1-1/4 ID (Not Shown)	
103	1001241664	1	Arm - Inner 2	
104	1001241665	1	Arm - Outer 2	
104	0440265	6	Bearing - 1-1/4 ID (Not Shown)	
105	1001241666	1	Arm - Inner 3	
106	1001241667	2	Arm - Outer 3 and Outer 4	
106	0440265	4	Bearing - 1-1/4 ID (Not Shown)	
106	0962272	4	Bearing - 1-1/2 ID (Not Shown)	
107	1001241668	1	Arm - Inner 4	
108	1001269377	1	Arm - Inner 5	
108	0440264	4	Bearing (Not Shown)	
109	1001241670	1	Arm - Outer 5	
109	0440264	4	Bearing - 1 ID (Not Shown)	
109	0440265	4	Bearing - 1-1/4 ID (Not Shown)	
110	1001241671	1	Kicker	
110	0440265	2	Bearing (Not Shown)	

# SECTION 3 - SCISSORS ARMS

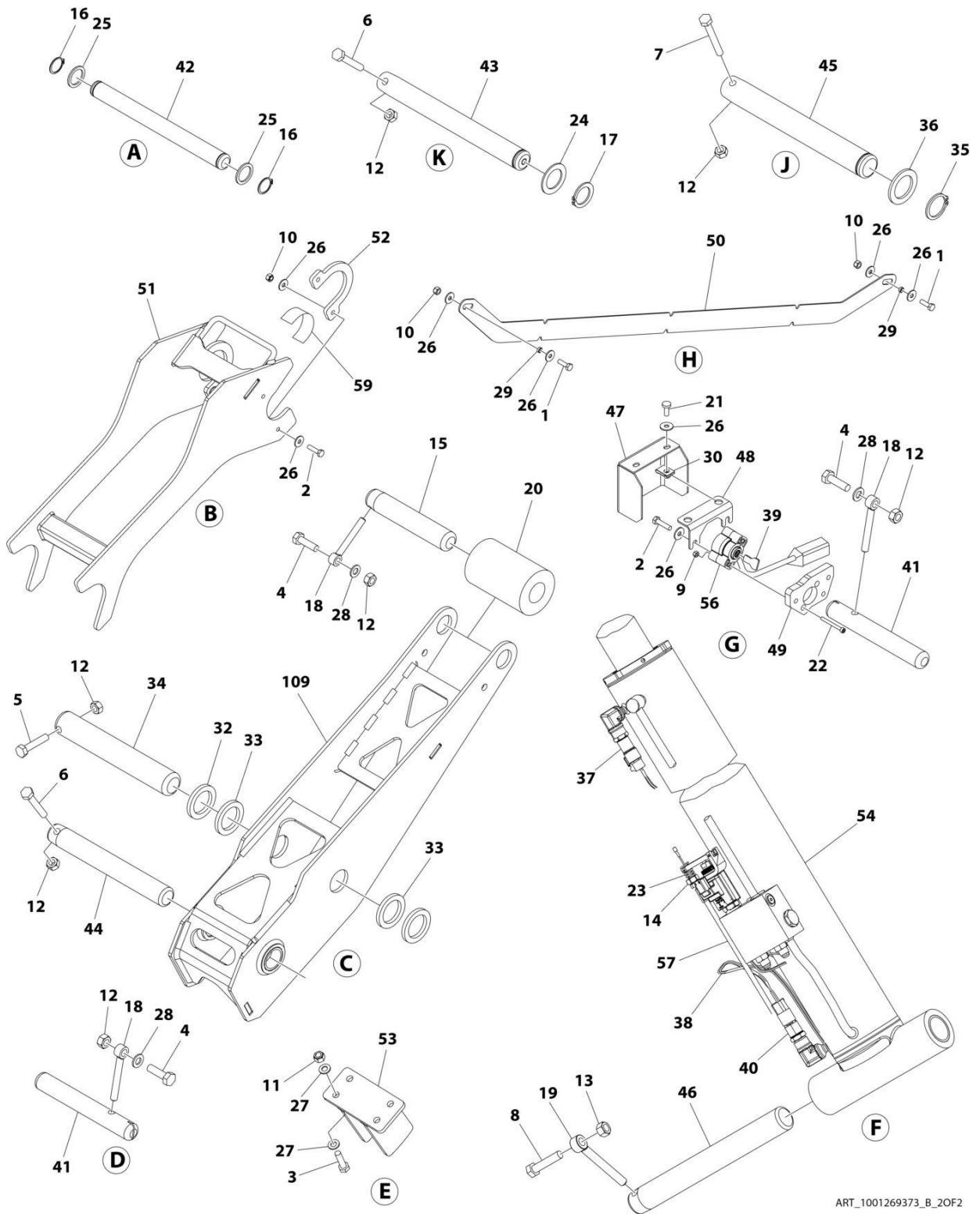
FIGURE 3-2. SCISSORS ARMS INSTALLATION (MACHINES WITH SN STARTING WITH B2) (CHINA SPECS) (SN B200087285 to Present)



ART\_1001269373\_B\_10F2



# SECTION 3 - SCISSORS ARMS



ART\_1001269373\_B\_2OF2

## SECTION 3 - SCISSORS ARMS

**FIGURE 3-2. SCISSORS ARMS INSTALLATION (MACHINES WITH SN STARTING WITH B2) (CHINA SPECS) (SN B200087285 to Present)**

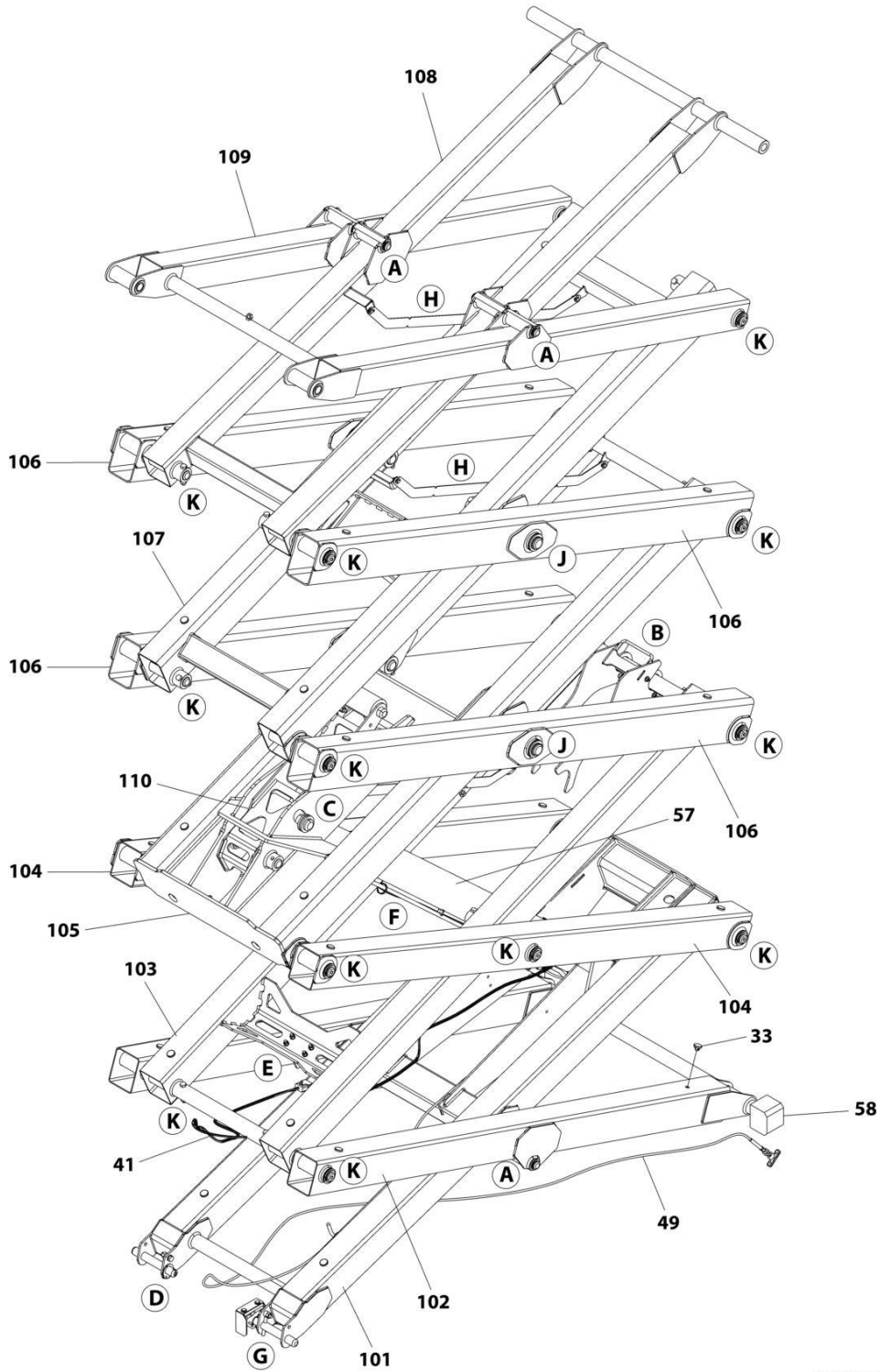
ITEM	PART NUMBER	QTY	DESCRIPTION	REV
	1001269373	Ref	SCISSORS ARMS INSTALLATION	B
1	0700610	6	Bolt M6 x 20	
2	0700612	7	Bolt M6 x 25	
3	0700814	4	Bolt M8 x 30	
4	0701015	3	Bolt M10 x 35	
5	0701018	1	Bolt M10 x 50	
6	0701021	19	Bolt M10 x 65	
7	0701024	4	Bolt M10 x 80	
8	0701219	1	Bolt M12 x 55	
9	3290405	2	Nut M4	
10	3290605	10	Nut M6	
11	3290805	4	Nut M8	
12	3291007	27	Nut M10	
13	3291207	1	Nut M12	
14	3321402	1	Nut 1/4	
15	3422998	1	Pin	
16	3760115	8	Ring, Retaining	
17	3760387	18	Ring, Snap	
18	3841143	3	Keeper, Pin	
19	3841203	1	Keeper, Rod	
20	3860104	1	Roller, Arm Kicker	
21	4010608	2	Screw M6 x 16	
22	4031512	2	Capscrew M4 x 40	
23	4160078	1	Spring	
24	4740438	18	Washer	
25	4740531	8	Washer	
26	4811702	25	Washer M6	
27	4811900	8	Washer M8	
28	4812000	3	Washer M10	
29	1001128888	6	Washer	
30	1001130220	2	Nut, Tinnerman M6	
31	1001137675	32	Bumper	
32	1001139000	1	Plate	
33	1001139002	2	Pad	
34	1001139003	1	Pin	
35	1001214689	4	Ring, Retaining	
36	1001217457	4	Washer	
37	1001225164	1	Sensor, Pressure Transducer	
38	1001294243	1	Lift Down Harness (See Separate Breakdown in ELECTRICAL Section)	
39	1001234204	1	Key, Angle Sensor	
40	1001285320	1	Sensor, Pressure Transducer	
41	1001236165	2	Pin	
42	1001236167	4	Pin	
43	1001236169	18	Pin	
44	1001236170	1	Pin	
45	1001236171	4	Pin	
46	1001236172	1	Pin	
47	1001236486	1	Cover	

## SECTION 3 - SCISSORS ARMS

ITEM	PART NUMBER	QTY	DESCRIPTION	REV
48	1001236487	1	Plate	
49	1001236488	1	Plate	
50	1001237824	3	Plate	
51	1001238684	1	Arm, Prop	
52	1001239479	2	Plate	
53	1001243348	1	Adapter	
54	1001244417	1	Lift Cylinder Assembly (See Separate Breakdown in CYLINDER Section)	
55	1001247707	2	Block, Slide	
56	1001146963	1	Sensor, Angle	
57	1001236269	1	Cable, Manual Descent	
58	4240017	AR	Tie-Strap (Not Shown)	
59	4420062	15 in /37 cm	Tape	
100	1001269838	1	Arm Kit	
101	1001241662	1	Arm - Inner 1	
101	0440264	4	Bearing (Not Shown)	
102	1001241663	1	Arm - Outer 1	
102	0440264	4	Bearing - 1 ID (Not Shown)	
102	0440265	4	Bearing - 1-1/4 ID (Not Shown)	
103	1001241664	1	Arm - Inner 2	
104	1001241665	1	Arm - Outer 2	
104	0440265	6	Bearing - 1-1/4 ID (Not Shown)	
105	1001241666	1	Arm - Inner 3	
106	1001241667	2	Arm - Outer 3 and Outer 4	
106	0440265	4	Bearing - 1-1/4 ID (Not Shown)	
106	0962272	2	Bearing - 1-1/2 ID (Not Shown)	
107	1001241668	1	Arm - Inner 4	
108	1001241670	1	Arm - Outer 5	
108	0440264	8	Bearing - 1 ID (Not Shown)	
108	0440265	4	Bearing - 1-1/4 ID (Not Shown)	
109	1001241671	1	Kicker	
109	0440265	2	Bearing (Not Shown)	
110	1001269377	1	Arm - Inner 5	
110	0440264	4	Bearing (Not Shown)	

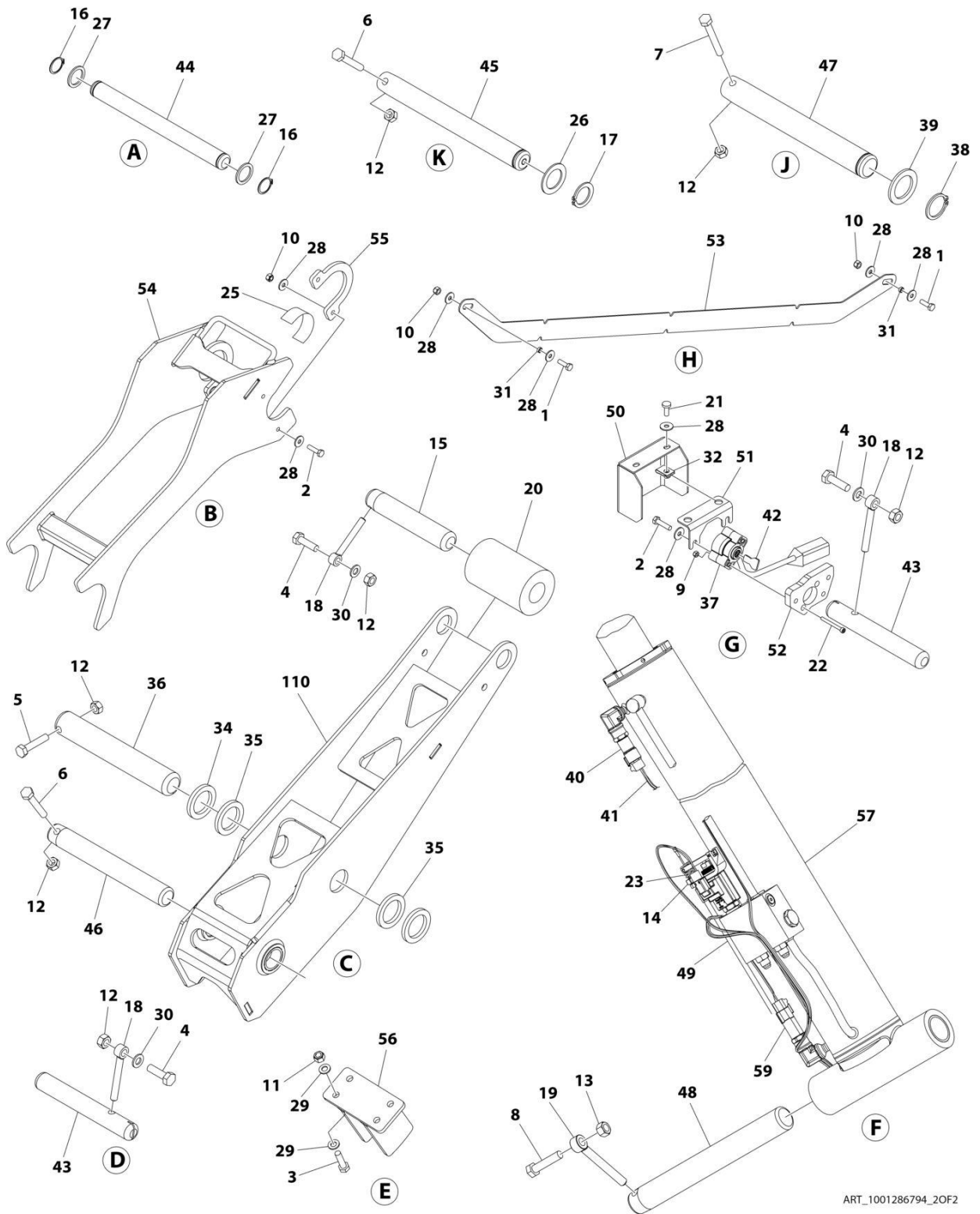
# SECTION 3 - SCISSORS ARMS

FIGURE 3-3. SCISSORS ARMS INSTALLATION (MACHINES WITH SN STARTNG WITH B2 & G2) (ALL SPECS EXCEPT CHINA SPECS)



ART\_1001286794\_1OF2

# SECTION 3 - SCISSORS ARMS



ART\_1001286794\_2OF2

## SECTION 3 - SCISSORS ARMS

**FIGURE 3-3. SCISSORS ARMS INSTALLATION (MACHINES WITH SN STARTNG WITH B2 & G2) (ALL SPECS EXCEPT CHINA SPECS)**

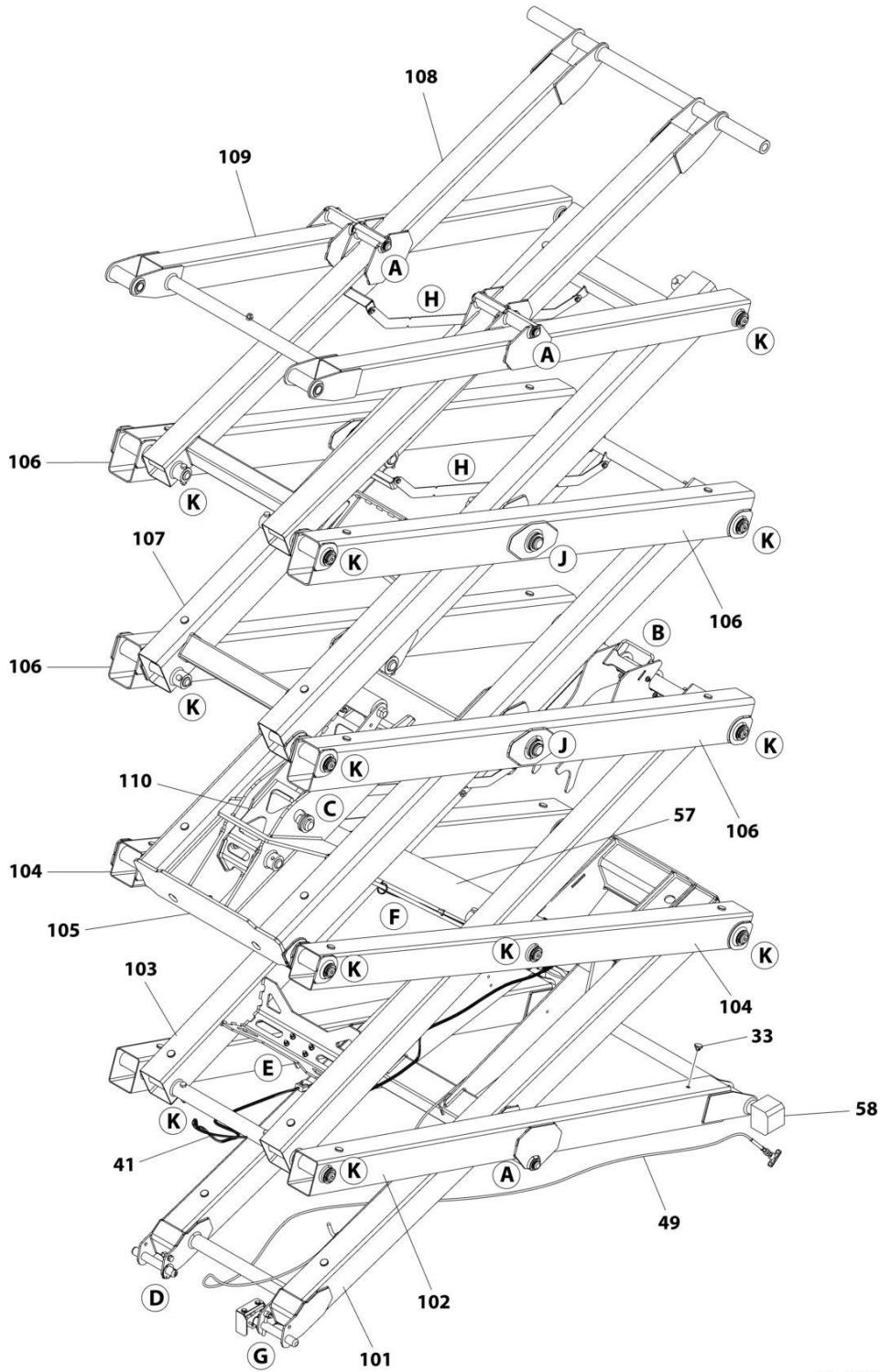
ITEM	PART NUMBER	QTY	DESCRIPTION	REV
	1001286794	Ref	ARMS INSTALLATION	A
1	0700610	6	Bolt M6 x 20	
2	0700612	7	Bolt M6 x 25	
3	0700814	4	Bolt M8 x 30	
4	0701015	3	Bolt M10 x 35	
5	0701018	1	Bolt M10 x 50	
6	0701021	19	Bolt M10 x 65	
7	0701024	4	Bolt M10 x 80	
8	0701219	1	Bolt M12 x 55	
9	3290405	2	Nut, Lock M4	
10	3290605	10	Nut, Lock M6	
11	3290805	4	Nut, Lock M8	
12	3291007	27	Nut, Lock M10	
13	3291207	1	Nut, Lock M12	
14	3321402	1	Nut, Jam 1/4	
15	3422998	1	Pin	
16	3760115	8	Ring, Retaining	
17	3760387	18	Ring, Snap	
18	3841143	3	Pin, Keeper	
19	3841203	1	Pin, Keeper	
20	3860104	1	Roller	
21	4010608	2	Screw M6 x 16	
22	4031512	2	Capscrew M4 x 40	
23	4160078	1	Spring	
24	4240017	AR	Tie-Strap (Not Shown)	
25	4420062	370 in /1 cm	Tape	
26	4740438	18	Washer M33	
27	4740531	8	Washer M26	
28	4811702	25	Washer M6	
29	4811900	8	Washer M8	
30	4812000	3	Washer M10	
31	1001128888	6	Washer	
32	1001130220	2	Nut Tinnerman M6	
33	1001137675	32	Bumper	
34	1001139000	1	Plate	
35	1001139002	2	Pad	
36	1001139003	1	Pin	
37	1001146963	1	Sensor, Angle	
38	1001214689	4	Ring, Retaining	
39	1001217457	4	Washer	
40	1001225164	1	Sensor, Pressure Transducer	
41	1001233795	1	Lift Down Harness (See Separate Breakdown in ELECTRICAL Section)	
42	1001234204	1	Key, Angle Sensor	
43	1001236165	2	Pin	
44	1001236167	4	Pin	
45	1001236169	18	Pin	
46	1001236170	1	Pin	

## SECTION 3 - SCISSORS ARMS

ITEM	PART NUMBER	QTY	DESCRIPTION	REV
47	1001236171	4	Pin	
48	1001236172	1	Pin	
49	1001236269	1	Cable, Manual Descent	
50	1001236486	1	Cover	
51	1001236487	1	Plate	
52	1001236488	1	Plate	
53	1001237824	3	Plate, Cable Guide	
54	1001238684	1	Arm, Prop Weldment	
55	1001239479	2	Plate	
56	1001243348	1	Adapter	
57	1001244417	1	Lift Cylinder Assembly (See Separate Breakdown in CYLINDER Section)	
58	1001247707	2	Block, Side	
59	1001285320	1	Sensor, Pressure Transducer	
60	1001285829	1	Harness, Jumper to Lift Down (Not Shown) (See Separate Breakdown in ELECTRICAL Section)	
100	1001236348	1	Arm Kit	
101	1001241662	1	Arm - Inner 1	
101	0440264	4	Bearing (Not Shown)	
102	1001241663	1	Arm - Outer 1	
102	0440264	4	Bearing - 1 ID (Not Shown)	
102	0440265	4	Bearing - 1-1/4 ID (Not Shown)	
103	1001241664	1	Arm - Inner 2	
104	1001241665	2	Arm - Outer 2	
104	0440265	6	Bearing (Not Shown)	
105	1001241666	1	Arm - Inner 3	
106	1001241667	4	Arm - Outer 3 and Outer 4	
106	0440265	4	Bearing - 1-1/4 ID (Not Shown)	
106	0962272	2	Bearing - 1-1/2 ID (Not Shown)	
107	1001241668	1	Arm - Inner 4	
108	1001241669	1	Arm - Inner 5	
108	0440264	4	Bearing (Not Shown)	
109	1001241670	1	Arm - Outer 5	
109	0440264	8	Bearing - 1 ID (Not Shown)	
109	0440265	4	Bearing - 1-1/4 ID (Not Shown)	
110	1001241671	1	Kicker	
110	0440265	2	Bearing (Not Shown)	

# SECTION 3 - SCISSORS ARMS

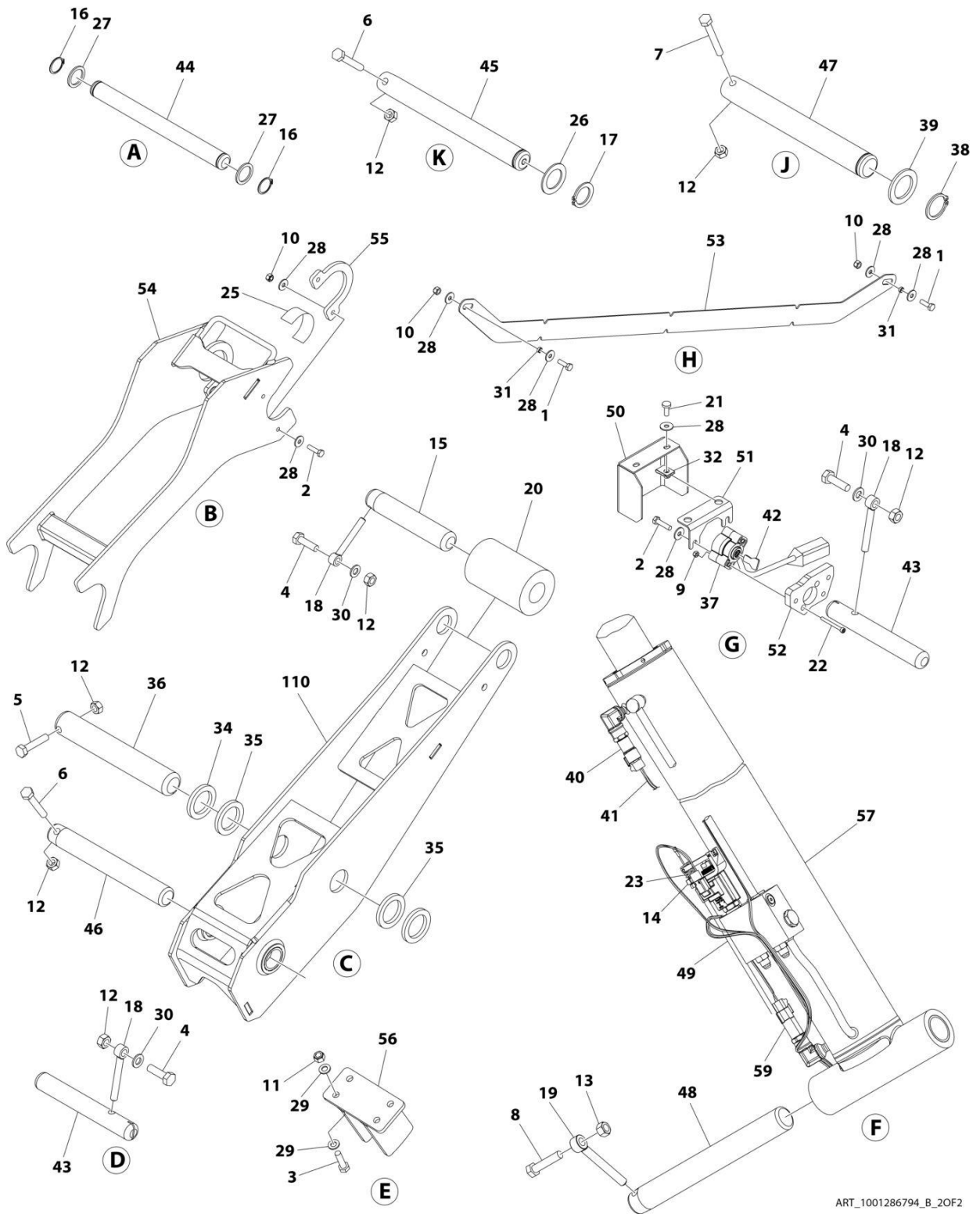
FIGURE 3-4. SCISSORS ARMS INSTALLATION (MACHINES WITH SN STARTING WITH B2 & G2) (ALL SPECS EXCEPT CHINA SPECS) (SN B200087285 to Present)



ART\_1001286794\_B\_10F2



# SECTION 3 - SCISSORS ARMS



ART\_1001286794\_B\_2OF2

## SECTION 3 - SCISSORS ARMS

**FIGURE 3-4. SCISSORS ARMS INSTALLATION (MACHINES WITH SN STARTNG WITH B2 & G2) (ALL SPECS EXCEPT CHINA SPECS) (SN B200087285 to Present)**

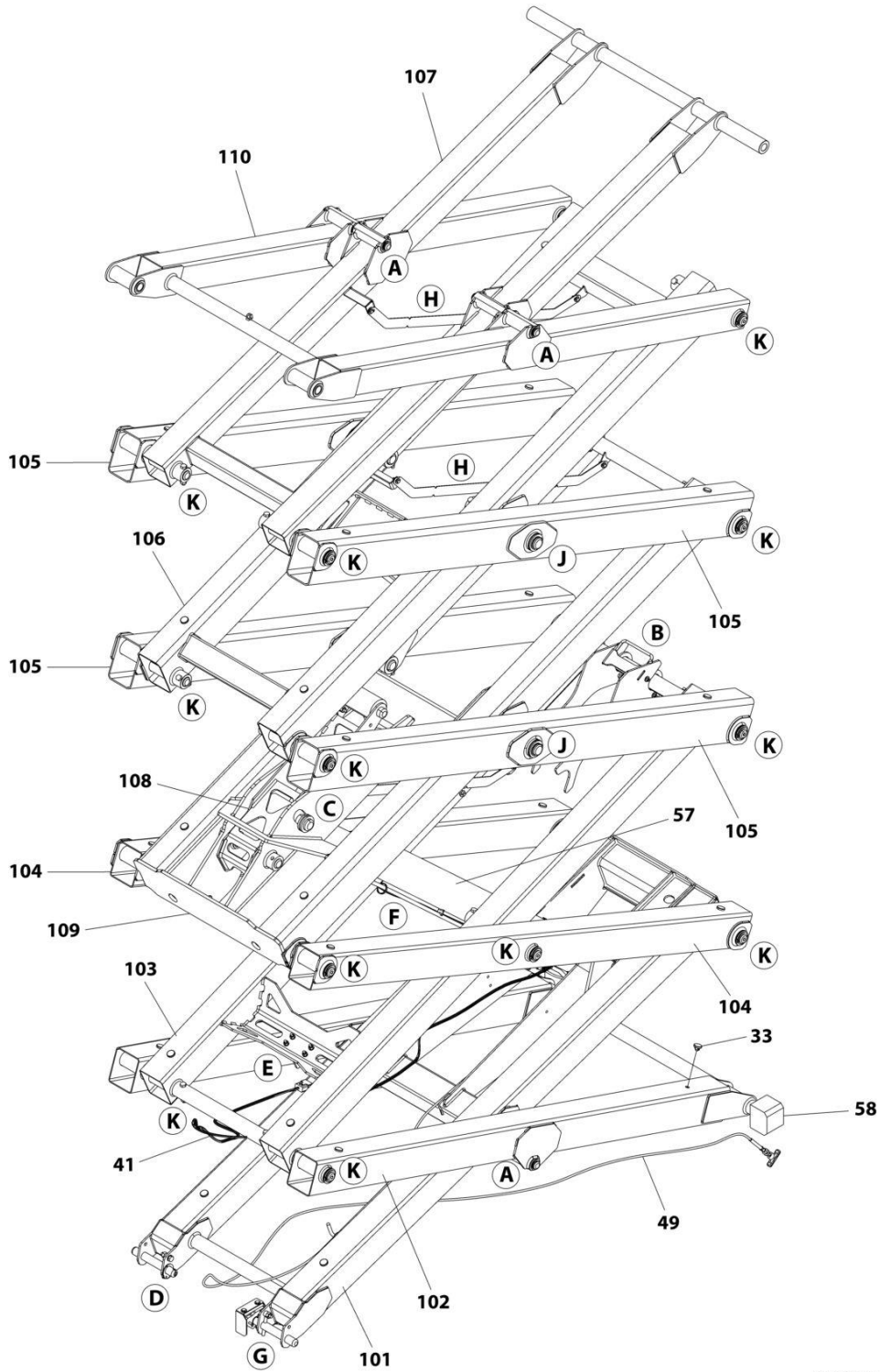
ITEM	PART NUMBER	QTY	DESCRIPTION	REV
	1001286794	Ref	SCISSORS ARMS INSTALLATION	B
1	0700610	6	Bolt M6 x 20	
2	0700612	7	Bolt M6 x 25	
3	0700814	4	Bolt M8 x 30	
4	0701015	3	Bolt M10 x 35	
5	0701018	1	Bolt M10 x 50	
6	0701021	19	Bolt M10 x 65	
7	0701024	4	Bolt M10 x 80	
8	0701219	1	Bolt M12 x 55	
9	3290405	2	Nut, Lock M4	
10	3290605	10	Nut, Lock M6	
11	3290805	4	Nut, Lock M8	
12	3291007	27	Nut, Lock M10	
13	3291207	1	Nut, Lock M12	
14	3321402	1	Nut, Jam 1/4	
15	3422998	1	Pin	
16	3760115	8	Ring, Retaining	
17	3760387	18	Ring, Snap	
18	3841143	3	Pin, Keeper	
19	3841203	1	Pin, Keeper	
20	3860104	1	Roller	
21	4010608	2	Screw M6 x 16	
22	4031512	2	Capscrew M4 x 40	
23	4160078	1	Spring	
24	4240017	AR	Tie-Strap (Not Shown)	
25	4420062	15 in /37 cm	Tape	
26	4740438	18	Washer M33	
27	4740531	8	Washer M26	
28	4811702	25	Washer M6	
29	4811900	8	Washer M8	
30	4812000	3	Washer M10	
31	1001128888	6	Washer	
32	1001130220	2	Nut Tinnerman M6	
33	1001137675	32	Bumper	
34	1001139000	1	Plate	
35	1001139002	2	Pad	
36	1001139003	1	Pin	
37	1001146963	1	Sensor, Angle	
38	1001214689	4	Ring, Retaining	
39	1001217457	4	Washer	
40	1001225164	1	Sensor, Pressure Transducer	
41	1001294243	1	Lift Down Harness (See Separate Breakdown in ELECTRICAL Section)	
42	1001234204	1	Key, Angle Sensor	
43	1001236165	2	Pin	
44	1001236167	4	Pin	
45	1001236169	18	Pin	
46	1001236170	1	Pin	

## SECTION 3 - SCISSORS ARMS

ITEM	PART NUMBER	QTY	DESCRIPTION	REV
47	1001236171	4	Pin	
48	1001236172	1	Pin	
49	1001236269	1	Cable, Manual Descent	
50	1001236486	1	Cover	
51	1001236487	1	Plate	
52	1001236488	1	Plate	
53	1001237824	3	Plate, Cable Guide	
54	1001238684	1	Arm, Prop Weldment	
55	1001239479	2	Plate	
56	1001243348	1	Adapter	
57	1001244417	1	Lift Cylinder Assembly (See Separate Breakdown in CYLINDER Section)	
58	1001247707	2	Block, Side	
59	1001285320	1	Sensor, Pressure Transducer	
100	1001236348	1	Arm Kit	
101	1001241662	1	Arm - Inner 1	
101	0440264	4	Bearing (Not Shown)	
102	1001241663	1	Arm - Outer 1	
102	0440264	4	Bearing - 1 ID (Not Shown)	
102	0440265	4	Bearing - 1-1/4 ID (Not Shown)	
103	1001241664	1	Arm - Inner 2	
104	1001241665	2	Arm - Outer 2	
104	0440265	6	Bearing (Not Shown)	
105	1001241666	1	Arm - Inner 3	
106	1001241667	4	Arm - Outer 3 and Outer 4	
106	0440265	4	Bearing - 1-1/4 ID (Not Shown)	
106	0962272	2	Bearing - 1-1/2 ID (Not Shown)	
107	1001241668	1	Arm - Inner 4	
108	1001241669	1	Arm - Inner 5	
108	0440264	4	Bearing (Not Shown)	
109	1001241670	1	Arm - Outer 5	
109	0440264	8	Bearing - 1 ID (Not Shown)	
109	0440265	4	Bearing - 1-1/4 ID (Not Shown)	
110	1001241671	1	Kicker	
110	0440265	2	Bearing (Not Shown)	

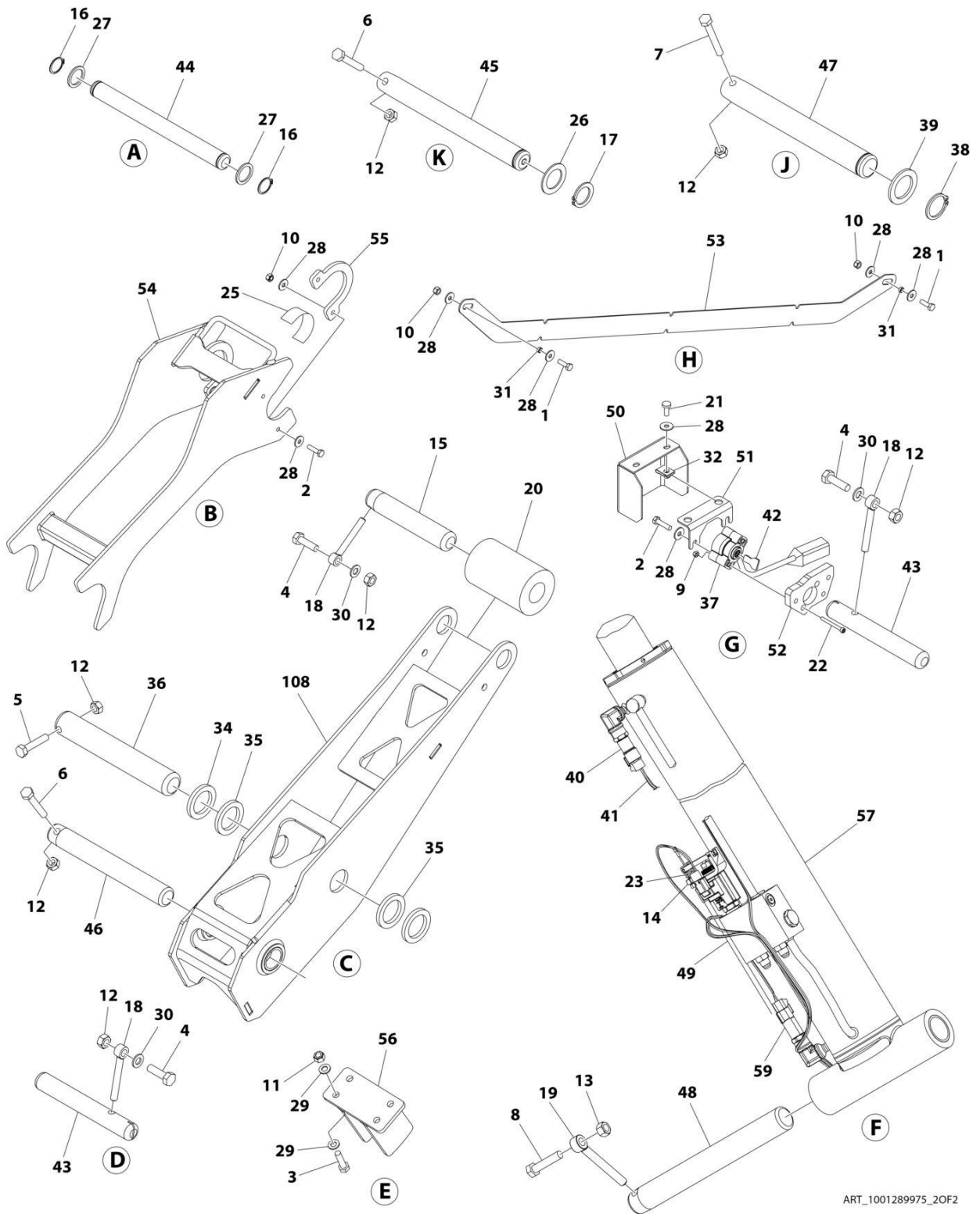
# SECTION 3 - SCISSORS ARMS

FIGURE 3-5. SCISSORS ARMS INSTALLATION (MACHINES WITH SN STARTING WITH M2)



ART\_1001289975\_1OF2

# SECTION 3 - SCISSORS ARMS



ART\_1001289975\_2OF2

## SECTION 3 - SCISSORS ARMS

FIGURE 3-5. SCISSORS ARMS INSTALLATION (MACHINES WITH SN STARTING WITH M2)

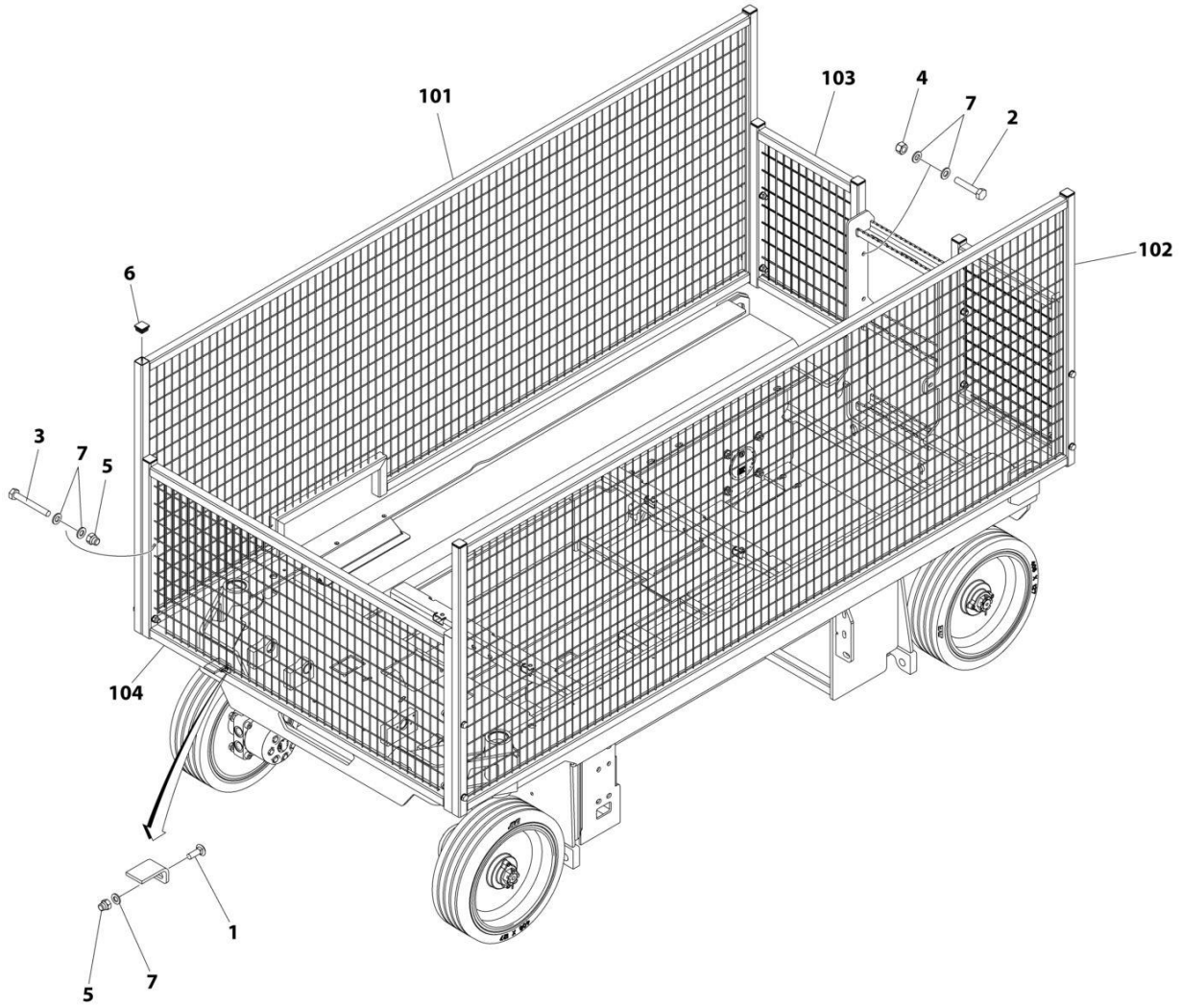
ITEM	PART NUMBER	QTY	DESCRIPTION	REV
	1001289975	Ref	ARMS INSTALLATION	A
1	0700610	6	Bolt M6 x 20	
2	0700612	7	Bolt M6 x 25	
3	0700814	4	Bolt M8 x 30	
4	0701015	3	Bolt M10 x 35	
5	0701018	1	Bolt M10 x 50	
6	0701021	19	Bolt M10 x 65	
7	0701024	4	Bolt M10 x 80	
8	0701219	1	Bolt M12 x 55	
9	3290405	2	Nut, Lock M4	
10	3290605	10	Nut, Lock M6	
11	3290805	4	Nut, Lock M8	
12	3291007	27	Nut, Lock M10	
13	3291207	1	Nut, Lock M12	
14	3321402	1	Nut, Jam 1/4	
15	3422998	1	Pin	
16	3760115	8	Ring, Retaining	
17	3760387	18	Ring, Snap	
18	3841143	3	Pin, Keeper	
19	3841203	1	Pin, Keeper	
20	3860104	1	Roller	
21	4010608	2	Screw M6 x 16	
22	4031512	2	Capscrew M4 x 40	
23	4160078	1	Spring	
24	4240017	AR	Tie-Strap (Not Shown)	
25	4420062	15 in/37cm	Tape	
26	4740438	18	Washer M33	
27	4740531	8	Washer M26	
28	4811702	25	Washer M6	
29	4811900	8	Washer M8	
30	4812000	3	Washer M10	
31	1001128888	6	Washer	
32	1001130220	2	Nut Tinnerman M6	
33	1001137675	32	Bumper	
34	1001139000	1	Plate	
35	1001139002	2	Pad	
36	1001139003	1	Pin	
37	1001146963	1	Sensor, Angle	
38	1001214689	4	Ring, Retaining	
39	1001217457	4	Washer	
40	1001225164	1	Sensor, Pressure Transducer	
41	1001233795	1	Lift Down Harness (See Separate Breakdown in ELECTRICAL Section)	
42	1001234204	1	Key, Angle Sensor	
43	1001236165	2	Pin	
44	1001236167	4	Pin	
45	1001236169	18	Pin	
46	1001236170	1	Pin	
47	1001236171	4	Pin	

## SECTION 3 - SCISSORS ARMS

ITEM	PART NUMBER	QTY	DESCRIPTION	REV
48	1001236172	1	Pin	
49	1001236269	1	Cable, Manual Descent	
50	1001236486	1	Cover	
51	1001236487	1	Plate	
52	1001236488	1	Plate	
53	1001237824	3	Plate, Cable Guide	
54	1001238684	1	Arm, Prop Weldment	
55	1001239479	2	Plate	
56	1001243348	1	Adapter	
57	1001244417	1	Lift Cylinder Assembly (See Separate Breakdown in CYLINDER Section)	
58	1001247707	2	Block, Side	
59	1001285320	1	Sensor, Pressure Transducer	
60	1001285829	1	Harness, Jumper to Lift Down (Not Shown) (See Separate Breakdown in ELECTRICAL Section)	
100	1001288748	1	Arm Weldment Kit (Includes Items 101 - 110)	
101	1001241662	1	Arm - Inner 1	
101	0440264	4	Bearing (Not Shown)	
102	1001241663	1	Arm - Outer 1	
102	0440264	4	Bearing - 1 ID (Not Shown)	
102	0440265	4	Bearing - 1-1/4 ID (Not Shown)	
103	1001241664	1	Arm - Inner 2	
104	1001241665	2	Arm - Outer 2	
104	0440265	6	Bearing - 1-1/4 ID (Not Shown)	
105	1001241667	4	Arm - Outer 3 and Outer 4	
105	0440265	4	Bearing - 1-1/4 ID (Not Shown)	
105	0962272	4	Bearing - 1-1/2 ID (Not Shown)	
106	1001241668	1	Arm - Inner 4	
107	1001241669	1	Arm - Inner 5	
107	0440264	4	Bearing (Not Shown)	
108	1001241671	1	Arm, Kicker Assembly	
108	0440265	2	Bearing (Not Shown)	
109	1001271839	1	Arm - Inboard 3 Assembly	
110	1001272456	1	Arm - Outboard Assembly	
110	0440264	8	Bearing (Not Shown)	
110	0440265	4	Bearing - 1-1/4 ID (Not Shown)	

# SECTION 3 - SCISSORS ARMS

## FIGURE 3-6. ARMS GUARD INSTALLATION



ART\_1001380024



## SECTION 3 - SCISSORS ARMS

### FIGURE 3-6. ARMS GUARD INSTALLATION

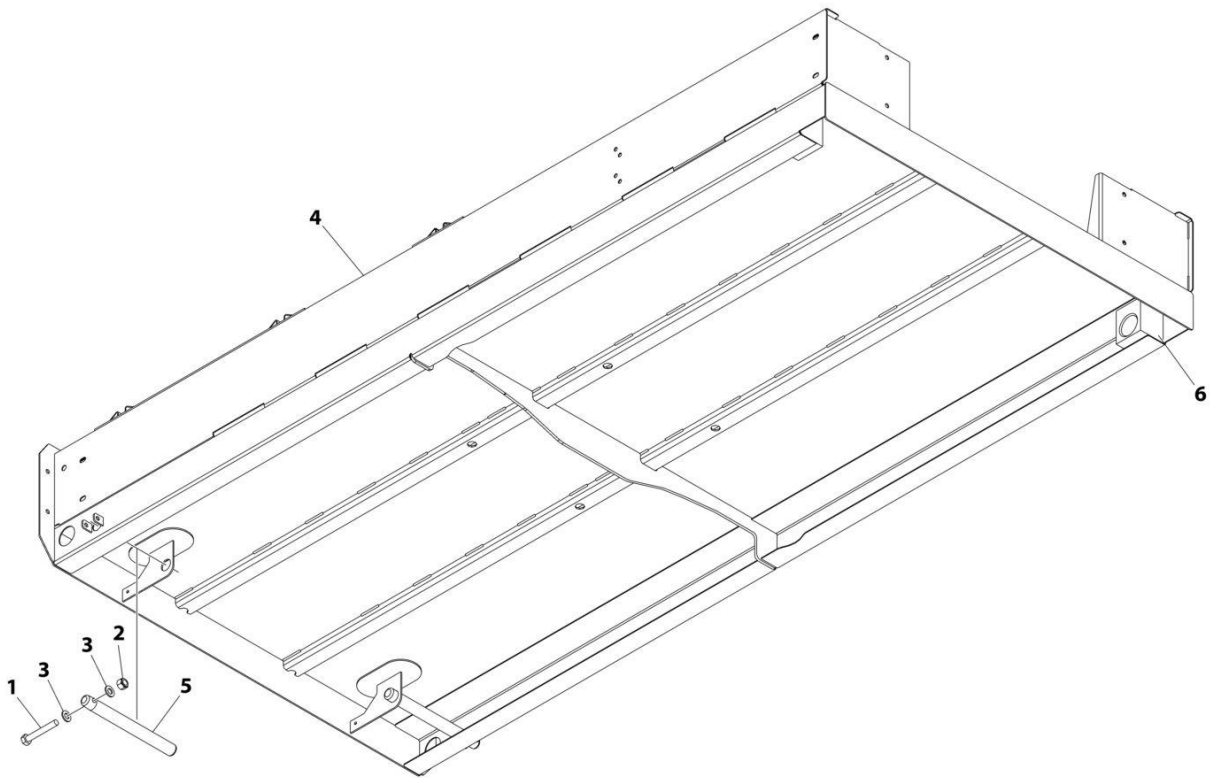
ITEM	PART NUMBER	QTY	DESCRIPTION	REV
	1001380024	Ref	ARM GUARD INSTALLATION	A
1	0630613	2	Bolt M10 x 30	
2	0701019	4	Bolt M10 x 55	
3	0701024	8	Bolt M10 x 80	
4	3291005	4	Nut M10	
5	3291006	10	Nut M10	
6	3520072	10	Plug	
7	4812000	26	Washer M10	
100	1001239943	1	Arm Guard Kit (Not Shown)	
101	1001239892	1	Guard, Arm (RH)	
102	1001239894	1	Guard, Arm (LH)	
103	1001239899	2	Guard, Arm (Rear)	
104	1001239904	1	Guard, Arm (Front)	



**SECTION 4 - PLATFORM**

# SECTION 4 - PLATFORM

FIGURE 4-1. PLATFORM INSTALLATION (MACHINES WITH SN STARTING WITH B2 & G2) (ALL SPECS EXCEPT CHINA GB SPECS)



ART\_1001234380\_C

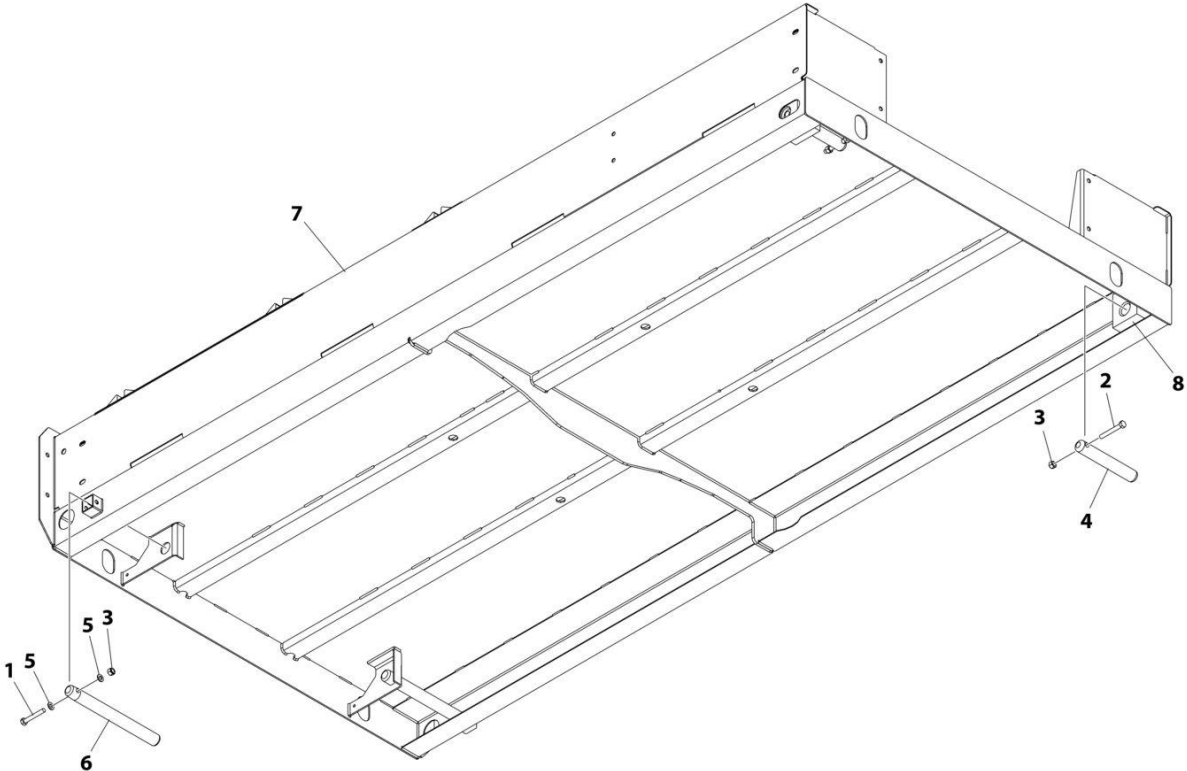
## SECTION 4 - PLATFORM

**FIGURE 4-1. PLATFORM INSTALLATION (MACHINES WITH SN STARTING WITH B2 & G2) (ALL SPECS EXCEPT CHINA GB SPECS)**

ITEM	PART NUMBER	QTY	DESCRIPTION	REV
	1001234380	Ref	PLATFORM INSTALLATION	C
1	0700819	2	Bolt M8 x 55	
2	3290805	2	Nut M8	
3	4811900	4	Washer M8	
4	1001234336	1	Platform	
5	1001235590	2	Pin	
6	1001247706	2	Block, Slide	

# SECTION 4 - PLATFORM

FIGURE 4-2. PLATFORM INSTALLATION (MACHINES WITH SN STARTING WITH B2 & G2) (CHINA GB SPECS)



ART\_1001269286

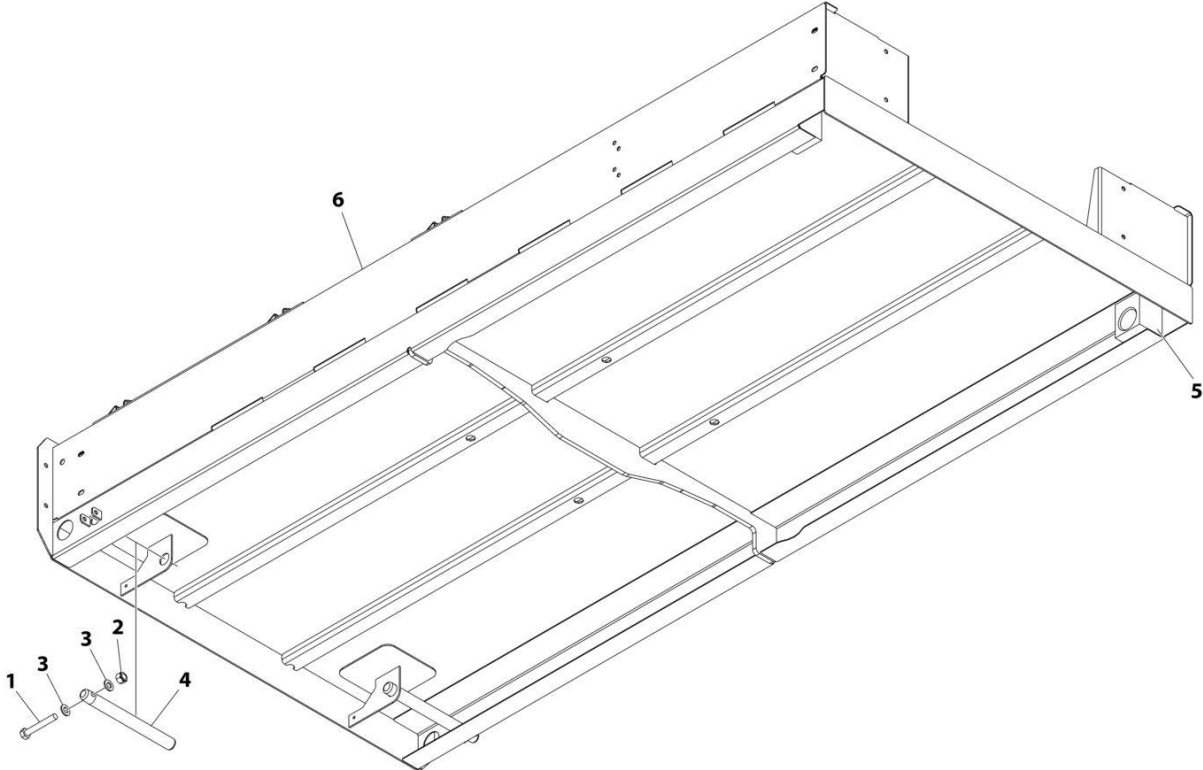
## SECTION 4 - PLATFORM

**FIGURE 4-2. PLATFORM INSTALLATION (MACHINES WITH SN STARTING WITH B2 & G2) (CHINA GB SPECS)**

ITEM	PART NUMBER	QTY	DESCRIPTION	REV
	1001269286	Ref	PLATFORM INSTALLATION	A
1	0700819	2	Bolt M8 x 55	
2	0700820	2	Bolt M8 x 60	
3	3290805	4	Nut M8	
4	3422426	2	Pin	
5	4811900	4	Washer M8	
6	1001235590	2	Pin	
7	1001269279	1	Platform	
8	1001269401	2	Block, Side	

**SECTION 4 - PLATFORM**

**FIGURE 4-3. PLATFORM INSTALLATION (MACHINES WITH SN STARTING WITH M2)**



ART\_1001271886



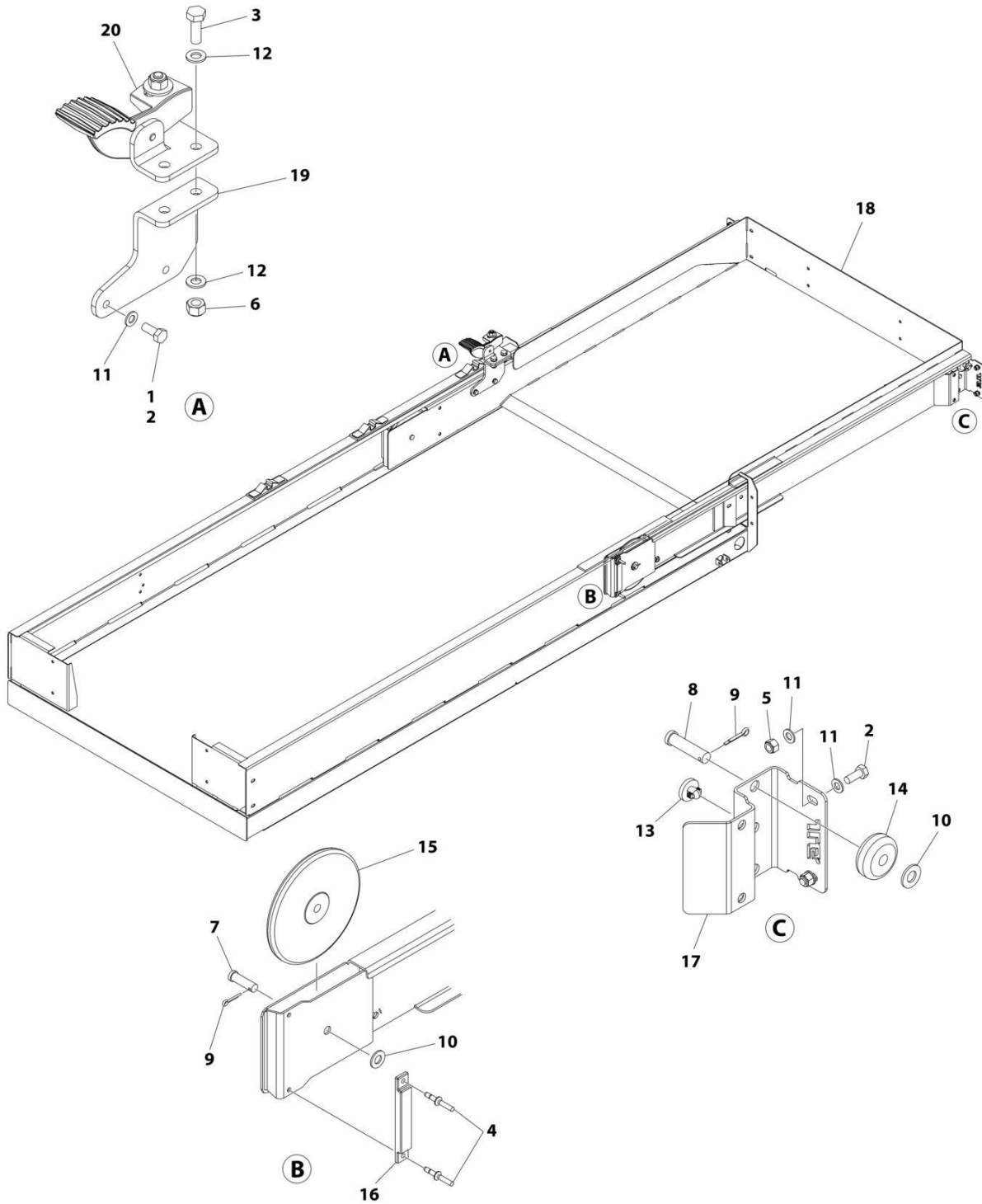
## SECTION 4 - PLATFORM

**FIGURE 4-3. PLATFORM INSTALLATION (MACHINES WITH SN STARTING WITH M2)**

ITEM	PART NUMBER	QTY	DESCRIPTION	REV
	1001271886	Ref	PLATFORM INSTALLATION	B
1	0700819	2	Bolt M8 x 55	
2	3290805	2	Nut M8	
3	4811900	4	Washer M8	
4	1001235590	2	Pin	
5	1001247706	2	Block, Slide	
6	1001271615	1	Platform	

# SECTION 4 - PLATFORM

FIGURE 4-4. PLATFORM EXTENSION INSTALLATION (ALL SPECS EXCEPT CHINA GB SPECS)



ART\_1001234381

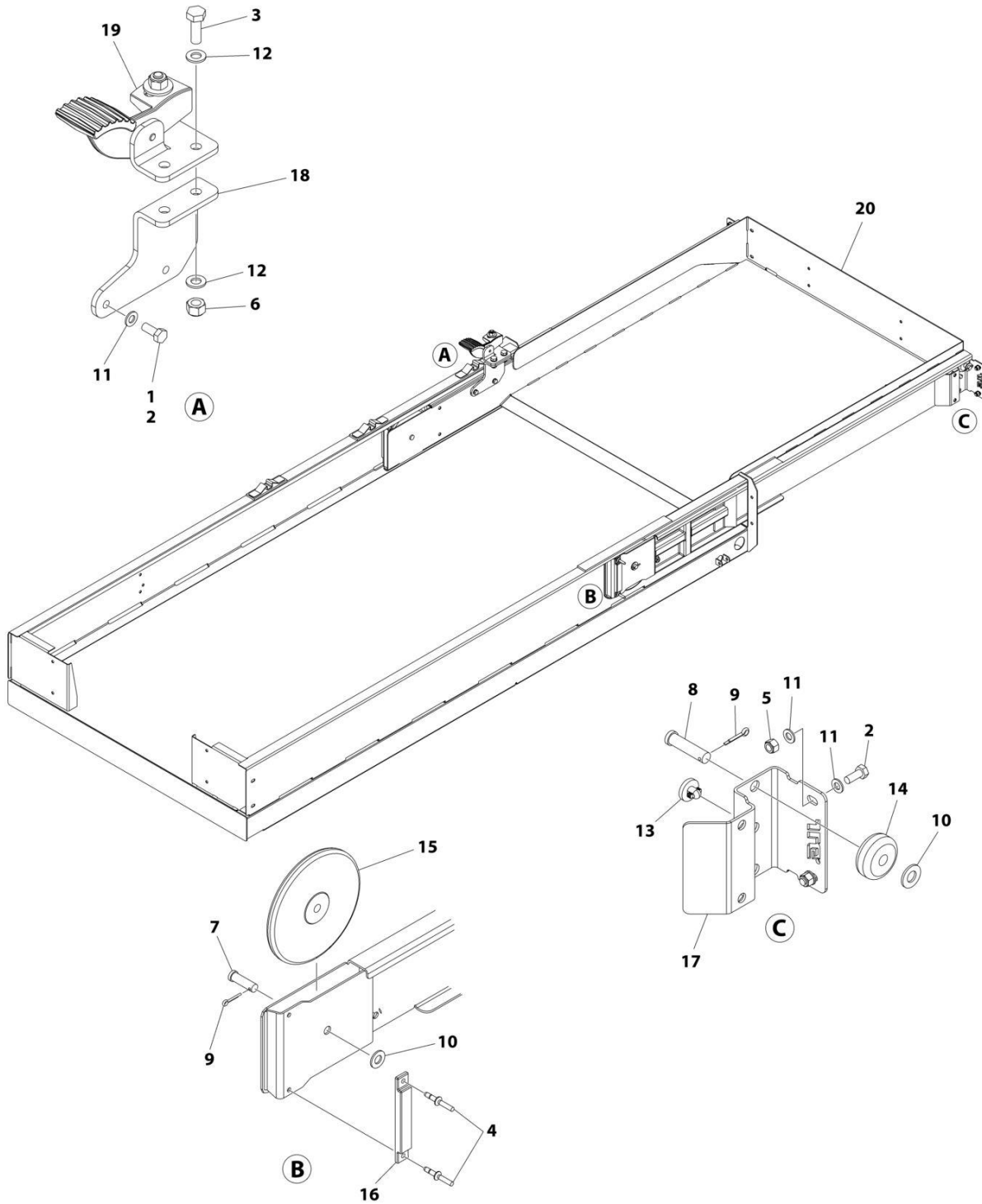
## SECTION 4 - PLATFORM

**FIGURE 4-4. PLATFORM EXTENSION INSTALLATION (ALL SPECS EXCEPT CHINA GB SPECS)**

ITEM	PART NUMBER	QTY	DESCRIPTION	REV
	1001234381	Ref	PLATFORM EXTENSION INSTALLATION	C
1	0100011	AR	Compound, Locking	
2	0760810	6	Bolt M8 x 20	
3	0761014	2	Bolt M10 x 30	
4	2080040	4	Fastener	
5	3290805	4	Nut M8	
6	3291005	2	Nut M10	
7	3430813	2	Pin	
8	3430816	2	Pin	
9	3450403	4	Pin, Cotter	
10	4711800	4	Washer 1/2	
11	4811900	10	Washer M8	
12	4812000	4	Washer M10	
13	1001137675	2	Bumper	
14	1001205422	2	Roller (Front)	
15	1001205430	2	Roller (Rear)	
16	1001208852	2	Pad	
17	1001210064	2	Support	
18	1001213470	1	Extension, Platform	
19	1001213838	1	Latch Assembly	
20	1001234407	1	Bracket	

# SECTION 4 - PLATFORM

## FIGURE 4-5. PLATFORM EXTENSION INSTALLATION (CHINA GB SPECS)



ART\_1001269288

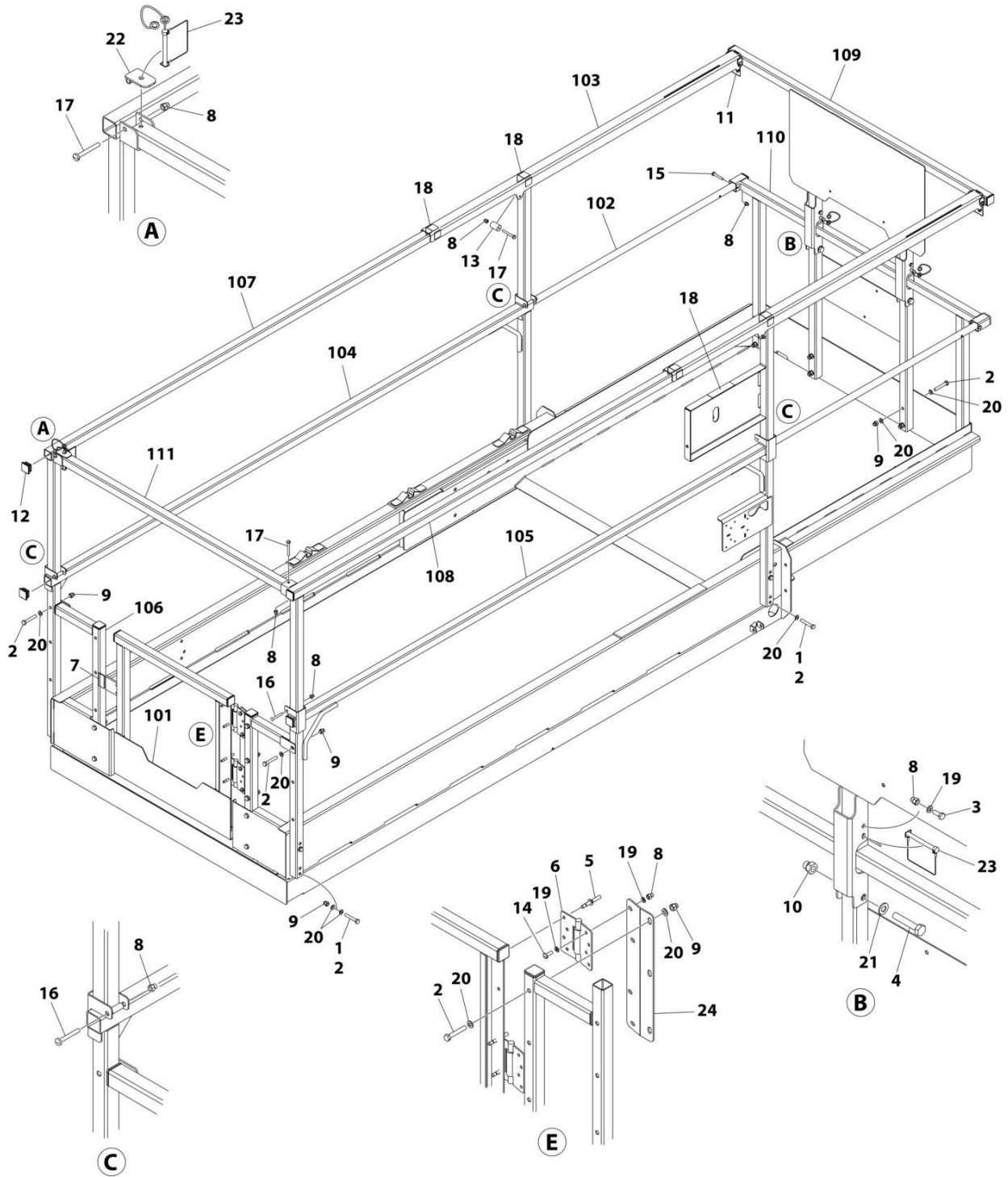
## SECTION 4 - PLATFORM

**FIGURE 4-5. PLATFORM EXTENSION INSTALLATION (CHINA GB SPECS)**

ITEM	PART NUMBER	QTY	DESCRIPTION	REV
	1001269288	Ref	PLATFORM EXTENSION INSTALLATION	A
1	0100011	AR	Compound, Locking	
2	0760810	6	Bolt M8 x 20	
3	0761014	2	Bolt M10 x 30	
4	2080040	4	Fastener	
5	3290805	4	Nut M8	
6	3291005	2	Nut M10	
7	3430813	2	Pin	
8	3430816	2	Pin	
9	3450403	4	Pin, Cotter	
10	4711800	4	Washer 1/2	
11	4811900	10	Washer M8	
12	4812000	4	Washer M10	
13	1001137675	2	Bumper	
14	1001205422	2	Roller (Front)	
15	1001205430	2	Roller (Rear)	
16	1001208852	2	Pad	
17	1001210064	2	Support	
18	1001213838	1	Latch Assembly	
19	1001234407	1	Bracket	
20	1001269236	1	Extension, Platform	

# SECTION 4 - PLATFORM

## FIGURE 4-6. RAILS INSTALLATION (TUBE IN TUBE)



ART\_1001234382

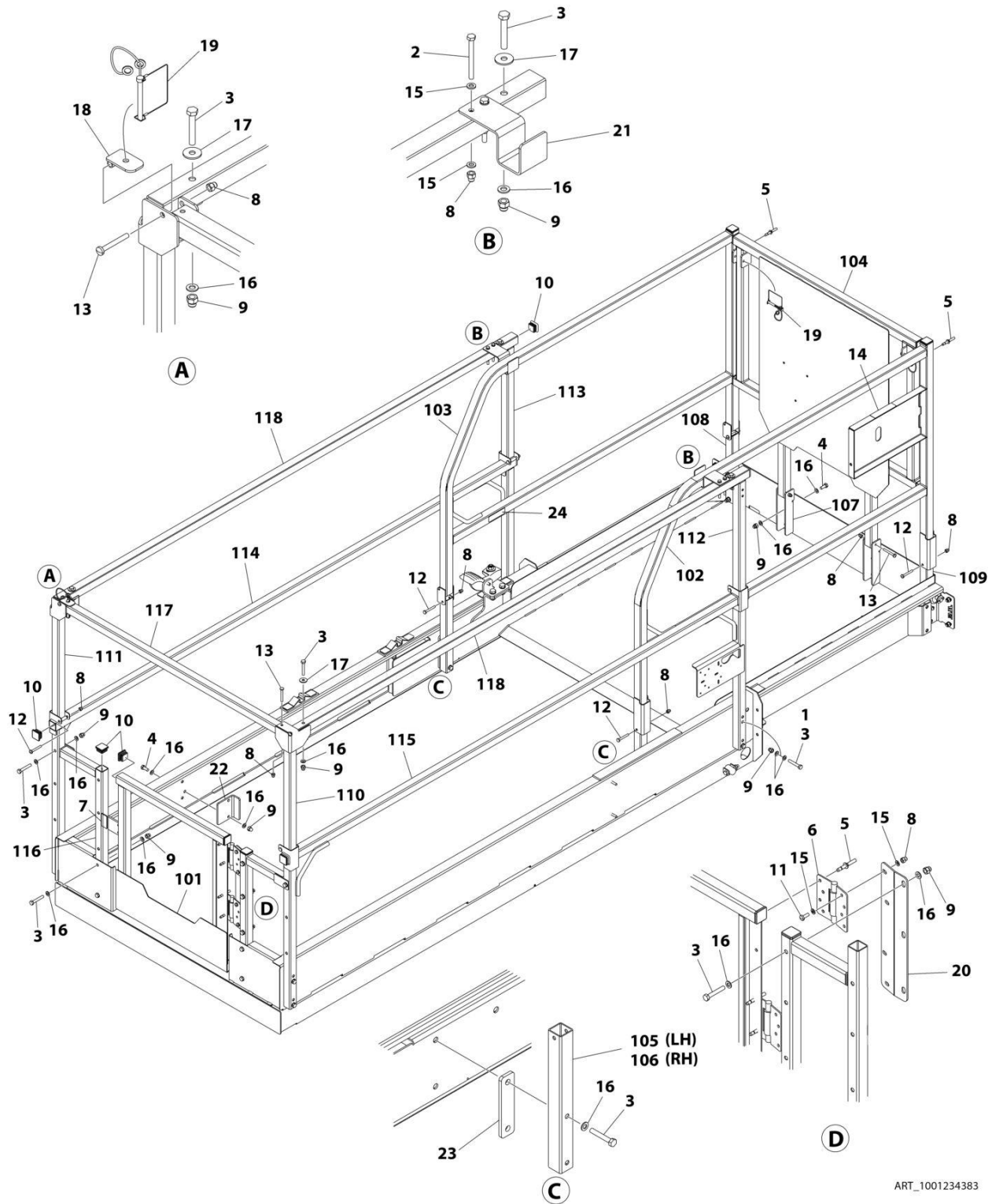
## SECTION 4 - PLATFORM

**FIGURE 4-6. RAILS INSTALLATION (TUBE IN TUBE)**

ITEM	PART NUMBER	QTY	DESCRIPTION	REV
	1001234382	Ref	RAILS INSTALLATION (TUBE IN TUBE)	D
1	0100011	AR	Compound, Locking	
2	0700818	25	Bolt M8 x 50	
3	0760608	2	Bolt M6 x 16	
4	0761019	2	Bolt M10 x 55	
5	2080040	4	Fastener	
6	2600281	2	Hinge	
7	3080007	1	Magnet, Gate	
8	3290606	16	Nut M6	
9	3290806	21	Nut M8	
10	3291006	2	Nut M10	
11	3422219	2	Pin, Snap	
12	3520072	14	Plug	
13	3860111	2	Roller	
14	4010608	4	Screw M6 x 16	
15	4010616	2	Screw M6 x 40	
16	4010617	4	Screw M6 x 45	
17	4010618	4	Screw M6 x 50	
18	4420062	16 in/ 40cm	Tape	
19	4811700	10	Washer M6	
20	4811900	50	Washer M8	
21	4812000	2	Washer M10	
22	1001154378	1	Bracket	
23	1001187587	3	Pin, Snap with Lanyard	
24	1001210586	1	Support	
100	1001235959	1	Rail Kit (Not Shown)	
101	1001210302	1	Gate	
102	1001213415	2	Rod, Extension MID	
103	1001213416	2	Rail, Extension Top	
104	1001234006	1	Rail, Side MID (LH)	
105	1001234007	1	Rail, Side MID (RH)	
106	1001234008	2	Rail, Rear	
107	1001234141	1	Rail, Side Top (LH)	
108	1001234142	1	Rail, Side Top (RH)	
109	1001234266	1	Rail, Extension Top Front	
110	1001234267	1	Rail, Extension MID Front	
111	1001234268	1	Tube, Rear Top	

# SECTION 4 - PLATFORM

FIGURE 4-7. RAILS INSTALLATION (SIDE BY SIDE) (ALL SPECS EXCEPT CHINA GB SPECS)



ART\_1001234383



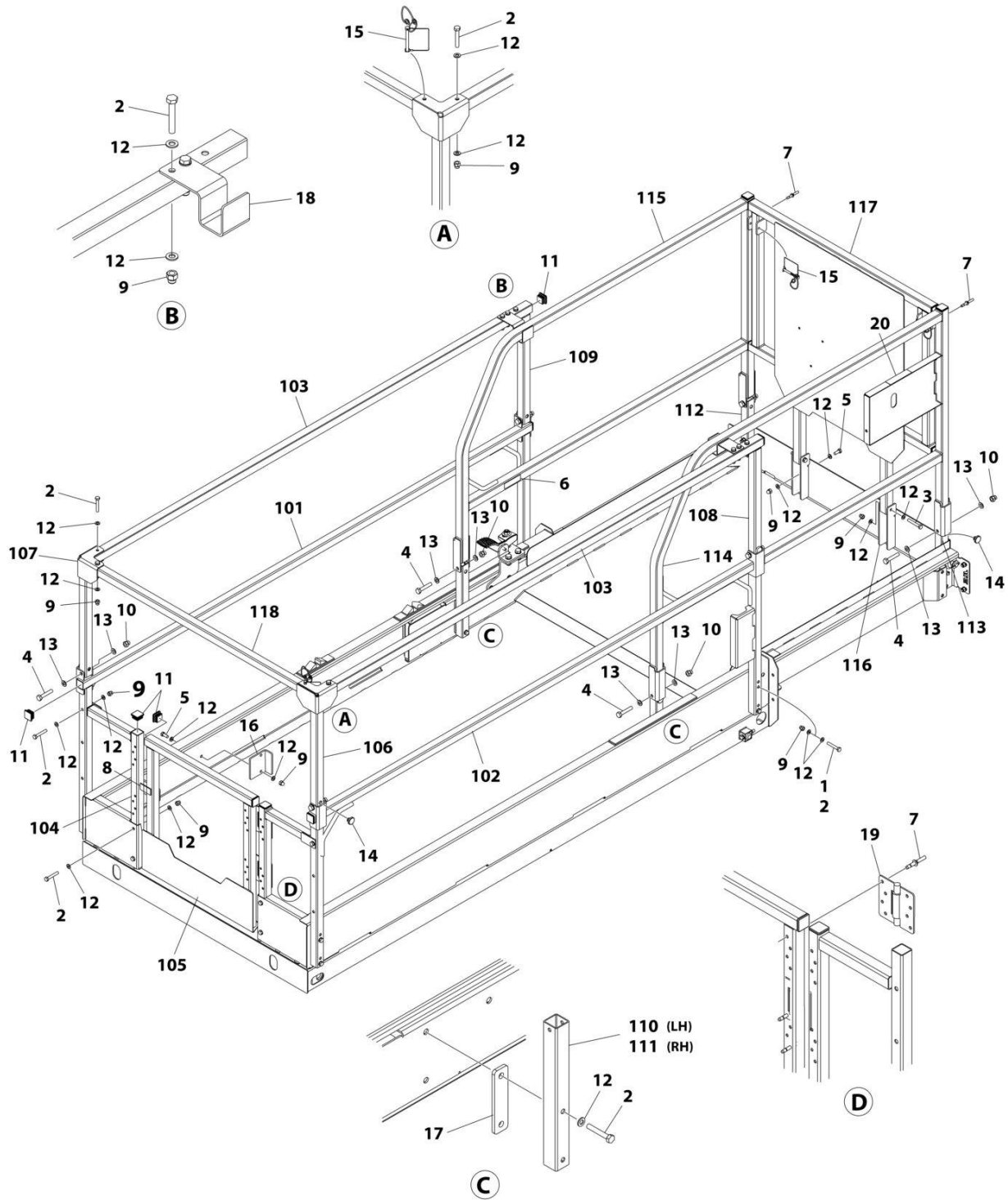
## SECTION 4 - PLATFORM

**FIGURE 4-7. RAILS INSTALLATION (SIDE BY SIDE) (ALL SPECS EXCEPT CHINA GB SPECS)**

ITEM	PART NUMBER	QTY	DESCRIPTION	REV
	1001234383	Ref	RAILS INSTALLATION (SIDE BY SIDE)	G
1	0100011	AR	Compound, Locking	
2	0700621	AR	Bolt M6 x 65	
2	0700618	AR	Bolt M6 x 50	
3	0700818	29	Bolt M8 x 50	
4	0760810	6	Bolt M8 x 20	
5	2080040	6	Fastener	
6	2600281	2	Hinge	
7	3080007	1	Magnet, Gate	
8	3290606	20	Nut M6	
9	3290806	31	Nut M8	
10	3520072	18	Plug	
11	4010608	4	Screw M6 x 16	
12	4010617	8	Screw M6 x 45	
13	4010618	4	Screw M6 x 50	
14	4420062	4 in/ 10cm	Tape	
15	4811700	16	Washer M6	
16	4811900	66	Washer M8	
17	4811902	4	Washer M8	
18	1001154378	1	Bracket	
19	1001187587	3	Pin, Snap with Lanyard	
20	1001210586	1	Support	
21	1001237911	2	Bracket	
22	1001232622	1	Bracket	
23	1001235287	2	Plate	
24	1704277	2	Decal - Lanyard Attach Graphic	
100	1001235960	1	Rail Kit (Not Shown)	
101	1001210302	1	Gate	
102	1001213915	1	Rail, Extension Side (RH)	
103	1001213916	1	Rail, Extension Side (LH)	
104	1001213931	1	Rail, Extension Front	
105	1001222861	1	Tube Rail (Lower LH)	
106	1001222869	1	Tube Rail (Lower RH)	
107	1001223053	2	Bracket	
108	1001223165	1	Tube, Extension (Lower LH)	
109	1001223166	1	Tube, Extension (Lower RH)	
110	1001229739	1	Rail Rear (Upper RH)	
111	1001229740	1	Rail Rear (Upper LH)	
112	1001229741	1	Rail Front (Upper RH)	
113	1001229742	1	Rail Front (Upper LH)	
114	1001234006	1	Rail Rear (Lower LH)	
115	1001234007	1	Rail Rear (Lower RH)	
116	1001234008	2	Rail, Gate Mount	
117	1001234268	1	Tube, Rear Top	
118	1001235286	2	Rail, Side Top	

# SECTION 4 - PLATFORM

## FIGURE 4-8. RAILS INSTALLATION (SIDE BY SIDE) (CHINA GB SPECS)



ART\_1001269287

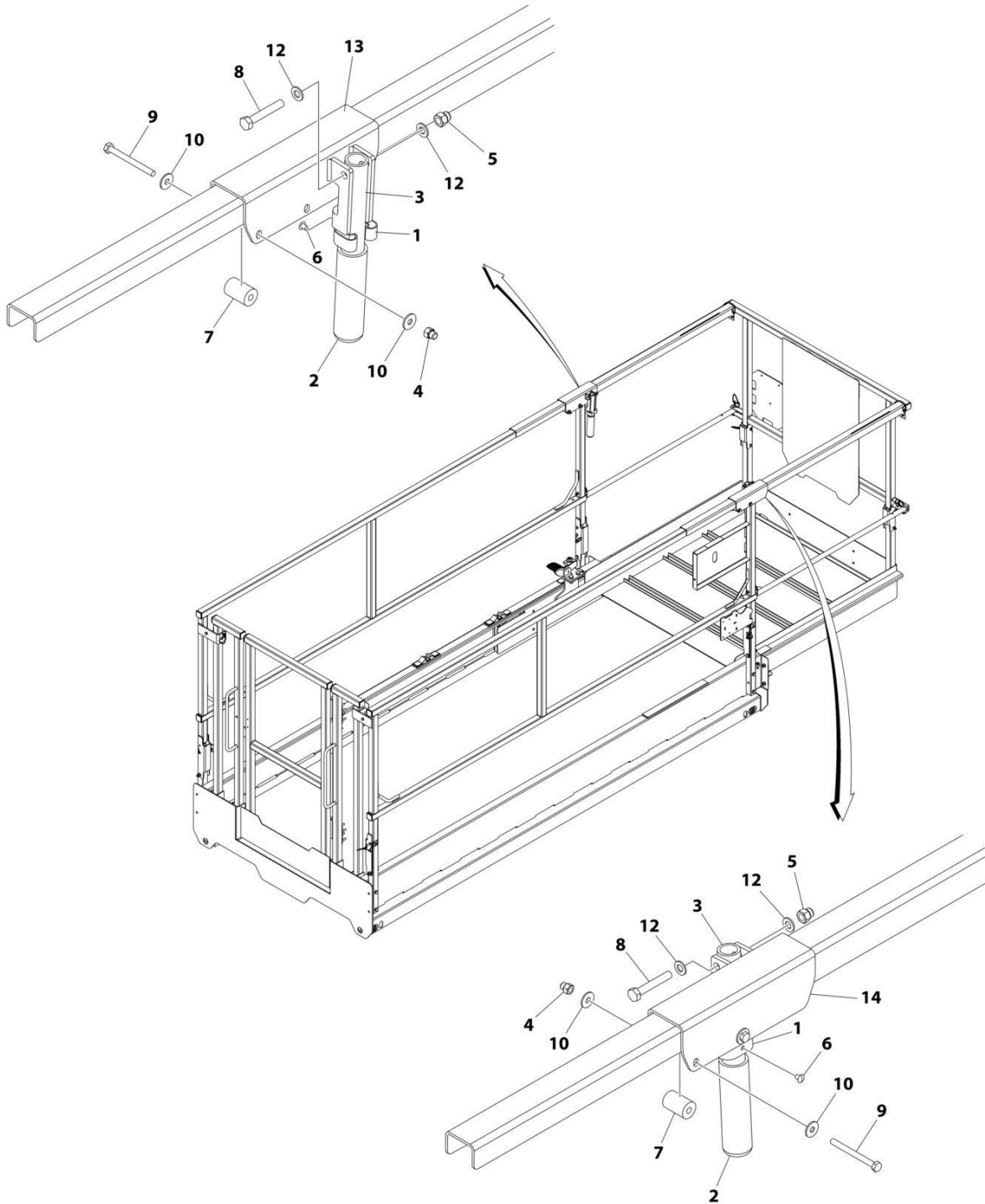
## SECTION 4 - PLATFORM

**FIGURE 4-8. RAILS INSTALLATION (SIDE BY SIDE) (CHINA GB SPECS)**

ITEM	PART NUMBER	QTY	DESCRIPTION	REV
	1001269287	Ref	RAILS INSTALLATION (SIDE BY SIDE)	A
1	0100011	AR	Compound, Locking	
2	0700818	31	Bolt M8 x 50	
3	0700819	2	Bolt M8 x 55	
4	0701019	8	Bolt M10 x 55	
5	0760810	6	Bolt M8 x 20	
6	1704277	2	Decal - Lanyard Attached Graphic	
7	2080040	18	Fastener	
8	3080007	1	Magnet, Gate	
9	3290806	35	Nut M8	
10	3291006	8	Nut M10	
11	3520072	18	Plug	
12	4811900	78	Washer M8	
13	4812000	16	Washer M10	
14	1001137675	8	Bumper	
15	1001187587	3	Pin, Snap With Lanyard	
16	1001232622	1	Bracket	
17	1001235287	2	Plate	
18	1001269701	2	Bracket	
19	2600281	2	Hinge	
20	4420062	4 in\10cm	Tape	
100	1001270276	1	Rail Kit (Not Shown)	
101	1001269291	1	Rail Rear (Lower LH)	
102	1001269292	1	Rail Rear (Lower RH)	
103	1001269293	2	Rail, Side Top	
104	1001269477	2	Rail, Gate Mount	
105	1001269496	1	Gate	
106	1001269585	1	Rail Rear (Upper RH)	
107	1001269586	1	Rail Rear (Upper LH)	
108	1001269587	1	Rail Front (Upper RH)	
109	1001269588	1	Rail Front (Upper LH)	
110	1001269590	1	Tube Rail (Lower LH)	
111	1001269591	1	Tube Rail (Lower RH)	
112	1001269592	1	Tube Extension (Lower LH)	
113	1001269593	1	Tube Extension (Lower RH)	
114	1001269594	1	Rail, Extension Side (RH)	
115	1001269595	1	Rail, Extension Side (LH)	
116	1001269598	2	Bracket	
117	1001269600	1	Rail, Extension Front	
118	1001269656	1	Tube, Rear Top	

# SECTION 4 - PLATFORM

## FIGURE 4-9. EXTENSION HANDLES INSTALLATION (OPTIONAL)



ART\_1001215446\_E

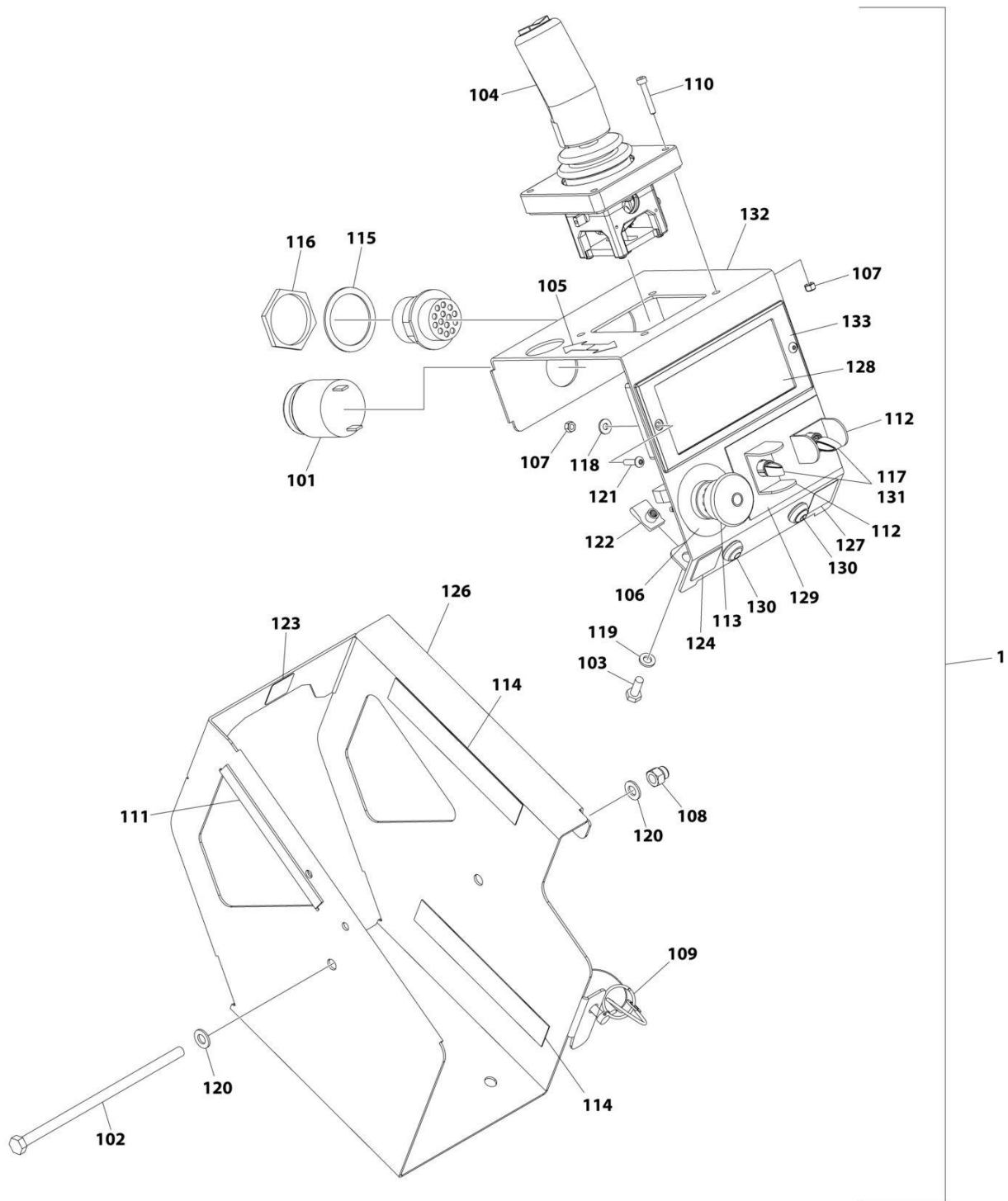
## SECTION 4 - PLATFORM

**FIGURE 4-9. EXTENSION HANDLES INSTALLATION (OPTIONAL)**

ITEM	PART NUMBER	QTY	DESCRIPTION	REV
	1001215446	Ref	EXTENSION HANDLES INSTALLATION (OPTIONAL)	E
1	1380132	2	Clip	
2	2560088	2	Grip	
3	2560190	2	Handle	
4	3290606	2	Nut M6	
5	3290806	2	Nut M8	
6	3820019	2	Rivet	
7	3860111	2	Roller	
8	0700818	AR	Bolt M8 x 50	
9	0700621	AR	Bolt M6 x 65	
10	4811702	AR	Washer M6	
12	4811900	AR	Washer M8	
13	1001235560	1	Bracket (LH)	
14	1001235561	1	Bracket (RH)	

# SECTION 4 - PLATFORM

FIGURE 4-10. PLATFORM CONTROL INSTALLATION (MACHINES WITH SN STARTING WITH 12, B2 & M2)



ART\_1001274659

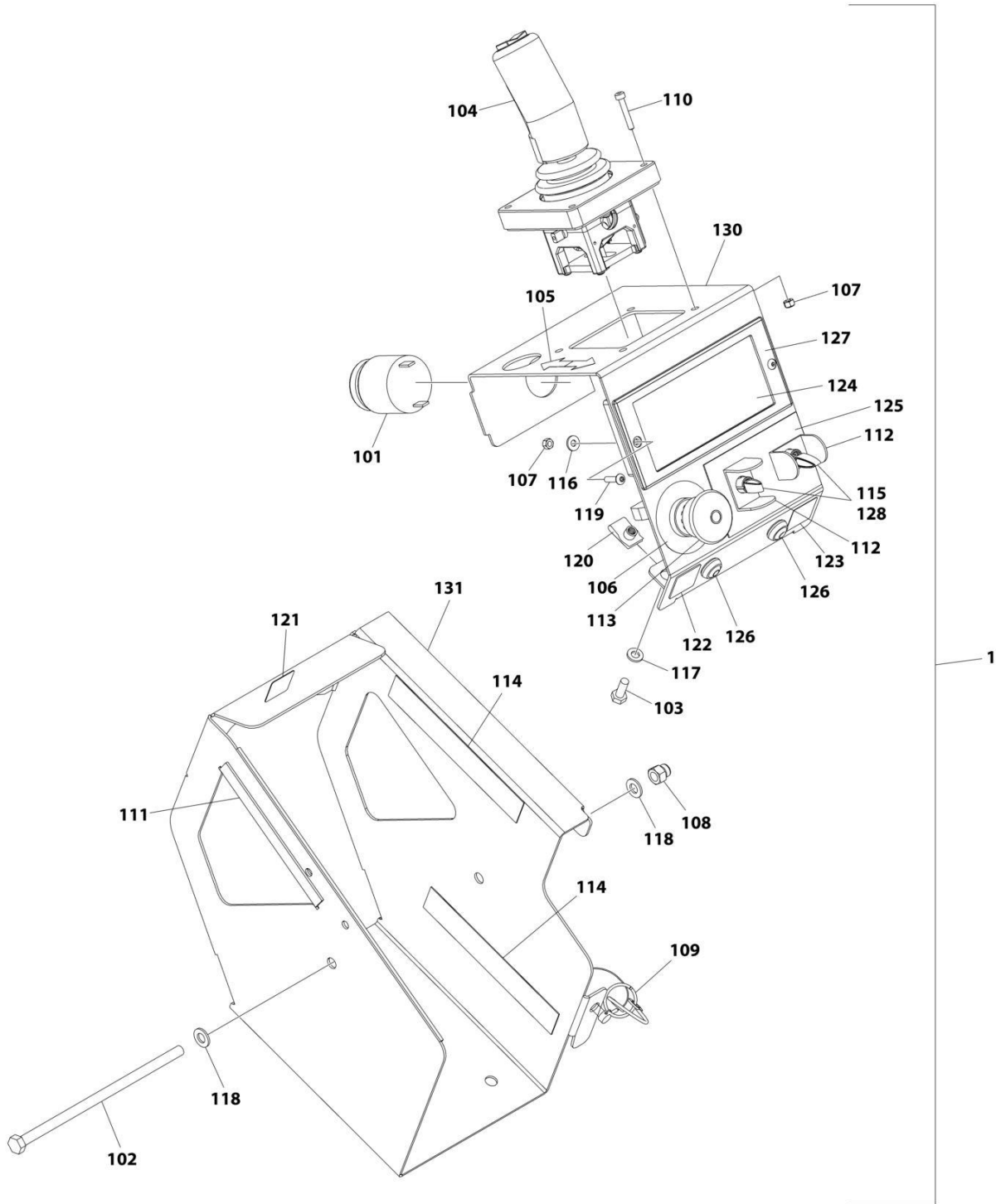
## SECTION 4 - PLATFORM

**FIGURE 4-10. PLATFORM CONTROL INSTALLATION (MACHINES WITH SN STARTING WITH 12, B2 & M2)**

ITEM	PART NUMBER	QTY	DESCRIPTION	REV
	1001274659	Ref	PLATFORM CONTROL INSTALLATION (LED)	A
1	1001274604	1	Platform Control Box	B
101	0140030	1	Alarm	
102	0700835	1	Bolt M8 x 180	
103	0760610	2	Bolt M6 x 20	
104	1600402	1	Controller Assembly (See Separate Breakdown in this Section)	
105	1703819	1	Decal - Arrow	
106	1704260	1	Decal - Emergency Stop	
107	3290405	6	Nut M4	
108	3290806	1	Nut M8	
109	3423278	1	Pin, Snap with Lanyard	
110	4031509	4	Capscrew M4 x 25	
111	4060803	6 in/ 14cm	Flex-Trim	
112	4060906	2	Guard, Switch	
113	4360475	1	Switch, Emergency Stop	
113	7020175	1	Cap	
113	7020176	1	Block, Contact	
114	4420062	12 in/ 30cm	Tape	
115	4460496	1	Washer, Terminal	
116	4460497	1	Nut, Terminal	
117	4711700	2	Washer 7/16	
118	4811400	2	Washer M4	
119	4811700	2	Washer M6	
120	4811900	2	Washer M8	
121	1001047064	2	Screw M4 x 15	
122	1001130220	2	Nut, Tinnerman M6	
123	1001132358	1	Decal - Steer	
124	1001132361	1	Decal - Horn	
125	1001200819	1	Platform Control Box Harness (Not Shown) (See Separate Breakdown in ELECTRICAL Section)	
126	1001209596	1	Plate, Box (Outside)	
127	1001213886	1	Decal - Indoor/Outdoor	
128	1001218285	1	Decal - Platform Control	
129	1001220893	1	Decal - Lift/Drive Function	
130	1001226749	2	Switch, Push Button	
131	1001258446	2	Switch, Toggle	
132	1001262655	1	Plate, Box (Inside)	
133	1001274605	1	Module, Platform Control	

# SECTION 4 - PLATFORM

FIGURE 4-11. PLATFORM CONTROL INSTALLATION (MACHINES WITH SN STARTING WITH G2)



ART\_1001274660



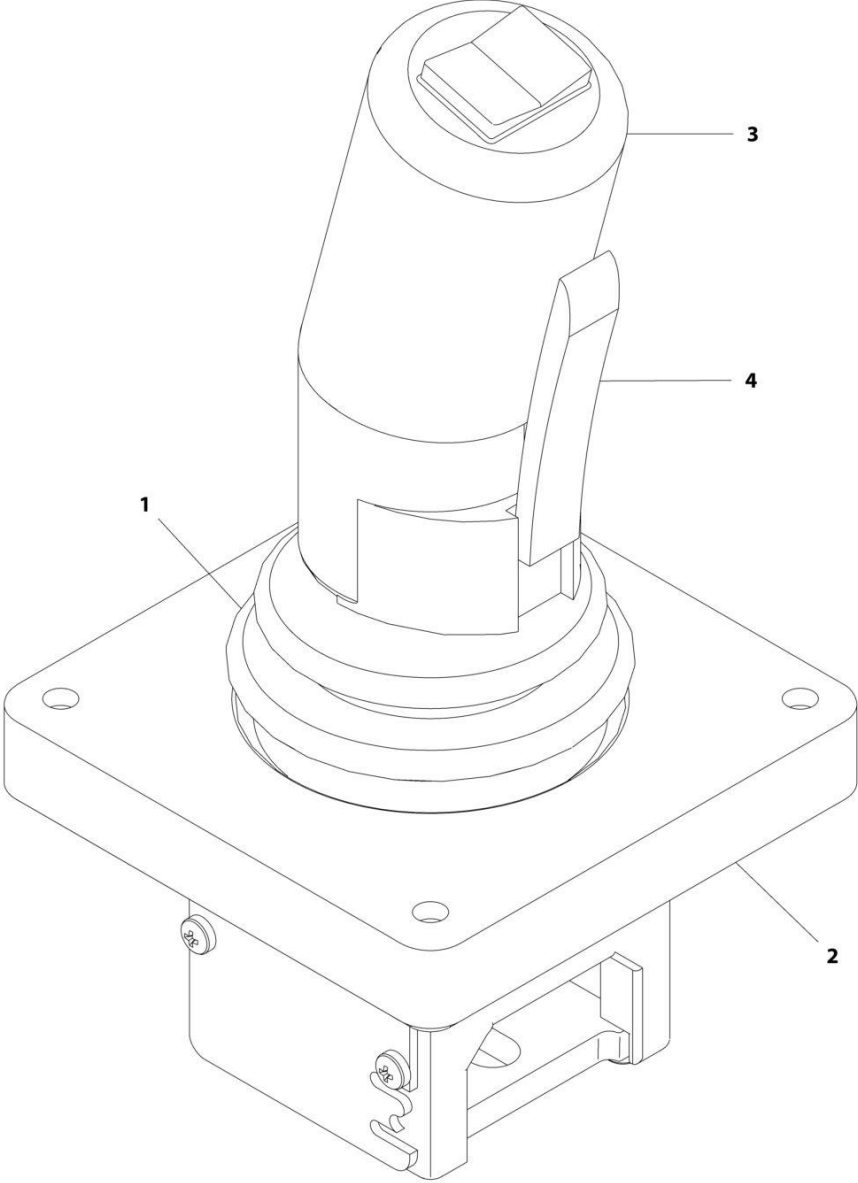
## SECTION 4 - PLATFORM

**FIGURE 4-11. PLATFORM CONTROL INSTALLATION (MACHINES WITH SN STARTING WITH G2)**

ITEM	PART NUMBER	QTY	DESCRIPTION	REV
	1001274660	Ref	PLATFORM CONTROL INSTALLATION	A
1	1001274613	1	Platform Control Box	C
101	0140030	1	Alarm	
102	0700835	1	Bolt M8 x 180	
103	0760610	2	Bolt M6 x 20	
104	1600402	1	Controller Assembly (See Separate Breakdown in this Section)	
105	1703819	1	Decal - Arrow	
106	1704260	1	Decal - Emergency Stop	
107	3290405	6	Nut M4	
108	3290806	1	Nut M8	
109	3423278	1	Pin, Snap with Lanyard	
110	4031509	4	Capscrew M4 x 25	
111	4060803	6 in /14 cm	Flex-Trim	
112	4060906	2	Guard, Switch	
113	1001274559	1	Switch, Emergency Stop (Plastic)	
114	4420062	12 in /30 cm	Tape	
115	4711700	2	Washer 7/16	
116	4811400	2	Washer M4	
117	4811700	2	Washer M6	
118	4811900	2	Washer M8	
119	1001047064	2	Screw M4 x 15	
120	1001130220	2	Nut, Tinnerman M6	
121	1001132358	1	Decal - Steer	
122	1001132361	1	Decal - Horn	
123	1001213886	1	Decal - Indoor/Outdoor	
124	1001218285	1	Decal - Platform Control	
125	1001220893	1	Decal - Lift/Drive Function	
126	1001226749	2	Switch, Push Button	
127	1001228112	1	Module, Platform Control	
128	1001258446	2	Switch, Toggle	
129	1001291630	1	Platform Control Box Harness (Not Shown) (See Separate Breakdown in ELECTRICAL Section)	
130	1001270470	1	Plate, Box (Inside)	
131	1001270471	1	Plate, Box (Outside)	

**SECTION 4 - PLATFORM**

**FIGURE 4-12. CONTROLLER ASSEMBLY**



ART\_1600402

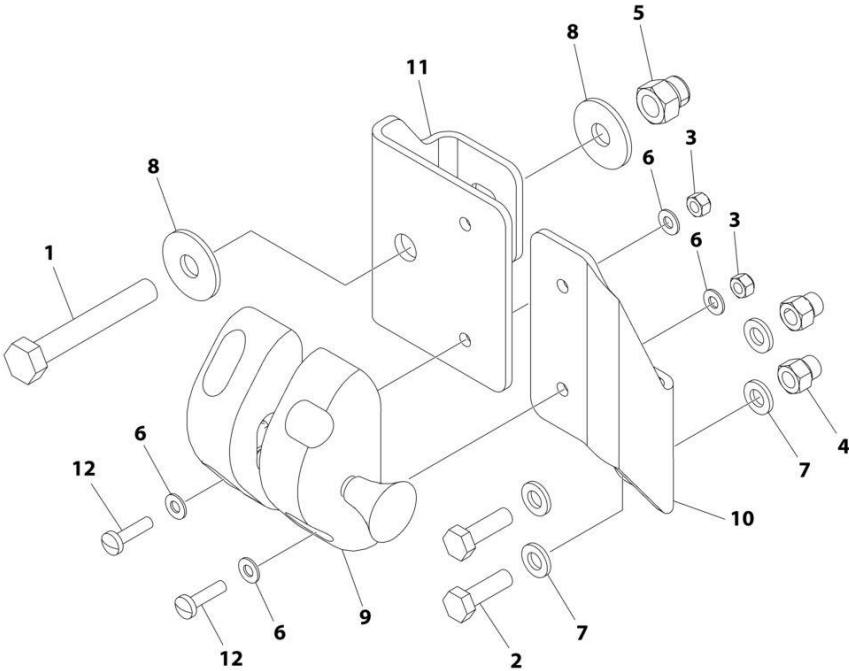
## SECTION 4 - PLATFORM

### FIGURE 4-12. CONTROLLER ASSEMBLY

ITEM	PART NUMBER	QTY	DESCRIPTION	REV
	1600402	Ref	DRIVE/STEER CONTROLLER ASSEMBLY	A
1	70001250	1	Boot, Panel	
2	70001252	1	Gasket, Mounting	
2	70001251	1	Bezel, Mounting	
3	70003650	1	Handle Repair Kit (Includes handle gasket, item#4 push button and item #4 lever installed in front handle half, back handle half, top actuator, boot and hardware.)	
3	70000084	1	Cap, Rubber	
3	70000082	1	Microswitch	
3	7027766	1	Ring, Retaining	
3	7027365	1	Actuator, Handle	
3	70001253	1	Gasket, Handle	
3	70000683	4	Washer, Neoprene	
3	70000685	2	Spacer, Plastic	
3	70000686	2	Screw (Top)	
3	70000684	2	Screw (Bottom)	
4	7027367	1	Switch, Push Button	
4	7027765	1	Lever, Enable	

**SECTION 4 - PLATFORM**

**FIGURE 4-13. GATE LATCH INSTALLATION**



ART\_1001220995

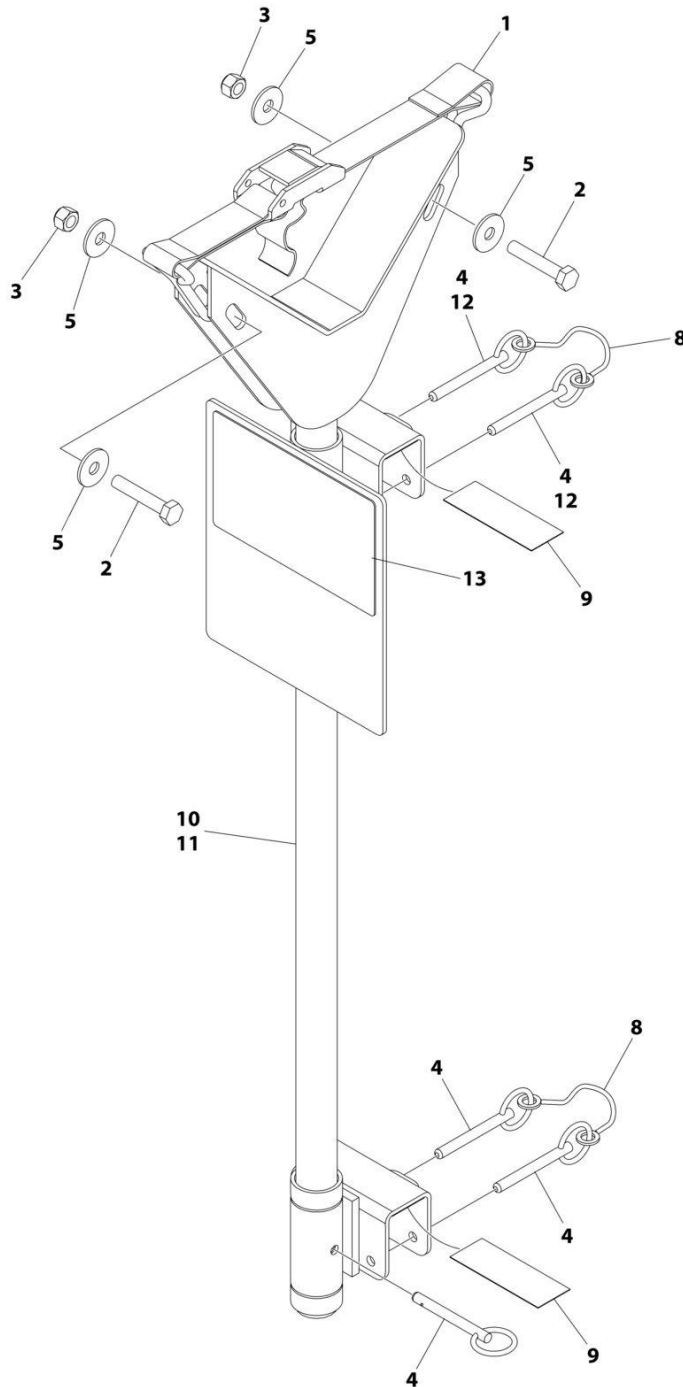
## SECTION 4 - PLATFORM

### FIGURE 4-13. GATE LATCH INSTALLATION

ITEM	PART NUMBER	QTY	DESCRIPTION	REV
	1001220995	Ref	GATE LATCH INSTALLATION	B
1	0700819	1	Bolt M8 x 55	
2	0760610	2	Bolt M6 x 20	
3	3290405	4	Nut M4	
4	3290606	2	Nut M6	
5	3290806	1	Nut M8	
6	4811400	8	Washer M4	
7	4811700	4	Washer M6	
8	4811902	2	Washer M8	
9	1001134821	1	Latch	
10	1001220409	1	Mount	
11	1001220410	1	Plate	
12	4010408	4	Screw M4 x 16	

# SECTION 4 - PLATFORM

## FIGURE 4-14. PIPE RACKS INSTALLATION (SIDE BY SIDE RAILS) (OPTIONAL)



ART\_1001214229\_B

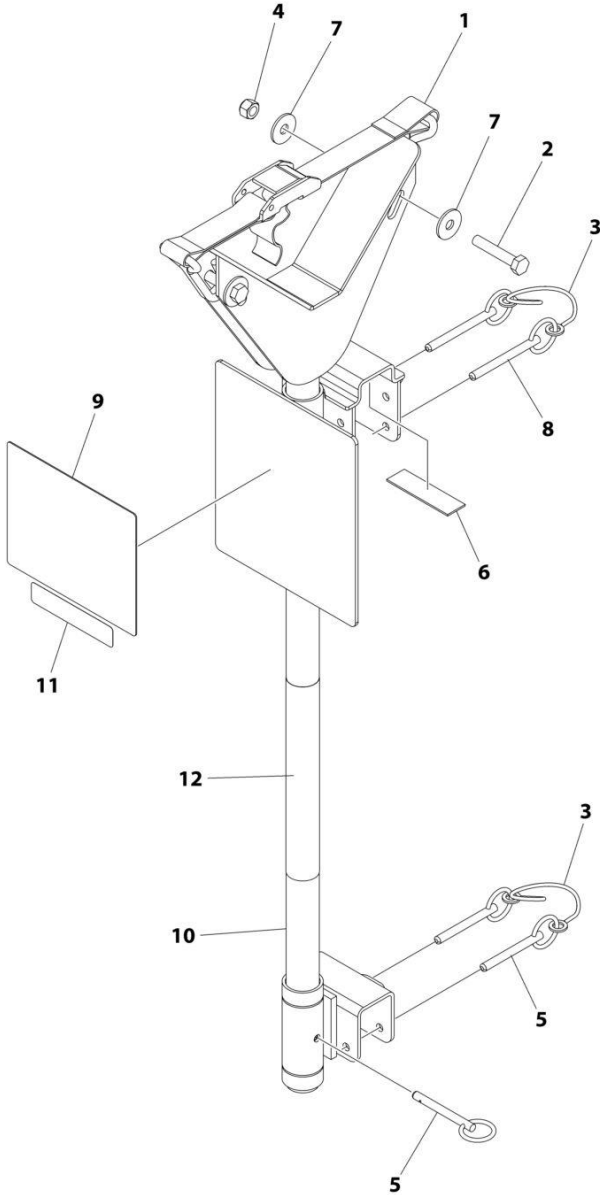
## SECTION 4 - PLATFORM

**FIGURE 4-14. PIPE RACKS INSTALLATION (SIDE BY SIDE RAILS) (OPTIONAL)**

ITEM	PART NUMBER	QTY	DESCRIPTION	REV
	1001214229	Ref	PIPE RACKS INSTALLATION (SIDE BY SIDE RAILS) (OPTIONAL)	B
1	0480100	2	Strap	
2	0700817	4	Bolt M8 x 45	
3	3290805	4	Nut M8	
4	3422661	AR	Pin	
5	4811902	8	Washer M6	
8	1060379	4	Lanyard	
9	4420062	AR	Tape	
10	1001235498	1	Rack, Tube (Rear)	
11	1001235509	1	Rack, Tube (Front)	
12	1001235941	2	Pin	
13	1001236621	2	Decal - Pipe Rack Capacity	

**SECTION 4 - PLATFORM**

**FIGURE 4-15. PIPE RACK INSTALLATION (OPTIONAL)**



ART\_1001270855



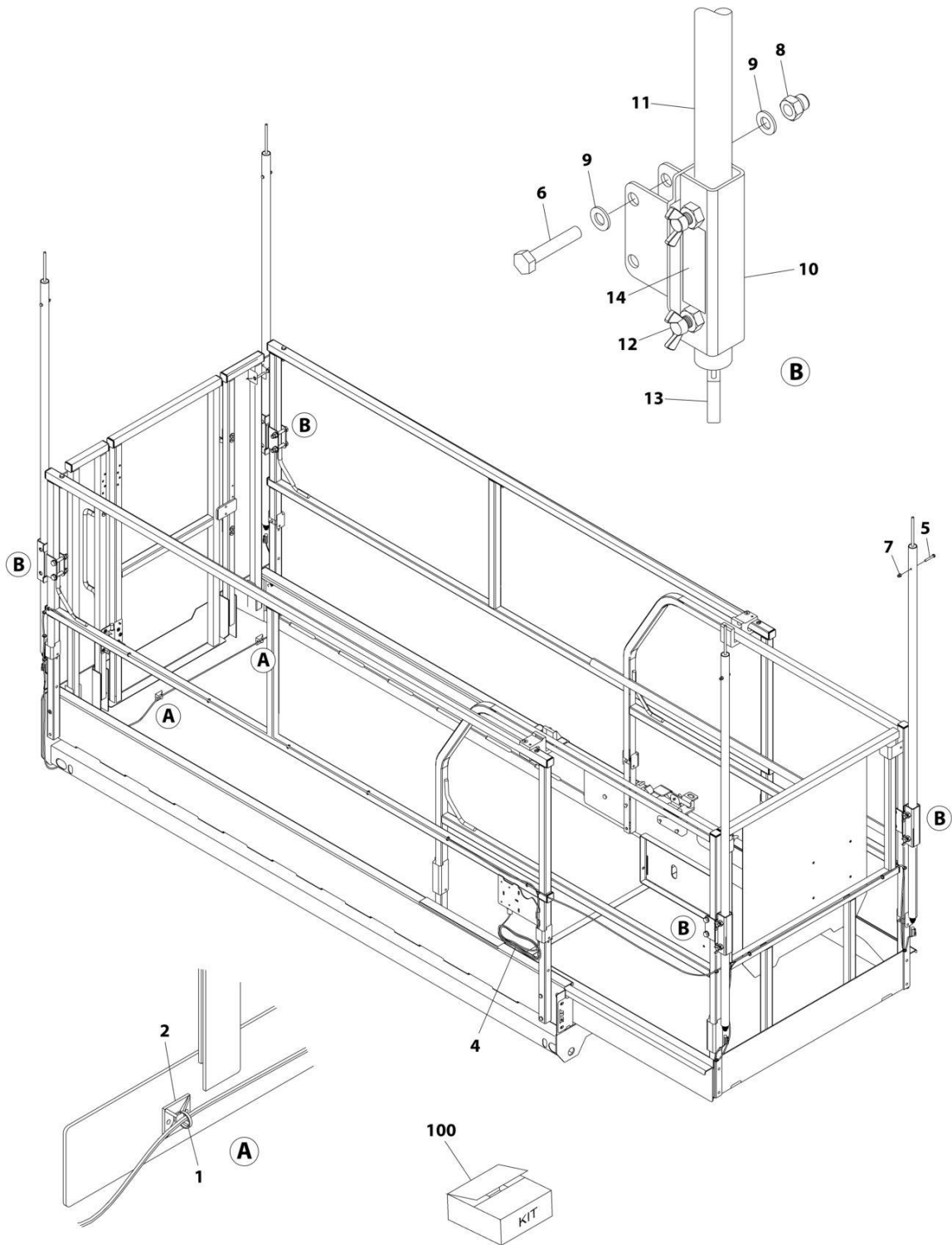
## SECTION 4 - PLATFORM

**FIGURE 4-15. PIPE RACK INSTALLATION (OPTIONAL)**

ITEM	PART NUMBER	QTY	DESCRIPTION	REV
	1001270855	Ref	PIPE RACK INSTALLATION	C
1	0480100	2	Tie-Strap	
2	0700817	4	Bolt M8 x 45	
3	1060379	4	Lanyard	
4	3290805	4	Nut M8	
5	3422661	6	Pin	
6	4420062	AR	Tape	
7	4811902	8	Washer M8	
8	1001235941	4	Pin	
9	1001287711	2	Decal - Pipe Rack Capacity	
10	1001270533	2	Rack Pipe	
11	1001270631	2	Decal - ACCY Weight	
12	1001271412	2	Decal - JLG	

# SECTION 4 - PLATFORM

## FIGURE 4-16. OVERHEAD PROTECTION INSTALLATION (KOREAN SPECS)



ART\_1001226901

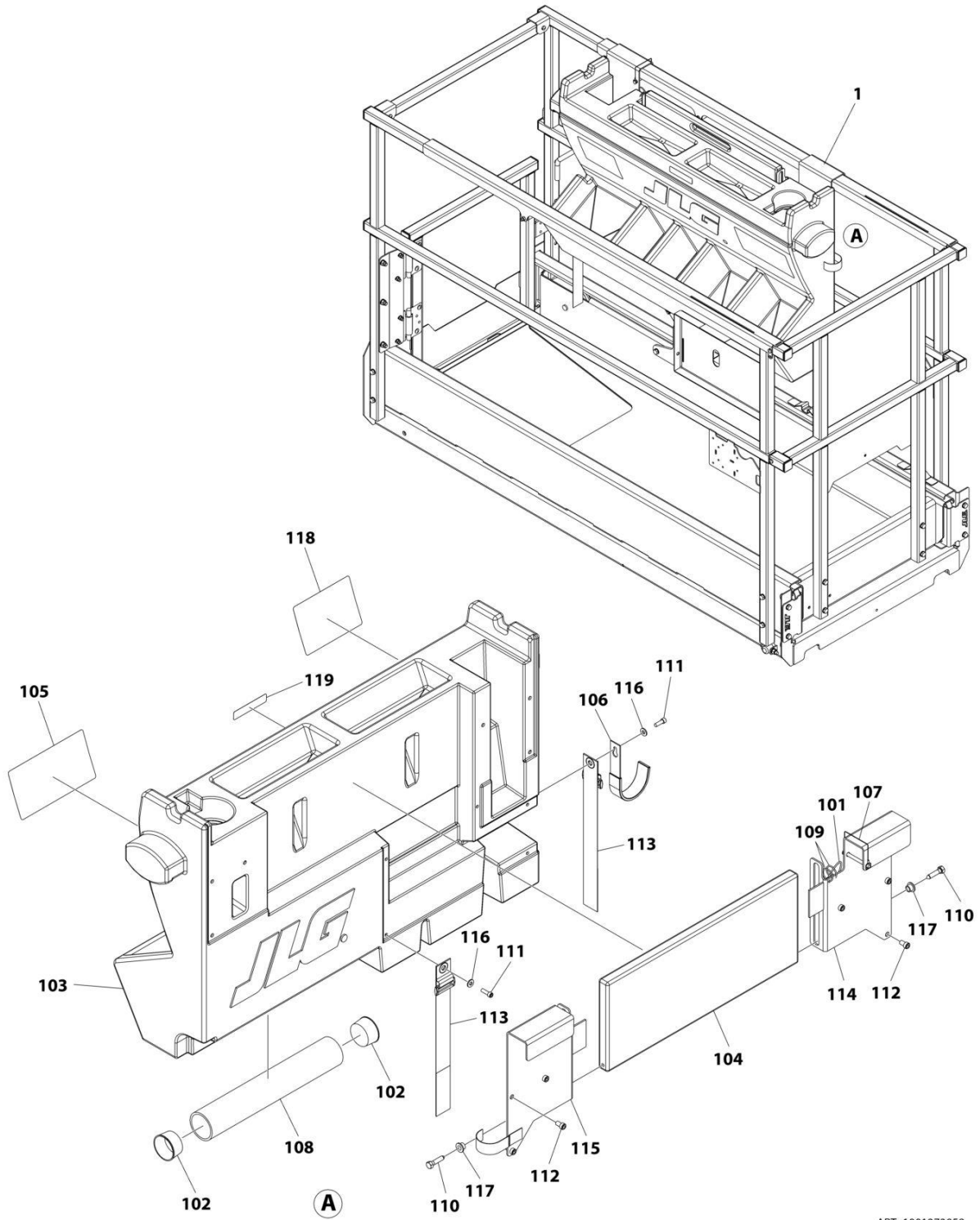
## SECTION 4 - PLATFORM

**FIGURE 4-16. OVERHEAD PROTECTION INSTALLATION (KOREAN SPECS)**

ITEM	PART NUMBER	QTY	DESCRIPTION	REV
	1001226901	Ref	OVERHEAD PROTECTION INSTALLATION (KOREAN SPECS)	A
1	4240017	AR	Tie-Strap	
2	4460234	2	Mount, Tie-Strap	
4	1001227728	1	Overhead Protection Harness	A
4	4460891	4	Plug, Male - 2 Position (X503-X506)	
4	4460465	8	Socket, Female	
4	4460536	1	Receptacle, Female - 3 Position (X507)	
4	4460464	2	Pin, Male	
4	4460466	1	Plug, Terminal	
5	0700616	4	Bolt M6 x 40	
6	0701019	8	Bolt M10 x 55	
7	3290606	4	Nut M6	
8	3291006	8	Nut M10	
9	4812000	16	Washer M10	
10	1001221275	4	Bracket	
11	1001221276	4	Tube	
12	1001222914	8	Thumb Screw	
13	1001226277	4	Switch, Overhead Protection	
14	1001228184	1	Decal - Overhaed Protection Weight	
100	1001221244	1	Overhead Protection Kit (Includes Items 5-14)	

# SECTION 4 - PLATFORM

## FIGURE 4-17. WOKSTATION INSTALLATION (OPTIONAL)



ART\_1001273958

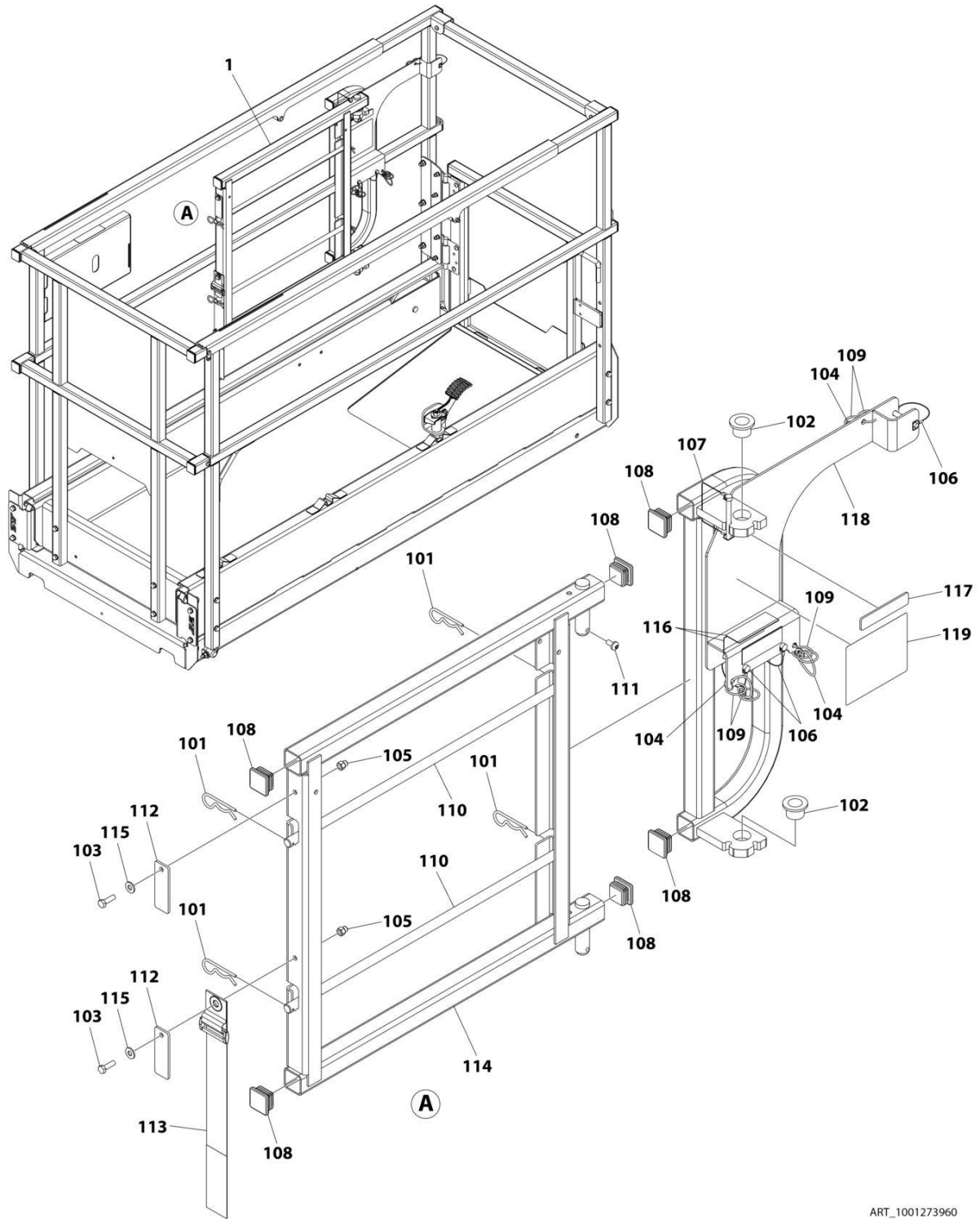
## SECTION 4 - PLATFORM

**FIGURE 4-17. WOKSTATION INSTALLATION (OPTIONAL)**

ITEM	PART NUMBER	QTY	DESCRIPTION	REV
	1001273958	Ref	WORKSTATION INSTALLATION	A
1	1001273957	1	Workstation Accessory	A
101	1060379	1	Lanyard	
102	1120555	2	Cap	
103	1580023	1	Container, Work Bench	
104	1580024	1	Tray, Work Surface	
105	1705997	1	Decal - Workstation	
106	2700100	1	Hook, Hanger	
107	3422219	1	Pin	
108	3460334	1	Pipe	
109	3760170	2	Ring	
110	3900355	2	Screw	
111	3931412	2	Bolt 1/4 x 3/4	
112	3931508	6	Bolt 5/16 x 1/2	
113	4240003	2	Strap	
114	4340853	1	Mount, Channel (RH)	
115	4340854	1	Mount, Channel (LH)	
116	4711400	2	Washer 1/4	
117	4740480	2	Washer, Plastic Insert	
118	1001274837	1	Decal - Workstation Capacity	
119	1001275631	1	Decal - ACCY Weight	

# SECTION 4 - PLATFORM

## FIGURE 4-18. ELECTRICIAN TREE INSTALLATION (OPTIONAL)



ART\_1001273960

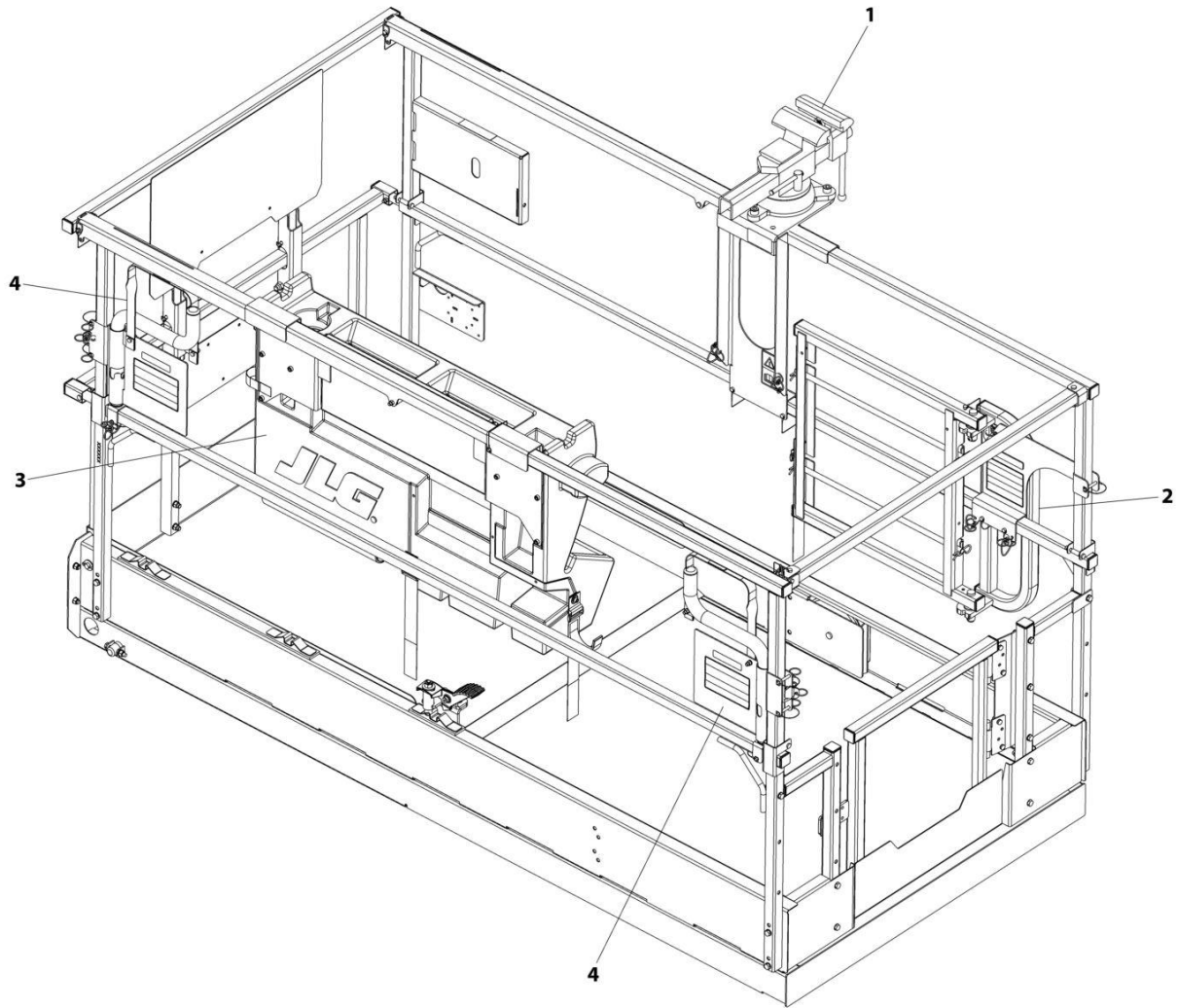
## SECTION 4 - PLATFORM

**FIGURE 4-18. ELECTRICIAN TREE INSTALLATION (OPTIONAL)**

ITEM	PART NUMBER	QTY	DESCRIPTION	REV
	1001273960	Ref	ELECTRICIAN TREE INSTALLATION	A
1	1001273907	1	Electrician Tree Accessory	A
101	80325	4	Hairpin, Cotter	
102	0440223	2	Bushing	
103	0700610	2	Bolt M6 x 20	
104	1060379	4	Lanyard	
105	3290606	2	Cap, Nut M6 x 1	
106	3421453	3	Pin	
107	3422219	1	Pin	
108	3520072	6	Plug, Cap	
109	3760170	8	Ring	
110	3841675	2	Rod	
111	4191706	1	Screw M6 x 12	
112	4220227	2	Stop, Spool Rod	
113	4240003	1	Strap	
114	4340947	1	Mount, Spool Rack	
115	4711400	2	Washer 1/4	
116	1001189762	3	Tape	
117	1001252626	1	Decal - ACCY Weight	
118	1001273909	1	Support	
119	1001274838	1	Decal	

# SECTION 4 - PLATFORM

## FIGURE 4-19. ELECTRICIANS PACKAGE INSTALLATION (OPTIONAL)



ART\_1001273844



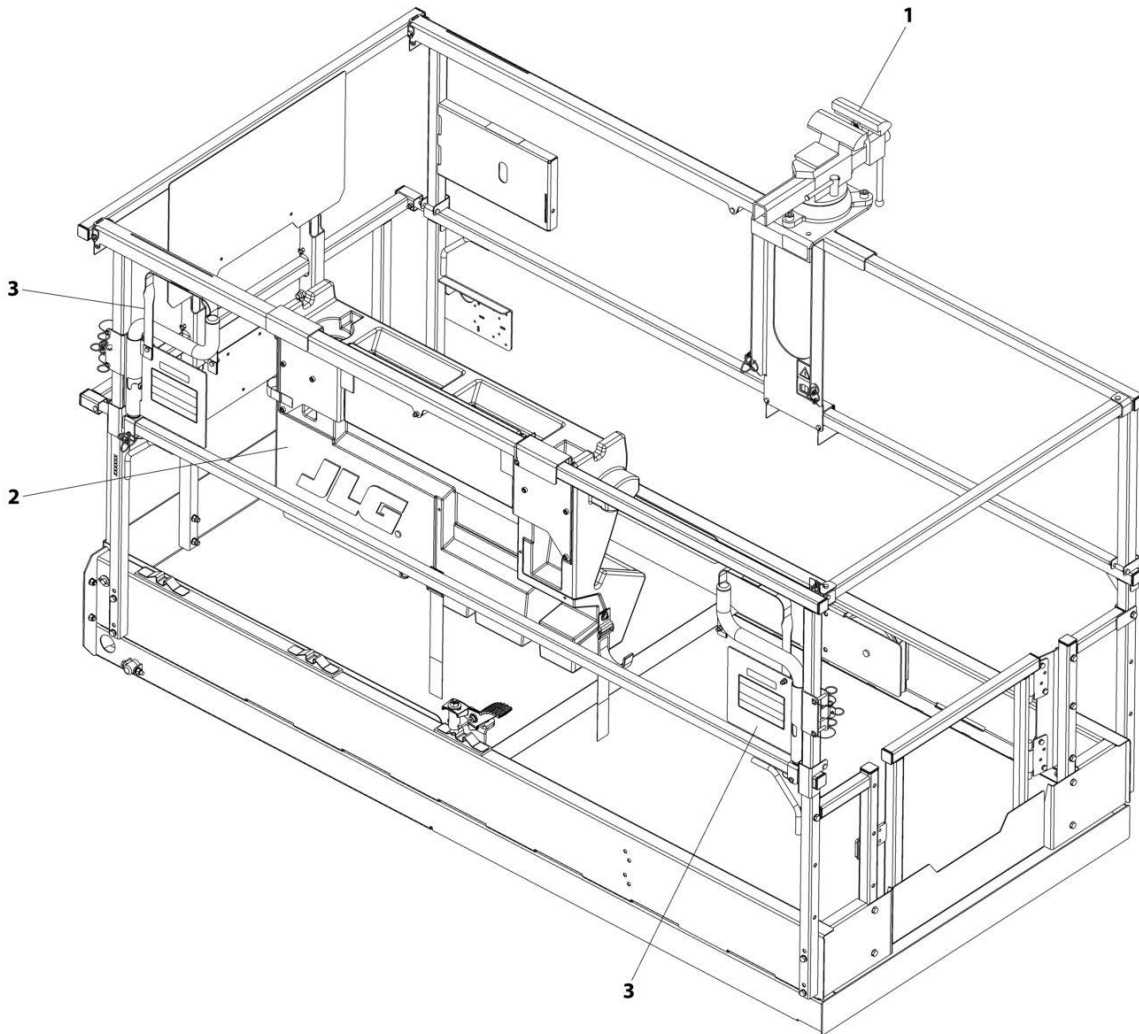
## SECTION 4 - PLATFORM

**FIGURE 4-19. ELECTRICIANS PACKAGE INSTALLATION (OPTIONAL)**

ITEM	PART NUMBER	QTY	DESCRIPTION	REV
	1001273844	Ref	ELECTRICIANS PACKAGE INSTALLATION	A
1	1001273453	1	Machinist Vise Accessory (See Separate Breakdown in this Section)	
2	1001273907	1	Electrician Tree Accessory (See Separate Breakdown in this Section)	
3	1001273957	1	Workstation Accessory (See Separate Breakdown in this Section)	
4	1001273959	2	Pipe Rack Assembly Accessory (See Separate Breakdown in this Section)	

# SECTION 4 - PLATFORM

## FIGURE 4-20. PLUMBER PACKAGE INSTALLATION (OPTIONAL)



ART\_1001273845

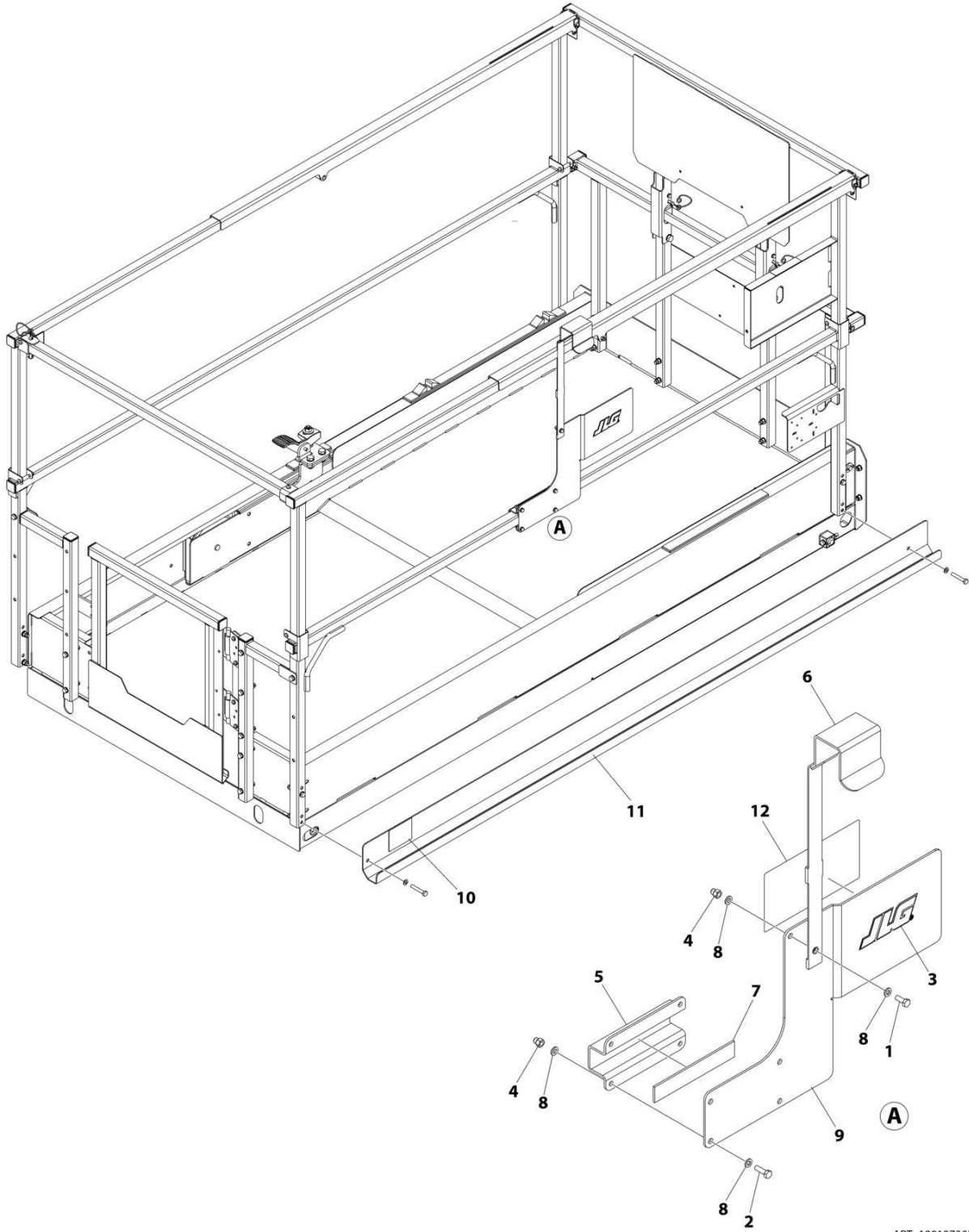
## SECTION 4 - PLATFORM

**FIGURE 4-20. PLUMBER PACKAGE INSTALLATION (OPTIONAL)**

ITEM	PART NUMBER	QTY	DESCRIPTION	REV
	1001273845	Ref	PLUMBERS PACKAGE INSTALLATION	A
1	1001273453	1	Machinist Vise Accessory	
2	1001273957	1	Workstation Accessory	
3	1001273959	2	Pipe Rack Assembly Accessory	

# SECTION 4 - PLATFORM

## FIGURE 4-21. PANEL CARRIER INSTALLATION (OPTIONAL)



ART\_1001273970

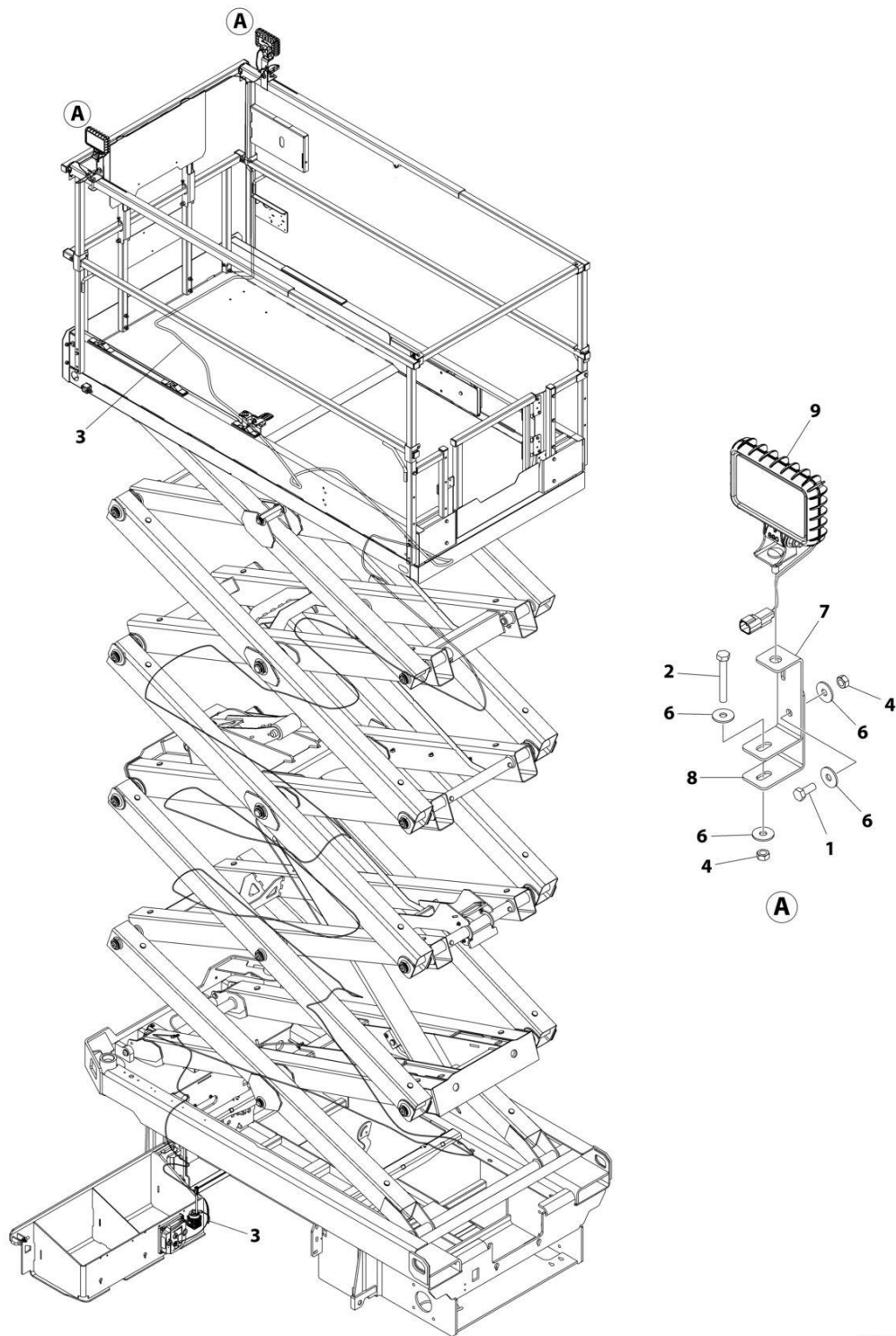
## SECTION 4 - PLATFORM

**FIGURE 4-21. PANEL CARRIER INSTALLATION (OPTIONAL)**

ITEM	PART NUMBER	QTY	DESCRIPTION	REV
	1001273970	Ref	PANEL CARRIER INSTALLATION	A
1	0760608	1	Bolt M6 x 16	
2	0760610	4	Bolt M6 x 20	
3	1702010	1	Decal - JLG	
4	3290606	5	Nut M6	
5	3574505	1	Bracket	
6	4240165	1	Tie Strap	
7	4420037	150 mm	Tape	
8	4811700	10	Washer M6	
9	1001235863	1	Plate	
10	1001253726	1	Decal - Accessory	
11	1001273968	1	Channel, Panel Carrier	
12	1001275539	1	Decal - Panel Carrier Capacity	

# SECTION 4 - PLATFORM

## FIGURE 4-22. WORKLIGHT INSTALLATION (OPTIONAL)



ART\_1001273967

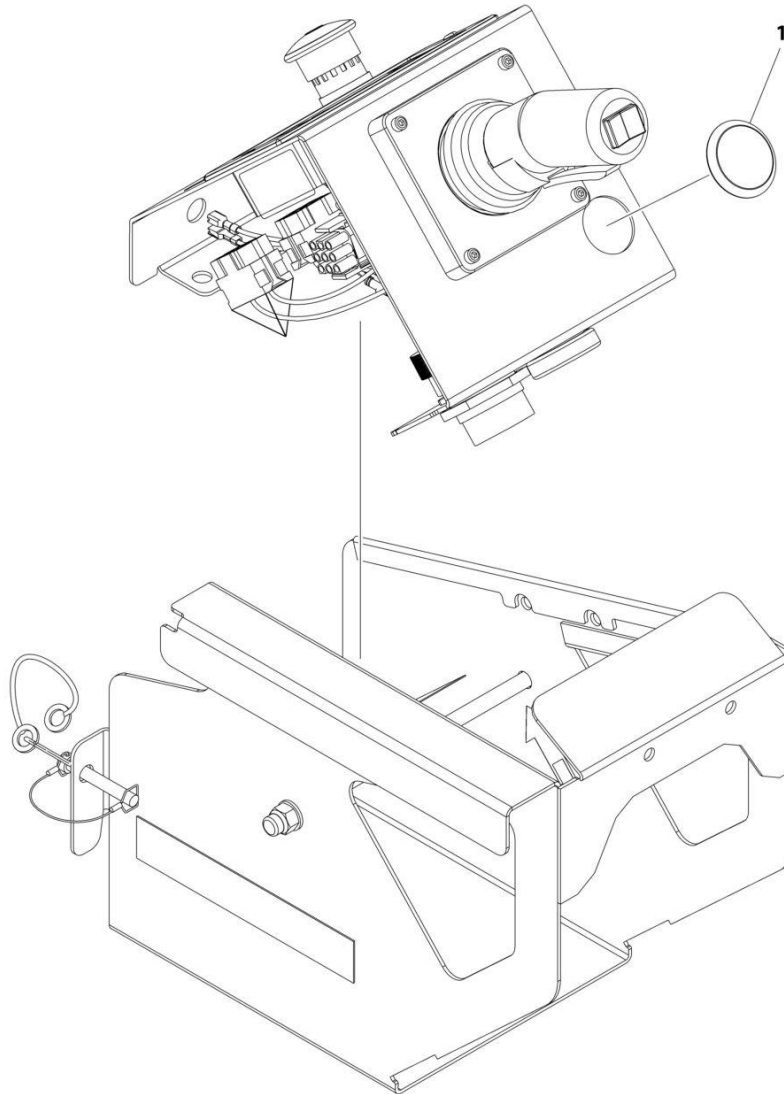
## SECTION 4 - PLATFORM

**FIGURE 4-22. WORKLIGHT INSTALLATION (OPTIONAL)**

ITEM	PART NUMBER	QTY	DESCRIPTION	REV
	1001273967	Ref	WORKLIGHT INSTALLATION	A
1	0760810	2	Bolt M8 x 20	
2	0760820	2	Bolt M8 x 60	
3	1061044	1	Cable, Worklight	
4	3290801	4	Nut M8	
5	4240033	AR	Tie-Strap (Not Shown)	
6	4811902	8	Washer M8	
7	1001273961	2	Bracket	
8	1001273962	2	Bracket	
9	1001273964	2	Lamp, Worklight Kit	
9	1001232586	1	Lamp, Work Light LED W/ Switch	
9	1001274026	1	Harness, Light	

## SECTION 4 - PLATFORM

FIGURE 4-23. PLATFORM CONTROL PLUG INSTALLATION



ART\_1001274661



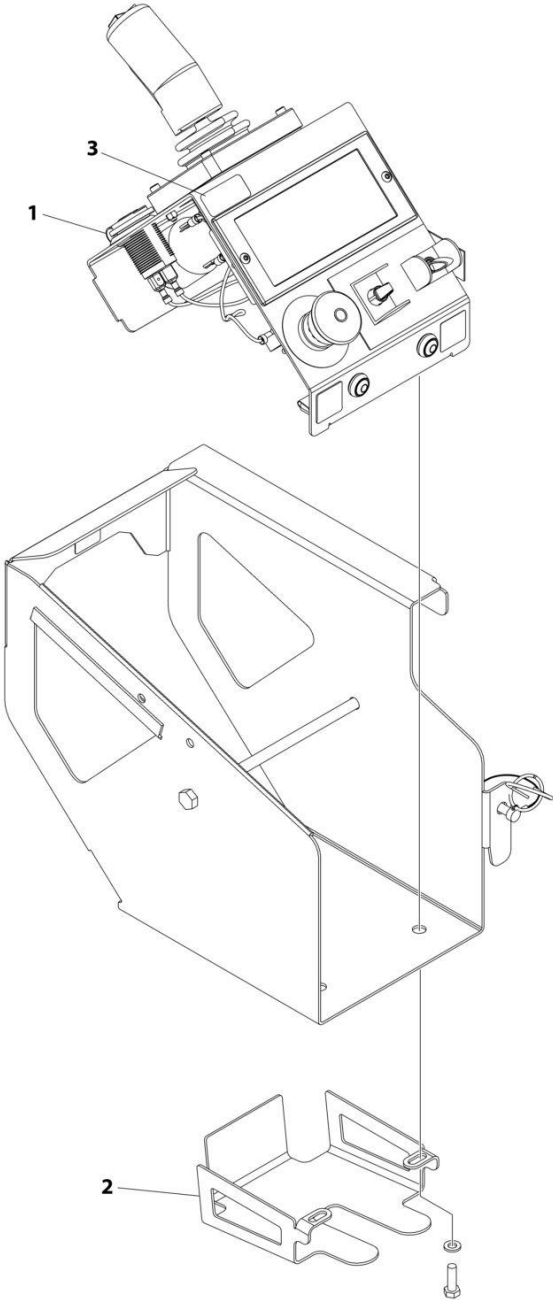
## SECTION 4 - PLATFORM

**FIGURE 4-23. PLATFORM CONTROL PLUG INSTALLATION**

ITEM	PART NUMBER	QTY	DESCRIPTION	REV
1	1001274661 1001262221	Ref 1	PLATFORM CONTROL PLUG INSTALLATION Plug	A

**SECTION 4 - PLATFORM**

**FIGURE 4-24. USB/PHONE CRADLE INSTALLATION**



ART\_1001262150

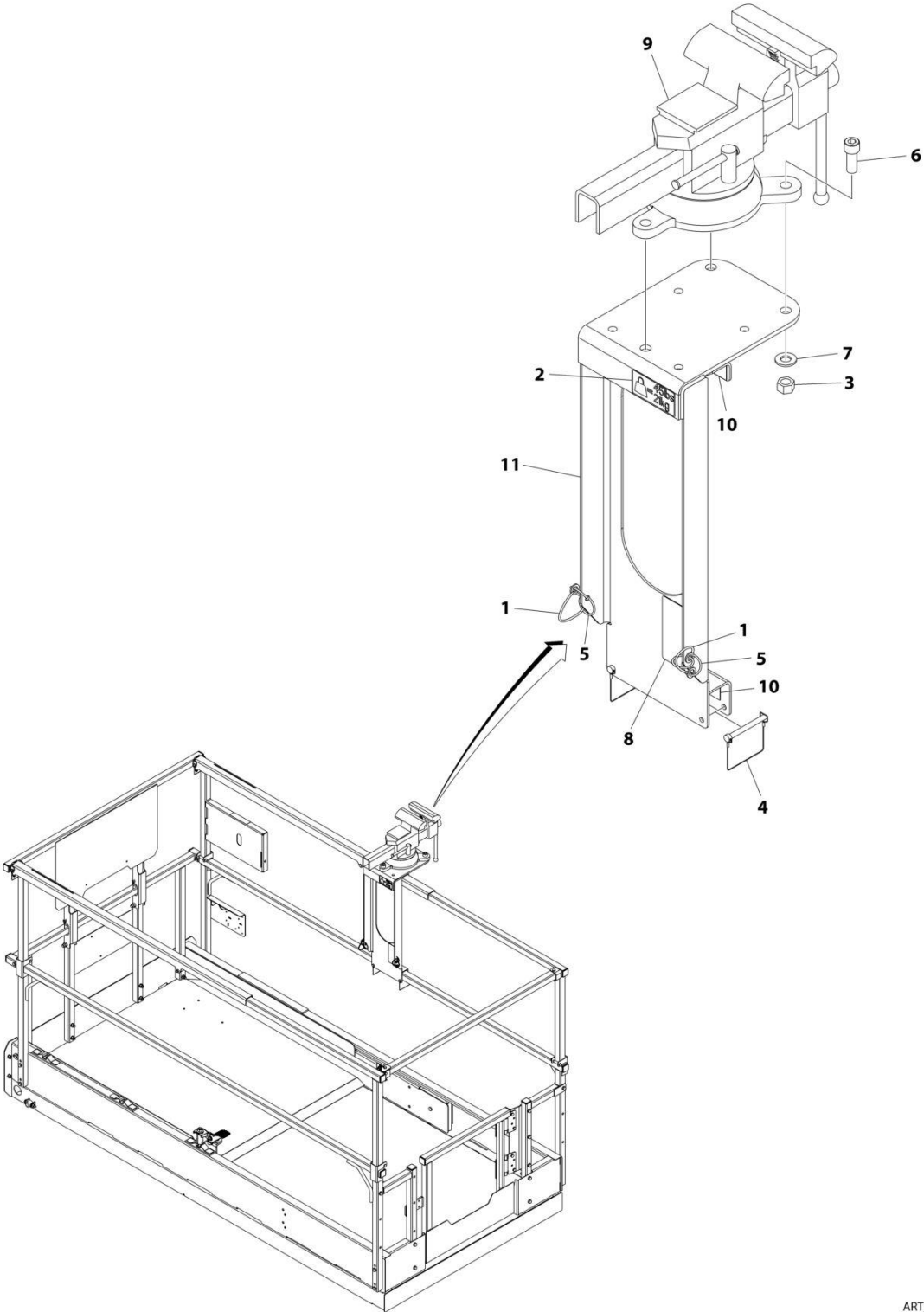
## SECTION 4 - PLATFORM

### FIGURE 4-24. USB/PHONE CRADLE INSTALLATION

ITEM	PART NUMBER	QTY	DESCRIPTION	REV
	1001262150	Ref	USB/PHONE CRADLE INSTALLATION	B
1	1001253800	1	Terminal, USB Receptacle	
2	1001261131	1	Bracket, Phone	
3	1001274168	1	Decal, USB Charge	

# SECTION 4 - PLATFORM

## FIGURE 4-25. MACHINIST VISE ACCESSORY



ART\_1001273453

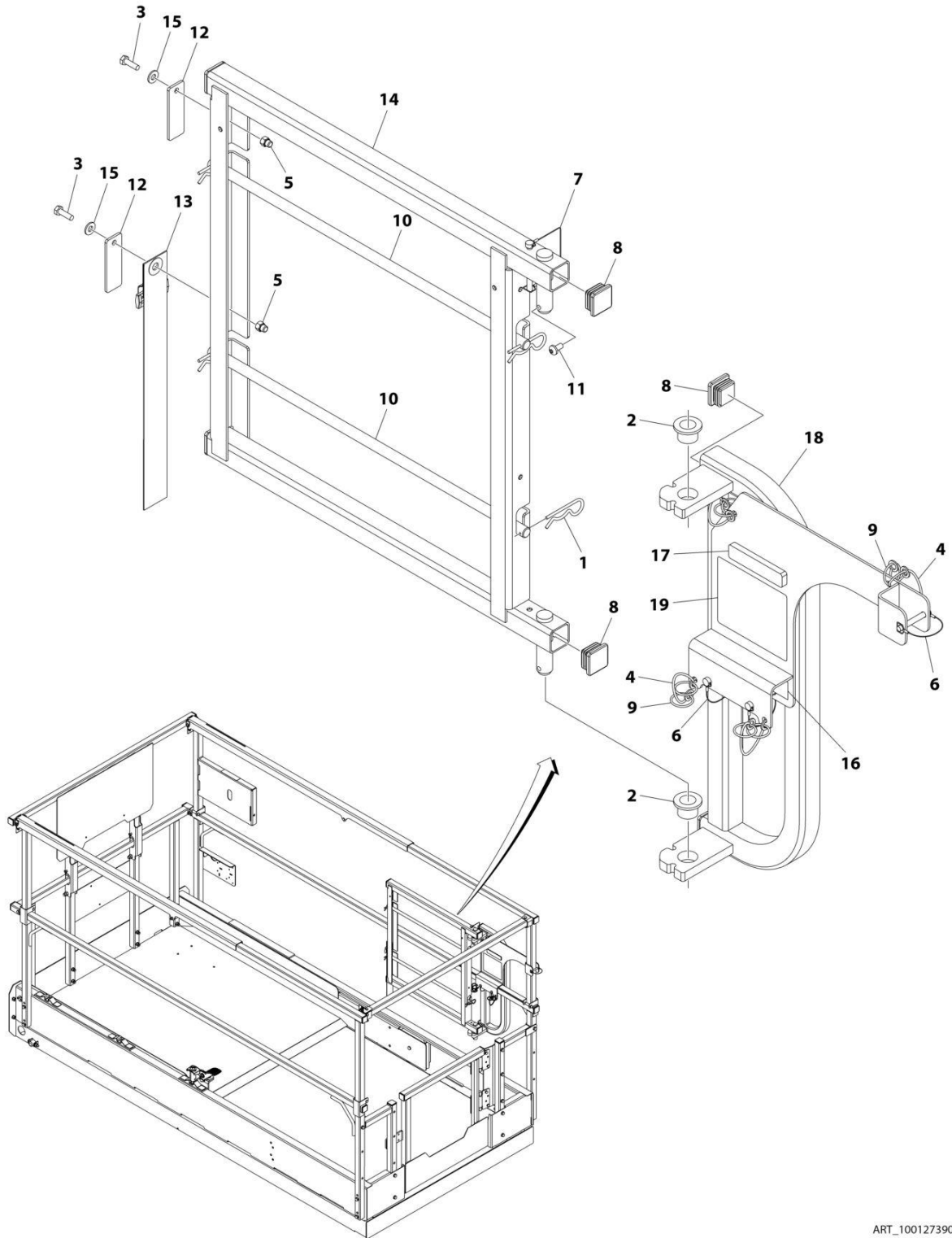
## SECTION 4 - PLATFORM

### FIGURE 4-25. MACHINIST VISE ACCESSORY

ITEM	PART NUMBER	QTY	DESCRIPTION	REV
	1001273453	Ref	MACHINIST VISE ACCESSORY	A
1	1060379	2	Lanyard	
2	1705985	1	Decal - Weight	
3	3271805	3	Nut 1/2	
4	3422219	2	Pin, Snap	
5	3760170	4	Ring, Split	
6	3931820	3	Bolt 1/2 x 1	
7	4711800	3	Washer 1/2	
8	8005670	1	Decal - Instruction Read Operators Manual	
9	1001157050	1	Attachment, Machinists Vise	
10	1001189762	6 ft	Tape	
11	1001273470	1	Mount, Vise	

# SECTION 4 - PLATFORM

## FIGURE 4-26. ELECTRICIANS TREE ACCESSORY



ART\_1001273907

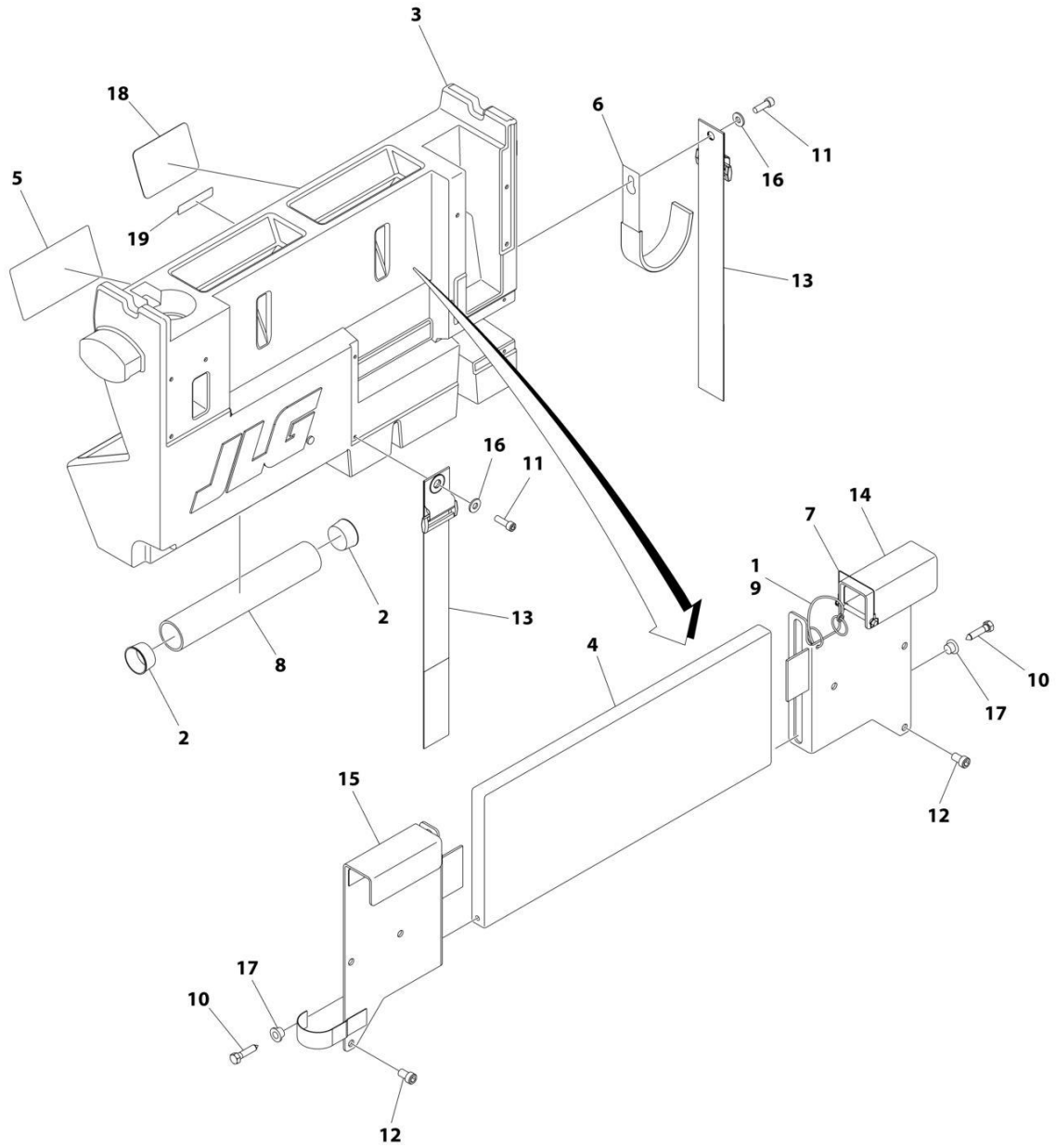
## SECTION 4 - PLATFORM

**FIGURE 4-26. ELECTRICIANS TREE ACCESSORY**

ITEM	PART NUMBER	QTY	DESCRIPTION	REV
	1001273907	Ref	ELECTRICIANS TREE ACCESSORY	A
1	80325	4	Hairpin, Cotter	
2	0440223	2	Bearing, Oilite Flange	
3	0700610	2	Bolt M6 x 20	
4	1060379	4	Lanyard	
5	3290606	2	Nut M6	
6	3421453	3	Pin	
7	3422219	1	Pin	
8	3520072	6	Plug	
9	3760170	8	Ring, Split	
10	3841675	2	Rod	
11	4191706	1	Bolt M6 x 12	
12	4220227	2	Stop, Spool Rod	
13	4240003	1	Strap	
14	4340947	1	Mount, Spool Rack	
15	4711400	2	Washer 1/4	
16	1001189762	3 ft	Tape	
17	1001252626	1	Decal - Accessory Weight	
18	1001273909	1	Support, Base Pivot	
19	1001274838	1	Decal - Electrical Tree Capacity	

# SECTION 4 - PLATFORM

## FIGURE 4-27. WORKSTATION ACCESSORY



ART\_1001273957



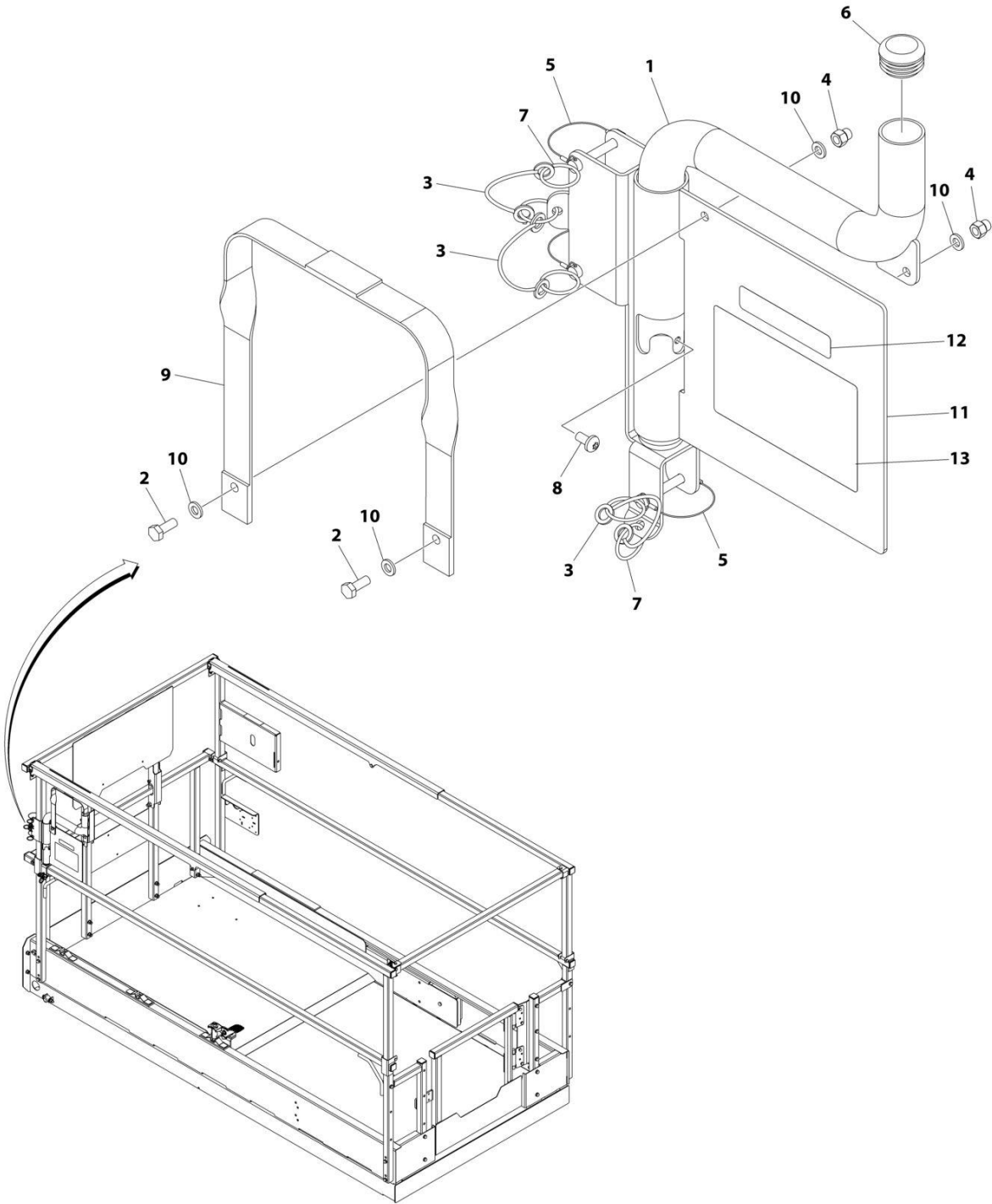
## SECTION 4 - PLATFORM

**FIGURE 4-27. WORKSTATION ACCESSORY**

ITEM	PART NUMBER	QTY	DESCRIPTION	REV
	1001273957	Ref	WORKSTATION ACCESSORY	A
1	1060379	1	Lanyard	
2	1120555	2	Cap	
3	1580023	1	Container, Work Bench	
4	1580024	1	Tray, Work Surface	
5	1705997	1	Decal - Workstation	
6	2700100	1	Hook	
7	3422219	1	Pin	
8	3460334	1	Pipe	
9	3760170	2	Ring	
10	3900355	2	Bolt 5/16	
11	3931412	2	Bolt 1/4 x 3/4	
12	3931508	6	Bolt 5/16 x 1/2	
13	4240003	2	Strap	
14	4340853	1	Mount, RH Channel	
15	4340854	1	Mount, LH Channel	
16	4711400	2	Washer 1/4	
17	4740480	2	Washer	
18	1001274837	1	Decal - Workstation Capacity	
19	1001275631	1	Decal - Accessory Weight	

**SECTION 4 - PLATFORM**

**FIGURE 4-28. PIPE RACK ASSEMBLY ACCESSORY**



ART\_1001273959

## SECTION 4 - PLATFORM

### FIGURE 4-28. PIPE RACK ASSEMBLY ACCESSORY

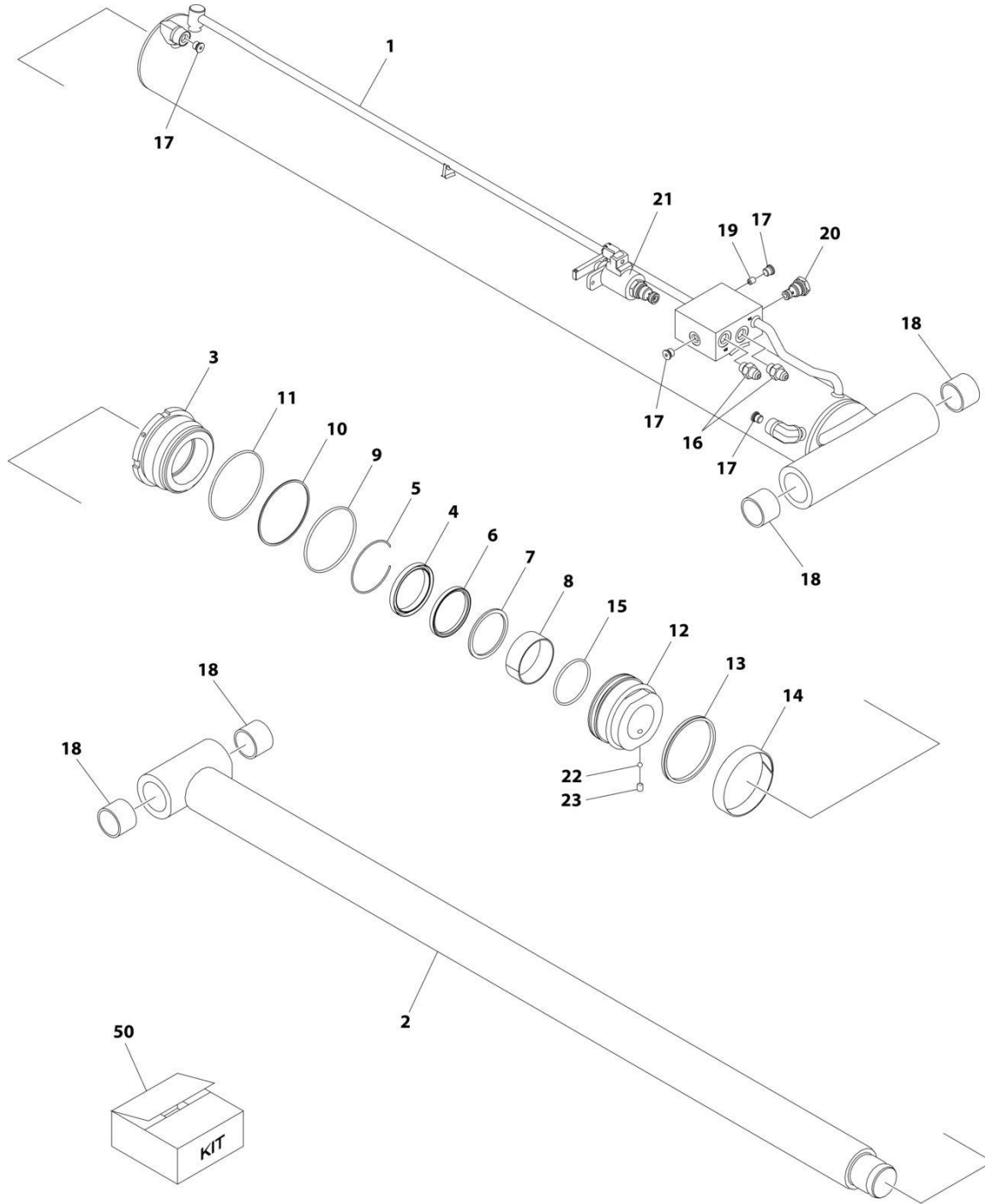
ITEM	PART NUMBER	QTY	DESCRIPTION	REV
	1001273959	Ref	PIPE RACK ASSEMBLY ACCESSORY	A
1	0240054	1	Pipe	
2	0700608	2	Bolt M6 x 16	
3	1060379	3	Lanyard	
4	3290606	2	Nut M6	
5	3421453	3	Pin	
6	3520176	2	Plug	
7	3760170	5	Ring	
8	4191706	1	Bolt M6 x 12	
9	4240164	1	Strap	
10	4811700	4	Washer M6	
11	1001180205	1	Pipe Rack Weldment	
12	1001251855	2	Decal - Accessory Weight	
13	1001275538	2	Decal - Pipe Rack Capacity	



**SECTION 5 - CYLINDER**

# SECTION 5 - CYLINDER

## FIGURE 5-1. LIFT CYLINDER ASSEMBLY



ART\_1001244417

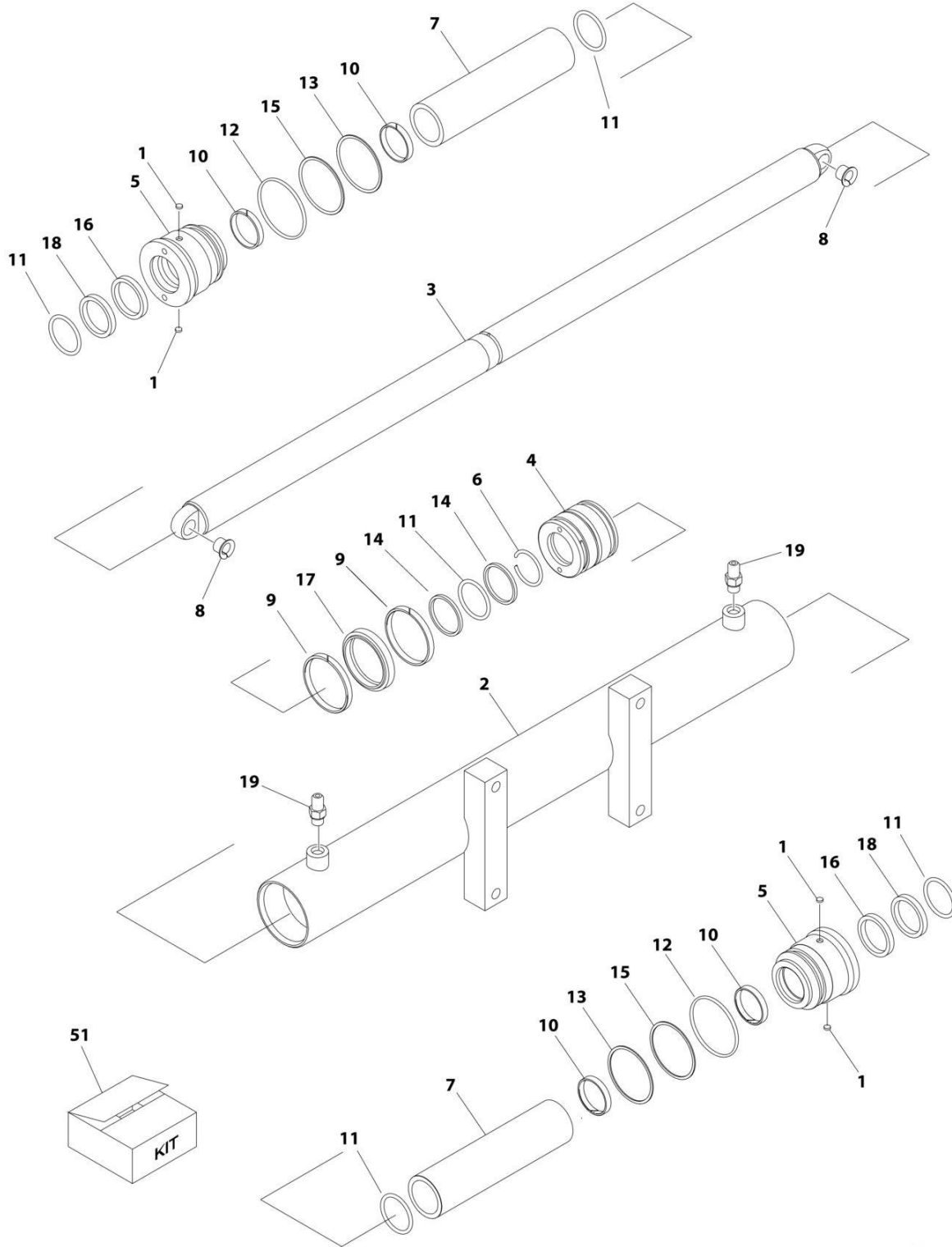
## SECTION 5 - CYLINDER

### FIGURE 5-1. LIFT CYLINDER ASSEMBLY

ITEM	PART NUMBER	QTY	DESCRIPTION	REV
	1001244417	Ref	LIFT CYLINDER ASSEMBLY	C
		Ref	<b>Note: Original Cylinder May Have Been Replaced with Service Replacement. Identify PN Stamped on Cylinder Before Ordering Parts.</b>	
1	See Note:	NSS	Barrel (Note: Purchase Complete Part)	
2	70007050	1	Rod	
3	70007051	1	Head	
4	See Note	NSS	Wiper (Note: Use Item 50)	
5	70050795	1	Ring, Retaining	
6	See Note	NSS	Seal, Rod (Note: Use Item 50)	
7	See Note	NSS	Ring, Back-up (Note: Use Item 50)	
8	70007052	1	Bearing	
9	See Note	NSS	O-Ring (Note: Use Item 50)	
10	See Note	NSS	Ring, Back-up (Note: Use Item 50)	
11	See Note	NSS	O-Ring (Note: Use Item 50)	
12	70007053	1	Piston	
13	See Note	NSS	Seal, Piston (Note: Use Item 50)	
14	See Note	NSS	Ring, Wear (Note: Use Item 50)	
15	See Note	NSS	O-Ring (Note: Use Item 50)	
16	70007054	2	Fitting	
17	2220883	4	Plug	
18	0961948	4	Bearing	
19	70007055	1	Orifice	
20	70004585	1	Cartridge, Valve	
21	70005236	1	Cartridge, Solenoid Valve	
22	70022564	1	Ball	
23	70023369	1	Setscrew	
50	70007056	1	Seal Kit - 1001244417 Cylinder (Includes Items 4, 6, 7, 9-11 & 13-15)	

# SECTION 5 - CYLINDER

## FIGURE 5-2. STEER CYLINDER ASSEMBLY



ART\_1001233449



## SECTION 5 - CYLINDER

**FIGURE 5-2. STEER CYLINDER ASSEMBLY**

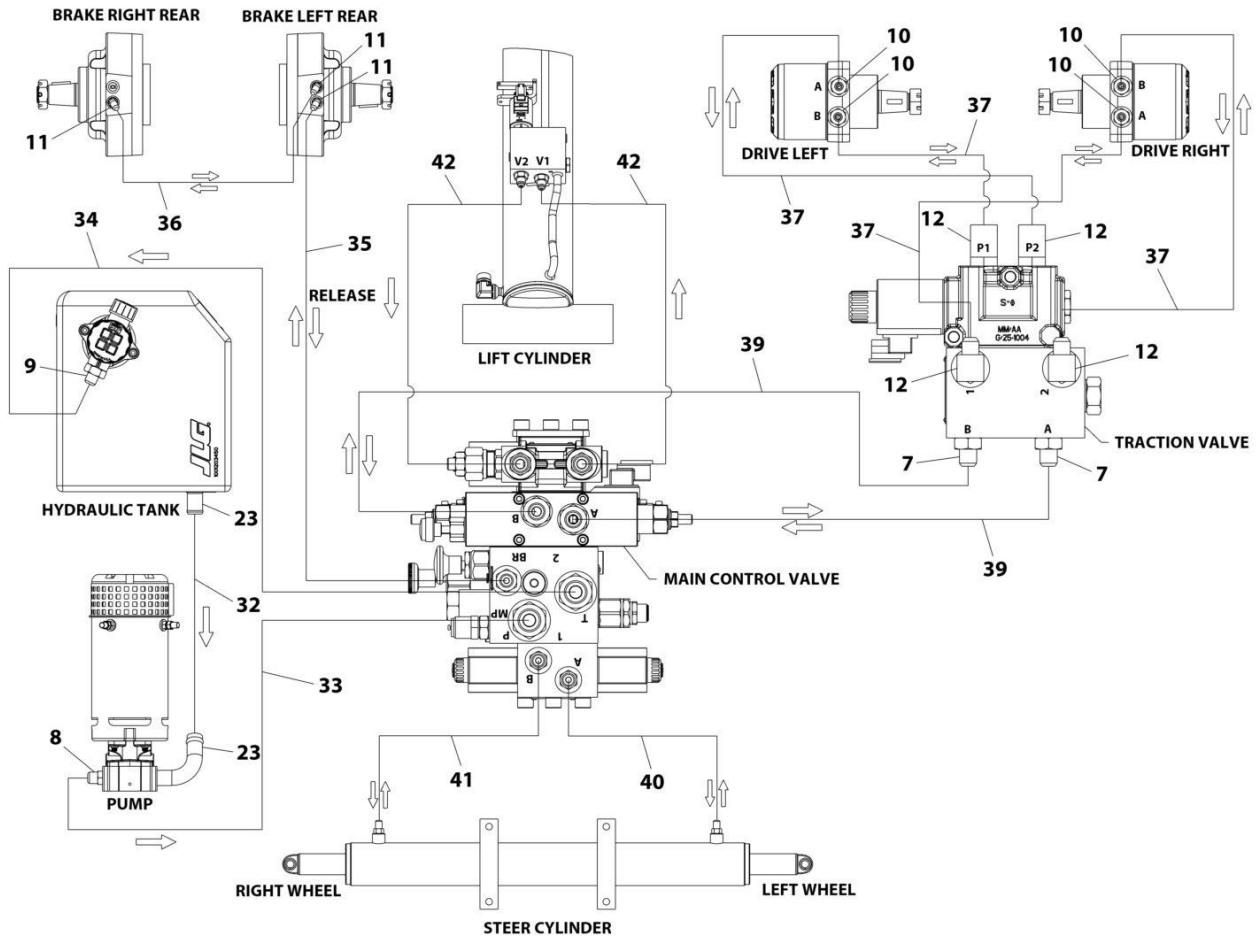
ITEM	PART NUMBER	QTY	DESCRIPTION	REV
	1001233449	Ref	STEER CYLINDER ASSEMBLY	C
		Ref	<b>Note: Original Cylinder May Have Been Replaced with Service Replacement. Identify PN Stamped on Cylinder Before Ordering Parts.</b>	
1	70003636	4	Lock	
2	See Note	NSS	Barrel (Note: Purchase Complete Assembly)	
3	70007074	1	Rod	
4	70007075	1	Piston	
5	70007076	2	Head	
6	70007077	1	Ring	
7	70007078	2	Spacer	
8	0440259	2	Bearing	
9	See Note	NSS	Ring, Wear (Note: Use Item 51)	
10	See Note	NSS	Ring, Wear (Note: Use Item 51)	
11	See Note	NSS	O-Ring (Note: Use Item 51)	
12	See Note	NSS	O-Ring (Note: Use Item 51)	
13	See Note	NSS	O-Ring (Note: Use Item 51)	
14	See Note	NSS	Ring, Back-Up (Note: Use Item 51)	
15	See Note	NSS	Ring, Back-Up (Note: Use Item 51)	
16	See Note	NSS	Seal (Note: Use Item 51)	
17	See Note	NSS	Seal, Stop (Not Shown) (Note: Use Item 51)	
18	See Note	NSS	Wiper (Note: Use Item 51)	
19	70007079	2	Fitting, Straight	
51	70007080	1	Seal Kit - 1001233449 Cylinder (Includes Items 9-18)	



**SECTION 6 - HYDRAULIC**

# SECTION 6 - HYDRAULIC

FIGURE 6-1. HYDRAULIC COMPONENTS INSTALLATION (WITH CONCENTRIC MOTOR/PUMP)



ART\_1001380008\_F\_2OF2

## SECTION 6 - HYDRAULIC

**FIGURE 6-1. HYDRAULIC COMPONENTS INSTALLATION (WITH CONCENTRIC MOTOR/PUMP)**

ITEM	PART NUMBER	QTY	DESCRIPTION	REV
	1001380008	Ref	HYDRAULIC COMPONENTS INSTALLATION	F
7	2220372	2	Fitting, Straight - JIC/ORB	
8	2220373	1	Fitting, Straight - JIC/ORB	
9	2220375	1	Fitting, Straight - JIC/ORB	
10	2220497	4	Fitting, Straight - JIC/ORB	
11	2220502	3	Fitting, 45 JIC/ORB	
12	2220628	4	Fitting, 90 JIC/ORB	
23	1001143501	2	Clamp, T-Bolt Heavy Duty	
32	1001203835	1	Hose	
33	1001236800	1	Hose	
34	1001236801	1	Hose	
35	1001236802	1	Hose	
36	1001236803	1	Hose	
37	1001236804	4	Hose	
39	1001236806	2	Hose	
40	1001236807	1	Hose	
41	1001236808	1	Hose	
42	1001236809	2	Hose	



## SECTION 6 - HYDRAULIC

**FIGURE 6-2. HYDRAULIC COMPONENTS INSTALLATION (WITH BUCHER MOTOR/PUMP)**

ITEM	PART NUMBER	QTY	DESCRIPTION	REV
	1001284638	Ref	HYDRAULIC COMPONENTS INSTALLATION	A
7	2220372	2	Fitting, Straight - JIC/ORB	
8	2220373	1	Fitting, Straight - JIC/ORB	
9	2220375	1	Fitting, Straight - JIC/ORB	
10	2220497	4	Fitting, Straight - JIC/ORB	
11	2220502	3	Fitting, 45 JIC/ORB	
12	2220628	4	Fitting, 90 JIC/ORB	
19	1001143501	2	Clamp, T-Bolt Heavy Duty	
22	1001203835	1	Hose	
27	1001236800	1	Hose	
28	1001236801	1	Hose	
29	1001236802	1	Hose	
30	1001236803	1	Hose	
31	1001236804	4	Hose	
32	1001236806	2	Hose	
33	1001236807	1	Hose	
34	1001236808	1	Hose	
35	1001236809	2	Hose	

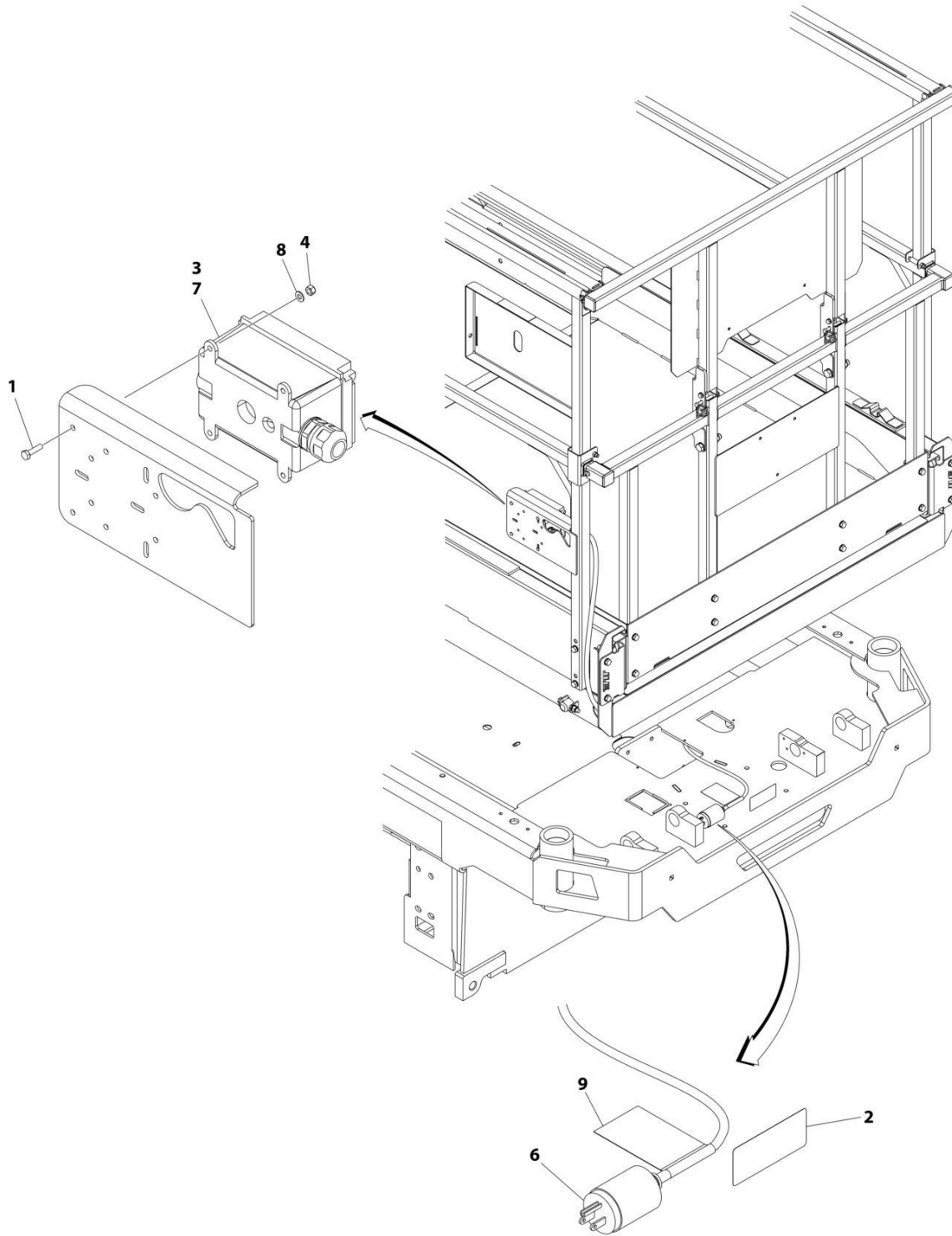




**SECTION 7 - ELECTRICAL**

# SECTION 7 - ELECTRICAL

FIGURE 7-1. AC BOX AT PLATFORM INSTALLATION - 110V GFI (ALL SPECS EXCEPT AUSTRALIAN, CE & UK CA SPECS)



ART\_1001237400

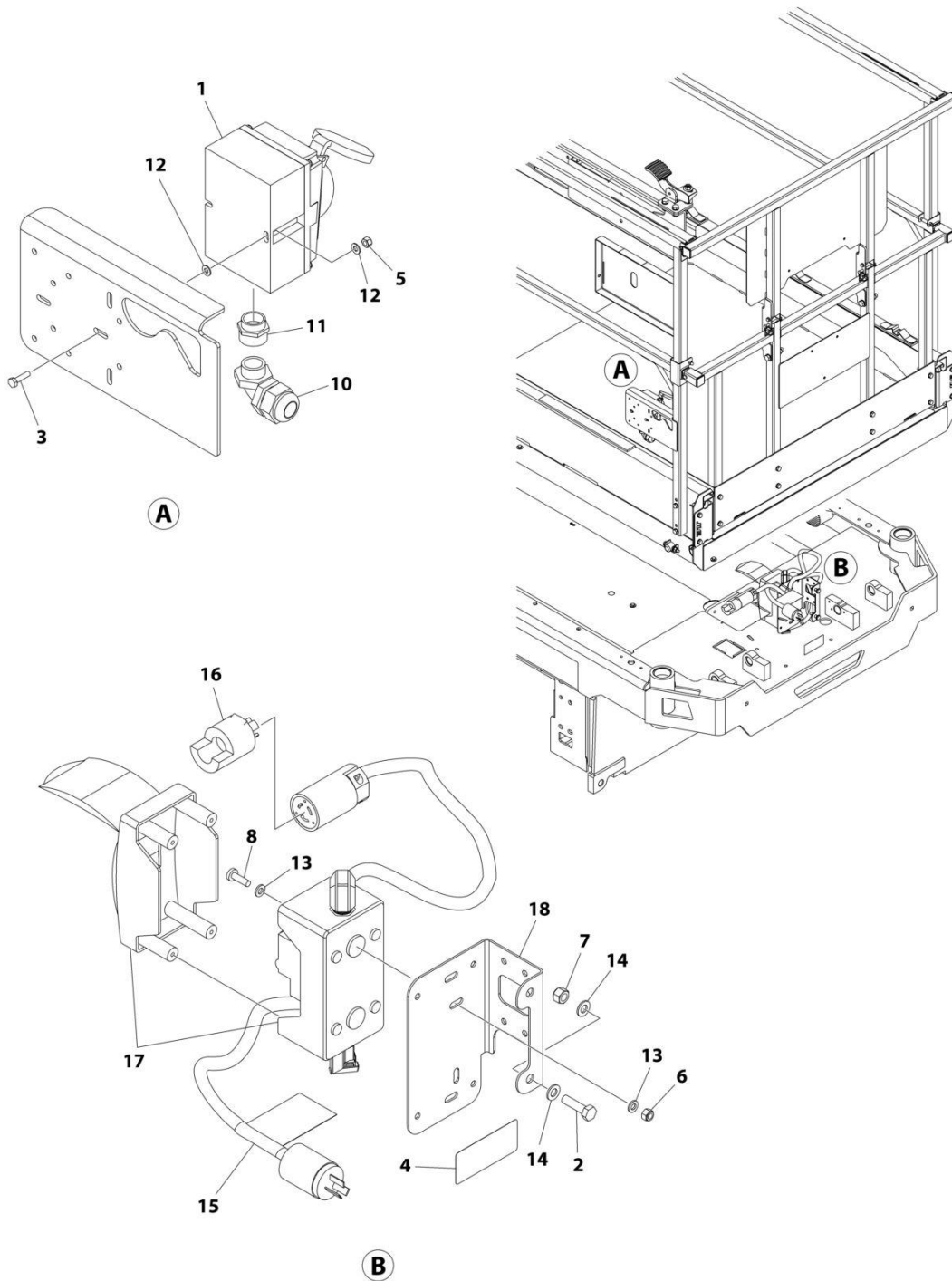
## SECTION 7 - ELECTRICAL

**FIGURE 7-1. AC BOX AT PLATFORM INSTALLATION - 110V GFI (ALL SPECS EXCEPT AUSTRALIAN, CE & UK CA SPECS)**

ITEM	PART NUMBER	QTY	DESCRIPTION	REV
	1001237400	Ref	AC BOX AT PLATFORM INSTALLATION - 110V GFI	C
1	0760408	4	Bolt M4 x 16	
2	1703464	1	Decal - AC Power	
3	2902431	1	Receptacle Box Kit (See Separate Breakdown in this Section)	
4	3290405	4	Nut M4	
5	4240017	AR	Tie-Strap (Not Shown)	
6	4460138	1	Plug, Male - AC	
7	4460315	1	Terminal	
8	4811400	4	Washer M4	
9	1001102258	1	Decal - AC Label	

# SECTION 7 - ELECTRICAL

## FIGURE 7-2. AC BOX AT PLATFORM INSTALLATION - 110V IEC YELLOW (CE & UK CA SPECS)



ART\_1001238133

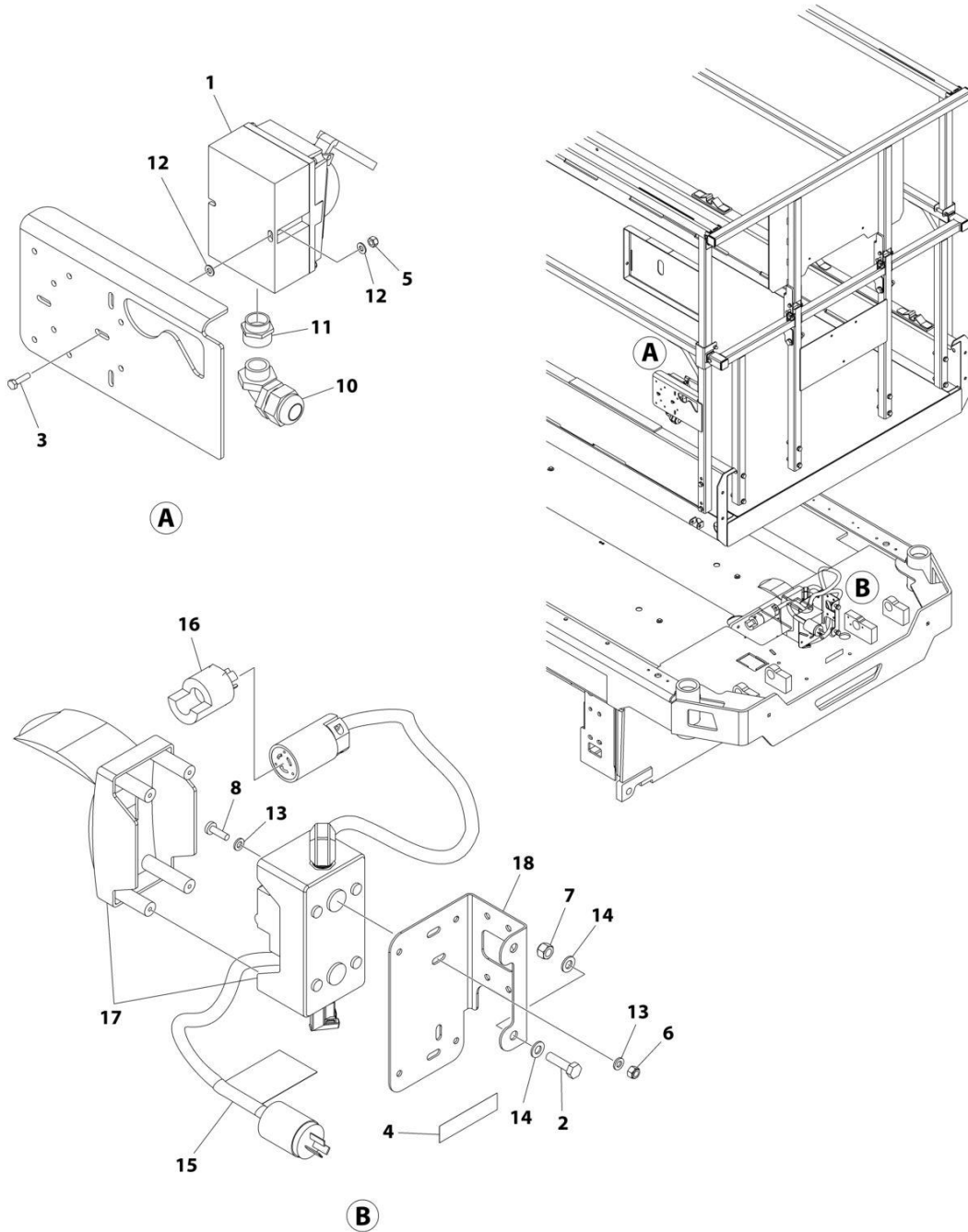
## SECTION 7 - ELECTRICAL

**FIGURE 7-2. AC BOX AT PLATFORM INSTALLATION - 110V IEC YELLOW (CE & UK CA SPECS)**

ITEM	PART NUMBER	QTY	DESCRIPTION	REV
	1001238133	Ref	AC BOX AT PLATFORM INSTALLATION - 110V IEC YELLOW	B
1	0275216	1	Receptacle Box Kit - 110V IEC Yellow (See Separate Breakdown in this Section)	
2	0700814	2	Bolt M8 x 30	
3	0760408	2	Bolt M4 x 16	
4	1703464	1	Decal - AC Power	
5	3290405	2	Nut M4	
6	3290605	2	Nut M6	
7	3290805	2	Nut M8	
8	4010610	2	Screw M6 x 20	
9	4240017	AR	Tie-Strap (Not Shown)	
10	4461257	1	Connector, Strain Relief	
11	4461258	1	Connector, Adapter	
12	4811400	4	Washer M4	
13	4811700	4	Washer M6	
14	4811900	4	Washer M8	
15	1001102258	1	Decal - AC Label	
16	1001120204	1	Plug, Male Twist	
17	1001209776	1	Breaker Box Kit (See Separate Breakdown in this Section)	
18	1001238198	1	Bracket	

# SECTION 7 - ELECTRICAL

## FIGURE 7-3. AC BOX AT PLATFORM INSTALLATION - 220V IEC BLUE (CE & UK CA SPECS)



ART\_1001238134

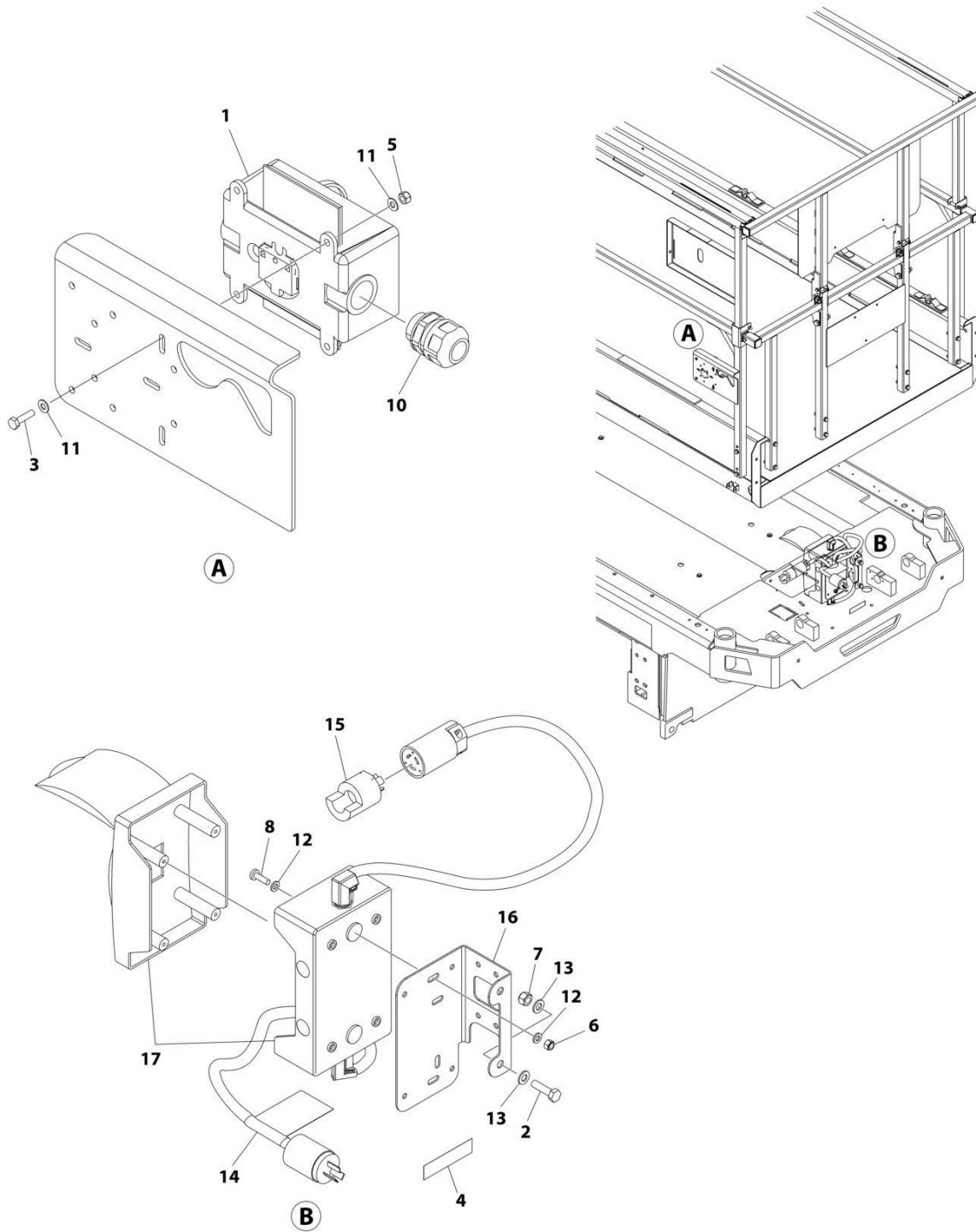
## SECTION 7 - ELECTRICAL

**FIGURE 7-3. AC BOX AT PLATFORM INSTALLATION - 220V IEC BLUE (CE & UK CA SPECS)**

ITEM	PART NUMBER	QTY	DESCRIPTION	REV
	1001238134	Ref	AC BOX AT PLATFORM INSTALLATION - 220V IEC BLUE	A
1	0275217	1	Receptacle Box Kit - 220V IEC Blue (See Separate Breakdown in this Section)	
2	0700814	2	Bolt M8 x 30	
3	0760408	2	Bolt M4 x 16	
4	3252507	1	Decal - AC Power	
5	3290405	2	Nut M4	
6	3290605	2	Nut M6	
7	3290805	2	Nut M8	
8	4010610	2	Screw M6 x 20	
9	4240017	AR	Tie-Strap (Not Shown)	
10	4461257	1	Connector, Strain Relief	
11	4461258	1	Connector, Adapter	
12	4811400	4	Washer M4	
13	4811700	4	Washer M6	
14	4811900	4	Washer M8	
15	1001102258	1	Decal - AC Label	
16	1001120204	1	Plug, Male Twist	
17	1001209776	1	Breaker Box Kit (See Separate Breakdown in this Section)	
18	1001238198	1	Bracket	

# SECTION 7 - ELECTRICAL

## FIGURE 7-4. AC BOX AT PLATFORM INSTALLATION - 220V CEE7 POST GROUND (CE & UK CA SPECS)



ART\_1001238130



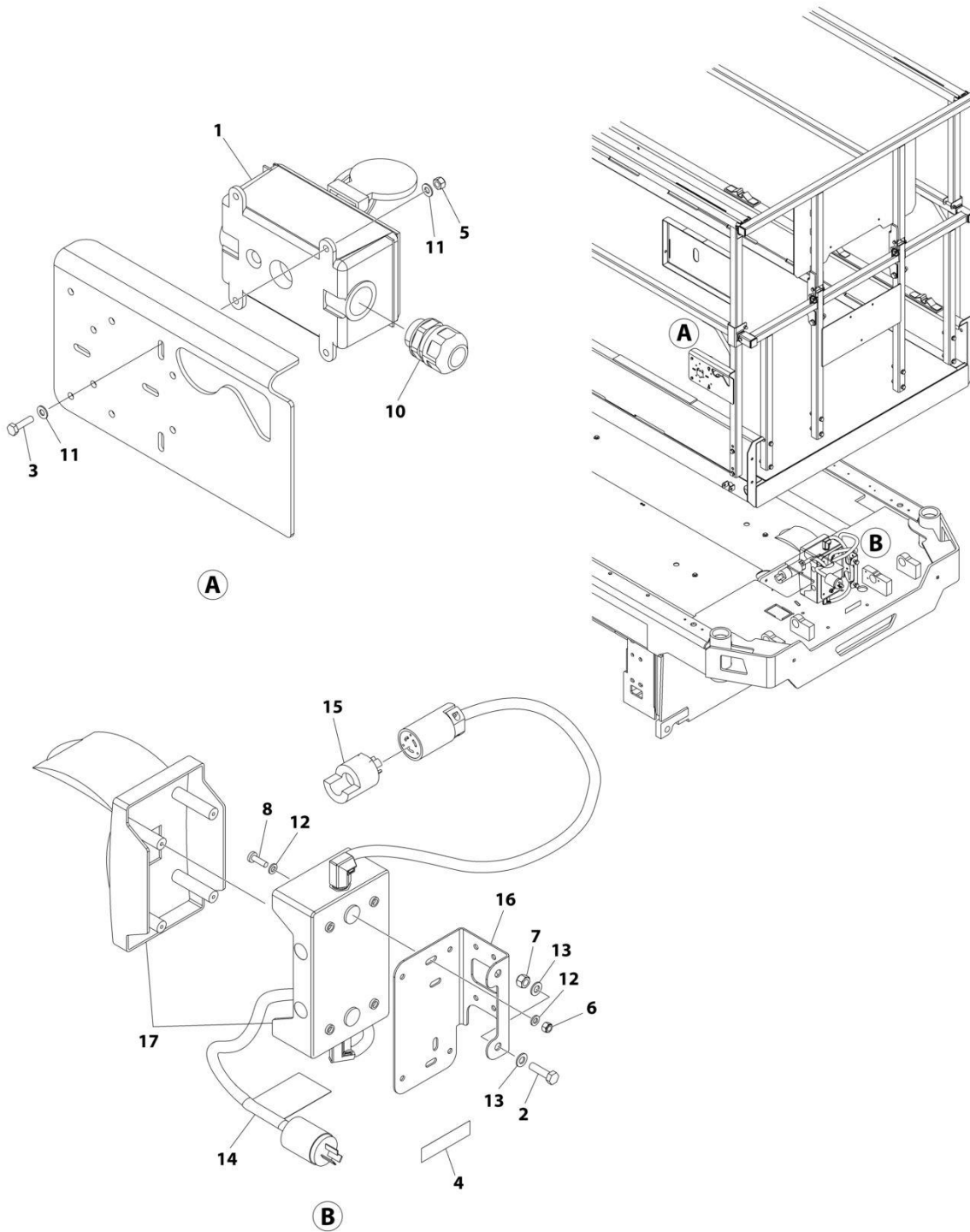
## SECTION 7 - ELECTRICAL

**FIGURE 7-4. AC BOX AT PLATFORM INSTALLATION - 220V CEE7 POST GROUND (CE & UK CA SPECS)**

ITEM	PART NUMBER	QTY	DESCRIPTION	REV
	1001238130	Ref	AC BOX AT PLATFORM INSTALLATION - 220V CEE7 POST GROUND	B
1	0275452	1	Receptacle Box Kit - 220V CEE7 Post Ground (See Separate Breakdown in this Section)	
2	0700814	2	Screw M8 x 30	
3	0760408	4	Bolt M4 x 16	
4	3252507	1	Decal - AC Power	
5	3290405	4	Nut M4	
6	3290605	2	Nut M6	
7	3290805	2	Nut M8	
8	4010610	2	Screw M6 x 20	
9	4240017	AR	Tie-Strap (Not Shown)	
10	4460662	1	Connector, Strain Relief	
11	4811400	8	Washer M4	
12	4811700	4	Washer M6	
13	4811900	4	Washer M8	
14	1001102258	1	Decal - AC Label	
15	1001120204	1	Plug, Male Twist	
16	1001238198	1	Bracket	
17	1001209482	1	Breaker Box Kit (See Separate Breakdown in this Section)	

# SECTION 7 - ELECTRICAL

## FIGURE 7-5. AC BOX AT PLATFORM INSTALLATION - 220V CEE7 SIDE GROUND (CE & UK CA SPECS)



ART\_1001238131

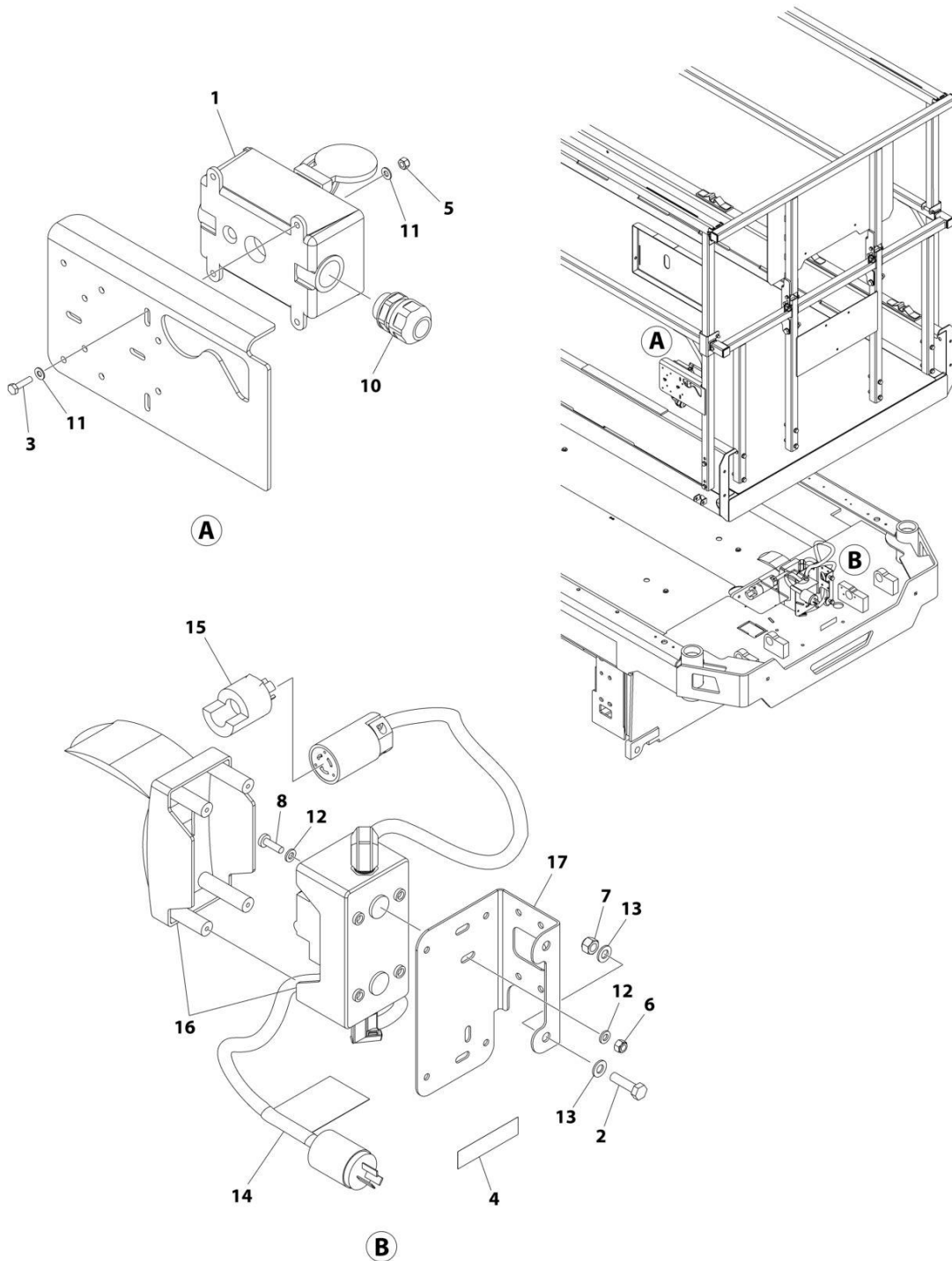
## SECTION 7 - ELECTRICAL

**FIGURE 7-5. AC BOX AT PLATFORM INSTALLATION - 220V CEE7 SIDE GROUND (CE & UK CA SPECS)**

ITEM	PART NUMBER	QTY	DESCRIPTION	REV
	1001238131	Ref	AC BOX AT PLATFORM INSTALLATION - 220V CEE7 SIDE GROUND	B
1	0275453	1	Receptacle Box Kit - 220V CEE7 Side Ground (See Separate Breakdown in this Section)	
2	0700814	2	Bolt M8 x 30	
3	0760408	4	Bolt M4 x 16	
4	3252507	1	Decal - AC Power	
5	3290405	4	Nut M4	
6	3290605	2	Nut M6	
7	3290805	2	Nut M8	
8	4010610	2	Screw M6 x 20	
9	4240017	AR	Tie-Strap (Not Shown)	
10	4460662	1	Connector, Strain Relief	
11	4811400	8	Washer M4	
12	4811700	4	Washer M6	
13	4811900	4	Washer M8	
14	1001102258	1	Decal - AC Label	
15	1001120204	1	Plug, Male Twist	
16	1001238198	1	Bracket	
17	1001209482	1	Breaker Box Kit (See Separate Breakdown in this Section)	

# SECTION 7 - ELECTRICAL

FIGURE 7-6. AC BOX AT PLATFORM INSTALLATION - 220V AFSINT 107 (CE & UK CA SPECS)



ART\_1001238132

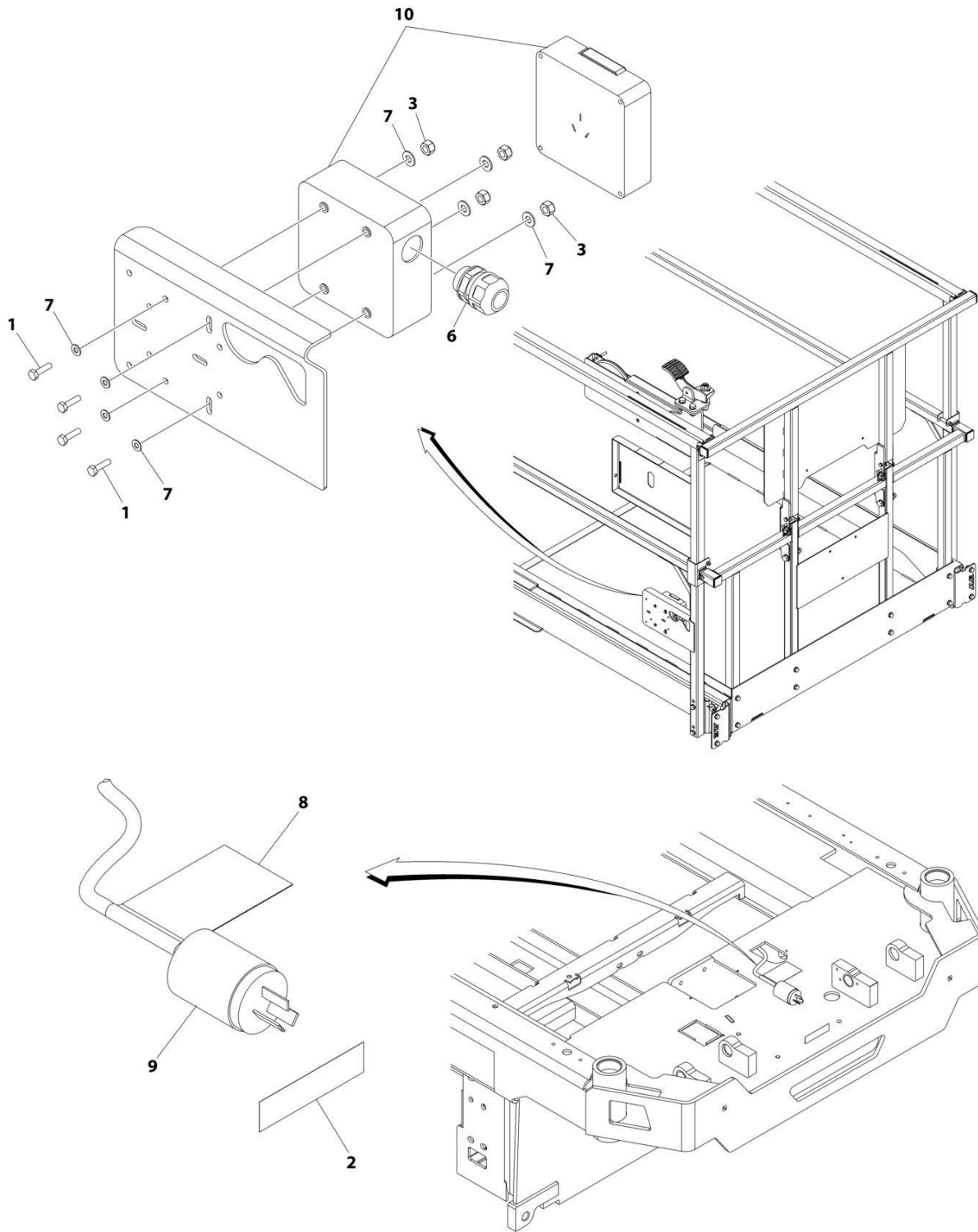
## SECTION 7 - ELECTRICAL

**FIGURE 7-6. AC BOX AT PLATFORM INSTALLATION - 220V AFSINT 107 (CE & UK CA SPECS)**

ITEM	PART NUMBER	QTY	DESCRIPTION	REV
	1001238132	Ref	AC BOX AT PLATFORM INSTALLATION - 220V AFSINT 107	B
1	0275454	1	Receptacle Box Kit - 220V AFSINT 107 (See Separate Breakdown in this Section)	
2	0700814	2	Bolt M8 x 30	
3	0760408	4	Bolt M4 x 16	
4	3252507	1	Decal - AC Power	
5	3290405	4	Nut M4	
6	3290605	2	Nut M6	
7	3290805	2	Nut M8	
8	4010610	2	Screw M6 x 20	
9	4240017	AR	Tie-Strap (Not Shown)	
10	4460662	1	Connector, Strain Relief	
11	4811400	8	Washer M4	
12	4811700	4	Washer M6	
13	4811900	4	Washer M8	
14	1001102258	1	Decal - AC Label	
15	1001120204	1	Plug, Male Twist	
16	1001209776	1	Breaker Box Kit (See Separate Breakdown in this Section)	
17	1001238198	1	Bracket	

# SECTION 7 - ELECTRICAL

## FIGURE 7-7. AC BOX AT PLATFORM INSTALLATION - 220V CHINA PLUG (CHINA SPECS)



ART\_1001238135

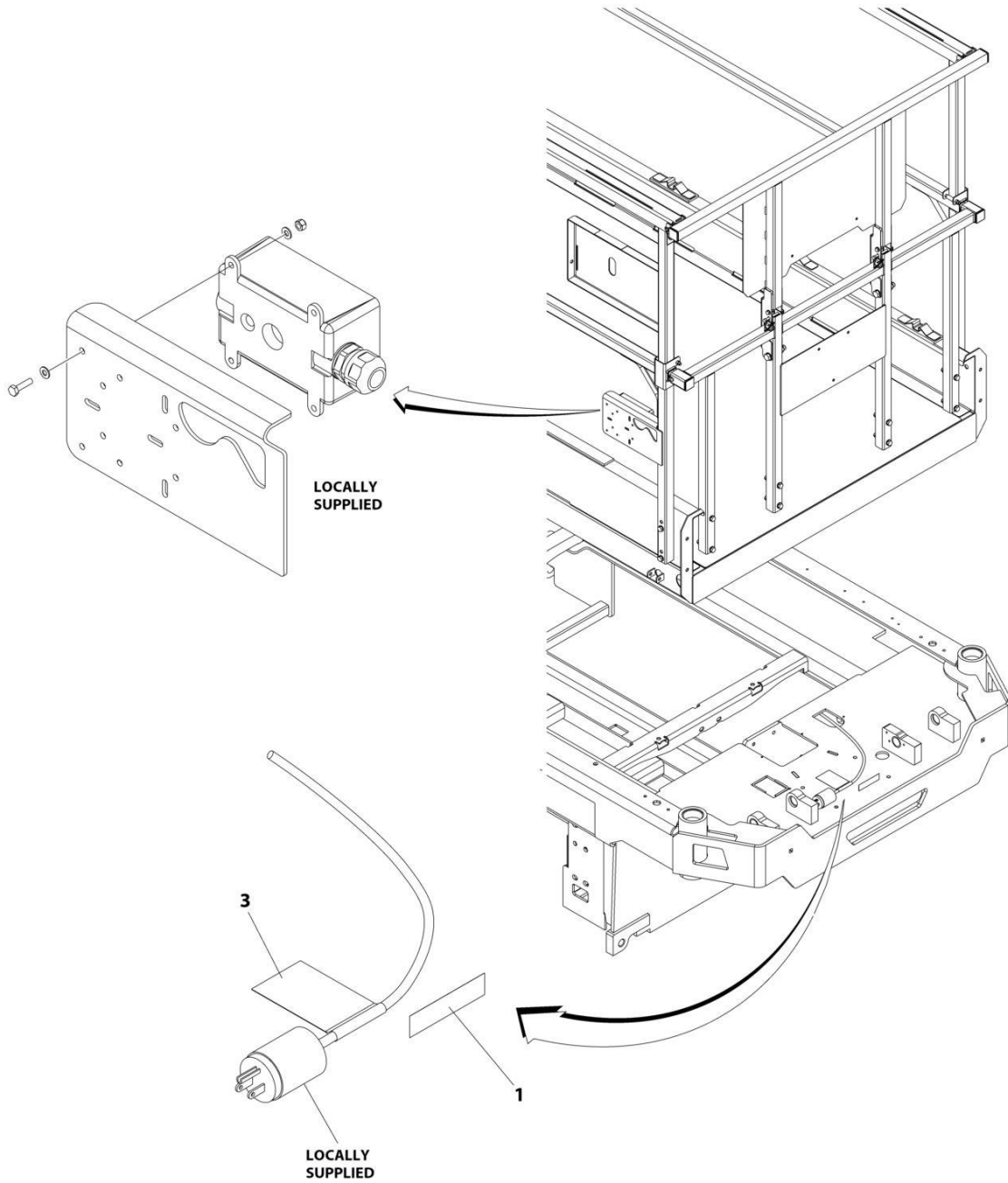
## SECTION 7 - ELECTRICAL

**FIGURE 7-7. AC BOX AT PLATFORM INSTALLATION - 220V CHINA PLUG (CHINA SPECS)**

ITEM	PART NUMBER	QTY	DESCRIPTION	REV
	1001238135	Ref	AC BOX AT PLATFORM INSTALLATION - 220V CHINA PLUG (CHINA SPECS)	A
1	0760408	4	Bolt M4 x 16	
2	3252507	1	Decal - 220 Volt	
3	3290405	4	Nut M4	
4	4240017	AR	Tie-Strap (Not Shown)	
5	4460315	1	Terminal (Not Shown)	
6	4460968	1	Connector, Strain Relief	
7	4811400	8	Washer M4	
8	1001102258	1	Decal - AC Label	
9	1001187816	1	Plug	
10	1001188116	1	Box	

# SECTION 7 - ELECTRICAL

## FIGURE 7-8. AC BOX AT PLATFORM INSTALLATION - 220V LOCALLY SUPPLIED COMPONENTS (ALL SPECS)



ART\_1001237401



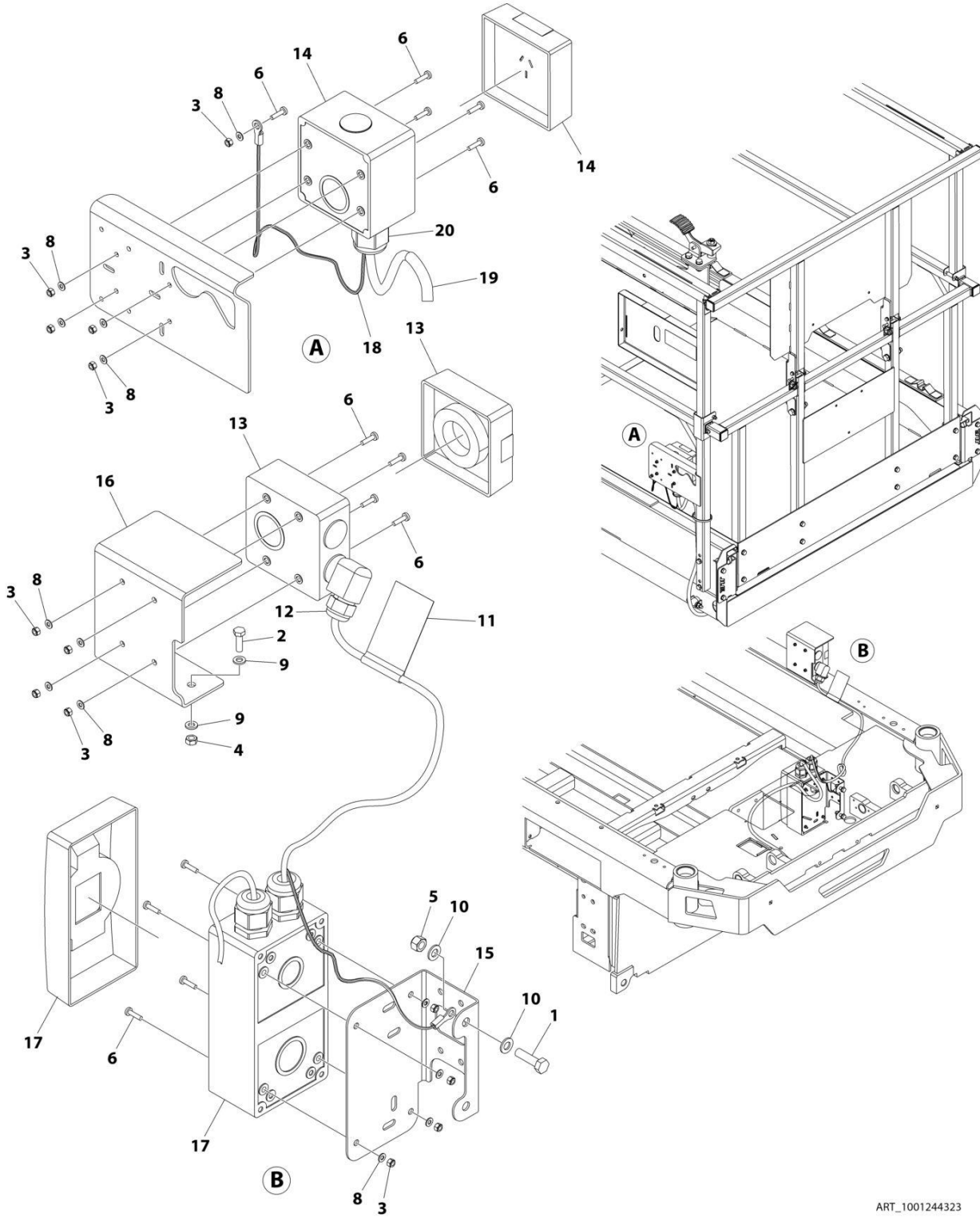
## SECTION 7 - ELECTRICAL

**FIGURE 7-8. AC BOX AT PLATFORM INSTALLATION - 220V LOCALLY SUPPLIED COMPONENTS  
(ALL SPECS)**

ITEM	PART NUMBER	QTY	DESCRIPTION	REV
	1001237401	Ref	AC BOX AT PLATFORM INSTALLATION - 220V LOCALLY SUPPLIED COMPONENTS (ALL SPECS)	C
1	3252507	1	Decal - 220 Volt	
2	4240017	AR	Tie-Strap (Not Shown)	
3	1001102258	1	Decal - AC Label	

# SECTION 7 - ELECTRICAL

## FIGURE 7-9. AC BOX AT PLATFORM INSTALLATION - 220V (AUSTRALIAN SPECS)



ART\_1001244323

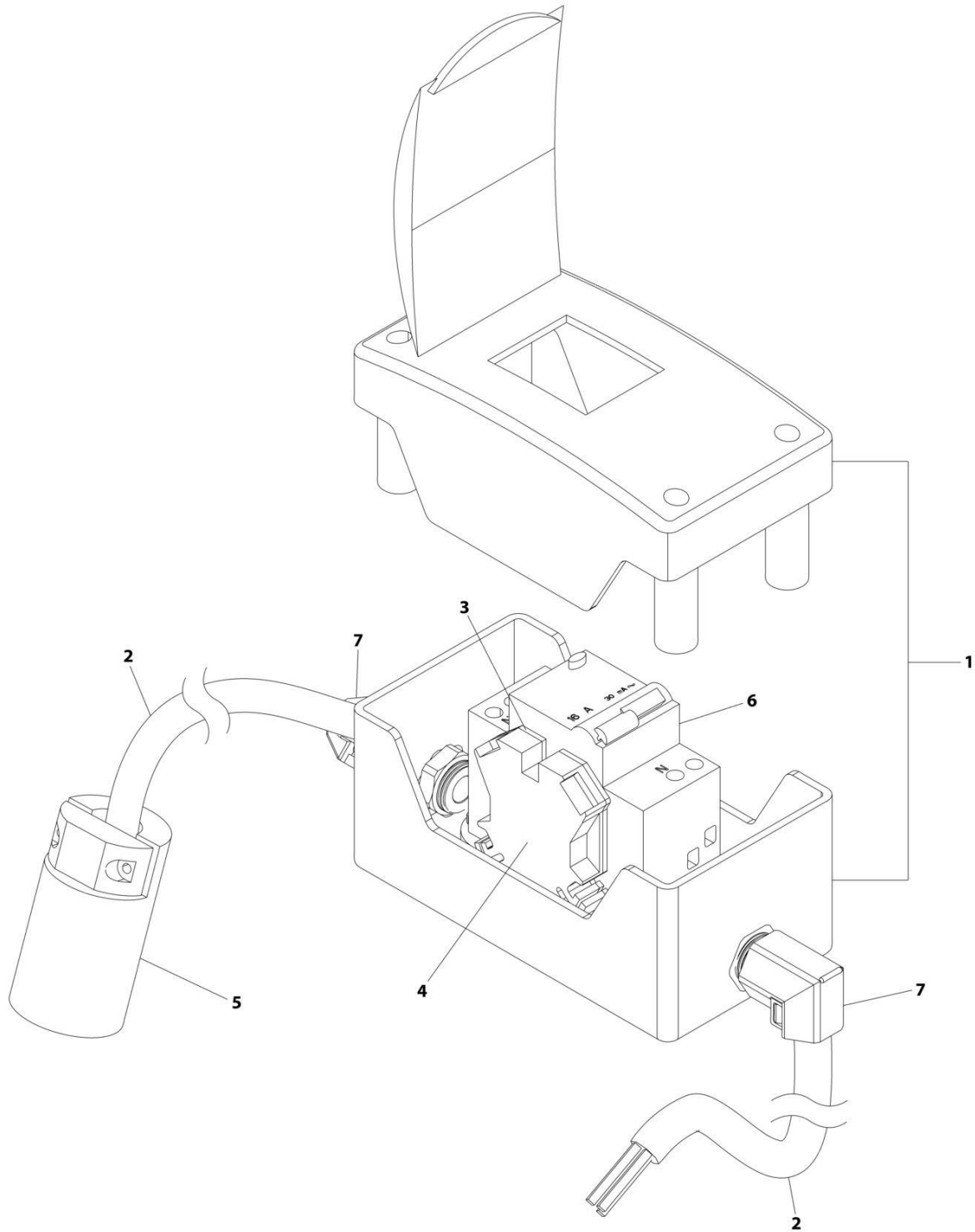
## SECTION 7 - ELECTRICAL

**FIGURE 7-9. AC BOX AT PLATFORM INSTALLATION - 220V (AUSTRALIAN SPECS)**

ITEM	PART NUMBER	QTY	DESCRIPTION	REV
	1001244323	Ref	AC BOX AT PLATFORM INSTALLATION - 220V (AUSTRALIAN SPECS)	B
1	0700814	2	Bolt M8 x 30	
2	0760610	2	Bolt M6 x 20	
3	3290405	13	Nut M4	
4	3290601	2	Nut M6	
5	3290805	2	Nut M8	
6	4010408	13	Screw M4 x 16	
7	4240017	AR	Tie-Strap (Not Shown)	
8	4811400	13	Washer M4	
9	4811700	4	Washer M6	
10	4811900	4	Washer M8	
11	1001102258	1	Decal - AC Label	
12	1001103471	1	Connector Strain Relief 90	
13	1001227267	1	Receptacle Australian - 230V	
14	1001227268	1	Receptacle Australian - 230V	
15	1001238198	1	Bracket	
16	1001244900	1	Bracket	
17	1001245739	1	Box and Breaker Electrical Assembly (See Separate Breakdown in this Section)	
18	1001245744	1	Earth/Ground Link Harness	
19	1001245747	1	Conduit	
20	1001097150	1	Terminal	

# SECTION 7 - ELECTRICAL

FIGURE 7-10. BREAKER BOX KIT WITH 1 DOUBLE 30MAMP/16AMP BREAKER



ART\_1001209776

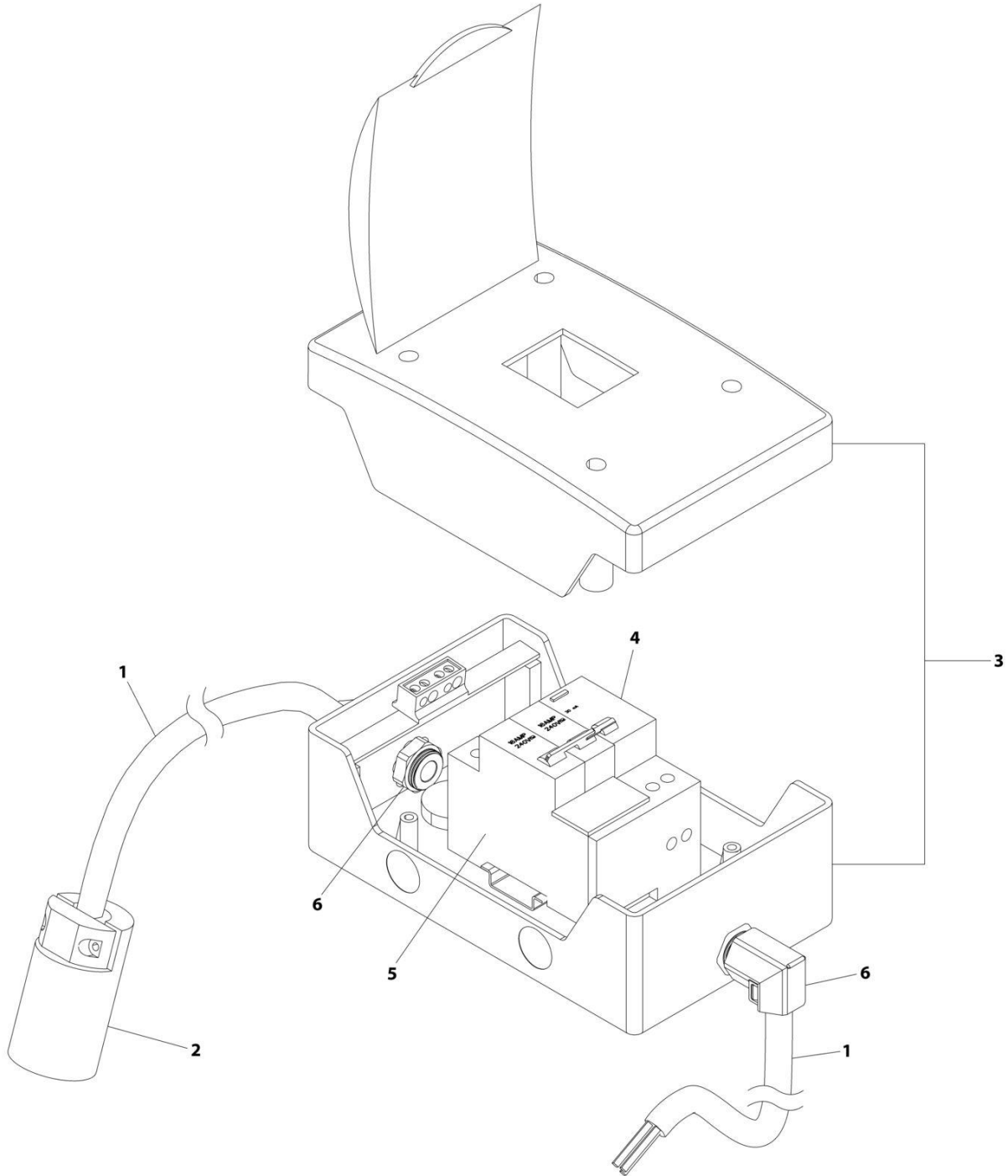
## SECTION 7 - ELECTRICAL

**FIGURE 7-10. BREAKER BOX KIT WITH 1 DOUBLE 30MAMP/16AMP BREAKER**

ITEM	PART NUMBER	QTY	DESCRIPTION	REV
	1001209776	Ref	BREAKER BOX KIT WITH 1 DOUBLE BREAKER	F
1	0861880	1	Box	
2	1060908	126 in /3.2m	Cable, 12/3	
3	4460956	1	Barrier, Terminal	
4	4460957	1	Block, Terminal	
5	1001120205	1	Connector, Female Twist	
6	1001181045	1	Breaker 30mAmp/16 Amp	
7	1001217164	2	Connector, Strain Relief 90	

# SECTION 7 - ELECTRICAL

## FIGURE 7-11. BREAKER BOX KIT WITH 3 BREAKERS



ART\_1001209482

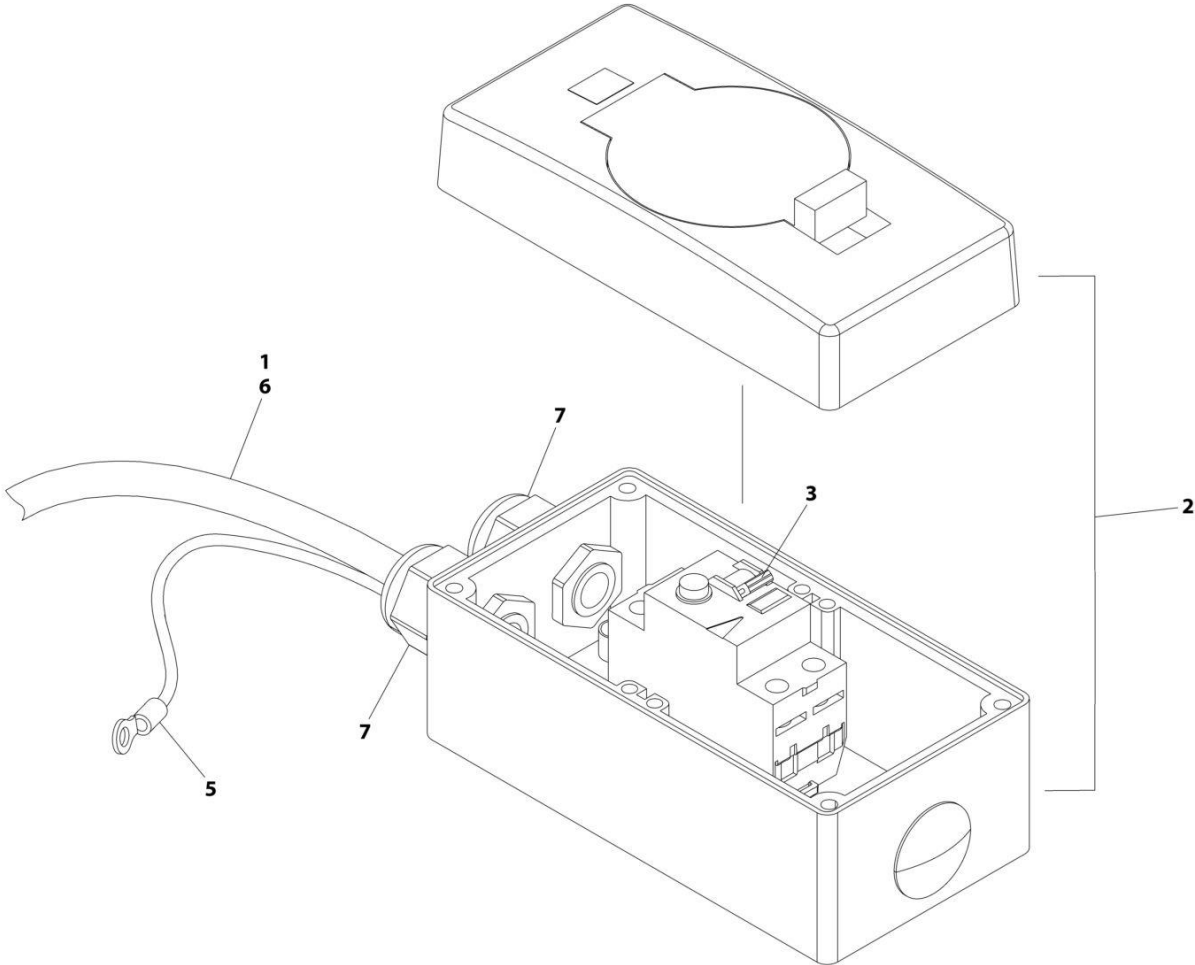
## SECTION 7 - ELECTRICAL

### FIGURE 7-11. BREAKER BOX KIT WITH 3 BREAKERS

ITEM	PART NUMBER	QTY	DESCRIPTION	REV
	1001209482	Ref	BREAKER BOX KIT WITH 3 BREAKERS	G
1	1060908	126 in /3.2m	Cable, 12/3	
2	1001120205	1	Connector, Female Twist	
3	1001152483	1	Box	
4	1001189171	1	Breaker, 30mAmp	
5	1001189172	1	Breaker 16 Amp, Double	
6	1001217164	2	Connector, Strain Relief 90	

**SECTION 7 - ELECTRICAL**

**FIGURE 7-12. BREAKER BOX KIT WITH 1 DOUBLE 30MAMP/10AMP BREAKER**



ART\_1001245739



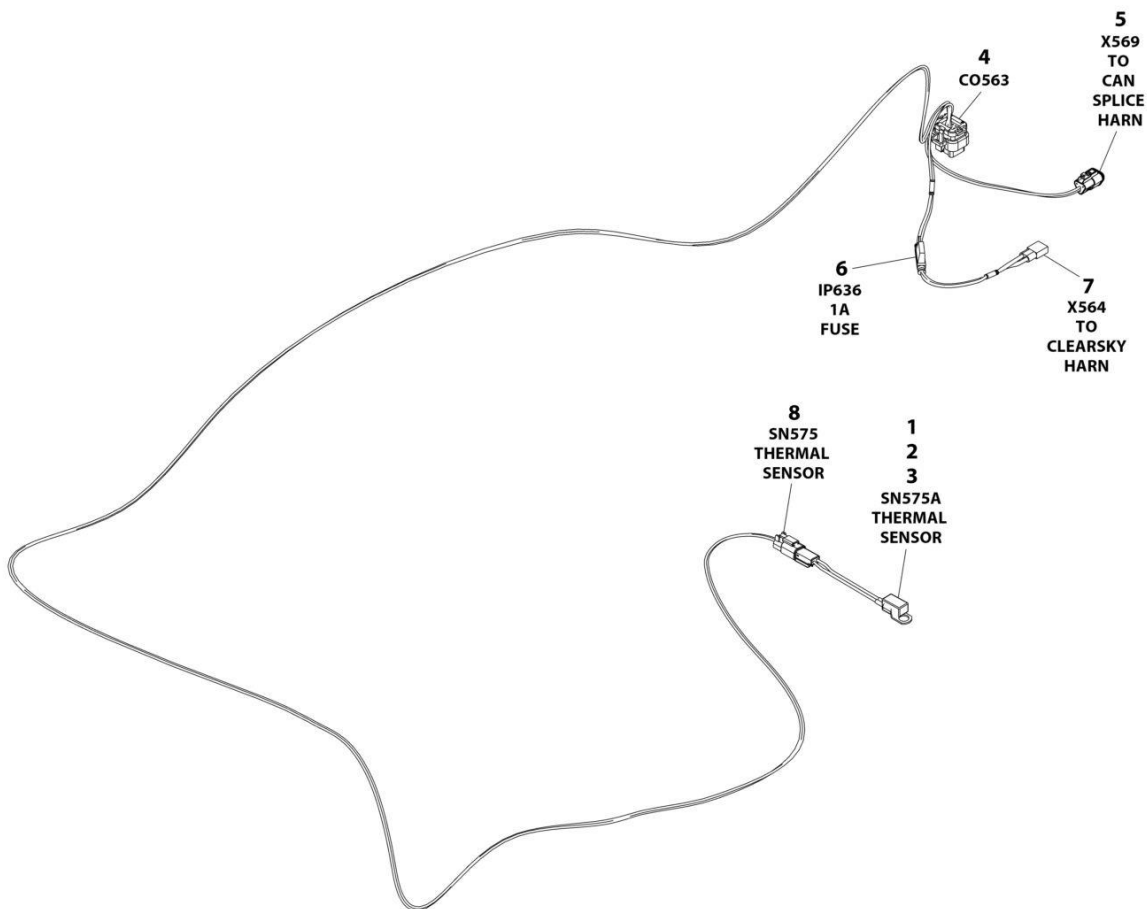
## SECTION 7 - ELECTRICAL

**FIGURE 7-12. BREAKER BOX KIT WITH 1 DOUBLE 30MAMP/10AMP BREAKER**

ITEM	PART NUMBER	QTY	DESCRIPTION	REV
1	1001245739	Ref	BREAKER BOX KIT	B
	1060908	825 mm/ 32.5in	Cable	
2	1001227269	1	Enclosure	
3	1001228191	1	Breaker	
4	1001245743	1	Terminal (Not Shown)	
5	1001245744	1	Earth/Ground Link Harness	
6	1001125927	1	Conduit	
7	1001097150	2	Connector	

# SECTION 7 - ELECTRICAL

## FIGURE 7-13. CHARGER HARNESS (CHARGER WITH COMMUNICATION PORT)



ART\_1001254028

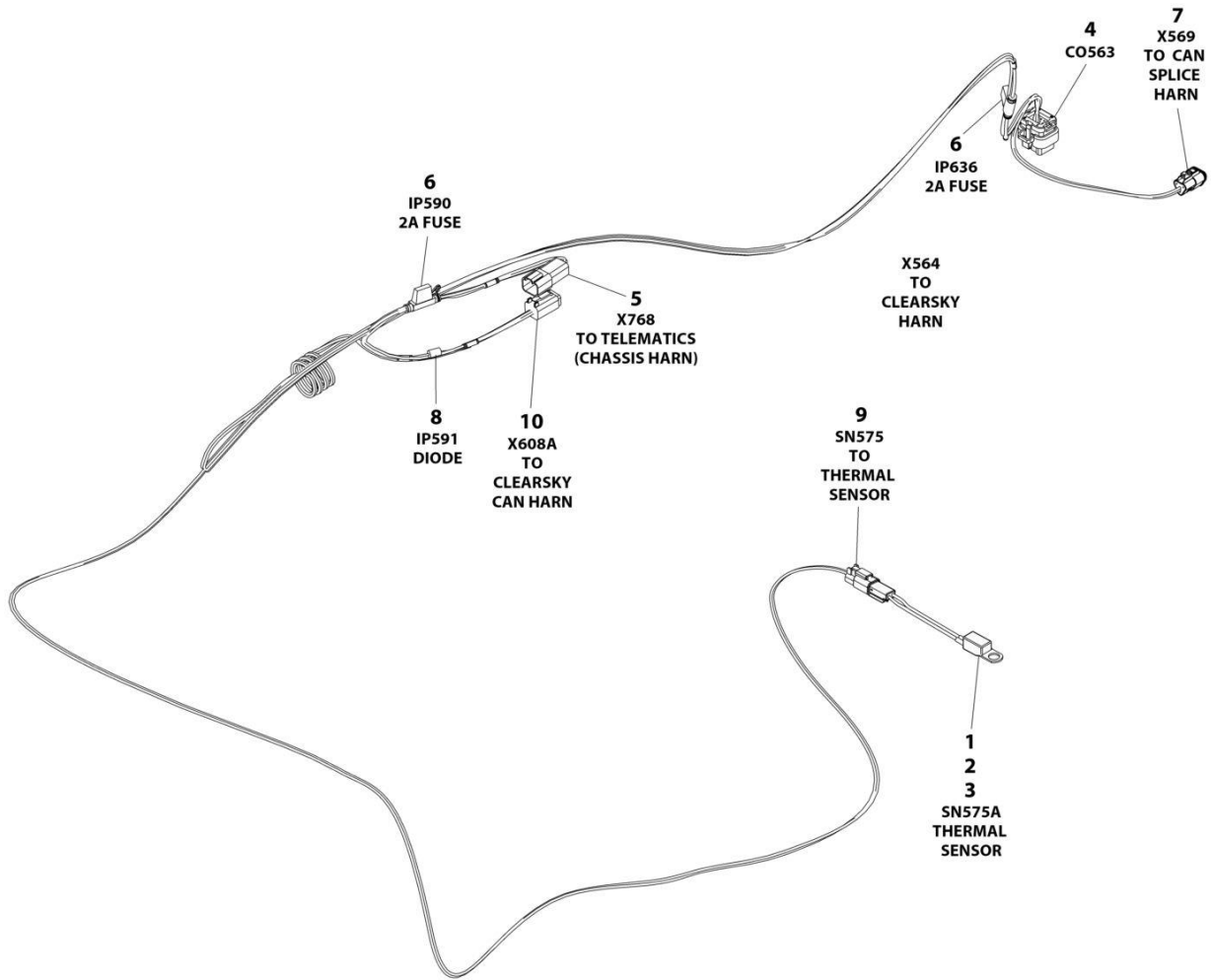
## SECTION 7 - ELECTRICAL

**FIGURE 7-13. CHARGER HARNESS (CHARGER WITH COMMUNICATION PORT)**

ITEM	PART NUMBER	QTY	DESCRIPTION	REV
	1001254028	Ref	CHARGER HARNESS	A
1	4460464	2	Pin, Male	
2	4460897	1	Receptacle, Female - 2 Position	
3	1001102771	1	Sensor, Temperature	
4	4460872	1	Connector - 14 Position	
4	4460871	6	Terminal	
4	4460905	8	Plug, Terminal	
5	1001116812	1	Plug, Male - 3 Position	
5	4460944	2	Socket, Female	
5	4460466	1	Plug, Terminal	
6	2400060	1	Fuseholder With Cover	
6	1001228388	1	Fuse 1A	
7	4460424	1	Receptacle, Female - 2 Position	
7	4460227	2	Pin, Male	
8	4460891	1	Plug, Male - 2 Position	
8	4460465	2	Socket, Female	

# SECTION 7 - ELECTRICAL

## FIGURE 7-14. CHARGER HARNESS (CHARGER WITH COMMUNICATION PORT)



ART\_1001254028\_C

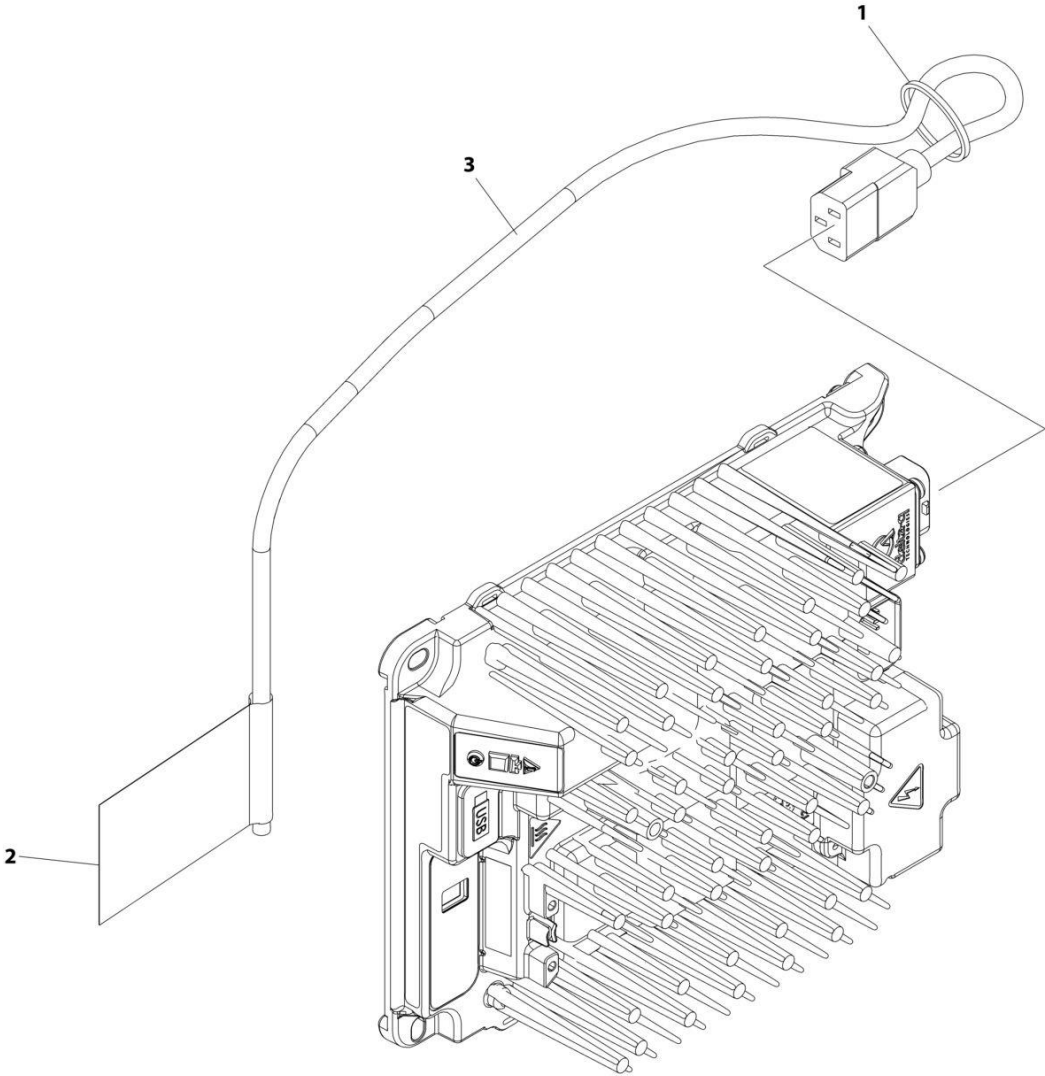
## SECTION 7 - ELECTRICAL

**FIGURE 7-14. CHARGER HARNESS (CHARGER WITH COMMUNICATION PORT)**

ITEM	PART NUMBER	QTY	DESCRIPTION	REV
	1001254028	Ref	CHARGER HARNESS	C
1	4460464	2	Pin, Male	
2	4460897	1	Receptacle, Female - 2 Position	
3	1001102771	1	Sensor, Temperature	
4	4460872	1	Connector - 14 Position	
4	4460871	6	Terminal	
4	4460905	8	Plug, Terminal	
5	4460932	1	Receptacle, Female - 4 Position	
5	4460464	1	Pin, Male	
6	2400060	2	Fuseholder With Cover	
6	1001196634	2	Fuse 2A	
7	1001116812	1	Plug, Male - 3 Position	
7	4460944	2	Socket, Female	
7	4460466	1	Plug, Terminal	
8	3990001	1	Diode	
9	4460891	1	Plug, Male - 2 Position	
9	4460465	2	Socket, Female	
10	4460884	1	Plug, Male - 4 Position	
10	4460465	4	Socket, Female	

**SECTION 7 - ELECTRICAL**

**FIGURE 7-15. CHARGER PLUG INSTALLATION (NO PLUG)**



ART\_1001248631

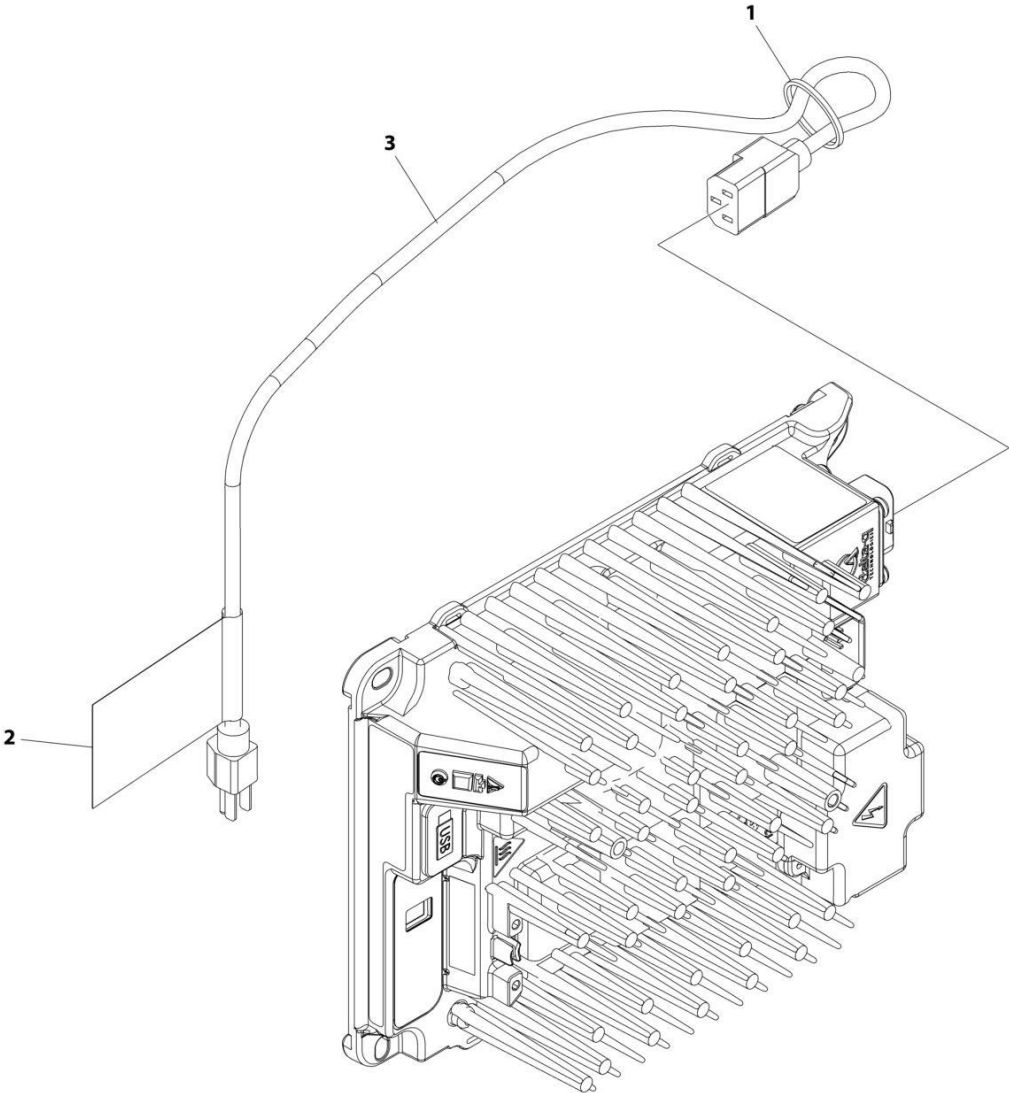
## SECTION 7 - ELECTRICAL

### FIGURE 7-15. CHARGER PLUG INSTALLATION (NO PLUG)

ITEM	PART NUMBER	QTY	DESCRIPTION	REV
	1001248631	Ref	CHARGER PLUG INSTALLATION	B
1	4240017	AR	Tie-Strap	
2	1001102489	1	Decal - Charger	
3	1001207974	1	Cable, Charger Plug (No Plug)	

**SECTION 7 - ELECTRICAL**

**FIGURE 7-16. CHARGER PLUG INSTALLATION (110V PLUG)**



ART\_1001248632



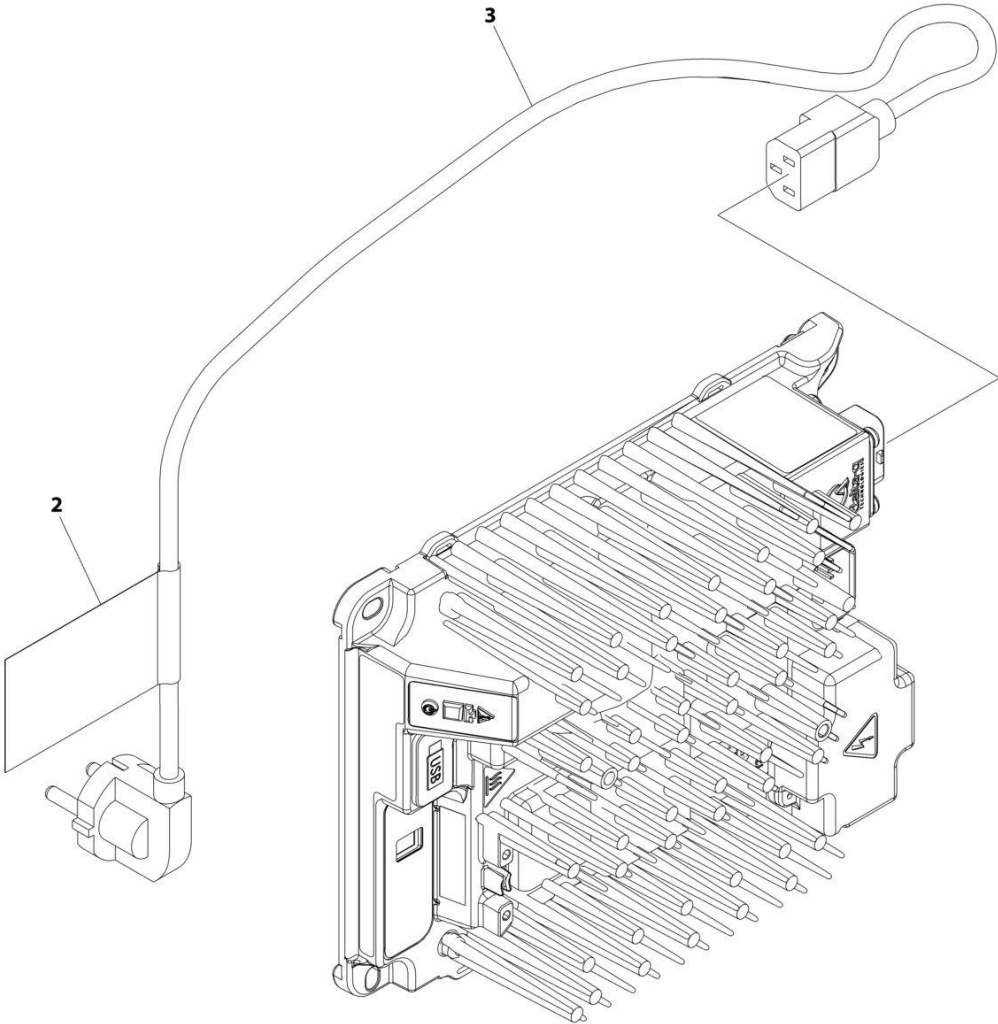
## SECTION 7 - ELECTRICAL

**FIGURE 7-16. CHARGER PLUG INSTALLATION (110V PLUG)**

ITEM	PART NUMBER	QTY	DESCRIPTION	REV
	1001248632	Ref	CHARGER PLUG INSTALLATION	B
1	4240017	AR	Tie-Strap	
2	1001102489	1	Decal - Charger	
3	1001207970	1	Cable, Charger Plug	

**SECTION 7 - ELECTRICAL**

**FIGURE 7-17. CHARGER PLUG INSTALLATION (KOREAN PLUG)**



ART\_1001248634

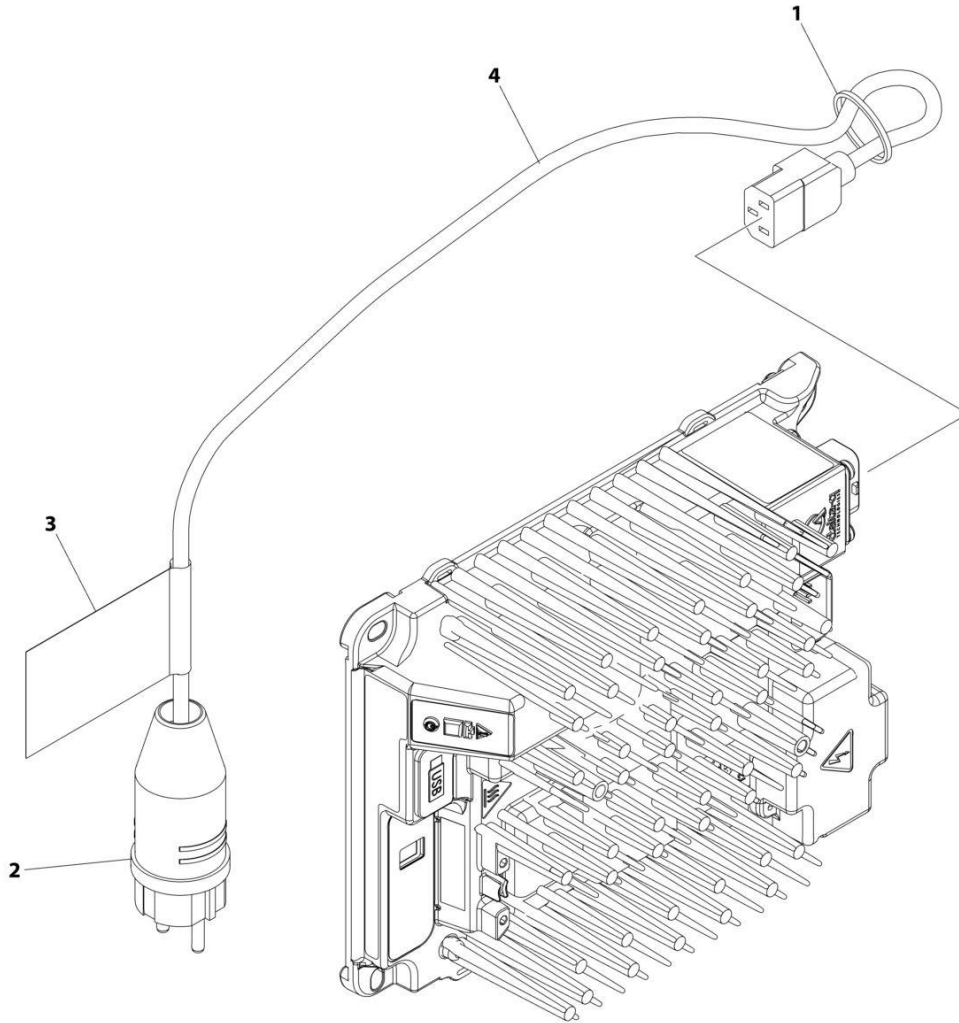
## SECTION 7 - ELECTRICAL

**FIGURE 7-17. CHARGER PLUG INSTALLATION (KOREAN PLUG)**

ITEM	PART NUMBER	QTY	DESCRIPTION	REV
	1001248634	Ref	CHARGER PLUG INSTALLATION	A
1	4240017	AR	Tie-Strap (Not Shown)	
2	1001102489	1	Decal - Charger Label	
3	1001221949	1	Cable, Charger AC Input	

# SECTION 7 - ELECTRICAL

## FIGURE 7-18. CHARGER PLUG INSTALLATION (CEE7 PLUG)



ART\_1001258768

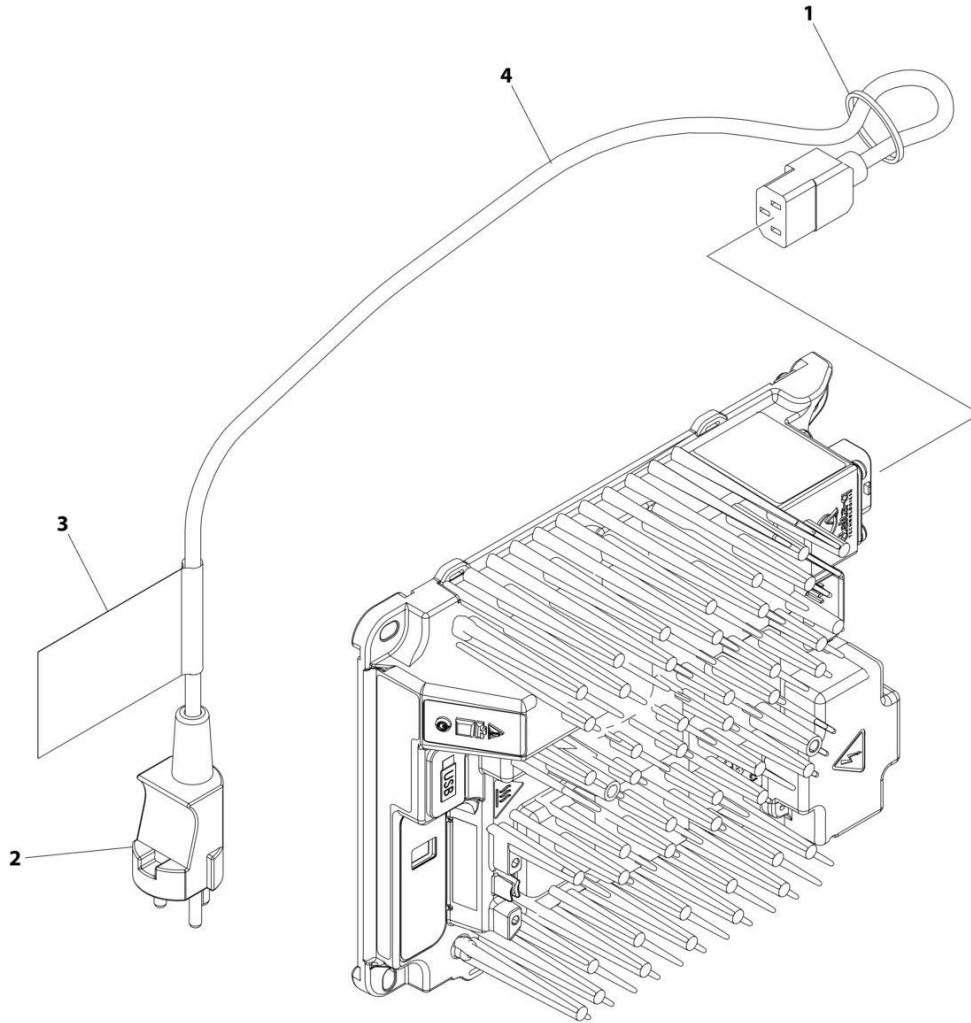
## SECTION 7 - ELECTRICAL

**FIGURE 7-18. CHARGER PLUG INSTALLATION (CEE7 PLUG)**

ITEM	PART NUMBER	QTY	DESCRIPTION	REV
	1001258768	Ref	CHARGER PLUG INSTALLATION	A
1	4240017	AR	Tie-Strap	
2	4461205	1	Terminal	
3	1001102489	1	Decal - Charger	
4	1001207974	1	Cable, Charger Plug (No Plug)	

# SECTION 7 - ELECTRICAL

## FIGURE 7-19. CHARGER PLUG INSTALLATION (AFSINT 107 PLUG)



ART\_1001258770

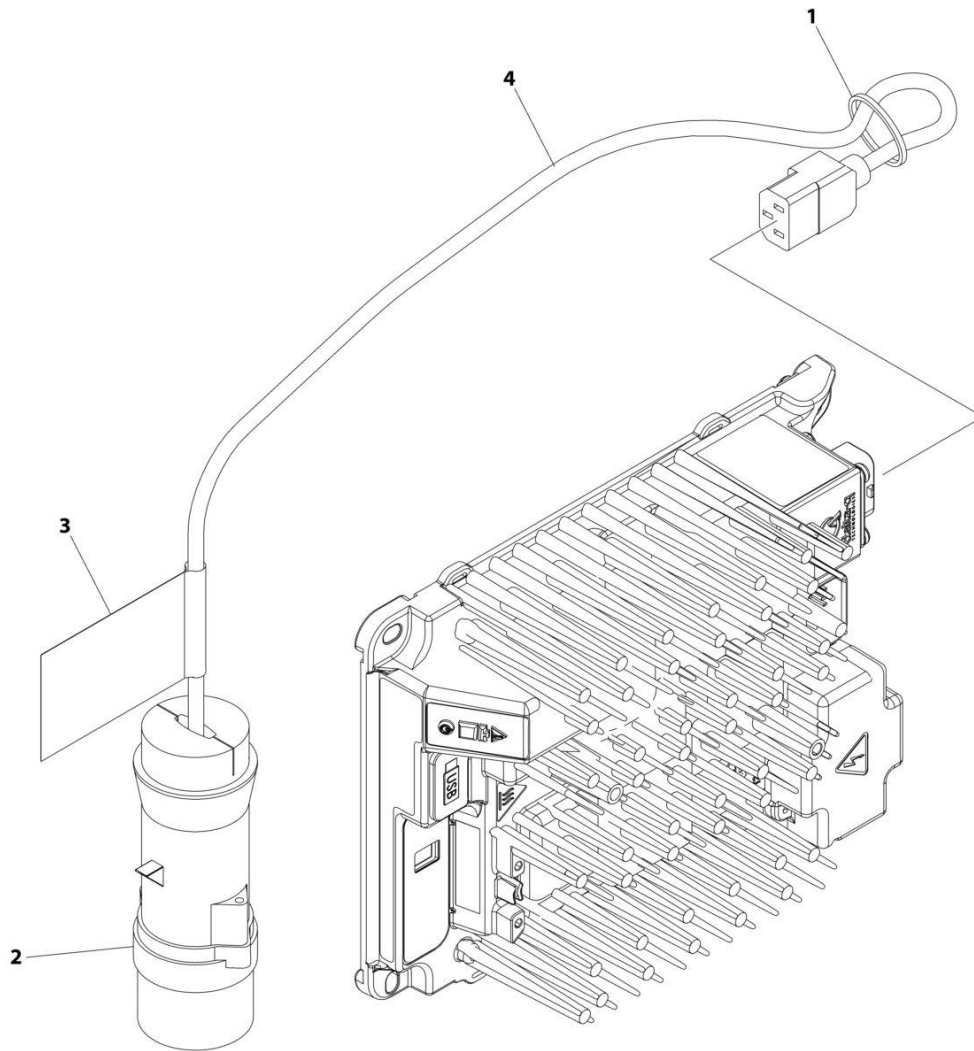
## SECTION 7 - ELECTRICAL

**FIGURE 7-19. CHARGER PLUG INSTALLATION (AFSINT 107 PLUG)**

ITEM	PART NUMBER	QTY	DESCRIPTION	REV
	1001258770	Ref	CHARGER PLUG INSTALLATION	A
1	4240017	AR	Tie-Strap	
2	4461249	1	Terminal	
3	1001102489	1	Decal - Charger	
4	1001207974	1	Cable, Charger Plug (No Plug)	

# SECTION 7 - ELECTRICAL

## FIGURE 7-20. CHARGER PLUG INSTALLATION (IEC YELLOW PLUG)



ART\_1001258771



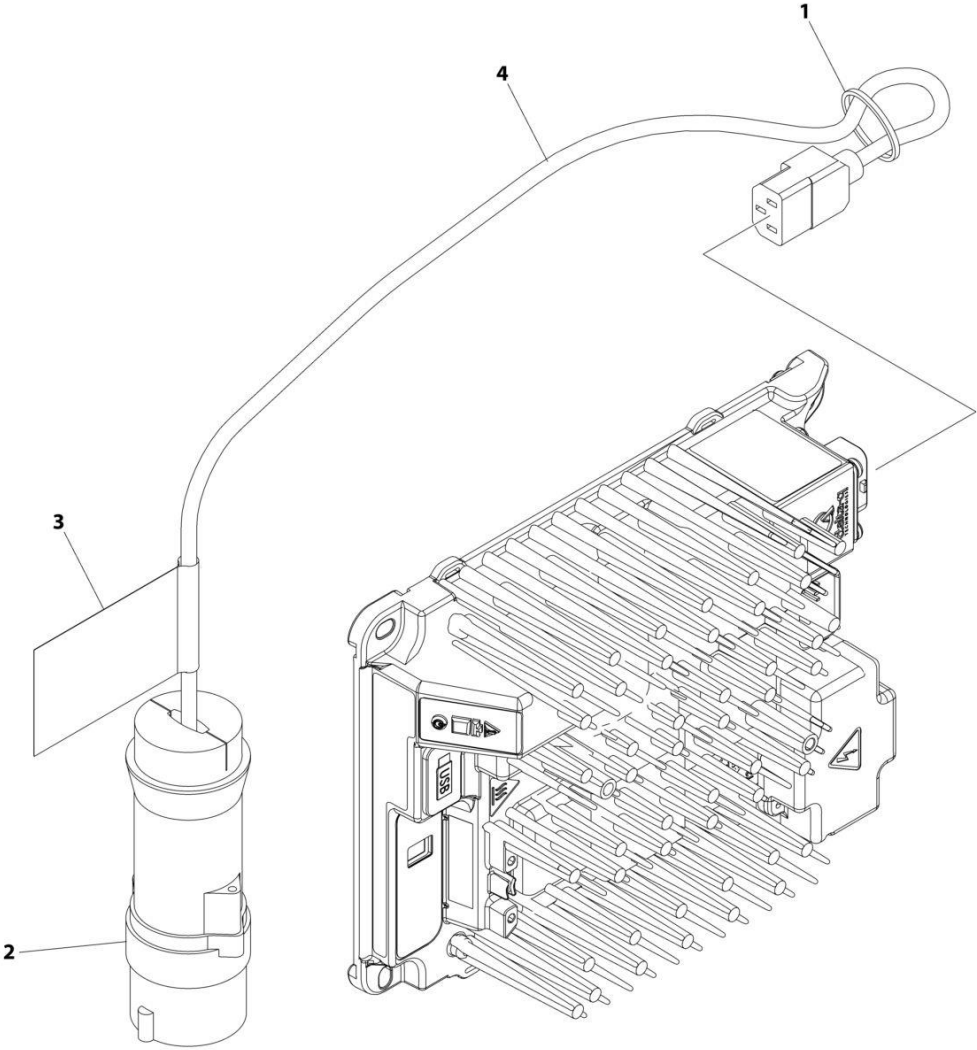
## SECTION 7 - ELECTRICAL

**FIGURE 7-20. CHARGER PLUG INSTALLATION (IEC YELLOW PLUG)**

ITEM	PART NUMBER	QTY	DESCRIPTION	REV
	1001258771	Ref	CHARGER PLUG INSTALLATION	A
1	4240017	AR	Tie-Strap	
2	4461196	1	Terminal	
3	1001102489	1	Decal - Charger	
4	1001207974	1	Cable, Charger Plug (No Plug)	

**SECTION 7 - ELECTRICAL**

**FIGURE 7-21. CHARGER PLUG INSTALLATION (IEC BLUE PLUG)**



ART\_1001258772

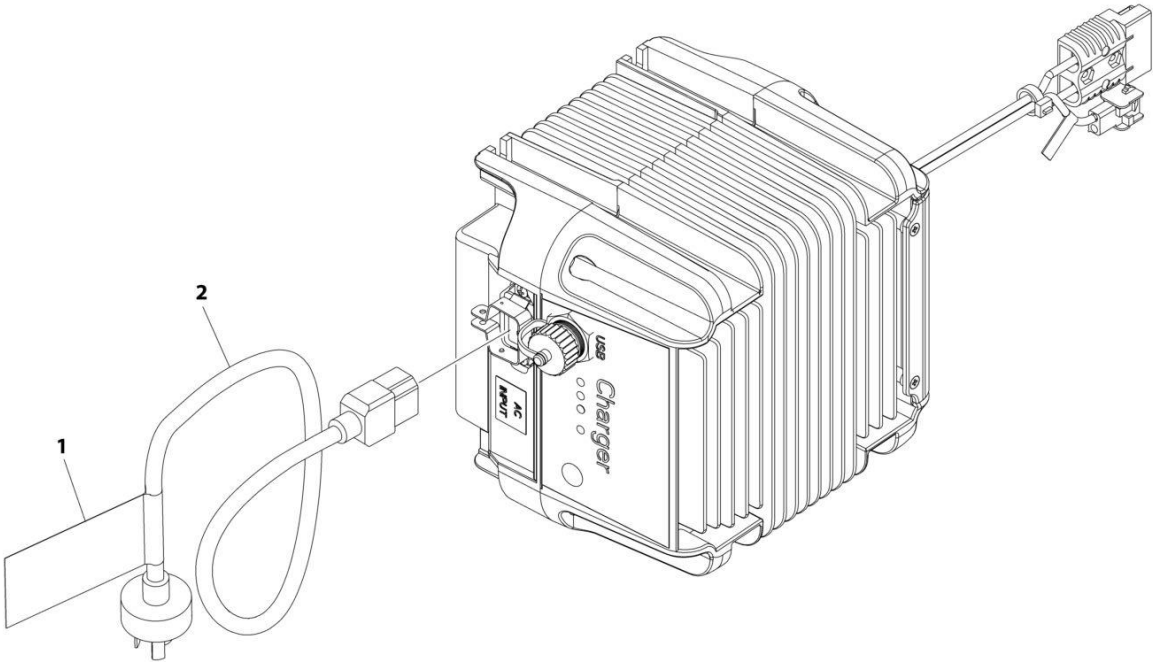
## SECTION 7 - ELECTRICAL

**FIGURE 7-21. CHARGER PLUG INSTALLATION (IEC BLUE PLUG)**

ITEM	PART NUMBER	QTY	DESCRIPTION	REV
	1001258772	Ref	CHARGER PLUG INSTALLATION	A
1	4240017	AR	Tie-Strap	
2	4461199	1	Terminal	
3	1001102489	1	Decal - Charger	
4	1001207974	1	Cable, Charger Plug (No Plug)	

**SECTION 7 - ELECTRICAL**

**FIGURE 7-22. CHARGER PLUG INSTALLATION (CHINA PLUG)**



ART\_1001263294

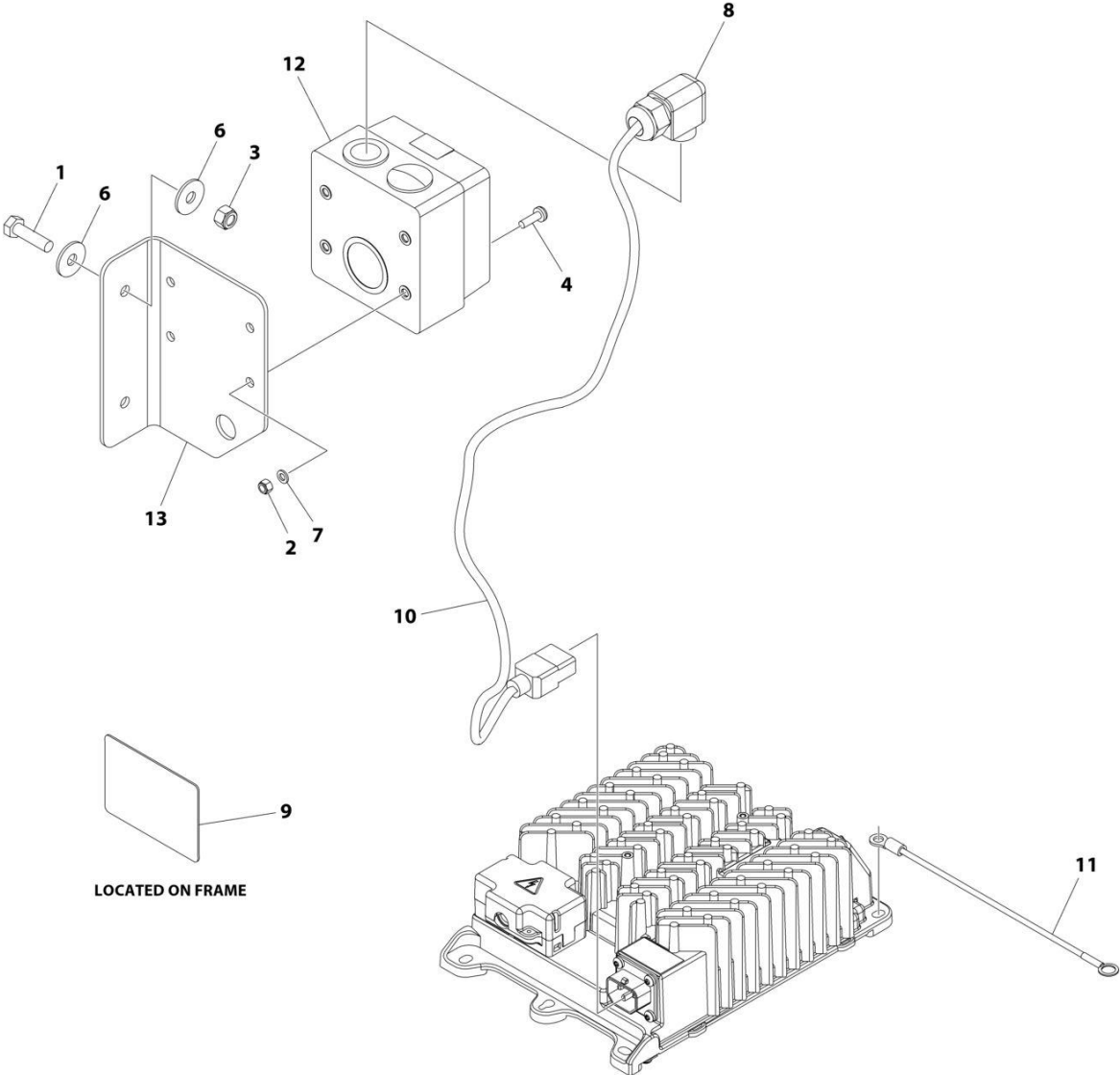
## SECTION 7 - ELECTRICAL

**FIGURE 7-22. CHARGER PLUG INSTALLATION (CHINA PLUG)**

ITEM	PART NUMBER	QTY	DESCRIPTION	REV
	1001263294	Ref	CHARGER PLUG INSTALLATION	A
1	1001102489	1	Decal - Charger Label	
2	1001207973	1	Cable, Charger AC Input	

# SECTION 7 - ELECTRICAL

## FIGURE 7-23. CHARGER PLUG INSTALLATION (AUSTRALIAN PLUG)



ART\_1001263295

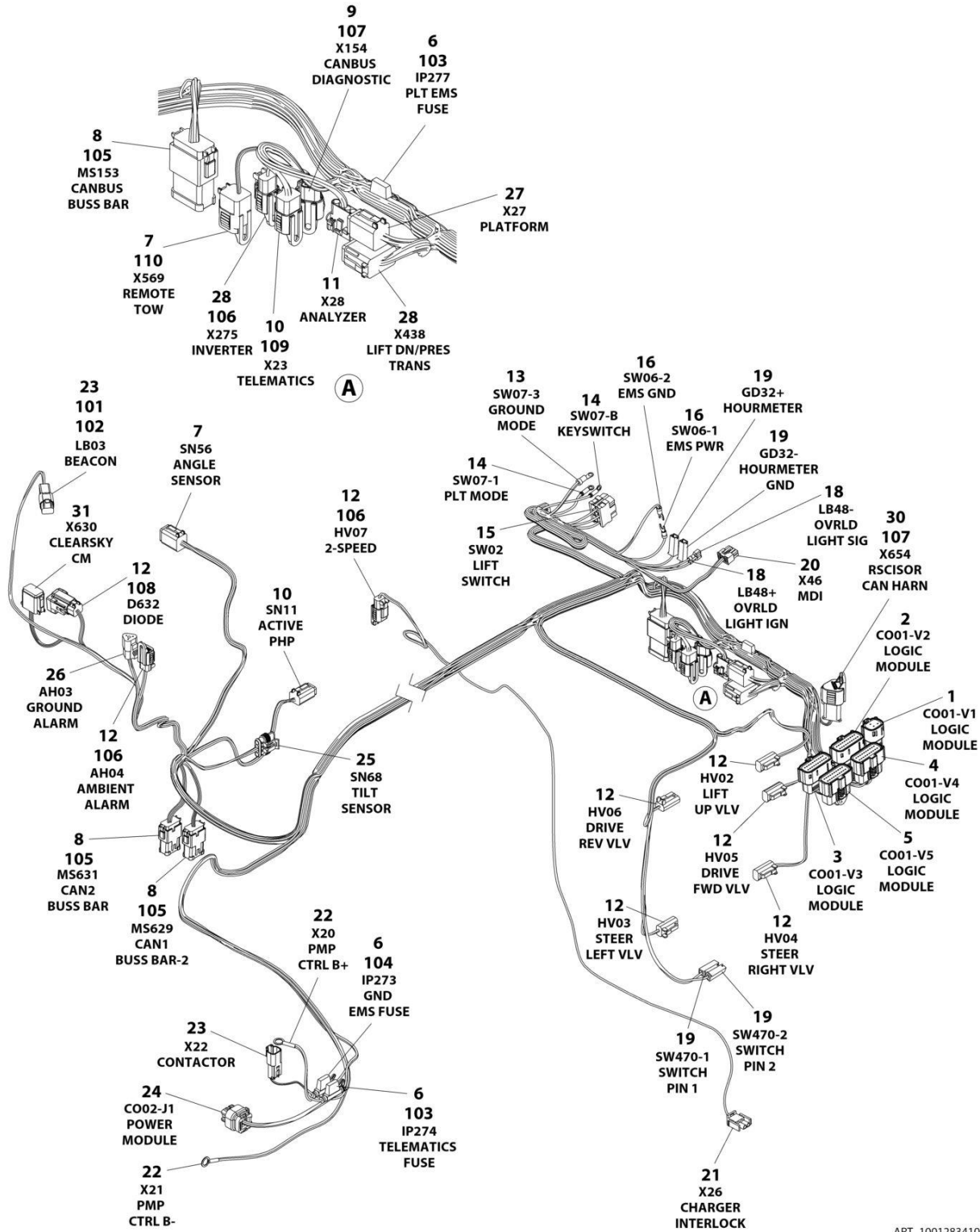
## SECTION 7 - ELECTRICAL

**FIGURE 7-23. CHARGER PLUG INSTALLATION (AUSTRALIAN PLUG)**

ITEM	PART NUMBER	QTY	DESCRIPTION	REV
	1001263295	Ref	CHARGER PLUG INSTALLATION	A
1	0700814	2	Bolt M8 x 30	
2	3290505	4	Nut M5	
3	3290805	2	Nut M8	
4	3900381	4	Screw M5 x 16	
5	4240017	AR	Tie Strap (Not Shown)	
6	4811902	4	Washer M8	
7	4831600	4	Washer M5	
8	1001103471	1	Connector Strain Relief 90	
9	1001134280	1	Decal - Charger	
10	1001207974	1	Cable, Charger AC Input	
11	1001227219	1	Ground Harness	
12	1001227267	1	Receptacle Australian - 230V	
13	1001249890	1	Bracket	

# SECTION 7 - ELECTRICAL

## FIGURE 7-24. CHASSIS HARNESS



ART\_1001283410



# SECTION 7 - ELECTRICAL

## FIGURE 7-24. CHASSIS HARNESS

ITEM	PART NUMBER	QTY	DESCRIPTION	REV
	1001283410	Ref	CHASSIS HARNESS	B
1	1001205409	1	Connector	
1	1001162887	8	Terminal	
2	1001205410	1	Connector	
2	1001162887	14	Terminal	
2	1001163340	6	Plug	
3	1001162886	1	Connector	
3	1001162887	16	Terminal	
3	1001163340	4	Plug	
4	1001205411	1	Connector	
4	1001162887	17	Terminal	
4	1001163340	3	Plug	
5	1001205412	1	Connector	
5	1001162887	19	Terminal	
5	1001163340	1	Plug	
6	2400060	3	Holder/Cover, Fuse	
7	4460894	2	Connector	
7	4460465	10	Socket	
7	4460466	2	Plug	
8	4460933	3	Connector	
8	4460944	24	Socket	
8	4460466	12	Plug	
9	1001116812	1	Connector	
9	4060944	2	Socket	
9	4460466	1	Plug	
10	4460884	3	Connector	
10	4460465	12	Socket	
11	4460761	1	Connector	
11	4460227	4	Socket	
12	4460891	7	Connector	
12	4460465	14	Socket	
13	4460042	1	Terminal, Ring	
14	4460247	2	Terminal, Ring	
15	4460418	1	Connector	
15	1001159186	3	Terminal	
16	4460115	2	Terminal, Ring	
18	1001201885	2	Terminal	
19	4460260	4	Connector	
19	4460259	4	Terminal	
20	1001151629	1	Connector	
20	4461023	2	Socket (Gold)	
20	4460877	2	Socket (Tin)	
21	4460320	1	Connector	
21	4460226	1	Socket	
22	4460019	2	Terminal	
23	4460897	2	Connector	
23	4460464	4	Pin	
24	1001113961	1	Connector	
24	4460871	4	Socket	
24	4460905	4	Plug	

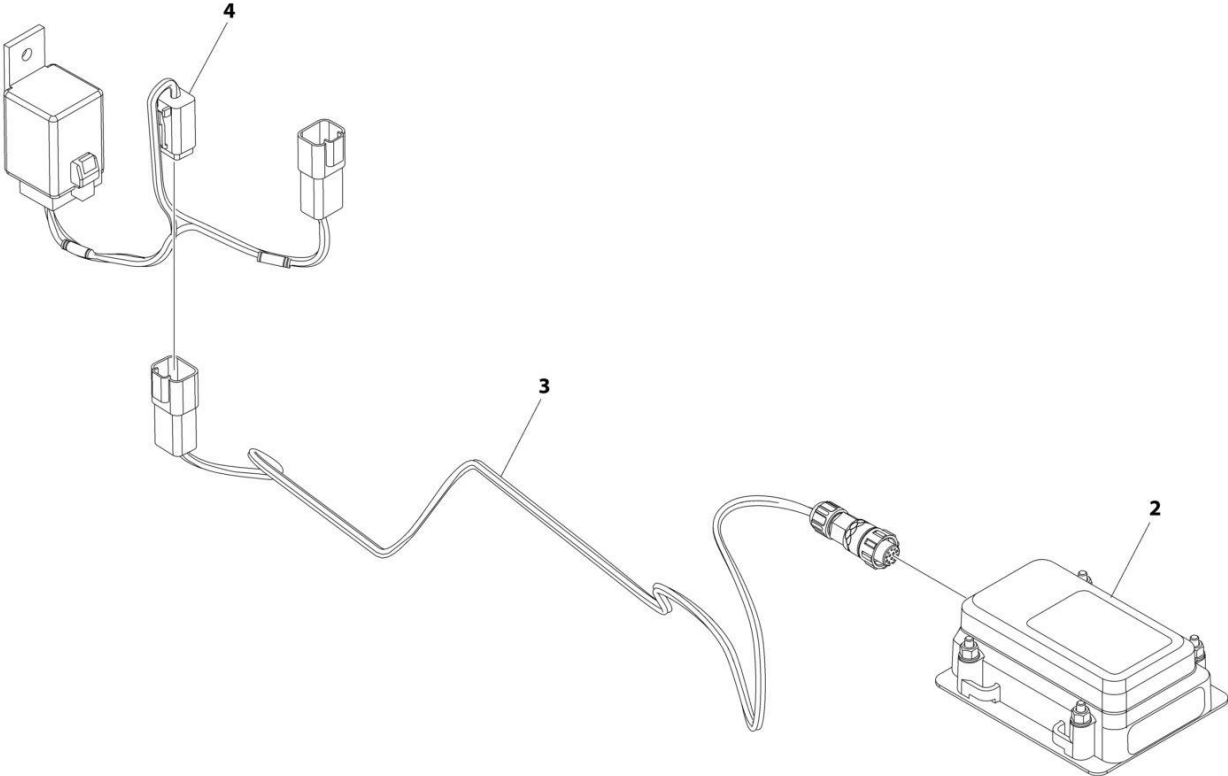
## SECTION 7 - ELECTRICAL

ITEM	PART NUMBER	QTY	DESCRIPTION	REV
25	1001103012	1	Connector	
25	1001196589	4	Terminal	
25	1001104498	4	Seal,Terminal	
26	4460539	1	Connector	
26	4460465	3	Socket	
27	4460894	1	Connector	
27	4460465	4	Socket (Nickel)	
27	4460944	2	Socket (Gold)	
28	4460933	1	Connector	
28	4460465	10	Socket	
28	4460466	2	Plug	
29	4460891	1	Connector	
29	4460465	1	Socket	
29	4460466	1	Plug	
30	4460965	1	Connector	
30	4460944	2	Socket	
30	4460466	1	Plug	
31	4460930	1	Connector	
31	4460465	8	Socket	
101	4460466	2	Plug	
102	4460891	1	Connector	
103	8229242	2	Fuse, 5 Amp	
104	8229244	1	Fuse, 15 Amp	
105	1001125677	1	Connector, Bussbar	
106	1001144295	3	Cap - 2 Position	
107	1001144296	1	Cap - 3 Position	
108	1001152266	3	Connector	
109	1001192401	1	Cap, Dust	
110	1001213448	2	Connector, Dust Cap	



**SECTION 7 - ELECTRICAL**

**FIGURE 7-25. CLEARSKY INSTALLATION - 3 WIRE (ALL SPECS EXCEPT CHINA SPECS)**



ART\_1001278847

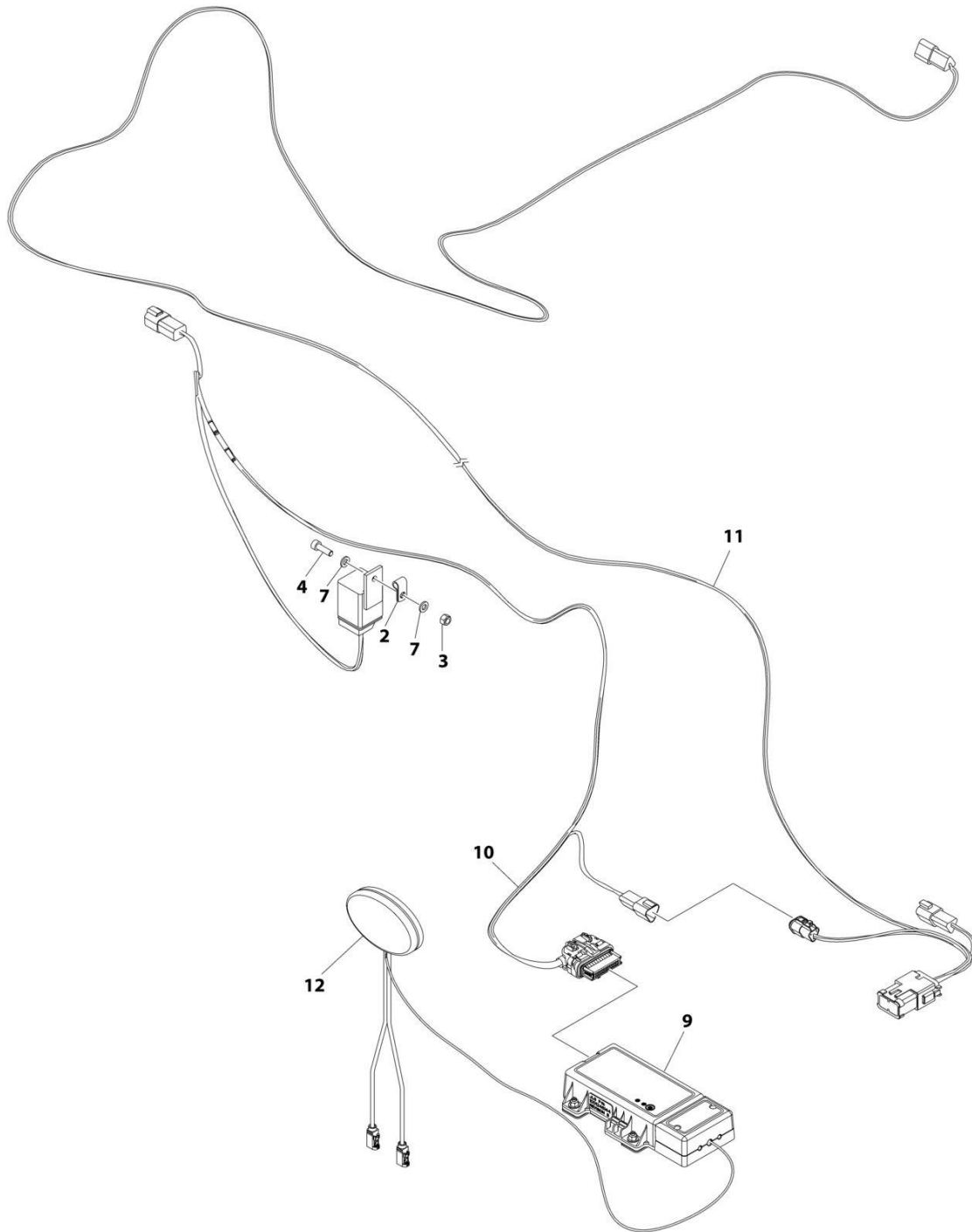
## SECTION 7 - ELECTRICAL

**FIGURE 7-25. CLEARSKY INSTALLATION - 3 WIRE (ALL SPECS EXCEPT CHINA SPECS)**

ITEM	PART NUMBER	QTY	DESCRIPTION	REV
	1001278847	Ref	CLEARSKY INSTALLATION	A
1	4240032	AR	Tie-strap (Not Shown)	
2	1001272659	1	Module, ClearSky	
3	1001273012	1	Harness, ClearSky (See Separate Breakdown in this Section)	
4	1001278513	1	Harness, ClearSky Jumper (See Separate Breakdown in this Section)	

# SECTION 7 - ELECTRICAL

FIGURE 7-26. CLEARSKY INSTALLATION - 3G (Prior to SN B200092129, Prior to SN M200087846, Prior to SN 1200046091)



ART\_1001251146

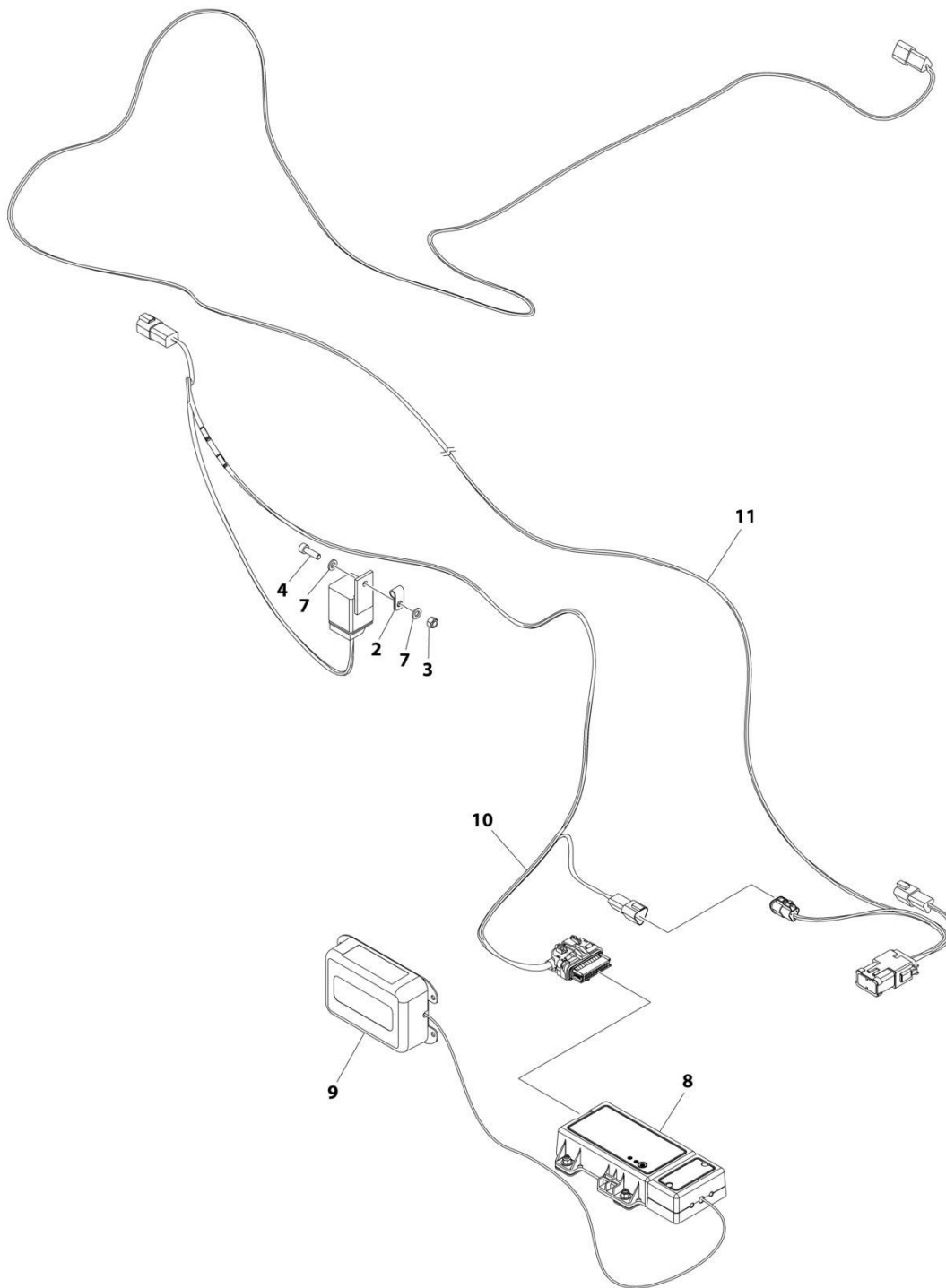
## SECTION 7 - ELECTRICAL

**FIGURE 7-26. CLEARSKY INSTALLATION - 3G (Prior to SN B200092129, Prior to SN M200087846,  
Prior to SN 1200046091)**

ITEM	PART NUMBER	QTY	DESCRIPTION	REV
	1001251146	Ref	CLEARSKY INSTALLATION	D
1	1062255	AR	Tie-strap (365mm) (Not Shown)	
2	1320136	1	Clamp	
3	3290605	1	Nut, Lock M6	
4	4031708	1	Capscrew M6 x 20	
5	4240032	AR	Tie-strap (3-5/8in to 4in) (Not Shown)	
6	4460234	AR	Mount, Tie-strap (Not Shown)	
7	4811700	2	Washer M6	
9	1001246144	1	Module, ClearSky	
10	1001254026	1	Harness, ClearSky (See Separate Breakdown in this Section)	
11	1001254027	1	Harness, ClearSky Splice (See Separate Breakdown in this Section)	
12	1001236144	1	Antenna, ClearSky	

# SECTION 7 - ELECTRICAL

FIGURE 7-27. CLEARSKY INSTALLATION - 4G (ALL SPECS EXCEPT CHINA SPECS)



ART\_1001251144



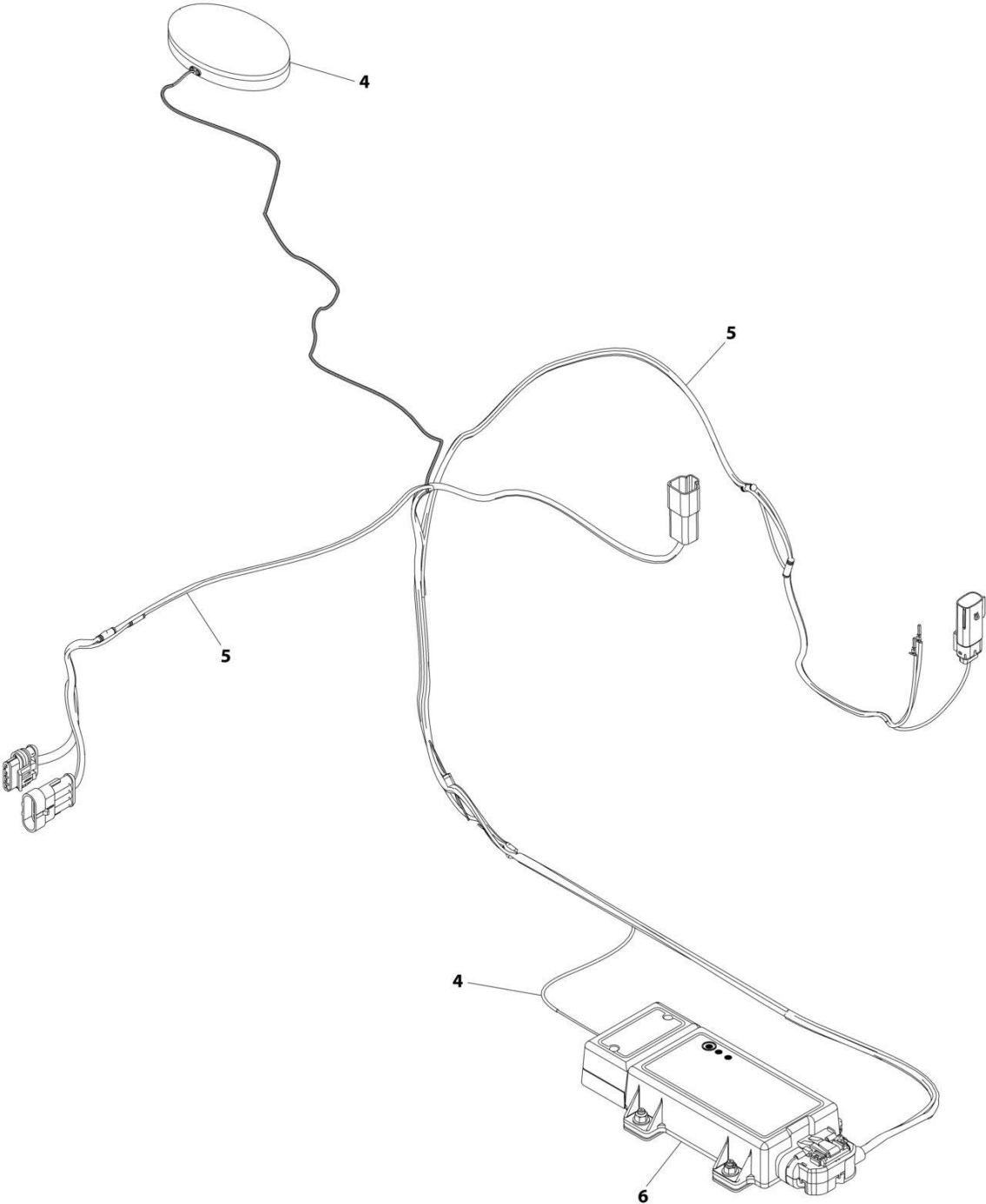
## SECTION 7 - ELECTRICAL

**FIGURE 7-27. CLEARSKY INSTALLATION - 4G (ALL SPECS EXCEPT CHINA SPECS)**

ITEM	PART NUMBER	QTY	DESCRIPTION	REV
	1001251144	Ref	CLEARSKY INSTALLATION	E
1	1062255	AR	Tie-strap (365mm) (Not Shown)	
2	1320136	1	Clamp	
3	3290605	1	Nut, Lock M6	
4	4031708	1	Capscrew M6 x 20	
5	4240032	AR	Tie-strap (3-5/8in to 4in) (Not Shown)	
6	4460234	AR	Mount, Tie-strap (Not Shown)	
7	4811700	2	Washer M6	
8	1001262322	1	Module, ClearSky	
9	1001262327	1	Antenna, ClearSky	
10	1001254026	1	Harness, ClearSky (See Separate Breakdown in this Section)	
11	1001254027	1	Harness, ClearSky Splice (See Separate Breakdown in this Section)	

**SECTION 7 - ELECTRICAL**

**FIGURE 7-28. CLEARSKY INSTALLATION - 4G (CHINA SPECS) (Prior to SN B200092129, Prior to SN M200087846, Prior to SN 1200046091)**



ART\_1001246531

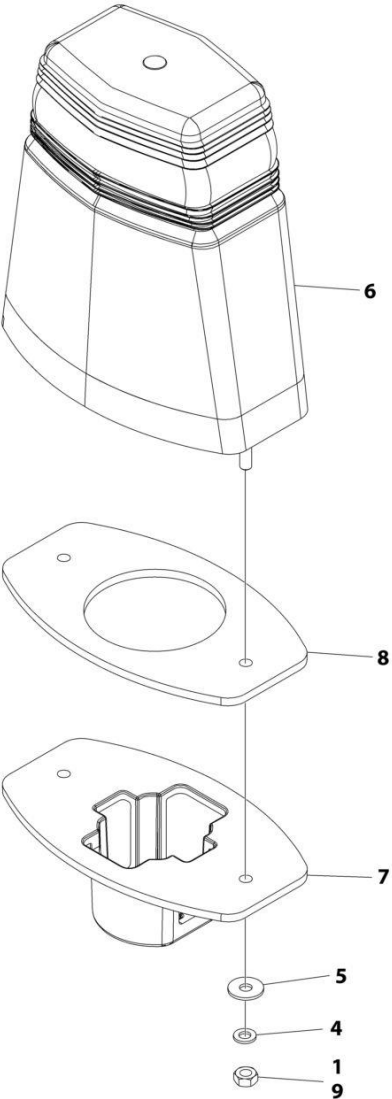
## SECTION 7 - ELECTRICAL

**FIGURE 7-28. CLEARSKY INSTALLATION - 4G (CHINA SPECS) (Prior to SN B200092129, Prior to SN M200087846, Prior to SN 1200046091)**

ITEM	PART NUMBER	QTY	DESCRIPTION	REV
	1001246531	Ref	CLEARSKY INSTALLATION	A
1	1062255	AR	Tie-strap (365mm) (Not Shown)	
2	4240032	AR	Tie-strap (3-5/8in to 4in) (Not Shown)	
3	4460234	AR	Mount, Tie-strap (Not Shown)	
4	1001236144	1	Antenna, ClearSky	
5	1001238845	1	Harness, ClearSky (See Separate Breakdown in this Section)	
6	1001246145	1	Module, ClearSky	

**SECTION 7 - ELECTRICAL**

**FIGURE 7-29. CLEARSKY INSTALLATION - SMART FLEET**



ART\_1001293998

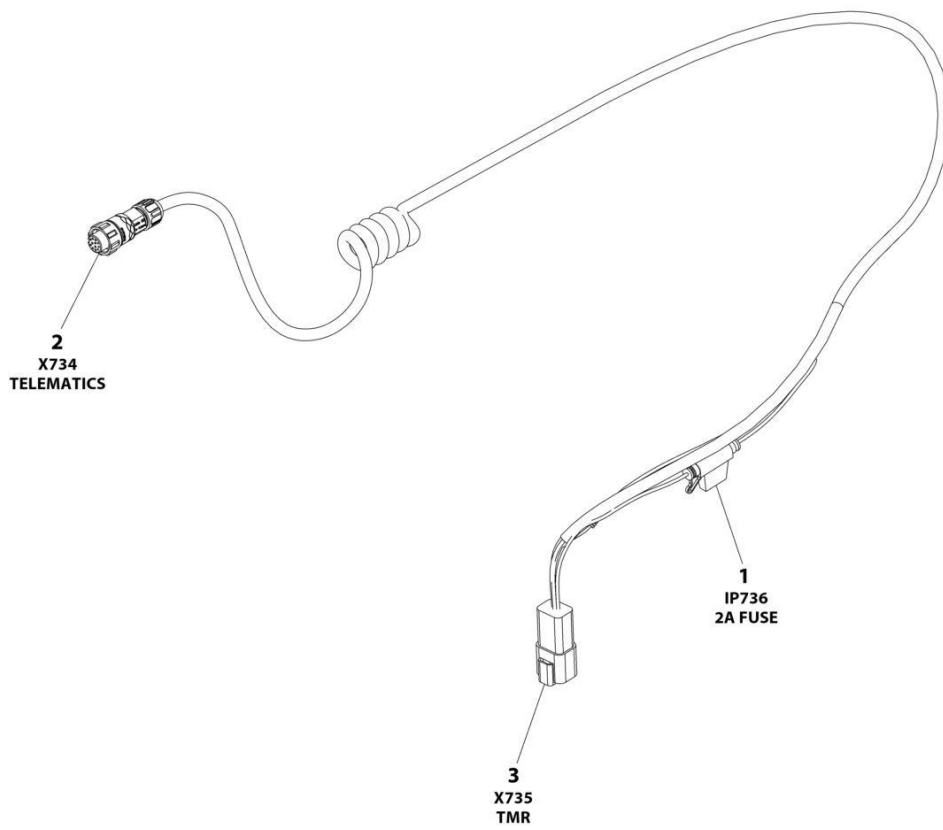
## SECTION 7 - ELECTRICAL

### FIGURE 7-29. CLEARSKY INSTALLATION - SMART FLEET

ITEM	PART NUMBER	QTY	DESCRIPTION	REV
	1001293998	Ref	CLEARSKY INSTALLATION	C
1	0100011	AR	Compound, Locking	
4	4831400	1	Washer, Lock M4	
5	1001091102	1	Washer M4	
6	1001280661	1	Module, Control - ClearSky (Note: Re-calibration required when replaced)	
7	1001289648	1	Plate, Anti-Tamper	
8	1001291056	2	Gasket	
9	3290401	1	Nut M4	

# SECTION 7 - ELECTRICAL

## FIGURE 7-30. CLEARSKY HARNESS - 3 WIRE (ALL SPECS)



ART\_1001273012

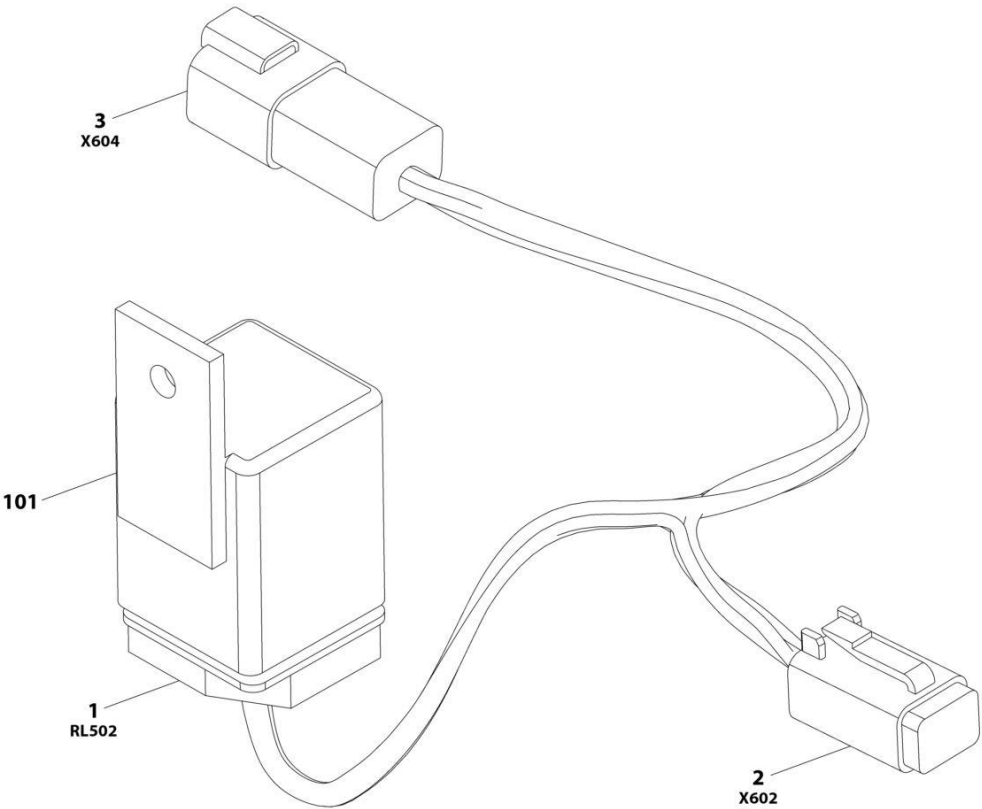
## SECTION 7 - ELECTRICAL

### FIGURE 7-30. CLEARSKY HARNESS - 3 WIRE (ALL SPECS)

ITEM	PART NUMBER	QTY	DESCRIPTION	REV
	1001273012	Ref	CLEARSKY TELEMATICS HARNESS - GT1030	D
1	1001255901	1	Fuseholder	
1	1001196634	1	Fuse - 2Amp	
2	1001272997	1	Connector - 12 Position	
2		Ref	Terminal	
3	4460932	1	Receptacle, Female - 4 Position	
3	4460464	4	Pin, Male	

**SECTION 7 - ELECTRICAL**

**FIGURE 7-31. CLEARSKY JUMPER HARNESS - 3 WIRE (ALL SPECS EXCEPT CHINA SPECS)**



ART\_1001278513



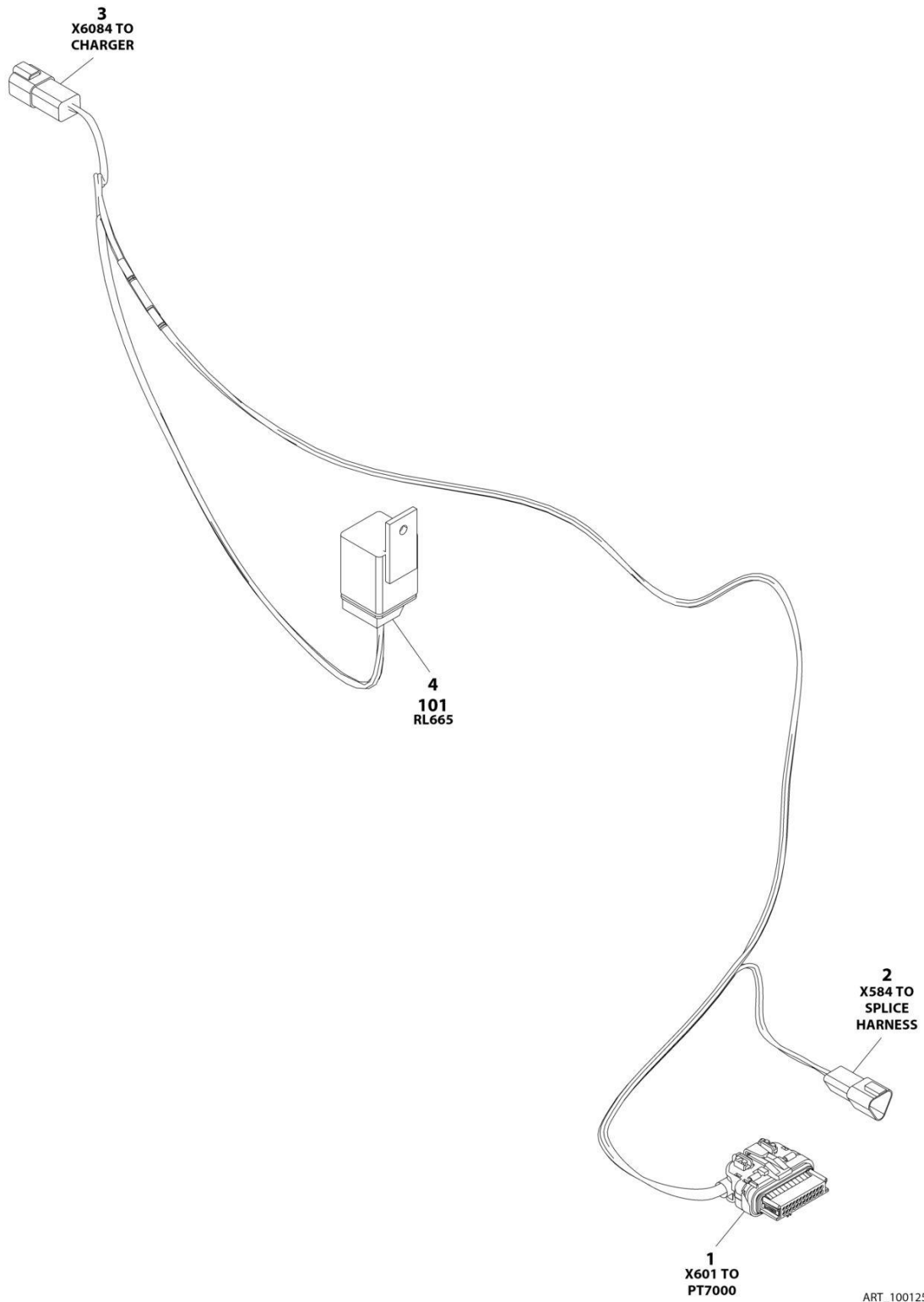
## SECTION 7 - ELECTRICAL

**FIGURE 7-31. CLEARSKY JUMPER HARNESS - 3 WIRE (ALL SPECS EXCEPT CHINA SPECS)**

ITEM	PART NUMBER	QTY	DESCRIPTION	REV
	1001278513	Ref	CLEARSKY JUMPER HARNESS	A
1	1001117057	1	Connector - 4 Position	
1	1001116732	4	Terminal	
2	4460884	1	Connector - 4 Position	
2	4460465	4	Terminal	
3	4460932	1	Connector - 4 Position	
3	4460464	4	Terminal	
101	1001097347	1	Relay	

# SECTION 7 - ELECTRICAL

## FIGURE 7-32. CLEARSKY HARNESS - 3G & 4G (ALL SPECS EXCEPT CHINA SPECS)



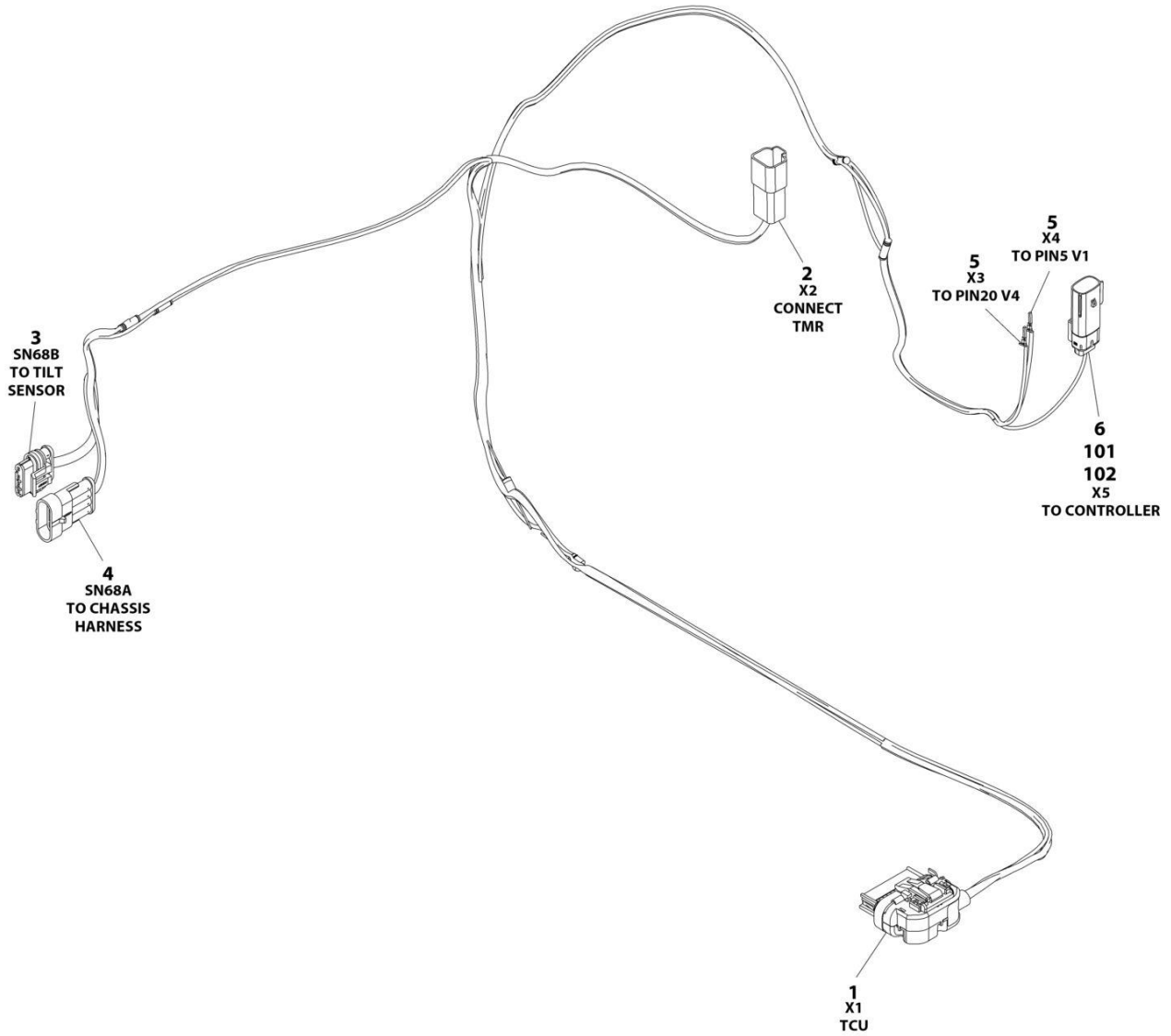
## SECTION 7 - ELECTRICAL

**FIGURE 7-32. CLEARSKY HARNESS - 3G & 4G (ALL SPECS EXCEPT CHINA SPECS)**

ITEM	PART NUMBER	QTY	DESCRIPTION	REV
	1001254026	Ref	CLEARSKY HARNESS	B
1	1001226636	1	Connector	
1	1001226637	5	Socket	
1	1001116731	19	Plug	
2	1001144147	1	Connector	
2	4460943	2	Pin	
2	4460466	1	Plug	
3	4460932	1	Connector	
3	4460464	3	Pin	
3	4460466	1	Plug	
4	1001117057	1	Connector	
4	1001116732	4	Socket	
101	1001097347	1	Relay	

# SECTION 7 - ELECTRICAL

## FIGURE 7-33. CLEARSKY HARNESS - 4G (CHINA SPECS)



ART\_1001238845

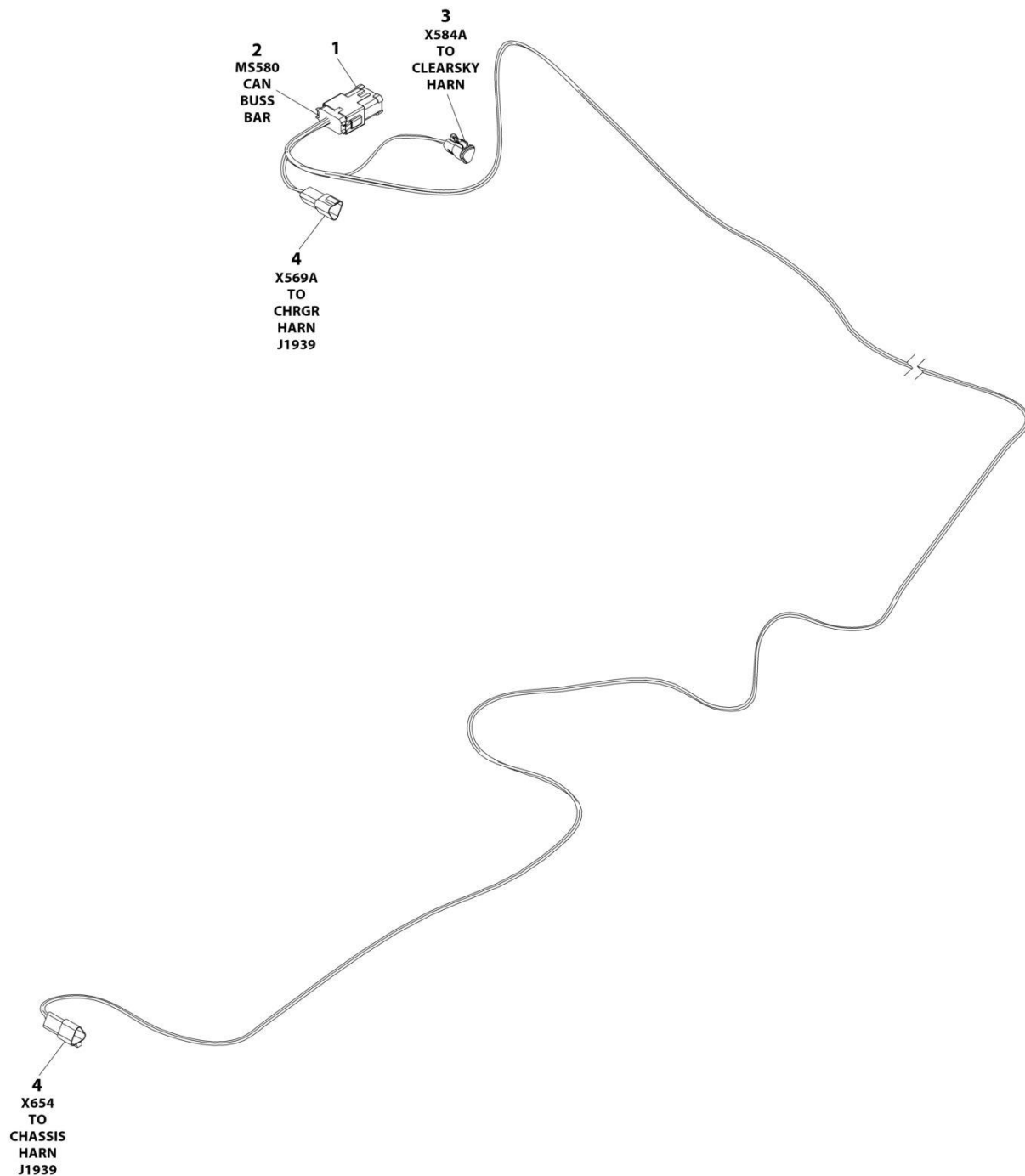
## SECTION 7 - ELECTRICAL

**FIGURE 7-33. CLEARSKY HARNESS - 4G (CHINA SPECS)**

ITEM	PART NUMBER	QTY	DESCRIPTION	REV
	1001238845	Ref	CLEARSKY HARNESS	C
1	1001226636	1	Connector	
1	1001226637	3	Socket - for 18AWG Wire	
1	1001237211	2	Socket - for 20AWG Wire	
1	1001116731	19	Plug	
2	4460932	1	Connector	
2	4460464	2	Pin	
2	4460466	2	Plug	
3	1001103012	1	Connector	
3	1001237212	4	Pin	
3	1001104498	4	Seal	
4	1001103013	1	Connector	
4	1001237213	4	Pin	
4	1001104498	4	Seal	
5	1001162887	2	Terminal	
6	1001238955	1	Connector	
6	1001238762	2	Pin	
6	1001163340	1	Plug	
101	1001163340	1	Plug	
102	1001238956	1	Connector	

# SECTION 7 - ELECTRICAL

FIGURE 7-34. CLEARSKY SPLICE HARNESS - 3G & 4G (ALL SPECS EXCEPT CHINA SPECS)



ART\_1001254027


## SECTION 7 - ELECTRICAL

**FIGURE 7-34. CLEARSKY SPLICE HARNESS - 3G & 4G (ALL SPECS EXCEPT CHINA SPECS)**

ITEM	PART NUMBER	QTY	DESCRIPTION	REV
	1001254027	Ref	CAN SPLICE HARNESS	A
1	1001125677	1	Connector, Bus Bar - 12 Position	
2	4460933	1	Plug, Male - 12 Position	
2	4460944	6	Socket, Female	
2	4460466	6	Plug, Terminal	
3	1001118812	1	Plug, Male - 3 Position	
3	4460944	2	Socket, Female	
3	4460466	1	Plug, Terminal	
4	1001144147	2	Receptacle, Female - 3 Position	
4	4460943	4	Pin, Male	
4	4460466	2	Plug, Terminal	

# SECTION 7 - ELECTRICAL

## FIGURE 7-35. CLEARSKY/BEACON HARNESS



ART\_1001215216



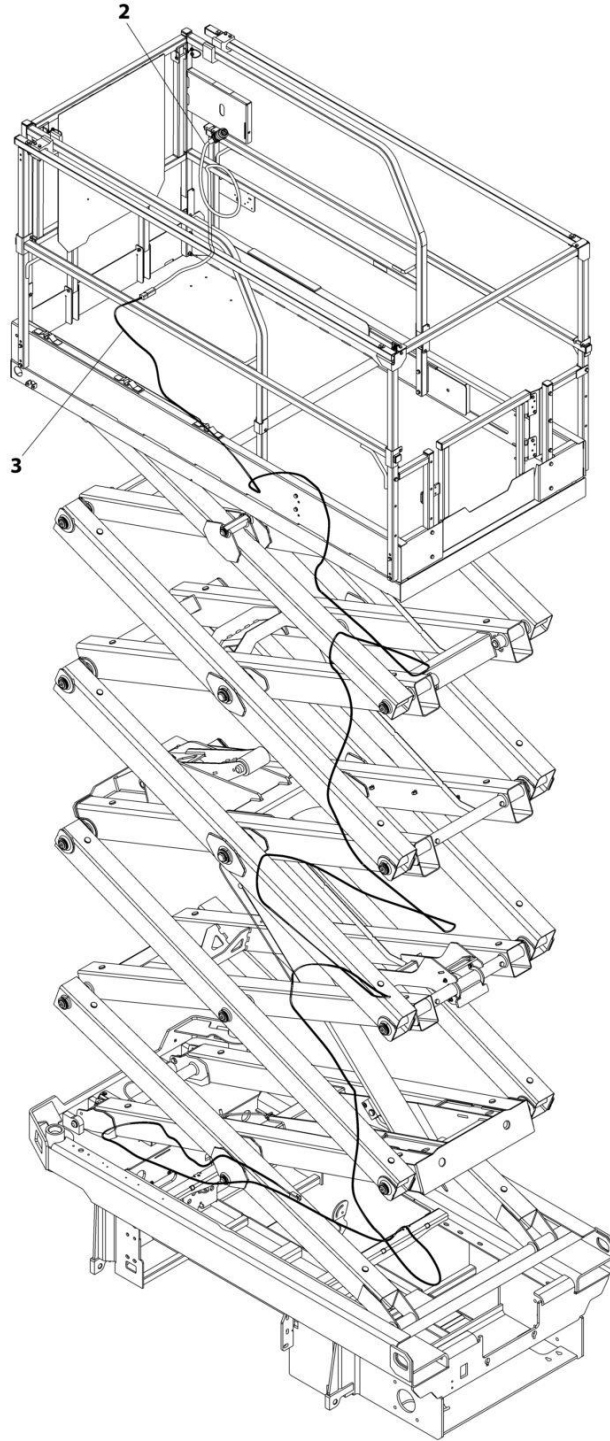
## SECTION 7 - ELECTRICAL

### FIGURE 7-35. CLEARSKY/BEACON HARNESS

ITEM	PART NUMBER	QTY	DESCRIPTION	REV
	1001215216	Ref	BEACON HARNESS	C
1	4460897	2	Connector	
1	4460464	4	Pin	
2	4460891	1	Connector	
2	4460465	2	Socket	

## SECTION 7 - ELECTRICAL

FIGURE 7-36. GROUND TO PLATFORM CABLE INSTALLATION - WITHOUT PLATFORM COIL CABLE  
(MACHINES WITH SN STARTING WITH 12, B2, G2 & M2)



ART\_1001234093

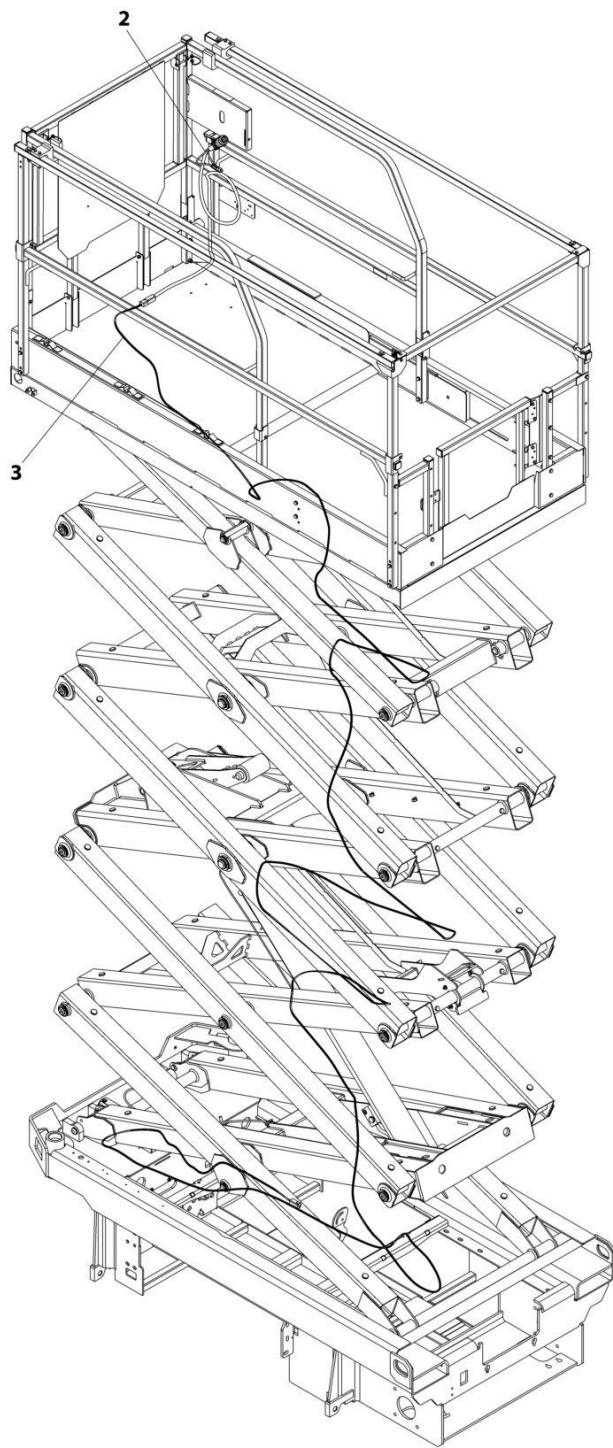
## SECTION 7 - ELECTRICAL

**FIGURE 7-36. GROUND TO PLATFORM CABLE INSTALLATION - WITHOUT PLATFORM COIL CABLE  
(MACHINES WITH SN STARTING WITH 12, B2, G2 & M2)**

ITEM	PART NUMBER	QTY	DESCRIPTION	REV
	1001234093	Ref	GROUND TO PLATFORM CABLE INSTALLATION - WITHOUT PLATFORM COIL CABLE	A
1	4240017	AR	Tie-Strap (Not Shown)	
2	1001200812	1	Platform Harness	
2	4460899	1	Receptacle, Female - 6 Position (To Item 3)	
2	4460464	4	Pin, Male	
2	4460943	2	Pin, Male	
2	4460754	1	Connector - 14 Position (To Console Box)	
2	4460465	8	Socket, Female	
2	4460466	6	Plug, Terminal	
3	1001234631	1	Cable Assembly - Ground to Platform	
3	4460894	1	Plug, Male - 6 Position (To Platform Harness Item 2)	
3	4460465	4	Socket, Female	
3	4460944	2	Socket, Female	
3	4460899	1	Receptacle, Female - 6 Position (To Chassis Harness)	
3	4460464	4	Pin, Male	
3	4460943	2	Pin, Male	

## SECTION 7 - ELECTRICAL

FIGURE 7-37. GROUND TO PLATFORM CABLE INSTALLATION - WITHOUT PLATFORM COIL CABLE & WITH FOOTSWITCH (MACHINES WITH SN STARTING WITH 12, B2 & G2)



ART\_1001234095

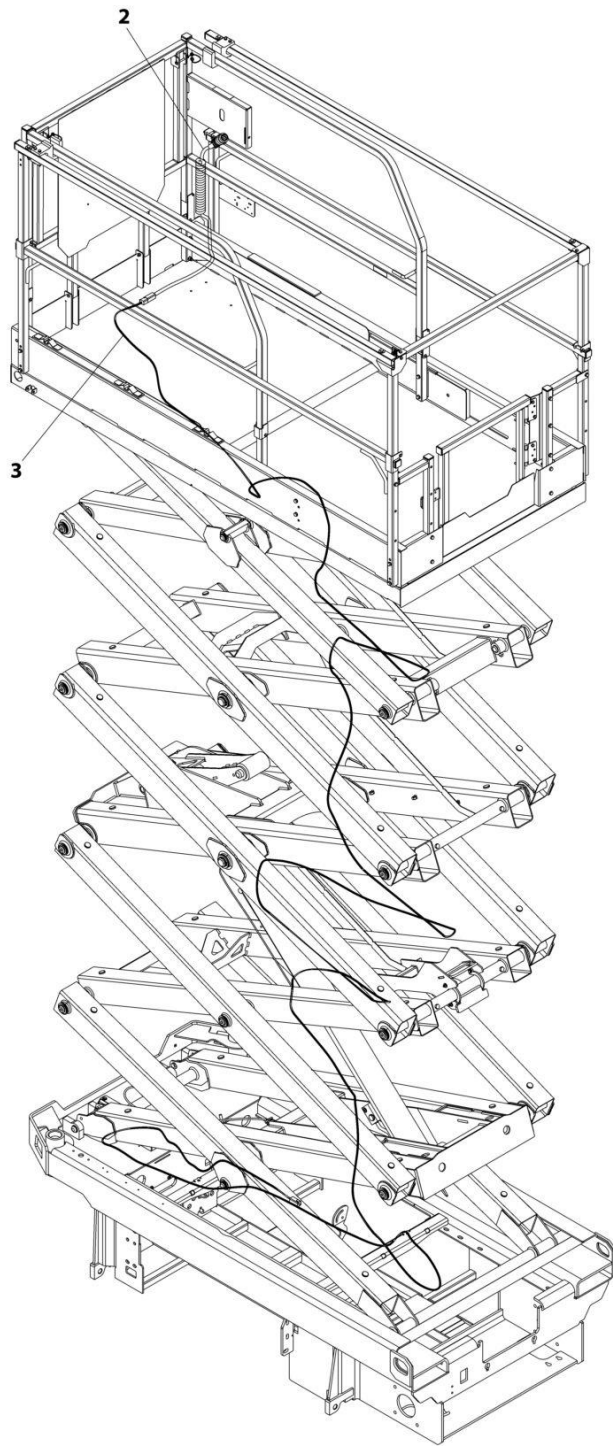
## SECTION 7 - ELECTRICAL

**FIGURE 7-37. GROUND TO PLATFORM CABLE INSTALLATION - WITHOUT PLATFORM COIL CABLE  
& WITH FOOTSWITCH (MACHINES WITH SN STARTING WITH 12, B2 & G2)**

ITEM	PART NUMBER	QTY	DESCRIPTION	REV
	1001234095	Ref	GROUND TO PLATFORM CABLE INSTALLATION - WITHOUT PLATFORM COIL CABLE AND WITH FOOTSWITCH	A
1	4240017	AR	Tie-Strap (Not Shown)	
2	1001223263	1	Platform Harness	
2	4460899	1	Receptacle, Female - 6 Position (To Item 3)	
2	4460464	4	Pin, Male	
2	4460943	2	Pin, Male	
2	4460754	1	Connector - 14 Position (To Console Box)	
2	4460465	8	Socket, Female	
2	4460944	2	Socket, Female	
2	4460466	4	Plug, Terminal	
2	4460891	1	Plug, Male - 2 Position (To Footswitch)	
2	4460465	2	Socket, Female	
2	4460897	1	Receptacle, Female - 2 Position (Footswitch Jumper)	
2	4460464	2	Pin, Male	
2	4460539	1	Plug, Male - 3 Position (To Overhead Switches)	
2	4460465	2	Socket, Female	
2	4460466	1	Plug, Terminal	
3	1001234631	1	Cable Assembly - Ground to Platform	
3	4460894	1	Plug, Male - 6 Position (To Platform Harness Item 2)	
3	4460465	4	Socket, Female	
3	4460944	2	Socket, Female	
3	4460899	1	Receptacle, Female - 6 Position (To Chassis Harness)	
3	4460464	4	Pin, Male	
3	4460943	2	Pin, Male	

## SECTION 7 - ELECTRICAL

FIGURE 7-38. GROUND TO PLATFORM CABLE INSTALLATION - WITH PLATFORM COIL CABLE  
(MACHINES WITH SN STARTING WITH 12, B2, G2 & M2)



ART\_1001234094

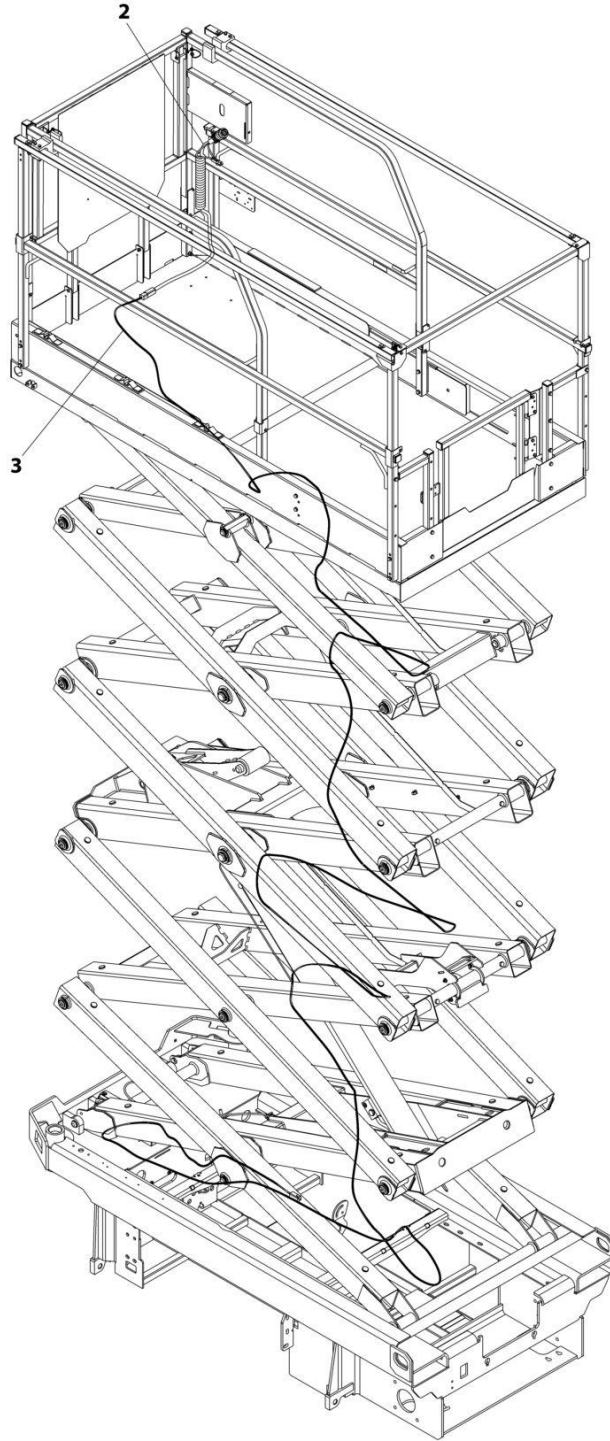
## SECTION 7 - ELECTRICAL

**FIGURE 7-38. GROUND TO PLATFORM CABLE INSTALLATION - WITH PLATFORM COIL CABLE  
(MACHINES WITH SN STARTING WITH 12, B2, G2 & M2)**

ITEM	PART NUMBER	QTY	DESCRIPTION	REV
	1001234094	Ref	GROUND TO PLATFORM CABLE INSTALLATION - WITH PLATFORM COIL CABLE	A
1	4240017	AR	Tie-Strap (Not Shown)	
2	1001202184	1	Platform Harness	
2	4460899	1	Receptacle, Female - 6 Position (To Item 3)	
2	4460464	4	Pin, Male	
2	4460943	2	Pin, Male	
2	4460754	1	Connector - 14 Position (To Console Box)	
2	4460465	8	Socket, Female	
2	4460466	6	Plug, Terminal	
3	1001234631	1	Cable Assembly - Ground to Platform	
3	4460894	1	Plug, Male - 6 Position (To Platform Harness Item 2)	
3	4460465	4	Socket, Female	
3	4460944	2	Socket, Female	
3	4460899	1	Receptacle, Female - 6 Position (To Chassis Harness)	
3	4460464	4	Pin, Male	
3	4460943	2	Pin, Male	

## SECTION 7 - ELECTRICAL

FIGURE 7-39. GROUND TO PLATFORM CABLE INSTALLATION - WITH PLATFORM COIL CABLE & FOOTSWITCH (MACHINES WITH SN STARTING WITH 12, B2 & G2)



ART\_1001234096



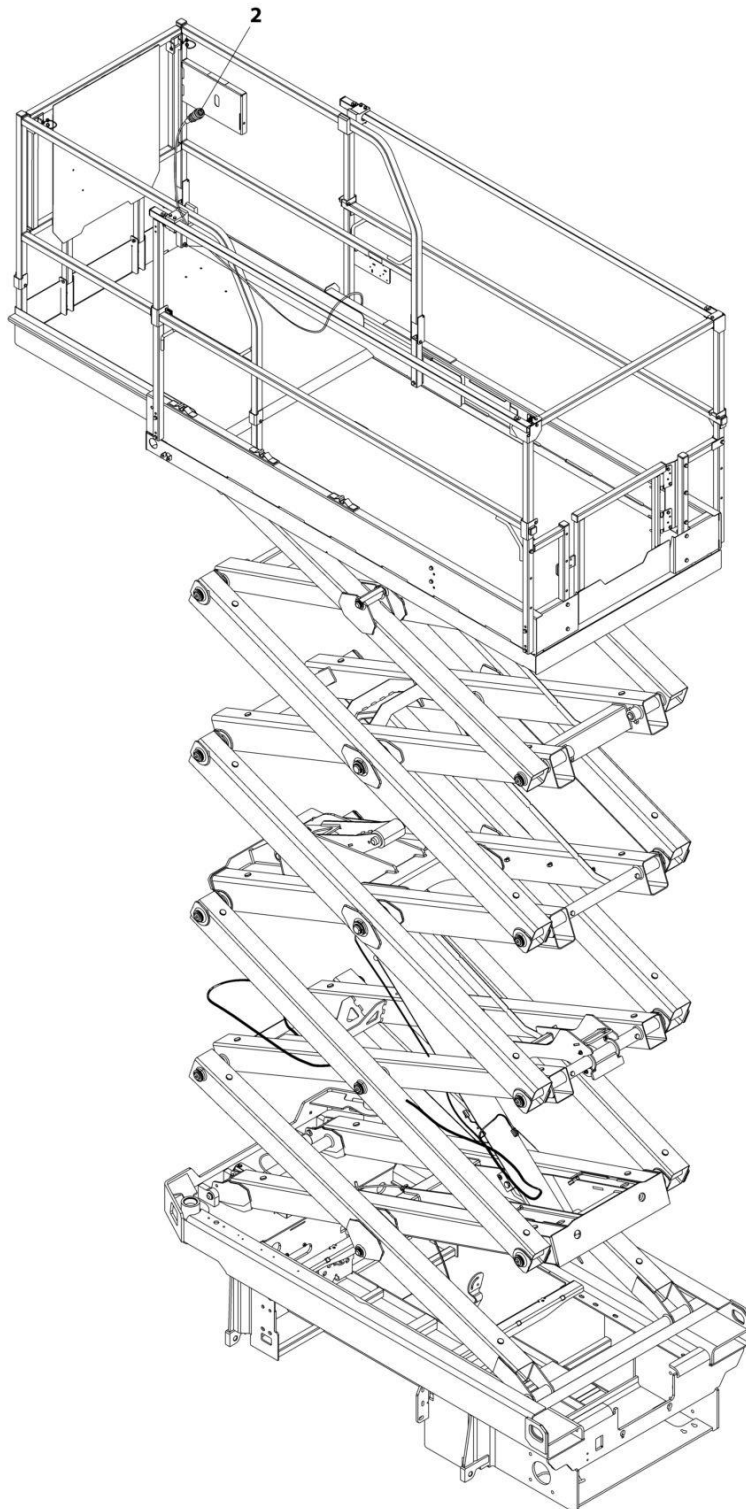
## SECTION 7 - ELECTRICAL

**FIGURE 7-39. GROUND TO PLATFORM CABLE INSTALLATION - WITH PLATFORM COIL CABLE & FOOTSWITCH (MACHINES WITH SN STARTING WITH 12, B2 & G2)**

ITEM	PART NUMBER	QTY	DESCRIPTION	REV
	1001234096	Ref	GROUND TO PLATFORM CABLE INSTALLATION - WITH PLATFORM COIL CABLE AND FOOTSWITCH	A
1	4240017	AR	Tie-Strap (Not Shown)	
2	1001223262	1	Platform Harness	
2	4460899	1	Receptacle, Female - 6 Position (To Item 3)	
2	4460464	4	Pin, Male	
2	4460943	2	Pin, Male	
2	4460754	1	Connector - 14 Position (To Console Box)	
2	4460465	8	Socket, Female	
2	4460944	2	Socket, Female	
2	4460466	4	Plug, Terminal	
2	4460891	1	Plug, Male - 2 Position (To Footswitch)	
2	4460465	2	Socket, Female	
2	4460897	1	Receptacle, Female - 2 Position (Footswitch Jumper)	
2	4460464	2	Pin, Male	
2	4460539	1	Plug, Male - 3 Position (To Overhead Switches)	
2	4460465	2	Socket, Female	
2	4460466	1	Plug, Terminal	
3	1001234631	1	Cable Assembly - Ground to Platform	
3	4460894	1	Plug, Male - 6 Position (To Platform Harness Item 2)	
3	4460465	4	Socket, Female	
3	4460944	2	Socket, Female	
3	4460899	1	Receptacle, Female - 6 Position (To Chassis Harness)	
3	4460464	4	Pin, Male	
3	4460943	2	Pin, Male	

## SECTION 7 - ELECTRICAL

FIGURE 7-40. GROUND TO PLATFORM CABLE INSTALLATION - PLATFORM STRAIGHT CABLE ONLY (MACHINES WITH SN STARTING WITH 12, B2 & G2)



ART\_1001223650

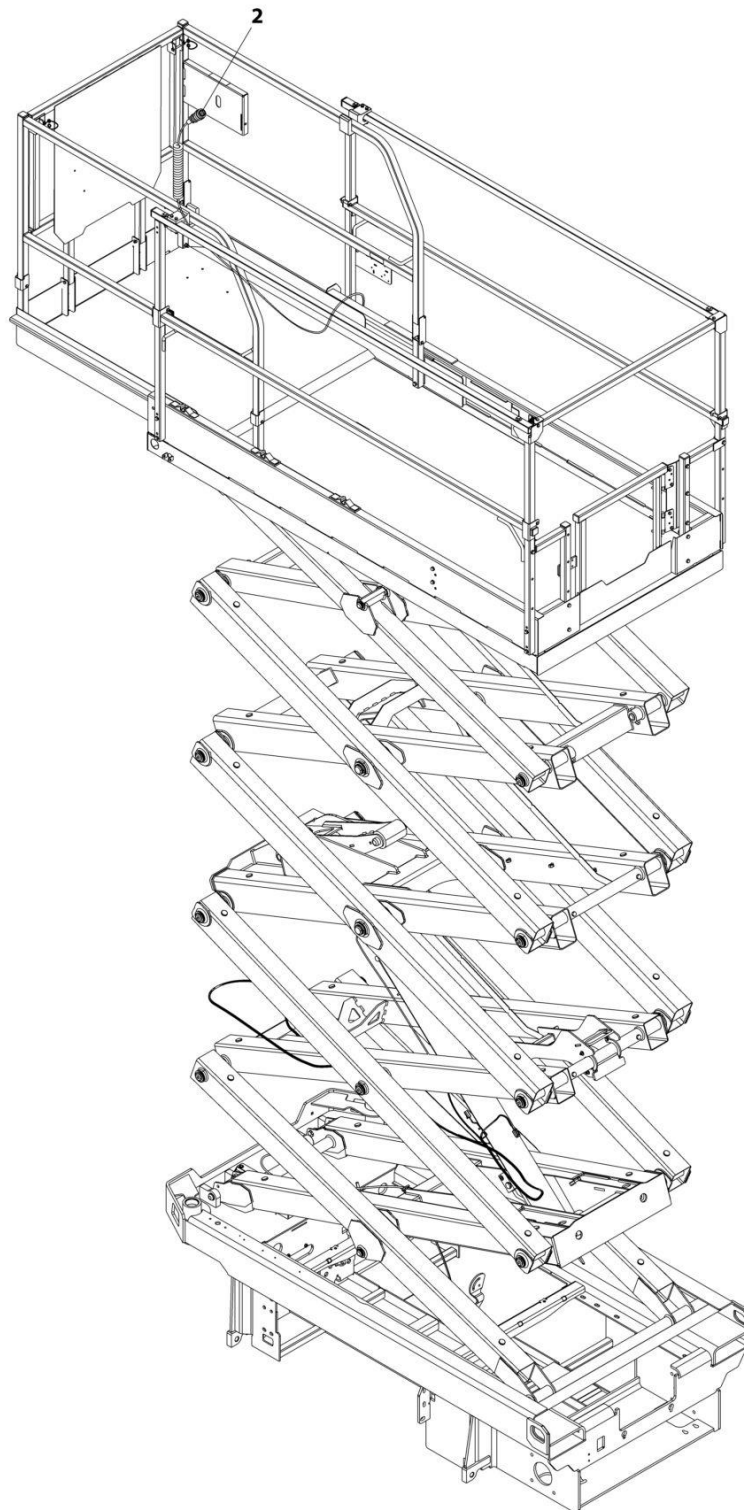
## SECTION 7 - ELECTRICAL

**FIGURE 7-40. GROUND TO PLATFORM CABLE INSTALLATION - PLATFORM STRAIGHT CABLE ONLY (MACHINES WITH SN STARTING WITH 12, B2 & G2)**

ITEM	PART NUMBER	QTY	DESCRIPTION	REV
	1001223650	Ref	GROUND TO PLATFORM CABLE INSTALLATION	A
1	4240017	AR	Tie-Strap (Not Shown)	
2	1001200812	1	Platform Harness	
2	4460899	1	Receptacle, Female - 6 position (To Platform/AC Cable Connector)	
2	4460464	4	Pin, Male	
2	4460943	2	Pin, Male	
2	4460754	1	Connector - 14 Position (To Console Box)	
2	4460465	8	Socket, Female	
2	4460466	6	Plug, Terminal	

## SECTION 7 - ELECTRICAL

FIGURE 7-41. GROUND TO PLATFORM CABLE INSTALLATION - PLATFORM COIL CABLE ONLY  
(MACHINES WITH SN STARTING WITH 12, B2 & G2)



ART\_1001223651

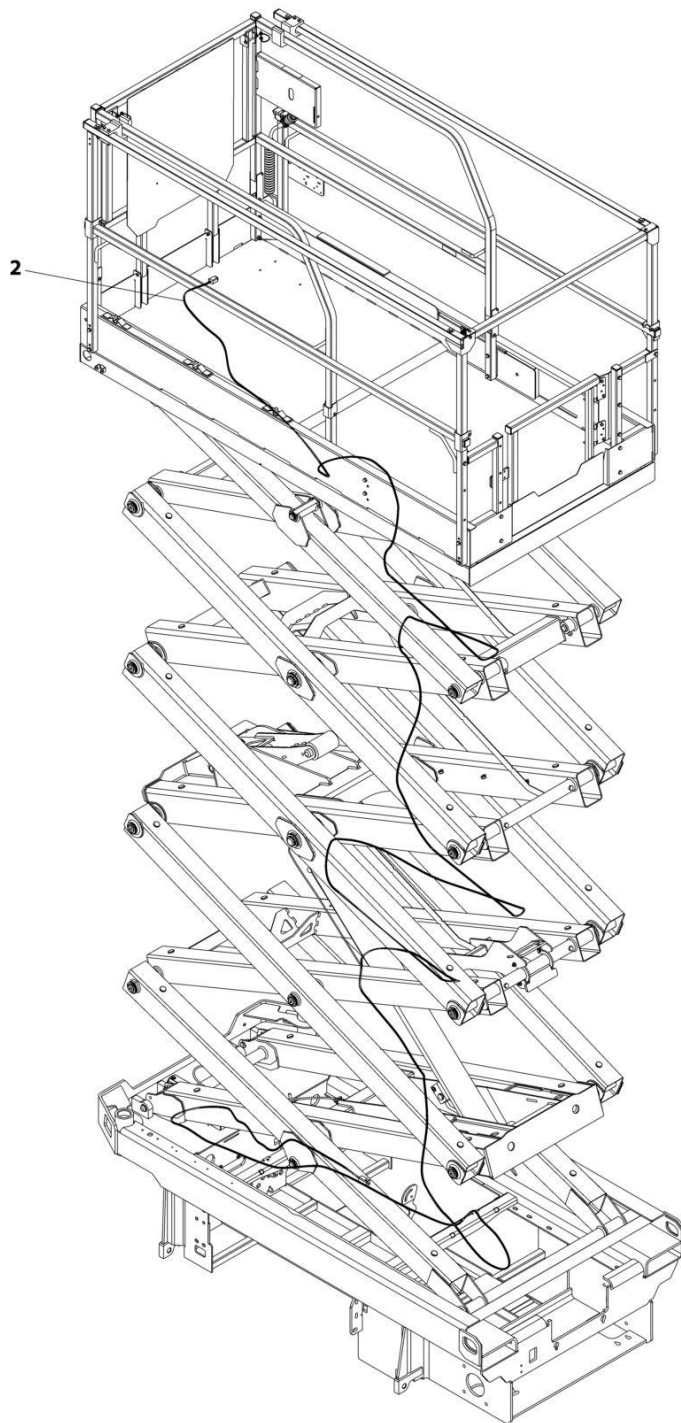
## SECTION 7 - ELECTRICAL

**FIGURE 7-41. GROUND TO PLATFORM CABLE INSTALLATION - PLATFORM COIL CABLE ONLY  
(MACHINES WITH SN STARTING WITH 12, B2 & G2)**

ITEM	PART NUMBER	QTY	DESCRIPTION	REV
	1001223651	Ref	GROUND TO PLATFORM CABLE INSTALLATION	A
1	4240017	AR	Tie-Strap (Not Shown)	
2	1001202184	1	Platform Harness	
2	4460899	1	Receptacle, Female - 6 position (To Platform/AC Cable Connector)	
2	4460464	4	Pin, Male	
2	4460943	2	Pin, Male	
2	4460754	1	Connector - 14 Position (To Console Box)	
2	4460465	8	Socket, Female	
2	4460466	6	Plug, Terminal	

## SECTION 7 - ELECTRICAL

**FIGURE 7-42. GROUND TO PLATFORM CABLE INSTALLATION - SCISSORS ARMS CABLE ONLY  
(MACHINES WITH SN STARTING WITH 12, B2 & G2)**



ART\_1001239389

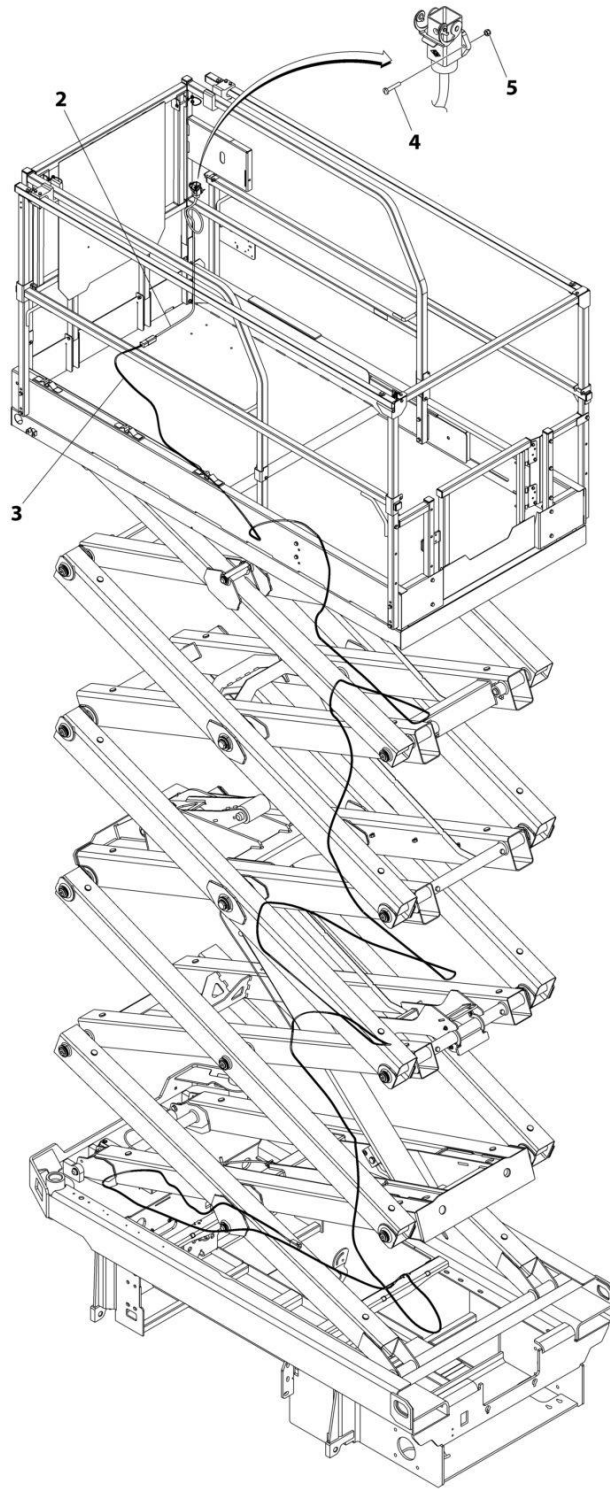
## SECTION 7 - ELECTRICAL

**FIGURE 7-42. GROUND TO PLATFORM CABLE INSTALLATION - SCISSORS ARMS CABLE ONLY  
(MACHINES WITH SN STARTING WITH 12, B2 & G2)**

ITEM	PART NUMBER	QTY	DESCRIPTION	REV
	1001239389	Ref	GROUND TO PLATFORM CABLE INSTALLATION	A
1	4240017	AR	Tie-Strap (Not Shown)	
2	1001234631	1	Cable Assembly - Ground to Platform	
2	4460894	1	Plug, Male - 6 Position (To Platform Harness Item 2)	
2	4460465	4	Socket, Female	
2	4460944	2	Socket, Female	
2	4460899	1	Receptacle, Female - 6 Position (To Chassis Harness)	
2	4460464	4	Pin, Male	
2	4460943	2	Pin, Male	

# SECTION 7 - ELECTRICAL

**FIGURE 7-43. GROUND TO PLATFORM CABLE INSTALLATION – WITH METAL RECTANGLE  
(MACHINES WITH SN STARTING WITH 12, B2 & G2)**



ART\_1001270025



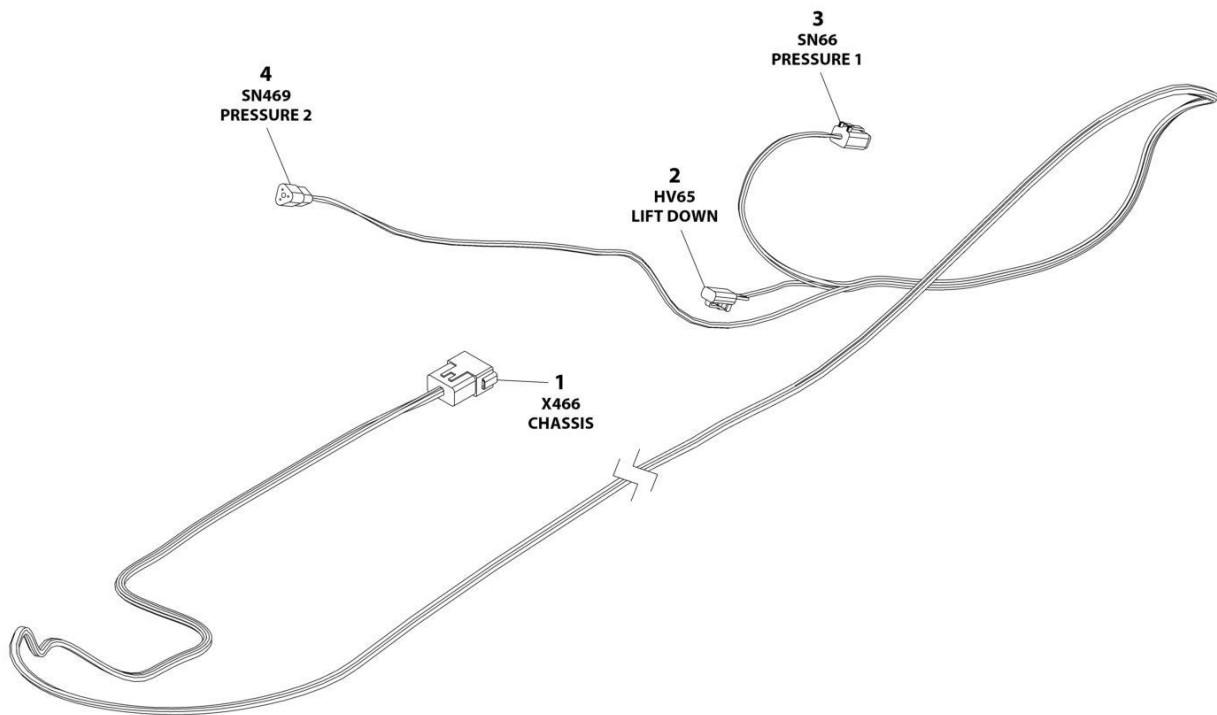
## SECTION 7 - ELECTRICAL

**FIGURE 7-43. GROUND TO PLATFORM CABLE INSTALLATION – WITH METAL RECTANGLE  
(MACHINES WITH SN STARTING WITH 12, B2 & G2)**

ITEM	PART NUMBER	QTY	DESCRIPTION	REV
	1001270025	Ref	GROUND TO PLATFORM CABLE INSTALLATION	B
1	4240017	AR	Tie-Strap (Not Shown)	
2	1001270443	1	Platform Harness	A
2	4460899	1	Receptacle, Female - 6 Position (To Item 3)	
2	4460464	4	Pin, Male	
2	4460943	2	Pin, Male	
2	1001269947	1	Connector - 12 Position (To Console Box)	
2	1001269949	2	Terminal	
2	1001269944	6	Terminal	
3	1001234631	1	Cable Assembly - Ground to Platform	C
3	4460894	1	Plug, Male - 6 Position (To Platform Harness Item 2)	
3	4460465	4	Socket, Female	
3	4460944	2	Socket, Female	
3	4460899	1	Receptacle, Female - 6 Position (To Chassis Harness)	
3	4460464	4	Pin, Male	
3	4460943	2	Pin, Male	
4	0760310	2	Screw M3 x 20	
5	3290305	2	Nut M3	

# SECTION 7 - ELECTRICAL

## FIGURE 7-44. LIFT DOWN HARNESS



ART\_1001233795

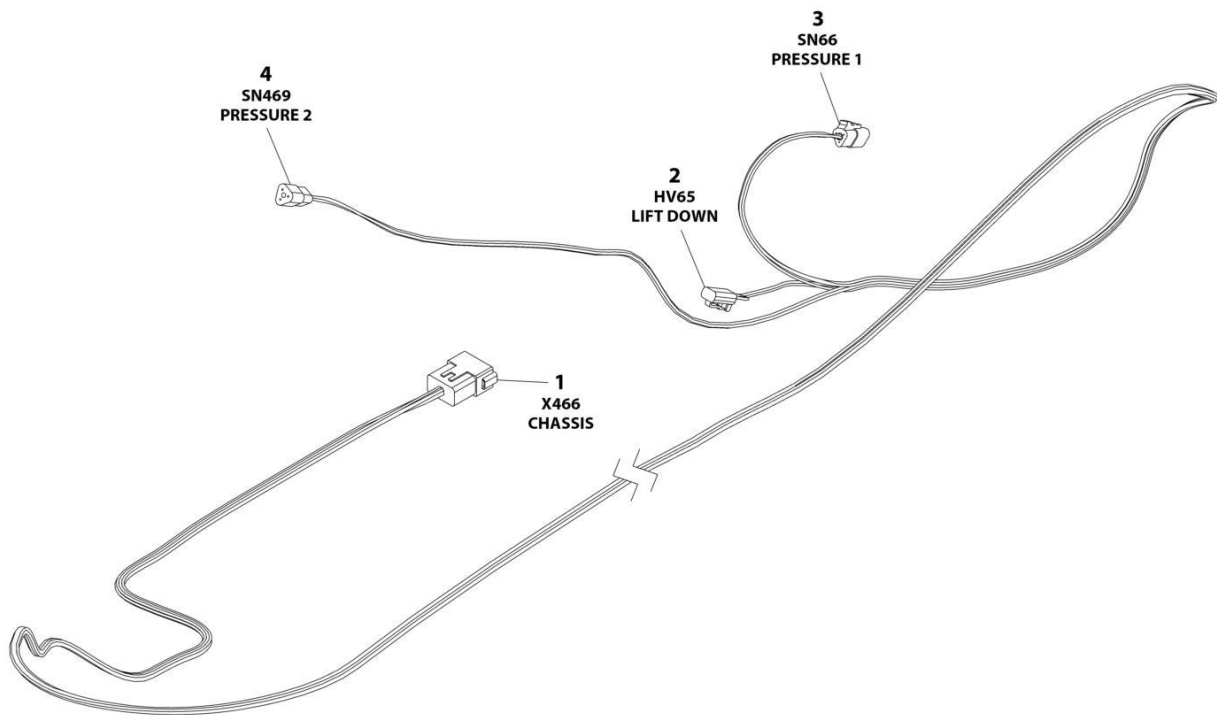
## SECTION 7 - ELECTRICAL

### FIGURE 7-44. LIFT DOWN HARNESS

ITEM	PART NUMBER	QTY	DESCRIPTION	REV
	1001233795	Ref	LIFT DOWN HARNESS	D
1	4460970	1	Receptacle, Female - 12 Position	
1	4460464	9	Pin, Male	
1	4460466	3	Plug, Terminal	
2	4460891	1	Plug, Male - 4 Position	
2	4460465	2	Socket, Female	
3	4460884	1	Plug, Male - 4 Position	
3	4460465	4	Socket, Female	
4	4460539	1	Plug, Male - 3 Position	
4	4460465	3	Socket, Female	

# SECTION 7 - ELECTRICAL

FIGURE 7-45. LIFT DOWN HARNESS (SN B200087285 to Present)



ART\_1001294243

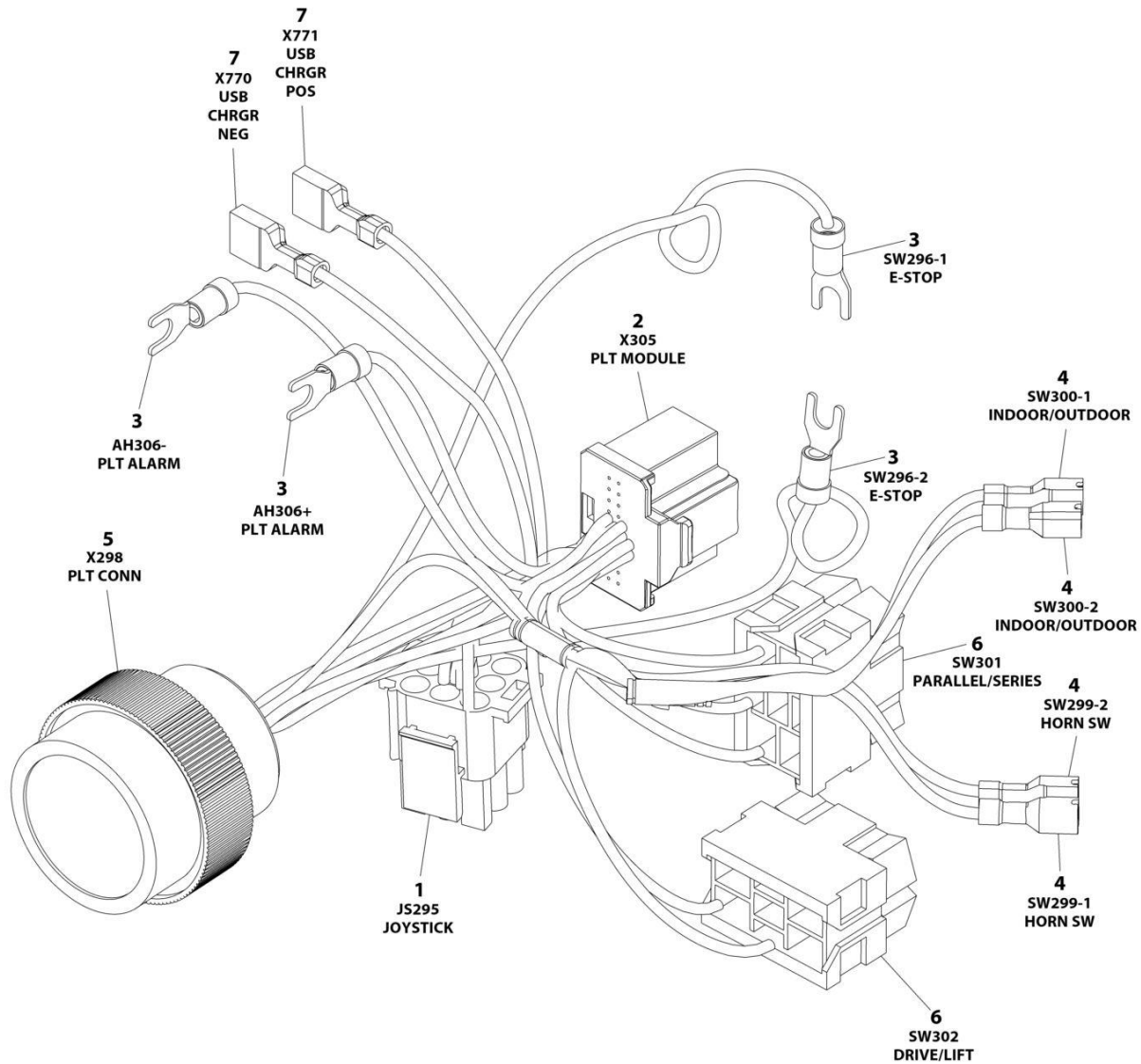
## SECTION 7 - ELECTRICAL

**FIGURE 7-45. LIFT DOWN HARNESS (SN B200087285 to Present)**

ITEM	PART NUMBER	QTY	DESCRIPTION	REV
	1001294243	Ref	LIFT DOWN HARNESS	A
1	4460970	1	Connector	
1	4460464	7	Pin	
1	4460466	5	Plug	
2	4460891	1	Connector	
2	4460465	2	Socket	
3	4460539	1	Connector	
3	4460465	2	Socket	
3	4460466	1	Plug	
4	4460539	1	Connector	
4	4460465	3	Socket	

# SECTION 7 - ELECTRICAL

FIGURE 7-46. PLATFORM CONTROL BOX HARNESS (MACHINES WITH SN STARTING WITH 12, B2 & M2)



ART\_1001200819

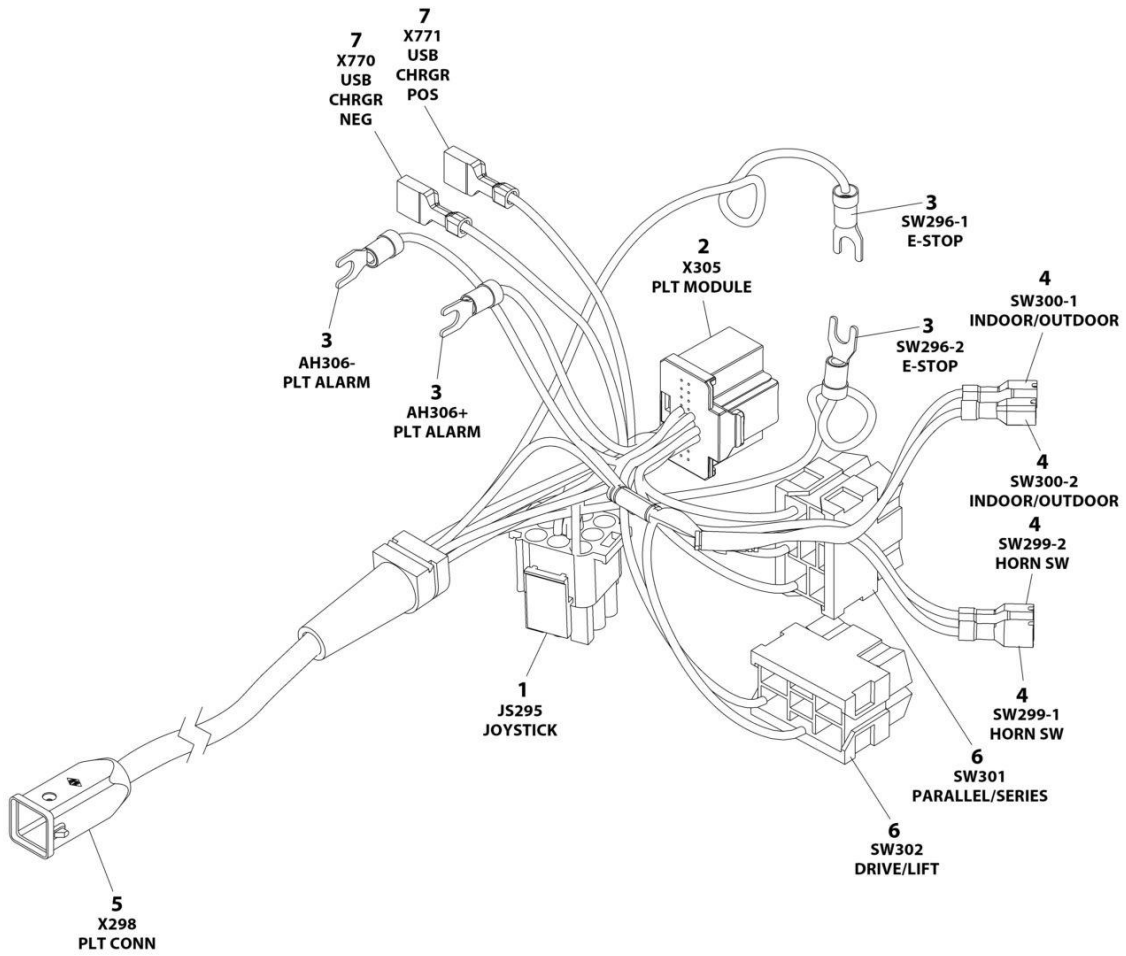
## SECTION 7 - ELECTRICAL

**FIGURE 7-46. PLATFORM CONTROL BOX HARNESS (MACHINES WITH SN STARTING WITH 12, B2 & M2)**

ITEM	PART NUMBER	QTY	DESCRIPTION	REV
	1001200819	Ref	PLATFORM CONTROL BOX HARNESS	E
1	4460265	1	Plug, Male - 9 Position	
1	4460267	6	Pin, Male	
2	1001212036	1	Connector - 20 Position	
2	1001212035	16	Terminal	
3	4460183	4	Terminal, Fork	
4	1001201885	4	Terminal with Cover	
5	4461016	1	Connector - 14 Position	
5	4460464	8	Pin, Male	
5	4460466	6	Plug, Terminal	
6	4460418	2	Connector - 6 Position	
6	1001159186	5	Terminal	
7	1001194421	2	Terminal	

# SECTION 7 - ELECTRICAL

## FIGURE 7-47. PLATFORM CONTROL BOX HARNESS (MACHINES WITH SN STARTING WITH G2)



ART\_1001269999



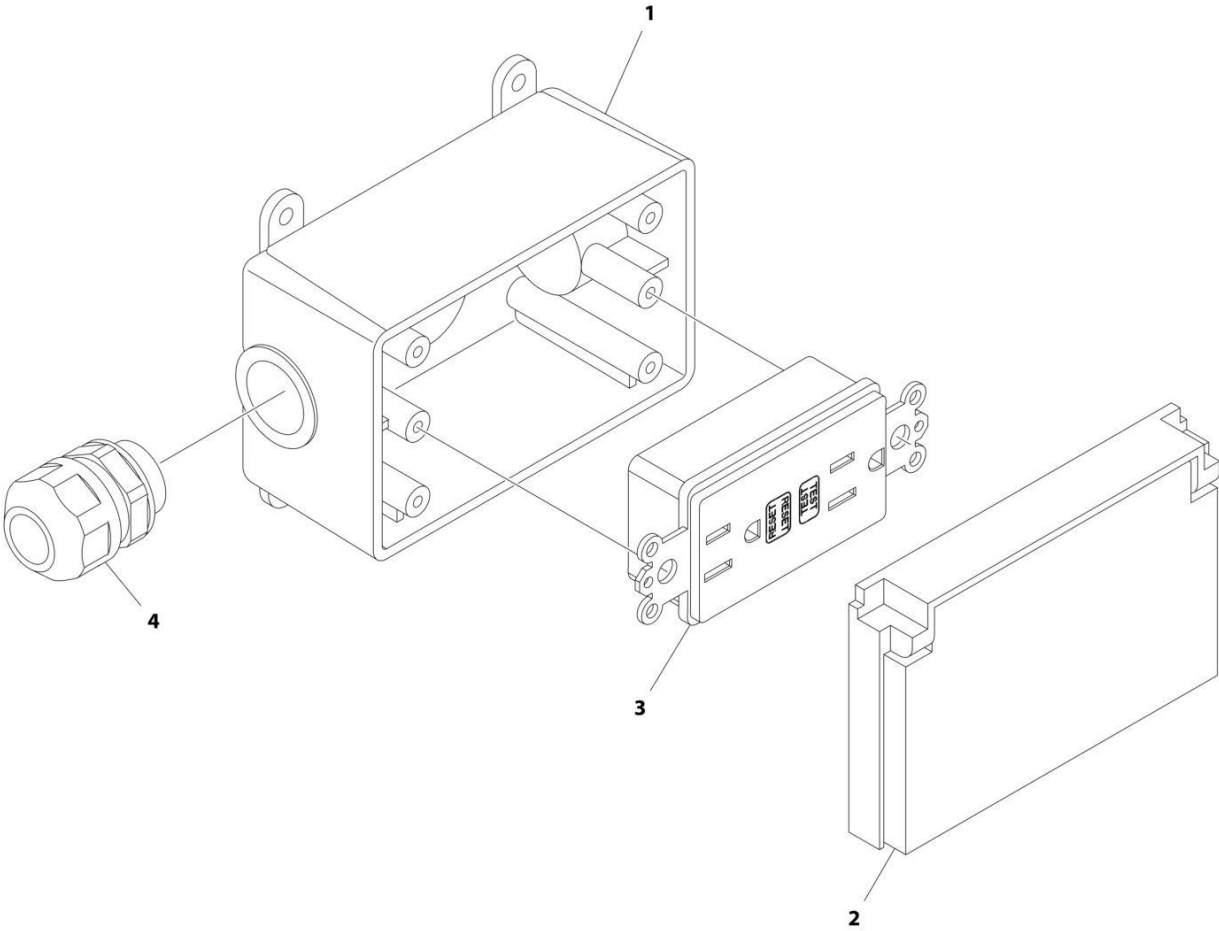
## SECTION 7 - ELECTRICAL

**FIGURE 7-47. PLATFORM CONTROL BOX HARNESS (MACHINES WITH SN STARTING WITH G2)**

ITEM	PART NUMBER	QTY	DESCRIPTION	REV
	1001269999	Ref	PLATFORM CONTROL BOX HARNESS	A
1	4460265	1	Plug, Male - 9 Position	
1	4460267	7	Pin, Male	
2	1001212036	1	Connector - 20 Position	
2	1001212035	17	Terminal	
3	4460183	4	Terminal, Fork	
4	1001201885	4	Terminal with Cover	
5	1001269946	1	Connector - 12 Position	
5	1001269943	10	Pin, Male	
6	4460418	2	Connector - 6 Position	
6	1001159186	5	Terminal	
7	1001194421	2	Terminal	

**SECTION 7 - ELECTRICAL**

**FIGURE 7-48. RECEPTACLE BOX KIT - 110V GFI**



ART\_2902431

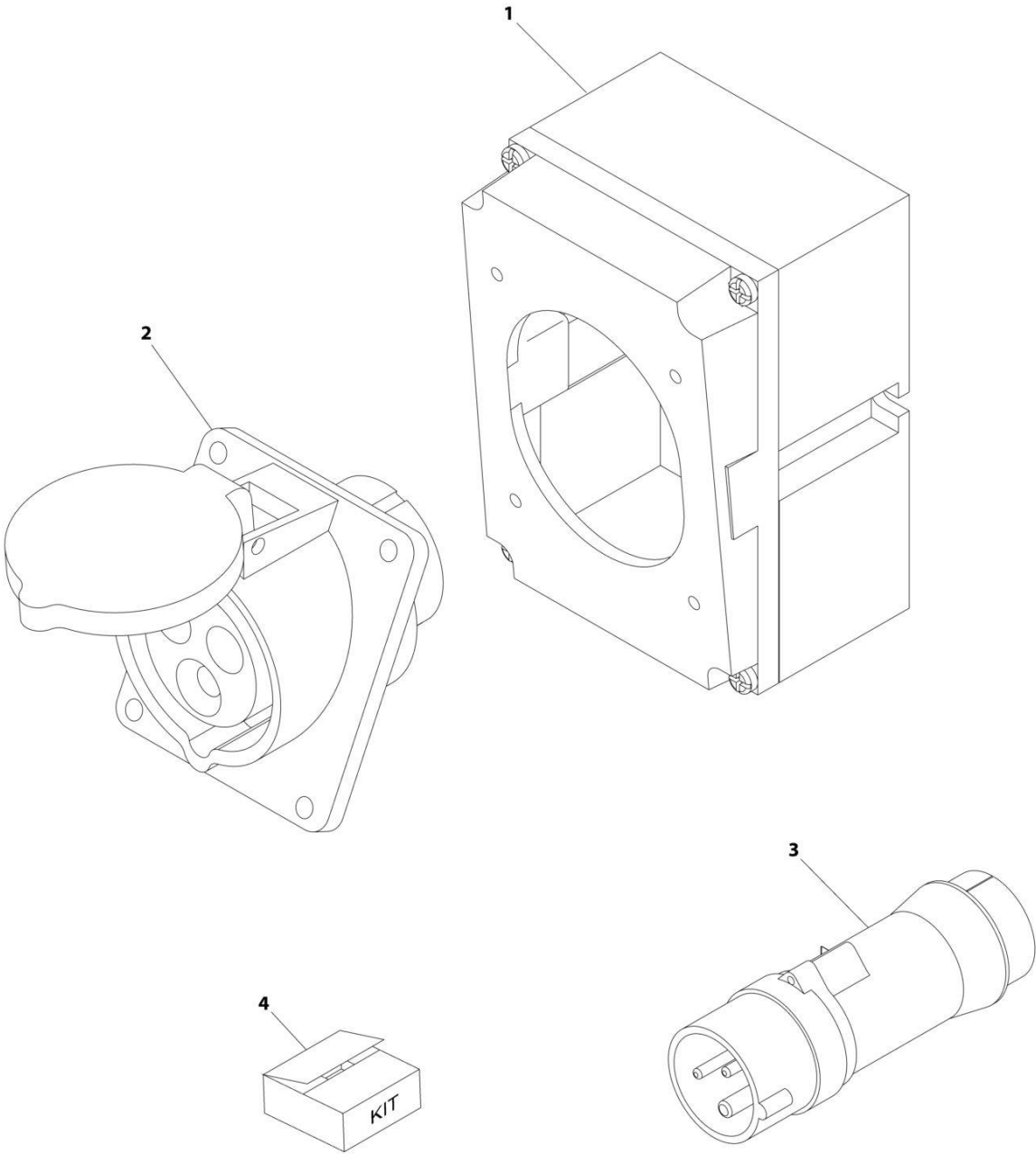
## SECTION 7 - ELECTRICAL

### FIGURE 7-48. RECEPTACLE BOX KIT - 110V GFI

ITEM	PART NUMBER	QTY	DESCRIPTION	REV
	2902431	Ref	RECEPTACLE BOX KIT - 110V GFI	D
1	0861731	1	Box, Receptacle	
2	1671207	1	Cover, Receptacle	
3	4460346	1	Receptacle	
4	4460662	1	Connector, Strain Relief	

**SECTION 7 - ELECTRICAL**

**FIGURE 7-49. RECEPTACLE BOX KIT - 110V IEC YELLOW (CE & UK CA SPEC)**



ART\_0275216

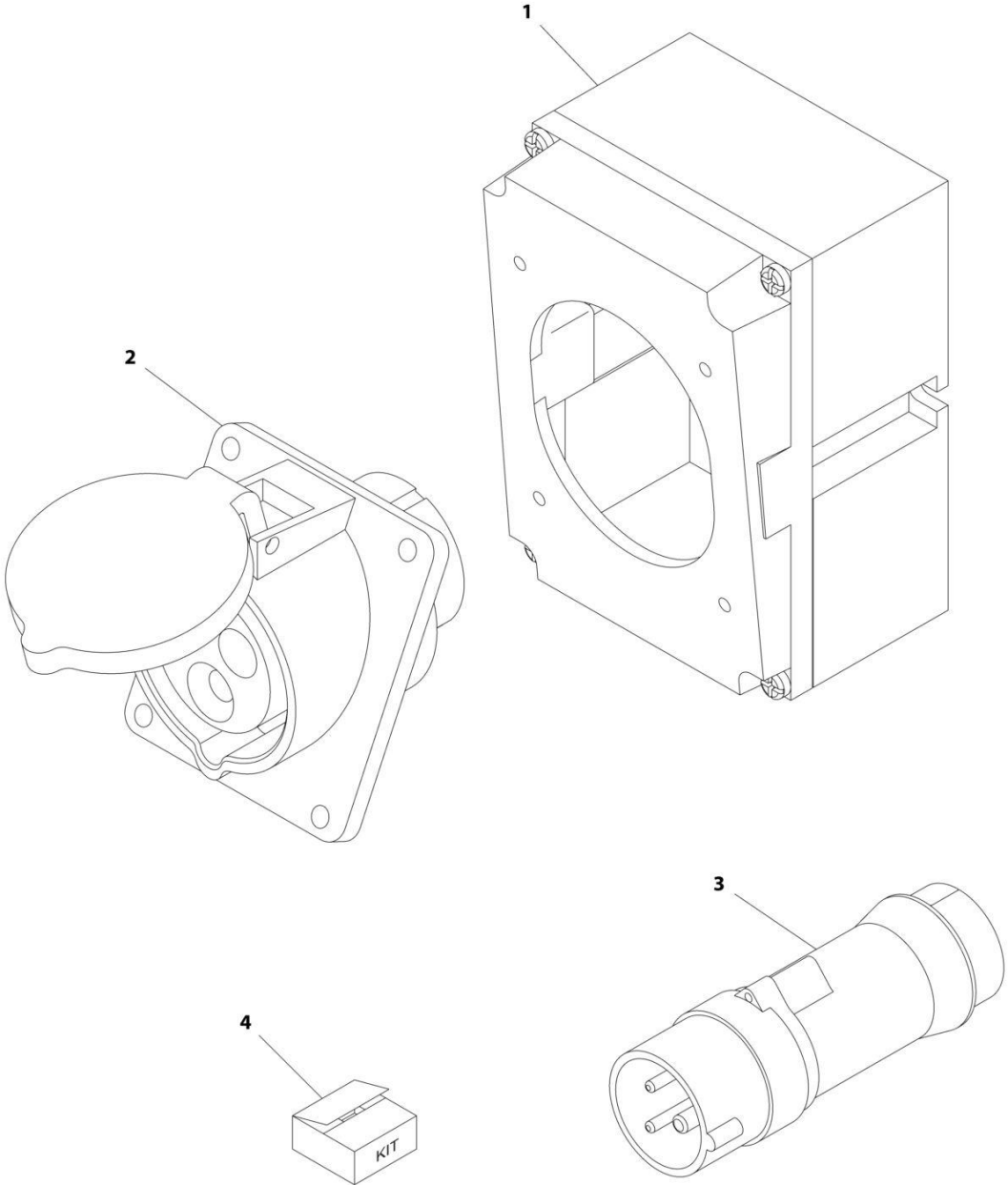
## SECTION 7 - ELECTRICAL

**FIGURE 7-49. RECEPTACLE BOX KIT - 110V IEC YELLOW (CE & UK CA SPEC)**

ITEM	PART NUMBER	QTY	DESCRIPTION	REV
	0275216	Ref	RECEPTACLE BOX KIT - 110V IEC YELLOW	B
1	0861781	1	Box, Switch	
2	4461198	1	Receptacle	
3	4461196	1	Plug, Male	
4	1001100341	1	Plug and Socket Kit (Includes Items 1-3 and Female Plug p/n 4461197)	

**SECTION 7 - ELECTRICAL**

**FIGURE 7-50. RECEPTACLE BOX KIT - 220V IEC BLUE (CE & UK CA SPEC)**



ART\_0275217

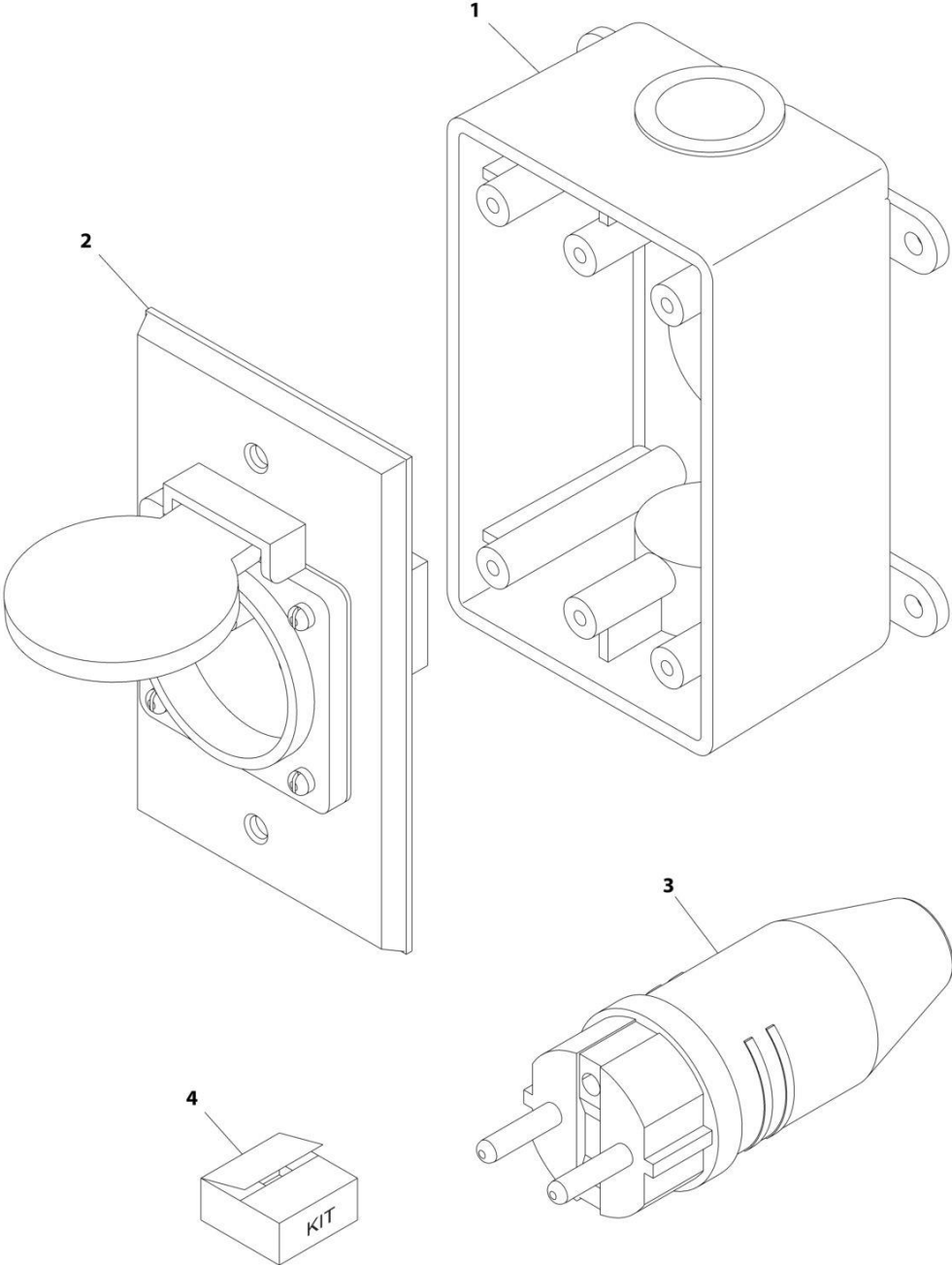
## SECTION 7 - ELECTRICAL

**FIGURE 7-50. RECEPTACLE BOX KIT - 220V IEC BLUE (CE & UK CA SPEC)**

ITEM	PART NUMBER	QTY	DESCRIPTION	REV
	0275217	Ref	RECEPTACLE BOX KIT - 220V IEC BLUE	B
1	0861781	1	Box, Switch	
2	4461201	1	Receptacle	
3	4461199	1	Plug, Male	
4	1001100342	1	Plug and Socket Kit (Includes Items 1-3 and Female Plug p/n 4461200)	

**SECTION 7 - ELECTRICAL**

**FIGURE 7-51. RECEPTACLE BOX KIT - 220V CEE7 POST GROUND (CE & UK CA SPEC)**



ART\_0275452-C



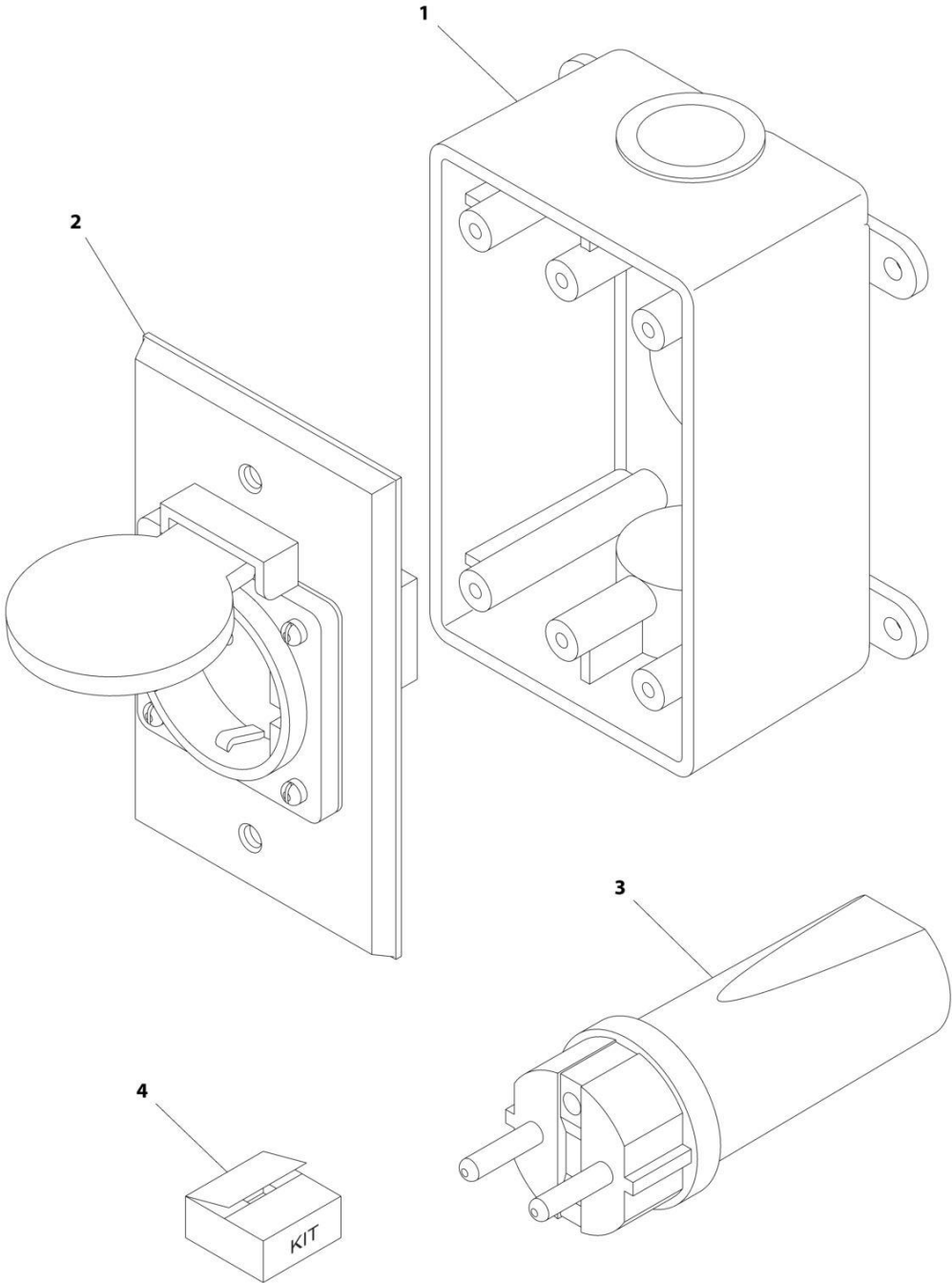
## SECTION 7 - ELECTRICAL

**FIGURE 7-51. RECEPTACLE BOX KIT - 220V CEE7 POST GROUND (CE & UK CA SPEC)**

ITEM	PART NUMBER	QTY	DESCRIPTION	REV
	0275452	Ref	RECEPTACLE BOX KIT - 220V CEE7 POST GROUND 2IN X 4IN BOX	C
1	0861731	1	Box, Switch	
2	4461244	1	Receptacle	
3	4461205	1	Plug, Male	
4	1001100345	1	Plug and Socket Kit (Includes Items 1-3 and Female Plug p/n 4461203)	

**SECTION 7 - ELECTRICAL**

**FIGURE 7-52. RECEPTACLE BOX KIT - 220V CEE7 SIDE GROUND (CE & UK CA SPEC)**



ART\_0275453

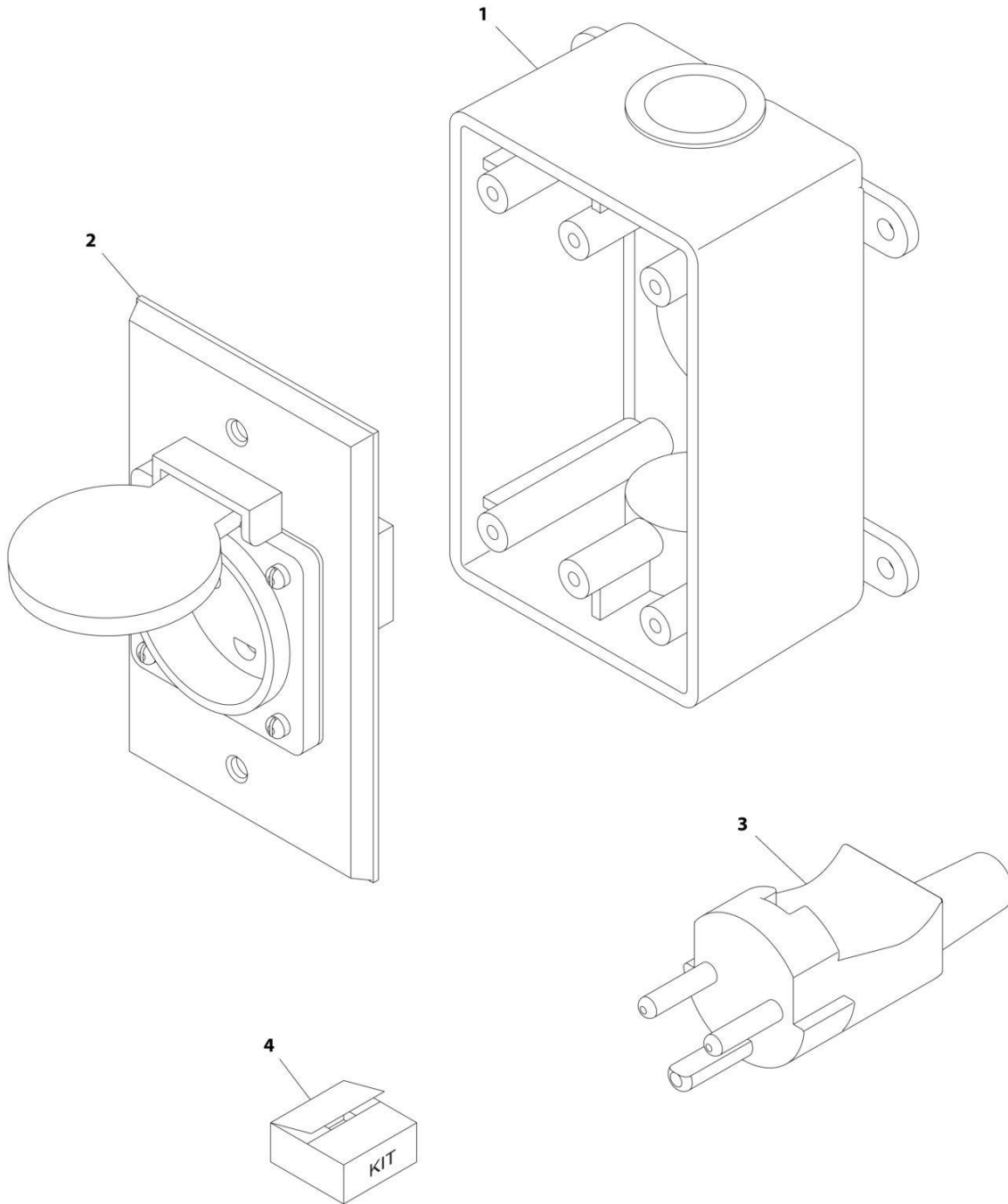
## SECTION 7 - ELECTRICAL

**FIGURE 7-52. RECEPTACLE BOX KIT - 220V CEE7 SIDE GROUND (CE & UK CA SPEC)**

ITEM	PART NUMBER	QTY	DESCRIPTION	REV
	0275453	Ref	RECEPTACLE BOX KIT - 220V CEE7 SIDE GROUND	B
1	0861731	1	Box, Switch	
2	4461245	1	Receptacle	
3	4461205	1	Plug, Male	
4	1001100347	1	Plug and Socket Kit (Includes Items 1-3 and Female Plug p/n 4461206)	

# SECTION 7 - ELECTRICAL

FIGURE 7-53. RECEPTACLE BOX KIT - 220V AFSINT 107 (CE & UK CA SPEC)



ART\_0275454

## SECTION 7 - ELECTRICAL

**FIGURE 7-53. RECEPTACLE BOX KIT - 220V AFSINT 107 (CE & UK CA SPEC)**

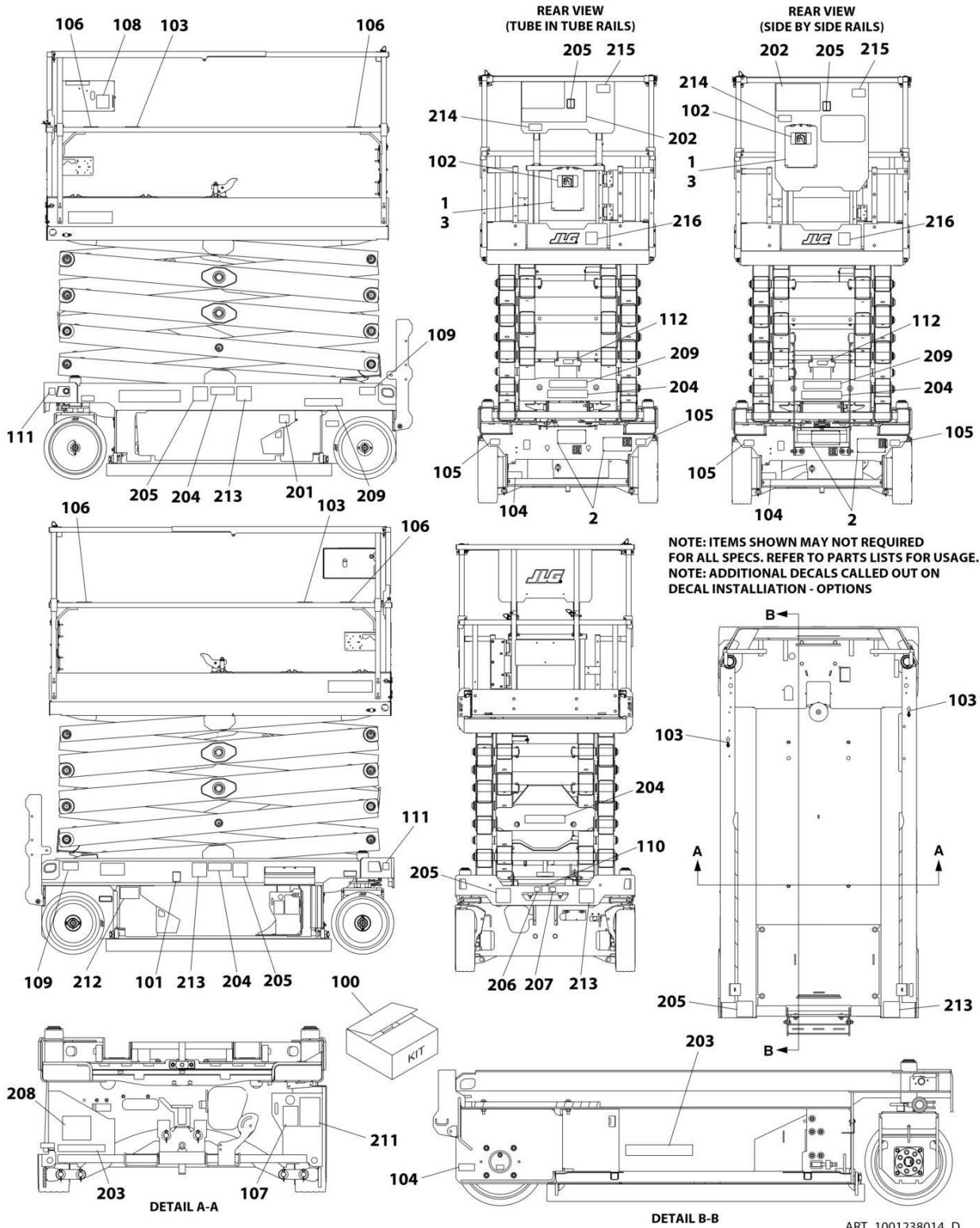
ITEM	PART NUMBER	QTY	DESCRIPTION	REV
	0275454	Ref	RECEPTACLE BOX KIT - 220V AFSINT 107	B
1	0861731	1	Box, Switch	
2	4461246	1	Receptacle	
3	4461249	1	Plug, Male	
4	1001100346	1	Plug and Socket Kit (Includes Items 1-3 and Female Plug p/n 4461250)	



**SECTION 8 - DECALS**

# SECTION 8 - DECALS

## FIGURE 8-1. DECAL INSTALLATION (ANSI SPECS)





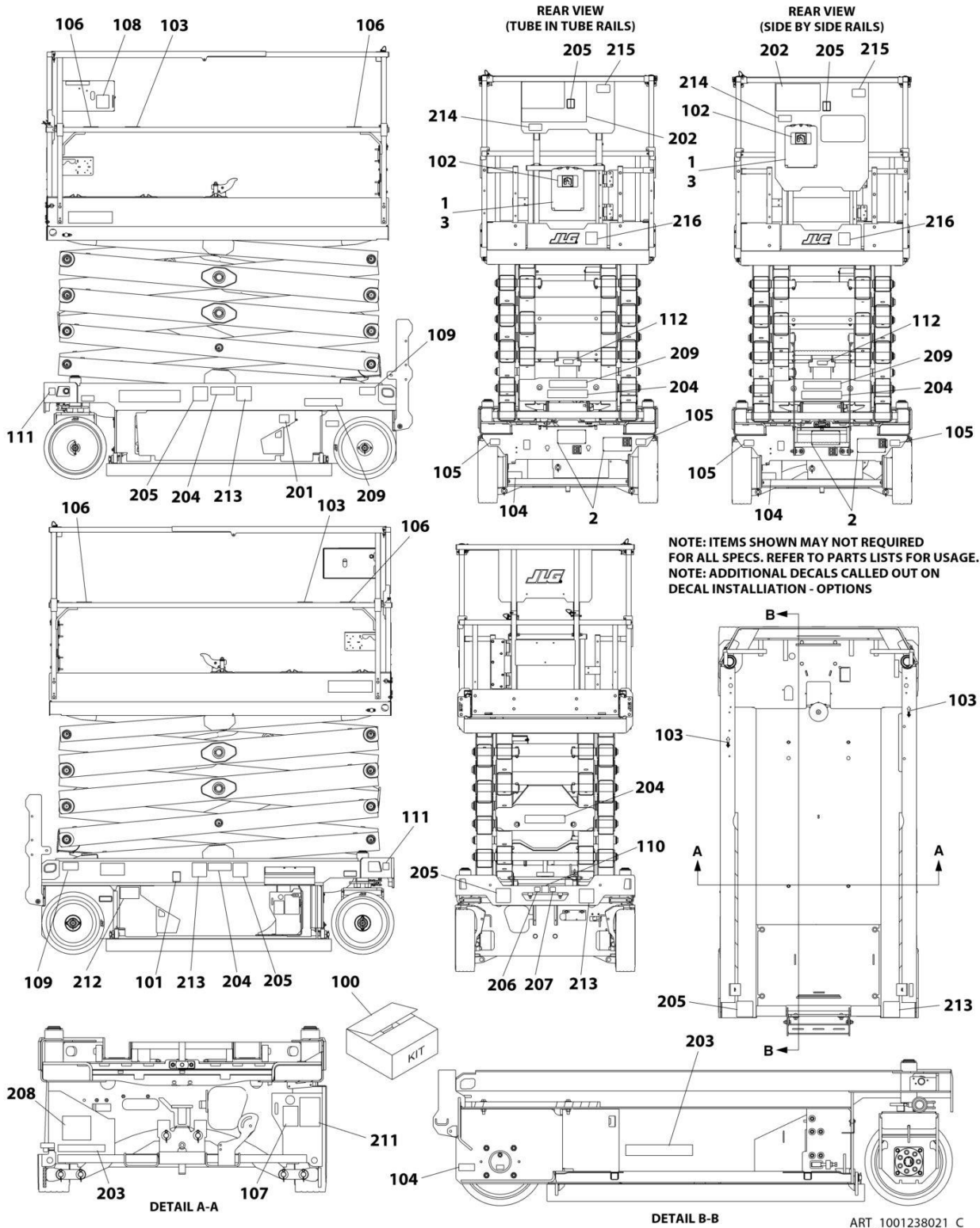
## SECTION 8 - DECALS

**FIGURE 8-1. DECAL INSTALLATION (ANSI SPECS)**

ITEM	PART NUMBER	QTY	DESCRIPTION	REV
	1001238014	Ref	DECAL INSTALLATION (ENGLISH LANGUAGE)	D
	1001237749	Ref	DECAL REFERENCE CHART	H
1	2080040	3	Fastener	
2	2080057	4	Fastener	
3	8990147	1	Holder, Manual	
100	1001239270	1	Master Decal Kit	D
101	1701504	1	Decal - Hydraulic Oil	
102	1701640	1	Decal - Manual	
103	1703819	4	Decal - Direction Arrow	
104	1001248126	1	Decal - Manual Descent Instructions	
105	1704016	2	Decal - Fork Lift	
106	1704277	4	Decal - Lanyard Attach	
107	1704412	1	Decal - Hydraulic Oil	
108	1001132359	1	Decal - Control Box Locate	
109	1001162864	2	Decal - Lift Point/Tie Down	
110	1001212290	1	Decal - Tie Down	
111	1001212291	2	Decal - Lifting Lug	
112	1001237899	1	Decal - Arms Prop	
201	1702155	1	Decal - Battery Disconnect	
202	1703816	1	Decal - Danger/Warning	
203	1001146794	1	Decal - Battery/Charger Service	
204	1001211777	4	Decal - Crushing Hazard	
205	1001211779	4	Decal - Electrocution	
206	1001212292	1	Decal - No Lifting	
207	1001212293	1	Decal - No Forklift	
208	1001237538	1	Decal - Battery Spacer	
209	1703813	2	Decal - Warning Battery Ventilation	
211	1001131270	1	Decal - Patent	
212	1001223055	1	Decal - Yearly Inspection	
214	1001228370	1	Decal - ICES	
215	1001231801	1	Decal - Warning Prop 65	

# SECTION 8 - DECALS

## FIGURE 8-2. DECAL INSTALLATION (AUSTRALIAN SPECS)



ART\_1001238021\_C

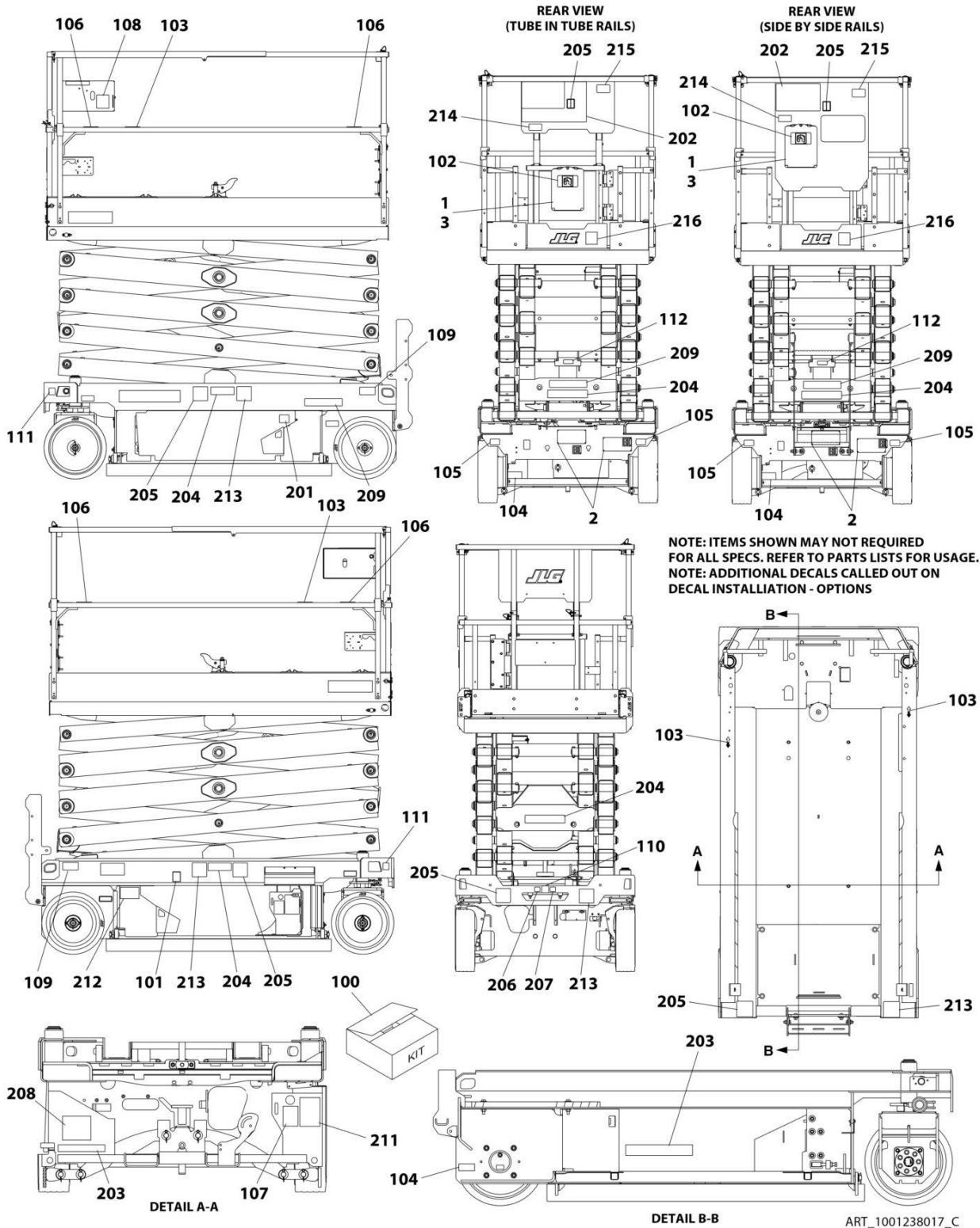
## SECTION 8 - DECALS

**FIGURE 8-2. DECAL INSTALLATION (AUSTRALIAN SPECS)**

ITEM	PART NUMBER	QTY	DESCRIPTION	REV
	1001238021	Ref	DECAL INSTALLATION (ENGLISH LANGUAGE)	C
	1001237749	Ref	DECAL REFERENCE CHART	H
1	2080040	3	Fasteners	
2	2080057	4	Fasteners	
3	8990147	1	Holder, Manual	
100	1001239270	1	Master Decal Kit	D
101	1701504	1	Decal - Hydraulic Oil	
102	1701640	1	Decal - Manual	
103	1703819	4	Decal - Direction Arrow	
104	1001248126	1	Decal - Manual Descent Instructions	
105	1704016	2	Decal - Fork Lift	
106	1704277	4	Decal - Lanyard Attach Graphic	
107	1704412	1	Decal - Hydraulic Oil	
108	1001132359	1	Decal - Control Box Locate	
109	1001162864	2	Decal - Lift Point/Tie Down	
110	1001212290	1	Decal - Tie Down	
111	1001212291	2	Decal - Lifting Lug	
112	1001237899	1	Decal - Arms Prop	
201	1702155	1	Decal - Battery Disconnect	
203	1001146794	1	Decal - Battery/Charger Service	
204	1705673	4	Decal - Crushing	
205	1705671	5	Decal - Electrocution	
206	1001212292	1	Decal - No Lifting	
207	1001212293	1	Decal - No Forklift	
208	1001237538	1	Decal - Battery Spacer	
209	1705670	2	Decal - Fire Hazard	

# SECTION 8 - DECALS

## FIGURE 8-3. DECAL INSTALLATION (BRAZIL SPECS)



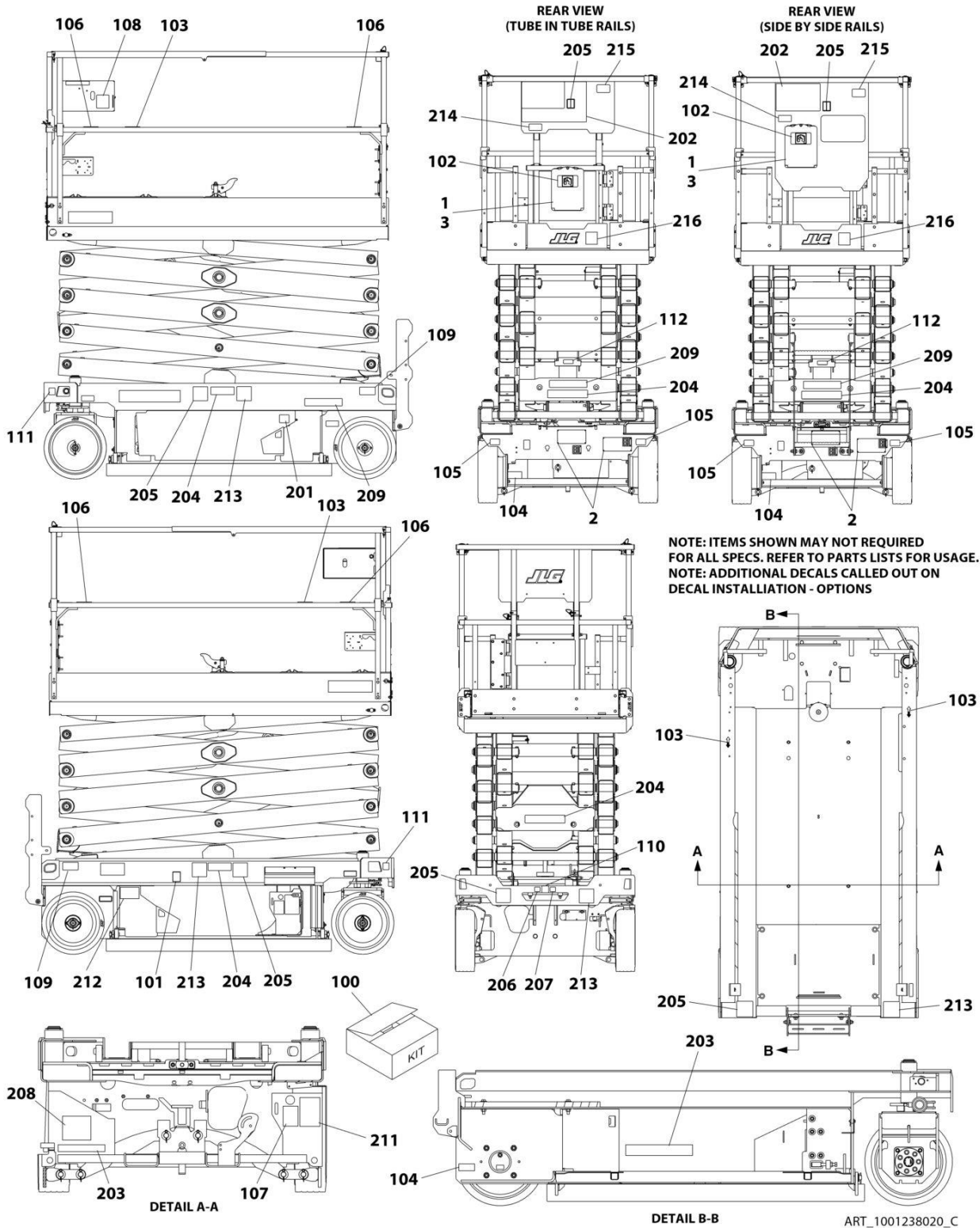
## SECTION 8 - DECALS

**FIGURE 8-3. DECAL INSTALLATION (BRAZIL SPECS)**

ITEM	PART NUMBER	QTY	DESCRIPTION	REV
	1001238017	Ref	DECAL INSTALLATION (SPANISH/PORTUGUESE LANGUAGE)	C
	1001237749	Ref	DECAL REFERENCE CHART	H
1	2080040	3	Fastener	
2	2080057	4	Fastener	
3	8990147	1	Holder, Manual	
100	1001239270	1	Master Decal Kit	D
101	1701504	1	Decal - Hydraulic Oil	
102	1701640	1	Decal - Manual	
103	1703819	4	Decal - Direction Arrow	
104	1001248126	1	Decal - Manual Descent Instructions	
105	1704016	2	Decal - Fork Lift	
106	1704277	4	Decal - Lanyard Attach	
107	1704412	1	Decal - Hydraulic Oil	
108	1001132359	1	Decal - Control Box Locate	
109	1001162864	2	Decal - Lift Point/Tie Down	
110	1001212290	1	Decal - Tie Down	
111	1001212291	2	Decal - Lifting Lug	
112	1001237899	1	Decal - Arms Prop	
201	1702155	1	Decal - Battery Disconnect	
202	1704699	1	Decal - Danger/Warning	
203	1001146794	1	Decal - Battery/Charger Service	
204	1001216650	4	Decal - Crushing Hazard	
205	1001215748	4	Decal - Electrocution	
206	1001212292	1	Decal - No Lifting	
207	1001212293	1	Decal - No Forklift	
208	1001237538	1	Decal - Battery Spacer	
209	1704341	2	Decal - Warning Battery Ventilation	
212	1001224052	1	Decal - Yearly Inspection	
213	1001216648	4	Decal - Danger Electrocution	

# SECTION 8 - DECALS

## FIGURE 8-4. DECAL INSTALLATION (CE & UK CA SPECS)



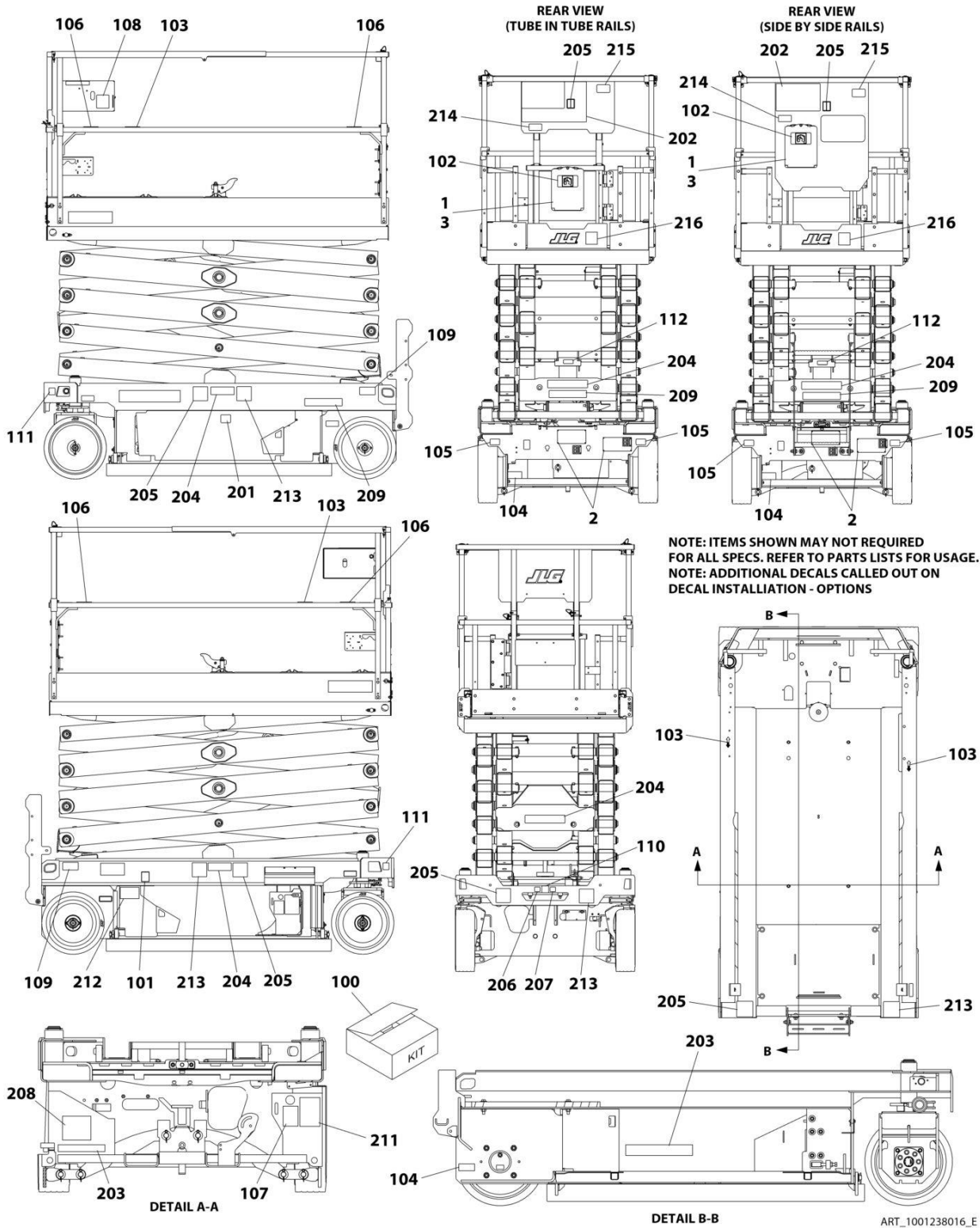
## SECTION 8 - DECALS

**FIGURE 8-4. DECAL INSTALLATION (CE & UK CA SPECS)**

ITEM	PART NUMBER	QTY	DESCRIPTION	REV
	1001238020	Ref	DECAL INSTALLATION (ENGLISH LANGUAGE)	C
	1001237749	Ref	DECAL REFERENCE CHART	H
1	2080040	3	Fastener	
2	2080057	4	Fastener	
3	8990147	1	Holder, Manual	
100	1001239270	1	Master Decal Kit	D
101	1701504	1	Decal - Hydraulic Oil	
102	1701640	1	Decal - Manual	
103	1703819	4	Decal - Direction Arrow	
104	1001248126	1	Decal - Manual Descent Instructions	
105	1704016	2	Decal - Fork Lift	
106	1704277	4	Decal - Lanyard Attach	
107	1704412	1	Decal - Hydraulic Oil	
108	1001132359	1	Decal - Control Box Locate	
109	1001162864	2	Decal - Lift Point/Tie Down	
110	1001212290	1	Decal - Tie Down	
111	1001212291	2	Decal - Lifting Lug	
112	1001237899	1	Decal - Arms Prop	
201	1702155	1	Decal - Battery Disconnect	
203	1001146795	1	Decal - Battery/Charger Service	
204	1705673	4	Decal - Crushing	
205	1705671	5	Decal - Electrocution	
206	1001212292	1	Decal - No Lifting	
207	1001212293	1	Decal - No Forklift	
208	1001237538	1	Decal - Battery Spacer	
209	1705670	2	Decal - Fire Hazard	

# SECTION 8 - DECALS

## FIGURE 8-5. DECAL INSTALLATION (CHINA SPECS)





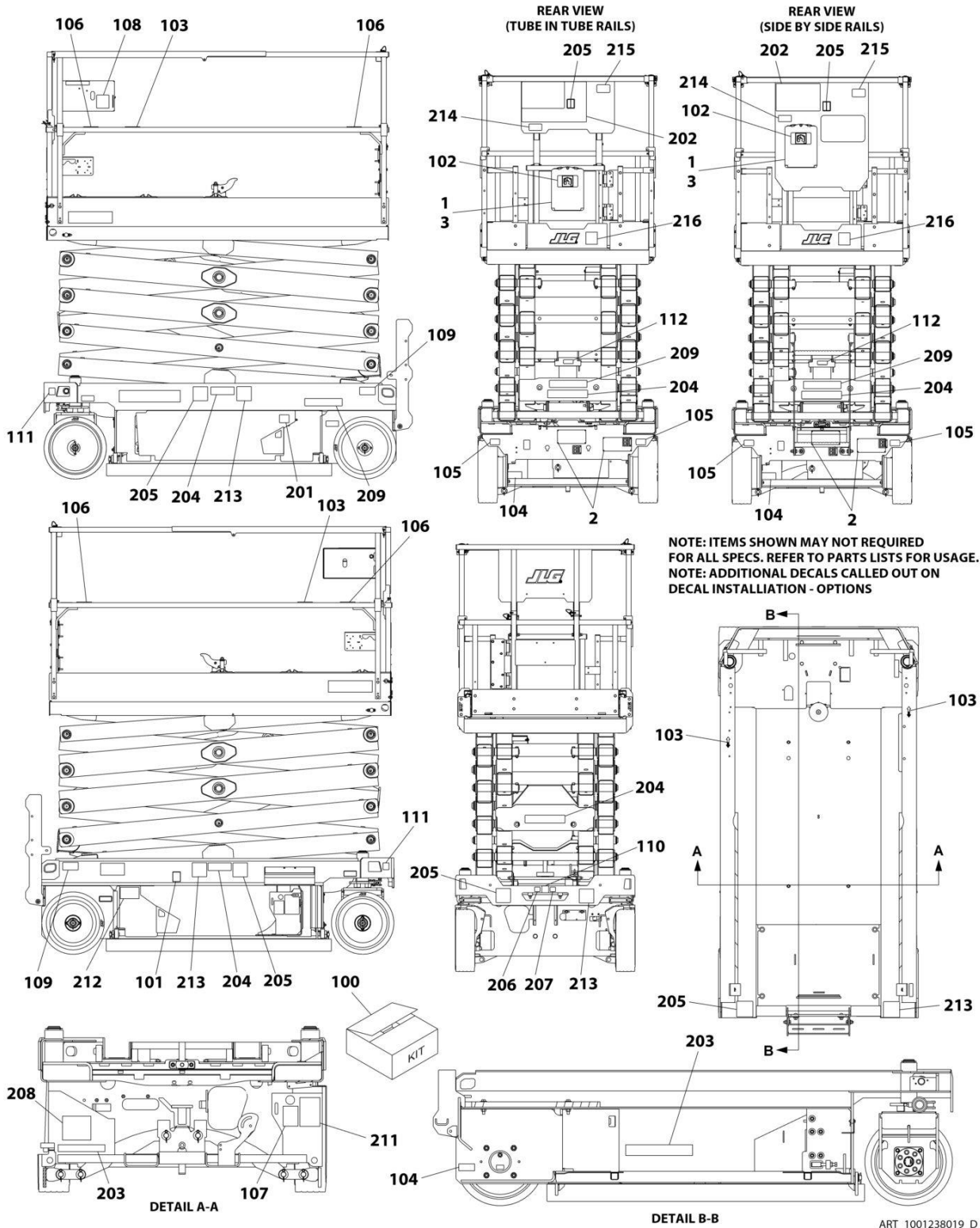
## SECTION 8 - DECALS

**FIGURE 8-5. DECAL INSTALLATION (CHINA SPECS)**

ITEM	PART NUMBER	QTY	DESCRIPTION	REV
	1001238016	Ref	DECAL INSTALLATION (ENGLISH/CHINESE LANGUAGE)	E
	1001237749	Ref	DECAL REFERENCE CHART	H
1	2080040	3	Fastener	
2	2080057	4	Fastener	
3	8990147	1	Holder, Manual	
100	1001239270	1	Master Decal Kit	D
101	1701504	1	Decal - Hydraulic Oil	
102	1701640	1	Decal - Manual	
103	1703819	4	Decal - Direction Arrow	
104	1001248126	1	Decal - Manual Descent Instructions	
105	1704016	2	Decal - Fork Lift	
106	1704277	4	Decal - Lanyard Attach	
107	1704412	1	Decal - Hydraulic Oil	
108	1001132359	1	Decal - Control Box Locate	
109	1001162864	2	Decal - Lift Point/Tie Down	
110	1001212290	1	Decal - Tie Down	
111	1001212291	2	Decal - Lifting Lug	
112	1001237899	1	Decal - Arms Prop	
201	1702155	1	Decal - Battery Disconnect	
202	1705195	1	Decal - Danger/Warning	
203	1001146794	1	Decal - Battery/Charger Service	
204	1001215752	4	Decal - Crushing Hazard	
205	1001211779	4	Decal - Electrocution	
206	1001212292	1	Decal - No Lifting	
207	1001212293	1	Decal - No Forklift	
208	1001237538	1	Decal - Battery Spacer	
209	1704344	2	Decal - Warning Battery Ventilation	
212	1001224051	1	Decal - Yearly Inspection	
213	1001215747	4	Decal - Danger Electrocution	
216	1001244298	1	Decal - Wechat QR Code	

# SECTION 8 - DECALS

## FIGURE 8-6. DECAL INSTALLATION (CSA SPECS)



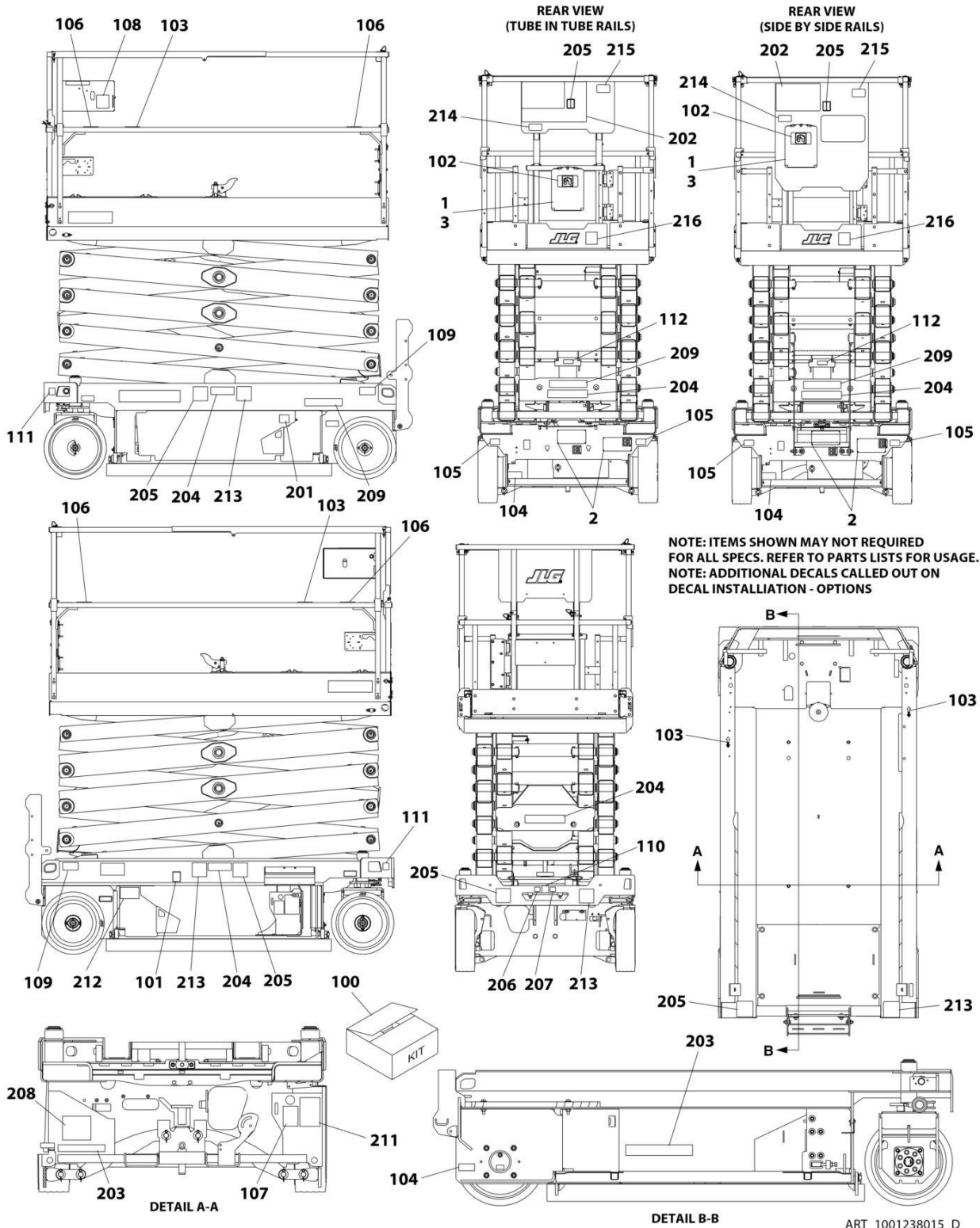
## SECTION 8 - DECALS

**FIGURE 8-6. DECAL INSTALLATION (CSA SPECS)**

ITEM	PART NUMBER	QTY	DESCRIPTION	REV
	1001238019	Ref	DECAL INSTALLATION (ENGLISH/FRENCH LANGUAGE)	D
	1001237749	Ref	DECAL REFERENCE CHART	H
1	2080040	3	Fastener	
2	2080057	4	Fastener	
3	8990147	1	Holder, Manual	
100	1001239270	1	Master Decal Kit	D
101	1701504	1	Decal - Hydraulic Oil	
102	1701640	1	Decal - Manual	
103	1703819	4	Decal - Direction Arrow	
104	1001248126	1	Decal - Manual Descent Instructions	
105	1704016	2	Decal - Fork Lift	
106	1704277	4	Decal - Lanyard Attach	
107	1704412	1	Decal - Hydraulic Oil	
108	1001132359	1	Decal - Control Box Locate	
109	1001162864	2	Decal - Lift Point/Tie Down	
110	1001212290	1	Decal - Tie Down	
111	1001212291	2	Decal - Lifting Lug	
112	1001237899	1	Decal - Arms Prop	
201	1702155	1	Decal - Battery Disconnect	
202	1704684	1	Decal - Danger/Warning	
203	1001146794	1	Decal - Battery/Charger Service	
204	1001215755	4	Decal - Crushing Hazard	
205	1001211779	4	Decal - Electrocution	
206	1001212292	1	Decal - No Lifting	
207	1001212293	1	Decal - No Forklift	
208	1001237538	1	Decal - Battery Spacer	
209	1704340	2	Decal - Warning Battery Ventilation	
211	1001131270	1	Decal - Patent	
212	1001223971	1	Decal - Yearly Inspection	
213	1001215749	4	Decal - Danger Electrocution	
214	1001228370	1	Decal - ICES	
215	1001231801	1	Decal - Warning Prop 65	

# SECTION 8 - DECALS

## FIGURE 8-7. DECAL INSTALLATION (KOREAN SPECS)



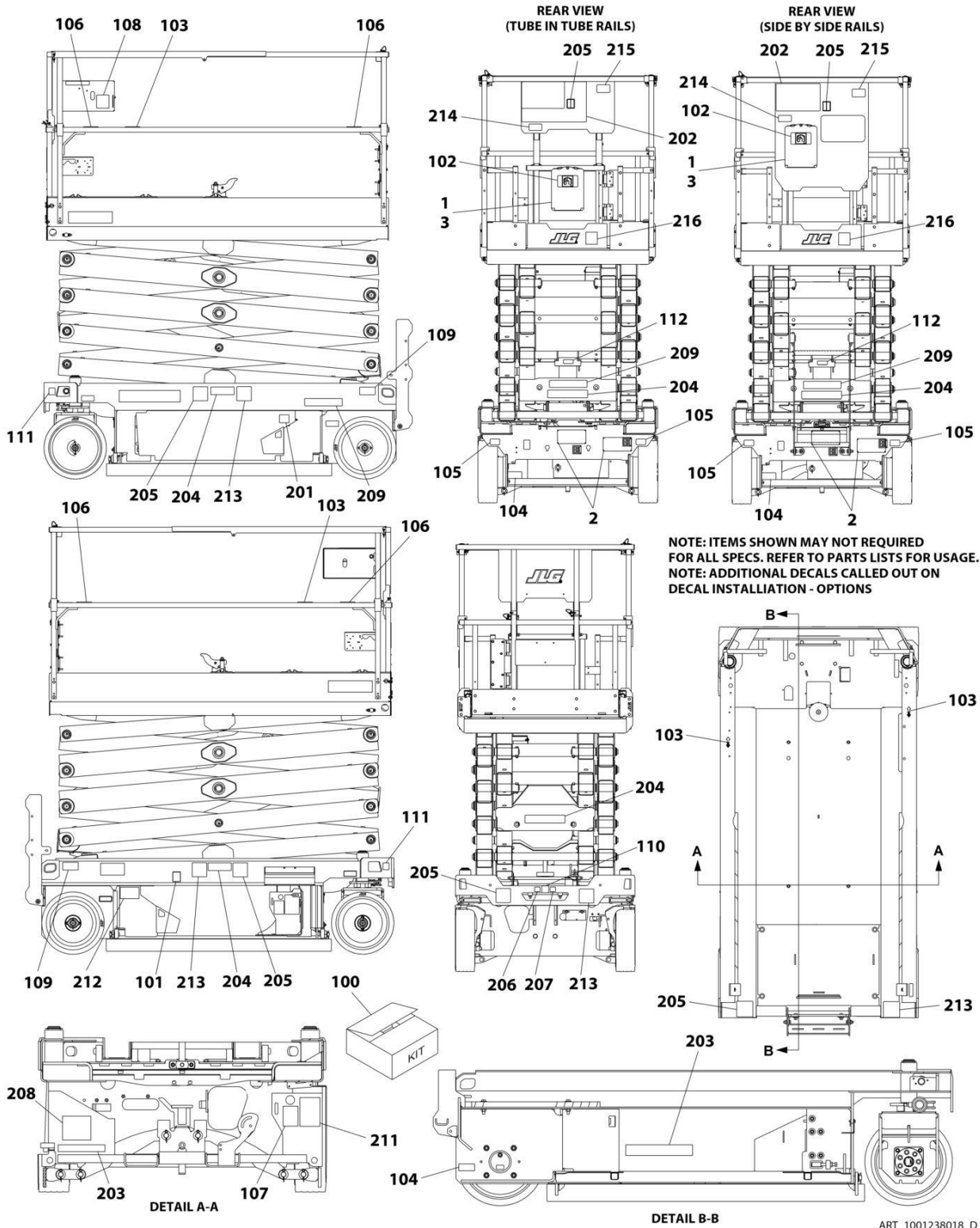
## SECTION 8 - DECALS

**FIGURE 8-7. DECAL INSTALLATION (KOREAN SPECS)**

ITEM	PART NUMBER	QTY	DESCRIPTION	REV
	1001238015	Ref	DECAL INSTALLATION (ENGLISH/KOREAN LANGUAGES)	D
	1001237749	Ref	DECAL REFERENCE CHART	H
1	2080040	3	Fastener	
2	2080057	4	Fastener	
3	8990147	1	Holder, Manual	
100	1001239270	1	Master Decal Kit	D
101	1701504	1	Decal - Hydraulic Oil	
102	1701640	1	Decal - Manual	
103	1703819	4	Decal - Direction Arrow	
104	1001248126	1	Decal - Manual Descent Instructions	
105	1704016	2	Decal - Fork Lift	
106	1704277	4	Decal - Lanyard Attach	
107	1704412	1	Decal - Hydraulic Oil	
108	1001132359	1	Decal - Control Box Locate	
109	1001162864	2	Decal - Lift Point/Tie Down	
110	1001212290	1	Decal - Tie Down	
111	1001212291	2	Decal - Lifting Lug	
112	1001237899	1	Decal - Arms Prop	
201	1702155	1	Decal - Battery Disconnect	
202	1001162115	1	Decal - Danger/Warning	
203	1001146794	1	Decal - Battery/Charger Service	
204	1001215751	4	Decal - Crushing Hazard	
205	1001211779	4	Decal - Electrocution	
206	1001212292	1	Decal - No Lifting	
207	1001212293	1	Decal - No Forklift	
208	1001237538	1	Decal - Battery Spacer	
209	1707022	2	Decal - Warning Battery Ventilation	
212	1001224048	1	Decal - Yearly Inspection	
213	1001215750	4	Decal - Danger Electrocution	

# SECTION 8 - DECALS

## FIGURE 8-8. DECAL INSTALLATION (LATIN AMERICAN SPECS)



ART\_1001238018\_D

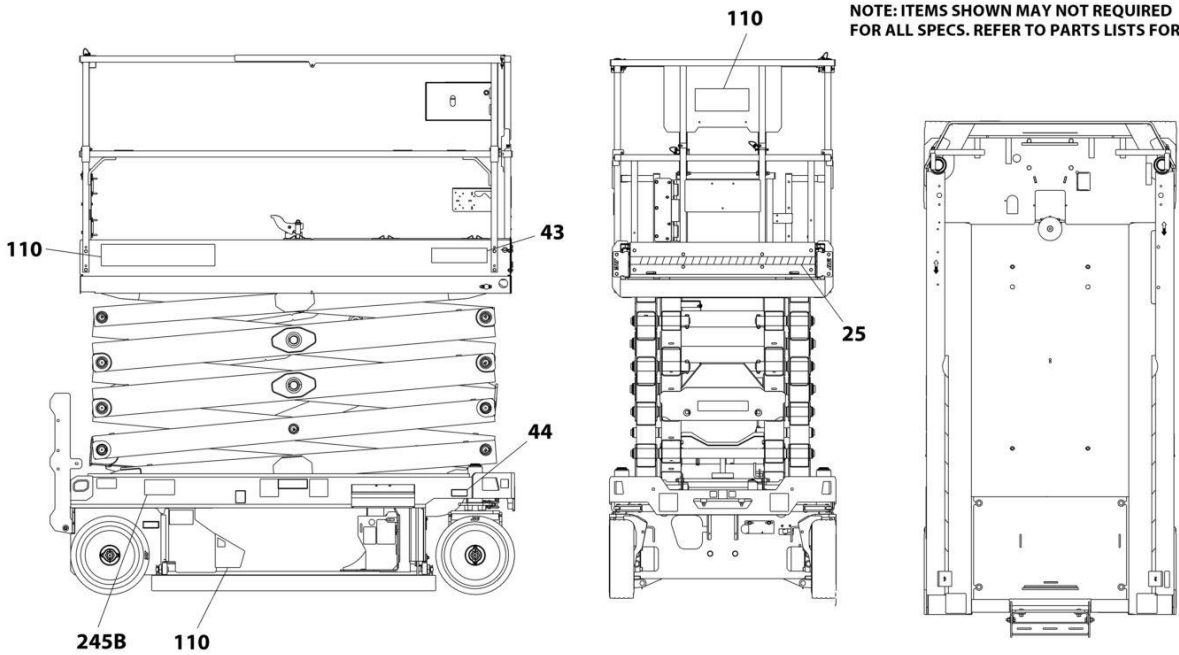
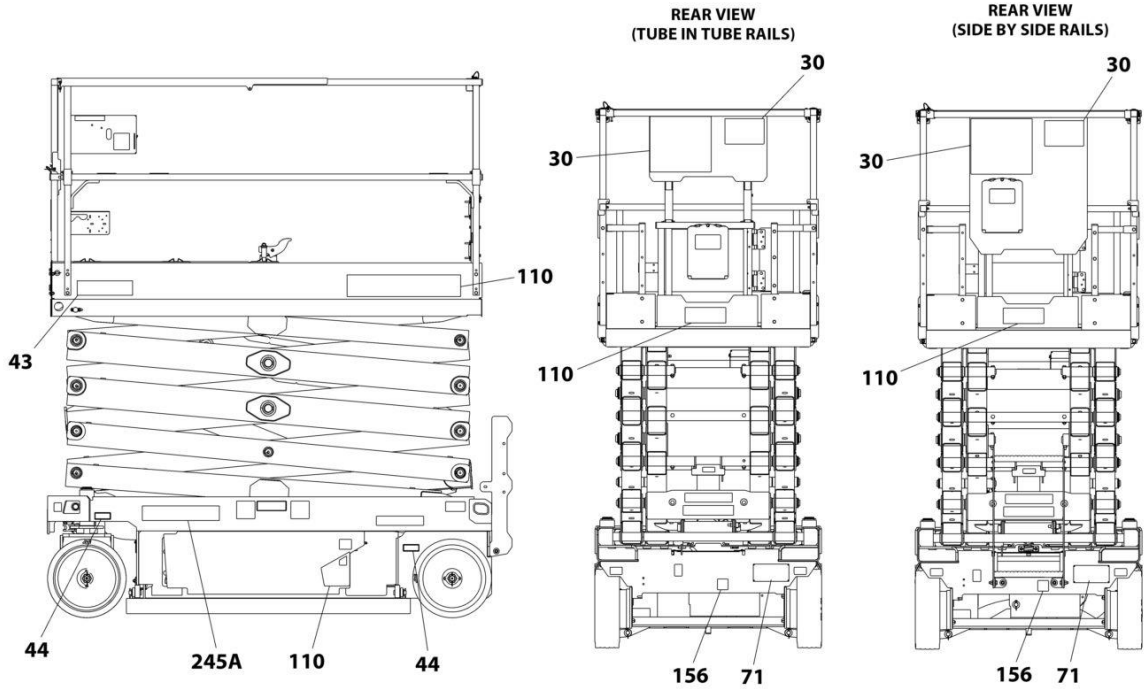
## SECTION 8 - DECALS

**FIGURE 8-8. DECAL INSTALLATION (LATIN AMERICAN SPECS)**

ITEM	PART NUMBER	QTY	DESCRIPTION	REV
	1001238018	Ref	DECAL INSTALLATION (ENGLISH/SPANISH LANGUAGES)	D
	1001237749	Ref	DECAL REFERENCE CHART	H
1	2080040	3	Fastener	
2	2080057	4	Fastener	
3	8990147	1	Holder, Manual	
100	1001239270	1	Master Decal Kit	D
101	1701504	1	Decal - Hydraulic Oil	
102	1701640	1	Decal - Manual	
103	1703819	4	Decal - Direction Arrow	
104	1001248126	1	Decal - Manual Descent Instructions	
105	1704016	2	Decal - Fork Lift	
106	1704277	4	Decal - Lanyard Attach	
107	1704412	1	Decal - Hydraulic Oil	
108	1001132359	1	Decal - Control Box Locate	
109	1001162864	2	Decal - Lift Point/Tie Down	
110	1001212290	1	Decal - Tie Down	
111	1001212291	2	Decal - Lifting Lug	
112	1001237899	1	Decal - Arms Prop	
201	1702155	1	Decal - Battery Disconnect	
202	1704691	1	Decal - Danger/Warning	
203	1001146794	1	Decal - Battery/Charger Service	
204	1001215754	4	Decal - Crushing Hazard	
205	1001211779	4	Decal - Electrocution	
206	1001212292	1	Decal - No Lifting	
207	1001212293	1	Decal - No Forklift	
208	1001237538	1	Decal - Battery Spacer	
209	1704339	2	Decal - Warning Battery Ventilation	
212	1001224049	1	Decal - Yearly Inspection	
213	1001215748	4	Decal - Danger Electrocution	

# SECTION 8 - DECALS

## FIGURE 8-9. DECAL INSTALLATION - OPTIONS



NOTE: ITEMS SHOWN MAY NOT REQUIRED FOR ALL SPECS. REFER TO PARTS LISTS FOR USAGE.

ART\_DECAL\_OPTIONS



## SECTION 8 - DECALS

**FIGURE 8-9. DECAL INSTALLATION - OPTIONS**

ITEM	PART NUMBER	QTY	DESCRIPTION	REV
		Ref	DECAL INSTALLATION - OPTIONS:	
25	1001217894	Ref	Corner Stripes Installation	B
25	4420051	62 in/ 156cm	Tape, Safety	
30		Ref	Decal - Capacity Options	
30	1001237115	1	Decal - Capacity (705 LB/ 320 KG)	
30	1001245409	1	Decal - Capacity (with Dual Languages)	
30	1001237115	1	Decal - Capacity (705 LB/ 320 KG)	
30	1001216865	1	Plate, Decal Mounting (Not Shown)	
30	1001249042	1	Decal - Capacity (705 LB/ 320 KG) (Australian Specs)	
43	1001257175	2	Decal - Model Designation - R3246	
44	1706312	4	Decal - Maximum Tire Load	
71	See Note	NSS	Decal - Manufacturing Serial Number (Note: Not Available for Purchase)	
110A	1001255102	Ref	JLG Decal Installation (All Specs Except China Specs)	A
110A	1001255104	1	Decal - Door (RH)	
110A	1001255105	1	Decal - Door (LH)	
110A	1001256675	1	Decal - JLG (3-5/16 Wide)	
110A	1001256676	1	Decal - JLG (2-5/8 Wide)	
110B	1001287764	1	Decal - JLG (China Specs)	
110B	1001255104	1	Decal - Door (RH)	
110B	1001255105	1	Decal - Door (LH)	
110B	1001287763	1	Decal - Gate	
110B	1001288432	2	Decal - Platform	
110B	1001288433	1	Decal - Billboard	
156	1001173703	1	Decal - EAC (Russian/CIS Specs)	
245	1001236984	Ref	ClearSky Decal Installation	B
245A	1001116208	1	Decal - ClearSky	
245A	1001120989	1	Decal - Radio Frequency	
245B	1001296855	Ref	ClearSky Smart Fleet Decal Installation	A
245B	1001120989	1	Decal - Radio Frequency	
245B	1001294815	1	Decal - Radio Frequency	



## **SECTION 9 - RECOMMENDED SERVICE PARTS STOCK**

## **SECTION 9 - RECOMMENDED SERVICE PARTS STOCK**

## SECTION 9 - RECOMMENDED SERVICE PARTS STOCK

FIGURE 9-1. RECOMMENDED SERVICE PARTS STOCK

ITEM	PART NUMBER	QTY	DESCRIPTION	REV
		Ref	Note: The following list will service one machine (built to current production per date on the front cover) with emergency repair parts which can be installed in the field. Parts from the list should be replaced when inventory is depleted to keep service parts stock supplied. For further information, contact your JLG dealer or the JLG Industries Parts Department.	
		Ref	STANDARD PARTS	
	70005423	6	Hydraulic Filter Service Kit	
	70006297	1	Coil	
	70005893	1	Coil	
	3740150	1	Relay	
	4360328	1	Switch, Toggle	
	4360469	1	Switch, Key	
	2860030	1	Key, Replacement	
	4360475	1	Switch, Mushroom	
	3080007	1	Magnet, Latch	
	1600402	1	Controller, Drive/Steer	
	4360345	1	Switch, Toggle	
	1001226749	1	Switch, Push Button	
	8229242	2	Fuse 5Amp	
	8229244	2	Fuse 15 Amp	
		Ref	VARIABLE PARTS	
	1001203871	1	Switch, Roller	
	1001186466	1	Sensor, Tilt	
	1001200629	1	Module, Control	
	1001216062	1	Module, Power	
	4360336	1	Switch, Toggle (Machines with Inverter)	
	1001225164	1	Sensor, Pressure Transducer	
	1001235104	1	Sensor, Pressure Transducer	
	1001228112	1	Module, Platform	
	1001181045	1	Breaker 30mAmp/16Amp (CE & UK CA Specs Machines)	
	1001189171	1	Breaker 30mAmp (CE & UK CA Specs Machines)	
	1001189172	1	Breaker 16Amp Double (CE & UK CA Specs Machines)	

**SECTION 10 - SPECIAL OPTIONS**

# SECTION 10 - SPECIAL OPTIONS

## FIGURE 10-1. SPECIAL OPTIONS/ACCESSORIES/KITS

ITEM	PART NUMBER	QTY	DESCRIPTION	REV
		Ref	Note: This list is to accommodate machines ordered with special equipment. Options may not be applicable to all models. For more specific parts information contact the JLG Parts Department.	
		Ref	MISCELLANEOUS SPECIAL OPTIONS/ACCESSORIES/KITS	
	1001236903	Ref	Antivandalism Package (Factory Installed)	
	1001249639	Ref	Antivandalism Add-on Kit (Dealer Installed)	
	1001255597	Ref	CAN Battery Charger Kit (Dealer Installed)	
		Ref	ClearSky Add-on Kit Options (Dealer Installed):	
	1001278848	Ref	ClearSky Add-on Kit - 3-Wire GT1030 (All Specs) (Dealer Installed)	
	1001265376	Ref	ClearSky Add-on Kit - Canbus (ANSI, ANSI Export & CSA Specs) (Dealer Installed):	
	1001237257	Ref	ClearSky Add-on Kit - Canbus (ANSI Export, CE & UK CA Specs) (Dealer Installed):	
	1001248502	Ref	ClearSky Add-on Kit - Canbus (Australian Specs) (Dealer Installed):	
	1001248503	Ref	ClearSky Add-on Kit - Canbus (China Specs) (Dealer Installed):	
	1001248689	Ref	ClearSky Add-on Kit - Access Control (Dealer Installed):	
		Ref	Decal Kit Options:	
	1001274826	Ref	Decal Kit - Master	
	1001291082	Ref	Drive Motor Covers installation	
	1001270276	Ref	Dual Rail R3246 GB Kit (China) (Dealer Installed)	
		Ref	Electrical Connector Kits	
	1001148902	Ref	Amp/Tyco Electrical Connector Kit	
	1001148903	Ref	Deutsch DT Electrical Connector Kit	
	1001148904	Ref	Deutsch HD Electrical Connector Kit	
	1001148905	Ref	Packard Electrical Connector Kit	
	1001148906	Ref	Various Electrical Connector Kit	
	1001284862	Ref	European Subassembly Kit (With Bucher Motor/Pump)	A
	1001245768	Ref	European Subassembly Kit (With Concentric Motor/Pump)	C
	1001218728	Ref	Fire Extinguisher Installation	
	1001248843	Ref	Foot Latch Add-on Kit (Dealer Installed)	
	1001236547	Ref	Footswitch Installation (Japanese & Korean Specs Only)	
	1001220933	Ref	Height Restrictor Switch Installation	
	1001249638	Ref	Inverter Add-on Kit (Dealer Installed)	
	1001250532	Ref	Mobile Control Add-on Kit (Dealer Installed)	
	1001229076	Ref	Noise Reduction Add-on Kit (Dealer Installed)	
	1001229728	Ref	Overhead Protection Add-on Kit (Dealer Installed)	
	1001281413	Ref	Panel Carrier Kit	
	1001300331	Ref	Perimeter Lighting Kit	
	1001301553	Ref	Perimeter Light Cover Kit	
	1001270721	Ref	Pipe Racks Kit (Dealer Installed)	
	1001269651	Ref	Platform Control Box Cover Add-on Kit (Dealer Installed)	
	1001231309	Ref	Platform Extension Handles Add-on Kit (Dealer Installed)	
	1001262557	Ref	Platform Self Closing Gate Add-on Kit (Dealer Installed)	
	1001262558	Ref	Platform Self Closing Gate Add-on Kit (Dealer Installed)	
	1001294780	Ref	Pressure Transducer Kit	
	1001234453	Ref	Remote Tow Installation	
	1001224583	Ref	Service Kits List	AC

## SECTION 10 - SPECIAL OPTIONS

ITEM	PART NUMBER	QTY	DESCRIPTION	REV
	1001254721	Ref	SkySense Level 1 Add-on Kit (Dealer Installed)	
	1001254542	Ref	SkySense Level 2 Add-on Kit (Dealer Installed)	
	1001255669	Ref	SkySense Level 1 Installation (Factory Installed)	
	1001255883	Ref	SkySense Level 2 Installation (Factory Installed)	
	1001249229	Ref	Strobe (Single) Light Add-on Kit (Dealer Installed)	
	1001249230	Ref	Strobe (Dual) Light Add-on Kit (Dealer Installed)	
	1001249326	Ref	Strobe (Dual) Light Add-on Kit (Dealer Installed)	
		Ref	Tools for Service	
	2901443	1	Analyzer Kit	
	1001232474	1	Benchtop Harness	
	8896941	1	Wire Stripper	
	7002821	1	Wire Crimper (To install wire ends to wires)	
	7002823	1	Pin/Socket Extractor - Universal (To Remove Pins/Sockets from Connectors)	
	4460467	1	Extractor - 16-18 Gauge (For Removal Pins/Sockets from Deutsch Connectors)	
	4460510	1	Extractor - 12-14 Gauge (For Removal of Pins/Sockets from Deutsch Connectors)	
	7002822	1	Screwdriver, Potentiometer (To Adjust Drive Controllers)	
	7016654	1	Screwdriver, Magnetic	
	7004275	1	Seal Installation Tool - 1in	
	7004276	1	Seal Installation Tool - 1-1/2in	
	7002826	1	Seal Installation Tool - 2in	
	1001264614	Ref	Tool Tray	
	1001262959	Ref	Voltage Regulator Location Add-on Kit (Dealer Installed)	
	1001281944	Ref	White Noise Alarm Kit	
	1001281416	Ref	Worklight Kit	





**PART NUMBER INDEX**

## SECTION 10 - SPECIAL OPTIONS

0100011.....13, 15, 21, 23, 25, 27, 29, 31, 51, 53, 81, 115, 117, 119, 121, 123, 237	0760812..... 63	1001134280..... 223	1001200632.....67
0100051.....69, 71, 73, 75, 77	0760820..... 151	1001134821..... 133	1001200812.....251, 259
0140030.....127, 129	0760827..... 51	1001136757..... 79	1001200819.....127, 271
0140043.....57, 61	0761012..... 51, 53	1001137675 ... 86, 90, 94, 98, 102, 115, 117, 123	1001201708....69, 71, 73, 75, 77
0240054.....163	0761014..... 115, 117	1001139000 ... 86, 90, 94, 98, 102	1001201711....69, 71, 73, 75, 77
0275216.....181, 277	0761015..... 45	1001139002 ... 86, 90, 94, 98, 102	1001201885.....225, 271, 273
0275217.....183, 279	0761019..... 13, 119	1001139003 ... 86, 90, 94, 98, 102	1001202184.....255, 261
0275452.....185, 281	0761221..... 81	1001142173..... 79	1001202773.....15
0275453.....187, 283	0861731 ... 275, 281, 283, 285	1001142174..... 79	1001202851.....51, 53
0275454.....189, 285	0861781..... 277, 279	1001143009..... 79	1001202987.....21
0440223.....143, 159	0861880..... 197	1001143010..... 79	1001202988.....21
0440259.....13, 169	0961948..... 167	1001143501..... 173, 175	1001202999.....21
0440263.....21	0962272 ... 87, 91, 95, 99, 103	1001144147 . 63, 65, 243, 247	1001203450.....51, 53
0440264....87, 91, 95, 99, 103	1001047064..... 127, 129	1001144295..... 226	1001203835.....173, 175
0440265....87, 91, 95, 99, 103	1001091102 ... 21, 33, 35, 37, 39, 41, 57, 61, 237	1001144296..... 226	1001203869.....21
0480100.....135, 137	1001097150..... 195, 201	1001146794..... 289, 291, 293, 297, 299, 301, 303	1001203870.....21
0630587.....57, 59, 61, 79	1001097347..... 241, 243	1001146795..... 295	1001203871.....21, 308
0630613.....45, 81, 105	1001100341..... 277	1001146963 ... 86, 91, 94, 98, 102	1001203872.....21
0700412.....57, 61	1001100342..... 279	1001148902..... 310	1001204495.....43
0700608.....163	1001100345..... 281	1001148903..... 310	1001204719.....51
0700610....86, 90, 94, 98, 102, 143, 159	1001100346..... 285	1001148904..... 310	1001205345.....86
0700612....21, 23, 31, 65, 86, 90, 94, 98, 102	1001100347..... 283	1001148905..... 310	1001205409.....65, 225
0700616.....139	1001101540..... 79	1001148906..... 310	1001205410.....225
0700617.....57, 59	1001102258..... 179, 181, 183, 185, 187, 189, 191, 193, 195	1001151629..... 225	1001205411.....225
0700618.....121	1001102489..... 207, 209, 211, 213, 215, 217, 219, 221	1001152266..... 226	1001205412.....225
0700621.....121, 125	1001102771..... 203, 205	1001152483..... 199	1001205422.....115, 117
0700814....86, 90, 94, 98, 102, 181, 183, 185, 187, 189, 195, 223	1001103012..... 226, 245	1001154378..... 119, 121	1001205430.....115, 117
0700815.....21	1001103013..... 245	1001157050..... 157	1001205598.....31
0700817.....81, 135, 137	1001103471..... 195, 223	1001157547..... 79	1001205751.....13
0700818....119, 121, 123, 125	1001104498..... 226, 245	1001159186..... 225, 271, 273	1001206995.....29
070081951, 53, 109, 111, 113, 123, 133	1001110302..... 21	1001162115..... 301	1001207009.....25, 27
0700820.....111	1001112112..... 73	1001162864..... 289, 291, 293, 295, 297, 299, 301, 303	1001207293.....67
0700823.....21	1001113961..... 225	1001162886..... 225	1001207494.....57, 59
0700825.....51, 53	1001116208..... 305	1001162887 65, 225, 245	1001207970.....209
0700835.....127, 129	1001116731..... 243, 245	1001163340 65, 225, 245	1001207973.....221
0701015....81, 86, 90, 94, 98, 102	1001116732..... 241, 243	1001173703..... 305	1001207974.....207, 213, 215, 217, 219, 223
0701018....86, 90, 94, 98, 102	1001116812. 63, 65, 203, 205, 225	1001180205..... 163	1001208852.....115, 117
0701019....105, 123, 139	1001117057..... 241, 243	1001181045..... 197, 308	1001209482.....185, 187, 199
0701021....86, 90, 94, 98, 102	1001118274..... 63, 65	1001182806..... 43	1001209596.....127
0701024....86, 90, 94, 98, 102, 105	1001118812..... 63, 247	1001186466..... 23, 308	1001209682.....57, 59
0701219....86, 90, 94, 98, 102	1001120204..... 181, 183, 185, 187, 189	1001187587 .... 119, 121, 123	1001209776.....181, 183, 189, 197
0760310.....265	1001120205..... 197, 199	1001187816..... 191	1001210064.....115, 117
0760408....179, 181, 183, 185, 187, 189, 191	1001120989..... 305	1001188116..... 191	1001210079.....63
0760608.....119, 149	1001125483..... 79	1001189171..... 199, 308	1001210302.....119, 121
0760610....47, 57, 59, 79, 127, 129, 133, 149, 195	1001125677 63, 226, 247	1001189172..... 199, 308	1001210401....69, 71, 73, 75, 77
0760612....25, 27, 29, 43	1001125927..... 201	1001189762..... 143, 157, 159	1001210440.....79
0760810..51, 53, 65, 115, 117, 121, 123, 151	1001128888 ... 86, 90, 94, 98, 102	1001192401..... 63, 226	1001210586.....119, 121
	1001130220 ... 25, 27, 29, 31, 47, 57, 59, 86, 90, 94, 98, 102, 127, 129	1001194421..... 271, 273	1001210605.....79
	1001130590..... 57, 59	1001196589..... 226	1001210878.....79
	1001131270..... 289, 299	1001196634..... 205, 239	1001210879.....79
	1001132358..... 127, 129	1001196635..... 65	1001210881.....79
	1001132359..... 289, 291, 293, 295, 297, 299, 301, 303	1001197396..... 13	1001210882.....79
	1001132361..... 127, 129	1001200561..... 25	1001210966.....57, 59
		1001200629 .. 57, 59, 308	1001210967.....79
		1001200631..... 57, 59	1001211777.....289
			1001211779.....289, 297, 299, 301, 303
			1001212035.....271, 273
			1001212036.....271, 273
			1001212187.....19

## SECTION 10 - SPECIAL OPTIONS

1001212290 ..... 289, 291, 293, 295, 297, 299, 301, 303	1001221275..... 139	1001234204.....90, 94, 98, 102	1001236488 ... 87, 91, 95, 99, 103
1001212291 ..... 289, 291, 293, 295, 297, 299, 301, 303	1001221276..... 139	1001234266.....119	1001236531 ..... 47
1001212292 ..... 289, 291, 293, 295, 297, 299, 301, 303	1001221949..... 211	1001234267 ..... 119	1001236547 ..... 310
1001212293 ..... 289, 291, 293, 295, 297, 299, 301, 303	1001222861..... 121	1001234268..... 119, 121	1001236621 ..... 135
1001212294 ..... 51, 53	1001222869..... 121	1001234316.....13	1001236632 ..... 71
1001213415 ..... 119	1001222914..... 139	1001234317 .....45	1001236800 ..... 173, 175
1001213416 ..... 119	1001223053..... 121	1001234336.....109	1001236801 ..... 173, 175
1001213448 ..... 226	1001223055.....289	1001234380.....109	1001236802 ..... 173, 175
1001213470 ..... 115	1001223165..... 121	1001234381.....115	1001236803 ..... 173, 175
1001213597 ..... 21	1001223166..... 121	1001234382.....119	1001236804 ..... 173, 175
1001213838 ..... 115, 117	1001223262.....257	1001234383.....121	1001236806 ..... 173, 175
1001213886 ..... 127, 129	1001223263.....253	1001234407 ..... 115, 117	1001236807 ..... 173, 175
1001213915 ..... 121	1001223650.....259	1001234453.....310	1001236808 ..... 173, 175
1001213916 ..... 121	1001223651.....261	1001234628.....51, 53	1001236809 ..... 173, 175
1001213928 ..... 19	1001223971.....299	1001234629.....51, 53	1001236903 ..... 310
1001213931 ..... 121	1001224048.....301	1001234631.....251, 253, 255, 257, 263, 265	1001236968 ..... 47
1001214217 ..... 23	1001224049.....303	1001234797 .....21	1001236984 ..... 305
1001214229 ..... 135	1001224051.....297	1001234798 .....21	1001237115 ..... 305
1001214347 ..... 75	1001224052.....293	1001234838.....13	1001237211 ..... 245
1001214526 ..... 21	1001224583.....310	1001234842.....45	1001237212 ..... 245
1001214528 ..... 21	1001225164... 86, 90, 94, 98, 102, 308	1001234858.....81	1001237213 ..... 245
1001214534 ..... 21	1001226277..... 139	1001234862.....81	1001237257 ..... 310
1001214689 ... 86, 90, 94, 98, 102	1001226636.....243, 245	1001235008.....57	1001237400 ..... 179
1001214810 ..... 81	1001226637.....243, 245	1001235104.....86, 308	1001237401 ..... 193
1001215216 ... 35, 39, 41, 249	1001226749..... 127, 129, 308	1001235106.....69	1001237538 ..... 289, 291, 293, 295, 297, 299, 301, 303
1001215434 ..... 51, 53	1001226901..... 139	1001235286.....121	1001237749 ..... 289, 291, 293, 295, 297, 299, 301, 303
1001215446 ..... 125	1001227219.....223	1001235287..... 121, 123	1001237824 ... 87, 91, 95, 99, 103
1001215747 ..... 297	1001227267..... 195, 223	1001235498..... 135	1001237887 ..... 59
1001215748 ..... 293, 303	1001227268..... 195	1001235509..... 135	1001237899 ..... 289, 291, 293, 295, 297, 299, 301, 303
1001215749 ..... 299	1001227269.....201	1001235559.....57, 59	1001237911 ..... 121
1001215750 ..... 301	1001227728..... 139	1001235560.....125	1001237989 ..... 73
1001215751 ..... 301	1001227855..... 21	1001235561.....125	1001237991 ..... 75
1001215752 ..... 297	1001228112..... 129, 308	1001235590..... 109, 111, 113	1001238014 ..... 289
1001215754 ..... 303	1001228123... 69, 71, 73, 75, 77	1001235834.....69	1001238015 ..... 301
1001215755 ..... 299	1001228184..... 139	1001235863.....149	1001238016 ..... 297
1001215762 ..... 57, 59	1001228191.....201	1001235941..... 135, 137	1001238017 ..... 293
1001215953 ..... 21	1001228370..... 289, 299	1001235954.....79	1001238018 ..... 303
1001216062 .. 57, 59, 308	1001228388.....203	1001235955.....45	1001238019 ..... 299
1001216180 ..... 71	1001229076.....310	1001235959.....119	1001238020 ..... 295
1001216648 ..... 293	1001229110... 69, 71, 73, 75, 77	1001235960.....121	1001238021 ..... 291
1001216650 ..... 293	1001229728.....310	1001236132.....79	1001238130 ..... 185
1001216865 ..... 305	1001229739..... 121	1001236139....25, 27, 29, 31	1001238131 ..... 187
1001217059 ..... 23	1001229740..... 121	1001236144.....231, 235	1001238132 ..... 189
1001217164 ..... 197, 199	1001229741..... 121	1001236165....86, 90, 94, 98, 102	1001238133 ..... 181
1001217457 ... 86, 90, 94, 98, 102	1001229742..... 121	1001236167....86, 90, 94, 98, 102	1001238134 ..... 183
1001217894 ..... 305	1001229792..... 81	1001236170....87, 90, 94, 98, 102	1001238135 ..... 191
1001218285 ..... 127, 129	1001231309..... 310	1001236171....87, 90, 95, 99, 102	1001238198 ..... 181, 183, 185, 187, 189, 195
1001218307 ..... 21	1001231801..... 289, 299	1001236172....87, 90, 95, 99, 103	1001238392 ..... 63
1001218573 ..... 81	1001232474.....311	1001236269....87, 91, 95, 99, 103	1001238684 ... 87, 91, 95, 99, 103
1001218728 ..... 310	1001232586..... 151	1001236348.....95, 99	1001238762 ..... 245
1001220409 ..... 133	1001232622..... 121, 123	1001236486....87, 90, 95, 99, 103	1001238845 ..... 235, 245
1001220410 ..... 133	1001233449..... 13, 169	1001236487....87, 91, 95, 99, 103	1001238955 ..... 245
1001220893 ..... 127, 129	1001233795.. 86, 94, 102, 267	1001236487....87, 91, 95, 99, 103	1001238956 ..... 245
1001220933 ..... 310	1001234006..... 119, 121	1001236487....87, 91, 95, 99, 103	1001239224 ... 33, 35, 37, 39, 41
1001220995 ..... 133	1001234007..... 119, 121	1001236487....87, 91, 95, 99, 103	1001239269 ... 71, 73, 75, 77
1001221244 ..... 139	1001234008..... 119, 121		
	1001234093..... 251		
	1001234094..... 255		
	1001234095..... 253		
	1001234096..... 257		
	1001234141..... 119		
	1001234142..... 119		

## SECTION 10 - SPECIAL OPTIONS

1001239270.....289, 291, 293, 295, 297, 299, 301, 303	1001248632 ..... 209	1001269236 ..... 117	1001273960.....143
1001239386.....61	1001248634 ..... 211	1001269279 ..... 111	1001273961.....151
1001239389.....263	1001248679 .... 51, 53, 55	1001269286 ..... 111	1001273962.....151
1001239479....87, 91, 95, 99, 103	1001248689 ..... 310	1001269287 ..... 123	1001273964.....151
1001239661....37, 39, 41	1001248768 ..... 65	1001269288 ..... 117	1001273967.....151
1001239892.....105	1001248773 ..... 63	1001269291 ..... 123	1001273968.....149
1001239894.....105	1001248843 ..... 310	1001269292 ..... 123	1001273970.....149
1001239899.....105	1001249042 ..... 305	1001269293 ..... 123	1001274026.....151
1001239904.....105	1001249054 ..... 77	1001269373 ..... 86, 90	1001274168.....155
1001239943.....105	1001249229 ..... 311	1001269377 ..... 87, 91	1001274559...57, 59, 129
1001241662....87, 91, 95, 99, 103	1001249230 ..... 311	1001269401 ..... 111	1001274604.....127
1001241663....87, 91, 95, 99, 103	1001249326 ..... 311	1001269477 ..... 123	1001274605.....127
1001241664....87, 91, 95, 99, 103	1001249638 ..... 310	1001269480 ..... 53	1001274613.....129
1001241665....87, 91, 95, 99, 103	1001249639 ..... 310	1001269496 ..... 123	1001274659.....127
1001241666....87, 91, 95, 99	1001249890 ..... 223	1001269585 ..... 123	1001274660.....129
1001241667....87, 91, 95, 99, 103	1001250532 ..... 310	1001269586 ..... 123	1001274661.....153
1001241668....87, 91, 95, 99, 103	1001251144 ..... 233	1001269587 ..... 123	1001274826.....310
1001241669...95, 99, 103	1001251146 ..... 231	1001269588 ..... 123	1001274837..... 141, 161
1001241670....87, 91, 95, 99	1001251855 ..... 163	1001269590 ..... 123	1001274838..... 143, 159
1001241671....87, 91, 95, 99, 103	1001252626 ..... 143, 159	1001269591 ..... 123	1001275538.....163
1001242539.....37, 39	1001253726 ..... 149	1001269592 ..... 123	1001275539.....149
1001242697.....37	1001253800 ..... 155	1001269593 ..... 123	1001275631..... 141, 161
1001242988.....33	1001253952 ..... 27	1001269594 ..... 123	1001278513.....229, 241
1001242989.....35	1001254026 .... 231, 233, 243	1001269595 ..... 123	1001278847.....229
1001242990.....39	1001254027 . 27, 63, 231, 233, 247	1001269598 ..... 123	1001278848.....310
1001243348....87, 91, 95, 99, 103	1001254028 27, 203, 205	1001269600 ..... 123	1001280661.....237
1001244298.....297	1001254542 ..... 311	1001269651 ..... 310	1001281413.....310
1001244323.....195	1001254721 ..... 311	1001269656 ..... 123	1001281416.....311
1001244394.....65	1001255102 ..... 305	1001269701 ..... 123	1001281944.....311
1001244417 ....86, 91, 95, 99, 103, 167	1001255104 ..... 305	1001269730 ..... 53	1001283410...57, 61, 225
1001244885.....65	1001255105 ..... 305	1001269838 ..... 87, 91	1001284638.....53, 175
1001244900.....195	1001255597 ..... 310	1001269943 ..... 273	1001284862.....310
1001245293.....65	1001255669 ..... 311	1001269944 ..... 265	1001285320....90, 95, 99, 103
1001245299.....65	1001255883 ..... 311	1001269946 ..... 273	1001285829..... 95, 103
1001245353.....65	1001255901 ..... 239	1001269947 ..... 265	1001286794..... 94, 98
1001245409.....305	1001256642 ..... 25, 27	1001269949 ..... 265	1001287711.....137
1001245739..... 195, 201	1001256643 ..... 29, 31	1001269999 ..... 273	1001287763.....305
1001245743.....201	1001256675 ..... 305	1001270025 ..... 265	1001287764.....305
1001245744..... 195, 201	1001256676 ..... 305	1001270276 ..... 123, 310	1001288432.....305
1001245747 ..... 195	1001257175 ..... 305	1001270443 ..... 265	1001288433.....305
1001245768.....310	1001258356 ..... 63	1001270470 ..... 129	1001288748.....103
1001246144.....231	1001258446 ..... 127, 129	1001270471 ..... 129	1001289248..... 15, 17
1001246145.....235	1001258498 ..... 77	1001270533 ..... 137	1001289648.....237
1001246531 .....235	1001258498 ..... 77	1001270631 ..... 137	1001289975.....102
1001247706..... 109, 113	1001258691 ..... 63	1001270721 ..... 310	1001290405..... 15
1001247707....86, 91, 95, 99, 103	1001258768 ..... 213	1001270855 ..... 137	1001291056.....237
1001248126.....289, 291, 293, 295, 297, 299, 301, 303	1001258770 ..... 215	1001271412 ..... 137	1001291082.....310
1001248502.....310	1001258771 ..... 217	1001271615 ..... 113	1001291082.....310
1001248503.....310	1001258772 ..... 219	1001271839 ..... 103	1001291630.....129
1001248631.....207	1001261131 ..... 155	1001271886 ..... 113	1001293998.....237
	1001262150 ..... 155	1001272456 ..... 103	1001294027..... 41
	1001262221 ..... 153	1001272659 ..... 229	1001294243...90, 98, 269
	1001262322 ..... 233	1001272997 ..... 239	1001294780.....310
	1001262327 ..... 233	1001273012 ..... 229, 239	1001294815.....305
	1001262557 ..... 310	1001273453 .... 145, 147, 157	1001296855.....305
	1001262558 ..... 310	1001273470 ..... 157	1001300331.....310
	1001262655 ..... 127	1001273844 ..... 145	1001301553.....310
	1001262655 ..... 127	1001273845 ..... 147	1001380008.....51, 173
	1001262959 ..... 311	1001273907 .... 143, 145, 159	1001380024.....105
	1001263256 ..... 25	1001273909 ..... 143, 159	1001380040..... 81
	1001263257 ..... 27	1001273957 .... 141, 145, 147, 161	1001380041..... 81
	1001263258 ..... 29	1001273958 ..... 141	1001380042..... 81
	1001263259 ..... 31	1001273959 .... 145, 147, 163	1001380058.....21
	1001263294 ..... 221		1060379.... 135, 137, 141, 143, 157, 159, 161, 163
	1001263295 ..... 223		1060908.... 197, 199, 201
	1001264614 ..... 311		
	1001265376 ..... 310		

## SECTION 10 - SPECIAL OPTIONS

1060998 ... 69, 71, 73, 75, 77	2400060 ..... 65, 203, 205, 225	3430813..... 115, 117	139, 179, 181, 183, 185, 187, 189, 191, 193, 195, 207, 209, 211, 213, 215, 217, 219, 223, 251, 253, 255, 257, 259, 261, 263, 265
1061044 ..... 151	2420172 ..... 57, 59	3430816..... 115, 117	4240018 ..... 35, 39, 41
1062255 ..... 63, 231, 233, 235	2560088 ..... 125	3431212..... 21	4240032 ..... 63, 229, 231, 233, 235
1120555 ..... 141, 161	2560190 ..... 125	3431218..... 21	4240033 ..... 151
1320136 ..... 231, 233	2600281 .... 119, 121, 123	3450303..... 81	4240147 ..... 21
1321293 ... 25, 27, 29, 31, 79	2700100 ..... 141, 161	3450403..... 21, 115, 117	4240164 ..... 163
1321752 ..... 51, 53	2860030 ..... 57, 59, 308	3450505..... 21	4240165 ..... 149
1380132 ..... 125	2901443 ..... 311	3450508..... 19	4340853 ..... 141, 161
1380153 ..... 13	2902431 ..... 179, 275	3460334..... 141, 161	4340854 ..... 141, 161
1580023 ..... 141, 161	3080007 ... 119, 121, 123, 308	3520072.... 105, 119, 121, 123, 143, 159	4340947 ..... 143, 159
1580024 ..... 141, 161	3121792 ..... 65	3520176..... 163	4360328 ..... 57, 59, 308
1600402 ... 127, 129, 131, 308	3252507 ... 183, 185, 187, 189, 191, 193	3574505..... 149	4360336 ..... 79, 308
1671207 ..... 275	3271805 ..... 157	3740150... 57, 61, 79, 308	4360345 ..... 308
1701504 ... 289, 291, 293, 295, 297, 299, 301, 303	3290305 ... 33, 35, 37, 39, 41, 265	3760115.... 86, 90, 94, 98, 102	4360469 ..... 57, 59, 308
1701640 ... 289, 291, 293, 295, 297, 299, 301, 303	3290401 ..... 237	3760170.... 141, 143, 157, 159, 161, 163	4360475 .57, 59, 127, 308
1702010 ..... 149	3290405 ... 21, 57, 61, 79, 86, 90, 94, 98, 102, 127, 129, 133, 179, 181, 183, 185, 187, 189, 191, 195	3760217..... 13	4420037 ..... 149
1702155 ... 289, 291, 293, 295, 297, 299, 301, 303	3290505 ..... 223	3760387.... 86, 90, 94, 98, 102	4420051 ..... 305
1703464 ..... 179, 181	3290601 ..... 23, 195	3820019..... 125	4420062 ... 51, 91, 94, 98, 102, 119, 121, 123, 127, 129, 135, 137
1703813 ..... 289	3290605 ... 25, 27, 29, 31, 43, 57, 59, 61, 65, 79, 86, 90, 94, 98, 102, 181, 183, 185, 187, 189, 231, 233	3841143.... 81, 86, 90, 94, 98, 102	4460019 ..... 225
1703816 ..... 289	3290606 ... 119, 121, 125, 133, 139, 143, 149, 159, 163	3841203.... 86, 90, 94, 98, 102	4460042 ..... 225
1703819 ... 127, 129, 289, 291, 293, 295, 297, 299, 301, 303	3290801 ..... 21, 51, 151	3841675..... 143, 159	4460115 ..... 225
1704016 ... 289, 291, 293, 295, 297, 299, 301, 303	3290805 ... 21, 51, 53, 81, 86, 90, 94, 98, 102, 109, 111, 113, 115, 117, 135, 137, 181, 183, 185, 187, 189, 195, 223	3860104.... 86, 90, 94, 98, 102	4460138 ..... 179
1704260 ..... 127, 129	3290806 ... 119, 121, 123, 125, 127, 129, 133	3860111..... 119, 125	4460183 ..... 271, 273
1704277 ... 121, 123, 289, 291, 293, 295, 297, 299, 301, 303	3291001 ..... 13	3900355..... 141, 161	4460226 ..... 225
1704339 ..... 303	3291005 .45, 51, 81, 105, 115, 117	3900381..... 223	4460227 .25, 27, 203, 225
1704340 ..... 299	3291006 ... 105, 119, 123, 139	3910804..... 57, 59	4460234 ... 139, 231, 233, 235
1704341 ..... 293	3291007 ... 81, 86, 90, 94, 98, 102	3931412..... 141, 161	4460247 ..... 225
1704344 ..... 297	3291201 ..... 81	3931508..... 141, 161	4460259 ..... 225
1704412 ... 289, 291, 293, 295, 297, 299, 301, 303	3291207 ... 86, 90, 94, 98, 102	3931820..... 157	4460260 ..... 225
1704684 ..... 299	3321402 ... 86, 90, 94, 98, 102	3990001..... 205	4460265 ..... 271, 273
1704691 ..... 303	3331211 ..... 15	4010310.... 33, 35, 37, 39, 41	4460267 ..... 271, 273
1704699 ..... 293	3421453 .... 143, 159, 163	4010408..... 133, 195	4460315 ..... 179, 191
1705195 ..... 297	3422219 ... 119, 141, 143, 157, 159, 161	4010608.... 86, 90, 94, 98, 102, 119, 121	4460320 ..... 225
1705670 ..... 291, 295	3422426 ..... 111	4010610.... 181, 183, 185, 187, 189	4460346 ..... 275
1705671 ..... 291, 295	3422661 ..... 135, 137	4010616..... 119	4460418 ..... 79, 225, 271, 273
1705673 ..... 291, 295	3422998 ... 86, 90, 94, 98, 102	4010617..... 119, 121	4460419 ..... 79
1705985 ..... 157	3423037 ..... 13	4010618..... 119, 121	4460424 ..... 25, 27, 203
1705997 ..... 141, 161	3423243 ..... 81	4031509..... 127, 129	4460464 ... 35, 39, 43, 63, 65, 79, 139, 203, 205, 225, 239, 241, 243, 245, 249, 251, 253, 255, 257, 259, 261, 263, 265, 267, 269, 271
1706312 ..... 305	3423278 ..... 127, 129	4031511..... 21	4460465 ... 33, 35, 37, 39, 63, 65, 139, 203, 205, 225, 226, 241, 249, 251, 253, 255, 257, 259, 261, 263, 265, 267, 269
1707022 ..... 301	3430636 ..... 21	4031512.... 86, 90, 94, 98, 102	4460466 . 63, 65, 79, 139, 203, 205, 225, 226, 243, 245, 247, 251, 253, 255, 257, 259, 261, 267, 269, 271
2080040 ... 115, 117, 119, 121, 123, 289, 291, 293, 295, 297, 299, 301, 303		4031708.23, 31, 231, 233	4460467 ..... 311
2080057 ... 289, 291, 293, 295, 297, 299, 301, 303		4060803..... 127, 129	4460496 ..... 127
2220372 ..... 173, 175		4060906..... 127, 129	
2220373 ..... 173, 175		4060944..... 225	
2220375 ..... 173, 175		4160078.... 86, 90, 94, 98, 102	
2220497 ..... 173, 175		4160202..... 21	
2220502 ..... 173, 175		4160214..... 81	
2220628 ..... 173, 175		4191706.... 143, 159, 163	
2220883 ..... 167		4220227 ..... 143, 159	
		4240003.... 141, 143, 159, 161	
		4240017... 25, 27, 29, 31, 51, 53, 57, 59, 61, 65, 69, 71, 73, 75, 77, 79, 86, 91, 94, 98, 102,	

## SECTION 10 - SPECIAL OPTIONS

4460497.....	127	4461199.....	219, 279	4846757.....	13	70007055.....	167
4460510.....	311	4461201.....	279	4923328 ...	69, 71, 73, 75, 77	70007056.....	167
4460536.....	139	4461205....	213, 281, 283	5241200.....	15	70007074.....	169
4460539....	226, 253, 257, 267, 269	4461244.....	281	5271808.....	51, 53	70007075.....	169
4460662....	185, 187, 189, 275	4461245.....	283	5272120.....	15	70007076.....	169
4460754....	251, 253, 255, 257, 259, 261	4461246.....	285	5272122.....	15	70007077.....	169
4460761.....	225	4461249.....	215, 285	70000082.....	131	70007078.....	169
4460871....	203, 205, 225	4461257.....	181, 183	70000084.....	131	70007079.....	169
4460872.....	203, 205	4461258.....	181, 183	70000683.....	131	70007080.....	169
4460877.....	225	4711400 ...	141, 143, 159, 161	70000684.....	131	70007593.....	55
4460884 63, 65, 205, 225, 241, 267		4711700.....	127, 129	70000685.....	131	70007594.....	55
4460891....	33, 35, 37, 39, 139, 203, 205, 225, 226, 249, 253, 257, 267, 269	4711800....	115, 117, 157	70000686.....	131	70007595.....	55
4460894....	225, 226, 251, 253, 255, 257, 263, 265	4740086.....	21	70001250.....	131	70007596.....	55
4460897....	35, 39, 43, 79, 203, 205, 225, 249, 253, 257	4740438 ...	86, 90, 94, 98, 102	70001251.....	131	70007597.....	55
4460899....	251, 253, 255, 257, 259, 261, 263, 265	4740480.....	141, 161	70001252.....	131	70007598.....	55
4460905....	203, 205, 225	4740531 ...	86, 90, 94, 98, 102	70001253.....	131	70007599.....	55
4460930.....	226	4811400....	79, 127, 129, 133, 179, 181, 183, 185, 187, 189, 191, 195	70003636.....	169	70007600.....	55
4460932 63, 65, 205, 239, 241, 243, 245		4811700 ...	43, 57, 59, 61, 65, 79, 119, 121, 127, 129, 133, 149, 163, 181, 183, 185, 187, 189, 195, 231, 233	70003650.....	131	70007601.....	55
4460933....	63, 225, 226, 247	4811702 ...	21, 23, 25, 27, 29, 31, 47, 86, 90, 94, 98, 102, 125	70004164.....	51, 53	70007602.....	55
4460943 63, 65, 243, 247, 251, 253, 255, 257, 259, 261, 263, 265		4811900 ...	21, 51, 53, 63, 65, 86, 90, 94, 98, 102, 109, 111, 113, 115, 117, 119, 121, 123, 125, 127, 129, 181, 183, 185, 187, 189, 195	70004465.....	51, 53	70007946.....	51
4460944 63, 65, 203, 205, 225, 226, 247, 251, 253, 255, 257, 263, 265		4811902 ...	21, 51, 53, 81, 121, 133, 135, 137, 151, 223	70004465.....	51, 53	70021209.....	55
4460956.....	197	4812000 ...	13, 21, 51, 81, 86, 90, 94, 98, 102, 105, 115, 117, 119, 123, 139	70004585.....	167	70022564.....	167
4460957.....	197	4812002.....	45, 81	70005236.....	167	70023369.....	167
4460965.....	226	4812500.....	21	70005423.....	51, 53, 308	7002821.....	311
4460968.....	191	4831400.....	237	70005815.....	51	7002822.....	311
4460970.....	267, 269	4831600.....	223	70005816.....	51	7002823.....	311
4461016.....	271			70005817.....	51	7002826.....	311
4461023.....	225			70005893.....	55, 308	7004275.....	311
4461196.....	217, 277			70005898.....	55	7004276.....	311
4461198.....	277			70005899.....	55	70050795.....	167
				70005900.....	55	7016654.....	311
				70005903.....	55	7020175.....	57, 59, 127
				70005909.....	55	7020176.....	57, 59, 127
				70005911.....	55	7027365.....	131
				70005918.....	15	7027367.....	131
				70005919.....	15	7027765.....	131
				70006295.....	51, 53	7027766.....	131
				70006296.....	51, 53	8005670.....	157
				70006297.....	51, 53, 308	80325.....	143, 159
				70006298.....	51, 53	8229242.....	226, 308
				70006299.....	51, 53	8229244.....	226, 308
				70006301.....	55	8750014.....	51, 53
				70007050.....	167	8896941.....	311
				70007051.....	167	8990147....	289, 291, 293, 295, 297, 299, 301, 303
				70007052.....	167		
				70007053.....	167		
				70007054.....	167		





**Corporate Office  
JLG Industries, Inc.  
1 JLG Drive  
McConnellsburg, PA 17233-9533 USA**  
☎ (717) 485-5161 (Corporate)  
☎ (877) 554-5438 (Customer Support)  
📠 (717) 485-6417

**Visit our website for JLG Worldwide Locations.  
[www.jlg.com](http://www.jlg.com)**



**OSHKOSH™**