



---

# Illustrated Parts Manual

## *Model* **ES1530LC**

PVC  
2304

P/N  
31222424

March 30, 2024 - Rev D

**ANSI**

**CE**



**UK  
CA**

**AS/NZS**



---

An Oshkosh Corporation Company



## **REVISION LOG**

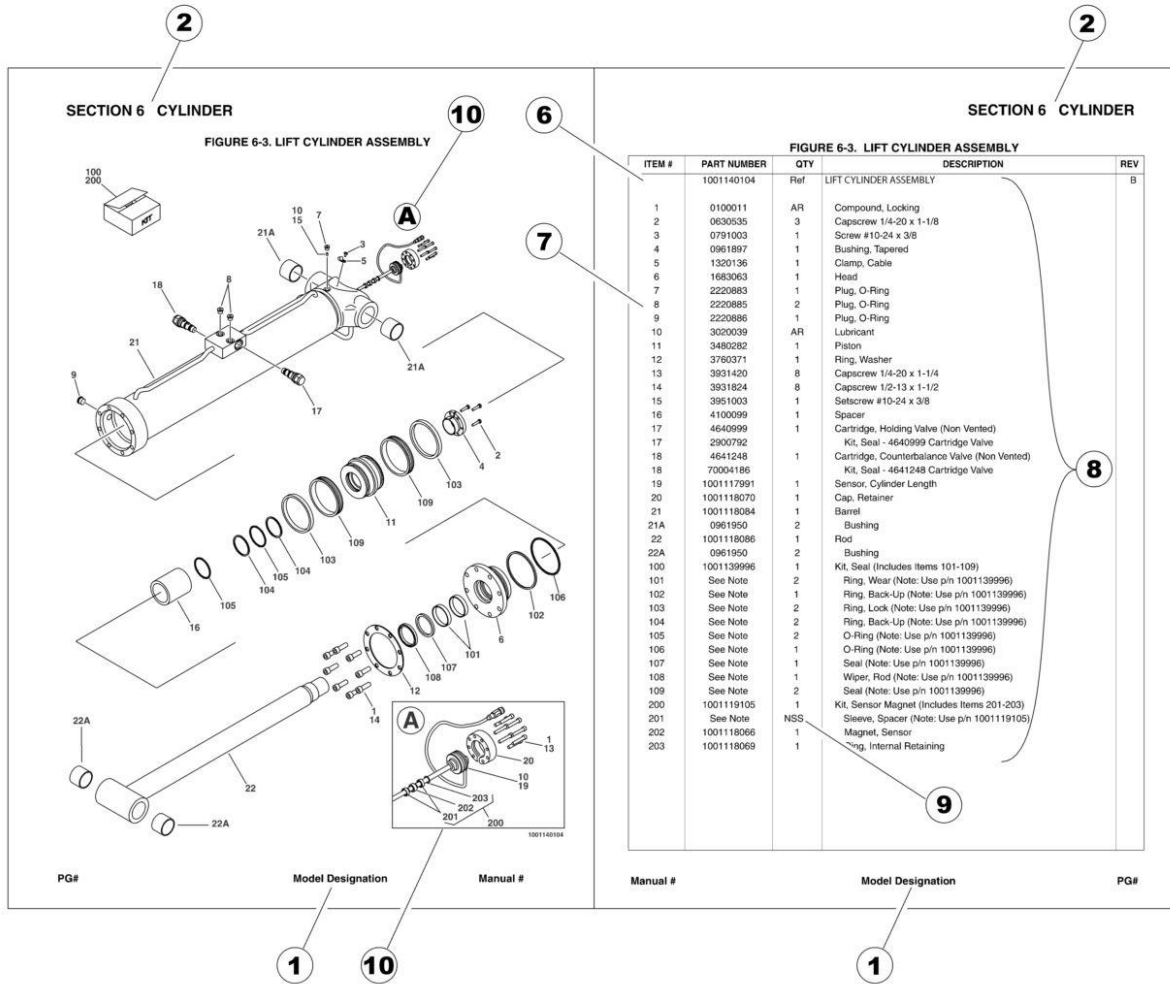
April 10, 2023 - A - Original Issue of Manual (Edited to 1001250000 Rev V)

September 7, 2023 - B - Revised Manual (Edited to 1001250000 Rev Y)

February 5, 2024 - C - Revised Manual (Edited to 1001250000 Rev AA)

March 30, 2024 - D - Revised Manual (Edited to 1001250000 Rev AA)

# GENERAL INFORMATION



## 1) MACHINE IDENTIFICATION

Machines are identified by model and in some cases a combination of models, serial number (SN) or regional standard (i.e ANSI, CE, CSA). Components may also be identified by SN or manufacturer. Common components that may be identified by these characteristics are engines and hydraulic components.

## 2) PARTS MANUAL ORGANIZATION

Product information in this manual is organized under section titles. Frame, Cylinder, Hydraulic and Electrical are a few examples. Each section is organized by figure and page number. The information within the Figure is then organized by item number, part number, description and corresponding illustration (s).

## 3) TABLE OF CONTENTS (NOT SHOWN)

A table of contents is found toward the beginning of the manual. Figure number, description and page number are provided for quick reference to the page containing the related information.

## 4) RECOMMENDED SPARE PARTS (NOT SHOWN)

The Recommended Spare Parts List, located near the end of the manual, reference most frequently used maintenance parts.

## 5) PART NUMBER INDEX (NOT SHOWN)

A numerical index listing all part numbers and the corresponding page number(s) appears at the back of the manual.



## GENERAL INFORMATION

### 6) NON-SERVICED PARTS

In some instances, it is necessary to display non-serviced parts, assemblies or installations. In the case of assemblies and installations there will be a Ref in the Qty. column. In case of parts that are not available for service within assemblies or components, there will be a NSS (Not Sold Separately) or NLA (No Longer Available) listed in the Qty. column of the manual.

### 7) PARTS LIST ITEM NUMBERS

Numbers shown in the item# column correspond to numbers used in the associated illustration (s). Item numbers which are missing from the sequence in the parts list are not used on that page.

### 8) INDENTED PARTS DESCRIPTION

An indented part description is included in the item under which it is indented.

### 9) ABBREVIATION AND SYMBOLS

AC.....	Alternating Current	L.....	Liter
ADE.....	Advanced Design Electronics	LB(LBS).....	Pounds
AG.....	Agricultural	LCD.....	Liquid Crystal Display
ANSI.....	American National Standards Institute	LED.....	Light Emitting Diodes
AR.....	As Required	LH.....	Left Hand
ASSY.....	Assembly	LRC.....	Low Rated Countries
AUS.....	Australia	LSS.....	Load Sensing System
AUX.....	Auxiliary	M(m).....	Metric/Meter
AWG.....	American Wire Gauge	MM(mm).....	Milimeter
B/M.....	Bill of Material	mA.....	Miliamps
CAC.....	Charge Air Cooler	NLA.....	No Longer Available
CE.....	European Conformity	NPT.....	National Pipe Threads
CCW.....	Counter Clockwise	NSS.....	Not Sold Separately
CM.....	Centimeter	OD.....	Outside Diameter
CW.....	Clockwise	ORB.....	O-Ring Boss
CSA.....	Canadian Standards Association	ORFS.....	O-Ring Face Seal
CYL.....	Cylinder	OZ (oz).....	Ounces
DIA.....	Diameter	PG.....	Page
DC.....	Direct Current	PN.....	Part Number
DEF.....	Diesel Exhaust Fluid	QT(qt.).....	Quarts
EMS.....	Emergency Stop	QTY.....	Quantity
ENG.....	Engine	REF.....	Reference
FT(ft).....	Feet	REV.....	Revision Level
GA(Ga).....	Gauge	RH.....	Right Hand
HRC.....	High Rated Countries	SAE.....	Society of Automotive Engineers
HVAC.....	Heating, Ventilating, and Air Conditioning	SN.....	Serial Number
HYD.....	Hydraulic	SPEC(S).....	Specifications
Hz.....	Hertz	T/T.....	Turntable
ID.....	Inside Diameter	UGM.....	Universal Ground Module
IN.....	inches	V.....	Volts
ISO.....	International Organization for Standards	W.....	Watts
JIC.....	Joint Industry Council	#.....	Number
KG.....	Kilogram		

### 10) ILLUSTRATION REFERENCE LETTERS

When necessary, illustrations may contain reference letters that are intended to track information (i. e. hoses, harnesses) from one point to another or to track visual enlargement of components to show details that may be located in another area on the illustration.

*Note: Due to continuous product improvements, JLG Industries, Inc. reserves the right to make specification changes without prior notification. Contact JLG Industries, Inc. for updated information.*



# TABLE OF CONTENTS

SECTION 1 - FRAME.....	11
FIGURE 1-1. TRACK DRIVE INSTALLATION (ALL SPECS EXCEPT JAPANESE SPECS) (Prior to SN B200081704).....	12
FIGURE 1-2. TRACK DRIVE INSTALLATION (ALL SPECS EXCEPT JAPANESE SPECS) (SN B200081704 to Present).....	14
FIGURE 1-3. TRACK DRIVE INSTALLATION (JAPANESE SPECS) (Prior to SN B200081704) .....	16
FIGURE 1-4. TRACK DRIVE INSTALLATION (JAPANESE SPECS) (SN B200081704 to Present).....	18
FIGURE 1-5. TRACK DRIVE INSTALLATION (SN 0200270163 through 0200270166) .....	20
FIGURE 1-6. DRIVE MOTOR ASSEMBLY (Prior to SN B200081704) .....	22
FIGURE 1-7. DRIVE MOTOR ASSEMBLY (SN B200081704 to Present).....	24
FIGURE 1-8. ALARM INSTALLATION (AMBIENT/WHITE NOISE) .....	26
FIGURE 1-9. TILT SENSOR INSTALLATION .....	28
FIGURE 1-10. STROBE LIGHT INSTALLATION - SINGLE .....	30
FIGURE 1-11. STROBE LIGHT INSTALLATION - DUAL.....	32
FIGURE 1-12. STROBE LIGHT INSTALLATION - DUAL (WITH CLEARSKY) .....	34
FIGURE 1-13. BATTERY DOOR & FRAME COVERS INSTALLATION (Prior to SN B200083867) .....	36
FIGURE 1-14. BATTERY DOOR & FRAME COVERS INSTALLATION (SN B200083867 through B200086248, Including B200091215).....	38
FIGURE 1-15. BATTERY DOOR & FRAME COVERS INSTALLATION (SN B200086249 through B200091290, Excluding B200091215).....	40
FIGURE 1-16. BATTERY DOOR & FRAME COVERS INSTALLATION (SN B200091291 to Present, Including B200091215) ....	42
FIGURE 1-17. LADDER INSTALLATION .....	44
SECTION 2 - GROUND CONTROLS .....	47
FIGURE 2-1. HYDRAULIC COMPONENTS INSTALLATION .....	48
FIGURE 2-2. MOTOR/PUMP/TANK ASSEMBLY.....	50
FIGURE 2-3. ELECTRICAL COMPONENTS INSTALLATION (WITHOUT LSS) .....	52
FIGURE 2-4. ELECTRICAL COMPONENTS INSTALLATION (WITH LSS).....	54
FIGURE 2-5. BATTERY TRAY INSTALLATION.....	56
FIGURE 2-6. BATTERIES INSTALLATION.....	58
FIGURE 2-7. BATTERIES INSTALLATION - STANDARD BATTERIES WITH DISCONNECT .....	60
FIGURE 2-8. BATTERIES INSTALLATION - AGM BATTERIES WITHOUT DISCONNECT .....	62
FIGURE 2-9. BATTERIES INSTALLATION - AGM VISION BATTERIES WITHOUT DISCONNECT .....	64
FIGURE 2-10. BATTERIES INSTALLATION - AGM BATTERIES WITH DISCONNECT.....	66
FIGURE 2-11. BATTERIES INSTALLATION - AGM VISION BATTERIES WITH DISCONNECT.....	68
FIGURE 2-12. BATTERY CHARGER INSTALLATION - DELTA-Q (LESS AC CABLE) .....	70
FIGURE 2-13. BATTERY CHARGER INSTALLATION - DELTA-Q WITH CAN TERMINAL (LESS AC CABLE).....	72
FIGURE 2-14. BATTERY CHARGER INSTALLATION - GREEN POWER (LESS AC CABLE).....	74
SECTION 3 - SCISSOR ARMS.....	77
FIGURE 3-1. SCISSOR ARMS INSTALLATION (WITHOUT LSS) .....	78
FIGURE 3-2. SCISSOR ARMS INSTALLATION (WITHOUT LSS) (SN B200088154 to Present, SN B200088019 through B200088020, SN B200088101 through B200088106) .....	82
FIGURE 3-3. SCISSOR ARMS INSTALLATION (WITH LSS).....	86
FIGURE 3-4. SCISSOR ARMS INSTALLATION (WITH LSS) (SN B200088154 to Present, SN B200088019 through B200088020, SN B200088101 through B200088106).....	90
SECTION 4 - PLATFORM.....	95
FIGURE 4-1. PLATFORM INSTALLATION.....	96

# TABLE OF CONTENTS

FIGURE 4-2. PLATFORM EXTENSION INSTALLATION.....	98
FIGURE 4-3. RAILS INSTALLATION (1.1M TUBE IN TUBE) (Prior to SN B200091613).....	100
FIGURE 4-4. RAILS INSTALLATION (1.1M TUBE IN TUBE) (SN B200091613 to Present).....	102
FIGURE 4-5. RAILS INSTALLATION (1.0M TUBE IN TUBE) (Prior to SN B200091613).....	104
FIGURE 4-6. RAILS INSTALLATION (1.0M TUBE IN TUBE) (SN B200091613 to Present).....	106
FIGURE 4-7. RAILS INSTALLATION (SIDE BY SIDE) (Prior to SN B200088154, Including B200088019 and B200088020).....	108
FIGURE 4-8. RAILS INSTALLATION (SIDE BY SIDE) (SN B200088154 through B200091612, Including B200088019 and B200088020).....	110
FIGURE 4-9. RAILS INSTALLATION (SIDE BY SIDE) (SN B200091613 to Present).....	112
FIGURE 4-10. GATE LATCH INSTALLATION.....	114
FIGURE 4-11. PLATFORM CONSOLE INSTALLATION.....	116
FIGURE 4-12. CONTROLLER ASSEMBLY.....	118
FIGURE 4-13. PLATFORM CONTROL PLUG INSTALLATION.....	120
SECTION 5 - CYLINDER.....	123
FIGURE 5-1. LIFT CYLINDER ASSEMBLY.....	124
SECTION 6 - ELECTRICAL.....	127
FIGURE 6-1. AC BOX AT PLATFORM INSTALLATION - 110V GFI (ALL SPECS EXCEPT CE & UK CA SPECS).....	128
FIGURE 6-2. AC BOX AT PLATFORM INSTALLATION - 220V CEE7 SIDE GROUND (CE & UK CA SPECS).....	130
FIGURE 6-3. AC BOX AT PLATFORM INSTALLATION - 220V CHINA PLUG (CHINA SPECS).....	132
FIGURE 6-4. AC BOX AT PLATFORM INSTALLATION - 220V LOCALLY SUPPLIED.....	134
FIGURE 6-5. BREAKER BOX KIT WITH 3 BREAKER.....	136
FIGURE 6-6. CAN SPLICE HARNESS.....	138
FIGURE 6-7. CHARGER HARNESS.....	140
FIGURE 6-8. CHARGER JUMPER HARNESS.....	142
FIGURE 6-9. CHARGER PLUG INSTALLATION (LOCALLY SUPPLIED PLUG) (ALL SPECS EXCEPT AUSTRALIAN SPECS).....	144
FIGURE 6-10. CHARGER PLUG INSTALLATION (110V PLUG) (ANSI & CSA SPECS).....	146
FIGURE 6-11. CHARGER PLUG INSTALLATION (CHINA PLUG) (CHINA SPECS).....	148
FIGURE 6-12. CHARGER PLUG INSTALLATION (KOREAN PLUG) (KOREAN SPECS).....	150
FIGURE 6-13. GROUND TO PLATFORM CABLE INSTALLATION - WITHOUT PLATFORM COIL CABLE/WITHOUT AC CABLE/WITH FOOTSWITCH.....	152
FIGURE 6-14. CHASSIS HARNESS (WITHOUT LSS).....	154
FIGURE 6-15. CHASSIS HARNESS (WITH LSS).....	158
FIGURE 6-16. DRIVE CONTROL HARNESS.....	162
FIGURE 6-17. GROUND TO PLATFORM CABLE INSTALLATION - WITHOUT PLATFORM COIL CABLE/WITH AC CABLE/WITH FOOTSWITCH.....	164
FIGURE 6-18. GROUND TO PLATFORM CABLE INSTALLATION - WITH PLATFORM COIL CABLE/WITHOUT AC CABLE/WITHOUT FOOTSWITCH.....	166
FIGURE 6-19. GROUND TO PLATFORM CABLE INSTALLATION - WITH PLATFORM COIL CABLE/WITH AC CABLE/WITHOUT FOOTSWITCH.....	168
FIGURE 6-20. LIFT DOWN HARNESS (WITHOUT LSS).....	170
FIGURE 6-21. LIFT DOWN HARNESS (WITH LSS).....	172
FIGURE 6-22. MOBILE CONTROL HARNESS.....	174
FIGURE 6-23. PLATFORM CONTROL BOX HARNESS.....	176
FIGURE 6-24. RECEPTACLE BOX KIT - 110V GFI.....	178
FIGURE 6-25. RECEPTACLE BOX KIT - 220V CEE7 SIDE GROUND (CE & UK CA SPEC).....	180

# TABLE OF CONTENTS

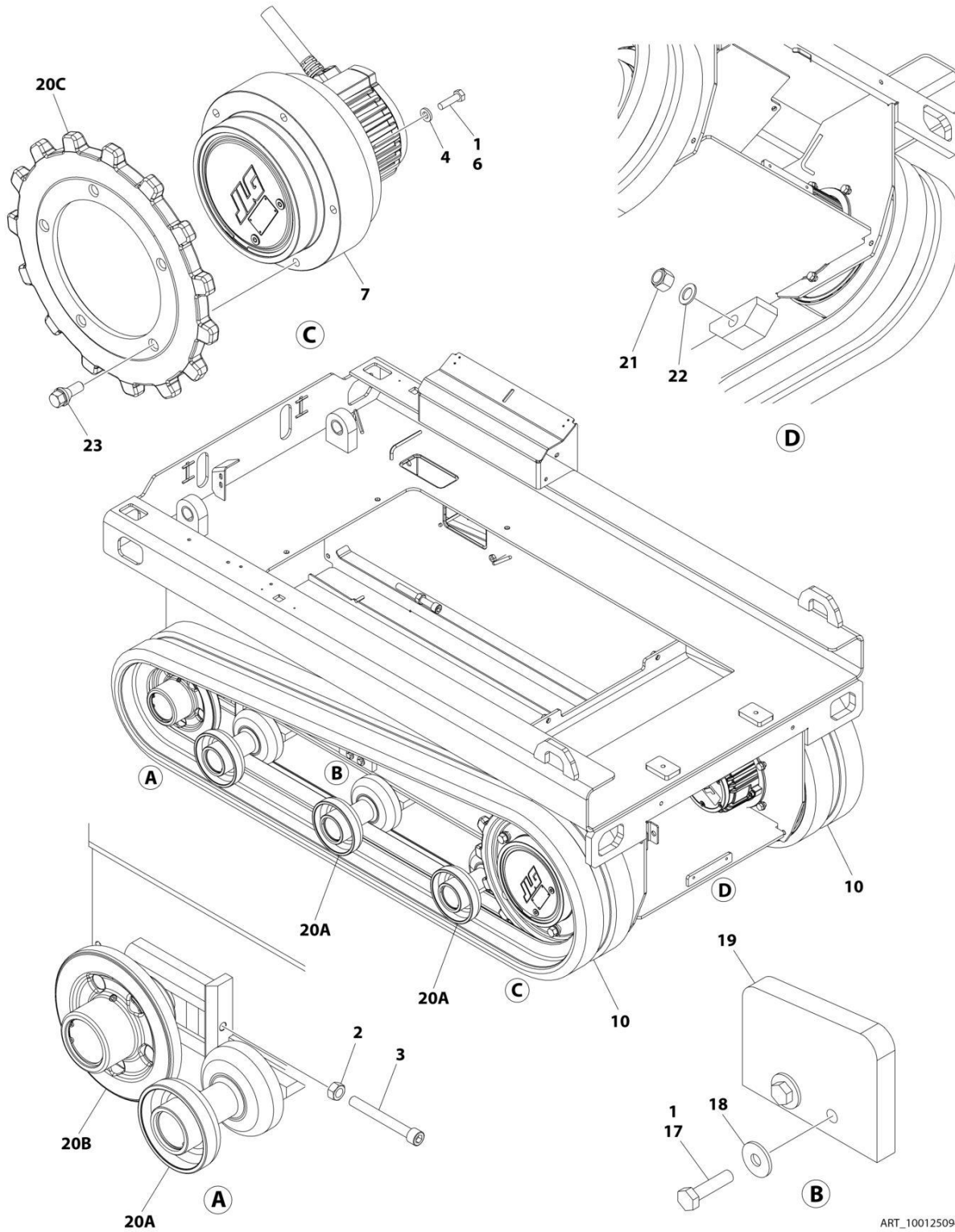
SECTION 7 - DECALS.....	183
FIGURE 7-1. DECALS INSTALLATION (ANSI SPECS) .....	184
FIGURE 7-2. DECALS INSTALLATION (CHINA SPECS).....	188
FIGURE 7-3. DECALS INSTALLATION (CSA SPECS) .....	192
FIGURE 7-4. DECALS INSTALLATION (JAPANESE SPECS) .....	196
FIGURE 7-5. DECALS INSTALLATION (KOREAN SPECS).....	200
FIGURE 7-6. DECAL INSTALLATION - OPTIONS .....	204
SECTION 8 - RECOMMENDED SERVICE PARTS STOCK .....	207
FIGURE 8-1. RECOMMENDED SERVICE PARTS STOCK .....	208
SECTION 9 - SPECIAL OPTIONS/ACCESSORIES/KITS .....	209
FIGURE 9-1. SPECIAL OPTIONS/ACCESSORIES/KITS .....	210
PART NUMBER INDEX .....	211



**SECTION 1 - FRAME**

# SECTION 1 - FRAME

FIGURE 1-1. TRACK DRIVE INSTALLATION (ALL SPECS EXCEPT JAPANESE SPECS) (Prior to SN B200081704)



ART\_1001250940\_E



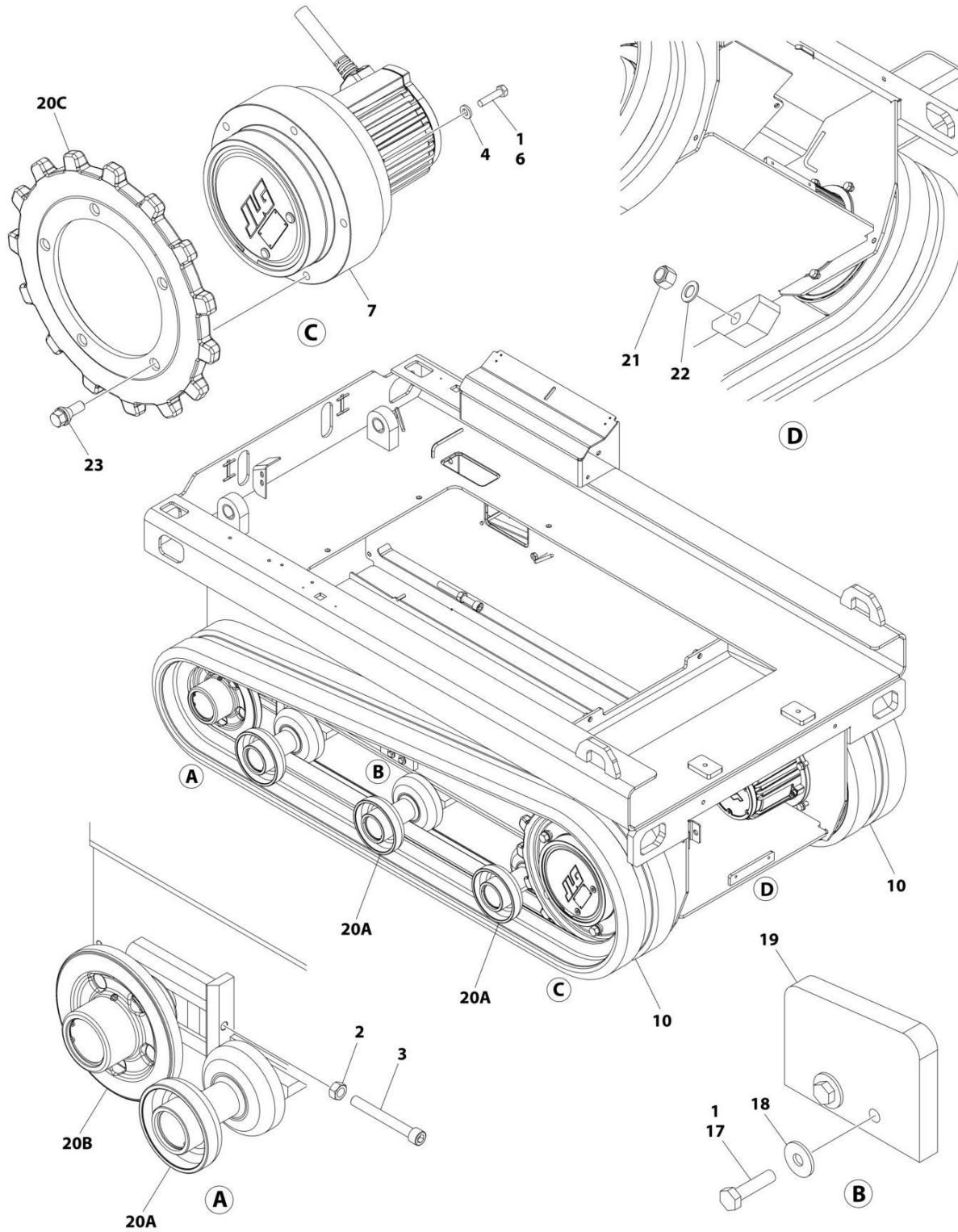
## SECTION 1 - FRAME

**FIGURE 1-1. TRACK DRIVE INSTALLATION (ALL SPECS EXCEPT JAPANESE SPECS) (Prior to SN B200081704)**

ITEM	PART NUMBER	QTY	DESCRIPTION	REV
	1001250940	Ref	TRACK INSTALLATION	E
1	0100011	AR	Compound, Locking	
2	3291201	2	Nut M12	
3	1001289231	2	Bolt M12 x 100	
4	5240800	12	Washer M8	
6	0770814	12	Bolt M8 x 30	
7	1001278172	2	Motor Assembly (See Separate Breakdown in this Section)	
10	1001251245	2	Track, Rubber	
17	0760612	4	Bolt M6 x 25	
18	4811702	4	Washer M6	
19	1001289692	2	Pad	
20	1001288909	1	Track Wheel Kit (Not Shown - Includes Items 20A-20C)	
20A	1001286110	6	Roller Assembly	
20B	1001286111	2	Idler Wheel Assembly	
20C	1001286112	2	Sprocket	
21	3292205	6	Nut M22	
22	1001289238	6	Washer M22	
23	0630580	10	Bolt, Wheel	

# SECTION 1 - FRAME

FIGURE 1-2. TRACK DRIVE INSTALLATION (ALL SPECS EXCEPT JAPANESE SPECS) (SN B200081704 to Present)



ART\_1001250940\_F

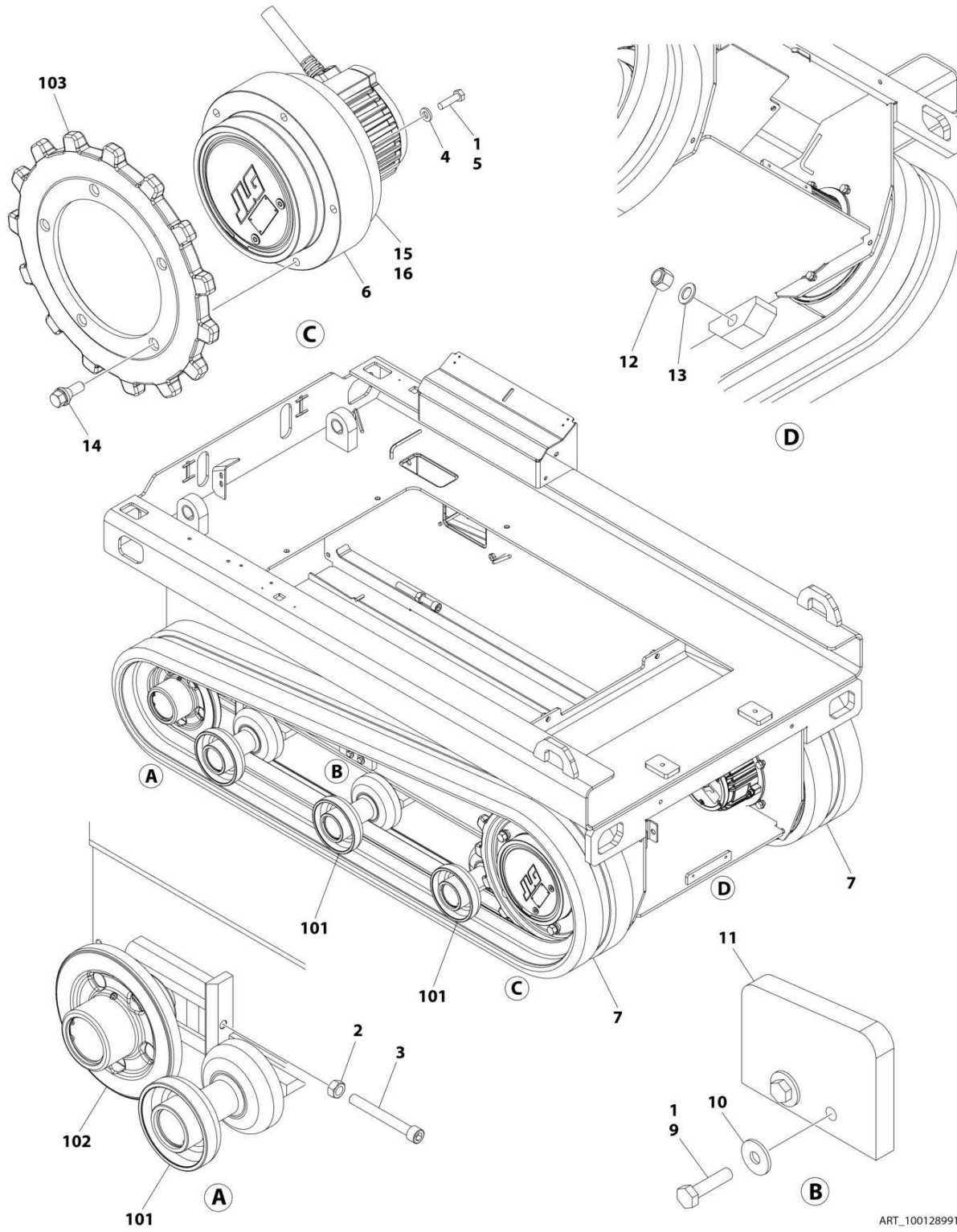
## SECTION 1 - FRAME

**FIGURE 1-2. TRACK DRIVE INSTALLATION (ALL SPECS EXCEPT JAPANESE SPECS) (SN B200081704 to Present)**

ITEM	PART NUMBER	QTY	DESCRIPTION	REV
	1001250940	Ref	TRACK INSTALLATION	F
1	0100011	AR	Compound, Locking	
2	3291201	2	Nut M12	
3	1001289231	2	Bolt M12 x 100	
4	5240800	12	Washer M8	
6	0770815	12	Bolt M8 x 35	
7	1001297080	2	Motor Assembly (See Separate Breakdown in this Section)	
10	1001251245	2	Track, Rubber	
17	0760612	4	Bolt M6 x 25	
18	4811702	4	Washer M6	
19	1001289692	2	Pad	
20	1001288909	1	Track Wheel Kit (Not Shown - Includes Items 20A-20C)	
20A	1001286110	6	Roller Assembly	
20B	1001286111	2	Idler Wheel Assembly	
20C	1001286112	2	Sprocket	
21	3292205	6	Nut M22	
22	1001289238	6	Washer M22	
23	0630580	10	Bolt, Wheel	

# SECTION 1 - FRAME

## FIGURE 1-3. TRACK DRIVE INSTALLATION (JAPANESE SPECS) (Prior to SN B200081704)



## SECTION 1 - FRAME

**FIGURE 1-3. TRACK DRIVE INSTALLATION (JAPANESE SPECS) (Prior to SN B200081704)**

ITEM	PART NUMBER	QTY	DESCRIPTION	REV
	1001289919	Ref	TRACK DRIVE INSTALLATION	C
1	0100011	AR	Compound, Locking	
2	3291201	2	Nut M12	
3	1001289231	2	Capscrew M12 x 100	
4	5240800	12	Washer M8	
5	0770814	12	Bolt M8 x 30	
6	1001278172	2	Motor Assembly (See Separate Breakdown in this Section)	
7	1001251245	2	Track, Rubber	
9	0760612	4	Bolt M6 x 25	
10	4811702	4	Washer M6	
11	1001289692	2	Pad	
12	3292205	6	Nut M22	
13	1001289238	6	Washer M22	
14	0630580	10	Bolt, Wheel	
15	1001288492	2	Seal, V-Ring	
16	1001289965	AR	Lubricant	
100	1001288909	1	Track Wheel Kit (Not Shown - Includes Items 101-103)	
101	1001290272	6	Roller Assembly	
102	1001290531	2	Idler Wheel Assembly	
103	1001286112	2	Sprocket	



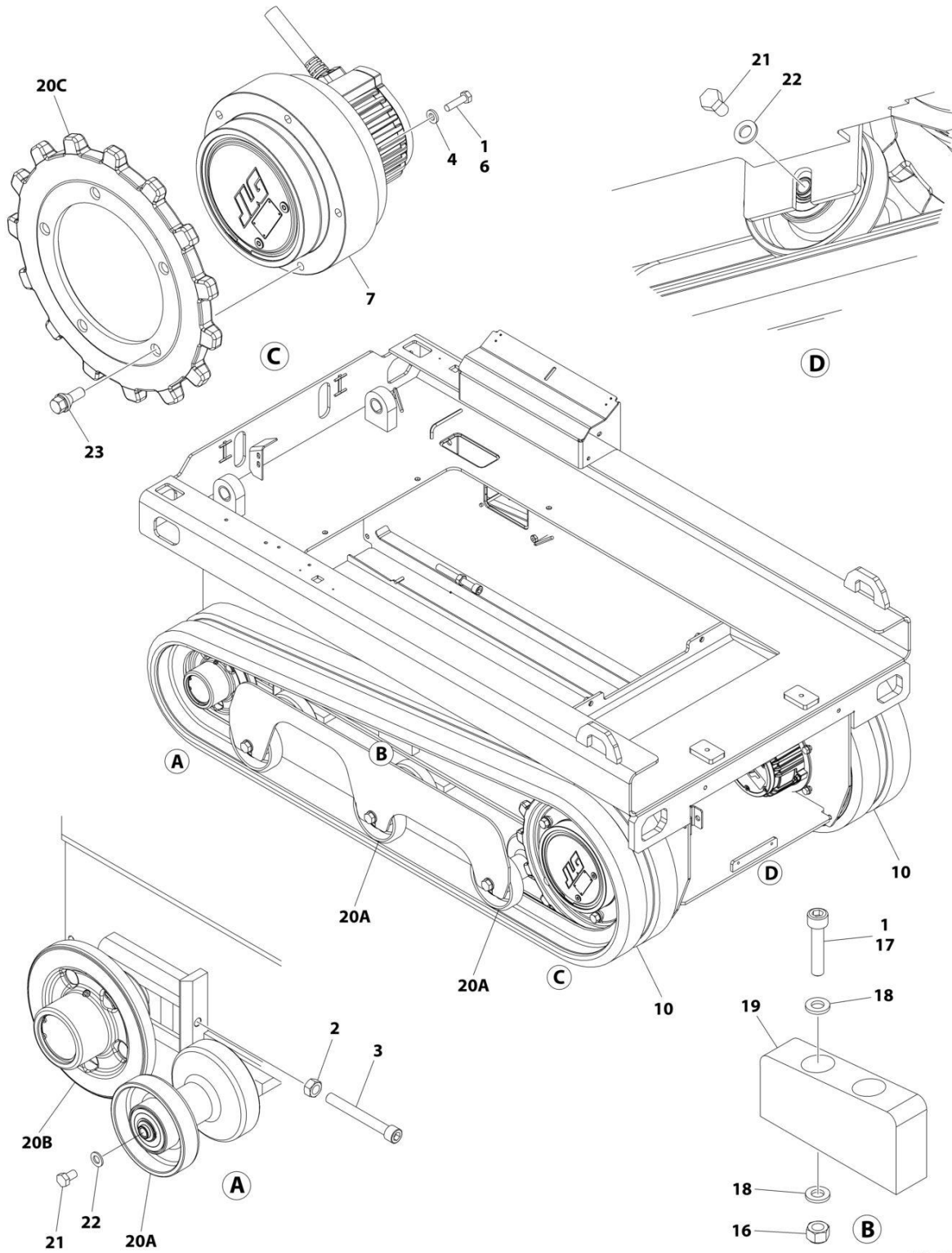
## SECTION 1 - FRAME

**FIGURE 1-4. TRACK DRIVE INSTALLATION (JAPANESE SPECS) (SN B200081704 to Present)**

ITEM	PART NUMBER	QTY	DESCRIPTION	REV
	1001289919	Ref	TRACK DRIVE INSTALLATION	D
1	0100011	AR	Compound, Locking	
2	3291201	2	Nut M12	
3	1001289231	2	Capscrew M12 x 100	
4	5240800	12	Washer M8	
5	0770815	12	Bolt M8 x 35	
6	1001297080	2	Motor Assembly (See Separate Breakdown in this Section)	
7	1001251245	2	Track, Rubber	
9	0760612	4	Bolt M6 x 25	
10	4811702	4	Washer M6	
11	1001289692	2	Pad	
12	3292205	6	Nut M22	
13	1001289238	6	Washer M22	
14	0630580	10	Bolt, Wheel	
15	1001288492	2	Seal, V-Ring	
16	1001289965	AR	Lubricant	
100	1001288909	1	Track Wheel Kit (Not Shown - Includes Items 101-103)	
101	1001290272	6	Roller Assembly	
102	1001290531	2	Idler Wheel Assembly	
103	1001286112	2	Sprocket	

# SECTION 1 - FRAME

FIGURE 1-5. TRACK DRIVE INSTALLATION (SN 0200270163 through 0200270166)



ART\_1001250940



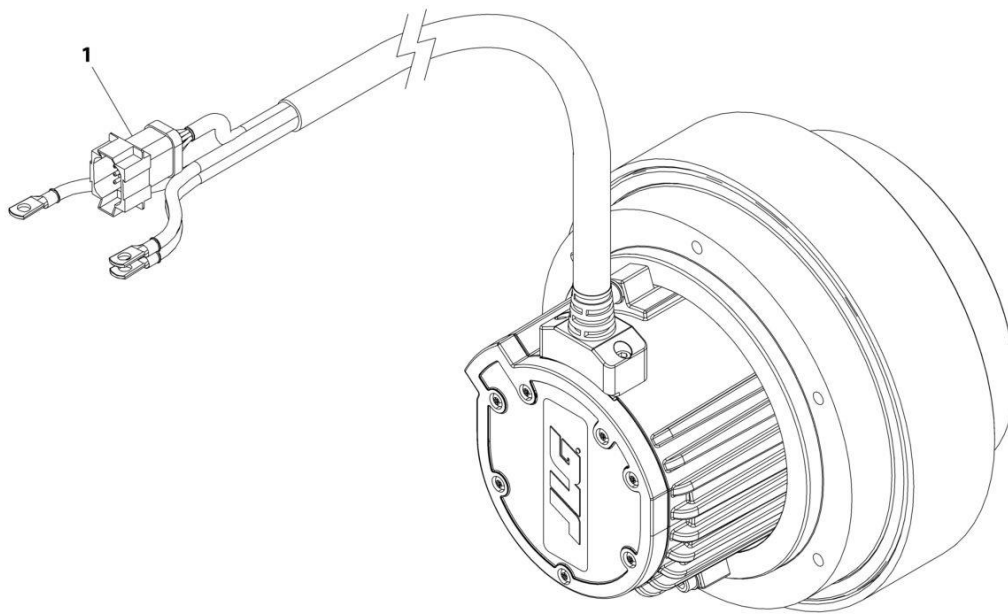
## SECTION 1 - FRAME

**FIGURE 1-5. TRACK DRIVE INSTALLATION (SN 0200270163 through 0200270166)**

ITEM	PART NUMBER	QTY	DESCRIPTION	REV
	1001250940	Ref	TRACK INSTALLATION	C
1	0100011	AR	Compound, Locking	
2	3291201	2	Nut M12	
3	4032123	2	Capscrew M12 x 100	
4	5240800	12	Washer M8	
6	0770814	12	Bolt M8 x 30	
7	1001278172	2	Motor Assembly (See Separate Breakdown in this Section)	
10	1001251245	2	Track, Rubber	
16	3290605	4	Nut M6	
17	4031710	4	Capscrew M6 x 30	
18	4811700	8	Washer M6	
19	1001263925	2	Pad	
20	1001286109	1	Track Wheel Kit (Not Shown - Includes Items 20A-20C)	
20A	1001286110	6	Roller Assembly	
20B	1001286111	2	Idler Wheel Assembly	
20C	1001286112	2	Sprocket	
21	0771210	12	Bolt M12 x 20	
22	4812100	12	Washer M22	
23	0630580	10	Bolt, Wheel	

## SECTION 1 - FRAME

FIGURE 1-6. DRIVE MOTOR ASSEMBLY (Prior to SN B200081704)



ART\_1001278172

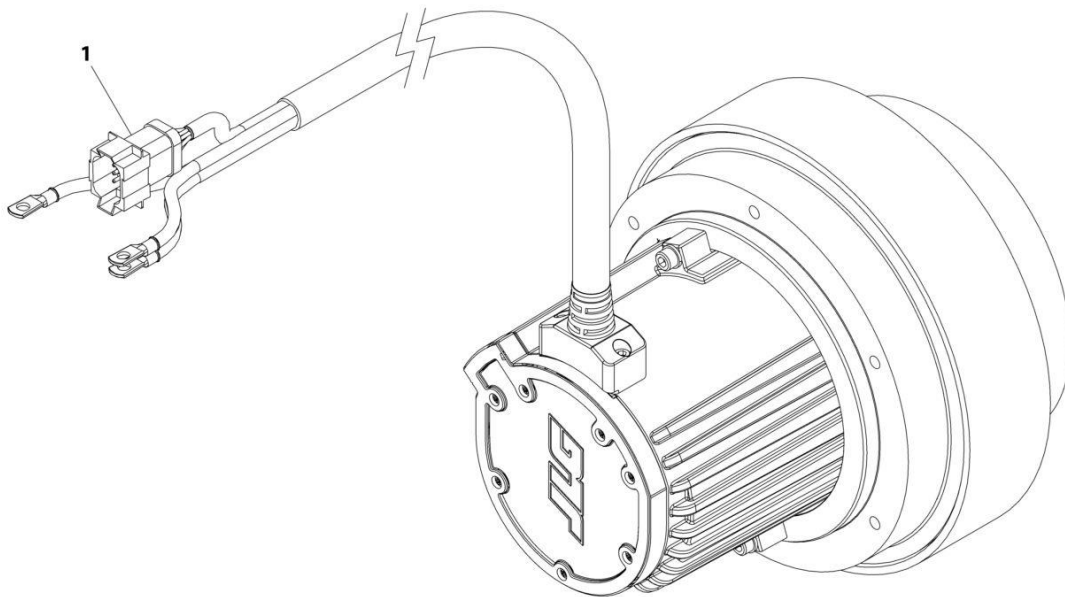
# SECTION 1 - FRAME

## FIGURE 1-6. DRIVE MOTOR ASSEMBLY (Prior to SN B200081704)

ITEM	PART NUMBER	QTY	DESCRIPTION	REV
	1001278172	Ref	DRIVE MOTOR ASSEMBLY	A
	See Note	Ref	Note: No Other Service Parts Available at Time of Printing.	
1	4460931	1	Receptacle, Female - 8 Position	
1	4460464	8	Pin, Male	

## SECTION 1 - FRAME

FIGURE 1-7. DRIVE MOTOR ASSEMBLY (SN B200081704 to Present)



ART\_1001297080

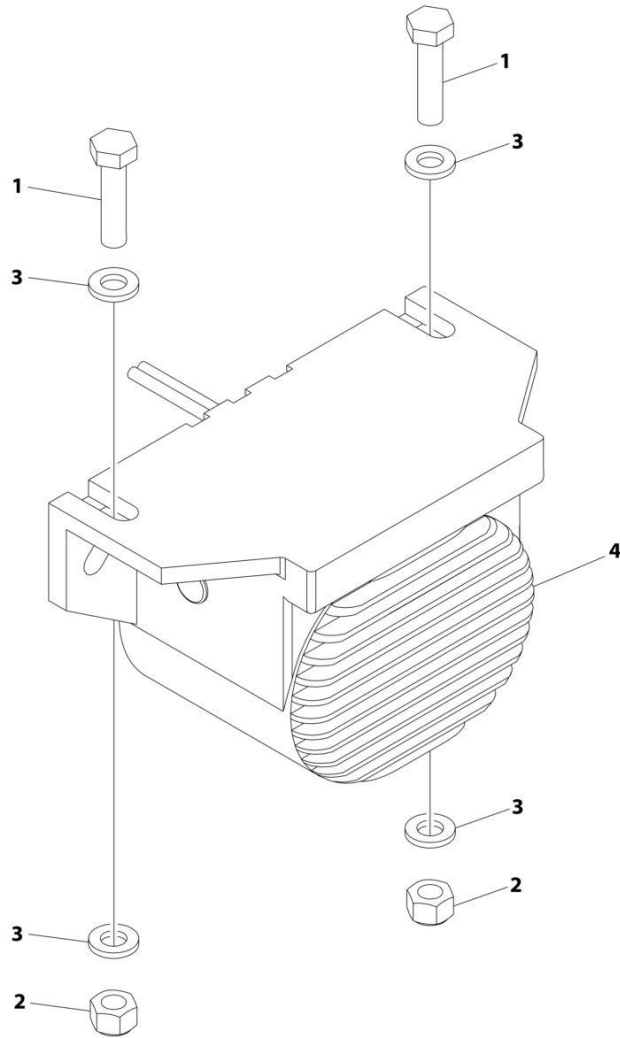
## SECTION 1 - FRAME

**FIGURE 1-7. DRIVE MOTOR ASSEMBLY (SN B200081704 to Present)**

ITEM	PART NUMBER	QTY	DESCRIPTION	REV
	1001297080	Ref	DRIVE MOTOR ASSEMBLY	A
	See Note	Ref	Note: No Other Service Parts Available at Time of Printing.	
1	4460931	1	Receptacle, Female - 8 Position	
1	4460464	8	Pin, Male	

# SECTION 1 - FRAME

FIGURE 1-8. ALARM INSTALLATION (AMBIENT/WHITE NOISE)



ART\_1001204495

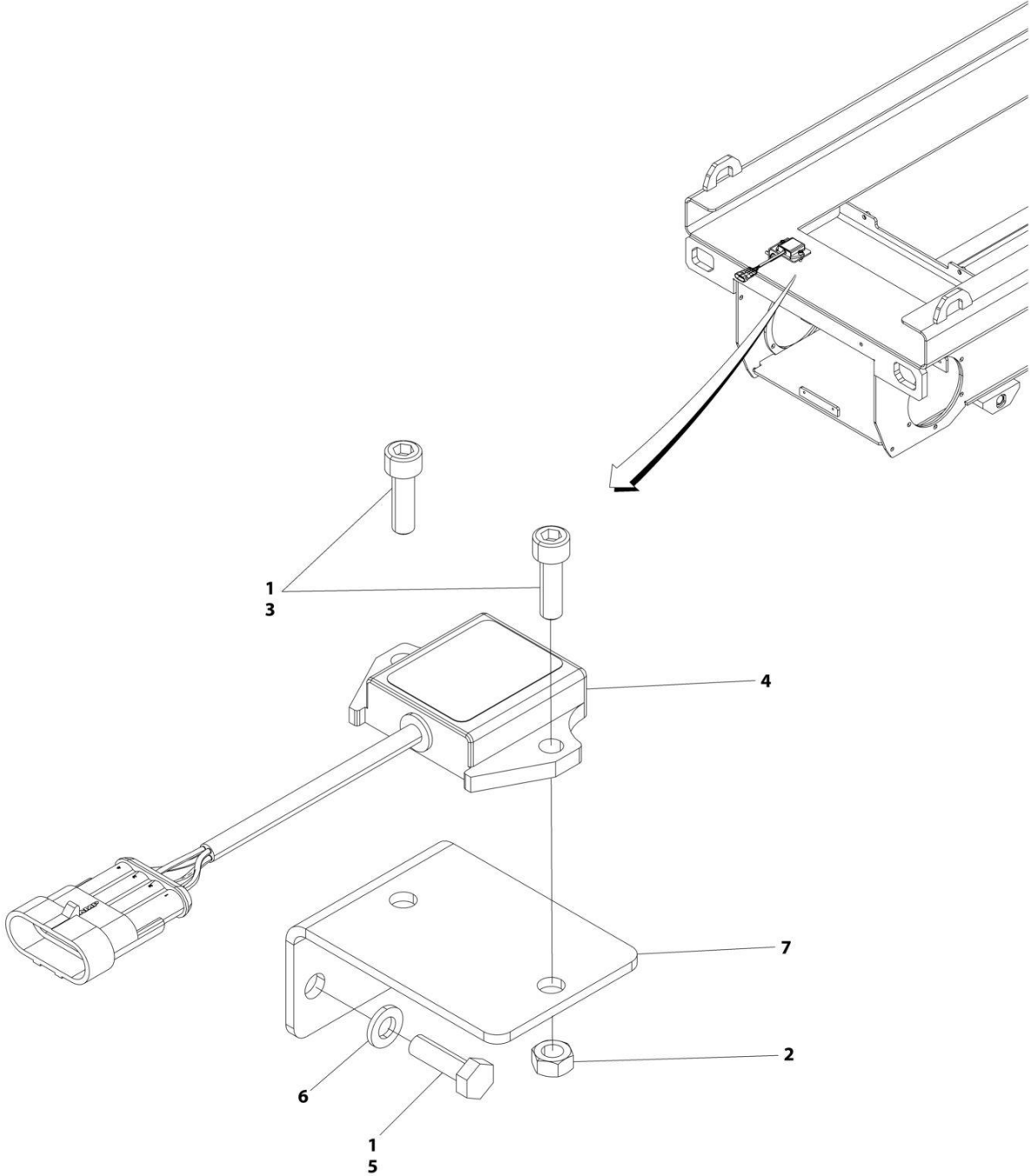
**SECTION 1 - FRAME**

**FIGURE 1-8. ALARM INSTALLATION (AMBIENT/WHITE NOISE)**

<b>ITEM</b>	<b>PART NUMBER</b>	<b>QTY</b>	<b>DESCRIPTION</b>	<b>REV</b>
	1001204495	Ref	ALARM INSTALLATION (AMBIENT/WHITE NOISE)	B
1	0760612	2	Bolt M6 x 25	
2	3290605	2	Nut M6	
3	4811700	4	Washer M6	
4	1001182806	1	Alarm	
4	4460897	1	Receptacle, Female - 2 Position	
4	4460464	2	Pin, Male	

**SECTION 1 - FRAME**

**FIGURE 1-9. TILT SENSOR INSTALLATION**



ART\_1001252651

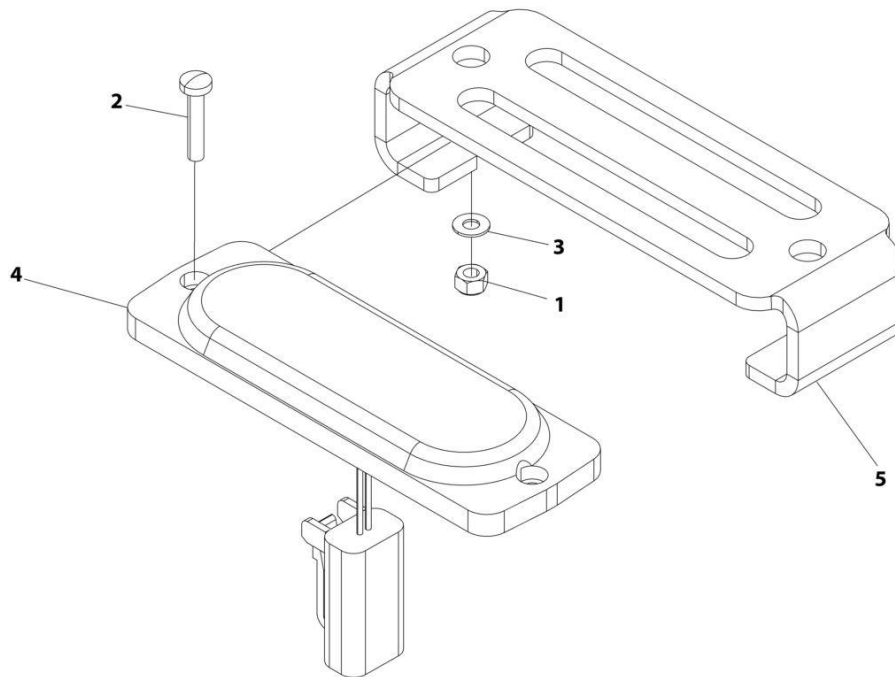


**FIGURE 1-9. TILT SENSOR INSTALLATION**

<b>ITEM</b>	<b>PART NUMBER</b>	<b>QTY</b>	<b>DESCRIPTION</b>	<b>REV</b>
	1001252651	REF	TILT SENSOR INSTALLATION	B
1	0100011	AR	Compound, Locking	
2	3290601	2	Nut M6	
3	4031708	2	Capscrew M6 X 20	
4	1001249798	1	Sensor, Tilt	
5	0700610	2	Bolt M6 X 20	
6	4811700	2	Washer M6	
7	1001269229	1	Bracket	

# SECTION 1 - FRAME

## FIGURE 1-10. STROBE LIGHT INSTALLATION - SINGLE



ART\_1001253223

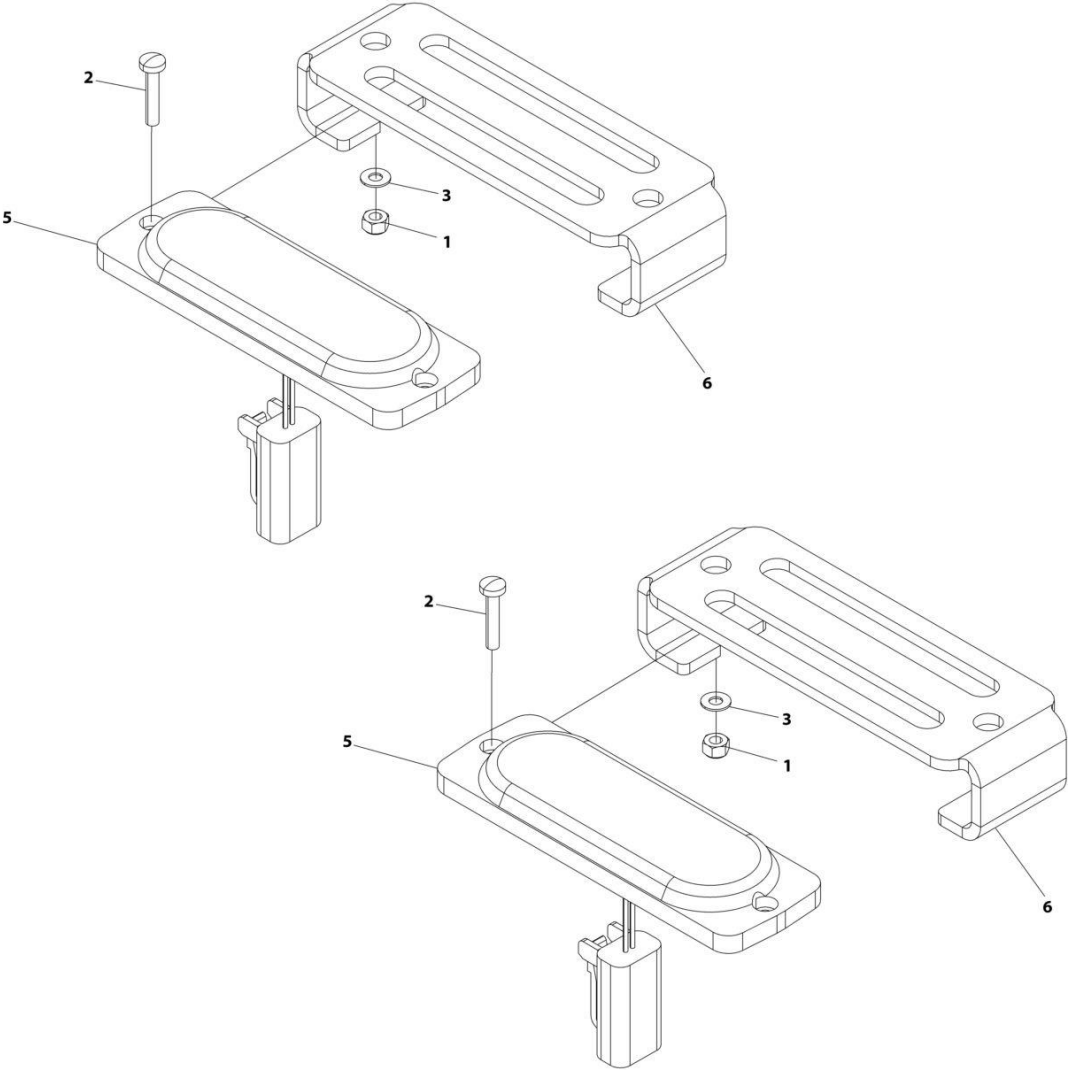
## SECTION 1 - FRAME

### FIGURE 1-10. STROBE LIGHT INSTALLATION - SINGLE

ITEM	PART NUMBER	QTY	DESCRIPTION	REV
	1001253223	Ref	STROBE LIGHT INSTALLATION	B
1	3290305	2	Nut, Lock M3	
2	4010308	2	Screw M3 x 16	
3	1001110544	2	Washer M3	
4	1001239224	1	Light, Strobe	
4	4460891	1	Connector	
4	4460465	2	Socket	
5	1001239661	1	Guard	

**SECTION 1 - FRAME**

**FIGURE 1-11. STROBE LIGHT INSTALLATION - DUAL**



ART\_1001253224

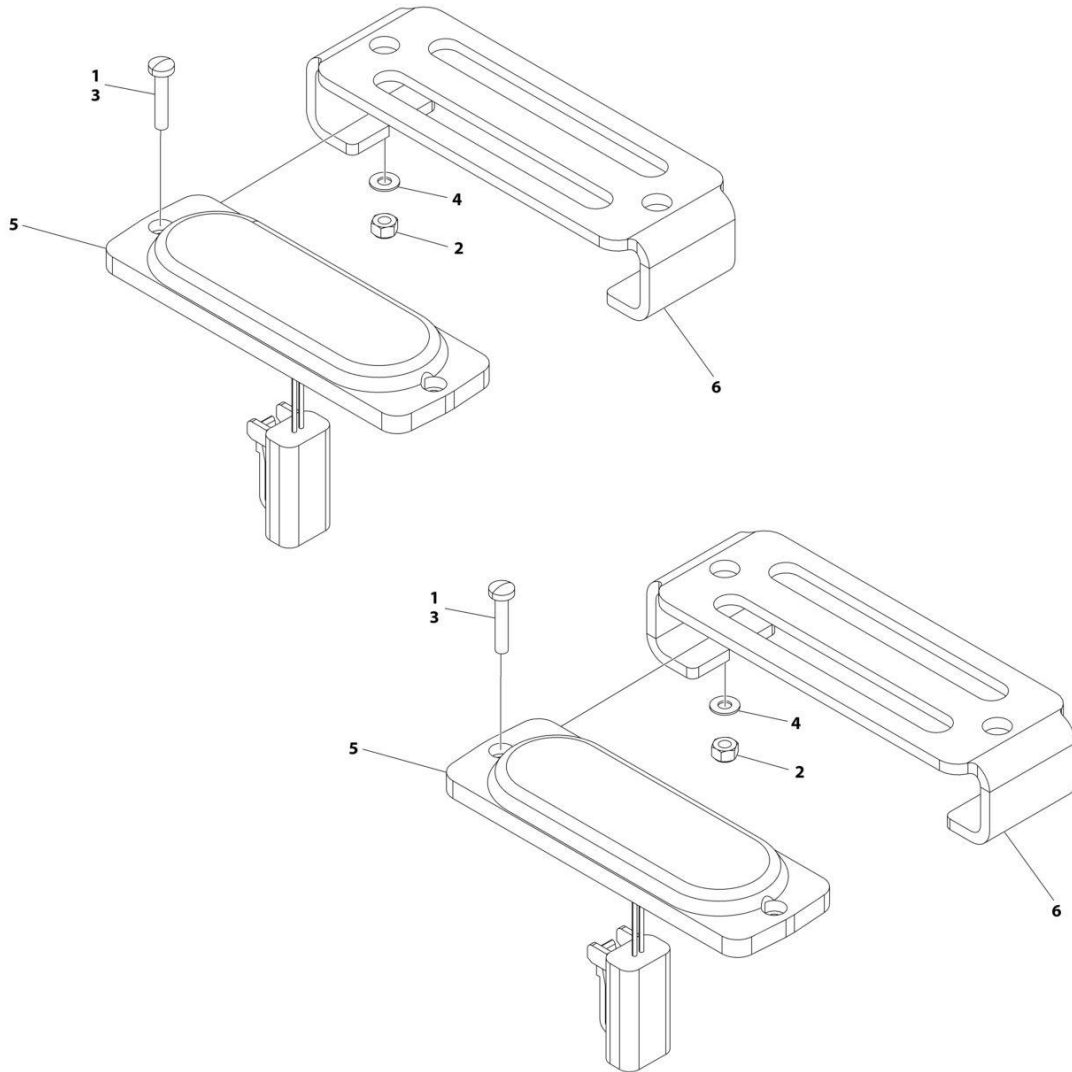
## SECTION 1 - FRAME

### FIGURE 1-11. STROBE LIGHT INSTALLATION - DUAL

ITEM	PART NUMBER	QTY	DESCRIPTION	REV
	1001253224	Ref	STROBE LIGHT INSTALLATION - DUAL (WITH GUARD)	B
1	3290305	4	Nut M3	
2	4010308	4	Screw M3 x 16	
3	1001110544	4	Washer M3	
5	1001239224	2	Light, Strobe	
5	4460891	2	Connector	
5	4460465	4	Socket	
6	1001239661	2	Guard	
8	1001250078	1	Strobe Light Jumper Harness (Not Shown)	
8	4460897	2	Connector	
8	4460464	4	Pin	
8	4460891	1	Connector	
8	4460465	2	Socket	

# SECTION 1 - FRAME

## FIGURE 1-12. STROBE LIGHT INSTALLATION - DUAL (WITH CLEARSKY)



ART\_1001298081

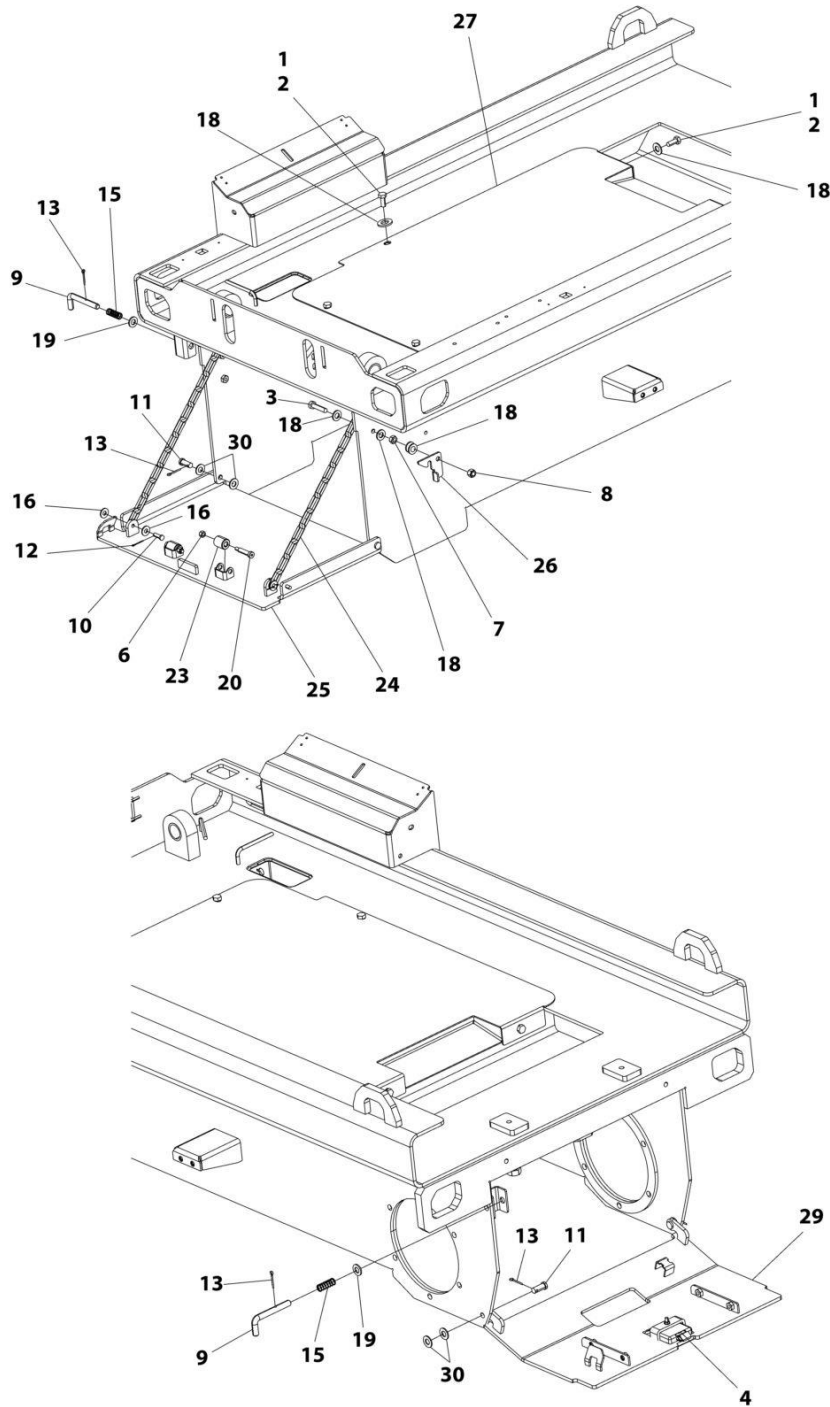
## SECTION 1 - FRAME

**FIGURE 1-12. STROBE LIGHT INSTALLATION - DUAL (WITH CLEARSKY)**

ITEM	PART NUMBER	QTY	DESCRIPTION	REV
	1001298081	Ref	SECOND BEACON INSTALLATION	A
1	0100011	1	Compound, Locking	
2	3290305	2	Nut M3	
3	4010308	2	Screw M3 x 16	
4	1001110544	2	Washer M3	
5	1001239224	1	Light, Strobe	
5	4460891	2	Connector	
5	4460465	4	Socket	
6	1001239661	1	Guard	
7	1001250078	1	Strobe Light Jumper Harness (Not Shown)	
7	4460897	2	Connector	
7	4460464	4	Pin	
7	4460891	1	Connector	
7	4460465	2	Socket	

# SECTION 1 - FRAME

FIGURE 1-13. BATTERY DOOR & FRAME COVERS INSTALLATION (Prior to SN B200083867)



ART\_1001250941



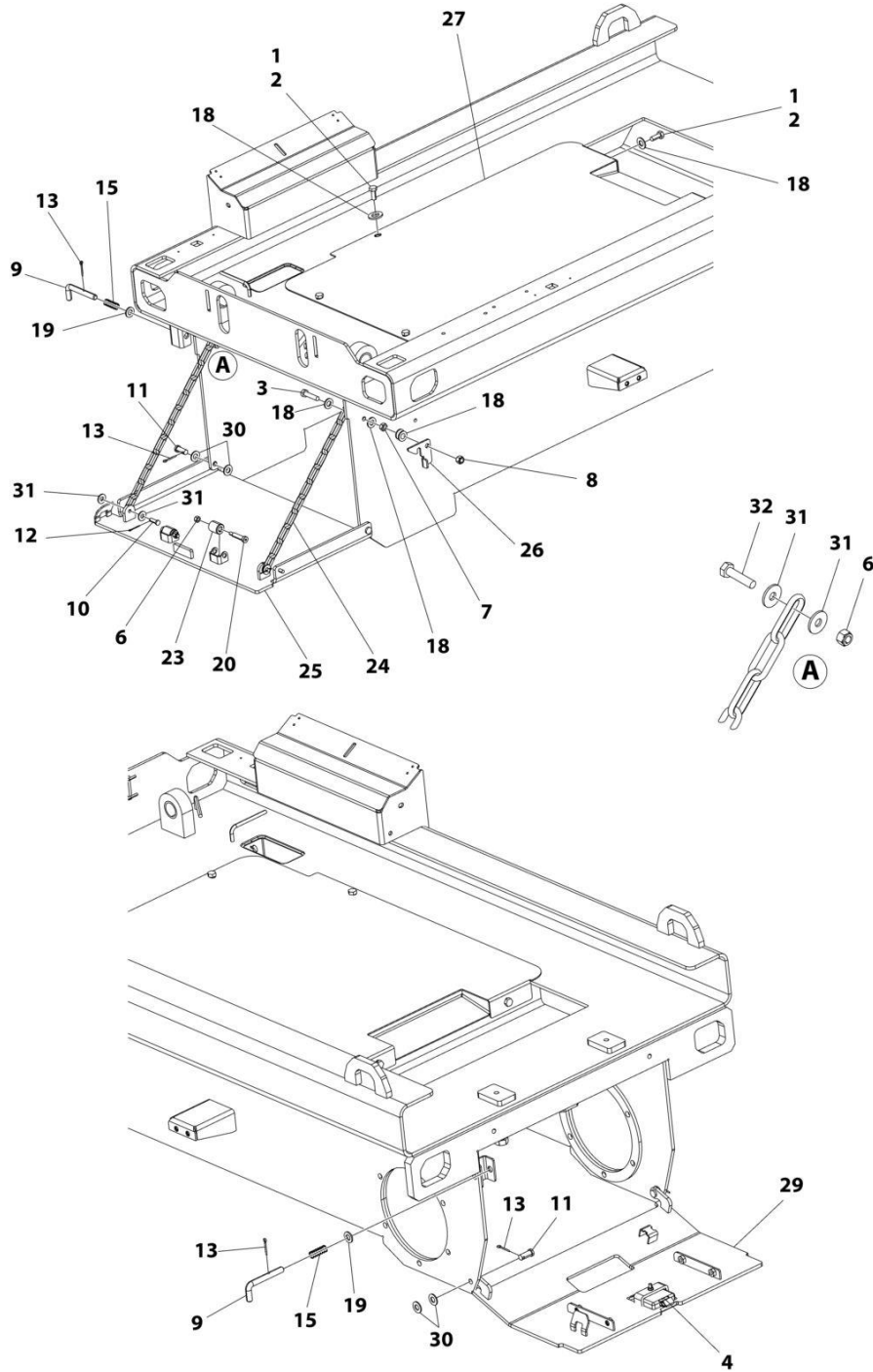
## SECTION 1 - FRAME

**FIGURE 1-13. BATTERY DOOR & FRAME COVERS INSTALLATION (Prior to SN B200083867)**

ITEM	PART NUMBER	QTY	DESCRIPTION	REV
	1001250941	Ref	FRAME COVER INSTALLATION	D
1	0100011	AR	Compound, Locking	
2	0760810	6	Bolt M8 x 20	
3	0760815	1	Bolt M8 x 35	
4	2940045	1	Latch	
6	3290605	2	Nut, Lock M6	
7	3290801	1	Nut M8	
8	3290805	1	Nut, Lock M8	
9	3423243	2	Pin	
10	3430406	4	Pin	
11	3430607	4	Pin	
12	3450203	4	Cotter Pin	
13	3450303	6	Cotter Pin	
15	4160214	2	Spring	
16	4751400	8	Washer 1/4	
18	4811900	11	Washer M8	
19	4812000	2	Washer M10	
20	1001149852	2	Capscrew M6	
23	1001247945	2	Roller	
24	1001247946	2	Chain	
25	1001247947	1	Cover, Front	
26	1001251250	1	Bracket	
27	1001251252	1	Cover, Top	
29	1001253740	1	Cover, Back	
30	4711600	8	Washer 3/8	

# SECTION 1 - FRAME

FIGURE 1-14. BATTERY DOOR & FRAME COVERS INSTALLATION (SN B200083867 through B200086248, Including B200091215)



ART\_1001250941\_E

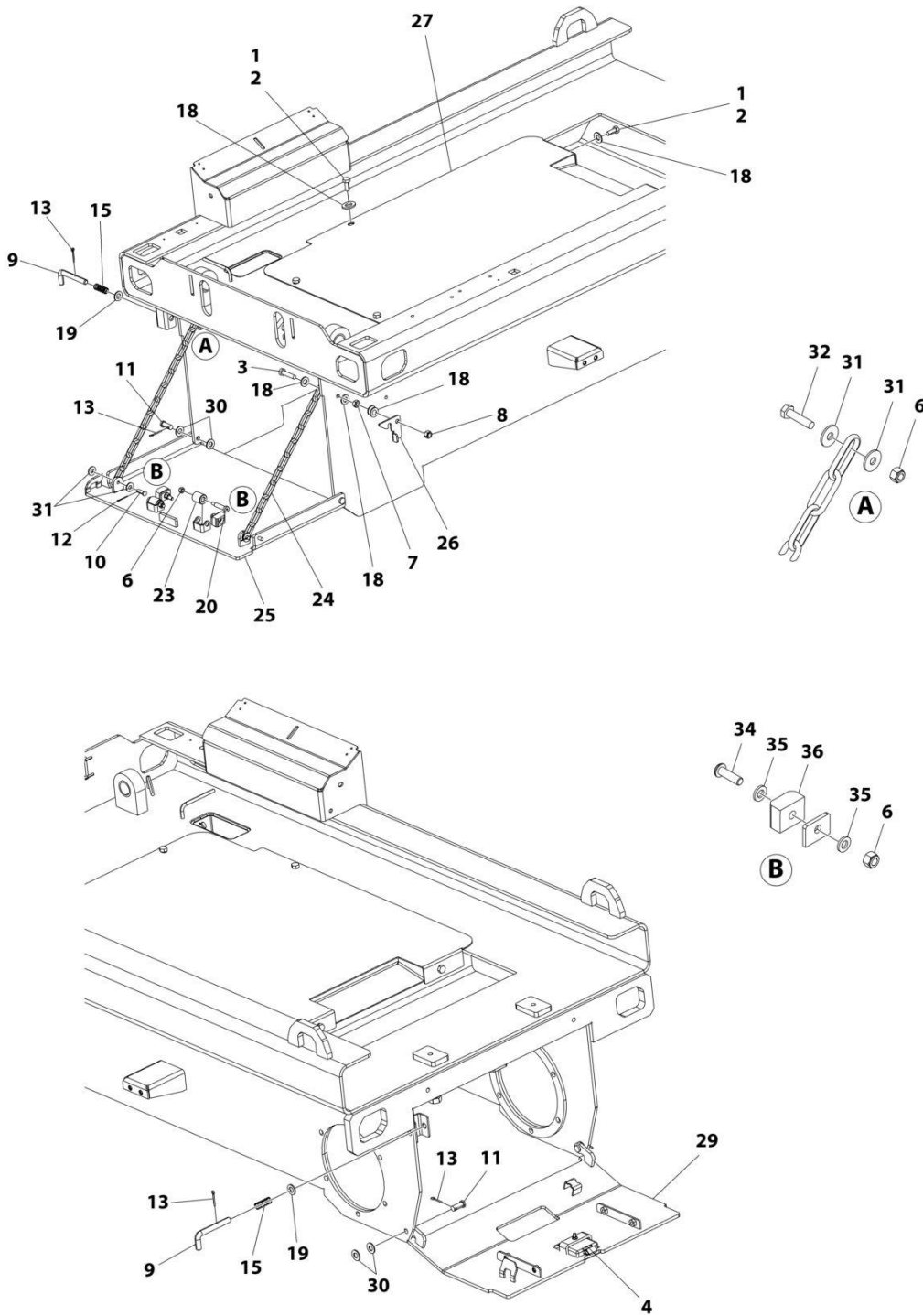
## SECTION 1 - FRAME

**FIGURE 1-14. BATTERY DOOR & FRAME COVERS INSTALLATION (SN B200083867 through B200086248, Including B200091215)**

ITEM	PART NUMBER	QTY	DESCRIPTION	REV
	1001250941	Ref	FRAME COVER INSTALLATION	E
1	0100011	AR	Compound, Locking	
2	0760810	6	Bolt M8 x 20	
3	0760815	1	Bolt M8 x 35	
4	2940045	1	Latch	
6	3290605	4	Nut, Lock M6	
7	3290801	1	Nut M8	
8	3290805	1	Nut, Lock M8	
9	3423243	2	Pin	
10	3430406	2	Pin	
11	3430607	4	Pin	
12	3450203	2	Cotter Pin	
13	3450303	6	Cotter Pin	
15	4160214	2	Spring	
18	4811900	11	Washer M8	
19	4812000	AR	Washer M10	
20	1001149852	2	Capscrew M6	
23	1001247945	2	Roller	
24	1001247946	2	Chain	
25	1001247947	1	Cover, Front	
26	1001251250	1	Bracket	
27	1001251252	1	Cover, Top	
29	1001253740	1	Cover, Back	
30	4711600	8	Washer 3/8	
31	4811702	8	Washer M6	
32	0700612	2	Bolt M6 x 25	
33	4420062	60 mm	Tape (Not Shown)	

# SECTION 1 - FRAME

FIGURE 1-15. BATTERY DOOR & FRAME COVERS INSTALLATION (SN B200086249 through B200091290, Excluding B200091215)



ART\_1001250941\_F

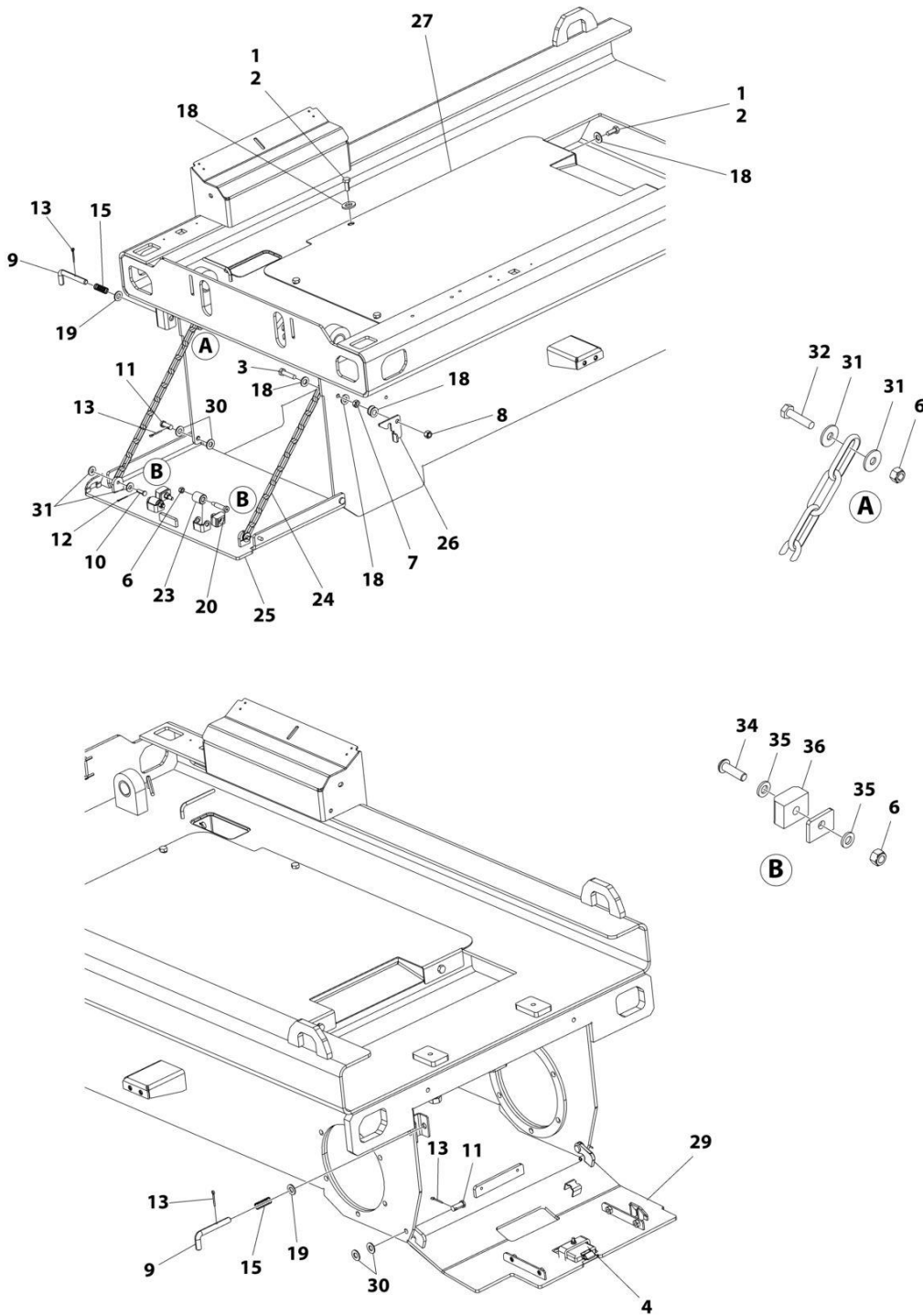
## SECTION 1 - FRAME

**FIGURE 1-15. BATTERY DOOR & FRAME COVERS INSTALLATION (SN B200086249 through B200091290, Excluding B200091215)**

ITEM	PART NUMBER	QTY	DESCRIPTION	REV
	1001250941	Ref	FRAME COVER INSTALLATION	F
1	0100011	AR	Compound, Locking	
2	0760810	6	Bolt M8 x 20	
3	0760815	1	Bolt M8 x 35	
4	2940045	1	Latch	
6	3290605	6	Nut M6	
7	3290801	1	Nut M8	
8	3290805	1	Nut M8	
9	3423243	2	Pin	
10	3430406	2	Pin	
11	3430607	4	Pin	
12	3450203	2	Cotter Pin	
13	3450303	6	Cotter Pin	
15	4160214	2	Spring	
18	4811900	11	Washer M8	
19	4812000	AR	Washer M10	
20	1001149852	2	Capscrew M6	
23	1001247945	2	Roller	
24	1001247946	2	Chain	
25	1001247947	1	Cover, Front	
26	1001251250	1	Bracket	
27	1001251252	1	Cover, Top	
29	1001253740	1	Cover, Back	
30	4711600	8	Washer 3/8	
31	4811702	8	Washer M6	
32	0700612	2	Bolt M6 x 25	
33	4420062	60 mm	Tape (Not Shown)	
34	3900364	2	Screw M6 x 20	
35	4811700	4	Washer M6	
36	1001301872	2	Pad, Wear	

# SECTION 1 - FRAME

FIGURE 1-16. BATTERY DOOR & FRAME COVERS INSTALLATION (SN B200091291 to Present, Including B200091215)



ART\_1001250941\_H

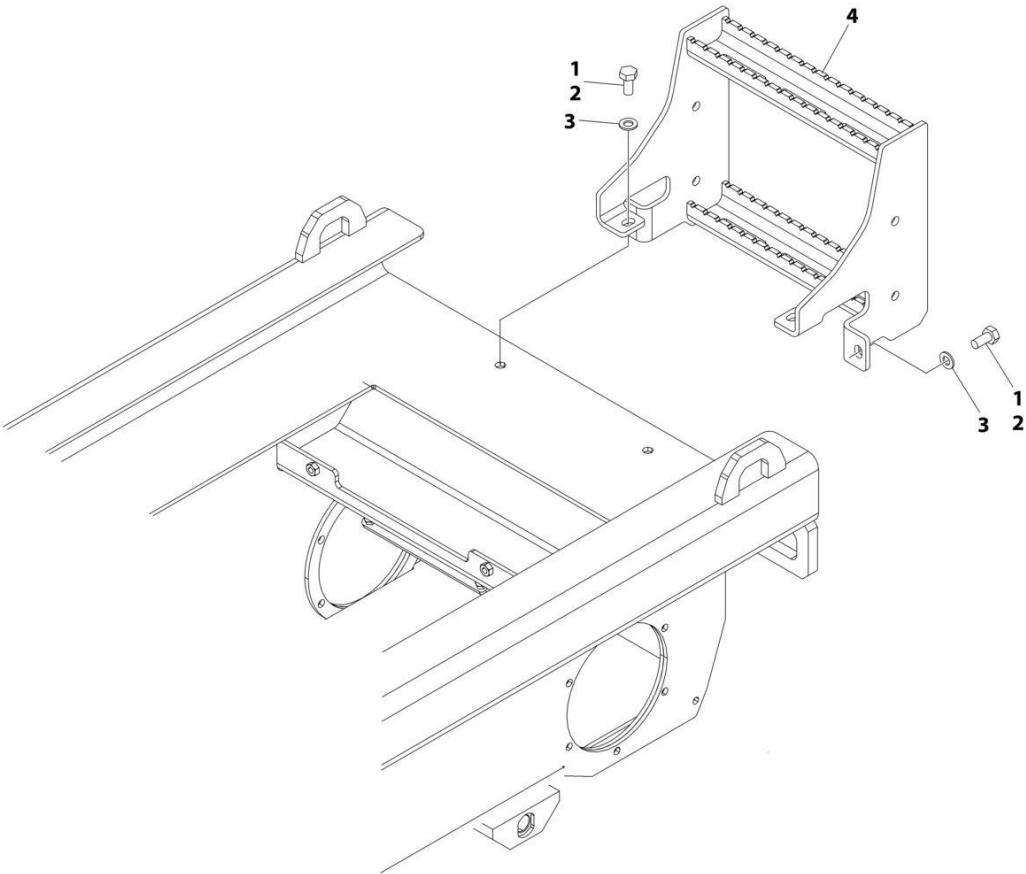
## SECTION 1 - FRAME

**FIGURE 1-16. BATTERY DOOR & FRAME COVERS INSTALLATION (SN B200091291 to Present,  
Including B200091215)**

ITEM	PART NUMBER	QTY	DESCRIPTION	REV
	1001250941	Ref	FRAME COVER INSTALLATION	H
1	0100011	AR	Compound, Locking	
2	0760810	6	Bolt M8 x 20	
3	0760815	1	Bolt M8 x 35	
4	2940045	1	Latch	
6	3290605	6	Nut M6	
7	3290801	1	Nut M8	
8	3290805	1	Nut M8	
9	3423243	2	Pin	
10	3430406	2	Pin	
11	3430607	4	Pin	
12	3450203	2	Cotter Pin	
13	3450303	6	Cotter Pin	
15	4160214	2	Spring	
18	4811900	11	Washer M8	
19	4812000	AR	Washer M10	
20	1001149852	2	Capscrew M6	
23	1001247945	2	Roller	
24	1001247946	2	Chain	
25	1001247947	1	Cover, Front	
26	1001251250	1	Bracket	
27	1001251252	1	Cover, Top	
29	1001310916	1	Cover, Back	
30	4711600	8	Washer 3/8	
31	4811702	8	Washer M6	
32	0700612	2	Bolt M6 x 25	
33	4420062	60 mm	Tape (Not Shown)	
34	3900364	2	Screw M6 x 20	
35	4811700	4	Washer M6	
36	1001301872	2	Pad, Wear	

**SECTION 1 - FRAME**

**FIGURE 1-17. LADDER INSTALLATION**



ART\_1001250943



**FIGURE 1-17. LADDER INSTALLATION**

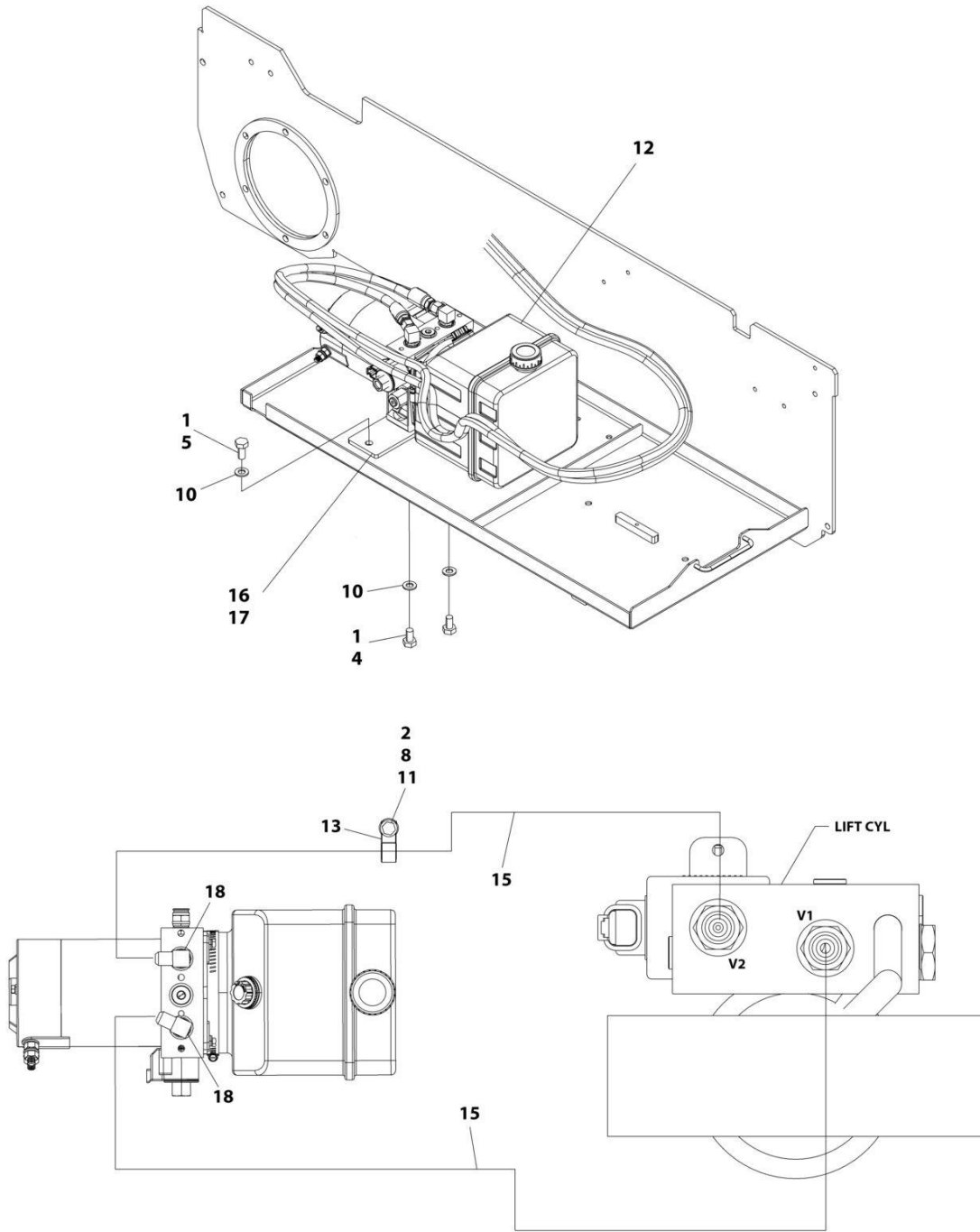
<b>ITEM</b>	<b>PART NUMBER</b>	<b>QTY</b>	<b>DESCRIPTION</b>	<b>REV</b>
	1001250943	Ref	LADDER INSTALLATION	A
1	0100011	AR	Compound, Locking	
2	0761012	4	Bolt M10 x 25	
3	4812000	4	Washer M10	
4	1001241823	1	Ladder	



**SECTION 2 - GROUND CONTROLS**

# SECTION 2 - GROUND CONTROLS

## FIGURE 2-1. HYDRAULIC COMPONENTS INSTALLATION



ART\_1001246926

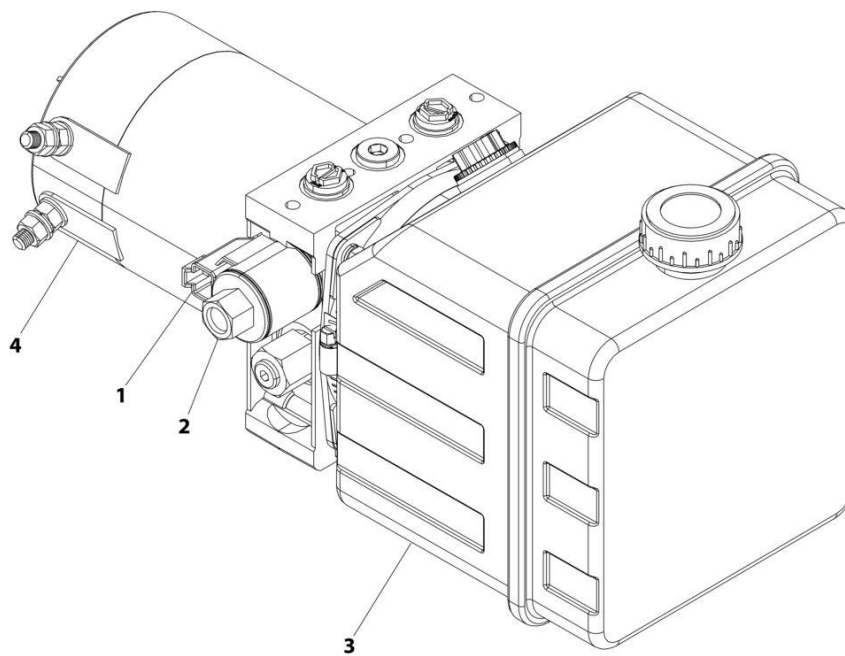
## SECTION 2 - GROUND CONTROLS

**FIGURE 2-1. HYDRAULIC COMPONENTS INSTALLATION**

ITEM	PART NUMBER	QTY	DESCRIPTION	REV
	1001246926	Ref	HYDRAULIC COMPONENTS INSTALLATION	D
1	0100011	AR	Compound, Locking	
2	0700610	1	Capscrew M6 x 20	
4	0761009	2	Capscrew M10 x 18	
5	0761011	2	Capscrew M10 x 22	
7	4240018	AR	Tie-Strap (Not Shown)	
8	4811700	1	Washer M6	
10	4812000	4	Washer M10	
11	5260600	1	Nut M6 Class 10	
12	1001286026	1	Motor/Pump/Tank Assembly (See Separate Breakdown in this Section)	
13	1001247924	1	Clamp, Hose	
15	1001251297	2	Hose	
16	1001253040	1	Plate	
17	1001265620	1	Gasket	
18	2220473	2	Adapter, 90	

## SECTION 2 - GROUND CONTROLS

FIGURE 2-2. MOTOR/PUMP/TANK ASSEMBLY



ART\_1001286026

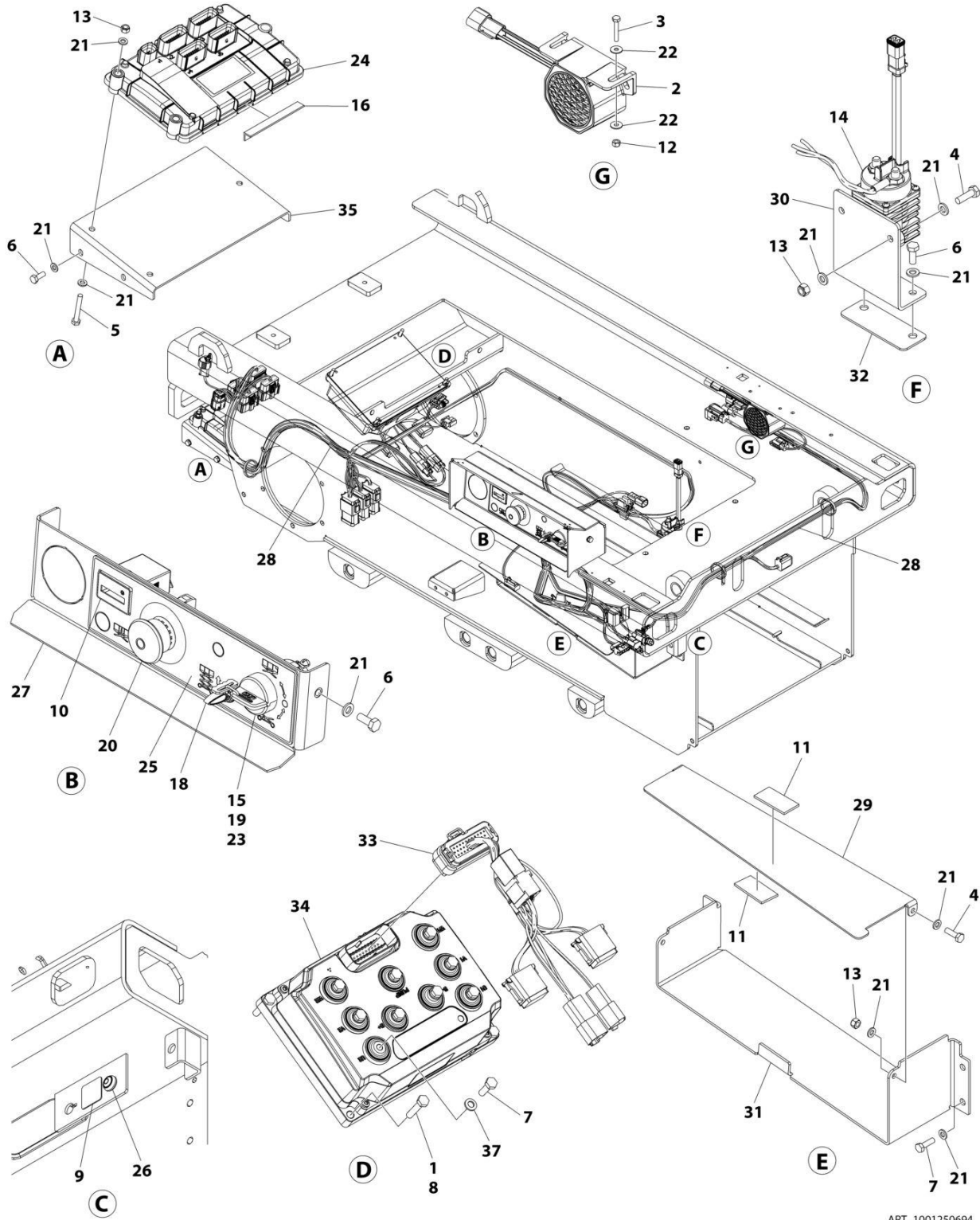
## SECTION 2 - GROUND CONTROLS

### FIGURE 2-2. MOTOR/PUMP/TANK ASSEMBLY

ITEM	PART NUMBER	QTY	DESCRIPTION	REV
	1001286026	Ref	MOTOR/PUMP/TANK ASSEMBLY	A
	See Note	Ref	Note: No Other Service Parts Available.	
1	70008417	1	Coil	
2	70008418	1	Cartridge, Solenoid Valve	
3	70008419	1	Tank Assembly	
4	70008420	1	Motor, Replacement	
5	70008421	1	Pump (Not Shown - Located inside Tank)	
6	70008606	1	O-Ring (Tank to Manifold) (Not Shown)	

# SECTION 2 - GROUND CONTROLS

## FIGURE 2-3. ELECTRICAL COMPONENTS INSTALLATION (WITHOUT LSS)



ART\_1001250694



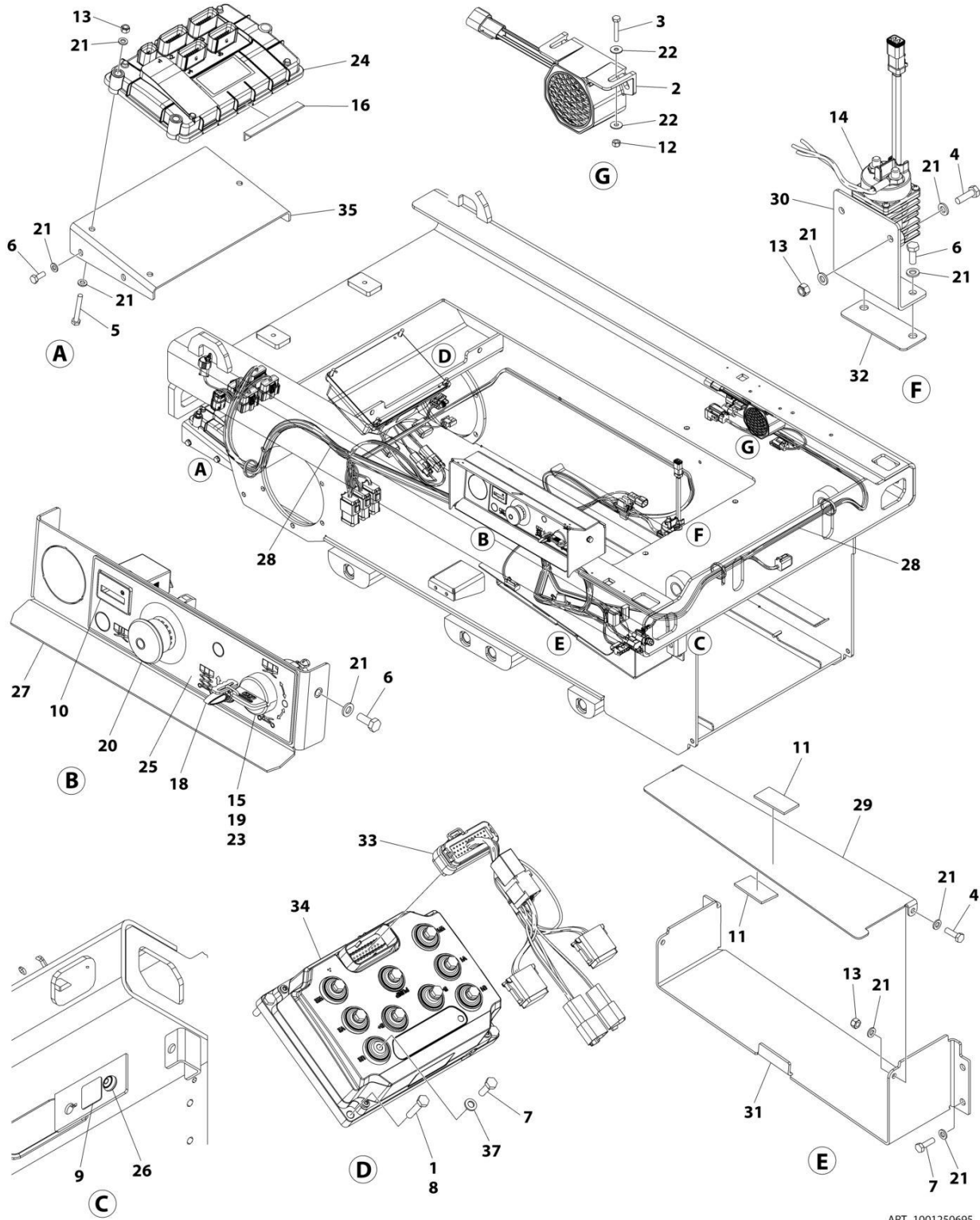
## SECTION 2 - GROUND CONTROLS

**FIGURE 2-3. ELECTRICAL COMPONENTS INSTALLATION (WITHOUT LSS)**

ITEM	PART NUMBER	QTY	DESCRIPTION	REV
	1001250694	Ref	ELECTRICAL COMPONENTS INSTALLATION (WITHOUT LSS)	D
1	0100011	AR	Compound, Locking	
2	0140043	1	Alarm	
3	0700412	2	Bolt M4 x 25	
4	0700610	4	Bolt M6 x 20	
5	0700617	3	Bolt M6 x 45	
6	0760608	8	Bolt M6 x 16	
7	0760610	12	Bolt M6 x 20	
8	0760614	4	Bolt M6 x 30	
9	1706679	1	Decal - Brake Release	
10	2420172	1	Hourmeter	
11	3080007	2	Magnet	
12	3290405	2	Nut M4	
13	3290605	7	Nut M6	
14	3740150	1	Relay	
15	3910804	3	Screw #8 x 1/4	
16	4060805	0.33 ft	Flex-Trim	
17	4240017	AR	Tie-Strap (Not Shown)	
18	4360328	1	Switch, Toggle	
19	4360469	1	Switch, Key	
19	2860030	1 Set	Key, Replacement	
20	1001274559	1	Switch, Emergency Stop	
21	4811700	25	Washer M6	
22	1001091102	4	Washer M4	
23	1001130590	1	Plate, Key Switch	
24	1001200629	1	Module, Control (Note: Re-calibration Required when Replaced)	
25	1001209682	1	Decal - Ground Control	
26	1001226749	1	Switch, Push Button	
27	1001249645	1	Bracket, Ground Control	
28	1001286653	1	Chassis Harness (See Separate Breakdown in ELECTRICAL Section)	
29	1001251261	1	Plate	
30	1001253055	1	Bracket	
31	1001264036	1	Cover	
32	1001265621	1	Gasket	
33	1001274467	1	Drive Control Harness (See Separate Breakdown in ELECTRICAL Section)	
34	1001276980	1	Module, Control (Note: Re-calibration Required when Replaced)	
34	1001299334	1	Module, Control (Note: Re-calibration Required when Replaced)	
35	1001282041	1	Bracket	
36	0100048	AR	Grease, Dielectric (Not Shown)	
37	1001210966	9	Washer	

# SECTION 2 - GROUND CONTROLS

## FIGURE 2-4. ELECTRICAL COMPONENTS INSTALLATION (WITH LSS)



ART\_1001250695

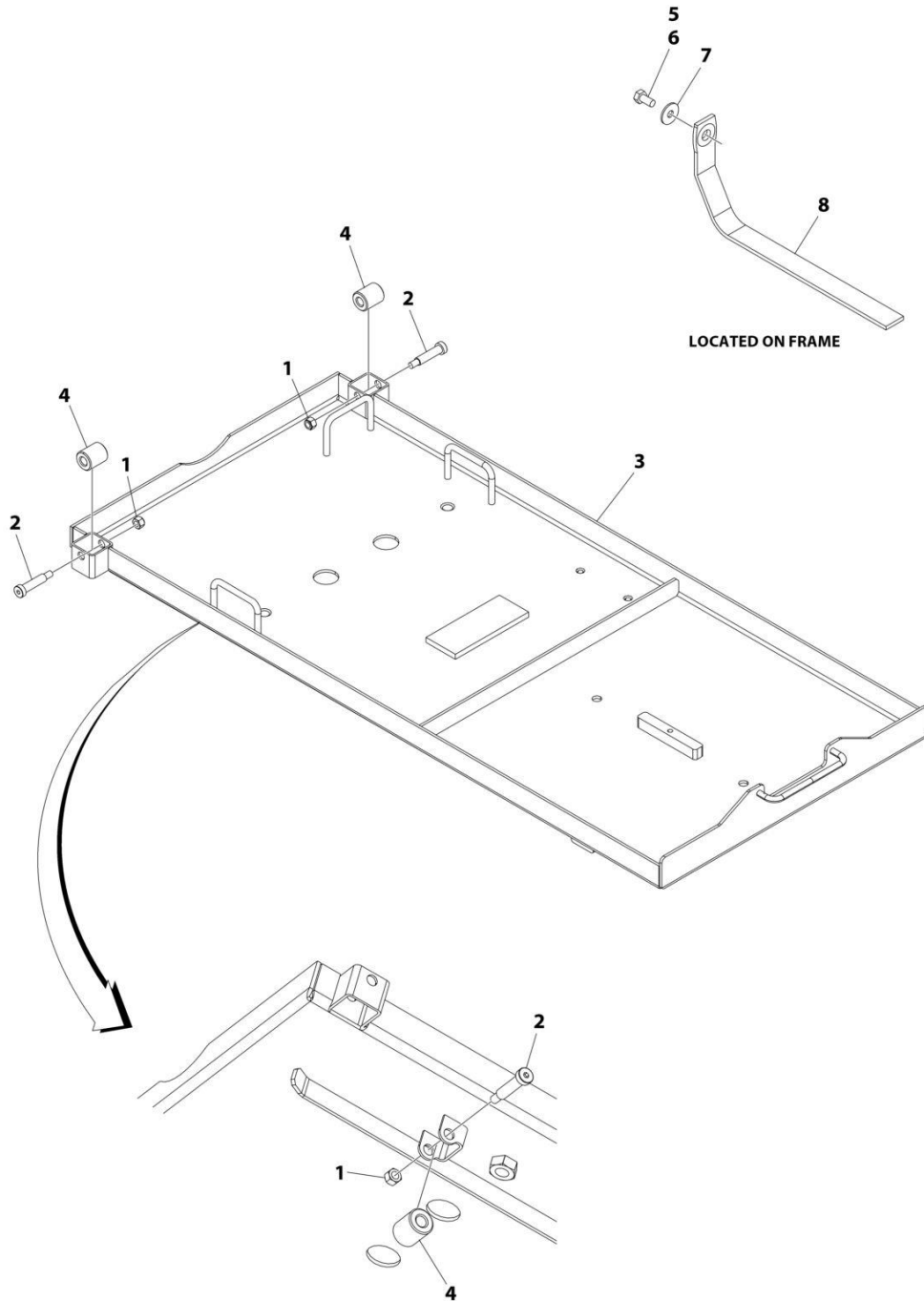
## SECTION 2 - GROUND CONTROLS

**FIGURE 2-4. ELECTRICAL COMPONENTS INSTALLATION (WITH LSS)**

ITEM	PART NUMBER	QTY	DESCRIPTION	REV
	1001250695	Ref	ELECTRICAL COMPONENTS INSTALLATION (WITH LSS)	E
1	0100011	AR	Compound, Locking	
2	0140043	1	Alarm	
3	0700412	2	Bolt M4 x 25	
4	0700610	4	Bolt M6 x 20	
5	0700617	3	Bolt M6 x 45	
6	0760608	8	Bolt M6 x 16	
7	0760610	12	Bolt M6 x 20	
8	0760614	4	Bolt M6 x 30	
9	1706679	1	Decal - Brake Release	
10	2420172	1	Hourmeter	
11	3080007	2	Magnet	
12	3290405	2	Nut M4	
13	3290605	7	Nut M6	
14	3740150	1	Relay	
15	3910804	3	Screw #8 x 1/4	
16	4060805	4 in/	Flex-Trim	
17	4240017	AR	Tie-Strap (Not Shown)	
18	4360328	1	Switch, Toggle	
19	4360469	1	Switch, Key	
19	2860030	1 Set	Key, Replacement	
20	1001274559	1	Switch, Emergency Stop	
21	4811700	25	Washer M6	
22	1001091102	4	Washer M4	
23	1001130590	1	Plate, Key Switch	
24	1001200629	1	Module, Control (Note: Re-calibration Required when Replaced)	
25	1001209682	1	Decal - Ground Control	
26	1001226749	1	Switch, Push Button	
27	1001249645	1	Bracket, Ground Control	
28	1001286654	1	Chassis Harness (See Separate Breakdown in ELECTRICAL Section)	
29	1001251261	1	Plate	
30	1001253055	1	Bracket	
31	1001264036	1	Cover	
32	1001265621	1	Gasket	
33	1001274467	1	Drive Control Harness (See Separate Breakdown in ELECTRICAL Section)	
34	1001276980	1	Module, Control (Note: Re-calibration Required when Replaced)	
34	1001299334	1	Module, Control (Note: Re-calibration Required when Replaced)	
35	1001282041	1	Bracket	
36	0100048	AR	Grease, Dielectric (Not Shown)	
37	1001210966	9	Washer	

# SECTION 2 - GROUND CONTROLS

## FIGURE 2-5. BATTERY TRAY INSTALLATION



ART\_1001250938

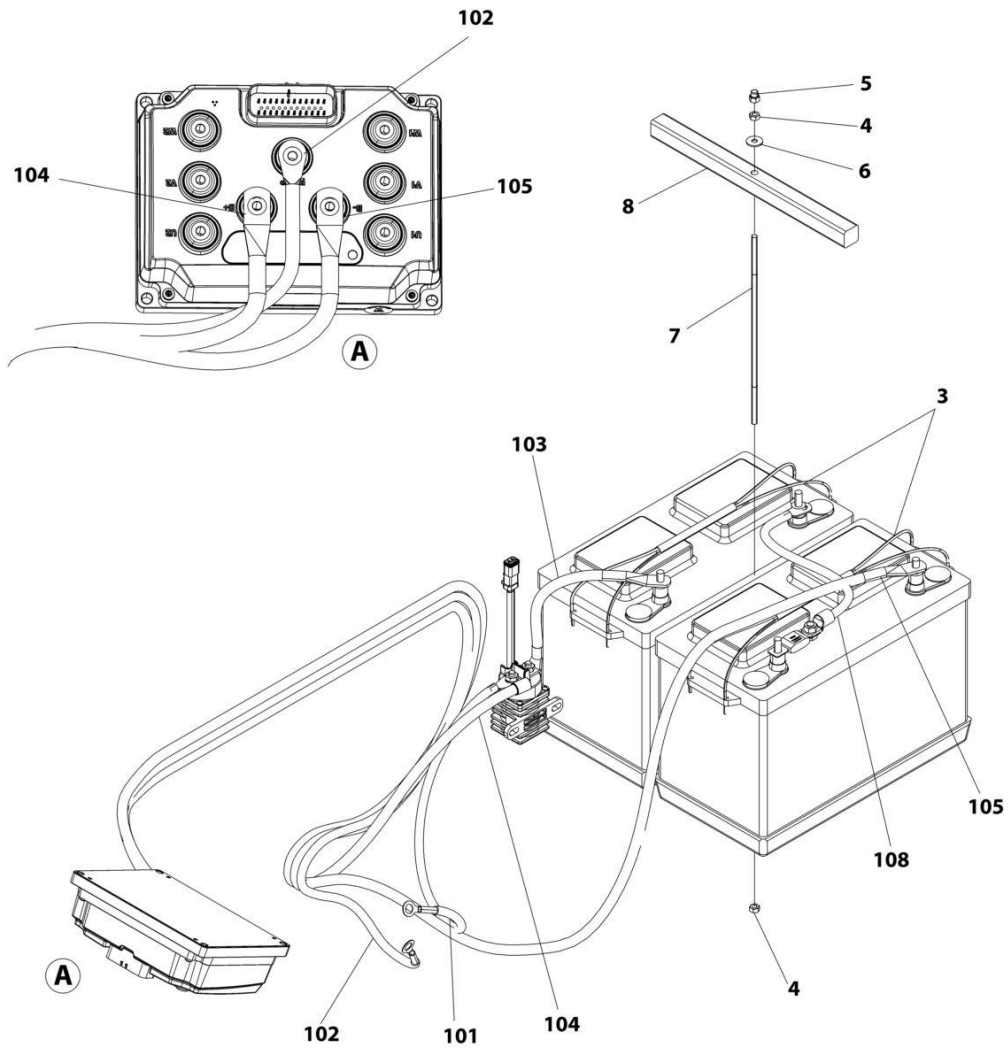
## SECTION 2 - GROUND CONTROLS

### FIGURE 2-5. BATTERY TRAY INSTALLATION

ITEM	PART NUMBER	QTY	DESCRIPTION	REV
	1001250938	Ref	BATTERY TRAY INSTALLATION	C
1	3290605	6	Nut, Lock M6	
2	1001149852	6	Capscrew M6	
3	1001247937	1	Tray	
4	1001247945	6	Roller	
5	0100011	AR	Compound, Locking	
6	0760808	1	Bolt M8 x 16	
7	4811902	1	Washer M8	
8	4240147	1	Strap, Anti-Static	

# SECTION 2 - GROUND CONTROLS

## FIGURE 2-6. BATTERIES INSTALLATION



ART\_1001251441

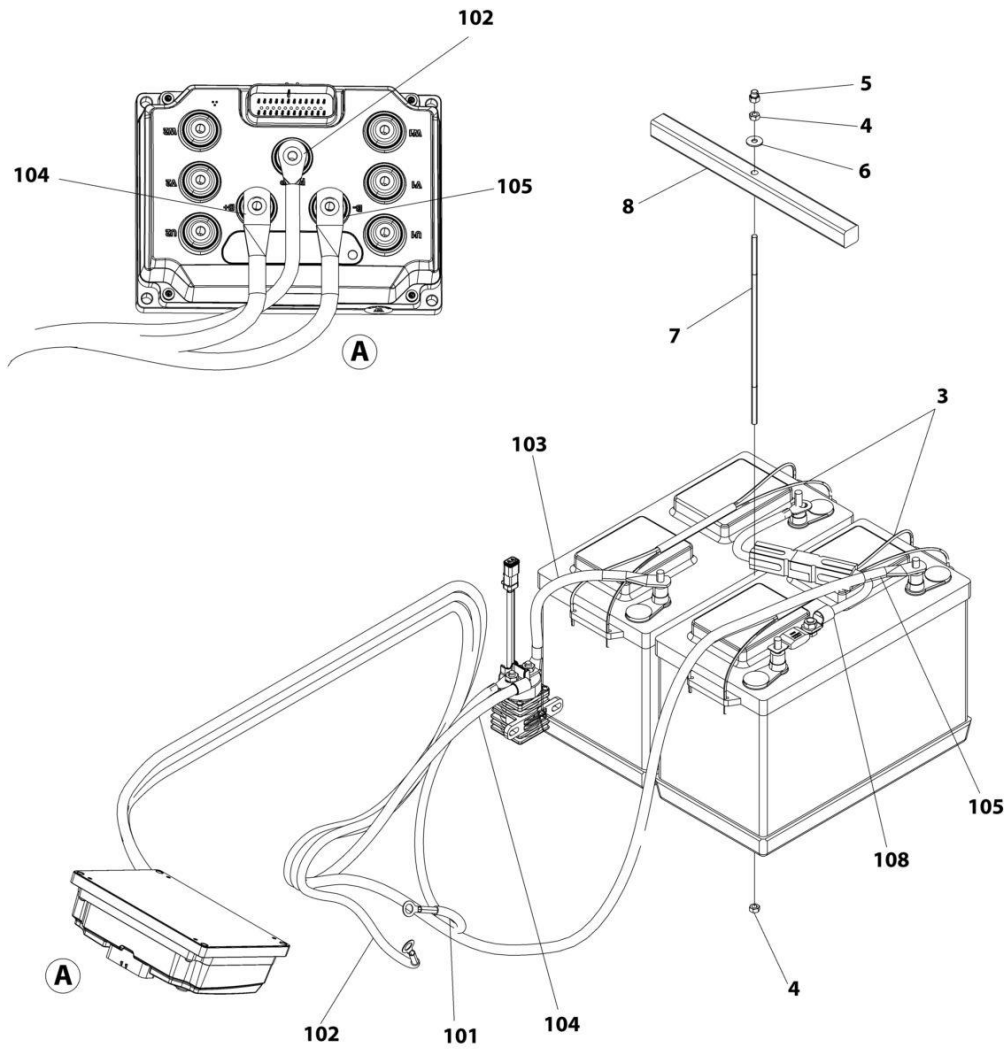
## SECTION 2 - GROUND CONTROLS

**FIGURE 2-6. BATTERIES INSTALLATION**

ITEM	PART NUMBER	QTY	DESCRIPTION	REV
	1001251441	Ref	BATTERIES INSTALLTION - STANDARD BATTERIES WITHOUT DISCONNECT	C
1	0100051	AR	Grease, Terminal (Not Shown)	
2	4240017	AR	Tie-Strap (Not Shown)	
3	1001233714	2	Battery	
4	3290601	2	Nut M6	
5	3290606	1	Nut, Cap M6	
6	4811702	1	Washer M6	
7	1001264074	1	Rod, Battery Tie Down	
8	1001264075	1	Rod, Battery Tie Down	
100	1001251445	1	Battery Cable Kit (Not Shown)	
101	1001251447	1	Cable, Pump Motor (+) to Module (+B)	
102	1001251448	1	Cable, Pump Motor (-) to Module (-P)	
103	1001251449	1	Cable, Battery (+) to Relay	
104	1001251450	1	Cable, Relay to Module (+BF)	
105	1001251451	1	Cable, Battery (-) to Module (-B)	
108	1001239303	1	Cable, Positive (+) to Negative (-)	
108	1001118245	1	Fuse, 250AMP	
109	1001287338	1	Hose Shield (Not Shown)	

# SECTION 2 - GROUND CONTROLS

## FIGURE 2-7. BATTERIES INSTALLATION - STANDARD BATTERIES WITH DISCONNECT



ART\_1001251442



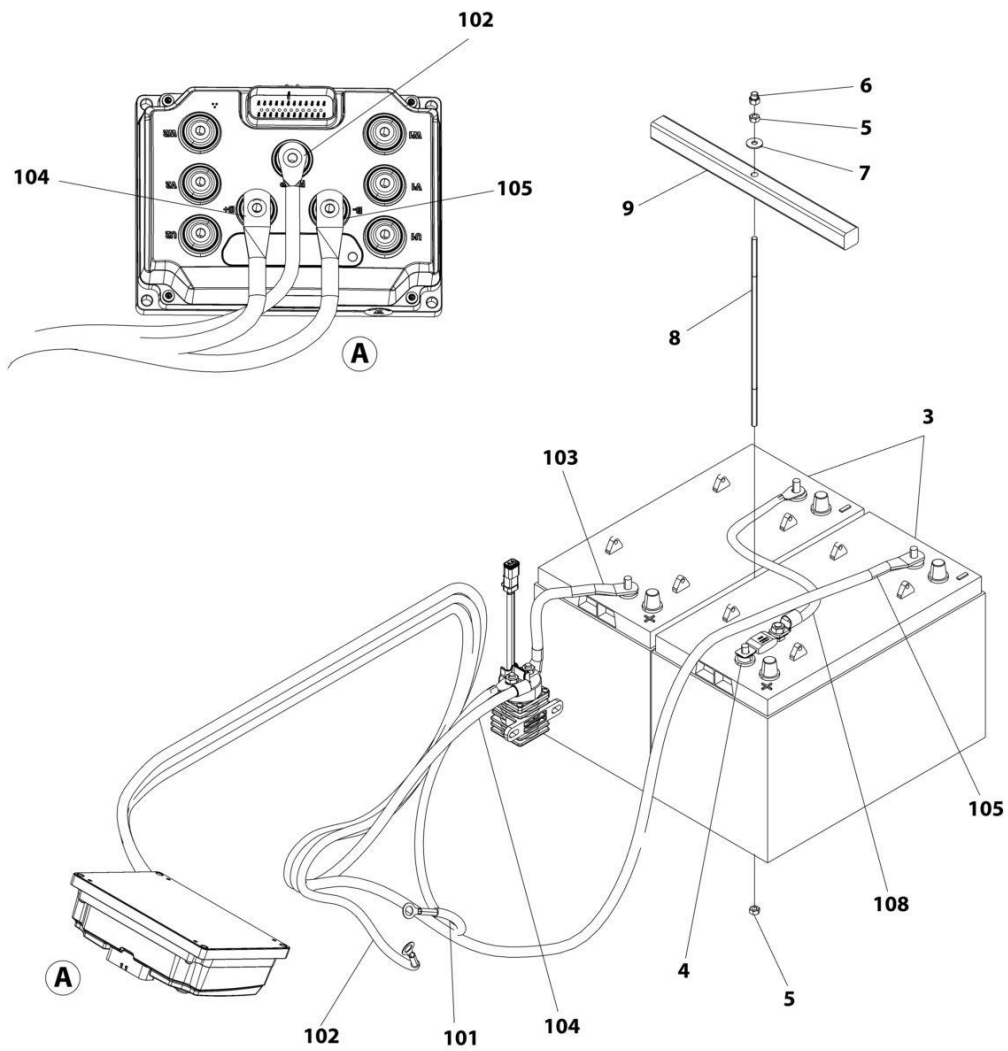
## SECTION 2 - GROUND CONTROLS

**FIGURE 2-7. BATTERIES INSTALLATION - STANDARD BATTERIES WITH DISCONNECT**

ITEM	PART NUMBER	QTY	DESCRIPTION	REV
	1001251442	Ref	BATTERIES INSTALLTION - STANDARD BATTERIES WITH DISCONNECT	C
1	0100051	AR	Grease, Terminal (Not Shown)	
2	4240017	AR	Tie-Strap (Not Shown)	
3	1001233714	2	Battery	
4	3290601	2	Nut M6	
5	3290606	1	Nut, Cap M6	
6	4811702	1	Washer M6	
7	1001264074	1	Rod, Battery Tie Down	
8	1001264075	1	Rod, Battery Tie Down	
100	1001251446	1	Battery Cable Kit (Not Shown)	
101	1001251447	1	Cable, Pump Motor (+) to Module (+B)	
102	1001251448	1	Cable, Pump Motor (-) to Module (-P)	
103	1001251449	1	Cable, Battery (+) to Relay	
104	1001251450	1	Cable, Relay to Module (+BF)	
105	1001251451	1	Cable, Battery (-) to Module (-B)	
108	1001238060	1	Cable, Positive (+) to Negative (-)	
108	1001118245	1	Fuse, 250AMP	
109	1001287338	1	Hose Shield (Not Shown)	

## SECTION 2 - GROUND CONTROLS

FIGURE 2-8. BATTERIES INSTALLATION - AGM BATTERIES WITHOUT DISCONNECT



ART\_1001251443

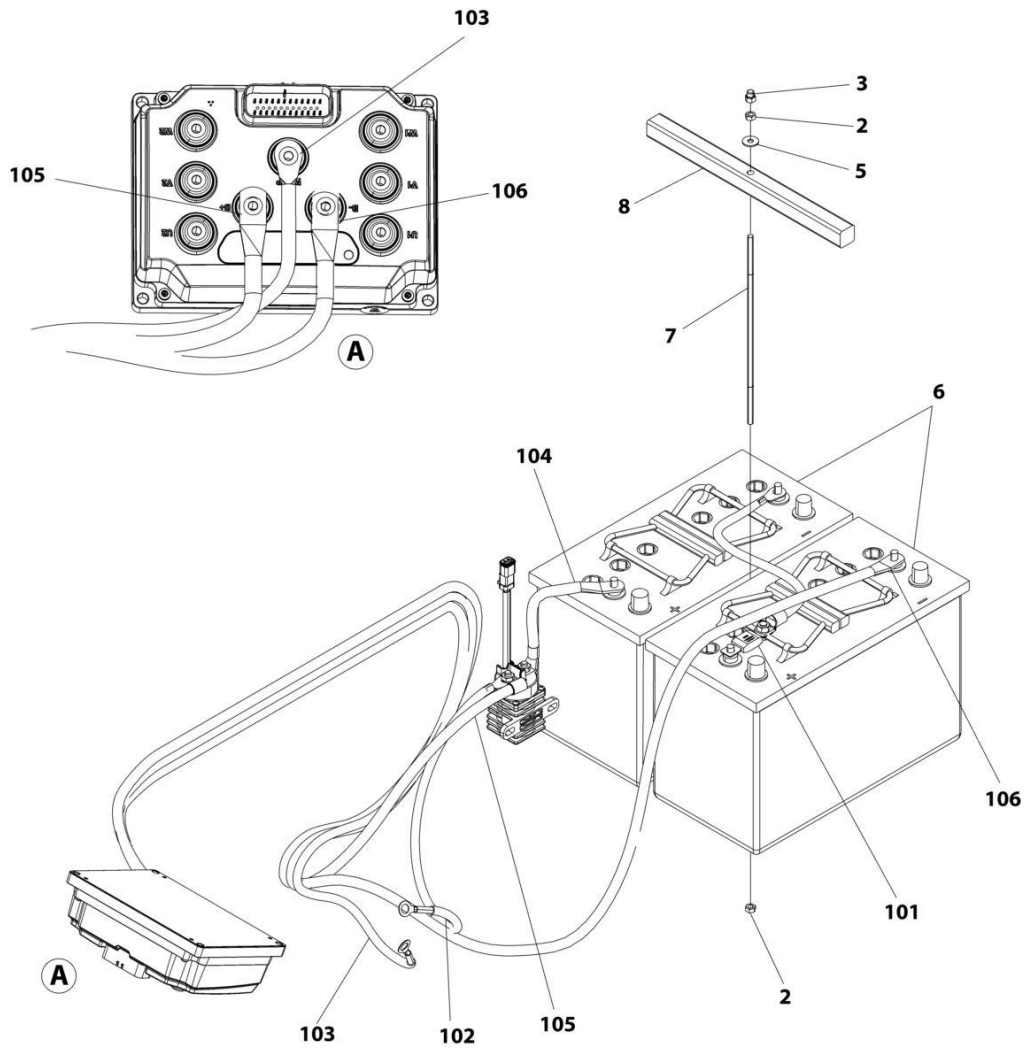
## SECTION 2 - GROUND CONTROLS

**FIGURE 2-8. BATTERIES INSTALLATION - AGM BATTERIES WITHOUT DISCONNECT**

ITEM	PART NUMBER	QTY	DESCRIPTION	REV
	1001251443	Ref	BATTERIES INSTALLATION - AGM BATTERIES WITHOUT DISCONNECT	C
1	0100051	AR	Grease, Terminal (Not Shown)	
2	4240017	AR	Tie-Strap (Not Shown)	
3	1001125916	2	Battery	
4	1001249668	1	Washer	
5	3290601	2	Nut M6	
6	3290606	1	Nut, Cap M6	
7	4811702	1	Washer M6	
8	1001264074	1	Rod, Battery Tie Down	
9	1001264075	1	Rod, Battery Tie Down	
100	1001251445	1	Battery Cable Kit (Not Shown)	
101	1001251447	1	Cable, Pump Motor (+) to Module (+B)	
102	1001251448	1	Cable, Pump Motor (-) to Module (-P)	
103	1001251449	1	Cable, Battery (+) to Relay	
104	1001251450	1	Cable, Relay to Module (+BF)	
105	1001251451	1	Cable, Battery (-) to Module (-B)	
108	1001239303	1	Cable, Positive (+) to Negative (-)	
108	1001118245	1	Fuse, 250AMP	
109	1001287338	1	Hose Shield (Not Shown)	

# SECTION 2 - GROUND CONTROLS

## FIGURE 2-9. BATTERIES INSTALLATION - AGM VISION BATTERIES WITHOUT DISCONNECT



ART\_1001282043

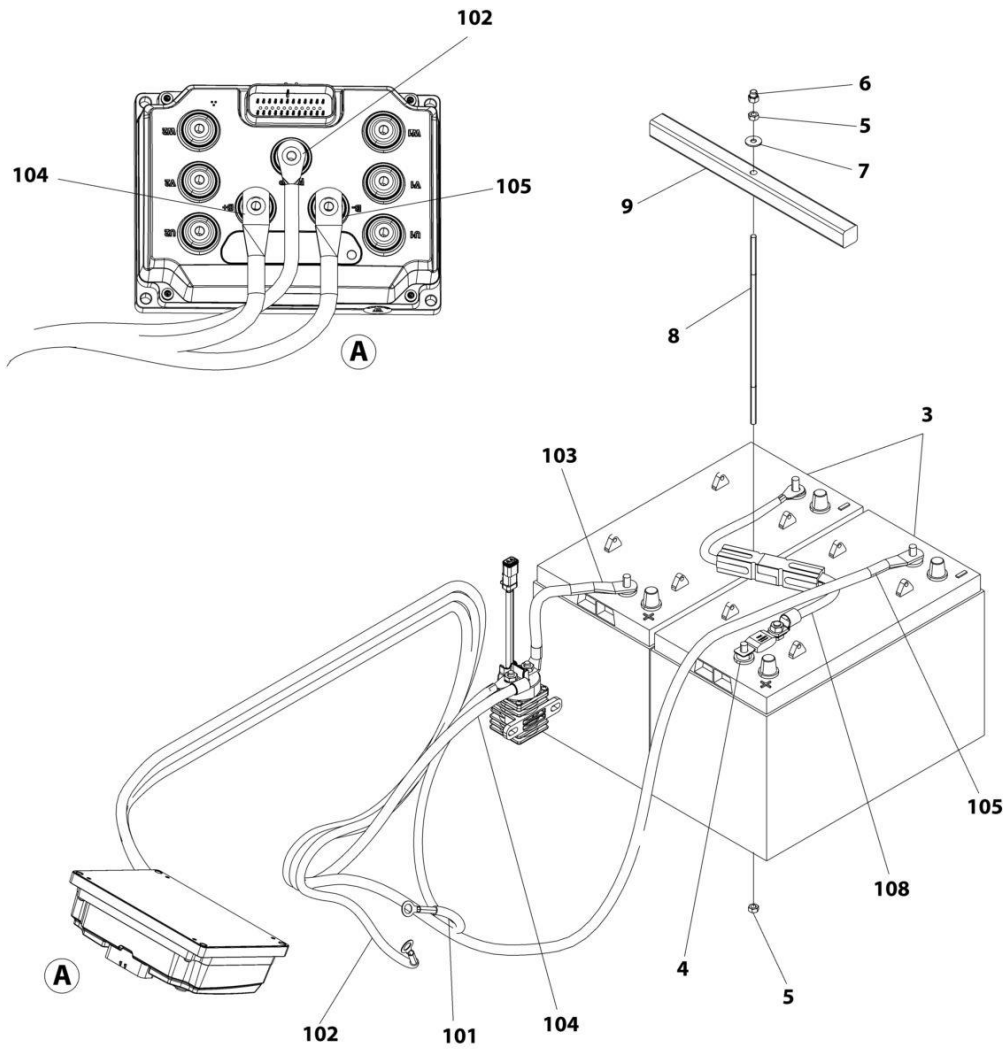
## SECTION 2 - GROUND CONTROLS

**FIGURE 2-9. BATTERIES INSTALLATION - AGM VISION BATTERIES WITHOUT DISCONNECT**

ITEM	PART NUMBER	QTY	DESCRIPTION	REV
	1001282043	Ref	BATTERIES INSTALLATION - AGM VISION BATTERIES WITHOUT DISCONNECT	A
1	0100051	AR	Grease, Terminal (Not Shown)	
2	3290601	2	Nut M6	
3	3290606	1	Nut, Cap M6	
4	4240017	AR	Tie-Strap (Not Shown)	
5	4811702	1	Washer M6	
6	1001254633	2	Battery	
7	1001264074	1	Rod, Battery Tie Down	
8	1001264075	1	Rod, Battery Tie Down	
100	1001251445	1	Battery Cable Kit (Not Shown)	
101	1001239303	1	Cable, Positive (+) to Negative (-)	
101	1001118245	1	Fuse, 250AMP	
102	1001251447	1	Cable, Pump Motor (+) to Module (+B)	
103	1001251448	1	Cable, Pump Motor (-) to Module (-P)	
104	1001251449	1	Cable, Battery (+) to Relay	
105	1001251450	1	Cable, Relay to Module (+BF)	
106	1001251451	1	Cable, Battery (-) to Module (-B)	
107	1001287338	1	Hose Shield (Not Shown)	

## SECTION 2 - GROUND CONTROLS

FIGURE 2-10. BATTERIES INSTALLATION - AGM BATTERIES WITH DISCONNECT



ART\_1001251444

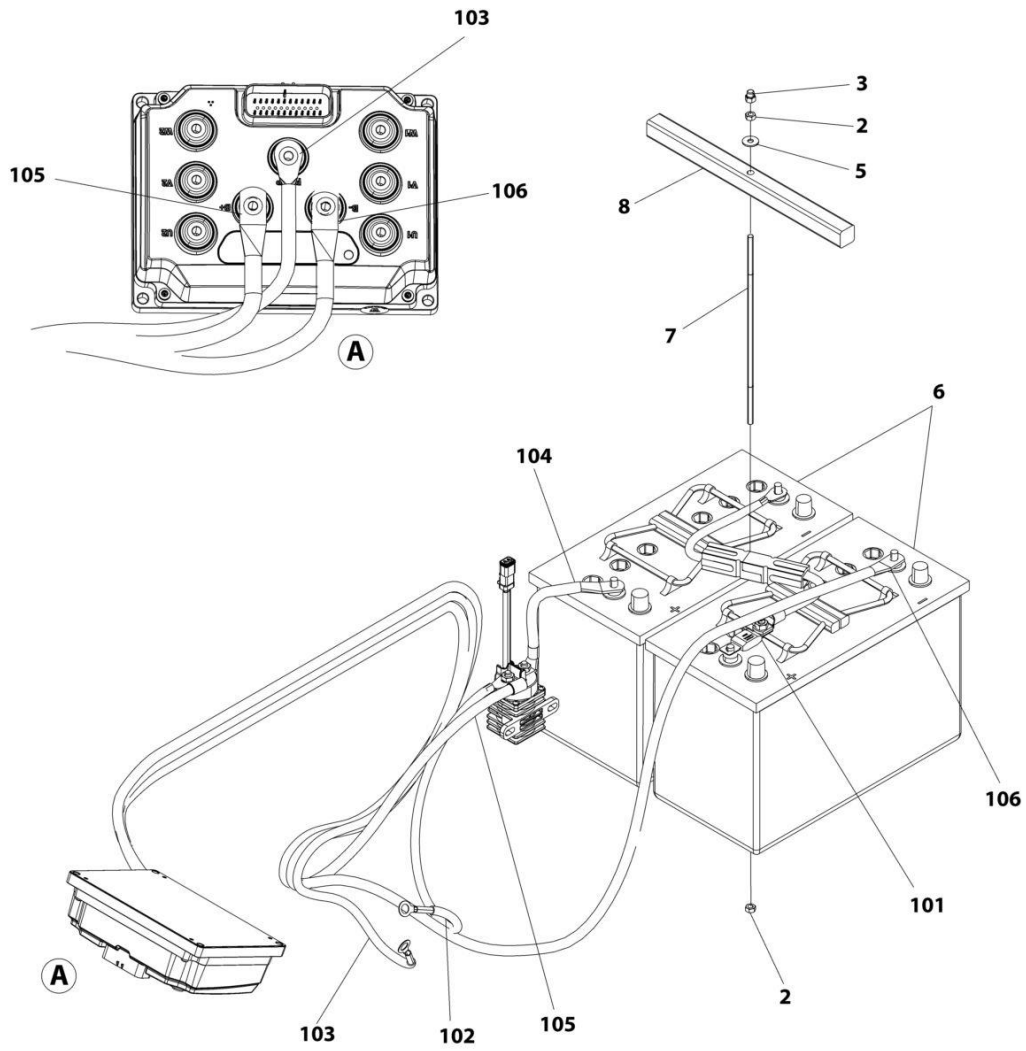
## SECTION 2 - GROUND CONTROLS

**FIGURE 2-10. BATTERIES INSTALLATION - AGM BATTERIES WITH DISCONNECT**

ITEM	PART NUMBER	QTY	DESCRIPTION	REV
	1001251444	Ref	BATTERIES INSTALLATION - AGM BATTERIES WITH DISCONNECT	C
1	0100051	AR	Grease, Terminal (Not Shown)	
2	4240017	AR	Tie-Strap (Not Shown)	
3	1001125916	2	Battery	
4	1001249668	1	Washer	
5	3290601	2	Nut M6	
6	3290606	1	Nut, Cap M6	
7	4811702	1	Washer M6	
8	1001264074	1	Rod, Battery Tie Down	
9	1001264075	1	Rod, Battery Tie Down	
100	1001251446	1	Battery Cable Kit (Not Shown)	
101	1001251447	1	Cable, Pump Motor (+) to Module (+B)	
102	1001251448	1	Cable, Pump Motor (-) to Module (-P)	
103	1001251449	1	Cable, Battery (+) to Relay	
104	1001251450	1	Cable, Relay to Module (+BF)	
105	1001251451	1	Cable, Battery (-) to Module (-B)	
108	1001238060	1	Cable, Positive (+) to Negative (-)	
108	1001118245	1	Fuse, 250AMP	
109	1001287338	1	Hose Shield (Not Shown)	

## SECTION 2 - GROUND CONTROLS

FIGURE 2-11. BATTERIES INSTALLATION - AGM VISION BATTERIES WITH DISCONNECT



ART\_1001282044



## SECTION 2 - GROUND CONTROLS

**FIGURE 2-11. BATTERIES INSTALLATION - AGM VISION BATTERIES WITH DISCONNECT**

ITEM	PART NUMBER	QTY	DESCRIPTION	REV
	1001282044	Ref	BATTERIES INSTALLATION - AGM VISION BATTERIES WITH DISCONNECT	A
1	0100051	AR	Grease, Terminal (Not Shown)	
2	3290601	2	Nut M6	
3	3290606	1	Nut, Cap M6	
4	4240017	AR	Tie-Strap (Not Shown)	
5	4811702	1	Washer M6	
6	1001254633	2	Battery	
7	1001264074	1	Rod, Battery Tie Down	
8	1001264075	1	Rod, Battery Tie Down	
100	1001251446	1	Battery Cable Kit (Not Shown)	
101	1001238060	1	Cable, Positive (+) to Negative (-)	
101	1001118245	1	Fuse, 250AMP	
102	1001251447	1	Cable, Pump Motor (+) to Module (+B)	
103	1001251448	1	Cable, Pump Motor (-) to Module (-P)	
104	1001251449	1	Cable, Battery (+) to Relay	
105	1001251450	1	Cable, Relay to Module (+BF)	
106	1001251451	1	Cable, Battery (-) to Module (-B)	
107	1001287338	1	Hose Shield (Not Shown)	



## SECTION 2 - GROUND CONTROLS

**FIGURE 2-12. BATTERY CHARGER INSTALLATION - DELTA-Q (LESS AC CABLE)**

ITEM	PART NUMBER	QTY	DESCRIPTION	REV
	1001282074	Ref	BATTERY CHARGER INSTALLATION - DELTA-Q (LESS AC CABLE)	A
1	0100011	AR	Compound, Locking	
2	0760606	2	Bolt M6 X12	
3	0760612	4	Bolt M6 x 25	
4	1321293	1	Clamp	
5	3290605	4	Nut M6	
6	4240017	AR	Tie-Strap (Not Shown)	
7	4811700	10	Washer M6	
8	1001207009	1	Charger Interlock Harness	
8	4460424	1	Receptacle, Female - 2 Position	
8	4460227	2	Pin, Male	
9	1001237462	1	Bracket	
10	1001249940	1	Charger, Battery - Delta-Q	
11	1001256642	1	Charger DC Connection Harness	
11	4460019	2	Terminal Ring	
11	8220045	2	Terminal Ring	
12	1001282076	1	Sensor, Temperature	



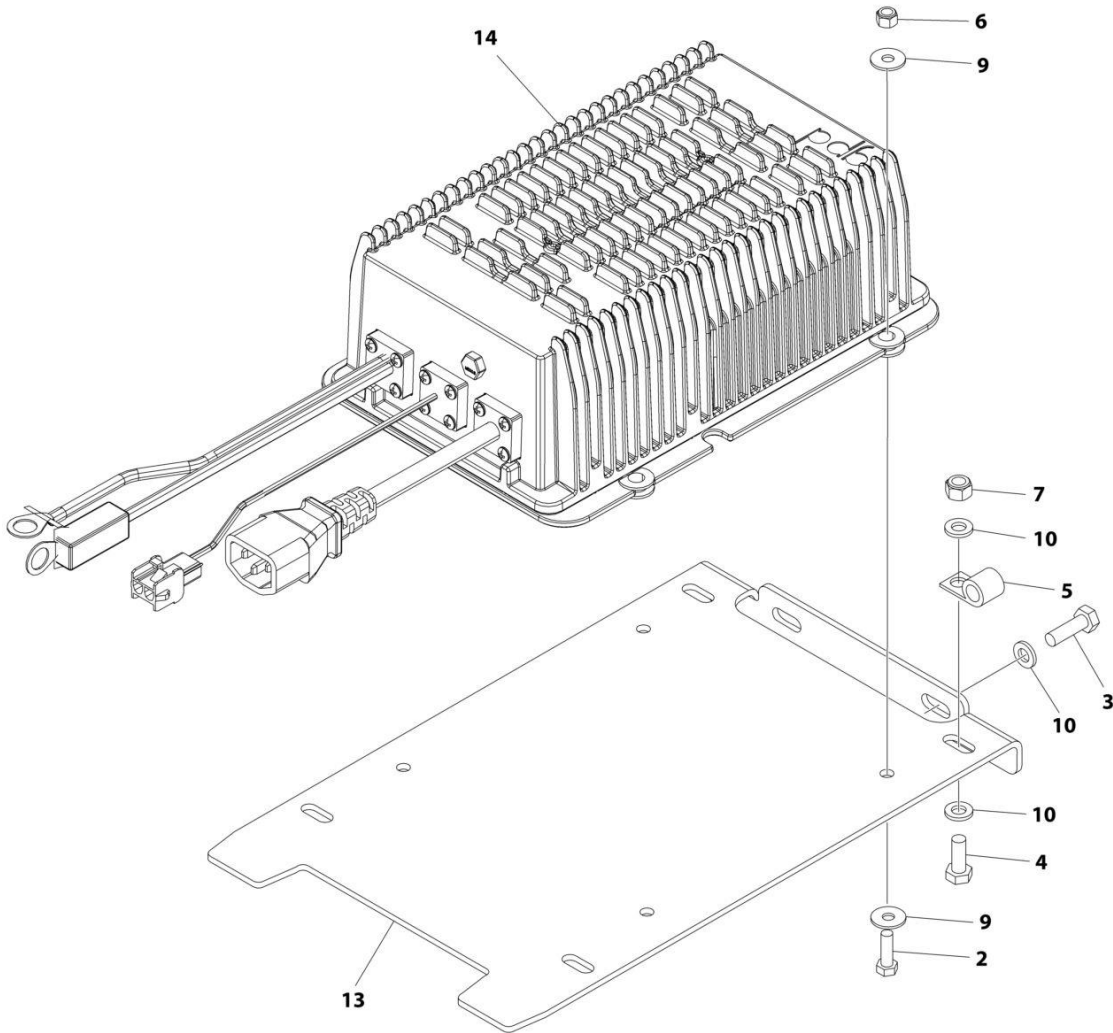
## SECTION 2 - GROUND CONTROLS

**FIGURE 2-13. BATTERY CHARGER INSTALLATION - DELTA-Q WITH CAN TERMINAL (LESS AC CABLE)**

ITEM	PART NUMBER	QTY	DESCRIPTION	REV
	1001282075	Ref	BATTERY CHARGER INSTALLATION - DELTA-Q WITH CAN TERMINAL (LESS AC CABLE)	A
1	0100011	AR	Compound, Locking	
2	0760606	2	Bolt M6 x 12	
3	0760612	4	Bolt M6 x 25	
4	1321293	1	Clamp	
5	3290605	4	Nut M6	
6	4240017	AR	Tie-Strap (Not Shown)	
7	4811700	10	Washer M6	
8	1001207009	1	Charger Interlock Harness	
8	4460424	1	Receptacle, Female - 2 Position	
8	4460227	2	Pin, Male	
9	1001237462	1	Bracket	
10	1001254027	1	Can Splice Harness (Not Shown - See Separate Breakdown in ELECTRICAL Section)	
11	1001254028	1	Charger To Battery Harness (Not Shown - See Separate Breakdown in ELECTRICAL Section)	
12	1001256642	1	Charger DC Connection Harness	
12	4460019	4	Terminal, Ring	
13	1001264978	1	Charger, Battery - Delta-Q with Can Terminal	
14	1001283622	1	Charger Jumper Harness (Not Shown - See Separate Breakdown in ELECTRICAL Section)	

## SECTION 2 - GROUND CONTROLS

FIGURE 2-14. BATTERY CHARGER INSTALLATION - GREEN POWER (LESS AC CABLE)



ART\_1001252511

## SECTION 2 - GROUND CONTROLS

**FIGURE 2-14. BATTERY CHARGER INSTALLATION - GREEN POWER (LESS AC CABLE)**

ITEM	PART NUMBER	QTY	DESCRIPTION	REV
	1001252511	Ref	BATTERY CHARGER INSTALLATION - GREEN POWER (LESS AC CABLE)	C
1	0100011	AR	Compound, Locking	
2	0760508	4	Bolt M5 x 16	
3	0760606	2	Bolt M6 x 12	
4	0760608	1	Bolt M6 x 16	
5	1321293	1	Clamp, Cable	
6	3290505	4	Nut, Lock M5	
7	3290605	1	Nut, Lock M6	
8	4240017	AR	Tie-Strap (Not Shown)	
9	4811600	8	Washer M5	
10	4811700	4	Washer M6	
13	1001237462	1	Bracket	
14	1001276368	1	Charger, Battery-Green Power	

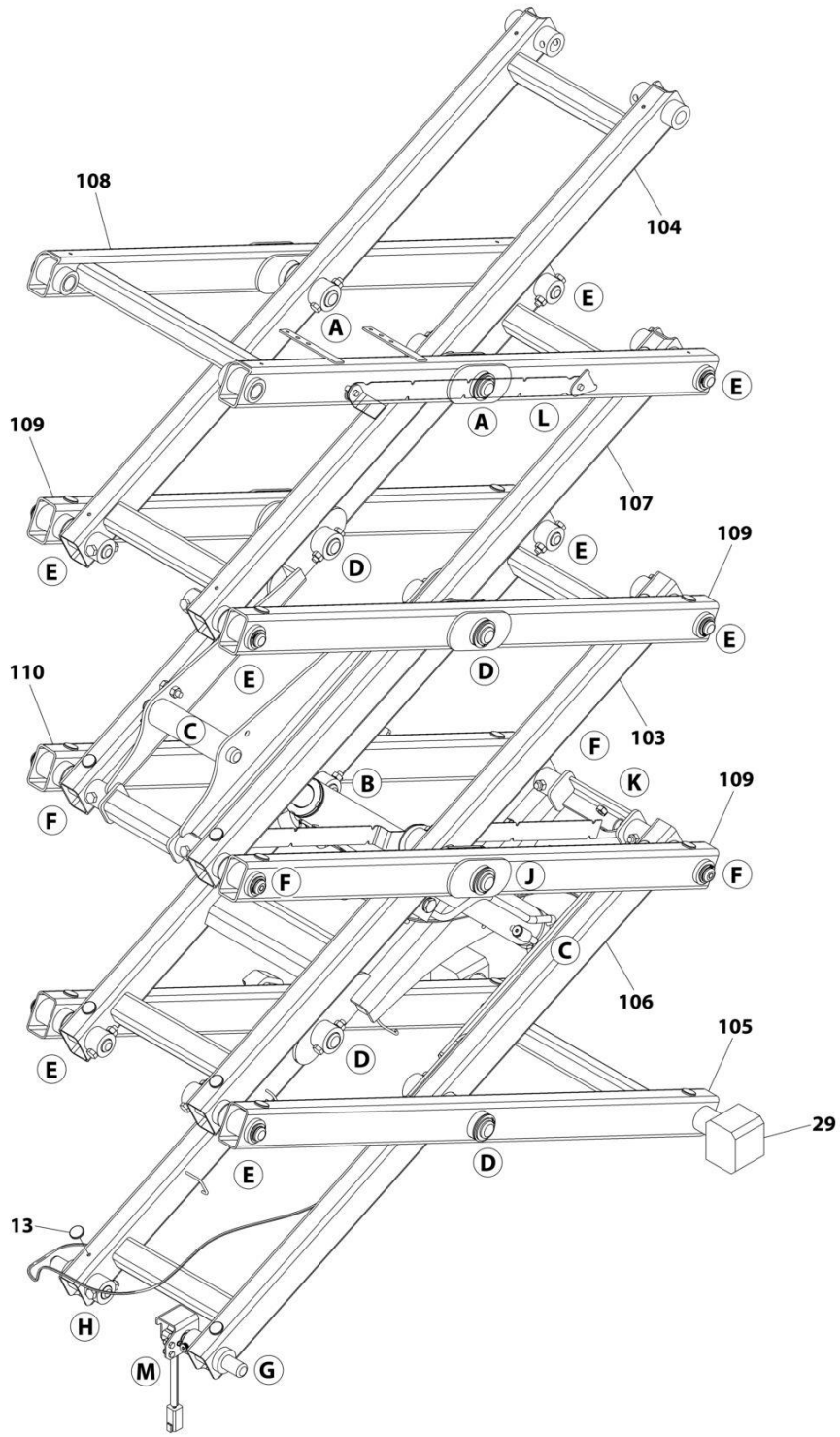




**SECTION 3 - SCISSOR ARMS**

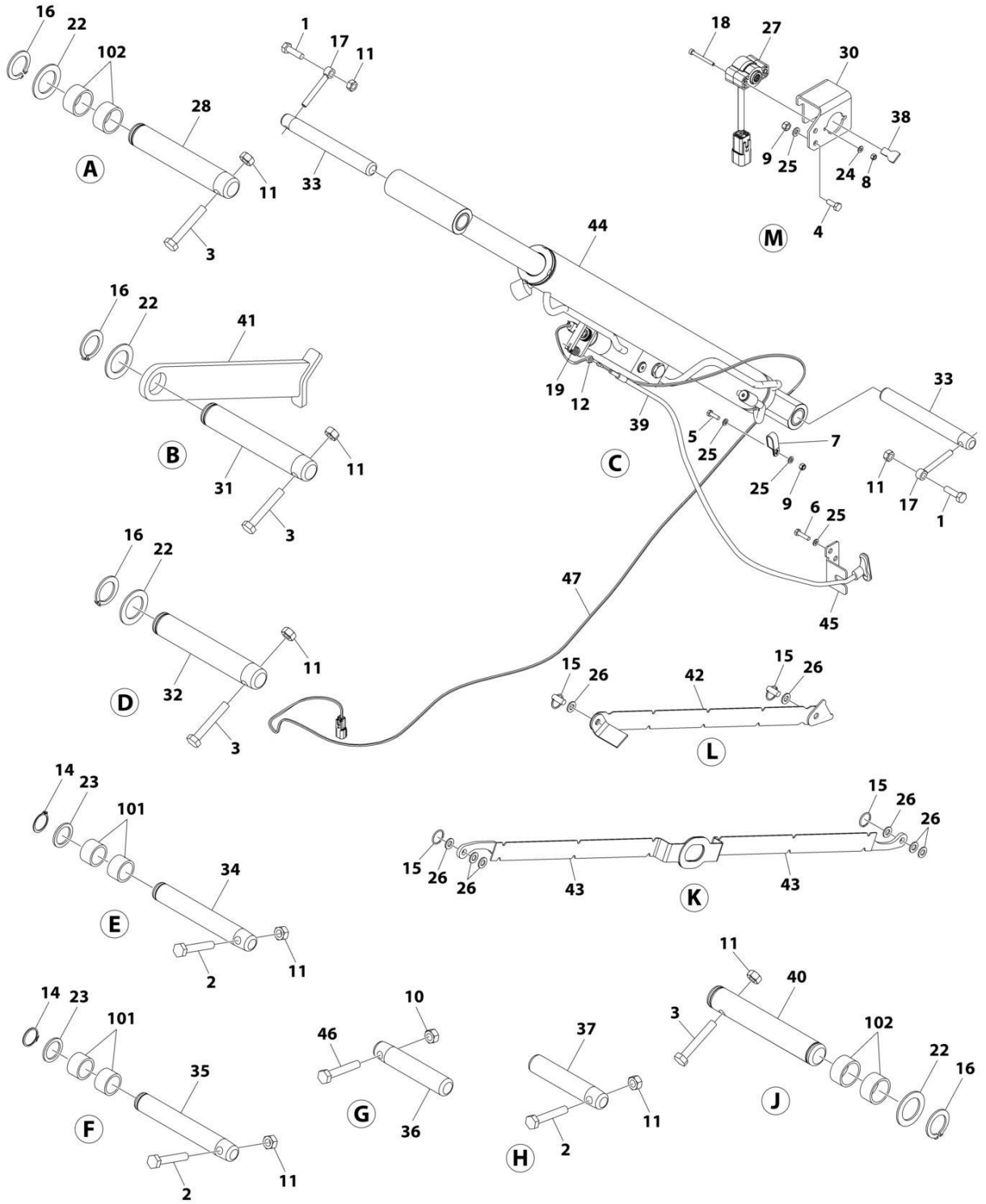
# SECTION 3 - SCISSOR ARMS

## FIGURE 3-1. SCISSOR ARMS INSTALLATION (WITHOUT LSS)



ART\_1001282189\_10F2

# SECTION 3 - SCISSOR ARMS



ART\_1001282189\_20F2

## SECTION 3 - SCISSOR ARMS

FIGURE 3-1. SCISSOR ARMS INSTALLATION (WITHOUT LSS)

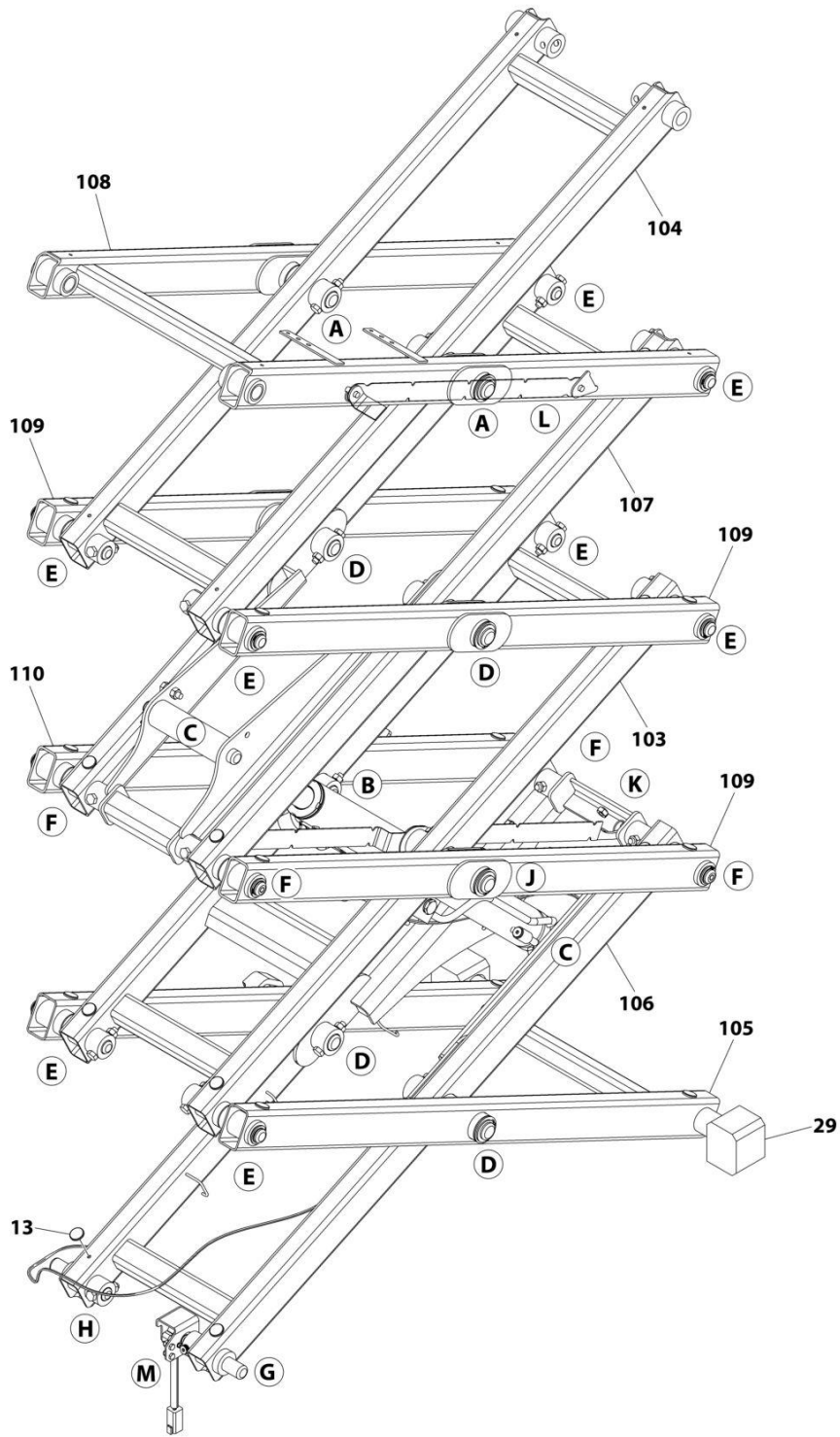
ITEM	PART NUMBER	QTY	DESCRIPTION	REV
	1001282189	Ref	SCISSOR ARMS INSTALLATION (WITHOUT LSS)	A
1	0701015	2	Bolt M10 x 35	
2	0701020	13	Bolt M10 x 60	
3	0701021	8	Bolt M10 x 65	
4	0760608	2	Bolt M6 x 16	
5	0760610	1	Bolt M6 x 20	
6	0760612	2	Bolt M6 x 25	
7	1321385	1	Clamp	
8	3290405	2	Nut M4	
9	3290605	3	Nut M6	
10	3290807	1	Nut M8	
11	3291007	23	Nut M10	
12	3321402	1	Nut 1/4	
13	3340962	24	Pad	
14	3760115	12	Ring, Retaining	
15	3760170	4	Ring	
16	3760387	9	Ring, Retaining	
17	3841143	2	Keeper, Pin	
18	4031512	2	Capscrew M4 x 40	
19	4160078	1	Spring	
20	4240017	AR	Tie-Strap (Not Shown)	
21	4460234	1	Mount, Cable Tie (Not Shown)	
22	4740438	9	Washer	
23	4740531	12	Washer	
24	4811400	2	Washer M4	
25	4811700	6	Washer M6	
26	4812000	8	Washer M10	
27	1001200746	1	Sensor, Angle	
28	1001203445	2	Pin	
29	1001204311	2	Block, Slide	
30	1001231268	1	Mount	
31	1001233860	1	Pin	
32	1001233861	4	Pin	
33	1001233863	2	Pin	
34	1001233864	8	Pin	
35	1001233865	4	Pin	
36	1001233866	1	Pin	
37	1001233867	1	Pin	
38	1001234204	1	Key	
39	1001239404	1	Cable, Manual Descent	
40	1001239737	1	Pin	
41	1001244144	1	Prop, Arm	
42	1001245636	1	Support	
43	1001245790	2	Support	
44	1001247345	1	Lift Cylinder Assembly (See Separate Breakdown in CYLINDER Section)	
45	1001253153	1	Mount	
46	1001258226	1	Bolt M8 x 40 (M10 Shoulder)	
47	1001282191	1	Liftdown Harness (See Separate Breakdown in ELECTRICAL Section)	

## SECTION 3 - SCISSOR ARMS

ITEM	PART NUMBER	QTY	DESCRIPTION	REV
100	1001234320	1	Arm Kit (Not Shown)	
101	0440264	28	Bearing	
102	0440265	16	Bearing	
103	1001233834	1	Arm, Lower Mid Inside	
104	1001233836	1	Arm, Top Inside	
105	1001233837	1	Arm, Bottom Outside	
106	1001245386	1	Arm, Bottom Inside	
107	1001245388	1	Arm, Upper Mid Inside	
108	1001245451	1	Arm, Top Outside	
109	1001245634	3	Arm, Mid Outside	
110	1001245635	1	Arm, Mid Outside with Prop Mount	

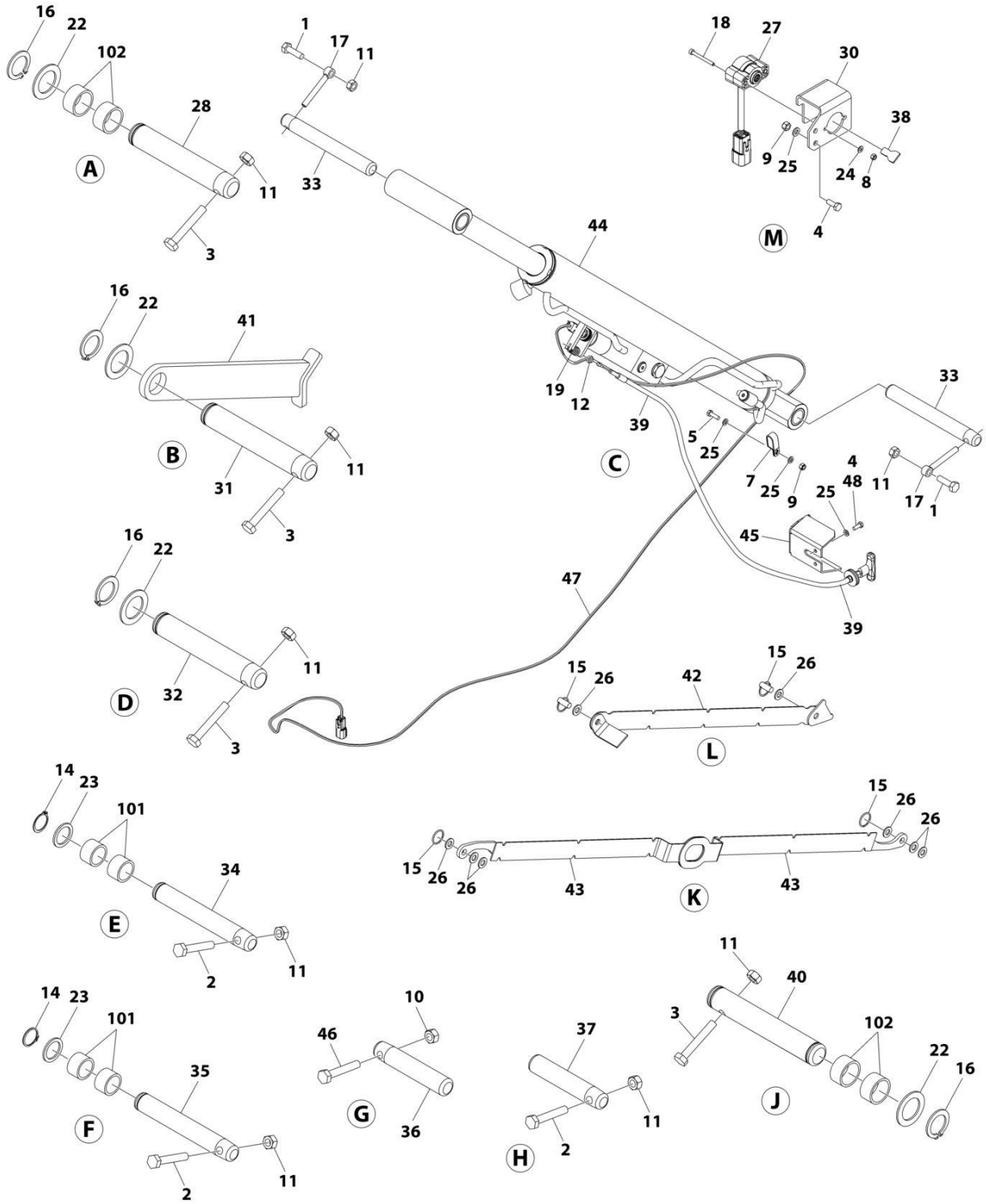
# SECTION 3 - SCISSOR ARMS

FIGURE 3-2. SCISSOR ARMS INSTALLATION (WITHOUT LSS) (SN B200088154 to Present, SN B200088019 through B200088020, SN B200088101 through B200088106)



ART\_1001282189\_B\_10F2

# SECTION 3 - SCISSOR ARMS



ART\_1001282189\_B\_2OF2

## SECTION 3 - SCISSOR ARMS

**FIGURE 3-2. SCISSOR ARMS INSTALLATION (WITHOUT LSS) (SN B200088154 to Present, SN B200088019 through B200088020, SN B200088101 through B200088106)**

ITEM	PART NUMBER	QTY	DESCRIPTION	REV
	1001282189	Ref	SCISSOR ARMS INSTALLATION (WITHOUT LSS)	B
1	0701015	2	Bolt M10 x 35	
2	0701020	13	Bolt M10 x 60	
3	0701021	8	Bolt M10 x 65	
4	0760608	4	Bolt M6 x 16	
5	0760610	1	Bolt M6 x 20	
7	1321385	1	Clamp	
8	3290405	2	Nut M4	
9	3290605	3	Nut M6	
10	3290807	1	Nut M8	
11	3291007	23	Nut M10	
12	3321402	1	Nut 1/4	
13	3340962	24	Pad	
14	3760115	12	Ring, Retaining	
15	3760170	4	Ring	
16	3760387	9	Ring, Retaining	
17	3841143	2	Keeper, Pin	
18	4031512	2	Capscrew M4 x 40	
19	4160078	1	Spring	
20	4240017	AR	Tie-Strap (Not Shown)	
22	4740438	9	Washer	
23	4740531	12	Washer	
24	4811400	2	Washer M4	
25	4811700	6	Washer M6	
26	4812000	8	Washer M10	
27	1001200746	1	Sensor, Angle	
28	1001203445	2	Pin	
29	1001204311	2	Block, Slide	
30	1001231268	1	Mount	
31	1001233860	1	Pin	
32	1001233861	4	Pin	
33	1001233863	2	Pin	
34	1001233864	8	Pin	
35	1001233865	4	Pin	
36	1001233866	1	Pin	
37	1001233867	1	Pin	
38	1001234204	1	Key	
39	1001239404	1	Cable, Manual Descent	
40	1001239737	1	Pin	
41	1001244144	1	Prop, Arm	
42	1001245636	1	Support	
43	1001245790	2	Support	
44	1001247345	1	Lift Cylinder Assembly (See Separate Breakdown in CYLINDER Section)	
45	1001304228	1	Mount	
46	1001258226	1	Bolt M8 x 40 (M10 Shoulder)	
47	1001282191	1	Liftdown Harness (See Separate Breakdown in ELECTRICAL Section)	
48	0100011	AR	Compound, Locking	

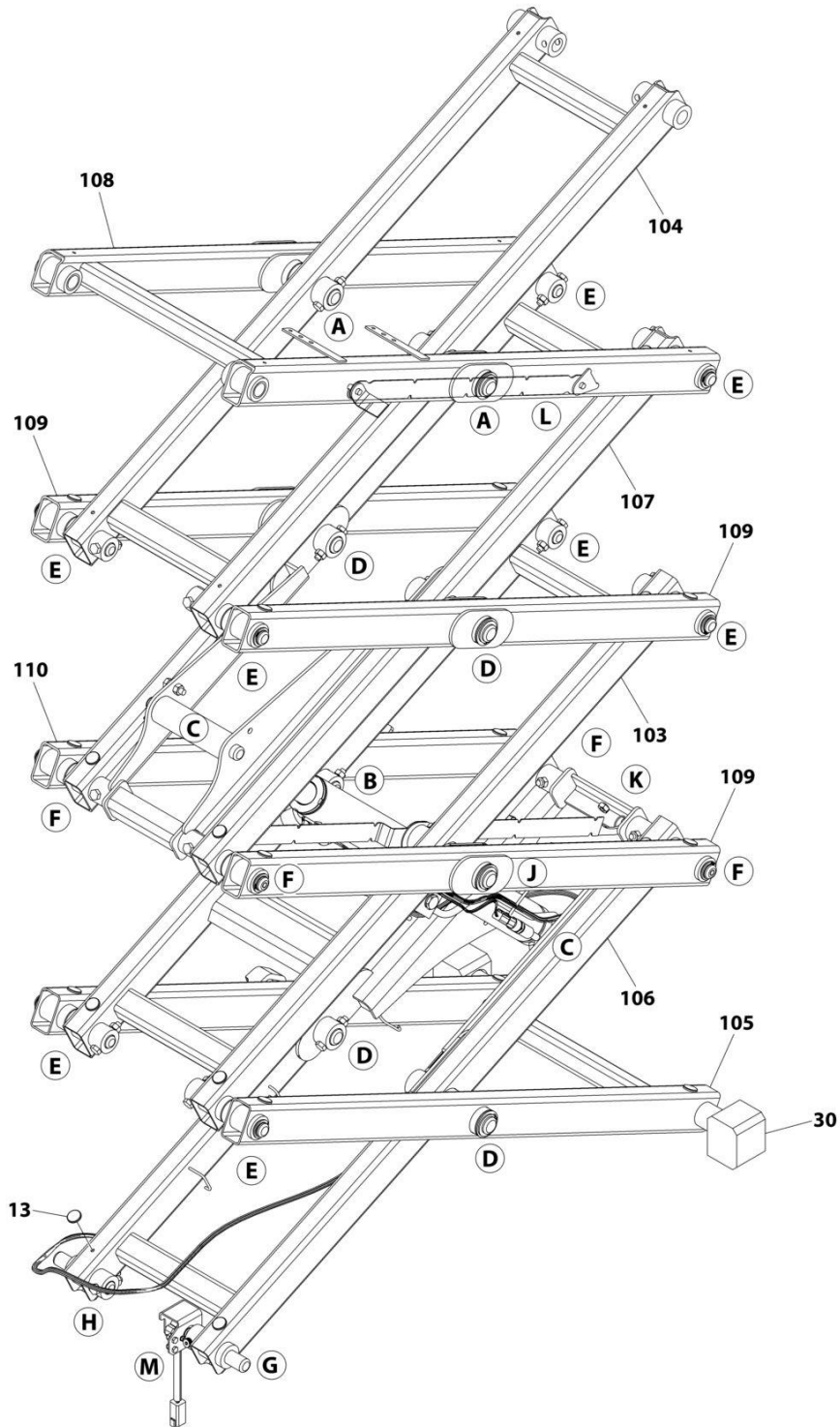


## SECTION 3 - SCISSOR ARMS

ITEM	PART NUMBER	QTY	DESCRIPTION	REV
100	1001234320	1	Arm Kit (Not Shown)	
101	0440264	28	Bearing	
102	0440265	16	Bearing	
103	1001233834	1	Arm, Lower Mid Inside	
104	1001233836	1	Arm, Top Inside	
105	1001233837	1	Arm, Bottom Outside	
106	1001245386	1	Arm, Bottom Inside	
107	1001245388	1	Arm, Upper Mid Inside	
108	1001245451	1	Arm, Top Outside	
109	1001245634	3	Arm, Mid Outside	
110	1001245635	1	Arm, Mid Outside with Prop Mount	

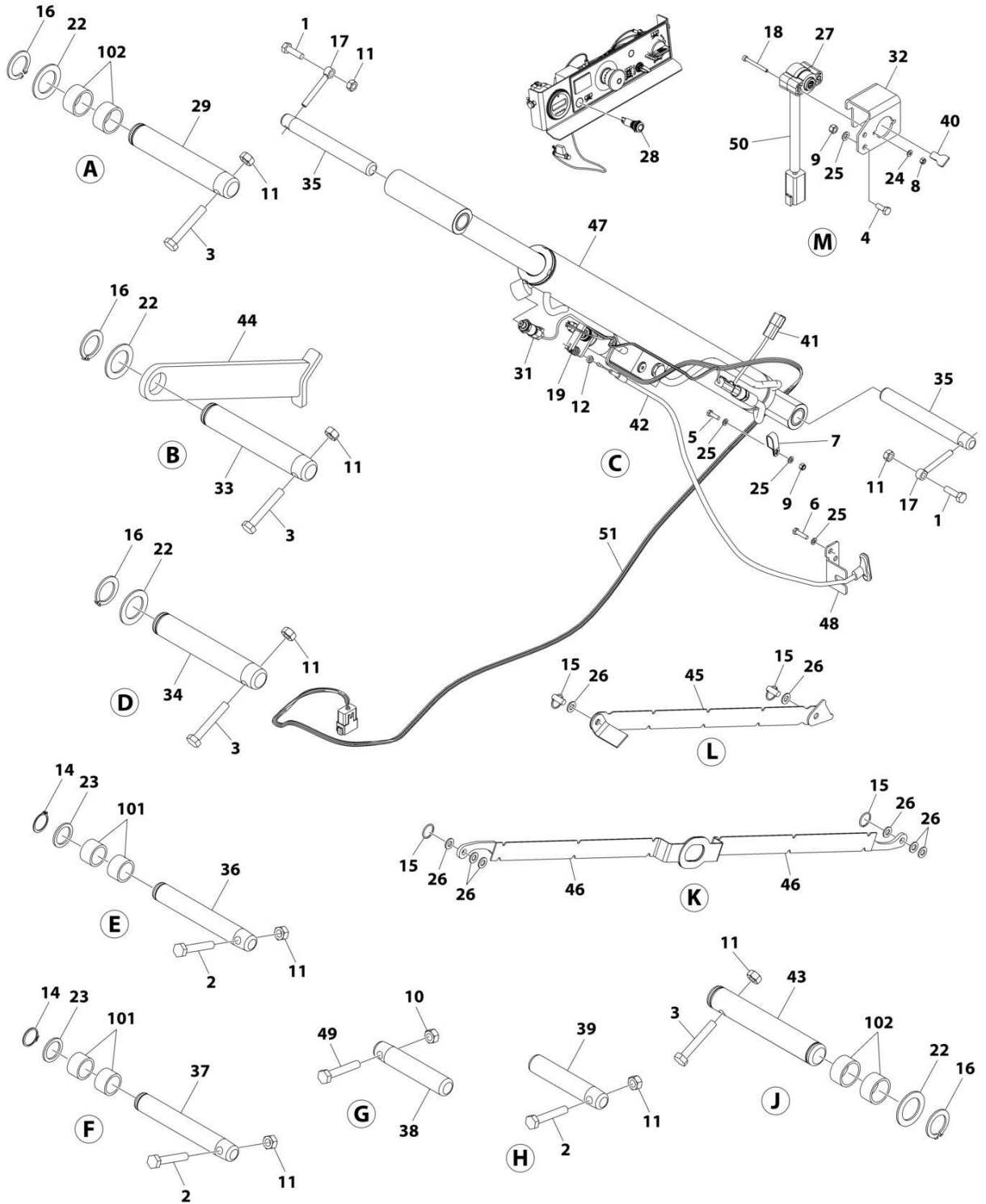
# SECTION 3 - SCISSOR ARMS

## FIGURE 3-3. SCISSOR ARMS INSTALLATION (WITH LSS)



ART\_1001282188\_10F2

# SECTION 3 - SCISSOR ARMS



ART\_1001282188\_2OF2

## SECTION 3 - SCISSOR ARMS

FIGURE 3-3. SCISSOR ARMS INSTALLATION (WITH LSS)

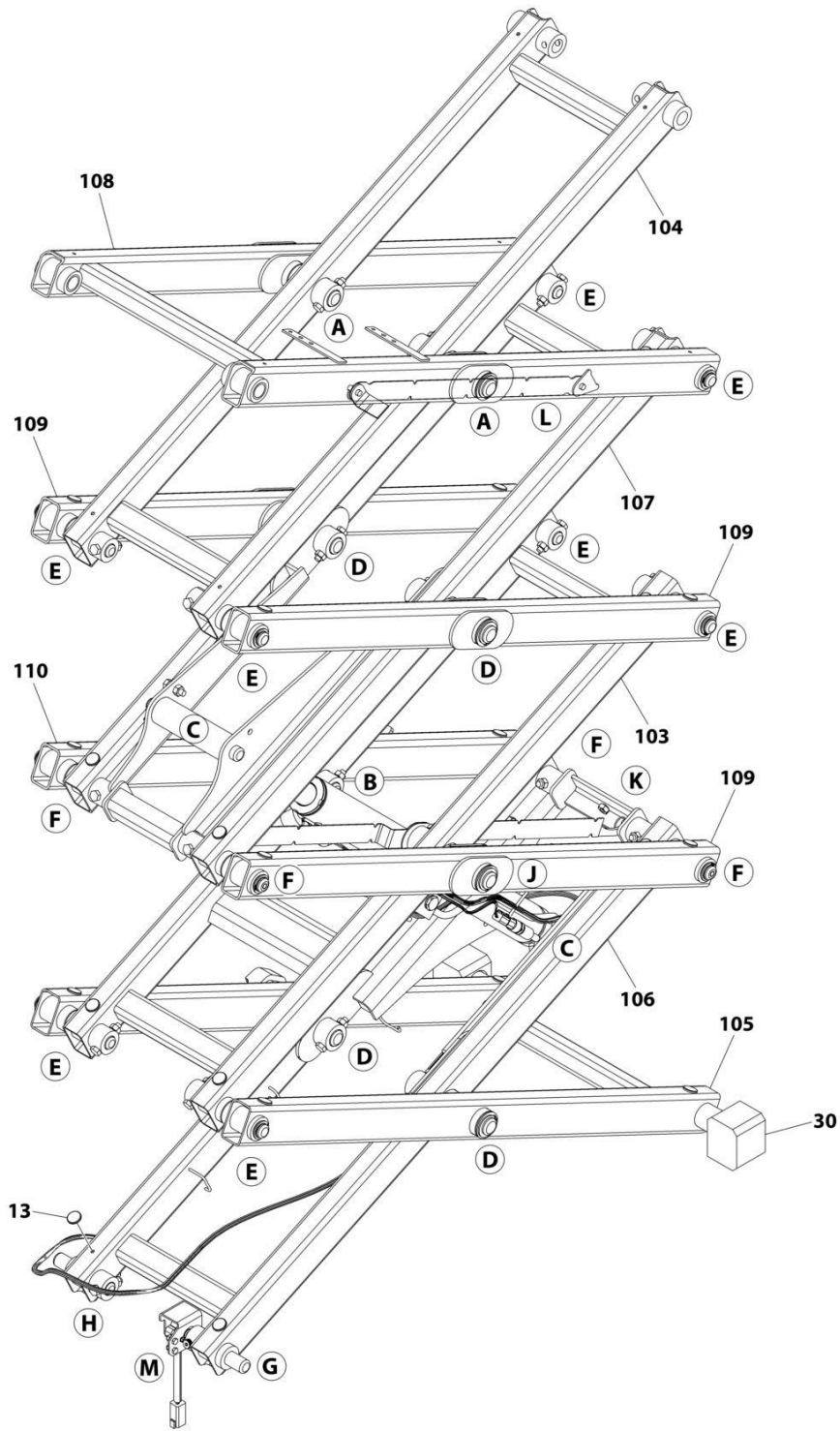
ITEM	PART NUMBER	QTY	DESCRIPTION	REV
	1001282188	Ref	SCISSOR ARMS INSTALLATION (WITH LSS)	B
1	0701015	2	Bolt M10 x 35	
2	0701020	13	Bolt M10 x 60	
3	0701021	8	Bolt M10 x 65	
4	0760608	2	Bolt M6 x 16	
5	0760610	1	Bolt M6 x 20	
6	0760612	2	Bolt M6 x 25	
7	1321385	1	Clamp	
8	3290405	2	Nut M4	
9	3290605	3	Nut M6	
10	3290807	1	Nut M8	
11	3291007	23	Nut M10	
12	3321402	1	Nut 1/4	
13	3340962	24	Pad	
14	3760115	12	Ring, Retaining	
15	3760170	4	Ring	
16	3760387	9	Ring, Retaining	
17	3841143	2	Keeper, Pin	
18	4031512	2	Capscrew M4 x 40	
19	4160078	1	Spring	
20	4240017	AR	Tie-Strap (Not Shown)	
21	4460234	1	Mount, Cable Tie (Not Shown)	
22	4740438	9	Washer	
23	4740531	12	Washer	
24	4811400	2	Washer M4	
25	4811700	6	Washer M6	
26	4812000	8	Washer M10	
27	1001146963	1	Sensor, Angle	
28	1001200631	1	Light, Indicator	
29	1001203445	2	Pin	
30	1001204311	2	Block, Lower Slide	
31	1001225164	1	Transducer, Pressure	
32	1001231268	1	Mount	
33	1001233860	1	Pin	
34	1001233861	4	Pin	
35	1001233863	2	Pin	
36	1001233864	8	Pin	
37	1001233865	4	Pin	
38	1001233866	1	Pin	
39	1001233867	1	Pin	
40	1001234204	1	Key	
41	1001285320	1	Transducer, Pressure	
42	1001239404	1	Cable, Manual Descent	
43	1001239737	1	Pin	
44	1001244144	1	Prop, Arm	
45	1001245636	1	Support	
46	1001245790	2	Support	
47	1001247345	1	Lift Cylinder Assembly (See Separate Breakdown in CYLINDER Section)	
48	1001253153	1	Mount	

## SECTION 3 - SCISSOR ARMS

ITEM	PART NUMBER	QTY	DESCRIPTION	REV
49	1001258226	1	Bolt M8 x 40 (M10 Shoulder)	
50	1001262299	1	Conduit	
51	1001294314	1	Liftdown Harness (See Separate Breakdown in ELECTRICAL Section)	
100	1001234320	1	Arm Kit (Not Shown)	
101	0440264	28	Bearing	
102	0440265	16	Bearing	
103	1001233834	1	Arm, Lower Mid Inside	
104	1001233836	1	Arm, Top Inside	
105	1001233837	1	Arm, Bottom Outside	
106	1001245386	1	Arm, Bottom Inside	
107	1001245388	1	Arm, Upper Mid Inside	
108	1001245451	1	Arm, Top Outside	
109	1001245634	3	Arm, Mid Outside	
110	1001245635	1	Arm, Mid Outside with Prop Mount	

# SECTION 3 - SCISSOR ARMS

FIGURE 3-4. SCISSOR ARMS INSTALLATION (WITH LSS) (SN B200088154 to Present, SN B200088019 through B200088020, SN B200088101 through B200088106)



ART\_1001282188\_C\_10F2



## SECTION 3 - SCISSOR ARMS

**FIGURE 3-4. SCISSOR ARMS INSTALLATION (WITH LSS) (SN B200088154 to Present, SN B200088019 through B200088020, SN B200088101 through B200088106)**

ITEM	PART NUMBER	QTY	DESCRIPTION	REV
	1001282188	Ref	SCISSOR ARMS INSTALLATION (WITH LSS)	C
1	0701015	2	Bolt M10 x 35	
2	0701020	13	Bolt M10 x 60	
3	0701021	8	Bolt M10 x 65	
4	0760608	4	Bolt M6 x 16	
5	0760610	1	Bolt M6 x 20	
7	1321385	1	Clamp	
8	3290405	2	Nut M4	
9	3290605	3	Nut M6	
10	3290807	1	Nut M8	
11	3291007	23	Nut M10	
12	3321402	1	Nut 1/4	
13	3340962	24	Pad	
14	3760115	12	Ring, Retaining	
15	3760170	4	Ring	
16	3760387	9	Ring, Retaining	
17	3841143	2	Keeper, Pin	
18	4031512	2	Capscrew M4 x 40	
19	4160078	1	Spring	
20	4240017	AR	Tie-Strap (Not Shown)	
22	4740438	9	Washer	
23	4740531	12	Washer	
24	4811400	2	Washer M4	
25	4811700	6	Washer M6	
26	4812000	8	Washer M10	
27	1001146963	1	Sensor, Angle	
28	1001200631	1	Light, Indicator	
29	1001203445	2	Pin	
30	1001204311	2	Block, Lower Slide	
31	1001225164	1	Transducer, Pressure	
32	1001231268	1	Mount	
33	1001233860	1	Pin	
34	1001233861	4	Pin	
35	1001233863	2	Pin	
36	1001233864	8	Pin	
37	1001233865	4	Pin	
38	1001233866	1	Pin	
39	1001233867	1	Pin	
40	1001234204	1	Key	
41	1001285320	1	Transducer, Pressure	
42	1001239404	1	Cable, Manual Descent	
43	1001239737	1	Pin	
44	1001244144	1	Prop, Arm	
45	1001245636	1	Support	
46	1001245790	2	Support	
47	1001247345	1	Lift Cylinder Assembly (See Separate Breakdown in CYLINDER Section)	
48	1001304228	1	Mount	
49	1001258226	1	Bolt M8 x 40 (M10 Shoulder)	



## SECTION 3 - SCISSOR ARMS

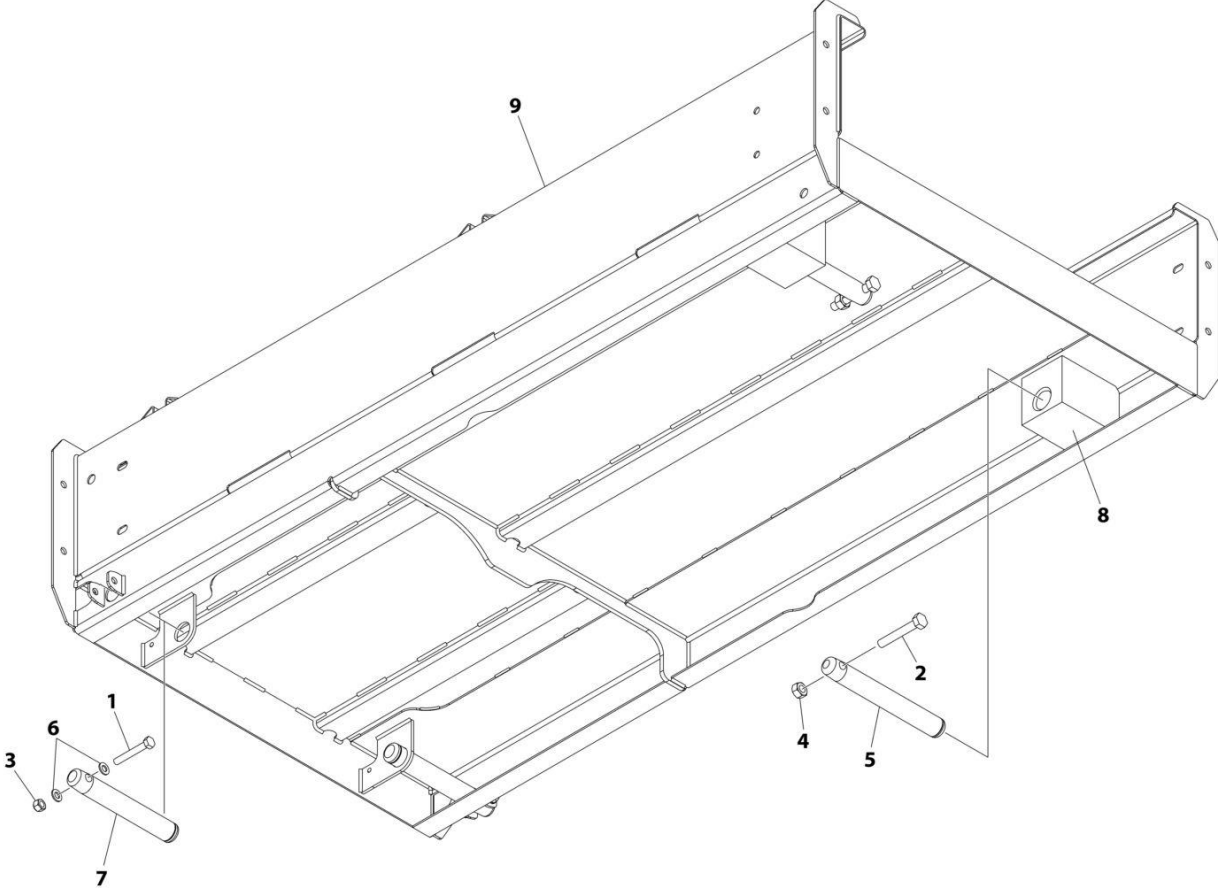
ITEM	PART NUMBER	QTY	DESCRIPTION	REV
50	1001262299	1	Conduit	
51	1001294314	1	Liftdown Harness (See Separate Breakdown in ELECTRICAL Section)	
52	0100011	AR	Compound, Locking	
100	1001234320	1	Arm Kit (Not Shown)	
101	0440264	28	Bearing	
102	0440265	16	Bearing	
103	1001233834	1	Arm, Lower Mid Inside	
104	1001233836	1	Arm, Top Inside	
105	1001233837	1	Arm, Bottom Outside	
106	1001245386	1	Arm, Bottom Inside	
107	1001245388	1	Arm, Upper Mid Inside	
108	1001245451	1	Arm, Top Outside	
109	1001245634	3	Arm, Mid Outside	
110	1001245635	1	Arm, Mid Outside with Prop Mount	



**SECTION 4 - PLATFORM**

**SECTION 4 - PLATFORM**

**FIGURE 4-1. PLATFORM INSTALLATION**



ART\_1001248157

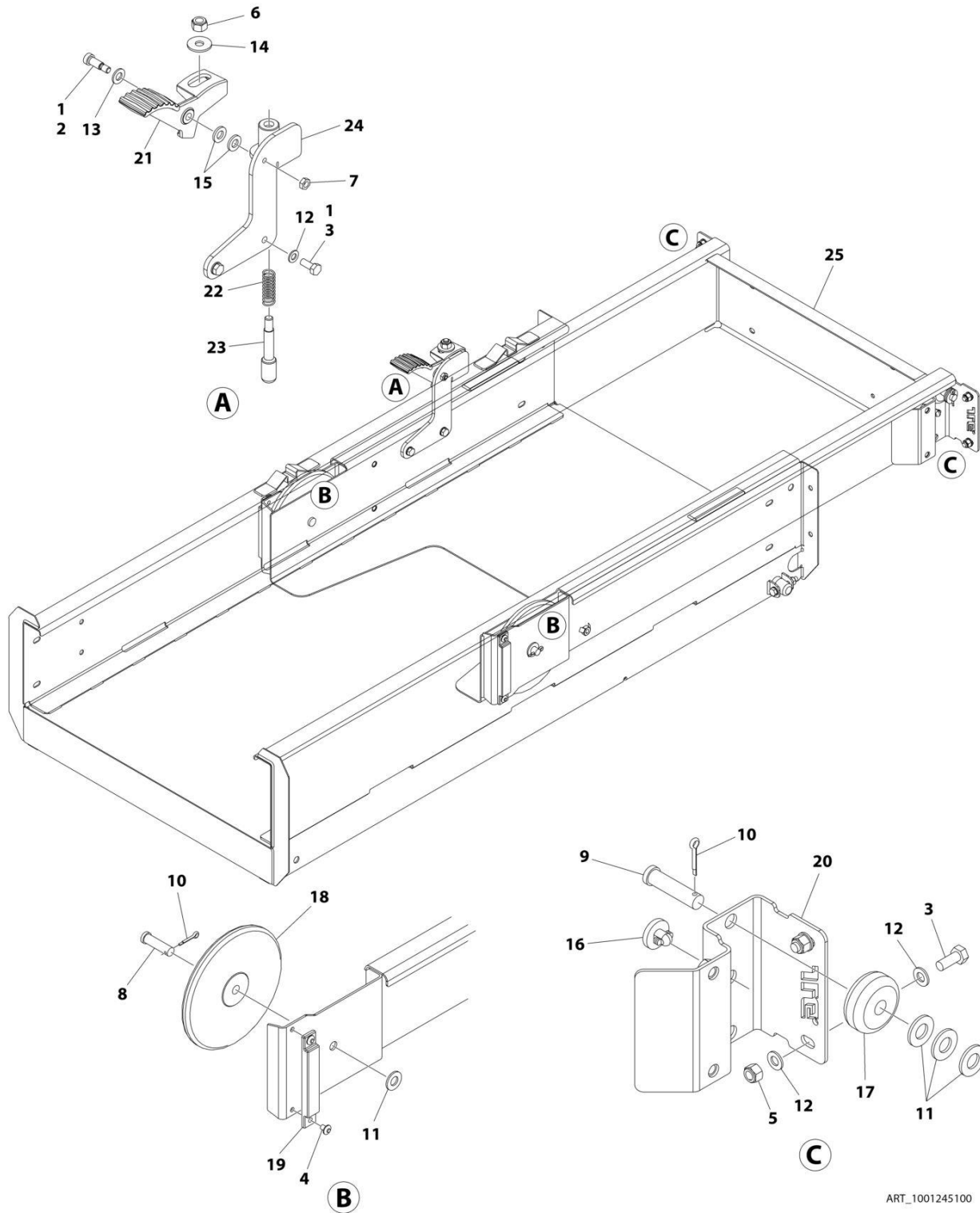
## SECTION 4 - PLATFORM

### FIGURE 4-1. PLATFORM INSTALLATION

ITEM	PART NUMBER	QTY	DESCRIPTION	REV
	1001248157	Ref	PLATFORM INSTALLATION	A
1	0700819	2	Bolt M8 x 55	
2	0701021	2	Bolt M10 x 65	
3	3290805	2	Nut M8	
4	3291007	2	Nut M10	
5	3423032	2	Pin	
6	4811900	4	Washer M8	
7	1001203443	2	Pin	
8	1001205156	2	Block, Slide	
9	1001248155	1	Platform	

# SECTION 4 - PLATFORM

## FIGURE 4-2. PLATFORM EXTENSION INSTALLATION



ART\_1001245100

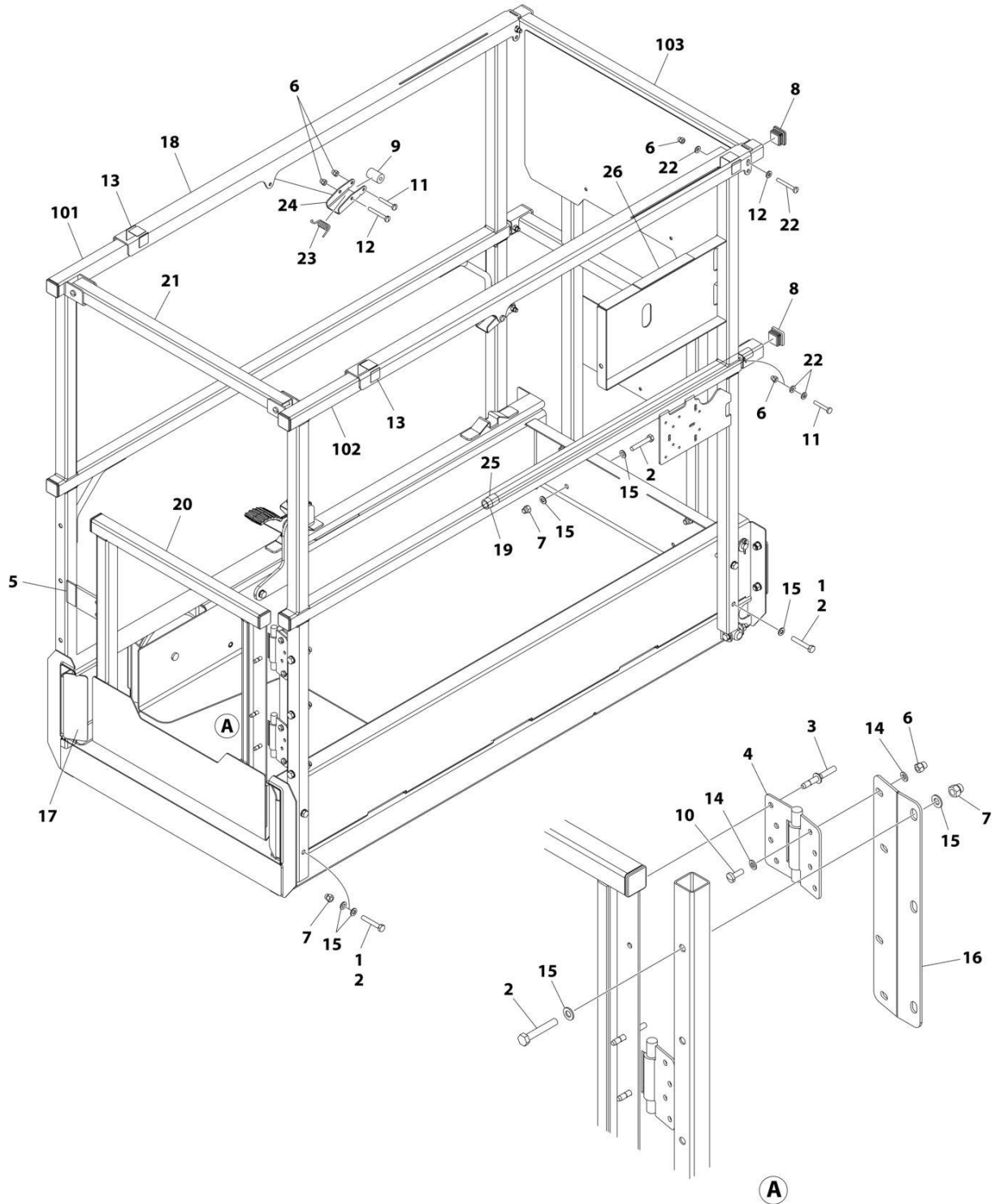
## SECTION 4 - PLATFORM

**FIGURE 4-2. PLATFORM EXTENSION INSTALLATION**

ITEM	PART NUMBER	QTY	DESCRIPTION	REV
	1001245100	Ref	PLATFORM EXTENSION INSTALLATION	C
1	0100011	AR	Compound, Locking	
2	0630183	1	Screw 3/8 x 1	
3	0760810	6	Bolt M8 x 20	
4	2080040	4	Fastener	
5	3290805	4	Nut M8	
6	3291005	1	Nut M10	
7	3311502	1	Nut 5/16	
8	3430814	2	Pin	
9	3430816	2	Pin	
10	3450403	4	Pin, Cotter 1/8 x 3/4	
11	4711800	8	Washer 1/2	
12	4811900	10	Washer M8	
13	4812000	1	Washer M10	
14	4812002	1	Washer M10	
15	5241000	2	Washer M10	
16	1001137675	2	Bumper	
17	1001205422	2	Roller (Front)	
18	1001205430	2	Roller (Rear)	
19	1001208852	2	Pad	
20	1001210064	2	Support	
21	1001217043	1	Plate	
22	1001221475	1	Spring	
23	1001221476	1	Rod	
24	1001236129	1	Bracket	
25	1001245099	1	Extension, Platform	

# SECTION 4 - PLATFORM

## FIGURE 4-3. RAILS INSTALLATION (1.1M TUBE IN TUBE) (Prior to SN B200091613)



ART\_1001287452



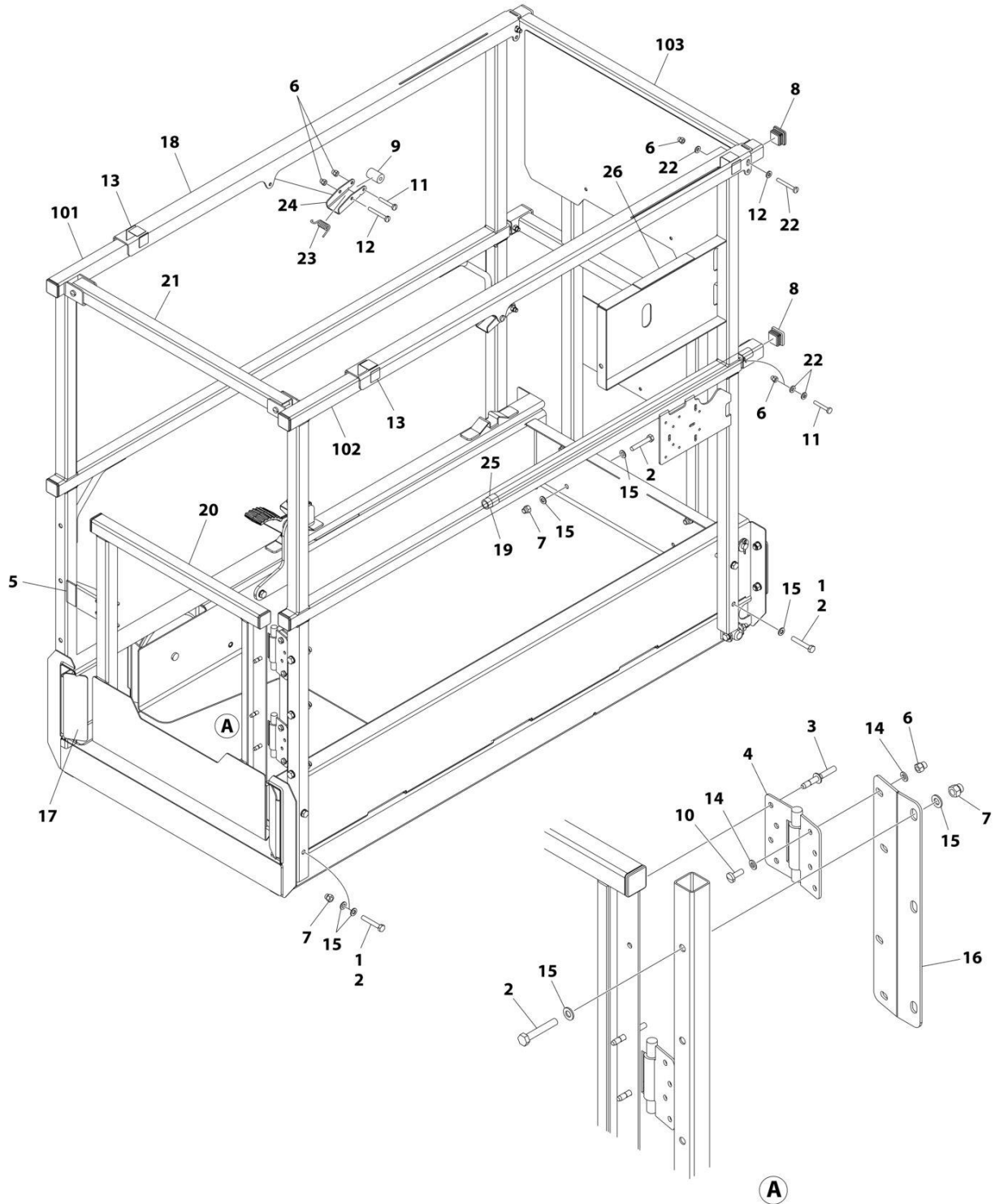
## SECTION 4 - PLATFORM

**FIGURE 4-3. RAILS INSTALLATION (1.1M TUBE IN TUBE) (Prior to SN B200091613)**

ITEM	PART NUMBER	QTY	DESCRIPTION	REV
	1001287452	Ref	RAILS INSTALLATION (1.0M TUBE IN TUBE)	B
1	0100011	AR	Compound, Locking	
2	0700818	15	Bolt M8 x 50	
3	2080040	4	Fastener	
4	2600281	2	Hinge	
5	3080007	1	Latch, Magnetic Gate	
6	3290606	14	Nut M6	
7	3290806	11	Nut M8	
8	3520072	10	Plug	
9	3860111	2	Roller	
10	4010608	4	Screw M6 x 16	
11	4010616	4	Screw M6 x 40	
12	4010618	6	Screw M6 x 50	
13	4420062	16 in /40cm	Tape	
14	4811700	8	Washer M6	
15	4811900	26	Washer M8	
16	1001210586	1	Support	
17	1001210963	2	Cover	
18	1001286107	2	Rail, Top Slide	
19	1001244096	2	Rod	
20	1001245110	1	Gate	
21	1001245138	1	Rail, Rear	
22	1001286023	8	Shim	
23	1001286024	2	Spring	
24	1001286025	2	Plate	
25	1001286160	2	Sleeve	
26	1001286748	2	Bumper Plate	
100	1001287451	1	Rail, Kit (Not Shown)	
101	1001244092	1	Rail, Side (LH)	
102	1001244093	1	Rail, Side (RH)	
103	1001287450	1	Rail, Front Extension	

# SECTION 4 - PLATFORM

FIGURE 4-4. RAILS INSTALLATION (1.1M TUBE IN TUBE) (SN B200091613 to Present)



ART\_1001287452\_C

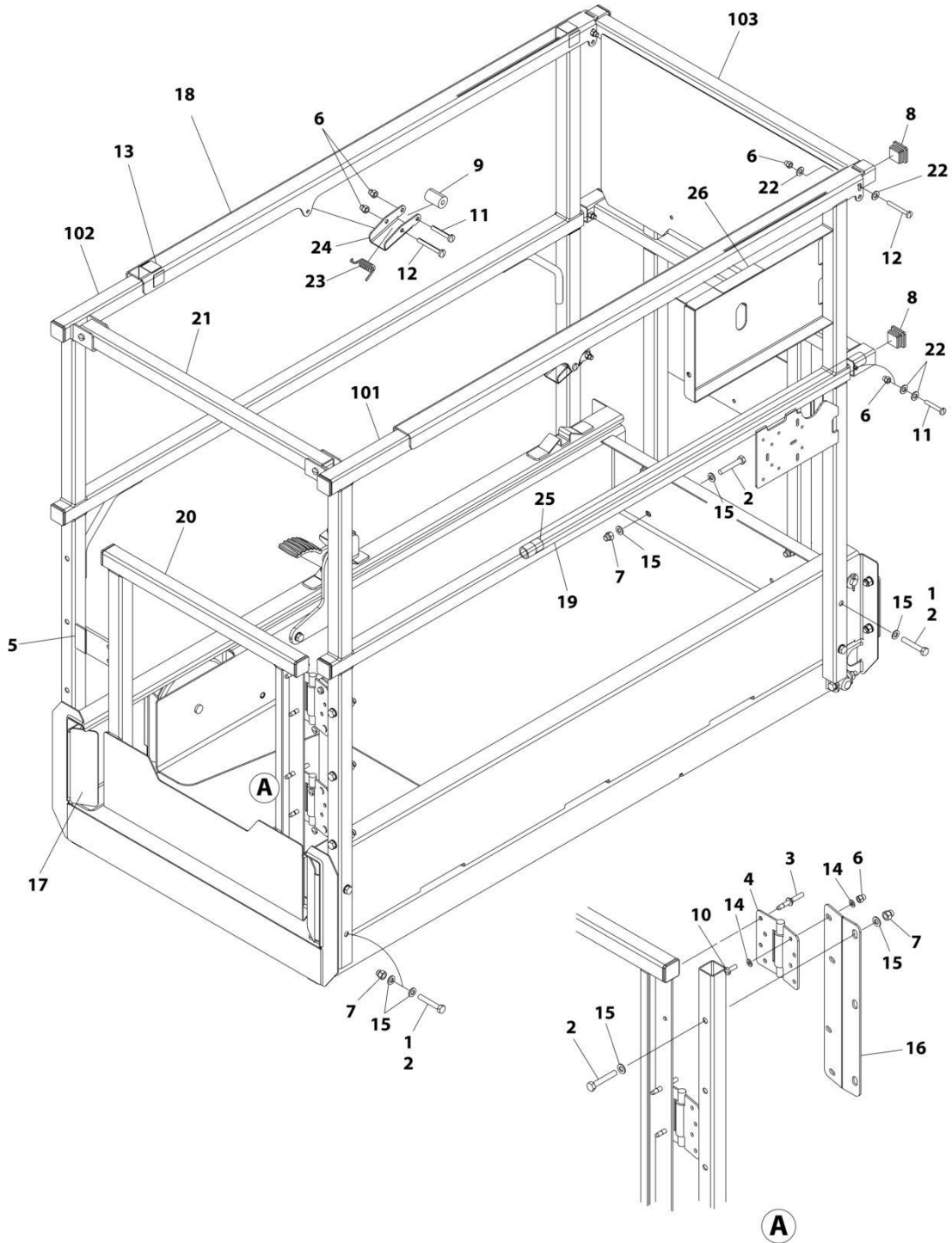
## SECTION 4 - PLATFORM

**FIGURE 4-4. RAILS INSTALLATION (1.1M TUBE IN TUBE) (SN B200091613 to Present)**

ITEM	PART NUMBER	QTY	DESCRIPTION	REV
	1001287452	Ref	RAILS INSTALLATION (1.0M TUBE IN TUBE)	C
1	0100011	AR	Compound, Locking	
2	0700818	15	Bolt M8 x 50	
3	2080040	4	Fastener	
4	2600281	2	Hinge	
5	3080007	1	Latch, Magnetic Gate	
6	3290606	14	Nut M6	
7	3290806	11	Nut M8	
8	3520072	10	Plug	
9	3860111	2	Roller	
10	4010608	4	Screw M6 x 16	
11	4010616	4	Screw M6 x 40	
12	4010618	6	Screw M6 x 50	
13	4420062	16 in /40cm	Tape	
14	4811700	8	Washer M6	
15	4811900	26	Washer M8	
16	1001210586	1	Support	
17	1001210963	2	Cover	
18	1001286107	2	Rail, Top Slide	
19	1001244096	2	Rod	
20	1001307629	1	Gate	
21	1001245138	1	Rail, Rear	
22	1001286023	8	Shim	
23	1001286024	2	Spring	
24	1001286025	2	Plate	
25	1001286160	2	Sleeve	
26	1001286748	2	Bumper Plate	
100	1001287451	1	Rail, Kit (Not Shown)	
101	1001244092	1	Rail, Side (LH)	
102	1001244093	1	Rail, Side (RH)	
103	1001287450	1	Rail, Front Extension	

# SECTION 4 - PLATFORM

FIGURE 4-5. RAILS INSTALLATION (1.0M TUBE IN TUBE) (Prior to SN B200091613)



ART\_1001286108

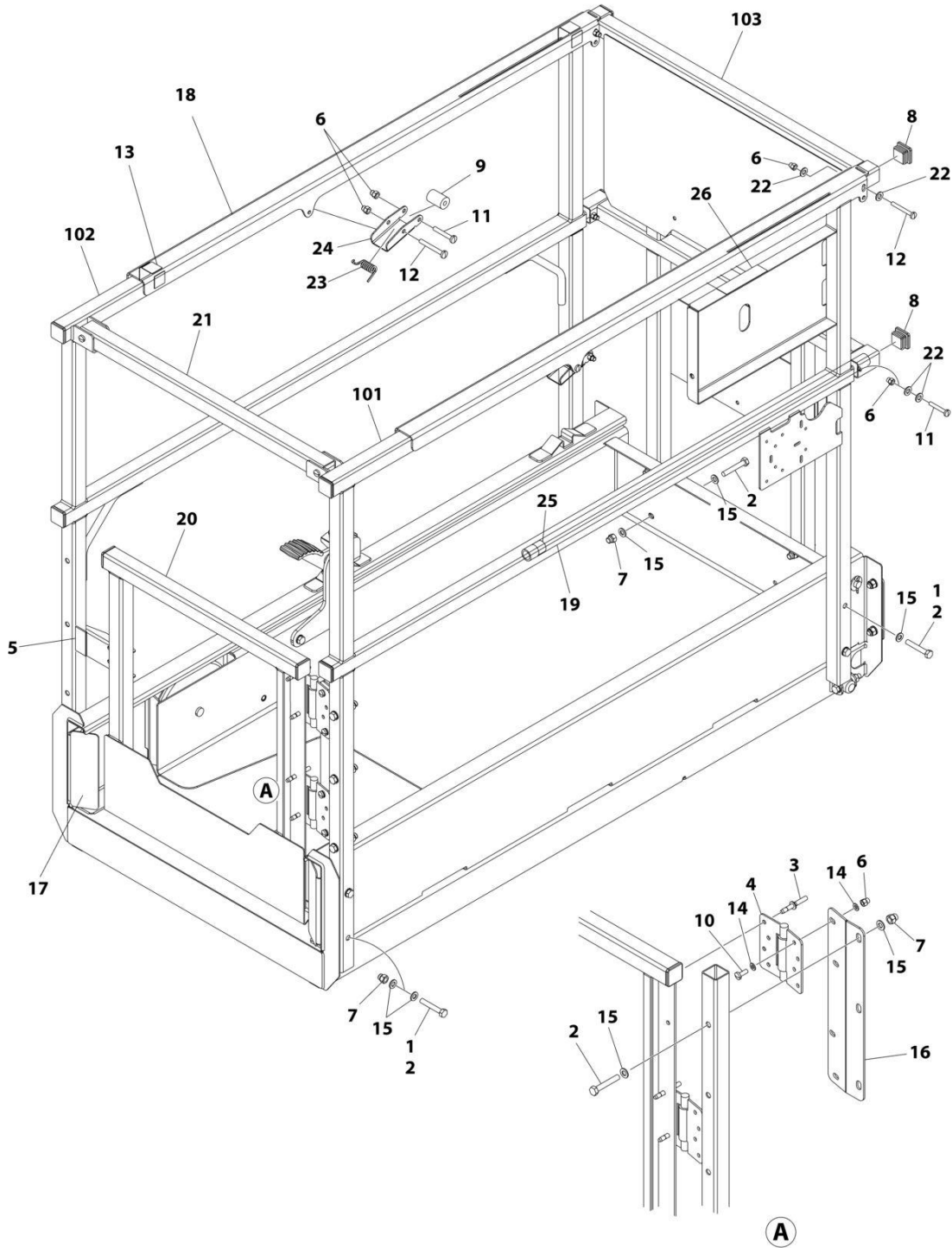
## SECTION 4 - PLATFORM

**FIGURE 4-5. RAILS INSTALLATION (1.0M TUBE IN TUBE) (Prior to SN B200091613)**

ITEM	PART NUMBER	QTY	DESCRIPTION	REV
	1001286108	Ref	RAILS INSTALLATION (1.0M TUBE IN TUBE)	B
1	0100011	AR	Compound, Locking	
2	0700818	15	Bolt M8 x 50	
3	2080040	4	Fastener	
4	2600281	2	Hinge	
5	3080007	1	Latch, Magnetic Gate	
6	3290606	14	Nut M6	
7	3290806	11	Nut M8	
8	3520072	10	Plug	
9	3860111	2	Roller	
10	4010608	4	Screw M6 x 16	
11	4010616	4	Screw M6 x 40	
12	4010618	6	Screw M6 x 50	
13	4420062	16 in /40cm	Tape	
14	4811700	8	Washer M6	
15	4811900	26	Washer M8	
16	1001210586	1	Support	
17	1001210963	2	Cover	
18	1001286107	2	Rail, Top Slide	
19	1001244096	2	Rod	
20	1001245110	1	Gate	
21	1001245138	1	Rail, Rear	
22	1001286023	8	Shim	
23	1001286024	2	Spring	
24	1001286025	2	Plate	
25	1001286160	2	Sleeve	
26	1001286748	2	Bumper Plate	
100	1001286017	1	Rail, Kit (Not Shown)	
101	1001244045	1	Rail, Side (RH)	
102	1001244047	1	Rail, Side (LH)	
103	1001286010	1	Rail, Front Extension	

# SECTION 4 - PLATFORM

FIGURE 4-6. RAILS INSTALLATION (1.0M TUBE IN TUBE) (SN B200091613 to Present)



ART\_1001286108\_C

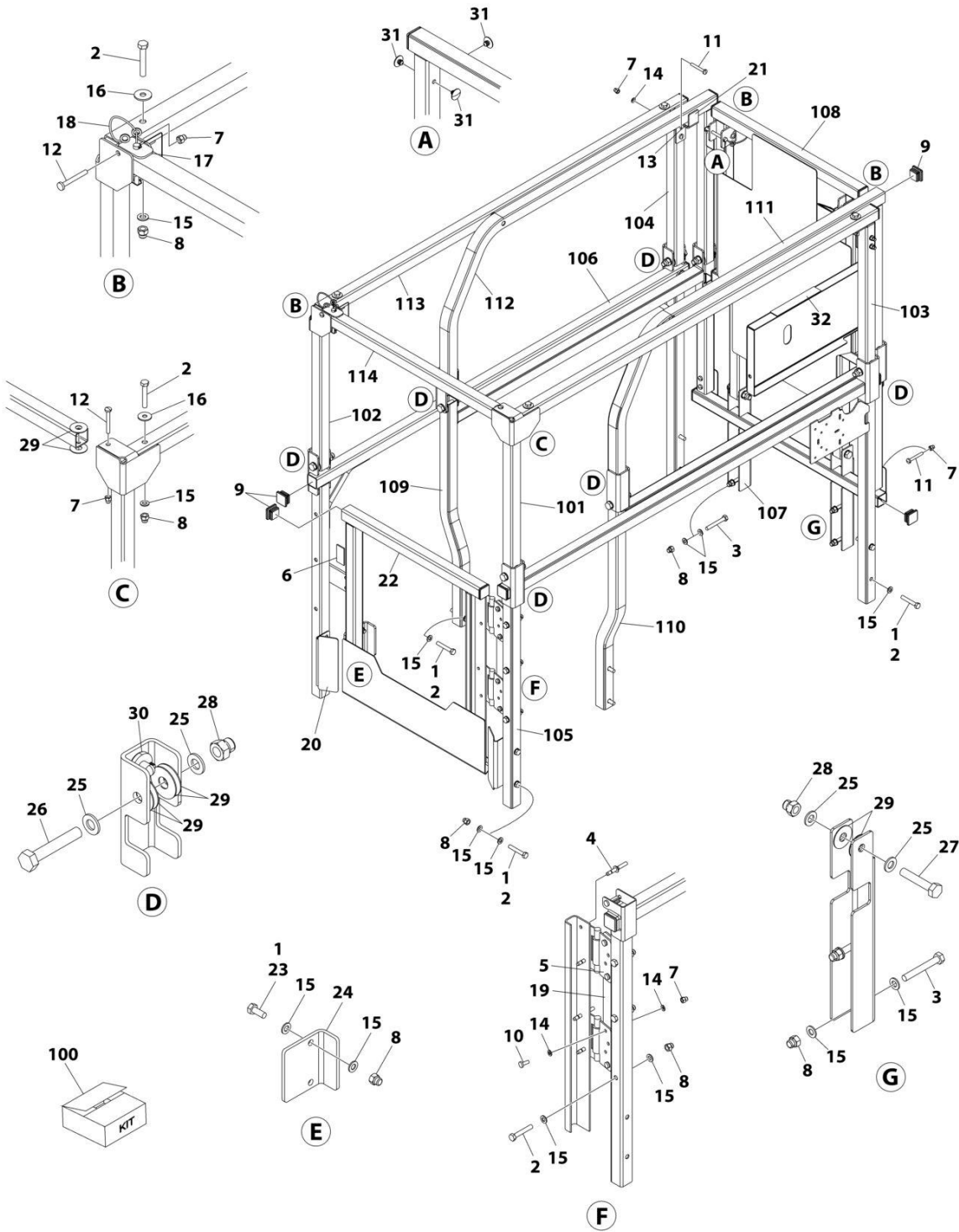
## SECTION 4 - PLATFORM

**FIGURE 4-6. RAILS INSTALLATION (1.0M TUBE IN TUBE) (SN B200091613 to Present)**

ITEM	PART NUMBER	QTY	DESCRIPTION	REV
	1001286108	Ref	RAILS INSTALLATION (1.0M TUBE IN TUBE)	C
1	0100011	AR	Compound, Locking	
2	0700818	15	Bolt M8 x 50	
3	2080040	4	Fastener	
4	2600281	2	Hinge	
5	3080007	1	Latch, Magnetic Gate	
6	3290606	14	Nut M6	
7	3290806	11	Nut M8	
8	3520072	10	Plug	
9	3860111	2	Roller	
10	4010608	4	Screw M6 x 16	
11	4010616	4	Screw M6 x 40	
12	4010618	6	Screw M6 x 50	
13	4420062	16 in /40cm	Tape	
14	4811700	8	Washer M6	
15	4811900	26	Washer M8	
16	1001210586	1	Support	
17	1001210963	2	Cover	
18	1001286107	2	Rail, Top Slide	
19	1001244096	2	Rod	
20	1001307629	1	Gate	
21	1001245138	1	Rail, Rear	
22	1001286023	8	Shim	
23	1001286024	2	Spring	
24	1001286025	2	Plate	
25	1001286160	2	Sleeve	
26	1001286748	2	Bumper Plate	
100	1001286017	1	Rail, Kit (Not Shown)	
101	1001244045	1	Rail, Side (RH)	
102	1001244047	1	Rail, Side (LH)	
103	1001286010	1	Rail, Front Extension	

# SECTION 4 - PLATFORM

FIGURE 4-7. RAILS INSTALLATION (SIDE BY SIDE) (Prior to SN B200088154, Including B200088019 and B200088020)



ART\_1001286710



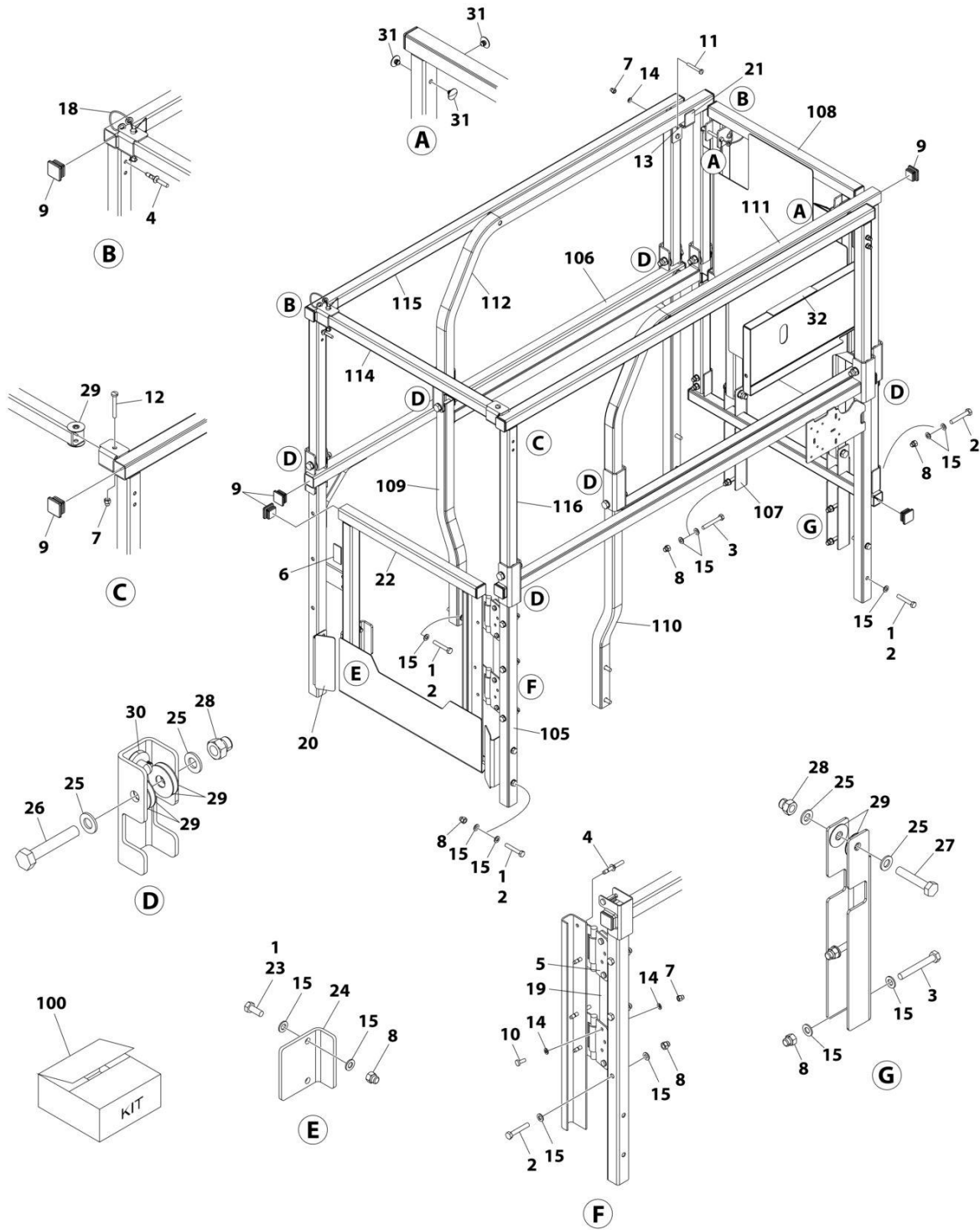
## SECTION 4 - PLATFORM

**FIGURE 4-7. RAILS INSTALLATION (SIDE BY SIDE) (Prior to SN B200088154, Including B200088019 and B200088020)**

ITEM	PART NUMBER	QTY	DESCRIPTION	REV
	1001286710	Ref	RAILS INSTALLATION (SIDE BY SIDE)	A
1	0100011	AR	Compound, Locking	
2	0700818	19	Bolt M8 x 50	
3	0700820	4	Bolt M8 x 60	
4	2080040	4	Fastener	
5	2600281	2	Hinge	
6	3080007	1	Latch, Magnetic Gate	
7	3290606	14	Nut M6	
8	3290806	17	Nut M8	
9	3520072	16	Plug	
10	4010608	4	Screw M6 x 16	
11	4010617	8	Screw M6 x 45	
12	4010618	2	Screw M6 x 50	
13	4420062	15 in/ 37cm	Tape	
14	4811700	12	Washer M6	
15	4811900	38	Washer M8	
16	4811902	4	Washer M8	
17	1001154378	1	Bracket	
18	1001187587	3	Pin, With Lanyard	
19	1001210586	1	Support	
20	1001210963	2	Cover	
21	1001232257	2	Brace	
22	1001245110	1	Gate	
23	0760810	2	Bolt M8 x 20	
24	1001232622	1	Bracket	
25	4812000	20	Washer M10	
26	0701020	8	Bolt M10 x 60	
27	0701019	2	Bolt M10 x 55	
28	3291006	10	Nut M10	
29	1001211895	38	Plate, Washer	
30	1001137675	16	Bumper	
31	1001211896	6	Bumper	
32	1001286748	2	Bumper	
100	1001286246	1	Rail, Kit (Not Shown)	
101	1001286226	1	Rail (RH Upper Rear)	
102	1001286227	1	Rail (LH Upper Rear)	
103	1001286228	1	Rail (RH Upper Front)	
104	1001286229	1	Rail (LH Upper Front)	
105	1001286220	1	Rail (Extension RH Side Upper)	
106	1001286221	1	Rail (Extension LH Side Upper)	
107	1001286222	1	Rail (Lower Extension)	
108	1001286223	1	Rail (Upper Front Extension)	
109	1001286224	1	Rail (LH Lower)	
110	1001286225	1	Rail (RH Lower)	
111	1001286230	1	Rail (Extension RH Side Lower)	
112	1001286231	1	Rail (Extension LH Side Lower)	
113	1001286239	2	Rail (RH and LH Side Upper)	
114	1001245136	1	Rail (Rear Top)	

# SECTION 4 - PLATFORM

FIGURE 4-8. RAILS INSTALLATION (SIDE BY SIDE) (SN B200088154 through B200091612, Including B200088019 and B200088020)



ART\_1001286710\_B

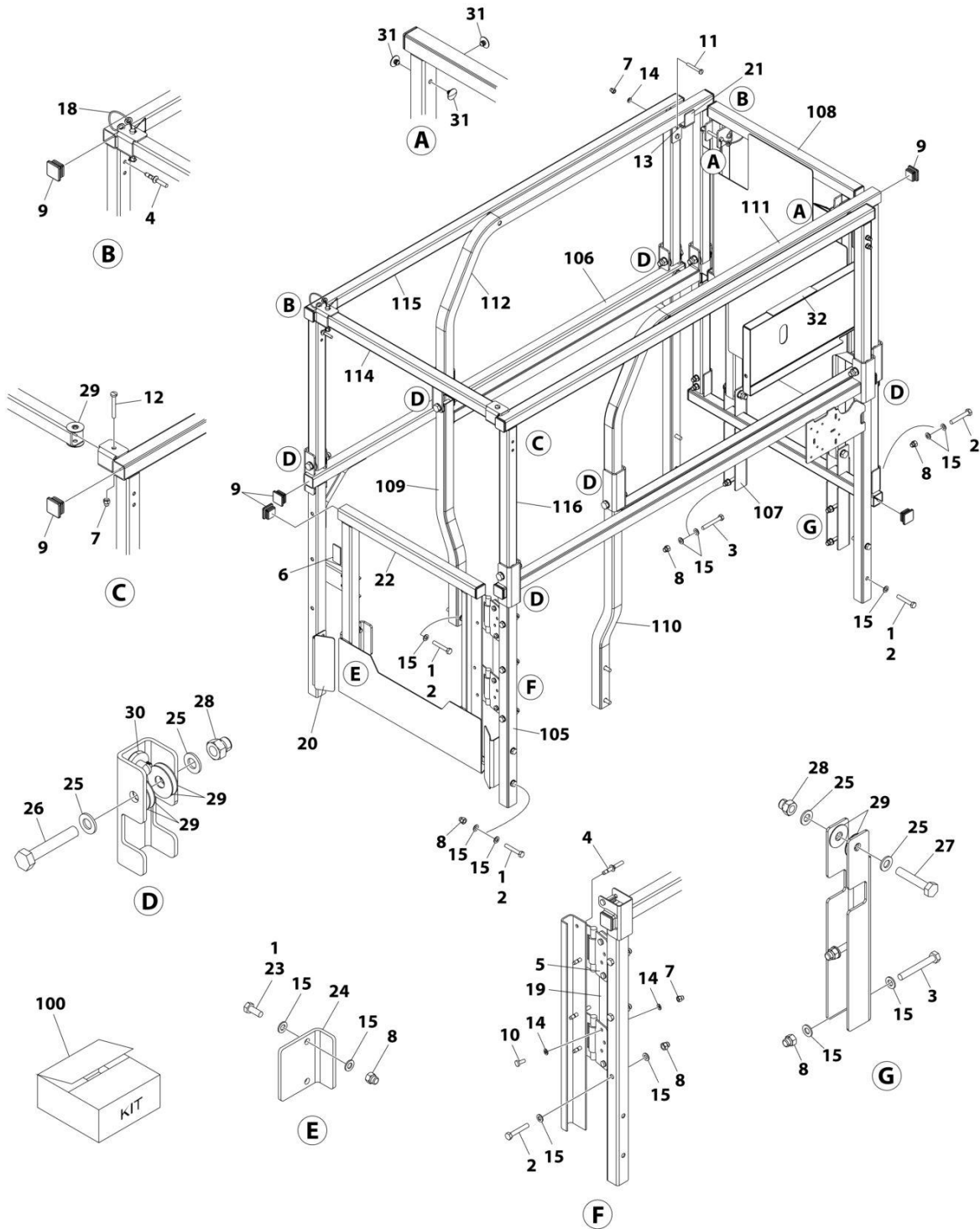
## SECTION 4 - PLATFORM

**FIGURE 4-8. RAILS INSTALLATION (SIDE BY SIDE) (SN B200088154 through B200091612, Including B200088019 and B200088020)**

ITEM	PART NUMBER	QTY	DESCRIPTION	REV
	1001286710	Ref	RAILS INSTALLATION (SIDE BY SIDE)	B
1	0100011	AR	Compound, Locking	
2	0700818	19	Bolt M8 x 50	
3	0700820	4	Bolt M8 x 60	
4	2080040	7	Fastener	
5	2600281	2	Hinge	
6	3080007	1	Latch, Magnetic Gate	
7	3290606	9	Nut M6	
8	3290806	17	Nut M8	
9	3520072	18	Plug	
10	4010608	4	Screw M6 x 16	
11	4010617	4	Screw M6 x 45	
12	4010618	1	Screw M6 x 50	
13	4420062	15 in/ 37cm	Tape	
14	4811700	12	Washer M6	
15	4811900	42	Washer M8	
18	1001187587	3	Pin, With Lanyard	
19	1001210586	1	Support	
20	1001210963	2	Cover	
21	1001232257	2	Brace	
22	1001245110	1	Gate	
23	0760810	2	Bolt M8 x 20	
24	1001232622	1	Bracket	
25	4812000	20	Washer M10	
26	0701020	8	Bolt M10 x 60	
27	0701019	2	Bolt M10 x 55	
28	3291006	10	Nut M10	
29	1001211895	40	Plate, Washer	
30	1001137675	16	Bumper	
31	1001211896	6	Bumper	
32	1001286748	2	Bumper	
100	1001286246	1	Rail, Kit (Not Shown)	
105	1001286220	1	Rail (Extension RH Side Upper)	
106	1001286221	1	Rail (Extension LH Side Upper)	
107	1001286222	1	Rail (Lower Extension)	
108	1001286223	1	Rail (Upper Front Extension)	
109	1001286224	1	Rail (LH Lower)	
110	1001286225	1	Rail (RH Lower)	
111	1001286230	1	Rail (Extension RH Side Lower)	
112	1001286231	1	Rail (Extension LH Side Lower)	
114	1001302827	1	Rail, Tube	
115	1001302379	1	Rail (LH)	
116	1001302380	1	Rail (RH)	

# SECTION 4 - PLATFORM

## FIGURE 4-9. RAILS INSTALLATION (SIDE BY SIDE) (SN B200091613 to Present)



ART\_1001286710\_C

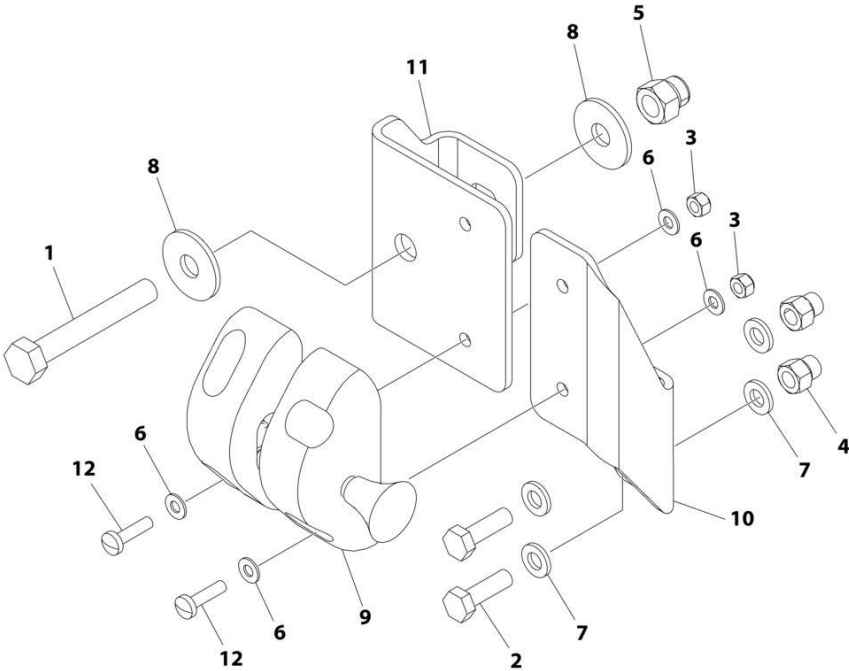
## SECTION 4 - PLATFORM

**FIGURE 4-9. RAILS INSTALLATION (SIDE BY SIDE) (SN B200091613 to Present)**

ITEM	PART NUMBER	QTY	DESCRIPTION	REV
	1001286710	Ref	RAILS INSTALLATION (SIDE BY SIDE)	C
1	0100011	AR	Compound, Locking	
2	0700818	19	Bolt M8 x 50	
3	0700820	4	Bolt M8 x 60	
4	2080040	7	Fastener	
5	2600281	2	Hinge	
6	3080007	1	Latch, Magnetic Gate	
7	3290606	9	Nut M6	
8	3290806	17	Nut M8	
9	3520072	18	Plug	
10	4010608	4	Screw M6 x 16	
11	4010617	4	Screw M6 x 45	
12	4010618	1	Screw M6 x 50	
13	4420062	15 in/ 37cm	Tape	
14	4811700	12	Washer M6	
15	4811900	42	Washer M8	
18	1001187587	3	Pin, With Lanyard	
19	1001210586	1	Support	
20	1001210963	2	Cover	
21	1001232257	2	Brace	
22	1001307629	1	Gate	
23	0760810	2	Bolt M8 x 20	
24	1001232622	1	Bracket	
25	4812000	20	Washer M10	
26	0701020	8	Bolt M10 x 60	
27	0701019	2	Bolt M10 x 55	
28	3291006	10	Nut M10	
29	1001211895	40	Plate, Washer	
30	1001137675	16	Bumper	
31	1001211896	6	Bumper	
32	1001286748	2	Bumper	
100	1001286246	1	Rail, Kit (Not Shown)	
105	1001286220	1	Rail (Extension RH Side Upper)	
106	1001286221	1	Rail (Extension LH Side Upper)	
107	1001286222	1	Rail (Lower Extension)	
108	1001286223	1	Rail (Upper Front Extension)	
109	1001286224	1	Rail (LH Lower)	
110	1001286225	1	Rail (RH Lower)	
111	1001286230	1	Rail (Extension RH Side Lower)	
112	1001286231	1	Rail (Extension LH Side Lower)	
114	1001302827	1	Rail, Tube	
115	1001302379	1	Rail (LH)	
116	1001302380	1	Rail (RH)	

**SECTION 4 - PLATFORM**

**FIGURE 4-10. GATE LATCH INSTALLATION**



ART\_1001220995

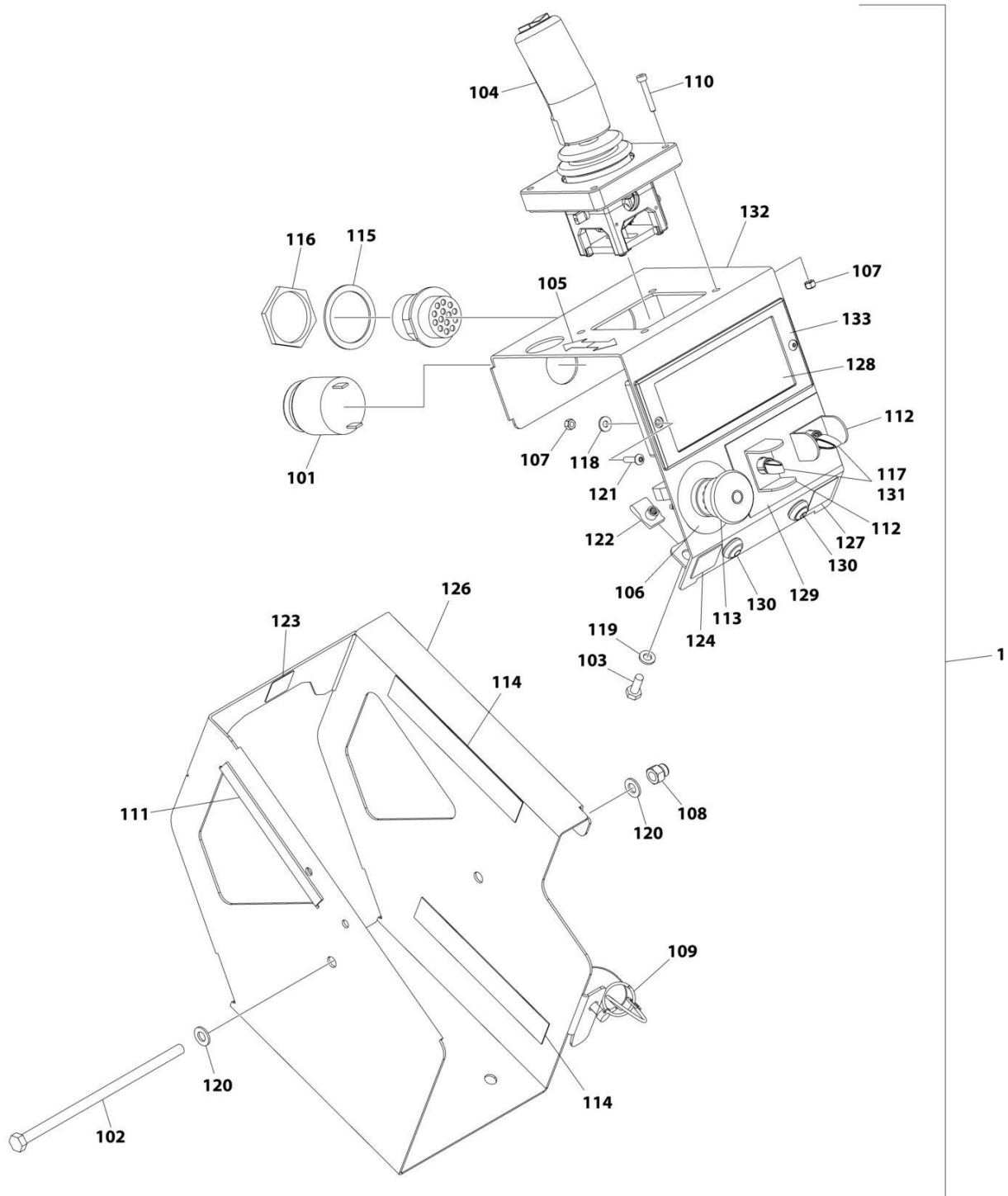
## SECTION 4 - PLATFORM

### FIGURE 4-10. GATE LATCH INSTALLATION

ITEM	PART NUMBER	QTY	DESCRIPTION	REV
	1001220995	Ref	GATE LATCH INSTALLATION	B
1	0700819	1	Bolt M8 x 55	
2	0760610	2	Bolt M6 x 20	
3	3290405	4	Nut M4	
4	3290606	2	Nut M6	
5	3290806	1	Nut M8	
6	4811400	8	Washer M4	
7	4811700	4	Washer M6	
8	4811902	2	Washer M8	
9	1001134821	1	Latch	
10	1001220409	1	Mount	
11	1001220410	1	Plate	
12	4010408	4	Screw M4 x 16	

# SECTION 4 - PLATFORM

## FIGURE 4-11. PLATFORM CONSOLE INSTALLATION



ART\_1001274659



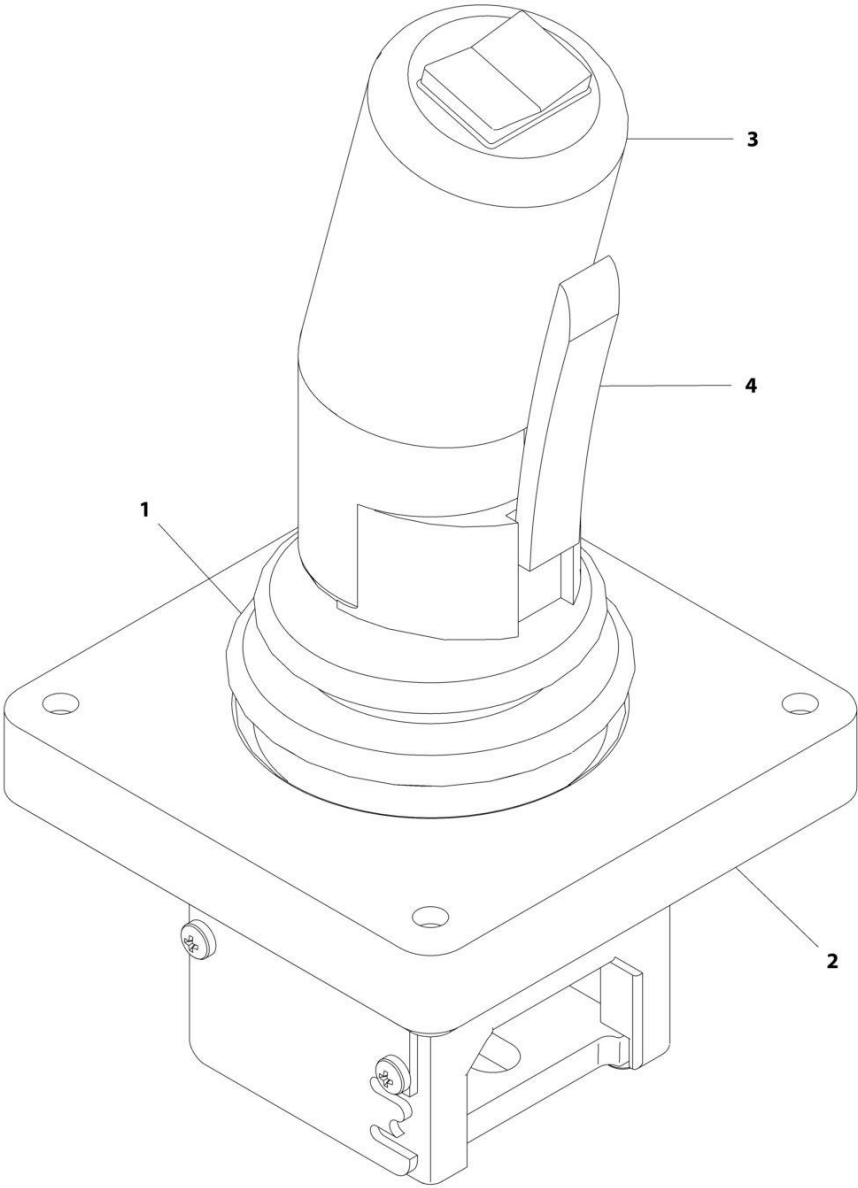
## SECTION 4 - PLATFORM

**FIGURE 4-11. PLATFORM CONSOLE INSTALLATION**

ITEM	PART NUMBER	QTY	DESCRIPTION	REV
	1001274659	Ref	PLATFORM CONTROL INSTALLATION (LED)	A
1	1001274604	1	Platform Control Box	B
101	0140030	1	Alarm	
102	0700835	1	Bolt M8 x 180	
103	0760610	2	Bolt M6 x 20	
104	1600402	1	Controller Assembly (See Separate Breakdown in this Section)	
105	1703819	1	Decal - Arrow	
106	1704260	1	Decal - Emergency Stop	
107	3290405	6	Nut M4	
108	3290806	1	Nut M8	
109	3423278	1	Pin, Snap with Lanyard	
110	4031509	4	Capscrew M4 x 25	
111	4060803	6 in/ 14cm	Flex-Trim	
112	4060906	2	Guard, Switch	
113	4360475	1	Switch, Emergency Stop	
113	7020175	1	Cap	
113	7020176	1	Block, Contact	
114	4420062	12 in/ 30cm	Tape	
115	4460496	1	Washer, Terminal	
116	4460497	1	Nut, Terminal	
117	4711700	2	Washer 7/16	
118	4811400	2	Washer M4	
119	4811700	2	Washer M6	
120	4811900	2	Washer M8	
121	1001047064	2	Screw M4 x 15	
122	1001130220	2	Nut, Tinnerman M6	
123	1001132358	1	Decal - Steer	
124	1001132361	1	Decal - Horn	
125	1001200819	1	Platform Control Box Harness (Not Shown) (See Separate Breakdown in ELECTRICAL Section)	
126	1001209596	1	Plate, Box (Outside)	
127	1001213886	1	Decal - Indoor/Outdoor	
128	1001218285	1	Decal - Platform Control	
129	1001220893	1	Decal - Lift/Drive Function	
130	1001226749	2	Switch, Push Button	
131	1001258446	2	Switch, Toggle	
132	1001262655	1	Plate, Box (Inside)	
133	1001274605	1	Module, Platform Control	

**SECTION 4 - PLATFORM**

**FIGURE 4-12. CONTROLLER ASSEMBLY**



ART\_1600402

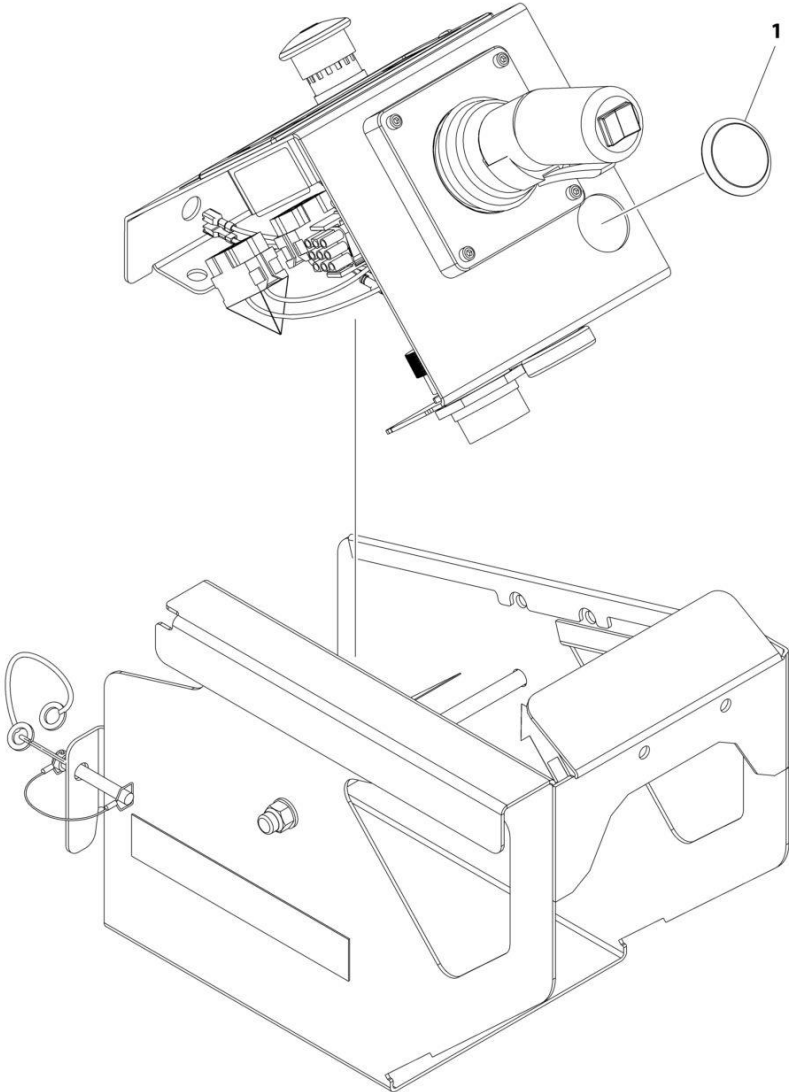
## SECTION 4 - PLATFORM

**FIGURE 4-12. CONTROLLER ASSEMBLY**

ITEM	PART NUMBER	QTY	DESCRIPTION	REV
	1600402	Ref	DRIVE/STEER CONTROLLER ASSEMBLY	B
1	70001250	1	Boot, Panel	
2	70001252	1	Gasket, Mounting	
2	70001251	1	Bezel, Mounting	
3	70003650	1	Handle Repair Kit (Includes handle gasket, item#4 push button and item #4 lever installed in front handle half, back handle half, top actuator, boot and hardware.)	
3	70000084	1	Cap, Rubber	
3	70000082	1	Microswitch	
3	7027766	1	Ring, Retaining	
3	7027365	1	Actuator, Handle	
3	70001253	1	Gasket, Handle	
3	70000683	4	Washer, Neoprene	
3	70000685	2	Spacer, Plastic	
3	70000686	2	Screw (Top)	
3	70000684	2	Screw (Bottom)	
4	7027367	1	Switch, Push Button	
4	7027765	1	Lever, Enable	

**SECTION 4 - PLATFORM**

**FIGURE 4-13. PLATFORM CONTROL PLUG INSTALLATION**



ART\_1001274661

## SECTION 4 - PLATFORM

**FIGURE 4-13. PLATFORM CONTROL PLUG INSTALLATION**

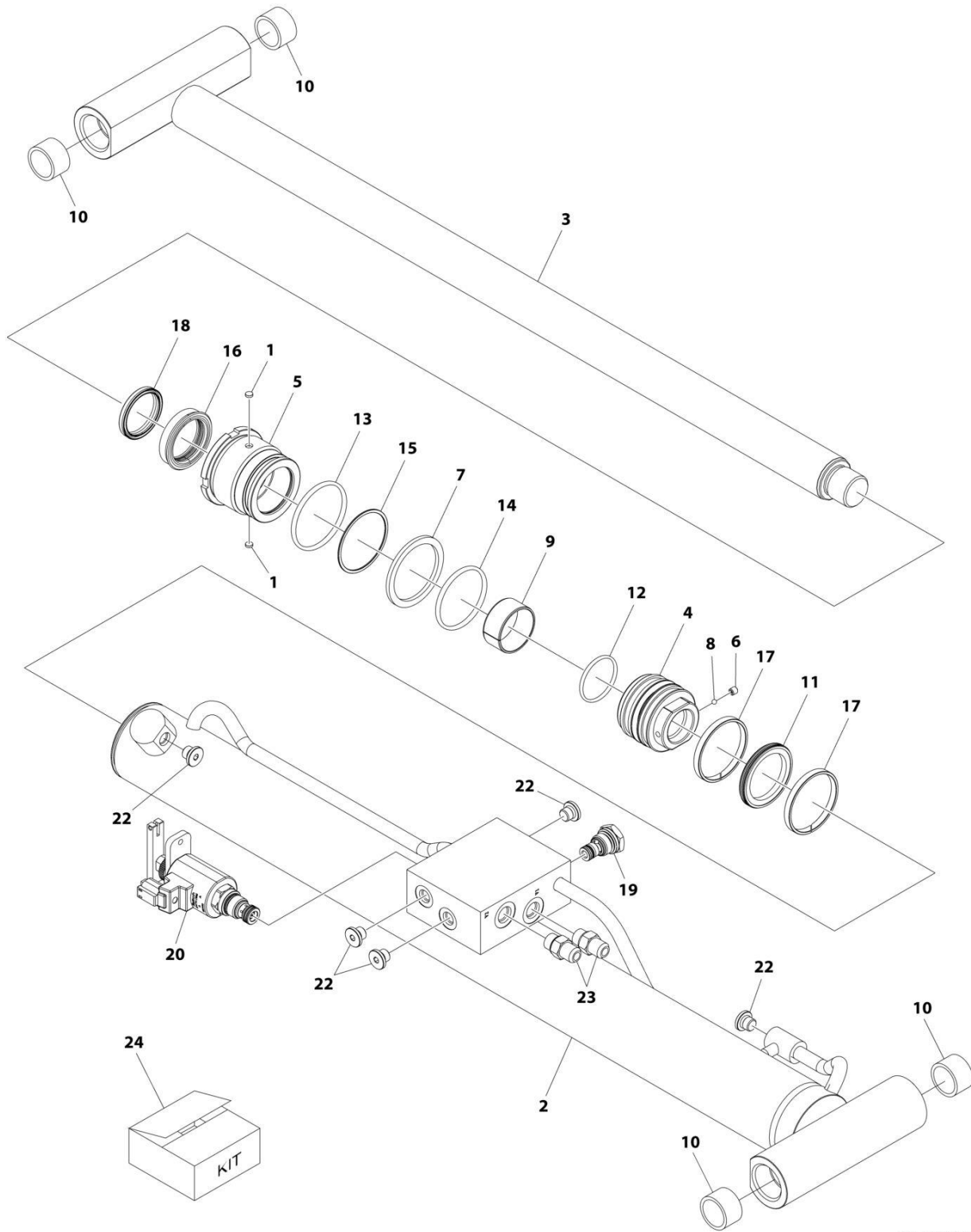
ITEM	PART NUMBER	QTY	DESCRIPTION	REV
1	1001274661 1001262221	Ref 1	PLATFORM CONTROL PLUG INSTALLATION Plug	A



**SECTION 5 - CYLINDER**

# SECTION 5 - CYLINDER

## FIGURE 5-1. LIFT CYLINDER ASSEMBLY



ART\_1001247345



## SECTION 5 - CYLINDER

### FIGURE 5-1. LIFT CYLINDER ASSEMBLY

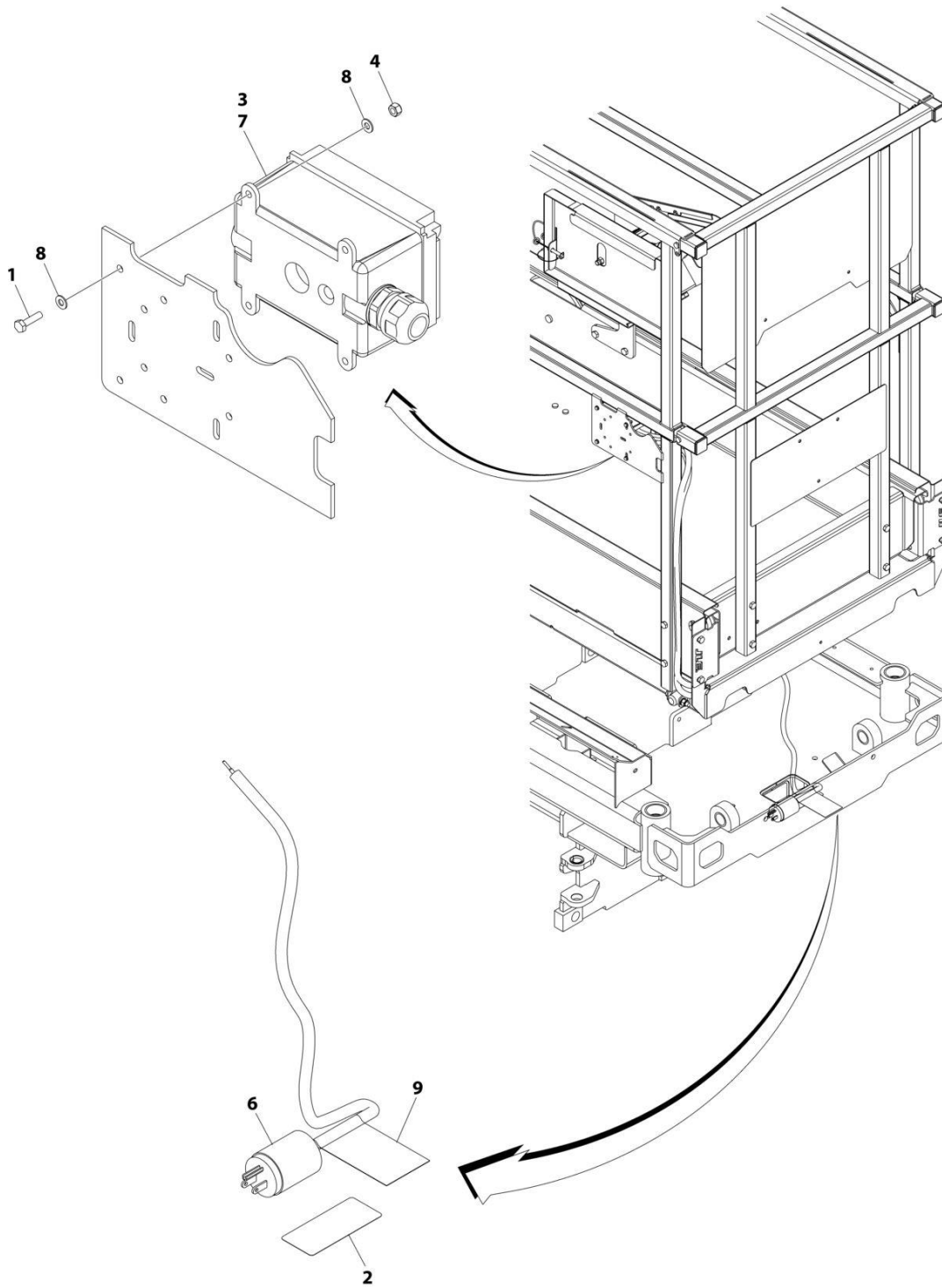
ITEM	PART NUMBER	QTY	DESCRIPTION	REV
	1001247345	Ref	LIFT CYLINDER ASSEMBLY	B
		Ref	Note: Original Cylinder May Have Been Replaced with Service Replacement. Identify PN Stamped on Cylinder Before Ordering Parts.	
1	70003636	2	Insert, Locking	
2	See Note	NSS	Barrel (Note: Use p/n 1001247345)	
3	70007137	1	Rod	
4	70007130	1	Piston	
5	70007131	1	Head	
6	See Note	NSS	Setscrew (Note: Use Item 24)	
7	70007132	1	Ring, Back-up	
8	See Note	NSS	Ball (Note: Use Item 24)	
9	70007133	1	Ring, Wear	
10	0962292	4	Bearing	
11	See Note	NSS	Ring, Wear (Note: Use Item 24)	
12	See Note	NSS	O-Ring (Note: Use Item 24)	
13	See Note	NSS	O-Ring (Note: Use Item 24)	
14	See Note	NSS	O-Ring (Note: Use Item 24)	
15	See Note	NSS	Ring, Back-up (Note: Use Item 24)	
16	See Note	NSS	Seal, Rod (Note: Use Item 24)	
17	See Note	NSS	Seal, Piston (Note: Use Item 24)	
18	See Note	NSS	Wiper (Note: Use Item 24)	
19	70004585	1	Valve, Check (Bosch Rexroth)	
19	70008142	1	Valve, Check (Sant - Valvole)	
20	70005236	1	Valve, Manual Descent (Bosch Rexroth)	
20	70008143	1	Valve, Manual Descent (Sant - Valvole)	
21	70007134	2	Fitting, Straight (Not Shown)	
22	2220883	5	Plug	
23	70007135	2	Fitting, Straight	
24	70007138	1	Seal Kit - Cylinder (Includes Items 6, 8 & 11-18)	



**SECTION 6 - ELECTRICAL**

# SECTION 6 - ELECTRICAL

FIGURE 6-1. AC BOX AT PLATFORM INSTALLATION - 110V GFI (ALL SPECS EXCEPT CE & UK CA SPECS)



ART\_1001244911

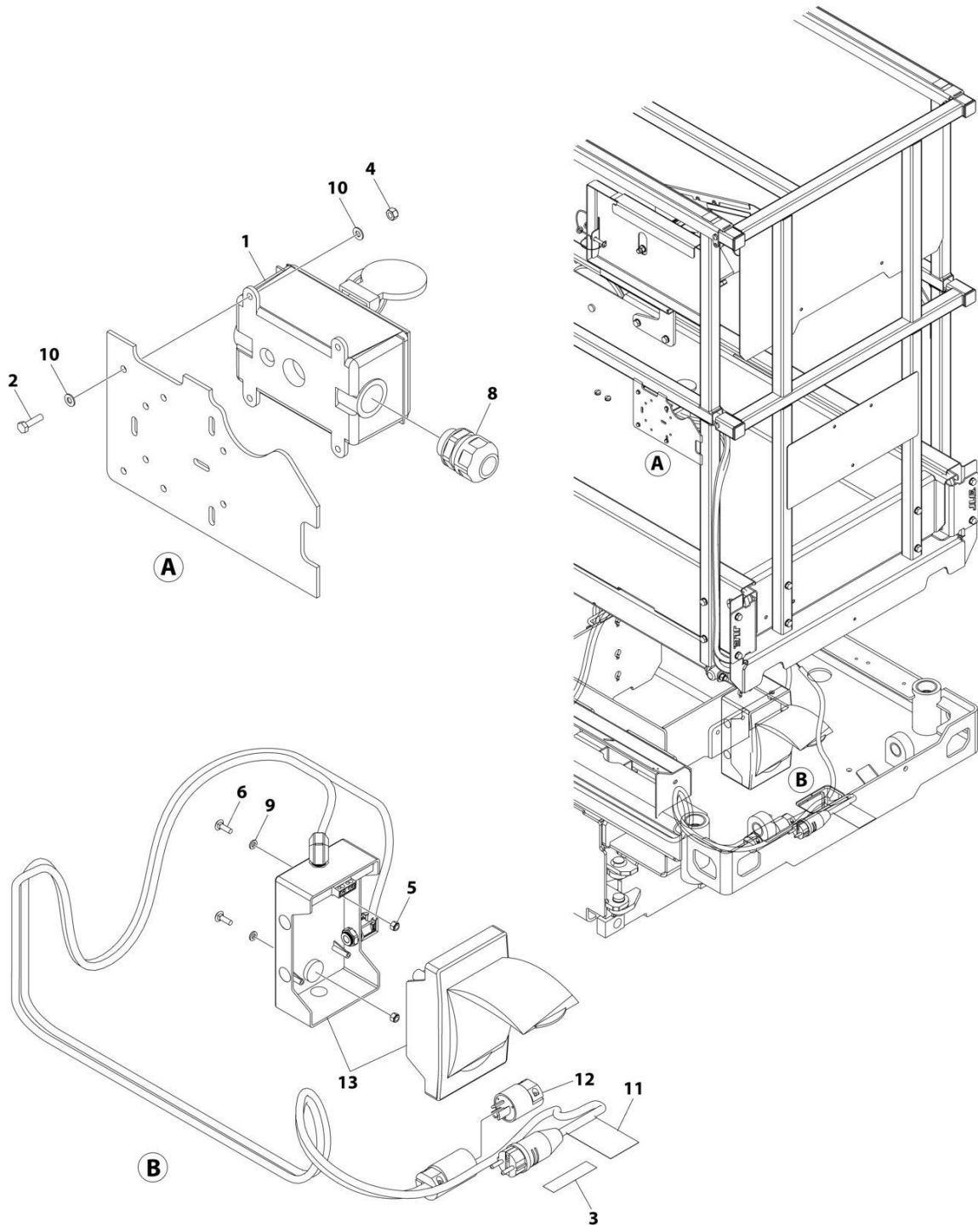
## SECTION 6 - ELECTRICAL

**FIGURE 6-1. AC BOX AT PLATFORM INSTALLATION - 110V GFI (ALL SPECS EXCEPT CE & UK CA SPECS)**

ITEM	PART NUMBER	QTY	DESCRIPTION	REV
	1001244911	Ref	AC BOX AT PLATFORM INSTALLATION - 110V GFI	A
1	0760408	4	Bolt M4 x 16	
2	1703464	1	Decal - AC Power	
3	2902431	1	Receptacle Box Kit (See Separate Breakdown in this Section)	
4	3290405	4	Nut M4	
5	4240017	AR	Tie-Strap (Not Shown)	
6	4460138	1	Plug, Male - AC	
7	4460315	1	Terminal	
8	4811400	8	Washer M4	
9	1001102258	1	Decal - AC Label	

# SECTION 6 - ELECTRICAL

## FIGURE 6-2. AC BOX AT PLATFORM INSTALLATION - 220V CEE7 SIDE GROUND (CE & UK CA SPECS)



ART\_1001244914

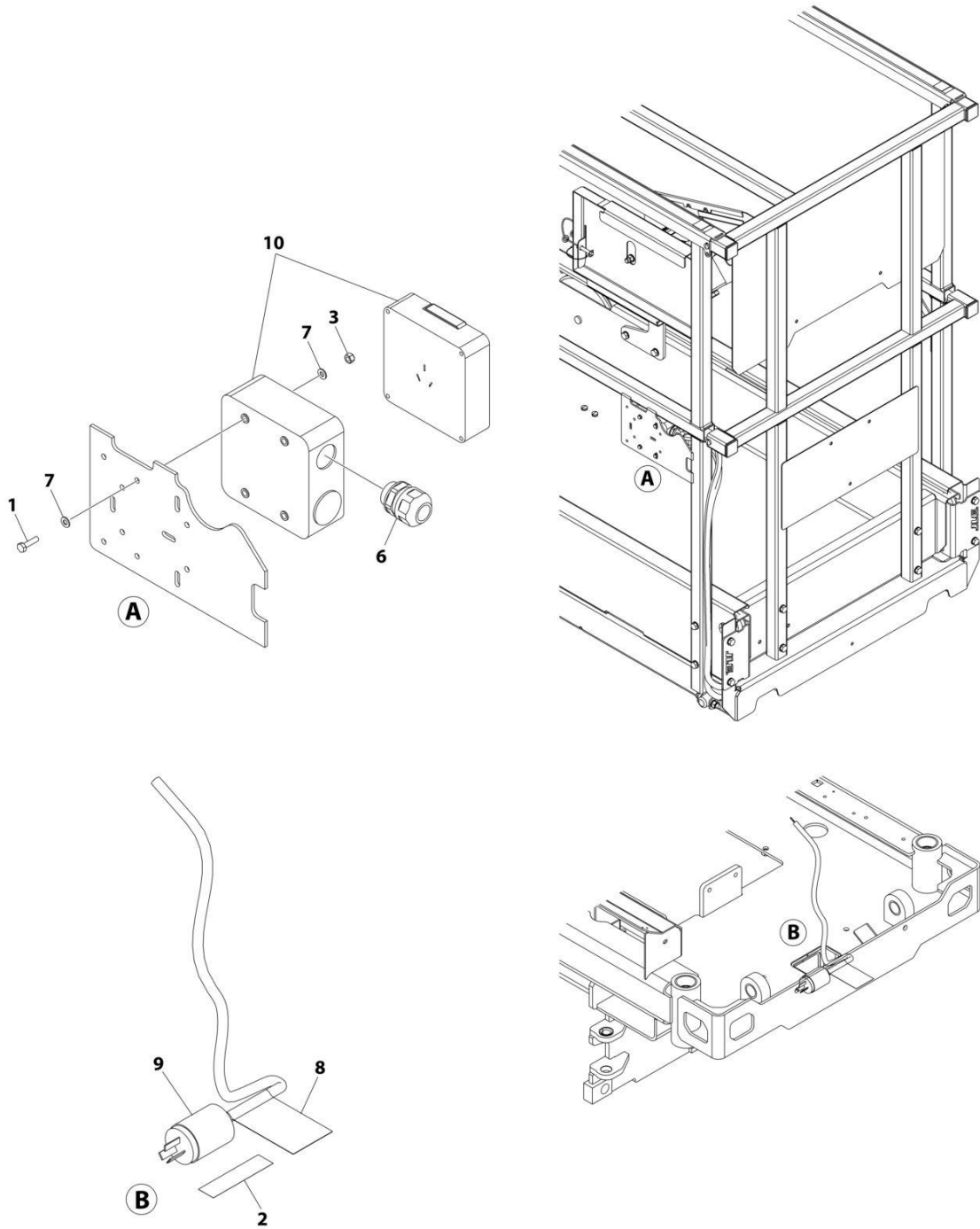
## SECTION 6 - ELECTRICAL

**FIGURE 6-2. AC BOX AT PLATFORM INSTALLATION - 220V CEE7 SIDE GROUND (CE & UK CA SPECS)**

ITEM	PART NUMBER	QTY	DESCRIPTION	REV
	1001244914	Ref	AC BOX AT PLATFORM INSTALLATION - 220V CEE7 SIDE GROUND	B
1	0275453	1	Receptacle Box Kit - 220V CEE7 Side Ground (See Separate Breakdown in this Section)	
2	0760408	4	Bolt M4 x 16	
3	3252507	1	Decal - AC Power	
4	3290405	4	Nut M4	
5	3290605	2	Nut M6	
6	1001100451	2	Bolt M6 x 20	
7	4240017	AR	Tie-Strap (Not Shown)	
8	4460662	1	Connector, Strain Relief	
9	4811700	2	Washer M6	
10	4811400	8	Washer M4	
11	1001102258	1	Decal - AC Label	
12	1001120204	1	Plug, Male Twist	
13	1001244908	1	Breaker Box Kit (See Separate Breakdown in this Section)	

# SECTION 6 - ELECTRICAL

## FIGURE 6-3. AC BOX AT PLATFORM INSTALLATION - 220V CHINA PLUG (CHINA SPECS)



ART\_1001244918



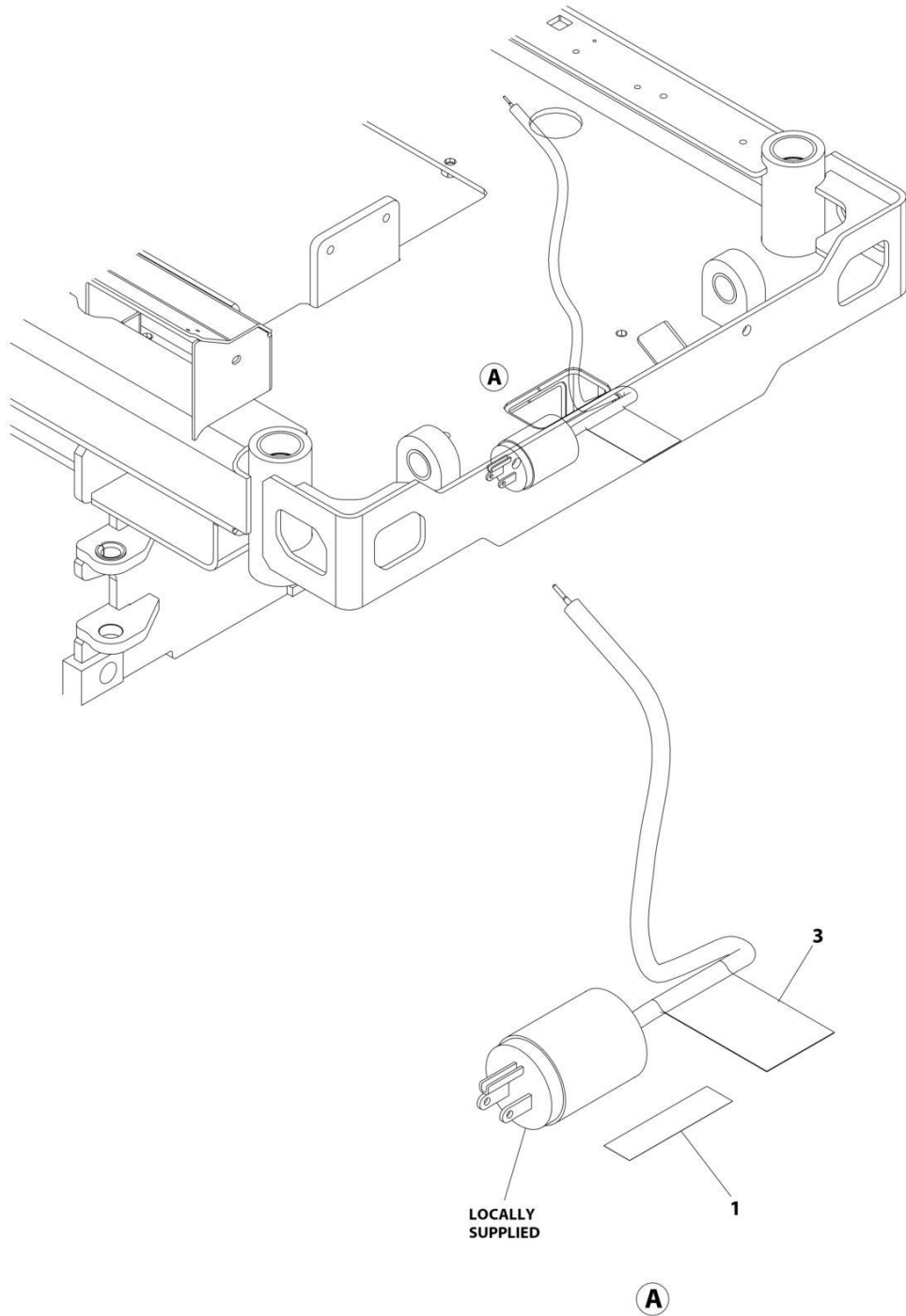
## SECTION 6 - ELECTRICAL

**FIGURE 6-3. AC BOX AT PLATFORM INSTALLATION - 220V CHINA PLUG (CHINA SPECS)**

ITEM	PART NUMBER	QTY	DESCRIPTION	REV
	1001244918	Ref	AC BOX AT PLATFORM INSTALLATION - 220V CHINA PLUG	A
1	0760408	4	Bolt M4 x 16	
2	3252507	1	Decal - 220 Volt	
3	3290405	4	Nut M4	
4	4240017	AR	Tie-Strap (Not Shown)	
5	4460315	1	Terminal (Not Shown)	
6	4460968	1	Connector, Strain Relief	
7	4811400	8	Washer M4	
8	1001102258	1	Decal - AC Label	
9	1001187816	1	Plug	
10	1001188116	1	Box	

# SECTION 6 - ELECTRICAL

## FIGURE 6-4. AC BOX AT PLATFORM INSTALLATION - 220V LOCALLY SUPPLIED



ART\_1001244912

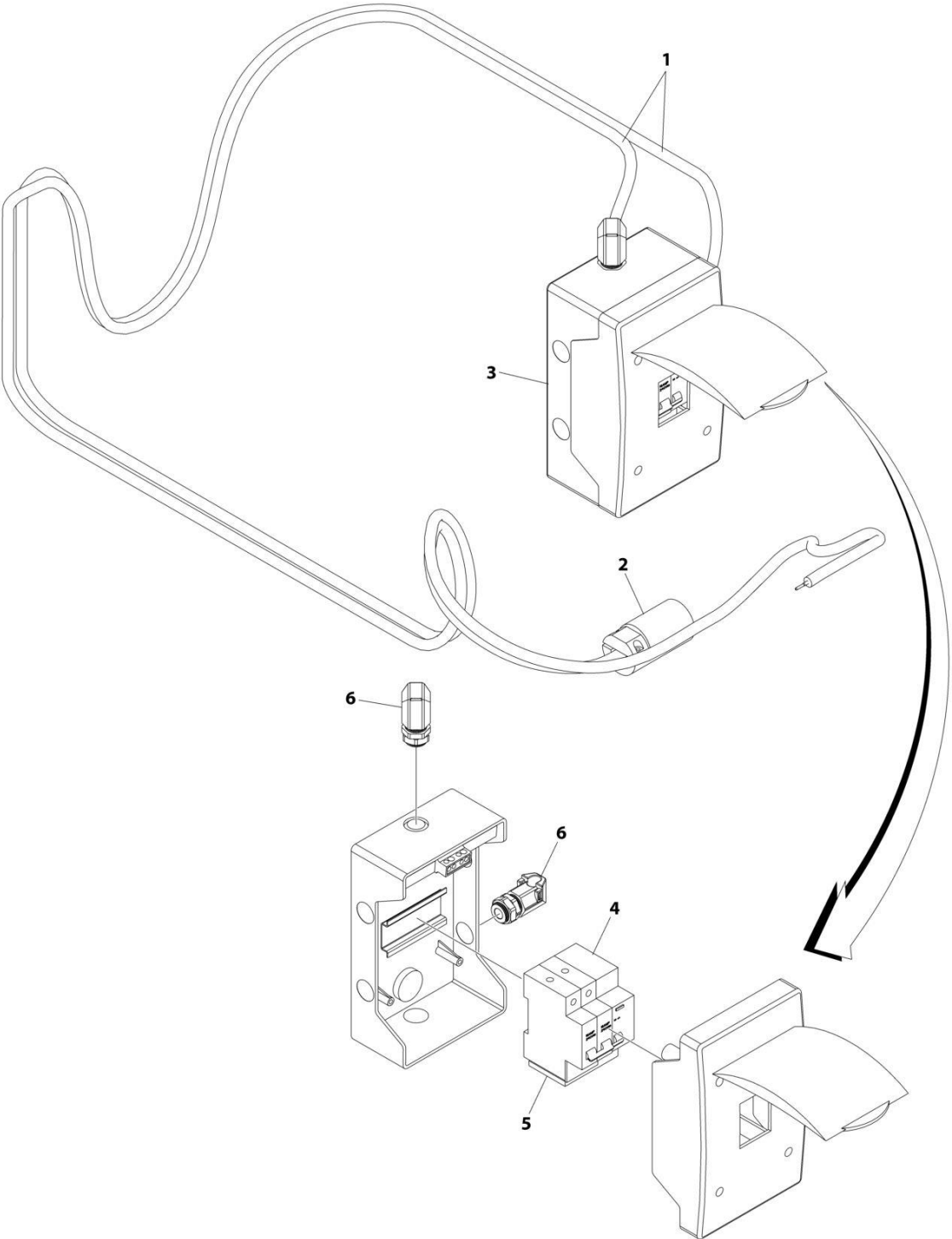
## SECTION 6 - ELECTRICAL

**FIGURE 6-4. AC BOX AT PLATFORM INSTALLATION - 220V LOCALLY SUPPLIED**

ITEM	PART NUMBER	QTY	DESCRIPTION	REV
	1001244912	Ref	AC BOX AT PLATFORM INSTALLATION - 220V LOCALLY SUPPLIED COMPONENTS	A
1	3252507	1	Decal - 220 Volt	
2	4240017	AR	Tie-Strap (Not Shown)	
3	1001102258	1	Decal - AC Label	

**SECTION 6 - ELECTRICAL**

**FIGURE 6-5. BREAKER BOX KIT WITH 3 BREAKER**



ART\_1001244908

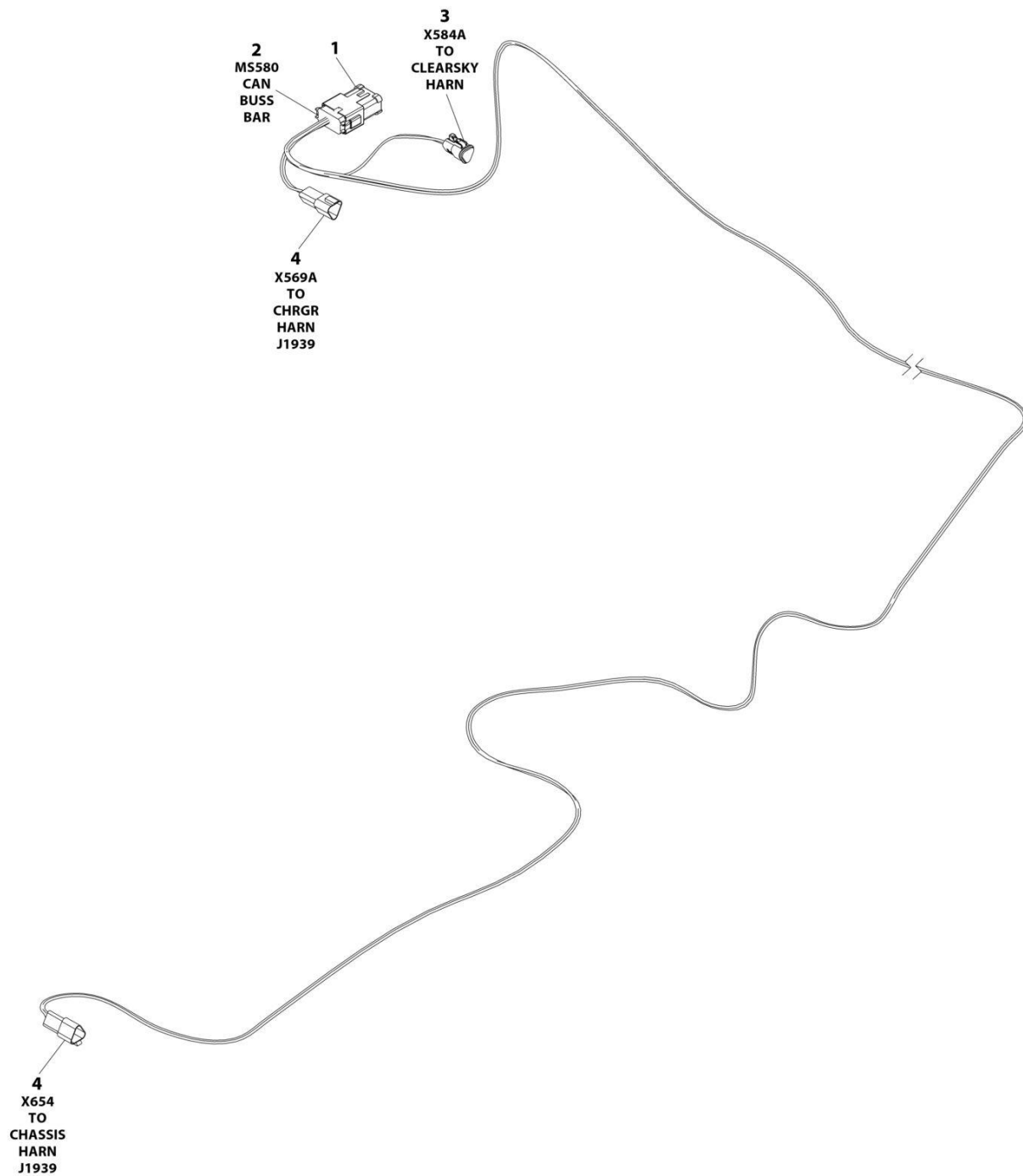
## SECTION 6 - ELECTRICAL

### FIGURE 6-5. BREAKER BOX KIT WITH 3 BREAKER

ITEM	PART NUMBER	QTY	DESCRIPTION	REV
	1001244908	1	BREAKER BOX KIT WITH 3 BREAKERS	B
1	1060908	19 ft/5.7m	Cable, 12/3 Receptacle	
2	1001120205	1	Connector, Female	
3	1001152483	1	Box, Breaker	
4	1001189171	1	Breaker, 30mA	
5	1001189172	1	Breaker - 16Amp Double	
6	1001217164	2	Connector, Strain Relief - 90	

# SECTION 6 - ELECTRICAL

## FIGURE 6-6. CAN SPLICE HARNESS



ART\_1001254027

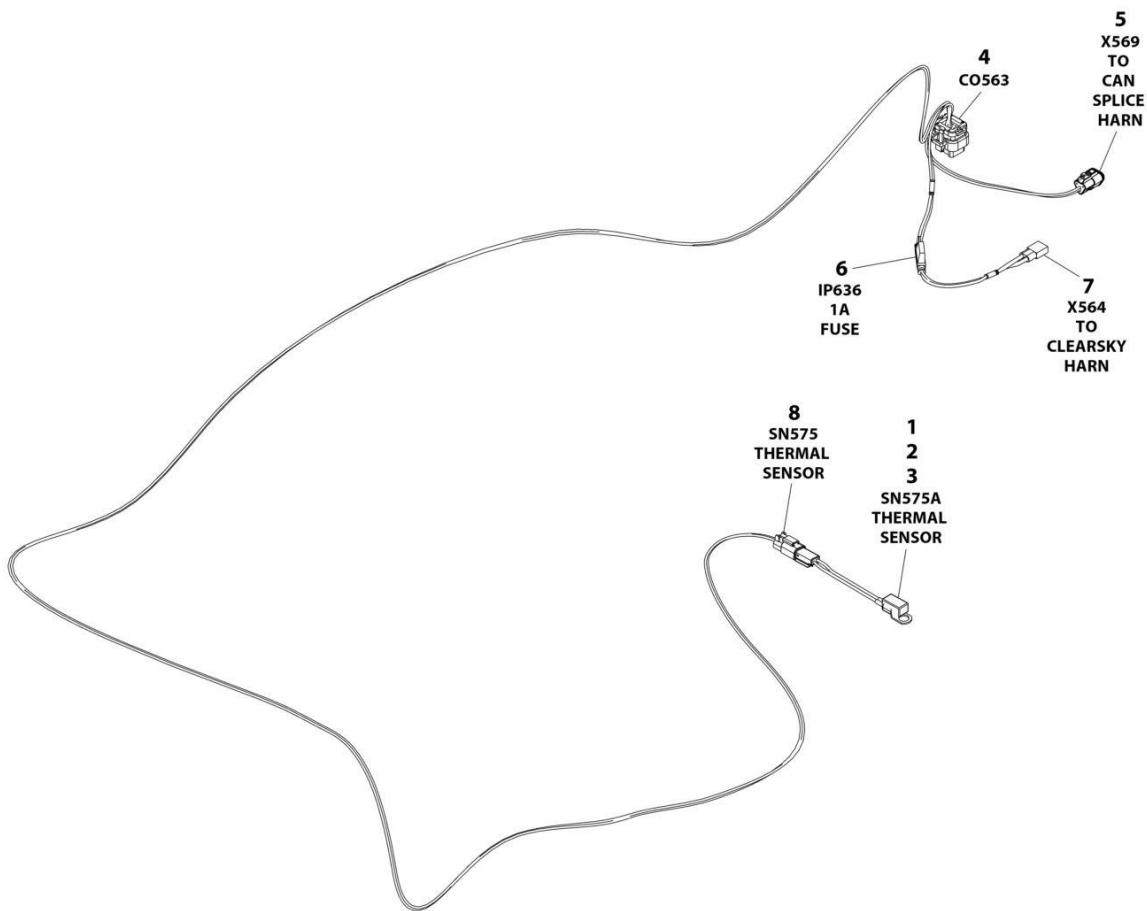
## SECTION 6 - ELECTRICAL

### FIGURE 6-6. CAN SPLICE HARNESS

ITEM	PART NUMBER	QTY	DESCRIPTION	REV
	1001254027	Ref	CAN SPLICE HARNESS	A
1	1001125677	1	Connector, Bus Bar - 12 Position	
2	4460933	1	Plug, Male - 12 Position	
2	4460944	6	Socket, Female	
2	4460466	6	Plug, Terminal	
3	1001118812	1	Plug, Male - 3 Position	
3	4460944	2	Socket, Female	
3	4460466	1	Plug, Terminal	
4	1001144147	2	Receptacle, Female - 3 Position	
4	4460943	4	Pin, Male	
4	4460466	2	Plug, Terminal	

# SECTION 6 - ELECTRICAL

## FIGURE 6-7. CHARGER HARNESS



ART\_1001254028




## SECTION 6 - ELECTRICAL

### FIGURE 6-7. CHARGER HARNESS

ITEM	PART NUMBER	QTY	DESCRIPTION	REV
	1001254028	Ref	CHARGER HARNESS	A
1	4460464	2	Pin, Male	
2	4460897	1	Receptacle, Female - 2 Position	
3	1001102771	1	Sensor, Temperature	
4	4460872	1	Connector - 14 Position	
4	4460871	6	Terminal	
4	4460905	8	Plug, Terminal	
5	1001116812	1	Plug, Male - 3 Position	
5	4460944	2	Socket, Female	
5	4460466	1	Plug, Terminal	
6	2400060	1	Fuseholder With Cover	
6	1001228388	1	Fuse 1A	
7	4460424	1	Receptacle, Female - 2 Position	
7	4460227	2	Pin, Male	
8	4460891	1	Plug, Male - 2 Position	
8	4460465	2	Socket, Female	

# SECTION 6 - ELECTRICAL

## FIGURE 6-8. CHARGER JUMPER HARNESS



ART\_1001283622

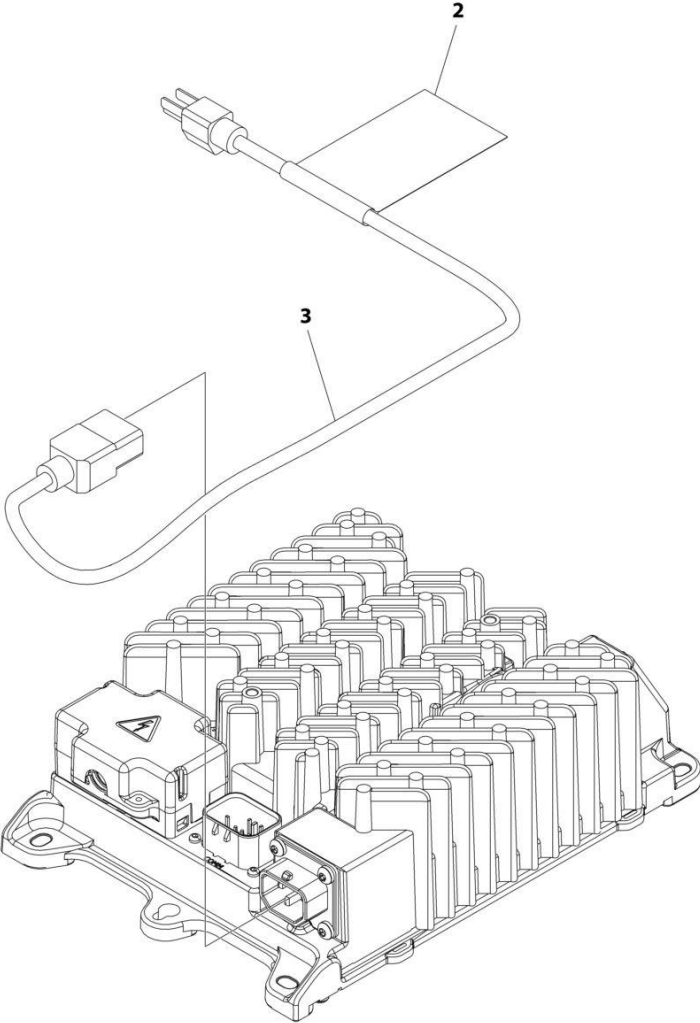
## SECTION 6 - ELECTRICAL

### FIGURE 6-8. CHARGER JUMPER HARNESS

ITEM	PART NUMBER	QTY	DESCRIPTION	REV
	1001283622	Ref	CHARGER JUMPER HARNESS	A
1	4460884	1	Connector	
1	4460465	4	Socket	
2	4460932	1	Connector	
2	4460464	4	Pin	

**SECTION 6 - ELECTRICAL**

**FIGURE 6-9. CHARGER PLUG INSTALLATION (LOCALLY SUPPLIED PLUG) (ALL SPECS EXCEPT AUSTRALIAN SPECS)**



ART\_1001264946

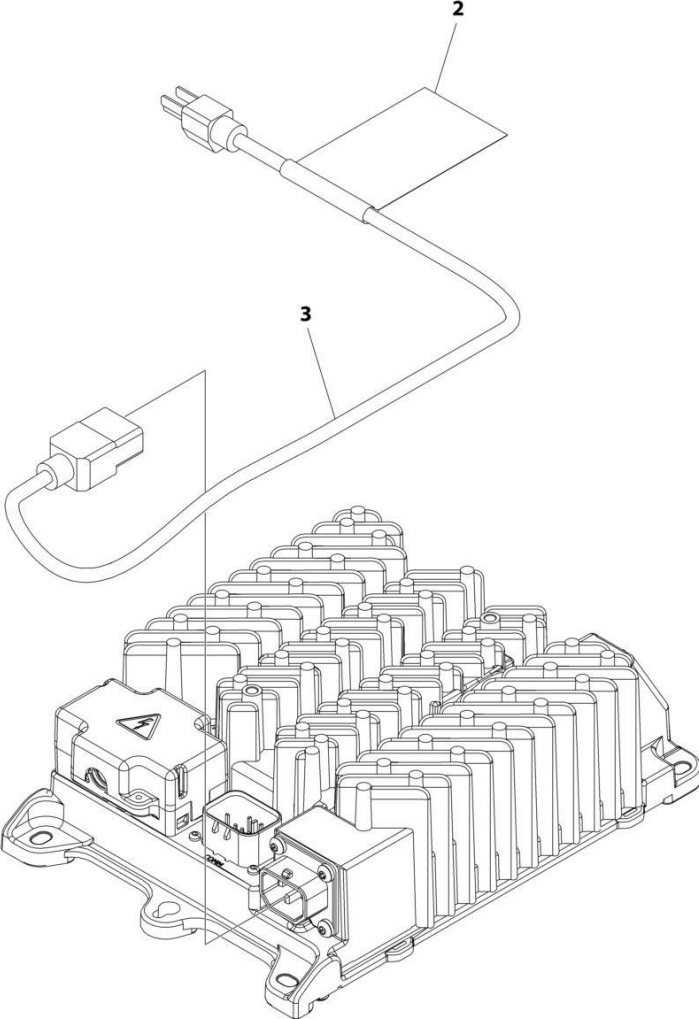
## SECTION 6 - ELECTRICAL

**FIGURE 6-9. CHARGER PLUG INSTALLATION (LOCALLY SUPPLIED PLUG) (ALL SPECS EXCEPT AUSTRALIAN SPECS)**

ITEM	PART NUMBER	QTY	DESCRIPTION	REV
	1001264946	Ref	CHARGER PLUG INSTALLATION (LOCALLY SUPPLIED PLUG)	A
1	4240017	AR	Tie-Strap (Not Shown)	
2	1001102489	1	Decal - Charger	
3	1001207974	1	Cable, Charger AC Input	

**SECTION 6 - ELECTRICAL**

**FIGURE 6-10. CHARGER PLUG INSTALLATION (110V PLUG) (ANSI & CSA SPECS)**



ART\_1001264947

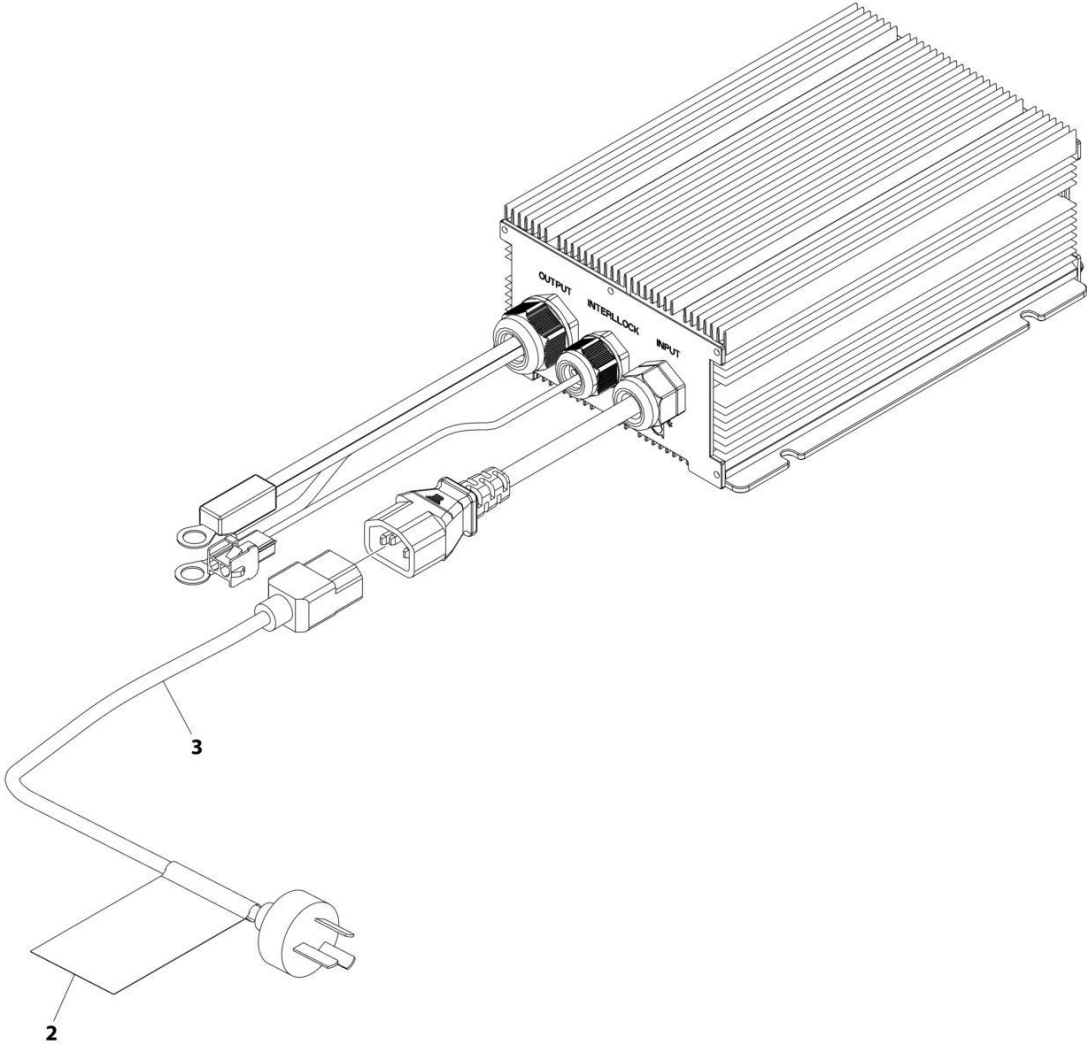
## SECTION 6 - ELECTRICAL

**FIGURE 6-10. CHARGER PLUG INSTALLATION (110V PLUG) (ANSI & CSA SPECS)**

ITEM	PART NUMBER	QTY	DESCRIPTION	REV
	1001264947	Ref	CHARGER PLUG INSTALLATION (110V PLUG)	A
1	4240017	AR	Tie-Strap (Not Shown)	
2	1001102489	1	Decal - Charger	
3	1001207970	1	Cable, Charger AC Input	

**SECTION 6 - ELECTRICAL**

**FIGURE 6-11. CHARGER PLUG INSTALLATION (CHINA PLUG) (CHINA SPECS)**



ART\_1001264953



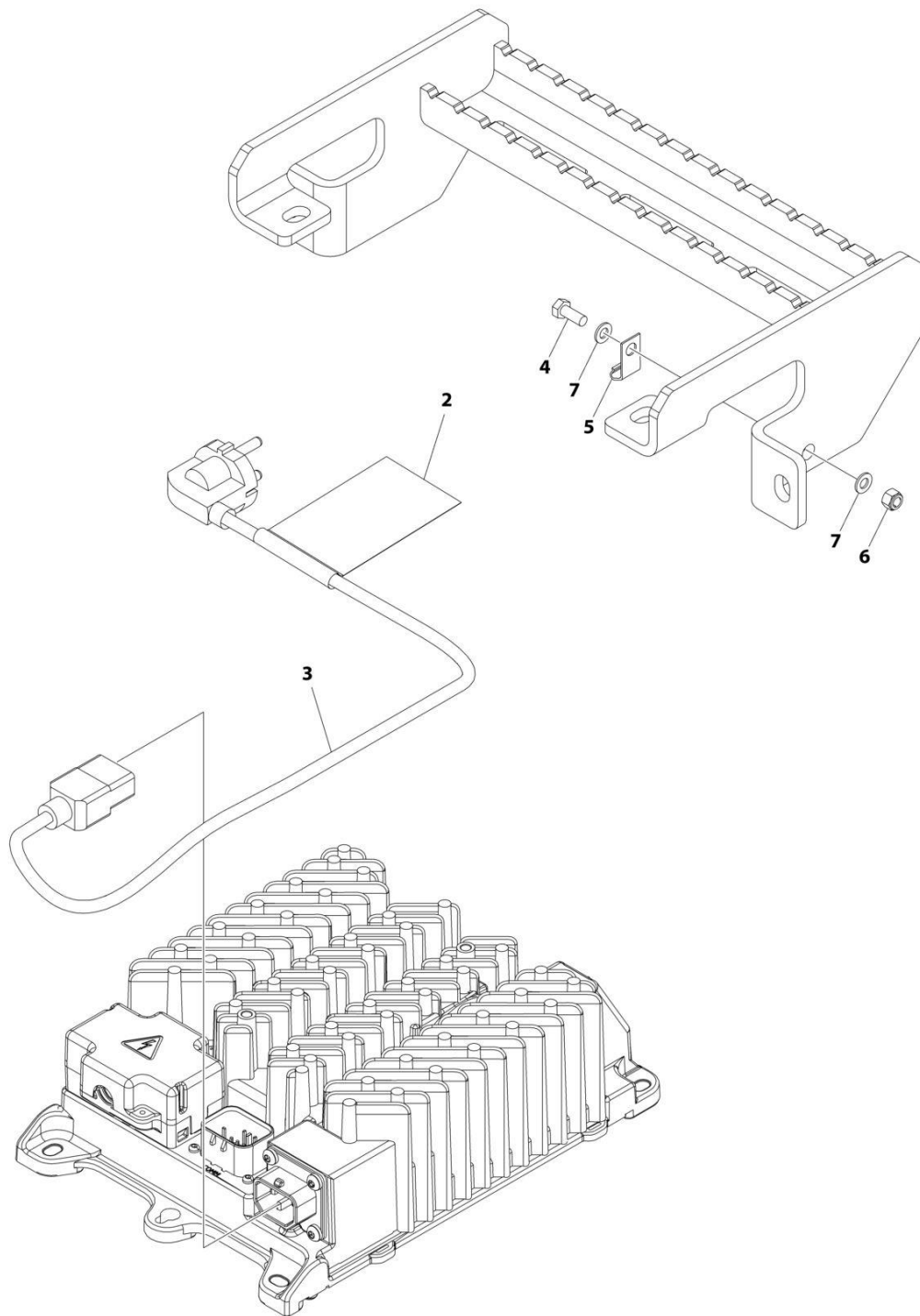
## SECTION 6 - ELECTRICAL

**FIGURE 6-11. CHARGER PLUG INSTALLATION (CHINA PLUG) (CHINA SPECS)**

ITEM	PART NUMBER	QTY	DESCRIPTION	REV
	1001264953	Ref	CHARGER PLUG INSTALLATION (CHINA PLUG)	A
1	4240017	AR	Tie-Strap (Not Shown)	
2	1001102489	1	Decal - Charger	
3	1001207973	1	Cable, Charger AC Input	

## SECTION 6 - ELECTRICAL

FIGURE 6-12. CHARGER PLUG INSTALLATION (KOREAN PLUG) (KOREAN SPECS)



ART\_1001264948

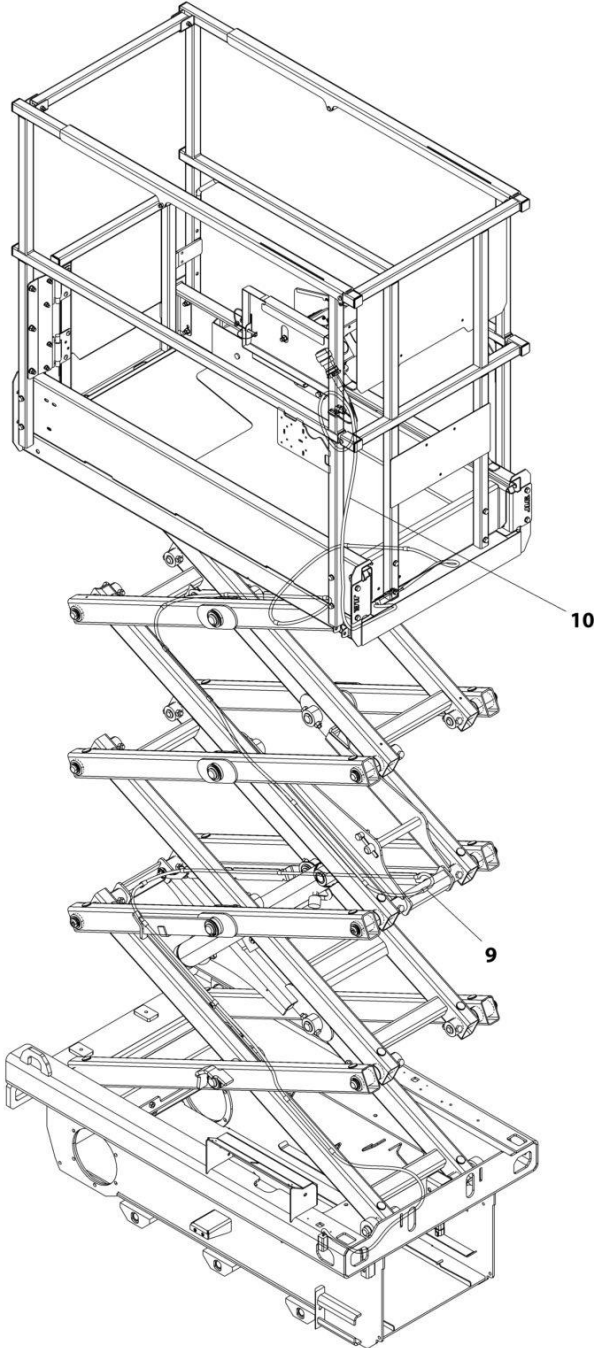
## SECTION 6 - ELECTRICAL

**FIGURE 6-12. CHARGER PLUG INSTALLATION (KOREAN PLUG) (KOREAN SPECS)**

ITEM	PART NUMBER	QTY	DESCRIPTION	REV
	1001264948	Ref	CHARGER PLUG INSTALLATION (KOREAN PLUG)	B
1	4240017	AR	Tie-Strap (Not Shown)	
2	1001102489	1	Decal - Charger	
3	1001221949	1	Cable, Charger AC Input	
4	0760810	1	Bolt M8 x 20	
5	1320223	1	Clamp	
6	3290805	1	Nut M8	
7	4811900	2	Washer M8	

**SECTION 6 - ELECTRICAL**

**FIGURE 6-13. GROUND TO PLATFORM CABLE INSTALLATION - WITHOUT PLATFORM COIL CABLE/WITHOUT AC CABLE/WITH FOOTSWITCH**



ART\_1001252565

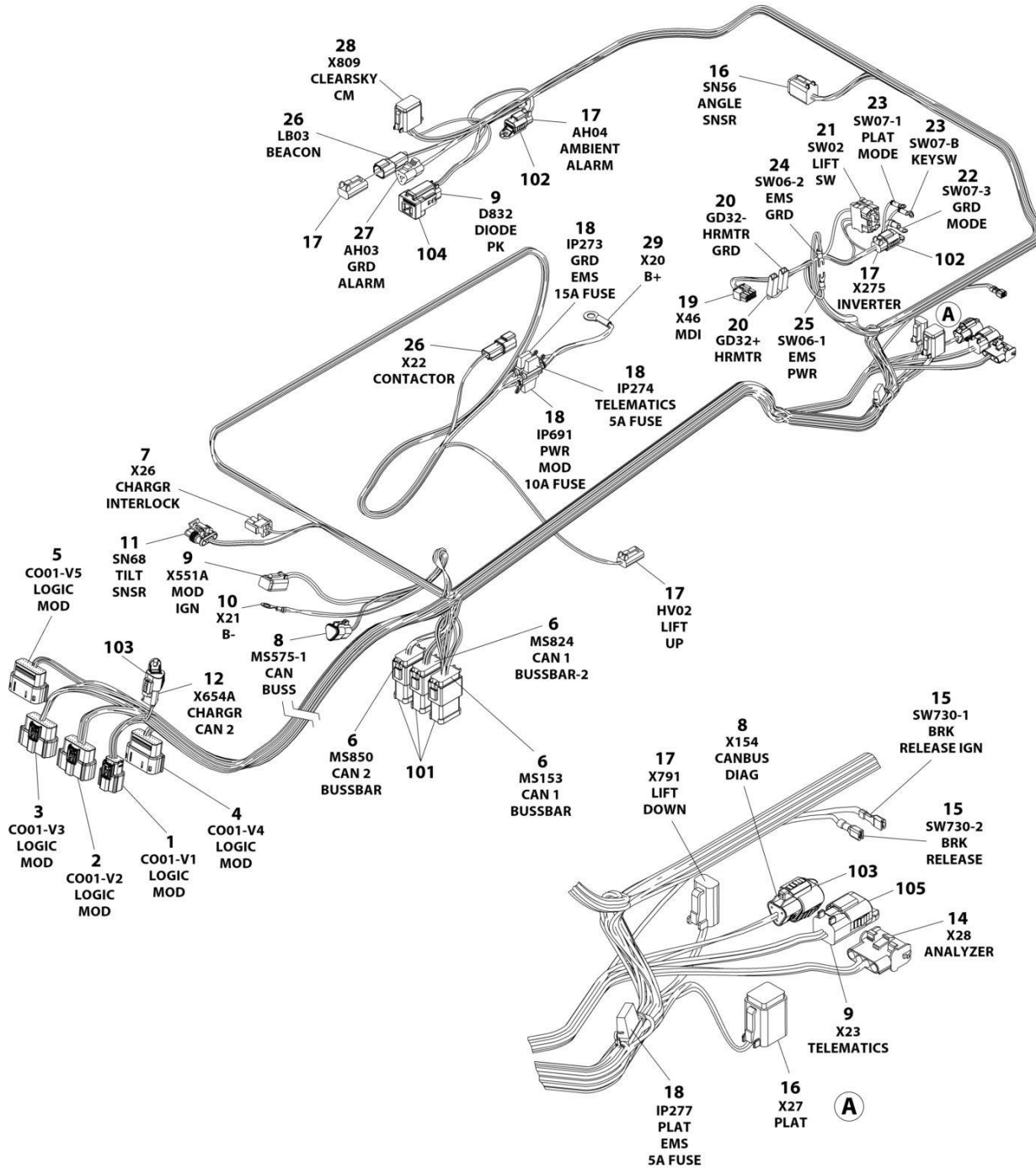
## SECTION 6 - ELECTRICAL

**FIGURE 6-13. GROUND TO PLATFORM CABLE INSTALLATION - WITHOUT PLATFORM COIL  
CABLE/WITHOUT AC CABLE/WITH FOOTSWITCH**

ITEM	PART NUMBER	QTY	DESCRIPTION	REV
	1001252565	Ref	GROUND TO PLATFORM CABLE INSTALLATION	C
5	4240017	AR	Tie-Strap (Not Shown)	
9	1001282125	1	Cable Assembly - Ground to Platform	
9	4460899	1	Receptacle, Female - 6 Position (x58 Chassis)	
9	4460464	4	Pin	
9	4460943	2	Pin, Male	
9	4460894	1	Plug, Male - 6 Position (x59 Platform)	
9	4460465	4	Socket, Female	
9	4460944	2	Socket, Female	
10	1001241321	1	Platform Harness	
10	4460754	1	Connector - 14 Position (x61 Platform Box)	
10	4460465	6	Socket, Female	
10	4460944	2	Socket, Female	
10	4460466	6	Plug, Terminal	
10	4460899	1	Receptacle, Female - 6 Position (x60 Platform)	
10	4460464	4	Pin, Male	
10	4460943	2	Pin, Male	
10	4460891	1	Plug, Male - 2 Position (SW63 Footswitch)	
10	4460465	2	Socket, Female	
10	4460539	1	Plug, Male - 3 Position (SW475 Overhead Switch)	
10	4460465	2	Socket, Female	
10	4460466	1	Plug, Terminal	

# SECTION 6 - ELECTRICAL

## FIGURE 6-14. CHASSIS HARNESS (WITHOUT LSS)



ART\_1001286653

## SECTION 6 - ELECTRICAL

**FIGURE 6-14. CHASSIS HARNESS (WITHOUT LSS)**

ITEM	PART NUMBER	QTY	DESCRIPTION	REV
	1001286653	Ref	CHASSIS HARNESS (WITHOUT LSS)	A
1	1001205409	1	Connector - 8 Position	
1	1001162887	8	Terminal	
2	1001205410	1	Connector - 20 Position	
2	1001162887	12	Terminal	
2	1001163340	8	Plug, Terminal	
3	1001162886	1	Connector - 20 Position	
3	1001162887	9	Terminal	
3	1001163340	11	Plug, Terminal	
4	1001205411	1	Connector - 20 Position	
4	1001162887	10	Terminal	
4	1001163340	10	Plug, Terminal	
5	1001205412	1	Connector - 20 Position	
5	1001162887	6	Terminal	
5	1001163340	14	Plug, Terminal	
6	4460933	3	Plug, Male - 12 Position	
6	4460465	24	Socket, Female	
6	4460466	12	Plug, Terminal	
7	4460320	1	Plug, Male - 2 Position	
7	4460226	1	Socket, Female	
8	1001116812	2	Plug, Male - 3 Position	
8	4460944	4	Socket, Female	
8	4460466	2	Plug, Terminal	
9	4460884	3	Plug, Male - 4 Position	
9	4460465	12	Socket, Female	
10	4460670	1	Terminal, Ring	
11	1001103012	1	Plug, Male - 4 Position	
11	1001107854	4	Terminal	
12	4460965	1	Plug, Male - 3 Position	
12	4460944	2	Socket, Female	
12	4460966	1	Plug, Terminal	
14	4460761	1	Receptacle, Female - 4 Position	
14	4460227	4	Pin, Male	
15	1001201885	2	Terminal	
16	4460894	2	Plug, Male - 6 Position	
16	4460465	10	Socket, Female	
16	4460944	2	Socket, Female	
17	4460891	5	Plug, Male - 2 Position	
17	4460465	7	Socket, Female	
17	4460466	3	Plug, Terminal	
18	2400060	4	Fuseholder with Cover	
18		Ref	Fuse 5Amp	
18		Ref	Fuse 15Amp	
18		Ref	Fuse 10Amp	
19	1001151629	1	Connector	
19	4461023	2	Terminal	
19	4460877	2	Terminal	
20	4460260	2	Cover, Terminal	
20	1001272868	2	Terminal	
21	4460418	1	Connector, Switch	

## SECTION 6 - ELECTRICAL

ITEM	PART NUMBER	QTY	DESCRIPTION	REV
21	1001159186	3	Terminal	
22	4460042	1	Terminal, Ring	
23	4460247	2	Terminal, Ring	
24	4460115	1	Terminal, Fork	
25	4460183	1	Terminal, Fork	
26	4460897	2	Receptacle, Female - 2 Position	
26	4460464	4	Pin, Male	
27	4460539	1	Plug, Male - 2 Position	
27	4460465	3	Socket, Female	
28	4460930	1	Connector - 8 Position	
28	4460465	8	Terminal	
29	8220045	1	Terminal, Ring	
101	1001125677	3	Bussbar - 12 Position	
102	1001144295	2	Cap	
103	1001144296	2	Cap	
104	1001152266	1	Connector, Diode	
105	1001192401	1	Cap, Dust	







## SECTION 6 - ELECTRICAL

### FIGURE 6-15. CHASSIS HARNESS (WITH LSS)

ITEM	PART NUMBER	QTY	DESCRIPTION	REV
	1001286654	Ref	CHASSIS HARNESS (WITH LSS)	A
1	1001205409	1	Connector - 8 Position	
1	1001162887	8	Terminal	
2	1001205410	1	Connector - 20 Position	
2	1001162887	12	Terminal	
2	1001163340	8	Plug, Terminal	
3	1001162886	1	Connector - 20 Position	
3	1001162887	16	Terminal	
3	1001163340	4	Plug, Terminal	
4	1001205411	1	Connector - 20 Position	
4	1001162887	16	Terminal	
4	1001163340	4	Plug, Terminal	
5	1001205412	1	Connector - 20 Position	
5	1001162887	6	Terminal	
5	1001163340	14	Plug, Terminal	
6	4460933	4	Plug, Male - 12 Position	
6	4460465	34	Socket, Female	
6	4460466	14	Plug, Terminal	
7	4460320	1	Plug, Male - 2 Position	
7	4460226	1	Socket, Female	
8	1001116812	2	Plug, Male - 3 Position	
8	4460944	4	Socket, Female	
8	4460466	2	Plug, Terminal	
9	4460884	3	Plug, Male - 4 Position	
9	4460465	12	Socket, Female	
10	4460670	1	Terminal, Ring	
11	1001103012	1	Plug, Male - 4 Position	
11	1001107854	4	Terminal	
12	4460965	1	Plug, Male - 3 Position	
12	4460944	2	Socket, Female	
12	4460966	1	Plug, Terminal	
14	4460761	1	Receptacle, Female - 4 Position	
14	4460227	4	Pin, Male	
15	1001201885	2	Terminal	
16	4460894	2	Plug, Male - 6 Position	
16	4460465	10	Socket, Female	
16	4460944	2	Socket, Female	
17	2400060	4	Fuseholder with Cover	
17		Ref	Fuse 5Amp	
17		Ref	Fuse 15Amp	
17		Ref	Fuse 10Amp	
18	4460260	4	Cover, Terminal	
18	4460259	2	Terminal	
18	1001272868	2	Terminal	
19	4460418	1	Connector, Switch	
19	1001159186	3	Terminal	
20	4460042	1	Terminal, Ring	
21	4460247	2	Terminal, Ring	
22	4460891	4	Plug, Male - 2 Position	
22	4460465	5	Socket, Female	

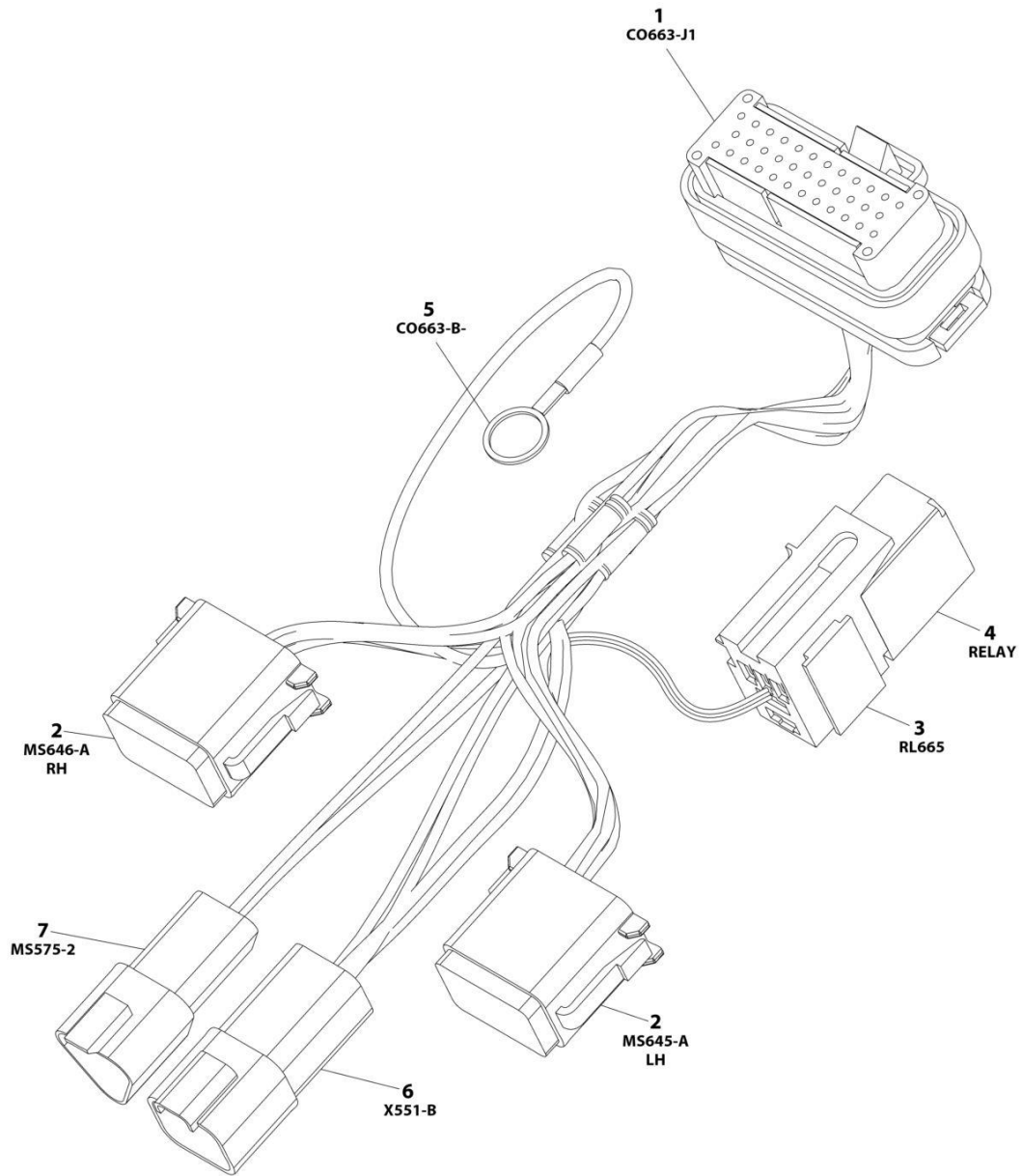
## SECTION 6 - ELECTRICAL

ITEM	PART NUMBER	QTY	DESCRIPTION	REV
22	4460466	3	Plug, Terminal	
23	4460115	1	Terminal, Fork	
24	4460183	1	Terminal, Fork	
25	1001170000	2	Connector	
25	1001118387	2	Terminal	
26	8229031	2	Diode - 6Amp	
27	4460897	2	Receptacle, Female - 2 Position	
27	4460464	4	Pin, Male	
28	8220045	1	Terminal, Ring	
29	4460539	1	Plug, Male - 2 Position	
29	4460465	3	Socket, Female	
30	4460930	1	Connector - 8 Position	
30	4460465	8	Terminal	
31	1001151629	1	connector - 8 Position	
31	4461023	2	Terminal	
31	4460877	2	Terminal	
101	1001125677	3	Bussbar - 12 Position	
102	1001144295	2	Cap	
103	1001144296	2	Cap	
104	1001152266	1	Connector, Diode	
105	1001192401	1	Cap, Dust	



# SECTION 6 - ELECTRICAL

## FIGURE 6-16. DRIVE CONTROL HARNESS



ART\_1001274467

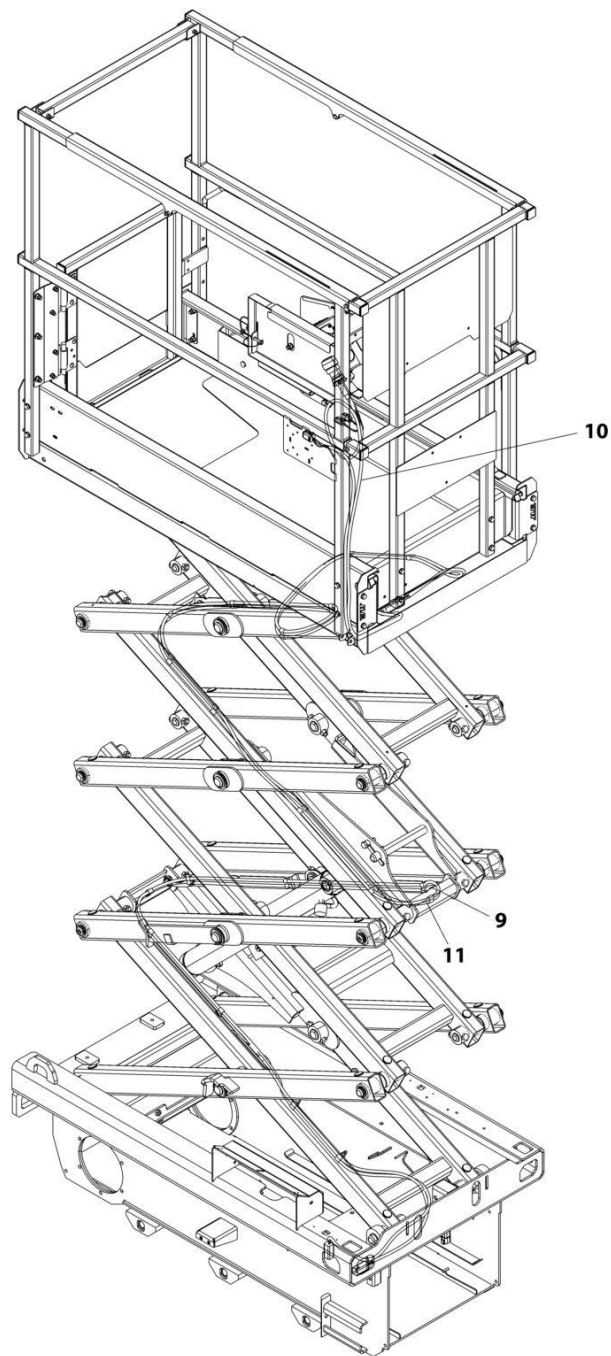
## SECTION 6 - ELECTRICAL

**FIGURE 6-16. DRIVE CONTROL HARNESS**

ITEM	PART NUMBER	QTY	DESCRIPTION	REV
	1001274467	Ref	DRIVE CONTROL HARNESS	A
1	4460873	1	Connector - 35 Position	
1	4460871	15	Socket, Female	
1	4460905	20	Plug, Terminal	
2	4460930	2	Plug, Male - 8 Position	
2	4460465	14	Socket, Female	
2	4460466	2	Plug, Terminal	
3	1001186432	1	Connector, Relay	
3	1001118384	2	Terminal	
3	1001118388	2	Terminal	
4	70008438	1	Relay	
5	4460703	1	Terminal, Ring	
6	4460932	1	Receptacle, Female - 4 Position	
6	4460464	4	Pin, Male	
7	1001144147	1	Receptacle, Female - 3 Position	
7	4460943	2	Pin, Male	
7	4460466	1	Plug, Terminal	

## SECTION 6 - ELECTRICAL

FIGURE 6-17. GROUND TO PLATFORM CABLE INSTALLATION - WITHOUT PLATFORM COIL CABLE/WITH AC CABLE/WITH FOOTSWITCH



ART\_1001252566



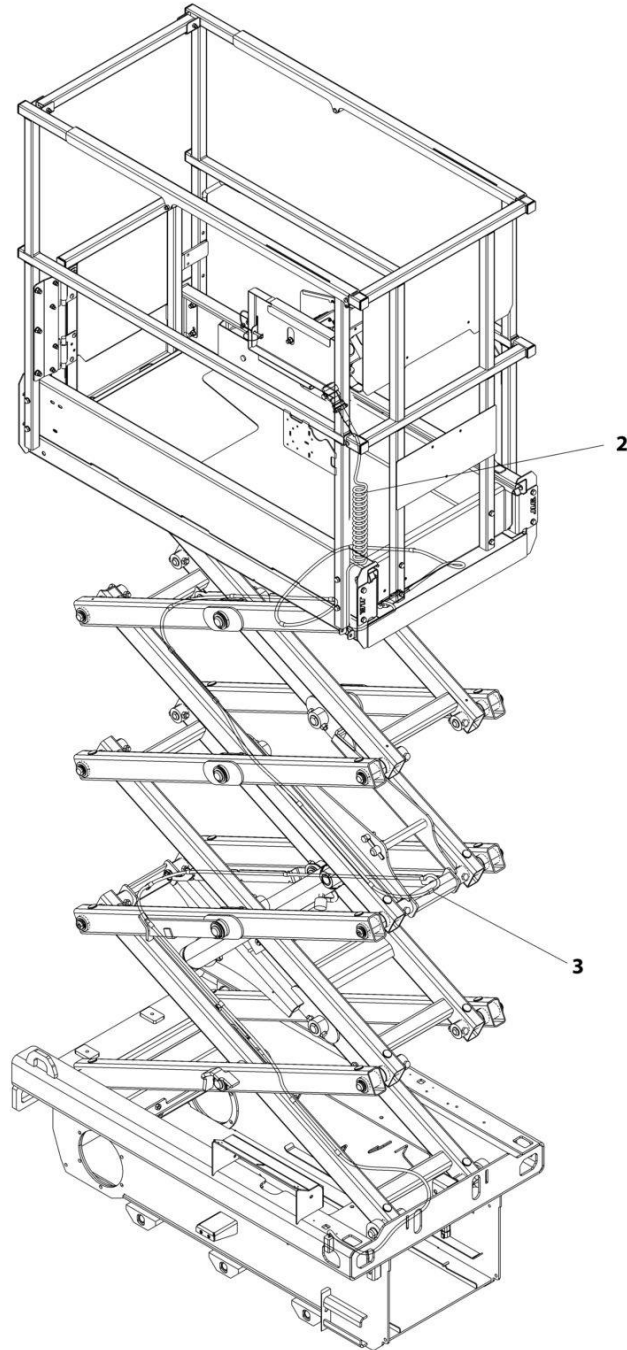
## SECTION 6 - ELECTRICAL

**FIGURE 6-17. GROUND TO PLATFORM CABLE INSTALLATION - WITHOUT PLATFORM COIL  
CABLE/WITH AC CABLE/WITH FOOTSWITCH**

ITEM	PART NUMBER	QTY	DESCRIPTION	REV
	1001252566	Ref	GROUND TO PLATFORM CABLE INSTALLATION	C
5	4240017	AR	Tie-Strap (Not Shown)	
9	1001282125	1	Cable Assembly - Ground to Platform	
9	4460899	1	Receptacle, Female - 6 Position (x58 Chassis)	
9	4460464	4	Pin, Male	
9	4460943	2	Pin, Male	
9	4460894	1	Plug, Male - 6 Position (x59 Platform)	
9	4460465	4	Socket, Female	
9	4460944	2	Socket, Female	
10	1001241321	1	Platform Harness	
10	4460754	1	Connector - 14 Position (x61 Platform Box)	
10	4460465	6	Socket, Female	
10	4460944	2	Socket, Female	
10	4460466	6	Plug, Terminal	
10	4460899	1	Receptacle, Female - 6 Position (x60 Platform)	
10	4460464	4	Pin, Male	
10	4460943	2	Pin, Male	
10	4460891	1	Plug, Male - 2 Position (SW63 Footswitch)	
10	4460465	2	Socket, Female	
10	4460539	1	Plug, Male - 3 Position (SW475 Overhead Switch)	
10	4460465	2	Socket, Female	
10	4460466	1	Plug, Terminal	
11	1001244432	1	Cable, AC	

## SECTION 6 - ELECTRICAL

FIGURE 6-18. GROUND TO PLATFORM CABLE INSTALLATION - WITH PLATFORM COIL CABLE/WITHOUT AC CABLE/WITHOUT FOOTSWITCH



ART\_1001282256

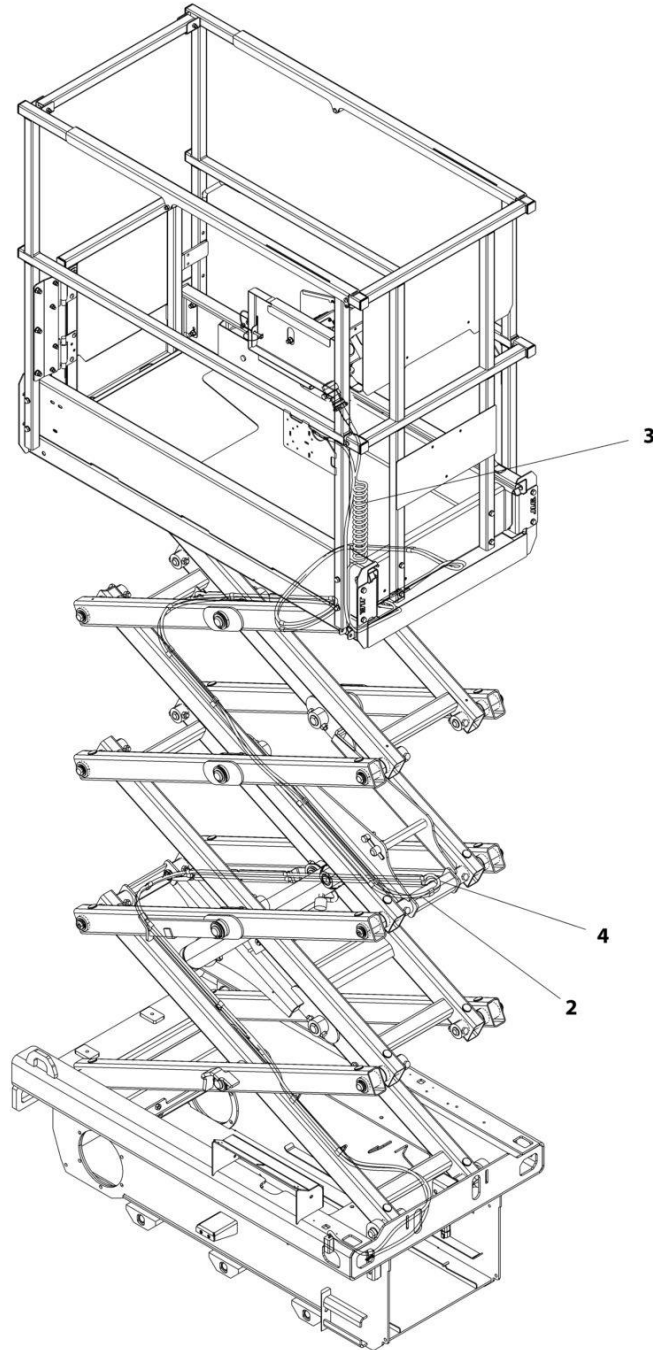
## SECTION 6 - ELECTRICAL

**FIGURE 6-18. GROUND TO PLATFORM CABLE INSTALLATION - WITH PLATFORM COIL  
CABLE/WITHOUT AC CABLE/WITHOUT FOOTSWITCH**

ITEM	PART NUMBER	QTY	DESCRIPTION	REV
	1001282256	Ref	GROUND TO PLATFORM CABLE INSTALLATION	A
1	4240017	AR	Tie-Strap (Not Shown)	
2	1001265533	1	Platform Harness	
2	4460754	1	Connector - 14 Position (x61 Platform Box)	
2	4460465	6	Socket, Female	
2	4460944	2	Socket, Female	
2	4460466	6	Plug, Terminal	
2	4460899	1	Receptacle, Female - 6 Position (x60 Platform)	
2	4460464	4	Pin, Male	
2	4460943	2	Pin, Male	
3	1001282125	1	Cable Assembly - Ground to Platform	
3	4460899	1	Receptacle, Female - 6 Position (x58 Chassis)	
3	4460464	4	Pin, Male	
3	4460943	2	Pin, Male	
3	4460894	1	Plug, Male - 6 Position (x59 Platform)	
3	4460465	4	Socket, Female	
3	4460944	2	Socket, Female	

## SECTION 6 - ELECTRICAL

FIGURE 6-19. GROUND TO PLATFORM CABLE INSTALLATION - WITH PLATFORM COIL CABLE/WITH AC CABLE/WITHOUT FOOTSWITCH



ART\_1001282264

## SECTION 6 - ELECTRICAL

**FIGURE 6-19. GROUND TO PLATFORM CABLE INSTALLATION - WITH PLATFORM COIL  
CABLE/WITH AC CABLE/WITHOUT FOOTSWITCH**

ITEM	PART NUMBER	QTY	DESCRIPTION	REV
	1001282264	Ref	GROUND TO PLATFORM CABLE INSTALLATION	A
1	4240017	AR	Tie-Strap (Not Shown)	
2	1001244432	1	Cable, AC	
3	1001265533	1	Platform Harness	
3	4460754	1	Connector - 14 Position (x61 Platform Box)	
3	4460465	6	Socket, Female	
3	4460944	2	Socket, Female	
3	4460466	6	Plug, Terminal	
3	4460899	1	Receptacle, Female - 6 Position (x60 Platform)	
3	4460464	4	Pin, Male	
3	4460943	2	Pin, Male	
4	1001282125	1	Cable Assembly - Ground to Platform	
4	4460899	1	Receptacle, Female - 6 Position (x58 Chassis)	
4	4460464	4	Pin, Male	
4	4460943	2	Pin, Male	
4	4460894	1	Plug, Male - 6 Position (x59 Platform)	
4	4460465	4	Socket, Female	
4	4460944	2	Socket, Female	

# SECTION 6 - ELECTRICAL

## FIGURE 6-20. LIFT DOWN HARNESS (WITHOUT LSS)



ART\_1001282191

## SECTION 6 - ELECTRICAL

### FIGURE 6-20. LIFT DOWN HARNESS (WITHOUT LSS)

ITEM	PART NUMBER	QTY	DESCRIPTION	REV
	1001282191	Ref	LIFT DOWN HARNESS (WITHOUT LSS)	A
1	4460891	1	Plug, Male - 2 Position	
1	4460465	2	Socket, Female	
2	4460897	1	Receptacle, Female - 2 Position	
2	4460464	2	Pin, Male	

# SECTION 6 - ELECTRICAL

## FIGURE 6-21. LIFT DOWN HARNESS (WITH LSS)



ART\_1001294314



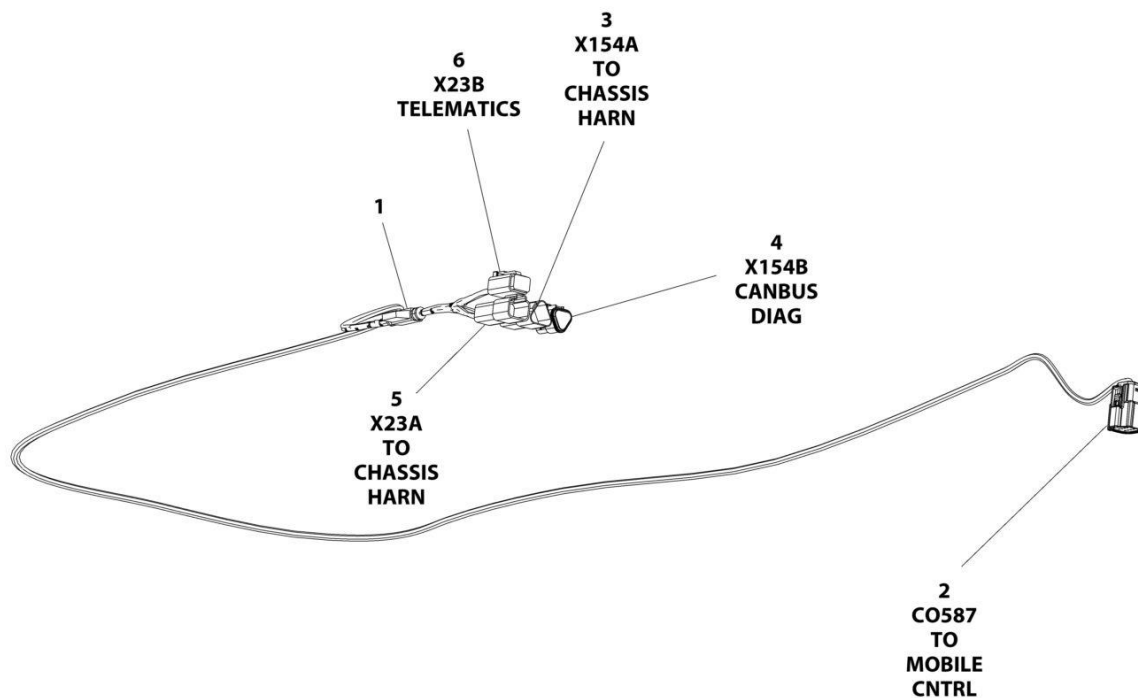
## SECTION 6 - ELECTRICAL

### FIGURE 6-21. LIFT DOWN HARNESS (WITH LSS)

ITEM	PART NUMBER	QTY	DESCRIPTION	REV
	1001294314	Ref	LIFT DOWN HARNESS (WITH LSS)	A
1	4460970	1	Receptacle, Female - 12 Position	
1	4460464	7	Pin, Male	
1	4460466	5	Plug, Terminal	
2	4460891	1	Plug, Male - 2 Position	
2	4460465	2	Socket, Female	
3	4460539	1	Plug, Male - 3 Position	
3	4460465	2	Socket, Female	
3	4460466	1	Plug, Terminal	
4	4460539	1	Plug, Male - 3 Position	
4	4460465	3	Socket, Female	

# SECTION 6 - ELECTRICAL

## FIGURE 6-22. MOBILE CONTROL HARNESS



ART\_1001245299

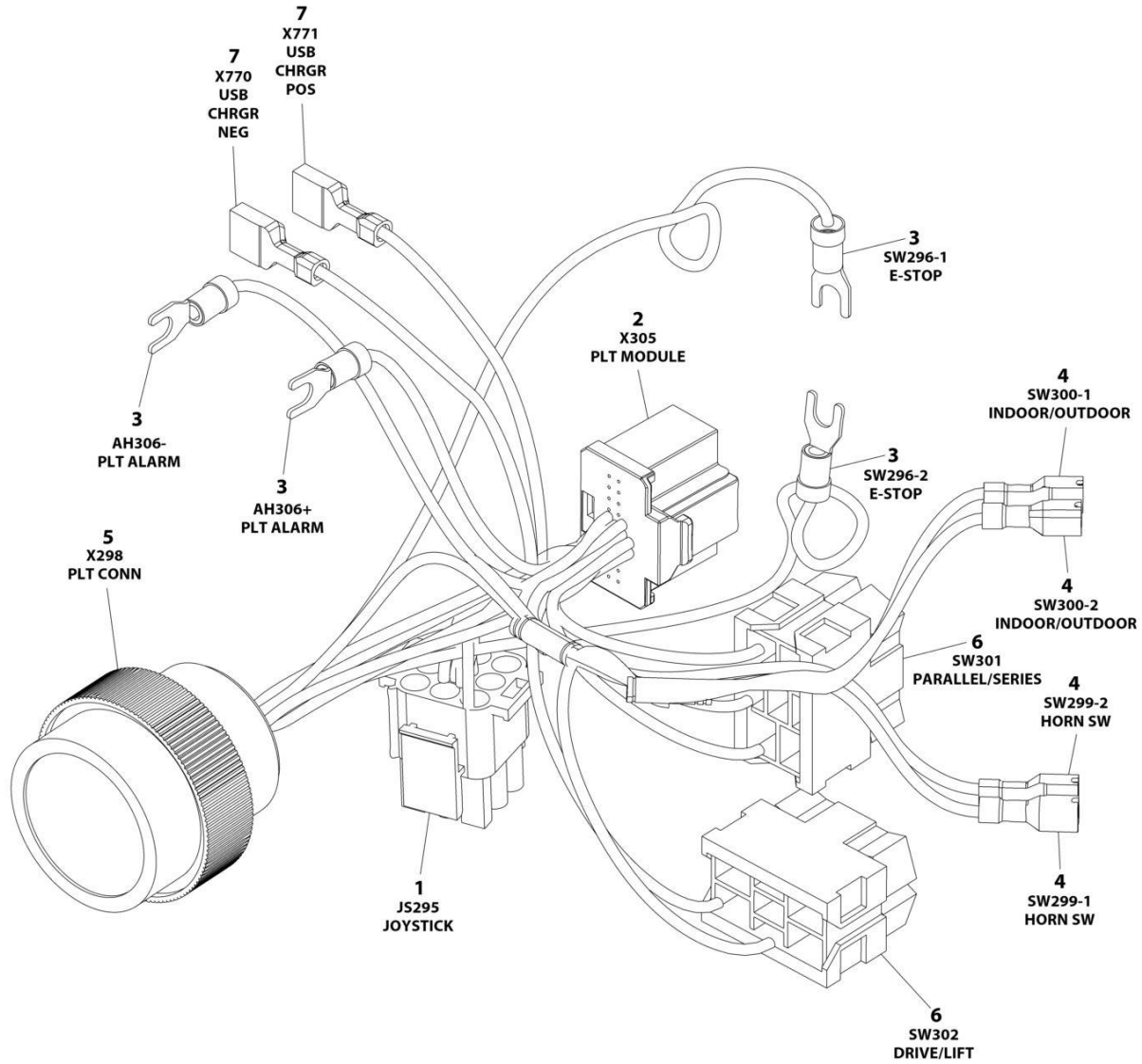
## SECTION 6 - ELECTRICAL

### FIGURE 6-22. MOBILE CONTROL HARNESS

ITEM	PART NUMBER	QTY	DESCRIPTION	REV
	1001245299	Ref	MOLBILE CONTROL HARNESS	B
1	2400060	1	Fuse Holder	
1	1001196635	1	Fuse 3 Amp	
2	1001205409	1	Connector	
2	1001162887	4	Socket	
2	1001163340	4	Plug, Terminal	
3	1001144147	1	Connector	
3	4460943	2	Pin	
3	4460466	1	Plug, Seal	
4	1001116812	1	Connector	
4	4460944	2	Socket	
4	4460466	1	Plug, Seal	
5	4460932	1	Connector	
5	4460464	4	Pin	
6	4460884	1	Connector	
6	4460465	4	Socket	

# SECTION 6 - ELECTRICAL

## FIGURE 6-23. PLATFORM CONTROL BOX HARNESS



ART\_1001200819

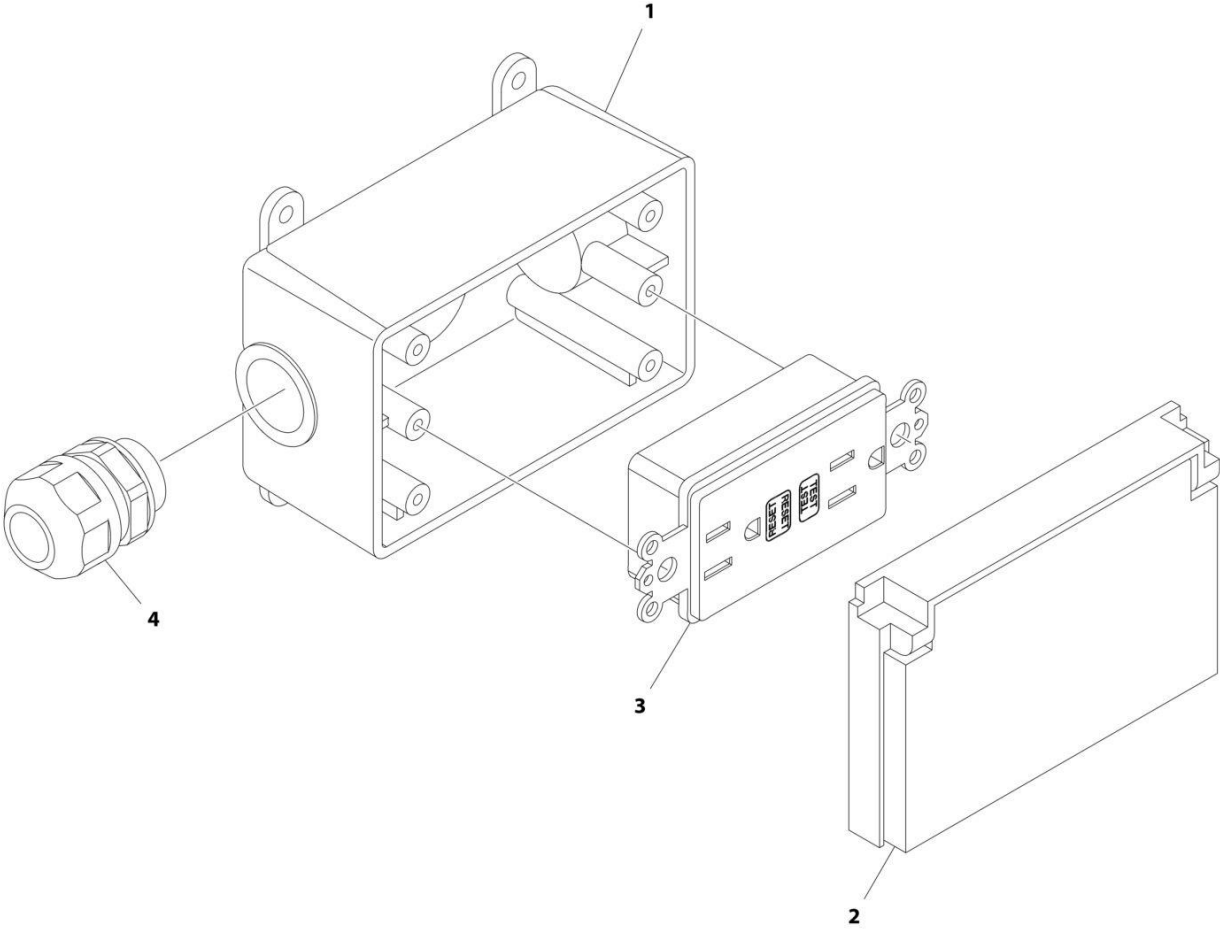
## SECTION 6 - ELECTRICAL

### FIGURE 6-23. PLATFORM CONTROL BOX HARNESS

ITEM	PART NUMBER	QTY	DESCRIPTION	REV
	1001200819	Ref	PLATFORM CONTROL BOX HARNESS	F
1	4460265	1	Plug, Male - 9 Position	
1	4460267	6	Pin, Male	
2	1001212036	1	Connector - 20 Position	
2	1001212035	16	Terminal	
3	4460183	4	Terminal, Fork	
4	1001201885	4	Terminal with Cover	
5	4461016	1	Connector - 14 Position	
5	4460464	8	Pin, Male	
5	4460466	6	Plug, Terminal	
6	4460418	2	Connector - 6 Position	
6	1001159186	5	Terminal	
7	1001194421	2	Terminal	

**SECTION 6 - ELECTRICAL**

**FIGURE 6-24. RECEPTACLE BOX KIT - 110V GFI**



ART\_2902431

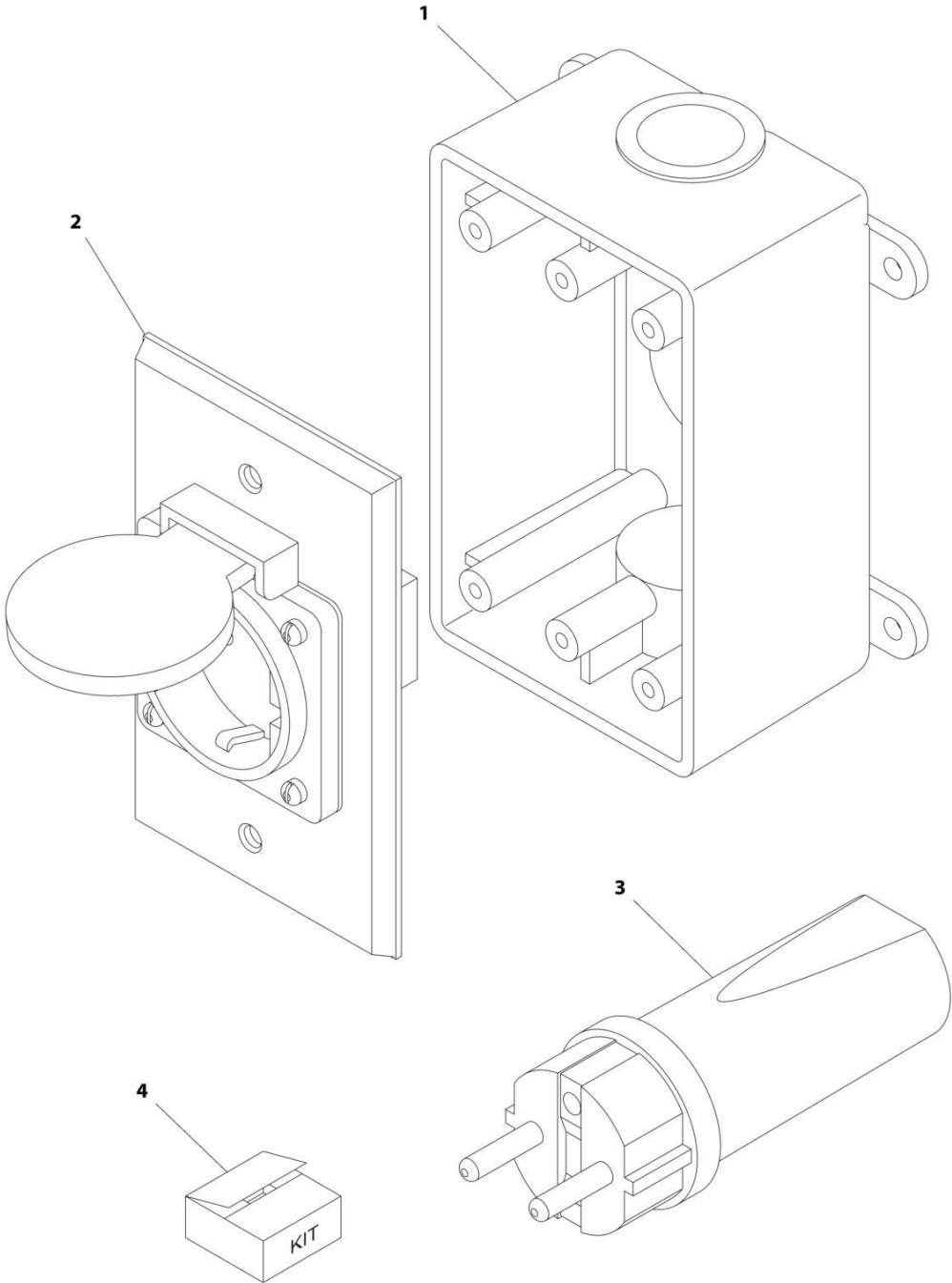
## SECTION 6 - ELECTRICAL

**FIGURE 6-24. RECEPTACLE BOX KIT - 110V GFI**

ITEM	PART NUMBER	QTY	DESCRIPTION	REV
	2902431	Ref	RECEPTACLE BOX KIT - 110V GFI	D
1	0861731	1	Box, Receptacle	
2	1671207	1	Cover, Receptacle	
3	4460346	1	Receptacle	
4	4460662	1	Connector, Strain Relief	

**SECTION 6 - ELECTRICAL**

**FIGURE 6-25. RECEPTACLE BOX KIT - 220V CEE7 SIDE GROUND (CE & UK CA SPEC)**



ART\_0275453



## SECTION 6 - ELECTRICAL

**FIGURE 6-25. RECEPTACLE BOX KIT - 220V CEE7 SIDE GROUND (CE & UK CA SPEC)**

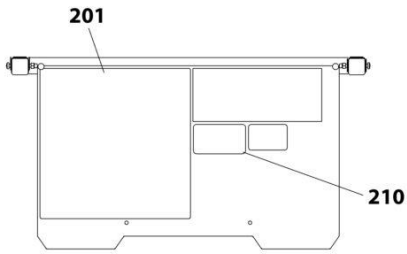
ITEM	PART NUMBER	QTY	DESCRIPTION	REV
	0275453	Ref	RECEPTACLE BOX KIT - 220V CEE7 SIDE GROUND	B
1	0861731	1	Box, Switch	
2	4461245	1	Receptacle	
3	4461205	1	Plug, Male	
4	1001100347	1	Plug and Socket Kit (Includes Items 1-3 and Female Plug p/n 4461206)	



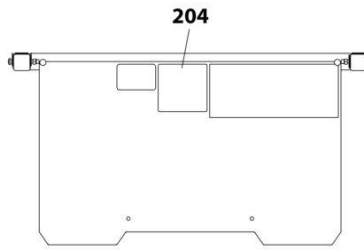
**SECTION 7 - DECALS**



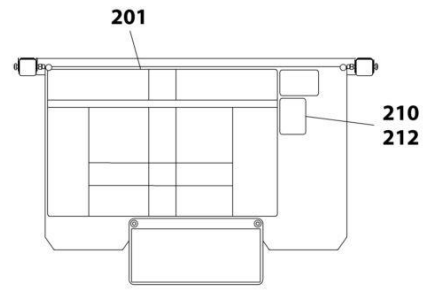
# SECTION 7 - DECALS



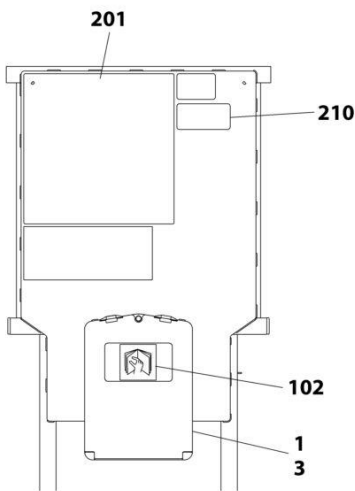
FIXED RAIL (ANSI SPECS)



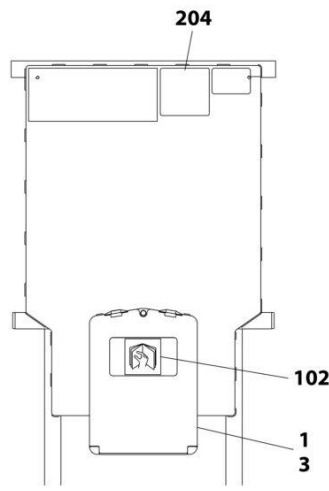
FIXED RAIL (CE AND JAPANESE SPECS)



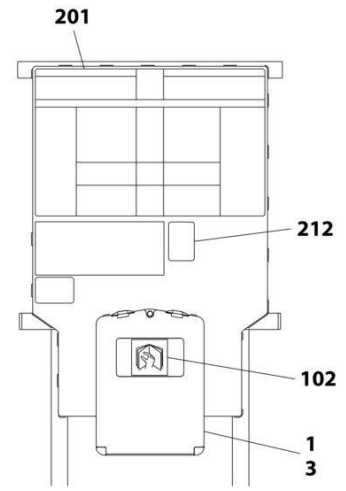
FIXED RAIL (CHINA, CSA AND KOREAN SPECS)



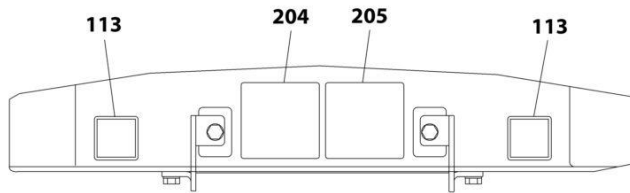
FOLDING RAIL (ANSI SPECS)



FOLDING RAIL (CE SPECS)



FOLDING RAIL (CHINA AND KOREAN SPECS)



DETAIL D  
TOP REAR OF FRAME

NOTE: ITEMS SHOWN MAY NOT BE REQUIRED FOR ALL SPECS. REFER TO PARTS LISTS FOR USAGE.  
NOTE: ADDITIONAL DECALS CALLED OUT ON DECAL INSTALLATION - OPTIONS.

ART\_1001247301\_20F2\_LC

## SECTION 7 - DECALS

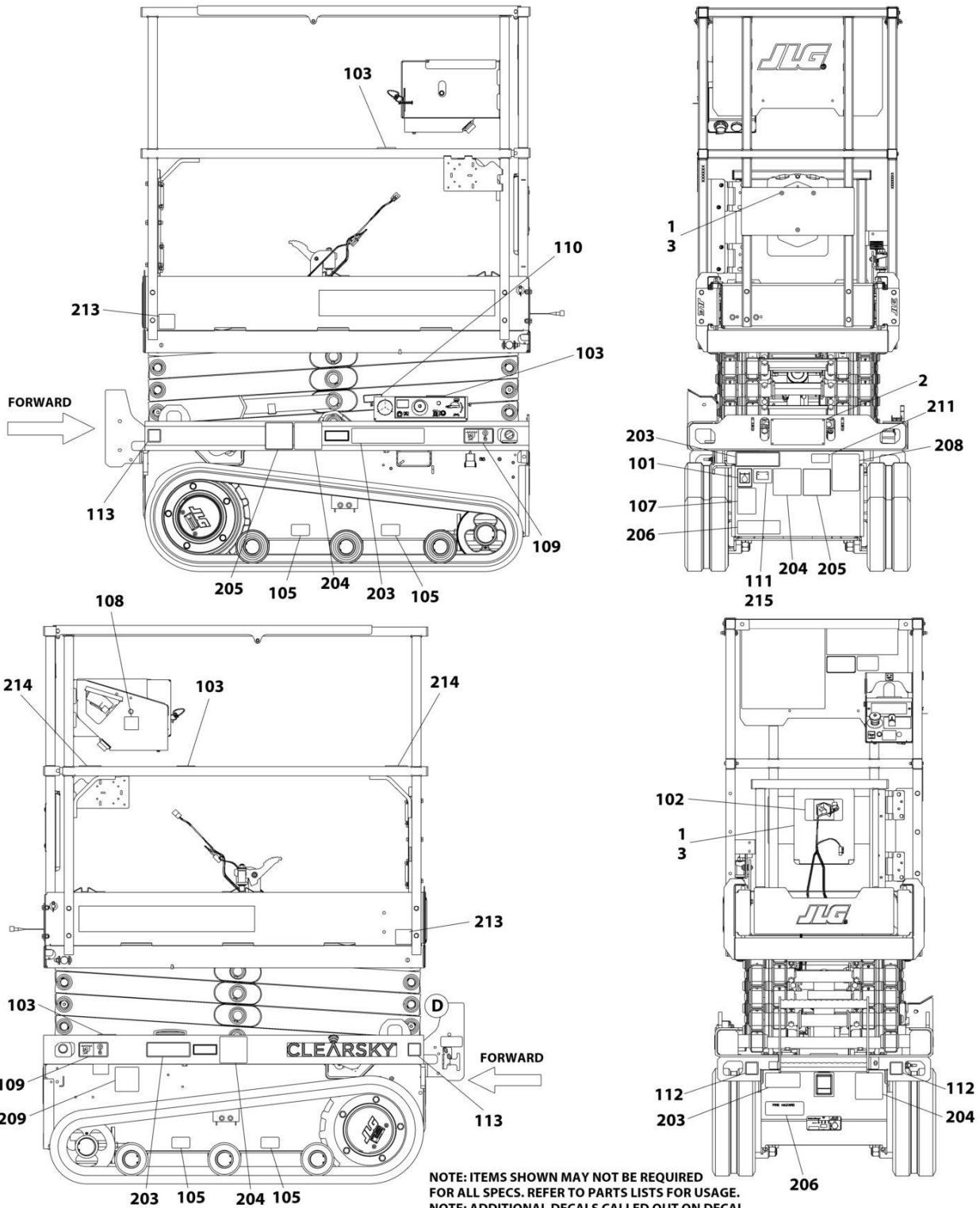
FIGURE 7-1. DECALS INSTALLATION (ANSI SPECS)

ITEM	PART NUMBER	QTY	DESCRIPTION	REV
	1001247301	Ref	DECALS INSTALLATION (ANSI SPECS)	E
	1001247399	Ref	DECALS CHART DRAWING	J
1	2080040	3	Fastener	
2	2080057	4	Fastener	
3	8990147	1	Holder Manual	
100	1001247296	1	Master Decal Kit (Not Shown)	F
101	1701504	1	Decal - Hydraulic Oil	
102	1701640	1	Decal - Manual	
103	1703819	4	Decal - Directional Arrow	
104	1001248126	1	Decal - Manual Descent Instructions (Not Shown)	
105	1704016	4	Decal - Fork Lift	
107	1704412	1	Decal - Hydraulic Oil Chart	
108	1001132359	1	Decal - Control Box Locate	
109	1001162864	2	Decal - Lift Point/Tie Down	
110	1001220430	1	Decal - Safety Prop	
112	1001212290	1	Decal - Tie Down	
113	1001212291	1	Decal - Lifting Lug	
201	1703816	1	Decal - Danger/Warning	
202	1001146794	1	Decal - Battery/Charger Service (Not Shown)	
203	1001211777	4	Decal - Crushing Hazard	
204	1001211779	4	Decal - Electrocution	
206	1703813	2	Decal - Warning Battery Ventilation	
208	1001131270	1	Decal - Patent	
209	1001223055	1	Decal - Yearly Inspection	
210	1001231801	1	Decal - Warning Prop 65	
211	1001228370	1	Decal - ICES	
214	1704277	2	Decal - Lanyard Attach	
215	1702155	1	Decal - Battery Disconnect	



# SECTION 7 - DECALS

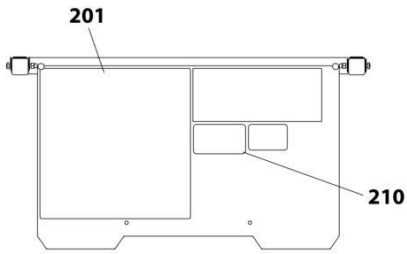
## FIGURE 7-2. DECALS INSTALLATION (CHINA SPECS)



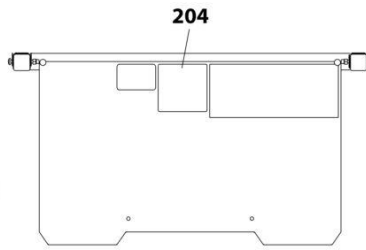
ART\_1001247303\_10F2\_LC



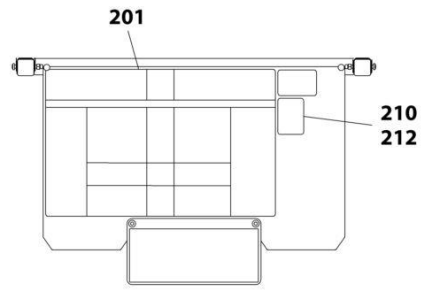
# SECTION 7 - DECALS



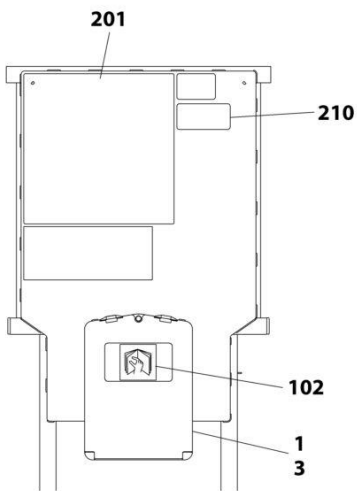
FIXED RAIL (ANSI SPECS)



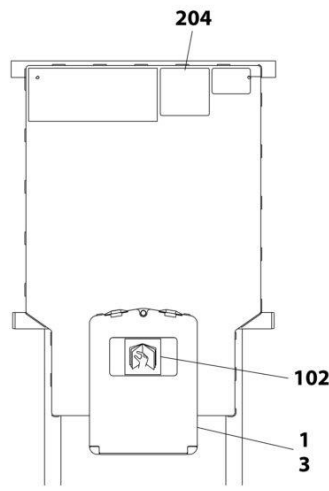
FIXED RAIL (CE AND JAPANESE SPECS)



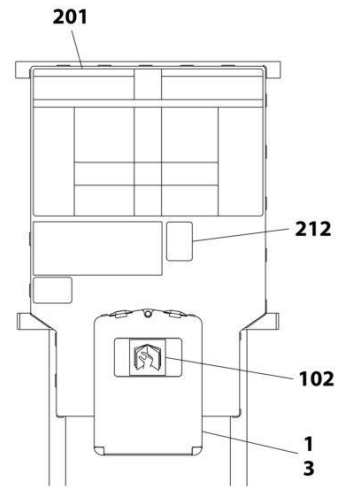
FIXED RAIL (CHINA, CSA AND KOREAN SPECS)



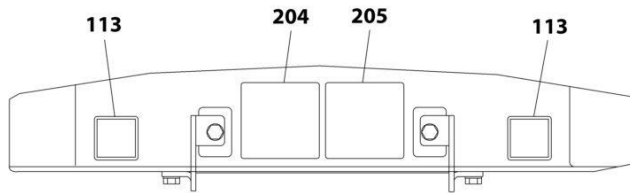
FOLDING RAIL (ANSI SPECS)



FOLDING RAIL (CE SPECS)



FOLDING RAIL (CHINA AND KOREAN SPECS)



DETAIL D  
TOP REAR OF FRAME

NOTE: ITEMS SHOWN MAY NOT BE REQUIRED FOR ALL SPECS. REFER TO PARTS LISTS FOR USAGE.  
NOTE: ADDITIONAL DECALS CALLED OUT ON DECAL INSTALLATION - OPTIONS.

ART\_1001247303\_20F2\_LC

## SECTION 7 - DECALS

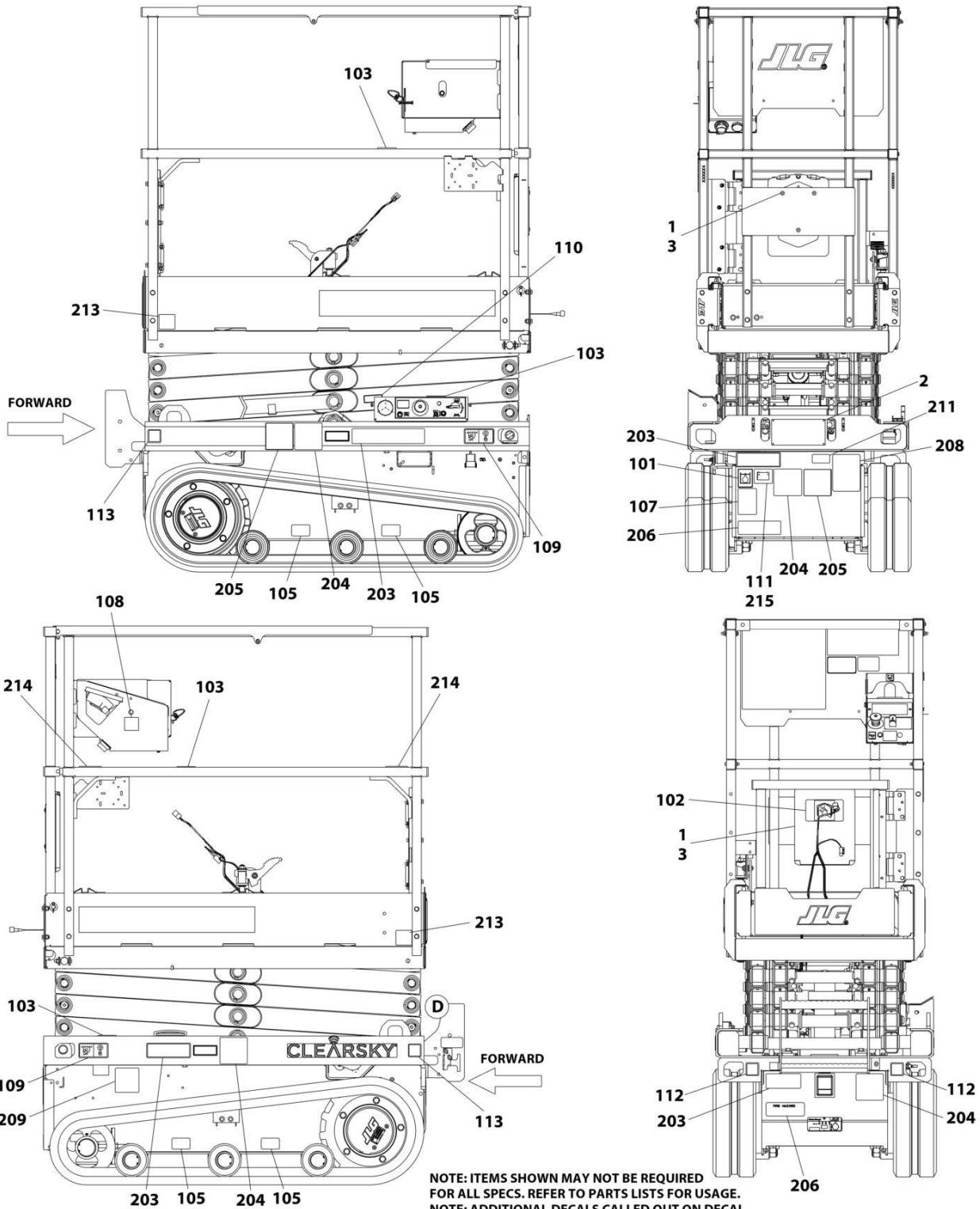
FIGURE 7-2. DECALS INSTALLATION (CHINA SPECS)

ITEM	PART NUMBER	QTY	DESCRIPTION	REV
	1001247303	Ref	DECALS INSTALLATION (CHINA SPECS)	E
	1001247399	Ref	DECALS CHART DRAWING	J
1	2080040	3	Fastener	
2	2080057	4	Fastener	
3	8990147	1	Holder Manual	
100	1001247296	1	Master Decal Kit (Not Shown)	F
101	1701504	1	Decal - Hydraulic Oil	
102	1701640	1	Decal - Manual	
103	1703819	4	Decal - Directional Arrow	
104	1001248126	1	Decal - Manual Descent (Not Shown)	
105	1704016	4	Decal - Fork Lift	
107	1704412	1	Decal - Hydraulic Oil Chart	
108	1001132359	1	Decal - Control Box Locate	
109	1001162864	4	Decal - Lift Point/Tie Down	
110	1001220430	1	Decal - Safety Prop	
112	1001212290	1	Decal - Tie Down	
113	1001212291	1	Decal - Lifting Lug	
201	1001247311	1	Decal - Danger/Warning	
202	1001146794	1	Decal - Battery/Charger Service (Not Shown)	
203	1001249894	4	Decal - Crushing Hazard	
204	1001211779	4	Decal - Electrocution	
205	1001215747	4	Decal - Danger Electrocution	
206	1704344	2	Decal - Warning Battery Ventilation	
209	1001224051	1	Decal - Yearly Inspection	
212	1001244301	1	Decal - NO Platform to Ground	
213	1001244298	2	Decal - App	
214	1704277	2	Decal - Lanyard Attach	
215	1702155	1	Decal - Battery Disconnect	



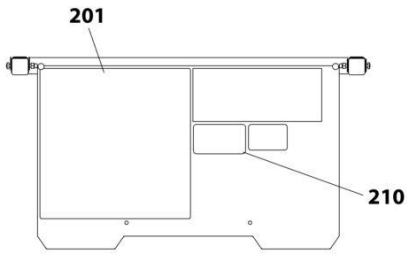
# SECTION 7 - DECALS

## FIGURE 7-3. DECALS INSTALLATION (CSA SPECS)

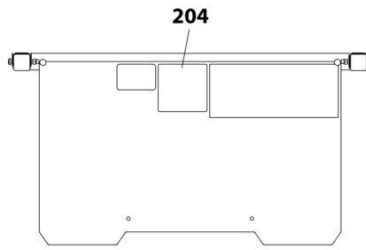


ART\_1001254501\_10F2\_LC

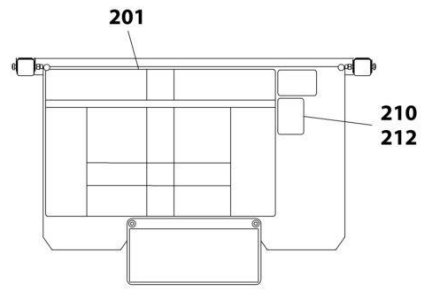
# SECTION 7 - DECALS



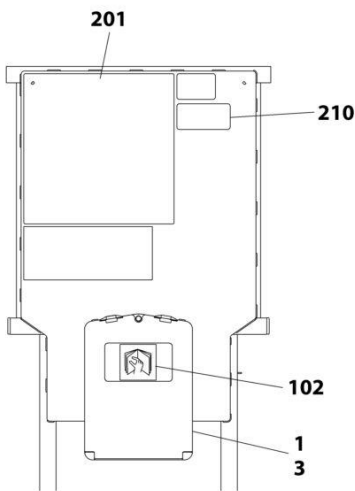
FIXED RAIL (ANSI SPECS)



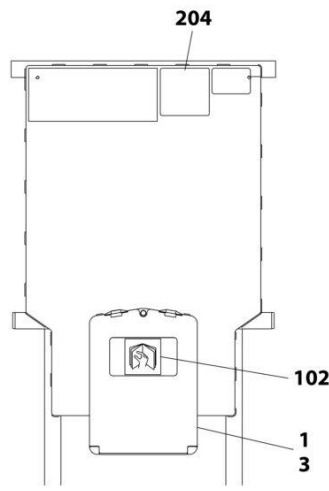
FIXED RAIL (CE AND JAPANESE SPECS)



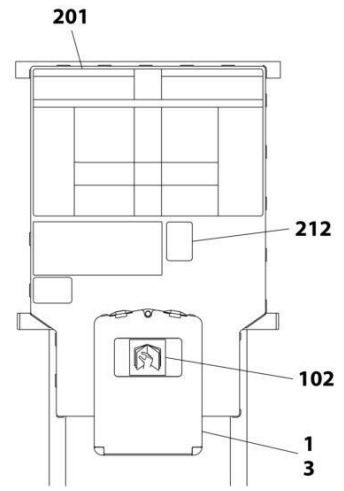
FIXED RAIL (CHINA, CSA AND KOREAN SPECS)



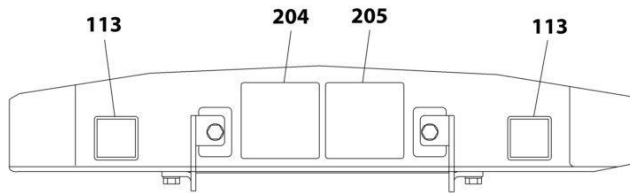
FOLDING RAIL (ANSI SPECS)



FOLDING RAIL (CE SPECS)



FOLDING RAIL (CHINA AND KOREAN SPECS)



DETAIL D  
TOP REAR OF FRAME

NOTE: ITEMS SHOWN MAY NOT BE REQUIRED FOR ALL SPECS. REFER TO PARTS LISTS FOR USAGE.  
NOTE: ADDITIONAL DECALS CALLED OUT ON DECAL INSTALLATION - OPTIONS.

ART\_1001254501\_20F2\_LC

## SECTION 7 - DECALS

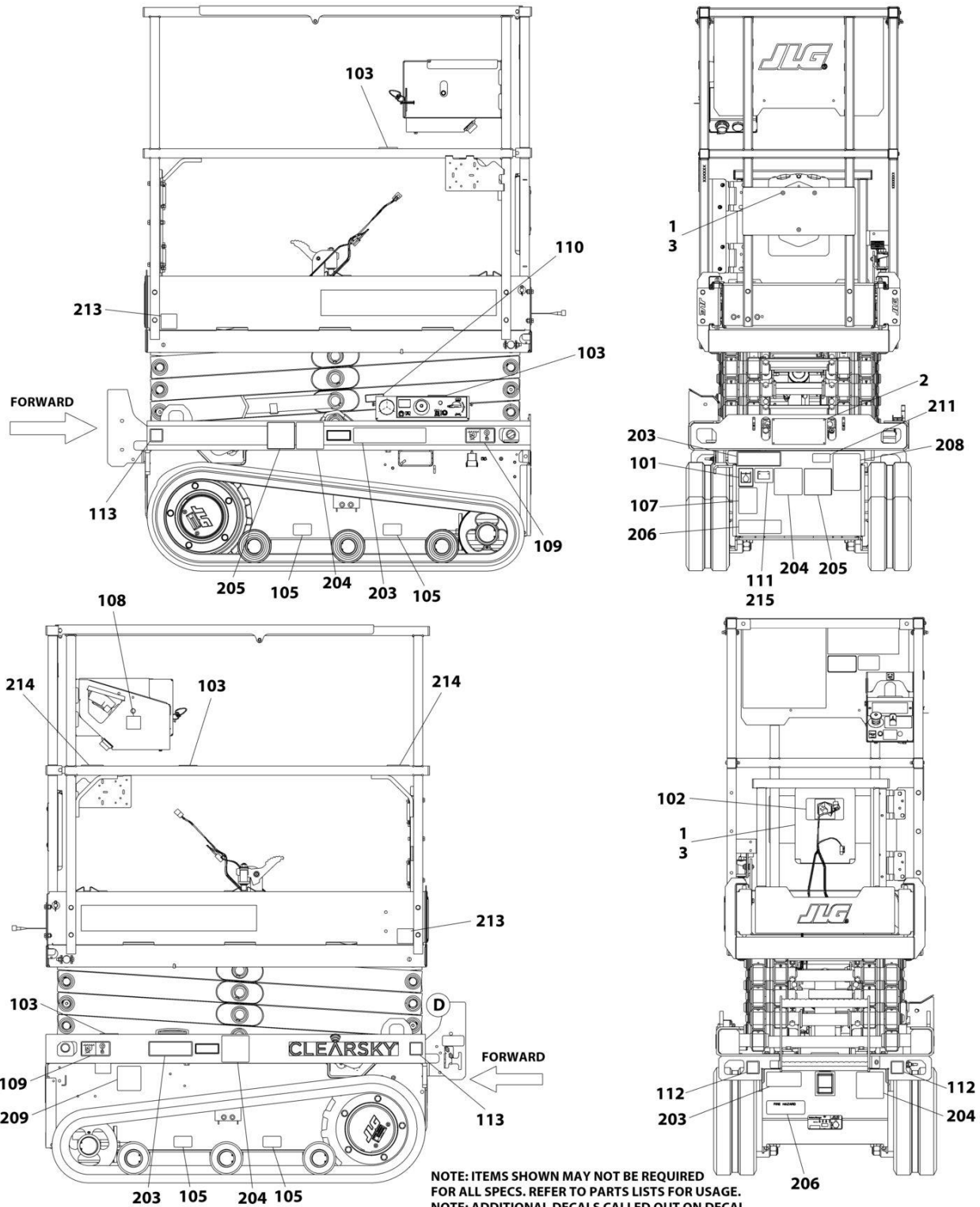
FIGURE 7-3. DECALS INSTALLATION (CSA SPECS)

ITEM	PART NUMBER	QTY	DESCRIPTION	REV
	1001254501	Ref	DECALS INSTALLATION (CSA SPECS)	D
	1001247399	Ref	DECALS CHART DRAWING	J
1	2080040	3	Fastener	
2	2080057	4	Fastener	
3	8990147	1	Holder Manual	
100	1001247296	1	Master Decal Kit (Not Shown)	F
101	1701504	1	Decal - Hydraulic Oil	
102	1701640	1	Decal - Manual	
103	1703819	4	Decal - Directional Arrow	
104	1001248126	1	Decal - Manual Descent Instructions (Not Shown)	
105	1704016	4	Decal - Fork Lift	
107	1704412	1	Decal - Hydraulic Oil Chart	
108	1001132359	1	Decal - Control Box Locate	
109	1001162864	4	Decal - Lift Point/Tie Down	
110	1001220430	1	Decal - Safety Prop	
112	1001212290	1	Decal - Tie Down	
113	1001212291	1	Decal - Lifting Lug	
201	1704684	1	Decal - Danger/Warning	
202	1001146794	1	Decal - Battery/Charger Service (Not Shown)	
203	1705311	4	Decal - Crushing Hazard	
204	1001211779	4	Decal - Electrocution	
206	1704340	2	Decal - Warning Battery Ventilation	
208	1001131270	1	Decal - Patent	
209	1001223971	1	Decal - Yearly Inspection	
210	1001231801	1	Decal - Warning Prop 65	
211	1001228370	1	Decal - ICES	
214	1704277	2	Decal - Lanyard Attach	
215	1702155	1	Decal - Battery Disconnect	



# SECTION 7 - DECALS

## FIGURE 7-4. DECALS INSTALLATION (JAPANESE SPECS)

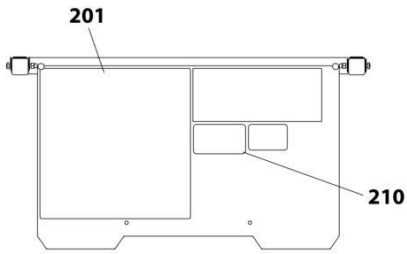


NOTE: ITEMS SHOWN MAY NOT BE REQUIRED FOR ALL SPECS. REFER TO PARTS LISTS FOR USAGE.  
 NOTE: ADDITIONAL DECALS CALLED OUT ON DECAL INSTALLATION - OPTIONS.

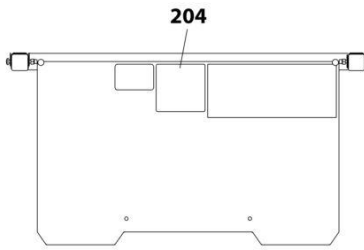
ART\_1001247304\_10F2\_LC



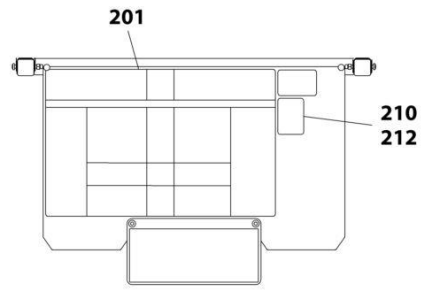
# SECTION 7 - DECALS



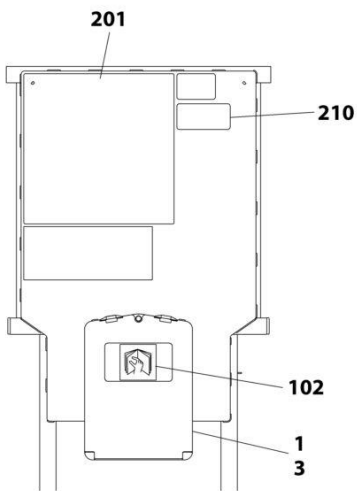
FIXED RAIL (ANSI SPECS)



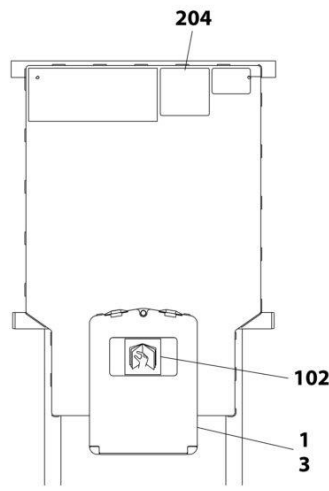
FIXED RAIL (CE AND JAPANESE SPECS)



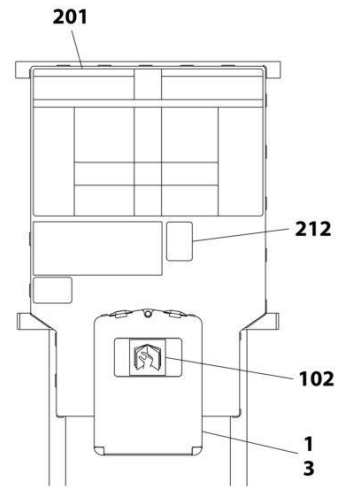
FIXED RAIL (CHINA, CSA AND KOREAN SPECS)



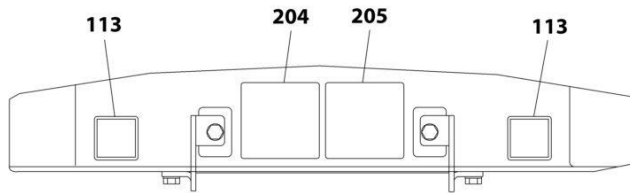
FOLDING RAIL (ANSI SPECS)



FOLDING RAIL (CE SPECS)



FOLDING RAIL (CHINA AND KOREAN SPECS)



DETAIL D  
TOP REAR OF FRAME

NOTE: ITEMS SHOWN MAY NOT BE REQUIRED FOR ALL SPECS. REFER TO PARTS LISTS FOR USAGE.  
NOTE: ADDITIONAL DECALS CALLED OUT ON DECAL INSTALLATION - OPTIONS.

ART\_1001247304\_2OF2\_LC

## SECTION 7 - DECALS

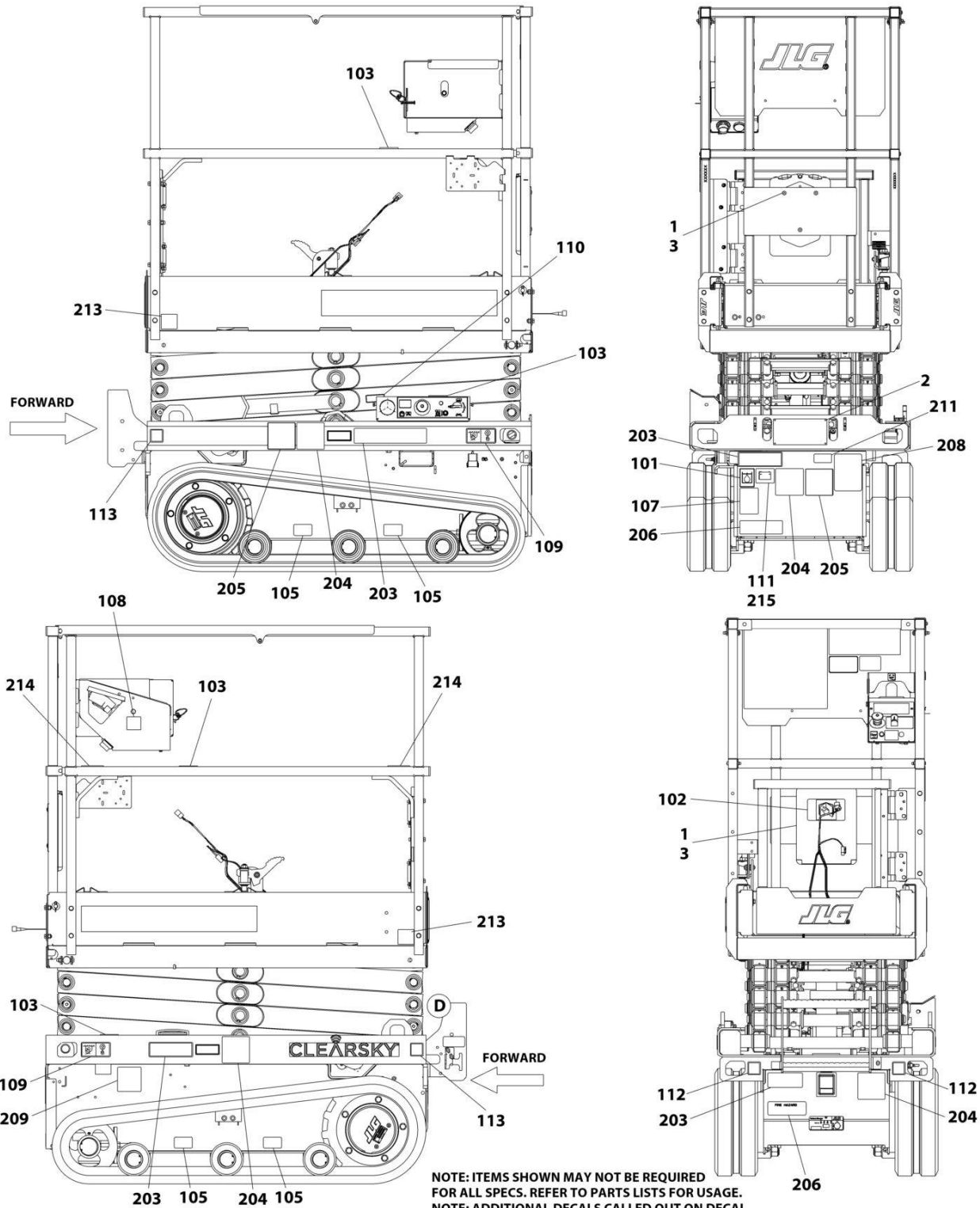
FIGURE 7-4. DECALS INSTALLATION (JAPANESE SPECS)

ITEM	PART NUMBER	QTY	DESCRIPTION	REV
	1001247304	Ref	DECALS INSTALLATION (JAPANESE SPECS)	F
	1001247399	Ref	DECALS CHART DRAWING	J
1	2080040	4	Fastener	
2	2080057	4	Fastener	
3	0860520	1	Holder Manual	
4	1001258992	2	Plate, Protect	
5	1001101540	4	Screw M4 x 14	
6	3290405	4	Nut M4	
100	1001247296	1	Master Decal Kit (Not Shown)	F
101	1701504	1	Decal - Hydraulic Oil	
102	1701640	1	Decal - Manual	
103	1703819	4	Decal - Directional Arrow	
104	1001248126	1	Decal - Manual Descent (Not Shown)	
105	1704016	4	Decal - Fork Lift	
107	1704412	1	Decal - Hydraulic Oil Chart	
108	1001132359	1	Decal - Control Box Locate	
109	1001162864	4	Decal - Lift Point/Tie Down	
110	1001220430	1	Decal - Safety Prop	
112	1001212290	1	Decal - Tie Down	
113	1001212291	1	Decal - Lifting Lug	
202	1001146794	1	Decal - Battery/Charger Service (Not Shown)	
203	1001219172	4	Decal - Crushing	
204	1001219171	5	Decal - Electrocution	
206	1705670	2	Decal - Fire Hazard	
214	1704277	2	Decal - Lanyard Attach	



# SECTION 7 - DECALS

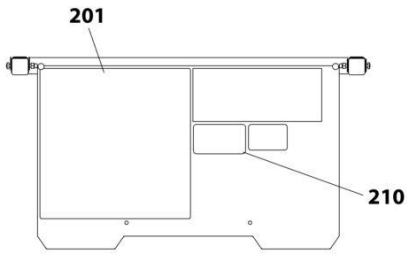
## FIGURE 7-5. DECALS INSTALLATION (KOREAN SPECS)



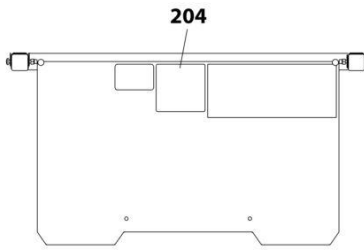
NOTE: ITEMS SHOWN MAY NOT BE REQUIRED FOR ALL SPECS. REFER TO PARTS LISTS FOR USAGE.  
 NOTE: ADDITIONAL DECALS CALLED OUT ON DECAL INSTALLATION - OPTIONS.

ART\_1001247302\_10F2\_LC

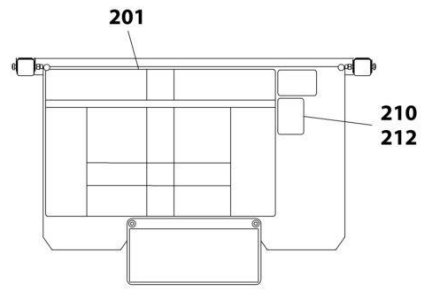
# SECTION 7 - DECALS



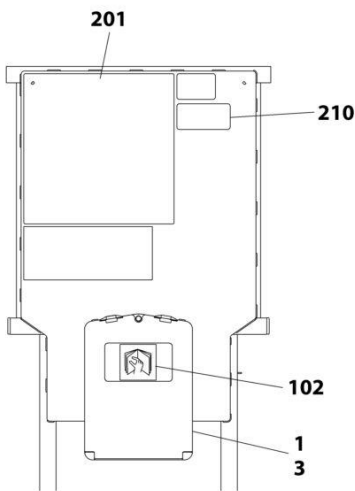
FIXED RAIL (ANSI SPECS)



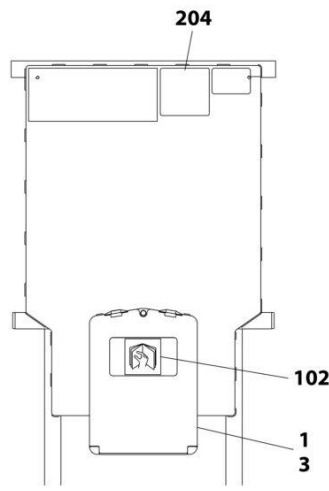
FIXED RAIL (CE AND JAPANESE SPECS)



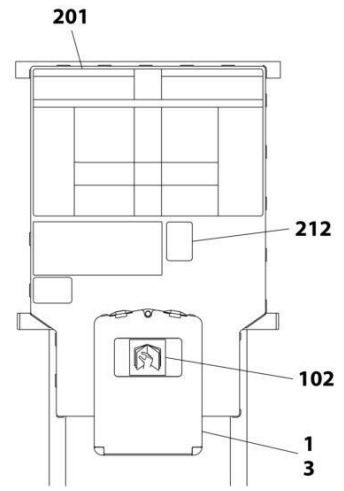
FIXED RAIL (CHINA, CSA AND KOREAN SPECS)



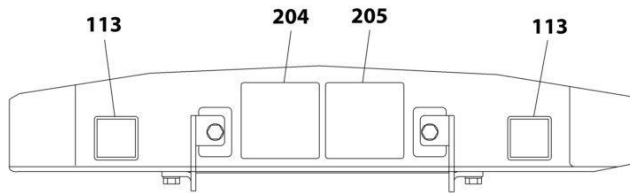
FOLDING RAIL (ANSI SPECS)



FOLDING RAIL (CE SPECS)



FOLDING RAIL (CHINA AND KOREAN SPECS)



DETAIL D  
TOP REAR OF FRAME

NOTE: ITEMS SHOWN MAY NOT BE REQUIRED FOR ALL SPECS. REFER TO PARTS LISTS FOR USAGE.  
NOTE: ADDITIONAL DECALS CALLED OUT ON DECAL INSTALLATION - OPTIONS.

ART\_1001247302\_20F2\_LC

## SECTION 7 - DECALS

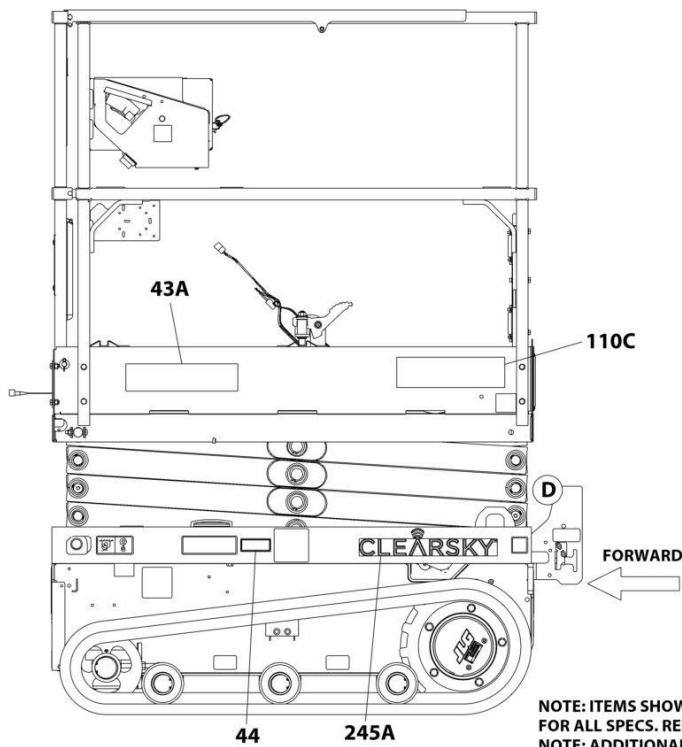
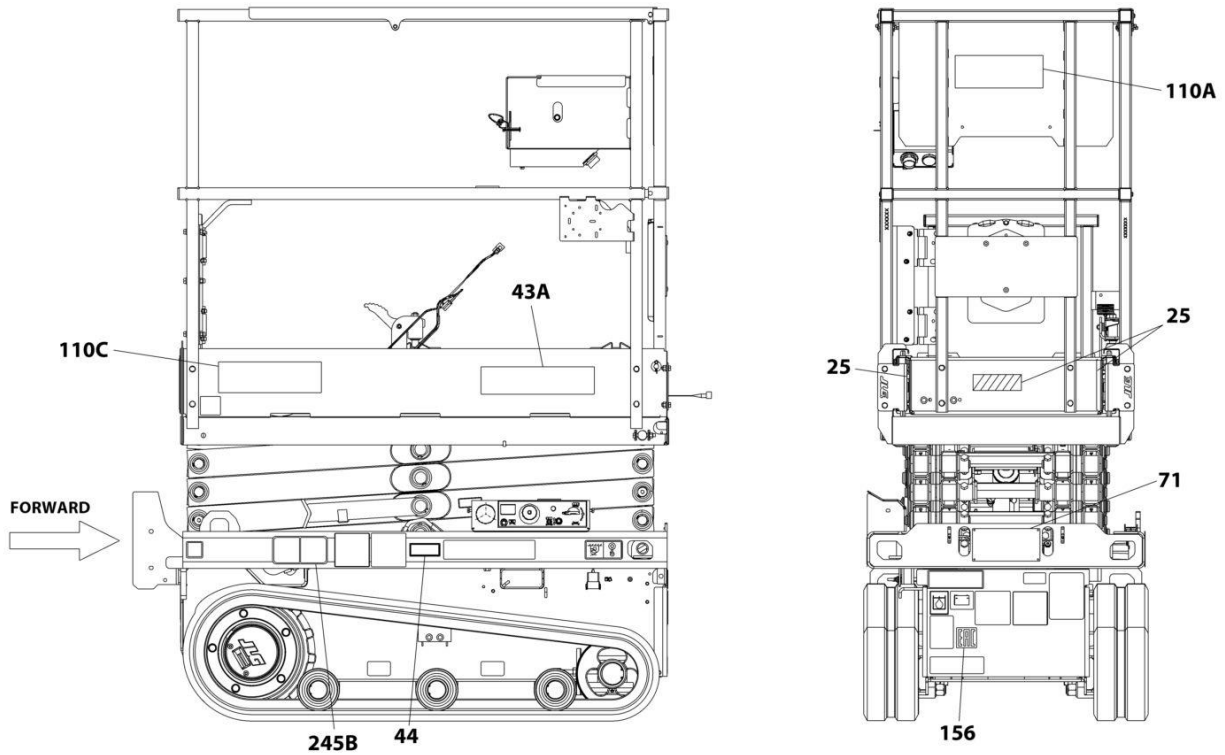
FIGURE 7-5. DECALS INSTALLATION (KOREAN SPECS)

ITEM	PART NUMBER	QTY	DESCRIPTION	REV
	1001247302	Ref	DECALS INSTALLATION (KOREAN SPECS)	E
	1001247399	Ref	DECAL CHART DRAWING	J
1	2080040	3	Fastener	
2	2080057	4	Fastener	
3	8990147	1	Holder Manual	
100	1001247296	1	Master Decal Kit (Not Shown)	F
101	1701504	1	Decal - Hydraulic Oil	
102	1701640	1	Decal - Manual	
103	1703819	4	Decal - Directional Arrow	
104	1001248126	1	Decal - Manual Descent (Not Shown)	
105	1704016	4	Decal - Fork Lift	
107	1704412	1	Decal - Hydraulic Oil Chart	
108	1001132359	1	Decal - Control Box Locate	
109	1001162864	4	Decal - Lift Point/Tie Down	
110	1001220430	1	Decal - Safety Prop	
112	1001212290	1	Decal - Tie Down	
113	1001212291	1	Decal - Lifting Lug	
201	1001247309	1	Decal - Danger/Warning	
202	1001146794	1	Decal - Battery/Charger Service (Not Shown)	
203	1001249893	4	Decal - Crushing Hazard	
204	1001211779	4	Decal - Electrocution	
205	1001215750	4	Decal - Danger Electrocution	
206	1707022	2	Decal - Warning Battery Ventilation	
209	1001224048	1	Decal - Yearly Inspection	
214	1704277	2	Decal - Lanyard Attach	
215	1702155	1	Decal - Battery Disconnect	



# SECTION 7 - DECALS

## FIGURE 7-6. DECAL INSTALLATION - OPTIONS

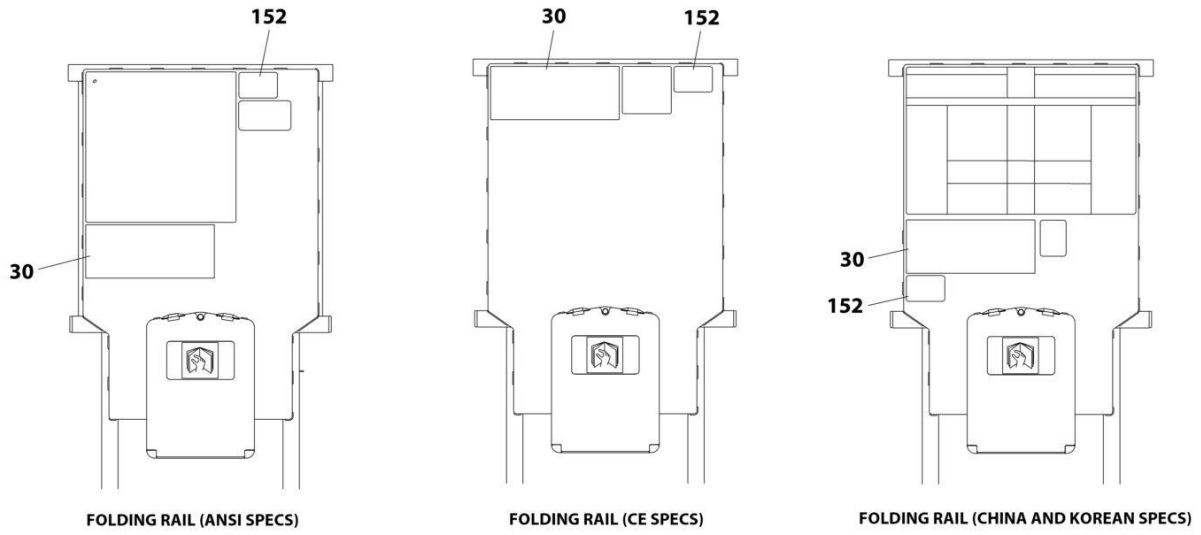
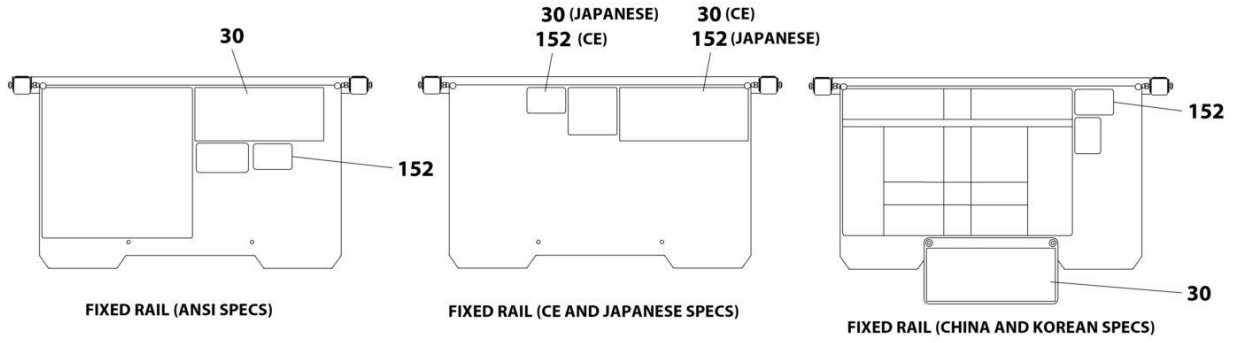


NOTE: ITEMS SHOWN MAY NOT BE REQUIRED FOR ALL SPECS. REFER TO PARTS LISTS FOR USAGE.  
 NOTE: ADDITIONAL DECALS CALLED OUT ON DECAL INSTALLATION - OPTIONS.

ART\_DECAL\_OPTIONS\_10F2



# SECTION 7 - DECALS



**NOTE: ITEMS SHOWN MAY NOT BE REQUIRED FOR ALL SPECS. REFER TO PARTS LISTS FOR USAGE.**

ART\_DECAL\_OPTIONS\_20F2

## SECTION 7 - DECALS

**FIGURE 7-6. DECAL INSTALLATION - OPTIONS**

ITEM	PART NUMBER	QTY	DESCRIPTION	REV
		Ref	DECAL INSTALLATION - OPTIONS	
	1001247399	Ref	DECAL CHART DRAWING	J
25	1001247712	Ref	Corner Stripes Installation	
25	4420051	3 ft/ 92cm	Tape, Safety	
30		Ref	Decal - Capacity Options:	
30	1001246678	1	Decal - Capacity (500lb/227kg) (Indoor Only Machines) (ANSI, ANSI Export, Australian, CE, China, Korean & UK CA Specs)	
30	1001265840	1	Decal - Capacity (500lb/227kg) (Indoor/Outdoor Machines) (ANSI, ANSI Export, CE, China, Korean & UK CA Specs)	
30	1001247297	Ref	Decal - Capacity (China, CSA & Korean Specs)	B
30	1001265840	1	Decal - Capacity (500lb/227kg) (China and Korean Specs)	
30	1001216865	1	Plate, Decal Mounting	
30	2080040	2	Fastener	
30	1001246679	1	Decal - Capacity (500lb/227kg) (Indoor Only Machines) (Japanese Specs)	
43	1001247542	Ref	Decal - Model Designation	B
43A	1001255756	2	Decal - Model Designation	
44	1001247661	2	Decal - Maximum Tire Load	
71	See Note	NSS	Decal - Manufacturers Serial Number (Note: Not Available for Purchase)	
110	1001298888	Ref	JLG Decals Installation (Not Shown) (All Specs Except China Specs)	A
110	1001299046	Ref	JLG Decals Installation (Not Shown) (China Specs)	A
110A	1001256675	1	Decal - JLG (3-5/16 wide) (All Specs Except China Specs)	
110A	1001287762	1	Decal - JLG (3-5/16 wide) (China Specs)	
110B	1001256676	1	Decal - JLG (2-5/8 wide) (All Specs Except China Specs)	
110B	1001287763	1	Decal - JLG (2-5/8 wide) (China Specs)	
110C	1001288212	1	DECAL - JLG (China Specs Only)	
152		Ref	Decal - No Pipe Racks Allowed Options:	
152	1001092071	1	Decal - No Pipe Racks Allowed (English) (ANSI, ANSI Export and China Specs)	
152	1001092497	1	Decal - No Pipe Racks Allowed (English) (CE, Japanese & UK CA Specs)	
152	1001120622	1	Decal - No Pipe Racks Allowed (English/Chinese) (China Specs)	
152	1001092580	1	Decal - No Pipe Racks Allowed (English/French) (CSA Specs)	
152	1001120621	1	Decal - No Pipe Racks Allowed (English/Korean) (Korean Specs)	
156	1001173703	1	Decal - EAC (Russian/CIS Specs)	
245	1001236984	Ref	Decal - Clear Sky	
245A	1001116208	1	Decal - Clear Sky	
245B	1001120989	1	Decal - Radio Frequency	

## **SECTION 8 - RECOMMENDED SERVICE PARTS STOCK**

## **SECTION 8 - RECOMMENDED SERVICE PARTS STOCK**

## SECTION 8 - RECOMMENDED SERVICE PARTS STOCK

FIGURE 8-1. RECOMMENDED SERVICE PARTS STOCK

ITEM	PART NUMBER	QTY	DESCRIPTION	REV
		Ref	Note: The following list will service one machine (built to current production per date on the front cover) with emergency repair parts which can be installed in the field. Parts from the list should be replaced when inventory is depleted to keep service parts stock supplied. For further information, contact your JLG dealer or the JLG Industries Parts Department.	
	1001189172	1	Breaker 16Amp Double (AC Box CE & UK CA Specs Machines)	
	1001189171	1	Breaker 30mAmp (AC Box CE & UK CA Specs Machines)	
	1600402	1	Controller, Drive/Steer (Platform Console)	
	8229031	2	Diode 6AMP (Chassis Harness)	
	1001228388	2	Fuse 1AMP (Charger Harness)	
	1001196635	2	Fuse 3Amp (Mobile Control)	
	1001118245	2	FUSE,250 AMP MEGA	
	2860030	1	Key, Replacement (Ground Control)	
	3080007	1	Latch, Magnetic (Platform)	
	1001276980	1	Module, Control (Drive)	
	1001200629	1	Module, Control (Ground Control)	
	1001274605	1	Module, Platform	
	3740150	1	Relay (Ground Control)	
	1001249798	1	Sensor (Tilt)	
	1001146963	1	Sensor, Angle (Machines with LSS)	
	1001200746	1	Sensor, Angle (Machines without LSS)	
	1001274559	1	Switch, Emergency Stop (Ground Control)	
	4360475	1	Switch, Emergency Stop (Platform Console)	
	4360469	1	Switch, Key (Ground Control)	
	1001226749	1	Switch, Push Button (Ground Control/Platform Control)	
	4360328	1	Switch, Toggle (Ground Control)	
	1001258446	1	Switch, Toggle (Platform Console)	

## **SECTION 9 - SPECIAL OPTIONS/ACCESSORIES/KITS**

## **SECTION 9 - SPECIAL OPTIONS/ACCESSORIES/KITS**

## SECTION 9 - SPECIAL OPTIONS/ACCESSORIES/KITS

FIGURE 9-1. SPECIAL OPTIONS/ACCESSORIES/KITS

ITEM	PART NUMBER	QTY	DESCRIPTION	REV
		Ref	Note: This list is to accommodate machines ordered with special equipment. Options may not be applicable to all models. For more specific parts information contact the JLG Parts Department.	
		Ref	MISCELLANEOUS SPECIAL OPTIONS/ACCESSORIES/KITS	
	1001209921	Ref	Antivandalism Package (Factory Installed)	
	1001225173	Ref	Antivandalism Add-On Kit (Dealer Installed)	
	1001255129	Ref	Beacon Light (Single) Add-On Kit (Dealer Installed)	
	1001274645	Ref	Beacon Light (Dual) Add-On Kit (Dealer Installed)	
	1001293899	Ref	Cover Installation (Without ClearSky)	
		Ref	Electrical Connector Kits	
	1001148902	Ref	Amp/Tyco Electrical Connector Kit	
	1001148903	Ref	Deutsch DT Electrical Connector Kit	
	1001148904	Ref	Deutsch HD Electrical Connector Kit	
	1001148905	Ref	Packard Electrical Connector Kit	
	1001148906	Ref	Various Electrical Connector Kit	
	1001236533	Ref	Footswitch Installation (Factory Installed) (ANSI Export, Japanese & Korean Specs Only)	
	1001210670	1	Footswitch Assembly (ANSI Export, Japanese & Korean Specs Only)	
	1705828	1	Decal - Footswitch (ANSI Export, Japanese & Korean Specs Only)	
	1001255128	Ref	Footswitch Add-On Kit (Dealer Installed)	
	1001284152	Ref	Low Height Retriktion System Installation (ANSI Export, Japan & Korean Specs)	
	1001294780	Ref	Pressure Transducer Kit	
	1001269479	Ref	SkySense (Level 1) Installation	
	1001254661	Ref	Service Kits / Tools	G
		Ref	Tools for Service	
	2901443	1	Analyzer Kit	
	1001232474	1	Benchtop Harness	
	8896941	1	Wire Stripper	
	7002821	1	Wire Crimper (To install wire ends to wires)	
	7002823	1	Pin/Socket Extractor - Universal (To Remove Pins/Sockets from Connectors)	
	4460467	1	Extractor - 16-18 Gauge (For Removal Pins/Sockets from Deutsch Connectors)	
	4460510	1	Extractor - 12-14 Gauge (For Removal of Pins/Sockets from Deutsch Connectors)	
	7002822	1	Screwdriver, Potentiometer (To Adjust Drive Controllers)	
	7016654	1	Screwdriver, Magnetic	
	7004275	1	Seal Installation Tool - 1in	
	7004276	1	Seal Installation Tool - 1-1/2in	
	7002826	1	Seal Installation Tool - 2in	
	1001281951	Ref	USB & Phone Cradle Kit	
	1001281944	Ref	White Noise Ambient Alarm Kit	

## SECTION 9 - SPECIAL OPTIONS/ACCESSORIES/KITS

### PART NUMBER INDEX

## SECTION 9 - SPECIAL OPTIONS/ACCESSORIES/KITS

0100011.....13, 15, 17, 19, 21, 29, 35, 37, 39, 41, 43, 45, 49, 53, 55, 57, 71, 73, 75, 84, 93, 99, 101, 103, 105, 107, 109, 111, 113	1001102771 ..... 141	1001189172 ..... 137, 208	1001221475.....99
0100048.....53, 55	1001103012 ..... 155, 159	1001192401 ..... 156, 160	1001221476.....99
0100051.....59, 61, 63, 65, 67, 69	1001107854 ..... 155, 159	1001194421 ..... 177	1001221949.....151
0140030.....117	1001110544 .... 31, 33, 35	1001196635 ..... 175, 208	1001223055.....186
0140043.....53, 55	1001116208 ..... 206	1001200629 .. 53, 55, 208	1001223971.....194
0275453.....131, 181	1001116812 ..... 141, 155, 159, 175	1001200631 ..... 88, 92	1001224048.....202
0440264.....81, 85, 89, 93	1001118245 ... 59, 61, 63, 65, 67, 69, 208	1001200746 .. 80, 84, 208	1001224051.....190
0440265.....81, 85, 89, 93	1001118384 ..... 163	1001200819 ..... 117, 177	1001225164.....88, 92
0630183.....99	1001118387 ..... 160	1001201885 ..... 155, 159, 177	1001225173.....210
0630580....13, 15, 17, 19, 21	1001118388 ..... 163	1001203443 ..... 97	1001226749..53, 55, 117, 208
0700412.....53, 55	1001118388 ..... 163	1001203445 ... 80, 84, 88, 92	1001228370.....186, 194
0700610.....29, 49, 53, 55	1001118812 ..... 139	1001204311 ... 80, 84, 88, 92	1001228388.....141, 208
0700612.....39, 41, 43	1001120204 ..... 131	1001204495 ..... 27	1001231268....80, 84, 88, 92
0700617.....53, 55	1001120205 ..... 137	1001205409 ..... 155, 159, 175	1001231801.....186, 194
0700818....101, 103, 105, 107, 109, 111, 113	1001120621 ..... 206	1001205410 ..... 155, 159	1001232257.....109, 111, 113
0700819.....97, 115	1001120622 ..... 206	1001205411 ..... 155, 159	1001232622.....109, 111, 113
0700820.....109, 111, 113	1001120989 ..... 206	1001205412 ..... 155, 159	1001233714.....59, 61
0700835.....117	1001125677 .... 139, 156, 160	1001205422 ..... 99	1001233834....81, 85, 89, 93
0701015.....80, 84, 88, 92	1001125916 ..... 63, 67	1001205430 ..... 99	1001233836....81, 85, 89, 93
0701019.....109, 111, 113	1001130220 ..... 117	1001207009 ..... 71, 73	1001233837....81, 85, 89, 93
0701020....80, 84, 88, 92, 109, 111, 113	1001130590 ..... 53, 55	1001207970 ..... 147	1001233860....80, 84, 88, 92
0701021....80, 84, 88, 92, 97	1001131270 ..... 186, 194	1001207973 ..... 149	1001233861....80, 84, 88, 92
0760408.....129, 131, 133	1001132358 ..... 117	1001207974 ..... 145	1001233863....80, 84, 88, 92
0760508.....75	1001132359 .... 186, 190, 194, 198, 202	1001208852 ..... 99	1001233864....80, 84, 88, 92
0760606.....71, 73, 75	1001132361 ..... 117	1001209596 ..... 117	1001233865....80, 84, 88, 92
0760608....53, 55, 75, 80, 84, 88, 92	1001134821 ..... 115	1001209682 ..... 53, 55	1001233866....80, 84, 88, 92
0760610....53, 55, 80, 84, 88, 92, 115, 117	1001137675 99, 109, 111, 113	1001209921 ..... 210	1001233867....80, 84, 88, 92
0760612....13, 15, 17, 19, 27, 71, 73, 80, 88	1001144147 ..... 139, 163, 175	1001210064 ..... 99	1001234204....80, 84, 88, 92
0760614.....53, 55	1001144295 ..... 156, 160	1001210586 .... 101, 103, 105, 107, 109, 111, 113	1001234320....81, 85, 89, 93
0760808.....57	1001144296 ..... 156, 160	1001210670 ..... 210	1001236129.....99
0760810....37, 39, 41, 43, 99, 109, 111, 113, 151	1001146794 .... 186, 190, 194, 198, 202	1001210963 .... 101, 103, 105, 107, 109, 111, 113	1001236533.....210
0760815.....37, 39, 41, 43	1001146963 .. 88, 92, 208	1001210966 ..... 53, 55	1001236984.....206
0761009.....49	1001148902 ..... 210	1001211777 ..... 186	1001237462.....71, 73, 75
0761011.....49	1001148903 ..... 210	1001211779 .... 186, 190, 194, 202	1001238060.....61, 67, 69
0761012.....45	1001148904 ..... 210	1001211895 .... 109, 111, 113	1001239224....31, 33, 35
0770814.....13, 17, 21	1001148905 ..... 210	1001211896 .... 109, 111, 113	1001239303....59, 63, 65
0770815.....15, 19	1001148906 ..... 210	1001212035 ..... 177	1001239404....80, 84, 88, 92
0771210.....21	1001149852 ... 37, 39, 41, 43, 57	1001212036 ..... 177	1001239661.....31, 33, 35
0860520.....198	1001151629 ..... 155, 160	1001212290 ..... 186, 190, 194, 198, 202	1001239737....80, 84, 88, 92
0861731.....179, 181	1001152266 ..... 156, 160	1001212291 .... 186, 190, 194, 198, 202	1001241321.....153, 165
0962292.....125	1001152483 ..... 137	1001213886 ..... 117	1001241823.....45
1001047064.....117	1001154378 ..... 109	1001215747 ..... 190	1001244045.....105, 107
1001091102.....53, 55	1001159186 ..... 156, 159, 177	1001215750 ..... 202	1001244047.....105, 107
1001092071 .....206	1001162864 .... 186, 190, 194, 198, 202	1001216865 ..... 206	1001244092.....101, 103
1001092497 .....206	1001162886 ..... 155, 159	1001217043 ..... 99	1001244093.....101, 103
1001092580 .....206	1001162887 .... 155, 159, 175	1001217164 ..... 137	1001244096.....101, 103, 105, 107
1001100347 .....181	1001163340 ..... 155, 159, 175	1001218285 ..... 117	
1001100451 .....131	1001170000 ..... 160	1001219171 ..... 198	
1001101540 .....198	1001173703 ..... 206	1001219172 ..... 198	
1001102258.....129, 131, 133, 135	1001182806 ..... 27	1001220409 ..... 115	
1001102489.....145, 147, 149, 151	1001186432 ..... 163	1001220410 ..... 115	
	1001187587 .... 109, 111, 113	1001220430 ..... 186, 190, 194, 198, 202	
	1001187816 ..... 133	1001220893 ..... 117	
	1001188116 ..... 133	1001220995 ..... 115	
	1001189171 ..... 137, 208		



## SECTION 9 - SPECIAL OPTIONS/ACCESSORIES/KITS

1001244144 ... 80, 84, 88, 92	1001249894..... 190	1001264075....59, 61, 63, 65, 67, 69	1001286222 ..... 109, 111, 113
1001244298 ..... 190	1001249940..... 71	1001264946.....145	1001286223 ..... 109, 111, 113
1001244301 ..... 190	1001250078..... 33, 35	1001264947.....147	1001286224 ..... 109, 111, 113
1001244432 ..... 165, 169	1001250694..... 53	1001264948.....151	1001286225 ..... 109, 111, 113
1001244908 ..... 131, 137	1001250695..... 55	1001264953.....149	1001286226 ..... 109
1001244911 ..... 129	1001250938..... 57	1001264978.....73	1001286227 ..... 109
1001244912 ..... 135	1001250940.... 13, 15, 21	1001265533.....167, 169	1001286228 ..... 109
1001244914 ..... 131	1001250941.... 37, 39, 41, 43	1001265620.....49	1001286229 ..... 109
1001244918 ..... 133	1001250943..... 45	1001265621.....53, 55	1001286230 ..... 109, 111, 113
1001245099 ..... 99	1001251245.... 13, 15, 17, 19, 21	1001265840.....206	1001286231 ..... 109, 111, 113
1001245100 ..... 99	1001251250.... 37, 39, 41, 43	1001269229.....29	1001286239 ..... 109
1001245110 ..... 101, 105, 109, 111	1001251252.... 37, 39, 41, 43	1001269479.....210	1001286246 ..... 109, 111, 113
1001245136 ..... 109	1001251261..... 53, 55	1001272868.....155, 159	1001286653 ..... 53, 155
1001245138 ..... 101, 103, 105, 107	1001251297..... 49	1001274467...53, 55, 163	1001286654 ..... 55, 159
1001245299 ..... 175	1001251441..... 59	1001274559...53, 55, 208	1001286710 ..... 109, 111, 113
1001245386 ... 81, 85, 89, 93	1001251442..... 61	1001274604.....117	1001286748 ..... 101, 103, 105, 107, 109, 111, 113
1001245388 ... 81, 85, 89, 93	1001251443..... 63	1001274605.....117, 208	1001287338 ... 59, 61, 63, 65, 67, 69
1001245451 ... 81, 85, 89, 93	1001251444..... 67	1001274645.....210	1001287450 ..... 101, 103
1001245634 ... 81, 85, 89, 93	1001251445.... 59, 63, 65	1001274659.....117	1001287451 ..... 101, 103
1001245635 ... 81, 85, 89, 93	1001251446.... 61, 67, 69	1001274661.....121	1001287452 ..... 101, 103
1001245636 ... 80, 84, 88, 92	1001251447.... 59, 61, 63, 65, 67, 69	1001276368.....75	1001287762 ..... 206
1001245790 ... 80, 84, 88, 92	1001251448.... 59, 61, 63, 65, 67, 69	1001276980...53, 55, 208	1001287763 ..... 206
1001246678 ..... 206	1001251449.... 59, 61, 63, 65, 67, 69	1001278172.... 13, 17, 21, 23	1001288212 ..... 206
1001246679 ..... 206	1001251450.... 59, 61, 63, 65, 67, 69	1001281944.....210	1001288492 ..... 17, 19
1001246926 ..... 49	1001251451.... 59, 61, 63, 65, 67, 69	1001281951.....210	1001288909 ... 13, 15, 17, 19
1001247296 ..... 186, 190, 194, 198, 202	1001252511..... 75	1001282041.....53, 55	1001289231 ... 13, 15, 17, 19
1001247297 ..... 206	1001252565..... 153	1001282043.....65	1001289238 ... 13, 15, 17, 19
1001247301 ..... 186	1001252566..... 165	1001282044.....69	1001289692 ... 13, 15, 17, 19
1001247302 ..... 202	1001252651..... 29	1001282074.....71	1001289919 ..... 17, 19
1001247303 ..... 190	1001253040..... 49	1001282075.....73	1001289965 ..... 17, 19
1001247304 ..... 198	1001253055..... 53, 55	1001282076.....71	1001290272 ..... 17, 19
1001247309 ..... 202	1001253153..... 80, 88	1001282125.....153, 165, 167, 169	1001290531 ..... 17, 19
1001247311 ..... 190	1001253223..... 31	1001282188.....88, 92	1001293899 ..... 210
1001247345 ... 80, 84, 88, 92, 125	1001253224..... 33	1001282189.....80, 84	1001294314 .. 89, 93, 173
1001247399 ..... 186, 190, 194, 198, 202, 206	1001253740.... 37, 39, 41	1001282256.....167	1001294780 ..... 210
1001247542 ..... 206	1001254027..... 73, 139	1001282264.....169	1001297080 ..... 15, 19, 25
1001247661 ..... 206	1001254028..... 73, 141	1001283622..... 73, 143	1001298081 ..... 35
1001247712 ..... 206	1001254501..... 194	1001284152.....210	1001298888 ..... 206
1001247924 ..... 49	1001254633..... 65, 69	1001285320.....88, 92	1001299046 ..... 206
1001247937 ..... 57	1001254661.....210	1001286010.....105, 107	1001299334 ..... 53, 55
1001247945 ... 37, 39, 41, 43, 57	1001255128.....210	1001286017.....105, 107	1001301872 ..... 41, 43
1001247946 ... 37, 39, 41, 43	1001255129.....210	1001286025.....101, 103, 105, 107	1001302379 ..... 111, 113
1001247947 ... 37, 39, 41, 43	1001255756.....206	1001286026.....49, 51	1001302380 ..... 111, 113
1001248126 ..... 186, 190, 194, 198, 202	1001256642..... 71, 73	1001286107.....101, 103, 105, 107	1001302827 ..... 111, 113
1001248155 ..... 97	1001256675.....206	1001286108.....105, 107	1001304228 ..... 84, 92
1001248157 ..... 97	1001256676.....206	1001286109.....21	1001307629 ..... 103, 107, 113
1001249645 ..... 53, 55	1001258226.... 80, 84, 89, 92	1001286110.... 13, 15, 21	1001310916 ..... 43
1001249668 ..... 63, 67	1001258446..... 117, 208	1001286111.... 13, 15, 21	1060908 ..... 137
1001249798 ..... 29, 208	1001258992..... 198	1001286112.... 13, 15, 17, 19, 21	1320223 ..... 151
1001249893 ..... 202	1001262221..... 121	1001286160.....101, 103, 105, 107	1321293 ..... 71, 73, 75
	1001262299..... 89, 93	1001286220.....109, 111, 113	1321385 .... 80, 84, 88, 92
	1001262655..... 117	1001286221.....109, 111, 113	1600402 .... 117, 119, 208
	1001263925..... 21		
	1001264036..... 53, 55		
	1001264074.... 59, 61, 63, 65, 67, 69		

## SECTION 9 - SPECIAL OPTIONS/ACCESSORIES/KITS

1671207.....179	3290806 ... 101, 103, 105, 107, 109, 111, 113, 115, 117	4420062 . 39, 41, 43, 101, 103, 105, 107, 109, 111, 113, 117	4460943.....139, 153, 163, 165, 167, 169, 175
1701504....186, 190, 194, 198, 202	3290807 ... 80, 84, 88, 92	4460019 ..... 71, 73	4460944....139, 141, 153, 155, 159, 165, 167, 169, 175
1701640....186, 190, 194, 198, 202	3291005 ..... 99	4460042 ..... 156, 159	4460965.....155, 159
1702155....186, 190, 194, 202	3291006....109, 111, 113	4460115 ..... 156, 160	4460966.....155, 159
1703464.....129	3291007 ... 80, 84, 88, 92, 97	4460138 ..... 129	4460968.....133
1703813.....186	3291201 ... 13, 15, 17, 19, 21	4460183 .... 156, 160, 177	4460970.....173
1703816.....186	3292205 .... 13, 15, 17, 19	4460226 ..... 155, 159	4461016.....177
1703819....117, 186, 190, 194, 198, 202	3311502 ..... 99	4460227 71, 73, 141, 155, 159	4461023.....155, 160
1704016....186, 190, 194, 198, 202	3321402 .... 80, 84, 88, 92	4460234 ..... 80, 88	4461205.....181
1704260.....117	3340962 .... 80, 84, 88, 92	4460247 ..... 156, 159	4461245.....181
1704277....186, 190, 194, 198, 202	3423032 ..... 97	4460259 ..... 159	4711600....37, 39, 41, 43
1704340.....194	3423243 .... 37, 39, 41, 43	4460260 ..... 155, 159	4711700.....117
1704344.....190	3423278 ..... 117	4460265 ..... 177	4711800.....99
1704412....186, 190, 194, 198, 202	3430406 .... 37, 39, 41, 43	4460267 ..... 177	4740438....80, 84, 88, 92
1704684.....194	3430607 ... 37, 39, 41, 43	4460315 ..... 129, 133	4740531....80, 84, 88, 92
1705311.....194	3430814 ..... 99	4460320 ..... 155, 159	4751400.....37
1705670.....198	3430816 ..... 99	4460346 ..... 179	4811400....80, 84, 88, 92, 115, 117, 129, 131, 133
1705828.....210	3450203 .... 37, 39, 41, 43	4460418 .... 155, 159, 177	4811600.....75
1706679.....53, 55	3450303 .... 37, 39, 41, 43	4460424 ..... 71, 73, 141	4811700....21, 27, 29, 41, 43, 49, 53, 55, 71, 73, 75, 80, 84, 88, 92, 101, 103, 105, 107, 109, 111, 113, 115, 117, 131
1707022.....202	3450403 ..... 99	4460464 ... 23, 25, 27, 33, 35, 141, 143, 153, 156, 160, 163, 165, 167, 169, 171, 173, 175, 177	4811702....13, 15, 17, 19, 39, 41, 43, 59, 61, 63, 65, 67, 69
2080040.....99, 101, 103, 105, 107, 109, 111, 113, 186, 190, 194, 198, 202, 206	3520072 ... 101, 103, 105, 107, 109, 111, 113	4460465 . 31, 33, 35, 141, 143, 153, 155, 156, 159, 160, 163, 165, 167, 169, 171, 173, 175	4811900....37, 39, 41, 43, 97, 99, 101, 103, 105, 107, 109, 111, 113, 117, 151
2080057....186, 190, 194, 198, 202	3740150 ..... 53, 55, 208	4460466 ... 139, 141, 153, 155, 159, 160, 163, 165, 167, 169, 173, 175, 177	4811902.....57, 109, 115
2220473.....49	3760115 .... 80, 84, 88, 92	4460467 ..... 210	4812000....37, 39, 41, 43, 45, 49, 80, 84, 88, 92, 99, 109, 111, 113
2220883.....125	3760170 .... 80, 84, 88, 92	4460496 ..... 117	4812002.....99
2400060....141, 155, 159, 175	3760387 ... 80, 84, 88, 92	4460497 ..... 117	4812100.....21
2420172.....53, 55	3841143 .... 80, 84, 88, 92	4460510 ..... 210	5240800....13, 15, 17, 19, 21
2600281 .... 101, 103, 105, 107, 109, 111, 113	3860111 ... 101, 103, 105, 107	4460539 ... 153, 156, 160, 165, 173	5241000.....99
2860030.....53, 55, 208	3900364 ..... 41, 43	4460662 ..... 131, 179	5260600.....49
2901443.....210	3910804 ..... 53, 55	4460670 ..... 155, 159	70000082.....119
2902431 ..... 129, 179	4010308 ..... 31, 33, 35	4460703 ..... 163	70000084.....119
2940045....37, 39, 41, 43	4010408 ..... 115	4460754 ... 153, 165, 167, 169	70000683.....119
3080007 53, 55, 101, 103, 105, 107, 109, 111, 113, 208	4010608 ... 101, 103, 105, 107, 109, 111, 113	4460872 ..... 141	70000684.....119
3252507 .... 131, 133, 135	4010616 ... 101, 103, 105, 107	4460873 ..... 163	70000685.....119
3290305.....31, 33, 35	4010617 ... 109, 111, 113	4460877 ..... 155, 160	70000686.....119
3290405....53, 55, 80, 84, 88, 92, 115, 117, 129, 131, 133, 198	4010618 ... 101, 103, 105, 107, 109, 111, 113	4460884 ... 143, 155, 159, 175	70001250.....119
3290505.....75	4031509 ..... 117	4460891 . 31, 33, 35, 141, 153, 155, 159, 165, 171, 173	70001251.....119
3290601....29, 59, 61, 63, 65, 67, 69	4031512 .... 80, 84, 88, 92	4460894 ... 153, 155, 159, 165, 167, 169	70001252.....119
3290605....21, 27, 37, 39, 41, 43, 53, 55, 57, 71, 73, 75, 80, 84, 88, 92, 131	4031708 ..... 29	4460897 . 27, 33, 35, 141, 156, 160, 171	70001253.....119
3290606....59, 61, 63, 65, 67, 69, 101, 103, 105, 107, 109, 111, 113, 115	4031710 ..... 21	4460899 ... 153, 165, 167, 169	70003636.....125
3290801....37, 39, 41, 43	4032123 ..... 21	4460905 ..... 141, 163	70003650.....119
3290805....37, 39, 41, 43, 97, 99, 151	4060803 ..... 117	4460930 .... 156, 160, 163	70004585.....125
	4060805 ..... 53, 55	4460931 ..... 23, 25	70005236.....125
	4060906 ..... 117	4460932 .... 143, 163, 175	70007130.....125
	4160078 .... 80, 84, 88, 92	4460933 .... 139, 155, 159	70007131.....125
	4160214 .... 37, 39, 41, 43		70007132.....125
	4240017 ... 53, 55, 59, 61, 63, 65, 67, 69, 71, 73, 75, 80, 84, 88, 92, 129, 131, 133, 135, 145, 147, 149, 151, 153, 165, 167, 169		70007133.....125
	4240018 ..... 49		70007134.....125
	4240147 ..... 57		70007135.....125
	4360328 ..... 53, 55, 208		70007137.....125
	4360469 ..... 53, 55, 208		70007138.....125
	4360475 ..... 117, 208		70008142.....125
	4420051 ..... 206		

## SECTION 9 - SPECIAL OPTIONS/ACCESSORIES/KITS

70008143 .....	125	70008606 .....	51	7016654.....	210	8220045 .....	71, 156, 160
70008417 .....	51	7002821 .....	210	7020175.....	117	8229031 .....	160, 208
70008418 .....	51	7002822 .....	210	7020176.....	117	8896941 .....	210
70008419 .....	51	7002823 .....	210	7027365.....	119	8990147 ...	186, 190, 194, 202
70008420 .....	51	7002826 .....	210	7027367.....	119		
70008421 .....	51	7004275 .....	210	7027765.....	119		
70008438 .....	163	7004276 .....	210	7027766.....	119		



**Corporate Office**  
**JLG Industries, Inc.**  
**1 JLG Drive**  
**McConnellsburg, PA 17233-9533 USA**  
☎ **(717) 485-5161 (Corporate)**  
☎ **(877) 554-5438 (Customer Support)**  
📠 **(717) 485-6417**

**Visit our website for JLG Worldwide Locations.**  
**[www.jlg.com](http://www.jlg.com)**



**OSHKOSH™**