



Illustrated Parts Manual

Models
25AM
30AM
38AM

PVC
2002

P/N
31215809

February 12, 2021 - Rev C

ANSI

CE



AS/NZS



An Oshkosh Corporation Company

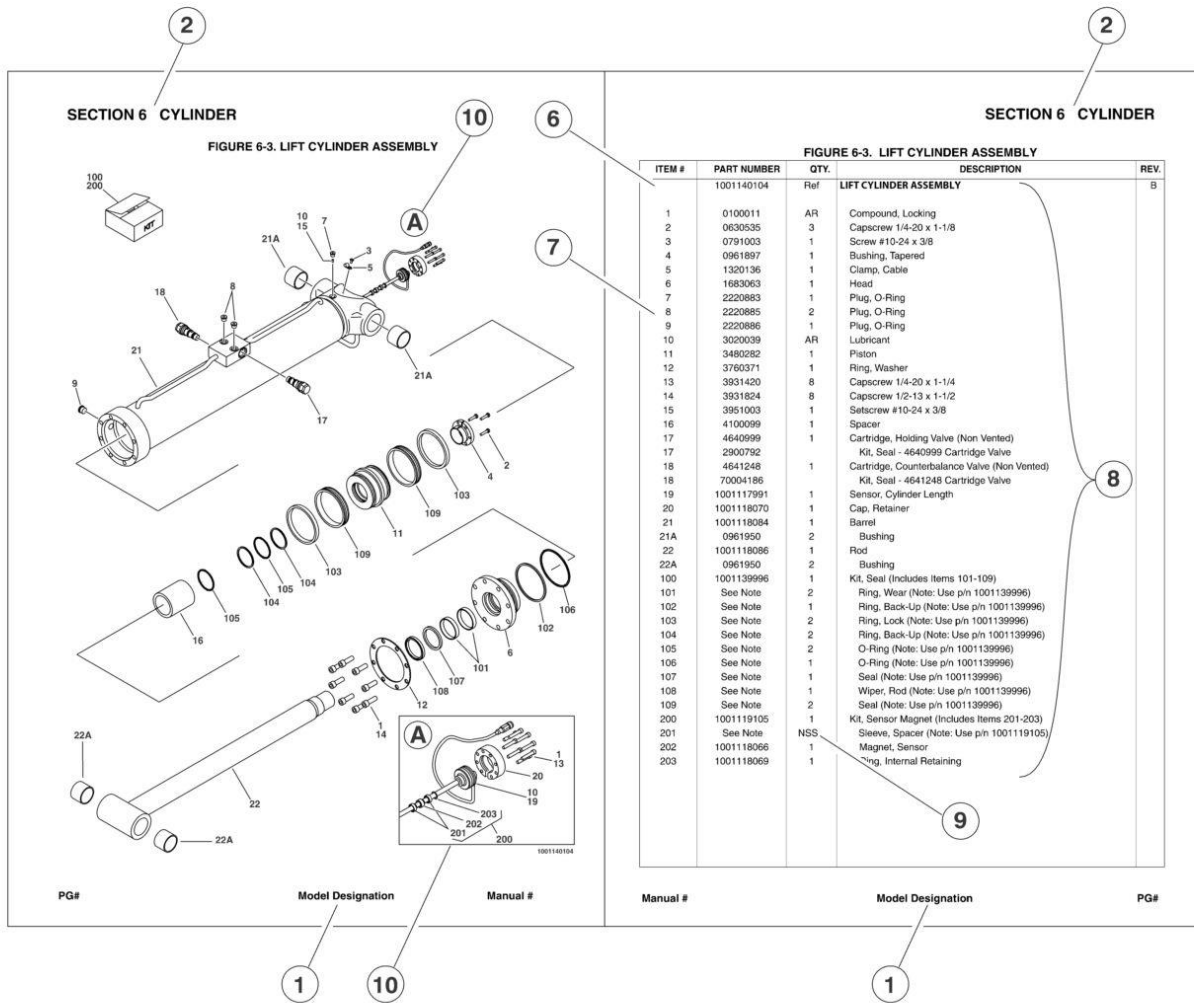
REVISION LOG

November 1, 2019 - A - Original Issue of Manual (Edited to 1001250323 Revision B)

July 15, 2020 - B - Revised Manual (Edited to 1001250323 Revision D)

February 12, 2021 - C - Revised Manual (Edited to 1001250323 Revision D)

GENERAL INFORMATION



1) MACHINE IDENTIFICATION

Machines are identified by model and in some cases a combination of models, serial number (SN) or regional standard (i.e. ANSI, CE, CSA). Components may also be identified by SN or manufacturer. Common components that may be identified by these characteristics are engines and hydraulic components.

2) PARTS MANUAL ORGANIZATION

Product information in this manual is organized under section titles. Frame, Cylinder, Hydraulic and Electrical are a few examples. Each section is organized by figure and page number. The information within the figure is then organized by item number, part number, description and corresponding illustration(s).

3) TABLE OF CONTENTS

A table of contents is found toward the beginning of the manual. Figure number, description and page number are provided for quick reference to the page containing the related information.

4) RECOMMENDED SPARE PARTS

The Recommended Spare Parts, located near the end of the manual, reference most frequently used maintenance parts.

5) PART NUMBER INDEX

A numerical index listing all part numbers and the corresponding page number(s) appears at the back of the manual.

GENERAL INFORMATION

6) NON-SERVICED PARTS

In some instances, it is necessary to display non-serviced parts, assemblies or installations. In the case of assemblies and installations there will be a Ref in the Qty column. In case of parts that are not available for service within assemblies and components, there will be a NSS (Not Sold Separately) or NLA (No Longer Available) listed in the Qty. column of the manual.

7) PARTS LIST ITEM NUMBERS

Numbers shown in the item# column correspond to numbers used in the associated illustration (s). Item numbers which are missing from the sequence in the parts list are not used on that page

8) INDENTED PARTS DESCRIPTION

An indented part description is included in the item under which it is indented.

9) ABBREVIATION AND SYMBOLS

AC..... Alternating Current
 ADE.....Advanced Design Electronics
 ANSI..... American National Standards Institute
 AR..... As Required
 ASSY..... Assembly
 AUX.....Auxiliary
 AWG..... American Wire Gauge
 B/M.....Bill of Material
 CE..... European Conformity
 CCW..... Counter Clockwise
 cm.....Centimeter
 CW..... Clockwise
 CSA..... Canadian Standard Association
 CYL.....Cylinder
 DIA.....Diameter
 DC.....Direct Current
 EMS..... Emergency Stop
 ENG.....Engine
 FT(ft).....Feet
 GA(Ga).....Gauge
 HYD.....Hydraulic
 Hz.....Hertz
 ID.....Inside Diameter
 in.....inches
 ISO.....International Organization for Standards
 JIC.....Joint Industry Council
 KG.....Kilogram
 L.....Liter
 LB.....Pounds

LCD..... Liquid Crystal Display
 LED..... Light Emitting Diodes
 LH.....Left Hand
 LSS..... Load Sensing System
 M(m).....Metric/Meter
 MM (mm).....Millimeter
 mA.....Milliamps
 NLA.....No Longer Available
 NPT..... National Pipe Threads
 NSS.....Not Sold Separately
 OD.....Outside Diameter
 ORB..... O-Ring Boss
 ORFS..... O-Ring Face Seal
 OZ (oz).....Ounces
 PG.....Page
 P/N.....Part Number
 qt.....Quarts
 QTY.....Quantity
 REF.....Reference
 REV.....Revision Level
 RH.....Right Hand
 SAE..... Society of Automotive Engineers
 SN.....Serial Number
 SPEC(S).....Specifications
 T/T.....Turntable
 UGM.....Universal Ground Module
 V.....Volts
 W.....Watts
 #.....Number

10) ILLUSTRATION REFERENCE LETTERS

When necessary, illustrations may contain reference letters that are intended to track information (i. e. hoses, harness) from one point to another or to track visual enlargement of components to show details that may be located in another area on the illustration.

Note: Due to continuous product improvements, JLG Industries, Inc. reserves the right to make specification changes without prior notification. Contact JLG Industries, Inc. for updated information.

TABLE OF CONTENTS

SECTION 1 - FRAME.....	9
FIGURE 1-1. FRAME INSTALLATION.....	10
FIGURE 1-2. WHEEL ASSEMBLY - CASTER (NON-LOCKING)	12
FIGURE 1-3. WHEEL ASSEMBLY - CASTER (LOCKING)	14
FIGURE 1-4. WHEEL ASSEMBLY - CASTER (BRAKING)	16
FIGURE 1-5. OUTRIGGER STORAGE AND INSTALLATION- 25IN (25AM)	18
FIGURE 1-6. OUTRIGGER ASSEMBLY- 25IN (25AM)	20
FIGURE 1-7. OUTRIGGER STORAGE AND INSTALLATION - 31IN (30AM)	22
FIGURE 1-8. OUTRIGGER ASSEMBLY - 31IN (30AM)	24
FIGURE 1-9. OUTRIGGER STORAGE AND INSTALLATION - 35.25IN (30AM)	26
FIGURE 1-10. OUTRIGGER ASSEMBLY - 35.25IN (30AM)	28
FIGURE 1-11. OUTRIGGER STORAGE AND INSTALLATION - 39.5IN (38AM)	30
FIGURE 1-12. OUTRIGGER ASSEMBLY - 39.5IN (38AM)	32
FIGURE 1-13. ALARM INSTALLATION	34
FIGURE 1-14. STROBE LIGHT INSTALLATION - AMBER.....	36
FIGURE 1-15. STROBE LIGHT INSTALLATION - AMBER LED	38
FIGURE 1-16. TILTBACK INSTALLATION (38AM ONLY)	40
SECTION 2 - CONTROLS	43
FIGURE 2-1. POWER UNIT INSTALLATION - 12VDC.....	44
FIGURE 2-2. POWER UNIT INSTALLATION - 100VAC/50 - 60 HZ	46
FIGURE 2-3. POWER UNIT INSTALLATION - 120VAC/60HZ	48
FIGURE 2-4. POWER UNIT INSTALLATION - 240VAC/50-60HZ	50
FIGURE 2-5. GROUND CONTROL BOX ASSEMBLY	52
FIGURE 2-6. AC JUNCTION BOX ASSEMBLY - 100VAC	54
FIGURE 2-7. AC JUNCTION BOX ASSEMBLY - 120VAC	56
FIGURE 2-8. AC JUNCTION BOX ASSEMBLY - 240VAC	58
FIGURE 2-9. DC MOTOR/PUMP ASSEMBLY	60
FIGURE 2-10. AC MOTOR/PUNP ASSEMBLY.....	62
FIGURE 2-11. BATTERY BOX AND CHARGER INSTALLATION - WET BATTERY (ALL SPECS EXCEPT CE SPEC)	64
FIGURE 2-12. BATTERY BOX AND CHARGER INSTALLATION - WET BATTERY (CE SPEC).....	66
FIGURE 2-13. BATTERY BOX AND CHARGER INSTALLATION - AGM BATTERY (ALL SPECS EXCEPT CE SPEC)	68
FIGURE 2-14. BATTERY BOX AND CHARGER INSTALLATION - AGM BATTERY (CE SPEC).....	70
FIGURE 2-15. BATTERY BOX AND CHARGER ASSEMBLY - STANDARD BATTERY	72
FIGURE 2-16. BATTERY BOX AND CHARGER ASSEMBLY - AGM BATTERY	74
FIGURE 2-17. BATTERY CHARGER ASSEMBLY - STANDARD BATTERY	76
FIGURE 2-18. BATTERY CHARGER ASSEMBLY - AGM BATTERY	78
FIGURE 2-19. HOURMETER INSTALLATION.....	80
FIGURE 2-20. AUXILIARY LOWERING INSTALLATION	82
FIGURE 2-21. SECURITY LOCK INSTALLATION.....	84
SECTION 3 - MAST	87
FIGURE 3-1. MAST INSTALLATION - 25AM	88
FIGURE 3-2. MAST ASSEMBLY - 25AM.....	90
FIGURE 3-3. MAST INSTALLATION - 30AM	94
FIGURE 3-4. MAST ASSEMBLY - 30AM.....	96
FIGURE 3-5. MAST INSTALLATION - 38AM	100
FIGURE 3-6. MAST ASSEMBLY - 38AM.....	102
FIGURE 3-7. LOADING HARDWARE INSTALLATION - 25AM & 30AM.....	106
FIGURE 3-8. LOADING HARDWARE INSTALLATION - 38AM	108
FIGURE 3-9. LOAD SENSING SYSTEM (LSS) INSTALLATION	110
FIGURE 3-10. SAFETY ATTACH INSTALLATION	114
FIGURE 3-11. CRANE HOOK INSTALLATION.....	116
SECTION 4 - PLATFORM	119
FIGURE 4-1. QUICK-CHANGE PLATFORM INSTALLATION - 22IN X 25IN (56CM X 63.5CM) (CE SPECS ONLY).....	120
FIGURE 4-2. QUICK-CHANGE PLATFORM INSTALLATION - 26IN X 26IN (66CM X 66CM) (ALL SPECS EXCEPT CE SPECS)	122
FIGURE 4-3. QUICK-CHANGE PLATFORM INSTALLATION - 26IN X 26IN (66CM X 66CM) (CE SPECS).....	124
FIGURE 4-4. QUICK-CHANGE PLATFORM INSTALLATION WITH GULLWING GATE - 22IN X 22IN (56CM X 56CM) (ALL SPECS EXCEPT CE SPECS)	126

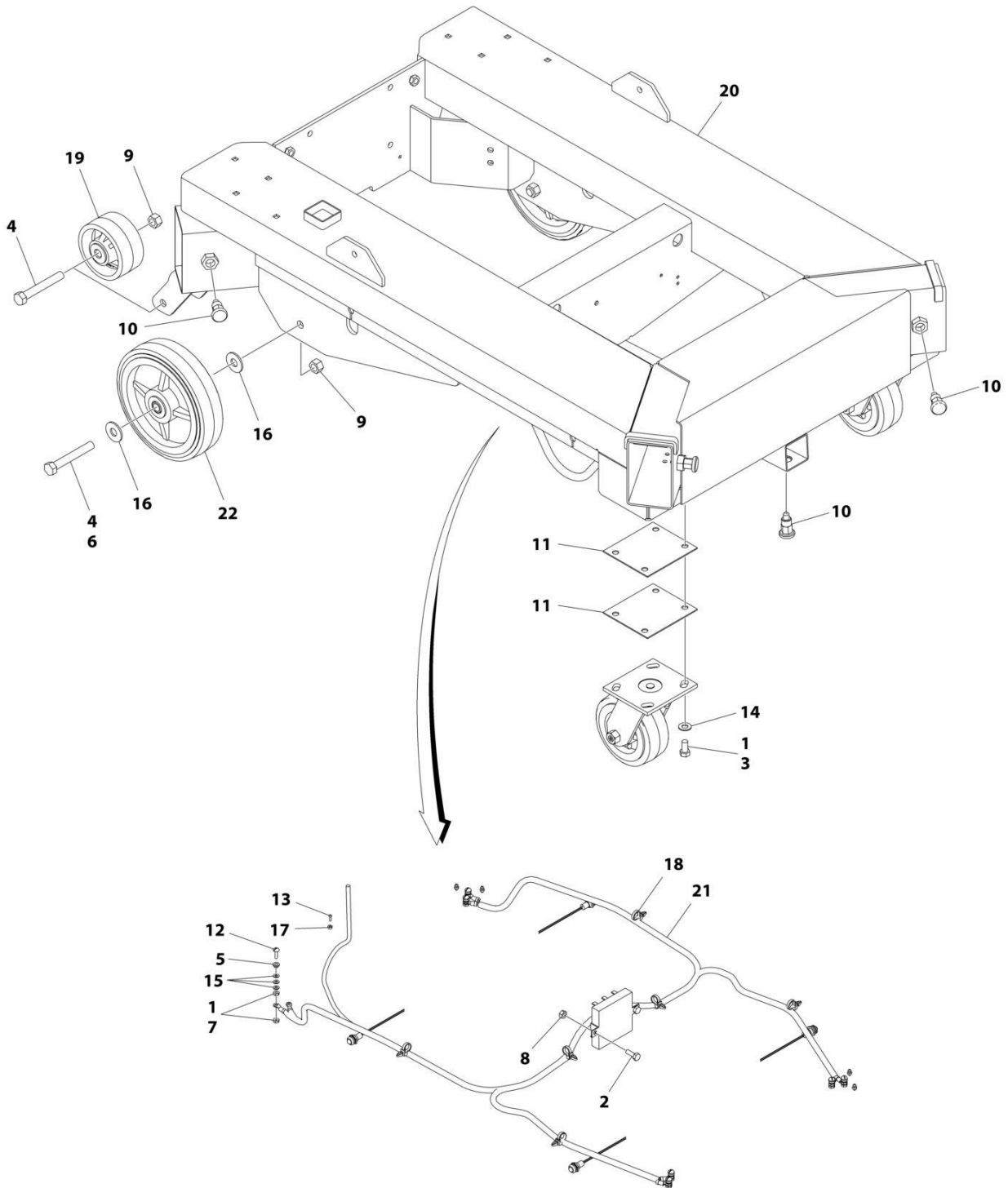
TABLE OF CONTENTS

FIGURE 4-5. QUICK-CHANGE PLATFORM INSTALLATION WITH GULLWING GATE - 28IN X 26IN (71CM X 66CM) (ALL SPECS EXCEPT CE SPECS)	128
FIGURE 4-6. TOOL TRAY	130
FIGURE 4-7. TUBE CADDY INSTALLATION	132
SECTION 5 - CYLINDER	135
FIGURE 5-1. LIFT CYLINDER ASSEMBLY - 25AM & 30AM	136
FIGURE 5-2. LIFT CYLINDER ASSEMBLY - 38AM	138
SECTION 6 - HYDRAULIC	141
FIGURE 6-1. PUMP HYDRAULIC COMPONENTS AND COVER INSTALLATION	142
SECTION 7 - ELECTRICAL	145
FIGURE 7-1. AC PLUG HARNESS - 100VAC & 120VAC MACHINES	146
FIGURE 7-2. AC PLUG HARNESS - 240VAC MACHINES	148
FIGURE 7-3. CABLES, CLAMP & PLATFORM CONTROLS INSTALLATION - 25AM	150
FIGURE 7-4. CABLES, CLAMP & PLATFORM CONTROLS INSTALLATION - 30AM	152
FIGURE 7-5. CABLES, CLAMP & PLATFORM CONTROLS INSTALLATION - 38AM	154
FIGURE 7-6. FRAME HARNESS	156
FIGURE 7-7. GROUND CONTROL HARNESS (AC MACHINES)	158
FIGURE 7-8. GROUND CONTROL HARNESS (DC MACHINES)	160
FIGURE 7-9. JUNCTION BOX HARNESS (100VAC MACHINES)	162
FIGURE 7-10. JUNCTION BOX HARNESS (120VAC MACHINES)	164
FIGURE 7-11. JUNCTION BOX HARNESS (240VAC MACHINES)	166
FIGURE 7-12. RECEPTACLE BOX KIT - 220V CEE7 POST GROUND 2X4 BOX (CE SPEC)	168
SECTION 8 - DECALS	171
FIGURE 8-1. DECALS INSTALLATION - ANSI SPECS (ENGLISH LANGUAGE)	172
FIGURE 8-2. DECALS INSTALLATION - AUSTRALIAN SPECS (ENGLISH LANGUAGE)	174
FIGURE 8-3. DECALS INSTALLATION - BRAZIL SPECS (PORTUGUESE/SPANISH LANGUAGE)	176
FIGURE 8-4. DECALS INSTALLATION - CE SPECS (ENGLISH LANGUAGE)	178
FIGURE 8-5. DECALS INSTALLATION - CHINA SPECS (CHINESE - SIMPLIFIED/ENGLISH LANGUAGE)	180
FIGURE 8-6. DECALS INSTALLATION - CHINA SPECS (CHINESE - TRADITIONAL/ENGLISH LANGUAGE)	182
FIGURE 8-7. DECALS INSTALLATION - CSA SPECS (FRENCH/ENGLISH LANGUAGE)	184
FIGURE 8-8. DECALS INSTALLATION - JAPANESE SPECS (JAPANESE/ENGLISH LANGUAGE)	186
FIGURE 8-9. DECALS INSTALLATION - LATIN AMERICAN SPECS (SPANISH/ENGLISH LANGUAGE)	188
FIGURE 8-10. DECALS INSTALLATION - OPTIONS	190
SECTION 9 - RECOMMENDED SERVICE PARTS STOCK	193
FIGURE 9-1. RECOMMENDED SERVICE PARTS STOCK	194
SECTION 10 - SPECIAL OPTIONS	195
FIGURE 10-1. SPECIAL OPTION LIST	196
PART NUMBER INDEX	199

SECTION 1 - FRAME

SECTION 1 - FRAME

FIGURE 1-1. FRAME INSTALLATION



ART_1001256108

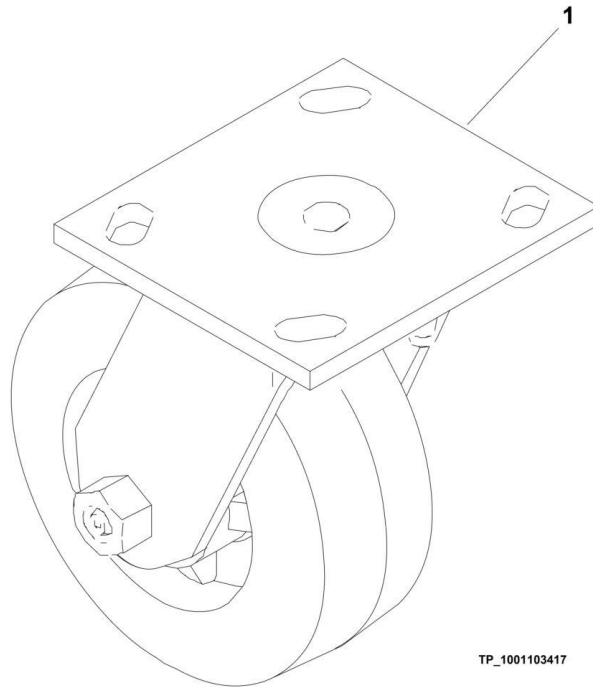
SECTION 1 - FRAME

FIGURE 1-1. FRAME INSTALLATION

ITEM	PART NUMBER	QTY	DESCRIPTION	REV
	1001256108	Ref	FRAME INSTALLATION	D
1	0100011	AR	Compound, Locking	
2	0641406	2	Bolt 1/4 x 3/4	
3	0641606	6	Bolt 3/8 x 3/4	
4	0641828	2	Bolt 1/2 x 3-1/2	
5	0962288	8	Bushing	
6	3020029	AR	Grease	
7	3300379	16	Nut #8	
8	3311405	2	Nut 1/4	
9	3311805	4	Nut 1/2	
10	3422744	5	Pin, Plunger	
11	3539660	AR	Plate, Caster Spacer	
12	3900194	8	Screw #8 x5/8	
13	3900212	8	Screw #4 x 3/8	
14	4711600	6	Washer 3/8	
15	4740434	24	Washer #8	
16	4751800	4	Washer 1/2	
17	10701650	8	Nut #4	
18	1001093778	6	Tie-Strap, Push Mount	
19	1001256447	2	Wheel - 4in	
20	1001256110	1	Frame	
21	1001103214	1	Frame Harness (See Separate Breakdown in ELECTRICAL Section)	
22	1001103416	2	Wheel Assembly - 8in Stationary (No Service Parts Available)	

SECTION 1 - FRAME

FIGURE 1-2. WHEEL ASSEMBLY - CASTER (NON-LOCKING)



TP_1001103417

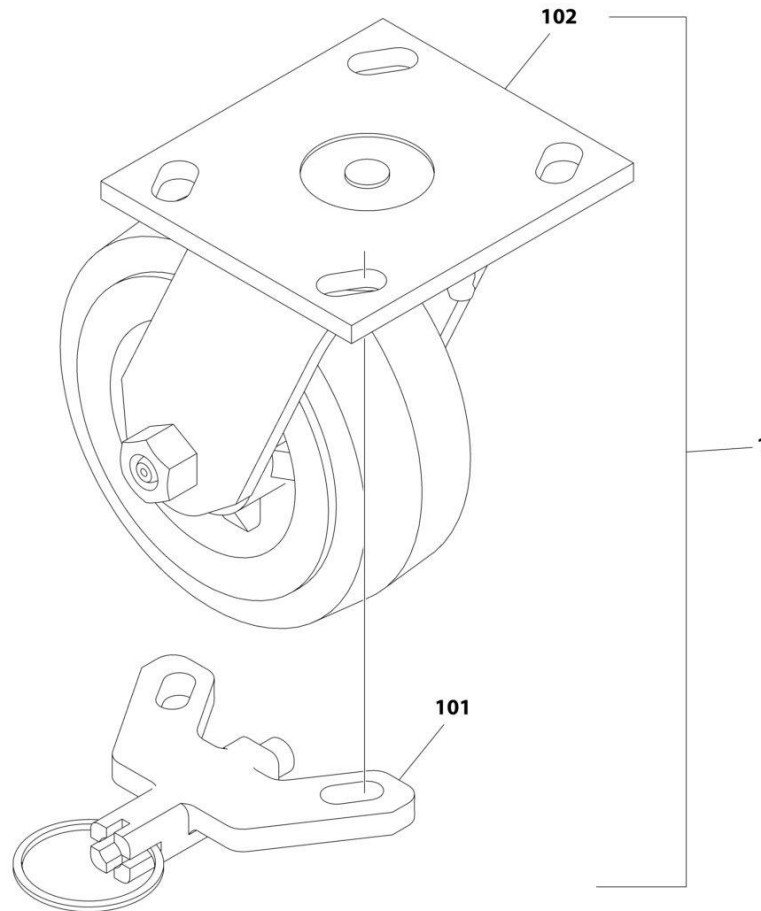
SECTION 1 - FRAME

FIGURE 1-2. WHEEL ASSEMBLY - CASTER (NON-LOCKING)

ITEM	PART NUMBER	QTY	DESCRIPTION	REV
1	1001103417	Ref	WHEEL ASSEMBLY - 5IN SWIVEL CASTER (NON-LOCKING)	
		Ref	(No Service Parts Available)	

SECTION 1 - FRAME

FIGURE 1-3. WHEEL ASSEMBLY - CASTER (LOCKING)



ART_1001115956

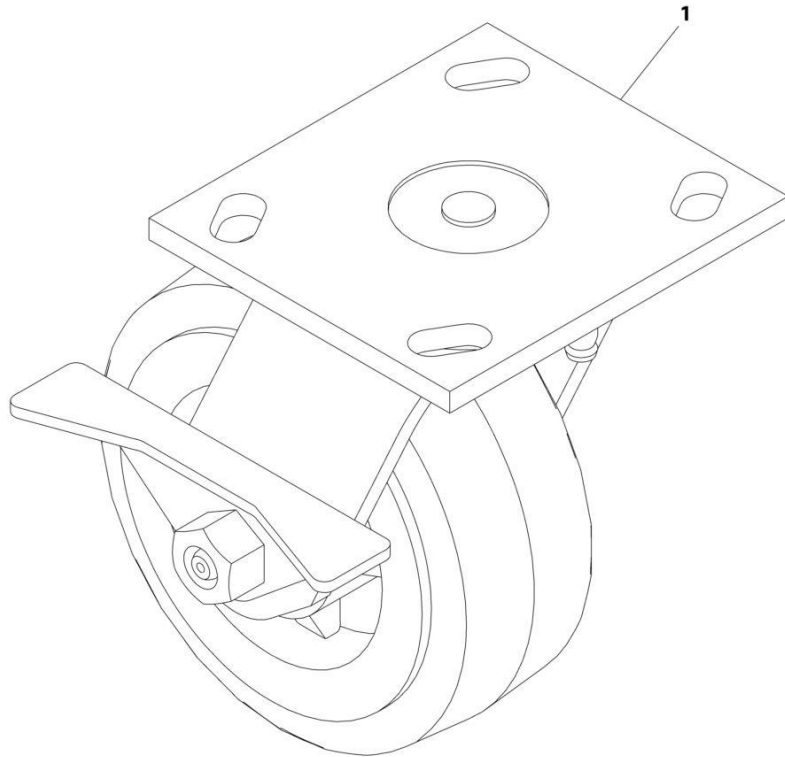
SECTION 1 - FRAME

FIGURE 1-3. WHEEL ASSEMBLY - CASTER (LOCKING)

ITEM	PART NUMBER	QTY	DESCRIPTION	REV
1	1001115956	Ref	WHEEL ASSEMBLY - 5IN SWIVEL CASTER (LOCKING)	
101	2940150	1	Lock, Caster	
102	1001103417	1	Wheel Assembly - 5in Swivel Caster	
102		Ref	(No Service Parts Available)	

SECTION 1 - FRAME

FIGURE 1-4. WHEEL ASSEMBLY - CASTER (BRAKING)



ART_1001115505

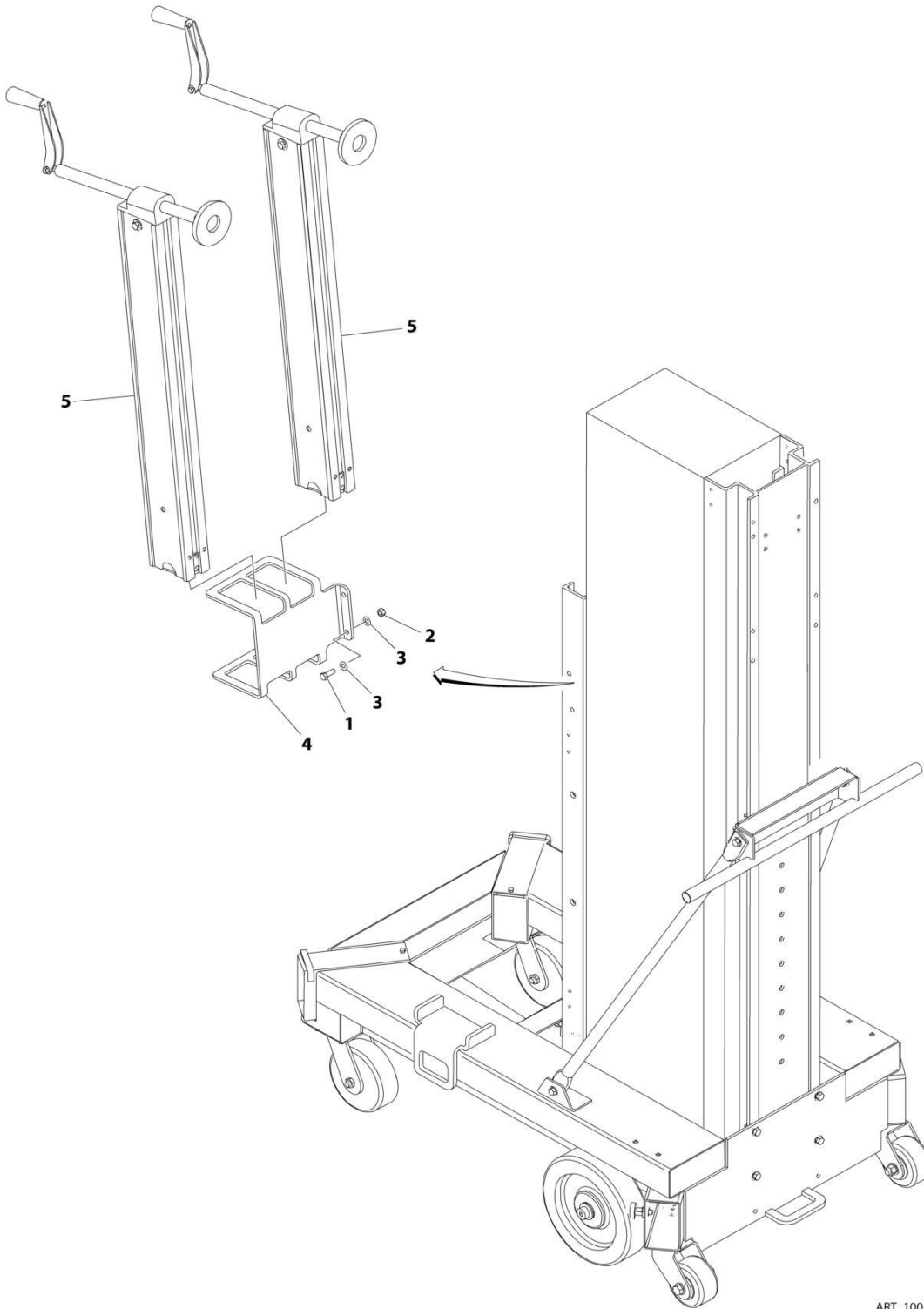
SECTION 1 - FRAME

FIGURE 1-4. WHEEL ASSEMBLY - CASTER (BRAKING)

ITEM	PART NUMBER	QTY	DESCRIPTION	REV
1	1001115505	Ref	WHEEL ASSEMBLY - 5IN SWIVEL CASTER (BRAKING)	
		Ref	(No Service Parts Available)	

SECTION 1 - FRAME

FIGURE 1-5. OUTRIGGER STORAGE AND INSTALLATION- 25IN (25AM)



ART_1001255923

SECTION 1 - FRAME

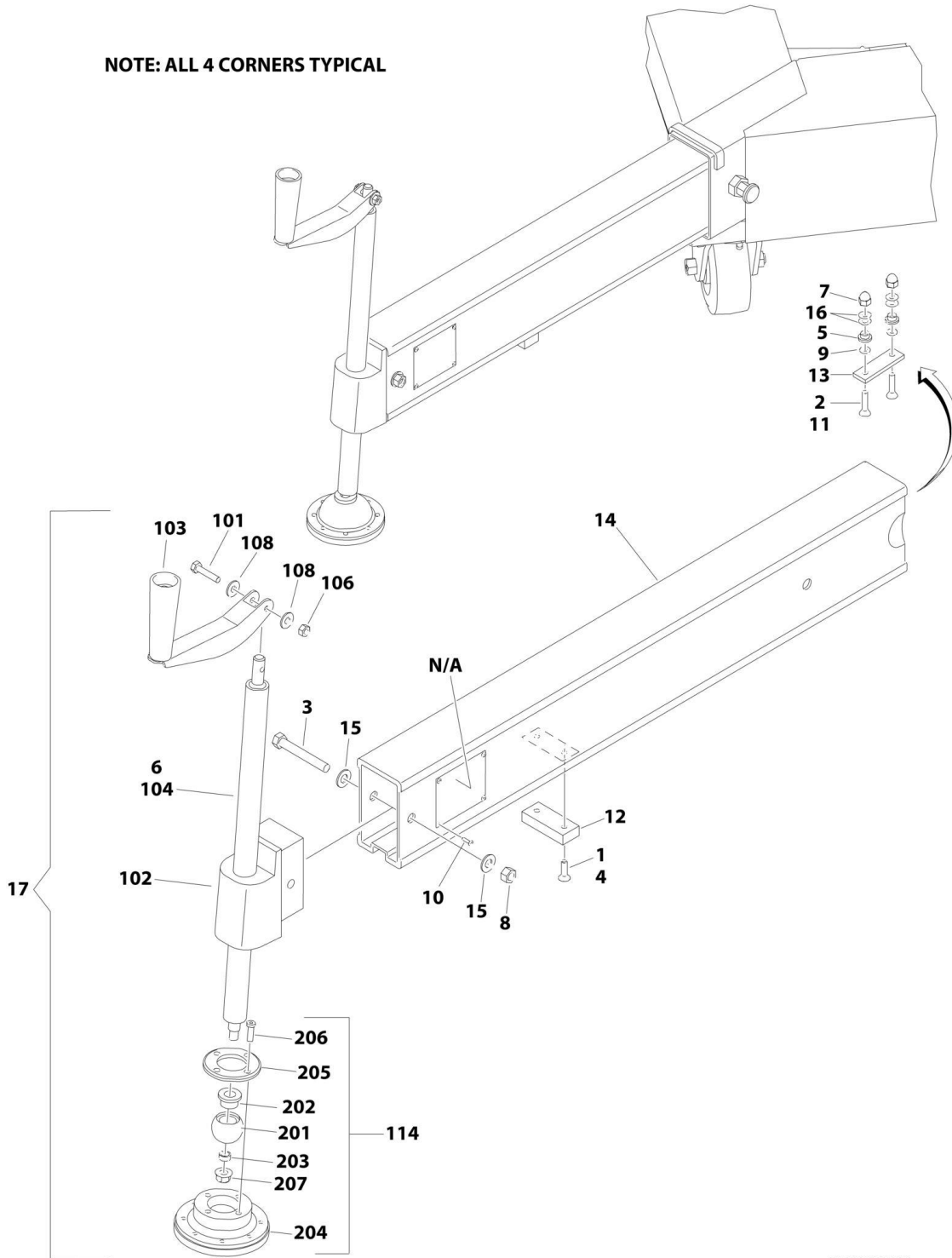
FIGURE 1-5. OUTRIGGER STORAGE AND INSTALLATION- 25IN (25AM)

ITEM	PART NUMBER	QTY	DESCRIPTION	REV
	1001255923	Ref	OUTRIGGER STORAGE AND INSTALLATION	A
1	0641608	4	Bolt 3/8 x 1	
2	3311605	4	Nut 3/8	
3	4711600	8	Washer 3/8	
4	1001091148	2	Rack, Stowage	
5	1001255920	1	Outrigger Assembly (See Separate Breakdown in this Section)	

SECTION 1 - FRAME

FIGURE 1-6. OUTRIGGER ASSEMBLY- 25IN (25AM)

NOTE: ALL 4 CORNERS TYPICAL



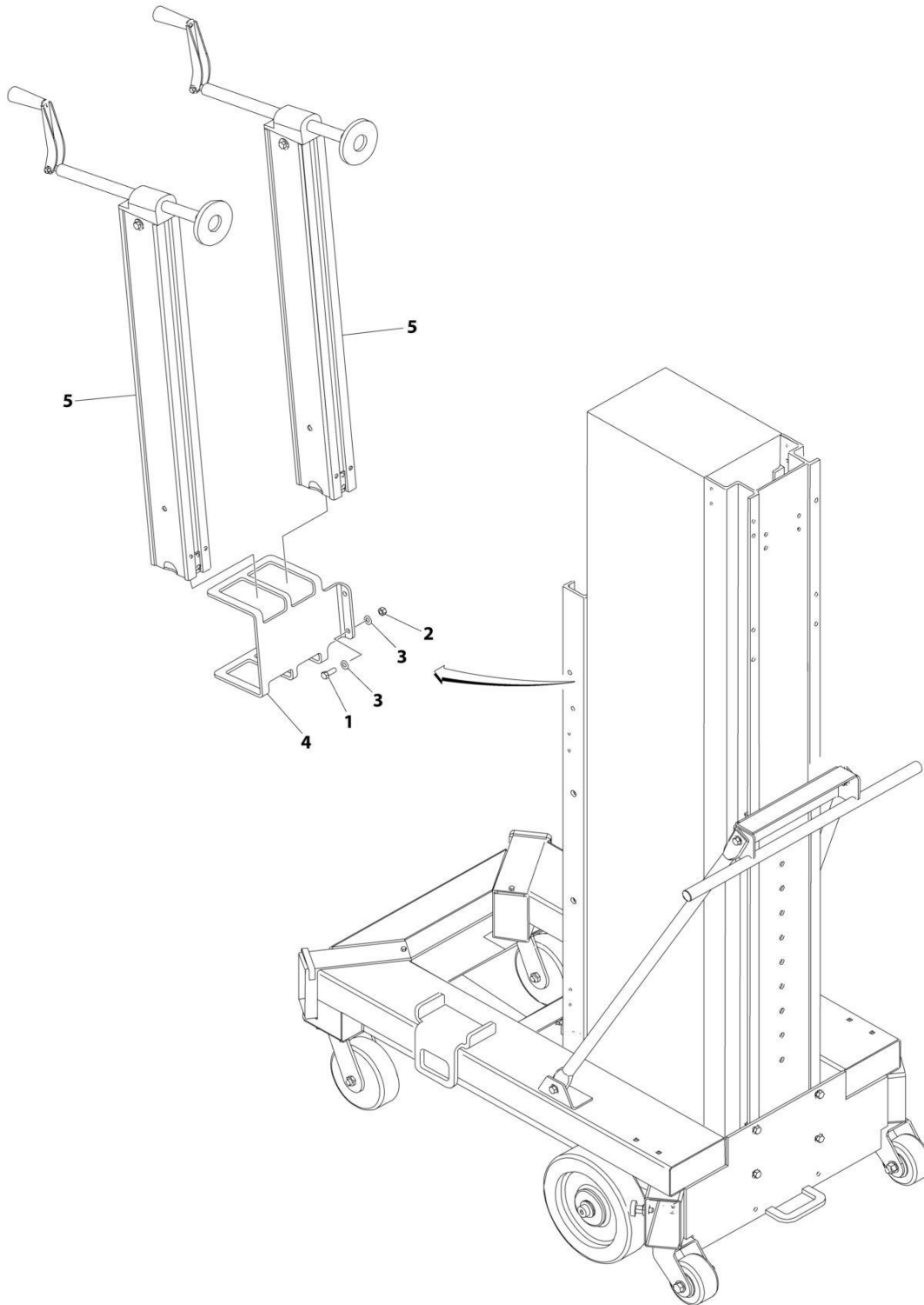
SECTION 1 - FRAME

FIGURE 1-6. OUTRIGGER ASSEMBLY- 25IN (25AM)

ITEM	PART NUMBER	QTY	DESCRIPTION	REV
	1001255920	Ref	OUTRIGGER ASSEMBLY	B
1	0100011	AR	Compound, Locking	
2	0100035	AR	Compound, Locking	
3	0641622	1	Bolt 3/8 x 2-3/4	
4	0741407	2	Screw 1/4 x 7/8	
5	0962288	2	Bushing, Molded Nylon Insulator	
6	3020035	AR	Lubricant, Silicone	
7	3300440	2	Nut #8	
8	3311605	1	Nut 3/8	
9	3780200	3	O-Ring	
10	3820012	4	Rivet	
11	3900193	2	Screw #8 x 3/4	
12	4220178	1	Stop, Outrigger	
13	4280291	1	Pad, Contact	
14	4567732	1	Beam, Outrigger	
15	4711600	2	Washer 3/8	
16	4740434	5	Washer, Nylon #8	
17	1001116824	1	Outrigger Jack Kit (Includes Items 101-114)	D
101	0641410	1	Bolt 1/4 x 1-1/4	
102	1220015	1	Cap, End	
103	2560127	1	Handle	
104	2840019	1	Screw, Jack	
106	3311405	1	Nut 1/4	
108	4751400	2	Washer 1/4	
114	1001133151	1	Jack Pad Kit (Includes Items 201-207)	A
201	1001129756	1	Ball Pivot, Outrigger	
202	1001129757	1	Bushing, Flange Bearing	
203	1001129758	1	Spacer	
204	1001129761	1	Pad, Jack	
205	1001129763	1	Plate, Jack Ball Cover	
206	1001129764	4	Bolt 1/4 x 3/4	
207	1001129779	1	Nut 3/8	

SECTION 1 - FRAME

FIGURE 1-7. OUTRIGGER STORAGE AND INSTALLATION - 31IN (30AM)



ART_1001255924

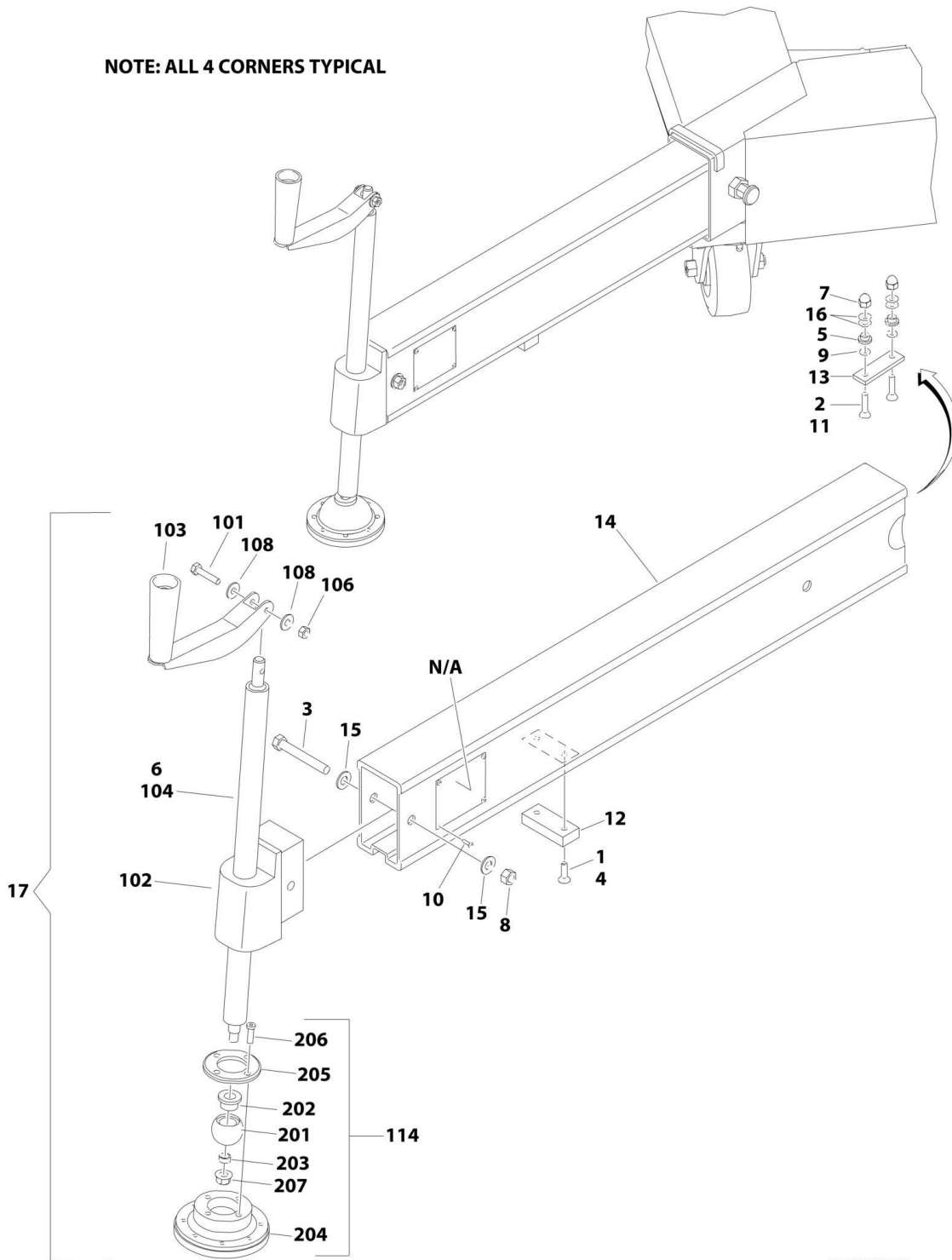
SECTION 1 - FRAME

FIGURE 1-7. OUTRIGGER STORAGE AND INSTALLATION - 31IN (30AM)

ITEM	PART NUMBER	QTY	DESCRIPTION	REV
	1001255924	Ref	OUTRIGGER STORAGE AND INSTALLATION	A
1	0641608	4	Bolt 3/8 x 1	
2	3311605	4	Nut 3/8	
3	4711600	8	Washer 3/8	
4	1001091148	2	Rack, Stowage	
5	1001255921	1	Outrigger Assembly (See Separate Breakdown in this Section)	

SECTION 1 - FRAME

FIGURE 1-8. OUTRIGGER ASSEMBLY - 31IN (30AM)



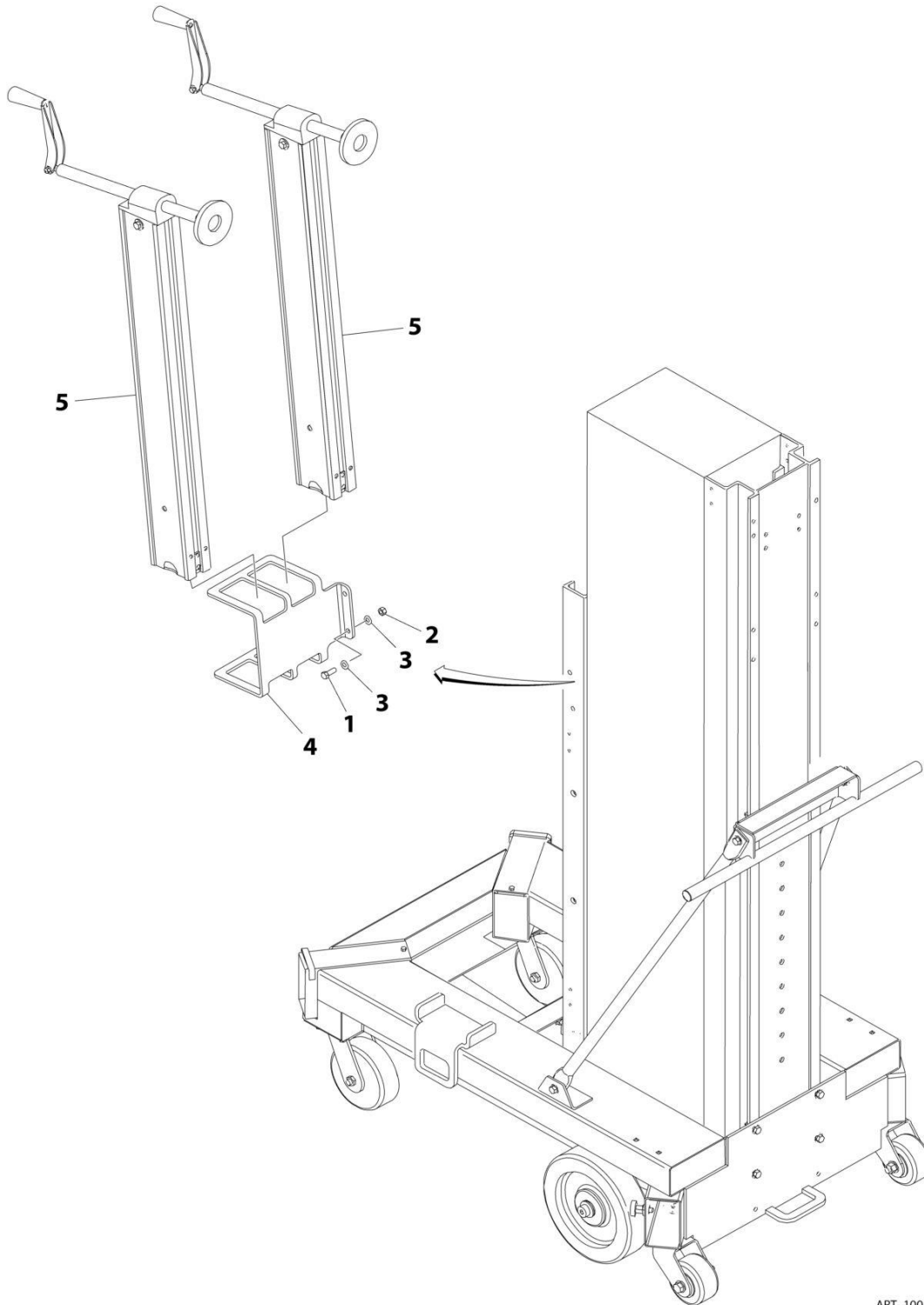
SECTION 1 - FRAME

FIGURE 1-8. OUTRIGGER ASSEMBLY - 31IN (30AM)

ITEM	PART NUMBER	QTY	DESCRIPTION	REV
	1001255921	Ref	OUTRIGGER ASSEMBLY	B
1	0100011	AR	Compound, Locking	
2	0100035	AR	Compound, Locking	
3	0641622	1	Bolt 3/8 x 2-3/4	
4	0741407	2	Screw 1/4 x 7/8	
5	0962288	2	Bushing, Molded Nylon Insulator	
6	3020035	AR	Lubricant, Silicone	
7	3300440	2	Nut #8	
8	3311605	1	Nut 3/8	
9	3780200	3	O-Ring	
10	3820012	4	Rivet	
11	3900193	2	Screw #8 x 3/4	
12	4220178	1	Stop, Outrigger	
13	4280291	1	Pad, Contact	
14	4567733	1	Beam, Outrigger	
15	4711600	2	Washer 3/8	
16	4740434	5	Washer, Nylon #8	
17	1001116824	1	Outrigger Jack Kit (Includes Items 101-114)	D
101	0641410	1	Bolt 1/4 x 1-1/4	
102	1220015	1	Cap, End	
103	2560127	1	Handle	
104	2840019	1	Screw, Jack	
106	3311405	1	Nut 1/4	
108	4751400	2	Washer 1/4	
114	1001133151	1	Jack Pad Kit (Includes Items 201-207)	A
201	1001129756	1	Ball Pivot, Outrigger	
202	1001129757	1	Bushing, Flange Bearing	
203	1001129758	1	Spacer	
204	1001129761	1	Pad, Jack	
205	1001129763	1	Plate, Jack Ball Cover	
206	1001129764	4	Bolt 1/4 x 3/4	
207	1001129779	1	Nut 3/8	

SECTION 1 - FRAME

FIGURE 1-9. OUTRIGGER STORAGE AND INSTALLATION - 35.25IN (30AM)



ART_1001255940

SECTION 1 - FRAME

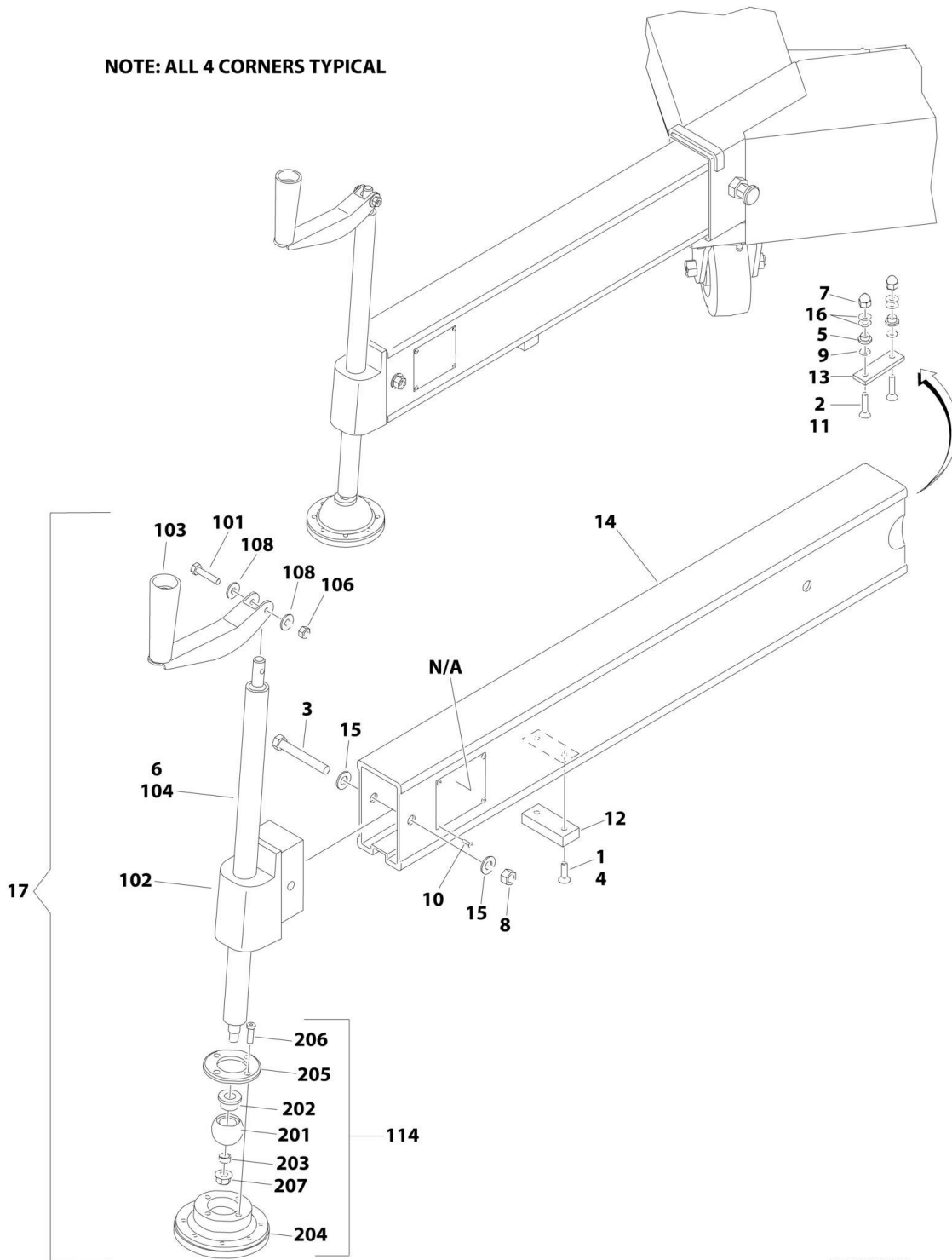
FIGURE 1-9. OUTRIGGER STORAGE AND INSTALLATION - 35.25IN (30AM)

ITEM	PART NUMBER	QTY	DESCRIPTION	REV
	1001255940	Ref	OUTRIGGER STORAGE AND INSTALLATION	A
1	0641608	4	Bolt 3/8 x 1	
2	3311605	4	Nut 3/8	
3	4711600	8	Washer 3/8	
4	1001091148	2	Rack, Stowage	
5	1001255941	1	Outrigger Assembly (See Separate Breakdown in this Section)	

SECTION 1 - FRAME

FIGURE 1-10. OUTRIGGER ASSEMBLY - 35.25IN (30AM)

NOTE: ALL 4 CORNERS TYPICAL



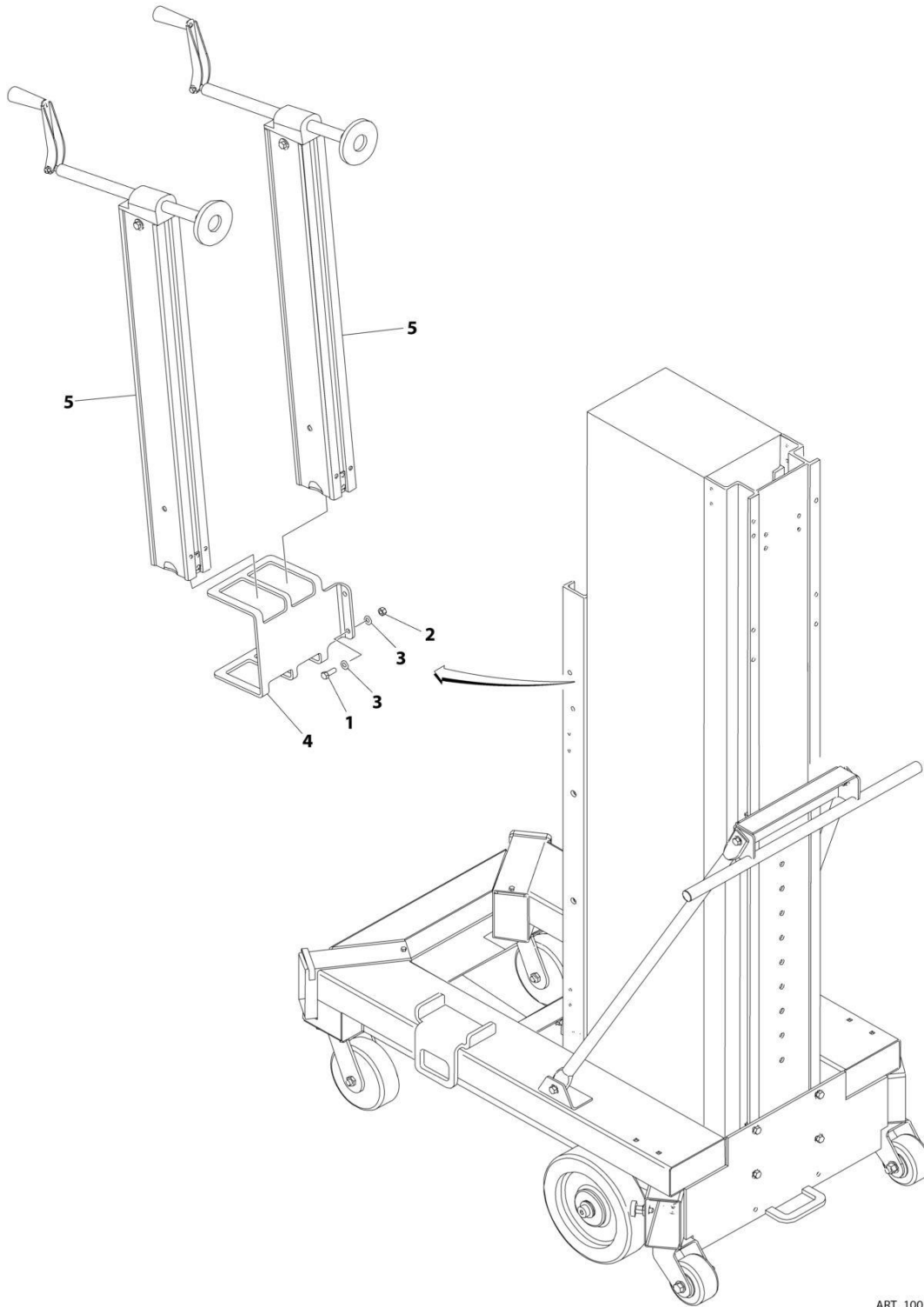
SECTION 1 - FRAME

FIGURE 1-10. OUTRIGGER ASSEMBLY - 35.25IN (30AM)

ITEM	PART NUMBER	QTY	DESCRIPTION	REV
	1001255941	Ref	OUTRIGGER ASSEMBLY	A
1	0100011	AR	Compound, Locking	
2	0100035	AR	Compound, Locking	
3	0641622	1	Bolt 3/8 x 2-3/4	
4	0741407	2	Screw 1/4 x 7/8	
5	0962288	2	Bushing, Molded Nylon Insulator	
6	3020035	AR	Lubricant, Silicone	
7	3300440	2	Nut #8	
8	3311605	1	Nut 3/8	
9	3780200	3	O-Ring	
10	3820006	4	Rivet	
11	3900193	2	Screw #8 x 3/4	
12	4220178	1	Stop, Outrigger	
13	4280291	1	Pad, Contact	
14	4567603	1	Beam, Outrigger	
15	4711600	2	Washer 3/8	
16	4740434	5	Washer, Nylon #8	
17	1001116824	1	Outrigger Jack Kit (Includes Items 101-114)	D
101	0641410	1	Bolt 1/4 x 1-1/4	
102	1220015	1	Cap, End	
103	2560127	1	Handle	
104	2840019	1	Screw, Jack	
106	3311405	1	Nut 1/4	
108	4751400	2	Washer 1/4	
114	1001133151	1	Jack Pad Kit (Includes Items 201-207)	A
201	1001129756	1	Ball Pivot, Outrigger	
202	1001129757	1	Bushing, Flange Bearing	
203	1001129758	1	Spacer	
204	1001129761	1	Pad, Jack	
205	1001129763	1	Plate, Jack Ball Cover	
206	1001129764	4	Bolt 1/4 x 3/4	
207	1001129779	1	Nut 3/8	

SECTION 1 - FRAME

FIGURE 1-11. OUTRIGGER STORAGE AND INSTALLATION - 39.5IN (38AM)



ART_1001255925

SECTION 1 - FRAME

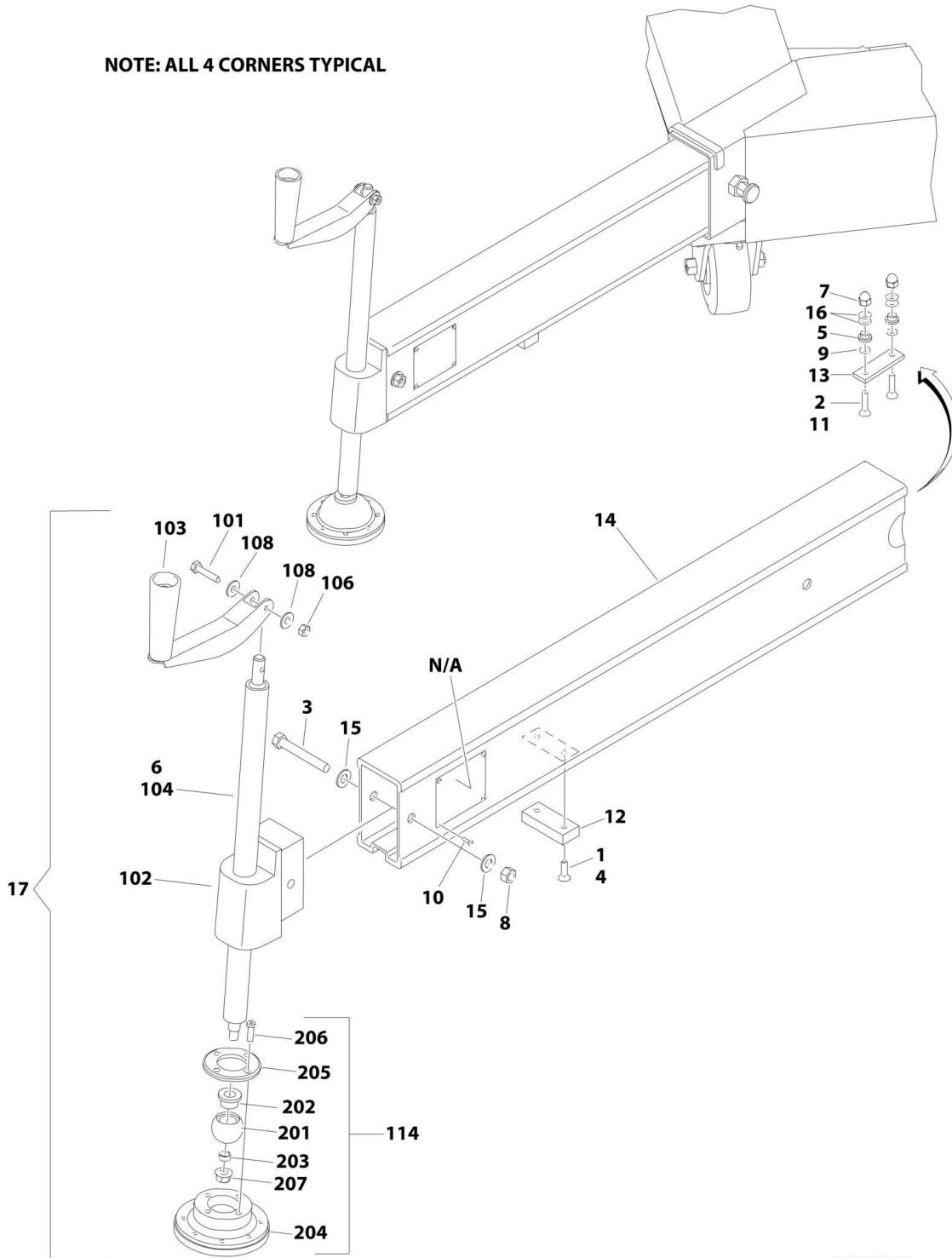
FIGURE 1-11. OUTRIGGER STORAGE AND INSTALLATION - 39.5IN (38AM)

ITEM	PART NUMBER	QTY	DESCRIPTION	REV
	1001255925	Ref	OUTRIGGER STORAGE AND INSTALLATION	A
1	0641608	4	Bolt 3/8 x 1	
2	3311605	4	Nut 3/8	
3	4711600	8	Washer 3/8	
4	1001091148	2	Rack, Stowage	
5	1001255922	1	Outrigger Assembly (See Separate Breakdown in this Section)	

SECTION 1 - FRAME

FIGURE 1-12. OUTRIGGER ASSEMBLY - 39.5IN (38AM)

NOTE: ALL 4 CORNERS TYPICAL



ART_1001255922

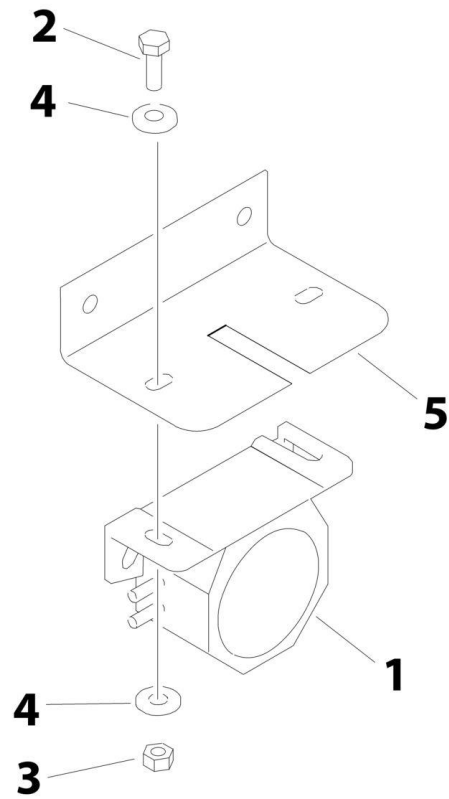
SECTION 1 - FRAME

FIGURE 1-12. OUTRIGGER ASSEMBLY - 39.5IN (38AM)

ITEM	PART NUMBER	QTY	DESCRIPTION	REV
	1001255922	Ref	OUTRIGGER ASSEMBLY	B
1	0100011	AR	Compound, Locking	
2	0100035	AR	Compound, Locking	
3	0641622	1	Bolt 3/8 x 2-3/4	
4	0741407	2	Screw 1/4 x 7/8	
5	0962288	2	Bushing, Molded Nylon Insulator	
6	3020035	AR	Lubricant, Silicone	
7	3300440	2	Nut #8	
8	3311605	1	Nut 3/8	
9	3780200	3	O-Ring	
10	3820012	4	Rivet	
11	3900193	2	Screw #8 x 3/4	
12	4220178	1	Stop, Outrigger	
13	4280291	1	Pad, Contact	
14	4567734	1	Beam, Outrigger	
15	4711600	2	Washer 3/8	
16	4740434	5	Washer, Nylon #8	
17	1001116824	1	Outrigger Jack Kit (Includes Items 101-114)	D
101	0641410	1	Bolt 1/4 x 1-1/4	
102	1220015	1	Cap, End	
103	2560127	1	Handle	
104	2840019	1	Screw, Jack	
106	3311405	1	Nut 1/4	
108	4751400	2	Washer 1/4	
114	1001133151	1	Jack Pad Kit (Includes Items 201-207)	A
201	1001129756	1	Ball Pivot, Outrigger	
202	1001129757	1	Bushing, Flange Bearing	
203	1001129758	1	Spacer	
204	1001129761	1	Pad, Jack	
205	1001129763	1	Plate, Jack Ball Cover	
206	1001129764	4	Bolt 1/4 x 3/4	
207	1001129779	1	Nut 3/8	

SECTION 1 - FRAME

FIGURE 1-13. ALARM INSTALLATION



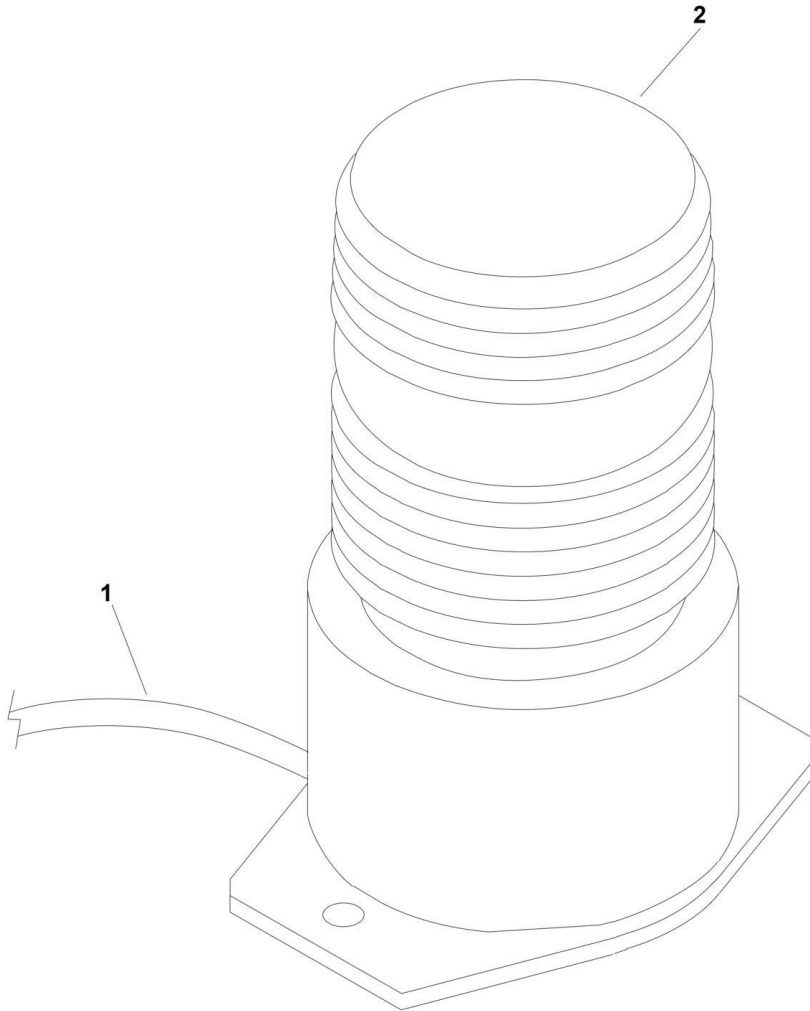
ART_0271252

FIGURE 1-13. ALARM INSTALLATION

ITEM	PART NUMBER	QTY	DESCRIPTION	REV
	0271252	Ref	DESCENT ALARM ONLY INSTALLATION (OPTIONAL)	D
301	0140033	1	Alarm	
302	0721006	2	Screw #10 x 3/4	
303	3311005	2	Nut #10	
304	4751000	4	Washer #10	
305	1001093322	1	Plate, Mounting	
306	4922805	1	Harness, Alarm (Not Shown)	
306	1540002	1	Condenser, Capacitor (Not Shown)	

SECTION 1 - FRAME

FIGURE 1-14. STROBE LIGHT INSTALLATION - AMBER



ART_1001260623

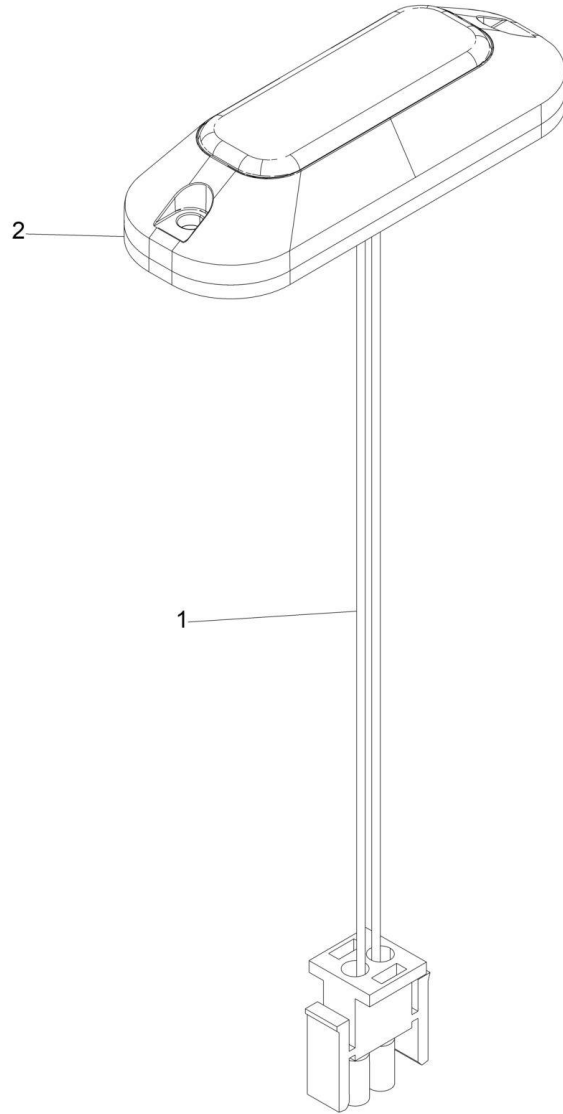
SECTION 1 - FRAME

FIGURE 1-14. STROBE LIGHT INSTALLATION - AMBER

ITEM	PART NUMBER	QTY	DESCRIPTION	REV
	1001260623	Ref	STROBE LIGHT INSTALLATION - AMBER	A
1	4922837	1	Strobe Light Harness	
2	2920146	1	Lamp, Beacon	
2	7016319	1	Bulb	
2	7016372	1	Lens	
3	4460234	1	Mount, Tie-Strap (Not Shown)	
4	4240033	9	Tie-Strap (Not Shown)	

SECTION 1 - FRAME

FIGURE 1-15. STROBE LIGHT INSTALLATION - AMBER LED



ART_1001260623_B

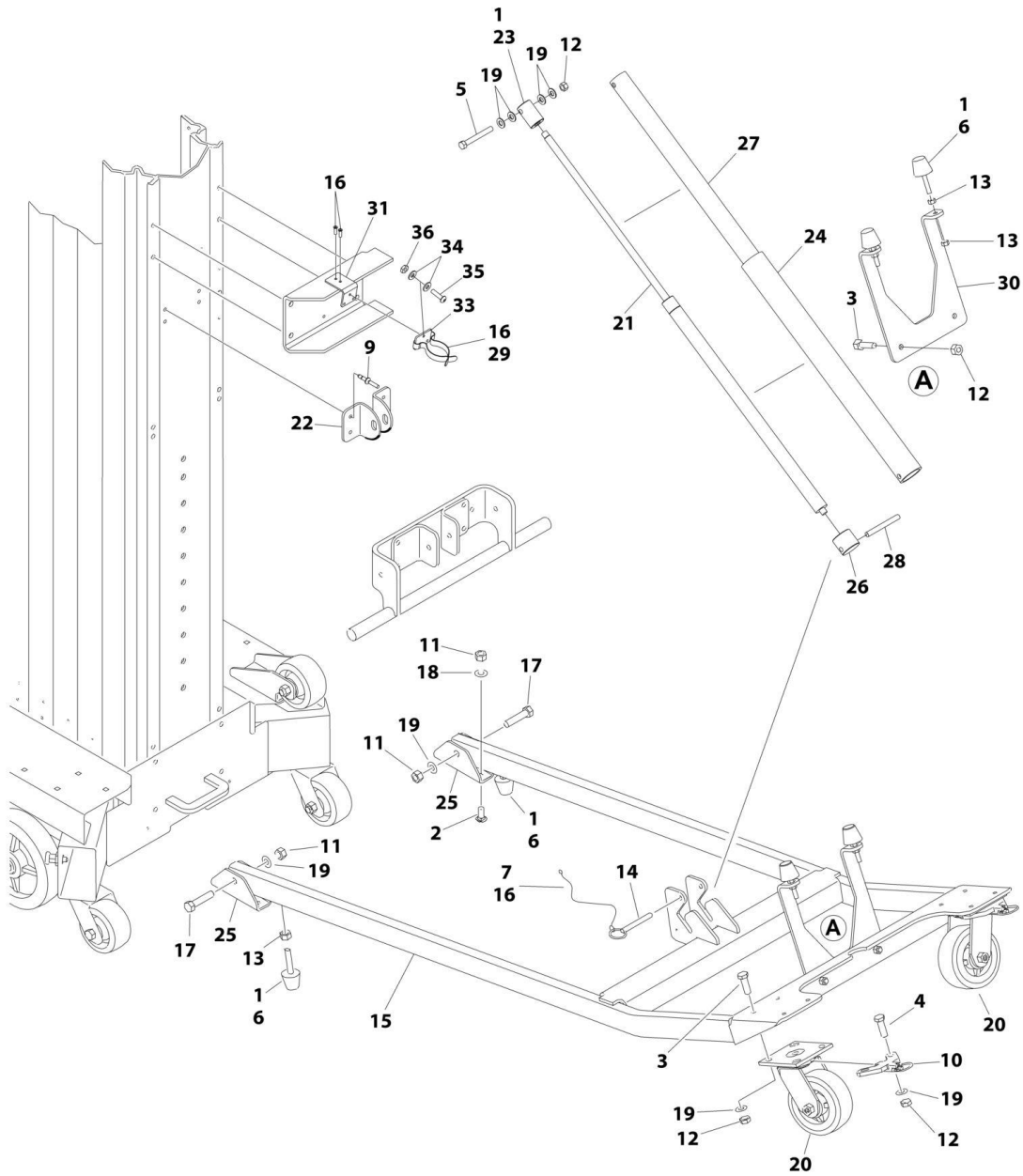
SECTION 1 - FRAME

FIGURE 1-15. STROBE LIGHT INSTALLATION - AMBER LED

ITEM	PART NUMBER	QTY	DESCRIPTION	REV
	1001260623	Ref	STROBE LIGHT INSTALLATION - AMBER LED	B
1	4922837	1	Strobe Light Harness	
2	1001258016	1	Lamp, Beacon	
3	4460234	1	Mount, Tie-Strap (Not Shown)	
4	4240033	AR	Tie-Strap (Not Shown)	

SECTION 1 - FRAME

FIGURE 1-16. TILTBACK INSTALLATION (38AM ONLY)



ART_1001203325

SECTION 1 - FRAME

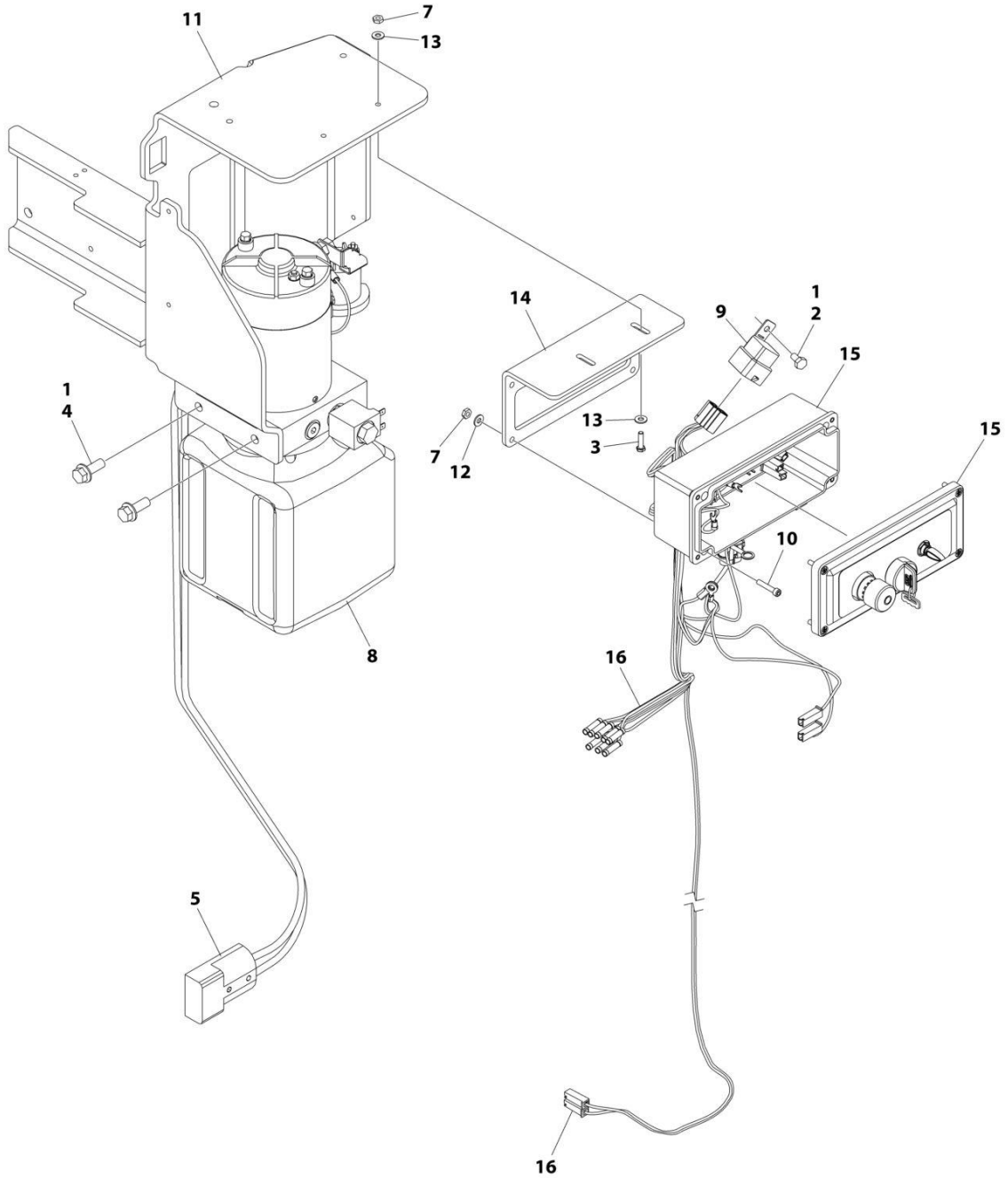
FIGURE 1-16. TILTBACK INSTALLATION (38AM ONLY)

ITEM	PART NUMBER	QTY	DESCRIPTION	REV
	1001203325	Ref	Tiltback Installation	C
1	0100011	AR	Compound, Locking	
2	0630383	4	Bolt 5/16 x 1	
3	0641608	6	Bolt 3/8 x 1	
4	0641610	4	Bolt 3/8 x 1-1/4	
5	0641624	1	Bolt 3/8 x 3	
6	0940088	4	Bumper	
7	1060380	1	Cable, Lanyard	
9	2080040	4	Fastener, Huck	
10	2940150	2	Latch, Caster Locking	
11	3311505	6	Nut 5/16	
12	3311605	11	Nut 3/8	
13	3321501	6	Nut 5/16	
14	3420934	1	Pin, Quick Release	
15	1001107454	1	Frame, Tiltback	
16	3820024	3	Rivet	
17	3900111	2	Screw, Shoulder	
18	4711500	4	Washer 5/16	
19	4711600	16	Washer 3/8	
20	1001103417	2	Wheel, Caster	
21	1001154240	1	Spring, Gas	
22	1001108715	2	Mount, Tiltback Frame	
23	1001193370	1	Mount, Gas Spring	
24	1001209403	1	Cover, Barrel	
25	1001107453	2	Mount, Tiltback Frame	
26	1001209404	1	Mount, Gas Spring	
27	1001209470	1	Cover, Rod	
28	1001211422	1	Pin, Grooved	
29	1001212241	1	Clip	
30	1001107452	1	Bracket, Tiltback Stop	
31	1001231279	1	Mount, Spring Clamp	
33	1001231280	1	Plate	
34	4711000	6	Washer #10	
35	0630518	3	Washer #10 x 3/4	
36	3311005	3	Nut #10	

SECTION 2 - CONTROLS

SECTION 2 - CONTROLS

FIGURE 2-1. POWER UNIT INSTALLATION - 12VDC



ART_1001248096

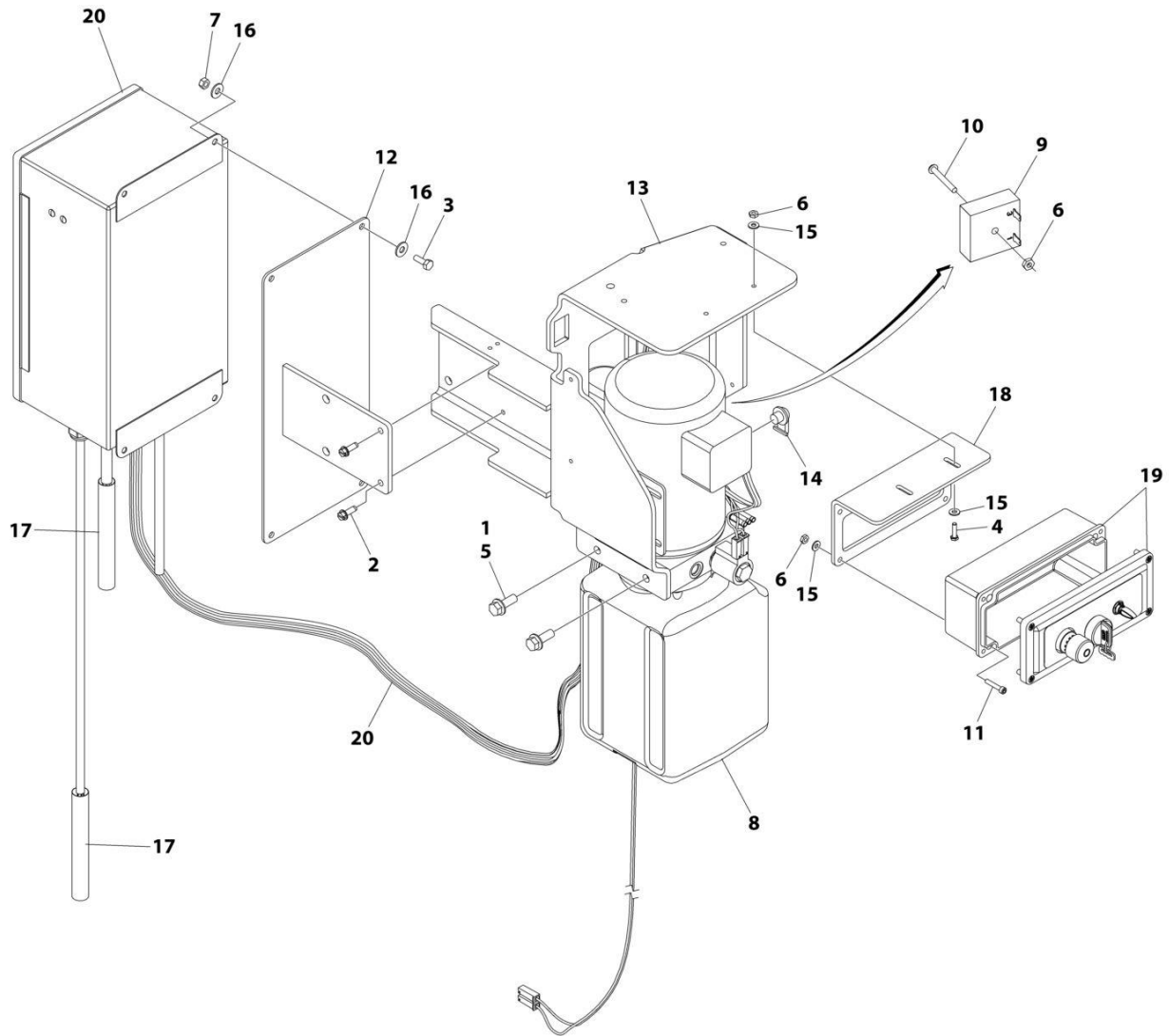
SECTION 2 - CONTROLS

FIGURE 2-1. POWER UNIT INSTALLATION - 12VDC

ITEM	PART NUMBER	QTY	DESCRIPTION	REV
	1001248096	Ref	DC POWER UNIT INSTALLATION	C
1	0100011	AR	Compound, Locking	
2	0641404	1	Bolt 1/4 x 1/2	
3	0721006	2	Screw #10 x 3/4	
4	0791608	2	Screw 3/8 x 1	
5	1060571	1	Cable, Power	
7	3311005	6	Nut # 10	
8	3600461	1	DC Motor/Pump Assembly (See Separate Breakdown in this Section)	
9	3740049	1	Relay	
10	3931016	4	Capscrew #10 x 1	
11	4341432	1	Mount, Pump	
12	4711000	4	Washer #10	
13	4751000	4	Washer #10	
14	1001247990	1	Bracket, Control	
15	1001250275	1	Ground Box Assembly (See Separate Breakdown in this Section)	
16	1001267220	1	Harness, DC Ground Control (See Separate Breakdown in ELECTRICAL Section)	
17	4240033	2	Tie-Strap (Not Shown)	
18	4460234	2	Mount, Tie-Strap (Not Shown)	

SECTION 2 - CONTROLS

FIGURE 2-2. POWER UNIT INSTALLATION - 100VAC/50 - 60 HZ



ART_1001251265_C

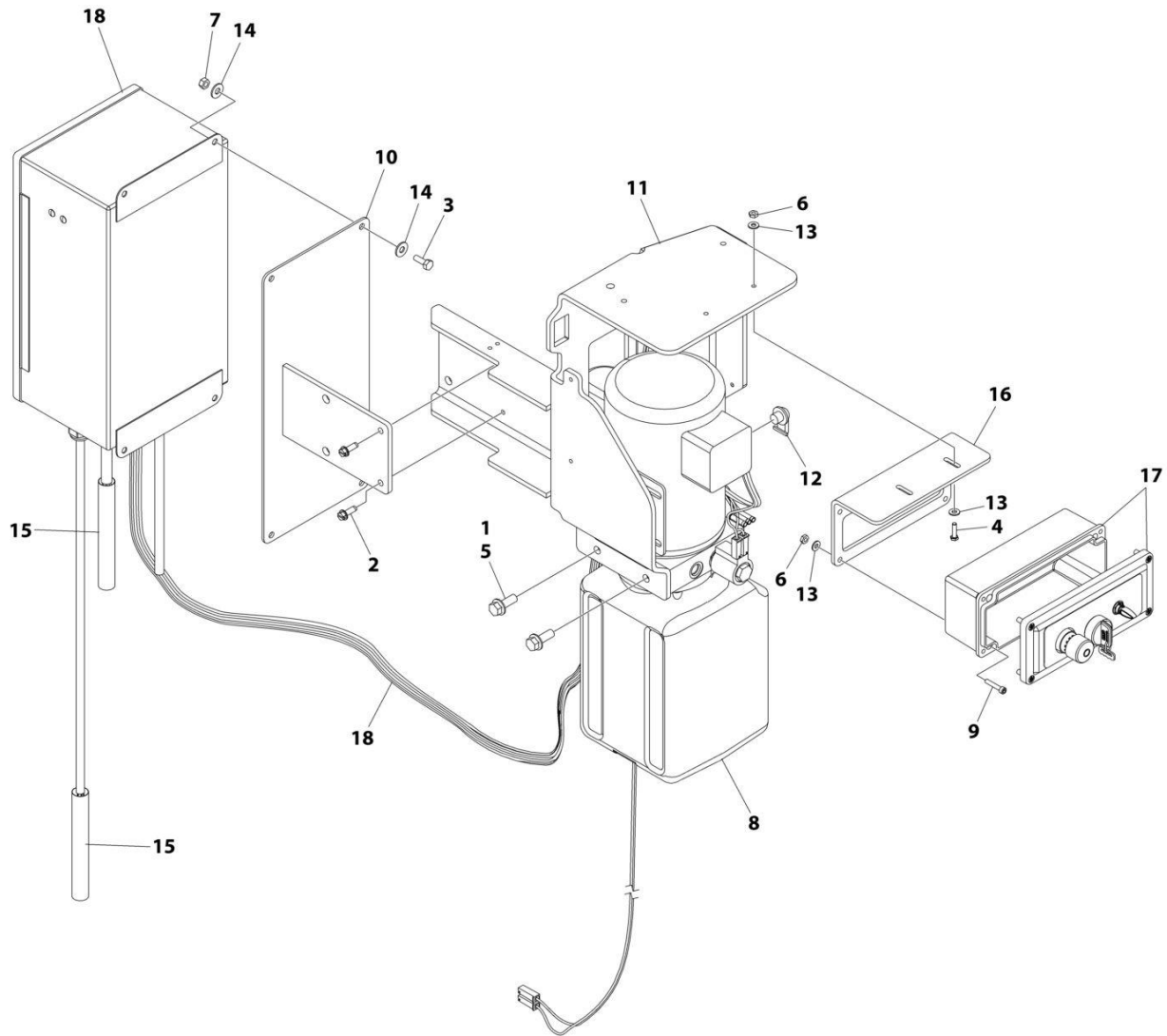
SECTION 2 - CONTROLS

FIGURE 2-2. POWER UNIT INSTALLATION - 100VAC/50 - 60 HZ

ITEM	PART NUMBER	QTY	DESCRIPTION	REV
	1001251265	Ref	POWER UNIT INSTALLATION	C
1	0100011	AR	Compound, Locking	
2	0630550	2	Bolt 1/4 x 3/4	
3	0641406	4	Bolt 1/4 x 3/4	
4	0721006	2	Screw #10 x 3/4	
5	0791608	2	Screw 3/8x 1	
6	3311005	7	Nut #10	
7	3311405	4	Nut 1/4	
8	3600453	1	Pump/Motor Assembly (See Separate Breakdown in this Section)	
9	3740154	1	Timer	
10	3911024	1	Capscrew #10 x 1-1/2	
11	3931016	4	Capscrew #10 x 1	
12	4341431	1	Mount, AC Box	
13	4341432	1	Mount, Pump	
14	4460566	1	Terminal, 90	
15	4751000	8	Washer #10	
16	4751400	8	Washer 1/4	
17	1001105113	2	Insulate, Heat Shrink (Not Shown)	
18	1001247990	1	Bracket	
19	1001250275	1	Ground Control Box Assembly (See Separate Breakdown in this Section)	
20	1001267223	Ref	Junction Box Assembly (See Separate Breakdown in this Section)	
21	4240033	2	Tie - Strap (Not Shown)	
22	4460234	2	Mount, Tie - Strap (Not Shown)	

SECTION 2 - CONTROLS

FIGURE 2-3. POWER UNIT INSTALLATION - 120VAC/60HZ



ART_1001251209_C

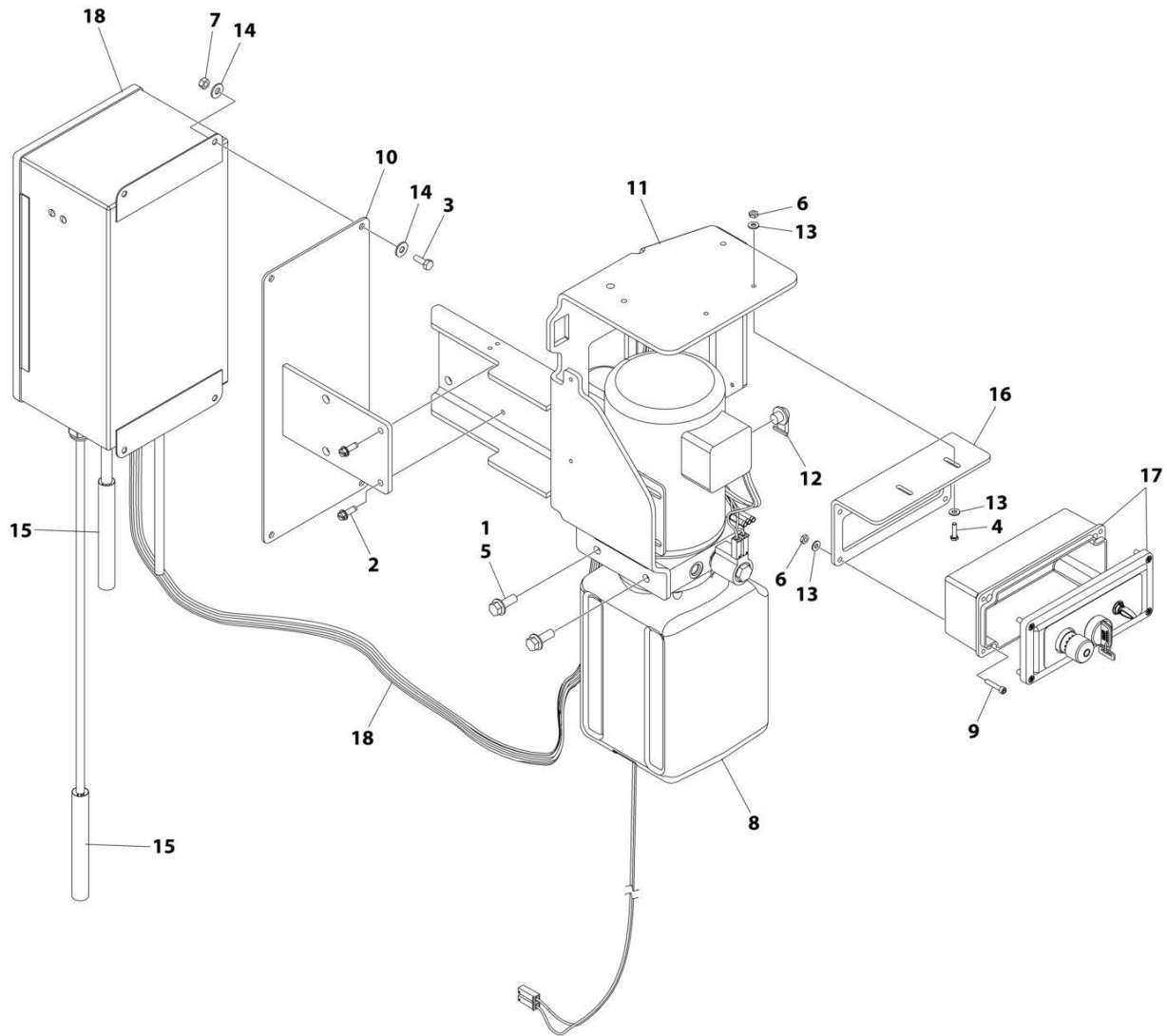
SECTION 2 - CONTROLS

FIGURE 2-3. POWER UNIT INSTALLATION - 120VAC/60HZ

ITEM	PART NUMBER	QTY	DESCRIPTION	REV
	1001251209	Ref	POWER UNIT INSTALLATION	C
1	0100011	AR	Compound, Locking	
2	0630550	2	Bolt 1/4 x 3/4	
3	0641406	4	Bolt 1/4 x 3/4	
4	0721006	2	Screw #10 x 3/4	
5	0791608	2	Screw 3/8x 1	
6	3311005	6	Nut #10	
7	3311405	4	Nut 1/4	
8	3600453	1	Pump/Motor Assembly (See Separate Breakdown in this Section)	
9	3931016	4	Capscrew #10 x 1	
10	4341431	1	Mount, AC Box	
11	4341432	1	Mount, Pump	
12	4460566	1	Terminal, 90	
13	4751000	8	Washer #10	
14	4751400	8	Washer 1/4	
15	1001105113	2	Insulate, Heat Shrink (Not Shown)	
16	1001247990	1	Bracket	
17	1001250275	1	Ground Control Box Assembly (See Separate Breakdown in this Section)	
18	1001267221	Ref	Junction Box Assembly (See Separate Breakdown in this Section)	
19	4240033	2	Tie - Strap (Not Shown)	
20	4460234	2	Mount, Tie - Strap (Not Shown)	

SECTION 2 - CONTROLS

FIGURE 2-4. POWER UNIT INSTALLATION - 240VAC/50-60HZ



ART_1001251264_C

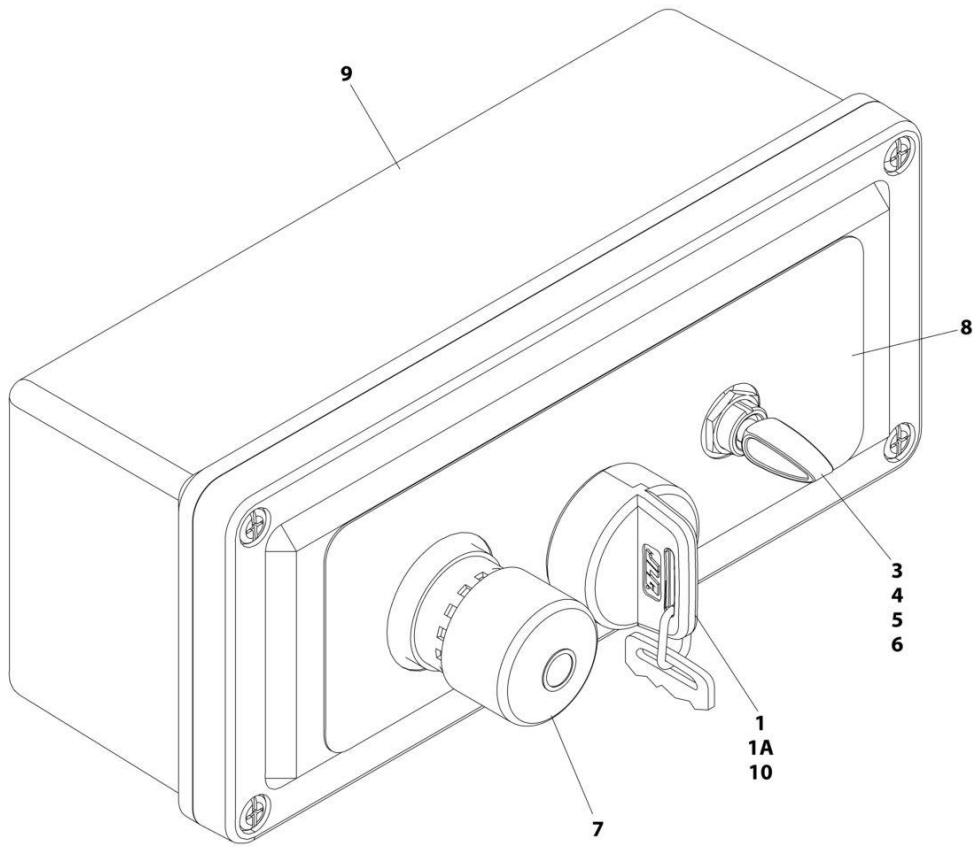
SECTION 2 - CONTROLS

FIGURE 2-4. POWER UNIT INSTALLATION - 240VAC/50-60HZ

ITEM	PART NUMBER	QTY	DESCRIPTION	REV
	1001251264	Ref	POWER UNIT INSTALLATION	C
1	0100011	AR	Compound, Locking	
2	0630550	2	Bolt 1/4 x 3/4	
3	0641406	4	Bolt 1/4 x 3/4	
4	0721006	2	Screw #10 x 3/4	
5	0791608	2	Screw 3/8x 1	
6	3311005	6	Nut #10	
7	3311405	4	Nut 1/4	
8	3600453	1	Pump/Motor Assembly (See Separate Breakdown in this Section)	
9	3931016	4	Capscrew #10 x 1	
10	4341431	1	Mount, AC Box	
11	4341432	1	Mount, Pump	
12	4460566	1	Terminal, 90	
13	4751000	8	Washer #10	
14	4751400	8	Washer 1/4	
15	1001105113	2	Insulate, Heat Shrink (Not Shown)	
16	1001247990	1	Bracket	
17	1001250275	1	Ground Control Box Assembly (See Separate Breakdown in this Section)	
18	1001267222	Ref	Junction Box Assembly (See Separate Breakdown in this Section)	
19	4240033	2	Tie - Strap (Not Shown)	
20	4460234	2	Mount, Tie - Strap (Not Shown)	

SECTION 2 - CONTROLS

FIGURE 2-5. GROUND CONTROL BOX ASSEMBLY



ART_1001250275

SECTION 2 - CONTROLS

FIGURE 2-5. GROUND CONTROL BOX ASSEMBLY

ITEM	PART NUMBER	QTY	DESCRIPTION	REV
	1001250275	Ref	GROUND CONTROL BOX ASSEMBLY	C
1	4360469	1	Switch, Key	
1A	2860030	1	Key Replacement	
3	4740444	1	Washer	
4	1001155043	1	Washer	
5	1001155044	1	Spacer	
6	1001155045	1	Switch, Toggle	
7	1001218349	1	Switch, E-Stop	
8	1001266769	1	Decal - Ground Controls	
9	1001247845	1	Box	
10	3910804	4	Screw #8 x 1/4	

SECTION 2 - CONTROLS

FIGURE 2-6. AC JUNCTION BOX ASSEMBLY - 100VAC

ITEM	PART NUMBER	QTY	DESCRIPTION	REV
	1001267223	Ref	JUNCTION BOX ASSEMBLY - 100VAC/50-60Hz	A
1	1702102	1	Decal	
2	1702120	1	Decal - Wire Size	
3	1703681	1	Decal - JLG	
4	3520028	1	Plug 1/2in	
5	3520034	4	Plug 3/12	
6	3740049	1	Relay	
7	3740093	1	Relay, Starter 115VAC	
8	3740094	1	Relay, Starter 12 VDC	
9	3910808	12	Screw #8 x 1/2	
10	4360161	1	Breaker, Circuit	
11	4360376	1	Rectifier	
12	4460565	1	Strip, Terminal	
13	4460633	AR	Connector, Strain Relief	
14	4530023	1	Transformer	
15	4923034	1	Harness, AC Plug (See Separate Breakdown in ELECTRICAL Section)	
16	4923150	1	Harness, Junction Box - AC Machines (Not Shown) (See Separate Breakdown in ELECTRICAL Section)	
17	1001093646	1	Harness, Capacity 2200UF 50V	
18	1001096586	1	Harness, 16/5	
19	1001096587	1	Harness, 12/3	
20	1001258419	1	Box with Lid	
21	1001267219	1	Harness, Ground Control (Not Shown) (See Separate Breakdown in ELECTRICAL Section)	

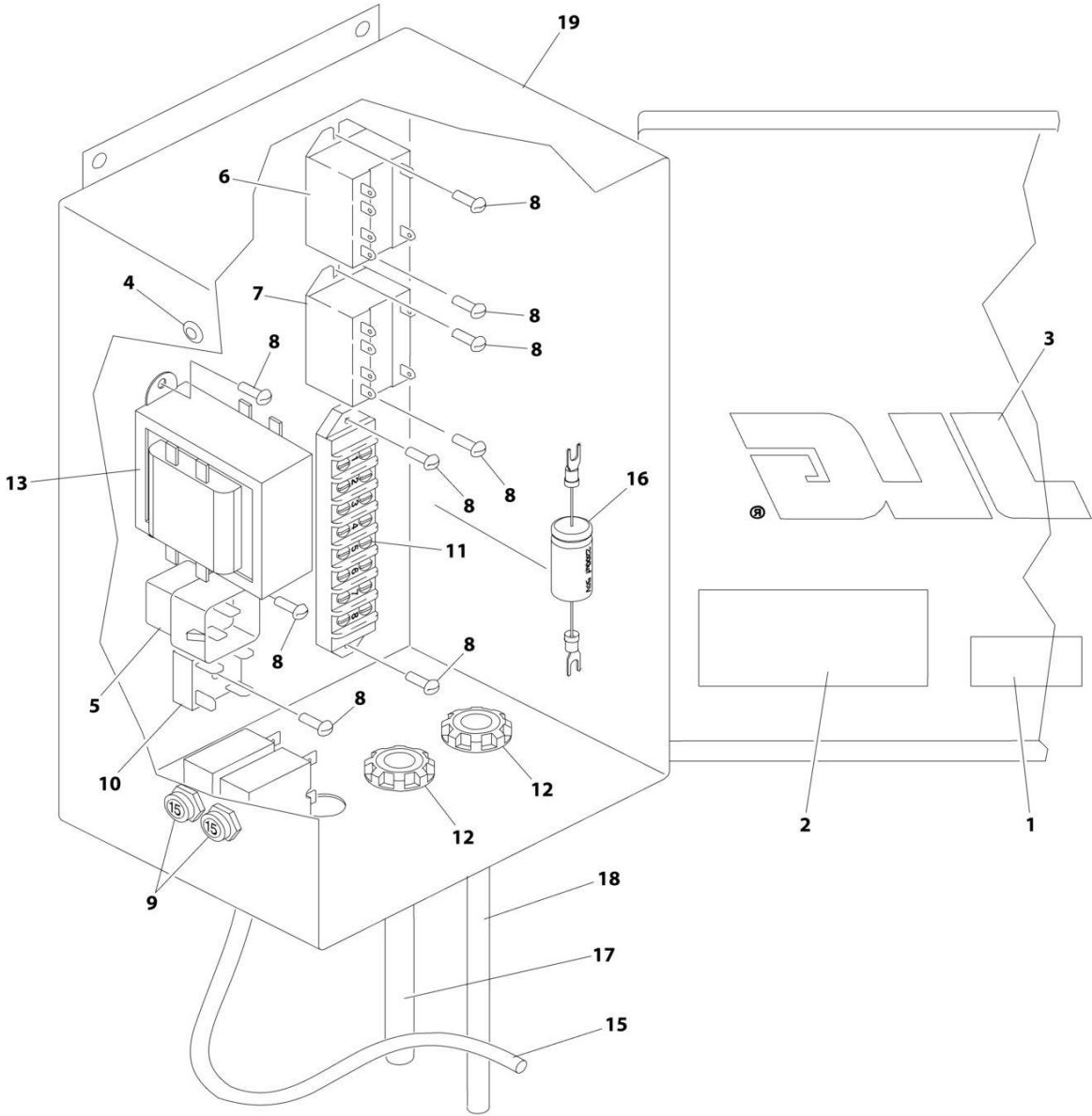
SECTION 2 - CONTROLS

FIGURE 2-7. AC JUNCTION BOX ASSEMBLY - 120VAC

ITEM	PART NUMBER	QTY	DESCRIPTION	REV
	1001267221	Ref	JUNCTION BOX ASSEMBLY - 120VAC/60Hz	A
1	1702102	1	Decal	
2	1702120	1	Decal - Wire Size	
3	1703681	1	Decal - JLG	
4	3520028	1	Plug 1/2in	
5	3520034	4	Plug 3/12	
6	3740049	1	Relay	
7	3740093	1	Relay, Starter 115VAC	
8	3740094	1	Relay, Starter 12 VDC	
9	3910808	10	Screw #8 x 1/2	
10	4360161	1	Breaker, Circuit	
11	4360376	1	Rectifier	
12	4460565	1	Strip, Terminal	
13	4460633	AR	Connector, Strain Relief	
14	4530010	1	Transformer	
15	4923034	1	Harness, AC Plug (See Separate Breakdown in ELECTRICAL Section)	
16	4923131	1	Harness, Junction Box - AC Machines (Not Shown) (See Separate Breakdown in ELECTRICAL Section)	
17	1001093646	1	Harness, Capacity 2200UF 50V	
18	1001096586	1	Harness, 16/5	
19	1001096587	1	Harness, 12/3	
20	1001258419	1	Box with Lid	
21	1001267219	1	Harness, Ground Control (Not Shown) (See Separate Breakdown in ELECTRICAL Section)	

SECTION 2 - CONTROLS

FIGURE 2-8. AC JUNCTION BOX ASSEMBLY - 240VAC



ART_1001267222

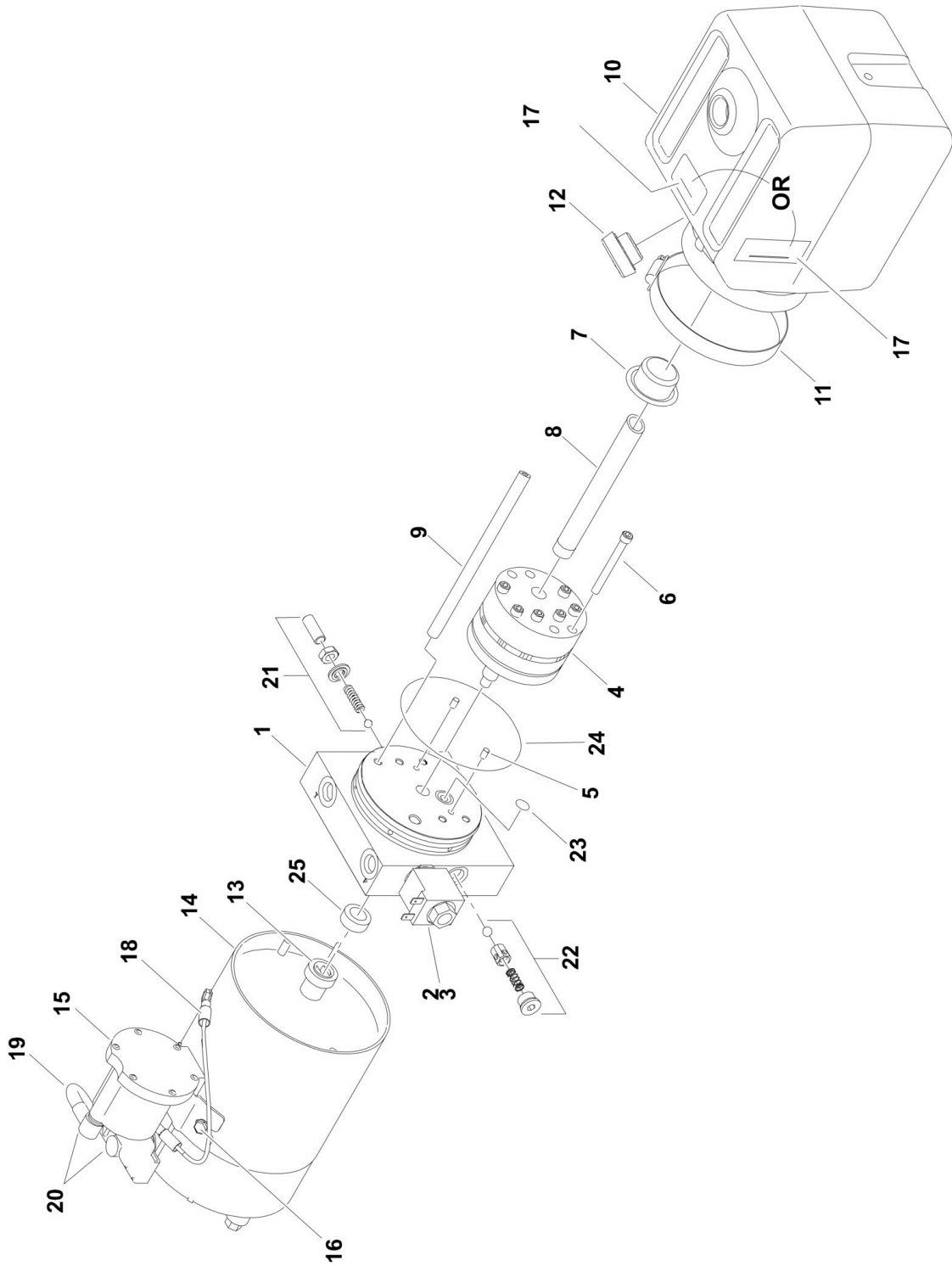
SECTION 2 - CONTROLS

FIGURE 2-8. AC JUNCTION BOX ASSEMBLY - 240VAC

ITEM	PART NUMBER	QTY	DESCRIPTION	REV
	1001267222	Ref	JUNCTION BOX ASSEMBLY - 240VAC/50-60Hz	A
1	1702103	1	Decal	
2	1702120	1	Decal - Wire Size	
3	1703681	1	Decal - JLG	
4	3520034	4	Plug 312	
5	3740049	1	Relay	
6	3740094	1	Relay, Starter 12 VDC	
7	3740105	1	Relay, Starter 230VAC	
8	3910808	10	Screw #8 x 1/2	
9	4360070	2	Breaker, Circuit	
10	4360376	1	Rectifier	
11	4460565	1	Strip, Terminal	
12	4460633	AR	Connector, Strain Relief	
13	4530010	1	Transformer	
14	4923151	1	Harness, Junction Box - AC Machines (Not Shown) (See Separate Breakdown in ELECTRICAL Section)	
15	4923152	1	Harness, AC Plug (See Separate Breakdown in ELECTRICAL Section)	
16	1001093646	1	Harness, Capacity 2200UF 50V	
17	1001096586	1	Harness, 16/5	
18	1001096587	1	Harness, 12/3	
19	1001258419	1	Box with Lid	
20	1001267219	1	Harness, Ground Control (Not Shown) (See Separate Breakdown in ELECTRICAL Section)	

SECTION 2 - CONTROLS

FIGURE 2-9. DC MOTOR/PUMP ASSEMBLY



ART_3000461

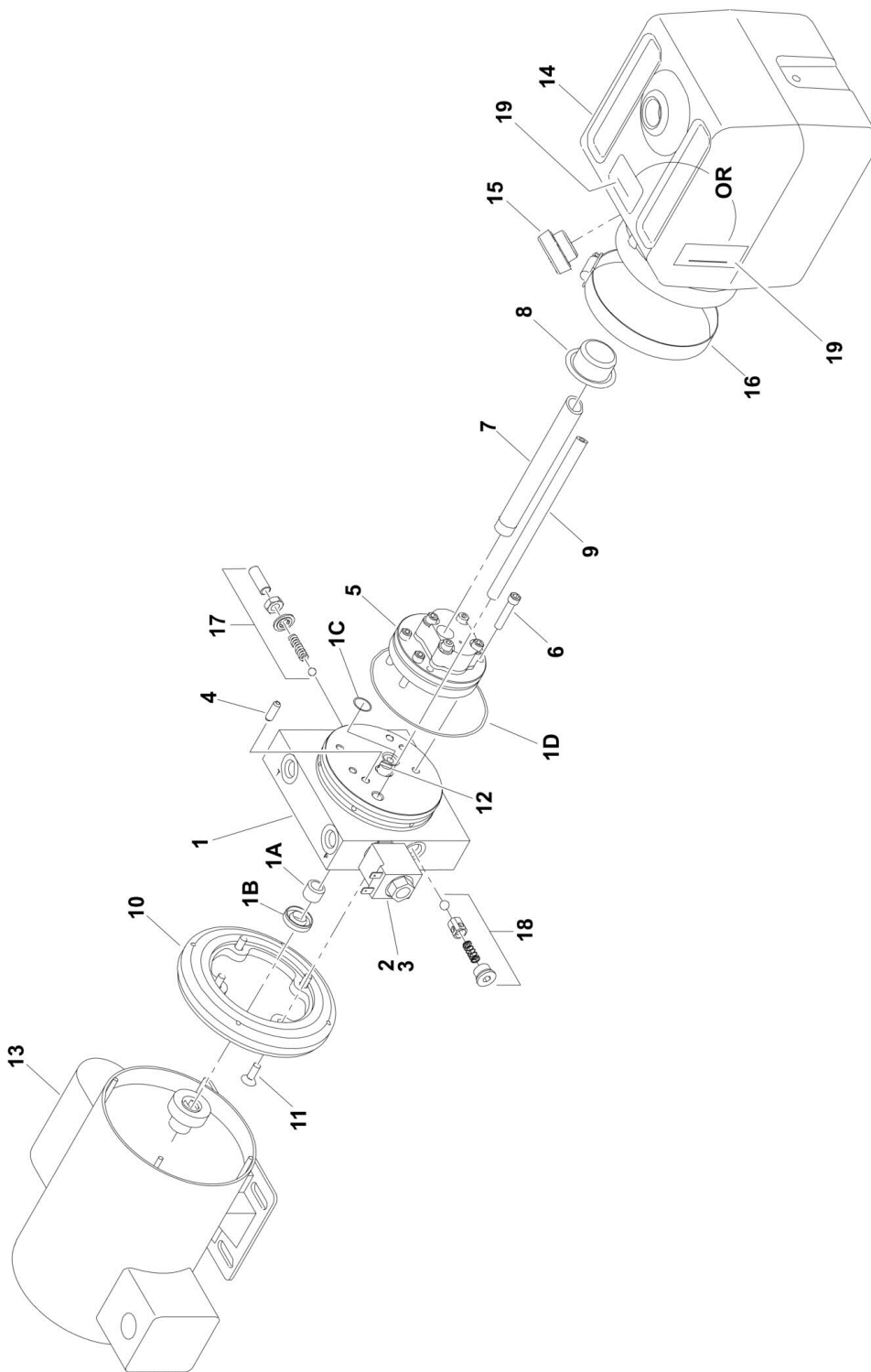
SECTION 2 - CONTROLS

FIGURE 2-9. DC MOTOR/PUMP ASSEMBLY

ITEM	PART NUMBER	QTY	DESCRIPTION	REV
	3600461	Ref	DC MOTOR/PUMP ASSEMBLY	D
1	7000641	1	Base Assembly (Includes qty 2 Shaft Bearings & Items 21-25)	
2	7000642	1	Cartridge	
3	7000643	1	Coil	
4	70001040	1	Pump (Include Item 6)	
5	70001041	2	Pin, Dowel	
6	3931420	4	Screw 1/4in-20NC x 1-1/4in	
7	7026165	1	Filter	
8	70001042	1	Tube, Suction	
9	70001030	1	Tube, Return	
10	70000651	1	Reservoir	
11	7026335	1	Clamp	
12	70001025	1	Plug	
13	70001043	1	Shaft, Intermediate	
14	70001031	1	Motor	
14	70001039	1	Brushes	
15	70001032	1	Solenoid	
16	70001033	2	Screw	
17	70001027	1	Decal - Fill Line	
18	70001035	1	Control Wire Assembly	
19	70001034	1	Cable, Insulated	
20	70001036	2	Boot, Terminal	
21	See Note	NSS	Valve, Relief (Note: Use Item 1)	
21	See Note	NSS	Screw (Note: Use Item 1)	
21	See Note	NSS	Nut (Note: Use Item 1)	
21	See Note	NSS	Seal (Note: Use Item 1)	
21	See Note	NSS	Spring (Note: Use Item 1)	
21	See Note	NSS	Ball (Note: Use Item 1)	
22	See Note	NSS	Valve, Check (Note: Use Item 1)	
22	See Note	NSS	Plug (Note: Use Item 1)	
22	See Note	NSS	Spring (Note: Use Item 1)	
22	See Note	NSS	Poppet (Note: Use Item 1)	
22	See Note	NSS	Ball (Note: Use Item 1)	
23	70003612	1	O-Ring (1/2in x 5/8in x 1/16in)	
24	70003613	1	O-Ring (3-5/8in x 3-7/8in x 1/8in)	
25	7026330	1	Seal	

SECTION 2 - CONTROLS

FIGURE 2-10. AC MOTOR/PUMP ASSEMBLY



ART_3600453

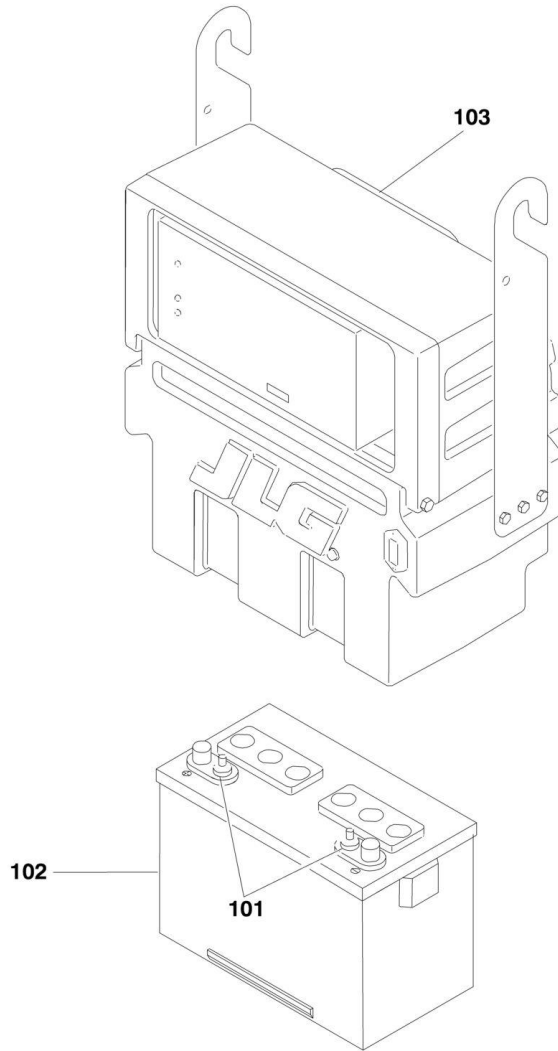
SECTION 2 - CONTROLS

FIGURE 2-10. AC MOTOR/PUNP ASSEMBLY

ITEM	PART NUMBER	QTY	DESCRIPTION	REV
	3600453	Ref	MOTOR/PUMP ASSEMBLY	E
1	70000641	1	Adapter, Motor/Pump/Tank (Includes Items 1A-1D, 17-18)	
1A	7026330	1	Seal, Shaft	
1B	See Note	NSS	Bearing (Note: Use Item 1)	
1C	70003612	1	O-Ring	
1D	70003613	1	O-Ring	
2	70000642	1	Cartridge	
3	70000643	1	Coil	
4	See Note	NSS	Pin, Dowel (Note: Not Available for Purchase)	
5	70000644	1	Pump (Include Item 6)	
6	3931420	4	Screw 1/4in-20NC x 1-1/4in	
7	70000645	1	Tube, Suction	
8	7026165	1	Filter	
9	70000646	1	Tube, Return	
10	70000647	1	Plate, Motor Adapter	
11	70000648	4	Screw 1/4in-20NC x 3/4in	
12	70000649	1	Shaft, Intermediate	
13	70000650	1	Motor	
14	70000651	1	Reservoir	
15	7026160	1	Plug	
16	7026335	1	Clamp	
17	See Note	NSS	Valve, Relief (Note: Use Item 1)	
17	See Note	NSS	Screw (Note: Use Item 1)	
17	See Note	NSS	Nut (Note: Use Item 1)	
17	See Note	NSS	Seal (Note: Use Item 1)	
17	See Note	NSS	Spring (Note: Use Item 1)	
17	See Note	NSS	Ball (Note: Use Item 1)	
18	See Note	NSS	Valve, Check (Note: Use Item 1)	
18	See Note	NSS	Plug (Note: Use Item 1)	
18	See Note	NSS	Spring (Note: Use Item 1)	
18	See Note	NSS	Poppet (Note: Use Item 1)	
18	See Note	NSS	Ball (Note: Use Item 1)	
19	70001027	1	Decal - Fill	

SECTION 2 - CONTROLS

FIGURE 2-11. BATTERY BOX AND CHARGER INSTALLATION - WET BATTERY (ALL SPECS EXCEPT CE SPEC)



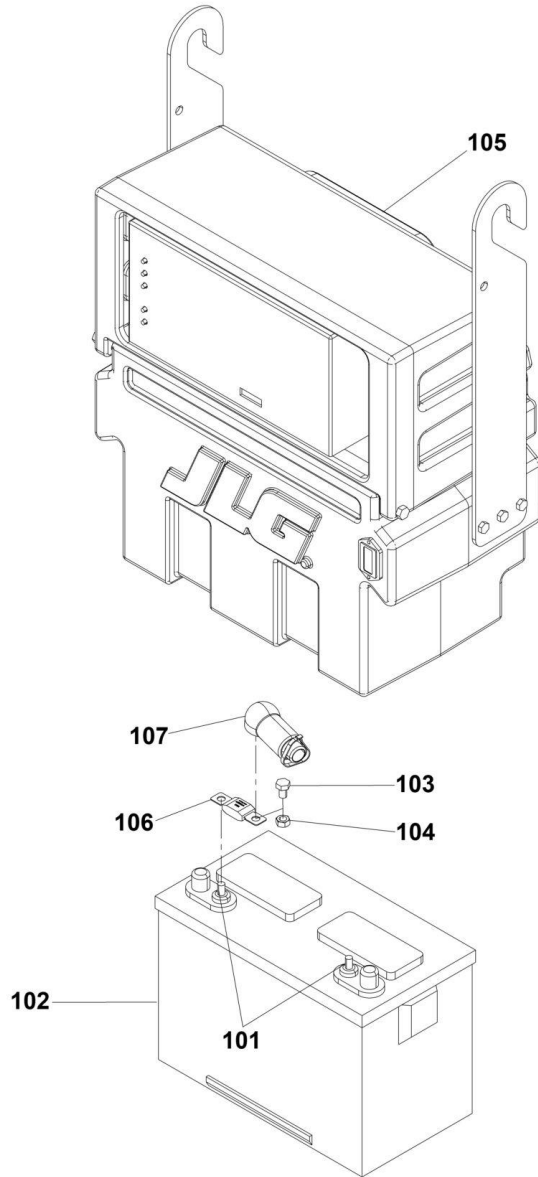
SECTION 2 - CONTROLS

FIGURE 2-11. BATTERY BOX AND CHARGER INSTALLATION - WET BATTERY (ALL SPECS EXCEPT CE SPEC)

ITEM	PART NUMBER	QTY	DESCRIPTION	REV
	1001101994	Ref	BATTERY BOX AND CHARGER INSTALLATION	B
101	0100051	AR	Grease, Battery Terminal	
102	0400122	1	Battery, Standard (Wet)	
103	1001101991	1	Battery Box and Charger Assembly (See Separate Breakdown in this Section)	

SECTION 2 - CONTROLS

FIGURE 2-12. BATTERY BOX AND CHARGER INSTALLATION - WET BATTERY (CE SPEC)



ART_1001263966

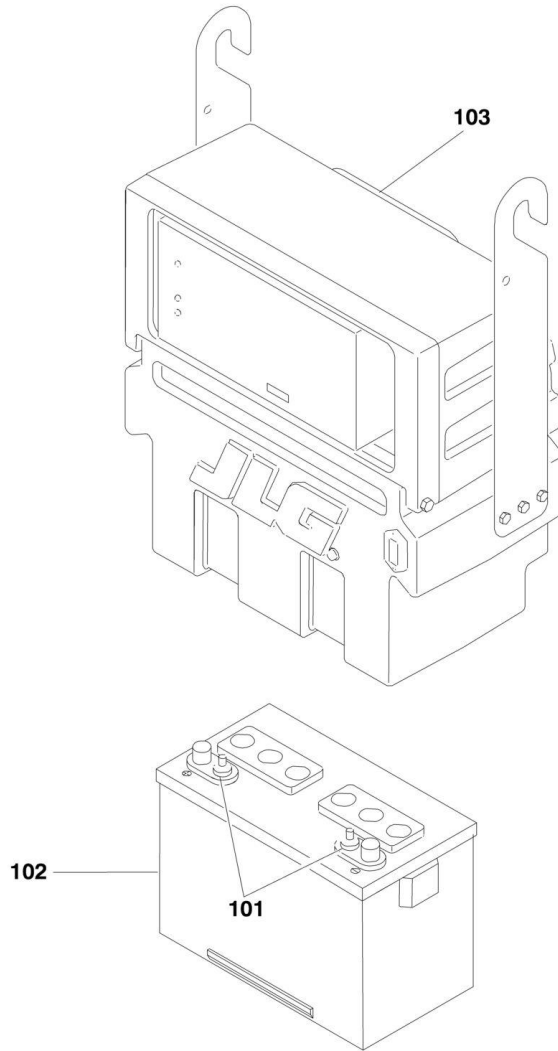
SECTION 2 - CONTROLS

FIGURE 2-12. BATTERY BOX AND CHARGER INSTALLATION - WET BATTERY (CE SPEC)

ITEM	PART NUMBER	QTY	DESCRIPTION	REV
	1001263966	Ref	BATTERY BOX AND CHARGER INSTALLATION	A
101	0100051	AR	Grease, Battery Terminal	
102	0400122	1	Battery, Standard (Wet)	
103	0760806	1	Bolt, M8 x 12	
104	3290801	1	Nut, M8	
105	1001101991	1	Battery Box and Charger Asembly (See Separate Breakdown in this Section)	
106	1001263963	1	Fuse, 175Amp	
107	1001264095	1	Boot, Battery Cable	

SECTION 2 - CONTROLS

FIGURE 2-13. BATTERY BOX AND CHARGER INSTALLATION - AGM BATTERY (ALL SPECS EXCEPT CE SPEC)



ART_1001107840

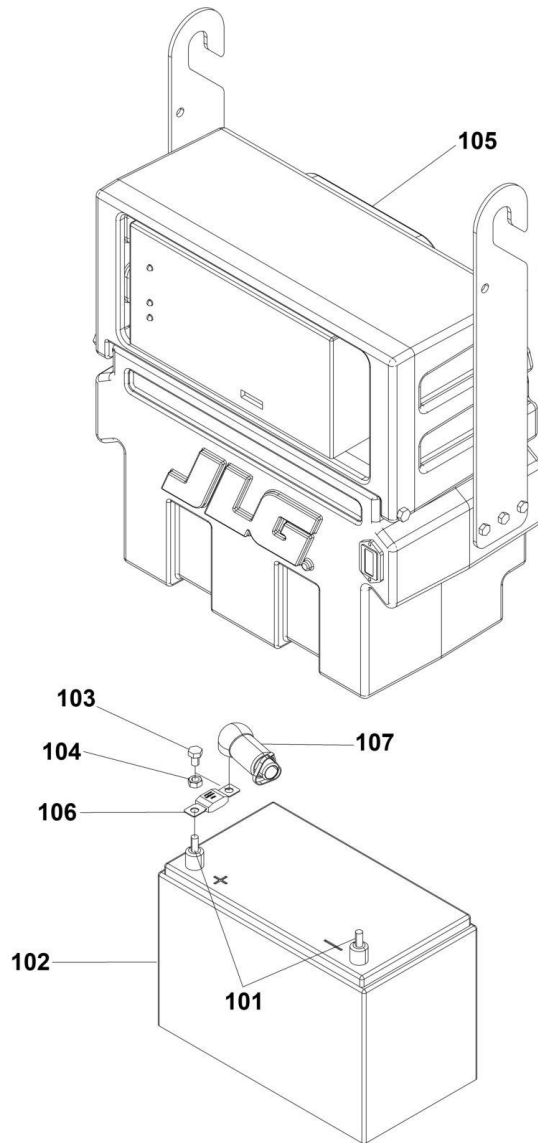
SECTION 2 - CONTROLS

FIGURE 2-13. BATTERY BOX AND CHARGER INSTALLATION - AGM BATTERY (ALL SPECS EXCEPT CE SPEC)

ITEM	PART NUMBER	QTY	DESCRIPTION	REV
	1001107840	Ref	BATTERY BOX AND CHARGER INSTALLATION	B
101	0100051	AR	Grease, Battery Terminal	
102	0400209	1	Battery - AGM/5 Hour	
103	1001107836	1	Battery Box and Charger Assembly (See Separate Breakdown in this Section)	

SECTION 2 - CONTROLS

FIGURE 2-14. BATTERY BOX AND CHARGER INSTALLATION - AGM BATTERY (CE SPEC)



ART_1001263965

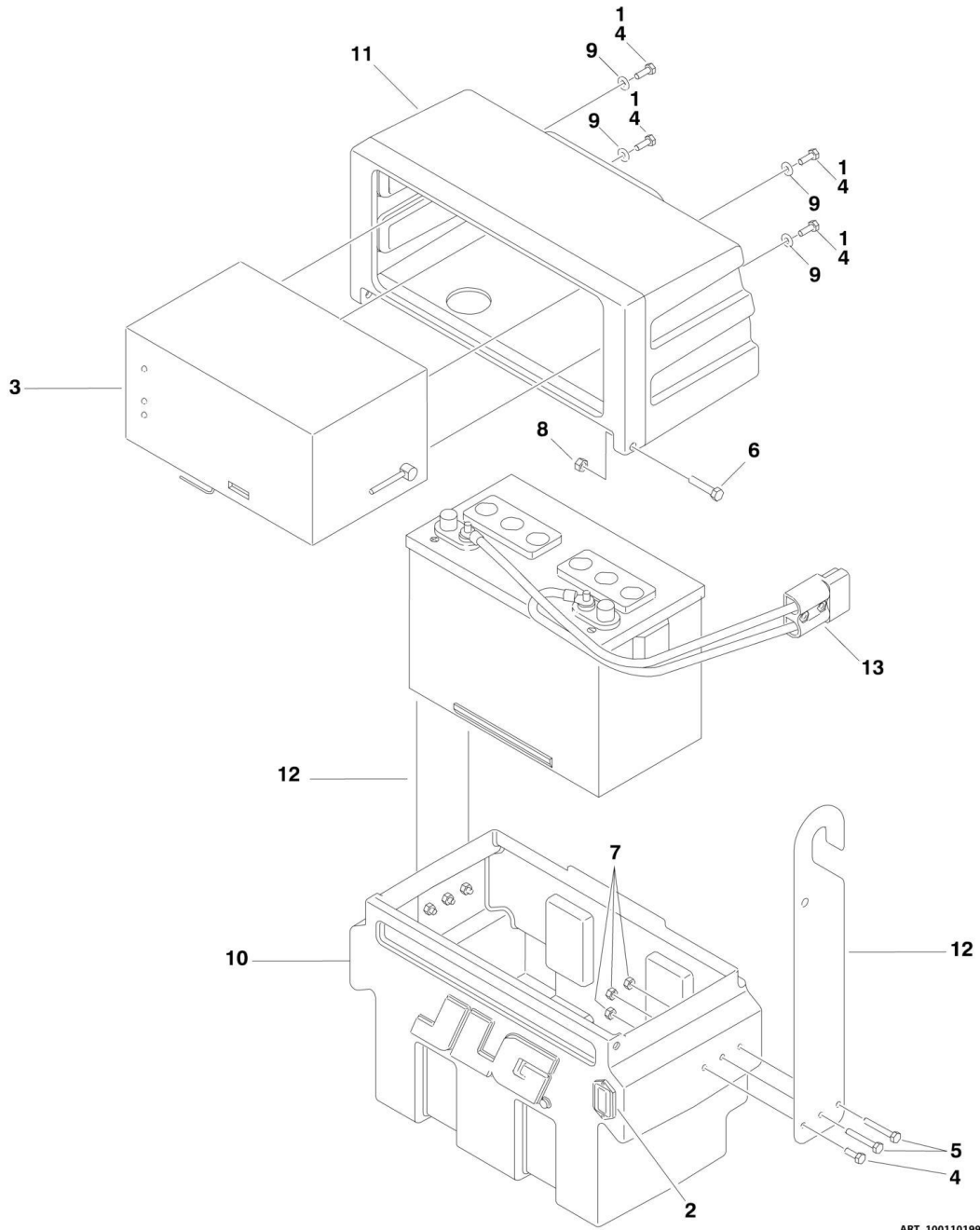
SECTION 2 - CONTROLS

FIGURE 2-14. BATTERY BOX AND CHARGER INSTALLATION - AGM BATTERY (CE SPEC)

ITEM	PART NUMBER	QTY	DESCRIPTION	REV
	1001263965	Ref	BATTERY BOX AND CHARGER INSTALLATION	A
101	0100051	AR	Grease, Battery Terminal	
102	0400209	1	Battery - AGM/5 Hour	
103	0760806	1	Bolt, M8 x 12	
104	3290801	1	Nut, M8	
105	1001107836	1	Battery Box and Charger Assembly (See Separate Breakdown in this Section)	
106	1001263963	1	Fuse, 175Amp	
107	1001264095	1	Boot, Battery Cable	

SECTION 2 - CONTROLS

FIGURE 2-15. BATTERY BOX AND CHARGER ASSEMBLY - STANDARD BATTERY



ART_1001101991

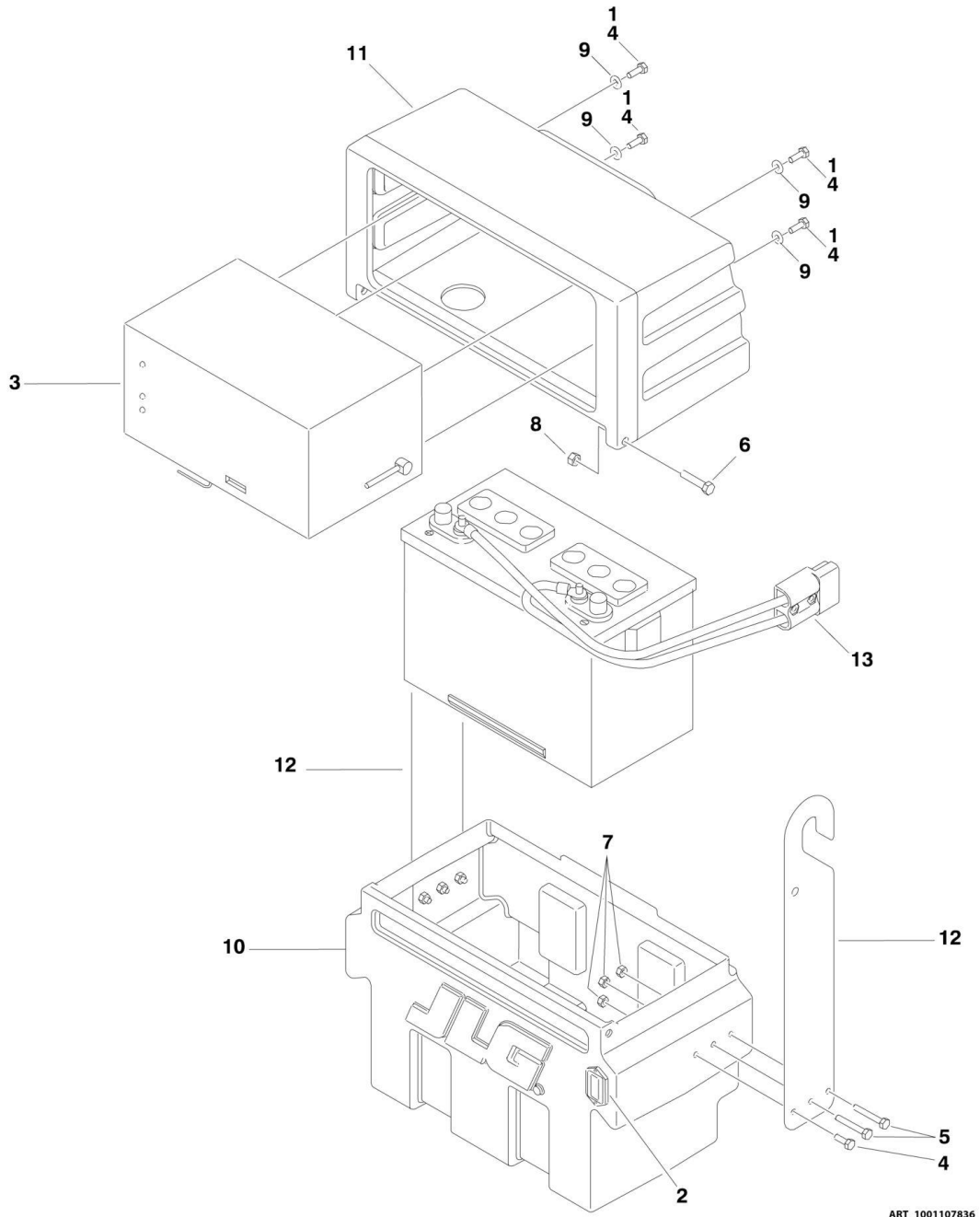
SECTION 2 - CONTROLS

FIGURE 2-15. BATTERY BOX AND CHARGER ASSEMBLY - STANDARD BATTERY

ITEM	PART NUMBER	QTY	DESCRIPTION	REV
	1001101991	Ref	BATTERY BOX AND CHARGER ASSEMBLY	A
1	0100011	AR	Compound, Locking	
2	0270163	1	BDI Gauge and Harness Assembly	C
2	2420195	1	Gauge Only	
3	0400176	1	Charger Assembly - Standard (See Separate Breakdown in this Section)	
4	0641406	8	Bolt 1/4 x 3/4	
5	0641414	2	Bolt 1/4 x 1-3/4	
6	0641512	2	Bolt 5/16 x 1-1/2	
7	3311405	6	Nut 1/4	
8	3311505	2	Nut 3/8	
9	4711400	10	Washer 1/4	
10	1001101858	1	Box, Molded Battery	
11	1001101902	1	Box, Molded Battery Charger	
12	1001101926	2	Bracket, Hanger	
13	1001103107	1	Cable Assembly - Battery Pack	
13	4460567	1	Connector, Anderson	

SECTION 2 - CONTROLS

FIGURE 2-16. BATTERY BOX AND CHARGER ASSEMBLY - AGM BATTERY



SECTION 2 - CONTROLS

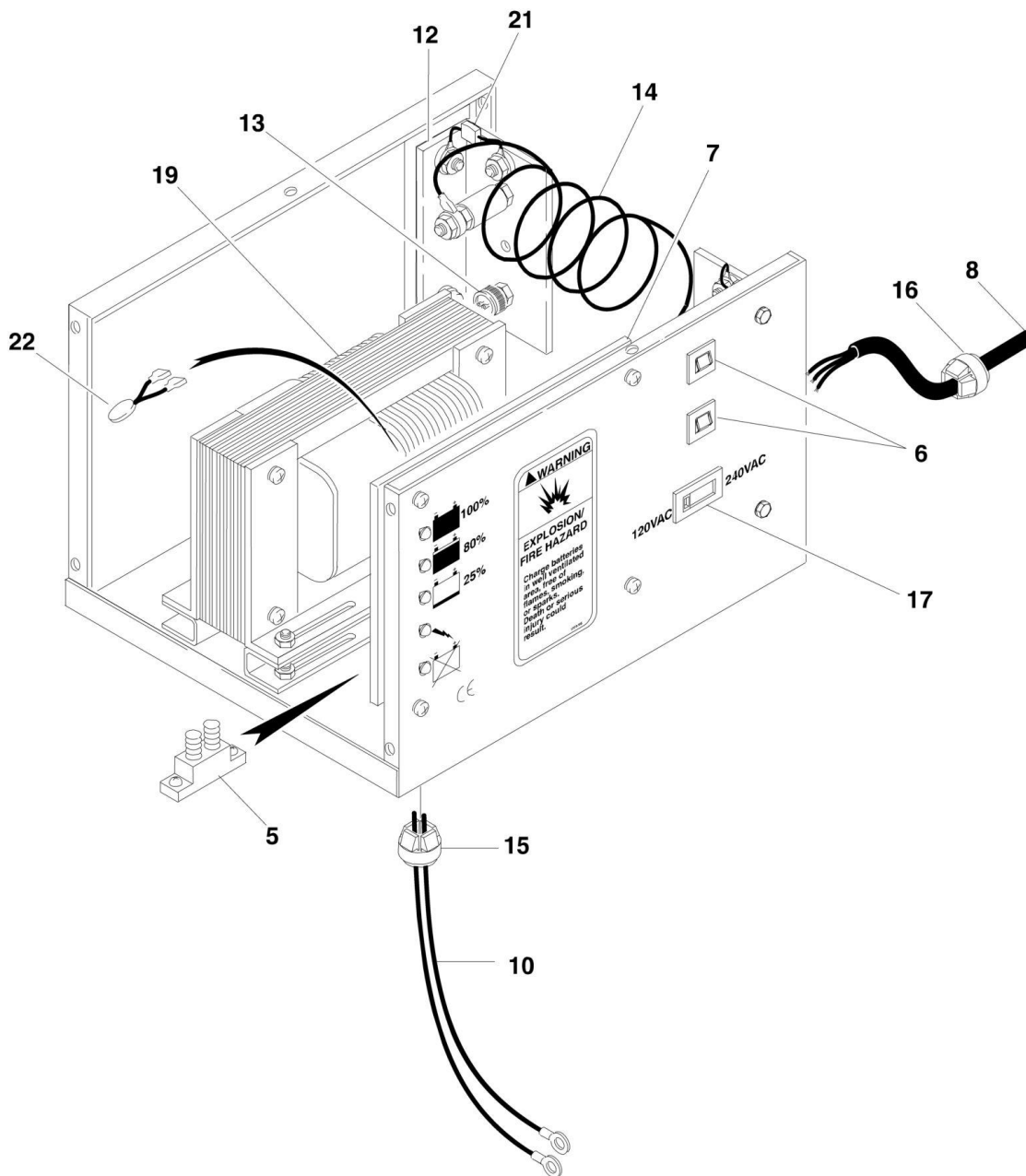
FIGURE 2-16. BATTERY BOX AND CHARGER ASSEMBLY - AGM BATTERY

ITEM	PART NUMBER	QTY	DESCRIPTION	REV
	1001107836	Ref	BATTERY BOX AND CHARGER ASSEMBLY	A
1	0100011	AR	Compound, Locking	
2	0270163	1	BDI Gauge and Harness Assembly	C
2	2420195	1	Gauge Only	
3	0400212	1	Charger Assembly - Standard (See Separate Breakdown in this Section)	
4	0641406	8	Bolt 1/4 x 3/4	
5	0641414	2	Bolt 1/4 x 1-3/4	
6	0641512	2	Bolt 5/16 x 1-1/2	
7	3311405	6	Nut 1/4	
8	3311505	2	Nut 3/8	
9	4711400	10	Washer 1/4	
10	1001101858	1	Box, Molded Battery	
11	1001101902	1	Box, Molded Battery Charger	
12	1001101926	2	Bracket, Hanger	
13	1001103107	1	Cable Assembly - Battery Pack	
13	4460567	1	Connector, Anderson	

SECTION 2 - CONTROLS

FIGURE 2-17. BATTERY CHARGER ASSEMBLY - STANDARD BATTERY

NOTE: COVER NOT SHOWN FOR CLARITY



ART_0400176

SECTION 2 - CONTROLS

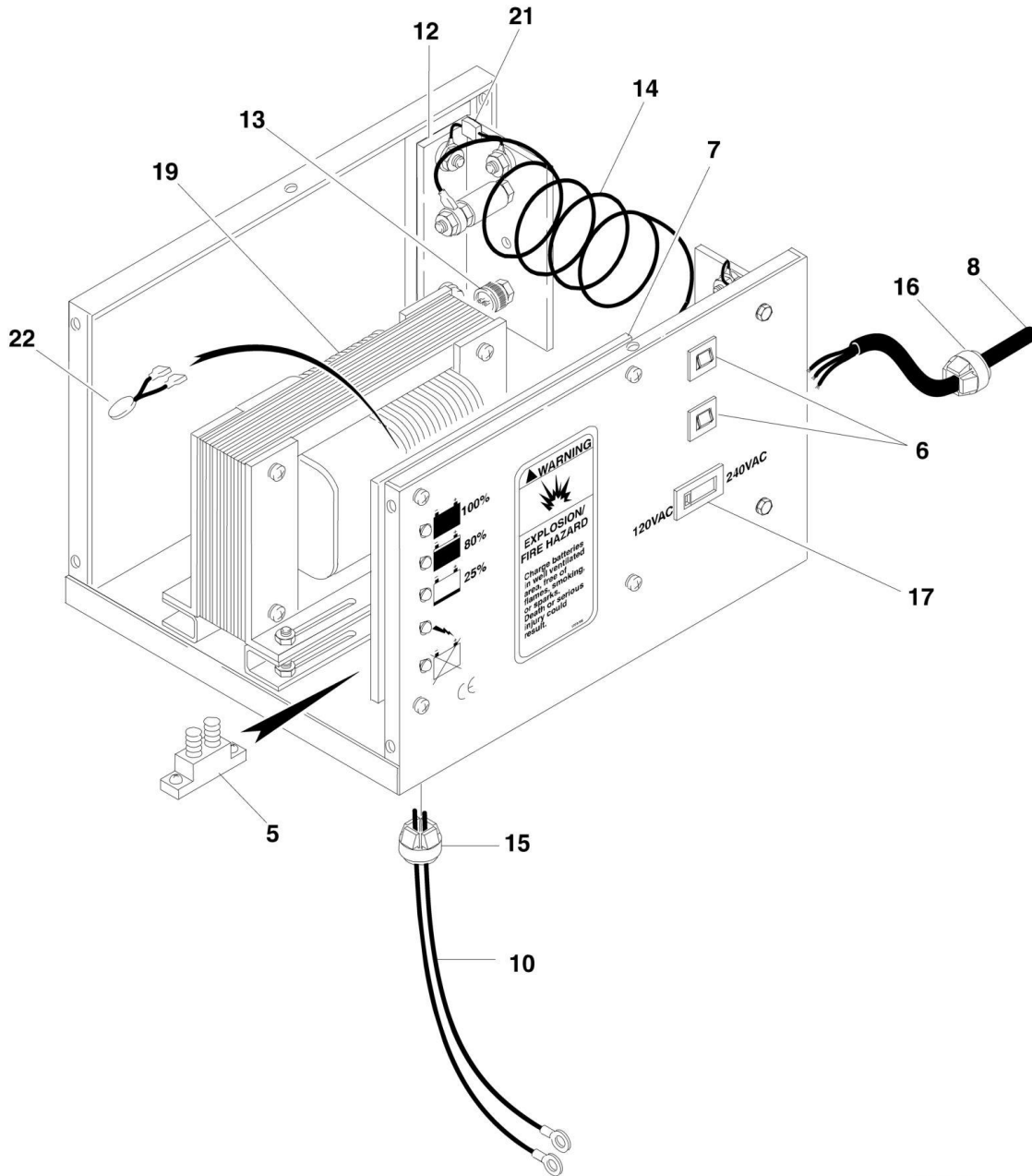
FIGURE 2-17. BATTERY CHARGER ASSEMBLY - STANDARD BATTERY

ITEM	PART NUMBER	QTY	DESCRIPTION	REV
	0400176	Ref	BATTERY CHARGER ASSEMBLY	F
5	7011509	1	Breaker, Circuit - DC 50Amp	
6	7018536	2	Breaker, Circuit (4Amp)	
7	7020626	1	Card, Circuit	
8	7020627	1	AC Cord	
10	7020629	1	DC Harness	
12	7020631	2	Rectifier Assembly	
13	7018555	1	SCR Rectifier	
14	7020605	1	Shunt Assembly	
15	7018556	1	Connector	
16	7011528	1	Connector, Strain Relief - AC	
17	7018586	1	Switch, Slide	
19	7020632	1	Transformer	
21	7020633	1	Varistor	
22		Ref	Varistor (Note: Not Used on this Charger)	

SECTION 2 - CONTROLS

FIGURE 2-18. BATTERY CHARGER ASSEMBLY - AGM BATTERY

NOTE: COVER NOT SHOWN FOR CLARITY



ART_0400212

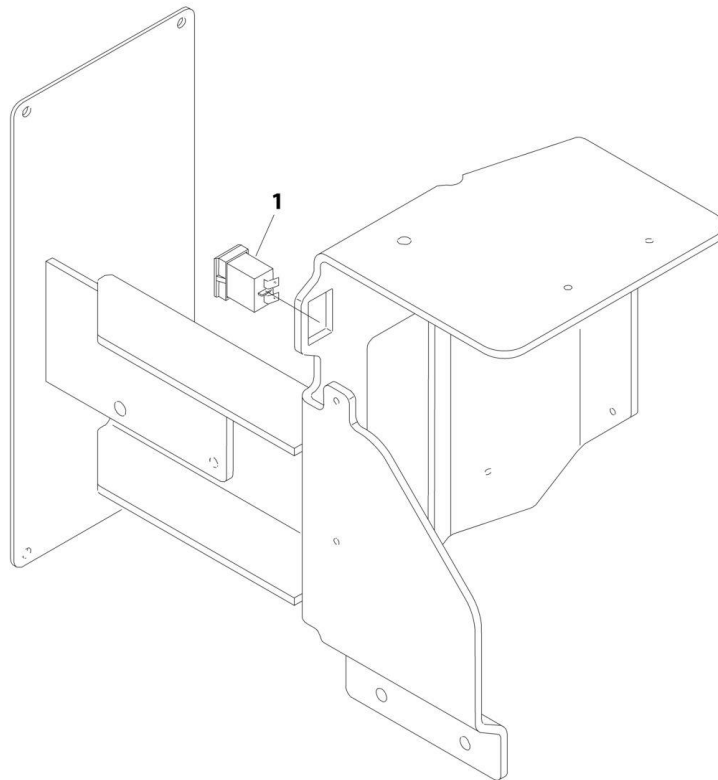
SECTION 2 - CONTROLS

FIGURE 2-18. BATTERY CHARGER ASSEMBLY - AGM BATTERY

ITEM	PART NUMBER	QTY	DESCRIPTION	REV
	0400212	Ref	BATTERY CHARGER ASSEMBLY	A
5	7011509	1	Breaker, Circuit - DC 50Amp	
6	7018558	2	Breaker, Circuit (8Amp)	
7	7022930	1	Card, Circuit	
8	7022927	1	AC Cord	
10	7020629	1	DC Harness	
12	7022932	2	Rectifier Assembly	
13	7020673	2	SCR Rectifier	
14	7020674	1	Shunt Assembly	
15	7011528	1	Connector	
16	7011528	1	Connector, Strain Relief - AC	
17	7018586	1	Switch, Slide	
19	7022933	1	Transformer	
21	7020633	2	Varistor	
22	7020663	1	Varistor	

SECTION 2 - CONTROLS

FIGURE 2-19. HOURMETER INSTALLATION



ART_0275697

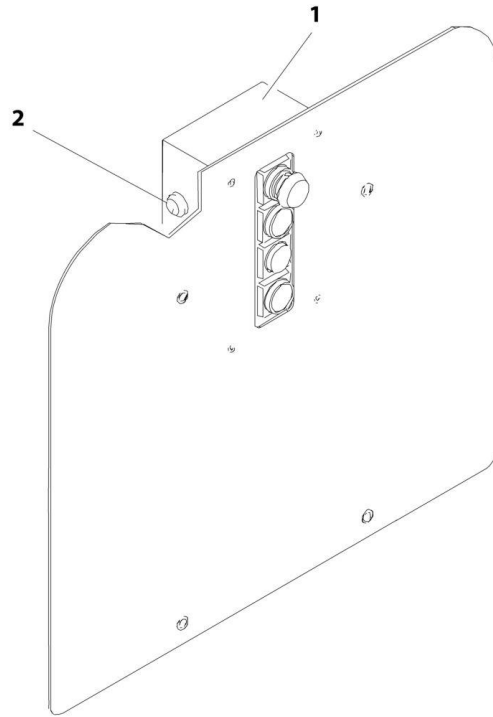
SECTION 2 - CONTROLS

FIGURE 2-19. HOURMETER INSTALLATION

ITEM	PART NUMBER	QTY	DESCRIPTION	REV
	0275697	Ref	HOURMETER INSTALLATION	C
1	2420172	1	Hourmeter	
6	4922935	1	Harness, Hourmeter (Not Shown)	
6	4460259	1	Terminal (Not Shown)	
6	4460260	1	Housing, Terminal (Not Shown)	
6	4460980	1	Terminal (Not Shown)	

SECTION 2 - CONTROLS

FIGURE 2-20. AUXILIARY LOWERING INSTALLATION



ART_0258482

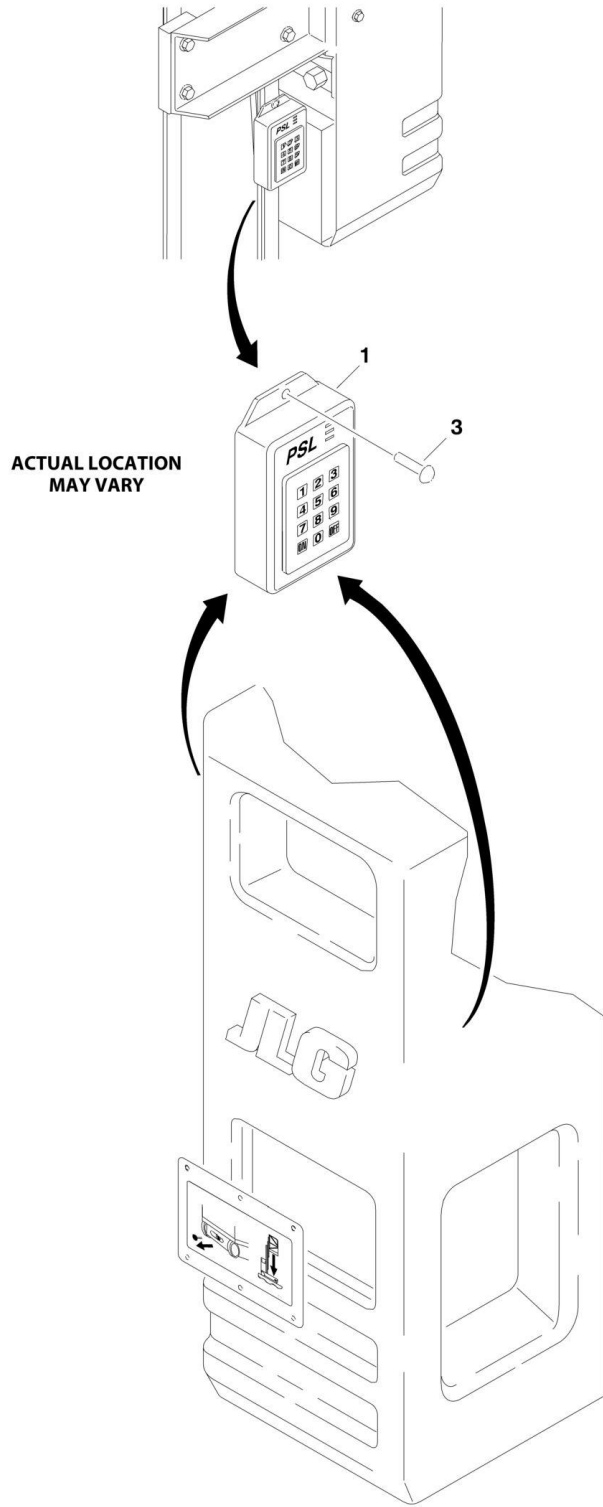
SECTION 2 - CONTROLS

FIGURE 2-20. AUXILIARY LOWERING INSTALLATION

ITEM	PART NUMBER	QTY	DESCRIPTION	REV
	0258482	Ref	AUXILIARY LOWERING INSTALLATION	A
1	0861213	1	Box	
2	4360274	1	Switch, Push Button	
3	4420064	AR	Loop, Velcro (Not Shown)	
4	4420065	AR	Hook, Velcro (Not Shown)	

SECTION 2 - CONTROLS

FIGURE 2-21. SECURITY LOCK INSTALLATION



ART_100110217

SECTION 2 - CONTROLS

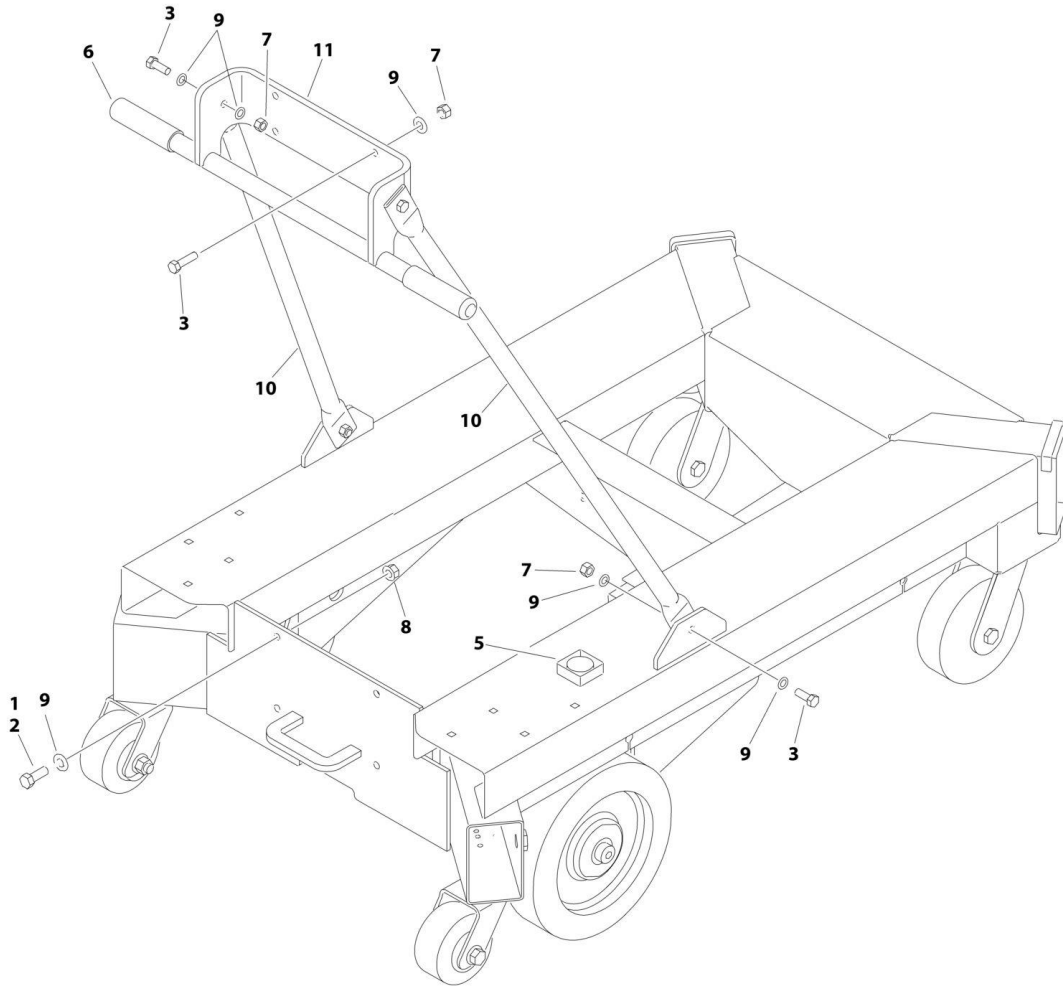
FIGURE 2-21. SECURITY LOCK INSTALLATION

ITEM	PART NUMBER	QTY	DESCRIPTION	REV
	1001110217	Ref	Security Lock Installation	C
1	2820035	8 in/20cm	Sleeve, Insulation (Not Shown)	
2	2940132	1	Lock, Programmable	
3	3820032	2	Rivet	
4	4460267	3	Pin, Male (Not Shown Only)	
5	4460326	1	Plug, Male - 3 Position (Not Shown Only)	
6	1001114375	1	Harness, Security Lock (Not Shown Only)	
6	4460268	3	Socket, Female (Not Shown Only)	
6	4460445	1	Receptacle, Female - 3 Position (Not Shown Only)	

SECTION 3 - MAST

SECTION 3 - MAST

FIGURE 3-1. MAST INSTALLATION - 25AM



ART_1001256086

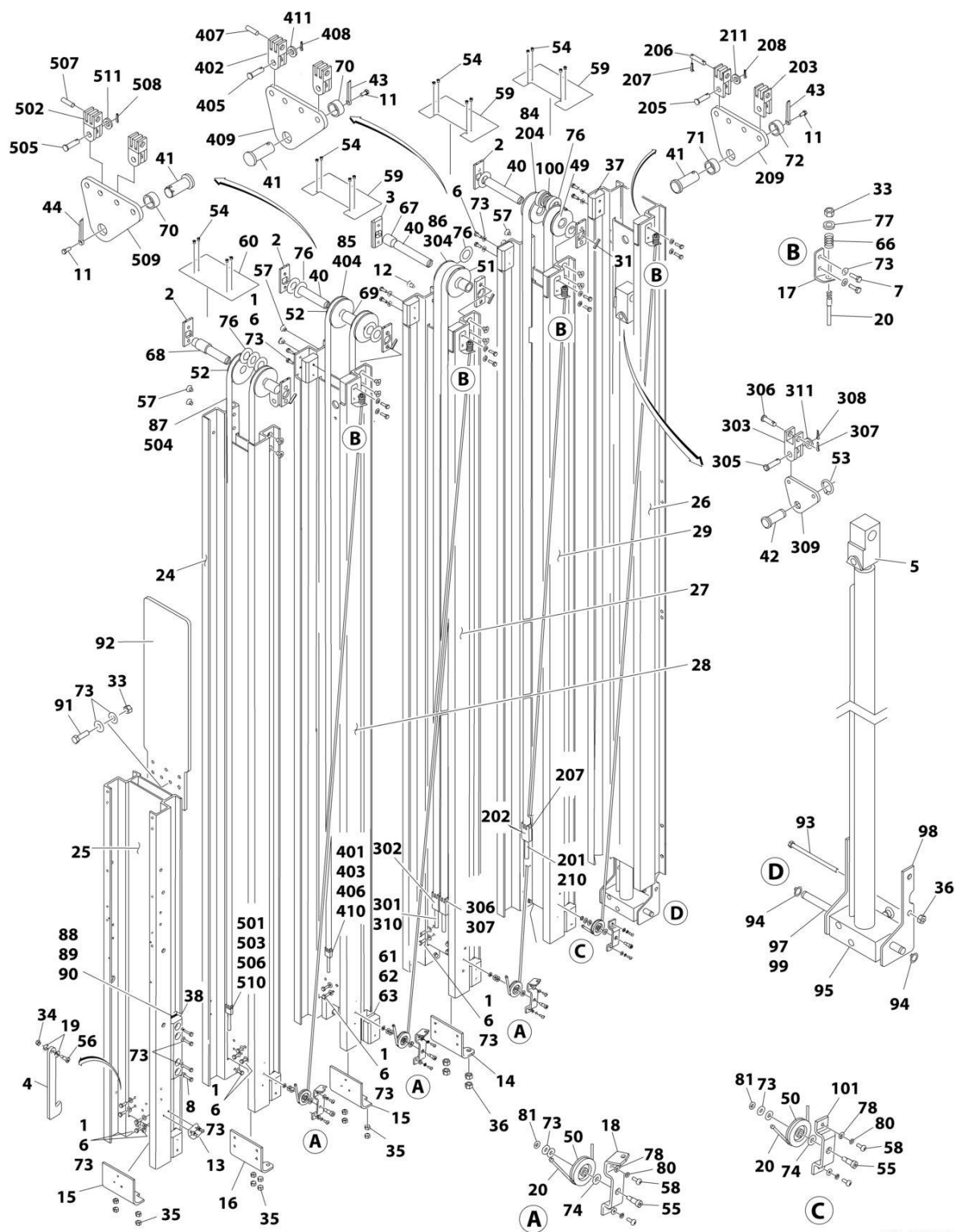
SECTION 3 - MAST

FIGURE 3-1. MAST INSTALLATION - 25AM

ITEM	PART NUMBER	QTY	DESCRIPTION	REV
	1001256086	Ref	MAST INSTALLATION - 25AM	B
1	0100011	AR	Compound, Locking	
2	0641608	2	Bolt 3/8 x 1	
3	0641609	8	Bolt 3/8 x 1-1/8	
4	0801297	1	Mast Assembly - 25AM (Not Shown) (See Separate Breakdown in this Section)	
5	2420140	1	Gauge, Level	
6	2560088	2	Grip, Handle (20AM/25AM/30AM Only)	
7	3311605	8	Nut 3/8	
8	3311608	2	Nut 3/8	
9	4711600	14	Washer 3/8	
10	1001107441	2	Brace	
11	1001108178	1	Support	

SECTION 3 - MAST

FIGURE 3-2. MAST ASSEMBLY - 25AM



ART_0801297

SECTION 3 - MAST

FIGURE 3-2. MAST ASSEMBLY - 25AM

ITEM	PART NUMBER	QTY	DESCRIPTION	REV
	0801297	Ref	MAST ASSEMBLY - 25AM	H
1	0100011	AR	Compound, Locking	
2	0362735	6	Bar, Sheave Pin Support	
3	0362736	2	Bar, Sheave Pin Support	
4	0362758	1	Bar, Gravity Latch	
5	0561341	1	Block, Chain Anchor	
6	0641406	42	Bolt 1/4 x 3/4	
7	0641407	8	Bolt 1/4 x 7/8	
8	0681410	8	Bolt 1/4 x 1-1/4	
11	0741006	3	Screw #10 x 3/4	
12	0741606	4	Screw 3/8 x 3/4	
13	0902047	1	Bracket, Sequence Cable	
14	0902422	1	Bracket, Bottom Chain Attach	
15	0902423	2	Bracket, Bottom Chain Attach	
16	0902424	1	Bracket, Bottom Chain Attach	
17	0902431	4	Bracket, Sequence Cable	
18	0902445	3	Bracket, Sequence Cable	
19	0961892	2	Bushing, Flanged	
20	1060683	4	Cable, Sequence	
24	1271392	1	Channel, Mast #6	
25	1271393	1	Channel, Mast Header	
26	1001109247	1	Channel, Mast #1	
27	1271419	1	Channel, Mast #3	
28	1271420	1	Channel, Mast #4	
29	1271421	1	Channel, Mast #2	
31	2880310	4	Key	
32	1001109309	1	Mast, Kit (Not Shown)	
33	3311401	8	Nut 1/4-20NC	
34	3311505	1	Nut 5/16	
35	3311601	12	Nut 3/8	
36	3311801	6	Nut 1/2	
37	3340845	18	Pad, Slide Lock	
38	1001235146	2	Pad, Slide Guide	
40	3422717	4	Pin, Sheave	
41	3422750	3	Pin, Chain Equalizer	
42	3422752	1	Pin, Chain Equalizer	
43	3422757	2	Pin, Keeper	
44	3422758	1	Pin, Keeper	
49	3580286	2	Sheave Assembly	
50	3580269	4	Sheave, Sequence Cable	
51	3580291	2	Sheave Assembly	
52	3580293	4	Sheave Assembly	
53	3760383	1	Ring, Retainer	
54	3820034	16	Rivet, 1/4	
55	3900187	4	Screw, Shoulder	
56	3900190	1	Screw, Shoulder	
57	3900192	12	Screw, Countersunk 3/8 x 1/2	
58	3900205	10	Screw, #10 x 1/2	
59	4060960	3	Shield, Mast Cover	
60	4060961	1	Shield, Mast Cover	

SECTION 3 - MAST

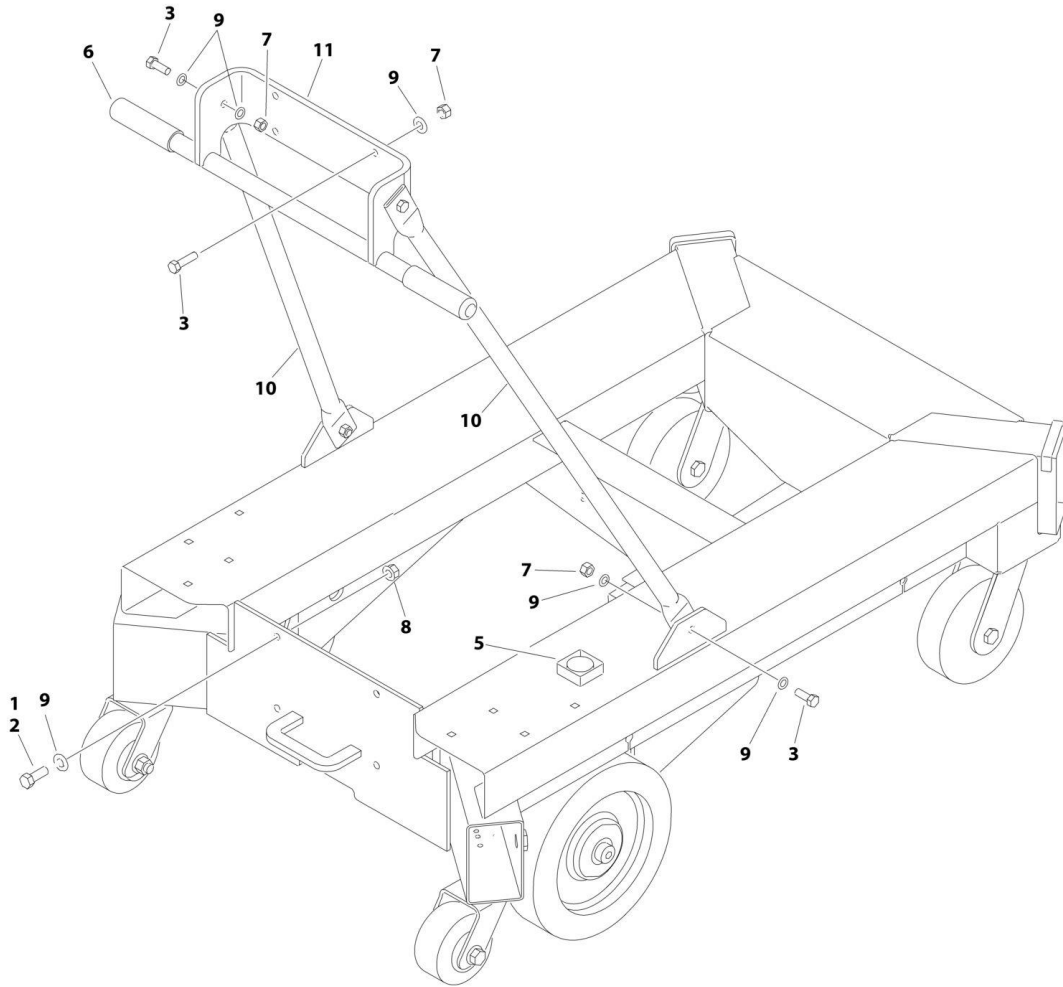
ITEM	PART NUMBER	QTY	DESCRIPTION	REV
61	4070860	AR	Shim, Slide Pad (.075)	
62	4070861	AR	Shim, Slide Pad (.036)	
63	4070862	AR	Shim, Slide Pad (.015)	
66	4160124	4	Spring	
67	4567489	2	Tube, Spacer	
68	4567491	2	Tube, Spacer	
69	4567492	1	Tube, Spacer	
70	4567749	2	Tube, Spacer	
71	4567750	1	Tube, Spacer	
72	4567751	1	Tube, Spacer	
73	4711400	74	Washer 1/4	
74	4711500	4	Washer 5/16	
76	4740007	12	Washer, Thrust	
77	4740414	8	Cup Washer	
78	4750800	10	Washer #8	
80	4761000	10	Washer #10	
81	4761400	4	Washer 1/4	
84	1260355	1	Chain Assembly - #544 (See Items 201-211 for Breakdown)	
85	1260357	1	Chain Assembly - #444 (See Items 401-411 for Breakdown)	
86	1260359	1	Chain Assembly - #534 (See Items 301-311 for Breakdown)	
87	1260363	1	Chain Assembly - #444 (See Items 501-511 for Breakdown)	
88	4070988	AR	Shim, Slide Pad (.075)	
89	4070989	AR	Shim, Slide Pad (.036)	
90	4070990	AR	Shim, Slide Pad (.015)	
91	0641408	4	Bolt 1/4 x 1	
92	1671255	1	Cover, Mast Chain/Cable	
93	0641872	2	Bolt 12 x 9	
94	3760348	2	Ring, Retaining	
95	1001099734	1	Lift Cylinder Assembly (See Separate Breakdown in CYLINDER SECTION)	
97	1001100013	1	Pin, Lift Cylinder	
98	1001099754	4	Mount, Cylinder	
99	3020039	AR	Lubricant Only	
100	4892600	2	Washer 1	
101	0902698	1	Bracket, Sequence Cable	
	1260355	Ref	CHAIN ASSEMBLY - #544 CHAIN	E
201	0100019	AR	Locking, Compound	
202	0561308	2	Block	
203	0561336	2	Block	
204	See Note	NSS	Chain	
205	3422338	2	Pin	
206	3422720	4	Pin	
207	3450202	8	Pin, Cotter	
208	3450304	2	Pin, Cotter	
209	3571101	1	Plate, Chain Adjustment	
210	4300129	2	Stud	
211	4751500	2	Washer 5/16	
	1260359	Ref	CHAIN ASSEMBLY - #534 CHAIN	D
301	0100019	AR	Locking, Compound	
302	0561309	2	Block	
303	0561337	2	Block	
304	See Note	NSS	Chain	

SECTION 3 - MAST

ITEM	PART NUMBER	QTY	DESCRIPTION	REV
305	3422338	2	Pin	E
306	3422722	4	Pin	
307	3450202	4	Pin, Cotter	
308	3450304	2	Pin, Cotter	
309	3571103	1	Plate, Chain Adjustment	
310	4300111	2	Stud	
311	4751500	2	Washer 5/16	
	1260357	Ref	CHAIN ASSEMBLY - #444 CHAIN	
401	0100019	AR	Locking, Compound	
402	0561149	2	Block	
403	0561408	2	Block	
404	See Note	NSS	Chain (Note: Purchase Complete Chain Assembly)	
405	3422338	2	Pin	
406	3422346	2	Pin	
407	3422355	2	Pin	
408	3450304	2	Pin, Cotter	
409	3571101	1	Plate, Chain Adjustment	
410	4300111	2	Stud	
411	4751500	2	Washer 5/16	
	1260363	Ref	CHAIN ASSEMBLY - #444 CHAIN	
501	0100019	AR	Locking, Compound	D
502	0561149	2	Block	
503	0561408	2	Block	
504	See Note	NSS	Chain (Note: Purchase Complete Chain Assembly)	
505	3422338	2	Pin	
506	3422346	2	Pin	
507	3422355	2	Pin	
508	3450304	2	Pin, Cotter	
509	3571101	1	Plate, Chain Adjustment	
510	4300111	2	Stud	
511	4751500	2	Washer 5/16	

SECTION 3 - MAST

FIGURE 3-3. MAST INSTALLATION - 30AM




ART_1001256085

FIGURE 3-3. MAST INSTALLATION - 30AM

ITEM	PART NUMBER	QTY	DESCRIPTION	REV
	1001256085	Ref	MAST INSTALLATION - 30AM	B
1	0100011	AR	Compound, Locking	
2	0641608	2	Bolt 3/8 x 1	
3	0641609	8	Bolt 3/8 x 1-1/8	
5	0801298	1	Mast Assembly - 30AM (Not Shown) (See Separate Breakdown in this Section)	
5	2420140	1	Gauge, Level	
6	2560088	2	Grip, Handle (20AM/25AM/30AM Only)	
7	3311605	8	Nut 3/8	
8	3311608	2	Nut 3/8	
9	4711600	14	Washer 3/8	
10	1001107441	2	Brace	
11	1001108178	1	Support	

SECTION 3 - MAST

FIGURE 3-4. MAST ASSEMBLY - 30AM



ART_0801298

SECTION 3 - MAST

FIGURE 3-4. MAST ASSEMBLY - 30AM

ITEM	PART NUMBER	QTY	DESCRIPTION	REV
	0801298	Ref	MAST ASSEMBLY - 30AM	1
1	0100011	AR	Compound, Locking	
2	0362735	8	Bar, Sheave Pin Support	
3	0362736	2	Bar, Sheave Pin Support	
4	0362758	1	Bar, Gravity Latch	
5	0561341	1	Block, Chain Anchor	
6	0641406	52	Bolt 1/4 x 3/4	
7	0641407	10	Bolt 1/4 x 7/8	
8	0681410	8	Bolt 1/4 x 1-1/4	
11	0741006	4	Screw #10 x 3/4	
12	0741606	4	Screw 3/8 x 3/4	
13	0902047	1	Bracket, Sequence Cable	
14	0902422	1	Bracket, Bottom Chain Attach	
15	0902423	2	Bracket, Bottom Chain Attach	
16	0902424	2	Bracket, Bottom Chain Attach	
17	0902431	5	Bracket, Sequence Cable	
18	0902445	4	Bracket, Sequence Cable	
19	0961892	2	Bushing, Flanged	
20	1060683	5	Cable, Sequence	
25	1271392	1	Channel, Mast #6	
26	1271393	1	Channel, Mast Header	
27	1001109247	1	Channel, Mast #1	
28	1271419	1	Channel, Mast #3	
29	1271420	1	Channel, Mast #4	
30	1271421	1	Channel, Mast #2	
32	2880310	5	Key	
33	1001109310	1	Mast, Kit (Not Shown)	
34	3311401	8	Nut 1/4	
35	3311505	1	Nut 5/16	
36	3311601	16	Nut 3/8	
37	3311801	6	Nut 1/2	
38	3340845	22	Pad, Slide Lock	
39	1001235146	2	Pad, Slide Guide	
41	3422717	5	Pin, Sheave	
42	3422750	4	Pin, Chain Equalizer	
43	3422752	1	Pin, Chain Equalizer	
44	3422757	2	Pin, Keeper	
45	3422758	2	Pin, Keeper	
50	3580286	4	Sheave Assembly	
51	3580269	5	Sheave, Sequence Cable	
52	3580291	2	Sheave Assembly	
53	3580293	4	Sheave Assembly	
54	3760383	1	Ring, Retainer	
55	3820034	20	Rivet, 1/4	
56	3900187	5	Screw, Shoulder	
57	3900190	1	Screw, Shoulder	
58	3900192	16	Screw, Countersunk 3/8 x 1/2	
59	3900205	12	Screw, #10 x 1/2	
60	4060960	4	Shield, Mast Cover	
61	4060961	1	Shield, Mast Cover	

SECTION 3 - MAST

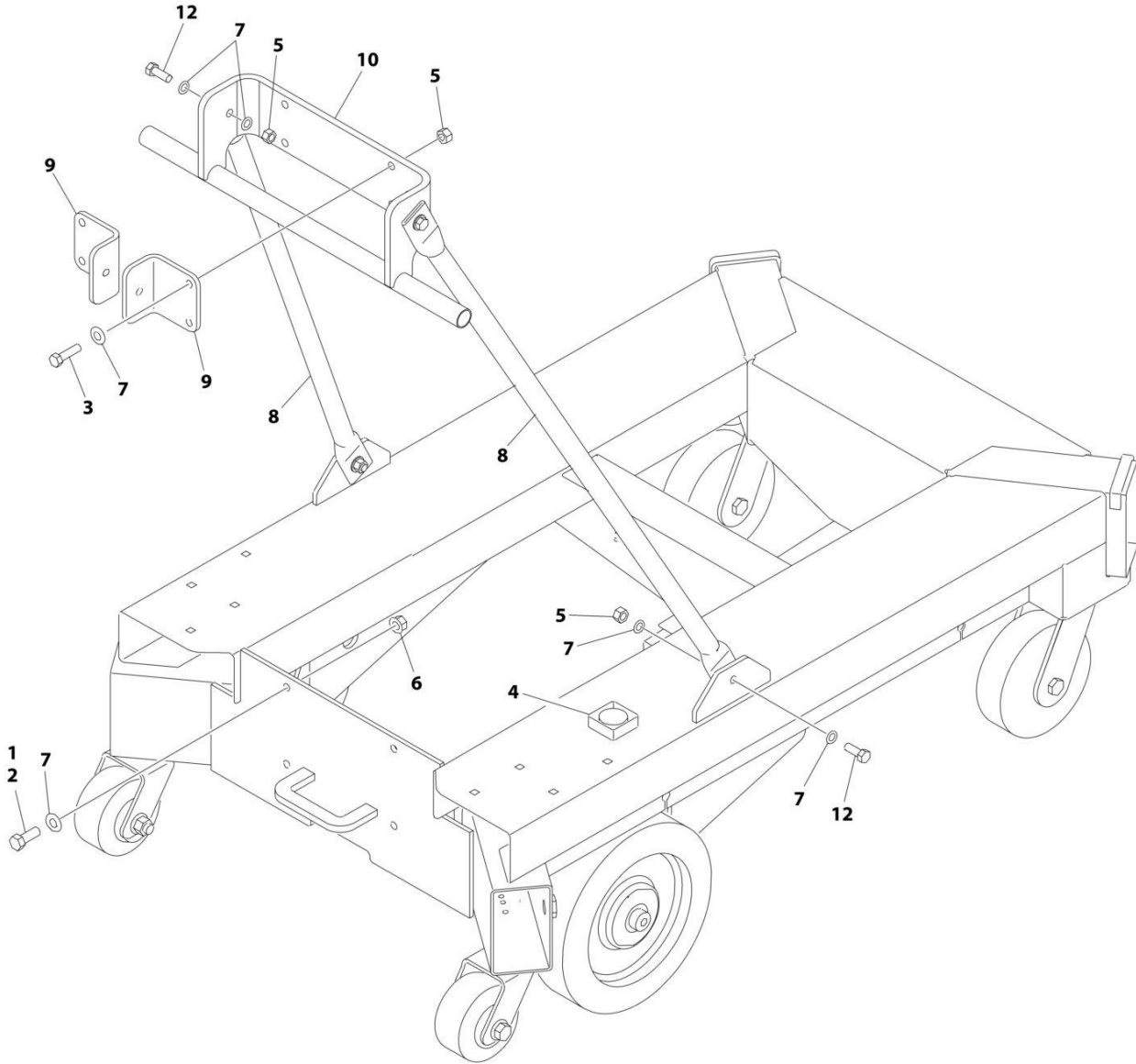
ITEM	PART NUMBER	QTY	DESCRIPTION	REV
62	4070860	AR	Shim, Slide Pad (.075)	
63	4070861	AR	Shim, Slide Pad (.036)	
64	4070862	AR	Shim, Slide Pad (.015)	
67	4160124	5	Spring	
68	4567489	2	Tube, Spacer	
69	4567490	1	Tube, Spacer	
70	4567491	2	Tube, Spacer	
71	4567492	1	Tube, Spacer	
72	4567749	3	Tube, Spacer	
73	4567750	1	Tube, Spacer	
74	4567751	1	Tube, Spacer	
75	4711400	86	Washer 1/4	
76	4711500	5	Washer 5/16	
78	4740007	14	Washer, Thrust	
79	4740414	10	Cup Washer	
80	4750800	12	Washer #8	
82	4761000	12	Washer #10	
83	4761400	5	Washer 1/4	
86	1260355	1	Chain Assembly - #544 (See Items 201-211 for Breakdown)	
87	1260357	1	Chain Assembly - #444 (See Items 401-411 for Breakdown)	
88	1260359	1	Chain Assembly - #534 (See Items 301-311 for Breakdown)	
89	1260361	1	Chain Assembly - AL466 (See Items 601-610 for Breakdown)	
90	1260363	1	Chain Assembly - #444 (See Items 501-511 for Breakdown)	
91	4070988	AR	Shim, Slide Pad (.075)	
92	4070989	AR	Shim, Slide Pad (.036)	
93	4070990	AR	Shim, Slide Pad (.015)	
94	1671255	1	Cover, Mast Chain/Cable	
95	0641408	3	Bolt 1/4 x 1	
97	0641872	2	Bolt 1/2x9	
98	3760348	2	Ring, Retaining	
99	1001099734	1	Lift Cylinder Assembly (See Separate Breakdown in CYLINDER SECTION)	
100	1001099754	4	Mount, Cylinder	
101	1001100013	1	Pin, Lift Cylinder	
102	3020039	AR	Lubricant Only	
103	4892600	2	Washer 1	
104	0902698	1	Bracket, Sequence Cable	
	1260355	Ref	CHAIN ASSEMBLY - #544	E
201	0100019	AR	Locking, Compound	
202	0561308	2	Block	
203	0561336	2	Block	
204	See Note	NSS	Chain	
205	3422338	2	Pin	
206	3422720	4	Pin	
207	3450202	8	Pin, Cotter	
208	3450304	2	Pin, Cotter	
209	3571101	1	Plate, Chain Adjustment	
210	4300129	2	Stud	
211	4751500	2	Washer 5/16	
	1260359	Ref	CHAIN ASSEMBLY - #534 CHAIN	D
301	0100019	AR	Locking, Compound	
302	0561309	2	Block	

SECTION 3 - MAST

ITEM	PART NUMBER	QTY	DESCRIPTION	REV
303	0561337	2	Block	
304	See Note	NSS	Chain	
305	3422338	2	Pin	
306	3422722	4	Pin	
307	3450202	4	Pin, Cotter	
308	3450304	2	Pin, Cotter	
309	3571103	1	Plate, Chain Adjustment	
310	4300111	2	Stud	
311	4751500	2	Washer 5/16	
	1260357	Ref	CHAIN ASSEMBLY - #444 CHAIN	E
401	0100019	AR	Locking, Compound	
402	0561149	2	Block	
403	0561408	2	Block	
404	See Note	NSS	Chain (Note: Purchase Complete Chain Assembly)	
405	3422338	2	Pin	
406	3422346	2	Pin	
407	3422355	2	Pin	
408	3450304	2	Pin, Cotter	
409	3571101	1	Plate, Chain Adjustment	
410	4300111	2	Stud	
411	4751500	2	Washer 5/16	
	1260363	Ref	CHAIN ASSEMBLY - #444 CHAIN	D
501	0100019	AR	Locking, Compound	
502	0561149	2	Block	
503	0561408	2	Block	
504	See Note	NSS	Chain (Note: Purchase Complete Chain Assembly)	
505	3422338	2	Pin	
506	3422346	2	Pin	
507	3422355	2	Pin	
508	3450304	2	Pin, Cotter	
509	3571101	1	Plate, Chain Adjustment	
510	4300111	2	Stud	
511	4751500	2	Washer 5/16	
	1260361	Ref	CHAIN ASSEMBLY - #466 CHAIN	D
601	0100019	AR	Locking, Compound	
602	0561153	2	Block	
603	0561409	2	Block	
604	See Note	NSS	Chain (Note: Purchase Complete Chain Assembly)	
605	3422338	2	Pin	
66	3422346	4	Pin	
607	3450304	2	Pin, Cotter	
608	3571101	1	Plate, Chain Adjustment	
609	4300111	2	Stud	
610	4751500	2	Washer 5/16	

SECTION 3 - MAST

FIGURE 3-5. MAST INSTALLATION - 38AM



ART_1001256084


SECTION 3 - MAST

FIGURE 3-5. MAST INSTALLATION - 38AM

ITEM	PART NUMBER	QTY	DESCRIPTION	REV
	1001256084	Ref	MAST INSTALLATION - 38AM	C
1	0100011	AR	Compound, Locking	
2	0641608	2	Bolt 3/8 x 1	
3	0641611	4	Bolt 3/8 x 1-3/8	
4	2420140	1	Gauge, Level	
5	3311605	8	Nut 3/8	
6	3311608	2	Nut 3/8	
7	4711600	14	Washer 3/8	
8	1001107441	2	Brace	
9	1001107451	2	Mount, Tiltback	
10	1001107459	1	Support	
11	1001256087	1	Mast Assembly - 38AM (Not Shown) (See Separate Breakdown in this Section)	
12	0641609	4	Bolt 3/8 x 1-1/8	

SECTION 3 - MAST

FIGURE 3-6. MAST ASSEMBLY - 38AM



ART_1001256087

SECTION 3 - MAST

FIGURE 3-6. MAST ASSEMBLY - 38AM

ITEM	PART NUMBER	QTY	DESCRIPTION	REV
	1001256087	Ref	MAST ASSEMBLY - 38AM	B
1	0100011	AR	Compound, Locking	
2	0362735	8	Bar, Sheave Pin Support	
3	0362736	2	Bar, Sheave Pin Support	
4	0362758	1	Bar, Gravity Latch	
5	0561341	1	Block, Chain Anchor	
6	0641406	52	Bolt 1/4 x 3/4	
7	0641407	13	Bolt 1/4 x 7/8	
8	0681410	8	Bolt 1/4 x 1-1/4	
11	0741006	4	Screw #10 x 3/4	
12	0741606	4	Screw 3/8 x 3/4	
13	0902047	1	Bracket, Sequence Cable	
14	0902422	1	Bracket, Bottom Chain Attach	
15	0902423	2	Bracket, Bottom Chain Attach	
16	0902424	2	Bracket, Bottom Chain Attach	
17	0902431	5	Bracket, Sequence Cable	
18	0902445	4	Bracket, Sequence Cable	
19	0961892	2	Bushing, Flanged	
20	1060684	5	Cable, Sequence	
25	1271393	1	Channel, Mast Header	
26	1271398	1	Channel, Mast #6	
27	1001109248	1	Channel, Mast #1	
28	1271423	1	Channel, Mast #2	
29	1271424	1	Channel, Mast #3	
30	1271425	1	Channel, Mast #4	
32	2880310	5	Key	
33	1001109312	1	Mast, Kit (Not Shown)	
34	3311401	8	Nut 1/4	
35	3311505	1	Nut 5/16	
36	3311601	16	Nut 3/8	
37	3311801	6	Nut 1/2	
38	3340845	22	Pad, Slide Lock	
39	1001235146	2	Pad, Slide Guide	
41	3422717	5	Pin, Sheave	
42	3422750	4	Pin, Chain Equalizer	
43	3422752	1	Pin, Chain Equalizer	
44	3422757	2	Pin, Keeper	
45	3422758	2	Pin, Keeper	
50	3580286	4	Sheave Assembly	
51	3580269	5	Sheave, Sequence Cable	
52	3580291	2	Sheave Assembly	
53	3580293	4	Sheave Assembly	
54	3760383	1	Ring, Retainer	
55	3820034	20	Rivet 1/4	
56	3900187	5	Screw, Shoulder	
57	3900190	1	Screw, Shoulder	
58	3900192	16	Screw, Countersunk 3/8 x 1/2	
59	3900205	12	Screw, #10 x 1/2	
60	4060960	4	Shield, Mast Cover	
61	4060961	1	Shield, Mast Cover	

SECTION 3 - MAST

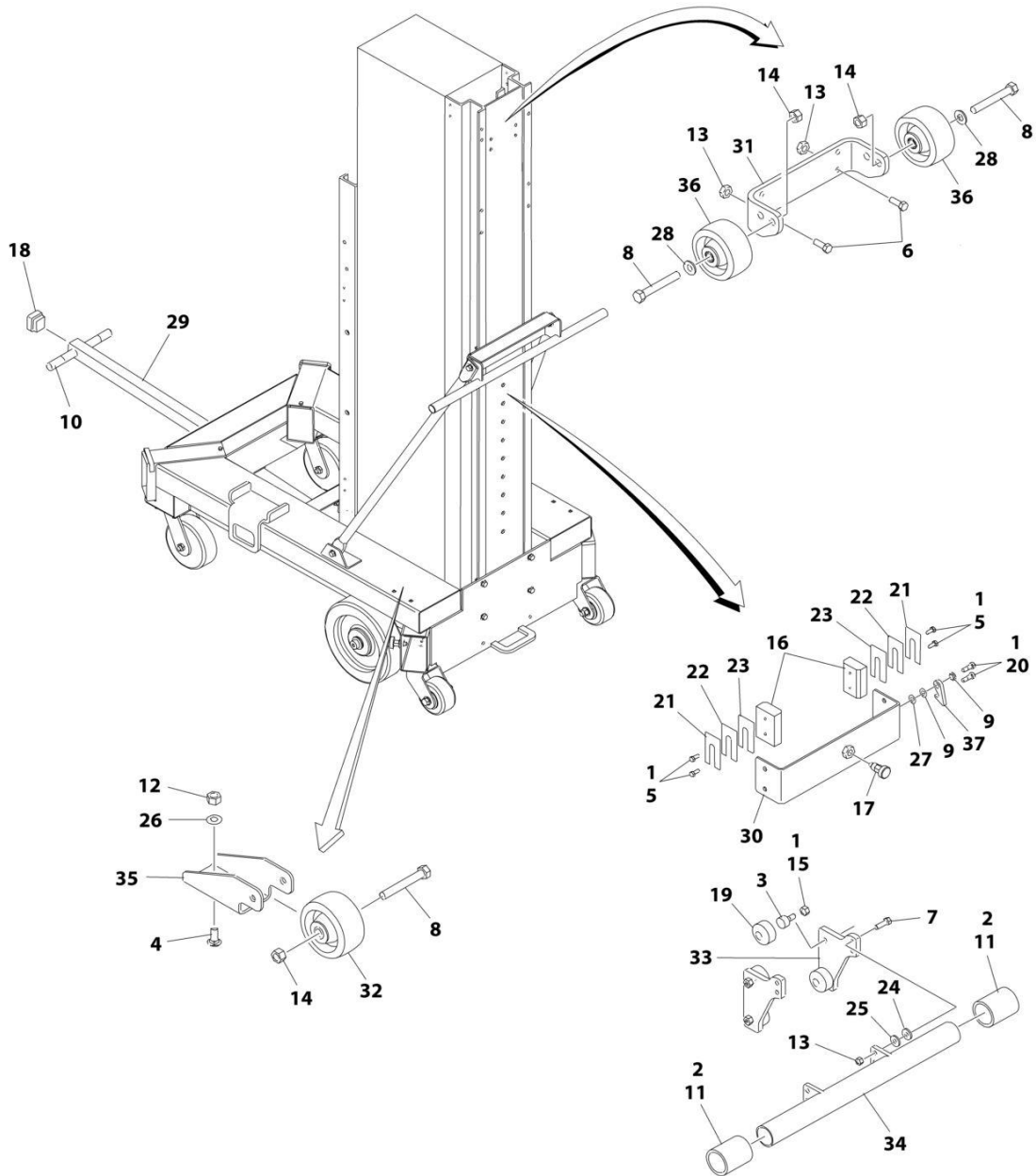
ITEM	PART NUMBER	QTY	DESCRIPTION	REV
62	4070860	AR	Shim, Slide Pad (.075)	
63	4070861	AR	Shim, Slide Pad (.036)	
64	4070862	AR	Shim, Slide Pad (.015)	
67	4160124	5	Spring	
68	4567489	2	Tube, Spacer	
69	4567490	1	Tube, Spacer	
70	4567491	2	Tube, Spacer	
71	4567492	1	Tube, Spacer	
72	4567749	3	Tube, Spacer	
73	4567750	1	Tube, Spacer	
74	4567751	1	Tube, Spacer	
75	4711400	83	Washer 1/4	
76	4711500	5	Washer 5/16	
78	4740007	14	Washer, Thrust	
79	4740414	10	Cup Washer	
80	4750800	12	Washer #8	
82	4761000	12	Washer #10	
83	4761400	5	Washer 1/4	
86	1260358	1	Chain Assembly - #544 (See Items 201-211 for Breakdown)	
87	1260360	1	Chain Assembly - #534 (See Items 301-311 for Breakdown)	
88	1260362	1	Chain Assembly - AL466 (See Items 601-610 for Breakdown)	
89	1260364	1	Chain Assembly - #444 (See Items 401-411 for Breakdown)	
90	1260365	1	Chain Assembly - #444 (See Items 501-511 for Breakdown)	
91	4070988	AR	Shim, Slide Pad (.075)	
92	4070989	AR	Shim, Slide Pad (.036)	
93	4070990	AR	Shim, Slide Pad (.015)	
95	1001092754	1	Cover, Mast Chain/Cable	
97	0641872	2	Bolt 12 x 9	
98	3760348	2	Ring, Retaining	
99	1001099754	4	Mount, Cylinder	
100	1001100013	1	Pin, Lift Cylinder	
101	1001255984	1	Lift Cylinder Assembly (See Separate Breakdown in CYLINDER SECTION)	
102	3020039	AR	Lubricant Only	
103	4892600	2	Washer 1	
104	0902698	1	Bracket, Sequence Cable	
	1260358	Ref	CHAIN ASSEMBLY - #544 CHAIN	D
201	0100019	AR	Locking, Compound	
202	0561308	2	Block	
203	0561336	2	Block	
204	Purch. Assy.	1	Chain	
205	3422338	2	Pin	
206	3422720	4	Pin	
207	3450202	8	Pin, Cotter	
208	3450304	2	Pin, Cotter	
209	3571101	1	Plate, Chain Adjustment	
210	4300129	2	Stud	
211	4751500	2	Washer 5/16	
	1260360	Ref	CHAIN ASSEMBLY - #534 CHAIN	D
301	0100019	AR	Locking, Compound	
302	0561309	2	Block	
303	0561337	2	Block	

SECTION 3 - MAST

ITEM	PART NUMBER	QTY	DESCRIPTION	REV
304	Purch. Assy.	1	Chain	
305	3422338	2	Pin	
306	3422722	4	Pin	
307	3450202	4	Pin, Cotter	
308	3450304	2	Pin, Cotter	
309	3571103	1	Plate, Chain Adjustment	
310	4300111	2	Stud	
311	4751500	2	Washer 5/16	
	1260364	Ref	CHAIN ASSEMBLY - #444 CHAIN	D
401	0100019	AR	Locking, Compound	
402	0561149	2	Block	
403	0561408	2	Block	
404	See Note	NSS	Chain (Note: Purchase Complete Chain Assembly)	
405	3422338	2	Pin	
406	3422346	2	Pin	
407	3422355	2	Pin	
408	3450304	2	Pin, Cotter	
409	3571101	1	Plate, Chain Adjustment	
410	4300111	2	Stud	
411	4751500	2	Washer 5/16	
	1260365	Ref	CHAIN ASSEMBLY - #444 CHAIN	D
501	0100019	AR	Locking, Compound	
502	0561149	2	Block	
503	0561408	2	Block	
504	See Note	NSS	Chain (Note: Purchase Complete Chain Assembly)	
505	3422338	2	Pin	
506	3422346	2	Pin	
507	3422355	2	Pin	
508	3450304	2	Pin, Cotter	
509	3571101	1	Plate, Chain Adjustment	
510	4300111	2	Stud	
511	4751500	2	Washer 5/16	
	1260362	Ref	CHAIN ASSEMBLY - #466 CHAIN	D
601	0100019	AR	Locking, Compound	
602	0561153	2	Block	
603	0561409	2	Block	
604	See Note	NSS	Chain (Note: Purchase Complete Chain Assembly)	
605	3422338	2	Pin	
66	3422346	4	Pin	
607	3450304	2	Pin, Cotter	
608	3571101	1	Plate, Chain Adjustment	
609	4300111	2	Stud	
610	4751500	2	Washer 5/16	

SECTION 3 - MAST

FIGURE 3-7. LOADING HARDWARE INSTALLATION - 25AM & 30AM



ART_1001256451

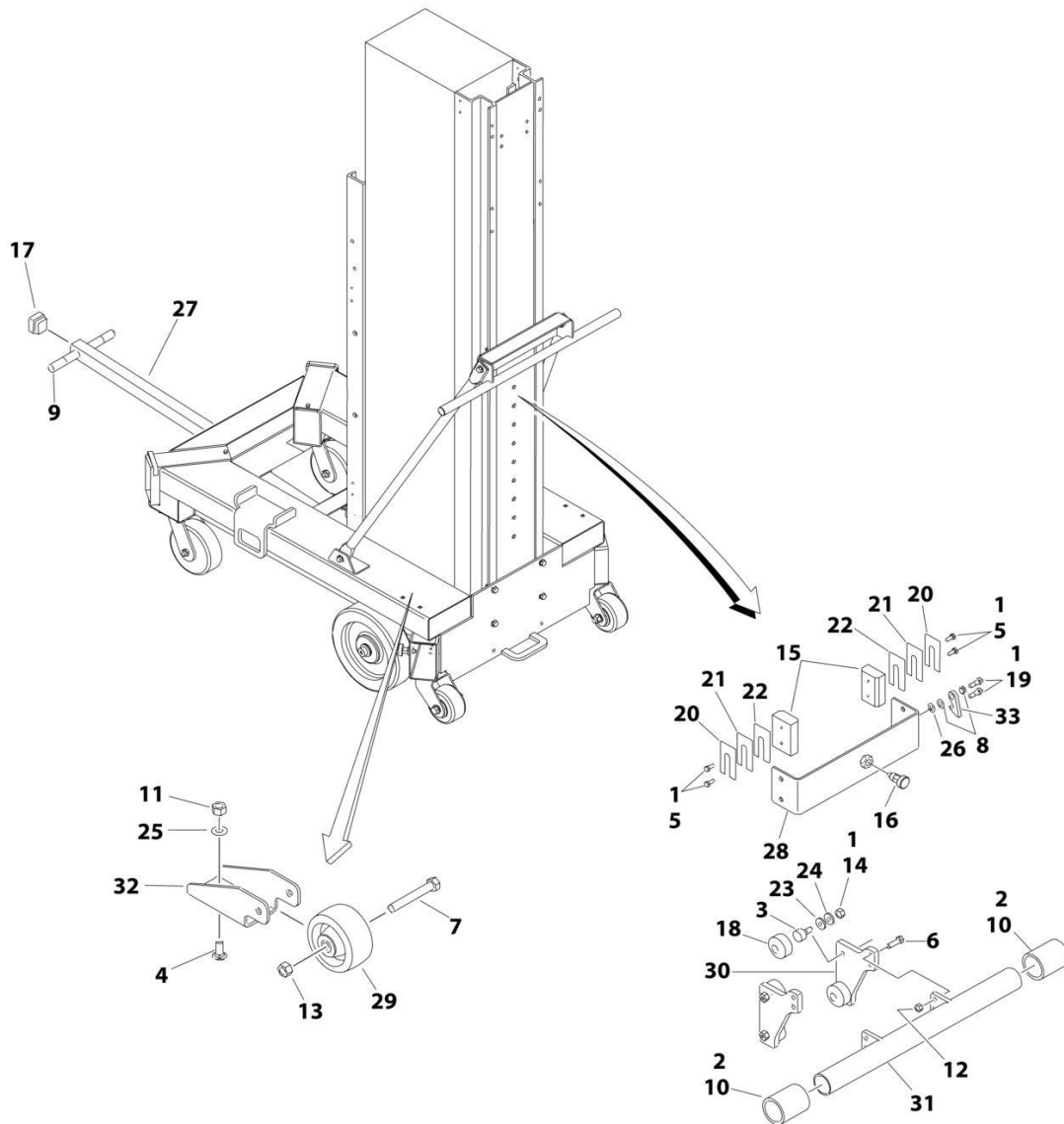
SECTION 3 - MAST

FIGURE 3-7. LOADING HARDWARE INSTALLATION - 25AM & 30AM

ITEM	PART NUMBER	QTY	DESCRIPTION	REV
	1001256451	Ref	LOADING HARDWARE INSTALLATION	B
1	0100011	AR	Compound, Locking	
2	0100081	AR	Adhesive	
3	0440287	4	Follower, Cam	
5	0630383	4	Bolt 5/16 x 1	
5	0641408	4	Bolt 1/4 x 1	
6	0641608	2	Bolt 3/8 x 1	
7	0641610	4	Bolt 3/8 x 1-1/4	
8	0641828	4	Bolt 1/2 x 3-1/2	
9	0961892	2	Bearing	
10	2560088	2	Grip	
11	2720130	2	Hose	
12	3311505	4	Nut 5/16	
13	3311605	6	Nut 3/8	
14	3311805	4	Nut 1/2	
15	3321701	4	Nut 7/16	
16	3340845	2	Pad, Slide	
17	3422744	1	Pin, Plunger	
18	3520163	1	Cap, End	
19	3860127	4	Cap, Roller	
20	3900190	2	Screw 3/8 x 1/2	
21	4070860	AR	Shim .075	
22	4070861	AR	Shim .036	
23	4070862	AR	Shim .015	
24	4071131	AR	Shim .030	
25	4071132	AR	Shim .015	
26	4711500	4	Washer 5/16	
27	4711600	AR	Washer 3/8	
28	4711800	2	Washer 1/2	
29	4845706	1	T-Bar Weldment	
30	4845869	1	Bracket	
31	1001100905	1	Bracket	
32	1001256447	2	Wheel	
33	1001107444	2	Bracket	
34	1001107446	1	Bar, Load	
35	1001107456	2	Mount, Wheel	
36	1001107457	2	Wheel	
37	1001110281	1	Hook	

SECTION 3 - MAST

FIGURE 3-8. LOADING HARDWARE INSTALLATION - 38AM



ART_1001256452

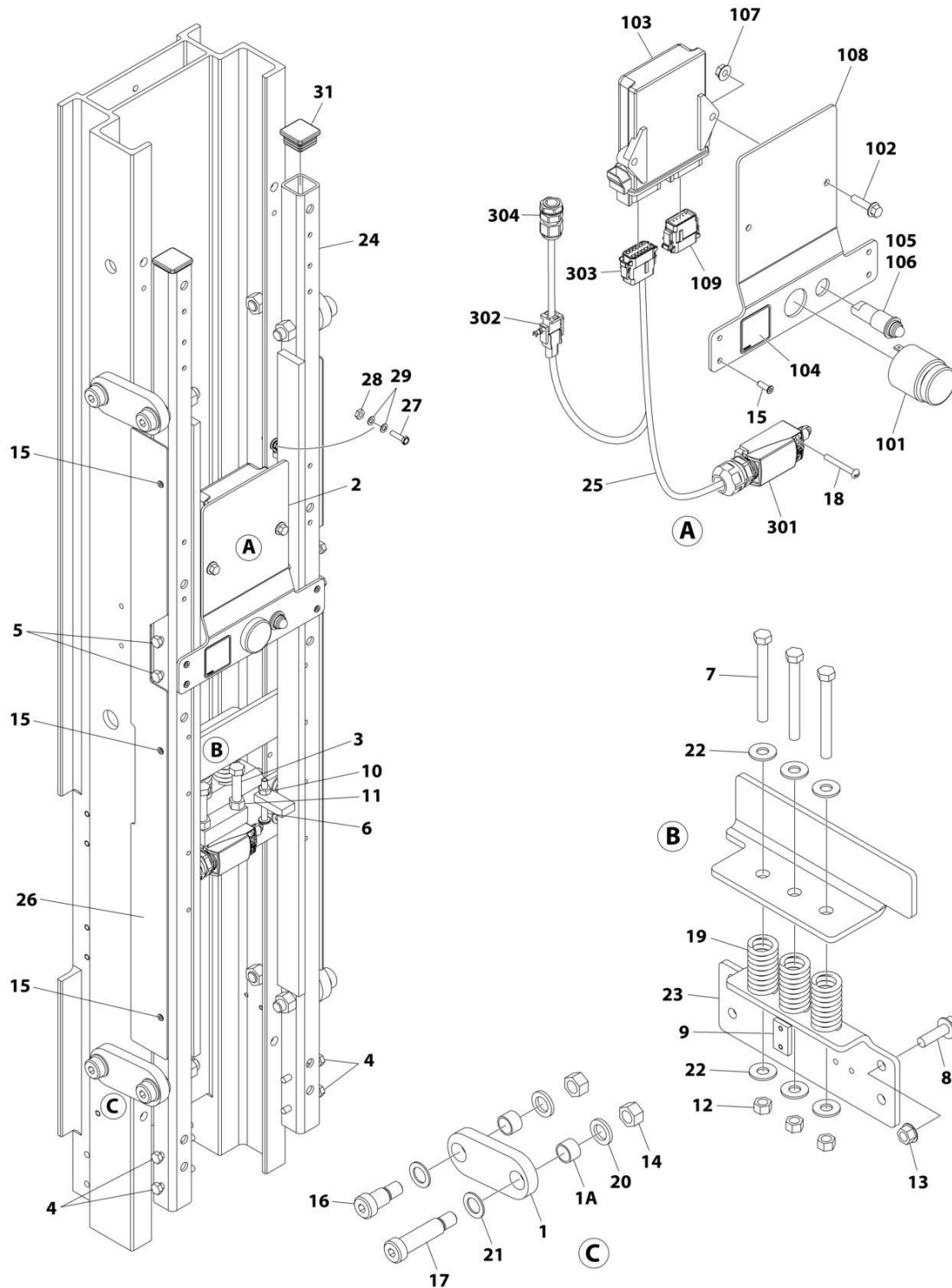
SECTION 3 - MAST

FIGURE 3-8. LOADING HARDWARE INSTALLATION - 38AM

ITEM	PART NUMBER	QTY	DESCRIPTION	REV
	1001256452	Ref	LOADING HARDWARE INSTALLATION	A
1	0100011	AR	Compound, Locking	
2	0100081	AR	Adhesive	
3	0440287	4	Follower, Cam	
4	0630383	4	Bol, 5/16 x 1	
5	0641408	4	Bolt 1/4 x 1	
6	0641610	4	Bolt 3/8in-16NC x 1-1/4in	
7	0641828	2	Bolt 1/2in-13NC x 3-1/2in	
8	0961892	2	Bearing	
9	2560088	2	Grip	
10	2720130	2	Hose	
11	3311505	4	Nut 5/16	
12	3311605	4	Nut 3/8	
13	3311805	4	Nut 1/2	
14	3321701	4	Nut 7/16	
15	3340845	2	Pad, Slide	
16	3422744	1	Pin, Plunger	
17	3520163	1	Cap, End	
18	3860127	4	Cap, Roller	
19	3900190	2	Screw 3/8 x 1/2	
20	4070860	AR	Shim .075	
21	4070861	AR	Shim .036	
22	4070862	AR	Shim .015	
23	4071131	AR	Shim .030	
24	4071132	AR	Shim .015	
25	4711500	4	Washer 5/16	
26	4711600	AR	Washer 3/8	
27	4845706	1	T-Bar Weldment	
28	4845869	1	Bracket	
29	1001256447	2	Wheel	
30	1001107444	2	Bracket	
31	1001107446	1	Bar, Load	
32	1001107456	2	Mount, Wheel	
33	1001110281	1	Hook	

SECTION 3 - MAST

FIGURE 3-9. LOAD SENSING SYSTEM (LSS) INSTALLATION



ART_1001255532

SECTION 3 - MAST

FIGURE 3-9. LOAD SENSING SYSTEM (LSS) INSTALLATION

ITEM	PART NUMBER	QTY	DESCRIPTION	REV
	1001255532	Ref	LSS INSTALLATION	A
1	0273144	4	Arm Assembly	
1A	0440268	8	Bushing (2 Per Arm)	
2	0273162	1	Load Sensor Controller Assembly (See Items 101-109 for Breakdown) (Note: Re-calibration Required when Replaced)	
3	0641622	2	Bolt 3/8 x 2-3/4	
4	0641416	4	Bolt 1/4 x 2	
5	0641418	4	Bolt 1/4 x 2-1/4	
6	1001255483	1	Bolt	
7	0641628	3	Bolt 3/8 x 3-1/2	
8	0791610	4	Screw 3/8 x 1-1/4	
9	3300475	1	Nut	
10	3311401	1	Nut 1/4	
11	3311601	2	Nut 3/8	
12	3311605	3	Nut 3/8	
13	3311608	4	Nut 3/8	
14	3311801	8	Nut 1/2	
15	3820032	10	Rivet	
16	3900346	4	Bolt 3/8 x 3/4	
17	3900347	4	Bolt 3/8 x 2	
18	3911024	2	Screw #10 x 1-1/2	
19	4160205	3	Spring	
20	4740529	8	Washer	
21	4740530	8	Washer	
22	4751600	6	Washer 3/8	
23	1001230476	1	Support	
24	1001230477	1	Mount	
25	1001263085	1	Load Sensing Harness Assembly (See Items 301-304 for Breakdown)	
26	4061060	2	Shield	
27	0721006	1	Screw #10 x 3/4	
28	3311001	1	Nut #10	
29	4771000	2	Washer #10	
30	0100019	AR	Compound, Locking (Not Shown)	
31	3520072	2	Plug	
	0273162	Ref	LOAD SENSOR CONTROLLER ASSEMBLY	B
101	0140011	1	Alarm	
102	0791408	2	Screw 1/4 x 1	
103	1600357	1	Module, Control	
104	1705756	1	Decal - Warning	
105	2920026	1	Lamp, Indicator	
106	2920029	1	Bulb, Light	
107	3311408	2	Nut 1/4	
108	3574518	1	Plate, Mounting	
109	4460908	1	Connector, Female - 12 Position	
	1001263085	Ref	LOAD SENSING HARNESS ASSEMBLY	A
301	4360546	1	Switch, Limit	
302	4460320	1	Plug, Male - 2 Position	
302	4460226	2	Socket, Female	
302	4460267	2	Pin, Male	

SECTION 3 - MAST

ITEM	PART NUMBER	QTY	DESCRIPTION	REV
302	4460424	1	Connector, Female - 2 Position	
303	4460909	1	Connector, Female - 12 Position	
303	4460517	6	Socket, Female	
303	4460466	6	Seal, Plug	
303	4460915	1	Lock, Wedge	
304	4461000	1	Connector, Strain Relief	

SECTION 3 - MAST

FIGURE 3-10. SAFETY ATTACH INSTALLATION

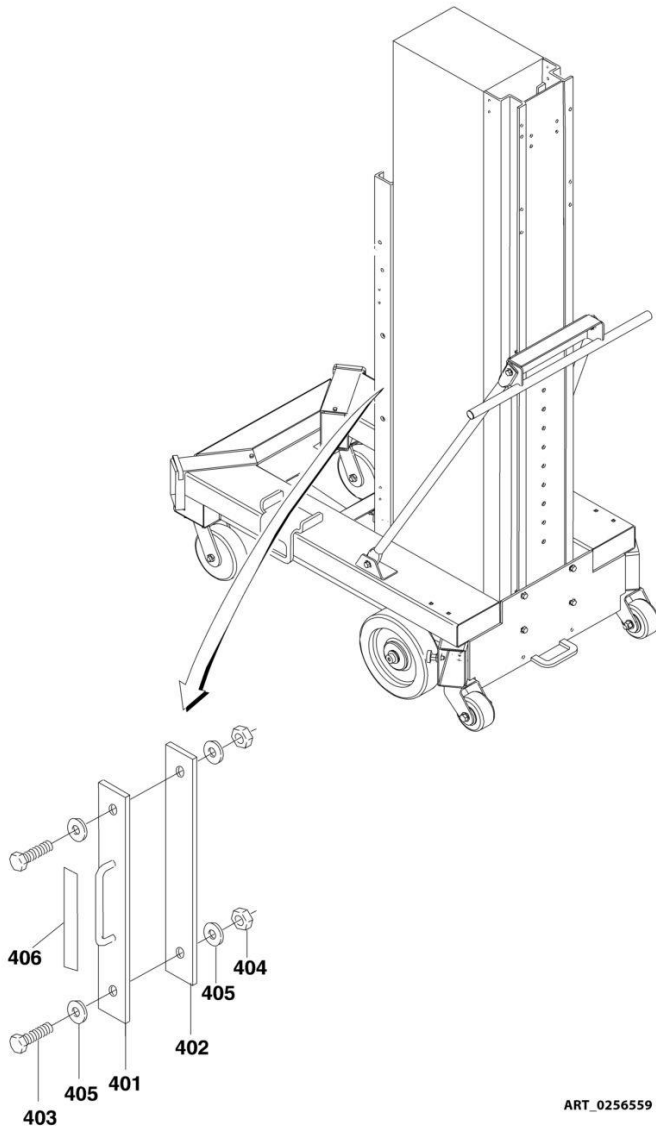
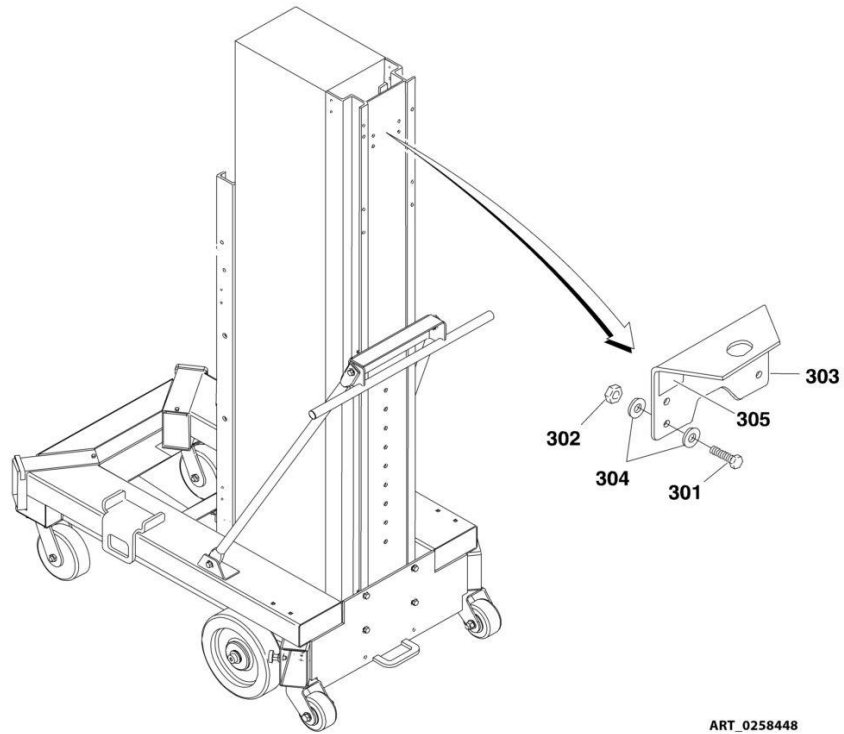


FIGURE 3-10. SAFETY ATTACH INSTALLATION

ITEM	PART NUMBER	QTY	DESCRIPTION	REV
	0256559	Ref	SAFETY ATTACH INSTALLATION	C
401	4845345	1	Weldment, Safety Attach	
402	3539814	1	Plate	
403	0681812	2	Bolt 1/2 x 1-1/2	
404	3271805	2	Nut 1/2	
405	4751800	4	Washer 1/2	
406	1001213582	1	Decal - Lanyard Attach	

SECTION 3 - MAST

FIGURE 3-11. CRANE HOOK INSTALLATION



ART_0258448

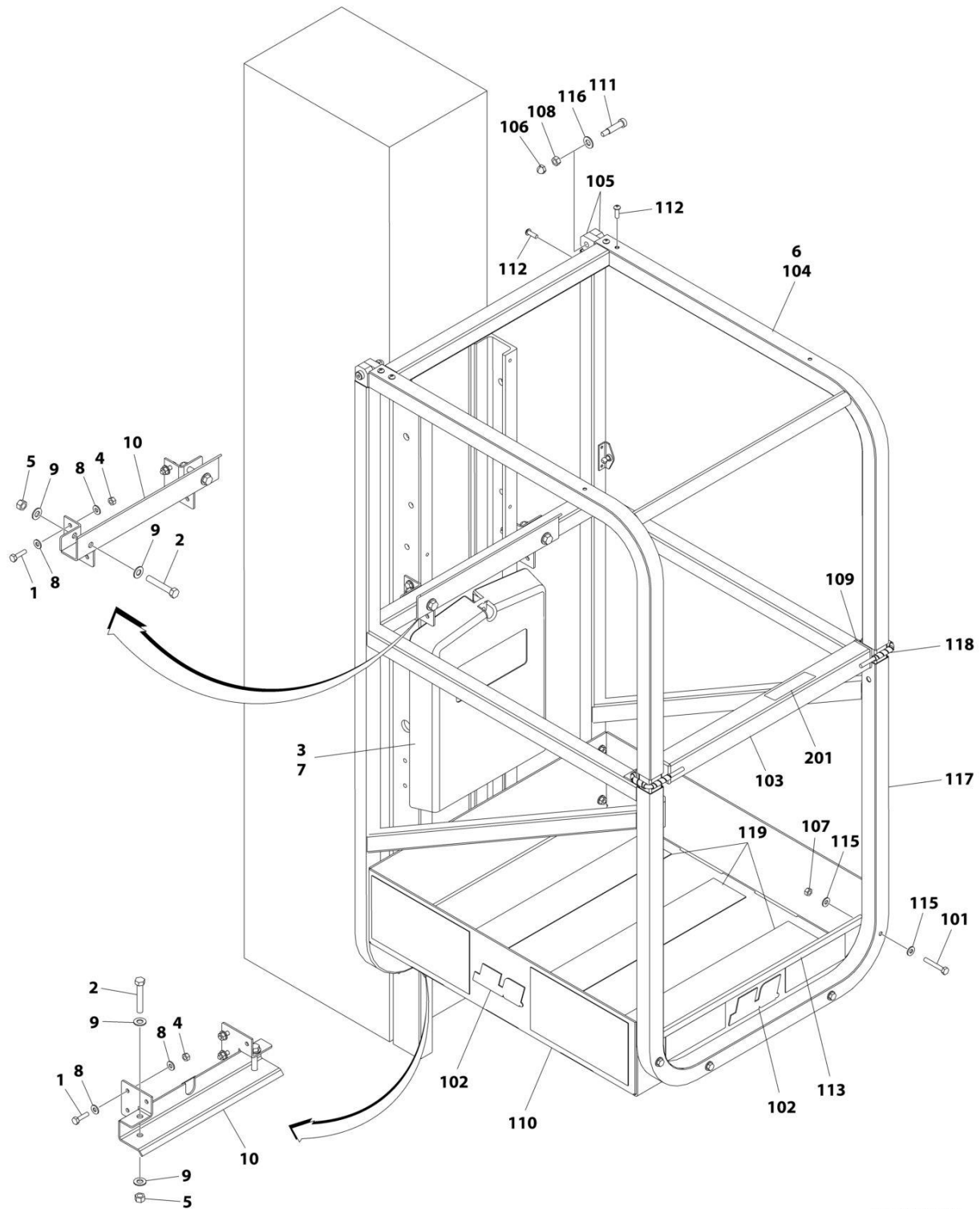
FIGURE 3-11. CRANE HOOK INSTALLATION

ITEM	PART NUMBER	QTY	DESCRIPTION	REV
	0258448	Ref	OPTIONAL CRANE HOOK INSTALLATION	C
301	0641612	4	Bolt 3/8 x 1-1/2	
302	3311605	4	Nut 3/8	
303	3570976	1	Plate, Crane Hook	
304	4711600	8	Washer 3/8	
305	1703455	1	Decal - Crane Hook	

SECTION 4 - PLATFORM

SECTION 4 - PLATFORM

FIGURE 4-1. QUICK-CHANGE PLATFORM INSTALLATION - 22IN X 25IN (56CM X 63.5CM) (CE SPECS ONLY)



ART_1001197048

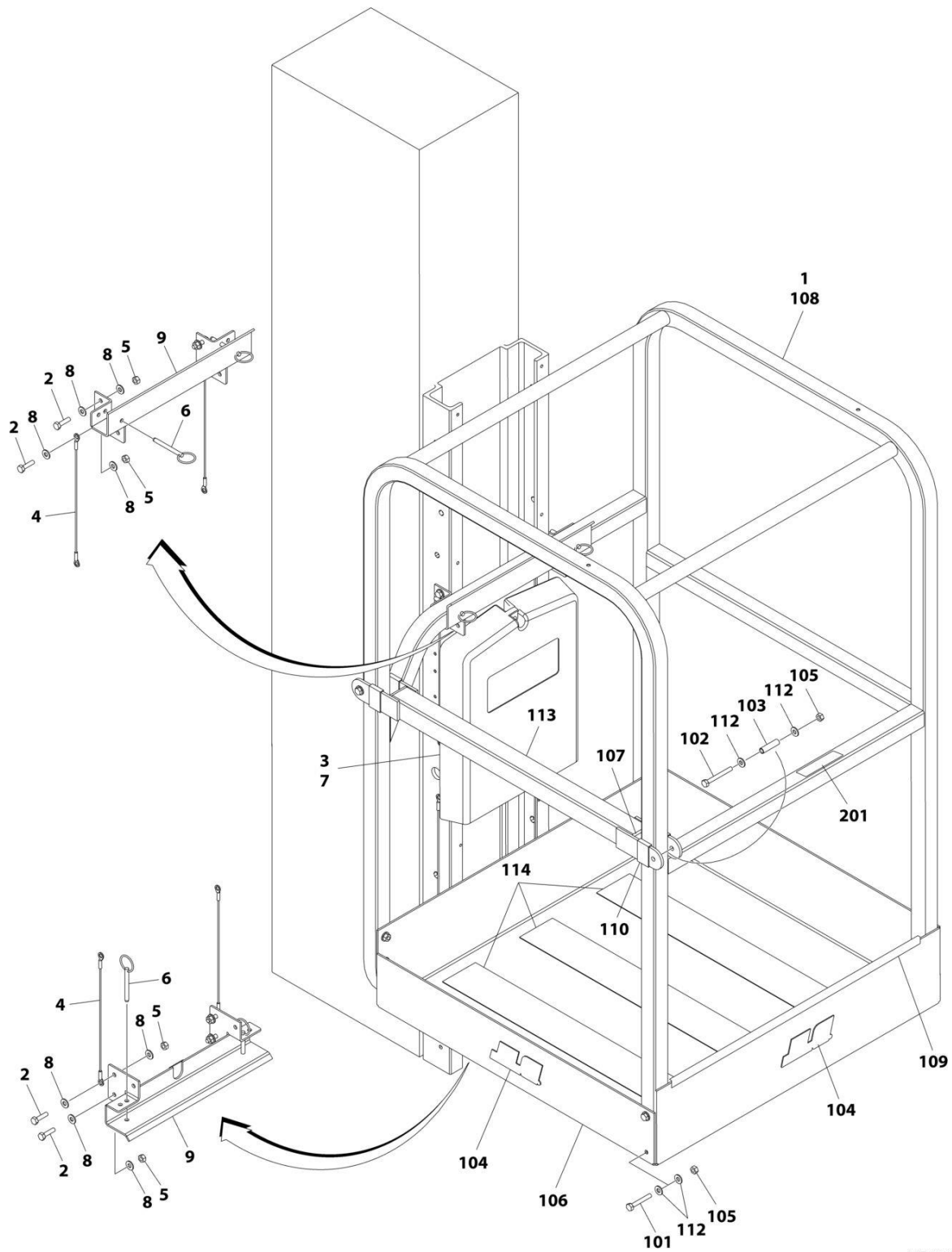
SECTION 4 - PLATFORM

FIGURE 4-1. QUICK-CHANGE PLATFORM INSTALLATION - 22IN X 25IN (56CM X 63.5CM) (CE SPECS ONLY)

ITEM	PART NUMBER	QTY	DESCRIPTION	REV
	1001197048	Ref	PLATFORM INSTALLATION	B
		Ref	Note: Replacement Decals Must Be Ordered Separately - See DECALS SECTION.	
1	0641408	8	Bolt 1/4 x 1	
1	0641416	4	Bolt 1/4 x 2	
1	0641418	4	Bolt 1/4 x 2-1/4	
2	0641618	4	Bolt 3/8 x 2-1/4	
3	0860520	1	Box, Manual Storage	
4	3311405	8	Nut 1/4	
5	3311605	4	Nut 3/8	
6	3510873	1	Platform Assembly (See Items 101-121 for Serviced Components)	
7	3820024	4	Rivet	
8	4711400	16	Washer 1/4	
9	4711600	8	Washer 3/8	
10	1001197049	2	Bracket, Mounting	
	3510873	Ref	PLATFORM ASSEMBLY	D
101	0641414	8	Bolt 1/4 x 1-3/4	
102	1703681	3	Decal, JLG	
103	2410016	1	Gate, Slide Bar	
104	2410018	1	Gate, Slide Bar	
105	2600225	4	Hinge, Gate	
106	3300356	2	Nut 5/16	
107	3311405	8	Nut 1/4	
108	3311505	2	Nut 5/16	
109	3520169	2	Plug	
110	1001267922	1	Plate, Platform Pan	
111	3900032	2	Screw, Shoulder	
112	3900258	8	Screw 1/4 x 3/4	
113	4060803	1.65 ft/ 0.5m	Flex-Trim	
115	4711400	16	Washer 1/4	
116	4711600	2	Washer 3/8	
117	4845809	1	Platform Rail Weldment	
118	1560019	0.73 ft/0.2m	Conduit	
119	1001099638	3	Tape, Non-Skid	
120	See Note	1 NSS	Nameplate - SN (Not Shown) (Note: Not Available for Purchase)	
121	3820012	4	Rivet (Not Shown)	
	0274607	Ref	DECAL DROPBAR INSTALLATION	A
201	1706493	1	Decal - Drop Bar	

SECTION 4 - PLATFORM

FIGURE 4-2. QUICK-CHANGE PLATFORM INSTALLATION - 26IN X 26IN (66CM X 66CM) (ALL SPECS EXCEPT CE SPECS)



ART_0258474

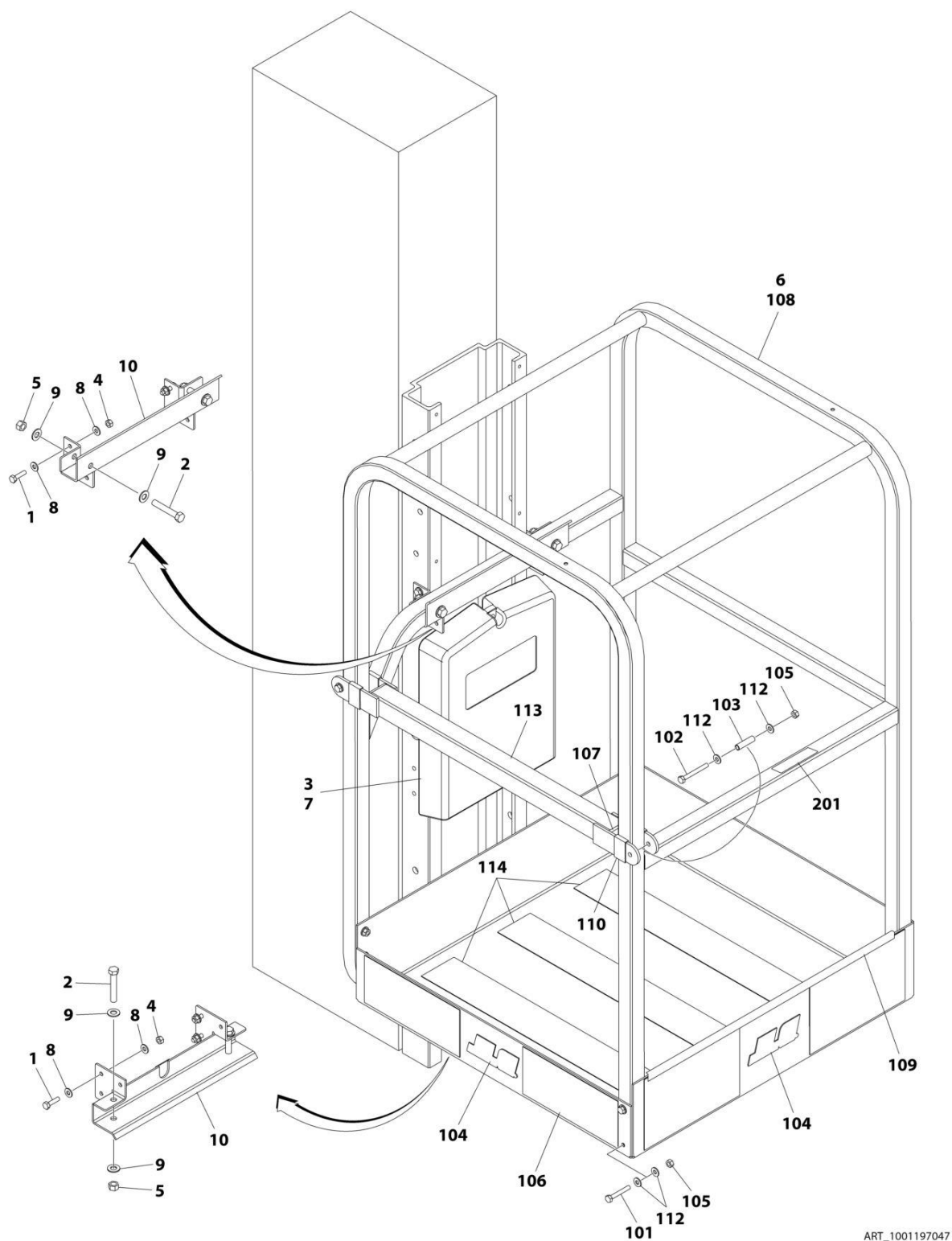
SECTION 4 - PLATFORM

FIGURE 4-2. QUICK-CHANGE PLATFORM INSTALLATION - 26IN X 26IN (66CM X 66CM) (ALL SPECS EXCEPT CE SPECS)

ITEM	PART NUMBER	QTY	DESCRIPTION	REV
	0258474	Ref	PLATFORM INSTALLATION	C
1	3510907	1	Platform Assembly (See Item 101-116 for Service Components)	
2	0641408	8	Bolt 1/4 x 1	
3	0860520	1	Box, Manual Storage	
4	1060380	4	Cable, Lanyard	
5	3311405	8	Nut 1/4	
6	3422657	4	Pin, Quick Release	
7	3820024	4	Rivet	
8	4711400	16	Washer 1/4	
9	4845821	2	Bracket, Mounting	
	3510907	Ref	PLATFORM ASSEMBLY	E
101	0641414	8	Bolt 1/4 x 1-3/4	
102	0641418	2	Bolt 1/4 x 2-1/4	
103	0961845	2	Bushing	
104	1703681	3	Decal, JLG	
105	3311405	10	Nut 1/4	
106	1001267923	1	Plate, Platform Pan	
107	3520169	2	Plug	
108	3641664	1	Platform Rail Weldment	
109	4060803	2 ft/ 62cm	Flex-Trim	
110	4280296	1.5 ft/ 46cm	Strip, Wear	
112	4711400	20	Washer 1/4	
113	4845797	1	Gate	
114	1001099638	3	Tape, Non-Skid	
115	3820012	4	Rivet (Not Shown)	
116	See Note	NSS	Nameplate - SN (Not Shown) (Note: Not Available for Purchase)	
	0274607	Ref	DECAL DROPBAR INSTALLATION	A
201	1706493	1	Decal - Drop Bar	

SECTION 4 - PLATFORM

FIGURE 4-3. QUICK-CHANGE PLATFORM INSTALLATION - 26IN X 26IN (66CM X 66CM) (CE SPECS)



ART_1001197047

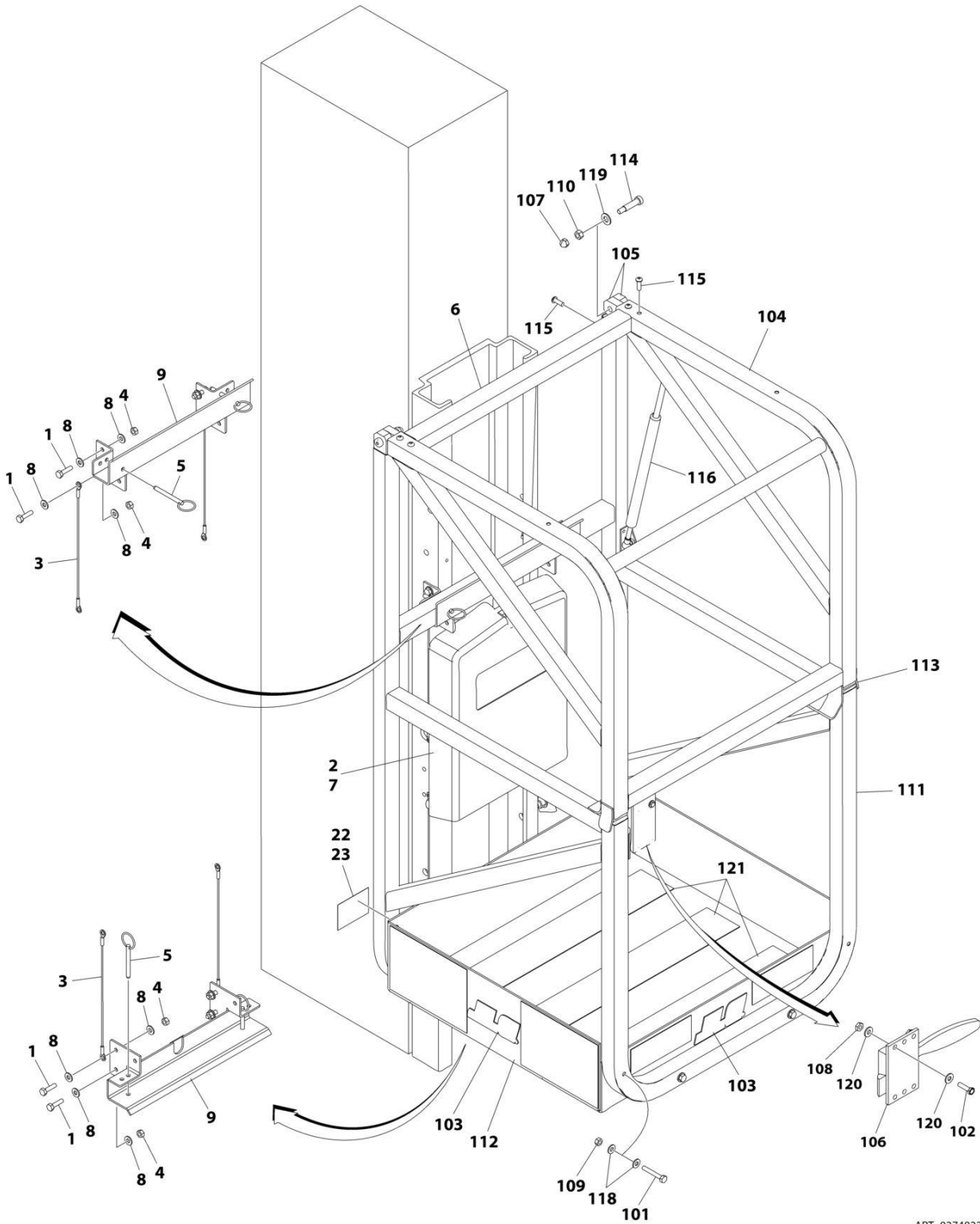
SECTION 4 - PLATFORM

FIGURE 4-3. QUICK-CHANGE PLATFORM INSTALLATION - 26IN X 26IN (66CM X 66CM) (CE SPECS)

ITEM	PART NUMBER	QTY	DESCRIPTION	REV
	1001197047	Ref	PLATFORM INSTALLATION	B
1	0641408	8	Bolt 1/4 x 1	
1	0641416	4	Bolt 1/4 x 2	
1	0641418	4	Bolt 1/4 x 2-1/4	
2	0641618	4	Bolt 3/8 x 2-1/4	
3	0860520	1	Box, Manual Storage	
4	3311405	8	Nut 1/4	
5	3311605	4	Nut 3/8	
6	3510907	1	Platform Assembly (See Item 101-116 for Service Components)	
7	3820024	4	Rivet	
8	4711400	16	Washer 1/4	
9	4711600	8	Washer 3/8	
10	1001197049	2	Bracket, Mounting	
	3510907	Ref	PLATFORM ASSEMBLY	E
101	0641414	8	Bolt 1/4 x 1-3/4	
102	0641418	2	Bolt 1/4 x 2-1/4	
103	0961845	2	Bushing	
104	1703681	3	Decal, JLG	
105	3311405	10	Nut 1/4	
106	1001267923	1	Plate, Platform Pan	
107	3520169	2	Plug	
108	3641664	1	Platform Rail Weldment	
109	4060803	2 ft/ 62cm	Flex-Trim	
110	4280296	1.5 ft/ 46cm	Strip, Wear	
112	4711400	20	Washer 1/4	
113	4845797	1	Gate	
114	1001099638	3	Tape, Non-Skid	
115	3820012	4	Rivet (Not Shown)	
116	See Note	NSS	Nameplate - SN (Not Shown) (Note: Not Available for Purchase)	
	0274607	Ref	DECAL DROPBAR INSTALLATION	A
201	1706493	1	Decal - Drop Bar	

SECTION 4 - PLATFORM

FIGURE 4-4. QUICK-CHANGE PLATFORM INSTALLATION WITH GULLWING GATE - 22IN X 22IN (56CM X 56CM) (ALL SPECS EXCEPT CE SPECS)



ART_0274822

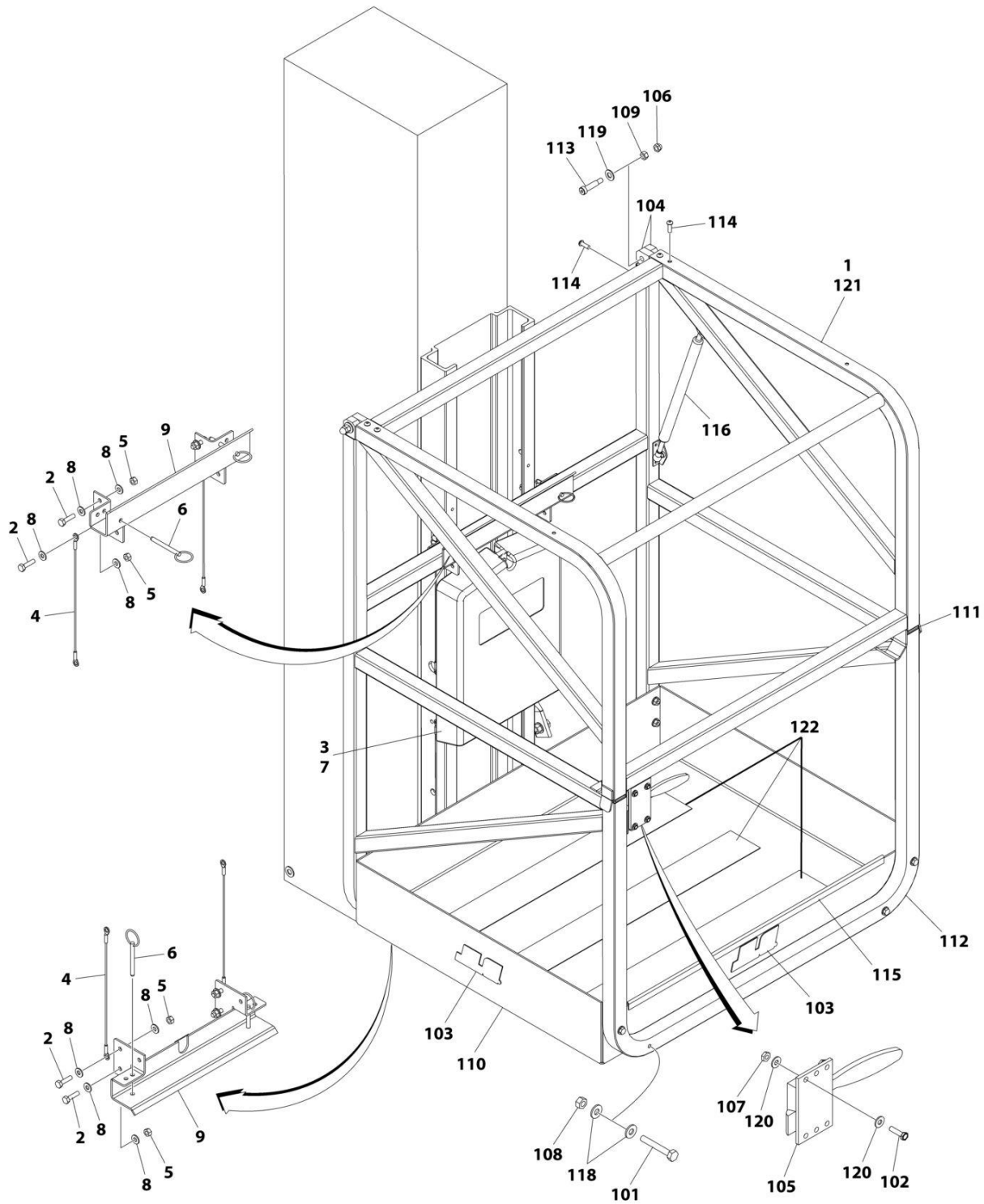
SECTION 4 - PLATFORM

**FIGURE 4-4. QUICK-CHANGE PLATFORM INSTALLATION WITH GULLWING GATE - 22IN X 22IN
(56CM X 56CM) (ALL SPECS EXCEPT CE SPECS)**

ITEM	PART NUMBER	QTY	DESCRIPTION	REV
	0274822	Ref	PLATFORM INSTALLATION - 22in X 22in (56cm x 56cm)	B
1	0641408	8	Bolt 1/4 x 1	
2	0860520	1	Box, Manual Storage	
3	1060380	4	Cable, Lanyard	
4	3311405	8	Nut 1/4	
5	3422657	4	Pin, Quick Release	
6	3510908	1	Platform Assembly (See Items 101-123 for Serviced Components)	
7	3820024	4	Rivet	
8	4711400	16	Washer 1/4	
9	4845821	2	Mounting Bracket Weldment	
	3510908	Ref	PLATFORM ASSEMBLY	E
101	0641414	8	Bolt 1/4 x 1-3/4	
102	0721006	4	Bolt #10 x 3/4	
103	1703681	3	Decal, JLG	
104	2410022	1	Gullwing Gate	
105	2600225	4	Hinge, Gate	
106	2940074	1	Latch	
107	3300356	2	Nut 5/16	
108	3311005	4	Nut #10	
109	3311405	8	Nut 1/4	
110	3311505	2	Locknut 5/16in-18NC	
111	3510909	1	Platform Rail Weldment	
112	1001267924	1	Plate, Platform Pan	
113	3520072	4	Plug	
114	3900032	2	Bolt, Shoulder	
115	3900258	8	Screw 1/4 x 3/4	
116	4160165	1	Spring, Gas Shock	
118	4711400	16	Washer 1/4	
119	4711600	2	Washer 3/8	
120	4751000	8	Washer #10	
121	1001099638	3	Tape, Non-Skid	
122	3820012	4	Rivet (Not Shown)	
123	See Note	NSS	Nameplate - SN (Not Shown) (Note: Not Available for Purchase)	

SECTION 4 - PLATFORM

FIGURE 4-5. QUICK-CHANGE PLATFORM INSTALLATION WITH GULLWING GATE - 28IN X 26IN (71CM X 66CM) (ALL SPECS EXCEPT CE SPECS)



ART_0258475

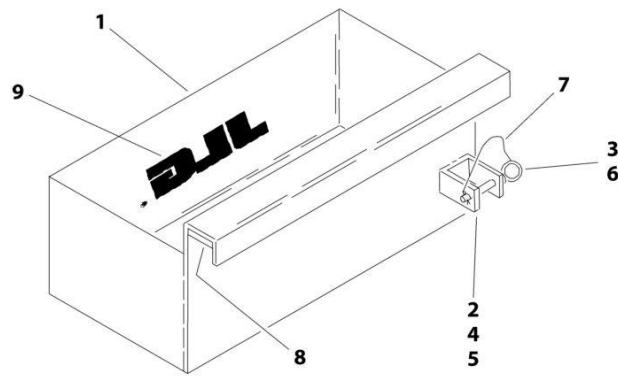
SECTION 4 - PLATFORM

**FIGURE 4-5. QUICK-CHANGE PLATFORM INSTALLATION WITH GULLWING GATE - 28IN X 26IN
(71CM X 66CM) (ALL SPECS EXCEPT CE SPECS)**

ITEM	PART NUMBER	QTY	DESCRIPTION	REV
	0258475	Ref	PLATFORM INSTALLATION - 28in X 26in (71cm x 66cm)	C
1	3510905	1	Platform Assembly (See Items 101-124 for Serviced Components)	
2	0641408	8	Bolt 1/4 x 1	
3	0860520	1	Box, Manual Storage	
4	1060380	4	Cable, Lanyard	
5	3311405	8	Nut 1/4	
6	3422657	4	Pin, Quick Release	
7	3820024	4	Rivet	
8	4711400	16	Washer 1/4	
9	4845821	2	Mounting Bracket Weldment	
	3510905	Ref	PLATFORM ASSEMBLY	E
101	0641414	8	Bolt 1/4 x 1-3/4	
102	0721006	4	Bolt #10 x 3/4	
103	1703681	3	Decal, JLG	
104	2600225	4	Hinge, Gate	
105	2940074	1	Latch	
106	3300356	2	Nut 5/16	
107	3311005	4	Nut #10	
108	3311405	8	Nut 1/4	
109	3311505	2	Nut 5/16	
110	1001267742	1	Plate, Platform Pan	
111	3520072	4	Plug	
112	3641663	1	Platform Rail Weldment	
113	3900032	2	Bolt, Shoulder	
114	3900258	8	Screw 1/4 x 3/4	
115	4060803	2.4 ft/ 73cm	Flex-Trim	
116	4160165	1	Spring, Gas Shock	
118	4711400	16	Washer 1/4	
119	4711600	2	Washer 3/8	
120	4751000	8	Washer #10	
121	4845813	1	Gate, Gullwing	
122	1001099638	3	Tape, Non-Skid	
123	See Note	NSS	Nameplate - SN (Not Shown) (Note: Not Available for Purchase)	
124	3820012	4	Rivet (Not Shown)	

SECTION 4 - PLATFORM

FIGURE 4-6. TOOL TRAY



ART_0255036

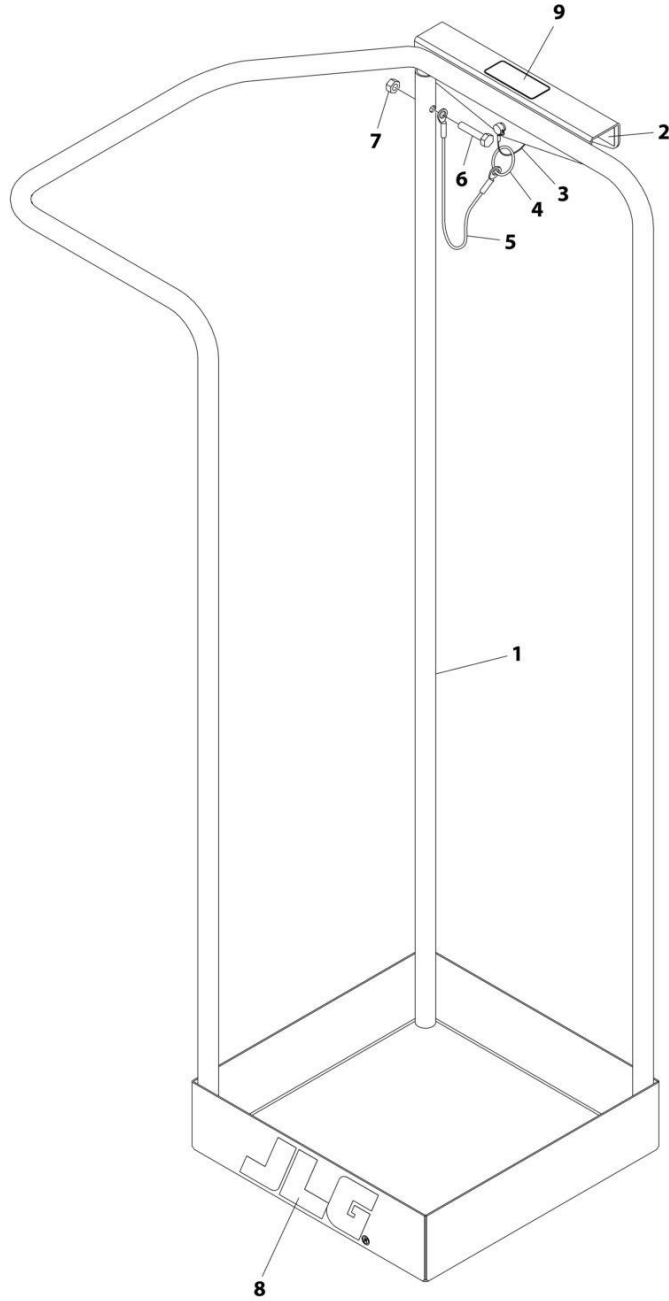
SECTION 4 - PLATFORM

FIGURE 4-6. TOOL TRAY

ITEM	PART NUMBER	QTY	DESCRIPTION	REV
	0255036	Ref	TOOL TRAY ASSEMBLY	-
1	0860947	1	Tool Box	
2	0902079	1	Bracket, Mounting	
3	3421453	1	Pin, Snap	
4	3900204	2	Bolt #10 x 1/2	
5	3300391	2	Wingnut #10	
6	3760170	1	Snap-Pin	
7	1060380	1	Cable, Lanyard	
8	4280296	4 ft/1.2m	Strip, Wear	
9	1702365	1	Decal - JLG	

SECTION 4 - PLATFORM

FIGURE 4-7. TUBE CADDY INSTALLATION



ART_0255040

SECTION 4 - PLATFORM

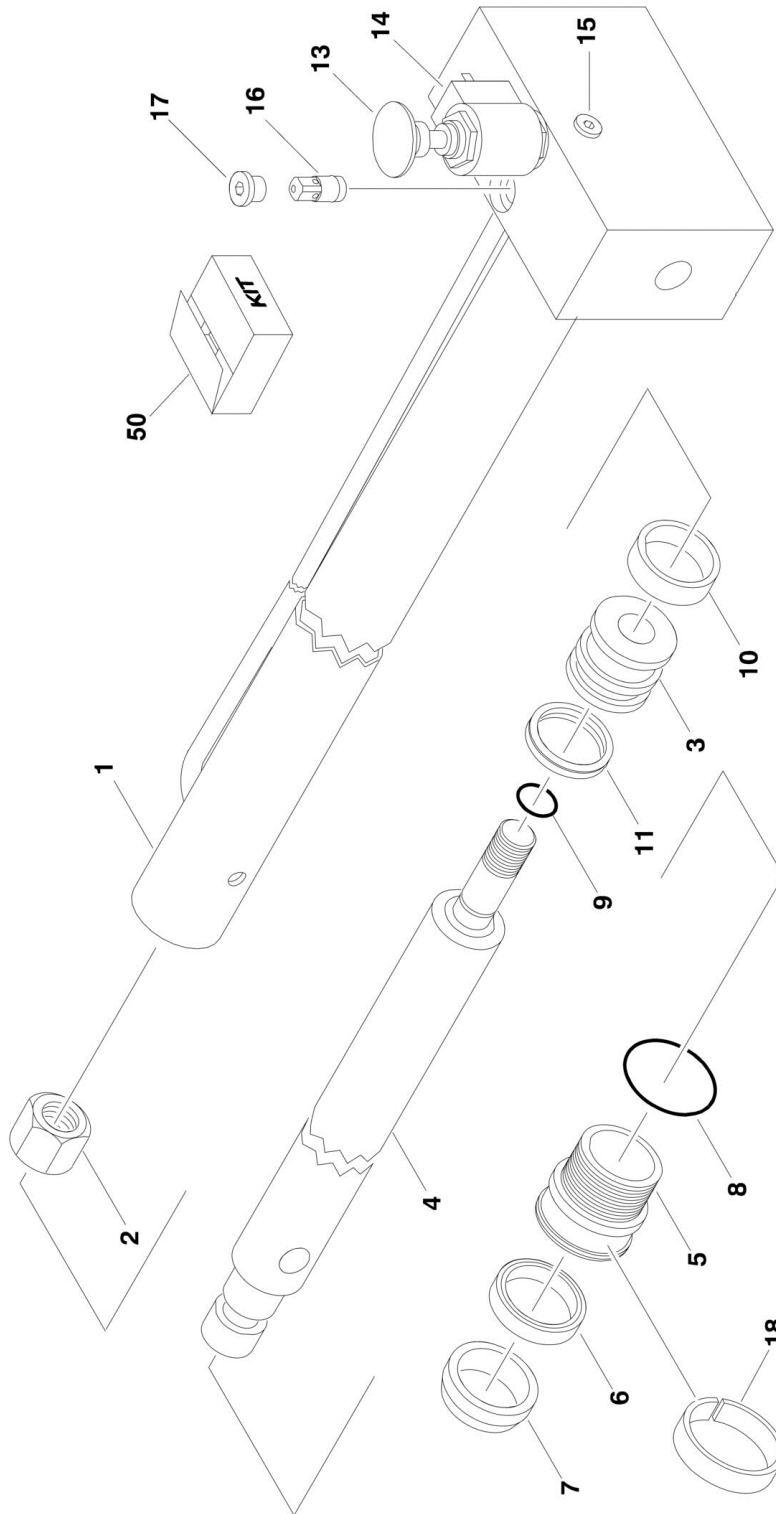
FIGURE 4-7. TUBE CADDY INSTALLATION

ITEM	PART NUMBER	QTY	DESCRIPTION	REV
	0255040	Ref	TUBE CADDY INSTALLATION	B
1	4844840	1	Caddy, Fluorescent Tube	
2	4280296	2 ft/0.7m	Strip, Wear	
3	3421453	1	Pin, Snapper	
4	3760170	1	Ring, Split	
5	1060380	1	Cable, Lanyard	
6	0641410	1	Bolt 1/4 x 1-1/4	
7	3311405	1	Nut 1/4	
8	1702365	1	Decal - JLG	
9	1706326	1	Decal - Max Capacity (15lb./7kg)	

SECTION 5 - CYLINDER

SECTION 5 - CYLINDER

FIGURE 5-1. LIFT CYLINDER ASSEMBLY - 25AM & 30AM



ART_1001099734

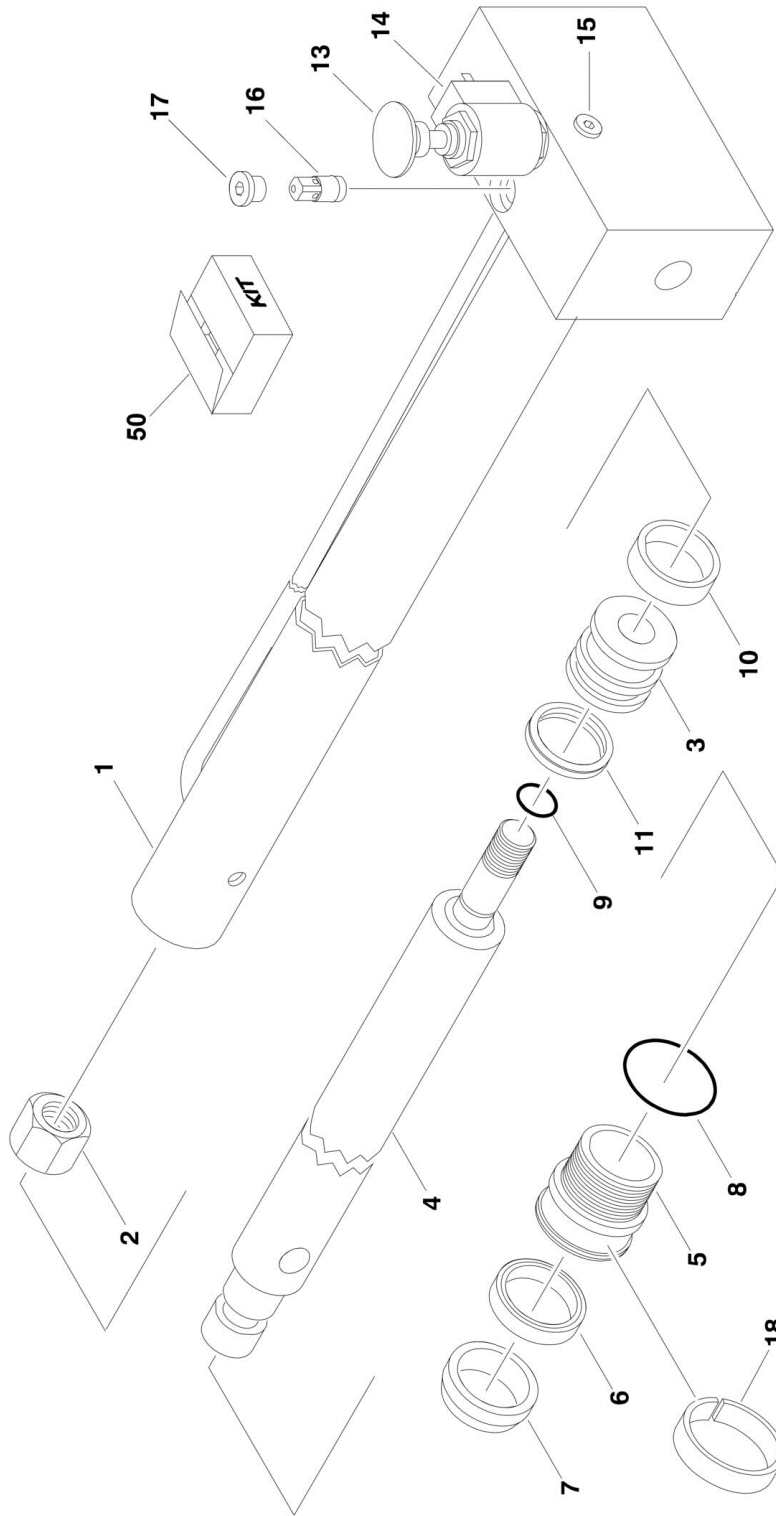
SECTION 5 - CYLINDER

FIGURE 5-1. LIFT CYLINDER ASSEMBLY - 25AM & 30AM

ITEM	PART NUMBER	QTY	DESCRIPTION	REV
	1001099734	Ref	LIFT CYLINDER ASSEMBLY	D
1	70002092	1	Barrel	
2	7023391	1	Nut	
3	7023392	1	Piston	
4	70002093	1	Rod	
5	70002094	1	Head	
6	See Note	NSS	Seal, Rod (Note: Use Item 50)	
7	See Note	NSS	Rod Wiper (Note: Use Item 50)	
8	See Note	NSS	O-Ring (Note: Use Item 50)	
9	See Note	NSS	O-Ring (Note: Use Item 50)	
10	See Note	NSS	Seal (Note: Use Item 50)	
11	See Note	NSS	Seal, Piston (Note: Use Item 50)	
13	7023399	1	Knob - Red	
14	7023396	1	Poppet, Solenoid Valve	
14	7012998	1	Seal Kit - 7023396 Valve	
14	7023993	1	Coil	
15	See Note	1	Plug (Note: Not Available - Purchase Locally)	
16	70002095	1	Flow Control Valve	
17	See Note	1	Plug (Note: Not Available - Purchase Locally)	
18	70002096	1	Ring, Wear	
50	7023395	1	Seal Kit (Includes Items 6-11)	

SECTION 5 - CYLINDER

FIGURE 5-2. LIFT CYLINDER ASSEMBLY - 38AM



ART_1001252984

SECTION 5 - CYLINDER

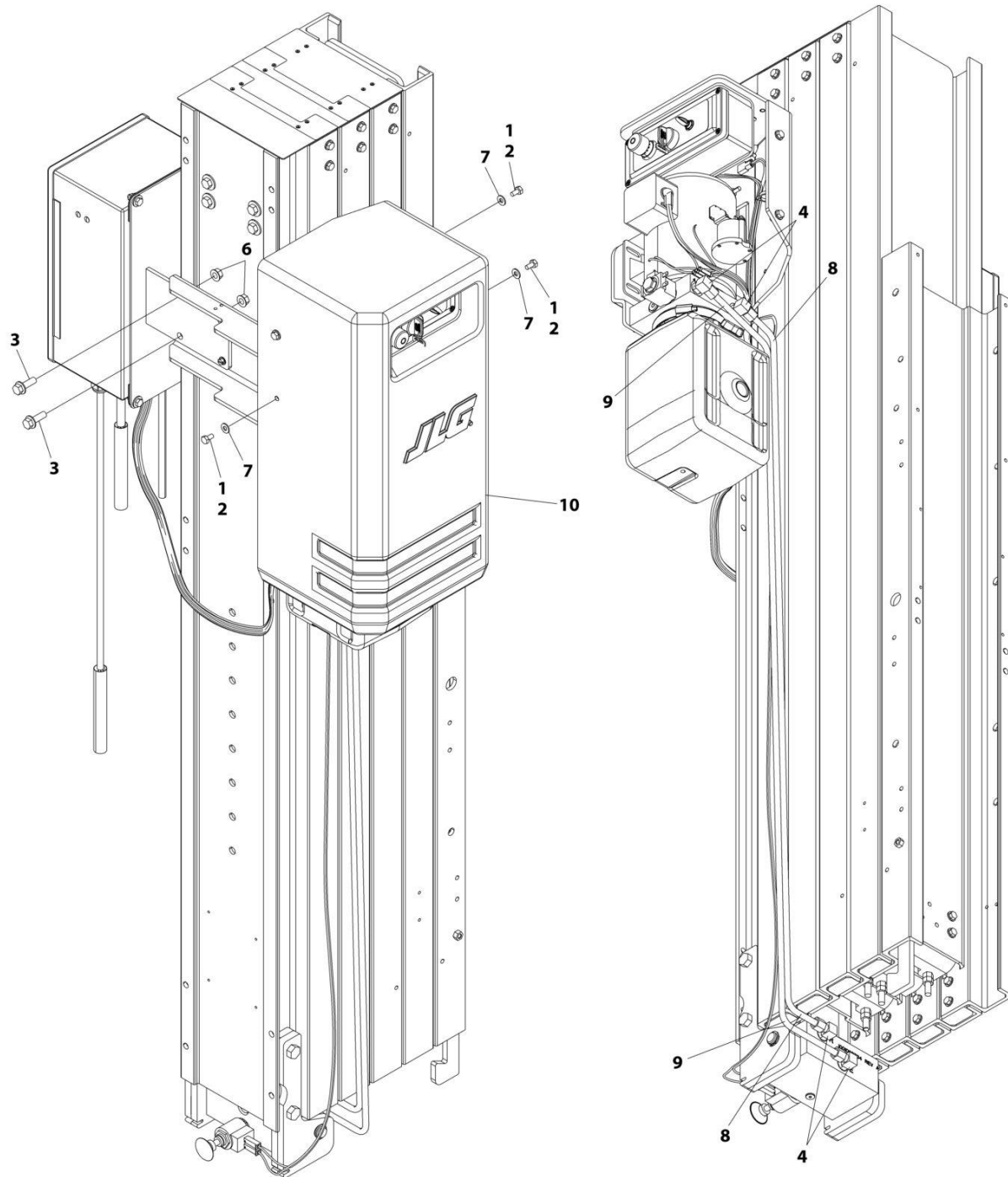
FIGURE 5-2. LIFT CYLINDER ASSEMBLY - 38AM

ITEM	PART NUMBER	QTY	DESCRIPTION	REV
	1001255984	Ref	LIFT CYLINDER ASSEMBLY	D
1	See Note	NSS	Barrel (Note: Use PN 1001255984)	
2	7023391	1	Nut	
3	7023392	1	Piston	
4	See Note	NSS	Rod (Note Use PN 1001255984)	
5	70002094	1	Head	
6	See Note	NSS	Seal, Rod (Note: Use Item 50)	
7	See Note	NSS	Rod Wiper (Note: Use Item 50)	
8	See Note	NSS	O-Ring (Note: Use Item 50)	
9	See Note	NSS	O-Ring (Note: Use Item 50)	
10	See Note	NSS	Seal (Note: Use Item 50)	
11	See Note	NSS	Seal, Piston (Note: Use Item 50)	
13	7023399	1	Knob - Red	
14	7023396	1	Poppet, Solenoid Valve	
14	7012998	1	Seal Kit - 7023396 Valve	
14	7023993	1	Coil	
15	See Note	1	Plug (Note: Not Available - Purchase Locally)	
16	70002095	1	Flow Control Valve	
17	See Note	1	Plug (Note: Not Available - Purchase Locally)	
18	70002096	1	Ring, Wear	
50	7023395	1	Seal Kit (Includes Items 6-11)	

SECTION 6 - HYDRAULIC

SECTION 6 - HYDRAULIC

FIGURE 6-1. PUMP HYDRAULIC COMPONENTS AND COVER INSTALLATION



ART_1001246862

SECTION 6 - HYDRAULIC

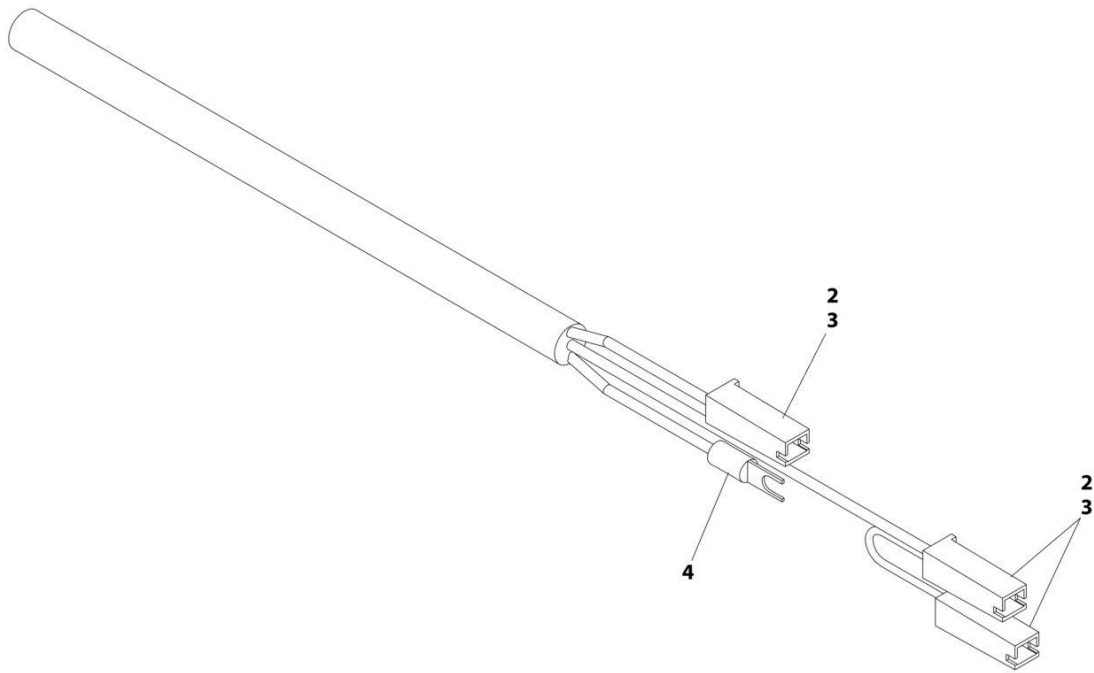
FIGURE 6-1. PUMP HYDRAULIC COMPONENTS AND COVER INSTALLATION

ITEM	PART NUMBER	QTY	DESCRIPTION	REV
	1001246862	Ref	Pump Hydraulic Components and Cover Installation	A
1	0100011	AR	Compound, Locking	
2	0641404	4	Bolt 1/4 x 1/2	
3	0791609	4	Screw 3/8 x 1-1/8	
4	2220473	4	Fitting, 90 JIC/ORB	
6	3311608	4	Nut 3/8	
7	4711400	4	Washer 1/4	
8	1001100544	1	Tube, Return	
9	1001100545	1	Tube, Extension	
10	1001246861	1	Cover	

SECTION 7 - ELECTRICAL

SECTION 7 - ELECTRICAL

FIGURE 7-1. AC PLUG HARNESS - 100VAC & 120VAC MACHINES



ART_4923034

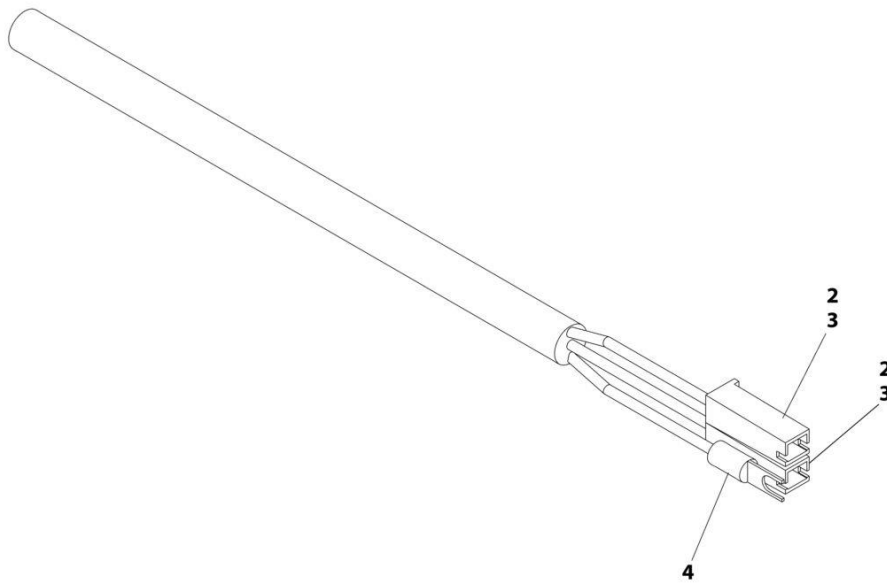
SECTION 7 - ELECTRICAL

FIGURE 7-1. AC PLUG HARNESS - 100VAC & 120VAC MACHINES

ITEM	PART NUMBER	QTY	DESCRIPTION	REV
	4923034	Ref	AC PLUG HARNESS	B
	Note	1	Note: AC plug not included. Customer must provide replacement plug.	
2	4460260	3	Connector	
3	4460297	3	Socket	
4	4460315	1	Terminal, Spade	

SECTION 7 - ELECTRICAL

FIGURE 7-2. AC PLUG HARNESS - 240VAC MACHINES



ART_4923152

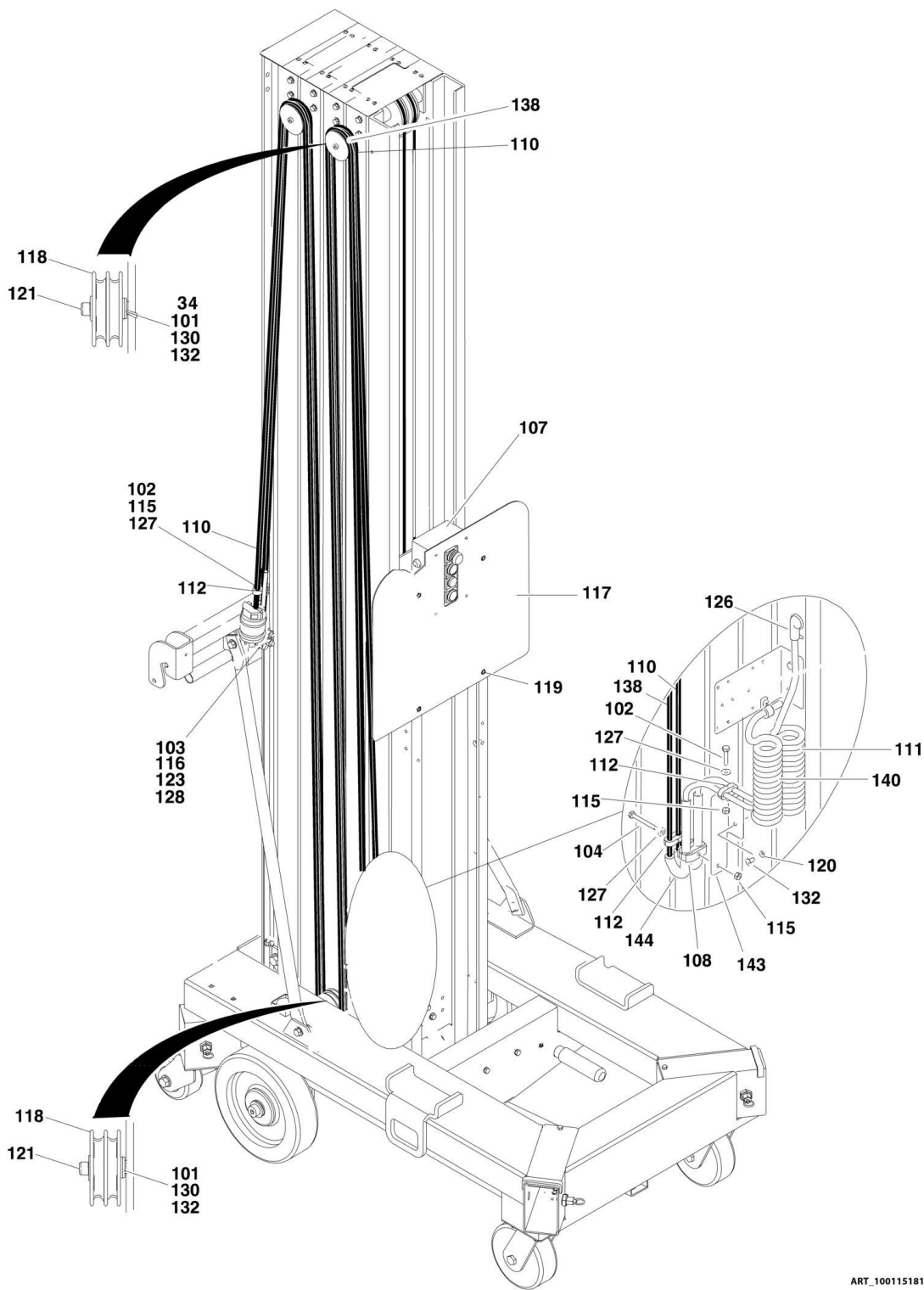
SECTION 7 - ELECTRICAL

FIGURE 7-2. AC PLUG HARNESS - 240VAC MACHINES

ITEM	PART NUMBER	QTY	DESCRIPTION	REV
	4923034	Ref	AC PLUG HARNESS	B
	Note	1	Note: AC plug not included. Customer must provide replacement plug.	
2	4460260	2	Connector	
3	4460297	2	Socket	
4	4460315	1	Terminal, Spade	

SECTION 7 - ELECTRICAL

FIGURE 7-3. CABLES, CLAMP & PLATFORM CONTROLS INSTALLATION - 25AM



ART_1001151813

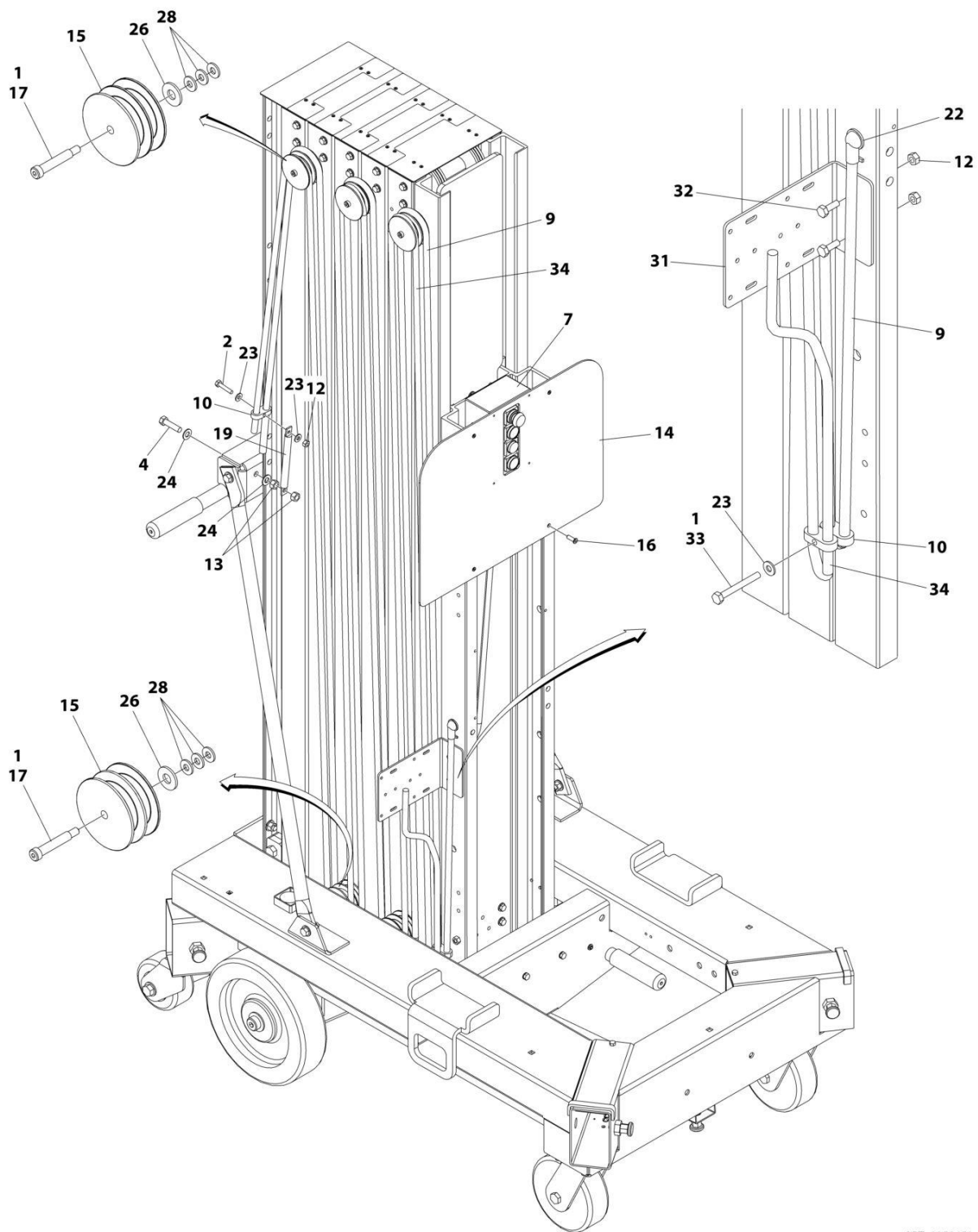
SECTION 7 - ELECTRICAL

FIGURE 7-3. CABLES, CLAMP & PLATFORM CONTROLS INSTALLATION - 25AM

ITEM	PART NUMBER	QTY	DESCRIPTION	REV
	1001151813	Ref	CABLES AND CLAMPS INSTALATION	B
34	4751200	9	Washer M12	
101	0100011	AR	Compound, Locking	
102	0641410	1	Bolt 1/4i x 1-1/4	
103	0641612	1	Bolt 3/8 x 1-1/2	
104	0641418	1	Bolt 1/4 X 2-1/4	
107	0861207	1	Control Box Assembly:	
107	7020078	1	Switch, Push-Pull (Red)	
107	7020088	2	Switch, Push Button (White)	
107	7020089	1	Switch, Push Button (Green)	
107	7020091	1	Plug	
107	7027299	1	Connector, Strain Relief	
107	7020093	4	Screw M3 x 25	
108	1320146	1	Clamp	
110	1001151832	1	Harness, Platform Control 25AM	B
110	4460035	5	Terminal, Butt Splice (Not Shown)	
111	4922652	1	Cable, Retractable - 16/5	B
111	4460115	4	Terminal Fork	
112	1320149	AR	Clamp	
115	3311405	AR	Nut 1/4	
116	3311605	2	Nut 3/8	
117	3570923	1	Plate, Decal Mounting	
118	3580344	AR	Sheave, Control Cable	
119	3820032	4	Rivet	
120	3900191	2	Screw	
121	3900373	AR	Screw, Shoulder	
123	4160130	1	Spring, Extension	
126	4460566	2	Connector, Strain Relief - 90	
127	4711400	AR	Washer 1/4	
128	4711600	2	Washer 3/8	
130	4751500	AR	Washer 5/16	
131	4761000	3	Washer #10	
132	4751000	AR	Washer #10	
134	4922420	1	Harness, Jumper (Inside Control Box) (Not Shown) (See Separate Breakdown in ELECTRICAL Section)	
136	0641407	2	Bolt 1/4 x 7/8	
137	1320041	1	Clamp	
138	1001151831	1	Harness, Accessories	A
138	4460474	3	Terminal (Not Shown)	
139	1001096054	1	Plate, AC Box	
140	4922653	1	Cable, Retractable - 16/4	
140	4460145	3	Terminal Fork	
141	3311001	1	Nut #10	
142	3900205	1	Screw #10 x 5/8	
143	1001146221	1	Bracket	
144	1001149108	2	Seal	

SECTION 7 - ELECTRICAL

FIGURE 7-4. CABLES, CLAMP & PLATFORM CONTROLS INSTALLATION - 30AM



ART_0258451

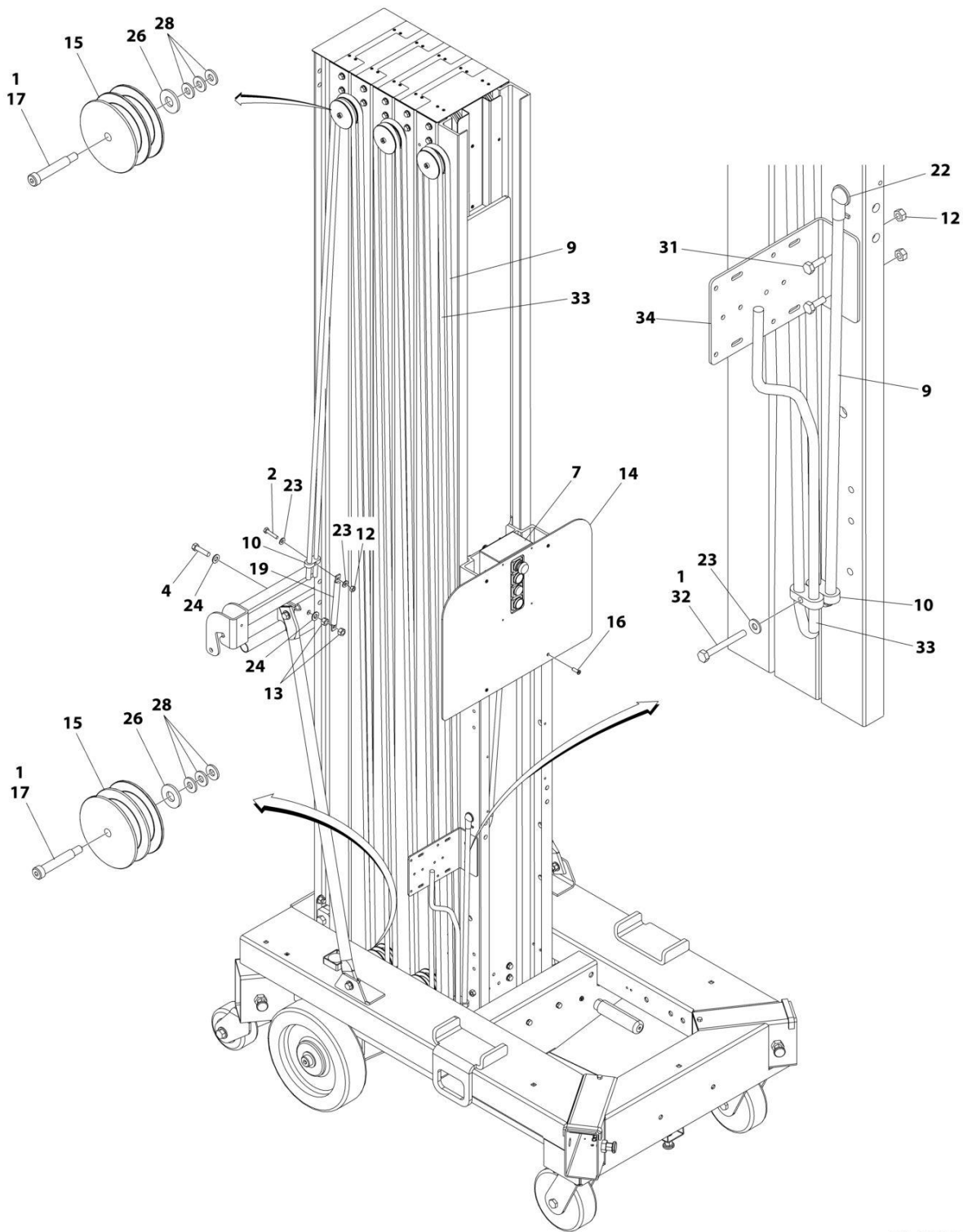
SECTION 7 - ELECTRICAL

FIGURE 7-4. CABLES, CLAMP & PLATFORM CONTROLS INSTALLATION - 30AM

ITEM	PART NUMBER	QTY	DESCRIPTION	REV
	0258451	Ref	CABLES AND CLAMPS INSTALLATION	H
1	0100011	AR	Compound, Locking	
2	0641410	1	Bolt 1/4 x 1-1/4	
4	0641612	1	Bolt 3/8 x 1-1/2	
7	0861207	1	Control Box Assembly:	
7	7020078	1	Switch, Push-Pull (Red)	
7	7020088	2	Switch, Push Button (White)	
7	7020089	1	Switch, Push Button (Green)	
7	7020091	1	Plug	
7	7027299	1	Connector, Strain Relief	
7	7020093	4	Screw M3 x 25	
9	4923081	1	Harness, Platform Cable	B
9	4460115	4	Terminal, Fork	
10	1320149	3	Clamp	
12	3311405	3	Nut 1/4	
13	3311605	2	Nut 3/8	
14	3570923	1	Plate, Decal Mounting	
15	3580344	5	Sheave, Control Cable	
16	3820032	4	Rivet	
17	3900373	3	Screw, Shoulder	
19	4160130	1	Spring, Extension	
22	4460566	1	Connector, Strain Relief - 90	
23	4711400	3	Washer 1/4	
24	4711600	2	Washer 3/8	
26	4751500	5	Washer 5/16	
28	4751200	15	Washer M12	
30	4922420	1	Harness, Jumper (Inside Control Box) (Not Shown) (See Separate Breakdown in ELECTRICAL Section)	
31	1001096054	1	Plate, AC Box	
32	0641406	2	Bolt 1/4 x 3/4	
32	0641407	2	Bolt 1/4 x 7/8	
33	0641418	1	Bolt 1/4 x 2-1/4	
34	4923078	1	Harness, Accessories	B
34	4460315	3	Terminal Fork	

SECTION 7 - ELECTRICAL

FIGURE 7-5. CABLES, CLAMP & PLATFORM CONTROLS INSTALLATION - 38AM



ART_0258453

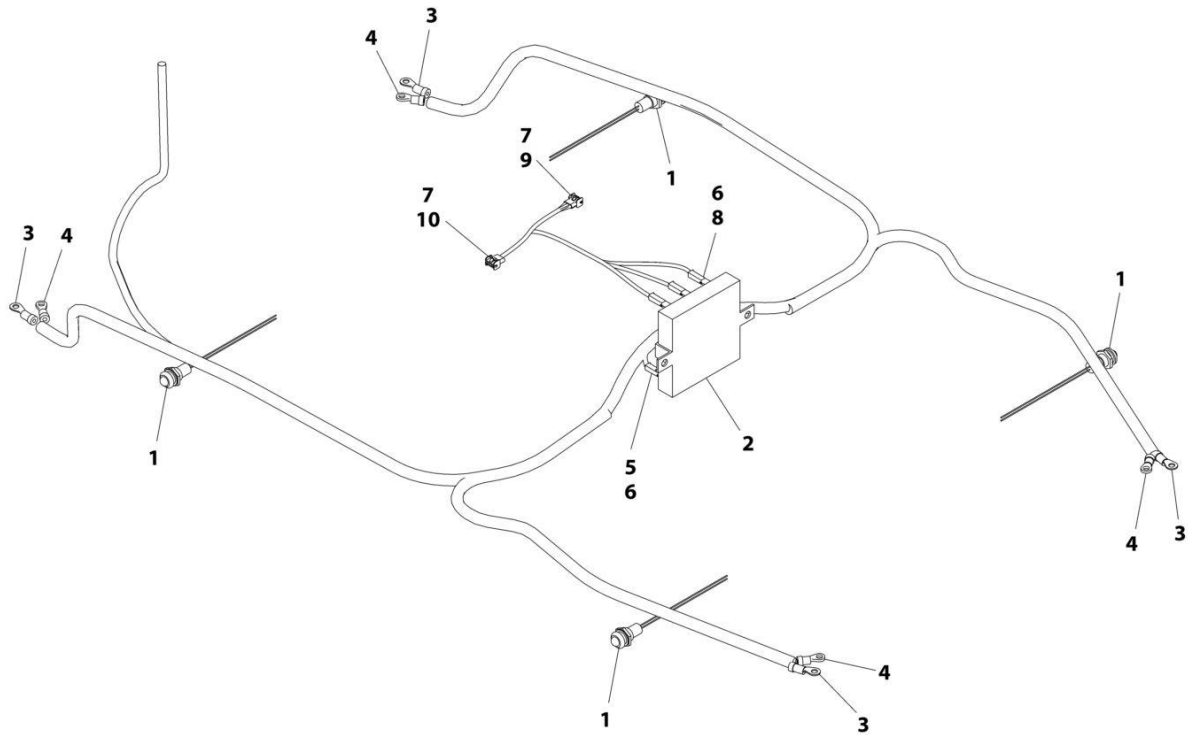
SECTION 7 - ELECTRICAL

FIGURE 7-5. CABLES, CLAMP & PLATFORM CONTROLS INSTALLATION - 38AM

ITEM	PART NUMBER	QTY	DESCRIPTION	REV
	0258453	Ref	CABLES AND CLAMPS INSTALLATION	H
1	0100011	AR	Compound, Locking	
2	0641410	1	Bolt 1/4 x 1-1/4	
4	0641612	1	Bolt 3/8 x 1-1/2	
7	0861207	1	Control Box Assembly:	
7	7020078	1	Switch, Push-Pull (Red)	
7	7020088	2	Switch, Push Button (White)	
7	7020089	1	Switch, Push Button (Green)	
7	7020091	1	Plug	
7	7027299	1	Connector, Strain Relief	
7	7020093	4	Screw M3 x 25	
9	4923093	1	Harness, Platform Cable	B
9	4460115	4	Terminal, Fork	
10	1320149	3	Clamp	
12	3311405	3	Nut 1/4	
13	3311605	2	Nut 3/8	
14	3570923	1	Plate, Decal Mounting	
15	3580344	5	Sheave, Control Cable	
16	3820032	4	Rivet	
17	3900373	3	Screw, Shoulder	
19	4160130	1	Spring, Extension	
22	4460566	1	Connector, Strain Relief - 90	
23	4711400	3	Washer 1/4	
24	4711600	2	Washer 3/8	
26	4751500	5	Washer 5/16	
28	4751200	15	Washer M12	
30	4922420	1	Harness, Jumper (Inside Control Box) (Not Shown) (See Separate Breakdown in ELECTRICAL Section)	
31	0641406	2	Bolt 1/4 x 3/4	
31	0641407	2	Bolt 1/4 x 7/8	
32	0641418	1	Bolt 1/4 x 2-1/4	
33	4922390	1	Harness, Accessories	B
33	4460315	3	Terminal Fork	
34	1001096054	1	Plate, AC Box	

SECTION 7 - ELECTRICAL

FIGURE 7-6. FRAME HARNESS



ART_1001103214

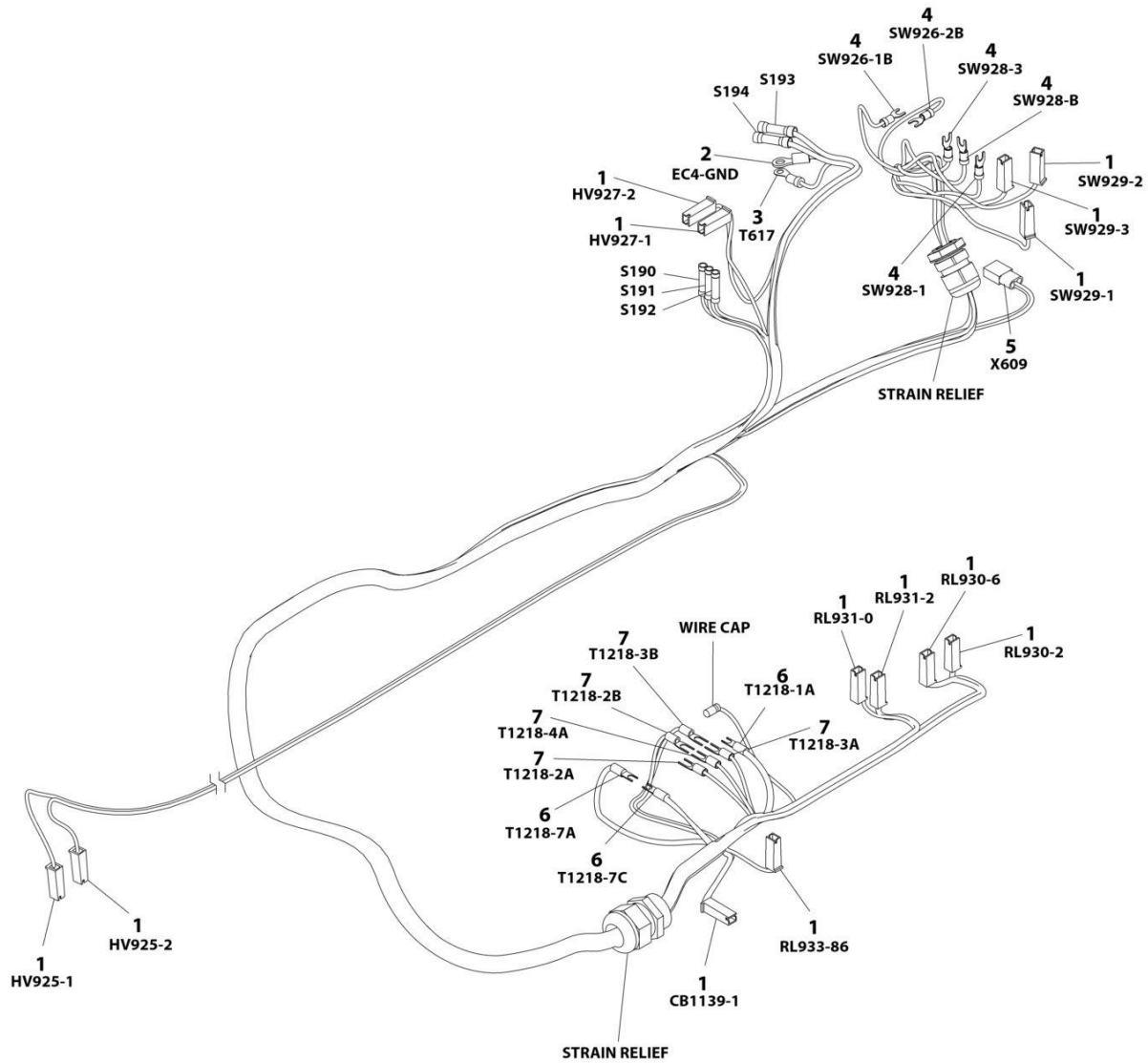
SECTION 7 - ELECTRICAL

FIGURE 7-6. FRAME HARNESS

ITEM	PART NUMBER	QTY	DESCRIPTION	REV
	1001103214	Ref	FRAME HARNESS	A
1	2920151	4	Light, LED	
2	3740106	1	Relay Block	
3	4460042	5	Terminal, Ring	
4	4460142	3	Terminal, Ring	
5	4460259	5	Terminal	
6	4460260	7	Housing, Terminal	
7	4460268	7	Socket, Female	
8	4460297	2	Terminal	
9	4460445	1	Receptacle, Female - 3 Position	
10	4460961	1	Receptacle, Female - 4 Position	

SECTION 7 - ELECTRICAL

FIGURE 7-7. GROUND CONTROL HARNESS (AC MACHINES)



ART_1001267219

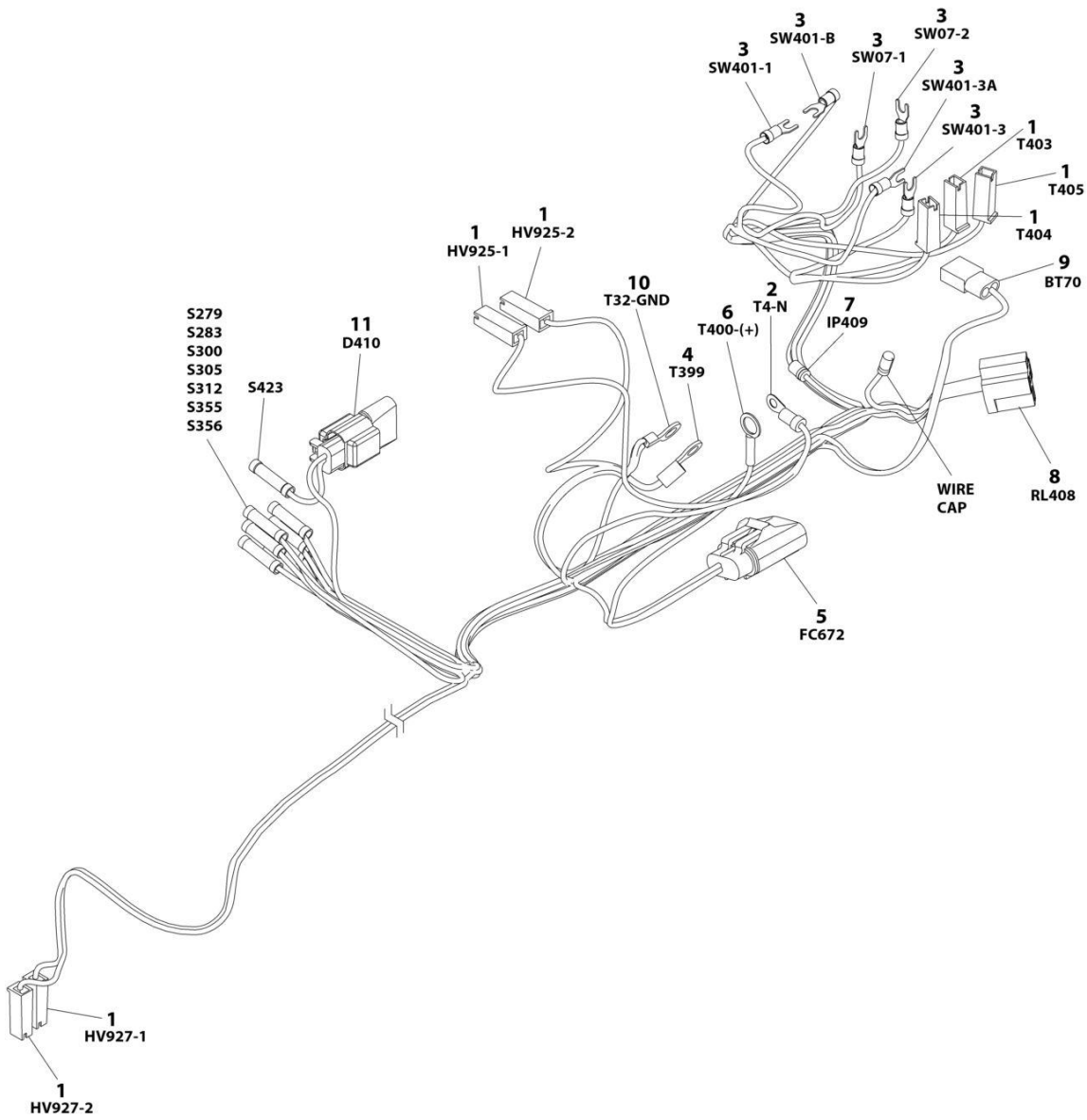
SECTION 7 - ELECTRICAL

FIGURE 7-7. GROUND CONTROL HARNESS (AC MACHINES)

ITEM	PART NUMBER	QTY	DESCRIPTION	REV
	1001267219	Ref	GROUND CONTROL HARNESS (AC MACHINES)	A
1	4460259	13	Terminal	
1	4460260	13	Housing, Terminal	
2	4460043	1	Terminal, Ring	
3	4460068	1	Terminal, Ring	
4	4460115	5	Terminal, Fork	
5	4460424	1	Connector- 2 Position	
5	4460268	1	Terminal	
6	4460315	3	Terminal, Ring	
7	4460145	5	Terminal, Fork	

SECTION 7 - ELECTRICAL

FIGURE 7-8. GROUND CONTROL HARNESS (DC MACHINES)



ART_1001267220

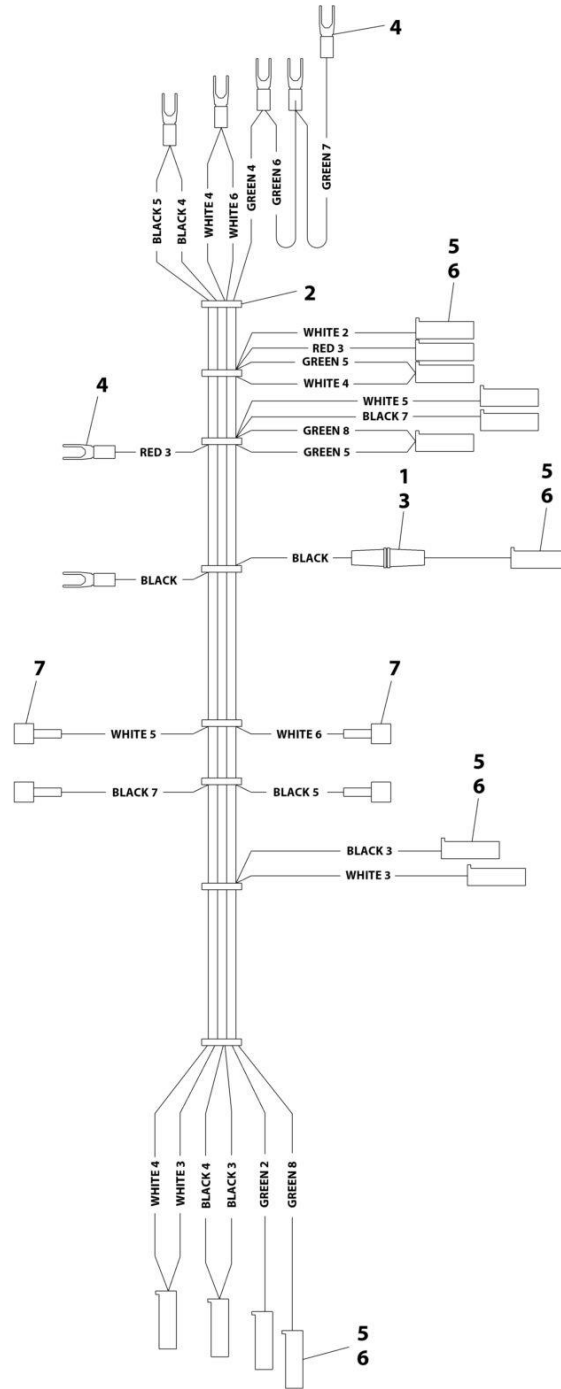
SECTION 7 - ELECTRICAL

FIGURE 7-8. GROUND CONTROL HARNESS (DC MACHINES)

ITEM	PART NUMBER	QTY	DESCRIPTION	REV
	1001267220	Ref	GROUND CONTROL HARNESS (DC MACHINES)	A
1	4460260	7	Housing, Terminal	
1	4460259	7	Terminal	
2	4460068	1	Terminal, Ring	
3	4460115	6	Terminal, Fork	
4	4460043	1	Terminal, Ring	
5	1001117078	1	Fuse Assembly - 5AMP ATO	
5	See Note	1	Fuse 5 Amp (Note: Purchase Locally)	
5	1001116733	2	Terminal	
6	4460256	1	Terminal, Ring	
7	3990010	1	Diode	
8	4460741	1	Connector, Relay - 6 Position	
8	4460420	1	Terminal	
8	1001116723	3	Terminal, Female	
9	4460424	1	Connector - 2 Position	
9	4460268	1	Terminal	
9	4460906	1	Connector	
10	4460312	1	Terminal, Ring	
11	4460891	1	Connector	
11	4460465	2	Socket	
11	1001116816	1	Connector	

SECTION 7 - ELECTRICAL

FIGURE 7-9. JUNCTION BOX HARNESS (100VAC MACHINES)



ART_4923150

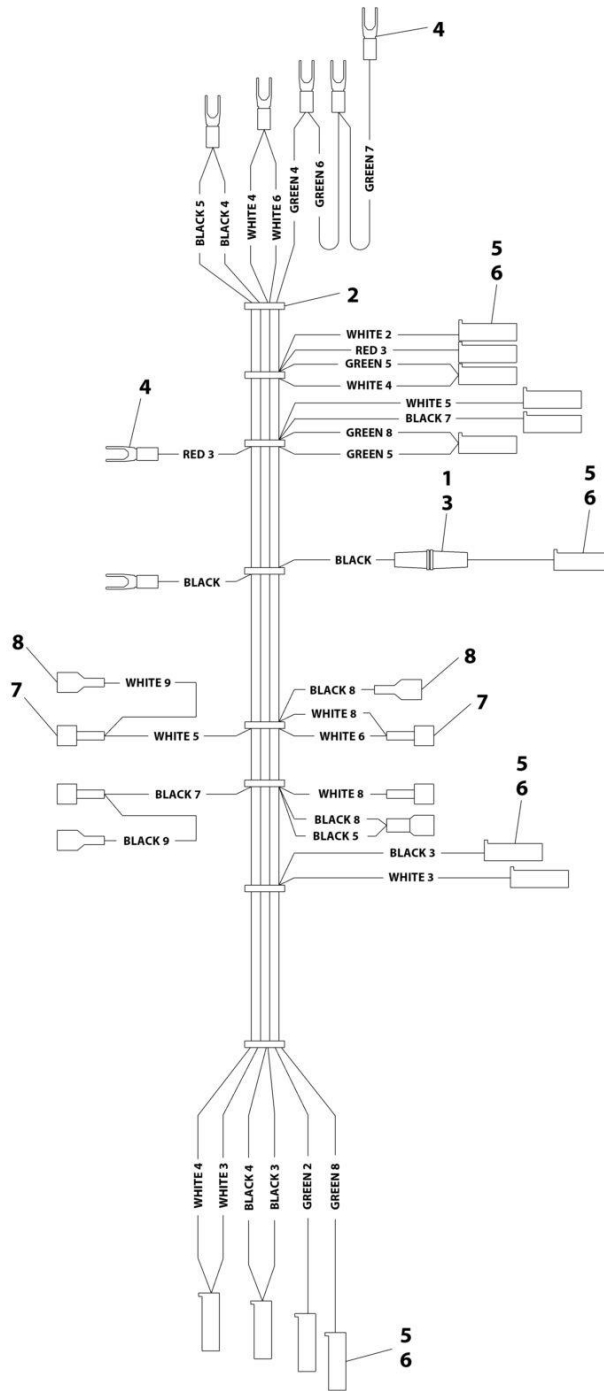
SECTION 7 - ELECTRICAL

FIGURE 7-9. JUNCTION BOX HARNESS (100VAC MACHINES)

ITEM	PART NUMBER	QTY	DESCRIPTION	REV
	4923150	Ref	JUNCTION BOX HARNESS	B
1	2400006	1	Fuse, 5 Amp	
2	4240032	AR	Tie - Strap	
3	4460044	1	Fuse Holder	
4	4460145	7	Terminal, Fork	
5	4460259	13	Terminal	
6	4460260	13	Housing, Terminal	
7	4460619	4	Terminal, Faston Receptacle	

SECTION 7 - ELECTRICAL

FIGURE 7-10. JUNCTION BOX HARNESS (120VAC MACHINES)



ART_4923131

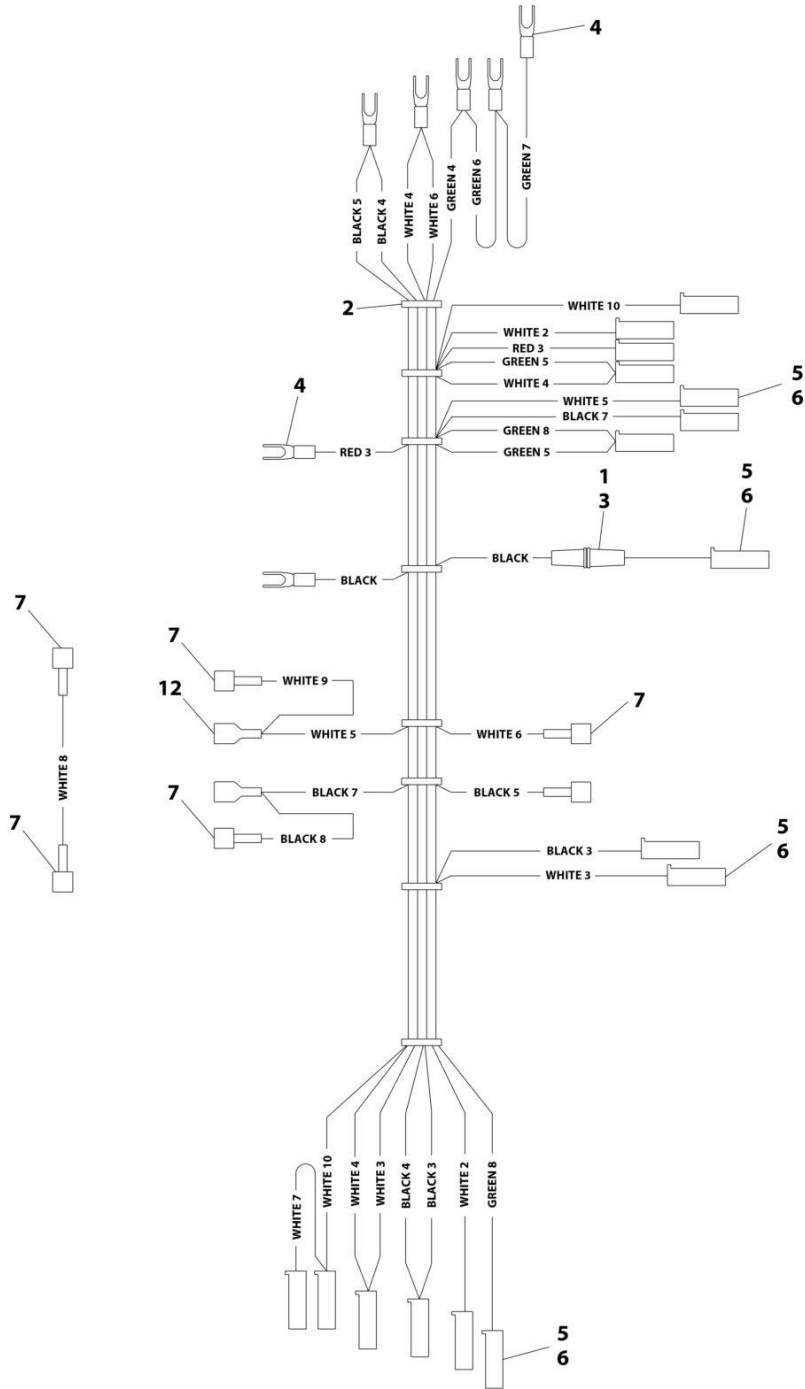
SECTION 7 - ELECTRICAL

FIGURE 7-10. JUNCTION BOX HARNESS (120VAC MACHINES)

ITEM	PART NUMBER	QTY	DESCRIPTION	REV
	4923131	Ref	JUNCTION BOX HARNESS	B
1	2400006	1	Fuse, 5 Amp	
2	4240032	AR	Tie - Strap	
3	4460044	1	Fuse Holder	
4	4460145	7	Terminal, Fork	
5	4460259	13	Terminal	
6	4460260	13	Housing, Terminal	
7	4460483	4	Terminal, Faston Receptacle	
8	4460619	4	Terminal, Faston Receptacle	

SECTION 7 - ELECTRICAL

FIGURE 7-11. JUNCTION BOX HARNESS (240VAC MACHINES)



ART_4923151

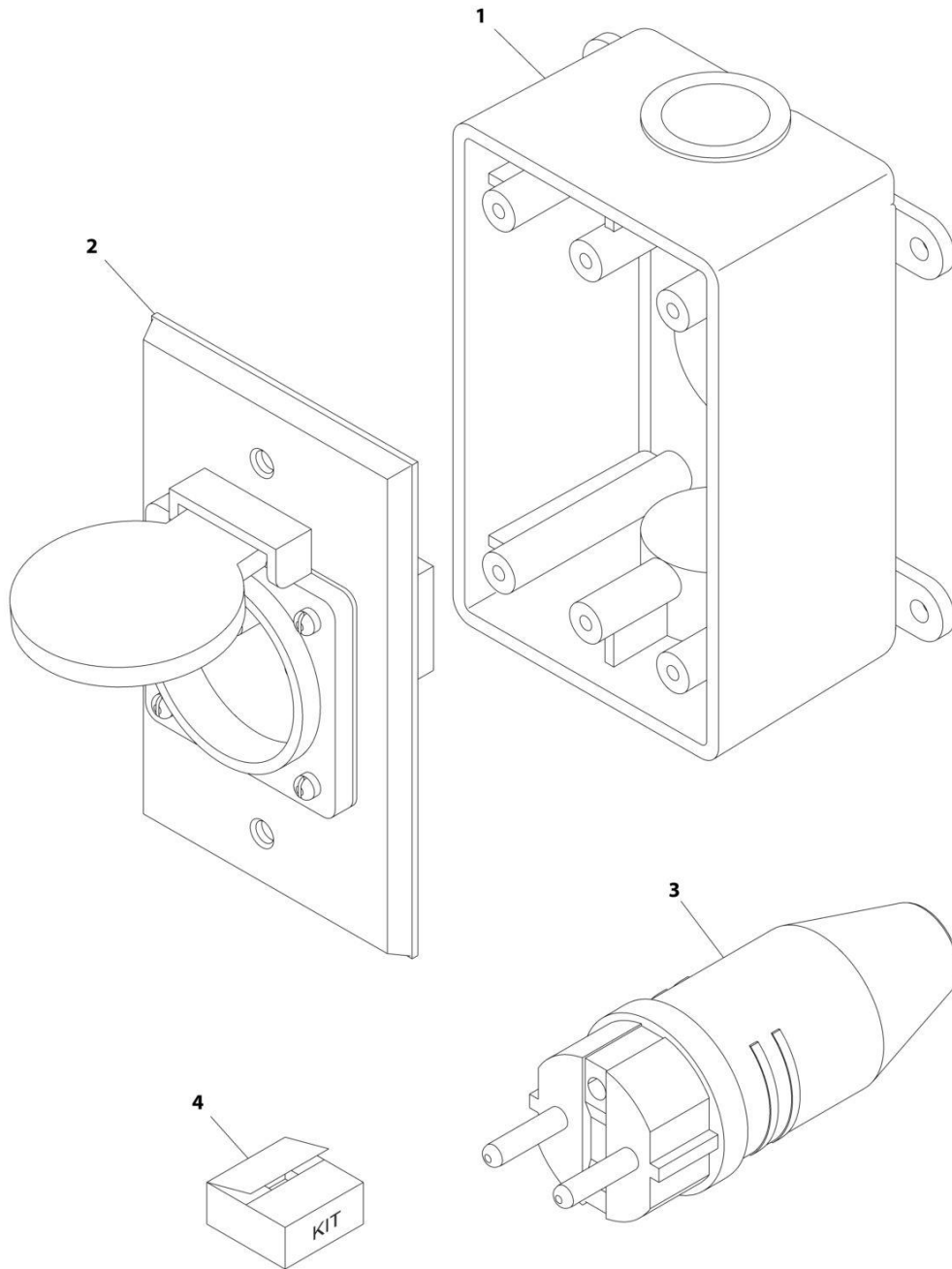
SECTION 7 - ELECTRICAL

FIGURE 7-11. JUNCTION BOX HARNESS (240VAC MACHINES)

ITEM	PART NUMBER	QTY	DESCRIPTION	REV
	4923151	Ref	JUNCTION BOX HARNESS	B
1	2400006	1	Fuse, 5 Amp	
2	4240032	AR	Tie - Strap	
3	4460044	1	Fuse Holder	
4	4460145	7	Terminal, Fork	
5	4460259	16	Terminal	
6	4460260	16	Housing, Terminal	
7	4460619	6	Terminal, Faston Receptacle	
12	4460483	2	Terminal, Faston Receptacle	

SECTION 7 - ELECTRICAL

FIGURE 7-12. RECEPTACLE BOX KIT - 220V CEE7 POST GROUND 2X4 BOX (CE SPEC)



ART_0275452-C

SECTION 7 - ELECTRICAL

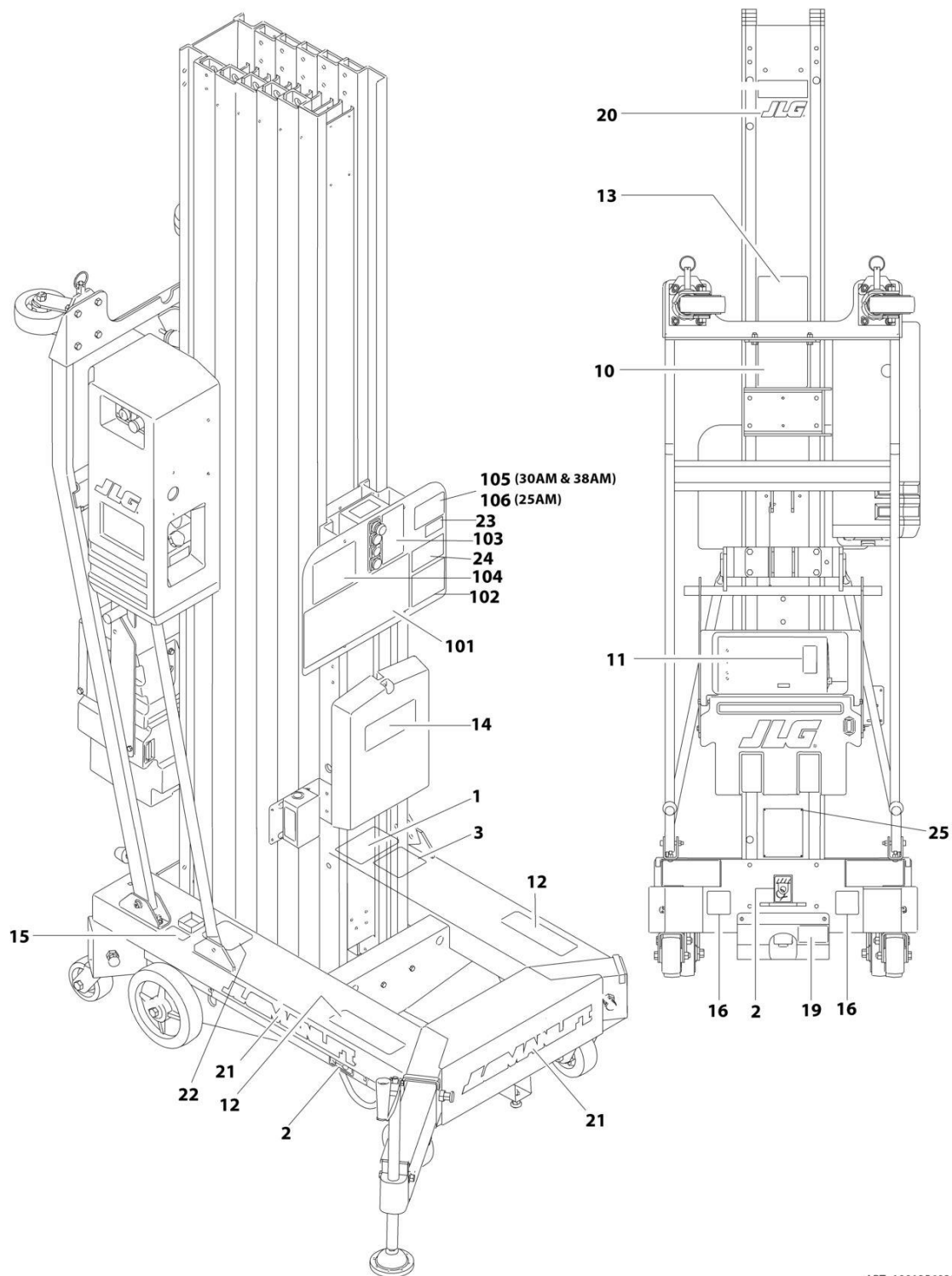
FIGURE 7-12. RECEPTACLE BOX KIT - 220V CEE7 POST GROUND 2X4 BOX (CE SPEC)

ITEM	PART NUMBER	QTY	DESCRIPTION	REV
	0275452	Ref	RECEPTACLE BOX KIT - 220V CEE7 POST GROUND 2IN X 4IN BOX	C
1	0861731	1	Box, Switch	
2	4461244	1	Receptacle	
3	4461205	1	Plug, Male	
4	1001100345	1	Plug and Socket Kit (Includes Items 1-3 and Female Plug p/n 4461203)	

SECTION 8 - DECALS

SECTION 8 - DECALS

FIGURE 8-1. DECALS INSTALLATION - ANSI SPECS (ENGLISH LANGUAGE)



ART_1001256039

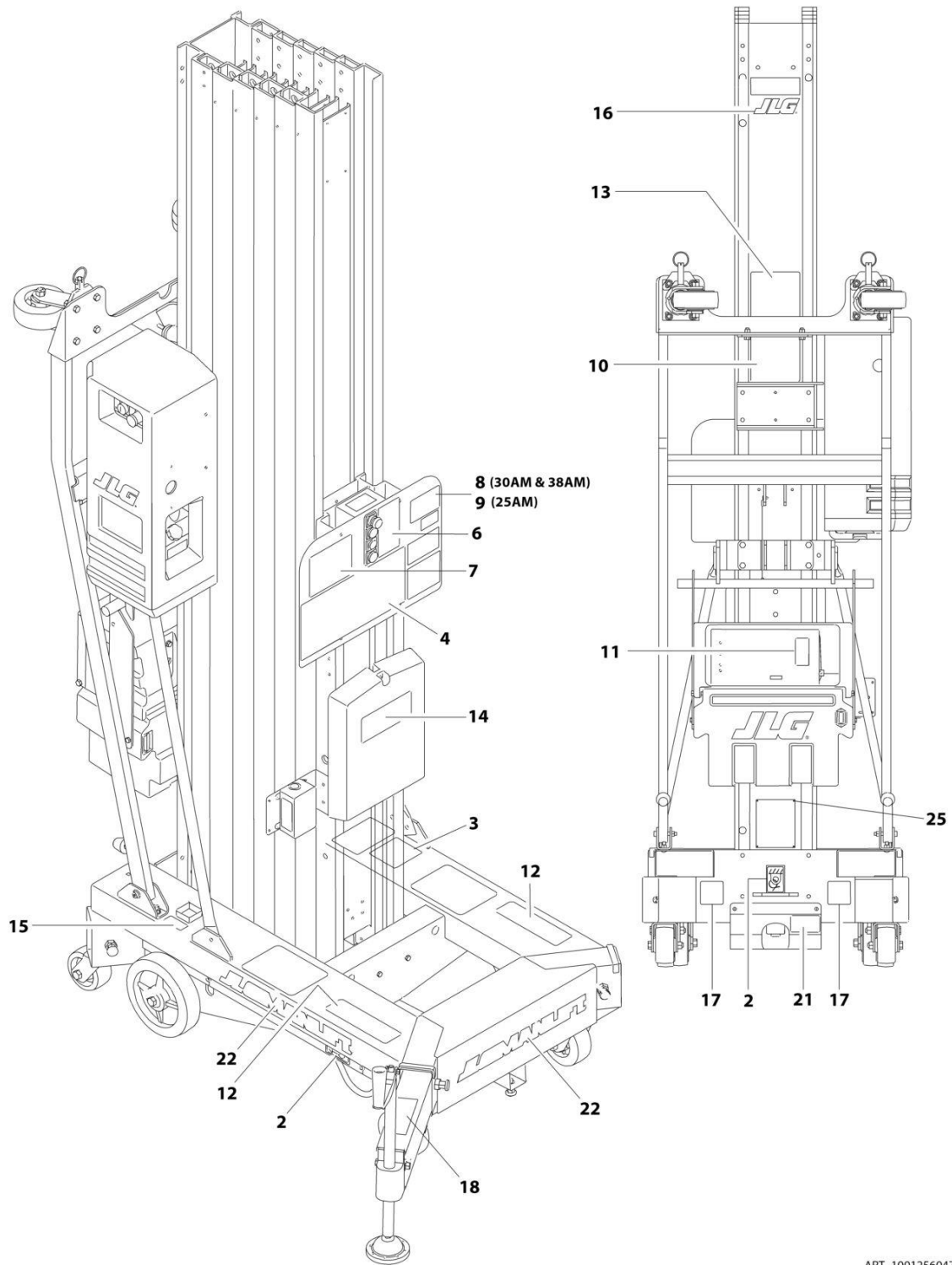
SECTION 8 - DECALS

FIGURE 8-1. DECALS INSTALLATION - ANSI SPECS (ENGLISH LANGUAGE)

ITEM	PART NUMBER	QTY	DESCRIPTION	REV
	1001256039	Ref	DECAL INSTALLATION	B
1	1001131273	1	Decal - Patent	
2	1702300	3	Decal - Tie Down	
3	See Note	1	Decal - Barcode (Note: Not available for purchase)	
10	1703784	1	Decal - Crushing/Tipping Hazard	
11	1703785	1	Decal - Warning	
12	1703786	2	Decal - Crushing Hazard	
13	1703787	1	Decal - Tiltback Crushing Hazard	
14	1701509	1	Decal - Manual	
15	1703789	1	Decal - Level Indicator (Australian Spec Only)	
16	1703817	2	Decal - Forklift	
17	2901570	Ref	Decal Kit (Not Shown) (Includes 10-15)	
19	1001115864	1	Decal - Manual Descent	
20	1703681	1	Decal - JLG	
21	1001126700	3	Decal - Manlift	
22	1001223055	1	Decal - Annual Inspection	
23	1001228370	1	Decal - ICES	
24	1001231801	1	Decal - Warning Prop 65	
25	3820013	4	Rivet	
100	1001256048	Ref	Decal Kit (Not Shown) (Includes 101-106)	
101	1703778	1	Decal - Warning	
102	1703779	1	Decal - USA	
103	1703780	1	Decal - Function Controls	
104	1703781	1	Decal - Electrocutation Hazard	
105	1001256055	1	Decal - Capacity (30AM & 38AM)	
106	1001256056	1	Decal - Capacity (25AM)	

SECTION 8 - DECALS

FIGURE 8-2. DECALS INSTALLATION - AUSTRALIAN SPECS (ENGLISH LANGUAGE)



ART_1001256047

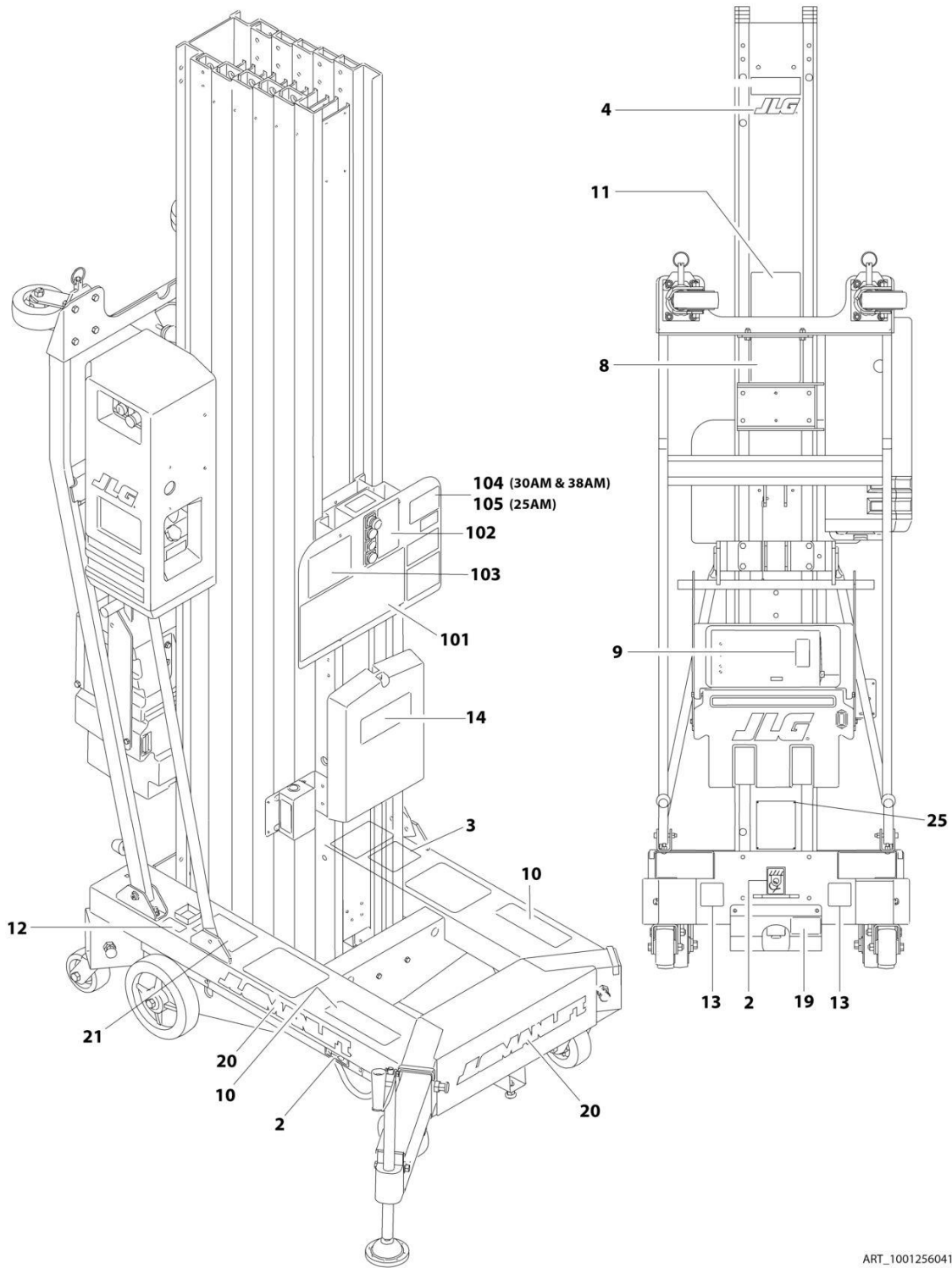
SECTION 8 - DECALS

FIGURE 8-2. DECALS INSTALLATION - AUSTRALIAN SPECS (ENGLISH LANGUAGE)

ITEM	PART NUMBER	QTY	DESCRIPTION	REV
	1001256047	Ref	DECAL INSTALLATION	B
2	1702300	3	Decal - Tie Down	
3	See Note	1	Decal - Barcode (Note: Not available for purchase)	
4	1703778	1	Decal - Warning	
6	1703780	1	Decal - Function Controls	
7	1703781	1	Decal - Electrocution Hazard	
8	1704094	1	Decal - Capacity (30AM & 38AM)	
9	1704095	1	Decal - Capacity (25AM)	
10	1703784	1	Decal - Crushing/Tipping Hazard	
11	1703785	1	Decal - Warning	
12	1703786	2	Decal - Crushing Hazard	
13	1703787	1	Decal - Tiltback Crushing Hazard	
14	1701509	1	Decal - Manual	
15	1703789	1	Decal - Level Indicator (Australian Spec Only)	
16	1703681	1	Decal - JLG	
17	1703817	2	Decal - Forklift	
18	1705796	4	Decal - Indoor Use Only	
19	2901570	Ref	Decal Kit (Not Shown) (Includes Items 10-15)	
20	2901681	Ref	Decal Kit (Not Shown) (Includes Items 4-9)	
21	1001115864	1	Decal - Manual Descent	
22	1001126700	3	Decal - Manlift	
25	3820013	4	Rivet	

SECTION 8 - DECALS

FIGURE 8-3. DECALS INSTALLATION - BRAZIL SPECS (PORTUGUESE/SPANISH LANGUAGE)



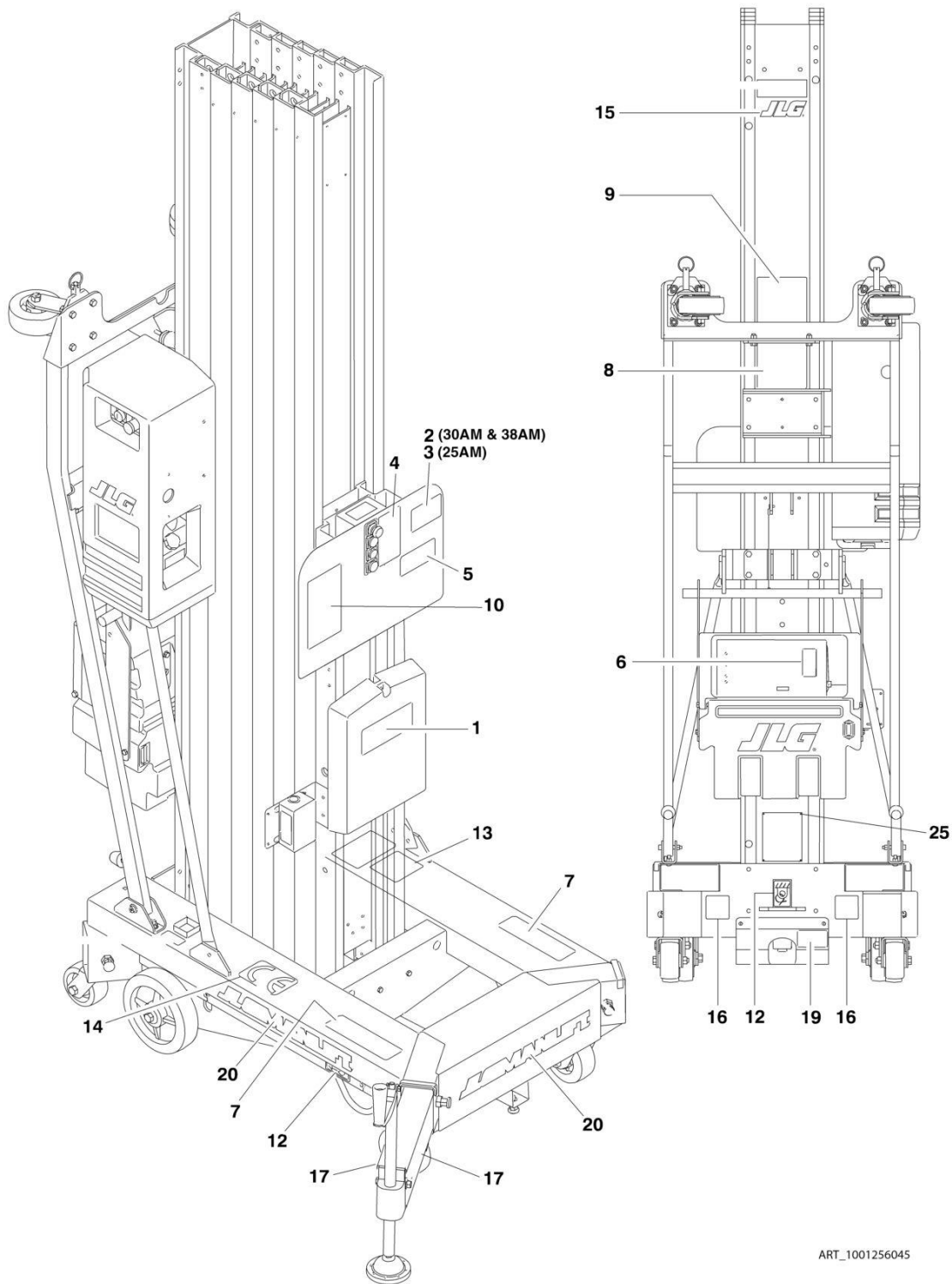
SECTION 8 - DECALS

FIGURE 8-3. DECALS INSTALLATION - BRAZIL SPECS (PORTUGUESE/SPANISH LANGUAGE)

ITEM	PART NUMBER	QTY	DESCRIPTION	REV
	1001256041	Ref	DECAL INSTALLATION	B
2	1702300	3	Decal - Tie Down	
3	See Note	1	Decal - Barcode (Note: Not available for purchase)	
4	1703681	1	Decal - JLG	
8	1704022	1	Decal - Crushing/Tipping Hazard	
9	1704023	1	Decal - Warning Fire Hazard	
10	1704024	2	Decal - Crushing Hazard	
11	1704025	1	Decal - Tiltback Crushing Hazard	
12	1704026	1	Decal - Level Indicator	
13	1703817	2	Decal - Forklift	
14	1701509	1	Decal - Manual	
16	2901624	Ref	Decal Kit (Not Shown) (Includes 8-12 & 14)	
19	1001115864	1	Decal - Manual Descent	
20	1001126700	3	Decal - Manlift	
21	1001224049	1	Decal - Annual Inspection	
25	3820013	4	Rivet	
100	1001256050	Ref	Decal Kit (Not Shown) (Includes 101-105)	
101	1704019	1	Decal - Warning	
102	1704020	1	Decal - Function Controls	
103	1704021	1	Decal - Electrocution Hazard	
104	1001256055	1	Decal - Capacity (30AM & 38AM)	
105	1001256056	1	Decal - Capacity (25AM)	

SECTION 8 - DECALS

FIGURE 8-4. DECALS INSTALLATION - CE SPECS (ENGLISH LANGUAGE)



ART_1001256045

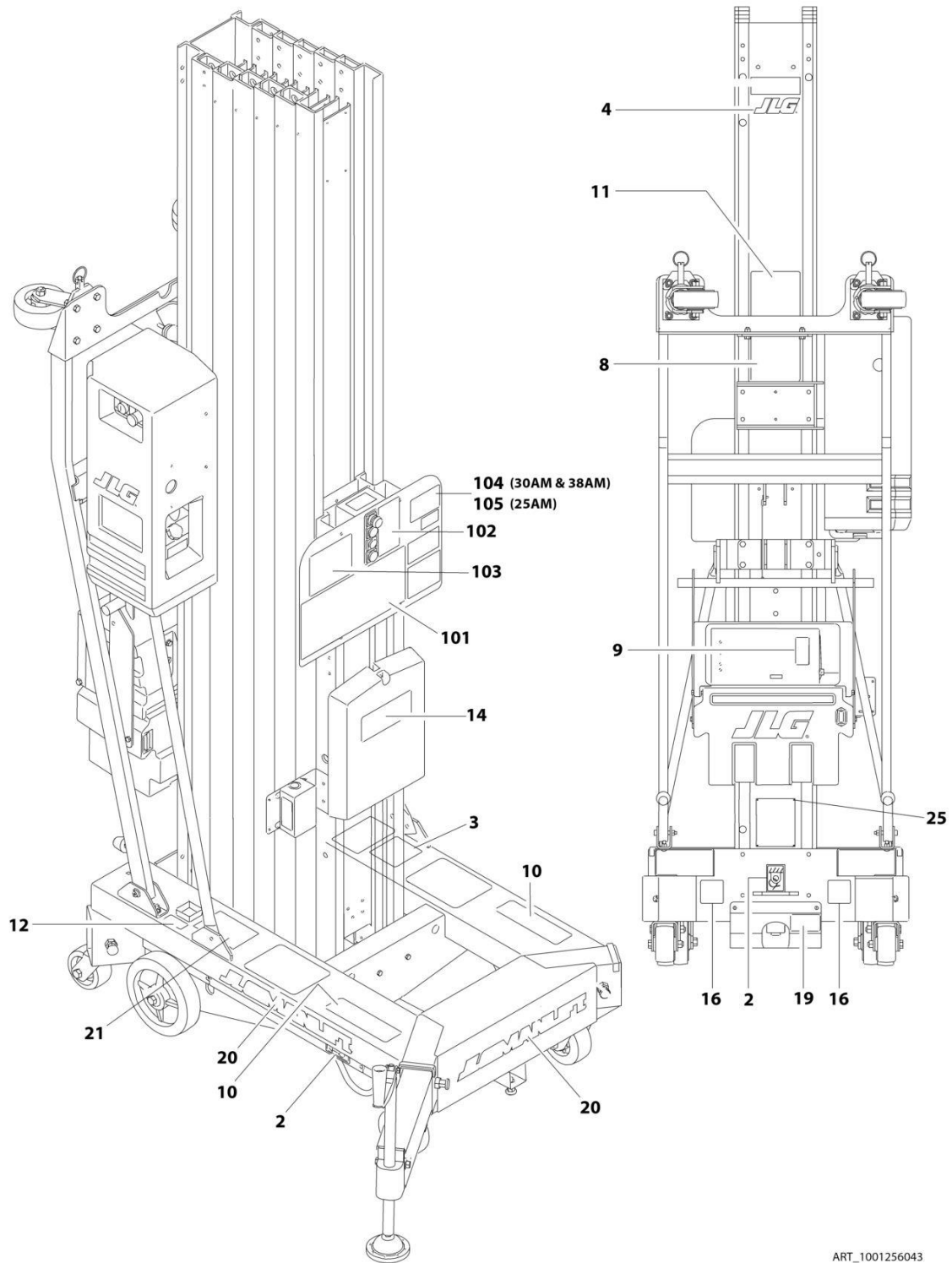
SECTION 8 - DECALS

FIGURE 8-4. DECALS INSTALLATION - CE SPECS (ENGLISH LANGUAGE)

ITEM	PART NUMBER	QTY	DESCRIPTION	REV
	1001256045	Ref	DECALS INSTALLATION	B
1	1701509	1	Decal - Manual	
2	1704094	1	Decal - 135kgs Capacity (30AM &38AM)	
3	1704095	1	Decal - 160kgs Capacity (25AM)	
4	1705801	1	Decal - Function Controls	
5	1705802	1	Decal - Warning Electrocution Hazard	
6	1705803	1	Decal - Warning Fire Hazard	
7	1705805	2	Decal - Warning Crushing	
8	1705831	1	Decal - Warning	
9	1001098578	1	Decal - Warning Crushing	
10	1001098579	1	Decal - Warning	
12	1702300	3	Decal - Tie Down	
13	See Note	NSS	Decal - Barcode (Note: Not available for purchase)	
14	1702928	1	Decal - CE (CE Spec Only)	
15	1703681	AR	Decal - JLG Options:	
16	1703817	2	Decal - Forklift	
17	4420051	10 ft/3.0m	Tape, Safety (CE Spec Only)	
18	1001098588	Ref	Decal Kit (Not Shown) (Includes Item 1-10)	
19	1001115864	1	Decal - Manual Descent	
20	1001126700	3	Decal - Manlift	
25	3820013	4	Rivet	

SECTION 8 - DECALS

FIGURE 8-5. DECALS INSTALLATION - CHINA SPECS (CHINESE - SIMPLIFIED/ENGLISH LANGUAGE)



ART_1001256043

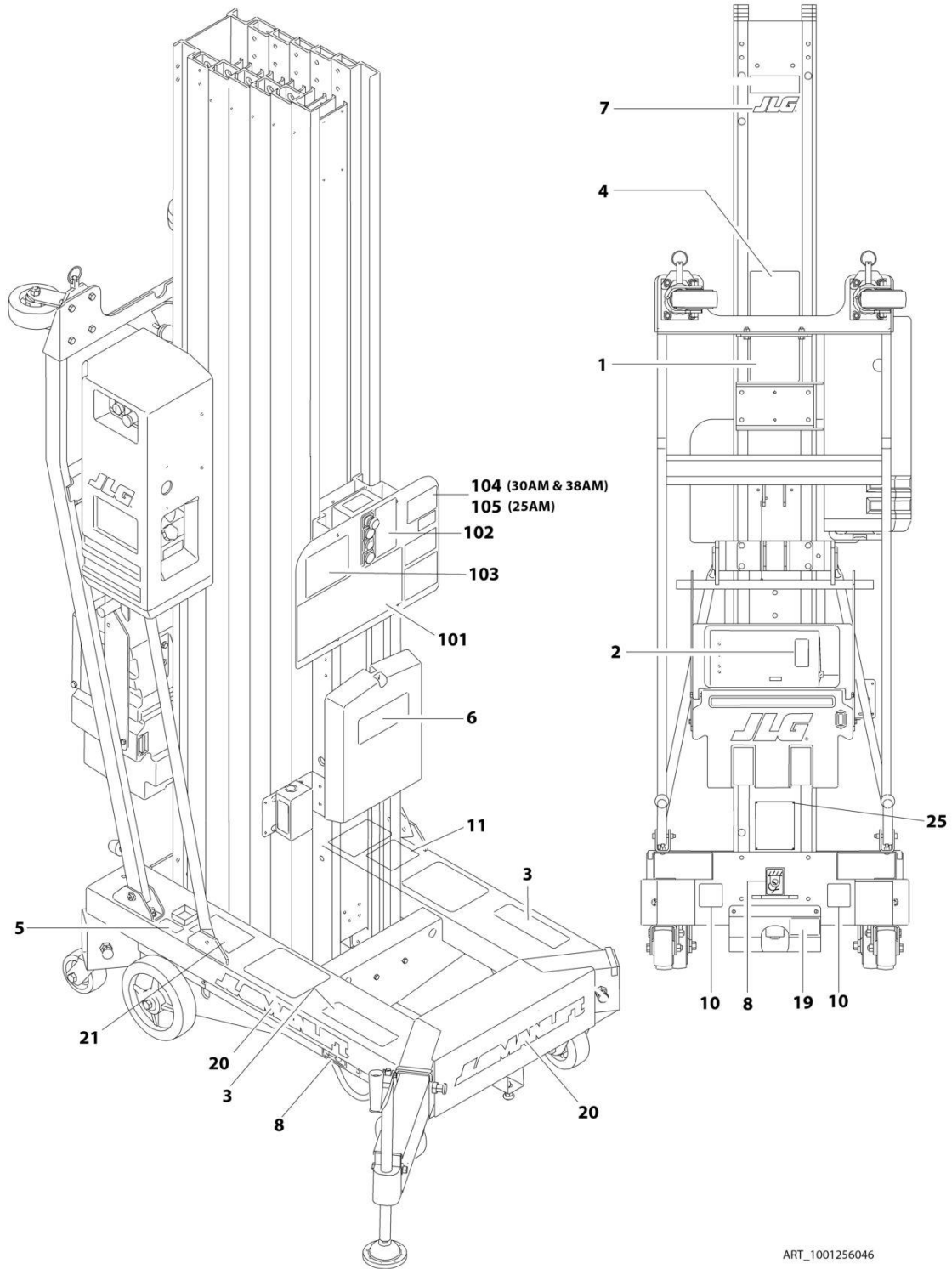
SECTION 8 - DECALS

FIGURE 8-5. DECALS INSTALLATION - CHINA SPECS (CHINESE - SIMPLIFIED/ENGLISH LANGUAGE)

ITEM	PART NUMBER	QTY	DESCRIPTION	REV
	1001256043	Ref	DECAL INSTALLATION	B
2	1702300	3	Decal - Tie Down	
3	See Note	1	Decal - Barcode (Note: Not available for purchase)	
4	1703681	1	Decal - JLG	
8	1704078	1	Decal - Crushing/Tipping Hazard	
9	1704079	1	Decal - Warning Fire Hazard	
10	1704081	2	Decal - Crushing Hazard	
11	1704082	1	Decal - Tiltback Crushing Hazard	
12	1704083	1	Decal - Level Indicator	
14	1701509	1	Decal - Manual	
16	1703817	2	Decal - Forklift	
17	2901634	Ref	Decal Kit (Not Shown) (Includes 8-14)	
19	1001115864	1	Decal - Manual Descent	
20	1001126700	3	Decal - Manlift	
21	1001224051	1	Decal - Annual Inspection	
25	3820013	4	Rivet	
100	1001256052	Ref	Decal Kit (Not Shown) (Includes 101-105)	
101	1704075	1	Decal - Warning	
102	1704076	1	Decal - Function Controls	
103	1704077	1	Decal - Electrocution Hazard	
104	1001256055	1	Decal - Capacity (30AM & 38AM)	
105	1001256056	1	Decal - Capacity (25AM)	

SECTION 8 - DECALS

FIGURE 8-6. DECALS INSTALLATION - CHINA SPECS (CHINESE - TRADITIONAL/ENGLISH LANGUAGE)



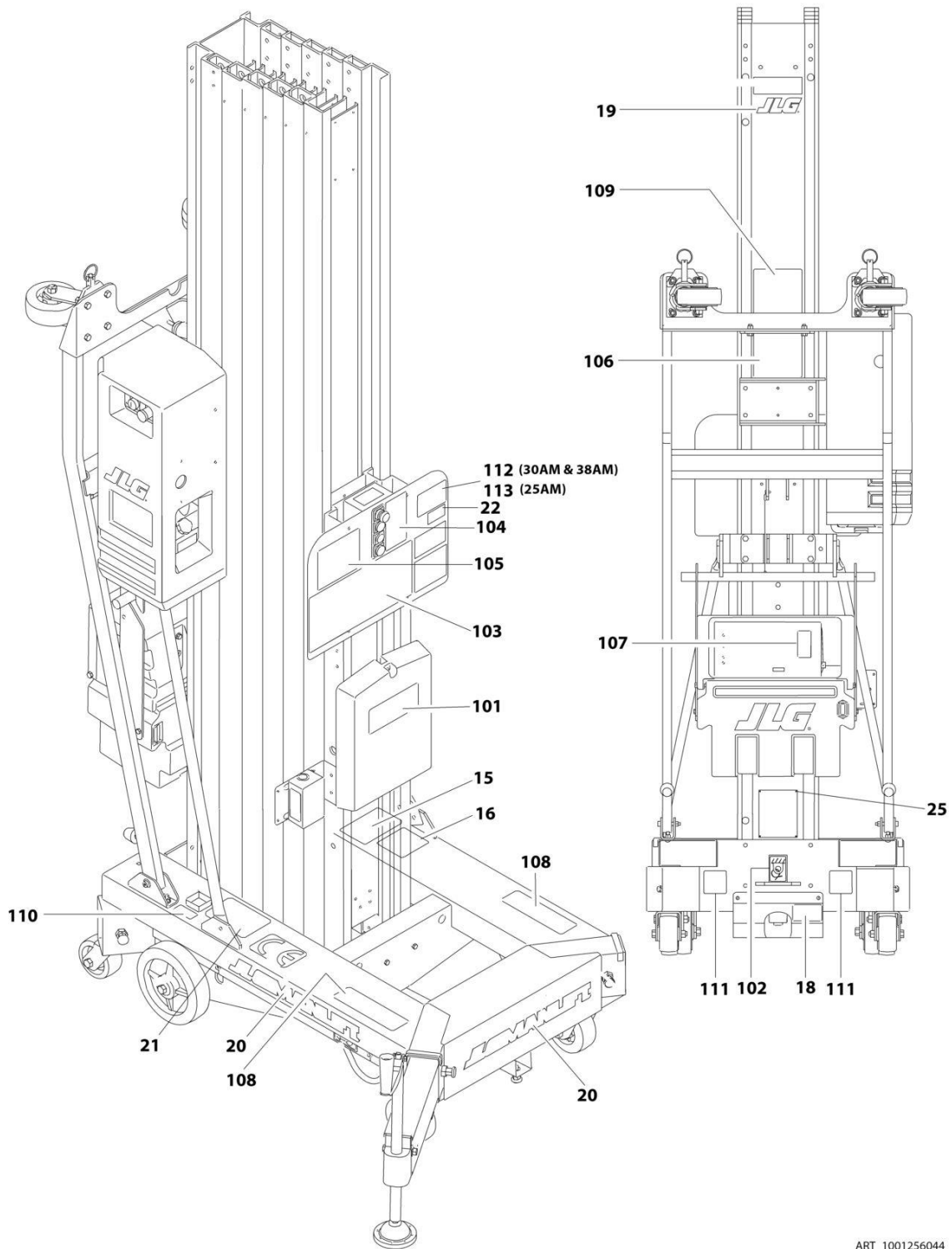
SECTION 8 - DECALS

FIGURE 8-6. DECALS INSTALLATION - CHINA SPECS (CHINESE - TRADITIONAL/ENGLISH LANGUAGE)

ITEM	PART NUMBER	QTY	DESCRIPTION	REV
	1001256046	Ref	DECAL INSTALLATION	B
1	1706696	1	Decal - Crushing/Tipping Hazard	
2	1706697	1	Decal - Explosion Hazard	
3	1704081	2	Decal - Crushing Hazard	
4	1706695	1	Decal - Crushing Hazard	
5	1706699	1	Decal - Level Indicator	
6	1701509	1	Decal - Manual	
7	1703681	1	Decal - JLG	
8	1702300	3	Decal - Tie Down	
10	1703817	2	Decal - Forklift	
11	See Note	1	Decal - Barcode (Note: Not available for purchase)	
17	2902487	Ref	Decal Kit (Not Shown) (Includes 1-6 & 8-10)	
19	1001115864	1	Decal - Manual Descent	
20	1001126700	3	Decal - Manlift	
21	1001224050	1	Decal - Annual Inspection	
25	3820013	4	Rivet	
100	1001256054	Ref	Decal Kit (Not Shown) (Includes 101-105)	
101	1706692	1	Decal - Warning	
102	1706693	1	Decal - Function Controls	
103	1706694	1	Decal - Electrocution Hazard	
104	1001256055	1	Decal - Capacity (30AM & 38AM)	
105	1001256056	1	Decal - Capacity (25AM)	

SECTION 8 - DECALS

FIGURE 8-7. DECALS INSTALLATION - CSA SPECS (FRENCH/ENGLISH LANGUAGE)



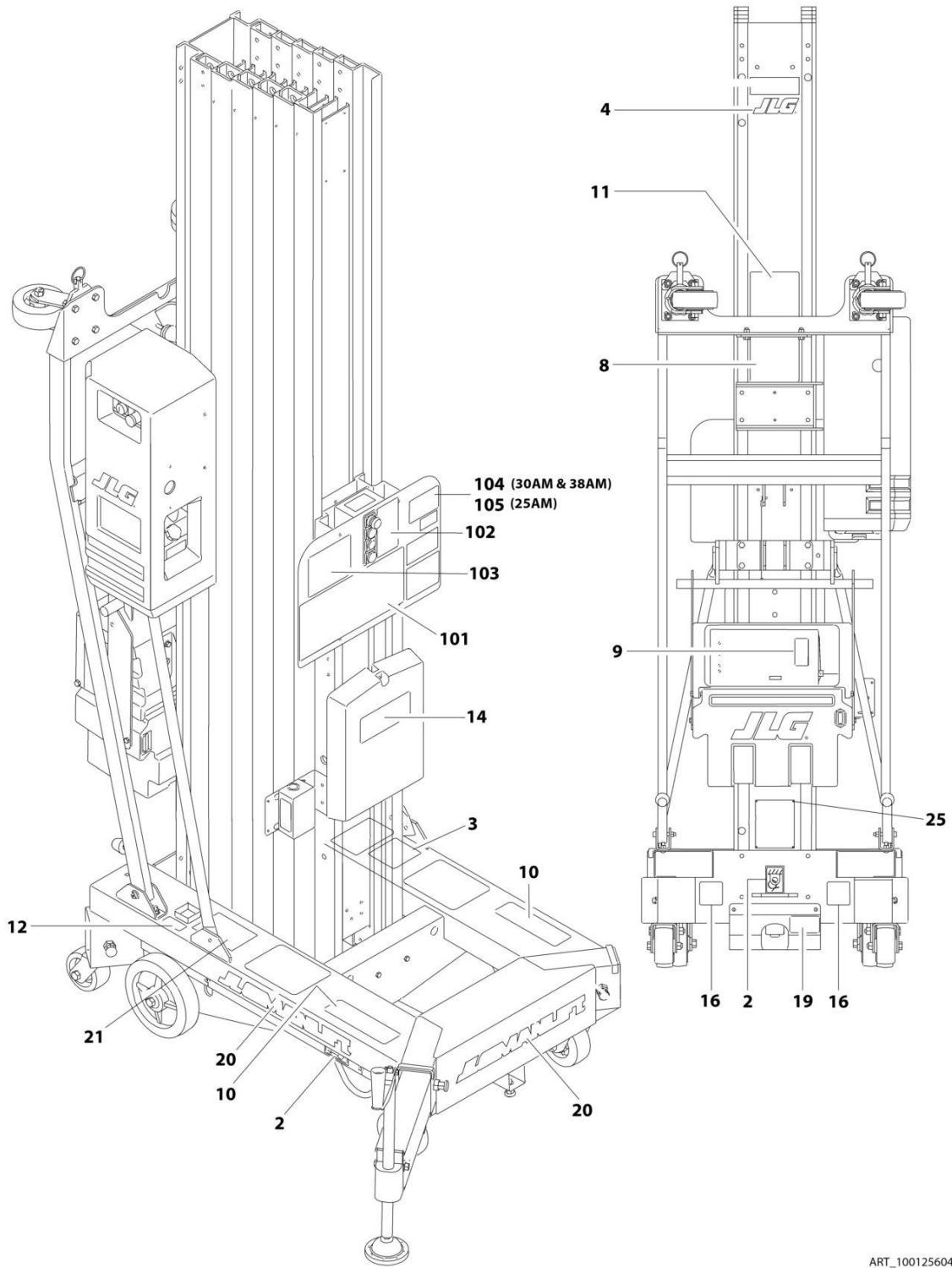
SECTION 8 - DECALS

FIGURE 8-7. DECALS INSTALLATION - CSA SPECS (FRENCH/ENGLISH LANGUAGE)

ITEM	PART NUMBER	QTY	DESCRIPTION	REV
	1001256044	Ref	DECAL INSTALLATION	B
22	1001228370	1	Decal - ICES	
1	1001131273	1	Decal - Patent	
3	See Note	1	Decal - Barcode (Note: Not available for purchase)	
19	1001115864	1	Decal - Manual Descent	
19	1703681	1	Decal - JLG	
20	1001126700	3	Decal - Manlift	
21	1001223971	1	Decal - Annual Inspection	
25	3820013	4	Rivet	
100	1001256053	Ref	Decal Kit (Not Shown) (Includes 101-113)	
101	1701509	1	Decal - Manual	
102	1702300	3	Decal - Tie Down	
103	1703778	1	Decal - Warning	
104	1703780	1	Decal - Function Controls	
105	1703781	1	Decal - Electrocution Hazard	
106	1703784	1	Decal - Crushing/Tipping Hazard	
107	1703785	1	Decal - Warning	
108	1703786	2	Decal - Crusing Hazard	
109	1703787	1	Decal - Tiltback Crushing Hazard	
110	1703789	1	Decal - Level Indicator	
111	1703817	2	Decal - Forklift	
112	1001256055	1	Decal - Capacity (30AM & 38AM)	
113	1001256056	1	Decal - Capacity (25AM)	

SECTION 8 - DECALS

FIGURE 8-8. DECALS INSTALLATION - JAPANESE SPECS (JAPANESE/ENGLISH LANGUAGE)



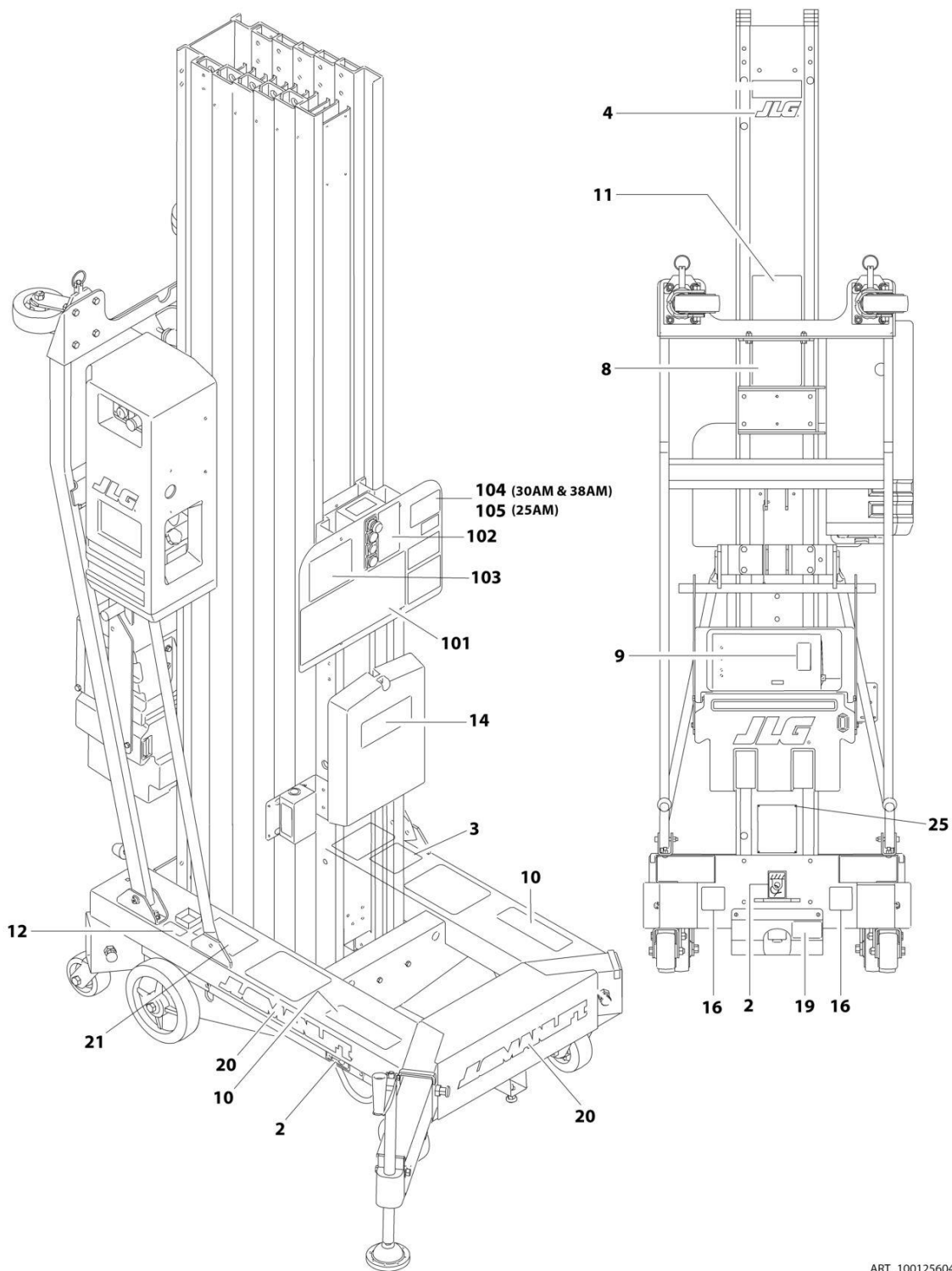
SECTION 8 - DECALS

FIGURE 8-8. DECALS INSTALLATION - JAPANESE SPECS (JAPANESE/ENGLISH LANGUAGE)

ITEM	PART NUMBER	QTY	DESCRIPTION	REV
	1001256042	Ref	DECAL INSTALLATION	B
2	1702300	3	Decal - Tie Down	
3	See Note	1	Decal - Barcode (Note: Not available for purchase)	
4	1703681	1	Decal - JLG	
8	1704088	1	Decal - Crushing/Tipping Hazard	
9	1704089	1	Decal - Warning Fire Hazard	
10	1704090	2	Decal - Crushing Hazard	
11	1704091	1	Decal - Tiltback Crushing Hazard	
12	1704092	1	Decal - Level Indicator	
14	1701509	1	Decal - Manual	
16	1703817	2	Decal - Forklift	
17	2901633	Ref	Decal Kit (Not Shown) (Includes 8-12)	
19	1001115864	1	Decal - Manual Descent	
20	1001126700	3	Decal - Manlift	
21	1001224049	1	Decal - Annual Inspection	
25	3820013	4	Rivet	
100	1001256051	Ref	Decal Kit (Not Shown) (Includes 101-105)	
101	1704084	1	Decal - Warning	
102	1704085	1	Decal - Function Controls	
103	1704086	1	Decal - Electrocution Hazard	
104	1001256055	1	Decal - Capacity (30AM & 38AM)	
105	1001256056	1	Decal - Capacity (25AM)	

SECTION 8 - DECALS

FIGURE 8-9. DECALS INSTALLATION - LATIN AMERICAN SPECS (SPANISH/ENGLISH LANGUAGE)



ART_1001256040

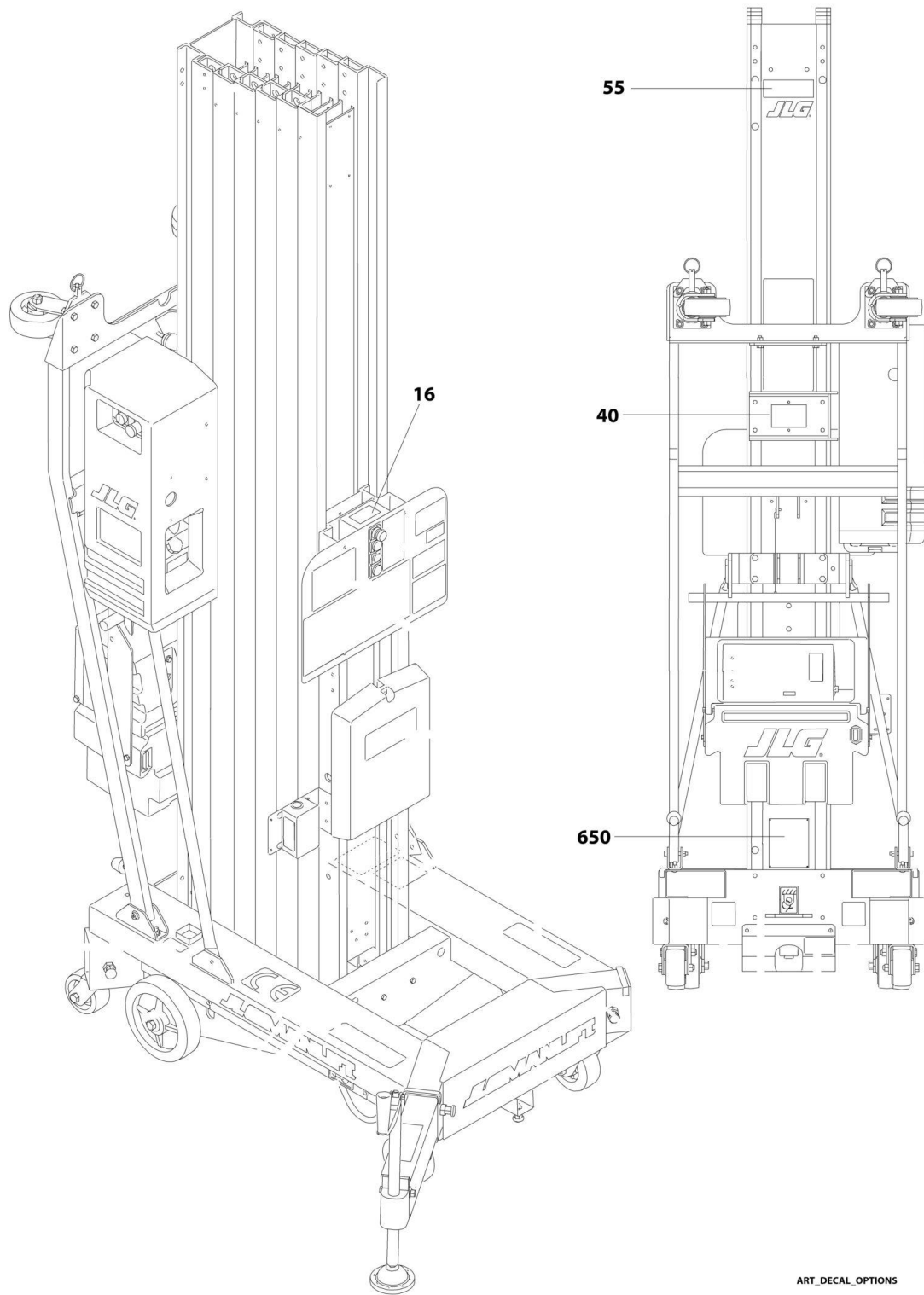
SECTION 8 - DECALS

FIGURE 8-9. DECALS INSTALLATION - LATIN AMERICAN SPECS (SPANISH/ENGLISH LANGUAGE)

ITEM	PART NUMBER	QTY	DESCRIPTION	REV
	1001256040	Ref	DECAL INSTALLATION	B
2	1702300	3	Decal - Tie Down	
3	See Note	1	Decal - Barcode (Note: Not available for purchase)	
4	1703681	1	Decal - JLG	
8	1704030	1	Decal - Crushing/Tipping Hazard	
9	1704031	1	Decal - Warning Fire Hazard	
10	1704032	2	Decal - Crushing Hazard	
11	1704033	1	Decal - Tiltback Crushing Hazard	
12	1704034	1	Decal - Level Indicator	
14	1701509	1	Decal - Manual	
16	1703817	2	Decal - Forklift	
17	2901623	Ref	Decal Kit (Not Shown) (Includes 8-14)	
19	1001115864	1	Decal - Manual Descent	
20	1001126700	3	Decal - Manlift	
21	1001224049	1	Decal - Annual Inspection	
23	1001228370	1	Decal - ICES	
24	1001231801	1	Decal - Warning Prop 65	
25	3820013	4	Rivet	
100	1001256049	Ref	Decal Kit (Not Shown) (Includes 101-105)	
101	1704027	1	Decal - Warning	
102	1704028	1	Decal - Function Controls	
103	1704029	1	Decal - Electrocution Hazard	
104	1001256055	1	Decal - Capacity (30AM & 38AM)	
105	1001256056	1	Decal - Capacity (25AM)	

SECTION 8 - DECALS

FIGURE 8-10. DECALS INSTALLATION - OPTIONS



SECTION 8 - DECALS

FIGURE 8-10. DECALS INSTALLATION - OPTIONS

ITEM	PART NUMBER	QTY	DESCRIPTION	REV
		Ref	DECAL OPTIONS	
16	1703994	1	Decal - Auxiliary Lowering (Optional)	
40	0272934	Ref	Decal Installation - Ground Support Service (ANSI & CSA SPECS) (Optional)	
40	1001110242	1	Decal - Ground Support	
46	0274607	Ref	Decal Installation - Drop Bar (Not Shown)	
46	1706493	1	Decal - Dropbar (Optional) (Not Shown - Located on Platform Dropbar)	
55		Ref	Decal - Model Designation Options:	
55	1703903	1	Decal - Model Designation 25AM	
55	1703904	1	Decal - Model Designation 30AM	
55	1001256057	1	Decal - Model Designation 38AM	
274	1001214029	1	Decal - EAC (Russia, CIS) (CE Spec Only) (Not Shown)	
650	See Note	1	Nameplate - Serial Number (Note: Not available for purchase)	

SECTION 9 - RECOMMENDED SERVICE PARTS STOCK

SECTION 9 - RECOMMENDED SERVICE PARTS STOCK

SECTION 9 - RECOMMENDED SERVICE PARTS STOCK

FIGURE 9-1. RECOMMENDED SERVICE PARTS STOCK

ITEM	PART NUMBER	QTY	DESCRIPTION	REV
		Ref	Note: The following list will service one machine (built to current production per date on the front cover) with emergency repair parts which can be installed in the field. Parts from the list should be replaced when inventory is depleted to keep service parts stock supplied. For further information, contact your JLG dealer or the JLG Industries Parts Department.	
		Ref	STANDARD PARTS	
	7020078	1	Switch, Push/Pull	
	4360467	1	Switch, Key	
	2860030	1 st	Key, Spare	
	3740049	1	Relay	
	7020088	1	Switch, Push Button	
	7020089	1	Switch, Push Button	
	7023993	1	Coil	
	2400006	2	Fuse - 5 Amp	
	3740106	1	Relay	
		Ref	VARIABLE PARTS	
	3740094	1	Relay, Starter - AC Machines	
	3740105	1	Relay, Starter - 240V AC Machines	
	3740093	1	Relay, Starter - 100 & 120V AC Machines	
	3740154	1	Relay, Starter - AC Machines (Japanese Spec Only)	
	4360070	2	Breaker, Circuit - 15 Amp - 240V AC Machines	
	70000642	1	Coil - AC Machines	
	70000643	1	Coil - DC Machines	
	70001032	1	Solenoid - DC Machines	
	7011509	2	Breaker, Circuit - DC Machines	
	7018536	2	Breaker, Circuit - DC Machines with Standard Spec Battery	
	7018558	2	Breaker, Circuit - DC Machines with AGM/5 Hour Spec Battery	
	4360161	2	Breaker, Circuit - 20 Amp - 100 & 120V AC Machines	
	4360274	1	Switch, Push Button - Machines with Aux Lowering Option	
	2940074	1	Latch, Gate - Machines with Gullwing Gate Platform	

SECTION 10 - SPECIAL OPTIONS

SECTION 10 - SPECIAL OPTIONS

FIGURE 10-1. SPECIAL OPTION LIST

ITEM	PART NUMBER	QTY	DESCRIPTION	REV
		Ref	MISCELLANEOUS SPECIAL OPTIONS	
		Ref	Accessory Power Plug/Socket Installation Options:	
		Ref	AC Powered Machines:	
	1001097212	Ref	Accessory Power Plug/Socket Installation - 110VAC GFI (AC Machines) (ANSI, CSA, Japanese & Latin American Specs)	
	1001097217	Ref	Accessory Power Plug/Socket Installation - 110VAC IEC Yellow (AC Machines) (CE Specs)	
	1001097218	Ref	Accessory Power Plug/Socket Installation - 220VAC IEC Blue (AC Machines) (CE Specs)	
	1001097216	Ref	Accessory Power Plug/Socket Installation - 220VAC IEC Keyed Ground (AC Machines) (CE Specs)	
	1001097214	Ref	Accessory Power Plug/Socket Installation - 220VAC IEC Post Ground (AC Machines) (CE Specs)	
	1001097215	Ref	Accessory Power Plug/Socket Installation - 220VAC IEC Side Ground (AC Machines) (CE Specs)	
	0273974	1	Accessory Power Plug/Socket Installation - 220VAC (AC Machines) (ANSI, China & Japanese Specs)	
	1001097213	Ref	Accessory Power Plug/Socket Installation - 220VAC Customer Supplied Plug (AC Machines) (All Specs)	
		Ref	DC Powered Machines:	
	1001097219	Ref	Accessory Power Plug/Socket Installation - 110VAC GFI (DC Machines) (ANSI, CSA, Japanese & Latin American Specs)	
	1001097224	Ref	Accessory Power Plug/Socket Installation - 110VAC IEC Yellow (DC Machines) (CE Specs)	
	1001097225	Ref	Accessory Power Plug/Socket Installation - 220VAC IEC Blue (DC Machines) (CE Specs)	
	1001097223	Ref	Accessory Power Plug/Socket Installation - 220VAC IEC Keyed Ground (DC Machines) (CE Specs)	
	1001153733	Ref	Accessory Power Plug/Socket Installation - 220VAC IEC Post Ground (DC Machines) (CE Specs)	
	1001097222	Ref	Accessory Power Plug/Socket Installation - 220VAC IEC Side Ground (DC Machines) (CE Specs)	
	0273975	Ref	Accessory Power Plug/Socket Installation - 220VAC (DC Machines) (ANSI, China & Japanese Specs)	
	1001097220	Ref	Accessory Power Plug/Socket Installation - 220VAC Customer Supplied Plug (DC Machines) (All Specs)	
		Ref	Container, Shipping Skid Options:	
	1580035	1	Container, Shipping Skid 20AM/25AM/30AM	
		Ref	DECAL KITS	
	2901570	1	Decal Kit - ANSI Spec (Machine Frame)	
	1001256048	1	Decal Kit - ANSI Spec (Platform)	
	2901570	1	Decal Kit - Australian Spec (Machine Frame)	
	2901681	1	Decal Kit - Australian Spec (Platform)	
	2901624	1	Decal Kit - Brazil Spec (Machine Frame)	
	1001256050	1	Decal Kit - Brazil Spec (Platform)	
	1001098588	1	Decal Kit - CE Specs	
	2901634	1	Decal Kit - China (Simplified) Spec (Machine Frame)	
	1001256052	1	Decal Kit - China (Simplified) Spec (Platform)	
	2902487	1	Decal Kit - China (Traditional) Spec (Machine Frame)	
	1001256054	1	Decal Kit - China (Traditional) Spec (Platform)	
	1001256053	1	Decal Kit - CSA Spec	
	2901633	1	Decal Kit - Japanese Spec (Machine Frame)	

SECTION 10 - SPECIAL OPTIONS

ITEM	PART NUMBER	QTY	DESCRIPTION	REV
	1001256051	1	Decal Kit - Japanese Spec (Platform)	
	2901623	1	Decal Kit - Latin American Spec (Machne Frame)	
	1001256049	1	Decal Kit - Latin American Spec (Platform)	
		Ref	Electrical Connector Kits	
	1001148902	Ref	Amp/Tyco Electrical Connector Kit	
	1001148903	Ref	Deutsch DT Electrical Connector Kit	
	1001148904	Ref	Deutsch HD Electrical Connector Kit	
	1001148905	Ref	Packard Electrical Connector Kit	
	1001148906	Ref	Various Electrical Connectors Kit	
		Ref	Fluids/Lubricants	
	3020022	Ref	Grease, Lithium (Wheels)	
	3020035	Ref	Lubricant, Silicone (Outrigger Jacks)	
	3020039	Ref	Lubricant (Mast)	
	0259132	Ref	Foot Pedal Control	
		Ref	Special Tools:	
	7002821	1	Crimper (For Wire to Pin/Socket Connections)	
	7002823	1	Extractor (For Removal of Pin/Sockets Connectors)	
	4460467	1	Extractor 16-18 Gauge (For Wire to Pin/Socket from Deutsch Connectors)	
	4460510	1	Extractor 12-14 Gauge (For Wire to Pin/Socket from Deutsch Connectors)	
	7016654	1	Screwdriver, Magnetic	
	7004275	1	Seal Tool - 1in	
	7004276	1	Seal Tool - 1-1/2in	
	7002826	1	Seal Tool 2in	
	8896941	1	Stripper, Wire	
	1001137005	1	USB to RS232 Drive Installation (Service Kit)	

PART NUMBER INDEX

SECTION 10 - SPECIAL OPTIONS

0100011.....11, 21, 25, 29, 33, 41, 45, 47, 49, 51, 73, 75, 89, 91, 95, 97, 101, 103, 107, 109, 143, 151, 153, 155	0641414 73, 75, 121, 123, 125, 127, 129	1001097213 196	1001116824.... 21, 25, 29, 33
0100019.....92, 93, 98, 99, 104, 105, 111	0641416 111, 121, 125	1001097214 196	1001117078..... 161
0100035.....21, 25, 29, 33	0641418 111, 121, 123, 125, 151, 153, 155	1001097215 196	1001126700.....173, 175, 177, 179, 181, 183, 185, 187, 189
0100051.....65, 67, 69, 71	064151273, 75	1001097216 196	1001129756.... 21, 25, 29, 33
0100081..... 107, 109	0641606 11	1001097217 196	1001129757.... 21, 25, 29, 33
0140011..... 111	0641608 19, 23, 27, 31, 41, 89, 95, 101, 107	1001097218 196	1001129758.... 21, 25, 29, 33
0140033..... 35	0641609 89, 95, 101	1001097219 196	1001129761.... 21, 25, 29, 33
0255036..... 131	0641610 41, 107, 109	1001097220 196	1001129763.... 21, 25, 29, 33
0255040..... 133	0641611 101	1001097222 196	1001129764.... 21, 25, 29, 33
0256559..... 115	0641612 117, 151, 153, 155	1001097223 196	1001129779.... 21, 25, 29, 33
0258448..... 117	0641618121, 125	1001097224 196	1001131273.....173, 185
0258451..... 153	0641622 21, 25, 29, 33, 111	1001097225 196	1001133151.... 21, 25, 29, 33
0258453..... 155	0641624 41	1001098578 179	1001137005..... 197
0258474..... 123	0641628 111	1001098579 179	1001146221..... 151
0258475..... 129	0641828 11, 107, 109	1001098588 179, 196	1001148902..... 197
0258482..... 83	0641872 92, 98, 104	1001099638 121, 123, 125, 127, 129	1001148903..... 197
0259132..... 197	0681410 91, 97, 103	1001099734 ...92, 98, 137	1001148904..... 197
0270163..... 73, 75	0681812 115	1001099754 ...92, 98, 104	1001148905..... 197
0271252..... 35	0721006 35, 45, 47, 49, 51, 111, 127, 129	1001100013 ...92, 98, 104	1001148906..... 197
0272934..... 191	0741006 91, 97, 103	1001100345 169	1001149108..... 151
0273144..... 111	0741407 21, 25, 29, 33	1001100544 143	1001151813..... 151
0273162..... 111	0741606 91, 97, 103	1001100545 143	1001151831..... 151
0273974..... 196	0760806 67, 71	1001100905 107	1001151832..... 151
0273975..... 196	0791408 111	1001101858 73, 75	1001153733..... 196
0274607.....121, 123, 125, 191	0791608 45, 47, 49, 51	1001101902 73, 75	1001154240..... 41
0274822..... 127	0791609 143	1001101926 73, 75	1001155043..... 53
0275452..... 169	0791610 111	100110199165, 67, 73	1001155044..... 53
0275697..... 81	0801297 89, 91	1001101994 65	1001155045..... 53
0362735.....91, 97, 103	0801298 95, 97	1001103107 73, 75	1001193370..... 41
0362736.....91, 97, 103	0860520 121, 123, 125, 127, 129	1001103214 11, 157	1001197047..... 125
0362758.....91, 97, 103	0860947 131	1001103416 11	1001197048..... 121
0400122..... 65, 67	0861207 151, 153, 155	100110341713, 15, 41	1001197049.....121, 125
0400176..... 73, 77	0861213 83	100110511347, 49, 51	1001203325..... 41
0400209..... 69, 71	0861731 169	1001107441 ...89, 95, 101	1001209403..... 41
0400212..... 75, 79	0902047 91, 97, 103	1001107444 107, 109	1001209404..... 41
0440268..... 111	0902079 131	1001107446 107, 109	1001209470..... 41
0440287..... 107, 109	0902422 91, 97, 103	1001107451 101	1001211422..... 41
0561149.....93, 99, 105	0902423 91, 97, 103	1001107452 41	1001212241..... 41
0561153..... 99, 105	0902424 91, 97, 103	1001107453 41	1001213582..... 115
0561308.....92, 98, 104	0902431 91, 97, 103	1001107454 41	1001214029..... 191
0561309.....92, 98, 104	0902445 91, 97, 103	1001107456 107, 109	1001218349..... 53
0561336.....92, 98, 104	0902468 92, 98, 104	1001107457 107	1001223055..... 173
0561337.....92, 99, 104	0940088 41	1001107459 101	1001223971..... 185
0561341.....91, 97, 103	0961845 123, 125	100110783669, 71, 75	1001224049.....177, 187, 189
0561408.....93, 99, 105	0961892 91, 97, 103, 107, 109	1001107840 69	1001224050..... 183
0561409..... 99, 105	0962288 11, 21, 25, 29, 33	1001108178 89, 95	1001224051..... 181
0630383.....41, 107, 109	1001091148.... 19, 23, 27, 31	1001108715 41	1001228370.....173, 185, 189
0630518..... 41	1001092754..... 104	1001109247 91, 97	1001230476..... 111
0630550.....47, 49, 51	1001093322..... 35	1001109248 103	1001230477..... 111
0641404..... 45, 143	1001093646..... 55, 57, 59	1001109309 91	1001231279..... 41
0641406.....11, 47, 49, 51, 73, 75, 91, 97, 103, 153, 155	1001093778..... 11	1001109310 97	1001231280..... 41
0641407 91, 97, 103, 151, 153, 155	1001096054.....151, 153, 155	1001109312 103	1001231801.....173, 189
0641408 92, 98, 107, 109, 121, 123, 125, 127, 129	1001096586..... 55, 57, 59	1001110217 85	1001235146... 91, 97, 103
0641410.....21, 25, 29, 33, 133, 151, 153, 155	1001096587..... 55, 57, 59	1001110242 191	
	1001097212..... 196	1001110281 107, 109	
		1001114375 85	
		1001115505 17	
		1001115864 173, 175, 177, 179, 181, 183, 185, 187, 189	
		1001115956 15	
		1001116723 161	
		1001116733 161	
		1001116816 161	

SECTION 10 - SPECIAL OPTIONS

1001246861	143	1001267742	129	1703904	191	2820035	85
1001246862	143	1001267922	121	1703994	191	2840019	21, 25, 29, 33
1001247845	53	1001267923	123, 125	1704019	177	2860030	53, 194
1001247990	45, 47, 49, 51	1001267924	127	1704020	177	2880310	91, 97, 103
1001248096	45	1060380	41, 123, 127, 129, 131, 133	1704021	177	2901570	173, 175, 196
1001250275	45, 47, 49, 51, 53	1060571	45	1704022	177	2901623	189, 197
1001251209	49	1060683	91, 97	1704023	177	2901624	177, 196
1001251264	51	1060684	103	1704024	177	2901633	187, 196
1001251265	47	10701650	11	1704025	177	2901634	181, 196
1001255483	111	1220015	21, 25, 29, 33	1704026	177	2901681	175, 196
1001255532	111	1260355	92, 98	1704027	189	2902487	183, 196
1001255920	19, 21	1260357	92, 93, 98, 99	1704028	189	2920026	111
1001255921	23, 25	1260358	104	1704029	189	2920029	111
1001255922	31, 33	1260359	92, 98	1704030	189	2920146	37
1001255923	19	1260360	104	1704031	189	2920151	157
1001255924	23	1260361	98, 99	1704032	189	2940074	127, 129, 194
1001255925	31	1260362	104, 105	1704033	189	2940132	85
1001255940	27	1260363	92, 93, 98, 99	1704034	189	2940150	15, 41
1001255941	27, 29	1260364	104, 105	1704075	181	3020022	197
1001255984	104, 139	1260365	104, 105	1704076	181	3020029	11
1001256039	173	1271392	91, 97	1704077	181	3020035	21, 25, 29, 33, 197
1001256040	189	1271393	91, 97, 103	1704078	181	3020039	92, 98, 104, 197
1001256041	177	1271398	103	1704079	181	3271805	115
1001256042	187	1271419	91, 97	1704081	181, 183	3290801	67, 71
1001256043	181	1271420	91, 97	1704082	181	3300356	121, 127, 129
1001256044	185	1271421	91, 97	1704083	181	3300379	11
1001256045	179	1271422	103	1704084	187	3300391	131
1001256046	183	1271423	103	1704085	187	3300440	21, 25, 29, 33
1001256047	175	1271424	103	1704086	187	3300475	111
1001256048	173, 196	1271425	103	1704088	187	3311001	111, 151
1001256049	189, 197	1320041	151	1704089	187	3311005	35, 41, 45, 47, 49, 51, 127, 129
1001256050	177, 196	1320146	151	1704090	187	3311401	91, 97, 103, 111
1001256051	187, 197	1320149	151, 153, 155	1704091	187	3311405	11, 21, 25, 29, 33, 47, 49, 51, 73, 75, 121, 123, 125, 127, 129, 133, 151, 153, 155
1001256052	181, 196	1540002	35	1704092	187	3311408	111
1001256053	185, 196	1560019	121	1704094	175, 179	3311505	41, 73, 75, 91, 97, 103, 107, 109, 121, 127, 129
1001256054	183, 196	1580035	196	1704095	175, 179	3311601	91, 97, 103, 111
1001256055	173, 177, 181, 183, 185, 187, 189	1600357	111	1705756	111	3311605	19, 21, 23, 25, 27, 29, 31, 33, 41, 89, 95, 101, 107, 109, 111, 117, 121, 125, 151, 153, 155
1001256056	173, 177, 181, 183, 185, 187, 189	1671255	92, 98	1705796	175	3311608	89, 95, 101, 111, 143
1001256057	191	1701509	173, 175, 177, 179, 181, 183, 185, 187, 189	1705801	179	3311801	91, 97, 103, 111
1001256084	101	1702102	55, 57	1705802	179	3311805	11, 107, 109
1001256085	101	1702103	59	1705803	179	3321501	41
1001256086	89	1702120	55, 57, 59	1705805	179	3321701	107, 109
1001256087	101, 103	1702300	173, 175, 177, 179, 181, 183, 185, 187, 189	1705831	179	3340845	91, 97, 103, 107, 109
1001256108	11	1702365	131, 133	1706326	133	3420934	41
1001256110	11	1702928	179	1706493	121, 123, 125, 191	3421453	131, 133
1001256447	11, 107, 109	1703681	55, 57, 59, 121, 123, 125, 127, 129, 173, 175, 177, 179, 181, 183, 185, 187, 189	1706692	183	3422338	92, 93, 98, 99, 104, 105
1001256451	107	1703778	173, 175, 185	1706693	183	3422346	93, 99, 105
1001256452	109	1703779	173	1706694	183	3422355	93, 99, 105
1001258016	39	1703780	173, 175, 185	1706695	183	3422657	123, 127, 129
1001258419	55, 57, 59	1703781	173, 175, 185	1706696	183	3422717	91, 97, 103
1001260623	37, 39	1703784	173, 175, 185	1706697	183	3422720	92, 98, 104
1001263085	111	1703785	173, 175, 185	1706699	183	3422722	93, 99, 105
1001263963	67, 71	1703786	173, 175, 185	2080040	41	3422744	11, 107, 109
1001263965	71	1703787	173, 175, 185	2220473	143		
1001263966	67	1703788	173, 175, 185	2400006	163, 165, 167, 194		
1001264095	67, 71	1703789	173, 175, 185	2410016	121		
1001266769	53	1703817	173, 175, 177, 179, 181, 183, 185, 187, 189	2410018	121		
1001267219	55, 57, 59, 159	1703903	191	2410022	127		
1001267220	45, 161			2420140	89, 95, 101		
1001267221	49, 57			2420172	81		
1001267222	51, 59			2420195	73, 75		
1001267223	47, 55			2560088	89, 95, 107, 109		
				2560127	21, 25, 29, 33		
				2600225	121, 127, 129		
				2720130	107, 109		

SECTION 10 - SPECIAL OPTIONS

3422750.....91, 97, 103	3900204 131	4460256..... 161	4711800 107
3422752.....91, 97, 103	3900205.....91, 97, 103, 151	4460259.....81, 157, 159, 161, 163, 165, 167	4740007 92, 98, 104
3422757.....91, 97, 103	3900212 11	4460260.....81, 147, 149, 157, 159, 161, 163, 165, 167	4740414 92, 98, 104
3422758.....91, 97, 103	3900258 121, 127, 129	4460267.....85, 111	4740434 11, 21, 25, 29, 33
3450202.....92, 93, 98, 99, 104, 105	3900346 111	4460268.....85, 157, 159, 161	4740444 53
3450304.....92, 93, 98, 99, 104, 105	3900373 151, 153, 155	4460297.....147, 149, 157	4740529 111
3510873 121	3910804 53	4460312..... 161	4740530 111
3510905 129	3910808 55, 57, 59	4460315.....147, 149, 153, 155, 159	4750800 92, 98, 104
3510907 123, 125	3911024 47, 111	4460320..... 111	4751000 35, 45, 47, 49, 51, 127, 129, 151
3510908 127	3931016 45, 47, 49, 51	4460326..... 85	4751200 151, 153, 155
3510909 127	3931420 61, 63	4460420..... 161	4751400 21, 25, 29, 33, 47, 49, 51
3520028 55, 57	3990010 161	4460424.....112, 159, 161	4751500 92, 93, 98, 99, 104, 105, 151, 153, 155
3520034 55, 57, 59	4060803 121, 123, 125, 129	4460445.....85, 157	4751600 111
3520072 111, 127, 129	4060960 91, 97, 103	4460465..... 161	4751800 11, 115
3520163 107, 109	4060961 91, 97, 103	4460466..... 112	4761000 .92, 98, 104, 151
3520169 121, 123, 125	4061060 111	4460467 197	4761400 92, 98, 104
3539660 11	4070860 92, 98, 104, 107, 109	4460474..... 151	4771000 111
3539814 115	4070861 92, 98, 104, 107, 109	4460474..... 151	4844840 133
3570923 151, 153, 155	4070862 92, 98, 104, 107, 109	4460483..... 165, 167	4845345 115
3570976 117	4070988 92, 98, 104	4460510..... 197	4845706 107, 109
3571101 92, 93, 98, 99, 104, 105	4070989 92, 98, 104	4460517..... 112	4845797 123, 125
3571103 93, 99, 105	4070990 92, 98, 104	4460565..... 55, 57, 59	4845809 121
3574518 111	4070990 92, 98, 104	4460566...47, 49, 51, 151, 153, 155	4845813 129
3580269 91, 97, 103	4071131 107, 109	4460567 73, 75	4845821 123, 127, 129
3580286 91, 97, 103	4071132 107, 109	4460619..... 163, 165, 167	4845869 107, 109
3580291 91, 97, 103	4160124 92, 98, 104	4460633..... 55, 57, 59	4892600 92, 98, 104
3580293 91, 97, 103	4160130 151, 153, 155	4460741 161	4922390 155
3580344 151, 153, 155	4160165 127, 129	4460891 161	4922420 151, 153, 155
3600453 47, 49, 51, 63	4160205 111	4460906 161	4922652 151
3600461 45, 61	4220178 21, 25, 29, 33	4460908 111	4922653 151
3641663 129	4240032 163, 165, 167	4460909 112	4922805 35
3641664 123, 125	4240033 37, 39, 45, 47, 49, 51	4460915 112	4922837 37, 39
3740049 45, 55, 57, 59, 194	4280291 21, 25, 29, 33	4460961 157	4922935 81
3740093 55, 57, 194	4280296 123, 125, 131, 133	4460980 81	4923034 .55, 57, 147, 149
3740094 55, 57, 59, 194	4300111 93, 99, 105	4461000 112	4923078 153
3740105 59, 194	4300129 92, 98, 104	4461205 169	4923081 153
3740106 157, 194	4341431 47, 49, 51	4461244 169	4923093 155
3740154 47, 194	4341432 45, 47, 49, 51	4530010 57, 59	4923131 57, 165
3760170 131, 133	4360070 59, 194	4530023 55	4923150 55, 163
3760348 92, 98, 104	4360161 55, 57, 194	4567489 92, 98, 104	4923152 59, 167
3760383 91, 97, 103	4360274 83, 194	4567490 98, 104	4923151 59
3780200 21, 25, 29, 33	4360376 55, 57, 59	4567491 92, 98, 104	70000641 61, 63
3820006 29	4360467 194	4567492 92, 98, 104	70000642 61, 63, 194
3820012 21, 25, 33, 121, 123, 125, 127, 129	4360469 53	4567603 29	70000643 61, 63, 194
3820013 173, 175, 177, 179, 181, 183, 185, 187, 189	4360546 111	4567732 21	70000644 63
3820024 41, 121, 123, 125, 127, 129	4420051 179	4567733 25	70000645 63
3820032 85, 111, 151, 153, 155	4420064 83	4567734 33	70000646 63
3820034 91, 97, 103	4420065 83	4567749 92, 98, 104	70000647 63
3860127 107, 109	4460035 151	4567750 92, 98, 104	70000648 63
3900032 121, 127, 129	4460042 157	4567751 92, 98, 104	70000649 63
3900111 41	4460043 159, 161	4711000 41, 45	70000650 63
3900187 91, 97, 103	4460044 163, 165, 167	4711400 73, 75, 92, 98, 104, 121, 123, 125, 127, 129, 143, 151, 153, 155	70000651 61, 63
3900190 91, 97, 103, 107, 109	4460068 159, 161	4711500...41, 92, 98, 104, 107, 109	70001025 61
3900191 151	4460115 151, 153, 155, 159, 161	4711600 11, 19, 21, 23, 25, 27, 29, 31, 33, 41, 89, 95, 101, 107, 109, 117, 121, 125, 127, 129, 151, 153, 155	70001027 61, 63
3900192 91, 97, 103	4460142 157		70001030 61
3900193 21, 25, 29, 33	4460145 151, 159, 163, 165, 167		70001031 61
3900194 11	4460226 111		70001032 61, 194
	4460234 37, 39, 45, 47, 49, 51		70001033 61
			70001034 61
			70001035 61
			70001036 61
			70001039 61
			70001040 61

SECTION 10 - SPECIAL OPTIONS

70001041	61	7011509	77, 79, 194	7020089.....	151, 153, 155, 194	7022930	79
70001042	61	7011528	77, 79	7020091.....	151, 153, 155	7022932	79
70001043	61	7012998	137, 139	7020093.....	151, 153, 155	7022933	79
70002092	137	7016319	37	7020605.....	77	7023391	137, 139
70002093	137	7016372	37	7020626.....	77	7023392	137, 139
70002094	137, 139	7016654	197	7020627.....	77	7023395	137, 139
70002095	137, 139	7018536	77, 194	7020629.....	77, 79	7023396	137, 139
70002096	137, 139	7018555	77	7020631.....	77	7023399	137, 139
70003612	61, 63	7018556	77	7020632.....	77	7023993	137, 139, 194
70003613	61, 63	7018558	79, 194	7020633.....	77, 79	7026160	63
7002821	197	7018586	77, 79	7020663.....	79	7026165	61, 63
7002823	197	7020078	151, 153, 155, 194	7020673.....	79	7026330	61, 63
7002826	197	7020088	151, 153, 155, 194	7020674.....	79	7026335	61, 63
7004275	197			7022927.....	79	7027299	151, 153, 155
7004276	197					8896941	197



An Oshkosh Corporation Company

Corporate Office
JLG Industries, Inc.
1 JLG Drive
McConnellsburg, PA 17233-9533 USA
☎ (717) 485-5161 (Corporate)
☎ (877) 554-5438 (Customer Support)
📠 (717) 485-6417

Visit our website for JLG Worldwide Locations.
www.jlg.com