



Illustrated Parts Manual

Models **20MSP** **20MVL**

PVC
2108

P/N
31219109

January 1, 2022 - Rev C

ANSI

CE



UK
CA

AS/NZS



An Oshkosh Corporation Company

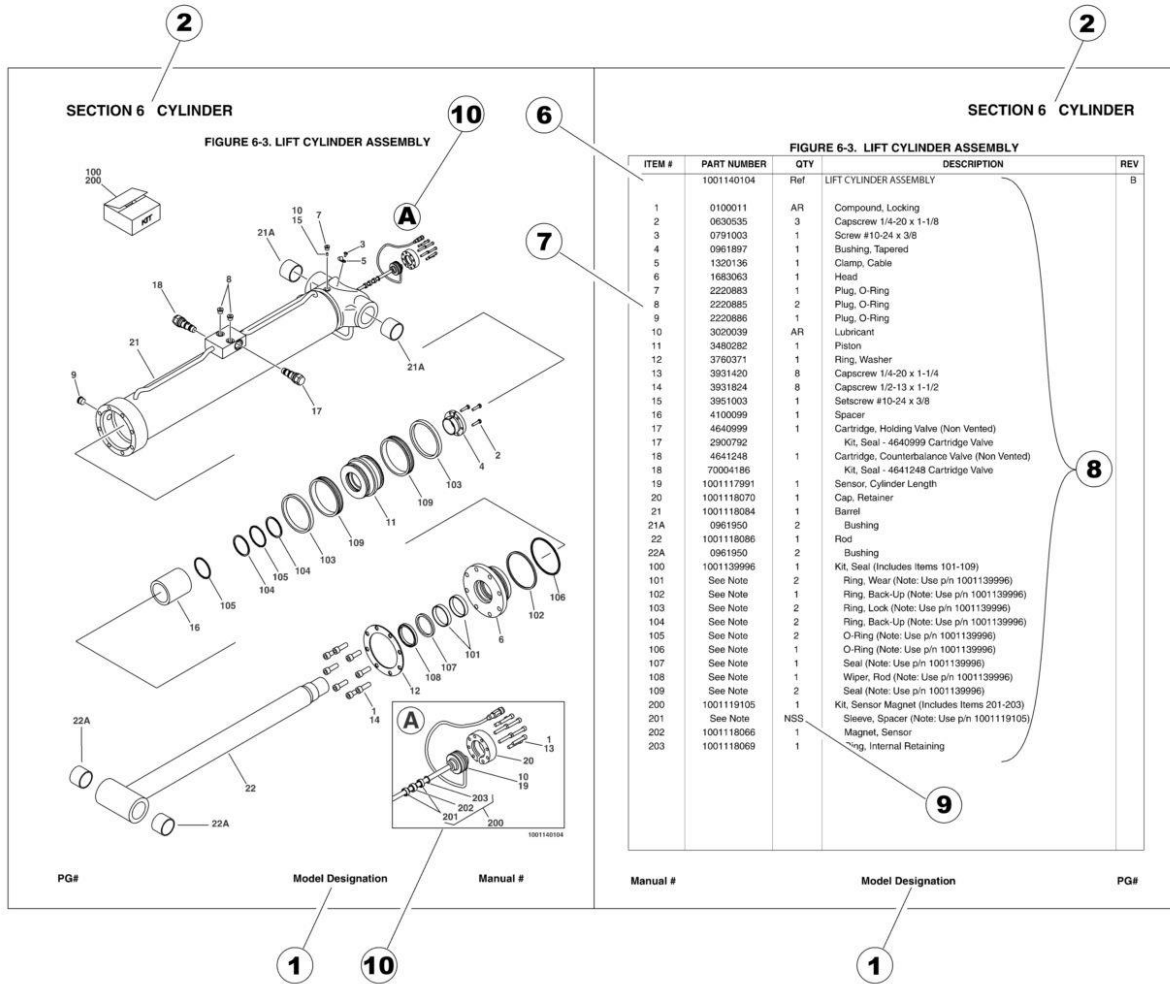
REVISION LOG

August 1, 2021 - A - Original Issue of Manual (Edited to B/M 1001250317 I)

January 1, 2022 - B - Revised Manual (Edited to 1001250317 J)

January 1, 2022 - C - Revised Manual (Edited to 1001250317 J)

GENERAL INFORMATION



1) MACHINE IDENTIFICATION

Machines are identified by model and in some cases a combination of models, serial number (SN) or regional standard (i.e ANSI, CE, CSA). Components may also be identified by SN or manufacturer. Common components that may be identified by these characteristics are engines and hydraulic components.

2) PARTS MANUAL ORGANIZATION

Product information in this manual is organized under section titles. Frame, Cylinder, Hydraulic and Electrical are a few examples. Each section is organized by figure and page number. The information within the Figure is then organized by item number, part number, description and corresponding illustration (s).

3) TABLE OF CONTENTS (NOT SHOWN)

A table of contents is found toward the beginning of the manual. Figure number, description and page number are provided for quick reference to the page containing the related information.

4) RECOMMENDED SPARE PARTS (NOT SHOWN)

The Recommended Spare Parts List, located near the end of the manual, reference most frequently used maintenance parts.

5) PART NUMBER INDEX (NOT SHOWN)

A numerical index listing all part numbers and the corresponding page number(s) appears at the back of the manual.

GENERAL INFORMATION

6) NON-SERVICED PARTS

In some instances, it is necessary to display non-serviced parts, assemblies or installations. In the case of assemblies and installations there will be a Ref in the Qty. column. In case of parts that are not available for service within assemblies or components, there will be a NSS (Not Sold Separately) or NLA (No Longer Available) listed in the Qty. column of the manual.

7) PARTS LIST ITEM NUMBERS

Numbers shown in the item# column correspond to numbers used in the associated illustration (s). Item numbers which are missing from the sequence in the parts list are not used on that page.

8) INDENTED PARTS DESCRIPTION

An indented part description is included in the item under which it is indented.

9) ABBREVIATION AND SYMBOLS

AC.....	Alternating Current	L.....	Liter
ADE.....	Advanced Design Electronics	LB(LBS).....	Pounds
AG.....	Agricultural	LCD.....	Liquid Crystal Display
ANSI.....	American National Standards Institute	LED.....	Light Emitting Diodes
AR.....	As Required	LH.....	Left Hand
ASSY.....	Assembly	LRC.....	Low Rated Countries
AUS.....	Australia	LSS.....	Load Sensing System
AUX.....	Auxiliary	M(m).....	Metric/Meter
AWG.....	American Wire Gauge	MM(mm).....	Milimeter
B/M.....	Bill of Material	mA.....	Miliamps
CAC.....	Charge Air Cooler	NLA.....	No Longer Available
CE.....	European Conformity	NPT.....	National Pipe Threads
CCW.....	Counter Clockwise	NSS.....	Not Sold Separately
CM.....	Centimeter	OD.....	Outside Diameter
CW.....	Clockwise	ORB.....	O-Ring Boss
CSA.....	Canadian Standards Association	ORFS.....	O-Ring Face Seal
CYL.....	Cylinder	OZ (oz).....	Ounces
DIA.....	Diameter	PG.....	Page
DC.....	Direct Current	PN.....	Part Number
DEF.....	Diesel Exhaust Fluid	QT(qt.).....	Quarts
EMS.....	Emergency Stop	QTY.....	Quantity
ENG.....	Engine	REF.....	Reference
FT(ft).....	Feet	REV.....	Revision Level
GA(Ga).....	Gauge	RH.....	Right Hand
HRC.....	High Rated Countries	SAE.....	Society of Automotive Engineers
HVAC.....	Heating, Ventilating, and Air Conditioning	SN.....	Serial Number
HYD.....	Hydraulic	SPEC(S).....	Specifications
Hz.....	Hertz	T/T.....	Turntable
ID.....	Inside Diameter	UGM.....	Universal Ground Module
IN.....	inches	V.....	Volts
ISO.....	International Organization for Standards	W.....	Watts
JIC.....	Joint Industry Council	#.....	Number
KG.....	Kilogram		

10) ILLUSTRATION REFERENCE LETTERS

When necessary, illustrations may contain reference letters that are intended to track information (i. e. hoses, harnesses) from one point to another or to track visual enlargement of components to show details that may be located in another area on the illustration.

Note: Due to continuous product improvements, JLG Industries, Inc. reserves the right to make specification changes without prior notification. Contact JLG Industries, Inc. for updated information.

TABLE OF CONTENTS

SECTION 1 - FRAME.....	11
FIGURE 1-1. BASE ASSEMBLY	12
FIGURE 1-2. DRIVE ASSEMBLY	14
FIGURE 1-3. BEACON LIGHT INSTALLATION.....	16
FIGURE 1-4. BUMPER INSTALLATION (BASE ONLY).....	18
FIGURE 1-5. BUMPER INSTALLATION (BASE AND PLATFORM)	20
FIGURE 1-6. POTHOLE PROTECTION INSTALLATION	22
FIGURE 1-7. COVERS INSTALLATION (TWO 12V BATTERIES).....	24
FIGURE 1-8. COVERS INSTALLATION (FOUR 6V BATTERIES).....	26
FIGURE 1-9. MAST AND BATTERY BOX INSTALL (WITH 2 12V BATTERIES)	28
FIGURE 1-10. MAST AND BATTERY BOX INSTALL (WITH 4 6V BATTERIES)	30
SECTION 2 - CONTROLS	33
FIGURE 2-1. ELECTRICAL COMPONENTS INSTALLATION (2 12V BATTERIES)	34
FIGURE 2-2. ELECTRICAL COMPONENTS INSTALLATION (4 6V BATTERIES)	36
FIGURE 2-3. BATTERY CHARGER INSTALLATION	38
FIGURE 2-4. CHARGER PLUG - 110V (ANSI, ANSI EXPORT, CSA AND JAPANESE SPECS)	40
FIGURE 2-5. CHARGER PLUG - 220V IEC BLUE GROUND (CE & UK CA SPECS)	42
FIGURE 2-6. CHARGER PLUG - 220V POST GROUND (CE & UK CA SPECS).....	44
FIGURE 2-7. CHARGER PLUG - 220V SIDE GROUND (CE & UK CA SPECS).....	46
FIGURE 2-8. CHARGER PLUG - 220V KEYED GROUND (CE & UK CA SPECS)	48
FIGURE 2-9. CHARGER PLUG - 220V (AUSTRALIAN, CE & UK CA SPECS).....	50
FIGURE 2-10. CHARGER PLUG - CUSTOMER SUPPLIED PLUG (ALL SPECS EXCEPT CSA)	52
FIGURE 2-11. CONTROLS & CABLES INSTALLATION (ALL SPECS EXCEPT AUSTRALIAN).....	54
FIGURE 2-12. CONTROLS & CABLES INSTALLATION (AUSTRALIAN SPECS)	56
FIGURE 2-13. PLATFORM CONTROL BOX ASSEMBLY (ALL SPECS EXCEPT AUSTRALIAN).....	58
FIGURE 2-14. PLATFORM CONTROL BOX ASSEMBLY (AUSTRALIAN SPECS)	60
FIGURE 2-15. GROUND CONTROLS INSTALLATION (ANSI, ANSI EXPORT, CSA, CE & UK CA SPECS)	62
FIGURE 2-16. GROUND CONTROLS INSTALLATION (JAPANESE AND CHINA SPECS)	64
FIGURE 2-17. GROUND CONTROLS INSTALLATION (AUSTRALIAN SPECS)	66
FIGURE 2-18. HORN	68
FIGURE 2-19. SECURITY LOCK INSTALLATION.....	70
SECTION 3 - MAST	73
FIGURE 3-1. MAST ASSEMBLY	74
FIGURE 3-2. MAST PROTECTION INSTALLATION	78
FIGURE 3-3. LSS INSTALLATION (BOLT-ON PLATFORM)	80
FIGURE 3-4. LSS INSTALLATION (QUICK CHANGE PLATFORM)	82
SECTION 4 - PLATFORM.....	85
FIGURE 4-1. QUICK-CHANGE PLATFORM INSTALLATION - 22IN X 25IN (56CM X 63.5CM) (ANSI AND CSA SPECS)	86
FIGURE 4-2. PLATFORM INSTALLATION - 22IN X 25IN (56CM X 63.5CM) (CE & UK CA SPECS)	88
FIGURE 4-3. PLATFORM ASSEMBLY - 22IN X 25IN (56CM X 63.5CM).....	90
FIGURE 4-4. QUICK-CHANGE PLATFORM INSTALLATION - 28IN X 26IN (71CM X 66CM) (ANSI, ANSI EXPORT, CSA, JAPANESE, AND CHINA SPECS).....	92
FIGURE 4-5. QUICK-CHANGE PLATFORM INSTALLATION - 26IN X 49IN (66CM X 124CM) (AUSTRALIAN SPECS).....	94

TABLE OF CONTENTS

FIGURE 4-6. PLATFORM INSTALLATION - 26IN X 49IN (66CM X 124CM) (AUSTRALIAN, CE & UK CA SPECS)	96
FIGURE 4-7. PLATFORM ASSEMBLY - 26IN X 49IN (66CM X 124CM)	98
FIGURE 4-8. QUICK-CHANGE PLATFORM ASSEMBLY - 26IN X 49IN (66CM X 124CM) (ANSI, ANSI EXPORT, CSA, JAPANESE, AND CHINA SPECS).....	100
FIGURE 4-9. PLATFORM INSTALLATION - 27IN X 23IN (67CM X 58CM) (ANSI SPECS)	104
FIGURE 4-10. PLATFORM INSTALLATION - 27IN X 23IN (67CM X 58CM) (ANSI, ANSI EXPORT, CSA, CE & UK CA SPECS)	106
FIGURE 4-11. PLATFORM INSTALLATION - 27IN X 23IN (67CM X 58CM) (AUSTRALIAN SPECS)	108
FIGURE 4-12. PLATFORM INSTALLATION - 28IN X 48IN (71CM X 122CM) WITH FOLDING SIDERAILS (ALL SPECS).....	110
FIGURE 4-13. PLATFORM INSTALLATION - 28IN X 48IN (71CM X 122CM) WITH FIXED SIDERAILS (ALL SPECS)	114
FIGURE 4-14. PLATFORM BUMPER INSTALLATION	118
FIGURE 4-15. TOOL TRAY	120
SECTION 5 - CYLINDER.....	123
FIGURE 5-1. LIFT CYLINDER ASSEMBLY	124
SECTION 6 - HYDRAULIC	127
FIGURE 6-1. HYDRAULICS INSTALLATION	128
FIGURE 6-2. PUMP AND MOTOR ASSEMBLY	130
SECTION 7 - ELECTRICAL.....	133
FIGURE 7-1. AC BOX AT PLATFORM INSTALLATION - 110V GFI (ANSI, ANSI EXPORT, CSA, AND JAPANESE SPECS)...	134
FIGURE 7-2. AC BOX AT PLATFORM INSTALLATION - 200V CEE7 KEYED GROUND (CE & UK CA SPECS)	136
FIGURE 7-3. AC BOX AT PLATFORM INSTALLATION - 220V CEE7 POST GROUND (CE & UK CASPECS)	138
FIGURE 7-4. AC BOX AT PLATFORM INSTALLATION - 220V CEE7 SIDE GROUND (CE & UK CA SPECS).....	140
FIGURE 7-5. AC BOX AT PLATFORM INSTALLATION - 220V DOM PLUG/RECEPTACLE (ANSI AND CSA SPECS).....	142
FIGURE 7-6. AC BOX AT PLATFORM INSTALLATION - 220V IEC BLUE (CE & UK CA SPECS)	144
FIGURE 7-7. AC BOX AT PLATFORM INSTALLATION - CUSTOMER SUPPLIED PLUG (ALL SPECS).....	146
FIGURE 7-8. ACCESSORY POWER WIRING	148
FIGURE 7-9. BREAKER BOX KIT WITH 1 DOUBLE BREAKER	150
FIGURE 7-10. BREAKER BOX KIT WITH 3 BREAKERS.....	152
FIGURE 7-11. CLEARSKY INSTALLATION (ANSI AND CSA SPECS)	154
FIGURE 7-12. CLEARSKY INSTALLATION (CE & UK CA SPECS)	156
FIGURE 7-13. JUNCTION BOX HARNESS.....	158
FIGURE 7-14. LSS CONTROLS HARNESS.....	160
FIGURE 7-15. MAIN HARNESS	162
FIGURE 7-16. PLATFORM CONTROLS HARNESS	164
FIGURE 7-17. RECEPTACLE BOX KIT - 110V GFI.....	166
FIGURE 7-18. RECEPTACLE BOX KIT - 220V AFSINT 107 KEYED GROUND (CE & UK CA SPECS).....	168
FIGURE 7-19. RECEPTACLE BOX KIT - 220V CEE7 POST GROUND (CE & UK CA SPECS)	170
FIGURE 7-20. RECEPTACLE BOX KIT - 220V CEE7 SIDE GROUND (CE & UK CA SPECS).....	172
FIGURE 7-21. RECEPTACLE BOX KIT - 220V IEC BLUE (CE & UK CA SPECS).....	174
FIGURE 7-22. CEARSKY TELEMATICS HARNESS.....	176
SECTION 8 - DECALS	179
FIGURE 8-1. COMMON DECALS INSTALLATION (20MVL)	180
FIGURE 8-2. COMMON DECALS INSTALLATION (20MSP).....	182

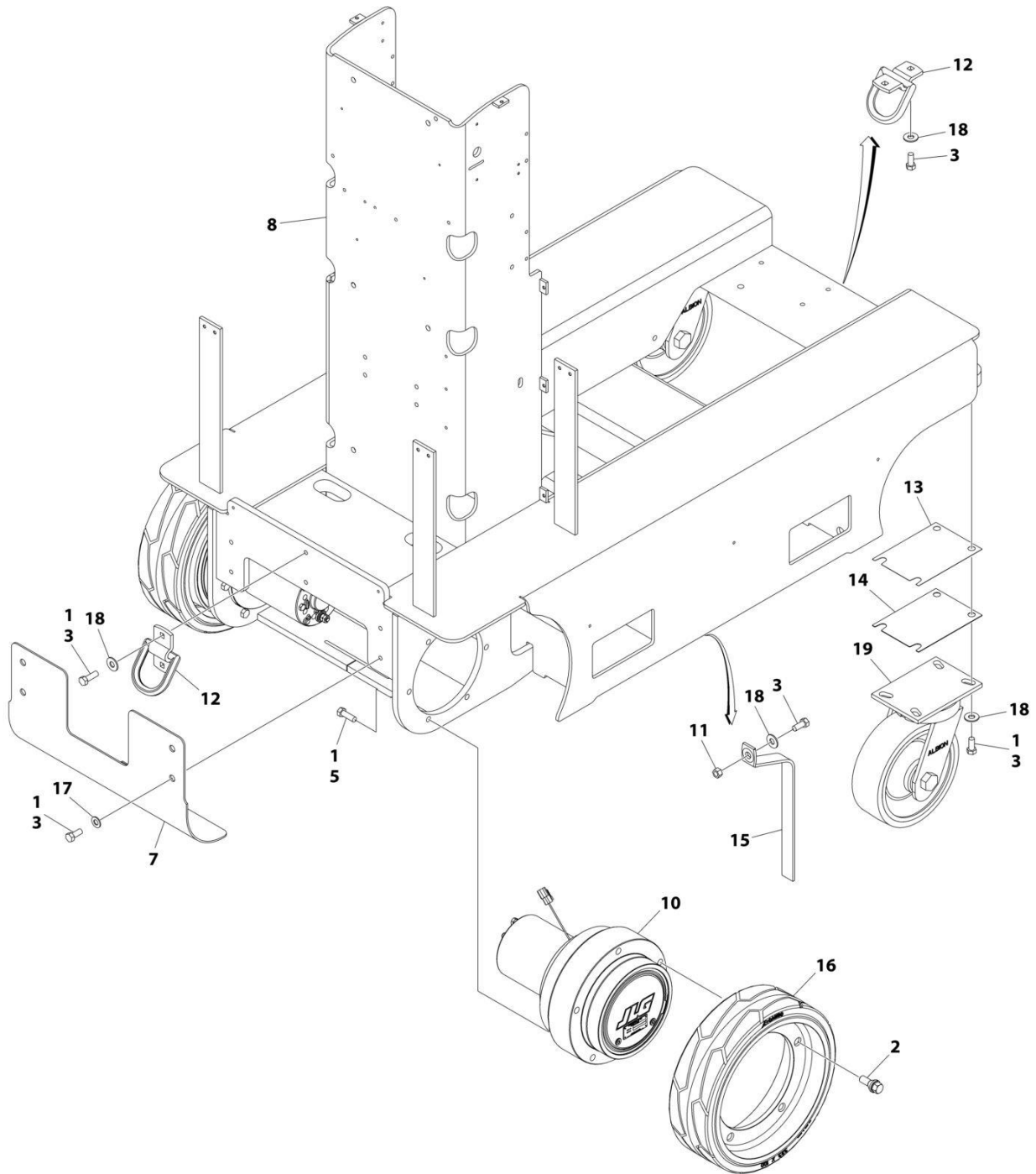
TABLE OF CONTENTS

FIGURE 8-3. DECALS INSTALLATION - ANSI, ANSI EXPORT, AND CSA SPECS (ENGLISH LANGUAGE)	184
FIGURE 8-4. DECALS INSTALLATION - CSA SPECS (FRENCH LANGUAGE).....	186
FIGURE 8-5. DECALS INSTALLATION - CSA SPECS (FRENCH/ENGLISH LANGUAGES)	188
FIGURE 8-6. DECALS INSTALLATION AUSTRALIAN, CE, JAPANESE & UK CA SPECS (ALL LANGUAGES).....	190
FIGURE 8-7. DECALS INSTALLATION - LATIN AMERICA SPECS (SPANISH LANGUAGE).....	192
FIGURE 8-8. DECALS INSTALLATION - BRAZIL SPECS (PORTUGUESE LANGUAGE)	194
FIGURE 8-9. DECALS INSTALLATION - CHINA SPECS (CHINESE LANGUAGE).....	196
FIGURE 8-10. DECAL OPTIONS.....	198
SECTION 9 - RECOMMENDED SERVICE PARTS STOCK	201
FIGURE 9-1. RECOMMENDED SERVICE PARTS STOCK	202
SECTION 10 - SPECIAL OPTIONS/ACCESSORIES/KITS	203
FIGURE 10-1. SPECIAL OPTIONS/ACCESSORIES/KITS	204
PART NUMBER INDEX	205

SECTION 1 - FRAME

SECTION 1 - FRAME

FIGURE 1-1. BASE ASSEMBLY



ART_0274866

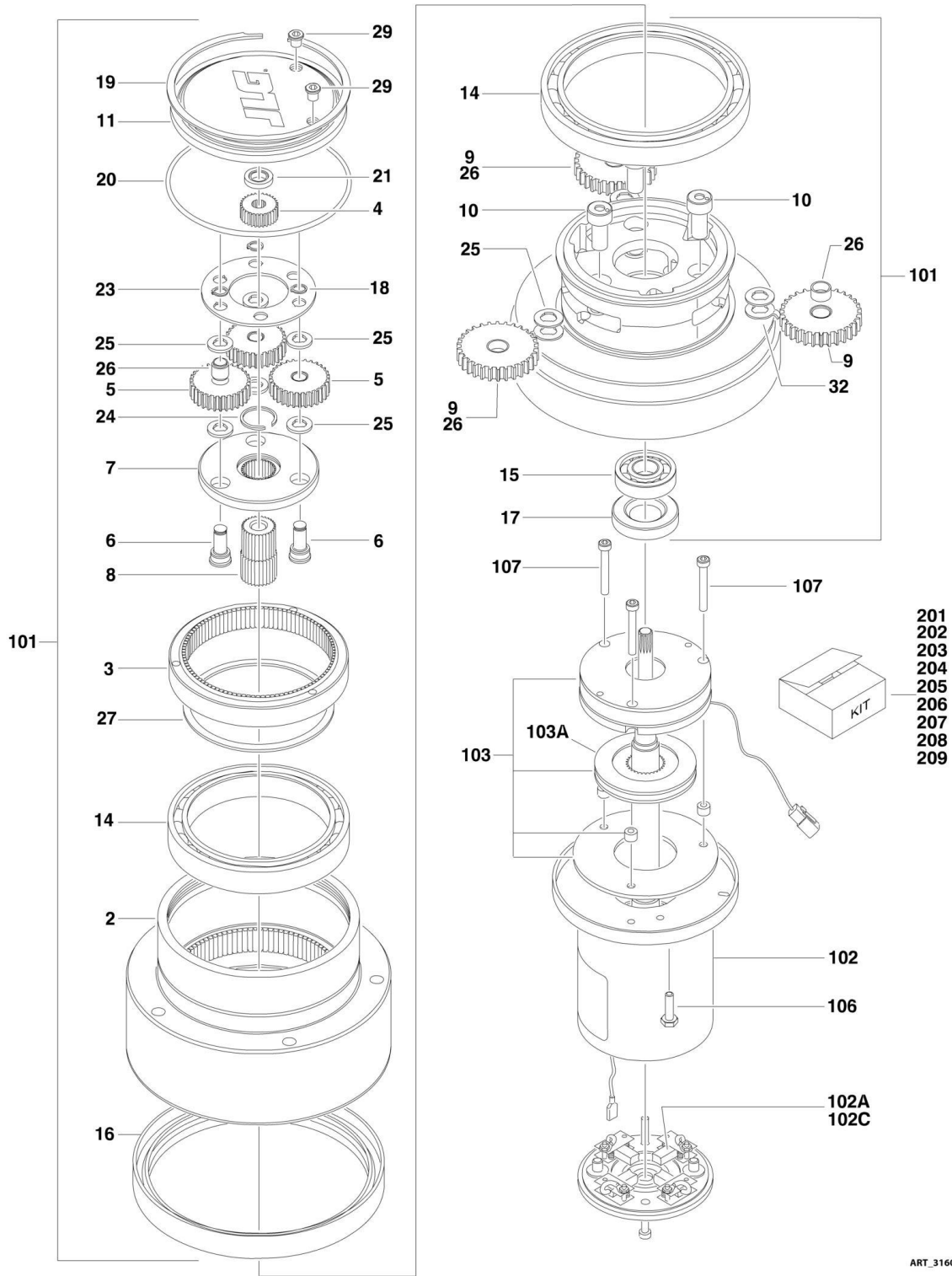
SECTION 1 - FRAME

FIGURE 1-1. BASE ASSEMBLY

ITEM	PART NUMBER	QTY	DESCRIPTION	REV
	0274866	Ref	BASE ASSEMBLY	K
1	0100011	AR	Compound, Locking	
2	0630580	10	Bolt, Wheel	
3	0641607	17	Bolt 3/8 x 7/8	
5	0641609	12	Bolt 3/8 x 1-1/8	
7	1671257	1	Cover, Rear	
8	2360754	1	Frame Weldment	
10	3160323	2	Drive Motor Assembly (See Separate Breakdown in this Section)	
11	3311605	1	Nut 3/8	
12	3760365	2	Ring, Tie Down	
13	4071077	AR	Shims - .015	
14	4071078	AR	Shims - .036	
15	4240147	1	Strap, Static	
16	1001114467	2	Tire and Wheel Assembly	
17	4711600	4	Washer 3/8	
18	4751600	13	Washer 3/8	
19	1001097982	2	Wheel and Caster Assembly with Standard Tires	

SECTION 1 - FRAME

FIGURE 1-2. DRIVE ASSEMBLY



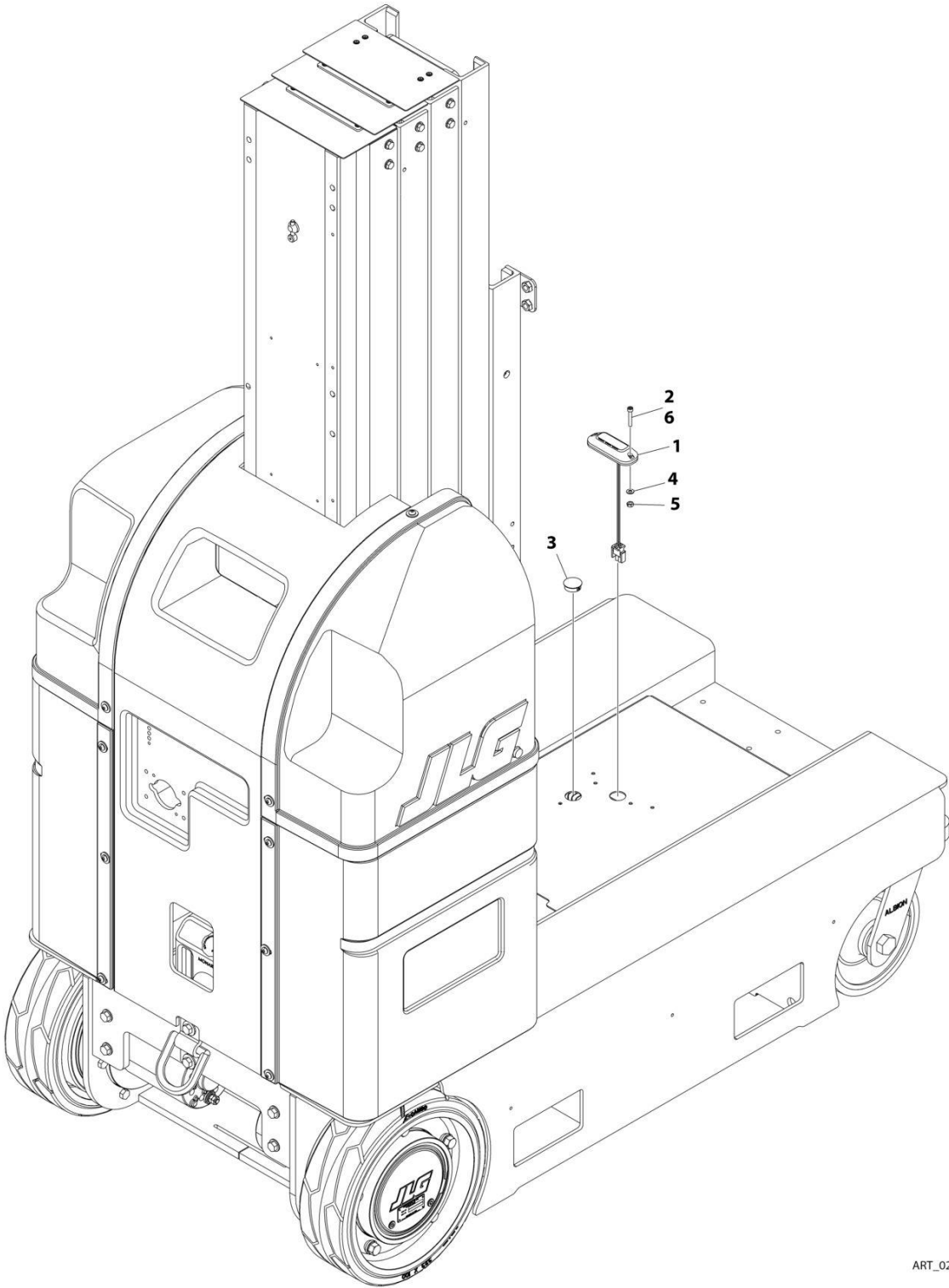
ART_3160323

FIGURE 1-2. DRIVE ASSEMBLY

ITEM	PART NUMBER	QTY	DESCRIPTION	REV
	3160323	Ref	DRIVE ASSEMBLY	B
		Ref	SPINDLE/HUB ASSEMBLY	
1	See Note	NSS	Spindle (See 3160323)	
2	7024756	1	Hub	
3	7024758	1	Ring, Input	
4	See Note	NSS	Gear, Input Sun (Note: Use Item 203)	
5	See Note	NSS	Gear, Input Planet (Note: Use Item 203)	
6	See Note	NSS	Pin, Input Planet (Note: Use Item 203)	
7	See Note	NSS	Carrier (Note: Use Item 203)	
8	See Note	NSS	Gear, Output Sun (Note: Use Item 203)	
9	See Note	NSS	Gear, Output Planet (Note: Use Item 207)	
10	See Note	NSS	Pin, Output Planet (Note: Use Item 207)	
11	See Note	NSS	Cover (Note: Use Item 201)	
14	See Note	NSS	Bearing (Note: Use Items 202, 204, 206 & 207)	
15	See Note	NSS	Bearing (Note: Use Item 207)	
16	See Note	NSS	Seal, Lip (Note: Use Items 202 & 206)	
17	70000215	1	Seal, Lip	
18	See Note	NSS	Ring, Retaining (Note: Use Item 203)	
19	See Note	NSS	Ring, Retaining (Note: Use Item 201)	
20	70000191	1	O-Ring	
21	See Note	NSS	Thrustwasher (Note: Use Item 201)	
23	See Note	NSS	Plate, Thrust (Note: Use Item 203)	
24	See Note	NSS	Ring, Retaining (Note: Use Item 203)	
25	See Note	6	Thrustwasher (Note: Use Items 203 & 207)	
26	See Note	6	Bushing, Planet (Note: Use Items 203 & 207)	
27	See Note	1	Ring, Retaining (Note: Use Items 204 & 206)	
29	See Note	NSS	Plug (Note: Use Item 201)	
32	See Note	NSS	Thrustwasher, Tanged (Note: Use Item 207)	
101	See Note	1	Hub/Spindle Assembly (Includes Items 1-32) (Note: Purchase Individual Pieces)	
102	See Note	NSS	Electric Motor Assembly (Note: Use Item 205)	
102A	See Note	NSS	Brush (Note: Use Item 208)	
102B	See Note	NSS	Indicator, Wear (Not Shown) (Note: Use Item 208)	
102C	See Note	NSS	Spring, Brush (Note: Use Item 208)	
102D	See Note	NSS	Bearing (Not Shown) (Note: Use Item 208)	
103	See Note	NSS	Brake Assembly (Note: Use Item 209)	
103A	70000935	1	Disc, Brake	
106	See Note	NSS	Bolt (Note: Use Item 205)	
107	See Note	NSS	Bolt (Note: Use Item 209)	
		Ref	KIT OPTIONS:	
201	7024747	1	Cover Kit (Includes Items 11, 19-21 & 29)	
202	7024748	1	Main Seal Kit (Includes Items 14, 16 & 20)	
203	70000210	1	Input Carrier Kit (Includes Items 4-8, 18, 20 & 23-26)	
204	7024758	1	Input Ring Kit (Includes Items 3, 14, 20 & 27)	
205	70000211	1	Motor Kit (Includes Items 17, 102 & 106)	
206	7024756	1	Hub Kit (Includes Items 2, 14, 16, 20 & 27)	
207	70000212	1	Output Planet Kit (Includes Items 9, 10, 14, 15, 20, 25, 26 & 32)	
208	70000213	1	Brush and Bearing Kit (Includes Items 102A-102D)	
209	70000214	1	Brake Kit (Includes Items 103 & 107)	

SECTION 1 - FRAME

FIGURE 1-3. BEACON LIGHT INSTALLATION



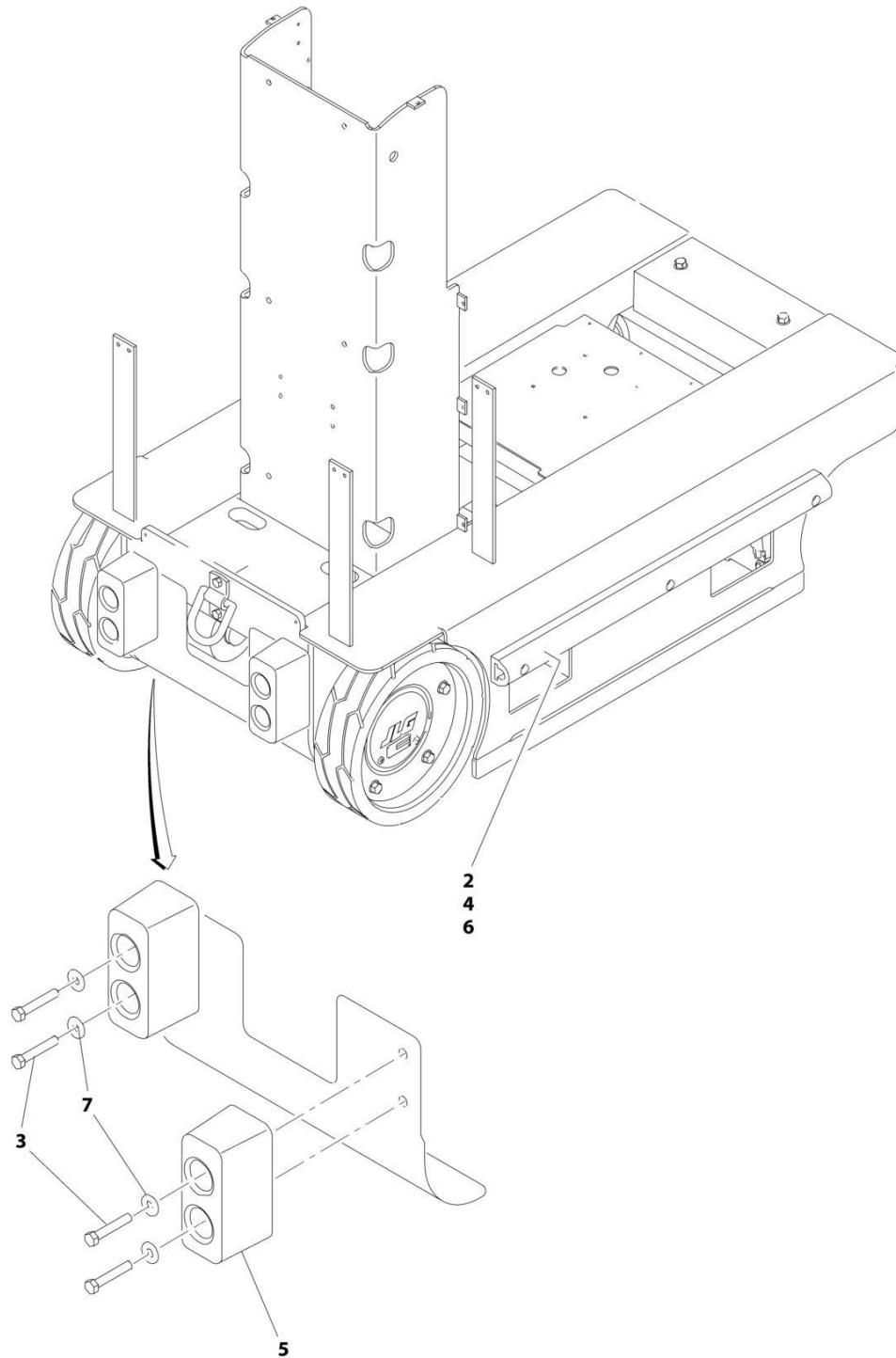
ART_0271946

FIGURE 1-3. BEACON LIGHT INSTALLATION

ITEM	PART NUMBER	QTY	DESCRIPTION	REV
	0271946	Ref	BEACON LIGHT INSTALLATION	F
1	1001258016	1	Lamp	
1	1001187862	NLA	Lamp (usePN1001258016)	
2	4031509	2	Screw M4 x 25	
2	4010412	NLA	Screw M4 x 24 (use PN4031509)	
3	3520033	1	Plug	
4	4811400	2	Washer	
5	3290401	2	Nut M4	
6	0100011	AR	Compound, Locking	

SECTION 1 - FRAME

FIGURE 1-4. BUMPER INSTALLATION (BASE ONLY)



ART_1001102559

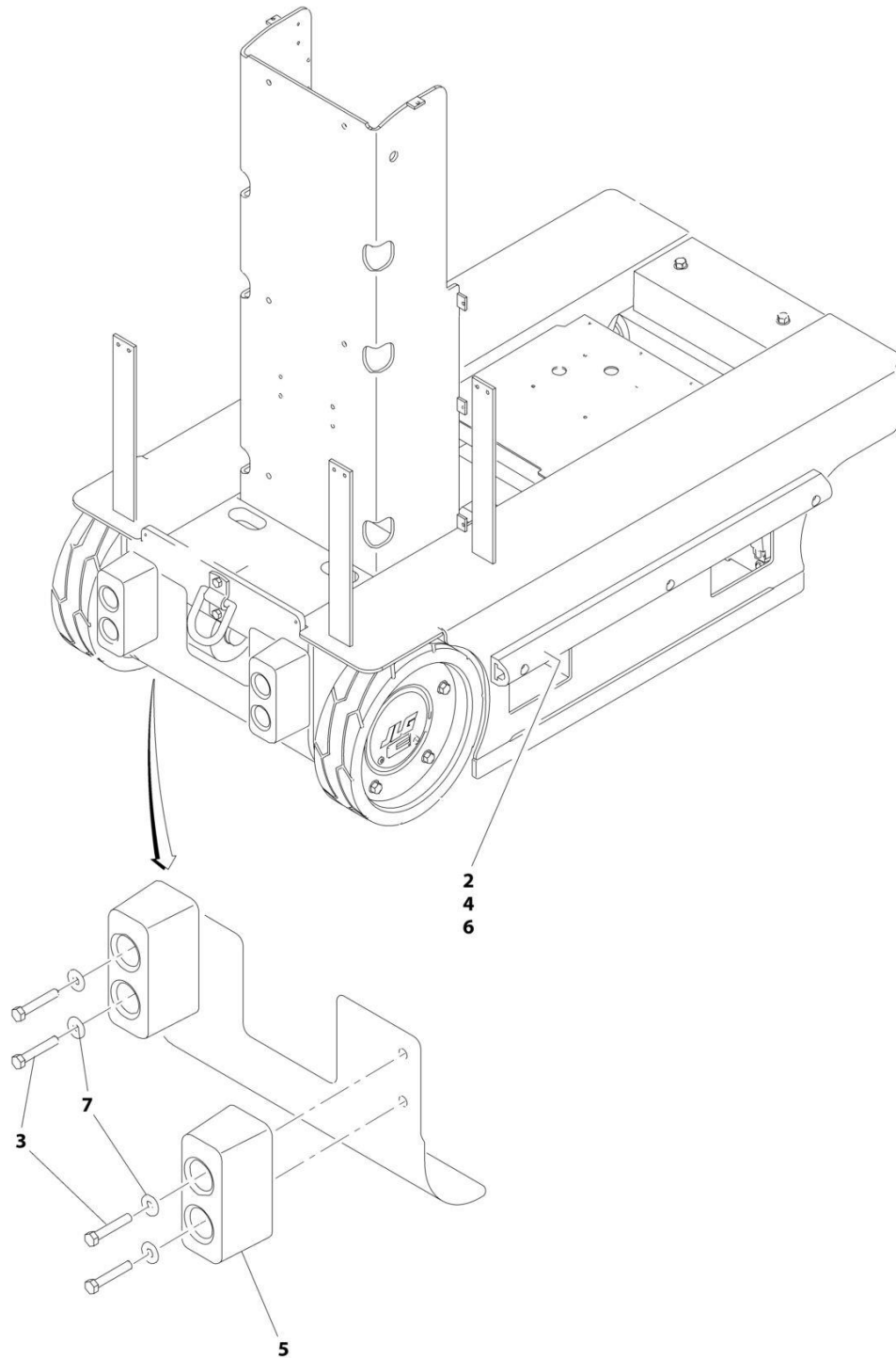
SECTION 1 - FRAME

FIGURE 1-4. BUMPER INSTALLATION (BASE ONLY)

ITEM	PART NUMBER	QTY	DESCRIPTION	REV
	1001102559	Ref	BUMPERS INSTALLATION	A
1	0100011	AR	Compound, Locking	
2	0641407	6	Bolt 1/4 x 7/8	
3	0641618	4	Bolt 3/8 x 2-1/4	
4	0940105	2	Bumper, Side Base	
5	0940108	2	Bumper, Base	
6	4711400	6	Washer 1/4	
7	4751600	4	Washer 3/8	

SECTION 1 - FRAME

FIGURE 1-5. BUMPER INSTALLATION (BASE AND PLATFORM)



ART_0275366

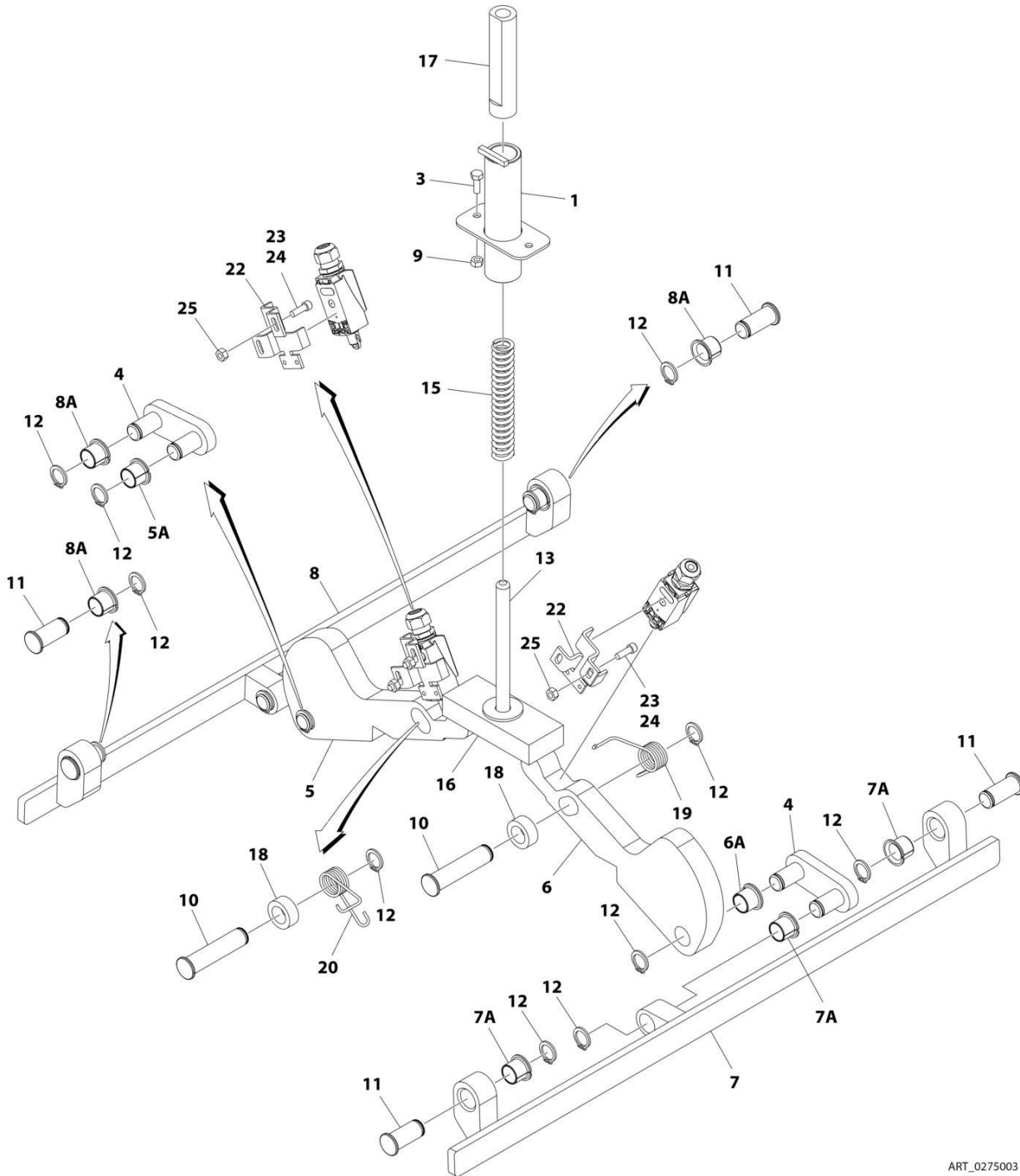
SECTION 1 - FRAME

FIGURE 1-5. BUMPER INSTALLATION (BASE AND PLATFORM)

ITEM	PART NUMBER	QTY	DESCRIPTION	REV
	0275366	Ref	BUMPERS INSTALLATION	A
1	0100011	AR	Compound, Locking	
2	0641407	6	Bolt 1/4 x 7/8	
3	0641618	4	Bolt 3/8 x 2-1/4	
4	0940105	2	Bumper, Side Base	
5	0940108	2	Bumper, Base	
6	4711400	6	Washer 1/4	
7	4751600	4	Washer 3/8	

SECTION 1 - FRAME

FIGURE 1-6. POTHOLE PROTECTION INSTALLATION



ART_0275003

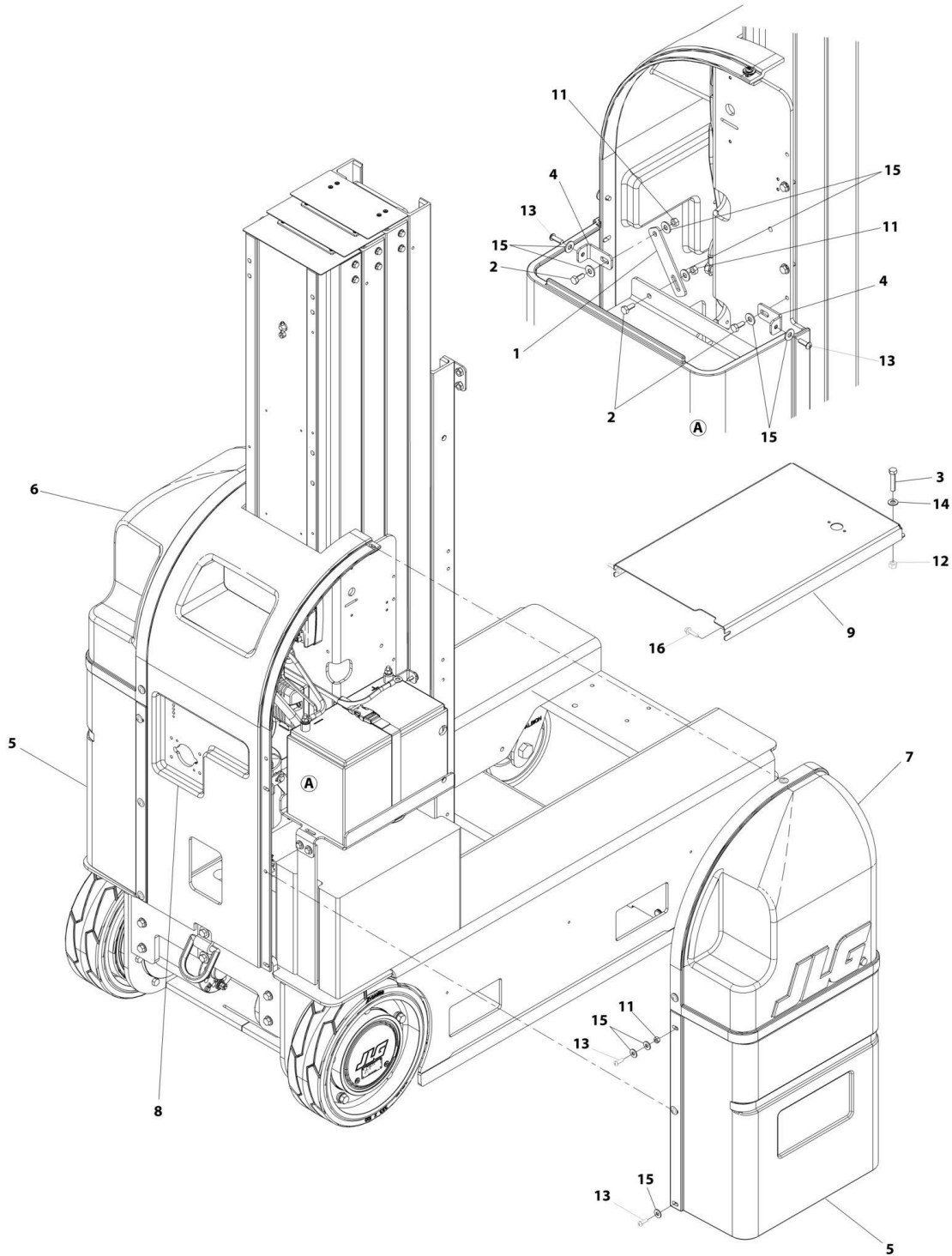
SECTION 1 - FRAME

FIGURE 1-6. POTHOLE PROTECTION INSTALLATION

ITEM	PART NUMBER	QTY	DESCRIPTION	REV
	0275003	Ref	POTHOLE PROTECTION INSTALLATION	G
1	0060089	1	Actuator Weldment	
3	0641406	2	Bolt 1/4 x 3/4	
4	3010146	2	Link	
5	3010147	1	Cam (Left)	
5	0440263	1	Bearing, Flange	
6	3010153	1	Cam (Right)	
6	0440263	1	Bearing, Flange	
7	3010155	1	Bar, Pothole (Right)	
7	0440263	3	Bearing, Flange	
8	3010156	1	Bar, Pothole (Left)	
8	0440263	3	Bearing, Flange	
9	3311405	2	Nut 1/4	
10	3423189	2	Pin, Pivot	
11	3423231	4	Pin, Pivot	
12	3760348	10	Ring, Retaining	
13	3841724	1	Rod, Actuator	
15	4160160	1	Spring, Compression	
16	4220285	1	Pad, Actuator	
17	4569336	1	Tube, Actuator Sleeve	
18	4569238	2	Tube, Spacer	
19	4160222	1	Spring, Red (Right)	
20	4160223	1	Spring, Yellow (Left)	
22	1001110511	2	Plate, Switch Mount	
23	3931412	4	Bolt 1/4 x 3/4	
24	0100011	AR	Compound, Locking	
25	3311401	4	Nut 1/4	

SECTION 1 - FRAME

FIGURE 1-7. COVERS INSTALLATION (TWO 12V BATTERIES)



ART_0274891

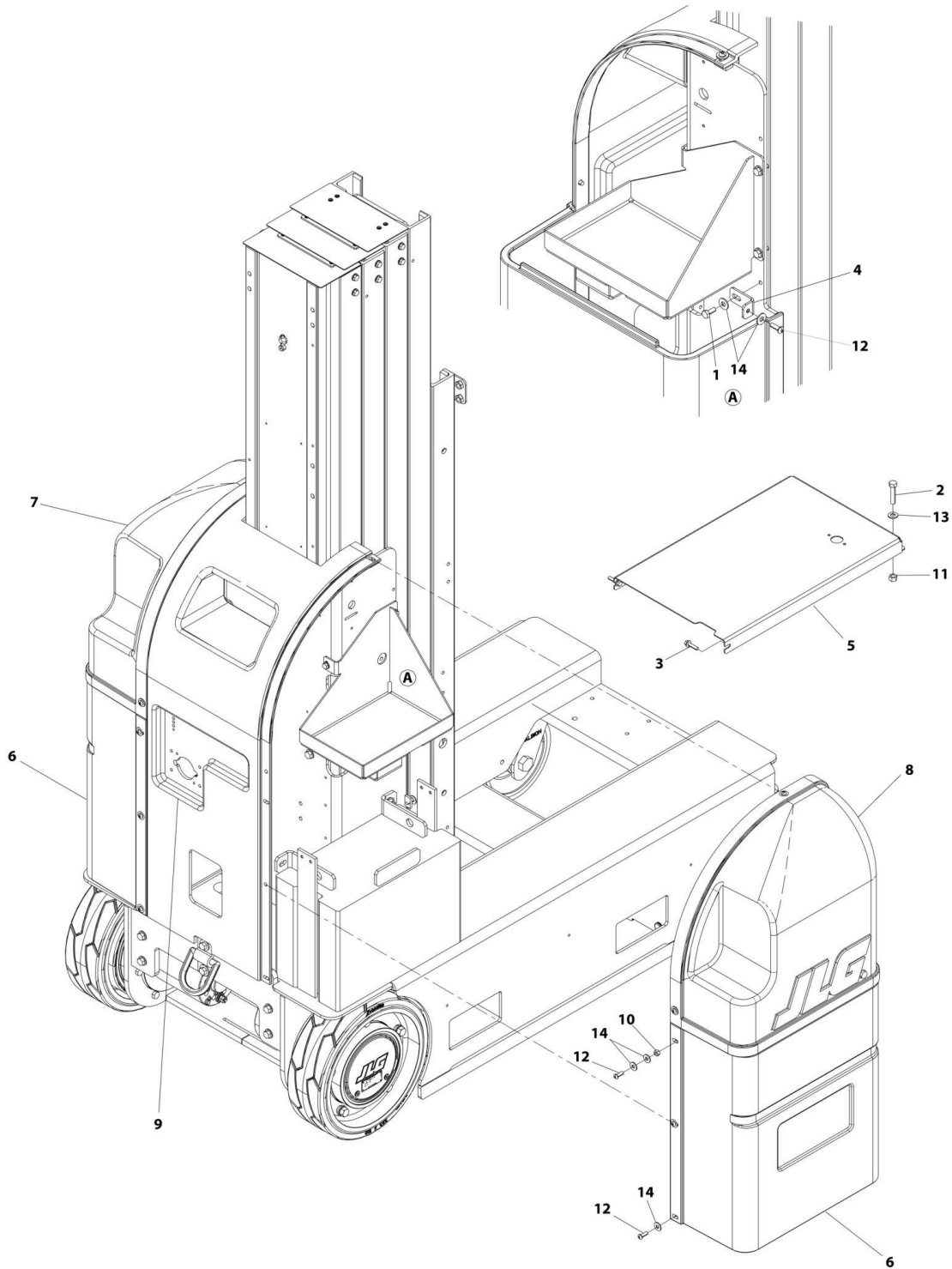
SECTION 1 - FRAME

FIGURE 1-7. COVERS INSTALLATION (TWO 12V BATTERIES)

ITEM	PART NUMBER	QTY	DESCRIPTION	REV
	0274891	Ref	COVERS INSTALLATION (Two 12V Batteries)	C
1	0120006	2	Hood Adjuster	
2	0641405	6	Bolt, 1/4 x 5/8	
3	0641614	2	Bolt, 3/8 x 3/4	
4	0902836	4	Bracket, Hood Support	
5	1671283	2	Cover, Counterweight	
6	1671289	1	Cover, Left	
7	1671290	1	Cover, Right	
8	1671291	1	Cover, Ground Station	
9	1671256	1	Cover, Frame	
11	3311405	4	Nut, 1/4	
12	3311605	2	Nut, 3/8	
13	3900258	18	Bolt, 1/4 x 3/4	
14	4711600	2	Washer, 3/8	
15	4751400	26	Washer, 1/4	
16	0811408	2	Screw, 1/4 x 1	

SECTION 1 - FRAME

FIGURE 1-8. COVERS INSTALLATION (FOUR 6V BATTERIES)



ART_1001093808

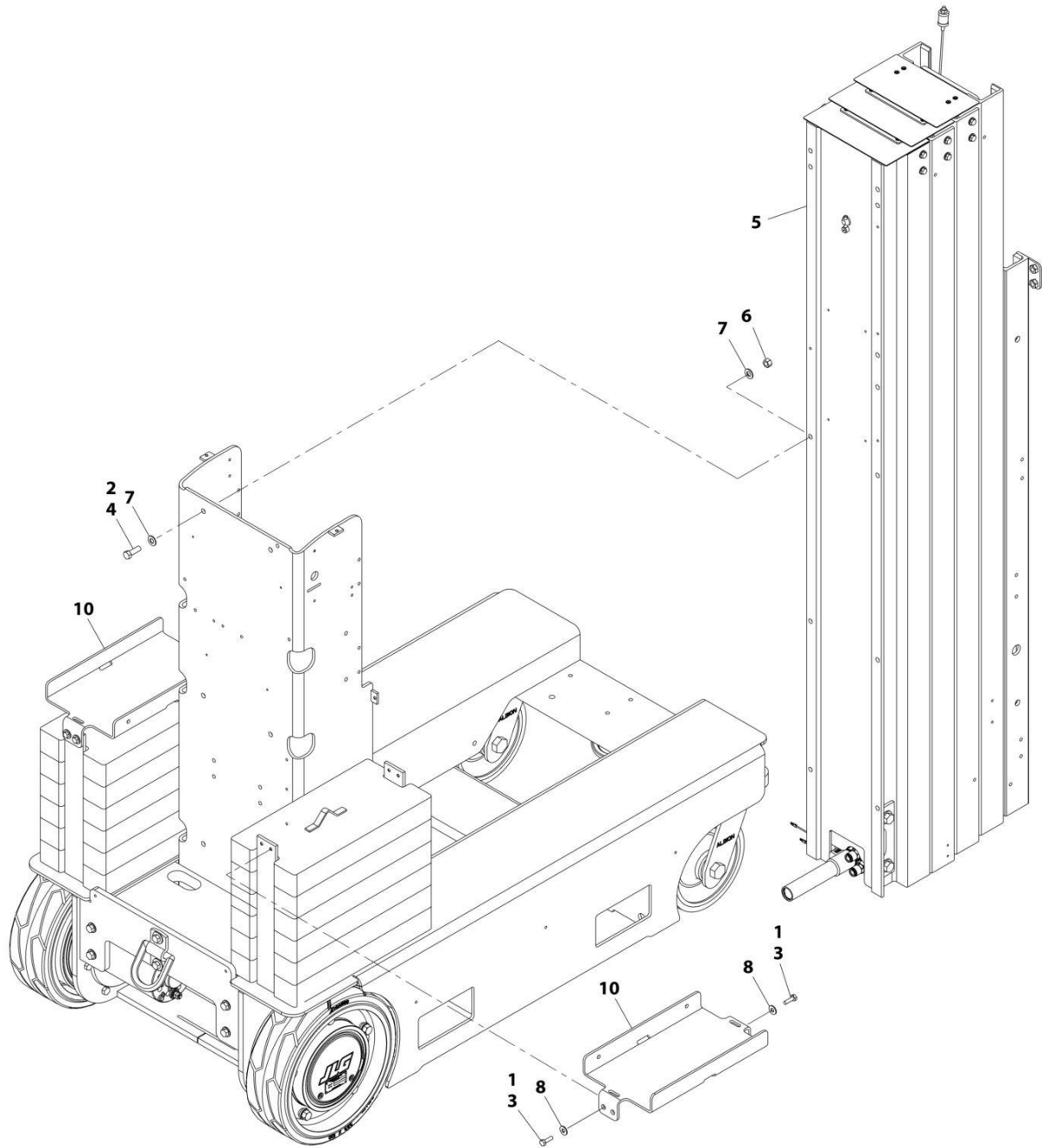
SECTION 1 - FRAME

FIGURE 1-8. COVERS INSTALLATION (FOUR 6V BATTERIES)

ITEM	PART NUMBER	QTY	DESCRIPTION	REV
	1001093808	Ref	COVERS INSTALLATION (Four 6V AGM Batteries)	C
1	0641405	2	Bolt, 1/4 x 5/8	
2	0641614	2	Bolt, 3/8 x 3/4	
3	0811408	2	Screw, 1/4 x 1	
4	0902836	2	Bracket, Hood Support	
5	1001100149	1	Cover, Frame	
6	1671283	2	Cover, Counterweight	
7	1671289	1	Cover, Left	
7	1671290	1	Cover, Right	
9	1671291	1	Cover, Ground Station	
10	3311405	2	Nut, 1/4	
11	3311605	2	Nut, 3/8	
12	3900258	16	Bolt, 1/4 x 3/4	
13	4711600	2	Washer, 3/8	
14	4751400	20	Washer, 1/4	

SECTION 1 - FRAME

FIGURE 1-9. MAST AND BATTERY BOX INSTALL (WITH 2 12V BATTERIES)



ART_0274869

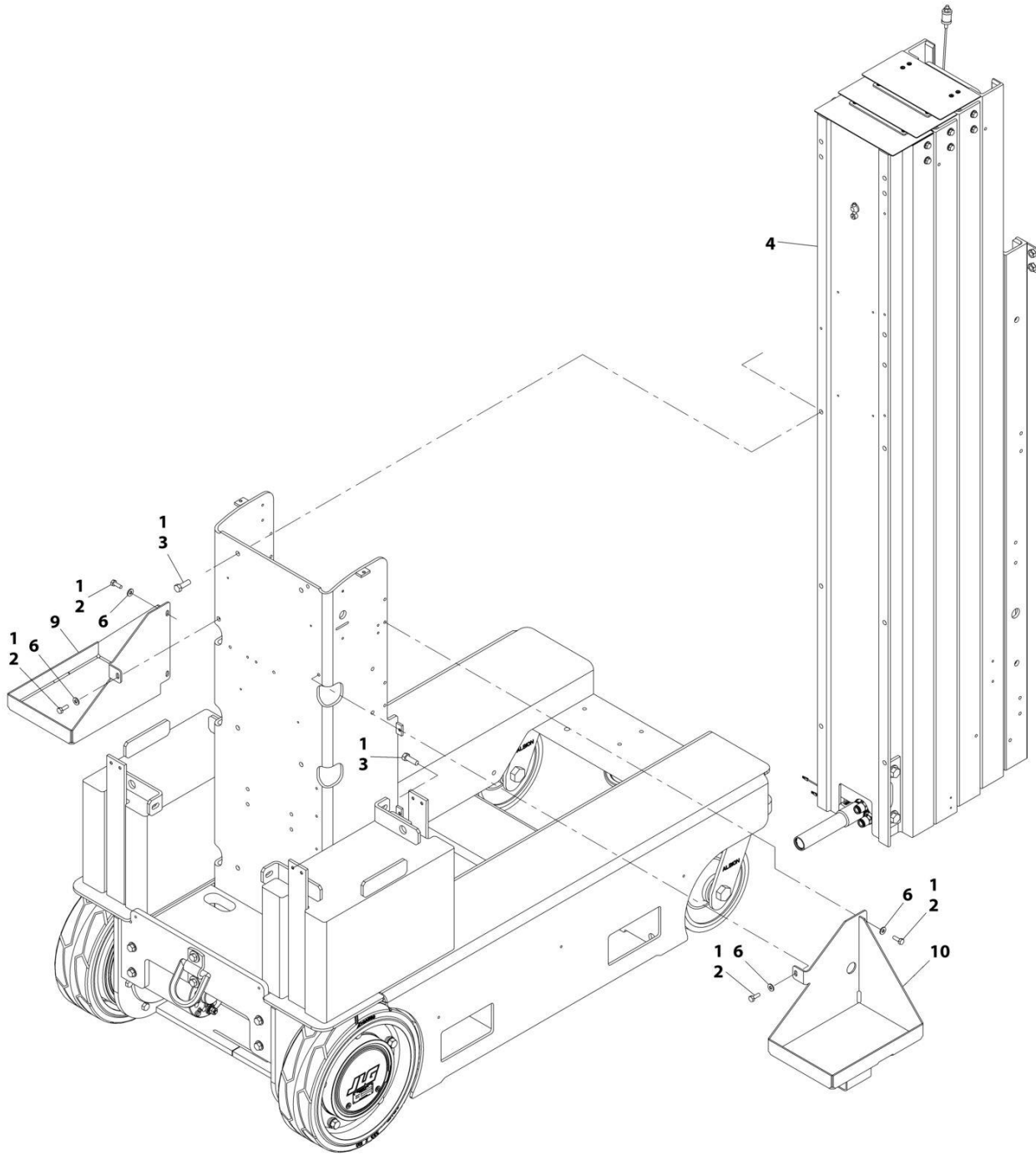
SECTION 1 - FRAME

FIGURE 1-9. MAST AND BATTERY BOX INSTALL (WITH 2 12V BATTERIES)

ITEM	PART NUMBER	QTY	DESCRIPTION	REV
	0274869	Ref	MAST AND BATTERY BOX INSTALLATION (Two 12V Batteries)	C
1	0100011	AR	Compound, Locking	
2	0100019	AR	Compound, Locking	
3	0641407	8	Bolt 1/4 x 7/8	
4	0641609	6	Bolt 3/8 x 1-1/8	
5	0801543	1	Mast Assembly (See Separate Breakdown in MAST Section)	
6	3311601	6	Nut 3/8	
7	4711600	12	Washer 3/8	
8	4751400	8	Washer 1/4	
10	1001093858	2	Battery Tray	

SECTION 1 - FRAME

FIGURE 1-10. MAST AND BATTERY BOX INSTALL (WITH 4 6V BATTERIES)



ART_1001093801

SECTION 1 - FRAME

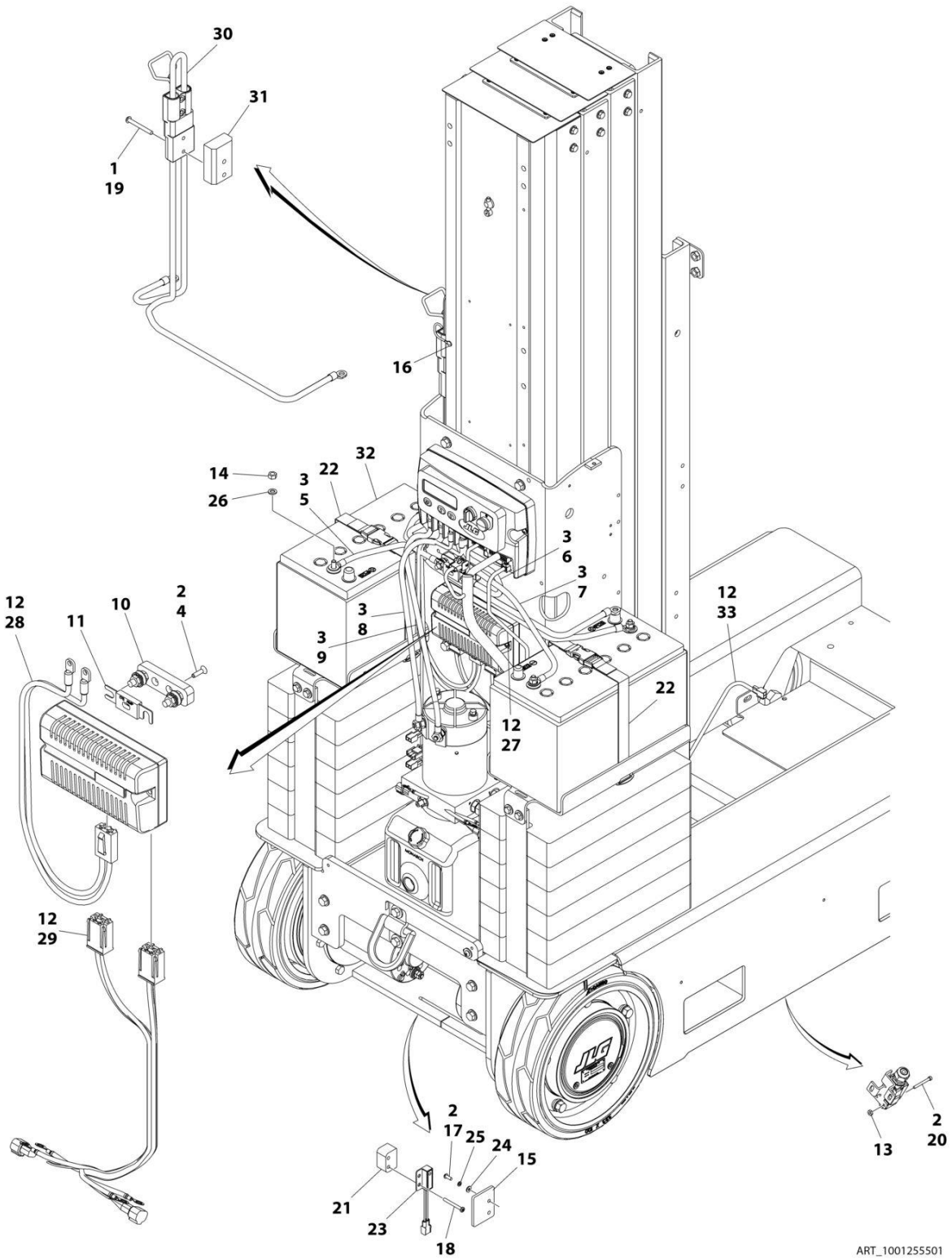
FIGURE 1-10. MAST AND BATTERY BOX INSTALL (WITH 4 6V BATTERIES)

ITEM	PART NUMBER	QTY	DESCRIPTION	REV
	1001093801	Ref	MAST AND BATTERY BOX INSTALLATION (Four 6V AGM Batteries)	B
1	0100011	AR	Compound, Locking	
2	0641406	6	Bolt 1/4 x 3/4	
3	0641609	8	Bolt 3/8 x 1-1/8	
4	0801543	1	Mast Assembly (See Separate Breakdown in MAST Section)	
5	3311601	8	Nut 3/8	
6	4711400	6	Washer 1/4	
7	4711600	14	Washer 3/8	
9	1001091672	1	Box, Battery (Left)	
10	1001091676	1	Box, Battery (Right)	

SECTION 2 - CONTROLS

SECTION 2 - CONTROLS

FIGURE 2-1. ELECTRICAL COMPONENTS INSTALLATION (2 12V BATTERIES)



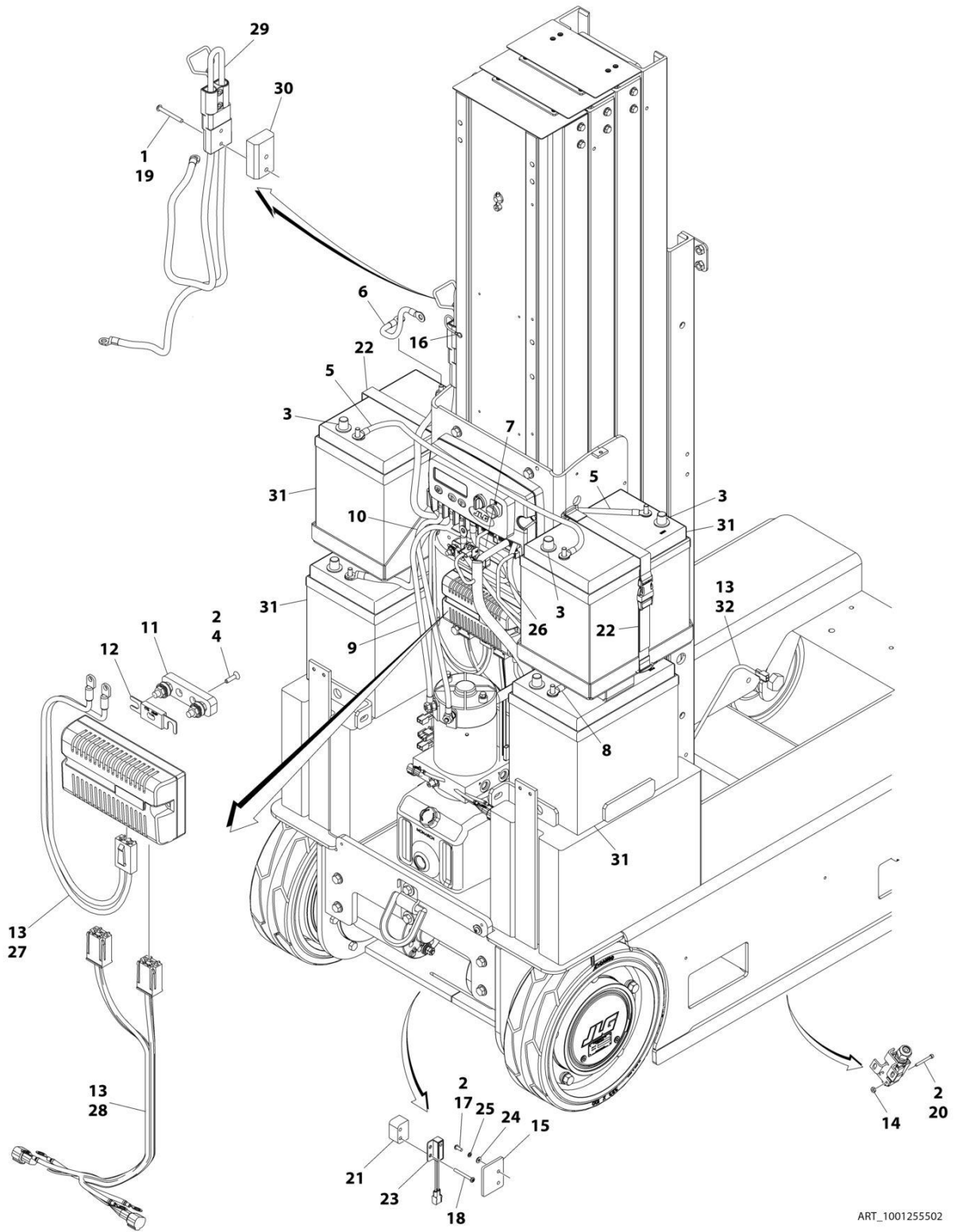
SECTION 2 - CONTROLS

FIGURE 2-1. ELECTRICAL COMPONENTS INSTALLATION (2 12V BATTERIES)

ITEM	PART NUMBER	QTY	DESCRIPTION	REV
	1001255501	Ref	ELECTRICAL COMPONENTS INSTALLATION	A
1	0100011	AR	Compound, Locking	
2	0100035	AR	Compound, Locking	
3	0100051	AR	Grease, Terminal	
4	0741006	2	Screw, Countersunk #10 x 3/4	
5	1060940	1	Cable, Battery (B+ to Fuse)	
6	1060941	1	Cable, Battery (Fuse to Ground Control +)	
7	1060942	1	Cable, Battery (B- to Ground Control -)	
8	1060943	1	Cable, Electrical (Ground Control + to Pump +)	
9	1060944	1	Cable, Electrical (Ground Control - to Pump -)	
10	2400044	1	Block, Fuse Mounting	
11	2400069	1	Fuse	
12	3020038	AR	Grease, Contact CG60	
13	3310801	4	Nut #8	
14	3311501	4	Nut 5/16	
15	3572511	1	Plate, Proximity Switch Mounting	
16	3820020	1	Rivet	
17	3900205	2	Screw #10 x 5/8	
18	3900325	2	Screw #10 x 1-1/4	
19	3911436	2	Screw 1/4 x 2-1/4	
20	3930824	4	Capscrew #8 x 1-1/2	
21	4071058	1	Shim	
22	4240177	2	Strap, Battery	
23	4360514	1	Switch, Proximity	
24	4750800	2	Washer #8	
25	4761000	2	Lockwasher #10	
26	4761500	4	Lockwasher 5/16in	
27	4922560	1	Harness, Ground Control to Traction Module	
28	4922671	1	Harness, Traction Module Power	
29	4923383	1	Harness, Drive Motor/Brake	
29	4460738	4	Eyelet, 5/16	
29	4460897	2	Connector - 2 Position	
29	4461108	2	Connector - 4 Position	
29	4460464	4	Pin, Male	
30	1001107805	1	Battery Cable Disconnect Assembly	
30	4460778	2	Connector, Anderson	
30	1060380	1	Lanyard	
30	1001113987	1	Handle	
31	1001107829	1	Block, Spacer	
32	1001178278	2	Battery	
33	1001255334	1	Harness, Main (See Separate Breakdown in ELECTRICAL Section)	

SECTION 2 - CONTROLS

FIGURE 2-2. ELECTRICAL COMPONENTS INSTALLATION (4 6V BATTERIES)



ART_1001255502

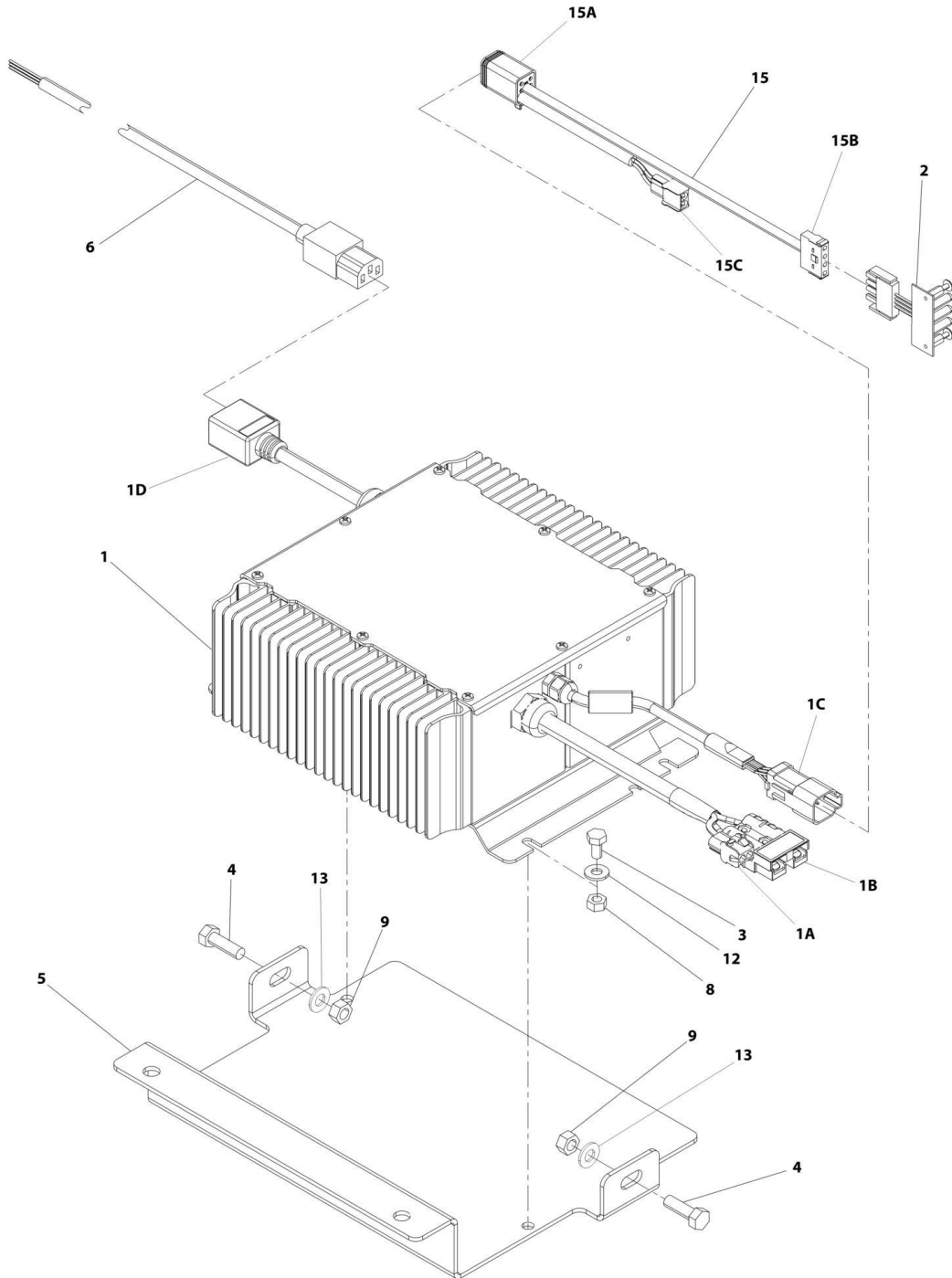
SECTION 2 - CONTROLS

FIGURE 2-2. ELECTRICAL COMPONENTS INSTALLATION (4 6V BATTERIES)

ITEM	PART NUMBER	QTY	DESCRIPTION	REV
	1001255502	Ref	ELECTRICAL COMPONENTS INSTALLATION	A
1	0100011	AR	Compound, Locking	
2	0100035	AR	Compound, Locking	
3	0100051	AR	Grease	
4	0741006	2	Screw #10 x 3/4	
5	1060939	2	Cable, Battery (B+ to B-) Options	
6	1060940	1	Cable, Battery (B+ to Fuse)	
7	1060941	1	Cable, Battery (Fuse to Ground Control +)	
8	1060942	1	Cable, Battery (B- to Ground Control -)	
9	1060943	1	Cable, Electrical (Ground Control + to Pump +)	
10	1060944	1	Cable, Electrical (Ground Control - to Pump -)	
11	2400044	1	Block, Fuse Mounting	
12	2400069	1	Fuse	
13	3020038	AR	Grease, Contact CG60	
14	3310801	4	Nut #8	
15	3572511	1	Plate, Proximity Switch Mounting	
16	3820020	1	Rivet	
17	3900205	2	Screw #10 x 5/8	
18	3900325	2	Screw #10 x 1-1/4	
19	3911436	2	Screw 1/4 x 2-1/4	
20	3930824	4	Capscrew #8 x 1-1/2	
21	4071058	1	Shim	
22	4240177	2	Strap, Battery	
23	4360514	1	Switch, Proximity	
24	4750800	2	Washer #8	
25	4761000	2	Washer #10	
26	4922560	1	Harness, Ground Control to Traction Module	
27	4922671	1	Harness, Traction Module Power	
28	4923383	1	Harness, Drive Motor/Brake	
28	4460738	4	Eyelet, 5/16	
28	4460897	2	Connector - 2 Position	
28	4461108	2	Connector - 4 Position	
28	4460464	4	Pin, Male	
29	1001107805	1	Battery Cable Disconnect Assembly	
29	4460778	2	Connector, Anderson	
29	1060380	1	Lanyard	
29	1001113987	1	Handle	
30	1001107829	1	Block, Spacer	
31	1001112112	4	Battery	
32	1001255334	1	Harness, Main (See Separate Breakdown in ELECTRICAL Section)	

SECTION 2 - CONTROLS

FIGURE 2-3. BATTERY CHARGER INSTALLATION



ART_0274876

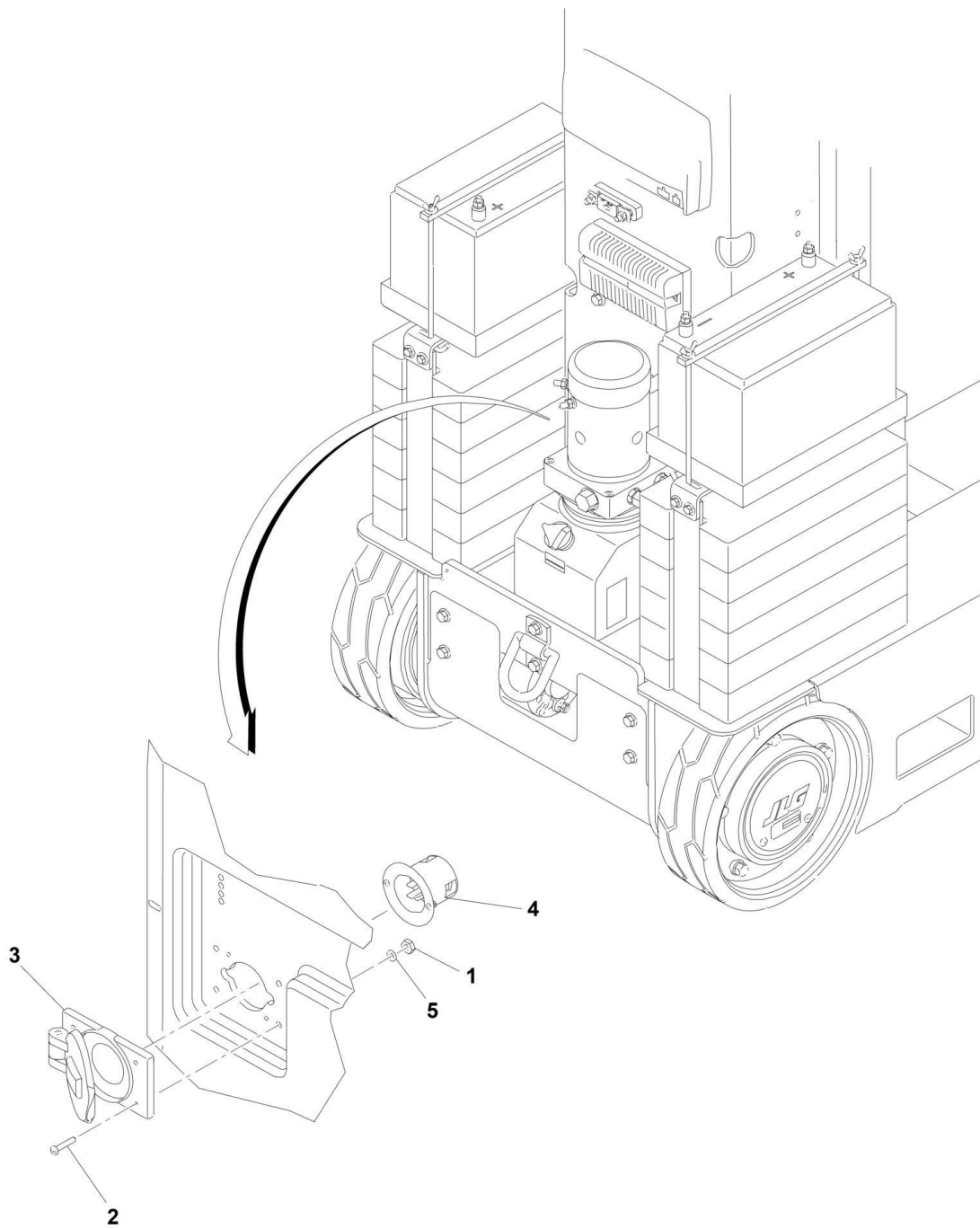
SECTION 2 - CONTROLS

FIGURE 2-3. BATTERY CHARGER INSTALLATION

ITEM	PART NUMBER	QTY	DESCRIPTION	REV
	0274876	Ref	BATTERY CHARGER INSTALLATION	E
1	1001136381	1	Battery Charger	E
1A	4460424	1	Connector, Male - 2 Position	
1A	4460267	2	Pin, Male	
1B	4460648	1	Connector, Anderson	
1C	4460899	1	Connector - 6 Position	
1C	4460464	4	Pin, Male	
1C	4460466	2	Seal	
1D	See Note		Receptacle, Female (Note: Not Available for Purchase)	
2	0610131	1	Battery Charger LED	
2	4460321	1	Connector	
2	4460227	4	Pin	
3	0641404	2	Bolt, 1/4 x 1/2	
4	0641508	2	Bolt, 5/16 x 1	
5	0903374	1	Bracket, Charger Mount	
6	See Note		Cable, AC Cord (Note: Not Available for Purchase)	
8	3311405	2	Nut, 1/4	
9	3311505	2	Nut, 5/16	
12	4711400	2	Washer, 1/4	
13	4711500	2	Washer, 5/16	
15	1001103423	1	Harness, LED & Temperature Sensor	B
15A	4460894	1	Connector - 6 Position	
15A	4460465	4	Socket, Female	
15B	1001119032	1	Connector - 4 Position	
15B	4460226	4	Socket, Female	
15C	4460424	1	Connector - 2 Position	
15C	4460267	2	Socket, Female	

SECTION 2 - CONTROLS

FIGURE 2-4. CHARGER PLUG - 110V (ANSI, ANSI EXPORT, CSA AND JAPANESE SPECS)



ART_1001096871

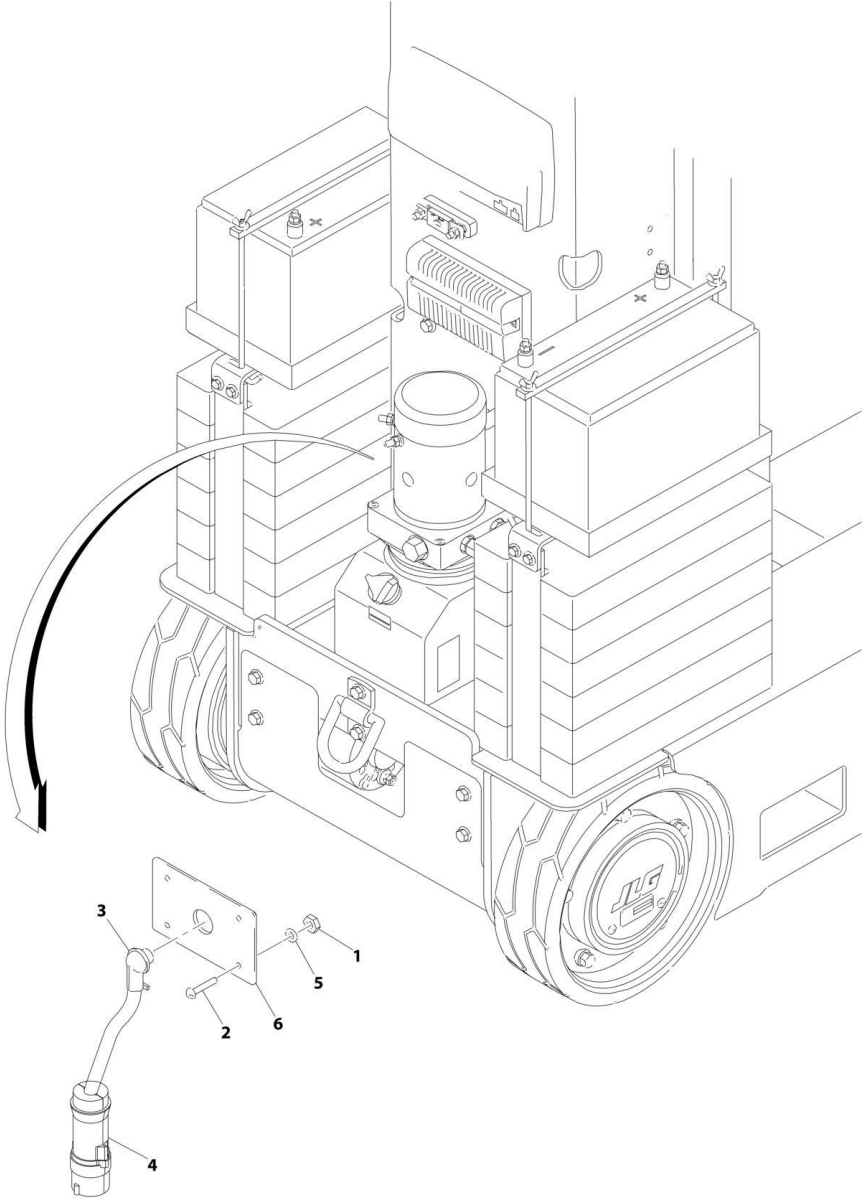
SECTION 2 - CONTROLS

FIGURE 2-4. CHARGER PLUG - 110V (ANSI, ANSI EXPORT, CSA AND JAPANESE SPECS)

ITEM	PART NUMBER	QTY	DESCRIPTION	REV
	1001096871	Ref	CHARGER PLUG - 110V	B
1	3311001	4	Nut, #10	
2	3911016	4	Bolt, #10 x 1	
3	4460802	1	Terminal Cover, Waterproof	
4	4460803	1	Terminal	
5	4761000	4	Washer, #10	

SECTION 2 - CONTROLS

FIGURE 2-5. CHARGER PLUG - 220V IEC BLUE GROUND (CE & UK CA SPECS)



ART_1001096876

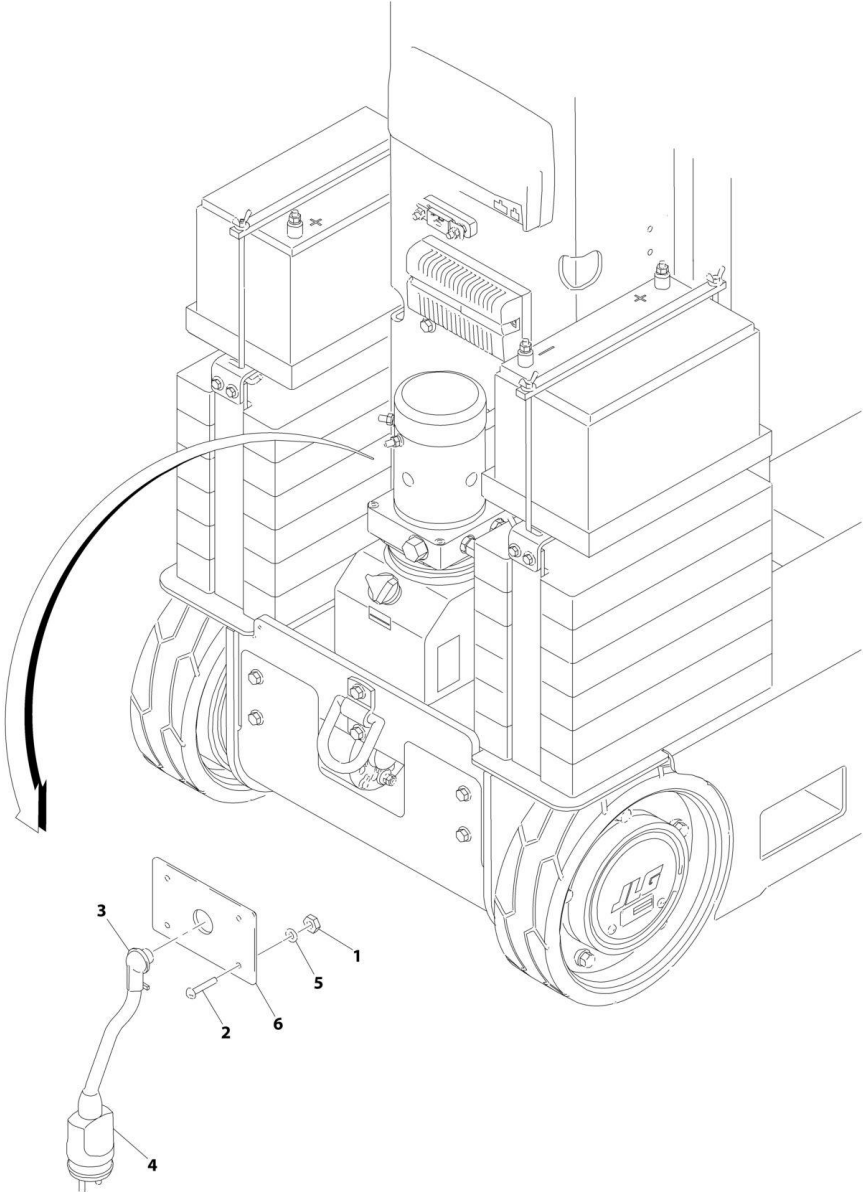
SECTION 2 - CONTROLS

FIGURE 2-5. CHARGER PLUG - 220V IEC BLUE GROUND (CE & UK CA SPECS)

ITEM	PART NUMBER	QTY	DESCRIPTION	REV
	1001096876	Ref	CHARGER PLUG - 220V IEC BLUE GROUND	B
1	3311001	4	Nut, #10	
2	3911016	4	Bolt, #10 x 1	
3	4460566	1	Terminal	
4	4461199	1	Terminal Plug	
5	4761000	4	Washer, #10	
6	1001097426	1	Cover Plate	

SECTION 2 - CONTROLS

FIGURE 2-6. CHARGER PLUG - 220V POST GROUND (CE & UK CA SPECS)



ART_1001096872

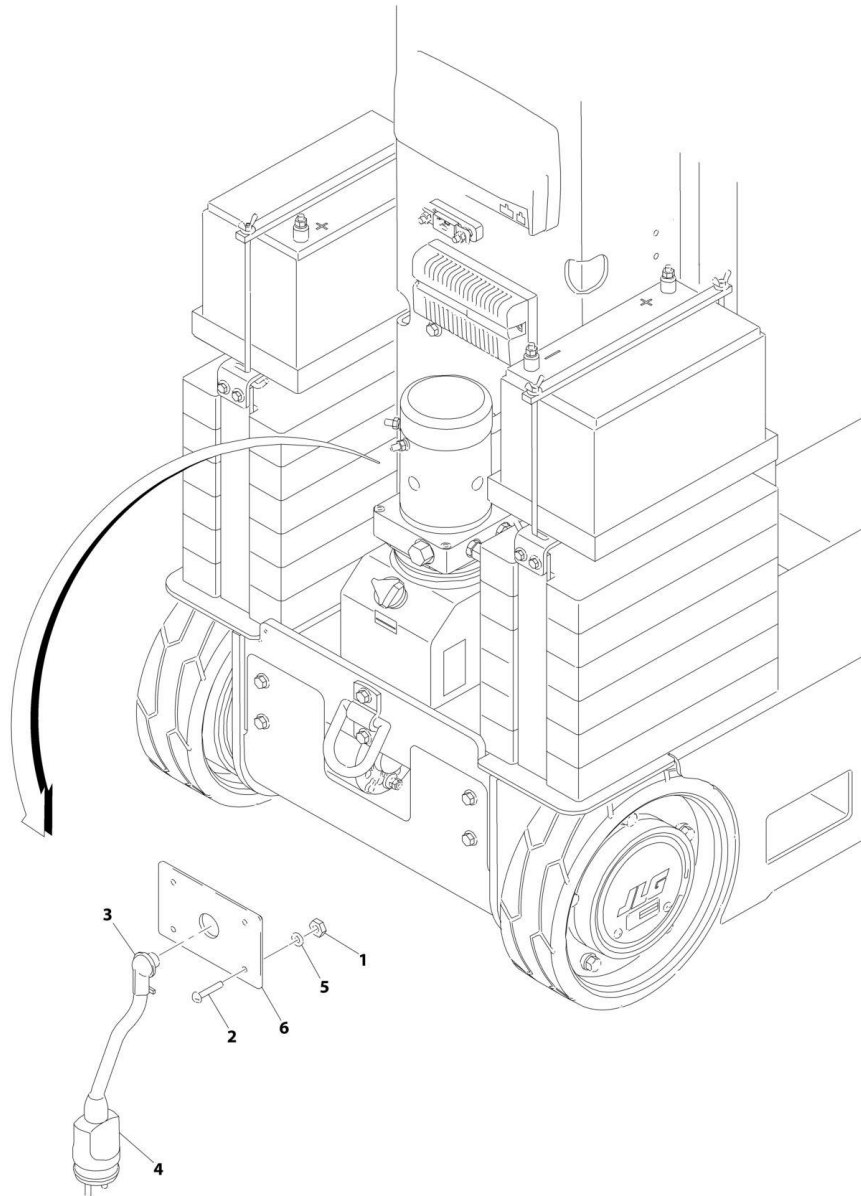
SECTION 2 - CONTROLS

FIGURE 2-6. CHARGER PLUG - 220V POST GROUND (CE & UK CA SPECS)

ITEM	PART NUMBER	QTY	DESCRIPTION	REV
	1001096872	Ref	CHARGER PLUG - 220V POST GROUND	C
1	3311001	4	Nut, #10	
2	3911016	4	Bolt, #10 x 1	
3	4460566	1	Terminal	
4	4461205	1	Terminal Plug	
5	4761000	4	Washer, #10	
6	1001097426	1	Cover Plate	

SECTION 2 - CONTROLS

FIGURE 2-7. CHARGER PLUG - 220V SIDE GROUND (CE & UK CA SPECS)



ART_1001096873

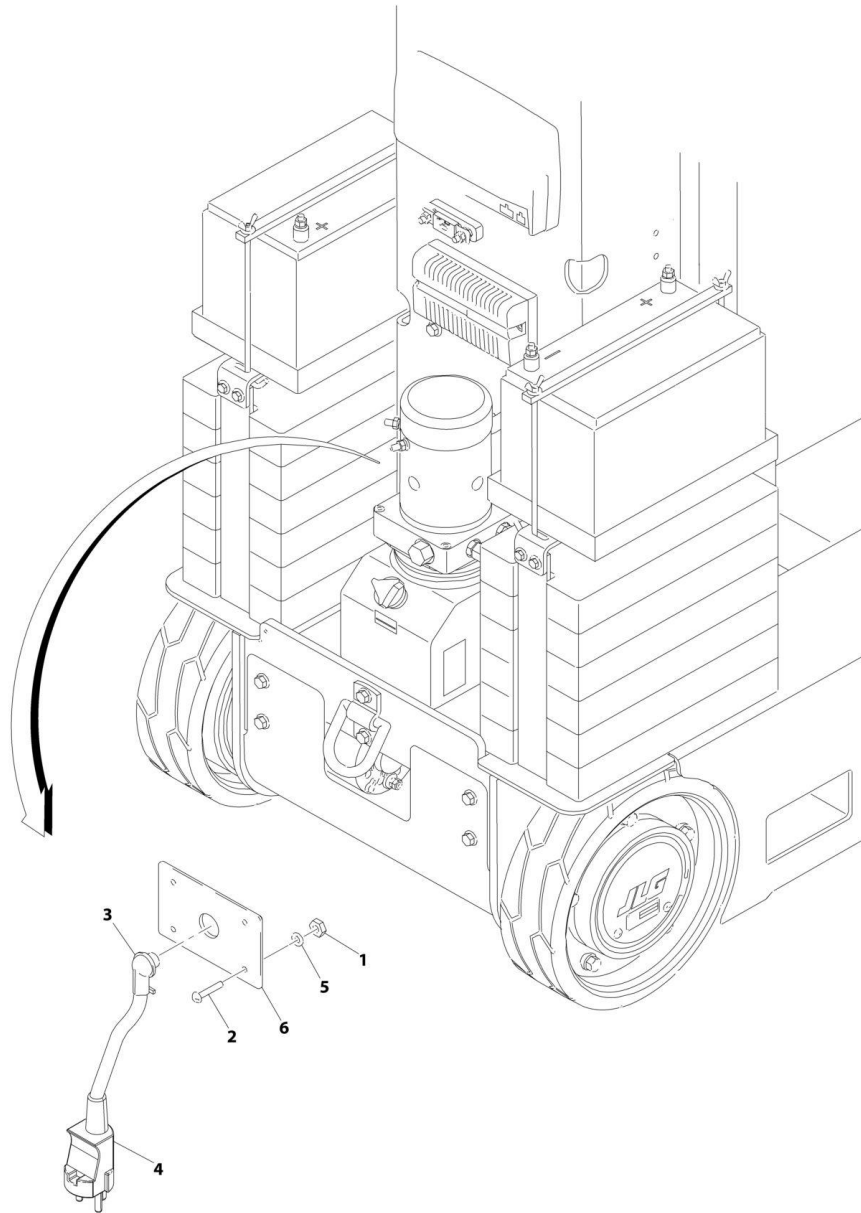
SECTION 2 - CONTROLS

FIGURE 2-7. CHARGER PLUG - 220V SIDE GROUND (CE & UK CA SPECS)

ITEM	PART NUMBER	QTY	DESCRIPTION	REV
	1001096873	Ref	CHARGER PLUG - 220V SIDE GROUND	B
1	3311001	4	Nut, #10	
2	3911016	4	Bolt, #10 x 1	
3	4460566	1	Terminal	
4	4461205	1	Terminal Plug	
5	4761000	4	Washer, #10	
6	1001097426	1	Cover Plate	

SECTION 2 - CONTROLS

FIGURE 2-8. CHARGER PLUG - 220V KEYED GROUND (CE & UK CA SPECS)



ART_1001096874

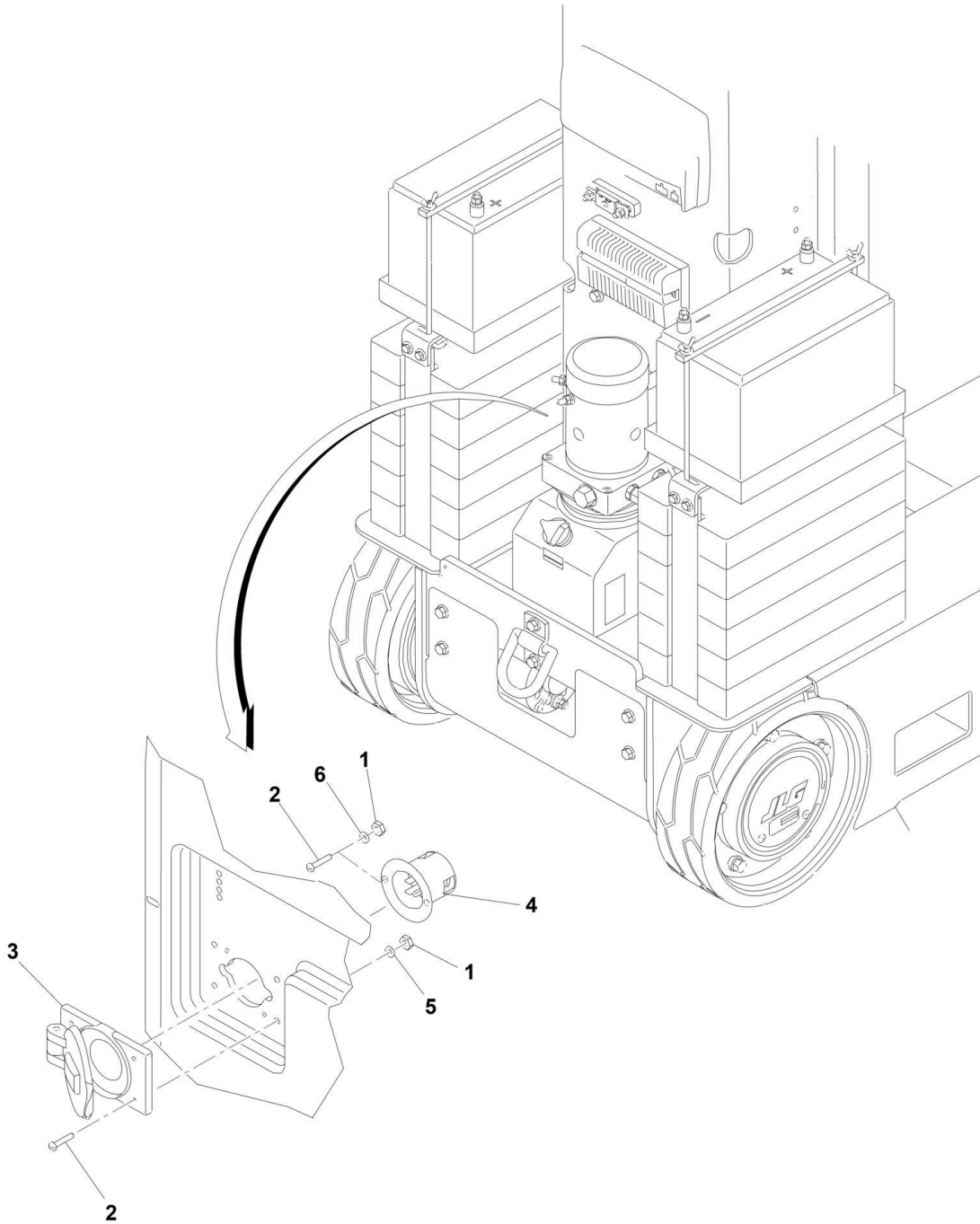
SECTION 2 - CONTROLS

FIGURE 2-8. CHARGER PLUG - 220V KEYED GROUND (CE & UK CA SPECS)

ITEM	PART NUMBER	QTY	DESCRIPTION	REV
	1001096874	Ref	CHARGER PLUG - 220V KEYED GROUND	B
1	3311001	4	Nut, #10	
2	3911016	4	Bolt, #10 x 1	
3	4460566	1	Terminal	
4	4461249	1	Terminal Plug	
5	4761000	4	Washer, #10	
6	1001097426	1	Cover Plate	

SECTION 2 - CONTROLS

FIGURE 2-9. CHARGER PLUG - 220V (AUSTRALIAN, CE & UK CA SPECS)



ART_1001096898

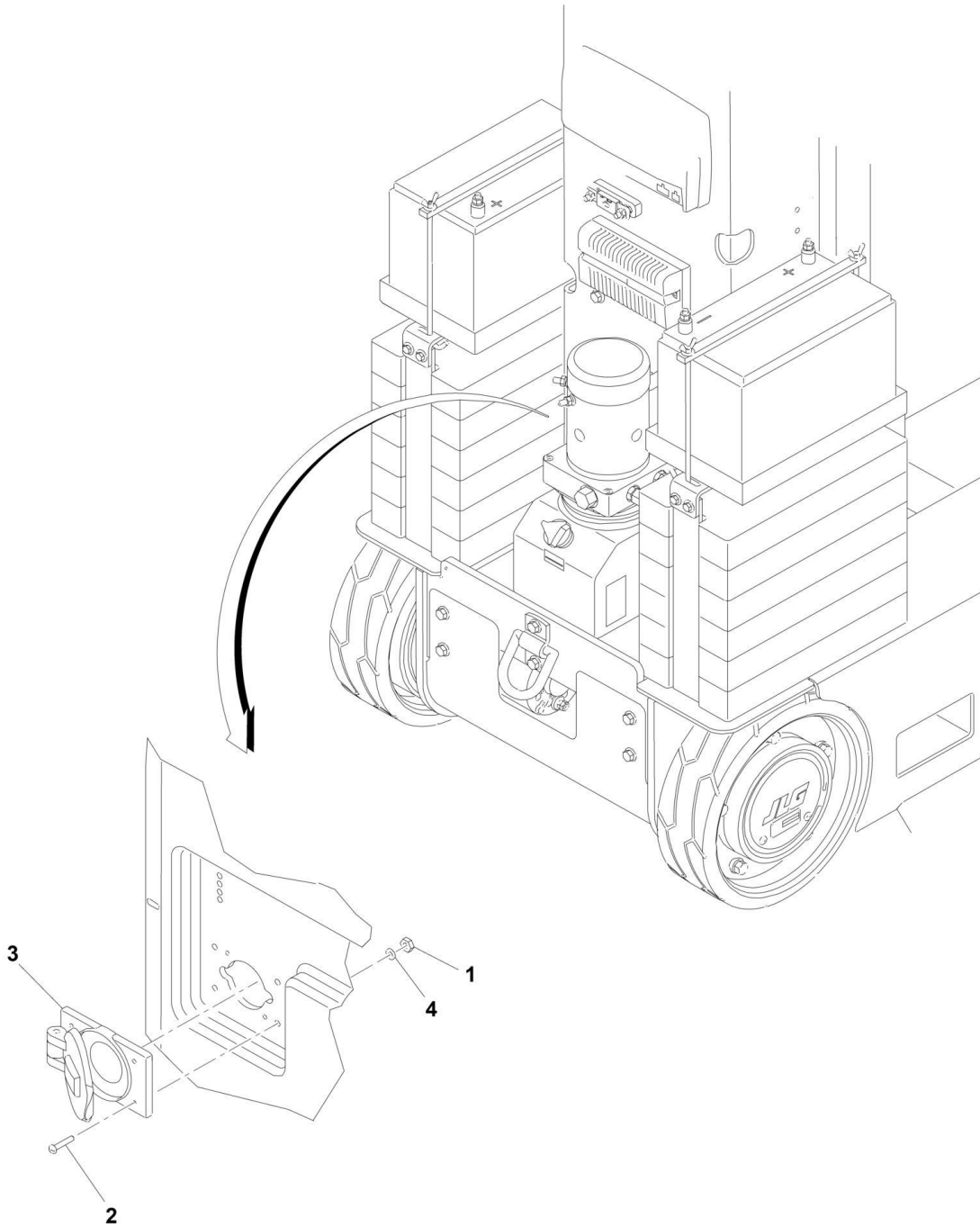
SECTION 2 - CONTROLS

FIGURE 2-9. CHARGER PLUG - 220V (AUSTRALIAN, CE & UK CA SPECS)

ITEM	PART NUMBER	QTY	DESCRIPTION	REV
	1001096898	Ref	CHARGER PLUG - 220V	C
1	3311001	6	Nut, #10	
2	3911016	6	Bolt, #10 x 1	
3	4460802	1	Terminal Cover, Waterproof	
4	4460940	1	Terminal	
5	4751000	2	Washer, #10	
6	4761000	6	Washer, #10	

SECTION 2 - CONTROLS

FIGURE 2-10. CHARGER PLUG - CUSTOMER SUPPLIED PLUG (ALL SPECS EXCEPT CSA)



ART_1001096899

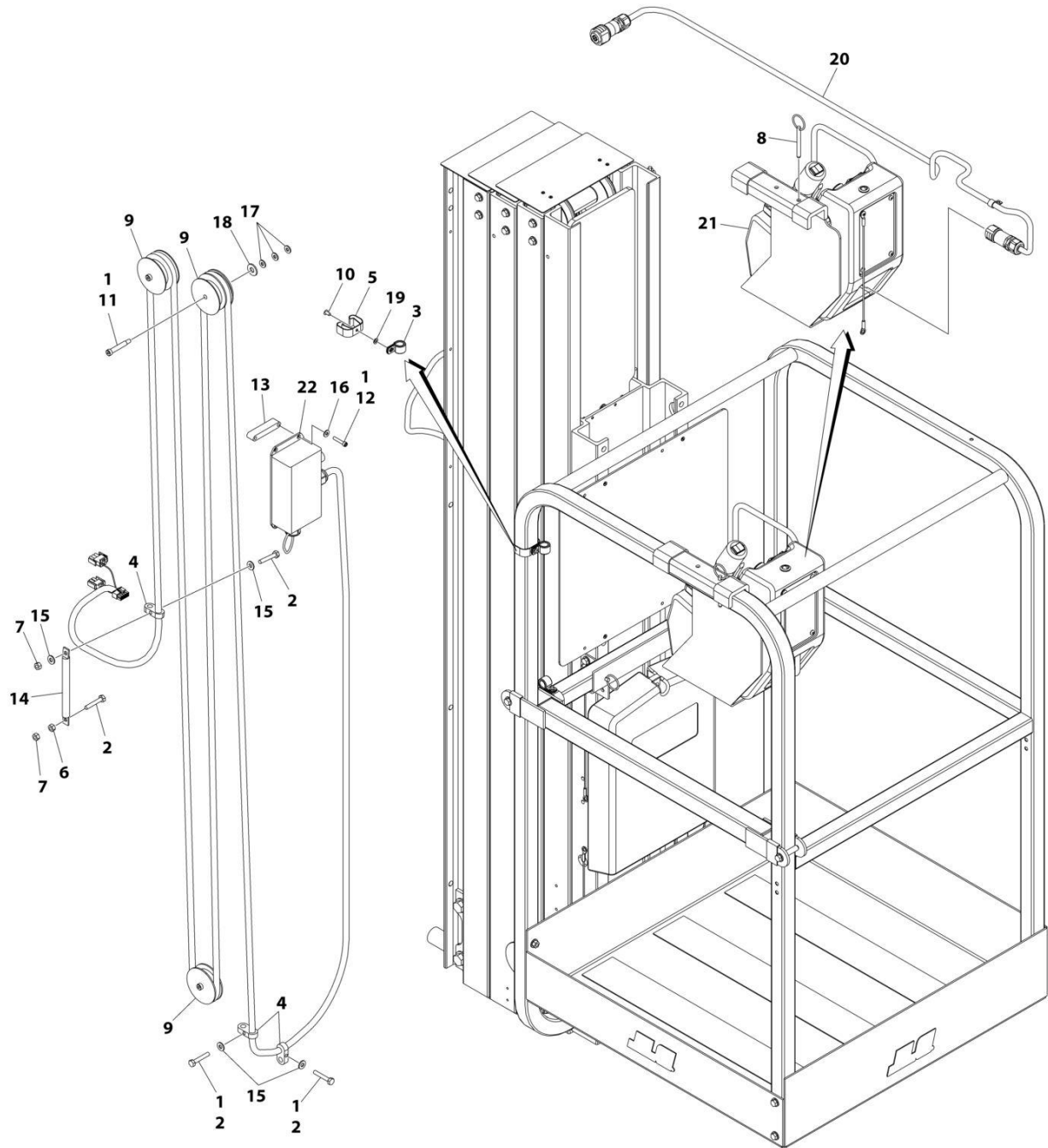
SECTION 2 - CONTROLS

FIGURE 2-10. CHARGER PLUG - CUSTOMER SUPPLIED PLUG (ALL SPECS EXCEPT CSA)

ITEM	PART NUMBER	QTY	DESCRIPTION	REV
	1001096899	Ref	CHARGER PLUG, CUSTOMER SUPPLIED PLUG	B
1	3311001	4	Nut, #10	
2	3911016	4	Bolt, #10 x 1	
3	4460802	1	Terminal Cover, Waterproof	
4	4761000	1	Washer, #10	

SECTION 2 - CONTROLS

FIGURE 2-11. CONTROLS & CABLES INSTALLATION (ALL SPECS EXCEPT AUSTRALIAN)



ART_1001255332

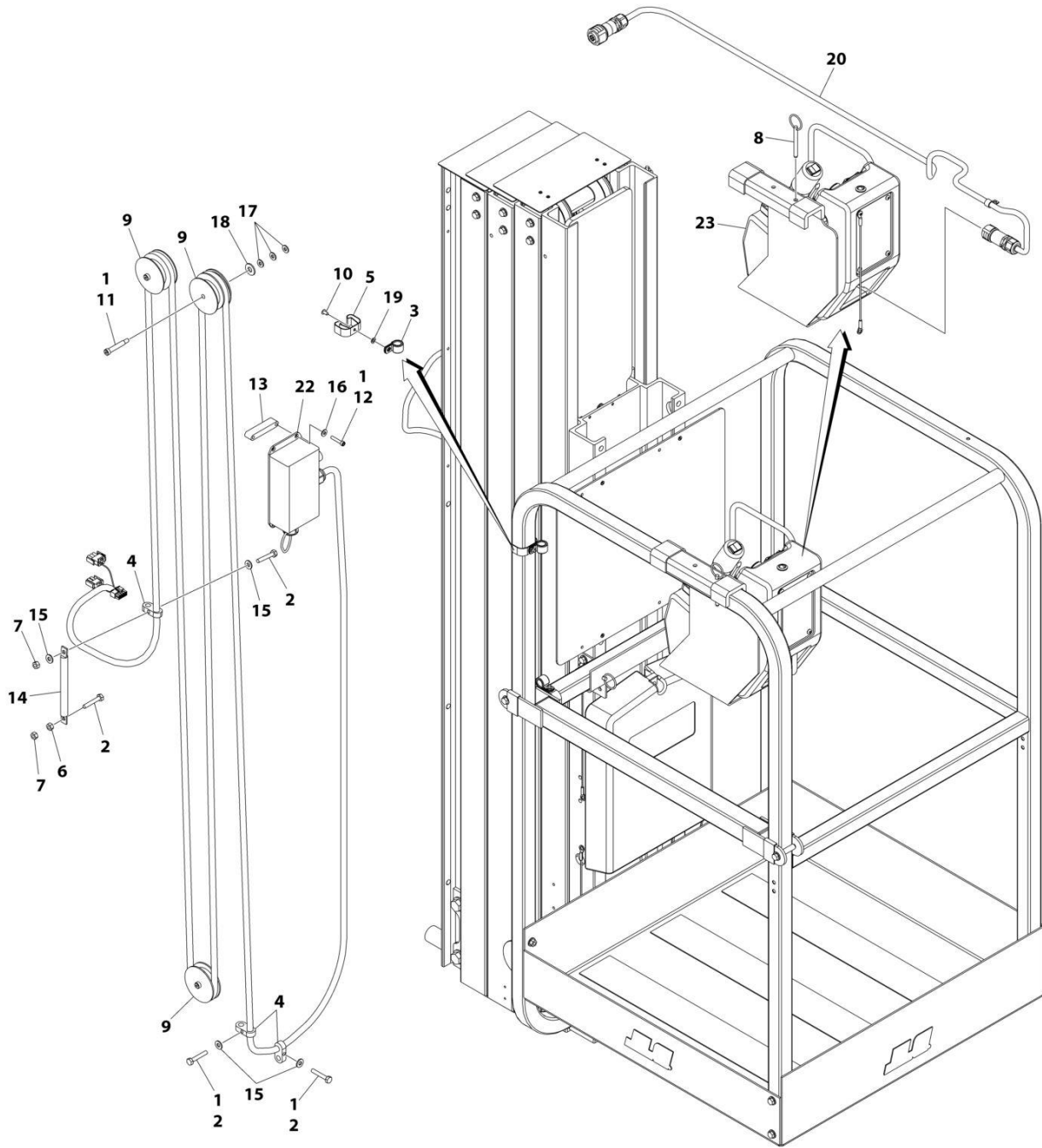
SECTION 2 - CONTROLS

FIGURE 2-11. CONTROLS & CABLES INSTALLATION (ALL SPECS EXCEPT AUSTRALIAN)

ITEM	PART NUMBER	QTY	DESCRIPTION	REV
	1001255332	Ref	CONTROLS & CABLES INSTALLATION	A
1	0100011	AR	Compound, Locking	
2	0641412	4	Bolt 1/4 x 1-1/2	
3	1320041	2	Clamp, Loop	
4	1320149	3	Clamp, Hose	
5	1380132	2	Clip, Gripper	
6	3311401	1	Nut 1/4	
7	3311405	2	Locknut 1/4	
8	3422657	1	Pin, Quick Release	
9	3580344	3	Pulley, Sheave	
10	3820020	2	Rivet, Pop	
11	3900373	3	Screw, Shoulder	
12	3931016	4	Screw #10	
13	4071032	2	Shim	
14	4160130	1	Spring, Extension	
15	4711400	4	Washer 1/4	
16	4751000	4	Washer #10	
17	4751200	9	Washer #12	
18	4751500	3	Washer 5/16	
19	4811600	2	Washer M5	
20	1001254615	1	Harness, Platform (See Separate Breakdown in ELECTRICAL Section)	
21	1001254987	1	Platform Control Box Assembly (See Separate Breakdown in this Section)	
22	1001255331	1	Harness, Junction Box (See Separate Breakdown in ELECTRICAL Section)	

SECTION 2 - CONTROLS

FIGURE 2-12. CONTROLS & CABLES INSTALLATION (AUSTRALIAN SPECS)



ART_1001255333

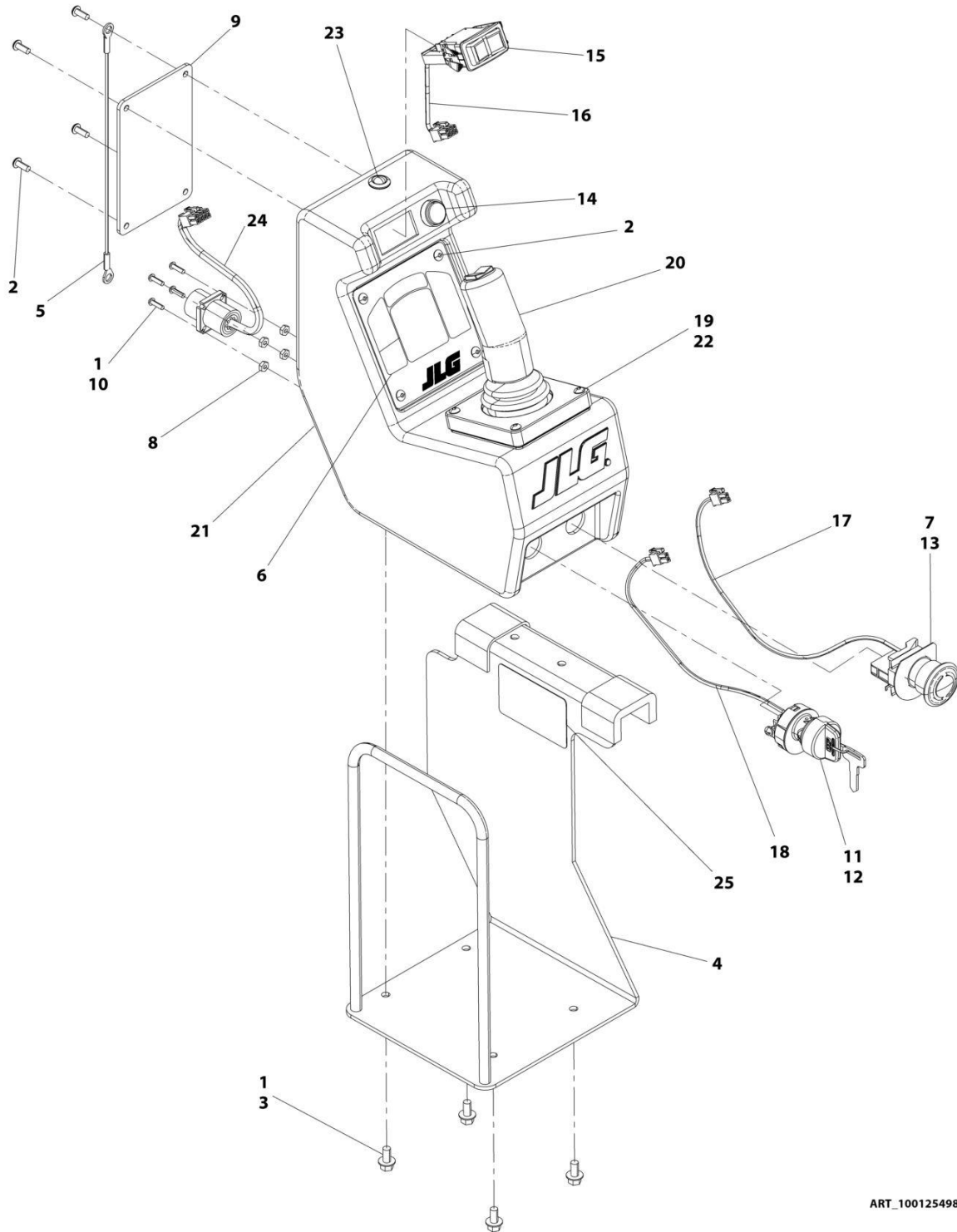
SECTION 2 - CONTROLS

FIGURE 2-12. CONTROLS & CABLES INSTALLATION (AUSTRALIAN SPECS)

ITEM	PART NUMBER	QTY	DESCRIPTION	REV
	1001255333	Ref	CABLES & CONTROLS INSTALLATION	A
1	0100011	AR	Compound, Locking	
2	0641412	4	Bolt 1/4 x 1-1/2	
3	1320041	2	Clamp, Loop	
4	1320149	3	Clamp, Hose	
5	1380132	2	Clip, Gripper	
6	3311401	1	Nut 1/4	
7	3311405	2	Locknut 1/4	
8	3422657	1	Pin, Quick Release	
9	3580344	3	Pulley, Sheave	
10	3820020	2	Rivet, Pop	
11	3900373	3	Screw, Shoulder	
12	3931016	4	Screw #10	
13	4071032	2	Shim	
14	4160130	1	Spring, Extension	
15	4711400	4	Washer 1/4	
16	4751000	4	Washer #10	
17	4751200	9	Washer #12	
18	4751500	3	Washer 5/16	
19	4811600	2	Washer M5	
20	1001254615	1	Harness, Platform (See Separate Breakdown in ELECTRICAL Section)	
22	1001255331	1	Harness, Junction Box (See Separate Breakdown in ELECTRICAL Section)	
23	1001254988	1	Platform Control Box Assembly (See Separate Breakdown in this Section)	

SECTION 2 - CONTROLS

FIGURE 2-13. PLATFORM CONTROL BOX ASSEMBLY (ALL SPECS EXCEPT AUSTRALIAN)



ART_1001254987

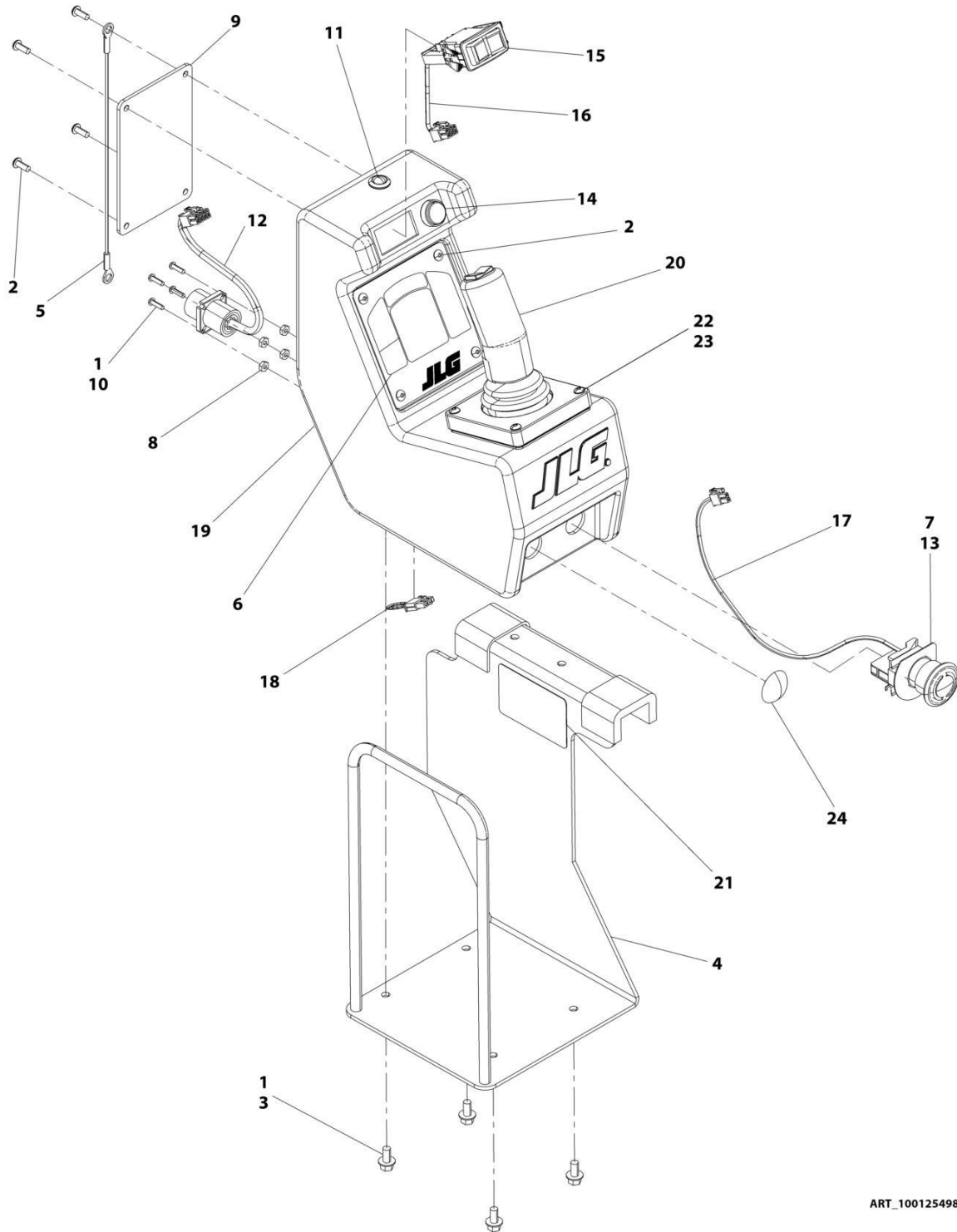
SECTION 2 - CONTROLS

FIGURE 2-13. PLATFORM CONTROL BOX ASSEMBLY (ALL SPECS EXCEPT AUSTRALIAN)

ITEM	PART NUMBER	QTY	DESCRIPTION	REV
	1001254987	Ref	PLATFORM CONTROL BOX ASSEMBLY	A
1	0100011	AR	Compound, Locking	
2	0630464	8	Screw, #10 x 1/2	
3	0791404	4	Screw, 1/4 x 1/2	
4	0903205	1	Bracket	
5	1060380	1	Cable, Lanyard	
6	1600378	1	Module, Platform Controller	
7	1706007	1	Decal, E-Stop	
8	3310601	4	Nut, #6	
9	3380540	1	Panel, Control Box	
10	3910608	4	Bolt #6 x 1/2	
11	3910804	2	Screw #8 x 1/4	
12	4360467	1	Switch, Key	
12	7020174	1	Key	
13	4360562	1	Switch, E-Stop	
14	4360567	1	Switch, Horn	
15	4360581	1	Switch, Drive-Lift Rocker	
16	4923106	1	Harness, Drive-Lift Selector	
16	4460259	3	Terminal	
16	4460260	3	Terminal	
16	250200	1	Connector	
16	4461023	3	Socket	
17	4923107	1	Harness, E-Stop	
17	4460183	2	Terminal	
17	See Note	NSS	Connector (See 4923107)	
17	4461023	2	Socket	
18	4923108	1	Harness, Key	
18	4460183	2	Terminal	
18	See Note	NSS	Connector (See 4923108)	
18	4461023	2	Socket	
19	3311005	4	Nut, #10	
20	1001098192	1	Controller, Joystick	
21	1001254989	1	Box, Platform Control	
22	3900189	4	Bolt, #10 x 1	
23	1001254544	1	Lamp, LED Indicator	
24	1001254614	1	Harness, Box Power	
24	1001151629	1	Connector	
24	4461023	5	Socket	
24	70001798	1	Connector	
24	70001799	7	Pin	
25	1001255676	1	Decal, LSS Warning	

SECTION 2 - CONTROLS

FIGURE 2-14. PLATFORM CONTROL BOX ASSEMBLY (AUSTRALIAN SPECS)



ART_1001254988

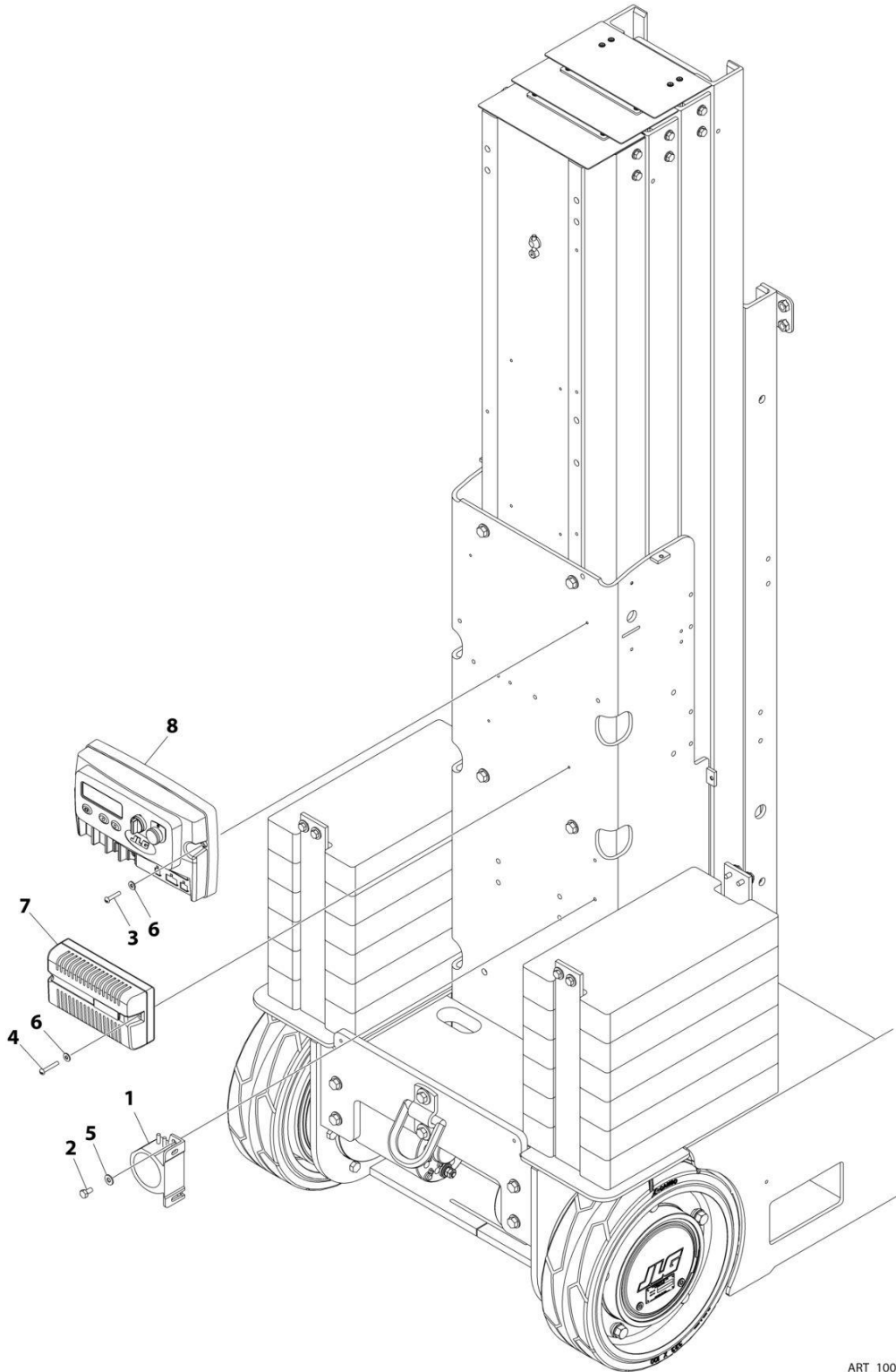
SECTION 2 - CONTROLS

FIGURE 2-14. PLATFORM CONTROL BOX ASSEMBLY (AUSTRALIAN SPECS)

ITEM	PART NUMBER	QTY	DESCRIPTION	REV
	1001254988	Ref	PLATFORM CONTROL BOX ASSEMBLY	A
1	0100011	AR	Compound, Locking	
2	0630464	8	Screw, #10 x 1/2	
3	0791404	4	Screw, 1/4 x 1/2	
4	0903205	1	Bracket	
5	1060380	1	Cable, Lanyard	
6	1600378	1	Module, Platform Controller	
7	1706007	1	Decal, E-Stop	
8	3310601	4	Nut, #6	
9	3380540	1	Panel, Control Box	
10	3910608	4	Bolt #6 x 1/2	
11	1001254544	1	Lamp, LED Indicator	
12	1001254614	1	Harness, Box Power	
12	1001151629	1	Connector	
12	4461023	5	Socket	
12	70001798	1	Connector	
12	70001799	7	Pin	
13	4360562	1	Switch, E-Stop	
14	4360567	1	Switch, Horn	
15	4360581	1	Switch, Drive-Lift Rocker	
16	4923106	1	Harness, Drive-Lift Selector	
16	4460259	3	Terminal	
16	4460260	3	Terminal	
16	250200	1	Connector	
16	4461023	3	Socket	
17	4923107	1	Harness, E-Stop	
17	4460183	2	Terminal	
17	See Note	NSS	Connector (See 4923107)	
17	4461023	2	Socket	
18	1001137026	1	Harness, Key Bypass	
18	See Note	NSS	Connector (See 1001137026)	
18	See Note	NSS	Socket (See 1001137026)	
19	1001254989	1	Box, Platform Control	
20	1001098192	1	Controller, Joystick	
21	1001255676	1	Decal, LSS Warning	
22	3311005	4	Nut, #10	
23	3900189	4	Bolt, #10 x 1	
24	1001137484	1	Plug	

SECTION 2 - CONTROLS

FIGURE 2-15. GROUND CONTROLS INSTALLATION (ANSI, ANSI EXPORT, CSA, CE & UK CA SPECS)



ART_1001254739

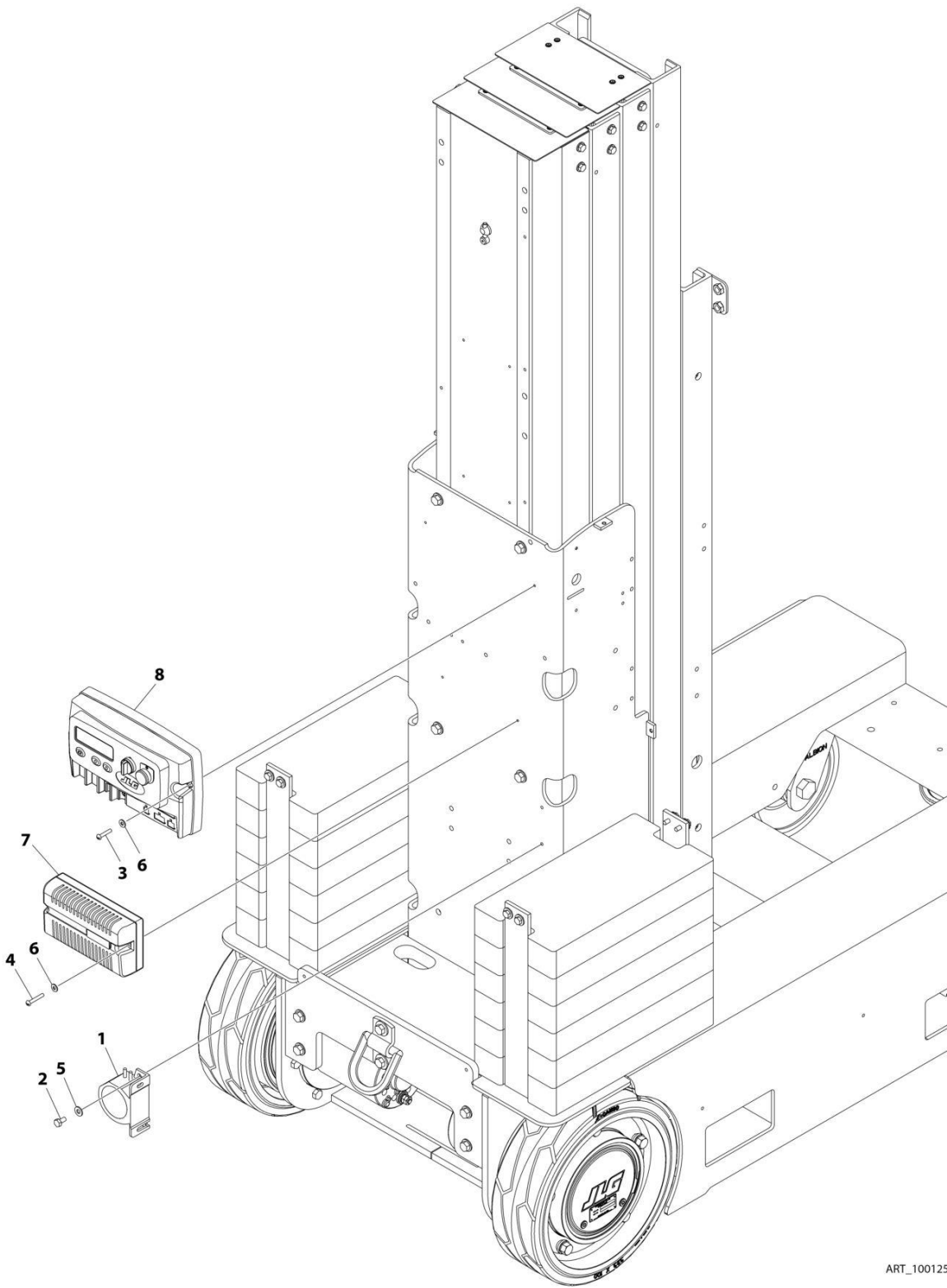
SECTION 2 - CONTROLS

FIGURE 2-15. GROUND CONTROLS INSTALLATION (ANSI, ANSI EXPORT, CSA, CE & UK CA SPECS)

ITEM	PART NUMBER	QTY	DESCRIPTION	REV
	1001254739	Ref	GROUND CONTROLS INSTALLATION	A
1	0140033	1	Alarm	
2	0641404	2	Bolt 1/4 x 1/2	
3	3911016	2	Screw #10	
4	3911020	2	Screw #10	
5	4711400	2	Washer 1/4	
6	4751000	4	Washer #10	
7	1001231450	1	Module, Traction	
8	1001254654	1	Module, Ground	

SECTION 2 - CONTROLS

FIGURE 2-16. GROUND CONTROLS INSTALLATION (JAPANESE AND CHINA SPECS)



ART_1001254740

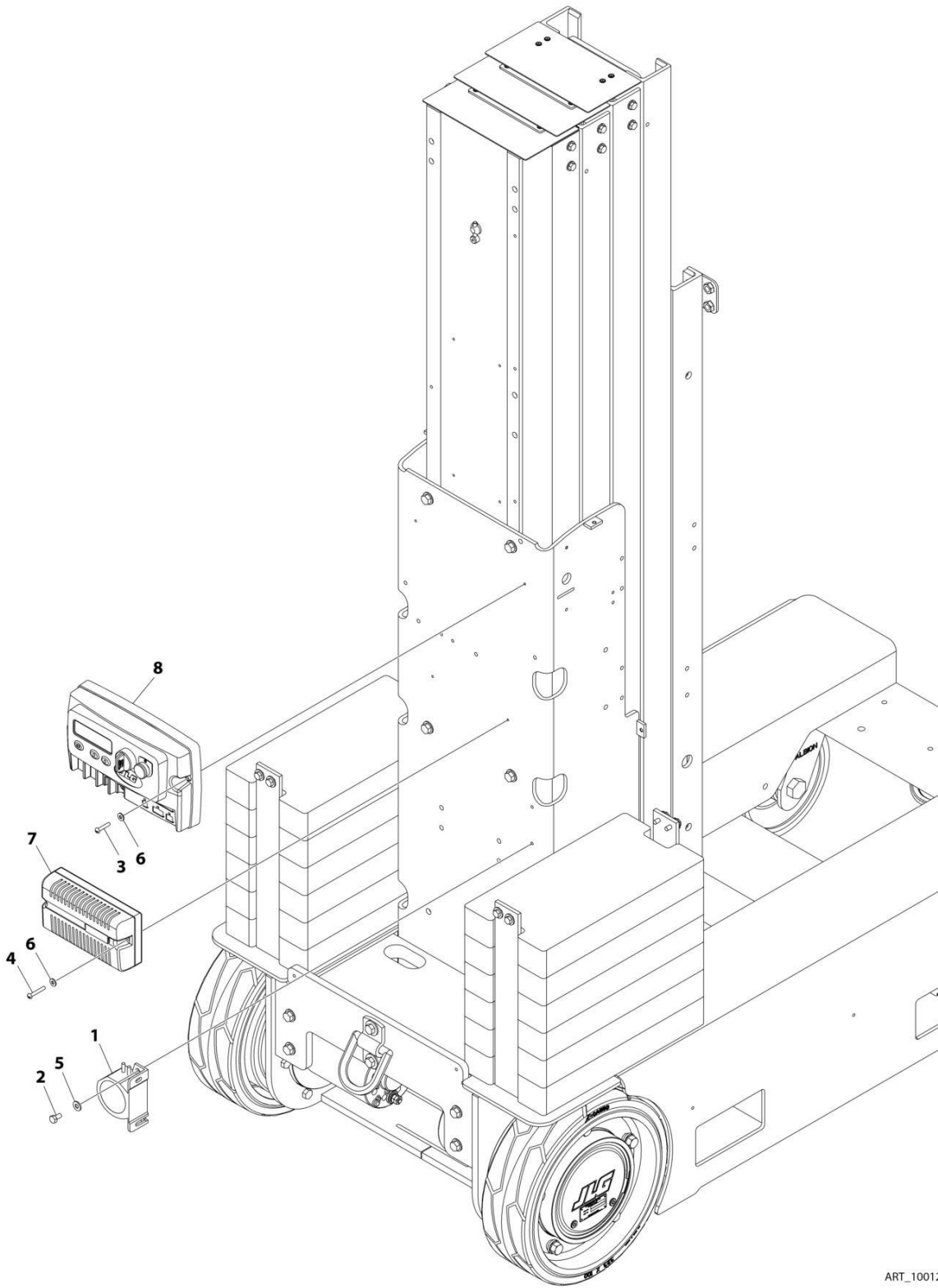
SECTION 2 - CONTROLS

FIGURE 2-16. GROUND CONTROLS INSTALLATION (JAPANESE AND CHINA SPECS)

ITEM	PART NUMBER	QTY	DESCRIPTION	REV
	1001254740	Ref	GROUND CONTROLS INSTALLATION	A
1	0140033	1	Alarm	
2	0641404	2	Bolt 1/4 x 1/2	
3	3911016	2	Screw #10	
4	3911020	2	Screw #10	
5	4711400	2	Washer 1/4	
6	4751000	4	Washer #10	
7	1001231450	1	Module, Traction	
8	1001254655	1	Module, Ground	

SECTION 2 - CONTROLS

FIGURE 2-17. GROUND CONTROLS INSTALLATION (AUSTRALIAN SPECS)



ART_1001254741

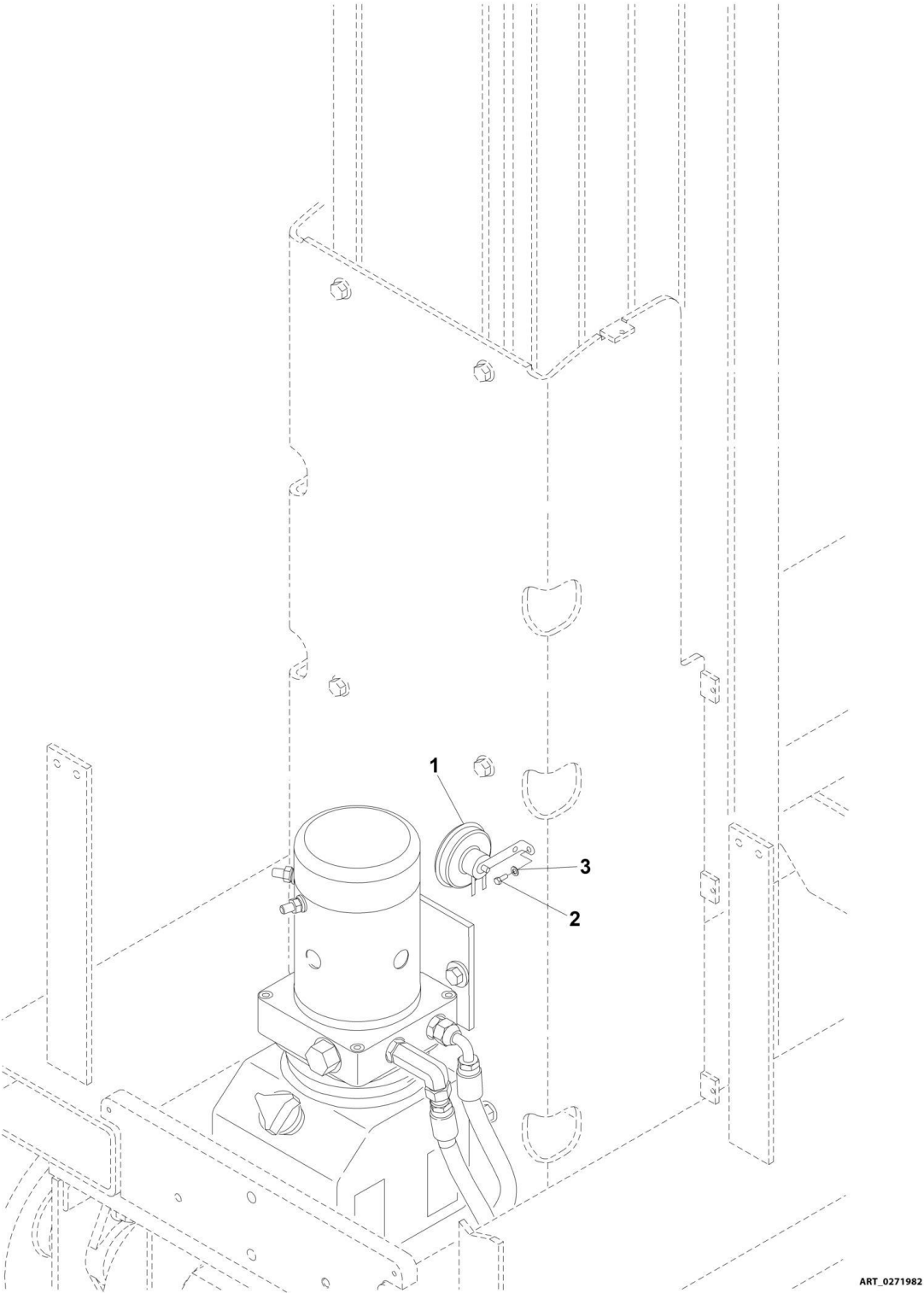
SECTION 2 - CONTROLS

FIGURE 2-17. GROUND CONTROLS INSTALLATION (AUSTRALIAN SPECS)

ITEM	PART NUMBER	QTY	DESCRIPTION	REV
	1001254741	Ref	GROUND CONTROLS INSTALLATION	A
1	0140033	1	Alarm	
2	0641404	2	Bolt 1/4 x 1/2	
3	3911016	2	Screw #10	
4	3911020	2	Screw #10	
5	4711400	2	Washer 1/4	
6	4751000	4	Washer #10	
7	1001231450	1	Module, Traction	
8	1001254656	1	Module, Ground	

SECTION 2 - CONTROLS

FIGURE 2-18. HORN



ART_0271982

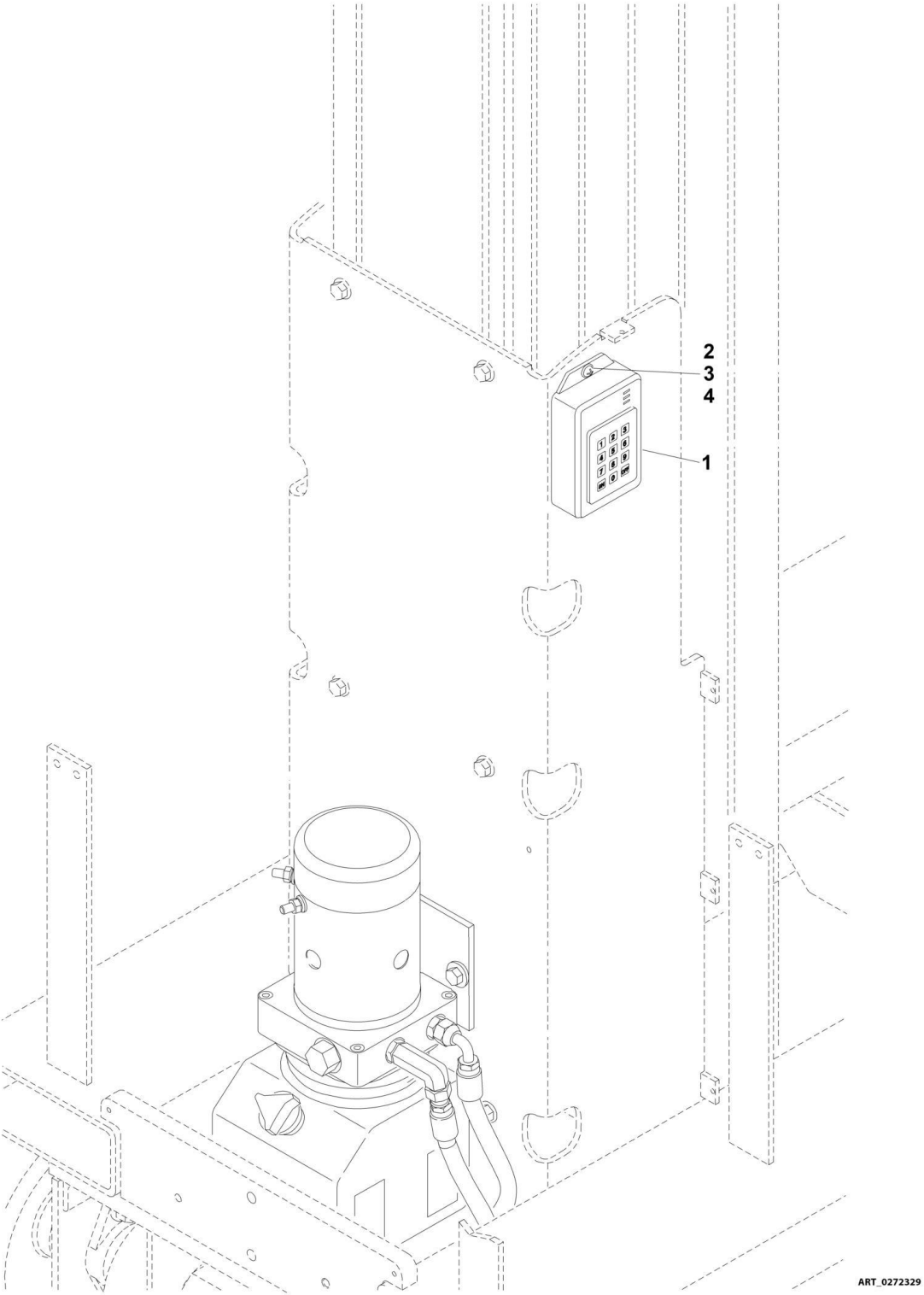
SECTION 2 - CONTROLS

FIGURE 2-18. HORN

ITEM	PART NUMBER	QTY	DESCRIPTION	REV
	0271982	Ref	HORN INSTALLATION	B
1	0140022	1	Horn	
2	0641404	1	Bolt 1/4 x 1/2	
3	4711400	1	Washer 1/4	

SECTION 2 - CONTROLS

FIGURE 2-19. SECURITY LOCK INSTALLATION



SECTION 2 - CONTROLS

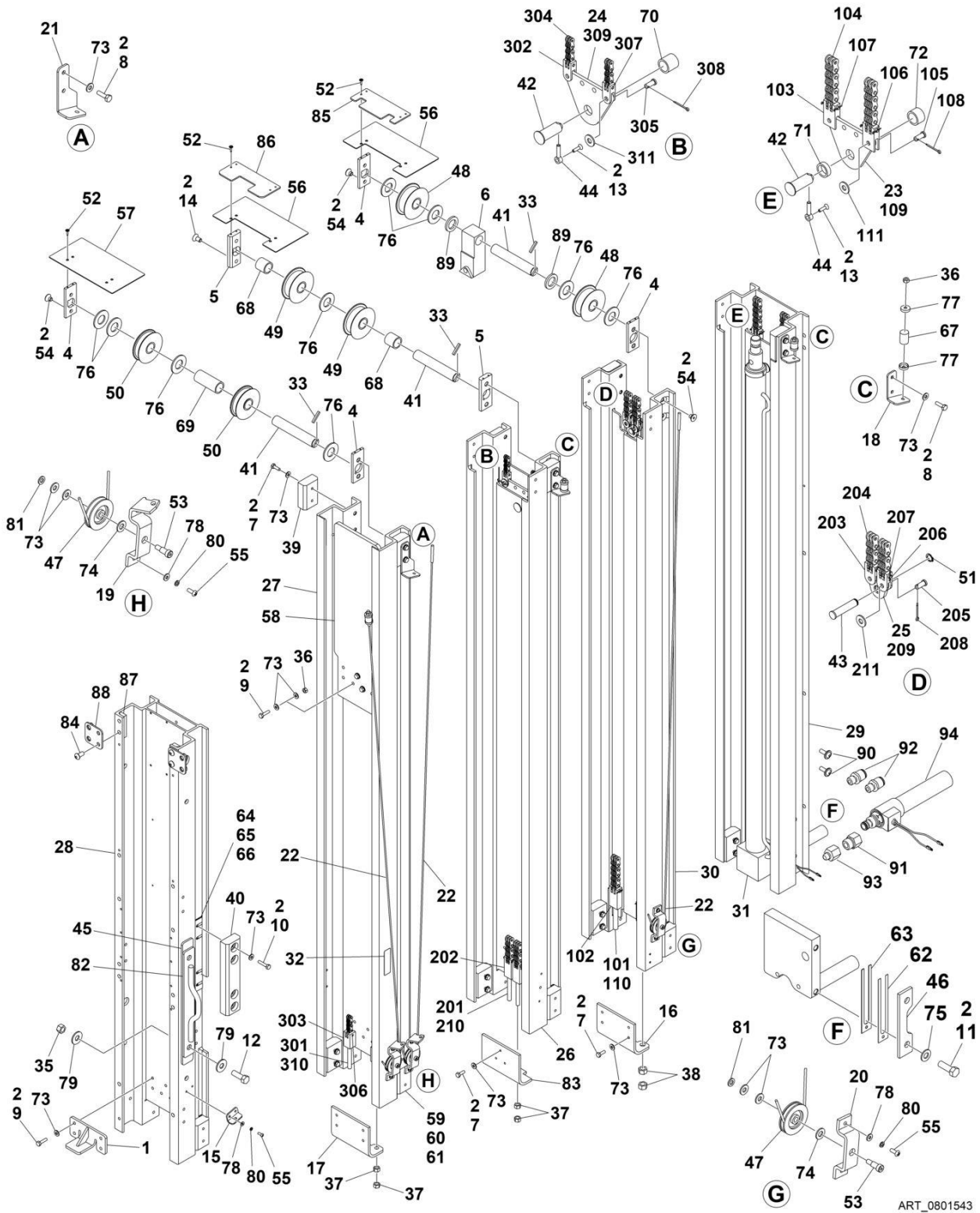
FIGURE 2-19. SECURITY LOCK INSTALLATION

ITEM	PART NUMBER	QTY	DESCRIPTION	REV
	0272329	Ref	SECURITY LOCK INSTALLATION	B
1	2940141	1	Programmable Lock	
2	3311055	2	Nut	
3	3911010	2	Bolt, #10 x 5/8	
4	4751000	4	Washer	

SECTION 3 - MAST

SECTION 3 - MAST

FIGURE 3-1. MAST ASSEMBLY



ART_0801543

SECTION 3 - MAST

FIGURE 3-1. MAST ASSEMBLY

ITEM	PART NUMBER	QTY	DESCRIPTION	REV
	0801543	Ref	MAST ASSEMBLY	G
1	0060087	1	Actuator, Pothole Protection	
2	0100011	AR	Compound, Locking	
3	0274941	1	Mast Kit (Not Shown)	
4	0362735	4	Bar, Sheave Pin Support	
5	0362736	2	Bar, Sheave Pin Support	
6	0561341	1	Block, Chain Anchor	
7	0641406	27	Bolt 1/4 x 3/4	
8	0641407	6	Bolt 1/4 x 7/8	
9	0641408	7	Bolt 1/4 x 1	
10	0641410	8	Bolt 1/4 x 1-1/4	
11	0641812	4	Bolt 1/2 x 1-1/2	
12	0681812	2	Standard Mast	
13	0741006	2	Screw #10 x 3/4	
14	0741606	4	Screw 3/8 x 3/4	
15	0902047	1	Bracket, Sequence Cable	
16	0902422	1	Bracket, Bottom Chain Attach	
17	0902424	1	Bracket, Bottom Chain Attach	
18	0902431	2	Bracket, Sequence Cable	
19	0902445	2	Bracket, Sequence Cable	
20	0902698	1	Bracket, Sequence Cable	
21	0902775	1	Bracket, Sequence Cable	
22	1060920	3	Cable, Sequence	
23	1260368	1	Chain Assembly - #544 (See Items 101-111 for Breakdown)	
24	1260370	1	Chain Assembly - #444 (See Items 301-311 for Breakdown)	
25	1260371	1	Chain Assembly - #534 (See Items 201-211 for Breakdown)	
26	1271488	1	Channel, Mast #3	
27	1271489	1	Channel, Mast #4	
28	1271493	1	Channel, Mast Header	
29	1271620	1	Channel, Mast #1	
30	1271621	1	Channel, Mast #2	
31	1001287010	1	Lift Cylinder Assembly (See Separate Breakdown in CYLINDER Section)	
32	1704277	1	Decal - Lanyard Attach	
33	2880310	3	Key	
34	3020041	AR	Lubricant (Not Shown)	
35	3271805	2	Nut 1/2	
36	3311401	6	Nut 1/4	
37	3311601	8	Nut 3/8	
38	3311801	4	Nut 1/2	
39	3340845	14	Pad, Slide Guide	
40	1001235146	2	Pad, Slide Guide	
41	3422717	3	Pin, Sheave	
42	3422750	2	Pin, Chain Equalizer	
43	3422752	1	Pin, Chain Equalizer	
44	3422757	2	Pin, Keeper	
45	3539814	1	Standard Mast	
46	3570893	2	Plate, Cylinder Mounting	
47	3580269	3	Sheave, Sequence Cable	
48	3580286	2	Sheave Assembly	

SECTION 3 - MAST

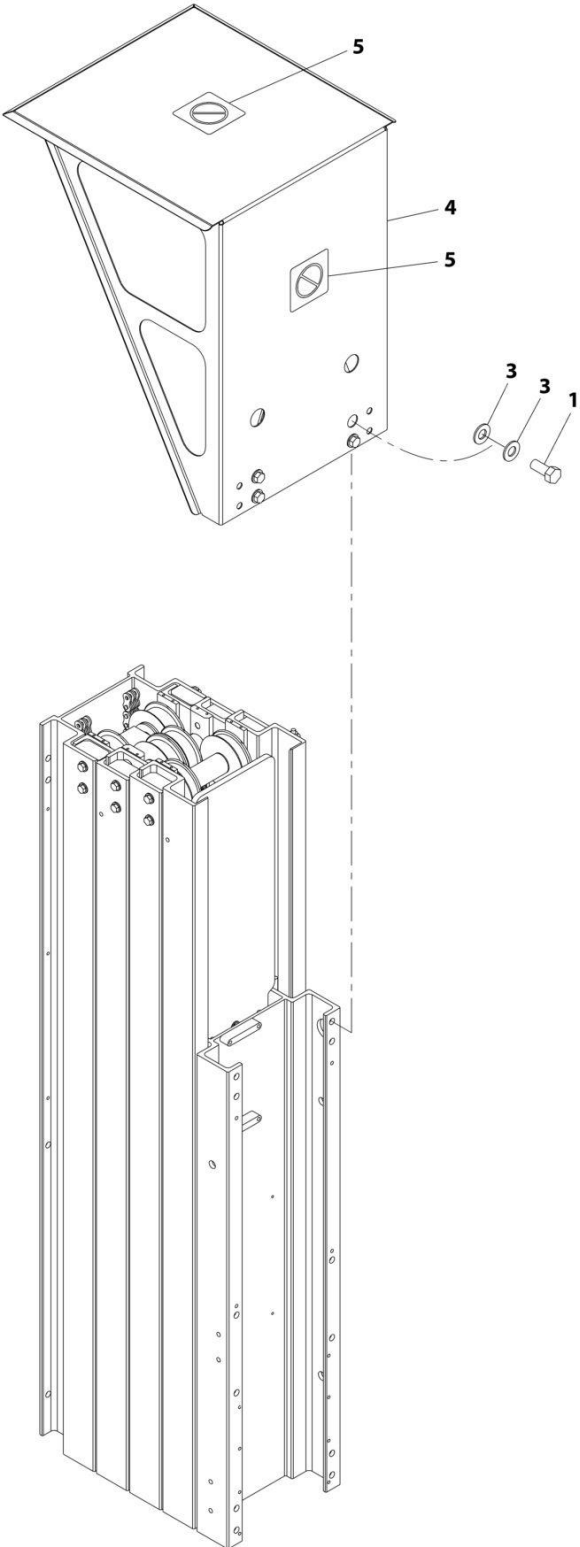
ITEM	PART NUMBER	QTY	DESCRIPTION	REV
48	0440246	2	Bearing (1 Per Assembly)	
49	3580291	2	Sheave Assembly	
49	0440248	2	Bearing (1 Per Assembly)	
50	3580293	2	Sheave Assembly	
50	0440249	1	Bearing (1 Per Assembly)	
51	3760383	1	Ring, Retaining	
52	1001229433	12	Rivet	
53	3900187	3	Screw, Shoulder	
54	3900192	8	Screw 3/8 x 1/2	
55	3900205	8	Bolt #10 x 5/8	
56	4060960	2	Shield, Mast Cover	
57	4060961	1	Shield, Mast Cover	
58	4061034	1	Shield	
59	4070860	14	Shim, Slide Pad .075	
60	4070861	14	Shim, Slide Pad .036	
61	4070862	28	Shim, Slide Pad .015	
62	4070970	4	Shim, Cylinder Mount	
63	4070971	2	Shim, Cylinder Mount	
64	4070988	2	Shim, Slide Pad .075	
65	4070989	2	Shim, Slide Pad .036	
66	4070990	2	Shim, Slide Pad 0.15	
67	4160124	3	Spring	
68	4567489	2	Tube, Spacer	
69	4567492	1	Tube, Spacer	
70	4567749	1	Tube, Spacer	
71	4567750	1	Tube, Spacer	
72	4567751	1	Tube, Spacer	
73	4711400	59	Washer 1/4	
74	4711500	3	Washer 5/16	
75	4711800	4	Washer 1/2	
76	4740007	9	Thrustwasher	
77	4740414	6	Washer, Cup	
78	4750800	8	Washer #8	
79	4751800	4	Standard Mast	
80	4761000	8	Washer #10	
81	4761400	3	Washer 1/4	
82	4845345	1	Standard Mast	
83	0902423	1	Bracket, Chain Attach	
84	3900283	4	Bolt 3/8 x 3/4	
85	1001229525	1	Shield	
86	1001229526	1	Shield	
87	1001233007	2	Bar	
88	1001233160	2	Plate	
89	4892600	2	Washer	
90	0630448	2	Bolt 1/4 x 3/4	
91	2220591	1	Fitting, Straight	
92	2221173	2	Fitting	
93	86561311	1	Reducer	
94	1001269448	1	Valve, Descent (with Manual Override)	
	1260368	Ref	CHAIN ASSEMBLY - #544	C
101	0100019	AR	Compound, Locking	

SECTION 3 - MAST

ITEM	PART NUMBER	QTY	DESCRIPTION	REV
102	0561308	2	Block, Chain Anchor	
103	0561336	2	Block, Chain Anchor	
104	1260336	AR	Chain	
105	3422338	2	Pin, Equalizer	
106	3422720	4	Pin, Chain Anchor	
107	3450202	8	Pin, Cotter	
108	3450304	2	Pin, Cotter	
109	3571101	1	Plate, Chain Adjustment	
110	4300129	2	Stud	
111	4751500	2	Washer 5/16	
	1260371	Ref	CHAIN ASSEMBLY - #534	B
201	0100019	AR	Compound, Locking	
202	0561309	2	Block, Chain Anchor	
203	0561337	2	Block, Chain Anchor	
204	1260335	AR	Chain	
205	3422338	2	Pin, Equalizer	
206	3422722	4	Pin, Chain Anchor	
207	3450202	4	Pin, Cotter	
208	3450304	2	Pin, Cotter	
209	3571103	1	Plate, Chain Adjustment	
210	4300111	2	Stud	
211	4751500	2	Washer 5/16	
	1260370	Ref	CHAIN ASSEMBLY - #444	C
301	0100019	AR	Compound, Locking	
302	0561149	2	Block, Chain Anchor	
303	0561408	2	Block, Chain Anchor	
304	1260298	AR	Chain	
305	3422338	2	Pin, Equalizer	
306	3422346	2	Pin, Grooved	
307	3422355	2	Pin	
308	3450304	2	Pin, Cotter	
309	3571101	1	Plate, Chain Adjustment	
310	4300111	2	Stud	
311	4751500	2	Washer 5/16	

SECTION 3 - MAST

FIGURE 3-2. MAST PROTECTION INSTALLATION



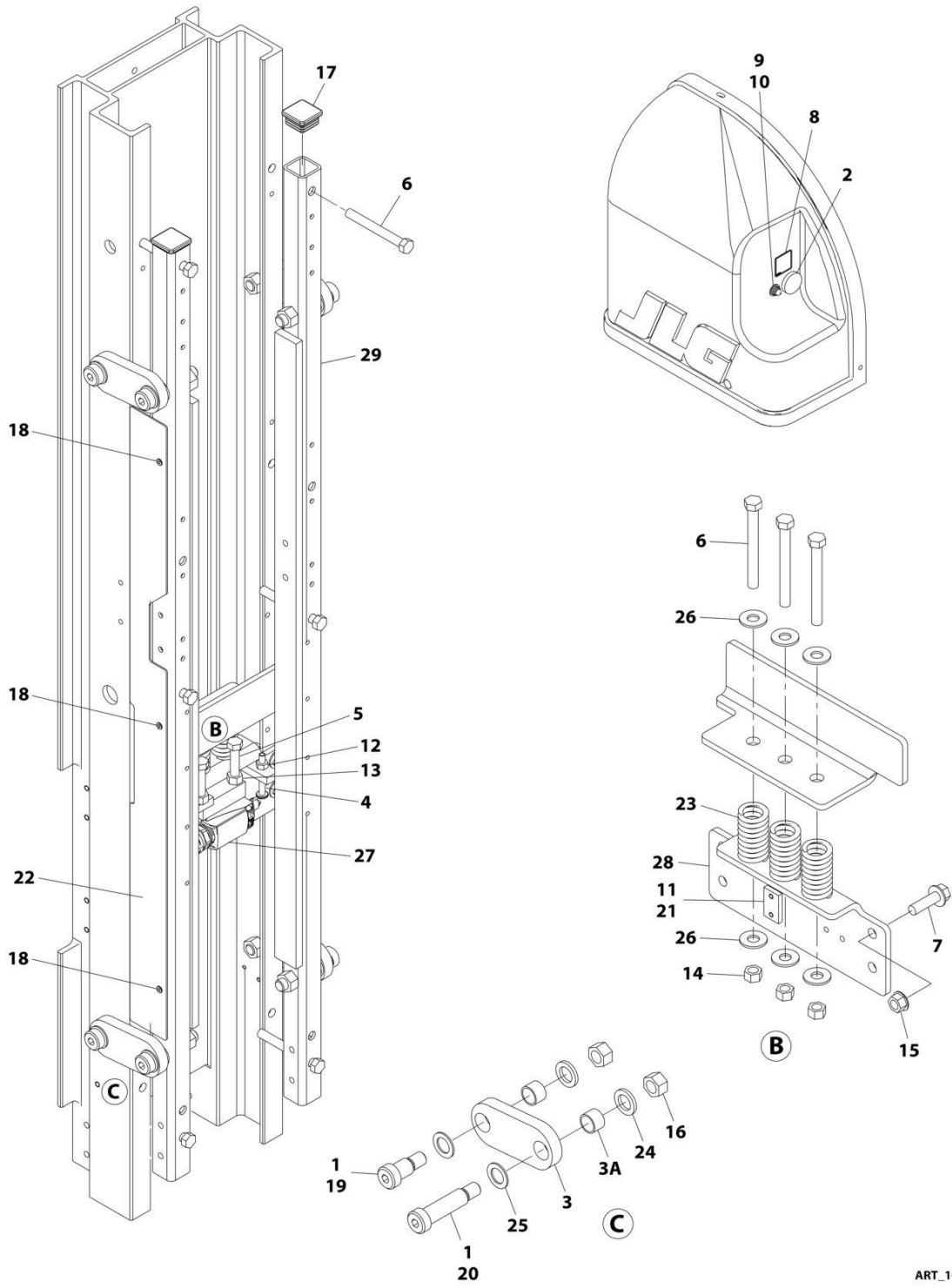
ART_1001228804

FIGURE 3-2. MAST PROTECTION INSTALLATION

ITEM	PART NUMBER	QTY	DESCRIPTION	REV
	1001228804	Ref	MAST PROTECTION INSTALLATION	B
1	3900283	4	Bolt 3/8 x 3/4	
3	4711600	4	Washer	
4	1001228806	1	Cover	
5	1001228817	2	Decal - No Weight	

SECTION 3 - MAST

FIGURE 3-3. LSS INSTALLATION (BOLT-ON PLATFORM)



ART_1001230530

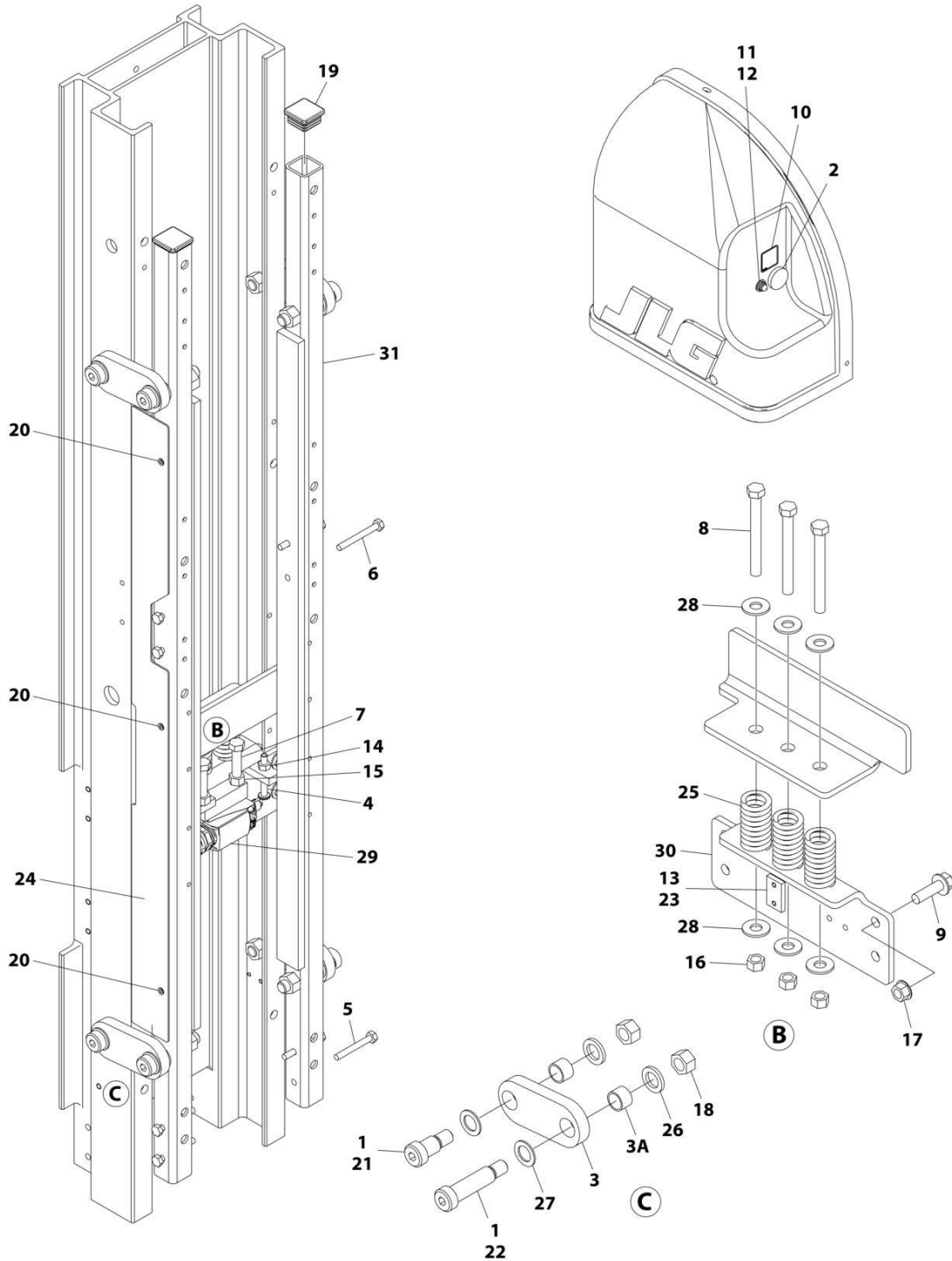
SECTION 3 - MAST

FIGURE 3-3. LSS INSTALLATION (BOLT-ON PLATFORM)

ITEM	PART NUMBER	QTY	DESCRIPTION	REV
	1001230530	Ref	LSS INSTALLATION (BOLT-ON PLATFORM)	C
1	0100019	AR	Compound, Locking	
2	0140011	1	Alarm	
3	0273144	4	Arm Assembly	
3A	0440268	8	Bushing (2 Per Arm)	
4	1001255483	1	Bolt	
5	0641622	2	Bolt 3/8 x 2-3/4	
6	0641628	9	Bolt 3/8 x 3-1/2	
7	0791610	4	Screw 3/8 x 1-1/4	
8	1705756	1	Decal - LSS Warning	
9	2920026	1	Lamp, Indicator	
10	2920094	1	Bulb	
11	3300475	1	Nut	
12	3311401	2	Nut 1/4	
13	3311601	2	Nut 3/8	
14	3311605	3	Nut 3/8	
15	3311608	4	Nut 3/8	
16	3311801	8	Nut 1/2	
17	3520072	2	Plug	
18	3820032	6	Rivet	
19	3900346	4	Bolt 3/8 x 3/4	
20	3900347	4	Bolt 3/8 x 2	
21	3911024	2	Screw #10 x 1-1/2	
22	4061060	2	Shield	
23	4160205	3	Spring	
24	4740529	8	Washer	
25	4740530	8	Washer	
26	4751600	6	Washer 3/8	
27	4922924	1	Load Sensing Harness Assembly (See Seperate Breakdown in ELECTRICAL Section)	
28	1001230476	1	Support	
29	1001230477	1	Sensor, Load	

SECTION 3 - MAST

FIGURE 3-4. LSS INSTALLATION (QUICK CHANGE PLATFORM)



ART_1001230531

SECTION 3 - MAST

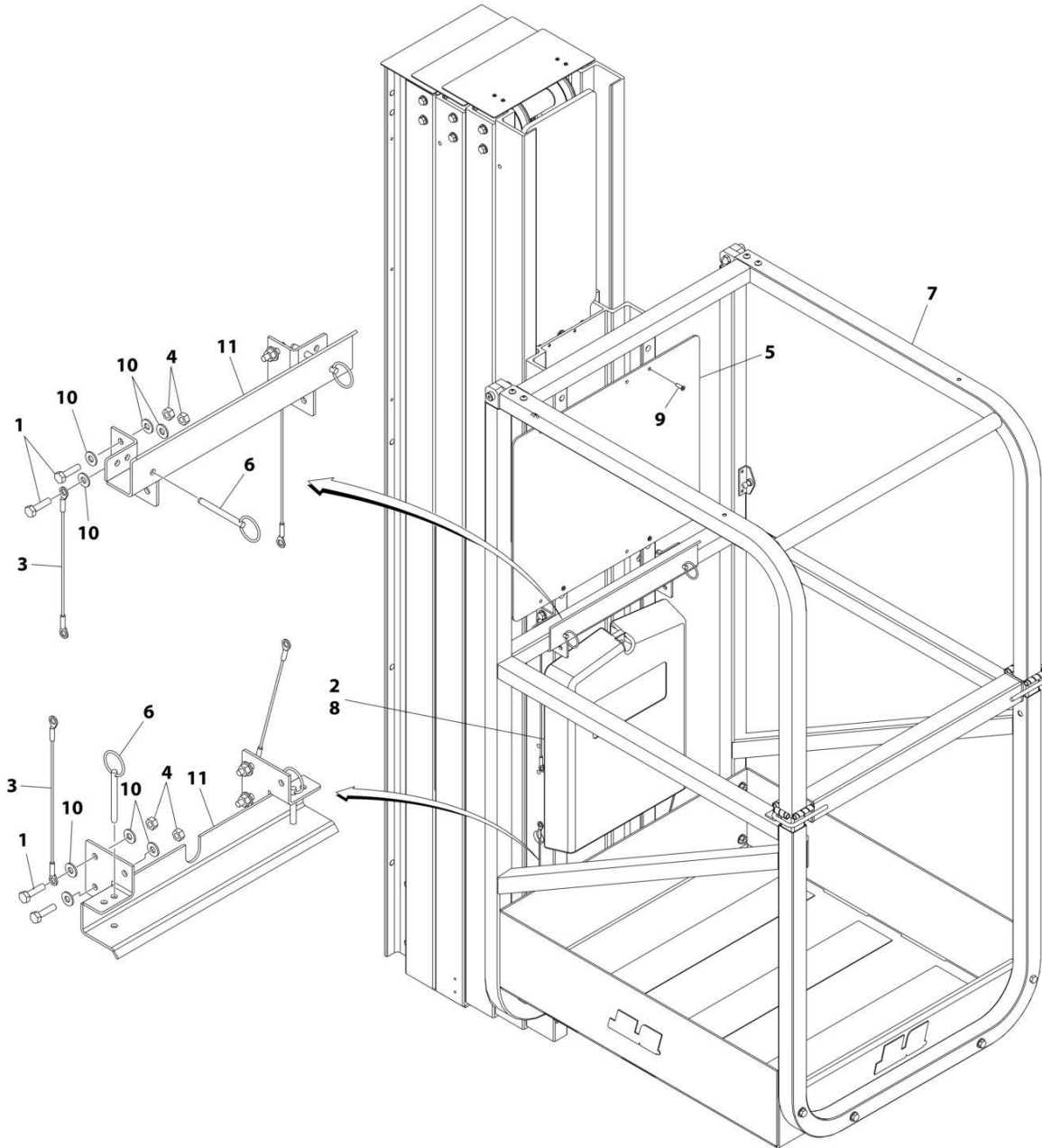
FIGURE 3-4. LSS INSTALLATION (QUICK CHANGE PLATFORM)

ITEM	PART NUMBER	QTY	DESCRIPTION	REV
	1001230531	Ref	LSS INSTALLATION (Quick Change Platform)	C
1	0100019	AR	Compound, Locking	
2	0140011	1	Alarm	
3	0273144	4	Arm Assembly	
3A	0440268	8	Bushing (2 Per Arm)	
4	1001255483	2	Bolt	
5	0641416	4	Bolt 1/4 x 2	
6	0641418	4	Bolt 1/4 x 2-1/4	
7	0641622	2	Bolt 3/8 x 2-3/4	
8	0641628	3	Bolt 3/8 x 3-1/2	
9	0791610	4	Screw 3/8 x 1-1/4	
10	1705756	1	Decal - LSS Warning	
11	2920026	1	Lamp, Indicator	
12	2920094	1	Bulb	
13	3300475	1	Nut	
14	3311401	2	Nut 1/4	
15	3311601	2	Nut 3/8	
16	3311605	3	Nut 3/8	
17	3311608	4	Nut 3/8	
18	3311801	8	Nut 1/2	
19	3520072	2	Plug	
20	3820032	6	Rivet	
21	3900346	4	Bolt 3/8 x 3/4	
22	3900347	4	Bolt 3/8 x 2	
23	3911024	2	Screw #10 x 1-1/2	
24	4061060	2	Shield	
23	4160205	3	Spring	
26	4740529	8	Washer	
27	4740530	8	Washer	
28	4751600	6	Washer 3/8	
29	4922924	1	Load Sensing Harness Assembly (See Separate Breakdown in ELECTRICAL Section)	
30	1001230476	1	Support	
31	1001230477	1	Sensor, Load	

SECTION 4 - PLATFORM

SECTION 4 - PLATFORM

FIGURE 4-1. QUICK-CHANGE PLATFORM INSTALLATION - 22IN X 25IN (56CM X 63.5CM) (ANSI AND CSA SPECS)



ART_0274342

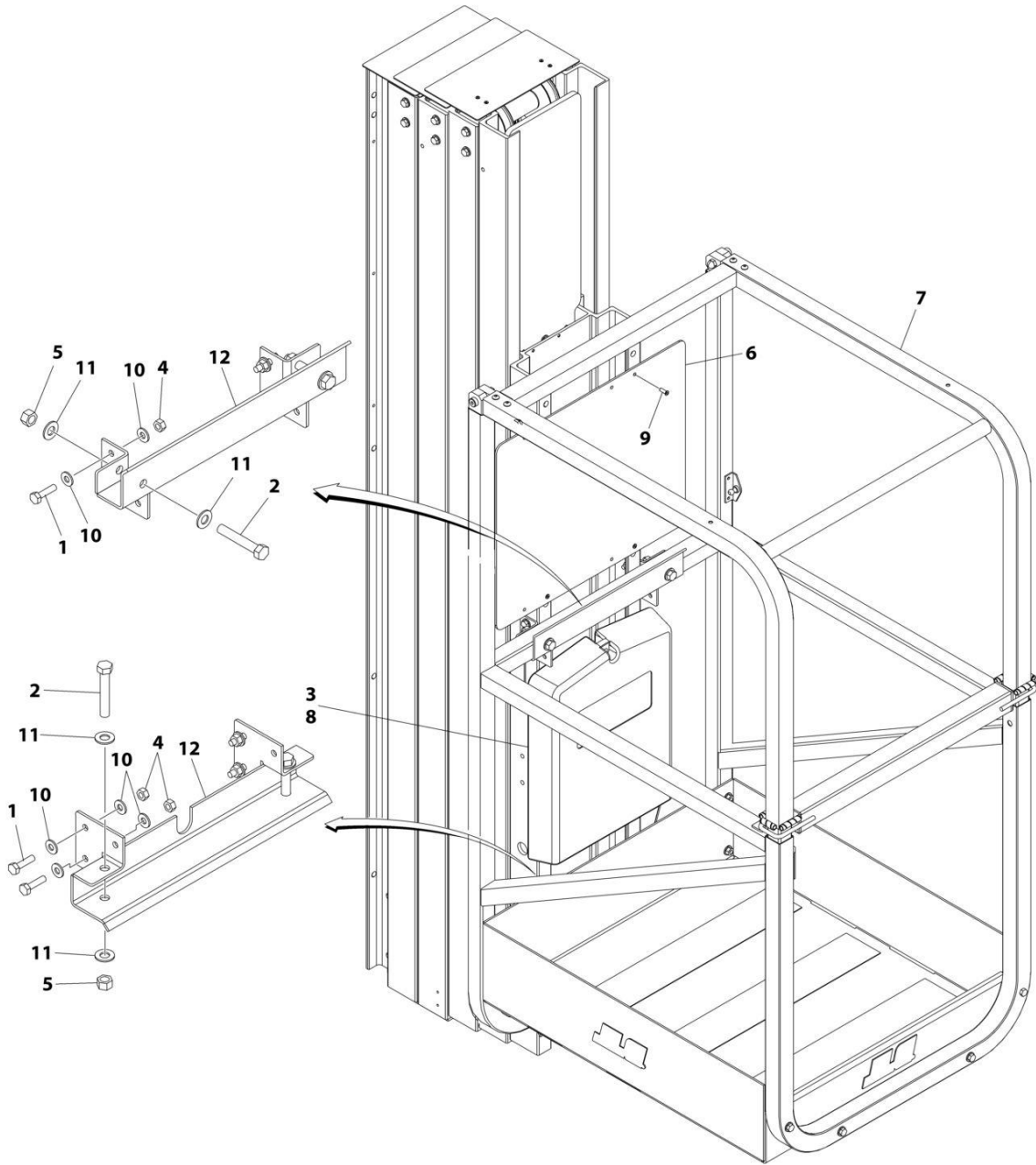
SECTION 4 - PLATFORM

FIGURE 4-1. QUICK-CHANGE PLATFORM INSTALLATION - 22IN X 25IN (56CM X 63.5CM) (ANSI AND CSA SPECS)

ITEM	PART NUMBER	QTY	DESCRIPTION	REV
	0274342	Ref	PLATFORM ASSEMBLY	B
1	0641408	8	Bolt 1/4 x 1	
1	0641416	4	Bolt 1/4 x 2	
1	0641418	4	Bolt 1/4 x 2-1/4	
2	0860520	1	Box, Manual Storage	
3	1060380	4	Cable, Lanyard	
4	3311405	8	Nut 1/4	
5	3380466	1	Panel, Control	
6	3422657	4	Pin, Quick Release	
7	3510873	1	Platform Assembly (See Separate Breakdown in this Section)	
8	3820024	4	Rivet	
9	3820032	4	Rivet	
10	4711400	16	Washer 1/4	
11	4846021	2	Platform Mount Bracket	

SECTION 4 - PLATFORM

FIGURE 4-2. PLATFORM INSTALLATION - 22IN X 25IN (56CM X 63.5CM) (CE & UK CA SPECS)



ART_1001196953

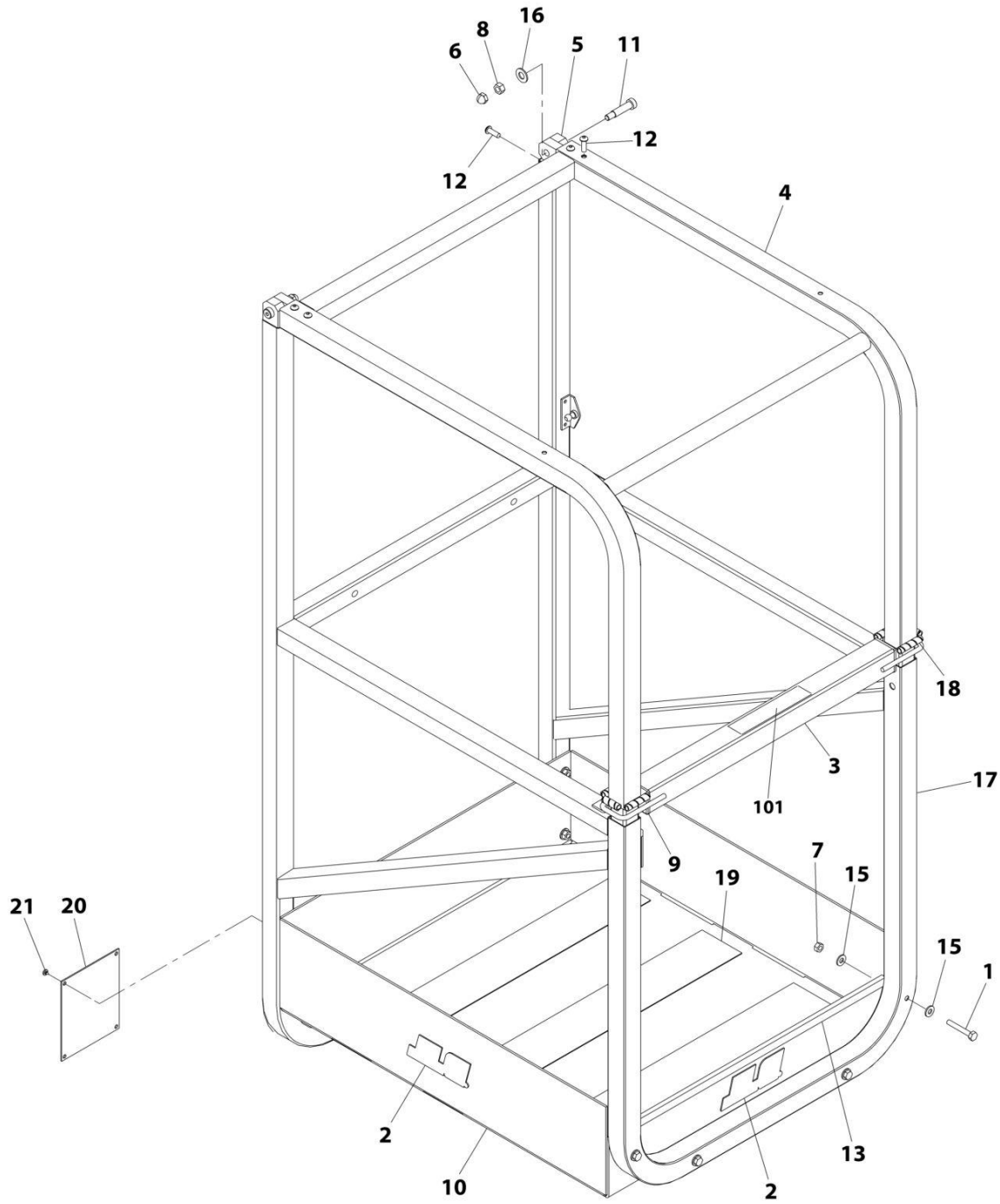
SECTION 4 - PLATFORM

FIGURE 4-2. PLATFORM INSTALLATION - 22IN X 25IN (56CM X 63.5CM) (CE & UK CA SPECS)

ITEM	PART NUMBER	QTY	DESCRIPTION	REV
	1001196953	Ref	PLATFORM ASSEMBLY	B
1	0641408	8	Bolt 1/4 x 1	
1	0641416	4	Bolt 1/4 x 2	
1	0641418	4	Bolt 1/4 x 2-1/4	
2	0641618	4	Bolt 1/2 x 2	
3	0860520	1	Box, Manual Storage	
4	3311405	8	Nut 1/4	
5	3311605	4	Nut 3/8	
6	3380466	1	Panel, Control	
7	3510873	1	Platform Assembly (See Separate Breakdown in this Section)	
8	3820024	4	Rivet	
9	3820032	4	Rivet	
10	4711400	16	Washer 1/4	
11	4711600	8	Washer 3/8	
12	1001196955	2	Platform Mount Bracket	

SECTION 4 - PLATFORM

FIGURE 4-3. PLATFORM ASSEMBLY - 22IN X 25IN (56CM X 63.5CM)



ART_3510873

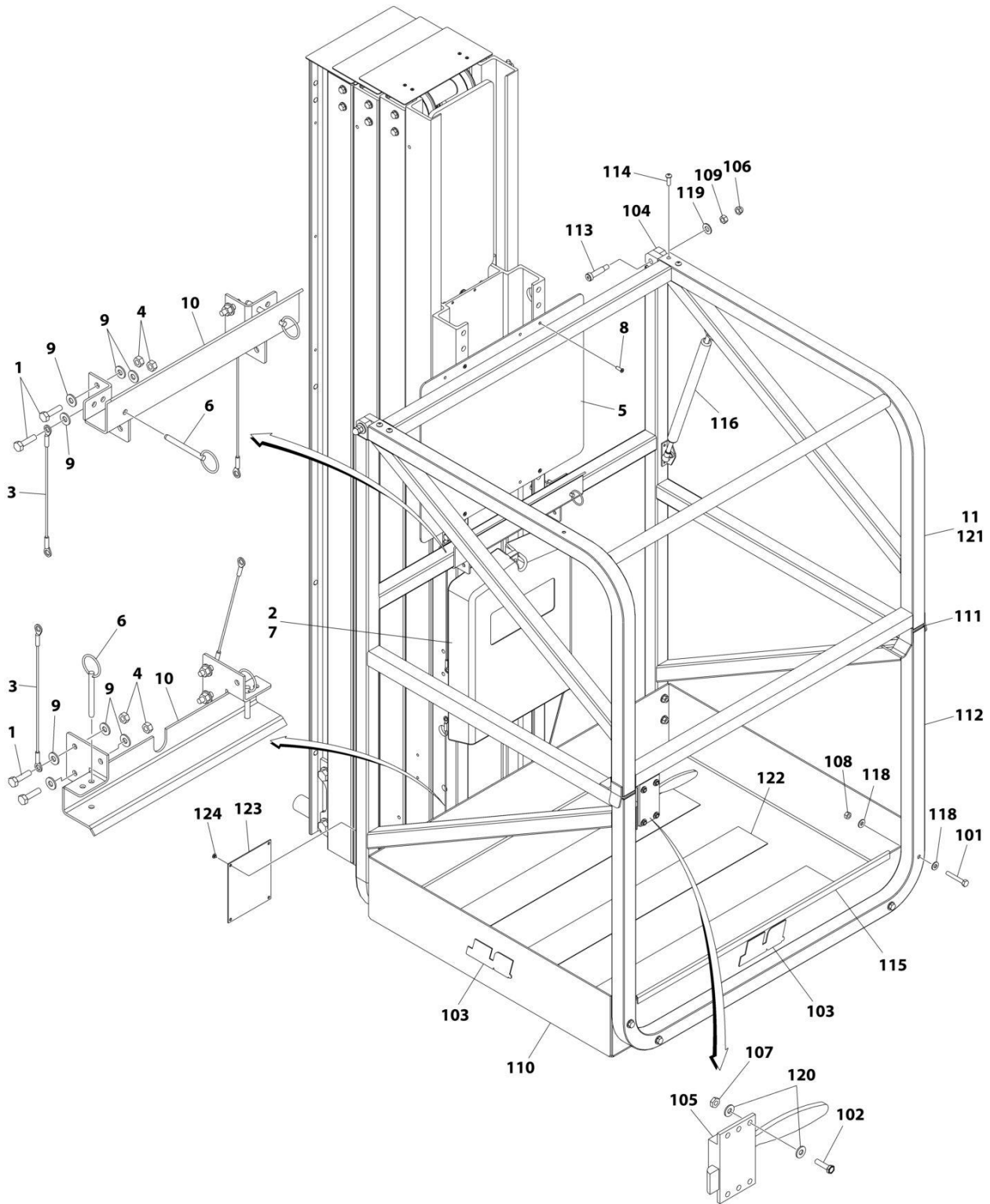
SECTION 4 - PLATFORM

FIGURE 4-3. PLATFORM ASSEMBLY - 22IN X 25IN (56CM X 63.5CM)

ITEM	PART NUMBER	QTY	DESCRIPTION	REV
	3510873	Ref	PLATFORM ASSEMBLY	D
1	0641414	8	Bolt 1/4 x 1-3/4	
2	1703681	3	Decal - JLG	
3	2410016	1	Gate, Slide Bar	
4	2410018	1	Gate, Slide Bar	
5	2600225	4	Hinge, Gate	
6	3300356	2	Nut 5/16	
7	3311405	8	Nut 1/4	
8	3311505	2	Nut 5/16	
9	3520169	2	Cap, Plug	
10	1001267922	1	Plate, Platform Pan	
11	3900032	2	Bolt, Shoulder	
12	3900258	8	Screw 1/4 x 3/4	
13	4060803	AR	Shield, Flex Trim	
15	4711400	16	Washer 1/4	
16	4711600	2	Washer 3/8	
17	4845809	1	Platform Rail Weldment	
18	1560019	AR	Conduit, Spiral Loom	
19	1001099638	3	Tape, Non Skid	
20	1001255570	1	Plate	
21	3820012	4	Rivet	
	0274607	Ref	DECAL - DROPBAR INSTALLATION (ANSI, CSA, CE, and Australian Specs)	A
101	1706493	1	Decal - Dropbar	

SECTION 4 - PLATFORM

FIGURE 4-4. QUICK-CHANGE PLATFORM INSTALLATION - 28IN X 26IN (71CM X 66CM) (ANSI, ANSI EXPORT, CSA, JAPANESE, AND CHINA SPECS)



ART_0271267

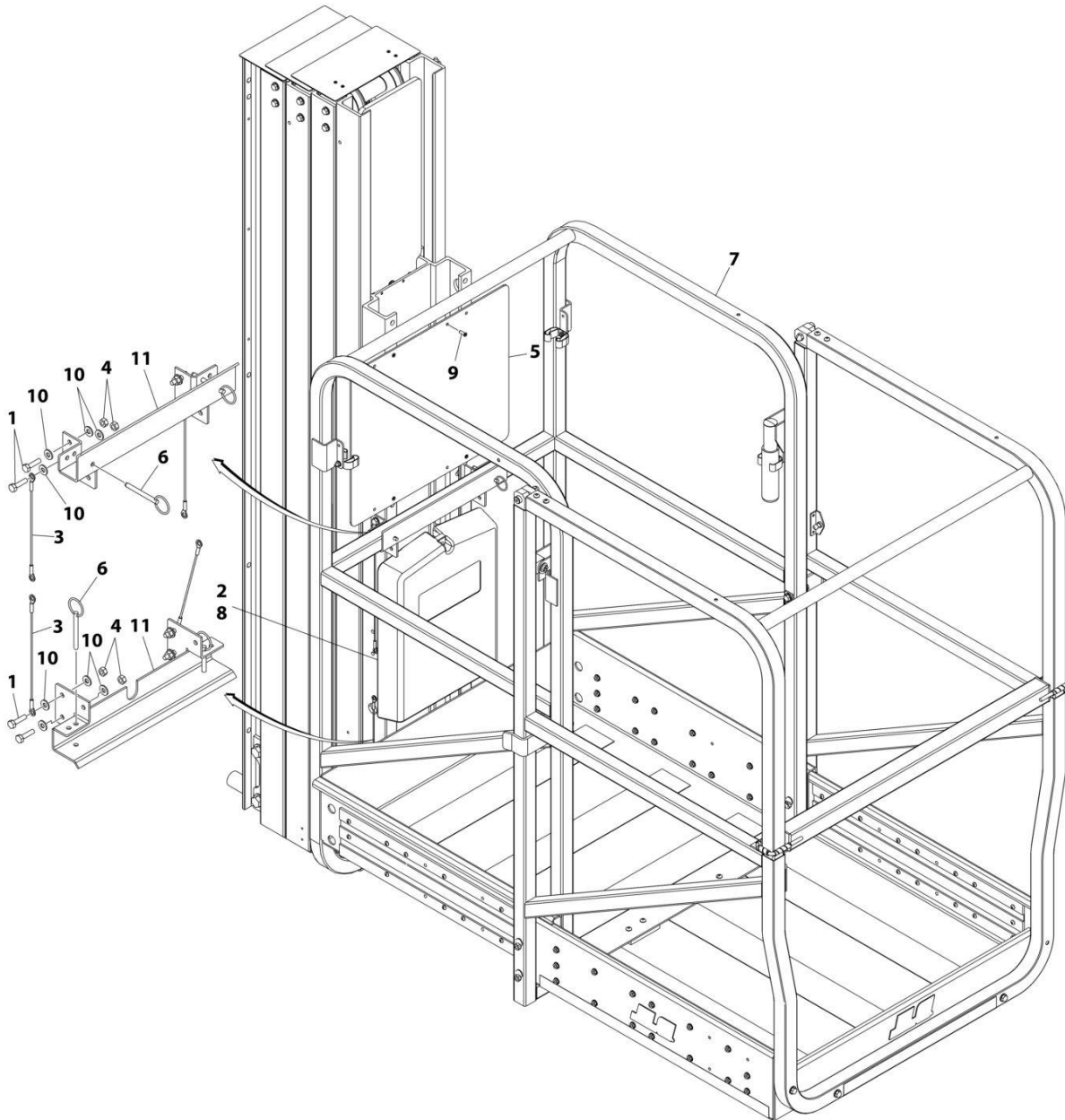
SECTION 4 - PLATFORM

FIGURE 4-4. QUICK-CHANGE PLATFORM INSTALLATION - 28IN X 26IN (71CM X 66CM) (ANSI, ANSI EXPORT, CSA, JAPANESE, AND CHINA SPECS)

ITEM	PART NUMBER	QTY	DESCRIPTION	REV
	0271267	Ref	PLATFORM ASSEMBLY	D
1	0641408	8	Bolt 1/4 x 1	
1	0641416	4	Bolt 1/4 x 2	
1	0641418	4	Bolt 1/4 x 2-1/4	
2	0860520	1	Box, Manual Storage	
3	1060380	4	Cable, Lanyard	
4	3311405	8	Nut 1/4	
5	3380466	1	Panel, Control	
6	3422657	4	Pin, Quick Release	
7	3820024	4	Rivet	
8	3820032	4	Rivet	
9	4711400	16	Washer 1/4	
10	4846021	2	Platform Mount Bracket	
11	3510905	1	Platform Assembly	E
101	0641414	8	Bolt 1/4 x 1-3/4	
102	0721006	4	Bolt #10 x 3/4	
103	1703681	3	Decal - JLG	
104	2600225	4	Hinge, Gate	
105	2940074	1	Latch	
106	3300356	2	Nut 5/16	
107	3311005	4	Nut #10	
108	3311405	8	Nut 1/4	
109	3311505	2	Nut 5/16	
110	1001267742	1	Plate, Platform Pan	
110	3510904	1	Plate, Platform Pan	
111	3520072	4	Cap, Plug	
112	3641663	1	Platform Rail Weldment	
113	3900032	2	Bolt 3/8 x 1-1/4	
114	3900258	8	Screw 1/4 x 3/4	
115	4060803	AR	Shield, Flex Trim	
116	4160165	1	Shock, Barrel	
118	4711400	16	Washer 1/4	
119	4711600	2	Washer 3/8	
120	4751000	8	Washer #10	
121	4845813	1	Platform Gate Weldment	
122	1001099638	3	Tape, Non Skid	
123	1001255570	1	Plate	
124	3820012	4	Rivet	

SECTION 4 - PLATFORM

FIGURE 4-5. QUICK-CHANGE PLATFORM INSTALLATION - 26IN X 49IN (66CM X 124CM)
(AUSTRALIAN SPECS)



ART_0274343

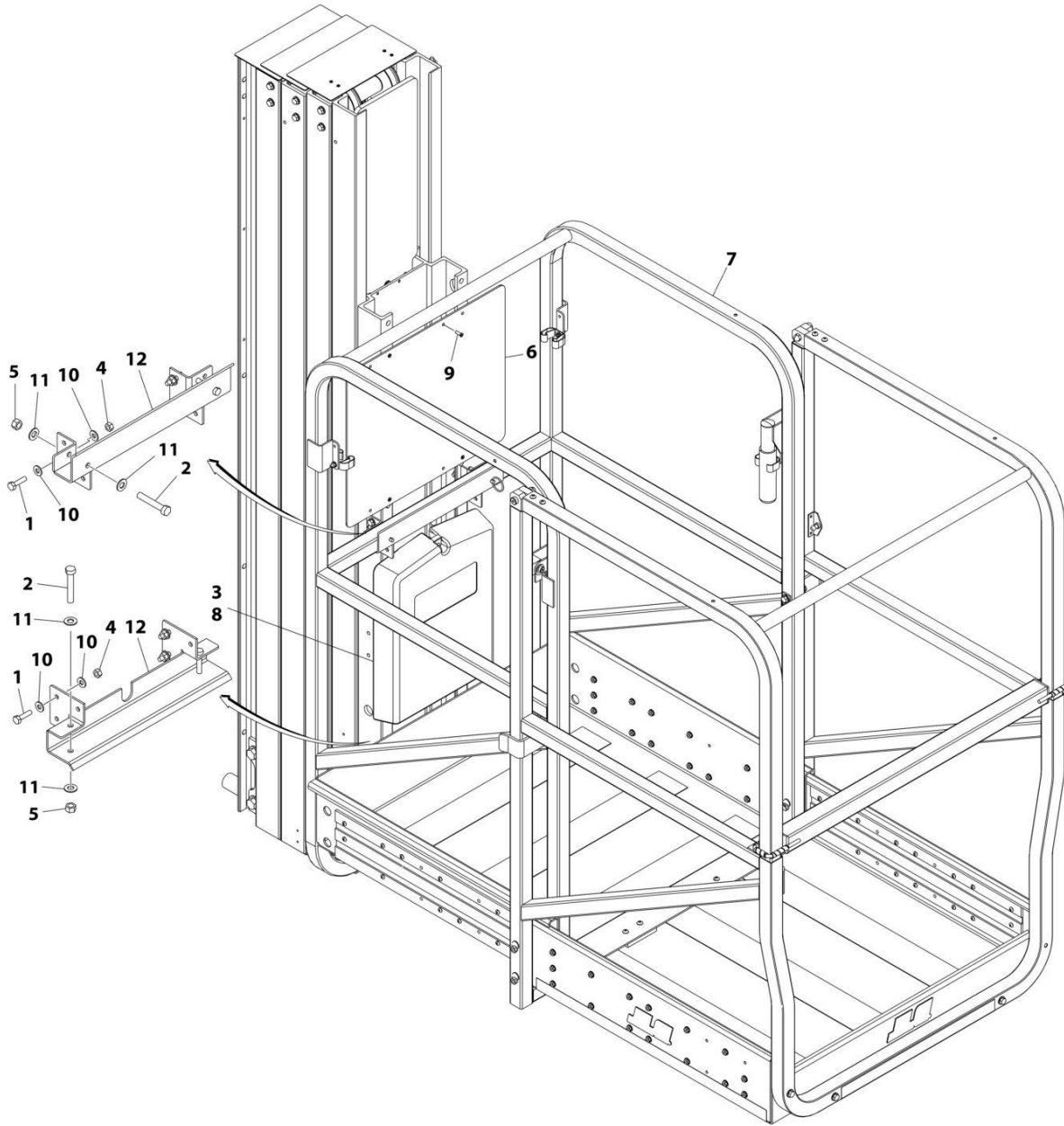
SECTION 4 - PLATFORM

**FIGURE 4-5. QUICK-CHANGE PLATFORM INSTALLATION - 26IN X 49IN (66CM X 124CM)
(AUSTRALIAN SPECS)**

ITEM	PART NUMBER	QTY	DESCRIPTION	REV
	0274343	Ref	PLATFORM ASSEMBLY	B
1	0641408	8	Bolt 1/4 x 1	
1	0641416	4	Bolt 1/4 x 2	
1	0641418	4	Bolt 1/4 x 2-1/4	
2	0860520	1	Box, Manual Storage	
3	1060380	4	Cable, Lanyard	
4	3311405	8	Nut 1/4	
5	3380466	1	Panel, Control	
6	3422657	4	Pin, Quick Release	
7	3510874	1	Platform Assembly (See Separate Breakdown in this Section)	
8	3820024	4	Rivet	
9	3820032	4	Rivet	
10	4711400	16	Washer 1/4	
11	4846021	2	Platform Mount Bracket	

SECTION 4 - PLATFORM

FIGURE 4-6. PLATFORM INSTALLATION - 26IN X 49IN (66CM X 124CM) (AUSTRALIAN, CE & UK CA SPECS)



ART_1001196954

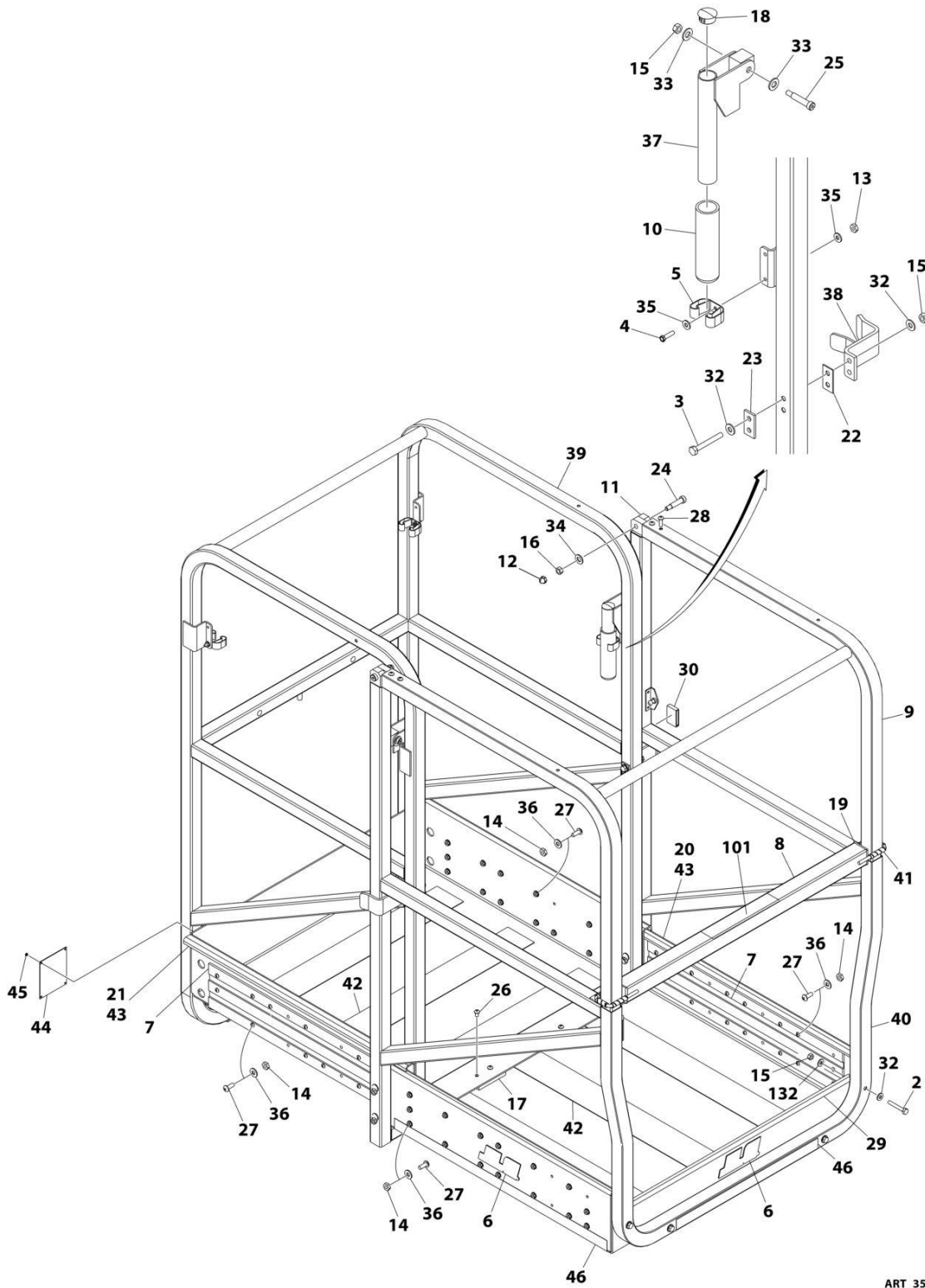
SECTION 4 - PLATFORM

FIGURE 4-6. PLATFORM INSTALLATION - 26IN X 49IN (66CM X 124CM) (AUSTRALIAN, CE & UK CA SPECS)

ITEM	PART NUMBER	QTY	DESCRIPTION	REV
	1001196954	Ref	PLATFORM ASSEMBLY	B
1	0641408	8	Bolt 1/4 x 1	
1	0641416	4	Bolt 1/4 x 2	
1	0641418	4	Bolt 1/4 x 2-1/4	
2	0641618	4	Bolt 3/8 x 2-1/4	
3	0860520	1	Box, Manual Storage	
4	3311405	8	Nut, 1/4	
5	3311605	4	Nut, 3/8	
6	3380466	1	Panel, Control	
7	3510874	1	Platform Assembly (See Separate Breakdown in this Section)	
8	3820024	4	Rivet	
9	3820032	4	Rivet	
10	4711400	16	Washer 1/4	
11	4711600	8	Washer 3/8	
12	1001196955	2	Platform Mount Weldment	

SECTION 4 - PLATFORM

FIGURE 4-7. PLATFORM ASSEMBLY - 26IN X 49IN (66CM X 124CM)



ART_3510874

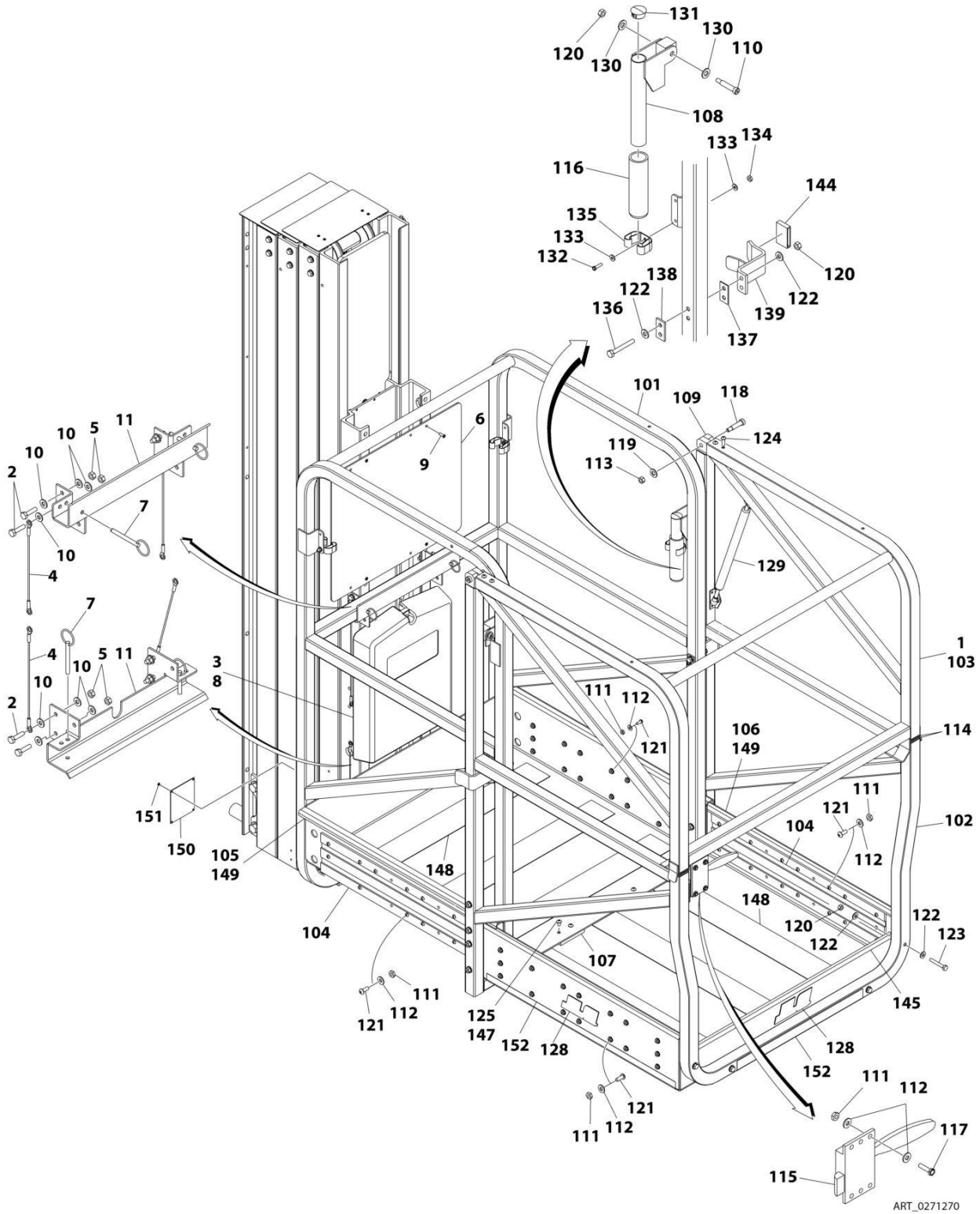
SECTION 4 - PLATFORM

FIGURE 4-7. PLATFORM ASSEMBLY - 26IN X 49IN (66CM X 124CM)

ITEM	PART NUMBER	QTY	DESCRIPTION	REV
	3510874	Ref	PLATFORM ASSEMBLY	F
1	0100011	AR	Compound, Locking	
2	0641414	16	Bolt 1/4 x 1-3/4	
3	0641416	4	Bolt 1/4 x 2	
4	0720805	4	Bolt #8 x 5/8	
5	1380132	4	Clip, Gripper	
6	1703681	3	Decal - JLG	
7	2020005	1	Glides, Extension	
8	2410017	1	Gate, Slide Bar	
9	2410019	1	Gate, Slide Bar	
10	2560088	2	Grip, Handle	
11	2600225	4	Hinge, Gate	
12	3300356	2	Nut 5/16	
13	3310805	4	Nut #8	
14	3311005	64	Nut #10	
15	3311405	22	Nut 1/4	
16	3311505	2	Nut 5/16	
17	3340829	2	Pad, Slide	
18	3520030	2	Plug, Hole	
19	3520169	2	Cap, Plug	
20	3570274	1	Plate, Platform Pan (Extension)	
21	1001268194	1	Plate, Platform Pan (Stationary)	
22	3570653	AR	Plate, Shim	
23	3570654	2	Plate, Backing	
24	3900032	2	Bolt, Shoulder	
25	3900200	2	Bolt, Shoulder 5/16 x 1-1/4	
26	3900251	4	Screw 1/4 x 3/8	
27	3900252	64	Screw #10	
28	3900258	8	Screw 1/4 x 3/4	
29	4060803	AR	Shield, Flex Trim	
30	4280296	AR	Strip, Wear	
32	4711400	40	Washer 1/4	
33	4711500	4	Washer 5/16	
34	4711600	2	Washer 3/8	
35	4750800	8	Washer #8	
36	4751000	64	Washer #10	
37	4845614	2	Handle	
38	4845657	2	Stop, Weldment	
39	4845810	1	Platform Rail Weldment	
40	4845811	1	Platform Extension Weldment	
41	1560019	AR	Conduit, Spiral Loom	
42	1001099638	6 in	Tape, Non-Skid	
43	1001176186	1	Platform Pan Kit (Includes Items 20 & 21)	
44	1001255570	1	Plate	
45	3820012	4	Rivet	
46	4420051	AR	Tape, Safety	
	0274607	Ref	DECAL - DROPBAR INSTALLATION (ANSI, CSA, CE, and Australian Specs)	A
101	1706493	1	Decal - Dropbar	

SECTION 4 - PLATFORM

FIGURE 4-8. QUICK-CHANGE PLATFORM ASSEMBLY - 26IN X 49IN (66CM X 124CM) (ANSI, ANSI EXPORT, CSA, JAPANESE, AND CHINA SPECS)



SECTION 4 - PLATFORM

FIGURE 4-8. QUICK-CHANGE PLATFORM ASSEMBLY - 26IN X 49IN (66CM X 124CM) (ANSI, ANSI EXPORT, CSA, JAPANESE, AND CHINA SPECS)

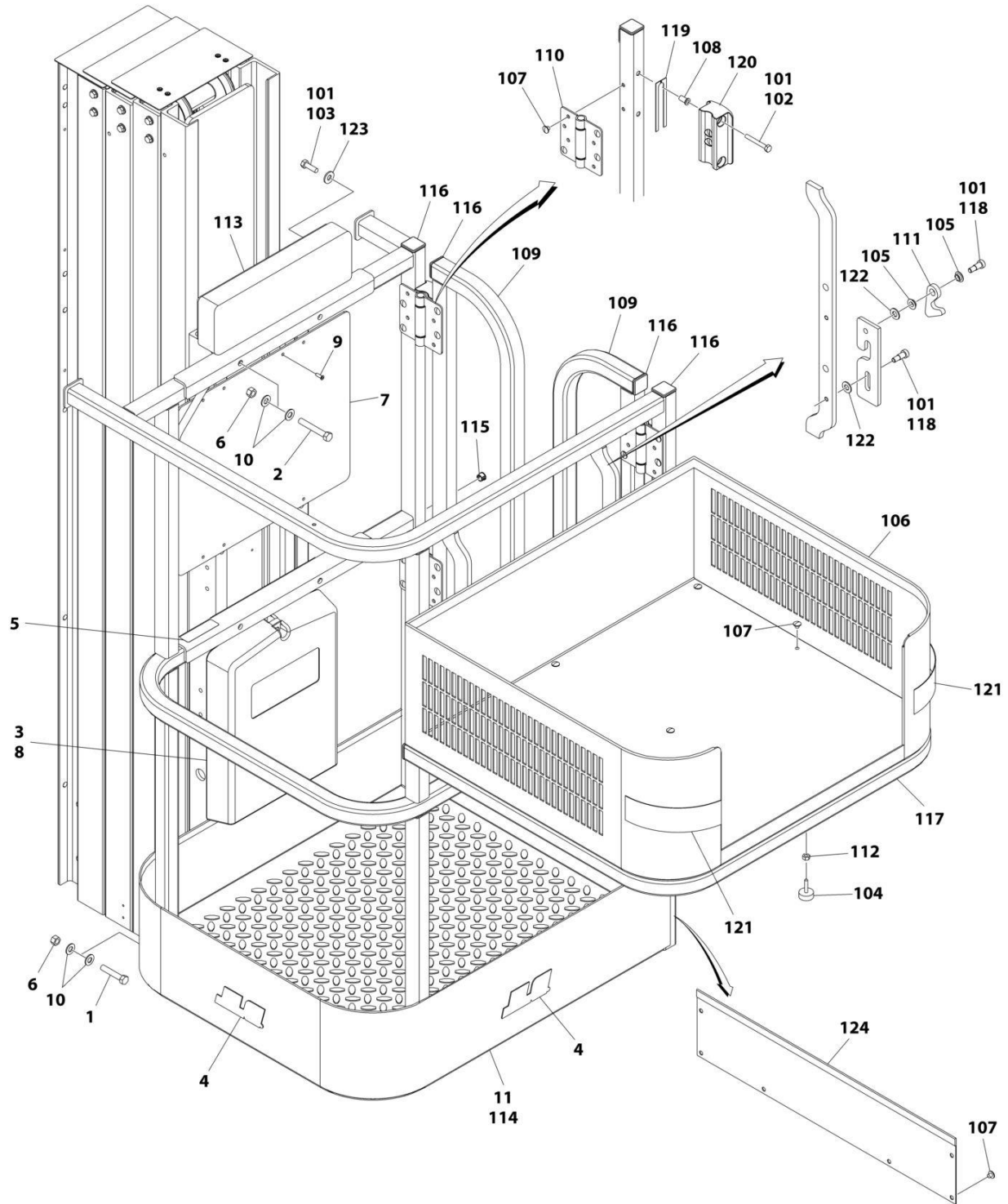
ITEM	PART NUMBER	QTY	DESCRIPTION	REV
	0271270	Ref	PLATFORM ASSEMBLY	C
1	0258586	1	Platform Assembly (See Items 101-145 for Breakdown)	
2	0641408	8	Bolt 1/4 x 1	
2	0641416	4	Bolt 1/4 x 2	
2	0641418	4	Bolt 1/4 x 2-1/4	
3	0860520	1	Box, Manual Storage	
4	1060380	4	Cable, Lanyard	
5	3311405	8	Nut 1/4	
6	3380466	1	Panel, Control	
7	3422657	4	Pin, Quick Release	
8	3820024	4	Rivet, Pop	
9	3820032	4	Rivet	
10	4711400	16	Washer 1/4	
11	4846021	2	Platform Mount Weldment	
	0258586	Ref	PLATFORM ASSEMBLY	N
101	4845810	1	Platform Rail Weldment	
102	4845811	1	Platform Extension Weldment	
103	4845812	1	Weldment, Gate	
104	2020005	1	Glides, Extension	
105	1001268194	1	Pan, Floor (Stationary)	
106	3570274	1	Pan, Floor (Extension)	
107	3340829	2	Pad, Slide	
108	4845614	2	Handle	
109	2600225	4	Hinge, Gate	
110	3900200	2	Bolt, Shoulder	
111	3311005	68	Nut #10	
112	4751000	72	Washer #10	
113	3311505	2	Nut 5/16	
114	3520072	4	Cap-Plug	
115	2940074	1	Latch	
116	2560088	2	Grip, Handle	
117	0721006	4	Bolt #10 x 3/4	
118	3900032	2	Bolt, Shoulder	
119	4711600	2	Washer 3/8	
120	3311405	22	Nut 1/4	
121	3900252	64	Screw 1/4	
122	4711400	40	Washer 1/4	
123	0641414	16	Bolt 1/4 x 1-3/4	
124	3900258	8	Screw 1/4 x 3/4	
125	0100011	AR	Compound, Locking	
128	1703681	3	Decal - JLG	
129	4160165	1	Spring, Gas Shock	
130	4711500	4	Washer 5/16	
131	3520030	2	Plug, Hole	
132	0720805	4	Screw #8 x 5/8	
133	4750800	8	Washer #8	
134	3310805	4	Nut #8	
135	1380132	4	Clip, Gripper	
136	0641416	4	Bolt 1/4 x 2	

SECTION 4 - PLATFORM

ITEM	PART NUMBER	QTY	DESCRIPTION	REV
137	3570653	AR	Plate, Shim	
138	3570654	2	Plate, Backing	
139	4845657	2	Stop	
144	4280296	AR	Strip, Wear	
145	4060803	AR	Shield, Flex-Trim	
147	3900251	4	Screw 1/4 x 3/8	
148	1001099638	6 in	Tape, Non Skid	
149	1001176186	1	Platform Pan Kit (Includes Items 105 & 106)	
150	1001255570	1	Plate	
151	3820012	4	Rivet	
152	4420051	AR	Tape	

SECTION 4 - PLATFORM

FIGURE 4-9. PLATFORM INSTALLATION - 27IN X 23IN (67CM X 58CM) (ANSI SPECS)



ART_1001255576

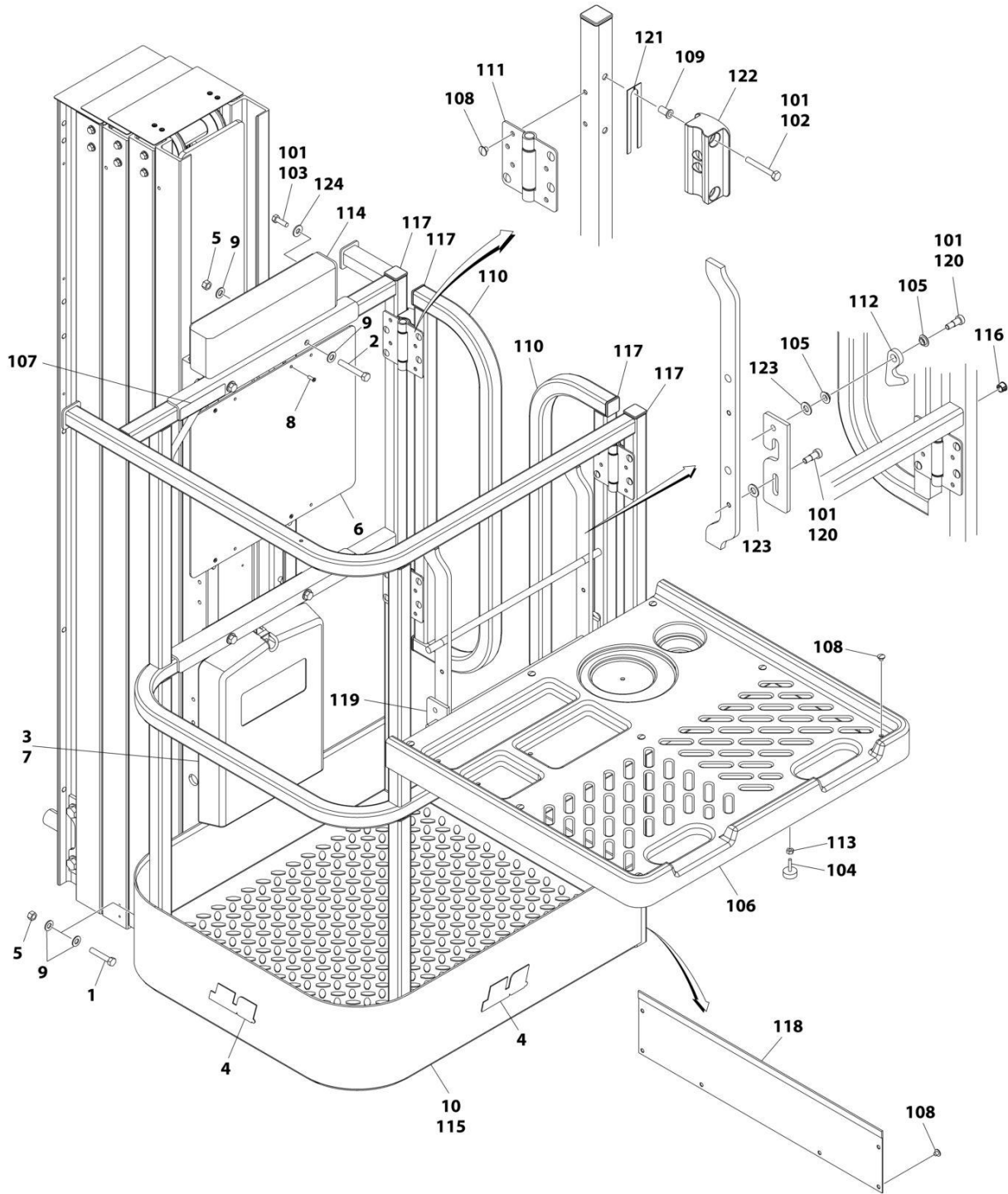
SECTION 4 - PLATFORM

FIGURE 4-9. PLATFORM INSTALLATION - 27IN X 23IN (67CM X 58CM) (ANSI SPECS)

ITEM	PART NUMBER	QTY	DESCRIPTION	REV
	1001255576	Ref	PLATFORM WITH MATERIAL TRAY	B
1	0641616	2	Bolt 3/8 x 2	
1	0641628	2	Bolt 3/8 x 3-1/2	
2	0641620	4	Bolt 3/8 x 2-1/2	
2	0641628	4	Bolt 3/8 x 3-1/2	
3	0860520	1	Box, Manual Storage	
4	1703681	2	Decal - JLG	
5	1704277	1	Decal - Lanyard Attach	
6	3311605	6	Nut 3/8 - 16	
7	3380466	1	Panel, Control	
8	3820024	4	Rivet	
9	3820032	4	Rivet	
10	4711600	12	Washer 3/8	
11	1001255577	1	Platform Assembly	A
101	0100011	AR	Compound, Locking	
102	0641416	8	Bolt 1/4 x 2	
103	0641508	2	Bolt 5/16 x 1	
104	0940083	1	Bumper	
105	0961892	2	Bushing, Flanged	
106	1580019	1	Container, Material Tray	
107	2080040	32	Blind Fastener	
108	2080043	8	Rivnut	
109	2410024	2	Door	
110	2600294	4	Hinge, Self Closing	
111	2700098	1	Hook, Load	
112	3311401	1	Nut 1/4	
113	3340977	1	Pad, Upholstered	
114	3510897	1	Platform	
115	3520028	2	Plug, Hole	
116	3520072	8	Plug, Cap	
117	3641542	1	Tray Support	
118	3900190	3	Screw, Shoulder 3/8 x 1/2	
119	4071095	AR	Shim	
120	4220309	4	Stop	
121	4420051	AR	Tape, Safety	
122	4711600	3	Washer 3/8	
123	4751500	2	Washer 5/16	
124	3574608	1	Plate, Kick Rail	

SECTION 4 - PLATFORM

FIGURE 4-10. PLATFORM INSTALLATION - 27IN X 23IN (67CM X 58CM) (ANSI, ANSI EXPORT, CSA, CE & UK CA SPECS)



ART_1001101479

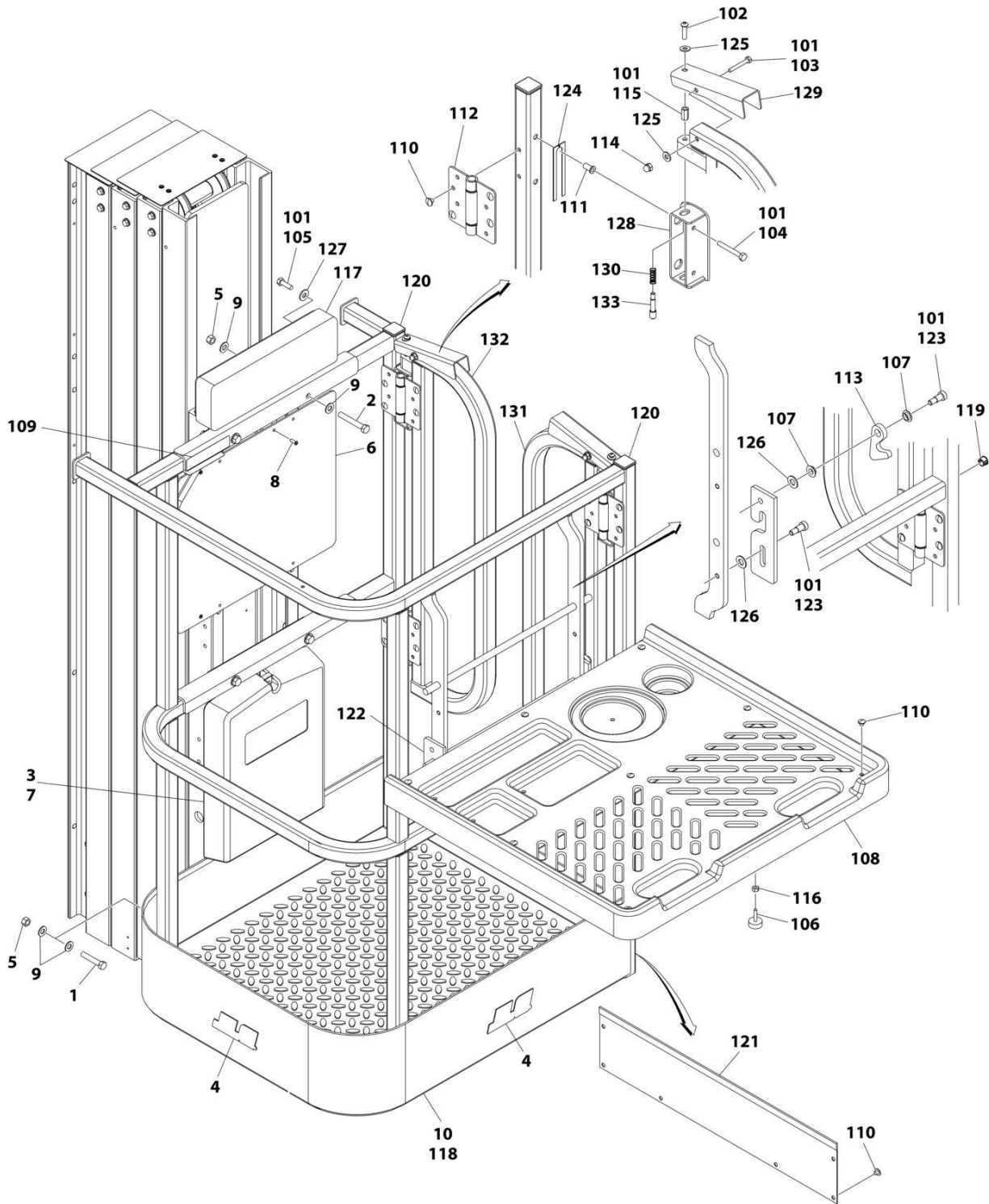
SECTION 4 - PLATFORM

FIGURE 4-10. PLATFORM INSTALLATION - 27IN X 23IN (67CM X 58CM) (ANSI, ANSI EXPORT, CSA, CE & UK CA SPECS)

ITEM	PART NUMBER	QTY	DESCRIPTION	REV
	1001101479	Ref	PLATFORM ASSEMBLY	C
1	0641618	2	Bolt 3/8 x 2-1/4	
1	0641628	2	Bolt 3/8 x 3-1/2	
2	0641622	4	Bolt, 3/8 x 2-3/4	
2	0641628	4	Bolt 3/8 x 3-1/2	
3	0860520	1	Box, Manual Storage	
4	1703681	2	Decal - JLG	
5	3311605	6	Nut 3/8	
6	3380466	1	Panel, Control	
7	3820024	4	Rivet	
8	3820032	4	Rivet	
9	4711600	12	Washer 3/8	
10	1001101478	1	Platform Assembly	A
101	0100011	AR	Compound, Locking	
102	0641416	8	Bolt 1/4 x 2	
103	0641508	2	Bolt 5/16 x 1	
104	0940083	1	Bumper	
105	0961892	2	Bushing, Flanged	
106	1580051	1	Container, Material Tray	
107	1705624	1	Decal - Lanyard Attach	
108	2080040	31	Fastener, Huck	
109	2080043	8	Nut 1/4 x 5/8	
110	2410024	2	Door	
111	2600294	4	Hinge, Self Closing	
112	2700098	1	Hook, Load	
113	3311401	1	Nut 1/4	
114	3340977	1	Pad, Upholstered	
115	3510897	1	Platform	
116	3520028	2	Plug, Hole	
117	3520072	8	Plug, Cap	
118	3574608	1	Plate, Kick Rail	
119	3641542	1	Tray Support	
120	3900190	3	Screw, Shoulder	
121	4071095	AR	Shim, Platform Gate	
122	4220309	4	Top and Bottom Stop/Hinge	
123	4711600	3	Washer 3/8	
124	4751500	2	Washer 5/16	

SECTION 4 - PLATFORM

FIGURE 4-11. PLATFORM INSTALLATION - 27IN X 23IN (67CM X 58CM) (AUSTRALIAN SPECS)



ART_1001100778

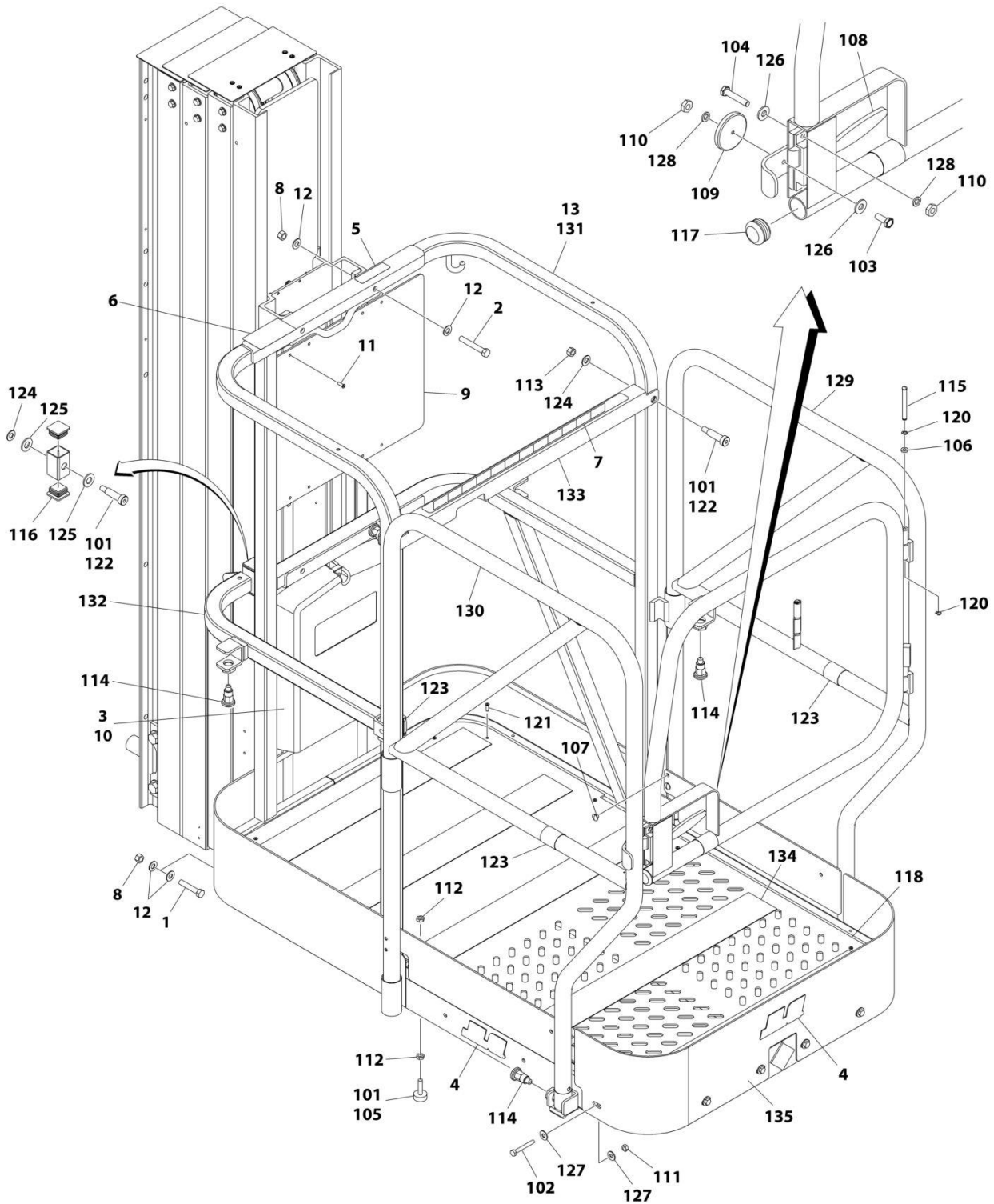
SECTION 4 - PLATFORM

FIGURE 4-11. PLATFORM INSTALLATION - 27IN X 23IN (67CM X 58CM) (AUSTRALIAN SPECS)

ITEM	PART NUMBER	QTY	DESCRIPTION	REV
	1001100778	Ref	PLATFORM ASSEMBLY	B
1	0641616	2	Bolt 3/8 x 2	
1	0641628	2	Bolt 3/8 x 3-1/2	
2	0641620	4	Bolt 3/8 x 2-1/2	
2	0641628	4	Bolt 3/8 x 3-1/2	
3	0860520	1	Box, Manual Storage	
4	1703681	2	Decal - JLG	
5	3311605	6	Nut 3/8	
6	3380466	1	Panel, Control	
7	3820024	4	Rivet	
8	3820032	4	Rivet	
9	4711600	12	Washer 3/8	
10	1001100779	1	Platform Assembly	A
101	0100011	AR	Compound, Locking	
102	0630457	2	Screw 1/4 x 1	
103	0641415	2	Bolt 1/4 x 1-7/8	
104	0641416	8	Bolt 1/4 x 2	
105	0641508	2	Bolt, 5/16 x 1	
106	0940083	1	Bumper	
107	0961892	2	Bushing, Flanged	
108	1580051	1	Container, Material Tray	
109	1705624	1	Decal - Lanyard Attach	
110	2080040	31	Fastener, Huck	
111	2080043	8	Nut 1/4 x 5/8	
112	2600294	4	Hinge, Self Closing	
113	2700098	1	Hook, Load	
114	3300151	2	Nut 1/2	
115	3300381	2	Nut, Coupling	
116	3311401	1	Nut 1/4	
117	3340977	1	Pad, Upholstered	
118	3510897	1	Platform	
119	3520028	2	Plug, Hole	
120	3520072	4	Plug, Cap	
121	3574608	1	Plate, Kick Rail	
122	3641542	1	Tray Support	
123	3900190	3	Screw, Shoulder	
124	4071095	AR	Shim, Platform Gate	
125	4711400	4	Washer 1/4	
126	4711600	3	Washer 3/8	
127	4751500	2	Washer 5/16	
128	1001100141	4	Top and Bottom Stop/Hinge	
129	1001100142	2	Handle, Gate Latch	
130	1001100634	2	Spring, Gate Latch	
131	1001100780	1	Australian Spec - Right Side	
132	1001100816	1	Australian Spec - Left Side	
133	1001101529	2	Pin, Plunger	

SECTION 4 - PLATFORM

FIGURE 4-12. PLATFORM INSTALLATION - 28IN X 48IN (71CM X 122CM) WITH FOLDING SIDERAILS (ALL SPECS)



ART_1001255590

SECTION 4 - PLATFORM

**FIGURE 4-12. PLATFORM INSTALLATION - 28IN X 48IN (71CM X 122CM) WITH FOLDING SIDERAILS
(ALL SPECS)**

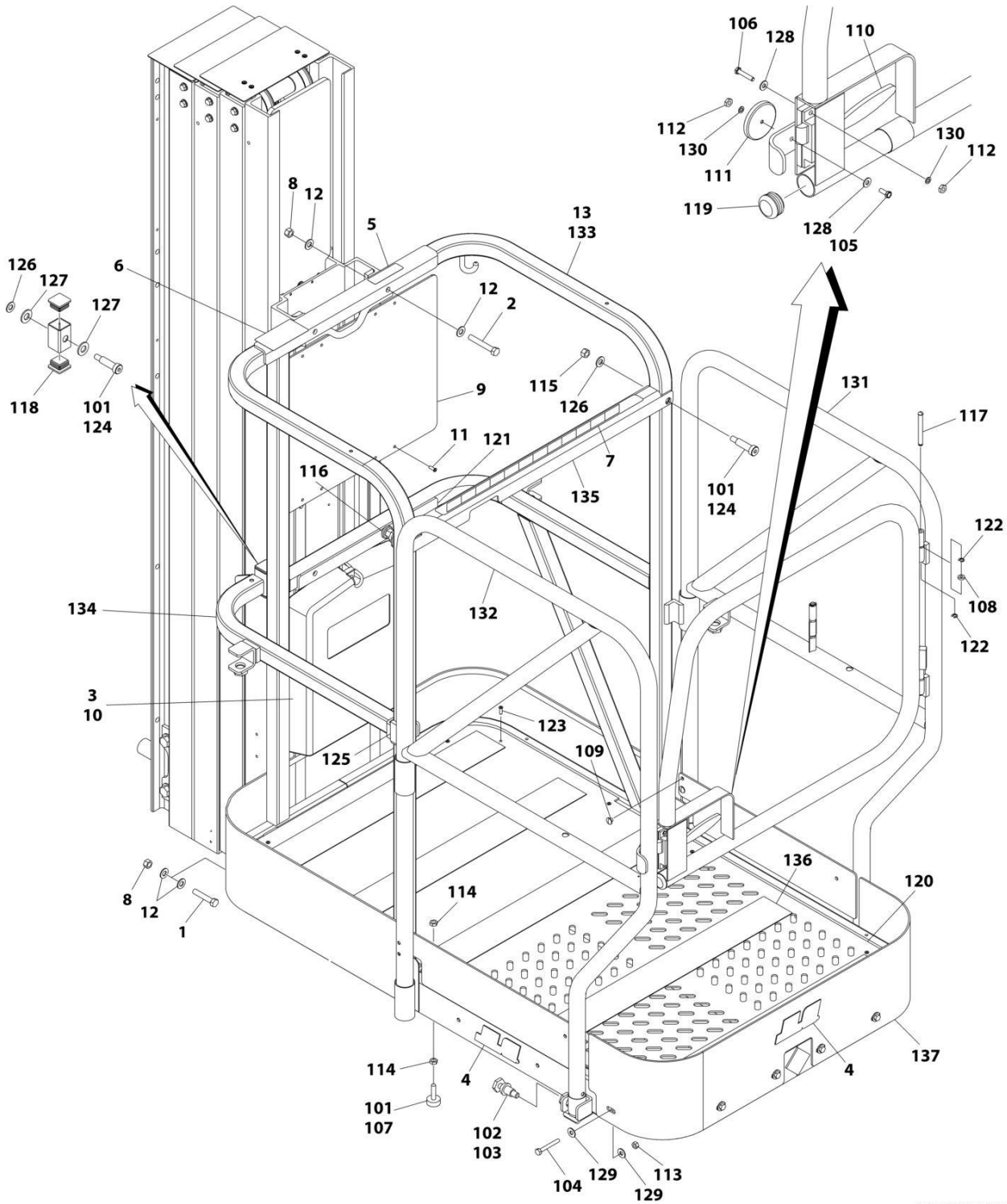
ITEM	PART NUMBER	QTY	DESCRIPTION	REV
	1001255590	Ref	PLATFORM WITH FOLDING SIDERAILS	B
1	0641616	2	Bolt 3/8 x 2	
1	0641628	2	Bolt 3/8 x 3-1/2	
2	0641620	4	Bolt 3/8 x 2-1/2	
2	0641628	4	Bolt 3/8 x 3-1/2	
3	0860520	1	Box, Manual Storage	
4	1703681	3	Decal - JLG	
5	1704277	1	Decal - Lanyard Graphic	
6	1704366	1	Decal - Fall Hazard	
7	1704469	1	Decal - Close Gate	
8	3311605	6	Locknut 3/8	
9	3380466	1	Panel, Control	
10	3820024	4	Rivet	
11	3820032	4	Rivet	
12	4711600	12	Washer 3/8	
13	1001255588	1	Platform Assembly (See Items 101-135 for Breakdown)	B
101	0100011	AR	Compound, Locking	
102	0641416	6	Bolt 1/4 x 2	
103	0721004	1	Bolt #10 x 1/2	
104	0721008	4	Screw #10 x 1	
105	0940049	2	Stopper, Hood	
106	0962337	2	Bushing, Hinge	
107	2080040	4	Fastener	
108	2940074	1	Latch	
109	3080005	1	Magnet, Gate Hold	
110	3311001	5	Nut, #10	
111	3311401	6	Nut 1/4	
112	3311502	4	Nut, Jam 5/16	
113	3311605	1	Locknut 3/8	
114	3422744	6	Pin, Plunger	
115	3422866	2	Pin, Hinge	
116	3520072	2	Plug	
117	3520176	1	Plug	
118	3571552	1	Plate, Platform Pan	
120	3760448	2	Ring, Snap	
121	3820032	12	Rivet	
122	3900270	7	Bolt, Shoulder 1/2 x 1/2	
123	4280296	AR	Strip, Wear	
124	4711600	2	Washer 3/8	
125	4711800	2	Washer 1/2	
126	4751000	5	Washer #10	
127	4751400	12	Washer 1/4	
128	4761000	5	Lockwasher #10	
129	4846324	1	Gate and Left Side Rail	
130	4846325	1	Rail, Right Side	
131	4846521	1	Platform	
132	4846522	1	Gate	
133	4846536	1	Rail, Top	
134	1001099638	5	Tape, Non Skid	

SECTION 4 - PLATFORM

ITEM	PART NUMBER	QTY	DESCRIPTION	REV
135	1001255586	1	Plate, Front Toe Guard	

SECTION 4 - PLATFORM

FIGURE 4-13. PLATFORM INSTALLATION - 28IN X 48IN (71CM X 122CM) WITH FIXED SIDERAILS (ALL SPECS)



ART_1001255589

SECTION 4 - PLATFORM

**FIGURE 4-13. PLATFORM INSTALLATION - 28IN X 48IN (71CM X 122CM) WITH FIXED SIDERAILS
(ALL SPECS)**

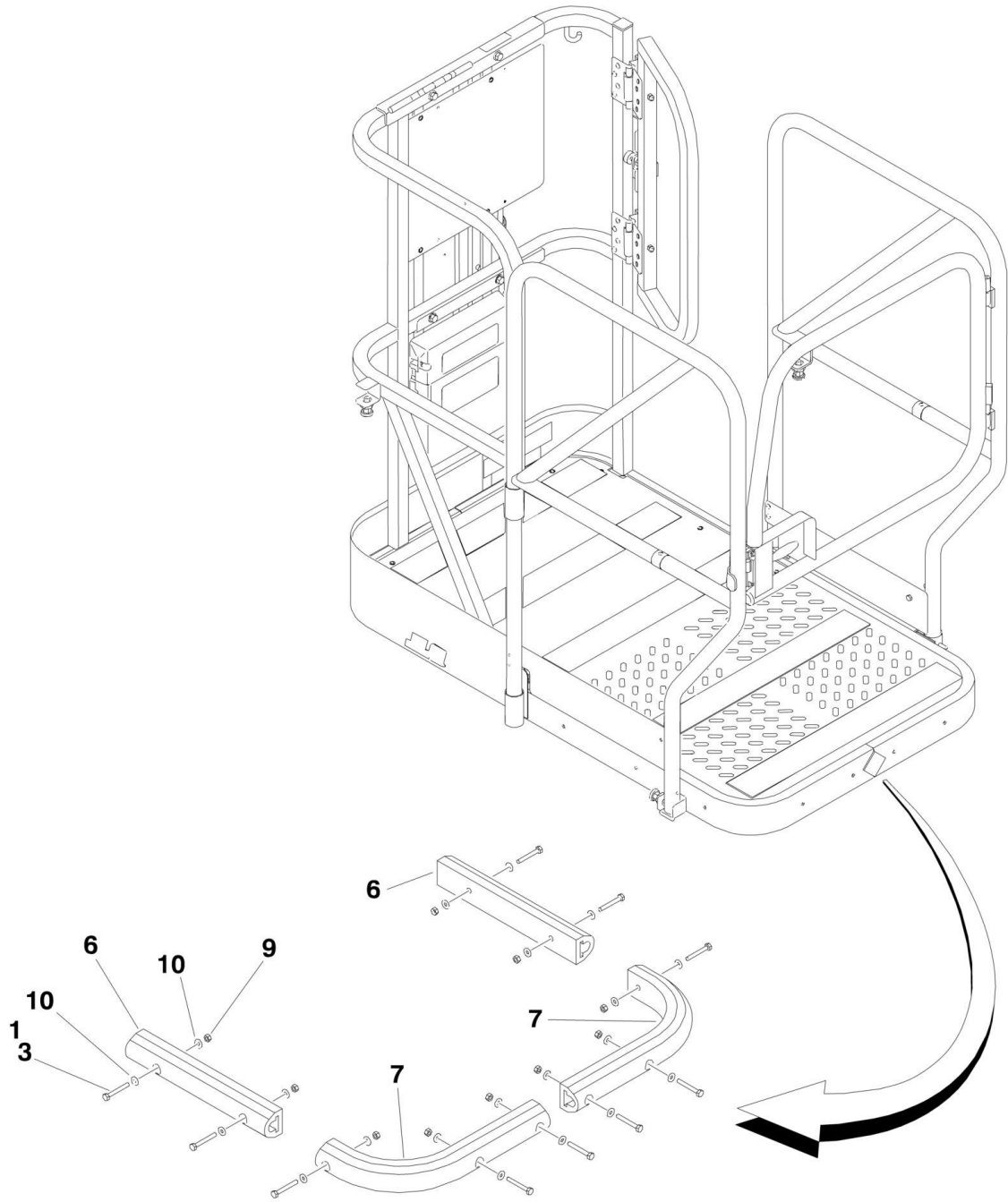
ITEM	PART NUMBER	QTY	DESCRIPTION	REV
	1001255589	Ref	PLATFORM WITH FIXED SIDERAILS	B
1	0641616	2	Bolt 3/8 x 2	
1	0641628	2	Bolt 3/8 x 3-1/2	
2	0641620	4	Bolt 3/8 x 2-1/2	
2	0641628	4	Bolt 3/8 x 3-1/2	
3	0860520	1	Box, Manual Storage	
4	1703681	3	Decal - JLG	
5	1704277	1	Decal - Lanyard Graphic	
6	1704366	1	Decal - Fall Hazard	
7	1704469	1	Decal - Close Gate	
8	3311605	6	Locknut 3/8	
9	3380466	1	Panel, Control	
10	3820024	4	Rivet	
11	3820032	4	Rivet	
12	4711600	12	Washer 3/8	
13	1001255587	1	Platform Assembly	A
101	0100011	AR	Compound, Locking	
102	0100019	AR	Compound, Locking	
103	0630572	2	Bolt 5/8	
104	0641416	6	Bolt 1/4 x 2	
105	0721004	1	Bolt #10 x 1/2	
106	0721008	4	Screw #10 x 1	
107	0940049	2	Stopper, Hood	
108	0962337	2	Bushing, Hinge	
109	2080040	4	Fastener	
110	2940074	1	Latch	
111	3080005	1	Magnet, Gate Hold	
112	3311001	5	Nut, #10	
113	3311401	6	Nut 1/4	
114	3311502	4	Nut, Jam 5/16	
115	3311605	1	Locknut 3/8	
116	3422744	1	Pin, Plunger	
117	3422866	2	Pin, Hinge	
118	3520072	2	Plug	
119	3520176	1	Plug	
120	3571552	1	Plate, Platform Pan	
121	3573353	1	Plate, Midrail Support	
122	3760448	2	Ring, Snap	
123	3820032	12	Rivet	
124	3900270	2	Bolt, Shoulder 1/2 x 1/2	
125	4280296	AR	Strip, Wear	
126	4711600	2	Washer 3/8	
127	4711800	2	Washer 1/2	
128	4751000	5	Washer #10	
129	4751400	12	Washer 1/4	
130	4761000	5	Lockwasher #10	
131	4846324	1	Gate and Left Side Rail	
132	4846325	1	Rail, Right Side	
133	4846521	1	Platform	

SECTION 4 - PLATFORM

ITEM	PART NUMBER	QTY	DESCRIPTION	REV
134	4846522	1	Gate	
135	4846536	1	Rail, Top	
136	1001099638	5	Tape, Non Skid	
137	1001255586	1	Plate, Front Toe Guard	

SECTION 4 - PLATFORM

FIGURE 4-14. PLATFORM BUMPER INSTALLATION



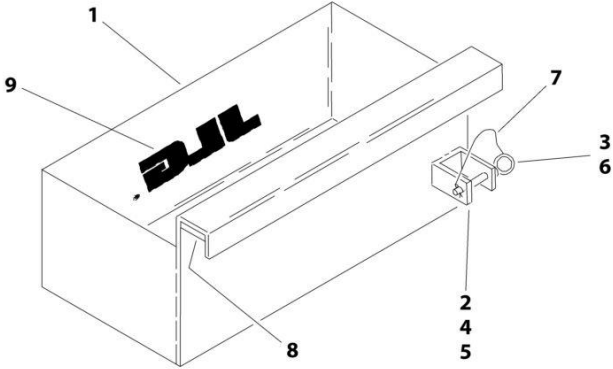
SECTION 4 - PLATFORM

FIGURE 4-14. PLATFORM BUMPER INSTALLATION

ITEM	PART NUMBER	QTY	DESCRIPTION	REV
	0275366	Ref	PLATFORM BUMPERS INSTALLATION	A
1	0100011	AR	Compound, Locking	
3	0641416	10	Bolt, 1/4 x 2	
6	0940106	2	Bumper, Platform Side	
7	0940107	2	Bumper, Platform Front	
9	3311401	10	Nut 1/4	
10	4711400	20	Flatwasher 1/4in Narrow	

SECTION 4 - PLATFORM

FIGURE 4-15. TOOL TRAY



ART_0255036

SECTION 4 - PLATFORM

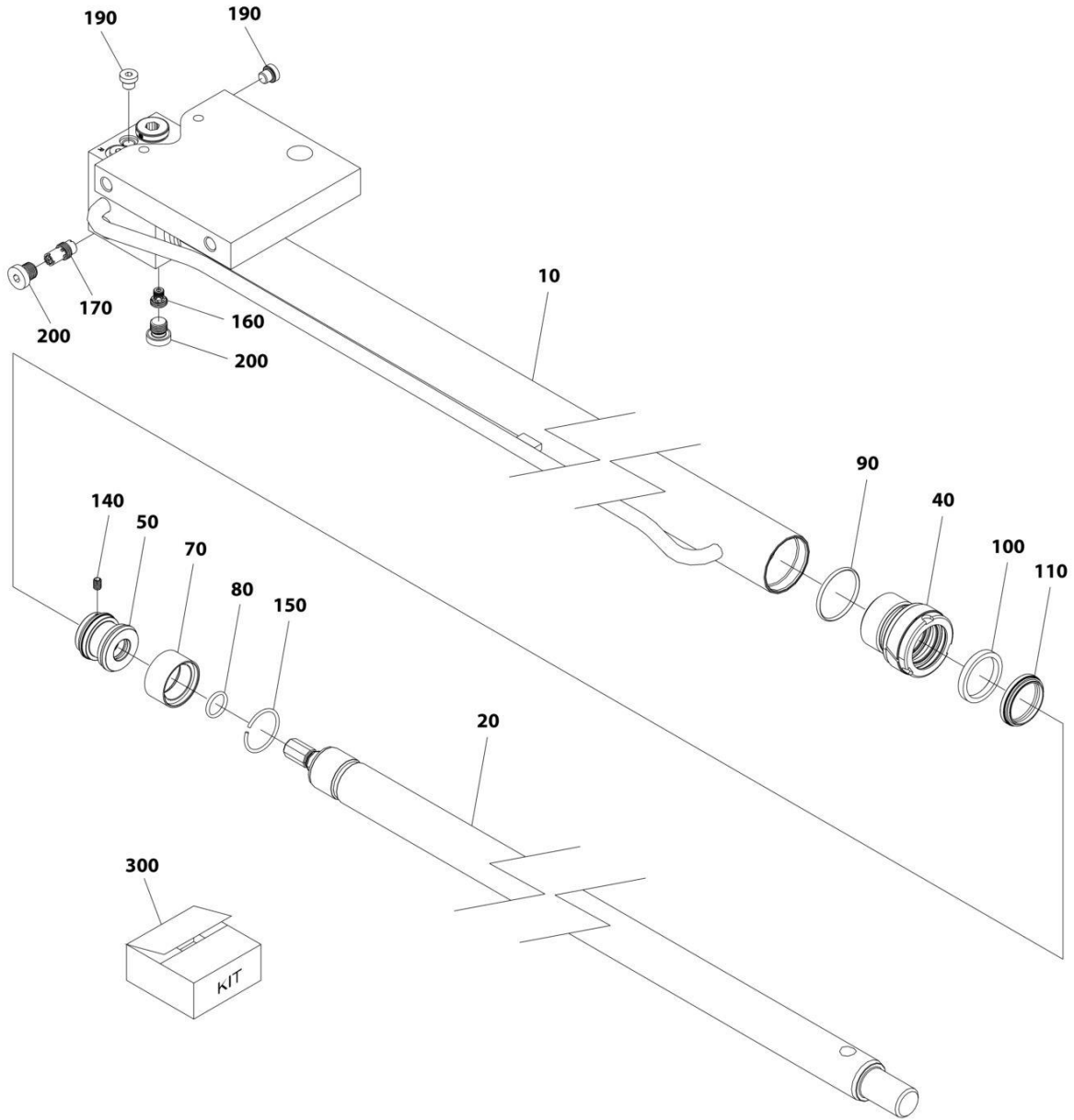
FIGURE 4-15. TOOL TRAY

ITEM	PART NUMBER	QTY	DESCRIPTION	REV
	0255036	Ref	TOOL TRAY ASSEMBLY	-
1	0860947	1	Tool Box	
2	0902079	1	Bracket, Mounting	
3	3421453	1	Pin, Snap	
4	3900204	2	Bolt #10 x 1/2	
5	3300391	2	Wingnut #10	
6	3760170	1	Snap-Pin	
7	1060380	1	Cable, Lanyard	
8	4280296	4 ft/1.2m	Strip, Wear	
9	1702365	1	Decal - JLG	

SECTION 5 - CYLINDER

SECTION 5 - CYLINDER

FIGURE 5-1. LIFT CYLINDER ASSEMBLY



ART_1001287010

SECTION 5 - CYLINDER

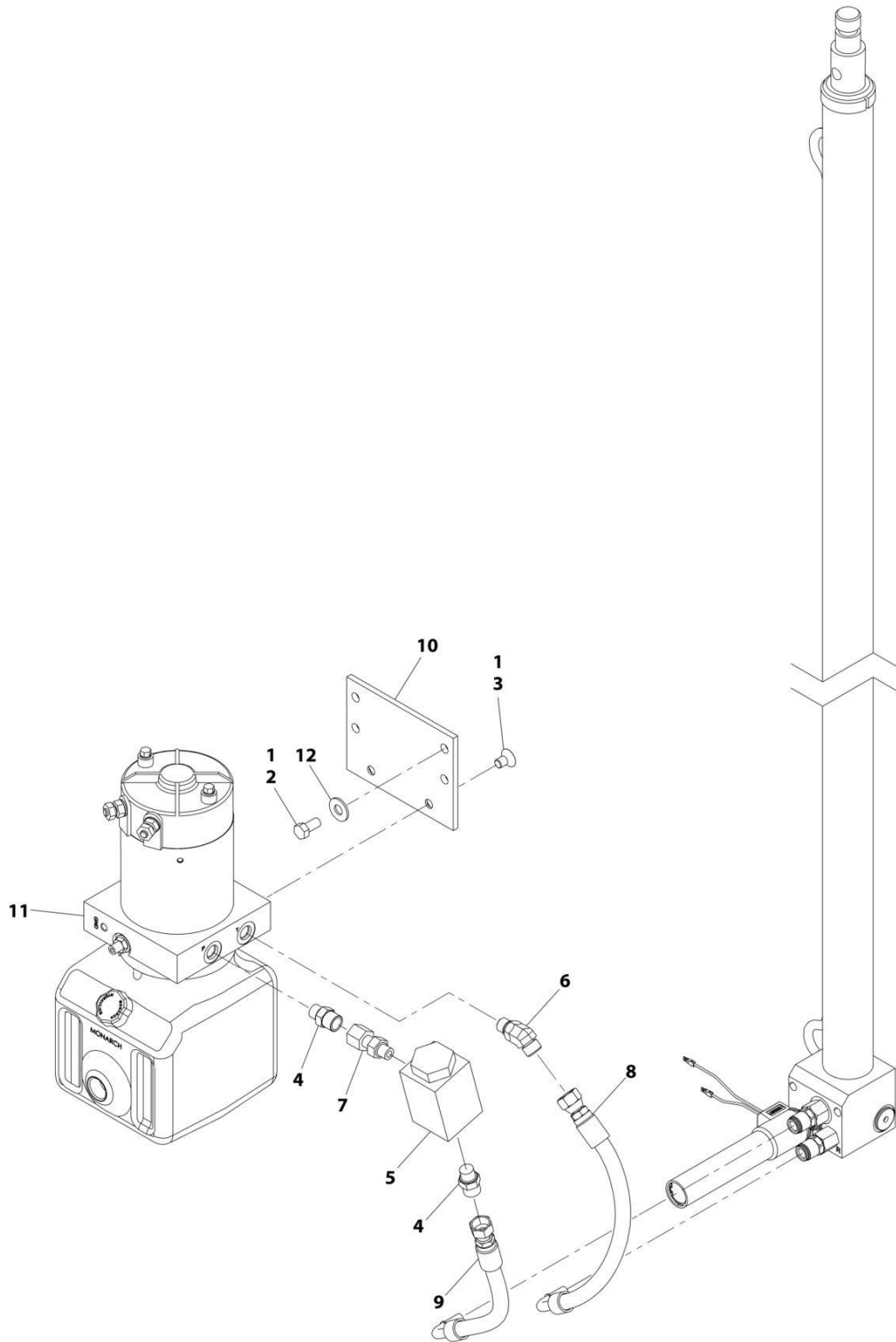
FIGURE 5-1. LIFT CYLINDER ASSEMBLY

ITEM	PART NUMBER	QTY	DESCRIPTION	REV
	1001287010	Ref	LIFT CYLINDER ASSEMBLY	B
		Ref	Note: Original Cylinder May Have Been Replaced with Service Replacement. Identify PN Stamped on Cylinder Before Ordering Parts.	
10	See Note	NSS	Barrel Assembly (Note: Use PN 1001287010)	
20	See Note	NSS	Rod (Note: Use PN 1001287010)	
40	70007951	1	Head	
50	70007952	1	Piston	
70	See Note	NSS	Seal, Piston (Note: Use Item 300)	
80	See Note	NSS	Ring, Wear (Note: Use Item 300)	
90	See Note	NSS	Seal, O-Ring (Note: Use Item 300)	
100	See Note	NSS	Seal, Rod (Note: Use Item 300)	
110	See Note	NSS	Wiper (Note: Use Item 300)	
140	70007953	1	Set Screw M6 x 10	
150	70007954	1	O-Ring	
160	70007955	1	Valve, Check	
170	70007956	1	Valve, Flow Control	
190	70025961	2	Plug	
200	70024262	2	Screw	
300	70007957	1	Seal Kit (Includes Items 70-110)	

SECTION 6 - HYDRAULIC

SECTION 6 - HYDRAULIC

FIGURE 6-1. HYDRAULICS INSTALLATION



ART_0274873

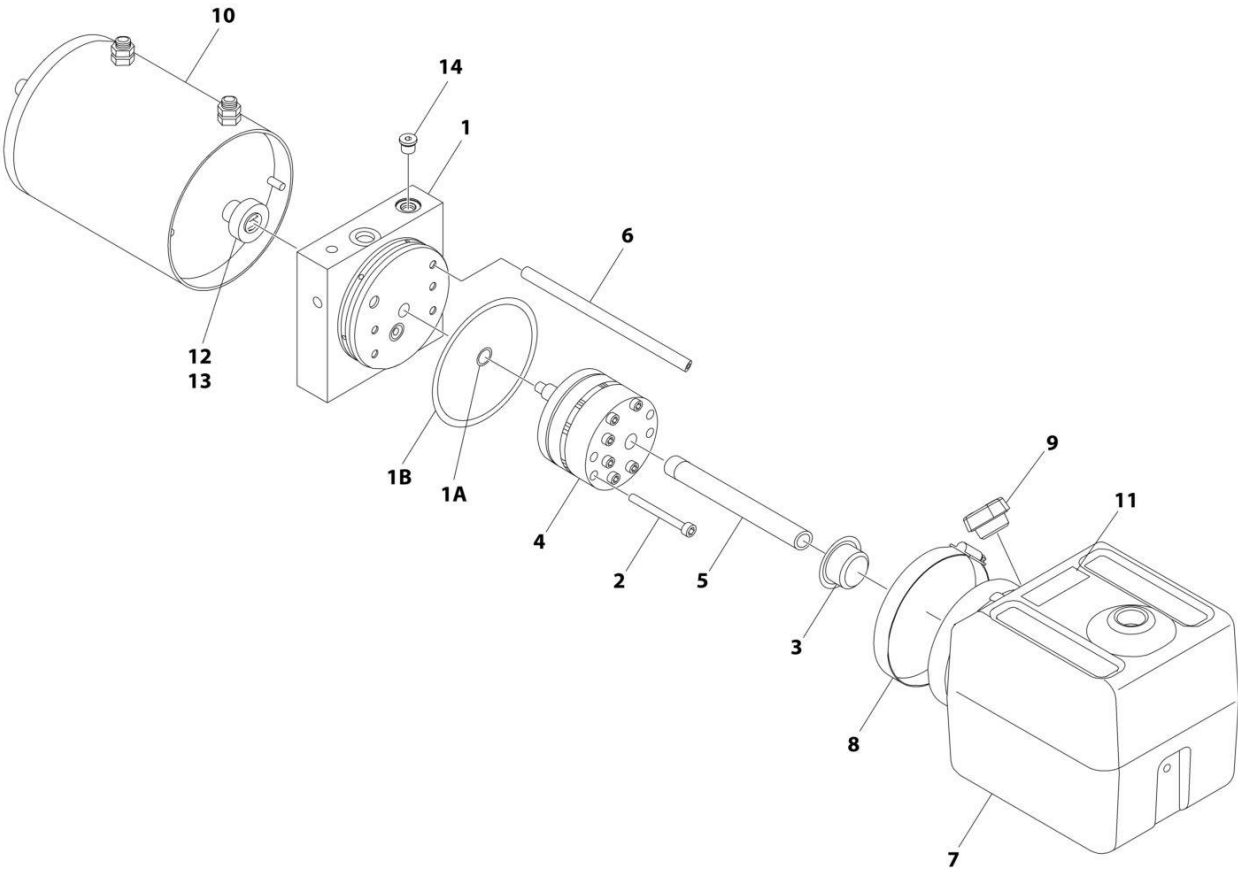
SECTION 6 - HYDRAULIC

FIGURE 6-1. HYDRAULICS INSTALLATION

ITEM	PART NUMBER	QTY	DESCRIPTION	REV
	0274873	Ref	HYDRAULICS INSTALLATION	B
1	0100011	AR	Compound, Locking	
2	0641606	4	Capscrew 3/8 x 3/4	
3	0741605	2	Screw 3/8 x 5/8	
4	2110606	2	Fitting, Adapter	
5	2120183	1	Filter, In-Line	
6	2150606	1	Fitting, 45 Elbow	
7	2221123	1	Fitting, Straight	
8	2754652	1	Hose	
9	2754653	1	Hose	
10	3571734	1	Plate, Mounting	
11	3600463	1	Pump/Motor Assembly (See Separate Breakdown This Section)	
12	4751600	4	Washer 3/8	

SECTION 6 - HYDRAULIC

FIGURE 6-2. PUMP AND MOTOR ASSEMBLY



ART_3600463

SECTION 6 - HYDRAULIC

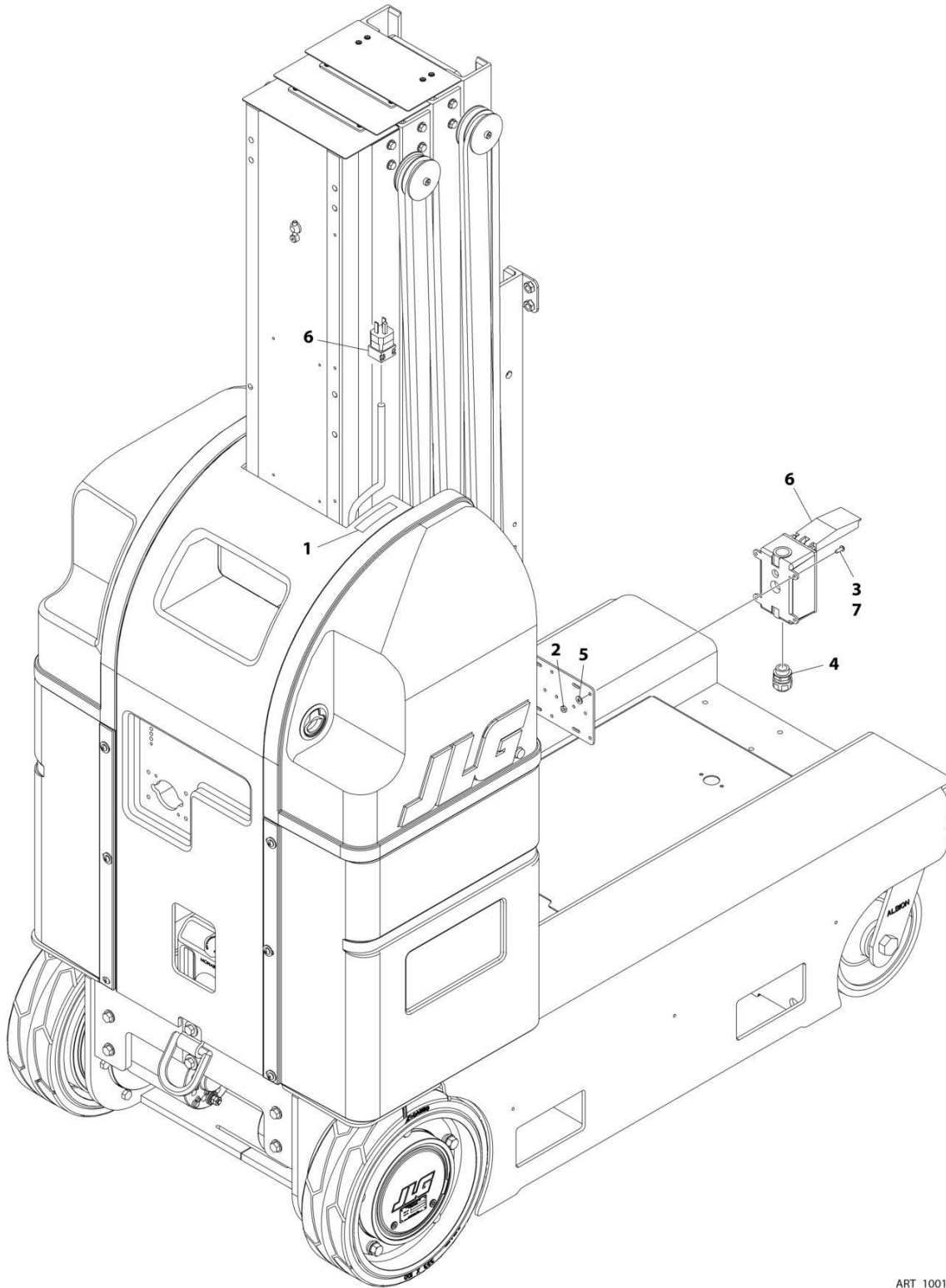
FIGURE 6-2. PUMP AND MOTOR ASSEMBLY

ITEM	PART NUMBER	QTY	DESCRIPTION	REV
	3600463	Ref	PUMP/MOTOR ASSEMBLY	E
		Ref	Note: Service Replacement for p/n 3600326.	
1	70001019	1	Base Assembly	
1A	70003612	1	O-Ring	
1B	70003613	1	O-Ring	
2	70001020	1	Capscrew 1/4 x 2-3/4	
3	7026165	1	Filter	
4	70001021	4	Pump	
5	70001022	1	Tube, Suction	
6	70001023	1	Tube, Return	
7	70001024	1	Reservoir	
8	7026335	1	Clamp	
9	70001025	1	Plug, Breather	
10	70001026	1	Motor	
10	70001028	4	Brushes	
11	70001027	1	Decal - Fill Line	
12	7026330	1	Seal, Shaft	
13	70002215	1	Bearing	
14	2220883	AR	Plug (August 2023 to Present)	

SECTION 7 - ELECTRICAL

SECTION 7 - ELECTRICAL

FIGURE 7-1. AC BOX AT PLATFORM INSTALLATION - 110V GFI (ANSI, ANSI EXPORT, CSA, AND JAPANESE SPECS)



ART_1001096118

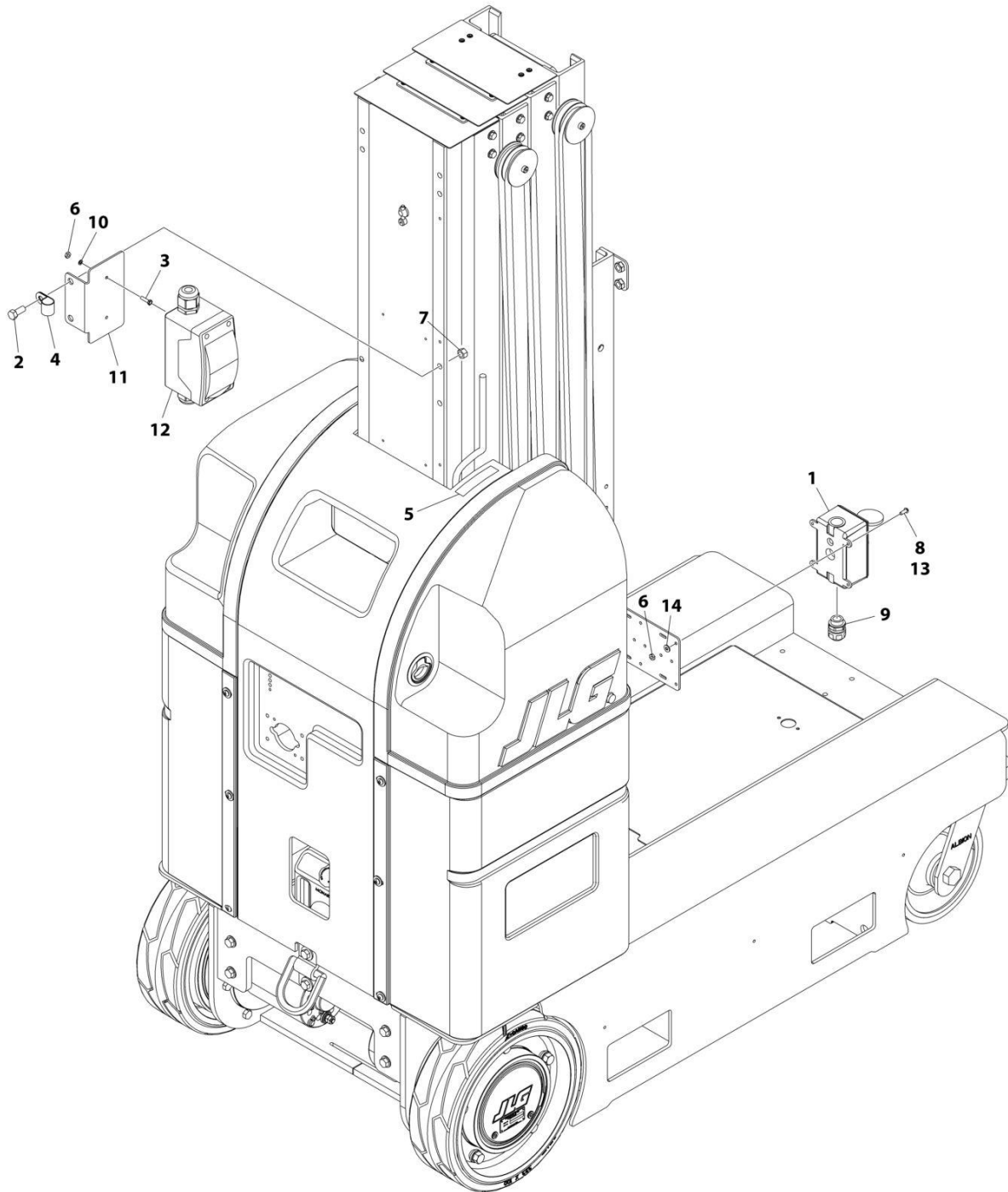
SECTION 7 - ELECTRICAL

FIGURE 7-1. AC BOX AT PLATFORM INSTALLATION - 110V GFI (ANSI, ANSI EXPORT, CSA, AND JAPANESE SPECS)

ITEM	PART NUMBER	QTY	DESCRIPTION	REV
	1001096118	Ref	AC BOX AT PLATFORM INSTALLATION - 110V GFI	D
1	3252761	1	Decal, 120V	
2	3311001	4	Nut #10	
3	3900205	4	Screw #10 x 5/8	
4	4460662	1	Connector, Strain Relief	
5	4711000	4	Washer #10	
6	1001096767	1	Plug and Receptacle Box Assembly (110V) (See Separate Breakdown in this Section)	
7	0100011	AR	Compound, Locking	

SECTION 7 - ELECTRICAL

FIGURE 7-2. AC BOX AT PLATFORM INSTALLATION - 200V CEE7 KEYED GROUND (CE & UK CA SPECS)



ART_1001096122

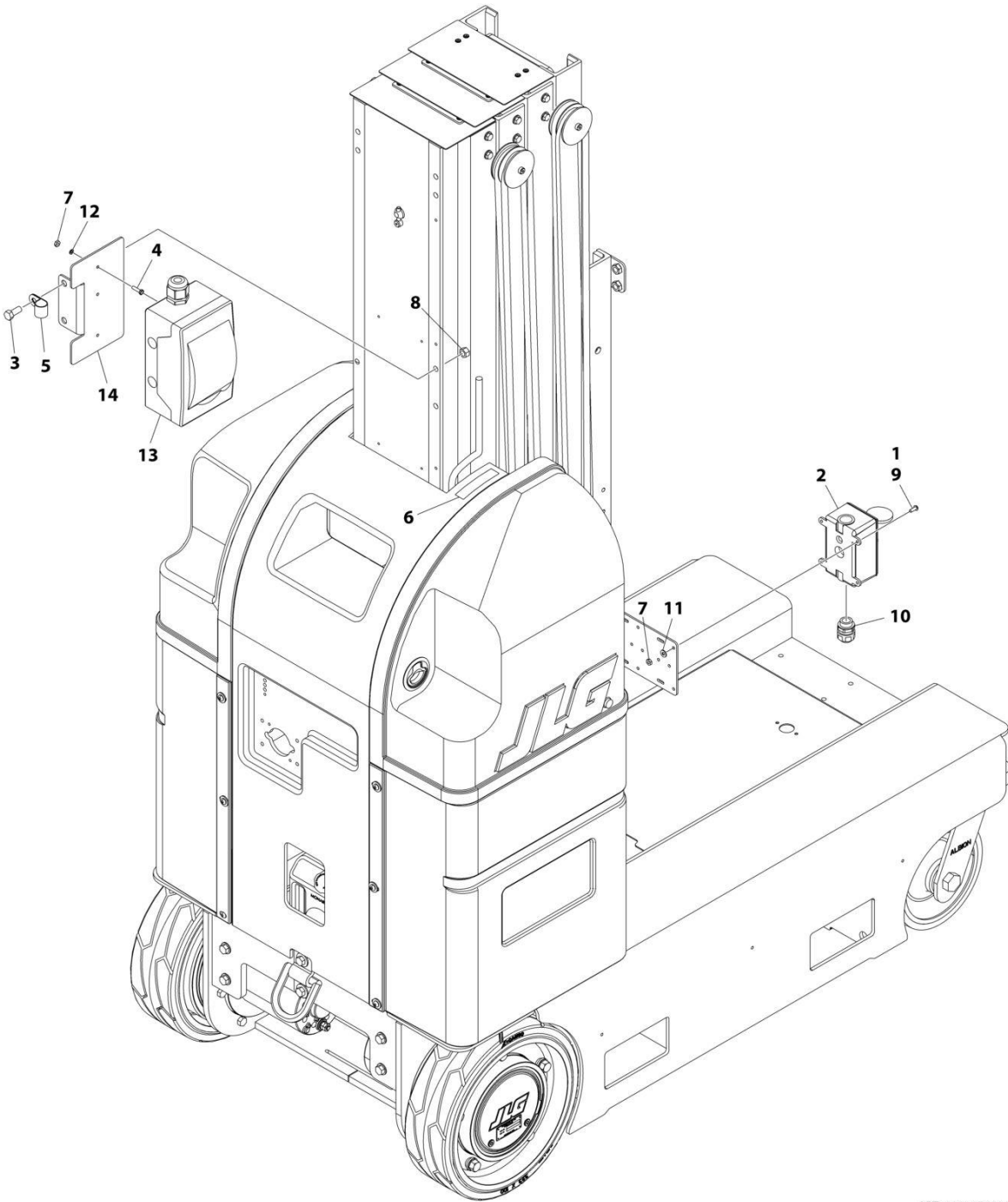
SECTION 7 - ELECTRICAL

FIGURE 7-2. AC BOX AT PLATFORM INSTALLATION - 200V CEE7 KEYED GROUND (CE & UK CA SPECS)

ITEM	PART NUMBER	QTY	DESCRIPTION	REV
	1001096122	Ref	AC BOX AT PLATFORM INSTALLATION - 200V CEE7 KEYED GROUND	C
1	0275454	1	Plug and Receptacle Box Assembly (See Separate Breakdown in this Section)	
2	0641607	2	Bolt 3/8 x 7/8	
3	0721006	2	Bolt #10 x 3/4	
4	1320318	1	Clamp, Hose	
5	3252760	1	Decal, 240V	
6	3311001	6	Nut #10	
7	3311605	2	Locknut, 3/8	
8	3900205	4	Bolt #10 x 5/8	
9	4460662	1	Connector, Strain Relief	
10	4761000	2	Lockwasher #10	
11	1001096421	1	Plate, Circuit Breaker Mounting	
12	1001096612	1	Breaker Box Assembly (See Separate Breakdown in this Section)	
13	0100011	AR	Compound, Locking	
14	4711000	4	Washer #10	

SECTION 7 - ELECTRICAL

FIGURE 7-3. AC BOX AT PLATFORM INSTALLATION - 220V CEE7 POST GROUND (CE & UK CASPECS)



ART_1001176200

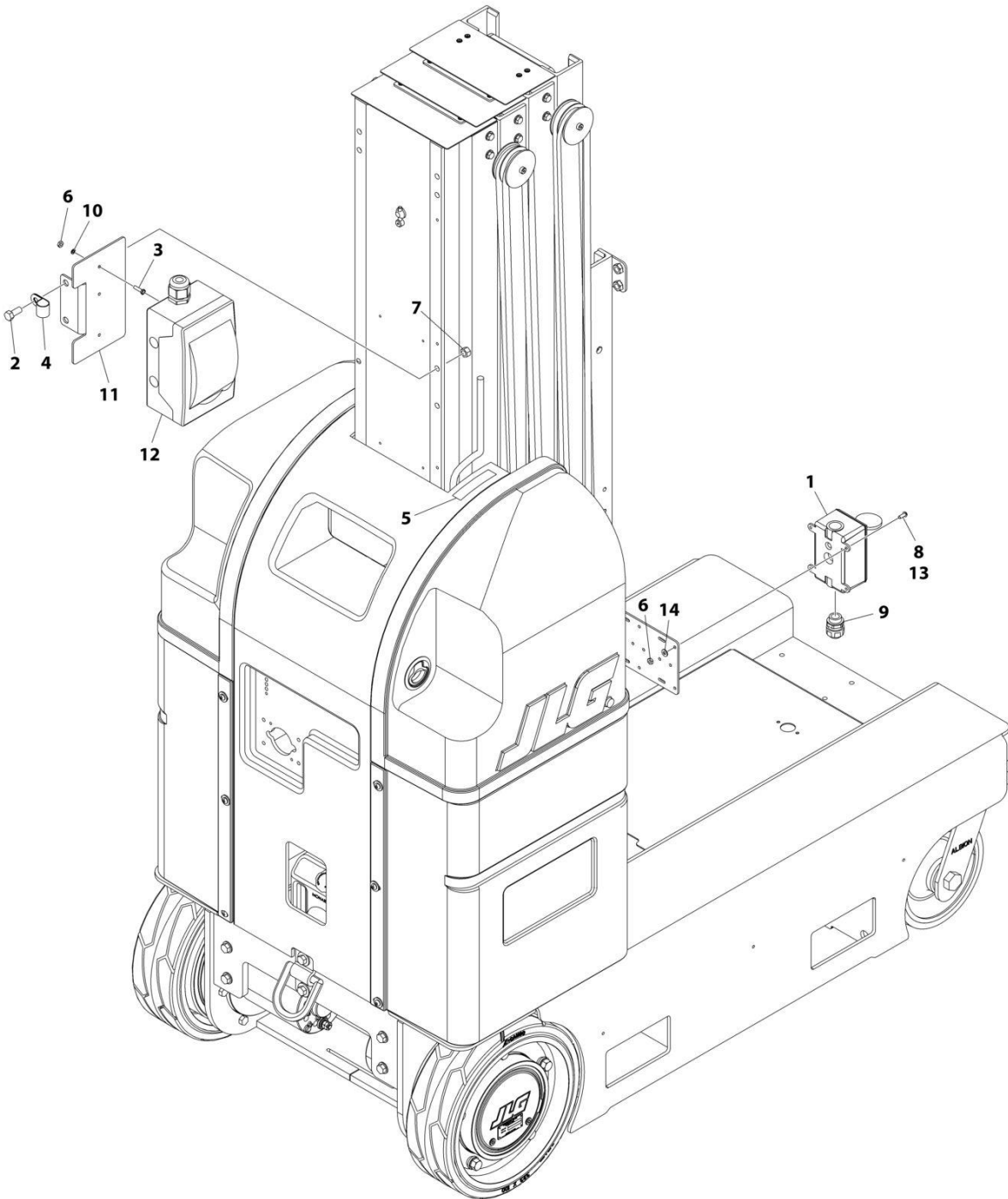
SECTION 7 - ELECTRICAL

FIGURE 7-3. AC BOX AT PLATFORM INSTALLATION - 220V CEE7 POST GROUND (CE & UK CASPECS)

ITEM	PART NUMBER	QTY	DESCRIPTION	REV
	1001176200	Ref	AC BOX AT PLATFORM INSTALLATION - 220V CEE7 POST GROUND	B
1	0100011	AR	Compound, Locking	
2	0275452	1	Plug and Receptacle Box Assembly (See Separate Breakdown in this Section)	
3	0641607	2	Bolt 3/8 x 7/8	
4	0721006	2	Bolt #10 x 3/4	
5	1320318	1	Clamp, Hose	
6	3252760	1	Decal, 240V	
7	3311001	6	Nut #10	
8	3311605	2	Locknut, 3/8	
9	3900205	4	Bolt #10 x 5/8in	
10	4460662	4	Connector, Strain Relief	
11	4711000	4	Washer #10	
12	4761000	2	Lockwasher #10	
13	1001152484	1	Breaker Box Assembly (See Separate Breakdown in this Section)	
14	1001162610	1	Plate	

SECTION 7 - ELECTRICAL

FIGURE 7-4. AC BOX AT PLATFORM INSTALLATION - 220V CEE7 SIDE GROUND (CE & UK CA SPECS)



ART_1001162455

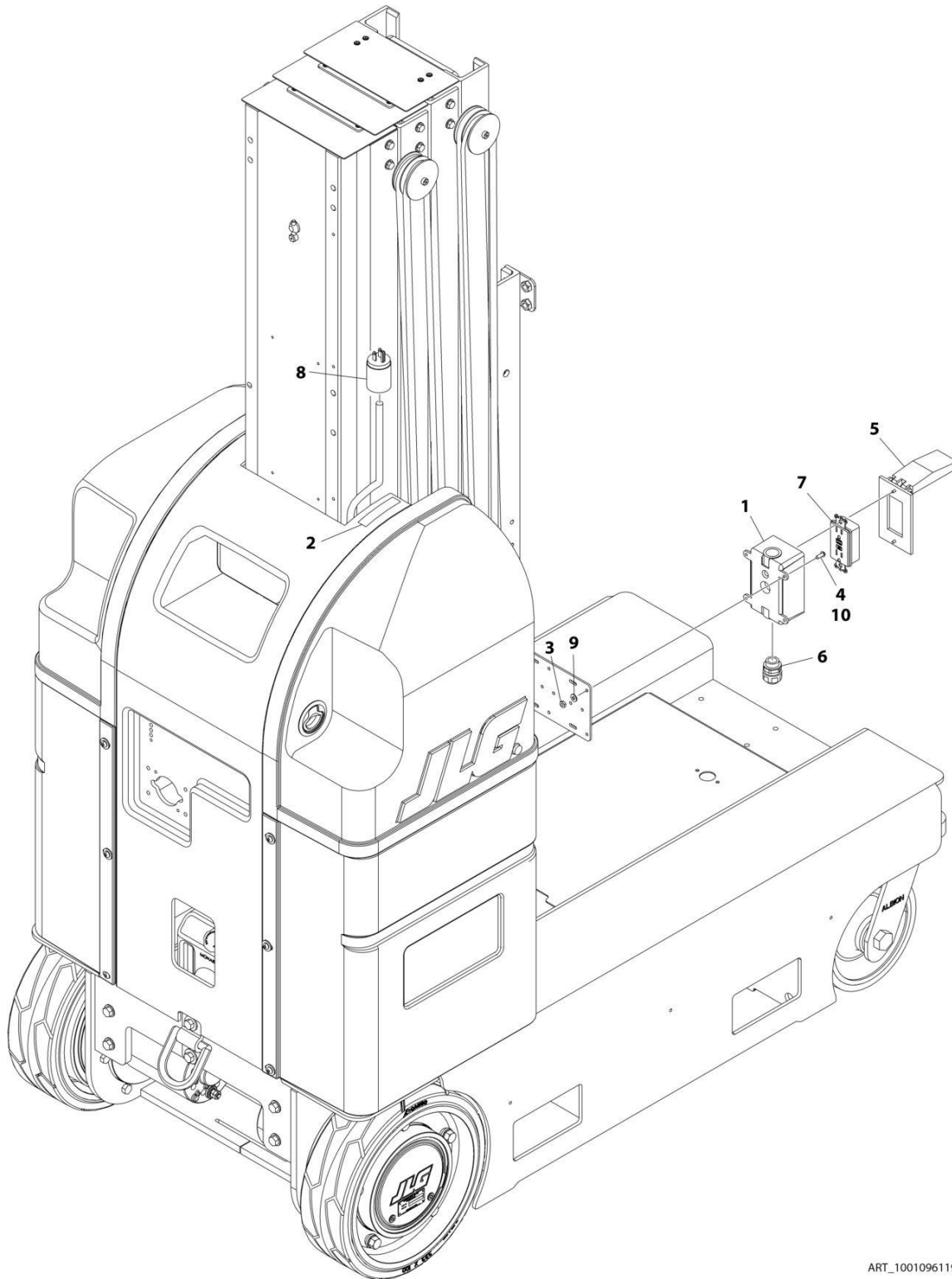
SECTION 7 - ELECTRICAL

FIGURE 7-4. AC BOX AT PLATFORM INSTALLATION - 220V CEE7 SIDE GROUND (CE & UK CA SPECS)

ITEM	PART NUMBER	QTY	DESCRIPTION	REV
	1001162455	Ref	AC BOX AT PLATFORM INSTALLATION - 220V CEE7 SIDE GROUND	B
1	0275453	1	Plug and Receptacle Box Assembly (See Separate Breakdown in this Section)	
2	0641607	2	Bolt 3/8 x 7/8	
3	0721006	2	Bolt #10 x 3/4	
4	1320318	1	Clamp, Hose	
5	3252760	1	Decal, 240V	
6	3311001	6	Nut #10	
7	3311605	2	Locknut, 3/8	
8	3900205	4	Bolt #10 x 5/8	
9	4460662	1	Connector, Strain Relief	
10	4761000	2	Lockwasher #10	
11	1001162610	1	Plate	
12	1001152484	1	Breaker Box Assembly (See Separate Breakdown in this Section)	
13	0100011	AR	Compound, Locking	
14	4711000	4	Washer #10	

SECTION 7 - ELECTRICAL

FIGURE 7-5. AC BOX AT PLATFORM INSTALLATION - 220V DOM PLUG/RECEPTACLE (ANSI AND CSA SPECS)



ART_1001096119

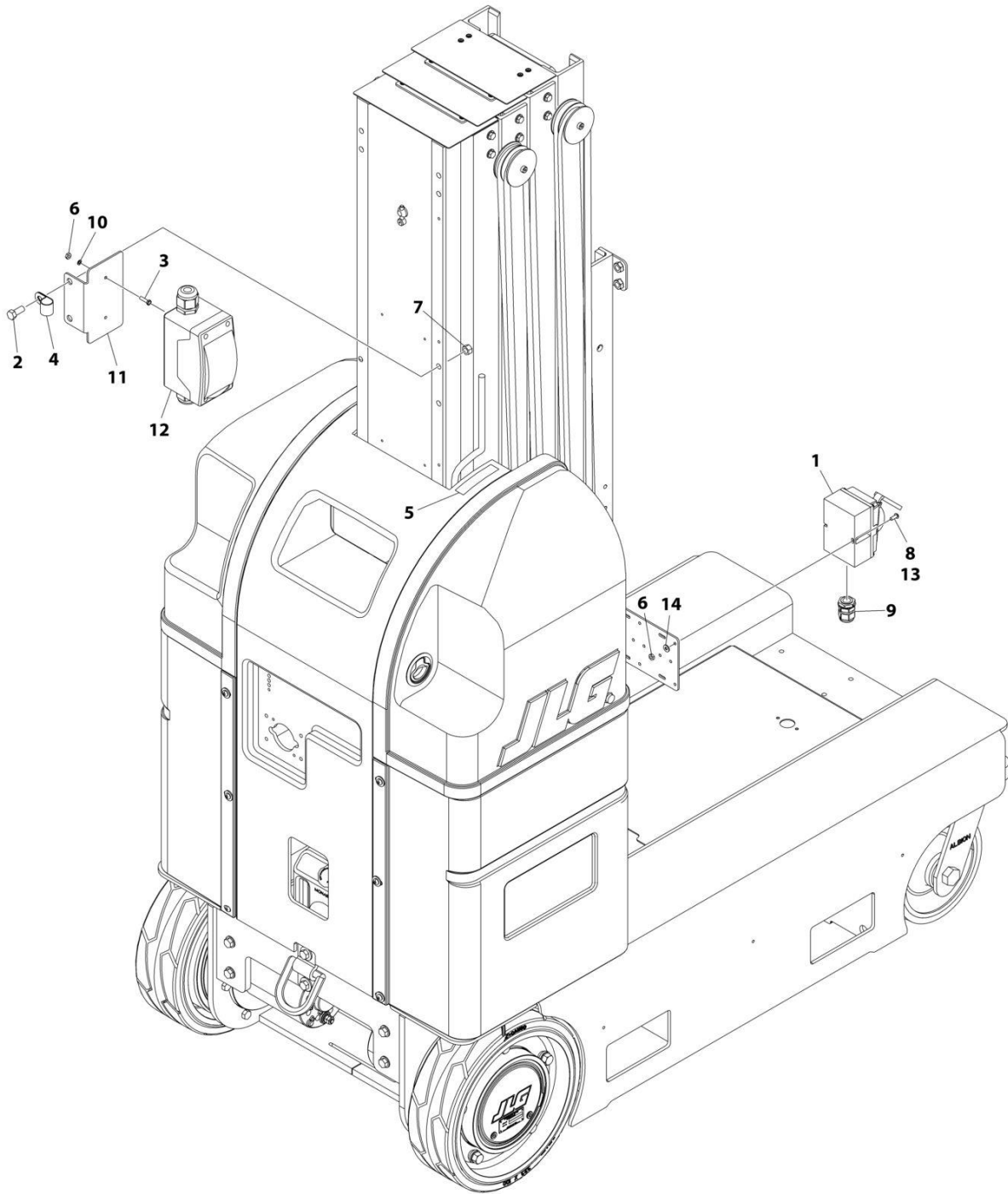
SECTION 7 - ELECTRICAL

FIGURE 7-5. AC BOX AT PLATFORM INSTALLATION - 220V DOM PLUG/RECEPTACLE (ANSI AND CSA SPECS)

ITEM	PART NUMBER	QTY	DESCRIPTION	REV
	1001096119	Ref	AC BOX AT PLATFORM INSTALLATION - 220V PLUG/RECEPTACLE	D
1	0861731	1	Box, Receptacle	
2	3252760	1	Decal, 240V	
3	3311001	4	Nut #10	
4	3900205	4	Screw #10 x 5/8	
5	1001110873	1	Cover, Receptacle	
6	4460662	1	Connector, Strain Relief	
7	4460125	1	Receptacle Assembly	
8	4460205	1	Plug, Male	
9	4711000	4	Washer #10	
10	0100011	AR	Compound, Locking	

SECTION 7 - ELECTRICAL

FIGURE 7-6. AC BOX AT PLATFORM INSTALLATION - 220V IEC BLUE (CE & UK CA SPECS)



ART_1001096124

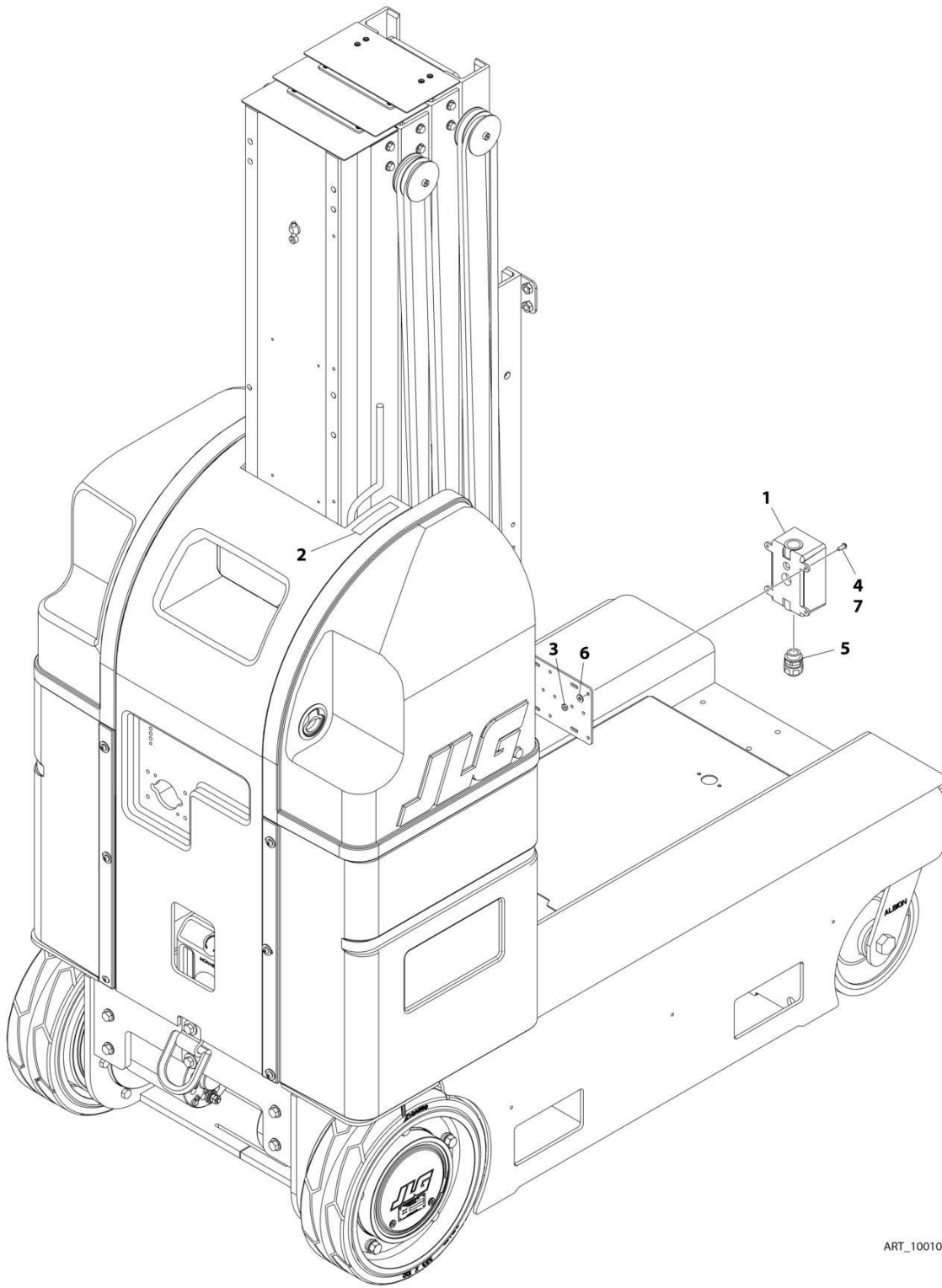
SECTION 7 - ELECTRICAL

FIGURE 7-6. AC BOX AT PLATFORM INSTALLATION - 220V IEC BLUE (CE & UK CA SPECS)

ITEM	PART NUMBER	QTY	DESCRIPTION	REV
	1001096124	Ref	AC BOX AT PLATFORM INSTALLATION - 220V IEC BLUE	B
1	0275217	1	Plug and Receptacle Box Assembly (See Separate Breakdown in this Section)	
2	0641607	2	Bolt 3/8 x 7/8	
3	0721006	2	Bolt #10 x 3/4	
4	1320318	1	Clamp, Hose	
5	3252760	1	Decal, 220V/240V	
6	3311001	4	Nut #10	
7	3311605	2	Nut, 3/8	
8	3900205	2	Bolt #10 x 5/8	
9	4460633	1	Connector	
10	4761000	2	Washer #10	
11	1001096421	1	Plate, Circuit Breaker Mounting	
12	1001096612	1	Breaker Box Assembly (See Separate Breakdown in this Section)	
13	0100011	AR	Compound, Locking	
14	4711000	2	Washer #10	

SECTION 7 - ELECTRICAL

FIGURE 7-7. AC BOX AT PLATFORM INSTALLATION - CUSTOMER SUPPLIED PLUG (ALL SPECS)



ART_1001096125

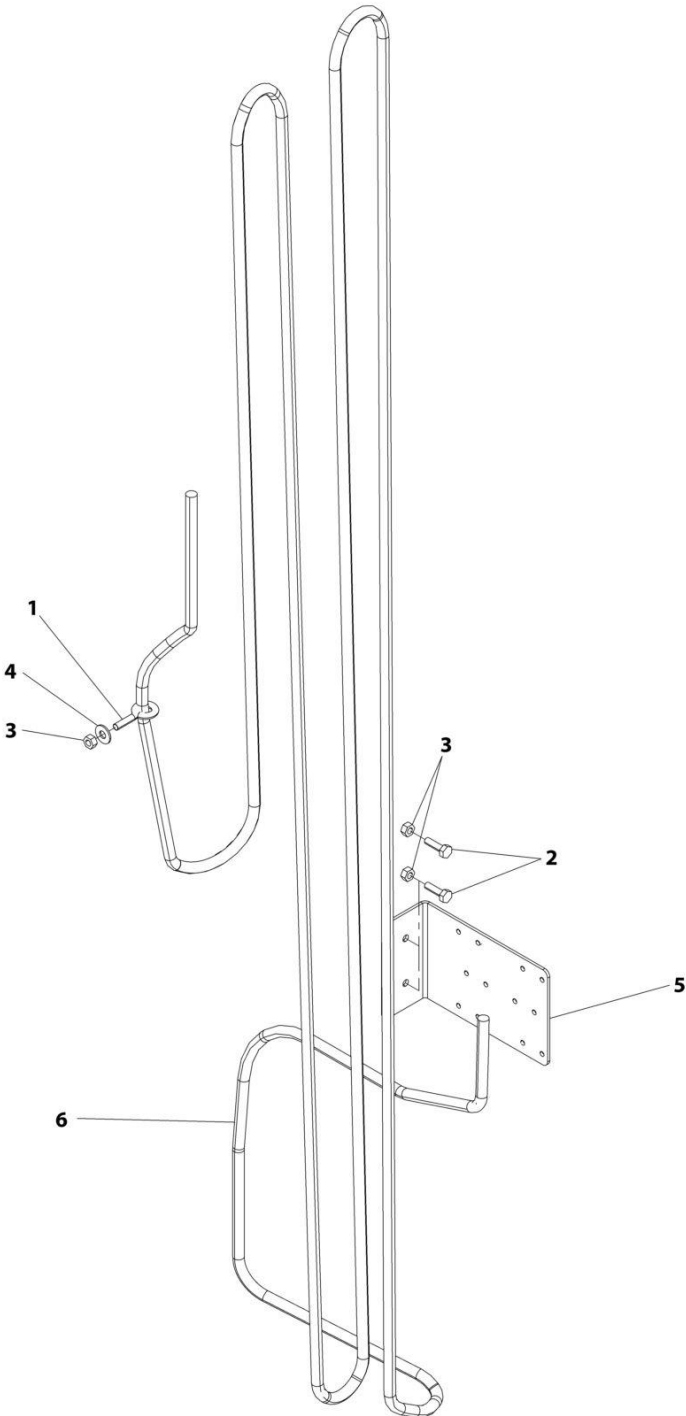
SECTION 7 - ELECTRICAL

FIGURE 7-7. AC BOX AT PLATFORM INSTALLATION - CUSTOMER SUPPLIED PLUG (ALL SPECS)

ITEM	PART NUMBER	QTY	DESCRIPTION	REV
	1001096125	Ref	AC BOX AT PLATFORM INSTALLATION - CUSTOMER SUPPLIED PLUG	C
1	0861731	1	Box, Receptacle	
2	3252760	1	Decal, 220V/240V	
3	3311001	4	Nut #10	
4	3900205	4	Screw #10 x 5/8	
5	4460662	1	Connector	
6	4711000	4	Washer #10	
7	0100011	AR	Compound, Locking	

SECTION 7 - ELECTRICAL

FIGURE 7-8. ACCESSORY POWER WIRING



ART_1001096117

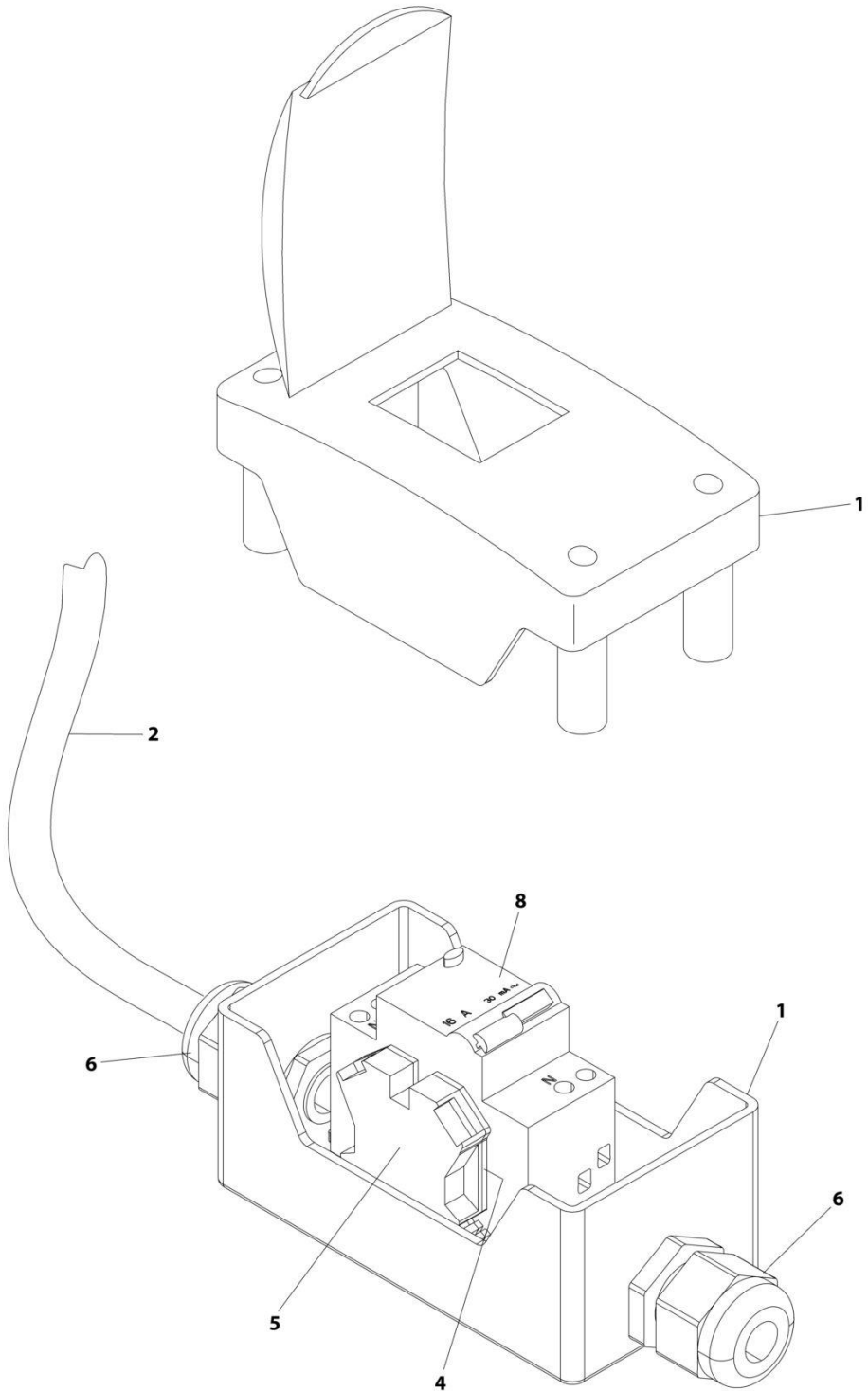
SECTION 7 - ELECTRICAL

FIGURE 7-8. ACCESSORY POWER WIRING

ITEM	PART NUMBER	QTY	DESCRIPTION	REV
	1001096117	Ref	ACCESSORY POWER WIRING	B
1	0630440	1	Eyebolt	
2	0641407	2	Bolt, 1/4 x 7/8	
3	3311405	3	Nut, 1/4	
4	4751400	1	Washer, 1/4	
5	1001096054	1	Plate, AC Box	
6	1001096449	1	Cable, Accessory Outlet	

SECTION 7 - ELECTRICAL

FIGURE 7-9. BREAKER BOX KIT WITH 1 DOUBLE BREAKER



ART_1001096612

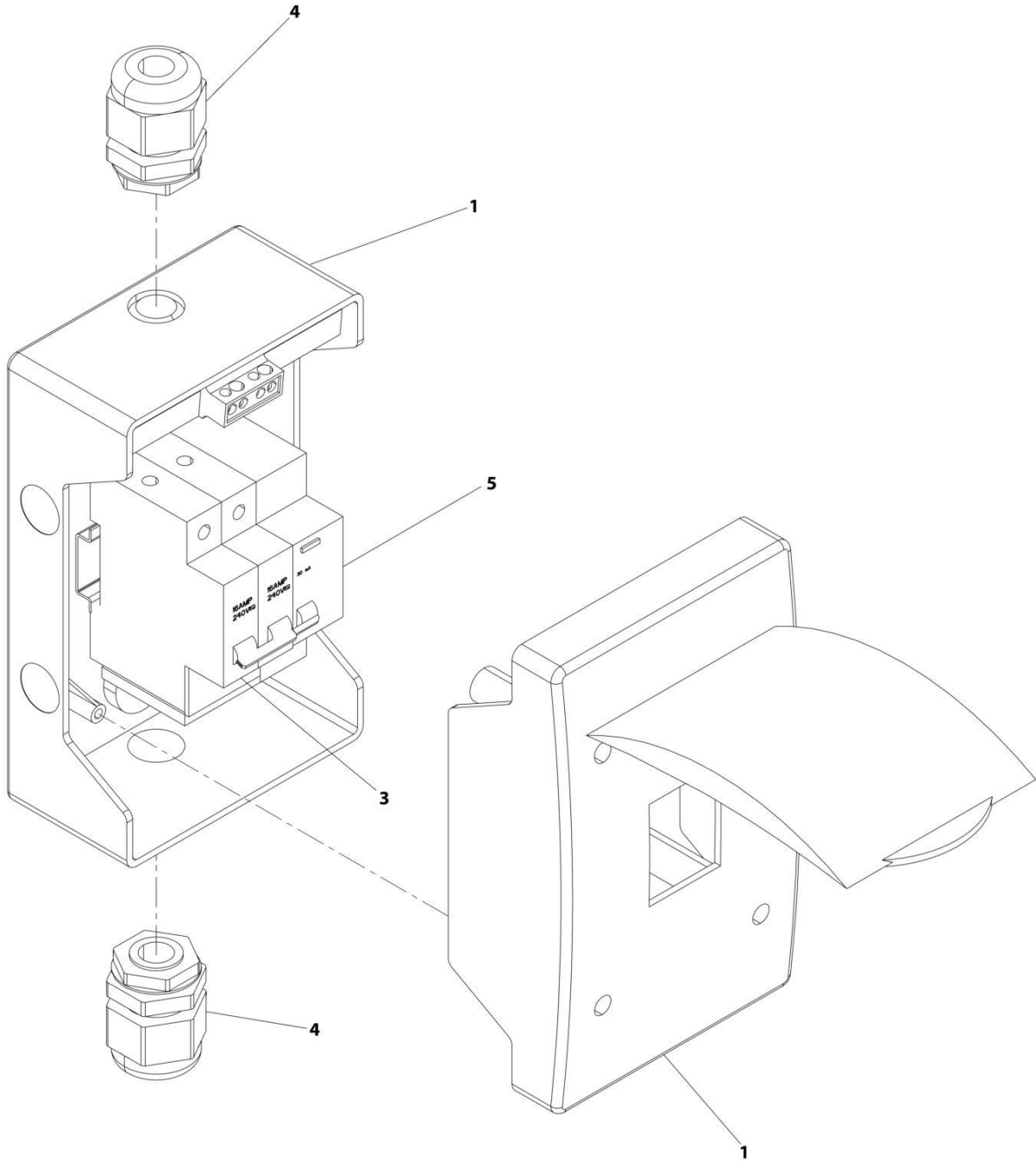
SECTION 7 - ELECTRICAL

FIGURE 7-9. BREAKER BOX KIT WITH 1 DOUBLE BREAKER

ITEM	PART NUMBER	QTY	DESCRIPTION	REV
	1001096612	Ref	BREAKER BOX ASSEMBLY	C
1	0861880	1	Box	
2	1060908	4.5 ft /1.4m	Cable, 12/3	
4	4460956	1	Barrier, Terminal	
5	4460957	1	Block, Terminal	
6	1001097150	2	Connector, Strain Relief	
8	1001181045	1	Breaker, Double 30mAmp/16Amp	

SECTION 7 - ELECTRICAL

FIGURE 7-10. BREAKER BOX KIT WITH 3 BREAKERS



ART_1001152484

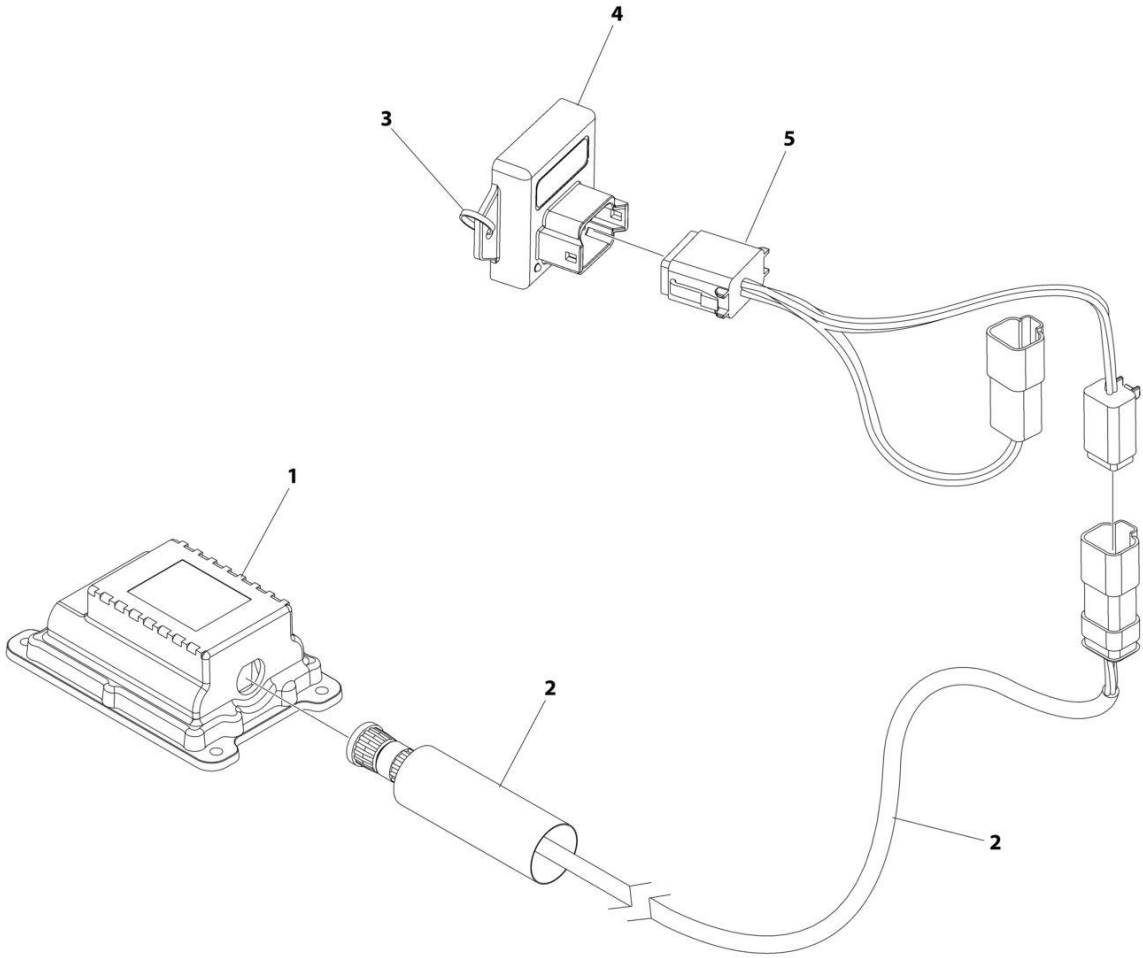
SECTION 7 - ELECTRICAL

FIGURE 7-10. BREAKER BOX KIT WITH 3 BREAKERS

ITEM	PART NUMBER	QTY	DESCRIPTION	REV
	1001152484	Ref	BREAKER BOX ASSEMBLY	C
1	1001152483	1	Box	
2	1060908	1	Cable (Not Shown)	
3	1001189172	1	Breaker, Double 16AMP	
4	1001097150	2	Connector, Strain Relief	
5	1001189171	1	Breaker, 30mAmp	

SECTION 7 - ELECTRICAL

FIGURE 7-11. CLEARSKY INSTALLATION (ANSI AND CSA SPECS)



ART_1001229107

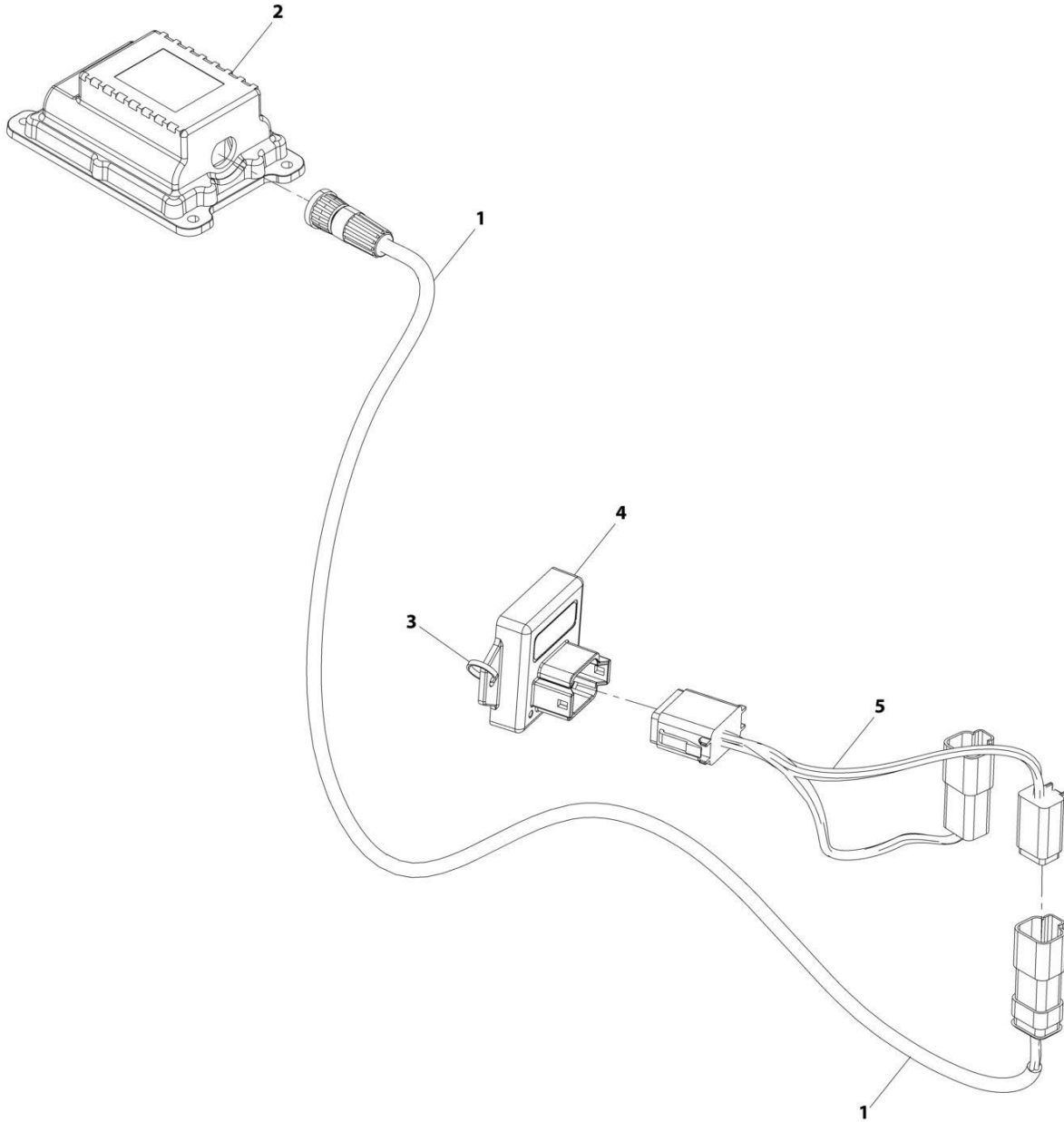
SECTION 7 - ELECTRICAL

FIGURE 7-11. CLEARSKY INSTALLATION (ANSI AND CSA SPECS)

ITEM	PART NUMBER	QTY	DESCRIPTION	REV
	1001229107	Ref	CLEARSKY INSTALLATION 3-WIRE	D
1	1001226328	1	Module, 3W TCU	
2	1001227066	1	Telematics ClearSky Harness (See Separate Breakdown in this Section)	
3	4240032	AR	Tie-Strap	
4	1001262960	1	Voltage Regulator	
5	1001262963	1	Harness, Xirgo Jumper	

SECTION 7 - ELECTRICAL

FIGURE 7-12. CLEARSKY INSTALLATION (CE & UK CA SPECS)



ART_1001233237

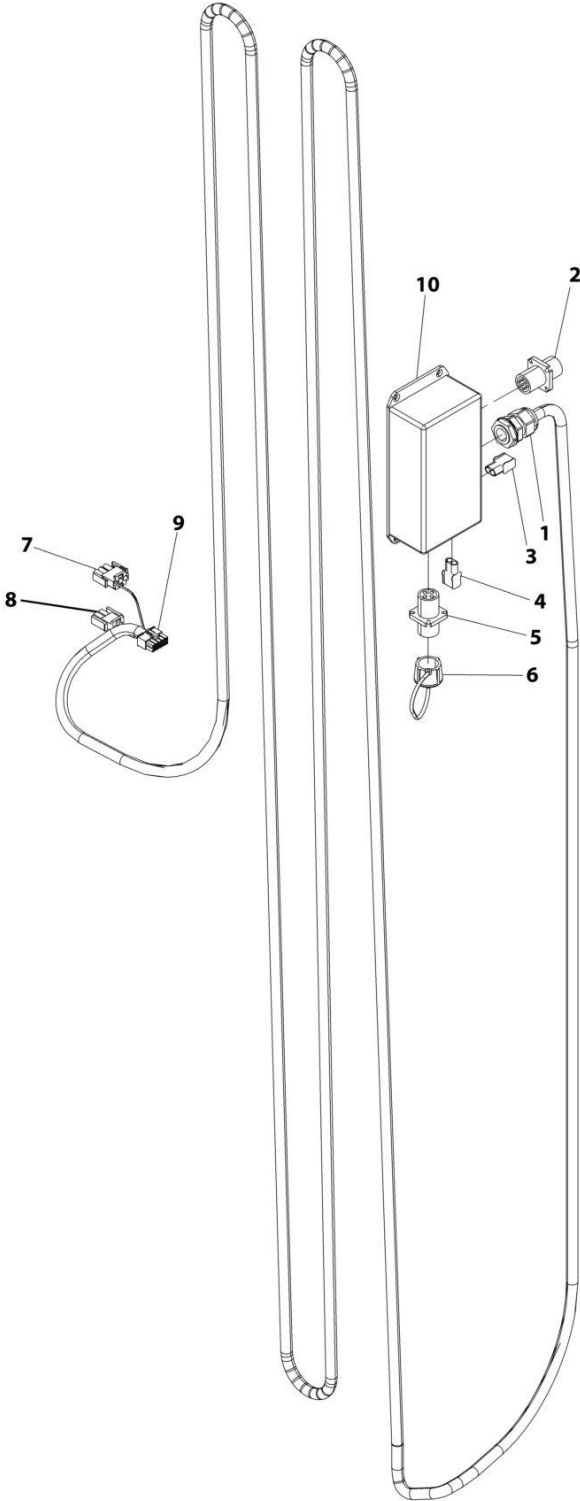
SECTION 7 - ELECTRICAL

FIGURE 7-12. CLEARSKY INSTALLATION (CE & UK CA SPECS)

ITEM	PART NUMBER	QTY	DESCRIPTION	REV
	1001233237	Ref	Clearsky Installation 3-Wire (CE)	E
1	1001227066	1	Telematics Harness (See Separate Breakdown in this Section)	
2	1001233236	1	Module, 3W TCU	
3	4240032	AR	Tie Strap	
4	1001262960	1	Voltage Regulator	
5	1001262963	1	Harness, Xirgo Jumper	

SECTION 7 - ELECTRICAL

FIGURE 7-13. JUNCTION BOX HARNESS



ART_1001255331

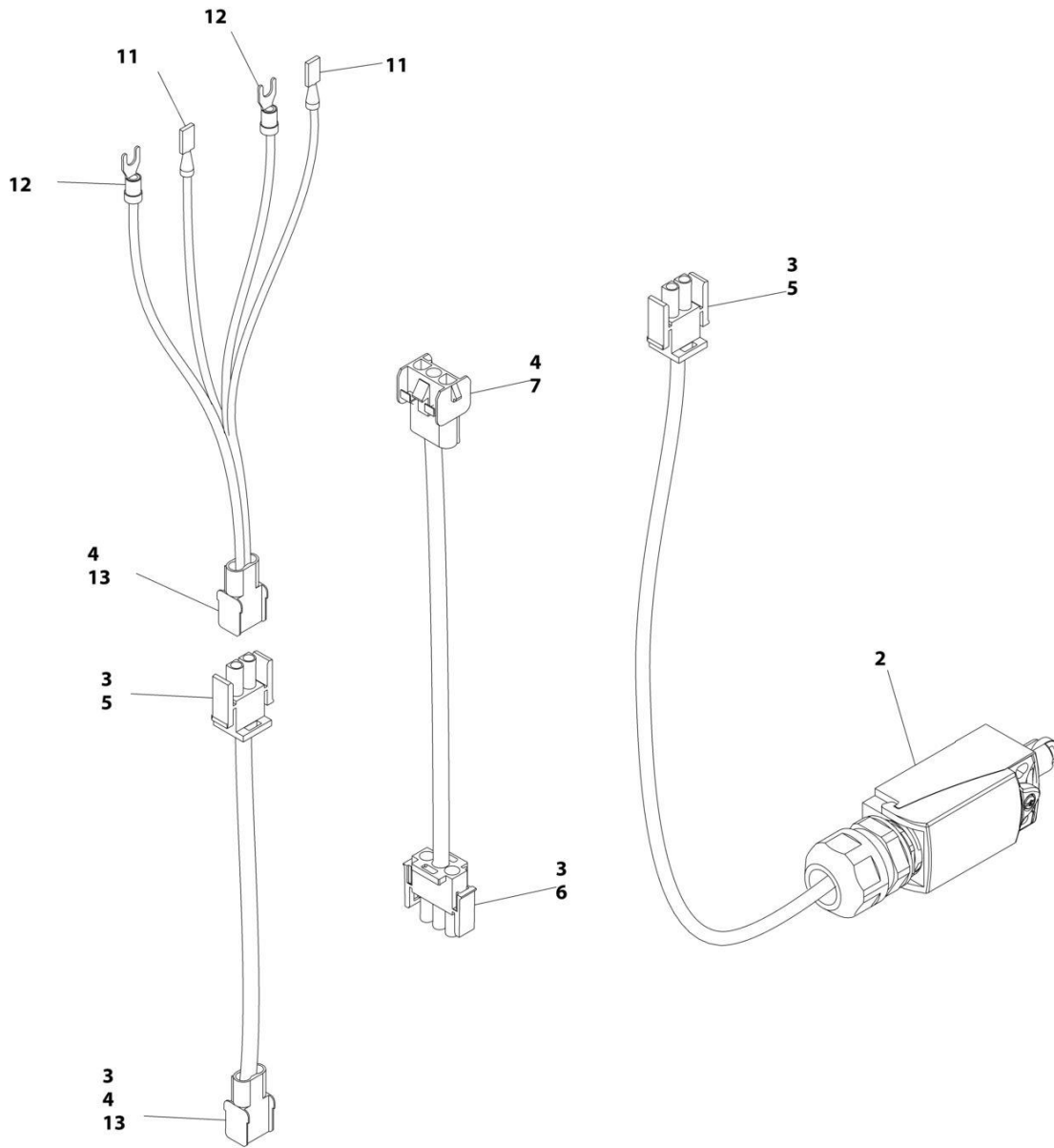
SECTION 7 - ELECTRICAL

FIGURE 7-13. JUNCTION BOX HARNESS

ITEM	PART NUMBER	QTY	DESCRIPTION	REV
	1001255331	Ref	JUNCTION BOX HARNESS	A
1	4460633	1	Connector	
2	7023498	1	Connector	
3	4460424	1	Connector	
3	4460267	2	Pin	
4	4460424	1	Connector	
4	4460226	2	Pin	
5	7024302	1	Connector	
6	See Note	NSS	Dust Cap (See 1001255331)	
7	4460326	1	Connector	
7	4460226	3	Socket	
8	4460320	1	Connector	
8	4460226	2	Socket	
9	7024300	1	Connector	
9	4461023	10	Socket	
10	See Note	NSS	Junction Box (See 1001255331)	

SECTION 7 - ELECTRICAL

FIGURE 7-14. LSS CONTROLS HARNESS



ART_4922924

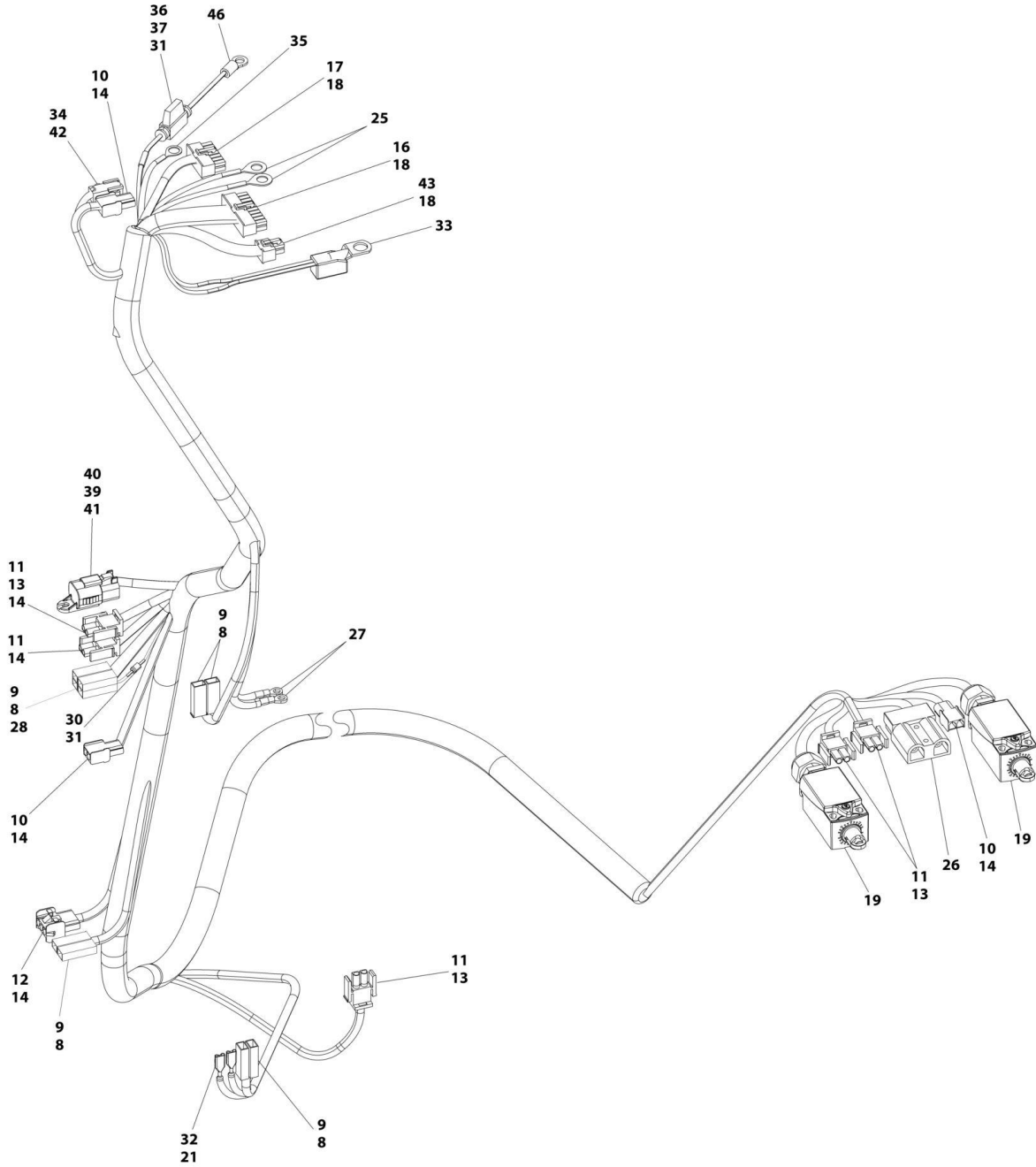
SECTION 7 - ELECTRICAL

FIGURE 7-14. LSS CONTROLS HARNESS

ITEM	PART NUMBER	QTY	DESCRIPTION	REV
	4922924	Ref	LOAD SENSING HARNESS ASSEMBLY	D
2	4360546	1	Switch, Limit	
5	4460320	2	Connector - 2 Position	
3	4460226	8	Socket, Female	
6	4460326	1	Connector - 3 Position	
3	4460226	8	Socket, Female	
7	4460445	1	Connector - 3 Position	
4	4460267	6	Pin, Male	
11	4460016	2	Terminal	
12	4460183	2	Terminal	
13	4460424	2	Connector - 2 Position	
3	4460226	8	Socket, Female	
4	4460267	6	Pin, Male	

SECTION 7 - ELECTRICAL

FIGURE 7-15. MAIN HARNESS



ART_1001255334

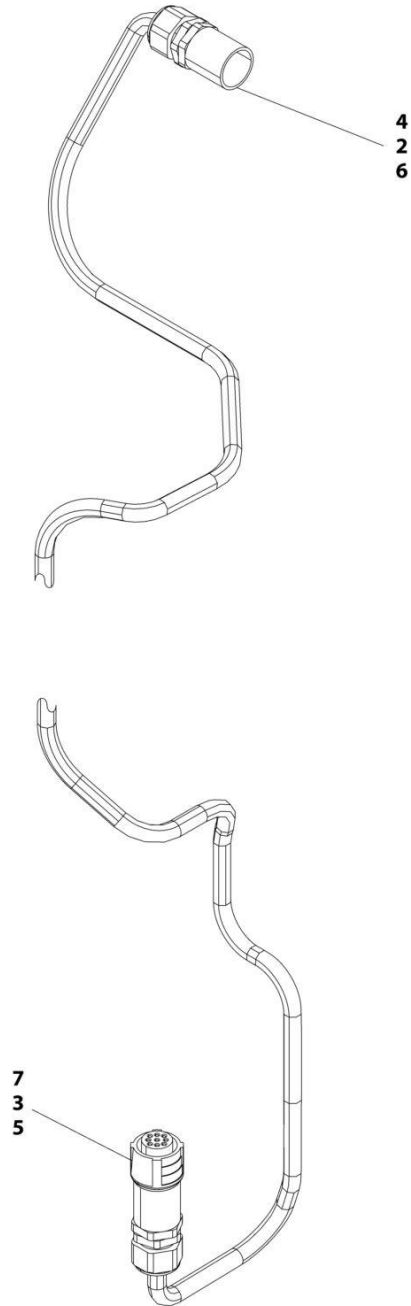
SECTION 7 - ELECTRICAL

FIGURE 7-15. MAIN HARNESS

ITEM	PART NUMBER	QTY	DESCRIPTION	REV
	1001255334	Ref	MAIN HARNESS	C
8	4460259	10	Terminal	
9	4460260	10	Connector	
10	4460424	3	Connector	
11	4460320	5	Connector	
12	4460445	1	Connector	
13	4460268	6	Terminal	
14	4460294	12	Terminal	
16	4460919	1	Connector	
17	4460920	1	Connector	
18	4460672	33	Terminal	
19	4360702	2	Switch, Limit	
21	4460661	2	Terminal	
25	4460019	2	Terminal, Eyelet	
26	4460648	1	Connector	
27	4460313	2	Terminal, Eyelet	
28	3740069	1	Relay	
30	3990010	2	Diode	
31	4460035	31	Terminal	
32	4460667	2	Sleeve	
33	1001102771	1	Sensor, Temperature	
34	1001197889	1	Connector	
35	4460702	1	Terminal, Eyelet	
36	2400060	1	Fuse Holder	
37	8229242	1	Fuse, 5AMP	
39	4460465	4	Terminal	
40	4460884	1	Connector	
41	1001192401	1	Dust Cap	
42	1001118156	3	Terminal	
43	250199	1	Connector	
46	4460043	1	Terminal, Eyelet	

SECTION 7 - ELECTRICAL

FIGURE 7-16. PLATFORM CONTROLS HARNESS



ART_1001254615

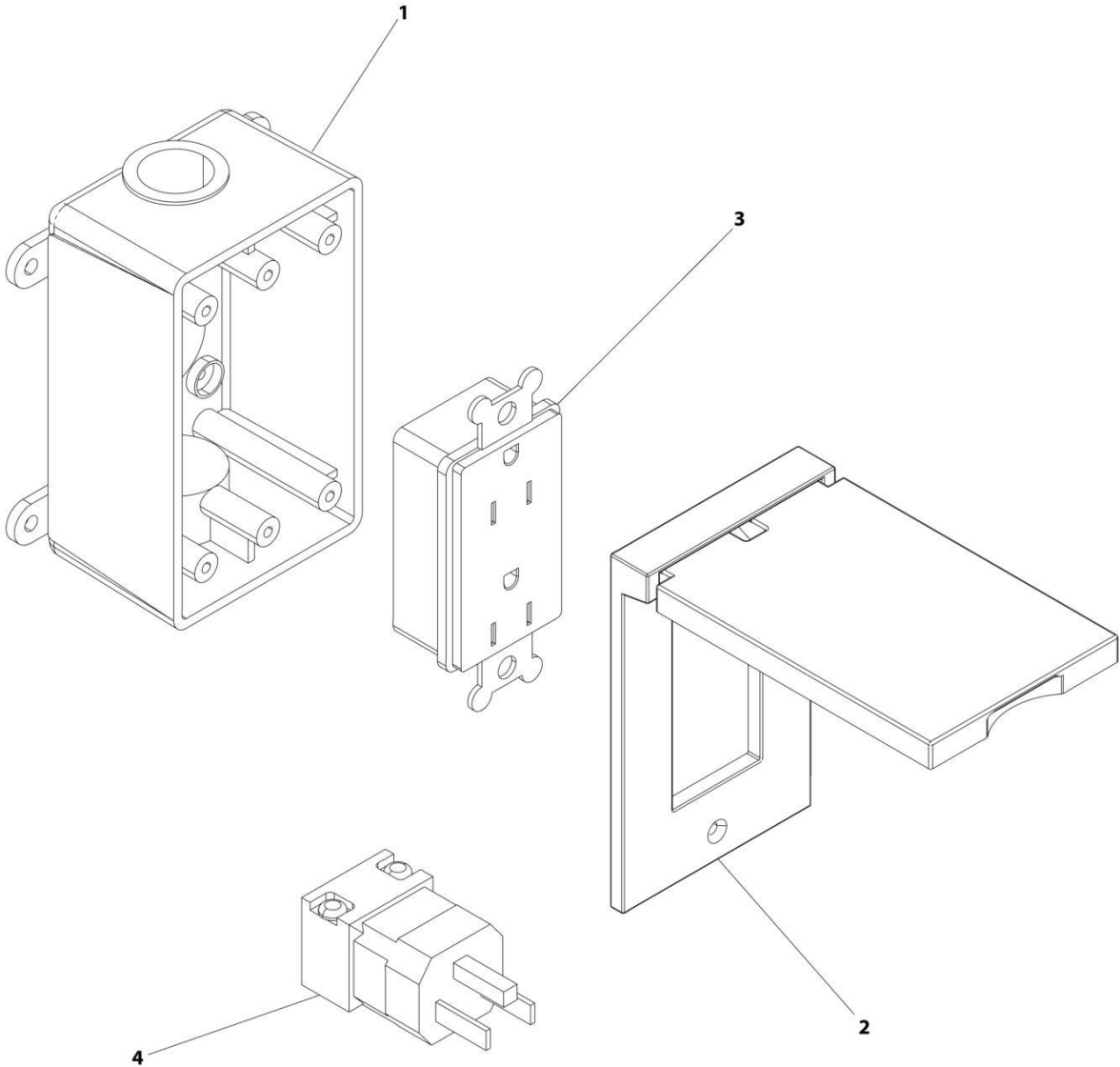
SECTION 7 - ELECTRICAL

FIGURE 7-16. PLATFORM CONTROLS HARNESS

ITEM	PART NUMBER	QTY	DESCRIPTION	REV
	1001254615	Ref	PLATFORM CONTROLS HARNESS	B
6	1001212660	1	Connector	
2	1001212654	8	Terminal	
4	1001212656	1	Connector Shell	
7	1001212661	1	Connector	
3	1001212655	8	Terminal	
5	1001212657	1	Connector Shell	

SECTION 7 - ELECTRICAL

FIGURE 7-17. RECEPTACLE BOX KIT - 110V GFI



ART_1001096767

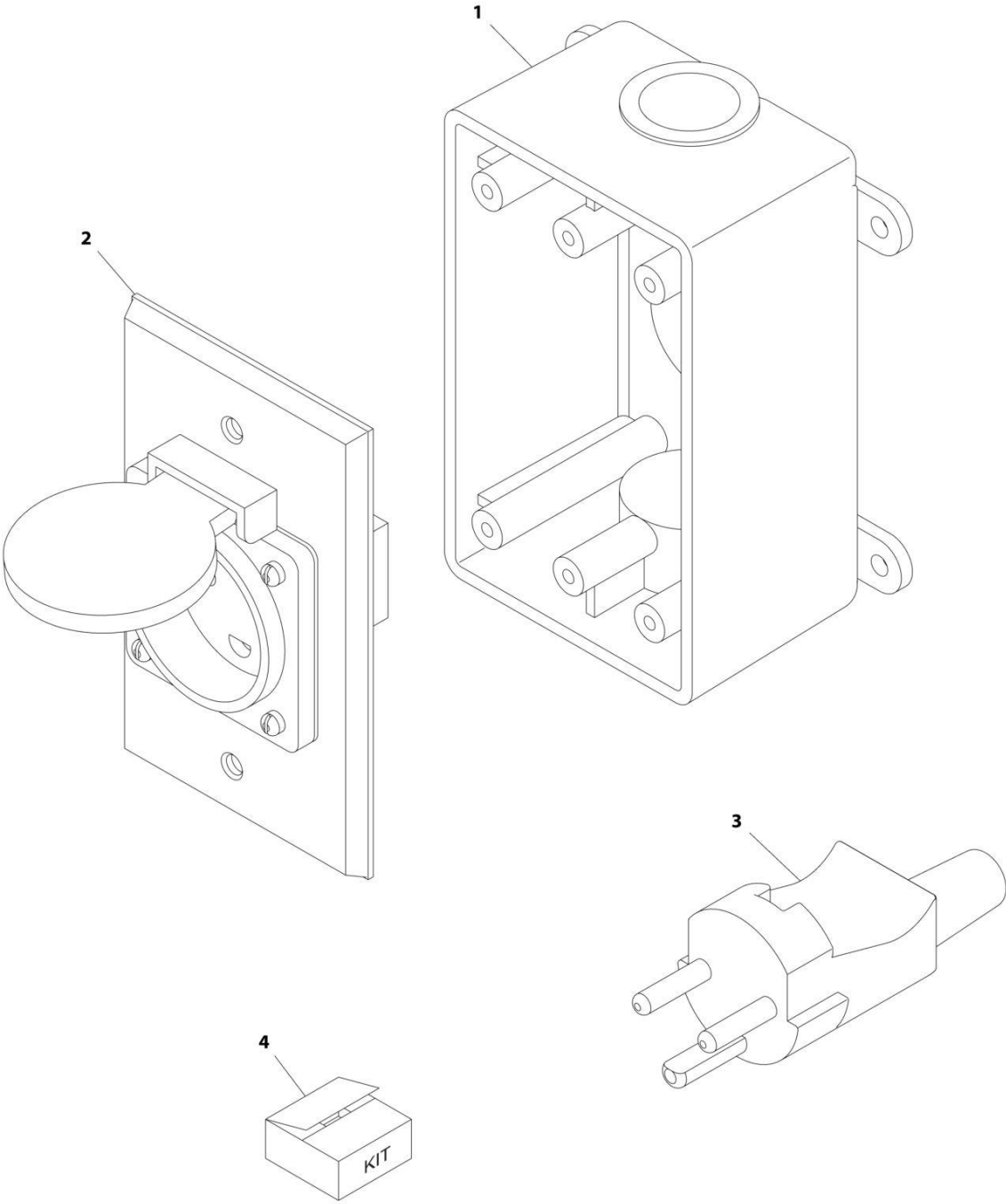
SECTION 7 - ELECTRICAL

FIGURE 7-17. RECEPTACLE BOX KIT - 110V GFI

ITEM	PART NUMBER	QTY	DESCRIPTION	REV
	1001096767	Ref	RECEPTACLE BOX KIT - 110V GFI	B
1	0861731	1	Box, Receptacle	
2	1001110873	1	Cover, Receptacle	
3	4460346	1	Receptacle	
4	4460549	1	Plug	

SECTION 7 - ELECTRICAL

FIGURE 7-18. RECEPTACLE BOX KIT - 220V AFSINT 107 KEYED GROUND (CE & UK CA SPECS)



ART_0275454

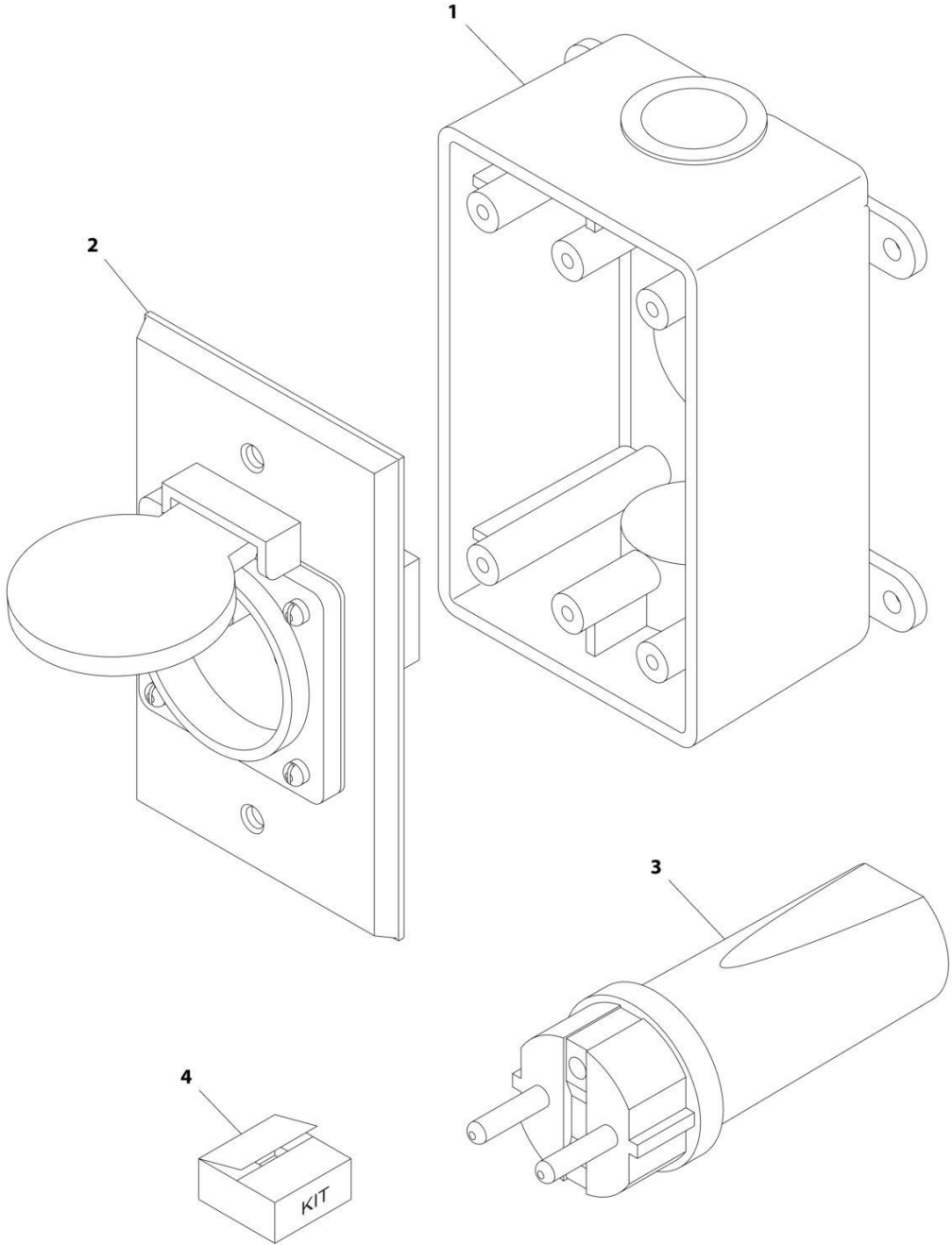
SECTION 7 - ELECTRICAL

FIGURE 7-18. RECEPTACLE BOX KIT - 220V AFSINT 107 KEYED GROUND (CE & UK CA SPECS)

ITEM	PART NUMBER	QTY	DESCRIPTION	REV
	0275454	Ref	RECEPTACLE BOX KIT - 220V AFSINT 107	B
1	0861731	1	Box, Switch	
2	4461246	1	Receptacle	
3	4461249	1	Plug, Male	
4	1001100346	1	Plug and Socket Kit (Includes Items 1-3 and Female Plug p/n 4461250)	

SECTION 7 - ELECTRICAL

FIGURE 7-19. RECEPTACLE BOX KIT - 220V CEE7 POST GROUND (CE & UK CA SPECS)



ART_0275452

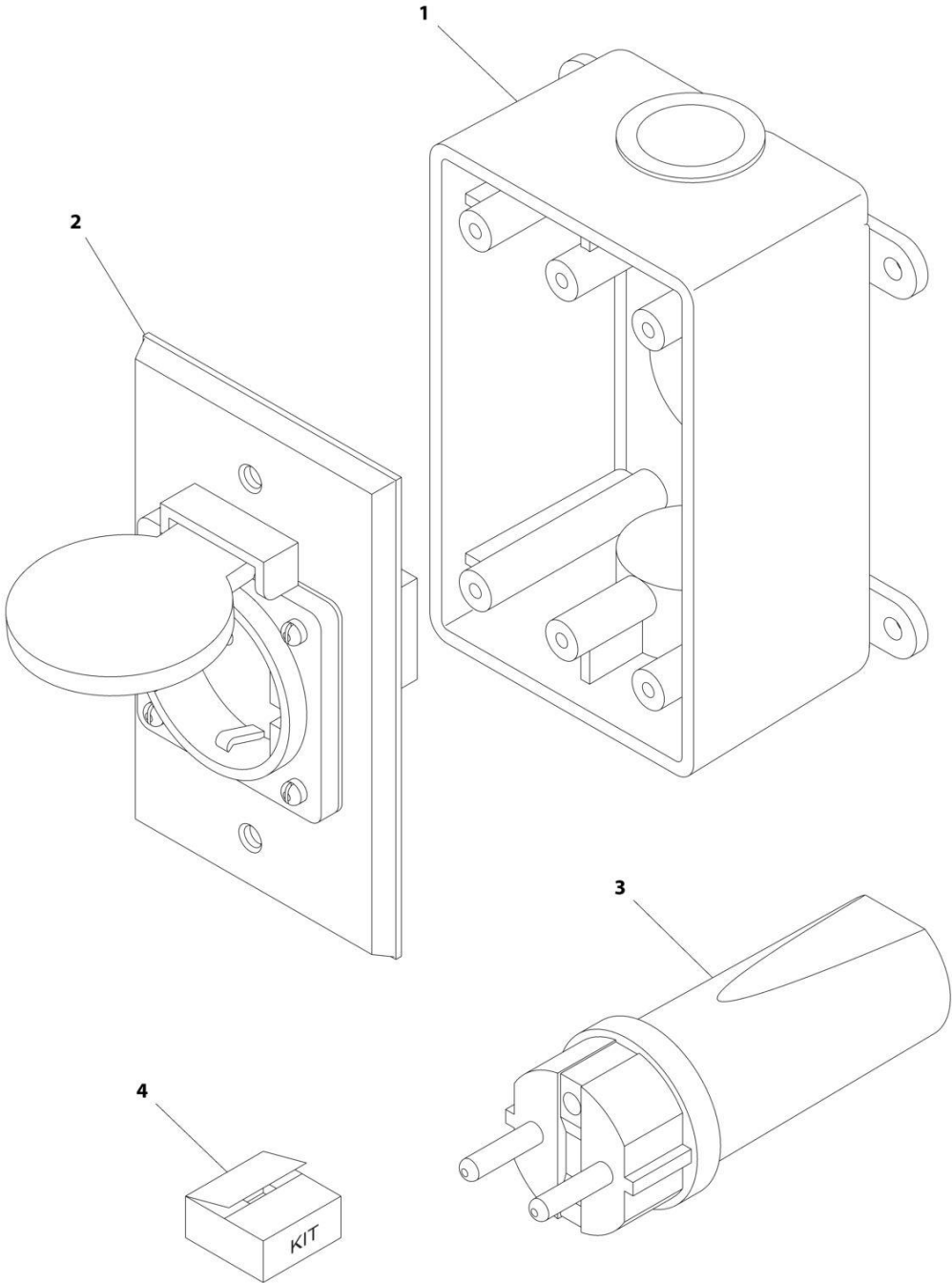
SECTION 7 - ELECTRICAL

FIGURE 7-19. RECEPTACLE BOX KIT - 220V CEE7 POST GROUND (CE & UK CA SPECS)

ITEM	PART NUMBER	QTY	DESCRIPTION	REV
	0275452	Ref	RECEPTACLE BOX KIT - 220V CEE7 POST GROUND	C
1	0861731	1	Box, Switch	
2	4461244	1	Receptacle	
3	4461205	1	Plug, Male	
4	1001100345	1	Plug and Socket Kit (Includes Items 1-3 and Female Plug p/n 4461206)	

SECTION 7 - ELECTRICAL

FIGURE 7-20. RECEPTACLE BOX KIT - 220V CEE7 SIDE GROUND (CE & UK CA SPECS)



ART_0275453

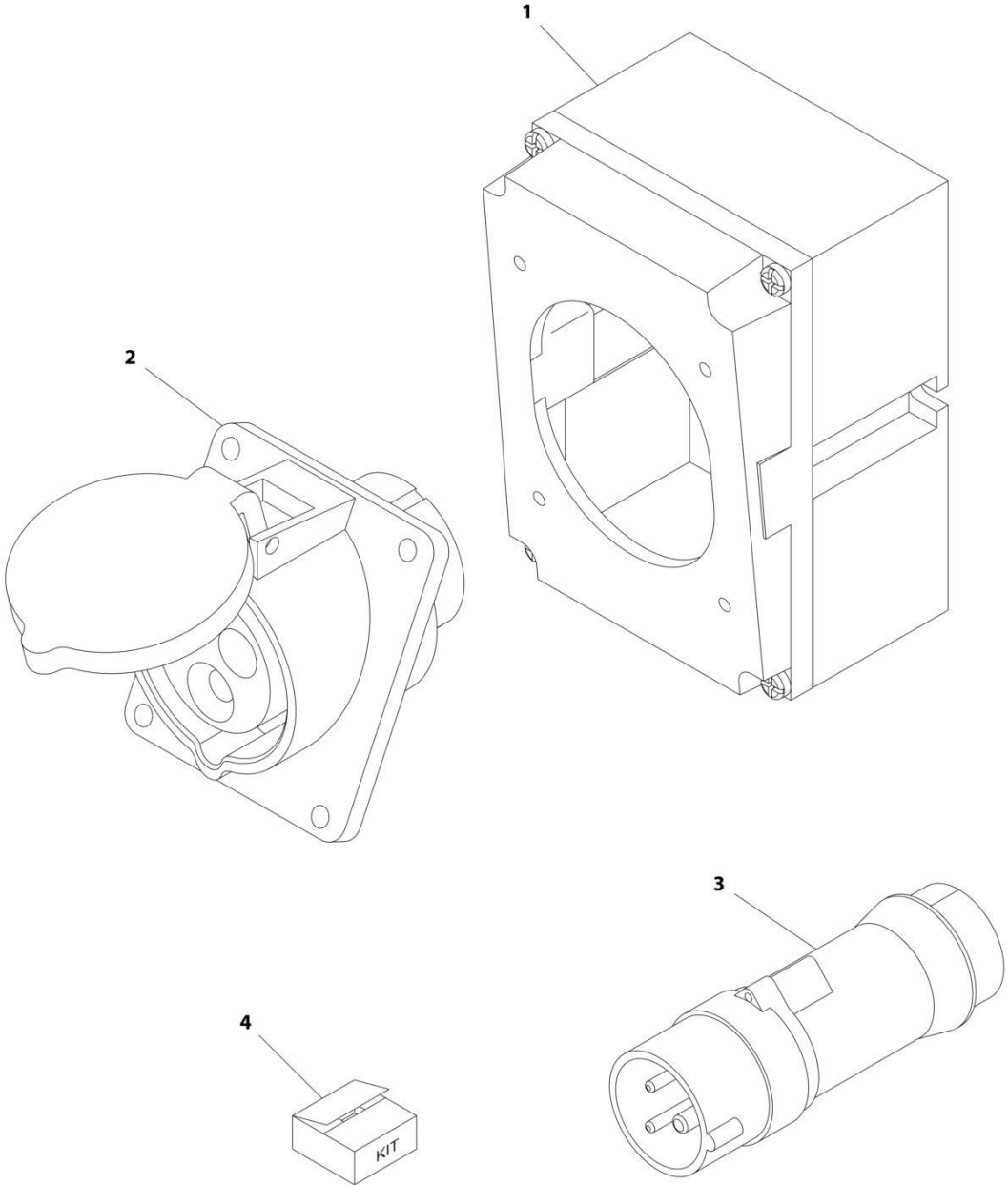
SECTION 7 - ELECTRICAL

FIGURE 7-20. RECEPTACLE BOX KIT - 220V CEE7 SIDE GROUND (CE & UK CA SPECS)

ITEM	PART NUMBER	QTY	DESCRIPTION	REV
	0275453	Ref	RECEPTACLE BOX KIT - 220V CEE7 SIDE GROUND	B
1	0861731	1	Box, Switch	
2	4461245	1	Receptacle	
3	4461205	1	Plug, Male	
4	1001100347	1	Plug and Socket Kit (Includes Items 1-3 and Female Plug p/n 4461206)	

SECTION 7 - ELECTRICAL

FIGURE 7-21. RECEPTACLE BOX KIT - 220V IEC BLUE (CE & UK CA SPECS)



ART_0275217

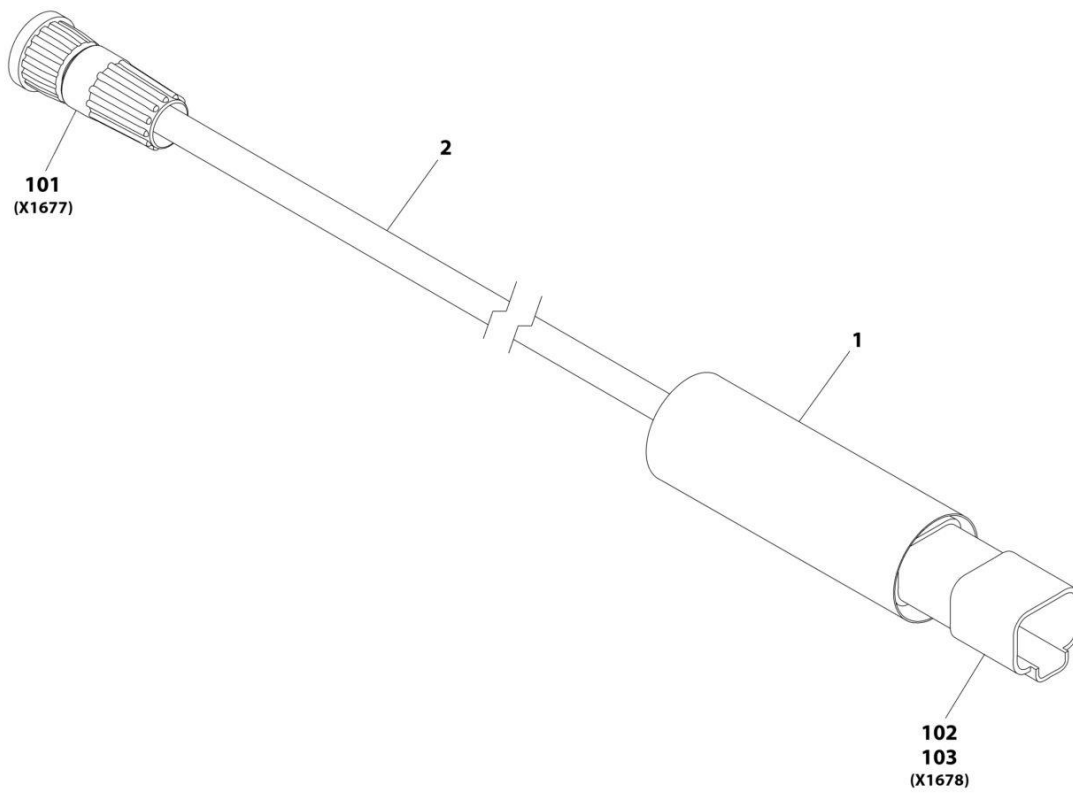
SECTION 7 - ELECTRICAL

FIGURE 7-21. RECEPTACLE BOX KIT - 220V IEC BLUE (CE & UK CA SPECS)

ITEM	PART NUMBER	QTY	DESCRIPTION	REV
	0275217	Ref	RECEPTACLE BOX KIT - 220V IEC BLUE	B
1	0861781	1	Box, Switch	
2	4461201	1	Receptacle	
3	4461199	1	Plug, Male	
4	1001100342	1	Plug and Socket Kit (Includes Items 1-3 and Female Plug p/n 4461200)	

SECTION 7 - ELECTRICAL

FIGURE 7-22. CEARSKY TELEMATICS HARNESS



ART_1001227066-A

SECTION 7 - ELECTRICAL

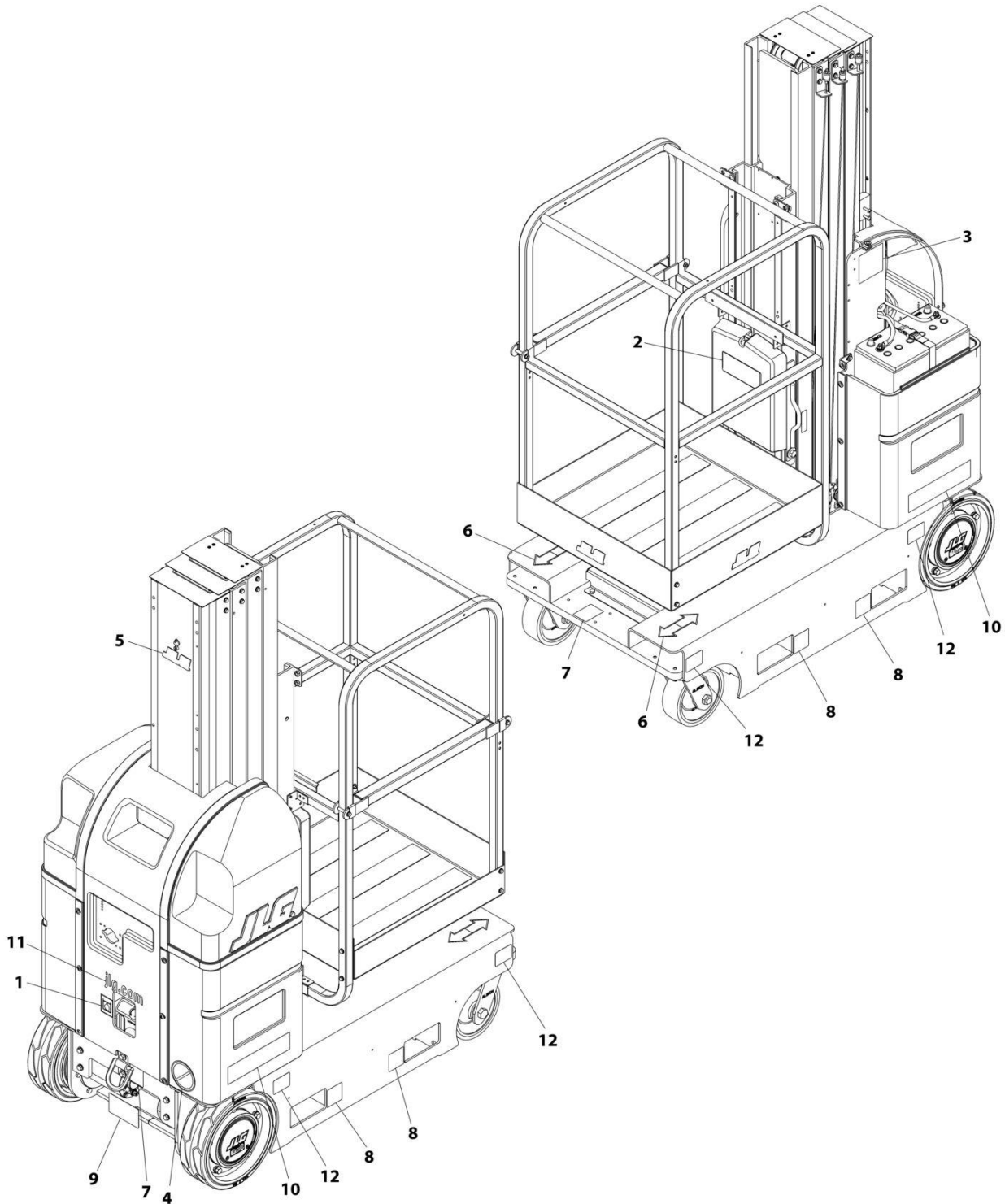
FIGURE 7-22. CEARSKY TELEMATICS HARNESS

ITEM	PART NUMBER	QTY	DESCRIPTION	REV
	1001227066	Ref	CLEARSKY TELEMATICS HARNESS	A
1	1001226400	0.33 ft	Insulate, Heat Shrink	
2	1001227068	3.3 ft	Cable	
101	1001227266	1	Connector	
102	1001129407	1	Connector	
103	4460464	4	Terminal	

SECTION 8 - DECALS

SECTION 8 - DECALS

FIGURE 8-1. COMMON DECALS INSTALLATION (20MVL)



ART_1001258496

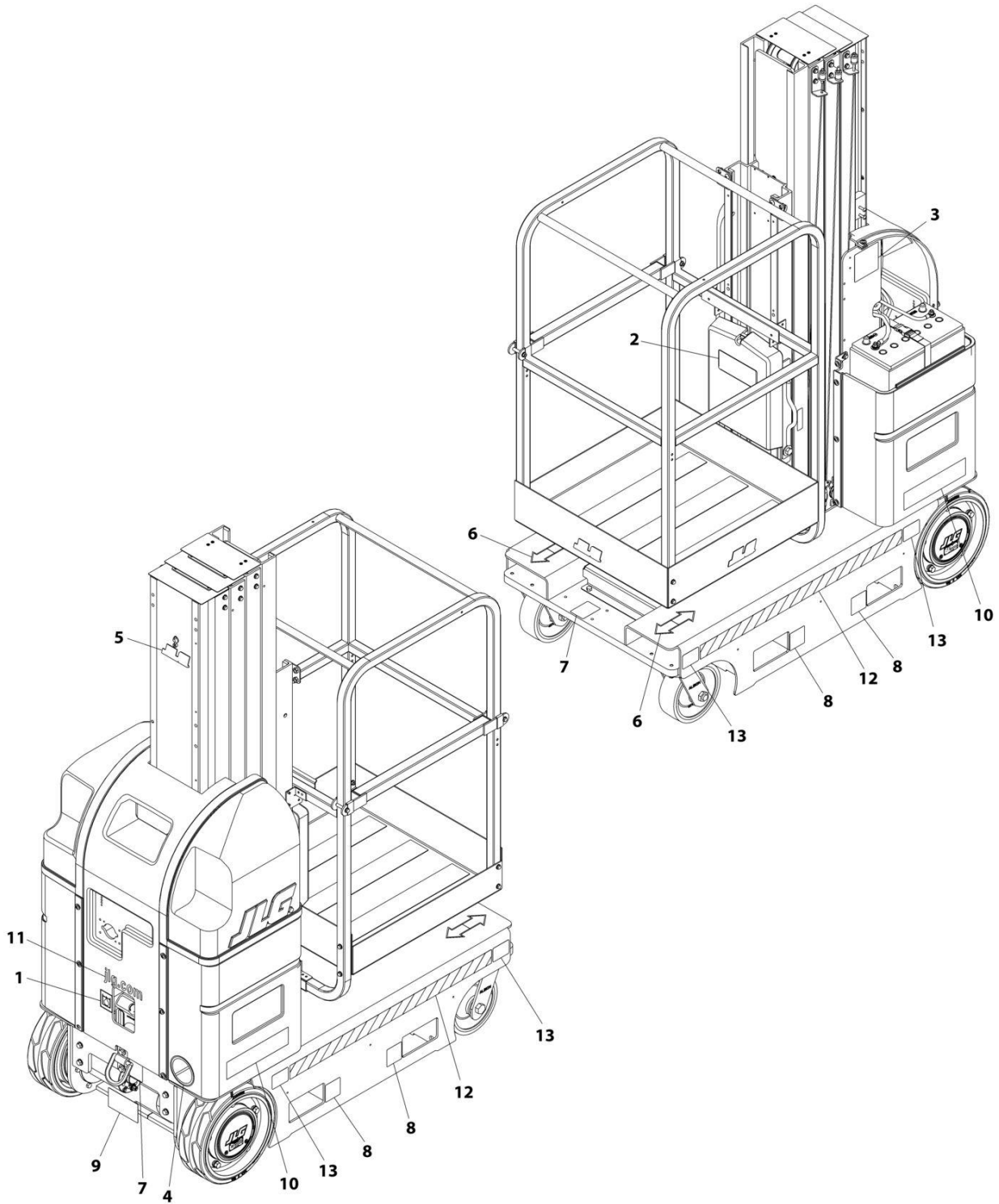
SECTION 8 - DECALS

FIGURE 8-1. COMMON DECALS INSTALLATION (20MVL)

ITEM	PART NUMBER	QTY	DESCRIPTION	REV
	1001258496	Ref	DECALS INSTALLATION	A
1	1701504	1	Decal - Hydraulic Oil	
2	1701509	1	Decal - Manual	
3	See Note	NSS	Decal - Bar Code (Note: Not Sold Separately)	
4	1703072	1	Decal - No Forklift	
5	1703681	1	Decal - JLG	
6	1703687	2	Decal - Arrow	
7	1703814	2	Decal - Tie Down	
8	1703817	4	Decal - Fork Lift	
9	1705016	1	Decal - Manual Descent	
10	1706746	2	Decal - Model Designation	
11	1706764	1	Decal - Website	
12	1001258494	4	Decal - Wheel Load	

SECTION 8 - DECALS

FIGURE 8-2. COMMON DECALS INSTALLATION (20MSP)



ART_1001258497

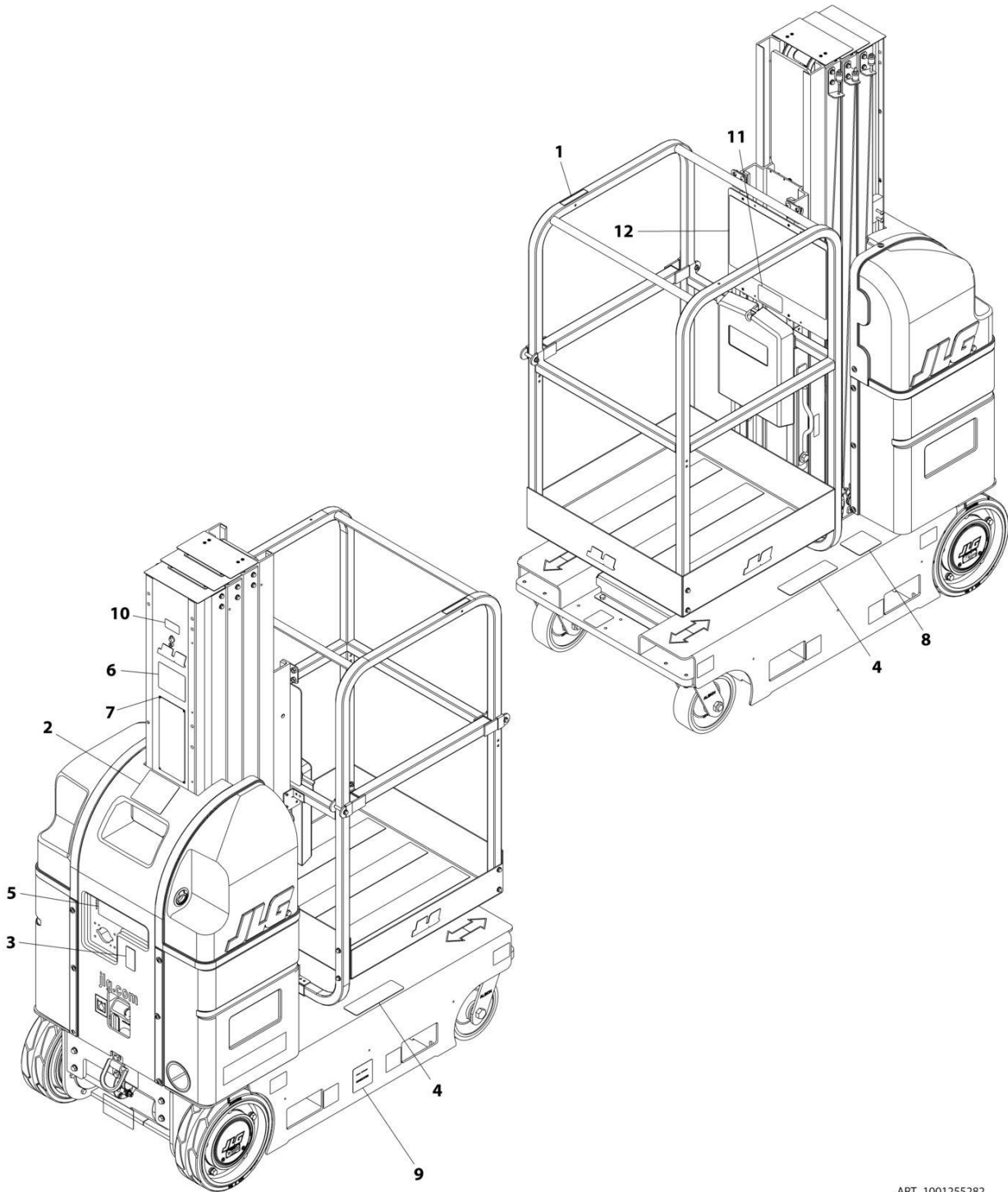
SECTION 8 - DECALS

FIGURE 8-2. COMMON DECALS INSTALLATION (20MSP)

ITEM	PART NUMBER	QTY	DESCRIPTION	REV
	1001258497	Ref	DECALS INSTALLATION	A
1	1701504	1	Decal - Hydraulic Oil	
2	1701509	1	Decal - Manual	
3	Se Note	NSS	Decal - Bar Code (Note: Not Sold Separately)	
4	1703072	1	Decal - No Forklist	
5	1703681	1	Decal - JLG	
6	1703687	2	Decal - Arrow	
7	1703814	2	Decal - Tie Down	
8	1703817	4	Decal - Fork Lift	
9	1705016	1	Decal - Manual Descent	
10	1706747	2	Decal - Model Designation	
11	1706764	1	Decal - Website	
12	4420051	AR	Tape, Safety MSP	
13	1001258494	4	Decal - Wheel Load	

SECTION 8 - DECALS

FIGURE 8-3. DECALS INSTALLATION - ANSI, ANSI EXPORT, AND CSA SPECS (ENGLISH LANGUAGE)



ART_1001255282

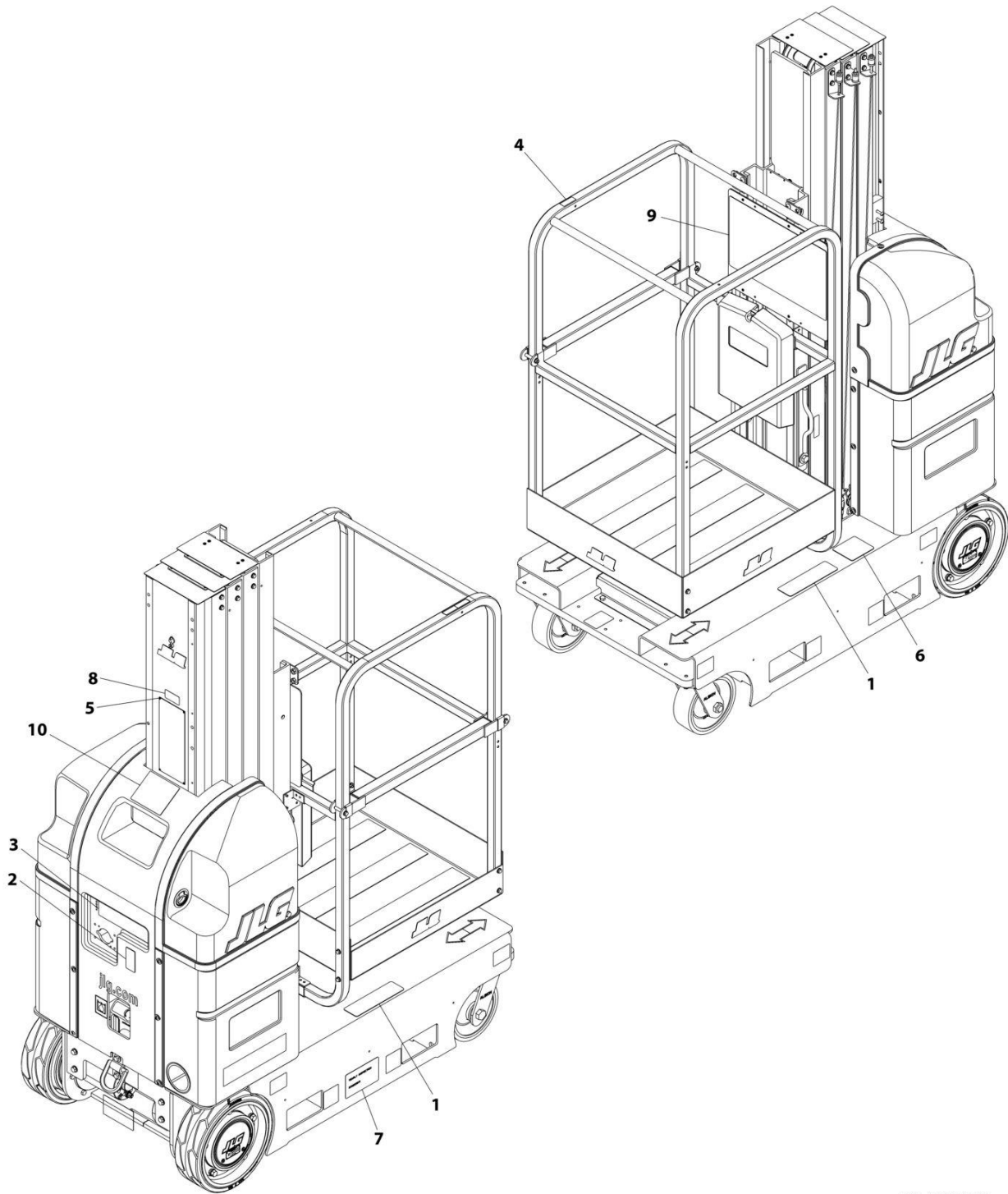
SECTION 8 - DECALS

FIGURE 8-3. DECALS INSTALLATION - ANSI, ANSI EXPORT, AND CSA SPECS (ENGLISH LANGUAGE)

ITEM	PART NUMBER	QTY	DESCRIPTION	REV
	1001255282	Ref	DECALS INSTALLATION	B
1	1703684	1	Decal - Control Box Location	
2	1703781	1	Decal - Electrical Hazard	
3	1703785	1	Decal - Warning Fire Hazard	
4	1703786	2	Decal - Crushing Hazard	
5	1705834	1	Decal - Battery Charging Instructions	
6	3251813	1	Decal - USA	
7	3820001	4	Rivet	
8	1001131273	1	Decal - Patent	
9	1001223055	1	Decal - Yearly Inspection	
10	1001228370	1	Decal - ICES	
11	1001231801	1	Decal - Prop 65 Warning (ANSI and CSA Specs Only)	
12	1001255289	1	Decal - Warning Instruction	

SECTION 8 - DECALS

FIGURE 8-4. DECALS INSTALLATION - CSA SPECS (FRENCH LANGUAGE)



ART_1001255283

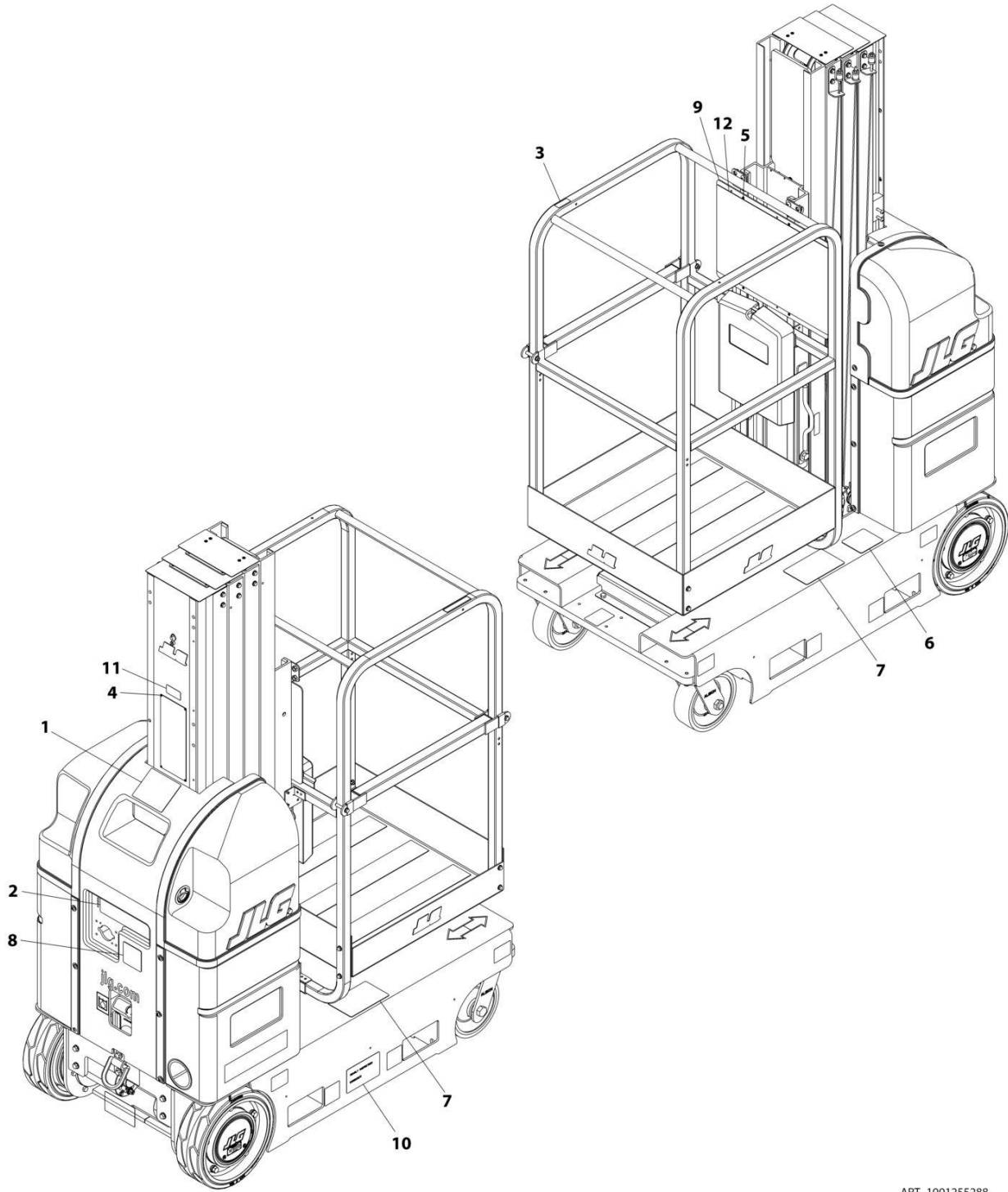
SECTION 8 - DECALS

FIGURE 8-4. DECALS INSTALLATION - CSA SPECS (FRENCH LANGUAGE)

ITEM	PART NUMBER	QTY	DESCRIPTION	REV
	1001255283	Ref	DECALS INSTALLATION	B
1	1704039	2	Decal - Crushing Hazard	
2	1704797	1	Decal - Warning Fire Hazard	
3	1705958	1	Decal - Battery Charging Instructions	
4	1705959	1	Decal - Control Box Location	
5	3820001	4	Rivet	
6	1001131273	1	Decal - Patent	
7	1001223971	1	Decal - Yearly Inspection	
8	1001228370	1	Decal - ICES	
9	1001255290	1	Decal - Warning Instruction	
10	1704795	1	Decal - Electrical Hazard	

SECTION 8 - DECALS

FIGURE 8-5. DECALS INSTALLATION - CSA SPECS (FRENCH/ENGLISH LANGUAGES)



ART_1001255288

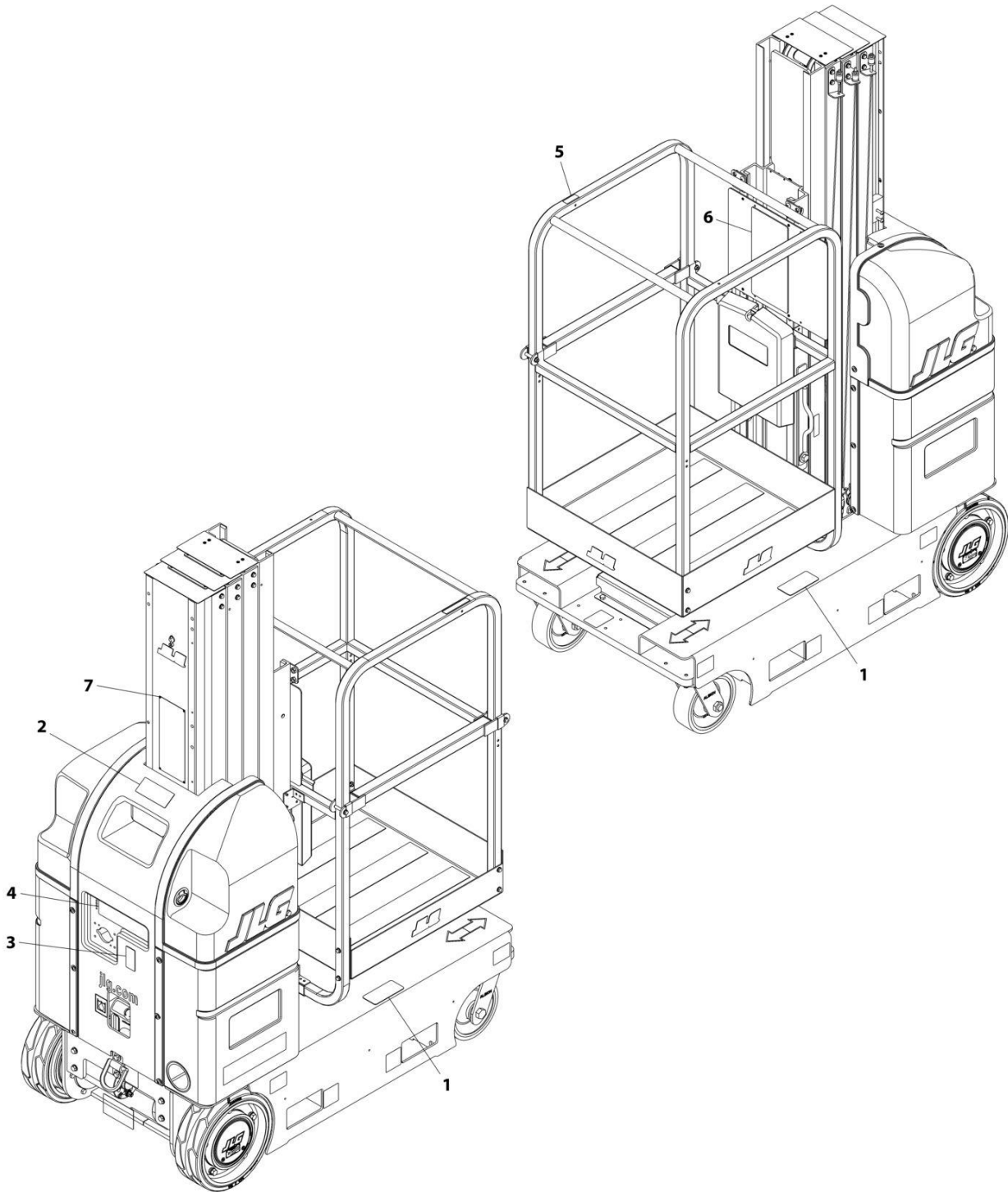
SECTION 8 - DECALS

FIGURE 8-5. DECALS INSTALLATION - CSA SPECS (FRENCH/ENGLISH LANGUAGES)

ITEM	PART NUMBER	QTY	DESCRIPTION	REV
	1001255288	Ref	DECALS INSTALLATION	B
1	1704795	1	Decal - Electrical Hazard	
2	1705958	1	Decal - Battery Charging Instructions	
3	1705959	1	Decal - Control Box Location	
4	3820031	4	Rivet	
5	3820032	4	Rivet	
6	1001131273	1	Decal - Patent Vertical	
7	1001162896	2	Decal - Crushing Hazard	
8	1001162897	1	Decal - Warning Fire Hazard	
9	1001163678	1	Panel, Decal	
10	1001223971	1	Decal - Yearly Inspection	
11	1001228370	1	Decal - ICES	
12	1001255293	1	Decal - Warning Instruction	

SECTION 8 - DECALS

FIGURE 8-6. DECALS INSTALLATION AUSTRALIAN, CE, JAPANESE & UK CA SPECS (ALL LANGUAGES)



ART_1001255284

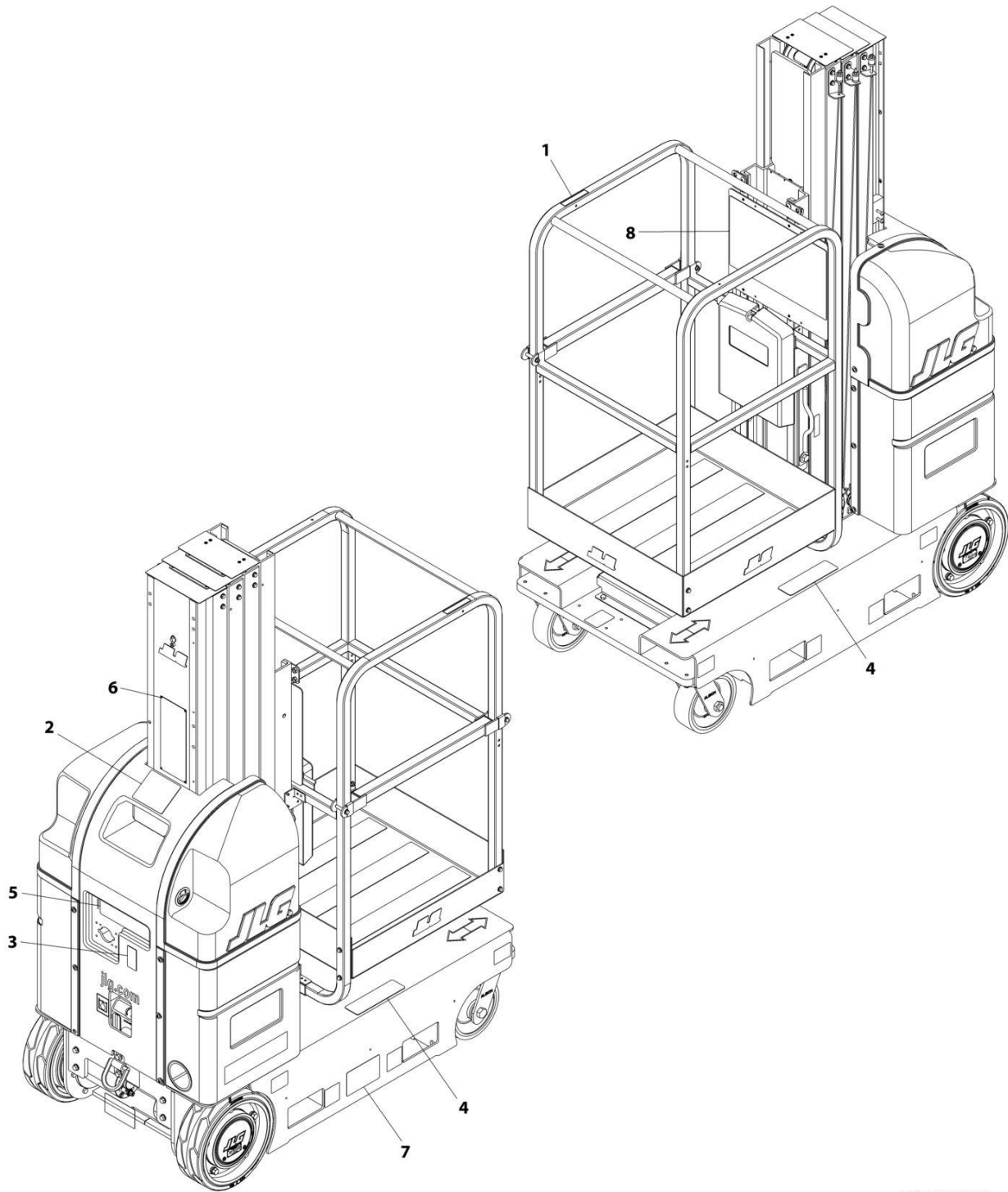
SECTION 8 - DECALS

FIGURE 8-6. DECALS INSTALLATION AUSTRALIAN, CE, JAPANESE & UK CA SPECS (ALL LANGUAGES)

ITEM	PART NUMBER	QTY	DESCRIPTION	REV
	1001255284	Ref	DECALS INSTALLATION	B
1	1705099	2	Decal - Crushing Hazard	
2	1705802	1	Decal - Electrical Hazard	
3	1705803	1	Decal - Warning Fire Hazard	
4	1705958	1	Decal - Battery Charging Instructions	
5	1705959	1	Decal - Control Box Location	
6	1705960	1	Decal - Warning	
7	3820031	4	Rivet	

SECTION 8 - DECALS

FIGURE 8-7. DECALS INSTALLATION - LATIN AMERICA SPECS (SPANISH LANGUAGE)



ART_1001255285

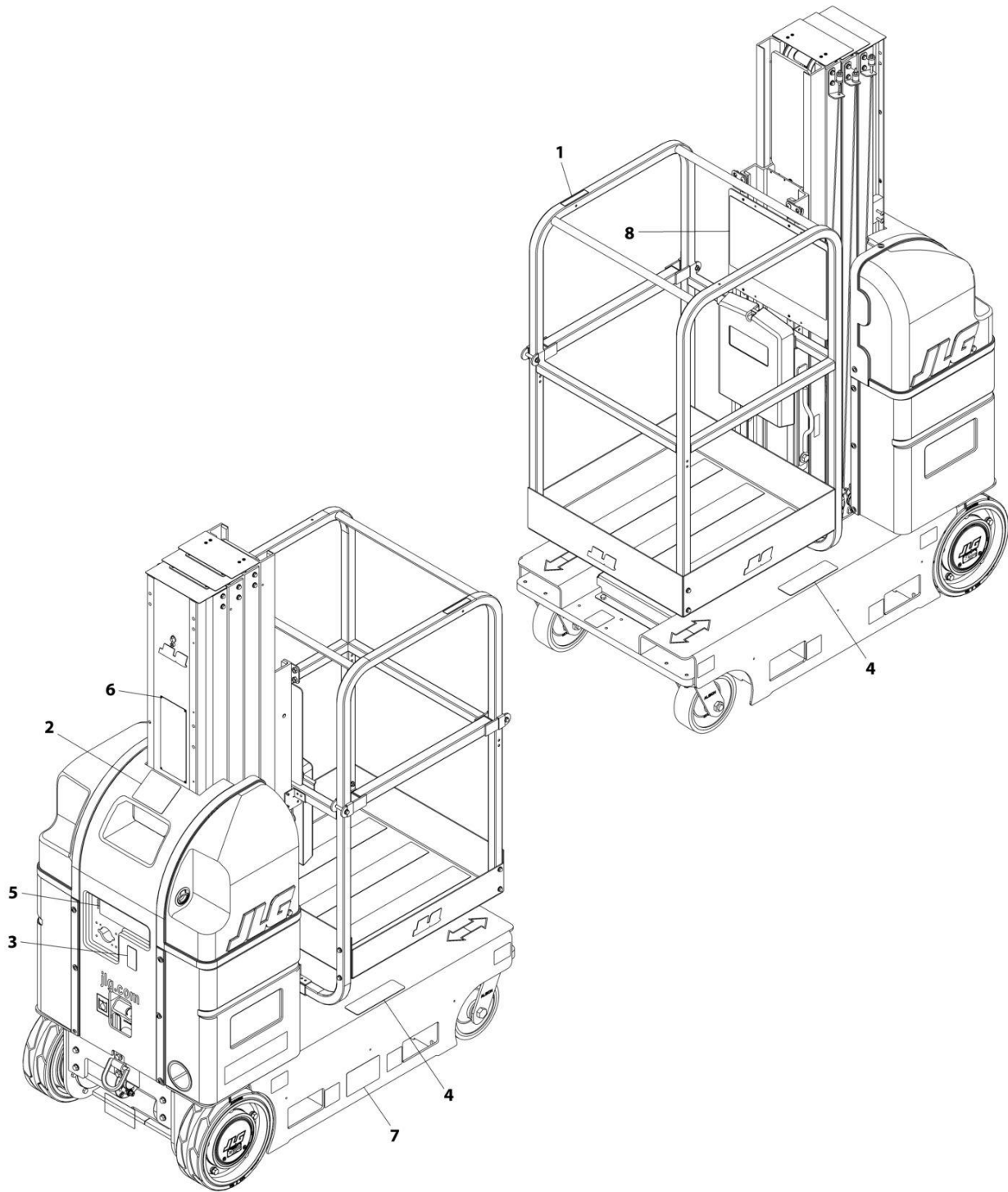
SECTION 8 - DECALS

FIGURE 8-7. DECALS INSTALLATION - LATIN AMERICA SPECS (SPANISH LANGUAGE)

ITEM	PART NUMBER	QTY	DESCRIPTION	REV
	1001255285	Ref	DECALS INSTALLATION	B
1	1703685	1	Decal - Control Box Location	
2	1704029	1	Decal - Electrical Hazard	
3	1704031	1	Decal - Warning Fire Hazard	
4	1704032	2	Decal - Crushing Hazard	
5	1705958	1	Decal - Battery Charging Instructions	
6	3820031	4	Rivet	
7	1001224049	1	Decal - Yearly Inspection	
8	1001255291	1	Decal - Yearly Inspection	

SECTION 8 - DECALS

FIGURE 8-8. DECALS INSTALLATION - BRAZIL SPECS (PORTUGUESE LANGUAGE)



ART_1001255286

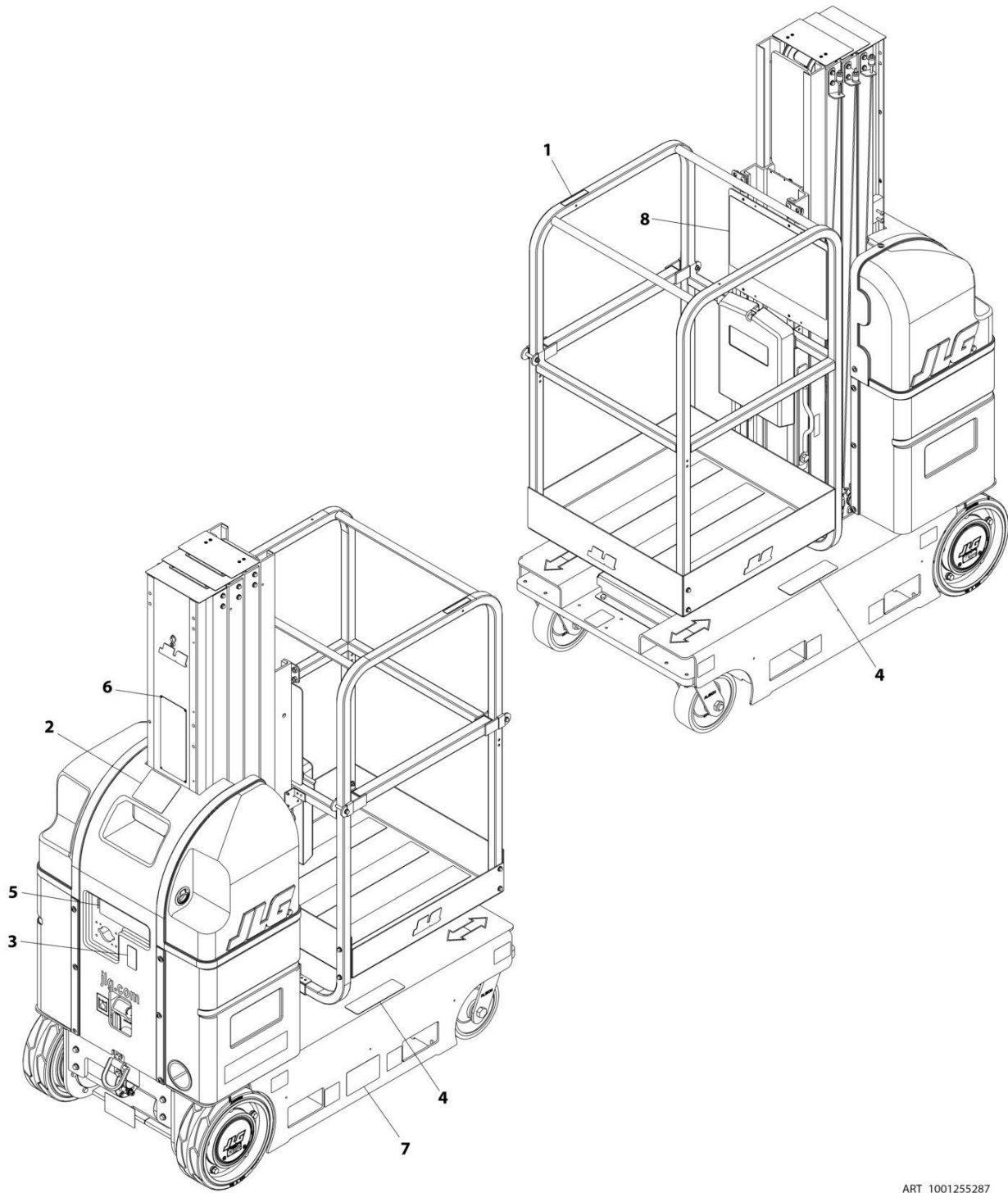
SECTION 8 - DECALS

FIGURE 8-8. DECALS INSTALLATION - BRAZIL SPECS (PORTUGUESE LANGUAGE)

ITEM	PART NUMBER	QTY	DESCRIPTION	REV
	1001255286	Ref	DECALS INSTALLATION	B
1	1703686	1	Decal - Control Box Location	
2	1704021	1	Decal - Electrical Hazard	
3	1704023	1	Decal - Warning Fire Hazard	
4	1704024	2	Decal - Crushing Hazard	
5	1705860	1	Decal - Battery Charging Instructions	
6	3820031	4	Rivet	
7	1001224052	1	Decal - Yearly Inspection	
8	1001255292	1	Decal - Warning Instruction	

SECTION 8 - DECALS

FIGURE 8-9. DECALS INSTALLATION - CHINA SPECS (CHINESE LANGUAGE)



ART_1001255287

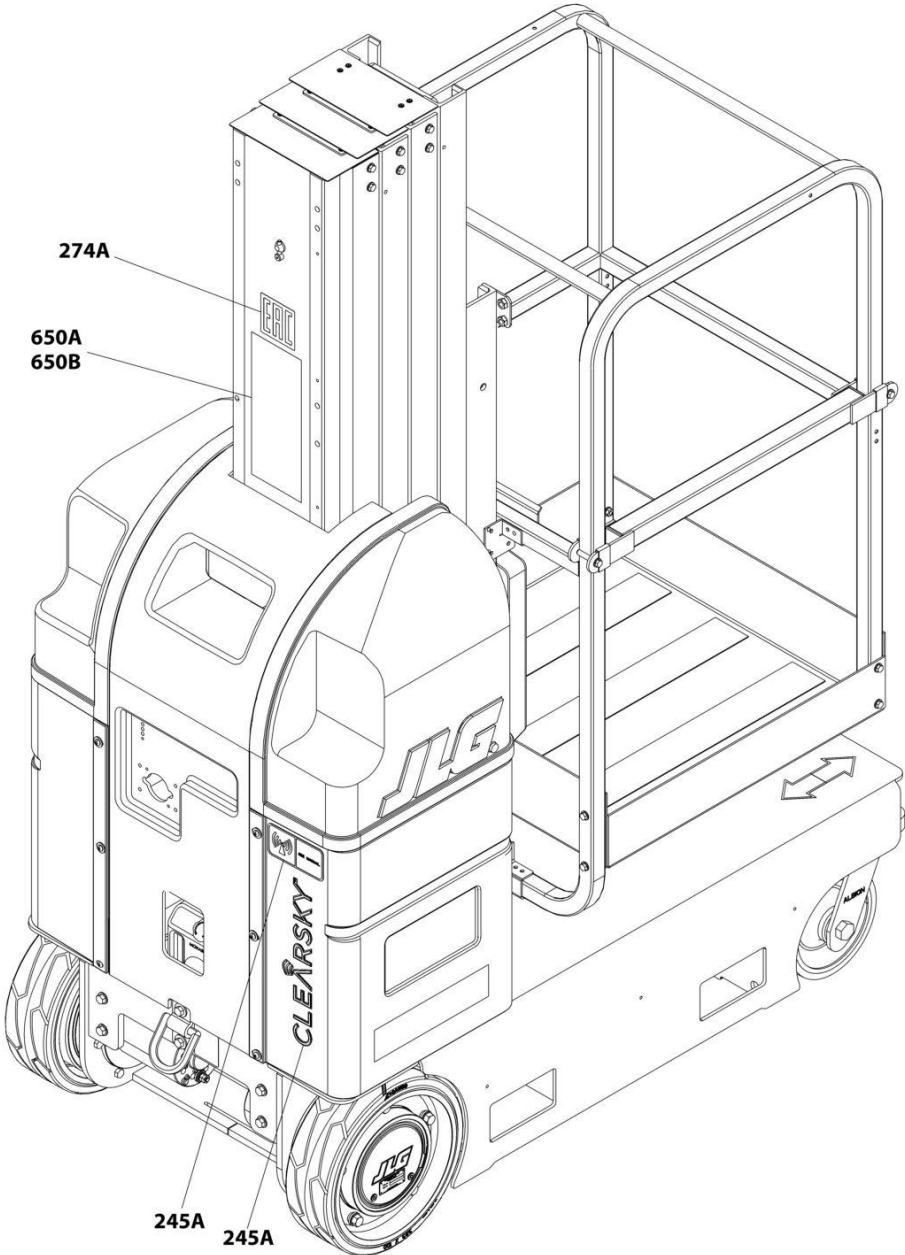
SECTION 8 - DECALS

FIGURE 8-9. DECALS INSTALLATION - CHINA SPECS (CHINESE LANGUAGE)

ITEM	PART NUMBER	QTY	DESCRIPTION	REV
	1001255287	Ref	DECALS INSTALLATION	B
1	1703751	1	Decal - Control Box Location	
2	1704077	1	Decal - Electrical Hazard	
3	1704079	1	Decal - Warning Fire Hazard	
4	1704081	2	Decal - Crushing Hazard	
5	1705862	1	Decal - Battery Charging Instructions	
6	3820031	4	Rivet	
7	1001224051	1	Decal - Yearly Inspection	
8	1001255294	1	Decal - Warning Instruction	

SECTION 8 - DECALS

FIGURE 8-10. DECAL OPTIONS



ART_31215826_DECAL_OPTIONS

SECTION 8 - DECALS

FIGURE 8-10. DECAL OPTIONS

ITEM	PART NUMBER	QTY	DESCRIPTION	REV
		Ref	DECAL OPTIONS	
	1001229712	Ref	CLEARSKY DECALS INSTALLATION (ANSI, CSA, CE & UK CA Specs)	A
245A	1001116208	1	Decal - ClearSky	
245A	1001120989	1	Decal - Radio Frequency	
	1001214031	Ref	EAC DECAL INSTALLATION	A
274A	1001173703	1	Decal - EAC (Russian/CIS Specs)	
650A	See Note	NSS	Manufacturer Name Plate (ANSI) (Note: Not Sold Separately)	
650B	See Note	NSS	Manufacturer Name Plate (CE & UK CA) (Note: Not Sold Separately)	

SECTION 9 - RECOMMENDED SERVICE PARTS STOCK

SECTION 9 - RECOMMENDED SERVICE PARTS STOCK

SECTION 9 - RECOMMENDED SERVICE PARTS STOCK

FIGURE 9-1. RECOMMENDED SERVICE PARTS STOCK

ITEM	PART NUMBER	QTY	DESCRIPTION	REV
		Ref	Note: The following list will service one machine (built to current production per date on the front cover) with emergency repair parts which can be installed in the field. Parts from the list should be replaced when inventory is depleted to keep service parts stock supplied. For further information, contact your JLG dealer or the JLG Industries Parts Department.	
	1001189171	1	Breaker, 30mAmp (220V Post and Side Ground AC Boxes)	
	1001189172	1	Breaker, Double 16AMP	
	1001181045	1	Breaker, Double 30mAmp/16Amp (220V Keyed and IEC Blue Ground AC Boxes)	
	70001025	1	Breather, Plug (Pump & Motor Assembly)	
	70006452	1	Coil	
	1001098192	1	Controller, Joystick	
	3990010	2	Diode	
	7026165	12	Filter	
	2120183	12	Filter, In-Line	
	2400069	2	Fuse (Electrical Components Installation)	
	8229242	2	Fuse, 5AMP (Main Harness)	
	7020174	1	Key, Replacement (All Specs Except Australian)	
	2940074	1	Latch (0271267, 0271270, 1001255589 & 1001255590 Platform Assemblies)	
	1001226328	1	Module, 3W TCU (ClearSky, ANSI)	
	1001233236	1	Module, 3W TCU (ClearSky, CE)	
	1001254654	1	Module, Ground (ANSI, ANSI Export, CSA, CE & UK CA Specs)	
	1001254656	1	Module, Ground (Australian Specs)	
	1001254655	1	Module, Ground (Japanese and China Specs)	
	1600378	1	Module, Platform Controller	
	1001231450	1	Module, Traction	
	3740069	1	Relay (Main Harness)	
	4360546	1	Sensor, Limit (LSS Controls Harness)	
	4360702	1	Sensor, Limit (Main Harness)	
	1001230477	1	Sensor, Load	
	4360514	1	Sensor, Proximity (Electrical Components Installation)	
	1001102771	1	Sensor, Temperature (Main Harness)	
	4360581	1	Switch, Drive-Lift Rocker	
	4360562	1	Switch, E-Stop	
	4360567	1	Switch, Horn	
	4360467	1	Switch, Key (All Specs Except Australian)	

SECTION 10 - SPECIAL OPTIONS/ACCESSORIES/KITS

SECTION 10 - SPECIAL OPTIONS/ACCESSORIES/KITS

SECTION 10 - SPECIAL OPTIONS/ACCESSORIES/KITS

FIGURE 10-1. SPECIAL OPTIONS/ACCESSORIES/KITS

ITEM	PART NUMBER	QTY	DESCRIPTION	REV
		Ref	Note: This list is to accomodate machines ordered with special equipment. Options may not be applicable to all models. For more specific parts information contact JLG Parts Department.	
	1001266739	Ref	Beacon Lamp, MVL/MSP Kit	
	1001229107	Ref	ClearSky (Telematics) 3 Wire Installation (ANSI, ANSI Export & CSA Specs) (Prior to SN 0130040299)	
	1001233237	Ref	ClearSky (Telematics) 3 Wire Installation (CE & UK CA Specs) (Prior to SN 0130040299)	
	1001276919	Ref	ClearSky (Telematics) 3 Wire Installation (All Specs) (SN 0130040299 to Present)	
	0271297	Ref	Crane Hook	
		Ref	Container, Shipping Skid Options:	
	1580035	Ref	34 X 58.5 Platform	
	1580037	Ref	34 X 74 Platform	
	1001182796	Ref	35 X 60 Platform, Drive Off	
		Ref	Decal Options:	
	1001177688	Ref	Decal - No Brand	
	1001270211	Ref	Service Kit	A

SECTION 10 - SPECIAL OPTIONS/ACCESSORIES/KITS

PART NUMBER INDEX

SECTION 10 - SPECIAL OPTIONS/ACCESSORIES/KITS

0060087.....75	0641407 ... 19, 21, 29, 75, 149	0940107 119	1001136381.....39
0060089.....23	0641408 ... 75, 87, 89, 93, 95, 97, 101	0940108 19, 21	1001137026.....61
0100011....13, 17, 19, 21, 23, 29, 31, 35, 37, 55, 57, 59, 61, 75, 99, 101, 105, 107, 109, 111, 115, 119, 129, 135, 137, 139, 141, 143, 145, 147	0641410..... 75	0961892 105, 107, 109	1001137484.....61
0100019....29, 76, 77, 81, 83, 115	0641412..... 55, 57	0962337 111, 115	1001151629.....59, 61
0100035.....35, 37	0641414...91, 93, 99, 101	1001091672 31	1001152483.....153
0100051.....35, 37	0641415..... 109	1001091676 31	1001152484.....139, 141, 153
0120006.....25	0641416... 83, 87, 89, 93, 95, 97, 99, 101, 105, 107, 109, 111, 115, 119	1001093801 31	1001162455.....141
0140011.....81, 83	0641418 ... 83, 87, 89, 93, 95, 97, 101	1001093808 27	1001162610.....139, 141
0140022.....69	0641508..... 39, 105, 107, 109	1001093858 29	1001162896.....189
0140033.....63, 65, 67	0641606..... 129	1001096054 149	1001162897.....189
0255036.....121	0641607 13, 137, 139, 141, 145	1001096117 149	1001163678.....189
0258586.....101	0641609 13, 29, 31	1001096118 135	1001173703.....199
0271267.....93	0641614 25, 27	1001096119 143	1001176186.....99, 102
0271270.....101	0641616 ... 105, 109, 111, 115	1001096122 137	1001176200.....139
0271297.....204	0641618 ... 19, 21, 89, 97, 107	1001096124 145	1001177688.....204
0271946.....17	0641620 ... 105, 109, 111, 115	1001096125 147	1001178278.....35
0271982.....69	0641622 81, 83, 107	1001096421 137, 145	1001181045.....151, 202
0272329.....71	064162881, 83, 105, 107, 109, 111, 115	1001096449 149	1001182796.....204
0273144.....81, 83	0641812 75	1001096612 137, 145, 151	1001187862.....17
0274342.....87	0681812 75	1001096767 135, 167	1001189171.....153, 202
0274343.....95	0720805 99, 101	1001096871 41	1001189172.....153, 202
0274607.....91, 99	0721004 111, 115	1001096872 45	1001192401.....163
0274866.....13	0721006 93, 101, 137, 139, 141, 145	1001096873 47	1001196953.....89
0274869.....29	0721008 111, 115	1001096874 49	1001196954.....97
0274873.....129	0741006 35, 37, 75	1001096876 43	1001196955.....89, 97
0274876.....39	0741605 129	1001096898 51	1001197889.....163
0274891.....25	0741606 75	1001096899 53	1001212654.....165
0274941.....75	0791404 59, 61	1001097150 151, 153	1001212655.....165
0275003.....23	0791610 81, 83	1001097426 ... 43, 45, 47, 49	1001212656.....165
0275217.....145, 175	0801543 29, 31, 75	1001097982 13	1001212657.....165
0275366.....21, 119	0811408 25, 27	1001098192 .. 59, 61, 202	1001212660.....165
0275452.....139, 171	0860520 ... 87, 89, 93, 95, 97, 101, 105, 107, 109, 111, 115	1001099638 ... 91, 93, 99, 102, 111, 116	1001212661.....165
0275453.....141, 173	0860947 121	1001100141 109	1001214031.....199
0275454.....137, 169	0861731 ... 143, 147, 167, 169, 171, 173	1001100142 109	1001223055.....185
0362735.....75	0861781 175	1001100149 27	1001223971.....187, 189
0362736.....75	0861880 151	1001100342 175	1001224049.....193
0440246.....76	0902047 75	1001100345 171	1001224051.....197
0440248.....76	0902079 121	1001100346 169	1001224052.....195
0440249.....76	0902422 75	1001100347 173	1001226328.....155, 202
0440263.....23	0902423 76	1001100634 109	1001226400.....177
0440268.....81, 83	0902424 75	1001100778 109	1001227066.....155, 157, 177
0561149.....77	0902431 75	1001100779 109	1001227068.....177
0561308.....77	0902445 75	1001100780 109	1001227266.....177
0561309.....77	0902698 75	1001100816 109	1001228370.....185, 187, 189
0561336.....77	0902775 75	1001100816 109	1001228804.....79
0561337.....77	0902836 25, 27	1001101478 107	1001228806.....79
0561341.....75	0903205 59, 61	1001101479 107	1001228817.....79
0561408.....77	0903374 39	1001101529 109	1001229107.....155, 204
0610131.....39	0940049 111, 115	1001102559 19	1001229433.....76
0630440.....149	0940083 105, 107, 109	1001102771 163, 202	1001229525.....76
0630448.....76	0940105 19, 21	1001103423 39	1001229526.....76
0630457.....109	0940106 119	1001107805 35, 37	1001229712.....199
0630464.....59, 61		1001107829 35, 37	1001230476.....81, 83
0630572.....115		1001110511 23	1001230477...81, 83, 202
0630580.....13		1001110873 143, 167	1001230530.....81
0641404....39, 63, 65, 67, 69		1001112112 37	1001230531.....83
0641405.....25, 27		1001113987 35, 37	1001231450...63, 65, 67, 202
0641406.....23, 31, 75		1001114467 13	1001231801.....185
		1001116208 199	1001233007.....76
		1001118156 163	1001233160.....76
		1001119032 39	1001233236.....157, 202
		1001120989 199	1001233237.....157, 204
		1001129407 177	1001235146.....75
		1001131273 185, 187, 189	

SECTION 10 - SPECIAL OPTIONS/ACCESSORIES/KITS

1001254544	59, 61	1260335	77	1705860.....	195	3310805.....	99, 101
1001254614	59, 61	1260336	77	1705862.....	197	3311001 ...	41, 43, 45, 47,
1001254615 ..	55, 57, 165	1260368	75, 76	1705958....	187, 189, 191,	49, 51, 53, 111, 115,	
1001254654	63, 202	1260370	75, 77	193		135, 137, 139, 141,	
1001254655	65, 202	1260371	75, 77	1705959.....	187, 189, 191	143, 145, 147	
1001254656	67, 202	1271488	75	1705960.....	191	3311005 ...	59, 61, 93, 99,
1001254739	63	1271489	75	1706007.....	59, 61	101	
1001254740	65	1271493	75	1706493.....	91, 99	3311055.....	71
1001254741	67	1271620	75	1706746.....	181	3311401 ...	23, 55, 57, 75,
1001254987	55, 59	1271621	75	1706747.....	183	81, 83, 105, 107, 109,	
1001254988	57, 61	1320041	55, 57	1706764.....	181, 183	111, 115, 119	
1001254989	59, 61	1320149	55, 57	2020005.....	99, 101	3311405 ...	23, 25, 27, 39,
1001255282	185	1320318 ...	137, 139, 141,	2080040....	105, 107, 109,	55, 57, 87, 89, 91, 93,	
1001255283	187	145		111, 115		95, 97, 99, 101, 149	
1001255284	191	1380132 ..	55, 57, 99, 101	2080043....	105, 107, 109	3311501.....	35
1001255285	193	1560019	91, 99	2110606.....	129	3311502.....	111, 115
1001255286	195	1580019	105	2120183.....	129, 202	3311505 ...	39, 91, 93, 99,
1001255287	197	1580035	204	2150606.....	129	101	
1001255288	189	1580037	204	2220591.....	76	3311601 ...	29, 31, 75, 81,
1001255289	185	1580051	107, 109	2220883.....	131	83	
1001255290	187	1600378	59, 61, 202	2221123.....	129	3311605 ...	13, 25, 27, 81,
1001255291	193	1671256	25	2221173.....	76	83, 89, 97, 105, 107,	
1001255292	195	1671257	13	2360754.....	13	109, 111, 115, 137,	
1001255293	189	1671283	25, 27	2400044.....	35, 37	139, 141, 145	
1001255294	197	1671289	25, 27	2400060.....	163	3311608.....	81, 83
1001255331 ..	55, 57, 159	1671290	25, 27	2400069.....	35, 37, 202	3311801.....	75, 81, 83
1001255332	55	1671291	25, 27	2410016.....	91	3340829.....	99, 101
1001255333	57	1701504	181, 183	2410017.....	99	3340845.....	75
1001255334 ..	35, 37, 163	1701509	181, 183	2410018.....	91	3340977....	105, 107, 109
1001255483	81, 83	1702365	121	2410019.....	99	3380466...	87, 89, 93, 95,
1001255501	35	1703072	181, 183	2410024.....	105, 107	97, 101, 105, 107, 109,	
1001255502	37	1703681 .	91, 93, 99, 101,	250199.....	163	111, 115	
1001255570 ...	91, 93, 99,	105, 107, 109, 111,		250200.....	59, 61	3380540.....	59, 61
102		115, 181, 183		2560088.....	99, 101	3421453.....	121
1001255576	105	1703684	185	2600225...	91, 93, 99, 101	3422338.....	77
1001255577	105	1703685	193	2600294....	105, 107, 109	3422346.....	77
1001255586	112, 116	1703686	195	2700098....	105, 107, 109	3422355.....	77
1001255587	115	1703687	181, 183	2754652.....	129	3422657 ...	55, 57, 87, 93,
1001255588	111	1703751	197	2754653.....	129	95, 101	
1001255589	115	1703781	185	2880310.....	75	3422717.....	75
1001255590	111	1703785	185	2920026.....	81, 83	3422720.....	77
1001255676	59, 61	1703786	185	2920094.....	81, 83	3422722.....	77
1001258016	17	1703814	181, 183	2940074....	93, 101, 111,	3422744.....	111, 115
1001258494	181, 183	1703817	181, 183	115, 202		3422750.....	75
1001258496	181	1704021	195	2940141.....	71	3422752.....	75
1001258497	183	1704023	195	3010146.....	23	3422757.....	75
1001262960	155, 157	1704024	195	3010147.....	23	3422866.....	111, 115
1001262963	155, 157	1704029	193	3010153.....	23	3423189.....	23
1001266739	204	1704031	193	3010155.....	23	3423231.....	23
1001267742	93	1704032	193	3010156.....	23	3450202.....	77
1001267922	91	1704039	187	3020038.....	35, 37	3450304.....	77
1001268194	99, 101	1704077	197	3020041.....	75	3510873.....	87, 89, 91
1001269448	76	1704079	197	3080005.....	111, 115	3510874.....	95, 97, 99
1001270211	204	1704081	197	3160323.....	13, 15	3510897....	105, 107, 109
1001276919	204	1704277	75, 105, 111,	3251813.....	185	3510904.....	93
1001287010	75, 125	115		3252760....	137, 139, 141,	3510905.....	93
1060380 ...	35, 37, 59, 61,	1704366	111, 115	143, 145, 147		3520028....	105, 107, 109
87, 93, 95, 101, 121		1704469	111, 115	3252761.....	135	3520030.....	99, 101
1060908	151, 153	1704795	187, 189	3271805.....	75	3520033.....	17
1060920	75	1704797	187	3290401.....	17	3520072.	81, 83, 93, 101,
1060939	37	1705016	181, 183	3300151.....	109	105, 107, 109, 111, 115	
1060940	35, 37	1705099	191	3300356.....	91, 93, 99	3520169.....	91, 99
1060941	35, 37	1705624	107, 109	3300381.....	109	3520176.....	111, 115
1060942	35, 37	1705756	81, 83	3300391.....	121	3539814.....	75
1060943	35, 37	1705802	191	3300475.....	81, 83	3570274.....	99, 101
1060944	35, 37	1705803	191	3310601.....	59, 61	3570653.....	99, 102
1260298	77	1705834	185	3310801.....	35, 37	3570654.....	99, 102

SECTION 10 - SPECIAL OPTIONS/ACCESSORIES/KITS

3570893.....75	4031509..... 17	4460465..... 39, 163	4751600.... 13, 19, 21, 81,
3571101.....77	4060803...91, 93, 99, 102	4460466..... 39	83, 129
3571103.....77	4060960..... 76	4460549..... 167	4751800.....76
3571552..... 111, 115	4060961..... 76	4460566 43, 45, 47, 49	4761000.... 35, 37, 41, 43,
3571734..... 129	4061034..... 76	4460633..... 145, 159	45, 47, 49, 51, 53, 76,
3572511.....35, 37	4061060..... 81, 83	4460648..... 39, 163	111, 115, 137, 139,
3573353..... 115	4070860..... 76	4460661..... 163	141, 145
3574608.... 105, 107, 109	4070861..... 76	4460662 ... 135, 137, 139,	4761400.....76
3580269.....75	4070862..... 76	141, 143, 147	4761500.....35
3580286.....75	4070970..... 76	4460667..... 163	4811400..... 17
3580291.....76	4070971..... 76	4460672..... 163	4811600.....55, 57
3580293.....76	4070988..... 76	4460702..... 163	4845345.....76
3580344..... 55, 57	4070989..... 76	4460738..... 35, 37	4845614..... 99, 101
3600463..... 129, 131	4070990..... 76	4460778..... 35, 37	4845657..... 99, 102
3641542.... 105, 107, 109	4071032..... 55, 57	4460802..... 41, 51, 53	4845809.....91
3641663.....93	4071058..... 35, 37	4460803..... 41	4845810..... 99, 101
3740069..... 163, 202	4071077..... 13	4460884..... 163	4845811..... 99, 101
3760170..... 121	4071078..... 13	4460894..... 39	4845812.....101
3760348.....23	4071095 ... 105, 107, 109	4460897..... 35, 37	4845813..... 93
3760365..... 13	4160124..... 76	4460899..... 39	4846021... 87, 93, 95, 101
3760383.....76	4160130..... 55, 57	4460919..... 163	4846324..... 111, 115
3760448..... 111, 115	4160160..... 23	4460920..... 163	4846325..... 111, 115
3820001..... 185, 187	4160165..... 93, 101	4460940..... 51	4846521..... 111, 115
3820012... 91, 93, 99, 102	4160205..... 81, 83	4460956..... 151	4846522..... 111, 116
3820020.... 35, 37, 55, 57	4160222..... 23	4460957..... 151	4846536..... 111, 116
3820024.... 87, 89, 93, 95,	4160223..... 23	4461023..... 59, 61, 159	4892600.....76
97, 101, 105, 107, 109,	4220285..... 23	4461108..... 35, 37	4922560..... 35, 37
111, 115	4220309..... 105, 107	4461199..... 43, 175	4922671..... 35, 37
3820031.... 189, 191, 193,	4240032..... 155, 157	4461201..... 175	4922924..... 81, 83, 161
195, 197	4240147..... 13	4461244..... 45, 47, 171, 173	4923106..... 59, 61
3820032.... 81, 83, 87, 89,	4240177..... 35, 37	4461245..... 171	4923107..... 59, 61
93, 95, 97, 101, 105,	4280296.... 99, 102, 111,	4461246..... 173	4923108..... 59
107, 109, 111, 115, 189	115, 121	4461246..... 169	4923383..... 35, 37
3841724.....23	4300111..... 77	4461249..... 49, 169	70000191..... 15
3900032... 91, 93, 99, 101	4300129..... 77	4567489..... 76	70000210..... 15
3900187.....76	4360467..... 59, 202	4567492..... 76	70000211..... 15
3900189..... 59, 61	4360514..... 35, 37, 202	4567749..... 76	70000212..... 15
3900190.... 105, 107, 109	4360546..... 161, 202	4567750..... 76	70000213..... 15
3900192.....76	4360562..... 59, 61, 202	4567751..... 76	70000214..... 15
3900200..... 99, 101	4360567..... 59, 61, 202	4569238..... 23	70000215..... 15
3900204..... 121	4360581..... 59, 61, 202	4569336..... 23	70000935..... 15
3900205... 35, 37, 76, 135,	4360702..... 163, 202	4711000 ... 135, 137, 139,	70001019..... 131
137, 139, 141, 143,	4420051.... 99, 102, 105,	141, 143, 145, 147	70001020..... 131
145, 147	183	4711400 ... 19, 21, 31, 39,	70001021..... 131
3900251..... 99, 102	4460016..... 161	55, 57, 63, 65, 67, 69,	70001022..... 131
3900252..... 99, 101	4460019..... 163	76, 87, 89, 91, 93, 95,	70001023..... 131
3900258.... 25, 27, 91, 93,	4460035..... 163	97, 99, 101, 109, 119	70001024..... 131
99, 101	4460043..... 163	4711500 .. 39, 76, 99, 101	70001025..... 131, 202
3900270..... 111, 115	4460125..... 143	4711600 ... 13, 25, 27, 29,	70001026..... 131
3900283.....76, 79	4460183..... 59, 61, 161	31, 79, 89, 91, 93, 97,	70001027..... 131
3900325.....35, 37	4460205..... 143	99, 101, 105, 107, 109,	70001028..... 131
3900346..... 81, 83	4460226..... 39, 159, 161	111, 115	70001798..... 59, 61
3900347..... 81, 83	4460227..... 39	4711800 76, 111, 115	70001799..... 59, 61
3900373.....55, 57	4460259..... 59, 61, 163	4740007..... 76	70002215..... 131
3910608..... 59, 61	4460260..... 59, 61, 163	4740414..... 76	70003612..... 131
3910804..... 59	4460267..... 39, 159, 161	4740529..... 81, 83	70003613..... 131
3911010..... 71	4460268..... 163	4740530..... 81, 83	70006452..... 202
3911016.... 41, 43, 45, 47,	4460294..... 163	4750800 ... 35, 37, 76, 99,	70007951..... 125
49, 51, 53, 63, 65, 67	4460313..... 163	101	70007952..... 125
3911020..... 63, 65, 67	4460320 159, 161, 163	4751000 ... 51, 55, 57, 63,	70007953..... 125
3911024..... 81, 83	4460321..... 39	65, 67, 71, 93, 99, 101,	70007954..... 125
3911436..... 35, 37	4460326..... 159, 161	111, 115	70007955..... 125
3930824..... 35, 37	4460346..... 167	4751200..... 55, 57	70007956..... 125
3931016..... 55, 57	4460424.... 39, 159, 161,	4751400 . 25, 27, 29, 111,	70007957..... 125
3931412..... 23	163	115, 149	70024262..... 125
3990010..... 163, 202	4460445..... 161, 163	4751500 . 55, 57, 77, 105,	70025961..... 125
4010412..... 17	4460464 ... 35, 37, 39, 177	107, 109	7020174..... 59, 202

SECTION 10 - SPECIAL OPTIONS/ACCESSORIES/KITS

7023498	159	7024747	15	7024758.....	15	7026335	131
7024300	159	7024748	15	7026165.....	131, 202	8229242	163, 202
7024302	159	7024756	15	7026330.....	131	86561311	76



**Corporate Office
JLG Industries, Inc.
1 JLG Drive
McConnellsburg, PA 17233-9533 USA
☎ (717) 485-5161 (Corporate)
☎ (877) 554-5438 (Customer Support)
📠 (717) 485-6417**

**Visit our website for JLG Worldwide Locations.
www.jlg.com**



OSHKOSH™